



RESULTS SUMMARY



World Senior Curling Championships 2024

Women

Östersund, Sweden

20 - 27 April 2024





WSCC 2024
Östersund, Sweden

SAT 27 APR 2024

World Senior Curling Championships 2024

Östersund Arena

Women



Medallists

Medal	Country	Name	Position - Function
GOLD	CAN - Canada	FROUD Susan	4 S
		LACKIE Kerry	3
		TURCOTTE Kristin	2
		McMULLIN Julie	1
		RIZZO Jo-Ann	A
		CORBEIL Alain	C
SILVER	LTU - Lithuania	PAULAUŠKAITE Virginija	4 S
		JASAITIENE Rasa Veronika	3
		SULINSKIENE Jolanta	2
		VALATKIENE Gaiva	1
		CEPULYTE Egle	A
		DVOJEGLAZOVA Olga	C
BRONZE	SCO - Scotland	KENNEDY Karen	4 S
		THOMSON Gail	3
		CUNNINGHAM Alison	2
		KING Gillian	1
		RICHARDSON Margaret	A

Note:

Position and function for each team member:

4 = Fourth, **3** = Third, **2** = Second, **1** = Lead, **A** = Alternate, **S** = Skip, **C** = Coach

Final Standings

Rank	Team	Players	Position - Function	Group Rank	DSC
1	CAN - Canada	FROUD Susan	4 S		
		LACKIE Kerry	3 V		
		TURCOTTE Kristin	2		
		McMULLIN Julie	1		
		RIZZO Jo-Ann	A		
		CORBEIL Alain	C		
2	LTU - Lithuania	PAULAUSKAITE Virginija	4 S		
		JASAITIENE Rasa Veronika	3 V		
		SULINSKIENE Jolanta	2		
		VALATKIENE Gaiva	1		
		CEPULYTE Egle	A		
		DVOJEGLAZOVA Olga	C		
3	SCO - Scotland	KENNEDY Karen	4 S		
		THOMSON Gail	3 V		
		CUNNINGHAM Alison	2		
		KING Gillian	1		
		RICHARDSON Margaret	A		
		-	C		
4	SUI - Switzerland	RUETSCHI-SCHLEGEL Daniela	4 S		
		DRYBURGH Caroline	3 V		
		ANNELER Corinne	2		
		BIANCHETTI Janine	1		
		-	A		
		-	C		
5	ENG - England	HARSCH Manon	4 S		
		WILCOX Angela	3 V		
		FORBES Helen	2		
		HIGGINS Deborah	1		
		-	A		
		BROWN John	C		
5	JPN - Japan	YOSHIMURA Miyako	4 S		
		DEN Misako	3 V		
		TAKIZAWA Hiromi	2		
		UEHARA Makiko	1		
		HORIUCHI Tamami	A		
		TSUCHIYA Keiji	C		
5	LAT - Latvia	KAPOSTINA Elena	4 S		
		ZILE Dace	3 V		
		MILLERE Gunta	2		
		RUDZITE Aija	1		
		-	A		
		REGZA Ansis	C		

Final Standings

Rank	Team	Players	Position - Function	Group Rank	DSC
5	SWE - Sweden	NORBERG Anette LINDAHL Cathrine PATZ Susanne KLANGE-WIKSTROEM Anna LYXELL Helene HALLSTROEM Fredrik	4 S 3 2 V 1 A C		
9	USA - United States	MONTGOMERY Angela DUKES Susan ERSTAD Stephanie GRAVEL Anne PIELAGE Kathy -	4 S 3 V 2 1 A C	C3	82.57 cm
10	HKG - Hong Kong	HUNG Ling-Yue BUGG Grace YAM May McCULLOUGH Arena - COLLINS Rick	4 S 3 V 2 1 A C	B4	96.12 cm
11	CZE - Czechia	BERANKOVA Jana LOSTAKOVA Tereza SIKYROVA Vlasta POLIVKOVA Irena - POLIVKA Milan	4 S 3 V 2 1 A C	A4	108.29 cm
12	NZL - New Zealand	OLSZEWSKI Joanna MATTHEWS Elizabeth THOMAS Sandra ANDERSON Merran FARRA Pauline FOTTI Dean	4 S 3 V 2 1 A C	C4	111.56 cm
13	NOR - Norway	STORVIK Ellen RUDEN Beate BRENNA Grethe TOERRISEN Randi - HAALIEN Ola	4 S 3 2 1 V A C	A5	71.12 cm
14	IRL - Ireland	SINCLAIR Dale GILLETT Bernie CLANCY Nina KERR Louise - SINCLAIR Colin	4 S 3 2 1 V A C	B5	106.34 cm

Final Standings

Rank	Team	Players	Position - Function	Group Rank	DSC
15	AUS - Australia	FORGE Kim GILL Lynette IRVINE Kim KENNEDY Adrienne - -	4 S 3 V 2 1 A C	C5	124.17 cm
16	EST - Estonia	PEEBO Margit USTAV Kuellike TOMINGAS Kai KAARE Katrin - TURMANN Liisa	4 S 3 V 2 1 A C	B6	85.79 cm
17	FIN - Finland	JULKUNEN Tiina KITTI Laura PAARMA Kirsi LOUHIVUORI Riikka POLLANEN Nina HAKKINEN Jaana	4 S 3 2 1 V A C	A6	132.18 cm
18	DEN - Denmark	QVIST Trine GUSTAVUSSEN Anni SOELVSTEN Gitte HENNINGSEN Linette SOLBERG Lene QVIST Gabriella	4 V 3 2 1 S A C	C6	164.51 cm

Note:

Position and function for each team member:

4 = Fourth, **3** = Third, **2** = Second, **1** = Lead, **A** = Alternate, **S** = Skip, **V** = Vice-Skip, **C** = Coach

Competition Summary

Session	Date Time	Sheet F	Sheet G	Sheet H	Sheet J	Sheet K	Sheet L
Session 2	20 APR 12:00	JPN 11 - 3 NOR	AUS 4 - 8 NZL	LTU 7 - 3 CZE	USA 5 - 6 ENG	CAN 8 - 6 FIN	DEN 4 - 14 SCO
Session 3	20 APR 16:00		HKG 14 - 1 EST		LAT 5 - 6 ^{EE} IRL	SUI 1 - 8 SWE	
Session 5	21 APR 8:00	LTU 3 - 6 CAN	FIN 2 - 11 NOR	SCO 6 - 3 USA	DEN 2 - 7 AUS	ENG 7 - 3 NZL	CZE 6 - 8 JPN
Session 7	21 APR 16:00		SUI 4 - 6 LAT		SWE 8 - 1 EST	HKG 8 - 3 IRL	
Session 9	22 APR 8:00	EST 7 - 11 ^{EE} SUI	IRL 4 - 8 SWE	LAT 7 - 3 HKG			
Session 11	22 APR 16:00	ENG 6 - 9 SCO					
Session 12	22 APR 20:00		USA 10 - 2 AUS	NZL 7 - 10 DEN	CAN 9 - 3 JPN	NOR 9 - 11 CZE	FIN 2 - 9 LTU
Session 14	23 APR 12:00		CZE 3 - 9 CAN	JPN 3 - 11 FIN	NOR 3 - 9 LTU		
Session 16	23 APR 20:00	NZL 3 - 13 USA	DEN 2 - 11 ENG	EST 3 - 9 IRL	SUI 7 - 3 HKG	AUS 3 - 10 SCO	SWE 7 - 4 LAT
Session 18	24 APR 12:00	HKG 6 - 7 SWE				LAT 8 - 2 EST	IRL 6 - 8 SUI
Session 19	24 APR 16:00			CAN 12 - 2 NOR	FIN 6 - 7 CZE		
Session 20	24 APR 20:00		LTU 5 - 3 JPN	ENG 8 - 4 AUS	SCO 9 - 1 NZL	USA 9 - 2 DEN	
Quarter-finals	25 APR 19:00		ENG 1 - 11 LTU	SWE 7 - 8 SUI	SCO 5 - 4 JPN	CAN 12 - 0 LAT	
Semi-finals	26 APR 19:00			CAN 10 - 3 SCO	LTU 5 - 2 SUI		
Finals	27 APR 10:30		SCO 6 - 3 SUI			CAN 7 - 3 LTU	

Standings after Round Robin

Group A

Rank	Team	Games	Wins	Losses	
1	CAN - Canada	5	5	0	Q
2	LTU - Lithuania	5	4	1	Q
3	JPN - Japan	5	2	3	Q w1
4	CZE - Czechia	5	2	3	w0
5	NOR - Norway	5	1	4	w1
6	FIN - Finland	5	1	4	w0

Group B

Rank	Team	Games	Wins	Losses	
1	SWE - Sweden	5	5	0	Q
2	LAT - Latvia	5	3	2	Q w1
3	SUI - Switzerland	5	3	2	Q w0
4	HKG - Hong Kong	5	2	3	w1
5	IRL - Ireland	5	2	3	w0
6	EST - Estonia	5	0	5	

Group C

Rank	Team	Games	Wins	Losses	
1	SCO - Scotland	5	5	0	Q
2	ENG - England	5	4	1	Q
3	USA - United States	5	3	2	
4	NZL - New Zealand	5	1	4	w1 DSC 111.56cm
5	AUS - Australia	5	1	4	w1 DSC 124.17cm
6	DEN - Denmark	5	1	4	w1 DSC 164.51cm

Merged Group Standings

Rank	Team	Round Robin Results			Rank	Team	Round Robin Results		
		Group	Rank	DSC			Group	Rank	DSC
1	SWE - Sweden	B	1	61.34cm	10	HKG - Hong Kong	B	4	96.12cm
2	SCO - Scotland	C	1	61.56cm	11	CZE - Czechia	A	4	108.29cm
3	CAN - Canada	A	1	74.02cm	12	NZL - New Zealand	C	4	111.56cm
4	ENG - England	C	2	72.78cm	13	NOR - Norway	A	5	71.12cm
5	LTU - Lithuania	A	2	80.46cm	14	IRL - Ireland	B	5	106.34cm
6	LAT - Latvia	B	2	82.51cm	15	AUS - Australia	C	5	124.17cm
7	JPN - Japan	A	3	62.42cm	16	EST - Estonia	B	6	85.79cm
8	SUI - Switzerland	B	3	78.83cm	17	FIN - Finland	A	6	132.18cm
9	USA - United States	C	3	82.57cm	18	DEN - Denmark	C	6	164.51cm

Competition Summary

Play-offs Bracket

Quarter-finals	Semi-finals	Finals	Final Standings
<p>1 SWE 7 Sheet H</p> <p>8 SUI 8 Sheet J</p> <p>4 ENG 1 Sheet G</p> <p>5 LTU 11</p> <p>3 CAN 12 Sheet K</p> <p>6 LAT 0</p> <p>2 SCO 5 Sheet J</p> <p>7 JPN 4</p>	<p>SUI 2</p> <p>LTU 5</p> <p>CAN 10</p> <p>SCO 3</p>	<p>LTU 3</p> <p>CAN 7</p> <p>SUI 3 Sheet G</p> <p>SCO 6</p>	<p>1 CAN - Canada</p> <p>2 LTU - Lithuania</p> <p>3 SCO - Scotland</p> <p>4 SUI - Switzerland</p> <p>5 ENG - England</p> <p>5 JPN - Japan</p> <p>5 LAT - Latvia</p> <p>5 SWE - Sweden</p> <p>9 USA - United States</p> <p>10 HKG - Hong Kong</p> <p>11 CZE - Czechia</p> <p>12 NZL - New Zealand</p> <p>13 NOR - Norway</p> <p>14 IRL - Ireland</p> <p>15 AUS - Australia</p> <p>16 EST - Estonia</p> <p>17 FIN - Finland</p> <p>18 DEN - Denmark</p>
		<p>CAN 1st</p> <p>LTU 2nd</p> <p>SCO 3rd</p> <p>SUI 4th</p>	

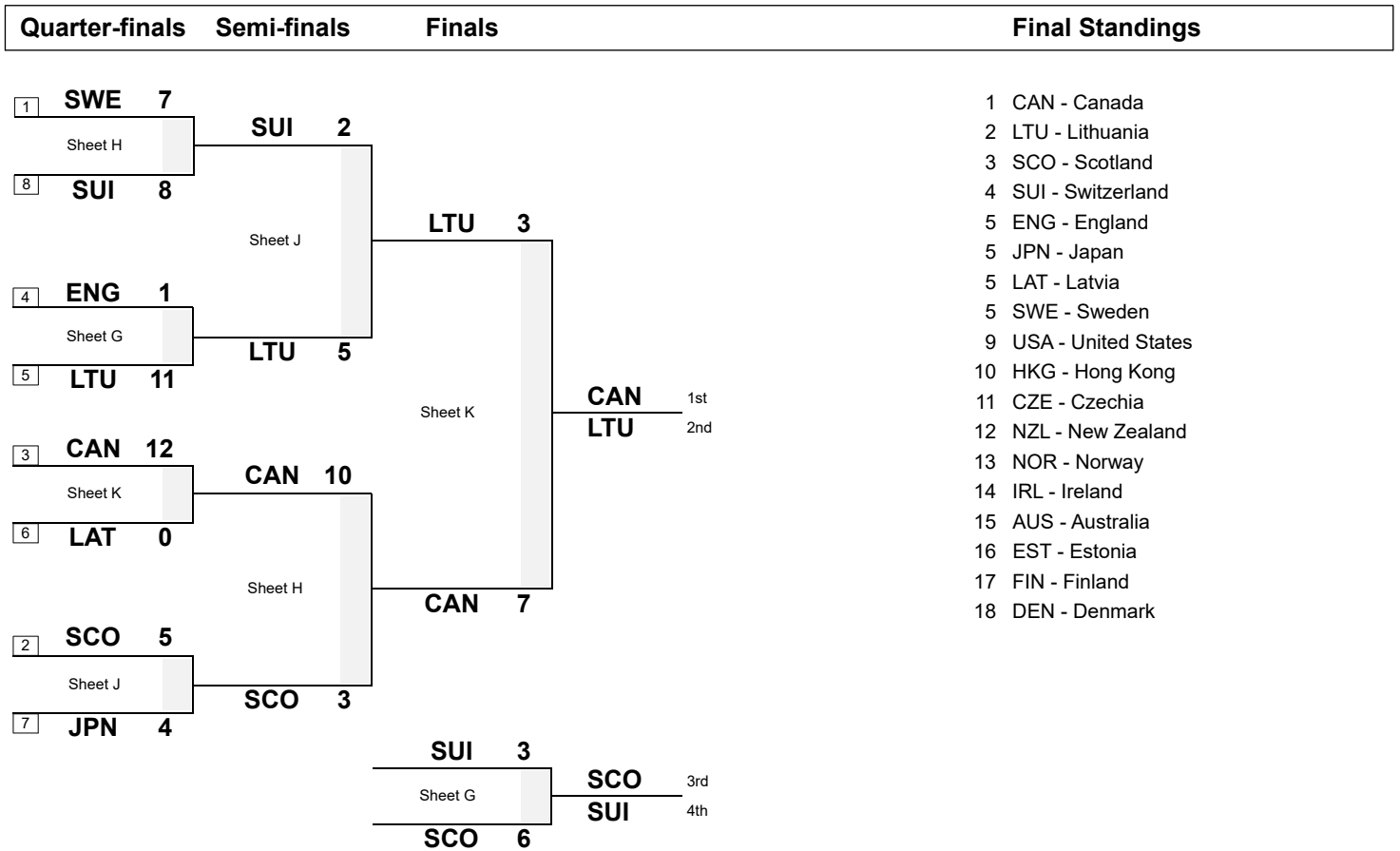
Legend:	DSC Draw Shot Challenge	EE Extra End	Q Qualified for the play-offs
	wn Number of wins (n) against tied teams		



Session Results and Standings

Sheet	Team	LSD/LSFE	1	2	3	4	5	6	7	8	Extra Ends	Total
G	SCO - Scotland	97.4cm *	0	3	0	1	1	1	0	X		6
	SUI - Switzerland	335.0cm	1	0	1	0	0	0	1	X		3
K	CAN - Canada	204.7cm	0	2	2	0	2	0	1	X		7
	LTU - Lithuania	90.7cm *	1	0	0	0	0	2	0	X		3

Play-offs Bracket



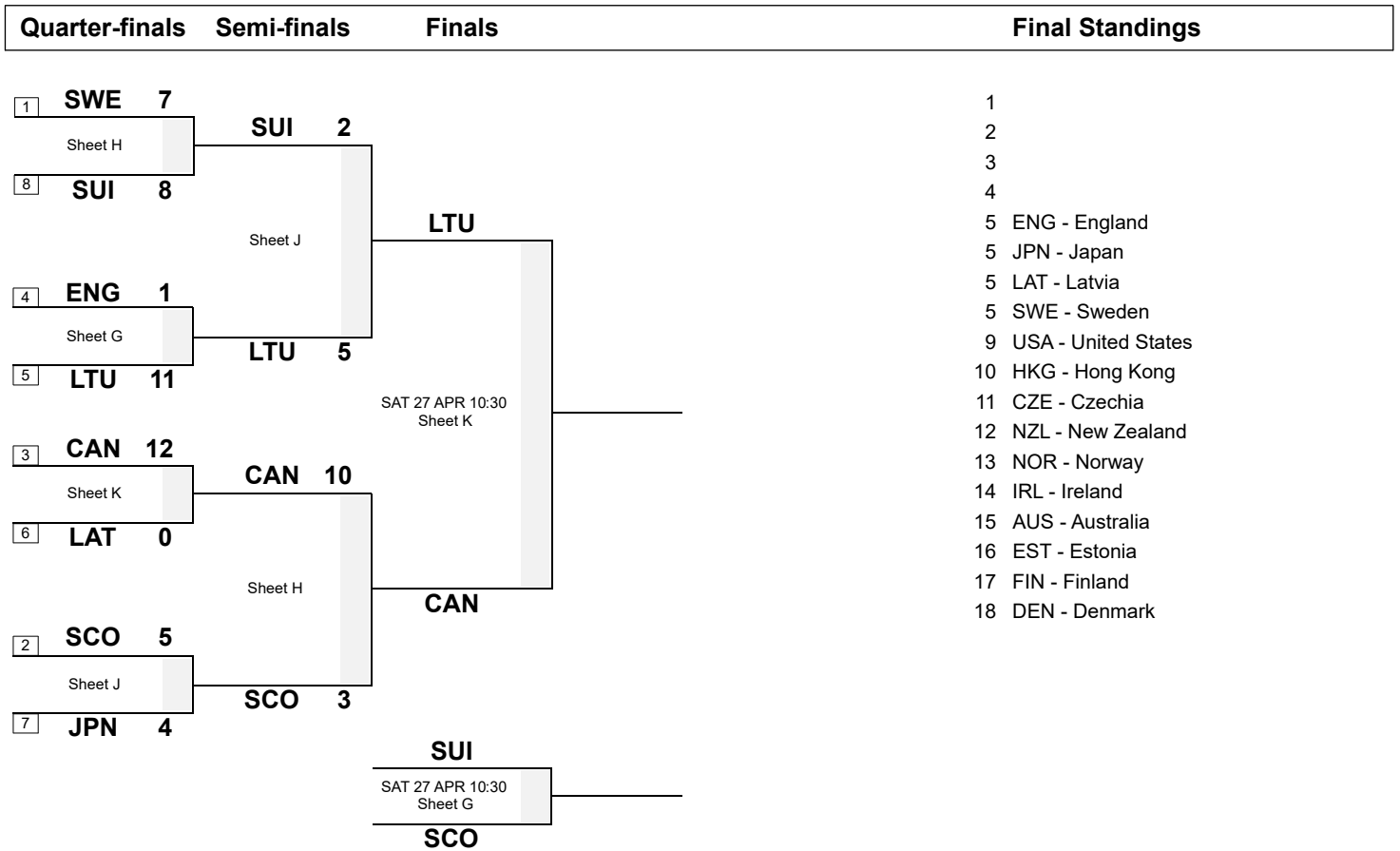
Legend:
LSD Last Stone Draw **LSFE(*)** Last Stone First End **X** Unplayed/unfinished end due to concession



Session Results and Standings

Sheet	Team	LSD/LSFE	1	2	3	4	5	6	7	8	Extra Ends	Total
H	CAN - Canada	85.7cm *	0	4	0	2	1	0	3	X		10
	SCO - Scotland	131.6cm	0	0	2	0	0	1	0	X		3
J	LTU - Lithuania	383.4cm *	2	0	0	0	2	0	0	1		5
	SUI - Switzerland	385.3cm	0	1	0	0	0	0	1	0		2

Play-offs Bracket



Legend:
LSD Last Stone Draw **LSFE(*)** Last Stone First End **X** Unplayed/unfinished end due to concession

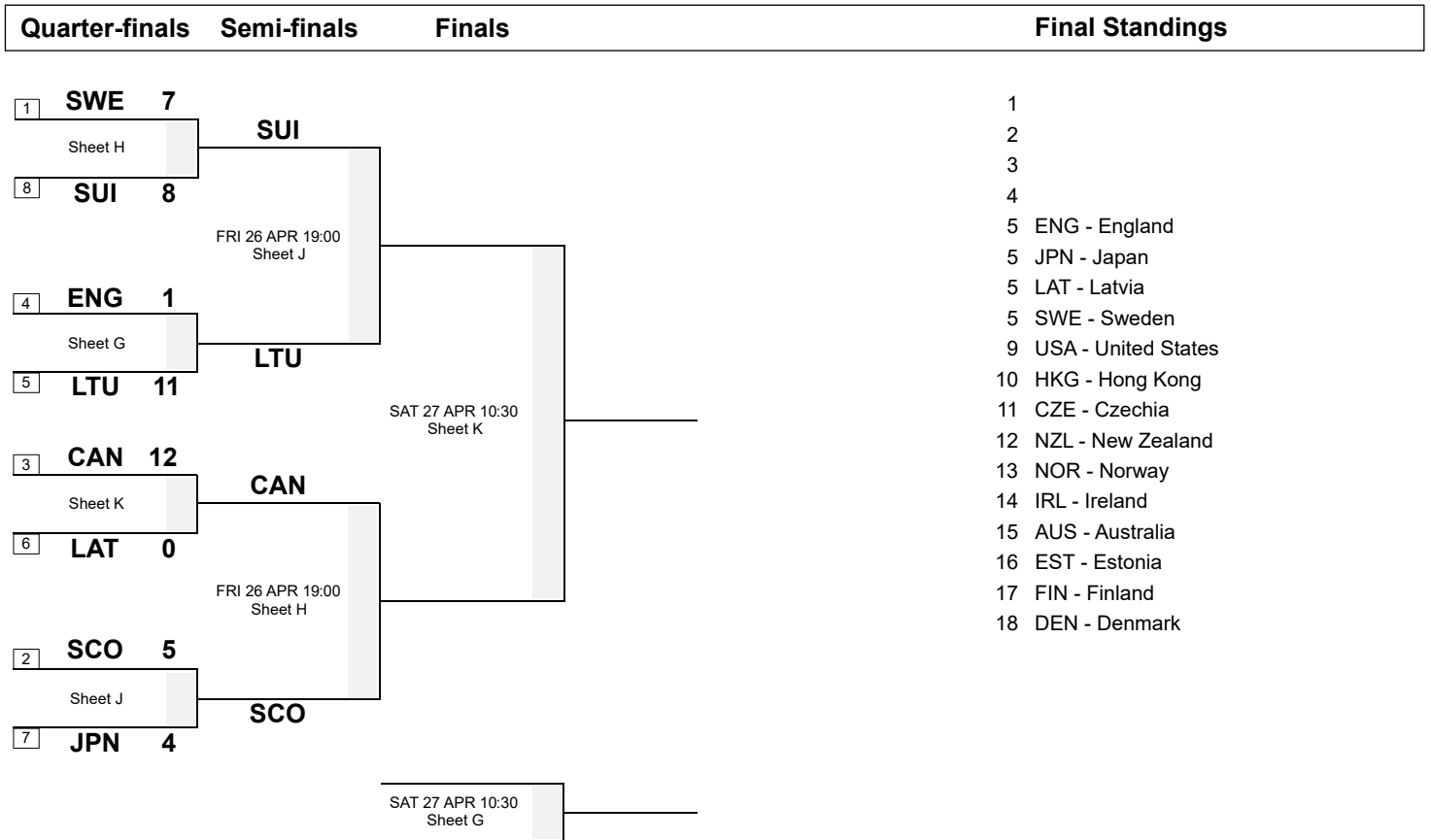




Session Results and Standings

Sheet	Team	LSD/LSFE	1	2	3	4	5	6	7	8	Extra Ends	Total
G	ENG - England	192.8cm *	1	0	0	0	0	0	X	X		1
	LTU - Lithuania	277.0cm	0	5	1	1	2	2	X	X		11
H	SWE - Sweden	108.6cm *	0	2	0	2	0	2	0	1		7
	SUI - Switzerland	127.5cm	1	0	2	0	3	0	2	0		8
J	SCO - Scotland	97.6cm *	1	0	0	1	0	0	2	1		5
	JPN - Japan	166.0cm	0	3	0	0	1	0	0	0		4
K	CAN - Canada	151.4cm *	2	1	2	2	4	1	X	X		12
	LAT - Latvia	184.1cm	0	0	0	0	0	0	X	X		0

Play-offs Bracket



Legend:
LSD Last Stone Draw **LSFE(*)** Last Stone First End **X** Unplayed/unfinished end due to concession



Competition Matrix

Group A

Team	CAN	CZE	FIN	JPN	LTU	NOR
CAN		9 - 3	8 - 6	9 - 3	6 - 3	12 - 2
CZE	3 - 9		7 - 6	6 - 8	3 - 7	11 - 9
FIN	6 - 8	6 - 7		11 - 3	2 - 9	2 - 11
JPN	3 - 9	8 - 6	3 - 11		3 - 5	11 - 3
LTU	3 - 6	7 - 3	9 - 2	5 - 3		9 - 3
NOR	2 - 12	9 - 11	11 - 2	3 - 11	3 - 9	

Standings after Round Robin

Rank	Team	Games	Wins	Losses		
1	CAN - Canada	5	5	0	Q	
2	LTU - Lithuania	5	4	1	Q	
3	JPN - Japan	5	2	3	Q	w1
4	CZE - Czechia	5	2	3		w0
5	NOR - Norway	5	1	4		w1
6	FIN - Finland	5	1	4		w0

Group B

Team	EST	HKG	IRL	LAT	SUI	SWE
EST		1 - 14	3 - 9	2 - 8	7 - 11	1 - 8
HKG	14 - 1		8 - 3	3 - 7	3 - 7	6 - 7
IRL	9 - 3	3 - 8		6 - 5	6 - 8	4 - 8
LAT	8 - 2	7 - 3	5 - 6		6 - 4	4 - 7
SUI	11 - 7	7 - 3	8 - 6	4 - 6		1 - 8
SWE	8 - 1	7 - 6	8 - 4	7 - 4	8 - 1	

Standings after Round Robin

Rank	Team	Games	Wins	Losses		
1	SWE - Sweden	5	5	0	Q	
2	LAT - Latvia	5	3	2	Q	w1
3	SUI - Switzerland	5	3	2	Q	w0
4	HKG - Hong Kong	5	2	3		w1
5	IRL - Ireland	5	2	3		w0
6	EST - Estonia	5	0	5		

Competition Matrix

Group C

Team	AUS	DEN	ENG	NZL	SCO	USA
AUS		7 - 2	4 - 8	4 - 8	3 - 10	2 - 10
DEN	2 - 7		2 - 11	10 - 7	4 - 14	2 - 9
ENG	8 - 4	11 - 2		7 - 3	6 - 9	6 - 5
NZL	8 - 4	7 - 10	3 - 7		1 - 9	3 - 13
SCO	10 - 3	14 - 4	9 - 6	9 - 1		6 - 3
USA	10 - 2	9 - 2	5 - 6	13 - 3	3 - 6	

Standings after Round Robin

Rank	Team	Games	Wins	Losses		
1	SCO - Scotland	5	5	0		Q
2	ENG - England	5	4	1		Q
3	USA - United States	5	3	2		
4	NZL - New Zealand	5	1	4	w1	DSC 111.56cm
5	AUS - Australia	5	1	4	w1	DSC 124.17cm
6	DEN - Denmark	5	1	4	w1	DSC 164.51cm

Legend:	DSC Draw Shot Challenge	Q Qualified for the play-offs	wn Number of wins (n) against tied teams
----------------	--------------------------------	--------------------------------------	-------------------------------------------------

Draw Shot Challenge by Group

Group A		Stone Rotation	Last Stone Draw in each Round Robin Game					DSC
Rank	Team		1	2	3	4	5	
1	JPN - Japan	↻	57.6	9.1	72.3	42.3	78.4	62.42cm
		↻	199.6	199.6	38.9	30.4	33.2	
2	NOR - Norway	↻	83.7	118.5	54.8	42.8	52.5	71.12cm
		↻	115.5	123.6	199.6	31.2	17.5	
3	CAN - Canada	↻	98.1	166.7	115.4	92.1	63.9	74.02cm
		↻	33.0	56.2	122.6	27.6	57.3	
4	LTU - Lithuania	↻	60.9	33.2	32.5	199.6	45.8	80.46cm
		↻	199.6	131.3	141.9	54.9	24.0	
5	CZE - Czechia	↻	104.0	106.5	44.1	199.6	177.4	108.29cm
		↻	88.4	169.5	149.2	18.6	116.9	
6	FIN - Finland	↻	63.7	183.8	92.4	41.6	199.6	132.18cm
		↻	199.6	109.3	199.6	100.0	199.6	

Group B		Stone Rotation	Last Stone Draw in each Round Robin Game					DSC
Rank	Team		1	2	3	4	5	
1	SWE - Sweden	↻	36.3	106.5	91.5	61.3	24.2	61.34cm
		↻	18.7	108.2	49.3	199.6	56.1	
2	SUI - Switzerland	↻	52.9	18.9	199.6	130.4	9.3	78.83cm
		↻	109.5	126.6	46.2	16.1	199.6	
3	LAT - Latvia	↻	77.4	68.6	162.4	28.9	199.6	82.51cm
		↻	87.5	21.8	63.2	33.2	199.6	
4	EST - Estonia	↻	52.2	16.8	199.6	43.3	32.9	85.79cm
		↻	195.3	7.7	199.6	199.6	24.7	
5	HKG - Hong Kong	↻	66.4	32.0	199.6	158.3	19.5	96.12cm
		↻	106.6	199.6	115.2	79.7	87.8	
6	IRL - Ireland	↻	57.6	144.6	163.1	83.8	175.9	106.34cm
		↻	51.3	63.3	129.0	88.5	199.6	

Group C		Stone Rotation	Last Stone Draw in each Round Robin Game					DSC
Rank	Team		1	2	3	4	5	
1	SCO - Scotland	↻	55.9	118.8	127.3	49.2	18.9	61.56cm
		↻	199.6	47.8	74.1	41.3	20.7	
2	ENG - England	↻	24.0	9.4	28.5	173.4	53.5	72.78cm
		↻	112.3	157.8	151.6	78.0	39.9	
3	USA - United States	↻	174.0	32.2	39.8	24.3	199.6	82.57cm
		↻	84.3	199.6	69.4	87.8	31.7	
4	NZL - New Zealand	↻	199.6	189.2	78.9	172.1	199.6	111.56cm
		↻	20.7	199.6	45.6	39.7	58.6	
5	AUS - Australia	↻	103.8	100.7	44.5	110.7	199.6	124.17cm
		↻	199.6	94.1	199.6	64.9	199.6	
6	DEN - Denmark	↻	199.6	169.7	199.6	151.8	199.6	164.51cm
		↻	196.7	52.0	199.6	112.0	199.6	



Scoring Analysis

Team	Games	LSFE	Stolen Ends	Last Stone Eff.	Force Eff.	Points Scored						Total	Plus / Minus
						0	1	2	3	4	>4		
SCO	For	4	13	54%	71%	1	9	3	8	1	1	48	+31
	Against	1	4			0	8	1	1	1	0	17	
CAN	For	2	4	63%	92%	0	5	5	1	4	2	44	+27
	Against	3	3			2	13	2	0	0	0	17	
SWE	For	3	13	36%	56%	0	13	8	3	0	0	38	+22
	Against	2	3			0	8	4	0	0	0	16	
USA	For	3	9	50%	67%	0	7	6	1	2	2	40	+21
	Against	2	5			1	10	3	1	0	0	19	
LTU	For	3	7	29%	67%	3	8	5	1	3	0	33	+16
	Against	2	4			1	10	2	1	0	0	17	
ENG	For	5	15	12%	25%	0	13	6	3	1	0	38	+15
	Against	0	9			0	6	4	3	0	0	23	
HKG	For	1	7	50%	67%	0	6	8	2	0	1	34	+9
	Against	4	6			0	12	5	1	0	0	25	
LAT	For	3	10	24%	64%	0	15	6	1	0	0	30	+8
	Against	2	5			0	10	6	0	0	0	22	
SUI	For	3	4	32%	58%	0	9	6	2	1	0	31	+1
	Against	2	8			0	13	4	3	0	0	30	
IRL	For	3	9	16%	40%	0	13	3	3	0	0	28	-4
	Against	2	9			0	8	9	2	0	0	32	
JPN	For	3	4	33%	36%	1	9	4	1	2	0	28	-6
	Against	2	6			1	8	5	1	2	1	34	
CZE	For	3	5	22%	29%	1	13	3	1	2	0	30	-9
	Against	2	4			0	6	5	5	2	0	39	
FIN	For	0	6	35%	58%	0	6	5	1	2	0	27	-11
	Against	5	9			1	10	8	0	3	0	38	
NOR	For	4	7	24%	11%	0	10	4	2	1	0	28	-17
	Against	1	7			0	4	4	0	7	1	45	
AUS	For	1	8	24%	50%	0	9	4	1	0	0	20	-18
	Against	4	11			0	9	3	5	2	0	38	
NZL	For	2	4	20%	11%	0	6	3	2	1	0	22	-21
	Against	3	12			0	9	6	4	0	2	43	
DEN	For	0	4	21%	20%	0	5	3	3	0	0	20	-28
	Against	5	12			0	7	8	4	2	1	48	
EST	For	2	3	9%	40%	0	7	2	1	0	0	14	-36
	Against	3	15			0	12	5	6	1	1	50	
Total	45		132			6	163	84	37	20	6	553	



Scoring Analysis

Note:
Stolen ends are the ends won without the last stone advantage.
Last Stone Efficiency: Scoring two or more points with last stone advantage.
Force Efficiency: Forcing the opponent team to score only one point when they have the last stone advantage.

Legend:
>4 More than four points scored **Eff.** Efficiency **LSFE** Last Stone First End

Summary of Big Ends

Points Scored	By	Against	Session	End	Game Result
6	HKG - Hong Kong	EST - Estonia	3	1	14 : 1
5	CAN - Canada	NOR - Norway	19	3	12 : 2
5	CAN - Canada	JPN - Japan	12	7	9 : 3
5	USA - United States	NZL - New Zealand	16	6	13 : 3
5	USA - United States	NZL - New Zealand	16	1	13 : 3
5	SCO - Scotland	DEN - Denmark	2	7	14 : 4
4	CAN - Canada	NOR - Norway	19	1	12 : 2
4	CAN - Canada	CZE - Czechia	14	4	9 : 3
4	CAN - Canada	CZE - Czechia	14	1	9 : 3
4	CAN - Canada	FIN - Finland	2	2	8 : 6
4	LTU - Lithuania	NOR - Norway	14	4	9 : 3
4	LTU - Lithuania	NOR - Norway	14	3	9 : 3
4	LTU - Lithuania	FIN - Finland	12	5	9 : 2
4	CZE - Czechia	NOR - Norway	12	8	11 : 9
4	CZE - Czechia	NOR - Norway	12	6	11 : 9
4	FIN - Finland	JPN - Japan	14	7	11 : 3
4	FIN - Finland	JPN - Japan	14	6	11 : 3
4	JPN - Japan	NOR - Norway	2	6	11 : 3
4	JPN - Japan	NOR - Norway	2	3	11 : 3
4	USA - United States	DEN - Denmark	20	1	9 : 2
4	USA - United States	AUS - Australia	12	1	10 : 2
4	ENG - England	SCO - Scotland	11	7	6 : 9
4	NOR - Norway	FIN - Finland	5	7	11 : 2
4	NZL - New Zealand	DEN - Denmark	12	6	7 : 10
4	SCO - Scotland	AUS - Australia	16	3	10 : 3
4	SUI - Switzerland	EST - Estonia	9	9	11 : 7

Note:
Big ends are defined as ends with a score of four or more points.



Session Results and Standings

Sheet	Team	LSD/LSFE	1	2	3	4	5	6	7	8	Extra Ends	Total
G	LTU - Lithuania	69.8cm *	0	2	2	1	0	0	0	X		5
	JPN - Japan	111.6cm	1	0	0	0	1	0	1	X		3
H	ENG - England	93.4cm *	2	1	1	0	0	1	3	X		8
	AUS - Australia	399.2cm	0	0	0	3	1	0	0	X		4
J	SCO - Scotland	39.6cm *	3	1	1	1	3	0	X	X		9
	NZL - New Zealand	258.2cm	0	0	0	0	0	1	X	X		1
K	USA - United States	231.3cm *	4	2	0	0	2	1	X	X		9
	DEN - Denmark	399.2cm	0	0	1	1	0	0	X	X		2

Standings after Round Robin

Group A					Group B				
Rank	Team	Games	Wins	Losses	Rank	Team	Games	Wins	Losses
1	CAN - Canada	5	5	0 Q	1	SWE - Sweden	5	5	0 Q
2	LTU - Lithuania	5	4	1 Q	2	LAT - Latvia	5	3	2 Q w1
3	JPN - Japan	5	2	3 Q w1	3	SUI - Switzerland	5	3	2 Q w0
4	CZE - Czechia	5	2	3 w0	4	HKG - Hong Kong	5	2	3 w1
5	NOR - Norway	5	1	4 w1	5	IRL - Ireland	5	2	3 w0
6	FIN - Finland	5	1	4 w0	6	EST - Estonia	5	0	5

Group C				
Rank	Team	Games	Wins	Losses
1	SCO - Scotland	5	5	0 Q
2	ENG - England	5	4	1 Q
3	USA - United States	5	3	2
4	NZL - New Zealand	5	1	4 w1 DSC 111.56cm
5	AUS - Australia	5	1	4 w1 DSC 124.17cm
6	DEN - Denmark	5	1	4 w1 DSC 164.51cm

Legend:	DSC Draw Shot Challenge	LSD Last Stone Draw	LSFE(*) Last Stone First End
Q Qualified for the play-offs	wn Number of wins (n) against tied teams	X Unplayed/unfinished end due to concession	



Session Results and Standings

Sheet	Team	LSD/LSFE	1	2	3	4	5	6	7	8	Extra Ends	Total
H	CAN - Canada	121.2cm	4	0	5	0	2	1	X	X		12
	NOR - Norway	70.0cm *	0	1	0	1	0	0	X	X		2
J	FIN - Finland	399.2cm	0	0	3	1	0	0	2	0		6
	CZE - Czechia	294.3cm *	2	2	0	0	1	1	0	1		7

Current Standings

Group A					Group B				
Rank	Team	Games	Wins	Losses	Rank	Team	Games	Wins	Losses
1	CAN - Canada	5	5	0 Q	1	SWE - Sweden	5	5	0 Q
2	LTU - Lithuania	4	3	1	2	LAT - Latvia	5	3	2 Q w1
3	JPN - Japan	4	2	2	3	SUI - Switzerland	5	3	2 w0
4	CZE - Czechia	5	2	3	4	HKG - Hong Kong	5	2	3 w1
5	FIN - Finland	5	1	4	5	IRL - Ireland	5	2	3 w0
5	NOR - Norway	5	1	4	6	EST - Estonia	5	0	5

Group C				
Rank	Team	Games	Wins	Losses
1	SCO - Scotland	4	4	0 Q
2	ENG - England	4	3	1 Q
3	USA - United States	4	2	2
4	AUS - Australia	4	1	3
4	DEN - Denmark	4	1	3
4	NZL - New Zealand	4	1	3

Note:
Under WCF rules, tie-breaking rules for standings are not applied until after the last game of the round robin.

Legend:
LSD Last Stone Draw **LSFE(*)** Last Stone First End **Q** Qualified for the play-offs
wn Number of wins (n) against tied teams **X** Unplayed/unfinished end due to concession

Session Results and Standings

Sheet	Team	LSD/LSFE	1	2	3	4	5	6	7	8	Extra Ends	Total
F	NZL - New Zealand	211.8cm	0	2	0	0	1	0	X	X		3
	USA - United States	112.1cm *	5	0	2	1	0	5	X	X		13
G	DEN - Denmark	263.8cm	2	0	0	0	0	0	X	X		2
	ENG - England	251.4cm *	0	2	3	2	1	3	X	X		11
H	EST - Estonia	242.9cm	0	0	1	2	0	0	X	X		3
	IRL - Ireland	172.3cm *	1	3	0	0	2	3	X	X		9
J	SUI - Switzerland	146.5cm *	2	2	0	1	0	1	1	X		7
	HKG - Hong Kong	238.0cm	0	0	2	0	1	0	0	X		3
K	AUS - Australia	175.6cm	0	0	0	0	2	1	X	X		3
	SCO - Scotland	90.5cm *	3	2	4	1	0	0	X	X		10
L	SWE - Sweden	260.9cm	0	2	0	1	2	0	2	X		7
	LAT - Latvia	62.1cm *	2	0	1	0	0	1	0	X		4

Current Standings

Group A					Group B				
Rank	Team	Games	Wins	Losses	Rank	Team	Games	Wins	Losses
1	CAN - Canada	4	4	0 Q	1	SWE - Sweden	4	4	0 Q
2	LTU - Lithuania	4	3	1	2	HKG - Hong Kong	4	2	2
3	JPN - Japan	4	2	2	2	IRL - Ireland	4	2	2
4	CZE - Czechia	4	1	3	2	LAT - Latvia	4	2	2
4	FIN - Finland	4	1	3	2	SUI - Switzerland	4	2	2
4	NOR - Norway	4	1	3	6	EST - Estonia	4	0	4

Group C				
Rank	Team	Games	Wins	Losses
1	SCO - Scotland	4	4	0 Q
2	ENG - England	4	3	1 Q
3	USA - United States	4	2	2
4	AUS - Australia	4	1	3
4	DEN - Denmark	4	1	3
4	NZL - New Zealand	4	1	3

Note:
Under WCF rules, tie-breaking rules for standings are not applied until after the last game of the round robin.

Legend:
LSD Last Stone Draw **LSFE(*)** Last Stone First End **Q** Qualified for the play-offs
X Unplayed/unfinished end due to concession

Entry List by Event

REVISED
20 APR 22:42

As of SAT 20 APR 2024

AUS - Australia		Group C
4 S	FORGE Kim	R
3 V	GILL Lynette	R
2	IRVINE Kim	R
1	KENNEDY Adrienne	R
A	-	
C	-	
O	-	
O	-	

CAN - Canada		Group A
4 S	FROUD Susan	R
3 V	LACKIE Kerry	R
2	TURCOTTE Kristin	R
1	McMULLIN Julie	R
A	RIZZO Jo-Ann	R
C	CORBEL Alain	
O	-	
O	-	

CZE - Czechia		Group A
4 S	BERANKOVA Jana	R
3 V	LOSTAKOVA Tereza	R
2	SIKYROVA Vlasta	R
1	POLIVKOVA Irena	L
A	-	
C	POLIVKA Milan	
O	-	
O	-	

DEN - Denmark		Group C
4 V	QVIST Trine	R
3	GUSTAVUSSEN Anni	R
2	SOELVSTEN Gitte	R
1 S	HENNINGSEN Linette	R
A	SOLBERG Lene	R
C	QVIST Gabriella	
O	-	
O	-	

ENG - England		Group C
4 S	HARSCH Manon	R
3 V	WILCOX Angela	R
2	FORBES Helen	R
1	HIGGINS Deborah	R
A	-	
C	BROWN John	
O	WILCOX Steve	
O	-	

EST - Estonia		Group B
4 S	PEEBO Margit	R
3 V	USTAV Kuellike	R
2	TOMINGAS Kai	R
1	KAARE Katrin	R
A	-	
C	TURMANN Liisa	
O	-	
O	-	

FIN - Finland		Group A
4 S	JULKUNEN Tiina	R
3	KITTI Laura	R
2	PAARMA Kirsi	R
1 V	LOUHIVUORI Riikka	R
A	POLLANEN Nina	R
C	HAKKINEN Jaana	
O	-	
O	-	

HKG - Hong Kong		Group B
4 S	HUNG Ling-Yue	R
3 V	BUGG Grace	R
2	YAM May	R
1	McCULLOUGH Arena	R
A	-	
C	COLLINS Rick (CAN)	
O	BUGG Ken (CAN)	
O	CARSTENSEN Michael (CAN)	

IRL - Ireland		Group B
4 S	SINCLAIR Dale	R
3	GILLETT Bernie	R
2	CLANCY Nina	R
1 V	KERR Louise	L
A	-	
C	SINCLAIR Colin (CAN)	
O	CAMPBELL Tom	
O	-	

JPN - Japan		Group A
4 S	YOSHIMURA Miyako	R
3 V	DEN Misako	R
2	TAKIZAWA Hiromi	R
1	UEHARA Makiko	R
A	HORIUCHI Tamami	R
C	TSUCHIYA Keiji	
2C	DEN Naofumi	
T	SONOYAMA Daisuke	

Entry List by Event

REVISED
20 APR 22:42

As of SAT 20 APR 2024

LAT - Latvia		Group B
4 S	KAPOSTINA Elena	R
3 V	ZILE Dace	R
2	MILLERE Gunta	R
1	RUDZITE Aija	R
A	-	
C	REGZA Ansis	
O	-	
O	-	

SCO - Scotland		Group C
4 S	KENNEDY Karen	L
3 V	THOMSON Gail	R
2	CUNNINGHAM Alison	R
1	KING Gillian	R
A	RICHARDSON Margaret	L
C	-	
O	-	
O	-	

LTU - Lithuania		Group A
4 S	PAULAUSKAITE Virginija	R
3 V	JASAITIENE Rasa Veronika	R
2	SULINSKIENE Jolanta	R
1	VALATKIENE Gaiva	R
A	CEPULYTE Egle	R
C	DVOJEGLAZOVA Olga	
O	-	
O	-	

SUI - Switzerland		Group B
4 S	RUETSCHI-SCHLEGEL Daniela	R
3 V	DRYBURGH Caroline	R
2	ANNELER Corinne	R
1	BIANCHETTI Janine	R
A	-	
C	-	
O	-	
O	-	

NOR - Norway		Group A
4 S	STORVIK Ellen	R
3	RUDEN Beate	R
2	BRENNA Grethe	R
1 V	TOERRISEN Randi	R
A	-	
C	HAALIEN Ola	
O	HUNTER Kelly	
O	-	

SWE - Sweden		Group B
4 S	NORBERG Anette	R
3	LINDAHL Cathrine	R
2 V	PATZ Susanne	L
1	KLANGE-WIKSTROEM Anna	R
A	LYXELL Helene	R
C	HALLSTROEM Fredrik	
O	-	
O	-	

NZL - New Zealand		Group C
4 S	OLSZEWSKI Joanna	R
3 V	MATTHEWS Elizabeth	R
2	THOMAS Sandra	R
1	ANDERSON Merran	R
A	FARRA Pauline	R
C	FOTTI Dean	
O	-	
O	-	

USA - United States		Group C
4 S	MONTGOMERY Angela	R
3 V	DUKES Susan	L
2	ERSTAD Stephanie	R
1	GRAVEL Anne	R
A	PIELAGE Kathy	R
C	-	
O	-	
O	-	

Note:

Position and function for each team member:

4 = Fourth, **3** = Third, **2** = Second, **1** = Lead, **A** = Alternate, **S** = Skip, **V** = Vice-Skip

C = Coach, **2C** = 2nd Team Coach, **NC** = National Coach, **T** = Translator, **O** = Team Official

Legend:

L Left-handed

R Right-handed

REVISED

As per rule C2(j) team members who were not present at the start of an event have been removed.



Competition Officials

As of FRI 19 APR 2024

Function	Name	Organisation
World Curling President:	WELLING Beau	USA - United States
WCF Head of Competitions:	ROETHLISBERGER Eeva	SUI - Switzerland
WCF Technical Delegate:	MUTCH Laura	SCO - Scotland
Chief Umpire:	BOMAS Bob	NED - Netherlands
Deputy Chief Umpire:	BARROWMAN Glenda	ENG - England
Timing Supervisors:	MATAU Cristian RAMIREZ DE LA PISCINA Nagore	ROU - Romania ESP - Spain
Chief Ice Technician:	FRITZ Joe	GER - Germany
Deputy Chief Ice Technician:	MARTIN Alister	USA - United States

