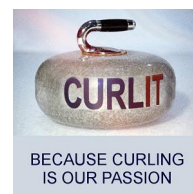


MEDALLISTS

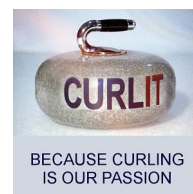
As of SAT 10 DEC 2011 / En date du SAM 10 DÉC 2011

Medal	Country	Name	
Gold	NOR - Norway	ULSRUD Thomas	Skip
		NERGAARD Torger	Vice-Skip
		SVAE Christoffer	Second
		PETERSSON Haavard Vad	Lead
		LOEVOLD Thomas	Alternate
		INGVALDSEN Ole	Coach
Silver	SWE - Sweden	EDIN Niklas	Skip
		KRAUPP Sebastian	Vice-Skip
		LINDBERG Fredrik	Second
		KJAELL Viktor	Lead
		ERIKSSON Oskar	Alternate
		HASSELBORG Marcus	Coach
Bronze	DEN - Denmark	STJERNE Rasmus	Skip
		FREDERIKSEN Johnny	Vice-Skip
		POULSEN Mikkel	Second
		TROELS Harry	Lead
		VILANDT Lars	Alternate
		DRYBURGH James	Coach



FINAL STANDINGS

Rank	Team	Players	Position
1	NOR - Norway	ULSRUD Thomas NERGAARD Torger SVAE Christoffer PETERSSON Haavard Vad LOEVOLD Thomas	Skip Third Second Lead Alternate
2	SWE - Sweden	EDIN Niklas KRAUPP Sebastian LINDBERG Fredrik KJAELL Viktor ERIKSSON Oskar	Skip Third Second Lead Alternate
3	DEN - Denmark	STJERNE Rasmus FREDERIKSEN Johnny POULSEN Mikkel TROELS Harry VILANDT Lars	Skip Third Second Lead Alternate
4	CZE - Czech Republic	SNITIL Jiri SNITIL Martin KITZBERGER Jindrich VYDRA Marek MOKRIS Samuel	Skip Third Second Lead Alternate
5	SCO - Scotland	MURDOCH David MUIRHEAD Glen PATERSON Ross WOODS Richard EDWARDS David	Skip Third Second Lead Alternate
6	SUI - Switzerland	MICHEL Sven PAETZ Claudio TROLLIET Sandro GEMPELER Simon SCHWARZ Benoit	Skip Third Second Lead Alternate
7	GER - Germany	SCHULZE Felix JAHR John BARTSCH Christopher GOLDEMANN Sven RICKMERS Peter	Fourth Skip Second Lead Alternate
8	FRA - France	ANGIBOUST Tony DUFOUR Thomas ROUX Lionel COULOT Wilfrid FRARIER Jeremy	Fourth Skip Second Lead Alternate
9	LAT - Latvia	GULBIS Ritvars GULBIS Ainars SARSUNS Normunds AVOTINS Aivars	Skip Third Second Lead
10	ITA - Italy	RETORNAZ Joel ZANOTELLI Silvio ZANOTELLI Davide MARIANI Marco PASCALE Marco	Skip Third Second Lead Alternate



COMPETITION SUMMARY

As of SAT 10 DEC 2011 / En date du SAM 10 DÉC 2011

Session	Date	Time	Sheet A	Sheet B	Sheet C	Sheet D	Sheet E
Session 1	3 Dec	16:30	SUI - CZE 7:3	SWE - GER 5:7	LAT - NOR 8:5	FRA - DEN 3:11	ITA - SCO 5:6
Session 2	4 Dec	8:00	DEN - LAT 7:3	NOR - CZE 6:3	SCO - SUI 6:5	GER - ITA 7:4	SWE - FRA 8:2
Session 3	4 Dec	16:00	GER - SCO 10:6	ITA - FRA 4:7	SWE - DEN 8:3	LAT - CZE 8:11	SUI - NOR 5:9
Session 4	5 Dec	8:00	ITA - SWE 4:9	SUI - LAT 7:6	GER - FRA 7:4	NOR - SCO 7:8	CZE - DEN 5:6
Session 5	5 Dec	16:00	FRA - SUI 3:8	DEN - ITA 8:3	CZE - SCO 8:4	SWE - LAT 6:5	NOR - GER 10:3
Session 6	6 Dec	11:00	SCO - DEN 2:5	FRA - NOR 2:5	SUI - SWE 7:8	CZE - GER 7:4	LAT - ITA 5:4
Session 7	6 Dec	20:00	SWE - NOR 9:8	LAT - SCO 4:8	DEN - GER 8:6	ITA - SUI 9:4	FRA - CZE 7:2
Session 8	7 Dec	12:00	LAT - GER 4:6	CZE - SWE 6:4	NOR - ITA 9:4	SCO - FRA 7:9	DEN - SUI 6:7
Session 9	7 Dec	20:00	CZE - ITA 7:6	GER - SUI 3:4	FRA - LAT 10:6	DEN - NOR 4:6	SCO - SWE 9:3
Tie-breaker 1	8 Dec	8:00			SUI - SCO 2:8	GER - CZE 4:7	
Tie-breaker 2	8 Dec	14:00					SCO - CZE 5:7
Page	8 Dec	20:30	SWE - NOR 5:4			CZE - DEN 9:8	
Semifinal	9 Dec	13:00		CZE - NOR 2:5			
Bronze Medal	9 Dec	20:00			DEN - CZE 9:6		
Gold Medal	10 Dec	15:00			NOR - SWE 7:6		

Standings After Round Robin

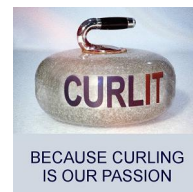
Rank	Team	Games	Wins	Losses		
1	SWE - Sweden	9	6	3	Q	w2
2	NOR - Norway	9	6	3	Q	w1
3	DEN - Denmark	9	6	3	Q	w0
4	SUI - Switzerland	9	5	4	TB	w2,1
4	CZE - Czech Republic	9	5	4	TB	w2,0
4	GER - Germany	9	5	4	TB	w1,1
4	SCO - Scotland	9	5	4	TB	w1,0
8	FRA - France	9	4	5		
9	LAT - Latvia	9	2	7		
10	ITA - Italy	9	1	8		

Championship Bracket

Play-offs	Semifinal	Finals	Final Standings
1 SWE 5		SWE 6	Gold NOR
2 NOR 4		NOR 7	Silver SWE
	NOR 5	SWE (silver)	Bronze DEN
	CZE 2	CZE 6	4 CZE
3 DEN 8		DEN 9	5 SCO
4 CZE 9			6 SUI
			7 GER
			8 FRA
			9 LAT
			10 ITA

LEGEND

Q Qualified for the play-offs TB Involved in the tie-breaker wx Number of wins (x) against tied teams



SESSION RESULTS AND STANDINGS

SAT 10 DEC 2011 / SAM 10 DÉC 2011 START TIME / DÉBUT 15:00

Sheet	Round	Team	LSFE	1	2	3	4	5	6	7	8	9	10	Extra	Ends	Total
C	12	NOR - Norway		0	2	1	0	1	1	0	1	0	1			7
	11	SWE - Sweden	*	1	0	0	1	0	0	2	0	2	0			6

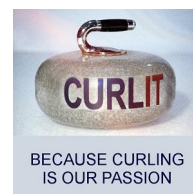
Championship Bracket

Play-offs	Semifinal	Finals	Final Standings
1 SWE 5		SWE 6	Gold NOR
2 NOR 4	NOR 5	NOR 7	Silver SWE
	CZE 2	CZE 6	Bronze DEN
3 DEN 8		DEN 9	4 CZE
4 CZE 9			5 SCO
			6 SUI
			7 GER
			8 FRA
			9 LAT
			10 ITA

NOR - Norway		Game	All
4 S	ULSRUD Thomas	81 %	80 %
3 V	NERGAARD Torger	78 %	85 %
2	SVAE Christoffer	83 %	80 %
1	PETERSSON Haavard Vad	74 %	80 %
A	LOEVOLD Thomas	- %	87 %
Team Total		79 %	82 %

SWE - Sweden		Game	All
4 S	EDIN Niklas	71 %	78 %
3 V	KRAUPP Sebastian	78 %	85 %
2	LINDBERG Fredrik	84 %	83 %
1	KJAELL Viktor	94 %	89 %
A	ERIKSSON Oskar	- %	65 %
Team Total		82 %	83 %

LEGEND
LSFE (*) Last stone first end



SESSION RESULTS AND STANDINGS

FRI 9 DEC 2011 / VEN 9 DÉC 2011 START TIME / DÉBUT 20:00

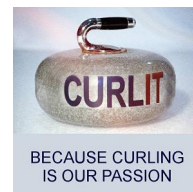
Sheet	Round	Team	LSFE	1	2	3	4	5	6	7	8	9	10	Extra	Ends	Total
C	11	DEN - Denmark		0	0	2	2	0	2	0	3	0	X			9
	14	CZE - Czech Republic	*	2	1	0	0	1	0	1	0	1	X			6

Championship Bracket				Final Standings
Play-offs	Semifinal	Finals		
1 SWE 5		SWE		
2 NOR 4		NOR		Bronze DEN
	NOR 5			4 CZE
	CZE 2			5 SCO
3 DEN 8		CZE 6		6 SUI
4 CZE 9		DEN 9	DEN	7 GER
				8 FRA
				9 LAT
				10 ITA

DEN - Denmark		Game	All
4 S	STJERNE Rasmus	86 %	81 %
3 V	FREDERIKSEN Johnny	98 %	88 %
2	POULSEN Mikkel	86 %	78 %
1	TROELS Harry	78 %	79 %
A	VILANDT Lars	- %	- %
Team Total		87 %	81 %

CZE - Czech Republic		Game	All
4 S	SNITIL Jiri	66 %	77 %
3 V	SNITIL Martin	91 %	82 %
2	KITZBERGER Jindrich	79 %	79 %
1	VYDRA Marek	99 %	80 %
A	MOKRIS Samuel	- %	- %
Team Total		84 %	79 %

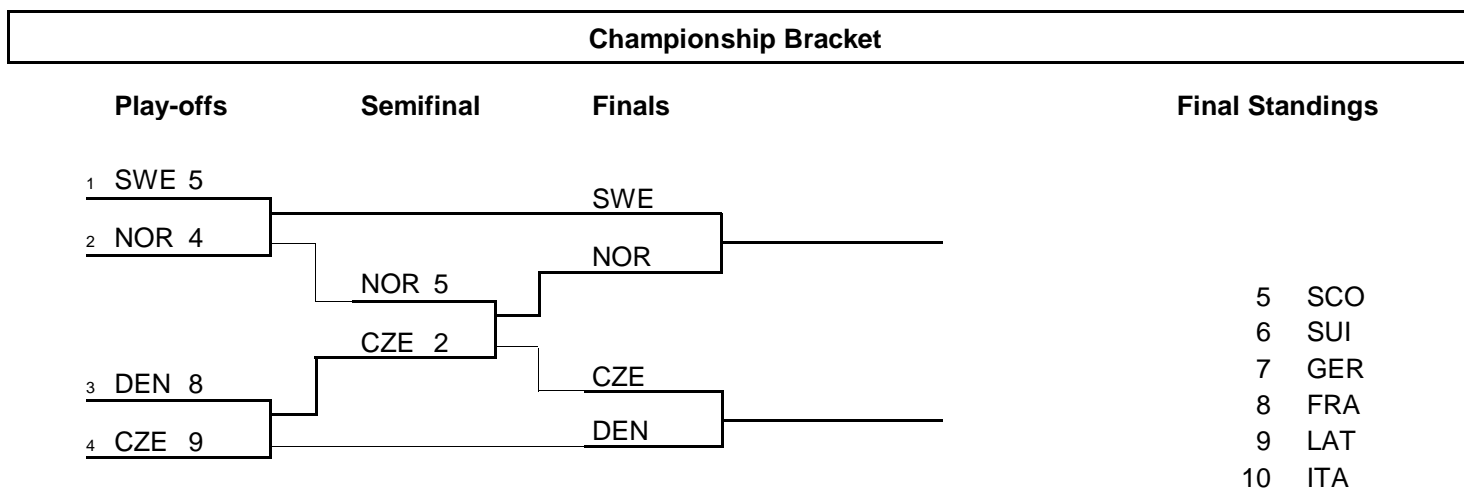
LEGEND	
LSFE (*) Last stone first end	X Unplayed/unfinished end due to concession



SESSION RESULTS AND STANDINGS

FRI 9 DEC 2011 / VEN 9 DÉC 2011 START TIME / DÉBUT 13:00

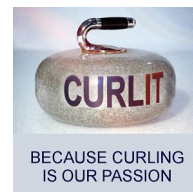
Sheet	Round	Team	LSFE	1	2	3	4	5	6	7	8	9	10	Extra	Ends	Total
B	13	CZE - Czech Republic		0	0	0	1	0	0	0	1	0	X			2
	11	NOR - Norway	*	1	0	2	0	0	1	0	0	1	X			5



CZE - Czech Republic		Game	All
4 S	SNITIL Jiri	65 %	78 %
3 V	SNITIL Martin	95 %	81 %
2	KITZBERGER Jindrich	76 %	79 %
1	VYDRA Marek	85 %	78 %
A	MOKRIS Samuel	- %	- %
Team Total		81 %	79 %

NOR - Norway		Game	All
4 S	ULSRUD Thomas	88 %	80 %
3 V	NERGAARD Torger	95 %	86 %
2	SVAE Christoffer	89 %	80 %
1	PETERSSON Haavard Vad	85 %	81 %
A	LOEVOLD Thomas	- %	87 %
Team Total		89 %	82 %

LEGEND	
LSFE (*) Last stone first end	X Unplayed/unfinished end due to concession

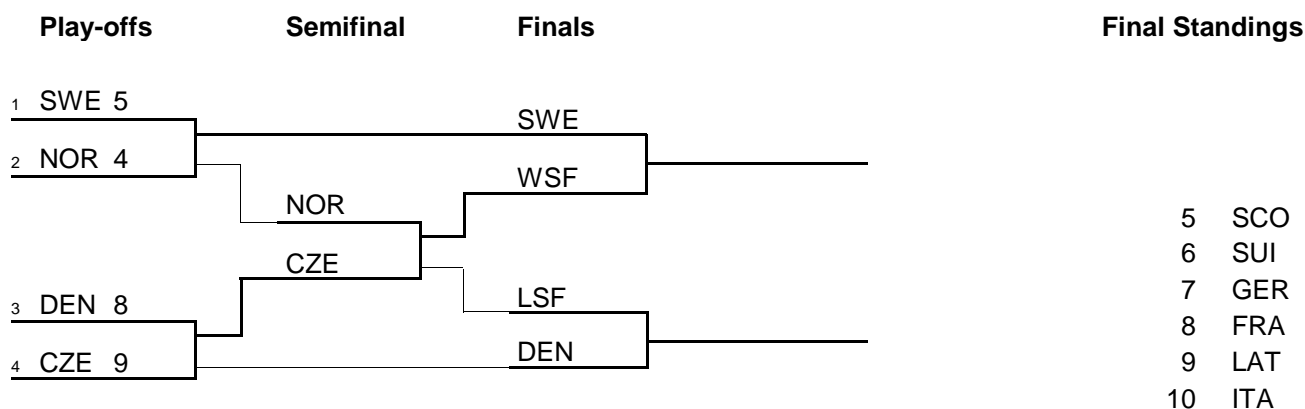


SESSION RESULTS AND STANDINGS

THU 8 DEC 2011 / JEU 8 DÉC 2011 START TIME / DÉBUT 20:30

Sheet	Round	Team	LSFE	1	2	3	4	5	6	7	8	9	10	Extra	Ends	Total
A	10	SWE - Sweden	*	0	0	0	2	1	0	0	1	0	1			5
	10	NOR - Norway		0	0	0	0	0	1	1	0	2	0			4
D	12	CZE - Czech Republic		0	0	2	0	3	0	2	1	0	0	1		9
	10	DEN - Denmark	*	0	1	0	1	0	2	0	0	2	2	0		8

Championship Bracket

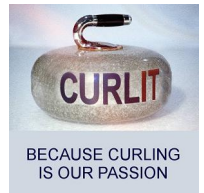


LEGEND

LSF Loser of semifinal

LSFE (*) Last stone first end

WSF Winner of semifinal



PERCENTAGE SUMMARY

THU 8 DEC 2011 / JEU 8 DÉC 2011 START TIME / DÉBUT 20:30

Sheet A

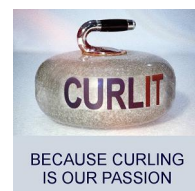
SWE - Sweden		Page	All
4 S	EDIN Niklas	78 %	79 %
3 V	KRAUPP Sebastian	85 %	85 %
2	LINDBERG Fredrik	90 %	83 %
1	KJAELL Viktor	86 %	89 %
A	ERIKSSON Oskar	- %	65 %
Team Total		85 %	83 %

NOR - Norway		Page	All
4 S	ULSRUD Thomas	76 %	79 %
3 V	NERGAARD Torger	76 %	85 %
2	LOEVOLD Thomas	81 %	87 %
1	PETERSSON Haavard Vad	78 %	81 %
A	SVAE Christoffer	- %	77 %
Team Total		78 %	82 %

Sheet D

CZE - Czech Republic		Page	All
4 S	SNITIL Jiri	82 %	79 %
3 V	SNITIL Martin	95 %	80 %
2	KITZBERGER Jindrich	83 %	79 %
1	VYDRA Marek	56 %	77 %
A	MOKRIS Samuel	- %	- %
Team Total		79 %	79 %

DEN - Denmark		Page	All
4 S	STJERNE Rasmus	74 %	80 %
3 V	FREDERIKSEN Johnny	89 %	87 %
2	POULSEN Mikkel	76 %	77 %
1	TROELS Harry	82 %	79 %
A	VILANDT Lars	- %	- %
Team Total		80 %	81 %



SESSION RESULTS AND STANDINGS

THU 8 DEC 2011 / JEU 8 DÉC 2011 START TIME / DÉBUT 14:00

Sheet	Round	Team	LSFE	1	2	3	4	5	6	7	8	9	10	Extra	Ends	Total
E	11	SCO - Scotland		0	1	2	0	0	0	1	0	1	0			5
	11	CZE - Czech Republic	*	3	0	0	0	0	1	0	2	0	1			7

Standings After Tie-breaker Session 2

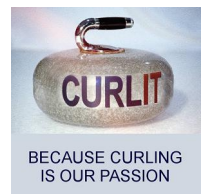
Rank	Team	Games	Wins	Losses	TB W-L
1	SWE - Sweden	9	6	3	Q
2	NOR - Norway	9	6	3	Q
3	DEN - Denmark	9	6	3	Q
4	CZE - Czech Republic	9	5	4	2 - 0 Q
5	SCO - Scotland	9	5	4	1 - 1
6	SUI - Switzerland	9	5	4	0 - 1
7	GER - Germany	9	5	4	0 - 1
8	FRA - France	9	4	5	
9	LAT - Latvia	9	2	7	
10	ITA - Italy	9	1	8	

LEGEND

LSFE (*) Last stone first end

Q Qualified for the play-offs

TB W-L Tie-breaker Wins-Losses



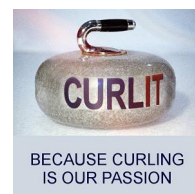
PERCENTAGE SUMMARY

THU 8 DEC 2011 / JEU 8 DÉC 2011 START TIME / DÉBUT 14:00

Sheet E

SCO - Scotland	TB 2	All
4 S MURDOCH David	78 %	75 %
3 V MUIRHEAD Glen	83 %	81 %
2 PATERSON Ross	89 %	86 %
1 WOODS Richard	90 %	84 %
A EDWARDS David	- %	- %
Team Total	85 %	82 %

CZE - Czech Republic	TB 2	All
4 S SNITIL Jiri	79 %	78 %
3 V SNITIL Martin	76 %	79 %
2 KITZBERGER Jindrich	86 %	79 %
1 VYDRA Marek	78 %	80 %
A MOKRIS Samuel	- %	- %
Team Total	80 %	79 %



SESSION RESULTS AND STANDINGS

THU 8 DEC 2011 / JEU 8 DÉC 2011 START TIME / DÉBUT 8:00

Sheet	Round	Team	LSFE	1	2	3	4	5	6	7	8	9	10	Extra	Ends	Total
C	10	SUI - Switzerland		0	0	2	0	0	0	X	X	X	X			2
	10	SCO - Scotland	*	0	2	0	2	3	1	X	X	X	X			8
D	10	GER - Germany		0	1	0	1	0	0	1	1	0	0			4
	10	CZE - Czech Republic	*	2	0	0	0	2	1	0	0	1	1			7

Standings After Tie-breaker Session 1

Rank	Team	Games	Wins	Losses	TB	W-L
1	SWE - Sweden	9	6	3		Q
2	NOR - Norway	9	6	3		Q
3	DEN - Denmark	9	6	3		Q
4	CZE - Czech Republic	9	5	4	1 - 0	TB w1
4	SCO - Scotland	9	5	4	1 - 0	TB w0
6	SUI - Switzerland	9	5	4	0 - 1	w1
7	GER - Germany	9	5	4	0 - 1	w0
8	FRA - France	9	4	5		
9	LAT - Latvia	9	2	7		
10	ITA - Italy	9	1	8		

Tie-breaker schedule:

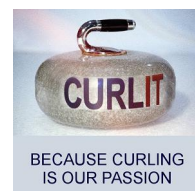
THU 8 DEC TB3 SCO - CZE

LEGEND

LSFE (*) Last stone first end
TB W-L Tie-breaker Wins-Losses

Q Qualified for the play-offs
wx Number of wins (x) against tied teams

TB Involved in the tie-breaker
X Unplayed/unfinished end due to concession



PERCENTAGE SUMMARY

THU 8 DEC 2011 / JEU 8 DÉC 2011 START TIME / DÉBUT 8:00

Sheet C


SUI - Switzerland		TB 1	All
4 S	MICHEL Sven	73 %	76 %
3 V	PAETZ Claudio	90 %	80 %
2	TROLLIET Sandro	98 %	77 %
1	GEMPELER Simon	83 %	82 %
A	SCHWARZ Benoit	- %	- %
Team Total		86 %	79 %

SCO - Scotland		TB 1	All
4 S	MURDOCH David	85 %	75 %
3 V	MUIRHEAD Glen	81 %	81 %
2	PATERSON Ross	90 %	86 %
1	WOODS Richard	92 %	83 %
A	EDWARDS David	- %	- %
Team Total		87 %	81 %

Sheet D

GER - Germany		TB 1	All
4 V	SCHULZE Felix	73 %	75 %
3 S	JAHN John	70 %	78 %
2	RICKMERS Peter	66 %	69 %
1	GOLDEMANN Sven	83 %	76 %
A	BARTSCH Christopher	- %	76 %
Team Total		73 %	76 %

CZE - Czech Republic		TB 1	All
4 S	SNITIL Jiri	79 %	78 %
3 V	SNITIL Martin	93 %	79 %
2	KITZBERGER Jindrich	93 %	78 %
1	VYDRA Marek	71 %	80 %
A	MOKRIS Samuel	- %	- %
Team Total		84 %	79 %



COMPETITION MATRIX

As of WED 7 DEC 2011 / En date du MER 7 DÉC 2011

Team	CZE	DEN	FRA	GER	ITA	LAT	NOR	SCO	SUI	SWE
CZE		5 - 6	2 - 7	7 - 4	7 - 6	11 - 8	3 - 6	8 - 4	3 - 7	6 - 4
DEN	6 - 5		11 - 3	8 - 6	8 - 3	7 - 3	4 - 6	5 - 2	6 - 7	3 - 8
FRA	7 - 2	3 - 11		4 - 7	7 - 4	10 - 6	2 - 5	9 - 7	3 - 8	2 - 8
GER	4 - 7	6 - 8	7 - 4		7 - 4	6 - 4	3 - 10	10 - 6	3 - 4	7 - 5
ITA	6 - 7	3 - 8	4 - 7	4 - 7		4 - 5	4 - 9	5 - 6	9 - 4	4 - 9
LAT	8 - 11	3 - 7	6 - 10	4 - 6	5 - 4		8 - 5	4 - 8	6 - 7	5 - 6
NOR	6 - 3	6 - 4	5 - 2	10 - 3	9 - 4	5 - 8		7 - 8	9 - 5	8 - 9
SCO	4 - 8	2 - 5	7 - 9	6 - 10	6 - 5	8 - 4	8 - 7		6 - 5	9 - 3
SUI	7 - 3	7 - 6	8 - 3	4 - 3	4 - 9	7 - 6	5 - 9	5 - 6		7 - 8
SWE	4 - 6	8 - 3	8 - 2	5 - 7	9 - 4	6 - 5	9 - 8	3 - 9	8 - 7	

Standings After Round Robin

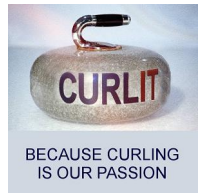

Rank	Team	Games	Wins	Losses		
1	SWE - Sweden	9	6	3	Q	w2
2	NOR - Norway	9	6	3	Q	w1
3	DEN - Denmark	9	6	3	Q	w0
4	SUI - Switzerland	9	5	4	TB	w2,1
4	CZE - Czech Republic	9	5	4	TB	w2,0
4	GER - Germany	9	5	4	TB	w1,1
4	SCO - Scotland	9	5	4	TB	w1,0
8	FRA - France	9	4	5		
9	LAT - Latvia	9	2	7		
10	ITA - Italy	9	1	8		

LEGEND

Q Qualified for the play-offs

TB Involved in the tie-breaker

wx Number of wins (x) against tied teams



DRAW SHOT CHALLENGE

As of WED 7 DEC 2011 / En date du MER 7 DÉC 2011

Rank	Team	Last Stone Draw in each Round Robin Game									DSC
		1	2	3	4	5	6	7	8	9	
1	SUI - Switzerland	5.3	146.4	7.3	0.5	3.1	4.6	37.8	16.2	52.1	15.86 cm
2	SCO - Scotland	11.9	64.5	0.0	0.0	4.3	0.0	84.6	157.4	5.0	21.29 cm
3	SWE - Sweden	0.0	72.2	51.7	10.3	129.8	7.9	0.0	30.1	11.6	22.98 cm
4	NOR - Norway	93.9	21.6	86.2	10.8	47.4	0.0	4.2	4.2	44.3	27.34 cm
5	DEN - Denmark	84.6	18.3	0.0	59.6	8.7	11.1	44.5	19.5	185.4	30.79 cm
6	LAT - Latvia	56.5	54.2	6.9	29.4	18.9	0.0	11.8	85.4	103.8	32.89 cm
7	CZE - Czech Republic	185.4	75.2	0.0	44.0	16.3	0.0	0.0	0.0	131.8	33.41 cm
8	ITA - Italy	42.7	185.4	23.8	92.4	0.0	68.6	32.4	12.3	6.7	34.86 cm
9	GER - Germany	35.1	185.4	185.4	6.3	21.4	6.9	40.1	59.3	59.4	51.74 cm
10	FRA - France	119.4	113.3	10.5	25.4	185.4	63.6	103.9	0.0	5.9	55.25 cm


NOTES

The Draw Shot Challenge (DSC) is the average distance of the Last Stone Draws (LSD) which were played by a team during the round robin. The single least favourable LSD result is automatically eliminated before calculating this average distance. The team with the lesser DSC receives the higher ranking.

For teams with equal DSC, the team with the best non-equal LSD receives the higher ranking. In case all LSD are equal, the team ranked higher in the WCF World Ranking is ranked higher.

LEGEND

DSC Draw Shot Challenge



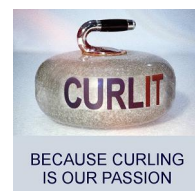

CUMULATIVE PERCENTAGE BY POSITION

As of WED 7 DEC 2011 / En date du MER 7 DÉC 2011

Fourths	Round -->	1	2	3	4	5	6	7	8	9	AVG
1 STJERNE Rasmus	DEN	84	92	73	84	81	86	76	84	68	81
2 ULSRUD Thomas	NOR	65	89	71	82	81	88	75	83	83	80
3 EDIN Niklas	SWE	73	93	93	65	82	76	78	83	69	79
4 SNITIL Jiri	CZE	68	72	78	75	93	81	83	75	76	78
5 MICHEL Sven	SUI	85	75	75	75	90	76	51	70	93	77
6 SCHULZE Felix	GER	90	83	66	72	46	68	69	86	84	75
7 ANGIBOUST Tony	FRA	66	70	86	56	76	92	95	58	75	74
7 MURDOCH David	SCO	69	79	63	67	67	71	89	78	88	74
9 GULBIS Ritvars	LAT	76	86	71	81	61	65	69	66	68	72
10 RETORNAZ Joel	ITA	58	86	67	85	68	74	63	66	66	70

Thirds	Round -->	1	2	3	4	5	6	7	8	9	AVG
1 FREDERIKSEN Johnny	DEN	77	96	86	88	83	93	93	82	81	87
2 KRAUPP Sebastian	SWE	85	84	80	78	99	89	82			86
2 NERGAARD Torger	NOR	78	91	89	89	81	95	66	96	86	86
4 MUIRHEAD Glen	SCO	53	88	79	86	92	78	85	88	88	81
5 PAETZ Claudio	SUI	78	78	75	83	83	83	75	82	81	80
6 GULBIS Ainars	LAT	81	90	69	75	84	76	76	76	88	79
6 JAHR John	GER	80	77	81	85	85	68	68	86	81	79
8 SNITIL Martin	CZE	72	80	79	74	76	85	73	73	83	77
9 DUFOUR Thomas	FRA	59	73	89	68	68	78	88	73	76	75
9 ZANOTELLI Silvio	ITA	68	86	65	69	76	88	76	76	65	75

Seconds	Round -->	1	2	3	4	5	6	7	8	9	AVG
1 PATERSON Ross	SCO	89	91	86	83	89	80	91	81	86	86
2 LINDBERG Fredrik	SWE	88	54	80	85	85	86	90	80	88	83
3 SARSUNS Normunds	LAT	73	69	81	83	86	73	76	83	81	78
4 POULSEN Mikkel	DEN	56	90	63	84	74	73	83	81	85	77
4 SVAE Christoffer	NOR	66			79			80	85		77
6 BARTSCH Christopher	GER	59		73	86		65	83	86	82	76
6 KITZBERGER Jindrich	CZE	67	85	75	58	88	80	91	80	66	76
8 ROUX Lionel	FRA	70	61	81	76	72	91	97	68	58	75
8 TROLLIET Sandro	SUI	70	69	74	89	74	83	65	69	82	75
10 ZANOTELLI Davide	ITA	64	76		68	93	73	69	43	64	70



CUMULATIVE PERCENTAGE BY POSITION

As of WED 7 DEC 2011 / En date du MER 7 DÉC 2011


Leads	Round -->	1	2	3	4	5	6	7	8	9	AVG
1 KJAELL Viktor	SWE	85	91	98	83	94	95	74	94	93	89
2 GEMPELER Simon	SUI	75	75	85	95	86	71	86	78	83	82
2 WOODS Richard	SCO	78	75	80	86	72	86	92	85	88	82
4 PETERSSON Haavard Vad	NOR	70	88	75	81	89	79	82	85	83	81
4 VYDRA Marek	CZE	72	88	71	76	86	79	91	76	89	81
6 COULOT Wilfrid	FRA	75	75	66	80	85	71	98	81	88	80
7 MARIANI Marco	ITA	75	77	85	89	67	80	77	82		79
7 TROELS Harry	DEN	70	89	59	78	69	84	76	89	85	79
9 GOLDEMANN Sven	GER	78	80		59	69	85		85	70	75
10 AVOTINS Aivars	LAT	61	74	73	70	74	81	81	80	60	73

Alternates	Round -->	1	2	3	4	5	6	7	8	9	AVG
1 LOEVOLD Thomas	NOR		(2) 98	(2) 83		(2) 65	(2) 91			(2) 94	88
2 PASCALE Marco	ITA			(2) 79					(2) 91	(1) 60	73
3 RICKMERS Peter	GER		(2) 70	(1) 71		(2) 67		(1) 70			70
4 ERIKSSON Oskar	SWE								(3) 61	(3) 70	65

Teams	Round -->	1	2	3	4	5	6	7	8	9	AVG
1 SWE - Sweden		83	80	88	78	90	87	81	79	80	83
2 NOR - Norway		70	92	79	83	79	89	76	87	87	82
3 DEN - Denmark		72	92	70	83	77	84	82	84	80	81
3 SCO - Scotland		72	83	77	81	80	79	89	83	87	81
5 CZE - Czech Republic		70	81	76	71	86	81	84	76	78	78
5 SUI - Switzerland		77	74	77	85	83	78	69	75	85	78
7 FRA - France		68	70	81	70	75	83	95	70	74	76
7 GER - Germany		77	78	73	76	67	72	72	86	79	76
7 LAT - Latvia		73	80	73	77	76	74	76	76	74	76
10 ITA - Italy		66	82	74	78	76	78	71	72	64	73

NOTES

"(n)" denotes a position different from original line-up position: (4) - Fourth, (3) - Third, (2) - Second, (1) - Lead



SCORING ANALYSIS

As of WED 7 DEC 2011 / En date du MER 7 DÉC 2011

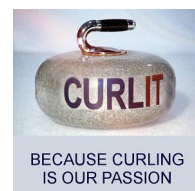
Team	Games		Stolen		Points Scored						Total	Plus / Minus
			LSFE	Ends	0	1	2	3	4	>4		
NOR - Norway	9	For	4	11	6	17	18	1	1	1	65	+19
		Against	5	5	7	19	12	1	0	0	46	
DEN - Denmark	9	For	3	10	10	17	9	5	2	0	58	+15
		Against	6	9	6	26	7	1	0	0	43	
SWE - Sweden	9	For	4	7	3	21	12	5	0	0	60	+9
		Against	5	7	3	27	7	2	1	0	51	
GER - Germany	9	For	5	11	7	26	9	3	0	0	53	+1
		Against	4	11	6	24	7	3	0	1	52	
SUI - Switzerland	9	For	7	6	8	25	8	3	1	0	54	+1
		Against	2	7	7	23	9	4	0	0	53	
CZE - Czech Republic	9	For	5	7	8	22	6	3	1	1	52	0
		Against	4	8	7	21	9	3	1	0	52	
SCO - Scotland	9	For	7	13	6	25	11	3	0	0	56	0
		Against	2	10	7	17	11	3	2	0	56	
FRA - France	9	For	3	9	3	22	6	3	1	0	47	-11
		Against	6	11	8	22	11	2	2	0	58	
LAT - Latvia	9	For	4	9	5	29	8	0	1	0	49	-15
		Against	5	7	3	22	9	5	1	1	64	
ITA - Italy	9	For	3	9	4	24	8	1	0	0	43	-19
		Against	6	17	6	27	13	3	0	0	62	
Total	45			92	60	228	95	27	7	2	537	

NOTES

Stolen ends are the ends won without the last stone advantage

LEGEND

>4 More than four points scored




SUMMARY OF BIG ENDS

As of WED 7 DEC 2011 / En date du MER 7 DÉC 2011

Points Scored	By	Against	Session	End	Game Result
5	CZE - Czech Republic	LAT - Latvia	3	4	11 : 8
5	NOR - Norway	GER - Germany	5	4	10 : 3
4	CZE - Czech Republic	LAT - Latvia	3	8	11 : 8
4	DEN - Denmark	FRA - France	1	6	11 : 3
4	DEN - Denmark	FRA - France	1	8	11 : 3
4	FRA - France	SCO - Scotland	8	8	9 : 7
4	LAT - Latvia	CZE - Czech Republic	3	7	8 : 11
4	NOR - Norway	SCO - Scotland	4	4	7 : 8
4	SUI - Switzerland	SWE - Sweden	6	3	7 : 8

NOTES

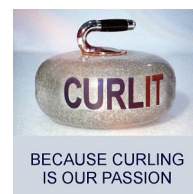
Big ends are defined as ends with a score of four or more points.



TIME-OUT STATISTICS

As of WED 7 DEC 2011 / En date du MER 7 DÉC 2011

Team	Games	Number of Time-outs	Average Percentage on Next Stone
GER - Germany	9	5	100%
SWE - Sweden	9	4	100%
NOR - Norway	9	3	91%
CZE - Czech Republic	9	4	83%
FRA - France	9	2	75%
ITA - Italy	9	3	75%
SCO - Scotland	9	5	75%
SUI - Switzerland	9	7	70%
DEN - Denmark	9	7	46%
LAT - Latvia	9	0	-
Total	45	40	76%



SESSION RESULTS AND STANDINGS

WED 7 DEC 2011 / MER 7 DÉC 2011 START TIME / DÉBUT 20:00

Sheet	Round	Team	LSFE	1	2	3	4	5	6	7	8	9	10	Extra	Ends	Total
A	9	CZE - Czech Republic		0	2	0	0	2	0	0	1	2	0			7
	9	ITA - Italy	*	0	0	2	1	0	2	0	0	0	1			6
B	9	GER - Germany		0	0	0	0	0	0	1	0	0	2	0		3
	9	SUI - Switzerland	*	0	0	1	0	0	0	0	1	1	0	1		4
C	9	FRA - France	*	0	3	1	0	1	0	3	0	2	X			10
	9	LAT - Latvia		1	0	0	1	0	2	0	2	0	X			6
D	9	DEN - Denmark		0	0	1	0	0	0	0	2	1	0			4
	9	NOR - Norway	*	1	1	0	2	1	0	0	0	0	1			6
E	9	SCO - Scotland	*	3	0	2	0	2	0	2	X	X	X			9
	9	SWE - Sweden		0	2	0	1	0	0	0	X	X	X			3

Standings After Round Robin

Rank	Team	Games	Wins	Losses		
1	SWE - Sweden	9	6	3	Q	w2
2	NOR - Norway	9	6	3	Q	w1
3	DEN - Denmark	9	6	3	Q	w0
4	SUI - Switzerland	9	5	4	TB	w2,1
4	CZE - Czech Republic	9	5	4	TB	w2,0
4	GER - Germany	9	5	4	TB	w1,1
4	SCO - Scotland	9	5	4	TB	w1,0
8	FRA - France	9	4	5		
9	LAT - Latvia	9	2	7		
10	ITA - Italy	9	1	8		

Tie-breaker schedule:

THU 8 DEC	TB1	SUI	-	SCO
	TB2	CZE	-	GER
	TB3	WTB1	-	WTB2

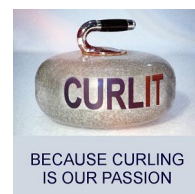
LEGEND

LSFE (*) Last stone first end
WTBx Winner of tie-breaker x

Q Qualified for the play-offs
wx Number of wins (x) against tied teams

TB Involved in the tie-breaker
X Unplayed/unfinished end due to concession

Start times for the tie-breaker sessions will be decided later



PERCENTAGE SUMMARY

WED 7 DEC 2011 / MER 7 DÉC 2011 START TIME / DÉBUT 20:00

Sheet A

CZE - Czech Republic		Game	All
4 S	SNITIL Jiri	76%	78%
3 V	SNITIL Martin	83%	77%
2	KITZBERGER Jindrich	66%	76%
1	VYDRA Marek	89%	81%
A	MOKRIS Samuel	-%	-%
Team Total		78%	78%

ITA - Italy		Game	All
4 S	RETORNAZ Joel	66%	70%
3 V	ZANOTELLI Silvio	65%	75%
2	ZANOTELLI Davide	64%	70%
1	PASCALE Marco	60%	73%
A	MARIANI Marco	-%	79%
Team Total		64%	73%

Sheet B

GER - Germany		Game	All
4 V	SCHULZE Felix	84%	75%
3 S	JAHN John	81%	79%
2	BARTSCH Christopher	82%	76%
1	GOLDEMANN Sven	70%	75%
A	RICKMERS Peter	-%	70%
Team Total		79%	76%

SUI - Switzerland		Game	All
4 S	MICHEL Sven	93%	77%
3 V	PAETZ Claudio	81%	80%
2	TROLLIET Sandro	82%	75%
1	GEMPELER Simon	83%	82%
A	SCHWARZ Benoit	-%	-%
Team Total		85%	78%

Sheet C

FRA - France		Game	All
4	ANGIBOUST Tony	75%	74%
3 S	DUFOUR Thomas	76%	75%
2 V	ROUX Lionel	58%	75%
1	COULOT Wilfrid	88%	80%
A	FRARIER Jeremy	-%	-%
Team Total		74%	76%

LAT - Latvia		Game	All
4 S	GULBIS Ritvars	68%	72%
3 V	GULBIS Ainars	88%	79%
2	SARSUNS Normunds	81%	78%
1	AVOTINS Aivars	60%	73%
Team Total		74%	76%

Sheet D


DEN - Denmark		Game	All
4 S	STJERNE Rasmus	68%	81%
3 V	FREDERIKSEN Johnny	81%	87%
2	POULSEN Mikkel	85%	77%
1	TROELS Harry	85%	79%
A	VILANDT Lars	-%	-%
Team Total		80%	81%

NOR - Norway		Game	All
4 S	ULSRUD Thomas	83%	80%
3 V	NERGAARD Torger	86%	86%
2	LOEVOLD Thomas	94%	88%
1	PETERSSON Haavard Vad	83%	81%
A	SVAE Christoffer	-%	77%
Team Total		87%	82%

Sheet E

SCO - Scotland		Game	All
4 S	MURDOCH David	88%	74%
3 V	MUIRHEAD Glen	88%	81%
2	PATERSON Ross	86%	86%
1	WOODS Richard	88%	82%
A	EDWARDS David	-%	-%
Team Total		87%	81%

SWE - Sweden		Game	All
4 S	EDIN Niklas	69%	79%
3 V	ERIKSSON Oskar	70%	65%
2	LINDBERG Fredrik	88%	83%
1	KJAEELL Viktor	93%	89%
A	KRAUPP Sebastian	-%	86%
Team Total		80%	83%



SESSION RESULTS AND STANDINGS

WED 7 DEC 2011 / MER 7 DÉC 2011 START TIME / DÉBUT 12:00

Sheet	Round	Team	LSFE	1	2	3	4	5	6	7	8	9	10	Extra	Ends	Total
A	8	LAT - Latvia		0	1	1	0	1	0	0	1	0	X			4
	8	GER - Germany	*	1	0	0	2	0	1	0	0	2	X			6
B	8	CZE - Czech Republic	*	0	3	0	1	0	0	0	1	0	1			6
	8	SWE - Sweden		0	0	1	0	1	1	0	0	1	0			4
C	8	NOR - Norway	*	2	0	2	0	1	0	2	0	2	X			9
	8	ITA - Italy		0	1	0	0	0	2	0	1	0	X			4
D	8	SCO - Scotland		0	0	1	1	1	0	1	0	2	1	0		7
	8	FRA - France	*	2	1	0	0	0	0	0	4	0	0	2		9
E	8	DEN - Denmark		0	1	0	0	1	0	1	0	2	1	0		6
	8	SUI - Switzerland	*	0	0	2	1	0	2	0	1	0	0	1		7

Standings After Round Robin Session 8

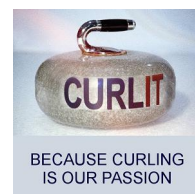
Rank	Team	Games	Wins	Losses	
1	DEN - Denmark	8	6	2	Q
1	SWE - Sweden	8	6	2	Q
3	GER - Germany	8	5	3	
3	NOR - Norway	8	5	3	
5	CZE - Czech Republic	8	4	4	
5	SCO - Scotland	8	4	4	
5	SUI - Switzerland	8	4	4	
8	FRA - France	8	3	5	
9	LAT - Latvia	8	2	6	
10	ITA - Italy	8	1	7	

LEGEND

LSFE (*) Last stone first end

Q Qualified for the play-offs

X Unplayed/unfinished end due to concession



PERCENTAGE SUMMARY

WED 7 DEC 2011 / MER 7 DÉC 2011 START TIME / DÉBUT 12:00

Sheet A

LAT - Latvia		Game	All
4 S	GULBIS Ritvars	66%	72%
3 V	GULBIS Ainars	76%	78%
2	SARSUNS Normunds	83%	78%
1	AVOTINS Aivars	80%	74%
Team Total		76%	76%

GER - Germany		Game	All
4 V	SCHULZE Felix	86%	74%
3 S	JAHN John	86%	79%
2	BARTSCH Christopher	86%	75%
1	GOLDEMANN Sven	85%	76%
A	RICKMERS Peter	-%	70%
Team Total		86%	75%

Sheet B

CZE - Czech Republic		Game	All
4 S	SNITIL Jiri	75%	78%
3 V	SNITIL Martin	73%	77%
2	KITZBERGER Jindrich	80%	78%
1	VYDRA Marek	76%	80%
A	MOKRIS Samuel	-%	-%
Team Total		76%	78%

SWE - Sweden		Game	All
4 S	EDIN Niklas	83%	79%
3 V	ERIKSSON Oskar	61%	61%
2	LINDBERG Fredrik	80%	82%
1	KJAELL Viktor	94%	89%
A	KRAUPP Sebastian	-%	86%
Team Total		79%	83%

Sheet C

NOR - Norway		Game	All
4 S	ULSRUD Thomas	83%	79%
3 V	NERGAARD Torger	96%	85%
2	SVAE Christoffer	85%	77%
1	PETERSSON Haavard Vad	85%	81%
A	LOEVOLD Thomas	-%	86%
Team Total		87%	82%

ITA - Italy		Game	All
4 S	RETORNAZ Joel	66%	71%
3 V	ZANOTELLI Silvio	76%	76%
2	ZANOTELLI Davide	43%	71%
1	MARIANI Marco	82%	79%
A	PASCALE Marco	91%	82%
Team Total		72%	75%

Sheet D

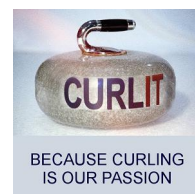

SCO - Scotland		Game	All
4 S	MURDOCH David	78%	73%
3 V	MUIRHEAD Glen	88%	81%
2	PATERSON Ross	81%	86%
1	WOODS Richard	85%	82%
A	EDWARDS David	-%	-%
Team Total		83%	80%

FRA - France		Game	All
4	ANGIBOUST Tony	58%	74%
3 S	DUFOUR Thomas	73%	74%
2 V	ROUX Lionel	68%	77%
1	COULOT Wilfrid	81%	79%
A	FRARIER Jeremy	-%	-%
Team Total		70%	76%

Sheet E

DEN - Denmark		Game	All
4 S	STJERNE Rasmus	84%	83%
3 V	FREDERIKSEN Johnny	82%	87%
2	POULSEN Mikkel	81%	76%
1	TROELS Harry	89%	78%
A	VILANDT Lars	-%	-%
Team Total		84%	81%

SUI - Switzerland		Game	All
4 S	MICHEL Sven	70%	75%
3 V	PAETZ Claudio	82%	80%
2	TROLLIET Sandro	69%	74%
1	GEMPELER Simon	78%	82%
A	SCHWARZ Benoit	-%	-%
Team Total		75%	77%



SESSION RESULTS AND STANDINGS

TUE 6 DEC 2011 / MAR 6 DÉC 2011 START TIME / DÉBUT 20:00

Sheet	Round	Team	LSFE	1	2	3	4	5	6	7	8	9	10	Extra	Ends	Total
A	7	SWE - Sweden	*	2	0	2	0	0	3	0	0	1	0	1		9
	7	NOR - Norway		0	2	0	1	1	0	1	2	0	1	0		8
B	7	LAT - Latvia	*	0	0	1	0	1	0	2	0	0	X			4
	7	SCO - Scotland		1	0	0	1	0	2	0	3	1	X			8
C	7	DEN - Denmark		0	0	0	0	3	0	3	0	0	2			8
	7	GER - Germany	*	0	1	0	0	0	1	0	2	2	0			6
D	7	ITA - Italy	*	1	0	2	0	0	0	3	2	1	X			9
	7	SUI - Switzerland		0	1	0	1	1	1	0	0	0	X			4
E	7	FRA - France		1	0	0	2	0	1	0	3	X	X			7
	7	CZE - Czech Republic	*	0	0	1	0	1	0	0	0	X	X			2


Standings After Round Robin Session 7

Rank	Team	Games	Wins	Losses
1	DEN - Denmark	7	6	1
1	SWE - Sweden	7	6	1
3	GER - Germany	7	4	3
3	NOR - Norway	7	4	3
3	SCO - Scotland	7	4	3
6	CZE - Czech Republic	7	3	4
6	SUI - Switzerland	7	3	4
8	FRA - France	7	2	5
8	LAT - Latvia	7	2	5
10	ITA - Italy	7	1	6

LEGEND

LSFE (*) Last stone first end

X Unplayed/unfinished end due to concession



PERCENTAGE SUMMARY

TUE 6 DEC 2011 / MAR 6 DÉC 2011 START TIME / DÉBUT 20:00

Sheet A

SWE - Sweden	Game	All
4 S EDIN Niklas	78%	79%
3 V KRAUPP Sebastian	82%	86%
2 LINDBERG Fredrik	90%	82%
1 KJAELL Viktor	74%	88%
A ERIKSSON Oskar	-%	-%
Team Total	81%	84%

NOR - Norway	Game	All
4 S ULSRUD Thomas	75%	79%
3 V NERGAARD Torger	66%	84%
2 SVAE Christoffer	80%	75%
1 PETERSSON Haavard Vad	82%	80%
A LOEVOLD Thomas	-%	86%
Team Total	76%	81%

Sheet B

LAT - Latvia	Game	All
4 S GULBIS Ritvars	69%	73%
3 V GULBIS Ainars	76%	79%
2 SARSUNS Normunds	76%	77%
1 AVOTINS Aivars	81%	73%
Team Total	76%	76%

SCO - Scotland	Game	All
4 S MURDOCH David	89%	72%
3 V MUIRHEAD Glen	85%	80%
2 PATERSON Ross	91%	87%
1 WOODS Richard	92%	81%
A EDWARDS David	-%	-%
Team Total	89%	80%

Sheet C

DEN - Denmark	Game	All
4 S STJERNE Rasmus	76%	83%
3 V FREDERIKSEN Johnny	93%	88%
2 POULSEN Mikkel	83%	75%
1 TROELS Harry	76%	76%
A VILANDT Lars	-%	-%
Team Total	82%	80%

GER - Germany	Game	All
4 V SCHULZE Felix	69%	72%
3 S JAHR John	68%	77%
2 BARTSCH Christopher	83%	73%
1 RICKMERS Peter	70%	70%
A GOLDEMANN Sven	-%	74%
Team Total	72%	74%

Sheet D

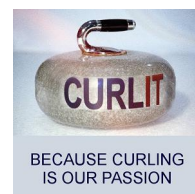
ITA - Italy	Game	All
4 S RETORNAZ Joel	63%	72%
3 V ZANOTELLI Silvio	76%	76%
2 ZANOTELLI Davide	69%	74%
1 MARIANI Marco	77%	79%
A PASCALE Marco	-%	79%
Team Total	71%	75%

SUI - Switzerland	Game	All
4 S MICHEL Sven	51%	75%
3 V PAETZ Claudio	75%	79%
2 TROLLIET Sandro	65%	75%
1 GEMPELER Simon	86%	82%
A SCHWARZ Benoit	-%	-%
Team Total	69%	78%

Sheet E

FRA - France	Game	All
4 ANGIBOUST Tony	95%	77%
3 S DUFOUR Thomas	88%	75%
2 V ROUX Lionel	97%	79%
1 COULOT Wilfrid	98%	78%
A FRARIER Jeremy	-%	-%
Team Total	95%	77%

CZE - Czech Republic	Game	All
4 S SNITIL Jiri	83%	79%
3 V SNITIL Martin	73%	77%
2 KITZBERGER Jindrich	91%	77%
1 VYDRA Marek	91%	80%
A MOKRIS Samuel	-%	-%
Team Total	84%	78%



SESSION RESULTS AND STANDINGS

TUE 6 DEC 2011 / MAR 6 DÉC 2011 START TIME / DÉBUT 11:00

Sheet	Round	Team	LSFE	1	2	3	4	5	6	7	8	9	10	Extra	Ends	Total
A	6	SCO - Scotland	*	0	0	0	1	0	0	0	0	1	X			2
	6	DEN - Denmark		0	0	1	0	0	0	2	2	0	X			5
B	6	FRA - France		0	0	0	1	0	0	0	1	0	X			2
	6	NOR - Norway	*	2	0	0	0	0	0	2	0	1	X			5
C	6	SUI - Switzerland	*	1	0	4	0	0	1	0	1	0	0			7
	6	SWE - Sweden		0	1	0	1	0	0	2	0	3	1			8
D	6	CZE - Czech Republic	*	1	0	1	0	2	0	3	0	0	X			7
	6	GER - Germany		0	0	0	1	0	1	0	1	1	X			4
E	6	LAT - Latvia	*	0	1	0	1	0	0	0	1	1	1			5
	6	ITA - Italy		0	0	1	0	2	0	1	0	0	0			4

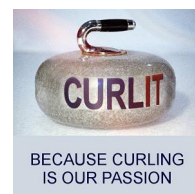
Standings After Round Robin Session 6

Rank	Team	Games	Wins	Losses
1	DEN - Denmark	6	5	1
1	SWE - Sweden	6	5	1
3	GER - Germany	6	4	2
3	NOR - Norway	6	4	2
5	CZE - Czech Republic	6	3	3
5	SCO - Scotland	6	3	3
5	SUI - Switzerland	6	3	3
8	LAT - Latvia	6	2	4
9	FRA - France	6	1	5
10	ITA - Italy	6	0	6

LEGEND

LSFE (*) Last stone first end

X Unplayed/unfinished end due to concession



PERCENTAGE SUMMARY

TUE 6 DEC 2011 / MAR 6 DÉC 2011 START TIME / DÉBUT 11:00

Sheet A

SCO - Scotland		Game	All
4 S	MURDOCH David	71 %	69 %
3 V	MUIRHEAD Glen	78 %	79 %
2	PATERSON Ross	80 %	86 %
1	WOODS Richard	86 %	80 %
A	EDWARDS David	- %	- %
Team Total		79 %	79 %

DEN - Denmark		Game	All
4 S	STJERNE Rasmus	86 %	84 %
3 V	FREDERIKSEN Johnny	93 %	87 %
2	POULSEN Mikkel	73 %	74 %
1	TROELS Harry	84 %	76 %
A	VILANDT Lars	- %	- %
Team Total		84 %	80 %

Sheet B

FRA - France		Game	All
4	ANGIBOUST Tony	92 %	74 %
3 S	DUFOUR Thomas	78 %	73 %
2 V	ROUX Lionel	91 %	76 %
1	COULOT Wilfrid	71 %	75 %
A	FRARIER Jeremy	- %	- %
Team Total		83 %	75 %

NOR - Norway		Game	All
4 S	ULSRUD Thomas	88 %	79 %
3 V	NERGAARD Torger	95 %	88 %
2	LOEVOLD Thomas	91 %	86 %
1	PETERSSON Haavard Vad	79 %	80 %
A	SVAE Christoffer	- %	73 %
Team Total		89 %	82 %

Sheet C

SUI - Switzerland		Game	All
4 S	MICHEL Sven	76 %	79 %
3 V	PAETZ Claudio	83 %	80 %
2	TROLLIET Sandro	83 %	77 %
1	GEMPELER Simon	71 %	81 %
A	SCHWARZ Benoit	- %	- %
Team Total		78 %	79 %

SWE - Sweden		Game	All
4 S	EDIN Niklas	76 %	79 %
3 V	KRAUPP Sebastian	89 %	86 %
2	LINDBERG Fredrik	86 %	81 %
1	KJAEEL Viktor	95 %	91 %
A	ERIKSSON Oskar	- %	- %
Team Total		87 %	84 %

Sheet D


CZE - Czech Republic		Game	All
4 S	SNITIL Jiri	81 %	78 %
3 V	SNITIL Martin	85 %	78 %
2	KITZBERGER Jindrich	80 %	75 %
1	VYDRA Marek	79 %	79 %
A	MOKRIS Samuel	- %	- %
Team Total		81 %	78 %

GER - Germany		Game	All
4 V	SCHULZE Felix	68 %	73 %
3 S	JAHN John	68 %	79 %
2	BARTSCH Christopher	65 %	71 %
1	GOLDEMANN Sven	85 %	74 %
A	RICKMERS Peter	- %	70 %
Team Total		72 %	74 %

Sheet E

LAT - Latvia		Game	All
4 S	GULBIS Ritvars	65 %	73 %
3 V	GULBIS Ainars	76 %	79 %
2	SARSUNS Normunds	73 %	78 %
1	AVOTINS Aivars	81 %	72 %
Team Total		74 %	76 %

ITA - Italy		Game	All
4 S	RETORNAZ Joel	74 %	73 %
3 V	ZANOTELLI Silvio	88 %	76 %
2	ZANOTELLI Davide	73 %	74 %
1	MARIANI Marco	80 %	79 %
A	PASCALE Marco	- %	79 %
Team Total		78 %	76 %



SESSION RESULTS AND STANDINGS

MON 5 DEC 2011 / LUN 5 DÉC 2011 START TIME / DÉBUT 16:00

Sheet	Round	Team	LSFE	1	2	3	4	5	6	7	8	9	10	Extra	Ends	Total
A	5	FRA - France		0	1	0	0	1	0	1	0	0	X			3
	5	SUI - Switzerland	*	2	0	0	2	0	1	0	0	3	X			8
B	5	DEN - Denmark		0	0	2	0	0	0	2	1	3	X			8
	5	ITA - Italy	*	0	1	0	1	1	0	0	0	0	X			3
C	5	CZE - Czech Republic		0	1	1	1	0	0	2	0	3	X			8
	5	SCO - Scotland	*	1	0	0	0	0	2	0	1	0	X			4
D	5	SWE - Sweden		0	1	1	0	2	0	1	0	0	1			6
	5	LAT - Latvia	*	2	0	0	1	0	1	0	1	0	0			5
E	5	NOR - Norway		2	0	1	5	2	0	X	X	X	X			10
	5	GER - Germany	*	0	2	0	0	0	1	X	X	X	X			3

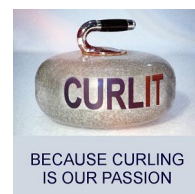
Standings After Round Robin Session 5

Rank	Team	Games	Wins	Losses
1	DEN - Denmark	5	4	1
1	GER - Germany	5	4	1
1	SWE - Sweden	5	4	1
4	NOR - Norway	5	3	2
4	SCO - Scotland	5	3	2
4	SUI - Switzerland	5	3	2
7	CZE - Czech Republic	5	2	3
8	FRA - France	5	1	4
8	LAT - Latvia	5	1	4
10	ITA - Italy	5	0	5

LEGEND

LSFE (*) Last stone first end

X Unplayed/unfinished end due to concession



PERCENTAGE SUMMARY

MON 5 DEC 2011 / LUN 5 DÉC 2011 START TIME / DÉBUT 16:00

Sheet A

FRA - France		Game	All
4	ANGIBOUST Tony	76%	71%
3 S	DUFOUR Thomas	68%	72%
2 V	ROUX Lionel	72%	73%
1	COULOT Wilfrid	85%	76%
A	FRARIER Jeremy	-%	-%
Team Total		75%	73%

SUI - Switzerland		Game	All
4 S	MICHEL Sven	90%	80%
3 V	PAETZ Claudio	83%	79%
2	TROLLET Sandro	74%	75%
1	GEMPELER Simon	86%	84%
A	SCHWARZ Benoit	-%	-%
Team Total		83%	79%

Sheet B

DEN - Denmark		Game	All
4 S	STJERNE Rasmus	81%	83%
3 V	FREDERIKSEN Johnny	83%	86%
2	POULSEN Mikkel	74%	74%
1	TROELS Harry	69%	74%
A	VILANDT Lars	-%	-%
Team Total		77%	79%

ITA - Italy		Game	All
4 S	RETORNAZ Joel	68%	73%
3 V	ZANOTELLI Silvio	76%	73%
2	ZANOTELLI Davide	93%	75%
1	MARIANI Marco	67%	79%
A	PASCALE Marco	-%	79%
Team Total		76%	75%

Sheet C

CZE - Czech Republic		Game	All
4 S	SNITIL Jiri	93%	78%
3 V	SNITIL Martin	76%	76%
2	KITZBERGER Jindrich	88%	74%
1	VYDRA Marek	86%	79%
A	MOKRIS Samuel	-%	-%
Team Total		86%	77%

SCO - Scotland		Game	All
4 S	MURDOCH David	67%	69%
3 V	MUIRHEAD Glen	92%	79%
2	PATERSON Ross	89%	88%
1	WOODS Richard	72%	78%
A	EDWARDS David	-%	-%
Team Total		80%	78%

Sheet D

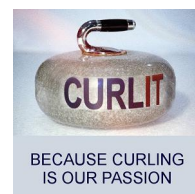
SWE - Sweden		Game	All
4 S	EDIN Niklas	82%	80%
3 V	KRAUPP Sebastian	99%	86%
2	LINDBERG Fredrik	85%	80%
1	KJAELL Viktor	94%	90%
A	ERIKSSON Oskar	-%	-%
Team Total		90%	84%

LAT - Latvia		Game	All
4 S	GULBIS Ritvars	61%	75%
3 V	GULBIS Ainars	84%	80%
2	SARSUNS Normunds	86%	79%
1	AVOTINS Aivars	74%	70%
Team Total		76%	76%

Sheet E

NOR - Norway		Game	All
4 S	ULSRUD Thomas	81%	78%
3 V	NERGAARD Torger	81%	86%
2	LOEVOLD Thomas	65%	84%
1	PETERSSON Haavard Vad	89%	80%
A	SVAE Christoffer	-%	73%
Team Total		79%	81%

GER - Germany		Game	All
4 V	SCHULZE Felix	46%	74%
3 S	JAHN John	85%	81%
2	RICKMERS Peter	67%	70%
1	GOLDEMANN Sven	69%	72%
A	BARTSCH Christopher	-%	73%
Team Total		67%	75%



SESSION RESULTS AND STANDINGS

MON 5 DEC 2011 / LUN 5 DÉC 2011 START TIME / DÉBUT 8:00

Sheet	Round	Team	LSFE	1	2	3	4	5	6	7	8	9	10	Extra	Ends	Total
A	4	ITA - Italy		0	0	1	0	1	0	1	1	0	X			4
	4	SWE - Sweden	*	2	1	0	2	0	1	0	0	3	X			9
B	4	SUI - Switzerland	*	1	0	1	0	0	1	0	1	0	3			7
	4	LAT - Latvia		0	0	0	1	1	0	2	0	2	0			6
C	4	GER - Germany	*	0	0	2	1	1	1	0	1	0	1			7
	4	FRA - France		0	1	0	0	0	0	1	0	2	0			4
D	4	NOR - Norway		0	2	0	4	0	0	0	0	1	0			7
	4	SCO - Scotland	*	1	0	2	0	1	0	0	2	0	2			8
E	4	CZE - Czech Republic	*	0	1	0	1	0	1	0	0	1	1			5
	4	DEN - Denmark		0	0	0	0	2	0	3	1	0	0			6

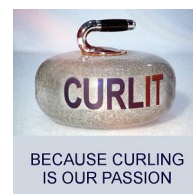
Standings After Round Robin Session 4

Rank	Team	Games	Wins	Losses
1	GER - Germany	4	4	0
2	DEN - Denmark	4	3	1
2	SCO - Scotland	4	3	1
2	SWE - Sweden	4	3	1
5	NOR - Norway	4	2	2
5	SUI - Switzerland	4	2	2
7	CZE - Czech Republic	4	1	3
7	FRA - France	4	1	3
7	LAT - Latvia	4	1	3
10	ITA - Italy	4	0	4

LEGEND

LSFE (*) Last stone first end

X Unplayed/unfinished end due to concession



PERCENTAGE SUMMARY

MON 5 DEC 2011 / LUN 5 DÉC 2011 START TIME / DÉBUT 8:00

Sheet A

ITA - Italy	Game	All
4 S RETORNAZ Joel	85 %	74 %
3 V ZANOTELLI Silvio	69 %	73 %
2 ZANOTELLI Davide	68 %	70 %
1 MARIANI Marco	89 %	81 %
A PASCALE Marco	- %	79 %
Team Total	78 %	75 %

SWE - Sweden	Game	All
4 S EDIN Niklas	65 %	79 %
3 V KRAUPP Sebastian	78 %	82 %
2 LINDBERG Fredrik	85 %	78 %
1 KJAELL Viktor	83 %	89 %
A ERIKSSON Oskar	- %	- %
Team Total	78 %	82 %

Sheet B

SUI - Switzerland	Game	All
4 S MICHEL Sven	75 %	77 %
3 V PAETZ Claudio	83 %	78 %
2 TROLLIET Sandro	89 %	76 %
1 GEMPELER Simon	95 %	83 %
A SCHWARZ Benoit	- %	- %
Team Total	85 %	78 %

LAT - Latvia	Game	All
4 S GULBIS Ritvars	81 %	79 %
3 V GULBIS Ainars	75 %	79 %
2 SARSUNS Normunds	83 %	77 %
1 AVOTINS Aivars	70 %	69 %
Team Total	77 %	76 %

Sheet C

GER - Germany	Game	All
4 V SCHULZE Felix	72 %	78 %
3 S JAHR John	85 %	81 %
2 BARTSCH Christopher	86 %	73 %
1 GOLDEMANN Sven	59 %	72 %
A RICKMERS Peter	- %	71 %
Team Total	76 %	76 %

FRA - France	Game	All
4 ANGIBOUST Tony	56 %	69 %
3 S DUFOUR Thomas	68 %	73 %
2 V ROUX Lionel	76 %	73 %
1 COULOT Wilfrid	80 %	74 %
A FRARIER Jeremy	- %	- %
Team Total	70 %	72 %

Sheet D

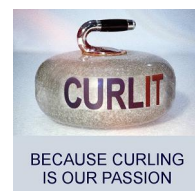

NOR - Norway	Game	All
4 S ULSRUD Thomas	82 %	77 %
3 V NERGAARD Torger	89 %	87 %
2 SVAE Christoffer	79 %	73 %
1 PETERSSON Haavard Vad	81 %	79 %
A LOEVOLD Thomas	- %	90 %
Team Total	83 %	81 %

SCO - Scotland	Game	All
4 S MURDOCH David	67 %	69 %
3 V MUIRHEAD Glen	86 %	76 %
2 PATERSON Ross	83 %	87 %
1 WOODS Richard	86 %	80 %
A EDWARDS David	- %	- %
Team Total	81 %	78 %

Sheet E

CZE - Czech Republic	Game	All
4 S SNITIL Jiri	75 %	74 %
3 V SNITIL Martin	74 %	76 %
2 KITZBERGER Jindrich	58 %	71 %
1 VYDRA Marek	76 %	77 %
A MOKRIS Samuel	- %	- %
Team Total	71 %	75 %

DEN - Denmark	Game	All
4 S STJERNE Rasmus	84 %	84 %
3 V FREDERIKSEN Johnny	88 %	87 %
2 POULSEN Mikkel	84 %	75 %
1 TROELS Harry	78 %	75 %
A VILANDT Lars	- %	- %
Team Total	83 %	80 %



SESSION RESULTS AND STANDINGS

SUN 4 DEC 2011 / DIM 4 DÉC 2011 START TIME / DÉBUT 16:00

Sheet	Round	Team	LSFE	1	2	3	4	5	6	7	8	9	10	Extra	Ends	Total
A	3	GER - Germany		0	0	2	0	3	1	1	0	0	3			10
	3	SCO - Scotland	*	1	1	0	1	0	0	0	2	1	0			6
B	3	ITA - Italy		0	0	1	0	2	0	0	0	1	X			4
	3	FRA - France	*	1	1	0	2	0	1	1	1	0	X			7
C	3	SWE - Sweden		2	0	3	0	1	0	2	X	X	X			8
	3	DEN - Denmark	*	0	1	0	1	0	1	0	X	X	X			3
D	3	LAT - Latvia		1	0	1	0	1	0	4	0	1	X			8
	3	CZE - Czech Republic	*	0	1	0	5	0	1	0	4	0	X			11
E	3	SUI - Switzerland	*	1	0	1	0	0	2	0	1	0	0			5
	3	NOR - Norway		0	2	0	1	0	0	1	0	3	2			9

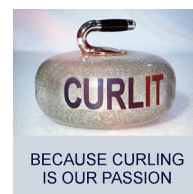
Standings After Round Robin Session 3

Rank	Team	Games	Wins	Losses
1	GER - Germany	3	3	0
2	DEN - Denmark	3	2	1
2	NOR - Norway	3	2	1
2	SCO - Scotland	3	2	1
2	SWE - Sweden	3	2	1
6	CZE - Czech Republic	3	1	2
6	FRA - France	3	1	2
6	LAT - Latvia	3	1	2
6	SUI - Switzerland	3	1	2
10	ITA - Italy	3	0	3

LEGEND

LSFE (*) Last stone first end

X Unplayed/unfinished end due to concession



PERCENTAGE SUMMARY

SUN 4 DEC 2011 / DIM 4 DÉC 2011 START TIME / DÉBUT 16:00

Sheet A

GER - Germany		Game	All
4 V	SCHULZE Felix	66 %	80 %
3 S	JAHN John	81 %	79 %
2	BARTSCH Christopher	73 %	66 %
1	RICKMERS Peter	71 %	71 %
A	GOLDEMANN Sven	- %	79 %
Team Total		73 %	76 %

SCO - Scotland		Game	All
4 S	MURDOCH David	63 %	70 %
3 V	MUIRHEAD Glen	79 %	73 %
2	PATERSON Ross	86 %	89 %
1	WOODS Richard	80 %	78 %
A	EDWARDS David	- %	- %
Team Total		77 %	77 %

Sheet B

ITA - Italy		Game	All
4 S	RETORNAZ Joel	67 %	71 %
3 V	ZANOTELLI Silvio	65 %	73 %
2	PASCALE Marco	79 %	79 %
1	MARIANI Marco	85 %	79 %
A	ZANOTELLI Davide	- %	70 %
Team Total		74 %	74 %

FRA - France		Game	All
4	ANGIBOUST Tony	86 %	74 %
3 S	DUFOUR Thomas	89 %	75 %
2 V	ROUX Lionel	81 %	72 %
1	COULOT Wilfrid	66 %	71 %
A	FRARIER Jeremy	- %	- %
Team Total		81 %	73 %

Sheet C

SWE - Sweden		Game	All
4 S	EDIN Niklas	93 %	84 %
3 V	KRAUPP Sebastian	80 %	83 %
2	LINDBERG Fredrik	80 %	76 %
1	KJAELL Viktor	98 %	91 %
A	ERIKSSON Oskar	- %	- %
Team Total		88 %	83 %

DEN - Denmark		Game	All
4 S	STJERNE Rasmus	73 %	84 %
3 V	FREDERIKSEN Johnny	86 %	86 %
2	POULSEN Mikkel	63 %	71 %
1	TROELS Harry	59 %	74 %
A	VILANDT Lars	- %	- %
Team Total		70 %	79 %

Sheet D

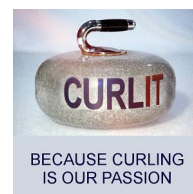
LAT - Latvia		Game	All
4 S	GULBIS Ritvars	71 %	78 %
3 V	GULBIS Ainars	69 %	80 %
2	SARSUNS Normunds	81 %	75 %
1	AVOTINS Aivars	73 %	69 %
Team Total		73 %	75 %

CZE - Czech Republic		Game	All
4 S	SNITIL Jiri	78 %	73 %
3 V	SNITIL Martin	79 %	77 %
2	KITZBERGER Jindrich	75 %	76 %
1	VYDRA Marek	71 %	77 %
A	MOKRIS Samuel	- %	- %
Team Total		76 %	76 %

Sheet E

SUI - Switzerland		Game	All
4 S	MICHEL Sven	75 %	78 %
3 V	PAETZ Claudio	75 %	77 %
2	TROLLIET Sandro	74 %	71 %
1	GEMPELER Simon	85 %	79 %
A	SCHWARZ Benoit	- %	- %
Team Total		77 %	76 %

NOR - Norway		Game	All
4 S	ULSRUD Thomas	71 %	75 %
3 V	NERGAARD Torger	89 %	86 %
2	LOEVOLD Thomas	83 %	90 %
1	PETERSSON Haavard Vad	75 %	78 %
A	SVAE Christoffer	- %	66 %
Team Total		79 %	80 %



SESSION RESULTS AND STANDINGS

SUN 4 DEC 2011 / DIM 4 DÉC 2011 START TIME / DÉBUT 8:00

Sheet	Round	Team	LSFE	1	2	3	4	5	6	7	8	9	10	Extra	Ends	Total
A	2	DEN - Denmark	*	0	0	2	0	1	0	1	0	3	X			7
	2	LAT - Latvia		0	0	0	1	0	1	0	1	0	X			3
B	2	NOR - Norway	*	2	1	0	0	0	1	0	0	2	X			6
	2	CZE - Czech Republic		0	0	0	1	0	0	2	0	0	X			3
C	2	SCO - Scotland	*	3	0	0	0	0	1	0	1	0	1			6
	2	SUI - Switzerland		0	2	1	0	0	0	1	0	1	0			5
D	2	GER - Germany	*	1	0	0	1	0	0	0	1	0	1	3		7
	2	ITA - Italy		0	0	1	0	1	1	0	0	1	0	0		4
E	2	SWE - Sweden	*	0	1	0	2	2	0	3	X	X	X			8
	2	FRA - France		0	0	1	0	0	1	0	X	X	X			2

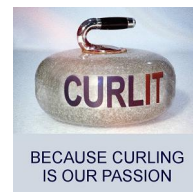
Standings After Round Robin Session 2

Rank	Team	Games	Wins	Losses
1	DEN - Denmark	2	2	0
1	GER - Germany	2	2	0
1	SCO - Scotland	2	2	0
4	LAT - Latvia	2	1	1
4	NOR - Norway	2	1	1
4	SUI - Switzerland	2	1	1
4	SWE - Sweden	2	1	1
8	CZE - Czech Republic	2	0	2
8	FRA - France	2	0	2
8	ITA - Italy	2	0	2

LEGEND

LSFE (*) Last stone first end

X Unplayed/unfinished end due to concession



PERCENTAGE SUMMARY

SUN 4 DEC 2011 / DIM 4 DÉC 2011 START TIME / DÉBUT 8:00

Sheet A

DEN - Denmark		Game	All
4 S	STJERNE Rasmus	92%	88%
3 V	FREDERIKSEN Johnny	96%	87%
2	POULSEN Mikkel	90%	74%
1	TROELS Harry	89%	80%
A	VILANDT Lars	-%	-%
Team Total		92%	82%

LAT - Latvia		Game	All
4 S	GULBIS Ritvars	86%	81%
3 V	GULBIS Ainars	90%	86%
2	SARSUNS Normunds	69%	71%
1	AVOTINS Aivars	74%	67%
Team Total		80%	76%

Sheet B

NOR - Norway		Game	All
4 S	ULSRUD Thomas	89%	78%
3 V	NERGAARD Torger	91%	85%
2	LOEVOLD Thomas	98%	98%
1	PETERSSON Haavard Vad	88%	79%
A	SVAE Christoffer	-%	66%
Team Total		92%	81%

CZE - Czech Republic		Game	All
4 S	SNITIL Jiri	72%	70%
3 V	SNITIL Martin	80%	76%
2	KITZBERGER Jindrich	85%	77%
1	VYDRA Marek	88%	81%
A	MOKRIS Samuel	-%	-%
Team Total		81%	76%

Sheet C

SCO - Scotland		Game	All
4 S	MURDOCH David	79%	74%
3 V	MUIRHEAD Glen	88%	70%
2	PATERSON Ross	91%	90%
1	WOODS Richard	75%	76%
A	EDWARDS David	-%	-%
Team Total		83%	78%

SUI - Switzerland		Game	All
4 S	MICHEL Sven	75%	79%
3 V	PAETZ Claudio	78%	78%
2	TROLLIET Sandro	69%	69%
1	GEMPELER Simon	75%	75%
A	SCHWARZ Benoit	-%	-%
Team Total		74%	75%

Sheet D


GER - Germany		Game	All
4 V	SCHULZE Felix	83%	86%
3 S	JAHN John	77%	79%
2	RICKMERS Peter	70%	70%
1	GOLDEMANN Sven	80%	79%
A	BARTSCH Christopher	-%	59%
Team Total		78%	77%

ITA - Italy		Game	All
4 S	RETORNAZ Joel	86%	73%
3 V	ZANOTELLI Silvio	86%	77%
2	ZANOTELLI Davide	76%	70%
1	MARIANI Marco	77%	76%
A	PASCALE Marco	-%	-%
Team Total		82%	74%

Sheet E

SWE - Sweden		Game	All
4 S	EDIN Niklas	93%	81%
3 V	KRAUPP Sebastian	84%	85%
2	LINDBERG Fredrik	54%	74%
1	KJAELL Viktor	91%	88%
A	ERIKSSON Oskar	-%	-%
Team Total		80%	82%

FRA - France		Game	All
4	ANGIBOUST Tony	70%	68%
3 S	DUFOUR Thomas	73%	66%
2 V	ROUX Lionel	61%	66%
1	COULOT Wilfrid	75%	75%
A	FRARIER Jeremy	-%	-%
Team Total		70%	69%



SESSION RESULTS AND STANDINGS

SAT 3 DEC 2011 / SAM 3 DÉC 2011 START TIME / DÉBUT 16:30

Sheet	Round	Team	LSFE	1	2	3	4	5	6	7	8	9	10	Extra	Ends	Total
A	1	SUI - Switzerland	*	0	3	0	2	0	2	0	0	X	X			7
	1	CZE - Czech Republic		0	0	1	0	1	0	0	1	X	X			3
B	1	SWE - Sweden	*	0	1	1	0	1	0	0	0	2	0			5
	1	GER - Germany		1	0	0	1	0	1	1	1	0	2			7
C	1	LAT - Latvia	*	2	1	0	1	2	1	0	0	1	X			8
	1	NOR - Norway		0	0	2	0	0	0	2	1	0	X			5
D	1	FRA - France		1	0	1	0	1	0	0	0	X	X			3
	1	DEN - Denmark	*	0	1	0	1	0	4	1	4	X	X			11
E	1	ITA - Italy		0	2	0	0	0	0	0	1	1	1			5
	1	SCO - Scotland	*	1	0	0	1	2	1	1	1	0	0			6


Standings After Round Robin Session 1

Rank	Team	Games	Wins	Losses
1	DEN - Denmark	1	1	0
1	GER - Germany	1	1	0
1	LAT - Latvia	1	1	0
1	SCO - Scotland	1	1	0
1	SUI - Switzerland	1	1	0
6	CZE - Czech Republic	1	0	1
6	FRA - France	1	0	1
6	ITA - Italy	1	0	1
6	NOR - Norway	1	0	1
6	SWE - Sweden	1	0	1

LEGEND

LSFE (*) Last stone first end

X Unplayed/unfinished end due to concession



PERCENTAGE SUMMARY

SAT 3 DEC 2011 / SAM 3 DÉC 2011 START TIME / DÉBUT 16:30

Sheet A

SUI - Switzerland		Game	All
4 S	MICHEL Sven	85 %	85 %
3 V	PAETZ Claudio	78 %	78 %
2	TROLLIET Sandro	70 %	70 %
1	GEMPELER Simon	75 %	75 %
A	SCHWARZ Benoit	- %	- %
Team Total		77 %	77 %

CZE - Czech Republic		Game	All
4 S	SNITIL Jiri	68 %	68 %
3 V	SNITIL Martin	72 %	72 %
2	KITZBERGER Jindrich	67 %	67 %
1	VYDRA Marek	72 %	72 %
A	MOKRIS Samuel	- %	- %
Team Total		70 %	70 %

Sheet B

SWE - Sweden		Game	All
4 S	EDIN Niklas	73 %	73 %
3 V	KRAUPP Sebastian	85 %	85 %
2	LINDBERG Fredrik	88 %	88 %
1	KJAELL Viktor	85 %	85 %
A	ERIKSSON Oskar	- %	- %
Team Total		83 %	83 %

GER - Germany		Game	All
4 V	SCHULZE Felix	90 %	90 %
3 S	JAHN John	80 %	80 %
2	BARTSCH Christopher	59 %	59 %
1	GOLDEMANN Sven	78 %	78 %
A	RICKMERS Peter	- %	- %
Team Total		77 %	77 %

Sheet C

LAT - Latvia		Game	All
4 S	GULBIS Ritvars	76 %	76 %
3 V	GULBIS Ainars	81 %	81 %
2	SARSUNS Normunds	73 %	73 %
1	AVOTINS Aivars	61 %	61 %
Team Total		73 %	73 %

NOR - Norway		Game	All
4 S	ULSRUD Thomas	65 %	65 %
3 V	NERGAARD Torger	78 %	78 %
2	SVAE Christoffer	66 %	66 %
1	PETERSSON Haavard Vad	70 %	70 %
A	LOEVOLD Thomas	- %	- %
Team Total		70 %	70 %

Sheet D


FRA - France		Game	All
4	ANGIBOUST Tony	66 %	66 %
3 S	DUFOUR Thomas	59 %	59 %
2 V	ROUX Lionel	70 %	70 %
1	COULOT Wilfrid	75 %	75 %
A	FRARIER Jeremy	- %	- %
Team Total		68 %	68 %

DEN - Denmark		Game	All
4 S	STJERNE Rasmus	84 %	84 %
3 V	FREDERIKSEN Johnny	77 %	77 %
2	POULSEN Mikkel	56 %	56 %
1	TROELS Harry	70 %	70 %
A	VILANDT Lars	- %	- %
Team Total		72 %	72 %

Sheet E

ITA - Italy		Game	All
4 S	RETORNAZ Joel	58 %	58 %
3 V	ZANOTELLI Silvio	68 %	68 %
2	ZANOTELLI Davide	64 %	64 %
1	MARIANI Marco	75 %	75 %
A	PASCALE Marco	- %	- %
Team Total		66 %	66 %


SCO - Scotland		Game	All
4 S	MURDOCH David	69 %	69 %
3 V	MUIRHEAD Glen	53 %	53 %
2	PATERSON Ross	89 %	89 %
1	WOODS Richard	78 %	78 %
A	EDWARDS David	- %	- %
Team Total		72 %	72 %



COMPETITION OFFICIALS

As of SAT 10 DEC 2011 / En date du SAM 10 DÉC 2011

Function	Name	Country
Chief Umpire	STANFIELD Alan	SCO
Deputy Chief Umpire	BARROWMAN Glenda	ENG
Game Umpire	ADDISON Ian	SCO
	BASLER Roland	SUI
	SHAW Christine	SCO
	HENZLOVA Barbora	CZE
Chief Ice Technician	WUTHRICH Hans	CAN
Assistant Ice Technician	MONTFORDS Eric	CAN
Chief Timing Supervisor	FORRESTER Harold	SCO
Assistant Timing Supervisor	KULBATSKIY Kirill	RUS



ENTRY LIST BY NOC

As of FRI 2 DEC 2011 / En date du VEN 2 DÉC 2011

CZE - Czech Republic		
4 S	SNITIL Jiri	R
3 V	SNITIL Martin	R
2	KITZBERGER Jindrich	R
1	VYDRA Marek	R
A	MOKRIS Samuel	R
C	ROBICHAUD Ellery	

DEN - Denmark		
4 S	STJERNE Rasmus	R
3 V	FREDERIKSEN Johnny	R
2	POULSEN Mikkel	R
1	TROELS Harry	R
A	VILANDT Lars	R
C	DRYBURGH James	

FRA - France		
4	ANGIBOUST Tony	R
3 S	DUFOUR Thomas	R
2 V	ROUX Lionel	R
1	COULOT Wilfrid	R
A	FRARIER Jeremy	R
C	SCHROEDER Bjoern	

GER - Germany		
4 V	SCHULZE Felix	R
3 S	JAHN John	R
2	BARTSCH Christopher	R
1	GOLDEMANN Sven	R
A	RICKMERS Peter	R
C	BEISER Martin	

ITA - Italy		
4 S	RETORNAZ Joel	R
3 V	ZANOTELLI Silvio	R
2	ZANOTELLI Davide	R
1	MARIANI Marco	R
A	PASCALE Marco	R
C	RAFAEL Daniel	

LAT - Latvia		
4 S	GULBIS Ritvars	R
3 V	GULBIS Ainars	R
2	SARSUNS Normunds	R
1	AVOTINS Aivars	R
C	STASA-SARSUNE Iveta	

NOR - Norway		
4 S	ULSRUD Thomas	R
3 V	NERGAARD Torger	R
2	SVAE Christoffer	R
1	PETERSSON Haavard Vad	R
A	LOEVOLD Thomas	R
C	INGVALDSEN Ole	

SCO - Scotland		
4 S	MURDOCH David	R
3 V	MUIRHEAD Glen	R
2	PATERSON Ross	R
1	WOODS Richard	R
A	EDWARDS David	R
C	RAMSAY David	

SUI - Switzerland		
4 S	MICHEL Sven	R
3 V	PAETZ Claudio	R
2	TROLLIET Sandro	R
1	GEMPELER Simon	R
A	SCHWARZ Benoit	R
C	SCHWALLER Andreas	

SWE - Sweden		
4 S	EDIN Niklas	R
3 V	KRAUPP Sebastian	R
2	LINDBERG Fredrik	R
1	KJAELL Viktor	R
A	ERIKSSON Oskar	L
C	HASSELBORG Marcus	

NOTES
Team position and functions are attached to each team member's name as follows:
4 = Fourth, 3 = Third, 2 = Second, 1 = Lead, A = Alternate, S = Skip, V = Vice-Skip, C = Coach

LEGEND
L Left handed R Right handed