

Medallists

Médaillé(e)s

As of SAT 30 NOV 2013

| Medal | Country | Name |
|--------|-------------------|--|
| GOLD | SWE - Sweden | PRYTZ Maria BERTRUP Christina WENNERSTROEM Maria SIGFRIDSSON Margaretha KNOCHENHAUER Agnes HALLSTROEM Fredrik |
| SILVER | SCO - Scotland | MUIRHEAD Eve SLOAN Anna ADAMS Vicki HAMILTON Claire GRAY Lauren HAY David |
| BRONZE | SUI - Switzerland | OTT Mirjam SCHAEFER Carmen KUENG Carmen GREINER Janine PAETZ Alina TRALNBERG Ken |

Final Standings

Classement final

| | Team | Players | Position - Function |
|--------|----------------------|------------------------|---------------------|
| Gold | SWE - Sweden | PRYZT Maria | 4 V |
| | | BERTRUP Christina | 3 |
| | | WENNERSTROEM Maria | 2 |
| | | SIGFRIDSSON Margaretha | 1 S |
| | | KNOCHENHAUER Agnes | A |
| Silver | SCO - Scotland | MUIRHEAD Eve | 4 S |
| | | SLOAN Anna | 3 V |
| | | ADAMS Vicki | 2 |
| | | HAMILTON Claire | 1 |
| | | GRAY Lauren | A |
| Bronze | SUI - Switzerland | OTT Mirjam | 4 S |
| | | SCHAEFER Carmen | 3 V |
| | | KUENG Carmen | 2 |
| | | GREINER Janine | 1 |
| | | PAETZ Alina | A |
| 4 | DEN - Denmark | NIELSEN Lene | 4 S |
| | | SIMONSEN Helle | 3 |
| | | ELLEGAARD Jeanne | 2 V |
| | | POULSEN Maria | 1 |
| | | de NEERGAARD Mette | A |
| 5 | RUS - Russia | SIDOROVA Anna | 4 S |
| | | FOMINA Margarita | 3 V |
| | | SAITOVA Alexandra | 2 |
| | | GALKINA Ekaterina | 1 |
| | | EZEKH Nkeiruka | A |
| 6 | CZE - Czech Republic | KUBESKOVA Anna | 4 S |
| | | PLISKOVA Tereza | 3 V |
| | | STRNADOVA Martina | 2 |
| | | SVATONOVA Klara | 1 |
| | | HERDOVA Veronika | A |
| 7 | LAT - Latvia | REGZA Evita | 4 S |
| | | REGZA Dace | 3 V |
| | | BERZINA Ieva | 2 |
| | | LITAUNIECE Zaklina | 1 |
| | | LINDE Iluta | A |
| 8 | GER - Germany | SCHOEPP Andrea | 4 S |
| | | LEHMANN Imogen Oona | 3 V |
| | | SCHOLZ Corinna | 2 |
| | | HEISS Stella | A |
| | | MUSKATEWITZ Nicole | 1 |
| 9 | NOR - Norway | ROERVIK Marianne | 4 S |
| | | SKAARSMOEN Anneline | 3 V |
| | | HOLTH Camilla | 2 |
| | | MOLNAR Julie Kjaer | 1 |
| | | TRULSEN Pia | A |
| 10 | ITA - Italy | ZAPPONE Veronica | 4 S |
| | | LEVETTI Sara | 3 V |
| | | PATONO Elisa | 2 |
| | | LOSANO Arianna | 1 |
| | | BRONSINO Martina | A |

NOTE

Team position and functions are attached to each team member's name as follows:

4 = Fourth, **3** = Third, **2** = Second, **1** = Lead, **A** = Alternate, **S** = Skip, **V** = Vice-Skip, **C** = Coach

Competition Summary

Résumé de la compétition

As of SAT 30 NOV 2013

| Session | Date | Time | Sheet A | Sheet B | Sheet C | Sheet D | Sheet E |
|---------------|--------|-------|------------------|------------------|------------------|------------------|------------------|
| Session 1 | 23 Nov | 14:30 | SCO - RUS 11 : 5 | NOR - ITA 12 : 4 | SUI - DEN 8 : 5 | SWE - CZE 10 : 3 | LAT - GER 6 : 5 |
| Session 2 | 24 Nov | 08:00 | ITA - SWE 5 : 8 | RUS - CZE 6 : 10 | LAT - SCO 5 : 12 | GER - DEN 5 : 9 | NOR - SUI 2 : 7 |
| Session 3 | 24 Nov | 16:00 | DEN - NOR 9 : 2 | SCO - GER 7 : 6 | RUS - SWE 9 : 4 | SUI - LAT 9 : 7 | ITA - CZE 9 : 2 |
| Session 4 | 25 Nov | 09:00 | CZE - LAT 11 : 1 | SUI - SWE 7 : 3 | GER - ITA 14 : 2 | DEN - SCO 1 : 10 | RUS - NOR 12 : 3 |
| Session 5 | 25 Nov | 19:00 | SUI - ITA 10 : 1 | LAT - RUS 2 : 10 | SCO - CZE 10 : 9 | NOR - GER 5 : 8 | SWE - DEN 6 : 4 |
| Session 6 | 26 Nov | 12:00 | LAT - DEN 6 : 8 | ITA - SCO 2 : 12 | SWE - NOR 13 : 6 | CZE - SUI 3 : 9 | GER - RUS 2 : 8 |
| Session 7 | 26 Nov | 20:00 | NOR - CZE 7 : 8 | GER - SUI 2 : 8 | DEN - RUS 6 : 5 | LAT - ITA 11 : 5 | SCO - SWE 6 : 5 |
| Session 8 | 27 Nov | 14:00 | RUS - SUI 6 : 4 | SWE - LAT 8 : 1 | CZE - GER 7 : 4 | SCO - NOR 10 : 1 | DEN - ITA 7 : 2 |
| Session 9 | 28 Nov | 08:00 | SWE - GER 7 : 5 | CZE - DEN 5 : 10 | NOR - LAT 6 : 9 | ITA - RUS 5 : 11 | SUI - SCO 3 : 13 |
| Tie-breaker 1 | 28 Nov | 15:00 | RUS - DEN 3 : 7 | | | | |
| Page | 29 Nov | 13:00 | SUI - SCO 3 : 10 | | | SWE - DEN 10 : 2 | |
| Semifinal | 29 Nov | 20:00 | | SWE - SUI 7 : 6 | | | |
| Finals | 30 Nov | 10:00 | | | SUI - DEN 6 : 4 | SWE - SCO 10 : 5 | |

Standings after Round Robin

| Rank | Team | Games | Wins | Losses | Notes |
|------|----------------------|-------|------|--------|--------------------|
| 1 | SCO - Scotland | 9 | 9 | 0 | Q |
| 2 | SUI - Switzerland | 9 | 7 | 2 | Q |
| 3 | SWE - Sweden | 9 | 6 | 3 | Q w1 DSC 26.31 cm |
| 4 | RUS - Russia | 9 | 6 | 3 | TB w1 DSC 43.94 cm |
| 4 | DEN - Denmark | 9 | 6 | 3 | TB w1 DSC 46.10 cm |
| 6 | CZE - Czech Republic | 9 | 4 | 5 | |
| 7 | LAT - Latvia | 9 | 3 | 6 | |
| 8 | GER - Germany | 9 | 2 | 7 | CH |
| 9 | NOR - Norway | 9 | 1 | 8 | >B w1 |
| 10 | ITA - Italy | 9 | 1 | 8 | >B w0 |

Championship Bracket

| Play-offs | Semifinal | Finals | Final Standings |
|-----------|-----------|--------|--------------------------|
| 1 SCO 10 | | SCO 5 | Gold SWE - Sweden |
| 2 SUI 3 | | SWE 10 | Silver SCO - Scotland |
| | SUI 6 | | Bronze SUI - Switzerland |
| | SWE 7 | | 4 DEN - Denmark |
| 3 SWE 10 | | SUI 6 | 5 RUS - Russia |
| 4 DEN 2 | | DEN 4 | 6 CZE - Czech Republic |
| | | | 7 LAT - Latvia |
| | | | 8 GER - Germany |
| | | | 9 NOR - Norway |
| | | | 10 ITA - Italy |

LEGEND

DSC Draw Shot Challenge

Q Qualified for the play-offs

TB Involved in the tie-breaker

wx Number of wins (x) against tied teams

Session Results and Standings

Résultats de la session et classement

| Sheet | Game | Team | LSFE | 1 | 2 | 3 | 4 | 5 | 6 | 7 | 8 | 9 | 10 | Extra Ends | Total |
|----------|------|-------------------|------|---|---|---|---|---|---|---|---|---|----|------------|-------|
| D | 12 | SWE - Sweden | | 1 | 0 | 3 | 0 | 0 | 0 | 2 | 0 | 1 | 3 | | 10 |
| | 11 | SCO - Scotland | * | 0 | 1 | 0 | 0 | 2 | 1 | 0 | 1 | 0 | 0 | | 5 |
| C | 12 | SUI - Switzerland | * | 0 | 2 | 0 | 0 | 2 | 1 | 0 | 0 | 1 | X | | 6 |
| | 12 | DEN - Denmark | | 1 | 0 | 0 | 1 | 0 | 0 | 2 | 0 | 0 | X | | 4 |

Championship Bracket

| Play-offs | Semifinal | Finals | Final Standings |
|-----------|-----------|--------|-----------------|
| 1 SCO 10 | | SCO 5 | Gold SWE |
| 2 SUI 3 | SUI 6 | SWE 10 | Silver SCO |
| 3 SWE 10 | SWE 7 | SUI 6 | Bronze SUI |
| 4 DEN 2 | | DEN 4 | 4 DEN |
| | | | 5 RUS |
| | | | 6 CZE |
| | | | 7 LAT |
| | | | 8 GER |
| | | | 9 NOR |
| | | | 10 ITA |

LEGEND

LSFE (*) Last stone first end

X Unplayed/unfinished end due to concession

Game Results

Résultats de la partie

| Sheet | Game | Team | LSFE | 1 | 2 | 3 | 4 | 5 | 6 | 7 | 8 | 9 | 10 | Extra Ends | Total |
|-------|------|----------------|------|---|---|---|---|---|---|---|---|---|----|------------|-------|
| D | 12 | SWE - Sweden | | 1 | 0 | 3 | 0 | 0 | 0 | 2 | 0 | 1 | 3 | | 10 |
| | 11 | SCO - Scotland | * | 0 | 1 | 0 | 0 | 2 | 1 | 0 | 1 | 0 | 0 | | 5 |

| SWE - Sweden | | Game | All |
|--------------|------------------------|------|------|
| 4 V | PRYTZ Maria | 74 % | 78 % |
| 3 | BERTRUP Christina | 79 % | 78 % |
| 2 | WENNERSTROEM Maria | 75 % | 74 % |
| 1 S | SIGFRIDSSON Margaretha | 88 % | 85 % |
| A | KNOCHENHAUER Agnes | - % | - % |
| Team Total | | 79 % | 79 % |

| SCO - Scotland | | Game | All |
|----------------|-----------------|------|------|
| 4 S | MUIRHEAD Eve | 69 % | 81 % |
| 3 V | SLOAN Anna | 75 % | 79 % |
| 2 | ADAMS Vicki | 75 % | 82 % |
| 1 | HAMILTON Claire | 81 % | 83 % |
| A | GRAY Lauren | - % | - % |
| Team Total | | 75 % | 81 % |

Time remaining: 0 minutes 57 seconds

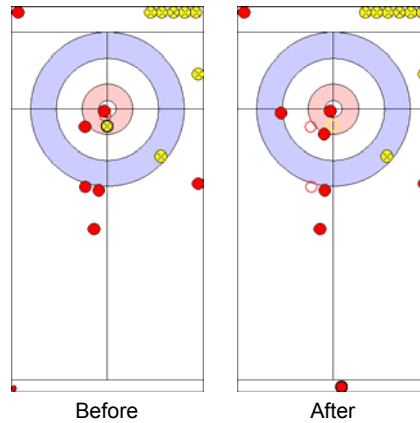
Time-out: end 9 - SWE stone 8

Time remaining: 0 minutes 1 second

Time-out: end 7 - SCO stone 8

Most Important Shot:

Swedish Fourth PRYTZ M made an excellent Promotion Takeout on the Scottish stone which gave the Swedish team three points and an early lead in the game.



End: 3
Team: SWE - Sweden
Player: PRYTZ M
Stone: Fourth, 2nd stone
Task: Promotion Takeout
Handle: In-turn
Points: 100%

● SWE
● SCO

NOTE

Team position and functions are attached to each team member's name as follows:
4 = Fourth, 3 = Third, 2 = Second, 1 = Lead, A = Alternate, S = Skip, V = Vice-Skip

LEGEND

LSFE (*) Last stone first end

Game Results

Résultats de la partie

| Sheet | Game | Team | LSFE | 1 | 2 | 3 | 4 | 5 | 6 | 7 | 8 | 9 | 10 | Extra Ends | Total |
|-------|------|-------------------|------|---|---|---|---|---|---|---|---|---|----|------------|-------|
| C | 12 | SUI - Switzerland | * | 0 | 2 | 0 | 0 | 2 | 1 | 0 | 0 | 1 | X | | 6 |
| | 12 | DEN - Denmark | | 1 | 0 | 0 | 1 | 0 | 0 | 2 | 0 | 0 | X | | 4 |

| SUI - Switzerland | | | Game | All |
|-------------------|-----------------|--|------|------|
| 4 S | OTT Mirjam | | 81 % | 76 % |
| 3 V | SCHAEFER Carmen | | 88 % | 78 % |
| 2 | PAETZ Alina | | 86 % | 77 % |
| 1 | GREINER Janine | | 86 % | 87 % |
| A | KUENG Carmen | | - % | 79 % |
| Team Total | | | 85 % | 80 % |

| DEN - Denmark | | | Game | All |
|---------------|--------------------|--|------|------|
| 4 S | NIELSEN Lene | | 80 % | 74 % |
| 3 | SIMONSEN Helle | | 73 % | 73 % |
| 2 V | ELLEGAARD Jeanne | | 73 % | 78 % |
| 1 | POULSEN Maria | | 85 % | 81 % |
| A | de NEERGAARD Mette | | - % | 83 % |
| Team Total | | | 78 % | 77 % |

Time remaining: 6 minutes 10 seconds

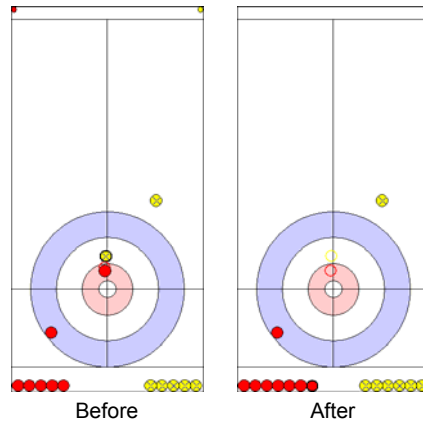
Time-out: end 6 - SUI stone 7

Time remaining: 1 minute 50 seconds

Time-out: end 9 - DEN stone 7

Most Important Shot:

Swiss Skip OTT M needed to clear the Danish stone to secure the win. She succeeded and Switzerland won the Bronze medal



End: 10
Team: SUI - Switzerland
Player: OTT M
Stone: Fourth, 2nd stone
Task: Clearing
Handle: Out-turn
Points: 100%

● SUI
● DEN

NOTE

Team position and functions are attached to each team member's name as follows:
4 = Fourth, 3 = Third, 2 = Second, 1 = Lead, A = Alternate, S = Skip, V = Vice-Skip

LEGEND

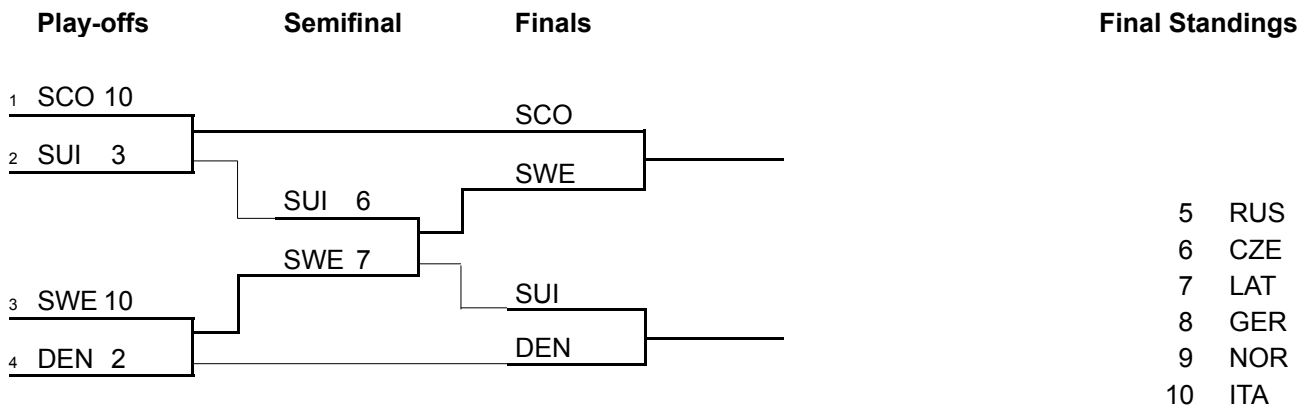
LSFE (*) Last stone first end X Unplayed/unfinished end due to concession

Session Results and Standings

Résultats de la session et classement

| Sheet | Game | Team | LSFE | 1 | 2 | 3 | 4 | 5 | 6 | 7 | 8 | 9 | 10 | Extra Ends | Total |
|----------|------|-------------------|------|---|---|---|---|---|---|---|---|---|----|------------|-------|
| B | 11 | SWE - Sweden | | 0 | 0 | 2 | 1 | 0 | 1 | 0 | 3 | 0 | 0 | | 7 |
| | 11 | SUI - Switzerland | * | 1 | 0 | 0 | 0 | 1 | 0 | 2 | 0 | 1 | 1 | | 6 |

Championship Bracket



LEGEND
LSFE (*) Last stone first end

Game Results

Résultats de la partie

| Sheet | Game | Team | LSFE | 1 | 2 | 3 | 4 | 5 | 6 | 7 | 8 | 9 | 10 | Extra Ends | Total |
|-------|------|-------------------|------|---|---|---|---|---|---|---|---|---|----|------------|-------|
| B | 11 | SWE - Sweden | | 0 | 0 | 2 | 1 | 0 | 1 | 0 | 3 | 0 | 0 | | 7 |
| | 11 | SUI - Switzerland | * | 1 | 0 | 0 | 0 | 1 | 0 | 2 | 0 | 1 | 1 | | 6 |

| SWE - Sweden | | Game | All |
|--------------|------------------------|------|------|
| 4 V | PRYZT Maria | 85 % | 79 % |
| 3 | BERTRUP Christina | 79 % | 78 % |
| 2 | WENNERSTROEM Maria | 76 % | 74 % |
| 1 S | SIGFRIDSSON Margaretha | 90 % | 84 % |
| A | KNOCHENHAUER Agnes | - % | - % |
| Team Total | | 83 % | 79 % |

Time remaining: 5 minutes 1 second

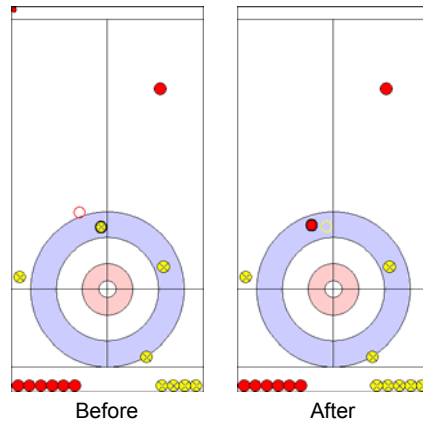
| SUI - Switzerland | | Game | All |
|-------------------|-----------------|------|------|
| 4 S | OTT Mirjam | 79 % | 75 % |
| 3 V | SCHAEFER Carmen | 78 % | 77 % |
| 2 | KUENG Carmen | 78 % | 79 % |
| 1 | GREINER Janine | 91 % | 87 % |
| A | PAETZ Alina | - % | 73 % |
| Team Total | | 81 % | 79 % |

Time remaining: 1 minute 28 seconds

Time-out: end 9 - SUI stone 8

Most Important Shot:

Team Sweden and PRYZT Maria had to hit and stay on a Swiss stone on the eight foot so the Swiss team only scored 1 point. Sweden succeeded and won the game.



End: 10
Team: SWE - Sweden
Player: PRYZT M
Stone: Fourth, 2nd stone
Task: Takeout
Handle: Out-turn
Points: 100%

● SWE
● SUI

NOTE

Team position and functions are attached to each team member's name as follows:
4 = Fourth, 3 = Third, 2 = Second, 1 = Lead, A = Alternate, S = Skip, V = Vice-Skip

LEGEND

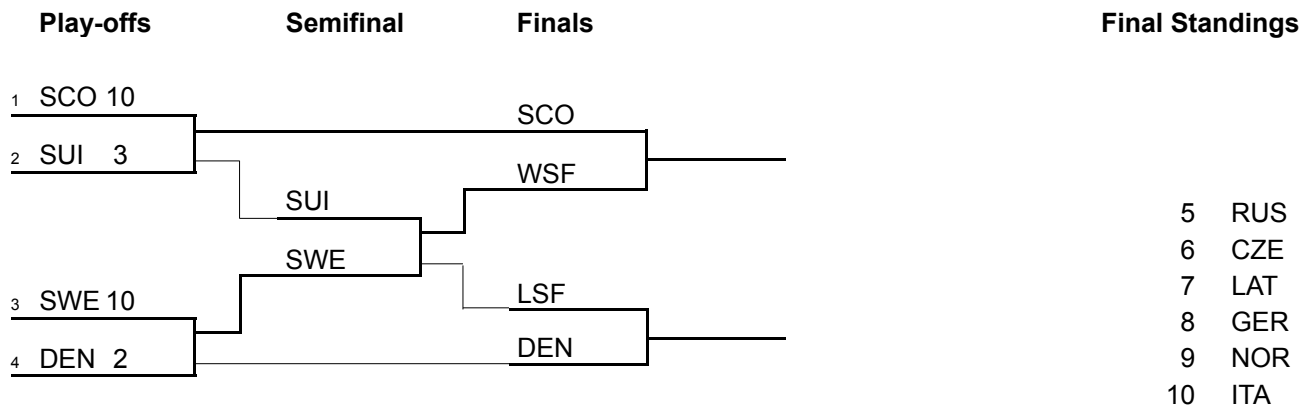
LSFE (*) Last stone first end

Session Results and Standings

Résultats de la session et classement

| Sheet | Game | Team | LSFE | 1 | 2 | 3 | 4 | 5 | 6 | 7 | 8 | 9 | 10 | Extra Ends | Total |
|-------|------|-------------------|------|---|---|---|---|---|---|---|---|---|----|------------|-------|
| A | 10 | SUI - Switzerland | | 0 | 1 | 0 | 0 | 0 | 1 | 0 | 1 | X | X | | 3 |
| | 10 | SCO - Scotland | * | 1 | 0 | 0 | 2 | 3 | 0 | 4 | 0 | X | X | | 10 |
| D | 10 | SWE - Sweden | * | 0 | 2 | 0 | 0 | 3 | 2 | 0 | 3 | X | X | | 10 |
| | 11 | DEN - Denmark | | 0 | 0 | 0 | 1 | 0 | 0 | 1 | 0 | X | X | | 2 |

Championship Bracket



LEGEND

LSF Loser of semifinal

LSFE (*) Last stone first end

WSF Winner of semifinal

X Unplayed/unfinished end due to concession

Game Results

Résultats de la partie

| Sheet | Game | Team | LSFE | 1 | 2 | 3 | 4 | 5 | 6 | 7 | 8 | 9 | 10 | Extra Ends | Total |
|-------|------|-------------------|------|---|---|---|---|---|---|---|---|---|----|------------|-------|
| A | 10 | SUI - Switzerland | | 0 | 1 | 0 | 0 | 0 | 1 | 0 | 1 | X | X | | 3 |
| | 10 | SCO - Scotland | * | 1 | 0 | 0 | 2 | 3 | 0 | 4 | 0 | X | X | | 10 |

| SUI - Switzerland | | | Game | All |
|-------------------|-----------------|--|------|------|
| 4 S | OTT Mirjam | | 75 % | 75 % |
| 3 V | SCHAEFER Carmen | | 73 % | 77 % |
| 2 | KUENG Carmen | | 69 % | 79 % |
| 1 | GREINER Janine | | 86 % | 86 % |
| A | PAETZ Alina | | - % | 73 % |
| Team Total | | | 76 % | 79 % |

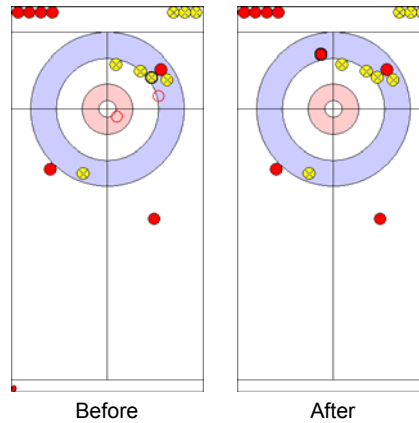
Time remaining: 19 minutes 10 seconds

| SCO - Scotland | | | Game | All |
|----------------|-----------------|--|------|------|
| 4 S | MUIRHEAD Eve | | 93 % | 83 % |
| 3 V | SLOAN Anna | | 69 % | 80 % |
| 2 | ADAMS Vicki | | 77 % | 82 % |
| 1 | HAMILTON Claire | | 91 % | 84 % |
| A | GRAY Lauren | | - % | - % |
| Team Total | | | 82 % | 82 % |

Time remaining: 21 minutes 11 seconds

Most Important Shot:

The Swiss Skip OTT M was a little bit heavy on her last stone and the Scottish Team stole three points.



End: 5
Team: SUI - Switzerland
Player: OTT M
Stone: Fourth, 2nd stone
Task: Draw
Handle: Out-turn
Points: 0%

● SUI
● SCO

NOTE

Team position and functions are attached to each team member's name as follows:
4 = Fourth, 3 = Third, 2 = Second, 1 = Lead, A = Alternate, S = Skip, V = Vice-Skip

LEGEND

LSFE (*) Last stone first end X Unplayed/unfinished end due to concession

Game Results

Résultats de la partie

| Sheet | Game | Team | LSFE | 1 | 2 | 3 | 4 | 5 | 6 | 7 | 8 | 9 | 10 | Extra Ends | Total |
|-------|------|---------------|------|---|---|---|---|---|---|---|---|---|----|------------|-------|
| D | 10 | SWE - Sweden | * | 0 | 2 | 0 | 0 | 3 | 2 | 0 | 3 | X | X | | 10 |
| | 11 | DEN - Denmark | | 0 | 0 | 0 | 1 | 0 | 0 | 1 | 0 | X | X | | 2 |

| SWE - Sweden | | Game | All |
|--------------|------------------------|------|------|
| 4 V | PRYTZ Maria | 95 % | 78 % |
| 3 | BERTRUP Christina | 77 % | 78 % |
| 2 | WENNERSTROEM Maria | 70 % | 74 % |
| 1 S | SIGFRIDSSON Margaretha | 86 % | 84 % |
| A | KNOCHENHAUER Agnes | - % | - % |
| Team Total | | 82 % | 78 % |

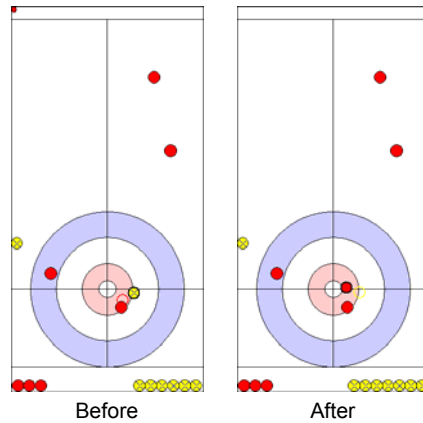
| DEN - Denmark | | Game | All |
|---------------|--------------------|------|------|
| 4 S | NIELSEN Lene | 69 % | 74 % |
| 3 | SIMONSEN Helle | 84 % | 73 % |
| 2 V | ELLEGAARD Jeanne | 88 % | 79 % |
| 1 | POULSEN Maria | 80 % | 81 % |
| A | de NEERGAARD Mette | - % | 83 % |
| Team Total | | 80 % | 77 % |

Time remaining: 21 minutes 16 seconds

Time remaining: 15 minutes 1 second

Most Important Shot:

Swedish Fourth PRYTZ M had a Takeout for three points. With controlled sweeping the stone went perfect and they won the game.



End: 8
Team: SWE - Sweden
Player: PRYTZ M
Stone: Fourth, 2nd stone
Task: Takeout
Handle: Out-turn
Points: 100%

● SWE
● DEN

NOTE

Team position and functions are attached to each team member's name as follows:
4 = Fourth, 3 = Third, 2 = Second, 1 = Lead, A = Alternate, S = Skip, V = Vice-Skip

LEGEND

LSFE (*) Last stone first end X Unplayed/unfinished end due to concession

Session Results and Standings

Résultats de la session et classement

| Sheet | Game | Team | LSFE | 1 | 2 | 3 | 4 | 5 | 6 | 7 | 8 | 9 | 10 | Extra Ends | Total |
|-------|------|---------------|------|---|---|---|---|---|---|---|---|---|----|------------|-------|
| A | 10 | RUS - Russia | | 0 | 2 | 0 | 0 | 0 | 0 | 0 | 1 | 0 | X | | 3 |
| | 10 | DEN - Denmark | * | 1 | 0 | 1 | 1 | 0 | 1 | 1 | 0 | 2 | X | | 7 |

Standings after Tie-breaker Session 1

| Rank | Team | Games | Wins | Losses | TB W-L |
|------|----------------------|-------|------|--------|---------|
| 1 | SCO - Scotland | 9 | 9 | 0 | Q |
| 2 | SUI - Switzerland | 9 | 7 | 2 | Q |
| 3 | SWE - Sweden | 9 | 6 | 3 | Q |
| 4 | DEN - Denmark | 9 | 6 | 3 | 1 - 0 Q |
| 5 | RUS - Russia | 9 | 6 | 3 | 0 - 1 |
| 6 | CZE - Czech Republic | 9 | 4 | 5 | |
| 7 | LAT - Latvia | 9 | 3 | 6 | |
| 8 | GER - Germany | 9 | 2 | 7 | CH |
| 9 | NOR - Norway | 9 | 1 | 8 | >B w1 |
| 10 | ITA - Italy | 9 | 1 | 8 | >B w0 |

LEGEND

LSFE (*) Last stone first end

wx Number of wins (x) against tied teams

Q Qualified for the play-offs

X Unplayed/unfinished end due to concession

TB W-L Tie-breaker Wins-Losses

Game Results

Résultats de la partie

| Sheet | Game | Team | LSFE | 1 | 2 | 3 | 4 | 5 | 6 | 7 | 8 | 9 | 10 | Extra Ends | Total |
|-------|------|---------------|------|---|---|---|---|---|---|---|---|---|----|------------|-------|
| A | 10 | RUS - Russia | | 0 | 2 | 0 | 0 | 0 | 0 | 0 | 1 | 0 | X | | 3 |
| | 10 | DEN - Denmark | * | 1 | 0 | 1 | 1 | 0 | 1 | 1 | 0 | 2 | X | | 7 |

| RUS - Russia | | Game | All |
|--------------|-------------------|------|------|
| 4 S | SIDOROVA Anna | 64 % | 76 % |
| 3 V | FOMINA Margarita | 84 % | 79 % |
| 2 | SAITOVA Alexandra | 81 % | 78 % |
| 1 | GALKINA Ekaterina | 84 % | 83 % |
| A | EZEKH Nkeiruka | - % | - % |
| Team Total | | 79 % | 79 % |

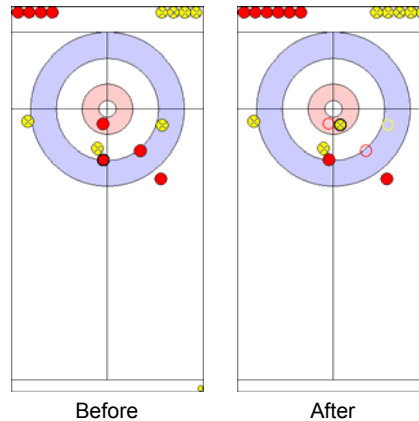
| DEN - Denmark | | Game | All |
|---------------|--------------------|------|------|
| 4 S | NIELSEN Lene | 67 % | 74 % |
| 3 | SIMONSEN Helle | 74 % | 72 % |
| 2 V | ELLEGAARD Jeanne | 88 % | 78 % |
| 1 | POULSEN Maria | 81 % | 81 % |
| A | de NEERGAARD Mette | - % | 83 % |
| Team Total | | 77 % | 76 % |

Time remaining: 5 minutes 2 seconds

Time remaining: 3 minutes 31 seconds

Most Important Shot:

The Danish Skip NIELSEN L made a perfect Double Takeout for 2 points which gave Denmark a comfortable 4 points lead for the last end.



End: 9
Team: DEN - Denmark
Player: NIELSEN L
Stone: Fourth, 2nd stone
Task: Double Takeout
Handle: In-turn
Points: 100%

● RUS
● DEN

NOTE

Team position and functions are attached to each team member's name as follows:
4 = Fourth, 3 = Third, 2 = Second, 1 = Lead, A = Alternate, S = Skip, V = Vice-Skip

LEGEND

LSFE (*) Last stone first end X Unplayed/unfinished end due to concession

Competition Matrix

Grille de pointage

As of THU 28 NOV 2013

| Team | CZE | DEN | GER | ITA | LAT | NOR | RUS | SCO | SUI | SWE |
|------|--------|--------|--------|--------|--------|--------|--------|--------|--------|--------|
| CZE | | 5 - 10 | 7 - 4 | 2 - 9 | 11 - 1 | 8 - 7 | 10 - 6 | 9 - 10 | 3 - 9 | 3 - 10 |
| DEN | 10 - 5 | | 9 - 5 | 7 - 2 | 8 - 6 | 9 - 2 | 6 - 5 | 1 - 10 | 5 - 8 | 4 - 6 |
| GER | 4 - 7 | 5 - 9 | | 14 - 2 | 5 - 6 | 8 - 5 | 2 - 8 | 6 - 7 | 2 - 8 | 5 - 7 |
| ITA | 9 - 2 | 2 - 7 | 2 - 14 | | 5 - 11 | 4 - 12 | 5 - 11 | 2 - 12 | 1 - 10 | 5 - 8 |
| LAT | 1 - 11 | 6 - 8 | 6 - 5 | 11 - 5 | | 9 - 6 | 2 - 10 | 5 - 12 | 7 - 9 | 1 - 8 |
| NOR | 7 - 8 | 2 - 9 | 5 - 8 | 12 - 4 | 6 - 9 | | 3 - 12 | 1 - 10 | 2 - 7 | 6 - 13 |
| RUS | 6 - 10 | 5 - 6 | 8 - 2 | 11 - 5 | 10 - 2 | 12 - 3 | | 5 - 11 | 6 - 4 | 9 - 4 |
| SCO | 10 - 9 | 10 - 1 | 7 - 6 | 12 - 2 | 12 - 5 | 10 - 1 | 11 - 5 | | 13 - 3 | 6 - 5 |
| SUI | 9 - 3 | 8 - 5 | 8 - 2 | 10 - 1 | 9 - 7 | 7 - 2 | 4 - 6 | 3 - 13 | | 7 - 3 |
| SWE | 10 - 3 | 6 - 4 | 7 - 5 | 8 - 5 | 8 - 1 | 13 - 6 | 4 - 9 | 5 - 6 | 3 - 7 | |

Standings after Round Robin

| Rank | Team | Games | Wins | Losses | | | |
|------|----------------------|-------|------|--------|----|----|--------------|
| 1 | SCO - Scotland | 9 | 9 | 0 | Q | | |
| 2 | SUI - Switzerland | 9 | 7 | 2 | Q | | |
| 3 | SWE - Sweden | 9 | 6 | 3 | Q | w1 | DSC 26.31 cm |
| 4 | RUS - Russia | 9 | 6 | 3 | TB | w1 | DSC 43.94 cm |
| 4 | DEN - Denmark | 9 | 6 | 3 | TB | w1 | DSC 46.10 cm |
| 6 | CZE - Czech Republic | 9 | 4 | 5 | | | |
| 7 | LAT - Latvia | 9 | 3 | 6 | | | |
| 8 | GER - Germany | 9 | 2 | 7 | CH | | |
| 9 | NOR - Norway | 9 | 1 | 8 | >B | w1 | |
| 10 | ITA - Italy | 9 | 1 | 8 | >B | w0 | |

LEGEND

DSC Draw Shot Challenge

Q Qualified for the play-offs

TB Involved in the tie-breaker

wx Number of wins (x) against tied teams

CH: GER will be challenged by the winner of the B-Division for the last spot at the World Championship 2014
NOR and ITA are relegated to the B-Division

Draw Shot Challenge

Défi du lancer de placement

As of THU 28 NOV 2013

| Rank | Team | Last Stone Draw in each Round Robin Game | | | | | | | | | DSC |
|------|----------------------|--|------------------|------------------|------------------|-------|------|------------------|------|------------------|-----------------|
| | | 1 | 2 | 3 | 4 | 5 | 6 | 7 | 8 | 9 | |
| 1 | SUI - Switzerland | 123.2 | 5.9 | 0.0 | 0.0 | 32.2 | 28.2 | 6.2 | 21.0 | 13.4 | 13.36 cm |
| 2 | SCO - Scotland | 56.8 | 109.8 | 1.6 | 0.0 | 12.0 | 0.0 | 1.9 | 25.8 | 179.2 | 25.99 cm |
| 3 | SWE - Sweden | 185.4 | 14.7 | 70.6 | 32.2 | 39.0 | 28.2 | 25.8 | 0.0 | 0.0 | 26.31 cm |
| 4 | GER - Germany | 24.3 | 61.8 | 70.8 | 53.2 | 33.0 | 22.4 | 16.0 | 14.0 | 4.2 | 28.61 cm |
| 5 | NOR - Norway | 0.0 | 9.5 | 80.1 | 185.4 | 49.3 | 59.6 | 36.4 | 10.3 | 0.0 | 30.65 cm |
| 6 | RUS - Russia | 178.0 | 60.4 | 155.0 | 59.7 | 6.0 | 0.0 | 26.2 | 0.0 | 44.2 | 43.94 cm |
| 7 | DEN - Denmark | 15.9 | 0.0 | 158.3 | 48.3 | 0.0 | 90.0 | 185.4 | 11.7 | 44.6 | 46.10 cm |
| 8 | LAT - Latvia | 124.0 | 72.2 | 93.2 | 185.4 | 16.3 | 71.0 | 1.8 | 62.0 | 25.7 | 58.28 cm |
| 9 | CZE - Czech Republic | 69.3 | 142.3 | 53.0 | 1.2 | 137.6 | 0.0 | 110.0 | 10.6 | 85.4 | 58.39 cm |
| 10 | ITA - Italy | 22.0 | 185.4 | 185.4 | 110.8 | 34.2 | 46.8 | 9.6 | 58.4 | 7.0 | 59.28 cm |

NOTE

The Draw Shot Challenge (DSC) is the average distance of the Last Stone Draws (LSD) which were played by a team during the round robin. The single least favourable LSD result is automatically eliminated before calculating this average distance. The team with the lesser DSC receives the higher ranking.
For teams with equal DSC, the team with the best non-equal LSD receives the higher ranking. In case all LSD are equal, the team ranked higher in the WCF World Ranking is ranked higher.

LEGEND

DSC Draw Shot Challenge

Cumulative Percentage by Position

Pourcentage cumulé par position

As of THU 28 NOV 2013

| Fourth | Game --> | 1 | 2 | 3 | 4 | 5 | 6 | 7 | 8 | 9 | AVG |
|---------------------|----------|----|----|----|----|----|----|----|----|----|-----|
| 1 MUIRHEAD Eve | SCO | 80 | 89 | 71 | 88 | 78 | 92 | 78 | 77 | 93 | 82 |
| 2 SIDOROVA Anna | RUS | 70 | 74 | 79 | 73 | 79 | 88 | 66 | 90 | 81 | 78 |
| 3 PRYTZ Maria | SWE | 77 | 86 | 53 | 69 | 91 | 81 | 79 | 77 | 76 | 77 |
| 4 NIELSEN Lene | DEN | 74 | 71 | 88 | 33 | 82 | 79 | 76 | 83 | 81 | 75 |
| 4 OTT Mirjam | SUI | 73 | 81 | 71 | 75 | 80 | 94 | 88 | 66 | 45 | 75 |
| 6 KUBESKOVA Anna | CZE | 60 | 83 | 45 | 84 | 71 | 67 | 64 | 74 | 64 | 68 |
| 7 REGZA Evita | LAT | 74 | 65 | 61 | 64 | 38 | 64 | 71 | 44 | 76 | 64 |
| 8 ROERVIK Marianne | NOR | 69 | 57 | 35 | 50 | 63 | 65 | 75 | 46 | 75 | 62 |
| 9 SCHOEPP Andrea | GER | 61 | 43 | 76 | 73 | 63 | 59 | 52 | 60 | 63 | 61 |
| 10 ZAPPONE Veronica | ITA | 57 | 75 | 73 | 38 | 57 | 40 | 46 | 59 | 61 | 57 |

| Thirds | Game --> | 1 | 2 | 3 | 4 | 5 | 6 | 7 | 8 | 9 | AVG |
|-----------------------|----------|----|----|----|----|----|----|----|----|----|-----|
| 1 SLOAN Anna | SCO | 77 | 81 | 75 | 86 | 89 | 83 | 76 | 69 | 95 | 81 |
| 2 BERTRUP Christina | SWE | 70 | 86 | 72 | 57 | 74 | 81 | 83 | 86 | 91 | 78 |
| 2 FOMINA Margarita | RUS | 78 | 61 | 85 | 77 | 81 | 78 | 84 | 84 | 79 | 78 |
| 2 SCHAEFER Carmen | SUI | 69 | 78 | 83 | 79 | 80 | 88 | 83 | 75 | 66 | 78 |
| 5 LEHMANN Imogen Oona | GER | 64 | 61 | 70 | 84 | 83 | 63 | 64 | 86 | 80 | 73 |
| 6 PLISKOVA Tereza | CZE | 66 | 64 | 47 | 79 | 76 | 66 | 83 | 85 | 75 | 72 |
| 7 SIMONSEN Helle | DEN | 69 | 61 | 79 | 63 | 61 | 89 | 79 | 66 | 75 | 71 |
| 8 SKAARSMOEN Anneline | NOR | 67 | 52 | 58 | 75 | 64 | 69 | 76 | 65 | 78 | 68 |
| 9 LEVETTI Sara | ITA | 42 | 73 | 78 | 56 | 63 | 46 | 40 | 77 | 71 | 61 |
| 9 REGZA Dace | LAT | 64 | 79 | 53 | 45 | 42 | 71 | 53 | 59 | 73 | 61 |

| Seconds | Game --> | 1 | 2 | 3 | 4 | 5 | 6 | 7 | 8 | 9 | AVG |
|----------------------|----------|----|----|--------|----|----|----|--------|----|--------|-----|
| 1 ADAMS Vicki | SCO | 86 | 85 | 70 | 96 | 78 | 83 | 80 | 88 | 93 | 83 |
| 2 KUENG Carmen | SUI | | 94 | (1) 86 | 73 | 82 | 86 | 83 | 88 | 30 | 80 |
| 3 ELLEGAARD Jeanne | DEN | 82 | 76 | 75 | 69 | 78 | 77 | 83 | | 70 | 77 |
| 3 SAITOVA Alexandra | RUS | 64 | 74 | 78 | 80 | 90 | 81 | 80 | 71 | 81 | 77 |
| 5 SCHOLZ Corinna | GER | 60 | | (1) 60 | | | | (1) 89 | | (1) 95 | 75 |
| 6 WENNERSTROEM Maria | SWE | 70 | 73 | 67 | 65 | 80 | 65 | 74 | 86 | 90 | 74 |
| 7 BERZINA Ieva | LAT | 73 | 74 | 55 | 70 | 75 | 58 | 60 | 57 | 80 | 67 |
| 8 HOLTH Camilla | NOR | 67 | 72 | 52 | 66 | 66 | 61 | 78 | 42 | 66 | 65 |
| 8 STRNADOVA Martina | CZE | 59 | 65 | 53 | 63 | 69 | | 69 | 79 | 59 | 65 |
| 10 PATONO Elisa | ITA | 56 | 68 | 52 | 56 | 77 | 35 | 44 | 63 | 47 | 56 |

Cumulative Percentage by Position

Pourcentage cumulé par position

As of THU 28 NOV 2013

| Leads | Game --> | 1 | 2 | 3 | 4 | 5 | 6 | 7 | 8 | 9 | AVG |
|--------------------------|----------|----|--------|--------|--------|--------|--------|--------|--------|--------|-----|
| 1 GREINER Janine | SUI | 86 | 73 | | 84 | 93 | 91 | 93 | 89 | 86 | 87 |
| 2 GALKINA Ekaterina | RUS | 92 | 81 | 88 | 86 | 86 | 87 | 86 | 74 | 75 | 83 |
| 2 HAMILTON Claire | SCO | 82 | 85 | 71 | 64 | 87 | 94 | 86 | 90 | 86 | 83 |
| 2 SIGFRIDSSON Margaretha | SWE | 75 | 80 | 81 | 81 | 88 | 83 | 88 | 89 | 86 | 83 |
| 5 POULSEN Maria | DEN | 85 | 72 | 81 | 75 | 90 | 80 | 81 | 80 | 83 | 81 |
| 6 LITAUNIECE Zaklina | LAT | 67 | 93 | 75 | 77 | 56 | 76 | 77 | 84 | 85 | 77 |
| 6 SVATONOVA Klara | CZE | 75 | 71 | 78 | 75 | 66 | (2) 84 | 89 | 68 | 80 | 77 |
| 8 MUSKATEWITZ Nicole | GER | 77 | (2) 82 | (2) 70 | (2) 78 | (2) 65 | (2) 84 | (2) 78 | (2) 83 | (2) 68 | 76 |
| 9 LOSANO Arianna | ITA | 67 | 76 | 52 | 72 | 84 | 81 | 75 | 89 | 74 | 74 |
| 9 MOLNAR Julie Kjaer | NOR | 59 | 86 | 79 | 88 | 78 | 65 | 70 | 75 | 71 | 74 |

| Alternates | Game --> | 1 | 2 | 3 | 4 | 5 | 6 | 7 | 8 | 9 | AVG |
|----------------------|----------|--------|--------|--------|--------|--------|--------|---|--------|--------|-----|
| 1 de NEERGAARD Mette | DEN | | | | | | (2) 69 | | (2) 86 | | 83 |
| 2 HERDOVA Veronika | CZE | | | | | (1) 85 | (1) 78 | | | | 81 |
| 3 HEISS Stella | GER | | (1) 69 | | (1) 75 | (1) 84 | (1) 69 | | (1) 71 | | 74 |
| 4 PAETZ Alina | SUI | (2) 79 | | (2) 69 | | | | | | (2) 63 | 73 |

| Teams | Game --> | 1 | 2 | 3 | 4 | 5 | 6 | 7 | 8 | 9 | AVG |
|------------------------|----------|----|----|----|----|----|----|----|----|----|-----|
| 1 SCO - Scotland | | 81 | 85 | 72 | 85 | 83 | 88 | 80 | 81 | 92 | 82 |
| 2 RUS - Russia | | 76 | 72 | 82 | 79 | 84 | 83 | 79 | 80 | 79 | 79 |
| 2 SUI - Switzerland | | 76 | 82 | 77 | 77 | 84 | 89 | 86 | 79 | 59 | 79 |
| 4 SWE - Sweden | | 73 | 81 | 68 | 68 | 83 | 77 | 81 | 84 | 86 | 78 |
| 5 DEN - Denmark | | 77 | 70 | 81 | 60 | 78 | 81 | 80 | 79 | 77 | 76 |
| 6 CZE - Czech Republic | | 65 | 71 | 56 | 75 | 73 | 74 | 76 | 76 | 70 | 71 |
| 6 GER - Germany | | 66 | 64 | 69 | 78 | 74 | 69 | 71 | 75 | 76 | 71 |
| 8 LAT - Latvia | | 69 | 78 | 61 | 64 | 53 | 67 | 64 | 61 | 78 | 67 |
| 8 NOR - Norway | | 66 | 67 | 56 | 70 | 68 | 65 | 75 | 57 | 73 | 67 |
| 10 ITA - Italy | | 55 | 73 | 64 | 55 | 70 | 51 | 51 | 72 | 63 | 62 |

NOTE

"(n)" denotes a position different from original line-up position: (4) - Fourth, (3) - Third, (2) - Second, (1) - Lead

LEGEND

AVG Average

Scoring Analysis

Analyse des points marqués

As of THU 28 NOV 2013

| Team | Games | | LSFE | Stolen Ends | Points Scored | | | | | | Total | Plus / Minus |
|----------------------|-------|---------|------|----------------|---------------|-----|-----|----|----|----|-------|-----------------|
| | | | | | 0 | 1 | 2 | 3 | 4 | >4 | | |
| SCO - Scotland | 9 | For | 6 | 16 | 2 | 16 | 15 | 5 | 1 | 5 | 91 | +54 |
| | | Against | 3 | 5 | 1 | 17 | 10 | 0 | 0 | 0 | 37 | |
| RUS - Russia | 9 | For | 6 | 9 | 6 | 14 | 15 | 2 | 4 | 1 | 72 | +25 |
| | | Against | 3 | 8 | 3 | 23 | 6 | 2 | 0 | 1 | 47 | |
| SUI - Switzerland | 9 | For | 6 | 18 | 4 | 21 | 19 | 2 | 0 | 0 | 65 | +23 |
| | | Against | 3 | 7 | 3 | 19 | 6 | 2 | 0 | 1 | 42 | |
| SWE - Sweden | 9 | For | 5 | 14 | 6 | 22 | 12 | 6 | 0 | 0 | 64 | +18 |
| | | Against | 4 | 5 | 4 | 19 | 10 | 1 | 1 | 0 | 46 | |
| DEN - Denmark | 9 | For | 5 | 20 | 2 | 30 | 8 | 3 | 1 | 0 | 59 | +10 |
| | | Against | 4 | 10 | 1 | 16 | 12 | 3 | 0 | 0 | 49 | |
| CZE - Czech Republic | 9 | For | 5 | 8 | 4 | 17 | 11 | 5 | 1 | 0 | 58 | -8 |
| | | Against | 4 | 15 | 3 | 21 | 12 | 4 | 1 | 1 | 66 | |
| GER - Germany | 9 | For | 3 | 11 | 2 | 25 | 9 | 1 | 0 | 1 | 51 | -8 |
| | | Against | 6 | 10 | 8 | 17 | 18 | 2 | 0 | 0 | 59 | |
| LAT - Latvia | 9 | For | 3 | 8 | 3 | 21 | 7 | 3 | 1 | 0 | 48 | -26 |
| | | Against | 6 | 13 | 4 | 21 | 10 | 4 | 4 | 1 | 74 | |
| NOR - Norway | 9 | For | 5 | 6 | 1 | 16 | 7 | 2 | 2 | 0 | 44 | -36 |
| | | Against | 4 | 22 | 1 | 23 | 15 | 5 | 3 | 0 | 80 | |
| ITA - Italy | 9 | For | 1 | 6 | 0 | 18 | 7 | 1 | 0 | 0 | 35 | -52 |
| | | Against | 8 | 21 | 2 | 24 | 11 | 7 | 1 | 3 | 87 | |
| Total | 45 | | | 116 | 30 | 200 | 110 | 30 | 10 | 7 | 587 | |

NOTE

Stolen ends are the ends won without the last stone advantage

LEGEND

LSFE Last Stone First End

>4 More than four points scored

Summary of Big Ends

Résumé des manches avec un haut pointage

As of THU 28 NOV 2013

| Points Scored | By | Against | Session | End | Game Result |
|---------------|----------------------|----------------------|---------|-----|-------------|
| 6 | RUS - Russia | ITA - Italy | 9 | 9 | 11 : 5 |
| 6 | SCO - Scotland | RUS - Russia | 1 | 6 | 11 : 5 |
| 5 | GER - Germany | ITA - Italy | 4 | 8 | 14 : 2 |
| 5 | SCO - Scotland | LAT - Latvia | 2 | 4 | 12 : 5 |
| 5 | SCO - Scotland | CZE - Czech Republic | 5 | 1 | 10 : 9 |
| 5 | SCO - Scotland | ITA - Italy | 6 | 1 | 12 : 2 |
| 5 | SCO - Scotland | SUI - Switzerland | 9 | 7 | 13 : 3 |
| 4 | CZE - Czech Republic | LAT - Latvia | 4 | 7 | 11 : 1 |
| 4 | DEN - Denmark | NOR - Norway | 3 | 6 | 9 : 2 |
| 4 | LAT - Latvia | NOR - Norway | 9 | 10 | 9 : 6 |
| 4 | NOR - Norway | ITA - Italy | 1 | 5 | 12 : 4 |
| 4 | NOR - Norway | CZE - Czech Republic | 7 | 5 | 7 : 8 |
| 4 | RUS - Russia | SWE - Sweden | 3 | 7 | 9 : 4 |
| 4 | RUS - Russia | NOR - Norway | 4 | 7 | 12 : 3 |
| 4 | RUS - Russia | LAT - Latvia | 5 | 1 | 10 : 2 |
| 4 | RUS - Russia | LAT - Latvia | 5 | 5 | 10 : 2 |
| 4 | SCO - Scotland | LAT - Latvia | 2 | 9 | 12 : 5 |

NOTE

Big ends are defined as ends with a score of four or more points

Time-out Statistics

Statistiques de temps d'arrêt

As of THU 28 NOV 2013

| Team | Games | Number of Time-outs | Average Percentage on Next Stone |
|----------------------|-----------|---------------------|----------------------------------|
| SUI - Switzerland | 9 | 2 | 100% |
| SCO - Scotland | 9 | 4 | 93% |
| GER - Germany | 9 | 2 | 87% |
| CZE - Czech Republic | 9 | 8 | 71% |
| SWE - Sweden | 9 | 4 | 68% |
| NOR - Norway | 9 | 8 | 56% |
| RUS - Russia | 9 | 5 | 55% |
| ITA - Italy | 9 | 4 | 37% |
| LAT - Latvia | 9 | 6 | 33% |
| DEN - Denmark | 9 | 0 | - |
| Total | 45 | 43 | 62% |

Session Results and Standings

Résultats de la session et classement

| Sheet | Game | Team | LSFE | 1 | 2 | 3 | 4 | 5 | 6 | 7 | 8 | 9 | 10 | Extra Ends | Total |
|-------|------|----------------------|------|---|---|---|---|---|---|---|---|---|----|------------|-------|
| A | 9 | SWE - Sweden | * | 2 | 0 | 0 | 2 | 0 | 3 | 0 | 0 | 0 | 0 | | 7 |
| | 9 | GER - Germany | | 0 | 1 | 0 | 0 | 2 | 0 | 2 | 0 | 0 | 0 | | 5 |
| B | 9 | CZE - Czech Republic | | 0 | 0 | 0 | 2 | 0 | 2 | 0 | 1 | X | X | | 5 |
| | 9 | DEN - Denmark | * | 1 | 1 | 2 | 0 | 3 | 0 | 3 | 0 | X | X | | 10 |
| C | 9 | NOR - Norway | * | 0 | 1 | 1 | 0 | 1 | 0 | 1 | 0 | 2 | 0 | | 6 |
| | 9 | LAT - Latvia | | 1 | 0 | 0 | 1 | 0 | 1 | 0 | 2 | 0 | 4 | | 9 |
| D | 9 | ITA - Italy | * | 1 | 0 | 1 | 0 | 0 | 2 | 0 | 1 | 0 | X | | 5 |
| | 9 | RUS - Russia | | 0 | 1 | 0 | 3 | 1 | 0 | 0 | 0 | 6 | X | | 11 |
| E | 9 | SUI - Switzerland | * | 0 | 2 | 0 | 0 | 0 | 1 | 0 | X | X | X | | 3 |
| | 9 | SCO - Scotland | | 2 | 0 | 3 | 1 | 2 | 0 | 5 | X | X | X | | 13 |

Standings after Round Robin

| Rank | Team | Games | Wins | Losses | | | |
|------|----------------------|-------|------|--------|--|----|-----------------|
| 1 | SCO - Scotland | 9 | 9 | 0 | | | Q |
| 2 | SUI - Switzerland | 9 | 7 | 2 | | | Q |
| 3 | SWE - Sweden | 9 | 6 | 3 | | Q | w1 DSC 26.31 cm |
| 4 | RUS - Russia | 9 | 6 | 3 | | TB | w1 DSC 43.94 cm |
| 4 | DEN - Denmark | 9 | 6 | 3 | | TB | w1 DSC 46.10 cm |
| 6 | CZE - Czech Republic | 9 | 4 | 5 | | | |
| 7 | LAT - Latvia | 9 | 3 | 6 | | | |
| 8 | GER - Germany | 9 | 2 | 7 | | | CH |
| 9 | NOR - Norway | 9 | 1 | 8 | | >B | w1 |
| 10 | ITA - Italy | 9 | 1 | 8 | | >B | w0 |

Tie-breaker schedule:

THU 28 NOV 15:00 TB1 RUS - DEN

LEGEND

| | | |
|--|--------------------------------------|---|
| DSC Draw Shot Challenge | LSFE (*) Last stone first end | Q Qualified for the play-offs |
| TB Involved in the tie-breaker | TBx Tie-breaker number (x) | wx Number of wins (x) against tied teams |
| X Unplayed/unfinished end due to concession | | |

CH: GER will be challenged by the winner of the B-Division for the last spot at the World Curling Championship 2014
NOR and ITA are relegated to the B-Division

Percentage Summary

Résumé des pourcentages

Sheet A

| SWE - Sweden | Game 9 | All |
|----------------------------|--------|------|
| 4 V PRYTZ Maria | 76 % | 77 % |
| 3 BERTRUP Christina | 91 % | 78 % |
| 2 WENNERSTROEM Maria | 90 % | 74 % |
| 1 S SIGFRIDSSON Margaretha | 86 % | 83 % |
| A KNOCHENHAUER Agnes | - % | - % |
| Team Total | 86 % | 78 % |

| GER - Germany | Game 9 | All |
|-------------------------|--------|------|
| 4 S SCHOEPP Andrea | 63 % | 61 % |
| 3 V LEHMANN Imogen Oona | 80 % | 73 % |
| 2 MUSKATEWITZ Nicole | 68 % | 76 % |
| 1 SCHOLZ Corinna | 95 % | 75 % |
| A HEISS Stella | - % | 74 % |
| Team Total | 76 % | 71 % |

Sheet B

| CZE - Czech Republic | Game 9 | All |
|----------------------|--------|------|
| 4 S KUBESKOVA Anna | 64 % | 68 % |
| 3 V PLISKOVA Tereza | 75 % | 72 % |
| 2 STRNADOVA Martina | 59 % | 65 % |
| 1 SVATONOVA Klara | 80 % | 77 % |
| A HERDOVA Veronika | - % | 81 % |
| Team Total | 70 % | 71 % |

| DEN - Denmark | Game 9 | All |
|----------------------|--------|------|
| 4 S NIELSEN Lene | 81 % | 75 % |
| 3 SIMONSEN Helle | 75 % | 71 % |
| 2 V ELLEGAARD Jeanne | 70 % | 77 % |
| 1 POULSEN Maria | 83 % | 81 % |
| A de NEERGAARD Mette | - % | 83 % |
| Team Total | 77 % | 76 % |

Sheet C

| NOR - Norway | Game 9 | All |
|-------------------------|--------|------|
| 4 S ROERVIK Marianne | 75 % | 62 % |
| 3 V SKAARSMOEN Anneline | 78 % | 68 % |
| 2 HOLTH Camilla | 66 % | 65 % |
| 1 MOLNAR Julie Kjaer | 71 % | 74 % |
| A TRULSEN Pia | - % | - % |
| Team Total | 73 % | 67 % |

| LAT - Latvia | Game 9 | All |
|----------------------|--------|------|
| 4 S REGZA Evita | 76 % | 64 % |
| 3 V REGZA Dace | 73 % | 61 % |
| 2 BERZINA Ieva | 80 % | 67 % |
| 1 LITAUNIECE Zaklina | 85 % | 77 % |
| A LINDE Iluta | - % | - % |
| Team Total | 78 % | 67 % |

Sheet D

| ITA - Italy | Game 9 | All |
|----------------------|--------|------|
| 4 S ZAPPONE Veronica | 61 % | 57 % |
| 3 V LEVETTI Sara | 71 % | 61 % |
| 2 PATONO Elisa | 47 % | 56 % |
| 1 LOSANO Arianna | 74 % | 74 % |
| A BRONSINO Martina | - % | - % |
| Team Total | 63 % | 62 % |

| RUS - Russia | Game 9 | All |
|----------------------|--------|------|
| 4 S SIDOROVA Anna | 81 % | 78 % |
| 3 V FOMINA Margarita | 79 % | 78 % |
| 2 SAITOVA Alexandra | 81 % | 77 % |
| 1 GALKINA Ekaterina | 75 % | 83 % |
| A EZEKH Nkeiruka | - % | - % |
| Team Total | 79 % | 79 % |

Sheet E

| SUI - Switzerland | Game 9 | All |
|---------------------|--------|------|
| 4 S OTT Mirjam | 45 % | 75 % |
| 3 V SCHAEFER Carmen | 66 % | 78 % |
| 2 KUENG Carmen | 30 % | 80 % |
| 1 GREINER Janine | 86 % | 87 % |
| A PAETZ Alina | 63 % | 73 % |
| Team Total | 59 % | 79 % |

| SCO - Scotland | Game 9 | All |
|-------------------|--------|------|
| 4 S MUIRHEAD Eve | 93 % | 82 % |
| 3 V SLOAN Anna | 95 % | 81 % |
| 2 ADAMS Vicki | 93 % | 83 % |
| 1 HAMILTON Claire | 86 % | 83 % |
| A GRAY Lauren | - % | - % |
| Team Total | 92 % | 82 % |

Session Results and Standings

Résultats de la session et classement

| Sheet | Game | Team | LSFE | 1 | 2 | 3 | 4 | 5 | 6 | 7 | 8 | 9 | 10 | Extra Ends | Total |
|-------|------|----------------------|------|---|---|---|---|---|---|---|---|---|----|------------|-------|
| A | 8 | RUS - Russia | * | 0 | 0 | 2 | 0 | 0 | 0 | 2 | 1 | 0 | 1 | | 6 |
| | 8 | SUI - Switzerland | | 0 | 0 | 0 | 0 | 1 | 2 | 0 | 0 | 1 | 0 | | 4 |
| B | 8 | SWE - Sweden | * | 1 | 0 | 0 | 1 | 1 | 3 | 2 | X | X | X | | 8 |
| | 8 | LAT - Latvia | | 0 | 0 | 1 | 0 | 0 | 0 | 0 | X | X | X | | 1 |
| C | 8 | CZE - Czech Republic | * | 0 | 0 | 1 | 0 | 2 | 0 | 1 | 2 | 0 | 1 | | 7 |
| | 8 | GER - Germany | | 0 | 1 | 0 | 1 | 0 | 1 | 0 | 0 | 1 | 0 | | 4 |
| D | 8 | SCO - Scotland | | 2 | 2 | 3 | 0 | 2 | 1 | X | X | X | X | | 10 |
| | 8 | NOR - Norway | * | 0 | 0 | 0 | 1 | 0 | 0 | X | X | X | X | | 1 |
| E | 8 | DEN - Denmark | * | 1 | 1 | 1 | 2 | 0 | 1 | 1 | 0 | X | X | | 7 |
| | 8 | ITA - Italy | | 0 | 0 | 0 | 0 | 1 | 0 | 0 | 1 | X | X | | 2 |

Standings after Round Robin Session 8

| Rank | Team | Games | Wins | Losses | |
|------|----------------------|-------|------|--------|---|
| 1 | SCO - Scotland | 8 | 8 | 0 | Q |
| 2 | SUI - Switzerland | 8 | 7 | 1 | Q |
| 3 | DEN - Denmark | 8 | 5 | 3 | |
| 3 | RUS - Russia | 8 | 5 | 3 | |
| 3 | SWE - Sweden | 8 | 5 | 3 | |
| 6 | CZE - Czech Republic | 8 | 4 | 4 | |
| 7 | GER - Germany | 8 | 2 | 6 | |
| 7 | LAT - Latvia | 8 | 2 | 6 | |
| 9 | ITA - Italy | 8 | 1 | 7 | |
| 9 | NOR - Norway | 8 | 1 | 7 | |

LEGEND

LSFE (*) Last stone first end

Q Qualified for the play-offs

X Unplayed/unfinished end due to concession

Percentage Summary

Résumé des pourcentages

Sheet A

| RUS - Russia | Game 8 | All |
|----------------------|--------|------|
| 4 S SIDOROVA Anna | 90 % | 77 % |
| 3 V FOMINA Margarita | 84 % | 78 % |
| 2 SAITOVA Alexandra | 71 % | 77 % |
| 1 GALKINA Ekaterina | 74 % | 85 % |
| A EZEKH Nkeiruka | - % | - % |
| Team Total | 80 % | 79 % |

| SUI - Switzerland | Game 8 | All |
|---------------------|--------|------|
| 4 S OTT Mirjam | 66 % | 78 % |
| 3 V SCHAEFER Carmen | 75 % | 79 % |
| 2 KUENG Carmen | 88 % | 84 % |
| 1 GREINER Janine | 89 % | 87 % |
| A PAETZ Alina | - % | 74 % |
| Team Total | 79 % | 81 % |

Sheet B

| SWE - Sweden | Game 8 | All |
|----------------------------|--------|------|
| 4 V PRYTZ Maria | 77 % | 77 % |
| 3 BERTRUP Christina | 86 % | 76 % |
| 2 WENNERSTROEM Maria | 86 % | 72 % |
| 1 S SIGFRIDSSON Margaretha | 89 % | 83 % |
| A KNOCHENHAUER Agnes | - % | - % |
| Team Total | 84 % | 77 % |

| LAT - Latvia | Game 8 | All |
|----------------------|--------|------|
| 4 S REGZA Evita | 44 % | 62 % |
| 3 V REGZA Dace | 59 % | 59 % |
| 2 BERZINA Ieva | 57 % | 65 % |
| 1 LITAUNIECE Zaklina | 84 % | 76 % |
| A LINDE Iluta | - % | - % |
| Team Total | 61 % | 65 % |

Sheet C

| CZE - Czech Republic | Game 8 | All |
|----------------------|--------|------|
| 4 S KUBESKOVA Anna | 74 % | 69 % |
| 3 V PLISKOVA Tereza | 85 % | 71 % |
| 2 STRNADOVA Martina | 79 % | 66 % |
| 1 SVATONOVA Klara | 68 % | 77 % |
| A HERDOVA Veronika | - % | 81 % |
| Team Total | 76 % | 71 % |

| GER - Germany | Game 8 | All |
|-------------------------|--------|------|
| 4 S SCHOEPP Andrea | 60 % | 61 % |
| 3 V LEHMANN Imogen Oona | 86 % | 72 % |
| 2 MUSKATEWITZ Nicole | 83 % | 77 % |
| 1 HEISS Stella | 71 % | 74 % |
| A SCHOLZ Corinna | - % | 68 % |
| Team Total | 75 % | 70 % |

Sheet D

| SCO - Scotland | Game 8 | All |
|-------------------|--------|------|
| 4 S MUIRHEAD Eve | 77 % | 81 % |
| 3 V SLOAN Anna | 69 % | 79 % |
| 2 ADAMS Vicki | 88 % | 82 % |
| 1 HAMILTON Claire | 90 % | 83 % |
| A GRAY Lauren | - % | - % |
| Team Total | 81 % | 81 % |

| NOR - Norway | Game 8 | All |
|-------------------------|--------|------|
| 4 S ROERVIK Marianne | 46 % | 60 % |
| 3 V SKAARSMOEN Anneline | 65 % | 66 % |
| 2 HOLTH Camilla | 42 % | 65 % |
| 1 MOLNAR Julie Kjaer | 75 % | 74 % |
| A TRULSEN Pia | - % | - % |
| Team Total | 57 % | 66 % |

Sheet E

| DEN - Denmark | Game 8 | All |
|------------------------|--------|------|
| 4 S NIELSEN Lene | 83 % | 74 % |
| 3 SIMONSEN Helle | 66 % | 71 % |
| 2 V de NEERGAARD Mette | 86 % | 83 % |
| 1 POULSEN Maria | 80 % | 81 % |
| A ELLEGAARD Jeanne | - % | 78 % |
| Team Total | 79 % | 76 % |

| ITA - Italy | Game 8 | All |
|----------------------|--------|------|
| 4 S ZAPPONE Veronica | 59 % | 57 % |
| 3 V LEVETTI Sara | 77 % | 59 % |
| 2 PATONO Elisa | 63 % | 57 % |
| 1 LOSANO Arianna | 89 % | 74 % |
| A BRONSINO Martina | - % | - % |
| Team Total | 72 % | 62 % |

Session Results and Standings

Résultats de la session et classement

| Sheet | Game | Team | LSFE | 1 | 2 | 3 | 4 | 5 | 6 | 7 | 8 | 9 | 10 | Extra Ends | Total |
|-------|------|----------------------|------|---|---|---|---|---|---|---|---|---|----|------------|-------|
| A | 7 | NOR - Norway | * | 1 | 0 | 0 | 1 | 4 | 0 | 0 | 0 | 1 | 0 | 0 | 7 |
| | 7 | CZE - Czech Republic | | 0 | 0 | 1 | 0 | 0 | 2 | 0 | 1 | 0 | 3 | 1 | 8 |
| B | 7 | GER - Germany | | 0 | 0 | 1 | 0 | 0 | 0 | 1 | 0 | X | X | | 2 |
| | 7 | SUI - Switzerland | * | 2 | 1 | 0 | 2 | 2 | 1 | 0 | 0 | X | X | | 8 |
| C | 7 | DEN - Denmark | | 1 | 0 | 1 | 1 | 0 | 1 | 0 | 1 | 0 | 1 | | 6 |
| | 7 | RUS - Russia | * | 0 | 0 | 0 | 0 | 1 | 0 | 2 | 0 | 2 | 0 | | 5 |
| D | 7 | LAT - Latvia | * | 2 | 0 | 3 | 3 | 1 | 0 | 1 | 0 | 1 | X | | 11 |
| | 7 | ITA - Italy | | 0 | 1 | 0 | 0 | 0 | 2 | 0 | 2 | 0 | X | | 5 |
| E | 7 | SCO - Scotland | * | 1 | 0 | 1 | 0 | 1 | 0 | 1 | 0 | 1 | 1 | | 6 |
| | 7 | SWE - Sweden | | 0 | 1 | 0 | 1 | 0 | 1 | 0 | 2 | 0 | 0 | | 5 |

Standings after Round Robin Session 7

| Rank | Team | Games | Wins | Losses | |
|------|----------------------|-------|------|--------|---|
| 1 | SCO - Scotland | 7 | 7 | 0 | Q |
| 1 | SUI - Switzerland | 7 | 7 | 0 | Q |
| 3 | DEN - Denmark | 7 | 4 | 3 | |
| 3 | RUS - Russia | 7 | 4 | 3 | |
| 3 | SWE - Sweden | 7 | 4 | 3 | |
| 6 | CZE - Czech Republic | 7 | 3 | 4 | |
| 7 | GER - Germany | 7 | 2 | 5 | |
| 7 | LAT - Latvia | 7 | 2 | 5 | |
| 9 | ITA - Italy | 7 | 1 | 6 | |
| 9 | NOR - Norway | 7 | 1 | 6 | |

LEGEND
 LSFE (*) Last stone first end Q Qualified for the play-offs X Unplayed/unfinished end due to concession

Percentage Summary

Résumé des pourcentages

Sheet A

| NOR - Norway | | Game 7 | All |
|--------------|---------------------|--------|------|
| 4 S | ROERVIK Marianne | 75 % | 61 % |
| 3 V | SKAARSMOEN Anneline | 76 % | 66 % |
| 2 | HOLTH Camilla | 78 % | 67 % |
| 1 | MOLNAR Julie Kjaer | 70 % | 74 % |
| A | TRULSEN Pia | - % | - % |
| Team Total | | 75 % | 67 % |

| CZE - Czech Republic | | Game 7 | All |
|----------------------|-------------------|--------|------|
| 4 S | KUBESKOVA Anna | 64 % | 68 % |
| 3 V | PLISKOVA Tereza | 83 % | 69 % |
| 2 | STRNADOVA Martina | 69 % | 64 % |
| 1 | SVATONOVA Klara | 89 % | 78 % |
| A | HERDOVA Veronika | - % | 81 % |
| Team Total | | 76 % | 70 % |

Sheet B

| GER - Germany | | Game 7 | All |
|---------------|---------------------|--------|------|
| 4 S | SCHOEPP Andrea | 52 % | 61 % |
| 3 V | LEHMANN Imogen Oona | 64 % | 70 % |
| 2 | MUSKATEWITZ Nicole | 78 % | 76 % |
| 1 | SCHOLZ Corinna | 89 % | 68 % |
| A | HEISS Stella | - % | 75 % |
| Team Total | | 71 % | 70 % |

| SUI - Switzerland | | Game 7 | All |
|-------------------|-----------------|--------|------|
| 4 S | OTT Mirjam | 88 % | 80 % |
| 3 V | SCHAEFER Carmen | 83 % | 80 % |
| 2 | KUENG Carmen | 83 % | 84 % |
| 1 | GREINER Janine | 93 % | 86 % |
| A | PAETZ Alina | - % | 74 % |
| Team Total | | 86 % | 81 % |

Sheet C

| DEN - Denmark | | Game 7 | All |
|---------------|--------------------|--------|------|
| 4 S | NIELSEN Lene | 76 % | 73 % |
| 3 | SIMONSEN Helle | 79 % | 72 % |
| 2 V | ELLEGAARD Jeanne | 83 % | 78 % |
| 1 | POULSEN Maria | 81 % | 81 % |
| A | de NEERGAARD Mette | - % | 69 % |
| Team Total | | 80 % | 76 % |

| RUS - Russia | | Game 7 | All |
|--------------|-------------------|--------|------|
| 4 S | SIDOROVA Anna | 66 % | 75 % |
| 3 V | FOMINA Margarita | 84 % | 77 % |
| 2 | SAITOVA Alexandra | 80 % | 78 % |
| 1 | GALKINA Ekaterina | 86 % | 86 % |
| A | EZEKH Nkeiruka | - % | - % |
| Team Total | | 79 % | 79 % |

Sheet D

| LAT - Latvia | | Game 7 | All |
|--------------|--------------------|--------|------|
| 4 S | REGZA Evita | 71 % | 64 % |
| 3 V | REGZA Dace | 53 % | 59 % |
| 2 | BERZINA Ieva | 60 % | 66 % |
| 1 | LITAUNIECE Zaklina | 77 % | 75 % |
| A | LINDE Iluta | - % | - % |
| Team Total | | 64 % | 66 % |

| ITA - Italy | | Game 7 | All |
|-------------|------------------|--------|------|
| 4 S | ZAPPONE Veronica | 46 % | 56 % |
| 3 V | LEVETTI Sara | 40 % | 57 % |
| 2 | PATONO Elisa | 44 % | 56 % |
| 1 | LOSANO Arianna | 75 % | 72 % |
| A | BRONSINO Martina | - % | - % |
| Team Total | | 51 % | 60 % |

Sheet E

| SCO - Scotland | | Game 7 | All |
|----------------|-----------------|--------|------|
| 4 S | MUIRHEAD Eve | 78 % | 81 % |
| 3 V | SLOAN Anna | 76 % | 81 % |
| 2 | ADAMS Vicki | 80 % | 81 % |
| 1 | HAMILTON Claire | 86 % | 82 % |
| A | GRAY Lauren | - % | - % |
| Team Total | | 80 % | 81 % |

| SWE - Sweden | | Game 7 | All |
|--------------|------------------------|--------|------|
| 4 V | PRYTZ Maria | 79 % | 77 % |
| 3 | BERTRUP Christina | 83 % | 75 % |
| 2 | WENNERSTROEM Maria | 74 % | 71 % |
| 1 S | SIGFRIDSSON Margaretha | 88 % | 82 % |
| A | KNOCHENHAUER Agnes | - % | - % |
| Team Total | | 81 % | 76 % |

Session Results and Standings

Résultats de la session et classement

| Sheet | Game | Team | LSFE | 1 | 2 | 3 | 4 | 5 | 6 | 7 | 8 | 9 | 10 | Extra Ends | Total |
|-------|------|----------------------|------|---|---|---|---|---|---|---|---|---|----|------------|-------|
| A | 6 | LAT - Latvia | * | 0 | 1 | 1 | 0 | 0 | 1 | 0 | 1 | 2 | 0 | | 6 |
| | 6 | DEN - Denmark | | 1 | 0 | 0 | 2 | 2 | 0 | 2 | 0 | 0 | 1 | | 8 |
| B | 6 | ITA - Italy | | 0 | 0 | 1 | 0 | 0 | 1 | X | X | X | X | | 2 |
| | 6 | SCO - Scotland | * | 5 | 2 | 0 | 3 | 2 | 0 | X | X | X | X | | 12 |
| C | 6 | SWE - Sweden | * | 3 | 0 | 2 | 2 | 0 | 0 | 1 | 2 | 3 | X | | 13 |
| | 6 | NOR - Norway | | 0 | 1 | 0 | 0 | 3 | 2 | 0 | 0 | 0 | X | | 6 |
| D | 6 | CZE - Czech Republic | * | 1 | 0 | 0 | 1 | 0 | 0 | 1 | 0 | X | X | | 3 |
| | 6 | SUI - Switzerland | | 0 | 2 | 2 | 0 | 2 | 2 | 0 | 1 | X | X | | 9 |
| E | 6 | GER - Germany | | 0 | 0 | 0 | 1 | 0 | 1 | 0 | 0 | X | X | | 2 |
| | 6 | RUS - Russia | * | 1 | 2 | 1 | 0 | 2 | 0 | 0 | 2 | X | X | | 8 |

Standings after Round Robin Session 6

| Rank | Team | Games | Wins | Losses |
|------|----------------------|-------|------|--------|
| 1 | SCO - Scotland | 6 | 6 | 0 |
| 1 | SUI - Switzerland | 6 | 6 | 0 |
| 3 | RUS - Russia | 6 | 4 | 2 |
| 3 | SWE - Sweden | 6 | 4 | 2 |
| 5 | DEN - Denmark | 6 | 3 | 3 |
| 6 | CZE - Czech Republic | 6 | 2 | 4 |
| 6 | GER - Germany | 6 | 2 | 4 |
| 8 | ITA - Italy | 6 | 1 | 5 |
| 8 | LAT - Latvia | 6 | 1 | 5 |
| 8 | NOR - Norway | 6 | 1 | 5 |

LEGEND

LSFE (*) Last stone first end

X Unplayed/unfinished end due to concession

Percentage Summary

Résumé des pourcentages

Sheet A

| LAT - Latvia | Game 6 | All |
|----------------------|--------|------|
| 4 S REGZA Evita | 64 % | 63 % |
| 3 V REGZA Dace | 71 % | 60 % |
| 2 BERZINA Ieva | 58 % | 67 % |
| 1 LITAUNIECE Zaklina | 76 % | 75 % |
| A LINDE Iluta | - % | - % |
| Team Total | 67 % | 66 % |

| DEN - Denmark | Game 6 | All |
|----------------------|--------|------|
| 4 S NIELSEN Lene | 79 % | 73 % |
| 3 SIMONSEN Helle | 89 % | 70 % |
| 2 V ELLEGAARD Jeanne | 77 % | 77 % |
| 1 POULSEN Maria | 80 % | 81 % |
| A de NEERGAARD Mette | 69 % | 69 % |
| Team Total | 81 % | 75 % |

Sheet B

| ITA - Italy | Game 6 | All |
|----------------------|--------|------|
| 4 S ZAPPONE Veronica | 40 % | 58 % |
| 3 V LEVETTI Sara | 46 % | 60 % |
| 2 PATONO Elisa | 35 % | 58 % |
| 1 LOSANO Arianna | 81 % | 72 % |
| A BRONSINO Martina | - % | - % |
| Team Total | 51 % | 62 % |

| SCO - Scotland | Game 6 | All |
|-------------------|--------|------|
| 4 S MUIRHEAD Eve | 92 % | 82 % |
| 3 V SLOAN Anna | 83 % | 81 % |
| 2 ADAMS Vicki | 83 % | 82 % |
| 1 HAMILTON Claire | 94 % | 81 % |
| A GRAY Lauren | - % | - % |
| Team Total | 88 % | 81 % |

Sheet C

| SWE - Sweden | Game 6 | All |
|----------------------------|--------|------|
| 4 V PRYTZ Maria | 81 % | 76 % |
| 3 BERTRUP Christina | 81 % | 73 % |
| 2 WENNERSTROEM Maria | 65 % | 70 % |
| 1 S SIGFRIDSSON Margaretha | 83 % | 81 % |
| A KNOCHENHAUER Agnes | - % | - % |
| Team Total | 77 % | 75 % |

| NOR - Norway | Game 6 | All |
|-------------------------|--------|------|
| 4 S ROERVIK Marianne | 65 % | 58 % |
| 3 V SKAARSMOEN Anneline | 69 % | 64 % |
| 2 HOLTH Camilla | 61 % | 65 % |
| 1 MOLNAR Julie Kjaer | 65 % | 75 % |
| A TRULSEN Pia | - % | - % |
| Team Total | 65 % | 66 % |

Sheet D

| CZE - Czech Republic | Game 6 | All |
|----------------------|--------|------|
| 4 S KUBESKOVA Anna | 67 % | 69 % |
| 3 V PLISKOVA Tereza | 66 % | 66 % |
| 2 SVATONOVA Klara | 84 % | 76 % |
| 1 HERDOVA Veronika | 78 % | 81 % |
| A STRNADOVA Martina | - % | 62 % |
| Team Total | 74 % | 69 % |

| SUI - Switzerland | Game 6 | All |
|---------------------|--------|------|
| 4 S OTT Mirjam | 94 % | 78 % |
| 3 V SCHAEFER Carmen | 88 % | 79 % |
| 2 KUENG Carmen | 86 % | 84 % |
| 1 GREINER Janine | 91 % | 85 % |
| A PAETZ Alina | - % | 74 % |
| Team Total | 89 % | 81 % |

Sheet E

| GER - Germany | Game 6 | All |
|-------------------------|--------|------|
| 4 S SCHOEPP Andrea | 59 % | 63 % |
| 3 V LEHMANN Imogen Oona | 63 % | 71 % |
| 2 MUSKATEWITZ Nicole | 84 % | 76 % |
| 1 HEISS Stella | 69 % | 75 % |
| A SCHOLZ Corinna | - % | 60 % |
| Team Total | 69 % | 70 % |

| RUS - Russia | Game 6 | All |
|----------------------|--------|------|
| 4 S SIDOROVA Anna | 88 % | 77 % |
| 3 V FOMINA Margarita | 78 % | 76 % |
| 2 SAITOVA Alexandra | 81 % | 77 % |
| 1 GALKINA Ekaterina | 87 % | 86 % |
| A EZEKH Nkeiruka | - % | - % |
| Team Total | 83 % | 79 % |

Session Results and Standings

Résultats de la session et classement

| Sheet | Game | Team | LSFE | 1 | 2 | 3 | 4 | 5 | 6 | 7 | 8 | 9 | 10 | Extra Ends | Total |
|-------|------|----------------------|------|---|---|---|---|---|---|---|---|---|----|------------|-------|
| A | 5 | SUI - Switzerland | * | 2 | 0 | 1 | 1 | 1 | 2 | 3 | X | X | X | | 10 |
| | 5 | ITA - Italy | | 0 | 1 | 0 | 0 | 0 | 0 | 0 | X | X | X | | 1 |
| B | 5 | LAT - Latvia | | 0 | 0 | 0 | 2 | 0 | 0 | X | X | X | X | | 2 |
| | 5 | RUS - Russia | * | 4 | 1 | 1 | 0 | 4 | 0 | X | X | X | X | | 10 |
| C | 5 | SCO - Scotland | * | 5 | 0 | 0 | 2 | 0 | 1 | 0 | 2 | 0 | 0 | | 10 |
| | 5 | CZE - Czech Republic | | 0 | 2 | 0 | 0 | 2 | 0 | 2 | 0 | 2 | 1 | | 9 |
| D | 5 | NOR - Norway | | 0 | 0 | 2 | 0 | 2 | 0 | 1 | 0 | 0 | X | | 5 |
| | 5 | GER - Germany | * | 1 | 1 | 0 | 2 | 0 | 2 | 0 | 1 | 1 | X | | 8 |
| E | 5 | SWE - Sweden | | 0 | 0 | 1 | 2 | 0 | 2 | 1 | 0 | 0 | X | | 6 |
| | 5 | DEN - Denmark | * | 0 | 1 | 0 | 0 | 1 | 0 | 0 | 1 | 1 | X | | 4 |

Standings after Round Robin Session 5

| Rank | Team | Games | Wins | Losses |
|------|----------------------|-------|------|--------|
| 1 | SCO - Scotland | 5 | 5 | 0 |
| 1 | SUI - Switzerland | 5 | 5 | 0 |
| 3 | RUS - Russia | 5 | 3 | 2 |
| 3 | SWE - Sweden | 5 | 3 | 2 |
| 5 | CZE - Czech Republic | 5 | 2 | 3 |
| 5 | DEN - Denmark | 5 | 2 | 3 |
| 5 | GER - Germany | 5 | 2 | 3 |
| 8 | ITA - Italy | 5 | 1 | 4 |
| 8 | LAT - Latvia | 5 | 1 | 4 |
| 8 | NOR - Norway | 5 | 1 | 4 |

LEGEND

LSFE (*) Last stone first end

X Unplayed/unfinished end due to concession

Percentage Summary

Résumé des pourcentages

Sheet A

| SUI - Switzerland | Game 5 | All |
|---------------------|--------|------|
| 4 S OTT Mirjam | 80 % | 76 % |
| 3 V SCHAEFER Carmen | 80 % | 78 % |
| 2 KUENG Carmen | 82 % | 83 % |
| 1 GREINER Janine | 93 % | 84 % |
| A PAETZ Alina | - % | 74 % |
| Team Total | 84 % | 79 % |

| ITA - Italy | Game 5 | All |
|----------------------|--------|------|
| 4 S ZAPPONE Veronica | 57 % | 61 % |
| 3 V LEVETTI Sara | 63 % | 62 % |
| 2 PATONO Elisa | 77 % | 61 % |
| 1 LOSANO Arianna | 84 % | 70 % |
| A BRONSINO Martina | - % | - % |
| Team Total | 70 % | 64 % |

Sheet B

| LAT - Latvia | Game 5 | All |
|----------------------|--------|------|
| 4 S REGZA Evita | 38 % | 62 % |
| 3 V REGZA Dace | 42 % | 58 % |
| 2 BERZINA Ieva | 75 % | 69 % |
| 1 LITAUNIECE Zaklina | 56 % | 74 % |
| A LINDE Iluta | - % | - % |
| Team Total | 53 % | 66 % |

| RUS - Russia | Game 5 | All |
|----------------------|--------|------|
| 4 S SIDOROVA Anna | 79 % | 75 % |
| 3 V FOMINA Margarita | 81 % | 76 % |
| 2 SAITOVA Alexandra | 90 % | 76 % |
| 1 GALKINA Ekaterina | 86 % | 86 % |
| A EZEKH Nkeiruka | - % | - % |
| Team Total | 84 % | 78 % |

Sheet C

| SCO - Scotland | Game 5 | All |
|-------------------|--------|------|
| 4 S MUIRHEAD Eve | 78 % | 80 % |
| 3 V SLOAN Anna | 89 % | 81 % |
| 2 ADAMS Vicki | 78 % | 81 % |
| 1 HAMILTON Claire | 87 % | 79 % |
| A GRAY Lauren | - % | - % |
| Team Total | 83 % | 80 % |

| CZE - Czech Republic | Game 5 | All |
|----------------------|--------|------|
| 4 S KUBESKOVA Anna | 71 % | 69 % |
| 3 V PLISKOVA Tereza | 76 % | 66 % |
| 2 STRNADOVA Martina | 69 % | 62 % |
| 1 SVATONOVA Klara | 66 % | 74 % |
| A HERDOVA Veronika | 85 % | 85 % |
| Team Total | 73 % | 68 % |

Sheet D

| NOR - Norway | Game 5 | All |
|-------------------------|--------|------|
| 4 S ROERVIK Marianne | 63 % | 56 % |
| 3 V SKAARSMOEN Anneline | 64 % | 63 % |
| 2 HOLTH Camilla | 66 % | 65 % |
| 1 MOLNAR Julie Kjaer | 78 % | 78 % |
| A TRULSEN Pia | - % | - % |
| Team Total | 68 % | 66 % |

| GER - Germany | Game 5 | All |
|-------------------------|--------|------|
| 4 S SCHOEPP Andrea | 63 % | 63 % |
| 3 V LEHMANN Imogen Oona | 83 % | 72 % |
| 2 MUSKATEWITZ Nicole | 65 % | 74 % |
| 1 HEISS Stella | 84 % | 76 % |
| A SCHOLZ Corinna | - % | 60 % |
| Team Total | 74 % | 70 % |

Sheet E

| SWE - Sweden | Game 5 | All |
|----------------------------|--------|------|
| 4 V PRYTZ Maria | 91 % | 75 % |
| 3 BERTRUP Christina | 74 % | 72 % |
| 2 WENNERSTROEM Maria | 80 % | 71 % |
| 1 S SIGFRIDSSON Margaretha | 88 % | 81 % |
| A KNOCHENHAUER Agnes | - % | - % |
| Team Total | 83 % | 75 % |

| DEN - Denmark | Game 5 | All |
|----------------------|--------|------|
| 4 S NIELSEN Lene | 82 % | 71 % |
| 3 SIMONSEN Helle | 61 % | 66 % |
| 2 V ELLEGAARD Jeanne | 78 % | 77 % |
| 1 POULSEN Maria | 90 % | 81 % |
| A de NEERGAARD Mette | - % | - % |
| Team Total | 78 % | 74 % |

Session Results and Standings

Résultats de la session et classement

| Sheet | Game | Team | LSFE | 1 | 2 | 3 | 4 | 5 | 6 | 7 | 8 | 9 | 10 | Extra Ends | Total |
|-------|------|----------------------|------|---|---|---|---|---|---|---|---|---|----|------------|-------|
| A | 4 | CZE - Czech Republic | * | 1 | 0 | 0 | 0 | 3 | 3 | 4 | X | X | X | | 11 |
| | 4 | LAT - Latvia | | 0 | 1 | 0 | 0 | 0 | 0 | 0 | X | X | X | | 1 |
| B | 4 | SUI - Switzerland | * | 0 | 0 | 2 | 0 | 0 | 2 | 0 | 2 | 1 | X | | 7 |
| | 4 | SWE - Sweden | | 0 | 1 | 0 | 1 | 0 | 0 | 1 | 0 | 0 | X | | 3 |
| C | 4 | GER - Germany | * | 1 | 1 | 2 | 2 | 1 | 0 | 2 | 5 | X | X | | 14 |
| | 4 | ITA - Italy | | 0 | 0 | 0 | 0 | 0 | 2 | 0 | 0 | X | X | | 2 |
| D | 4 | DEN - Denmark | | 0 | 0 | 0 | 1 | 0 | 0 | X | X | X | X | | 1 |
| | 4 | SCO - Scotland | * | 3 | 2 | 3 | 0 | 1 | 1 | X | X | X | X | | 10 |
| E | 4 | RUS - Russia | * | 2 | 0 | 1 | 2 | 3 | 0 | 4 | X | X | X | | 12 |
| | 4 | NOR - Norway | | 0 | 2 | 0 | 0 | 0 | 1 | 0 | X | X | X | | 3 |

Standings after Round Robin Session 4

| Rank | Team | Games | Wins | Losses |
|------|----------------------|-------|------|--------|
| 1 | SCO - Scotland | 4 | 4 | 0 |
| 1 | SUI - Switzerland | 4 | 4 | 0 |
| 3 | CZE - Czech Republic | 4 | 2 | 2 |
| 3 | DEN - Denmark | 4 | 2 | 2 |
| 3 | RUS - Russia | 4 | 2 | 2 |
| 3 | SWE - Sweden | 4 | 2 | 2 |
| 7 | GER - Germany | 4 | 1 | 3 |
| 7 | ITA - Italy | 4 | 1 | 3 |
| 7 | LAT - Latvia | 4 | 1 | 3 |
| 7 | NOR - Norway | 4 | 1 | 3 |

LEGEND

LSFE (*) Last stone first end

X Unplayed/unfinished end due to concession

Percentage Summary

Résumé des pourcentages

Sheet A

| CZE - Czech Republic | Game 4 | All |
|----------------------|--------|------|
| 4 S KUBESKOVA Anna | 84 % | 69 % |
| 3 V PLISKOVA Tereza | 79 % | 63 % |
| 2 STRNADOVA Martina | 63 % | 60 % |
| 1 SVATONOVA Klara | 75 % | 75 % |
| A HERDOVA Veronika | - % | - % |
| Team Total | 75 % | 67 % |

| LAT - Latvia | Game 4 | All |
|----------------------|--------|------|
| 4 S REGZA Evita | 64 % | 66 % |
| 3 V REGZA Dace | 45 % | 61 % |
| 2 BERZINA Ieva | 70 % | 68 % |
| 1 LITAUNIECE Zaklina | 77 % | 77 % |
| A LINDE Iluta | - % | - % |
| Team Total | 64 % | 68 % |

Sheet B

| SUI - Switzerland | Game 4 | All |
|---------------------|--------|------|
| 4 S OTT Mirjam | 75 % | 75 % |
| 3 V SCHAEFER Carmen | 79 % | 77 % |
| 2 KUENG Carmen | 73 % | 83 % |
| 1 GREINER Janine | 84 % | 81 % |
| A PAETZ Alina | - % | 74 % |
| Team Total | 77 % | 78 % |

| SWE - Sweden | Game 4 | All |
|----------------------------|--------|------|
| 4 V PRYTZ Maria | 69 % | 71 % |
| 3 BERTRUP Christina | 57 % | 72 % |
| 2 WENNERSTROEM Maria | 65 % | 69 % |
| 1 S SIGFRIDSSON Margaretha | 81 % | 79 % |
| A KNOCHENHAUER Agnes | - % | - % |
| Team Total | 68 % | 73 % |

Sheet C

| GER - Germany | Game 4 | All |
|-------------------------|--------|------|
| 4 S SCHOEPP Andrea | 73 % | 63 % |
| 3 V LEHMANN Imogen Oona | 84 % | 69 % |
| 2 MUSKATEWITZ Nicole | 78 % | 77 % |
| 1 HEISS Stella | 75 % | 72 % |
| A SCHOLZ Corinna | - % | 60 % |
| Team Total | 78 % | 69 % |

| ITA - Italy | Game 4 | All |
|----------------------|--------|------|
| 4 S ZAPPONE Veronica | 38 % | 61 % |
| 3 V LEVETTI Sara | 56 % | 62 % |
| 2 PATONO Elisa | 56 % | 58 % |
| 1 LOSANO Arianna | 72 % | 67 % |
| A BRONSINO Martina | - % | - % |
| Team Total | 55 % | 62 % |

Sheet D

| DEN - Denmark | Game 4 | All |
|----------------------|--------|------|
| 4 S NIELSEN Lene | 33 % | 68 % |
| 3 SIMONSEN Helle | 63 % | 67 % |
| 2 V ELLEGAARD Jeanne | 69 % | 76 % |
| 1 POULSEN Maria | 75 % | 79 % |
| A de NEERGAARD Mette | - % | - % |
| Team Total | 60 % | 72 % |

| SCO - Scotland | Game 4 | All |
|-------------------|--------|------|
| 4 S MUIRHEAD Eve | 88 % | 81 % |
| 3 V SLOAN Anna | 86 % | 79 % |
| 2 ADAMS Vicki | 96 % | 83 % |
| 1 HAMILTON Claire | 64 % | 77 % |
| A GRAY Lauren | - % | - % |
| Team Total | 85 % | 80 % |

Sheet E

| RUS - Russia | Game 4 | All |
|----------------------|--------|------|
| 4 S SIDOROVA Anna | 73 % | 74 % |
| 3 V FOMINA Margarita | 77 % | 75 % |
| 2 SAITOVA Alexandra | 80 % | 74 % |
| 1 GALKINA Ekaterina | 86 % | 86 % |
| A EZEKH Nkeiruka | - % | - % |
| Team Total | 79 % | 77 % |

| NOR - Norway | Game 4 | All |
|-------------------------|--------|------|
| 4 S ROERVIK Marianne | 50 % | 55 % |
| 3 V SKAARSMOEN Anneline | 75 % | 63 % |
| 2 HOLTH Camilla | 66 % | 65 % |
| 1 MOLNAR Julie Kjaer | 88 % | 78 % |
| A TRULSEN Pia | - % | - % |
| Team Total | 70 % | 65 % |

Session Results and Standings

Résultats de la session et classement

| Sheet | Game | Team | LSFE | 1 | 2 | 3 | 4 | 5 | 6 | 7 | 8 | 9 | 10 | Extra Ends | Total |
|-------|------|----------------------|------|---|---|---|---|---|---|---|---|---|----|------------|-------|
| A | 3 | DEN - Denmark | | 1 | 2 | 1 | 1 | 0 | 4 | X | X | X | X | | 9 |
| | 3 | NOR - Norway | * | 0 | 0 | 0 | 0 | 2 | 0 | X | X | X | X | | 2 |
| B | 3 | SCO - Scotland | * | 0 | 2 | 0 | 2 | 0 | 2 | 0 | 0 | 0 | 1 | | 7 |
| | 3 | GER - Germany | | 1 | 0 | 2 | 0 | 1 | 0 | 1 | 1 | 0 | 0 | | 6 |
| C | 3 | RUS - Russia | | 0 | 0 | 2 | 0 | 2 | 0 | 4 | 0 | 1 | X | | 9 |
| | 3 | SWE - Sweden | * | 0 | 1 | 0 | 1 | 0 | 1 | 0 | 1 | 0 | X | | 4 |
| D | 3 | SUI - Switzerland | * | 2 | 1 | 0 | 0 | 1 | 0 | 1 | 1 | 0 | 3 | | 9 |
| | 3 | LAT - Latvia | | 0 | 0 | 1 | 2 | 0 | 1 | 0 | 0 | 3 | 0 | | 7 |
| E | 3 | ITA - Italy | | 0 | 1 | 2 | 1 | 3 | 1 | 0 | 1 | X | X | | 9 |
| | 3 | CZE - Czech Republic | * | 1 | 0 | 0 | 0 | 0 | 0 | 1 | 0 | X | X | | 2 |

Standings after Round Robin Session 3

| Rank | Team | Games | Wins | Losses |
|------|----------------------|-------|------|--------|
| 1 | SCO - Scotland | 3 | 3 | 0 |
| 1 | SUI - Switzerland | 3 | 3 | 0 |
| 3 | DEN - Denmark | 3 | 2 | 1 |
| 3 | SWE - Sweden | 3 | 2 | 1 |
| 5 | CZE - Czech Republic | 3 | 1 | 2 |
| 5 | ITA - Italy | 3 | 1 | 2 |
| 5 | LAT - Latvia | 3 | 1 | 2 |
| 5 | NOR - Norway | 3 | 1 | 2 |
| 5 | RUS - Russia | 3 | 1 | 2 |
| 10 | GER - Germany | 3 | 0 | 3 |

LEGEND

LSFE (*) Last stone first end

X Unplayed/unfinished end due to concession

Percentage Summary

Résumé des pourcentages

Sheet A

| DEN - Denmark | Game 3 | All |
|----------------------|--------|------|
| 4 S NIELSEN Lene | 88 % | 76 % |
| 3 SIMONSEN Helle | 79 % | 69 % |
| 2 V ELLEGAARD Jeanne | 75 % | 78 % |
| 1 POULSEN Maria | 81 % | 80 % |
| A de NEERGAARD Mette | - % | - % |
| Team Total | 81 % | 76 % |

| NOR - Norway | Game 3 | All |
|-------------------------|--------|------|
| 4 S ROERVIK Marianne | 35 % | 56 % |
| 3 V SKAARSMOEN Anneline | 58 % | 59 % |
| 2 HOLTH Camilla | 52 % | 65 % |
| 1 MOLNAR Julie Kjaer | 79 % | 74 % |
| A TRULSEN Pia | - % | - % |
| Team Total | 56 % | 64 % |

Sheet B

| SCO - Scotland | Game 3 | All |
|-------------------|--------|------|
| 4 S MUIRHEAD Eve | 71 % | 80 % |
| 3 V SLOAN Anna | 75 % | 77 % |
| 2 ADAMS Vicki | 70 % | 80 % |
| 1 HAMILTON Claire | 71 % | 79 % |
| A GRAY Lauren | - % | - % |
| Team Total | 72 % | 79 % |

| GER - Germany | Game 3 | All |
|-------------------------|--------|------|
| 4 S SCHOEPP Andrea | 76 % | 61 % |
| 3 V LEHMANN Imogen Oona | 70 % | 65 % |
| 2 MUSKATEWITZ Nicole | 70 % | 76 % |
| 1 SCHOLZ Corinna | 60 % | 60 % |
| A HEISS Stella | - % | 69 % |
| Team Total | 69 % | 66 % |

Sheet C

| RUS - Russia | Game 3 | All |
|----------------------|--------|------|
| 4 S SIDOROVA Anna | 79 % | 75 % |
| 3 V FOMINA Margarita | 85 % | 74 % |
| 2 SAIKOVA Alexandra | 78 % | 72 % |
| 1 GALKINA Ekaterina | 88 % | 87 % |
| A EZEKH Nkeiruka | - % | - % |
| Team Total | 82 % | 77 % |

| SWE - Sweden | Game 3 | All |
|----------------------------|--------|------|
| 4 V PRYTZ Maria | 53 % | 72 % |
| 3 BERTRUP Christina | 72 % | 77 % |
| 2 WENNERSTROEM Maria | 67 % | 70 % |
| 1 S SIGFRIDSSON Margaretha | 81 % | 79 % |
| A KNOCHENHAUER Agnes | - % | - % |
| Team Total | 68 % | 74 % |

Sheet D

| SUI - Switzerland | Game 3 | All |
|---------------------|--------|------|
| 4 S OTT Mirjam | 71 % | 75 % |
| 3 V SCHAEFER Carmen | 83 % | 76 % |
| 2 PAETZ Alina | 69 % | 74 % |
| 1 KUENG Carmen | 86 % | 90 % |
| A GREINER Janine | - % | 80 % |
| Team Total | 77 % | 78 % |

| LAT - Latvia | Game 3 | All |
|----------------------|--------|------|
| 4 S REGZA Evita | 61 % | 67 % |
| 3 V REGZA Dace | 53 % | 65 % |
| 2 BERZINA Ieva | 55 % | 67 % |
| 1 LITAUNIECE Zaklina | 75 % | 78 % |
| A LINDE Iluta | - % | - % |
| Team Total | 61 % | 69 % |

Sheet E

| ITA - Italy | Game 3 | All |
|----------------------|--------|------|
| 4 S ZAPPONE Veronica | 73 % | 69 % |
| 3 V LEVETTI Sara | 78 % | 64 % |
| 2 PATONO Elisa | 52 % | 59 % |
| 1 LOSANO Arianna | 52 % | 66 % |
| A BRONSINO Martina | - % | - % |
| Team Total | 64 % | 64 % |

| CZE - Czech Republic | Game 3 | All |
|----------------------|--------|------|
| 4 S KUBESKOVA Anna | 45 % | 65 % |
| 3 V PLISKOVA Tereza | 47 % | 59 % |
| 2 STRNADOVA Martina | 53 % | 60 % |
| 1 SVATONOVA Klara | 78 % | 75 % |
| A HERDOVA Veronika | - % | - % |
| Team Total | 56 % | 64 % |

Session Results and Standings

Résultats de la session et classement

| Sheet | Game | Team | LSFE | 1 | 2 | 3 | 4 | 5 | 6 | 7 | 8 | 9 | 10 | Extra Ends | Total |
|-------|------|----------------------|------|---|---|---|---|---|---|---|---|---|----|------------|-------|
| A | 2 | ITA - Italy | | 0 | 0 | 2 | 0 | 1 | 0 | 1 | 0 | 1 | 0 | | 5 |
| | 2 | SWE - Sweden | * | 0 | 2 | 0 | 3 | 0 | 1 | 0 | 1 | 0 | 1 | | 8 |
| B | 2 | RUS - Russia | * | 0 | 2 | 0 | 2 | 0 | 1 | 0 | 1 | 0 | 0 | | 6 |
| | 2 | CZE - Czech Republic | | 0 | 0 | 3 | 0 | 1 | 0 | 2 | 0 | 1 | 3 | | 10 |
| C | 2 | LAT - Latvia | * | 0 | 2 | 1 | 0 | 1 | 0 | 0 | 1 | 0 | X | | 5 |
| | 2 | SCO - Scotland | | 0 | 0 | 0 | 5 | 0 | 2 | 1 | 0 | 4 | X | | 12 |
| D | 2 | GER - Germany | | 1 | 0 | 3 | 0 | 0 | 0 | 0 | 1 | 0 | X | | 5 |
| | 2 | DEN - Denmark | * | 0 | 1 | 0 | 1 | 1 | 1 | 3 | 0 | 2 | X | | 9 |
| E | 2 | NOR - Norway | | 0 | 0 | 1 | 0 | 0 | 0 | 1 | 0 | X | X | | 2 |
| | 2 | SUI - Switzerland | * | 2 | 1 | 0 | 1 | 1 | 1 | 0 | 1 | X | X | | 7 |

Standings after Round Robin Session 2

| Rank | Team | Games | Wins | Losses |
|------|----------------------|-------|------|--------|
| 1 | SCO - Scotland | 2 | 2 | 0 |
| 1 | SUI - Switzerland | 2 | 2 | 0 |
| 1 | SWE - Sweden | 2 | 2 | 0 |
| 4 | CZE - Czech Republic | 2 | 1 | 1 |
| 4 | DEN - Denmark | 2 | 1 | 1 |
| 4 | LAT - Latvia | 2 | 1 | 1 |
| 4 | NOR - Norway | 2 | 1 | 1 |
| 8 | GER - Germany | 2 | 0 | 2 |
| 8 | ITA - Italy | 2 | 0 | 2 |
| 8 | RUS - Russia | 2 | 0 | 2 |

LEGEND

LSFE (*) Last stone first end

X Unplayed/unfinished end due to concession

Percentage Summary

Résumé des pourcentages

Sheet A

| ITA - Italy | Game 2 | All |
|----------------------|--------|------|
| 4 S ZAPPONE Veronica | 75 % | 66 % |
| 3 V LEVETTI Sara | 73 % | 58 % |
| 2 PATONO Elisa | 68 % | 62 % |
| 1 LOSANO Arianna | 76 % | 72 % |
| A BRONSINO Martina | - % | - % |
| Team Total | 73 % | 64 % |

| SWE - Sweden | Game 2 | All |
|----------------------------|--------|------|
| 4 V PRYTZ Maria | 86 % | 82 % |
| 3 BERTRUP Christina | 86 % | 79 % |
| 2 WENNERSTROEM Maria | 73 % | 72 % |
| 1 S SIGFRIDSSON Margaretha | 80 % | 78 % |
| A KNOCHENHAUER Agnes | - % | - % |
| Team Total | 81 % | 77 % |

Sheet B

| RUS - Russia | Game 2 | All |
|----------------------|--------|------|
| 4 S SIDOROVA Anna | 74 % | 72 % |
| 3 V FOMINA Margarita | 61 % | 69 % |
| 2 SAITOVA Alexandra | 74 % | 69 % |
| 1 GALKINA Ekaterina | 81 % | 86 % |
| A EZEKH Nkeiruka | - % | - % |
| Team Total | 72 % | 74 % |

| CZE - Czech Republic | Game 2 | All |
|----------------------|--------|------|
| 4 S KUBESKOVA Anna | 83 % | 73 % |
| 3 V PLISKOVA Tereza | 64 % | 65 % |
| 2 STRNADOVA Martina | 65 % | 63 % |
| 1 SVATONOVA Klara | 71 % | 73 % |
| A HERDOVA Veronika | - % | - % |
| Team Total | 71 % | 68 % |

Sheet C

| LAT - Latvia | Game 2 | All |
|----------------------|--------|------|
| 4 S REGZA Evita | 65 % | 70 % |
| 3 V REGZA Dace | 79 % | 71 % |
| 2 BERZINA Ieva | 74 % | 73 % |
| 1 LITAUNIECE Zaklina | 93 % | 79 % |
| A LINDE Iluta | - % | - % |
| Team Total | 78 % | 73 % |

| SCO - Scotland | Game 2 | All |
|-------------------|--------|------|
| 4 S MUIRHEAD Eve | 89 % | 85 % |
| 3 V SLOAN Anna | 81 % | 79 % |
| 2 ADAMS Vicki | 85 % | 85 % |
| 1 HAMILTON Claire | 85 % | 83 % |
| A GRAY Lauren | - % | - % |
| Team Total | 85 % | 83 % |

Sheet D

| GER - Germany | Game 2 | All |
|-------------------------|--------|------|
| 4 S SCHOEPP Andrea | 43 % | 53 % |
| 3 V LEHMANN Imogen Oona | 61 % | 63 % |
| 2 MUSKATEWITZ Nicole | 82 % | 79 % |
| 1 HEISS Stella | 69 % | 69 % |
| A SCHOLZ Corinna | - % | 60 % |
| Team Total | 64 % | 65 % |

| DEN - Denmark | Game 2 | All |
|----------------------|--------|------|
| 4 S NIELSEN Lene | 71 % | 72 % |
| 3 SIMONSEN Helle | 61 % | 65 % |
| 2 V ELLEGAARD Jeanne | 76 % | 79 % |
| 1 POULSEN Maria | 72 % | 79 % |
| A de NEERGAARD Mette | - % | - % |
| Team Total | 70 % | 74 % |

Sheet E

| NOR - Norway | Game 2 | All |
|-------------------------|--------|------|
| 4 S ROERVIK Marianne | 57 % | 64 % |
| 3 V SKAARSMOEN Anneline | 52 % | 60 % |
| 2 HOLTH Camilla | 72 % | 69 % |
| 1 MOLNAR Julie Kjaer | 86 % | 73 % |
| A TRULSEN Pia | - % | - % |
| Team Total | 67 % | 66 % |

| SUI - Switzerland | Game 2 | All |
|---------------------|--------|------|
| 4 S OTT Mirjam | 81 % | 76 % |
| 3 V SCHAEFER Carmen | 78 % | 73 % |
| 2 KUENG Carmen | 94 % | 94 % |
| 1 GREINER Janine | 73 % | 80 % |
| A PAETZ Alina | - % | 79 % |
| Team Total | 82 % | 79 % |

Session Results and Standings

Résultats de la session et classement

| Sheet | Game | Team | LSFE | 1 | 2 | 3 | 4 | 5 | 6 | 7 | 8 | 9 | 10 | Extra Ends | Total |
|-------|------|----------------------|------|---|---|---|---|---|---|---|---|---|----|------------|-------|
| A | 1 | SCO - Scotland | * | 0 | 1 | 1 | 2 | 0 | 6 | 0 | 1 | X | X | | 11 |
| | 1 | RUS - Russia | | 1 | 0 | 0 | 0 | 2 | 0 | 2 | 0 | X | X | | 5 |
| B | 1 | NOR - Norway | * | 1 | 2 | 3 | 0 | 4 | 0 | 0 | 1 | 1 | X | | 12 |
| | 1 | ITA - Italy | | 0 | 0 | 0 | 2 | 0 | 1 | 1 | 0 | 0 | X | | 4 |
| C | 1 | SUI - Switzerland | | 0 | 0 | 2 | 2 | 2 | 0 | 0 | 1 | 0 | 1 | | 8 |
| | 1 | DEN - Denmark | * | 0 | 1 | 0 | 0 | 0 | 2 | 1 | 0 | 1 | 0 | | 5 |
| D | 1 | SWE - Sweden | | 1 | 1 | 1 | 2 | 0 | 0 | 3 | 2 | X | X | | 10 |
| | 1 | CZE - Czech Republic | * | 0 | 0 | 0 | 0 | 2 | 1 | 0 | 0 | X | X | | 3 |
| E | 1 | LAT - Latvia | | 0 | 0 | 1 | 0 | 1 | 0 | 0 | 2 | 1 | 0 | 1 | 6 |
| | 1 | GER - Germany | * | 0 | 1 | 0 | 1 | 0 | 0 | 1 | 0 | 0 | 2 | 0 | 5 |

Standings after Round Robin Session 1

| Rank | Team | Games | Wins | Losses |
|------|----------------------|-------|------|--------|
| 1 | LAT - Latvia | 1 | 1 | 0 |
| 1 | NOR - Norway | 1 | 1 | 0 |
| 1 | SCO - Scotland | 1 | 1 | 0 |
| 1 | SUI - Switzerland | 1 | 1 | 0 |
| 1 | SWE - Sweden | 1 | 1 | 0 |
| 6 | CZE - Czech Republic | 1 | 0 | 1 |
| 6 | DEN - Denmark | 1 | 0 | 1 |
| 6 | GER - Germany | 1 | 0 | 1 |
| 6 | ITA - Italy | 1 | 0 | 1 |
| 6 | RUS - Russia | 1 | 0 | 1 |

LEGEND

LSFE (*) Last stone first end

X Unplayed/unfinished end due to concession

Percentage Summary

Résumé des pourcentages

Sheet A

| SCO - Scotland | Game 1 | All |
|-------------------|--------|------|
| 4 S MUIRHEAD Eve | 80 % | 80 % |
| 3 V SLOAN Anna | 77 % | 77 % |
| 2 ADAMS Vicki | 86 % | 86 % |
| 1 HAMILTON Claire | 82 % | 82 % |
| A GRAY Lauren | - % | - % |
| Team Total | 81 % | 81 % |

| RUS - Russia | Game 1 | All |
|----------------------|--------|------|
| 4 S SIDOROVA Anna | 70 % | 70 % |
| 3 V FOMINA Margarita | 78 % | 78 % |
| 2 SAITOVA Alexandra | 64 % | 64 % |
| 1 GALKINA Ekaterina | 92 % | 92 % |
| A EZEKH Nkeiruka | - % | - % |
| Team Total | 76 % | 76 % |

Sheet B

| NOR - Norway | Game 1 | All |
|-------------------------|--------|------|
| 4 S ROERVIK Marianne | 69 % | 69 % |
| 3 V SKAARSMOEN Anneline | 67 % | 67 % |
| 2 HOLTH Camilla | 67 % | 67 % |
| 1 MOLNAR Julie Kjaer | 59 % | 59 % |
| A TRULSEN Pia | - % | - % |
| Team Total | 66 % | 66 % |

| ITA - Italy | Game 1 | All |
|----------------------|--------|------|
| 4 S ZAPPONE Veronica | 57 % | 57 % |
| 3 V LEVETTI Sara | 42 % | 42 % |
| 2 PATONO Elisa | 56 % | 56 % |
| 1 LOSANO Arianna | 67 % | 67 % |
| A BRONSINO Martina | - % | - % |
| Team Total | 55 % | 55 % |

Sheet C

| SUI - Switzerland | Game 1 | All |
|---------------------|--------|------|
| 4 S OTT Mirjam | 73 % | 73 % |
| 3 V SCHAEFER Carmen | 69 % | 69 % |
| 2 PAETZ Alina | 79 % | 79 % |
| 1 GREINER Janine | 86 % | 86 % |
| A KUENG Carmen | - % | - % |
| Team Total | 76 % | 76 % |

| DEN - Denmark | Game 1 | All |
|----------------------|--------|------|
| 4 S NIELSEN Lene | 74 % | 74 % |
| 3 SIMONSEN Helle | 69 % | 69 % |
| 2 V ELLEGAARD Jeanne | 82 % | 82 % |
| 1 POULSEN Maria | 85 % | 85 % |
| A de NEERGAARD Mette | - % | - % |
| Team Total | 77 % | 77 % |

Sheet D

| SWE - Sweden | Game 1 | All |
|----------------------------|--------|------|
| 4 V PRYTZ Maria | 77 % | 77 % |
| 3 BERTRUP Christina | 70 % | 70 % |
| 2 WENNERSTROEM Maria | 70 % | 70 % |
| 1 S SIGFRIDSSON Margaretha | 75 % | 75 % |
| A KNOCHENHAUER Agnes | - % | - % |
| Team Total | 73 % | 73 % |

| CZE - Czech Republic | Game 1 | All |
|----------------------|--------|------|
| 4 S KUBESKOVA Anna | 60 % | 60 % |
| 3 V PLISKOVA Tereza | 66 % | 66 % |
| 2 STRNADOVA Martina | 59 % | 59 % |
| 1 SVATONOVA Klara | 75 % | 75 % |
| A HERDOVA Veronika | - % | - % |
| Team Total | 65 % | 65 % |

Sheet E

| LAT - Latvia | Game 1 | All |
|----------------------|--------|------|
| 4 S REGZA Evita | 74 % | 74 % |
| 3 V REGZA Dace | 64 % | 64 % |
| 2 BERZINA Ieva | 73 % | 73 % |
| 1 LITAUNIECE Zaklina | 67 % | 67 % |
| A LINDE Iluta | - % | - % |
| Team Total | 69 % | 69 % |

| GER - Germany | Game 1 | All |
|-------------------------|--------|------|
| 4 S SCHOEPP Andrea | 61 % | 61 % |
| 3 V LEHMANN Imogen Oona | 64 % | 64 % |
| 2 SCHOLZ Corinna | 60 % | 60 % |
| 1 MUSKATEWITZ Nicole | 77 % | 77 % |
| A HEISS Stella | - % | - % |
| Team Total | 66 % | 66 % |

Competition Officials

Officiels de compétition

As of SAT 30 NOV 2013

| Function | Name | Country Code |
|-----------------------------|----------------------|--------------|
| WCF President | CAITHNESS Kate | SCO |
| Chief Umpire | ROETHLISBERGER Eeva | SUI |
| Deputy Chief Umpire | BARROWMAN Glenda | ENG |
| Game Umpire | MIDDLEL Albert | SCO |
| | OLOFSSON Mats | SWE |
| | AUGUSTYNIAK Wojciech | POL |
| | BROWN Jim | NOR |
| Chief Timing Supervisor | FORRESTER Harold | SCO |
| Assistant Timing Supervisor | RONNING Kai Ove | NOR |
| Chief Ice Technician | SHUREK Mark | CAN |
| Assistant Ice Technician | CALLAN Mark | SCO |

Entry List by Country

Liste des participant(e)s par Nation

As of FRI 22 NOV 2013

| CZE - Czech Republic | | |
|-----------------------------|-------------------|---|
| 4 S | KUBESKOVA Anna | L |
| 3 V | PLISKOVA Tereza | R |
| 2 | STRNADOVA Martina | R |
| 1 | SVATONOVA Klara | R |
| A | HERDOVA Veronika | R |
| C | KUBESKA Karel | |

| DEN - Denmark | | |
|----------------------|--------------------|---|
| 4 S | NIELSEN Lene | R |
| 3 | SIMONSEN Helle | R |
| 2 V | ELLEGAARD Jeanne | R |
| 1 | POULSEN Maria | R |
| A | de NEERGAARD Mette | R |
| C | LARSEN Gert | |

| GER - Germany | | |
|----------------------|---------------------|---|
| 4 S | SCHOEPP Andrea | R |
| 3 V | LEHMANN Imogen Oona | R |
| 2 | SCHOLZ Corinna | R |
| 1 | MUSKATEWITZ Nicole | R |
| A | HEISS Stella | R |
| C | SCHOEPP Rainer | |

| ITA - Italy | | |
|--------------------|-------------------|---|
| 4 S | ZAPPONE Veronica | R |
| 3 V | LEVETTI Sara | R |
| 2 | PATONO Elisa | L |
| 1 | LOSANO Arianna | L |
| A | BRONSINO Martina | R |
| C | MACCHIATI Lucilla | |

| LAT - Latvia | | |
|---------------------|--------------------|---|
| 4 S | REGZA Evita | R |
| 3 V | REGZA Dace | R |
| 2 | BERZINA Ieva | R |
| 1 | LITAUNIECE Zaklina | R |
| A | LINDE Iluta | R |
| C | REGZA Ansis | |

| NOR - Norway | | |
|---------------------|---------------------|---|
| 4 S | ROERVIK Marianne | R |
| 3 V | SKAARSMOEN Anneline | R |
| 2 | HOLTH Camilla | R |
| 1 | MOLNAR Julie Kjaer | L |
| A | TRULSEN Pia | R |
| C | HOEIBERG Stig | |

| RUS - Russian Federation | | |
|---------------------------------|-------------------|---|
| 4 S | SIDOROVA Anna | R |
| 3 V | FOMINA Margarita | R |
| 2 | SAITOVA Alexandra | R |
| 1 | GALKINA Ekaterina | R |
| A | EZEKH Nkeiruka | R |
| C | LIPS Thomas | |

| SCO - Scotland | | |
|-----------------------|-----------------|---|
| 4 S | MUIRHEAD Eve | R |
| 3 V | SLOAN Anna | L |
| 2 | ADAMS Vicki | R |
| 1 | HAMILTON Claire | R |
| A | GRAY Lauren | R |
| C | HAY David | |

| SUI - Switzerland | | |
|--------------------------|-----------------|---|
| 4 S | OTT Mirjam | R |
| 3 V | SCHAEFER Carmen | R |
| 2 | KUENG Carmen | R |
| 1 | GREINER Janine | R |
| A | PAETZ Alina | R |
| C | TRALNBERG Ken | |

| SWE - Sweden | | |
|---------------------|------------------------|---|
| 4 V | PRYTZ Maria | R |
| 3 | BERTRUP Christina | R |
| 2 | WENNERSTROEM Maria | R |
| 1 S | SIGFRIDSSON Margaretha | R |
| A | KNOCHENHAUER Agnes | R |
| C | HALLSTROEM Fredrik | |

NOTE

Team position and functions are attached to each team member's name as follows:
4 = Fourth, **3** = Third, **2** = Second, **1** = Lead, **A** = Alternate, **S** = Skip, **V** = Vice-Skip, **C** = Coach

LEGEND

L Left-handed **R** Right-handed