



European Curling Championships 19.11. - 28.11.2015

RESULTS BOOK B-Division Men





Medallists

As of FRI 27 NOV 2015

Medal	Country	Name
GOLD	DEN - Denmark	STJERNE Rasmus FREDERIKSEN Johnny POULSEN Mikkel Adrup HARRY Troels DUPONT Oliver QVIST Mikael
SILVER	AUT - Austria	WUNDERER Sebastian GENNER Mathias REICHEL Martin KIRCHMAIR Lukas NOTHEGGER Philipp ROTH Christian
BRONZE	LAT - Latvia	GULBIS Ritvars SARSUNS Normunds AVOTINS Aivars BUSMANIS Raivis GERHARDS Arturs KRUSTS Roberts



Final Standings

	Team	Players	Position - Function
Gold	DEN - Denmark	STJERNE Rasmus FREDERIKSEN Johnny POULSEN Mikkel Adrup HARRY Troels DUPONT Oliver	4 S 3 V 2 1 A
Silver	AUT - Austria	WUNDERER Sebastian GENNER Mathias REICHEL Martin KIRCHMAIR Lukas NOTHEGGER Philipp	4 S 3 V 2 1 A
Bronze	LAT - Latvia	GULBIS Ritvars SARSUNS Normunds AVOTINS Aivars BUSMANIS Raivis GERHARDS Arturs	4 S 3 V 2 1 A
4	ISR - Israel	FREILICH Adam RIVKIND Leonid KRASIK-GEIGER Ariel LUTZ Jeffrey Yaakov KEMPENICH Gabriel	4 S 3 2 1 V A
5	LTU - Lithuania	VYSKUPAITIS Tadas KULAKAUSKAS Vytis TELKSNYS Laurynas SADAUSKAS Vidas KULAKAUSKAS Mantas	4 S 3 V 2 1 A
5	SLO - Slovenia	URSIC Gasper TISLER Tomas CULIC Jure LAJOVEC Jost VERBINC Gregor	4 V 3 S 2 1 A
7	ENG - England	MACDOUGALL Alan REED Andrew WOOLSTON Andrew JAEGGI Tom FOWLER BEN	4 S 3 V 2 1 A
8	TUR - Turkey	KARATAS Alican SENOL Melik KARAGOZ Ugurcan ZENGİN Muhammet Oguz CAKIR Kadir	4 S 3 V 2 1 A
9	SVK - Slovakia	MISUN David KAPRALIK Patrik GALLO Juraj POLAK Jakub PITONAK Frantisek	4 V 3 2 S 1 A
10	HUN - Hungary	KISS Zsolt NAGY Gyorgy ROKUSFALVY Zsombor BALAZS David BODOR Gabor	4 V 3 S 2 1 A
11	POL - Poland	STYCH Konrad ZIOLO Tomasz DZIKOWSKI Bartosz KOZIOL Michal GLOWANIA Jakub	4 3 S 2 V 1 A



Final Standings

	Team	Players	Position - Function
12	ESP - Spain	VEZ Sergio	4 V
		UNANUE Mikel	3
		DE MOLLINEDO Antonio	2 S
		SANGUESA Jose Manuel	1
		DE PAZ Eduardo	A
13	WAL - Wales	POUGHER James	4 S
		PHILLIPS Rhys	3
		COOMBS Garry	2
		FLETCHER Jamie	1 V
		POUGHER Simon	A
14	BEL - Belgium	VERREYCKEN Timothy	4 S
		VAN WATERSCHOOT Tom	3 V
		VERBUEKEN Walter	2
		JANBROERS Gregory	1
		MEIJLAERS Pieter	A
15	CRO - Croatia	CADEZ Alen	4 S
		CUTIC Drazen	3
		GOLUBIC Ognjen	2 V
		MIKULANDRIC Robert	1
		MARTINIC Mislav	A
16	EST - Estonia	LILL Martin	4 S
		MAESALU Ingar	3 V
		JAKOBSON Andres	2
		KARLSON Johan	1
		TOOMVALI Tanel	A

Note:

Team position and functions are attached to each team member's name as follows:
4 = Fourth, 3 = Third, 2 = Second, 1 = Lead, A = Alternate, S = Skip, V = Vice-Skip

**DEN won World Championship best-of-three Challenge 2:0 and will play WMCC 2016 in Basel, Switzerland
DEN and AUT qualified for A-Division 2016. CRO and EST relegated to C-Division 2016**



Competition Summary

As of SAT 28 NOV 2015

Session	Date	Time	Sheet F	Sheet G	Sheet H	Sheet J
Session A1	FRI 20 NOV	8:00	BEL - DEN 1 : 7	POL - LTU 3 : 6	TUR - HUN 7 : 10	WAL - SLO 7 : 3
Session B1	FRI 20 NOV	17:30	LAT - AUT 5 : 6	CRO - ESP 11 : 7	ENG - EST 7 : 5	ISR - SVK 5 : 3
Session A2	SAT 21 NOV	12:00	HUN - SLO 8 : 9	TUR - WAL 9 : 3	DEN - LTU 6 : 2	BEL - POL 6 : 7
Session B2	SAT 21 NOV	20:00	EST - SVK 5 : 7	ENG - ISR 4 : 8	AUT - ESP 6 : 3	LAT - CRO 10 : 2
Session A3	SUN 22 NOV	12:00	TUR - LTU 3 : 6	BEL - SLO 2 : 10	WAL - POL 5 : 8	DEN - HUN 6 : 4
Session B3	SUN 22 NOV	16:00	ENG - ESP 2 : 8	LAT - SVK 8 : 2	ISR - CRO 10 : 5	AUT - EST 8 : 3
Session A4	SUN 22 NOV	20:00	POL - HUN 2 : 6	WAL - DEN 2 : 9	BEL - TUR 8 : 9	SLO - LTU 6 : 5
Session B4	MON 23 NOV	8:00	CRO - EST 6 : 5	ISR - AUT 4 : 6	LAT - ENG 7 : 6	SVK - ESP 8 : 3
Session A5	MON 23 NOV	16:00	WAL - BEL 7 : 9	LTU - HUN 5 : 3	POL - SLO 3 : 9	TUR - DEN 2 : 8
Session A6	TUE 24 NOV	8:00	DEN - POL 10 : 2	SLO - TUR 1 : 8	LTU - BEL 5 : 4	HUN - WAL 8 : 10
Session B5	TUE 24 NOV	16:00	ISR - LAT 1 : 10	ESP - EST 8 : 7	CRO - SVK 7 : 9	ENG - AUT 9 : 8
Session B6	WED 25 NOV	8:00	AUT - CRO 11 : 4	SVK - ENG 6 : 8	ESP - LAT 6 : 8	EST - ISR 2 : 8
Session A7	WED 25 NOV	16:00	LTU - WAL 5 : 2	HUN - BEL 7 : 4	SLO - DEN 3 : 10	POL - TUR 2 : 6
Session B7	THU 26 NOV	8:00	ESP - ISR 7 : 6	EST - LAT 3 : 7	SVK - AUT 2 : 12	CRO - ENG 4 : 8
Tie-breaker A	THU 26 NOV	12:00	SLO - TUR 7 : 4			
Tie-breaker B	THU 26 NOV	16:00		ENG - ISR 2 : 8		
Qualification	THU 26 NOV	20:00	LTU - ISR 7 : 9		SLO - LAT 2 : 8	
Relegation 1	FRI 27 NOV	9:00		WAL - CRO 10 : 4		BEL - EST 6 : 5
Semi-finals	FRI 27 NOV	9:00	LAT - DEN 5 : 10		AUT - ISR 7 : 4	
Finals	FRI 27 NOV	13:30		LAT - ISR 13 : 3		DEN - AUT 6 : 4
Relegation 2	SAT 28 NOV	9:00	BEL - CRO 10 : 8			

Standings after Round Robin

Rank	Team	Games	Wins	Losses		
Group-A						
1	DEN - Denmark	7	7	0	Q	
2	LTU - Lithuania	7	5	2	q	
3	TUR - Turkey	7	4	3	TB	w1
3	SLO - Slovenia	7	4	3	TB	w0
5	HUN - Hungary	7	3	4		
6	POL - Poland	7	2	5		w1
6	WAL - Wales	7	2	5		w0
8	BEL - Belgium	7	1	6		
Group-B						
1	AUT - Austria	7	6	1	Q	w1
2	LAT - Latvia	7	6	1	q	w0
3	ISR - Israel	7	4	3	TB	w1
3	ENG - England	7	4	3	TB	w0
5	SVK - Slovakia	7	3	4		w1
6	ESP - Spain	7	3	4		w0
7	CRO - Croatia	7	2	5		
8	EST - Estonia	7	0	7		

DEN won World Championship best-of-three Challenge 2:0 and will play WMCC 2016 in Basel, Switzerland
DEN and AUT qualified for A-Division 2016. CRO and EST relegated to C-Division 2016

Competition Summary

As of SAT 28 NOV 2015

Championship Bracket

Qualification	Semi-finals	Finals	Final Standings
A2 LTU 7	A1 DEN 10	DEN 6	Gold DEN
B3 ISR 9	LAT 5	DEN	Silver AUT
A3 SLO 2	B1 AUT 7	AUT 4	Bronze LAT
B2 LAT 8	ISR 4	AUT 4	4 ISR
		LAT 13	5 LTU
		ISR 3	5 SLO
			7 ENG
			8 TUR
			9 SVK
			10 HUN
			11 POL
			12 ESP
			13 WAL
			14 BEL
			15 CRO
			16 EST

Legend:
Q Qualified for the semi-finals **q** Qualified for the qualification round **TB** Involved in the tie-breaker
wx Number of wins (x) against tied teams

DEN won World Championship best-of-three Challenge 2:0 and will play WMCC 2016 in Basel, Switzerland
DEN and AUT qualified for A-Division 2016. CRO and EST relegated to C-Division 2016



Session Results and Standings

Sheet	Game	Team	LSFE	1	2	3	4	5	6	7	8	9	10	Extra	Ends	Total
C	1	ITA - Italy	*	0	1	0	0	1	0	0	0	X	X			2
	10	DEN - Denmark		0	0	1	0	0	4	1	1	X	X			7
H	11	DEN - Denmark	*	0	0	1	0	2	1	0	0	0	X			4
	2	ITA - Italy		1	1	0	0	0	0	0	0	0	X			2

Legend:

LSFE (*) Last stone first end

X Unplayed/unfinished end due to concession

DEN won World Championship best-of-three Challenge 2:0 and will play WMCC 2016 in Basel, Switzerland



Session Results and Standings

Sheet	Game	Team	LSFE	1	2	3	4	5	6	7	8	9	10	Extra Ends	Total
F	9	LAT - Latvia		0	1	0	1	0	1	0	2	0	X		5
	8	DEN - Denmark	*	2	0	3	0	2	0	1	0	2	X		10
H	8	AUT - Austria	*	0	0	3	0	0	3	0	0	1	X		7
	10	ISR - Israel		0	0	0	2	0	0	1	1	0	X		4
F	9	BEL - Belgium	*	2	0	0	1	2	0	1	0	2	2		10
	9	CRO - Croatia		0	2	0	0	0	2	0	4	0	0		8

Legend:

LSFE (*) Last stone first end

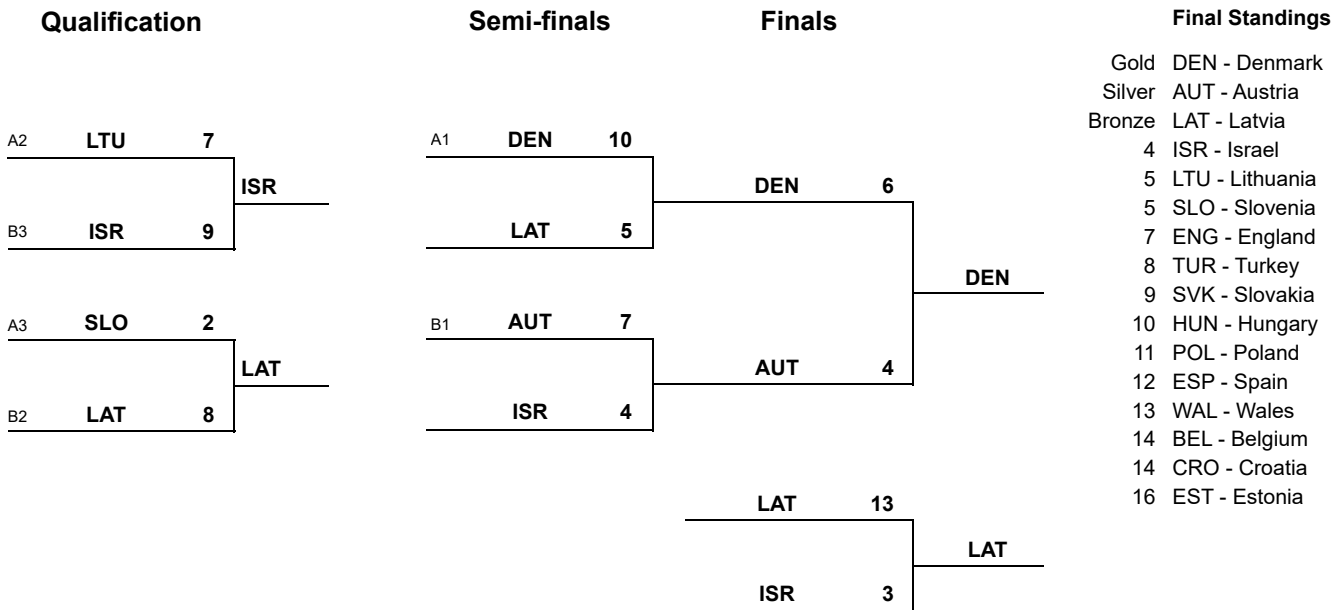
CRO and EST relegated to C-Division 2016



Session Results and Standings

Sheet	Game	Team	LSFE	1	2	3	4	5	6	7	8	9	10	Extra Ends	Total
G	10	LAT - Latvia	*	3	1	0	1	4	0	2	2	X	X		13
	11	ISR - Israel		0	0	1	0	0	2	0	0	X	X		3
J	9	DEN - Denmark		0	1	2	0	0	2	0	1	0	X		6
	9	AUT - Austria	*	0	0	0	1	1	0	1	0	1	X		4

Championship Bracket



Legend:
 LSFE (*) Last stone first end X Unplayed/unfinished end due to concession

DEN will play World Challenge vs ITA
BEL vs CRO play Relegation Play-off 2





Team Line-ups

Sheet G

LAT - Latvia		Game 10
4 S	GULBIS Ritvars	R
3 V	SARSUNS Normunds	R
2	AVOTINS Aivars	R
1	BUSMANIS Raivis	R
A	GERHARDS Arturs	R
C	KRUSTS Roberts	

ISR - Israel		Game 11
4 S	FREILICH Adam	R
3	RIVKIND Leonid	R
2	KRASIK-GEIGER Ariel	L
1 V	LUTZ Jeffrey Yaakov	R
A	KEMPENICH Gabriel	R
C	EDIE Calvin	

Sheet J

DEN - Denmark		Game 9
4 S	STJERNE Rasmus	R
3 V	FREDERIKSEN Johnny	R
2	POULSEN Mikkel Adrup	R
1	HARRY Troels	R
A	DUPONT Oliver	R
C	QVIST Mikael	

AUT - Austria		Δ Game 9
4 S	WUNDERER Sebastian	R
3 V	GENNER Mathias	L
2	REICHEL Martin	R
1	NOTHEGGER Philipp	L
A	KIRCHMAIR Lukas	L
C	ROTH Christian	

Note:

Team position and functions are attached to each team member's name as follows:
4 = Fourth, **3** = Third, **2** = Second, **1** = Lead, **A** = Alternate, **S** = Skip, **V** = Vice-Skip, **C** = Coach

Legend:

Δ Different from Original Line-up L Left-handed R Right-handed



Team Line-ups

Sheet F

LAT - Latvia		Game 9
4 S	GULBIS Ritvars	R
3 V	SARSUNS Normunds	R
2	AVOTINS Aivars	R
1	BUSMANIS Raivis	R
A	GERHARDS Arturs	R
C	KRUSTS Roberts	

DEN - Denmark		Game 8
4 S	STJERNE Rasmus	R
3 V	FREDERIKSEN Johnny	R
2	POULSEN Mikkel Adrup	R
1	DUPONT Oliver	R
A	HARRY Troels	R
C	QVIST Mikael	

Sheet H

AUT - Austria		Game 8
4 S	WUNDERER Sebastian	R
3 V	GENNER Mathias	L
2	REICHEL Martin	R
1	NOTHEGGER Philipp	L
A	KIRCHMAIR Lukas	L
C	ROTH Christian	

ISR - Israel		Game 10
4 S	FREILICH Adam	R
3	RIVKIND Leonid	R
2	KRASIK-GEIGER Ariel	L
1 V	LUTZ Jeffrey Yaakov	R
A	KEMPENICH Gabriel	R
C	EDIE Calvin	

Note:

Team position and functions are attached to each team member's name as follows:
4 = Fourth, **3** = Third, **2** = Second, **1** = Lead, **A** = Alternate, **S** = Skip, **V** = Vice-Skip, **C** = Coach

Legend:

Δ Different from Original Line-up L Left-handed R Right-handed



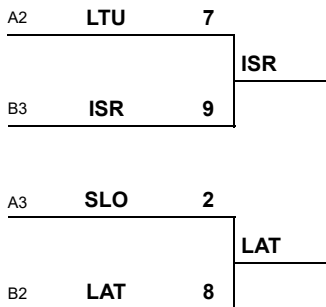
THU 26 NOV 2015
Start Time 20:00

Session Results and Standings

Sheet	Game	Team	LSFE	1	2	3	4	5	6	7	8	9	10	Extra	Ends	Total
F	8	LTU - Lithuania	*	0	0	4	0	1	0	0	0	1	1	0		7
	9	ISR - Israel		0	1	0	2	0	1	2	1	0	0	2		9
H	9	SLO - Slovenia		0	0	0	0	1	0	1	0	0	X			2
	8	LAT - Latvia	*	1	0	2	0	0	2	0	1	2	X			8

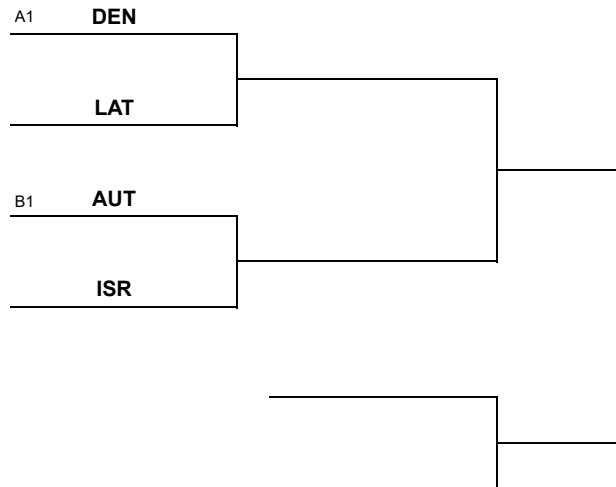
Championship Bracket

Qualification



Semi-finals

FRI 27 NOV
9:00



Legend:
LSFE (*) Last stone first end X Unplayed/unfinished end due to concession





Team Line-ups

Sheet F

LTU - Lithuania		Game 8
4 S	VYSKUPAITIS Tadas	R
3 V	KULAKAUSKAS Vytis	R
2	TELKSNYS Laurynas	L
1	SADAUSKAS Vidas	R
A	KULAKAUSKAS Mantas	R
C	GULKA Allen	

ISR - Israel		Game 9
4 S	FREILICH Adam	R
3	RIVKIND Leonid	R
2	KRASIK-GEIGER Ariel	L
1 V	LUTZ Jeffrey Yaakov	R
A	KEMPENICH Gabriel	R
C	EDIE Calvin	

Sheet H

SLO - Slovenia		Game 9
4 V	URSIC Gasper	R
3 S	TISLER Tomas	R
2	CULIC Jure	R
1	LAJOVEC Jost	R
A	VERBINC Gregor	R
C		

LAT - Latvia		Game 8
4 S	GULBIS Ritvars	R
3 V	SARSUNS Normunds	R
2	AVOTINS Aivars	R
1	BUSMANIS Raivis	R
A	GERHARDS Arturs	R
C	KRUSTS Roberts	

Note:

Team position and functions are attached to each team member's name as follows:
4 = Fourth, **3** = Third, **2** = Second, **1** = Lead, **A** = Alternate, **S** = Skip, **V** = Vice-Skip, **C** = Coach

Legend:

L Left-handed

R Right-handed



Session Results and Standings

Sheet	Game	Team	LSFE	1	2	3	4	5	6	7	8	9	10	Extra Ends	Total
F	8	SLO - Slovenia		0	2	0	0	1	0	2	2	0	X		7
	8	TUR - Turkey	*	1	0	0	1	0	1	0	0	1	X		4

Standings after Round Robin and Tie-breaker

Group-A					Group-B				
Rank	Team	Games	Wins	Losses	Rank	Team	Games	Wins	Losses
1	DEN - Denmark	7	7	0 Q	1	AUT - Austria	7	6	1 Q
2	LTU - Lithuania	7	5	2 q	2	LAT - Latvia	7	6	1 q
3	SLO - Slovenia	7	4	3 q	3	ISR - Israel	7	4	3 TB
4	TUR - Turkey	7	4	3	3	ENG - England	7	4	3 TB
5	HUN - Hungary	7	3	4	5	SVK - Slovakia	7	3	4
6	POL - Poland	7	2	5	6	ESP - Spain	7	3	4
7	WAL - Wales	7	2	5	7	CRO - Croatia	7	2	5
8	BEL - Belgium	7	1	6	8	EST - Estonia	7	0	7

Legend:			
LSFE (*) Last stone first end	Q Qualified for the semi-finals	q Qualified for the qualification round	
TB Involved in the tie-breaker	TB W-L Tie-breaker Wins-Losses	TBx Tie-breaker number (x)	
wx Number of wins (x) against tied teams	X Unplayed/unfinished end due to concession		



Team Line-ups

Sheet F

SLO - Slovenia		Game 8
4 V	URSIC Gasper	R
3 S	TISLER Tomas	R
2	CULIC Jure	R
1	LAJOVEC Jost	R
A	VERBINC Gregor	R
C		

TUR - Turkey		Δ	Game 8
4 S	KARATAS Alican		R
3 V	ZENGIN Muhammet Oguz		R
2	KARAGOZ Ugurcan		R
1	CAKIR Kadir		R
A	SENOL Melik		R
C	AGDUMAN Fatih		

Note:

Team position and functions are attached to each team member's name as follows:
4 = Fourth, **3** = Third, **2** = Second, **1** = Lead, **A** = Alternate, **S** = Skip, **V** = Vice-Skip, **C** = Coach

Legend:

Δ Different from Original Line-up L Left-handed R Right-handed



Session Results and Standings

Sheet	Game	Team	LSFE	1	2	3	4	5	6	7	8	9	10	Extra Ends	Total
G	8	ENG - England		0	0	0	1	0	0	1	0	X	X		2
	8	ISR - Israel	*	0	0	2	0	1	2	0	3	X	X		8

Current Standings

Group-A					Group-B				
Rank	Team	Games	Wins	Losses	Rank	Team	Games	Wins	Losses
1	DEN - Denmark	7	7	0 Q	1	AUT - Austria	7	6	1 Q
2	LTU - Lithuania	7	5	2 q	2	LAT - Latvia	7	6	1 q
3	SLO - Slovenia	7	4	3 q	3	ISR - Israel	7	4	3 q
4	TUR - Turkey	7	4	3	4	ENG - England	7	4	3
5	HUN - Hungary	7	3	4	5	SVK - Slovakia	7	3	4
6	POL - Poland	7	2	5	6	ESP - Spain	7	3	4
7	WAL - Wales	7	2	5	7	CRO - Croatia	7	2	5
8	BEL - Belgium	7	1	6	8	EST - Estonia	7	0	7

Legend:	LSFE (*) Last stone first end	Q Qualified for the semi-finals	q Qualified for the qualification round
TB W-L Tie-breaker Wins-Losses	wx Number of wins (x) against tied teams	X Unplayed/unfinished end due to concession	

Competition Matrix

As of THU 26 NOV 2015

Team	BEL	DEN	HUN	LTU	POL	SLO	TUR	WAL
BEL		1 - 7	4 - 7	4 - 5	6 - 7	2 - 10	8 - 9	9 - 7
DEN	7 - 1		6 - 4	6 - 2	10 - 2	10 - 3	8 - 2	9 - 2
HUN	7 - 4	4 - 6		3 - 5	6 - 2	8 - 9	10 - 7	8 - 10
LTU	5 - 4	2 - 6	5 - 3		6 - 3	5 - 6	6 - 3	5 - 2
POL	7 - 6	2 - 10	2 - 6	3 - 6		3 - 9	2 - 6	8 - 5
SLO	10 - 2	3 - 10	9 - 8	6 - 5	9 - 3		1 - 8	3 - 7
TUR	9 - 8	2 - 8	7 - 10	3 - 6	6 - 2	8 - 1		9 - 3
WAL	7 - 9	2 - 9	10 - 8	2 - 5	5 - 8	7 - 3	3 - 9	

Team	AUT	CRO	ENG	ESP	EST	ISR	LAT	SVK
AUT		11 - 4	8 - 9	6 - 3	8 - 3	6 - 4	6 - 5	12 - 2
CRO	4 - 11		4 - 8	11 - 7	6 - 5	5 - 10	2 - 10	7 - 9
ENG	9 - 8	8 - 4		2 - 8	7 - 5	4 - 8	6 - 7	8 - 6
ESP	3 - 6	7 - 11	8 - 2		8 - 7	7 - 6	6 - 8	3 - 8
EST	3 - 8	5 - 6	5 - 7	7 - 8		2 - 8	3 - 7	5 - 7
ISR	4 - 6	10 - 5	8 - 4	6 - 7	8 - 2		1 - 10	5 - 3
LAT	5 - 6	10 - 2	7 - 6	8 - 6	7 - 3	10 - 1		8 - 2
SVK	2 - 12	9 - 7	6 - 8	8 - 3	7 - 5	3 - 5	2 - 8	

Standings after Round Robin

Group-A

Rank	Team	Games	Wins	Losses	
1	DEN - Denmark	7	7	0	Q
2	LTU - Lithuania	7	5	2	q
3	TUR - Turkey	7	4	3	TB
3	SLO - Slovenia	7	4	3	TB
5	HUN - Hungary	7	3	4	
6	POL - Poland	7	2	5	
6	WAL - Wales	7	2	5	
8	BEL - Belgium	7	1	6	

Group-B

Rank	Team	Games	Wins	Losses	
1	AUT - Austria	7	6	1	Q
2	LAT - Latvia	7	6	1	q
3	ISR - Israel	7	4	3	TB
3	ENG - England	7	4	3	TB
5	SVK - Slovakia	7	3	4	
6	ESP - Spain	7	3	4	
7	CRO - Croatia	7	2	5	
8	EST - Estonia	7	0	7	

Legend:

Q Qualified for the semi-finals **q** Qualified for the qualification round **TB** Involved in the tie-breaker
wx Number of wins (x) against tied teams



Draw Shot Challenge

As of THU 26 NOV 2015 at 8:00

Group-A Rank	Team	Stone Rotation	Last Stone Draw in each Round Robin Game							DSC
			1	2	3	4	5	6	7	
1	DEN - Denmark	⌚	68.6	27.2	2.6	34.1	14.6	39.9	8.1	26.84cm
		⌚	92.3	28.8	43.4	7.3	11.3	36.2	158.9	
2	POL - Poland	⌚	34.1	30.7	23.6	132.3	75.1	20.0	42.3	43.64cm
		⌚	196.7	85.9	10.6	55.2	86.9	9.9	49.4	
3	SLO - Slovenia	⌚	38.8	32.3	41.5	42.1	50.7	121.6	31.5	47.09cm
		⌚	159.8	80.4	69.5	18.9	176.7	13.6	24.2	
4	TUR - Turkey	⌚	111.0	54.1	72.4	49.0	17.0	78.7	50.1	53.65cm
		⌚	152.5	30.7	10.7	199.6	187.6	7.4	10.2	
5	HUN - Hungary	⌚	75.4	181.0	38.3	51.7	31.3	93.3	16.4	59.83cm
		⌚	60.1	13.2	77.6	199.6	130.3	16.2	114.2	
6	BEL - Belgium	⌚	141.8	33.5	64.5	199.6	73.5	17.3	111.0	70.88cm
		⌚	49.7	199.6	199.6	81.8	25.3	35.1	17.5	
7	LTU - Lithuania	⌚	165.5	115.7	61.7	84.7	5.2	61.1	199.6	93.76cm
		⌚	43.5	27.2	199.6	17.8	199.6	190.7	152.4	
8	WAL - Wales	⌚	44.7	72.5	199.6	199.6	104.0	47.4	177.0	108.94cm
		⌚	199.6	81.2	182.3	138.5	9.5	51.0	199.6	

Group-B Rank	Team	Stone Rotation	Last Stone Draw in each Round Robin Game							DSC
			1	2	3	4	5	6	7	
1	AUT - Austria	⌚	34.7	21.2	150.2	59.3	19.0	11.0	22.9	30.82cm
		⌚	18.4	61.8	31.9	78.2	4.9	199.6	6.5	
2	ENG - England	⌚	21.5	102.0	46.9	25.0	199.6	61.1	75.5	38.55cm
		⌚	9.3	59.6	31.2	60.6	27.6	20.6	23.7	
3	CRO - Croatia	⌚	46.9	18.7	34.4	131.8	45.4	126.8	16.0	49.61cm
		⌚	32.2	199.6	25.7	84.6	85.1	38.2	41.3	
4	LAT - Latvia	⌚	185.3	108.4	49.0	83.9	23.2	37.8	87.6	52.57cm
		⌚	29.3	35.4	38.2	199.6	102.8	23.3	11.9	
5	SVK - Slovakia	⌚	56.7	74.9	163.7	11.2	33.6	9.9	30.5	57.49cm
		⌚	168.6	61.6	89.1	53.4	128.3	101.2	39.5	
6	ISR - Israel	⌚	69.4	49.2	76.5	31.8	20.3	36.6	153.1	62.69cm
		⌚	131.6	79.9	120.8	75.9	135.7	21.3	39.0	
7	ESP - Spain	⌚	76.0	199.6	199.6	81.4	74.1	61.1	82.8	69.47cm
		⌚	183.8	20.3	45.4	61.2	42.1	67.5	37.9	
8	EST - Estonia	⌚	16.2	161.7	38.9	24.5	107.4	72.2	61.9	85.13cm
		⌚	26.2	199.6	199.6	199.6	199.6	87.0	26.3	

Legend:	⌚ Clockwise	⌚ Counter-clockwise	DSC Draw Shot Challenge
----------------	-------------	---------------------	--------------------------------





Scoring Analysis

As of THU 26 NOV 2015

Team	Games	LSFE	Stolen		Points Scored						Total	Plus / Minus
			Ends	0	1	2	3	4	>4			
DEN - Denmark	7	For	5	12	3	14	6	6	3	0	56	+40
		Against	2	0	7	14	1	0	0	0	16	
LAT - Latvia	7	For	4	10	2	13	11	4	2	0	55	+29
		Against	3	2	4	19	2	1	0	0	26	
AUT - Austria	7	For	5	9	1	20	4	7	2	0	57	+27
		Against	2	1	6	15	5	0	0	1	30	
LTU - Lithuania	7	For	2	8	8	22	6	0	0	0	34	+7
		Against	5	4	8	22	1	1	0	0	27	
TUR - Turkey	7	For	5	10	7	24	4	4	0	0	44	+6
		Against	2	3	0	12	7	4	0	0	38	
ISR - Israel	7	For	4	8	9	19	7	3	0	0	42	+5
		Against	3	3	3	12	9	1	1	0	37	
HUN - Hungary	7	For	2	6	3	14	10	4	0	0	46	+3
		Against	5	5	10	17	7	4	0	0	43	
ENG - England	7	For	4	5	4	18	9	1	0	1	44	-2
		Against	3	10	1	22	6	4	0	0	46	
SLO - Slovenia	7	For	5	5	4	14	8	1	2	0	41	-2
		Against	2	9	1	18	6	3	1	0	43	
ESP - Spain	7	For	2	8	2	22	7	2	0	0	42	-6
		Against	5	11	1	25	8	1	1	0	48	
SVK - Slovakia	7	For	2	6	3	11	7	4	0	0	37	-11
		Against	5	11	4	18	7	4	1	0	48	
WAL - Wales	7	For	1	7	2	20	5	2	0	0	36	-15
		Against	6	7	3	15	8	4	2	0	51	
BEL - Belgium	7	For	3	2	3	11	8	1	1	0	34	-18
		Against	4	13	6	18	12	2	1	0	52	
CRO - Croatia	7	For	6	4	1	18	7	1	1	0	39	-21
		Against	1	9	3	14	7	8	2	0	60	



Summary of Big Ends

As of THU 26 NOV 2015

Points Scored	By	Against	Session	End	Game Result
5	ENG - England	AUT - Austria	B5	3	9 : 8
4	AUT - Austria	CRO - Croatia	B6	7	11 : 4
4	AUT - Austria	SVK - Slovakia	B7	5	12 : 2
4	BEL - Belgium	WAL - Wales	A5	9	9 : 7
4	CRO - Croatia	ESP - Spain	B1	11	11 : 7
4	DEN - Denmark	WAL - Wales	A4	1	9 : 2
4	DEN - Denmark	POL - Poland	A6	5	10 : 2
4	DEN - Denmark	SLO - Slovenia	A7	5	10 : 3
4	LAT - Latvia	CRO - Croatia	B2	3	10 : 2
4	LAT - Latvia	ISR - Israel	B5	5	10 : 1
4	SLO - Slovenia	BEL - Belgium	A3	5	10 : 2
4	SLO - Slovenia	POL - Poland	A5	2	9 : 3

Note:
Big ends are defined as ends with a score of four or more points



Session Results and Standings

Sheet	Game	Team	LSFE	1	2	3	4	5	6	7	8	9	10	Extra	Ends	Total
F	7	ESP - Spain	*	2	0	0	2	0	0	1	0	1	0	1		7
	7	ISR - Israel		0	0	1	0	2	1	0	1	0	1	0		6
G	7	EST - Estonia	*	0	0	1	0	0	1	0	1	X	X			3
	7	LAT - Latvia		1	2	0	0	2	0	2	0	X	X			7
H	7	SVK - Slovakia		0	0	0	0	0	2	0	X	X	X			2
	7	AUT - Austria	*	1	3	0	1	4	0	3	X	X	X			12
J	7	CRO - Croatia	*	0	1	0	0	1	0	0	2	0	X			4
	7	ENG - England		1	0	0	2	0	0	2	0	3	X			8

Standings after Round Robin

Group-A					Group-B				
Rank	Team	Games	Wins	Losses	Rank	Team	Games	Wins	Losses
1	DEN - Denmark	7	7	0 Q	1	AUT - Austria	7	6	1 Q
2	LTU - Lithuania	7	5	2 q	2	LAT - Latvia	7	6	1 q
3	TUR - Turkey	7	4	3 TB	3	ISR - Israel	7	4	3 TB
3	SLO - Slovenia	7	4	3 TB	3	ENG - England	7	4	3 TB
5	HUN - Hungary	7	3	4	5	SVK - Slovakia	7	3	4
6	POL - Poland	7	2	5	6	ESP - Spain	7	3	4
6	WAL - Wales	7	2	5	7	CRO - Croatia	7	2	5
8	BEL - Belgium	7	1	6	8	EST - Estonia	7	0	7

Legend:	LSFE (*) Last stone first end	Q Qualified for the semi-finals	q Qualified for the qualification round
TB	Involvement in the tie-breaker	TBx Tie-breaker number (x)	wx Number of wins (x) against tied teams
X	Unplayed/unfinished end due to concession		





Team Line-ups

Sheet F

ESP - Spain		Game 7
4 V	VEZ Sergio	R
3	UNANUE Mikel	R
2 S	DE MOLLINEDO Antonio	R
1	SANGUESA Jose Manuel	R
A	DE PAZ Eduardo	R
C	HERTSDAHL Kenneth Riffbjerg	

ISR - Israel		Game 7
4 S	FREILICH Adam	R
3	RIVKIND Leonid	R
2	KRASIK-GEIGER Ariel	L
1 V	LUTZ Jeffrey Yaakov	R
A	KEMPENICH Gabriel	R
C	EDIE Calvin	

Sheet G

EST - Estonia		Δ Game 7
4 S	LILL Martin	R
3 V	MAESALU Ingar	R
2	JAKOBSON Andres	R
1	TOOMVALI Tanel	R
A	KARLSON Johan	R
C		

LAT - Latvia		Game 7
4 S	GULBIS Ritvars	R
3 V	SARSUNS Normunds	R
2	AVOTINS Aivars	R
1	BUSMANIS Raivis	R
A	GERHARDS Arturs	R
C	KRUSTS Roberts	

Sheet H

SVK - Slovakia		Game 7
4 V	MISUN David	R
3	KAPRALIK Patrik	L
2 S	GALLO Juraj	R
1	POLAK Jakub	R
A	PITONAK Frantisek	R
C	MITCHEL Alan	

AUT - Austria		Δ Game 7
4 S	WUNDERER Sebastian	R
3 V	GENNER Mathias	L
2	REICHEL Martin	R
1	NOTHEGGER Philipp	L
A	KIRCHMAIR Lukas	L
C	ROTH Christian	

Sheet J

CRO - Croatia		Game 7
4 S	CADEZ Alen	R
3	CUTIC Drazen	R
2 V	GOLUBIC Ognjen	R
1	MIKULANDRIC Robert	R
A	MARTINIC Mislav	L
C	BOUTIN Jamie	

ENG - England		Δ Game 7
4 S	MACDOUGALL Alan	R
3 V	REED Andrew	R
2	WOOLSTON Andrew	R
1	FOWLER BEN	R
A	JAEGGI Tom	R
C	FOWLER BEN	

Note:
Team position and functions are attached to each team member's name as follows:
4 = Fourth, 3 = Third, 2 = Second, 1 = Lead, A = Alternate, S = Skip, V = Vice-Skip, C = Coach

Legend:
Δ Different from Original Line-up L Left-handed R Right-handed



Session Results and Standings

Sheet	Game	Team	LSFE	1	2	3	4	5	6	7	8	9	10	Extra Ends	Total
F	7	LTU - Lithuania	*	0	1	0	0	1	0	0	1	1	1		5
	7	WAL - Wales		0	0	0	1	0	0	1	0	0	0		2
G	7	HUN - Hungary		0	2	1	0	0	2	0	0	2	X		7
	7	BEL - Belgium	*	2	0	0	2	0	0	0	0	0	X		4
H	7	SLO - Slovenia	*	1	0	0	1	0	1	0	X	X	X		3
	7	DEN - Denmark		0	1	2	0	4	0	3	X	X	X		10
J	7	POL - Poland		0	0	0	0	0	1	1	0	0	X		2
	7	TUR - Turkey	*	0	0	1	1	2	0	0	1	1	X		6

Current Standings

Group-A					Group-B				
Rank	Team	Games	Wins	Losses	Rank	Team	Games	Wins	Losses
1	DEN - Denmark	7	7	0 Q	1	AUT - Austria	6	5	1
2	LTU - Lithuania	7	5	2 q	1	LAT - Latvia	6	5	1
3	TUR - Turkey	7	4	3 TB	3	ISR - Israel	6	4	2
3	SLO - Slovenia	7	4	3 TB	4	ENG - England	6	3	3
5	HUN - Hungary	7	3	4	4	SVK - Slovakia	6	3	3
6	POL - Poland	7	2	5	6	CRO - Croatia	6	2	4
7	WAL - Wales	7	2	5	6	ESP - Spain	6	2	4
8	BEL - Belgium	7	1	6	8	EST - Estonia	6	0	6

Legend:	LSFE (*) Last stone first end	Q Qualified for the semi-finals	TB Involved in the tie-breaker
	TBx Tie-breaker number (x)	wx Number of wins (x) against tied teams	X Unplayed/unfinished end due to concession



Team Line-ups

Sheet F

LTU - Lithuania		Game 7
4 S	VYSKUPAITIS Tadas	R
3 V	KULAKAUSKAS Vytis	R
2	TELKSNYS Laurynas	L
1	SADAUSKAS Vidas	R
A	KULAKAUSKAS Mantas	R
C	GULKA Allen	

WAL - Wales		Δ Game 7
4 S	POUGHER James	L
3	PHILLIPS Rhys	R
2	POUGHER Simon	R
1 V	FLETCHER Jamie	R
A	COOMBS Garry	R
C		

Sheet G

HUN - Hungary		Game 7
4 S	KISS Zsolt	R
3 V	NAGY Gyorgy	L
2	ROKUSFALVY Zsombor	R
1	BALAZS David	R
A	BODOR Gabor	R
C	FREDEKSEN Sune	

BEL - Belgium		Game 7
4 S	VERREYCKEN Timothy	R
3 V	VAN WATERSCHOOT Tom	R
2	VERBUEKEN Walter	R
1	JANBROERS Gregory	R
A	MEIJLAERS Pieter	R
C	MEIJLAERS Pieter	

Sheet H

SLO - Slovenia		Game 7
4 V	URSIC Gasper	R
3 S	TISLER Tomas	R
2	CULIC Jure	R
1	LAJOVEC Jost	R
A	VERBINC Gregor	R
C		

DEN - Denmark		Game 7
4 S	STJERNE Rasmus	R
3 V	FREDEKSEN Johnny	R
2	POULSEN Mikkel Adrup	R
1	HARRY Troels	R
A	DUPONT Oliver	R
C	QVIST Mikael	

Sheet J

POL - Poland		Δ Game 7
4 V	DZIKOWSKI Bartosz	R
3 S	ZIOLO Tomasz	R
2	GLOWANIA Jakub	R
1	KOZIOL Michal	R
A	STYCH Konrad	R
C		

TUR - Turkey		Δ Game 7
4 S	KARATAS Alican	R
3 V	ZENGİN Muhammet Oguz	R
2	KARAGOZ Ugurcan	R
1	CAKIR Kadir	R
A	SENOL Melik	R
C	AGDUMAN Fatih	

Note:

Team position and functions are attached to each team member's name as follows:
4 = Fourth, 3 = Third, 2 = Second, 1 = Lead, A = Alternate, S = Skip, V = Vice-Skip, C = Coach

Legend:

Δ Different from Original Line-up L Left-handed R Right-handed



Session Results and Standings

Sheet	Game	Team	LSFE	1	2	3	4	5	6	7	8	9	10	Extra Ends	Total
F	6	AUT - Austria		1	0	3	0	3	0	4	X	X	X		11
	6	CRO - Croatia	*	0	1	0	1	0	2	0	X	X	X		4
G	6	SVK - Slovakia		0	1	0	1	0	1	3	0	0	X		6
	6	ENG - England	*	1	0	2	0	2	0	0	2	1	X		8
H	6	ESP - Spain		0	0	1	0	0	3	0	1	0	1		6
	6	LAT - Latvia	*	2	1	0	3	0	0	1	0	1	0		8
J	6	EST - Estonia		0	0	0	1	0	1	0	0	0	X		2
	6	ISR - Israel	*	1	1	1	0	1	0	0	2	2	X		8

Current Standings

Group-A				Group-B					
Rank	Team	Games	Wins	Losses	Rank	Team	Games	Wins	Losses
1	DEN - Denmark	6	6	0 Q	1	AUT - Austria	6	5	1
2	LTU - Lithuania	6	4	2	1	LAT - Latvia	6	5	1
2	SLO - Slovenia	6	4	2	3	ISR - Israel	6	4	2
4	TUR - Turkey	6	3	3	4	ENG - England	6	3	3
5	HUN - Hungary	6	2	4	4	SVK - Slovakia	6	3	3
5	POL - Poland	6	2	4	6	CRO - Croatia	6	2	4
5	WAL - Wales	6	2	4	6	ESP - Spain	6	2	4
8	BEL - Belgium	6	1	5	8	EST - Estonia	6	0	6

Legend:			
LSFE (*) Last stone first end	Q	Qualified for the semi-finals	X
			Unplayed/unfinished end due to concession



Team Line-ups

Sheet F

AUT - Austria		Δ	Game 6
4 S	WUNDERER Sebastian		R
3 V	GENNER Mathias		L
2	REICHEL Martin		R
1	NOTHEGGER Philipp		L
A	KIRCHMAIR Lukas		L
C	ROTH Christian		

CRO - Croatia		Δ	Game 6
4 S	CADEZ Alen		R
3	CUTIC Drazen		R
2 V	MIKULANDRIC Robert		R
1	MARTINIC Mislav		L
A	GOLUBIC Ognjen		R
C	BOUTIN Jamie		

Sheet G

SVK - Slovakia		Game 6
4 V	MISUN David	R
3	KAPRALIK Patrik	L
2 S	GALLO Juraj	R
1	POLAK Jakub	R
A	PITONAK Frantisek	R
C	MITCHEL Alan	

ENG - England		Game 6
4 S	MACDOUGALL Alan	R
3 V	REED Andrew	R
2	WOOLSTON Andrew	R
1	JAEGGI Tom	R
A	FOWLER BEN	R
C	FOWLER BEN	

Sheet H

ESP - Spain		Game 6
4 V	VEZ Sergio	R
3	UNANUE Mikel	R
2 S	DE MOLLINEDO Antonio	R
1	SANGUESA Jose Manuel	R
A	DE PAZ Eduardo	R
C	HERTSDAHL Kenneth Rifbjerg	

LAT - Latvia		Game 6
4 S	GULBIS Ritvars	R
3 V	SARSUNS Normunds	R
2	AVOTINS Aivars	R
1	BUSMANIS Raivis	R
A	GERHARDS Arturs	R
C	KRUSTS Roberts	

Sheet J

EST - Estonia		Δ	Game 6
4 S	LILL Martin		R
3 V	MAESALU Ingar		R
2	JAKOBSON Andres		R
1	TOOMVALI Tanel		R
A	KARLSON Johan		R
C			

ISR - Israel		Game 6
4 S	FREILICH Adam	R
3	RIVKIND Leonid	R
2	KRASIK-GEIGER Ariel	L
1 V	LUTZ Jeffrey Yaakov	R
A	KEMPENICH Gabriel	R
C	EDIE Calvin	

Note:
Team position and functions are attached to each team member's name as follows:
4 = Fourth, 3 = Third, 2 = Second, 1 = Lead, A = Alternate, S = Skip, V = Vice-Skip, C = Coach

Legend:
Δ Different from Original Line-up L Left-handed R Right-handed



Session Results and Standings

Sheet	Game	Team	LSFE	1	2	3	4	5	6	7	8	9	10	Extra	Ends	Total
F	5	ISR - Israel		0	0	0	0	0	1	0	X	X	X			1
	5	LAT - Latvia	*	1	0	2	2	4	0	1	X	X	X			10
G	5	ESP - Spain	*	1	1	0	3	1	0	0	1	0	0	1		8
	5	EST - Estonia		0	0	2	0	0	1	1	0	2	1	0		7
H	5	CRO - Croatia	*	1	0	1	0	1	0	1	0	3	0			7
	5	SVK - Slovakia		0	2	0	3	0	3	0	0	0	1			9
J	5	ENG - England		0	0	5	0	1	0	1	1	0	1			9
	5	AUT - Austria	*	1	1	0	3	0	2	0	0	1	0			8

Current Standings

Group-A				Group-B					
Rank	Team	Games	Wins	Losses	Rank	Team	Games	Wins	Losses
1	DEN - Denmark	6	6	0 Q	1	AUT - Austria	5	4	1
2	LTU - Lithuania	6	4	2	1	LAT - Latvia	5	4	1
2	SLO - Slovenia	6	4	2	3	ISR - Israel	5	3	2
4	TUR - Turkey	6	3	3	3	SVK - Slovakia	5	3	2
5	HUN - Hungary	6	2	4	5	CRO - Croatia	5	2	3
5	POL - Poland	6	2	4	5	ENG - England	5	2	3
5	WAL - Wales	6	2	4	5	ESP - Spain	5	2	3
8	BEL - Belgium	6	1	5	8	EST - Estonia	5	0	5

Legend:			
LSFE (*) Last stone first end	Q Qualified for the semi-finals	X Unplayed/unfinished end due to concession	



Team Line-ups

Sheet F

ISR - Israel		Game 5
4 S	FREILICH Adam	R
3	RIVKIND Leonid	R
2	KRASIK-GEIGER Ariel	L
1 V	LUTZ Jeffrey Yaakov	R
A	KEMPENICH Gabriel	R
C	EDIE Calvin	

LAT - Latvia		Game 5
4 S	GULBIS Ritvars	R
3 V	SARSUNS Normunds	R
2	AVOTINS Aivars	R
1	BUSMANIS Raivis	R
A	GERHARDS Arturs	R
C	KRUSTS Roberts	

Sheet G

ESP - Spain		Game 5
4 V	VEZ Sergio	R
3	UNANUE Mikel	R
2 S	DE MOLLINEDO Antonio	R
1	SANGUESA Jose Manuel	R
A	DE PAZ Eduardo	R
C	HERTSDAHL Kenneth Rifbjerg	

EST - Estonia		Δ Game 5
4 S	LILL Martin	R
3 V	MAESALU Ingar	R
2	JAKOBSON Andres	R
1	TOOMVALI Tanel	R
A	KARLSON Johan	R
C		

Sheet H

CRO - Croatia		Game 5
4 S	CADEZ Alen	R
3	CUTIC Drazen	R
2 V	GOLUBIC Ognjen	R
1	MIKULANDRIC Robert	R
A	MARTINIC Mislav	L
C	BOUTIN Jamie	

SVK - Slovakia		Game 5
4 V	MISUN David	R
3	KAPRALIK Patrik	L
2 S	GALLO Juraj	R
1	POLAK Jakub	R
A	PITONAK Frantisek	R
C	MITCHEL Alan	

Sheet J

ENG - England		Game 5
4 S	MACDOUGALL Alan	R
3 V	REED Andrew	R
2	WOOLSTON Andrew	R
1	JAEGGI Tom	R
A	FOWLER BEN	R
C	FOWLER BEN	

AUT - Austria		Δ Game 5
4 S	WUNDERER Sebastian	R
3 V	GENNER Mathias	L
2	REICHEL Martin	R
1	NOTHEGGER Philipp	L
A	KIRCHMAIR Lukas	L
C	ROTH Christian	

Note:
Team position and functions are attached to each team member's name as follows:
4 = Fourth, 3 = Third, 2 = Second, 1 = Lead, A = Alternate, S = Skip, V = Vice-Skip, C = Coach

Legend:
 Δ Different from Original Line-up L Left-handed R Right-handed



Session Results and Standings

Sheet	Game	Team	LSFE	1	2	3	4	5	6	7	8	9	10	Extra Ends	Total
F	6	DEN - Denmark		0	2	1	0	4	0	3	X	X	X		10
	6	POL - Poland	*	0	0	0	1	0	1	0	X	X	X		2
G	6	SLO - Slovenia		0	1	0	0	0	0	0	X	X	X		1
	6	TUR - Turkey	*	1	0	1	3	1	1	1	X	X	X		8
H	6	LTU - Lithuania		0	2	0	0	0	1	0	0	1	1		5
	6	BEL - Belgium	*	1	0	1	0	0	0	1	1	0	0		4
J	6	HUN - Hungary		0	2	0	3	0	1	0	2	0	0		8
	6	WAL - Wales	*	2	0	2	0	1	0	3	0	1	1		10

Current Standings

Group-A					Group-B				
Rank	Team	Games	Wins	Losses	Rank	Team	Games	Wins	Losses
1	DEN - Denmark	6	6	0 Q	1	AUT - Austria	4	4	0
2	LTU - Lithuania	6	4	2	2	ISR - Israel	4	3	1
2	SLO - Slovenia	6	4	2	2	LAT - Latvia	4	3	1
4	TUR - Turkey	6	3	3	4	CRO - Croatia	4	2	2
5	HUN - Hungary	6	2	4	4	SVK - Slovakia	4	2	2
5	POL - Poland	6	2	4	6	ENG - England	4	1	3
5	WAL - Wales	6	2	4	6	ESP - Spain	4	1	3
8	BEL - Belgium	6	1	5	8	EST - Estonia	4	0	4

Legend:	LSFE (*) Last stone first end	Q Qualified for the semi-finals	X Unplayed/unfinished end due to concession
----------------	--------------------------------------	--	--



Team Line-ups

Sheet F

DEN - Denmark		Δ	Game 6
4 S	STJERNE Rasmus		R
3 V	FREDERIKSEN Johnny		R
2	POULSEN Mikkel Adrup		R
1	DUPONT Oliver		R
A	HARRY Troels		R
C	QVIST Mikael		

POL - Poland		Δ	Game 6
4	STYCH Konrad		R
3 S	ZIOLO Tomasz		R
2 V	GLOWANIA Jakub		R
1	KOZIOL Michal		R
A	DZIKOWSKI Bartosz		R
C			

Sheet G

SLO - Slovenia		Game 6
4 V	URSIC Gasper	R
3 S	TISLER Tomas	R
2	CULIC Jure	R
1	LAJOVEC Jost	R
A	VERBINC Gregor	R
C		

TUR - Turkey		Δ	Game 6
4 S	KARATAS Alican		R
3 V	ZENGIN Muhammet Oguz		R
2	KARAGOZ Ugurcan		R
1	CAKIR Kadir		R
A	SENOL Melik		R
C	AGDUMAN Fatih		

Sheet H

LTU - Lithuania		Game 6
4 S	VYSKUPAITIS Tadas	R
3 V	KULAKAUSKAS Vytis	R
2	TELKSUNYS Laurynas	L
1	SADAUSKAS Vidas	R
A	KULAKAUSKAS Mantas	R
C	GULKA Allen	

BEL - Belgium		Game 6
4 S	VERREYCKEN Timothy	R
3 V	VAN WATERSCHOOT Tom	R
2	VERBUEKEN Walter	R
1	JANBROERS Gregory	R
A	MEIJLAERS Pieter	R
C	MEIJLAERS Pieter	

Sheet J

HUN - Hungary		Game 6
4 V	KISS Zsolt	R
3 S	NAGY Gyorgy	L
2	ROKUSFALVY Zsombor	R
1	BALAZS David	R
A	BODOR Gabor	R
C	FREDERIKSEN Sune	

WAL - Wales		Δ	Game 6
4 S	POUGHER James		L
3	PHILLIPS Rhys		R
2	POUGHER Simon		R
1 V	FLETCHER Jamie		R
A	COOMBS Garry		R
C			

Note:
Team position and functions are attached to each team member's name as follows:
4 = Fourth, 3 = Third, 2 = Second, 1 = Lead, A = Alternate, S = Skip, V = Vice-Skip, C = Coach

Legend:
Δ Different from Original Line-up L Left-handed R Right-handed



Session Results and Standings

Sheet	Game	Team	LSFE	1	2	3	4	5	6	7	8	9	10	Extra	Ends	Total
F	5	WAL - Wales		0	1	3	0	1	0	1	1	0	X			7
	5	BEL - Belgium	*	2	0	0	2	0	1	0	0	4	X			9
G	5	LTU - Lithuania		0	0	1	0	0	0	2	1	1	0			5
	5	HUN - Hungary	*	1	0	0	0	1	0	0	0	0	1			3
H	5	POL - Poland	*	1	0	0	1	0	1	0	X	X	X			3
	5	SLO - Slovenia		0	4	2	0	2	0	1	X	X	X			9
J	5	TUR - Turkey		0	0	1	0	0	0	1	0	0	X			2
	5	DEN - Denmark	*	2	0	0	2	0	0	0	3	1	X			8

Current Standings

Group-A					Group-B				
Rank	Team	Games	Wins	Losses	Rank	Team	Games	Wins	Losses
1	DEN - Denmark	5	5	0 q	1	AUT - Austria	4	4	0
2	SLO - Slovenia	5	4	1	2	ISR - Israel	4	3	1
3	LTU - Lithuania	5	3	2	2	LAT - Latvia	4	3	1
4	HUN - Hungary	5	2	3	4	CRO - Croatia	4	2	2
4	POL - Poland	5	2	3	4	SVK - Slovakia	4	2	2
4	TUR - Turkey	5	2	3	6	ENG - England	4	1	3
7	BEL - Belgium	5	1	4	6	ESP - Spain	4	1	3
7	WAL - Wales	5	1	4	8	EST - Estonia	4	0	4

Legend:	LSFE (*) Last stone first end	Q Qualified for the semi-finals	X Unplayed/unfinished end due to concession
----------------	--------------------------------------	--	--



Team Line-ups

Sheet F

WAL - Wales		Game 5
4 S	POUGHER James	L
3	PHILLIPS Rhys	R
2	COOMBS Garry	R
1 V	FLETCHER Jamie	R
A	POUGHER Simon	R
C		

BEL - Belgium		Game 5
4 S	VERREYCKEN Timothy	R
3 V	VAN WATERSCHOOT Tom	R
2	VERBUEKEN Walter	R
1	JANBROERS Gregory	R
A	MEIJLAERS Pieter	R
C	MEIJLAERS Pieter	

Sheet G

LTU - Lithuania		Game 5
4 S	VYSKUPAITIS Tadas	R
3 V	KULAKAUSKAS Vytis	R
2	TELKSNYS Laurynas	L
1	SADAUSKAS Vidas	R
A	KULAKAUSKAS Mantas	R
C	GULKA Allen	

HUN - Hungary		Game 5
4 V	KISS Zsolt	R
3 S	NAGY Gyorgy	L
2	ROKUSFALVY Zsombor	R
1	BALAZS David	R
A	BODOR Gabor	R
C	FREDERIKSEN Sune	

Sheet H

POL - Poland		Game 5
4	STYCH Konrad	R
3 S	ZIOLO Tomasz	R
2 V	DZIKOWSKI Bartosz	R
1	KOZIOL Michal	R
A	GLOWANIA Jakub	R
C		

SLO - Slovenia		Game 5
4 V	URSIC Gasper	R
3 S	TISLER Tomas	R
2	CULIC Jure	R
1	LAJOVEC Jost	R
A	VERBINC Gregor	R
C		

Sheet J

TUR - Turkey		Game 5
4 S	KARATAS Alican	R
3 V	ZENGİN Muhammet Oguz	R
2	KARAGOZ Ugurcan	R
1	CAKIR Kadir	R
A	SENOL Melik	R
C	AGDUMAN Fatih	

DEN - Denmark		Game 5
4 S	STJERNE Rasmus	R
3 V	FREDERIKSEN Johnny	R
2	POULSEN Mikkel Adrup	R
1	HARRY Troels	R
A	DUPONT Oliver	R
C	QVIST Mikael	

Note:
Team position and functions are attached to each team member's name as follows:
4 = Fourth, 3 = Third, 2 = Second, 1 = Lead, A = Alternate, S = Skip, V = Vice-Skip, C = Coach

Legend:
Δ Different from Original Line-up L Left-handed R Right-handed



Session Results and Standings

Sheet	Game	Team	LSFE	1	2	3	4	5	6	7	8	9	10	Extra	Ends	Total
F	4	CRO - Croatia	*	0	1	0	0	1	0	2	0	1	1			6
	4	EST - Estonia		1	0	1	1	0	1	0	1	0	0			5
G	4	ISR - Israel	*	2	0	0	0	0	1	0	1	0	X			4
	4	AUT - Austria		0	3	0	0	0	0	2	0	1	X			6
H	4	LAT - Latvia		0	3	0	1	0	0	1	2	0	0			7
	4	ENG - England	*	2	0	1	0	0	1	0	0	1	1			6
J	4	SVK - Slovakia	*	1	0	2	1	0	2	1	1	X	X			8
	4	ESP - Spain		0	2	0	0	1	0	0	0	X	X			3

Current Standings

Group-A				Group-B					
Rank	Team	Games	Wins	Losses	Rank	Team	Games	Wins	Losses
1	DEN - Denmark	4	4	0	1	AUT - Austria	4	4	0
2	SLO - Slovenia	4	3	1	2	ISR - Israel	4	3	1
3	HUN - Hungary	4	2	2	2	LAT - Latvia	4	3	1
3	LTU - Lithuania	4	2	2	4	CRO - Croatia	4	2	2
3	POL - Poland	4	2	2	4	SVK - Slovakia	4	2	2
3	TUR - Turkey	4	2	2	6	ENG - England	4	1	3
7	WAL - Wales	4	1	3	6	ESP - Spain	4	1	3
8	BEL - Belgium	4	0	4	8	EST - Estonia	4	0	4

Legend:		
LSFE (*) Last stone first end	X	Unplayed/unfinished end due to concession



Team Line-ups

Sheet F

CRO - Croatia		Game 4
4 S	CADEZ Alen	R
3	CUTIC Drazen	R
2 V	GOLUBIC Ognjen	R
1	MIKULANDRIC Robert	R
A	MARTINIC Mislav	L
C	BOUTIN Jamie	

EST - Estonia		Game 4
4 S	LILL Martin	R
3 V	MAESALU Ingar	R
2	JAKOBSON Andres	R
1	KARLSON Johan	R
A	TOOMVALI Tanel	R
C		

Sheet G

ISR - Israel		Game 4
4 S	FREILICH Adam	R
3	RIVKIND Leonid	R
2	KRASIK-GEIGER Ariel	L
1 V	LUTZ Jeffrey Yaakov	R
A	KEMPENICH Gabriel	R
C	EDIE Calvin	

AUT - Austria		Δ Game 4
4 S	WUNDERER Sebastian	R
3 V	GENNER Mathias	L
2	REICHEL Martin	R
1	NOTHEGGER Philipp	L
A	KIRCHMAIR Lukas	L
C	ROTH Christian	

Sheet H

LAT - Latvia		Game 4
4 S	GULBIS Ritvars	R
3 V	SARSUNS Normunds	R
2	AVOTINS Aivars	R
1	BUSMANIS Raivis	R
A	GERHARDS Arturs	R
C	KRUSTS Roberts	

ENG - England		Game 4
4 S	MACDOUGALL Alan	R
3 V	REED Andrew	R
2	WOOLSTON Andrew	R
1	JAEGGI Tom	R
A	FOWLER BEN	R
C	FOWLER BEN	

Sheet J

SVK - Slovakia		Game 4
4 V	MISUN David	R
3	KAPRALIK Patrik	L
2 S	GALLO Juraj	R
1	POLAK Jakub	R
A	PITONAK Frantisek	R
C	MITCHEL Alan	

ESP - Spain		Game 4
4 V	VEZ Sergio	R
3	UNANUE Mikel	R
2 S	DE MOLLINEDO Antonio	R
1	SANGUESA Jose Manuel	R
A	DE PAZ Eduardo	R
C	HERTSDAHL Kenneth Riffbjerg	

Note:

Team position and functions are attached to each team member's name as follows:
4 = Fourth, **3** = Third, **2** = Second, **1** = Lead, **A** = Alternate, **S** = Skip, **V** = Vice-Skip, **C** = Coach

Legend:

Δ Different from Original Line-up **L** Left-handed **R** Right-handed



Session Results and Standings

Sheet	Game	Team	LSFE	1	2	3	4	5	6	7	8	9	10	Extra	Ends	Total
F	4	POL - Poland	*	0	0	0	0	0	1	0	1	0	0			2
	4	HUN - Hungary		0	1	0	1	0	0	1	0	1	2			6
G	4	WAL - Wales		0	1	0	0	0	1	X	X	X	X			2
	4	DEN - Denmark	*	4	0	1	1	3	0	X	X	X	X			9
H	4	BEL - Belgium		0	1	0	1	0	3	0	2	0	1	0		8
	4	TUR - Turkey	*	1	0	1	0	3	0	1	0	2	0	1		9
J	4	SLO - Slovenia	*	0	0	1	0	0	1	0	1	0	2	1		6
	4	LTU - Lithuania		1	0	0	0	1	0	2	0	1	0	0		5

Current Standings

Group-A				Group-B					
Rank	Team	Games	Wins	Losses	Rank	Team	Games	Wins	Losses
1	DEN - Denmark	4	4	0	1	AUT - Austria	3	3	0
2	SLO - Slovenia	4	3	1	1	ISR - Israel	3	3	0
3	HUN - Hungary	4	2	2	3	LAT - Latvia	3	2	1
3	LTU - Lithuania	4	2	2	4	CRO - Croatia	3	1	2
3	POL - Poland	4	2	2	4	ENG - England	3	1	2
3	TUR - Turkey	4	2	2	4	ESP - Spain	3	1	2
7	WAL - Wales	4	1	3	4	SVK - Slovakia	3	1	2
8	BEL - Belgium	4	0	4	8	EST - Estonia	3	0	3

Legend:		
LSFE (*) Last stone first end	X	Unplayed/unfinished end due to concession



Team Line-ups

Sheet F

POL - Poland		Game 4
4	STYCH Konrad	R
3	ZIOLO Tomasz	R
2	DZIKOWSKI Bartosz	R
1	KOZIOL Michal	R
A	GLOWANIA Jakub	R
C		

HUN - Hungary		Game 4
4	V KISS Zsolt	R
3	S NAGY Gyorgy	L
2	ROKUSFALVY Zsombor	R
1	BALAZS David	R
A	BODOR Gabor	R
C	FREDEKSEN Sune	

Sheet G

WAL - Wales		Δ Game 4
4	S POUCHER James	L
3	V PHILLIPS Rhys	R
2	POUCHER Simon	R
1	COOMBS Garry	R
A	FLETCHER Jamie	R
C		

DEN - Denmark		Δ Game 4
4	S STJERNE Rasmus	R
3	V FREDEKSEN Johnny	R
2	POULSEN Mikkel Adrup	R
1	DUPONT Oliver	R
A	HARRY Troels	R
C	QVIST Mikael	

Sheet H

BEL - Belgium		Δ Game 4
4	S VERREYCKEN Timothy	R
3	VERBUEKEN Walter	R
2	JANBROERS Gregory	R
1	V VAN WATERSCHOOT Tom	R
A	MEIJLAERS Pieter	R
C	MEIJLAERS Pieter	

TUR - Turkey		Game 4
4	S KARATAS Alican	R
3	V SENOL Melik	R
2	KARAGOZ Ugurcan	R
1	ZENGIN Muhammet Oguz	R
A	CAKIR Kadir	R
C	AGDUMAN Fatih	

Sheet J

SLO - Slovenia		Game 4
4	V URSIC Gasper	R
3	S TISLER Tomas	R
2	CULIC Jure	R
1	LAJOVEC Jost	R
A	VERBINC Gregor	R
C		

LTU - Lithuania		Game 4
4	S VYSKUPAITIS Tadas	R
3	V KULAKAUSKAS Vytyis	R
2	TELKSNYS Laurynas	L
1	SADAUSKAS Vidas	R
A	KULAKAUSKAS Mantas	R
C	GULKA Allen	

Note:
Team position and functions are attached to each team member's name as follows:
4 = Fourth, 3 = Third, 2 = Second, 1 = Lead, A = Alternate, S = Skip, V = Vice-Skip, C = Coach

Legend:
 Δ Different from Original Line-up L Left-handed R Right-handed





Session Results and Standings

Sheet	Game	Team	LSFE	1	2	3	4	5	6	7	8	9	10	Extra Ends	Total
F	3	ENG - England	*	0	0	1	0	0	1	0	0	X	X		2
	3	ESP - Spain		1	1	0	2	1	0	2	1	X	X		8
G	3	LAT - Latvia	*	0	3	1	0	0	2	2	X	X	X		8
	3	SVK - Slovakia		0	0	0	1	1	0	0	X	X	X		2
H	3	ISR - Israel		0	1	0	0	3	0	3	1	2	X		10
	3	CRO - Croatia	*	2	0	0	1	0	2	0	0	0	X		5
J	3	AUT - Austria	*	2	3	0	0	1	1	0	1	X	X		8
	3	EST - Estonia		0	0	0	1	0	0	2	0	X	X		3

Current Standings

Group-A					Group-B				
Rank	Team	Games	Wins	Losses	Rank	Team	Games	Wins	Losses
1	DEN - Denmark	3	3	0	1	AUT - Austria	3	3	0
2	LTU - Lithuania	3	2	1	1	ISR - Israel	3	3	0
2	POL - Poland	3	2	1	3	LAT - Latvia	3	2	1
2	SLO - Slovenia	3	2	1	4	CRO - Croatia	3	1	2
5	HUN - Hungary	3	1	2	4	ENG - England	3	1	2
5	TUR - Turkey	3	1	2	4	ESP - Spain	3	1	2
5	WAL - Wales	3	1	2	4	SVK - Slovakia	3	1	2
8	BEL - Belgium	3	0	3	8	EST - Estonia	3	0	3

Legend:		
LSFE (*) Last stone first end	X	Unplayed/unfinished end due to concession



Team Line-ups

Sheet F

ENG - England		Δ	Game 3
4 S	MACDOUGALL Alan		R
3 V	REED Andrew		R
2	FOWLER BEN		R
1	WOOLSTON Andrew		R
A	JAEGGI Tom		R
C	FOWLER BEN		

ESP - Spain		Game 3
4 V	VEZ Sergio	R
3	UNANUE Mikel	R
2 S	DE MOLLINEDO Antonio	R
1	SANGUESA Jose Manuel	R
A	DE PAZ Eduardo	R
C	HERTSDAHL Kenneth Ribbjerg	

Sheet G

LAT - Latvia		Game 3
4 S	GULBIS Ritvars	R
3 V	SARSUNS Normunds	R
2	AVOTINS Aivars	R
1	BUSMANIS Raivis	R
A	GERHARDS Arturs	R
C	KRUSTS Roberts	

SVK - Slovakia		Game 3
4 V	MISUN David	R
3	KAPRALIK Patrik	L
2 S	GALLO Juraj	R
1	POLAK Jakub	R
A	PITONAK Frantisek	R
C	MITCHEL Alan	

Sheet H

ISR - Israel		Game 3
4 S	FREILICH Adam	R
3	RIVKIND Leonid	R
2	KRASIK-GEIGER Ariel	L
1 V	LUTZ Jeffrey Yaakov	R
A	KEMPENICH Gabriel	R
C	EDIE Calvin	

CRO - Croatia		Game 3
4 S	CADEZ Alen	R
3	CUTIC Drazen	R
2 V	GOLUBIC Ognjen	R
1	MIKULANDRIC Robert	R
A	MARTINIC Mislav	L
C	BOUTIN Jamie	

Sheet J

AUT - Austria		Game 3
4 S	WUNDERER Sebastian	R
3 V	GENNER Mathias	L
2	REICHEL Martin	R
1	KIRCHMAIR Lukas	L
A	NOTHEGGER Philipp	L
C	ROTH Christian	

EST - Estonia		Game 3
4 S	LILL Martin	R
3 V	MAESALU Ingar	R
2	JAKOBSON Andres	R
1	KARLSON Johan	R
A	TOOMVALI Tanel	R
C		

Note:
Team position and functions are attached to each team member's name as follows:
4 = Fourth, 3 = Third, 2 = Second, 1 = Lead, A = Alternate, S = Skip, V = Vice-Skip, C = Coach

Legend:
Δ Different from Original Line-up L Left-handed R Right-handed



Session Results and Standings

Sheet	Game	Team	LSFE	1	2	3	4	5	6	7	8	9	10	Extra Ends	Total
F	3	TUR - Turkey	*	0	1	0	0	1	0	0	1	0	X		3
	3	LTU - Lithuania		0	0	1	0	0	2	2	0	1	X		6
G	3	BEL - Belgium		0	1	0	0	0	1	X	X	X	X		2
	3	SLO - Slovenia	*	2	0	2	2	4	0	X	X	X	X		10
H	3	WAL - Wales		1	0	1	0	1	0	0	1	1	X		5
	3	POL - Poland	*	0	2	0	3	0	1	2	0	0	X		8
J	3	DEN - Denmark	*	0	0	3	0	1	0	0	1	0	1		6
	3	HUN - Hungary		0	0	0	1	0	0	1	0	2	0		4

Current Standings

Group-A					Group-B				
Rank	Team	Games	Wins	Losses	Rank	Team	Games	Wins	Losses
1	DEN - Denmark	3	3	0	1	AUT - Austria	2	2	0
2	LTU - Lithuania	3	2	1	1	ISR - Israel	2	2	0
2	POL - Poland	3	2	1	3	CRO - Croatia	2	1	1
2	SLO - Slovenia	3	2	1	3	ENG - England	2	1	1
5	HUN - Hungary	3	1	2	3	LAT - Latvia	2	1	1
5	TUR - Turkey	3	1	2	3	SVK - Slovakia	2	1	1
5	WAL - Wales	3	1	2	7	ESP - Spain	2	0	2
8	BEL - Belgium	3	0	3	7	EST - Estonia	2	0	2

Legend:		
LSFE (*) Last stone first end	X	Unplayed/unfinished end due to concession



Team Line-ups

Sheet F

EST - Estonia		Game 2
4 S	LILL Martin	R
3 V	MAESALU Ingar	R
2	JAKOBSON Andres	R
1	KARLSON Johan	R
A	TOOMVALI Tanel	R
C		

SVK - Slovakia		Game 2
4 V	MISUN David	R
3	KAPRALIK Patrik	L
2 S	GALLO Juraj	R
1	POLAK Jakub	R
A	PITONAK Frantisek	R
C	MITCHEL Alan	

Sheet G

ENG - England		Game 2
4 S	MACDOUGALL Alan	R
3	WOOLSTON Andrew	R
2 V	FOWLER BEN	R
1	JAEGGI Tom	R
A	REED Andrew	R
C	FOWLER BEN	

ISR - Israel		Game 2
4 S	FREILICH Adam	R
3	RIVKIND Leonid	R
2	KRASIK-GEIGER Ariel	L
1 V	LUTZ Jeffrey Yaakov	R
A	KEMPENICH Gabriel	R
C	EDIE Calvin	

Sheet H

AUT - Austria		Game 2
4 S	WUNDERER Sebastian	R
3 V	GENNER Mathias	L
2	REICHEL Martin	R
1	NOTHEGGER Philipp	L
A	KIRCHMAIR Lukas	L
C	ROTH Christian	

ESP - Spain		Game 2
4 V	VEZ Sergio	R
3	UNANUE Mikel	R
2 S	DE MOLLINEDO Antonio	R
1	SANGUESA Jose Manuel	R
A	DE PAZ Eduardo	R
C	HERTSDAHL Kenneth Ribbjerg	

Sheet J

LAT - Latvia		Game 2
4 S	GULBIS Ritvars	R
3 V	SARSUNS Normunds	R
2	AVOTINS Aivars	R
1	BUSMANIS Raivis	R
A	GERHARDS Arturs	R
C	KRUSTS Roberts	

CRO - Croatia		Game 2
4 S	CADEZ Alen	R
3	CUTIC Drazen	R
2 V	GOLUBIC Ognjen	R
1	MIKULANDRIC Robert	R
A	MARTINIC Mislav	L
C	BOUTIN Jamie	

Note:
Team position and functions are attached to each team member's name as follows:
4 = Fourth, 3 = Third, 2 = Second, 1 = Lead, A = Alternate, S = Skip, V = Vice-Skip, C = Coach

Legend:
Δ Different from Original Line-up L Left-handed R Right-handed



Session Results and Standings

Sheet	Game	Team	LSFE	1	2	3	4	5	6	7	8	9	10	Extra Ends	Total
F	2	HUN - Hungary		0	0	2	0	3	0	2	1	0	0		8
	2	SLO - Slovenia	*	0	3	0	2	0	2	0	0	1	1		9
G	2	TUR - Turkey	*	1	0	2	0	3	2	1	X	X	X		9
	2	WAL - Wales		0	1	0	2	0	0	0	X	X	X		3
H	2	DEN - Denmark	*	1	0	0	3	0	1	1	0	X	X		6
	2	LTU - Lithuania		0	0	1	0	0	0	0	1	X	X		2
J	2	BEL - Belgium		0	0	0	0	0	0	2	0	2	2	0	6
	2	POL - Poland	*	0	0	2	1	1	0	0	2	0	0	1	7

Current Standings

Group-A					Group-B				
Rank	Team	Games	Wins	Losses	Rank	Team	Games	Wins	Losses
1	DEN - Denmark	2	2	0	1	AUT - Austria	1	1	0
2	HUN - Hungary	2	1	1	1	CRO - Croatia	1	1	0
2	LTU - Lithuania	2	1	1	1	ENG - England	1	1	0
2	POL - Poland	2	1	1	1	ISR - Israel	1	1	0
2	SLO - Slovenia	2	1	1	5	ESP - Spain	1	0	1
2	TUR - Turkey	2	1	1	5	EST - Estonia	1	0	1
2	WAL - Wales	2	1	1	5	LAT - Latvia	1	0	1
8	BEL - Belgium	2	0	2	5	SVK - Slovakia	1	0	1

Legend:		
LSFE (*) Last stone first end	X	Unplayed/unfinished end due to concession



Team Line-ups

Sheet F

HUN - Hungary		Game 2
4 V	KISS Zsolt	R
3 S	NAGY Gyorgy	L
2	ROKUSFALVY Zsombor	R
1	BALAZS David	R
A	BODOR Gabor	R
C	FREDERIKSEN Sune	

SLO - Slovenia		Game 2
4 V	URSIC Gasper	R
3 S	TISLER Tomas	R
2	CULIC Jure	R
1	LAJOVEC Jost	R
A	VERBINC Gregor	R
C		

Sheet G

TUR - Turkey		Game 2
4 S	KARATAS Alican	R
3 V	SEKOL Melik	R
2	KARAGOZ Ugurcan	R
1	ZENGIN Muhammet Oguz	R
A	CAKIR Kadir	R
C	AGDUMAN Fatih	

WAL - Wales		Δ Game 2
4 S	POUGHER James	L
3	PHILLIPS Rhys	R
2	POUGHER Simon	R
1 V	FLETCHER Jamie	R
A	COOMBS Garry	R
C		

Sheet H

DEN - Denmark		Δ Game 2
4 S	STJERNE Rasmus	R
3 V	FREDERIKSEN Johnny	R
2	POULSEN Mikkel Adrup	R
1	DUPONT Oliver	R
A	HARRY Troels	R
C	QVIST Mikael	

LTU - Lithuania		Game 2
4 S	VYSKUPAITIS Tadas	R
3 V	KULAKAUSKAS Vytyis	R
2	TELKSNYS Laurynas	L
1	SADAUSKAS Vidas	R
A	KULAKAUSKAS Mantas	R
C	GULKA Allen	

Sheet J

BEL - Belgium		Game 2
4 S	VERREYCKEN Timothy	R
3 V	VAN WATERSCHOOT Tom	R
2	VERBUEKEN Walter	R
1	JANBROERS Gregory	R
A	MEIJLAERS Pieter	R
C	MEIJLAERS Pieter	

POL - Poland		Game 2
4	STYCH Konrad	R
3 S	ZIOLO Tomasz	R
2 V	DZIKOWSKI Bartosz	R
1	KOZIOL Michal	R
A	GLOWANIA Jakub	R
C		

Note:

Team position and functions are attached to each team member's name as follows:
4 = Fourth, **3** = Third, **2** = Second, **1** = Lead, **A** = Alternate, **S** = Skip, **V** = Vice-Skip, **C** = Coach

Legend:

Δ Different from Original Line-up L Left-handed R Right-handed



Session Results and Standings

Sheet	Game	Team	LSFE	1	2	3	4	5	6	7	8	9	10	Extra	Ends	Total
F	1	LAT - Latvia		0	0	2	0	1	0	1	0	1	0			5
	1	AUT - Austria	*	0	1	0	2	0	1	0	1	0	1			6
G	1	CRO - Croatia	*	1	1	0	0	2	0	2	1	0	0	4		11
	1	ESP - Spain		0	0	2	1	0	1	0	0	2	1	0		7
H	1	ENG - England	*	1	0	1	0	0	2	0	0	2	1			7
	1	EST - Estonia		0	1	0	1	1	0	1	1	0	0			5
J	1	ISR - Israel	*	0	1	0	0	1	0	0	2	1	X			5
	1	SVK - Slovakia		0	0	0	2	0	1	0	0	0	X			3

Current Standings

Group-A					Group-B				
Rank	Team	Games	Wins	Losses	Rank	Team	Games	Wins	Losses
1	DEN - Denmark	1	1	0	1	AUT - Austria	1	1	0
1	HUN - Hungary	1	1	0	1	CRO - Croatia	1	1	0
1	LTU - Lithuania	1	1	0	1	ENG - England	1	1	0
1	WAL - Wales	1	1	0	1	ISR - Israel	1	1	0
5	BEL - Belgium	1	0	1	5	ESP - Spain	1	0	1
5	POL - Poland	1	0	1	5	EST - Estonia	1	0	1
5	SLO - Slovenia	1	0	1	5	LAT - Latvia	1	0	1
5	TUR - Turkey	1	0	1	5	SVK - Slovakia	1	0	1

Legend:		
LSFE (*) Last stone first end	X	Unplayed/unfinished end due to concession



Team Line-ups

Sheet F

LAT - Latvia		Game 1
4 S	GULBIS Ritvars	R
3 V	SARSUNS Normunds	R
2	AVOTINS Aivars	R
1	BUSMANIS Raivis	R
A	GERHARDS Arturs	R
C	KRUSTS Roberts	

AUT - Austria		Δ Game 1
4 S	WUNDERER Sebastian	R
3 V	GENNER Mathias	L
2	REICHEL Martin	R
1	NOTHEGGER Philipp	L
A	KIRCHMAIR Lukas	L
C	ROTH Christian	

Sheet G

CRO - Croatia		Game 1
4 S	CADEZ Alen	R
3	CUTIC Drazen	R
2 V	GOLUBIC Ognjen	R
1	MIKULANDRIC Robert	R
A	MARTINIC Mislav	L
C	BOUTIN Jamie	

ESP - Spain		Game 1
4 V	VEZ Sergio	R
3	UNANUE Mikel	R
2 S	DE MOLLINEDO Antonio	R
1	SANGUESA Jose Manuel	R
A	DE PAZ Eduardo	R
C	HERTSDAHL Kenneth Ribbjerg	

Sheet H

ENG - England		Game 1
4 S	MACDOUGALL Alan	R
3 V	REED Andrew	R
2	WOOLSTON Andrew	R
1	JAEGGI Tom	R
A	FOWLER BEN	R
C	FOWLER BEN	

EST - Estonia		Game 1
4 S	LILL Martin	R
3 V	MAESALU Ingar	R
2	JAKOBSON Andres	R
1	KARLSON Johan	R
A	TOOMVALI Tanel	R
C		

Sheet J

ISR - Israel		Game 1
4 S	FREILICH Adam	R
3	RIVKIND Leonid	R
2	KRASIK-GEIGER Ariel	L
1 V	LUTZ Jeffrey Yaakov	R
A	KEMPENICH Gabriel	R
C	EDIE Calvin	

SVK - Slovakia		Game 1
4 V	MISUN David	R
3	KAPRALIK Patrik	L
2 S	GALLO Juraj	R
1	POLAK Jakub	R
A	PITONAK Frantisek	R
C		

Note:

Team position and functions are attached to each team member's name as follows:
4 = Fourth, **3** = Third, **2** = Second, **1** = Lead, **A** = Alternate, **S** = Skip, **V** = Vice-Skip, **C** = Coach

Legend:

Δ Different from Original Line-up L Left-handed R Right-handed



Session Results and Standings

Sheet	Game	Team	LSFE	1	2	3	4	5	6	7	8	9	10	Extra Ends	Total
F	1	BEL - Belgium		0	0	0	0	0	0	1	X	X	X		1
	1	DEN - Denmark	*	0	2	1	1	1	2	0	X	X	X		7
G	1	POL - Poland		0	0	0	1	0	1	0	0	1	0		3
	1	LTU - Lithuania	*	1	0	0	0	1	0	1	2	0	1		6
H	1	TUR - Turkey		0	1	0	3	0	1	1	0	1	0		7
	1	HUN - Hungary	*	3	0	1	0	3	0	0	1	0	2		10
J	1	WAL - Wales		0	1	0	1	0	1	0	0	2	2		7
	1	SLO - Slovenia	*	0	0	1	0	1	0	0	1	0	0		3

Current Standings

Group-A					Group-B				
Rank	Team	Games	Wins	Losses	Rank	Team	Games	Wins	Losses
1	DEN - Denmark	1	1	0		AUT - Austria			
1	HUN - Hungary	1	1	0		CRO - Croatia			
1	LTU - Lithuania	1	1	0		ENG - England			
1	WAL - Wales	1	1	0		ESP - Spain			
5	BEL - Belgium	1	0	1		EST - Estonia			
5	POL - Poland	1	0	1		ISR - Israel			
5	SLO - Slovenia	1	0	1		LAT - Latvia			
5	TUR - Turkey	1	0	1		SVK - Slovakia			

Legend:		
LSFE (*) Last stone first end	X	Unplayed/unfinished end due to concession



Team Line-ups

Sheet F

BEL - Belgium		Game 1
4 S	VERREYCKEN Timothy	R
3 V	VAN WATERSCHOOT Tom	R
2	VERBUEKEN Walter	R
1	JANBROERS Gregory	R
A	MEIJLAERS Pieter	R
C	MEIJLAERS Pieter	

DEN - Denmark		Game 1
4 S	STJERNE Rasmus	R
3 V	FREDERIKSEN Johnny	R
2	POULSEN Mikkel Adrup	R
1	HARRY Troels	R
A	DUPONT Oliver	R
C	QVIST Mikael	

Sheet G

POL - Poland		Game 1
4	STYCH Konrad	R
3 S	ZIOLO Tomasz	R
2 V	DZIKOWSKI Bartosz	R
1	KOZIOL Michal	R
A	GLOWANIA Jakub	R
C		

LTU - Lithuania		Game 1
4 S	VYSKUPAITIS Tadas	R
3 V	KULAKAUSKAS Vytytis	R
2	TELKSNYS Laurynas	L
1	SADAUSKAS Vidas	R
A	KULAKAUSKAS Mantas	R
C	GULKA Allen	

Sheet H

TUR - Turkey		Game 1
4 S	KARATAS Alican	R
3 V	SENOLO Melik	R
2	KARAGOZ Ugurcan	R
1	ZENGIN Muhammet Oguz	R
A	CAKIR Kadir	R
C	AGDUMAN Fatih	

HUN - Hungary		Game 1
4 V	KISS Zsolt	R
3 S	NAGY Gyorgy	L
2	ROKUSFALVY Zsombor	R
1	BALAZS David	R
A	BODOR Gabor	R
C	FREDERIKSEN Sune	

Sheet J

WAL - Wales		Game 1
4 S	POUGHER James	L
3	PHILLIPS Rhys	R
2	COOMBS Garry	R
1 V	FLETCHER Jamie	R
A	POUGHER Simon	R
C		

SLO - Slovenia		Game 1
4 V	URSIC Gasper	R
3 S	TISLER Tomas	R
2	CULIC Jure	R
1	LAJOVEC Jost	R
A	VERBINC Gregor	R
C		

Note:

Team position and functions are attached to each team member's name as follows:
4 = Fourth, **3** = Third, **2** = Second, **1** = Lead, **A** = Alternate, **S** = Skip, **V** = Vice-Skip, **C** = Coach

Legend:

L Left-handed **R** Right-handed



Entry List by Country

As of THU 19 NOV 2015

BEL - Belgium		
4 S	VERREYCKEN Timothy	R
3 V	VAN WATERSCHOOT Tom	R
2	VERBUEKEN Walter	R
1	JANBROERS Gregory	R
A	MEIJLAERS Pieter	R
C	MEIJLAERS Pieter	

SLO - Slovenia		
4 V	URSIC Gasper	R
3 S	TISLER Tomas	R
2	CULIC Jure	R
1	LAJOVEC Jost	R
A	VERBINC Gregor	R

DEN - Denmark		
4 S	STJERNE Rasmus	R
3 V	FREDERIKSEN Johnny	R
2	POULSEN Mikkel Adrup	R
1	HARRY Troels	R
A	DUPONT Oliver	R
C	QVIST Mikael	

TUR - Turkey		
4 S	KARATAS Alican	R
3 V	SENOL Melik	R
2	KARAGOZ Ugurcan	R
1	ZENGIN Muhammet Oguz	R
A	CAKIR Kadir	R
C	AGDUMAN Fatih	

HUN - Hungary		
4 V	KISS Zsolt	R
3 S	NAGY Gyorgy	L
2	ROKUSFALVY Zsombor	R
1	BALAZS David	R
A	BODOR Gabor	R
C	FREDERIKSEN Sune	

WAL - Wales		
4 S	POUGHER James	L
3	PHILLIPS Rhys	R
2	COOMBS Garry	R
1 V	FLETCHER Jamie	R
A	POUGHER Simon	R

LTU - Lithuania		
4 S	VYSKUPAITIS Tadas	R
3 V	KULAKAUSKAS Vytis	R
2	TELKSNYS Laurynas	L
1	SADAUSKAS Vidas	R
A	KULAKAUSKAS Mantas	R
C	GULKA Allen	

POL - Poland		
4	STYCH Konrad	R
3 S	ZIOLO Tomasz	R
2 V	DZIKOWSKI Bartosz	R
1	KOZIOL Michal	R
A	GLOWANIA Jakub	R

Note:
Team position and functions are attached to each team member's name as follows:
4 = Fourth, **3** = Third, **2** = Second, **1** = Lead, **A** = Alternate, **S** = Skip, **V** = Vice-Skip, **C** = Coach

Legend:
L Left-handed **R** Right-handed



Entry List by Country

REVISED
21 NOV 16:25

As of SAT 21 NOV 2015

AUT - Austria		
4 S	WUNDERER Sebastian	R
3 V	GENNER Mathias	L
2	REICHEL Martin	R
1	KIRCHMAIR Lukas	L
A	NOTHEGGER Philipp	L
C	ROTH Christian	

ISR - Israel		
4 S	FREILICH Adam	R
3	RIVKIND Leonid	R
2	KRASIK-GEIGER Ariel	L
1 V	LUTZ Jeffrey Yaakov	R
A	KEMPENICH Gabriel	R
C	EDIE Calvin	

CRO - Croatia		
4 S	CADEZ Alen	R
3	CUTIC Drazen	R
2 V	GOLUBIC Ognjen	R
1	MIKULANDRIC Robert	R
A	MARTINIC Mislav	L
C	BOUTIN Jamie	

LAT - Latvia		
4 S	GULBIS Ritvars	R
3 V	SARSUNS Normunds	R
2	AVOTINS Aivars	R
1	BUSMANIS Raivis	R
A	GERHARDS Arturs	R
C	KRUSTS Roberts	

ENG - England		
4 S	MACDOUGALL Alan	R
3 V	REED Andrew	R
2	WOOLSTON Andrew	R
1	JAEGGI Tom	R
A	FOWLER BEN	R
C	FOWLER BEN	

SVK - Slovakia		
4 V	MISUN David	R
3	KAPRALIK Patrik	L
2 S	GALLO Juraj	R
1	POLAK Jakub	R
A	PITONAK Frantisek	R
C	MITCHEL Alan	

ESP - Spain		
4 V	VEZ Sergio	R
3	UNANUE Mikel	R
2 S	DE MOLLINEDO Antonio	R
1	SANGUESA Jose Manuel	R
A	DE PAZ Eduardo	R
C	HERTSDAHL Kenneth Ribbjerg	

EST - Estonia		
4 S	LILL Martin	R
3 V	MAESALU Ingar	R
2	JAKOBSON Andres	R
1	KARLSON Johan	R
A	TOOMVALI Tanel	R

Note:
Team position and functions are attached to each team member's name as follows:
4 = Fourth, **3** = Third, **2** = Second, **1** = Lead, **A** = Alternate, **S** = Skip, **V** = Vice-Skip, **C** = Coach

Legend:
L Left-handed **R** Right-handed

Team SVK: coach added





Competition Officials

As of FRI 20 NOV 2015

Function	Name	Country Code
WCF President	CAITHNESS Kate	SCO
WCF Director of Competitions	WENDORF Keith	CAN
WCF Technical Delegate	ARNOLD Scott	CAN
Chief Umpire	AUGUSTYNIAK Wojciech	POL
Deputy Chief Umpire	BARROWMAN Glenda	SCO
Game Umpire	MALCOLM Anne	SCO
	NIELSEN Finn	DEN
	PATZ Susanne	SWE
	TORDRUP Alex	DEN
Chief Timer	YEATS Brian	SCO
Deputy Chief Timer	KIESCHE Thomas	DEN
Chief Ice Technician	CALLAN Mark	SCO
Deputy Chief Ice Technician	NOBLE Chris	SCO

Event 2015 European Curling Championships B-Division (ECC-B)
Venue Esbjerg Curling Club
Location Esbjerg
Country Denmark
Start date Thursday, 19 November 2015
End date Saturday, 28 November 2015
Website <http://www.worldcurling.org/ecc2015>
Local Time Central European Time / CET = GMT/UTC +1 hour

PLAYING SCHEDULE									
Day	D	M	#	Draw	Time	Sheet F	Sheet G	Sheet H	Sheet J
Thu	19	Nov	1	w1	2000	ned v svk	fra v tur		pol v lat
Fri	20	Nov	2	MA1	0800	BEL v DEN	POL v LTU	TUR v HUN	WAL v SLO
			3	w2	1200	ita v eng	*lat v cze	*ned v pol	tur v aut
Sat	21	Nov	4	MB1	1730	LAT v AUT	CRO v ESP	ENG v EST	ISR v SVK
			5	w3	0800	svk v fra	ned v ita	aut v lat	cze v eng
			6	MA2	1200	HUN v SLO	TUR v WAL	DEN v LTU	BEL v POL
Sun	22	Nov	7	w4	1600	aut v cze	svk v pol	eng v tur	*fra v ita
			8	MB2	2000	EST v SVK	ENG v ISR	AUT v ESP	LAT v CRO
			9	w5	0800	lat v ita	aut v ned	fra v cze	eng v svk
			10	MA3	1200	TUR v LTU	BEL v SLO	WAL v POL	DEN v HUN
Mon	23	Nov	11	MB3	1600	ENG v ESP	LAT v SVK	ISR v CRO	AUT v EST
			12	MA4	2000	POL v HUN	WAL v DEN	BEL v TUR	SLO v LTU
			13	MB4	0800	CRO v EST	ISR v AUT	LAT v ENG	SVK v ESP
			14	w6	1200	tur v pol	lat v eng	ita v aut	ned v cze
Tue	24	Nov	15	MA5	1600	WAL v BEL	LTU v HUN	POL v SLO	TUR v DEN
			16	w7	2000	eng v ned	cze v pol	*svk v tur	aut v fra
			17	MA6	0800	DEN v POL	SLO v TUR	LTU v BEL	HUN v WAL
			18	w8	1200	cze v tur	ned v lat	*aut v eng	ita v pol
Wed	25	Nov	19	MB5	1600	ISR v LAT	ESP v EST	CRO v SVK	ENG v AUT
			20	w9	2000	svk v aut	eng v fra	cze v ita	lat v tur
			21	MB6	0800	AUT v CRO	SVK v ENG	ESP v LAT	EST v ISR
			22	w10	1200	fra v lat	pol v aut	tur v ned	svk v cze
Thu	26	Nov	23	MA7	1600	LTU v WAL	HUN v BEL	SLO v DEN	POL v TUR
			24	w11	2000	pol v eng	tur v ita	lat v svk	fra v ned
			25	MB7	0800	ESP v ISR	EST v LAT	SVK v AUT	CRO v ENG
			26	w12/TB	1200	TB MA Group	ita v svk	pol v fra	TB MA Group
Fri	27	Nov	27	TB	1600	Tie-breakers, if required for Women and Men's Group-B			
			28	M/w	2000	(MA2 v MB3) + (MA3 v MB2) + (W1 v W4) + (W2 v W3)			
			29	M	0900	(MA1 v winner qual.)+(MB1 v winner qual.)+(MA7 v MB7)+(MA8 v MB8)			
Sat	28	Nov	30	M/w	1330	Men & Women Gold and Bronze Medal Games			
			31	M/w	1900	Challenge Game #1 in the A-Division venue			
Sat	28	Nov	32	M/w	0900	Challenge Game #2 in the B-Div. venue+(L-MA7 v MB7 v W-MA8 v MB8)			
			33	M/w	1400	Challenge Game #3 in the B-Division venue			