



## **Le Gruyère AOP European Curling Championships 2019 Helsingborg, Sweden**

**16 – 23 November 2019**

## **RESULTS SUMMARY**

### **B-Division Men**



**ECC-B 2019**  
Helsingborg, Sweden

**Le Gruyère AOP European Curling Championships 2019**  
The Olympia Rink  
**B-Division Men**



SAT 23 NOV 2019

## Medallists

Medal	Country	Name
GOLD	CZE - Czech Republic	KLIMA Lukas CERNOVSKY Marek CANDRA Jiri MOKRIS Samuel BOHAC Radek SAVILL Craig
SILVER	FIN - Finland	SULLANMAA Jere MOORE Jason SAENTTI Iikka POELLAENEN Jermu LUNDBERG Melker TAEHTINEN Tero
BRONZE	POL - Poland	JASIECKI Borys STYCH Konrad DOMIN Krzysztof LOBAZA Bartosz KNEBLOCH Kasper



## Final Standings

Rank	Team	Players	Position - Function	Group Rank	DSC
Gold	CZE - Czech Republic	KLIMA Lukas CERNOVSKY Marek CANDRA Jiri MOKRIS Samuel BOHAC Radek SAVILL Craig	4 S 3 V 2 1 A C		>A
Silver	FIN - Finland	SULLANMAA Jere MOORE Jason SAENTTI Iikka POELLAENEN Jermu LUNDBERG Melker TAEHTINEN Tero	4 V 3 2 1 S A C		>A
Bronze	POL - Poland	JASIECKI Borys STYCH Konrad DOMIN Krzysztof LOBAZA Bartosz KNEBLOCH Kasper -	4 S 3 V 2 1 A C		
4	TUR - Turkey	KARAGOZ Ugurcan KARAKURT Oguzhan UCAN Muhammed Zeki YUCE Orhun CAGLAYN Muhammed Enes CELIK Ahmet	4 S 3 V 2 1 A C		
5	ESP - Spain	VEZ Sergio UNANUE Mikel DE PAZ Eduardo SHAW Nicholas GARCIA Angel HERTSDAHL Kenneth	4 S 3 2 1 V A C		
6	BLR - Belarus	SHALAMITSKI Ilya PETROV Pavel SMOTRIN Aliaksei RUDNITSKI Dzmitry DZIAMESHCHANKA Aliaksandr -	4 S 3 V 2 1 A C		
7	LAT - Latvia	TRUKSANS Martins KLIVE Janis VEIDEMANIS Arnis BUHOLCS Sandris RUDZITIS Janis LILL Erkki	4 S 3 V 2 1 A C	B4	36.97 cm



## Final Standings

Rank	Team	Players	Position - Function	Group Rank	DSC
8	WAL - Wales	POUGHER James	4 S	A4	74.75 cm
		PHILLIPS Rhys	3		
		COOMBS Garry	2 V		
		POUGHER Simon	1		
		PEEK David	A		
		PEEK David	C		
9	EST - Estonia	LILL Harri	4 S	A5	43.63 cm
		TOOMVAELI Tanel	3		
		KUKNER Karl	2 V		
		JAKOBSON Andres	1		
		-	A		
		LINDSTROEM Kristian	C		
10	FRA - France	MORARD Quentin	4 V	B5	58.06 cm
		MERCIER Eddy	3 S		
		TUAZ Leo	2		
		GAUDIN Killian	1		
		-	A		
		MERCIER Thierry	C		
11	AUT - Austria	WUNDERER Sebastian	4 S	B6	54.34 cm
		REICHEL Martin	3		
		SEIWALD Martin	2		
		MAVEC Florian	1 V		
		BACKOFEN Jonas	A		
		SCHROEDER Bjoern	C		
12	BUL - Bulgaria	SEILER Reto	4 S	A6	72.83 cm
		MOMERIN Bojidar	3 V		
		GEORGIEV Stoil	2		
		PETROV Stanimir	1		
		RUNTOV Nikolay	A		
		RUNTOV Nikolay	C		
13	LTU - Lithuania	RYKOV Konstantin	4 S		
		CEPULIS Povilas	3 V		
		CEPULIS Matas	2		
		KIUDYS Donatas	1		
		-	A		
		VEIDEMANIS Arnis	C		
14	HUN - Hungary	KALOCSAY Otto	4 S		
		GUBANYI Attila	3 V		
		GAZDAG Zsombor	2		
		SAMSON Istvan	1		
		PALANCSA Peter	A		
		ROKUSFALVY Andras	C		



## Final Standings

Rank	Team	Players	Position - Function	Group Rank	DSC
15	SVK - Slovakia	PITONAK Pavol	4 S		>C
		PITONAK Frantisek	3 V		
		PITONAK Tomas	2		
		PITONAK Peter	1		
		-	A		
		-	C		
16	ISR - Israel	POKRAS Alex	4 S		>C
		HOROWITZ Aaron	3 V		
		SIDNEY Lawrence	2		
		PACK Simon	1		
		-	A		
		MITCHELL Alan	C		

**Note:**

Final standings are based on play-off results and group standings. Teams involved in the relegation are ranked 13-16. The remaining teams are ranked according to their group rank and the Draw Shot Challenge (DSC).

Position and function for each team member:

**4** = Fourth, **3** = Third, **2** = Second, **1** = Lead, **A** = Alternate, **S** = Skip, **V** = Vice-Skip, **C** = Coach

**Legend:**

>**A** To A-Division

>**C** To C-Division

**Host plus the two best ranked teams are qualified for the World Qualification Event  
CZE, FIN and POL are qualified for the World Qualification Event 2020 in Lohja, Finland**



### Competition Summary

Session	Date Time	Sheet A	Sheet B	Sheet C	Sheet D	Sheet E	Sheet F
Session 1	16 NOV 9:00	TUR 8-6	LTU				
Session 2	16 NOV 15:00	AUT 5-6	FRA	BLR 3-6	POL	LAT 8-3	ISR
Session 3	16 NOV 20:00					BUL 6-8	CZE
Session 4	17 NOV 9:00	CZE 5-6	FIN	TUR 6-3	LAT	POL 7-1	FRA
Session 6	17 NOV 19:00	SVK 6-7	WAL	LTU 5-6	FRA	EST 5-6	HUN
Session 8	18 NOV 14:00	BLR 10-7	ISR	WAL 7-5	HUN	FIN 8-5	BUL
Session 9	18 NOV 19:00					SVK 10-3	EST
Session 10	19 NOV 9:00	HUN 5-8	ESP	SVK 9-10	BUL		
Session 11	19 NOV 14:00					FRA 8-7	ISR
Session 12	19 NOV 19:00			EST 4-7	ESP	BUL 7-8	WAL
Session 13	20 NOV 8:00					HUN 5-9	FIN
Session 14	20 NOV 12:00	POL 11-6	LAT	CZE 6-4	EST	ESP 9-2	SVK
Session 15	20 NOV 16:00					TUR 8-3	BLR
Session 16	20 NOV 20:00	EST 6-3	BUL	FIN 9-2	SVK	HUN 2-9	CZE
Session 17	21 NOV 9:00			AUT 4-8	BLR	ISR 6-4	LTU
Session 18	21 NOV 14:00						
Session 19	21 NOV 19:00			ISR 5-7	TUR		
Qualification	22 NOV 9:00	TUR 7-6	ESP				
Relegation 1	22 NOV 9:00			LTU 9-4	HUN		
Semi-finals	22 NOV 19:00			CZE 9-2	TUR		
Relegation 2	22 NOV 19:00					HUN 7-6	SVK
Ranking 5-6	22 NOV 19:00					BLR 5-8	ESP
Finals	23 NOV 12:00					CZE 9-7	FIN
						TUR 5-10	POL

### Standings after Round Robin

#### Group A

Rank	Team	Games	Wins	Losses	
1	CZE - Czech Republic	7	6	1	Q
2	FIN - Finland	7	5	2	Q w1
3	ESP - Spain	7	5	2	Q w0
4	WAL - Wales	7	4	3	
5	EST - Estonia	7	3	4	
6	BUL - Bulgaria	7	2	5	w1
7	HUN - Hungary	7	2	5	w0
8	SVK - Slovakia	7	1	6	

#### Group B

Rank	Team	Games	Wins	Losses		
1	POL - Poland	7	7	0	Q	
2	TUR - Turkey	7	6	1	Q	
3	BLR - Belarus	7	4	3	Q	w1 DSC 31.20cm
4	LAT - Latvia	7	4	3	w1	DSC 36.97cm
5	FRA - France	7	4	3	w1	DSC 58.06cm
6	AUT - Austria	7	1	6	w1	DSC 54.34cm
7	LTU - Lithuania	7	1	6	w1	DSC 81.47cm
8	ISR - Israel	7	1	6	w1	DSC 96.88cm

## Competition Summary

### Merged Group Standings

Rank	Team	Round Robin Results			Rank	Team	Round Robin Results		
		Group	Rank	DSC			Group	Rank	DSC
1	CZE - Czech Republic	A	1	19.71cm	9	EST - Estonia	A	5	43.63cm
2	POL - Poland	B	1	35.80cm	10	FRA - France	B	5	58.06cm
3	FIN - Finland	A	2	38.22cm	11	AUT - Austria	B	6	54.34cm
4	TUR - Turkey	B	2	47.36cm	12	BUL - Bulgaria	A	6	72.83cm
5	BLR - Belarus	B	3	31.20cm	13	HUN - Hungary	A	7	58.62cm
6	ESP - Spain	A	3	38.96cm	14	LTU - Lithuania	B	7	81.47cm
7	LAT - Latvia	B	4	36.97cm	15	SVK - Slovakia	A	8	53.07cm
8	WAL - Wales	A	4	74.75cm	16	ISR - Israel	B	8	96.88cm

### Play-offs Bracket

Qualification	Semi-finals	Finals	Final Standings
<p>A2 FIN 12 (Sheet F) vs B3 BLR 4</p> <p>A3 ESP 6 (Sheet A) vs B2 TUR 7</p>	<p>A1 CZE 9 (Sheet B) vs B1 POL 2 (Sheet E)</p> <p>FIN 11 vs TUR 5 (Sheet D)</p>	<p>CZE 9 (Sheet C) vs FIN 7</p> <p>POL 10 vs TUR 4th</p>	<p>1 CZE - Czech Republic &gt;A</p> <p>2 FIN - Finland &gt;A</p> <p>3 POL - Poland</p> <p>4 TUR - Turkey</p> <p>5 ESP - Spain</p> <p>6 BLR - Belarus</p> <p>7 LAT - Latvia</p> <p>8 WAL - Wales</p> <p>9 EST - Estonia</p> <p>10 FRA - France</p> <p>11 AUT - Austria</p> <p>12 BUL - Bulgaria</p> <p>13 LTU - Lithuania</p> <p>14 HUN - Hungary</p> <p>15 SVK - Slovakia &gt;C</p> <p>16 ISR - Israel &gt;C</p>

The 1st ranked teams in the groups (A1 and B1) advance directly to the semi-finals, while A2 will play B3 and A3 will play B2 to determine the last teams in the semi-finals.  
For the semi-finals, if there are two teams from each group then A1 plays the B qualifier and B1 plays the A qualifier; if there are three teams from the same group then the 1st ranked team of that group plays the 3rd ranked team from the same group, and the 1st ranked team of the other group plays the 2nd ranked team from the group that qualified 3 teams.

### Relegation Bracket

Relegation 1	Relegation 2
<p>A7 HUN 4 (Sheet B) vs B7 LTU 9</p> <p>A8 SVK 10 (Sheet E) vs B8 ISR 7</p>	<p>LTU vs HUN 7 (Sheet C)</p> <p>HUN 7 vs SVK 6</p> <p>SVK 6 vs ISR</p>

<b>Legend:</b>	>A To A-Division	>C To C-Division	DSC Draw Shot Challenge
EE Extra End	Q Qualified for the play-offs	wn Number of wins (n) against tied teams	

Host plus the two best ranked teams are qualified for the World Qualification Event  
CZE, FIN and POL are qualified for the World Qualification Event 2020 in Lohja, Finland



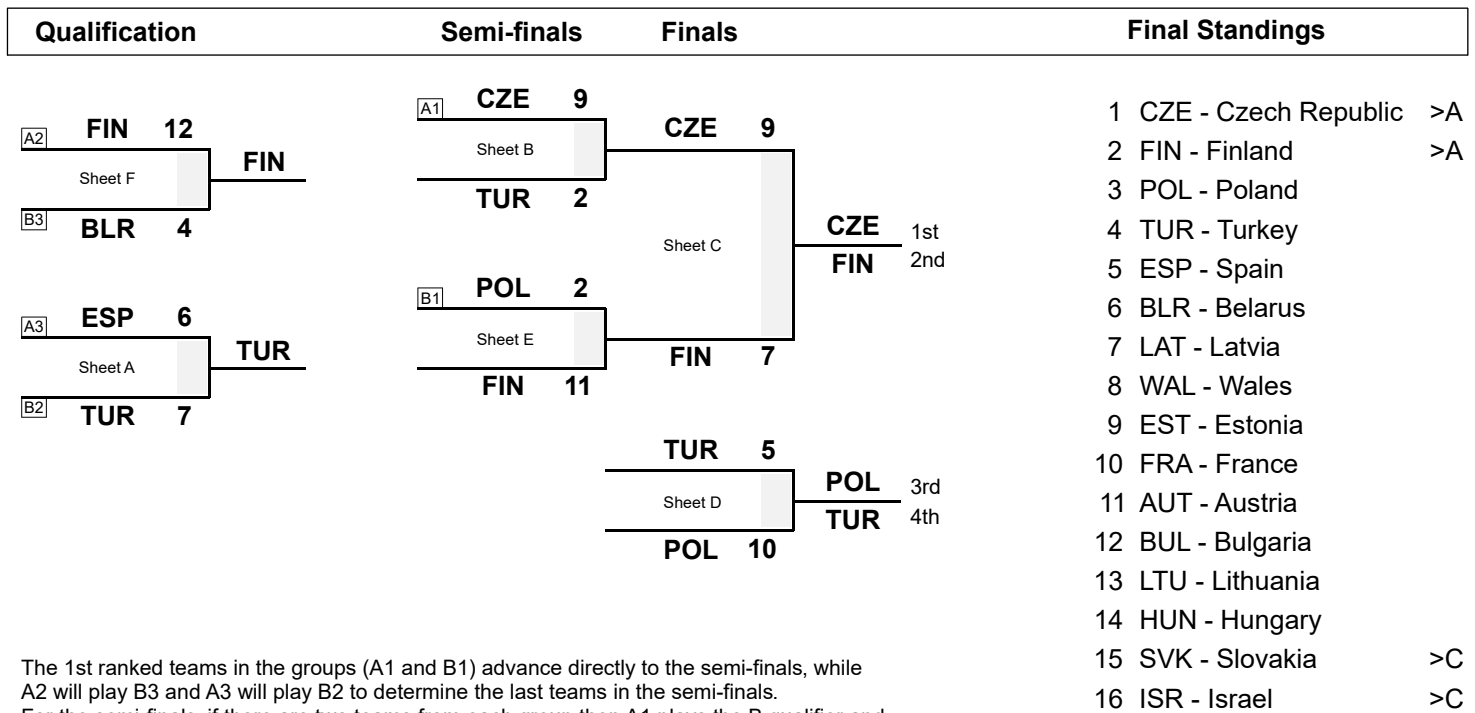
SAT 23 NOV 2019  
Start Time 12:00

Finals

### Session Results and Standings

Sheet	Game	Team	LSFE	1	2	3	4	5	6	7	8	9	10	Extra Ends	Total
C	9	CZE - Czech Republic	*	2	1	0	1	0	3	0	2	0	X		9
	10	FIN - Finland		0	0	1	0	3	0	1	0	2	X		7
D	10	TUR - Turkey		0	0	1	0	3	0	1	0	0	X		5
	9	POL - Poland	*	2	2	0	1	0	2	0	1	2	X		10

### Play-offs Bracket



The 1st ranked teams in the groups (A1 and B1) advance directly to the semi-finals, while A2 will play B3 and A3 will play B2 to determine the last teams in the semi-finals. For the semi-finals, if there are two teams from each group then A1 plays the B qualifier and B1 plays the A qualifier; if there are three teams from the same group then the 1st ranked team of that group plays the 3rd ranked team from the same group, and the 1st ranked team of the other group plays the 2nd ranked team from the group that qualified 3 teams.

<b>Legend:</b>	>A To A-Division	>C To C-Division	LSFE(*) Last Stone First End
	X Unplayed/unfinished end due to concession		

Host plus the two best ranked teams are qualified for the World Qualification Event  
CZE, FIN and POL are qualified for the World Qualification Event 2020 in Lohja, Finland







### Scoring Analysis

Team	Games		LSFE	Stolen Ends	Last Stone Eff.	Force Eff.	Points Scored						Total	Plus / Minus
							0	1	2	3	4	>4		
POL	9	For	7	13	55%	68%	5	14	14	3	5	0	71	+34
		Against	2	6			4	17	5	2	1	0	37	
CZE	9	For	7	9	56%	84%	2	13	17	7	1	0	72	+33
		Against	2	7			6	26	5	1	0	0	39	
FIN	10	For	7	14	40%	61%	4	23	12	10	2	0	85	+32
		Against	3	7			2	22	10	2	0	1	53	
ESP	9	For	4	7	42%	74%	7	15	12	7	0	0	60	+14
		Against	5	6			7	24	5	4	0	0	46	
TUR	10	For	5	17	29%	50%	4	29	6	6	1	0	63	+9
		Against	5	13			4	21	15	1	0	0	54	
LAT	7	For	5	7	33%	58%	4	17	10	0	2	0	45	+3
		Against	2	8			6	18	4	4	1	0	42	
EST	7	For	4	7	32%	45%	8	17	9	1	0	1	43	-2
		Against	3	4			3	14	6	5	1	0	45	
LTU	8	For	2	12	28%	57%	6	21	10	1	0	0	44	-4
		Against	6	9			3	20	10	0	2	0	48	
BLR	9	For	6	8	30%	50%	4	24	9	3	1	0	55	-7
		Against	3	8			5	21	11	5	1	0	62	
WAL	7	For	1	9	17%	60%	2	24	3	3	1	0	43	-7
		Against	6	7			4	19	8	5	0	0	50	
FRA	7	For	1	6	27%	40%	4	16	5	2	1	0	36	-11
		Against	6	8			8	14	11	1	2	0	47	
SVK	9	For	5	7	32%	46%	5	19	8	7	0	0	56	-14
		Against	4	14			3	21	15	5	1	0	70	
BUL	7	For	2	8	20%	64%	2	21	6	1	1	0	40	-16
		Against	5	14			2	22	8	6	0	0	56	
HUN	9	For	6	6	26%	48%	3	26	10	1	0	0	49	-16
		Against	3	8			7	19	10	6	2	0	65	
AUT	7	For	2	8	16%	44%	4	15	6	0	0	0	27	-24
		Against	5	18			3	20	12	1	1	0	51	
ISR	8	For	2	11	22%	42%	6	22	8	1	0	0	41	-24
		Against	6	12			3	18	10	5	3	0	65	
<b>Total</b>	<b>66</b>			<b>149</b>			<b>70</b>	<b>316</b>	<b>145</b>	<b>53</b>	<b>15</b>	<b>1</b>	<b>830</b>	

**Note:**  
Stolen ends are the ends won without the last stone advantage.  
Last Stone Efficiency: Scoring two or more points with last stone advantage.  
Force Efficiency: Forcing the opponent team to score only one point when they have the last stone advantage.

**Legend:**  
>4 More than four points scored      **Eff.** Efficiency      **LSFE** Last Stone First End



## Summary of Big Ends

Points Scored	By	Against	Session	End	Game Result
5	EST - Estonia	FIN - Finland	18	2	12 : 9
4	BLR - Belarus	LTU - Lithuania	4	2	9 : 5
4	BUL - Bulgaria	SVK - Slovakia	10	4	10 : 9
4	CZE - Czech Republic	HUN - Hungary	16	5	9 : 2
4	FIN - Finland	EST - Estonia	18	3	9 : 12
4	FIN - Finland	POL - Poland	SF	1	11 : 2
4	FRA - France	BLR - Belarus	19	5	7 : 6
4	LAT - Latvia	ISR - Israel	2	5	8 : 3
4	LAT - Latvia	FRA - France	8	1	10 : 6
4	POL - Poland	FRA - France	4	6	7 : 1
4	POL - Poland	ISR - Israel	12	1	11 : 1
4	POL - Poland	ISR - Israel	12	6	11 : 1
4	POL - Poland	LAT - Latvia	14	2	11 : 6
4	POL - Poland	LTU - Lithuania	19	4	8 : 3
4	TUR - Turkey	AUT - Austria	11	2	8 : 2
4	WAL - Wales	HUN - Hungary	8	2	7 : 5

**Note:**  
Big ends are defined as ends with a score of four or more points.

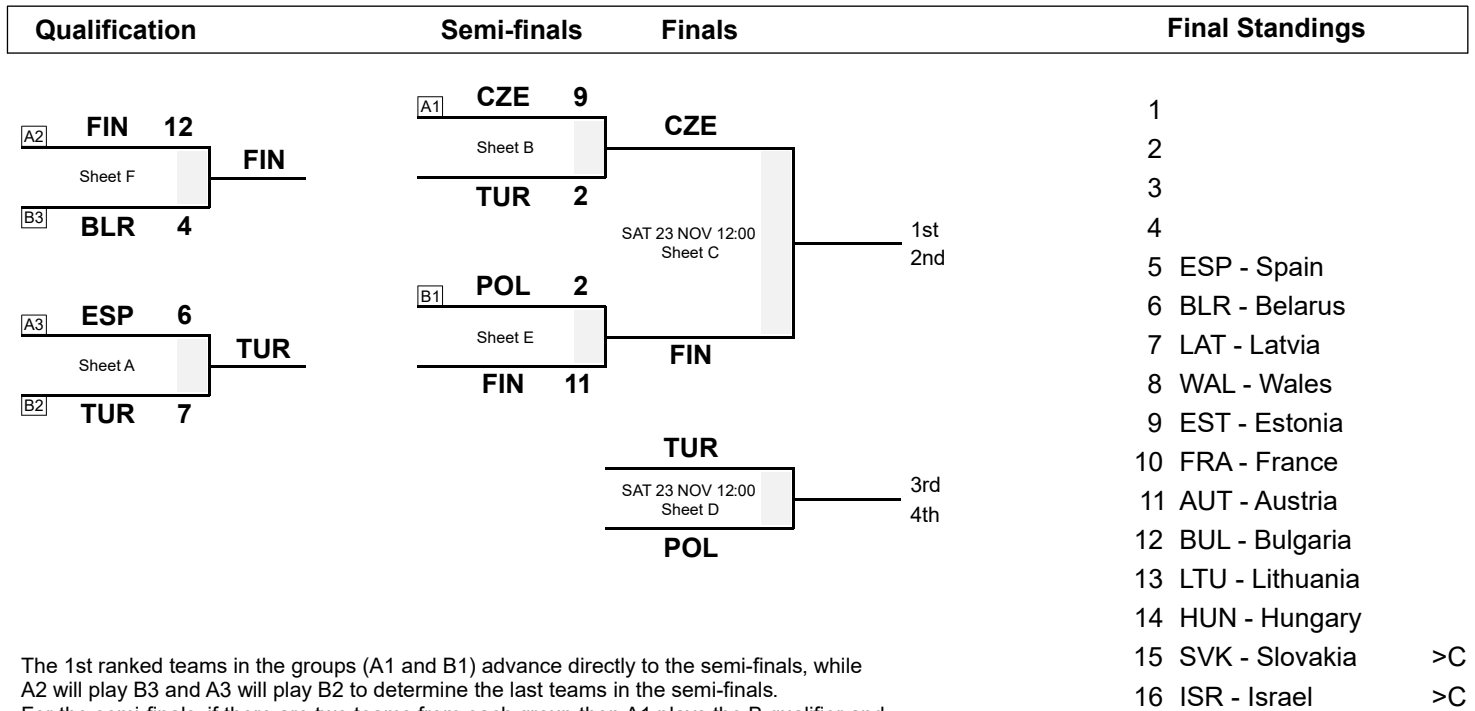
**Legend:**  
SF Semi-final



### Session Results and Standings

Sheet	Game	Team	LSFE	1	2	3	4	5	6	7	8	9	10	Extra Ends	Total
B	8	CZE - Czech Republic	*	2	0	0	2	1	3	0	1	X	X		9
	9	TUR - Turkey		0	0	1	0	0	0	1	0	X	X		2
E	8	POL - Poland		0	0	0	1	0	0	1	0	X	X		2
	9	FIN - Finland	*	4	1	2	0	1	2	0	1	X	X		11

### Play-offs Bracket



The 1st ranked teams in the groups (A1 and B1) advance directly to the semi-finals, while A2 will play B3 and A3 will play B2 to determine the last teams in the semi-finals. For the semi-finals, if there are two teams from each group then A1 plays the B qualifier and B1 plays the A qualifier; if there are three teams from the same group then the 1st ranked team of that group plays the 3rd ranked team from the same group, and the 1st ranked team of the other group plays the 2nd ranked team from the group that qualified 3 teams.

<b>Legend:</b>	>C To C-Division	LSFE(*) Last Stone First End	X Unplayed/unfinished end due to concession
----------------	------------------	------------------------------	---

CZE and FIN qualified for the European Curling Championship 2020 A-Division  
CZE and FIN qualified for the World Qualification Event 2020 in Lohja, Finland

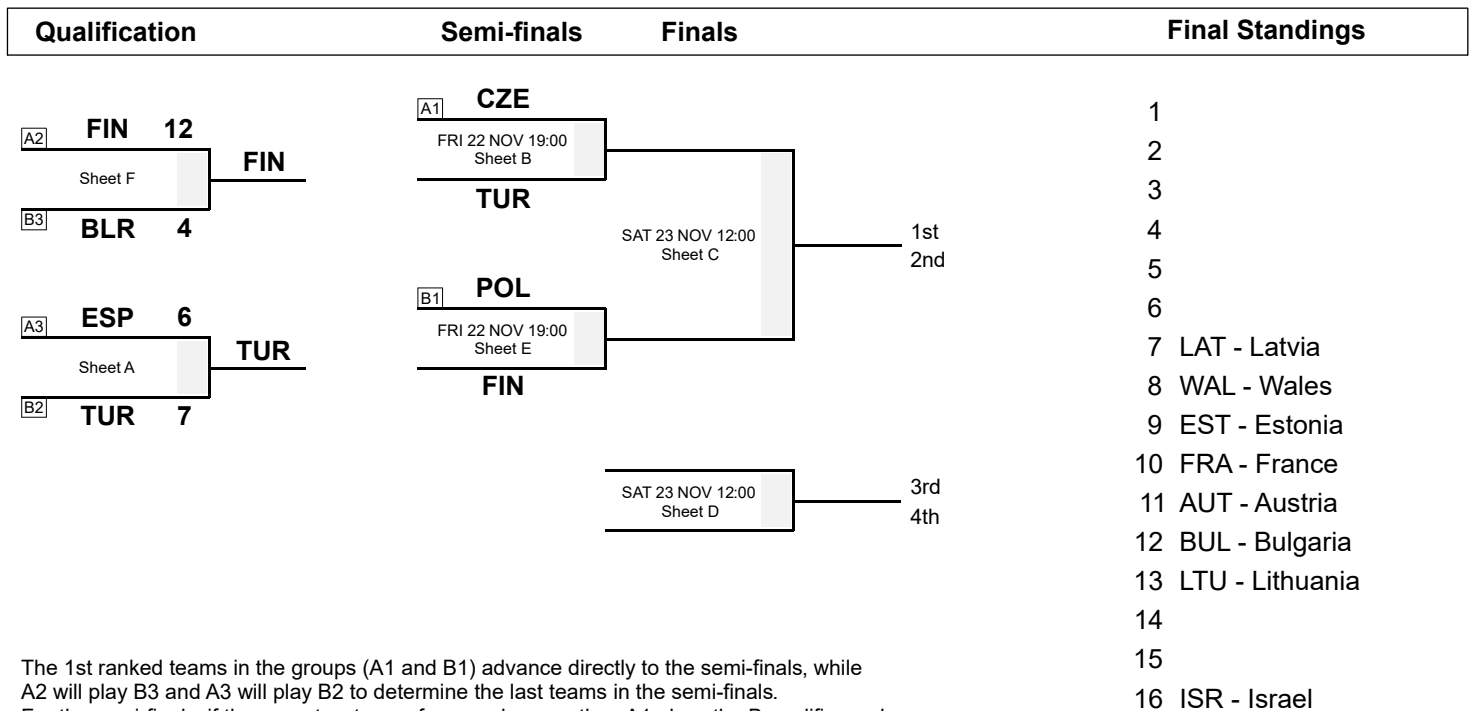




### Session Results and Standings

Sheet	Game	Team	LSFE	1	2	3	4	5	6	7	8	9	10	Extra Ends	Total
A	8	TUR - Turkey	*	0	1	1	0	3	0	0	1	0	0	1	7
	8	ESP - Spain		0	0	0	1	0	2	1	0	0	2	0	6
F	8	FIN - Finland	*	0	2	0	3	0	3	2	0	2	X		12
	8	BLR - Belarus		0	0	1	0	1	0	0	2	0	X		4

### Play-offs Bracket



The 1st ranked teams in the groups (A1 and B1) advance directly to the semi-finals, while A2 will play B3 and A3 will play B2 to determine the last teams in the semi-finals. For the semi-finals, if there are two teams from each group then A1 plays the B qualifier and B1 plays the A qualifier; if there are three teams from the same group then the 1st ranked team of that group plays the 3rd ranked team from the same group, and the 1st ranked team of the other group plays the 2nd ranked team from the group that qualified 3 teams.

<b>Legend:</b>	<b>LSFE(*)</b> Last Stone First End	<b>X</b> Unplayed/unfinished end due to concession
----------------	-------------------------------------	--



**Session Results and Standings**

Sheet	Game	Team	LSFE	1	2	3	4	5	6	7	8	9	10	Extra Ends	Total
C	9	HUN - Hungary	*	0	2	0	2	0	0	1	0	1	0	1	7
	9	SVK - Slovakia		0	0	2	0	0	1	0	1	0	2	0	6

**Relegation Bracket**

Relegation 1	Relegation 2	Final Standings
A7 HUN 4	LTU	1
Sheet B		2
B7 LTU 9	HUN 7	3
	Sheet C	4
A8 SVK 10	SVK 6	5 ESP - Spain
Sheet E		6 BLR - Belarus
B8 ISR 7	ISR	7 LAT - Latvia
		8 WAL - Wales
		9 EST - Estonia
		10 FRA - France
		11 AUT - Austria
		12 BUL - Bulgaria
		13 LTU - Lithuania
		14 HUN - Hungary
		15 SVK - Slovakia >C
		16 ISR - Israel >C

**Legend:**  
>C To C-Division  
LSFE(\*) Last Stone First End





## Competition Matrix

### Group A

Team	BUL	CZE	ESP	EST	FIN	HUN	SVK	WAL
<b>BUL</b>		6 - 8	2 - 11	3 - 6	5 - 8	7 - 6	10 - 9	7 - 8
<b>CZE</b>	8 - 6		7 - 3	6 - 4	5 - 6	9 - 2	9 - 6	10 - 3
<b>ESP</b>	11 - 2	3 - 7		7 - 4	1 - 8	8 - 5	9 - 2	7 - 6
<b>EST</b>	6 - 3	4 - 6	4 - 7		12 - 9	5 - 6	3 - 10	9 - 4
<b>FIN</b>	8 - 5	6 - 5	8 - 1	9 - 12		9 - 5	9 - 2	6 - 8
<b>HUN</b>	6 - 7	2 - 9	5 - 8	6 - 5	5 - 9		9 - 5	5 - 7
<b>SVK</b>	9 - 10	6 - 9	2 - 9	10 - 3	2 - 9	5 - 9		6 - 7
<b>WAL</b>	8 - 7	3 - 10	6 - 7	4 - 9	8 - 6	7 - 5	7 - 6	

### Standings after Round Robin

Rank	Team	Games	Wins	Losses	
1	CZE - Czech Republic	7	6	1	Q
2	FIN - Finland	7	5	2	Q w1
3	ESP - Spain	7	5	2	Q w0
4	WAL - Wales	7	4	3	
5	EST - Estonia	7	3	4	
6	BUL - Bulgaria	7	2	5	w1
7	HUN - Hungary	7	2	5	w0
8	SVK - Slovakia	7	1	6	



## Competition Matrix

### Group B

Team	AUT	BLR	FRA	ISR	LAT	LTU	POL	TUR
AUT		4 - 8	5 - 6	7 - 5	5 - 8	2 - 8	2 - 8	2 - 8
BLR	8 - 4		6 - 7	10 - 7	7 - 5	9 - 5	3 - 6	3 - 8
FRA	6 - 5	7 - 6		8 - 7	6 - 10	6 - 5	1 - 7	2 - 7
ISR	5 - 7	7 - 10	7 - 8		3 - 8	6 - 4	1 - 11	5 - 7
LAT	8 - 5	5 - 7	10 - 6	8 - 3		5 - 4	6 - 11	3 - 6
LTU	8 - 2	5 - 9	5 - 6	4 - 6	4 - 5		3 - 8	6 - 8
POL	8 - 2	6 - 3	7 - 1	11 - 1	11 - 6	8 - 3		8 - 5
TUR	8 - 2	8 - 3	7 - 2	7 - 5	6 - 3	8 - 6	5 - 8	

### Standings after Round Robin

Rank	Team	Games	Wins	Losses				
1	POL - Poland	7	7	0				Q
2	TUR - Turkey	7	6	1				Q
3	BLR - Belarus	7	4	3				Q w1 DSC 31.20cm
4	LAT - Latvia	7	4	3				w1 DSC 36.97cm
5	FRA - France	7	4	3				w1 DSC 58.06cm
6	AUT - Austria	7	1	6				w1 DSC 54.34cm
7	LTU - Lithuania	7	1	6				w1 DSC 81.47cm
8	ISR - Israel	7	1	6				w1 DSC 96.88cm

**Legend:**

**DSC** Draw Shot Challenge

**Q** Qualified for the play-offs

**wn** Number of wins (n) against tied teams



### Draw Shot Challenge by Group

Group A		Stone Rotation	Last Stone Draw in each Round Robin Game							DSC
Rank	Team		1	2	3	4	5	6	7	
1	CZE - Czech Republic	↻	48.5	4.5	7.2	6.6	10.3	41.8	29.1	<b>19.71cm</b>
		↻	<del>49.9</del>	20.7	9.1	9.3	43.6	5.8	<del>199.6</del>	
2	FIN - Finland	↻	56.9	10.9	39.4	20.8	23.7	<del>106.0</del>	19.2	<b>38.22cm</b>
		↻	38.8	61.6	32.1	97.9	27.9	29.4	<del>169.2</del>	
3	ESP - Spain	↻	42.0	111.8	28.6	38.6	35.3	32.2	23.3	<b>38.96cm</b>
		↻	<del>142.8</del>	<del>188.4</del>	28.6	65.2	24.1	16.6	21.2	
4	EST - Estonia	↻	40.3	53.2	<del>139.6</del>	24.4	<del>115.1</del>	93.8	23.1	<b>43.63cm</b>
		↻	34.1	62.0	10.7	85.2	37.8	46.9	12.1	
5	SVK - Slovakia	↻	27.5	40.2	42.4	29.8	<del>199.6</del>	16.4	16.3	<b>53.07cm</b>
		↻	78.2	50.9	45.7	43.0	<del>199.6</del>	46.8	199.6	
6	HUN - Hungary	↻	32.7	<del>199.6</del>	9.5	29.3	199.6	20.0	41.3	<b>58.62cm</b>
		↻	81.3	<del>199.6</del>	42.4	49.6	8.2	111.5	78.0	
7	BUL - Bulgaria	↻	5.2	5.6	33.3	29.7	19.6	171.6	<del>199.6</del>	<b>72.83cm</b>
		↻	33.0	49.3	171.6	163.4	<del>199.6</del>	34.6	157.0	
8	WAL - Wales	↻	106.6	94.1	55.3	38.9	63.0	<del>187.8</del>	21.7	<b>74.75cm</b>
		↻	30.6	48.7	<del>199.6</del>	179.7	24.1	93.0	141.3	

Group B		Stone Rotation	Last Stone Draw in each Round Robin Game							DSC
Rank	Team		1	2	3	4	5	6	7	
1	BLR - Belarus	↻	40.7	43.7	22.1	3.9	<del>79.4</del>	31.3	<del>107.8</del>	<b>31.20cm</b>
		↻	21.2	14.6	16.7	57.3	41.8	27.2	53.9	
2	POL - Poland	↻	<del>170.1</del>	8.9	30.2	21.1	20.0	23.5	<del>103.4</del>	<b>35.80cm</b>
		↻	48.8	48.2	33.1	56.0	43.2	10.3	86.3	
3	LAT - Latvia	↻	<del>126.4</del>	42.7	47.8	20.1	45.2	25.2	<del>85.7</del>	<b>36.97cm</b>
		↻	24.9	39.9	46.6	25.1	75.1	41.9	9.1	
4	TUR - Turkey	↻	27.1	14.0	33.3	59.0	113.3	<del>150.2</del>	33.0	<b>47.36cm</b>
		↻	66.5	<del>113.6</del>	27.5	32.5	110.1	17.9	34.1	
5	AUT - Austria	↻	34.7	36.2	87.8	114.4	90.8	5.6	49.9	<b>54.34cm</b>
		↻	22.2	<del>199.6</del>	117.9	26.8	12.9	<del>199.6</del>	52.9	
6	FRA - France	↻	<del>199.6</del>	52.1	42.2	80.9	30.0	91.9	150.9	<b>58.06cm</b>
		↻	25.0	16.6	50.6	36.7	62.0	57.8	<del>173.0</del>	
7	LTU - Lithuania	↻	<del>199.6</del>	16.6	20.6	199.6	39.8	86.5	199.6	<b>81.47cm</b>
		↻	<del>199.6</del>	15.1	44.5	22.9	104.5	199.6	28.3	
8	ISR - Israel	↻	<del>199.6</del>	38.2	80.4	25.5	174.8	48.2	199.6	<b>96.88cm</b>
		↻	158.9	46.9	86.6	75.6	<del>199.6</del>	28.2	199.6	

**Note:**

The Draw Shot Challenge (DSC) is the average distance of all the individual Last Stone Draws (LSD), which were delivered by a team during the round robin. The two least favourable results will be eliminated before calculating the average distance. The team with the lesser DSC receives the higher ranking. If the DSCs are equal then the team with the best non-equal counting LSD receives the higher ranking. In the case where all counting LSDs are equal, the team ranked higher in the WCF World Rankings is ranked higher.

**Legend:**

↻ Clockwise

↻ Counter-clockwise

**DSC** Draw Shot Challenge

### Scoring Analysis

Team	Games		LSFE	Stolen Ends	Last Stone Eff.	Force Eff.	Points Scored						Total	Plus / Minus
							0	1	2	3	4	>4		
POL	7	For	6	11	70%	69%	5	10	10	3	5	0	59	+38
		Against	1	3			4	12	3	1	0	0	21	
CZE	7	For	5	6	52%	89%	2	9	13	5	1	0	54	+24
		Against	2	7			5	22	4	0	0	0	30	
TUR	7	For	4	16	38%	57%	2	21	6	4	1	0	49	+20
		Against	3	8			3	15	7	0	0	0	29	
FIN	7	For	5	10	32%	63%	3	18	6	7	1	0	55	+17
		Against	2	6			2	16	7	1	0	1	38	
ESP	7	For	3	6	36%	75%	5	12	8	6	0	0	46	+12
		Against	4	5			5	18	5	2	0	0	34	
BLR	7	For	6	8	30%	64%	3	20	8	2	1	0	46	+4
		Against	1	7			3	20	6	2	1	0	42	
LAT	7	For	5	7	33%	58%	4	17	10	0	2	0	45	+3
		Against	2	8			6	18	4	4	1	0	42	
EST	7	For	4	7	32%	45%	8	17	9	1	0	1	43	-2
		Against	3	4			3	14	6	5	1	0	45	
WAL	7	For	1	9	17%	60%	2	24	3	3	1	0	43	-7
		Against	6	7			4	19	8	5	0	0	50	
LTU	7	For	2	8	26%	55%	6	17	9	0	0	0	35	-9
		Against	5	9			3	18	9	0	2	0	44	
FRA	7	For	1	6	27%	40%	4	16	5	2	1	0	36	-11
		Against	6	8			8	14	11	1	2	0	47	
HUN	7	For	4	6	26%	48%	2	21	7	1	0	0	38	-12
		Against	3	4			6	13	7	5	2	0	50	
BUL	7	For	2	8	20%	64%	2	21	6	1	1	0	40	-16
		Against	5	14			2	22	8	6	0	0	56	
SVK	7	For	4	6	26%	43%	4	17	4	5	0	0	40	-16
		Against	3	11			1	15	11	5	1	0	56	
ISR	7	For	2	8	21%	48%	5	19	6	1	0	0	34	-21
		Against	5	11			3	18	8	3	3	0	55	
AUT	7	For	2	8	16%	44%	4	15	6	0	0	0	27	-24
		Against	5	18			3	20	12	1	1	0	51	
<b>Total</b>	<b>56</b>			<b>130</b>			<b>61</b>	<b>274</b>	<b>116</b>	<b>41</b>	<b>14</b>	<b>1</b>	<b>690</b>	

**Note:**

Stolen ends are the ends won without the last stone advantage.  
Last Stone Efficiency: Scoring two or more points with last stone advantage.  
Force Efficiency: Forcing the opponent team to score only one point when they have the last stone advantage.

**Legend:**

**>4** More than four points scored      **Eff.** Efficiency      **LSFE** Last Stone First End



## Summary of Big Ends

Points Scored	By	Against	Session	End	Game Result
5	EST - Estonia	FIN - Finland	18	2	12 : 9
4	BLR - Belarus	LTU - Lithuania	4	2	9 : 5
4	BUL - Bulgaria	SVK - Slovakia	10	4	10 : 9
4	CZE - Czech Republic	HUN - Hungary	16	5	9 : 2
4	FIN - Finland	EST - Estonia	18	3	9 : 12
4	FRA - France	BLR - Belarus	19	5	7 : 6
4	LAT - Latvia	ISR - Israel	2	5	8 : 3
4	LAT - Latvia	FRA - France	8	1	10 : 6
4	POL - Poland	FRA - France	4	6	7 : 1
4	POL - Poland	ISR - Israel	12	1	11 : 1
4	POL - Poland	ISR - Israel	12	6	11 : 1
4	POL - Poland	LAT - Latvia	14	2	11 : 6
4	POL - Poland	LTU - Lithuania	19	4	8 : 3
4	TUR - Turkey	AUT - Austria	11	2	8 : 2
4	WAL - Wales	HUN - Hungary	8	2	7 : 5

**Note:**  
Big ends are defined as ends with a score of four or more points.



### Session Results and Standings

Sheet	Game	Team	LSFE	1	2	3	4	5	6	7	8	9	10	Extra Ends	Total
B	7	ISR - Israel		1	0	0	0	0	2	1	0	1	0		5
	7	TUR - Turkey	*	0	0	1	1	1	0	0	3	0	1		7
D	7	LAT - Latvia	*	2	2	0	0	0	1	0	0	2	1		8
	7	AUT - Austria		0	0	2	1	1	0	0	1	0	0		5
E	7	LTU - Lithuania		0	0	1	0	0	2	X	X	X	X		3
	7	POL - Poland	*	2	0	0	4	2	0	X	X	X	X		8
F	7	FRA - France		0	0	1	0	4	0	1	0	0	1		7
	7	BLR - Belarus	*	0	1	0	1	0	2	0	2	0	0		6

### Standings after Round Robin

#### Group A

Rank	Team	Games	Wins	Losses	
1	CZE - Czech Republic	7	6	1	Q
2	FIN - Finland	7	5	2	Q w1
3	ESP - Spain	7	5	2	Q w0
4	WAL - Wales	7	4	3	
5	EST - Estonia	7	3	4	
6	BUL - Bulgaria	7	2	5	w1
7	HUN - Hungary	7	2	5	w0
8	SVK - Slovakia	7	1	6	

#### Group B

Rank	Team	Games	Wins	Losses			
1	POL - Poland	7	7	0	Q		
2	TUR - Turkey	7	6	1	Q		
3	BLR - Belarus	7	4	3	Q	w1	DSC 31.20cm
4	LAT - Latvia	7	4	3		w1	DSC 36.97cm
5	FRA - France	7	4	3		w1	DSC 58.06cm
6	AUT - Austria	7	1	6		w1	DSC 54.34cm
7	LTU - Lithuania	7	1	6		w1	DSC 81.47cm
8	ISR - Israel	7	1	6		w1	DSC 96.88cm

#### Legend:

**DSC** Draw Shot Challenge

**LSFE(\*)** Last Stone First End

**Q** Qualified for the play-offs

**wn** Number of wins (n) against tied teams

**X** Unplayed/unfinished end due to concession



### Session Results and Standings

Sheet	Game	Team	LSFE	1	2	3	4	5	6	7	8	9	10	Extra Ends	Total
E	7	FIN - Finland		0	0	4	0	3	0	1	0	0	1		9
	7	EST - Estonia	*	2	5	0	1	0	2	0	0	2	0		12

### Current Standings

#### Group A

Rank	Team	Games	Wins	Losses	
1	CZE - Czech Republic	7	6	1	Q
2	FIN - Finland	7	5	2	Q w1
3	ESP - Spain	7	5	2	Q w0
4	WAL - Wales	7	4	3	
5	EST - Estonia	7	3	4	
6	BUL - Bulgaria	7	2	5	w1
7	HUN - Hungary	7	2	5	w0
8	SVK - Slovakia	7	1	6	

#### Group B

Rank	Team	Games	Wins	Losses	
1	POL - Poland	6	6	0	Q
2	TUR - Turkey	6	5	1	Q
3	BLR - Belarus	6	4	2	
4	FRA - France	6	3	3	
4	LAT - Latvia	6	3	3	
6	AUT - Austria	6	1	5	
6	ISR - Israel	6	1	5	
6	LTU - Lithuania	6	1	5	

**Note:**

Under WCF rules, tie-breaking rules for standings are not applied until after the last game of the round robin.

**Legend:**

**LSFE(\*)** Last Stone First End

**Q** Qualified for the play-offs

**wn** Number of wins (n) against tied teams



### Session Results and Standings

Sheet	Game	Team	LSFE	1	2	3	4	5	6	7	8	9	10	Extra Ends	Total
<b>B</b>	6	AUT - Austria		0	0	0	0	2	1	0	1	0	0		4
	6	BLR - Belarus	*	1	2	1	1	0	0	0	0	2	1		8
<b>C</b>	6	ISR - Israel	*	0	2	0	1	0	1	0	0	1	1		6
	6	LTU - Lithuania		0	0	2	0	1	0	0	1	0	0		4
<b>D</b>	6	TUR - Turkey		0	0	0	0	0	3	0	1	1	X		5
	6	POL - Poland	*	2	1	1	1	1	0	2	0	0	X		8

### Current Standings

#### Group A

Rank	Team	Games	Wins	Losses	
1	CZE - Czech Republic	7	6	1	Q
2	FIN - Finland	6	5	1	Q
3	ESP - Spain	7	5	2	Q
4	WAL - Wales	7	4	3	
5	EST - Estonia	6	2	4	
6	BUL - Bulgaria	7	2	5	
6	HUN - Hungary	7	2	5	
8	SVK - Slovakia	7	1	6	

#### Group B

Rank	Team	Games	Wins	Losses	
1	POL - Poland	6	6	0	Q
2	TUR - Turkey	6	5	1	Q
3	BLR - Belarus	6	4	2	
4	FRA - France	6	3	3	
4	LAT - Latvia	6	3	3	
6	AUT - Austria	6	1	5	
6	ISR - Israel	6	1	5	
6	LTU - Lithuania	6	1	5	

**Note:**  
Under WCF rules, tie-breaking rules for standings are not applied until after the last game of the round robin.

**Legend:**  
**LSFE(\*)** Last Stone First End      **Q** Qualified for the play-offs      **X** Unplayed/unfinished end due to concession



### Session Results and Standings

Sheet	Game	Team	LSFE	1	2	3	4	5	6	7	8	9	10	Extra Ends	Total
A	6	EST - Estonia	*	1	0	1	1	0	1	0	0	1	1		6
	7	BUL - Bulgaria		0	1	0	0	1	0	1	0	0	0		3
B	6	FIN - Finland	*	2	1	0	3	3	0	X	X	X	X		9
	7	SVK - Slovakia		0	0	1	0	0	1	X	X	X	X		2
C	7	HUN - Hungary	*	1	0	1	0	0	0	X	X	X	X		2
	7	CZE - Czech Republic		0	2	0	3	4	0	X	X	X	X		9
D	7	ESP - Spain	*	0	0	2	0	1	0	0	3	0	0	1	7
	7	WAL - Wales		0	1	0	2	0	1	0	0	1	1	0	6

### Current Standings

#### Group A

Rank	Team	Games	Wins	Losses	
1	CZE - Czech Republic	7	6	1	Q
2	FIN - Finland	6	5	1	Q
3	ESP - Spain	7	5	2	Q
4	WAL - Wales	7	4	3	
5	EST - Estonia	6	2	4	
6	BUL - Bulgaria	7	2	5	
6	HUN - Hungary	7	2	5	
8	SVK - Slovakia	7	1	6	

#### Group B

Rank	Team	Games	Wins	Losses	
1	POL - Poland	5	5	0	Q
1	TUR - Turkey	5	5	0	Q
3	BLR - Belarus	5	3	2	
4	FRA - France	6	3	3	
4	LAT - Latvia	6	3	3	
6	AUT - Austria	5	1	4	
6	LTU - Lithuania	5	1	4	
8	ISR - Israel	5	0	5	

**Note:**  
Under WCF rules, tie-breaking rules for standings are not applied until after the last game of the round robin.

**Legend:**  
**LSFE(\*)** Last Stone First End      **Q** Qualified for the play-offs      **X** Unplayed/unfinished end due to concession





### Session Results and Standings

Sheet	Game	Team	LSFE	1	2	3	4	5	6	7	8	9	10	Extra Ends	Total
C	5	TUR - Turkey		0	1	0	2	0	1	1	1	2	X		8
	5	BLR - Belarus	*	1	0	1	0	1	0	0	0	0	X		3
F	5	LTU - Lithuania		2	0	2	0	1	1	1	1	X	X		8
	5	AUT - Austria	*	0	1	0	1	0	0	0	0	X	X		2

### Current Standings

#### Group A

Rank	Team	Games	Wins	Losses	
1	CZE - Czech Republic	6	5	1	Q
2	FIN - Finland	5	4	1	
3	ESP - Spain	6	4	2	
3	WAL - Wales	6	4	2	
5	BUL - Bulgaria	6	2	4	
5	HUN - Hungary	6	2	4	
7	EST - Estonia	5	1	4	
8	SVK - Slovakia	6	1	5	

#### Group B

Rank	Team	Games	Wins	Losses	
1	POL - Poland	5	5	0	Q
1	TUR - Turkey	5	5	0	Q
3	BLR - Belarus	5	3	2	
4	FRA - France	6	3	3	
4	LAT - Latvia	6	3	3	
6	AUT - Austria	5	1	4	
6	LTU - Lithuania	5	1	4	
8	ISR - Israel	5	0	5	

**Note:**  
Under WCF rules, tie-breaking rules for standings are not applied until after the last game of the round robin.

**Legend:**  
**LSFE(\*)** Last Stone First End      **Q** Qualified for the play-offs      **X** Unplayed/unfinished end due to concession



### Session Results and Standings

Sheet	Game	Team	LSFE	1	2	3	4	5	6	7	8	9	10	Extra Ends	Total
A	5	POL - Poland	*	3	4	0	0	0	0	3	0	1	X		11
	6	LAT - Latvia		0	0	2	1	1	0	0	2	0	X		6
B	6	CZE - Czech Republic	*	0	2	0	0	2	0	0	2	0	X		6
	5	EST - Estonia		1	0	0	1	0	2	0	0	0	X		4
C	6	ESP - Spain	*	1	0	2	0	2	3	1	X	X	X		9
	6	SVK - Slovakia		0	1	0	1	0	0	0	X	X	X		2
E	6	BUL - Bulgaria		0	3	0	2	0	1	0	0	0	1		7
	6	HUN - Hungary	*	0	0	2	0	2	0	1	1	0	0		6
F	6	WAL - Wales		0	0	1	2	0	0	3	0	1	1		8
	5	FIN - Finland	*	3	0	0	0	1	1	0	1	0	0		6

### Current Standings

#### Group A

Rank	Team	Games	Wins	Losses
1	CZE - Czech Republic	6	5	1
2	FIN - Finland	5	4	1
3	ESP - Spain	6	4	2
3	WAL - Wales	6	4	2
5	BUL - Bulgaria	6	2	4
5	HUN - Hungary	6	2	4
7	EST - Estonia	5	1	4
8	SVK - Slovakia	6	1	5

#### Group B

Rank	Team	Games	Wins	Losses	
1	POL - Poland	5	5	0	Q
2	TUR - Turkey	4	4	0	
3	BLR - Belarus	4	3	1	
4	FRA - France	6	3	3	
4	LAT - Latvia	6	3	3	
6	AUT - Austria	4	1	3	
7	LTU - Lithuania	4	0	4	
8	ISR - Israel	5	0	5	

**Note:**

Under WCF rules, tie-breaking rules for standings are not applied until after the last game of the round robin.

**Legend:**

**LSFE(\*)** Last Stone First End      **Q** Qualified for the play-offs      **X** Unplayed/unfinished end due to concession



### Session Results and Standings

Sheet	Game	Team	LSFE	1	2	3	4	5	6	7	8	9	10	Extra Ends	Total
E	6	FRA - France		0	1	0	1	0	0	X	X	X	X		2
	4	TUR - Turkey	*	2	0	1	0	3	1	X	X	X	X		7

### Current Standings

#### Group A

Rank	Team	Games	Wins	Losses
1	FIN - Finland	4	4	0
2	CZE - Czech Republic	5	4	1
3	ESP - Spain	5	3	2
3	WAL - Wales	5	3	2
5	HUN - Hungary	5	2	3
6	EST - Estonia	4	1	3
7	BUL - Bulgaria	5	1	4
7	SVK - Slovakia	5	1	4

#### Group B

Rank	Team	Games	Wins	Losses
1	POL - Poland	4	4	0
1	TUR - Turkey	4	4	0
3	BLR - Belarus	4	3	1
4	LAT - Latvia	5	3	2
5	FRA - France	6	3	3
6	AUT - Austria	4	1	3
7	LTU - Lithuania	4	0	4
8	ISR - Israel	5	0	5

**Note:**  
Under WCF rules, tie-breaking rules for standings are not applied until after the last game of the round robin.

**Legend:**  
LSFE(\*) Last Stone First End      X      Unplayed/unfinished end due to concession



### Session Results and Standings

Sheet	Game	Team	LSFE	1	2	3	4	5	6	7	8	9	10	Extra Ends	Total
B	4	EST - Estonia		0	0	0	1	0	2	0	1	0	X		4
	5	ESP - Spain	*	2	0	0	0	1	0	1	0	3	X		7
C	5	BUL - Bulgaria		0	2	1	0	2	0	1	0	0	1	0	7
	5	WAL - Wales	*	1	0	0	1	0	3	0	1	1	0	1	8
D	5	HUN - Hungary		0	1	0	1	0	1	0	2	0	X		5
	4	FIN - Finland	*	2	0	1	0	1	0	2	0	3	X		9
E	5	CZE - Czech Republic	*	1	0	0	3	0	0	0	2	1	2		9
	5	SVK - Slovakia		0	2	1	0	1	2	0	0	0	0		6
F	4	POL - Poland	*	4	2	1	0	0	4	X	X	X	X		11
	5	ISR - Israel		0	0	0	0	1	0	X	X	X	X		1

### Current Standings

#### Group A

Rank	Team	Games	Wins	Losses
1	FIN - Finland	4	4	0
2	CZE - Czech Republic	5	4	1
3	ESP - Spain	5	3	2
3	WAL - Wales	5	3	2
5	HUN - Hungary	5	2	3
6	EST - Estonia	4	1	3
7	BUL - Bulgaria	5	1	4
7	SVK - Slovakia	5	1	4

#### Group B

Rank	Team	Games	Wins	Losses
1	POL - Poland	4	4	0
2	TUR - Turkey	3	3	0
3	BLR - Belarus	4	3	1
4	FRA - France	5	3	2
4	LAT - Latvia	5	3	2
6	AUT - Austria	4	1	3
7	LTU - Lithuania	4	0	4
8	ISR - Israel	5	0	5

**Note:**

Under WCF rules, tie-breaking rules for standings are not applied until after the last game of the round robin.

**Legend:**

**LSFE(\*)** Last Stone First End                      **X**    Unplayed/unfinished end due to concession



### Session Results and Standings

Sheet	Game	Team	LSFE	1	2	3	4	5	6	7	8	9	10	Extra Ends	Total
F	4	AUT - Austria		1	0	0	0	0	1	X	X	X	X		2
	3	TUR - Turkey	*	0	4	2	1	1	0	X	X	X	X		8

### Current Standings

#### Group A

Rank	Team	Games	Wins	Losses
1	FIN - Finland	3	3	0
2	CZE - Czech Republic	4	3	1
3	ESP - Spain	4	2	2
3	HUN - Hungary	4	2	2
3	WAL - Wales	4	2	2
6	EST - Estonia	3	1	2
7	BUL - Bulgaria	4	1	3
7	SVK - Slovakia	4	1	3

#### Group B

Rank	Team	Games	Wins	Losses
1	POL - Poland	3	3	0
1	TUR - Turkey	3	3	0
3	BLR - Belarus	4	3	1
4	FRA - France	5	3	2
4	LAT - Latvia	5	3	2
6	AUT - Austria	4	1	3
7	ISR - Israel	4	0	4
7	LTU - Lithuania	4	0	4

**Note:**  
Under WCF rules, tie-breaking rules for standings are not applied until after the last game of the round robin.

**Legend:**  
LSFE(\*) Last Stone First End      X      Unplayed/unfinished end due to concession



### Session Results and Standings

Sheet	Game	Team	LSFE	1	2	3	4	5	6	7	8	9	10	Extra Ends	Total
A	4	HUN - Hungary	*	1	0	1	0	1	0	0	0	2	0		5
	4	ESP - Spain		0	3	0	2	0	0	0	1	0	2		8
B	4	SVK - Slovakia	*	3	1	1	0	0	2	0	1	0	1	0	9
	4	BUL - Bulgaria		0	0	0	4	1	0	2	0	2	0	1	10
D	5	FRA - France	*	1	0	0	0	2	1	2	0	0	1	1	8
	4	ISR - Israel		0	0	2	1	0	0	0	2	2	0	0	7
E	4	WAL - Wales		0	0	1	1	0	1	0	0	X	X		3
	4	CZE - Czech Republic	*	2	1	0	0	2	0	2	3	X	X		10
F	5	LAT - Latvia	*	1	0	1	0	0	2	0	0	0	1		5
	4	LTU - Lithuania		0	1	0	1	1	0	0	0	1	0		4

### Current Standings

#### Group A

Rank	Team	Games	Wins	Losses
1	FIN - Finland	3	3	0
2	CZE - Czech Republic	4	3	1
3	ESP - Spain	4	2	2
3	HUN - Hungary	4	2	2
3	WAL - Wales	4	2	2
6	EST - Estonia	3	1	2
7	BUL - Bulgaria	4	1	3
7	SVK - Slovakia	4	1	3

#### Group B

Rank	Team	Games	Wins	Losses
1	POL - Poland	3	3	0
2	BLR - Belarus	4	3	1
3	FRA - France	5	3	2
3	LAT - Latvia	5	3	2
5	TUR - Turkey	2	2	0
6	AUT - Austria	3	1	2
7	ISR - Israel	4	0	4
7	LTU - Lithuania	4	0	4

**Note:**  
Under WCF rules, tie-breaking rules for standings are not applied until after the last game of the round robin.

**Legend:**  
LSFE(\*) Last Stone First End                      X    Unplayed/unfinished end due to concession



### Session Results and Standings

Sheet	Game	Team	LSFE	1	2	3	4	5	6	7	8	9	10	Extra Ends	Total
C	3	AUT - Austria		0	0	1	0	1	0	0	X	X	X		2
	3	POL - Poland	*	0	2	0	2	0	2	2	X	X	X		8

### Current Standings

#### Group A

Rank	Team	Games	Wins	Losses
1	FIN - Finland	3	3	0
2	CZE - Czech Republic	3	2	1
2	HUN - Hungary	3	2	1
2	WAL - Wales	3	2	1
5	ESP - Spain	3	1	2
5	EST - Estonia	3	1	2
5	SVK - Slovakia	3	1	2
8	BUL - Bulgaria	3	0	3

#### Group B

Rank	Team	Games	Wins	Losses
1	POL - Poland	3	3	0
2	BLR - Belarus	4	3	1
3	TUR - Turkey	2	2	0
4	FRA - France	4	2	2
4	LAT - Latvia	4	2	2
6	AUT - Austria	3	1	2
7	ISR - Israel	3	0	3
7	LTU - Lithuania	3	0	3

**Note:**  
Under WCF rules, tie-breaking rules for standings are not applied until after the last game of the round robin.

**Legend:**  
LSFE(\*) Last Stone First End      X      Unplayed/unfinished end due to concession



### Session Results and Standings

Sheet	Game	Team	LSFE	1	2	3	4	5	6	7	8	9	10	Extra Ends	Total
A	4	BLR - Belarus	*	1	0	2	0	3	1	0	3	0	X		10
	3	ISR - Israel		0	1	0	3	0	0	1	0	2	X		7
B	3	WAL - Wales		0	4	0	0	1	0	1	1	0	X		7
	3	HUN - Hungary	*	1	0	1	1	0	1	0	0	1	X		5
C	3	FIN - Finland	*	0	0	3	2	1	0	0	1	1	X		8
	3	BUL - Bulgaria		1	1	0	0	0	2	1	0	0	X		5
D	3	SVK - Slovakia	*	0	3	1	1	0	2	0	3	X	X		10
	3	EST - Estonia		0	0	0	0	1	0	2	0	X	X		3
E	4	LAT - Latvia	*	4	2	0	1	0	1	0	0	2	X		10
	4	FRA - France		0	0	3	0	2	0	1	0	0	X		6
F	3	ESP - Spain		0	0	1	0	1	0	1	0	X	X		3
	3	CZE - Czech Republic	*	1	0	0	2	0	1	0	3	X	X		7

### Current Standings

#### Group A

Rank	Team	Games	Wins	Losses
1	FIN - Finland	3	3	0
2	CZE - Czech Republic	3	2	1
2	HUN - Hungary	3	2	1
2	WAL - Wales	3	2	1
5	ESP - Spain	3	1	2
5	EST - Estonia	3	1	2
5	SVK - Slovakia	3	1	2
8	BUL - Bulgaria	3	0	3

#### Group B

Rank	Team	Games	Wins	Losses
1	BLR - Belarus	4	3	1
2	POL - Poland	2	2	0
2	TUR - Turkey	2	2	0
4	FRA - France	4	2	2
4	LAT - Latvia	4	2	2
6	AUT - Austria	2	1	1
7	ISR - Israel	3	0	3
7	LTU - Lithuania	3	0	3

**Note:**  
Under WCF rules, tie-breaking rules for standings are not applied until after the last game of the round robin.

**Legend:**  
LSFE(\*) Last Stone First End                      X    Unplayed/unfinished end due to concession





SUN 17 NOV 2019  
Start Time 19:00

Round Robin Session 6

### Session Results and Standings

Sheet	Game	Team	LSFE	1	2	3	4	5	6	7	8	9	10	Extra Ends	Total
A	2	SVK - Slovakia	*	0	1	0	0	1	0	1	0	3	0	0	6
	2	WAL - Wales		0	0	1	2	0	1	0	1	0	1	1	7
B	3	LTU - Lithuania	*	0	0	0	1	0	0	2	1	1	0	0	5
	3	FRA - France		0	0	1	0	0	2	0	0	0	2	1	6
C	2	EST - Estonia	*	0	2	0	1	0	0	0	1	1	0		5
	2	HUN - Hungary		1	0	1	0	1	1	0	0	0	2		6
E	3	BLR - Belarus	*	0	0	2	1	0	2	0	1	0	1		7
	3	LAT - Latvia		1	1	0	0	1	0	1	0	1	0		5

### Current Standings

#### Group A

Rank	Team	Games	Wins	Losses
1	FIN - Finland	2	2	0
1	HUN - Hungary	2	2	0
3	CZE - Czech Republic	2	1	1
3	ESP - Spain	2	1	1
3	EST - Estonia	2	1	1
3	WAL - Wales	2	1	1
7	BUL - Bulgaria	2	0	2
7	SVK - Slovakia	2	0	2

#### Group B

Rank	Team	Games	Wins	Losses
1	POL - Poland	2	2	0
1	TUR - Turkey	2	2	0
3	BLR - Belarus	3	2	1
3	FRA - France	3	2	1
5	AUT - Austria	2	1	1
6	LAT - Latvia	3	1	2
7	ISR - Israel	2	0	2
8	LTU - Lithuania	3	0	3

**Note:**  
Under WCF rules, tie-breaking rules for standings are not applied until after the last game of the round robin.

**Legend:**  
LSFE(\*) Last Stone First End



### Session Results and Standings

Sheet	Game	Team	LSFE	1	2	3	4	5	6	7	8	9	10	Extra Ends	Total
A	2	CZE - Czech Republic	*	1	0	1	0	1	0	0	0	2	0		5
	2	FIN - Finland		0	1	0	1	0	0	1	2	0	1		6
B	2	TUR - Turkey		1	1	0	0	1	0	0	3	0	X		6
	2	LAT - Latvia	*	0	0	0	0	0	0	1	0	2	X		3
C	2	POL - Poland	*	1	0	1	0	0	4	1	X	X	X		7
	2	FRA - France		0	0	0	1	0	0	0	X	X	X		1
D	2	BLR - Belarus		0	4	2	1	0	1	0	1	0	X		9
	2	LTU - Lithuania	*	1	0	0	0	2	0	1	0	1	X		5
E	2	ISR - Israel	*	1	1	0	1	1	0	0	0	1	0	0	5
	2	AUT - Austria		0	0	0	0	0	1	1	1	0	2	2	7
F	2	BUL - Bulgaria	*	0	0	0	0	1	0	0	1	X	X		2
	2	ESP - Spain		2	2	3	3	0	1	0	0	X	X		11

### Current Standings

#### Group A

Rank	Team	Games	Wins	Losses
1	FIN - Finland	2	2	0
2	EST - Estonia	1	1	0
2	HUN - Hungary	1	1	0
4	CZE - Czech Republic	2	1	1
4	ESP - Spain	2	1	1
6	SVK - Slovakia	1	0	1
6	WAL - Wales	1	0	1
8	BUL - Bulgaria	2	0	2

#### Group B

Rank	Team	Games	Wins	Losses
1	POL - Poland	2	2	0
1	TUR - Turkey	2	2	0
3	AUT - Austria	2	1	1
3	BLR - Belarus	2	1	1
3	FRA - France	2	1	1
3	LAT - Latvia	2	1	1
7	ISR - Israel	2	0	2
7	LTU - Lithuania	2	0	2

**Note:**  
Under WCF rules, tie-breaking rules for standings are not applied until after the last game of the round robin.

**Legend:**  
LSFE(\*) Last Stone First End                      X    Unplayed/unfinished end due to concession



### Session Results and Standings

Sheet	Game	Team	LSFE	1	2	3	4	5	6	7	8	9	10	Extra Ends	Total
F	1	EST - Estonia	*	0	1	0	0	2	2	0	1	3	X		9
	1	WAL - Wales		0	0	0	1	0	0	3	0	0	X		4

### Current Standings

#### Group-A

Rank	Team	Games	Wins	Losses
1	CZE - Czech Republic	1	1	0
1	EST - Estonia	1	1	0
1	FIN - Finland	1	1	0
1	HUN - Hungary	1	1	0
5	BUL - Bulgaria	1	0	1
5	ESP - Spain	1	0	1
5	SVK - Slovakia	1	0	1
5	WAL - Wales	1	0	1

#### Group-B

Rank	Team	Games	Wins	Losses
1	FRA - France	1	1	0
1	LAT - Latvia	1	1	0
1	POL - Poland	1	1	0
1	TUR - Turkey	1	1	0
5	AUT - Austria	1	0	1
5	BLR - Belarus	1	0	1
5	ISR - Israel	1	0	1
5	LTU - Lithuania	1	0	1

**Note:**  
Under WCF rules, tie-breaking rules for standings are not applied until after the last game of the round robin.

**Legend:**  
LSFE(\*) Last Stone First End                      X    Unplayed/unfinished end due to concession



### Session Results and Standings

Sheet	Game	Team	LSFE	1	2	3	4	5	6	7	8	9	10	Extra Ends	Total
A	1	AUT - Austria	*	2	0	0	0	0	1	0	0	2	0		5
	1	FRA - France		0	0	1	1	0	0	3	0	0	1		6
B	1	BLR - Belarus	*	1	0	0	0	1	0	0	1	0	X		3
	1	POL - Poland		0	0	3	0	0	0	2	0	1	X		6
C	1	LAT - Latvia	*	1	0	0	0	4	0	2	0	1	X		8
	1	ISR - Israel		0	0	0	1	0	1	0	1	0	X		3
D	1	BUL - Bulgaria	*	0	1	0	1	1	0	1	1	0	1		6
	1	CZE - Czech Republic		2	0	3	0	0	2	0	0	1	0		8
E	1	ESP - Spain		0	0	0	1	0	0	0	0	X	X		1
	1	FIN - Finland	*	0	1	1	0	0	1	3	2	X	X		8
F	1	HUN - Hungary		0	2	0	3	0	0	1	1	0	2		9
	1	SVK - Slovakia	*	3	0	0	0	0	1	0	0	1	0		5

### Current Standings

#### Group-A

Rank	Team	Games	Wins	Losses
1	CZE - Czech Republic	1	1	0
1	FIN - Finland	1	1	0
1	HUN - Hungary	1	1	0
4	BUL - Bulgaria	1	0	1
4	ESP - Spain	1	0	1
4	SVK - Slovakia	1	0	1
	EST - Estonia	0		
	WAL - Wales	0		

#### Group-B

Rank	Team	Games	Wins	Losses
1	FRA - France	1	1	0
1	LAT - Latvia	1	1	0
1	POL - Poland	1	1	0
1	TUR - Turkey	1	1	0
5	AUT - Austria	1	0	1
5	BLR - Belarus	1	0	1
5	ISR - Israel	1	0	1
5	LTU - Lithuania	1	0	1

**Note:**

Under WCF rules, tie-breaking rules for standings are not applied until after the last game of the round robin.

**Legend:**

**LSFE(\*)** Last Stone First End                      **X**    Unplayed/unfinished end due to concession



**ECC-B 2019**  
Helsingborg, Sweden

**Le Gruyère AOP European Curling Championships 2019**  
The Olympia Rink  
**B-Division Men**



SAT 16 NOV 2019  
Start Time 9:00

Round Robin Session 1

## Session Results and Standings

Sheet	Game	Team	LSFE	1	2	3	4	5	6	7	8	9	10	Extra Ends	Total
A	1	TUR - Turkey	*	0	0	2	1	0	2	1	1	0	1		8
	1	LTU - Lithuania		0	2	0	0	2	0	0	0	2	0		6

## Current Standings

### Group-A

Rank	Team	Games	Wins	Losses
	BUL - Bulgaria			
	CZE - Czech Republic			
	ESP - Spain			
	EST - Estonia			
	FIN - Finland			
	HUN - Hungary			
	SVK - Slovakia			
	WAL - Wales			

### Group-B

Rank	Team	Games	Wins	Losses
1	TUR - Turkey	1	1	0
2	LTU - Lithuania	1	0	1
	AUT - Austria	0		
	BLR - Belarus	0		
	FRA - France	0		
	ISR - Israel	0		
	LAT - Latvia	0		
	POL - Poland	0		

**Note:**  
Under WCF rules, tie-breaking rules for standings are not applied until after the last game of the round robin.

**Legend:**  
LSFE(\*) Last Stone First End

## Entry List by Country

As of FRI 15 NOV 2019

<b>AUT - Austria</b>		<b>Group B</b>
4 S	WUNDERER Sebastian	R
3	REICHEL Martin	R
2	SEIWALD Martin	R
1 V	MAVEC Florian	R
A	BACKOFEN Jonas	R
C	SCHROEDER Bjoern (SUI)	
O	WINKLER Andreas	
O	-	

<b>BLR - Belarus</b>		<b>Group B</b>
4 S	SHALAMITSKI Ilya	L
3 V	PETROV Pavel	R
2	SMOTRIN Aliaksei	R
1	RUDNITSKI Dzmitry	R
A	DZIAMESHCHANKA Aliaksandr	L
C	-	
O	-	
O	-	

<b>BUL - Bulgaria</b>		<b>Group A</b>
4 S	SEILER Reto	R
3 V	MOMERIN Bojidar	R
2	GEORGIEV Stoil	R
1	PETROV Stanimir	R
A	RUNTOV Nikolay	R
C	RUNTOV Nikolay	
O	-	
O	-	

<b>CZE - Czech Republic</b>		<b>Group A</b>
4 S	KLIMA Lukas	R
3 V	CERNOVSKY Marek	R
2	CANDRA Jiri	R
1	MOKRIS Samuel	R
A	BOHAC Radek	R
C	SAVILL Craig (CAN)	
NC	ASKEW Brad (CAN)	
O	REHAK Martin	

<b>ESP - Spain</b>		<b>Group A</b>
4 S	VEZ Sergio	R
3	UNANUE Mikel	R
2	DE PAZ Eduardo	R
1 V	SHAW Nicholas	R
A	GARCIA Angel	R
C	HERTSDAHL Kenneth (DEN)	
O	STUCKI Martin (SUI)	
O	-	

<b>EST - Estonia</b>		<b>Group A</b>
4 S	LILL Harri	R
3	TOOMVAELI Tanel	R
2 V	KUKNER Karl	R
1	JAKOBSON Andres	R
A	-	
C	LINDSTROEM Kristian (SWE)	
O	-	
O	-	

<b>FIN - Finland</b>		<b>Group A</b>
4 V	SULLANMAA Jere	R
3	MOORE Jason	R
2	SAENTTI Iikko	R
1 S	POELLAENEN Jermu	R
A	LUNDBERG Melker	R
C	TAEHTINEN Tero	
O	-	
O	-	

<b>FRA - France</b>		<b>Group B</b>
4 V	MORARD Quentin	R
3 S	MERCIER Eddy	R
2	TUAZ Leo	R
1	GAUDIN Killian	R
A	-	
C	MERCIER Thierry	
O	DAMBIER Frederic	
O	-	

<b>HUN - Hungary</b>		<b>Group A</b>
4 S	KALOCSAY Otto	L
3 V	GUBANYI Attila	R
2	GAZDAG Zsombor	R
1	SAMSON Istvan	R
A	PALANCSA Peter	R
C	ROKUSFALVY Andras	
O	KALOCSAY Vera	
O	-	

<b>ISR - Israel</b>		<b>Group B</b>
4 S	POKRAS Alex	R
3 V	HOROWITZ Aaron	R
2	SIDNEY Lawrence	L
1	PACK Simon	R
A	-	
C	MITCHELL Alan (IRL)	
O	COHEN Sharon	
O	-	



## Entry List by Country

As of FRI 15 NOV 2019

<b>LAT - Latvia</b>		<b>Group B</b>
4 S	TRUKSANS Martins	R
3 V	KLIVE Janis	R
2	VEIDEMANIS Arnis	R
1	BUHOLCS Sandris	R
A	RUDZITIS Janis	R
C	LILL Erkki (EST)	
O	-	
O	-	

<b>LTU - Lithuania</b>		<b>Group B</b>
4 S	RYKOV Konstantin	R
3 V	CEPULIS Povilas	R
2	CEPULIS Matas	R
1	KIUDYS Donatas	R
A	-	
C	VEIDEMANIS Arnis	
O	-	
O	-	

<b>POL - Poland</b>		<b>Group B</b>
4 S	JASIECKI Borys	R
3 V	STYCH Konrad	R
2	DOMIN Krzysztof	R
1	LOBAZA Bartosz	R
A	KNEBLOCH Kasper	R
C	-	
O	-	
O	-	

<b>SVK - Slovakia</b>		<b>Group A</b>
4 S	PITONAK Pavol	R
3 V	PITONAK Frantisek	R
2	PITONAK Tomas	R
1	PITONAK Peter	R
A	-	
C	-	
O	-	
O	-	

<b>TUR - Turkey</b>		<b>Group B</b>
4 S	KARAGOZ Ugurcan	R
3 V	KARAKURT Oguzhan	R
2	UCAN Muhammed Zeki	R
1	YUCE Orhun	R
A	CAGLAYN Muhammed Enes	R
C	CELIK Ahmet	
2C	ZUMMACK Tony (CAN)	
O	KARAHAN Erdal	

<b>WAL - Wales</b>		<b>Group A</b>
4 S	POUGHER James	L
3	PHILLIPS Rhys	R
2 V	COOMBS Garry	R
1	POUGHER Simon	R
A	PEEK David	R
C	PEEK David	
NC	FLETCHER Jamie	
O	ALI Kareema	

**Note:**

Position and function for each team member:

**4** = Fourth, **3** = Third, **2** = Second, **1** = Lead, **A** = Alternate, **S** = Skip, **V** = Vice-Skip

**C** = Coach, **NC** = National Coach, **2C** = 2nd Team Coach, **O** = Team Official

**Legend:**

**L** Left-handed

**R** Right-handed



## Competition Officials

As of FRI 15 NOV 2019

Function	Name	Organisation
<b>WCF President:</b>	CAITHNESS Kate	SCO - Scotland
<b>WCF Head of Competitions:</b>	ROETHLISBERGER Eeva	SUI - Switzerland
<b>WCF Technical Delegate:</b>	ARNOLD Scott	CAN - Canada
<b>Chief Ice Technician:</b>	HERON John	SCO - Scotland
<b>Deputy Chief Ice Technician:</b>	SKAGA Ingvild	NOR - Norway
<b>Chief Umpire:</b>	LAURIDSEN Steen	DEN - Denmark
<b>Deputy Chief Umpire:</b>	CHRIST BUETTLER Franziska	SUI - Switzerland
<b>Game Umpires:</b>	FAHLSTROEM Johan	SWE - Sweden
	GENNEMARK Ki	SWE - Sweden
	PATONAI Agnes	HUN - Hungary
	PRIEMSKAJA Ekaterina	RUS - Russia
	TRAILA Iulia	ROU - Romania





## Competition Schedule

**REVISED**  
22 NOV 19:12

As of FRI 22 NOV 2019

Date	Start Time	Session	Sheet A	Sheet B	Sheet C	Sheet D	Sheet E	Sheet F
SAT 16 NOV	9:00	1	TUR - LTU	eng - ltu	tur - pol	fin - svk	blr - hun	ita - esp
	15:00	2	AUT - FRA	BLR - POL	LAT - ISR	BUL - CZE	ESP - FIN	HUN - SVK
	20:00	3	ita - blr	fin - hun	ltu - tur	esp - pol	eng - svk	EST - WAL
SUN 17 NOV	9:00	4	CZE - FIN	TUR - LAT	POL - FRA	BLR - LTU	ISR - AUT	BUL - ESP
	14:00	5	esp - hun	blr - eng	svk - ltu	tur - fin	pol - ita	
	19:00	6	SVK - WAL	LTU - FRA	EST - HUN		BLR - LAT	
MON 18 NOV	9:00	7		svk - tur	esp - eng	pol - blr	ita - fin	hun - ltu
	14:00	8	BLR - ISR	WAL - HUN	FIN - BUL	SVK - EST	LAT - FRA	ESP - CZE
	19:00	9	ltu - ita	pol - fin	AUT - POL	eng - hun	svk - esp	tur - blr
TUE 19 NOV	9:00	10	HUN - ESP	SVK - BUL		FRA - ISR	WAL - CZE	LAT - LTU
	14:00	11	eng - pol	ita - svk	fin - esp	blr - ltu	hun - tur	AUT - TUR
	19:00	12		EST - ESP	BUL - WAL	HUN - FIN	CZE - SVK	POL - ISR
WED 20 NOV	8:00	13	tur - eng	hun - ita	blr - fin	ltu - esp	FRA - TUR	svk - pol
	12:00	14	POL - LAT	CZE - EST	ESP - SVK		BUL - HUN	WAL - FIN
	16:00	15		esp - blr	TUR - BLR	ita - tur	ltu - pol	LTU - AUT
	20:00	16	EST - BUL	FIN - SVK	HUN - CZE	ESP - WAL		fin - eng
THU 21 NOV	9:00	17	blr - svk	AUT - BLR	ISR - LTU	TUR - POL		pol - hun
	14:00	18	fin - ltu	tur - esp	eng - ita		FIN - EST	
	19:00	19		ISR - TUR	hun - svk	LAT - AUT	LTU - POL	FRA - BLR
FRI 22 NOV	9:00	Men's Qualification and Men's Relegation Session 1 and Women's Semi-finals						
	19:00	Men's Semi-finals and Men's Relegation Session 2 and Men's Ranking Game 5-6						
SAT 23 NOV	12:00	Men's and Women's Finals						

**Note:**

Lowercase - women; UPPERCASE - MEN

First named team in each game plays red-handled stones and wears dark coloured upper playing garments.

**REVISED**

Men: Ranking game 5-6 added according to WCF rule C9 (b) (vi)