




RESULTS BOOK



**European Curling
Championships A-Division 2024
Men
Lohja, Finland**

16 - 23 November 2024





ECC 2024
Lohja, Finland

Le Gruyère AOP European Curling Championships 2024
Kisakallio Sports Institute
A-Division Men



SAT 23 NOV 2024

Medallists

Medal	Country	Name	Position - Function
GOLD	GER - Germany	MUSKATEWITZ Marc	4 S
		KAPP Benjamin	3
		MESSENZEHL Felix	2
		SCHEUERL Johannes	1
		TREVISIOL Mario	A
		SHERRARD Ryan	C
SILVER	SCO - Scotland	MOUAT Bruce	4 S
		HARDIE Grant	3
		LAMMIE Bobby	2
		McMILLAN Hammy	1
		WADDELL Kyle	A
		GOODFELLOW Michael	C
BRONZE	NOR - Norway	RAMSFJELL Magnus	4 S
		SESAKER Martin	3
		RAMSFJELL Bendik	2
		NEPSTAD Gaute	1
		NAESS Wilhelm	A
		LOEVOLD Thomas	C

Note:

Position and function for each team member:

4 = Fourth, **3** = Third, **2** = Second, **1** = Lead, **A** = Alternate, **S** = Skip, **C** = Coach

Final Standings

Rank	Team	Players	Position - Function
1	GER - Germany	MUSKATEWITZ Marc	4 S
		KAPP Benjamin	3 V
		MESSENZEHL Felix	2
		SCHEUERL Johannes	1
		TREVISIOL Mario	A
		SHERRARD Ryan	C
2	SCO - Scotland	MOUAT Bruce	4 S
		HARDIE Grant	3 V
		LAMMIE Bobby	2
		McMILLAN Hammy	1
		WADDELL Kyle	A
		GOODFELLOW Michael	C
3	NOR - Norway	RAMSFJELL Magnus	4 S
		SESAKER Martin	3
		RAMSFJELL Bendik	2
		NEPSTAD Gaute	1 V
		NAESS Wilhelm	A
		LOEVOLD Thomas	C
4	SUI - Switzerland	SCHWARZ-VAN BERKEL Benoit	4 V
		SCHWALLER Yannick	3 S
		MICHEL Sven	2
		LACHAT-COUCHEPIN Pablo	1
		WINKELHAUSEN Tom	A
		PETERSSON Haavard Vad	C
5	SWE - Sweden	EDIN Niklas	4 S
		ERIKSSON Oskar	3 V
		WRANAA Rasmus	2
		SUNDGREN Christoffer	1
		MAGNUSSON Daniel	A
		LINDSTROEM Alexander	C
6	ITA - Italy	RETORNAZ Joel	4 S
		MOSANER Amos	3
		ARMAN Sebastiano	2
		GIOVANELLA Mattia	1 V
		ZISA Alberto	A
		FRY Ryan	C
7	AUT - Austria	GENNER Mathias	4 S
		BACKOFEN Jonas	3 V
		REICHEL Martin	2
		MAVEC Florian	1
		KARG Johann	A
		SCHROEDER Bjoern	C
8	CZE - Czechia	KLIMA Lukas	4 S
		CERNOVSKY Marek	3 V
		JURIK Martin	2
		KLIPA Lukas	1
		BOHAC Radek	A
		SAVILL Craig	C



Final Standings

Rank	Team	Players	Position - Function	
9	NED - Netherlands	GOESGENS Wouter	4 S	>B
		VAN DEN HURK Tobias	3	
		HOEKMAN Laurens	2 V	
		MAGAN Alexander	1	
		SPITS Simon	A	
		LEIBBRANDT Shari	C	
10	ENG - England	RETCHLESS Rob	4 S	>B
		SUGDEN Jotham	3 V	
		GIBSON Scott	2	
		HAVERCROFT Jonathan	1	
		MOUAT Colin	A	
		RAMSAY David	C	

Note:

Position and function for each team member:

4 = Fourth, **3** = Third, **2** = Second, **1** = Lead, **A** = Alternate, **S** = Skip, **V** = Vice-Skip, **C** = Coach

Legend:

>B To B-Division




Competition Summary

Session	Date Time	Sheet A	Sheet B	Sheet C	Sheet D	Sheet E
Session 1	16 NOV 14:30	ENG 3 - 8 ITA	AUT 1 - 7 SUI	GER 4 - 8 NOR	SWE 9 - 6 CZE	NED 6 - 8 SCO
Session 2	17 NOV 9:00	SUI 6 - 5 SWE	ITA 8 - 7 CZE	NED 7 - 5 ENG	SCO 6 - 5 NOR	AUT 2 - 10 GER
Session 3	17 NOV 19:00	NOR 7 - 2 AUT	ENG 1 - 8 SCO	ITA 3 - 7 SWE	GER 9 - 5 NED	SUI 10 - 7 CZE
Session 4	18 NOV 12:00	CZE 10 - 7 NED	GER ^{EE} 6 - 5 SWE	SCO ^{EE} 7 - 6 SUI	NOR 9 - 4 ENG	ITA 6 - 4 AUT
Session 5	18 NOV 20:10	GER 9 - 3 SUI	NED 6 - 11 ITA	ENG 5 - 12 CZE	AUT 2 - 10 SCO	SWE 9 - 8 NOR
Session 6	19 NOV 14:00	NED 9 - 7 NOR	SUI 11 - 1 ENG	SWE ^{EE} 7 - 6 AUT	CZE 6 - 8 GER	SCO 7 - 10 ^{EE} ITA
Session 7	20 NOV 9:00	AUT 9 - 8 CZE	SCO 12 - 5 GER	NOR ^{EE} 10 - 7 ITA	NED 6 - 8 SUI	ENG 3 - 8 SWE
Session 8	20 NOV 19:00	ITA 8 - 5 GER	SWE 9 - 6 NED	CZE 2 - 10 SCO	ENG 2 - 7 AUT	NOR 10 - 5 SUI
Session 9	21 NOV 14:00	SWE 7 - 11 SCO	CZE 3 - 5 NOR	AUT 8 - 6 NED	SUI 7 - 4 ITA	GER 10 - 2 ENG
Semi-finals	22 NOV 9:00		GER 8 - 2 NOR		SCO ^{EE} 10 - 8 SUI	
Bronze Medal	22 NOV 19:00			NOR 7 - 4 SUI		
Gold Medal	23 NOV 15:00			SCO 7 - 9 GER		

Standings after Round Robin

Rank	Team	Games	Wins	Losses	
1	SCO - Scotland	9	8	1	Q
2	NOR - Norway	9	6	3	Q w3
3	GER - Germany	9	6	3	Q w2,2
4	SUI - Switzerland	9	6	3	Q w2,1
5	SWE - Sweden	9	6	3	w2,0
6	ITA - Italy	9	6	3	w1
7	AUT - Austria	9	3	6	
8	CZE - Czechia	9	2	7	w1
9	NED - Netherlands	9	2	7	>B w0
10	ENG - England	9	0	9	>B

Play-offs Bracket



Legend:

>B To B-Division

EE Extra End

Q Qualified for the play-offs

wn Number of wins (n) against tied teams



ECC 2024
Lohja, Finland

Le Gruyère AOP European Curling Championships 2024
Kisakallio Sports Institute
A-Division Men



SAT 23 NOV 2024
Start Time 15:00

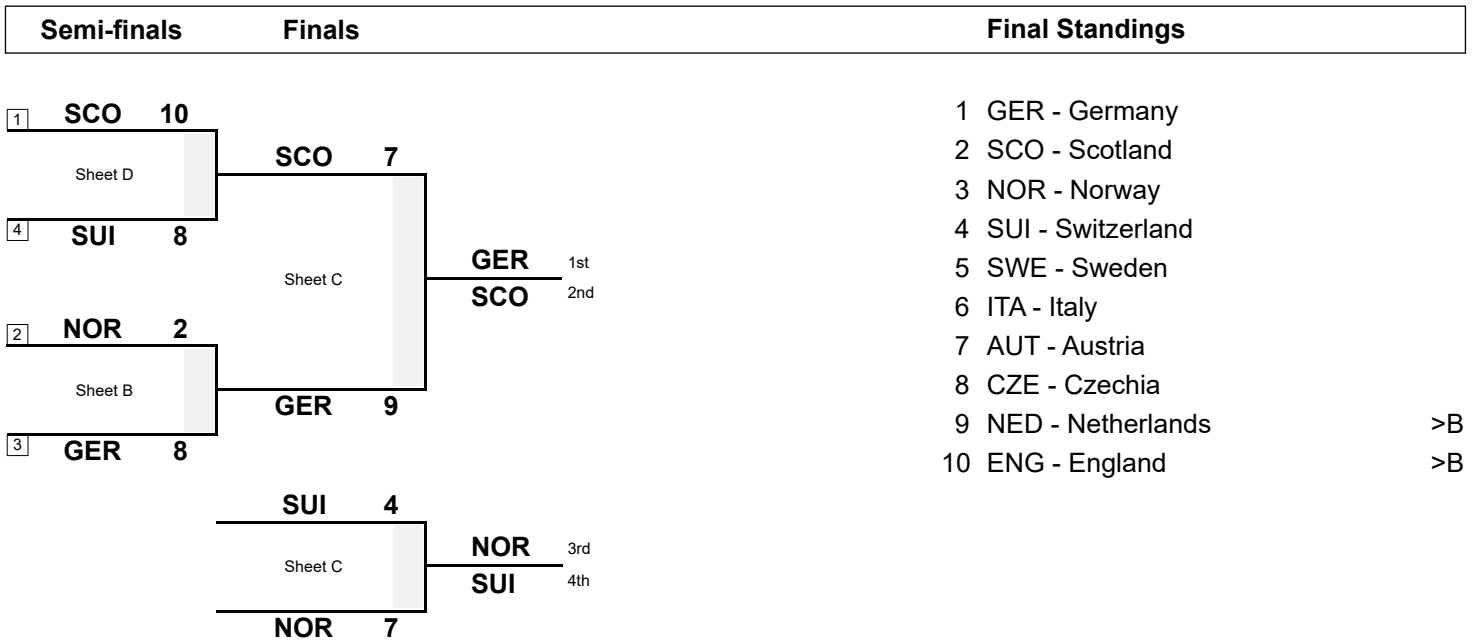
Gold Medal Game

WORLD CURLING

Session Results and Standings

Sheet	Team	LSFE	1	2	3	4	5	6	7	8	9	10	Extra Ends	Total
C	SCO - Scotland	*	2	0	0	2	0	2	0	0	1	0		7
	GER - Germany		0	3	1	0	1	0	2	1	0	1		9

Play-offs Bracket



Legend:

>B To B-Division

LSFE(*) Last Stone First End





Game Results

Sheet	Team	LSFE	1	2	3	4	5	6	7	8	9	10	Extra Ends	Total
C	SCO - Scotland	*	2	0	0	2	0	2	0	0	1	0		7
	GER - Germany		0	3	1	0	1	0	2	1	0	1		9

SCO - Scotland		Shot Success	Game	All
4 S	MOUAT Bruce	71%		84%
3 V	HARDIE Grant	83%		85%
2	LAMMIE Bobby	80%		86%
1	McMILLAN Hammy	94%		94%
A	WADDELL Kyle	-		100%
Team Total		82%		87%

GER - Germany		Shot Success	Game	All
4 S	MUSKATEWITZ Marc	88%		84%
3 V	KAPP Benjamin	90%		87%
2	MESSENZEHL Felix	85%		81%
1	SCHEUERL Johannes	89%		91%
A	TREVISIOL Mario	-		-
Team Total		88%		86%

Time remaining: 0 minutes 18 seconds

Time-out: End 9 - SCO stone 8

Time remaining: 2 minutes 14 seconds

Time-out: End 10 - GER stone 7

Shot Success Analysis

SCO - Scotland		↻	↺	Game
4 MOUAT Bruce	Draws	5 60%	4 88%	9 72%
	Take-outs	5 80%	6 63%	11 70%
	Total	10 70%	10 73%	20 71%
3 HARDIE Grant	Draws	7 93%	2 100%	9 94%
	Take-outs	7 64%	4 88%	11 73%
	Total	14 79%	6 92%	20 83%
2 LAMMIE Bobby	Draws	4 75%	5 80%	9 78%
	Take-outs	8 84%	3 75%	11 82%
	Total	12 81%	8 78%	20 80%
1 McMILLAN Hammy	Draws	19 93%	1 100%	20 94%
	Take-outs	0 -	0 -	0 -
	Total	19 93%	1 100%	20 94%
A WADDELL Kyle	Draws	0 -	0 -	0 -
	Take-outs	0 -	0 -	0 -
	Total	0 -	0 -	0 -
Team	Draws	35 86%	12 88%	47 87%
	Take-outs	20 76%	13 73%	33 75%
	Total	55 83%	25 80%	80 82%

GER - Germany		↻	↺	Game
4 MUSKATEWITZ Marc	Draws	6 96%	3 100%	9 97%
	Take-outs	7 89%	4 63%	11 80%
	Total	13 92%	7 79%	20 88%
3 KAPP Benjamin	Draws	7 93%	5 95%	12 94%
	Take-outs	5 85%	3 83%	8 84%
	Total	12 90%	8 91%	20 90%
2 MESSENZEHL Felix	Draws	9 81%	2 88%	11 82%
	Take-outs	6 83%	3 100%	9 89%
	Total	15 82%	5 95%	20 85%
1 SCHEUERL Johannes	Draws	17 88%	3 92%	20 89%
	Take-outs	0 -	0 -	0 -
	Total	17 88%	3 92%	20 89%
A TREVISIOL Mario	Draws	0 -	0 -	0 -
	Take-outs	0 -	0 -	0 -
	Total	0 -	0 -	0 -
Team	Draws	39 88%	13 94%	52 90%
	Take-outs	18 86%	10 80%	28 84%
	Total	57 88%	23 88%	80 88%

Note:
Position and function for each team member:
4 = Fourth, 3 = Third, 2 = Second, 1 = Lead, A = Alternate, S = Skip, V = Vice-Skip

Legend:
↻ Clockwise ↺ Counter-clockwise LSFE(*) Last Stone First End



ECC 2024
Lohja, Finland

Le Gruyère AOP European Curling Championships 2024
Kisakallio Sports Institute
A-Division Men



SAT 23 NOV 2024
Start Time 15:00

Gold Medal Game



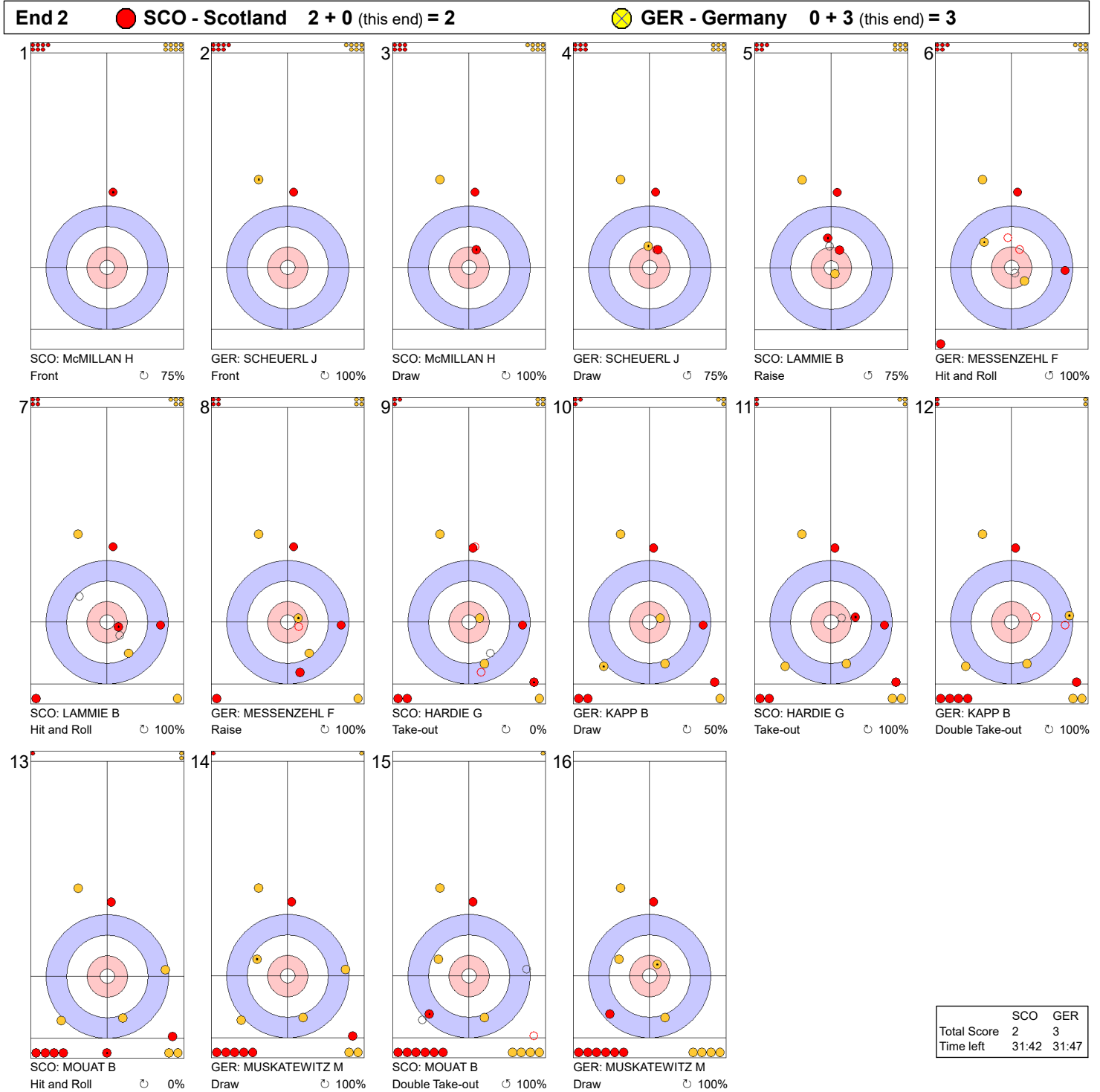
Game - Shot by Shot



Legend:
 Clockwise Counter-clockwise - Not considered

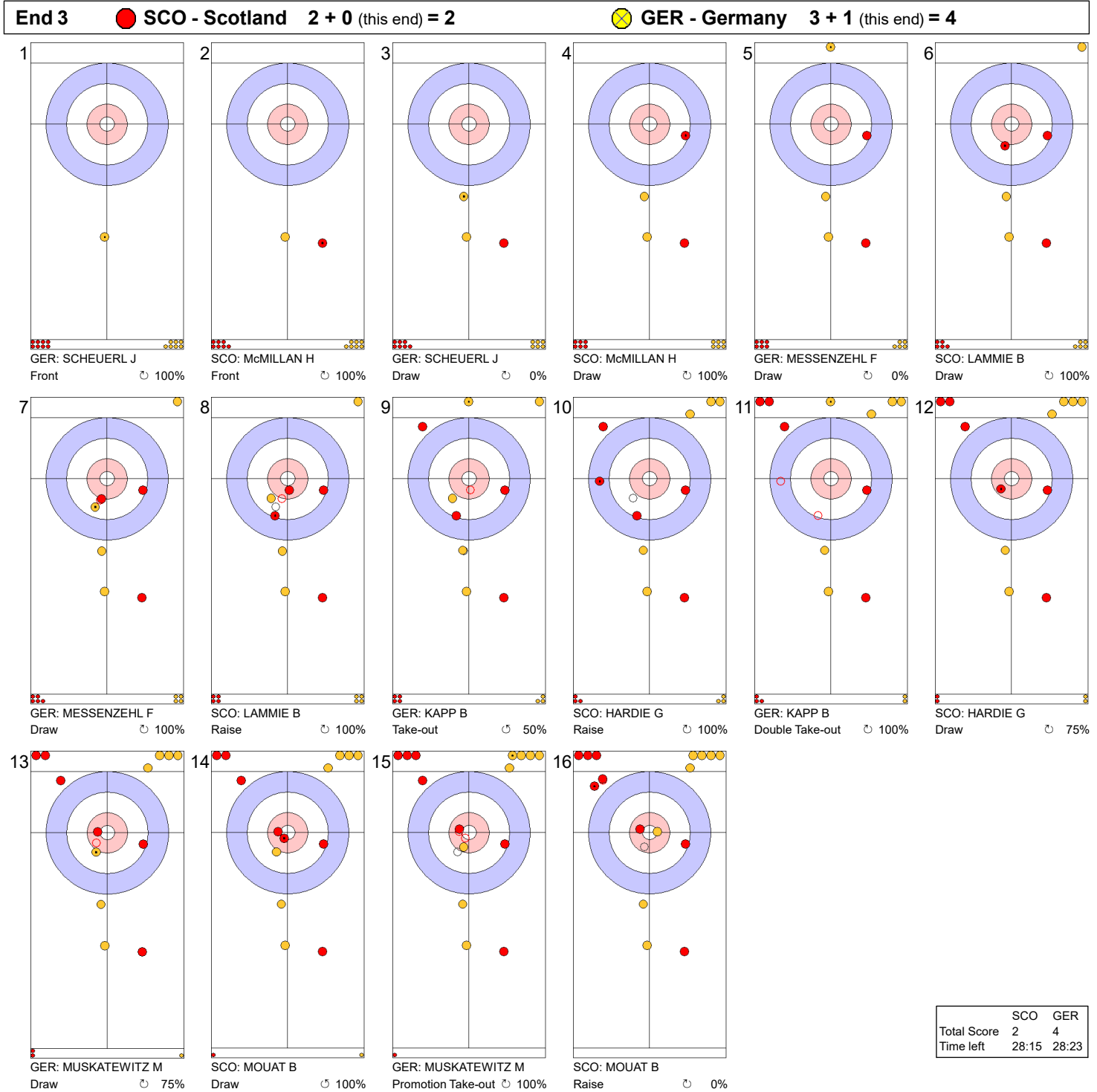


Game - Shot by Shot



Legend:
 ↻ Clockwise ↺ Counter-clockwise - Not considered

Game - Shot by Shot



Legend:
 ↻ Clockwise ↺ Counter-clockwise - Not considered

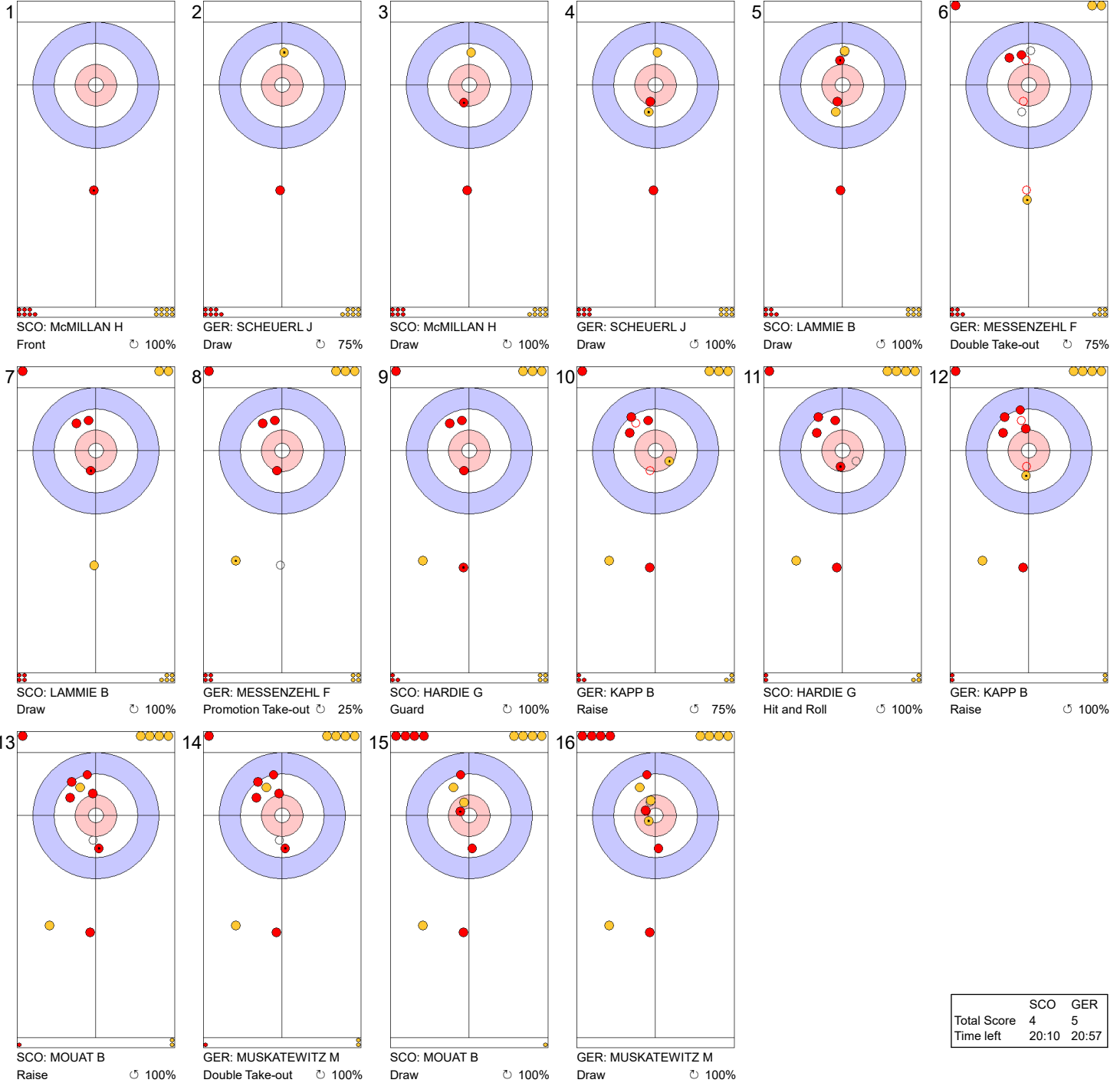
Game - Shot by Shot



Legend:
 ↻ Clockwise ↺ Counter-clockwise - Not considered

Game - Shot by Shot

End 5 ● **SCO - Scotland** 4 + 0 (this end) = 4 ● **GER - Germany** 4 + 1 (this end) = 5



	SCO	GER
Total Score	4	5
Time left	20:10	20:57

Legend:
 ↻ Clockwise ↺ Counter-clockwise - Not considered

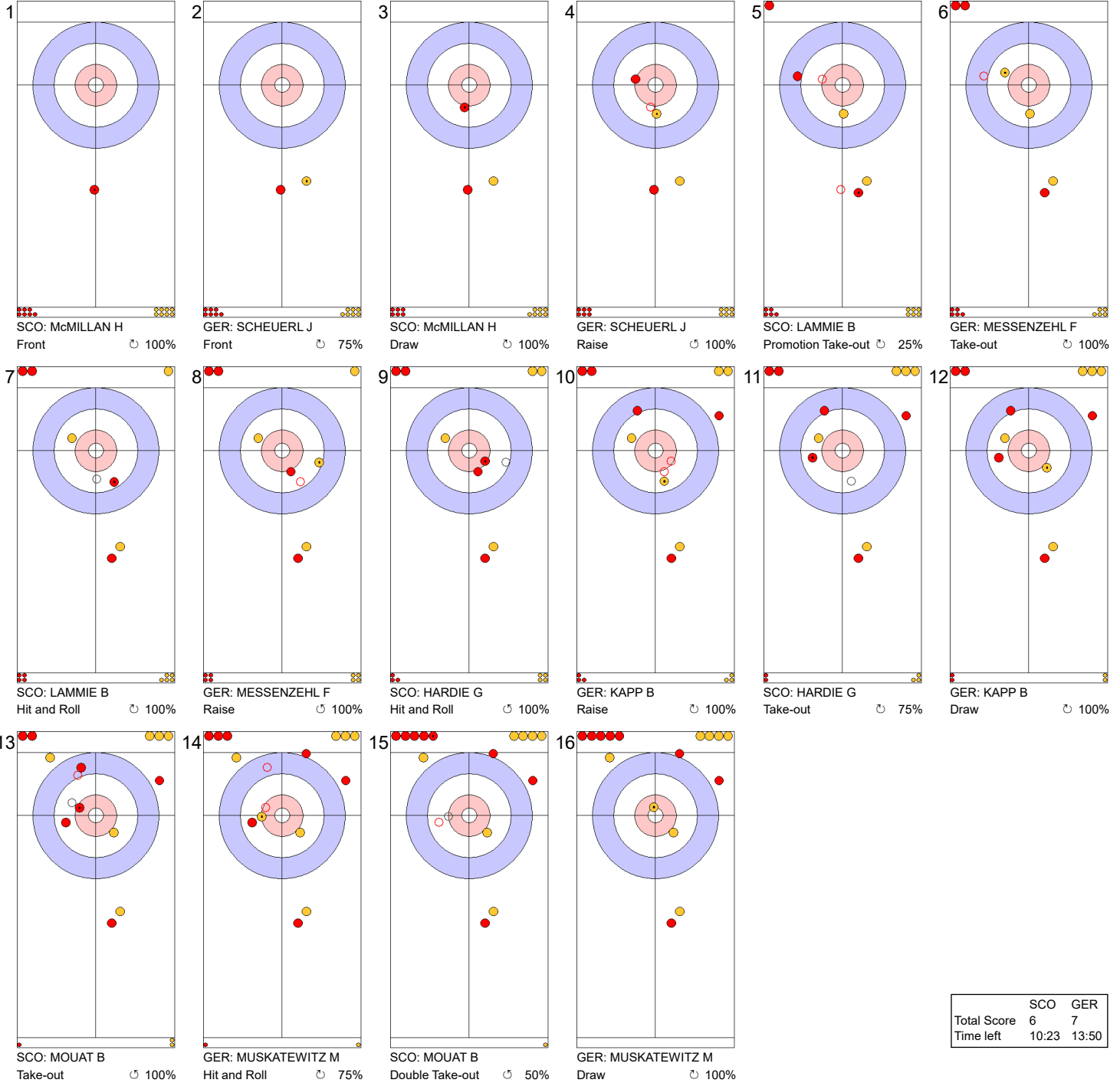
Game - Shot by Shot



Legend:
 ↻ Clockwise ↺ Counter-clockwise - Not considered

Game - Shot by Shot

End 7 ● **SCO - Scotland** 6 + 0 (this end) = 6 ● **GER - Germany** 5 + 2 (this end) = 7



	SCO	GER
Total Score	6	7
Time left	10:23	13:50

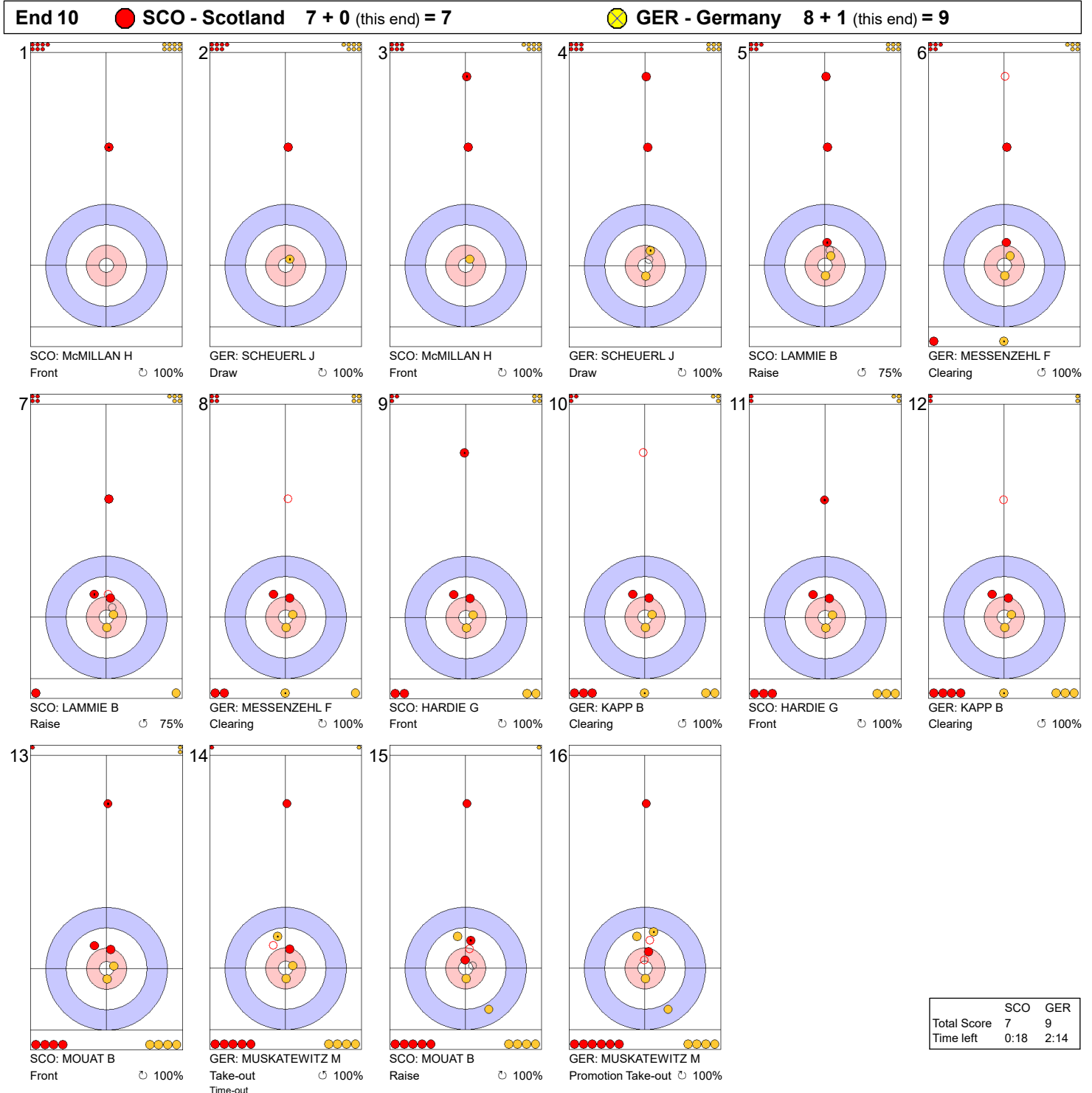
Legend:
 ↻ Clockwise ↺ Counter-clockwise - Not considered

Game - Shot by Shot



Legend:
 ↻ Clockwise ↺ Counter-clockwise - Not considered

Game - Shot by Shot



Legend:
 ↻ Clockwise ↺ Counter-clockwise - Not considered

Cumulative Player Statistics by Team

GER - Germany

MUSKATEWITZ Marc 4 S Right-handed

Type	↻	%	↺	%	Total	%
Draw	45	80	24	93	69	84
Front	0	-	0	-	0	-
Guard	4	81	3	100	7	89
Raise	12	75	6	67	18	72
Wick / Soft Peeling	0	-	1	100	1	100
Freeze	0	-	0	-	0	-
Take-out	18	100	11	89	29	96
Hit and Roll	10	85	13	85	23	85
Clearing	3	100	6	96	9	97
Double Take-out	13	65	9	67	22	66
Promotion Take-out	7	96	6	75	13	87
All Draws	61	79	34	89	95	83
All Take-outs	51	88	45	82	96	85
Total	112	83	79	85	191	84
Not considered					2	-

SCHEUERL Johannes 1 Right-handed

Type	↻	%	↺	%	Total	%
Draw	94	92	11	86	105	92
Front	55	96	2	100	57	96
Guard	4	100	0	-	4	100
Raise	2	88	3	100	5	95
Wick / Soft Peeling	7	25	2	100	9	42
Freeze	0	-	0	-	0	-
Take-out	4	100	3	100	7	100
Hit and Roll	1	100	0	-	1	100
Clearing	0	-	0	-	0	-
Double Take-out	1	50	0	-	1	50
Promotion Take-out	1	100	0	-	1	100
All Draws	162	91	18	92	180	91
All Take-outs	7	93	3	100	10	95
Total	169	91	21	93	190	91
Not considered					4	-

KAPP Benjamin 3 V Right-handed

Type	↻	%	↺	%	Total	%
Draw	22	88	19	88	41	88
Front	0	-	0	-	0	-
Guard	16	94	3	83	19	92
Raise	11	73	6	67	17	71
Wick / Soft Peeling	0	-	2	38	2	38
Freeze	0	-	0	-	0	-
Take-out	20	99	25	93	45	96
Hit and Roll	13	75	7	71	20	74
Clearing	11	95	11	98	22	97
Double Take-out	13	88	11	73	24	81
Promotion Take-out	3	100	1	75	4	94
All Draws	49	86	30	80	79	84
All Take-outs	60	91	55	87	115	89
Total	109	89	85	84	194	87
Not considered					0	-

TREVISIOL Mario A Right-handed

Type	↻	%	↺	%	Total	%
Draw	0	-	0	-	0	-
Front	0	-	0	-	0	-
Guard	0	-	0	-	0	-
Raise	0	-	0	-	0	-
Wick / Soft Peeling	0	-	0	-	0	-
Freeze	0	-	0	-	0	-
Take-out	0	-	0	-	0	-
Hit and Roll	0	-	0	-	0	-
Clearing	0	-	0	-	0	-
Double Take-out	0	-	0	-	0	-
Promotion Take-out	0	-	0	-	0	-
All Draws	0	-	0	-	0	-
All Take-outs	0	-	0	-	0	-
Total	0	-	0	-	0	-
Not considered					0	-

MESSENZEHL Felix 2 Right-handed

Type	↻	%	↺	%	Total	%
Draw	34	82	13	87	47	84
Front	1	100	0	-	1	100
Guard	18	79	1	75	19	79
Raise	6	83	10	80	16	81
Wick / Soft Peeling	2	13	0	-	2	13
Freeze	0	-	0	-	0	-
Take-out	16	81	12	92	28	86
Hit and Roll	6	100	4	88	10	95
Clearing	13	100	17	87	30	93
Double Take-out	21	70	9	72	30	71
Promotion Take-out	8	53	2	75	10	58
All Draws	61	80	24	83	85	81
All Take-outs	64	80	44	85	108	82
Total	125	80	68	84	193	81
Not considered					1	-

Team: GER - Germany

Type	↻	%	↺	%	Total	%
Draw	195	87	67	89	262	88
Front	56	96	2	100	58	96
Guard	42	87	7	89	49	87
Raise	31	77	25	76	56	76
Wick / Soft Peeling	9	22	5	75	14	41
Freeze	0	-	0	-	0	-
Take-out	58	94	51	92	109	93
Hit and Roll	30	84	24	81	54	83
Clearing	27	98	34	92	61	95
Double Take-out	48	73	29	71	77	72
Promotion Take-out	19	79	9	75	28	78
All Draws	333	86	106	86	439	86
All Take-outs	182	86	147	85	329	86
Total	515	86	253	85	768	86
Not considered					7	-

Note:

Position and function for each team member:

4 = Fourth, **3** = Third, **2** = Second, **1** = Lead, **A** = Alternate, **S** = Skip, **V** = Vice-Skip

Legend:

↻ Clockwise

↺ Counter-clockwise

Cumulative Player Statistics by Team

SCO - Scotland

MOUAT Bruce 4 S Right-handed

Type	↻	%	↺	%	Total	%
Draw	34	89	13	81	47	87
Front	1	100	1	100	2	100
Guard	4	88	3	100	7	93
Raise	13	77	9	94	22	84
Wick / Soft Peeling	0	-	0	-	0	-
Freeze	0	-	1	100	1	100
Take-out	22	91	25	98	47	95
Hit and Roll	7	75	11	82	18	79
Clearing	4	88	9	81	13	83
Double Take-out	6	83	16	69	22	73
Promotion Take-out	5	85	11	48	16	59
All Draws	52	86	27	89	79	87
All Take-outs	44	86	72	79	116	82
Total	96	86	99	82	195	84
Not considered					2	-

McMILLAN Hammy 1 Right-handed

Type	↻	%	↺	%	Total	%
Draw	107	93	8	94	115	93
Front	40	99	9	100	49	99
Guard	10	100	0	-	10	100
Raise	4	94	0	-	4	94
Wick / Soft Peeling	2	38	2	100	4	69
Freeze	0	-	0	-	0	-
Take-out	5	80	4	100	9	89
Hit and Roll	1	50	0	-	1	50
Clearing	0	-	1	100	1	100
Double Take-out	2	75	2	100	4	88
Promotion Take-out	0	-	0	-	0	-
All Draws	163	94	19	97	182	95
All Take-outs	8	75	7	100	15	87
Total	171	93	26	98	197	94
Not considered					1	-

HARDIE Grant 3 V Right-handed

Type	↻	%	↺	%	Total	%
Draw	28	79	12	79	40	79
Front	2	100	0	-	2	100
Guard	10	100	4	100	14	100
Raise	4	88	3	100	7	93
Wick / Soft Peeling	0	-	0	-	0	-
Freeze	0	-	0	-	0	-
Take-out	23	90	17	91	40	91
Hit and Roll	7	89	11	93	18	92
Clearing	18	100	11	84	29	94
Double Take-out	11	64	21	81	32	75
Promotion Take-out	7	64	9	64	16	64
All Draws	44	85	19	87	63	86
All Take-outs	66	86	69	84	135	85
Total	110	85	88	84	198	85
Not considered					2	-

WADDELL Kyle A Right-handed

Type	↻	%	↺	%	Total	%
Draw	1	100	0	-	1	100
Front	0	-	0	-	0	-
Guard	0	-	0	-	0	-
Raise	0	-	0	-	0	-
Wick / Soft Peeling	0	-	0	-	0	-
Freeze	0	-	0	-	0	-
Take-out	0	-	2	100	2	100
Hit and Roll	0	-	1	100	1	100
Clearing	0	-	1	100	1	100
Double Take-out	0	-	0	-	0	-
Promotion Take-out	0	-	0	-	0	-
All Draws	1	100	0	-	1	100
All Take-outs	0	-	4	100	4	100
Total	1	100	4	100	5	100
Not considered					1	-

LAMMIE Bobby 2 Right-handed

Type	↻	%	↺	%	Total	%
Draw	27	86	10	85	37	86
Front	0	-	0	-	0	-
Guard	19	96	3	100	22	97
Raise	8	66	5	60	13	63
Wick / Soft Peeling	1	100	2	88	3	92
Freeze	0	-	0	-	0	-
Take-out	14	84	14	95	28	89
Hit and Roll	9	94	13	87	22	90
Clearing	14	100	13	87	27	94
Double Take-out	20	78	12	85	32	80
Promotion Take-out	7	71	4	94	11	80
All Draws	55	87	20	81	75	85
All Take-outs	64	86	56	89	120	87
Total	119	86	76	87	195	86
Not considered					1	-

Team: SCO - Scotland

Type	↻	%	↺	%	Total	%
Draw	197	89	43	84	240	88
Front	43	99	10	100	53	99
Guard	43	97	10	100	53	98
Raise	29	78	17	85	46	80
Wick / Soft Peeling	3	58	4	94	7	79
Freeze	0	-	1	100	1	100
Take-out	64	88	62	96	126	92
Hit and Roll	24	85	36	88	60	87
Clearing	36	99	35	85	71	92
Double Take-out	39	74	51	79	90	77
Promotion Take-out	19	72	24	61	43	66
All Draws	315	90	85	89	400	90
All Take-outs	182	85	208	84	390	85
Total	497	88	293	86	790	87
Not considered					7	-

Note:

Position and function for each team member:

4 = Fourth, **3** = Third, **2** = Second, **1** = Lead, **A** = Alternate, **S** = Skip, **V** = Vice-Skip

Legend:

↻ Clockwise

↺ Counter-clockwise

Scoring Analysis

Team	Games	LSFE	Stolen Ends	Last Stone Eff.	Force Eff.	Points Scored							Total	Plus / Minus
						0	1	2	3	4	>4			
SCO	For	9	13	53%	57%	3	22	24	6	2	0	96	+35	
	Against	2	6			1	26	10	5	0	0	61		
GER	For	6	8	41%	67%	5	23	9	6	2	3	83	+23	
	Against	5	9			6	26	15	0	1	0	60		
NOR	For	10	8	40%	61%	6	23	18	5	1	0	78	+17	
	Against	1	9			9	28	11	1	2	0	61		
SWE	For	3	12	46%	57%	2	19	16	5	0	0	66	+11	
	Against	6	9			6	22	12	3	0	0	55		
ITA	For	4	11	42%	59%	5	21	19	2	0	0	65	+9	
	Against	5	5			4	23	10	3	1	0	56		
SUI	For	4	12	40%	63%	4	25	12	6	2	0	75	+8	
	Against	7	7			5	29	12	3	0	1	67		
CZE	For	4	7	36%	39%	5	23	9	5	0	1	61	-10	
	Against	5	5			1	17	9	12	0	0	71		
NED	For	4	8	30%	34%	2	24	10	2	2	0	58	-17	
	Against	5	10			2	17	19	5	0	1	75		
AUT	For	2	4	24%	50%	6	22	5	3	0	0	41	-22	
	Against	7	8			3	17	13	4	2	0	63		
ENG	For	3	2	11%	33%	5	17	3	1	0	0	26	-54	
	Against	6	17			6	14	14	5	3	2	80		
Total	49		85			43	219	125	41	9	4	649		

Note:

Stolen ends are the ends won without the last stone advantage.

Last Stone Efficiency: Scoring two or more points with last stone advantage.

Force Efficiency: Forcing the opponent team to score only one point when they have the last stone advantage.

Legend:

>4 More than four points scored

Eff. Efficiency

LSFE Last Stone First End



Summary of Big Ends

Points Scored	By	Against	Session	End	Game Result
6	GER - Germany	ENG - England	9	8	10 : 2
5	GER - Germany	SUI - Switzerland	5	3	9 : 3
5	GER - Germany	NED - Netherlands	3	1	9 : 5
5	CZE - Czechia	ENG - England	5	4	12 : 5
4	GER - Germany	NOR - Norway	SF	3	8 : 2
4	GER - Germany	AUT - Austria	2	1	10 : 2
4	NED - Netherlands	NOR - Norway	6	4	9 : 7
4	NED - Netherlands	ITA - Italy	5	3	6 : 11
4	SCO - Scotland	GER - Germany	7	9	12 : 5
4	SCO - Scotland	AUT - Austria	5	1	10 : 2
4	SUI - Switzerland	ENG - England	6	4	11 : 1
4	SUI - Switzerland	ENG - England	6	3	11 : 1
4	NOR - Norway	ENG - England	4	6	9 : 4

Note:
Big ends are defined as ends with a score of four or more points.

Legend:
SF Semi-finals



Time-out Statistics

Team	Games	Number of Time-outs	Average Shot Success on Next Stone
NOR - Norway	11	6	100%
ITA - Italy	9	7	96%
SWE - Sweden	9	6	95%
AUT - Austria	9	3	91%
SUI - Switzerland	11	8	87%
CZE - Czechia	9	7	85%
GER - Germany	11	6	79%
SCO - Scotland	11	9	72%
NED - Netherlands	9	6	45%
ENG - England	9	1	0%
Total	49	59	82%



ECC 2024
Lohja, Finland

Le Gruyère AOP European Curling Championships 2024
Kisakallio Sports Institute
A-Division Men



FRI 22 NOV 2024
Start Time 19:00

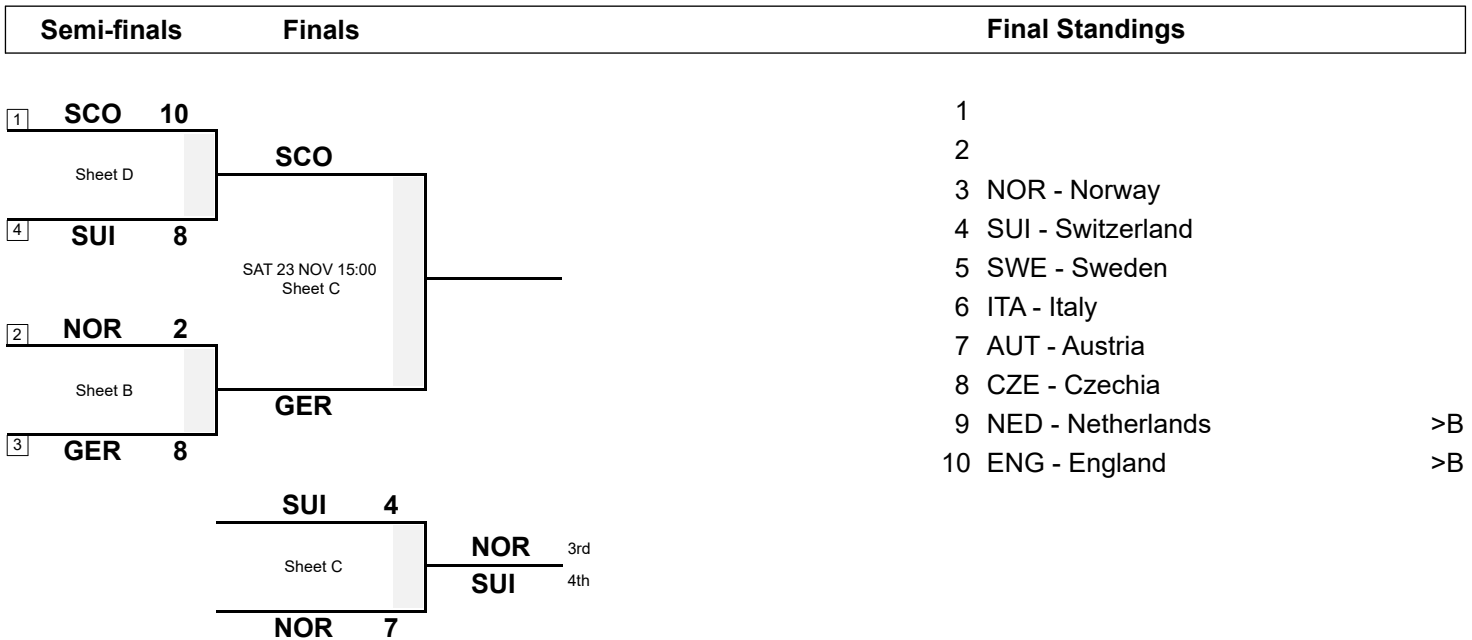
Bronze Medal Game

WORLD CURLING

Session Results and Standings

Sheet	Team	LSFE	1	2	3	4	5	6	7	8	9	10	Extra Ends	Total
C	NOR - Norway	*	0	0	1	3	0	1	0	1	0	1		7
	SUI - Switzerland		1	0	0	0	1	0	1	0	1	0		4

Play-offs Bracket



Legend:
>B To B-Division
LSFE(*) Last Stone First End





Game Results

Sheet	Team	LSFE	1	2	3	4	5	6	7	8	9	10	Extra Ends	Total
C	NOR - Norway	*	0	0	1	3	0	1	0	1	0	1		7
	SUI - Switzerland		1	0	0	0	1	0	1	0	1	0		4

NOR - Norway		Shot Success	Game	All
4 S	RAMSFJELL Magnus	91%	82%	
3	SESAKER Martin	81%	85%	
2	RAMSFJELL Bendik	86%	86%	
1 V	NEPSTAD Gaute	90%	89%	
A	NAESS Wilhelm	-	100%	
Team Total		87%	86%	

SUI - Switzerland		Shot Success	Game	All
4 V	SCHWARZ-VAN BERKEL Benoit	83%	83%	
3 S	SCHWALLER Yannick	91%	86%	
2	MICHEL Sven	96%	88%	
1	LACHAT-COUCHEPIN Pablo	93%	89%	
A	WINKELHAUSEN Tom	-	94%	
Team Total		91%	87%	

Time remaining: 5 minutes 19 seconds

Time remaining: 0 minutes 35 seconds

Time-out: End 10 - SUI stone 7

Shot Success Analysis

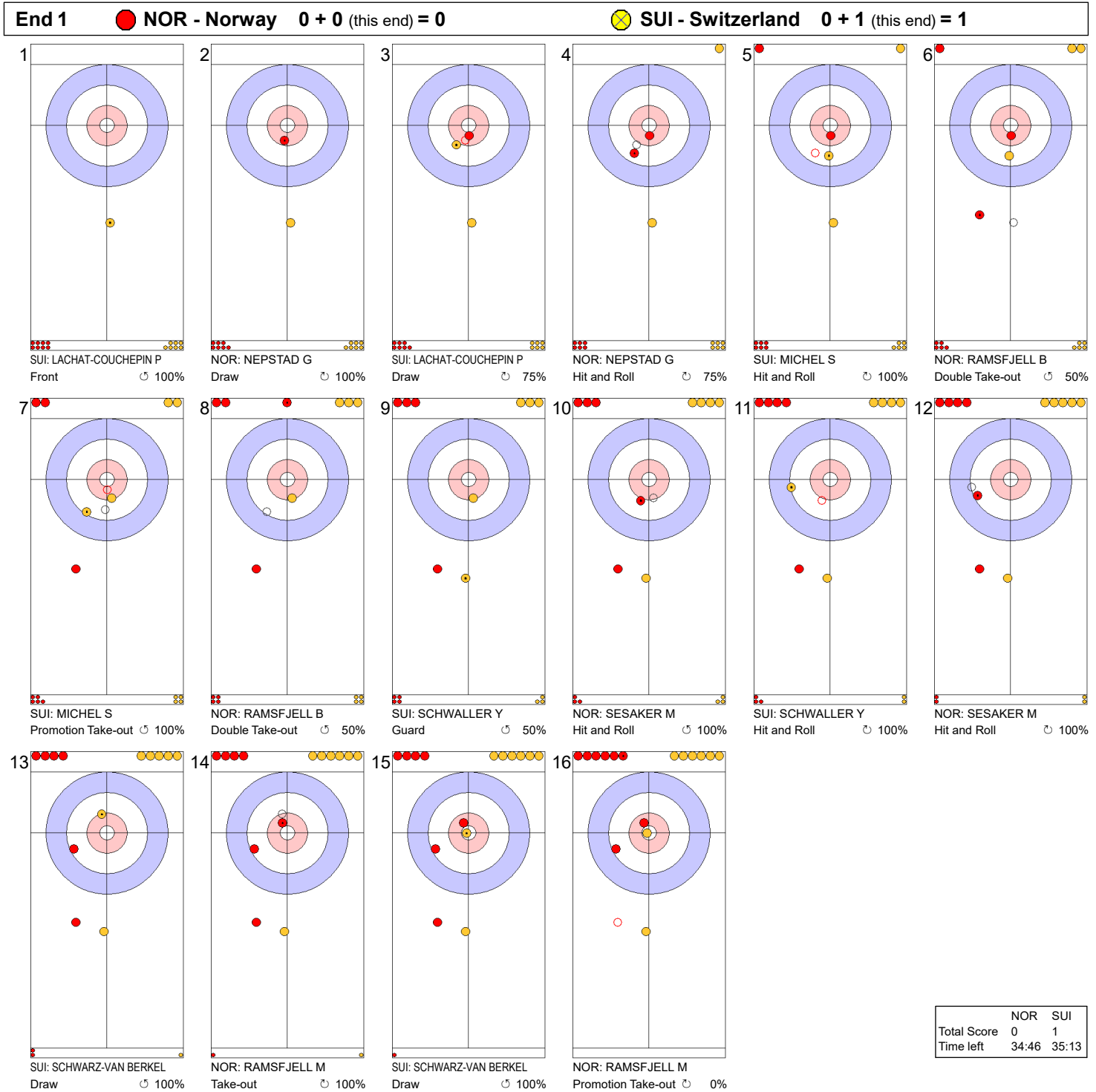
NOR - Norway		↻	↺	Game	
4	RAMSFJELL Magnus	Draws	0 -	0 -	0 -
	Take-outs	12 90%	8 94%	20 91%	
	Total	12 90%	8 94%	20 91%	
3	SESAKER Martin	Draws	3 50%	0 -	3 50%
	Take-outs	11 80%	6 100%	17 87%	
	Total	14 73%	6 100%	20 81%	
2	RAMSFJELL Bendik	Draws	7 86%	2 75%	9 83%
	Take-outs	6 96%	5 80%	11 89%	
	Total	13 90%	7 79%	20 86%	
1	NEPSTAD Gaute	Draws	18 90%	0 -	18 90%
	Take-outs	2 88%	0 -	2 88%	
	Total	20 90%	0 -	20 90%	
A	NAESS Wilhelm	Draws	0 -	0 -	0 -
	Take-outs	0 -	0 -	0 -	
	Total	0 -	0 -	0 -	
Team	Draws	28 85%	2 75%	30 84%	
	Take-outs	31 87%	19 92%	50 89%	
	Total	59 86%	21 90%	80 87%	

SUI - Switzerland		↻	↺	Game	
4	SCHWARZ-VAN BERKEL Benoit	Draws	7 75%	5 95%	12 83%
	Take-outs	5 70%	3 100%	8 81%	
	Total	12 73%	8 97%	20 83%	
3	SCHWALLER Yannick	Draws	9 100%	3 83%	12 96%
	Take-outs	5 90%	3 75%	8 84%	
	Total	14 96%	6 79%	20 91%	
2	MICHEL Sven	Draws	7 96%	5 100%	12 98%
	Take-outs	3 100%	4 88%	7 93%	
	Total	10 98%	9 94%	19 96%	
1	LACHAT-COUCHEPIN Pablo	Draws	15 93%	5 90%	20 93%
	Take-outs	0 -	0 -	0 -	
	Total	15 93%	5 90%	20 93%	
A	WINKELHAUSEN Tom	Draws	0 -	0 -	0 -
	Take-outs	0 -	0 -	0 -	
	Total	0 -	0 -	0 -	
Team	Draws	38 92%	18 93%	56 92%	
	Take-outs	13 85%	10 88%	23 86%	
	Total	51 90%	28 91%	79 91%	

Note:
Position and function for each team member:
4 = Fourth, 3 = Third, 2 = Second, 1 = Lead, A = Alternate, S = Skip, V = Vice-Skip

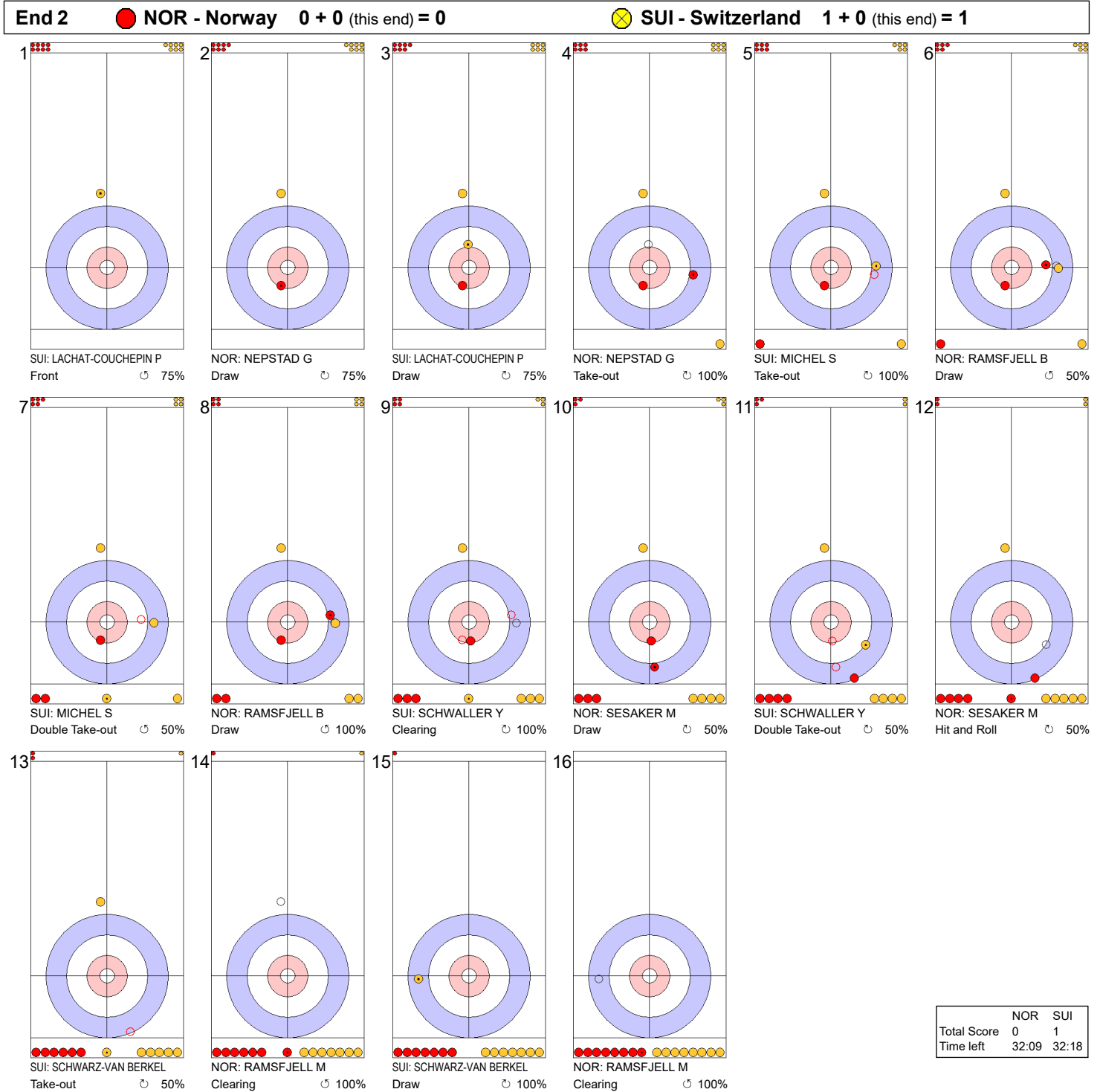
Legend:
↻ Clockwise ↺ Counter-clockwise LSFE(*) Last Stone First End

Game - Shot by Shot



Legend:
 Clockwise Counter-clockwise - Not considered

Game - Shot by Shot



Legend:
 Clockwise Counter-clockwise - Not considered

Game - Shot by Shot

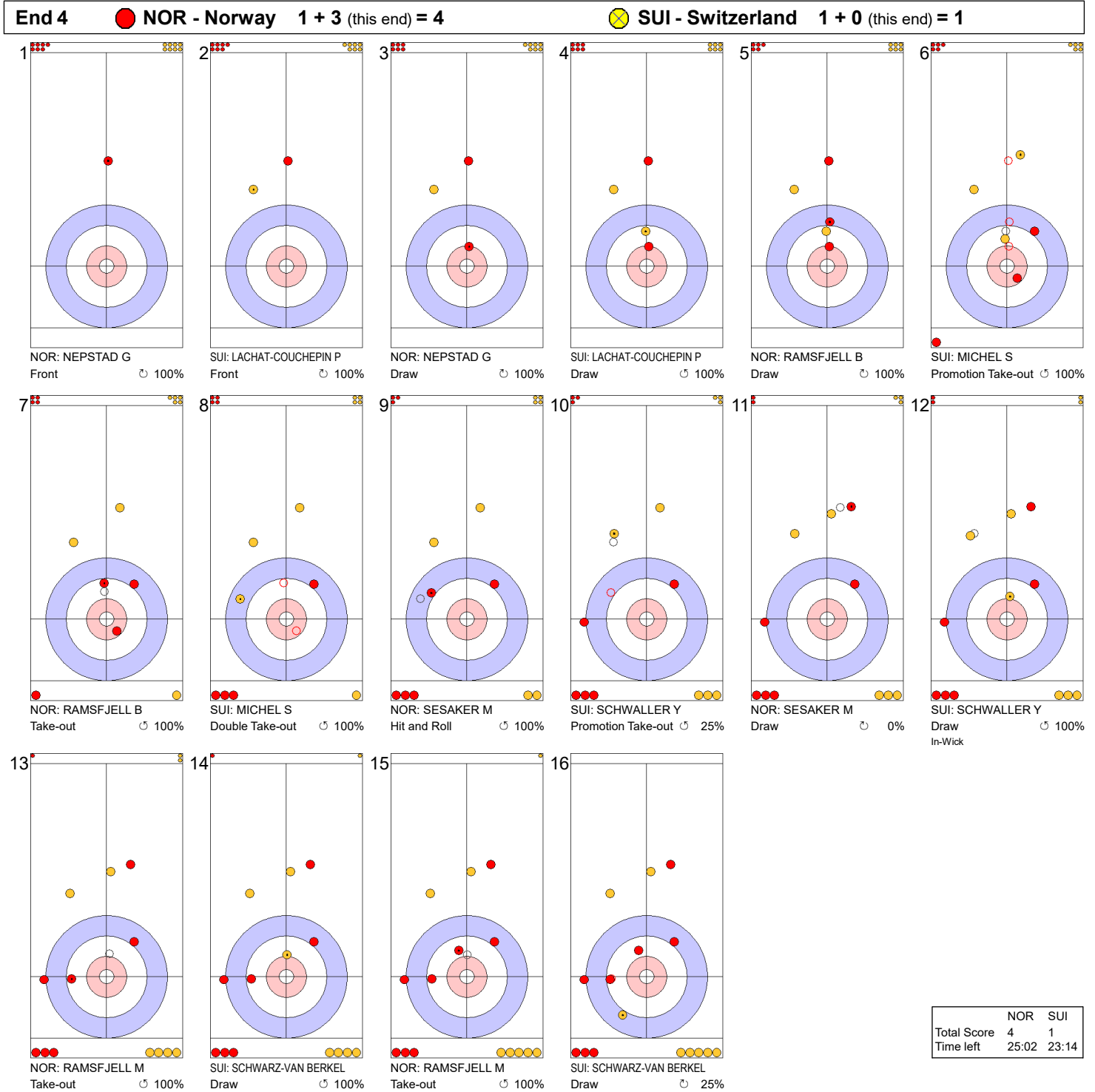
End 3 ● **NOR - Norway** 0 + 1 (this end) = 1 ● **SUI - Switzerland** 1 + 0 (this end) = 1



	NOR	SUI
Total Score	1	1
Time left	27:55	27:47

Legend:
 ↻ Clockwise ↺ Counter-clockwise - Not considered

Game - Shot by Shot



Legend:
 Clockwise Counter-clockwise - Not considered

Game - Shot by Shot

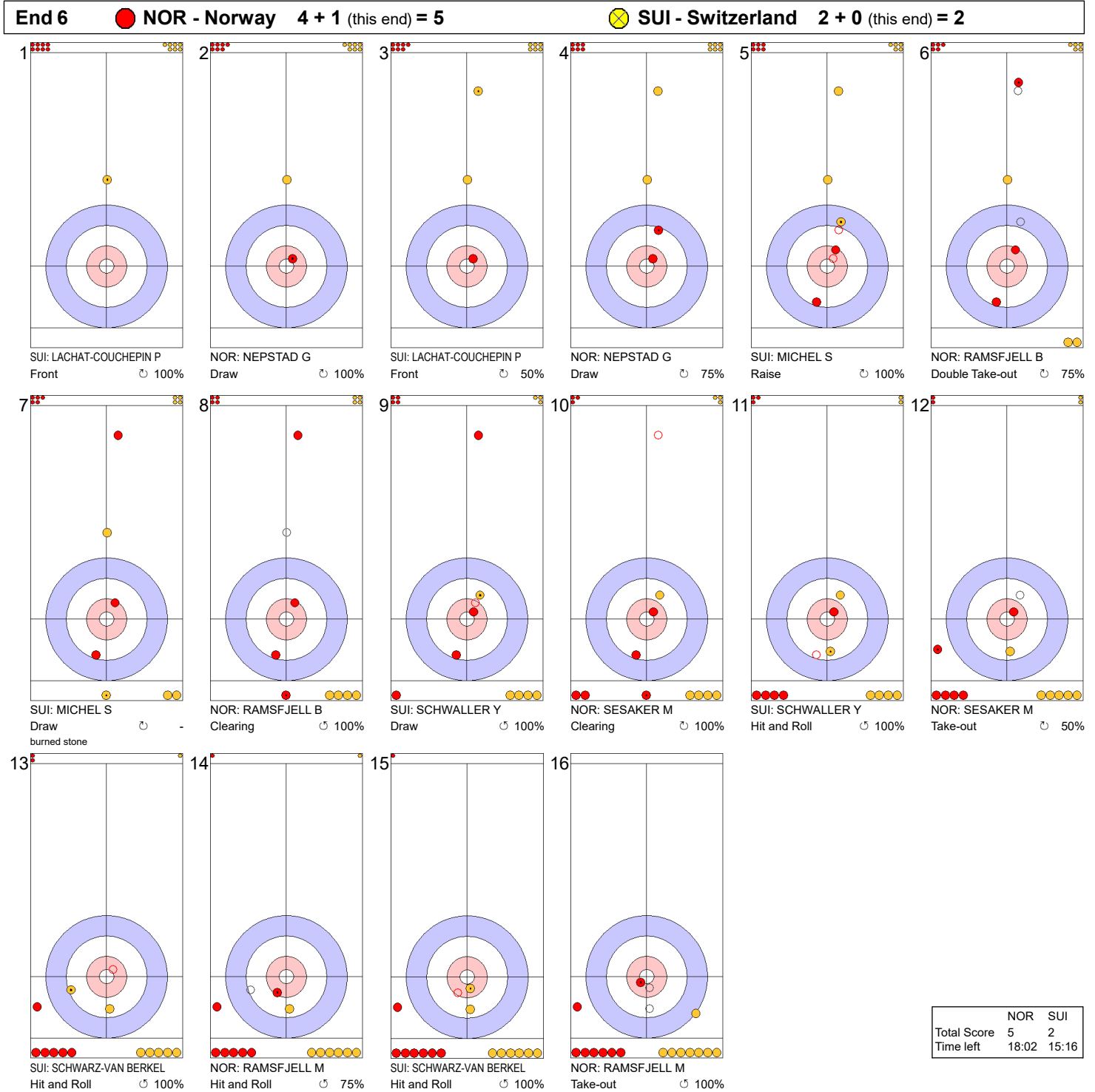
End 5 **NOR - Norway 4 + 0 (this end) = 4** **SUI - Switzerland 1 + 1 (this end) = 2**



	NOR	SUI
Total Score	4	2
Time left	20:57	19:06

Legend:
 Clockwise Counter-clockwise - Not considered

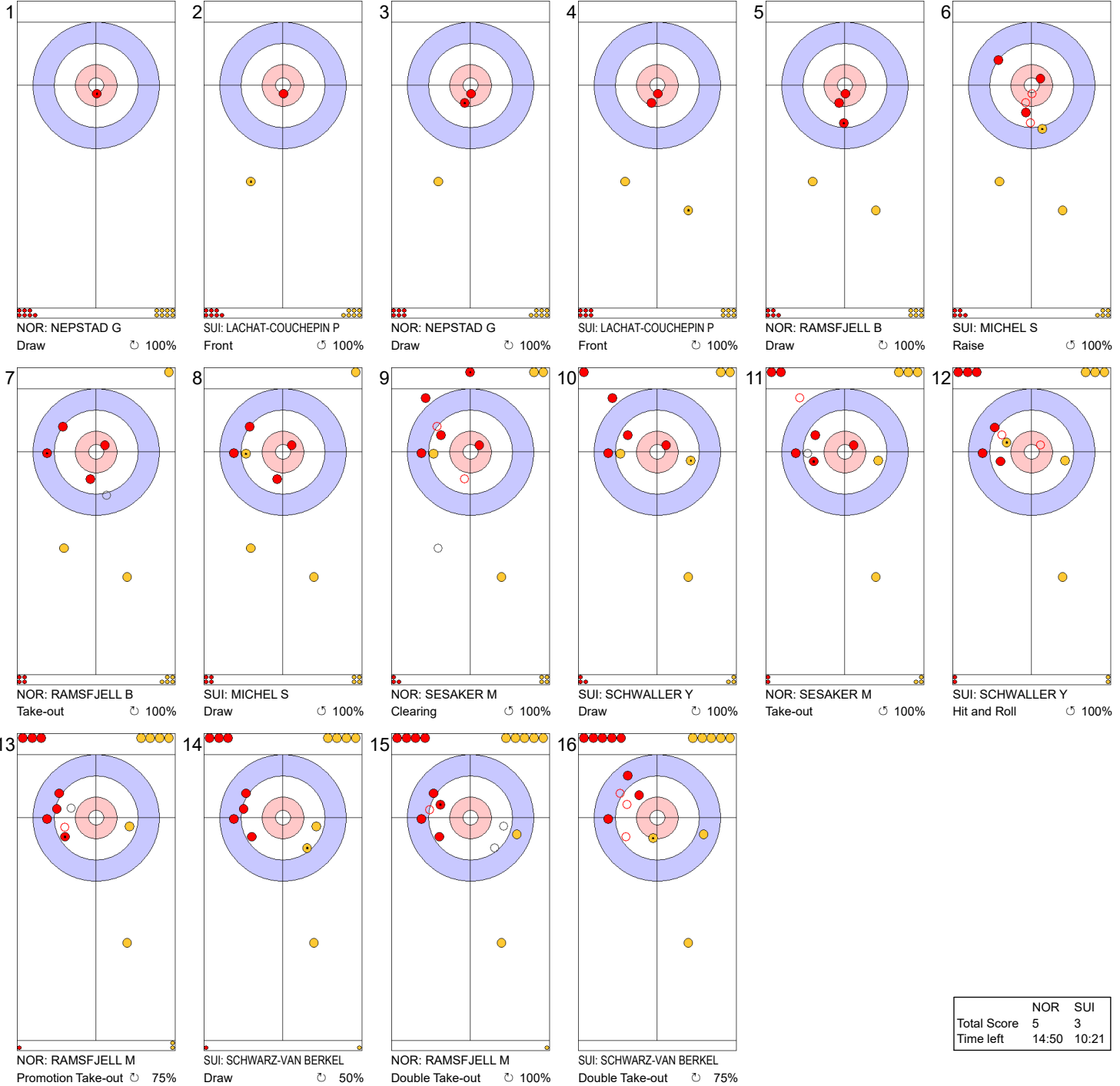
Game - Shot by Shot



Legend:
 Clockwise Counter-clockwise - Not considered

Game - Shot by Shot

End 7 **NOR - Norway 5 + 0 (this end) = 5** **SUI - Switzerland 2 + 1 (this end) = 3**



	NOR	SUI
Total Score	5	3
Time left	14:50	10:21

Legend:
 Clockwise Counter-clockwise - Not considered

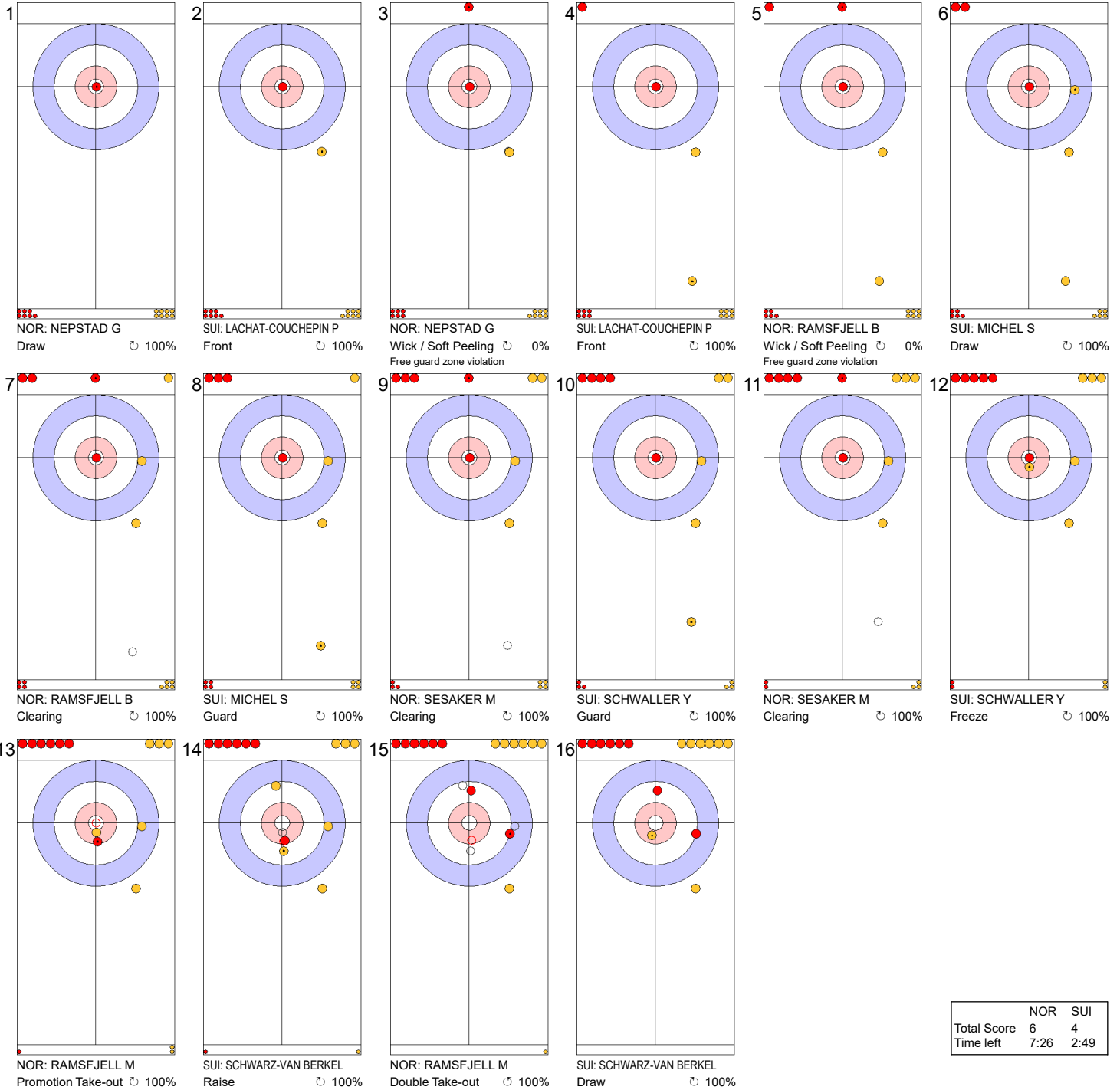
Game - Shot by Shot



Legend:
 Clockwise Counter-clockwise - Not considered

Game - Shot by Shot

End 9 **NOR - Norway 6 + 0 (this end) = 6** **SUI - Switzerland 3 + 1 (this end) = 4**

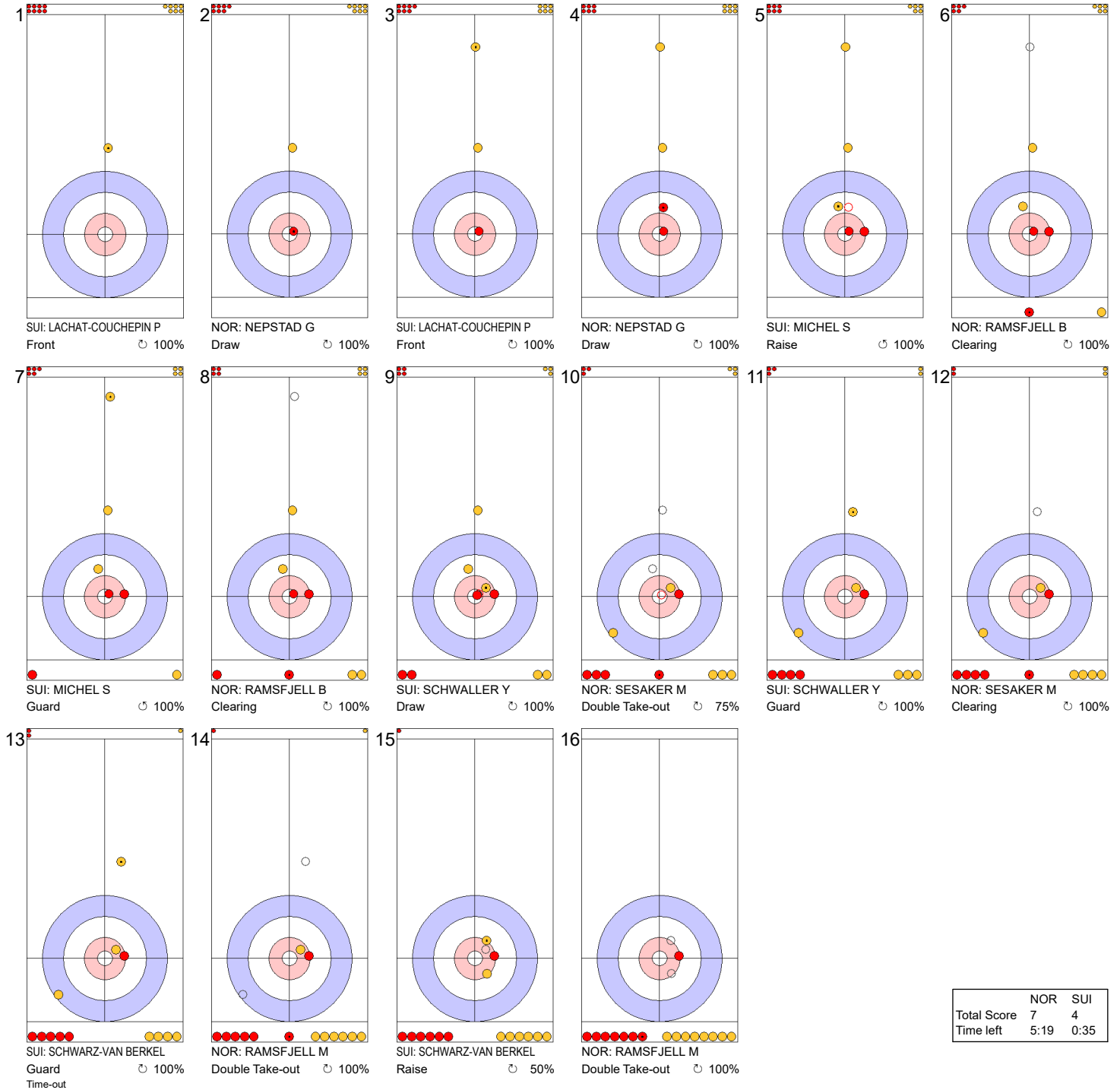


	NOR	SUI
Total Score	6	4
Time left	7:26	2:49

Legend:
 Clockwise Counter-clockwise - Not considered

Game - Shot by Shot

End 10 **NOR - Norway 6 + 1 (this end) = 7** **SUI - Switzerland 4 + 0 (this end) = 4**



Legend:
 Clockwise Counter-clockwise - Not considered

Cumulative Player Statistics by Team

NOR - Norway

RAMSFJELL Magnus 4 S Right-handed

Type	↻	%	↺	%	Total	%
Draw	49	80	26	73	75	77
Front	0	-	0	-	0	-
Guard	5	100	3	83	8	94
Raise	7	82	5	100	12	90
Wick / Soft Peeling	2	50	0	-	2	50
Freeze	0	-	0	-	0	-
Take-out	31	92	25	86	56	89
Hit and Roll	7	82	9	78	16	80
Clearing	4	75	6	100	10	90
Double Take-out	9	86	9	75	18	81
Promotion Take-out	7	75	1	0	8	66
All Draws	63	81	34	78	97	80
All Take-outs	58	87	50	83	108	85
Total	121	83	84	81	205	82
Not considered					1	-

NEPSTAD Gaute 1 V Right-handed

Type	↻	%	↺	%	Total	%
Draw	112	91	12	90	124	91
Front	35	96	6	100	41	97
Guard	15	88	1	100	16	89
Raise	1	100	0	-	1	100
Wick / Soft Peeling	8	31	1	0	9	28
Freeze	0	-	0	-	0	-
Take-out	9	92	3	75	12	88
Hit and Roll	4	88	0	-	4	88
Clearing	0	-	1	100	1	100
Double Take-out	0	-	0	-	0	-
Promotion Take-out	0	-	0	-	0	-
All Draws	171	89	20	89	191	89
All Take-outs	13	90	4	81	17	88
Total	184	89	24	88	208	89
Not considered					0	-

SESAKER Martin 3 Right-handed

Type	↻	%	↺	%	Total	%
Draw	29	72	24	85	53	78
Front	0	-	0	-	0	-
Guard	8	97	3	92	11	95
Raise	9	78	4	88	13	81
Wick / Soft Peeling	0	-	0	-	0	-
Freeze	0	-	1	100	1	100
Take-out	25	89	22	91	47	90
Hit and Roll	12	71	10	88	22	78
Clearing	17	94	15	100	32	97
Double Take-out	9	75	10	80	19	78
Promotion Take-out	3	100	7	79	10	85
All Draws	46	78	32	87	78	81
All Take-outs	66	86	64	89	130	88
Total	112	82	96	89	208	85
Not considered					0	-

NAESS Wilhelm A Right-handed

Type	↻	%	↺	%	Total	%
Draw	0	-	0	-	0	-
Front	0	-	0	-	0	-
Guard	0	-	0	-	0	-
Raise	0	-	0	-	0	-
Wick / Soft Peeling	0	-	0	-	0	-
Freeze	0	-	0	-	0	-
Take-out	1	100	0	-	1	100
Hit and Roll	1	100	0	-	1	100
Clearing	0	-	0	-	0	-
Double Take-out	0	-	0	-	0	-
Promotion Take-out	0	-	0	-	0	-
All Draws	0	-	0	-	0	-
All Take-outs	2	100	0	-	2	100
Total	2	100	0	-	2	100
Not considered					0	-

RAMSFJELL Bendik 2 Right-handed

Type	↻	%	↺	%	Total	%
Draw	36	85	22	76	58	81
Front	1	100	0	-	1	100
Guard	16	92	0	-	16	92
Raise	6	92	6	96	12	94
Wick / Soft Peeling	3	33	0	-	3	33
Freeze	0	-	0	-	0	-
Take-out	16	91	17	87	33	89
Hit and Roll	12	63	1	100	13	65
Clearing	20	96	16	100	36	98
Double Take-out	11	80	11	80	22	80
Promotion Take-out	7	89	5	100	12	94
All Draws	62	85	28	80	90	84
All Take-outs	66	85	50	91	116	88
Total	128	85	78	87	206	86
Not considered					0	-

Team: NOR - Norway

Type	↻	%	↺	%	Total	%
Draw	226	85	84	80	310	84
Front	36	97	6	100	42	97
Guard	44	93	7	89	51	92
Raise	23	84	15	95	38	88
Wick / Soft Peeling	13	35	1	0	14	32
Freeze	0	-	1	100	1	100
Take-out	82	91	67	87	149	89
Hit and Roll	36	73	20	84	56	77
Clearing	41	93	38	100	79	97
Double Take-out	29	80	30	78	59	79
Promotion Take-out	17	85	13	81	30	83
All Draws	342	85	114	83	456	85
All Take-outs	205	86	168	88	373	87
Total	547	86	282	86	829	86
Not considered					1	-

Note:
Position and function for each team member:
4 = Fourth, **3** = Third, **2** = Second, **1** = Lead, **A** = Alternate, **S** = Skip, **V** = Vice-Skip

Legend:
↻ Clockwise ↺ Counter-clockwise

Cumulative Player Statistics by Team

SUI - Switzerland

SCHWARZ-VAN BERKEL Benoit 4 V Right-handed

Type	↻	%	↺	%	Total	%
Draw	32	85	31	82	63	84
Front	0	-	1	100	1	100
Guard	2	100	5	95	7	96
Raise	7	61	7	93	14	77
Wick / Soft Peeling	1	25	0	-	1	25
Freeze	0	-	1	100	1	100
Take-out	17	88	14	89	31	89
Hit and Roll	8	91	12	81	20	85
Clearing	4	100	10	100	14	100
Double Take-out	15	57	11	89	26	70
Promotion Take-out	8	66	11	82	19	75
All Draws	42	80	45	86	87	83
All Take-outs	52	77	58	88	110	83
Total	94	78	103	87	197	83
Not considered					2	-

LACHAT-COUCHEPIN Pablo 1 Right-handed

Type	↻	%	↺	%	Total	%
Draw	17	88	66	89	83	89
Front	37	91	55	90	92	90
Guard	3	100	3	75	6	88
Raise	1	75	1	100	2	88
Wick / Soft Peeling	1	0	3	67	4	50
Freeze	0	-	0	-	0	-
Take-out	4	75	2	100	6	83
Hit and Roll	0	-	2	75	2	75
Clearing	0	-	0	-	0	-
Double Take-out	0	-	0	-	0	-
Promotion Take-out	0	-	0	-	0	-
All Draws	59	89	128	89	187	89
All Take-outs	4	75	4	88	8	81
Total	63	88	132	89	195	89
Not considered					1	-

SCHWALLER Yannick 3 S Right-handed

Type	↻	%	↺	%	Total	%
Draw	26	88	23	86	49	87
Front	2	100	2	100	4	100
Guard	6	96	13	92	19	93
Raise	7	68	3	25	10	55
Wick / Soft Peeling	0	-	0	-	0	-
Freeze	1	100	2	88	3	92
Take-out	19	92	20	89	39	90
Hit and Roll	8	88	13	90	21	89
Clearing	10	73	17	100	27	90
Double Take-out	9	78	8	91	17	84
Promotion Take-out	4	100	7	50	11	68
All Draws	42	87	43	84	85	86
All Take-outs	50	86	65	88	115	87
Total	92	86	108	87	200	86
Not considered					0	-

WINKELHAUSEN Tom A Right-handed

Type	↻	%	↺	%	Total	%
Draw	0	-	3	92	3	92
Front	0	-	0	-	0	-
Guard	0	-	0	-	0	-
Raise	0	-	0	-	0	-
Wick / Soft Peeling	0	-	0	-	0	-
Freeze	0	-	0	-	0	-
Take-out	1	100	0	-	1	100
Hit and Roll	0	-	0	-	0	-
Clearing	0	-	0	-	0	-
Double Take-out	0	-	0	-	0	-
Promotion Take-out	0	-	0	-	0	-
All Draws	0	-	3	92	3	92
All Take-outs	1	100	0	-	1	100
Total	1	100	3	92	4	94
Not considered					0	-

MICHEL Sven 2 Right-handed

Type	↻	%	↺	%	Total	%
Draw	24	86	30	86	54	86
Front	3	100	3	100	6	100
Guard	5	90	14	93	19	92
Raise	5	85	11	84	16	84
Wick / Soft Peeling	2	50	2	100	4	75
Freeze	0	-	0	-	0	-
Take-out	7	86	11	100	18	94
Hit and Roll	11	91	6	79	17	87
Clearing	9	89	13	100	22	95
Double Take-out	6	83	23	80	29	81
Promotion Take-out	2	100	12	92	14	93
All Draws	39	86	60	88	99	87
All Take-outs	35	89	65	90	100	89
Total	74	87	125	89	199	88
Not considered					1	-

Team: SUI - Switzerland

Type	↻	%	↺	%	Total	%
Draw	99	87	153	87	252	87
Front	42	92	61	91	103	92
Guard	16	95	35	91	51	93
Raise	20	70	22	80	42	75
Wick / Soft Peeling	4	31	5	80	9	58
Freeze	1	100	3	92	4	94
Take-out	48	89	47	92	95	90
Hit and Roll	27	90	33	84	60	87
Clearing	23	84	40	100	63	94
Double Take-out	30	68	42	85	72	78
Promotion Take-out	14	80	30	78	44	79
All Draws	182	86	279	88	461	87
All Take-outs	142	83	192	89	334	86
Total	324	84	471	88	795	87
Not considered					4	-

Note:

Position and function for each team member:

4 = Fourth, **3** = Third, **2** = Second, **1** = Lead, **A** = Alternate, **S** = Skip, **V** = Vice-Skip

Legend:

↻ Clockwise

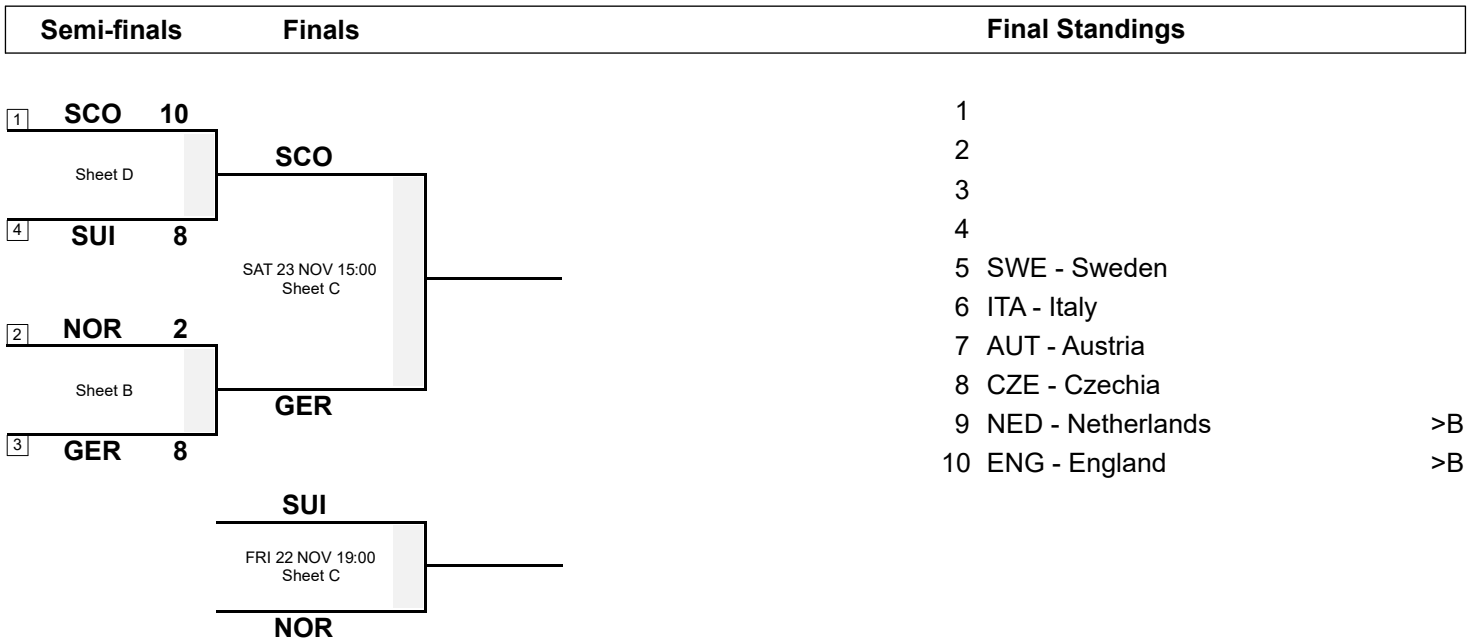
↺ Counter-clockwise



Session Results and Standings

Sheet	Team	LSFE	1	2	3	4	5	6	7	8	9	10	Extra Ends	Total
B	GER - Germany		0	2	4	0	1	0	0	1	X	X		8
	NOR - Norway	*	1	0	0	1	0	0	0	0	X	X		2
D	SCO - Scotland	*	2	0	1	0	1	0	2	0	2	0	2	10
	SUI - Switzerland		0	1	0	1	0	2	0	1	0	3	0	8

Play-offs Bracket



Legend:
 >B To B-Division LSFE(*) Last Stone First End X Unplayed/unfinished end due to concession



Game Results

Sheet	Team	LSFE	1	2	3	4	5	6	7	8	9	10	Extra Ends	Total
B	GER - Germany		0	2	4	0	1	0	0	1	X	X		8
	NOR - Norway	*	1	0	0	1	0	0	0	0	X	X		2

GER - Germany		Shot Success	Game	All
4 S	MUSKATEWITZ Marc	94%		83%
3 V	KAPP Benjamin	91%		86%
2	MESSENZEHL Felix	69%		81%
1	SCHEUERL Johannes	100%		91%
A	TREVISIOL Mario	-		-
Team Total		88%		86%

NOR - Norway		Shot Success	Game	All
4 S	RAMSFJELL Magnus	70%		81%
3	SESAKER Martin	81%		86%
2	RAMSFJELL Bendik	84%		86%
1 V	NEPSTAD Gaute	97%		89%
A	NAESS Wilhelm	-		100%
Team Total		83%		86%

Time remaining: 10 minutes 44 seconds

Time remaining: 9 minutes 44 seconds

Shot Success Analysis

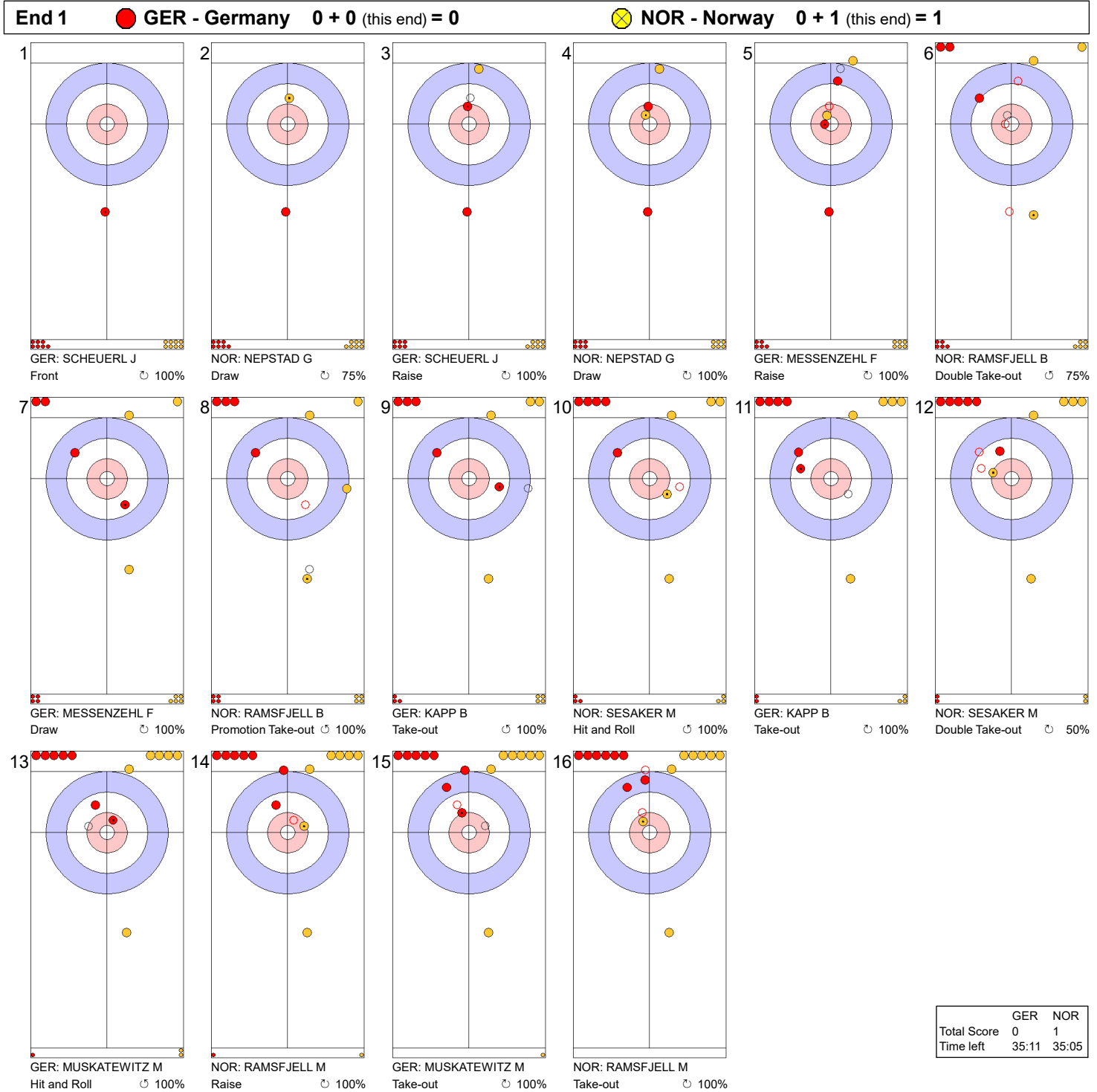
GER - Germany		↻	↺	Game
4	MUSKATEWITZ Marc	Draws 2 100%	0 -	2 100%
		Take-outs 10 95%	4 88%	14 93%
		Total 12 96%	4 88%	16 94%
3	KAPP Benjamin	Draws 0 -	0 -	0 -
		Take-outs 8 100%	8 81%	16 91%
		Total 8 100%	8 81%	16 91%
2	MESSENZEHL Felix	Draws 6 71%	1 100%	7 75%
		Take-outs 4 75%	5 55%	9 64%
		Total 10 73%	6 63%	16 69%
1	SCHEUERL Johannes	Draws 13 100%	3 100%	16 100%
		Take-outs 0 -	0 -	0 -
		Total 13 100%	3 100%	16 100%
A	TREVISIOL Mario	Draws 0 -	0 -	0 -
		Take-outs 0 -	0 -	0 -
		Total 0 -	0 -	0 -
Team		Draws 21 92%	4 100%	25 93%
		Take-outs 22 93%	17 75%	39 85%
		Total 43 92%	21 80%	64 88%

NOR - Norway		↻	↺	Game
4	RAMSFJELL Magnus	Draws 5 80%	3 58%	8 72%
		Take-outs 4 69%	3 67%	7 68%
		Total 9 75%	6 63%	15 70%
3	SESAKER Martin	Draws 3 83%	7 86%	10 85%
		Take-outs 3 50%	3 100%	6 75%
		Total 6 67%	10 90%	16 81%
2	RAMSFJELL Bendik	Draws 4 88%	7 82%	11 84%
		Take-outs 2 75%	3 92%	5 85%
		Total 6 83%	10 85%	16 84%
1	NEPSTAD Gaute	Draws 12 96%	4 100%	16 97%
		Take-outs 0 -	0 -	0 -
		Total 12 96%	4 100%	16 97%
A	NAESS Wilhelm	Draws 0 -	0 -	0 -
		Take-outs 0 -	0 -	0 -
		Total 0 -	0 -	0 -
Team		Draws 24 90%	21 83%	45 87%
		Take-outs 9 64%	9 86%	18 75%
		Total 33 83%	30 84%	63 83%

Note:
Position and function for each team member:
4 = Fourth, 3 = Third, 2 = Second, 1 = Lead, A = Alternate, S = Skip, V = Vice-Skip

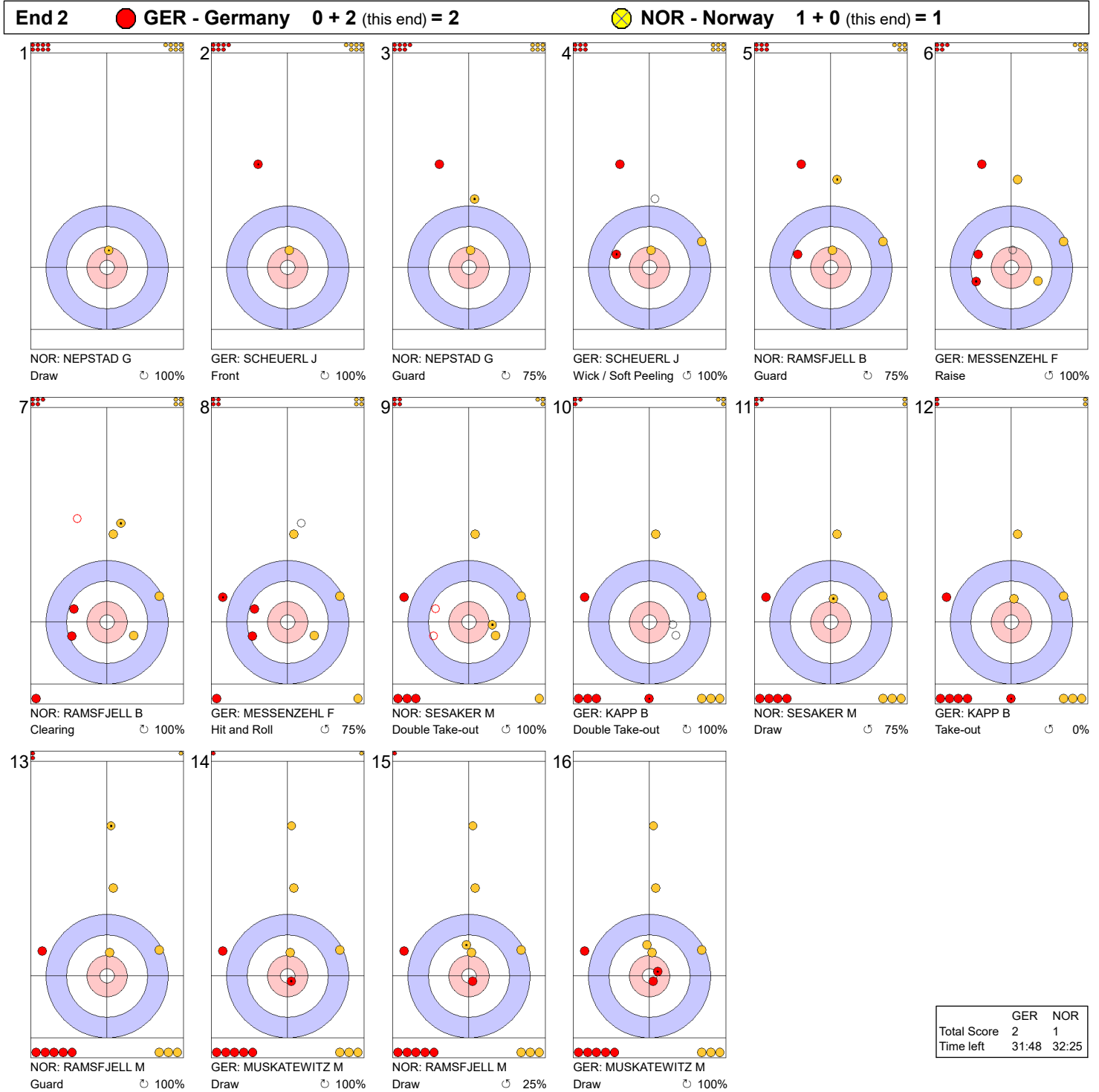
Legend:
↻ Clockwise ↺ Counter-clockwise LSFE(*) Last Stone First End
X Unplayed/unfinished end due to concession

Game - Shot by Shot



Legend:
 ↻ Clockwise ↺ Counter-clockwise - Not considered

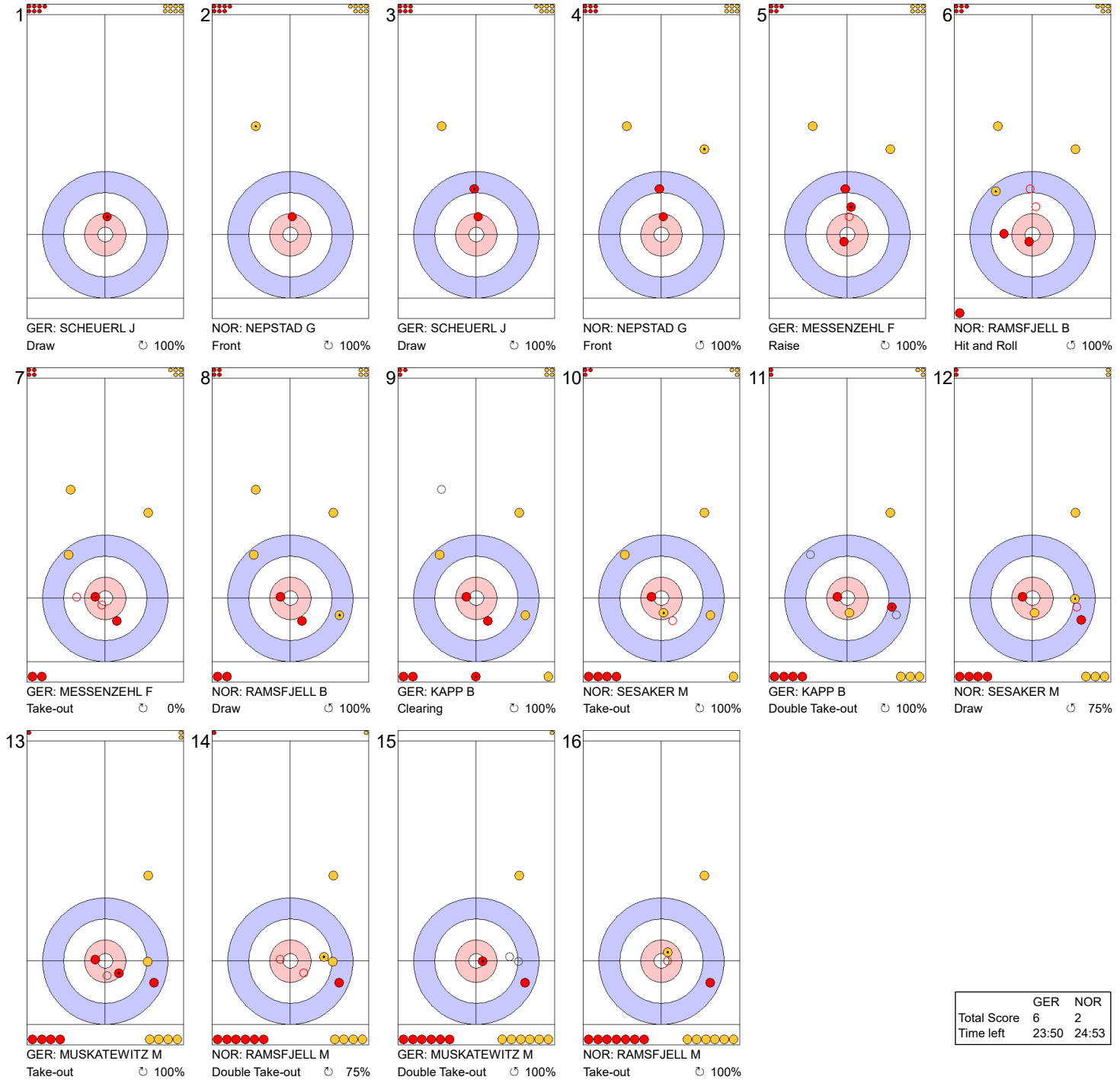
Game - Shot by Shot



Legend:
 ↻ Clockwise ↺ Counter-clockwise - Not considered

Game - Shot by Shot

End 4 ● **GER - Germany 6 + 0 (this end) = 6** ● **NOR - Norway 1 + 1 (this end) = 2**



	GER	NOR
Total Score	6	2
Time left	23:50	24:53

Legend:
 ↻ Clockwise ↺ Counter-clockwise - Not considered

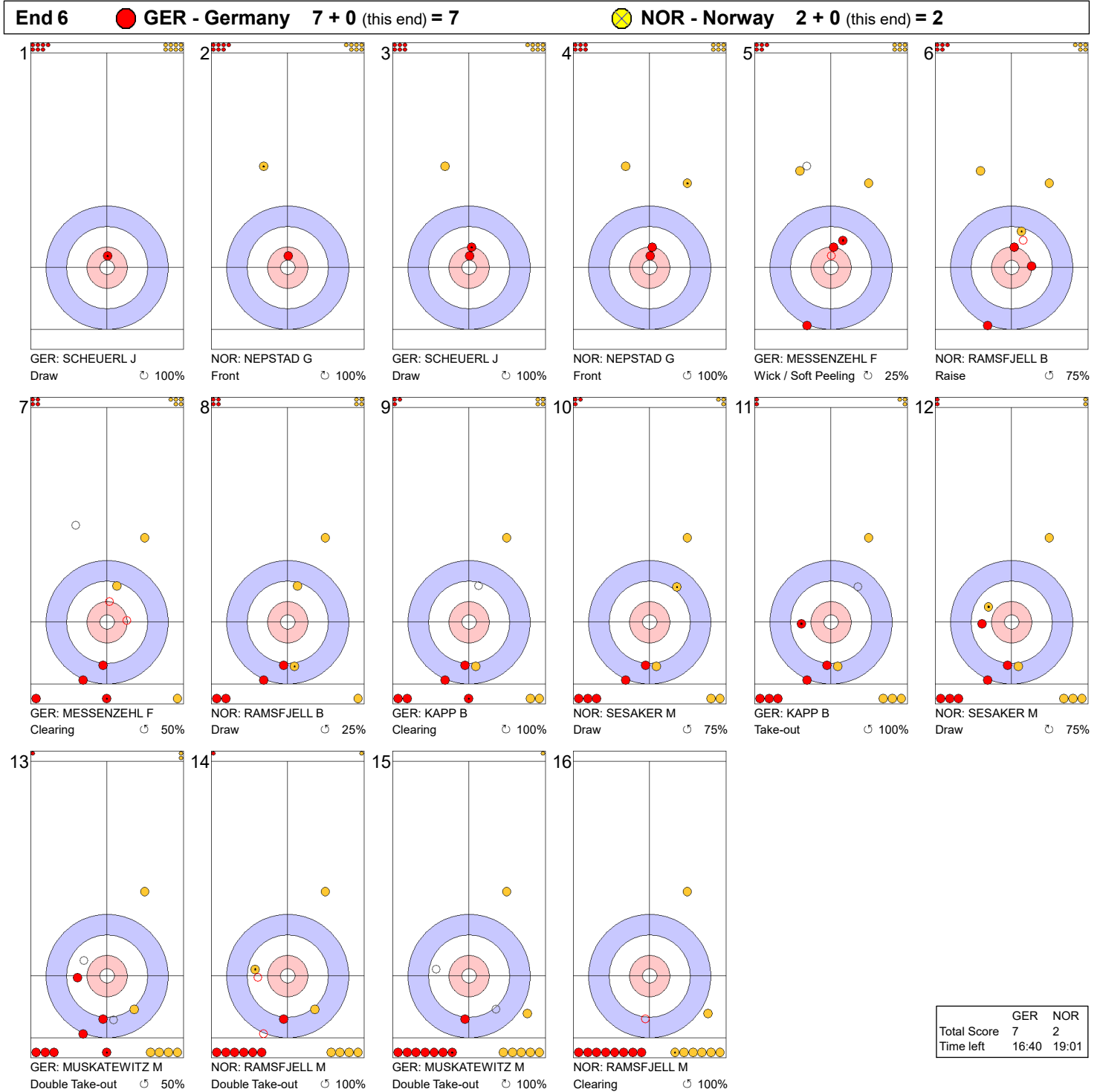
Game - Shot by Shot

End 5 ● **GER - Germany** 6 + 1 (this end) = 7 ● **NOR - Norway** 2 + 0 (this end) = 2



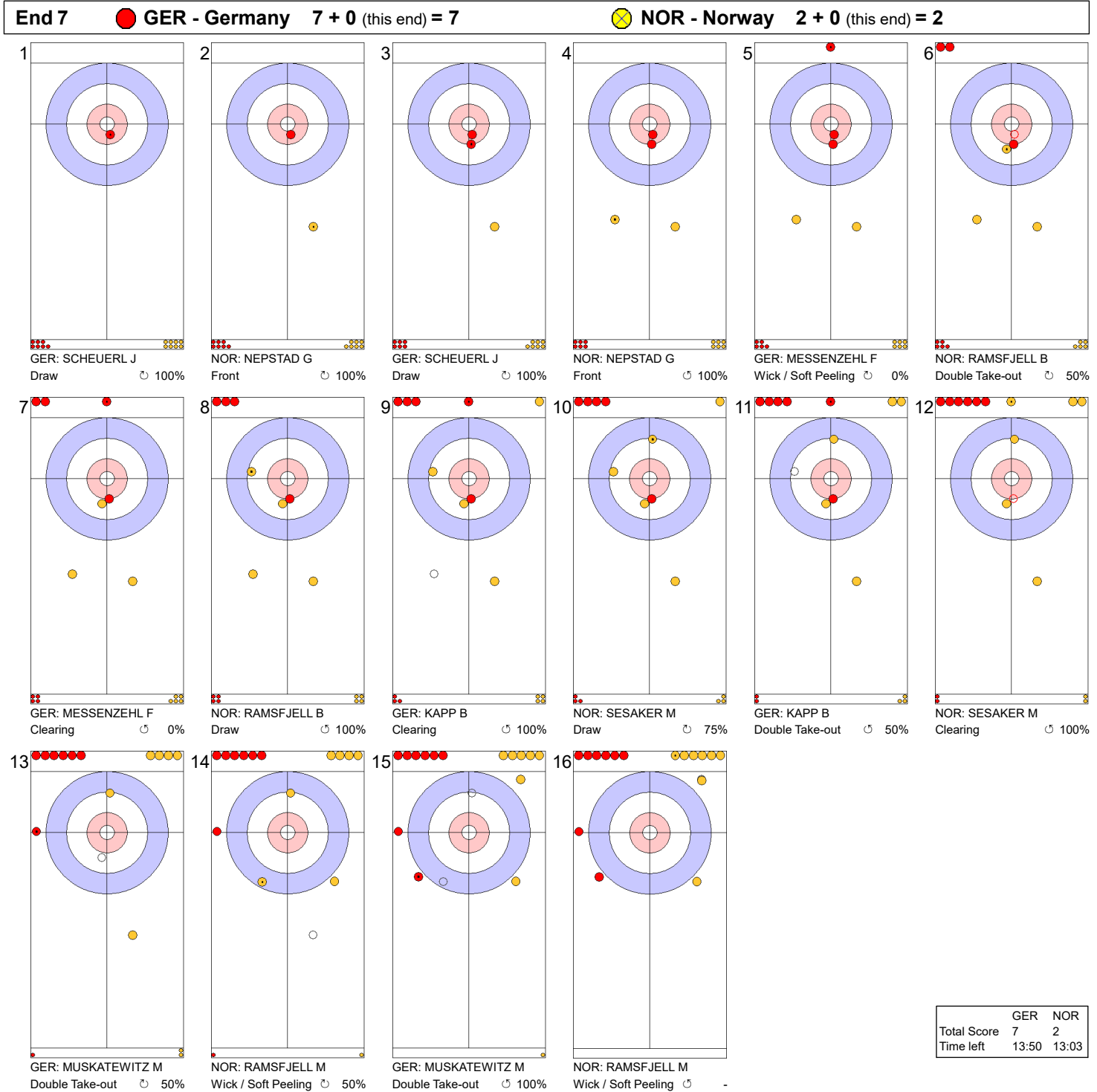
Legend:
 ↻ Clockwise ↺ Counter-clockwise - Not considered

Game - Shot by Shot



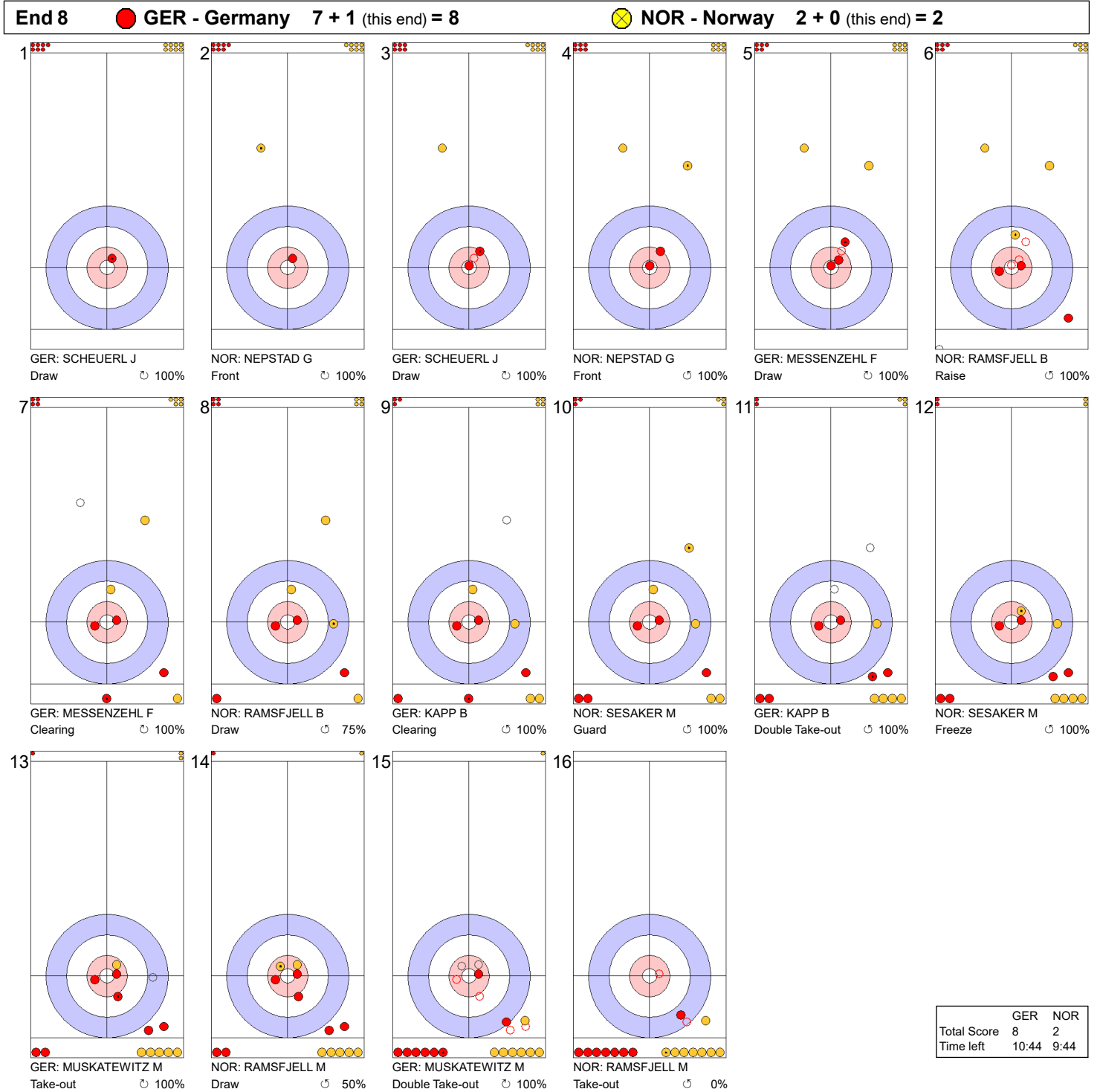
Legend:
 Clockwise Counter-clockwise - Not considered

Game - Shot by Shot



Legend:
 ↻ Clockwise ↺ Counter-clockwise - Not considered

Game - Shot by Shot



Legend:
 ↻ Clockwise ↺ Counter-clockwise - Not considered



Game Results

Sheet	Team	LSFE	1	2	3	4	5	6	7	8	9	10	Extra Ends	Total
D	SCO - Scotland	*	2	0	1	0	1	0	2	0	2	0	2	10
	SUI - Switzerland		0	1	0	1	0	2	0	1	0	3	0	8

SCO - Scotland		Shot Success	Game	All
4 S	MOUAT Bruce	83%	85%	
3 V	HARDIE Grant	86%	85%	
2	LAMMIE Bobby	92%	87%	
1	McMILLAN Hammy	93%	94%	
A	WADDELL Kyle	-	100%	
Team Total		88%	88%	

SUI - Switzerland		Shot Success	Game	All
4 V	SCHWARZ-VAN BERKEL Benoit	80%	83%	
3 S	SCHWALLER Yannick	84%	86%	
2	MICHEL Sven	98%	88%	
1	LACHAT-COUCHEPIN Pablo	93%	88%	
A	WINKELHAUSEN Tom	-	94%	
Team Total		89%	86%	

Time remaining: 2 minutes 16 seconds
0 minutes 58 seconds (after extra end)

Time remaining: 0 minutes 55 seconds
0 minutes 20 seconds (after extra end)

Time-out: End 10 - SCO stone 8; End 11 - SCO stone 8

Time-out: End 9 - SUI stone 5; End 11 - SUI stone 6

Shot Success Analysis

SCO - Scotland		↻	↺	Game
4	MOUAT Bruce	Draws 4 100%	1 100%	5 100%
		Take-outs 9 75%	8 81%	17 78%
		Total 13 83%	9 83%	22 83%
3	HARDIE Grant	Draws 2 75%	0 -	2 75%
		Take-outs 6 83%	14 89%	20 88%
		Total 8 81%	14 89%	22 86%
2	LAMMIE Bobby	Draws 3 100%	0 -	3 100%
		Take-outs 8 94%	10 88%	18 90%
		Total 11 95%	10 88%	21 92%
1	McMILLAN Hammy	Draws 20 94%	1 75%	21 93%
		Take-outs 0 -	0 -	0 -
		Total 20 94%	1 75%	21 93%
A	WADDELL Kyle	Draws 0 -	0 -	0 -
		Take-outs 0 -	0 -	0 -
		Total 0 -	0 -	0 -
Team		Draws 29 94%	2 88%	31 94%
		Take-outs 23 84%	32 87%	55 85%
		Total 52 89%	34 87%	86 88%

SUI - Switzerland		↻	↺	Game
4	SCHWARZ-VAN BERKEL Benoit	Draws 2 50%	7 86%	9 78%
		Take-outs 5 60%	8 94%	13 81%
		Total 7 57%	15 90%	22 80%
3	SCHWALLER Yannick	Draws 5 70%	9 94%	14 86%
		Take-outs 3 92%	5 75%	8 81%
		Total 8 78%	14 88%	22 84%
2	MICHEL Sven	Draws 3 92%	11 98%	14 96%
		Take-outs 3 100%	5 100%	8 100%
		Total 6 96%	16 98%	22 98%
1	LACHAT-COUCHEPIN Pablo	Draws 7 96%	15 92%	22 93%
		Take-outs 0 -	0 -	0 -
		Total 7 96%	15 92%	22 93%
A	WINKELHAUSEN Tom	Draws 0 -	0 -	0 -
		Take-outs 0 -	0 -	0 -
		Total 0 -	0 -	0 -
Team		Draws 17 82%	42 93%	59 90%
		Take-outs 11 80%	18 90%	29 86%
		Total 28 81%	60 92%	88 89%

Note:
Position and function for each team member:
4 = Fourth, 3 = Third, 2 = Second, 1 = Lead, A = Alternate, S = Skip, V = Vice-Skip

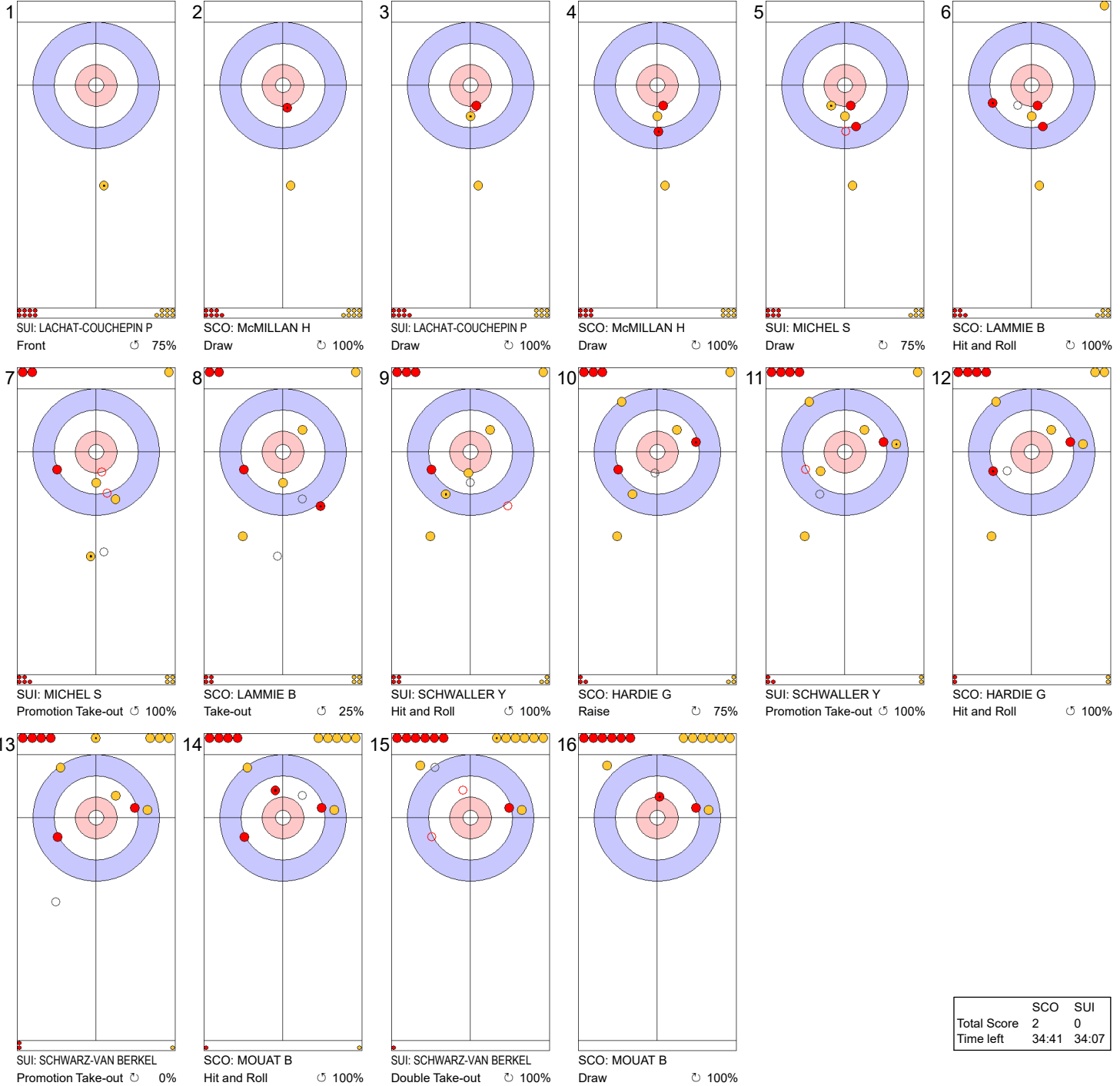
Legend:
↻ Clockwise ↺ Counter-clockwise LSFE(*) Last Stone First End





Game - Shot by Shot

End 1 **SCO - Scotland 0 + 2 (this end) = 2** **SUI - Switzerland 0 + 0 (this end) = 0**



Legend:
 Clockwise
 Counter-clockwise
- Not considered



Game - Shot by Shot



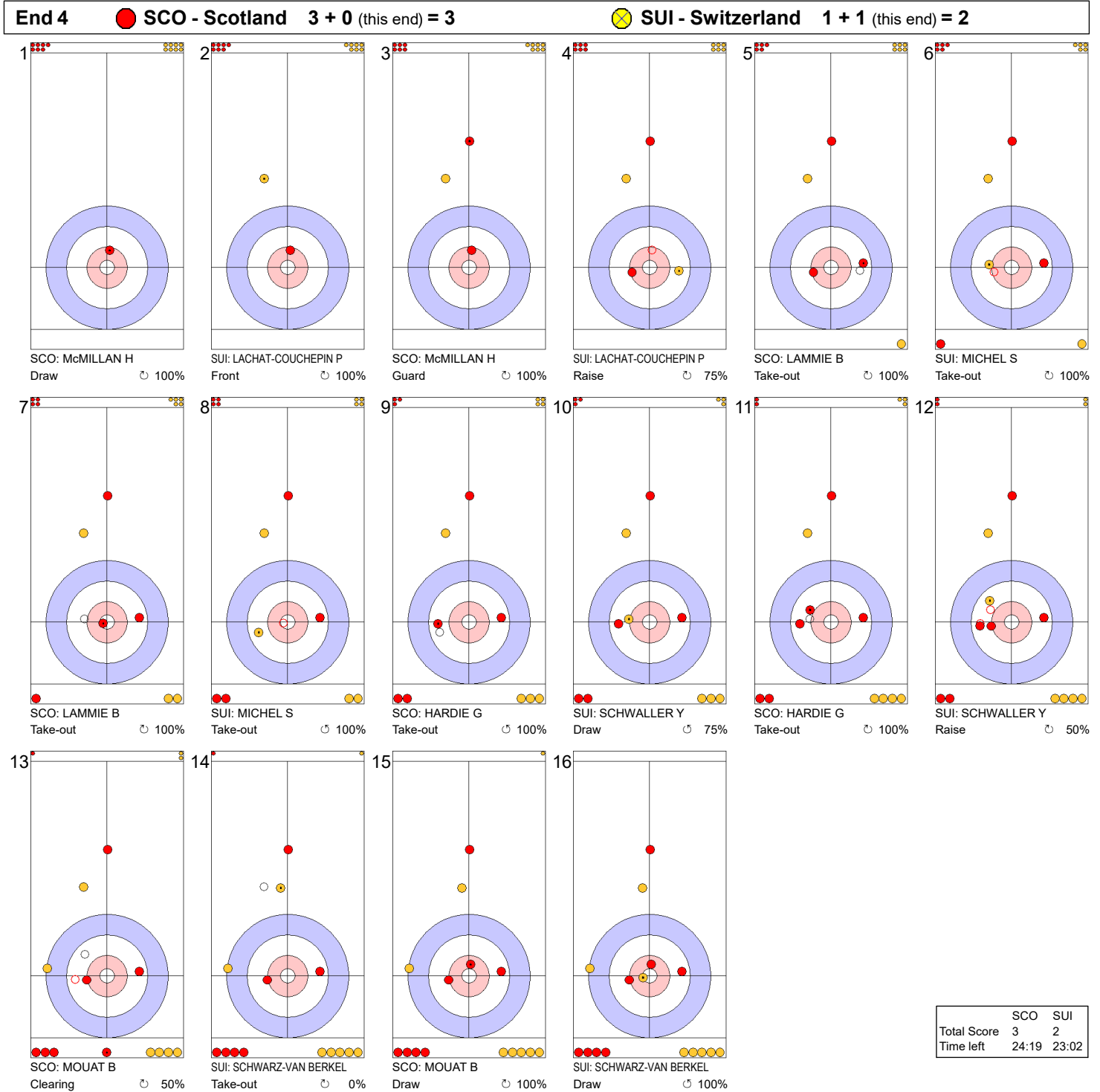
Legend:
 ↻ Clockwise ↺ Counter-clockwise - Not considered

Game - Shot by Shot



Legend:
 Clockwise Counter-clockwise - Not considered

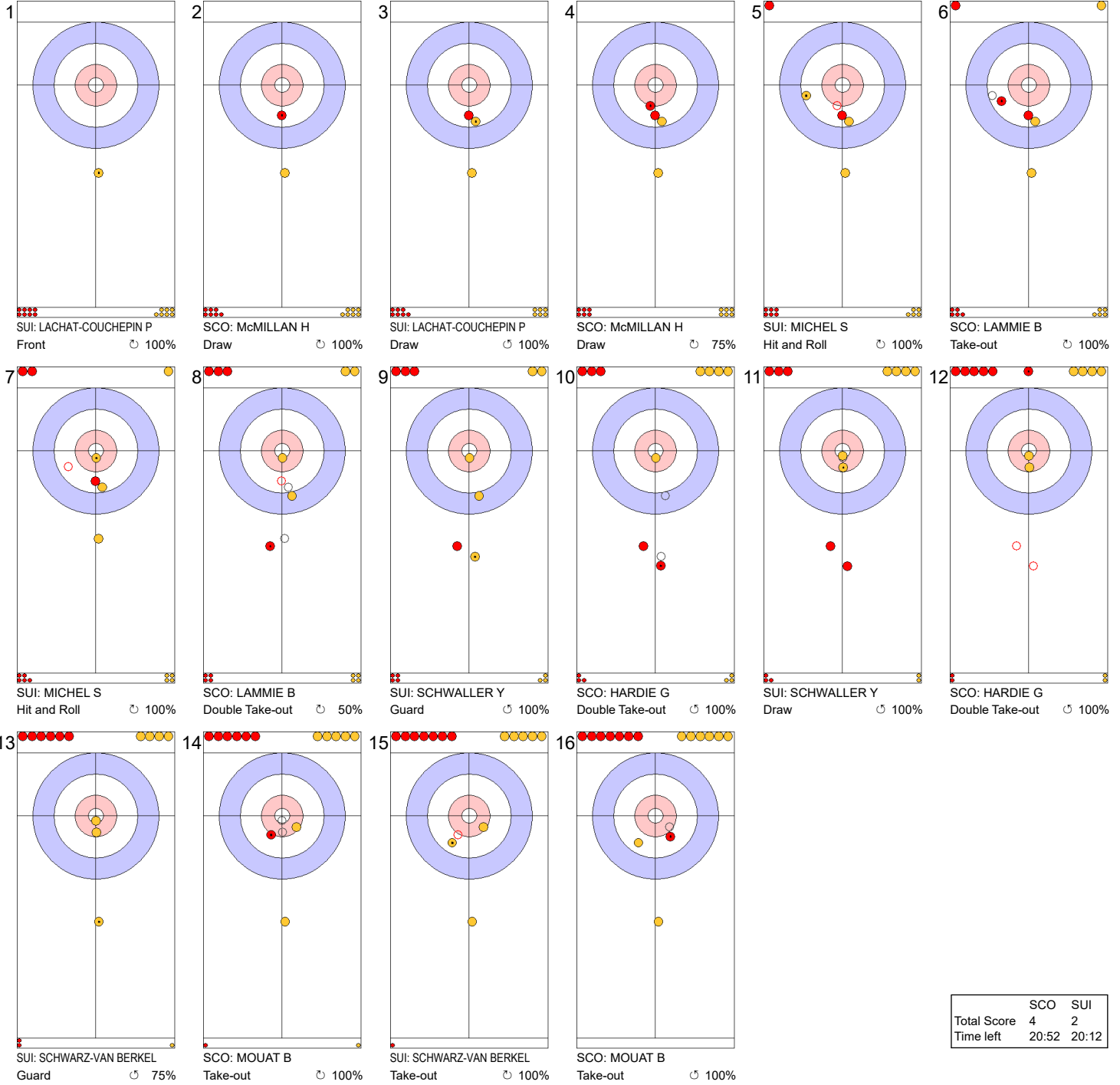
Game - Shot by Shot



Legend:
 ↻ Clockwise ↺ Counter-clockwise - Not considered

Game - Shot by Shot

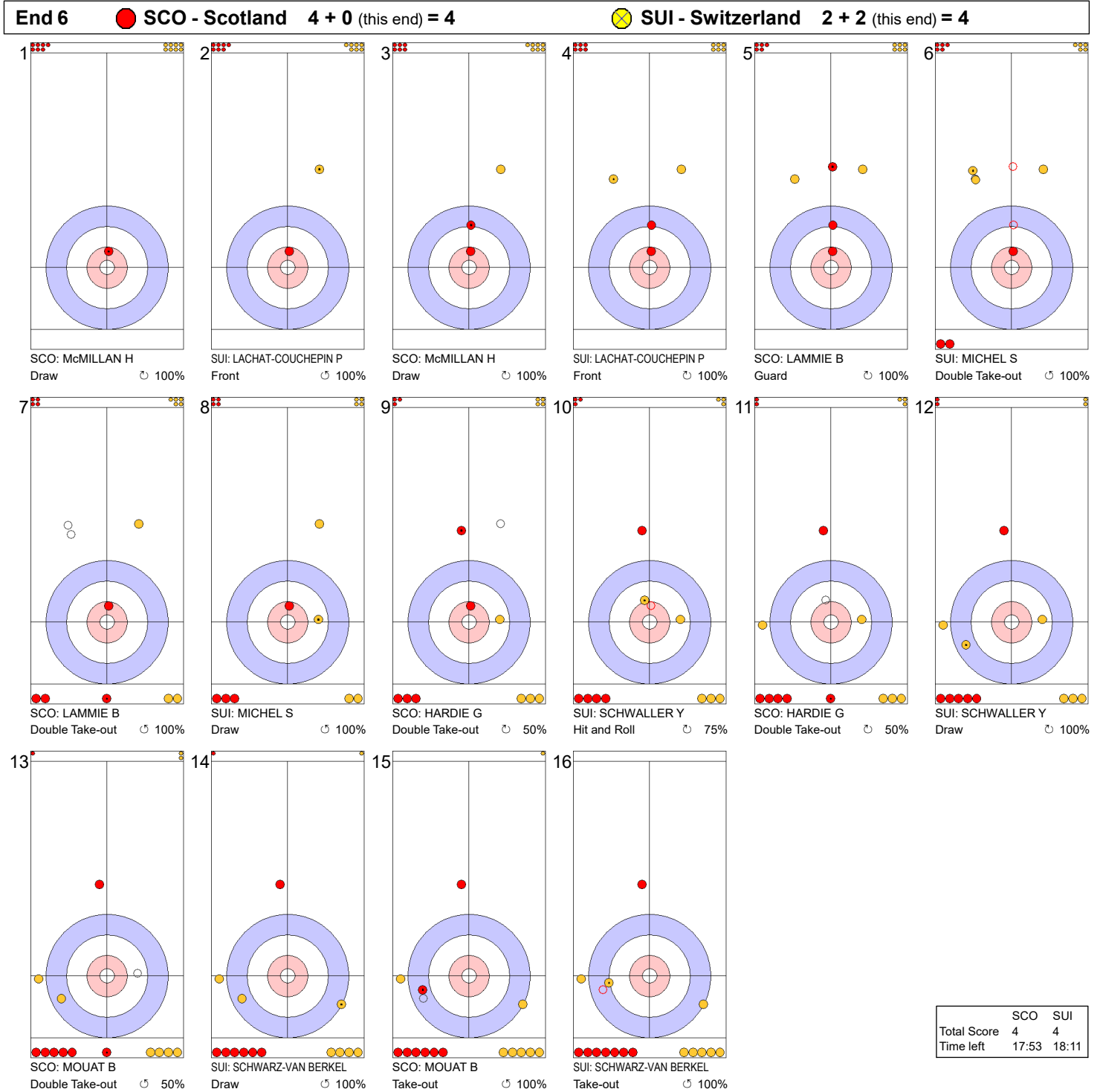
End 5 ● **SCO - Scotland** 3 + 1 (this end) = 4 ● **SUI - Switzerland** 2 + 0 (this end) = 2



	SCO	SUI
Total Score	4	2
Time left	20:52	20:12

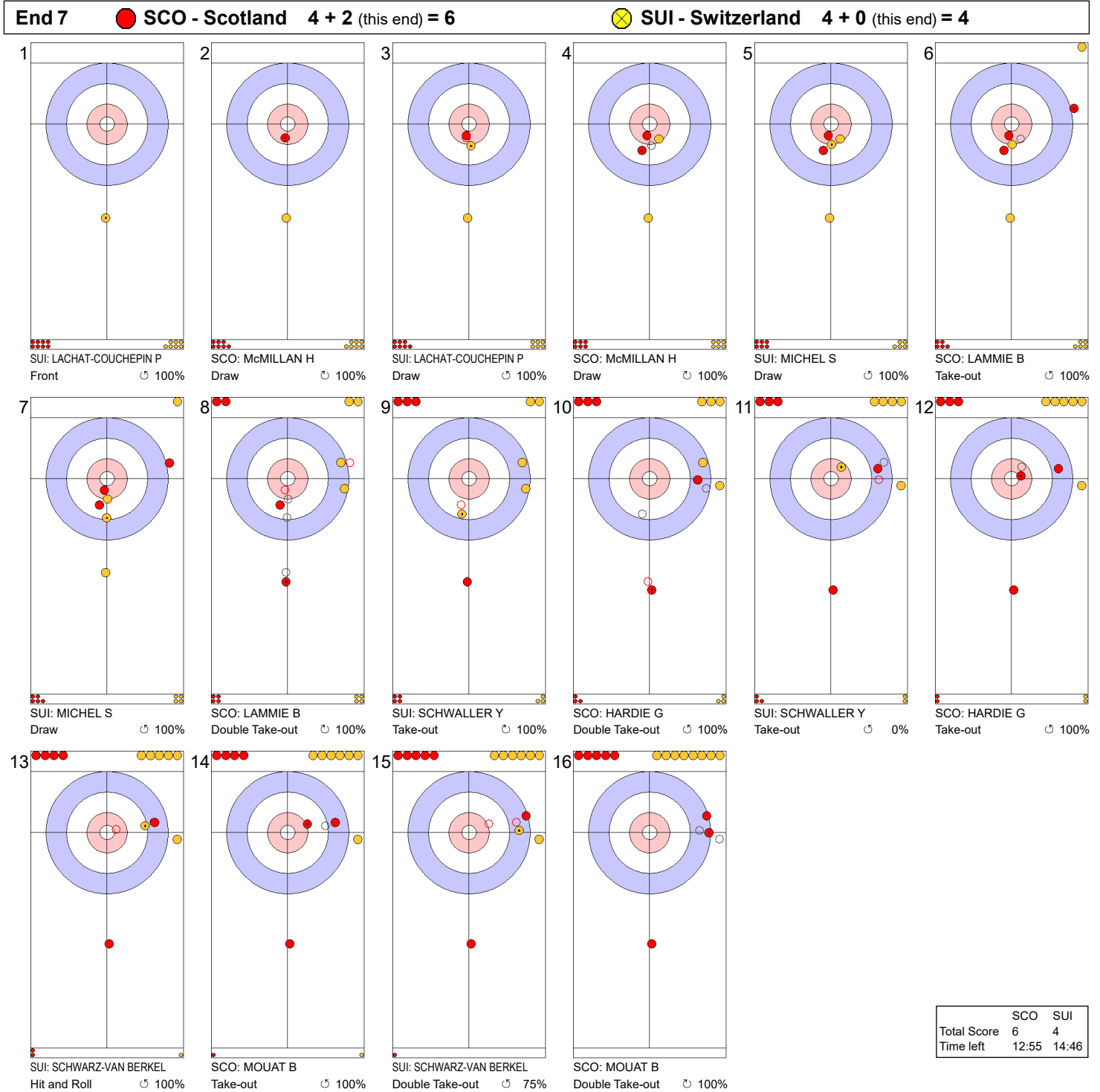
Legend:
 ↻ Clockwise ↺ Counter-clockwise - Not considered

Game - Shot by Shot



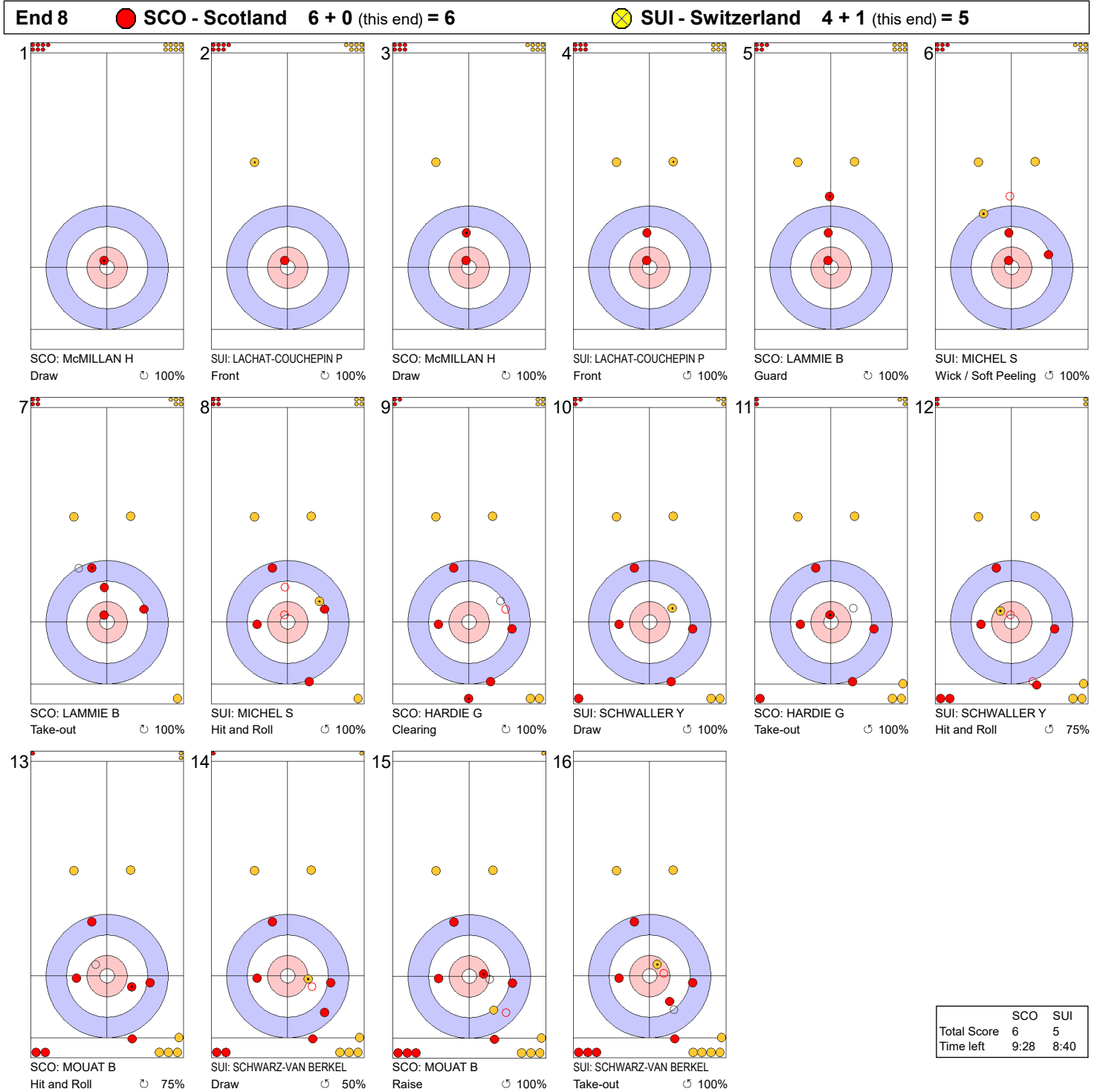
Legend:
 Clockwise
 Counter-clockwise
 - Not considered

Game - Shot by Shot



Legend:
 ↻ Clockwise ↺ Counter-clockwise - Not considered

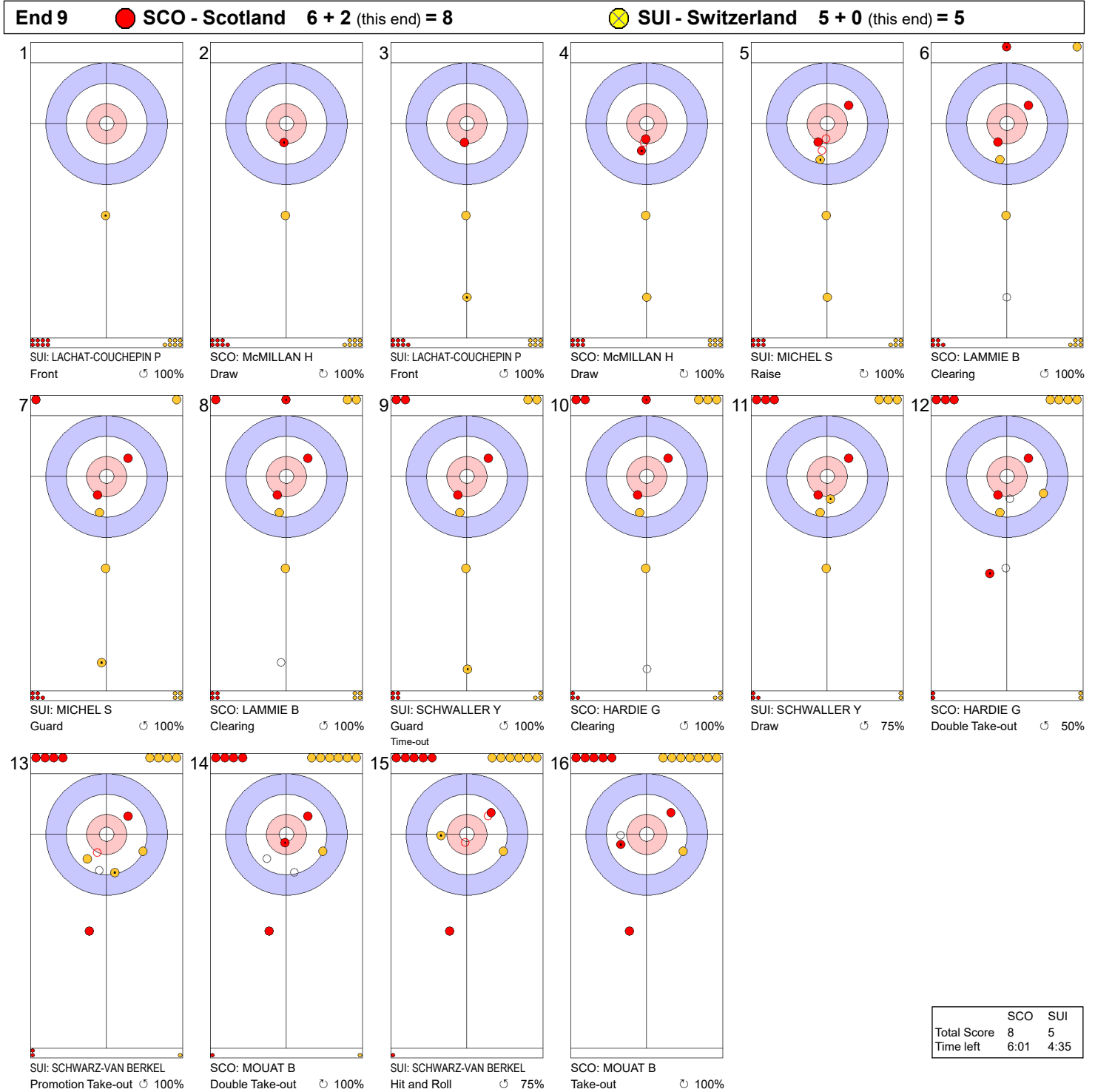
Game - Shot by Shot



	SCO	SUI
Total Score	6	5
Time left	9:28	8:40

Legend:
 Clockwise Counter-clockwise - Not considered

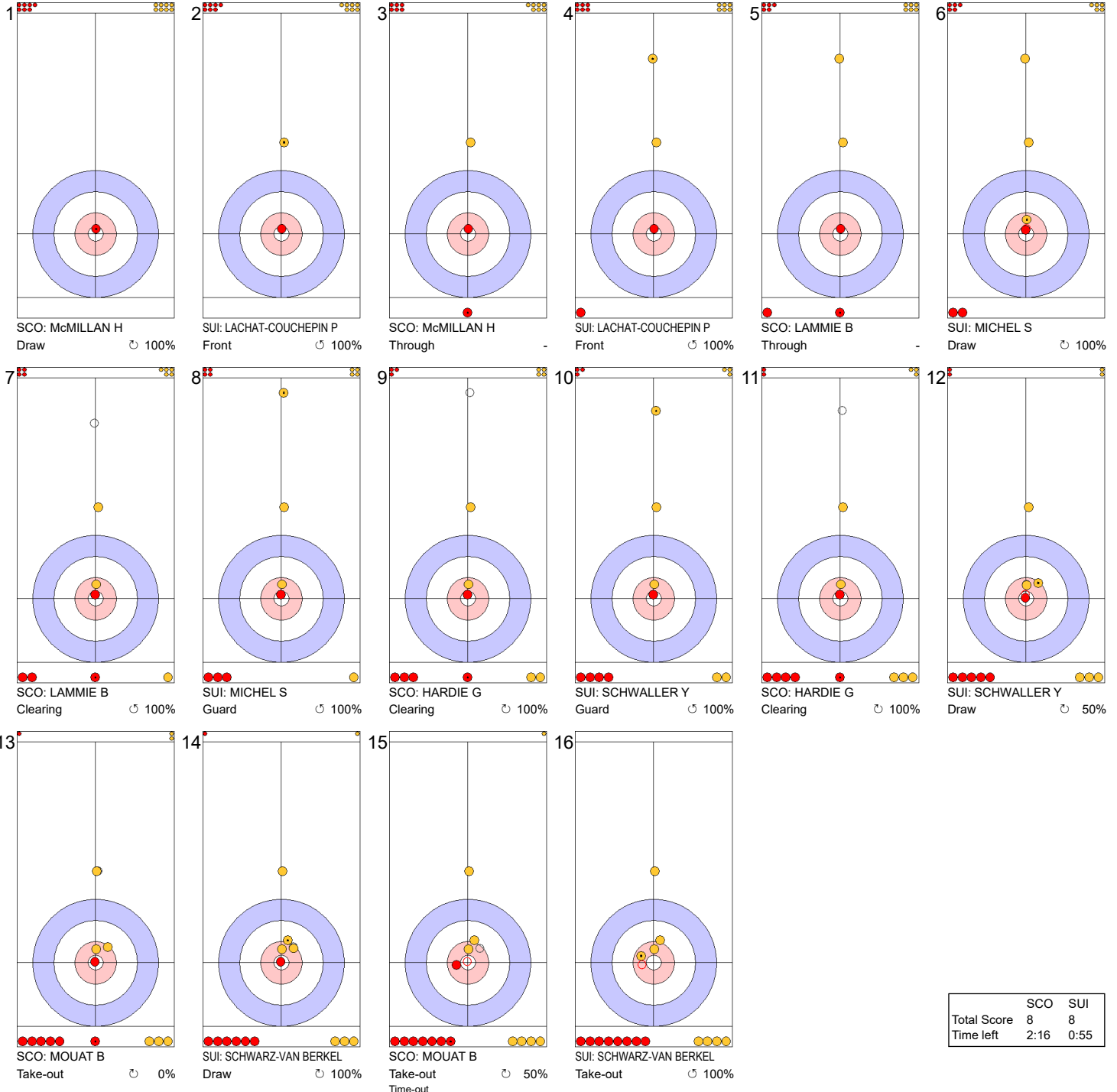
Game - Shot by Shot



Legend:
 Clockwise Counter-clockwise - Not considered

Game - Shot by Shot

End 10 ● **SCO - Scotland** 8 + 0 (this end) = 8 ● **SUI - Switzerland** 5 + 3 (this end) = 8



	SCO	SUI
Total Score	8	8
Time left	2:16	0:55

Legend:
 ↻ Clockwise ↺ Counter-clockwise - Not considered

Game - Shot by Shot

End 11 **SCO - Scotland 8 + 2 (this end) = 10** **SUI - Switzerland 8 + 0 (this end) = 8**



	SCO	SUI
Total Score	10	8
Time left	0:58	0:20

Legend:
 Clockwise Counter-clockwise - Not considered

Shot Success Percentage by Position

Fourth	Game >	1	2	3	4	5	6	7	8	9	Avg.	
1	MOUAT Bruce	SCO	78	84	100	86	91	75	92	100	80	85.8
2	SCHWARZ-VAN BERKEL	SUI	91	84	79	79	75	92	91	81	83	83.5
3	MUSKATEWITZ Marc	GER	79	98	90	90	82	81	68	75	83	82.4
3	RAMSFJELL Magnus	NOR	88	93	75	89	84	61	88	88	74	82.4
5	RETORNAZ Joel	ITA	95	86	72	71	78	85	73	83	64	78.2
6	EDIN Niklas	SWE	76	61	90	77	93	69	81	84	74	77.9
7	KLIMA Lukas	CZE	67	76	69	76	74	78	80	60	79	73.9
8	GOESGENS Wouter	NED	82	74	78	60	58	73	79	75	83	73.4
9	GENNER Mathias	AUT	58	54	43	63	42	(3) 69	75	82	83	67.2
10	RETCHLESS Rob	ENG	66	55	56	81	64	54	58	63	61	62.5

Third	Game >	1	2	3	4	5	6	7	8	9	Avg.	
1	KAPP Benjamin	GER	91	94	92	86	83	66	83	84	100	86.1
1	SCHWALLER Yannick	SUI	100	88	93	82	94	92	89	80	69	86.1
3	SESAKER Martin	NOR	80	96	81	86	80	76	90	96	86	86.0
4	HARDIE Grant	SCO	84	84	94	81	90	80	85	90	89	85.1
5	MOSANER Amos	ITA	88	90	75	90	75	88	80	80	71	81.8
6	VAN DEN HURK Tobias	NED	64	80	82	81	69	71	83	80	88	77.6
7	ERIKSSON Oskar	SWE	80	60	75	58	86	89	88	85	81	77.4
8	BACKOFEN Jonas	AUT	77	75	67	94	67	(4) 68	74	83	75	76.2
9	SUGDEN Jotham	ENG	67	75	77	82	78	58	75	76	78	74.6
10	CERNOVSKY Marek	CZE	73	83	65	69	74	79	66	77	75	73.2

Second	Game >	1	2	3	4	5	6	7	8	9	Avg.	
1	ARMAN Sebastiano	ITA	94	79	92	92	91	91	88	86	90	88.9
2	LAMMIE Bobby	SCO	93	85	85	84	100	80	85	96	84	86.5
3	MICHEL Sven	SUI	86	84	94	73	96	88	88	84	90	86.1
4	RAMSFJELL Bendik	NOR	84	90	85	85	89	80	82	91	89	86.0
5	WRANAA Rasmus	SWE	88	80	93	82	80		85	86	85	84.7
6	MESSENZEHL Felix	GER	85	82	93	84	75	76	72	74	97	82.0
7	HOEKMAN Laurens	NED	69	76	82	65	65	85	79	84	68	74.7
8	JURIK Martin	CZE	85	69	75	74	71	70	66	54	75	71.7
9	REICHEL Martin	AUT	66	79	63	70	52	61	70	82	69	68.3
10	GIBSON Scott	ENG	69	74	79	71	58	50	79	75	55	67.8

Shot Success Percentage by Position

Lead	Game >	1	2	3	4	5	6	7	8	9	Avg.
1 McMILLAN Hammy	SCO	96	96	90	91	98	94	99	88	93	94.1
2 GIOVANELLA Mattia	ITA	78	99	96	90	94	94	90	94	91	92.0
3 SUNDGREN Christoffer	SWE	86	88	97	89	83	91	98	96	95	90.9
4 SCHEUERL Johannes	GER	88	67	99	98	92	94	93	84	89	90.4
5 NEPSTAD Gaute	NOR	90	86	88	92	90	93	88	74	95	88.2
6 KLIPA Lukas	CZE	98	85	93	90	86	91	75	92	83	87.7
7 LACHAT-COUCHEPIN P	SUI	96	80	87	88	98	94	83	95	78	87.4
8 MAVEC Florian	AUT	82	92	79	86	88	77	90	88	78	84.0
9 MAGAN Alexander	NED	76	84	90	94	89	76	93	80	73	83.7
10 HAVERCROFT Jonathan	ENG	81	74		76	83	85	75	89	78	80.2

Alternate	Game >	1	2	3	4	5	6	7	8	9	Avg.
NAESS Wilhelm	NOR			(2)100							100.0
WADDELL Kyle	SCO			(1)100		(2)100					100.0
WINKELHAUSEN Tom	SUI						(1) 94				93.8
MAGNUSSON Daniel	SWE						(2) 80				79.5
MOUAT Colin	ENG			(1) 79							79.2
KARG Johann	AUT					(2) 50					50.0

Team	Game >	1	2	3	4	5	6	7	8	9	Avg.
1 SCO - Scotland		88	87	93	86	95	82	90	93	86	88.0
2 SUI - Switzerland		93	84	88	80	91	91	87	85	80	85.8
3 NOR - Norway		85	91	83	88	86	78	87	87	86	85.7
4 ITA - Italy		89	88	84	86	85	89	82	86	79	85.3
5 GER - Germany		86	86	93	90	83	79	79	79	92	85.2
6 SWE - Sweden		83	72	89	76	85	82	88	88	84	82.6
7 NED - Netherlands		72	79	83	75	70	76	83	80	78	77.4
8 CZE - Czechia		81	78	75	77	76	79	72	71	78	76.6
9 AUT - Austria		71	75	63	78	63	69	77	84	76	73.8
10 ENG - England		71	69	73	77	71	62	72	76	68	71.3

Note:

"(n)" denotes a position different from original line-up position: (4) - Fourth, (3) - Third, (2) - Second, (1) - Lead

To be eligible to be ranked, a player must have played in the original position for more than half of the number of games that the team played.

Legend:

Avg. Average

Scoring Analysis

Team	Games	LSFE	Stolen Ends	Last Stone Eff.	Force Eff.	Points Scored							Total	Plus / Minus
						0	1	2	3	4	>4			
SCO	For	7	13	51%	58%	3	19	17	6	2	0	79	+35	
	Against	2	4			1	19	8	3	0	0	44		
NOR	For	8	7	49%	57%	3	17	18	4	1	0	69	+20	
	Against	1	6			9	22	10	1	1	0	49		
GER	For	6	4	39%	70%	5	17	7	5	1	3	66	+15	
	Against	3	9			4	23	12	0	1	0	51		
SUI	For	4	11	45%	64%	4	18	11	5	2	0	63	+13	
	Against	5	6			4	23	8	2	0	1	50		
SWE	For	3	12	46%	57%	2	19	16	5	0	0	66	+11	
	Against	6	9			6	22	12	3	0	0	55		
ITA	For	4	11	42%	59%	5	21	19	2	0	0	65	+9	
	Against	5	5			4	23	10	3	1	0	56		
CZE	For	4	7	36%	39%	5	23	9	5	0	1	61	-10	
	Against	5	5			1	17	9	12	0	0	71		
NED	For	4	8	30%	34%	2	24	10	2	2	0	58	-17	
	Against	5	10			2	17	19	5	0	1	75		
AUT	For	2	4	24%	50%	6	22	5	3	0	0	41	-22	
	Against	7	8			3	17	13	4	2	0	63		
ENG	For	3	2	11%	33%	5	17	3	1	0	0	26	-54	
	Against	6	17			6	14	14	5	3	2	80		
Total	45		79			40	197	115	38	8	4	594		

Note:

Stolen ends are the ends won without the last stone advantage.

Last Stone Efficiency: Scoring two or more points with last stone advantage.

Force Efficiency: Forcing the opponent team to score only one point when they have the last stone advantage.

Legend:

>4 More than four points scored

Eff. Efficiency

LSFE Last Stone First End



Summary of Big Ends

Points Scored	By	Against	Session	End	Game Result
6	GER - Germany	ENG - England	9	8	10 : 2
5	GER - Germany	SUI - Switzerland	5	3	9 : 3
5	GER - Germany	NED - Netherlands	3	1	9 : 5
5	CZE - Czechia	ENG - England	5	4	12 : 5
4	NED - Netherlands	NOR - Norway	6	4	9 : 7
4	NED - Netherlands	ITA - Italy	5	3	6 : 11
4	SCO - Scotland	GER - Germany	7	9	12 : 5
4	SCO - Scotland	AUT - Austria	5	1	10 : 2
4	SUI - Switzerland	ENG - England	6	4	11 : 1
4	SUI - Switzerland	ENG - England	6	3	11 : 1
4	GER - Germany	AUT - Austria	2	1	10 : 2
4	NOR - Norway	ENG - England	4	6	9 : 4

Note:

Big ends are defined as ends with a score of four or more points.



Time-out Statistics

Team	Games	Number of Time-outs	Average Shot Success on Next Stone
NOR - Norway	9	6	100%
ITA - Italy	9	7	96%
SWE - Sweden	9	6	95%
AUT - Austria	9	3	91%
CZE - Czechia	9	7	85%
SUI - Switzerland	9	5	85%
SCO - Scotland	9	6	83%
GER - Germany	9	5	75%
NED - Netherlands	9	6	45%
ENG - England	9	1	0%
Total	45	52	83%

Cumulative Player Statistics by Team

AUT - Austria

GENNER Mathias 4 S Left-handed

Type	↻	%	↺	%	Total	%
Draw	25	48	26	63	51	56
Front	0	-	0	-	0	-
Guard	0	-	0	-	0	-
Raise	6	33	3	58	9	42
Wick / Soft Peeling	0	-	0	-	0	-
Freeze	0	-	1	0	1	0
Take-out	23	75	16	81	39	78
Hit and Roll	9	83	4	75	13	81
Clearing	6	92	5	100	11	95
Double Take-out	5	60	7	79	12	71
Promotion Take-out	1	25	4	63	5	55
All Draws	31	45	30	61	61	53
All Take-outs	44	76	36	81	80	78
Total	75	63	66	72	141	67
Not considered					2	-

MAVEC Florian 1 Right-handed

Type	↻	%	↺	%	Total	%
Draw	68	88	6	75	74	86
Front	42	86	8	81	50	85
Guard	10	63	0	-	10	63
Raise	1	100	0	-	1	100
Wick / Soft Peeling	1	0	1	100	2	50
Freeze	0	-	0	-	0	-
Take-out	4	100	5	90	9	94
Hit and Roll	3	58	0	-	3	58
Clearing	1	100	0	-	1	100
Double Take-out	0	-	0	-	0	-
Promotion Take-out	0	-	0	-	0	-
All Draws	122	84	15	80	137	84
All Take-outs	8	84	5	90	13	87
Total	130	84	20	83	150	84
Not considered					0	-

BACKOFEN Jonas 3 V Right-handed

Type	↻	%	↺	%	Total	%
Draw	26	75	29	76	55	75
Front	1	100	2	88	3	92
Guard	4	69	1	0	5	55
Raise	2	88	2	100	4	94
Wick / Soft Peeling	0	-	1	100	1	100
Freeze	0	-	0	-	0	-
Take-out	24	77	20	74	44	76
Hit and Roll	5	75	5	65	10	70
Clearing	7	79	6	100	13	88
Double Take-out	8	75	4	81	12	77
Promotion Take-out	0	-	3	50	3	50
All Draws	33	76	35	76	68	76
All Take-outs	44	77	38	76	82	76
Total	77	76	73	76	150	76
Not considered					0	-

KARG Johann A Right-handed

Type	↻	%	↺	%	Total	%
Draw	0	-	1	0	1	0
Front	0	-	0	-	0	-
Guard	0	-	0	-	0	-
Raise	1	50	0	-	1	50
Wick / Soft Peeling	0	-	0	-	0	-
Freeze	0	-	0	-	0	-
Take-out	2	50	2	75	4	63
Hit and Roll	0	-	0	-	0	-
Clearing	0	-	0	-	0	-
Double Take-out	0	-	0	-	0	-
Promotion Take-out	0	-	0	-	0	-
All Draws	1	50	1	0	2	25
All Take-outs	2	50	2	75	4	63
Total	3	50	3	50	6	50
Not considered					0	-

REICHEL Martin 2 Right-handed

Type	↻	%	↺	%	Total	%
Draw	25	75	19	62	44	69
Front	4	94	1	75	5	90
Guard	12	73	1	50	13	71
Raise	4	69	6	42	10	53
Wick / Soft Peeling	0	-	3	75	3	75
Freeze	0	-	0	-	0	-
Take-out	16	66	17	43	33	54
Hit and Roll	6	67	5	65	11	66
Clearing	8	88	7	96	15	92
Double Take-out	8	72	6	92	14	80
Promotion Take-out	1	50	1	25	2	38
All Draws	45	76	30	59	75	69
All Take-outs	39	71	36	64	75	68
Total	84	74	66	62	150	68
Not considered					0	-

Team: AUT - Austria

Type	↻	%	↺	%	Total	%
Draw	144	76	81	68	225	73
Front	47	87	11	82	58	86
Guard	26	68	2	25	28	65
Raise	14	57	11	57	25	57
Wick / Soft Peeling	1	0	5	85	6	71
Freeze	0	-	1	0	1	0
Take-out	69	74	60	68	129	72
Hit and Roll	23	74	14	68	37	72
Clearing	22	86	18	99	40	92
Double Take-out	21	70	17	84	38	76
Promotion Take-out	2	38	8	53	10	50
All Draws	232	76	111	67	343	73
All Take-outs	137	75	117	74	254	75
Total	369	76	228	71	597	74
Not considered					2	-

Note:

Position and function for each team member:

4 = Fourth, **3** = Third, **2** = Second, **1** = Lead, **A** = Alternate, **S** = Skip, **V** = Vice-Skip

Legend:

↻ Clockwise

↺ Counter-clockwise

Cumulative Player Statistics by Team

CZE - Czechia

KLIMA Lukas 4 S Right-handed

Type	↻	%	↺	%	Total	%
Draw	23	76	36	81	59	79
Front	0	-	0	-	0	-
Guard	3	67	1	50	4	63
Raise	6	54	6	79	12	67
Wick / Soft Peeling	0	-	1	75	1	75
Freeze	0	-	1	0	1	0
Take-out	19	80	17	82	36	81
Hit and Roll	7	75	11	80	18	78
Clearing	3	100	1	100	4	100
Double Take-out	6	33	9	75	15	58
Promotion Take-out	5	50	9	53	14	52
All Draws	32	71	45	78	77	75
All Take-outs	40	70	47	75	87	73
Total	72	70	92	77	164	74
Not considered					2	-

KLIPA Lukas 1 Right-handed

Type	↻	%	↺	%	Total	%
Draw	22	83	57	86	79	85
Front	28	89	42	93	70	91
Guard	2	100	10	83	12	85
Raise	1	100	0	-	1	100
Wick / Soft Peeling	0	-	0	-	0	-
Freeze	0	-	0	-	0	-
Take-out	1	100	4	81	5	85
Hit and Roll	0	-	0	-	0	-
Clearing	0	-	0	-	0	-
Double Take-out	0	-	0	-	0	-
Promotion Take-out	0	-	0	-	0	-
All Draws	53	87	109	88	162	88
All Take-outs	1	100	4	81	5	85
Total	54	88	113	88	167	88
Not considered					1	-

CERNOVSKY Marek 3 V Right-handed

Type	↻	%	↺	%	Total	%
Draw	15	58	17	75	32	67
Front	3	92	2	100	5	95
Guard	8	88	5	80	13	85
Raise	7	89	1	75	8	88
Wick / Soft Peeling	1	75	2	50	3	58
Freeze	0	-	0	-	0	-
Take-out	20	60	18	82	38	70
Hit and Roll	8	75	17	81	25	79
Clearing	3	67	3	92	6	79
Double Take-out	14	61	14	73	28	67
Promotion Take-out	3	42	7	82	10	70
All Draws	34	75	27	76	61	75
All Take-outs	48	62	59	80	107	72
Total	82	67	86	79	168	73
Not considered					0	-

BOHAC Radek A Right-handed

Type	↻	%	↺	%	Total	%
Draw	0	-	0	-	0	-
Front	0	-	0	-	0	-
Guard	0	-	0	-	0	-
Raise	0	-	0	-	0	-
Wick / Soft Peeling	0	-	0	-	0	-
Freeze	0	-	0	-	0	-
Take-out	0	-	0	-	0	-
Hit and Roll	0	-	0	-	0	-
Clearing	0	-	0	-	0	-
Double Take-out	0	-	0	-	0	-
Promotion Take-out	0	-	0	-	0	-
All Draws	0	-	0	-	0	-
All Take-outs	0	-	0	-	0	-
Total	0	-	0	-	0	-
Not considered					0	-

JURIK Martin 2 Right-handed

Type	↻	%	↺	%	Total	%
Draw	22	73	35	74	57	74
Front	1	100	6	88	7	89
Guard	1	100	9	78	10	80
Raise	8	59	4	69	12	63
Wick / Soft Peeling	0	-	4	75	4	75
Freeze	0	-	0	-	0	-
Take-out	10	68	16	67	26	67
Hit and Roll	8	56	6	50	14	54
Clearing	6	92	5	95	11	93
Double Take-out	11	68	12	73	23	71
Promotion Take-out	2	50	2	63	4	56
All Draws	32	71	58	76	90	74
All Take-outs	37	68	41	70	78	69
Total	69	70	99	73	168	72
Not considered					0	-

Team: CZE - Czechia

Type	↻	%	↺	%	Total	%
Draw	82	74	145	81	227	78
Front	32	90	50	93	82	91
Guard	14	86	25	79	39	81
Raise	22	69	11	75	33	71
Wick / Soft Peeling	1	75	7	68	8	69
Freeze	0	-	1	0	1	0
Take-out	50	70	55	78	105	74
Hit and Roll	23	68	34	75	57	72
Clearing	12	88	9	94	21	90
Double Take-out	31	58	35	74	66	66
Promotion Take-out	10	48	18	65	28	59
All Draws	151	78	239	82	390	80
All Take-outs	126	67	151	76	277	72
Total	277	73	390	79	667	77
Not considered					3	-

Note:

Position and function for each team member:

4 = Fourth, **3** = Third, **2** = Second, **1** = Lead, **A** = Alternate, **S** = Skip, **V** = Vice-Skip

Legend:

↻ Clockwise

↺ Counter-clockwise

Cumulative Player Statistics by Team

ENG - England

RETCHLESS Rob

4 S Right-handed

Type	↻	%	↺	%	Total	%
Draw	33	50	23	71	56	58
Front	0	-	0	-	0	-
Guard	3	100	0	-	3	100
Raise	3	0	3	33	6	17
Wick / Soft Peeling	0	-	0	-	0	-
Freeze	0	-	0	-	0	-
Take-out	19	71	13	65	32	69
Hit and Roll	8	75	9	56	17	65
Clearing	4	88	5	80	9	83
Double Take-out	7	64	6	67	13	65
Promotion Take-out	1	0	5	60	6	50
All Draws	39	50	26	66	65	57
All Take-outs	39	71	38	64	77	68
Total	78	60	64	65	142	63
Not considered					0	-

HAVERCROFT Jonathan

1 Right-handed

Type	↻	%	↺	%	Total	%
Draw	29	76	21	79	50	77
Front	32	91	32	82	64	86
Guard	2	100	2	75	4	88
Raise	0	-	2	63	2	63
Wick / Soft Peeling	0	-	0	-	0	-
Freeze	0	-	0	-	0	-
Take-out	2	75	5	50	7	57
Hit and Roll	1	50	1	75	2	63
Clearing	0	-	0	-	0	-
Double Take-out	1	50	0	-	1	50
Promotion Take-out	0	-	0	-	0	-
All Draws	63	84	57	80	120	82
All Take-outs	4	63	6	54	10	58
Total	67	83	63	77	130	80
Not considered					0	-

SUGDEN Jotham

3 V Right-handed

Type	↻	%	↺	%	Total	%
Draw	21	71	13	58	34	66
Front	0	-	2	100	2	100
Guard	12	88	0	-	12	88
Raise	2	100	6	63	8	72
Wick / Soft Peeling	0	-	0	-	0	-
Freeze	0	-	0	-	0	-
Take-out	17	62	13	87	30	73
Hit and Roll	10	83	11	77	21	80
Clearing	2	88	4	94	6	92
Double Take-out	9	94	17	65	26	75
Promotion Take-out	2	75	1	25	3	58
All Draws	35	79	21	63	56	73
All Take-outs	40	76	46	76	86	76
Total	75	77	67	72	142	75
Not considered					0	-

MOUAT Colin

A Right-handed

Type	↻	%	↺	%	Total	%
Draw	3	58	1	100	4	69
Front	6	79	1	100	7	82
Guard	1	100	0	-	1	100
Raise	0	-	0	-	0	-
Wick / Soft Peeling	0	-	0	-	0	-
Freeze	0	-	0	-	0	-
Take-out	0	-	0	-	0	-
Hit and Roll	0	-	0	-	0	-
Clearing	0	-	0	-	0	-
Double Take-out	0	-	0	-	0	-
Promotion Take-out	0	-	0	-	0	-
All Draws	10	75	2	100	12	79
All Take-outs	0	-	0	-	0	-
Total	10	75	2	100	12	79
Not considered					0	-

GIBSON Scott

2 Right-handed

Type	↻	%	↺	%	Total	%
Draw	29	72	21	62	50	68
Front	1	0	2	100	3	67
Guard	3	83	1	0	4	63
Raise	5	55	4	69	9	61
Wick / Soft Peeling	1	100	1	100	2	100
Freeze	0	-	0	-	0	-
Take-out	5	50	11	55	16	53
Hit and Roll	9	78	7	75	16	77
Clearing	5	100	11	86	16	91
Double Take-out	11	68	9	56	20	63
Promotion Take-out	3	50	3	33	6	42
All Draws	39	70	29	65	68	68
All Take-outs	33	71	41	65	74	68
Total	72	70	70	65	142	68
Not considered					0	-

Team: ENG - England

Type	↻	%	↺	%	Total	%
Draw	115	66	79	69	194	67
Front	39	87	37	84	76	86
Guard	21	90	3	50	24	85
Raise	10	48	15	58	25	54
Wick / Soft Peeling	1	100	1	100	2	100
Freeze	0	-	0	-	0	-
Take-out	43	65	42	67	85	66
Hit and Roll	28	78	28	70	56	74
Clearing	11	93	20	86	31	89
Double Take-out	28	75	32	63	60	68
Promotion Take-out	6	50	9	47	15	48
All Draws	186	72	135	72	321	72
All Take-outs	116	72	131	68	247	70
Total	302	72	266	70	568	71
Not considered					0	-

Note:

Position and function for each team member:

4 = Fourth, **3** = Third, **2** = Second, **1** = Lead, **A** = Alternate, **S** = Skip, **V** = Vice-Skip

Legend:

↻ Clockwise

↺ Counter-clockwise

Cumulative Player Statistics by Team

GER - Germany

MUSKATEWITZ Marc 4 S Right-handed

Type	↻	%	↺	%	Total	%
Draw	37	76	22	92	59	82
Front	0	-	0	-	0	-
Guard	4	81	2	100	6	88
Raise	12	75	6	67	18	72
Wick / Soft Peeling	0	-	1	100	1	100
Freeze	0	-	0	-	0	-
Take-out	14	100	10	88	24	95
Hit and Roll	5	85	10	85	15	85
Clearing	2	100	6	96	8	97
Double Take-out	9	56	5	70	14	61
Promotion Take-out	4	94	6	75	10	83
All Draws	53	76	31	88	84	81
All Take-outs	34	85	37	84	71	85
Total	87	80	68	86	155	82
Not considered					2	-

SCHEUERL Johannes 1 Right-handed

Type	↻	%	↺	%	Total	%
Draw	76	92	7	82	83	91
Front	44	97	2	100	46	97
Guard	4	100	0	-	4	100
Raise	1	75	2	100	3	92
Wick / Soft Peeling	7	25	1	100	8	34
Freeze	0	-	0	-	0	-
Take-out	4	100	3	100	7	100
Hit and Roll	1	100	0	-	1	100
Clearing	0	-	0	-	0	-
Double Take-out	1	50	0	-	1	50
Promotion Take-out	1	100	0	-	1	100
All Draws	132	90	12	90	144	90
All Take-outs	7	93	3	100	10	95
Total	139	90	15	92	154	90
Not considered					4	-

KAPP Benjamin 3 V Right-handed

Type	↻	%	↺	%	Total	%
Draw	19	88	17	87	36	88
Front	0	-	0	-	0	-
Guard	14	93	2	75	16	91
Raise	9	67	4	56	13	63
Wick / Soft Peeling	0	-	2	38	2	38
Freeze	0	-	0	-	0	-
Take-out	18	99	21	99	39	99
Hit and Roll	11	77	7	71	18	75
Clearing	8	94	7	96	15	95
Double Take-out	7	79	8	69	15	73
Promotion Take-out	3	100	1	75	4	94
All Draws	42	85	25	77	67	82
All Take-outs	47	90	44	88	91	89
Total	89	88	69	84	158	86
Not considered					0	-

TREVISIOL Mario A Right-handed

Type	↻	%	↺	%	Total	%
Draw	0	-	0	-	0	-
Front	0	-	0	-	0	-
Guard	0	-	0	-	0	-
Raise	0	-	0	-	0	-
Wick / Soft Peeling	0	-	0	-	0	-
Freeze	0	-	0	-	0	-
Take-out	0	-	0	-	0	-
Hit and Roll	0	-	0	-	0	-
Clearing	0	-	0	-	0	-
Double Take-out	0	-	0	-	0	-
Promotion Take-out	0	-	0	-	0	-
All Draws	0	-	0	-	0	-
All Take-outs	0	-	0	-	0	-
Total	0	-	0	-	0	-
Not considered					0	-

MESSENZEHL Felix 2 Right-handed

Type	↻	%	↺	%	Total	%
Draw	30	83	12	88	42	85
Front	1	100	0	-	1	100
Guard	12	75	1	75	13	75
Raise	3	67	8	75	11	73
Wick / Soft Peeling	0	-	0	-	0	-
Freeze	0	-	0	-	0	-
Take-out	13	85	12	92	25	88
Hit and Roll	5	100	2	88	7	96
Clearing	10	100	14	95	24	97
Double Take-out	20	70	6	67	26	69
Promotion Take-out	6	50	2	75	8	56
All Draws	46	80	21	82	67	81
All Take-outs	54	80	36	88	90	83
Total	100	80	57	86	157	82
Not considered					1	-

Team: GER - Germany

Type	↻	%	↺	%	Total	%
Draw	162	86	58	88	220	87
Front	45	97	2	100	47	97
Guard	34	86	5	85	39	86
Raise	25	71	20	71	45	71
Wick / Soft Peeling	7	25	4	69	11	41
Freeze	0	-	0	-	0	-
Take-out	49	95	46	95	95	95
Hit and Roll	22	85	19	80	41	83
Clearing	20	98	27	95	47	96
Double Take-out	37	68	19	68	56	68
Promotion Take-out	14	77	9	75	23	76
All Draws	273	85	89	84	362	85
All Take-outs	142	85	120	87	262	86
Total	415	85	209	86	624	85
Not considered					7	-

Note:

Position and function for each team member:

4 = Fourth, **3** = Third, **2** = Second, **1** = Lead, **A** = Alternate, **S** = Skip, **V** = Vice-Skip

Legend:

↻ Clockwise

↺ Counter-clockwise

Cumulative Player Statistics by Team

ITA - Italy

RETORNAZ Joel

4 S Right-handed

Type	↻	%	↺	%	Total	%
Draw	29	76	27	81	56	78
Front	0	-	0	-	0	-
Guard	3	67	2	100	5	80
Raise	2	63	1	100	3	75
Wick / Soft Peeling	0	-	0	-	0	-
Freeze	0	-	1	0	1	0
Take-out	24	83	23	91	47	87
Hit and Roll	8	75	10	83	18	79
Clearing	3	100	3	100	6	100
Double Take-out	8	66	12	65	20	65
Promotion Take-out	11	61	4	69	15	63
All Draws	34	74	31	80	65	77
All Take-outs	54	76	52	82	106	79
Total	88	75	83	81	171	78
Not considered					4	-

GIOVANELLA Mattia

1 V Right-handed

Type	↻	%	↺	%	Total	%
Draw	15	97	65	93	80	93
Front	17	99	55	94	72	95
Guard	2	75	6	79	8	78
Raise	0	-	1	100	1	100
Wick / Soft Peeling	0	-	0	-	0	-
Freeze	0	-	0	-	0	-
Take-out	7	54	6	100	13	75
Hit and Roll	1	100	1	100	2	100
Clearing	0	-	0	-	0	-
Double Take-out	0	-	0	-	0	-
Promotion Take-out	0	-	0	-	0	-
All Draws	34	96	127	93	161	93
All Take-outs	8	59	7	100	15	78
Total	42	89	134	93	176	92
Not considered					0	-

MOSANER Amos

3 Right-handed

Type	↻	%	↺	%	Total	%
Draw	15	75	29	79	44	78
Front	0	-	2	50	2	50
Guard	7	93	10	93	17	93
Raise	6	67	2	100	8	75
Wick / Soft Peeling	0	-	0	-	0	-
Freeze	0	-	0	-	0	-
Take-out	13	77	22	85	35	82
Hit and Roll	6	71	12	81	18	78
Clearing	8	100	11	98	19	99
Double Take-out	13	71	11	82	24	76
Promotion Take-out	3	92	6	75	9	81
All Draws	28	78	43	82	71	80
All Take-outs	43	80	62	85	105	83
Total	71	79	105	84	176	82
Not considered					0	-

ZISA Alberto

A Right-handed

Type	↻	%	↺	%	Total	%
Draw	0	-	0	-	0	-
Front	0	-	0	-	0	-
Guard	0	-	0	-	0	-
Raise	0	-	0	-	0	-
Wick / Soft Peeling	0	-	0	-	0	-
Freeze	0	-	0	-	0	-
Take-out	0	-	0	-	0	-
Hit and Roll	0	-	0	-	0	-
Clearing	0	-	0	-	0	-
Double Take-out	0	-	0	-	0	-
Promotion Take-out	0	-	0	-	0	-
All Draws	0	-	0	-	0	-
All Take-outs	0	-	0	-	0	-
Total	0	-	0	-	0	-
Not considered					0	-

ARMAN Sebastiano

2 Right-handed

Type	↻	%	↺	%	Total	%
Draw	18	79	29	91	47	86
Front	1	100	1	100	2	100
Guard	6	100	13	92	19	95
Raise	5	80	8	78	13	79
Wick / Soft Peeling	1	100	1	50	2	75
Freeze	0	-	0	-	0	-
Take-out	7	100	11	89	18	93
Hit and Roll	5	90	6	92	11	91
Clearing	9	100	16	95	25	97
Double Take-out	17	85	16	83	33	84
Promotion Take-out	3	92	1	100	4	94
All Draws	31	85	52	88	83	87
All Take-outs	41	92	50	90	91	91
Total	72	89	102	89	174	89
Not considered					2	-

Team: ITA - Italy

Type	↻	%	↺	%	Total	%
Draw	77	81	150	88	227	85
Front	18	99	58	92	76	94
Guard	18	89	31	90	49	90
Raise	13	71	12	85	25	78
Wick / Soft Peeling	1	100	1	50	2	75
Freeze	0	-	1	0	1	0
Take-out	51	80	62	90	113	85
Hit and Roll	20	79	29	84	49	82
Clearing	20	100	30	97	50	98
Double Take-out	38	76	39	77	77	77
Promotion Take-out	17	72	11	75	28	73
All Draws	127	83	253	88	380	87
All Take-outs	146	81	171	86	317	84
Total	273	82	424	87	697	85
Not considered					6	-

Note:

Position and function for each team member:

4 = Fourth, **3** = Third, **2** = Second, **1** = Lead, **A** = Alternate, **S** = Skip, **V** = Vice-Skip

Legend:

↻ Clockwise

↺ Counter-clockwise

Cumulative Player Statistics by Team

NED - Netherlands

GOESGENS Wouter 4 S Right-handed

Type	↻	%	↺	%	Total	%
Draw	35	83	34	67	69	75
Front	0	-	0	-	0	-
Guard	7	93	0	-	7	93
Raise	2	25	6	100	8	81
Wick / Soft Peeling	1	0	1	100	2	50
Freeze	0	-	0	-	0	-
Take-out	17	78	20	74	37	76
Hit and Roll	10	63	12	63	22	63
Clearing	1	50	2	100	3	83
Double Take-out	6	75	9	72	15	73
Promotion Take-out	5	55	2	50	7	54
All Draws	45	80	41	73	86	76
All Take-outs	39	70	45	71	84	70
Total	84	75	86	72	170	73
Not considered					2	-

MAGAN Alexander 1 Right-handed

Type	↻	%	↺	%	Total	%
Draw	41	83	22	73	63	79
Front	63	89	28	94	91	90
Guard	7	71	2	63	9	69
Raise	1	0	0	-	1	0
Wick / Soft Peeling	0	-	0	-	0	-
Freeze	0	-	0	-	0	-
Take-out	5	60	4	88	9	72
Hit and Roll	1	75	1	50	2	63
Clearing	0	-	1	100	1	100
Double Take-out	0	-	0	-	0	-
Promotion Take-out	0	-	0	-	0	-
All Draws	112	85	52	84	164	84
All Take-outs	6	63	6	83	12	73
Total	118	84	58	84	176	84
Not considered					0	-

VAN DEN HURK Tobias 3 Right-handed

Type	↻	%	↺	%	Total	%
Draw	28	86	21	79	49	83
Front	1	50	1	100	2	75
Guard	15	98	0	-	15	98
Raise	3	75	2	75	5	75
Wick / Soft Peeling	0	-	0	-	0	-
Freeze	0	-	0	-	0	-
Take-out	21	71	11	86	32	77
Hit and Roll	15	70	14	77	29	73
Clearing	5	75	3	100	8	84
Double Take-out	10	63	12	79	22	72
Promotion Take-out	10	50	4	69	14	55
All Draws	47	88	24	79	71	85
All Take-outs	61	66	44	81	105	72
Total	108	76	68	80	176	78
Not considered					0	-

SPITS Simon A Right-handed

Type	↻	%	↺	%	Total	%
Draw	0	-	0	-	0	-
Front	0	-	0	-	0	-
Guard	0	-	0	-	0	-
Raise	0	-	0	-	0	-
Wick / Soft Peeling	0	-	0	-	0	-
Freeze	0	-	0	-	0	-
Take-out	0	-	0	-	0	-
Hit and Roll	0	-	0	-	0	-
Clearing	0	-	0	-	0	-
Double Take-out	0	-	0	-	0	-
Promotion Take-out	0	-	0	-	0	-
All Draws	0	-	0	-	0	-
All Take-outs	0	-	0	-	0	-
Total	0	-	0	-	0	-
Not considered					0	-

HOEKMAN Laurens 2 V Right-handed

Type	↻	%	↺	%	Total	%
Draw	29	83	28	63	57	73
Front	3	67	0	-	3	67
Guard	15	75	5	90	20	79
Raise	0	-	4	44	4	44
Wick / Soft Peeling	0	-	2	63	2	63
Freeze	0	-	0	-	0	-
Take-out	4	100	11	61	15	72
Hit and Roll	8	75	8	81	16	78
Clearing	7	100	8	84	15	92
Double Take-out	19	79	15	72	34	76
Promotion Take-out	7	54	3	83	10	63
All Draws	47	79	39	65	86	73
All Take-outs	45	79	45	74	90	77
Total	92	79	84	70	176	75
Not considered					0	-

Team: NED - Netherlands

Type	↻	%	↺	%	Total	%
Draw	133	83	105	70	238	77
Front	67	87	29	94	96	89
Guard	44	85	7	82	51	85
Raise	6	46	12	77	18	67
Wick / Soft Peeling	1	0	3	75	4	56
Freeze	0	-	0	-	0	-
Take-out	47	75	46	75	93	75
Hit and Roll	34	69	35	72	69	71
Clearing	13	87	14	91	27	89
Double Take-out	35	74	36	74	71	74
Promotion Take-out	22	52	9	69	31	57
All Draws	251	84	156	75	407	80
All Take-outs	151	71	140	75	291	73
Total	402	79	296	75	698	77
Not considered					2	-

Note:

Position and function for each team member:

4 = Fourth, **3** = Third, **2** = Second, **1** = Lead, **A** = Alternate, **S** = Skip, **V** = Vice-Skip

Legend:

↻ Clockwise

↺ Counter-clockwise

Cumulative Player Statistics by Team

NOR - Norway

RAMSFJELL Magnus 4 S Right-handed

Type	↻	%	↺	%	Total	%
Draw	49	80	23	75	72	78
Front	0	-	0	-	0	-
Guard	3	100	3	83	6	92
Raise	5	85	5	100	10	93
Wick / Soft Peeling	1	50	0	-	1	50
Freeze	0	-	0	-	0	-
Take-out	24	94	21	88	45	91
Hit and Roll	7	82	8	78	15	80
Clearing	3	67	3	100	6	83
Double Take-out	4	75	6	67	10	70
Promotion Take-out	4	88	1	0	5	70
All Draws	58	81	31	80	89	80
All Take-outs	42	88	39	81	81	85
Total	100	84	70	81	170	82
Not considered					0	-

NEPSTAD Gaute 1 V Right-handed

Type	↻	%	↺	%	Total	%
Draw	92	90	12	90	104	90
Front	28	96	2	100	30	96
Guard	13	90	1	100	14	91
Raise	1	100	0	-	1	100
Wick / Soft Peeling	7	36	1	0	8	31
Freeze	0	-	0	-	0	-
Take-out	8	91	3	75	11	86
Hit and Roll	3	92	0	-	3	92
Clearing	0	-	1	100	1	100
Double Take-out	0	-	0	-	0	-
Promotion Take-out	0	-	0	-	0	-
All Draws	141	88	16	86	157	88
All Take-outs	11	91	4	81	15	88
Total	152	89	20	85	172	88
Not considered					0	-

SESAKER Martin 3 Right-handed

Type	↻	%	↺	%	Total	%
Draw	25	76	20	88	45	81
Front	0	-	0	-	0	-
Guard	7	96	1	75	8	94
Raise	8	75	4	88	12	79
Wick / Soft Peeling	0	-	0	-	0	-
Freeze	0	-	0	-	0	-
Take-out	21	98	21	90	42	94
Hit and Roll	9	69	7	82	16	75
Clearing	13	92	11	100	24	96
Double Take-out	6	75	9	78	15	77
Promotion Take-out	3	100	7	79	10	85
All Draws	40	79	25	87	65	82
All Take-outs	52	89	55	88	107	88
Total	92	85	80	88	172	86
Not considered					0	-

NAESS Wilhelm A Right-handed

Type	↻	%	↺	%	Total	%
Draw	0	-	0	-	0	-
Front	0	-	0	-	0	-
Guard	0	-	0	-	0	-
Raise	0	-	0	-	0	-
Wick / Soft Peeling	0	-	0	-	0	-
Freeze	0	-	0	-	0	-
Take-out	1	100	0	-	1	100
Hit and Roll	1	100	0	-	1	100
Clearing	0	-	0	-	0	-
Double Take-out	0	-	0	-	0	-
Promotion Take-out	0	-	0	-	0	-
All Draws	0	-	0	-	0	-
All Take-outs	2	100	0	-	2	100
Total	2	100	0	-	2	100
Not considered					0	-

RAMSFJELL Bendik 2 Right-handed

Type	↻	%	↺	%	Total	%
Draw	32	84	15	75	47	81
Front	1	100	0	-	1	100
Guard	12	92	0	-	12	92
Raise	4	88	4	100	8	94
Wick / Soft Peeling	2	50	0	-	2	50
Freeze	0	-	0	-	0	-
Take-out	15	90	16	86	31	88
Hit and Roll	12	63	0	-	12	63
Clearing	15	95	15	100	30	98
Double Take-out	9	83	7	86	16	84
Promotion Take-out	7	89	4	100	11	93
All Draws	51	85	19	80	70	84
All Take-outs	58	84	42	92	100	88
Total	109	85	61	89	170	86
Not considered					0	-

Team: NOR - Norway

Type	↻	%	↺	%	Total	%
Draw	198	85	70	81	268	84
Front	29	96	2	100	31	96
Guard	35	93	5	85	40	92
Raise	18	82	13	96	31	88
Wick / Soft Peeling	10	40	1	0	11	36
Freeze	0	-	0	-	0	-
Take-out	69	94	61	88	130	91
Hit and Roll	32	73	15	80	47	75
Clearing	31	91	30	100	61	95
Double Take-out	19	79	22	77	41	78
Promotion Take-out	14	91	12	79	26	86
All Draws	290	85	91	83	381	85
All Take-outs	165	87	140	87	305	87
Total	455	86	231	85	686	86
Not considered					0	-

Note:

Position and function for each team member:

4 = Fourth, **3** = Third, **2** = Second, **1** = Lead, **A** = Alternate, **S** = Skip, **V** = Vice-Skip

Legend:

↻ Clockwise

↺ Counter-clockwise

Cumulative Player Statistics by Team

SCO - Scotland

MOUAT Bruce 4 S Right-handed

Type	↻	%	↺	%	Total	%
Draw	28	90	12	79	40	87
Front	0	-	1	100	1	100
Guard	4	88	3	100	7	93
Raise	11	82	5	100	16	88
Wick / Soft Peeling	0	-	0	-	0	-
Freeze	0	-	1	100	1	100
Take-out	15	97	20	98	35	97
Hit and Roll	4	88	10	80	14	82
Clearing	3	100	9	81	12	85
Double Take-out	3	67	10	70	13	69
Promotion Take-out	5	85	9	56	14	66
All Draws	43	88	22	89	65	88
All Take-outs	30	91	58	81	88	84
Total	73	89	80	83	153	86
Not considered					2	-

McMILLAN Hammy 1 Right-handed

Type	↻	%	↺	%	Total	%
Draw	80	93	7	96	87	94
Front	30	99	8	100	38	99
Guard	8	100	0	-	8	100
Raise	4	94	0	-	4	94
Wick / Soft Peeling	2	38	2	100	4	69
Freeze	0	-	0	-	0	-
Take-out	5	80	4	100	9	89
Hit and Roll	1	50	0	-	1	50
Clearing	0	-	1	100	1	100
Double Take-out	2	75	2	100	4	88
Promotion Take-out	0	-	0	-	0	-
All Draws	124	94	17	99	141	95
All Take-outs	8	75	7	100	15	87
Total	132	93	24	99	156	94
Not considered					0	-

HARDIE Grant 3 V Right-handed

Type	↻	%	↺	%	Total	%
Draw	24	78	10	75	34	77
Front	0	-	0	-	0	-
Guard	9	100	4	100	13	100
Raise	2	88	3	100	5	95
Wick / Soft Peeling	0	-	0	-	0	-
Freeze	0	-	0	-	0	-
Take-out	18	94	14	89	32	92
Hit and Roll	6	92	7	89	13	90
Clearing	15	100	10	83	25	93
Double Take-out	8	69	13	81	21	76
Promotion Take-out	6	67	7	61	13	63
All Draws	35	84	17	85	52	85
All Take-outs	53	89	51	82	104	85
Total	88	87	68	83	156	85
Not considered					2	-

WADDELL Kyle A Right-handed

Type	↻	%	↺	%	Total	%
Draw	1	100	0	-	1	100
Front	0	-	0	-	0	-
Guard	0	-	0	-	0	-
Raise	0	-	0	-	0	-
Wick / Soft Peeling	0	-	0	-	0	-
Freeze	0	-	0	-	0	-
Take-out	0	-	2	100	2	100
Hit and Roll	0	-	1	100	1	100
Clearing	0	-	1	100	1	100
Double Take-out	0	-	0	-	0	-
Promotion Take-out	0	-	0	-	0	-
All Draws	1	100	0	-	1	100
All Take-outs	0	-	4	100	4	100
Total	1	100	4	100	5	100
Not considered					1	-

LAMMIE Bobby 2 Right-handed

Type	↻	%	↺	%	Total	%
Draw	23	88	8	84	31	87
Front	0	-	0	-	0	-
Guard	17	96	3	100	20	96
Raise	7	61	2	38	9	56
Wick / Soft Peeling	1	100	2	88	3	92
Freeze	0	-	0	-	0	-
Take-out	8	72	11	100	19	88
Hit and Roll	5	90	12	90	17	90
Clearing	14	100	7	75	21	92
Double Take-out	15	77	9	89	24	81
Promotion Take-out	6	79	4	94	10	85
All Draws	48	87	15	82	63	86
All Take-outs	48	84	43	90	91	87
Total	96	86	58	88	154	87
Not considered					0	-

Team: SCO - Scotland

Type	↻	%	↺	%	Total	%
Draw	156	90	37	82	193	88
Front	30	99	9	100	39	99
Guard	38	97	10	100	48	97
Raise	24	78	10	88	34	81
Wick / Soft Peeling	3	58	4	94	7	79
Freeze	0	-	1	100	1	100
Take-out	46	90	51	96	97	93
Hit and Roll	16	88	30	87	46	87
Clearing	32	100	28	81	60	91
Double Take-out	28	73	34	81	62	77
Promotion Take-out	17	76	20	65	37	70
All Draws	251	90	71	89	322	90
All Take-outs	139	87	163	85	302	86
Total	390	89	234	86	624	88
Not considered					5	-

Note:
Position and function for each team member:
4 = Fourth, **3** = Third, **2** = Second, **1** = Lead, **A** = Alternate, **S** = Skip, **V** = Vice-Skip

Legend:
↻ Clockwise ↺ Counter-clockwise

Cumulative Player Statistics by Team

SUI - Switzerland

SCHWARZ-VAN BERKEL Benoit 4 V Right-handed

Type	↻	%	↺	%	Total	%
Draw	27	87	22	80	49	84
Front	0	-	0	-	0	-
Guard	1	100	4	100	5	100
Raise	4	69	7	93	11	84
Wick / Soft Peeling	1	25	0	-	1	25
Freeze	0	-	0	-	0	-
Take-out	14	96	10	85	24	92
Hit and Roll	6	92	8	75	14	82
Clearing	4	100	10	100	14	100
Double Take-out	12	52	9	89	21	68
Promotion Take-out	6	71	10	80	16	77
All Draws	33	83	33	85	66	84
All Take-outs	42	80	47	86	89	83
Total	75	81	80	86	155	84
Not considered					2	-

LACHAT-COUCHEPIN Pablo 1 Right-handed

Type	↻	%	↺	%	Total	%
Draw	13	88	61	90	74	90
Front	20	85	40	89	60	88
Guard	3	100	3	75	6	88
Raise	0	-	1	100	1	100
Wick / Soft Peeling	1	0	3	67	4	50
Freeze	0	-	0	-	0	-
Take-out	4	75	2	100	6	83
Hit and Roll	0	-	2	75	2	75
Clearing	0	-	0	-	0	-
Double Take-out	0	-	0	-	0	-
Promotion Take-out	0	-	0	-	0	-
All Draws	37	85	108	89	145	88
All Take-outs	4	75	4	88	8	81
Total	41	84	112	89	153	87
Not considered					1	-

SCHWALLER Yannick 3 S Right-handed

Type	↻	%	↺	%	Total	%
Draw	20	89	16	83	36	86
Front	2	100	2	100	4	100
Guard	2	88	8	94	10	93
Raise	4	63	3	25	7	46
Wick / Soft Peeling	0	-	0	-	0	-
Freeze	0	-	2	88	2	88
Take-out	17	91	18	93	35	92
Hit and Roll	4	81	9	89	13	87
Clearing	9	69	17	100	26	89
Double Take-out	8	81	8	91	16	86
Promotion Take-out	4	100	5	45	9	69
All Draws	28	86	31	81	59	83
All Take-outs	42	85	57	90	99	88
Total	70	85	88	87	158	86
Not considered					0	-

WINKELHAUSEN Tom A Right-handed

Type	↻	%	↺	%	Total	%
Draw	0	-	3	92	3	92
Front	0	-	0	-	0	-
Guard	0	-	0	-	0	-
Raise	0	-	0	-	0	-
Wick / Soft Peeling	0	-	0	-	0	-
Freeze	0	-	0	-	0	-
Take-out	1	100	0	-	1	100
Hit and Roll	0	-	0	-	0	-
Clearing	0	-	0	-	0	-
Double Take-out	0	-	0	-	0	-
Promotion Take-out	0	-	0	-	0	-
All Draws	0	-	3	92	3	92
All Take-outs	1	100	0	-	1	100
Total	1	100	3	92	4	94
Not considered					0	-

MICHEL Sven 2 Right-handed

Type	↻	%	↺	%	Total	%
Draw	20	85	23	82	43	83
Front	3	100	3	100	6	100
Guard	4	88	9	92	13	90
Raise	1	25	8	78	9	72
Wick / Soft Peeling	1	25	1	100	2	63
Freeze	0	-	0	-	0	-
Take-out	5	80	10	100	15	93
Hit and Roll	7	86	5	75	12	81
Clearing	9	89	13	100	22	95
Double Take-out	6	83	19	79	25	80
Promotion Take-out	2	100	9	89	11	91
All Draws	29	83	44	85	73	84
All Take-outs	29	86	56	89	85	88
Total	58	84	100	87	158	86
Not considered					0	-

Team: SUI - Switzerland

Type	↻	%	↺	%	Total	%
Draw	80	87	125	86	205	86
Front	25	88	45	90	70	89
Guard	10	93	24	92	34	92
Raise	9	61	19	76	28	71
Wick / Soft Peeling	3	17	4	75	7	50
Freeze	0	-	2	88	2	88
Take-out	41	90	40	93	81	92
Hit and Roll	17	87	24	80	41	83
Clearing	22	83	40	100	62	94
Double Take-out	26	68	36	84	62	77
Promotion Take-out	12	85	24	76	36	79
All Draws	127	84	219	86	346	86
All Take-outs	118	83	164	88	282	86
Total	245	84	383	87	628	86
Not considered					3	-

Note:

Position and function for each team member:

4 = Fourth, **3** = Third, **2** = Second, **1** = Lead, **A** = Alternate, **S** = Skip, **V** = Vice-Skip

Legend:

↻ Clockwise

↺ Counter-clockwise

Cumulative Player Statistics by Team

SWE - Sweden

EDIN Niklas

4 S Right-handed

Type	↻	%	↺	%	Total	%
Draw	34	75	41	83	75	79
Front	1	100	0	-	1	100
Guard	3	50	8	78	11	70
Raise	9	75	6	58	15	68
Wick / Soft Peeling	2	75	2	100	4	88
Freeze	0	-	0	-	0	-
Take-out	8	88	15	85	23	86
Hit and Roll	5	85	5	70	10	78
Clearing	3	83	3	100	6	92
Double Take-out	8	63	11	73	19	68
Promotion Take-out	2	88	6	71	8	75
All Draws	49	74	57	80	106	77
All Take-outs	26	79	40	79	66	79
Total	75	76	97	80	172	78
Not considered					0	-

SUNDGREN Christoffer

1 Right-handed

Type	↻	%	↺	%	Total	%
Draw	13	83	63	96	76	94
Front	25	93	56	90	81	91
Guard	3	92	5	85	8	88
Raise	0	-	1	100	1	100
Wick / Soft Peeling	1	0	1	100	2	50
Freeze	0	-	0	-	0	-
Take-out	2	50	3	83	5	70
Hit and Roll	0	-	0	-	0	-
Clearing	0	-	0	-	0	-
Double Take-out	0	-	1	50	1	50
Promotion Take-out	0	-	0	-	0	-
All Draws	42	88	126	93	168	92
All Take-outs	2	50	4	75	6	67
Total	44	86	130	93	174	91
Not considered					0	-

ERIKSSON Oskar

3 V Left-handed

Type	↻	%	↺	%	Total	%
Draw	17	72	30	73	47	73
Front	1	100	1	100	2	100
Guard	6	83	21	86	27	85
Raise	2	88	6	58	8	66
Wick / Soft Peeling	0	-	0	-	0	-
Freeze	0	-	1	25	1	25
Take-out	19	70	11	86	30	76
Hit and Roll	4	88	10	88	14	88
Clearing	5	90	8	88	13	88
Double Take-out	7	79	12	73	19	75
Promotion Take-out	4	69	9	72	13	71
All Draws	26	77	59	76	85	76
All Take-outs	39	76	50	81	89	79
Total	65	76	109	78	174	77
Not considered					0	-

MAGNUSSON Daniel

A Right-handed

Type	↻	%	↺	%	Total	%
Draw	1	75	5	80	6	79
Front	0	-	1	100	1	100
Guard	0	-	0	-	0	-
Raise	1	50	0	-	1	50
Wick / Soft Peeling	0	-	0	-	0	-
Freeze	0	-	0	-	0	-
Take-out	4	56	1	100	5	65
Hit and Roll	0	-	1	100	1	100
Clearing	1	100	3	100	4	100
Double Take-out	1	100	3	67	4	75
Promotion Take-out	0	-	0	-	0	-
All Draws	2	63	6	83	8	78
All Take-outs	6	71	8	88	14	80
Total	8	69	14	86	22	80
Not considered					0	-

WRANAA Rasmus

2 Right-handed

Type	↻	%	↺	%	Total	%
Draw	18	88	23	78	41	82
Front	0	-	1	100	1	100
Guard	12	90	22	95	34	93
Raise	6	88	6	75	12	81
Wick / Soft Peeling	1	0	1	100	2	50
Freeze	0	-	0	-	0	-
Take-out	6	83	5	100	11	91
Hit and Roll	1	50	6	79	7	75
Clearing	8	91	5	95	13	92
Double Take-out	10	85	13	77	23	80
Promotion Take-out	3	100	5	55	8	72
All Draws	37	86	53	86	90	86
All Take-outs	28	87	34	80	62	83
Total	65	86	87	84	152	85
Not considered					0	-

Team: SWE - Sweden

Type	↻	%	↺	%	Total	%
Draw	83	78	162	86	245	83
Front	27	94	59	91	86	92
Guard	24	83	56	88	80	87
Raise	18	79	19	66	37	72
Wick / Soft Peeling	4	38	4	100	8	69
Freeze	0	-	1	25	1	25
Take-out	39	73	35	88	74	80
Hit and Roll	10	83	22	82	32	82
Clearing	17	90	19	93	36	92
Double Take-out	26	77	40	73	66	75
Promotion Take-out	9	83	20	68	29	72
All Draws	156	81	301	86	457	84
All Take-outs	101	79	136	80	237	80
Total	257	80	437	84	694	83
Not considered					0	-

Note:

Position and function for each team member:

4 = Fourth, **3** = Third, **2** = Second, **1** = Lead, **A** = Alternate, **S** = Skip, **V** = Vice-Skip

Legend:

↻ Clockwise

↺ Counter-clockwise

Session Results and Standings

Sheet	Team	LSD/LSFE	1	2	3	4	5	6	7	8	9	10	Extra Ends	Total
A	SWE - Sweden	167.2cm	0	0	2	0	0	2	1	0	2	0		7
	SCO - Scotland	127.9cm *	2	2	0	1	2	0	0	1	0	3		11
B	CZE - Czechia	167.1cm	1	0	0	0	1	0	0	1	0	0		3
	NOR - Norway	134.3cm *	0	2	0	0	0	1	0	0	0	2		5
C	AUT - Austria	98.6cm	0	2	0	2	0	2	0	1	0	1		8
	NED - Netherlands	25.5cm *	2	0	1	0	1	0	1	0	1	0		6
D	SUI - Switzerland	55.8cm	0	0	3	0	0	1	0	1	1	1		7
	ITA - Italy	47.7cm *	1	1	0	0	1	0	1	0	0	0		4
E	GER - Germany	27.5cm *	3	1	0	0	0	0	0	6	X	X		10
	ENG - England	59.6cm	0	0	0	0	1	1	0	0	X	X		2

Standings after Round Robin

Rank	Team	Games	Wins	Losses	
1	SCO - Scotland	9	8	1	Q
2	NOR - Norway	9	6	3	Q w3
3	GER - Germany	9	6	3	Q w2,2
4	SUI - Switzerland	9	6	3	Q w2,1
5	SWE - Sweden	9	6	3	w2,0
6	ITA - Italy	9	6	3	w1
7	AUT - Austria	9	3	6	
8	CZE - Czechia	9	2	7	w1
9	NED - Netherlands	9	2	7	>B w0
10	ENG - England	9	0	9	>B

Legend:
>B To B-Division
Q Qualified for the play-offs
LSD Last Stone Draw
wn Number of wins (n) against tied teams
LSFE(*) Last Stone First End
X Unplayed/unfinished end due to concession



Game Results

Sheet	Team	LSFE	1	2	3	4	5	6	7	8	9	10	Extra Ends	Total
A	SWE - Sweden		0	0	2	0	0	2	1	0	2	0		7
	SCO - Scotland	*	2	2	0	1	2	0	0	1	0	3		11

SWE - Sweden		Shot Success	Game	All
4 S	EDIN Niklas	74%	78%	
3 V	ERIKSSON Oskar	81%	77%	
2	WRANAA Rasmus	85%	85%	
1	SUNDGREN Christoffer	95%	91%	
A	MAGNUSSON Daniel	-	80%	
Team Total		84%	83%	

SCO - Scotland		Shot Success	Game	All
4 S	MOUAT Bruce	80%	86%	
3 V	HARDIE Grant	89%	85%	
2	LAMMIE Bobby	84%	87%	
1	McMILLAN Hammy	93%	94%	
A	WADDELL Kyle	-	100%	
Team Total		86%	88%	

Last Stone Draw Distance

⌚	EDIN Niklas	61.8cm
⌚	ERIKSSON Oskar	105.4cm
Total		167.2cm

Last Stone Draw Distance

⌚	McMILLAN Hammy	21.3cm
⌚	MOUAT Bruce	106.6cm
Total		127.9cm

Time remaining: 0 minutes 16 seconds

Time remaining: 2 minutes 59 seconds

Time-out: End 10 - SWE stone 7

Time-out: End 10 - SCO stone 7

Shot Success Analysis

SWE - Sweden		⌚	⌚	Game
4 EDIN Niklas	Draws	7 75%	9 69%	16 72%
	Take-outs	3 92%	1 50%	4 81%
	Total	10 80%	10 68%	20 74%
3 ERIKSSON Oskar	Draws	9 92%	7 75%	16 84%
	Take-outs	2 38%	2 100%	4 69%
	Total	11 82%	9 81%	20 81%
2 WRANAA Rasmus	Draws	10 80%	5 100%	15 87%
	Take-outs	2 75%	3 83%	5 80%
	Total	12 79%	8 94%	20 85%
1 SUNDGREN Christoffer	Draws	10 98%	10 93%	20 95%
	Take-outs	0 -	0 -	0 -
	Total	10 98%	10 93%	20 95%
A MAGNUSSON Daniel	Draws	0 -	0 -	0 -
	Take-outs	0 -	0 -	0 -
	Total	0 -	0 -	0 -
Team	Draws	36 87%	31 83%	67 85%
	Take-outs	7 71%	6 83%	13 77%
	Total	43 84%	37 83%	80 84%

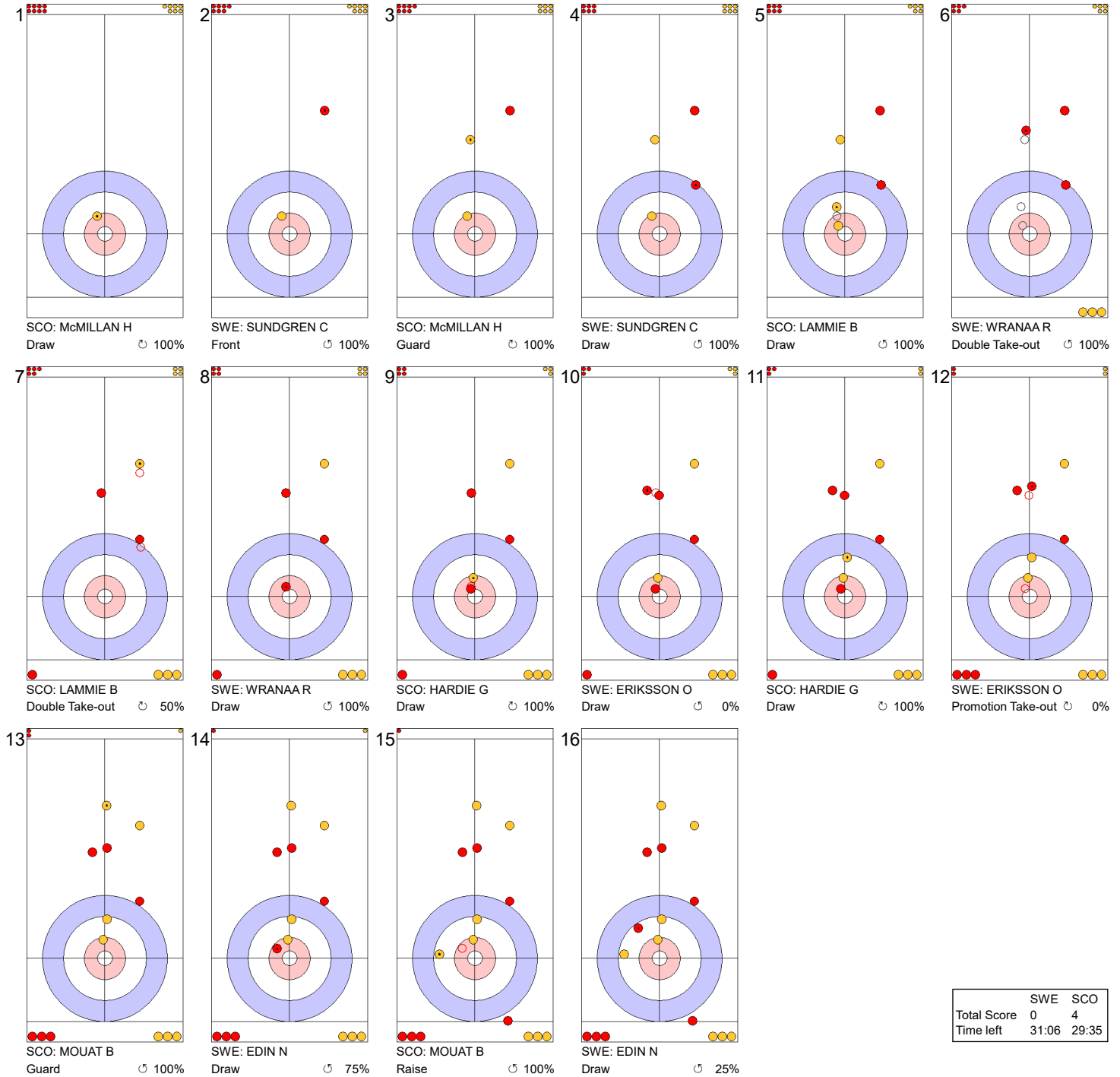
SCO - Scotland		⌚	⌚	Game
4 MOUAT Bruce	Draws	3 33%	5 95%	8 72%
	Take-outs	5 85%	6 88%	11 86%
	Total	8 66%	11 91%	19 80%
3 HARDIE Grant	Draws	2 100%	0 -	2 100%
	Take-outs	8 100%	10 78%	18 88%
	Total	10 100%	10 78%	20 89%
2 LAMMIE Bobby	Draws	1 100%	2 100%	3 100%
	Take-outs	9 86%	8 75%	17 81%
	Total	10 88%	10 80%	20 84%
1 McMILLAN Hammy	Draws	15 90%	4 100%	19 92%
	Take-outs	1 100%	0 -	1 100%
	Total	16 91%	4 100%	20 93%
A WADDELL Kyle	Draws	0 -	0 -	0 -
	Take-outs	0 -	0 -	0 -
	Total	0 -	0 -	0 -
Team	Draws	21 83%	11 98%	32 88%
	Take-outs	23 91%	24 79%	47 85%
	Total	44 88%	35 85%	79 86%

Note:
Position and function for each team member:
4 = Fourth, 3 = Third, 2 = Second, 1 = Lead, A = Alternate, S = Skip, V = Vice-Skip

Legend:
⌚ Clockwise ⌚ Counter-clockwise **LSFE(*)** Last Stone First End

Game - Shot by Shot

End 2 ● **SWE - Sweden** 0 + 0 (this end) = 0 ● **SCO - Scotland** 2 + 2 (this end) = 4

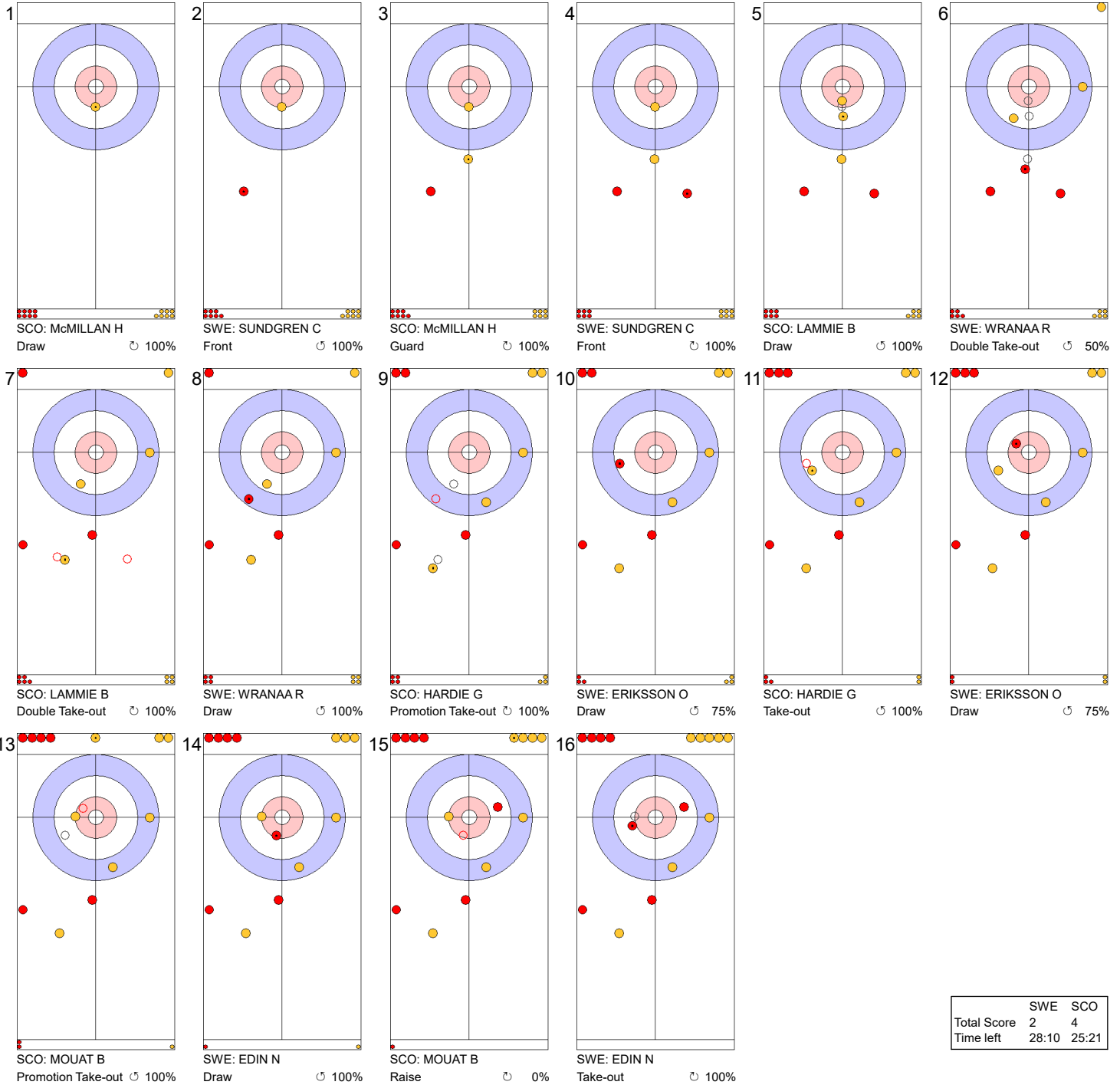


	SWE	SCO
Total Score	0	4
Time left	31:06	29:35

Legend:
 ↻ Clockwise ↺ Counter-clockwise - Not considered

Game - Shot by Shot

End 3 **SWE - Sweden** 0 + 2 (this end) = 2 **SCO - Scotland** 4 + 0 (this end) = 4



	SWE	SCO
Total Score	2	4
Time left	28:10	25:21

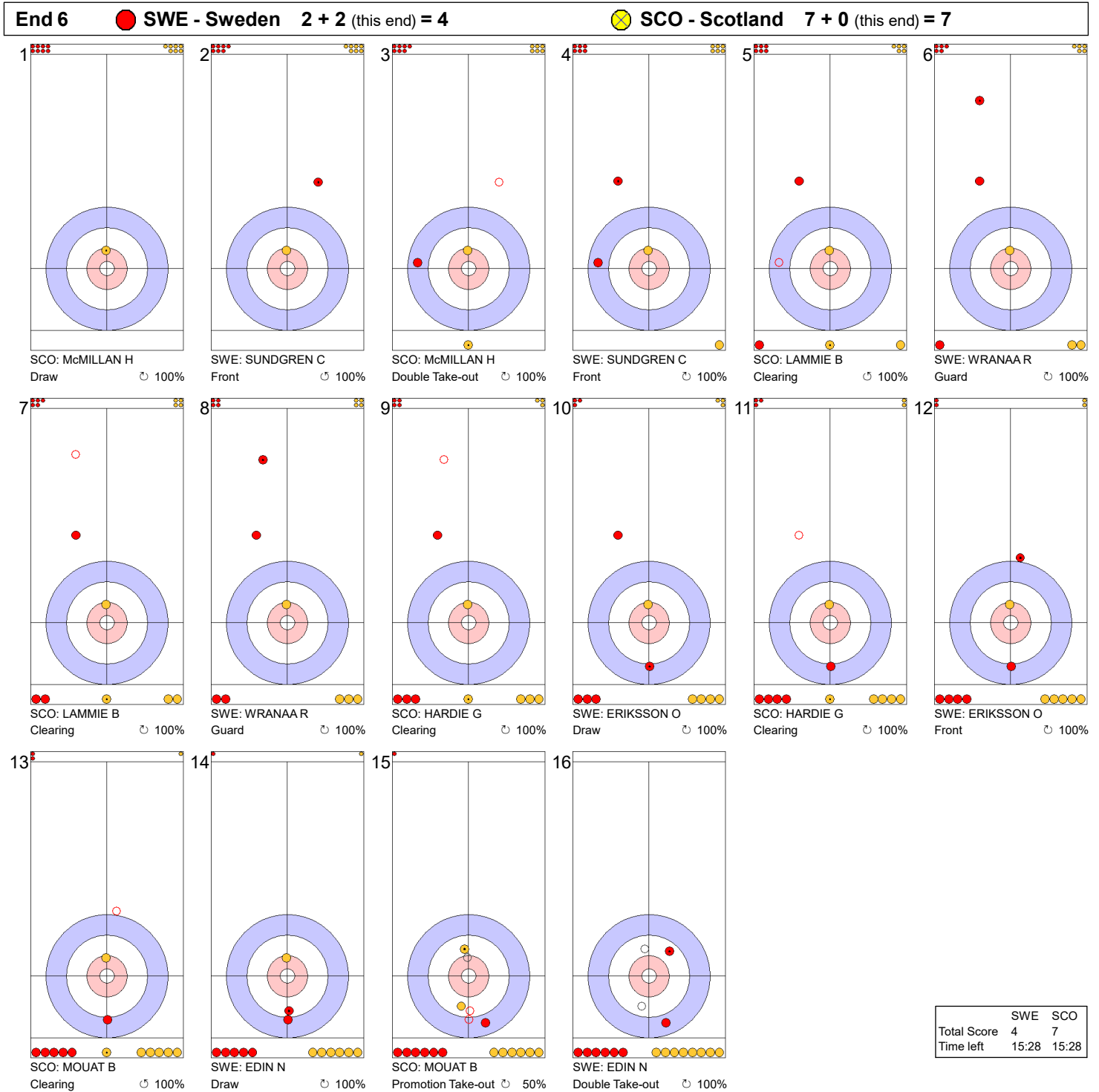
Legend:
 Clockwise Counter-clockwise - Not considered

Game - Shot by Shot



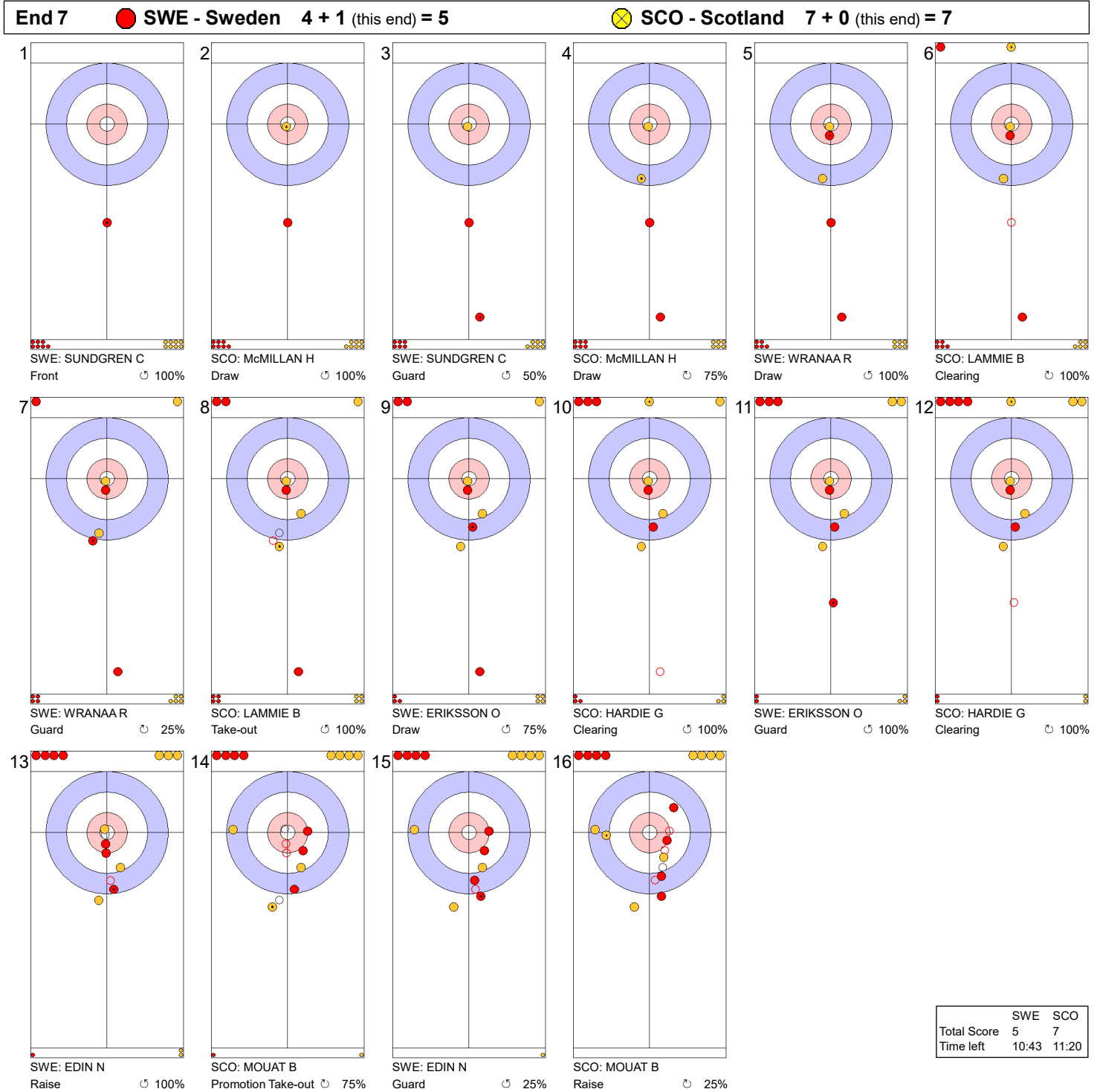
Legend:
 ↻ Clockwise ↺ Counter-clockwise - Not considered

Game - Shot by Shot



Legend:
 ↻ Clockwise ↺ Counter-clockwise - Not considered

Game - Shot by Shot



Legend:
 ↻ Clockwise ↺ Counter-clockwise - Not considered

Game - Shot by Shot

End 9 **SWE - Sweden 5 + 2 (this end) = 7** **SCO - Scotland 8 + 0 (this end) = 8**

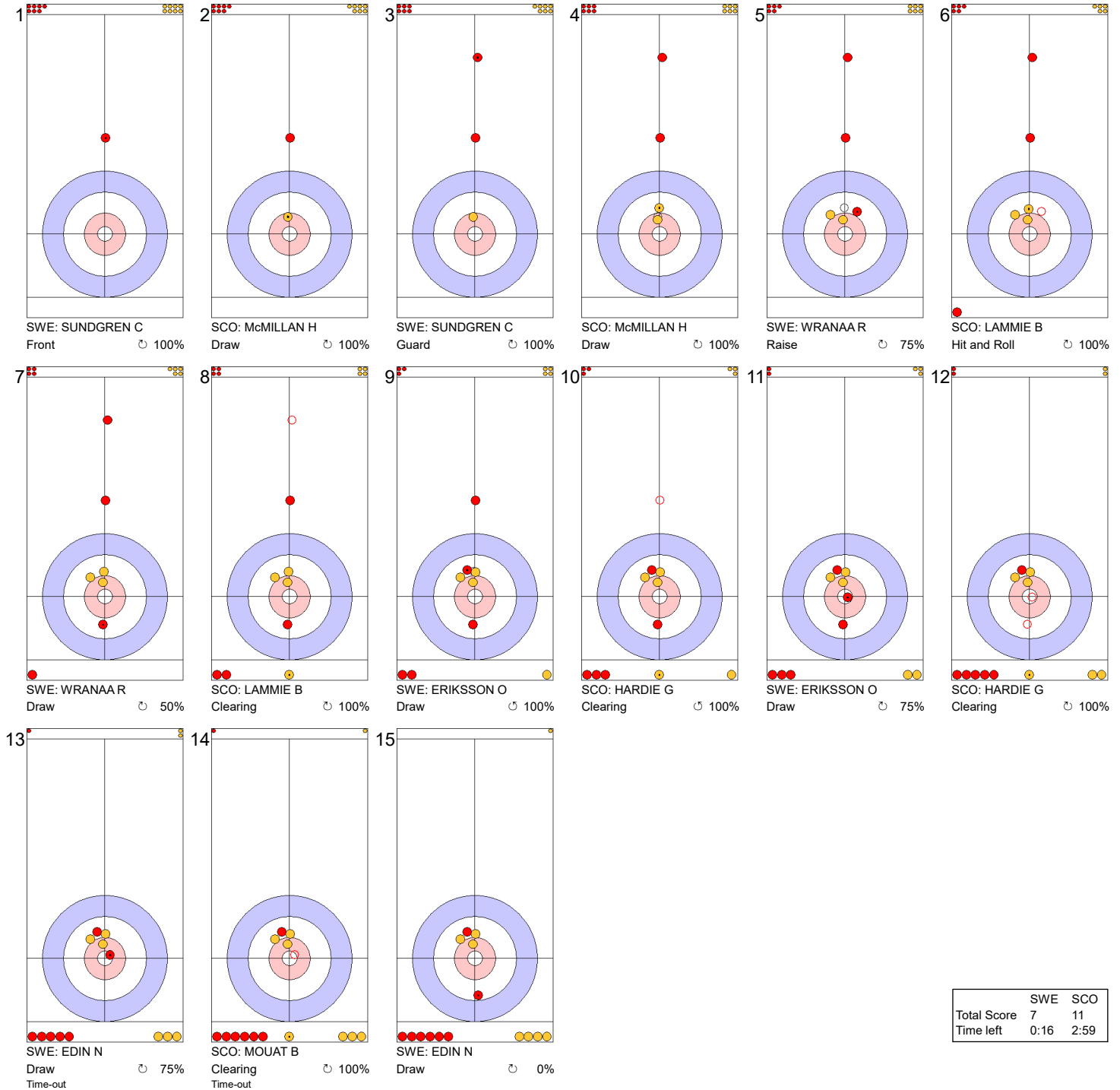


	SWE	SCO
Total Score	7	8
Time left	3:45	5:20

Legend:
 Clockwise Counter-clockwise - Not considered

Game - Shot by Shot

End 10 **● SWE - Sweden 7 + 0 (this end) = 7** **● SCO - Scotland 8 + 3 (this end) = 11**



	SWE	SCO
Total Score	7	11
Time left	0:16	2:59

Legend:
 Clockwise Counter-clockwise - Not considered



THU 21 NOV 2024
Start Time 14:00

Round Robin Session 9 - Sheet B



Game Results

Sheet	Team	LSFE	1	2	3	4	5	6	7	8	9	10	Extra Ends	Total
B	CZE - Czechia		1	0	0	0	1	0	0	1	0	0		3
	NOR - Norway	*	0	2	0	0	0	1	0	0	0	2		5

CZE - Czechia		Shot Success Game	All
4 S	KLIMA Lukas	79%	74%
3 V	CERNOVSKY Marek	75%	73%
2	JURIK Martin	75%	72%
1	KLIPA Lukas	83%	88%
A	BOHAC Radek	-	-
Team Total		78%	77%

NOR - Norway		Shot Success Game	All
4 S	RAMSFJELL Magnus	74%	82%
3	SESAKER Martin	86%	86%
2	RAMSFJELL Bendik	89%	86%
1 V	NEPSTAD Gaute	95%	88%
A	NAESS Wilhelm	-	100%
Team Total		86%	86%

Last Stone Draw		Distance
↻	CERNOVSKY Marek	137.5cm
↻	KLIMA Lukas	29.6cm
Total		167.1cm

Last Stone Draw		Distance
↻	RAMSFJELL Magnus	118.4cm
↻	RAMSFJELL Bendik	15.9cm
Total		134.3cm

Time remaining: 0 minutes 4 seconds

Time-out: End 10 - CZE stone 6

Time remaining: 10 minutes 13 seconds

Time-out: End 10 - NOR stone 7

Shot Success Analysis

CZE - Czechia		↻	↻	Game	
4	KLIMA Lukas	Draws	4 81%	3 75%	7 79%
		Take-outs	4 88%	8 75%	12 79%
		Total	8 84%	11 75%	19 79%
3	CERNOVSKY Marek	Draws	4 63%	2 88%	6 71%
		Take-outs	7 68%	7 86%	14 77%
		Total	11 66%	9 86%	20 75%
2	JURIK Martin	Draws	6 75%	4 88%	10 80%
		Take-outs	4 63%	6 75%	10 70%
		Total	10 70%	10 80%	20 75%
1	KLIPA Lukas	Draws	5 75%	13 83%	18 81%
		Take-outs	0 -	2 100%	2 100%
		Total	5 75%	15 85%	20 83%
A	BOHAC Radek	Draws	0 -	0 -	0 -
		Take-outs	0 -	0 -	0 -
		Total	0 -	0 -	0 -
Team		Draws	19 74%	22 83%	41 79%
		Take-outs	15 72%	23 80%	38 77%
		Total	34 73%	45 82%	79 78%

NOR - Norway		↻	↻	Game	
4	RAMSFJELL Magnus	Draws	7 71%	2 75%	9 72%
		Take-outs	3 50%	7 86%	10 75%
		Total	10 65%	9 83%	19 74%
3	SESAKER Martin	Draws	1 100%	5 90%	6 92%
		Take-outs	7 96%	7 71%	14 84%
		Total	8 97%	12 79%	20 86%
2	RAMSFJELL Bendik	Draws	6 83%	1 50%	7 79%
		Take-outs	8 91%	5 100%	13 94%
		Total	14 88%	6 92%	20 89%
1	NEPSTAD Gaute	Draws	17 96%	2 88%	19 95%
		Take-outs	1 100%	0 -	1 100%
		Total	18 96%	2 88%	20 95%
A	NAESS Wilhelm	Draws	0 -	0 -	0 -
		Take-outs	0 -	0 -	0 -
		Total	0 -	0 -	0 -
Team		Draws	31 88%	10 83%	41 87%
		Take-outs	19 87%	19 84%	38 86%
		Total	50 88%	29 84%	79 86%

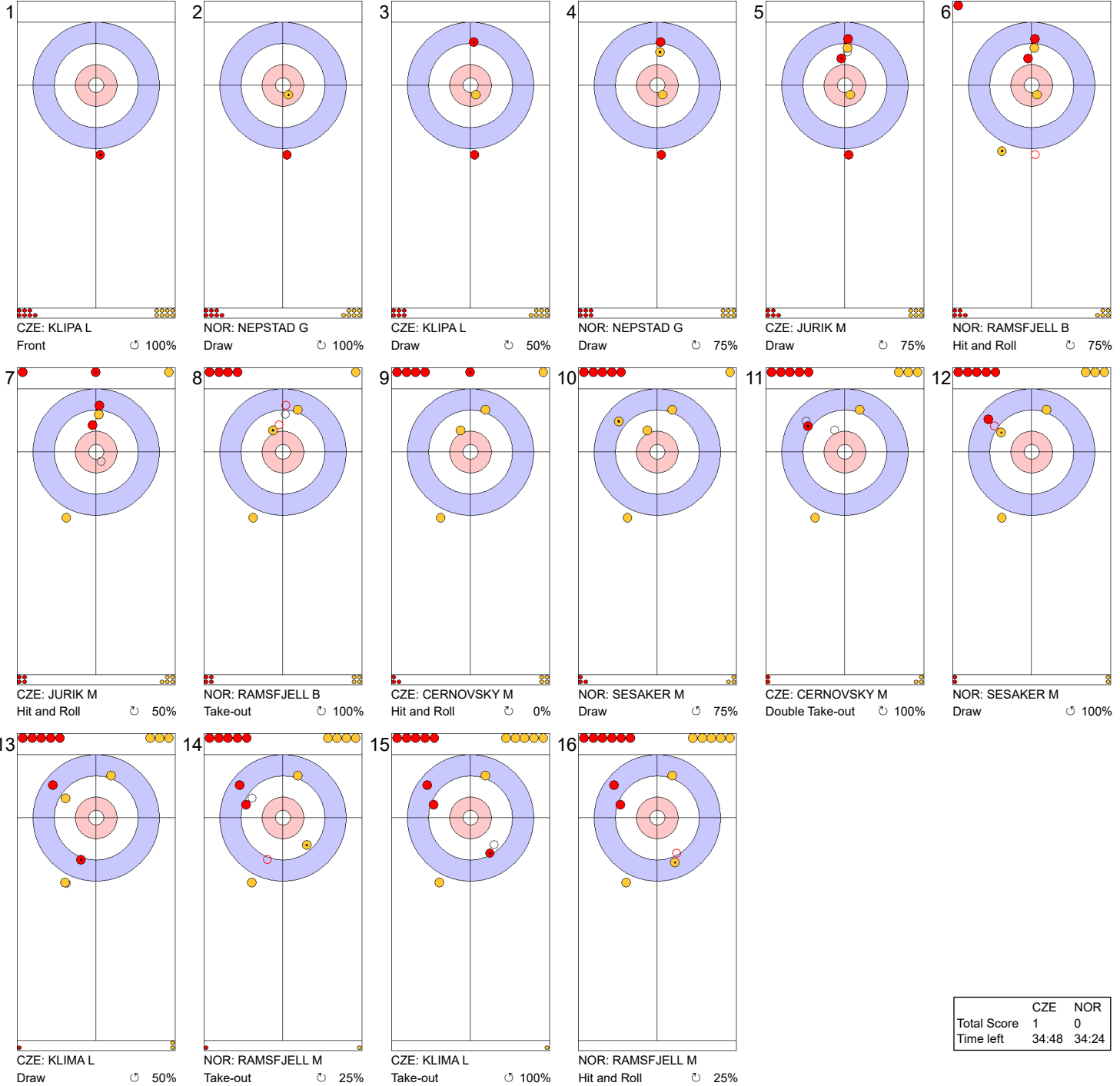
Note:
Position and function for each team member:
4 = Fourth, 3 = Third, 2 = Second, 1 = Lead, A = Alternate, S = Skip, V = Vice-Skip

Legend:
↻ Clockwise ↻ Counter-clockwise LSFE(*) Last Stone First End



Game - Shot by Shot

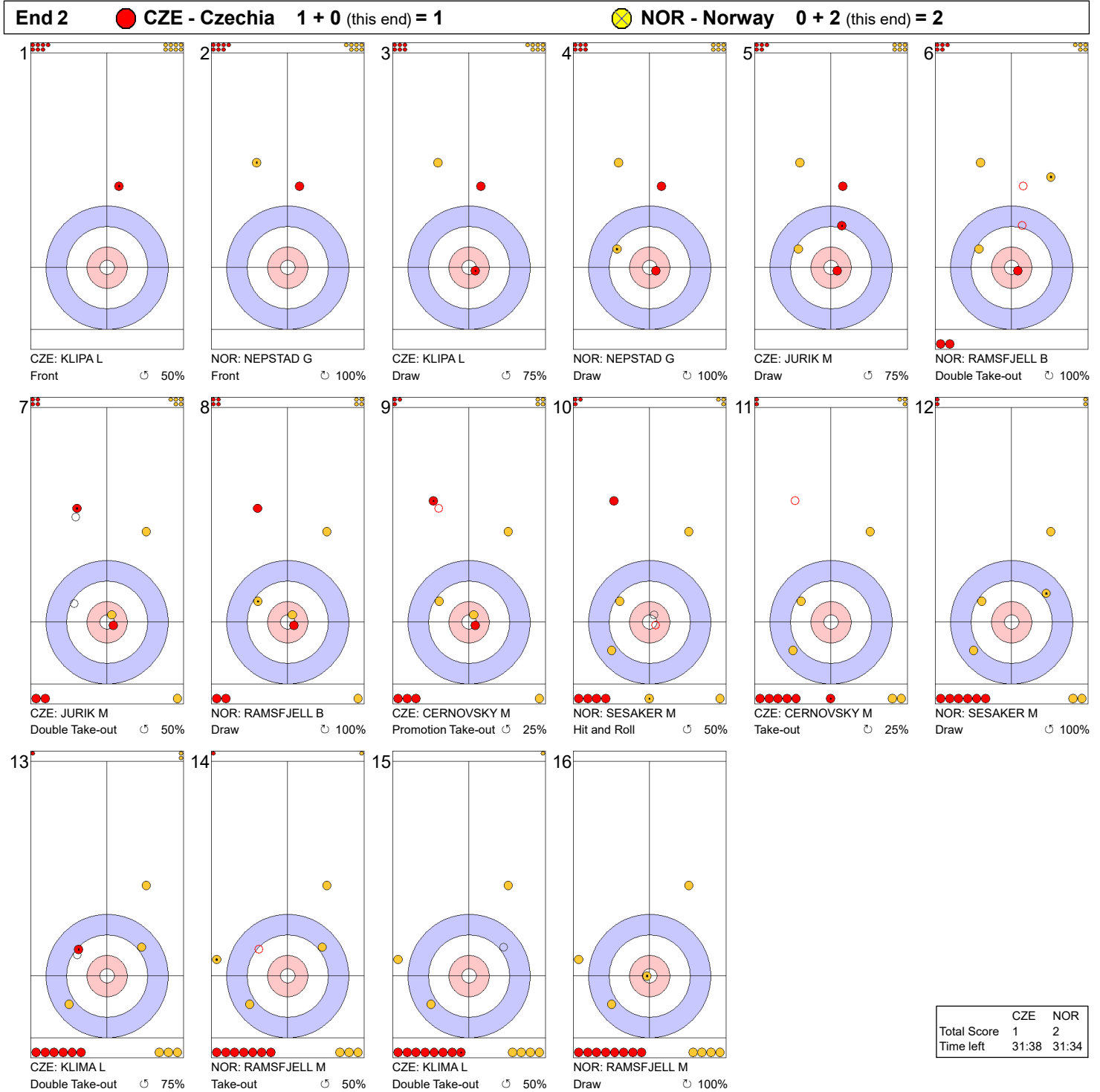
End 1 ● **CZE - Czechia** 0 + 1 (this end) = 1 ● **NOR - Norway** 0 + 0 (this end) = 0



	CZE	NOR
Total Score	1	0
Time left	34:48	34:24

Legend:
 ↻ Clockwise ↺ Counter-clockwise - Not considered

Game - Shot by Shot



Legend:
 ↻ Clockwise ↺ Counter-clockwise - Not considered

Game - Shot by Shot

End 3 ● **CZE - Czechia 1 + 0 (this end) = 1** ● **NOR - Norway 2 + 0 (this end) = 2**



	CZE	NOR
Total Score	1	2
Time left	30:12	30:15

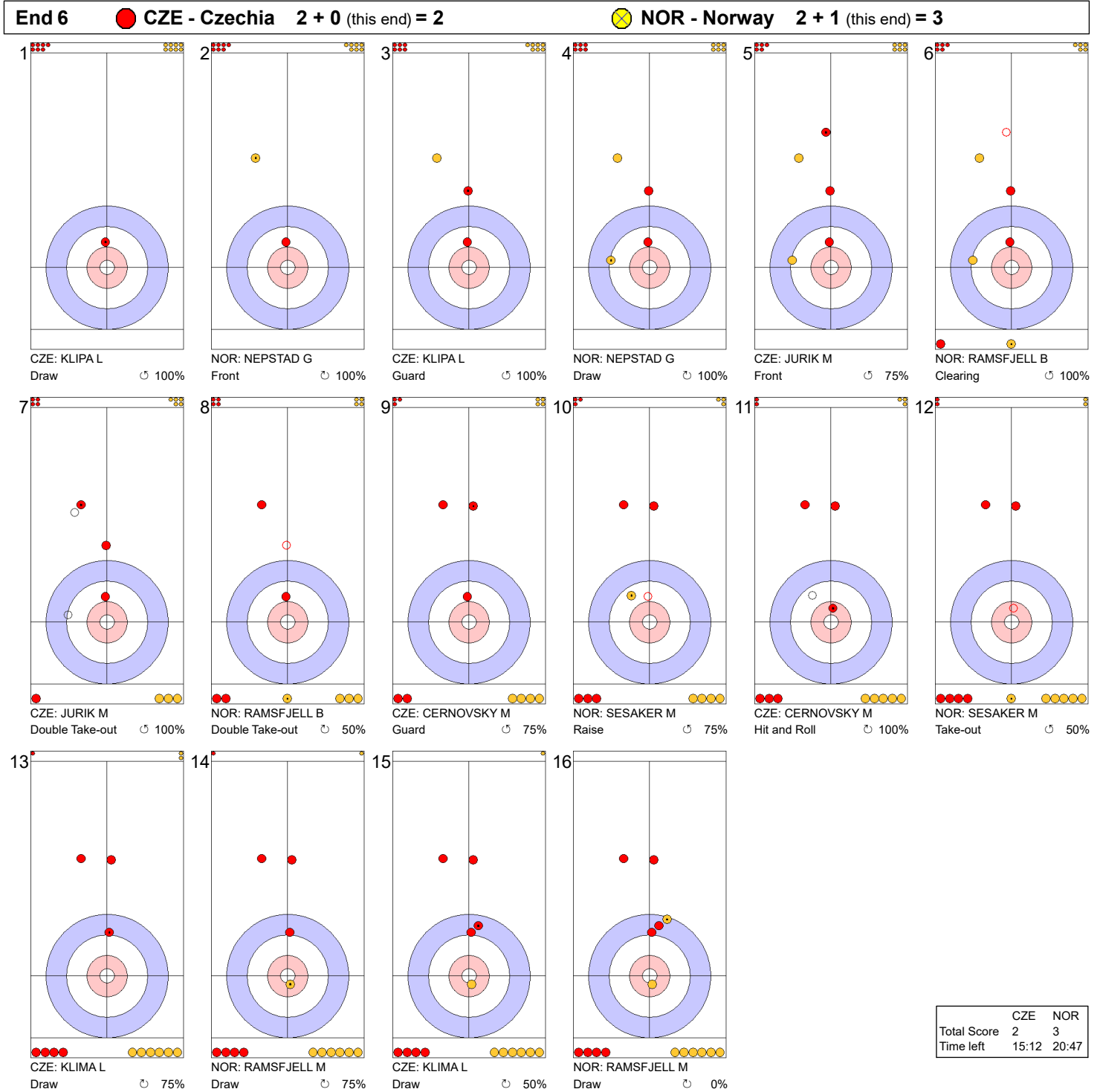
Legend:
 ↻ Clockwise ↺ Counter-clockwise - Not considered

Game - Shot by Shot



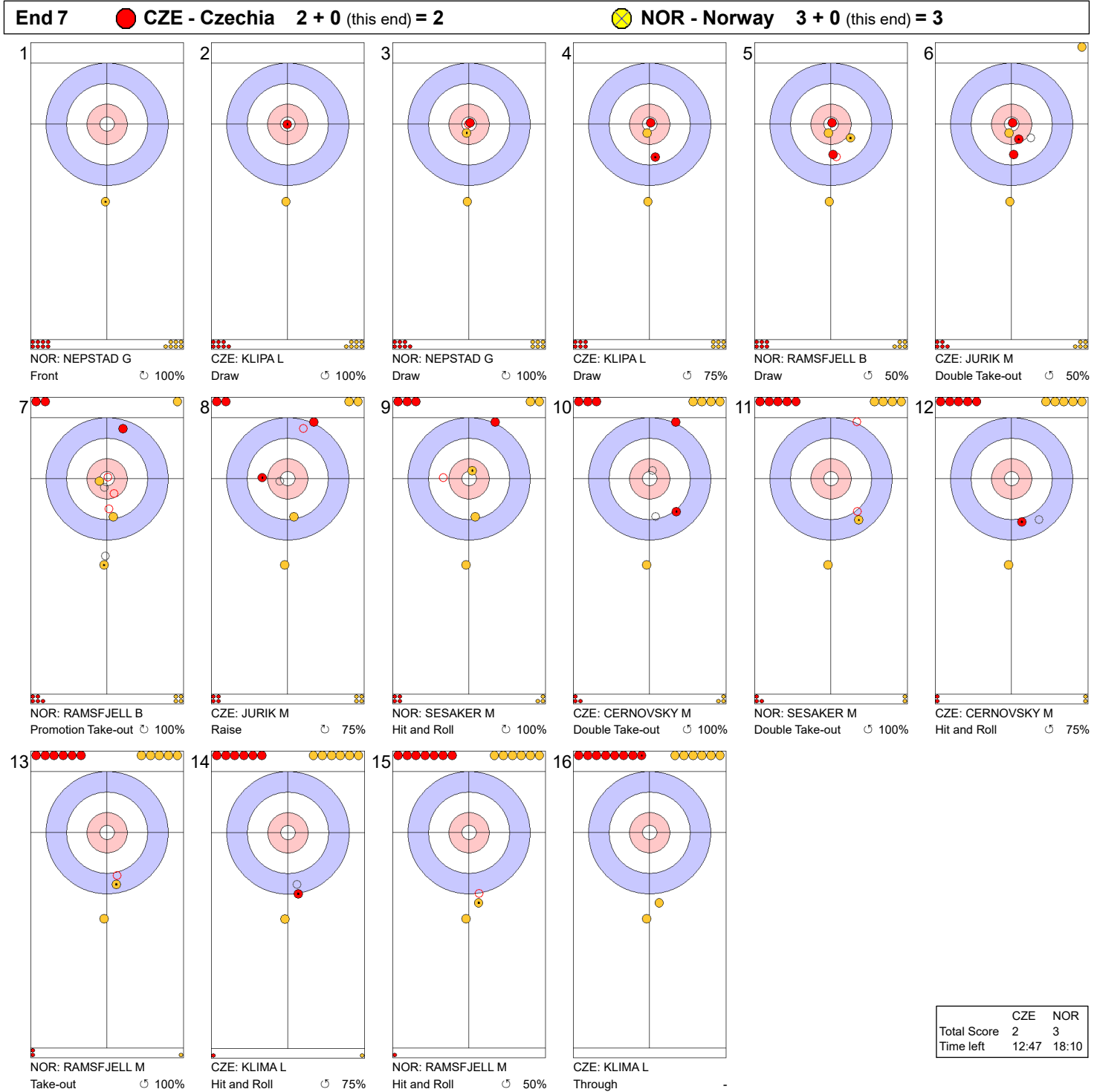
Legend:
 ↻ Clockwise ↺ Counter-clockwise - Not considered

Game - Shot by Shot



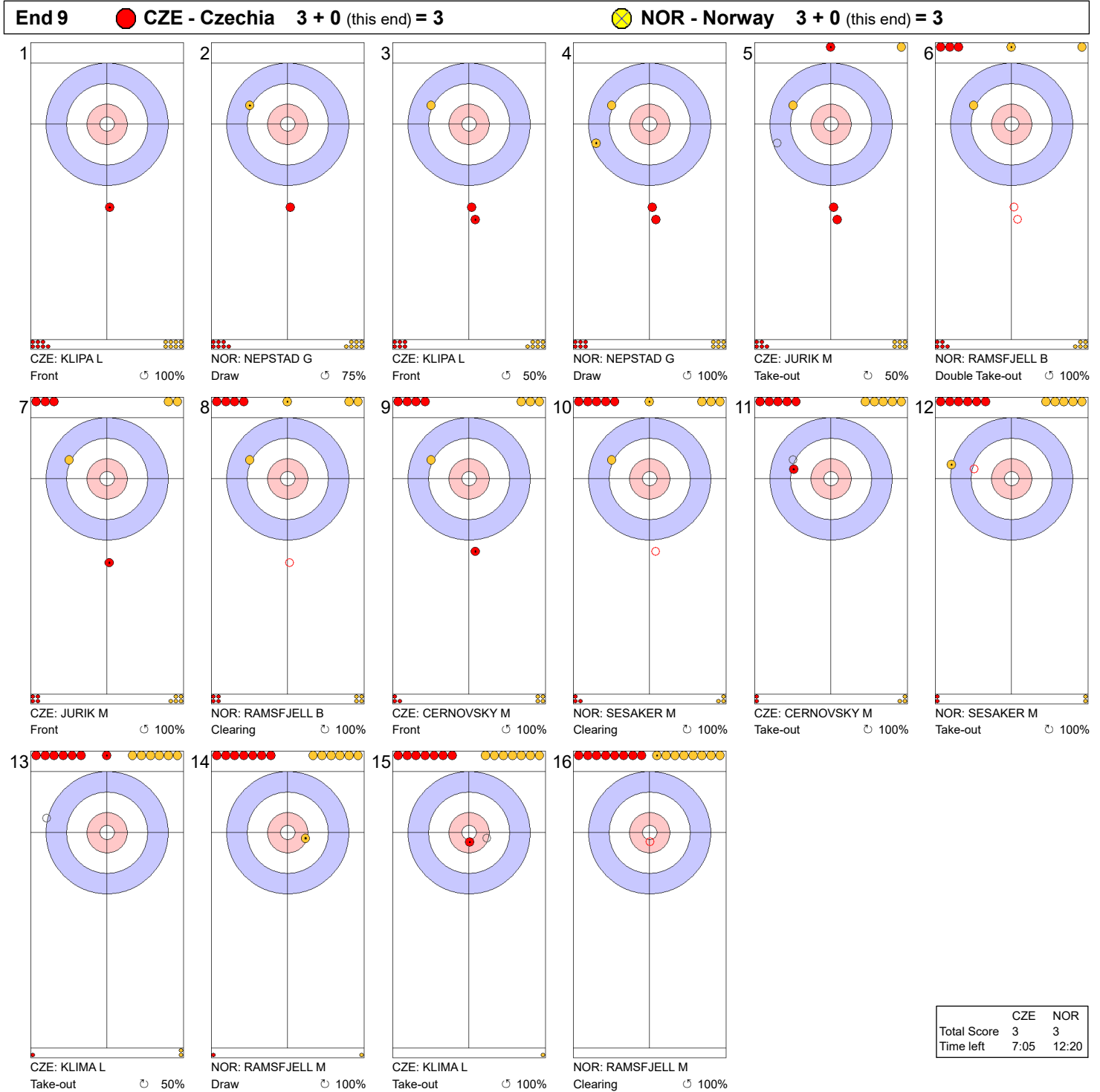
Legend:
 ⤵ Clockwise ⤴ Counter-clockwise - Not considered

Game - Shot by Shot



Legend:
 Clockwise
 Counter-clockwise
 - Not considered

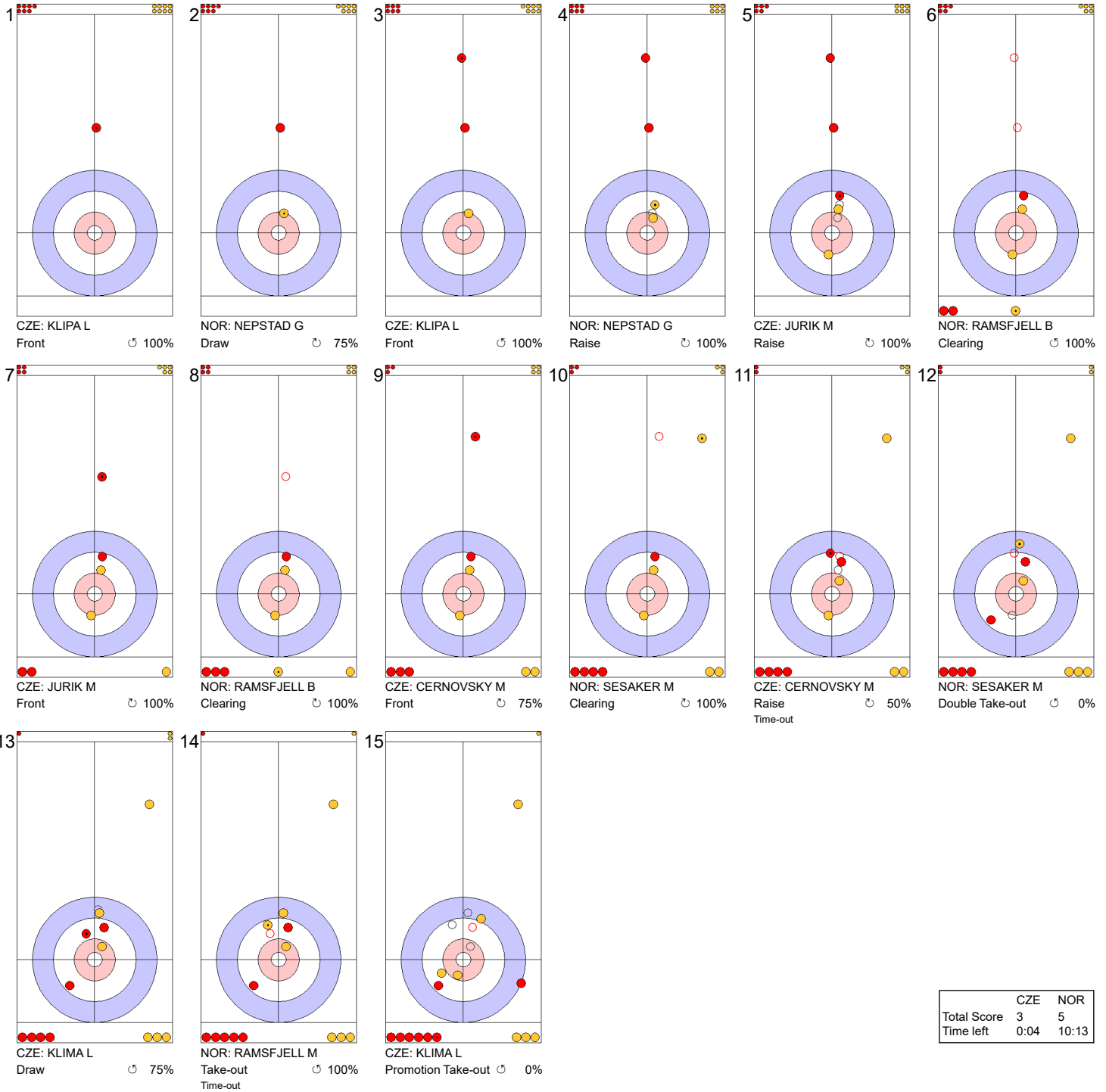
Game - Shot by Shot



Legend:
 ↻ Clockwise ↺ Counter-clockwise - Not considered

Game - Shot by Shot

End 10 **CZE - Czechia 3 + 0 (this end) = 3** **NOR - Norway 3 + 2 (this end) = 5**



	CZE	NOR
Total Score	3	5
Time left	0:04	10:13

Legend:
 Clockwise Counter-clockwise - Not considered

Game Results

Sheet	Team	LSFE	1	2	3	4	5	6	7	8	9	10	Extra Ends	Total
C	AUT - Austria		0	2	0	2	0	2	0	1	0	1		8
	NED - Netherlands	*	2	0	1	0	1	0	1	0	1	0		6

AUT - Austria		Shot Success	Game	All
4 S	GENNER Mathias	83%	67%	
3 V	BACKOFEN Jonas	75%	76%	
2	REICHEL Martin	69%	68%	
1	MAVEC Florian	78%	84%	
A	KARG Johann	-	50%	
Team Total		76%	74%	

NED - Netherlands		Shot Success	Game	All
4 S	GOESGENS Wouter	83%	73%	
3	VAN DEN HURK Tobias	88%	78%	
2 V	HOEKMAN Laurens	68%	75%	
1	MAGAN Alexander	73%	84%	
A	SPITS Simon	-	-	
Team Total		78%	77%	

Last Stone Draw Distance

⌚	MAVEC Florian	37.6cm
⌚	GENNER Mathias	61.0cm
Total		98.6cm

Last Stone Draw Distance

⌚	MAGAN Alexander	4.2cm
⌚	GOESGENS Wouter	21.3cm
Total		25.5cm

Time remaining: 4 minutes 28 seconds

Time remaining: 0 minutes 19 seconds

Time-out: End 10 - AUT stone 7

Time-out: End 8 - NED stone 5

Shot Success Analysis

AUT - Austria		⌚	⌚	Game
4	GENNER Mathias	Draws 4 63%	4 69%	8 66%
		Take-outs 4 100%	8 91%	12 94%
		Total 8 81%	12 83%	20 83%
3	BACKOFEN Jonas	Draws 7 61%	1 100%	8 66%
		Take-outs 8 88%	4 69%	12 81%
		Total 15 75%	5 75%	20 75%
2	REICHEL Martin	Draws 7 50%	5 85%	12 65%
		Take-outs 5 80%	3 67%	8 75%
		Total 12 63%	8 78%	20 69%
1	MAVEC Florian	Draws 17 75%	1 75%	18 75%
		Take-outs 2 100%	0 -	2 100%
		Total 19 78%	1 75%	20 78%
A	KARG Johann	Draws 0 -	0 -	0 -
		Take-outs 0 -	0 -	0 -
		Total 0 -	0 -	0 -
Team		Draws 35 66%	11 80%	46 69%
		Take-outs 19 89%	15 80%	34 85%
		Total 54 74%	26 80%	80 76%

NED - Netherlands		⌚	⌚	Game
4	GOESGENS Wouter	Draws 8 78%	4 69%	12 75%
		Take-outs 3 100%	5 90%	8 94%
		Total 11 84%	9 81%	20 83%
3	VAN DEN HURK Tobias	Draws 8 100%	4 81%	12 94%
		Take-outs 5 70%	3 92%	8 78%
		Total 13 88%	7 86%	20 88%
2	HOEKMAN Laurens	Draws 5 60%	4 50%	9 56%
		Take-outs 6 75%	5 80%	11 77%
		Total 11 68%	9 67%	20 68%
1	MAGAN Alexander	Draws 16 75%	2 75%	18 75%
		Take-outs 1 0%	1 100%	2 50%
		Total 17 71%	3 83%	20 73%
A	SPITS Simon	Draws 0 -	0 -	0 -
		Take-outs 0 -	0 -	0 -
		Total 0 -	0 -	0 -
Team		Draws 37 79%	14 68%	51 76%
		Take-outs 15 73%	14 88%	29 80%
		Total 52 77%	28 78%	80 78%

Note:

Position and function for each team member:

4 = Fourth, 3 = Third, 2 = Second, 1 = Lead, A = Alternate, S = Skip, V = Vice-Skip

Legend:

⌚ Clockwise

⌚ Counter-clockwise

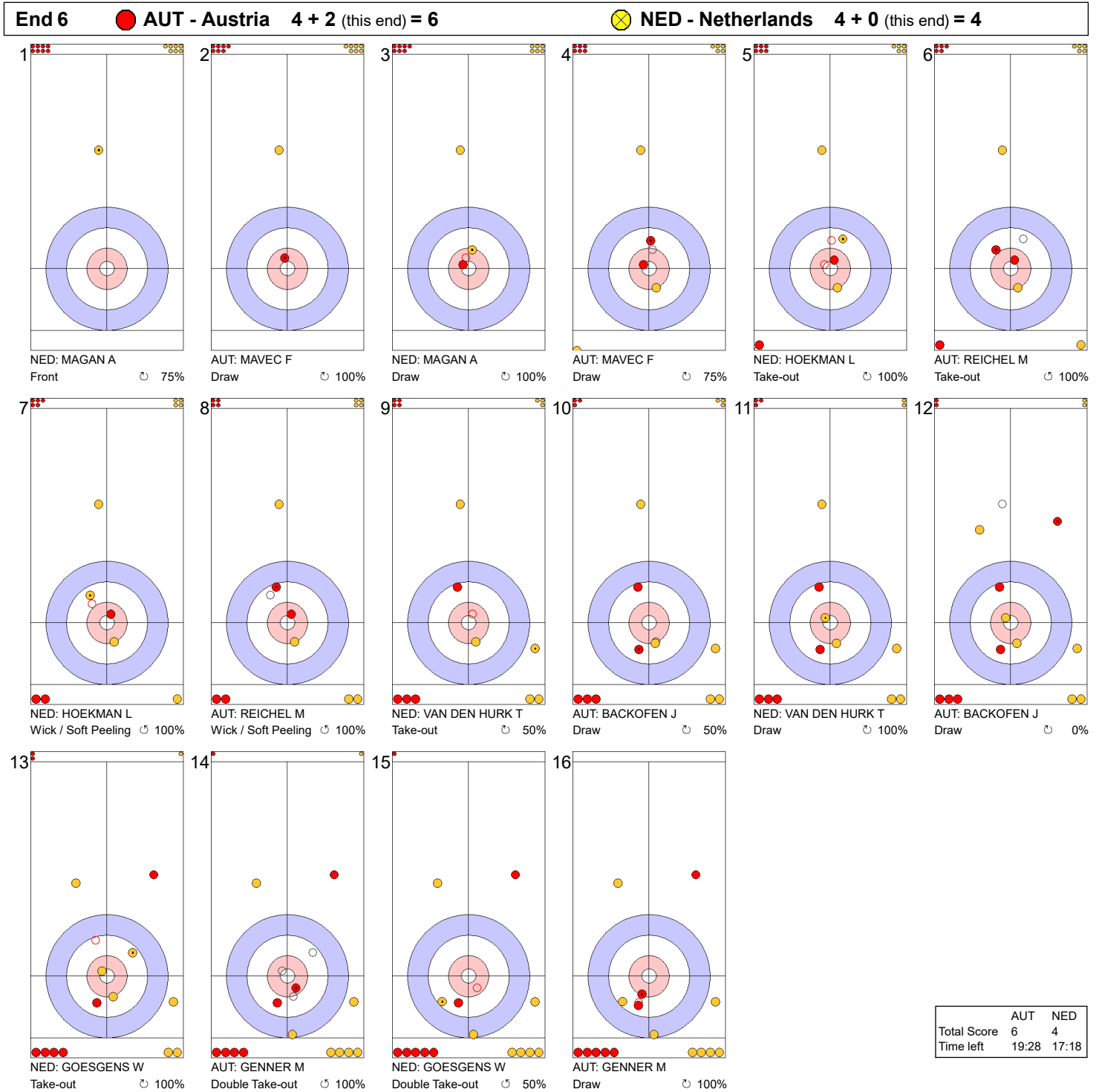
LSFE(*) Last Stone First End

Game - Shot by Shot



Legend:
 ↻ Clockwise ↺ Counter-clockwise - Not considered

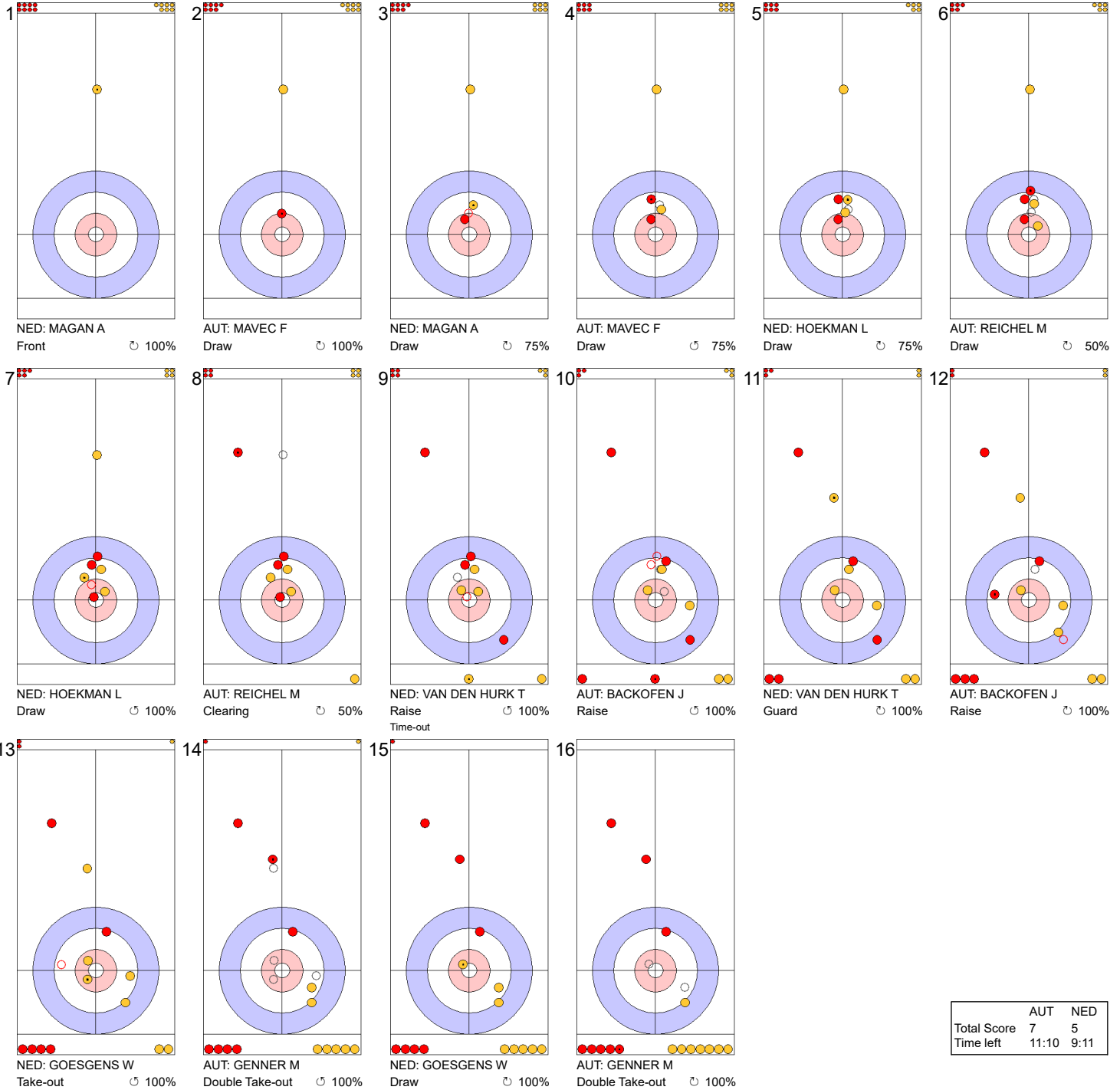
Game - Shot by Shot



Legend:
 ↻ Clockwise ↺ Counter-clockwise - Not considered

Game - Shot by Shot

End 8 ● **AUT - Austria** 6 + 1 (this end) = 7 ● **NED - Netherlands** 5 + 0 (this end) = 5

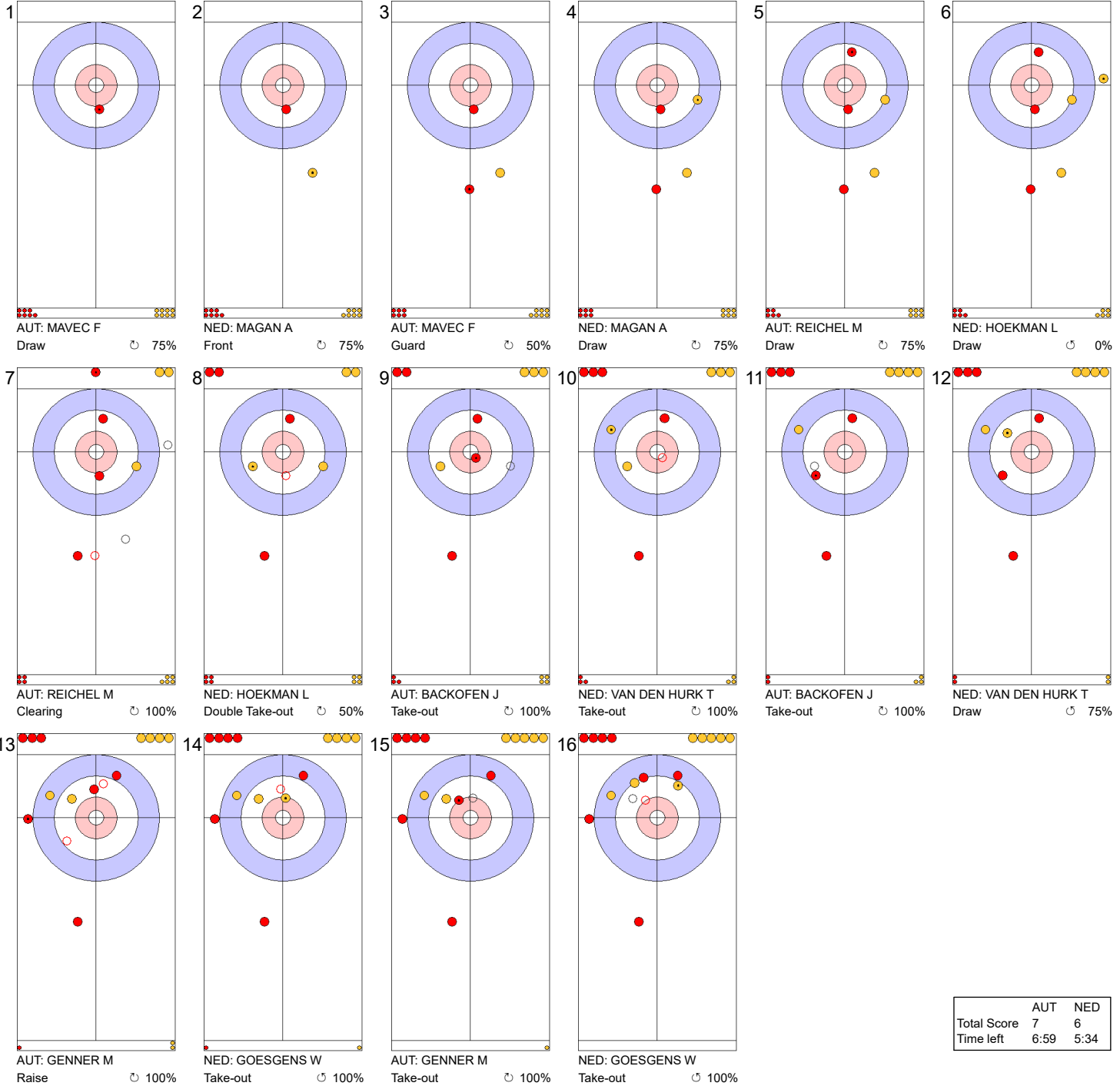


	AUT	NED
Total Score	7	5
Time left	11:10	9:11

Legend:
 ↻ Clockwise ↺ Counter-clockwise - Not considered

Game - Shot by Shot

End 9 **AUT - Austria 7 + 0 (this end) = 7** **NED - Netherlands 5 + 1 (this end) = 6**




	AUT	NED
Total Score	7	6
Time left	6:59	5:34

Legend:
 Clockwise Counter-clockwise - Not considered

Game - Shot by Shot

End 10 ● **AUT - Austria** 7 + 1 (this end) = 8 ● **NED - Netherlands** 6 + 0 (this end) = 6



Legend:
 ↻ Clockwise ↺ Counter-clockwise - Not considered

Game Results

Sheet	Team	LSFE	1	2	3	4	5	6	7	8	9	10	Extra Ends	Total
D	SUI - Switzerland		0	0	3	0	0	1	0	1	1	1		7
	ITA - Italy	*	1	1	0	0	1	0	1	0	0	0		4

SUI - Switzerland		Shot Success	Game	All
4 V	SCHWARZ-VAN BERKEL Benoit	83%	84%	
3 S	SCHWALLER Yannick	69%	86%	
2	MICHEL Sven	90%	86%	
1	LACHAT-COUCHEPIN Pablo	78%	87%	
A	WINKELHAUSEN Tom	-	94%	
Team Total		80%	86%	

ITA - Italy		Shot Success	Game	All
4 S	RETORNAZ Joel	64%	78%	
3	MOSANER Amos	71%	82%	
2	ARMAN Sebastiano	90%	89%	
1 V	GIOVANELLA Mattia	91%	92%	
A	ZISA Alberto	-	-	
Team Total		79%	85%	

Last Stone Draw Distance

⌚	SCHWALLER Yannick	28.8cm
⌚	SCHWARZ-VAN BERKEL Benoit	27.0cm
Total		55.8cm

Last Stone Draw Distance

⌚	RETORNAZ Joel	8.5cm
⌚	GIOVANELLA Mattia	39.2cm
Total		47.7cm

Time remaining: 0 minutes 20 seconds

Time-out: End 9 - SUI stone 8

Time remaining: 0 minutes 39 seconds

Time-out: End 10 - ITA stone 6

Shot Success Analysis

SUI - Switzerland		⌚	⌚	Game
4	SCHWARZ-VAN BERKEL Benoit	Draws	6 75%	4 94% 10 83%
		Take-outs	3 75%	7 86% 10 83%
		Total	9 75%	11 89% 20 83%
3	SCHWALLER Yannick	Draws	6 71%	4 50% 10 63%
		Take-outs	2 75%	8 75% 10 75%
		Total	8 72%	12 67% 20 69%
2	MICHEL Sven	Draws	1 75%	9 86% 10 85%
		Take-outs	3 100%	7 93% 10 95%
		Total	4 94%	16 89% 20 90%
1	LACHAT-COUCHEPIN Pablo	Draws	3 33%	16 88% 19 79%
		Take-outs	1 50%	0 - 1 50%
		Total	4 38%	16 88% 20 78%
A	WINKELHAUSEN Tom	Draws	0 -	0 - 0 -
		Take-outs	0 -	0 - 0 -
		Total	0 -	0 - 0 -
Team		Draws	16 66%	33 83% 49 78%
		Take-outs	9 81%	22 84% 31 83%
		Total	25 71%	55 84% 80 80%

ITA - Italy		⌚	⌚	Game
4	RETORNAZ Joel	Draws	7 50%	1 100% 8 56%
		Take-outs	5 60%	7 75% 12 69%
		Total	12 54%	8 78% 20 64%
3	MOSANER Amos	Draws	5 70%	1 100% 6 75%
		Take-outs	6 50%	8 84% 14 70%
		Total	11 59%	9 86% 20 71%
2	ARMAN Sebastiano	Draws	5 95%	7 79% 12 85%
		Take-outs	3 100%	5 95% 8 97%
		Total	8 97%	12 85% 20 90%
1	GIOVANELLA Mattia	Draws	2 100%	14 95% 16 95%
		Take-outs	2 50%	2 100% 4 75%
		Total	4 75%	16 95% 20 91%
A	ZISA Alberto	Draws	0 -	0 - 0 -
		Take-outs	0 -	0 - 0 -
		Total	0 -	0 - 0 -
Team		Draws	19 72%	23 90% 42 82%
		Take-outs	16 63%	22 85% 38 76%
		Total	35 68%	45 88% 80 79%

Note:

Position and function for each team member:

4 = Fourth, 3 = Third, 2 = Second, 1 = Lead, A = Alternate, S = Skip, V = Vice-Skip

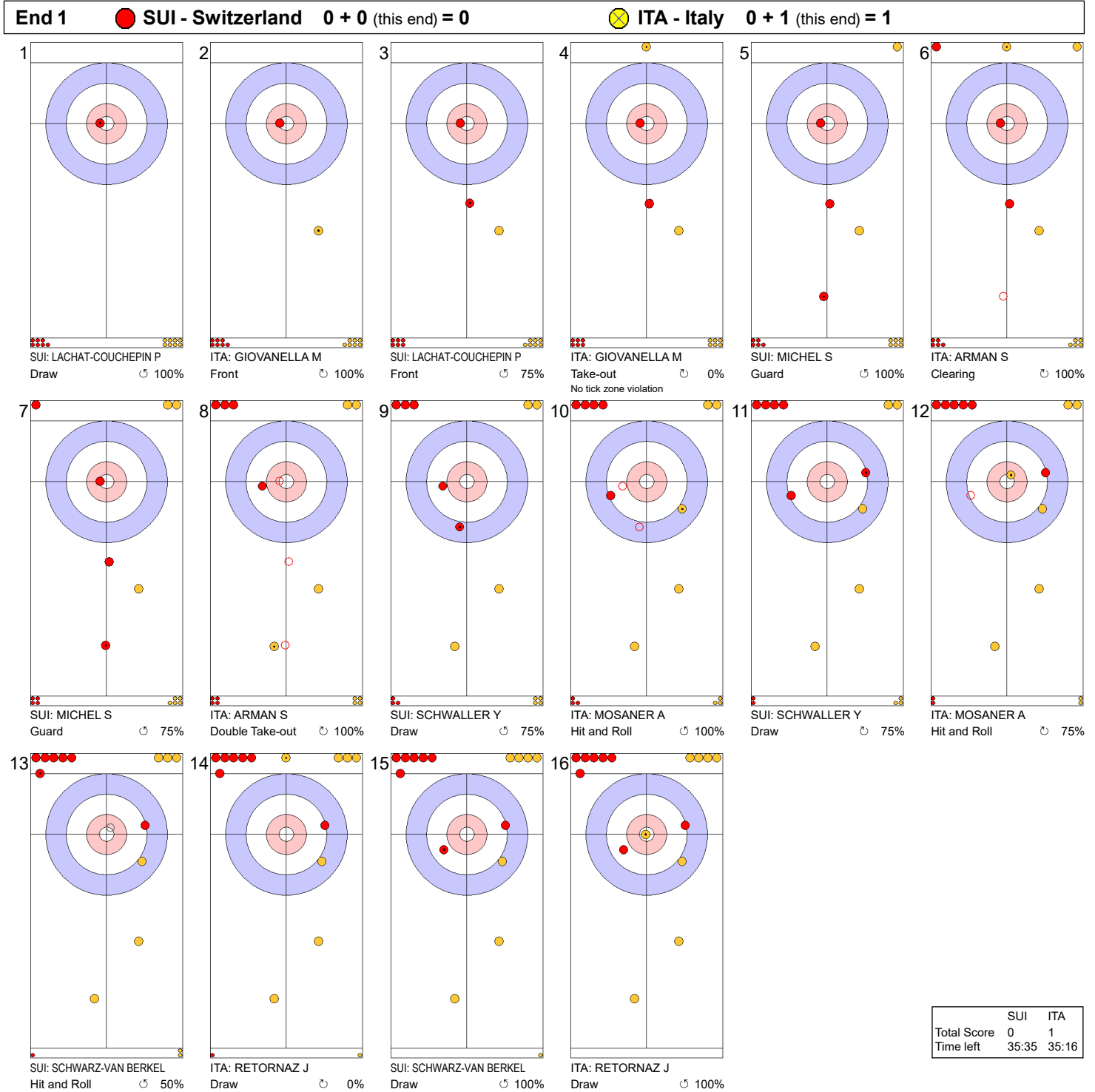
Legend:

⌚ Clockwise

⌚ Counter-clockwise

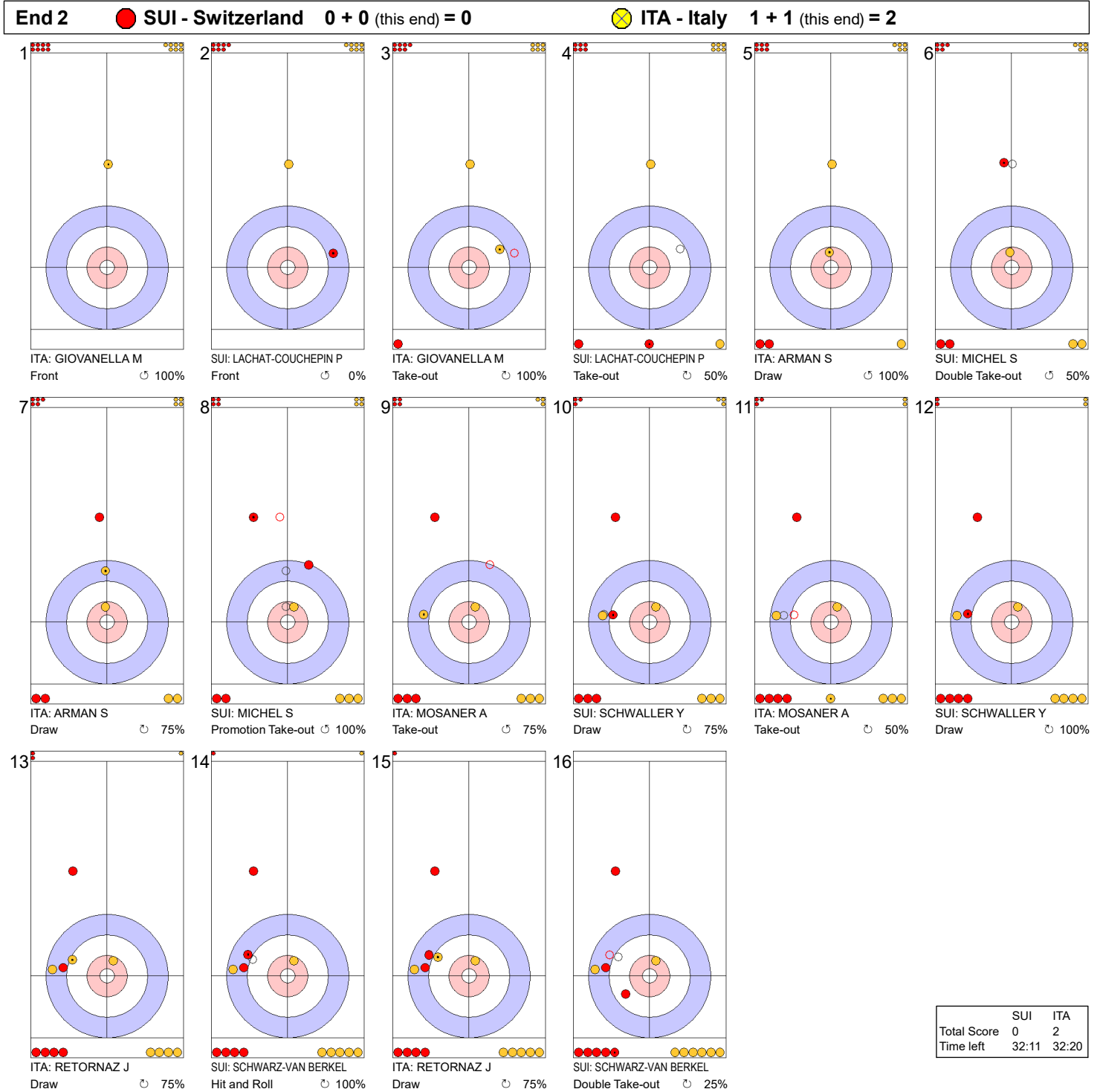
LSFE(*) Last Stone First End

Game - Shot by Shot



Legend:
 Clockwise
 Counter-clockwise
 - Not considered

Game - Shot by Shot



Legend:
 Clockwise Counter-clockwise - Not considered

Game - Shot by Shot



Legend:
 Clockwise Counter-clockwise - Not considered

Game - Shot by Shot



Legend:
 Clockwise
 Counter-clockwise
 - Not considered

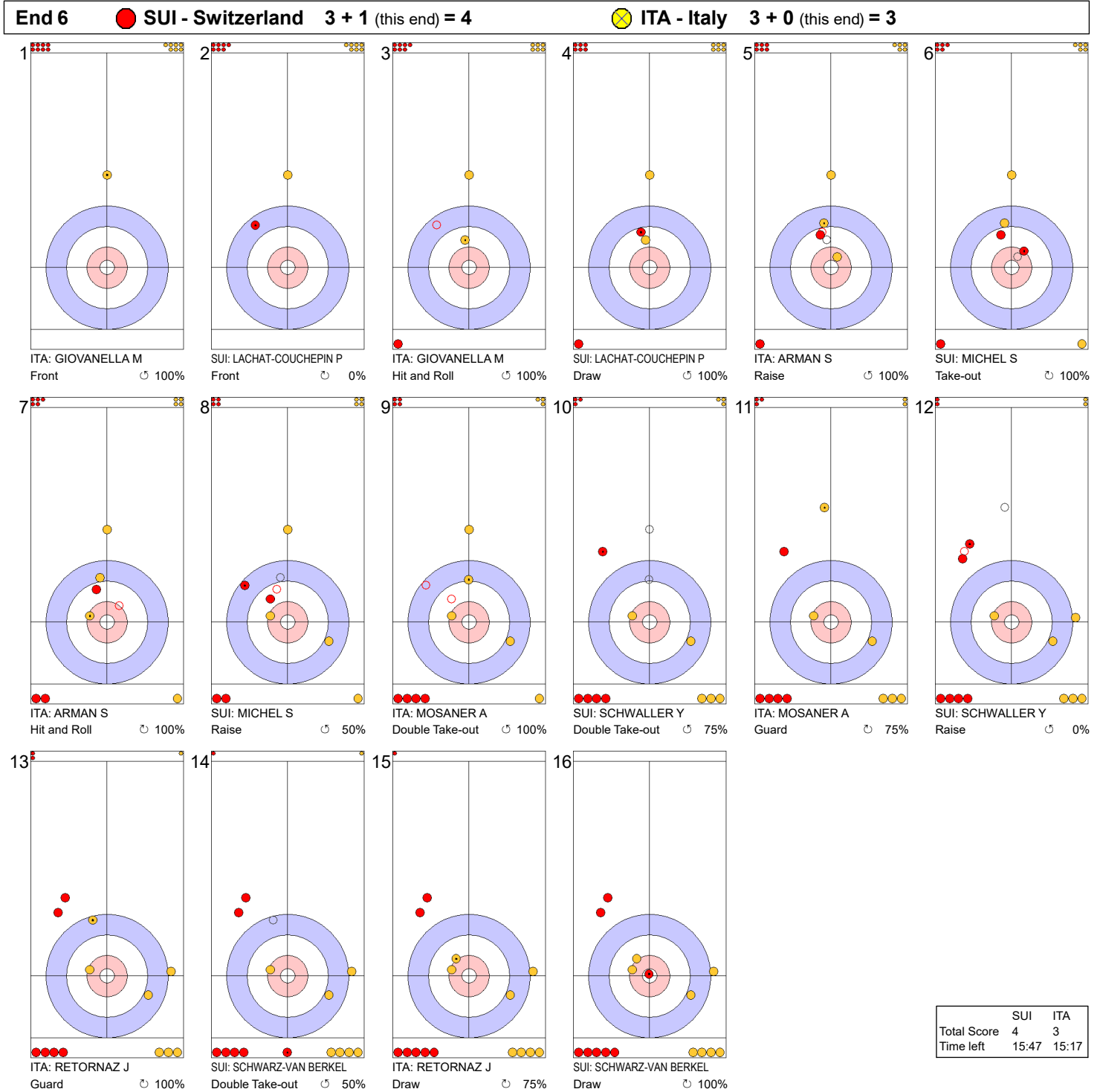
Game - Shot by Shot

End 5 ● **SUI - Switzerland** **3 + 0** (this end) = **3** ⊗ **ITA - Italy** **2 + 1** (this end) = **3**



Legend:
↻ Clockwise ↻ Counter-clockwise - Not considered

Game - Shot by Shot



Legend:
 Clockwise
 Counter-clockwise
 - Not considered

Game - Shot by Shot

End 7 **SUI - Switzerland 4 + 0 (this end) = 4** **ITA - Italy 3 + 1 (this end) = 4**



	SUI	ITA
Total Score	4	4
Time left	11:02	8:34

Legend:
 Clockwise Counter-clockwise - Not considered

Game - Shot by Shot

End 8 **SUI - Switzerland 4 + 1 (this end) = 5** **ITA - Italy 4 + 0 (this end) = 4**



	SUI	ITA
Total Score	5	4
Time left	8:07	5:44

Legend:
 Clockwise Counter-clockwise - Not considered

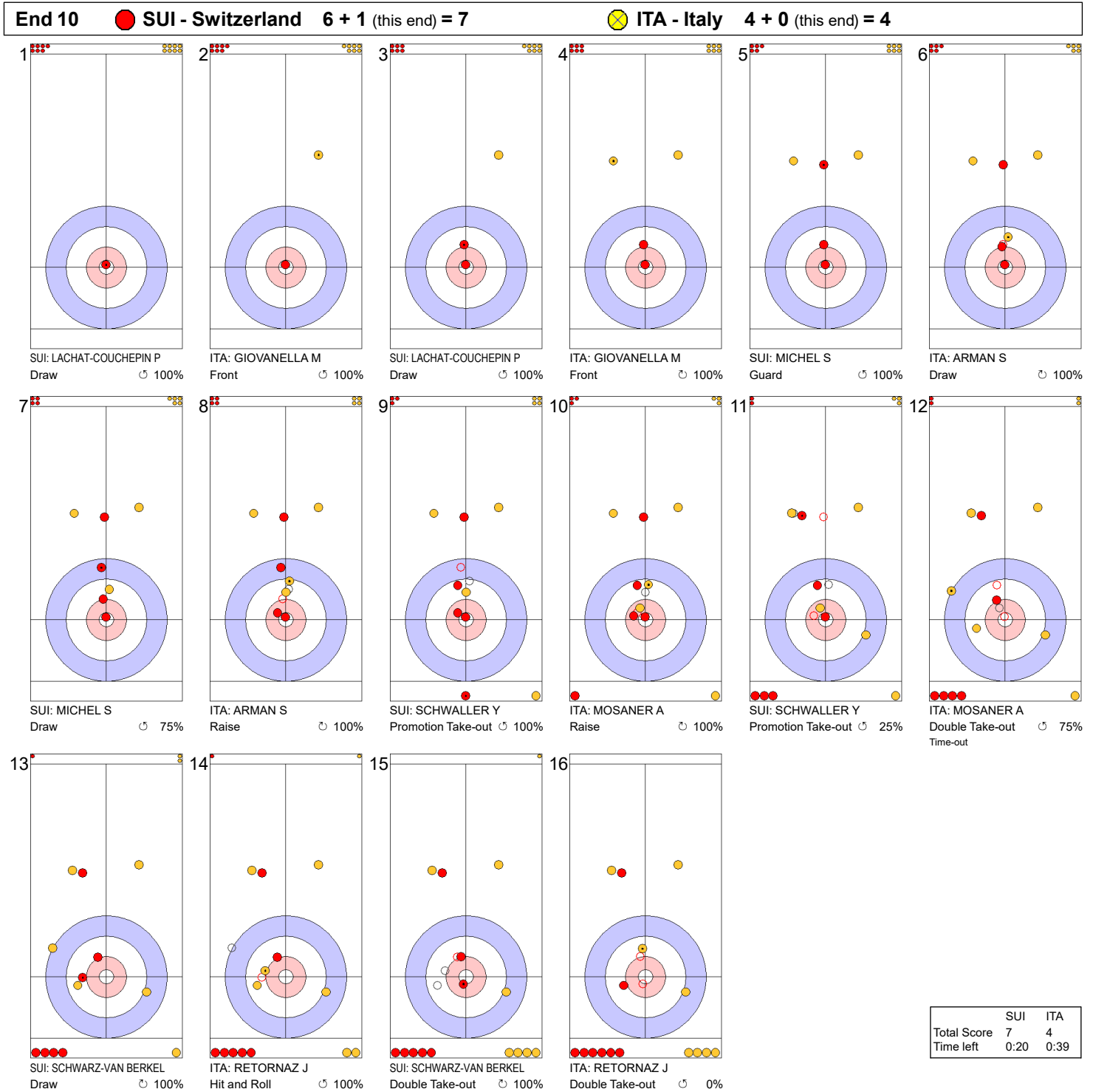
Game - Shot by Shot



	SUI	ITA
Total Score	6	4
Time left	3:53	2:49

Legend:
 Clockwise
 Counter-clockwise
 - Not considered

Game - Shot by Shot



Legend:
 Clockwise
 Counter-clockwise
 - Not considered

Game Results

Sheet	Team	LSFE	1	2	3	4	5	6	7	8	9	10	Extra Ends	Total
E	GER - Germany	*	3	1	0	0	0	0	0	6	X	X		10
	ENG - England		0	0	0	0	1	1	0	0	X	X		2

GER - Germany		Shot Success	Game	All
4 S	MUSKATEWITZ Marc	83%		82%
3 V	KAPP Benjamin	100%		86%
2	MESSENZEHL Felix	97%		82%
1	SCHEUERL Johannes	89%		90%
A	TREVISIOL Mario	-		-
Team Total		92%		85%

ENG - England		Shot Success	Game	All
4 S	RETCHLESS Rob	61%		63%
3 V	SUGDEN Jotham	78%		75%
2	GIBSON Scott	55%		68%
1	HAVERCROFT Jonathan	78%		80%
A	MOUAT Colin	-		79%
Team Total		68%		71%

Last Stone Draw Distance

↻	KAPP Benjamin	15.2cm
↺	SCHEUERL Johannes	12.3cm
Total		27.5cm

Last Stone Draw Distance

↻	RETCHLESS Rob	47.4cm
↺	HAVERCROFT Jonathan	12.2cm
Total		59.6cm

Time remaining: 11 minutes 16 seconds

Time remaining: 16 minutes 4 seconds

Shot Success Analysis

GER - Germany		↻	↺	Game
4	MUSKATEWITZ Marc	Draws 6 71%	2 100%	8 78%
		Take-outs 2 100%	5 85%	7 89%
		Total 8 78%	7 89%	15 83%
3	KAPP Benjamin	Draws 3 100%	1 100%	4 100%
		Take-outs 5 100%	7 100%	12 100%
		Total 8 100%	8 100%	16 100%
2	MESSENZEHL Felix	Draws 3 100%	4 88%	7 93%
		Take-outs 3 100%	6 100%	9 100%
		Total 6 100%	10 95%	16 97%
1	SCHEUERL Johannes	Draws 14 89%	1 75%	15 88%
		Take-outs 0 -	1 100%	1 100%
		Total 14 89%	2 88%	16 89%
A	TREVISIOL Mario	Draws 0 -	0 -	0 -
		Take-outs 0 -	0 -	0 -
		Total 0 -	0 -	0 -
Team		Draws 26 88%	8 91%	34 88%
		Take-outs 10 100%	19 96%	29 97%
		Total 36 91%	27 94%	63 92%

ENG - England		↻	↺	Game
4	RETCHLESS Rob	Draws 3 75%	2 63%	5 70%
		Take-outs 6 38%	5 80%	11 57%
		Total 9 50%	7 75%	16 61%
3	SUGDEN Jotham	Draws 4 88%	2 50%	6 75%
		Take-outs 3 100%	7 71%	10 80%
		Total 7 93%	9 67%	16 78%
2	GIBSON Scott	Draws 4 56%	2 38%	6 50%
		Take-outs 1 50%	9 58%	10 58%
		Total 5 55%	11 55%	16 55%
1	HAVERCROFT Jonathan	Draws 10 80%	5 80%	15 80%
		Take-outs 1 50%	0 -	1 50%
		Total 11 77%	5 80%	16 78%
A	MOUAT Colin	Draws 0 -	0 -	0 -
		Take-outs 0 -	0 -	0 -
		Total 0 -	0 -	0 -
Team		Draws 21 76%	11 64%	32 72%
		Take-outs 11 57%	21 68%	32 64%
		Total 32 70%	32 66%	64 68%

Note:
Position and function for each team member:
4 = Fourth, 3 = Third, 2 = Second, 1 = Lead, A = Alternate, S = Skip, V = Vice-Skip

Legend:
↻ Clockwise ↺ Counter-clockwise LSFE(*) Last Stone First End
X Unplayed/unfinished end due to concession

Game - Shot by Shot

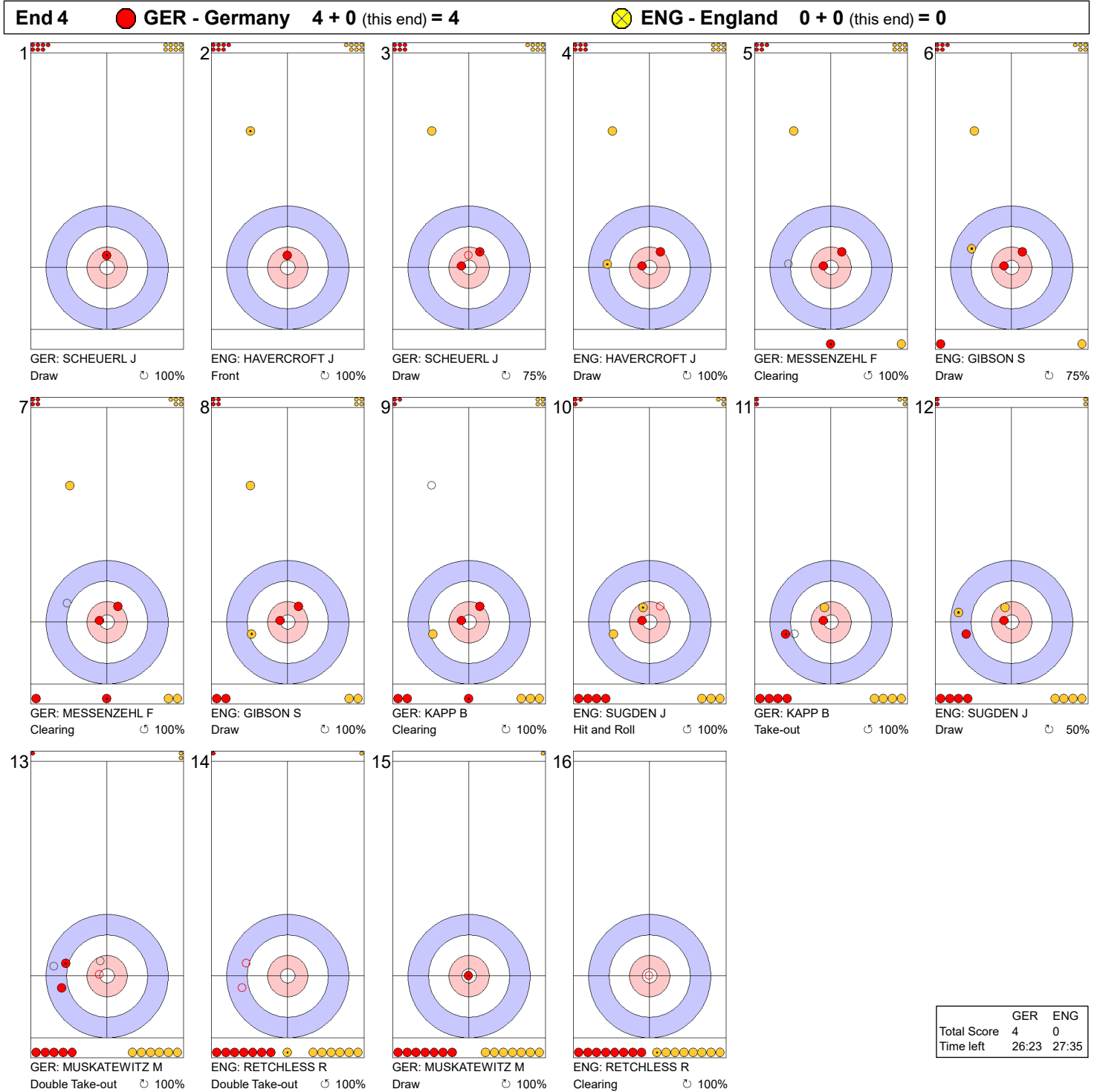
End 2 ● **GER - Germany 3 + 1 (this end) = 4** ● **ENG - England 0 + 0 (this end) = 0**



	GER	ENG
Total Score	4	0
Time left	31:40	33:02

Legend:
 ↻ Clockwise ↺ Counter-clockwise - Not considered

Game - Shot by Shot



Legend:
 ↻ Clockwise ↺ Counter-clockwise - Not considered

Game - Shot by Shot

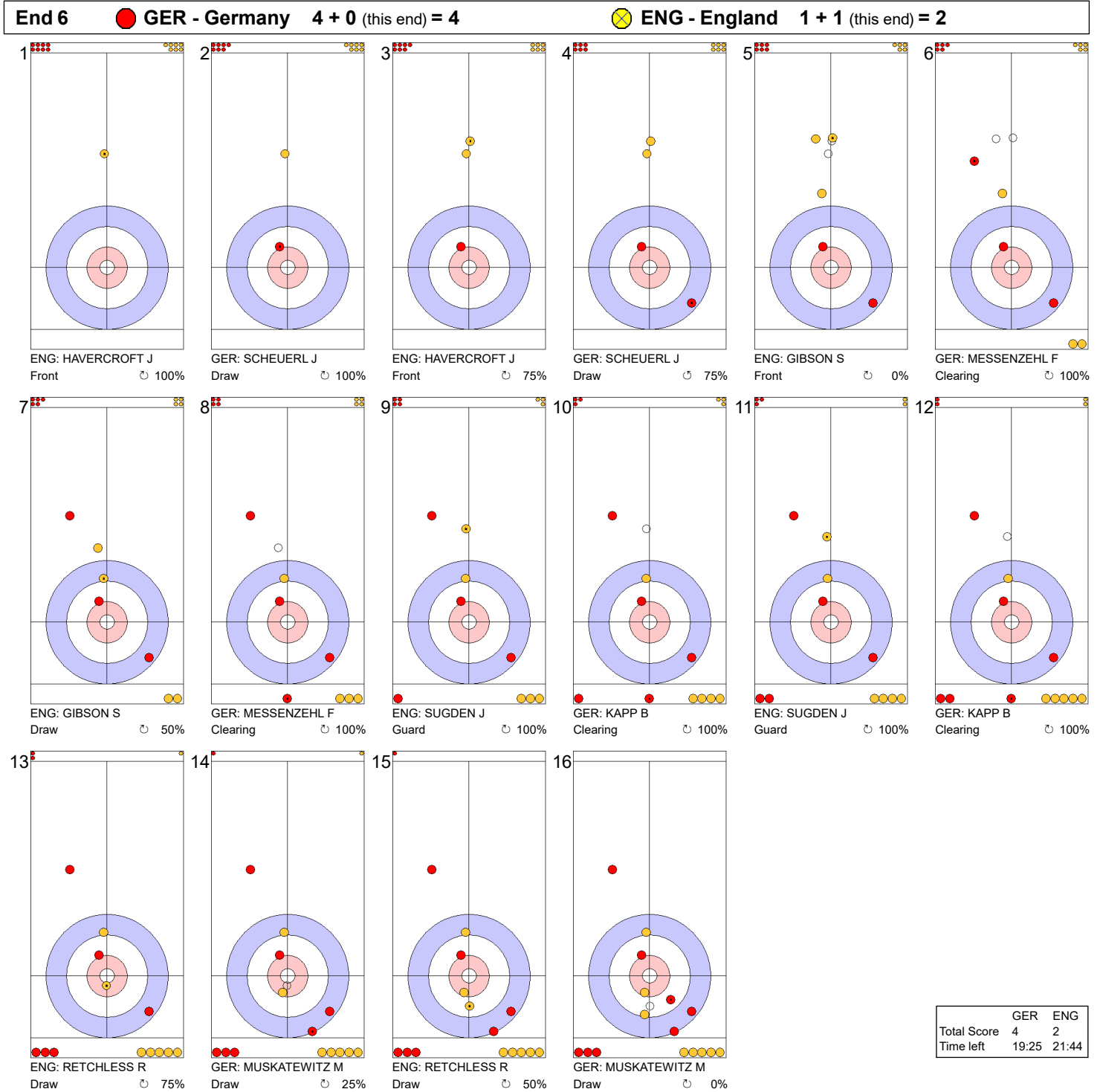
End 5 **GER - Germany 4 + 0 (this end) = 4** **ENG - England 0 + 1 (this end) = 1**



	GER	ENG
Total Score	4	1
Time left	23:24	24:35

Legend:
 Clockwise
 Counter-clockwise
 - Not considered

Game - Shot by Shot



Legend:
 ⌚ Clockwise ⌚ Counter-clockwise - Not considered

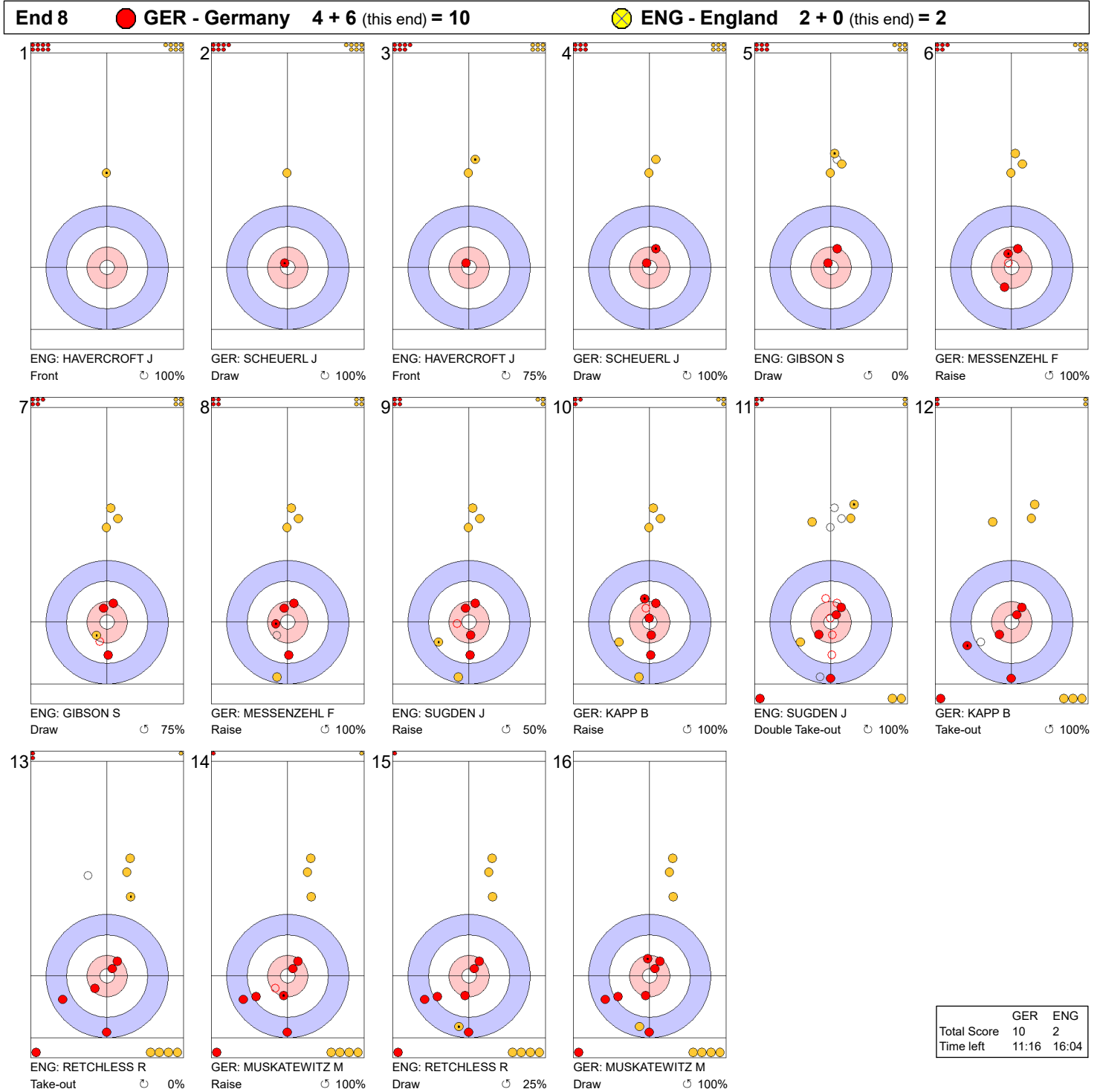
Game - Shot by Shot



	GER	ENG
Total Score	4	2
Time left	16:15	19:45

Legend:
 Clockwise
 Counter-clockwise
 - Not considered

Game - Shot by Shot



Legend:
 Clockwise
 Counter-clockwise
 - Not considered

Session Results and Standings

Sheet	Team	LSD/LSFE	1	2	3	4	5	6	7	8	9	10	Extra Ends	Total
A	ITA - Italy	72.6cm	0	1	0	2	0	2	0	1	0	2		8
	GER - Germany	66.0cm *	2	0	1	0	0	0	1	0	1	0		5
B	SWE - Sweden	52.5cm	2	0	1	0	1	2	0	0	3	X		9
	NED - Netherlands	46.7cm *	0	1	0	2	0	0	2	1	0	X		6
C	CZE - Czechia	233.5cm	0	1	0	1	0	0	X	X	X	X		2
	SCO - Scotland	210.6cm *	1	0	3	0	3	3	X	X	X	X		10
D	ENG - England	188.9cm	0	0	1	0	1	0	0	0	0	X		2
	AUT - Austria	19.2cm *	1	0	0	3	0	0	0	2	1	X		7
E	NOR - Norway	34.3cm *	2	0	3	0	1	0	1	0	1	2		10
	SUI - Switzerland	51.7cm	0	1	0	1	0	1	0	2	0	0		5

Current Standings

Rank	Team	Games	Wins	Losses	
1	SCO - Scotland	8	7	1	Q
2	ITA - Italy	8	6	2	
2	SWE - Sweden	8	6	2	
4	GER - Germany	8	5	3	
4	NOR - Norway	8	5	3	
4	SUI - Switzerland	8	5	3	
7	AUT - Austria	8	2	6	
7	CZE - Czechia	8	2	6	
7	NED - Netherlands	8	2	6	
10	ENG - England	8	0	8	>B

Note:
Under World Curling rules, tie-breaking rules for standings are not applied until after the last game of the round robin.

Legend:
>B To B-Division **LSD** Last Stone Draw **LSFE(*)** Last Stone First End
Q Qualified for the play-offs **X** Unplayed/unfinished end due to concession

Game Results

Sheet	Team	LSFE	1	2	3	4	5	6	7	8	9	10	Extra Ends	Total
A	ITA - Italy		0	1	0	2	0	2	0	1	0	2		8
	GER - Germany	*	2	0	1	0	0	0	1	0	1	0		5

ITA - Italy		Shot Success	Game	All
4 S	RETORNAZ Joel	83%	80%	
3	MOSANER Amos	80%	83%	
2	ARMAN Sebastiano	86%	89%	
1 V	GIOVANELLA Mattia	94%	92%	
A	ZISA Alberto	-	-	
Team Total		86%	86%	

GER - Germany		Shot Success	Game	All
4 S	MUSKATEWITZ Marc	75%	82%	
3 V	KAPP Benjamin	84%	85%	
2	MESSENZEHL Felix	74%	80%	
1	SCHEUERL Johannes	84%	91%	
A	TREVISIOL Mario	-	-	
Team Total		79%	84%	

Last Stone Draw		Distance
↻	MOSANER Amos	23.1cm
↻	ARMAN Sebastiano	49.5cm
Total		72.6cm

Last Stone Draw		Distance
↻	MESSENZEHL Felix	25.7cm
↻	MUSKATEWITZ Marc	40.3cm
Total		66.0cm

Time remaining: 4 minutes 12 seconds

Time-out: End 9 - ITA stone 5

Time remaining: 2 minutes 39 seconds

Time-out: End 9 - GER stone 6

Shot Success Analysis

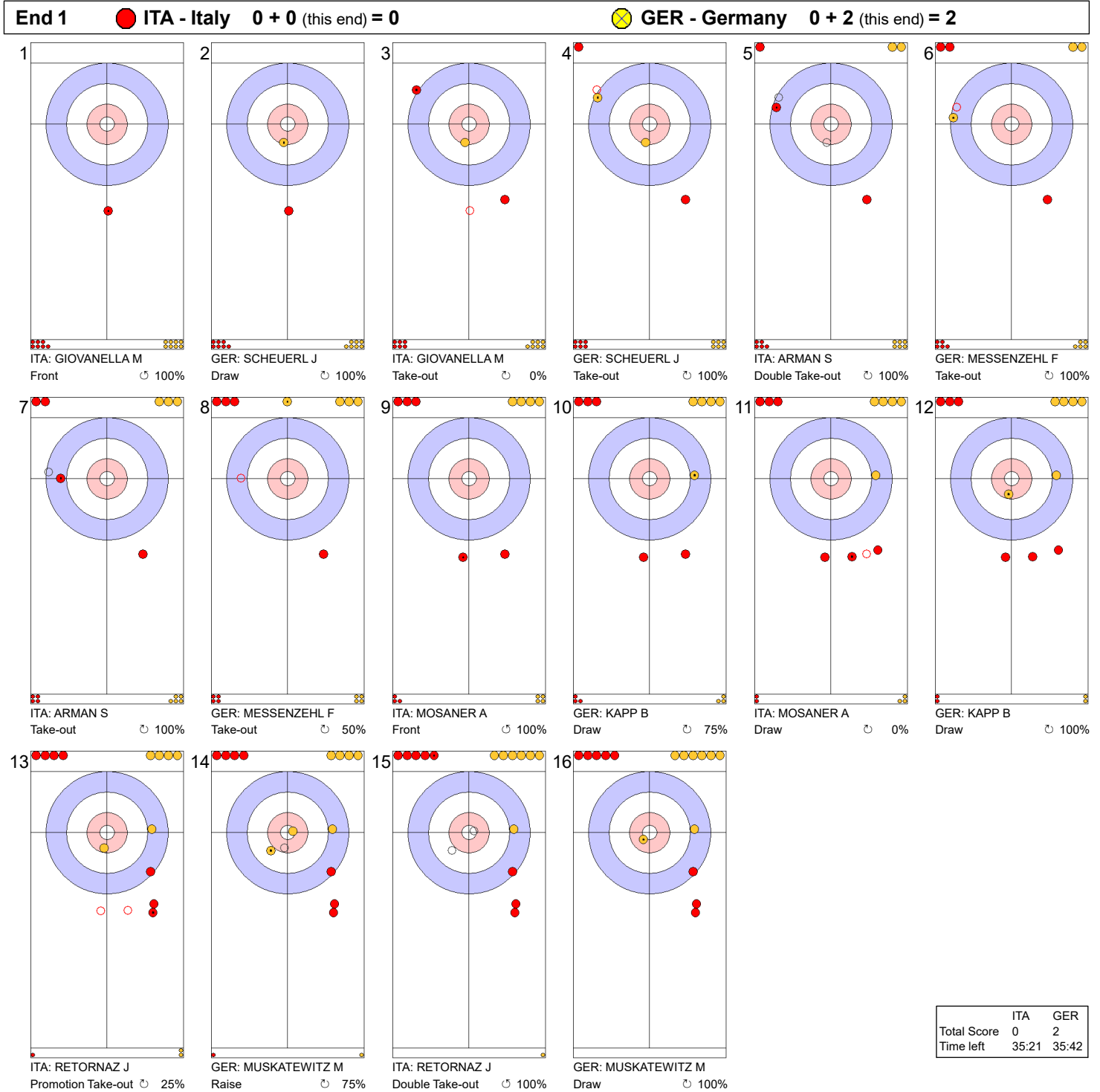
ITA - Italy		↻	↻	Game
4	RETORNAZ Joel	Draws 4 100%	4 75%	8 88%
		Take-outs 9 83%	3 67%	12 79%
		Total 13 88%	7 71%	20 83%
3	MOSANER Amos	Draws 2 38%	4 81%	6 67%
		Take-outs 5 90%	9 83%	14 86%
		Total 7 75%	13 83%	20 80%
2	ARMAN Sebastiano	Draws 3 100%	5 100%	8 100%
		Take-outs 8 84%	4 63%	12 77%
		Total 11 89%	9 83%	20 86%
1	GIOVANELLA Mattia	Draws 7 100%	11 98%	18 99%
		Take-outs 2 50%	0 -	2 50%
		Total 9 89%	11 98%	20 94%
A	ZISA Alberto	Draws 0 -	0 -	0 -
		Take-outs 0 -	0 -	0 -
		Total 0 -	0 -	0 -
Team		Draws 16 92%	24 92%	40 92%
		Take-outs 24 82%	16 75%	40 79%
		Total 40 86%	40 85%	80 86%

GER - Germany		↻	↻	Game
4	MUSKATEWITZ Marc	Draws 8 81%	2 100%	10 85%
		Take-outs 6 75%	4 50%	10 65%
		Total 14 79%	6 67%	20 75%
3	KAPP Benjamin	Draws 8 97%	5 70%	13 87%
		Take-outs 5 80%	2 75%	7 79%
		Total 13 90%	7 71%	20 84%
2	MESSENZEHL Felix	Draws 7 75%	2 63%	9 72%
		Take-outs 8 72%	3 83%	11 75%
		Total 15 73%	5 75%	20 74%
1	SCHEUERL Johannes	Draws 17 81%	1 100%	18 82%
		Take-outs 1 100%	1 100%	2 100%
		Total 18 82%	2 100%	20 84%
A	TREVISIOL Mario	Draws 0 -	0 -	0 -
		Take-outs 0 -	0 -	0 -
		Total 0 -	0 -	0 -
Team		Draws 40 83%	10 78%	50 82%
		Take-outs 20 76%	10 70%	30 74%
		Total 60 81%	20 74%	80 79%

Note:
Position and function for each team member:
4 = Fourth, 3 = Third, 2 = Second, 1 = Lead, A = Alternate, S = Skip, V = Vice-Skip

Legend:
↻ Clockwise ↻ Counter-clockwise **LSFE(*)** Last Stone First End

Game - Shot by Shot




Legend:
 ↻ Clockwise ↺ Counter-clockwise - Not considered

Game - Shot by Shot



Legend:
 ↻ Clockwise ↺ Counter-clockwise - Not considered

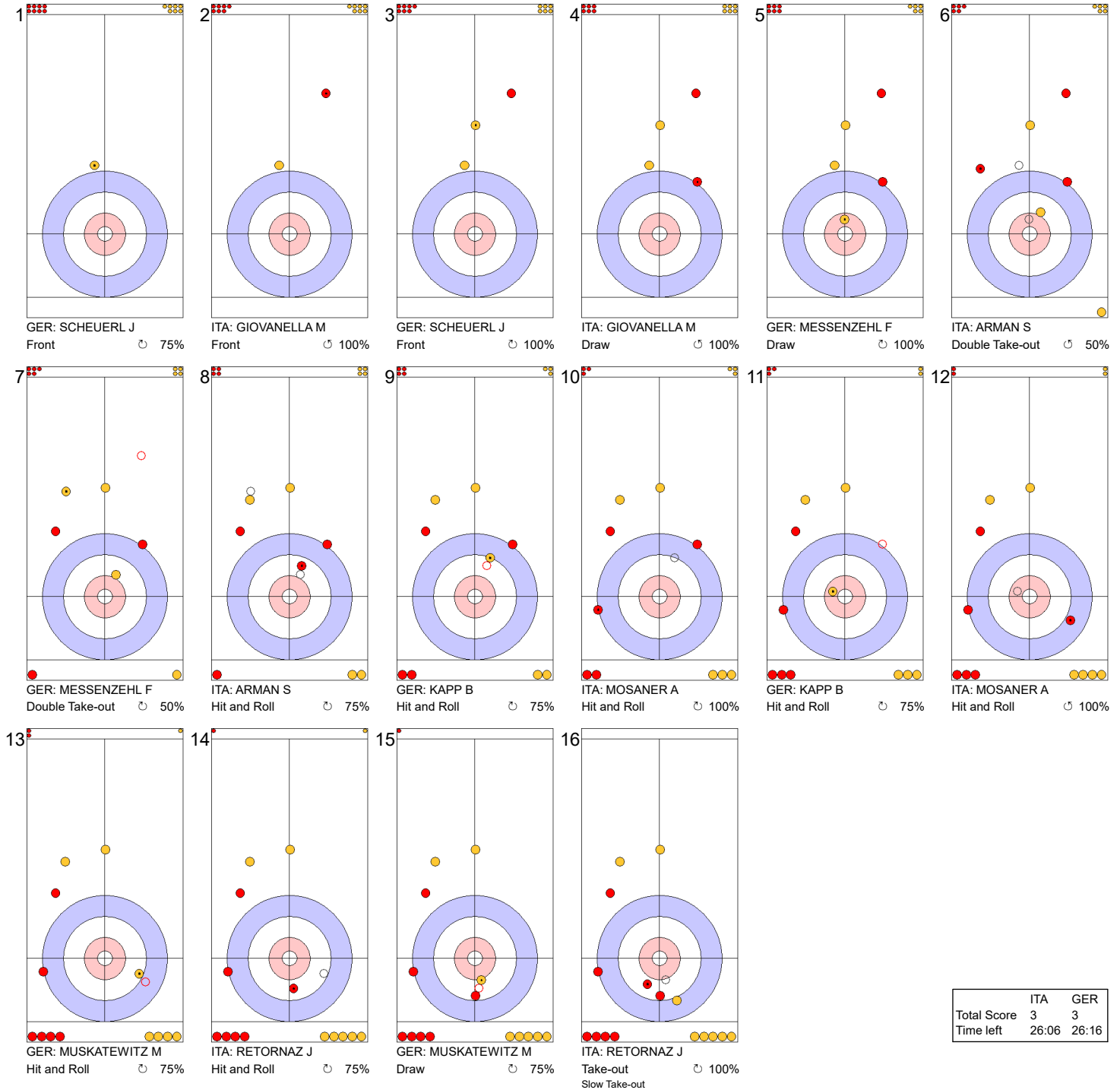
Game - Shot by Shot



Legend:
 ↻ Clockwise ↺ Counter-clockwise - Not considered

Game - Shot by Shot

End 4 ● **ITA - Italy** 1 + 2 (this end) = 3 ● **GER - Germany** 3 + 0 (this end) = 3

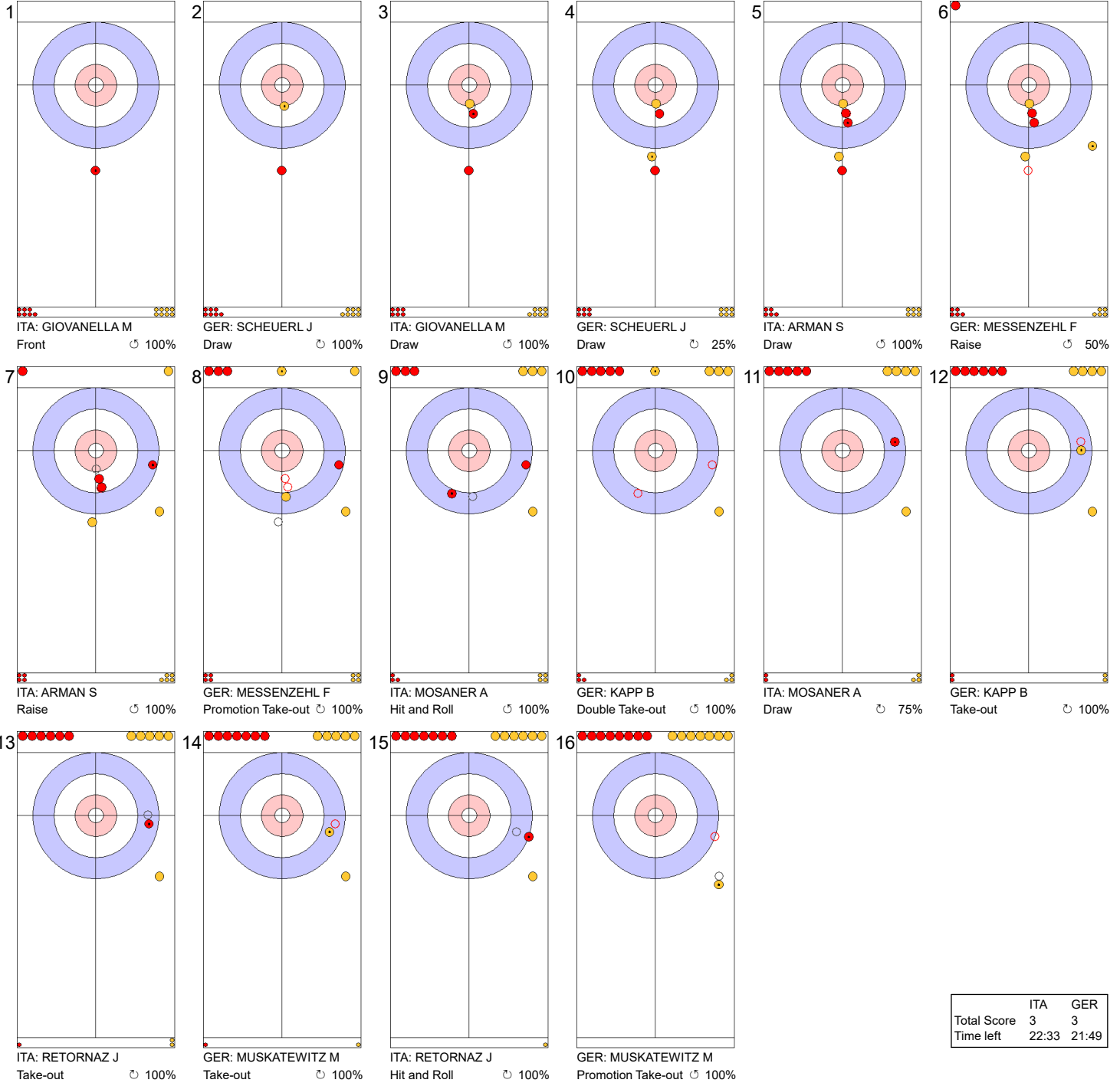


	ITA	GER
Total Score	3	3
Time left	26:06	26:16

Legend:
 ↻ Clockwise ↺ Counter-clockwise - Not considered

Game - Shot by Shot

End 5 ● **ITA - Italy** 3 + 0 (this end) = 3 ● **GER - Germany** 3 + 0 (this end) = 3



	ITA	GER
Total Score	3	3
Time left	22:33	21:49

Legend:
 ↻ Clockwise ↺ Counter-clockwise - Not considered

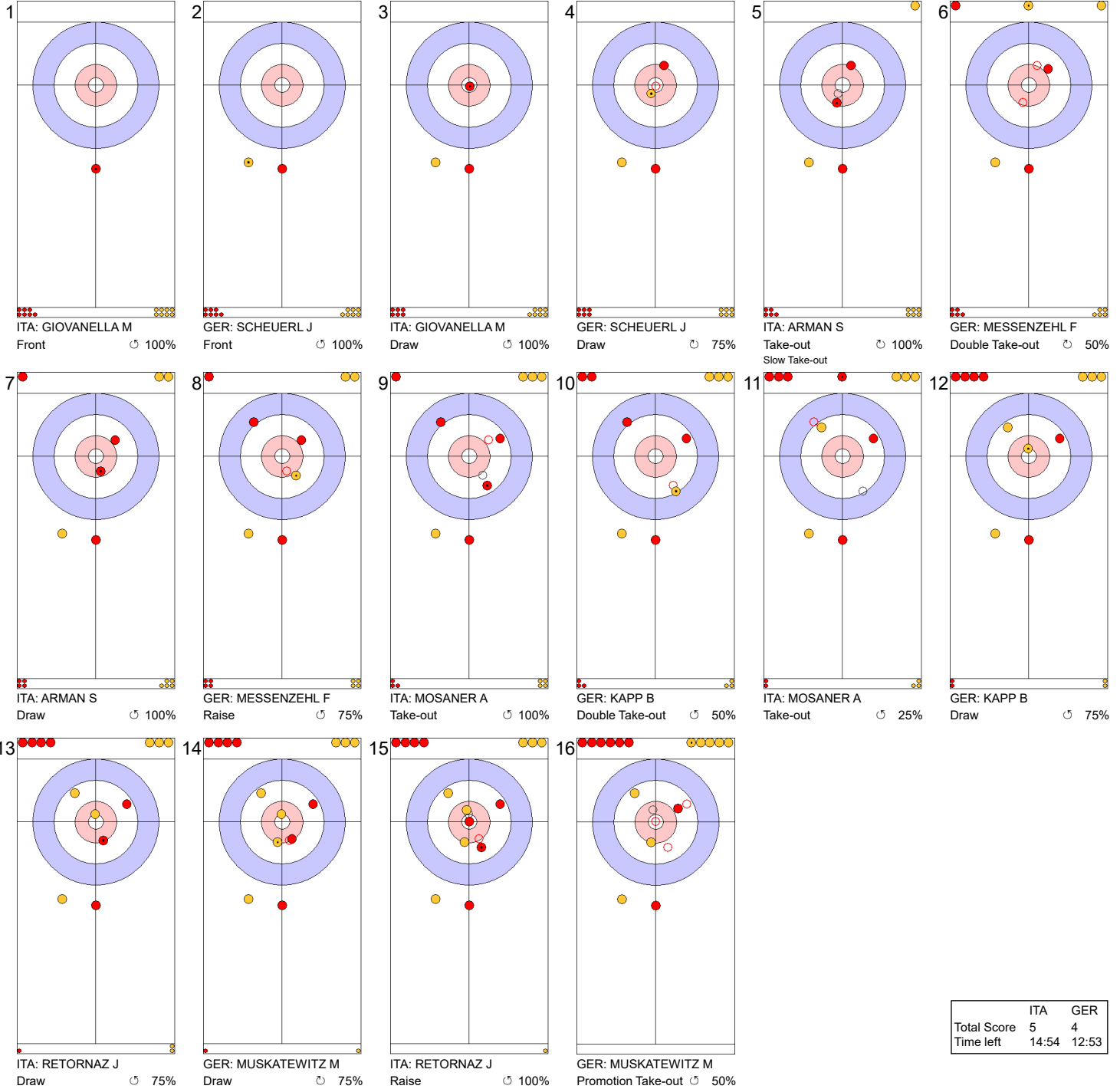
Game - Shot by Shot



Legend:
 ↻ Clockwise ↺ Counter-clockwise - Not considered

Game - Shot by Shot

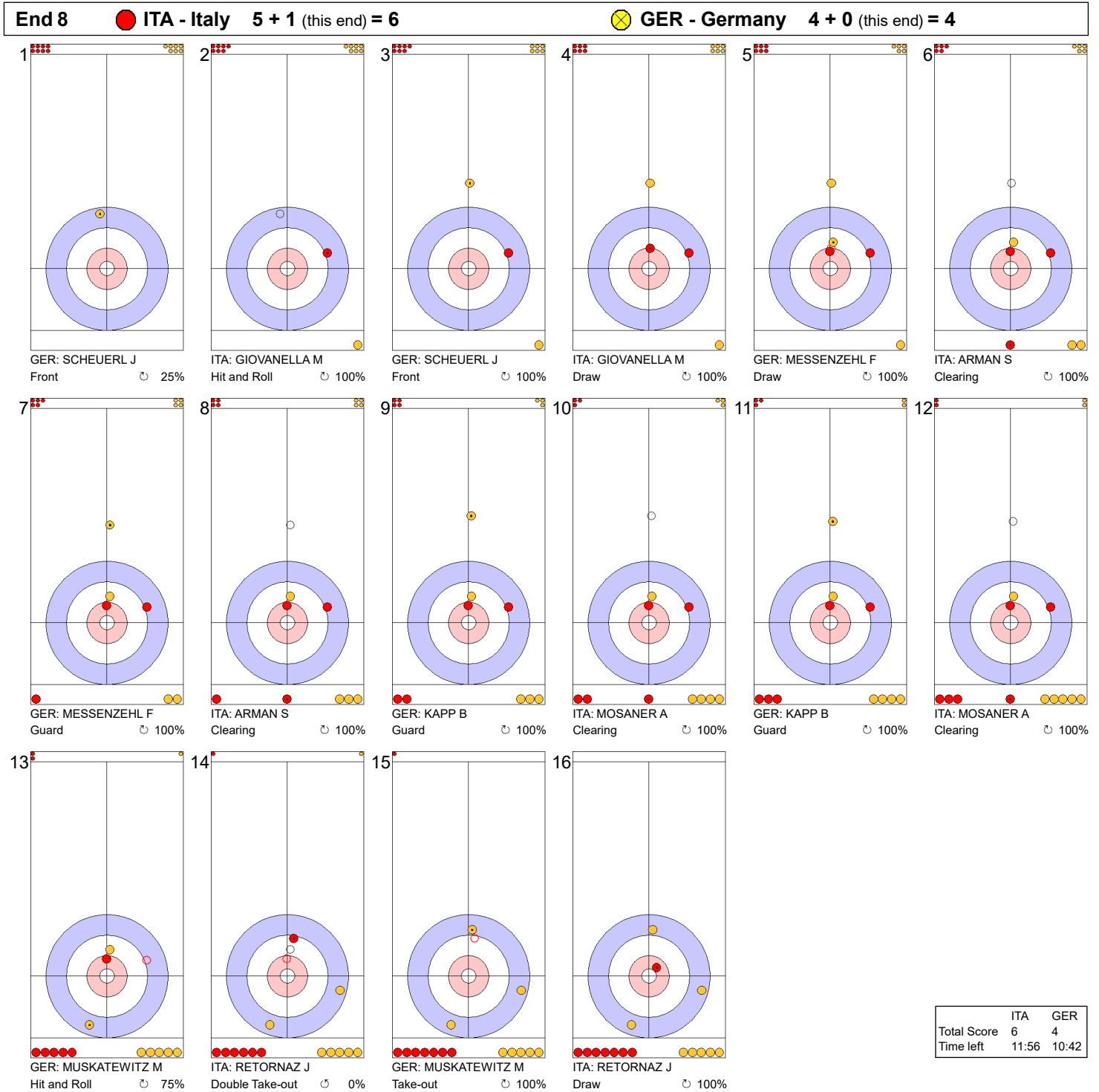
End 7 **ITA - Italy 5 + 0 (this end) = 5** **GER - Germany 3 + 1 (this end) = 4**



	ITA	GER
Total Score	5	4
Time left	14:54	12:53

Legend:
 Clockwise Counter-clockwise - Not considered

Game - Shot by Shot



Legend:
 ↻ Clockwise ↺ Counter-clockwise - Not considered

Game - Shot by Shot

End 9 **ITA - Italy 6 + 0 (this end) = 6** **GER - Germany 4 + 1 (this end) = 5**

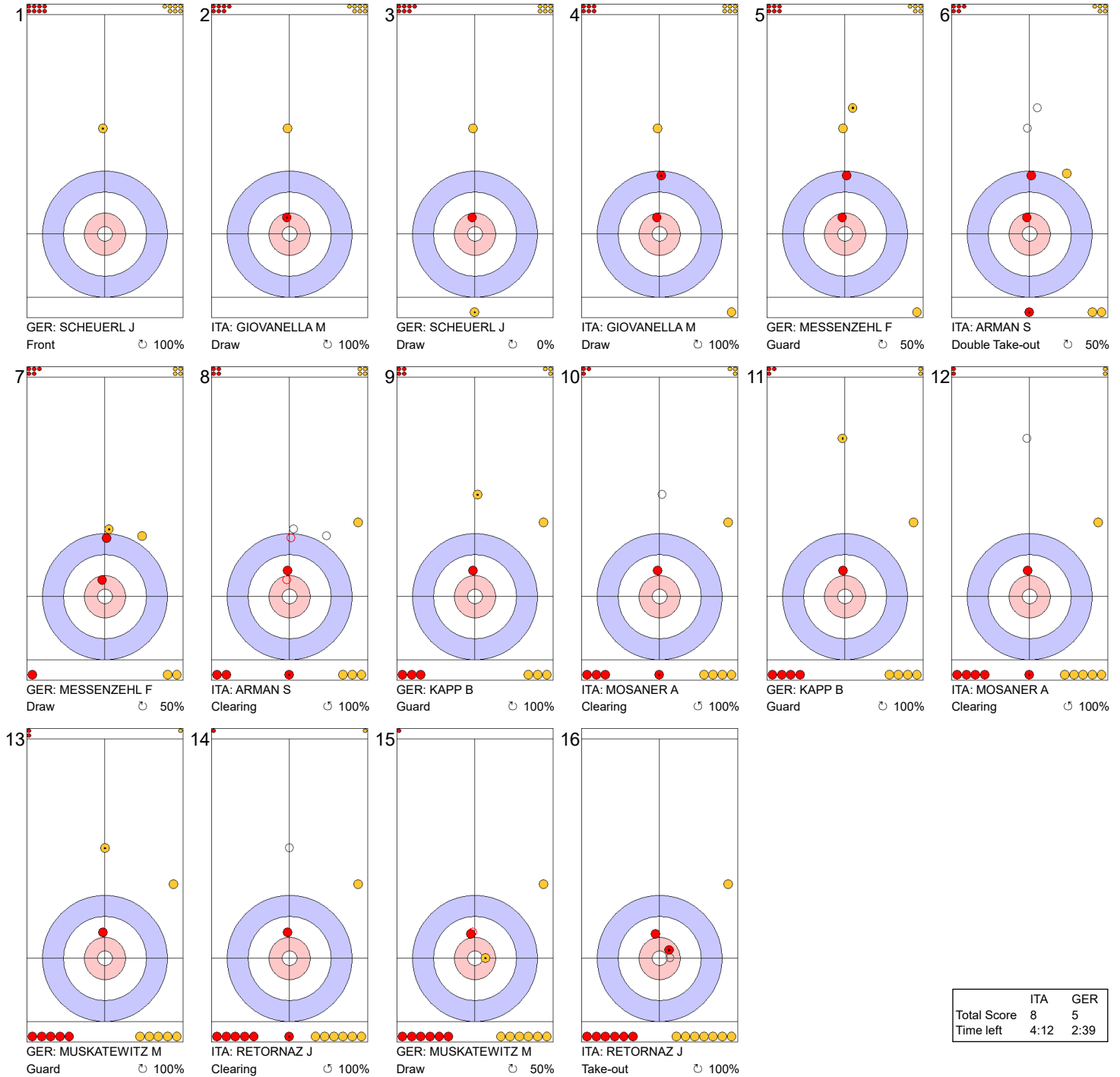


	ITA	GER
Total Score	6	5
Time left	6:25	4:09

Legend:
 Clockwise Counter-clockwise - Not considered

Game - Shot by Shot

End 10 ● **ITA - Italy** 6 + 2 (this end) = 8 ● **GER - Germany** 5 + 0 (this end) = 5



	ITA	GER
Total Score	8	5
Time left	4:12	2:39

Legend:
 ↻ Clockwise ↺ Counter-clockwise - Not considered

Game Results

Sheet	Team	LSFE	1	2	3	4	5	6	7	8	9	10	Extra Ends	Total
B	SWE - Sweden		2	0	1	0	1	2	0	0	3	X		9
	NED - Netherlands	*	0	1	0	2	0	0	2	1	0	X		6

SWE - Sweden		Shot Success	Game	All
4 S	EDIN Niklas	84%	78%	
3 V	ERIKSSON Oskar	85%	77%	
2	WRANAA Rasmus	86%	85%	
1	SUNDGREN Christoffer	96%	90%	
A	MAGNUSSON Daniel	-	80%	
Team Total		88%	82%	

NED - Netherlands		Shot Success	Game	All
4 S	GOESGENS Wouter	75%	72%	
3	VAN DEN HURK Tobias	80%	76%	
2 V	HOEKMAN Laurens	84%	76%	
1	MAGAN Alexander	80%	85%	
A	SPITS Simon	-	-	
Team Total		80%	77%	

Last Stone Draw		Distance
↻	WRANAA Rasmus	28.6cm
↻	SUNDGREN Christoffer	23.9cm
Total		52.5cm

Last Stone Draw		Distance
↻	GOESGENS Wouter	39.0cm
↻	MAGAN Alexander	7.7cm
Total		46.7cm

Time remaining: 0 minutes 56 seconds

Time remaining: 1 minute 12 seconds

Time-out: End 10 - SWE stone 8

Time-out: End 10 - NED stone 7

Shot Success Analysis

SWE - Sweden		↻	↻	Game
4	EDIN Niklas	Draws 6 92%	6 83%	12 88%
		Take-outs 5 80%	3 75%	8 78%
		Total 11 86%	9 81%	20 84%
3	ERIKSSON Oskar	Draws 3 92%	6 71%	9 78%
		Take-outs 4 94%	7 89%	11 91%
		Total 7 93%	13 81%	20 85%
2	WRANAA Rasmus	Draws 8 81%	3 100%	11 86%
		Take-outs 5 90%	4 81%	9 86%
		Total 13 85%	7 89%	20 86%
1	SUNDGREN Christoffer	Draws 9 92%	11 100%	20 96%
		Take-outs 0 -	0 -	0 -
		Total 9 92%	11 100%	20 96%
A	MAGNUSSON Daniel	Draws 0 -	0 -	0 -
		Take-outs 0 -	0 -	0 -
		Total 0 -	0 -	0 -
Team		Draws 26 88%	26 89%	52 89%
		Take-outs 14 88%	14 84%	28 86%
		Total 40 88%	40 88%	80 88%

NED - Netherlands		↻	↻	Game
4	GOESGENS Wouter	Draws 5 55%	8 91%	13 77%
		Take-outs 1 0%	5 85%	6 71%
		Total 6 46%	13 88%	19 75%
3	VAN DEN HURK Tobias	Draws 6 83%	3 67%	9 78%
		Take-outs 3 83%	8 81%	11 82%
		Total 9 83%	11 77%	20 80%
2	HOEKMAN Laurens	Draws 6 83%	3 92%	9 86%
		Take-outs 5 75%	6 88%	11 82%
		Total 11 80%	9 89%	20 84%
1	MAGAN Alexander	Draws 8 88%	12 75%	20 80%
		Take-outs 0 -	0 -	0 -
		Total 8 88%	12 75%	20 80%
A	SPITS Simon	Draws 0 -	0 -	0 -
		Take-outs 0 -	0 -	0 -
		Total 0 -	0 -	0 -
Team		Draws 25 79%	26 81%	51 80%
		Take-outs 9 69%	19 84%	28 79%
		Total 34 76%	45 82%	79 80%

Note:
Position and function for each team member:
4 = Fourth, 3 = Third, 2 = Second, 1 = Lead, A = Alternate, S = Skip, V = Vice-Skip

Legend:
↻ Clockwise ↻ Counter-clockwise LSFE(*) Last Stone First End
X Unplayed/unfinished end due to concession

Game - Shot by Shot



Legend:
 ↻ Clockwise ↺ Counter-clockwise - Not considered

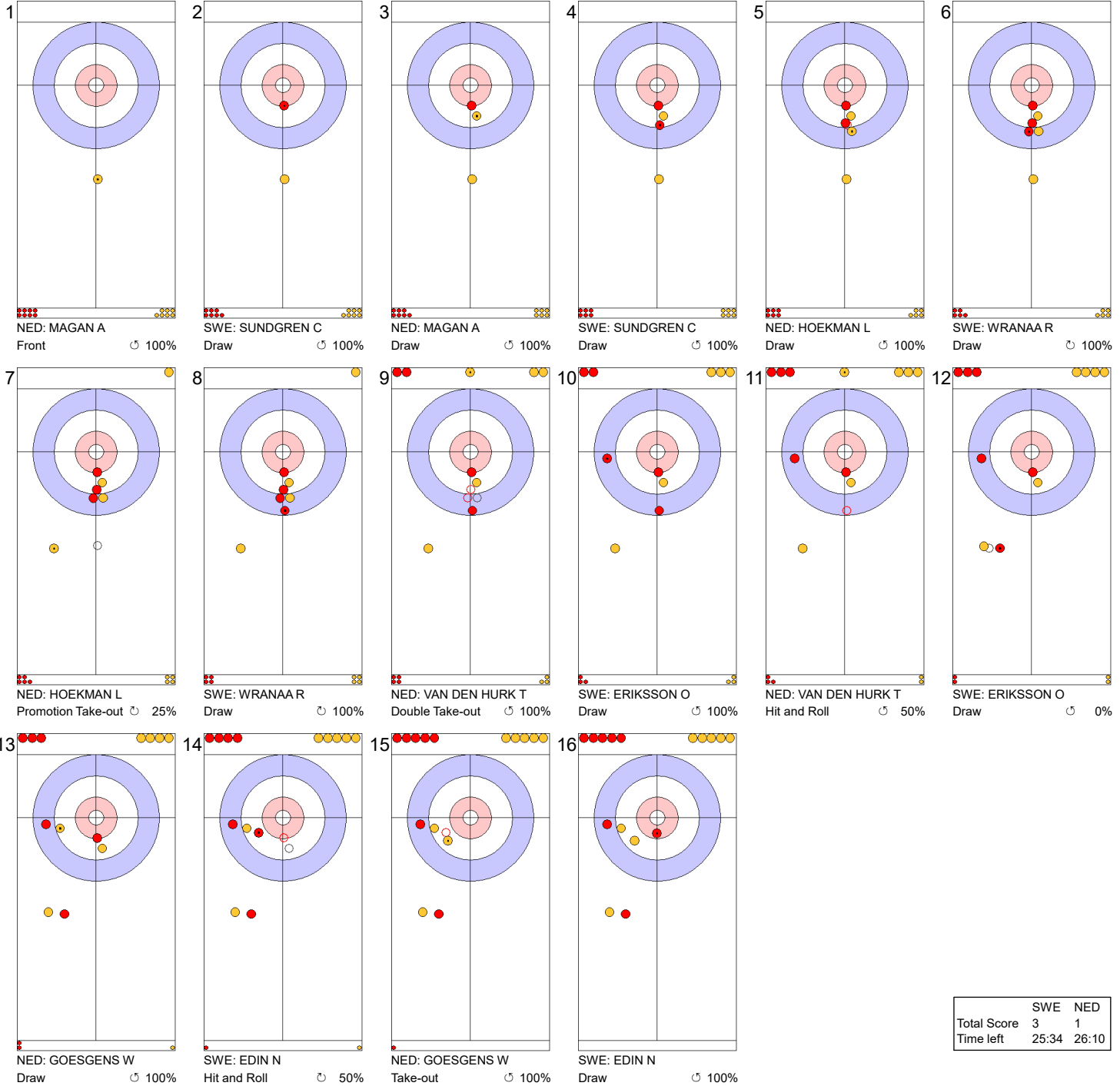
Game - Shot by Shot



Legend:
 Clockwise
 Counter-clockwise
 - Not considered

Game - Shot by Shot

End 3 ● **SWE - Sweden** 2 + 1 (this end) = 3 ● **NED - Netherlands** 1 + 0 (this end) = 1

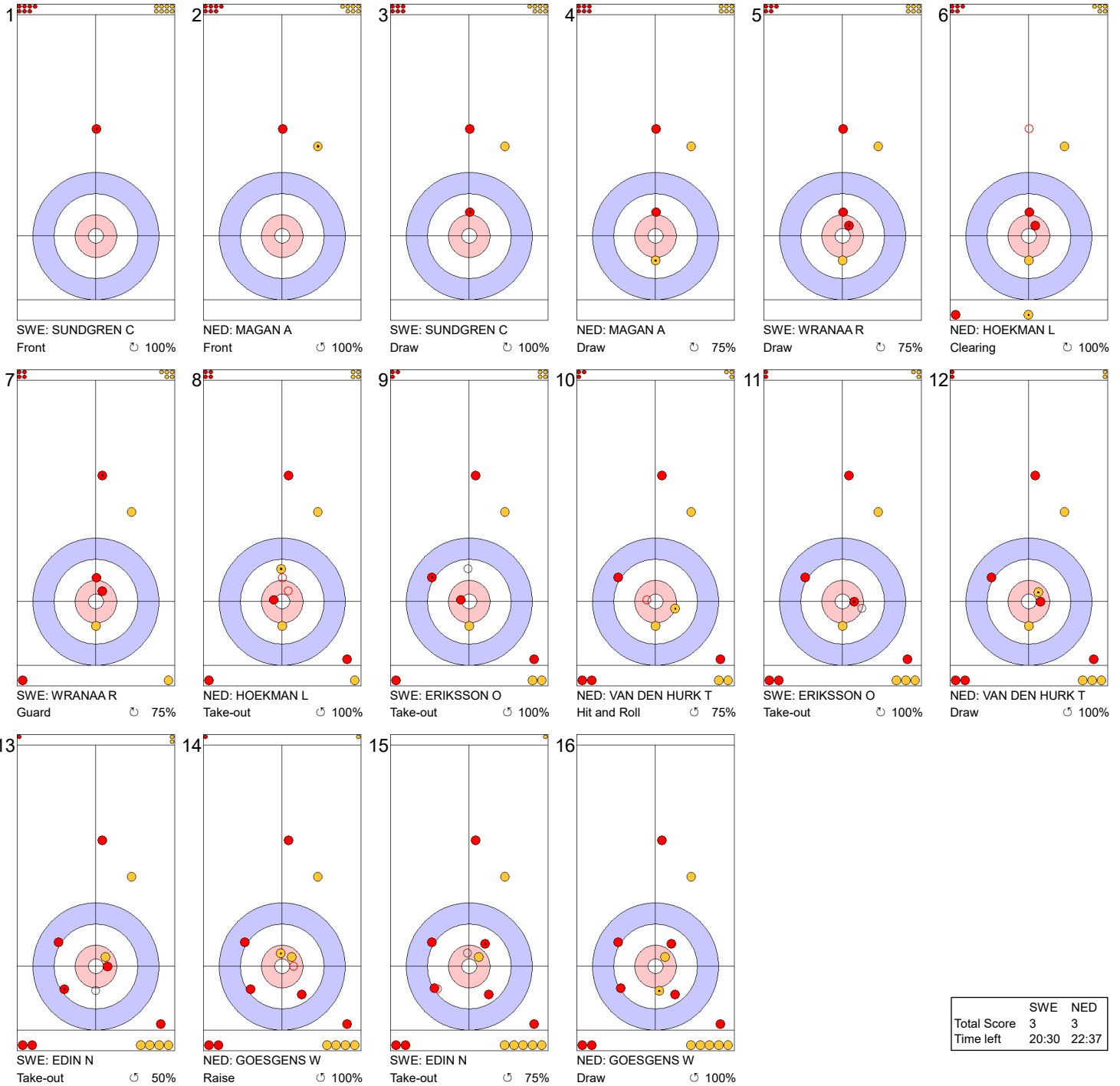


	SWE	NED
Total Score	3	1
Time left	25:34	26:10

Legend:
 ↻ Clockwise ↺ Counter-clockwise - Not considered

Game - Shot by Shot

End 4 ● **SWE - Sweden** 3 + 0 (this end) = 3 ● **NED - Netherlands** 1 + 2 (this end) = 3

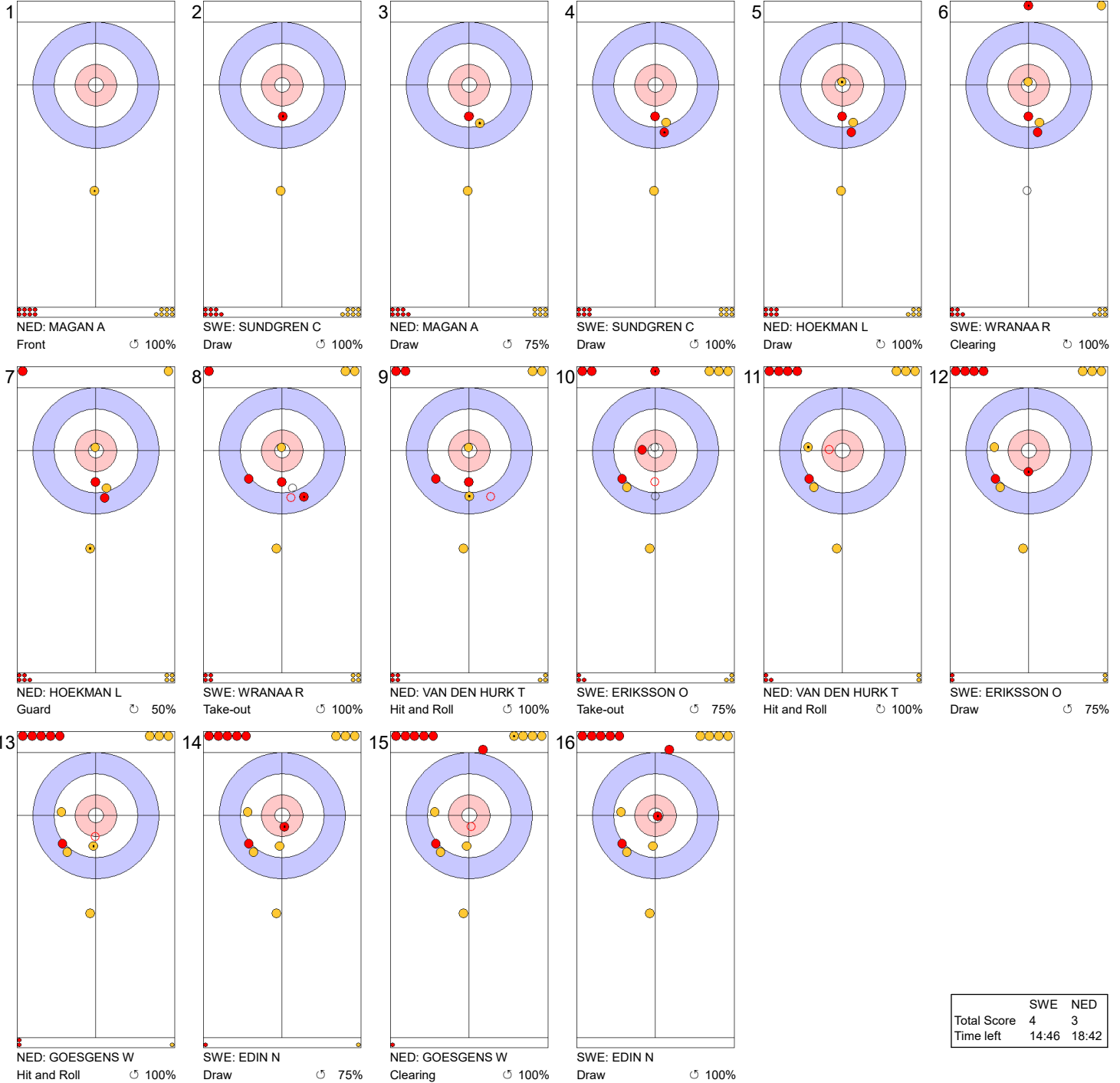


	SWE	NED
Total Score	3	3
Time left	20:30	22:37

Legend:
 ↻ Clockwise ↺ Counter-clockwise - Not considered

Game - Shot by Shot

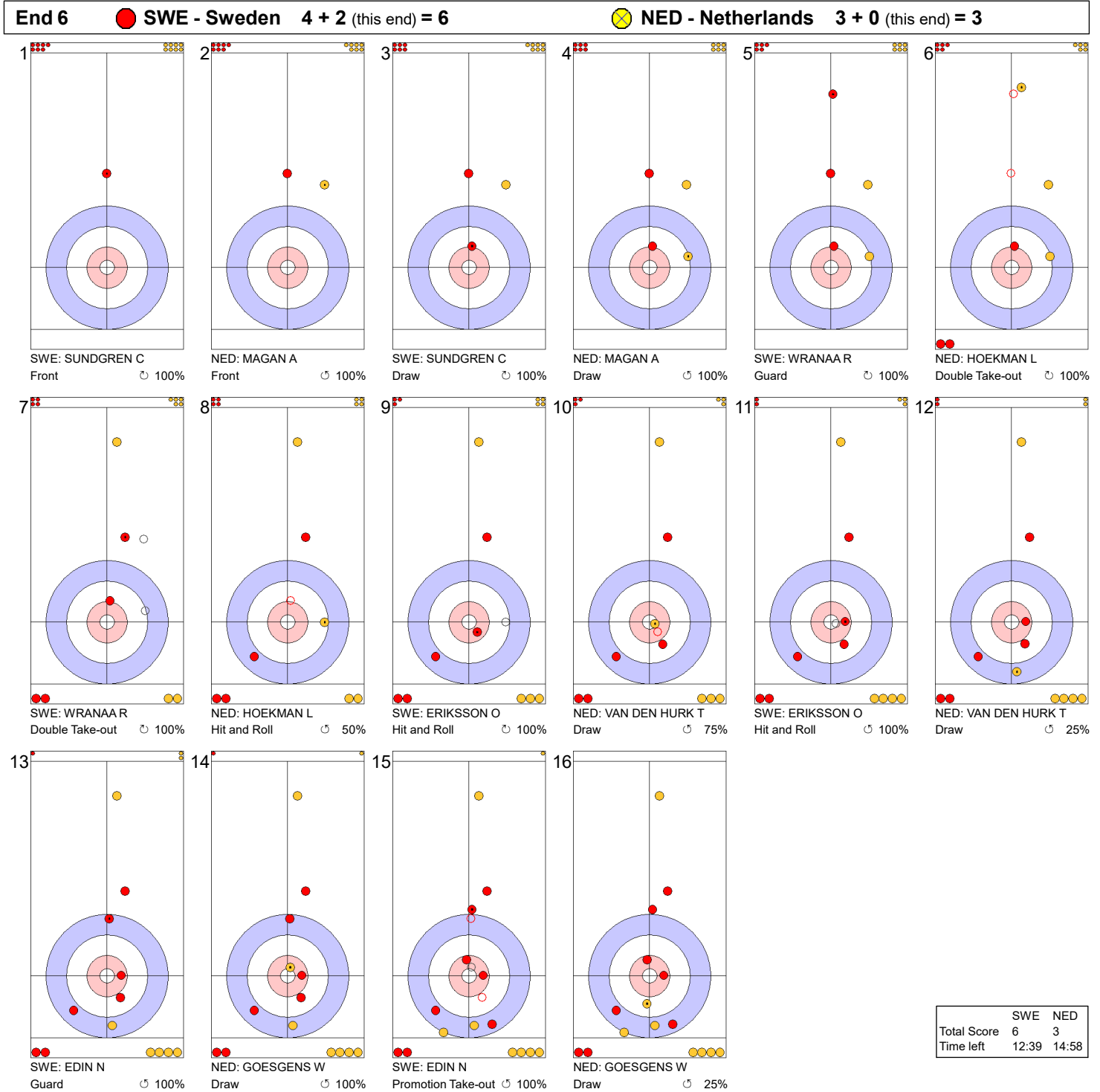
End 5 **SWE - Sweden 3 + 1 (this end) = 4** **NED - Netherlands 3 + 0 (this end) = 3**



	SWE	NED
Total Score	4	3
Time left	14:46	18:42

Legend:
 Clockwise Counter-clockwise - Not considered

Game - Shot by Shot



Legend:
 ⌚ Clockwise ⌚ Counter-clockwise - Not considered

Game - Shot by Shot

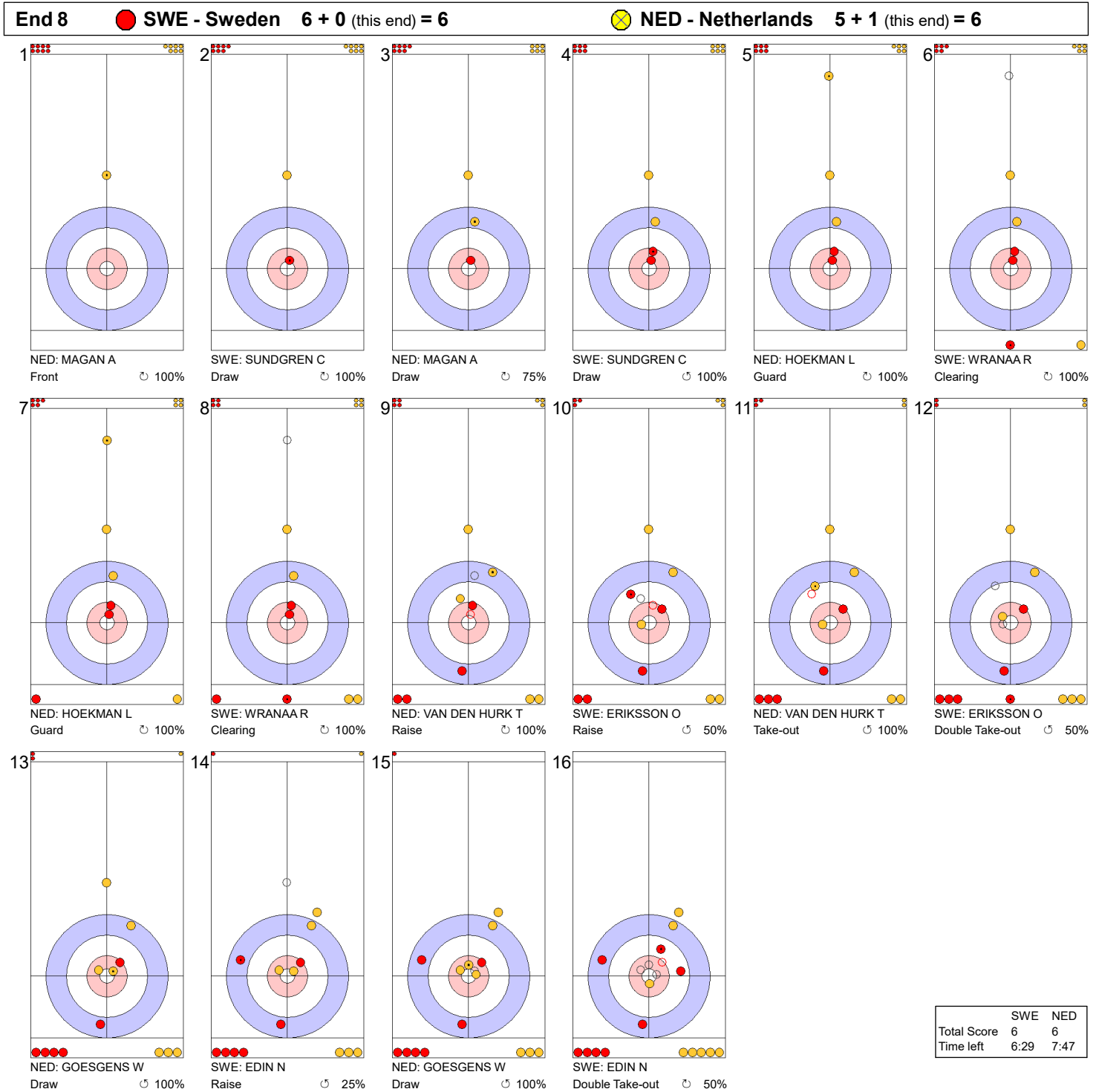
End 7 ● **SWE - Sweden** 6 + 0 (this end) = 6 ● **NED - Netherlands** 3 + 2 (this end) = 5



	SWE	NED
Total Score	6	5
Time left	9:07	11:43

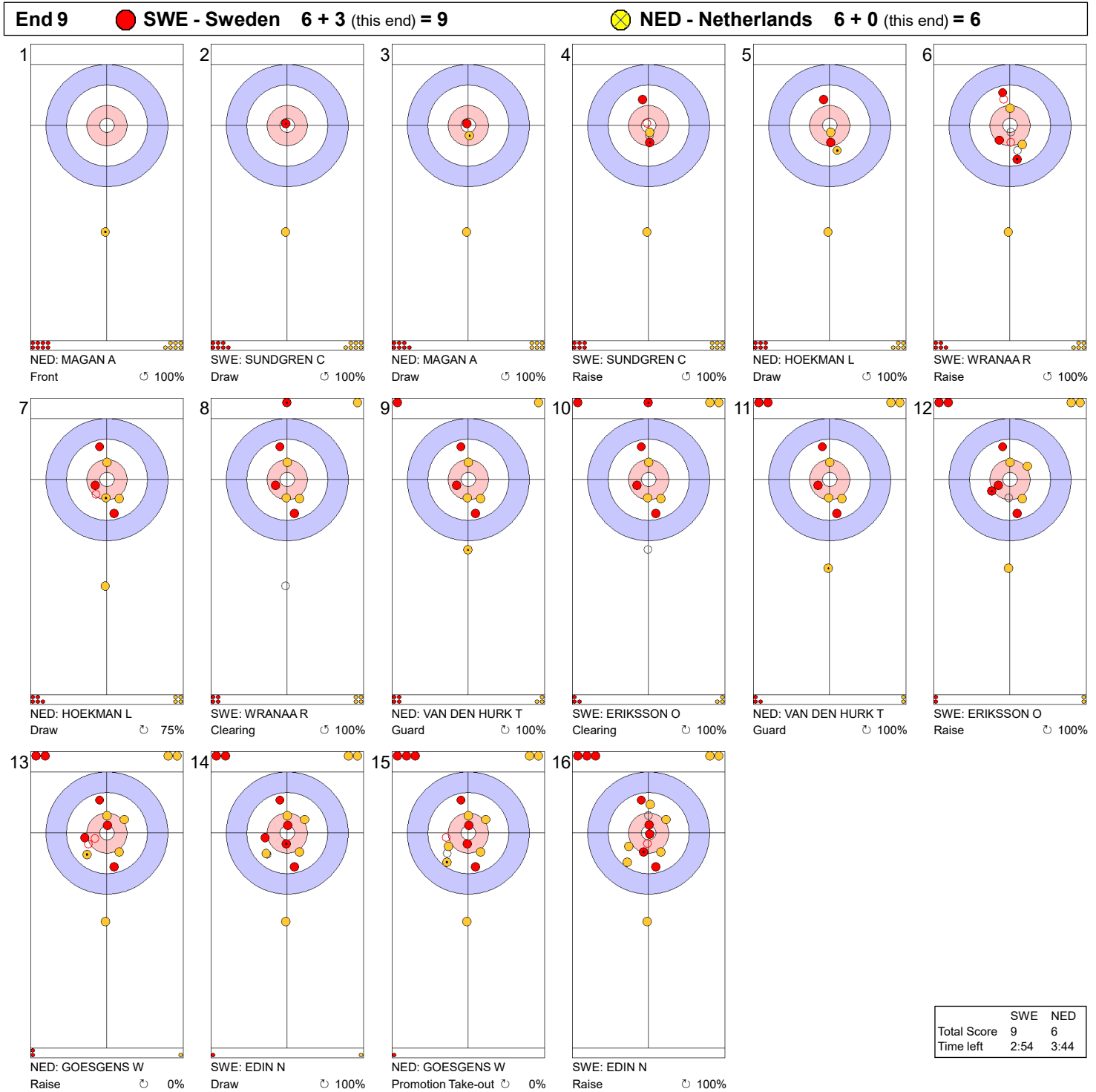
Legend:
 ↻ Clockwise ↺ Counter-clockwise - Not considered

Game - Shot by Shot



Legend:
 Clockwise
 Counter-clockwise
 - Not considered

Game - Shot by Shot

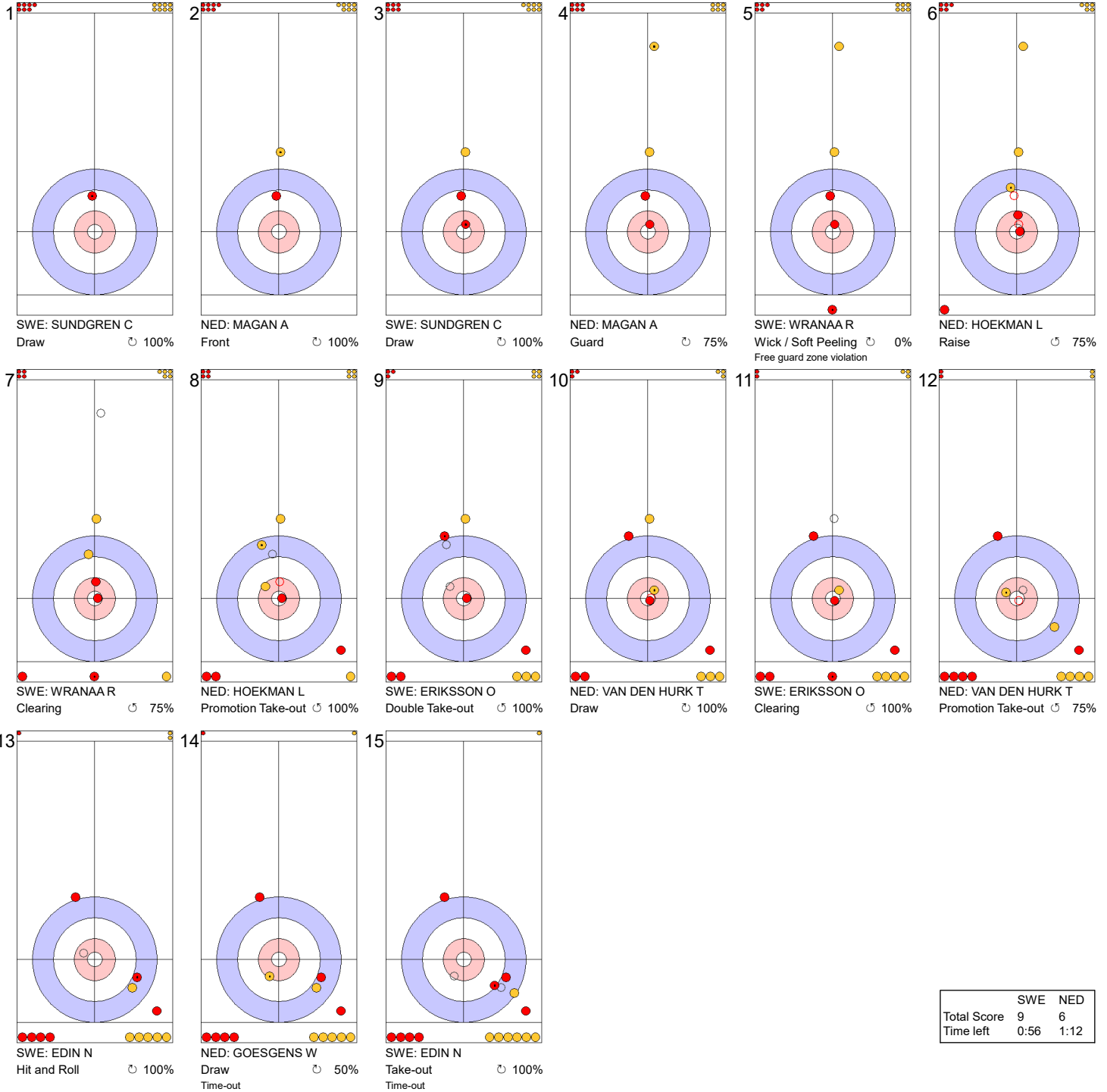


	SWE	NED
Total Score	9	6
Time left	2:54	3:44

Legend:
 Clockwise Counter-clockwise - Not considered

Game - Shot by Shot

End 10 ● **SWE - Sweden** 9 + X (this end) = 9 ● **NED - Netherlands** 6 + X (this end) = 6



	SWE	NED
Total Score	9	6
Time left	0:56	1:12

Legend:
 ↻ Clockwise ↺ Counter-clockwise - Not considered
 X Unfinished end due to concession



Game Results

Sheet	Team	LSFE	1	2	3	4	5	6	7	8	9	10	Extra Ends	Total
C	CZE - Czechia		0	1	0	1	0	0	X	X	X	X		2
	SCO - Scotland	*	1	0	3	0	3	3	X	X	X	X		10

CZE - Czechia		Shot Success	Game	All
4 S	KLIMA Lukas	60%	73%	
3 V	CERNOVSKY Marek	77%	73%	
2	JURIK Martin	54%	71%	
1	KLIPA Lukas	92%	88%	
A	BOHAC Radek	-	-	
Team Total		71%	76%	

SCO - Scotland		Shot Success	Game	All
4 S	MOUAT Bruce	100%	87%	
3 V	HARDIE Grant	90%	85%	
2	LAMMIE Bobby	96%	87%	
1	McMILLAN Hammy	88%	94%	
A	WADDELL Kyle	-	100%	
Team Total		93%	88%	

Last Stone Draw		Distance
↻	JURIK Martin	68.6cm
↺	CERNOVSKY Marek	164.9cm
Total		233.5cm

Last Stone Draw		Distance
↻	LAMMIE Bobby	164.2cm
↺	HARDIE Grant	46.4cm
Total		210.6cm

Time remaining: 15 minutes 49 seconds

Time remaining: 17 minutes 51 seconds

Shot Success Analysis

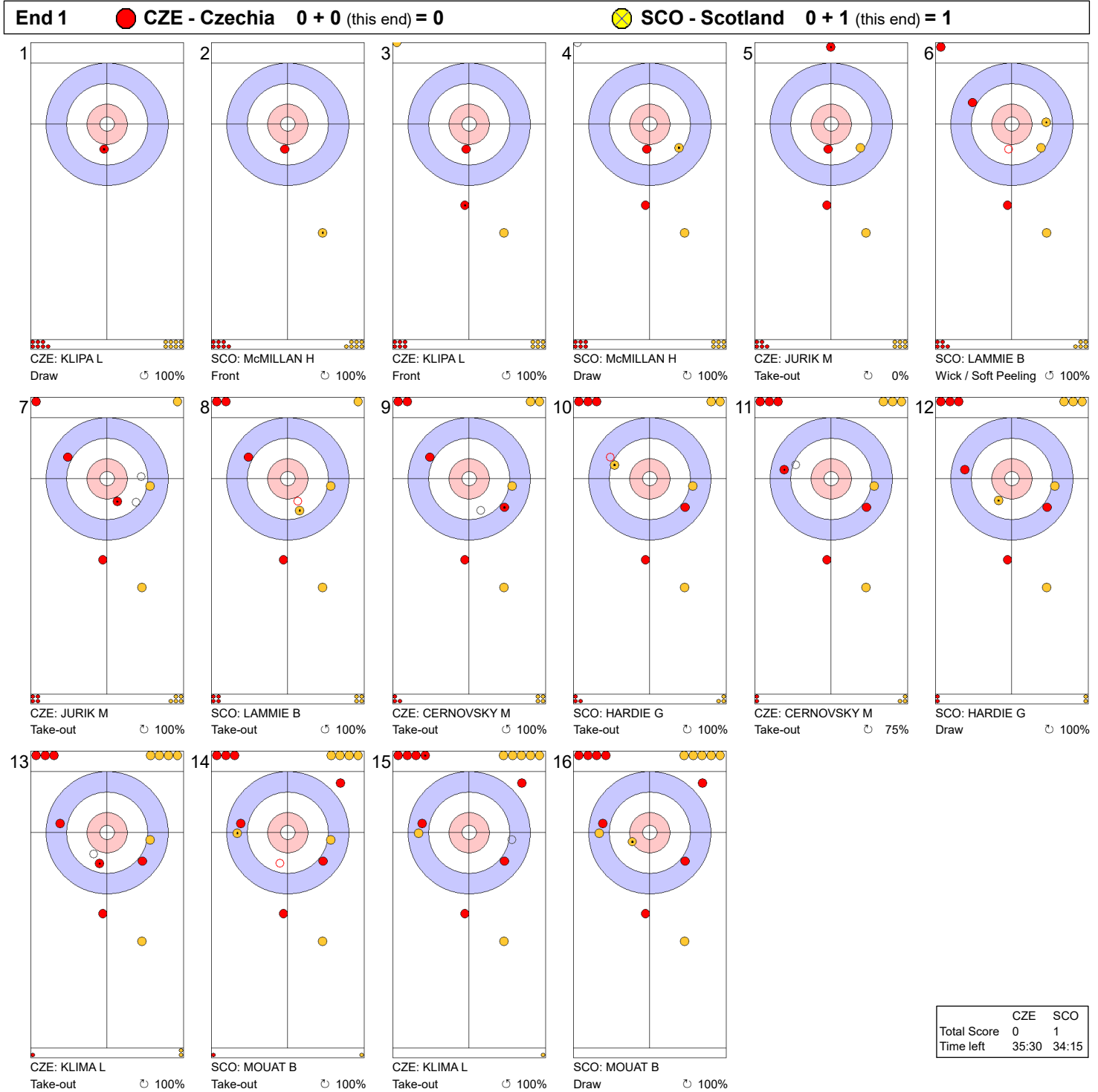
CZE - Czechia		↻	↺	Game
4 KLIMA Lukas	Draws	1 50%	5 40%	6 42%
	Take-outs	3 58%	3 100%	6 79%
	Total	4 56%	8 63%	12 60%
3 CERNOVSKY Marek	Draws	2 50%	3 83%	5 70%
	Take-outs	4 69%	3 100%	7 82%
	Total	6 63%	6 92%	12 77%
2 JURIK Martin	Draws	3 58%	4 69%	7 64%
	Take-outs	3 42%	2 38%	5 40%
	Total	6 50%	6 58%	12 54%
1 KLIPA Lukas	Draws	5 100%	7 86%	12 92%
	Take-outs	0 -	0 -	0 -
	Total	5 100%	7 86%	12 92%
A BOHAC Radek	Draws	0 -	0 -	0 -
	Take-outs	0 -	0 -	0 -
	Total	0 -	0 -	0 -
Team	Draws	11 75%	19 70%	30 72%
	Take-outs	10 58%	8 84%	18 69%
	Total	21 67%	27 74%	48 71%

SCO - Scotland		↻	↺	Game
4 MOUAT Bruce	Draws	1 100%	3 100%	4 100%
	Take-outs	5 100%	3 100%	8 100%
	Total	6 100%	6 100%	12 100%
3 HARDIE Grant	Draws	4 100%	0 -	4 100%
	Take-outs	6 96%	2 50%	8 84%
	Total	10 98%	2 50%	12 90%
2 LAMMIE Bobby	Draws	3 100%	1 100%	4 100%
	Take-outs	4 88%	4 100%	8 94%
	Total	7 93%	5 100%	12 96%
1 McMILLAN Hammy	Draws	11 95%	0 -	11 95%
	Take-outs	1 0%	0 -	1 0%
	Total	12 88%	0 -	12 88%
A WADDELL Kyle	Draws	0 -	0 -	0 -
	Take-outs	0 -	0 -	0 -
	Total	0 -	0 -	0 -
Team	Draws	19 97%	4 100%	23 98%
	Take-outs	16 89%	9 89%	25 89%
	Total	35 94%	13 92%	48 93%

Note:
Position and function for each team member:
4 = Fourth, 3 = Third, 2 = Second, 1 = Lead, A = Alternate, S = Skip, V = Vice-Skip

Legend:
↻ Clockwise ↺ Counter-clockwise LSFE(*) Last Stone First End
X Unplayed/unfinished end due to concession

Game - Shot by Shot



Legend:
 Clockwise
 Counter-clockwise
 - Not considered

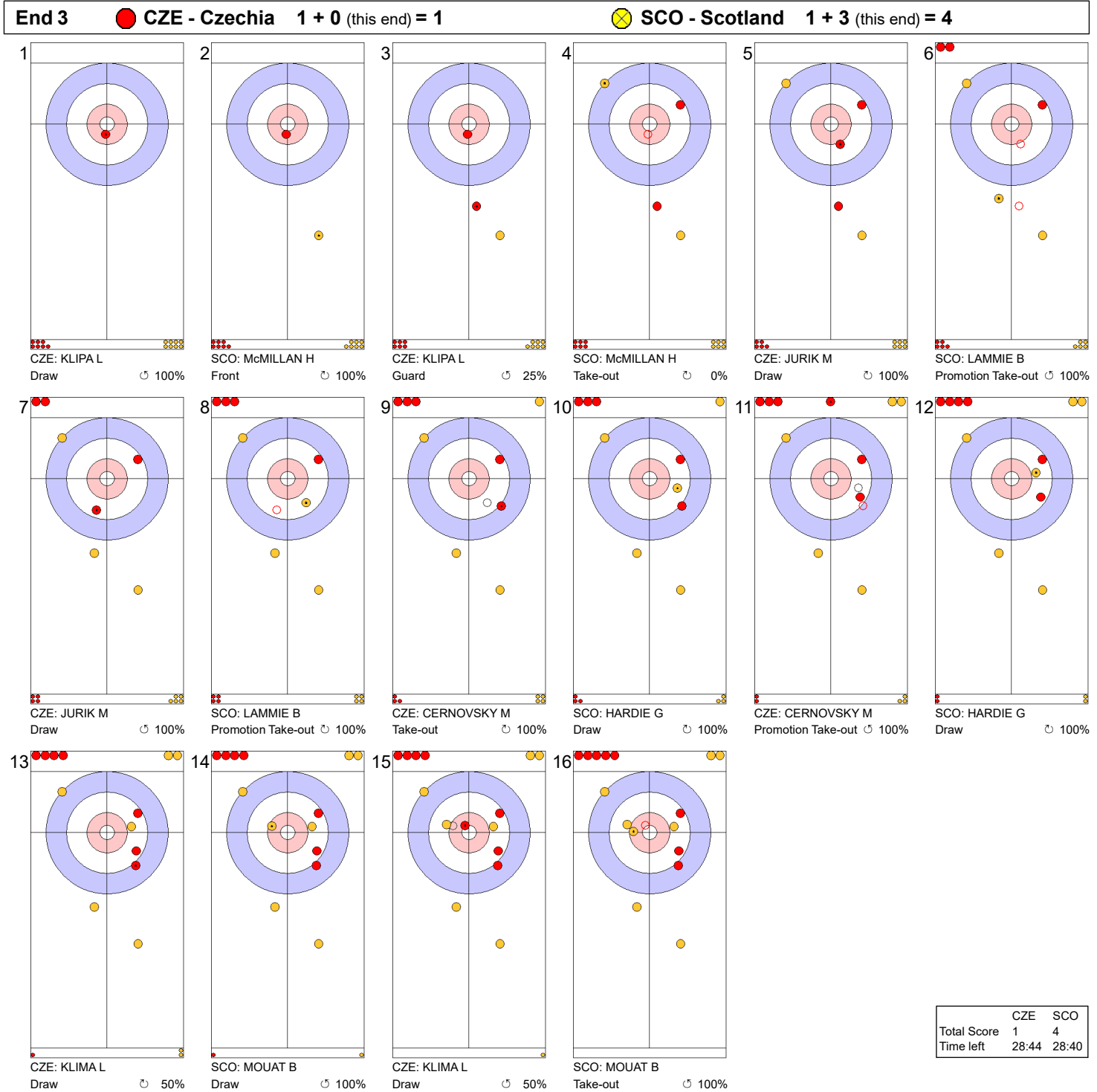
Game - Shot by Shot



	CZE	SCO
Total Score	1	1
Time left	31:58	31:59

Legend:
 Clockwise
 Counter-clockwise
 - Not considered

Game - Shot by Shot



Legend:
 ↻ Clockwise ↺ Counter-clockwise - Not considered

Game - Shot by Shot



Legend:
 ↻ Clockwise ↺ Counter-clockwise - Not considered

Game - Shot by Shot

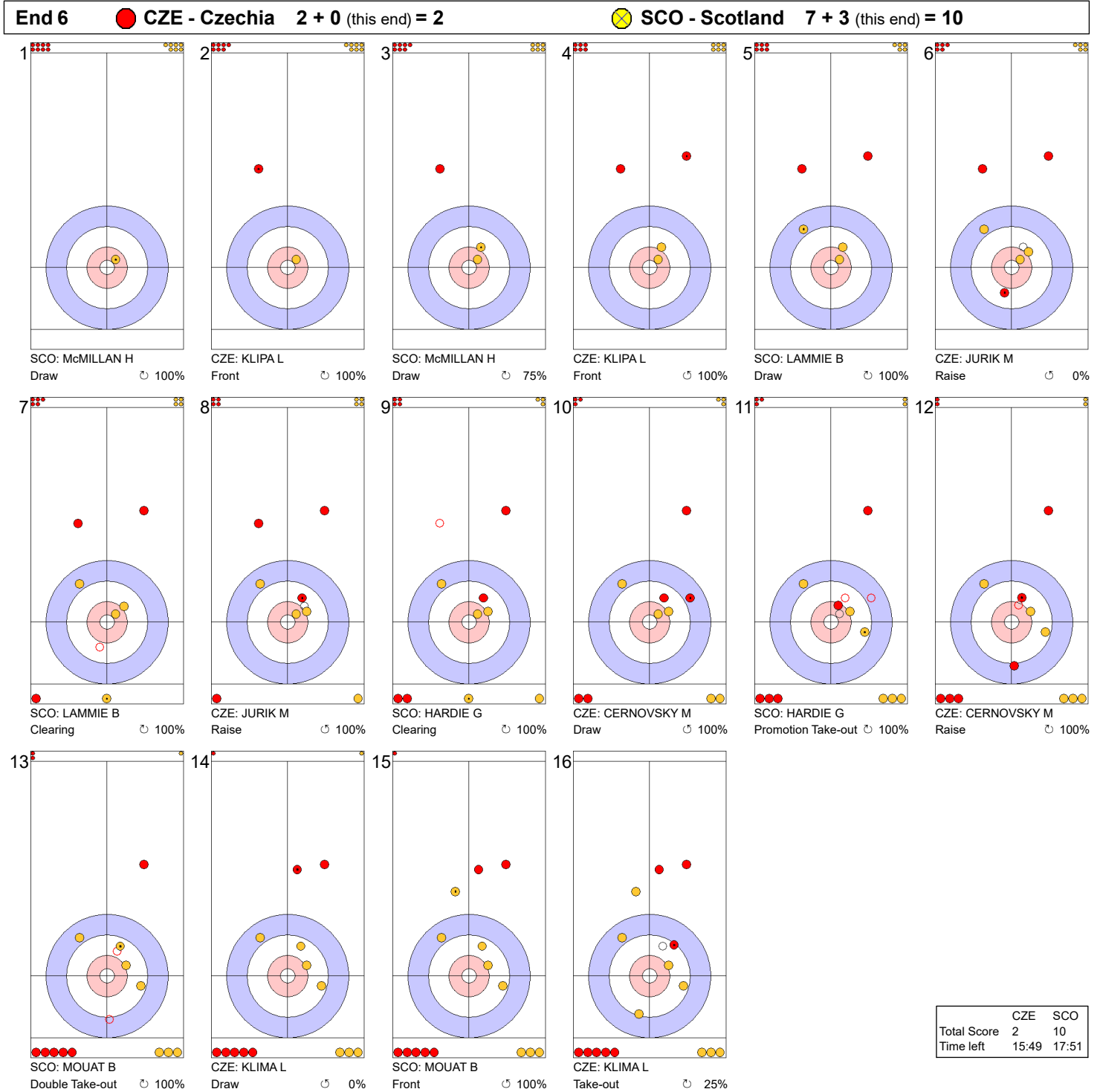
End 5 ● **CZE - Czechia** **2 + 0** (this end) = **2** ● **SCO - Scotland** **4 + 3** (this end) = **7**



	CZE	SCO
Total Score	2	7
Time left	22:10	22:16

Legend:
 ↻ Clockwise ↺ Counter-clockwise - Not considered

Game - Shot by Shot



Legend:
 ↻ Clockwise ↺ Counter-clockwise - Not considered



Game Results

Sheet	Team	LSFE	1	2	3	4	5	6	7	8	9	10	Extra Ends	Total
D	ENG - England		0	0	1	0	1	0	0	0	0	X		2
	AUT - Austria	*	1	0	0	3	0	0	0	2	1	X		7

ENG - England		Shot Success	Game	All
4	S RETCHLESS Rob	63%		63%
3	V SUGDEN Jotham	76%		74%
2	GIBSON Scott	75%		69%
1	HAVERCROFT Jonathan	89%		80%
A	MOUAT Colin	-		79%
Team Total		76%		72%

AUT - Austria		Shot Success	Game	All
4	S GENNER Mathias	82%		65%
3	V BACKOFEN Jonas	83%		76%
2	REICHEL Martin	82%		68%
1	MAVEC Florian	88%		85%
A	KARG Johann	-		50%
Team Total		84%		73%

Last Stone Draw Distance

↻	GIBSON Scott	150.6cm
↻	SUGDEN Jotham	38.3cm
Total		188.9cm

Last Stone Draw Distance

↻	BACKOFEN Jonas	10.2cm
↻	REICHEL Martin	9.0cm
Total		19.2cm

Time remaining: 13 minutes 42 seconds

Time remaining: 11 minutes 5 seconds

Shot Success Analysis

ENG - England		↻	↺	Game
4	RETCHLESS Rob	Draws 5 35%	4 75%	9 53%
		Take-outs 6 75%	3 67%	9 72%
		Total 11 57%	7 71%	18 63%
3	SUGDEN Jotham	Draws 5 70%	2 63%	7 68%
		Take-outs 6 75%	5 90%	11 82%
		Total 11 73%	7 82%	18 76%
2	GIBSON Scott	Draws 5 70%	4 69%	9 69%
		Take-outs 6 71%	3 100%	9 81%
		Total 11 70%	7 82%	18 75%
1	HAVERCROFT Jonathan	Draws 4 100%	12 88%	16 91%
		Take-outs 0 -	2 75%	2 75%
		Total 4 100%	14 86%	18 89%
A	MOUAT Colin	Draws 0 -	0 -	0 -
		Take-outs 0 -	0 -	0 -
		Total 0 -	0 -	0 -
Team		Draws 19 67%	22 80%	41 74%
		Take-outs 18 74%	13 85%	31 78%
		Total 37 70%	35 81%	72 76%

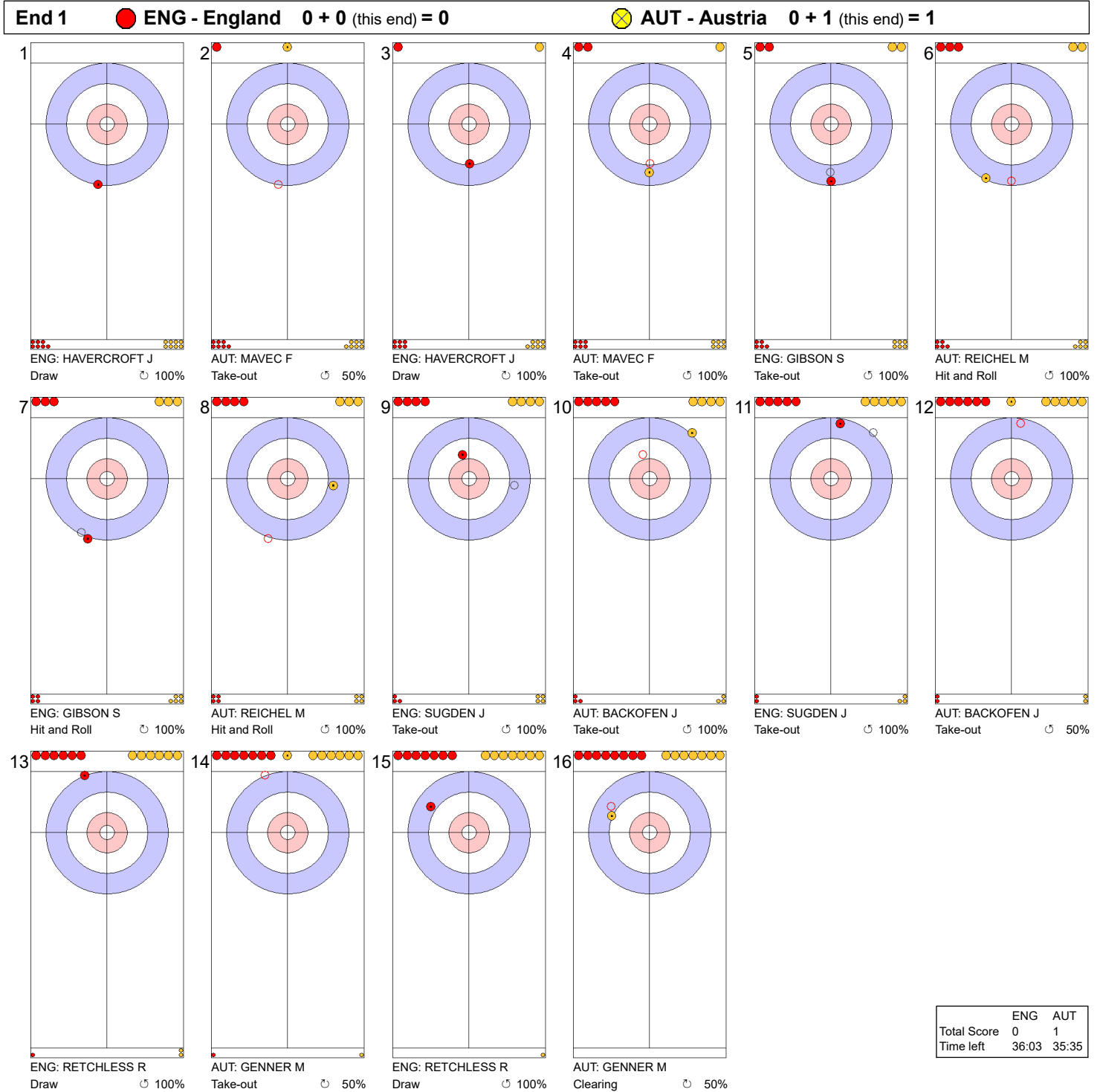
AUT - Austria		↻	↺	Game
4	GENNER Mathias	Draws 2 50%	6 88%	8 78%
		Take-outs 7 86%	3 83%	10 85%
		Total 9 78%	9 86%	18 82%
3	BACKOFEN Jonas	Draws 1 50%	3 100%	4 88%
		Take-outs 7 71%	7 93%	14 82%
		Total 8 69%	10 95%	18 83%
2	REICHEL Martin	Draws 4 100%	1 75%	5 95%
		Take-outs 5 70%	8 81%	13 77%
		Total 9 83%	9 81%	18 82%
1	MAVEC Florian	Draws 13 88%	1 75%	14 88%
		Take-outs 0 -	4 88%	4 88%
		Total 13 88%	5 85%	18 88%
A	KARG Johann	Draws 0 -	0 -	0 -
		Take-outs 0 -	0 -	0 -
		Total 0 -	0 -	0 -
Team		Draws 20 85%	11 89%	31 86%
		Take-outs 19 76%	22 86%	41 82%
		Total 39 81%	33 87%	72 84%

Note:
Position and function for each team member:
4 = Fourth, **3** = Third, **2** = Second, **1** = Lead, **A** = Alternate, **S** = Skip, **V** = Vice-Skip

Legend:
↻ Clockwise ↺ Counter-clockwise LSFE(*) Last Stone First End
X Unplayed/unfinished end due to concession



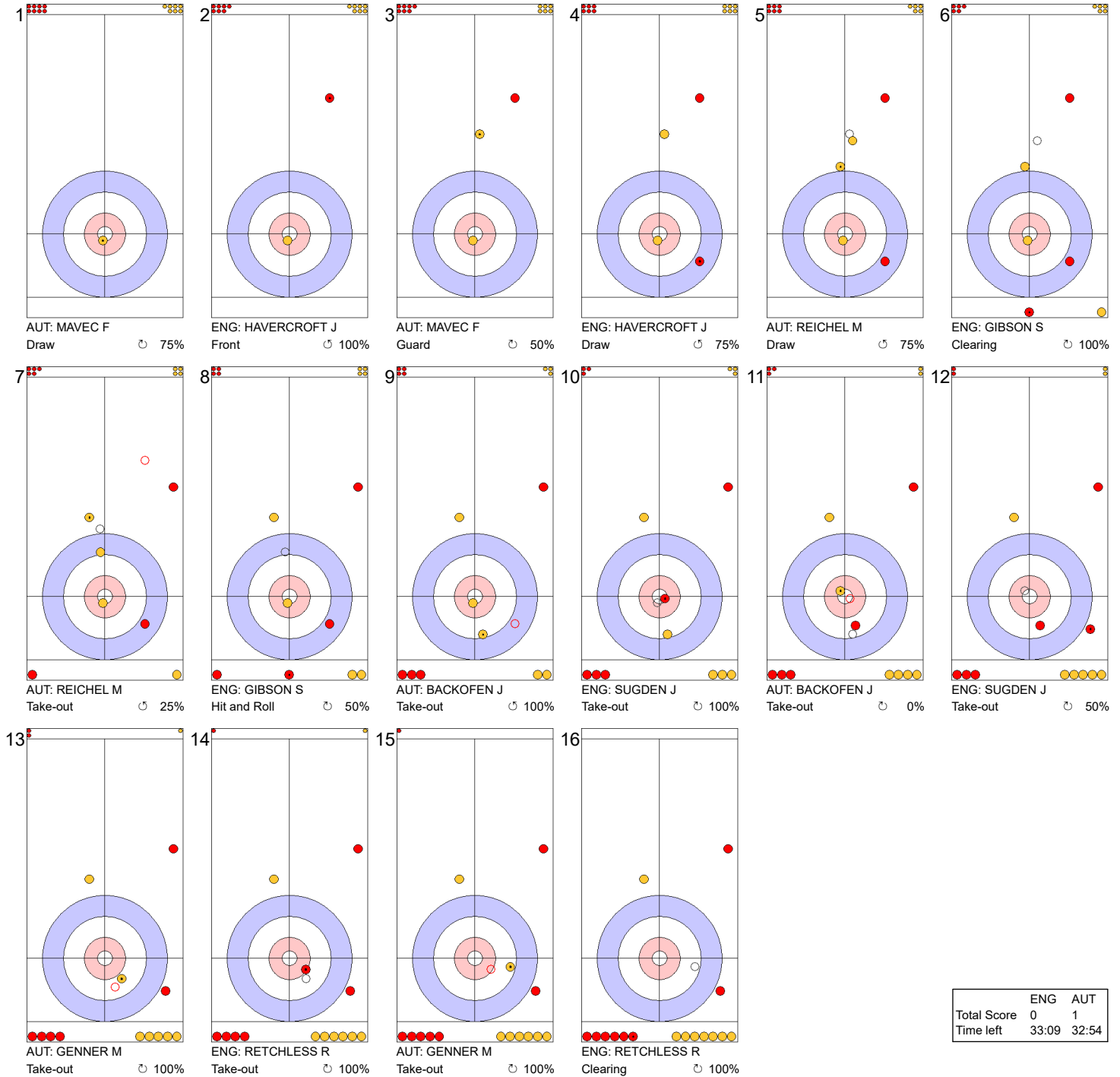
Game - Shot by Shot



Legend:
 ↻ Clockwise ↺ Counter-clockwise - Not considered

Game - Shot by Shot

End 2 ● **ENG - England** 0 + 0 (this end) = 0 ● **AUT - Austria** 1 + 0 (this end) = 1



	ENG	AUT
Total Score	0	1
Time left	33:09	32:54

Legend:
 ↻ Clockwise ↺ Counter-clockwise - Not considered

Game - Shot by Shot

End 3 **ENG - England 0 + 1 (this end) = 1** **AUT - Austria 1 + 0 (this end) = 1**

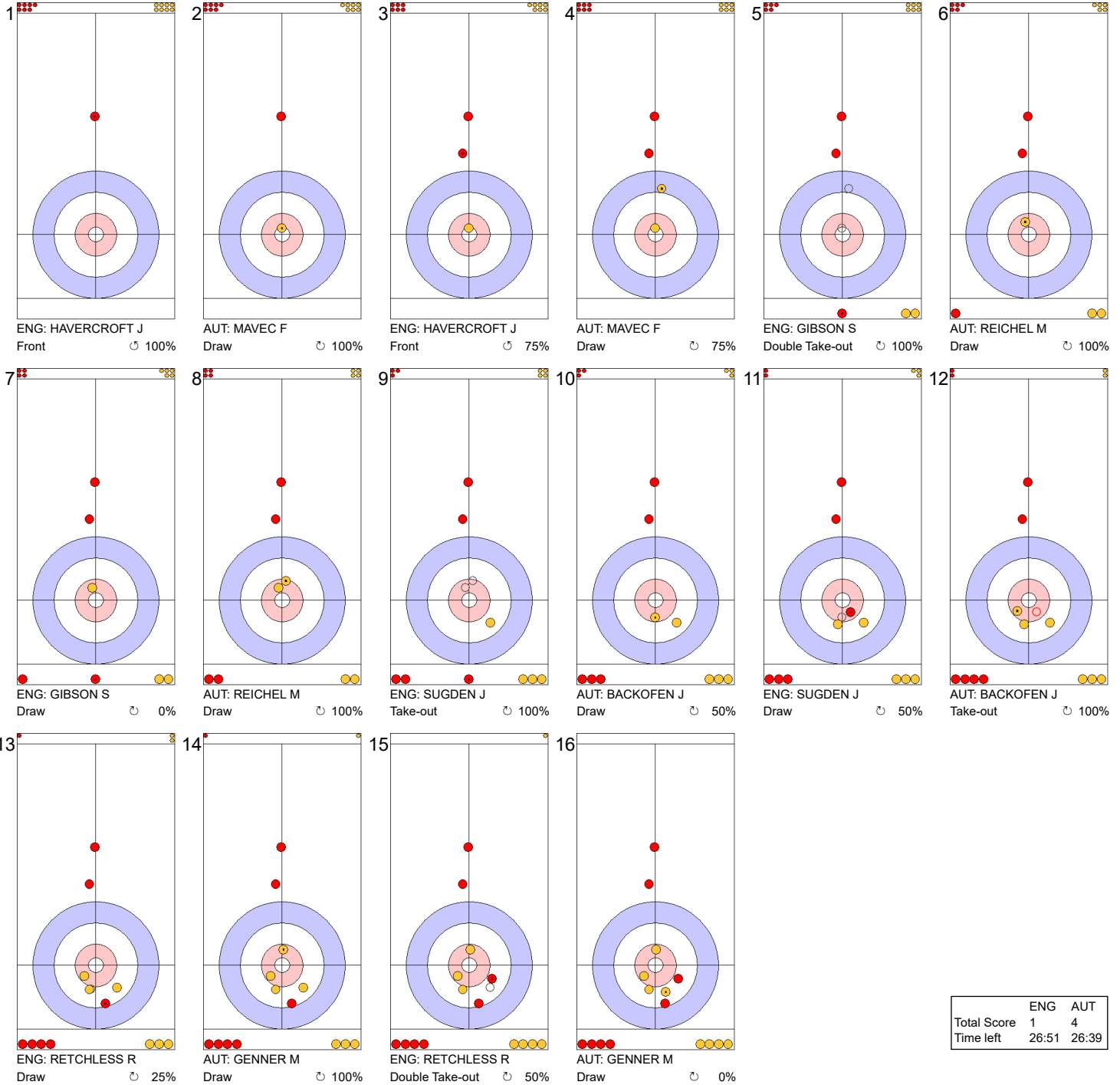


	ENG	AUT
Total Score	1	1
Time left	30:08	29:27

Legend:
 Clockwise
 Counter-clockwise
 - Not considered

Game - Shot by Shot

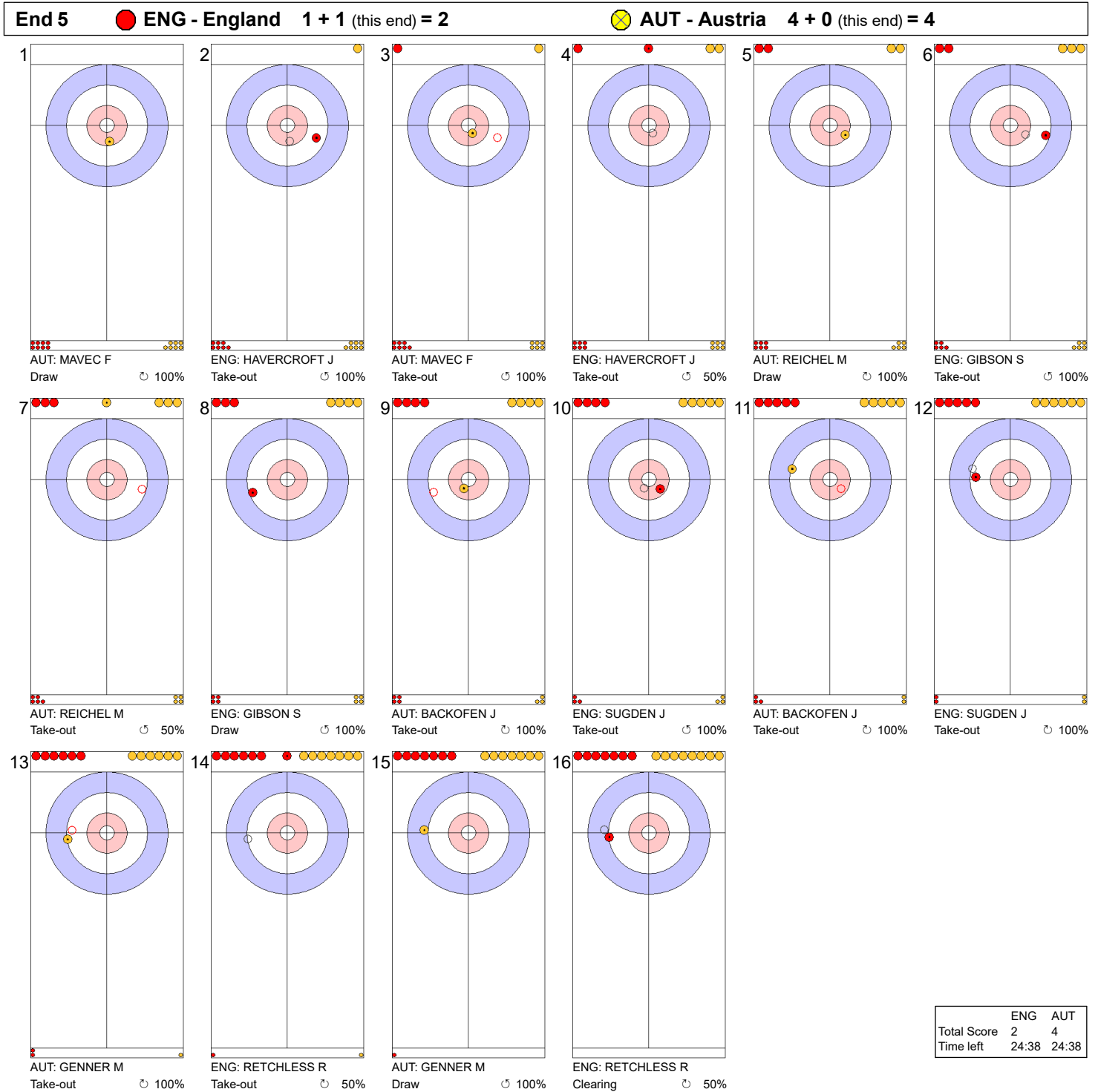
End 4 ● **ENG - England** 1 + 0 (this end) = 1 ● **AUT - Austria** 1 + 3 (this end) = 4



	ENG	AUT
Total Score	1	4
Time left	26:51	26:39

Legend:
 ↻ Clockwise ↺ Counter-clockwise - Not considered

Game - Shot by Shot



Legend:
 ↻ Clockwise ↺ Counter-clockwise - Not considered

Game - Shot by Shot

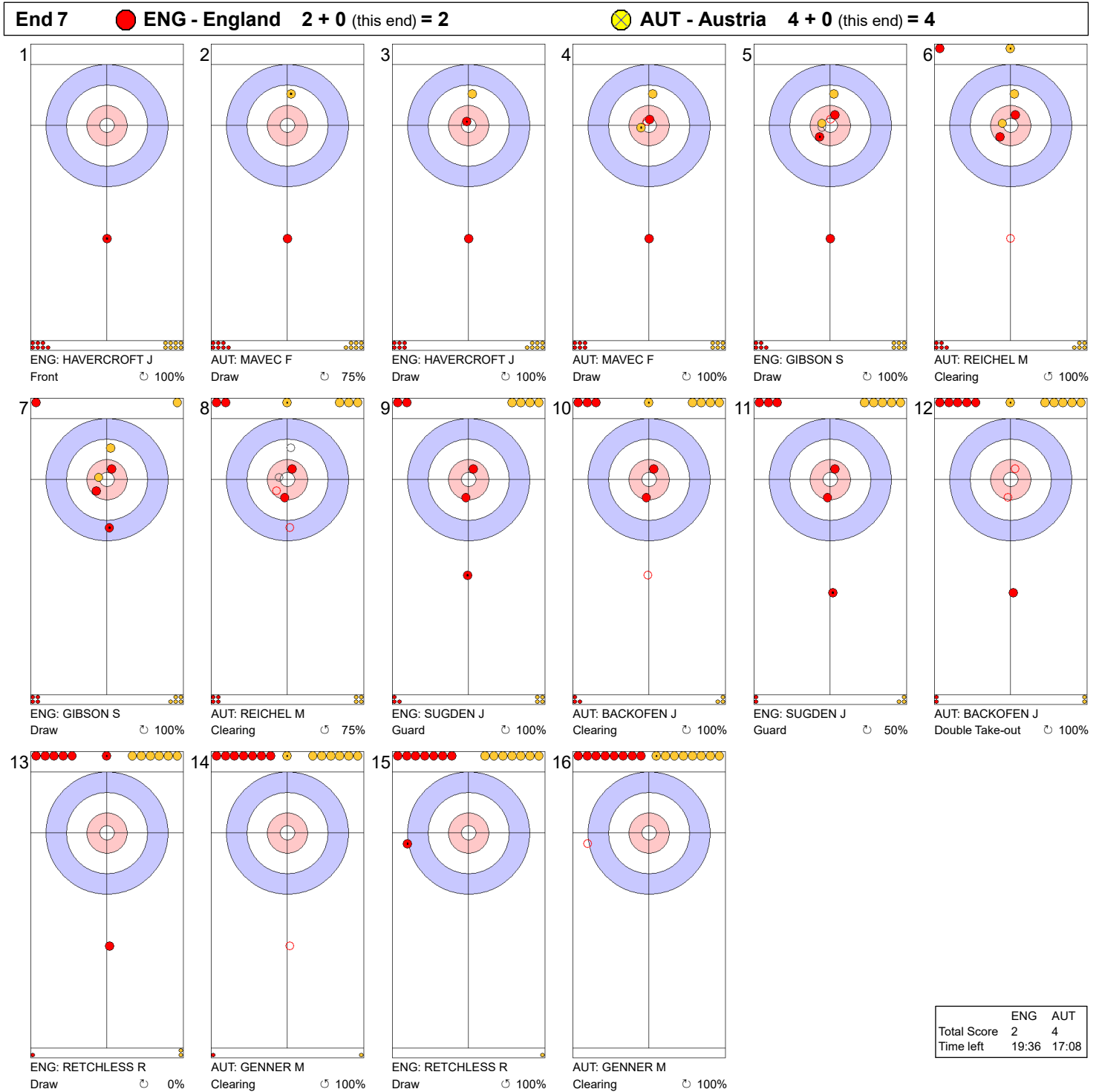
End 6 ● **ENG - England** 2 + 0 (this end) = 2 ● **AUT - Austria** 4 + 0 (this end) = 4



	ENG	AUT
Total Score	2	4
Time left	22:10	20:29

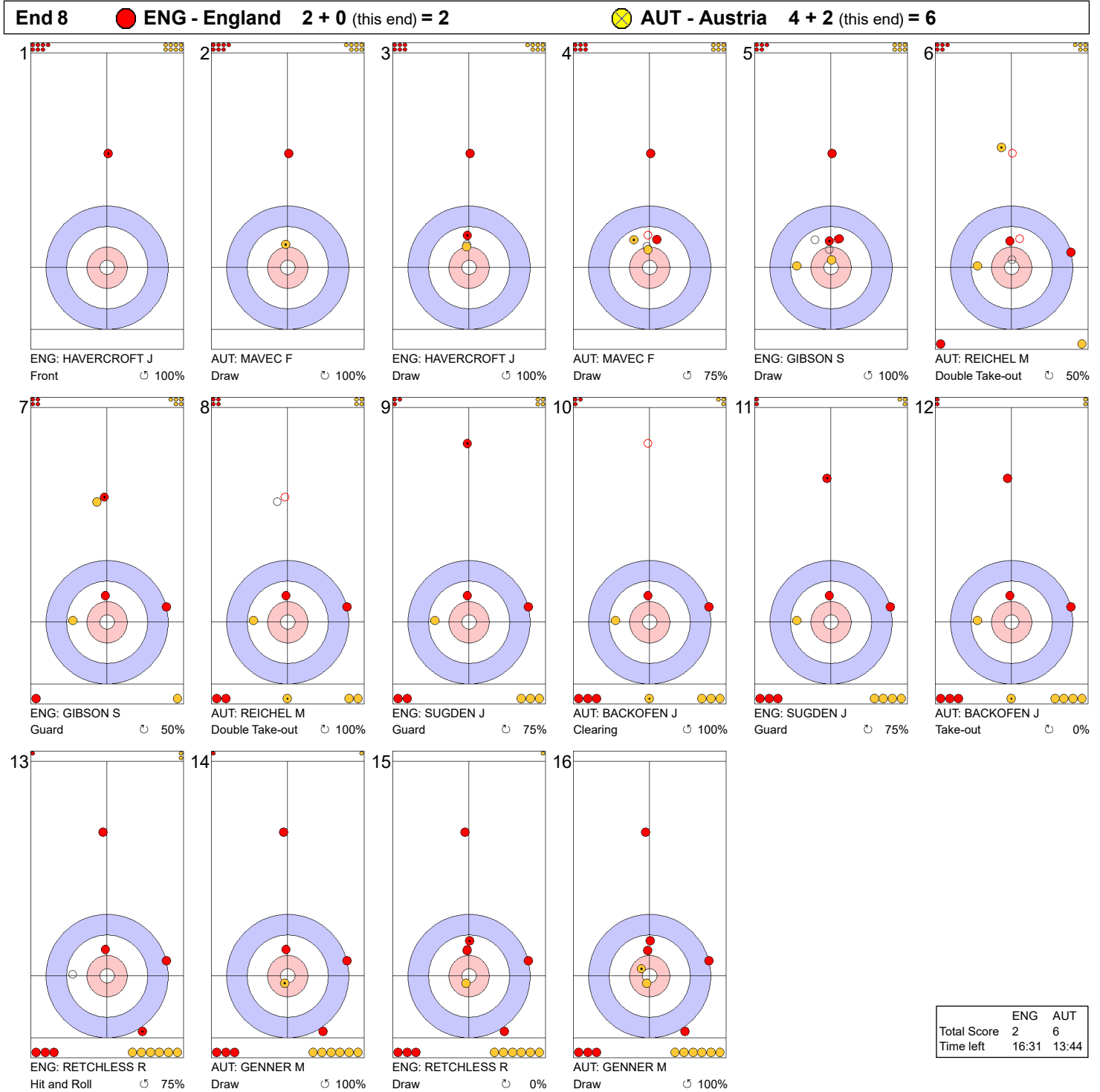
Legend:
 ↻ Clockwise ↺ Counter-clockwise - Not considered

Game - Shot by Shot



Legend:
 ↻ Clockwise ↺ Counter-clockwise - Not considered

Game - Shot by Shot

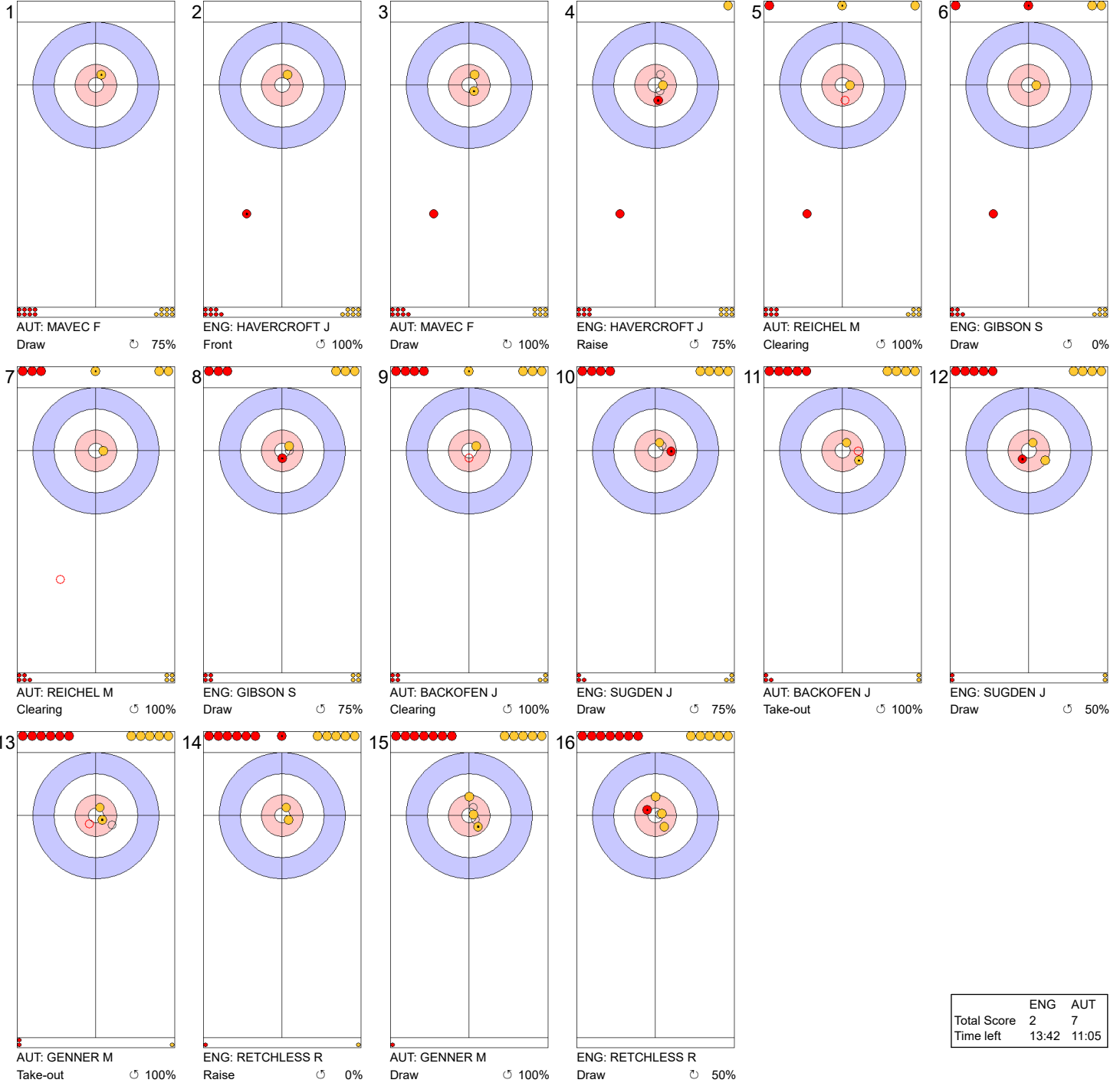


	ENG	AUT
Total Score	2	6
Time left	16:31	13:44

Legend:
 ⌚ Clockwise ⌚ Counter-clockwise - Not considered

Game - Shot by Shot

End 9 ● **ENG - England** 2 + 0 (this end) = 2 ● **AUT - Austria** 6 + 1 (this end) = 7



	ENG	AUT
Total Score	2	7
Time left	13:42	11:05

Legend:
 ⤵ Clockwise ⤴ Counter-clockwise - Not considered

Game Results

Sheet	Team	LSFE	1	2	3	4	5	6	7	8	9	10	Extra Ends	Total
E	NOR - Norway	*	2	0	3	0	1	0	1	0	1	2		10
	SUI - Switzerland		0	1	0	1	0	1	0	2	0	0		5

NOR - Norway		Shot Success	Game	All
4 S	RAMSFJELL Magnus	88%	83%	
3	SESAKER Martin	96%	86%	
2	RAMSFJELL Bendik	91%	86%	
1 V	NEPSTAD Gaute	74%	87%	
A	NAESS Wilhelm	-	100%	
Team Total		87%	86%	

SUI - Switzerland		Shot Success	Game	All
4 V	SCHWARZ-VAN BERKEL Benoit	81%	84%	
3 S	SCHWALLER Yannick	80%	89%	
2	MICHEL Sven	84%	86%	
1	LACHAT-COUCHEPIN Pablo	95%	89%	
A	WINKELHAUSEN Tom	-	94%	
Team Total		85%	87%	

Last Stone Draw Distance

⌚	NEPSTAD Gaute	21.1cm
⌚	SESAKER Martin	13.2cm
Total		34.3cm

Last Stone Draw Distance

⌚	SCHWALLER Yannick	8.3cm
⌚	MICHEL Sven	43.4cm
Total		51.7cm

Time remaining: 2 minutes 5 seconds

Time remaining: 0 minutes 46 seconds

Time-out: End 9 - SUI stone 7

Shot Success Analysis

NOR - Norway		⌚	⌚	Game	
4	RAMSFJELL Magnus	Draws	10 83%	3 100%	13 87%
		Take-outs	2 100%	5 85%	7 89%
		Total	12 85%	8 91%	20 88%
3	SESAKER Martin	Draws	5 100%	1 75%	6 96%
		Take-outs	6 100%	8 94%	14 96%
		Total	11 100%	9 92%	20 96%
2	RAMSFJELL Bendik	Draws	7 82%	2 100%	9 86%
		Take-outs	5 90%	6 100%	11 95%
		Total	12 85%	8 100%	20 91%
1	NEPSTAD Gaute	Draws	17 78%	2 25%	19 72%
		Take-outs	0 -	1 100%	1 100%
		Total	17 78%	3 50%	20 74%
A	NAESS Wilhelm	Draws	0 -	0 -	0 -
		Take-outs	0 -	0 -	0 -
		Total	0 -	0 -	0 -
Team		Draws	39 83%	8 78%	47 82%
		Take-outs	13 96%	20 94%	33 95%
		Total	52 86%	28 89%	80 87%

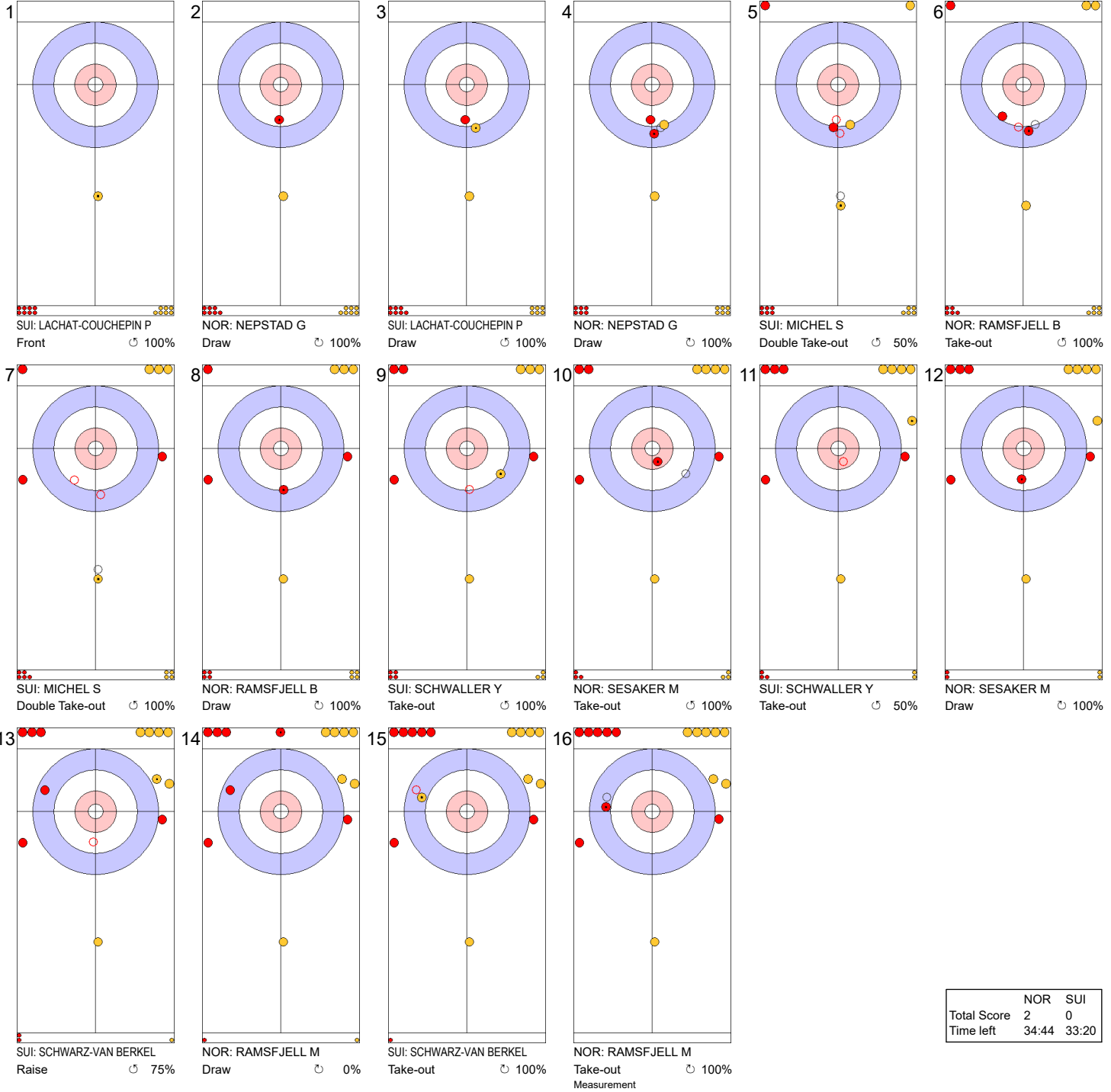
SUI - Switzerland		⌚	⌚	Game	
4	SCHWARZ-VAN BERKEL Benoit	Draws	5 85%	7 82%	12 83%
		Take-outs	4 94%	4 63%	8 78%
		Total	9 89%	11 75%	20 81%
3	SCHWALLER Yannick	Draws	5 80%	8 88%	13 85%
		Take-outs	2 75%	5 70%	7 71%
		Total	7 79%	13 81%	20 80%
2	MICHEL Sven	Draws	6 83%	8 84%	14 84%
		Take-outs	1 50%	5 90%	6 83%
		Total	7 79%	13 87%	20 84%
1	LACHAT-COUCHEPIN Pablo	Draws	7 96%	13 94%	20 95%
		Take-outs	0 -	0 -	0 -
		Total	7 96%	13 94%	20 95%
A	WINKELHAUSEN Tom	Draws	0 -	0 -	0 -
		Take-outs	0 -	0 -	0 -
		Total	0 -	0 -	0 -
Team		Draws	23 87%	36 88%	59 88%
		Take-outs	7 82%	14 75%	21 77%
		Total	30 86%	50 85%	80 85%

Note:
Position and function for each team member:
4 = Fourth, 3 = Third, 2 = Second, 1 = Lead, A = Alternate, S = Skip, V = Vice-Skip

Legend:
⌚ Clockwise ⌚ Counter-clockwise LSFE(*) Last Stone First End

Game - Shot by Shot

End 1 ● **NOR - Norway** **0 + 2 (this end) = 2** ⊗ **SUI - Switzerland** **0 + 0 (this end) = 0**

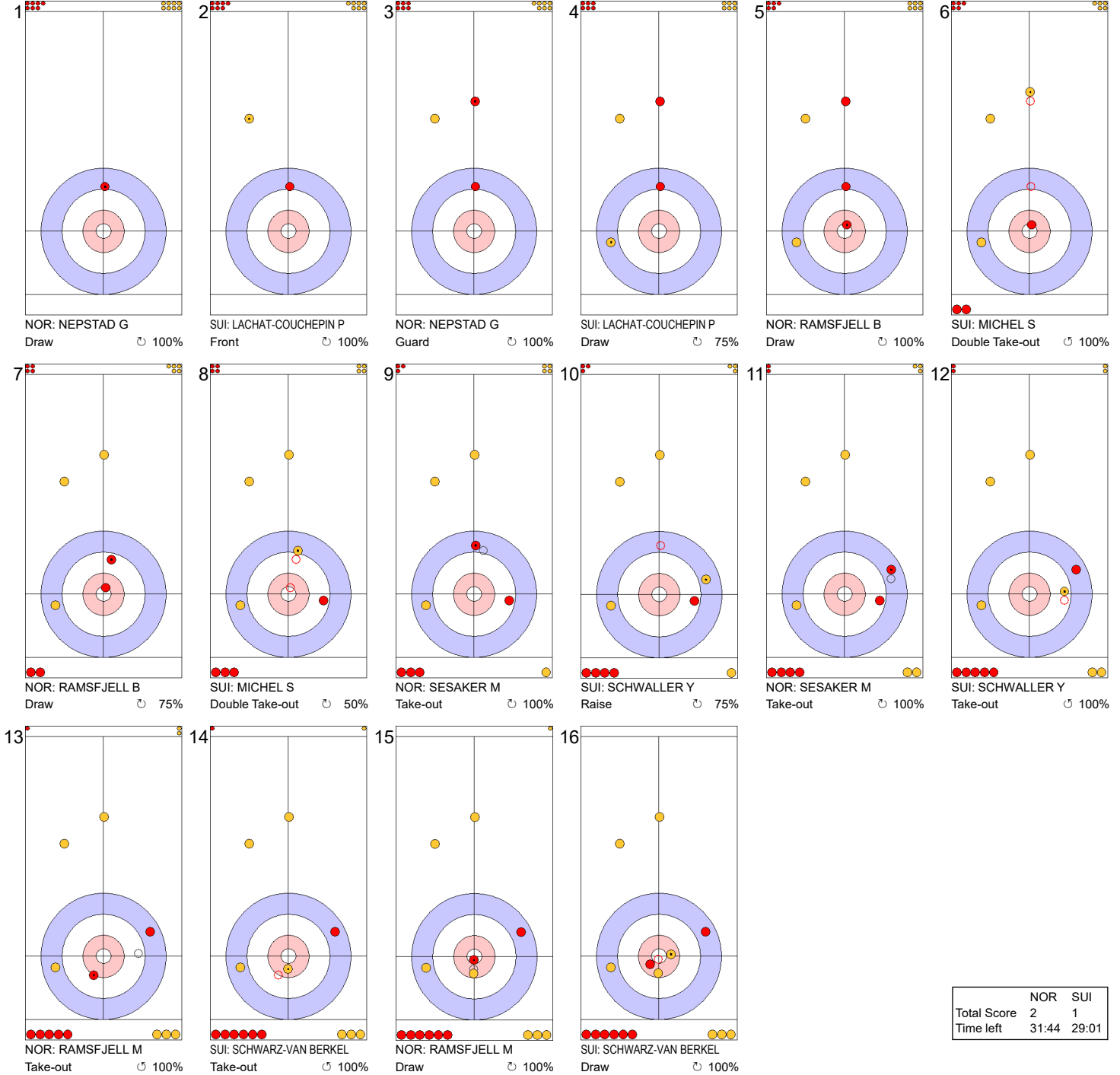


	NOR	SUI
Total Score	2	0
Time left	34:44	33:20

Legend:
↻ Clockwise ↺ Counter-clockwise - Not considered

Game - Shot by Shot


End 2 **NOR - Norway 2 + 0 (this end) = 2** **SUI - Switzerland 0 + 1 (this end) = 1**



	NOR	SUI
Total Score	2	1
Time left	31:44	29:01

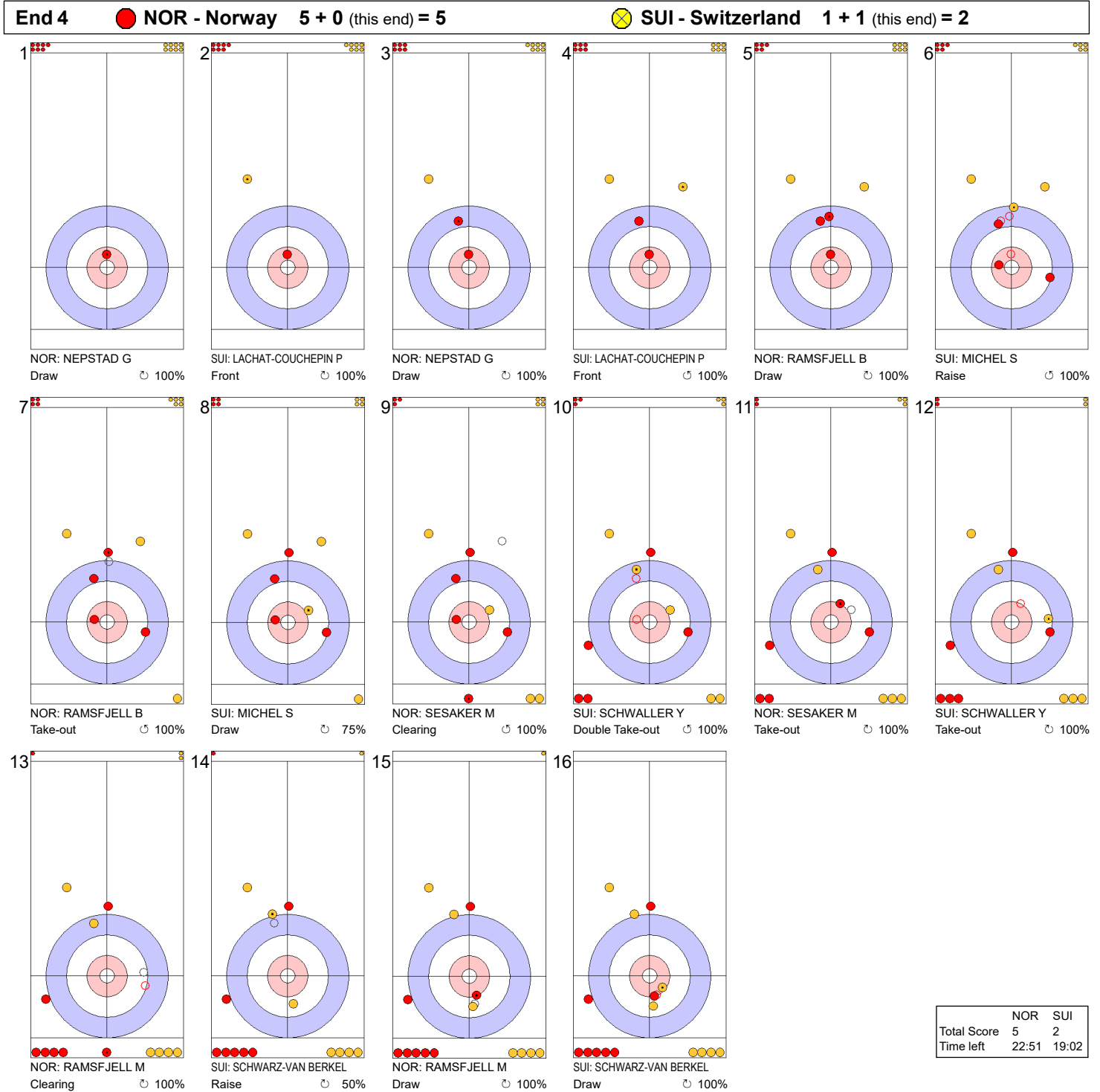
Legend:
 Clockwise Counter-clockwise - Not considered

Game - Shot by Shot



Legend:
 ↻ Clockwise ↺ Counter-clockwise - Not considered

Game - Shot by Shot



Legend:
 Clockwise Counter-clockwise - Not considered

Game - Shot by Shot

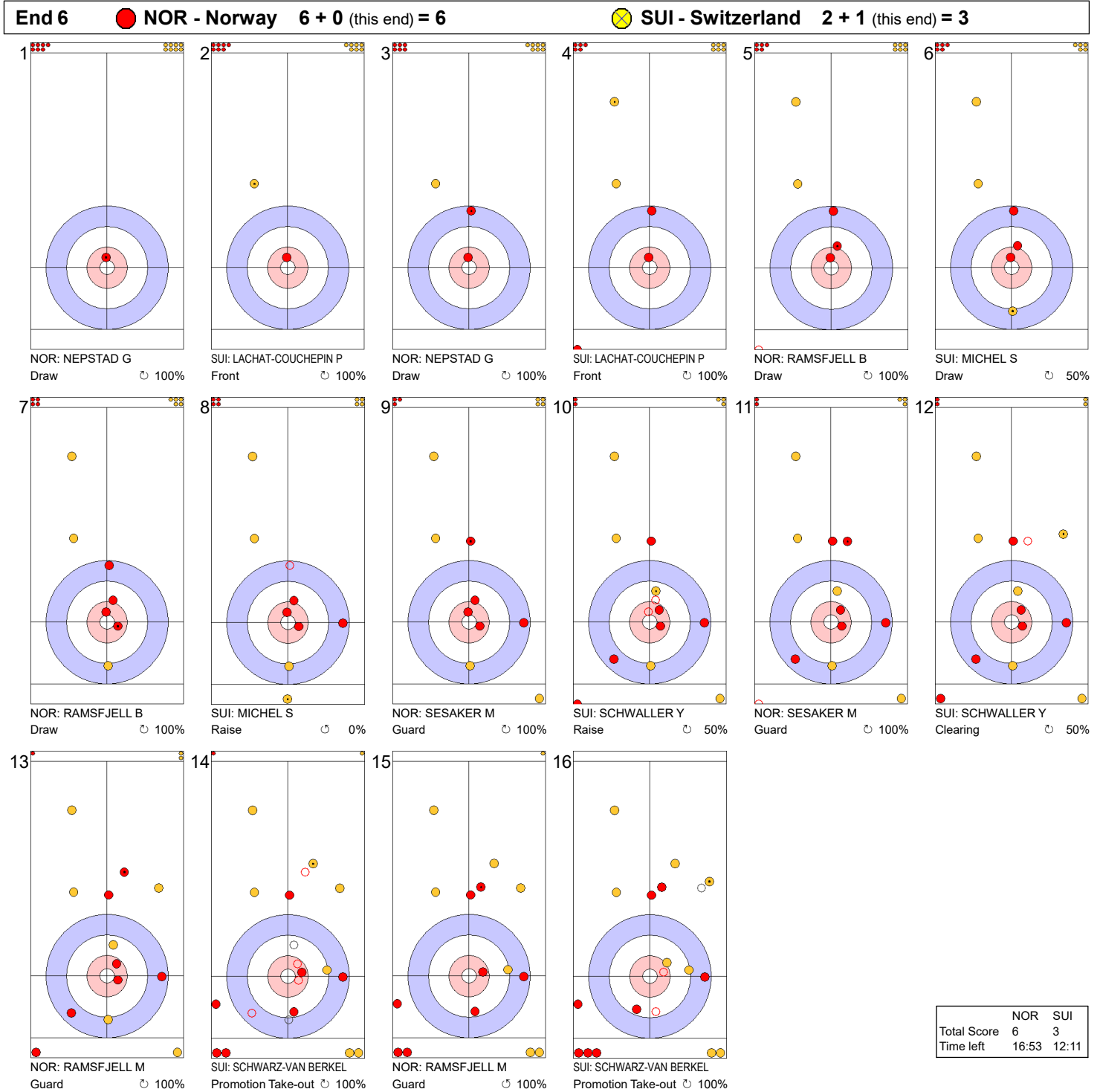
End 5 **NOR - Norway 5 + 1 (this end) = 6** **SUI - Switzerland 2 + 0 (this end) = 2**



	NOR	SUI
Total Score	6	2
Time left	20:48	16:31

Legend:
 Clockwise Counter-clockwise - Not considered

Game - Shot by Shot



Legend:
 Clockwise Counter-clockwise - Not considered

Game - Shot by Shot

End 7 **NOR - Norway 6 + 1 (this end) = 7** **SUI - Switzerland 3 + 0 (this end) = 3**

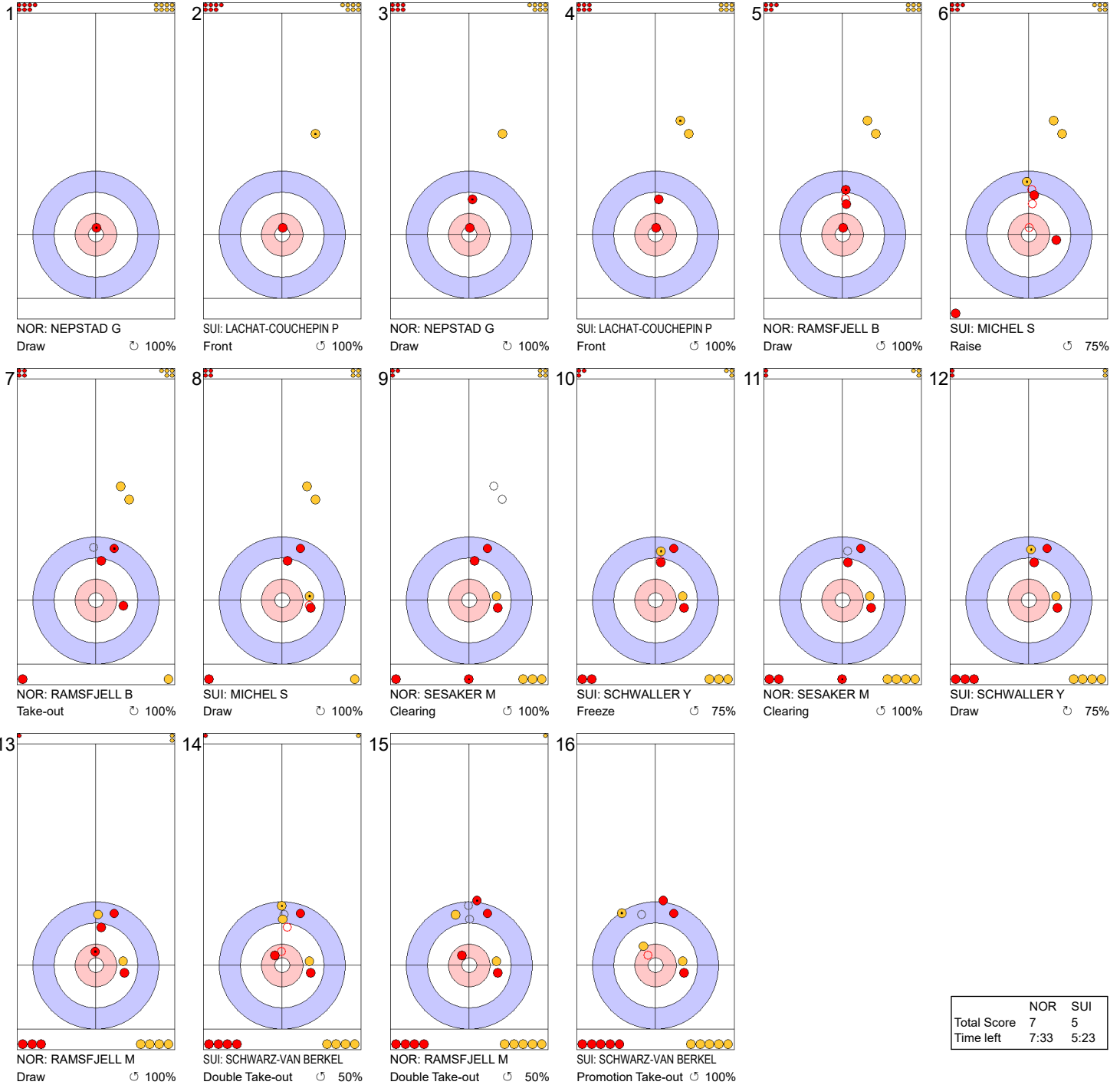


	NOR	SUI
Total Score	7	3
Time left	14:08	10:11

Legend:
 Clockwise Counter-clockwise - Not considered

Game - Shot by Shot

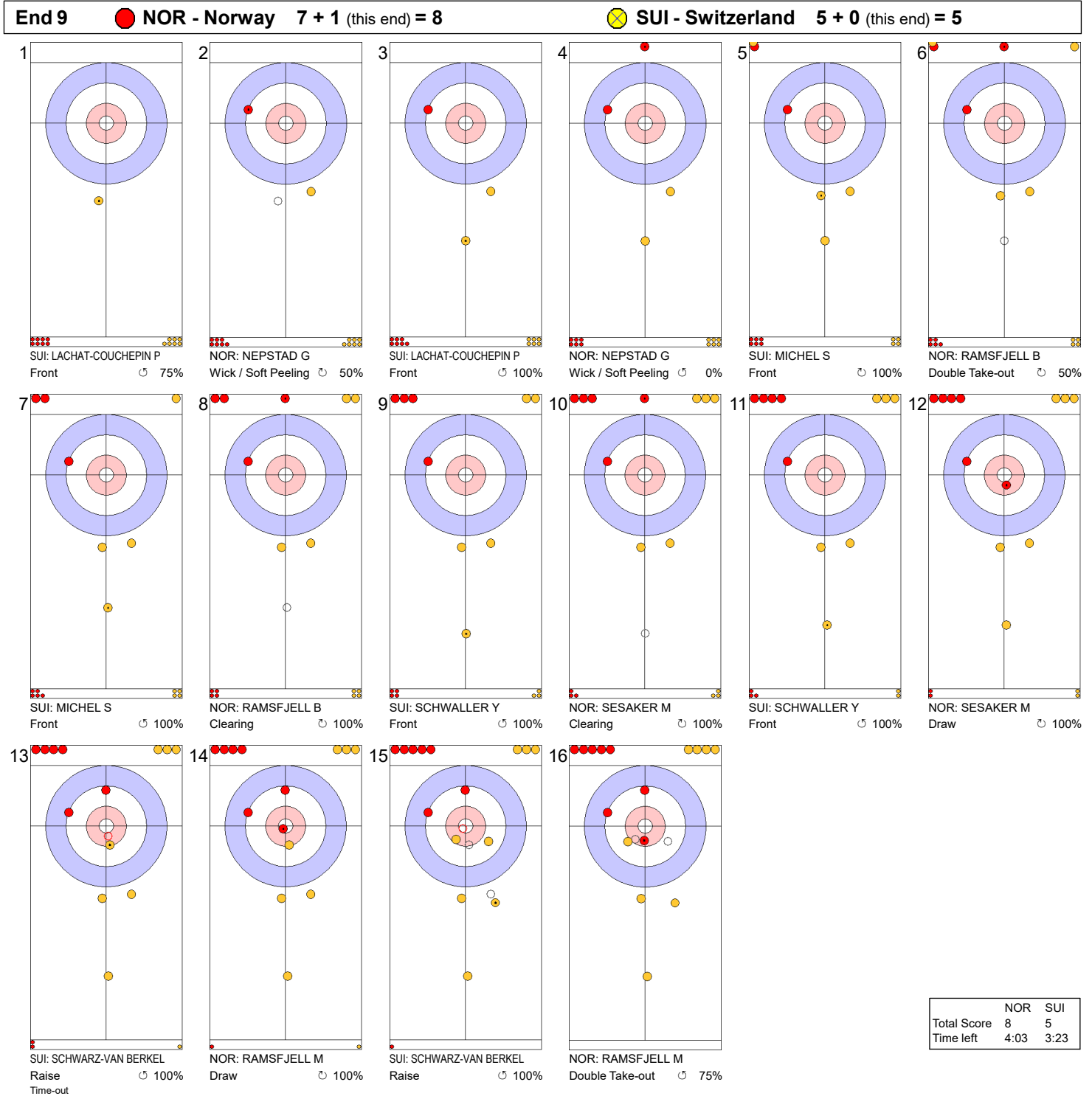
End 8 **NOR - Norway 7 + 0 (this end) = 7** **SUI - Switzerland 3 + 2 (this end) = 5**



	NOR	SUI
Total Score	7	5
Time left	7:33	5:23

Legend:
 Clockwise Counter-clockwise - Not considered

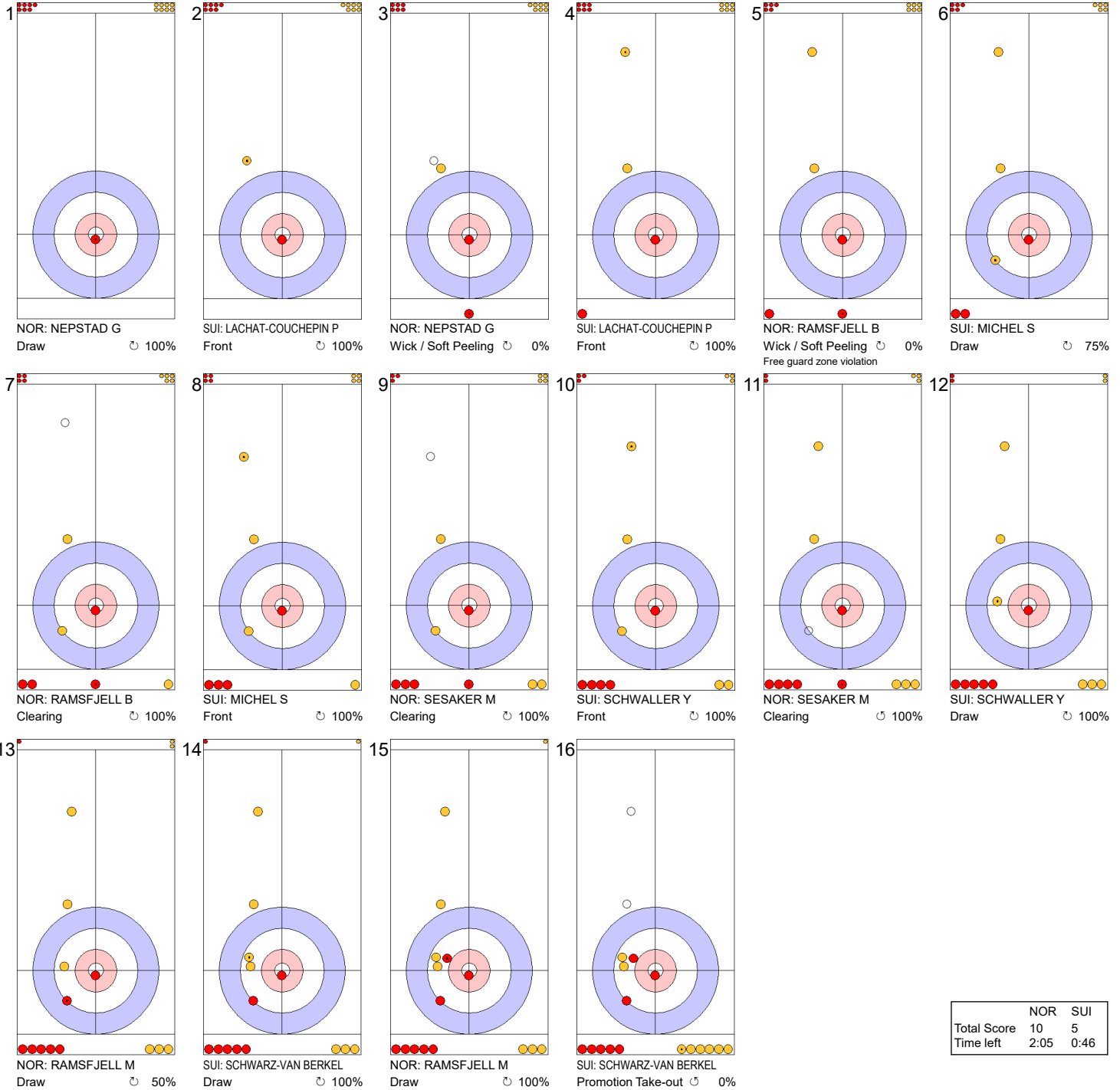
Game - Shot by Shot



Legend:
 Clockwise Counter-clockwise - Not considered

Game - Shot by Shot

End 10 **NOR - Norway 8 + 2 (this end) = 10** **SUI - Switzerland 5 + 0 (this end) = 5**



	NOR	SUI
Total Score	10	5
Time left	2:05	0:46

Legend:
 Clockwise Counter-clockwise - Not considered



Session Results and Standings

Sheet	Team	LSD/LSFE	1	2	3	4	5	6	7	8	9	10	Extra Ends	Total
A	AUT - Austria	180.5cm	0	3	0	1	0	1	0	3	0	1		9
	CZE - Czechia	44.7cm *	2	0	1	0	1	0	2	0	2	0		8
B	SCO - Scotland	73.2cm *	2	1	1	0	2	0	2	0	4	X		12
	GER - Germany	190.9cm	0	0	0	1	0	3	0	1	0	X		5
C	NOR - Norway	26.3cm *	2	0	1	0	2	0	2	0	0	0	3	10
	ITA - Italy	37.0cm	0	1	0	2	0	2	0	1	0	1	0	7
D	NED - Netherlands	62.1cm	0	2	0	1	0	1	0	0	2	X		6
	SUI - Switzerland	24.3cm *	2	0	2	0	2	0	0	2	0	X		8
E	ENG - England	127.3cm *	0	1	0	0	0	2	X	X	X	X		3
	SWE - Sweden	186.0cm	3	0	2	1	2	0	X	X	X	X		8

Current Standings

Rank	Team	Games	Wins	Losses
1	SCO - Scotland	7	6	1
2	GER - Germany	7	5	2
2	ITA - Italy	7	5	2
2	SUI - Switzerland	7	5	2
2	SWE - Sweden	7	5	2
6	NOR - Norway	7	4	3
7	CZE - Czechia	7	2	5
7	NED - Netherlands	7	2	5
9	AUT - Austria	7	1	6
10	ENG - England	7	0	7

Note:
Under World Curling rules, tie-breaking rules for standings are not applied until after the last game of the round robin.

Legend:
LSD Last Stone Draw LSFE(*) Last Stone First End X Unplayed/unfinished end due to concession

Game Results

Sheet	Team	LSFE	1	2	3	4	5	6	7	8	9	10	Extra Ends	Total
A	AUT - Austria		0	3	0	1	0	1	0	3	0	1		9
	CZE - Czechia	*	2	0	1	0	1	0	2	0	2	0		8

AUT - Austria		Shot Success Game	All
4 S	GENNER Mathias	75%	62%
3 V	BACKOFEN Jonas	74%	75%
2	REICHEL Martin	70%	66%
1	MAVEC Florian	90%	85%
A	KARG Johann	-	50%
Team Total		77%	72%

CZE - Czechia		Shot Success Game	All
4 S	KLIMA Lukas	80%	74%
3 V	CERNOVSKY Marek	66%	73%
2	JURIK Martin	66%	73%
1	KLIPA Lukas	75%	88%
A	BOHAC Radek	-	-
Team Total		72%	77%

Last Stone Draw		Distance
↻	GENNER Mathias	93.4cm
↻	MAVEC Florian	87.1cm
Total		180.5cm

Last Stone Draw		Distance
↻	KLIPA Lukas	28.6cm
↻	KLIMA Lukas	16.1cm
Total		44.7cm

Time remaining: 1 minute 14 seconds

Time remaining: 0 minutes 9 seconds

Time-out: End 8 - CZE stone 8

Shot Success Analysis

AUT - Austria		↻	↻	Game
4 GENNER Mathias	Draws	3 83%	5 45%	8 59%
	Take-outs	4 81%	8 88%	12 85%
	Total	7 82%	13 71%	20 75%
3 BACKOFEN Jonas	Draws	5 90%	4 94%	9 92%
	Take-outs	10 65%	1 0%	11 59%
	Total	15 73%	5 75%	20 74%
2 REICHEL Martin	Draws	8 63%	2 50%	10 60%
	Take-outs	8 75%	2 100%	10 80%
	Total	16 69%	4 75%	20 70%
1 MAVEC Florian	Draws	18 92%	1 100%	19 92%
	Take-outs	1 50%	0 -	1 50%
	Total	19 89%	1 100%	20 90%
A KARG Johann	Draws	0 -	0 -	0 -
	Take-outs	0 -	0 -	0 -
	Total	0 -	0 -	0 -
Team	Draws	34 84%	12 67%	46 79%
	Take-outs	23 71%	11 82%	34 74%
	Total	57 79%	23 74%	80 77%

CZE - Czechia		↻	↻	Game
4 KLIMA Lukas	Draws	5 70%	6 92%	11 82%
	Take-outs	4 50%	5 100%	9 78%
	Total	9 61%	11 95%	20 80%
3 CERNOVSKY Marek	Draws	6 75%	4 69%	10 73%
	Take-outs	4 38%	6 75%	10 60%
	Total	10 60%	10 73%	20 66%
2 JURIK Martin	Draws	6 46%	4 81%	10 60%
	Take-outs	5 80%	5 65%	10 73%
	Total	11 61%	9 72%	20 66%
1 KLIPA Lukas	Draws	12 77%	7 79%	19 78%
	Take-outs	0 -	1 25%	1 25%
	Total	12 77%	8 72%	20 75%
A BOHAC Radek	Draws	0 -	0 -	0 -
	Take-outs	0 -	0 -	0 -
	Total	0 -	0 -	0 -
Team	Draws	29 69%	21 81%	50 74%
	Take-outs	13 58%	17 76%	30 68%
	Total	42 65%	38 79%	80 72%

Note:
Position and function for each team member:
4 = Fourth, 3 = Third, 2 = Second, 1 = Lead, A = Alternate, S = Skip, V = Vice-Skip

Legend:
↻ Clockwise ↻ Counter-clockwise LSFE(*) Last Stone First End

Game - Shot by Shot

End 1 ● **AUT - Austria** 0 + 0 (this end) = 0 ● **CZE - Czechia** 0 + 2 (this end) = 2

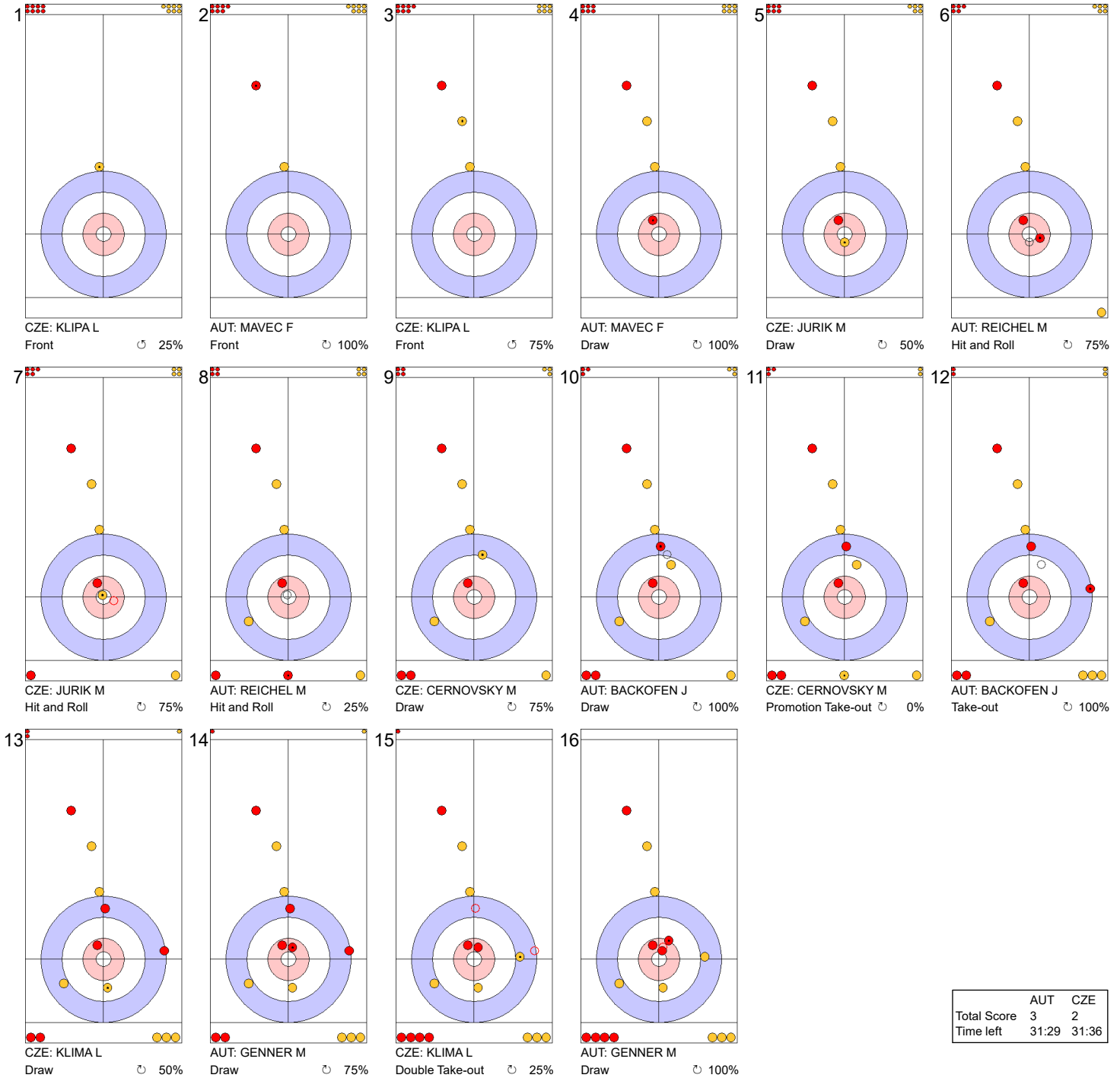


	AUT	CZE
Total Score	0	2
Time left	35:02	34:52

Legend:
 ↻ Clockwise ↺ Counter-clockwise - Not considered

Game - Shot by Shot

End 2 ● **AUT - Austria** 0 + 3 (this end) = 3 ● **CZE - Czechia** 2 + 0 (this end) = 2



Legend:
 ↻ Clockwise ↺ Counter-clockwise - Not considered

Game - Shot by Shot

End 3 ● **AUT - Austria** 3 + 0 (this end) = 3 ● **CZE - Czechia** 2 + 1 (this end) = 3

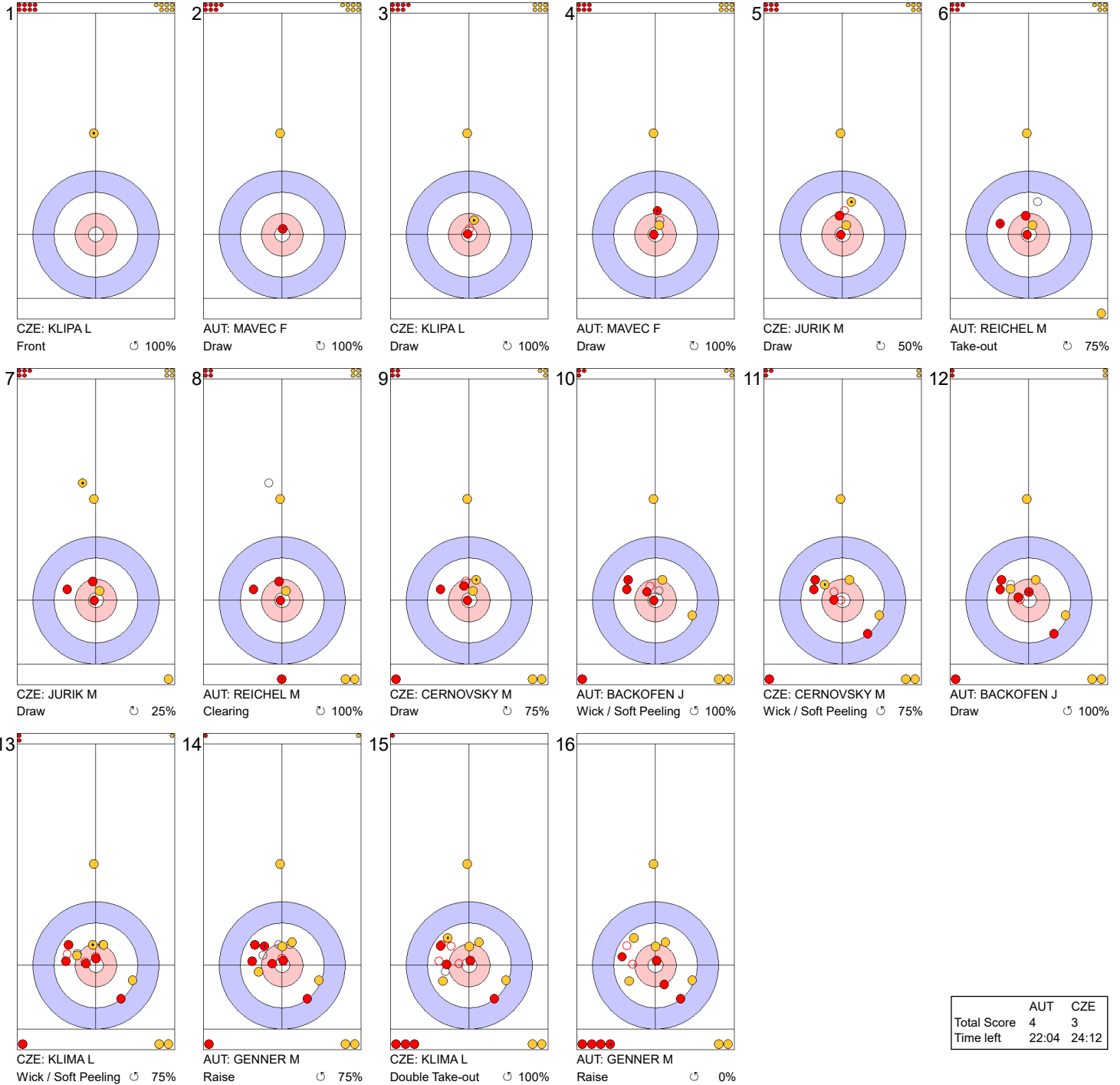


	AUT	CZE
Total Score	3	3
Time left	29:06	28:14

Legend:
 ↻ Clockwise ↺ Counter-clockwise - Not considered

Game - Shot by Shot

End 4 ● **AUT - Austria** 3 + 1 (this end) = 4 ● **CZE - Czechia** 3 + 0 (this end) = 3

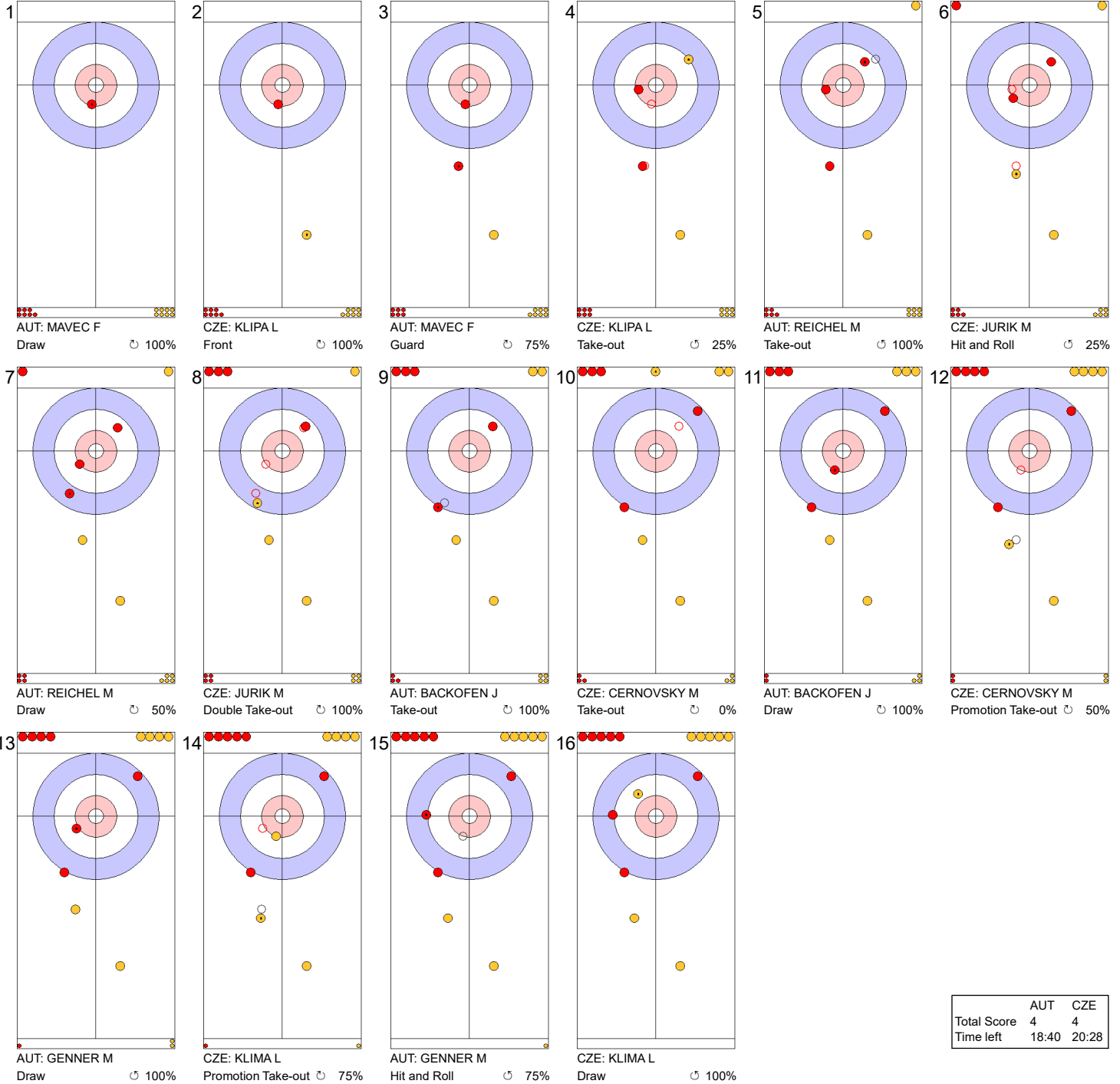


	AUT	CZE
Total Score	4	3
Time left	22:04	24:12

Legend:
 ↻ Clockwise ↺ Counter-clockwise - Not considered

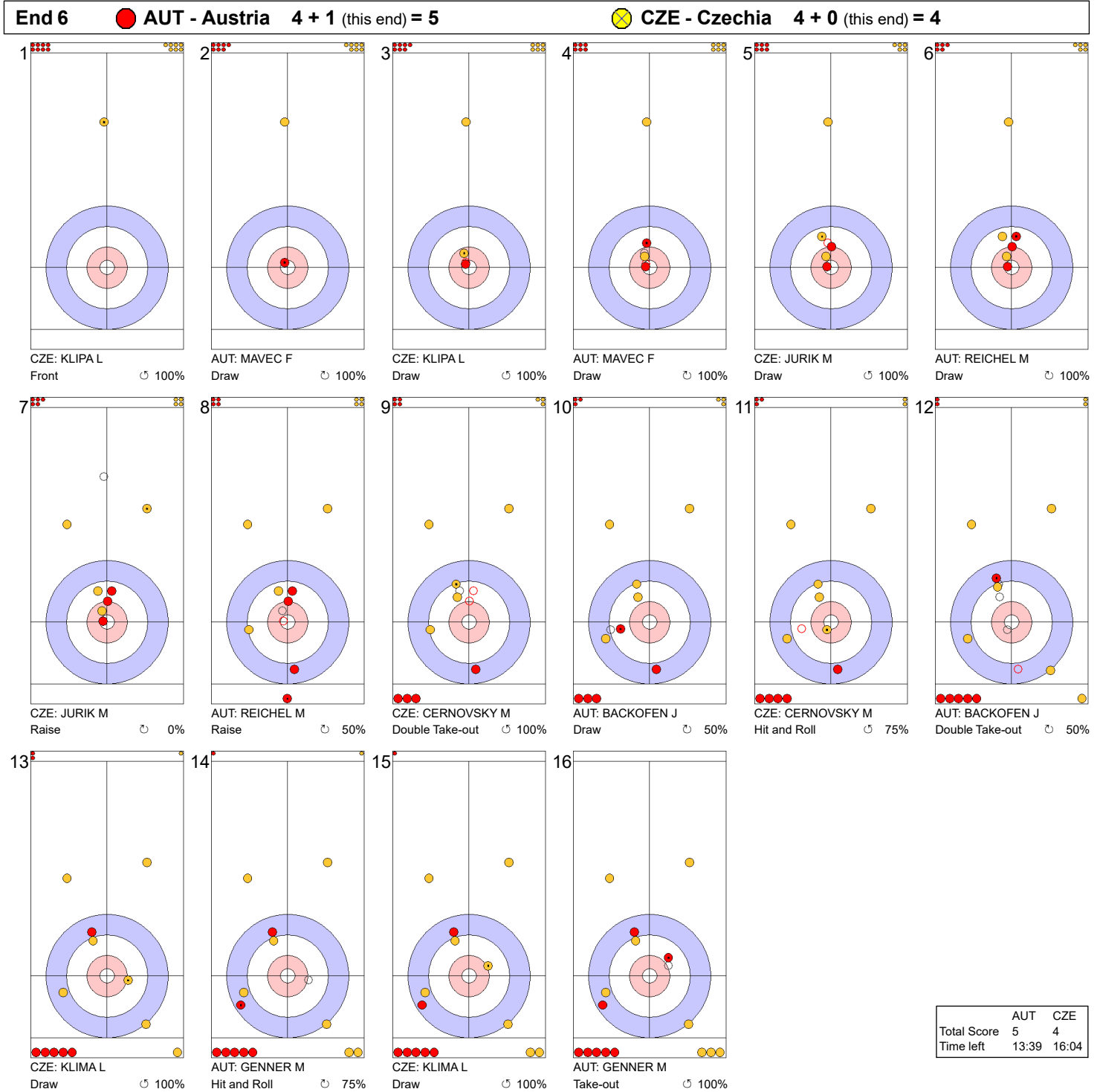
Game - Shot by Shot

End 5 ● **AUT - Austria** 4 + 0 (this end) = 4 ● **CZE - Czechia** 3 + 1 (this end) = 4



Legend:
 ↻ Clockwise ↺ Counter-clockwise - Not considered

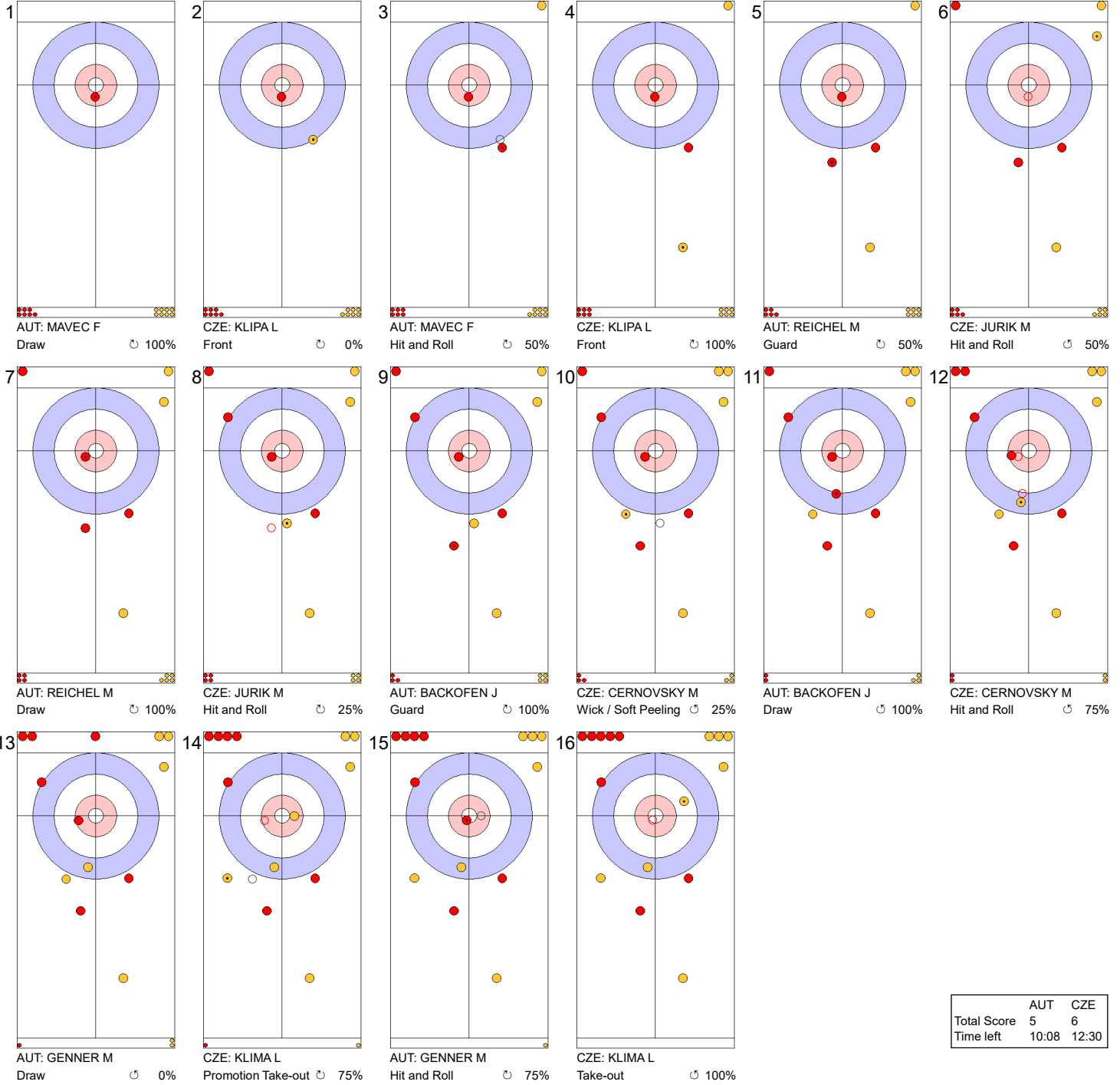
Game - Shot by Shot



Legend:
 ↻ Clockwise ↺ Counter-clockwise - Not considered

Game - Shot by Shot

End 7 ● **AUT - Austria** 5 + 0 (this end) = 5 ● **CZE - Czechia** 4 + 2 (this end) = 6

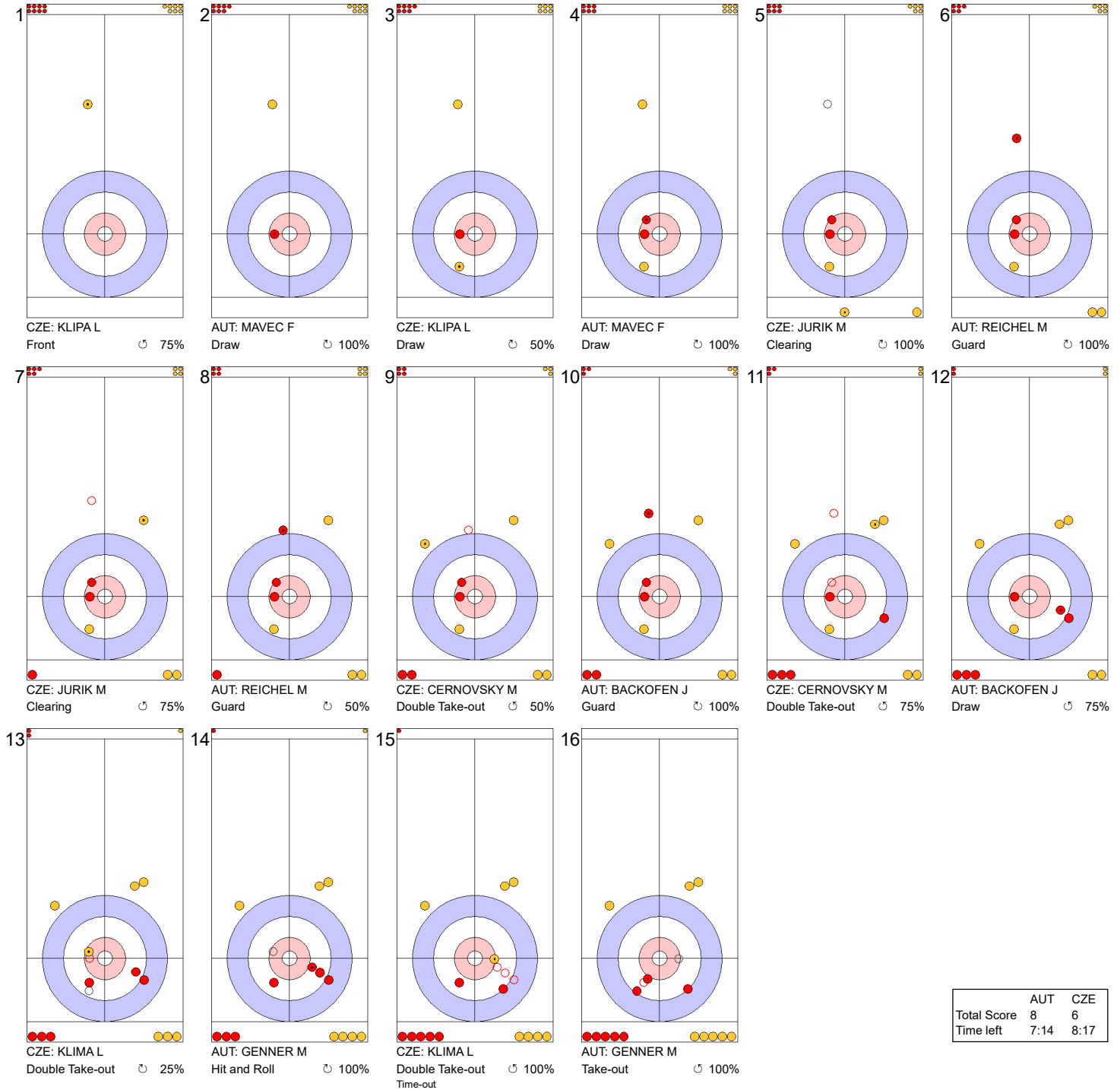


	AUT	CZE
Total Score	5	6
Time left	10:08	12:30

Legend:
 ↻ Clockwise ↺ Counter-clockwise - Not considered

Game - Shot by Shot

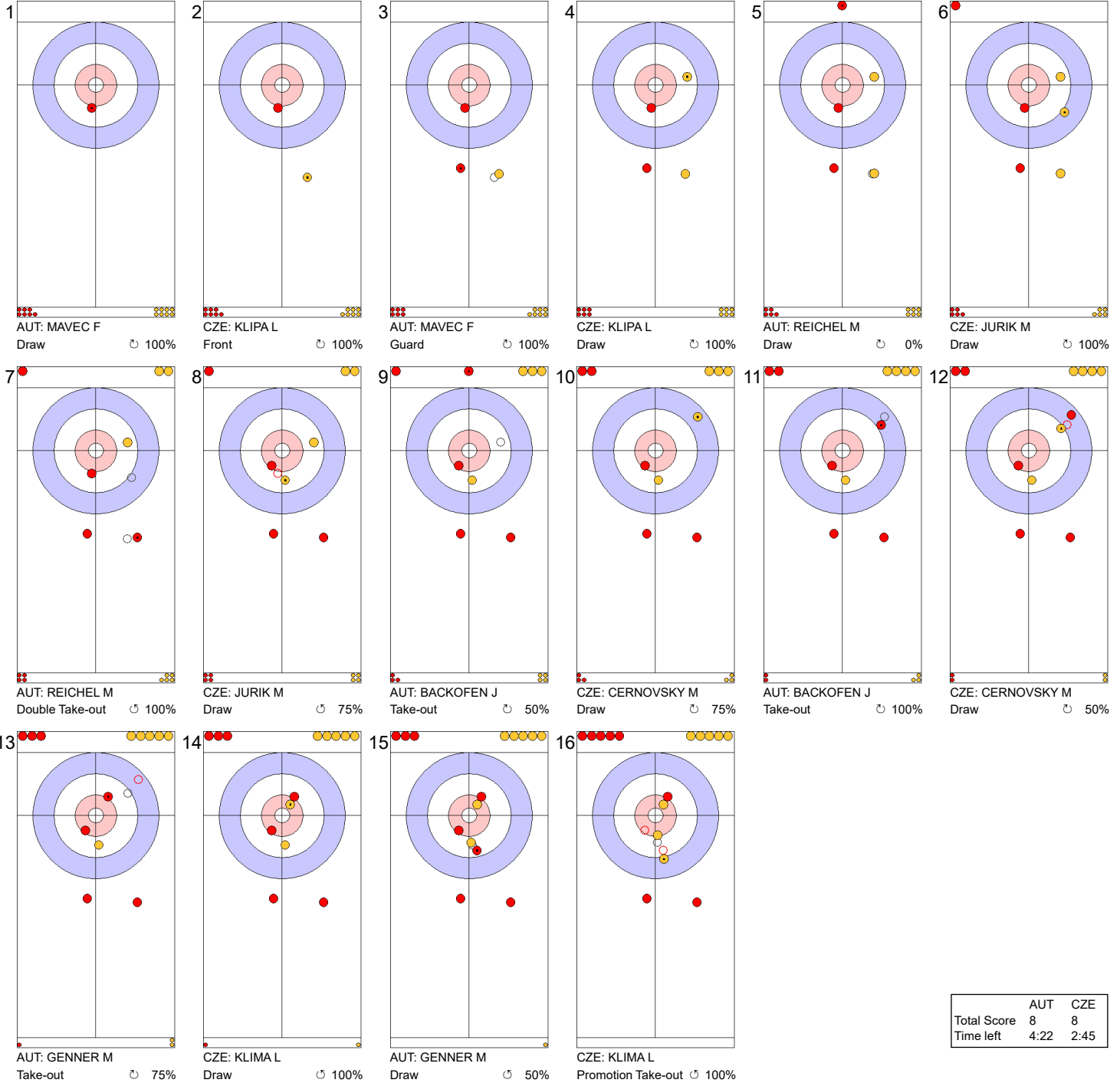
End 8 ● **AUT - Austria** 5 + 3 (this end) = 8 ● **CZE - Czechia** 6 + 0 (this end) = 6



Legend:
 ↻ Clockwise ↺ Counter-clockwise - Not considered

Game - Shot by Shot

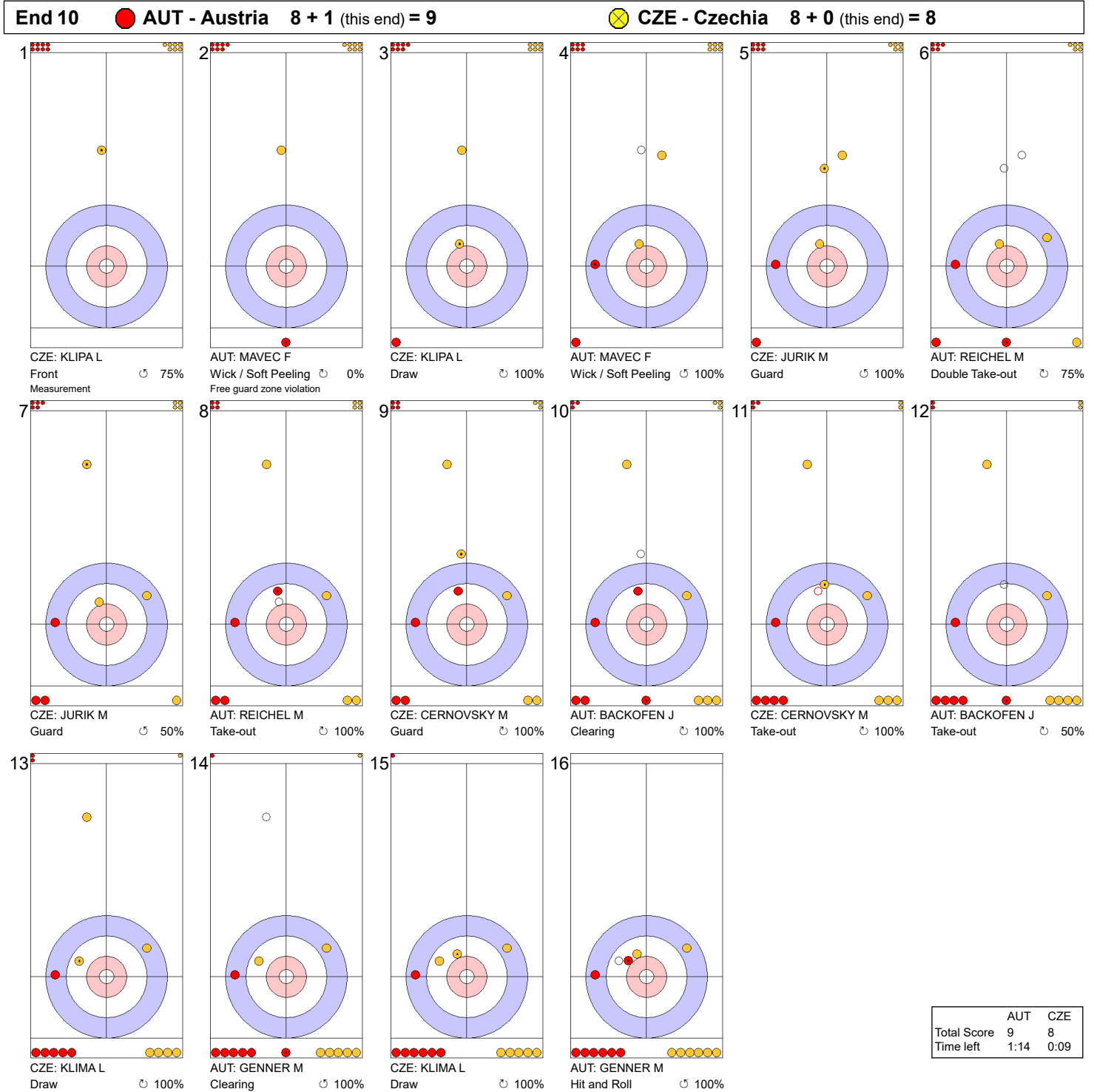
End 9 ● **AUT - Austria** 8 + 0 (this end) = 8 ● **CZE - Czechia** 6 + 2 (this end) = 8



	AUT	CZE
Total Score	8	8
Time left	4:22	2:45

Legend:
 ↻ Clockwise ↺ Counter-clockwise - Not considered

Game - Shot by Shot



Legend:
 Clockwise
 Counter-clockwise
 - Not considered

Game Results

Sheet	Team	LSFE	1	2	3	4	5	6	7	8	9	10	Extra Ends	Total
B	SCO - Scotland	*	2	1	1	0	2	0	2	0	4	X		12
	GER - Germany		0	0	0	1	0	3	0	1	0	X		5

SCO - Scotland		Shot Success	Game	All
4 S	MOUAT Bruce	92%		85%
3 V	HARDIE Grant	85%		84%
2	LAMMIE Bobby	85%		86%
1	McMILLAN Hammy	99%		95%
A	WADDELL Kyle	-		100%
Team Total		90%		88%

GER - Germany		Shot Success	Game	All
4 S	MUSKATEWITZ Marc	68%		84%
3 V	KAPP Benjamin	83%		85%
2	MESSENZEHL Felix	72%		81%
1	SCHEUERL Johannes	93%		92%
A	TREVISIOL Mario	-		-
Team Total		79%		85%

Last Stone Draw		Distance
↻	HARDIE Grant	21.7cm
↻	LAMMIE Bobby	51.5cm
Total		73.2cm

Last Stone Draw		Distance
↻	MUSKATEWITZ Marc	71.0cm
↻	MESSENZEHL Felix	119.9cm
Total		190.9cm

Time remaining: 5 minutes 48 seconds

Time remaining: 3 minutes 44 seconds

Shot Success Analysis

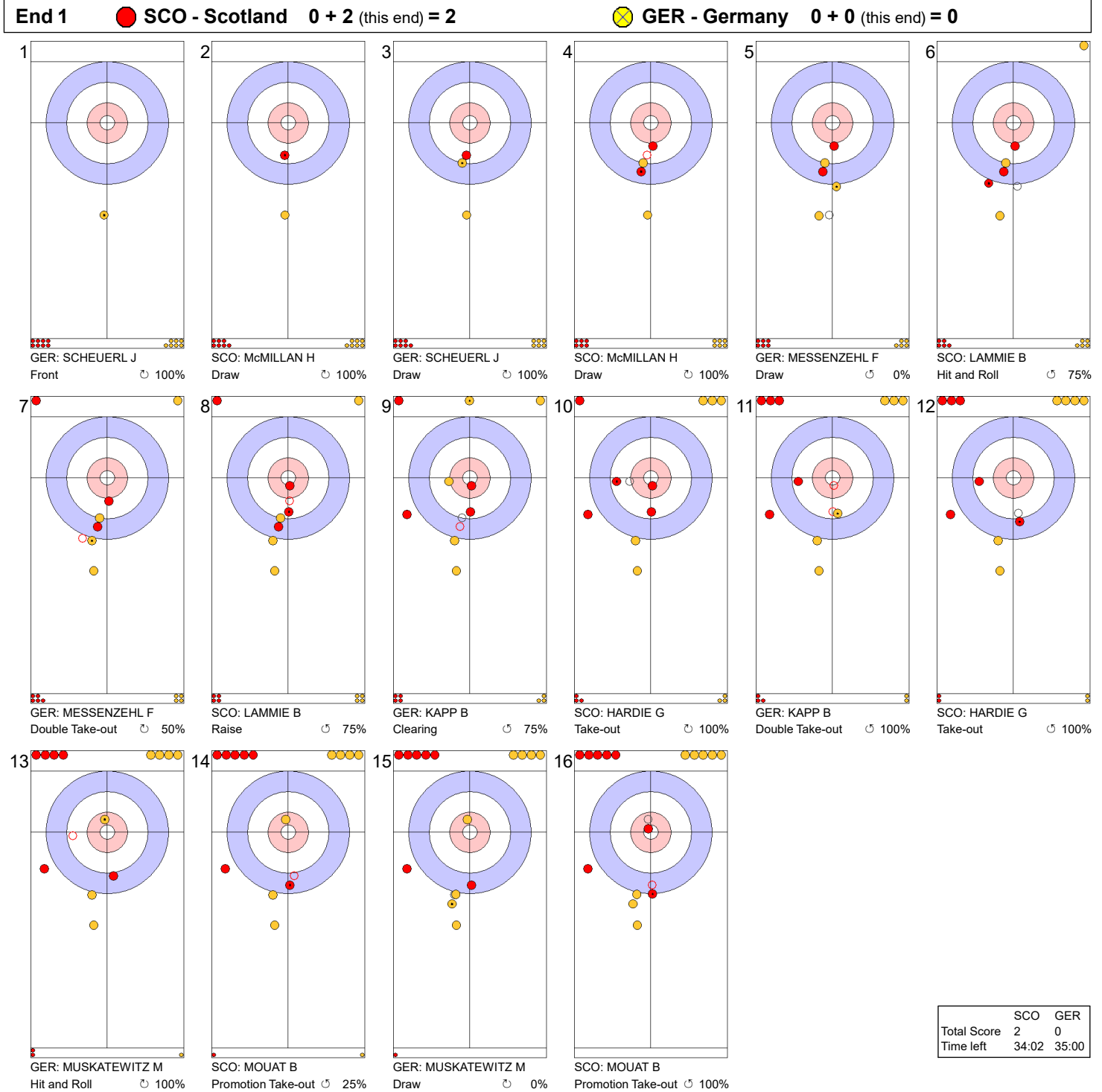
SCO - Scotland		↻	↻	Game
4 MOUAT Bruce	Draws	7 100%	0 -	7 100%
	Take-outs	3 92%	8 84%	11 86%
	Total	10 98%	8 84%	18 92%
3 HARDIE Grant	Draws	0 -	0 -	0 -
	Take-outs	7 93%	11 80%	18 85%
	Total	7 93%	11 80%	18 85%
2 LAMMIE Bobby	Draws	7 82%	1 75%	8 81%
	Take-outs	5 90%	5 85%	10 88%
	Total	12 85%	6 83%	18 85%
1 McMILLAN Hammy	Draws	16 98%	0 -	16 98%
	Take-outs	2 100%	0 -	2 100%
	Total	18 99%	0 -	18 99%
A WADDELL Kyle	Draws	0 -	0 -	0 -
	Take-outs	0 -	0 -	0 -
	Total	0 -	0 -	0 -
Team	Draws	30 95%	1 75%	31 94%
	Take-outs	17 93%	24 82%	41 87%
	Total	47 94%	25 82%	72 90%

GER - Germany		↻	↻	Game
4 MUSKATEWITZ Marc	Draws	9 53%	1 100%	10 58%
	Take-outs	4 100%	4 63%	8 81%
	Total	13 67%	5 70%	18 68%
3 KAPP Benjamin	Draws	9 86%	0 -	9 86%
	Take-outs	3 83%	6 79%	9 81%
	Total	12 85%	6 79%	18 83%
2 MESSENZEHL Felix	Draws	10 78%	2 50%	12 73%
	Take-outs	4 75%	2 63%	6 71%
	Total	14 77%	4 56%	18 72%
1 SCHEUERL Johannes	Draws	17 99%	1 0%	18 93%
	Take-outs	0 -	0 -	0 -
	Total	17 99%	1 0%	18 93%
A TREVISIOL Mario	Draws	0 -	0 -	0 -
	Take-outs	0 -	0 -	0 -
	Total	0 -	0 -	0 -
Team	Draws	45 82%	4 50%	49 80%
	Take-outs	11 86%	12 71%	23 78%
	Total	56 83%	16 66%	72 79%

Note:
Position and function for each team member:
4 = Fourth, 3 = Third, 2 = Second, 1 = Lead, A = Alternate, S = Skip, V = Vice-Skip

Legend:
↻ Clockwise ↻ Counter-clockwise LSFE(*) Last Stone First End
X Unplayed/unfinished end due to concession

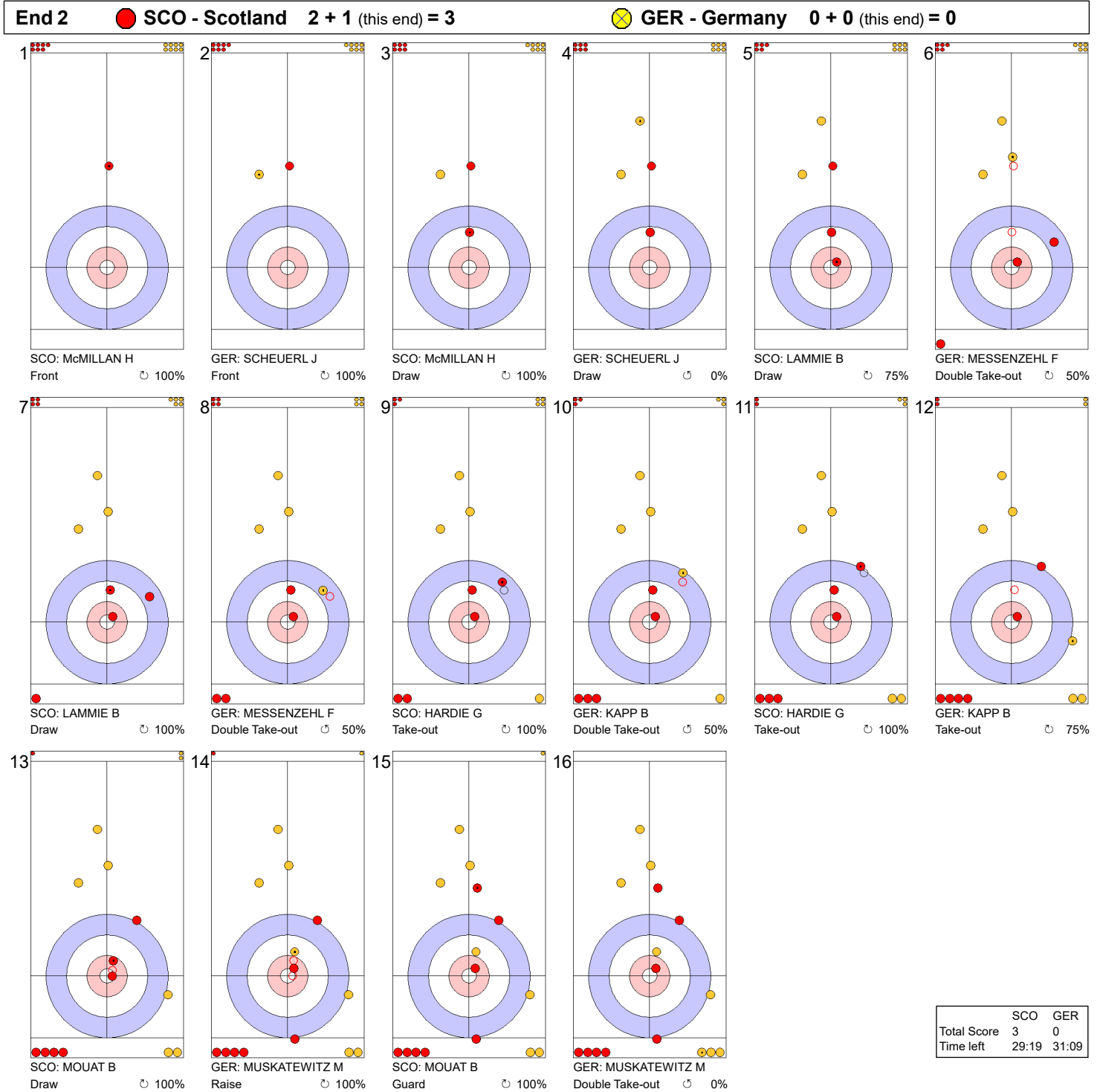
Game - Shot by Shot



Legend:
 ↻ Clockwise ↺ Counter-clockwise - Not considered



Game - Shot by Shot



Legend:
 ↻ Clockwise ↺ Counter-clockwise - Not considered

Game - Shot by Shot

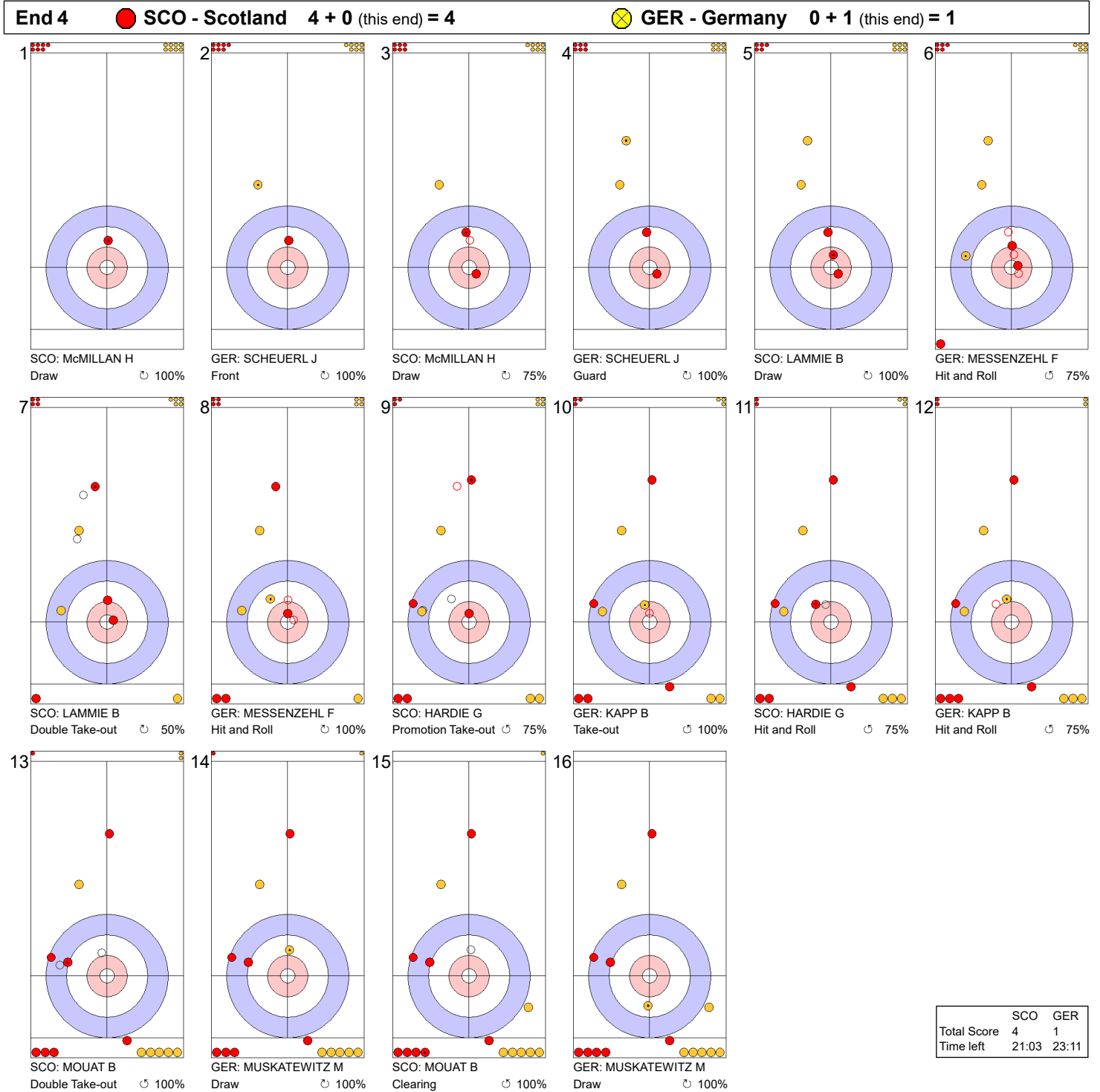
End 3 **SCO - Scotland 3 + 1 (this end) = 4** **GER - Germany 0 + 0 (this end) = 0**



	SCO	GER
Total Score	4	0
Time left	24:28	26:18

Legend:
 Clockwise Counter-clockwise - Not considered

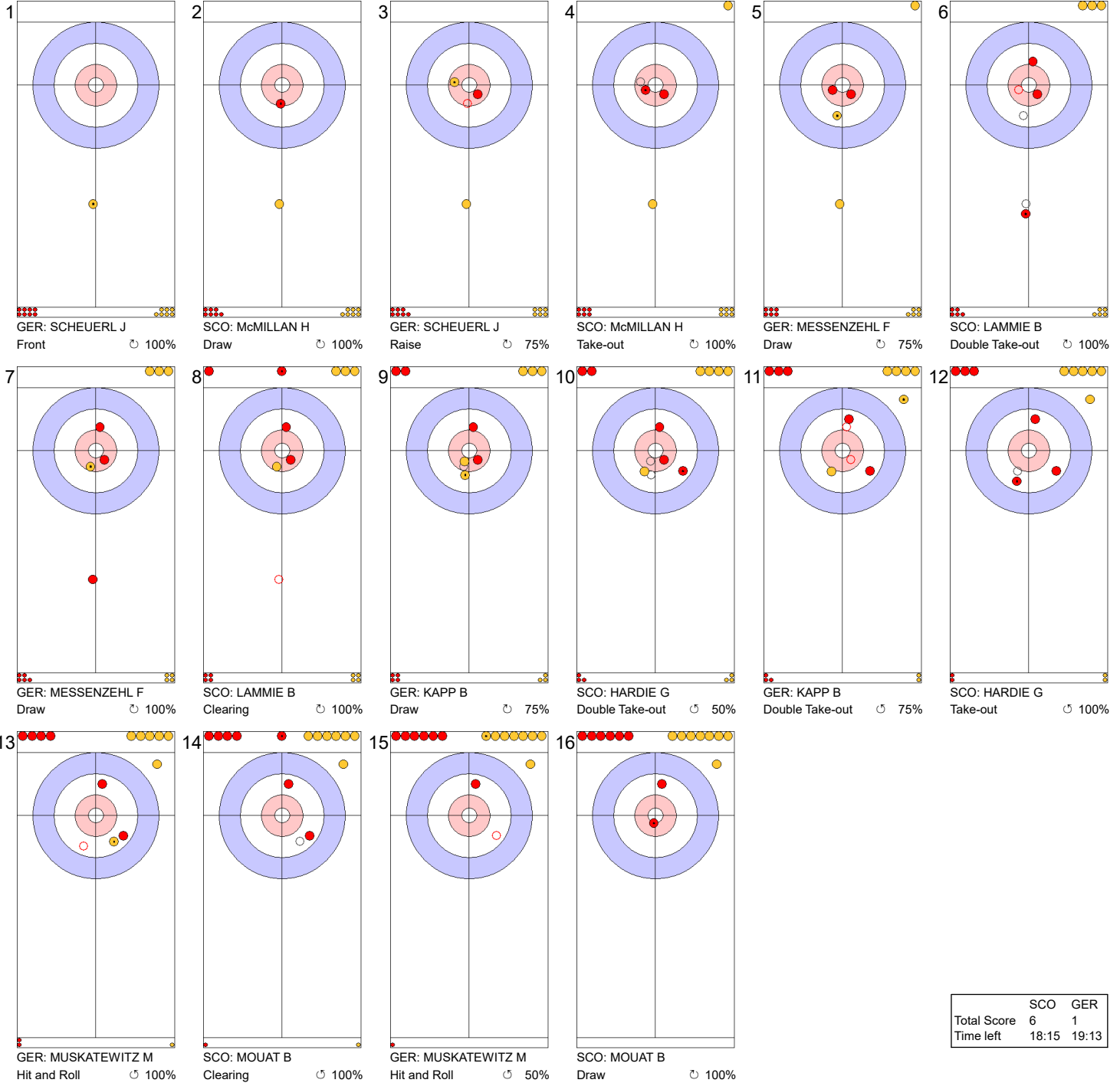
Game - Shot by Shot



Legend:
 ↻ Clockwise ↺ Counter-clockwise - Not considered

Game - Shot by Shot

End 5 ● **SCO - Scotland** 4 + 2 (this end) = 6 ● **GER - Germany** 1 + 0 (this end) = 1

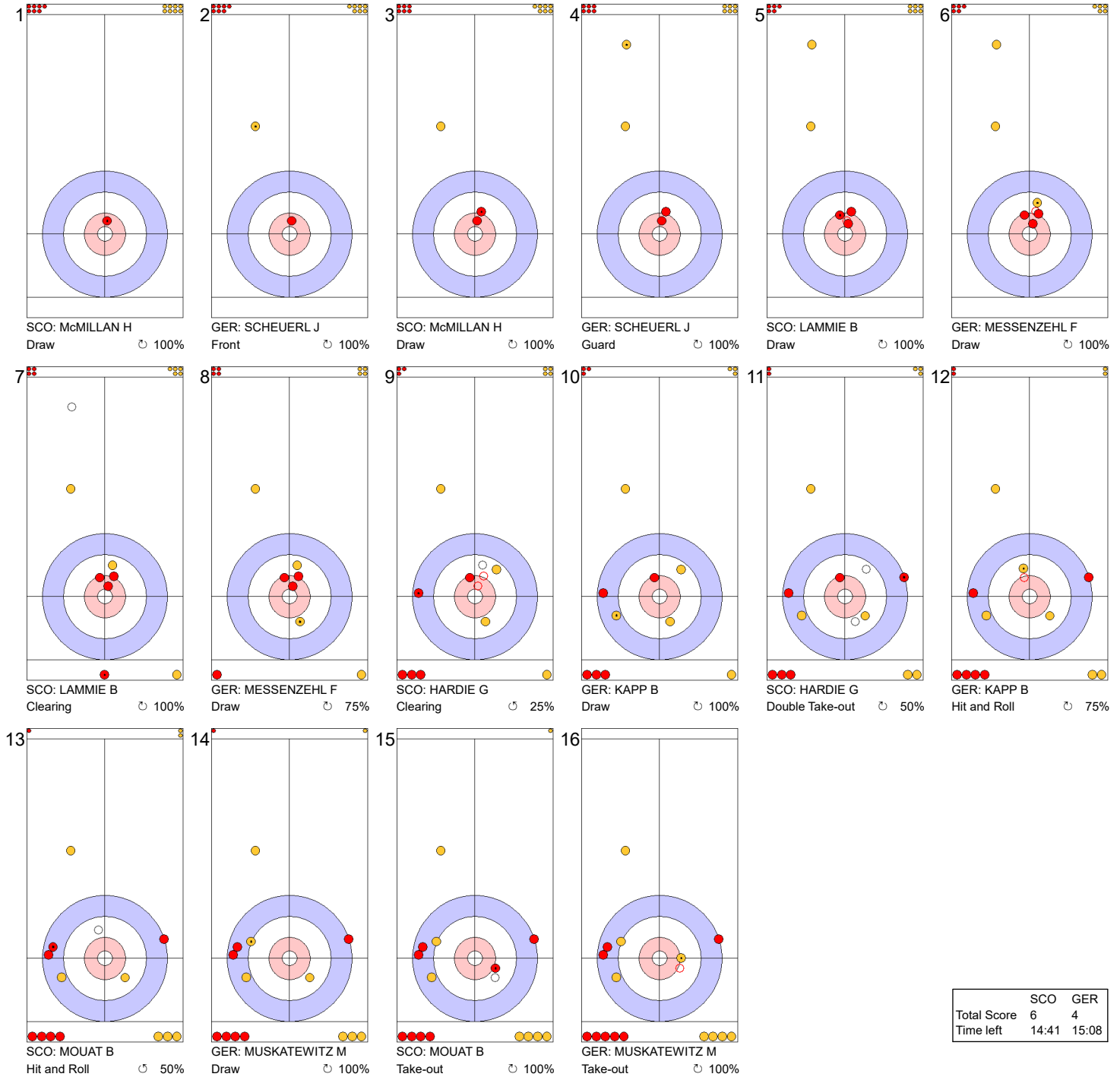


	SCO	GER
Total Score	6	1
Time left	18:15	19:13

Legend:
 ↻ Clockwise ↺ Counter-clockwise - Not considered

Game - Shot by Shot

End 6 ● **SCO - Scotland** 6 + 0 (this end) = 6 ● **GER - Germany** 1 + 3 (this end) = 4

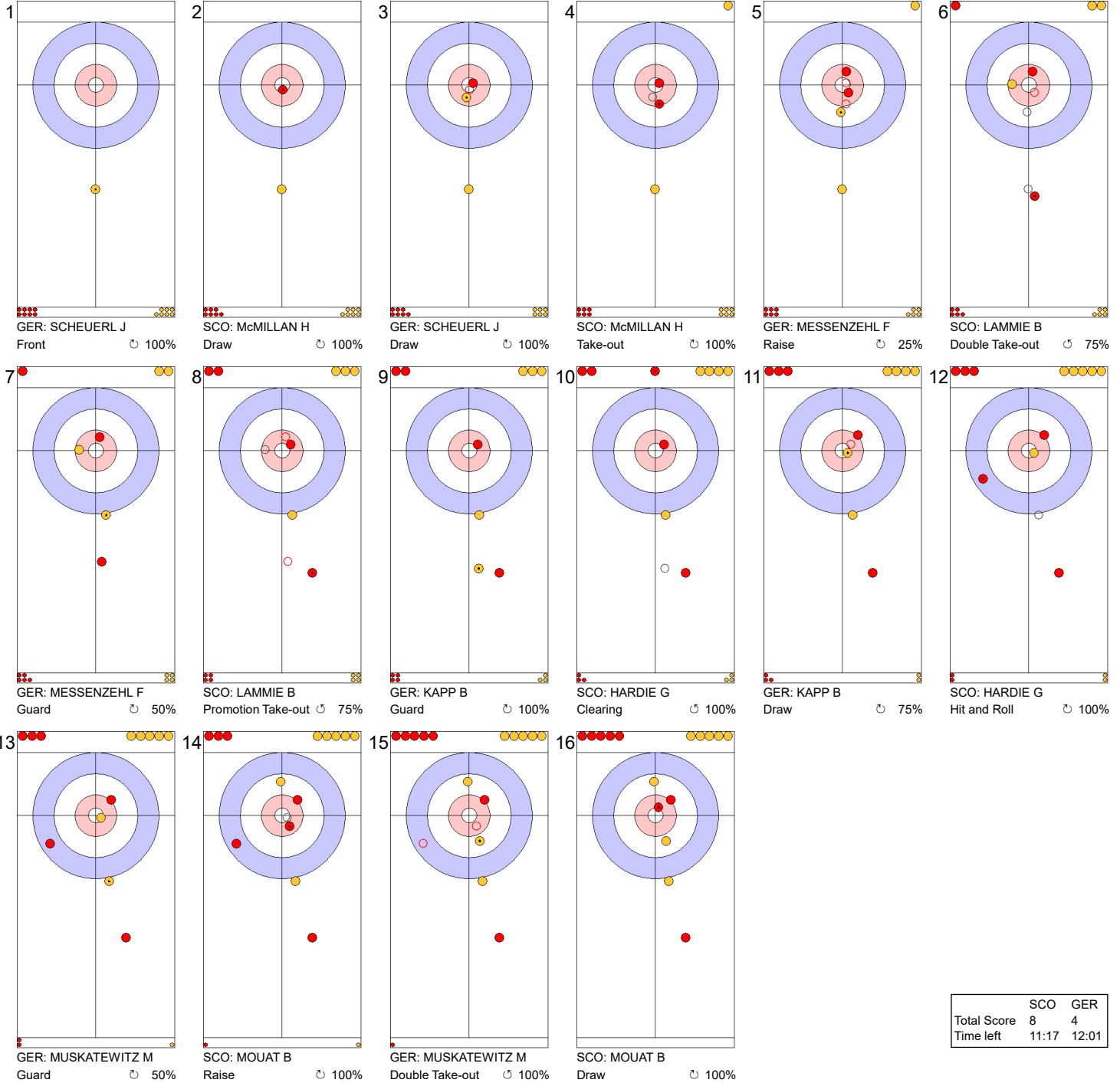


	SCO	GER
Total Score	6	4
Time left	14:41	15:08

Legend:
 ↻ Clockwise ↺ Counter-clockwise - Not considered

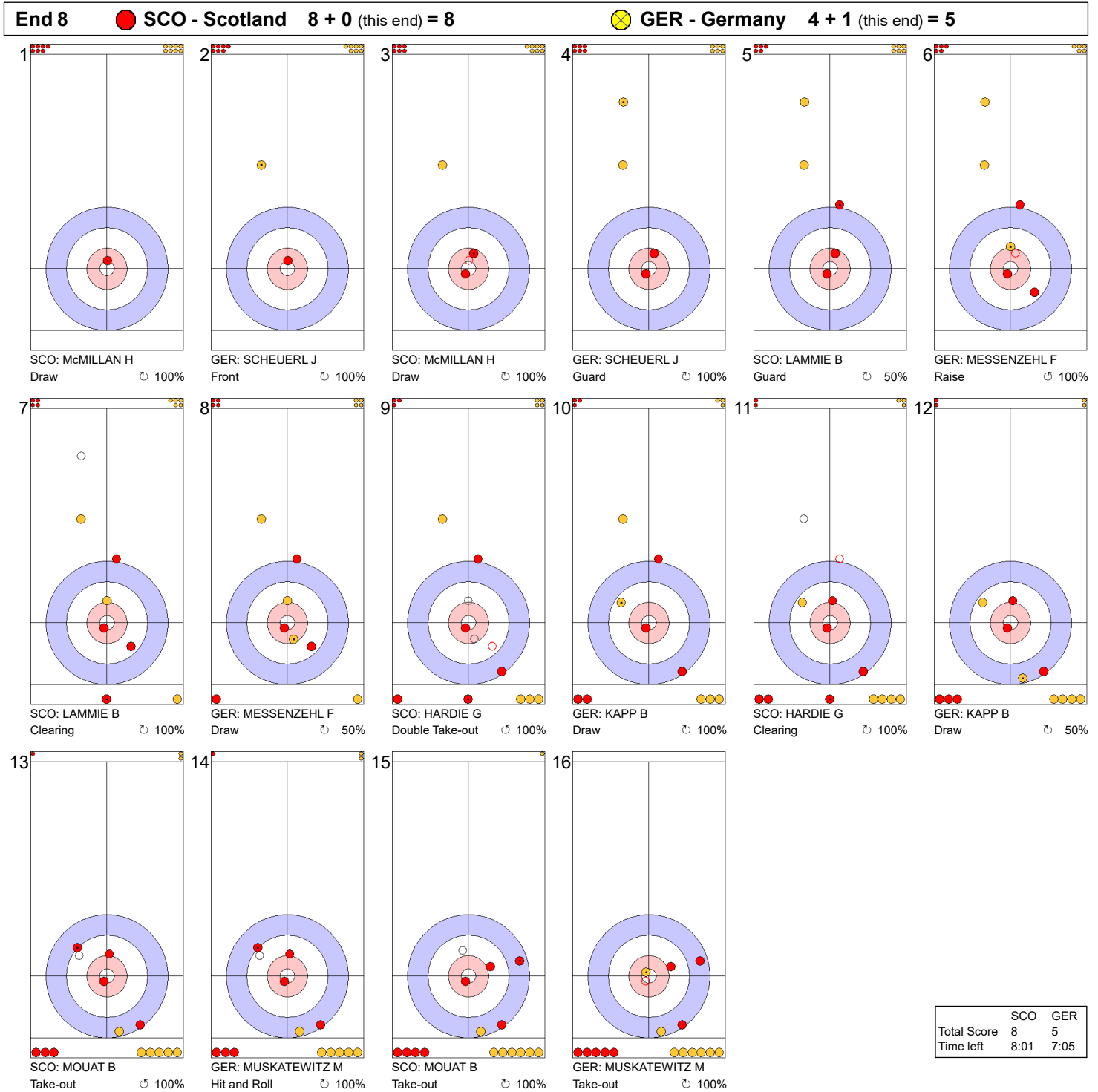
Game - Shot by Shot

End 7 ● **SCO - Scotland** 6 + 2 (this end) = 8 ● **GER - Germany** 4 + 0 (this end) = 4



Legend:
 ↻ Clockwise ↺ Counter-clockwise - Not considered

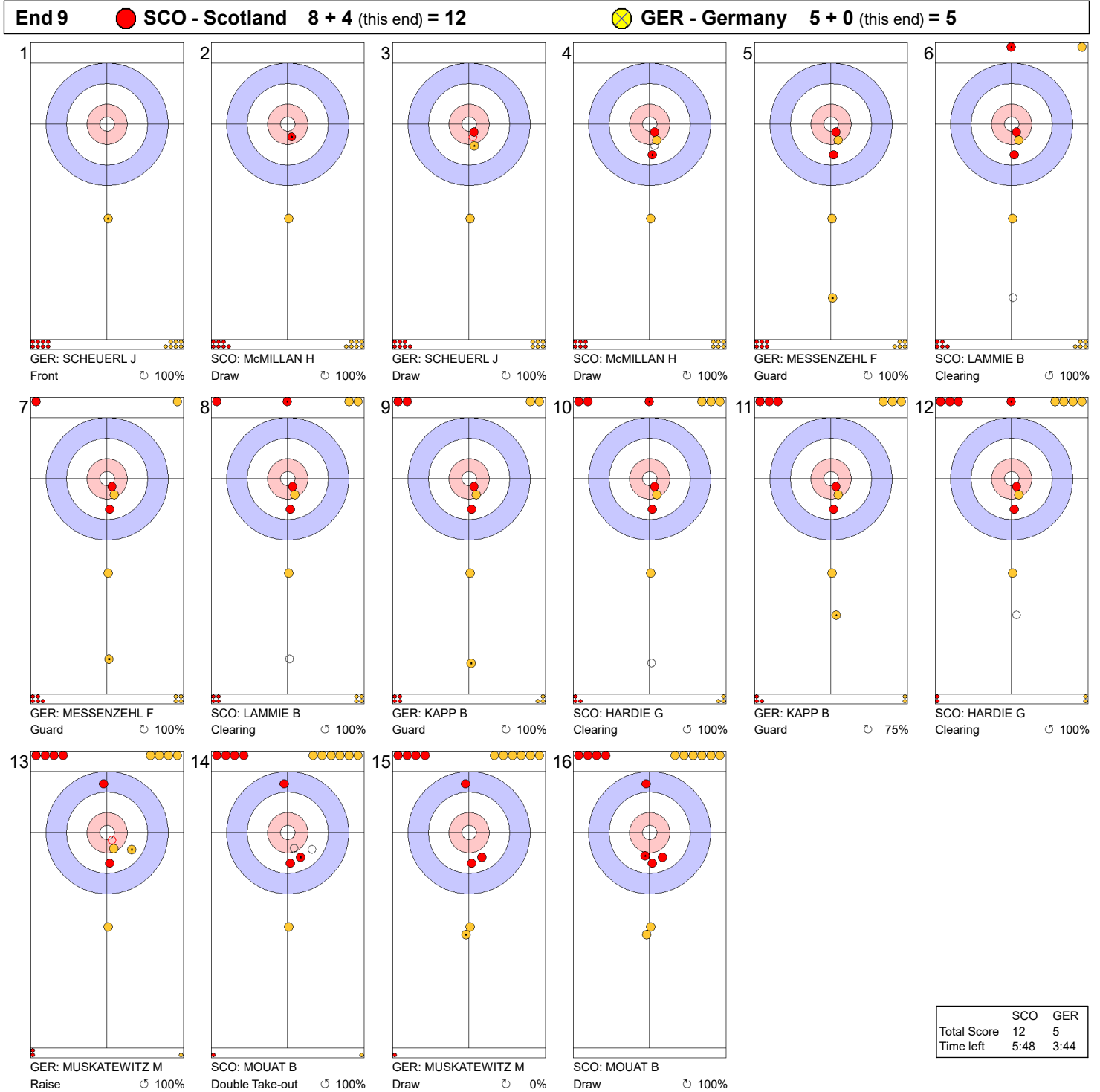
Game - Shot by Shot



	SCO	GER
Total Score	8	5
Time left	8:01	7:05

Legend:
 ⌚ Clockwise ⌚ Counter-clockwise - Not considered

Game - Shot by Shot



Legend:
 ↻ Clockwise ↺ Counter-clockwise - Not considered

Game Results

Sheet	Team	LSFE	1	2	3	4	5	6	7	8	9	10	Extra Ends	Total
C	NOR - Norway	*	2	0	1	0	2	0	2	0	0	0	3	10
	ITA - Italy		0	1	0	2	0	2	0	1	0	1	0	7

NOR - Norway		Shot Success	Game	All
4 S	RAMSFJELL Magnus	88%	83%	
3	SESAKER Martin	90%	84%	
2	RAMSFJELL Bendik	82%	85%	
1 V	NEPSTAD Gaute	88%	89%	
A	NAESS Wilhelm	-	100%	
Team Total		87%	85%	

ITA - Italy		Shot Success	Game	All
4 S	RETORNAZ Joel	73%	80%	
3	MOSANER Amos	80%	84%	
2	ARMAN Sebastiano	88%	89%	
1 V	GIOVANELLA Mattia	90%	92%	
A	ZISA Alberto	-	-	
Team Total		82%	86%	

Last Stone Draw		Distance
↻	SESAKER Martin	3.1cm
↺	NEPSTAD Gaute	23.2cm
Total		26.3cm

Last Stone Draw		Distance
↻	GIOVANELLA Mattia	5.7cm
↺	RETORNAZ Joel	31.3cm
Total		37.0cm

Time remaining: 7 minutes 45 seconds
3 minutes 2 seconds (after extra end)

Time remaining: 6 minutes 42 seconds
1 minute 38 seconds (after extra end)

Time-out: End 11 - NOR stone 7

Time-out: End 11 - ITA stone 7

Shot Success Analysis

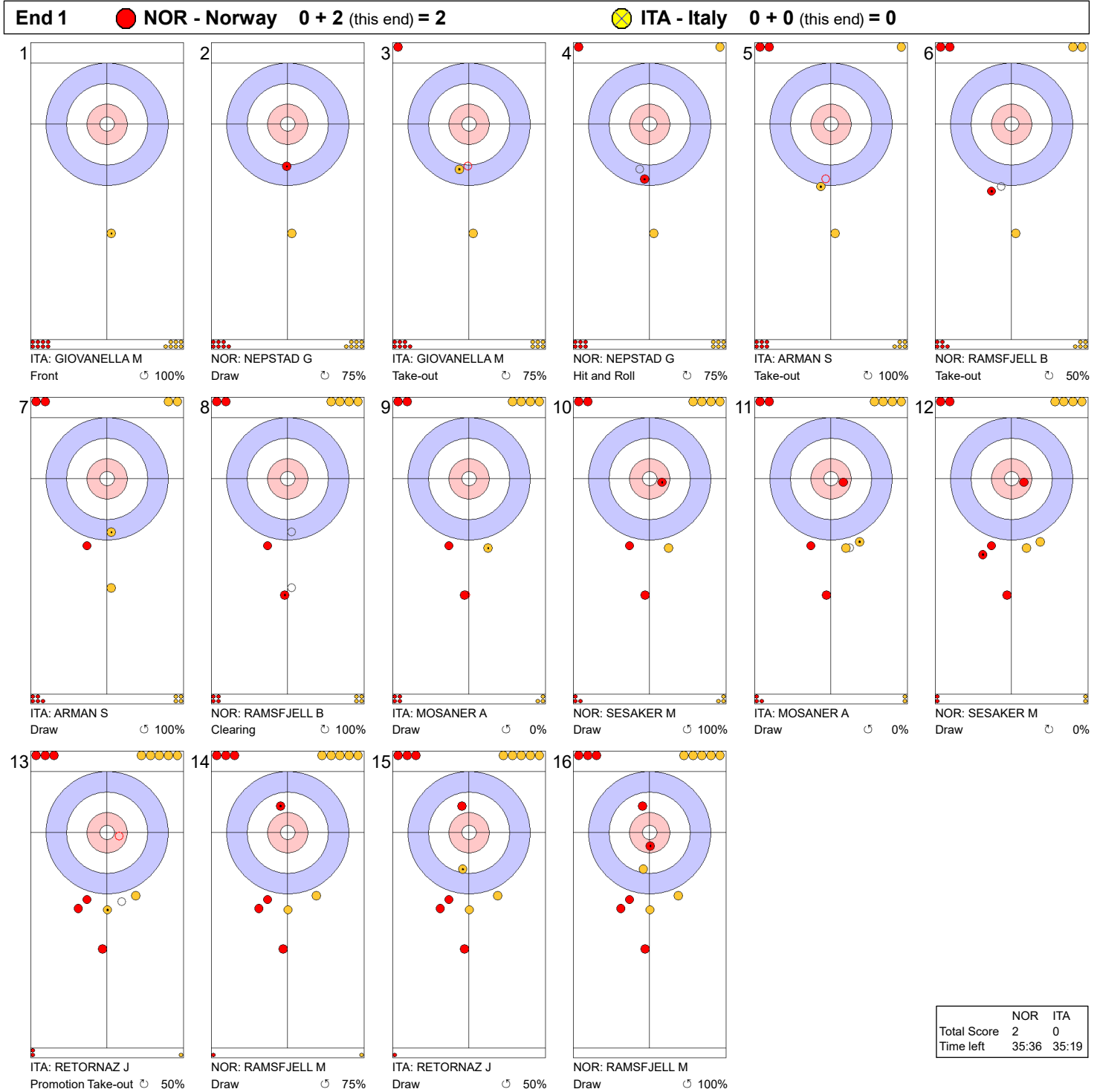
NOR - Norway		↻	↺	Game
4	RAMSFJELL Magnus	Draws 5 75%	6 79%	11 77%
		Take-outs 9 97%	2 100%	11 98%
		Total 14 89%	8 84%	22 88%
3	SESAKER Martin	Draws 5 80%	4 100%	9 89%
		Take-outs 6 83%	7 96%	13 90%
		Total 11 82%	11 98%	22 90%
2	RAMSFJELL Bendik	Draws 4 88%	2 100%	6 92%
		Take-outs 7 86%	9 72%	16 78%
		Total 11 86%	11 77%	22 82%
1	NEPSTAD Gaute	Draws 11 82%	7 96%	18 88%
		Take-outs 2 88%	2 88%	4 88%
		Total 13 83%	9 94%	22 88%
A	NAESS Wilhelm	Draws 0 -	0 -	0 -
		Take-outs 0 -	0 -	0 -
		Total 0 -	0 -	0 -
Team		Draws 25 81%	19 92%	44 86%
		Take-outs 24 90%	20 85%	44 88%
		Total 49 85%	39 88%	88 87%

ITA - Italy		↻	↺	Game
4	RETORNAZ Joel	Draws 5 55%	3 50%	8 53%
		Take-outs 7 82%	7 86%	14 84%
		Total 12 71%	10 75%	22 73%
3	MOSANER Amos	Draws 4 100%	6 50%	10 70%
		Take-outs 6 100%	6 75%	12 88%
		Total 10 100%	12 63%	22 80%
2	ARMAN Sebastiano	Draws 6 83%	8 84%	14 84%
		Take-outs 5 90%	3 100%	8 94%
		Total 11 86%	11 89%	22 88%
1	GIOVANELLA Mattia	Draws 7 96%	13 87%	20 90%
		Take-outs 1 75%	1 100%	2 88%
		Total 8 94%	14 88%	22 90%
A	ZISA Alberto	Draws 0 -	0 -	0 -
		Take-outs 0 -	0 -	0 -
		Total 0 -	0 -	0 -
Team		Draws 22 84%	30 75%	52 79%
		Take-outs 19 89%	17 85%	36 88%
		Total 41 87%	47 79%	88 82%

Note:
Position and function for each team member:
4 = Fourth, 3 = Third, 2 = Second, 1 = Lead, A = Alternate, S = Skip, V = Vice-Skip

Legend:
↻ Clockwise ↺ Counter-clockwise LSFE(*) Last Stone First End

Game - Shot by Shot

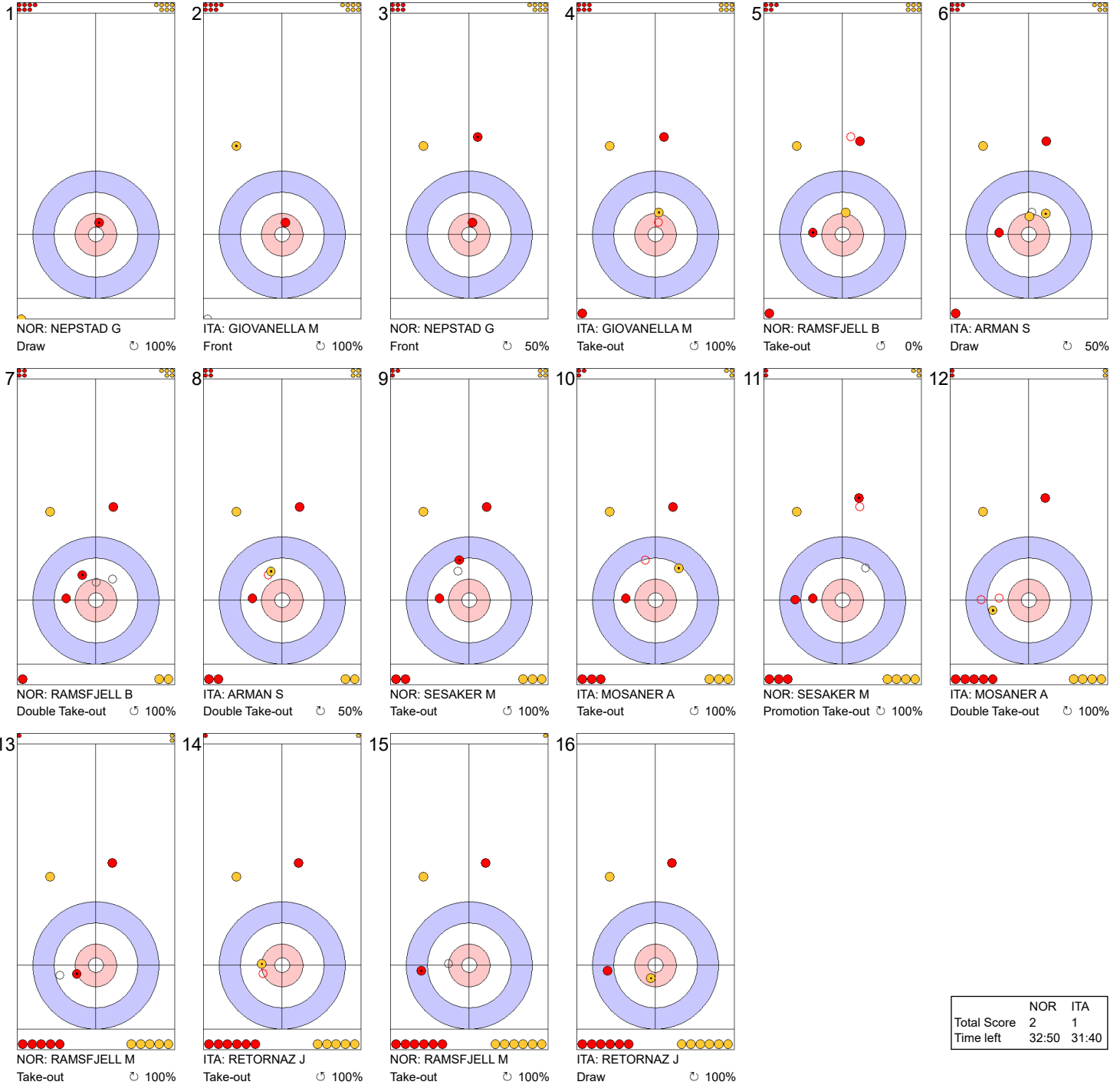


Legend:
 Clockwise Counter-clockwise - Not considered



Game - Shot by Shot

End 2 **NOR - Norway 2 + 0 (this end) = 2** **ITA - Italy 0 + 1 (this end) = 1**



	NOR	ITA
Total Score	2	1
Time left	32:50	31:40

Legend:
 ↻ Clockwise ↺ Counter-clockwise - Not considered



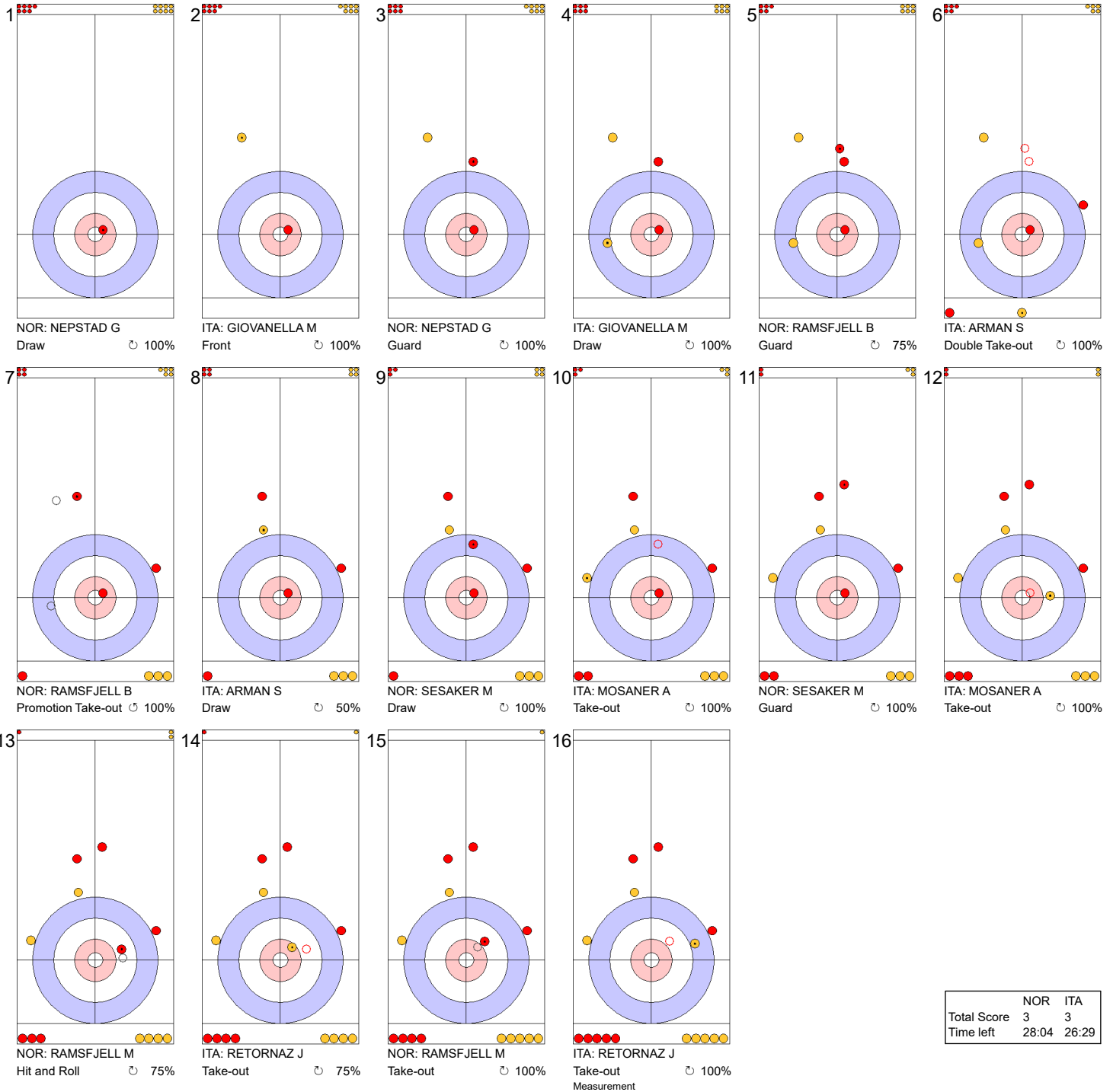
Game - Shot by Shot



Legend:
 Clockwise Counter-clockwise - Not considered

Game - Shot by Shot

End 4 ● **NOR - Norway** **3 + 0** (this end) = **3** ⊗ **ITA - Italy** **1 + 2** (this end) = **3**

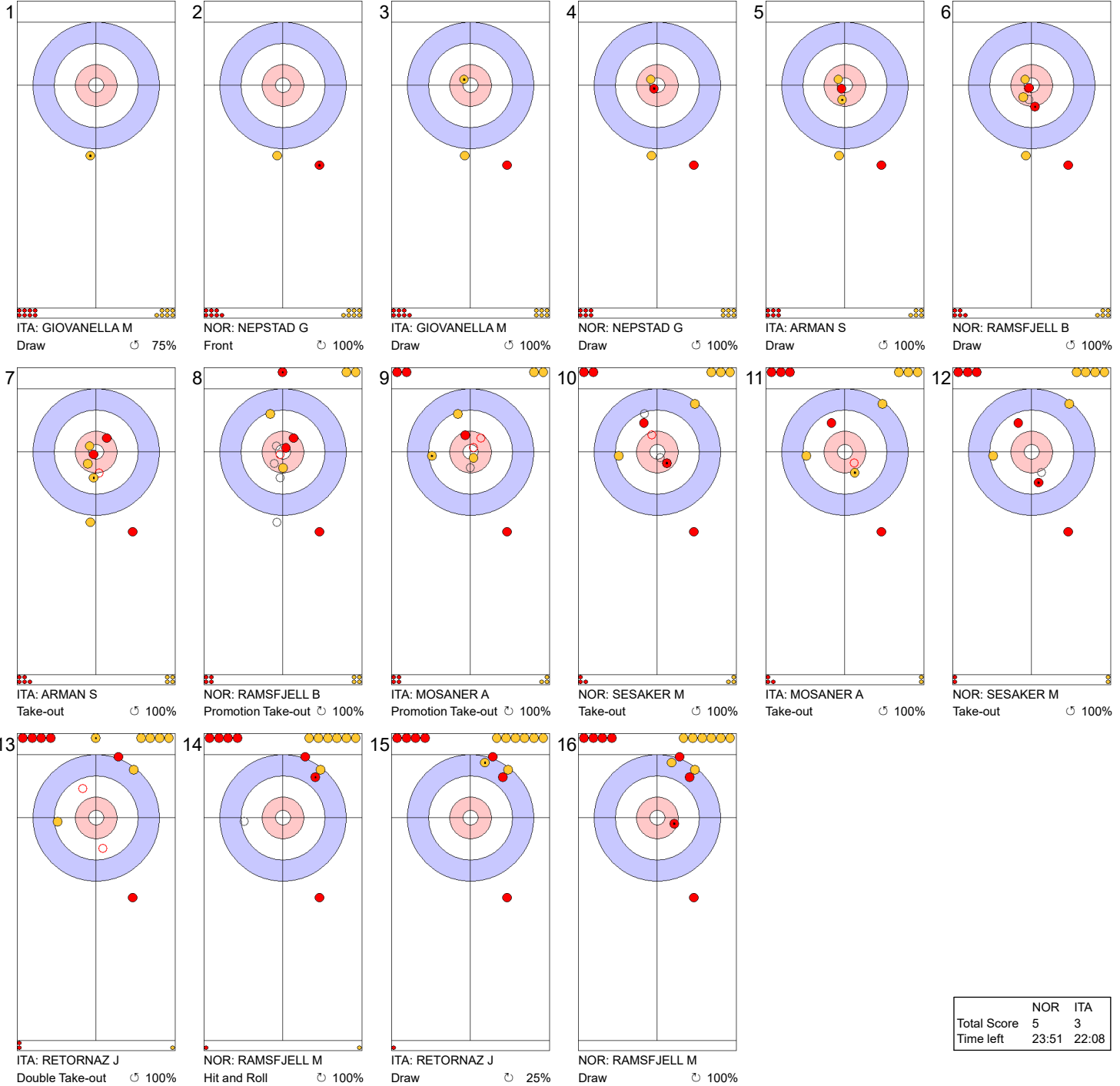


	NOR	ITA
Total Score	3	3
Time left	28:04	26:29

Legend:
↻ Clockwise ↺ Counter-clockwise - Not considered

Game - Shot by Shot

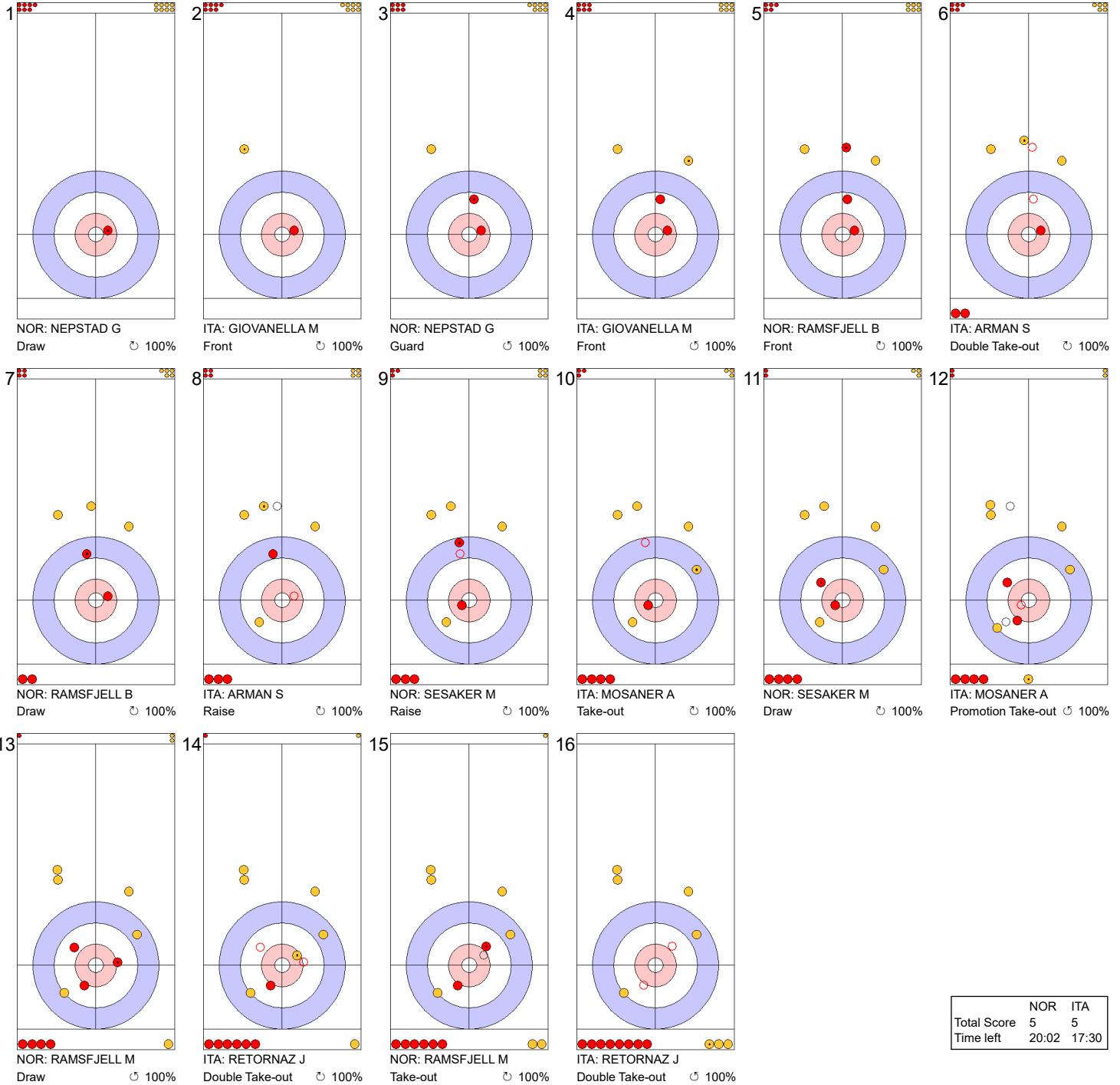
End 5 ● **NOR - Norway** 3 + 2 (this end) = 5 ● **ITA - Italy** 3 + 0 (this end) = 3



	NOR	ITA
Total Score	5	3
Time left	23:51	22:08

Game - Shot by Shot

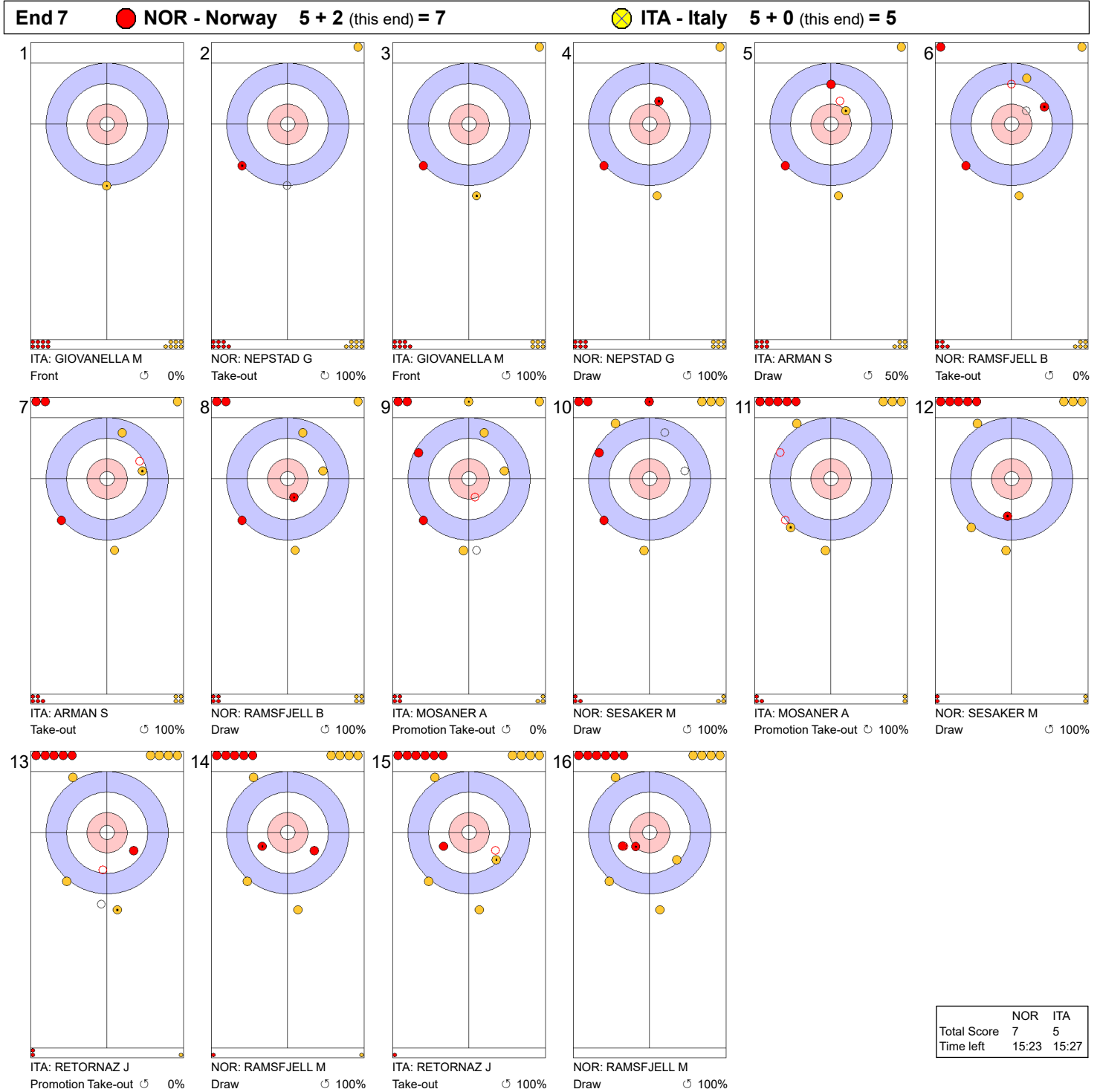
End 6 **NOR - Norway** 5 + 0 (this end) = 5 **ITA - Italy** 3 + 2 (this end) = 5



	NOR	ITA
Total Score	5	5
Time left	20:02	17:30

Legend:
 Clockwise Counter-clockwise - Not considered

Game - Shot by Shot



Legend:
 Clockwise Counter-clockwise - Not considered

Game - Shot by Shot

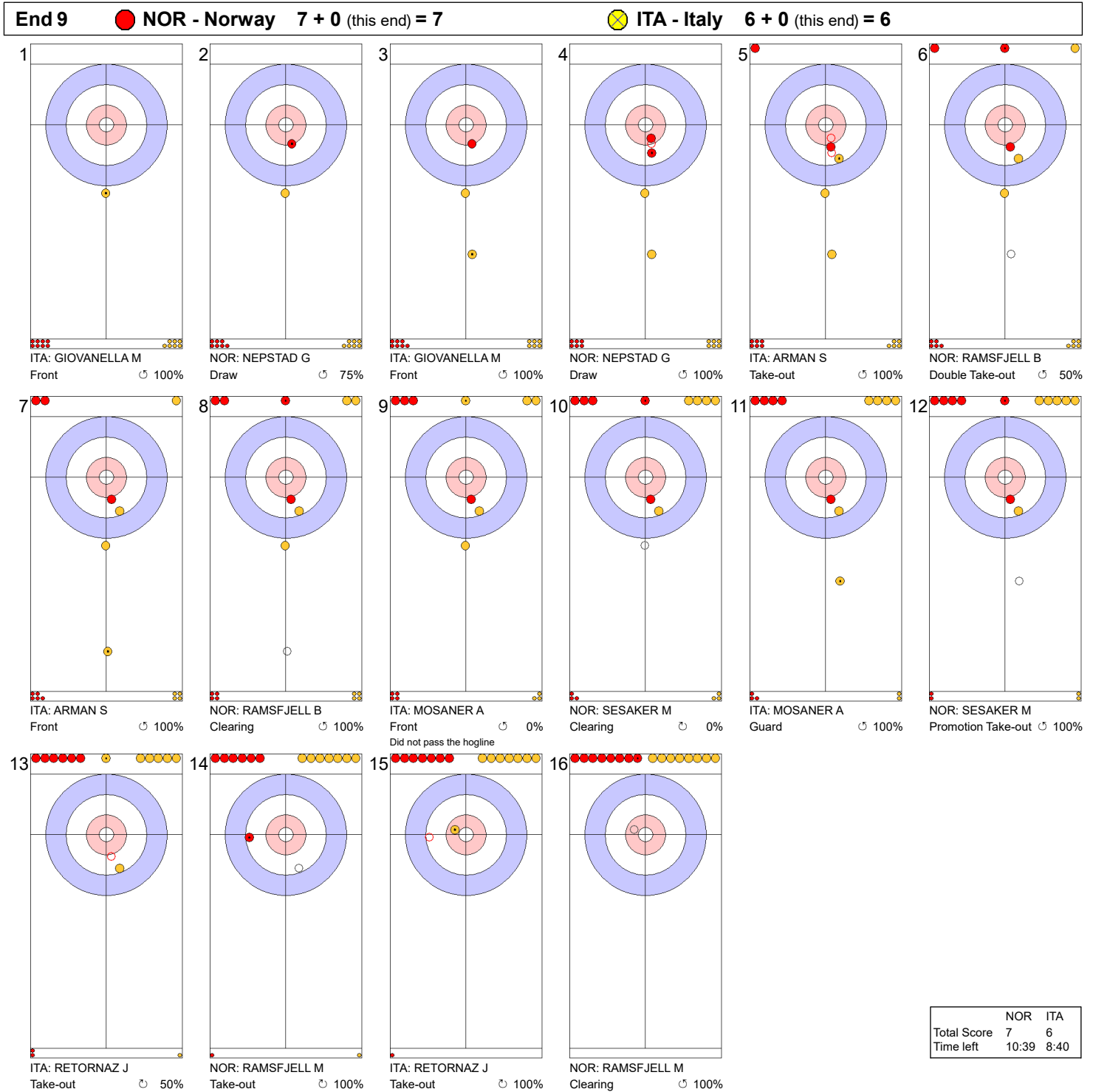
End 8 **NOR - Norway 7 + 0 (this end) = 7** **ITA - Italy 5 + 1 (this end) = 6**



	NOR	ITA
Total Score	7	6
Time left	12:12	10:45

Legend:
 Clockwise Counter-clockwise - Not considered

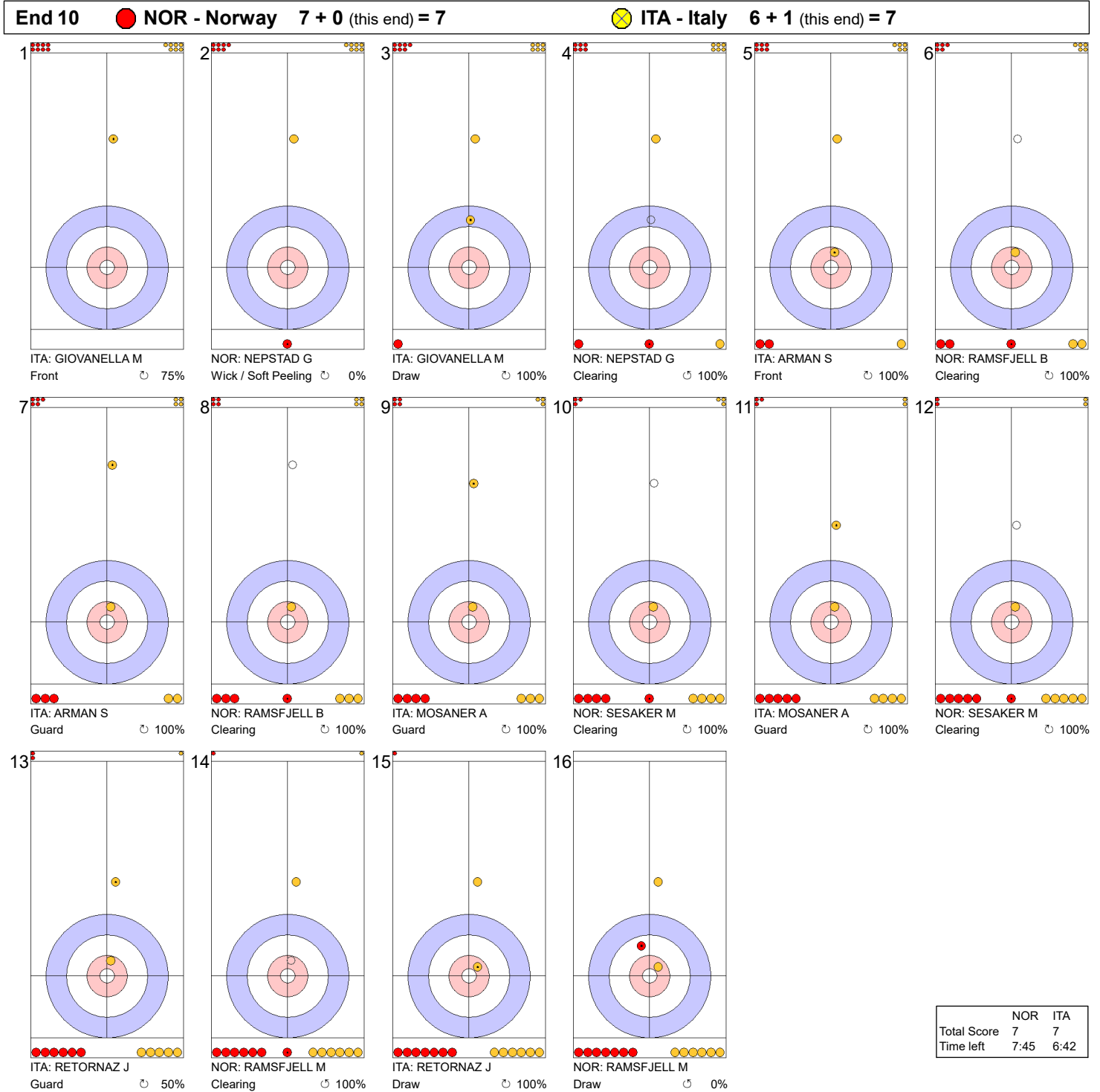
Game - Shot by Shot



	NOR	ITA
Total Score	7	6
Time left	10:39	8:40

Legend:
 ↻ Clockwise ↺ Counter-clockwise - Not considered

Game - Shot by Shot

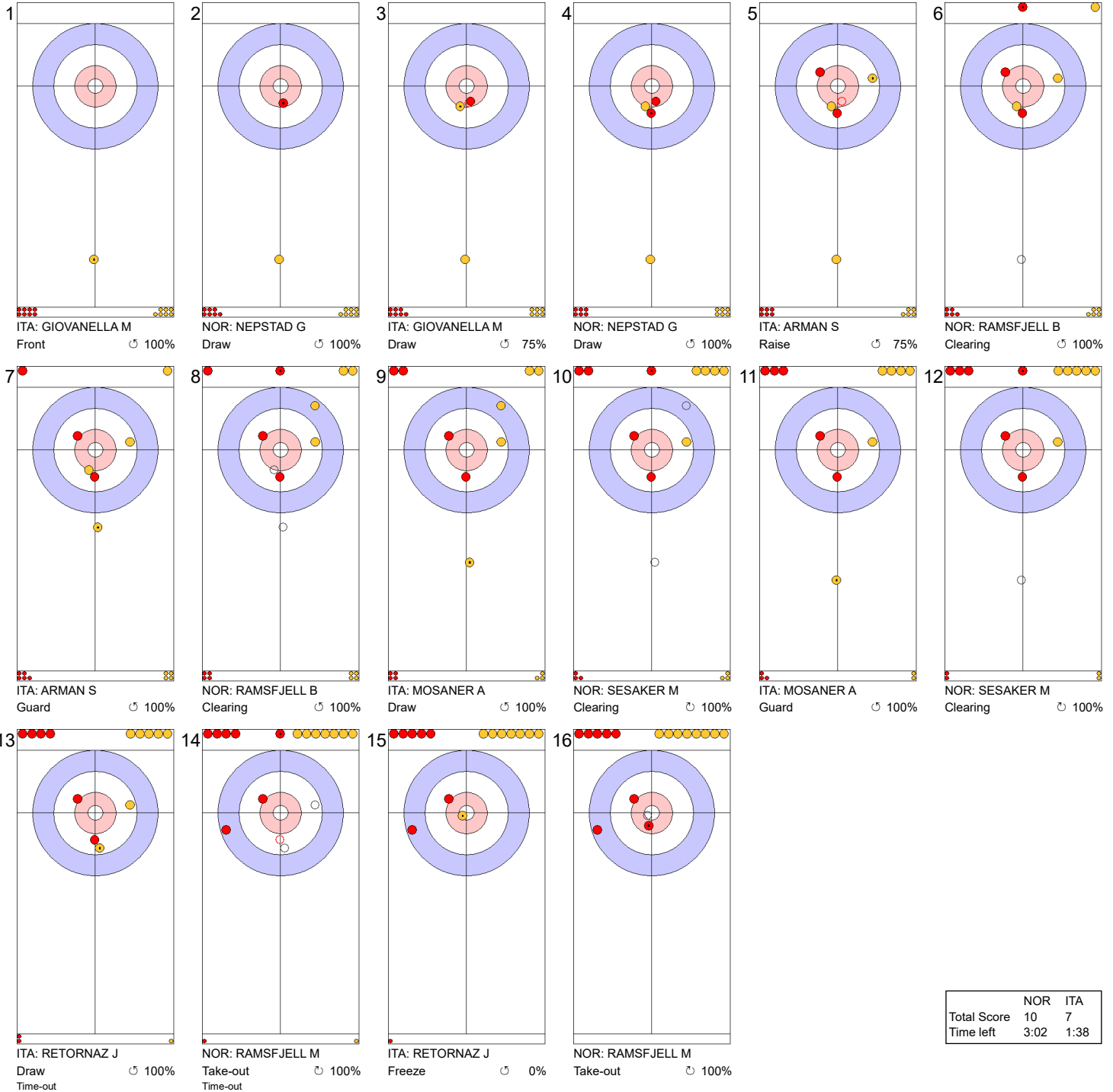


	NOR	ITA
Total Score	7	7
Time left	7:45	6:42

Legend:
 Clockwise
 Counter-clockwise
 - Not considered

Game - Shot by Shot

End 11 **NOR - Norway 7 + 3 (this end) = 10** **ITA - Italy 7 + 0 (this end) = 7**

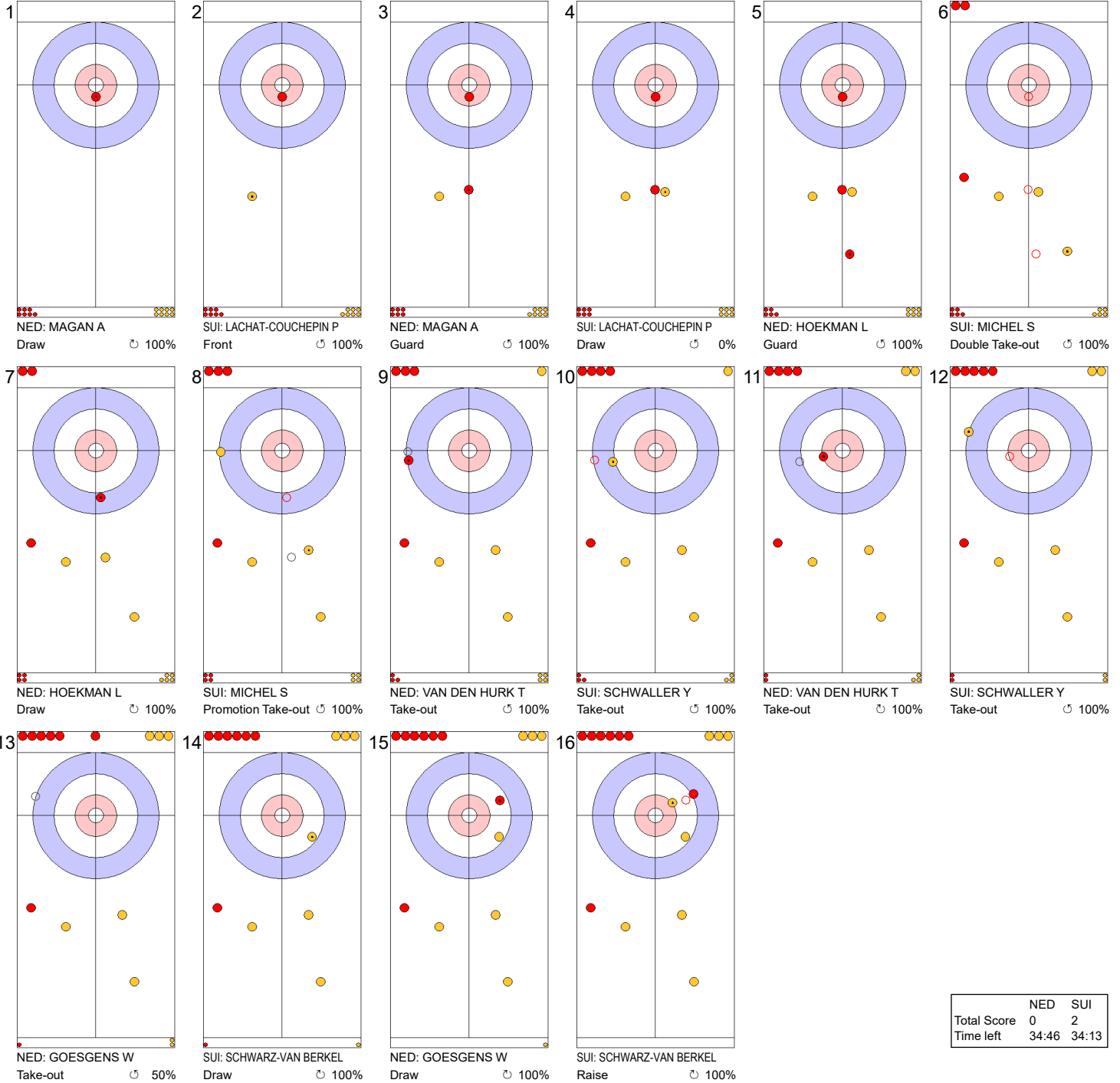


	NOR	ITA
Total Score	10	7
Time left	3:02	1:38

Legend:
 Clockwise Counter-clockwise - Not considered

Game - Shot by Shot

End 1 **NED - Netherlands 0 + 0 (this end) = 0** **SUI - Switzerland 0 + 2 (this end) = 2**

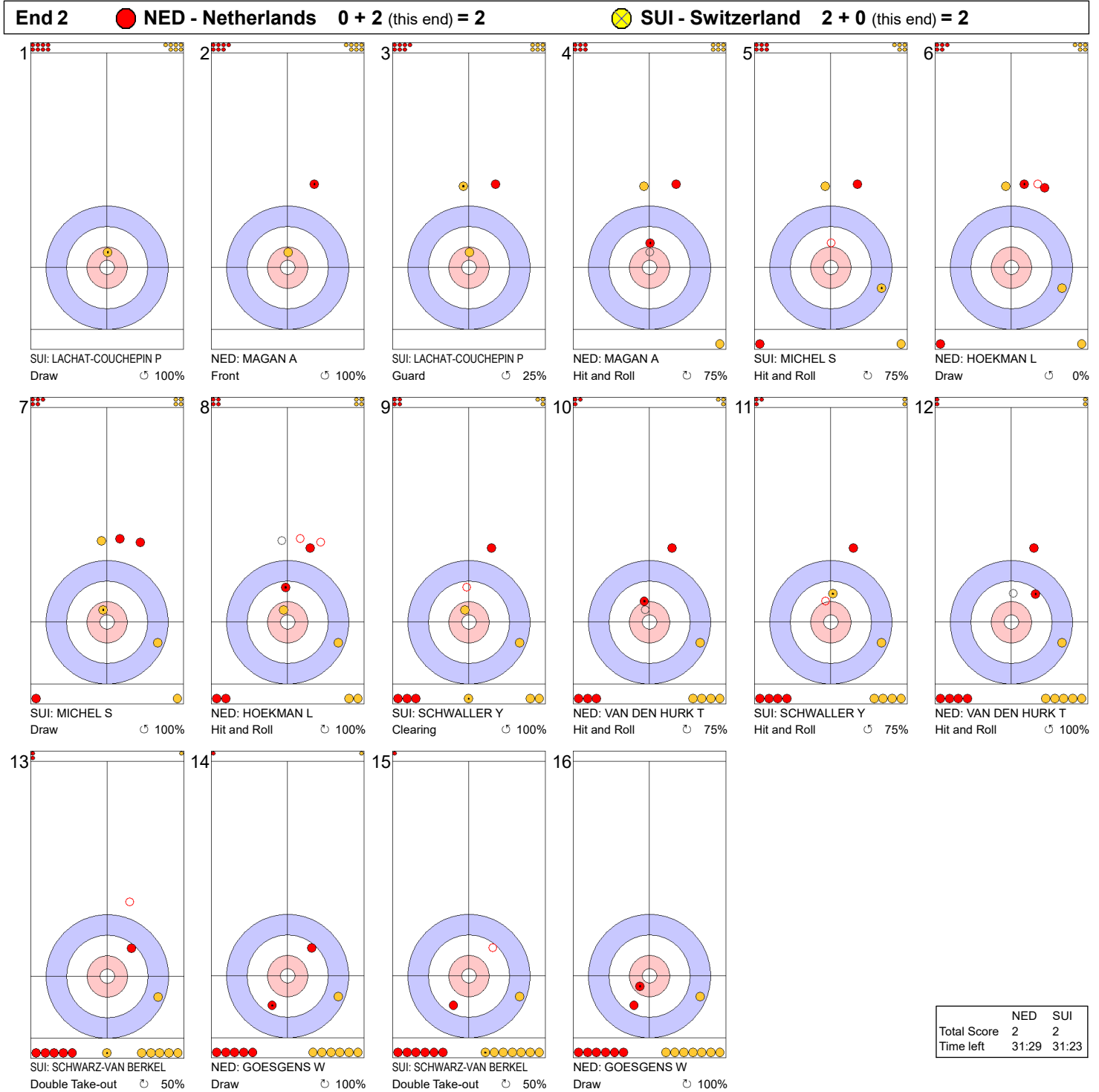


	NED	SUI
Total Score	0	2
Time left	34:46	34:13

Legend:
 Clockwise Counter-clockwise - Not considered



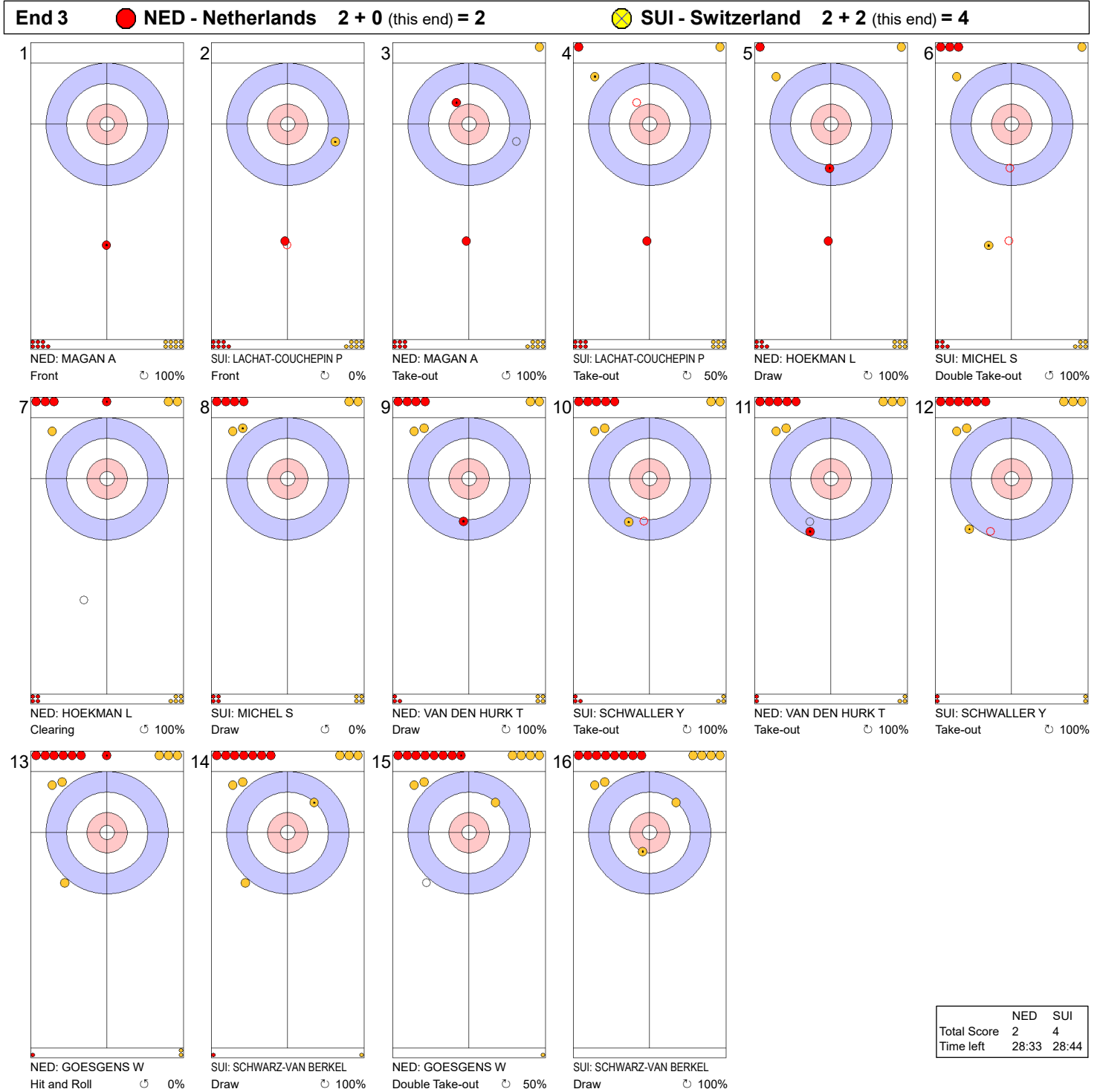
Game - Shot by Shot



Legend:
 ↻ Clockwise ↺ Counter-clockwise - Not considered

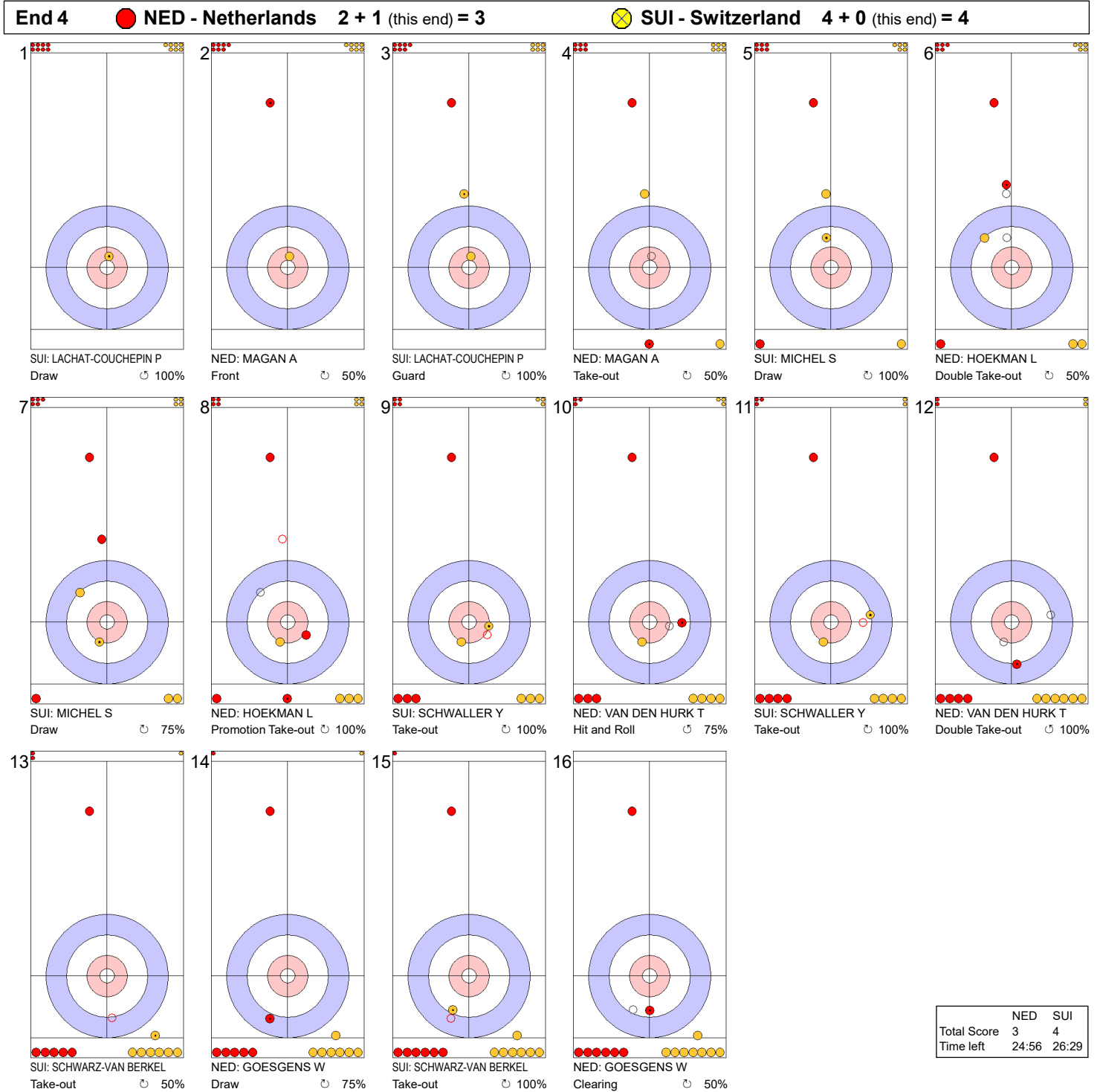


Game - Shot by Shot



Legend:
↻ Clockwise ↺ Counter-clockwise - Not considered

Game - Shot by Shot

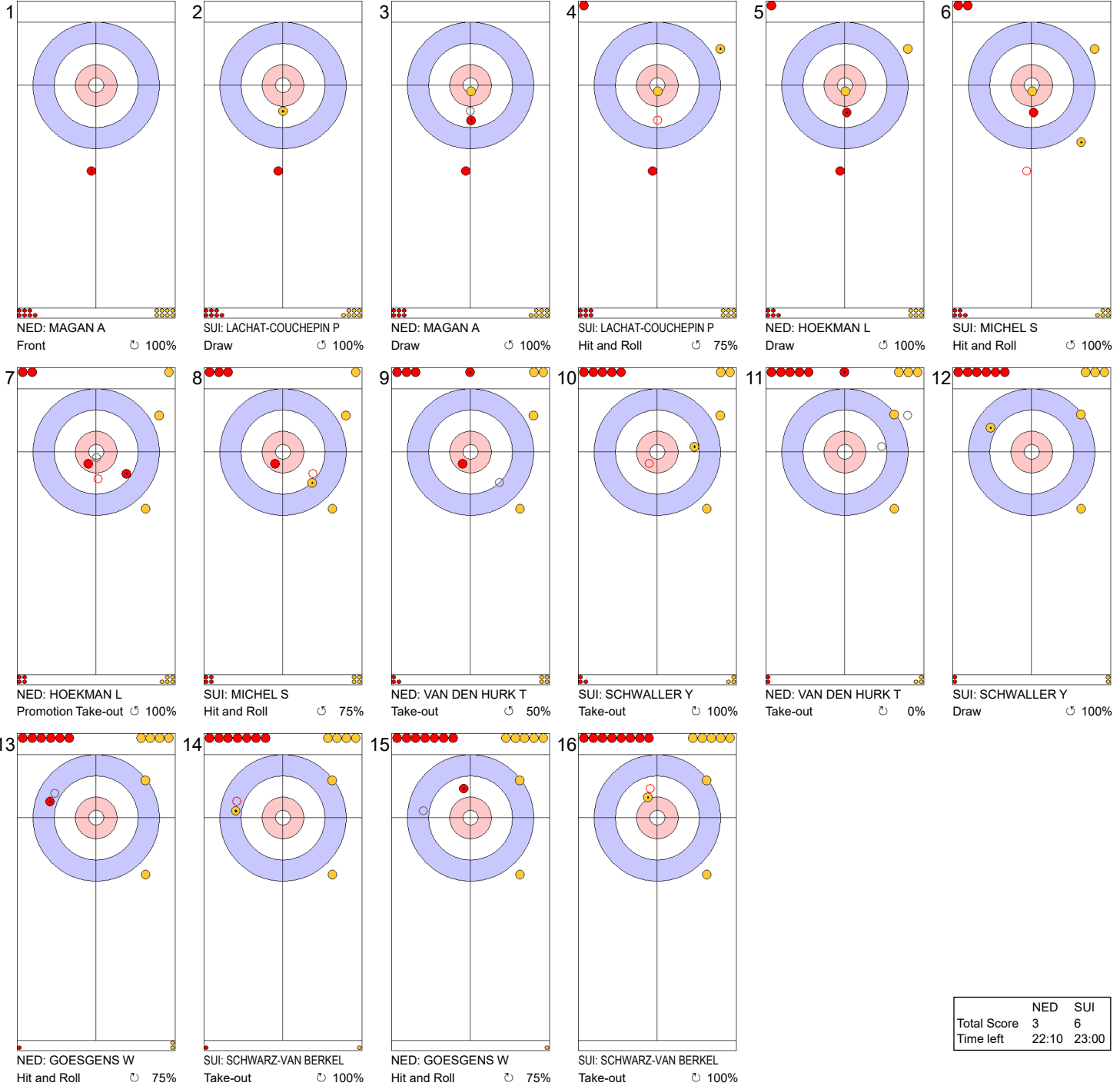


	NED	SUI
Total Score	3	4
Time left	24:56	26:29

Legend:
 Clockwise
 Counter-clockwise
 - Not considered

Game - Shot by Shot

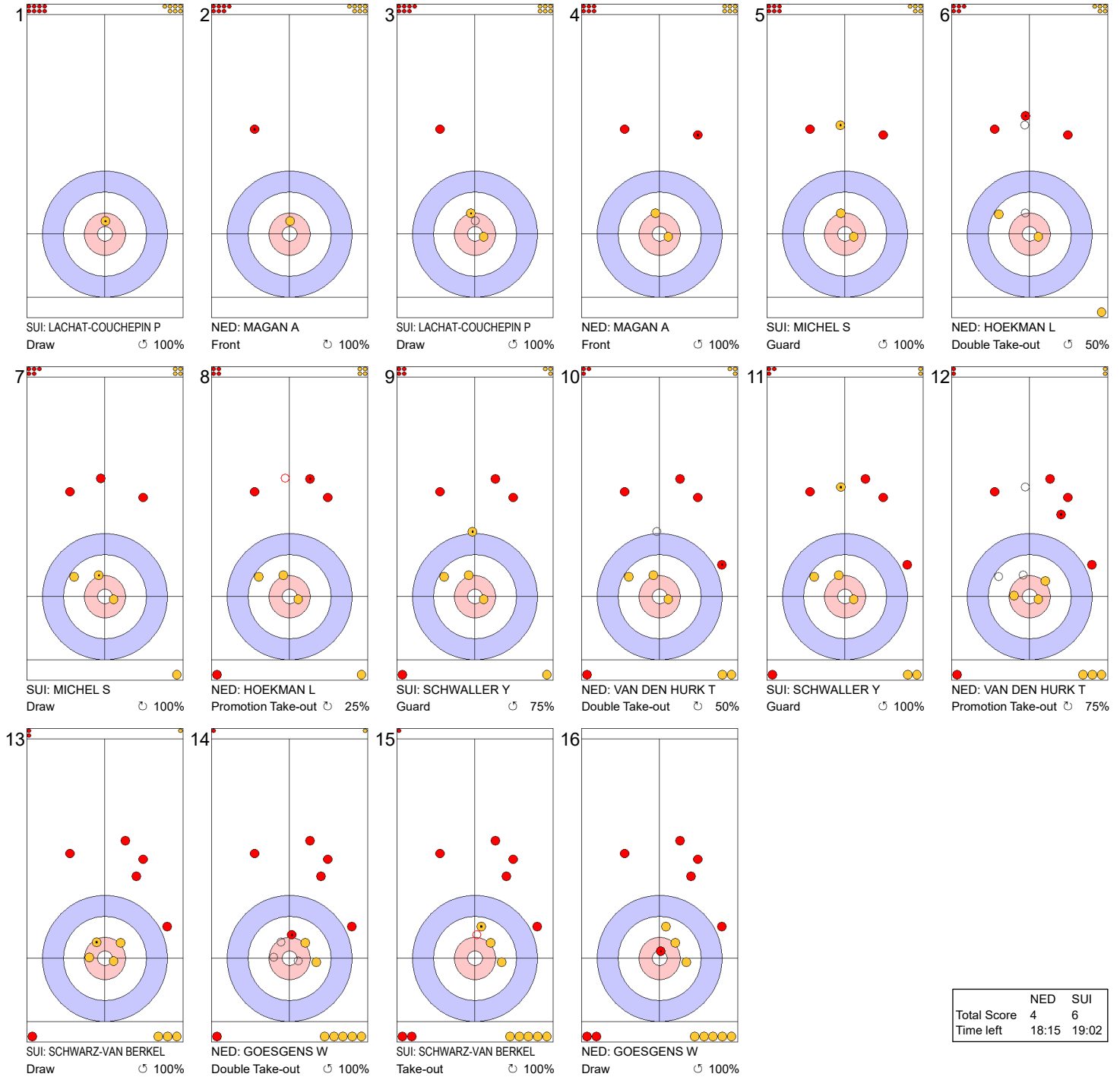
End 5 **NED - Netherlands 3 + 0 (this end) = 3** **SUI - Switzerland 4 + 2 (this end) = 6**



Legend:
 Clockwise Counter-clockwise - Not considered

Game - Shot by Shot

End 6 **NED - Netherlands 3 + 1 (this end) = 4** **SUI - Switzerland 6 + 0 (this end) = 6**

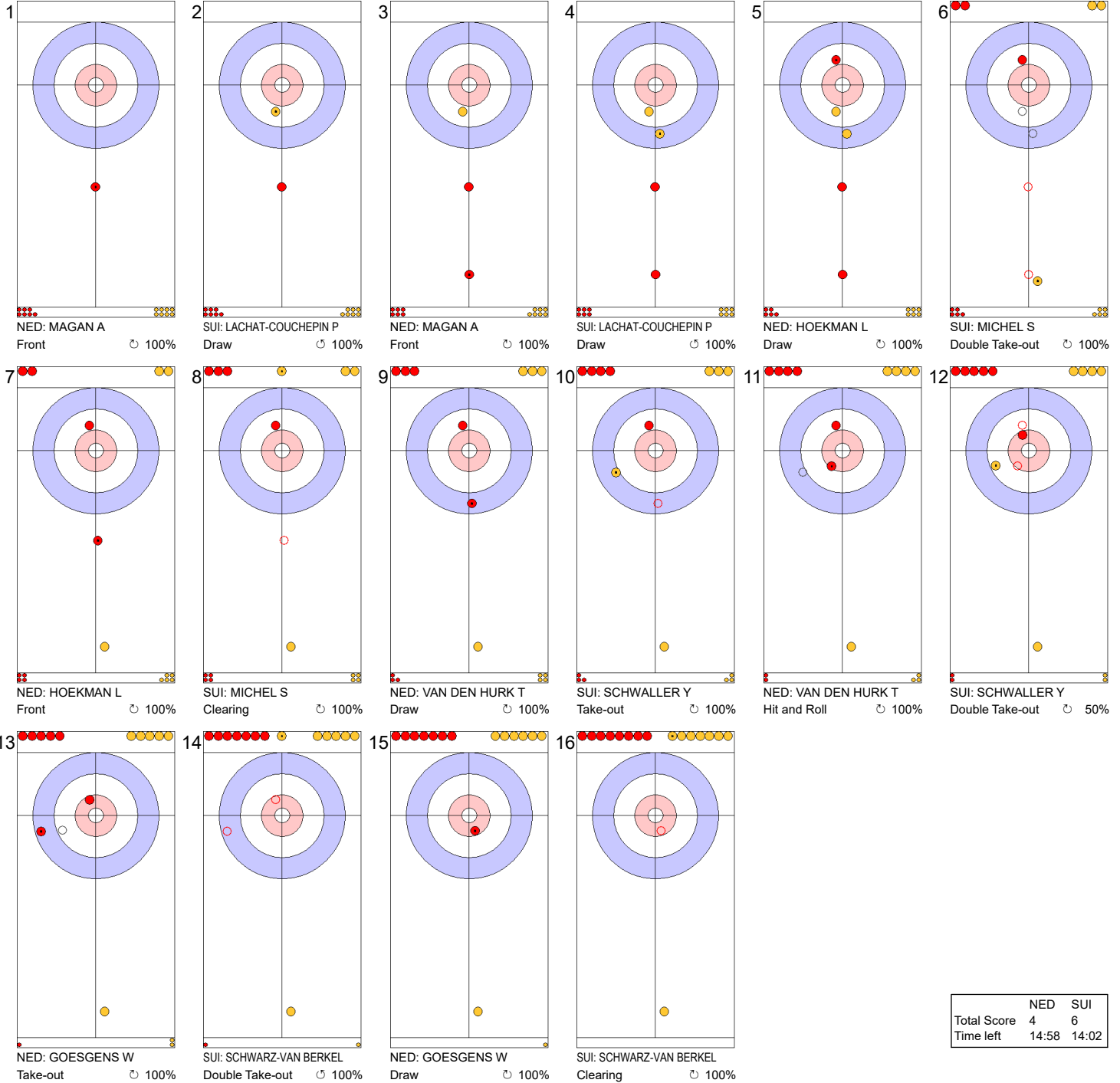


	NED	SUI
Total Score	4	6
Time left	18:15	19:02

Legend:
 Clockwise Counter-clockwise - Not considered

Game - Shot by Shot

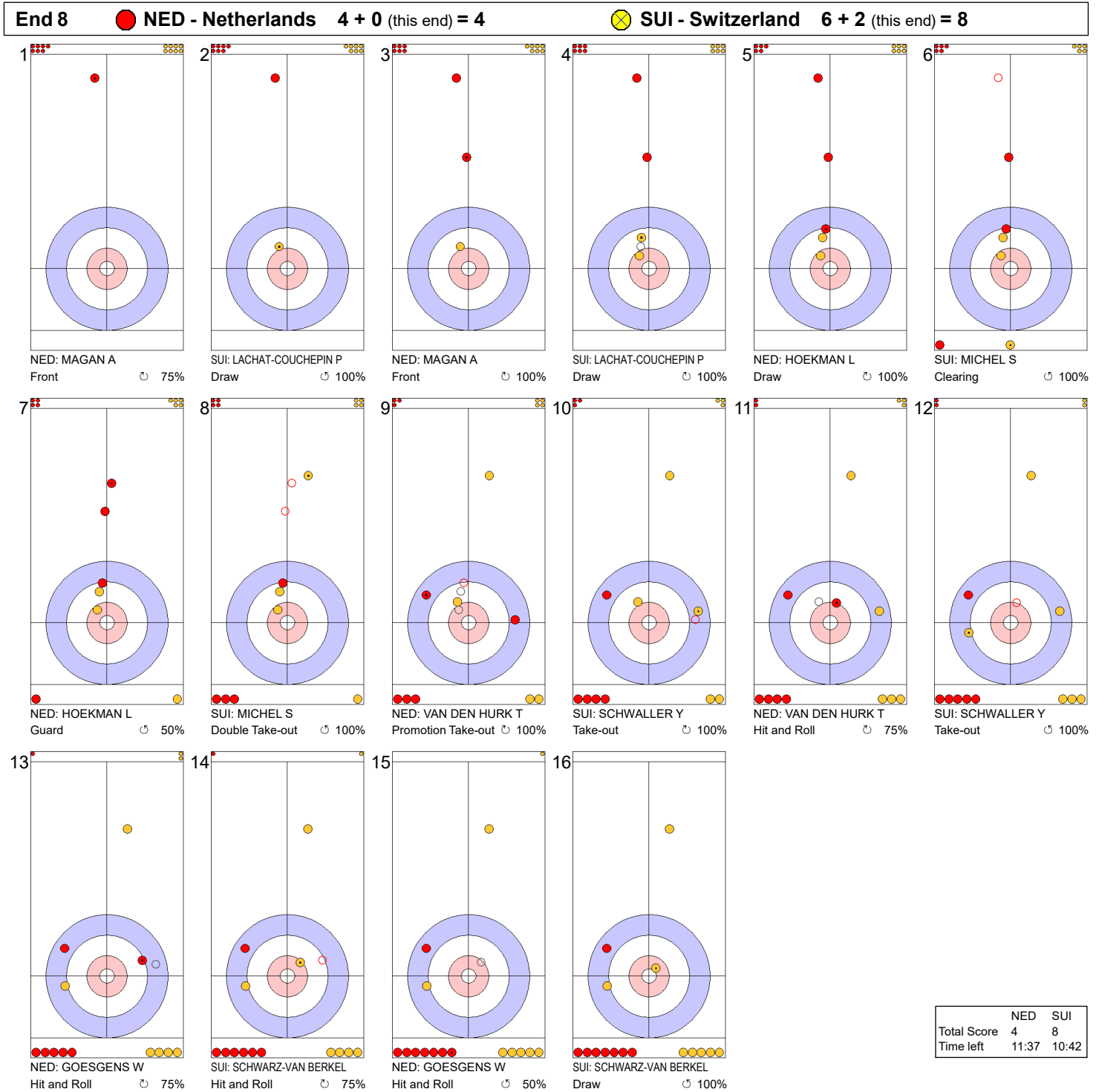
End 7 **NED - Netherlands 4 + 0 (this end) = 4** **SUI - Switzerland 6 + 0 (this end) = 6**



	NED	SUI
Total Score	4	6
Time left	14:58	14:02

Legend:
 Clockwise Counter-clockwise - Not considered

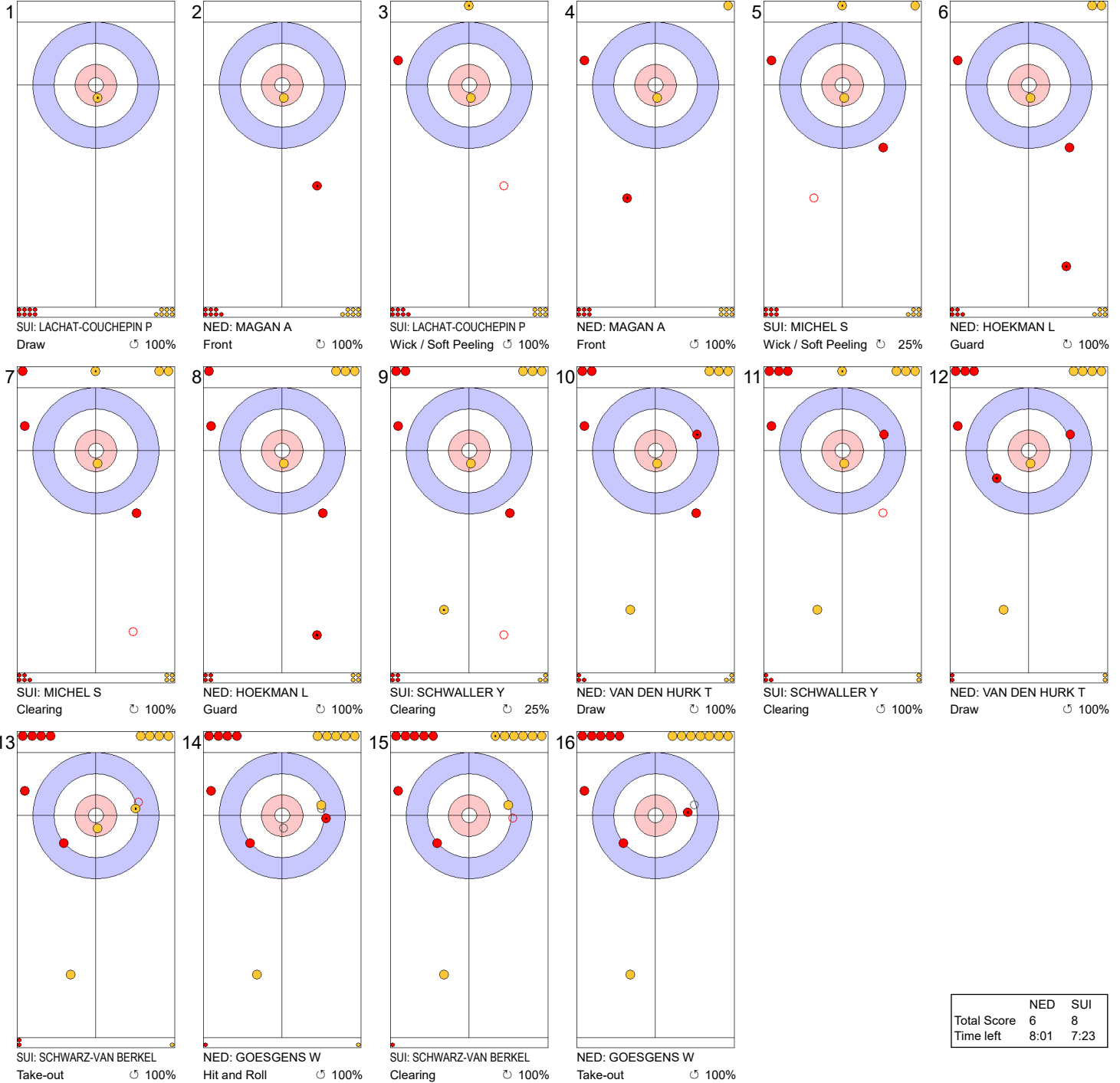
Game - Shot by Shot



Legend:
 Clockwise
 Counter-clockwise
 - Not considered

Game - Shot by Shot

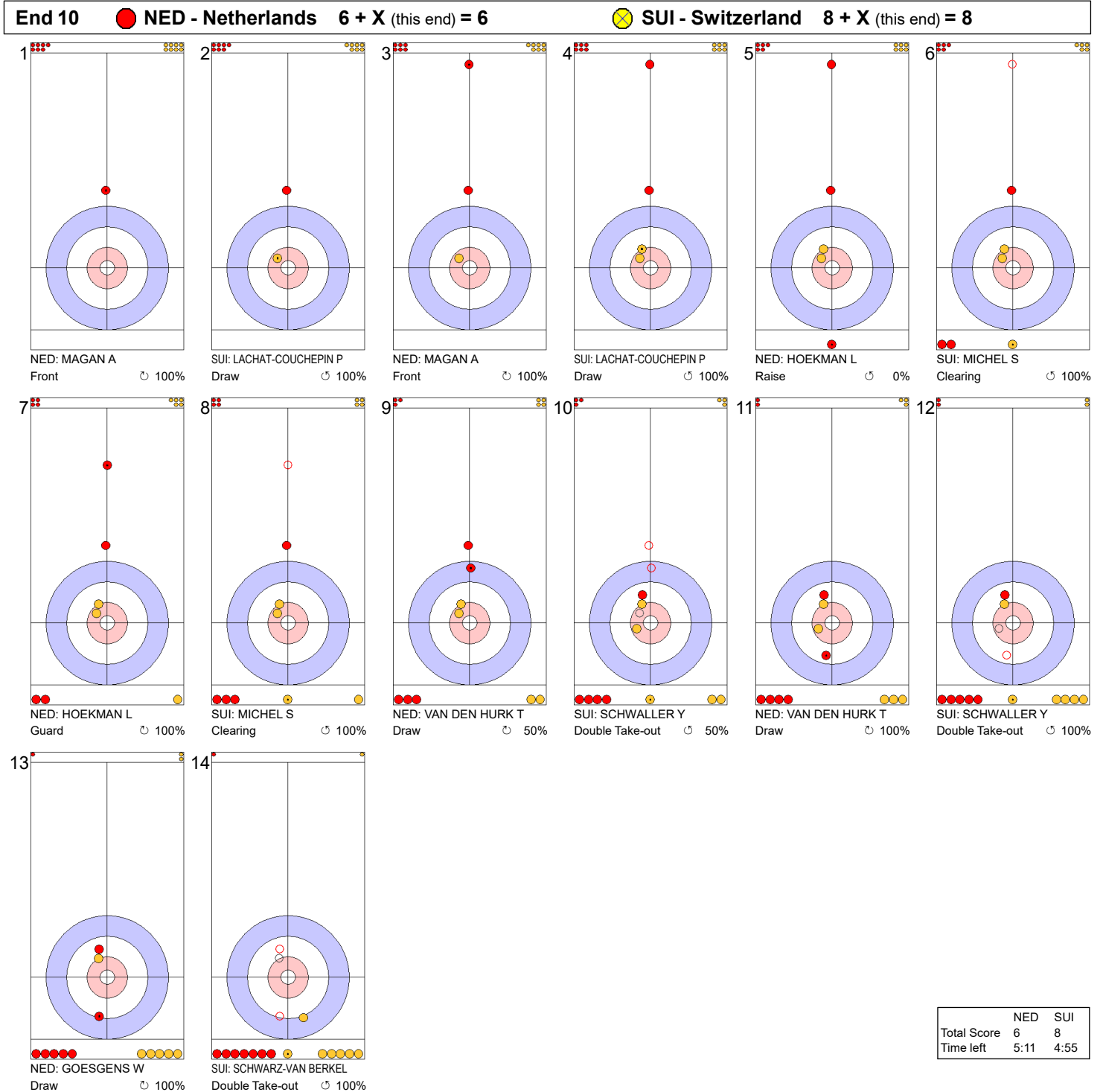
End 9 **NED - Netherlands 4 + 2 (this end) = 6** **SUI - Switzerland 8 + 0 (this end) = 8**



	NED	SUI
Total Score	6	8
Time left	8:01	7:23

Legend:
 Clockwise
 Counter-clockwise
 - Not considered

Game - Shot by Shot



Legend:
⌚ Clockwise ⌚ Counter-clockwise - Not considered
X Unfinished end due to concession



Game Results

Sheet	Team	LSFE	1	2	3	4	5	6	7	8	9	10	Extra Ends	Total
E	ENG - England	*	0	1	0	0	0	2	X	X	X	X		3
	SWE - Sweden		3	0	2	1	2	0	X	X	X	X		8

ENG - England		Shot Success	Game	All
4 S	RETCHLESS Rob	58%	63%	
3 V	SUGDEN Jotham	75%	74%	
2	GIBSON Scott	79%	69%	
1	HAVERCROFT Jonathan	75%	79%	
A	MOUAT Colin	-	79%	
Team Total		72%	71%	

SWE - Sweden		Shot Success	Game	All
4 S	EDIN Niklas	81%	78%	
3 V	ERIKSSON Oskar	88%	76%	
2	WRANAA Rasmus	85%	84%	
1	SUNDGREN Christoffer	98%	90%	
A	MAGNUSSON Daniel	-	80%	
Team Total		88%	82%	

Last Stone Draw		Distance
↻	GIBSON Scott	24.8cm
↺	SUGDEN Jotham	102.5cm
Total		127.3cm

Last Stone Draw		Distance
↻	ERIKSSON Oskar	7.3cm
↺	WRANAA Rasmus	178.7cm
Total		186.0cm

Time remaining: 22 minutes 15 seconds

Time remaining: 17 minutes 33 seconds

Shot Success Analysis

ENG - England		↻	↺	Game	
4	RETCHLESS Rob	Draws	5 40%	1 25%	6 38%
		Take-outs	3 75%	3 83%	6 79%
		Total	8 53%	4 69%	12 58%
3	SUGDEN Jotham	Draws	1 100%	1 100%	2 100%
		Take-outs	3 50%	7 79%	10 70%
		Total	4 63%	8 81%	12 75%
2	GIBSON Scott	Draws	0 -	1 50%	1 50%
		Take-outs	7 86%	4 75%	11 82%
		Total	7 86%	5 70%	12 79%
1	HAVERCROFT Jonathan	Draws	6 79%	5 75%	11 77%
		Take-outs	1 50%	0 -	1 50%
		Total	7 75%	5 75%	12 75%
A	MOUAT Colin	Draws	0 -	0 -	0 -
		Take-outs	0 -	0 -	0 -
		Total	0 -	0 -	0 -
Team		Draws	12 65%	8 69%	20 66%
		Take-outs	14 73%	14 79%	28 76%
		Total	26 69%	22 75%	48 72%

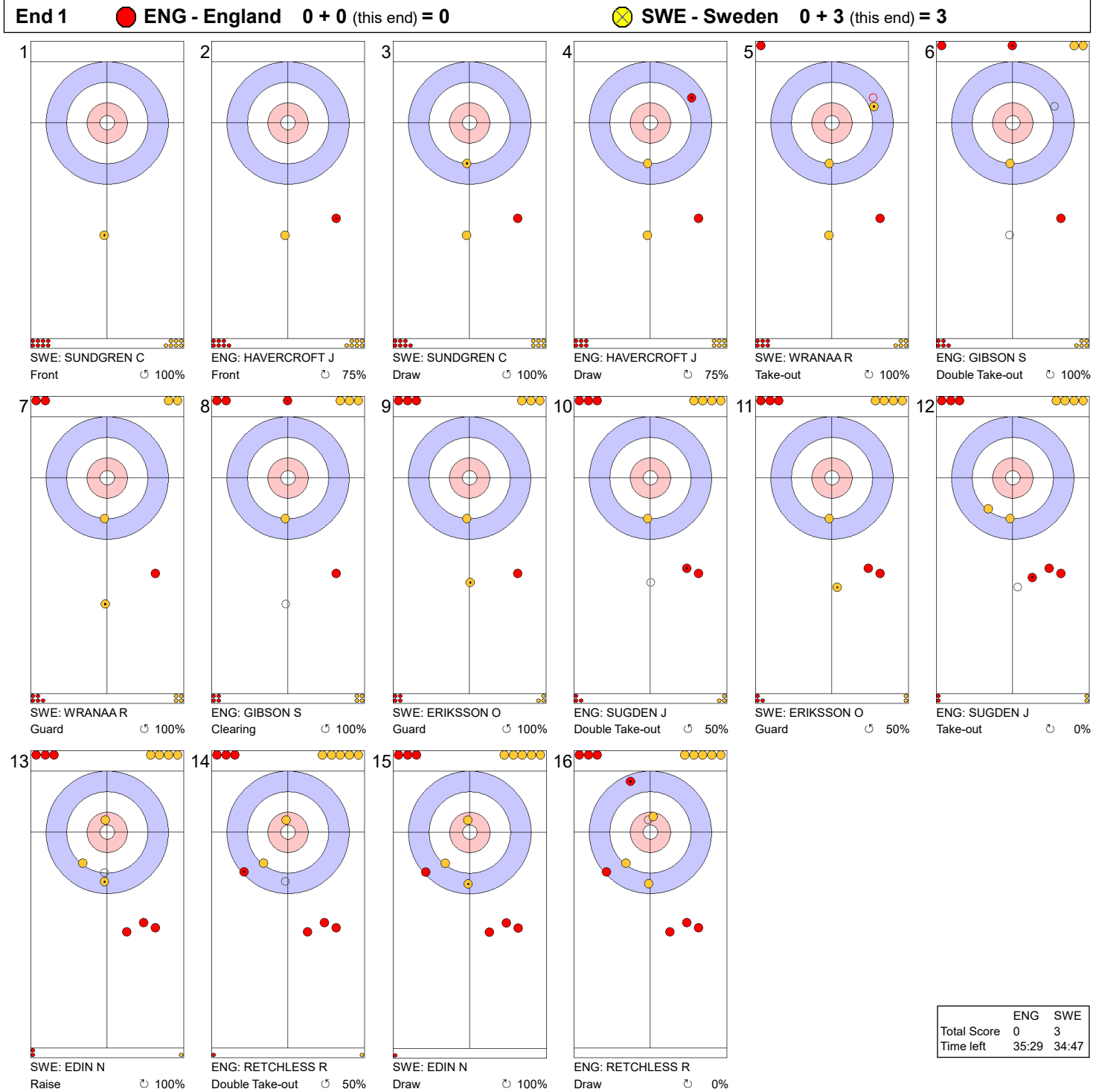
SWE - Sweden		↻	↺	Game	
4	EDIN Niklas	Draws	6 83%	2 63%	8 78%
		Take-outs	2 100%	2 75%	4 88%
		Total	8 88%	4 69%	12 81%
3	ERIKSSON Oskar	Draws	2 88%	6 79%	8 81%
		Take-outs	3 100%	1 100%	4 100%
		Total	5 95%	7 82%	12 88%
2	WRANAA Rasmus	Draws	2 75%	6 92%	8 88%
		Take-outs	1 100%	3 75%	4 81%
		Total	3 83%	9 86%	12 85%
1	SUNDGREN Christoffer	Draws	1 75%	10 100%	11 98%
		Take-outs	1 100%	0 -	1 100%
		Total	2 88%	10 100%	12 98%
A	MAGNUSSON Daniel	Draws	0 -	0 -	0 -
		Take-outs	0 -	0 -	0 -
		Total	0 -	0 -	0 -
Team		Draws	11 82%	24 90%	35 87%
		Take-outs	7 100%	6 79%	13 90%
		Total	18 89%	30 88%	48 88%

Note:
Position and function for each team member:
4 = Fourth, 3 = Third, 2 = Second, 1 = Lead, A = Alternate, S = Skip, V = Vice-Skip

Legend:
↻ Clockwise ↺ Counter-clockwise LSFE(*) Last Stone First End
X Unplayed/unfinished end due to concession



Game - Shot by Shot



Legend:
↻ Clockwise ↺ Counter-clockwise - Not considered

Game - Shot by Shot



Legend:
 ⌚ Clockwise ⌚ Counter-clockwise - Not considered

Game - Shot by Shot

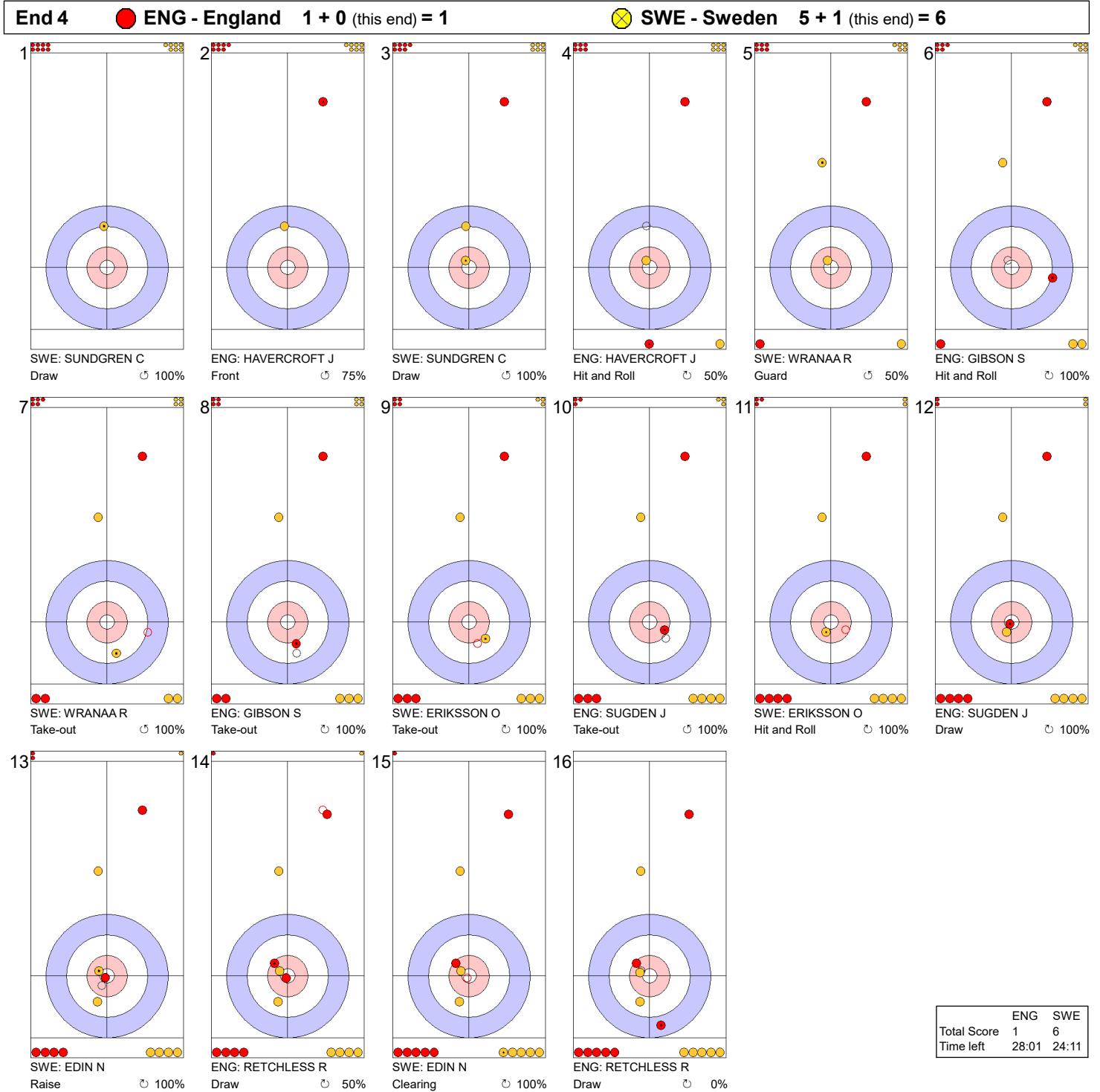
End 3 ● **ENG - England** 1 + 0 (this end) = 1 ● **SWE - Sweden** 3 + 2 (this end) = 5



	ENG	SWE
Total Score	1	5
Time left	30:40	28:14

Legend:
 ↻ Clockwise ↺ Counter-clockwise - Not considered

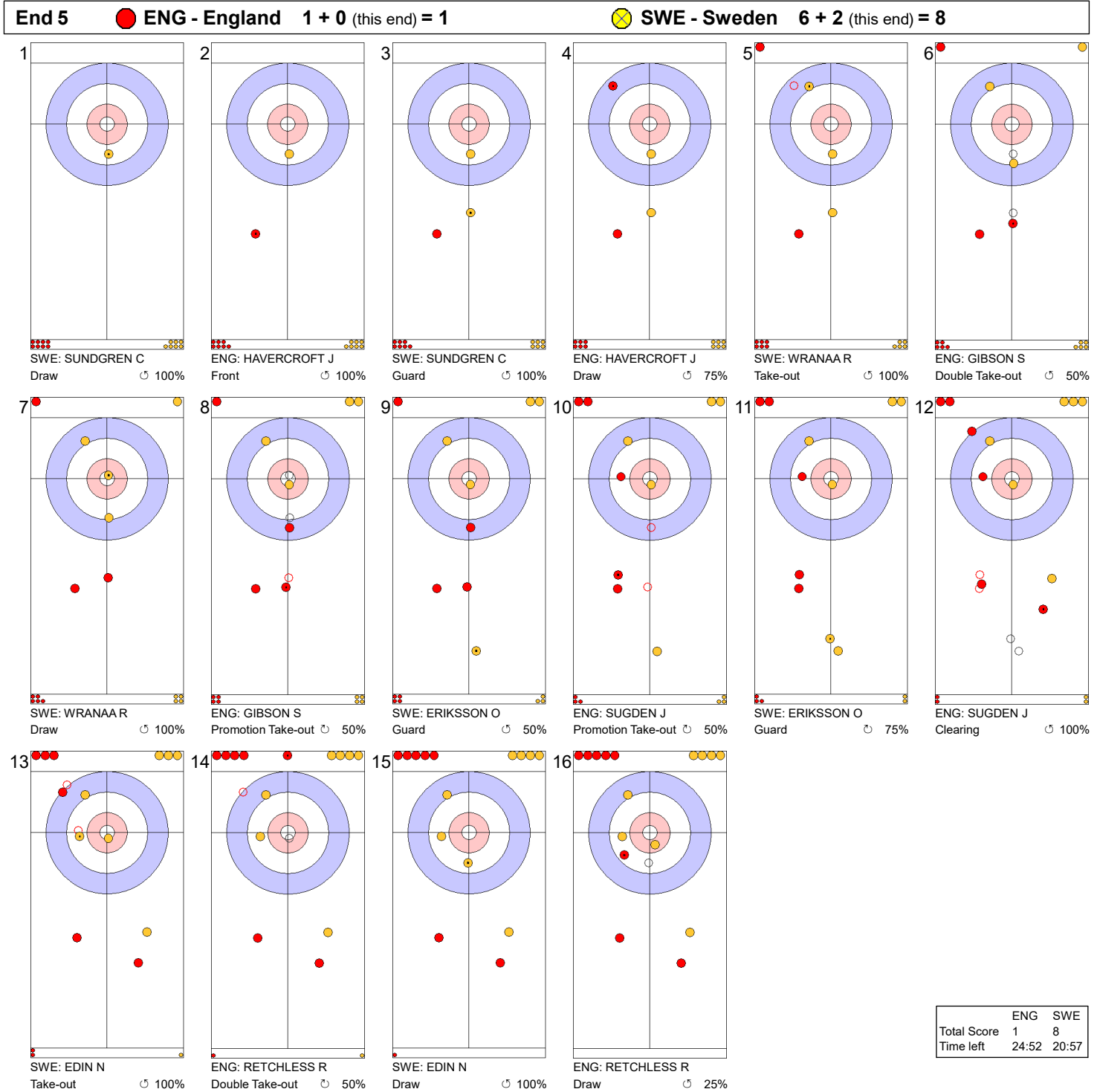
Game - Shot by Shot



	ENG	SWE
Total Score	1	6
Time left	28:01	24:11

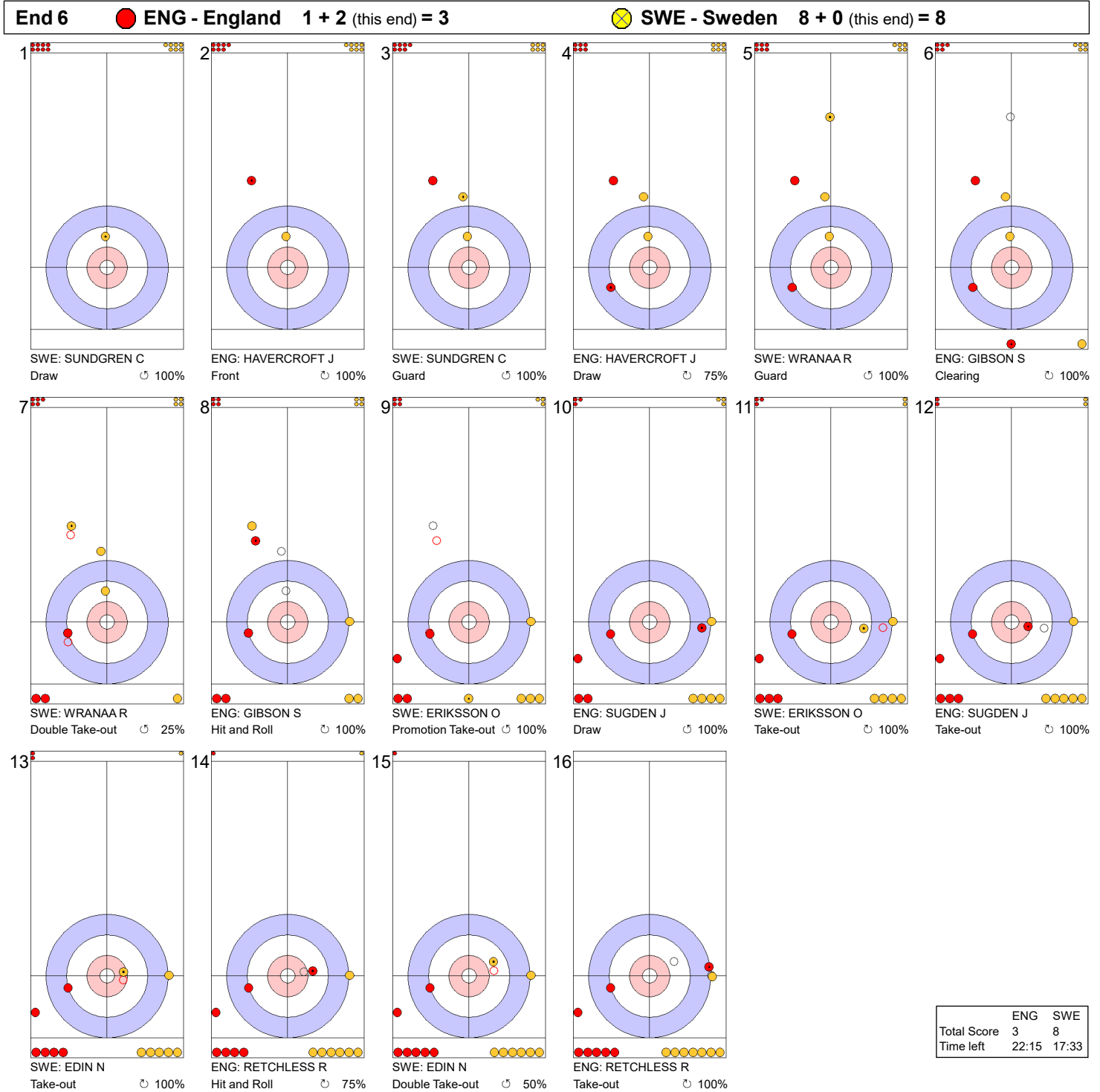
Legend:
 Clockwise Counter-clockwise - Not considered

Game - Shot by Shot



Legend:
 ↻ Clockwise ↺ Counter-clockwise - Not considered

Game - Shot by Shot



	ENG	SWE
Total Score	3	8
Time left	22:15	17:33

Legend:
 ⌚ Clockwise ⌚ Counter-clockwise - Not considered



Session Results and Standings

Sheet	Team	LSD/LSFE	1	2	3	4	5	6	7	8	9	10	Extra Ends	Total
A	NED - Netherlands	197.7cm	0	0	0	4	0	2	0	2	1	0		9
	NOR - Norway	107.9cm *	2	1	0	0	2	0	1	0	0	1		7
B	SUI - Switzerland	35.3cm *	0	2	4	4	1	0	X	X	X	X		11
	ENG - England	119.3cm	0	0	0	0	0	1	X	X	X	X		1
C	SWE - Sweden	162.2cm *	2	0	1	0	0	2	0	0	1	0	1	7
	AUT - Austria	258.0cm	0	2	0	1	1	0	0	1	0	1	0	6
D	CZE - Czechia	38.9cm *	1	0	1	0	1	0	1	2	0	X		6
	GER - Germany	47.6cm	0	1	0	2	0	2	0	0	3	X		8
E	SCO - Scotland	9.5cm *	1	0	1	0	0	2	0	2	0	1	0	7
	ITA - Italy	31.4cm	0	2	0	1	0	0	2	0	2	0	3	10

Current Standings

Rank	Team	Games	Wins	Losses
1	GER - Germany	6	5	1
1	ITA - Italy	6	5	1
1	SCO - Scotland	6	5	1
4	SUI - Switzerland	6	4	2
4	SWE - Sweden	6	4	2
6	NOR - Norway	6	3	3
7	CZE - Czechia	6	2	4
7	NED - Netherlands	6	2	4
9	AUT - Austria	6	0	6
9	ENG - England	6	0	6

Note:
Under World Curling rules, tie-breaking rules for standings are not applied until after the last game of the round robin.

Legend:
LSD Last Stone Draw **LSFE(*)** Last Stone First End **X** Unplayed/unfinished end due to concession

Game Results

Sheet	Team	LSFE	1	2	3	4	5	6	7	8	9	10	Extra Ends	Total
A	NED - Netherlands		0	0	0	4	0	2	0	2	1	0		9
	NOR - Norway	*	2	1	0	0	2	0	1	0	0	1		7

NED - Netherlands		Shot Success	Game	All
4 S	GOESGENS Wouter	73%	71%	
3	VAN DEN HURK Tobias	71%	75%	
2 V	HOEKMAN Laurens	85%	74%	
1	MAGAN Alexander	76%	85%	
A	SPITS Simon	-	-	
Team Total		76%	76%	

NOR - Norway		Shot Success	Game	All
4 S	RAMSFJELL Magnus	61%	82%	
3	SESAKER Martin	76%	83%	
2	RAMSFJELL Bendik	80%	85%	
1 V	NEPSTAD Gaute	93%	90%	
A	NAESS Wilhelm	-	100%	
Team Total		78%	85%	

Last Stone Draw Distance

⌚	HOEKMAN Laurens	27.0cm
⌚	VAN DEN HURK Tobias	170.7cm
Total		197.7cm

Last Stone Draw Distance

⌚	RAMSFJELL Bendik	100.3cm
⌚	RAMSFJELL Magnus	7.6cm
Total		107.9cm

Time remaining: 1 minute 14 seconds

Time-out: End 7 - NED stone 7

Time remaining: 1 minute 3 seconds

Time-out: End 10 - NOR stone 5

Shot Success Analysis

NED - Netherlands		⌚	⌚	Game
4	GOESGENS Wouter	Draws 2 75%	6 71%	8 72%
		Take-outs 7 71%	5 75%	12 73%
		Total 9 72%	11 73%	20 73%
3	VAN DEN HURK Tobias	Draws 3 75%	5 85%	8 81%
		Take-outs 9 61%	3 75%	12 65%
		Total 12 65%	8 81%	20 71%
2	HOEKMAN Laurens	Draws 5 100%	4 63%	9 83%
		Take-outs 7 79%	4 100%	11 86%
		Total 12 88%	8 81%	20 85%
1	MAGAN Alexander	Draws 10 83%	7 71%	17 78%
		Take-outs 1 50%	2 75%	3 67%
		Total 11 80%	9 72%	20 76%
A	SPITS Simon	Draws 0 -	0 -	0 -
		Take-outs 0 -	0 -	0 -
		Total 0 -	0 -	0 -
Team		Draws 20 85%	22 73%	42 79%
		Take-outs 24 69%	14 82%	38 74%
		Total 44 76%	36 76%	80 76%

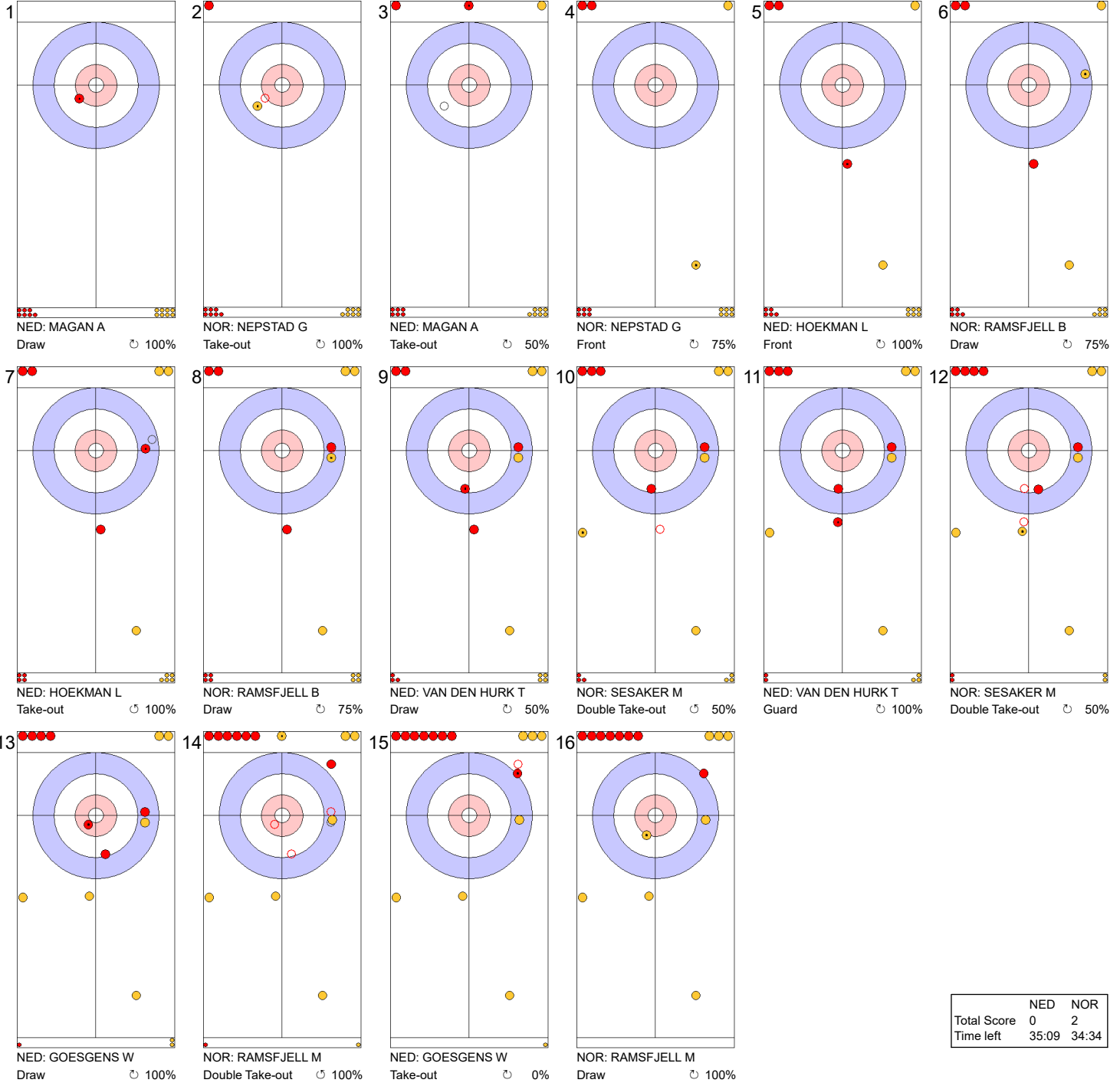
NOR - Norway		⌚	⌚	Game
4	RAMSFJELL Magnus	Draws 4 63%	4 31%	8 47%
		Take-outs 1 100%	10 68%	11 70%
		Total 5 70%	14 57%	19 61%
3	SESAKER Martin	Draws 6 79%	5 75%	11 77%
		Take-outs 5 80%	4 69%	9 75%
		Total 11 80%	9 72%	20 76%
2	RAMSFJELL Bendik	Draws 9 81%	2 63%	11 77%
		Take-outs 6 75%	3 100%	9 83%
		Total 15 78%	5 85%	20 80%
1	NEPSTAD Gaute	Draws 18 92%	1 100%	19 92%
		Take-outs 1 100%	0 -	1 100%
		Total 19 92%	1 100%	20 93%
A	NAESS Wilhelm	Draws 0 -	0 -	0 -
		Take-outs 0 -	0 -	0 -
		Total 0 -	0 -	0 -
Team		Draws 37 84%	12 60%	49 78%
		Take-outs 13 81%	17 74%	30 77%
		Total 50 83%	29 68%	79 78%

Note:
Position and function for each team member:
4 = Fourth, 3 = Third, 2 = Second, 1 = Lead, A = Alternate, S = Skip, V = Vice-Skip

Legend:
⌚ Clockwise ⌚ Counter-clockwise LSFE(*) Last Stone First End

Game - Shot by Shot

End 1 **NED - Netherlands** 0 + 0 (this end) = 0 **NOR - Norway** 0 + 2 (this end) = 2



Legend:
 Clockwise Counter-clockwise - Not considered

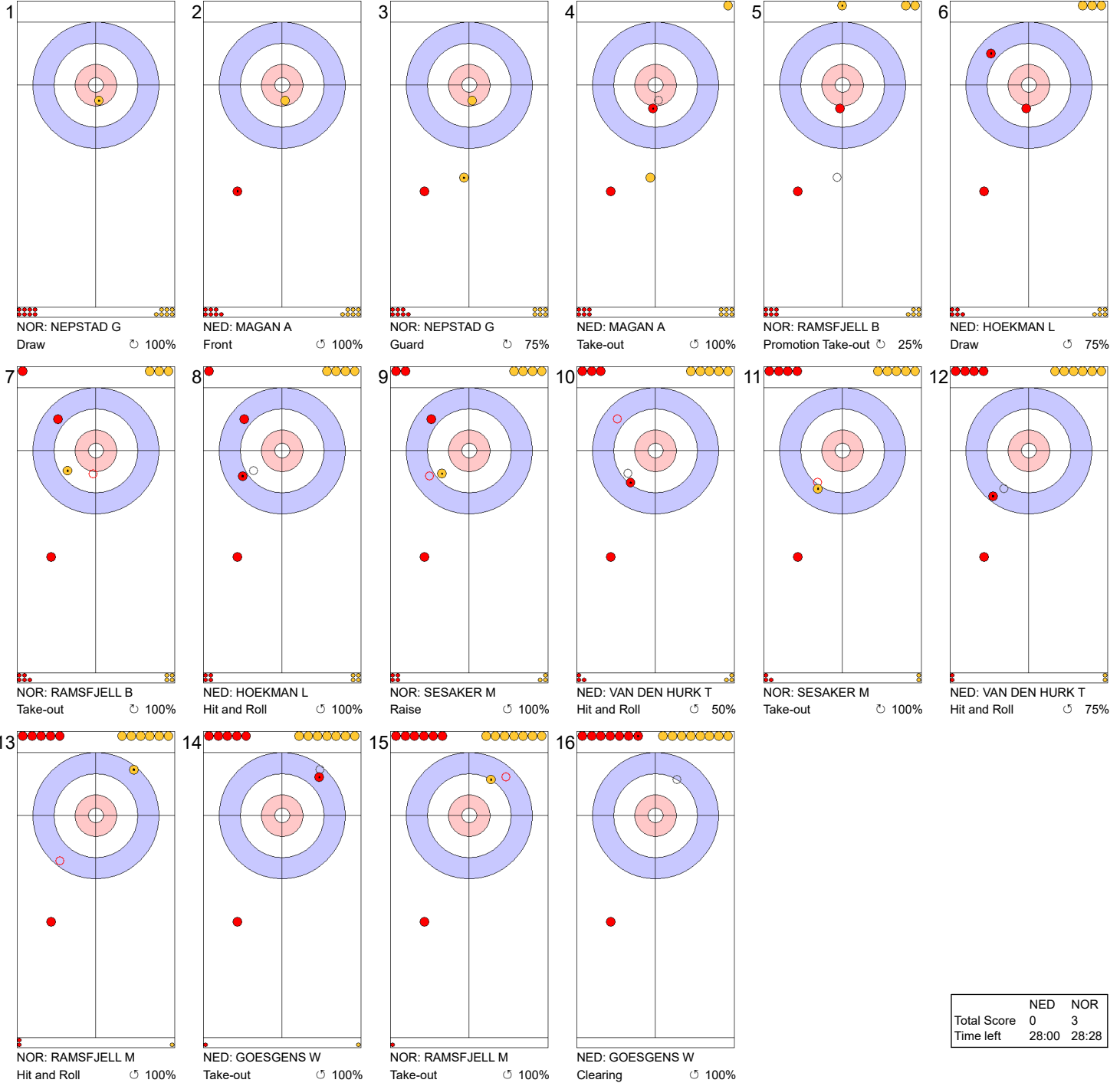
Game - Shot by Shot



Legend:
 Clockwise Counter-clockwise - Not considered

Game - Shot by Shot

End 3 **NED - Netherlands 0 + 0 (this end) = 0** **NOR - Norway 3 + 0 (this end) = 3**

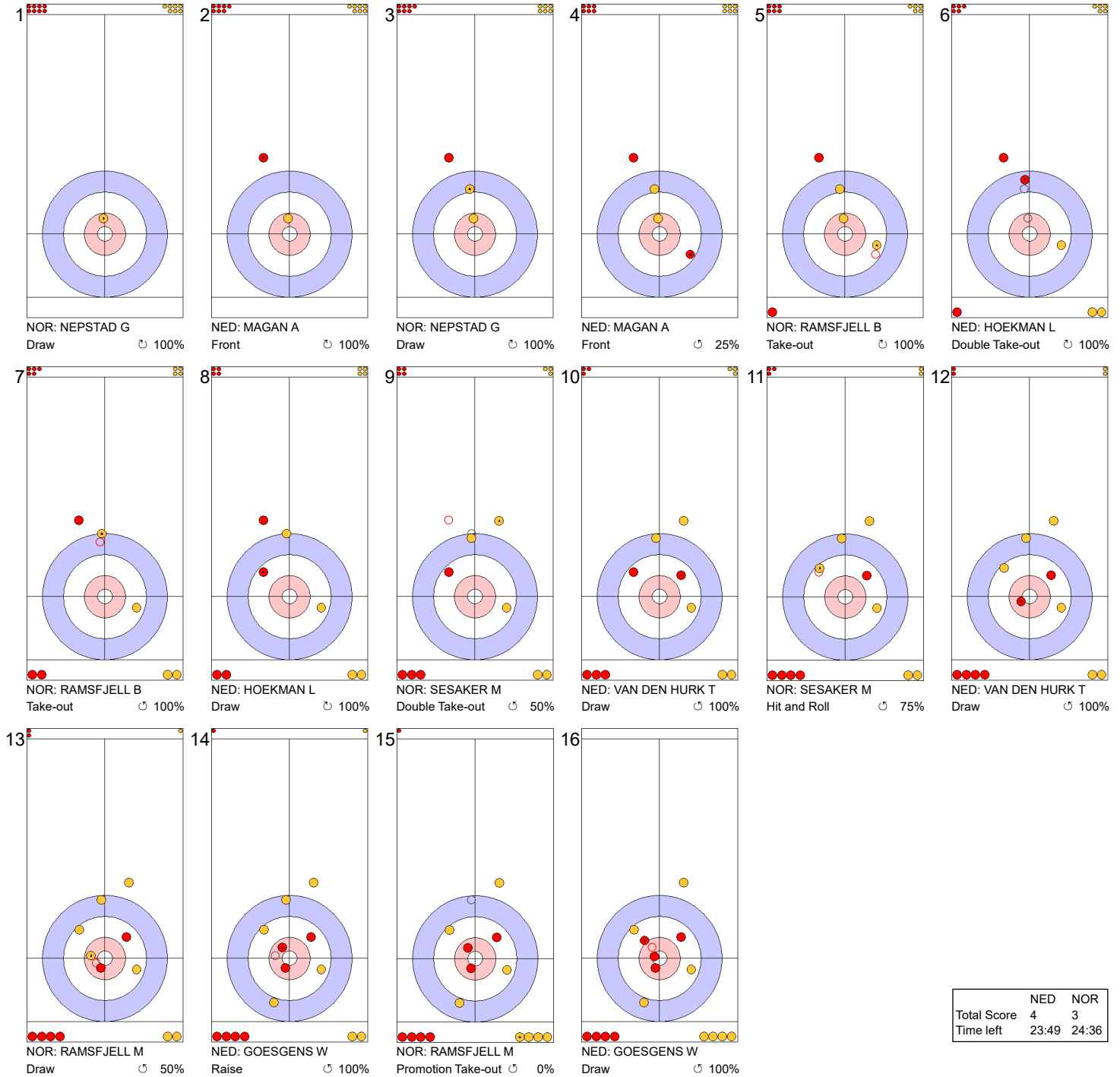


	NED	NOR
Total Score	0	3
Time left	28:00	28:28

Legend:
 Clockwise Counter-clockwise - Not considered

Game - Shot by Shot

End 4 ● **NED - Netherlands** 0 + 4 (this end) = 4 ● **NOR - Norway** 3 + 0 (this end) = 3

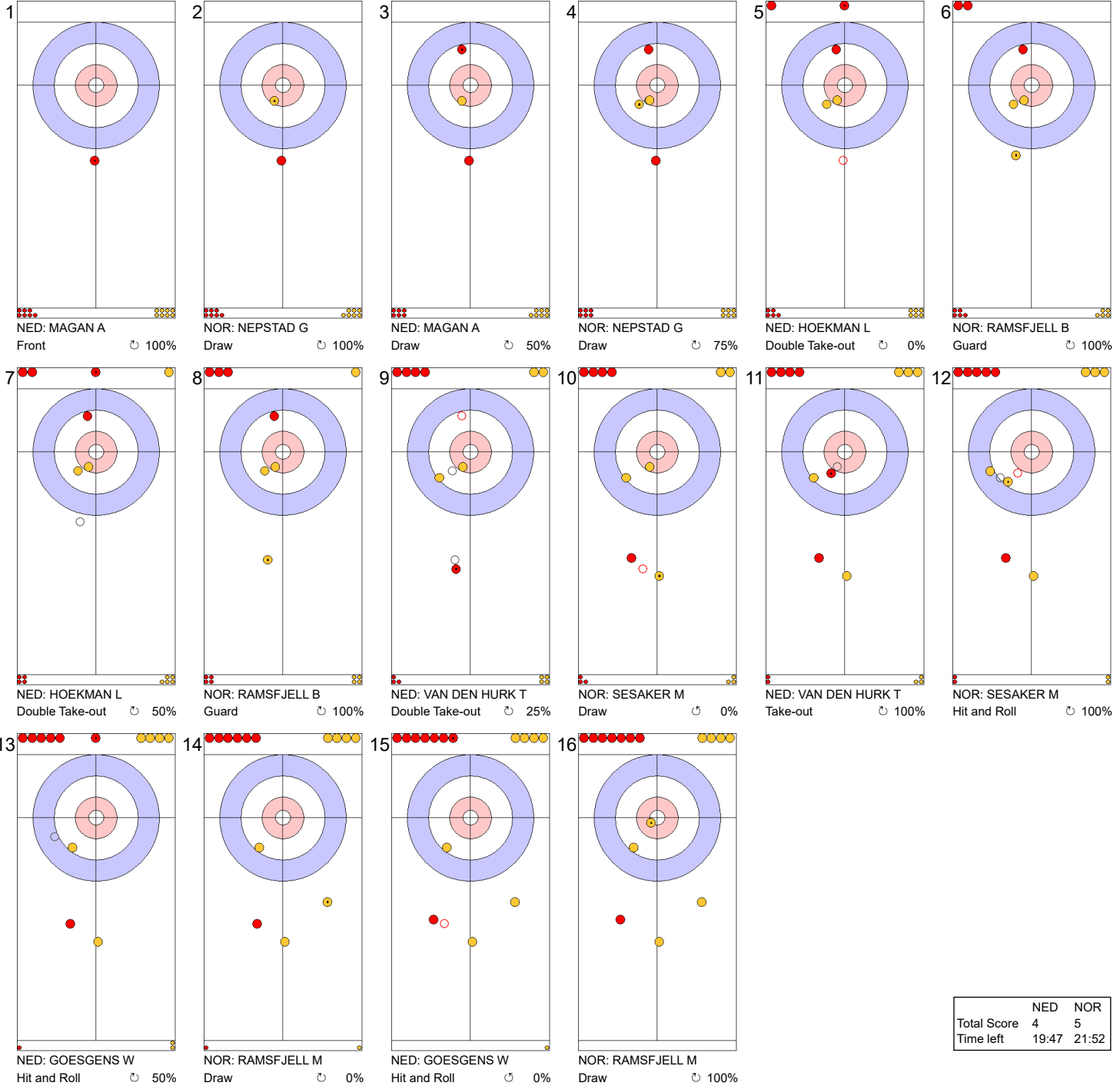


	NED	NOR
Total Score	4	3
Time left	23:49	24:36

Legend:
 ↻ Clockwise ↺ Counter-clockwise - Not considered

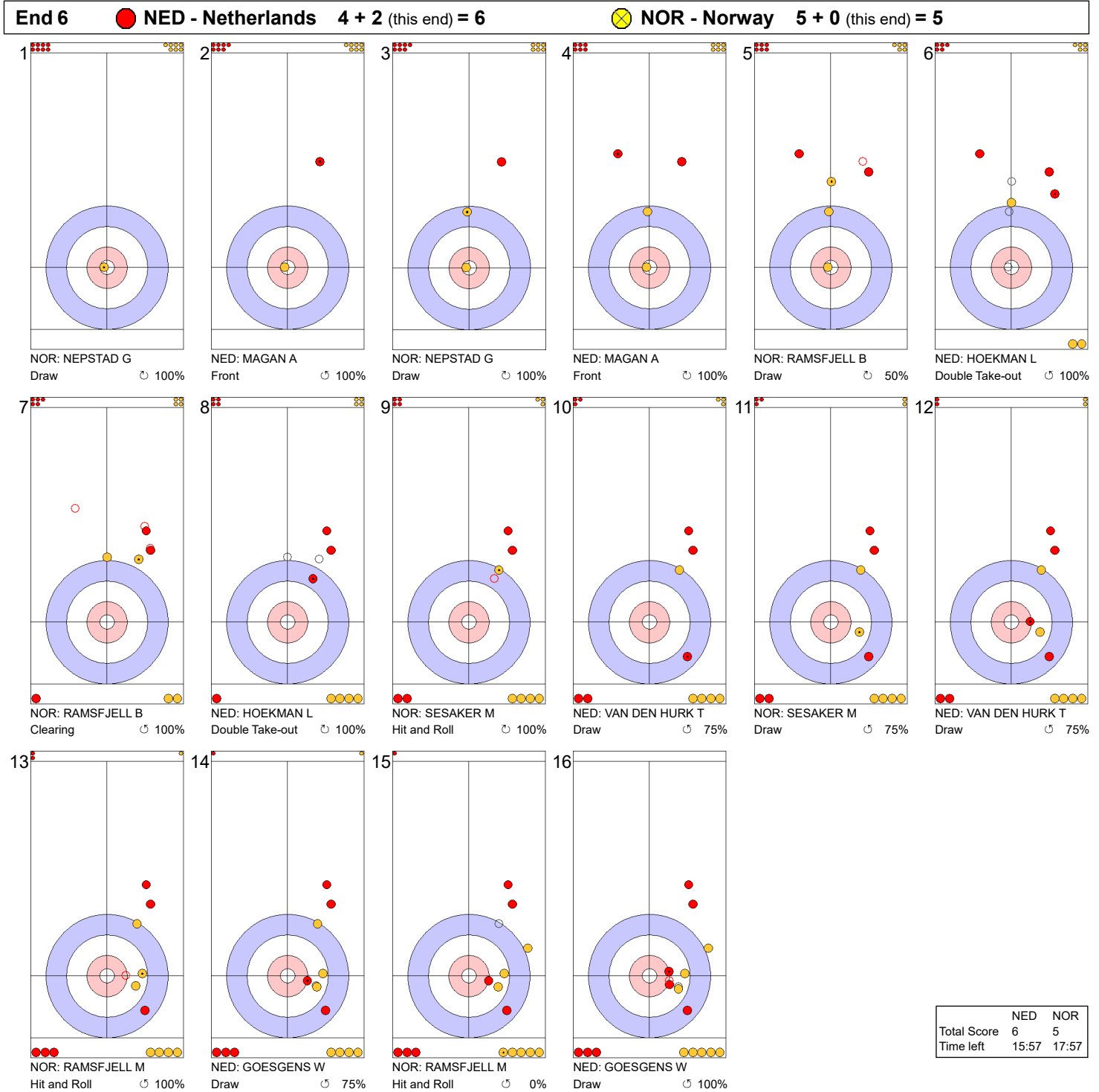
Game - Shot by Shot

End 5 **NED - Netherlands 4 + 0 (this end) = 4** **NOR - Norway 3 + 2 (this end) = 5**



Legend:
 Clockwise Counter-clockwise - Not considered

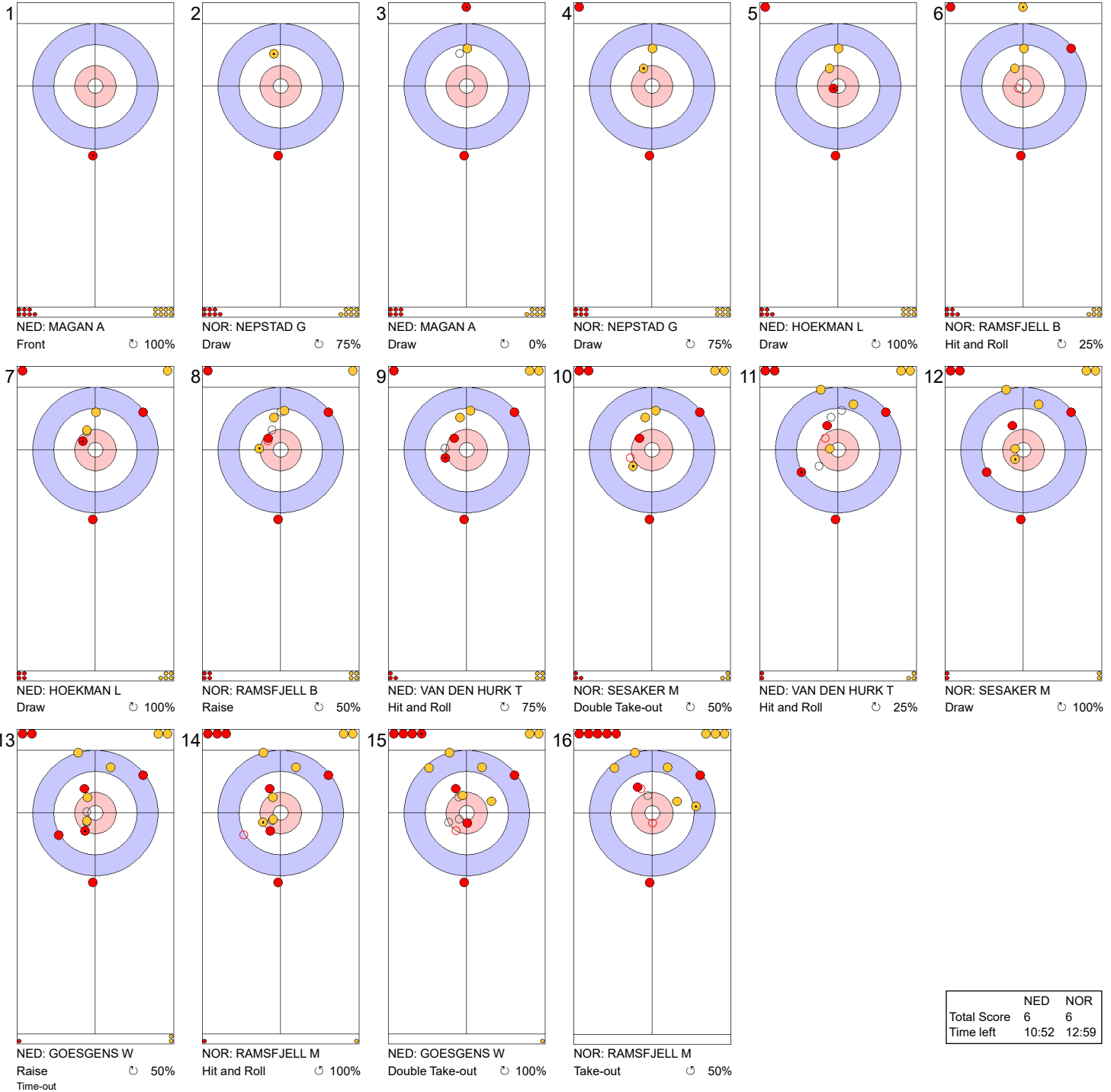
Game - Shot by Shot



Legend:
 Clockwise
 Counter-clockwise
 - Not considered

Game - Shot by Shot

End 7 **NED - Netherlands 6 + 0 (this end) = 6** **NOR - Norway 5 + 1 (this end) = 6**



	NED	NOR
Total Score	6	6
Time left	10:52	12:59

Legend:
 Clockwise
 Counter-clockwise
 - Not considered

Game - Shot by Shot



Legend:
 Clockwise Counter-clockwise - Not considered

Game - Shot by Shot

End 9 **NED - Netherlands 8 + 1 (this end) = 9** **NOR - Norway 6 + 0 (this end) = 6**

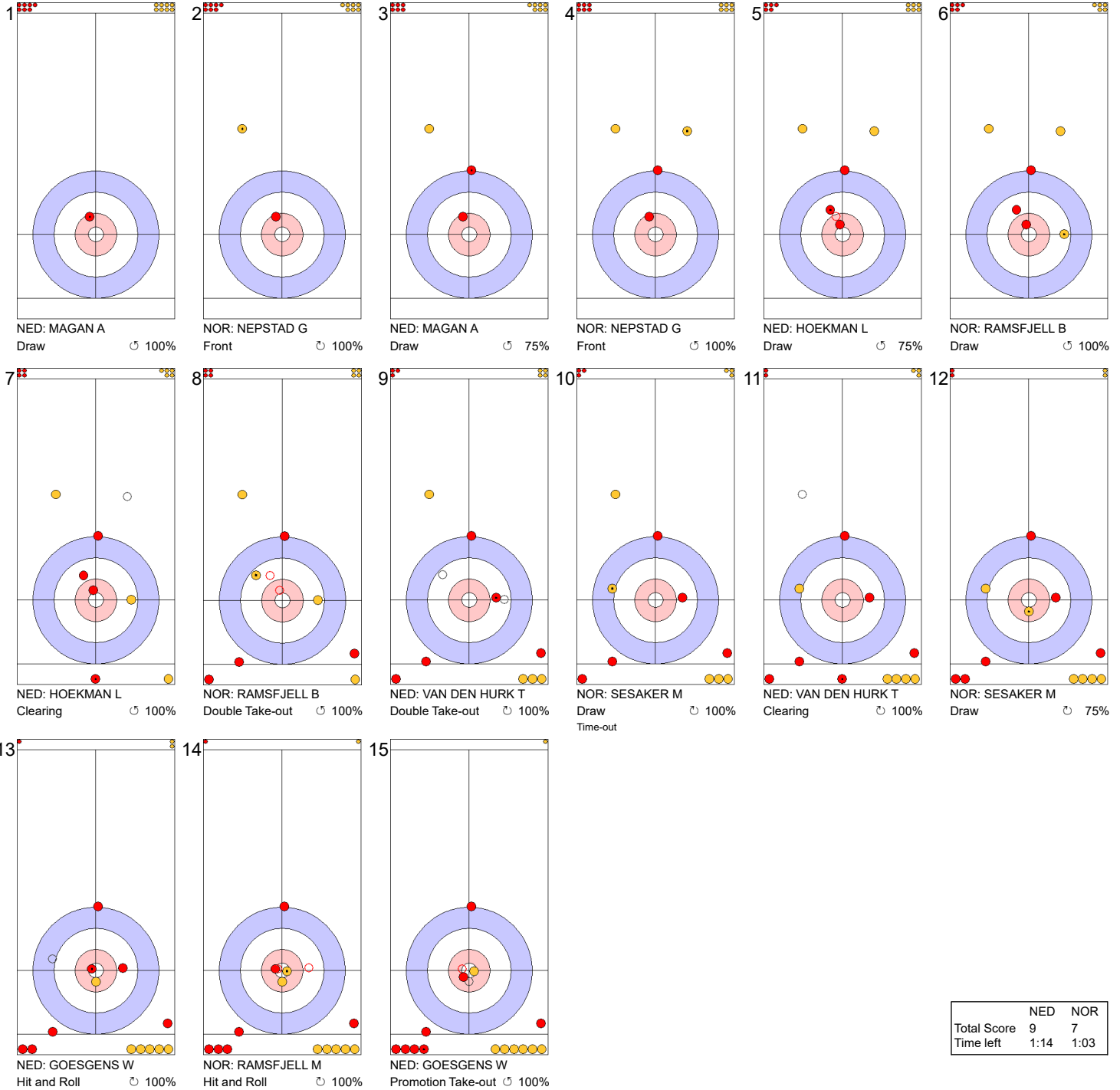


	NED	NOR
Total Score	9	6
Time left	4:04	5:55

Legend:
 Clockwise Counter-clockwise - Not considered

Game - Shot by Shot

End 10 **NED - Netherlands 9 + 0 (this end) = 9** **NOR - Norway 6 + 1 (this end) = 7**



	NED	NOR
Total Score	9	7
Time left	1:14	1:03

Legend:
 Clockwise
 Counter-clockwise
 - Not considered



Game Results

Sheet	Team	LSFE	1	2	3	4	5	6	7	8	9	10	Extra Ends	Total
B	SUI - Switzerland	*	0	2	4	4	1	0	X	X	X	X		11
	ENG - England		0	0	0	0	0	1	X	X	X	X		1

SUI - Switzerland		Shot Success	Game	All
4 V	SCHWARZ-VAN BERKEL Benoit	92%		83%
3 S	SCHWALLER Yannick	92%		90%
2	MICHEL Sven	88%		85%
1	LACHAT-COUCHEPIN Pablo	94%		89%
A	WINKELHAUSEN Tom	94%		94%
Team Total		91%		87%

ENG - England		Shot Success	Game	All
4 S	RETCHLESS Rob	54%		63%
3 V	SUGDEN Jotham	58%		74%
2	GIBSON Scott	50%		67%
1	HAVERCROFT Jonathan	85%		79%
A	MOUAT Colin	-		79%
Team Total		62%		71%

Last Stone Draw Distance

⌚	MICHEL Sven	10.2cm
⌚	SCHWALLER Yannick	25.1cm
Total		35.3cm

Last Stone Draw Distance

⌚	HAVERCROFT Jonathan	33.0cm
⌚	RETCHLESS Rob	86.3cm
Total		119.3cm

Time remaining: 19 minutes 29 seconds

Time remaining: 20 minutes 24 seconds

WINKELHAUSEN T replaced LACHAT-COUCHEPIN P at the beginning of End 5

Shot Success Analysis

SUI - Switzerland		⌚	⌚	Game
4	SCHWARZ-VAN BERKEL Benoit	Draws	2 63%	3 100% 5 85%
		Take-outs	3 100%	4 94% 7 96%
		Total	5 85%	7 96% 12 92%
3	SCHWALLER Yannick	Draws	1 75%	1 100% 2 88%
		Take-outs	5 90%	5 95% 10 93%
		Total	6 88%	6 96% 12 92%
2	MICHEL Sven	Draws	2 88%	6 79% 8 81%
		Take-outs	3 100%	1 100% 4 100%
		Total	5 95%	7 82% 12 88%
1	LACHAT-COUCHEPIN Pablo	Draws	4 100%	4 88% 8 94%
		Take-outs	0 -	0 - 0 -
		Total	4 100%	4 88% 8 94%
A	WINKELHAUSEN Tom	Draws	0 -	3 92% 3 92%
		Take-outs	1 100%	0 - 1 100%
		Total	1 100%	3 92% 4 94%
Team		Draws	9 86%	17 88% 26 88%
		Take-outs	12 96%	10 95% 22 95%
		Total	21 92%	27 91% 48 91%

ENG - England		⌚	⌚	Game
4	RETCHLESS Rob	Draws	2 0%	3 75% 5 45%
		Take-outs	2 50%	5 65% 7 61%
		Total	4 25%	8 69% 12 54%
3	SUGDEN Jotham	Draws	2 63%	2 25% 4 44%
		Take-outs	5 65%	3 67% 8 66%
		Total	7 64%	5 50% 12 58%
2	GIBSON Scott	Draws	4 81%	5 40% 9 58%
		Take-outs	0 -	3 25% 3 25%
		Total	4 81%	8 34% 12 50%
1	HAVERCROFT Jonathan	Draws	2 88%	9 89% 11 89%
		Take-outs	0 -	1 50% 1 50%
		Total	2 88%	10 85% 12 85%
A	MOUAT Colin	Draws	0 -	0 - 0 -
		Take-outs	0 -	0 - 0 -
		Total	0 -	0 - 0 -
Team		Draws	10 63%	19 67% 29 66%
		Take-outs	7 61%	12 54% 19 57%
		Total	17 62%	31 62% 48 62%

Note:
Position and function for each team member:
4 = Fourth, 3 = Third, 2 = Second, 1 = Lead, A = Alternate, S = Skip, V = Vice-Skip

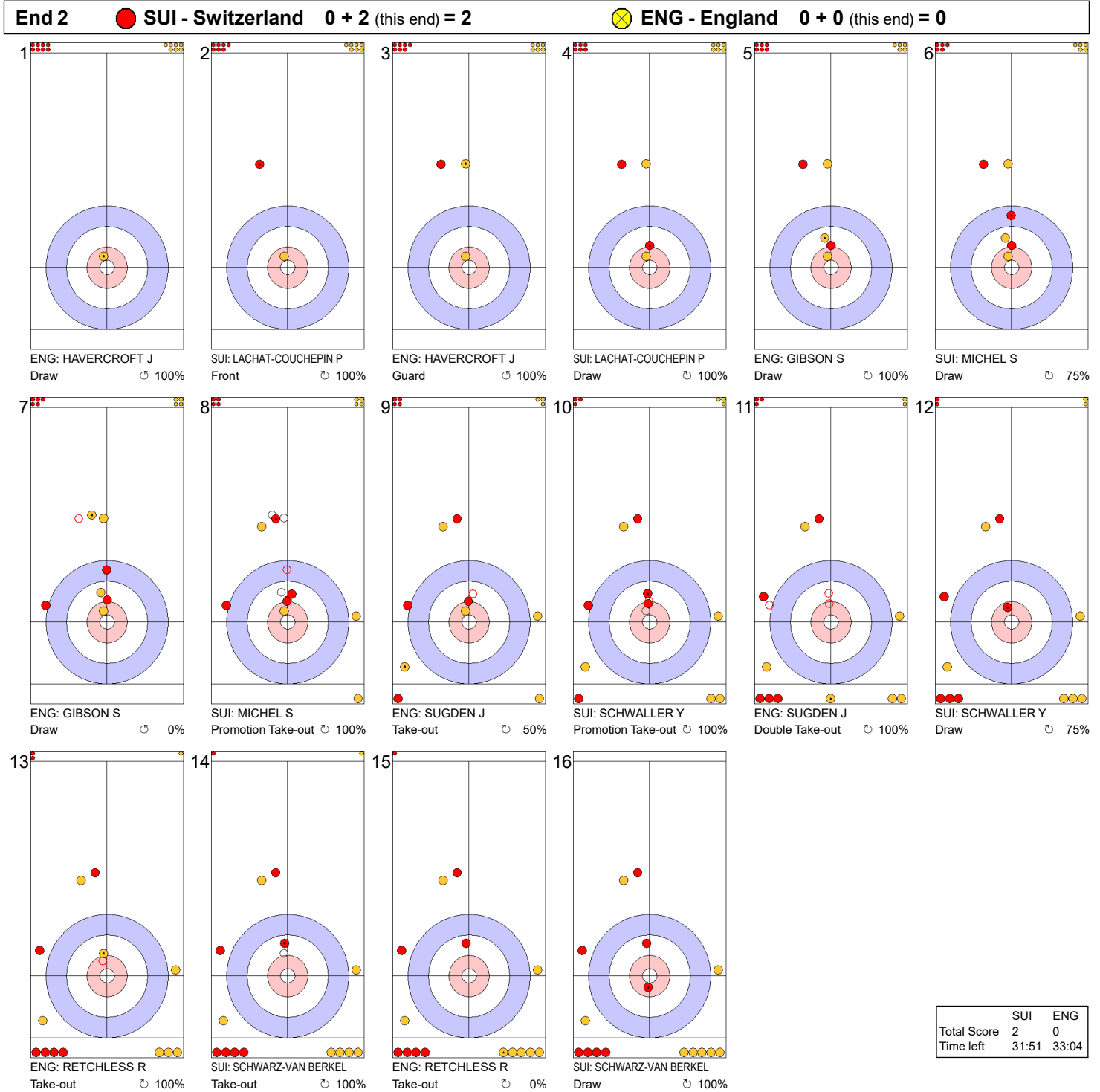
Legend:
⌚ Clockwise ⌚ Counter-clockwise LSFE(*) Last Stone First End
X Unplayed/unfinished end due to concession

Game - Shot by Shot



Legend:
 Clockwise Counter-clockwise - Not considered

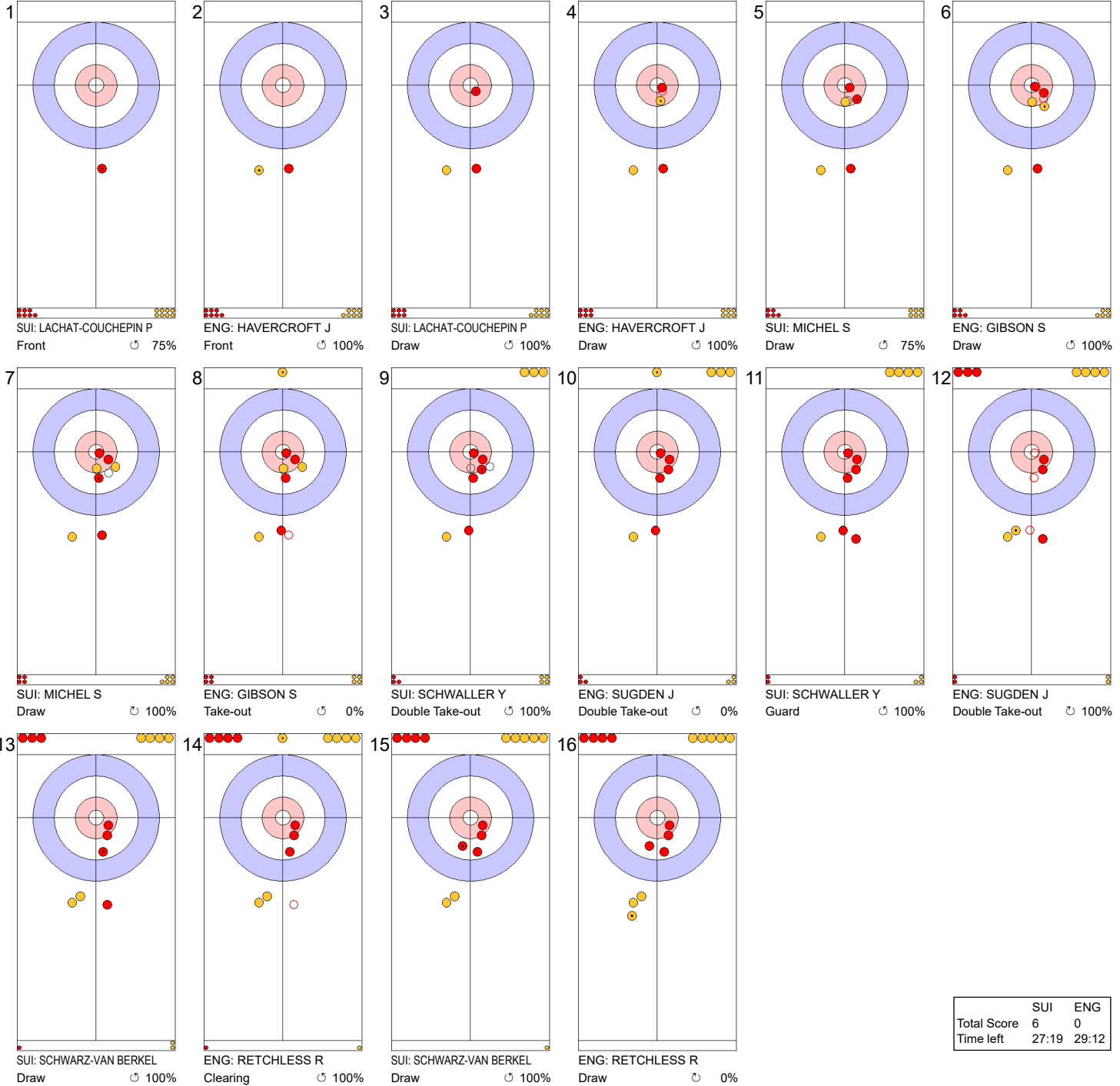
Game - Shot by Shot



Legend:
 Clockwise Counter-clockwise - Not considered

Game - Shot by Shot

End 3 **SUI - Switzerland 2 + 4 (this end) = 6** **ENG - England 0 + 0 (this end) = 0**

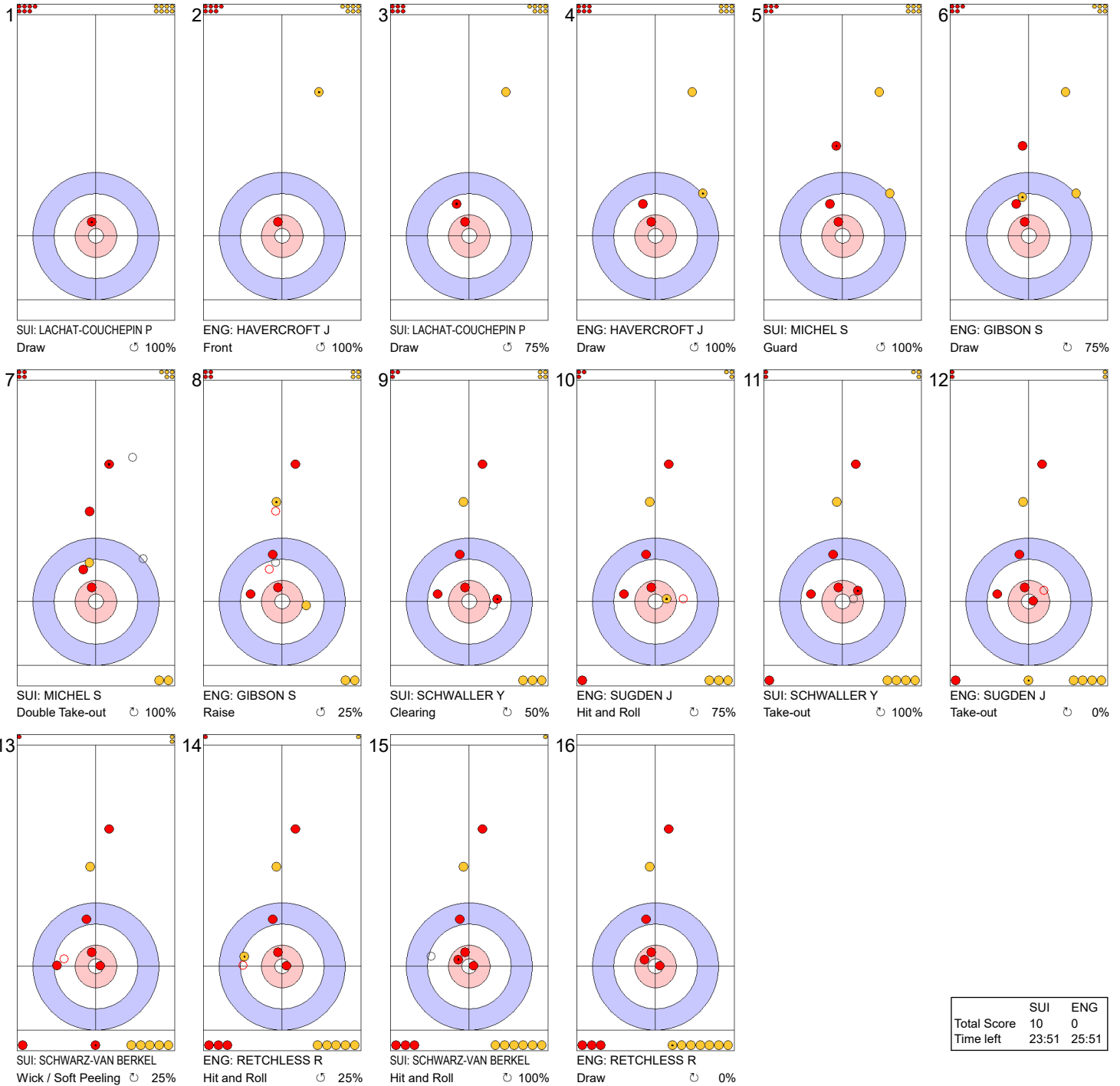


	SUI	ENG
Total Score	6	0
Time left	27:19	29:12

Legend:
 Clockwise
 Counter-clockwise
 - Not considered

Game - Shot by Shot

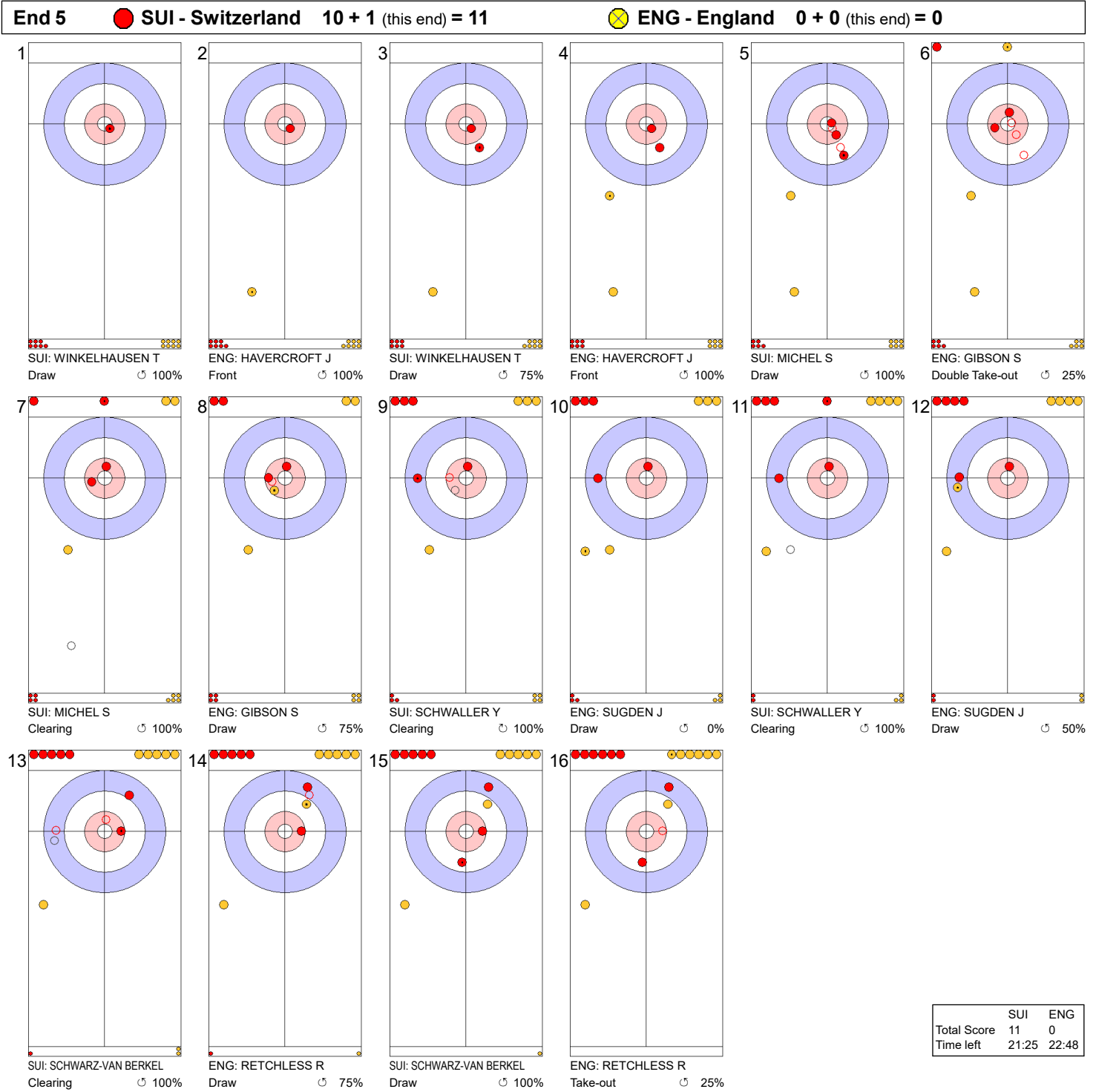
End 4 **SUI - Switzerland 6 + 4 (this end) = 10** **ENG - England 0 + 0 (this end) = 0**



	SUI	ENG
Total Score	10	0
Time left	23:51	25:51

Legend:
 Clockwise Counter-clockwise - Not considered

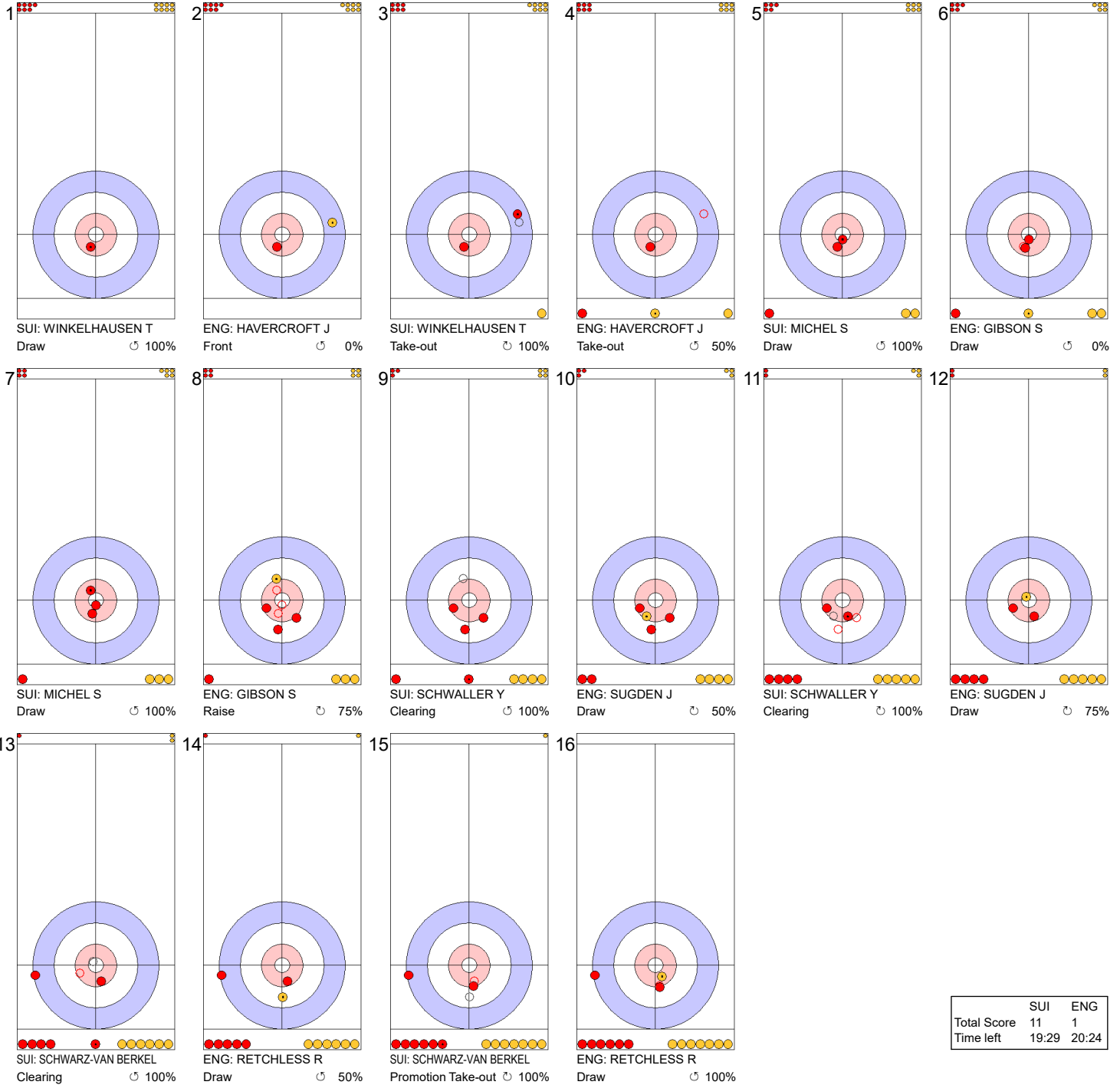
Game - Shot by Shot



Legend:
 Clockwise Counter-clockwise - Not considered

Game - Shot by Shot

End 6 **SUI - Switzerland 11 + 0 (this end) = 11** **ENG - England 0 + 1 (this end) = 1**



	SUI	ENG
Total Score	11	1
Time left	19:29	20:24

Legend:
 Clockwise Counter-clockwise - Not considered

Game Results

Sheet	Team	LSFE	1	2	3	4	5	6	7	8	9	10	Extra Ends	Total
C	SWE - Sweden	*	2	0	1	0	0	2	0	0	1	0	1	7
	AUT - Austria		0	2	0	1	1	0	0	1	0	1	0	6

SWE - Sweden		Shot Success	Game	All
4 S	EDIN Niklas	69%	77%	
3 V	ERIKSSON Oskar	89%	75%	
2	MAGNUSSON Daniel	80%	80%	
1	SUNDGREN Christoffer	91%	89%	
A	WRANAA Rasmus	-	84%	
Team Total		82%	81%	

AUT - Austria		Shot Success	Game	All
4 V	BACKOFEN Jonas	68%	76%	
3 S	GENNER Mathias	69%	58%	
2	REICHEL Martin	61%	65%	
1	MAVEC Florian	77%	83%	
A	KARG Johann	-	50%	
Team Total		69%	71%	

Last Stone Draw Distance

⌚	ERIKSSON Oskar	31.2cm
⌚	MAGNUSSON Daniel	131.0cm
Total		162.2cm

Last Stone Draw Distance

⌚	REICHEL Martin	58.4cm
⌚	BACKOFEN Jonas	199.6cm
Total		258.0cm

Time remaining: 1 minute 12 seconds
0 minutes 48 seconds (after extra end)

Time remaining: 1 minute 40 seconds
0 minutes 34 seconds (after extra end)

Time-out: End 11 - SWE stone 7

Time-out: End 10 - AUT stone 6; End 11 - AUT stone 7

Shot Success Analysis

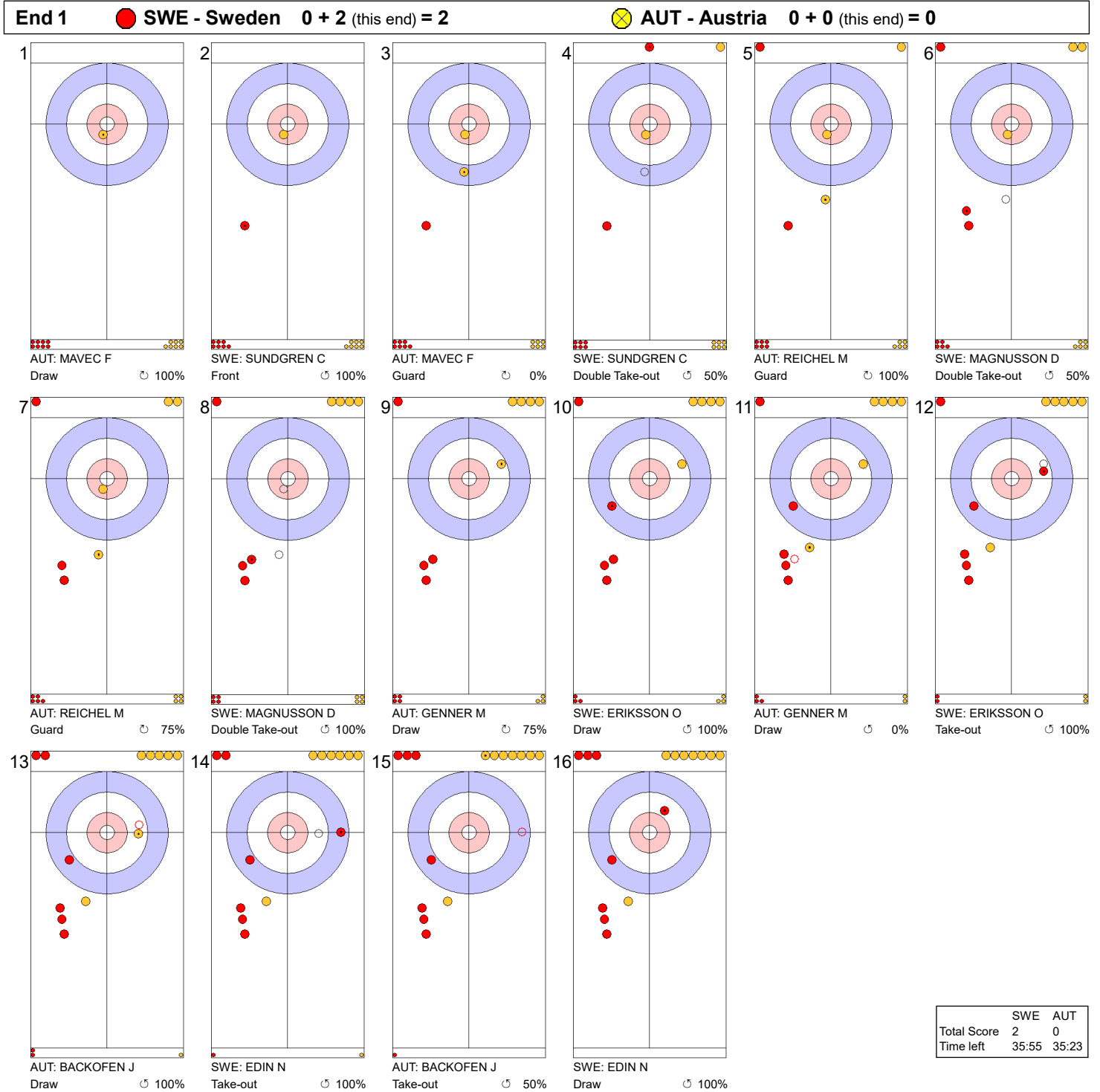
SWE - Sweden		⌚	⌚	Game
4	EDIN Niklas	Draws 7 54%	5 85%	12 67%
		Take-outs 1 50%	8 75%	9 72%
		Total 8 53%	13 79%	21 69%
3	ERIKSSON Oskar	Draws 1 100%	8 94%	9 94%
		Take-outs 5 80%	8 88%	13 85%
		Total 6 83%	16 91%	22 89%
2	MAGNUSSON Daniel	Draws 2 63%	6 83%	8 78%
		Take-outs 6 71%	8 88%	14 80%
		Total 8 69%	14 86%	22 80%
1	SUNDGREN Christoffer	Draws 0 -	20 95%	20 95%
		Take-outs 0 -	2 50%	2 50%
		Total 0 -	22 91%	22 91%
A	WRANAA Rasmus	Draws 0 -	0 -	0 -
		Take-outs 0 -	0 -	0 -
		Total 0 -	0 -	0 -
Team		Draws 10 60%	39 92%	49 85%
		Take-outs 12 73%	26 81%	38 78%
		Total 22 67%	65 87%	87 82%

AUT - Austria		⌚	⌚	Game
4	BACKOFEN Jonas	Draws 4 88%	5 55%	9 69%
		Take-outs 7 71%	6 63%	13 67%
		Total 11 77%	11 59%	22 68%
3	GENNER Mathias	Draws 4 25%	4 63%	8 44%
		Take-outs 8 91%	6 75%	14 84%
		Total 12 69%	10 70%	22 69%
2	REICHEL Martin	Draws 7 79%	3 58%	10 73%
		Take-outs 7 61%	5 40%	12 52%
		Total 14 70%	8 47%	22 61%
1	MAVEC Florian	Draws 19 79%	2 50%	21 76%
		Take-outs 1 100%	0 -	1 100%
		Total 20 80%	2 50%	22 77%
A	KARG Johann	Draws 0 -	0 -	0 -
		Take-outs 0 -	0 -	0 -
		Total 0 -	0 -	0 -
Team		Draws 34 74%	14 57%	48 69%
		Take-outs 23 76%	17 60%	40 69%
		Total 57 75%	31 59%	88 69%

Note:
Position and function for each team member:
4 = Fourth, 3 = Third, 2 = Second, 1 = Lead, A = Alternate, S = Skip, V = Vice-Skip

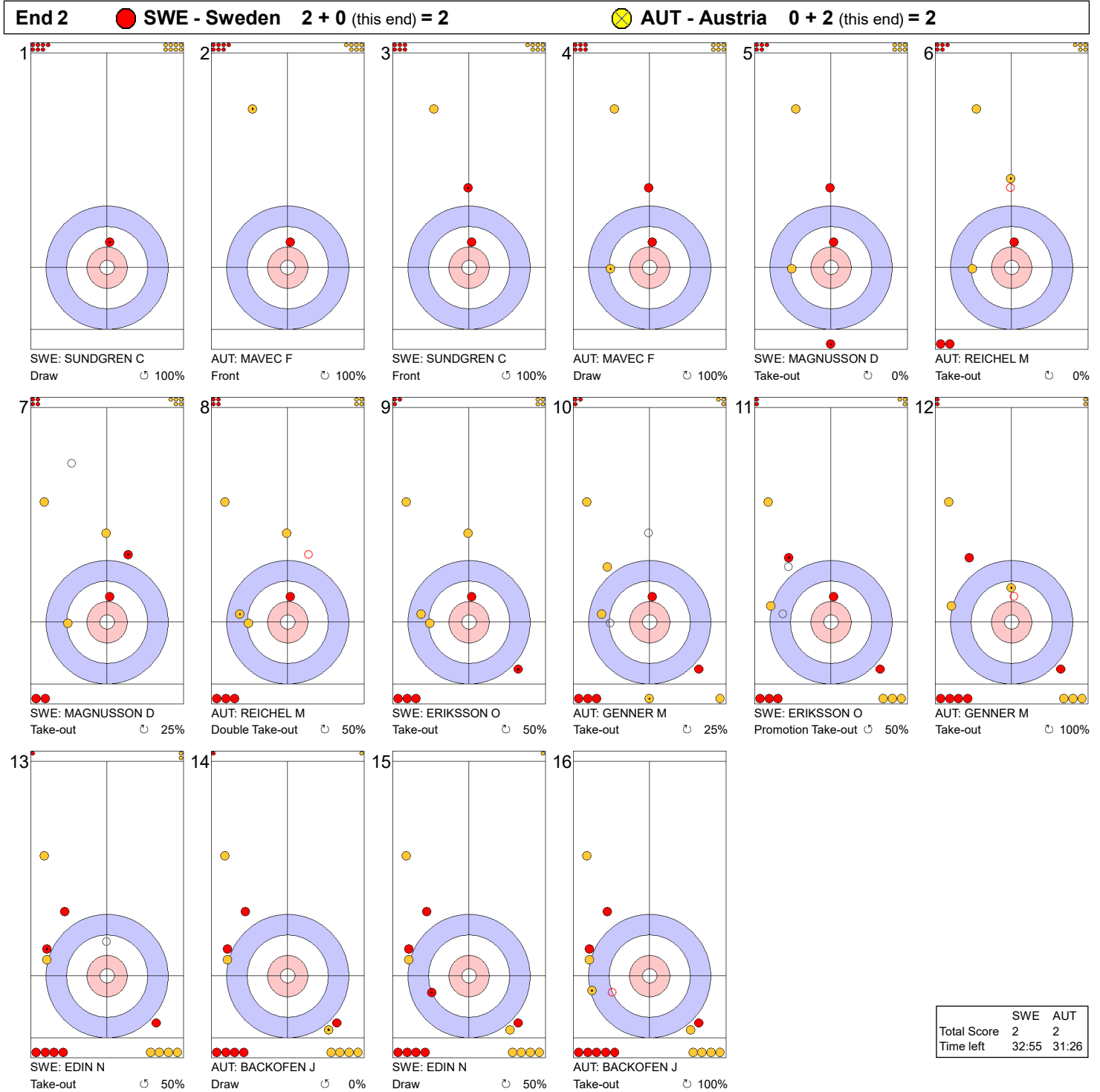
Legend:
⌚ Clockwise ⌚ Counter-clockwise **LSFE(*)** Last Stone First End

Game - Shot by Shot



Legend:
 ↻ Clockwise ↺ Counter-clockwise - Not considered

Game - Shot by Shot



Legend:
 ↻ Clockwise ↺ Counter-clockwise - Not considered

Game - Shot by Shot

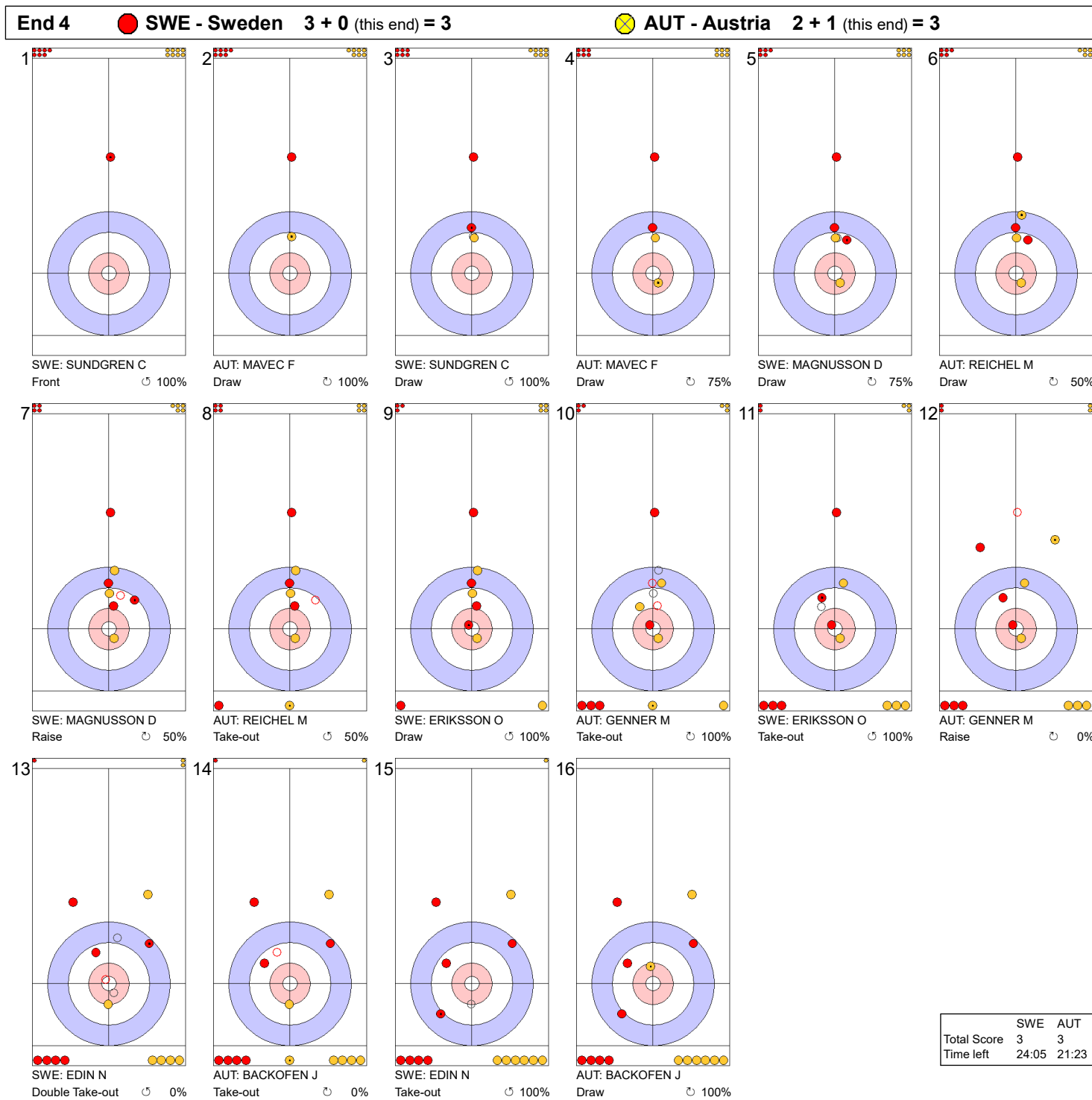
End 3 **SWE - Sweden** 2 + 1 (this end) = 3 **AUT - Austria** 2 + 0 (this end) = 2



	SWE	AUT
Total Score	3	2
Time left	28:10	26:25

Legend:
 Clockwise Counter-clockwise - Not considered

Game - Shot by Shot

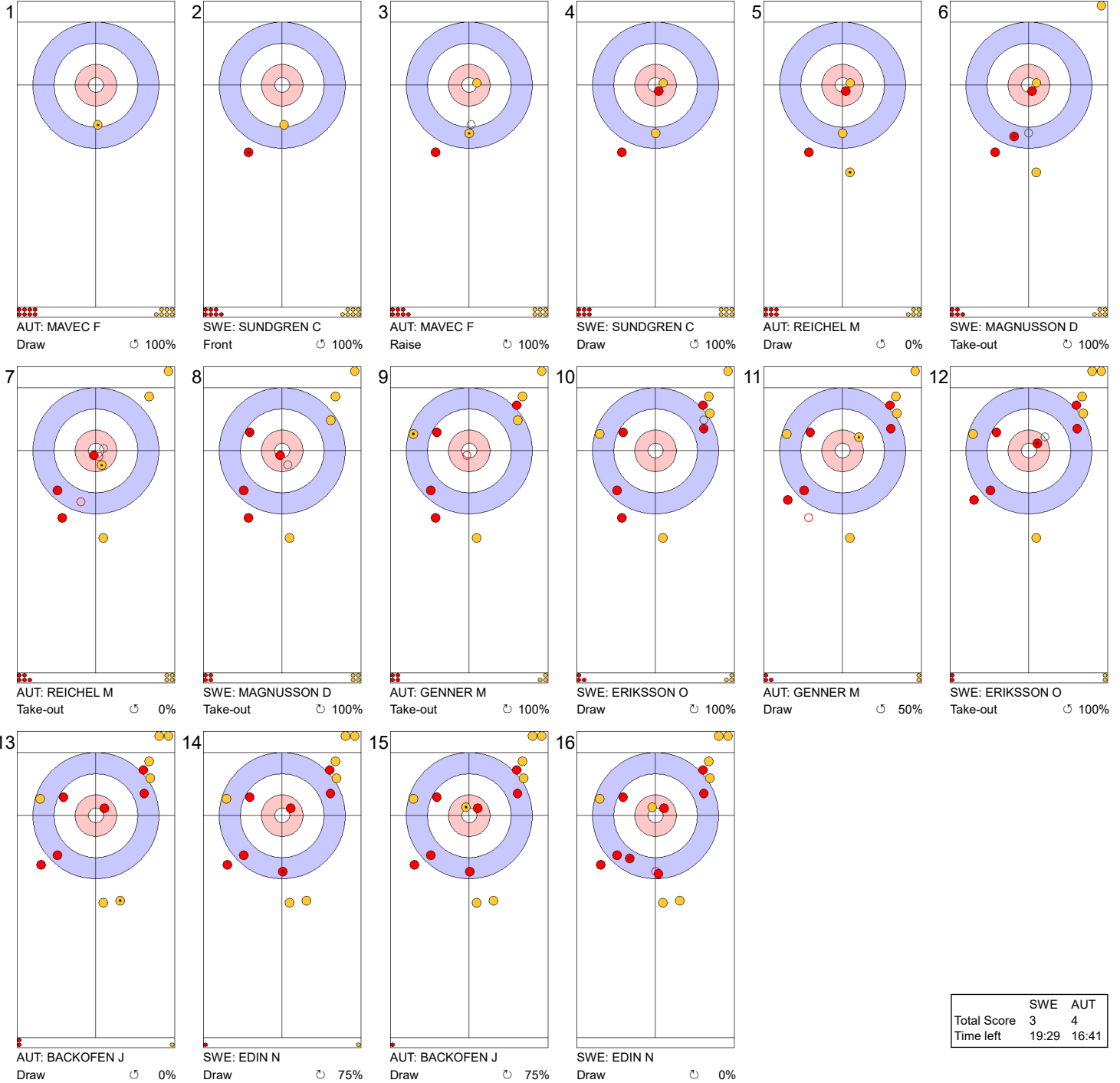


Legend:

↻ Clockwise ↺ Counter-clockwise - Not considered

Game - Shot by Shot

End 5 ● **SWE - Sweden** 3 + 0 (this end) = 3 ● **AUT - Austria** 3 + 1 (this end) = 4

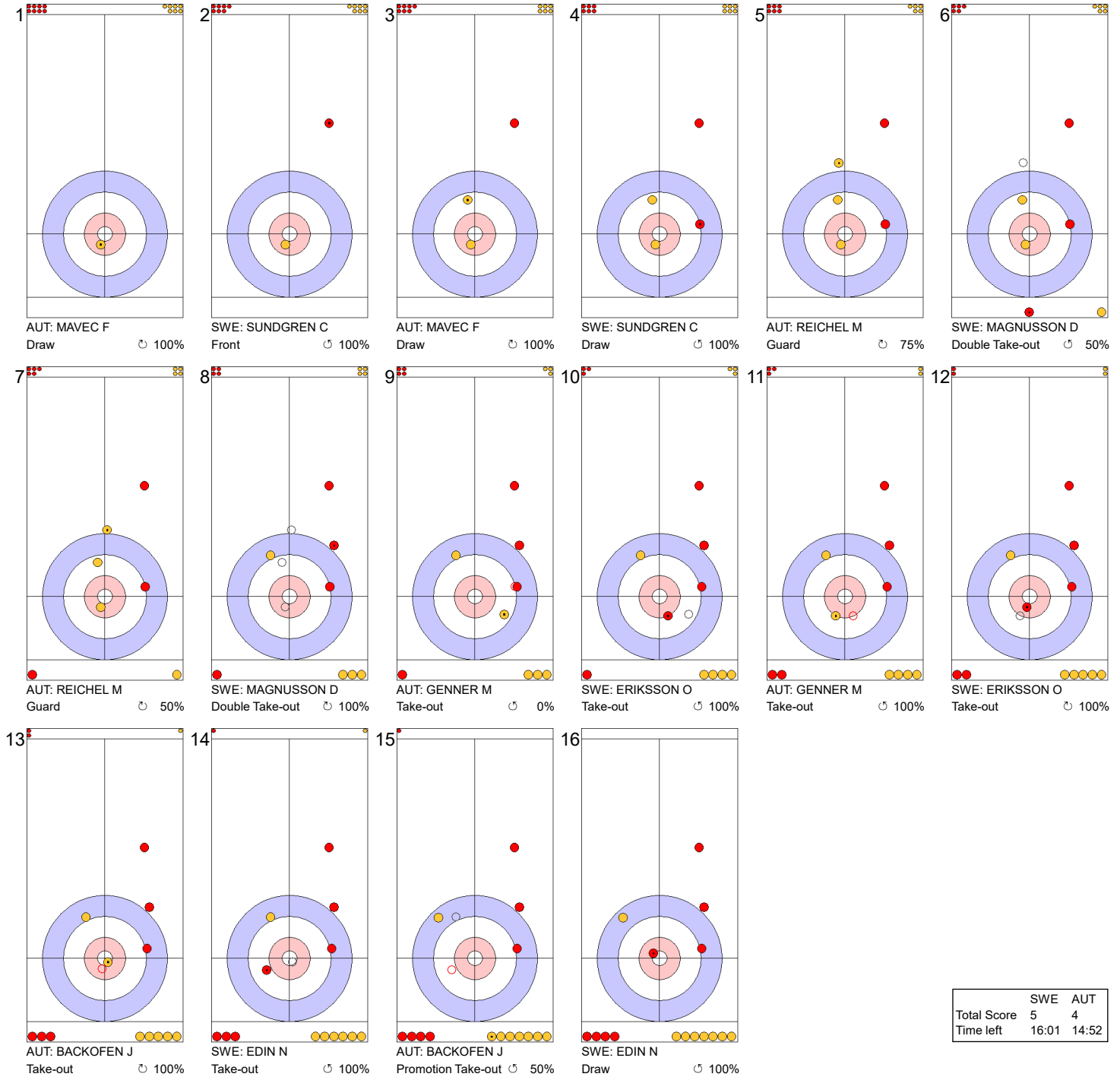


	SWE	AUT
Total Score	3	4
Time left	19:29	16:41

Legend:
 ↻ Clockwise ↺ Counter-clockwise - Not considered

Game - Shot by Shot

End 6 ● **SWE - Sweden** 3 + 2 (this end) = 5 ● **AUT - Austria** 4 + 0 (this end) = 4



	SWE	AUT
Total Score	5	4
Time left	16:01	14:52

Legend:
 ↻ Clockwise ↺ Counter-clockwise - Not considered

Game - Shot by Shot



Legend:
 ↻ Clockwise ↺ Counter-clockwise - Not considered

Game - Shot by Shot



Legend:
 ↻ Clockwise ↺ Counter-clockwise - Not considered

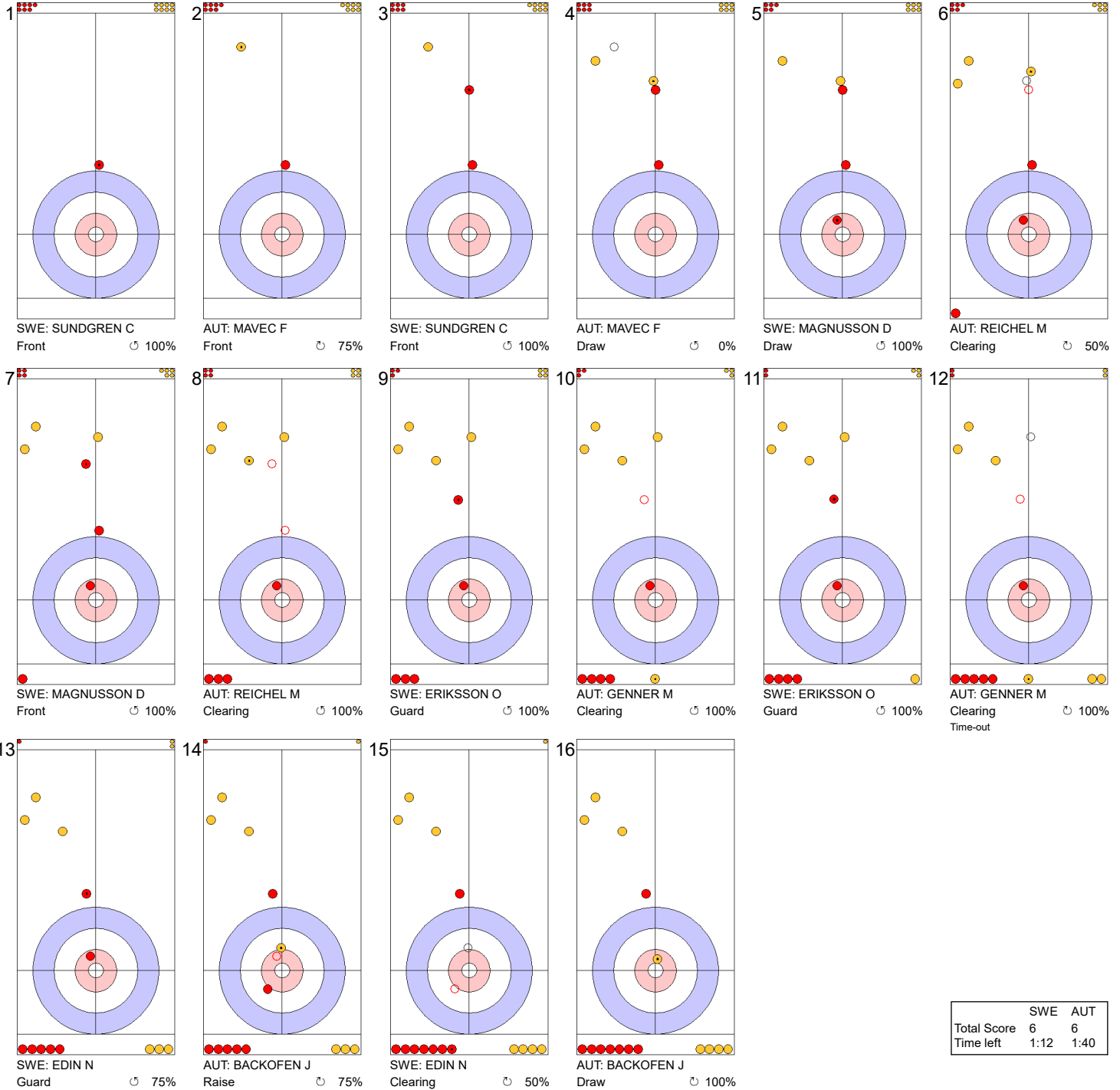
Game - Shot by Shot



Legend:
 Clockwise
 Counter-clockwise
 - Not considered

Game - Shot by Shot

End 10 ● **SWE - Sweden** 6 + 0 (this end) = 6 ● **AUT - Austria** 5 + 1 (this end) = 6



	SWE	AUT
Total Score	6	6
Time left	1:12	1:40

Legend:
 ↻ Clockwise ↺ Counter-clockwise - Not considered

Game - Shot by Shot

End 11 **● SWE - Sweden 6 + 1 (this end) = 7** **⊗ AUT - Austria 6 + 0 (this end) = 6**



	SWE	AUT
Total Score	7	6
Time left	0:48	0:34

Legend:
 ↻ Clockwise ↺ Counter-clockwise - Not considered



Game Results

Sheet	Team	LSFE	1	2	3	4	5	6	7	8	9	10	Extra Ends	Total
D	CZE - Czechia	*	1	0	1	0	1	0	1	2	0	X		6
	GER - Germany		0	1	0	2	0	2	0	0	3	X		8

CZE - Czechia		Shot Success	Game	All
4 S	KLIMA Lukas	78%	78%	73%
3 V	CERNOVSKY Marek	79%	74%	74%
2	JURIK Martin	70%	74%	74%
1	KLIPA Lukas	91%	90%	90%
A	BOHAC Radek	-	-	-
Team Total		79%	78%	78%

GER - Germany		Shot Success	Game	All
4 S	MUSKATEWITZ Marc	81%	86%	86%
3 V	KAPP Benjamin	66%	85%	85%
2	MESSENZEHL Felix	76%	83%	83%
1	SCHEUERL Johannes	94%	92%	92%
A	TREVISIOL Mario	-	-	-
Team Total		79%	86%	86%

Last Stone Draw Distance

↻	CERNOVSKY Marek	17.5cm
↺	JURIK Martin	21.4cm
Total		38.9cm

Last Stone Draw Distance

↻	SCHEUERL Johannes	13.7cm
↺	KAPP Benjamin	33.9cm
Total		47.6cm

Time remaining: 0 minutes 48 seconds

Time remaining: 2 minutes 3 seconds

Time-out: End 10 - CZE stone 7

Time-out: End 8 - GER stone 7

Shot Success Analysis

CZE - Czechia		↻	↺	Game
4 KLIMA Lukas	Draws	8 78%	1 100%	9 81%
	Take-outs	6 92%	4 50%	10 75%
	Total	14 84%	5 60%	19 78%
3 CERNOVSKY Marek	Draws	8 84%	0 -	8 84%
	Take-outs	3 58%	9 81%	12 75%
	Total	11 77%	9 81%	20 79%
2 JURIK Martin	Draws	5 60%	4 75%	9 67%
	Take-outs	8 69%	3 83%	11 73%
	Total	13 65%	7 79%	20 70%
1 KLIPA Lukas	Draws	4 100%	15 88%	19 91%
	Take-outs	1 100%	0 -	1 100%
	Total	5 100%	15 88%	20 91%
A BOHAC Radek	Draws	0 -	0 -	0 -
	Take-outs	0 -	0 -	0 -
	Total	0 -	0 -	0 -
Team	Draws	25 80%	20 86%	45 83%
	Take-outs	18 76%	16 73%	34 75%
	Total	43 78%	36 81%	79 79%

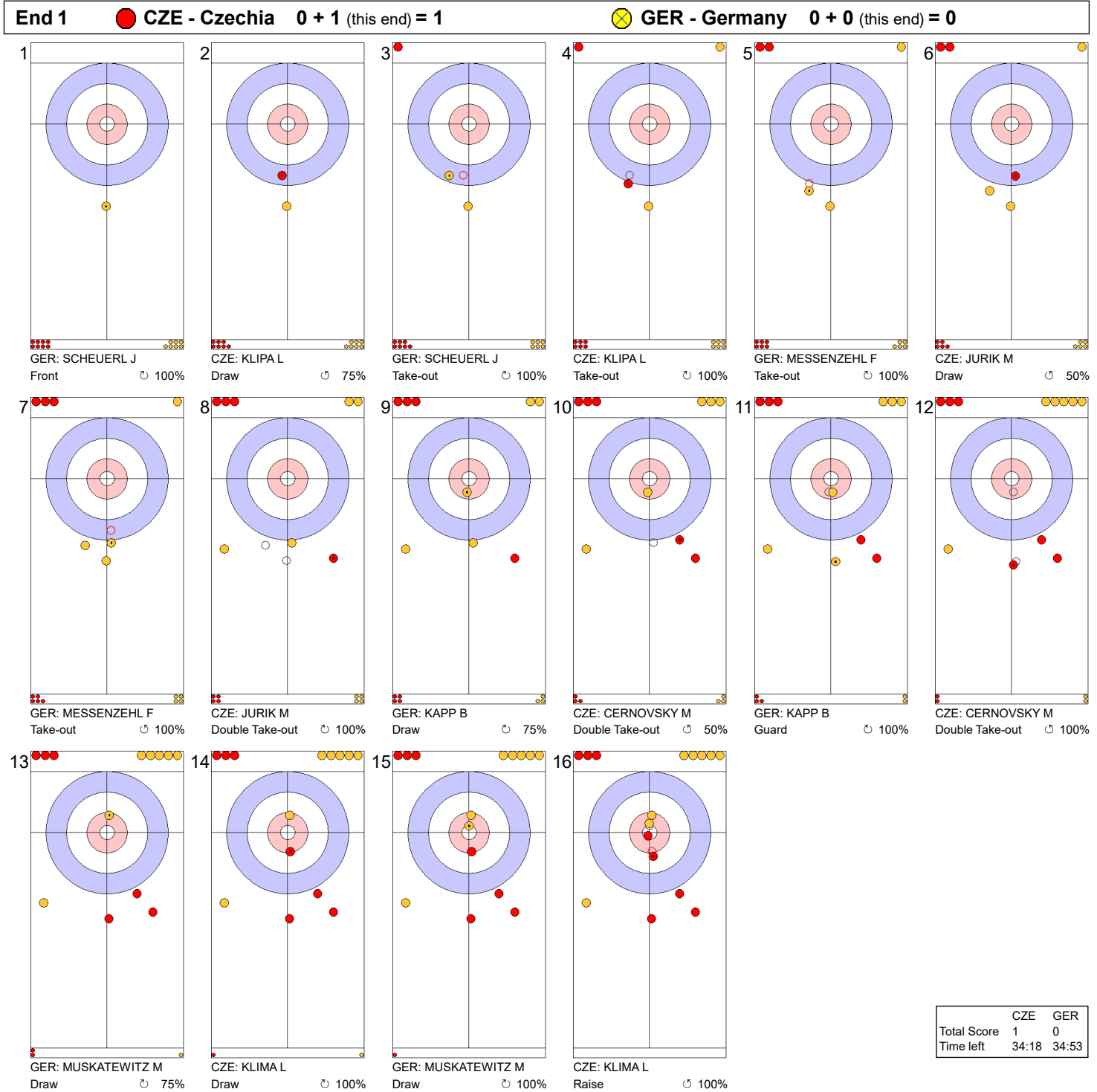
GER - Germany		↻	↺	Game
4 MUSKATEWITZ Marc	Draws	9 81%	4 63%	13 75%
	Take-outs	3 100%	4 88%	7 93%
	Total	12 85%	8 75%	20 81%
3 KAPP Benjamin	Draws	7 54%	2 50%	9 53%
	Take-outs	5 75%	6 79%	11 77%
	Total	12 63%	8 72%	20 66%
2 MESSENZEHL Felix	Draws	8 63%	0 -	8 63%
	Take-outs	8 88%	4 81%	12 85%
	Total	16 75%	4 81%	20 76%
1 SCHEUERL Johannes	Draws	19 93%	0 -	19 93%
	Take-outs	1 100%	0 -	1 100%
	Total	20 94%	0 -	20 94%
A TREVISIOL Mario	Draws	0 -	0 -	0 -
	Take-outs	0 -	0 -	0 -
	Total	0 -	0 -	0 -
Team	Draws	43 78%	6 58%	49 76%
	Take-outs	17 87%	14 82%	31 85%
	Total	60 81%	20 75%	80 79%

Note:
Position and function for each team member:
4 = Fourth, 3 = Third, 2 = Second, 1 = Lead, A = Alternate, S = Skip, V = Vice-Skip

Legend:
↻ Clockwise ↺ Counter-clockwise LSFE(*) Last Stone First End
X Unplayed/unfinished end due to concession



Game - Shot by Shot

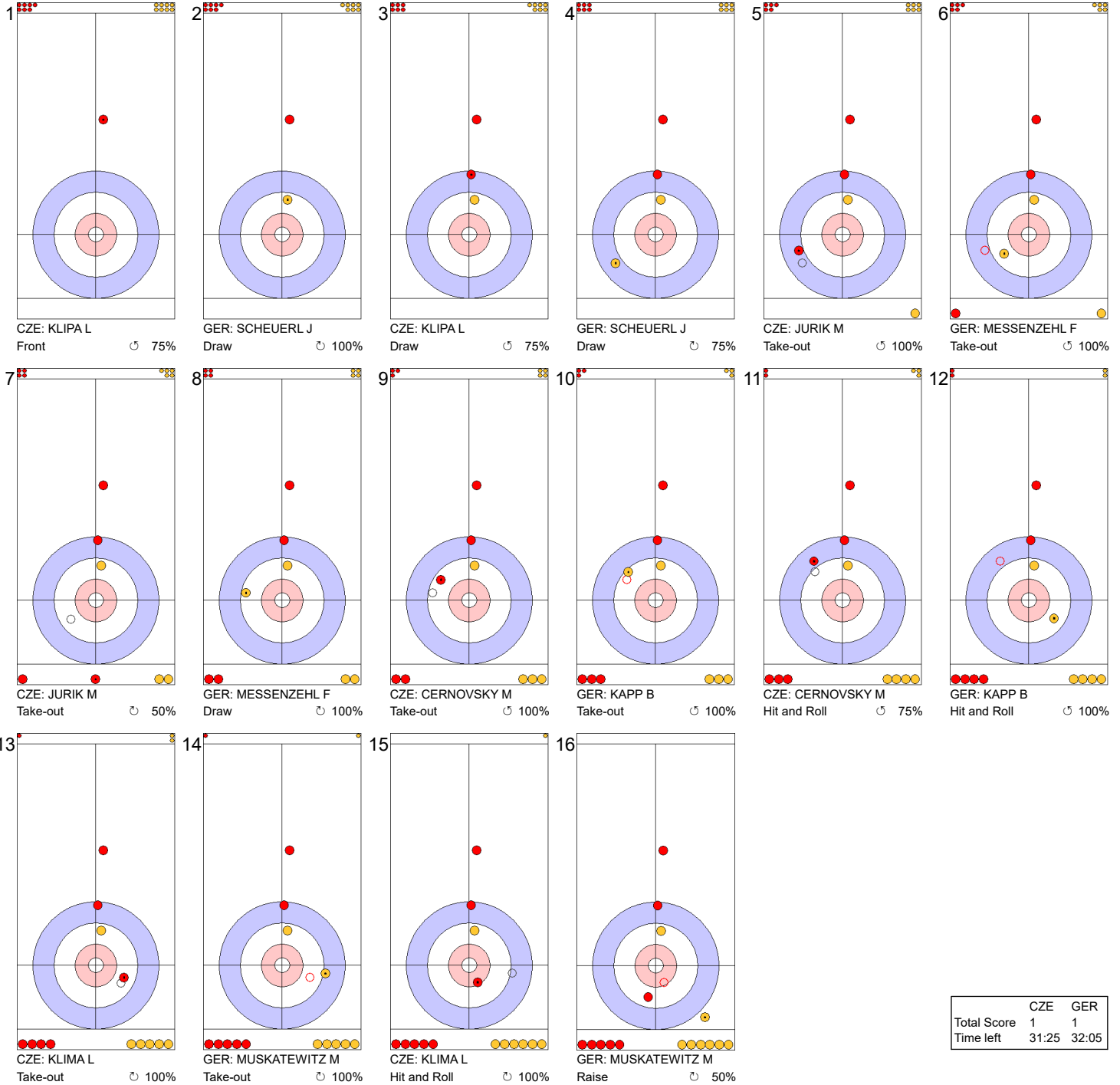


Legend:
 ↻ Clockwise ↺ Counter-clockwise - Not considered



Game - Shot by Shot

End 2 ● CZE - Czechia 1 + 0 (this end) = 1 ● GER - Germany 0 + 1 (this end) = 1



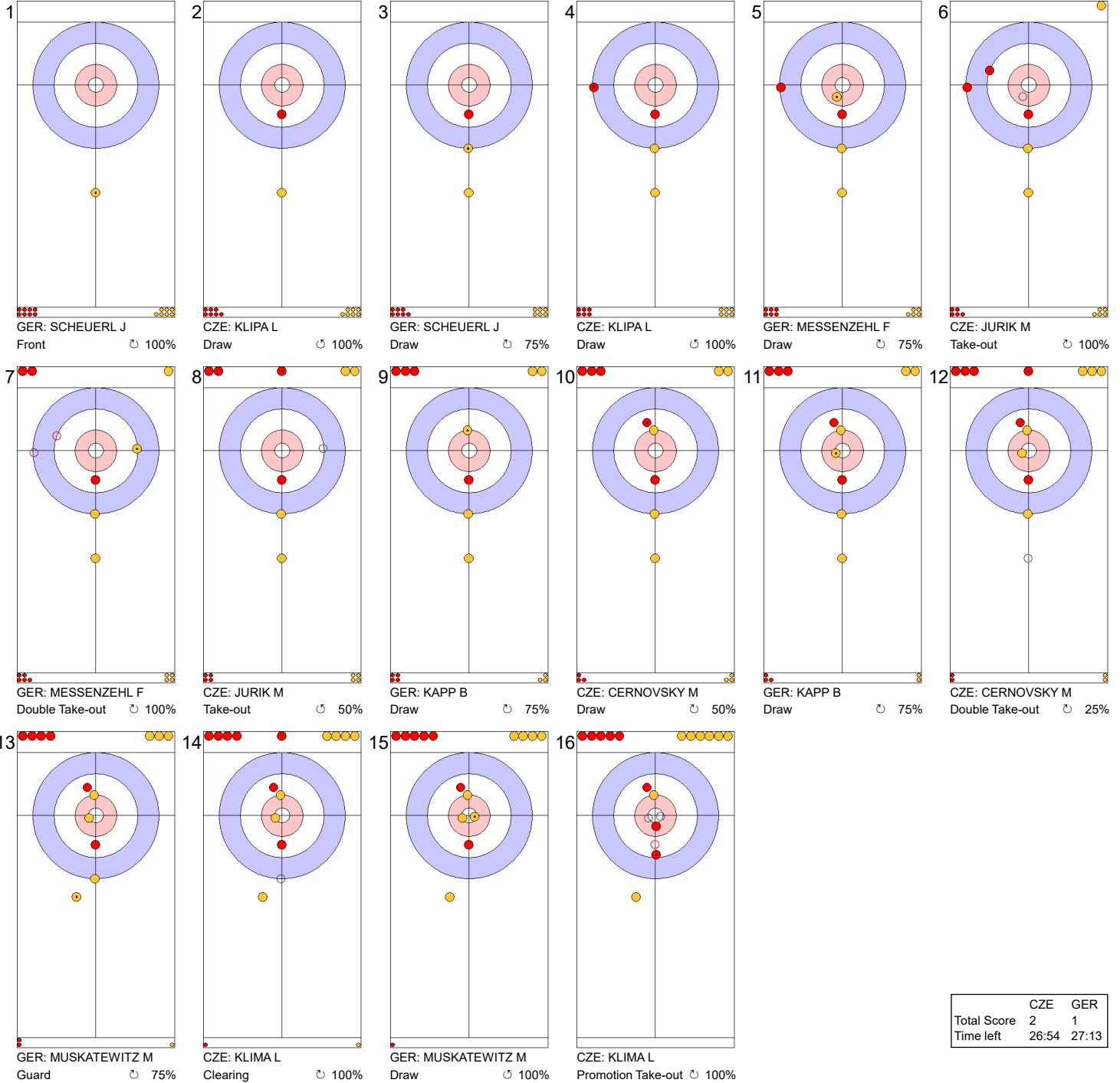
	CZE	GER
Total Score	1	1
Time left	31:25	32:05

Legend:
 ↻ Clockwise ↺ Counter-clockwise - Not considered



Game - Shot by Shot

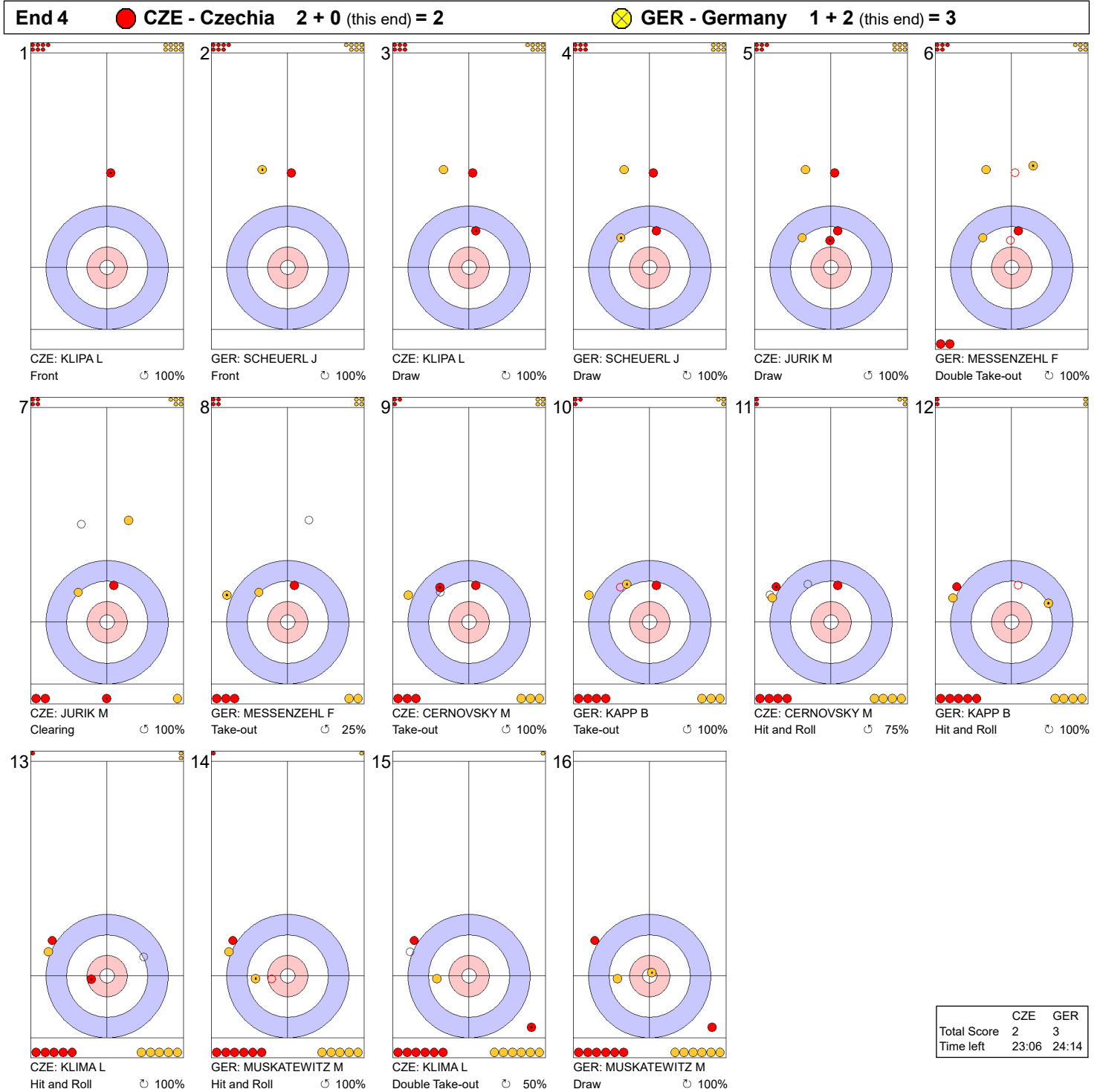
End 3 ● **CZE - Czechia** 1 + 1 (this end) = 2 ● **GER - Germany** 1 + 0 (this end) = 1



	CZE	GER
Total Score	2	1
Time left	26:54	27:13

Legend:
 ↻ Clockwise ↺ Counter-clockwise - Not considered

Game - Shot by Shot



Legend:
 ↻ Clockwise ↺ Counter-clockwise - Not considered

Game - Shot by Shot

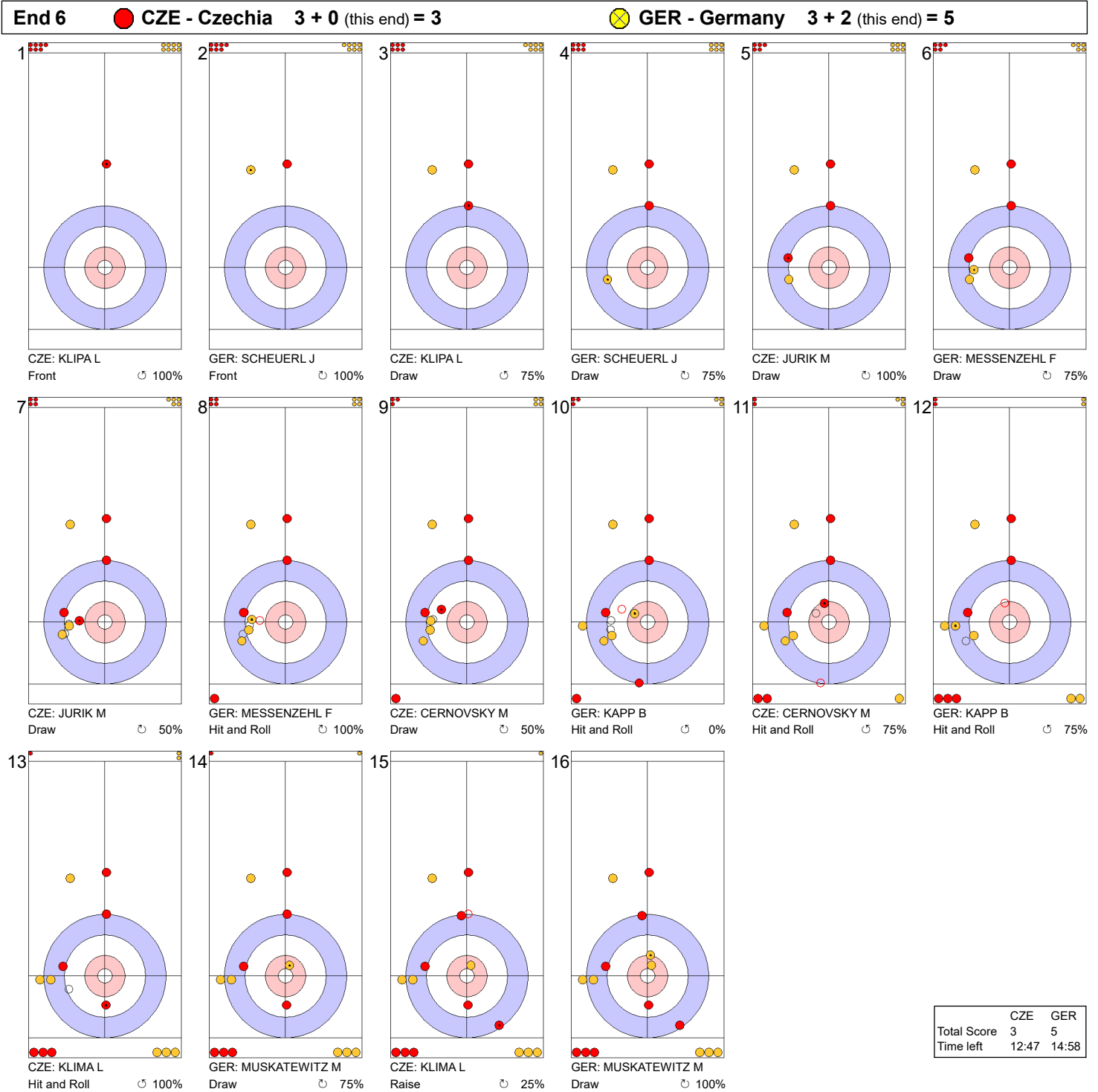
End 5 ● **CZE - Czechia** 2 + 1 (this end) = 3 ● **GER - Germany** 3 + 0 (this end) = 3



	CZE	GER
Total Score	3	3
Time left	18:03	18:20

Legend:
 ↻ Clockwise ↺ Counter-clockwise - Not considered

Game - Shot by Shot



	CZE	GER
Total Score	3	5
Time left	12:47	14:58

Legend:
 ⤵ Clockwise ⤴ Counter-clockwise - Not considered

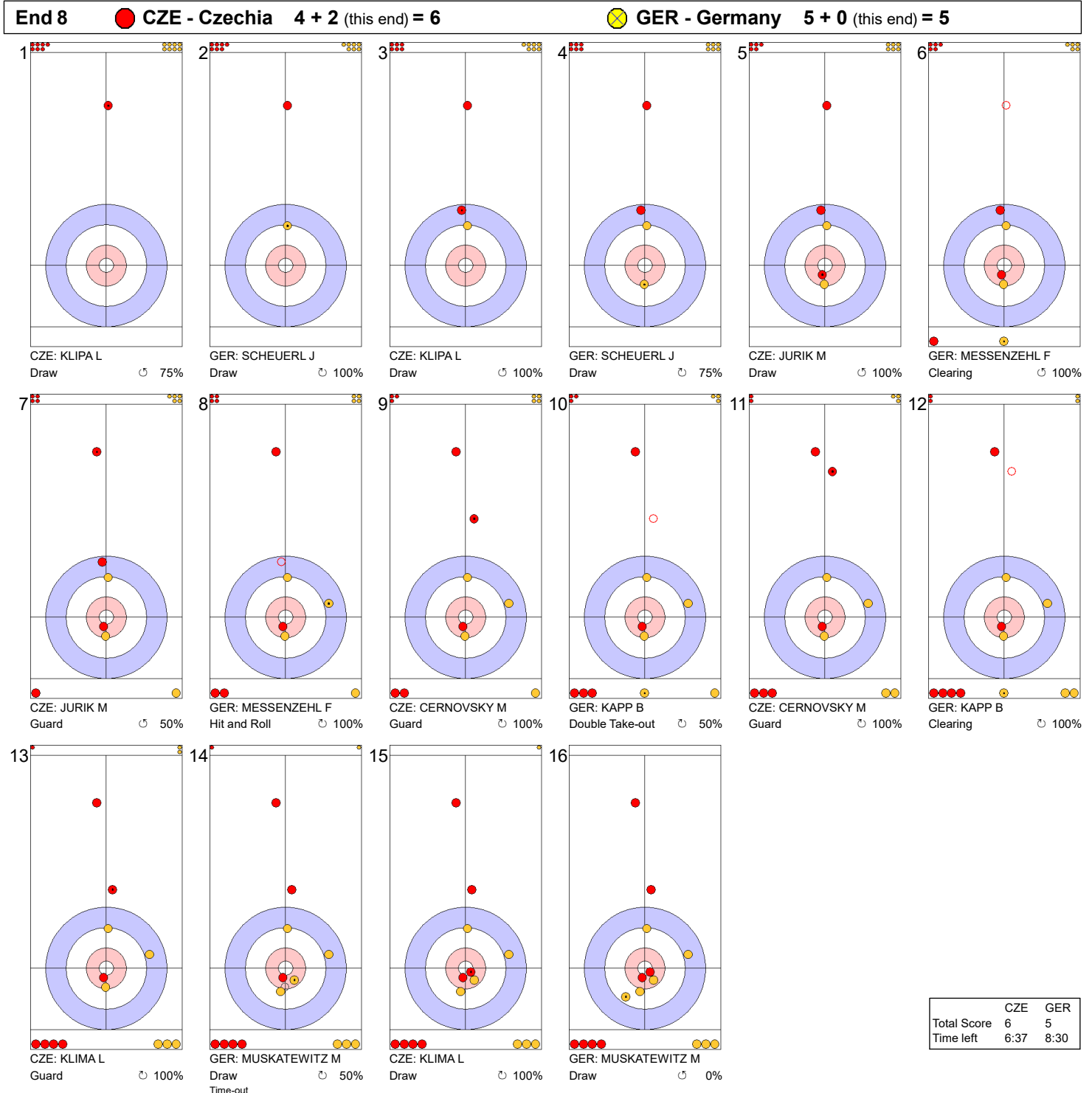
Game - Shot by Shot

End 7 ● **CZE - Czechia** 3 + 1 (this end) = 4 ● **GER - Germany** 5 + 0 (this end) = 5



Legend:
 ↻ Clockwise ↺ Counter-clockwise - Not considered

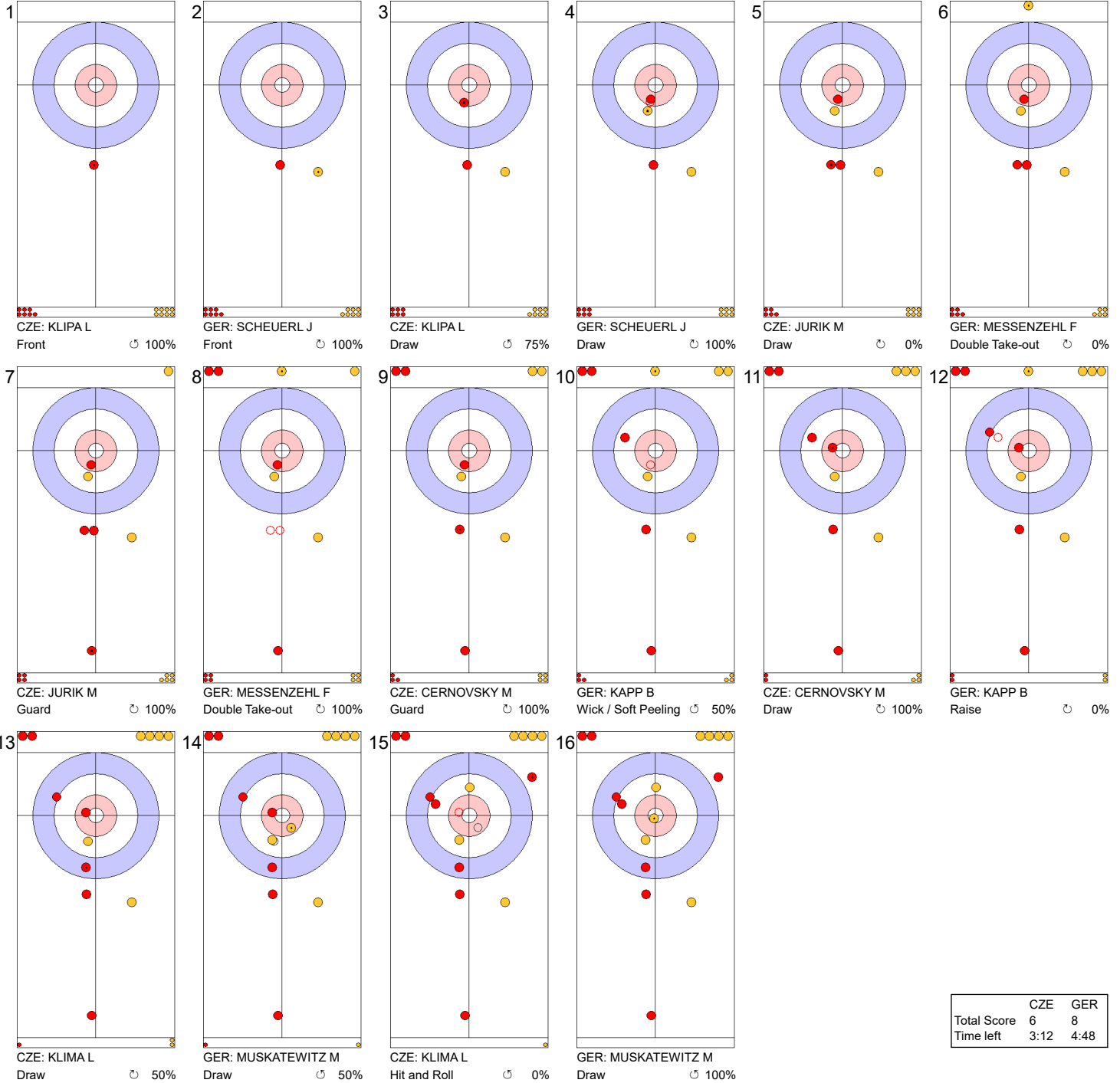
Game - Shot by Shot



Legend:
 ↻ Clockwise ↺ Counter-clockwise - Not considered

Game - Shot by Shot

End 9 ● **CZE - Czechia** 6 + 0 (this end) = 6 ● **GER - Germany** 5 + 3 (this end) = 8



	CZE	GER
Total Score	6	8
Time left	3:12	4:48

Legend:
 ↻ Clockwise ↺ Counter-clockwise - Not considered

Game - Shot by Shot



Legend:
 ↻ Clockwise ↺ Counter-clockwise - Not considered
 X Unfinished end due to concession

Game Results

Sheet	Team	LSFE	1	2	3	4	5	6	7	8	9	10	Extra Ends	Total
E	SCO - Scotland	*	1	0	1	0	0	2	0	2	0	1	0	7
	ITA - Italy		0	2	0	1	0	0	2	0	2	0	3	10

SCO - Scotland		Shot Success	Game	All
4 S	MOUAT Bruce	75%	84%	
3 V	HARDIE Grant	80%	84%	
2	LAMMIE Bobby	80%	86%	
1	McMILLAN Hammy	94%	94%	
A	WADDELL Kyle	-	100%	
Team Total		82%	87%	

ITA - Italy		Shot Success	Game	All
4 S	RETORNAZ Joel	85%	81%	
3	MOSANER Amos	88%	84%	
2	ARMAN Sebastiano	91%	90%	
1 V	GIOVANELLA Mattia	94%	92%	
A	ZISA Alberto	-	-	
Team Total		89%	87%	

Last Stone Draw		Distance
↻	McMILLAN Hammy	6.9cm
↺	MOUAT Bruce	2.6cm
Total		9.5cm

Last Stone Draw		Distance
↻	ARMAN Sebastiano	24.7cm
↺	MOSANER Amos	6.7cm
Total		31.4cm

Time remaining: 0 minutes 15 seconds
1 minute 14 seconds (after extra end)

Time remaining: 0 minutes 17 seconds
0 minutes 40 seconds (after extra end)

Time-out: End 10 - SCO stone 7; End 11 - SCO stone 8

Time-out: End 10 - ITA stone 6; End 11 - ITA stone 7

Shot Success Analysis

SCO - Scotland		↻	↺	Game
4 MOUAT Bruce	Draws	9 81%	2 50%	11 75%
	Take-outs	4 75%	7 75%	11 75%
	Total	13 79%	9 69%	22 75%
3 HARDIE Grant	Draws	6 88%	3 67%	9 81%
	Take-outs	6 58%	7 96%	13 79%
	Total	12 73%	10 88%	22 80%
2 LAMMIE Bobby	Draws	7 82%	1 75%	8 81%
	Take-outs	10 73%	4 94%	14 79%
	Total	17 76%	5 90%	22 80%
1 McMILLAN Hammy	Draws	21 94%	1 100%	22 94%
	Take-outs	0 -	0 -	0 -
	Total	21 94%	1 100%	22 94%
A WADDELL Kyle	Draws	0 -	0 -	0 -
	Take-outs	0 -	0 -	0 -
	Total	0 -	0 -	0 -
Team	Draws	43 88%	7 68%	50 86%
	Take-outs	20 69%	18 88%	38 78%
	Total	63 82%	25 82%	88 82%

ITA - Italy		↻	↺	Game
4 RETORNAZ Joel	Draws	5 85%	3 100%	8 91%
	Take-outs	9 78%	5 90%	14 82%
	Total	14 80%	8 94%	22 85%
3 MOSANER Amos	Draws	5 90%	3 92%	8 91%
	Take-outs	5 85%	9 86%	14 86%
	Total	10 88%	12 88%	22 88%
2 ARMAN Sebastiano	Draws	3 100%	5 90%	8 94%
	Take-outs	7 86%	7 93%	14 89%
	Total	10 90%	12 92%	22 91%
1 GIOVANELLA Mattia	Draws	4 88%	18 96%	22 94%
	Take-outs	0 -	0 -	0 -
	Total	4 88%	18 96%	22 94%
A ZISA Alberto	Draws	0 -	0 -	0 -
	Take-outs	0 -	0 -	0 -
	Total	0 -	0 -	0 -
Team	Draws	17 90%	29 95%	46 93%
	Take-outs	21 82%	21 89%	42 86%
	Total	38 86%	50 93%	88 89%

Note:
Position and function for each team member:
4 = Fourth, 3 = Third, 2 = Second, 1 = Lead, A = Alternate, S = Skip, V = Vice-Skip

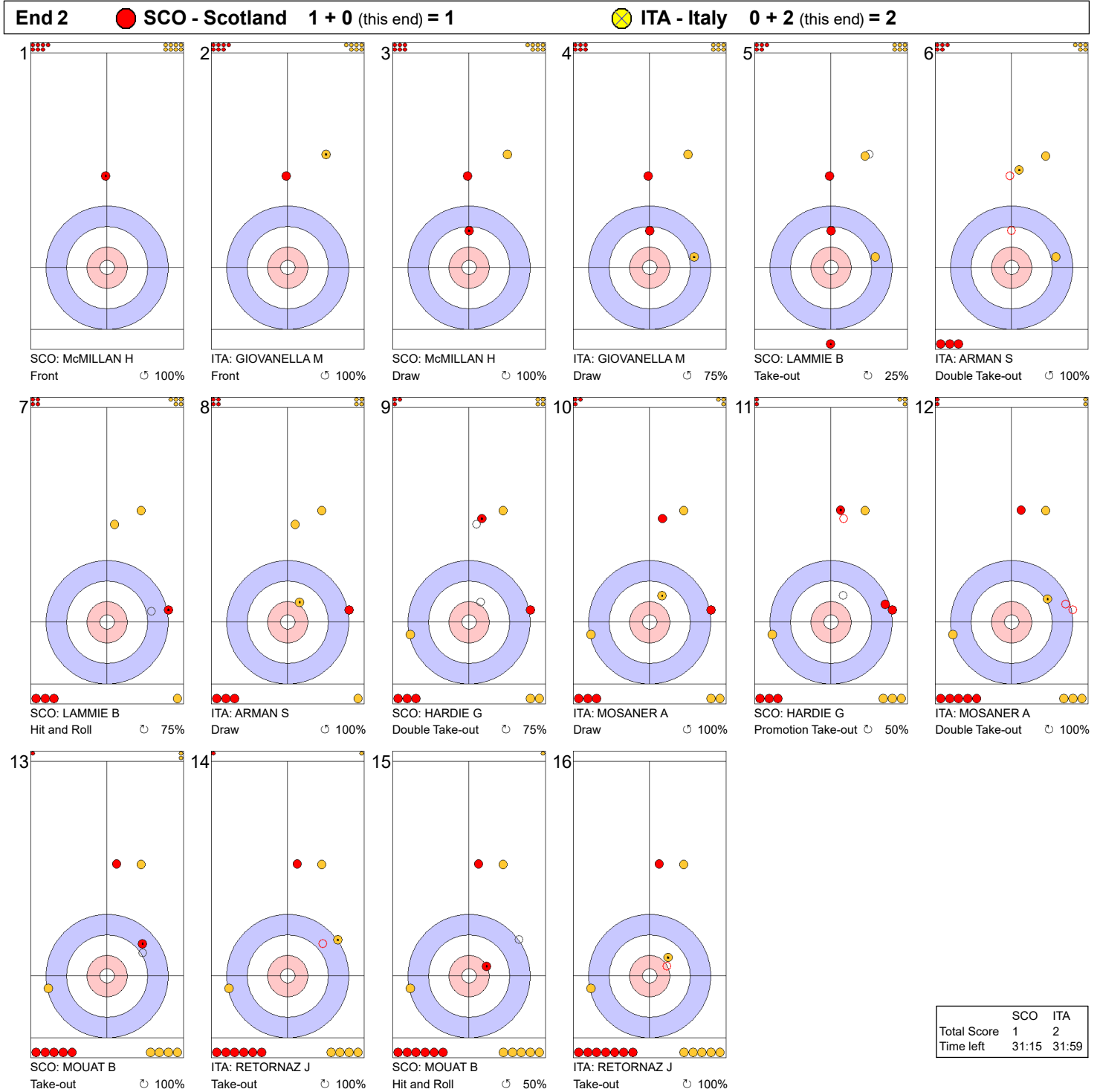
Legend:
↻ Clockwise ↺ Counter-clockwise LSFE(*) Last Stone First End

Game - Shot by Shot



Legend:
 ↻ Clockwise ↺ Counter-clockwise - Not considered

Game - Shot by Shot



Legend:
 ↻ Clockwise ↺ Counter-clockwise - Not considered

Game - Shot by Shot



Legend:
 ↻ Clockwise ↺ Counter-clockwise - Not considered

Game - Shot by Shot

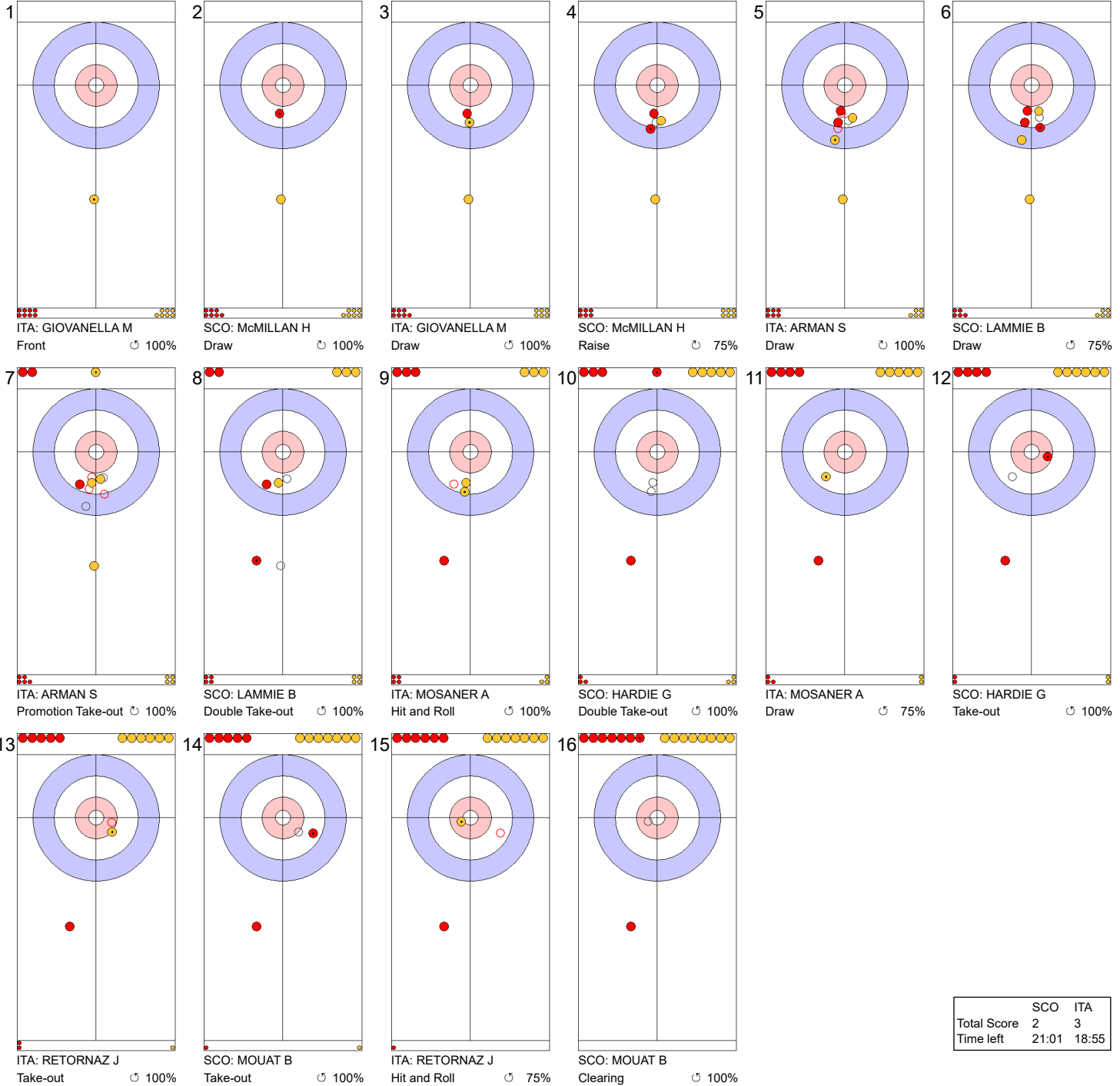


	SCO	ITA
Total Score	2	3
Time left	23:52	23:23

Legend:
 Clockwise
 Counter-clockwise
 - Not considered

Game - Shot by Shot

End 5 ● **SCO - Scotland** 2 + 0 (this end) = 2 ● **ITA - Italy** 3 + 0 (this end) = 3

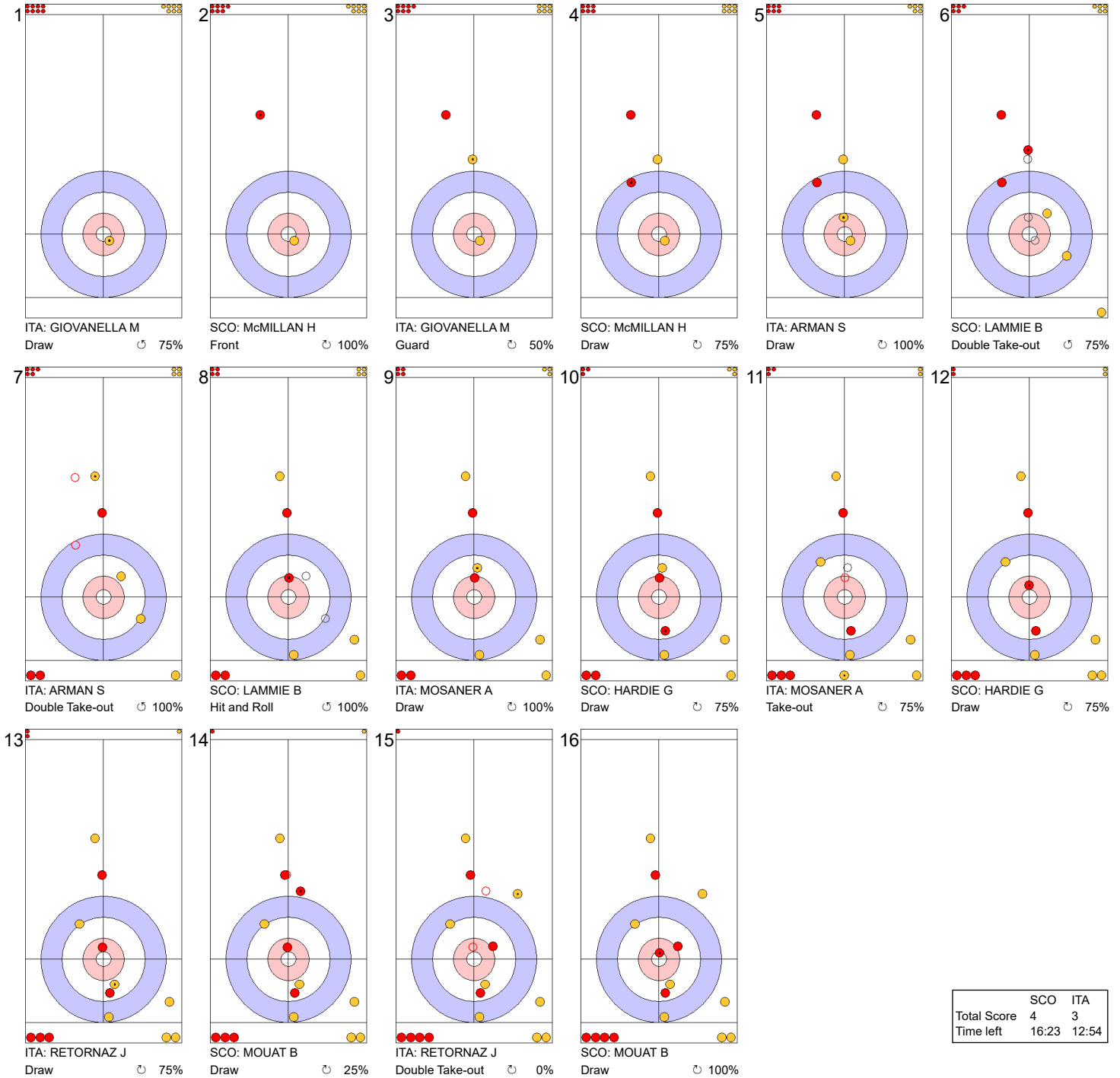


	SCO	ITA
Total Score	2	3
Time left	21:01	18:55

Legend:
 ↻ Clockwise ↺ Counter-clockwise - Not considered

Game - Shot by Shot

End 6 ● **SCO - Scotland** 2 + 2 (this end) = 4 ● **ITA - Italy** 3 + 0 (this end) = 3



	SCO	ITA
Total Score	4	3
Time left	16:23	12:54

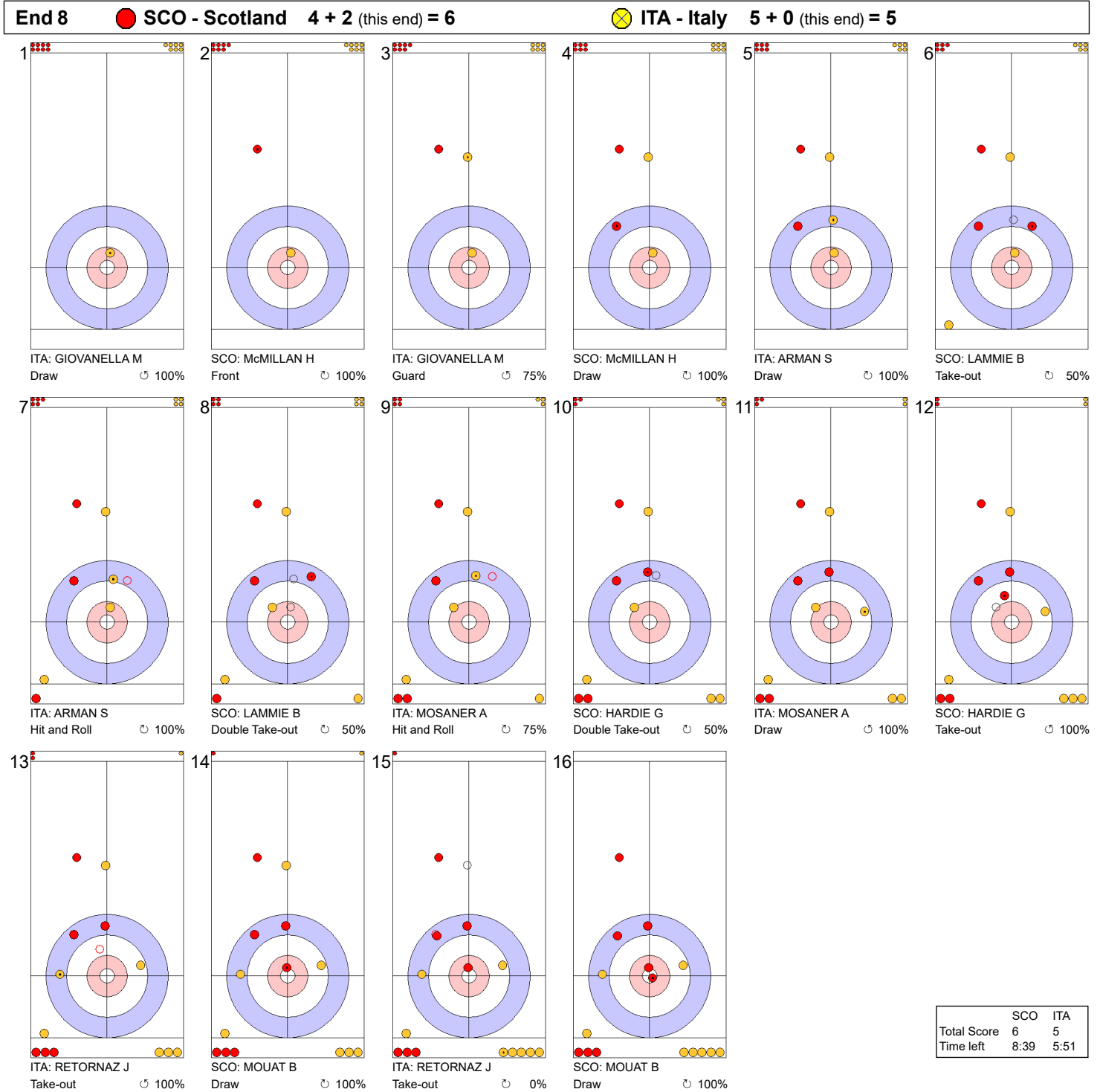
Legend:
 ↻ Clockwise ↺ Counter-clockwise - Not considered

Game - Shot by Shot



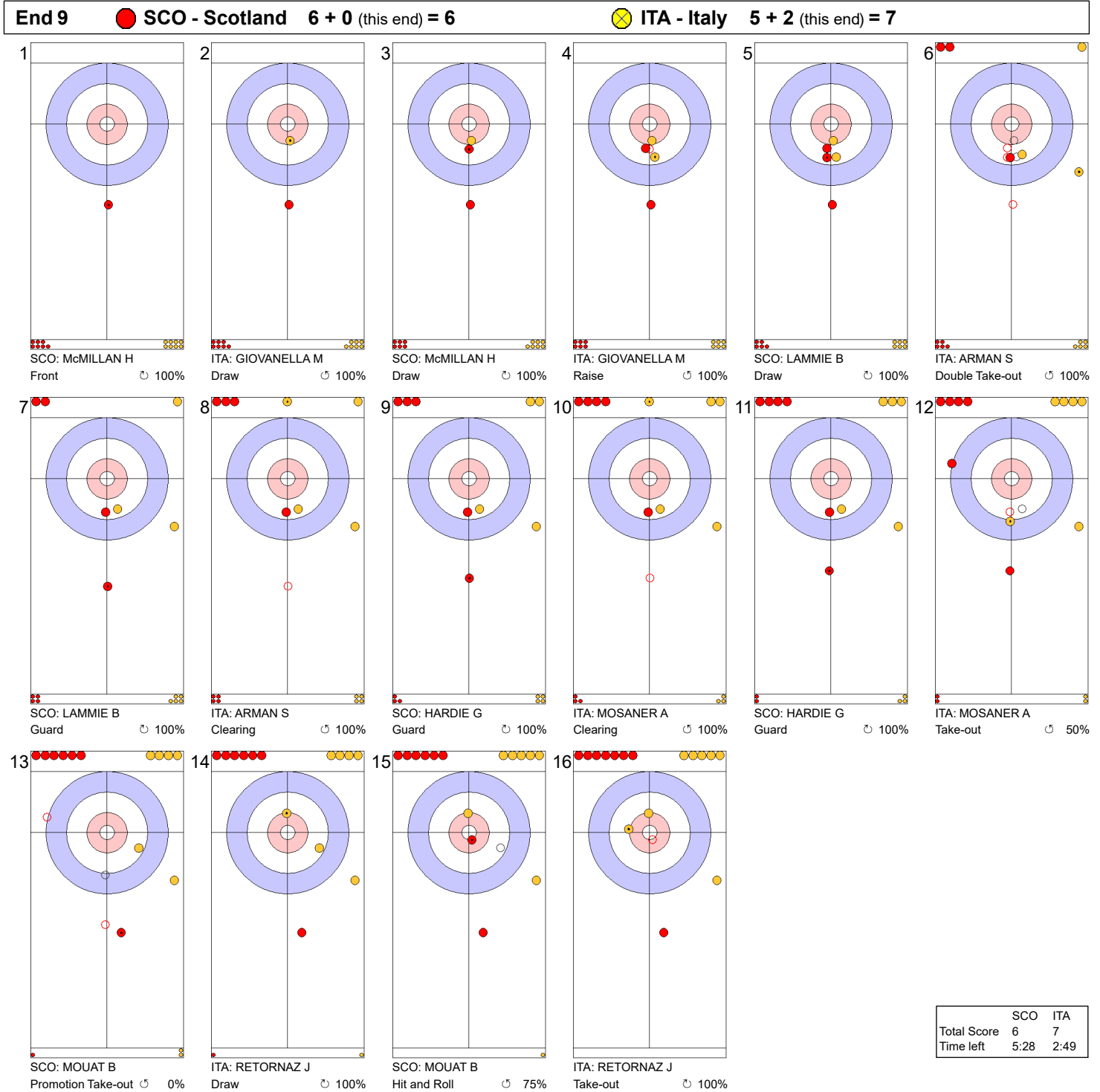
Legend:
 Clockwise Counter-clockwise - Not considered

Game - Shot by Shot



Legend:
 ↻ Clockwise ↺ Counter-clockwise - Not considered

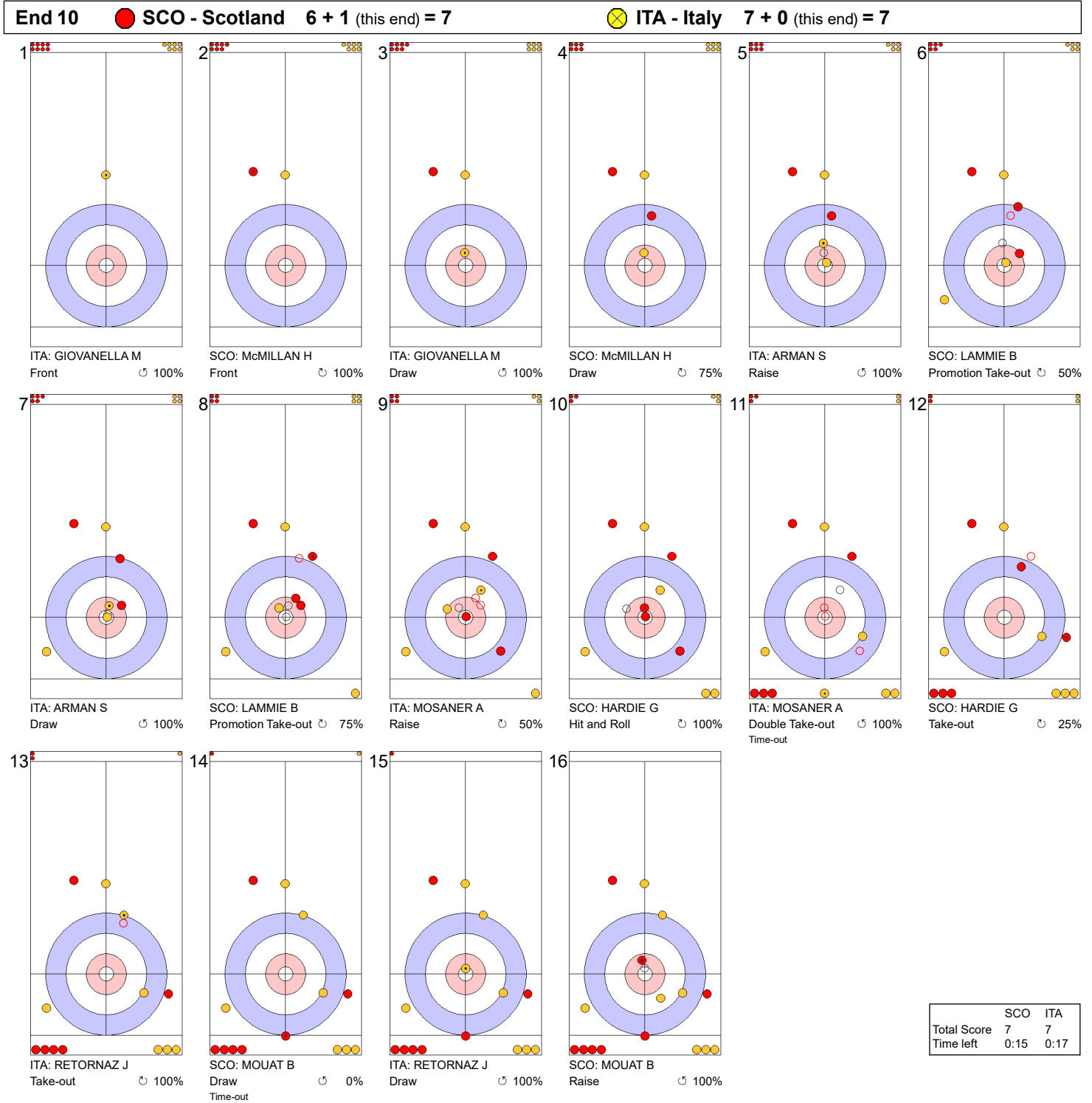
Game - Shot by Shot



	SCO	ITA
Total Score	6	7
Time left	5:28	2:49

Legend:
 Clockwise Counter-clockwise - Not considered

Game - Shot by Shot

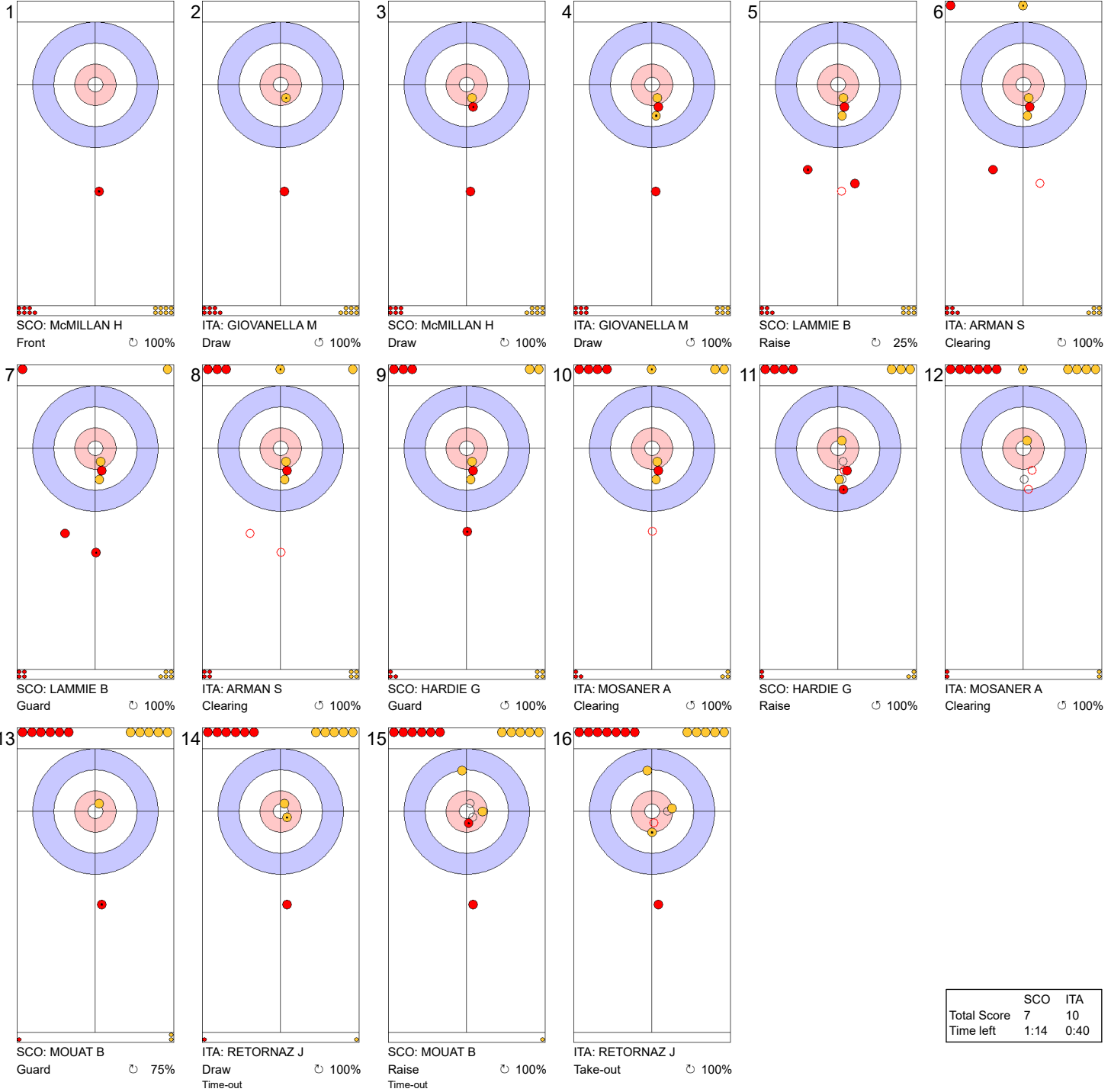


	SCO	ITA
Total Score	7	7
Time left	0:15	0:17

Legend:
 Clockwise
 Counter-clockwise
 - Not considered

Game - Shot by Shot

End 11 **SCO - Scotland 7 + 0 (this end) = 7** **ITA - Italy 7 + 3 (this end) = 10**



	SCO	ITA
Total Score	7	10
Time left	1:14	0:40

Legend:
 Clockwise Counter-clockwise - Not considered

Session Results and Standings

Sheet	Team	LSD/LSFE	1	2	3	4	5	6	7	8	9	10	Extra Ends	Total
A	GER - Germany	16.0cm *	0	0	5	1	0	3	X	X	X	X		9
	SUI - Switzerland	112.2cm	2	0	0	0	1	0	X	X	X	X		3
B	NED - Netherlands	38.4cm *	0	1	4	0	0	1	0	0	0	X		6
	ITA - Italy	68.2cm	1	0	0	3	1	0	2	2	2	X		11
C	ENG - England	60.7cm *	0	1	0	0	2	0	2	0	0	X		5
	CZE - Czechia	188.8cm	1	0	0	5	0	2	0	1	3	X		12
D	AUT - Austria	63.2cm *	0	0	1	1	0	0	X	X	X	X		2
	SCO - Scotland	65.8cm	4	3	0	0	2	1	X	X	X	X		10
E	SWE - Sweden	28.9cm	1	0	0	2	0	2	0	3	0	1		9
	NOR - Norway	15.3cm *	0	2	0	0	2	0	3	0	1	0		8

Current Standings

Rank	Team	Games	Wins	Losses
1	SCO - Scotland	5	5	0
2	GER - Germany	5	4	1
2	ITA - Italy	5	4	1
4	NOR - Norway	5	3	2
4	SUI - Switzerland	5	3	2
4	SWE - Sweden	5	3	2
7	CZE - Czechia	5	2	3
8	NED - Netherlands	5	1	4
9	AUT - Austria	5	0	5
9	ENG - England	5	0	5

Note:
Under World Curling rules, tie-breaking rules for standings are not applied until after the last game of the round robin.

Legend:
LSD Last Stone Draw **LSFE(*)** Last Stone First End **X** Unplayed/unfinished end due to concession

Game Results

Sheet	Team	LSFE	1	2	3	4	5	6	7	8	9	10	Extra Ends	Total
A	GER - Germany	*	0	0	5	1	0	3	X	X	X	X		9
	SUI - Switzerland		2	0	0	0	1	0	X	X	X	X		3

GER - Germany		Shot Success	Game	All
4 S	MUSKATEWITZ Marc	82%	82%	88%
3 V	KAPP Benjamin	83%	83%	89%
2	MESSENZEHL Felix	75%	75%	85%
1	SCHEUERL Johannes	92%	92%	91%
A	TREVISIOL Mario	-	-	-
Team Total		83%	83%	88%

SUI - Switzerland		Shot Success	Game	All
4 V	SCHWARZ-VAN BERKEL Benoit	75%	75%	82%
3 S	SCHWALLER Yannick	94%	94%	90%
2	MICHEL Sven	96%	96%	85%
1	LCHAT-COUCHEPIN Pablo	98%	98%	89%
A	WINKELHAUSEN Tom	-	-	-
Team Total		91%	91%	86%

Last Stone Draw Distance

⌚	MESSENZEHL Felix	10.9cm
⌚	MUSKATEWITZ Marc	5.1cm
Total		16.0cm

Last Stone Draw Distance

⌚	LCHAT-COUCHEPIN Pablo	8.8cm
⌚	SCHWARZ-VAN BERKEL Benoit	103.4cm
Total		112.2cm

Time remaining: 13 minutes 51 seconds

Time remaining: 13 minutes 32 seconds

Shot Success Analysis

GER - Germany		⌚	⌚	Game
4	MUSKATEWITZ Marc	Draws 4 100%	2 50%	6 83%
		Take-outs 2 50%	3 100%	5 80%
		Total 6 83%	5 80%	11 82%
3	KAPP Benjamin	Draws 4 94%	3 67%	7 82%
		Take-outs 4 88%	1 75%	5 85%
		Total 8 91%	4 69%	12 83%
2	MESSENZEHL Felix	Draws 5 95%	2 38%	7 79%
		Take-outs 3 50%	2 100%	5 70%
		Total 8 78%	4 69%	12 75%
1	SCHEUERL Johannes	Draws 9 89%	3 100%	12 92%
		Take-outs 0 -	0 -	0 -
		Total 9 89%	3 100%	12 92%
A	TREVISIOL Mario	Draws 0 -	0 -	0 -
		Take-outs 0 -	0 -	0 -
		Total 0 -	0 -	0 -
Team		Draws 22 93%	10 68%	32 85%
		Take-outs 9 67%	6 96%	15 78%
		Total 31 85%	16 78%	47 83%

SUI - Switzerland		⌚	⌚	Game
4	SCHWARZ-VAN BERKEL Benoit	Draws 2 100%	4 75%	6 83%
		Take-outs 2 75%	4 63%	6 67%
		Total 4 88%	8 69%	12 75%
3	SCHWALLER Yannick	Draws 6 96%	2 100%	8 97%
		Take-outs 3 83%	1 100%	4 88%
		Total 9 92%	3 100%	12 94%
2	MICHEL Sven	Draws 1 100%	4 100%	5 100%
		Take-outs 2 100%	5 90%	7 93%
		Total 3 100%	9 94%	12 96%
1	LCHAT-COUCHEPIN Pablo	Draws 1 100%	11 98%	12 98%
		Take-outs 0 -	0 -	0 -
		Total 1 100%	11 98%	12 98%
A	WINKELHAUSEN Tom	Draws 0 -	0 -	0 -
		Take-outs 0 -	0 -	0 -
		Total 0 -	0 -	0 -
Team		Draws 10 98%	21 94%	31 95%
		Take-outs 7 86%	10 80%	17 82%
		Total 17 93%	31 90%	48 91%

Note:
Position and function for each team member:
4 = Fourth, 3 = Third, 2 = Second, 1 = Lead, A = Alternate, S = Skip, V = Vice-Skip

Legend:
⌚ Clockwise ⌚ Counter-clockwise LSFE(*) Last Stone First End
X Unplayed/unfinished end due to concession

Game - Shot by Shot

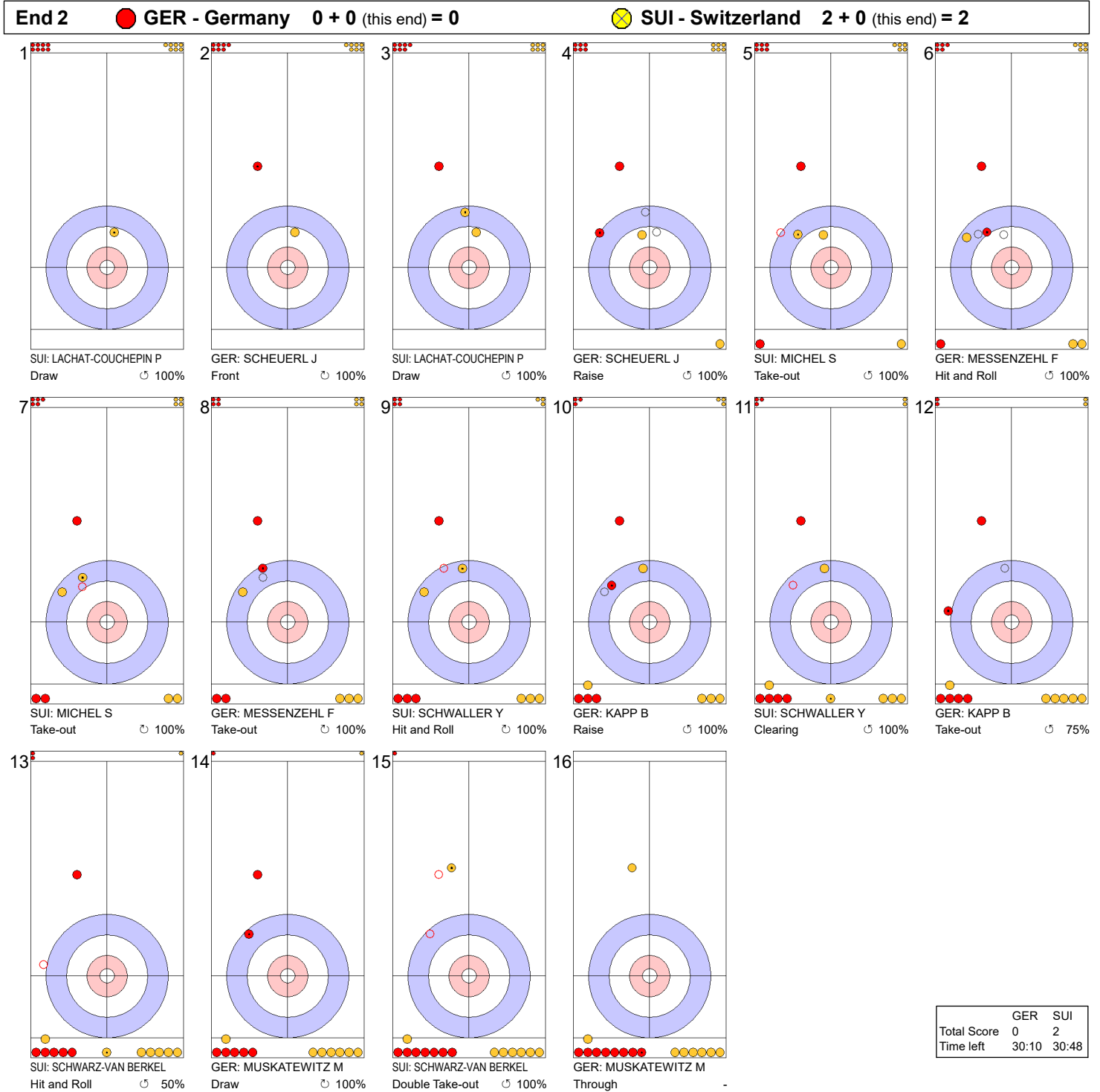
End 1 ● GER - Germany **0 + 0** (this end) = 0 ● SUI - Switzerland **0 + 2** (this end) = 2



	GER	SUI
Total Score	0	2
Time left	32:44	34:02

Legend:
 ↻ Clockwise ↺ Counter-clockwise - Not considered

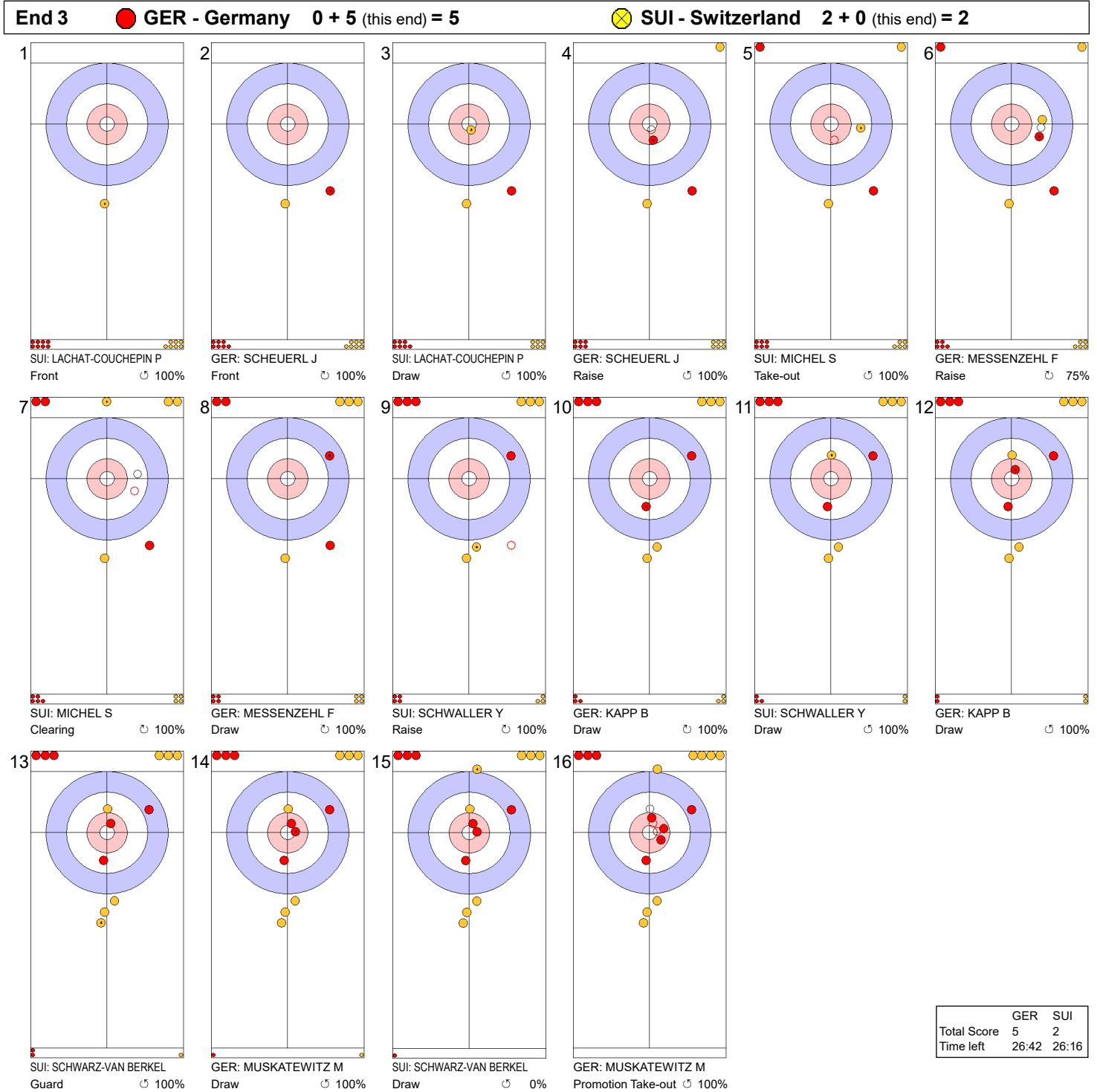
Game - Shot by Shot



	GER	SUI
Total Score	0	2
Time left	30:10	30:48

Legend:
 Clockwise
 Counter-clockwise
 - Not considered

Game - Shot by Shot

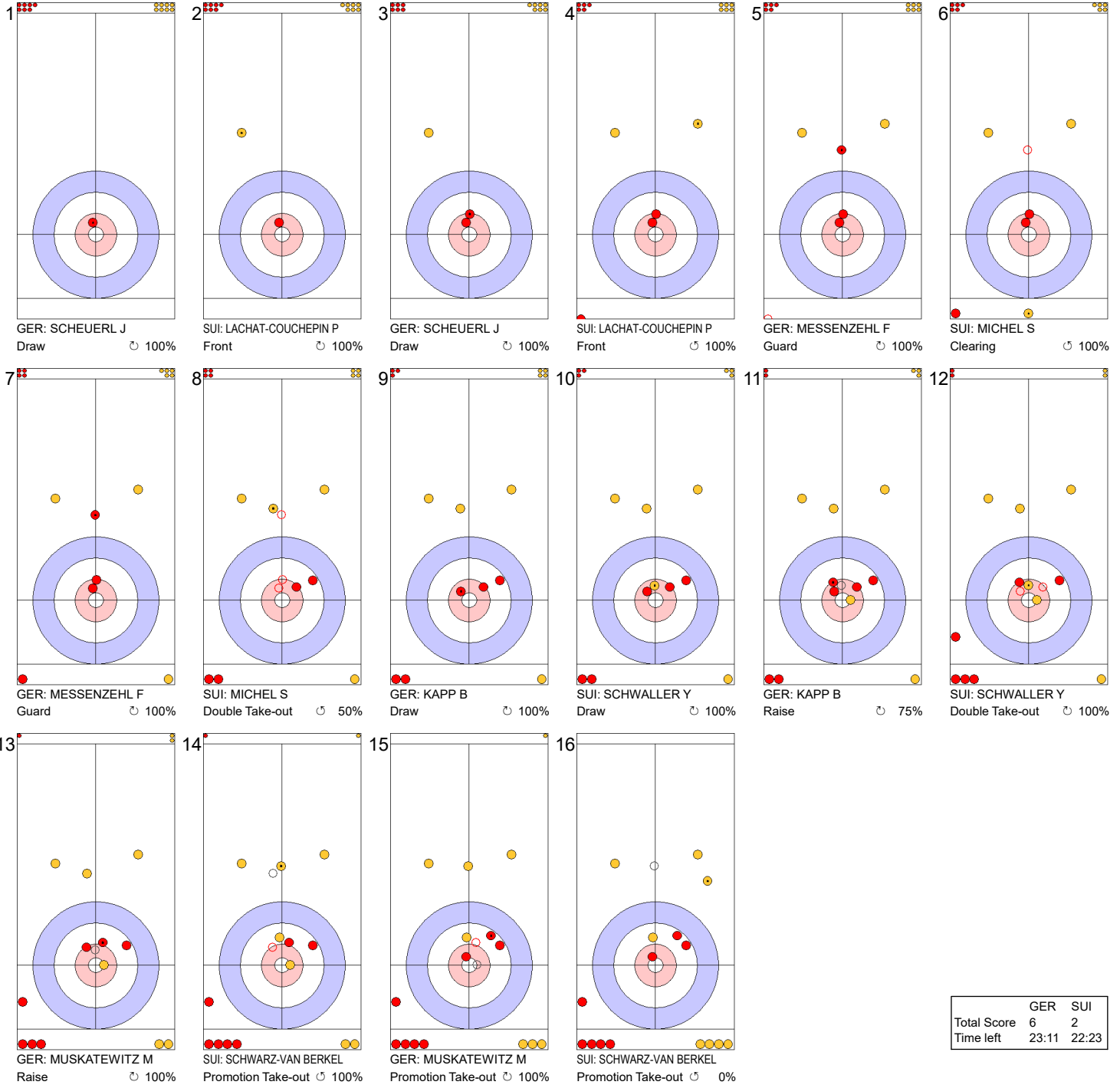


	GER	SUI
Total Score	5	2
Time left	26:42	26:16

Legend:
 ⌚ Clockwise ⌚ Counter-clockwise - Not considered

Game - Shot by Shot

End 4 ● **GER - Germany** 5 + 1 (this end) = 6 ● **SUI - Switzerland** 2 + 0 (this end) = 2



	GER	SUI
Total Score	6	2
Time left	23:11	22:23

Legend:
 ↻ Clockwise ↺ Counter-clockwise - Not considered

Game - Shot by Shot

End 5 ● **GER - Germany 6 + 0** (this end) = **6** ● **SUI - Switzerland 2 + 1** (this end) = **3**

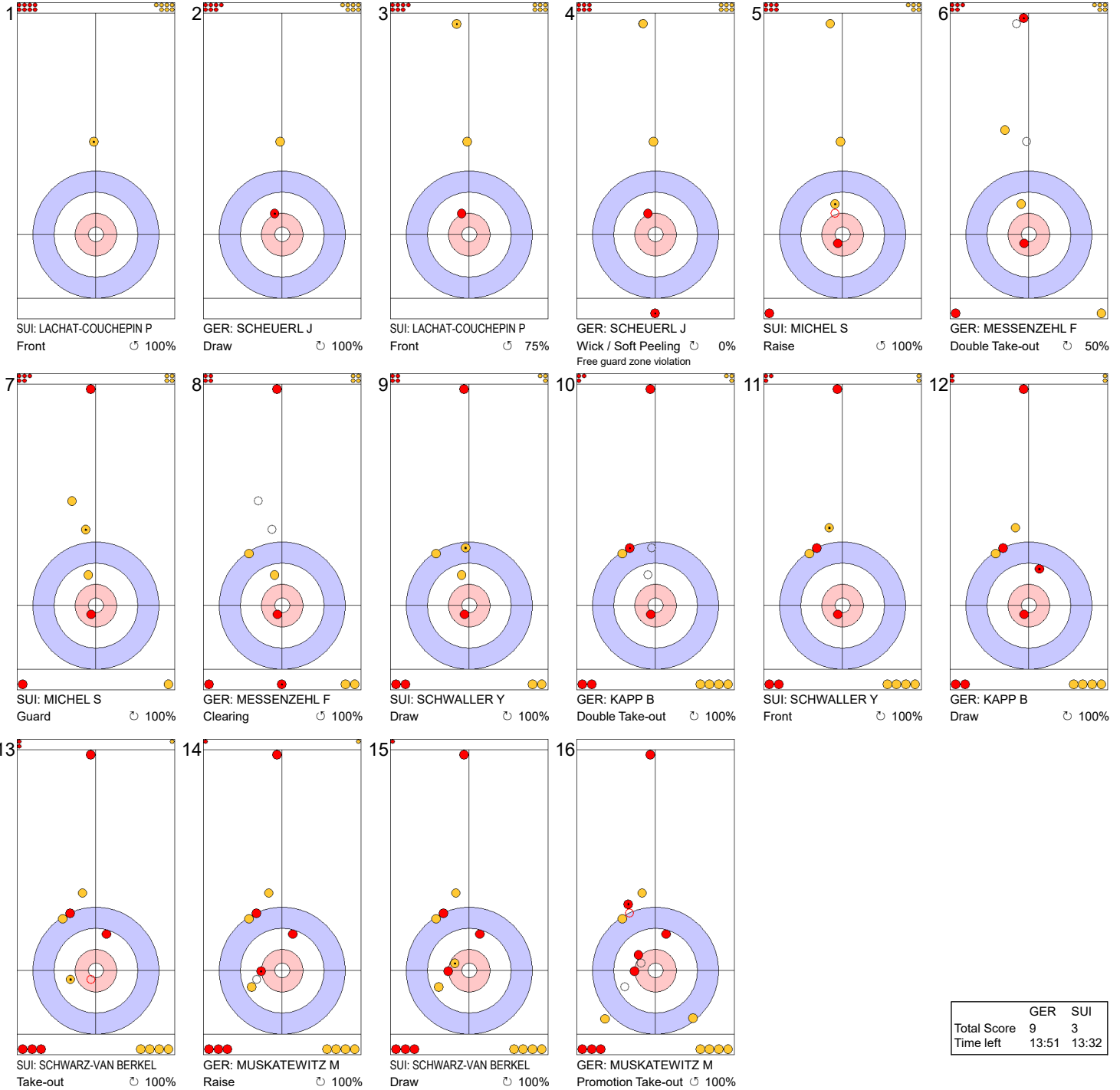


	GER	SUI
Total Score	6	3
Time left	18:28	17:36

Legend:
 ↻ Clockwise ↺ Counter-clockwise - Not considered

Game - Shot by Shot

End 6 ● **GER - Germany 6 + 3 (this end) = 9** ● **SUI - Switzerland 3 + 0 (this end) = 3**



	GER	SUI
Total Score	9	3
Time left	13:51	13:32

Legend:
 ↻ Clockwise ↺ Counter-clockwise - Not considered

Game Results

Sheet	Team	LSFE	1	2	3	4	5	6	7	8	9	10	Extra Ends	Total
B	NED - Netherlands	*	0	1	4	0	0	1	0	0	0	X		6
	ITA - Italy		1	0	0	3	1	0	2	2	2	X		11

NED - Netherlands		Shot Success	Game	All
4 S	GOESGENS Wouter	58%	70%	
3	VAN DEN HURK Tobias	69%	75%	
2 V	HOEKMAN Laurens	65%	71%	
1	MAGAN Alexander	89%	86%	
A	SPITS Simon	-	-	
Team Total		70%	76%	

ITA - Italy		Shot Success	Game	All
4 S	RETORNAZ Joel	78%	80%	
3	MOSANER Amos	75%	84%	
2	ARMAN Sebastiano	91%	89%	
1 V	GIOVANELLA Mattia	94%	92%	
A	ZISA Alberto	-	-	
Team Total		85%	86%	

Last Stone Draw Distance

⌚	VAN DEN HURK Tobias	27.6cm
⌚	HOEKMAN Laurens	10.8cm
Total		38.4cm

Last Stone Draw Distance

⌚	RETORNAZ Joel	18.2cm
⌚	GIOVANELLA Mattia	50.0cm
Total		68.2cm

Time remaining: 3 minutes 36 seconds

Time remaining: 3 minutes 43 seconds

Time-out: End 8 - ITA stone 6

Shot Success Analysis

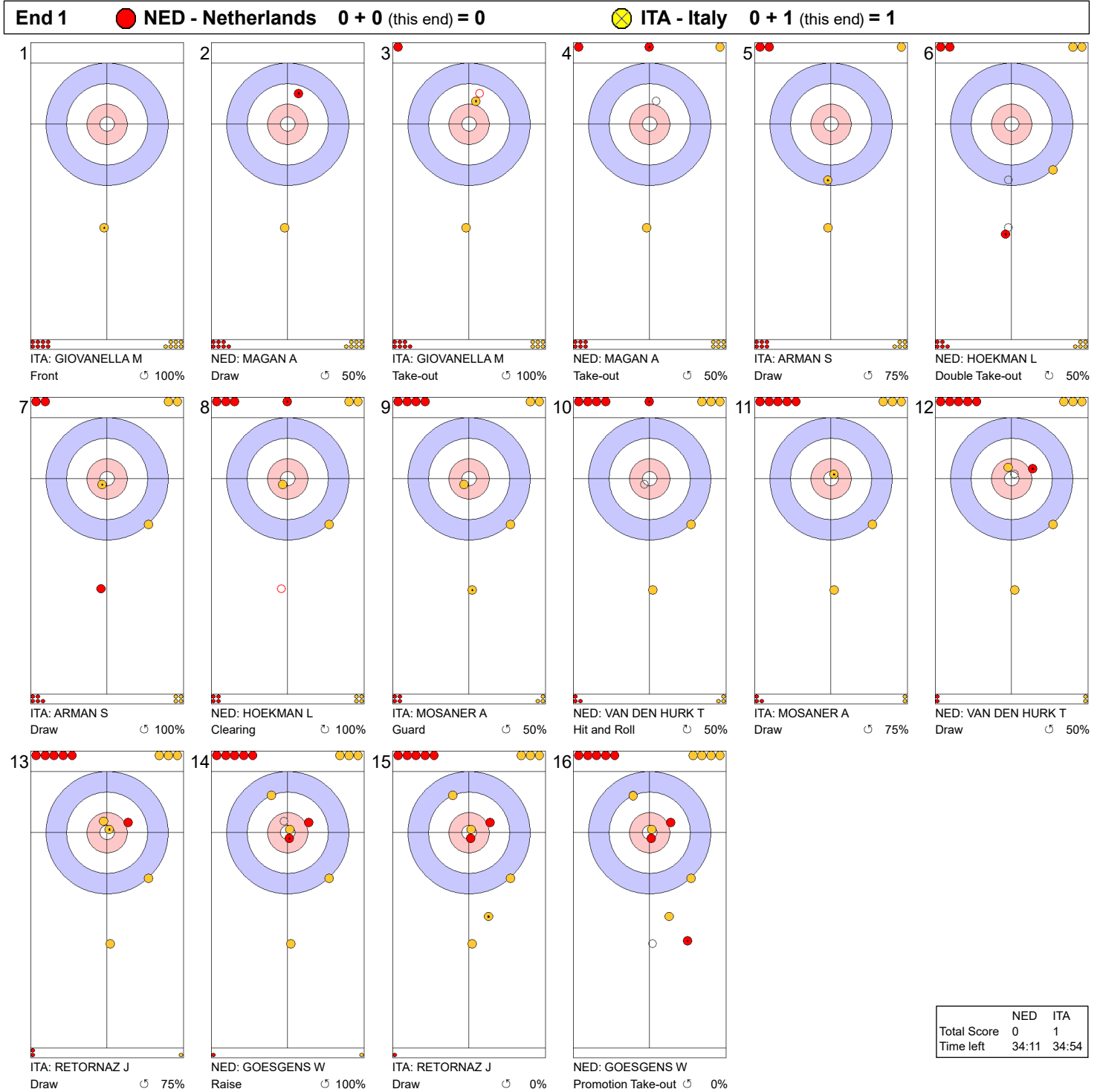
NED - Netherlands		⌚	⌚	Game
4	GOESGENS Wouter	Draws 2 38%	9 72%	11 66%
	Take-outs 3 42%	4 50%	7 46%	
	Total 5 40%	13 65%	18 58%	
3	VAN DEN HURK Tobias	Draws 4 69%	2 50%	6 63%
	Take-outs 6 58%	6 88%	12 73%	
	Total 10 63%	8 78%	18 69%	
2	HOEKMAN Laurens	Draws 1 50%	6 67%	7 64%
	Take-outs 5 75%	6 58%	11 66%	
	Total 6 71%	12 63%	18 65%	
1	MAGAN Alexander	Draws 8 91%	9 92%	17 91%
	Take-outs 0 -	1 50%	1 50%	
	Total 8 91%	10 88%	18 89%	
A	SPITS Simon	Draws 0 -	0 -	0 -
	Take-outs 0 -	0 -	0 -	
	Total 0 -	0 -	0 -	
Team	Draws 15 75%	26 76%	41 76%	
	Take-outs 14 61%	17 66%	31 64%	
	Total 29 68%	43 72%	72 70%	

ITA - Italy		⌚	⌚	Game
4	RETORNAZ Joel	Draws 1 75%	8 72%	9 72%
	Take-outs 4 75%	4 94%	8 84%	
	Total 5 75%	12 79%	17 78%	
3	MOSANER Amos	Draws 1 75%	7 82%	8 81%
	Take-outs 7 71%	3 67%	10 70%	
	Total 8 72%	10 78%	18 75%	
2	ARMAN Sebastiano	Draws 2 63%	9 92%	11 86%
	Take-outs 2 100%	4 100%	6 100%	
	Total 4 81%	13 94%	17 91%	
1	GIOVANELLA Mattia	Draws 2 88%	14 95%	16 94%
	Take-outs 1 100%	1 100%	2 100%	
	Total 3 92%	15 95%	18 94%	
A	ZISA Alberto	Draws 0 -	0 -	0 -
	Take-outs 0 -	0 -	0 -	
	Total 0 -	0 -	0 -	
Team	Draws 6 75%	38 87%	44 85%	
	Take-outs 14 79%	12 90%	26 84%	
	Total 20 78%	50 88%	70 85%	

Note:
Position and function for each team member:
4 = Fourth, 3 = Third, 2 = Second, 1 = Lead, A = Alternate, S = Skip, V = Vice-Skip

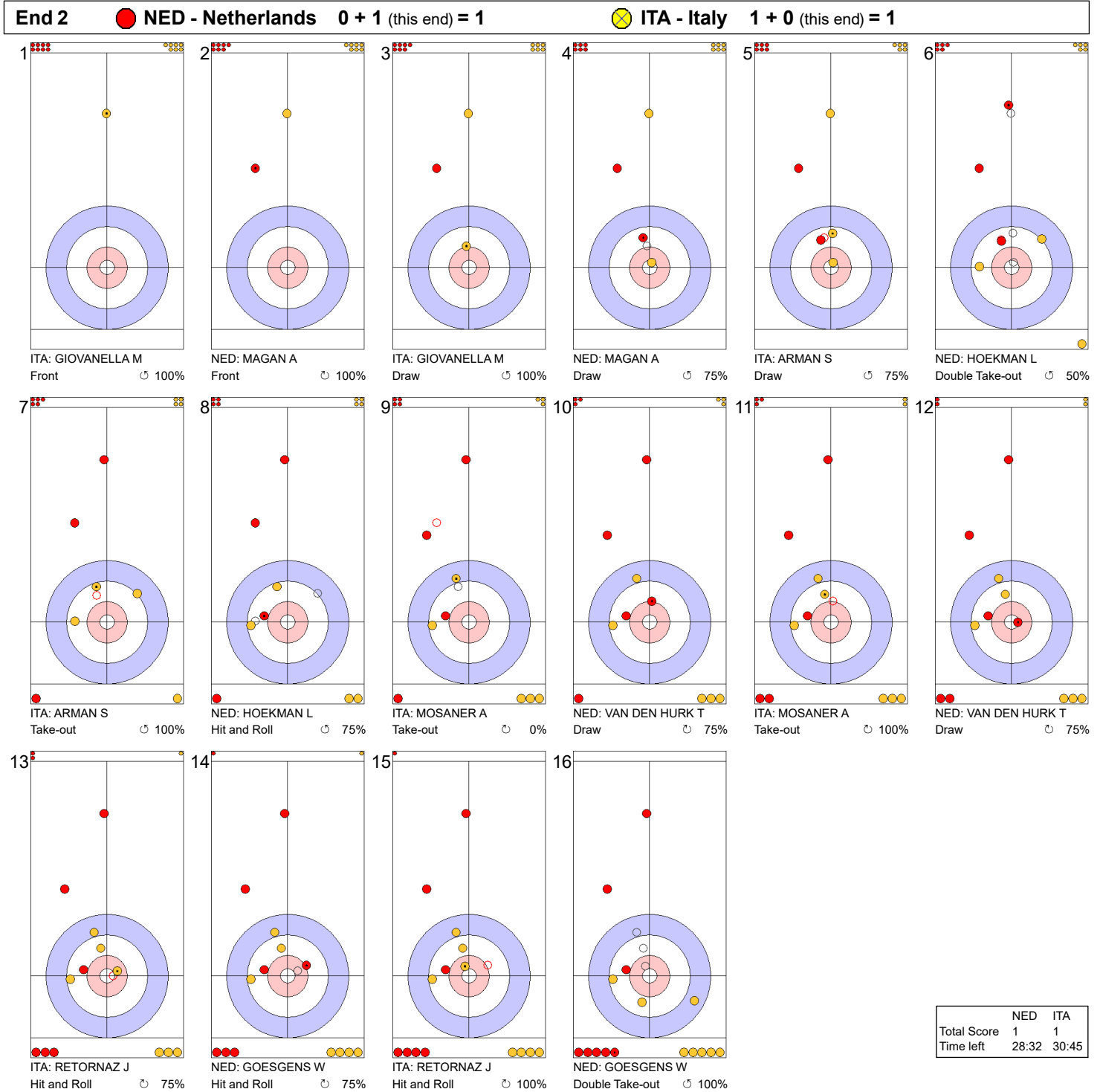
Legend:
⌚ Clockwise ⌚ Counter-clockwise LSFE(*) Last Stone First End
X Unplayed/unfinished end due to concession

Game - Shot by Shot



Legend:
 Clockwise
 Counter-clockwise
 - Not considered

Game - Shot by Shot

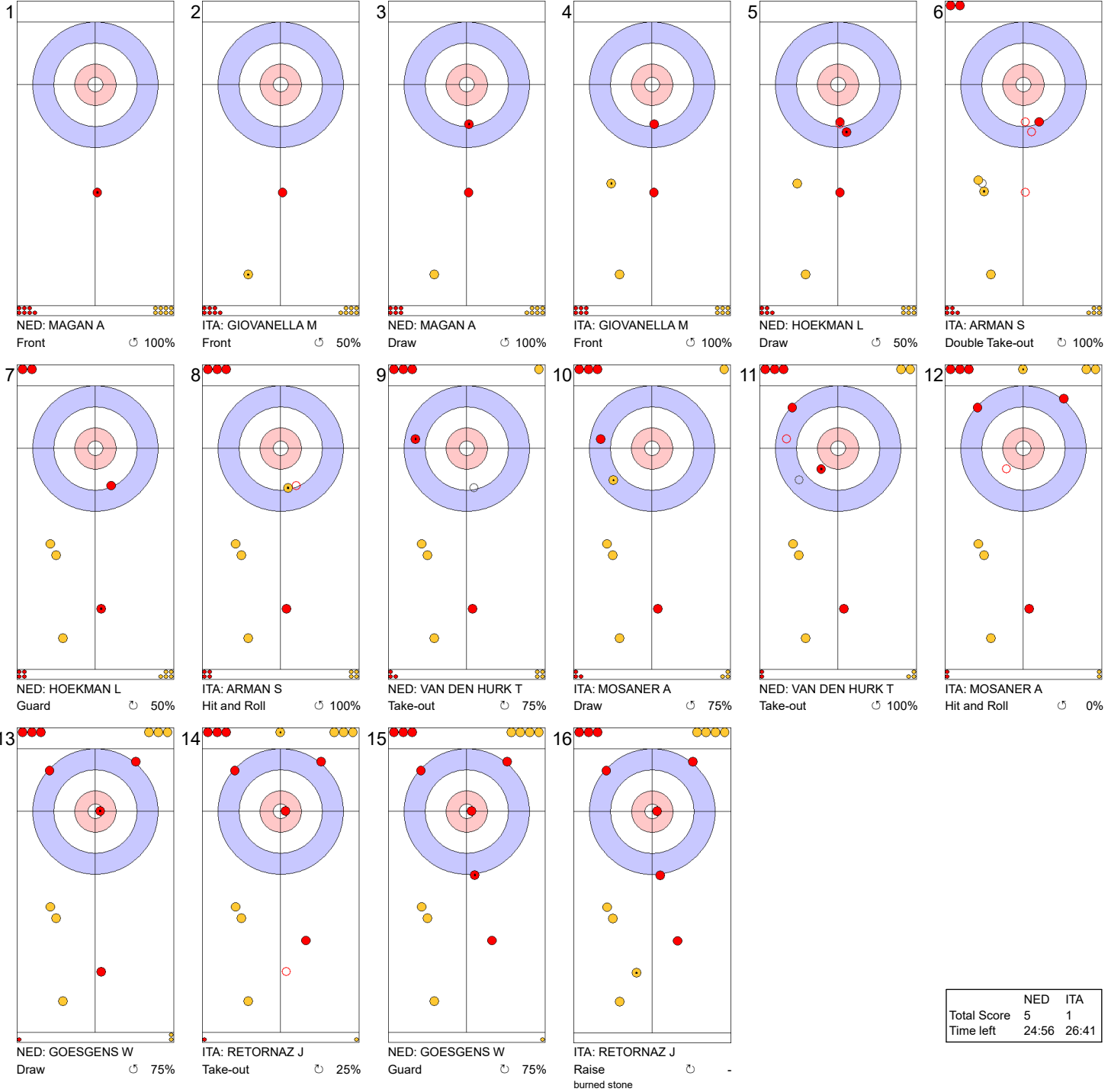


	NED	ITA
Total Score	1	1
Time left	28:32	30:45

Legend:
 ⌚ Clockwise ⌚ Counter-clockwise - Not considered

Game - Shot by Shot

End 3 **NED - Netherlands 1 + 4 (this end) = 5** **ITA - Italy 1 + 0 (this end) = 1**



	NED	ITA
Total Score	5	1
Time left	24:56	26:41

Legend:
 Clockwise Counter-clockwise - Not considered

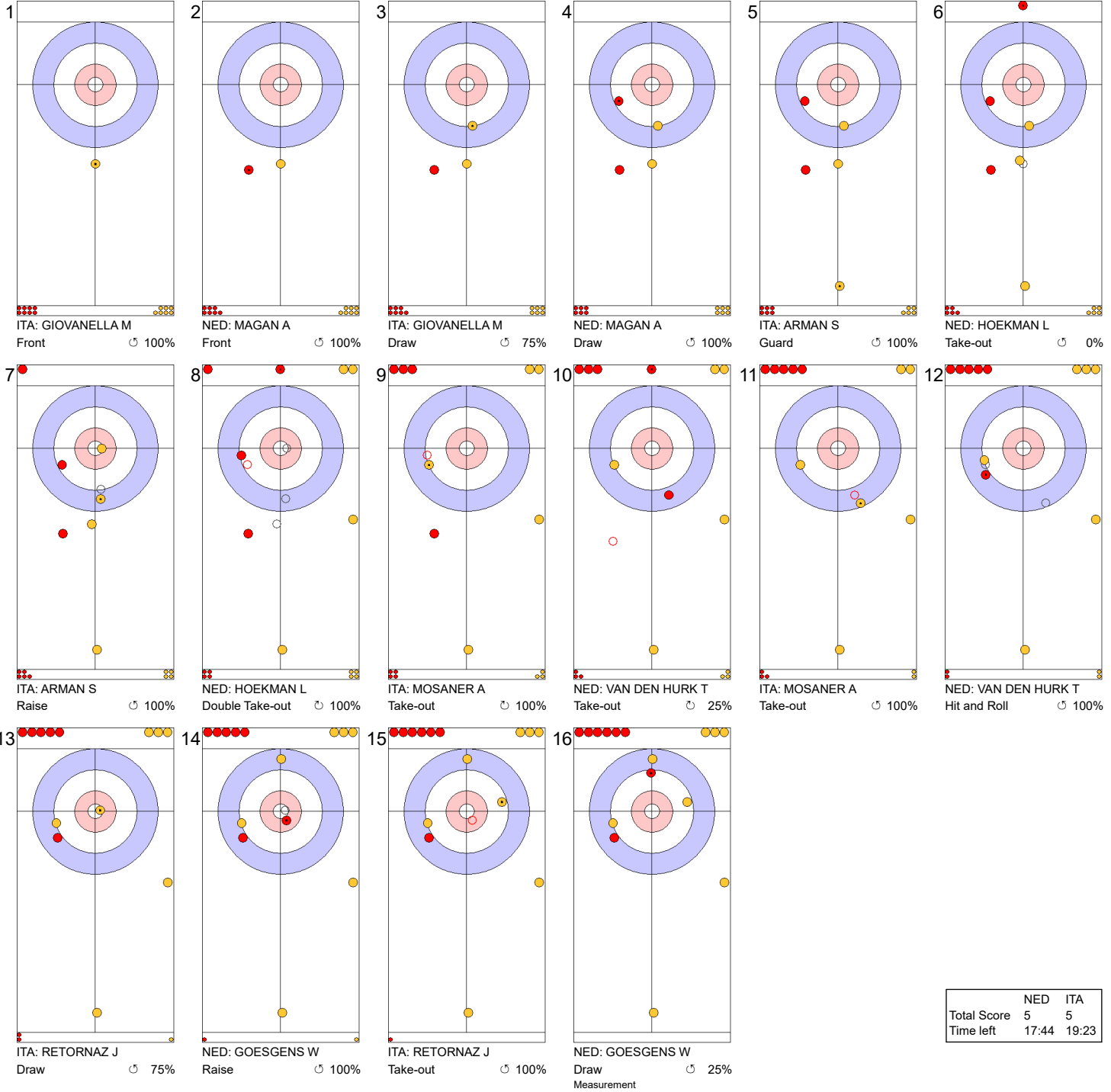
Game - Shot by Shot



Legend:
 ⤵ Clockwise ⤴ Counter-clockwise - Not considered

Game - Shot by Shot

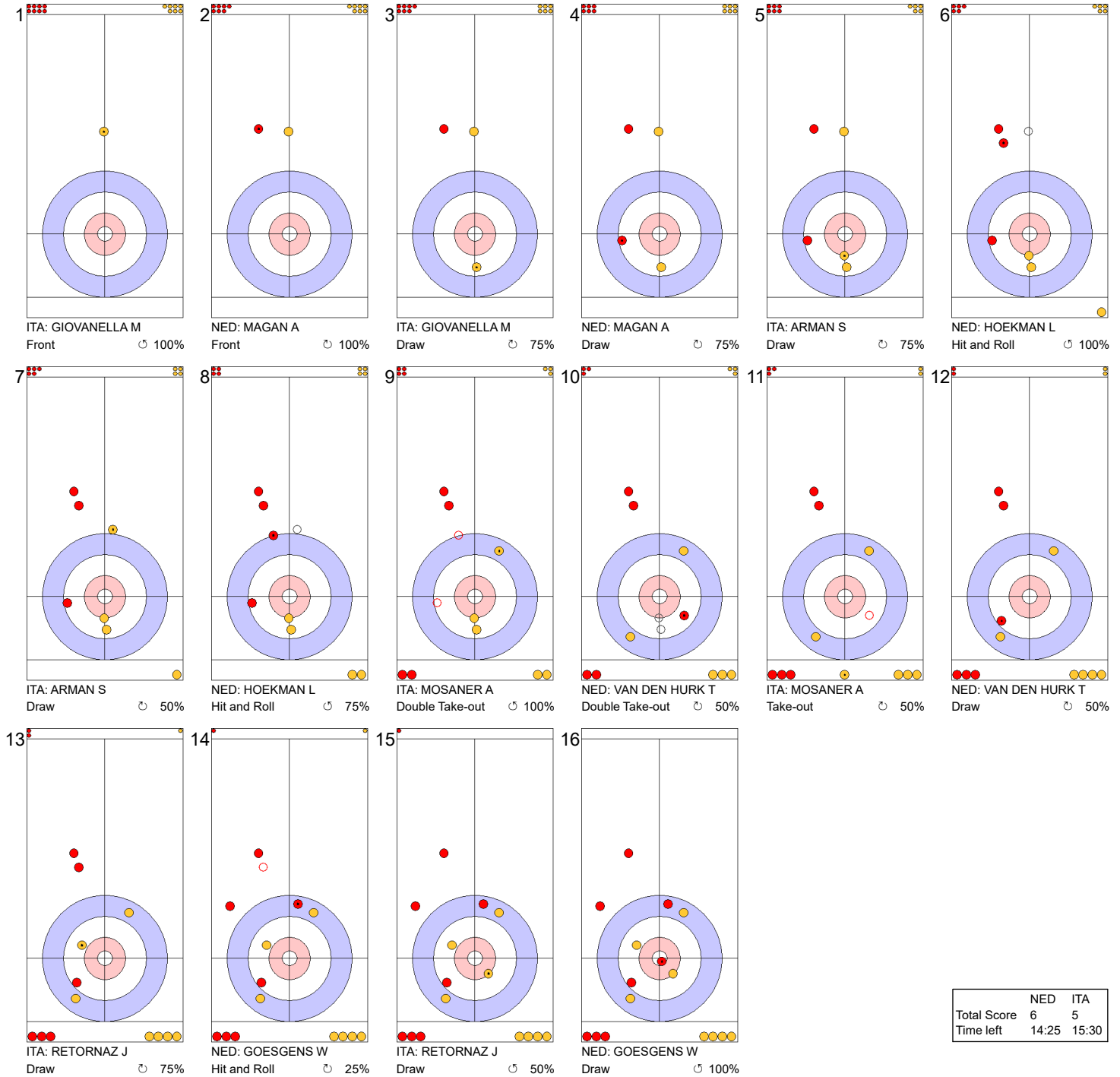
End 5 **NED - Netherlands 5 + 0 (this end) = 5** **ITA - Italy 4 + 1 (this end) = 5**



Legend:
 Clockwise Counter-clockwise - Not considered

Game - Shot by Shot

End 6 ● **NED - Netherlands** 5 + 1 (this end) = 6 ● **ITA - Italy** 5 + 0 (this end) = 5



	NED	ITA
Total Score	6	5
Time left	14:25	15:30

Legend:
 ↻ Clockwise ↺ Counter-clockwise - Not considered

Game - Shot by Shot


End 7 **NED - Netherlands 6 + 0 (this end) = 6** **ITA - Italy 5 + 2 (this end) = 7**



	NED	ITA
Total Score	6	7
Time left	11:57	12:45

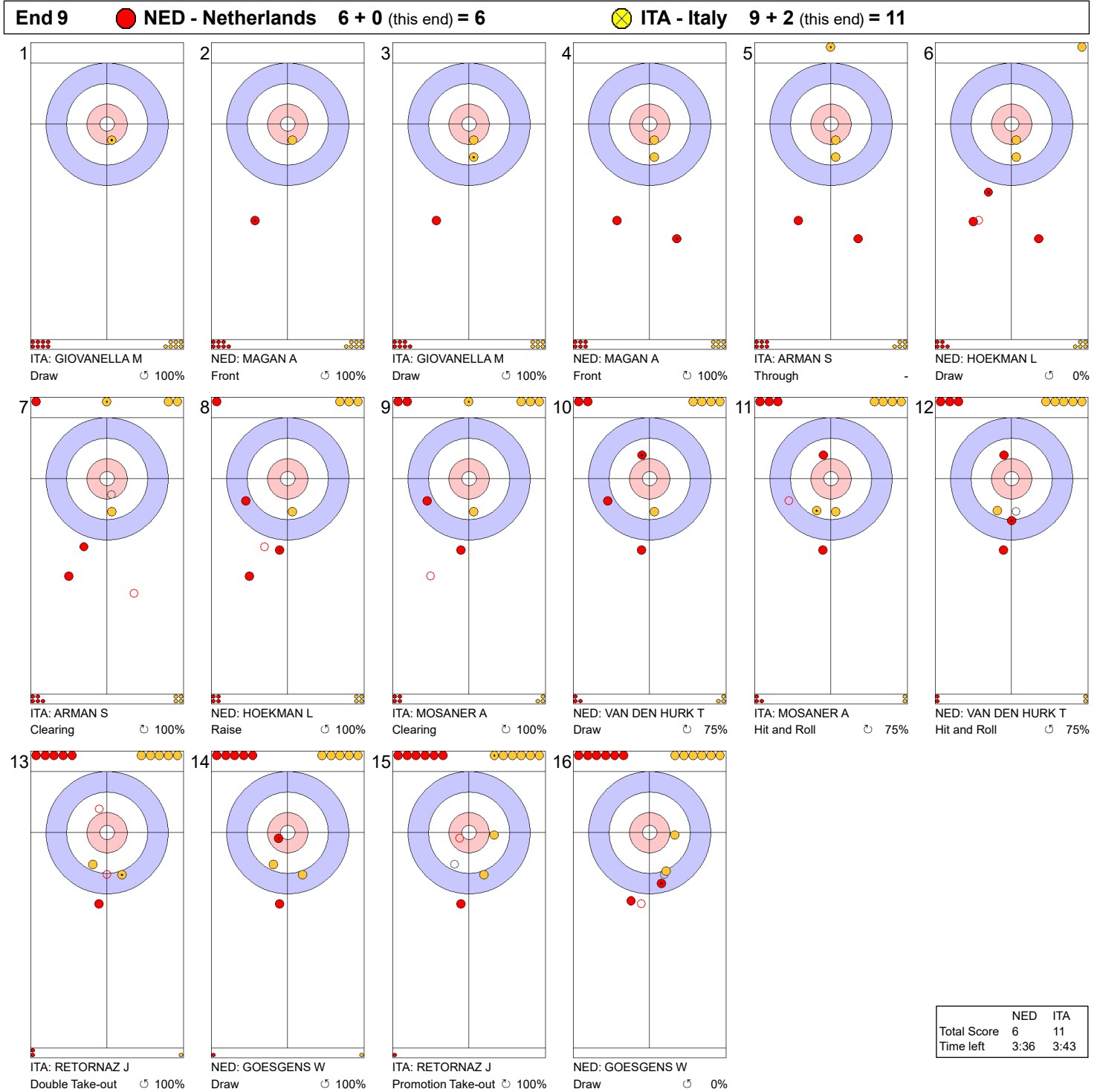
Legend:
 Clockwise Counter-clockwise - Not considered

Game - Shot by Shot



Legend:
 Clockwise
 Counter-clockwise
 - Not considered

Game - Shot by Shot



Legend:
 Clockwise Counter-clockwise - Not considered



Game Results

Sheet	Team	LSFE	1	2	3	4	5	6	7	8	9	10	Extra Ends	Total
C	ENG - England	*	0	1	0	0	2	0	2	0	0	X		5
	CZE - Czechia		1	0	0	5	0	2	0	1	3	X		12

ENG - England		Shot Success	Game	All
4 S	RETCHLESS Rob	64%	65%	
3 V	SUGDEN Jotham	78%	76%	
2	GIBSON Scott	58%	70%	
1	HAVERCROFT Jonathan	83%	78%	
A	MOUAT Colin	-	79%	
Team Total		71%	72%	

CZE - Czechia		Shot Success	Game	All
4 S	KLIMA Lukas	74%	73%	
3 V	CERNOVSKY Marek	74%	73%	
2	JURIK Martin	71%	75%	
1	KLIPA Lukas	86%	90%	
A	BOHAC Radek	-	-	
Team Total		76%	78%	

Last Stone Draw Distance

⌚	SUGDEN Jotham	40.2cm
⌚	GIBSON Scott	20.5cm
Total		60.7cm

Last Stone Draw Distance

⌚	KLIMA Lukas	161.3cm
⌚	KLIPA Lukas	27.5cm
Total		188.8cm

Time remaining: 2 minutes 32 seconds

Time remaining: 3 minutes 56 seconds

Time-out: End 9 - ENG stone 7

Time-out: End 9 - CZE stone 8

Shot Success Analysis

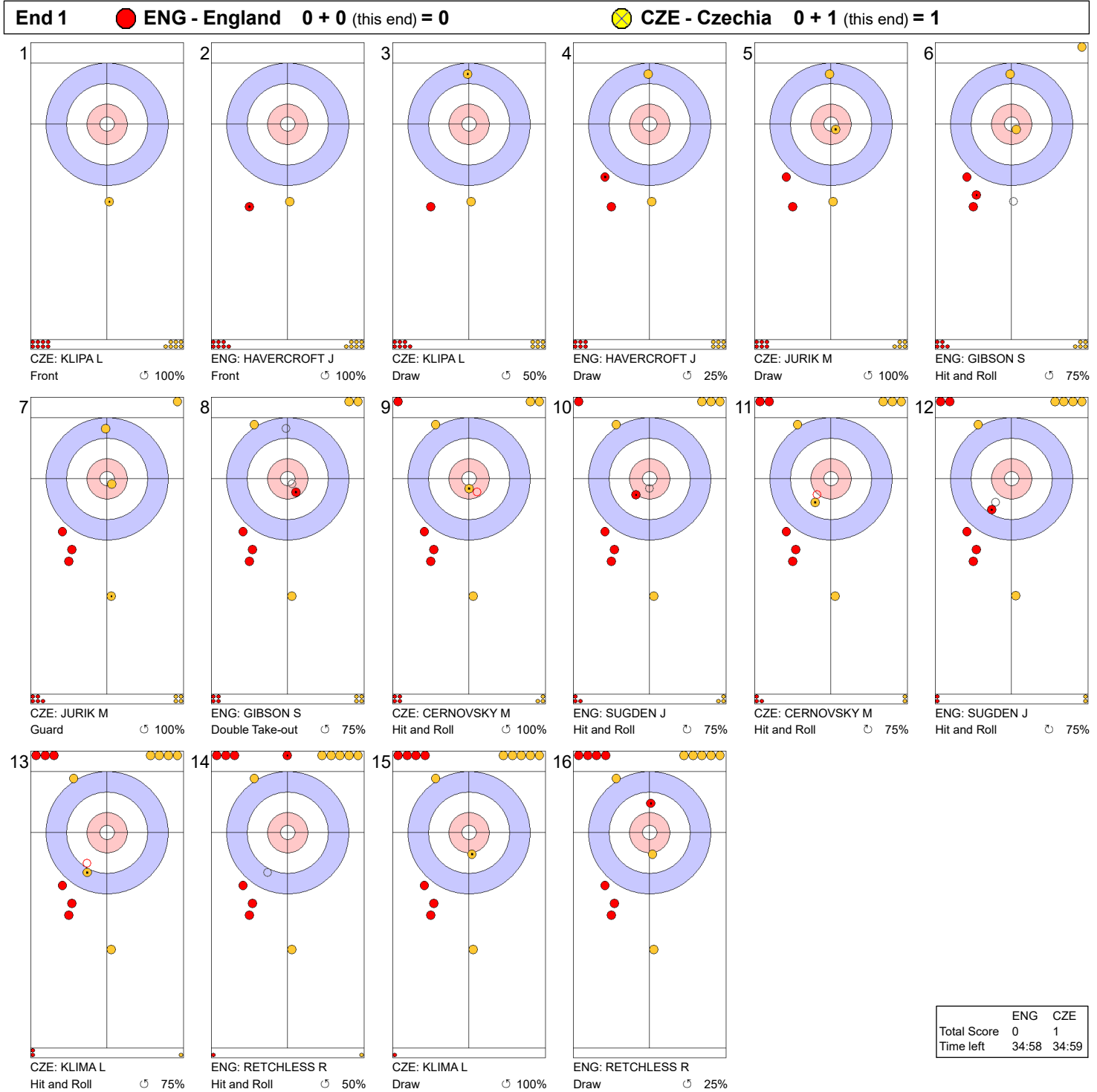
ENG - England		⌚	⌚	Game
4 RETCHLESS Rob	Draws	10 65%	3 67%	13 65%
	Take-outs	0 -	5 60%	5 60%
	Total	10 65%	8 63%	18 64%
3 SUGDEN Jotham	Draws	10 73%	0 -	10 73%
	Take-outs	7 86%	1 75%	8 84%
	Total	17 78%	1 75%	18 78%
2 GIBSON Scott	Draws	5 55%	3 50%	8 53%
	Take-outs	6 75%	4 44%	10 63%
	Total	11 66%	7 46%	18 58%
1 HAVERCROFT Jonathan	Draws	9 86%	9 81%	18 83%
	Take-outs	0 -	0 -	0 -
	Total	9 86%	9 81%	18 83%
A MOUAT Colin	Draws	0 -	0 -	0 -
	Take-outs	0 -	0 -	0 -
	Total	0 -	0 -	0 -
Team	Draws	34 71%	15 72%	49 71%
	Take-outs	13 81%	10 55%	23 70%
	Total	47 74%	25 65%	72 71%

CZE - Czechia		⌚	⌚	Game
4 KLIMA Lukas	Draws	5 70%	2 100%	7 79%
	Take-outs	3 50%	8 78%	11 70%
	Total	8 63%	10 83%	18 74%
3 CERNOVSKY Marek	Draws	3 58%	0 -	3 58%
	Take-outs	9 75%	6 79%	15 77%
	Total	12 71%	6 79%	18 74%
2 JURIK Martin	Draws	1 75%	9 69%	10 70%
	Take-outs	5 90%	3 42%	8 72%
	Total	6 88%	12 63%	18 71%
1 KLIPA Lukas	Draws	0 -	18 86%	18 86%
	Take-outs	0 -	0 -	0 -
	Total	0 -	18 86%	18 86%
A BOHAC Radek	Draws	0 -	0 -	0 -
	Take-outs	0 -	0 -	0 -
	Total	0 -	0 -	0 -
Team	Draws	9 67%	29 82%	38 78%
	Take-outs	17 75%	17 72%	34 74%
	Total	26 72%	46 78%	72 76%

Note:
Position and function for each team member:
4 = Fourth, 3 = Third, 2 = Second, 1 = Lead, A = Alternate, S = Skip, V = Vice-Skip

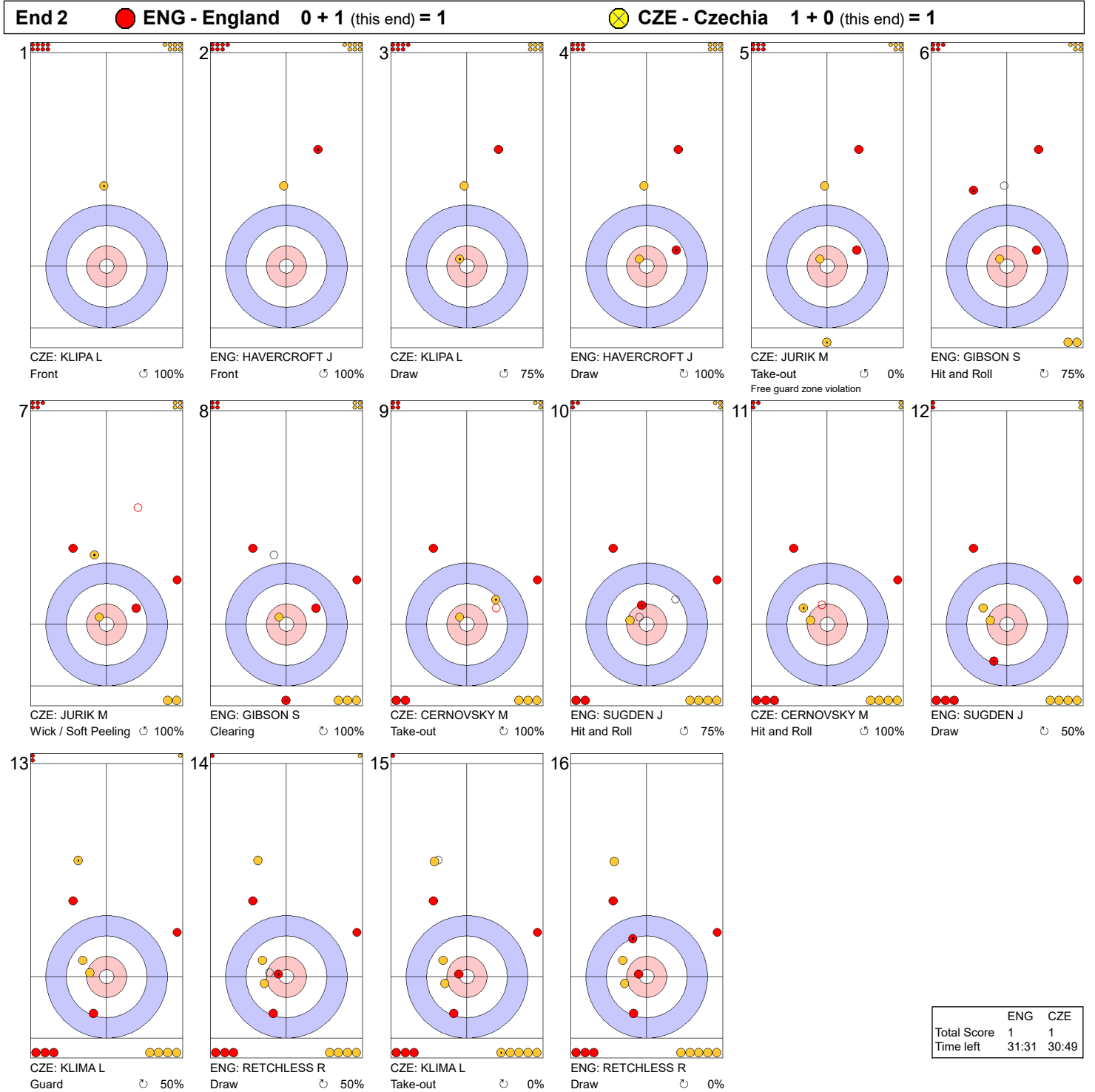
Legend:
⌚ Clockwise ⌚ Counter-clockwise LSFE(*) Last Stone First End
X Unplayed/unfinished end due to concession

Game - Shot by Shot



Legend:
 ↻ Clockwise ↺ Counter-clockwise - Not considered

Game - Shot by Shot



	ENG	CZE
Total Score	1	1
Time left	31:31	30:49

Legend:
 ⌚ Clockwise ⌚ Counter-clockwise - Not considered

Game - Shot by Shot

End 3 ● **ENG - England** 1 + 0 (this end) = 1 ● **CZE - Czechia** 1 + 0 (this end) = 1



	ENG	CZE
Total Score	1	1
Time left	26:59	27:05

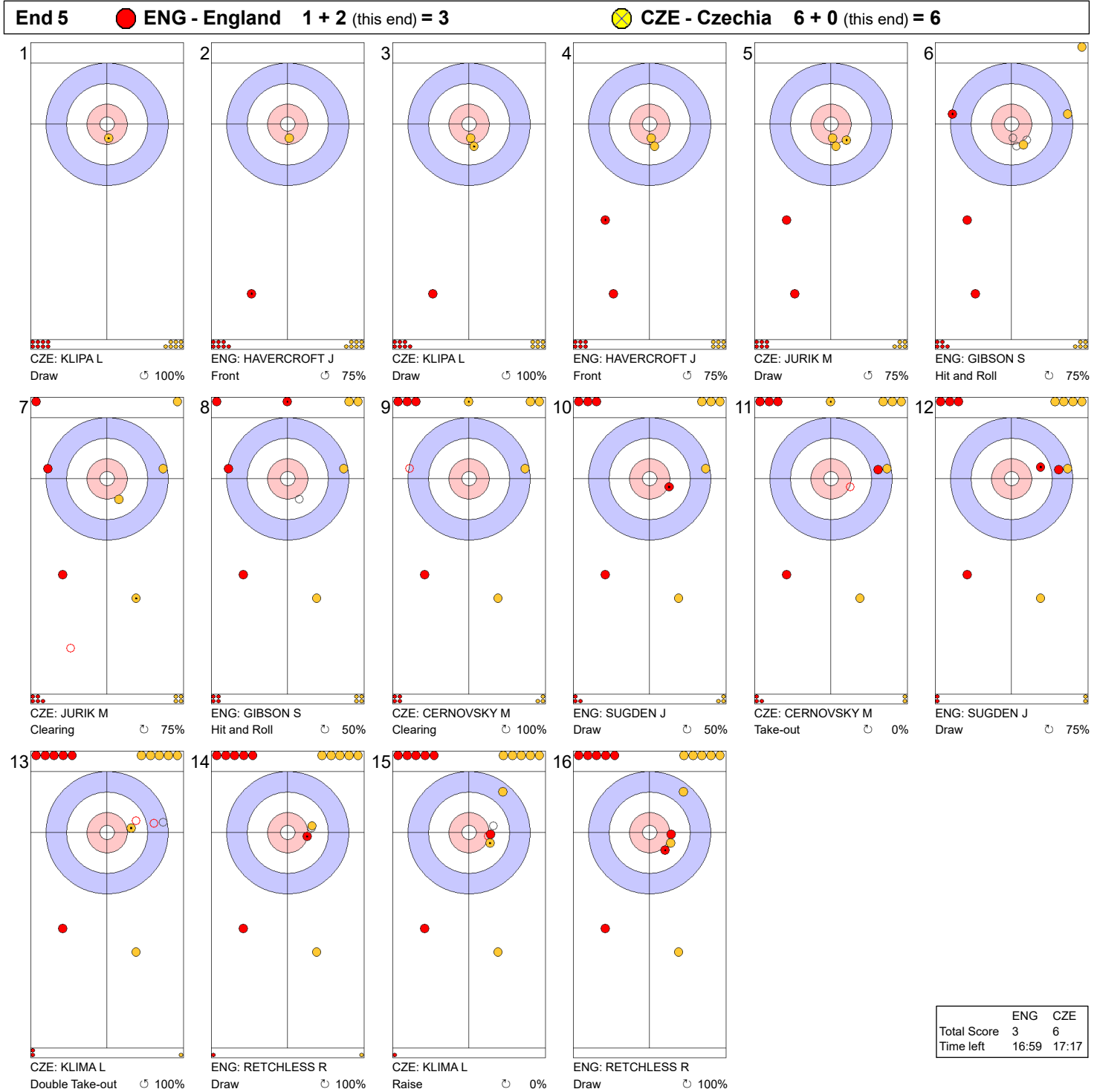
Legend:
 ↻ Clockwise ↺ Counter-clockwise - Not considered

Game - Shot by Shot



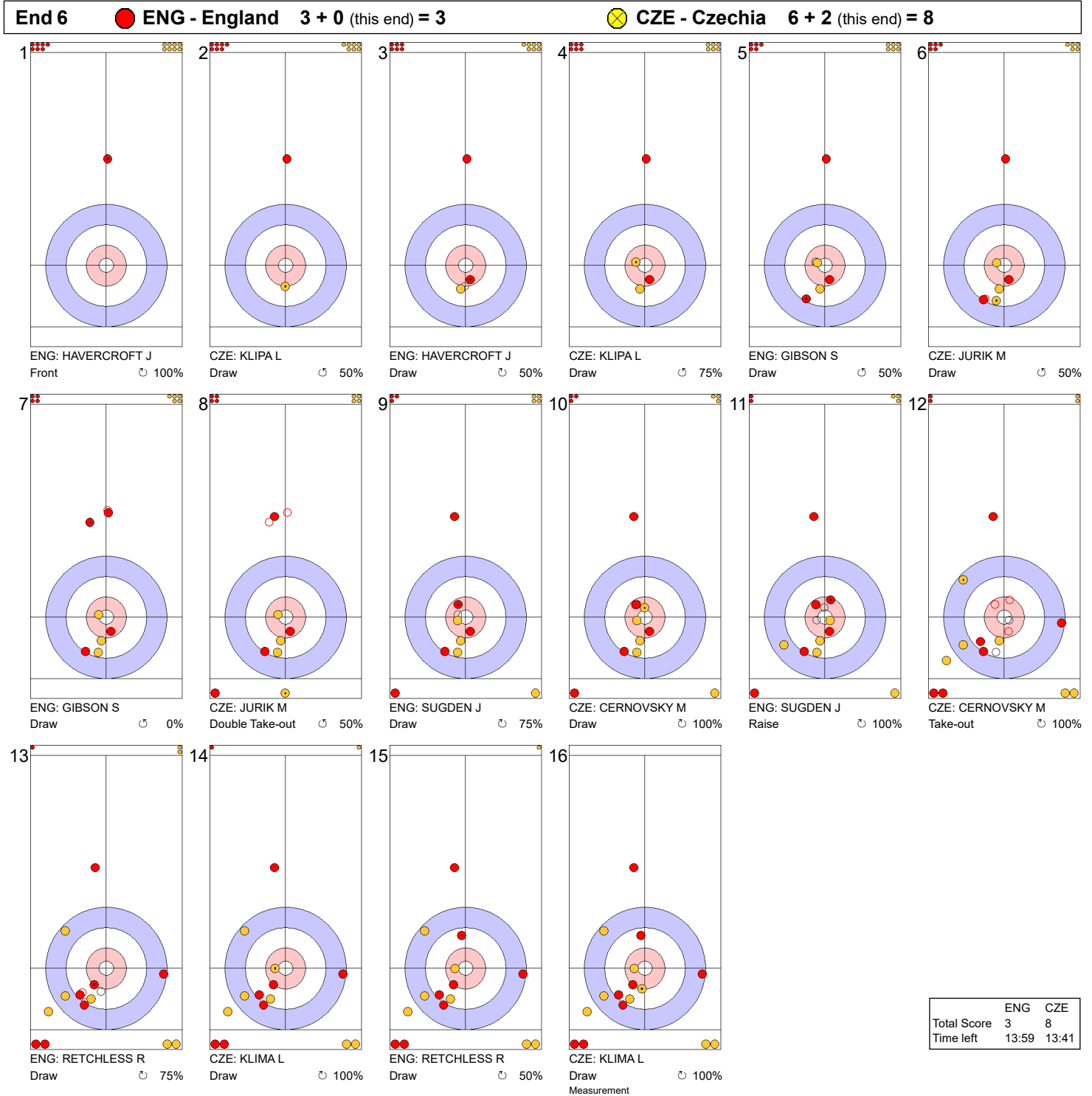
Legend:
 ↻ Clockwise ↺ Counter-clockwise - Not considered

Game - Shot by Shot



Legend:
 ↻ Clockwise ↺ Counter-clockwise - Not considered

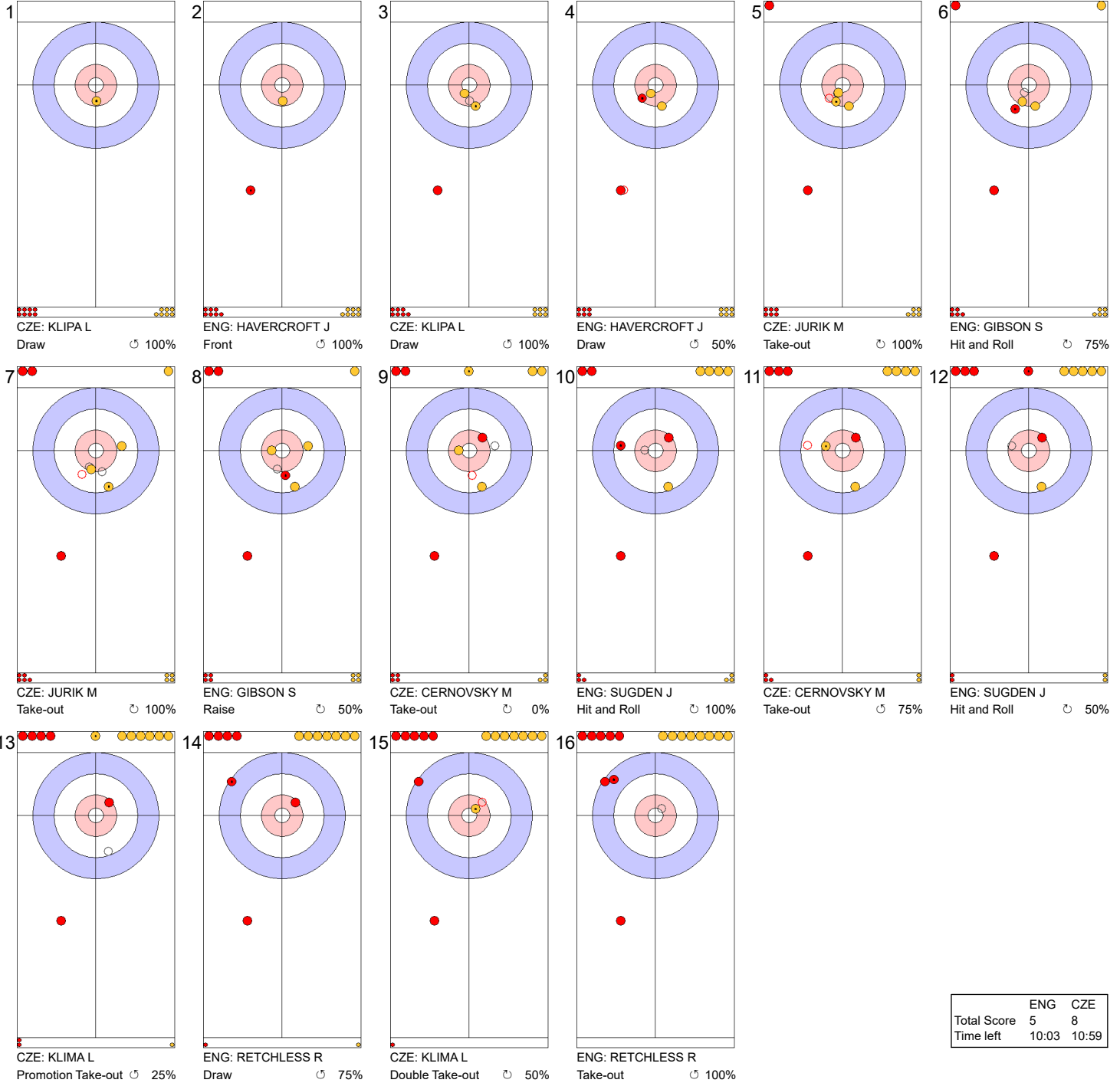
Game - Shot by Shot



Legend:
 ↻ Clockwise ↺ Counter-clockwise - Not considered

Game - Shot by Shot

End 7 ● **ENG - England** 3 + 2 (this end) = 5 ● **CZE - Czechia** 8 + 0 (this end) = 8

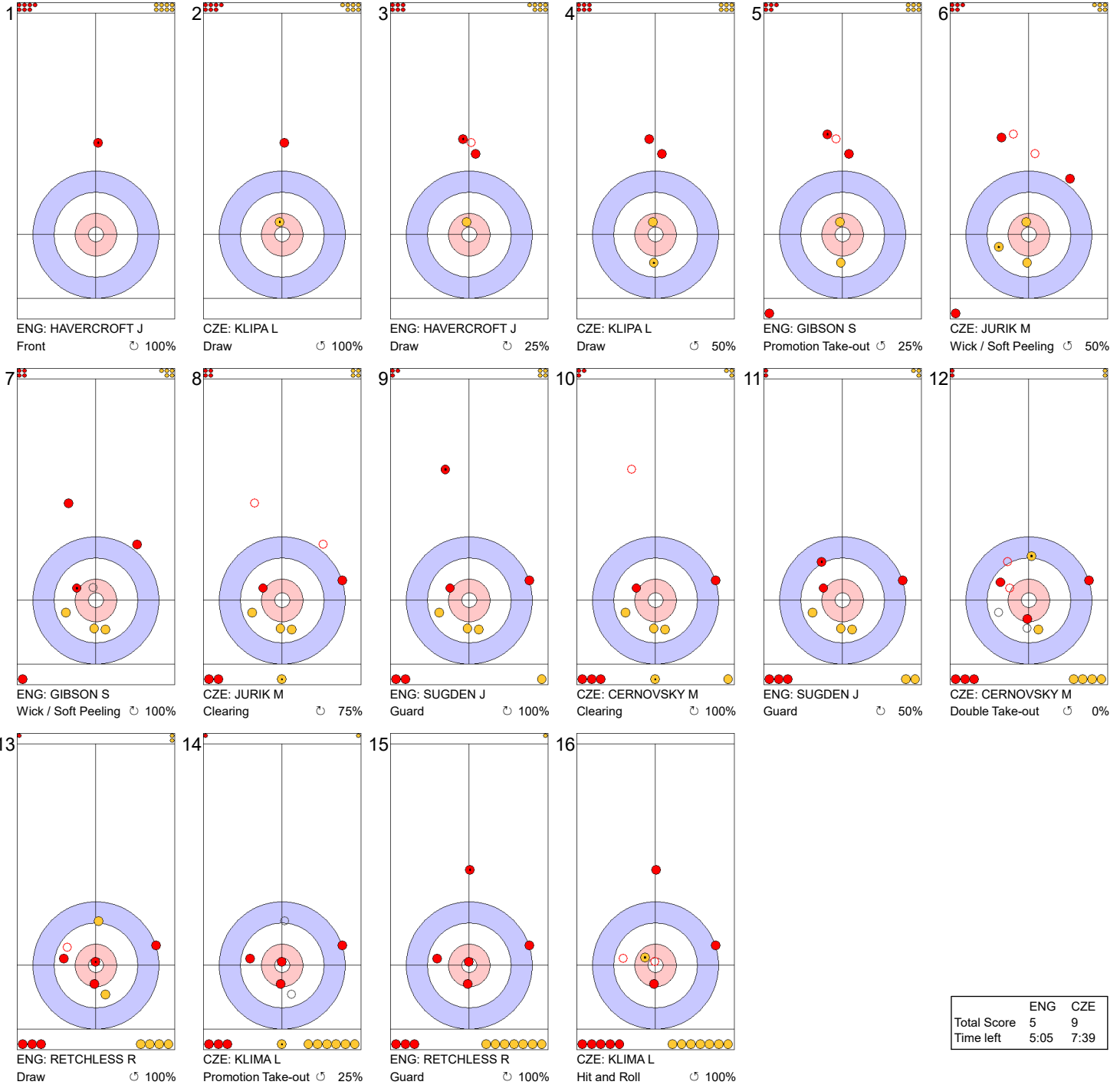


	ENG	CZE
Total Score	5	8
Time left	10:03	10:59

Legend:
 ⤵ Clockwise ⤴ Counter-clockwise - Not considered

Game - Shot by Shot

End 8 ● **ENG - England** 5 + 0 (this end) = 5 ● **CZE - Czechia** 8 + 1 (this end) = 9

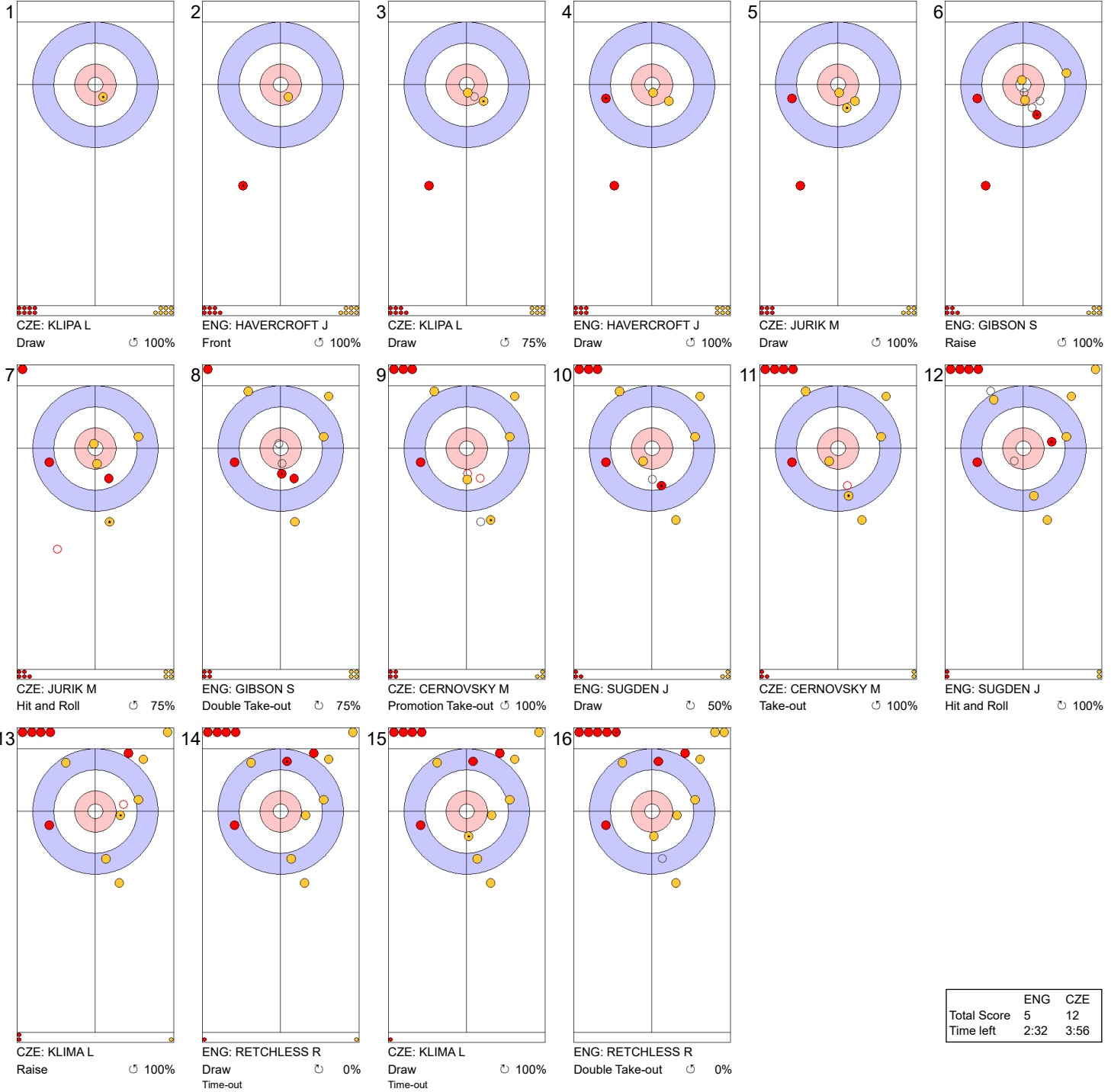


	ENG	CZE
Total Score	5	9
Time left	5:05	7:39

Legend:
 ↻ Clockwise ↺ Counter-clockwise - Not considered

Game - Shot by Shot

End 9 ● **ENG - England** 5 + 0 (this end) = 5 ● **CZE - Czechia** 9 + 3 (this end) = 12



	ENG	CZE
Total Score	5	12
Time left	2:32	3:56

Legend:
 ↻ Clockwise ↺ Counter-clockwise - Not considered

Game Results

Sheet	Team	LSFE	1	2	3	4	5	6	7	8	9	10	Extra Ends	Total
D	AUT - Austria	*	0	0	1	1	0	0	X	X	X	X		2
	SCO - Scotland		4	3	0	0	2	1	X	X	X	X		10

AUT - Austria		Shot Success	Game	All
4 S	GENNER Mathias	42%	55%	
3 V	BACKOFEN Jonas	67%	78%	
2	REICHEL Martin	52%	66%	
1	MAVEC Florian	88%	85%	
A	KARG Johann	50%	50%	
Team Total		63%	71%	

SCO - Scotland		Shot Success	Game	All
4 S	MOUAT Bruce	91%	87%	
3 V	HARDIE Grant	90%	85%	
2	LAMMIE Bobby	100%	88%	
1	McMILLAN Hammy	98%	94%	
A	WADDELL Kyle	100%	100%	
Team Total		95%	89%	

Last Stone Draw Distance

↻	MAVEC Florian	24.3cm
↺	GENNER Mathias	38.9cm
Total		63.2cm

Last Stone Draw Distance

↻	MOUAT Bruce	8.5cm
↺	McMILLAN Hammy	57.3cm
Total		65.8cm

Time remaining: 20 minutes 18 seconds

Time remaining: 24 minutes 27 seconds

KARG J replaced GENNER M at the beginning of End 4
Revised line-up: (4 S) BACKOFEN J, (3) REICHEL M, (2 V) KARG J, (1) MAVEC F

WADDELL K replaced LAMMIE B at the beginning of End 5

Shot Success Analysis

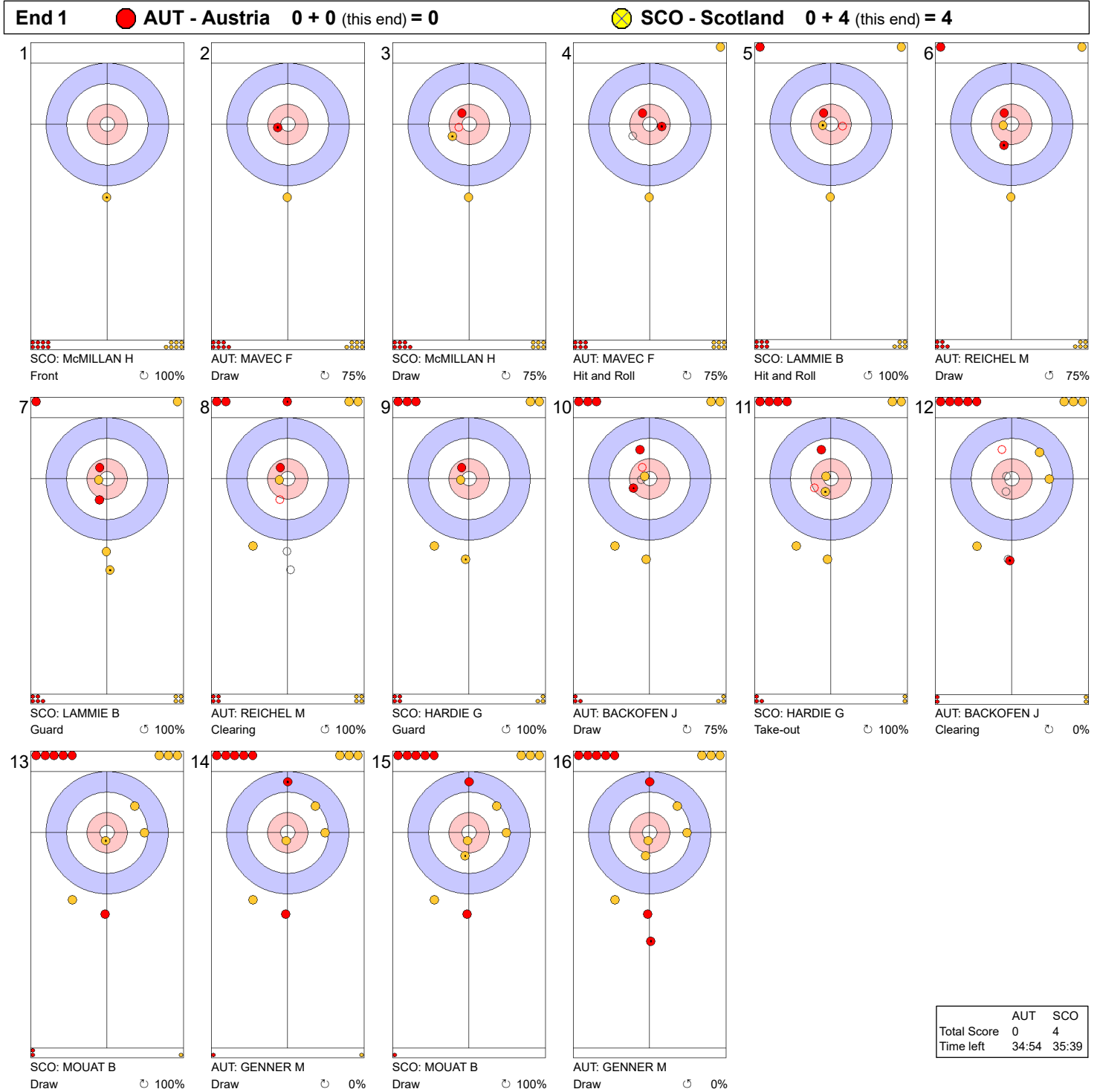
AUT - Austria		↻	↺	Game
4 GENNER Mathias	Draws	1 0%	2 25%	3 17%
	Take-outs	1 0%	2 100%	3 67%
	Total	2 0%	4 63%	6 42%
3 BACKOFEN Jonas	Draws	3 92%	3 58%	6 75%
	Take-outs	1 0%	5 70%	6 58%
	Total	4 69%	8 66%	12 67%
2 REICHEL Martin	Draws	1 50%	4 19%	5 25%
	Take-outs	3 67%	4 75%	7 71%
	Total	4 63%	8 47%	12 52%
1 MAVEC Florian	Draws	6 83%	3 92%	9 86%
	Take-outs	3 92%	0 -	3 92%
	Total	9 86%	3 92%	12 88%
A KARG Johann	Draws	1 50%	1 0%	2 25%
	Take-outs	2 50%	2 75%	4 63%
	Total	3 50%	3 50%	6 50%
Team	Draws	12 73%	13 44%	25 58%
	Take-outs	10 58%	13 77%	23 68%
	Total	22 66%	26 61%	48 63%

SCO - Scotland		↻	↺	Game
4 MOUAT Bruce	Draws	3 100%	1 100%	4 100%
	Take-outs	1 100%	6 83%	7 86%
	Total	4 100%	7 86%	11 91%
3 HARDIE Grant	Draws	3 67%	1 100%	4 75%
	Take-outs	5 100%	1 100%	6 100%
	Total	8 88%	2 100%	10 90%
2 LAMMIE Bobby	Draws	2 100%	1 100%	3 100%
	Take-outs	2 100%	3 100%	5 100%
	Total	4 100%	4 100%	8 100%
1 McMILLAN Hammy	Draws	9 97%	1 100%	10 98%
	Take-outs	1 100%	1 100%	2 100%
	Total	10 98%	2 100%	12 98%
A WADDELL Kyle	Draws	0 -	0 -	0 -
	Take-outs	0 -	3 100%	3 100%
	Total	0 -	3 100%	3 100%
Team	Draws	17 93%	4 100%	21 94%
	Take-outs	9 100%	14 93%	23 96%
	Total	26 95%	18 94%	44 95%

Note:
Position and function for each team member:
4 = Fourth, 3 = Third, 2 = Second, 1 = Lead, A = Alternate, S = Skip, V = Vice-Skip

Legend:
↻ Clockwise ↺ Counter-clockwise LSFE(*) Last Stone First End
X Unplayed/unfinished end due to concession

Game - Shot by Shot



Legend:
 ↻ Clockwise ↺ Counter-clockwise - Not considered

Game - Shot by Shot

End 2 ● **AUT - Austria** 0 + 0 (this end) = 0 ● **SCO - Scotland** 4 + 3 (this end) = 7

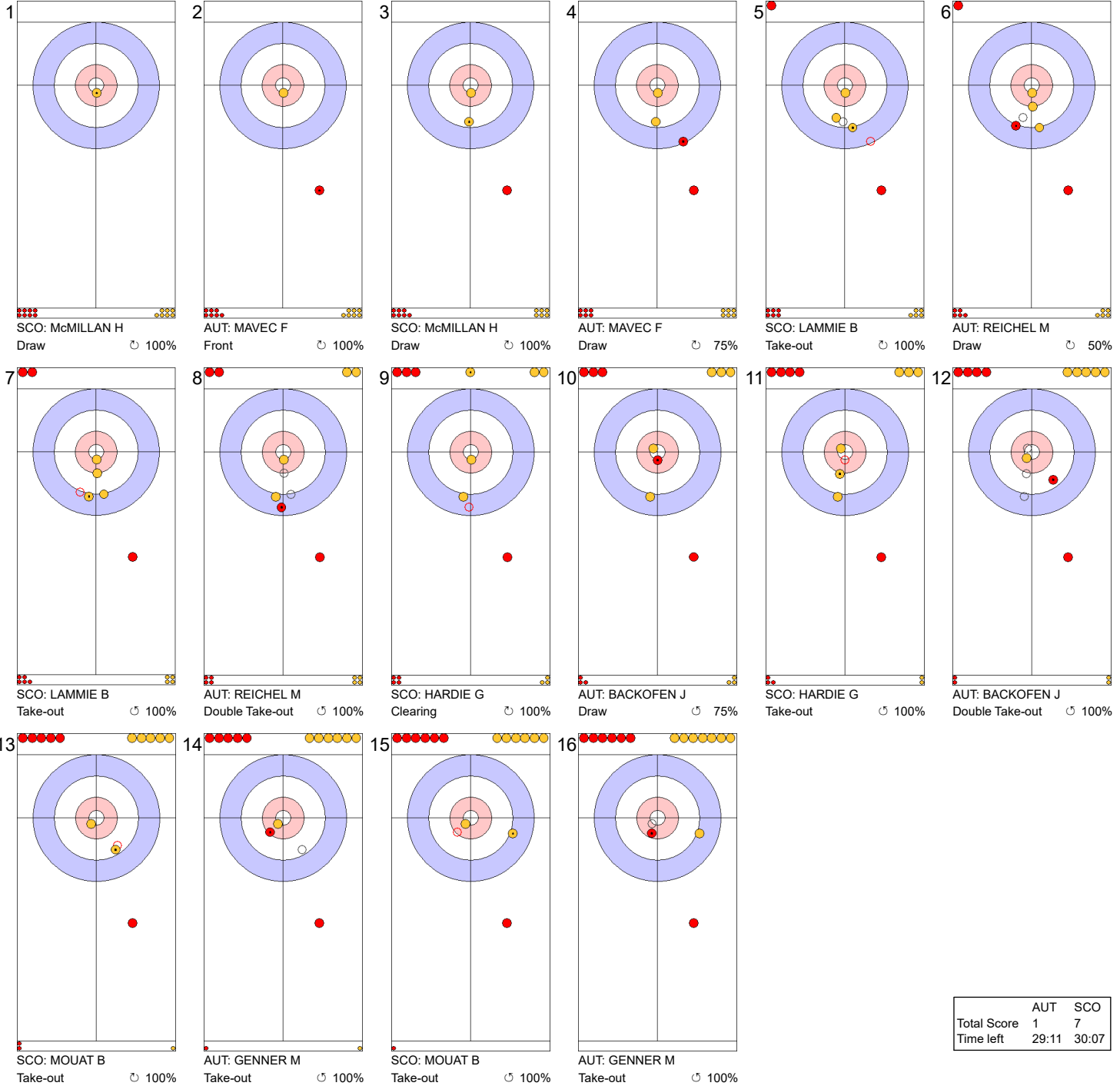


	AUT	SCO
Total Score	0	7
Time left	31:50	32:55

Legend:
 ↻ Clockwise ↺ Counter-clockwise - Not considered

Game - Shot by Shot

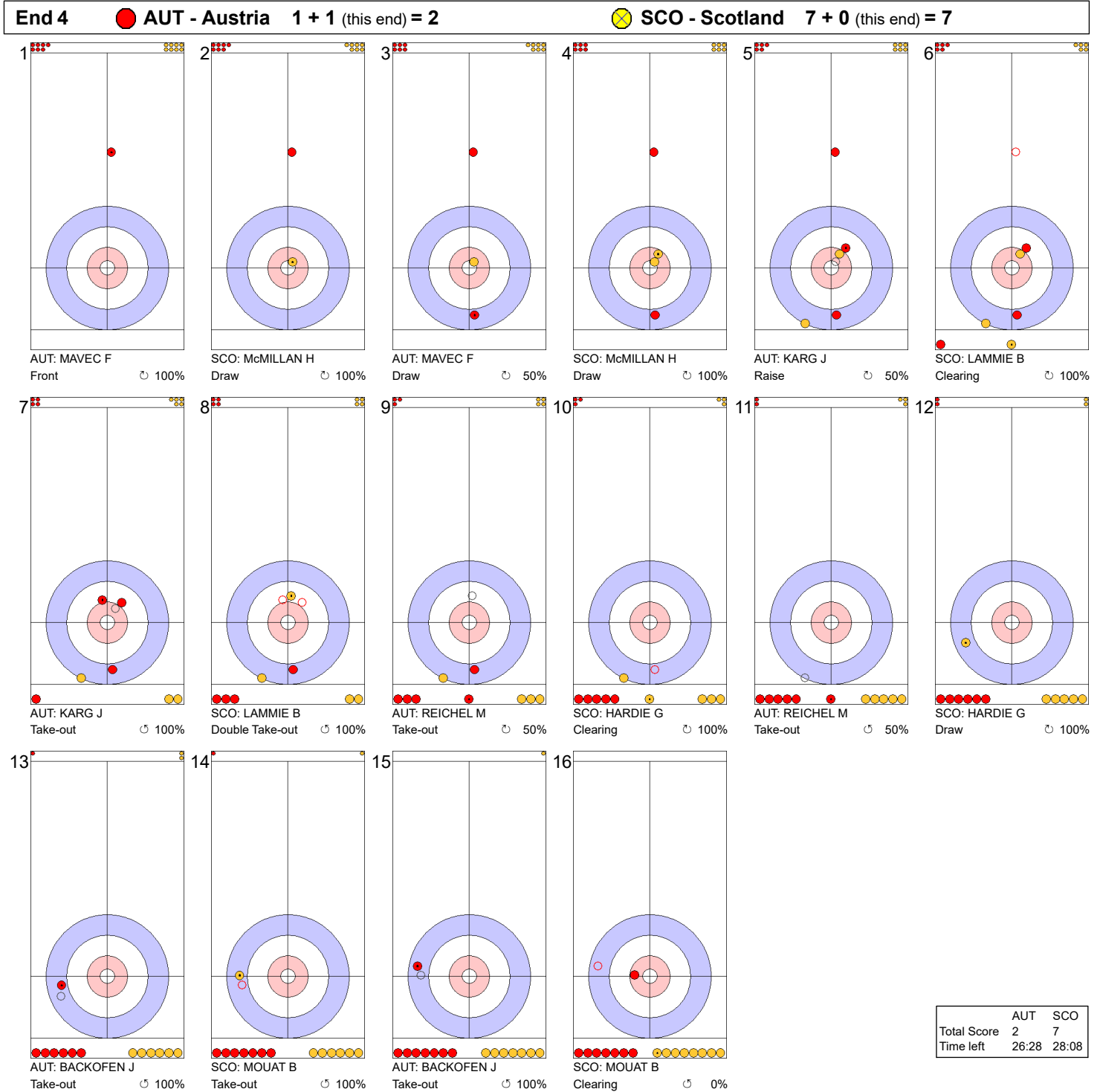
End 3 ● **AUT - Austria** 0 + 1 (this end) = 1 ● **SCO - Scotland** 7 + 0 (this end) = 7



	AUT	SCO
Total Score	1	7
Time left	29:11	30:07

Legend:
 ↻ Clockwise ↺ Counter-clockwise - Not considered

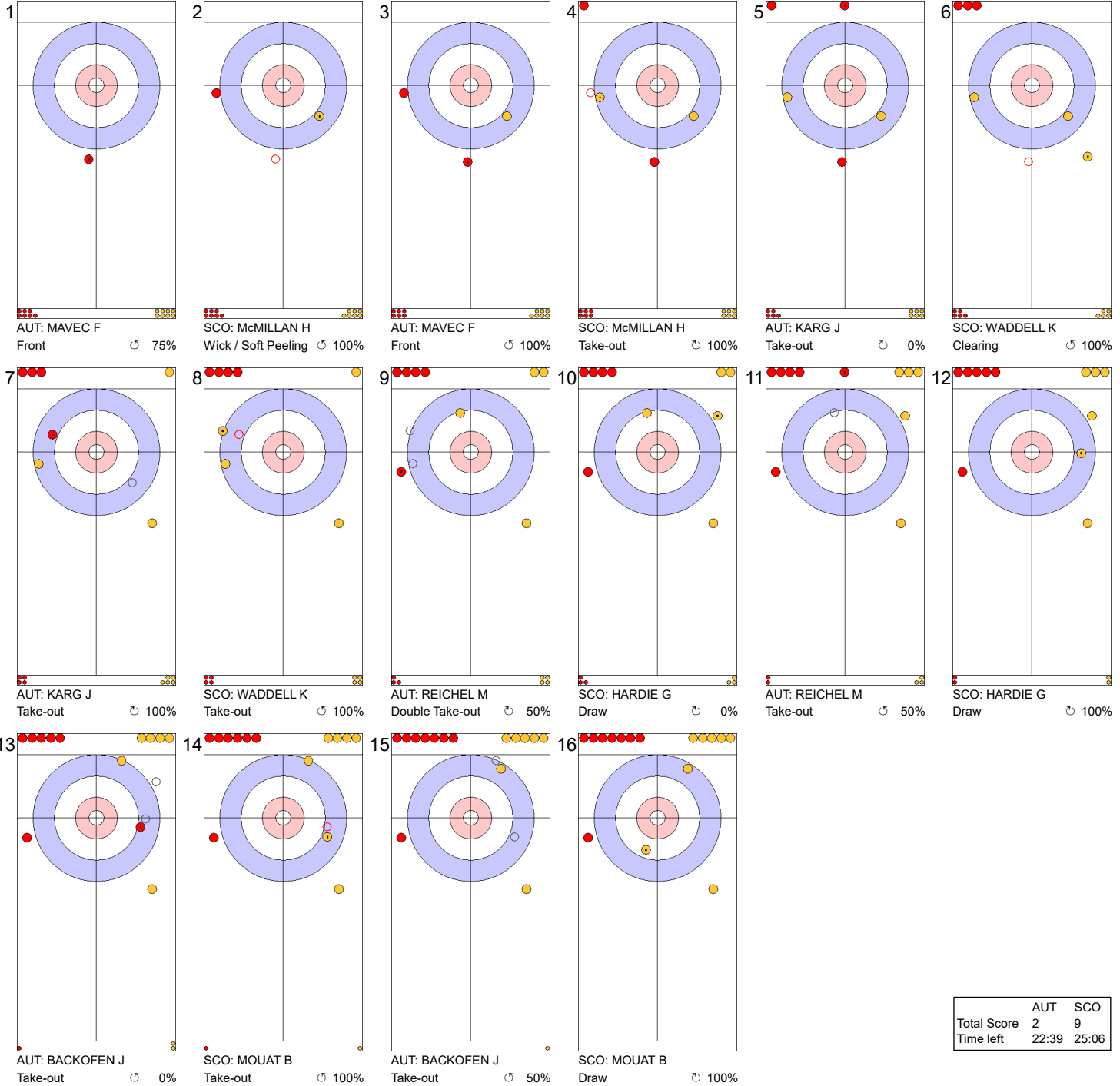
Game - Shot by Shot



Legend:
 Clockwise Counter-clockwise - Not considered

Game - Shot by Shot

End 5 ● **AUT - Austria** 2 + 0 (this end) = 2 ● **SCO - Scotland** 7 + 2 (this end) = 9

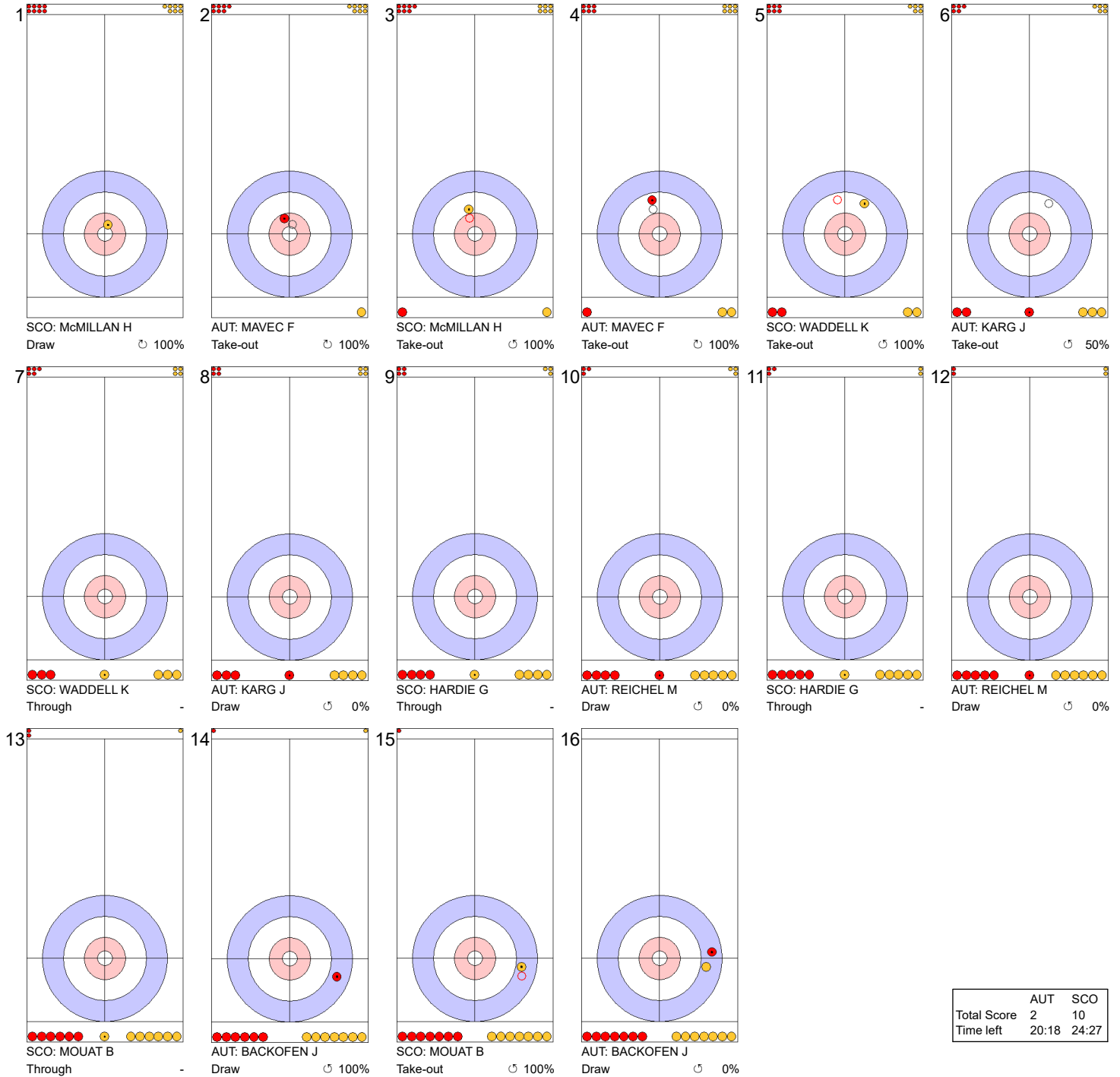


	AUT	SCO
Total Score	2	9
Time left	22:39	25:06

Legend:
 ↻ Clockwise ↺ Counter-clockwise - Not considered

Game - Shot by Shot

End 6 ● **AUT - Austria** 2 + 0 (this end) = 2 ● **SCO - Scotland** 9 + 1 (this end) = 10



	AUT	SCO
Total Score	2	10
Time left	20:18	24:27

Legend:
 ↻ Clockwise ↻ Counter-clockwise - Not considered

Game Results

Sheet	Team	LSFE	1	2	3	4	5	6	7	8	9	10	Extra Ends	Total
E	SWE - Sweden		1	0	0	2	0	2	0	3	0	1		9
	NOR - Norway	*	0	2	0	0	2	0	3	0	1	0		8

SWE - Sweden		Shot Success	Game	All
4 S	EDIN Niklas	93%		79%
3 V	ERIKSSON Oskar	86%		72%
2	WRANAA Rasmus	80%		84%
1	SUNDGREN Christoffer	83%		88%
A	MAGNUSSON Daniel	-		-
Team Total		85%		81%

NOR - Norway		Shot Success	Game	All
4 S	RAMSFJELL Magnus	84%		86%
3	SESAKER Martin	80%		85%
2	RAMSFJELL Bendik	89%		87%
1 V	NEPSTAD Gaute	90%		89%
A	NAESS Wilhelm	-		100%
Team Total		86%		87%

Last Stone Draw		Distance
↻	SUNDGREN Christoffer	8.1cm
↺	EDIN Niklas	20.8cm
Total		28.9cm

Last Stone Draw		Distance
↻	RAMSFJELL Magnus	3.9cm
↺	RAMSFJELL Bendik	11.4cm
Total		15.3cm

Time remaining: 0 minutes 53 seconds

Time remaining: 1 minute 6 seconds

Time-out: End 10 - SWE stone 8

Time-out: End 8 - NOR stone 6

Shot Success Analysis

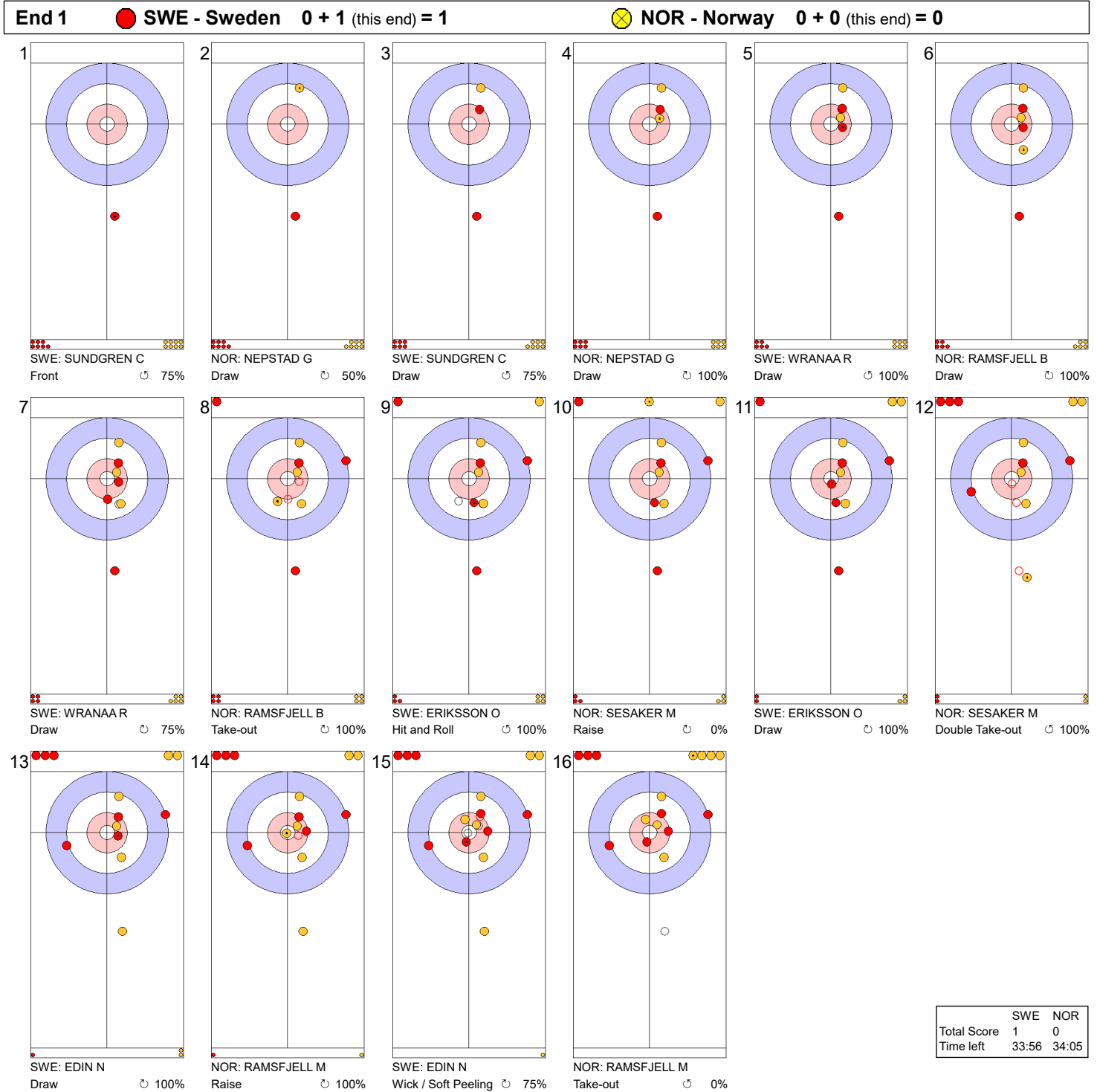
SWE - Sweden		↻	↺	Game
4	EDIN Niklas	Draws 8 88%	2 100%	10 90%
		Take-outs 3 100%	7 93%	10 95%
		Total 11 91%	9 94%	20 93%
3	ERIKSSON Oskar	Draws 3 83%	3 92%	6 88%
		Take-outs 5 100%	9 78%	14 86%
		Total 8 94%	12 81%	20 86%
2	WRANAA Rasmus	Draws 6 92%	6 58%	12 75%
		Take-outs 1 100%	7 86%	8 88%
		Total 7 93%	13 73%	20 80%
1	SUNDGREN Christoffer	Draws 4 75%	15 83%	19 82%
		Take-outs 0 -	1 100%	1 100%
		Total 4 75%	16 84%	20 83%
A	MAGNUSSON Daniel	Draws 0 -	0 -	0 -
		Take-outs 0 -	0 -	0 -
		Total 0 -	0 -	0 -
Team		Draws 21 86%	26 80%	47 82%
		Take-outs 9 100%	24 85%	33 89%
		Total 30 90%	50 83%	80 85%

NOR - Norway		↻	↺	Game
4	RAMSFJELL Magnus	Draws 4 69%	7 93%	11 84%
		Take-outs 6 92%	3 67%	9 83%
		Total 10 83%	10 85%	20 84%
3	SESAKER Martin	Draws 8 78%	2 88%	10 80%
		Take-outs 6 100%	4 50%	10 80%
		Total 14 88%	6 63%	20 80%
2	RAMSFJELL Bendik	Draws 8 84%	2 88%	10 85%
		Take-outs 5 85%	5 100%	10 93%
		Total 13 85%	7 96%	20 89%
1	NEPSTAD Gaute	Draws 15 87%	2 100%	17 88%
		Take-outs 3 100%	0 -	3 100%
		Total 18 89%	2 100%	20 90%
A	NAESS Wilhelm	Draws 0 -	0 -	0 -
		Take-outs 0 -	0 -	0 -
		Total 0 -	0 -	0 -
Team		Draws 35 82%	13 92%	48 85%
		Take-outs 20 94%	12 75%	32 87%
		Total 55 86%	25 84%	80 86%

Note:
Position and function for each team member:
4 = Fourth, 3 = Third, 2 = Second, 1 = Lead, A = Alternate, S = Skip, V = Vice-Skip

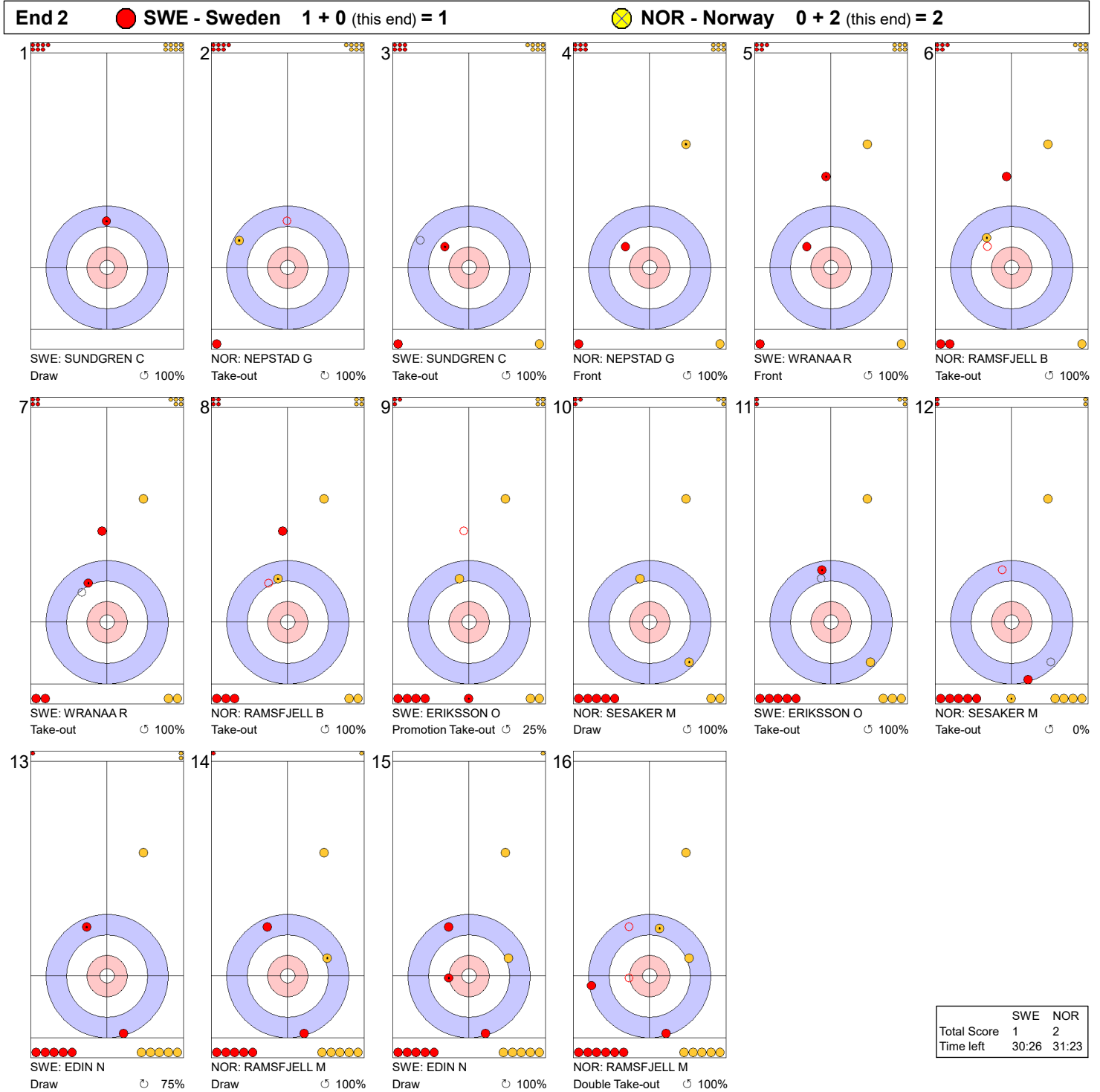
Legend:
↻ Clockwise ↺ Counter-clockwise LSFE(*) Last Stone First End

Game - Shot by Shot



Legend:
 ↻ Clockwise ↺ Counter-clockwise - Not considered

Game - Shot by Shot



Legend:
 ↻ Clockwise ↺ Counter-clockwise - Not considered

Game - Shot by Shot



Legend:
↻ Clockwise ↺ Counter-clockwise - Not considered

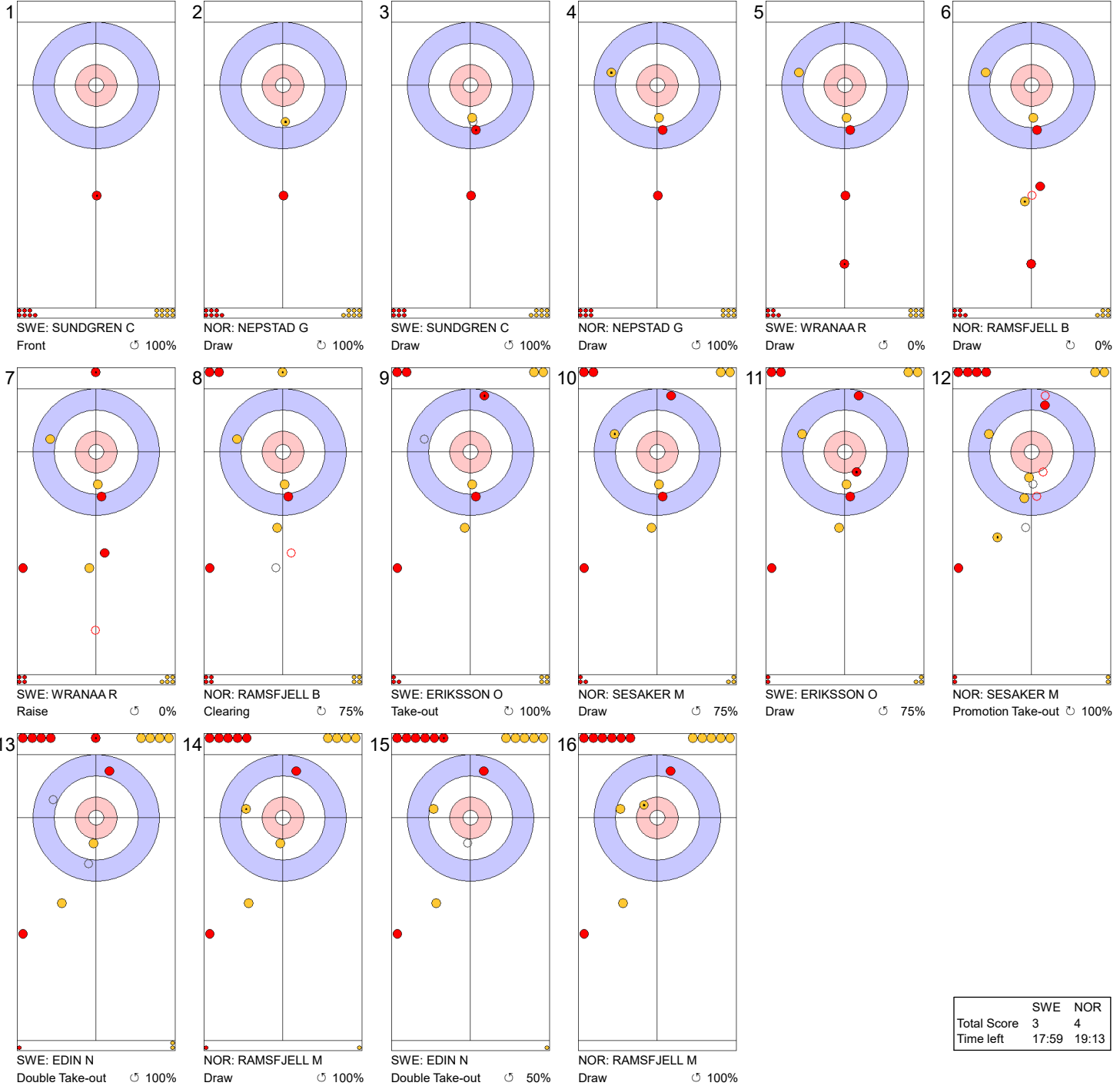
Game - Shot by Shot



Legend:
 ↻ Clockwise ↺ Counter-clockwise - Not considered

Game - Shot by Shot

End 5 **● SWE - Sweden 3 + 0 (this end) = 3** **● NOR - Norway 2 + 2 (this end) = 4**

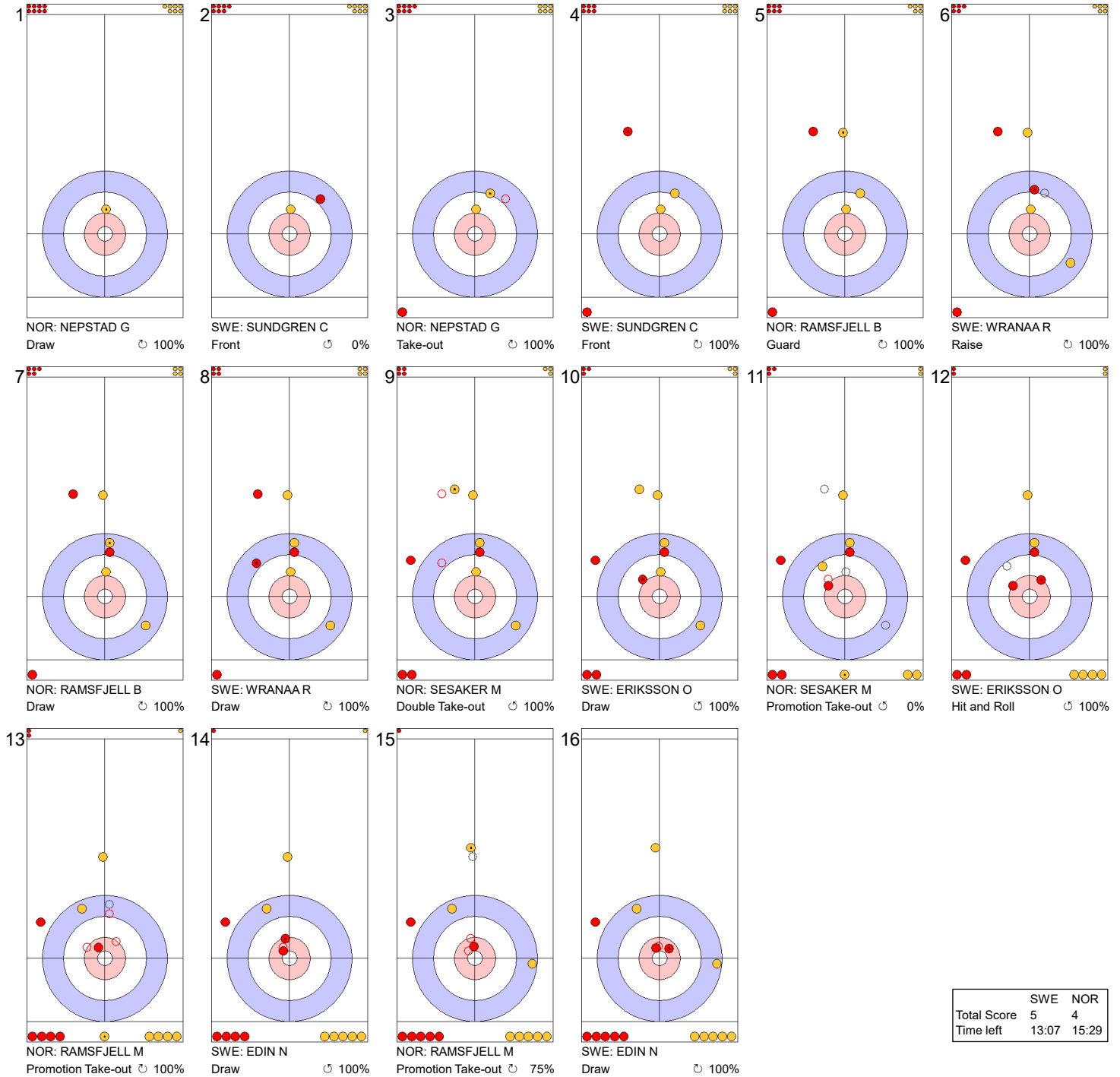


	SWE	NOR
Total Score	3	4
Time left	17:59	19:13

Legend:
 Clockwise
 Counter-clockwise
 - Not considered

Game - Shot by Shot

End 6 ● **SWE - Sweden** 3 + 2 (this end) = 5 ● **NOR - Norway** 4 + 0 (this end) = 4



	SWE	NOR
Total Score	5	4
Time left	13:07	15:29

Legend:
 ↻ Clockwise ↺ Counter-clockwise - Not considered

Game - Shot by Shot

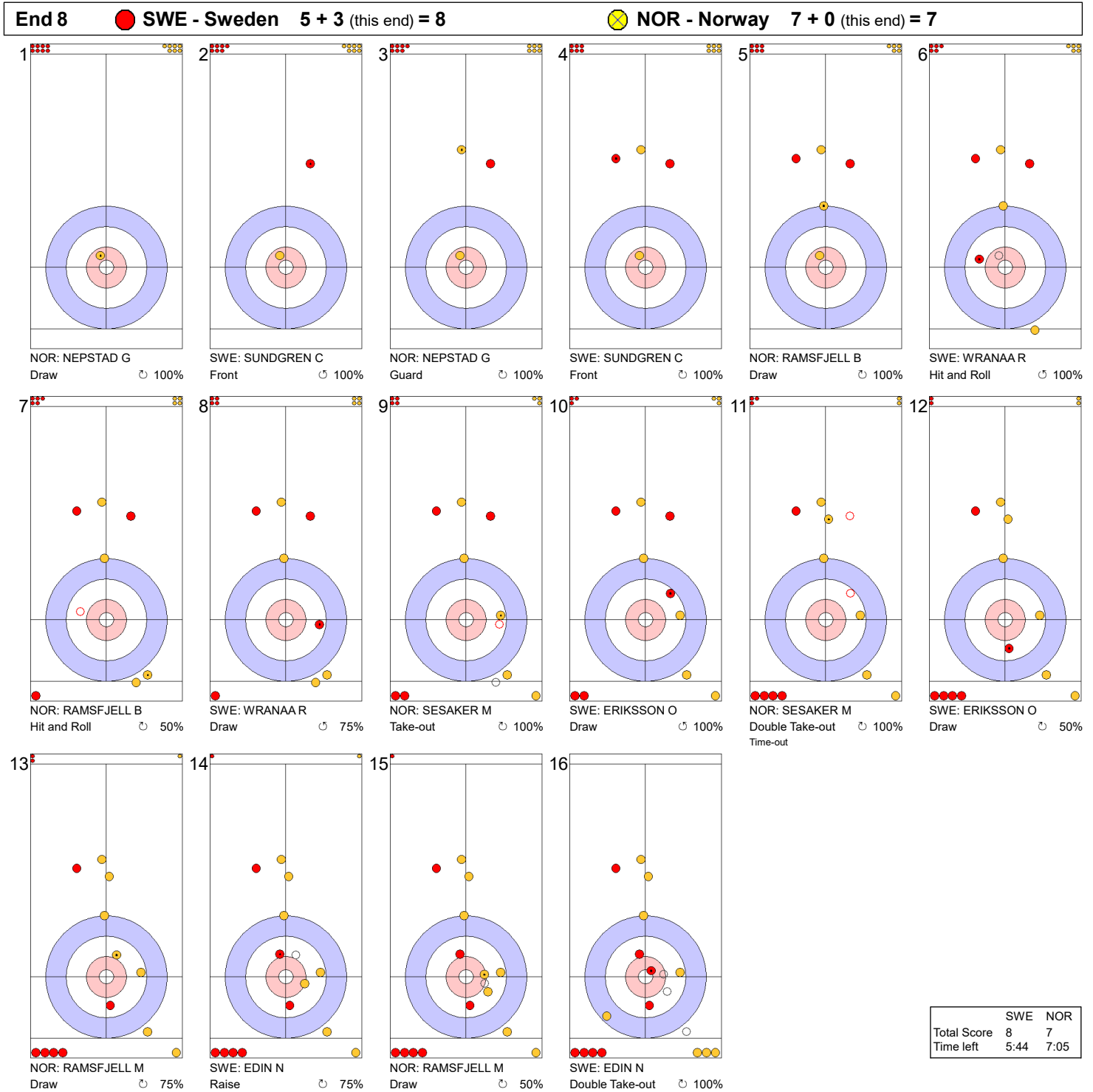
End 7 ● **SWE - Sweden** 5 + 0 (this end) = 5 ● **NOR - Norway** 4 + 3 (this end) = 7



	SWE	NOR
Total Score	5	7
Time left	8:39	11:01

Legend:
 ↻ Clockwise ↺ Counter-clockwise - Not considered

Game - Shot by Shot

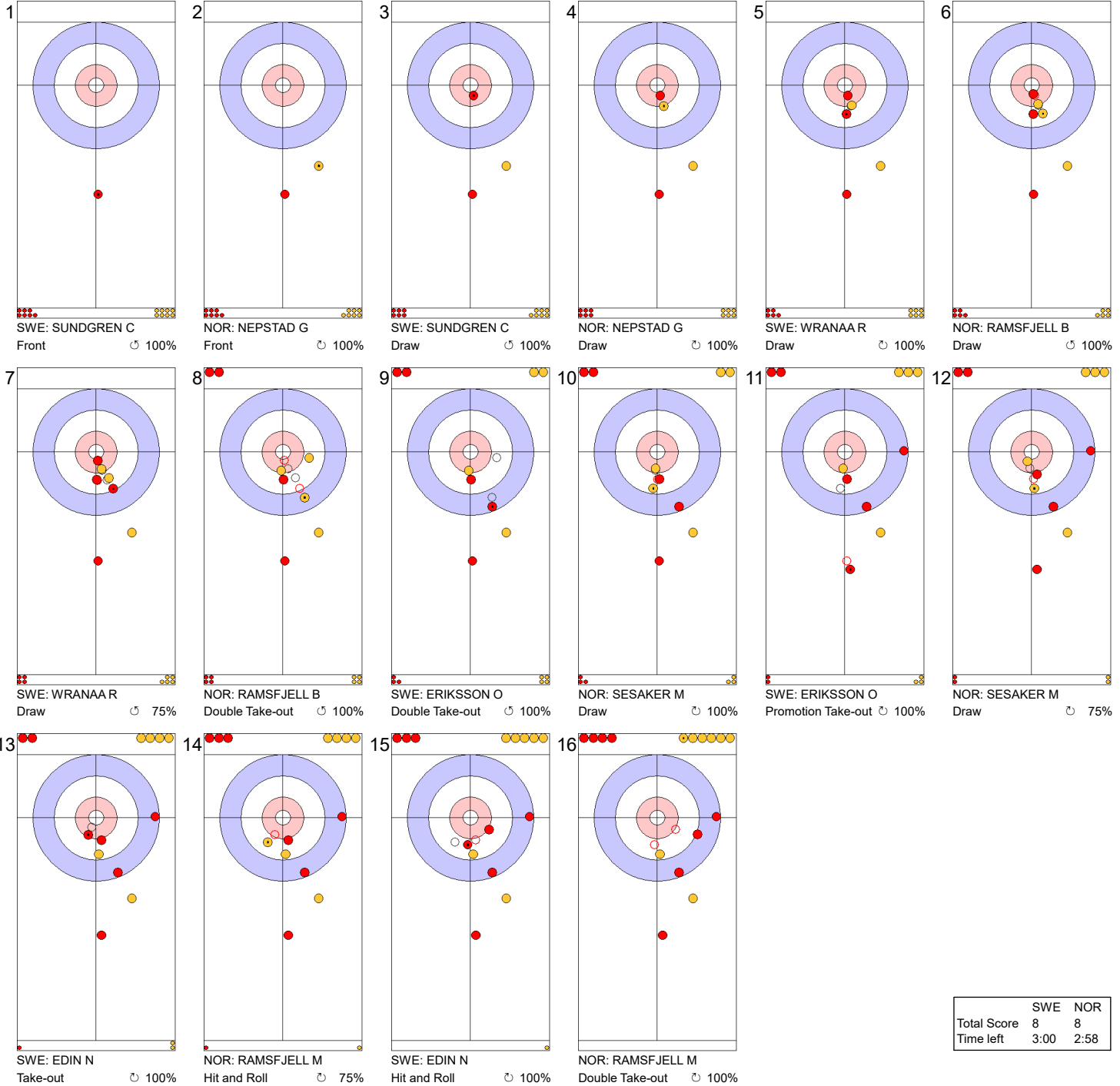


	SWE	NOR
Total Score	8	7
Time left	5:44	7:05

Legend:
↻ Clockwise ↺ Counter-clockwise - Not considered

Game - Shot by Shot

End 9 ● **SWE - Sweden** 8 + 0 (this end) = 8 ● **NOR - Norway** 7 + 1 (this end) = 8

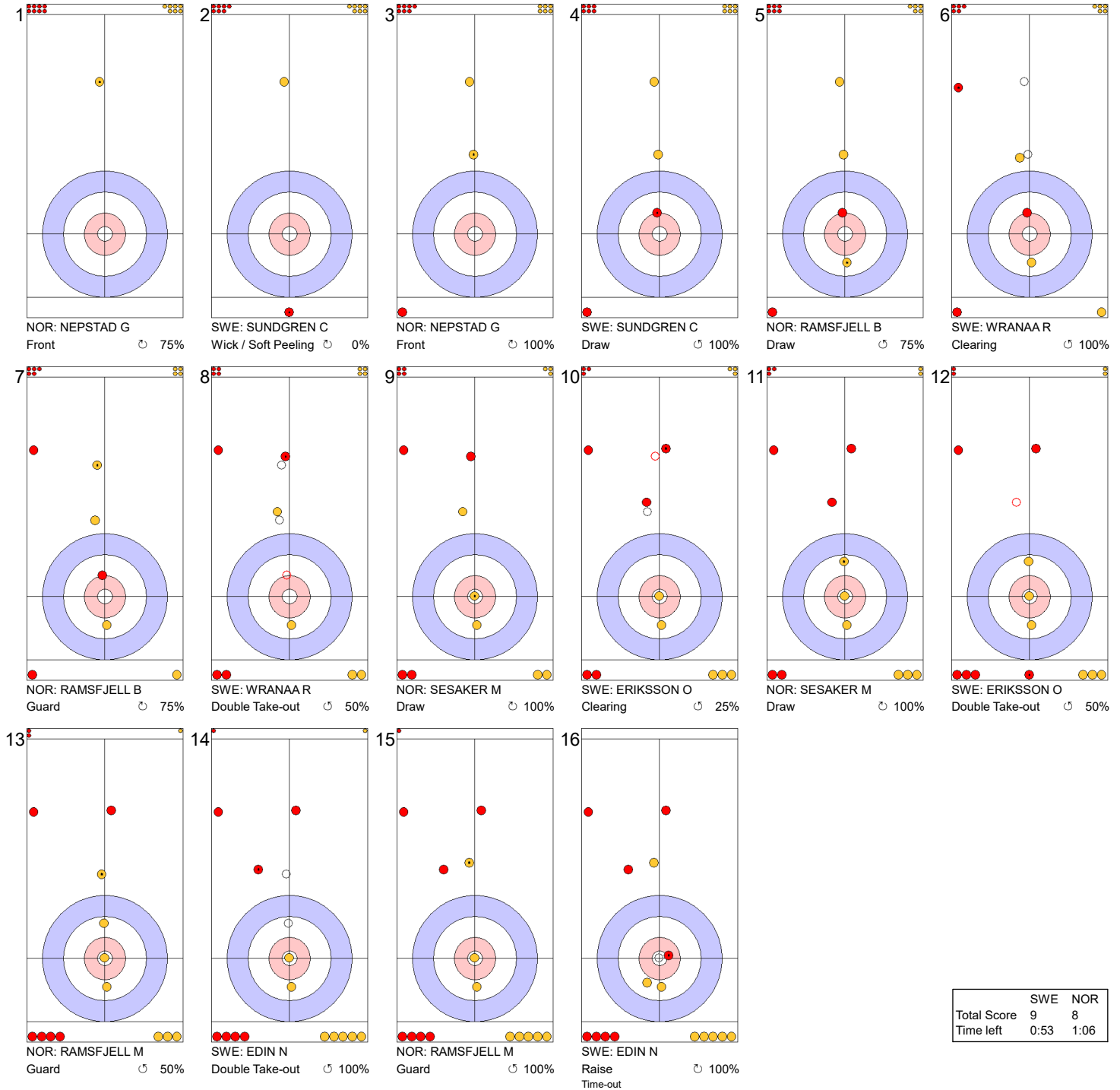


	SWE	NOR
Total Score	8	8
Time left	3:00	2:58

Legend:
 ↻ Clockwise ↺ Counter-clockwise - Not considered

Game - Shot by Shot

End 10 ● **SWE - Sweden 8 + 1 (this end) = 9** ● **NOR - Norway 8 + 0 (this end) = 8**



	SWE	NOR
Total Score	9	8
Time left	0:53	1:06

Legend:
 ↻ Clockwise ↺ Counter-clockwise - Not considered



Session Results and Standings

Sheet	Team	LSD/LSFE	1	2	3	4	5	6	7	8	9	10	Extra Ends	Total
A	CZE - Czechia	80.9cm *	3	0	0	3	0	0	2	0	1	1		10
	NED - Netherlands	155.1cm	0	1	1	0	3	1	0	1	0	0		7
B	GER - Germany	28.3cm *	2	0	1	0	0	1	0	0	1	0	1	6
	SWE - Sweden	138.7cm	0	1	0	1	1	0	0	1	0	1	0	5
C	SCO - Scotland	10.5cm *	1	0	2	0	0	1	0	1	0	1	1	7
	SUI - Switzerland	28.6cm	0	1	0	1	0	0	2	0	2	0	0	6
D	NOR - Norway	49.9cm	0	0	2	0	0	4	1	0	2	X		9
	ENG - England	41.6cm *	1	1	0	0	1	0	0	1	0	X		4
E	ITA - Italy	72.1cm *	0	1	2	0	1	0	0	0	2	0		6
	AUT - Austria	84.4cm	1	0	0	1	0	0	1	0	0	1		4

Current Standings

Rank	Team	Games	Wins	Losses
1	SCO - Scotland	4	4	0
2	GER - Germany	4	3	1
2	ITA - Italy	4	3	1
2	NOR - Norway	4	3	1
2	SUI - Switzerland	4	3	1
6	SWE - Sweden	4	2	2
7	CZE - Czechia	4	1	3
7	NED - Netherlands	4	1	3
9	AUT - Austria	4	0	4
9	ENG - England	4	0	4

Note:
Under World Curling rules, tie-breaking rules for standings are not applied until after the last game of the round robin.

Legend:
LSD Last Stone Draw **LSFE(*)** Last Stone First End **X** Unplayed/unfinished end due to concession



Game Results

Sheet	Team	LSFE	1	2	3	4	5	6	7	8	9	10	Extra Ends	Total
A	CZE - Czechia	*	3	0	0	3	0	0	2	0	1	1		10
	NED - Netherlands		0	1	1	0	3	1	0	1	0	0		7

CZE - Czechia		Shot Success	Game	All
4 S	KLIMA Lukas	76%		72%
3 V	CERNOVSKY Marek	69%		72%
2	JURIK Martin	74%		76%
1	KLIPA Lukas	90%		91%
A	BOHAC Radek	-		-
Team Total		77%		78%

NED - Netherlands		Shot Success	Game	All
4 S	GOESGENS Wouter	60%		73%
3	VAN DEN HURK Tobias	81%		77%
2 V	HOEKMAN Laurens	65%		73%
1	MAGAN Alexander	94%		86%
A	SPITS Simon	-		-
Team Total		75%		77%

Last Stone Draw Distance

⌚	JURIK Martin	60.0cm
⌚	CERNOVSKY Marek	20.9cm
Total		80.9cm

Last Stone Draw Distance

⌚	MAGAN Alexander	50.6cm
⌚	GOESGENS Wouter	104.5cm
Total		155.1cm

Time remaining: 1 minute 23 seconds

Time remaining: 1 minute 56 seconds

Time-out: End 10 - CZE stone 8

Time-out: End 10 - NED stone 8

Shot Success Analysis

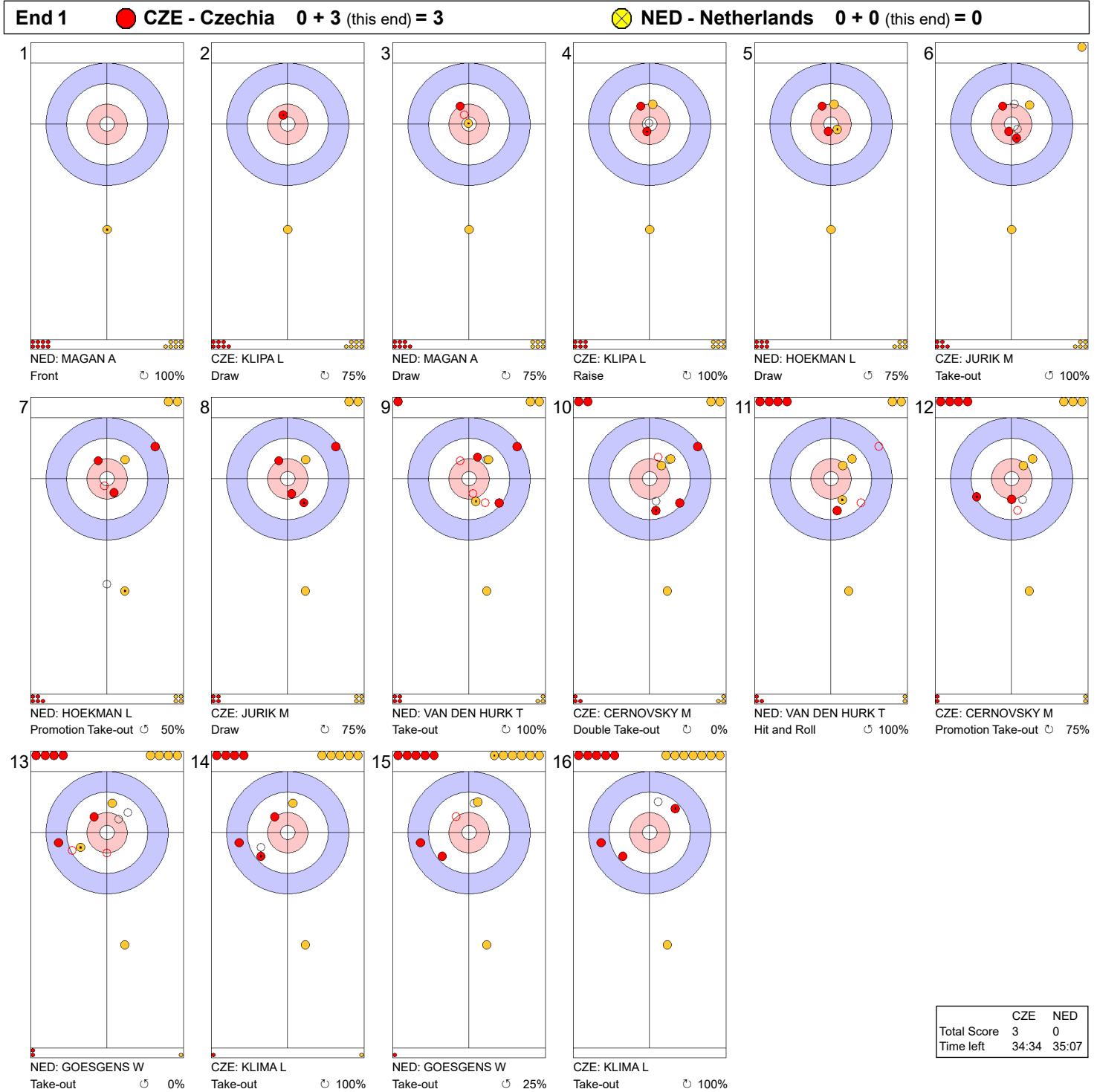
CZE - Czechia		⌚	⌚	Game
4 KLIMA Lukas	Draws	2 63%	3 92%	5 80%
	Take-outs	11 75%	4 75%	15 75%
	Total	13 73%	7 82%	20 76%
3 CERNOVSKY Marek	Draws	1 100%	3 67%	4 75%
	Take-outs	10 63%	6 75%	16 67%
	Total	11 66%	9 72%	20 69%
2 JURIK Martin	Draws	4 94%	5 65%	9 78%
	Take-outs	6 46%	5 100%	11 70%
	Total	10 65%	10 83%	20 74%
1 KLIPA Lukas	Draws	9 94%	10 85%	19 89%
	Take-outs	0 -	1 100%	1 100%
	Total	9 94%	11 86%	20 90%
A BOHAC Radek	Draws	0 -	0 -	0 -
	Take-outs	0 -	0 -	0 -
	Total	0 -	0 -	0 -
Team	Draws	16 91%	21 79%	37 84%
	Take-outs	27 64%	16 84%	43 72%
	Total	43 74%	37 81%	80 77%

NED - Netherlands		⌚	⌚	Game
4 GOESGENS Wouter	Draws	6 79%	0 -	6 79%
	Take-outs	8 63%	6 38%	14 52%
	Total	14 70%	6 38%	20 60%
3 VAN DEN HURK Tobias	Draws	2 100%	3 100%	5 100%
	Take-outs	8 66%	7 86%	15 75%
	Total	10 73%	10 90%	20 81%
2 HOEKMAN Laurens	Draws	6 88%	5 55%	11 73%
	Take-outs	4 69%	5 45%	9 56%
	Total	10 80%	10 50%	20 65%
1 MAGAN Alexander	Draws	15 93%	3 92%	18 93%
	Take-outs	1 100%	1 100%	2 100%
	Total	16 94%	4 94%	20 94%
A SPITS Simon	Draws	0 -	0 -	0 -
	Take-outs	0 -	0 -	0 -
	Total	0 -	0 -	0 -
Team	Draws	29 90%	11 77%	40 86%
	Take-outs	21 67%	19 61%	40 64%
	Total	50 80%	30 67%	80 75%

Note:
Position and function for each team member:
4 = Fourth, 3 = Third, 2 = Second, 1 = Lead, A = Alternate, S = Skip, V = Vice-Skip

Legend:
⌚ Clockwise ⌚ Counter-clockwise **LSFE(*)** Last Stone First End

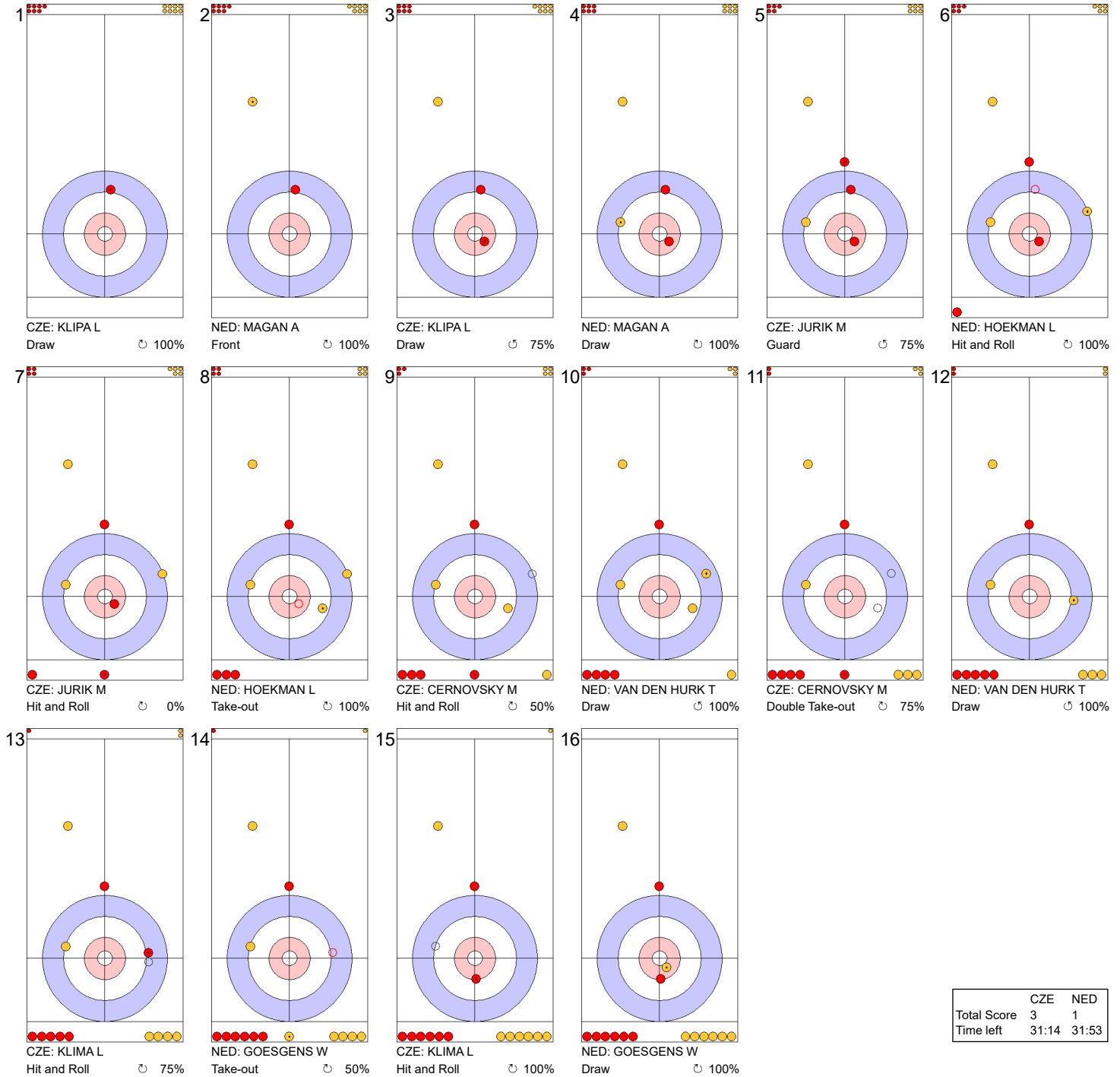
Game - Shot by Shot



Legend:
 Clockwise Counter-clockwise - Not considered

Game - Shot by Shot

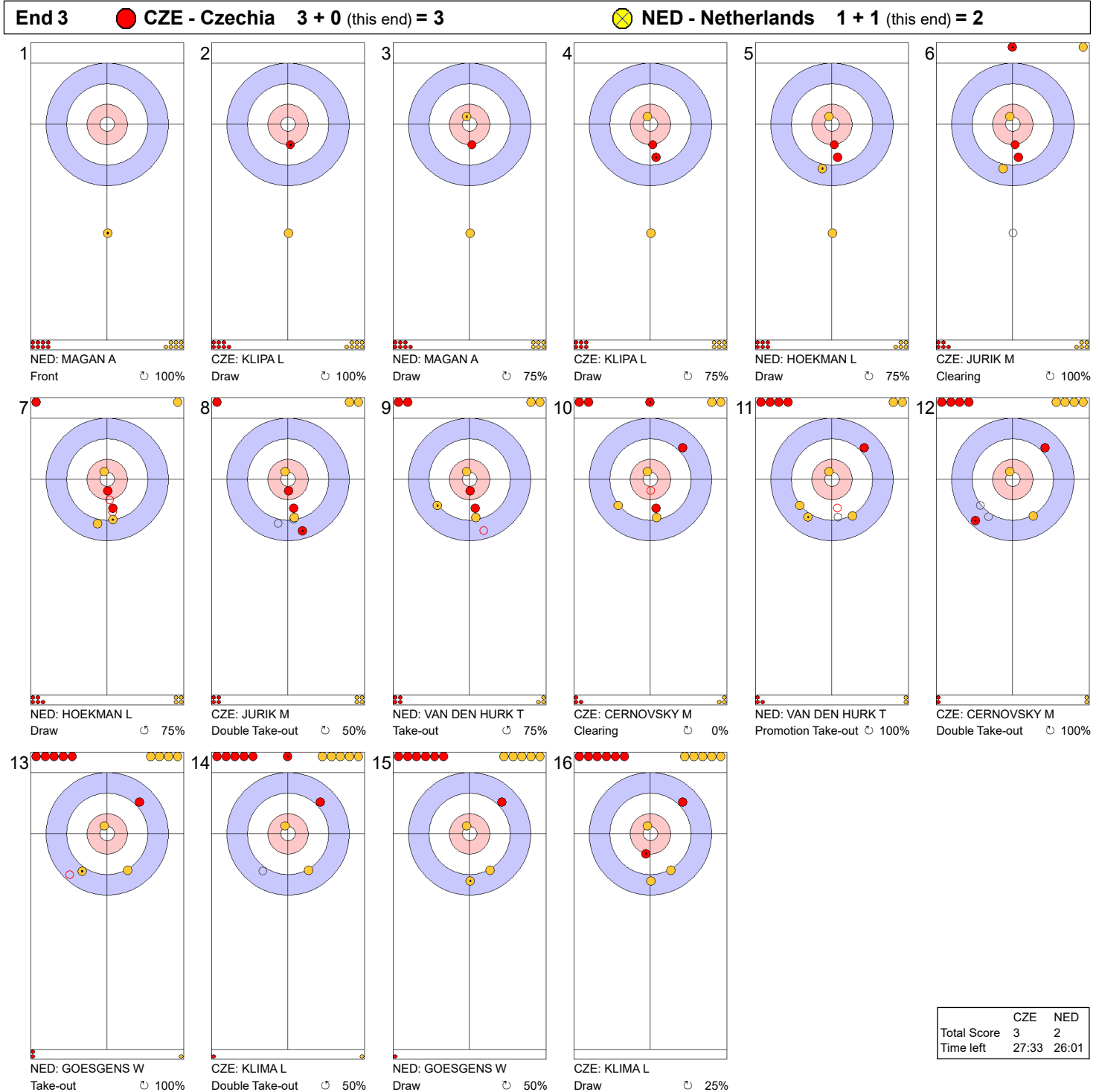
End 2 ● **CZE - Czechia 3 + 0 (this end) = 3** ● **NED - Netherlands 0 + 1 (this end) = 1**



	CZE	NED
Total Score	3	1
Time left	31:14	31:53

Legend:
 ↻ Clockwise ↺ Counter-clockwise - Not considered

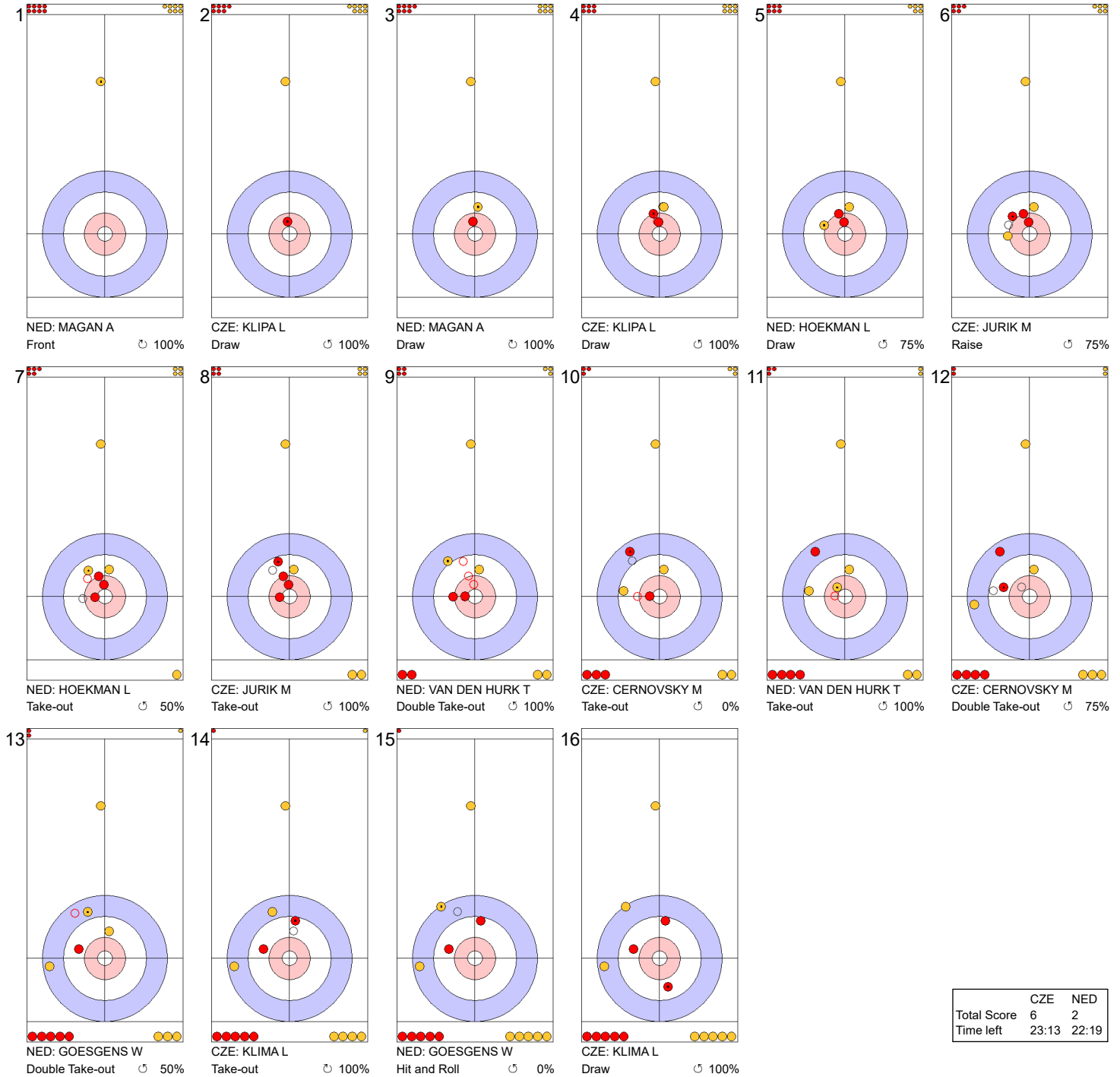
Game - Shot by Shot



Legend:
 ↻ Clockwise ↺ Counter-clockwise - Not considered

Game - Shot by Shot

End 4 ● **CZE - Czechia 3 + 3 (this end) = 6** ● **NED - Netherlands 2 + 0 (this end) = 2**

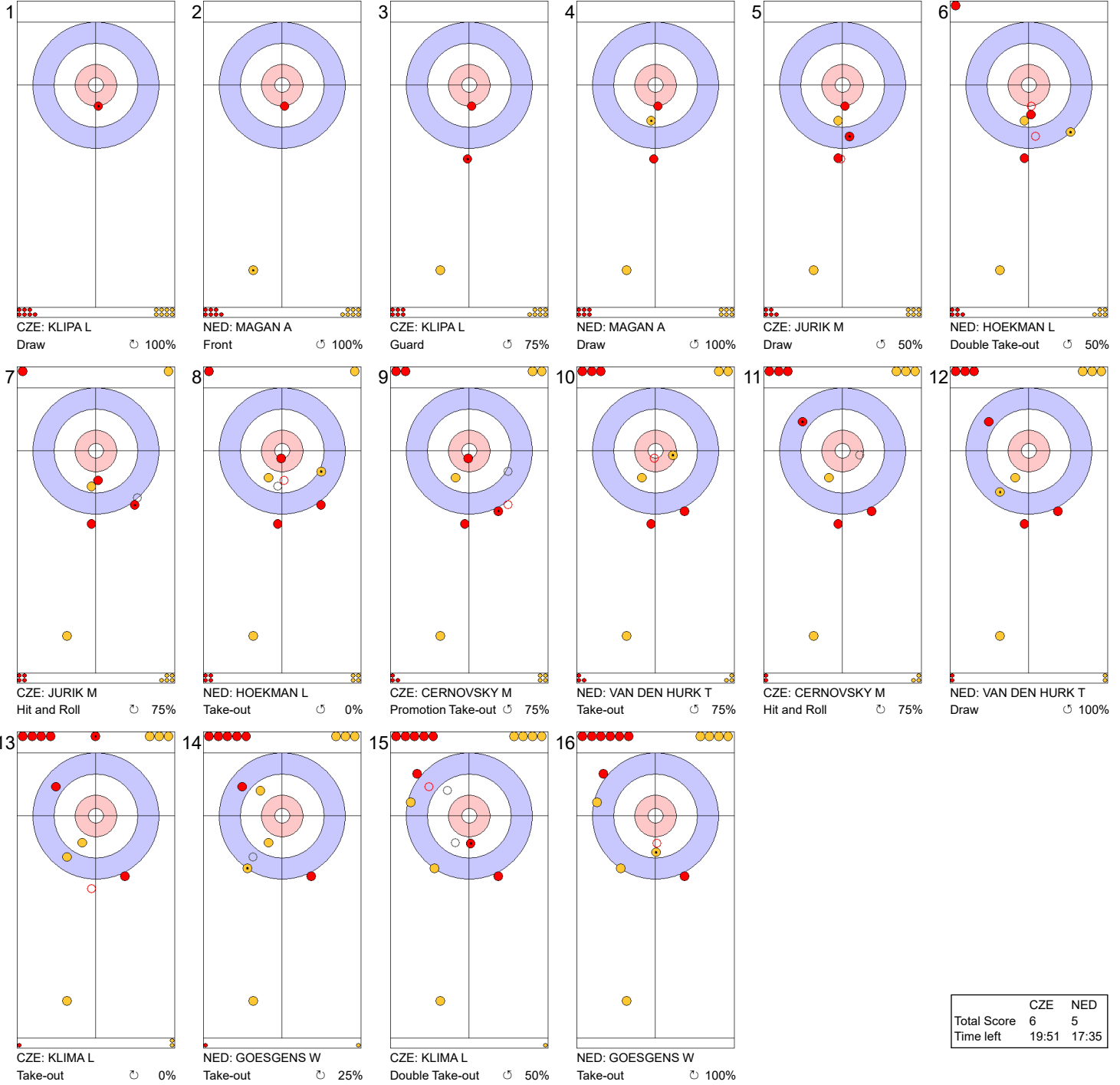


	CZE	NED
Total Score	6	2
Time left	23:13	22:19

Legend:
 ↻ Clockwise ↺ Counter-clockwise - Not considered

Game - Shot by Shot

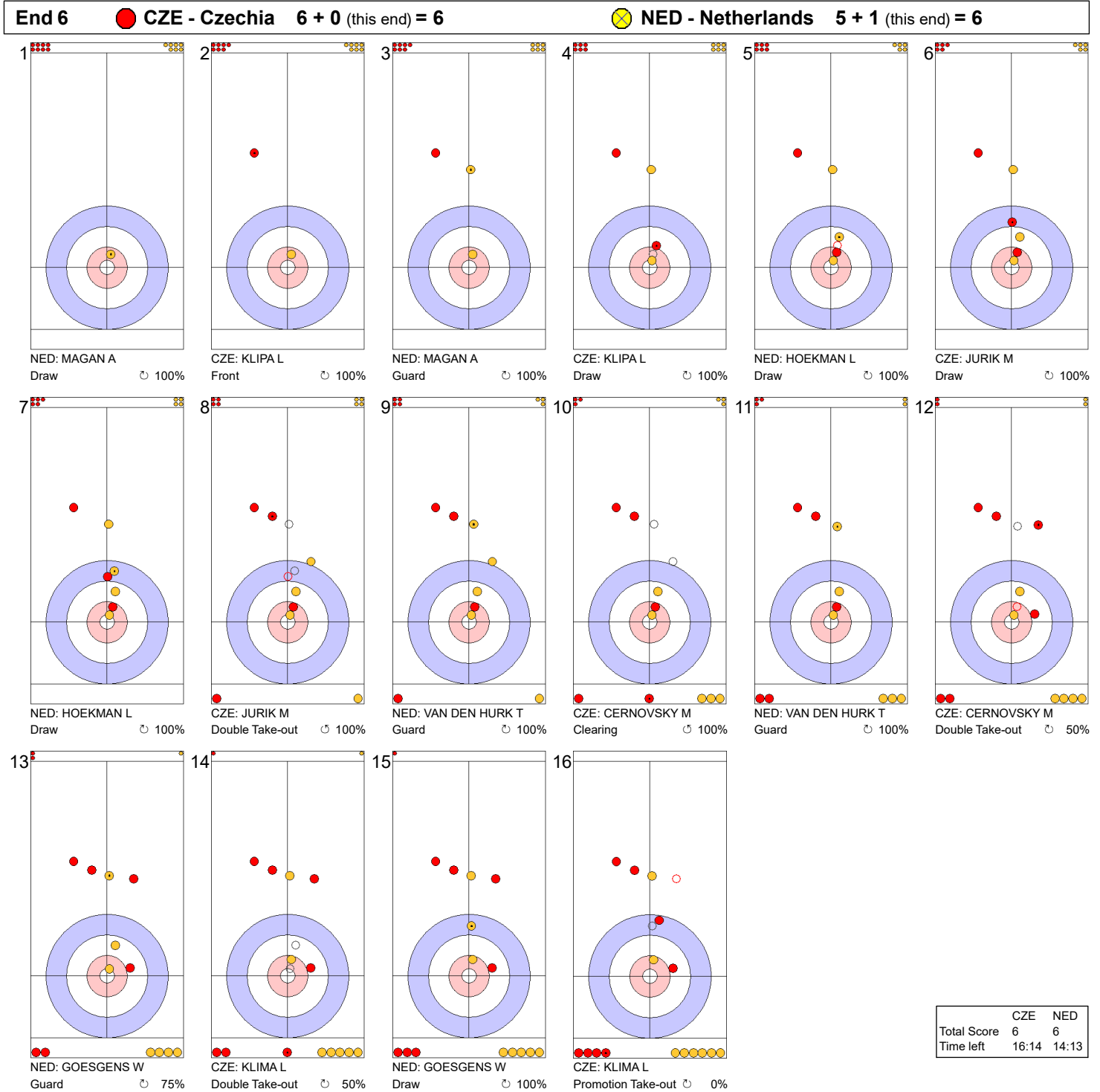
End 5 ● **CZE - Czechia** **6 + 0** (this end) = **6** ● **NED - Netherlands** **2 + 3** (this end) = **5**



	CZE	NED
Total Score	6	5
Time left	19:51	17:35

Legend:
 ↻ Clockwise ↺ Counter-clockwise - Not considered

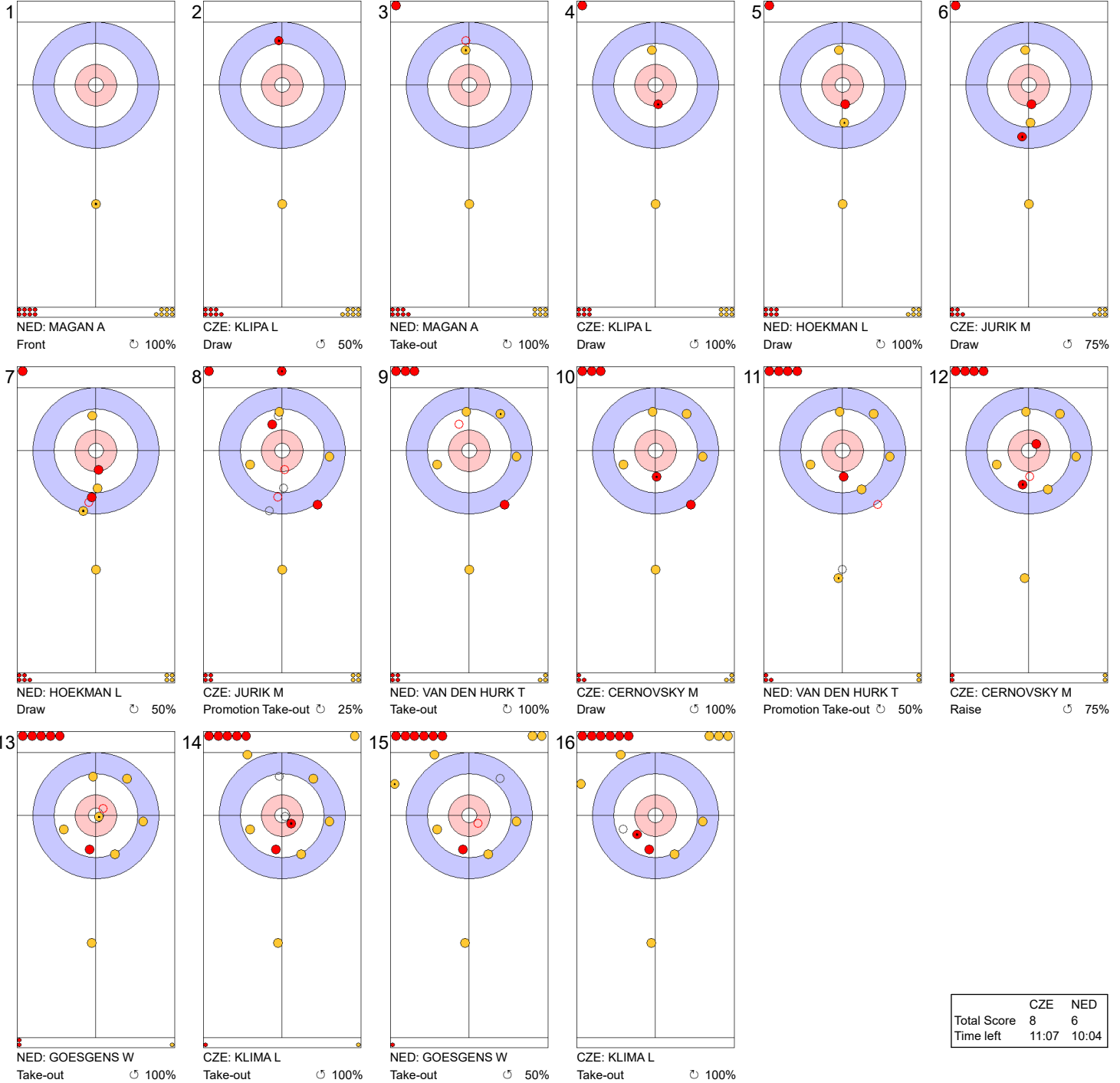
Game - Shot by Shot



Legend:
 Clockwise Counter-clockwise - Not considered

Game - Shot by Shot

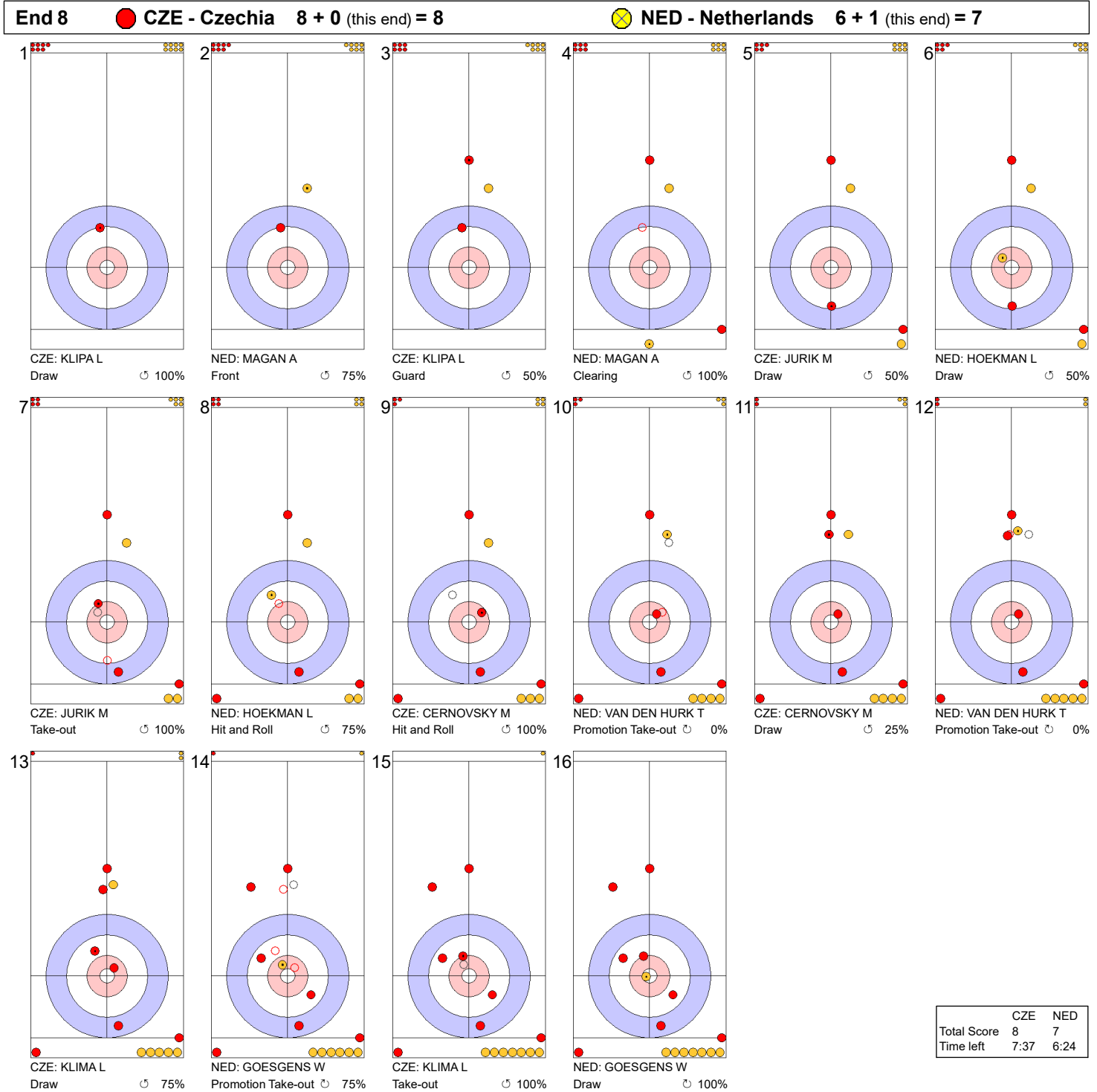
End 7 ● **CZE - Czechia 6 + 2 (this end) = 8** ● **NED - Netherlands 6 + 0 (this end) = 6**



	CZE	NED
Total Score	8	6
Time left	11:07	10:04

Legend:
 ↻ Clockwise ↺ Counter-clockwise - Not considered

Game - Shot by Shot



Legend:
 ↻ Clockwise ↺ Counter-clockwise - Not considered

Game - Shot by Shot

End 9 ● **CZE - Czechia** 8 + 1 (this end) = 9 ● **NED - Netherlands** 7 + 0 (this end) = 7

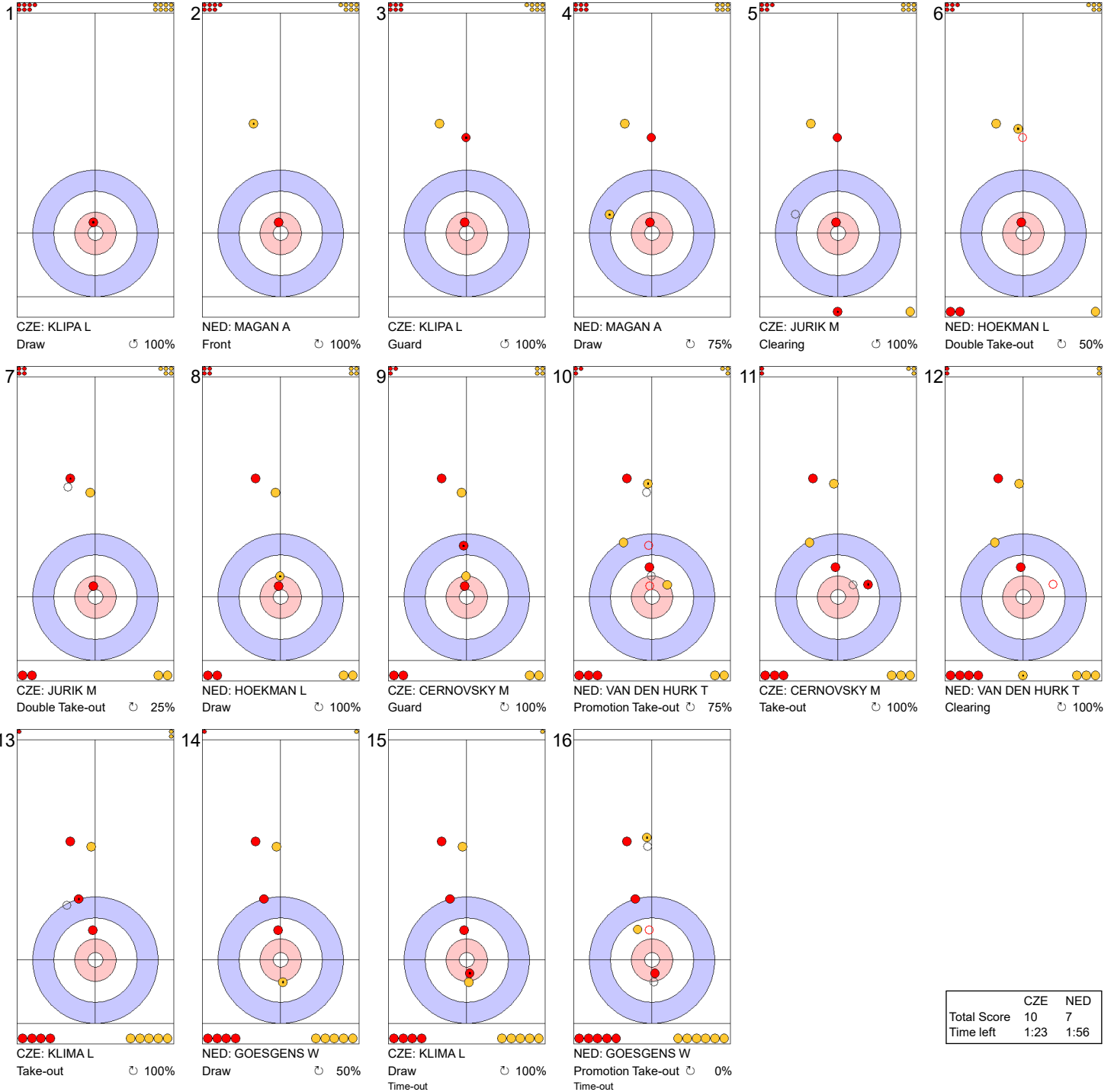


	CZE	NED
Total Score	9	7
Time left	4:20	4:27

Legend:
 ↻ Clockwise ↺ Counter-clockwise - Not considered

Game - Shot by Shot

End 10 ● **CZE - Czechia 9 + 1 (this end) = 10** ● **NED - Netherlands 7 + 0 (this end) = 7**



	CZE	NED
Total Score	10	7
Time left	1:23	1:56

Legend:
 ↻ Clockwise ↺ Counter-clockwise - Not considered

Game Results

Sheet	Team	LSFE	1	2	3	4	5	6	7	8	9	10	Extra Ends	Total
B	GER - Germany	*	2	0	1	0	0	1	0	0	1	0	1	6
	SWE - Sweden		0	1	0	1	1	0	0	1	0	1	0	5

GER - Germany		Shot Success	Game	All
4 S	MUSKATEWITZ Marc	90 %		88 %
3 V	KAPP Benjamin	86 %		90 %
2	MESSENZEHL Felix	84 %		86 %
1	SCHEUERL Johannes	98 %		91 %
A	TREVISIOL Mario	-		-
Team Total		90 %		89 %

SWE - Sweden		Shot Success	Game	All
4 S	EDIN Niklas	77 %		76 %
3 V	ERIKSSON Oskar	58 %		68 %
2	WRANAA Rasmus	82 %		85 %
1	SUNDGREN Christoffer	89 %		90 %
A	MAGNUSSON Daniel	-		-
Team Total		76 %		80 %

Last Stone Draw		Distance
↻	KAPP Benjamin	12.2cm
↻	SCHEUERL Johannes	16.1cm
Total		28.3cm

Last Stone Draw		Distance
↻	SUNDGREN Christoffer	29.6cm
↻	EDIN Niklas	109.1cm
Total		138.7cm

Time remaining: 1 minute 30 seconds
2 minutes 59 seconds (after extra end)

Time remaining: 0 minutes 11 seconds
1 minute 5 seconds (after extra end)

Time-out: End 10 - GER stone 8; End 11 - GER stone 7

Time-out: End 10 - SWE stone 6

Shot Success Analysis

GER - Germany		↻	↻	Game
4	MUSKATEWITZ Marc	Draws	6 83%	8 100% 14 93%
		Take-outs	2 50%	5 100% 7 86%
		Total	8 75%	13 100% 21 90%
3	KAPP Benjamin	Draws	5 95%	4 56% 9 78%
		Take-outs	8 94%	5 90% 13 92%
		Total	13 94%	9 75% 22 86%
2	MESSENZEHL Felix	Draws	5 80%	3 100% 8 88%
		Take-outs	4 88%	10 80% 14 82%
		Total	9 83%	13 85% 22 84%
1	SCHEUERL Johannes	Draws	20 98%	1 100% 21 98%
		Take-outs	1 100%	0 - 1 100%
		Total	21 98%	1 100% 22 98%
A	TREVISIOL Mario	Draws	0 -	0 - 0 -
		Take-outs	0 -	0 - 0 -
		Total	0 -	0 - 0 -
Team		Draws	36 92%	16 89% 52 91%
		Take-outs	15 87%	20 88% 35 87%
		Total	51 91%	36 88% 87 90%

SWE - Sweden		↻	↻	Game
4	EDIN Niklas	Draws	3 58%	8 84% 11 77%
		Take-outs	4 69%	7 82% 11 77%
		Total	7 64%	15 83% 22 77%
3	ERIKSSON Oskar	Draws	1 0%	11 66% 12 60%
		Take-outs	6 58%	4 50% 10 55%
		Total	7 50%	15 62% 22 58%
2	WRANAA Rasmus	Draws	2 88%	10 83% 12 83%
		Take-outs	5 85%	5 75% 10 80%
		Total	7 86%	15 80% 22 82%
1	SUNDGREN Christoffer	Draws	4 75%	18 92% 22 89%
		Take-outs	0 -	0 - 0 -
		Total	4 75%	18 92% 22 89%
A	MAGNUSSON Daniel	Draws	0 -	0 - 0 -
		Take-outs	0 -	0 - 0 -
		Total	0 -	0 - 0 -
Team		Draws	10 65%	47 82% 57 79%
		Take-outs	15 70%	16 72% 31 71%
		Total	25 68%	63 80% 88 76%

Note:
Position and function for each team member:
4 = Fourth, 3 = Third, 2 = Second, 1 = Lead, A = Alternate, S = Skip, V = Vice-Skip

Legend:
↻ Clockwise ↻ Counter-clockwise **LSFE(*)** Last Stone First End

Game - Shot by Shot

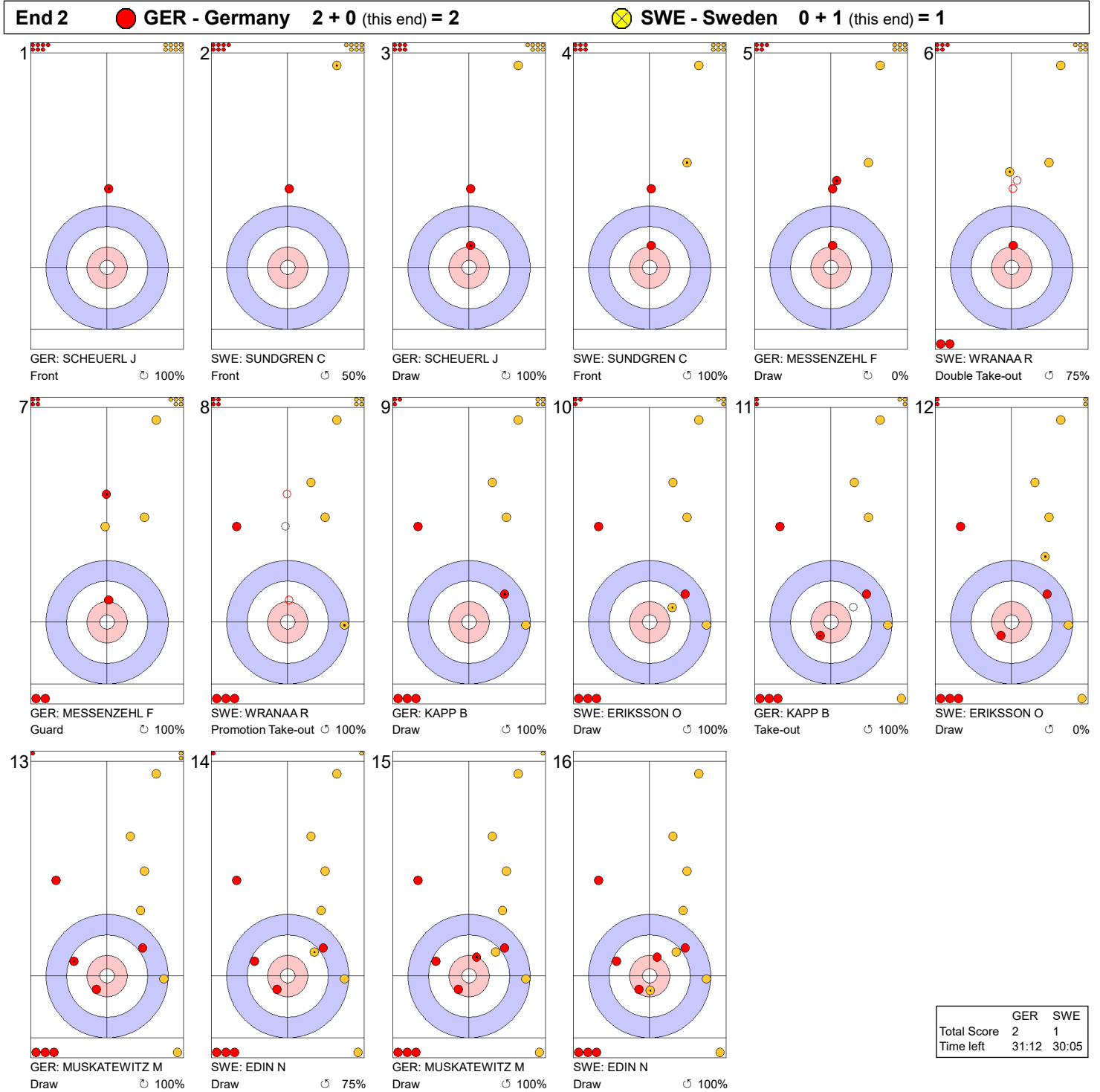
End 1 ● **GER - Germany** **0 + 2** (this end) = **2** ● **SWE - Sweden** **0 + 0** (this end) = **0**



	GER	SWE
Total Score	2	0
Time left	35:04	34:06

Legend:
 ↻ Clockwise ↺ Counter-clockwise - Not considered

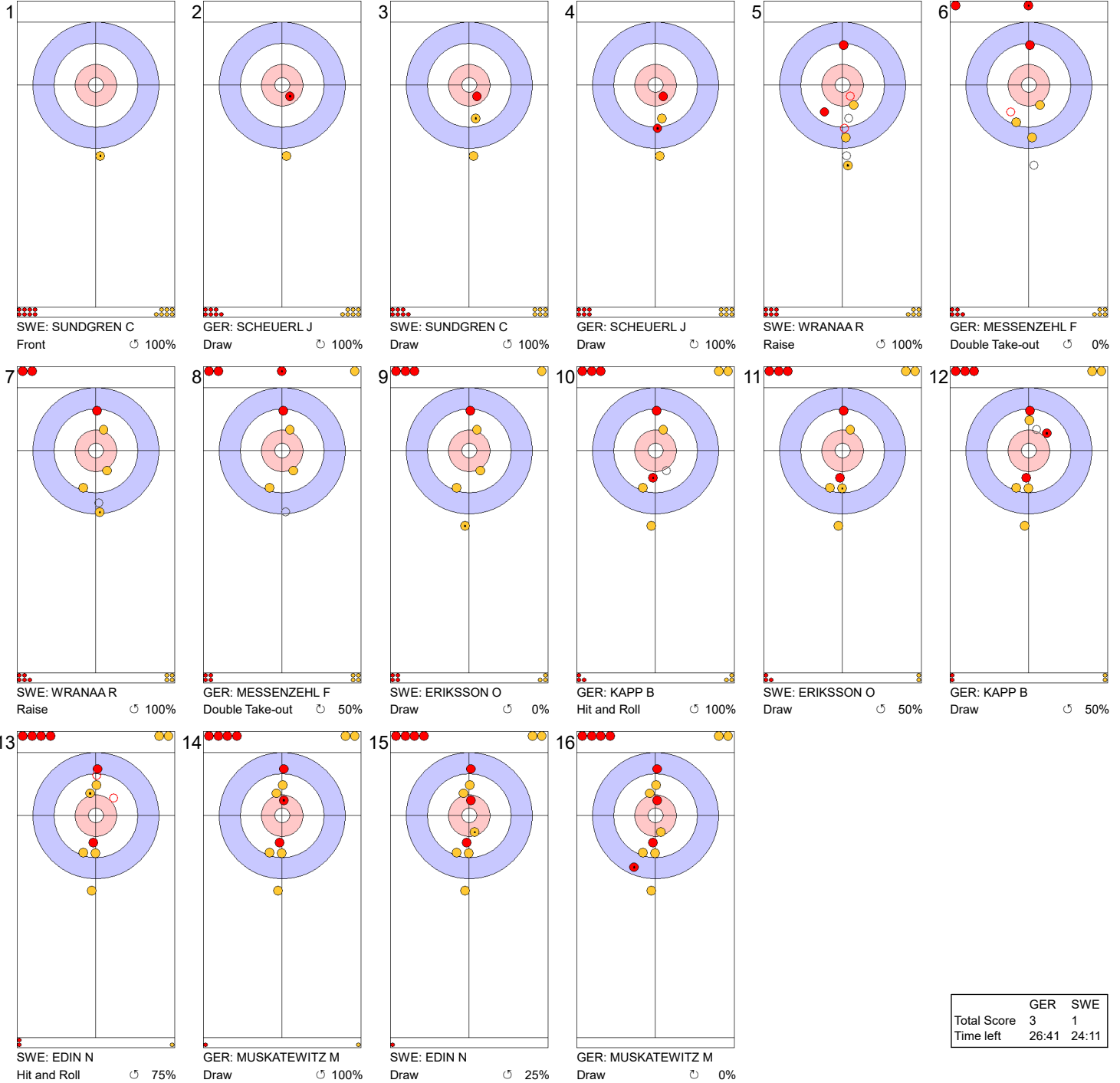
Game - Shot by Shot



Legend:
 ↻ Clockwise ↺ Counter-clockwise - Not considered

Game - Shot by Shot

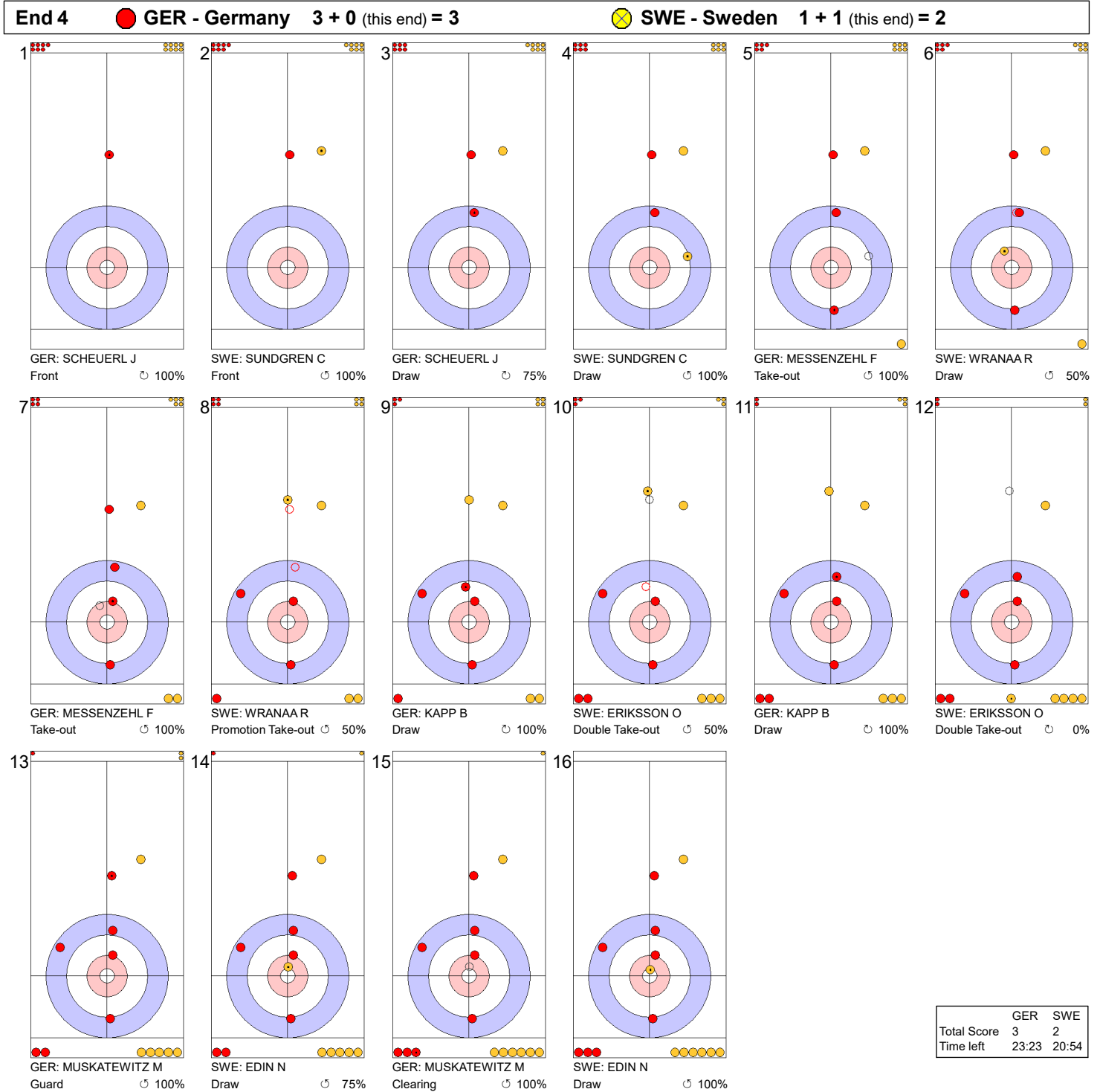
End 3 ● **GER - Germany 2 + 1 (this end) = 3** ● **SWE - Sweden 1 + 0 (this end) = 1**



	GER	SWE
Total Score	3	1
Time left	26:41	24:11

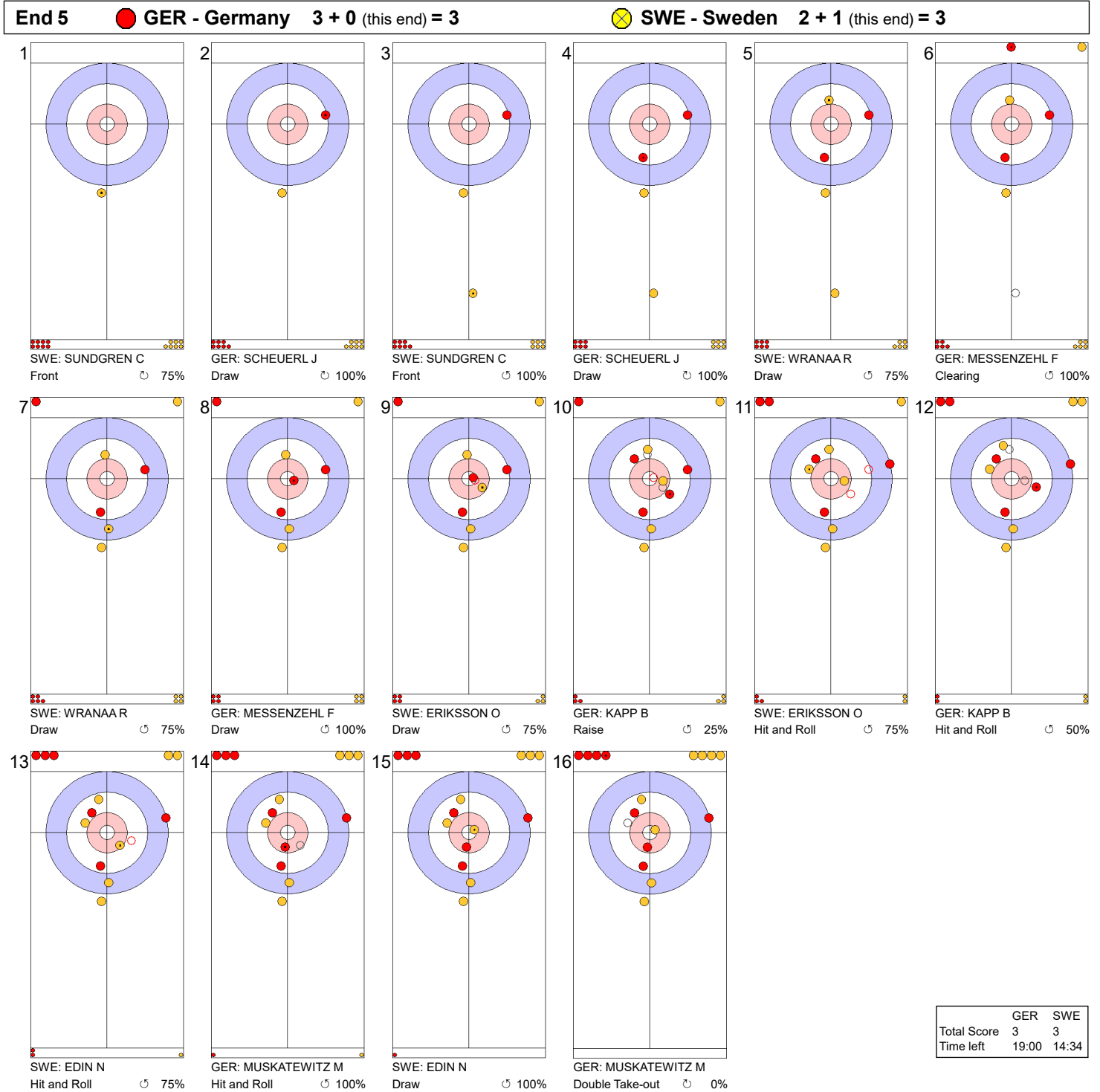
Legend:
 ↻ Clockwise ↺ Counter-clockwise - Not considered

Game - Shot by Shot



Legend:
 ↻ Clockwise ↺ Counter-clockwise - Not considered

Game - Shot by Shot



Legend:
 ↻ Clockwise ↺ Counter-clockwise - Not considered

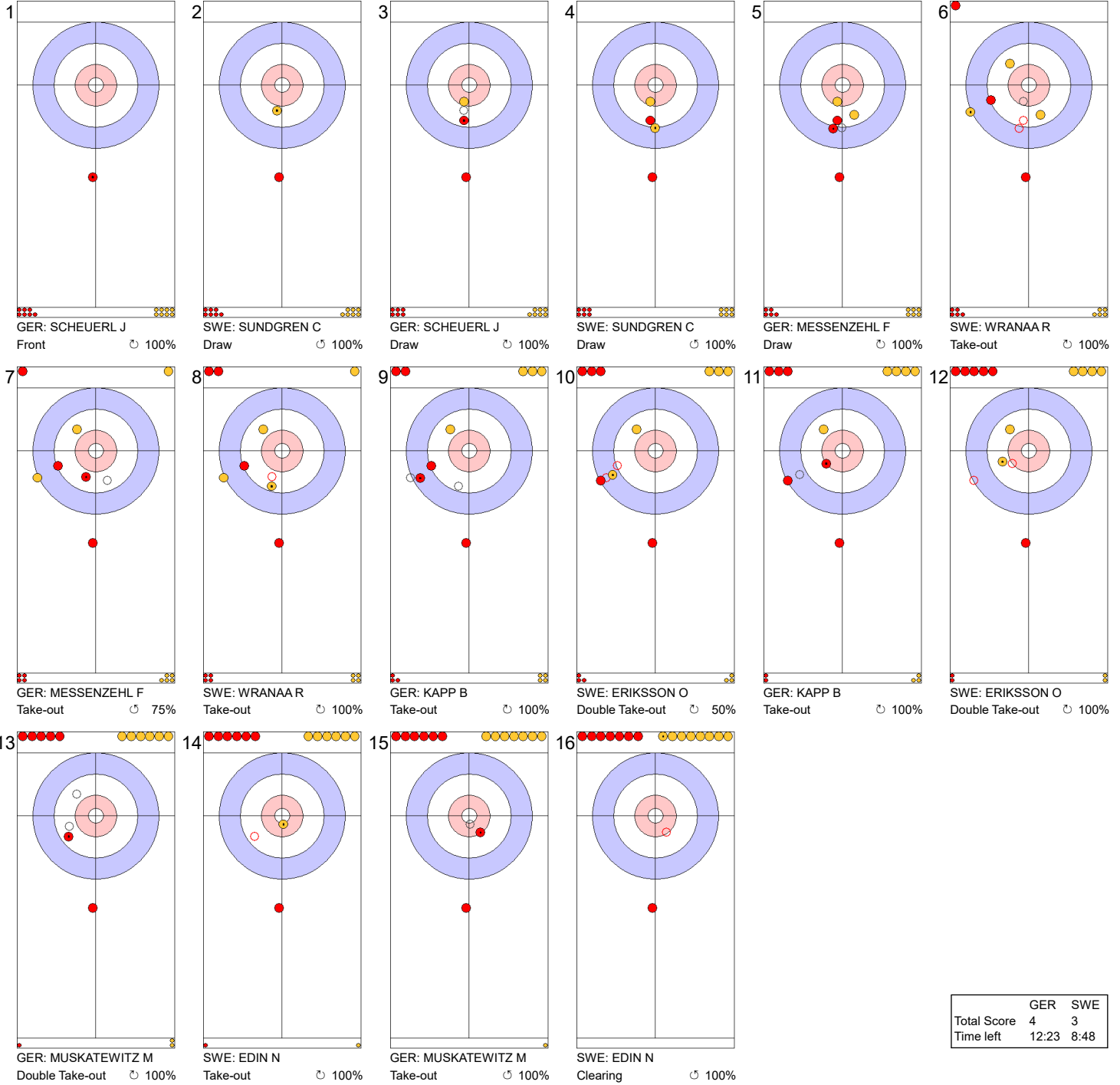
Game - Shot by Shot



Legend:
 Clockwise Counter-clockwise - Not considered

Game - Shot by Shot

End 7 **GER - Germany 4 + 0 (this end) = 4** **SWE - Sweden 3 + 0 (this end) = 3**



	GER	SWE
Total Score	4	3
Time left	12:23	8:48

Legend:
 Clockwise Counter-clockwise - Not considered

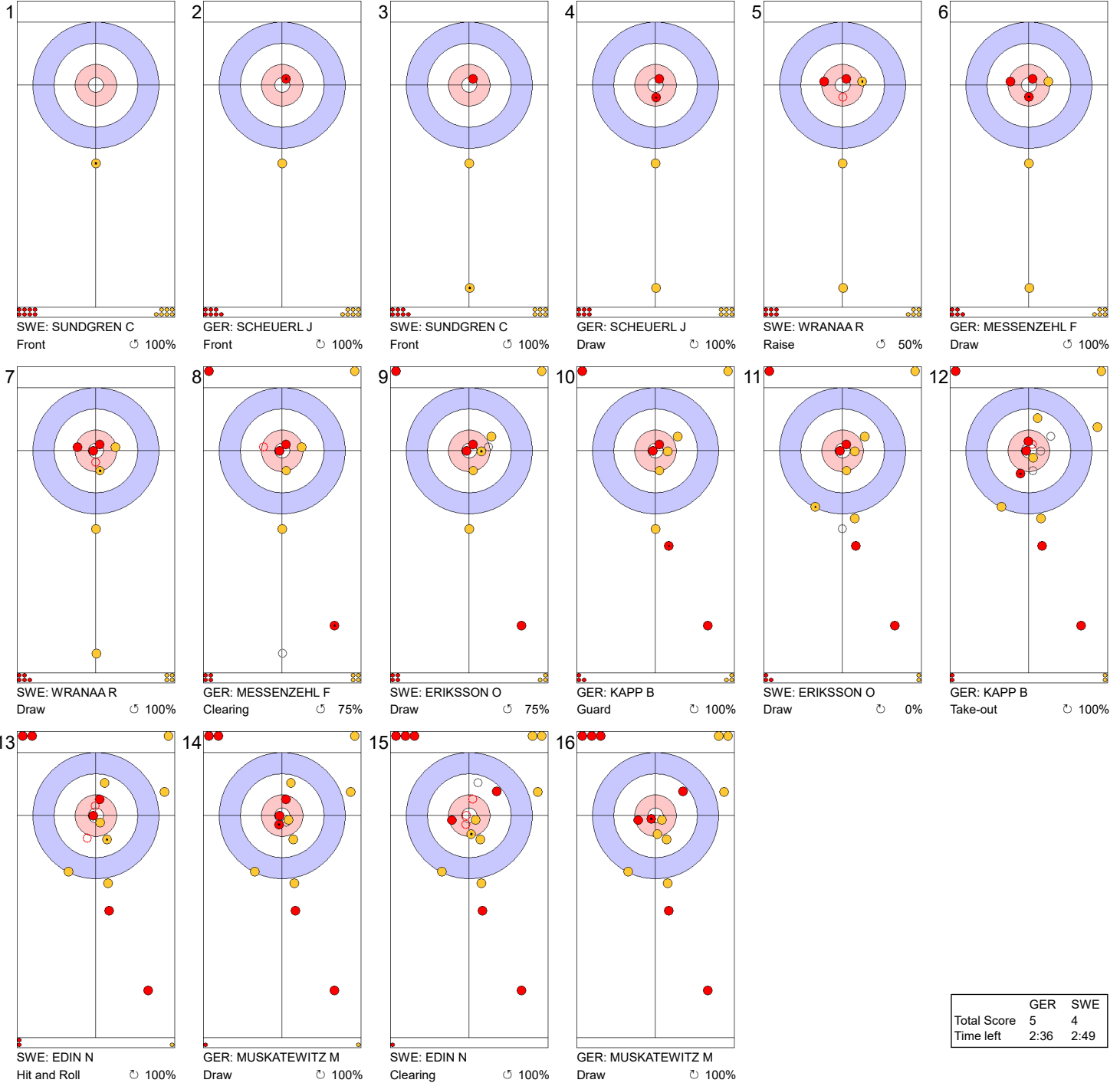
Game - Shot by Shot



Legend:
 ↻ Clockwise ↺ Counter-clockwise - Not considered

Game - Shot by Shot

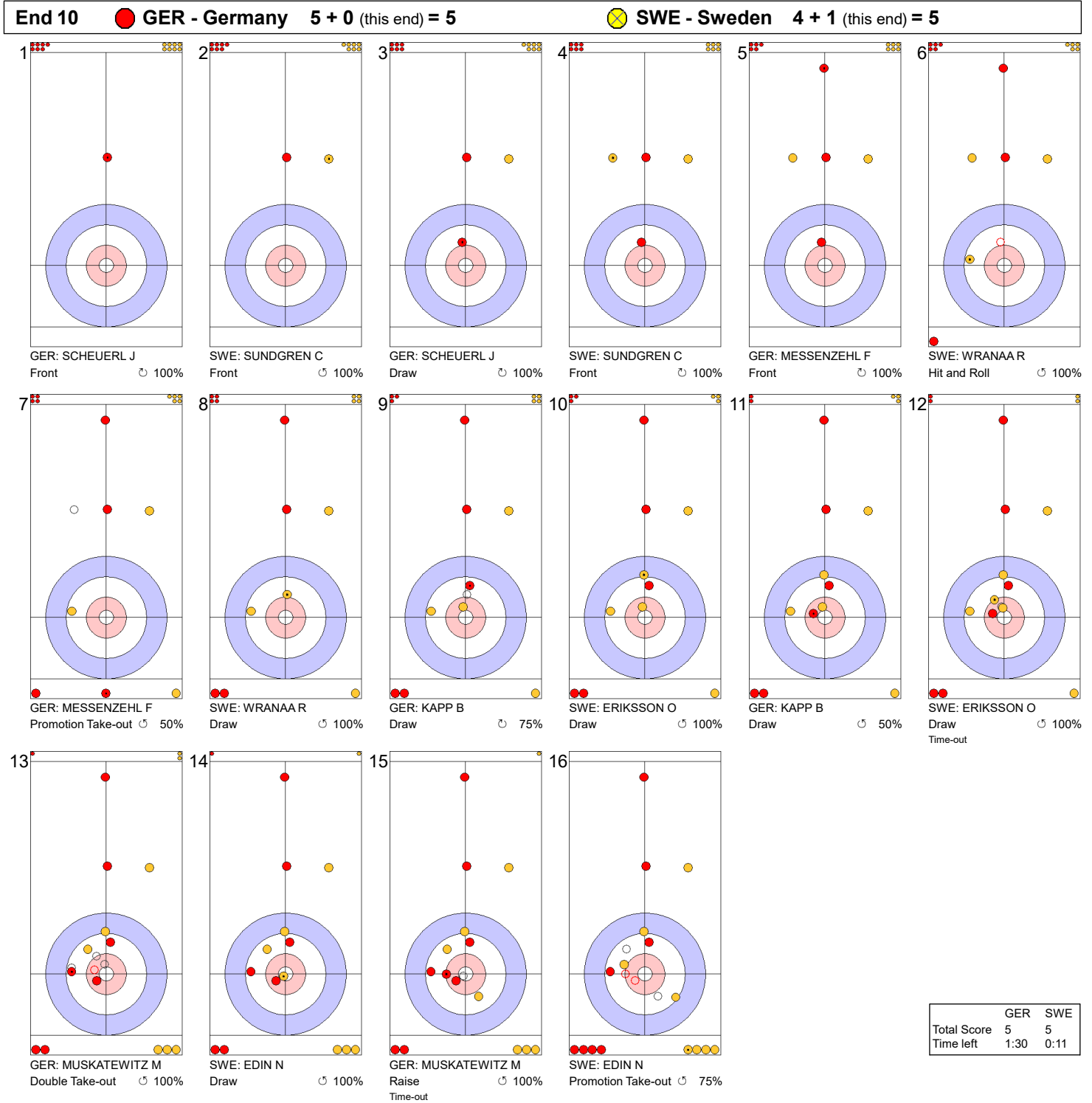
End 9 ● **GER - Germany 4 + 1 (this end) = 5** ● **SWE - Sweden 4 + 0 (this end) = 4**



	GER	SWE
Total Score	5	4
Time left	2:36	2:49

Legend:
 ↻ Clockwise ↺ Counter-clockwise - Not considered

Game - Shot by Shot



Legend:
 Clockwise Counter-clockwise - Not considered

Game - Shot by Shot

End 11 ● **GER - Germany** 5 + 1 (this end) = 6 ● **SWE - Sweden** 5 + 0 (this end) = 5



	GER	SWE
Total Score	6	5
Time left	2:59	1:05

Legend:
 ↻ Clockwise ↺ Counter-clockwise - Not considered

Game Results

Sheet	Team	LSFE	1	2	3	4	5	6	7	8	9	10	Extra Ends	Total
C	SCO - Scotland	*	1	0	2	0	0	1	0	1	0	1	1	7
	SUI - Switzerland		0	1	0	1	0	0	2	0	2	0	0	6

SCO - Scotland		Shot Success	Game	All
4 S	MOUAT Bruce	86%	86%	
3 V	HARDIE Grant	81%	84%	
2	LAMMIE Bobby	84%	87%	
1	McMILLAN Hammy	91%	94%	
A	WADDELL Kyle	-	100%	
Team Total		86%	88%	

SUI - Switzerland		Shot Success	Game	All
4 V	SCHWARZ-VAN BERKEL Benoit	79%	83%	
3 S	SCHWALLER Yannick	82%	90%	
2	MICHEL Sven	73%	83%	
1	LACHAT-COUCHEPIN Pablo	88%	87%	
A	WINKELHAUSEN Tom	-	-	
Team Total		80%	86%	

Last Stone Draw Distance

⌚	McMILLAN Hammy	2.5cm
⌚	MOUAT Bruce	8.0cm
Total		10.5cm

Last Stone Draw Distance

⌚	SCHWALLER Yannick	11.5cm
⌚	MICHEL Sven	17.1cm
Total		28.6cm

Time remaining: 0 minutes 55 seconds
2 minutes 2 seconds (after extra end)

Time remaining: 0 minutes 50 seconds
0 minutes 44 seconds (after extra end)

Time-out: End 10 - SCO stone 7; End 11 - SCO stone 8

Time-out: End 10 - SUI stone 8; End 11 - SUI stone 7

Shot Success Analysis

SCO - Scotland		⌚	⌚	Game
4 MOUAT Bruce	Draws	6 83%	4 94%	10 88%
	Take-outs	4 100%	8 78%	12 85%
	Total	10 90%	12 83%	22 86%
3 HARDIE Grant	Draws	2 100%	5 85%	7 89%
	Take-outs	8 75%	7 79%	15 77%
	Total	10 80%	12 81%	22 81%
2 LAMMIE Bobby	Draws	6 79%	4 81%	10 80%
	Take-outs	3 75%	9 92%	12 88%
	Total	9 78%	13 88%	22 84%
1 McMILLAN Hammy	Draws	17 90%	2 88%	19 89%
	Take-outs	1 100%	2 100%	3 100%
	Total	18 90%	4 94%	22 91%
A WADDELL Kyle	Draws	0 -	0 -	0 -
	Take-outs	0 -	0 -	0 -
	Total	0 -	0 -	0 -
Team	Draws	31 87%	15 87%	46 87%
	Take-outs	16 83%	26 85%	42 84%
	Total	47 86%	41 85%	88 86%

SUI - Switzerland		⌚	⌚	Game
4 SCHWARZ-VAN BERKEL Benoit	Draws	3 75%	4 63%	7 68%
	Take-outs	7 86%	7 82%	14 84%
	Total	10 83%	11 75%	21 79%
3 SCHWALLER Yannick	Draws	3 83%	4 75%	7 79%
	Take-outs	7 71%	8 94%	15 83%
	Total	10 75%	12 88%	22 82%
2 MICHEL Sven	Draws	8 88%	4 75%	12 83%
	Take-outs	2 75%	8 56%	10 60%
	Total	10 85%	12 63%	22 73%
1 LACHAT-COUCHEPIN Pablo	Draws	3 100%	18 85%	21 87%
	Take-outs	0 -	1 100%	1 100%
	Total	3 100%	19 86%	22 88%
A WINKELHAUSEN Tom	Draws	0 -	0 -	0 -
	Take-outs	0 -	0 -	0 -
	Total	0 -	0 -	0 -
Team	Draws	17 87%	30 79%	47 82%
	Take-outs	16 78%	24 78%	40 78%
	Total	33 83%	54 79%	87 80%

Note:
Position and function for each team member:
4 = Fourth, 3 = Third, 2 = Second, 1 = Lead, A = Alternate, S = Skip, V = Vice-Skip

Legend:
⌚ Clockwise ⌚ Counter-clockwise **LSFE(*)** Last Stone First End

Game - Shot by Shot

End 1 ● **SCO - Scotland** 0 + 1 (this end) = 1 ● **SUI - Switzerland** 0 + 0 (this end) = 0



	SCO	SUI
Total Score	1	0
Time left	34:37	34:37

Legend:
 ↻ Clockwise ↺ Counter-clockwise - Not considered

Game - Shot by Shot

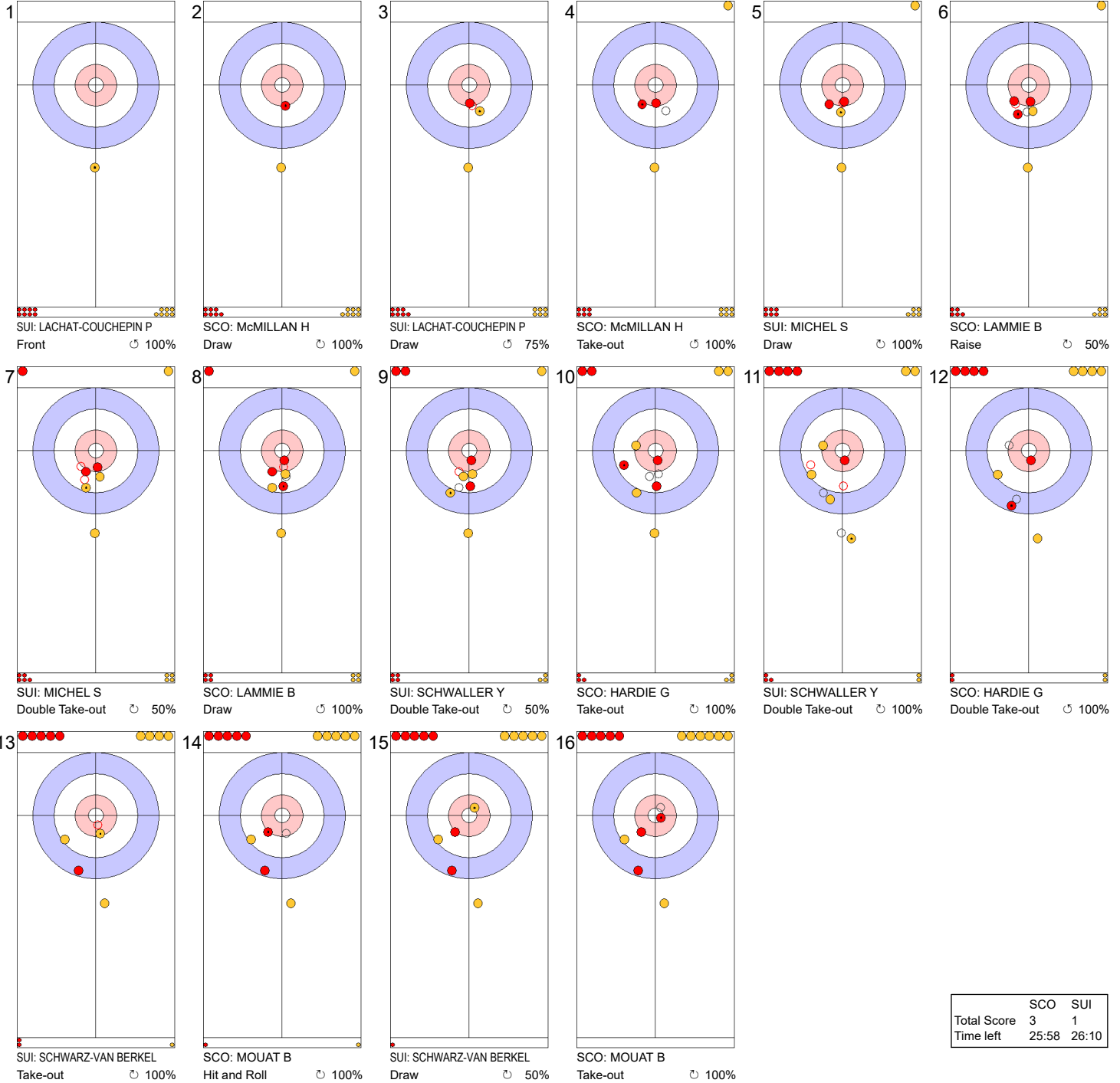


	SCO	SUI
Total Score	1	1
Time left	31:39	31:08

Legend:
 ⌚ Clockwise ⌚ Counter-clockwise - Not considered

Game - Shot by Shot

End 3 **SCO - Scotland 1 + 2 (this end) = 3** **SUI - Switzerland 1 + 0 (this end) = 1**

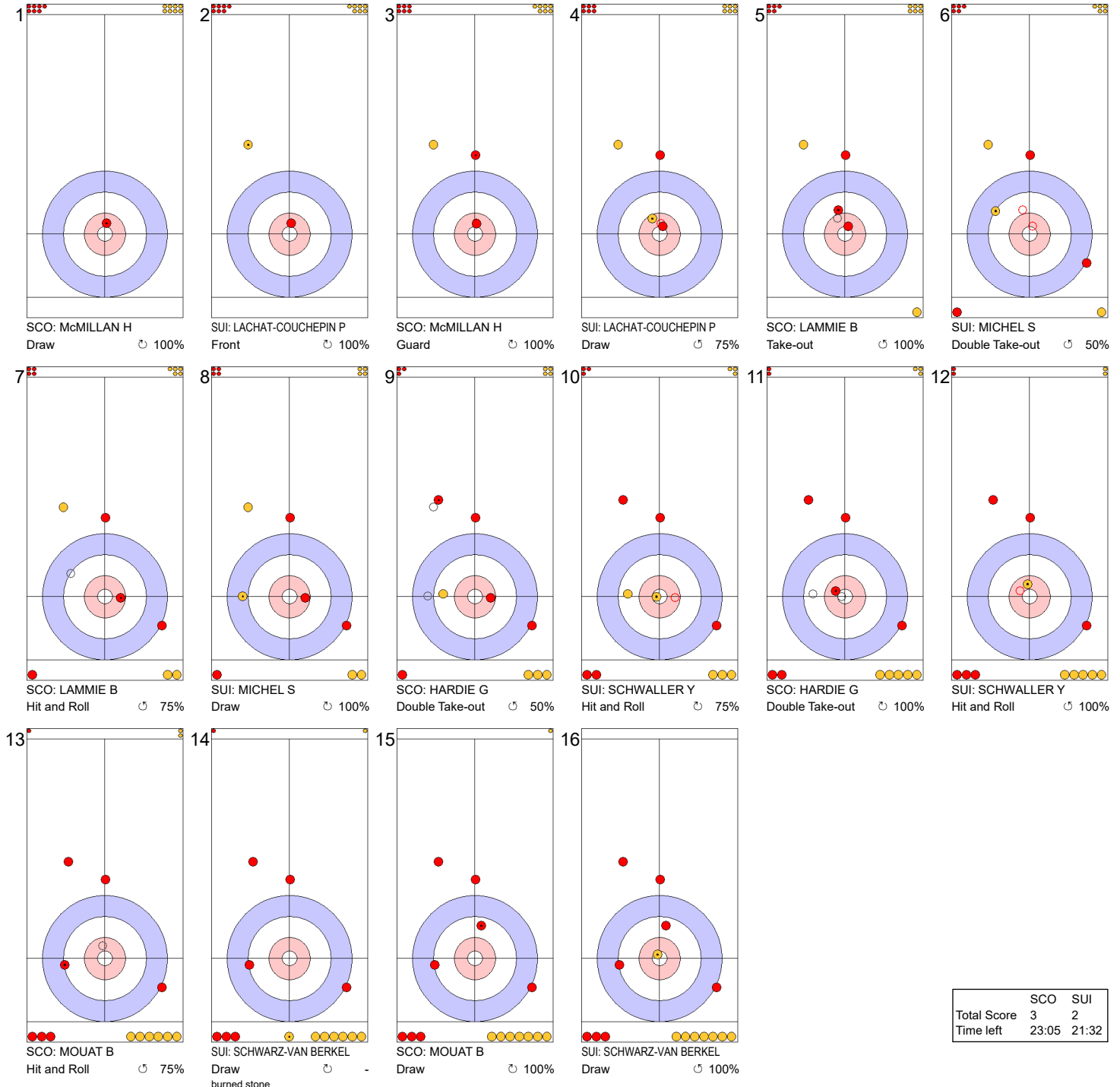


	SCO	SUI
Total Score	3	1
Time left	25:58	26:10

Legend:
 Clockwise Counter-clockwise - Not considered

Game - Shot by Shot

End 4 **SCO - Scotland 3 + 0 (this end) = 3** **SUI - Switzerland 1 + 1 (this end) = 2**



	SCO	SUI
Total Score	3	2
Time left	23:05	21:32

Legend:
 Clockwise Counter-clockwise - Not considered

Game - Shot by Shot

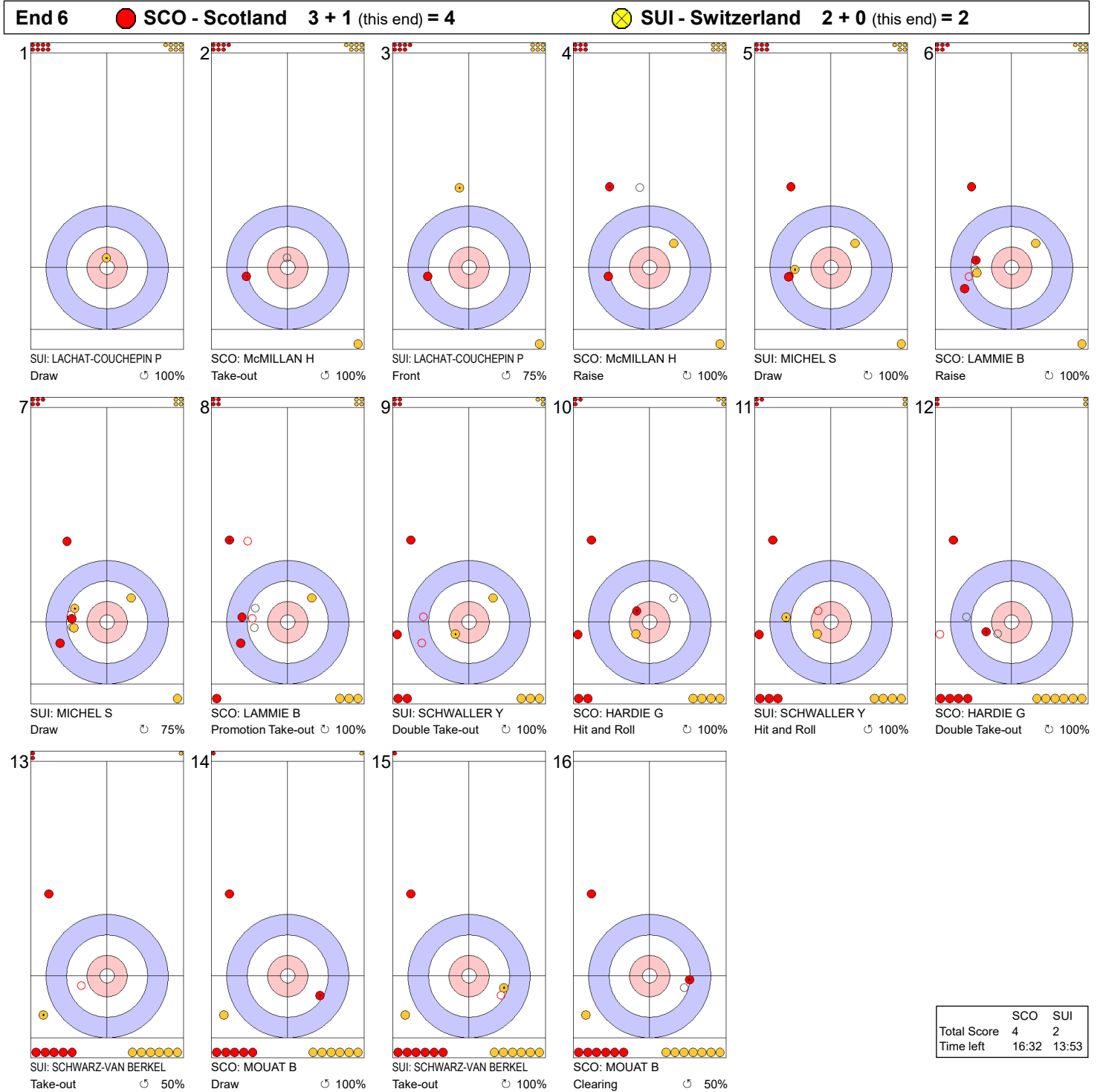
End 5 **SCO - Scotland 3 + 0 (this end) = 3** **SUI - Switzerland 2 + 0 (this end) = 2**



	SCO	SUI
Total Score	3	2
Time left	19:44	17:26

Legend:
 Clockwise Counter-clockwise - Not considered

Game - Shot by Shot



Legend:
 ↻ Clockwise ↺ Counter-clockwise - Not considered

Game - Shot by Shot

End 7 ● **SCO - Scotland** 4 + 0 (this end) = 4

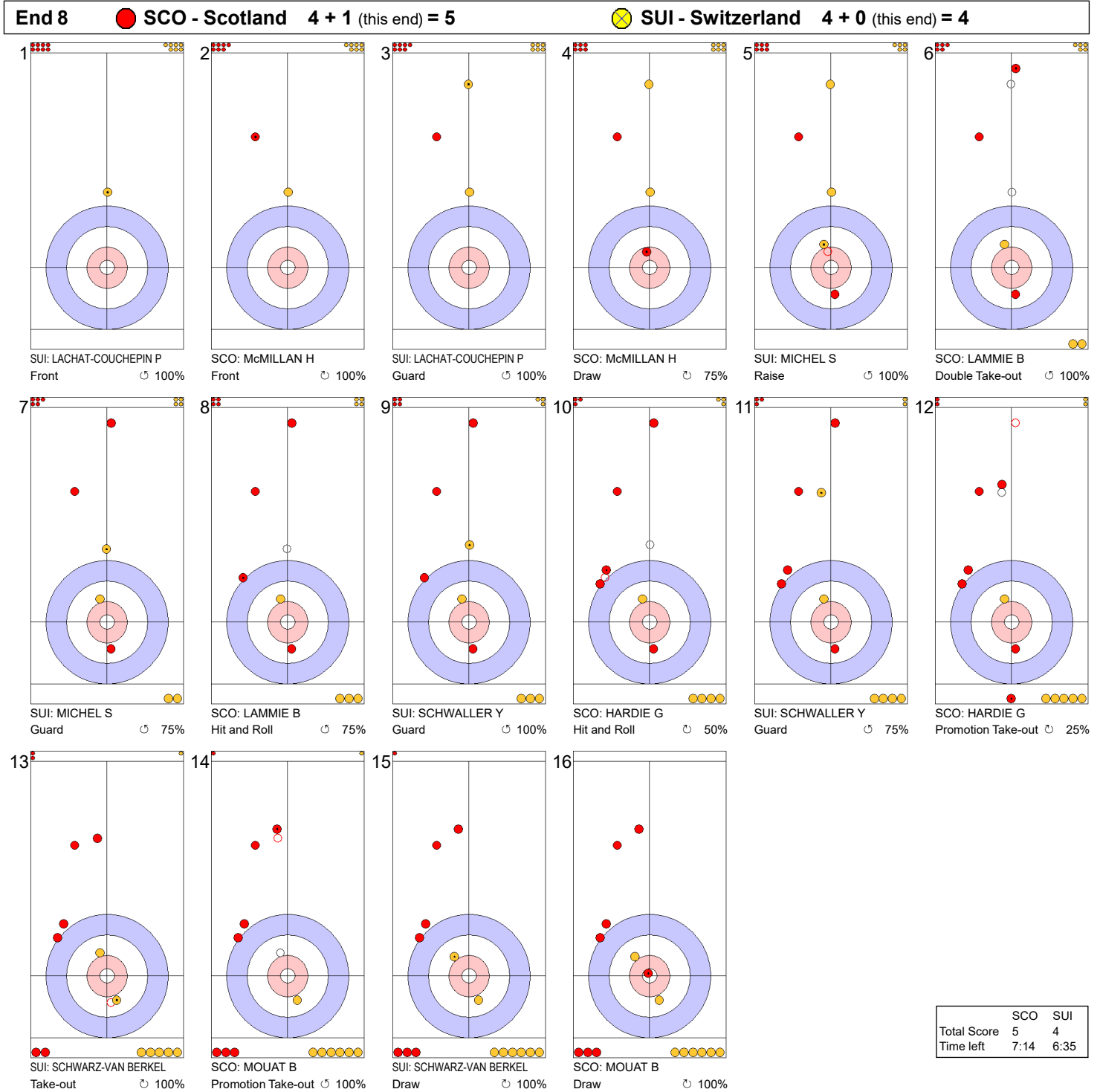
⊗ **SUI - Switzerland** 2 + 2 (this end) = 4



Legend:

⊕ Clockwise ⊖ Counter-clockwise - Not considered

Game - Shot by Shot

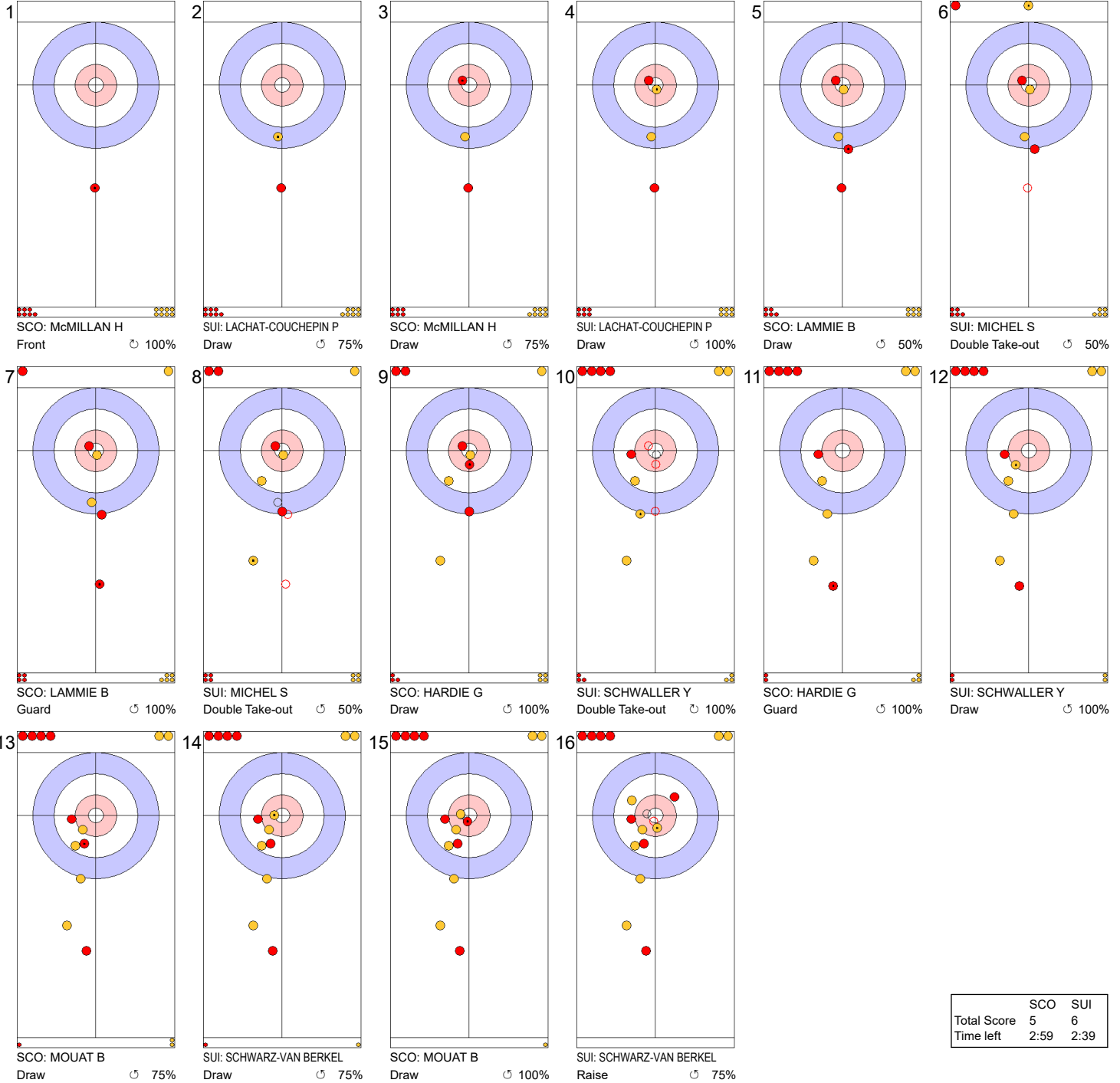


	SCO	SUI
Total Score	5	4
Time left	7:14	6:35

Legend:
 ⌚ Clockwise ⌚ Counter-clockwise - Not considered

Game - Shot by Shot

End 9 **SCO - Scotland 5 + 0 (this end) = 5** **SUI - Switzerland 4 + 2 (this end) = 6**

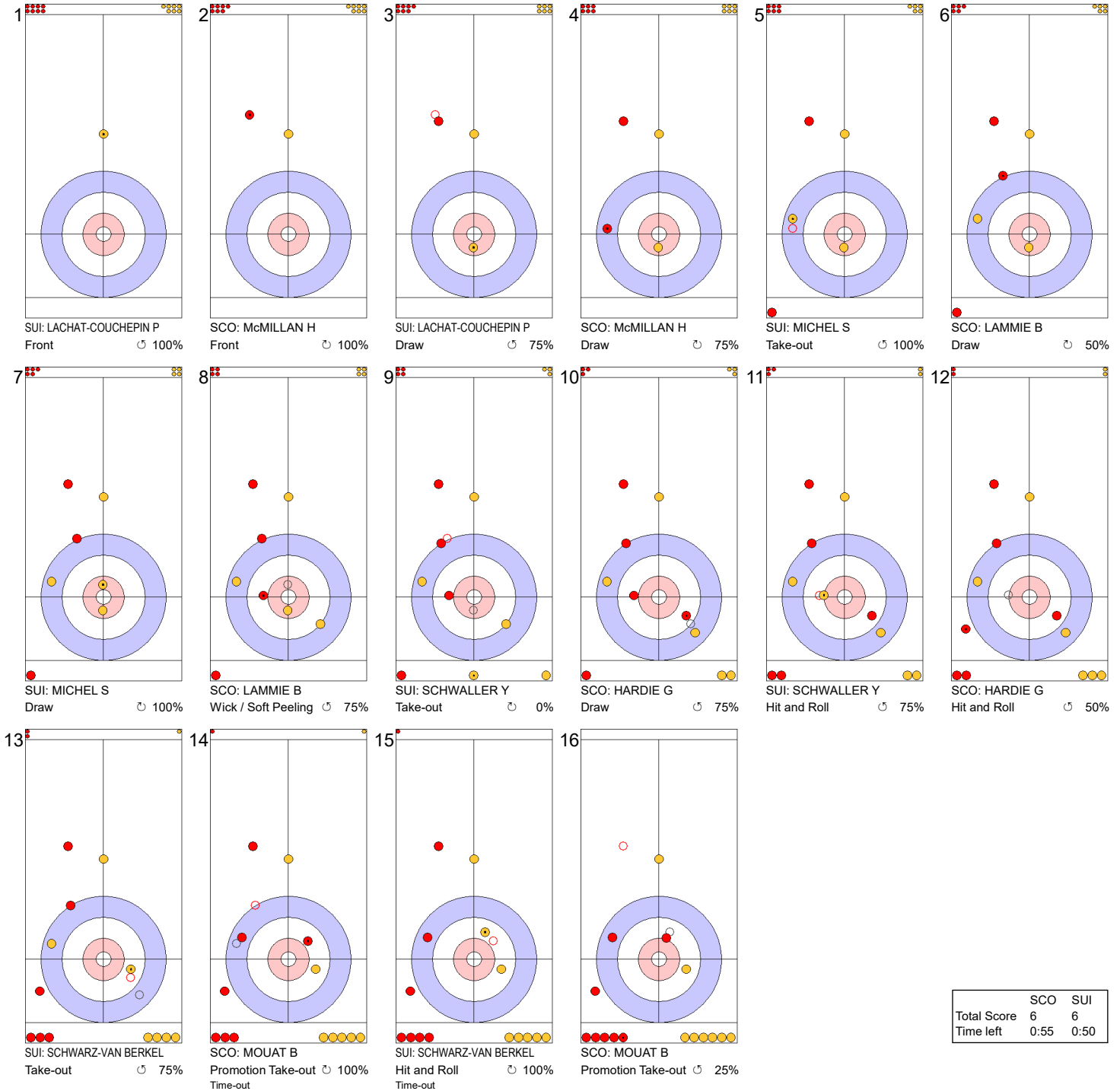


	SCO	SUI
Total Score	5	6
Time left	2:59	2:39

Legend:
 Clockwise Counter-clockwise - Not considered

Game - Shot by Shot

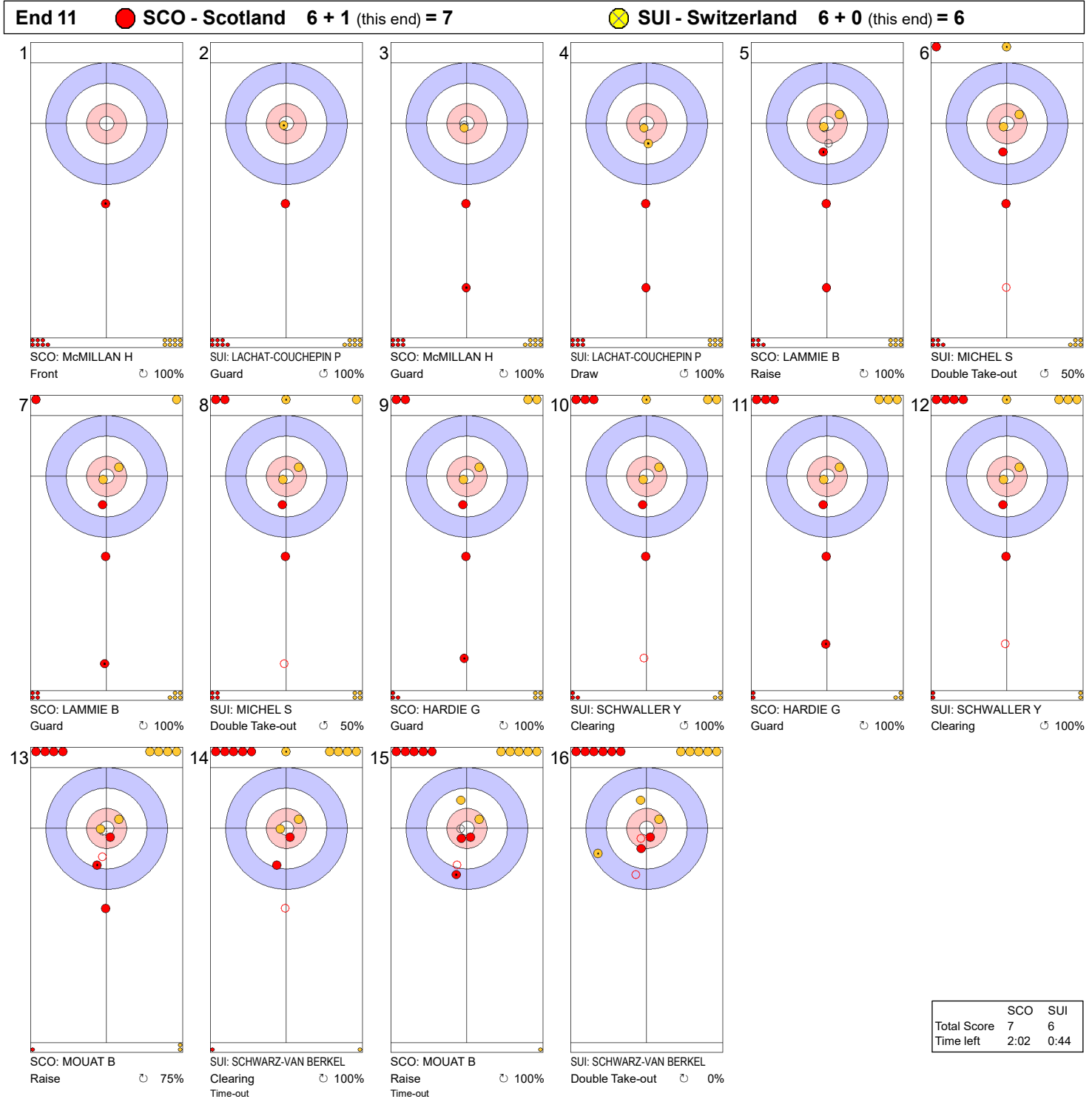
End 10 **SCO - Scotland 5 + 1 (this end) = 6** **SUI - Switzerland 6 + 0 (this end) = 6**



	SCO	SUI
Total Score	6	6
Time left	0:55	0:50

Legend:
 Clockwise Counter-clockwise - Not considered

Game - Shot by Shot



	SCO	SUI
Total Score	7	6
Time left	2:02	0:44

Legend:
↻ Clockwise ↺ Counter-clockwise - Not considered

Game Results

Sheet	Team	LSFE	1	2	3	4	5	6	7	8	9	10	Extra Ends	Total
D	NOR - Norway		0	0	2	0	0	4	1	0	2	X		9
	ENG - England	*	1	1	0	0	1	0	0	1	0	X		4

NOR - Norway		Shot Success	Game	All
4 S	RAMSFJELL Magnus	89%	87%	
3	SESAKER Martin	86%	86%	
2	RAMSFJELL Bendik	85%	86%	
1 V	NEPSTAD Gaute	92%	89%	
A	NAESS Wilhelm	-	100%	
Team Total		88%	87%	

ENG - England		Shot Success	Game	All
4 S	RETCHLESS Rob	81%	65%	
3 V	SUGDEN Jotham	82%	75%	
2	GIBSON Scott	71%	73%	
1	HAVERCROFT Jonathan	76%	77%	
A	MOUAT Colin	-	79%	
Team Total		77%	73%	

Last Stone Draw Distance

↻	SESAKER Martin	39.6cm
↺	NEPSTAD Gaute	10.3cm
Total		49.9cm

Last Stone Draw Distance

↻	HAVERCROFT Jonathan	19.5cm
↺	RETCHLESS Rob	22.1cm
Total		41.6cm

Time remaining: 11 minutes 48 seconds

Time remaining: 8 minutes 5 seconds

Shot Success Analysis

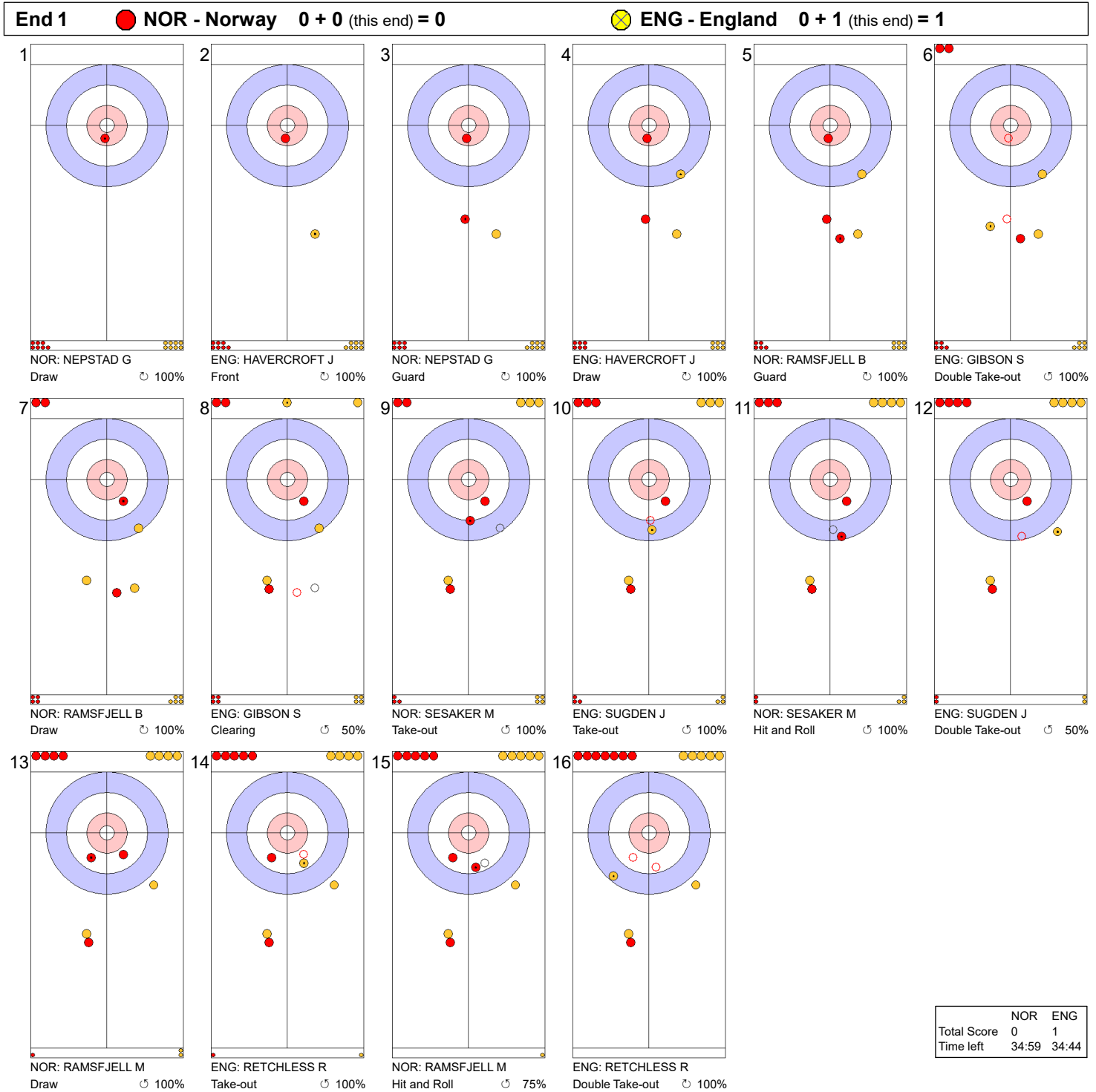
NOR - Norway		↻	↺	Game
4	RAMSFJELL Magnus	9 92%	1 100%	10 93%
	Take-outs	6 83%	2 88%	8 84%
	Total	15 88%	3 92%	18 89%
3	SESAKER Martin	4 88%	3 75%	7 82%
	Take-outs	8 84%	3 100%	11 89%
	Total	12 85%	6 88%	18 86%
2	RAMSFJELL Bendik	7 100%	0 -	7 100%
	Take-outs	9 69%	2 100%	11 75%
	Total	16 83%	2 100%	18 85%
1	NEPSTAD Gaute	16 91%	0 -	16 91%
	Take-outs	2 100%	0 -	2 100%
	Total	18 92%	0 -	18 92%
A	NAESS Wilhelm	0 -	0 -	0 -
	Take-outs	0 -	0 -	0 -
	Total	0 -	0 -	0 -
Team	Draws	36 92%	4 81%	40 91%
	Take-outs	25 80%	7 96%	32 84%
	Total	61 87%	11 91%	72 88%

ENG - England		↻	↺	Game
4	RETCHLESS Rob	3 75%	1 100%	4 81%
	Take-outs	9 75%	5 90%	14 80%
	Total	12 75%	6 92%	18 81%
3	SUGDEN Jotham	5 90%	0 -	5 90%
	Take-outs	8 91%	5 60%	13 79%
	Total	13 90%	5 60%	18 82%
2	GIBSON Scott	7 75%	2 75%	9 75%
	Take-outs	2 63%	7 68%	9 67%
	Total	9 72%	9 69%	18 71%
1	HAVERCROFT Jonathan	17 81%	1 0%	18 76%
	Take-outs	0 -	0 -	0 -
	Total	17 81%	1 0%	18 76%
A	MOUAT Colin	0 -	0 -	0 -
	Take-outs	0 -	0 -	0 -
	Total	0 -	0 -	0 -
Team	Draws	32 80%	4 63%	36 78%
	Take-outs	19 80%	17 72%	36 76%
	Total	51 80%	21 70%	72 77%

Note:
Position and function for each team member:
4 = Fourth, 3 = Third, 2 = Second, 1 = Lead, A = Alternate, S = Skip, V = Vice-Skip

Legend:
↻ Clockwise ↺ Counter-clockwise LSFE(*) Last Stone First End
X Unplayed/unfinished end due to concession

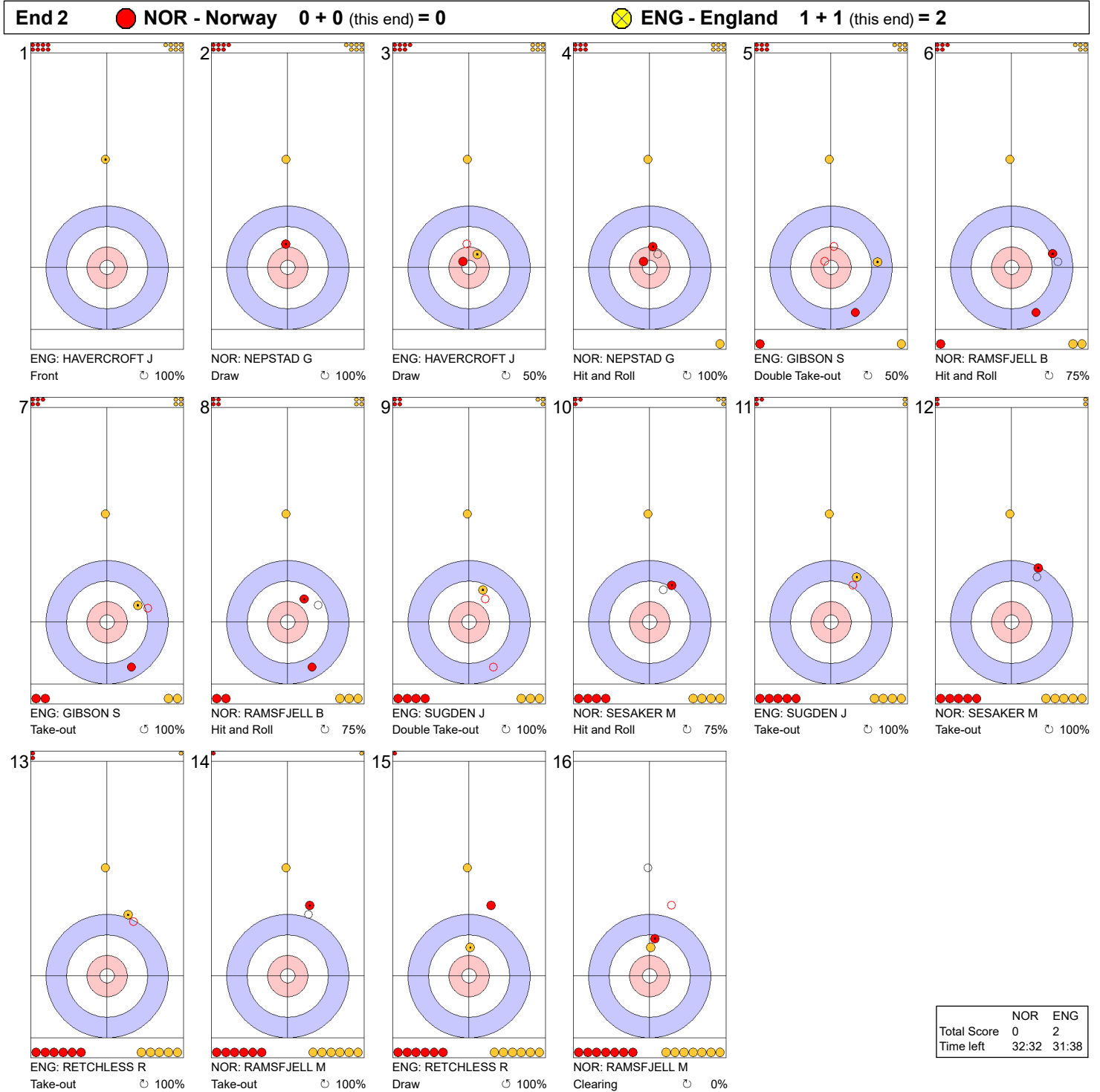
Game - Shot by Shot



	NOR	ENG
Total Score	0	1
Time left	34:59	34:44

Legend:
 Clockwise Counter-clockwise - Not considered

Game - Shot by Shot



	NOR	ENG
Total Score	0	2
Time left	32:32	31:38

Legend:
 ⌚ Clockwise ⌚ Counter-clockwise - Not considered

Game - Shot by Shot

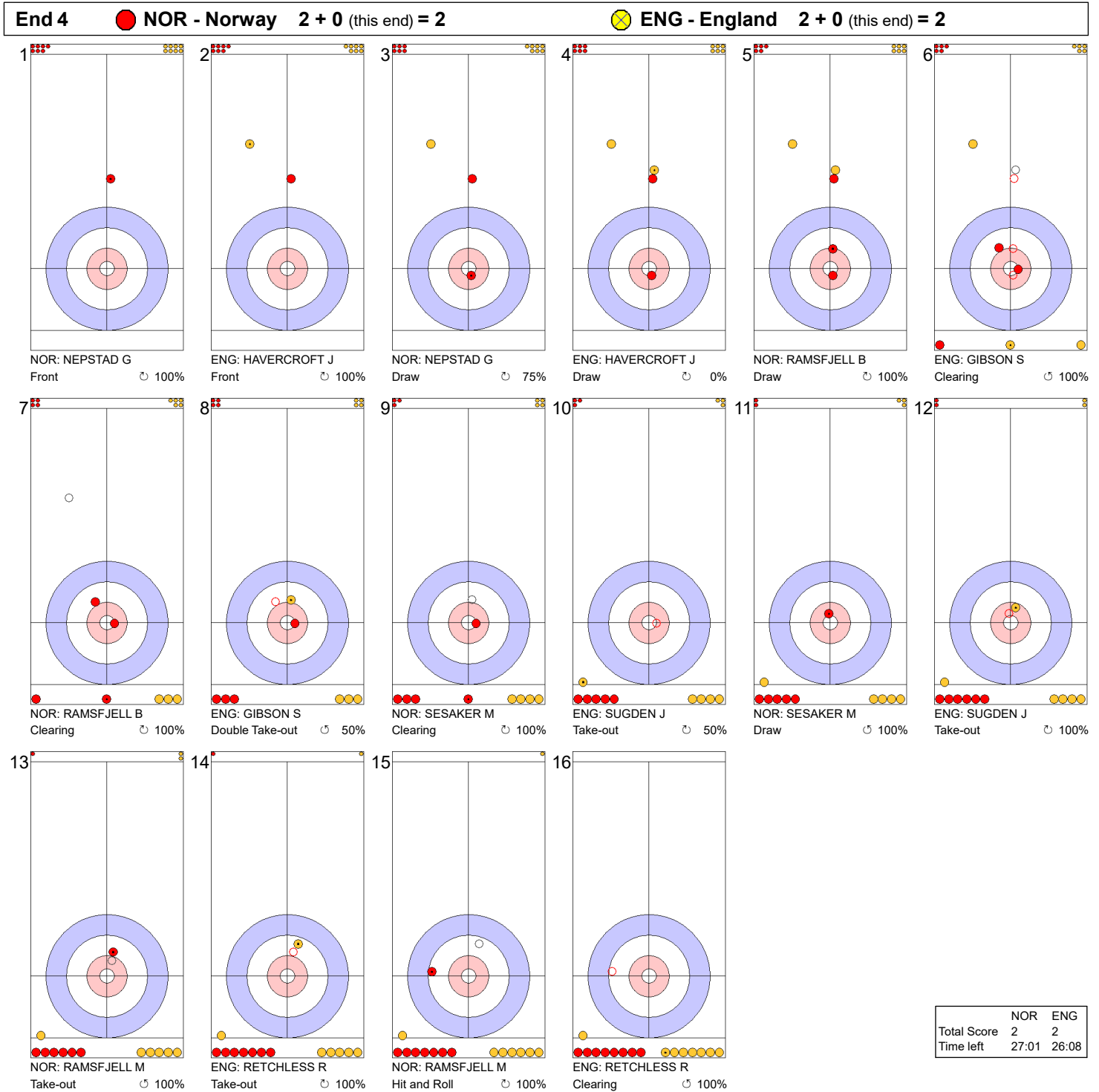
End 3 **NOR - Norway 0 + 2 (this end) = 2** **ENG - England 2 + 0 (this end) = 2**



	NOR	ENG
Total Score	2	2
Time left	29:18	28:48

Legend:
 Clockwise Counter-clockwise - Not considered

Game - Shot by Shot

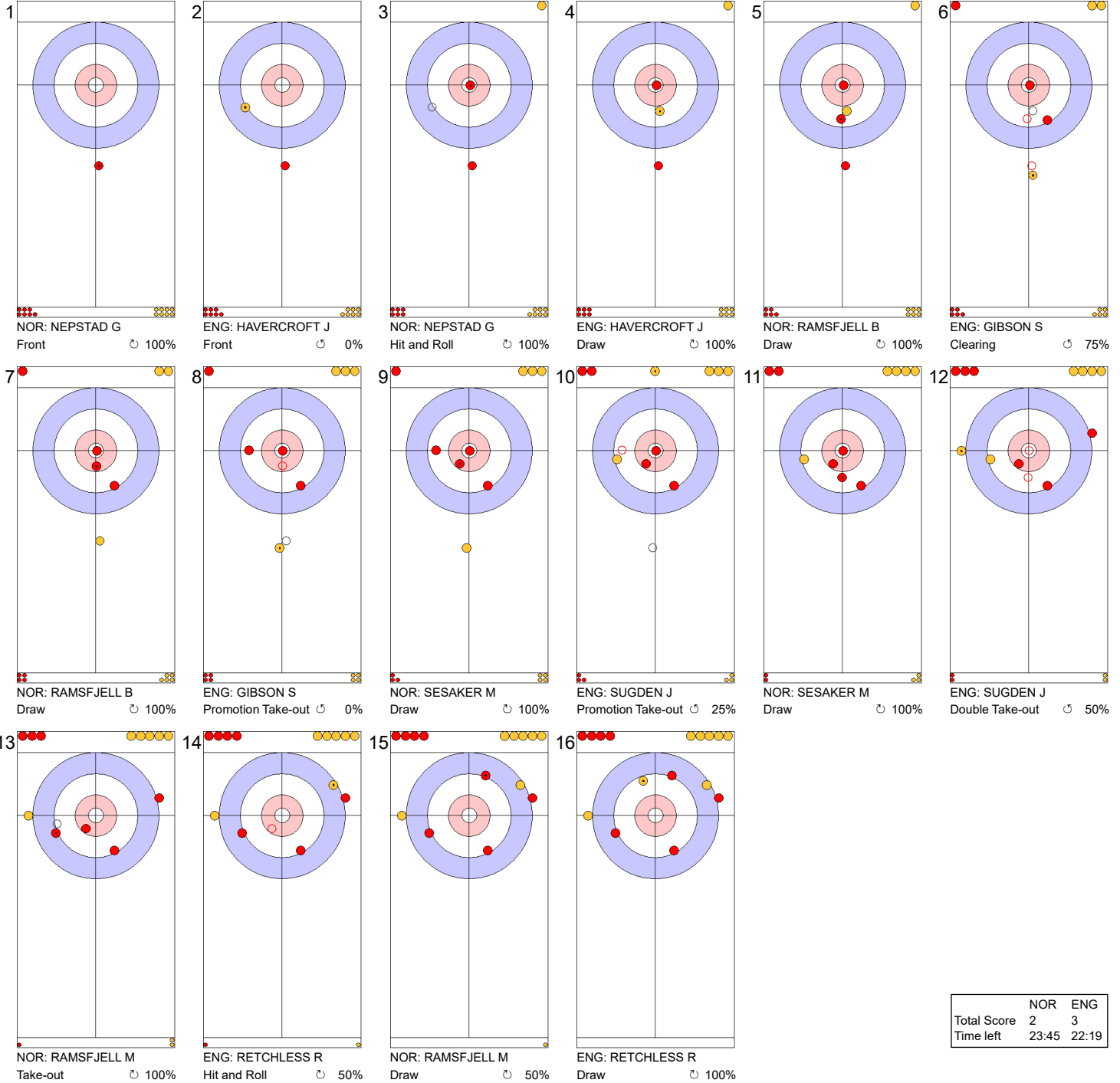


	NOR	ENG
Total Score	2	2
Time left	27:01	26:08

Legend:
↻ Clockwise ↺ Counter-clockwise - Not considered

Game - Shot by Shot

End 5 **NOR - Norway 2 + 0 (this end) = 2** **ENG - England 2 + 1 (this end) = 3**

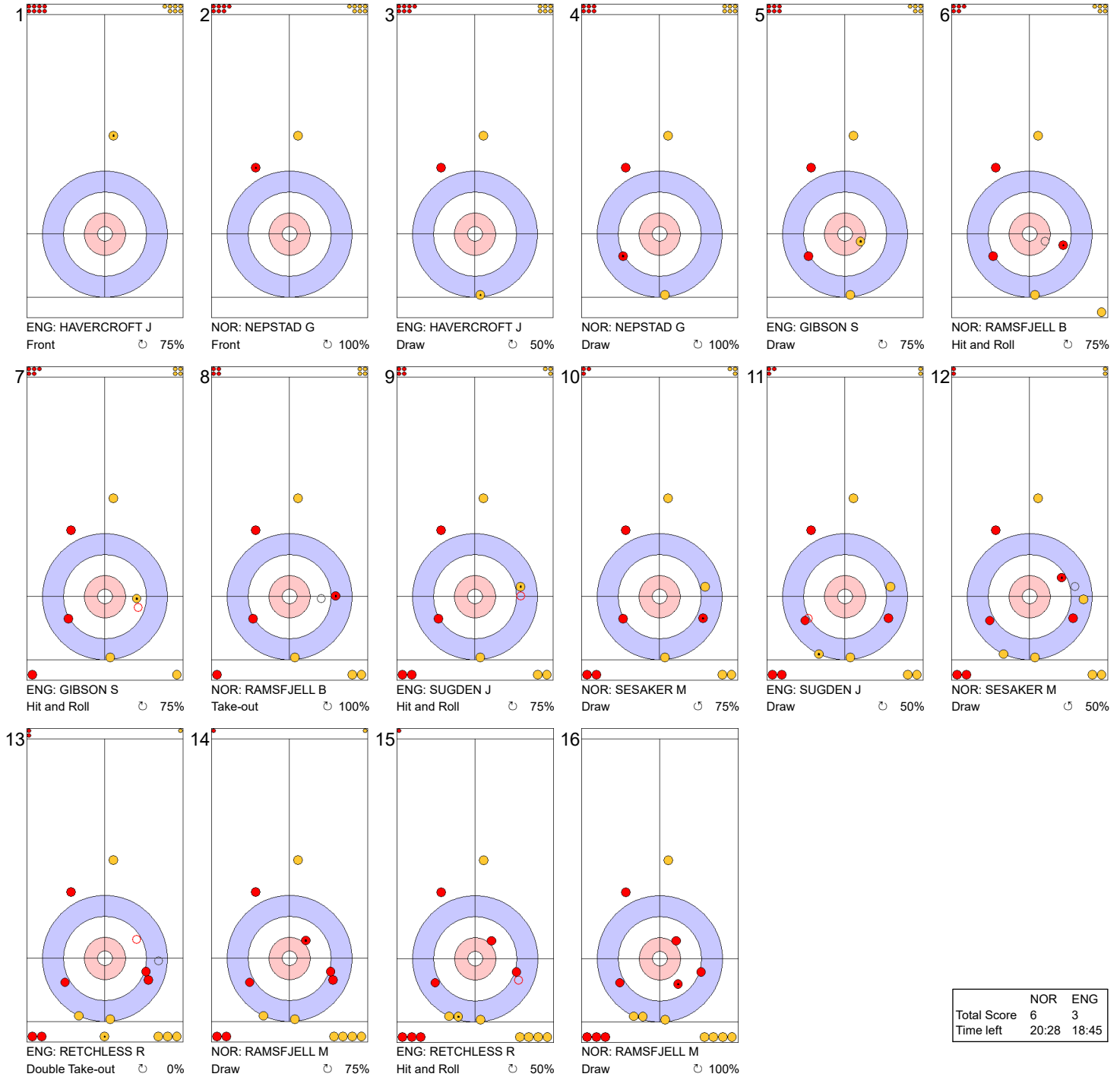


	NOR	ENG
Total Score	2	3
Time left	23:45	22:19

Legend:
 Clockwise Counter-clockwise - Not considered

Game - Shot by Shot

End 6 **NOR - Norway 2 + 4 (this end) = 6** **ENG - England 3 + 0 (this end) = 3**



	NOR	ENG
Total Score	6	3
Time left	20:28	18:45

Legend:
 Clockwise Counter-clockwise - Not considered

Game - Shot by Shot

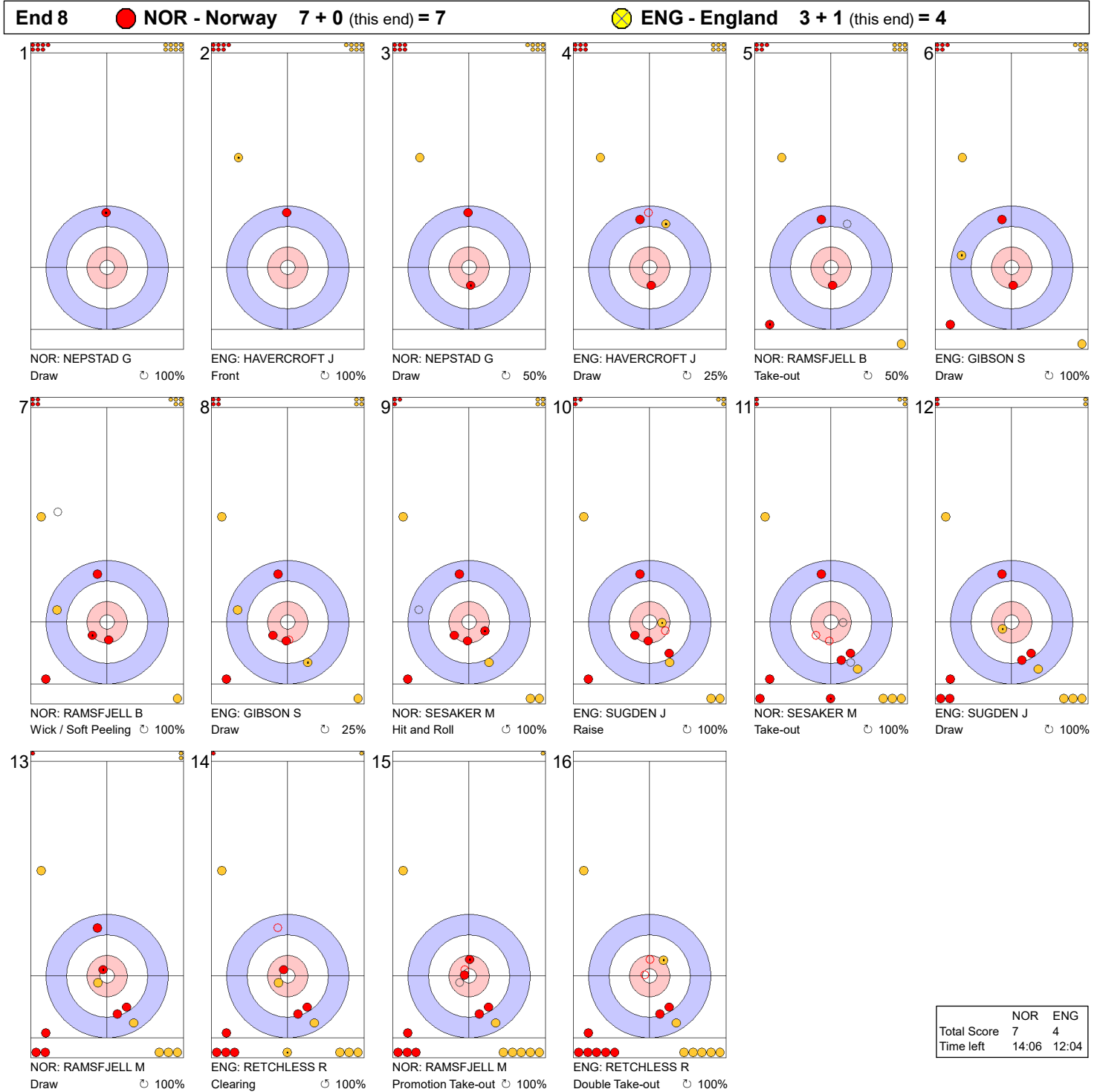
End 7 **NOR - Norway 6 + 1 (this end) = 7** **ENG - England 3 + 0 (this end) = 3**



	NOR	ENG
Total Score	7	3
Time left	17:21	14:54

Legend:
 Clockwise Counter-clockwise - Not considered

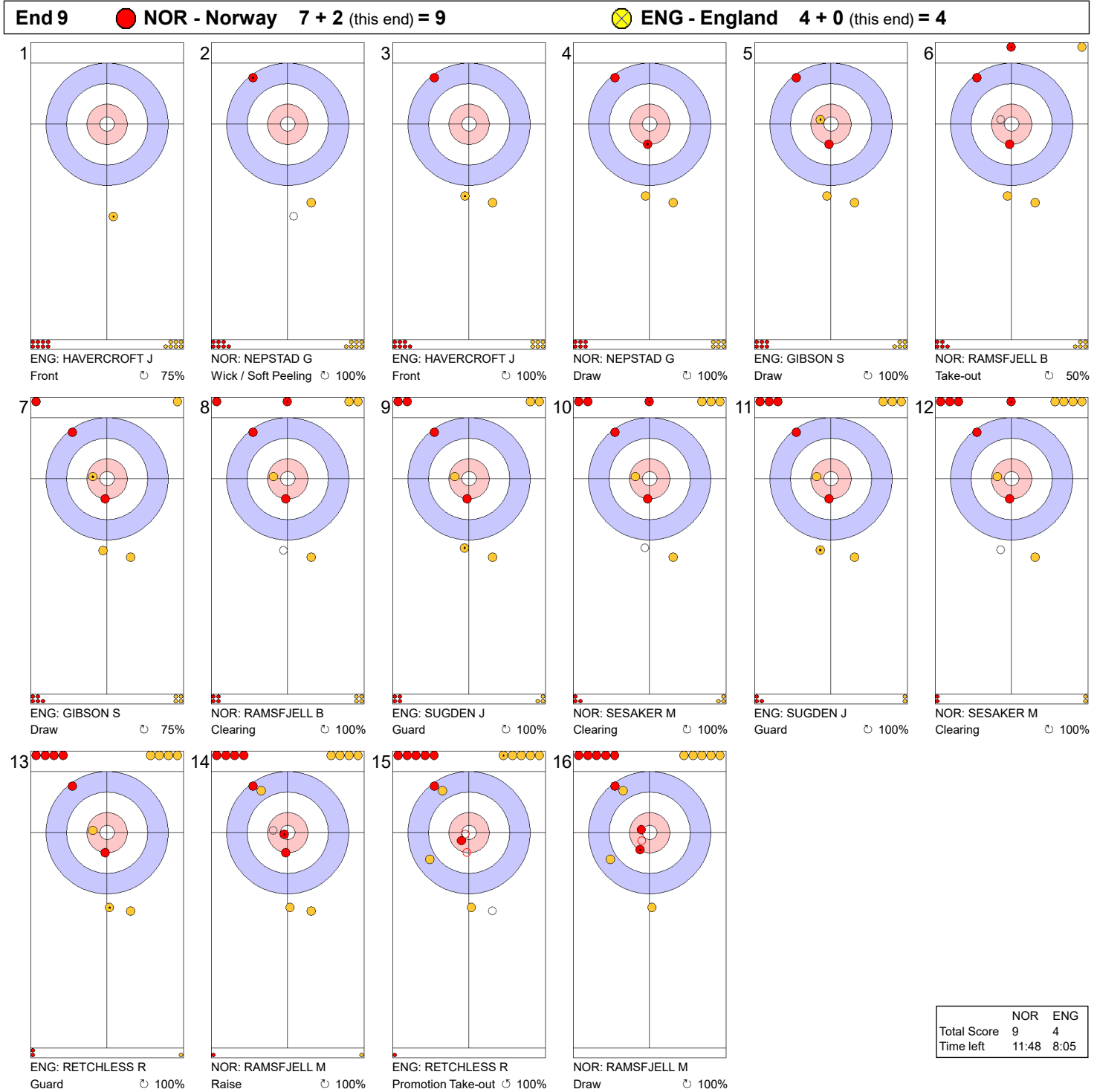
Game - Shot by Shot



	NOR	ENG
Total Score	7	4
Time left	14:06	12:04

Legend:
 ⌚ Clockwise ⌚ Counter-clockwise - Not considered

Game - Shot by Shot



Legend:
 Clockwise Counter-clockwise - Not considered



Game Results

Sheet	Team	LSFE	1	2	3	4	5	6	7	8	9	10	Extra Ends	Total
E	ITA - Italy	*	0	1	2	0	1	0	0	0	2	0		6
	AUT - Austria		1	0	0	1	0	0	1	0	0	1		4

ITA - Italy		Shot Success	Game	All
4 S	RETORNAZ Joel	71%		81%
3	MOSANER Amos	90%		86%
2	ARMAN Sebastiano	92%		89%
1 V	GIOVANELLA Mattia	90%		91%
A	ZISA Alberto	-		-
Team Total		86%		87%

AUT - Austria		Shot Success	Game	All
4 S	GENNER Mathias	63%		56%
3 V	BACKOFEN Jonas	94%		80%
2	REICHEL Martin	70%		69%
1	MAVEC Florian	86%		85%
A	KARG Johann	-		-
Team Total		78%		73%

Last Stone Draw Distance

⌚	MOSANER Amos	26.5cm
⌚	ARMAN Sebastiano	45.6cm
Total		72.1cm

Last Stone Draw Distance

⌚	BACKOFEN Jonas	29.3cm
⌚	REICHEL Martin	55.1cm
Total		84.4cm

Time remaining: 6 minutes 7 seconds

Time remaining: 2 minutes 18 seconds

Shot Success Analysis

ITA - Italy		⌚	⌚	Game
4	RETORNAZ Joel	Draws 4 63%	4 81%	8 72%
		Take-outs 6 54%	5 90%	11 70%
		Total 10 58%	9 86%	19 71%
3	MOSANER Amos	Draws 3 100%	2 88%	5 95%
		Take-outs 4 100%	11 84%	15 88%
		Total 7 100%	13 85%	20 90%
2	ARMAN Sebastiano	Draws 4 100%	3 83%	7 93%
		Take-outs 6 100%	6 83%	12 92%
		Total 10 100%	9 83%	19 92%
1	GIOVANELLA Mattia	Draws 4 100%	15 87%	19 89%
		Take-outs 0 -	1 100%	1 100%
		Total 4 100%	16 88%	20 90%
A	ZISA Alberto	Draws 0 -	0 -	0 -
		Take-outs 0 -	0 -	0 -
		Total 0 -	0 -	0 -
Team		Draws 15 90%	24 85%	39 87%
		Take-outs 16 83%	23 86%	39 85%
		Total 31 86%	47 86%	78 86%

AUT - Austria		⌚	⌚	Game
4	GENNER Mathias	Draws 5 45%	3 75%	8 56%
		Take-outs 9 67%	2 75%	11 68%
		Total 14 59%	5 75%	19 63%
3	BACKOFEN Jonas	Draws 2 75%	5 100%	7 93%
		Take-outs 9 97%	4 88%	13 94%
		Total 11 93%	9 94%	20 94%
2	REICHEL Martin	Draws 7 82%	3 33%	10 68%
		Take-outs 5 90%	5 55%	10 73%
		Total 12 85%	8 47%	20 70%
1	MAVEC Florian	Draws 16 88%	3 92%	19 88%
		Take-outs 1 50%	0 -	1 50%
		Total 17 85%	3 92%	20 86%
A	KARG Johann	Draws 0 -	0 -	0 -
		Take-outs 0 -	0 -	0 -
		Total 0 -	0 -	0 -
Team		Draws 30 78%	14 79%	44 78%
		Take-outs 24 82%	11 70%	35 79%
		Total 54 80%	25 75%	79 78%

Note:
Position and function for each team member:
4 = Fourth, **3** = Third, **2** = Second, **1** = Lead, **A** = Alternate, **S** = Skip, **V** = Vice-Skip

Legend:
⌚ Clockwise ⌚ Counter-clockwise **LSFE(*)** Last Stone First End



ECC 2024
Lohja, Finland

Le Gruyère AOP European Curling Championships 2024
Kisakallio Sports Institute
A-Division Men

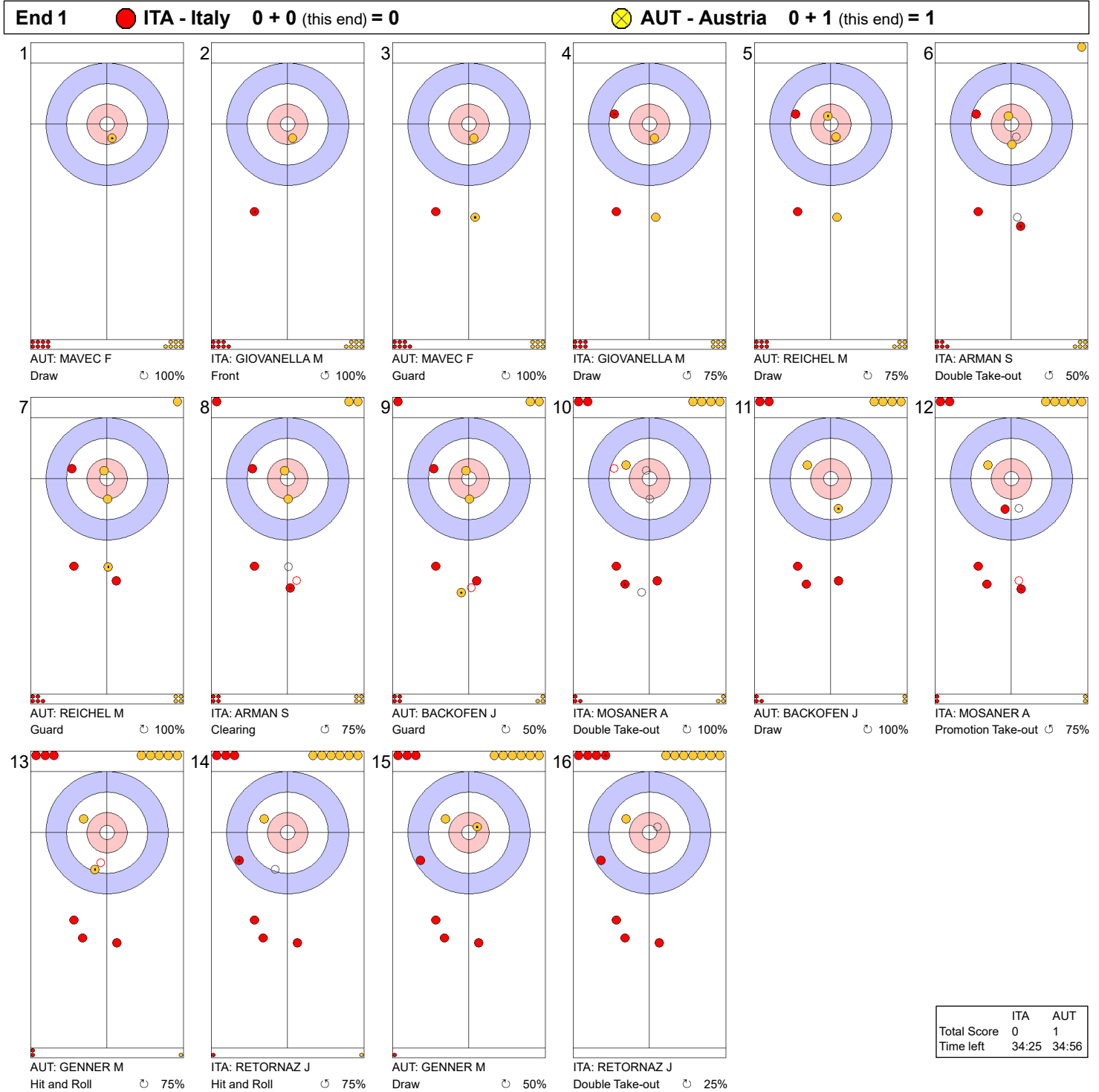


MON 18 NOV 2024
Start Time 12:00

Round Robin Session 4 - Sheet E



Game - Shot by Shot



Legend:
 ↻ Clockwise ↺ Counter-clockwise - Not considered



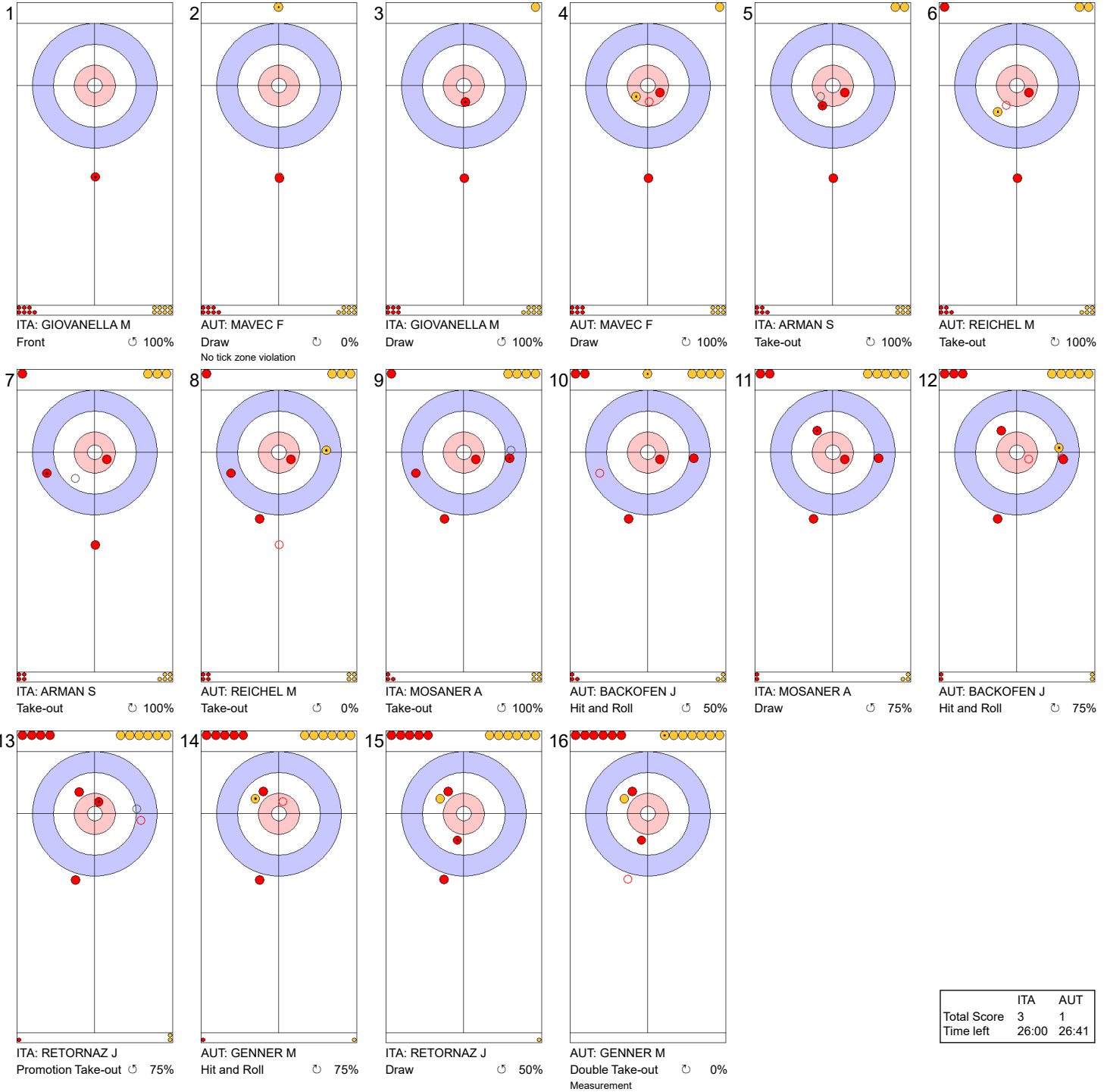
Game - Shot by Shot



Legend:
 ↻ Clockwise ↺ Counter-clockwise - Not considered

Game - Shot by Shot

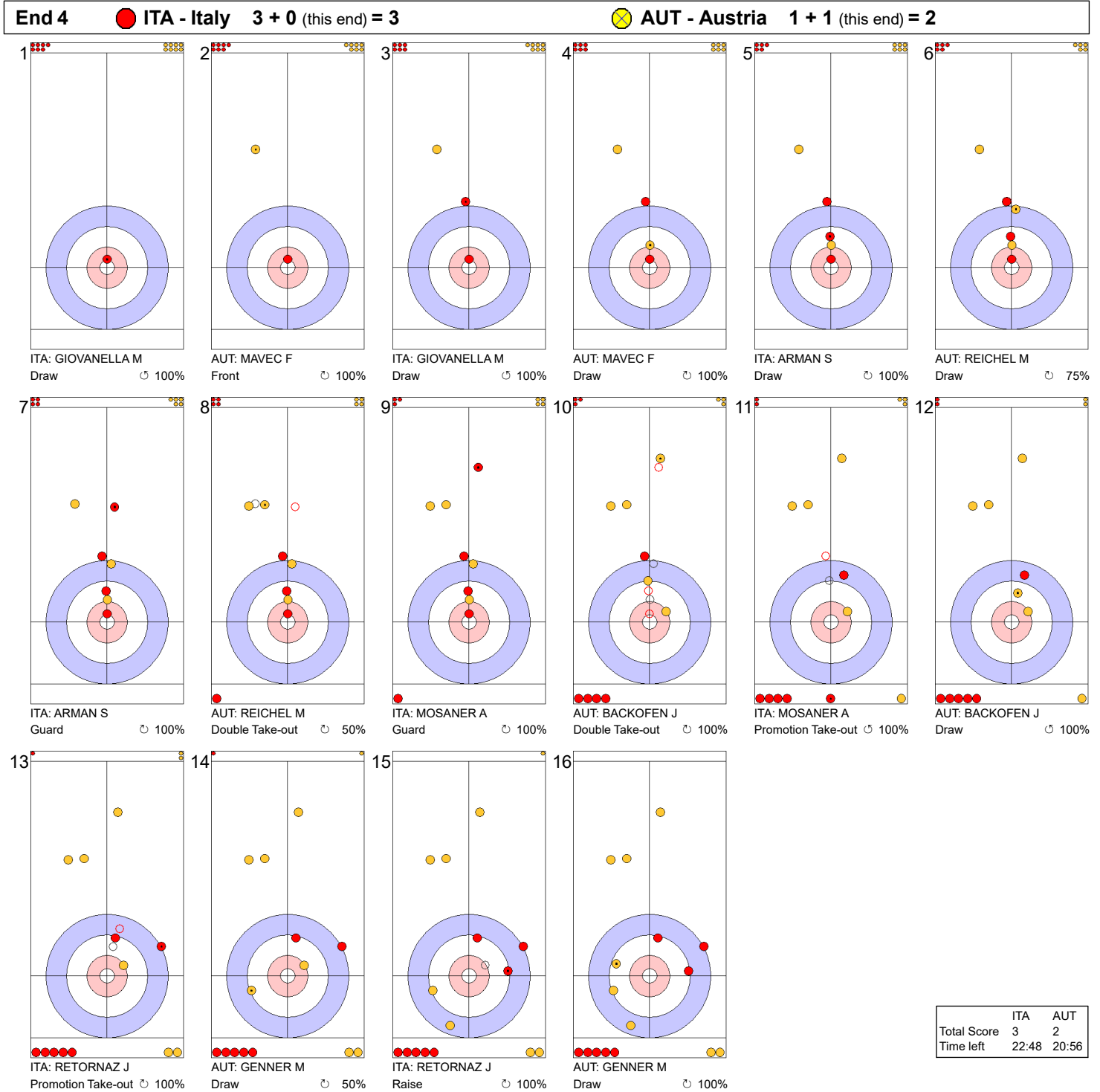
End 3 ● **ITA - Italy** **1 + 2 (this end) = 3** ● **AUT - Austria** **1 + 0 (this end) = 1**



	ITA	AUT
Total Score	3	1
Time left	26:00	26:41

Legend:
 ↻ Clockwise ↺ Counter-clockwise - Not considered

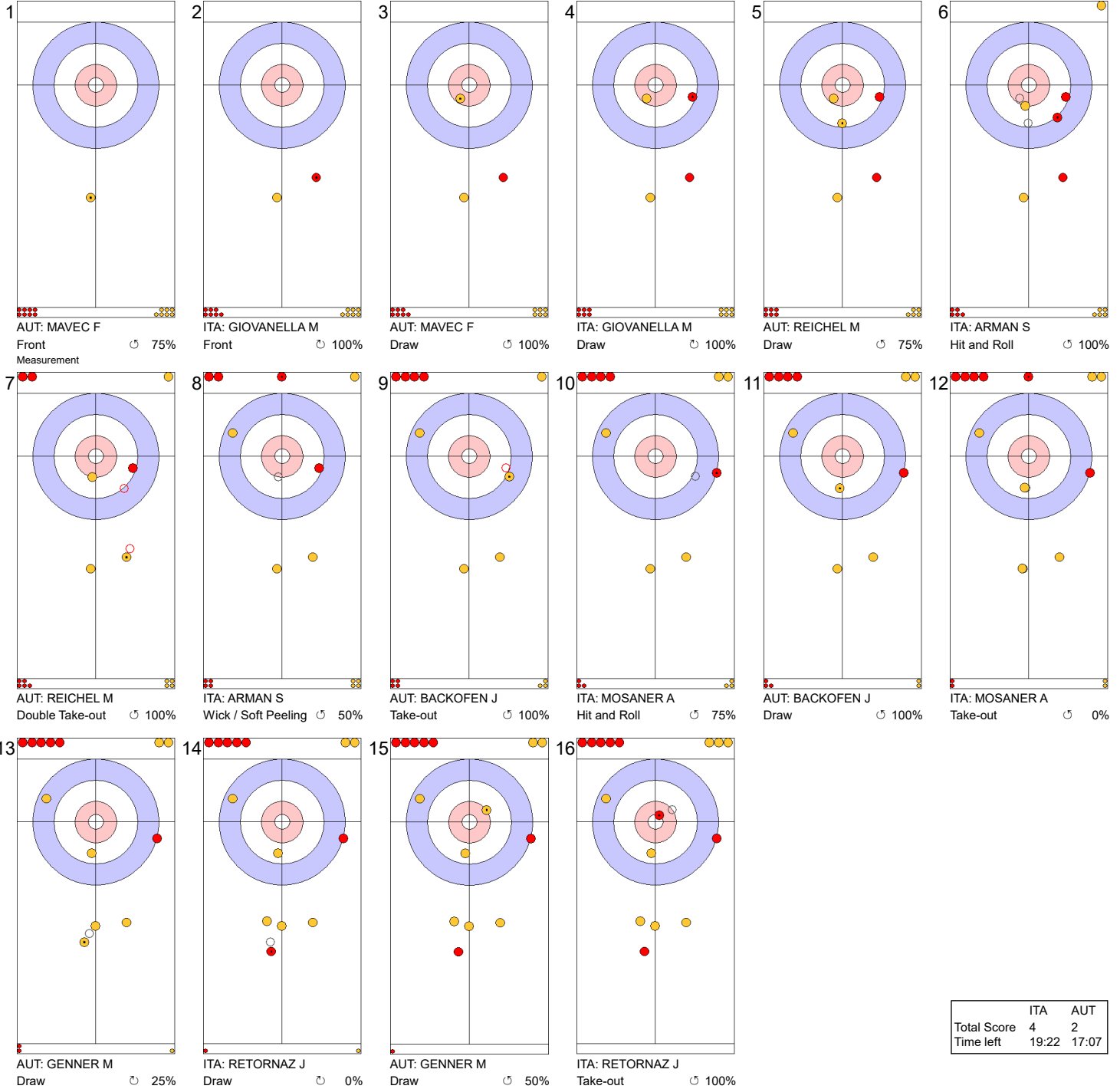
Game - Shot by Shot



Legend:
 ↻ Clockwise ↺ Counter-clockwise - Not considered

Game - Shot by Shot

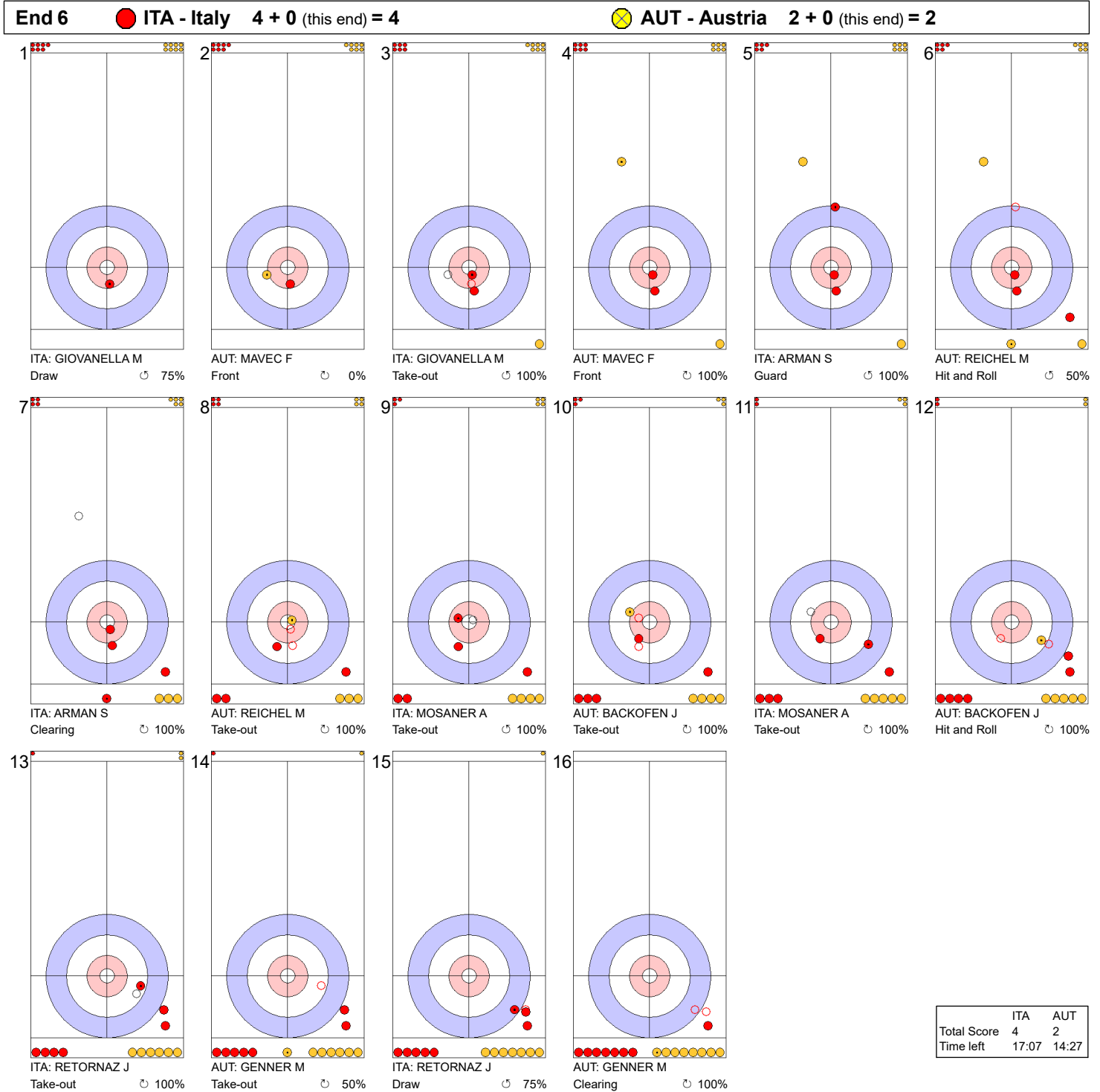
End 5 ● **ITA - Italy** **3 + 1 (this end) = 4** ● **AUT - Austria** **2 + 0 (this end) = 2**



	ITA	AUT
Total Score	4	2
Time left	19:22	17:07

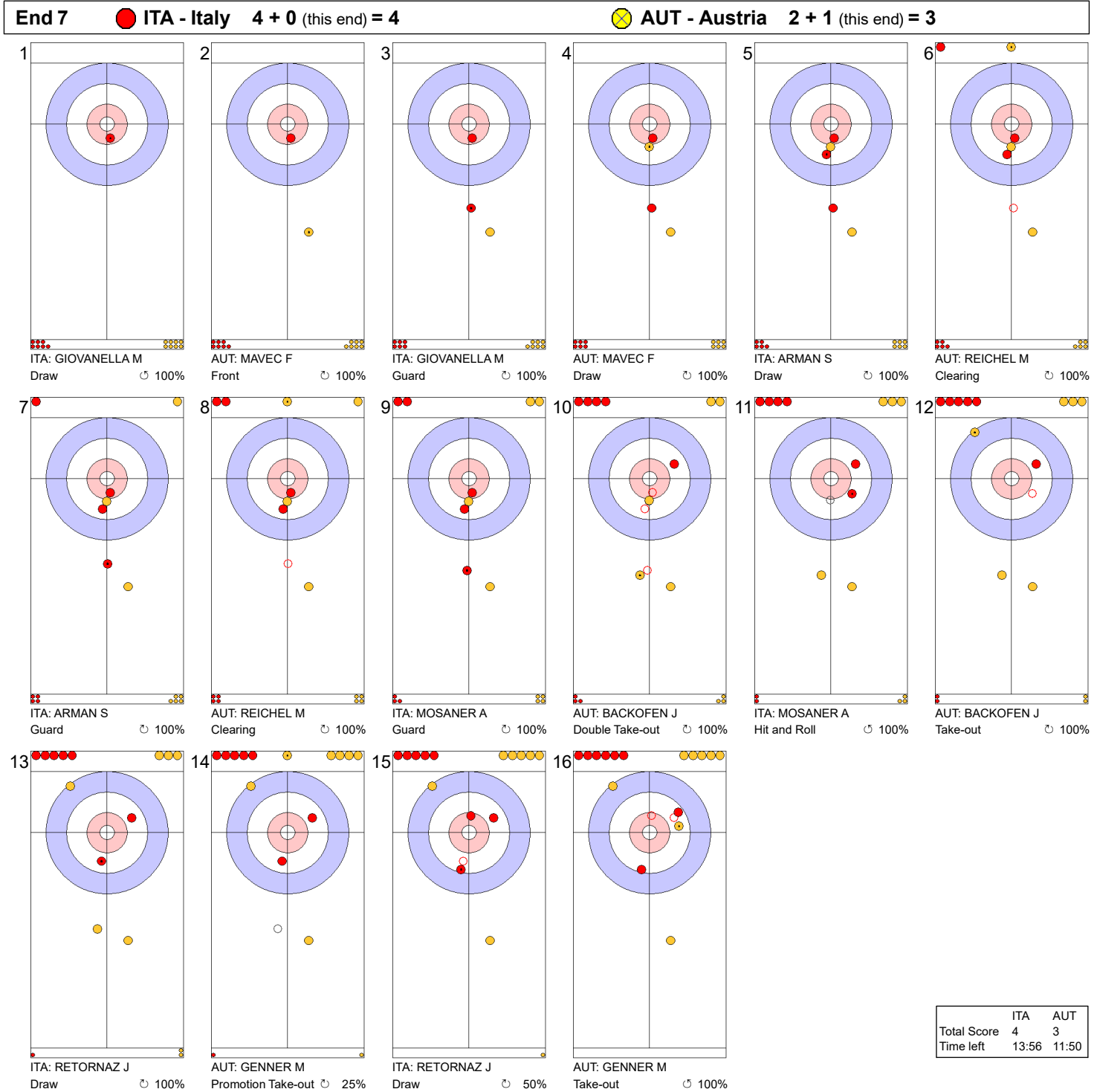
Legend:
 ↻ Clockwise ↺ Counter-clockwise - Not considered

Game - Shot by Shot



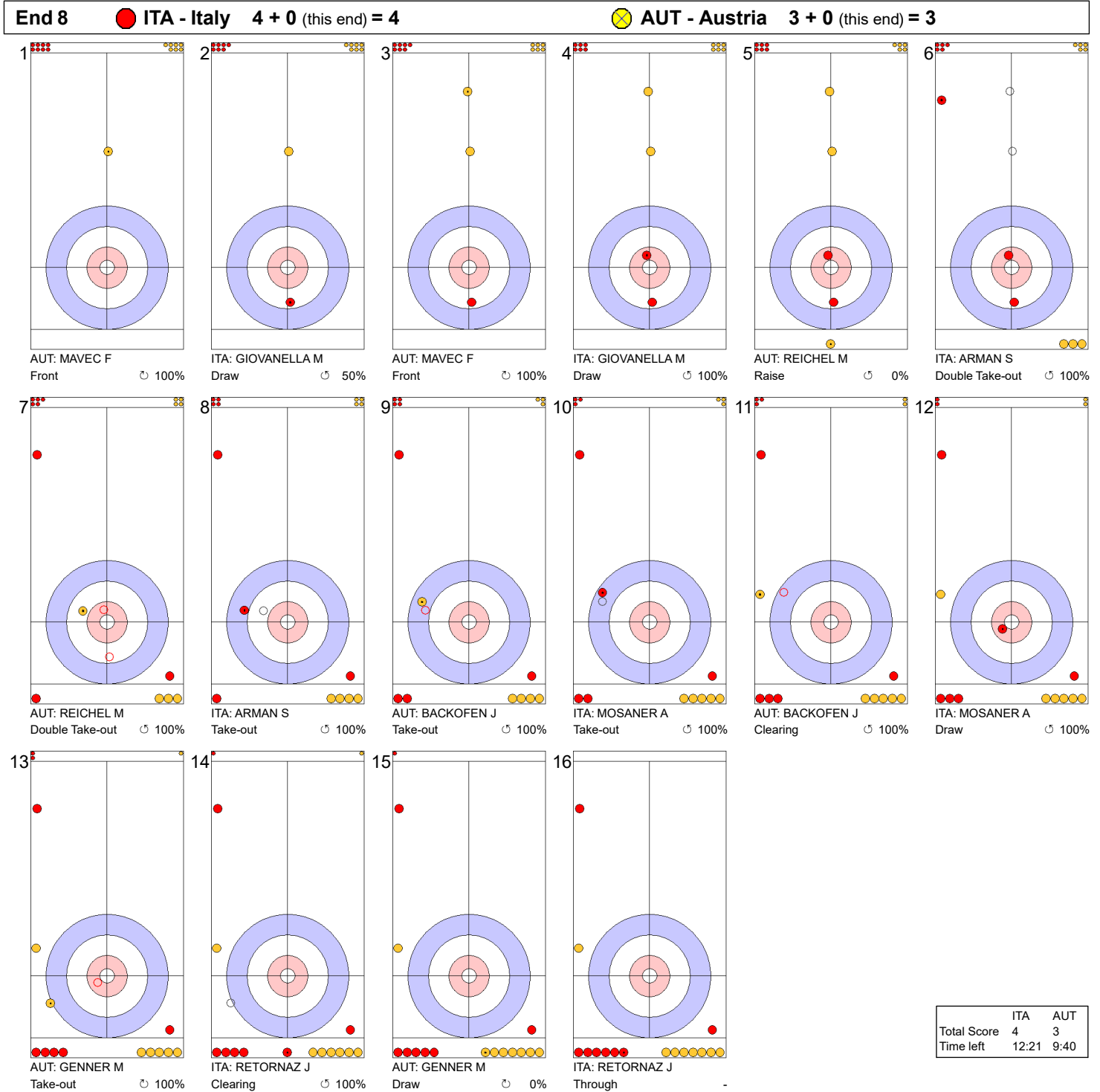
Legend:
 ↻ Clockwise ↺ Counter-clockwise - Not considered

Game - Shot by Shot



Legend:
 ↻ Clockwise ↺ Counter-clockwise - Not considered

Game - Shot by Shot



Legend:
 ↻ Clockwise ↺ Counter-clockwise - Not considered

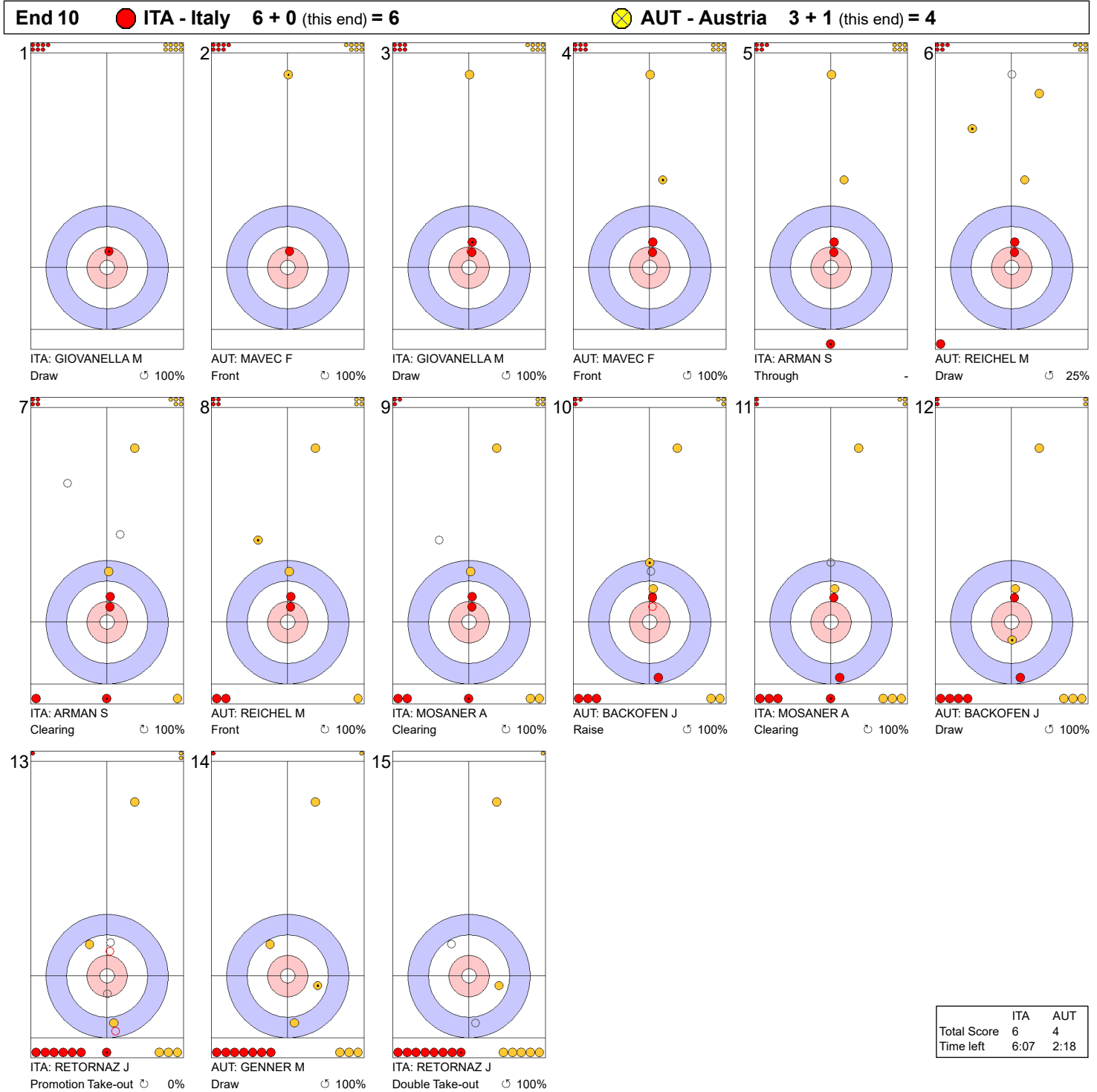
Game - Shot by Shot



	ITA	AUT
Total Score	6	3
Time left	9:28	6:50

Legend:
 Clockwise Counter-clockwise - Not considered

Game - Shot by Shot



Legend:
 ↻ Clockwise ↺ Counter-clockwise - Not considered



Session Results and Standings

Sheet	Team	LSD/LSFE	1	2	3	4	5	6	7	8	9	10	Extra Ends	Total
A	NOR - Norway	51.7cm *	2	0	2	0	3	0	X	X	X	X		7
	AUT - Austria	211.6cm	0	0	0	1	0	1	X	X	X	X		2
B	ENG - England	129.1cm	0	1	0	0	0	0	X	X	X	X		1
	SCO - Scotland	125.5cm *	2	0	1	3	0	2	X	X	X	X		8
C	ITA - Italy	114.5cm	0	0	0	0	0	1	0	2	0	X		3
	SWE - Sweden	32.0cm *	2	0	0	0	1	0	2	0	2	X		7
D	GER - Germany	23.5cm *	5	0	1	0	0	1	0	2	0	X		9
	NED - Netherlands	96.0cm	0	2	0	1	0	0	1	0	1	X		5
E	SUI - Switzerland	36.9cm	0	3	0	1	0	3	0	3	0	X		10
	CZE - Czechia	6.1cm *	2	0	1	0	2	0	1	0	1	X		7

Current Standings

Rank	Team	Games	Wins	Losses
1	SCO - Scotland	3	3	0
1	SUI - Switzerland	3	3	0
3	GER - Germany	3	2	1
3	ITA - Italy	3	2	1
3	NOR - Norway	3	2	1
3	SWE - Sweden	3	2	1
7	NED - Netherlands	3	1	2
8	AUT - Austria	3	0	3
8	CZE - Czechia	3	0	3
8	ENG - England	3	0	3

Note:
Under World Curling rules, tie-breaking rules for standings are not applied until after the last game of the round robin.

Legend:
LSD Last Stone Draw **LSFE(*)** Last Stone First End **X** Unplayed/unfinished end due to concession



SUN 17 NOV 2024
Start Time 19:00

Round Robin Session 3 - Sheet A

Game Results

Sheet	Team	LSFE	1	2	3	4	5	6	7	8	9	10	Extra Ends	Total
A	NOR - Norway	*	2	0	2	0	3	0	X	X	X	X		7
	AUT - Austria		0	0	0	1	0	1	X	X	X	X		2

NOR - Norway		Shot Success	Game	All
4 S	RAMSFJELL Magnus	75%		87%
3	SESAKER Martin	81%		87%
2	RAMSFJELL Bendik	85%		87%
1 V	NEPSTAD Gaute	88%		88%
A	NAESS Wilhelm	100%		100%
Team Total		83%		87%

AUT - Austria		Shot Success	Game	All
4 S	GENNER Mathias	43%		52%
3 V	BACKOFEN Jonas	67%		73%
2	REICHEL Martin	63%		69%
1	MAVEC Florian	79%		84%
A	KARG Johann	-		-
Team Total		63%		70%

Last Stone Draw Distance

⌚	NEPSTAD Gaute	19.6cm
⌚	SESAKER Martin	32.1cm
Total		51.7cm

Last Stone Draw Distance

⌚	GENNER Mathias	199.6cm
⌚	MAVEC Florian	12.0cm
Total		211.6cm

Time remaining: 18 minutes 40 seconds

Time remaining: 14 minutes 58 seconds

NAESS W replaced RAMSFJELL B at the beginning of End 6

Shot Success Analysis

NOR - Norway		⌚	⌚	Game
4	RAMSFJELL Magnus	Draws 4 75%	0 -	4 75%
		Take-outs 4 75%	4 75%	8 75%
		Total 8 75%	4 75%	12 75%
3	SESAKER Martin	Draws 1 0%	0 -	1 0%
		Take-outs 4 75%	7 96%	11 89%
		Total 5 60%	7 96%	12 81%
2	RAMSFJELL Bendik	Draws 4 75%	0 -	4 75%
		Take-outs 2 100%	4 88%	6 92%
		Total 6 83%	4 88%	10 85%
1	NEPSTAD Gaute	Draws 11 86%	1 100%	12 88%
		Take-outs 0 -	0 -	0 -
		Total 11 86%	1 100%	12 88%
A	NAESS Wilhelm	Draws 0 -	0 -	0 -
		Take-outs 2 100%	0 -	2 100%
		Total 2 100%	0 -	2 100%
Team		Draws 20 78%	1 100%	21 79%
		Take-outs 12 83%	15 88%	27 86%
		Total 32 80%	16 89%	48 83%

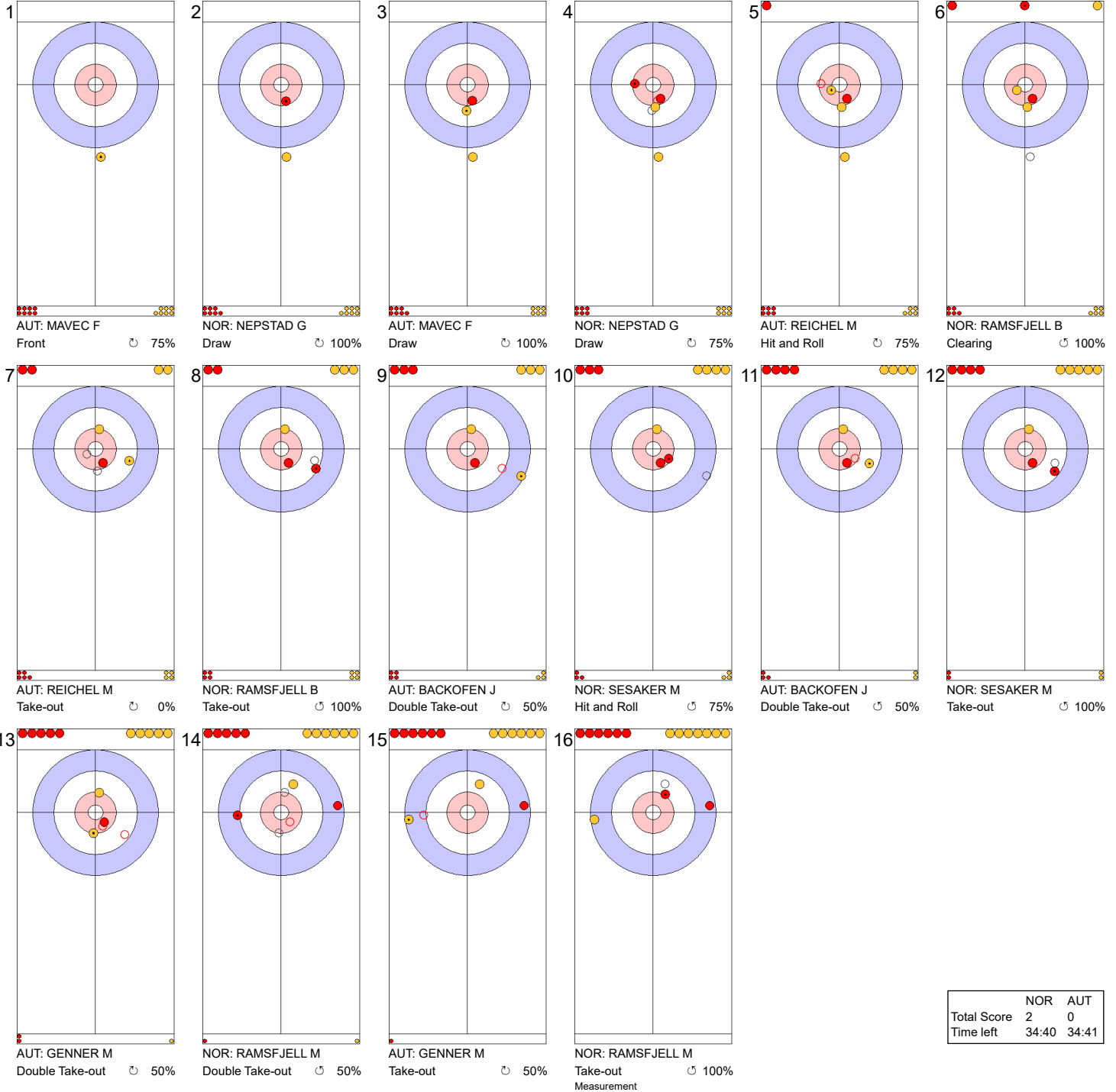
AUT - Austria		⌚	⌚	Game
4	GENNER Mathias	Draws 4 13%	0 -	4 13%
		Take-outs 4 50%	3 75%	7 61%
		Total 8 31%	3 75%	11 43%
3	BACKOFEN Jonas	Draws 5 70%	1 25%	6 63%
		Take-outs 1 50%	5 75%	6 71%
		Total 6 67%	6 67%	12 67%
2	REICHEL Martin	Draws 4 88%	3 50%	7 71%
		Take-outs 2 38%	3 58%	5 50%
		Total 6 71%	6 54%	12 63%
1	MAVEC Florian	Draws 11 86%	1 0%	12 79%
		Take-outs 0 -	0 -	0 -
		Total 11 86%	1 0%	12 79%
A	KARG Johann	Draws 0 -	0 -	0 -
		Take-outs 0 -	0 -	0 -
		Total 0 -	0 -	0 -
Team		Draws 24 71%	5 35%	29 65%
		Take-outs 7 46%	11 70%	18 61%
		Total 31 65%	16 59%	47 63%

Note:
Position and function for each team member:
4 = Fourth, 3 = Third, 2 = Second, 1 = Lead, A = Alternate, S = Skip, V = Vice-Skip

Legend:
⌚ Clockwise ⌚ Counter-clockwise LSFE(*) Last Stone First End
X Unplayed/unfinished end due to concession

Game - Shot by Shot

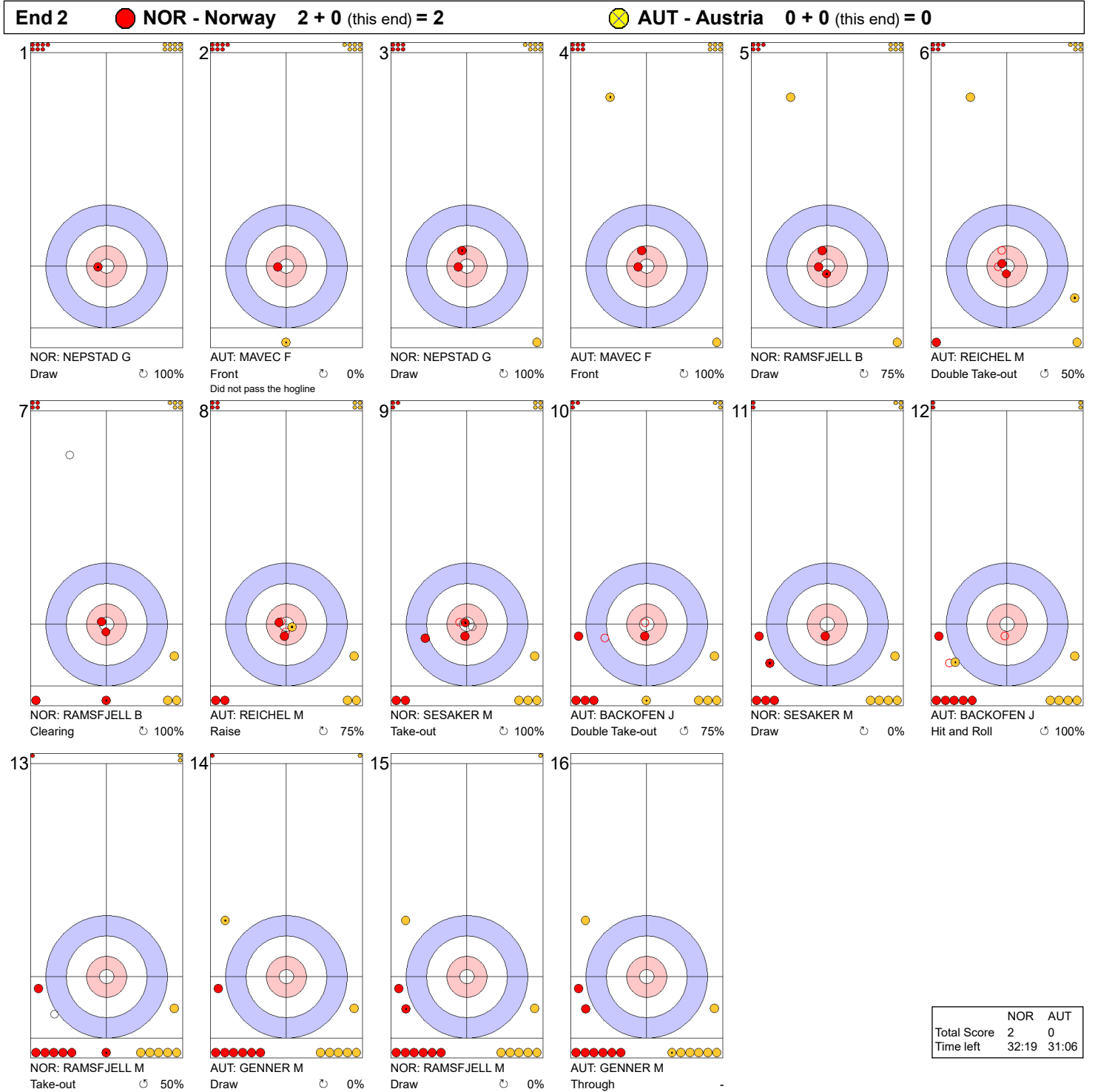
End 1 ● **NOR - Norway** **0 + 2 (this end) = 2** ⊗ **AUT - Austria** **0 + 0 (this end) = 0**



	NOR	AUT
Total Score	2	0
Time left	34:40	34:41

Legend:
↻ Clockwise ↺ Counter-clockwise - Not considered

Game - Shot by Shot



Legend:
 ⌚ Clockwise ⌚ Counter-clockwise - Not considered

Game - Shot by Shot

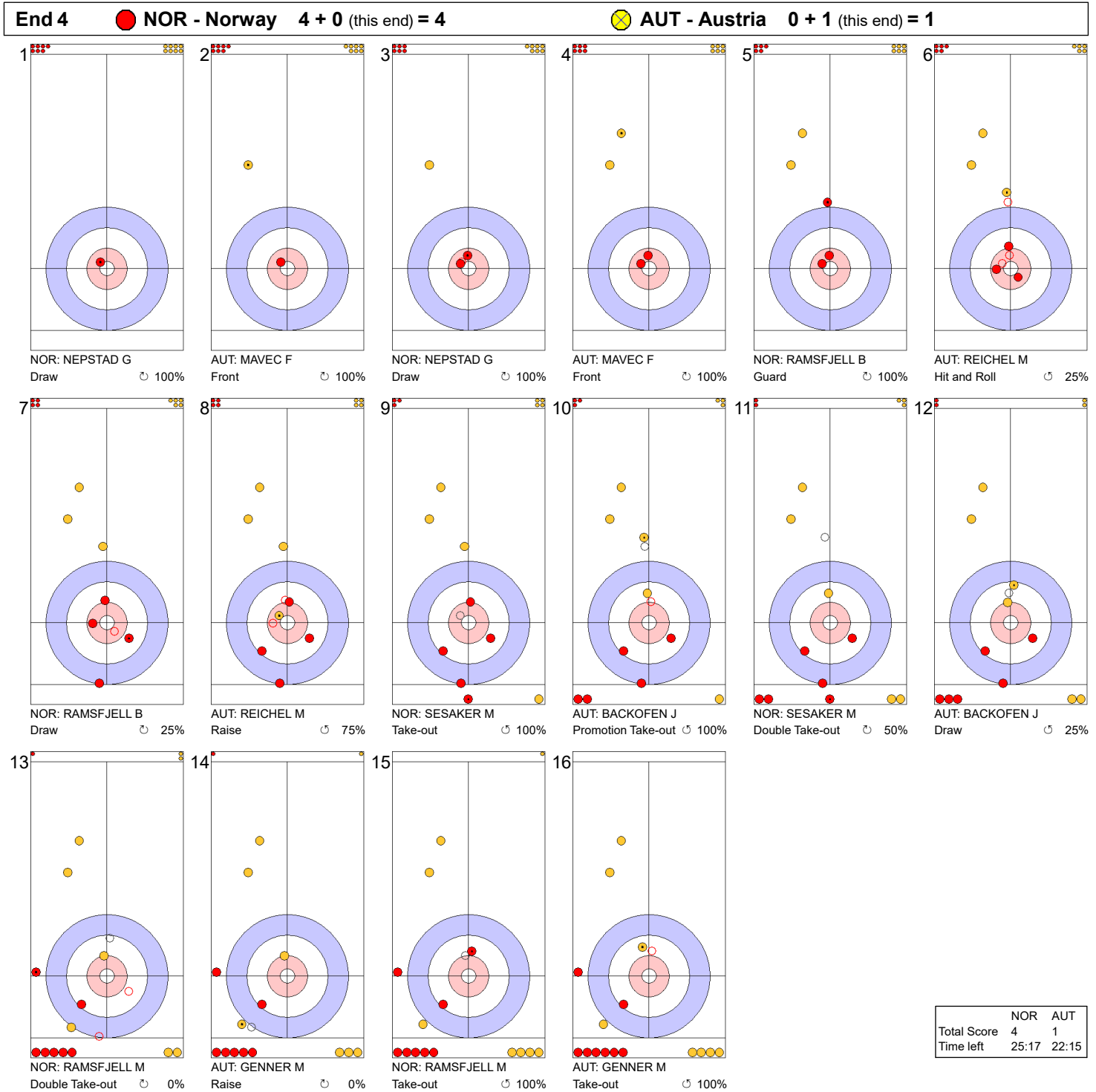
End 3 **NOR - Norway 2 + 2 (this end) = 4** **AUT - Austria 0 + 0 (this end) = 0**



	NOR	AUT
Total Score	4	0
Time left	29:13	27:22

Legend:
 Clockwise Counter-clockwise - Not considered

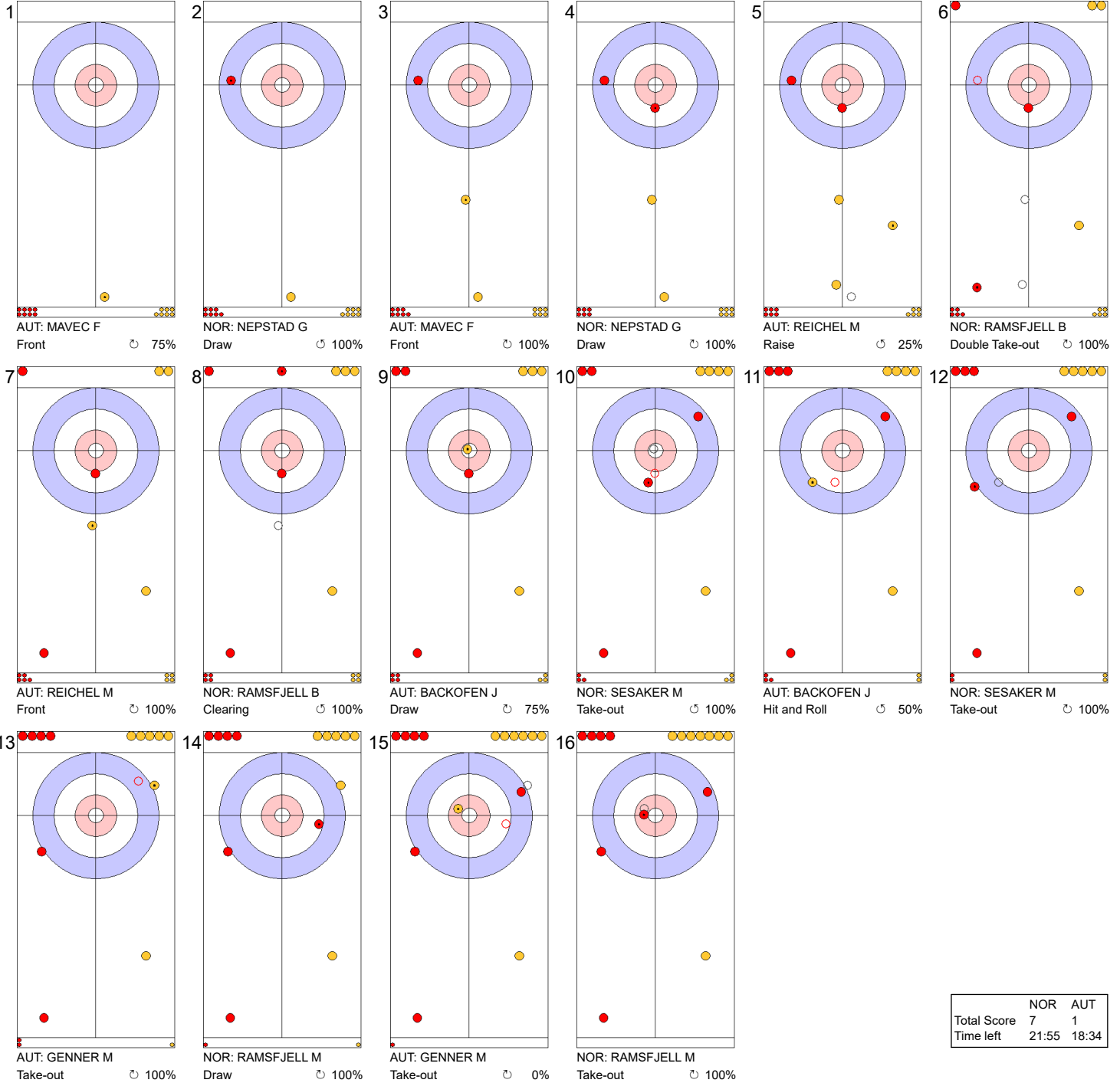
Game - Shot by Shot



Legend:
 ↻ Clockwise ↺ Counter-clockwise - Not considered

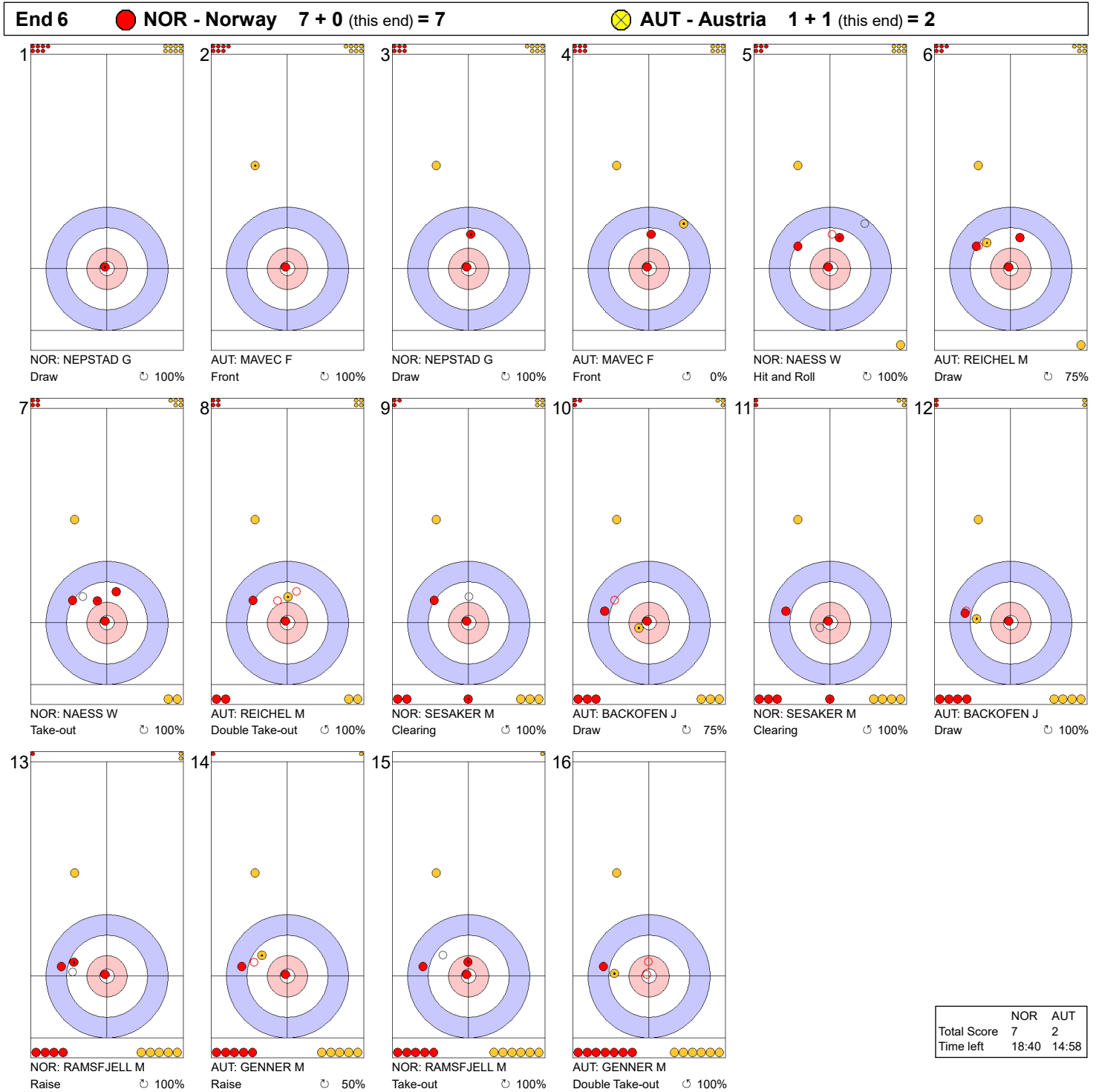
Game - Shot by Shot

End 5 **NOR - Norway 4 + 3 (this end) = 7** **AUT - Austria 1 + 0 (this end) = 1**



Legend:
 Clockwise Counter-clockwise - Not considered

Game - Shot by Shot



Legend:
 ↻ Clockwise ↺ Counter-clockwise - Not considered



Game Results

Sheet	Team	LSFE	1	2	3	4	5	6	7	8	9	10	Extra Ends	Total
B	ENG - England		0	1	0	0	0	0	X	X	X	X		1
	SCO - Scotland	*	2	0	1	3	0	2	X	X	X	X		8

ENG - England		Shot Success	Game	All
4 S	RETCHLESS Rob	56%		59%
3 V	SUGDEN Jotham	77%		73%
2	GIBSON Scott	79%		73%
1	MOUAT Colin	79%		79%
A	HAVERCROFT Jonathan	-		77%
Team Total		73%		71%

SCO - Scotland		Shot Success	Game	All
4 S	MOUAT Bruce	100%		86%
3 V	HARDIE Grant	94%		86%
2	LAMMIE Bobby	85%		88%
1	McMILLAN Hammy	90%		95%
A	WADDELL Kyle	100%		100%
Team Total		93%		89%

Last Stone Draw Distance

↻	SUGDEN Jotham	61.2cm
↺	GIBSON Scott	67.9cm
Total		129.1cm

Last Stone Draw Distance

↻	LAMMIE Bobby	65.8cm
↺	HARDIE Grant	59.7cm
Total		125.5cm

Time remaining: 19 minutes 46 seconds

Time remaining: 17 minutes 21 seconds

WADDELL K replaced McMILLAN H at the beginning of End 6

Shot Success Analysis

ENG - England		↻	↺	Game
4	RETCHLESS Rob	Draws 3 33%	3 42%	6 38%
		Take-outs 4 88%	2 50%	6 75%
		Total 7 64%	5 45%	12 56%
3	SUGDEN Jotham	Draws 3 83%	1 100%	4 88%
		Take-outs 4 63%	4 81%	8 72%
		Total 7 71%	5 85%	12 77%
2	GIBSON Scott	Draws 5 90%	0 -	5 90%
		Take-outs 4 50%	3 100%	7 71%
		Total 9 72%	3 100%	12 79%
1	MOUAT Colin	Draws 10 75%	2 100%	12 79%
		Take-outs 0 -	0 -	0 -
		Total 10 75%	2 100%	12 79%
A	HAVERCROFT Jonathan	Draws 0 -	0 -	0 -
		Take-outs 0 -	0 -	0 -
		Total 0 -	0 -	0 -
Team		Draws 21 74%	6 71%	27 73%
		Take-outs 12 67%	9 81%	21 73%
		Total 33 71%	15 77%	48 73%

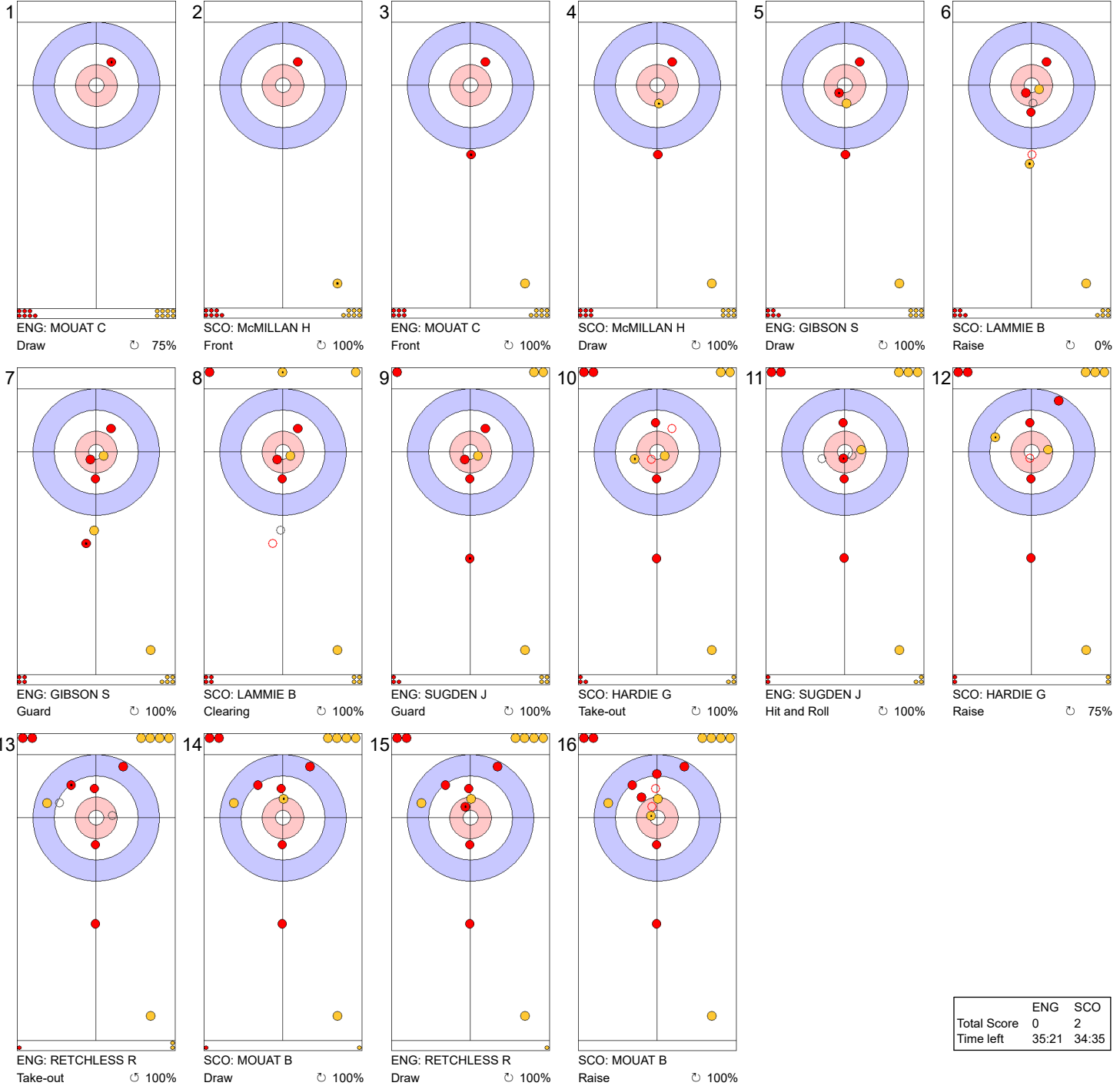
SCO - Scotland		↻	↺	Game
4	MOUAT Bruce	Draws 6 100%	2 100%	8 100%
		Take-outs 2 100%	2 100%	4 100%
		Total 8 100%	4 100%	12 100%
3	HARDIE Grant	Draws 5 95%	4 88%	9 92%
		Take-outs 3 100%	0 -	3 100%
		Total 8 97%	4 88%	12 94%
2	LAMMIE Bobby	Draws 7 75%	1 100%	8 78%
		Take-outs 4 100%	0 -	4 100%
		Total 11 84%	1 100%	12 85%
1	McMILLAN Hammy	Draws 10 90%	0 -	10 90%
		Take-outs 0 -	0 -	0 -
		Total 10 90%	0 -	10 90%
A	WADDELL Kyle	Draws 1 100%	0 -	1 100%
		Take-outs 0 -	1 100%	1 100%
		Total 1 100%	1 100%	2 100%
Team		Draws 29 90%	7 93%	36 90%
		Take-outs 9 100%	3 100%	12 100%
		Total 38 92%	10 95%	48 93%

Note:
Position and function for each team member:
4 = Fourth, 3 = Third, 2 = Second, 1 = Lead, A = Alternate, S = Skip, V = Vice-Skip

Legend:
↻ Clockwise ↺ Counter-clockwise LSFE(*) Last Stone First End
X Unplayed/unfinished end due to concession

Game - Shot by Shot

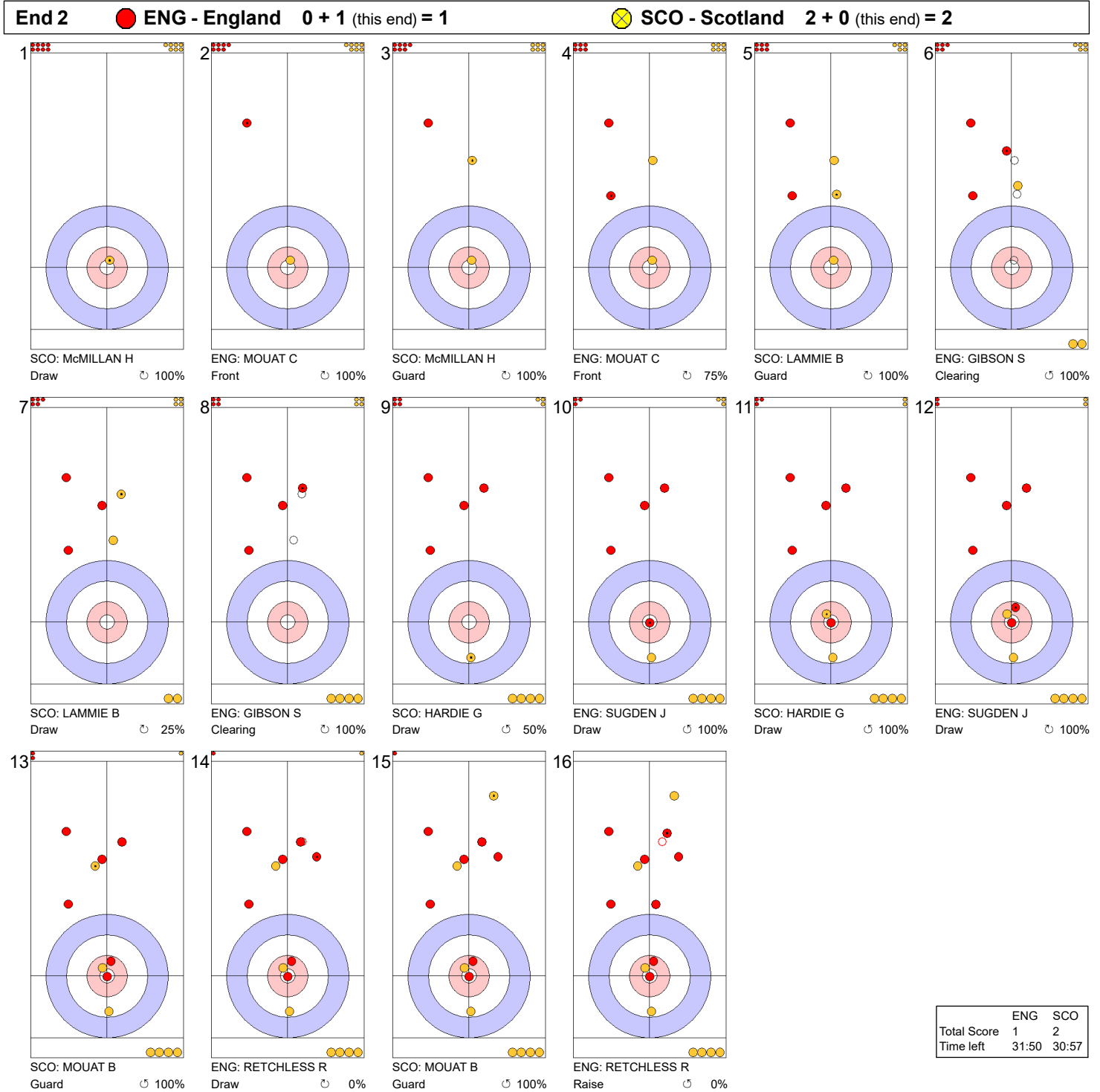
End 1 ● **ENG - England** 0 + 0 (this end) = 0 ● **SCO - Scotland** 0 + 2 (this end) = 2



	ENG	SCO
Total Score	0	2
Time left	35:21	34:35

Legend:
 ↻ Clockwise ↺ Counter-clockwise - Not considered

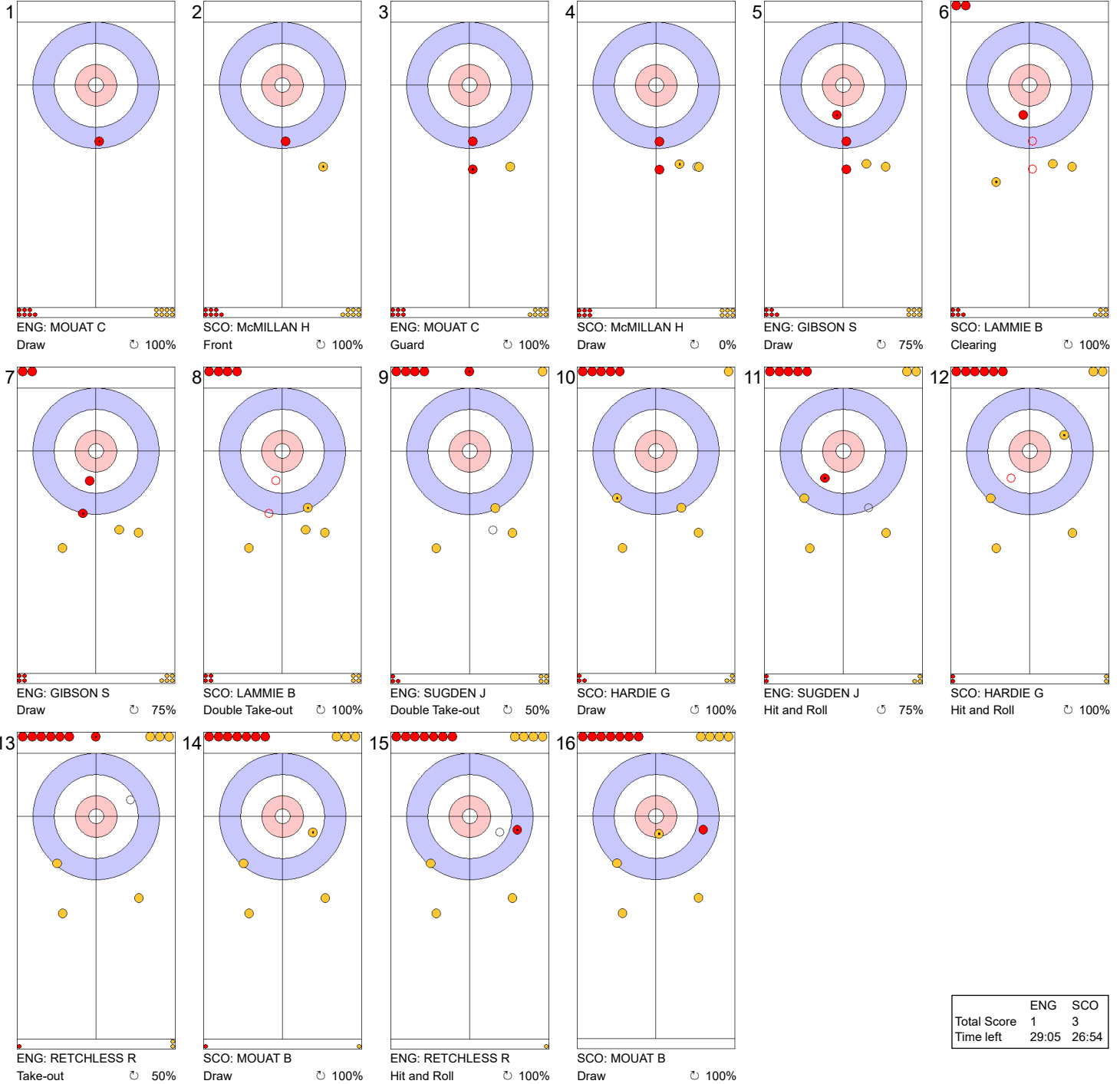
Game - Shot by Shot



Legend:
 ↻ Clockwise ↺ Counter-clockwise - Not considered

Game - Shot by Shot

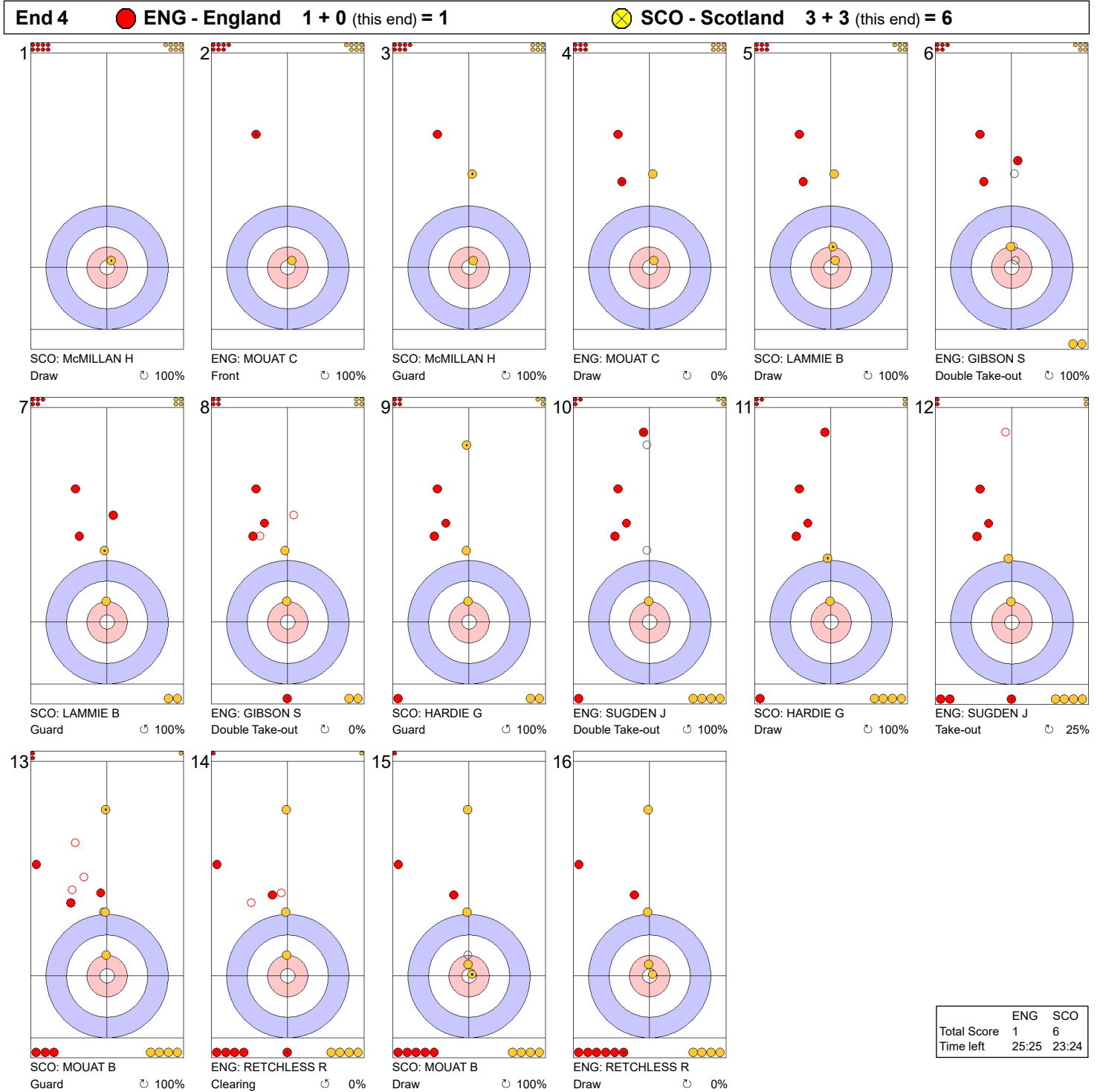
End 3 ● **ENG - England** 1 + 0 (this end) = 1 ● **SCO - Scotland** 2 + 1 (this end) = 3



	ENG	SCO
Total Score	1	3
Time left	29:05	26:54

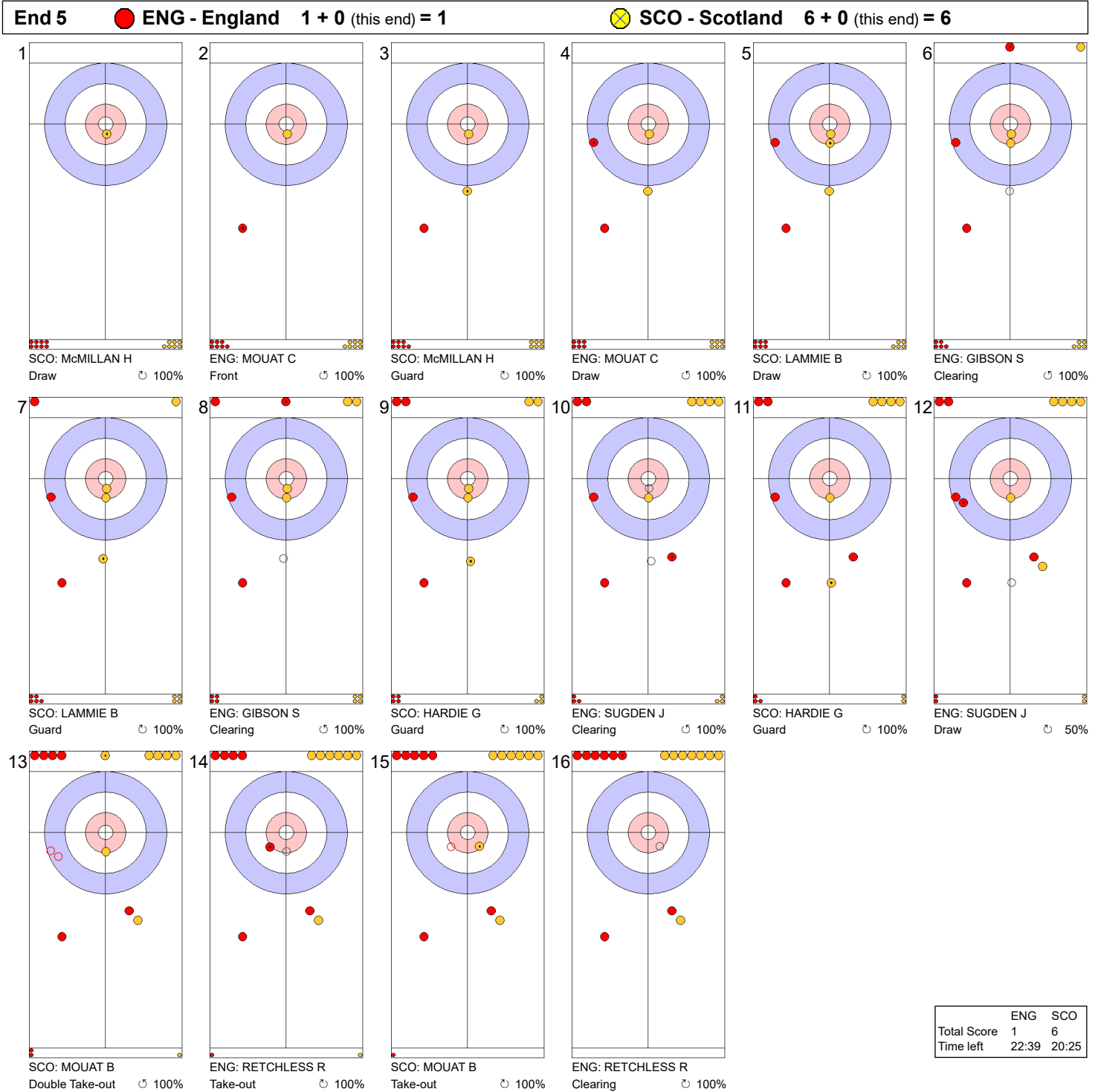
Legend:
 ↻ Clockwise ↺ Counter-clockwise - Not considered

Game - Shot by Shot



Legend:
 ↻ Clockwise ↺ Counter-clockwise - Not considered

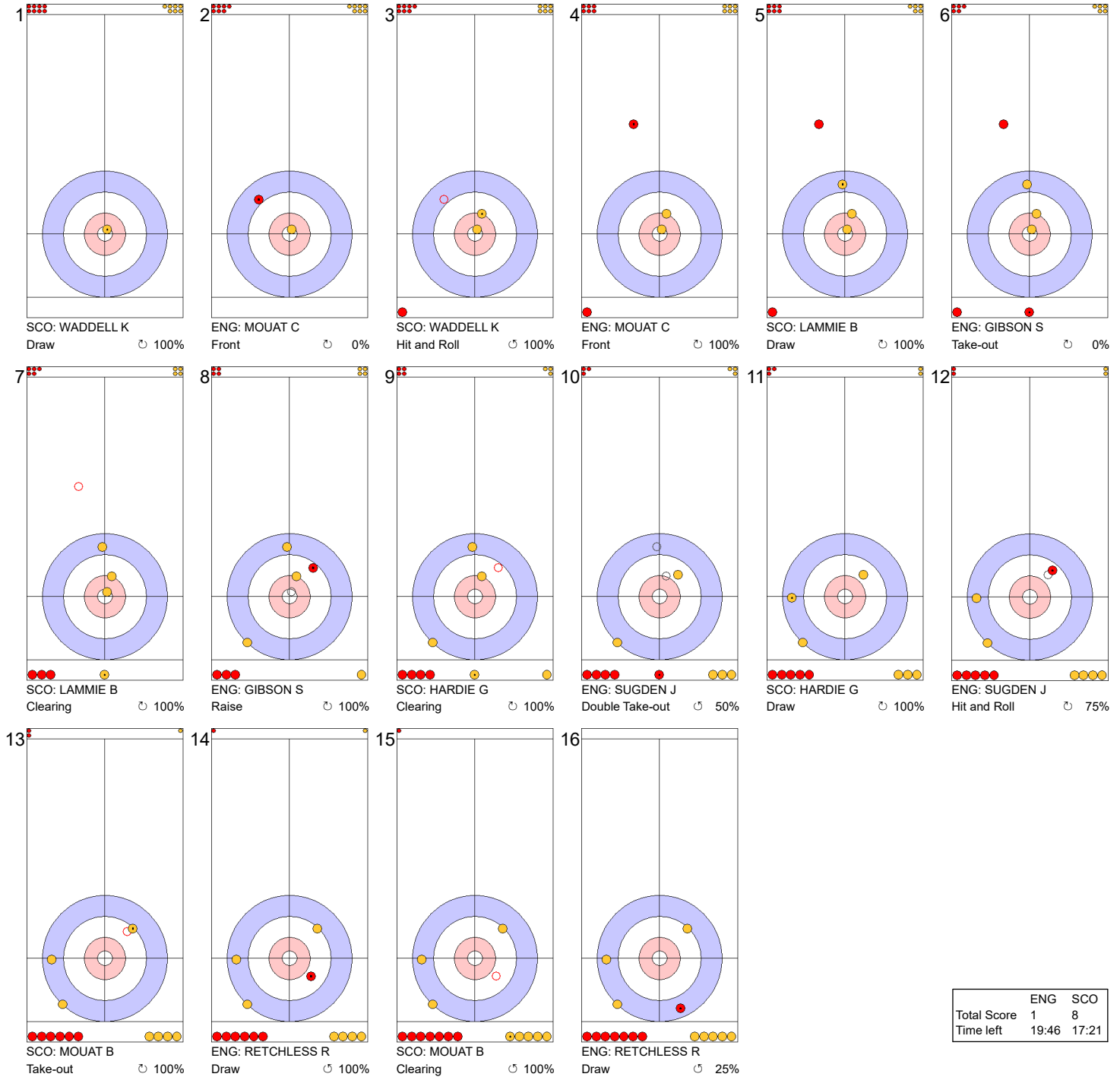
Game - Shot by Shot



Legend:
↻ Clockwise ↺ Counter-clockwise - Not considered

Game - Shot by Shot

End 6 ● **ENG - England** 1 + 0 (this end) = 1 ● **SCO - Scotland** 6 + 2 (this end) = 8



	ENG	SCO
Total Score	1	8
Time left	19:46	17:21

Legend:
 ↻ Clockwise ↺ Counter-clockwise - Not considered

Game Results

Sheet	Team	LSFE	1	2	3	4	5	6	7	8	9	10	Extra Ends	Total
C	ITA - Italy		0	0	0	0	0	1	0	2	0	X		3
	SWE - Sweden	*	2	0	0	0	1	0	2	0	2	X		7

ITA - Italy		Shot Success	
		Game	All
4 S	RETORNAZ Joel	72 %	84 %
3	MOSANER Amos	75 %	84 %
2	ARMAN Sebastiano	92 %	88 %
1 V	GIOVANELLA Mattia	96 %	92 %
A	ZISA Alberto	-	-
Team Total		84 %	87 %

SWE - Sweden		Shot Success	
		Game	All
4 S	EDIN Niklas	90 %	75 %
3 V	ERIKSSON Oskar	75 %	72 %
2	WRANAA Rasmus	93 %	87 %
1	SUNDGREN Christoffer	97 %	90 %
A	MAGNUSSON Daniel	-	-
Team Total		89 %	81 %

Last Stone Draw		Distance
⌚	GIOVANELLA Mattia	111.7cm
⌚	RETORNAZ Joel	2.8cm
Total		114.5cm

Time remaining: 2 minutes 39 seconds

Last Stone Draw		Distance
⌚	EDIN Niklas	10.6cm
⌚	ERIKSSON Oskar	21.4cm
Total		32.0cm

Time remaining: 4 minutes 8 seconds

Shot Success Analysis

ITA - Italy		⌚	⌚	Game
4	RETORNAZ Joel	Draws 2 75%	1 100%	3 83%
	Take-outs 5 60%	8 75%	13 69%	
	Total 7 64%	9 78%	16 72%	
3	MOSANER Amos	Draws 3 25%	9 89%	12 73%
	Take-outs 2 63%	4 88%	6 79%	
	Total 5 40%	13 88%	18 75%	
2	ARMAN Sebastiano	Draws 2 100%	6 88%	8 91%
	Take-outs 3 100%	7 89%	10 93%	
	Total 5 100%	13 88%	18 92%	
1	GIOVANELLA Mattia	Draws 5 100%	13 94%	18 96%
	Take-outs 0 -	0 -	0 -	
	Total 5 100%	13 94%	18 96%	
A	ZISA Alberto	Draws 0 -	0 -	0 -
	Take-outs 0 -	0 -	0 -	
	Total 0 -	0 -	0 -	
Team	Draws 12 77%	29 91%	41 87%	
	Take-outs 10 73%	19 83%	29 79%	
	Total 22 75%	48 88%	70 84%	

SWE - Sweden		⌚	⌚	Game
4	EDIN Niklas	Draws 1 100%	7 96%	8 97%
	Take-outs 1 100%	8 81%	9 83%	
	Total 2 100%	15 88%	17 90%	
3	ERIKSSON Oskar	Draws 1 75%	5 70%	6 71%
	Take-outs 3 58%	9 83%	12 77%	
	Total 4 63%	14 79%	18 75%	
2	WRANAA Rasmus	Draws 0 -	10 90%	10 90%
	Take-outs 5 95%	3 100%	8 97%	
	Total 5 95%	13 92%	18 93%	
1	SUNDGREN Christoffer	Draws 0 -	17 97%	17 97%
	Take-outs 0 -	1 100%	1 100%	
	Total 0 -	18 97%	18 97%	
A	MAGNUSSON Daniel	Draws 0 -	0 -	0 -
	Take-outs 0 -	0 -	0 -	
	Total 0 -	0 -	0 -	
Team	Draws 2 88%	39 92%	41 91%	
	Take-outs 9 83%	21 86%	30 85%	
	Total 11 84%	60 90%	71 89%	

Note:

Position and function for each team member:

4 = Fourth, 3 = Third, 2 = Second, 1 = Lead, A = Alternate, S = Skip, V = Vice-Skip

Legend:

⌚ Clockwise

⌚ Counter-clockwise

LSFE(*) Last Stone First End

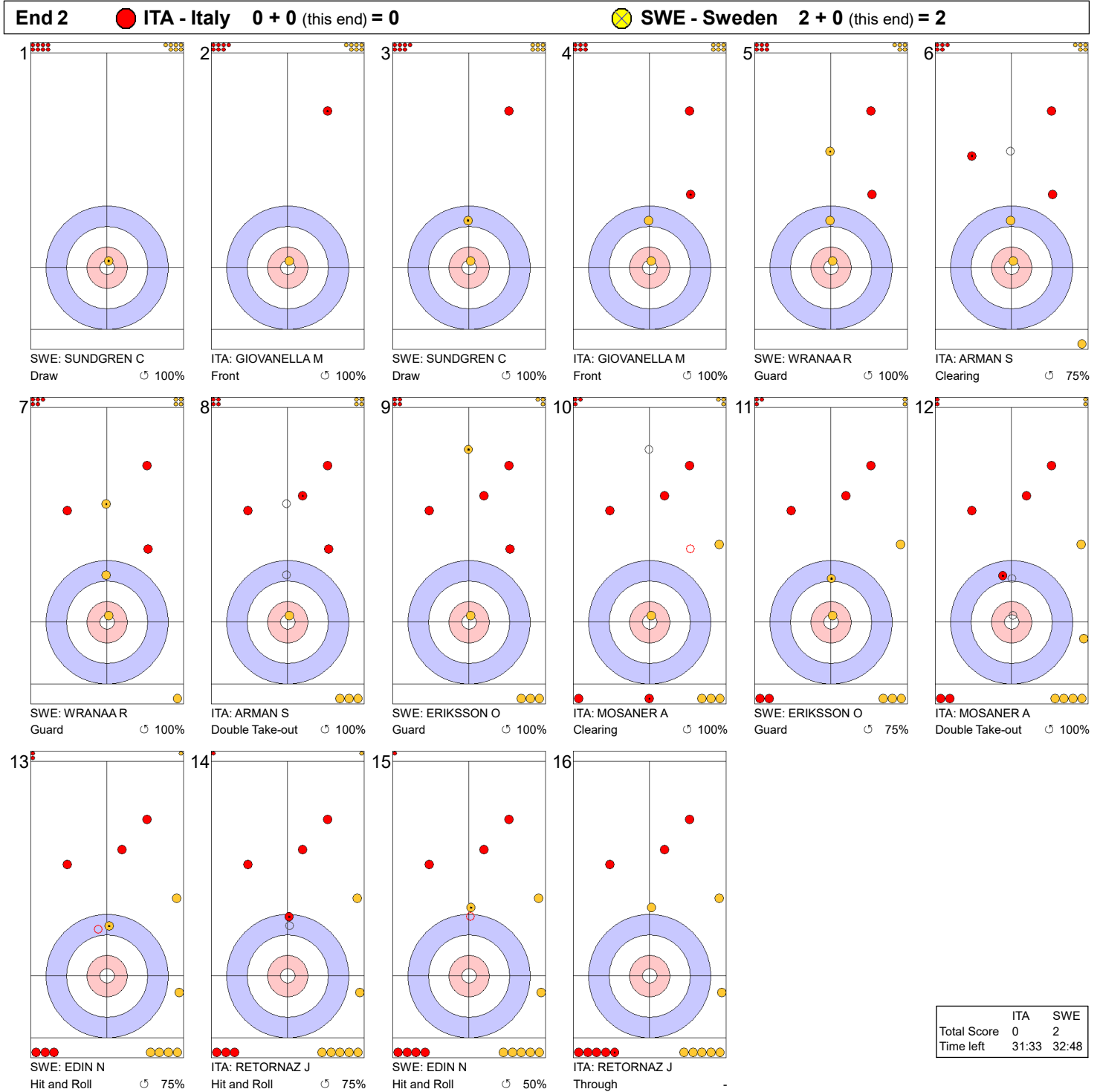
X Unplayed/unfinished end due to concession

Game - Shot by Shot



Legend:
 ↻ Clockwise ↺ Counter-clockwise - Not considered

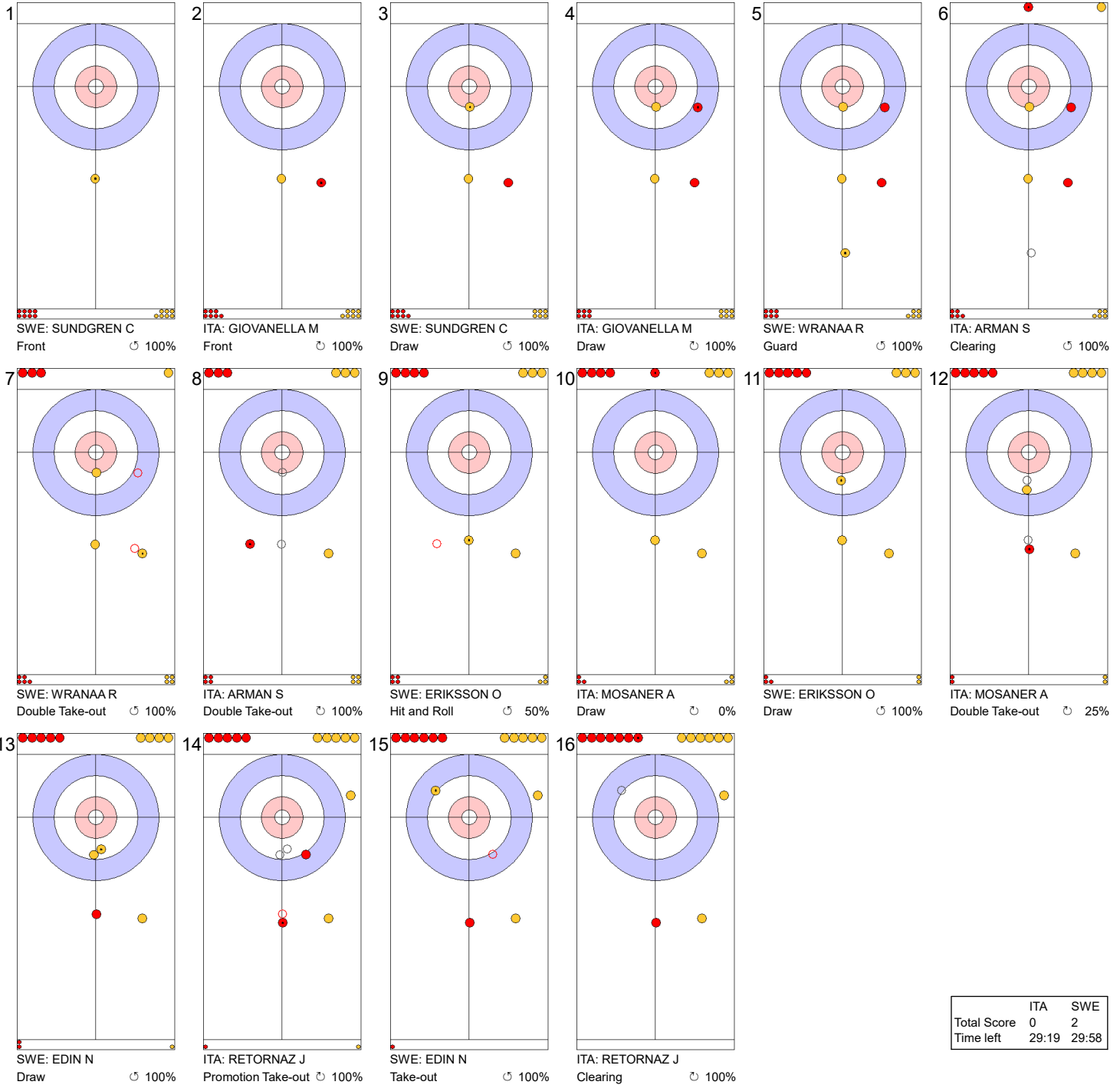
Game - Shot by Shot



Legend:
 ↻ Clockwise ↺ Counter-clockwise - Not considered

Game - Shot by Shot

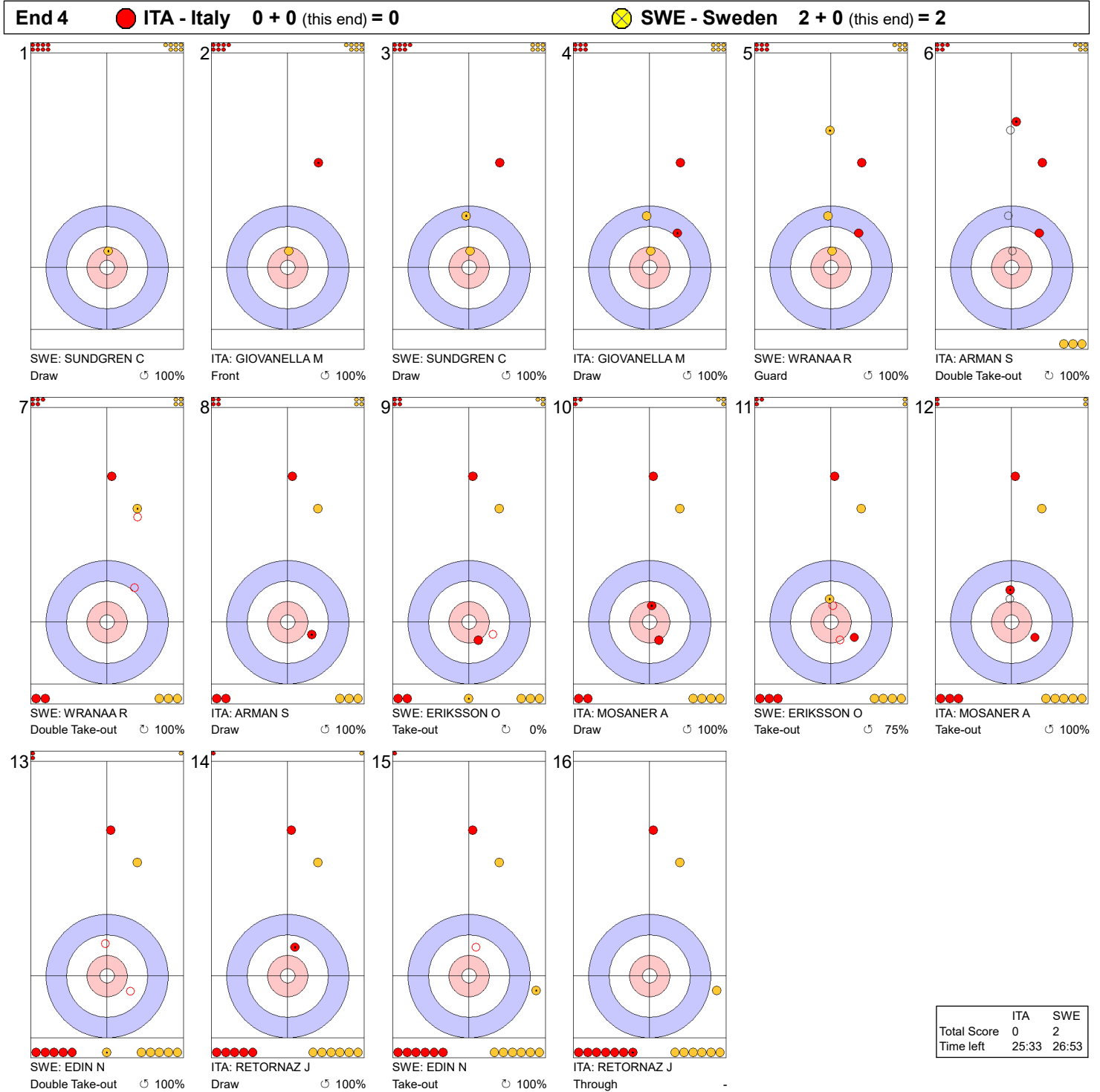
End 3 **ITA - Italy** **0 + 0 (this end) = 0** **SWE - Sweden** **2 + 0 (this end) = 2**



	ITA	SWE
Total Score	0	2
Time left	29:19	29:58

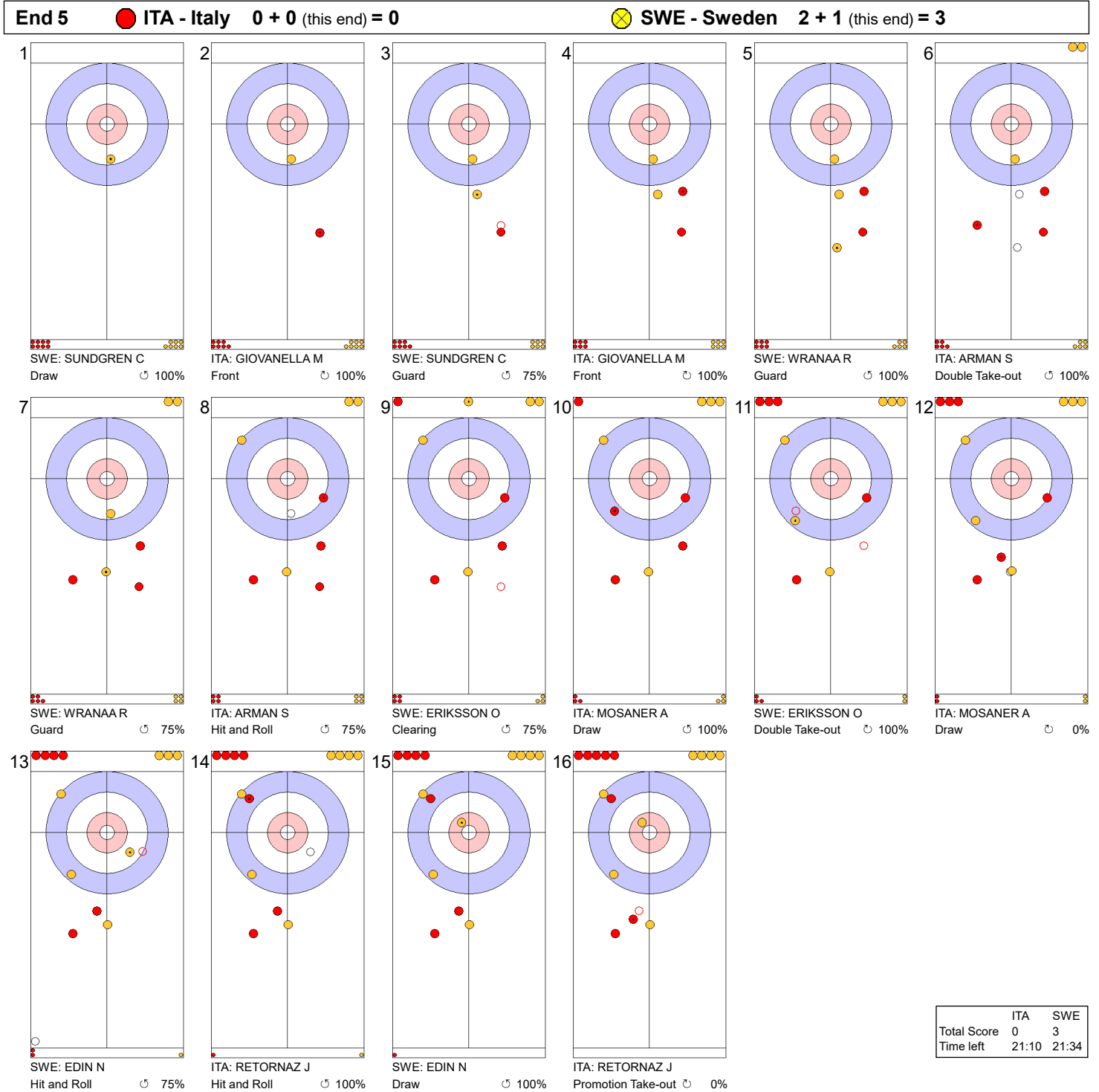
Legend:
 Clockwise Counter-clockwise - Not considered

Game - Shot by Shot



Legend:
 ↻ Clockwise ↺ Counter-clockwise - Not considered

Game - Shot by Shot



Legend:
 ↻ Clockwise ↺ Counter-clockwise - Not considered

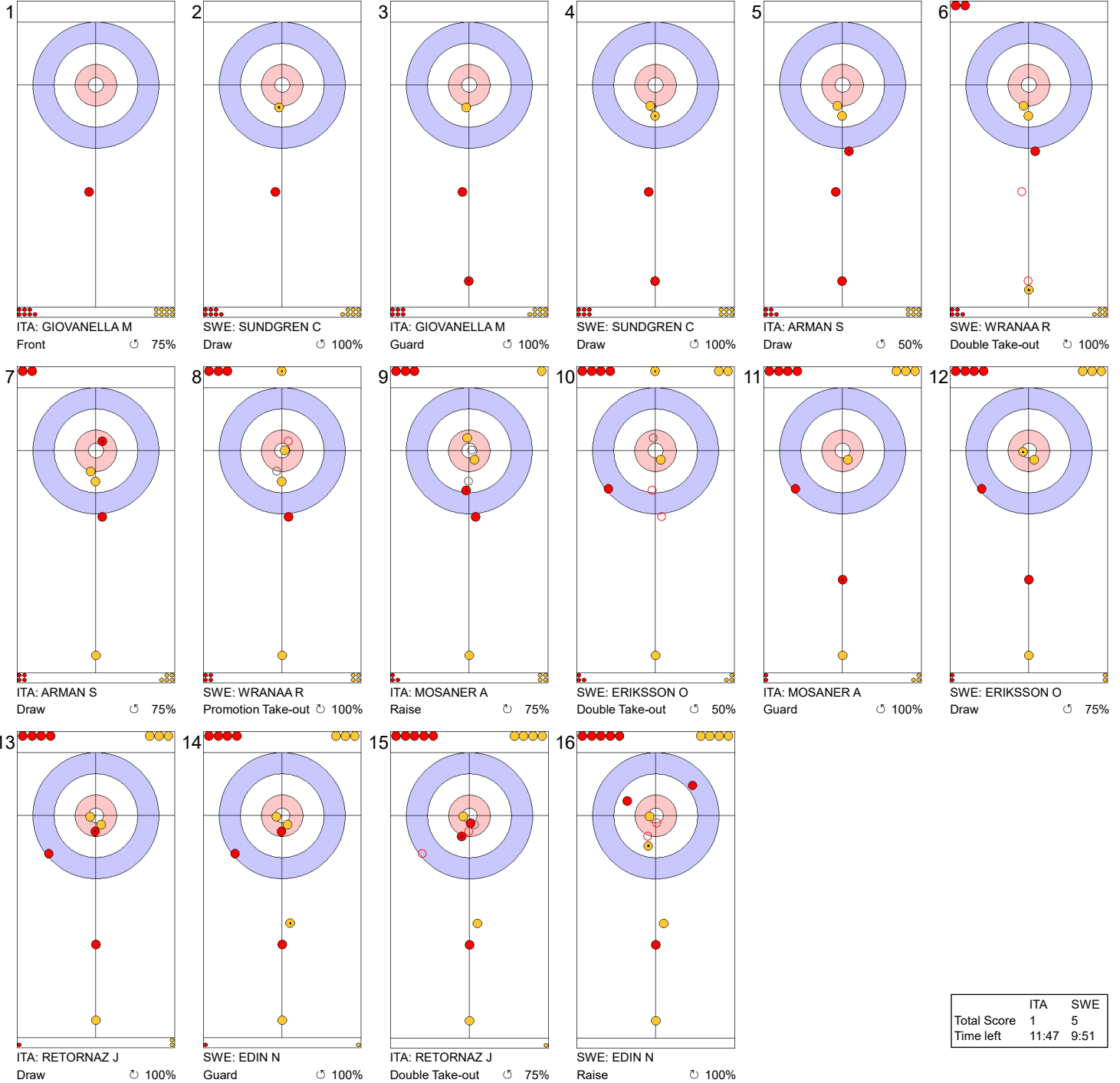
Game - Shot by Shot



Legend:
 ↻ Clockwise ↺ Counter-clockwise - Not considered

Game - Shot by Shot

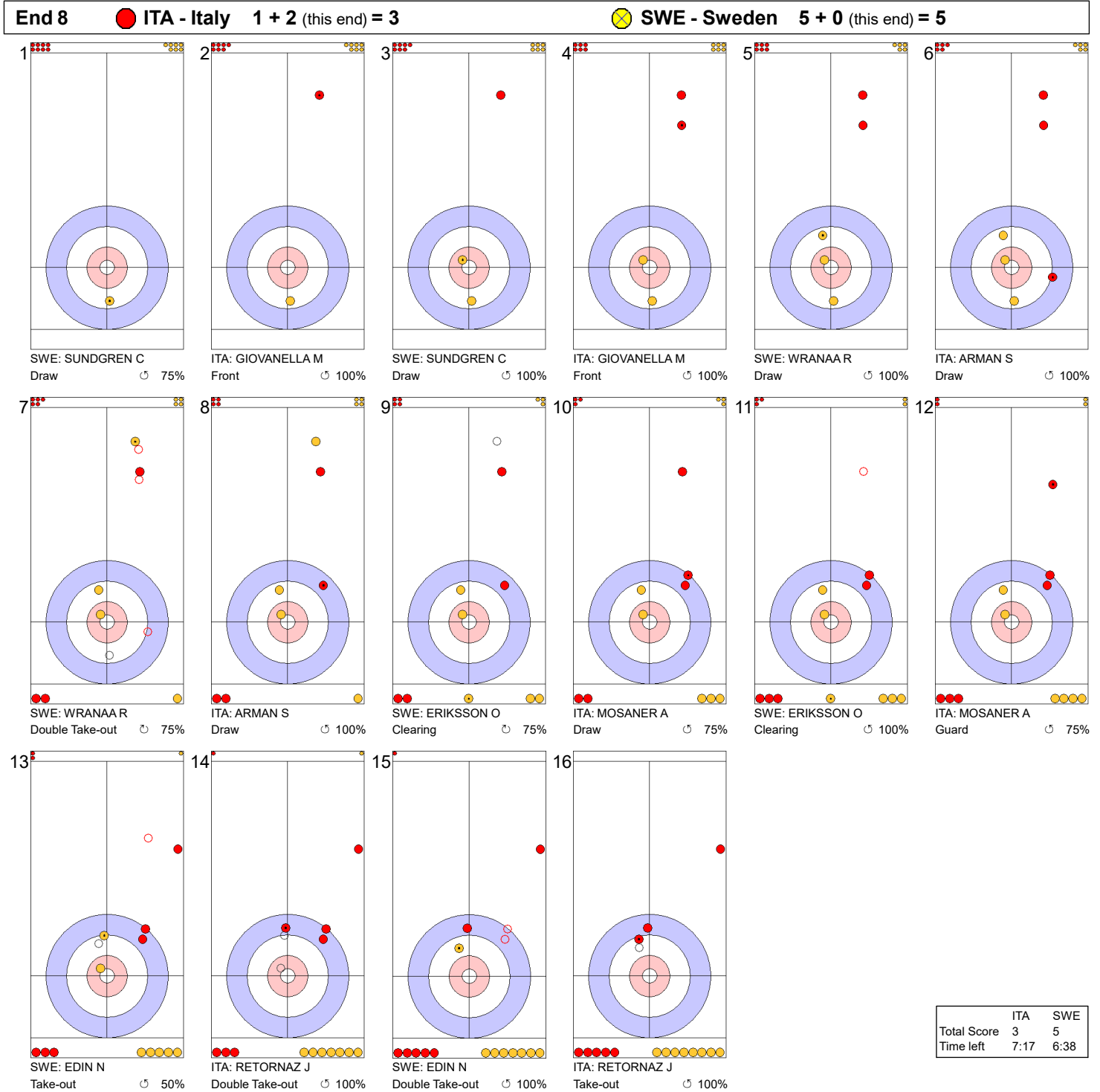
End 7 ● **ITA - Italy** 1 + 0 (this end) = 1 ● **SWE - Sweden** 3 + 2 (this end) = 5



	ITA	SWE
Total Score	1	5
Time left	11:47	9:51

Legend:
 ↻ Clockwise ↺ Counter-clockwise - Not considered

Game - Shot by Shot



Legend:
 ↻ Clockwise ↺ Counter-clockwise - Not considered

Game - Shot by Shot



Legend:
 ↻ Clockwise ↺ Counter-clockwise - Not considered

Game Results

Sheet	Team	LSFE	1	2	3	4	5	6	7	8	9	10	Extra Ends	Total
D	GER - Germany	*	5	0	1	0	0	1	0	2	0	X		9
	NED - Netherlands		0	2	0	1	0	0	1	0	1	X		5

GER - Germany		Shot Success	Game	All
4 S	MUSKATEWITZ Marc	90%		88%
3 V	KAPP Benjamin	92%		92%
2	MESSENZEHL Felix	93%		87%
1	SCHEUERL Johannes	99%		88%
A	TREVISIOL Mario	-		-
Team Total		93%		89%

NED - Netherlands		Shot Success	Game	All
4 S	GOESGENS Wouter	78%		78%
3	VAN DEN HURK Tobias	82%		75%
2 V	HOEKMAN Laurens	82%		75%
1	MAGAN Alexander	90%		83%
A	SPITS Simon	-		-
Team Total		83%		78%

Last Stone Draw		Distance
↻	MUSKATEWITZ Marc	11.3cm
↻	MESSENZEHL Felix	12.2cm
Total		23.5cm

Last Stone Draw		Distance
↻	GOESGENS Wouter	14.8cm
↻	MAGAN Alexander	81.2cm
Total		96.0cm

Time remaining: 6 minutes 35 seconds

Time remaining: 5 minutes 57 seconds

Shot Success Analysis

GER - Germany		↻	↻	Game
4	MUSKATEWITZ Marc	Draws	7 82%	4 100% 11 89%
		Take-outs	4 94%	3 92% 7 93%
		Total	11 86%	7 96% 18 90%
3	KAPP Benjamin	Draws	2 100%	4 100% 6 100%
		Take-outs	7 93%	5 80% 12 88%
		Total	9 94%	9 89% 18 92%
2	MESSENZEHL Felix	Draws	3 75%	3 100% 6 88%
		Take-outs	8 94%	4 100% 12 96%
		Total	11 89%	7 100% 18 93%
1	SCHEUERL Johannes	Draws	14 98%	3 100% 17 99%
		Take-outs	0 -	0 - 0 -
		Total	14 98%	3 100% 17 99%
A	TREVISIOL Mario	Draws	0 -	0 - 0 -
		Take-outs	0 -	0 - 0 -
		Total	0 -	0 - 0 -
Team		Draws	26 91%	14 100% 40 94%
		Take-outs	19 93%	12 90% 31 92%
		Total	45 92%	26 95% 71 93%

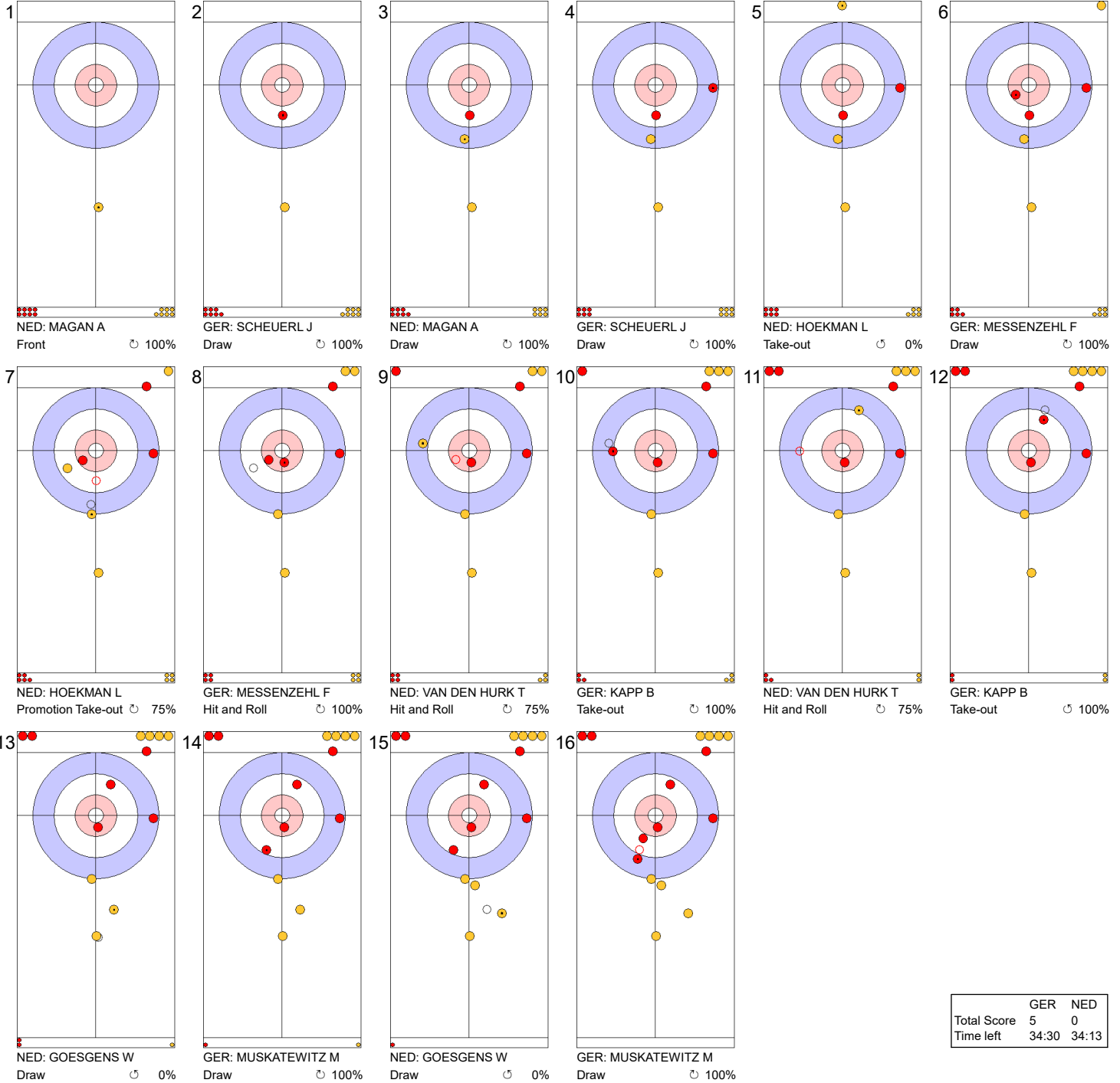
NED - Netherlands		↻	↻	Game
4	GOESGENS Wouter	Draws	4 81%	6 63% 10 70%
		Take-outs	4 81%	4 94% 8 88%
		Total	8 81%	10 75% 18 78%
3	VAN DEN HURK Tobias	Draws	6 96%	0 - 6 96%
		Take-outs	8 81%	4 63% 12 75%
		Total	14 88%	4 63% 18 82%
2	HOEKMAN Laurens	Draws	6 88%	4 81% 10 85%
		Take-outs	5 90%	3 58% 8 78%
		Total	11 89%	7 71% 18 82%
1	MAGAN Alexander	Draws	11 86%	7 96% 18 90%
		Take-outs	0 -	0 - 0 -
		Total	11 86%	7 96% 18 90%
A	SPITS Simon	Draws	0 -	0 - 0 -
		Take-outs	0 -	0 - 0 -
		Total	0 -	0 - 0 -
Team		Draws	27 88%	17 81% 44 85%
		Take-outs	17 84%	11 73% 28 79%
		Total	44 86%	28 78% 72 83%

Note:
Position and function for each team member:
4 = Fourth, 3 = Third, 2 = Second, 1 = Lead, A = Alternate, S = Skip, V = Vice-Skip

Legend:
↻ Clockwise ↻ Counter-clockwise LSFE(*) Last Stone First End
X Unplayed/unfinished end due to concession

Game - Shot by Shot

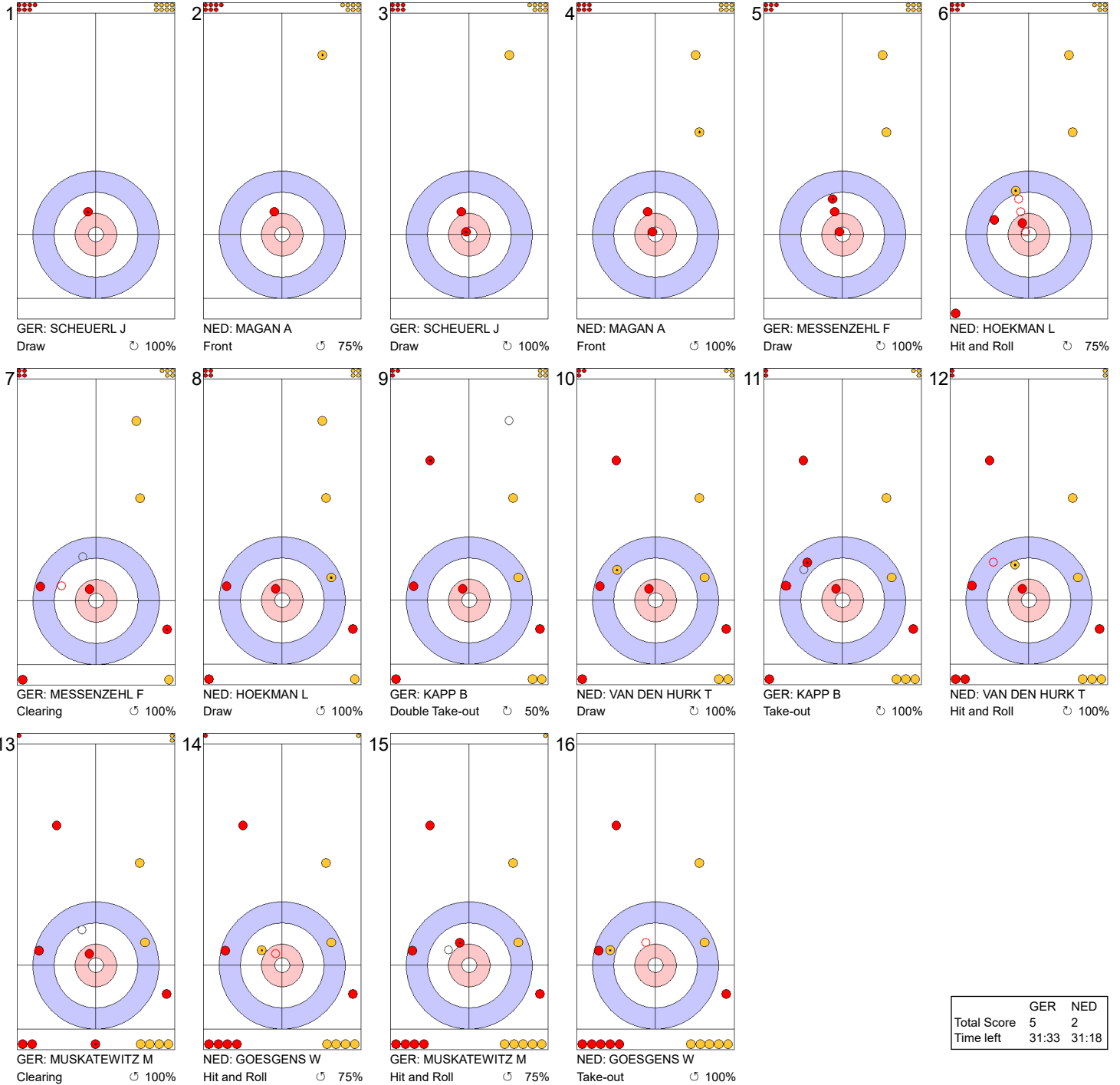
End 1 ● **GER - Germany** 0 + 5 (this end) = 5 ● **NED - Netherlands** 0 + 0 (this end) = 0



Legend:
 ↻ Clockwise ↺ Counter-clockwise - Not considered

Game - Shot by Shot

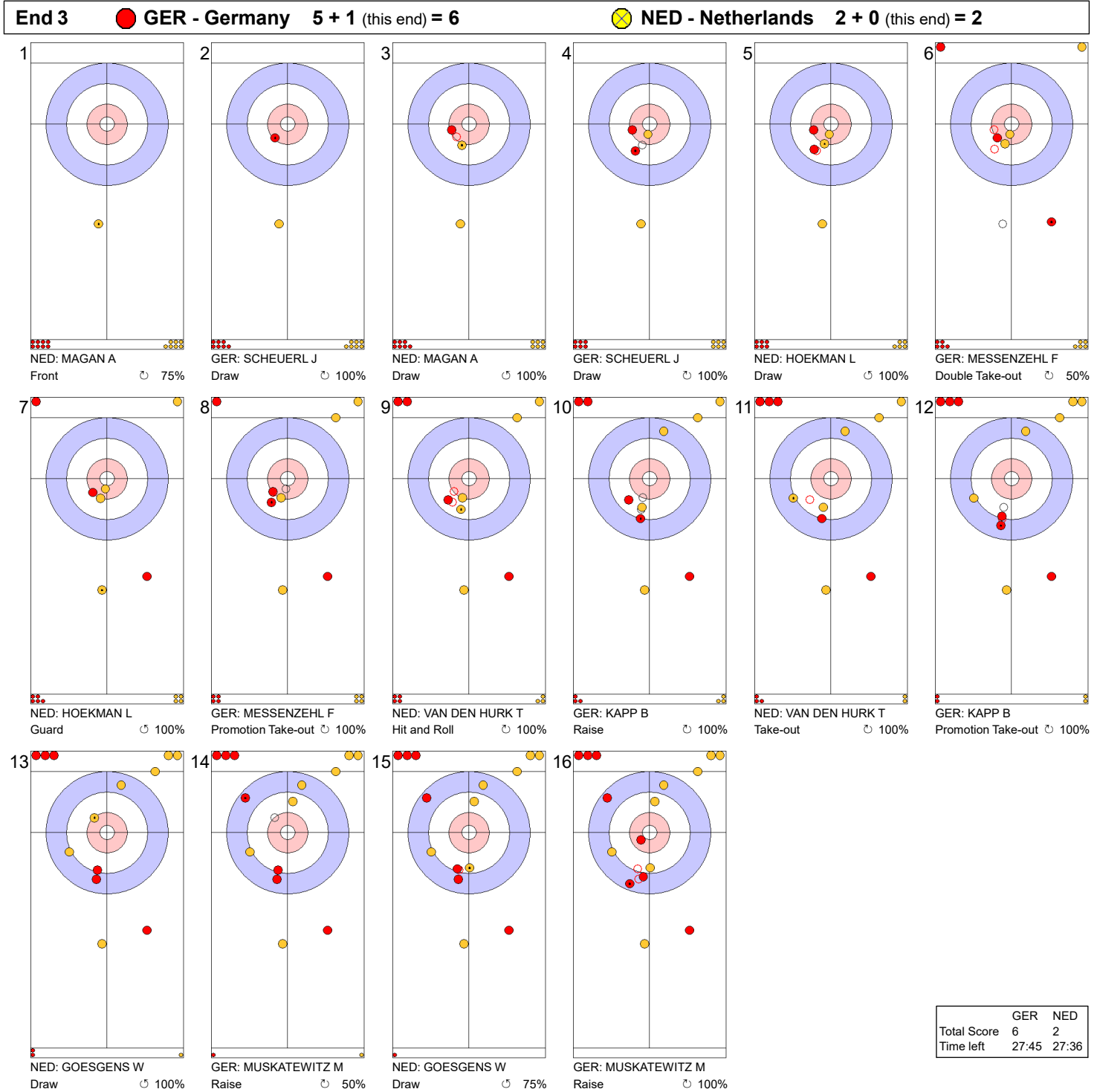
End 2 ● **GER - Germany** 5 + 0 (this end) = 5 ● **NED - Netherlands** 0 + 2 (this end) = 2



	GER	NED
Total Score	5	2
Time left	31:33	31:18

Legend:
 ↻ Clockwise ↺ Counter-clockwise - Not considered

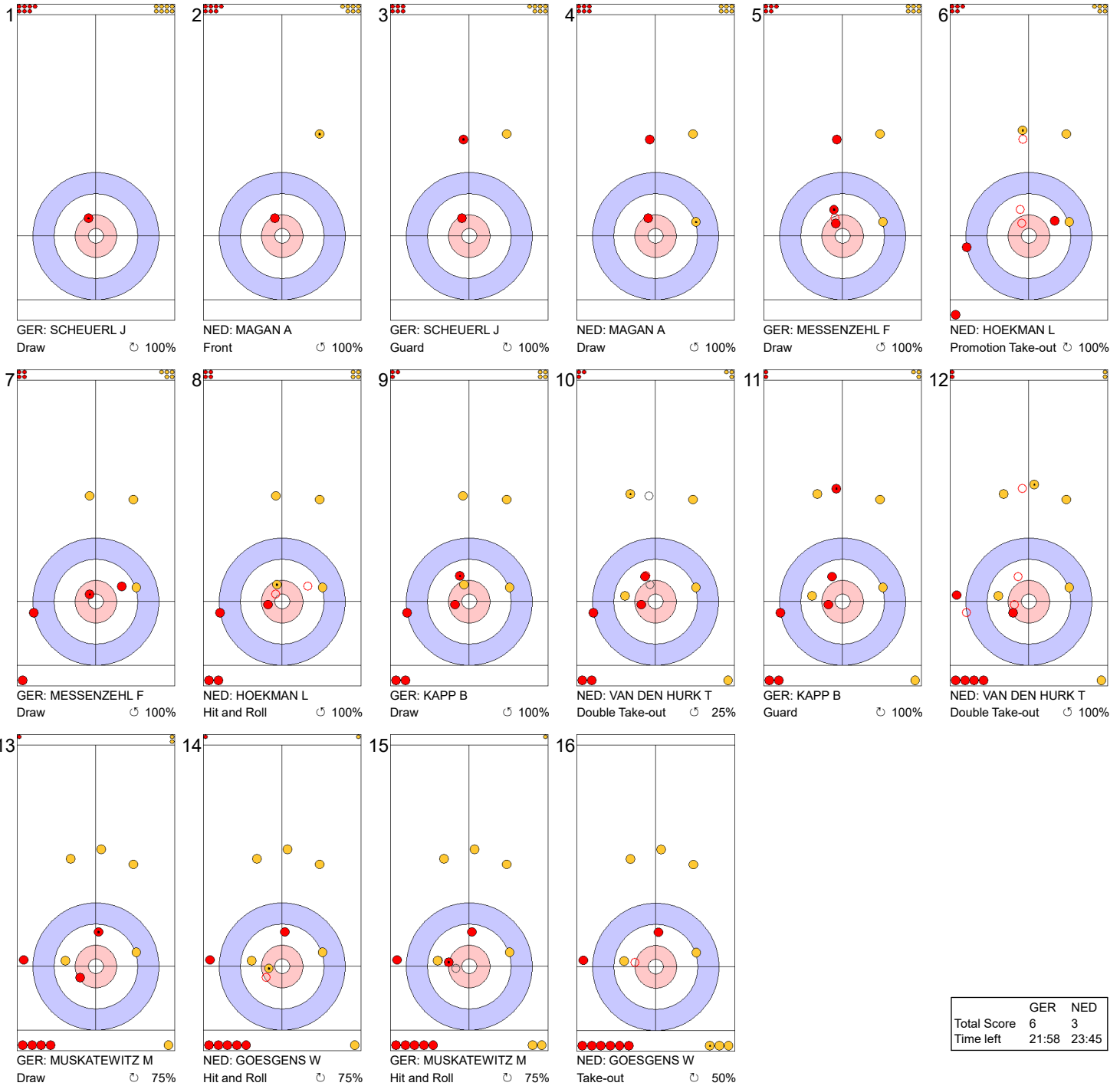
Game - Shot by Shot



Legend:
 ↻ Clockwise ↺ Counter-clockwise - Not considered

Game - Shot by Shot

End 4 ● **GER - Germany** 6 + 0 (this end) = 6 ● **NED - Netherlands** 2 + 1 (this end) = 3



	GER	NED
Total Score	6	3
Time left	21:58	23:45

Legend:
 ↻ Clockwise ↺ Counter-clockwise - Not considered

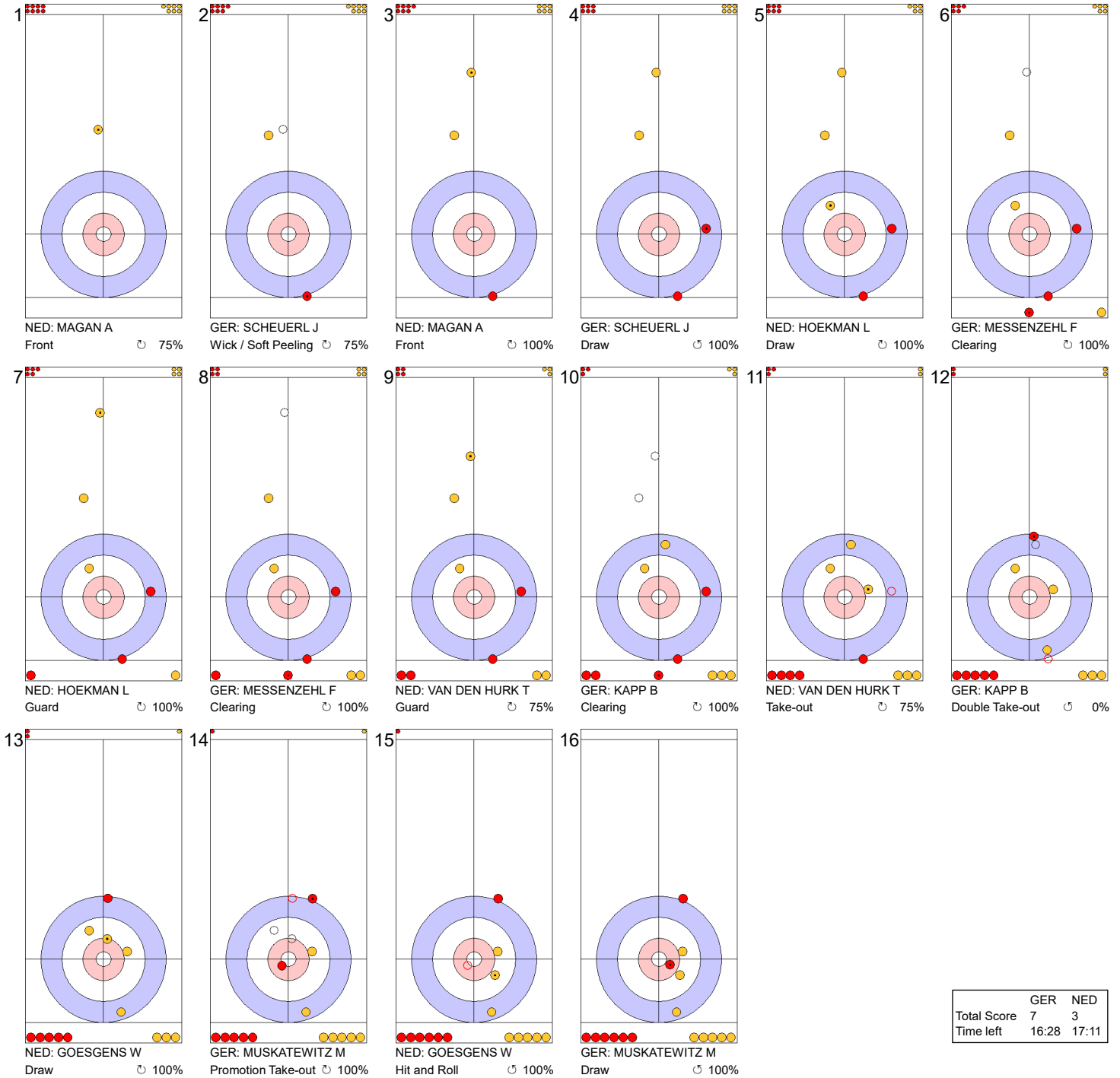
Game - Shot by Shot



Legend:
 ↻ Clockwise ↺ Counter-clockwise - Not considered

Game - Shot by Shot

End 6 ● **GER - Germany** 6 + 1 (this end) = 7 ● **NED - Netherlands** 3 + 0 (this end) = 3



	GER	NED
Total Score	7	3
Time left	16:28	17:11

Legend:
 ↻ Clockwise ↺ Counter-clockwise - Not considered

Game - Shot by Shot

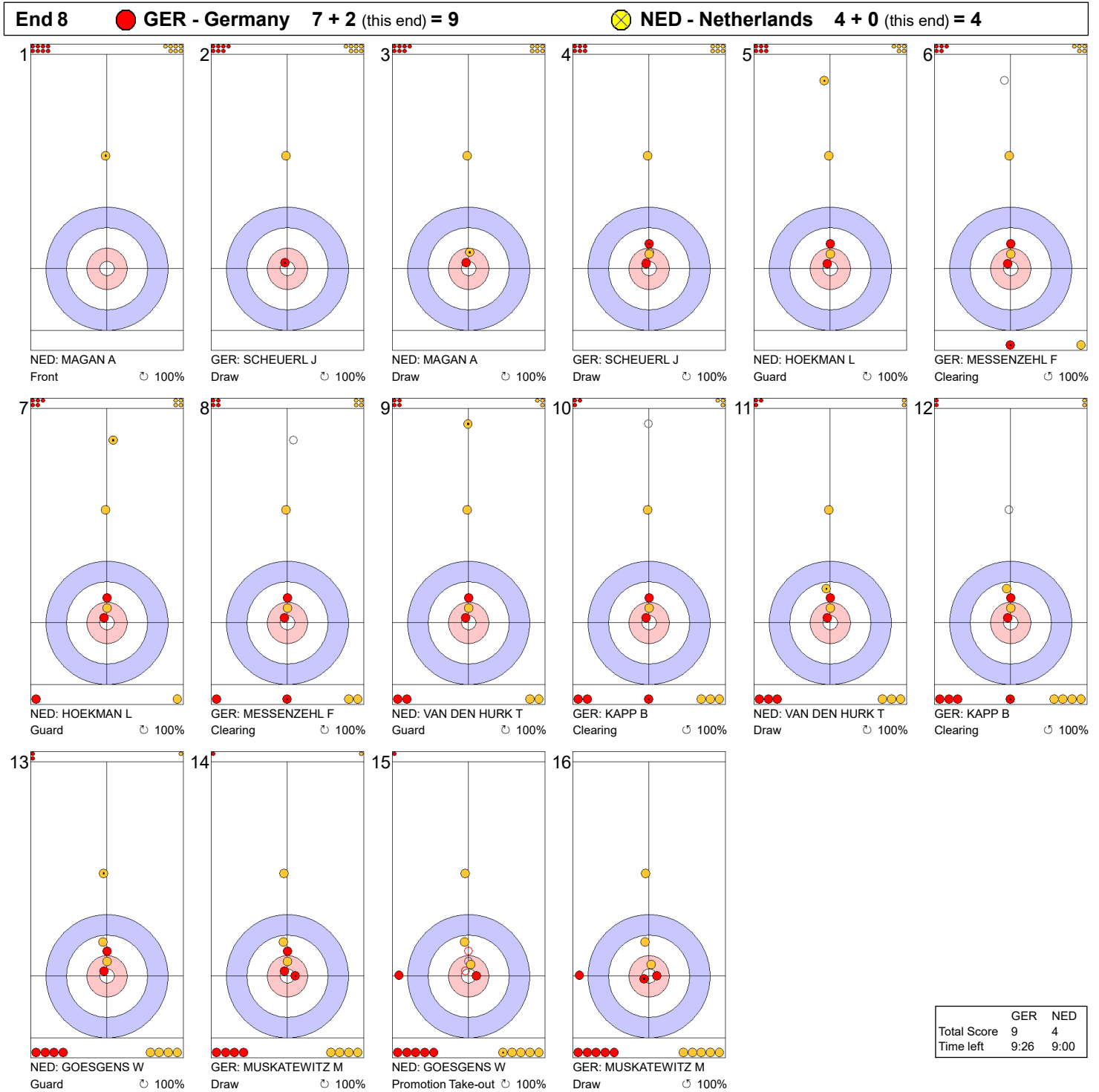
End 7 ● **GER - Germany** **7 + 0** (this end) = **7** ● **NED - Netherlands** **3 + 1** (this end) = **4**



	GER	NED
Total Score	7	4
Time left	13:39	13:34

Legend:
 ↻ Clockwise ↺ Counter-clockwise - Not considered

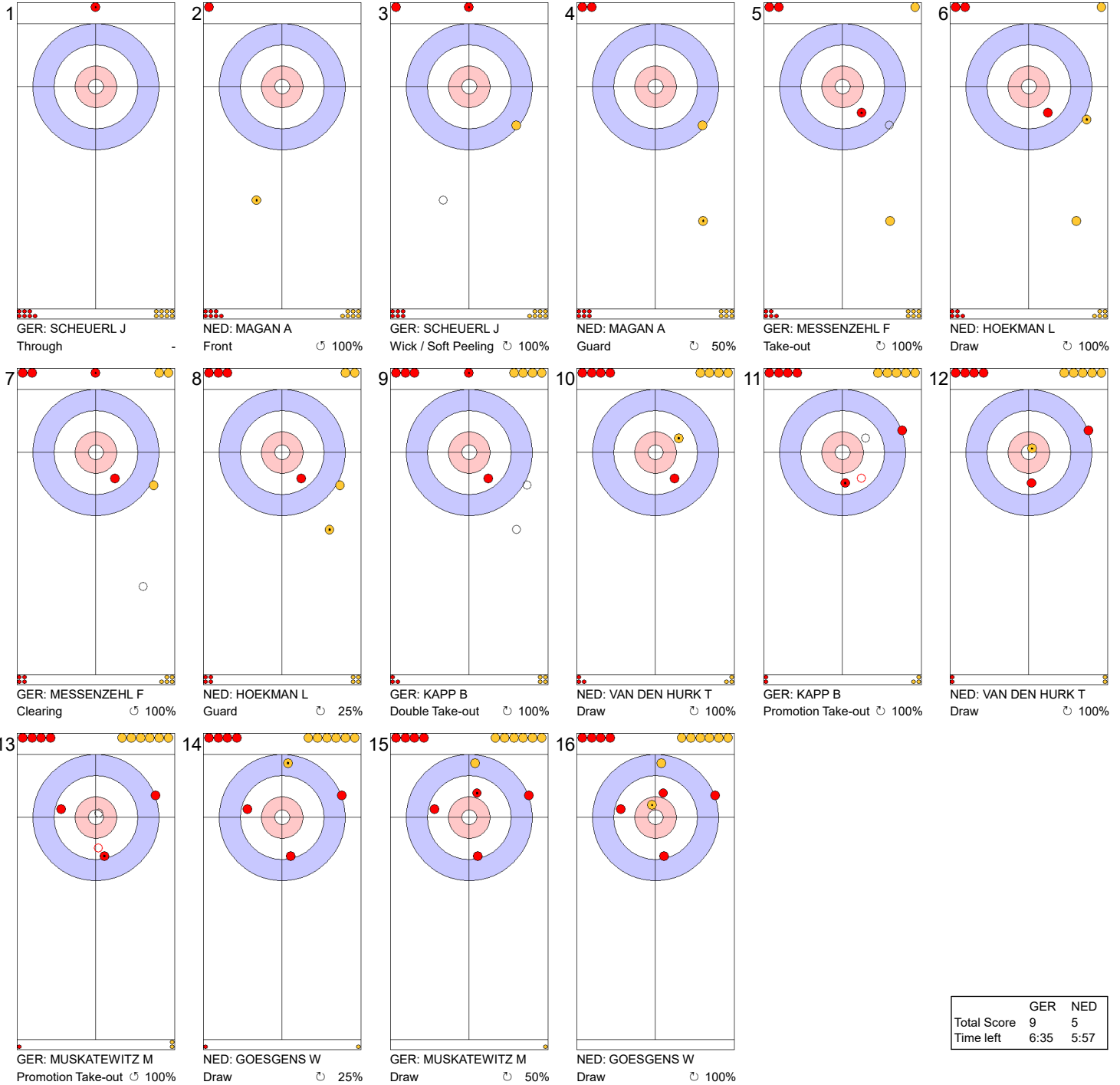
Game - Shot by Shot



Legend:
 ↻ Clockwise ↺ Counter-clockwise - Not considered

Game - Shot by Shot

End 9 ● **GER - Germany 9 + 0** (this end) = 9 ● **NED - Netherlands 4 + 1** (this end) = 5



	GER	NED
Total Score	9	5
Time left	6:35	5:57

Legend:
 ↻ Clockwise ↺ Counter-clockwise - Not considered



SUN 17 NOV 2024
Start Time 19:00

Round Robin Session 3 - Sheet E



Game Results

Sheet	Team	LSFE	1	2	3	4	5	6	7	8	9	10	Extra Ends	Total
E	SUI - Switzerland		0	3	0	1	0	3	0	3	0	X		10
	CZE - Czechia	*	2	0	1	0	2	0	1	0	1	X		7

SUI - Switzerland		Shot Success	Game	All
4 V	SCHWARZ-VAN BERKEL Benoit	79%	84%	
3 S	SCHWALLER Yannick	93%	93%	
2	MICHEL Sven	94%	88%	
1	LACHAT-COUCHEPIN Pablo	87%	87%	
A	WINKELHAUSEN Tom	-	-	
Team Total		88%	88%	

CZE - Czechia		Shot Success	Game	All
4 S	KLIMA Lukas	69%	71%	
3 V	CERNOVSKY Marek	65%	74%	
2	JURIK Martin	75%	76%	
1	KLIPA Lukas	93%	92%	
A	BOHAC Radek	-	-	
Team Total		75%	78%	

Last Stone Draw		Distance
↻	SCHWARZ-VAN BERKEL Benoit	5.5cm
↺	LACHAT-COUCHEPIN Pablo	31.4cm
Total		36.9cm

Last Stone Draw		Distance
↻	KLIPA Lukas	2.4cm
↺	KLIMA Lukas	3.7cm
Total		6.1cm

Time remaining: 4 minutes 30 seconds

Time remaining: 3 minutes 29 seconds

Shot Success Analysis

SUI - Switzerland		↻	↺	Game
4	SCHWARZ-VAN BERKEL Benoit	Draws	4 81%	4 81%
		Take-outs	5 65%	5 90%
		Total	9 72%	9 86%
3	SCHWALLER Yannick	Draws	3 100%	5 90%
		Take-outs	3 100%	7 89%
		Total	6 100%	12 90%
2	MICHEL Sven	Draws	1 100%	4 100%
		Take-outs	2 100%	11 91%
		Total	3 100%	15 93%
1	LACHAT-COUCHEPIN Pablo	Draws	5 90%	12 85%
		Take-outs	0 -	0 -
		Total	5 90%	12 85%
A	WINKELHAUSEN Tom	Draws	0 -	0 -
		Take-outs	0 -	0 -
		Total	0 -	0 -
Team		Draws	13 90%	25 88%
		Take-outs	10 83%	23 90%
		Total	23 87%	48 89%

CZE - Czechia		↻	↺	Game
4	KLIMA Lukas	Draws	3 67%	11 73%
		Take-outs	3 50%	1 100%
		Total	6 58%	12 75%
3	CERNOVSKY Marek	Draws	3 100%	4 56%
		Take-outs	5 35%	6 79%
		Total	8 59%	10 70%
2	JURIK Martin	Draws	1 100%	9 78%
		Take-outs	0 -	8 69%
		Total	1 100%	17 74%
1	KLIPA Lukas	Draws	3 100%	14 91%
		Take-outs	0 -	0 -
		Total	3 100%	14 91%
A	BOHAC Radek	Draws	0 -	0 -
		Take-outs	0 -	0 -
		Total	0 -	0 -
Team		Draws	10 90%	38 79%
		Take-outs	8 41%	15 75%
		Total	18 68%	53 78%

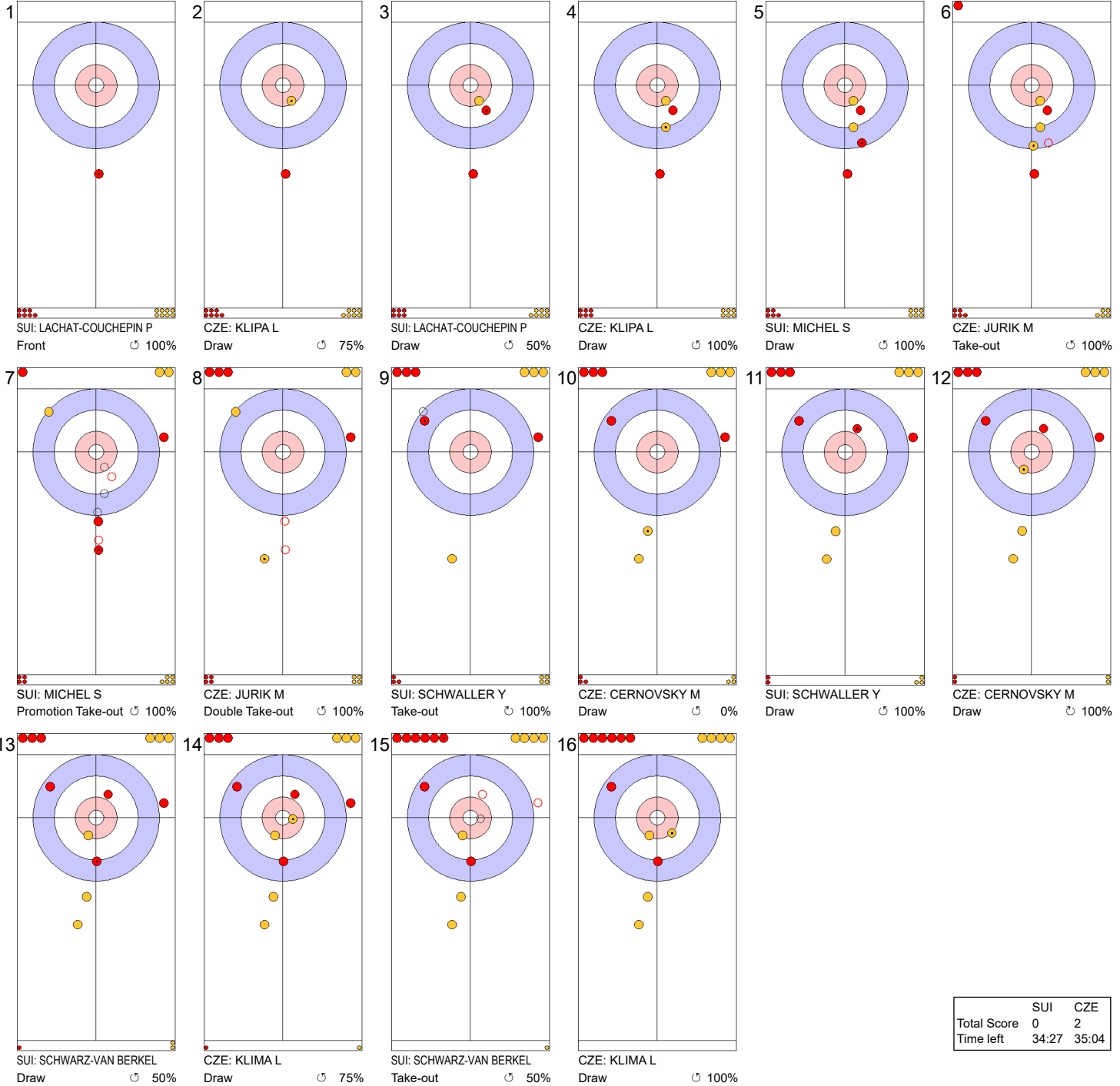
Note:
Position and function for each team member:
4 = Fourth, 3 = Third, 2 = Second, 1 = Lead, A = Alternate, S = Skip, V = Vice-Skip

Legend:
↻ Clockwise ↺ Counter-clockwise LSFE(*) Last Stone First End
X Unplayed/unfinished end due to concession



Game - Shot by Shot

End 1 **SUI - Switzerland 0 + 0 (this end) = 0** **CZE - Czechia 0 + 2 (this end) = 2**



	SUI	CZE
Total Score	0	2
Time left	34:27	35:04

Legend:
 Clockwise Counter-clockwise - Not considered

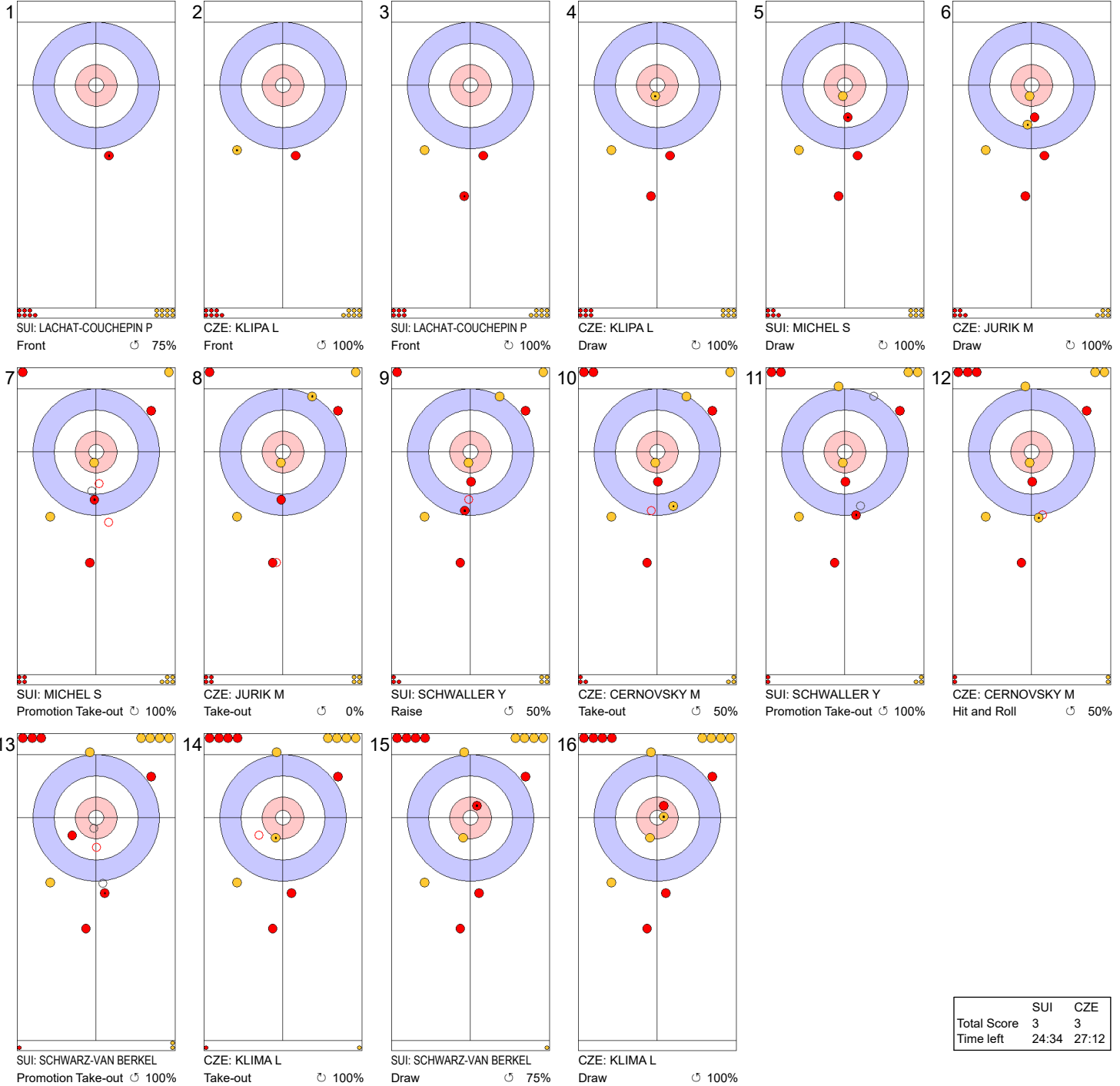
Game - Shot by Shot



Legend:
 Clockwise
 Counter-clockwise
 - Not considered

Game - Shot by Shot

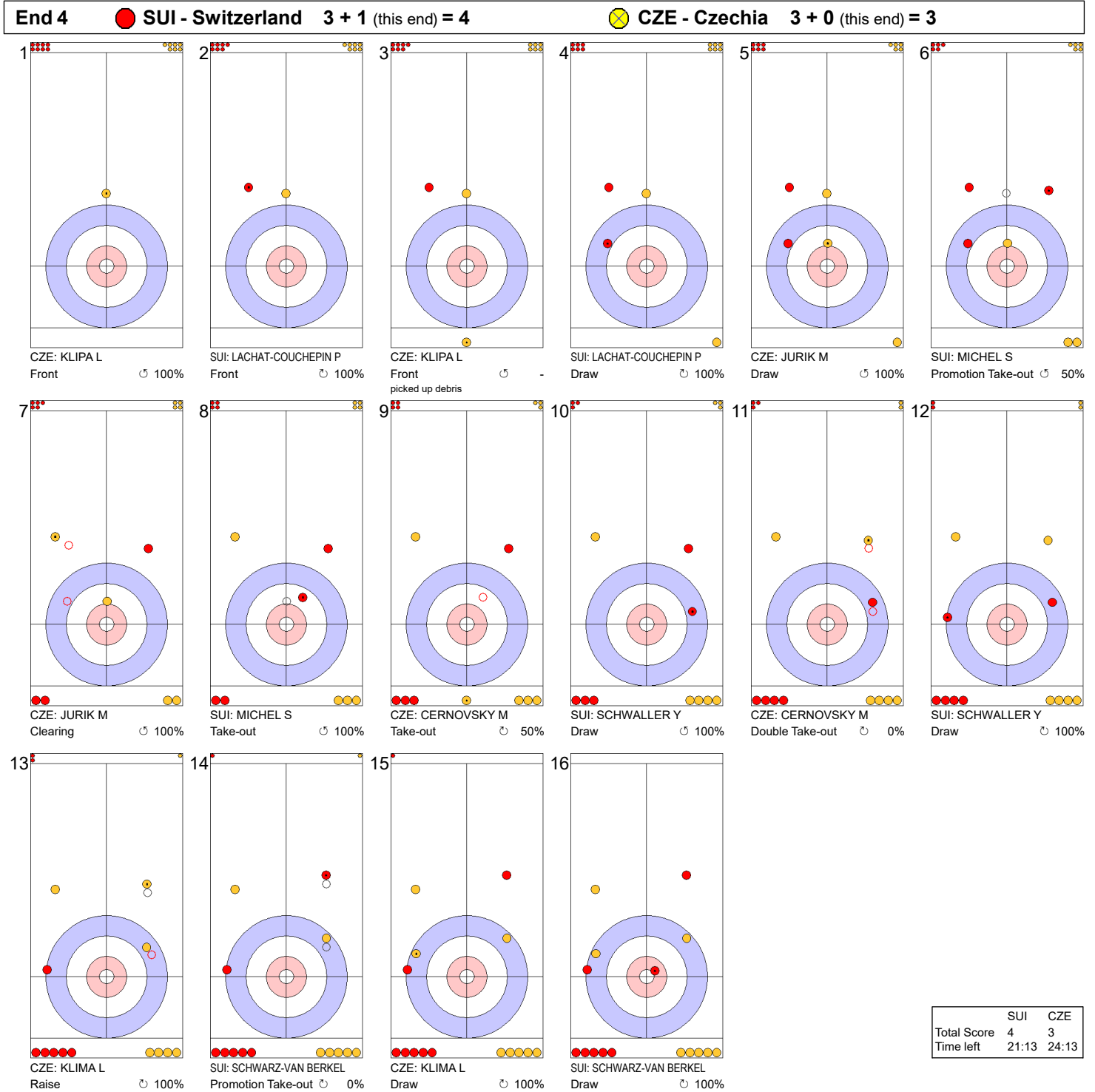
End 3 **SUI - Switzerland 3 + 0 (this end) = 3** **CZE - Czechia 2 + 1 (this end) = 3**



	SUI	CZE
Total Score	3	3
Time left	24:34	27:12

Legend:
 Clockwise Counter-clockwise - Not considered

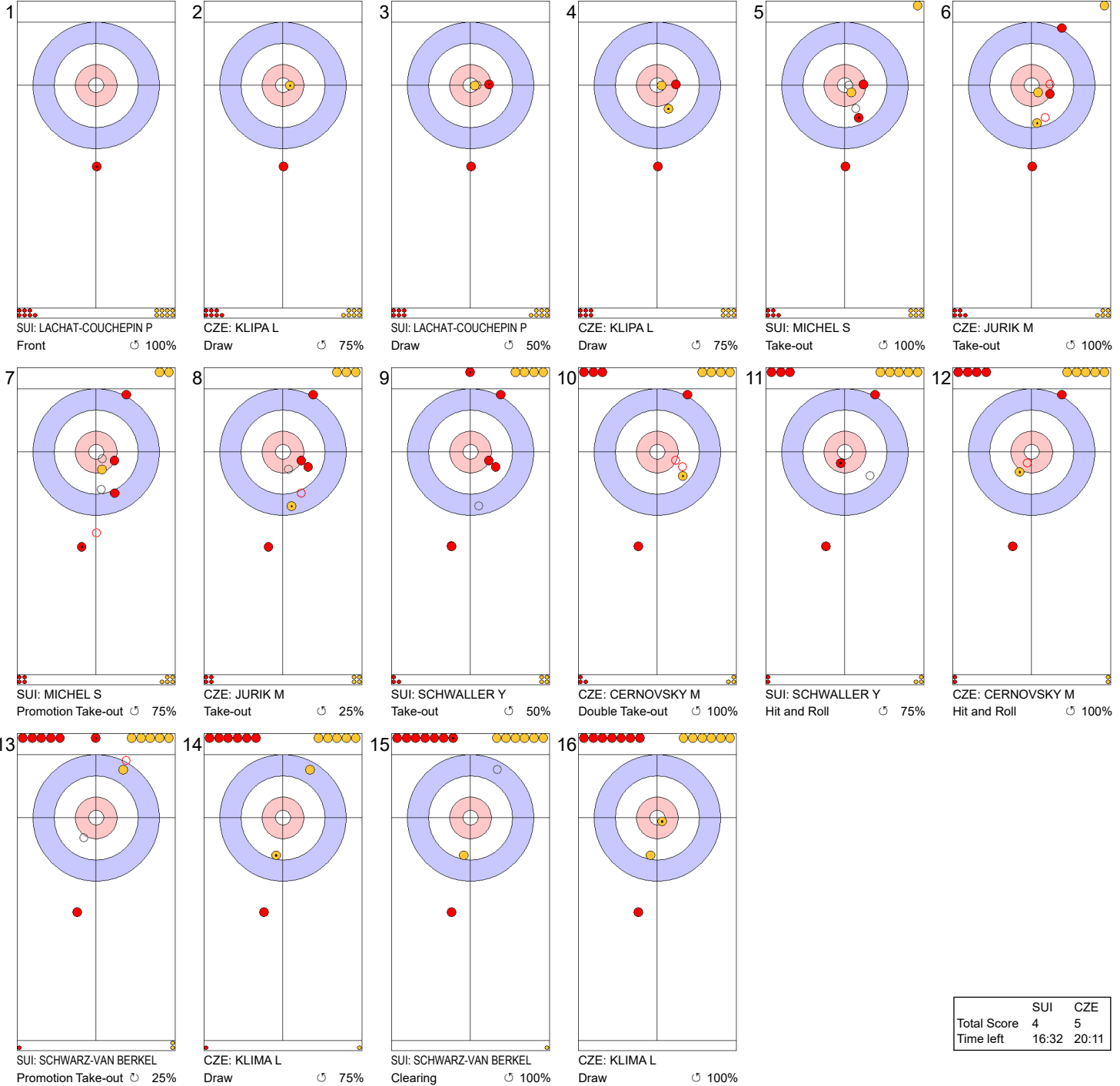
Game - Shot by Shot



Legend:
 Clockwise Counter-clockwise - Not considered

Game - Shot by Shot

End 5 **SUI - Switzerland 4 + 0 (this end) = 4** **CZE - Czechia 3 + 2 (this end) = 5**

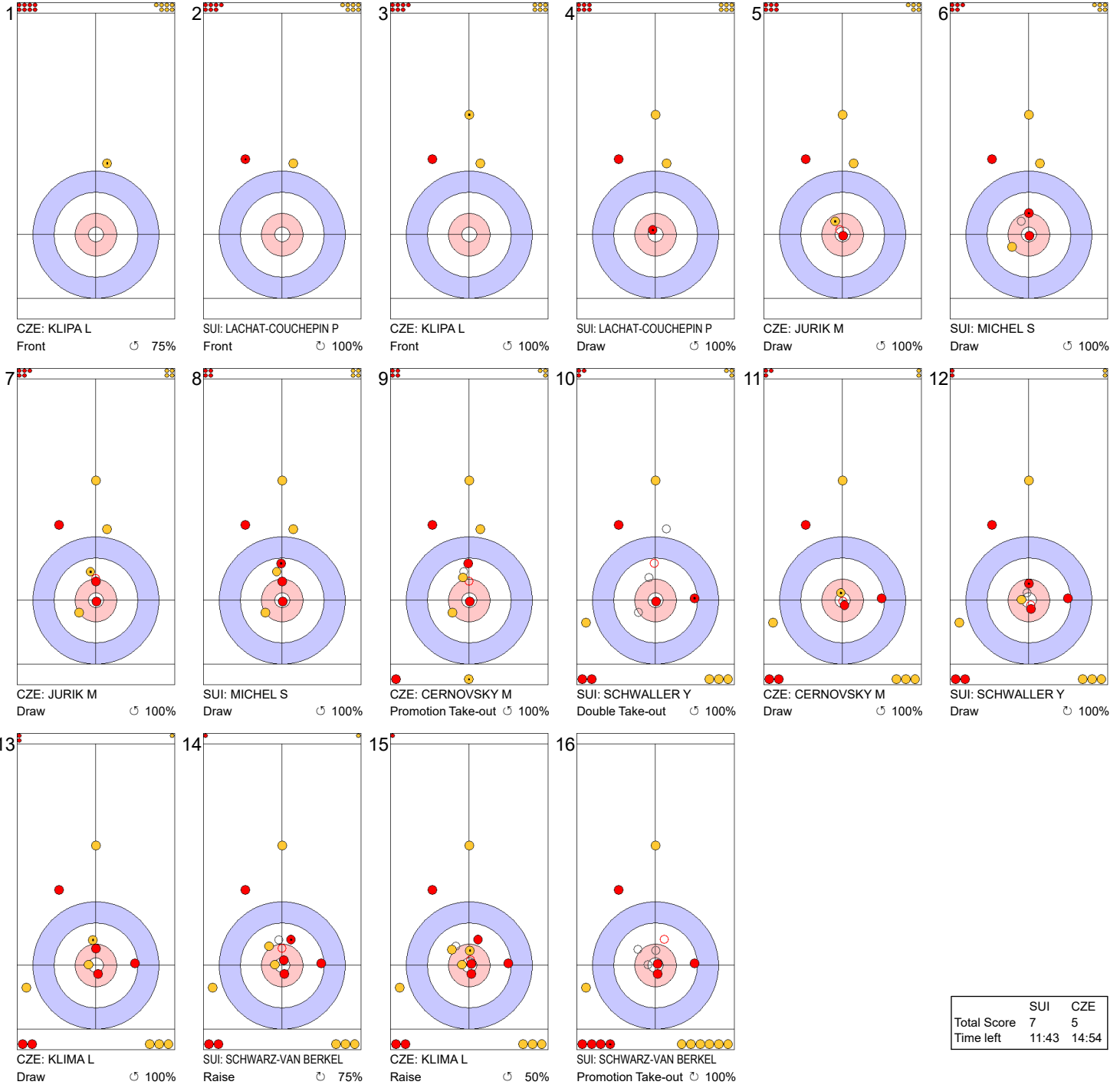


	SUI	CZE
Total Score	4	5
Time left	16:32	20:11

Legend:
 Clockwise
 Counter-clockwise
 - Not considered

Game - Shot by Shot

End 6 ● **SUI - Switzerland** 4 + 3 (this end) = 7 ● **CZE - Czechia** 5 + 0 (this end) = 5

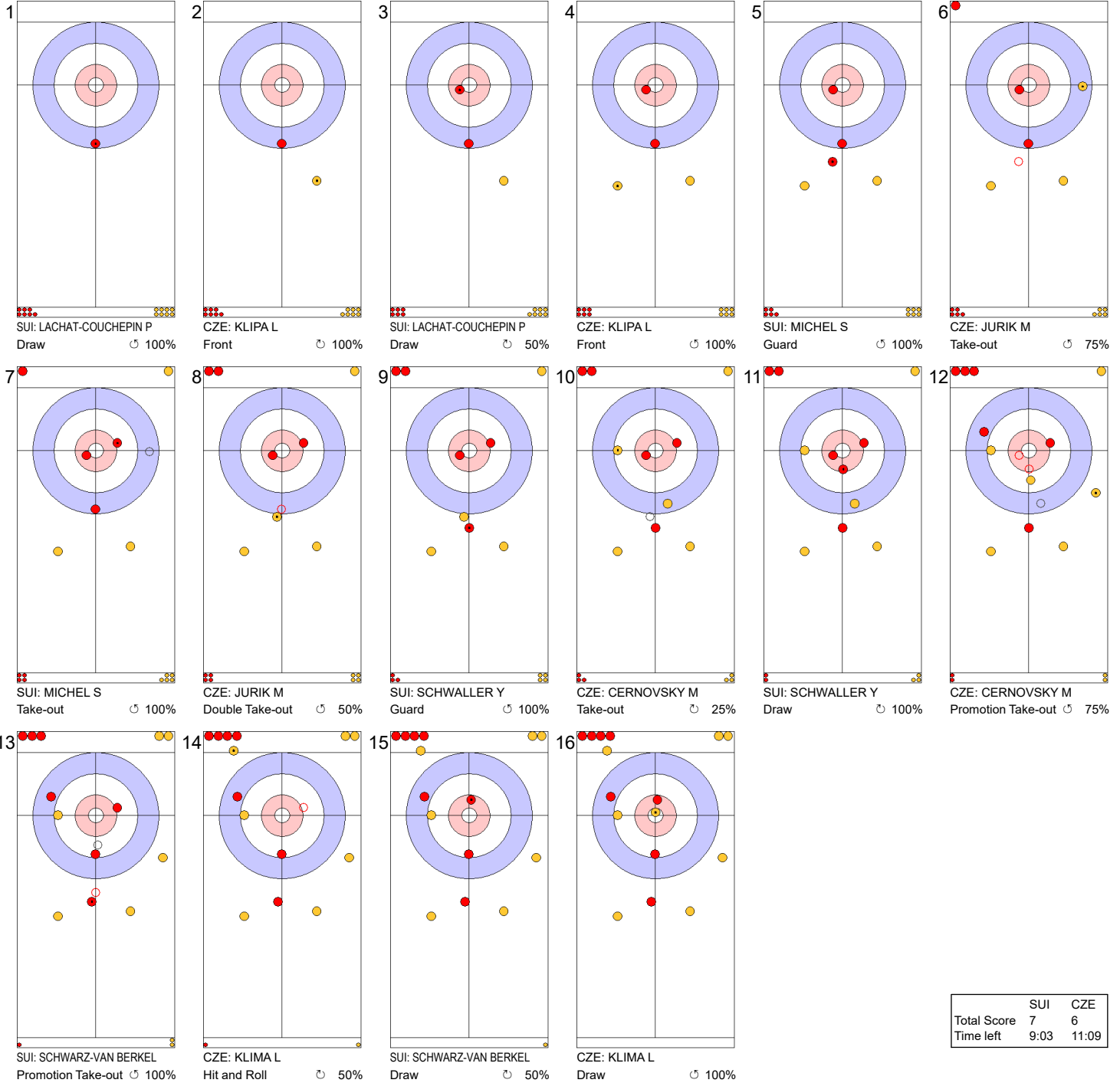


	SUI	CZE
Total Score	7	5
Time left	11:43	14:54

Legend:
 ↻ Clockwise ↺ Counter-clockwise - Not considered

Game - Shot by Shot

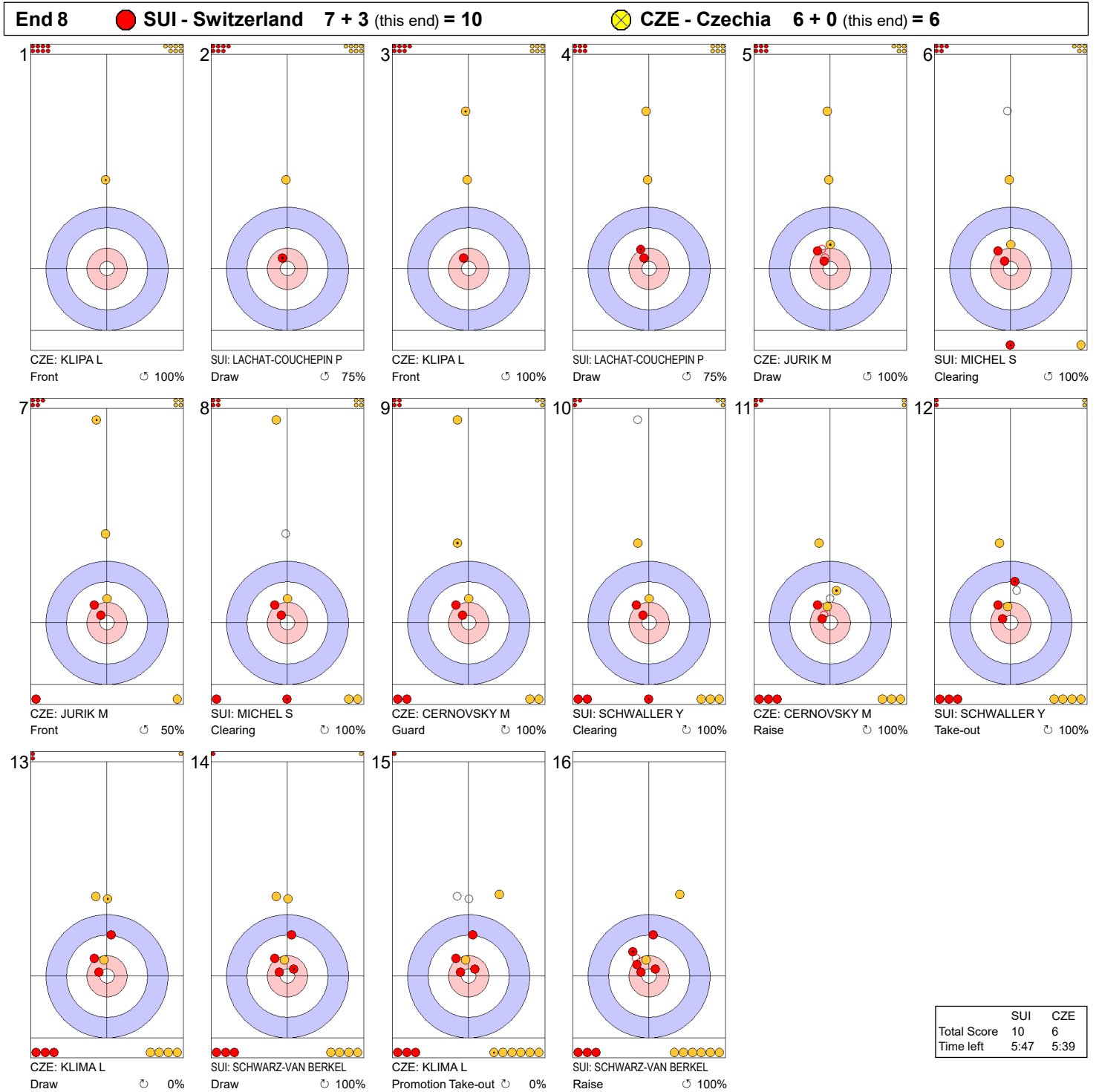
End 7 ● **SUI - Switzerland** 7 + 0 (this end) = 7 ● **CZE - Czechia** 5 + 1 (this end) = 6



	SUI	CZE
Total Score	7	6
Time left	9:03	11:09

Legend:
 ↻ Clockwise ↺ Counter-clockwise - Not considered

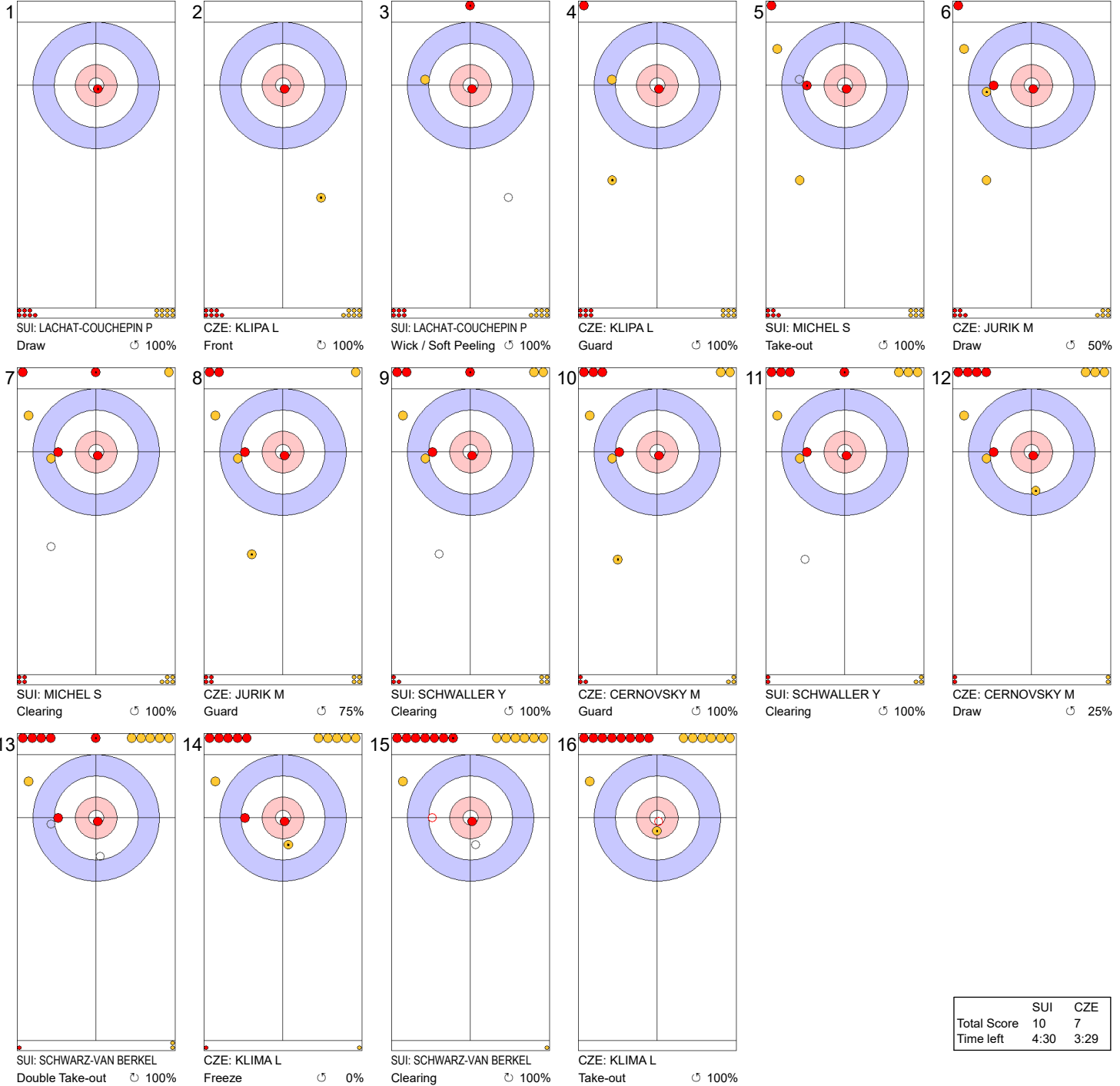
Game - Shot by Shot



Legend:
 Clockwise Counter-clockwise - Not considered

Game - Shot by Shot

End 9 **SUI - Switzerland 10 + 0 (this end) = 10** **CZE - Czechia 6 + 1 (this end) = 7**



	SUI	CZE
Total Score	10	7
Time left	4:30	3:29

Legend:
 Clockwise Counter-clockwise - Not considered



Session Results and Standings

Sheet	Team	LSD/LSFE	1	2	3	4	5	6	7	8	9	10	Extra Ends	Total
A	SUI - Switzerland	23.8cm *	1	2	1	1	0	1	0	0	0	0		6
	SWE - Sweden	69.7cm	0	0	0	0	1	0	2	1	0	1		5
B	ITA - Italy	30.7cm *	1	1	0	2	0	1	0	2	0	1		8
	CZE - Czechia	76.8cm	0	0	1	0	2	0	1	0	3	0		7
C	NED - Netherlands	62.3cm *	1	1	0	1	0	0	2	2	0	X		7
	ENG - England	255.4cm	0	0	1	0	3	0	0	0	1	X		5
D	SCO - Scotland	98.4cm	0	0	1	0	2	0	0	2	0	1		6
	NOR - Norway	50.6cm *	1	1	0	1	0	1	0	0	1	0		5
E	AUT - Austria	374.7cm	0	1	0	0	1	0	X	X	X	X		2
	GER - Germany	13.7cm *	4	0	3	2	0	1	X	X	X	X		10

Current Standings

Rank	Team	Games	Wins	Losses
1	ITA - Italy	2	2	0
1	SCO - Scotland	2	2	0
1	SUI - Switzerland	2	2	0
4	GER - Germany	2	1	1
4	NED - Netherlands	2	1	1
4	NOR - Norway	2	1	1
4	SWE - Sweden	2	1	1
8	AUT - Austria	2	0	2
8	CZE - Czechia	2	0	2
8	ENG - England	2	0	2

Note:
Under World Curling rules, tie-breaking rules for standings are not applied until after the last game of the round robin.

Legend:
LSD Last Stone Draw **LSFE(*)** Last Stone First End **X** Unplayed/unfinished end due to concession

Game Results

Sheet	Team	LSFE	1	2	3	4	5	6	7	8	9	10	Extra Ends	Total
A	SUI - Switzerland	*	1	2	1	1	0	1	0	0	0	0		6
	SWE - Sweden		0	0	0	0	1	0	2	1	0	1		5

SUI - Switzerland		Shot Success	Game	All
4 V	SCHWARZ-VAN BERKEL Benoit	84%	87%	
3 S	SCHWALLER Yannick	88%	93%	
2	MICHEL Sven	84%	85%	
1	LACHAT-COUCHEPIN Pablo	80%	87%	
A	WINKELHAUSEN Tom	-	-	
Team Total		84%	88%	

SWE - Sweden		Shot Success	Game	All
4 S	EDIN Niklas	61%	69%	
3 V	ERIKSSON Oskar	60%	70%	
2	WRANAA Rasmus	80%	84%	
1	SUNDGREN Christoffer	88%	87%	
A	MAGNUSSON Daniel	-	-	
Team Total		72%	77%	

Last Stone Draw Distance

⌚	MICHEL Sven	16.0cm
⌚	SCHWALLER Yannick	7.8cm
Total		23.8cm

Last Stone Draw Distance

⌚	ERIKSSON Oskar	4.9cm
⌚	EDIN Niklas	64.8cm
Total		69.7cm

Time remaining: 2 minutes 17 seconds

Time remaining: 2 minutes 2 seconds

Time-out: End 10 - SUI stone 6

Shot Success Analysis

SUI - Switzerland		⌚	⌚	Game	
4	SCHWARZ-VAN BERKEL Benoit	Draws	3 92%	4 94%	7 93%
		Take-outs	7 64%	5 100%	12 79%
		Total	10 73%	9 97%	19 84%
3	SCHWALLER Yannick	Draws	4 94%	3 67%	7 82%
		Take-outs	7 82%	6 100%	13 90%
		Total	11 86%	9 89%	20 88%
2	MICHEL Sven	Draws	3 92%	3 83%	6 88%
		Take-outs	7 64%	7 100%	14 82%
		Total	10 73%	10 95%	20 84%
1	LACHAT-COUCHEPIN Pablo	Draws	8 78%	12 81%	20 80%
		Take-outs	0 -	0 -	0 -
		Total	8 78%	12 81%	20 80%
A	WINKELHAUSEN Tom	Draws	0 -	0 -	0 -
		Take-outs	0 -	0 -	0 -
		Total	0 -	0 -	0 -
Team		Draws	18 86%	22 82%	40 84%
		Take-outs	21 70%	18 100%	39 84%
		Total	39 78%	40 90%	79 84%

SWE - Sweden		⌚	⌚	Game	
4	EDIN Niklas	Draws	5 80%	10 60%	15 67%
		Take-outs	3 42%	2 50%	5 45%
		Total	8 66%	12 58%	20 61%
3	ERIKSSON Oskar	Draws	6 50%	8 63%	14 57%
		Take-outs	3 42%	3 92%	6 67%
		Total	9 47%	11 70%	20 60%
2	WRANAA Rasmus	Draws	8 94%	5 70%	13 85%
		Take-outs	2 63%	5 75%	7 71%
		Total	10 88%	10 73%	20 80%
1	SUNDGREN Christoffer	Draws	9 78%	11 95%	20 88%
		Take-outs	0 -	0 -	0 -
		Total	9 78%	11 95%	20 88%
A	MAGNUSSON Daniel	Draws	0 -	0 -	0 -
		Take-outs	0 -	0 -	0 -
		Total	0 -	0 -	0 -
Team		Draws	28 77%	34 74%	62 75%
		Take-outs	8 47%	10 75%	18 63%
		Total	36 70%	44 74%	80 72%

Note:
Position and function for each team member:
4 = Fourth, 3 = Third, 2 = Second, 1 = Lead, A = Alternate, S = Skip, V = Vice-Skip

Legend:
⌚ Clockwise ⌚ Counter-clockwise **LSFE(*)** Last Stone First End

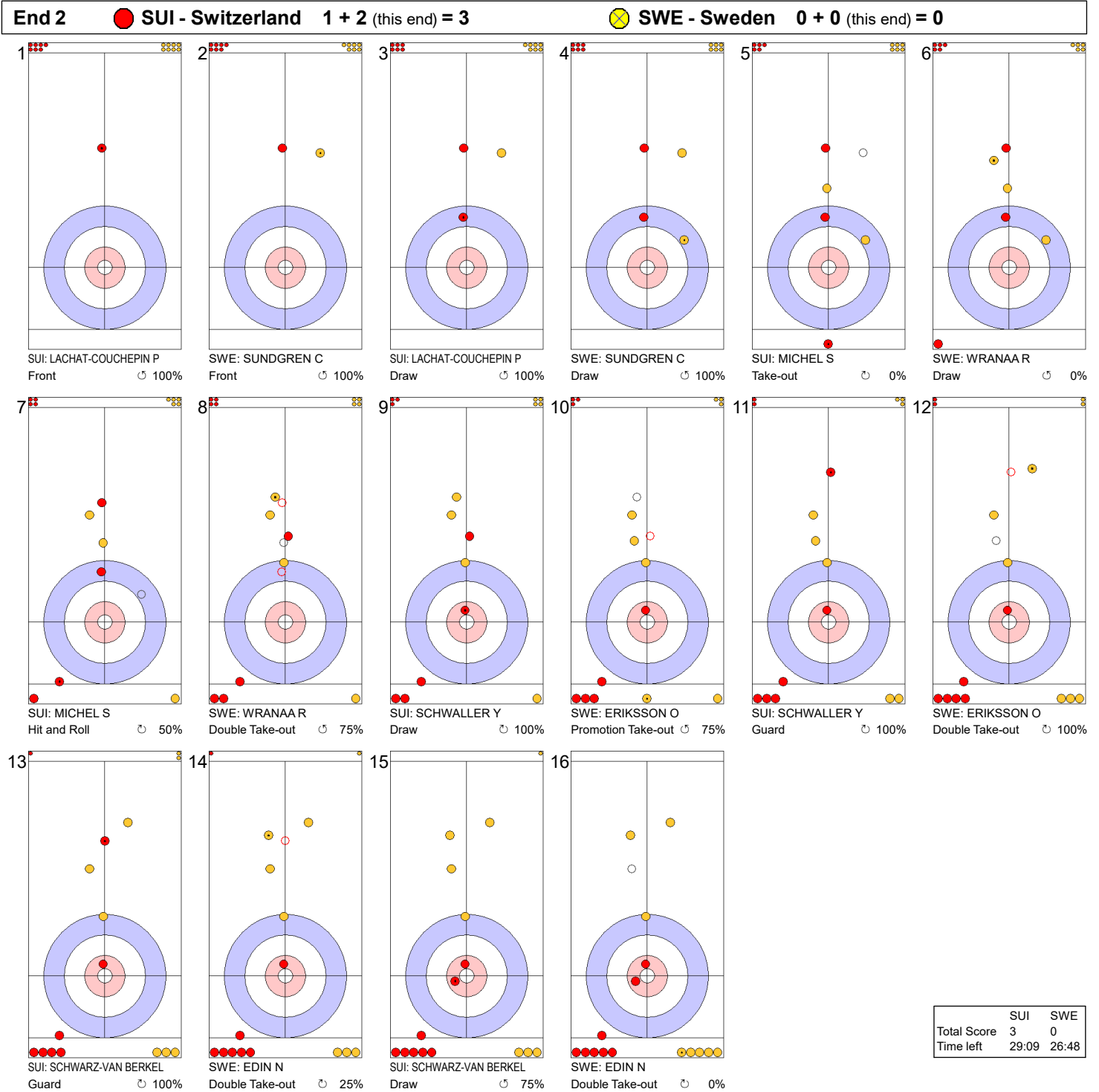
Game - Shot by Shot

End 1 **SUI - Switzerland 0 + 1 (this end) = 1** **SWE - Sweden 0 + 0 (this end) = 0**



Legend:
 Clockwise Counter-clockwise - Not considered

Game - Shot by Shot



Legend:
 ↻ Clockwise ↺ Counter-clockwise - Not considered

Game - Shot by Shot

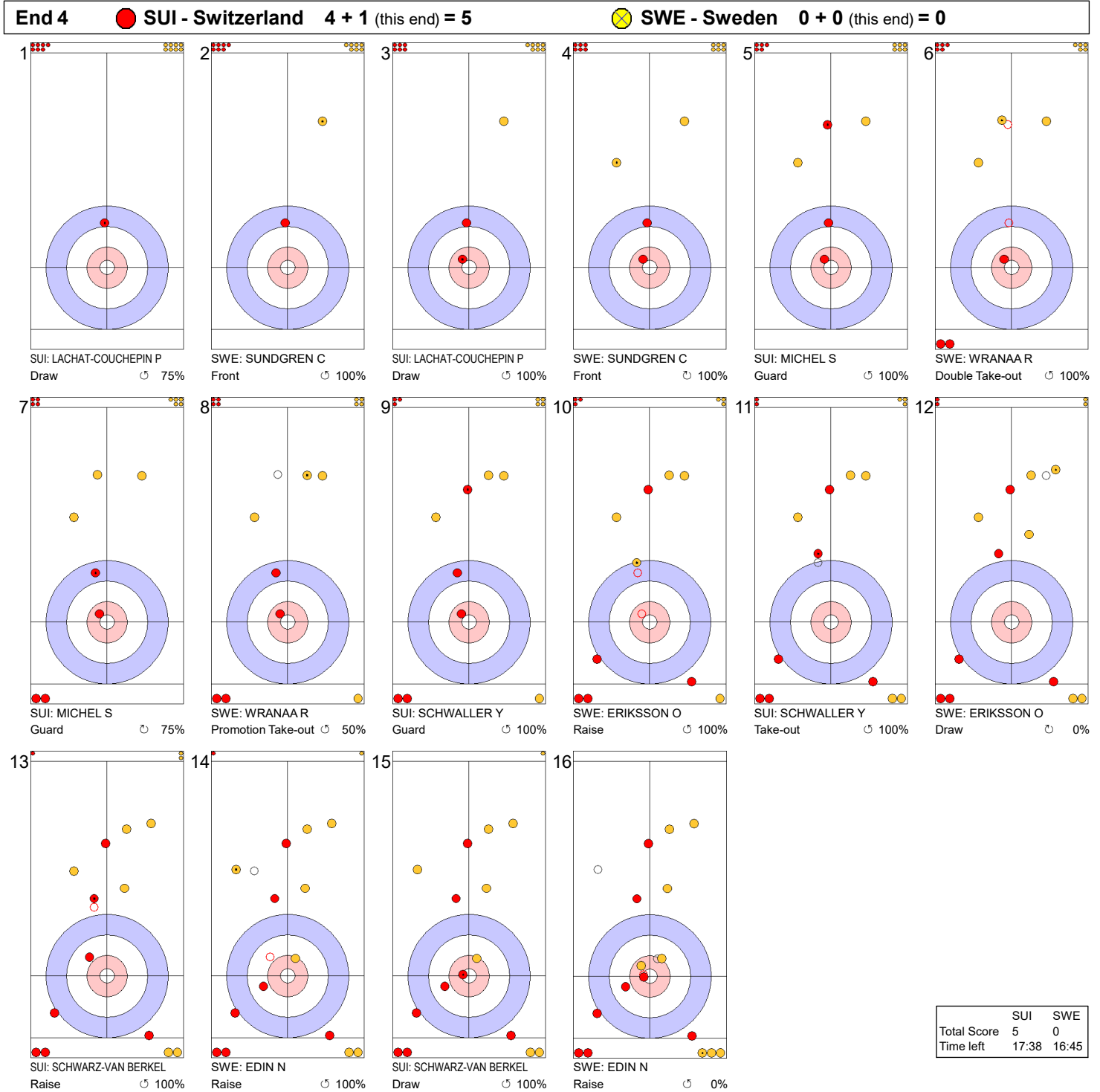
End 3 **SUI - Switzerland 3 + 1 (this end) = 4** **SWE - Sweden 0 + 0 (this end) = 0**



	SUI	SWE
Total Score	4	0
Time left	22:11	20:48

Legend:
 Clockwise Counter-clockwise - Not considered

Game - Shot by Shot



Legend:
 ↻ Clockwise ↺ Counter-clockwise - Not considered

Game - Shot by Shot

End 5 ● **SUI - Switzerland 5 + 0 (this end) = 5** ● **SWE - Sweden 0 + 1 (this end) = 1**



	SUI	SWE
Total Score	5	1
Time left	14:30	13:20

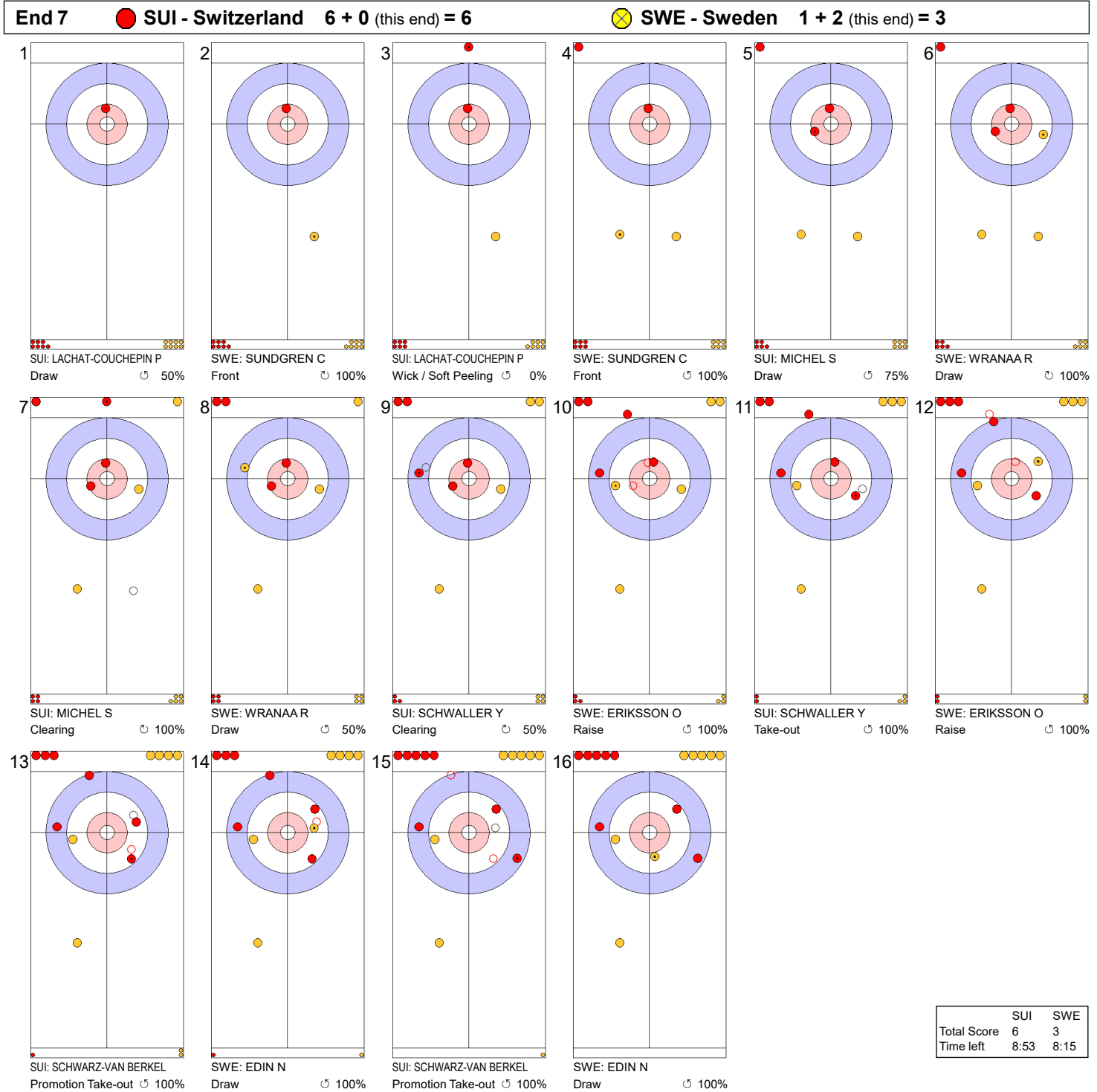
Legend:
 ↻ Clockwise ↺ Counter-clockwise - Not considered

Game - Shot by Shot



Legend:
 Clockwise Counter-clockwise - Not considered

Game - Shot by Shot



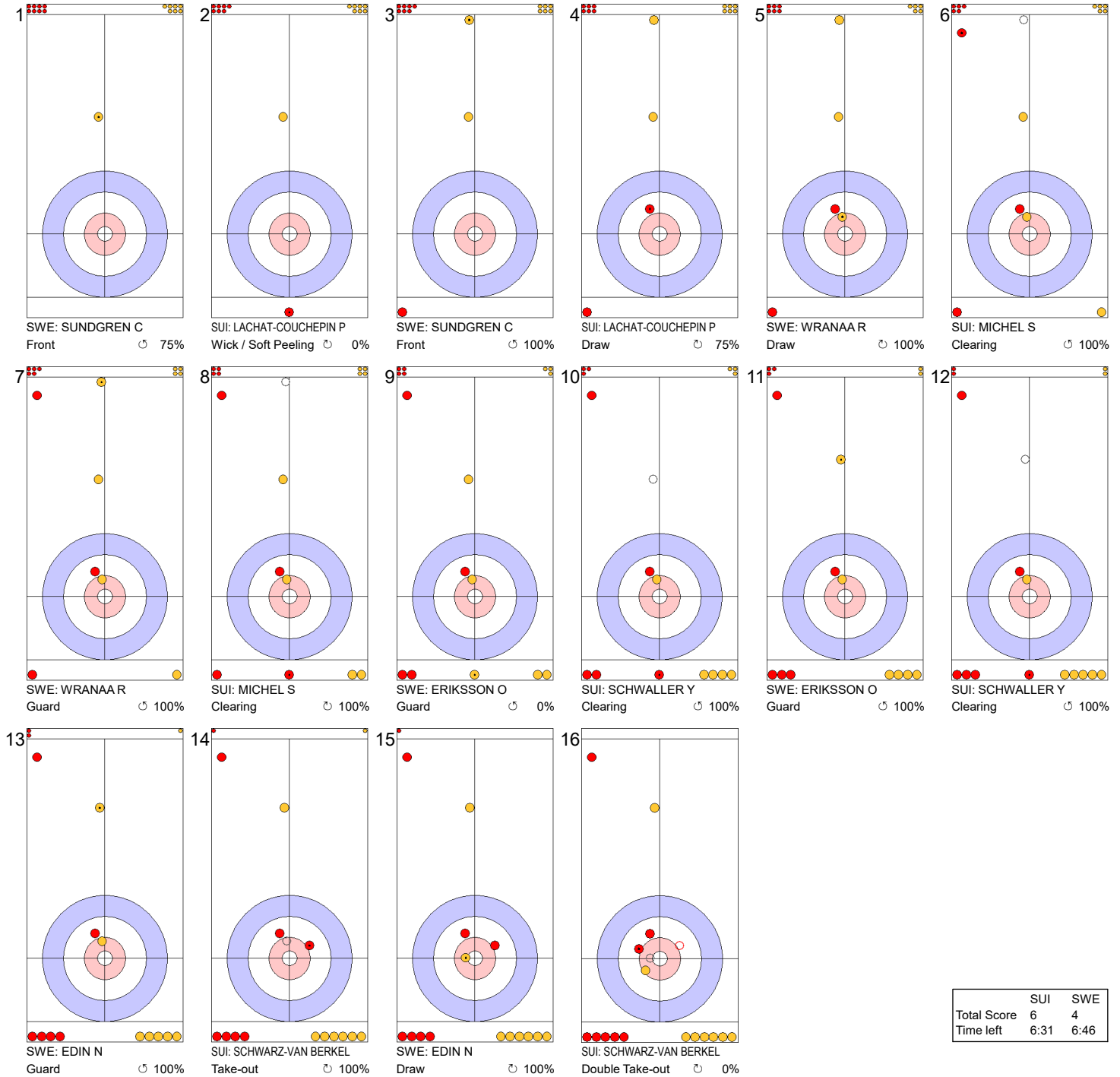
	SUI	SWE
Total Score	6	3
Time left	8:53	8:15

Legend:
 ⤵ Clockwise ⤴ Counter-clockwise - Not considered



Game - Shot by Shot

End 8 **SUI - Switzerland 6 + 0 (this end) = 6** **SWE - Sweden 3 + 1 (this end) = 4**

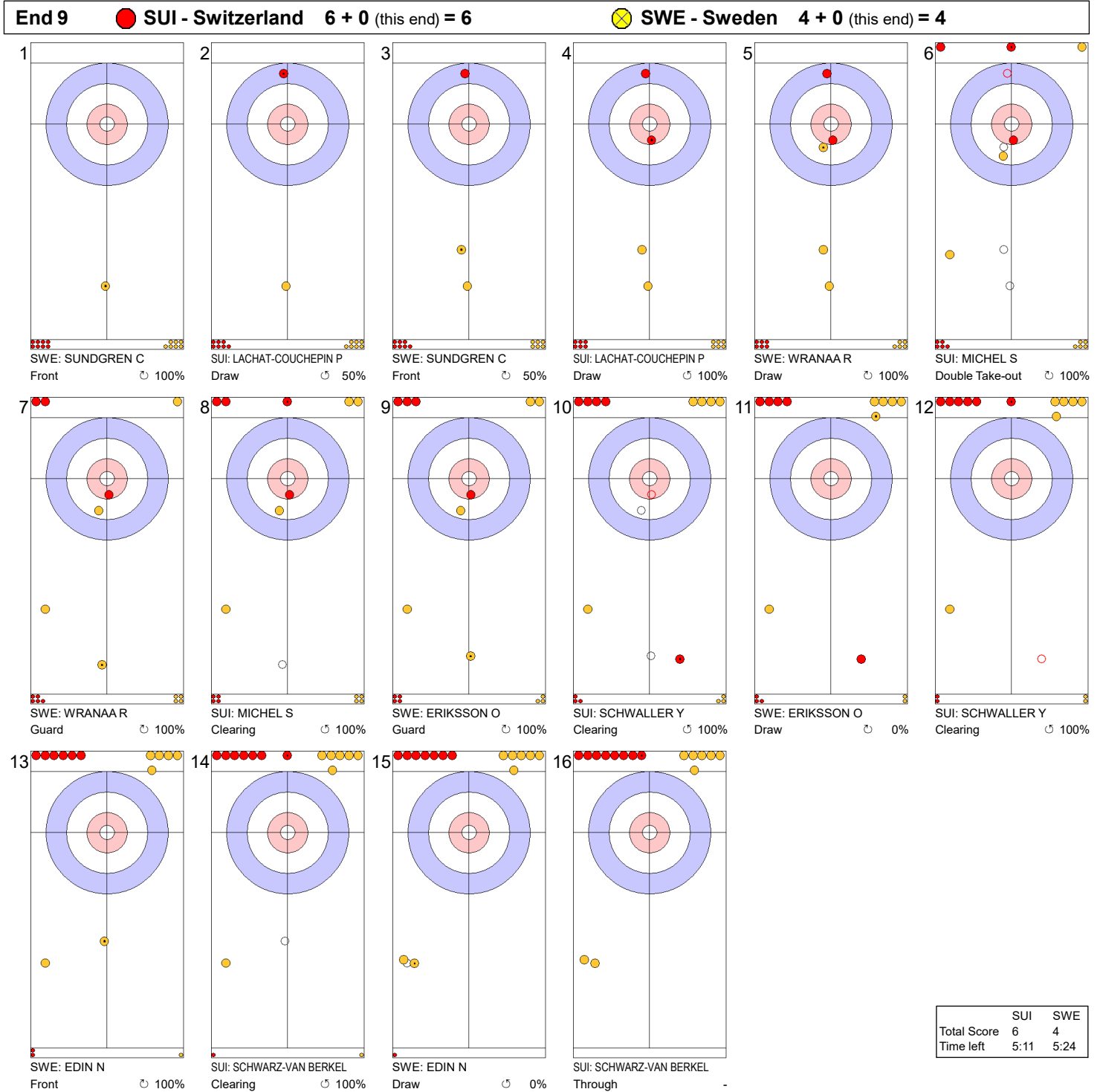


	SUI	SWE
Total Score	6	4
Time left	6:31	6:46

Legend:
 ↻ Clockwise ↺ Counter-clockwise - Not considered

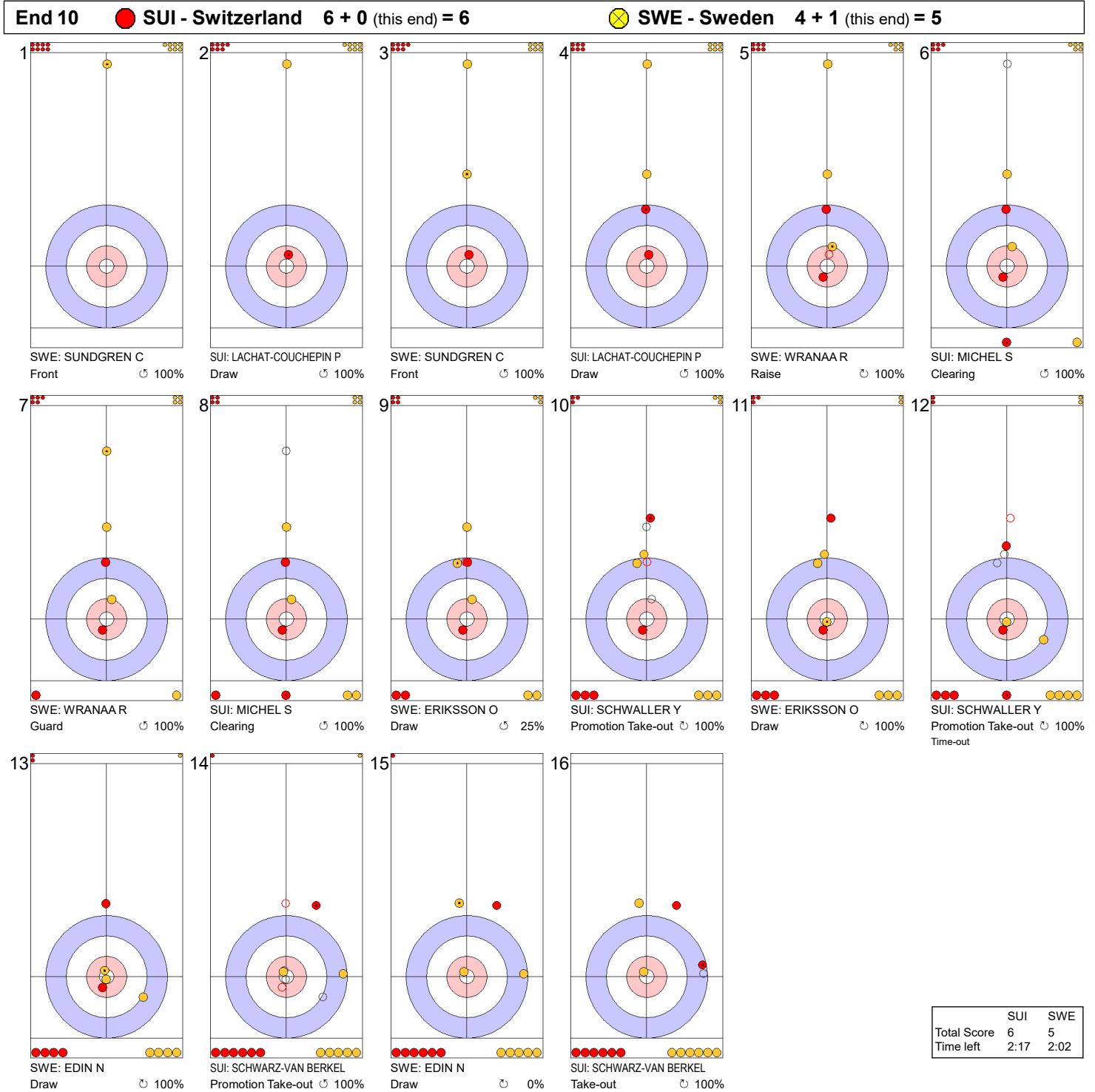


Game - Shot by Shot



Legend:
 Clockwise Counter-clockwise - Not considered

Game - Shot by Shot



Legend:
 Clockwise
 Counter-clockwise
 - Not considered



Game Results

Sheet	Team	LSFE	1	2	3	4	5	6	7	8	9	10	Extra Ends	Total
B	ITA - Italy	*	1	1	0	2	0	1	0	2	0	1		8
	CZE - Czechia		0	0	1	0	2	0	1	0	3	0		7

ITA - Italy		Shot Success	Game	All
4 S	RETORNAZ Joel	86%	90%	
3	MOSANER Amos	90%	89%	
2	ARMAN Sebastiano	79%	85%	
1 V	GIOVANELLA Mattia	99%	90%	
A	ZISA Alberto	-	-	
Team Total		88%	88%	

CZE - Czechia		Shot Success	Game	All
4 S	KLIMA Lukas	76%	72%	
3 V	CERNOVSKY Marek	83%	78%	
2	JURIK Martin	69%	77%	
1	KLIPA Lukas	85%	91%	
A	BOHAC Radek	-	-	
Team Total		78%	79%	

Last Stone Draw Distance

↻	ARMAN Sebastiano	19.0cm
↻	MOSANER Amos	11.7cm
Total		30.7cm

Last Stone Draw Distance

↻	CERNOVSKY Marek	27.9cm
↻	JURIK Martin	48.9cm
Total		76.8cm

Time remaining: 1 minute 41 seconds

Time remaining: 0 minutes 5 seconds

Time-out: End 10 - ITA stone 7

Time-out: End 10 - CZE stone 7

Shot Success Analysis

ITA - Italy		↻	↻	Game
4 RETORNAZ Joel	Draws	2 100%	3 83%	5 90%
	Take-outs	8 94%	6 71%	14 84%
	Total	10 95%	9 75%	19 86%
3 MOSANER Amos	Draws	4 88%	3 100%	7 93%
	Take-outs	6 79%	7 96%	13 88%
	Total	10 83%	10 98%	20 90%
2 ARMAN Sebastiano	Draws	5 45%	6 88%	11 68%
	Take-outs	2 100%	7 89%	9 92%
	Total	7 61%	13 88%	20 79%
1 GIOVANELLA Mattia	Draws	1 100%	17 99%	18 99%
	Take-outs	1 100%	1 100%	2 100%
	Total	2 100%	18 99%	20 99%
A ZISA Alberto	Draws	0 -	0 -	0 -
	Take-outs	0 -	0 -	0 -
	Total	0 -	0 -	0 -
Team	Draws	12 73%	29 95%	41 88%
	Take-outs	17 90%	21 87%	38 88%
	Total	29 83%	50 92%	79 88%

CZE - Czechia		↻	↻	Game
4 KLIMA Lukas	Draws	0 -	6 88%	6 88%
	Take-outs	3 67%	11 73%	14 71%
	Total	3 67%	17 78%	20 76%
3 CERNOVSKY Marek	Draws	3 92%	4 88%	7 89%
	Take-outs	2 50%	11 84%	13 79%
	Total	5 75%	15 85%	20 83%
2 JURIK Martin	Draws	4 88%	6 67%	10 75%
	Take-outs	4 69%	6 58%	10 63%
	Total	8 78%	12 63%	20 69%
1 KLIPA Lukas	Draws	8 72%	12 94%	20 85%
	Take-outs	0 -	0 -	0 -
	Total	8 72%	12 94%	20 85%
A BOHAC Radek	Draws	0 -	0 -	0 -
	Take-outs	0 -	0 -	0 -
	Total	0 -	0 -	0 -
Team	Draws	15 80%	28 86%	43 84%
	Take-outs	9 64%	28 74%	37 72%
	Total	24 74%	56 80%	80 78%

Note:
Position and function for each team member:
4 = Fourth, 3 = Third, 2 = Second, 1 = Lead, A = Alternate, S = Skip, V = Vice-Skip

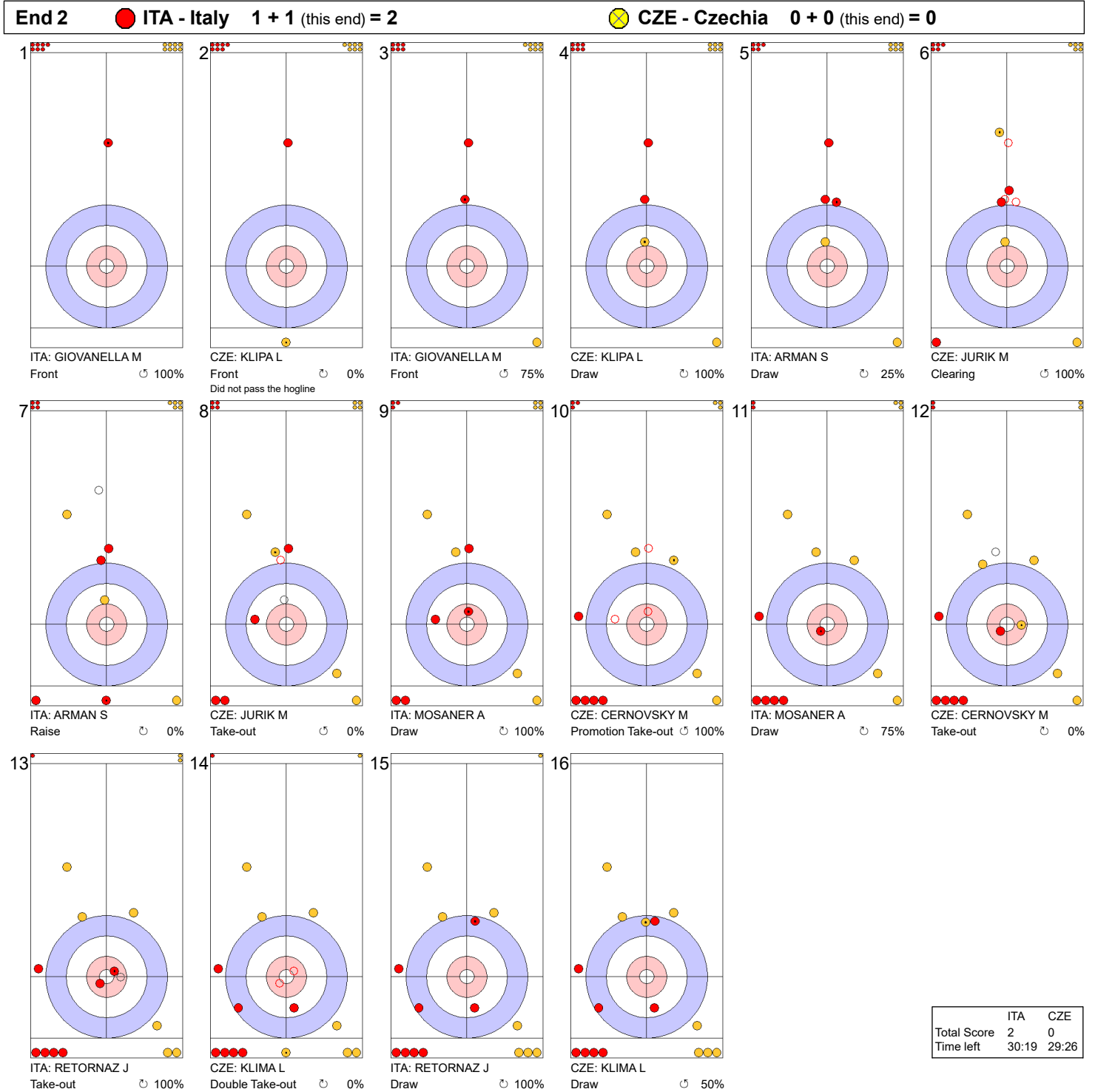
Legend:
↻ Clockwise ↻ Counter-clockwise **LSFE(*)** Last Stone First End

Game - Shot by Shot



Legend:
 ↻ Clockwise ↺ Counter-clockwise - Not considered

Game - Shot by Shot



Legend:
 ↻ Clockwise ↺ Counter-clockwise - Not considered

Game - Shot by Shot



Legend:
 ↻ Clockwise ↺ Counter-clockwise - Not considered

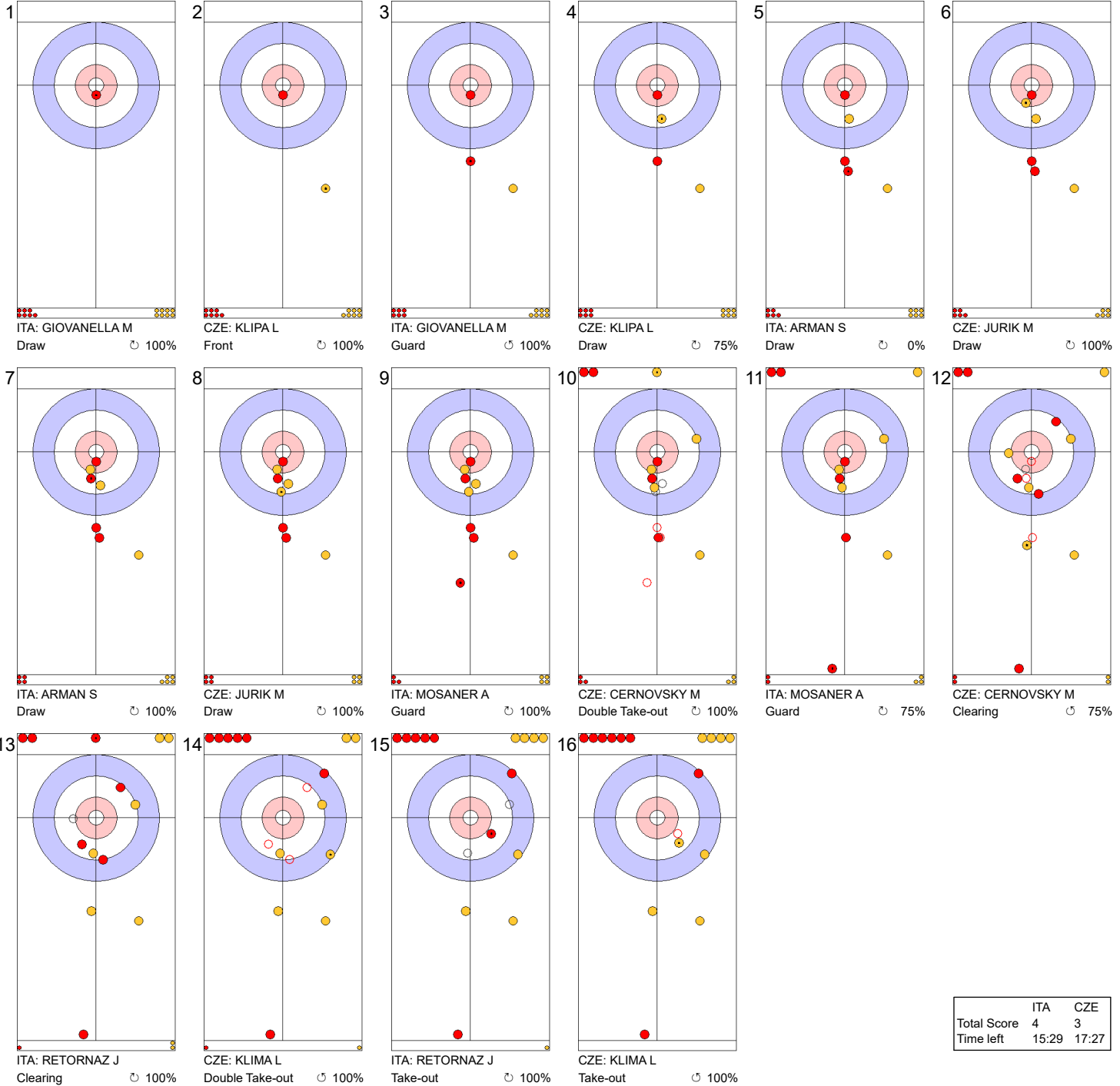
Game - Shot by Shot



Legend:
 ↻ Clockwise ↺ Counter-clockwise - Not considered

Game - Shot by Shot

End 5 ● **ITA - Italy 4 + 0 (this end) = 4** ● **CZE - Czechia 1 + 2 (this end) = 3**

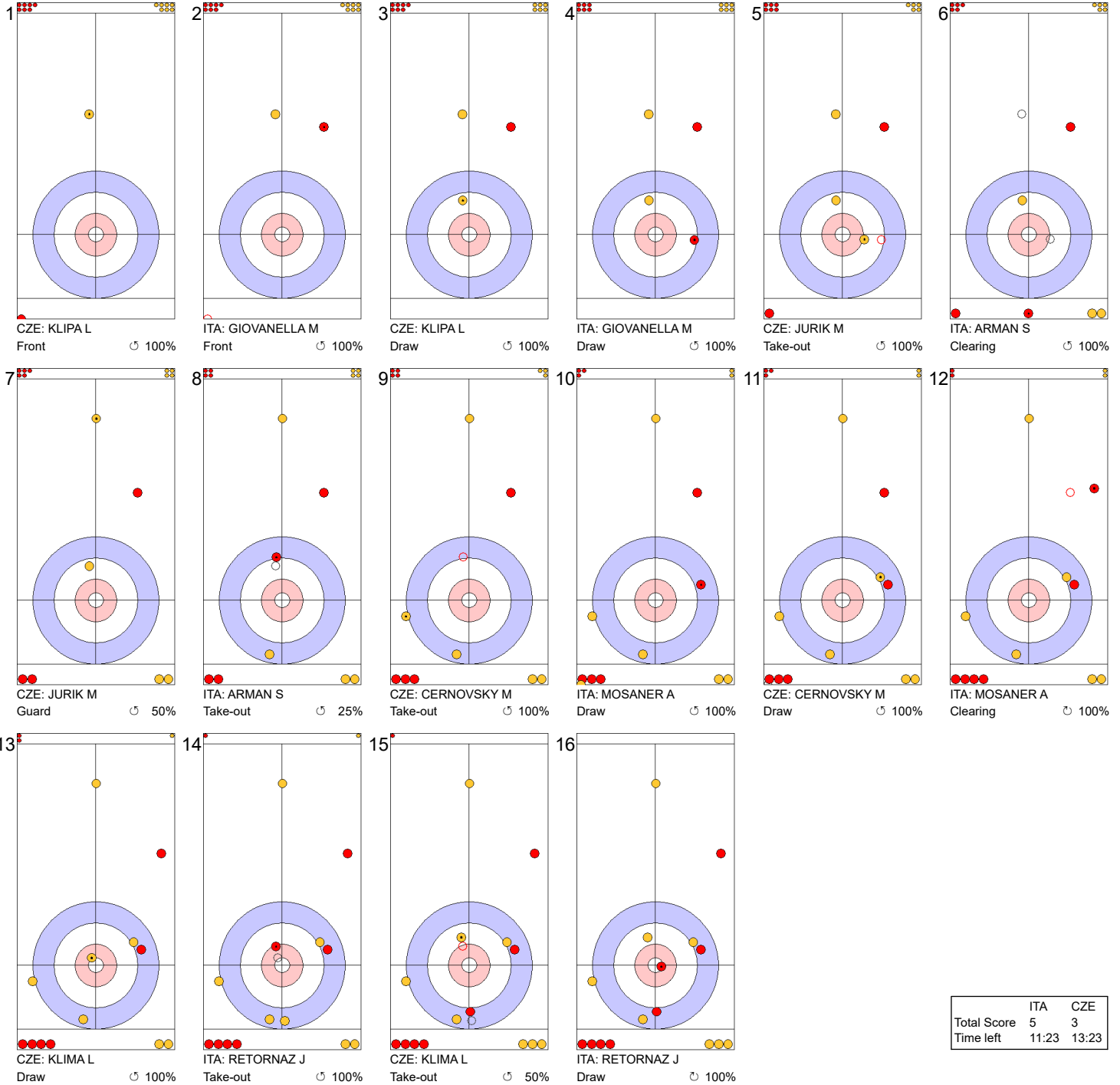


	ITA	CZE
Total Score	4	3
Time left	15:29	17:27

Legend:
 ↻ Clockwise ↺ Counter-clockwise - Not considered

Game - Shot by Shot

End 6 ● **ITA - Italy** 4 + 1 (this end) = 5 ● **CZE - Czechia** 3 + 0 (this end) = 3



	ITA	CZE
Total Score	5	3
Time left	11:23	13:23

Legend:
 ↻ Clockwise ↺ Counter-clockwise - Not considered

Game - Shot by Shot

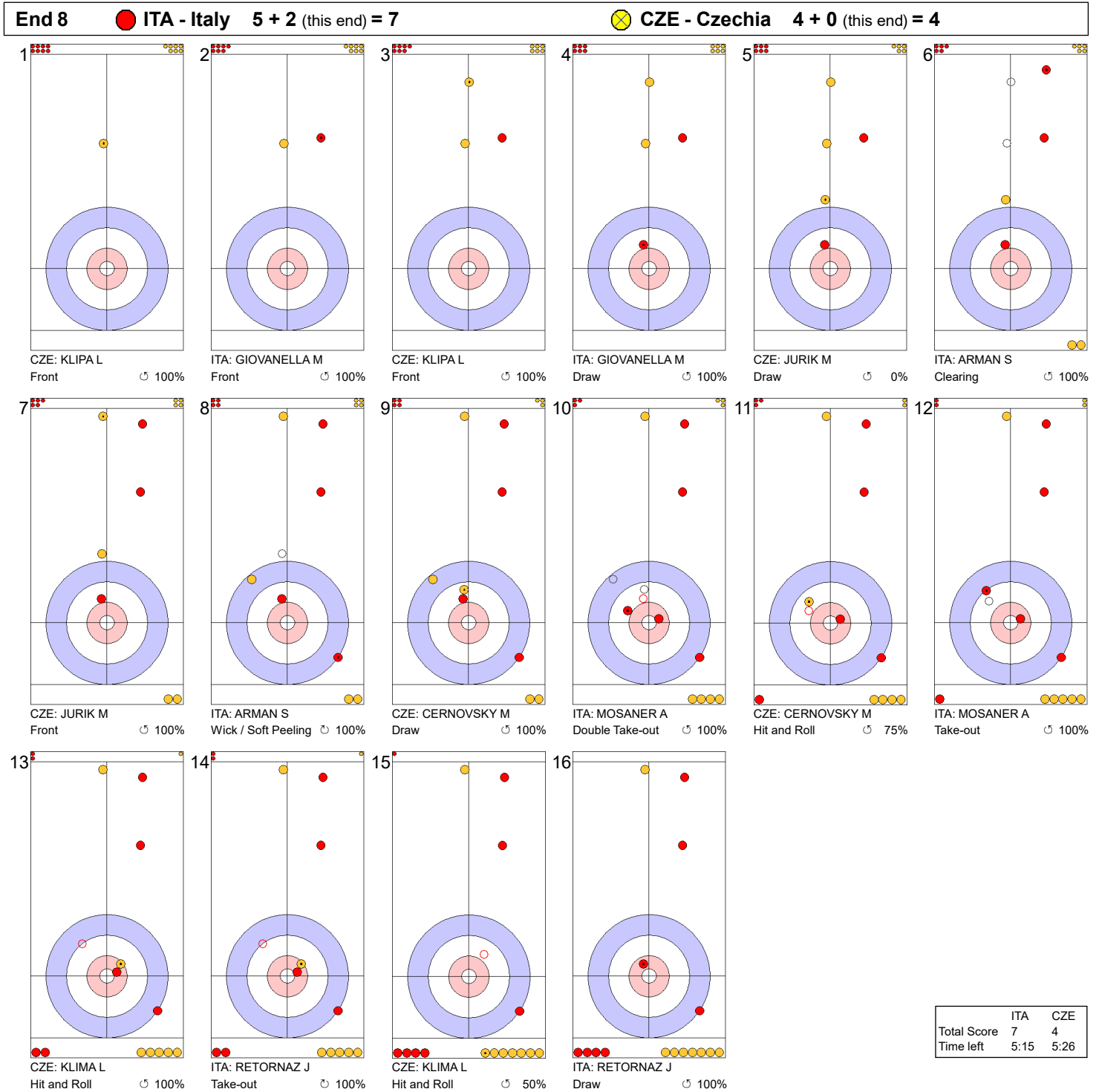
End 7 ● **ITA - Italy** **5 + 0 (this end) = 5** ● **CZE - Czechia** **3 + 1 (this end) = 4**



	ITA	CZE
Total Score	5	4
Time left	8:52	9:44

Legend:
 ↻ Clockwise ↺ Counter-clockwise - Not considered

Game - Shot by Shot



Legend:
 ↻ Clockwise ↺ Counter-clockwise - Not considered

Game - Shot by Shot

End 9 ● **ITA - Italy 7 + 0 (this end) = 7** ● **CZE - Czechia 4 + 3 (this end) = 7**

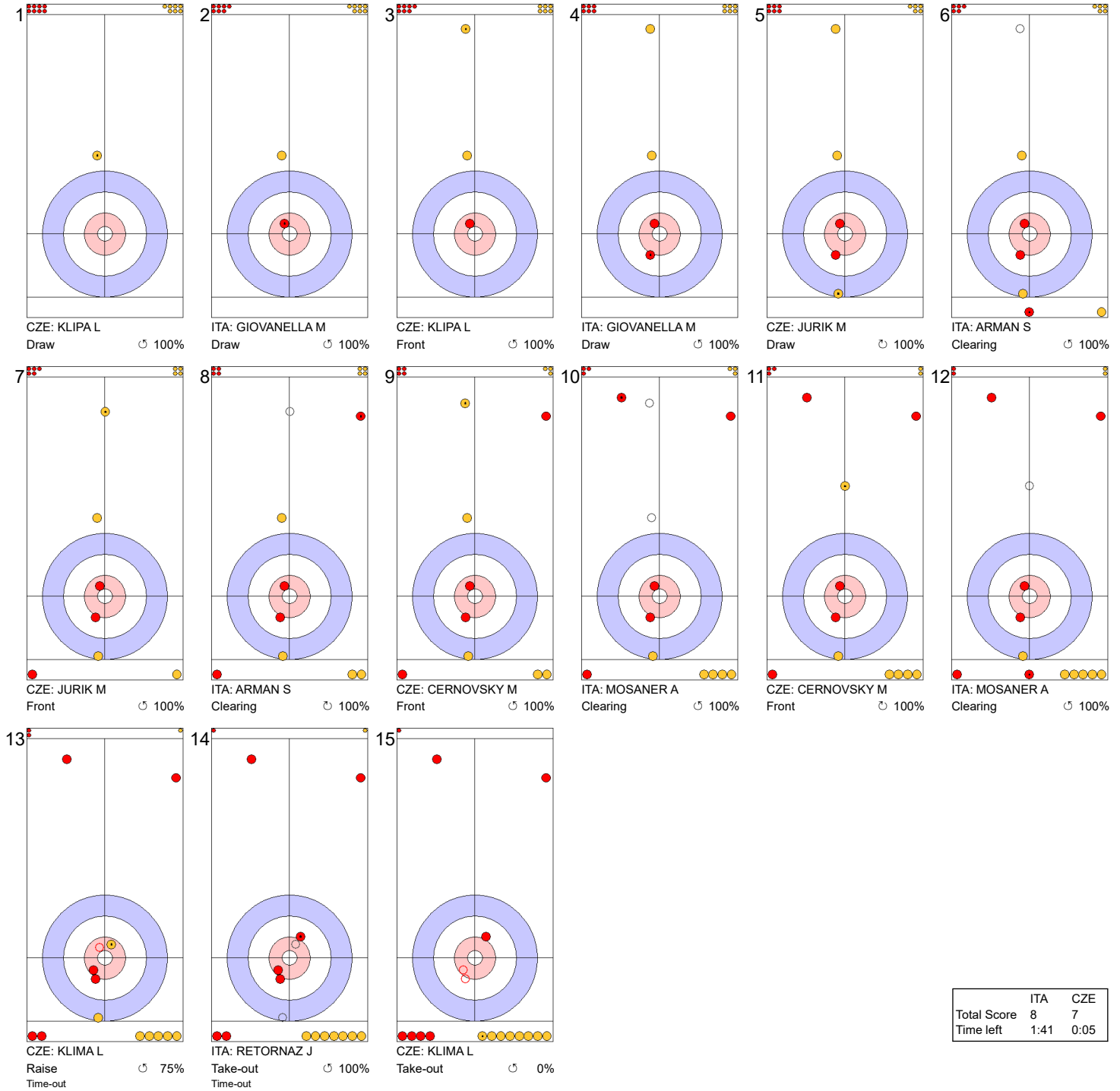


	ITA	CZE
Total Score	7	7
Time left	2:36	2:36

Legend:
 ↻ Clockwise ↺ Counter-clockwise - Not considered

Game - Shot by Shot

End 10 ● **ITA - Italy** 7 + 1 (this end) = 8 ● **CZE - Czechia** 7 + 0 (this end) = 7



	ITA	CZE
Total Score	8	7
Time left	1:41	0:05

Legend:
 Clockwise Counter-clockwise - Not considered

Game Results

Sheet	Team	LSFE	1	2	3	4	5	6	7	8	9	10	Extra Ends	Total
C	NED - Netherlands	*	1	1	0	1	0	0	2	2	0	X		7
	ENG - England		0	0	1	0	3	0	0	0	1	X		5

NED - Netherlands		Shot Success	Game	All
4 S	GOESGENS Wouter	74%		78%
3	VAN DEN HURK Tobias	80%		72%
2 V	HOEKMAN Laurens	76%		73%
1	MAGAN Alexander	84%		80%
A	SPITS Simon	-		-
Team Total		79%		75%

ENG - England		Shot Success	Game	All
4 S	RETCHLESS Rob	55%		60%
3 V	SUGDEN Jotham	75%		72%
2	GIBSON Scott	74%		72%
1	HAVERCROFT Jonathan	74%		77%
A	MOUAT Colin	-		-
Team Total		69%		70%

Last Stone Draw Distance

⌚	HOEKMAN Laurens	56.3cm
⌚	VAN DEN HURK Tobias	6.0cm
Total		62.3cm

Last Stone Draw Distance

⌚	RETCHLESS Rob	199.6cm
⌚	HAVERCROFT Jonathan	55.8cm
Total		255.4cm

Time remaining: 3 minutes 0 seconds

Time remaining: 3 minutes 16 seconds

Time-out: End 10 - NED stone 7

Shot Success Analysis

NED - Netherlands		⌚	⌚	Game
4	GOESGENS Wouter	Draws 2 100%	5 70%	7 79%
		Take-outs 3 83%	7 64%	10 70%
		Total 5 90%	12 67%	17 74%
3	VAN DEN HURK Tobias	Draws 7 93%	4 88%	11 91%
		Take-outs 5 60%	4 75%	9 67%
		Total 12 79%	8 81%	20 80%
2	HOEKMAN Laurens	Draws 5 75%	6 67%	11 70%
		Take-outs 3 83%	6 83%	9 83%
		Total 8 78%	12 75%	20 76%
1	MAGAN Alexander	Draws 17 85%	2 63%	19 83%
		Take-outs 1 100%	0 -	1 100%
		Total 18 86%	2 63%	20 84%
A	SPITS Simon	Draws 0 -	0 -	0 -
		Take-outs 0 -	0 -	0 -
		Total 0 -	0 -	0 -
Team		Draws 31 86%	17 72%	48 81%
		Take-outs 12 75%	17 74%	29 74%
		Total 43 83%	34 73%	77 79%

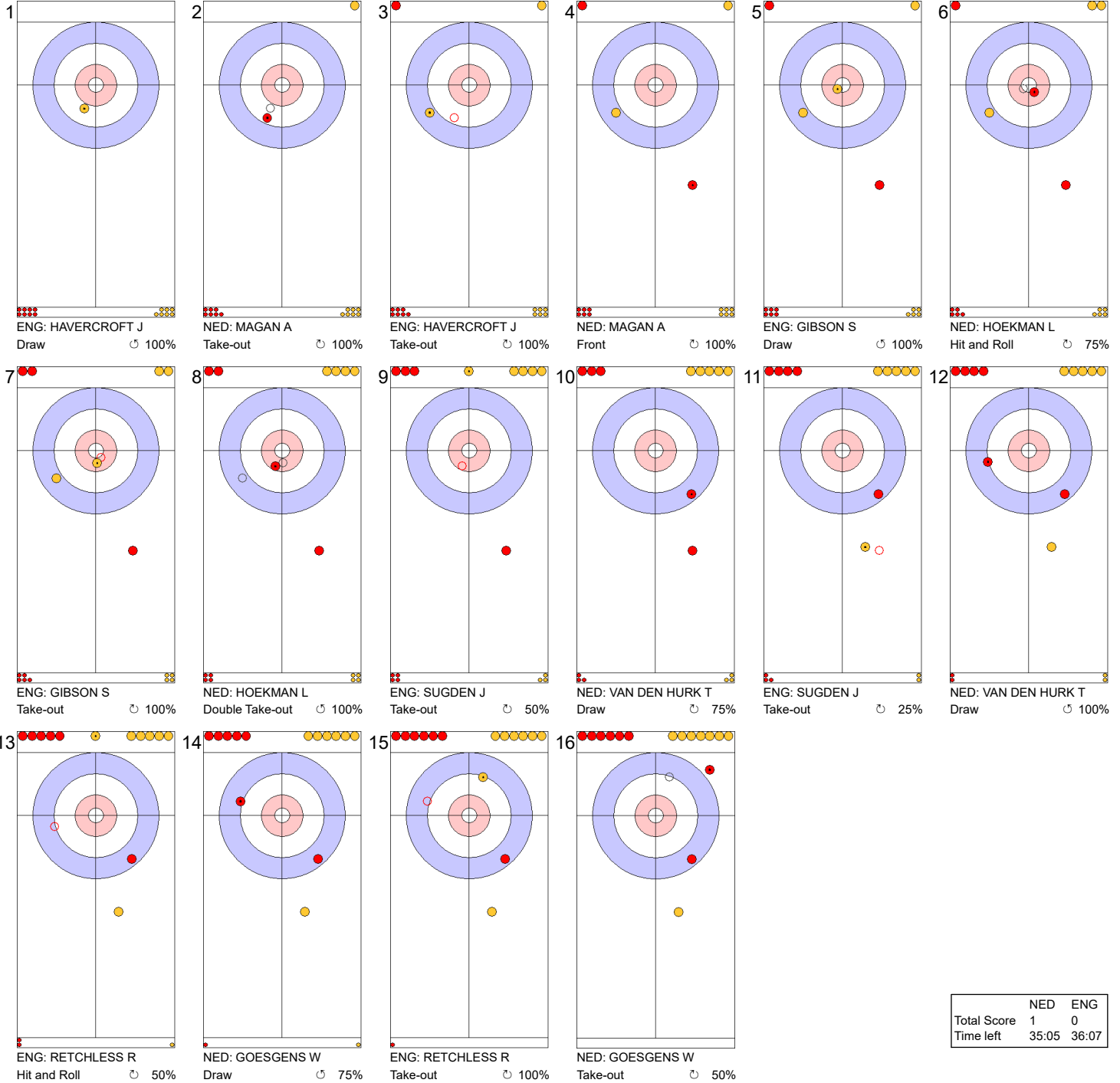
ENG - England		⌚	⌚	Game
4	RETCHLESS Rob	Draws 5 40%	1 50%	6 42%
		Take-outs 6 75%	8 50%	14 61%
		Total 11 59%	9 50%	20 55%
3	SUGDEN Jotham	Draws 2 88%	3 100%	5 95%
		Take-outs 3 50%	12 73%	15 68%
		Total 5 65%	15 78%	20 75%
2	GIBSON Scott	Draws 5 85%	5 80%	10 83%
		Take-outs 6 71%	4 56%	10 65%
		Total 11 77%	9 69%	20 74%
1	HAVERCROFT Jonathan	Draws 9 78%	8 72%	17 75%
		Take-outs 2 75%	1 50%	3 67%
		Total 11 77%	9 69%	20 74%
A	MOUAT Colin	Draws 0 -	0 -	0 -
		Take-outs 0 -	0 -	0 -
		Total 0 -	0 -	0 -
Team		Draws 21 71%	17 78%	38 74%
		Take-outs 17 69%	25 62%	42 65%
		Total 38 70%	42 68%	80 69%

Note:
Position and function for each team member:
4 = Fourth, 3 = Third, 2 = Second, 1 = Lead, A = Alternate, S = Skip, V = Vice-Skip

Legend:
⌚ Clockwise ⌚ Counter-clockwise LSFE(*) Last Stone First End
X Unplayed/unfinished end due to concession

Game - Shot by Shot

End 1 ● **NED - Netherlands** 0 + 1 (this end) = 1 ● **ENG - England** 0 + 0 (this end) = 0



	NED	ENG
Total Score	1	0
Time left	35:05	36:07

Legend:
 ↻ Clockwise ↺ Counter-clockwise - Not considered

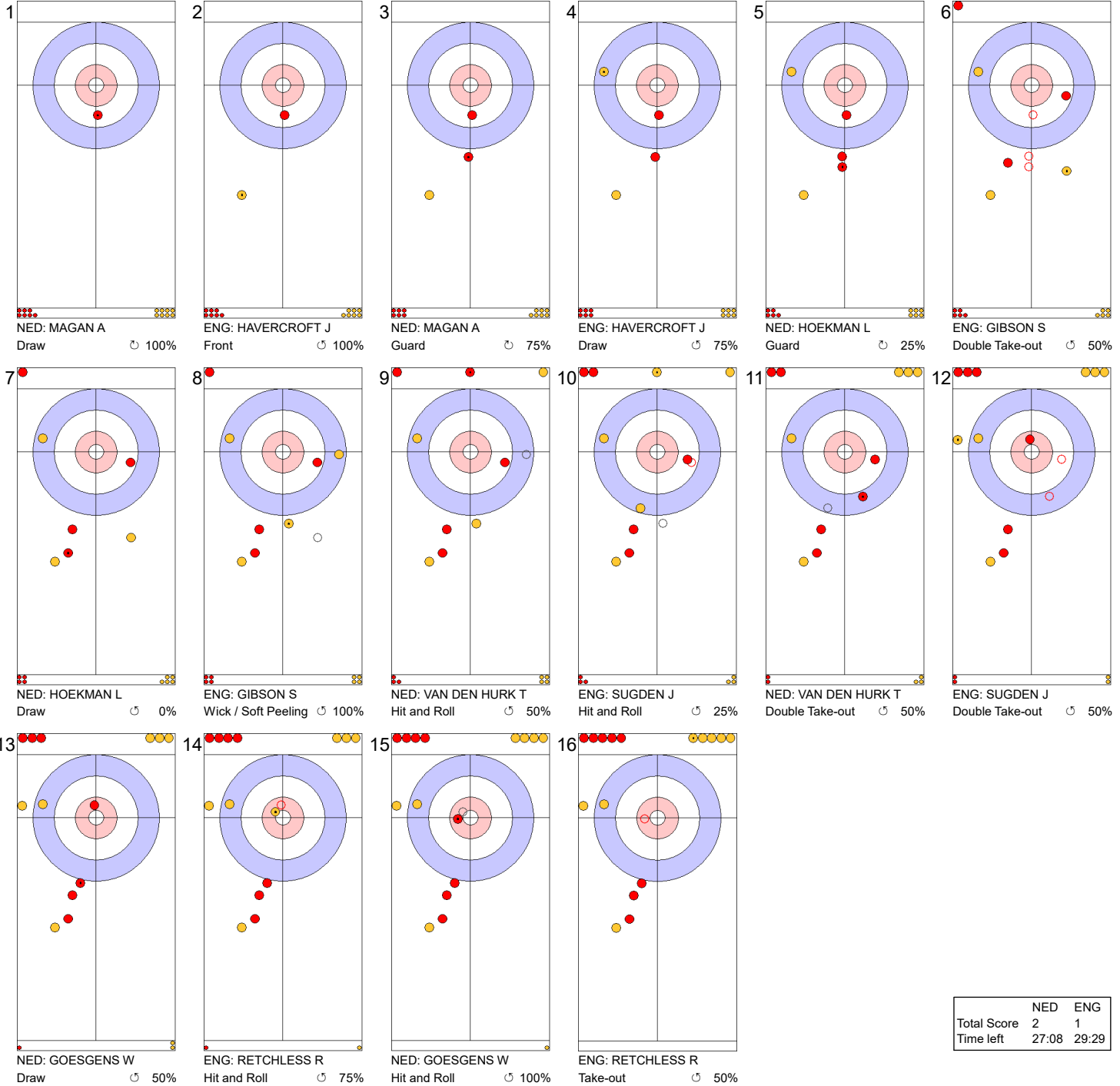
Game - Shot by Shot



Legend:
 ⌚ Clockwise ⌚ Counter-clockwise - Not considered

Game - Shot by Shot

End 3 **NED - Netherlands 2 + 0 (this end) = 2** **ENG - England 0 + 1 (this end) = 1**

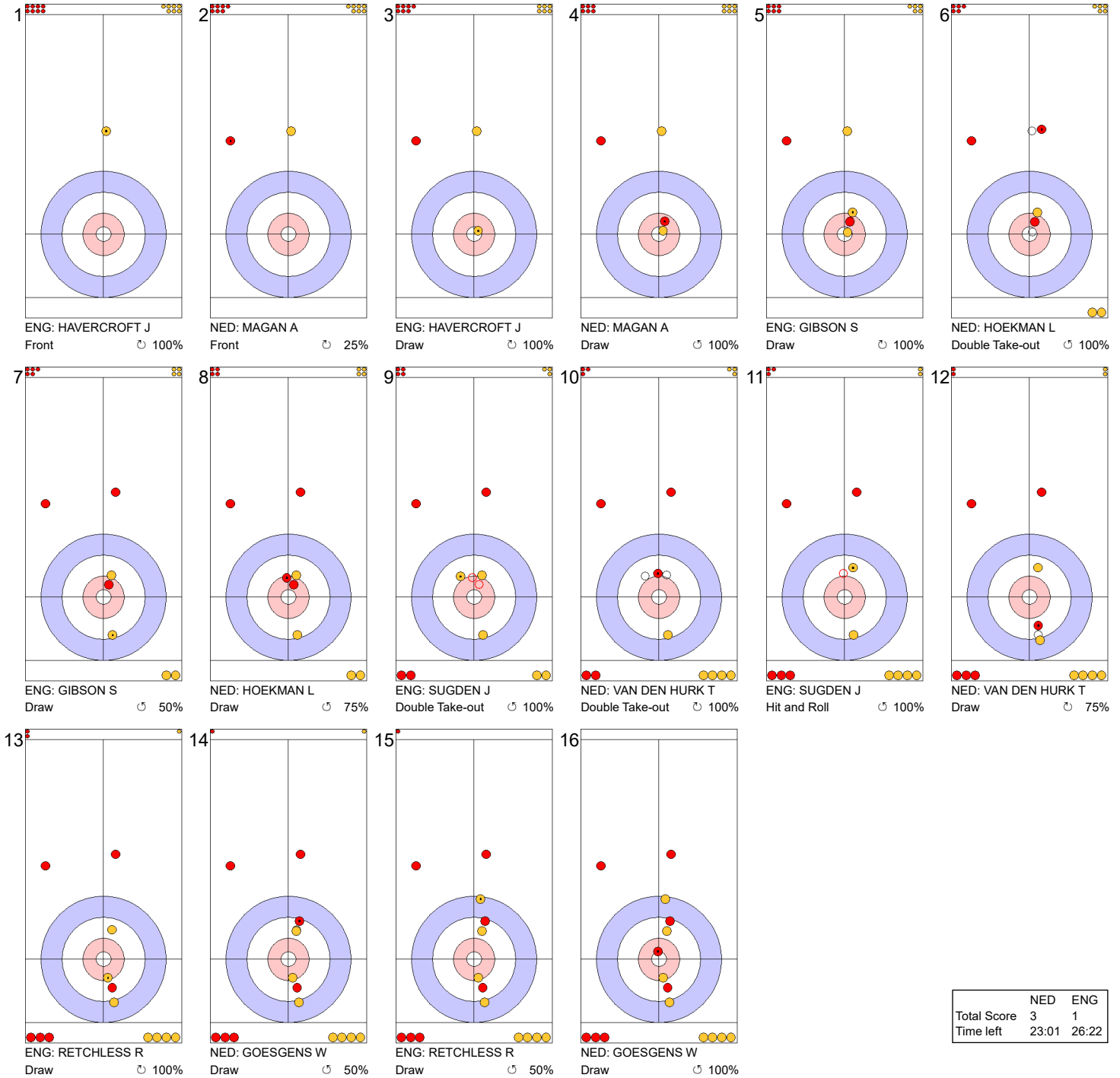


	NED	ENG
Total Score	2	1
Time left	27:08	29:29

Legend:
 Clockwise Counter-clockwise - Not considered

Game - Shot by Shot

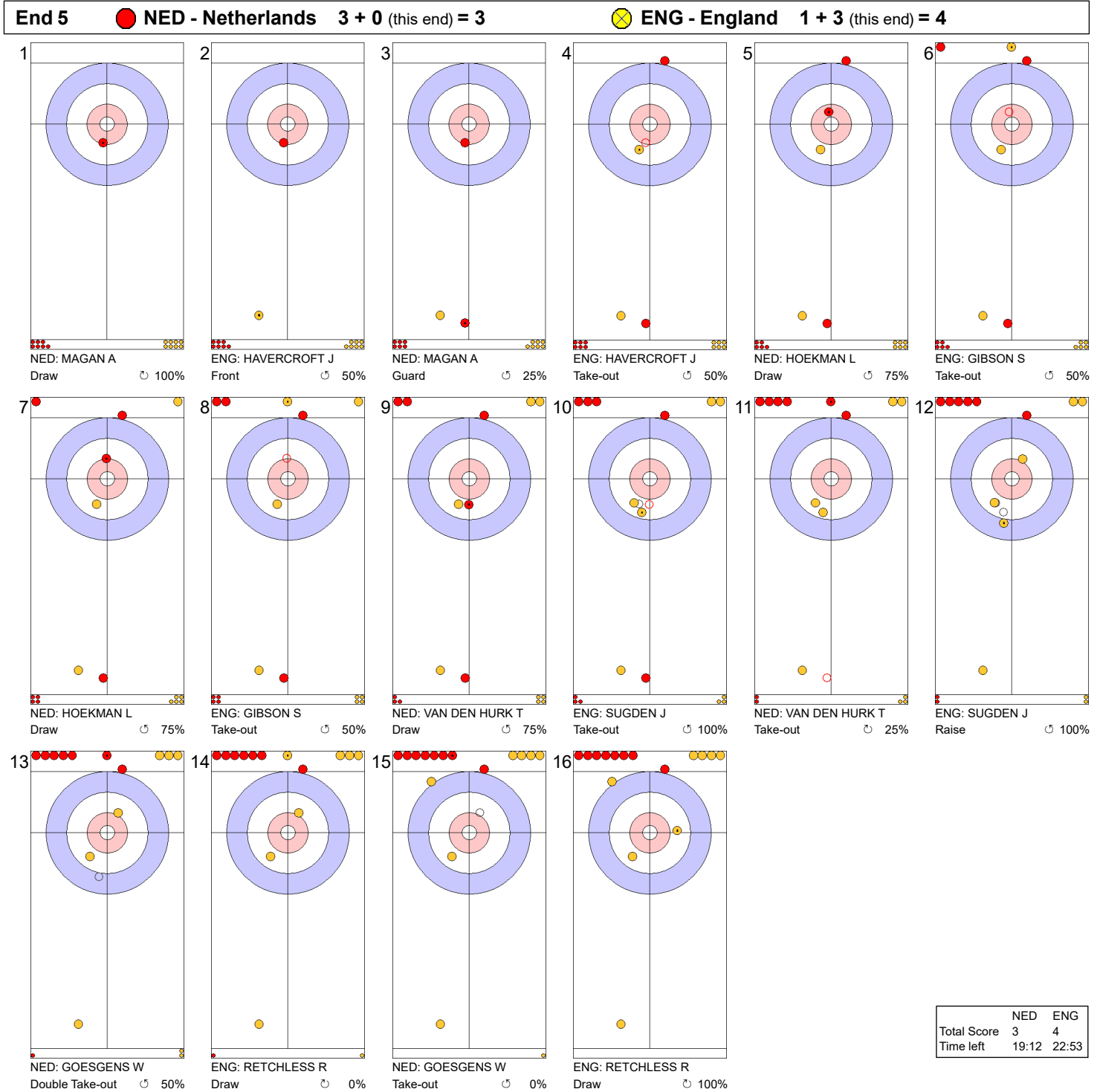
End 4 ● **NED - Netherlands** 2 + 1 (this end) = 3 ● **ENG - England** 1 + 0 (this end) = 1



	NED	ENG
Total Score	3	1
Time left	23:01	26:22

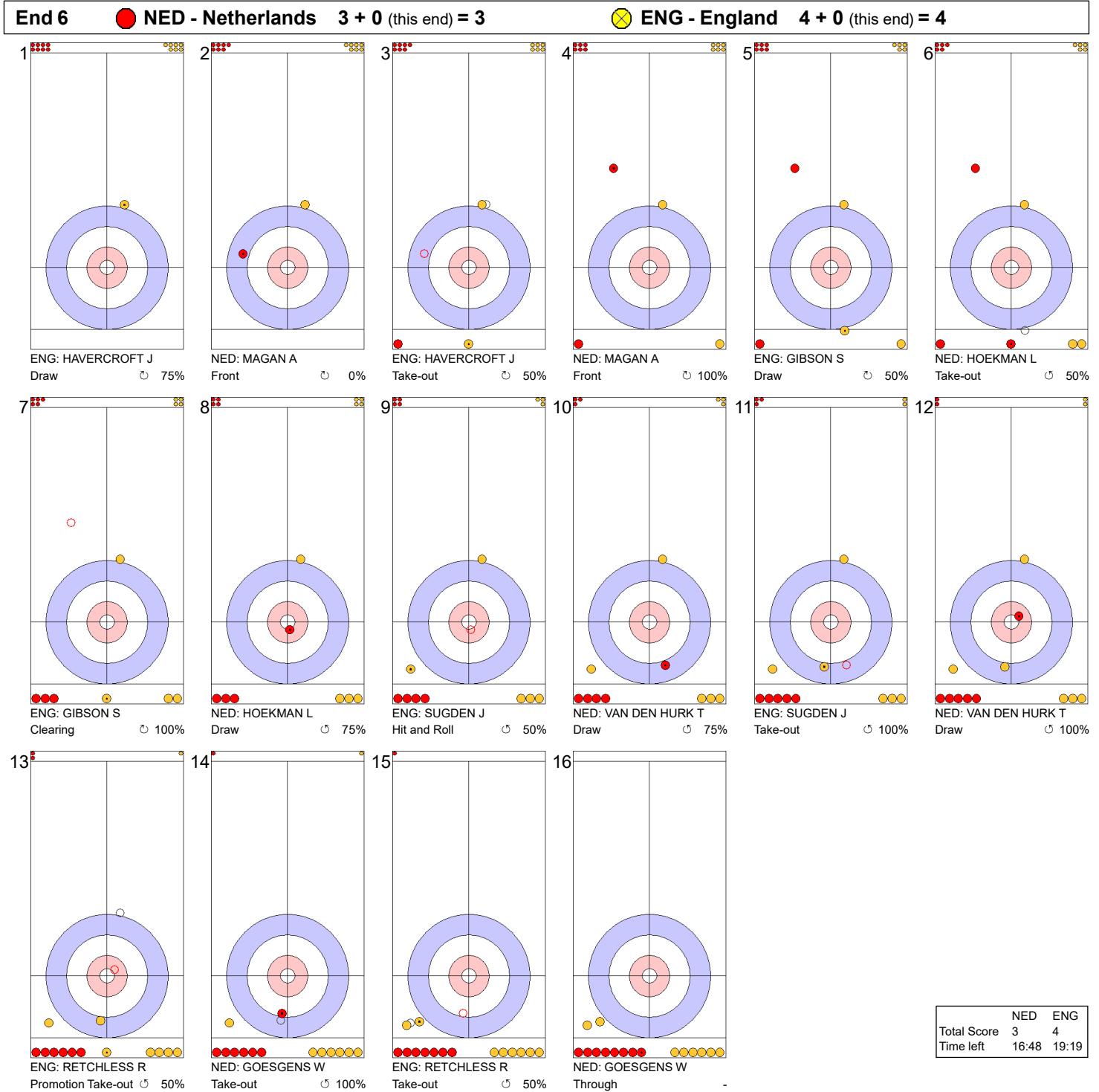
Legend:
 ↻ Clockwise ↺ Counter-clockwise - Not considered

Game - Shot by Shot



Legend:
 Clockwise
 Counter-clockwise
 - Not considered

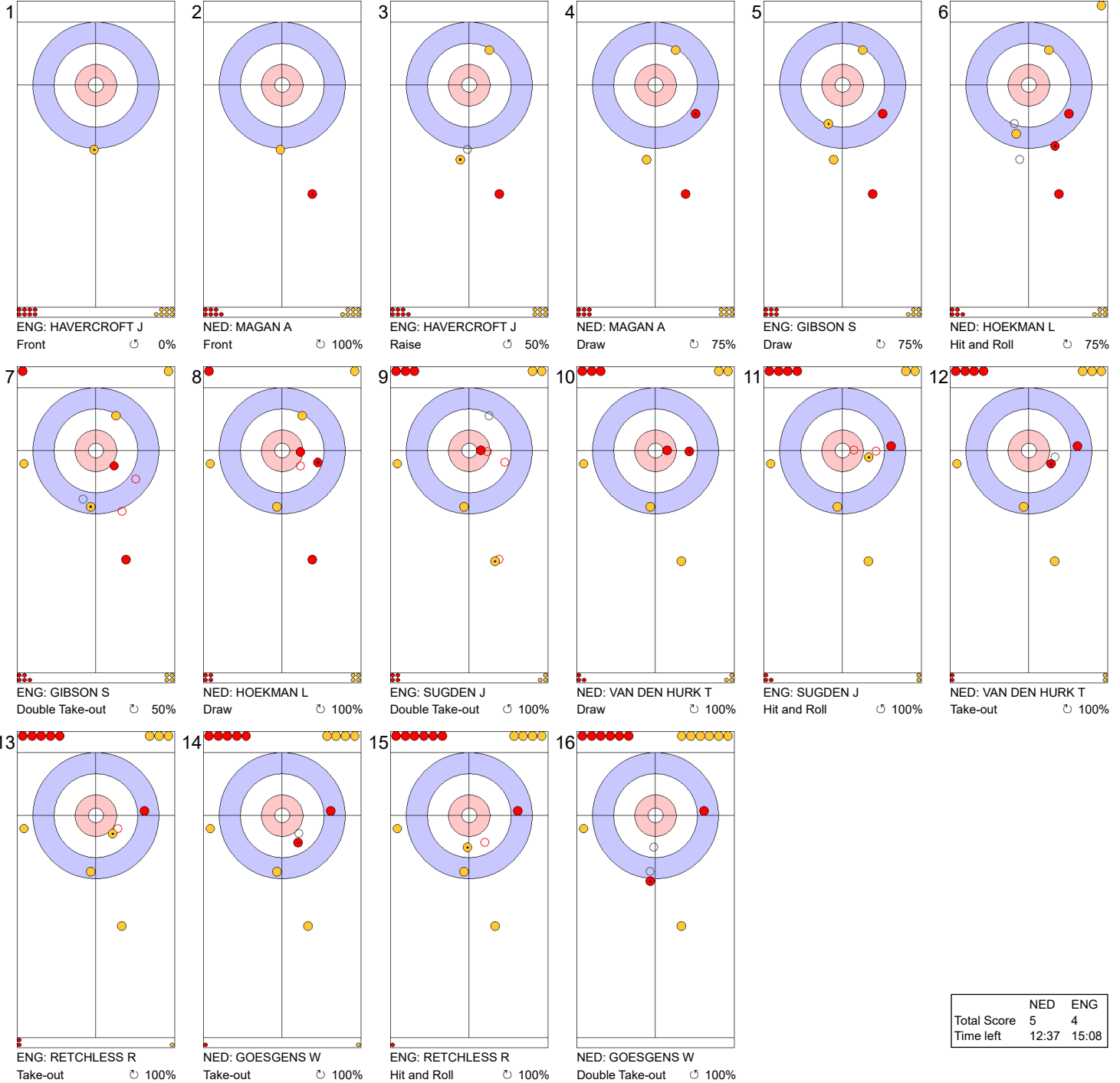
Game - Shot by Shot



Legend:
 ↻ Clockwise ↺ Counter-clockwise - Not considered

Game - Shot by Shot

End 7 **NED - Netherlands 3 + 2 (this end) = 5** **ENG - England 4 + 0 (this end) = 4**

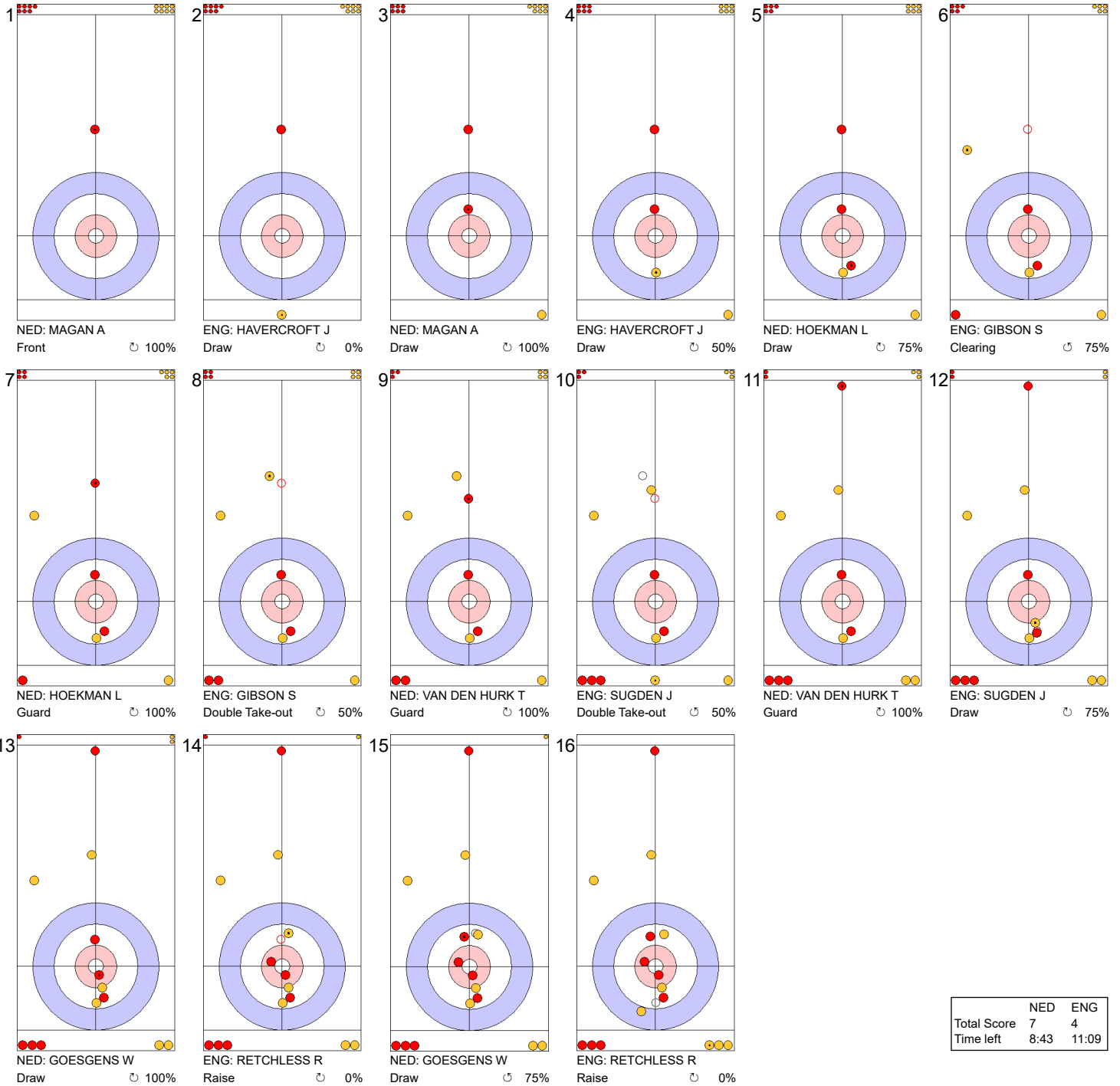


	NED	ENG
Total Score	5	4
Time left	12:37	15:08

Legend:
 Clockwise Counter-clockwise - Not considered

Game - Shot by Shot

End 8 **NED - Netherlands 5 + 2 (this end) = 7** **ENG - England 4 + 0 (this end) = 4**

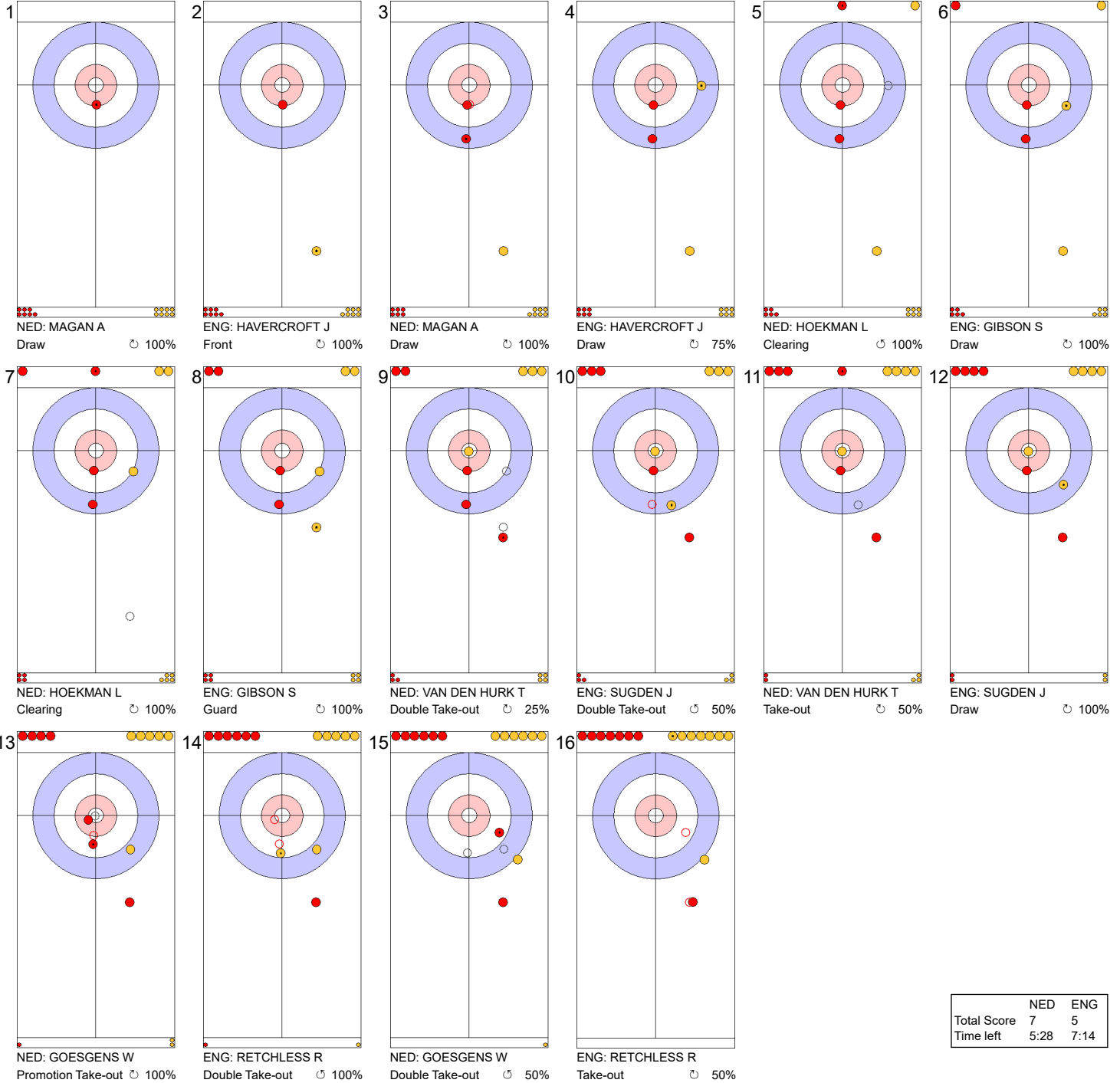


	NED	ENG
Total Score	7	4
Time left	8:43	11:09

Legend:
 Clockwise Counter-clockwise - Not considered

Game - Shot by Shot

End 9 **NED - Netherlands 7 + 0 (this end) = 7** **ENG - England 4 + 1 (this end) = 5**



Legend:
 Clockwise Counter-clockwise - Not considered

Game - Shot by Shot

End 10 **NED - Netherlands 7 + X (this end) = 7** **ENG - England 5 + X (this end) = 5**

<p>1</p> <p>ENG: HAVERCROFT J Front ⌚ 100%</p>	<p>2</p> <p>NED: MAGAN A Draw ⌚ 100%</p>	<p>3</p> <p>ENG: HAVERCROFT J Guard ⌚ 100%</p>	<p>4</p> <p>NED: MAGAN A Draw ⌚ 100%</p>	<p>5</p> <p>ENG: GIBSON S Draw ⌚ 50%</p>	<p>6</p> <p>NED: HOEKMAN L Take-out ⌚ 100%</p>									
<p>7</p> <p>ENG: GIBSON S Draw ⌚ 100%</p>	<p>8</p> <p>NED: HOEKMAN L Double Take-out ⌚ 50%</p>	<p>9</p> <p>ENG: SUGDEN J Raise ⌚ 100%</p>	<p>10</p> <p>NED: VAN DEN HURK T Clearing ⌚ 100%</p>	<p>11</p> <p>ENG: SUGDEN J Raise ⌚ 100%</p>	<p>12</p> <p>NED: VAN DEN HURK T Clearing ⌚ 100%</p>									
<p>13</p> <p>ENG: RETCHLESS R Promotion Take-out ⌚ 0%</p>	<p>14</p> <p>NED: GOESGENS W Through Time-out</p>	<p>15</p> <p>ENG: RETCHLESS R Double Take-out ⌚ 50%</p>	<table border="1"> <thead> <tr> <th></th> <th>NED</th> <th>ENG</th> </tr> </thead> <tbody> <tr> <td>Total Score</td> <td>7</td> <td>5</td> </tr> <tr> <td>Time left</td> <td>3:00</td> <td>3:16</td> </tr> </tbody> </table>				NED	ENG	Total Score	7	5	Time left	3:00	3:16
	NED	ENG												
Total Score	7	5												
Time left	3:00	3:16												

Legend:
 ⌚ Clockwise ⌚ Counter-clockwise - Not considered
 X Unfinished end due to concession



Game Results

Sheet	Team	LSFE	1	2	3	4	5	6	7	8	9	10	Extra Ends	Total
D	SCO - Scotland		0	0	1	0	2	0	0	2	0	1		6
	NOR - Norway	*	1	1	0	1	0	1	0	0	1	0		5

SCO - Scotland		Shot Success	Game	All
4 S	MOUAT Bruce	84%	84%	
3 V	HARDIE Grant	84%	84%	
2	LAMMIE Bobby	85%	89%	
1	McMILLAN Hammy	96%	96%	
A	WADDELL Kyle	-	-	
Team Total		87%	88%	

NOR - Norway		Shot Success	Game	All
4 S	RAMSFJELL Magnus	93%	90%	
3	SESAKER Martin	96%	88%	
2	RAMSFJELL Bendik	90%	87%	
1 V	NEPSTAD Gaute	86%	88%	
A	NAESS Wilhelm	-	-	
Team Total		91%	88%	

Last Stone Draw Distance

⌚	HARDIE Grant	14.6cm
⌚	LAMMIE Bobby	83.8cm
Total		98.4cm

Last Stone Draw Distance

⌚	RAMSFJELL Bendik	43.5cm
⌚	RAMSFJELL Magnus	7.1cm
Total		50.6cm

Time remaining: 1 minute 21 seconds

Time-out: End 8 - SCO stone 5

Time remaining: 1 minute 25 seconds

Time-out: End 10 - NOR stone 7

Shot Success Analysis

SCO - Scotland		⌚	⌚	Game
4 MOUAT Bruce	Draws	4 100%	3 67%	7 86%
	Take-outs	4 88%	8 81%	12 83%
	Total	8 94%	11 77%	19 84%
3 HARDIE Grant	Draws	3 67%	3 92%	6 79%
	Take-outs	6 92%	8 81%	14 86%
	Total	9 83%	11 84%	20 84%
2 LAMMIE Bobby	Draws	6 100%	2 50%	8 88%
	Take-outs	6 75%	6 92%	12 83%
	Total	12 88%	8 81%	20 85%
1 McMILLAN Hammy	Draws	16 98%	2 100%	18 99%
	Take-outs	1 50%	1 100%	2 75%
	Total	17 96%	3 100%	20 96%
A WADDELL Kyle	Draws	0 -	0 -	0 -
	Take-outs	0 -	0 -	0 -
	Total	0 -	0 -	0 -
Team	Draws	29 96%	10 78%	39 91%
	Take-outs	17 82%	23 85%	40 84%
	Total	46 91%	33 83%	79 87%

NOR - Norway		⌚	⌚	Game
4 RAMSFJELL Magnus	Draws	6 100%	6 83%	12 92%
	Take-outs	4 88%	4 100%	8 94%
	Total	10 95%	10 90%	20 93%
3 SESAKER Martin	Draws	3 100%	5 95%	8 97%
	Take-outs	2 75%	10 100%	12 96%
	Total	5 90%	15 98%	20 96%
2 RAMSFJELL Bendik	Draws	2 88%	8 84%	10 85%
	Take-outs	6 92%	4 100%	10 95%
	Total	8 91%	12 90%	20 90%
1 NEPSTAD Gaute	Draws	18 88%	0 -	18 88%
	Take-outs	1 100%	1 50%	2 75%
	Total	19 88%	1 50%	20 86%
A NAESS Wilhelm	Draws	0 -	0 -	0 -
	Take-outs	0 -	0 -	0 -
	Total	0 -	0 -	0 -
Team	Draws	29 91%	19 87%	48 90%
	Take-outs	13 88%	19 97%	32 94%
	Total	42 90%	38 92%	80 91%

Note:
Position and function for each team member:
4 = Fourth, 3 = Third, 2 = Second, 1 = Lead, A = Alternate, S = Skip, V = Vice-Skip

Legend:
⌚ Clockwise ⌚ Counter-clockwise **LSFE(*)** Last Stone First End

Game - Shot by Shot



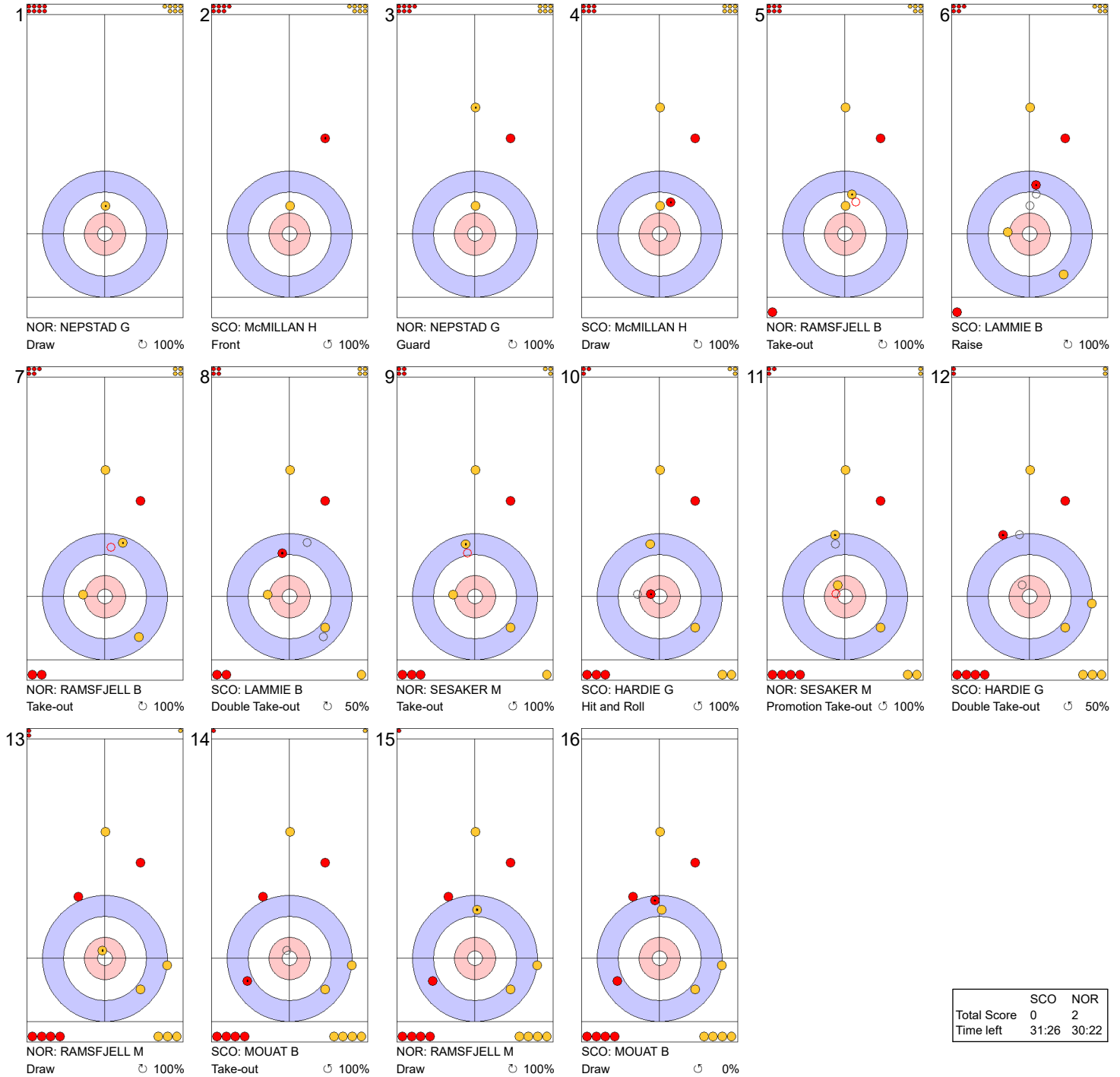
	SCO	NOR
Total Score	0	1
Time left	35:02	33:49

Legend:
 ⌚ Clockwise ⌚ Counter-clockwise - Not considered



Game - Shot by Shot

End 2 ● SCO - Scotland 0 + 0 (this end) = 0 ● NOR - Norway 1 + 1 (this end) = 2

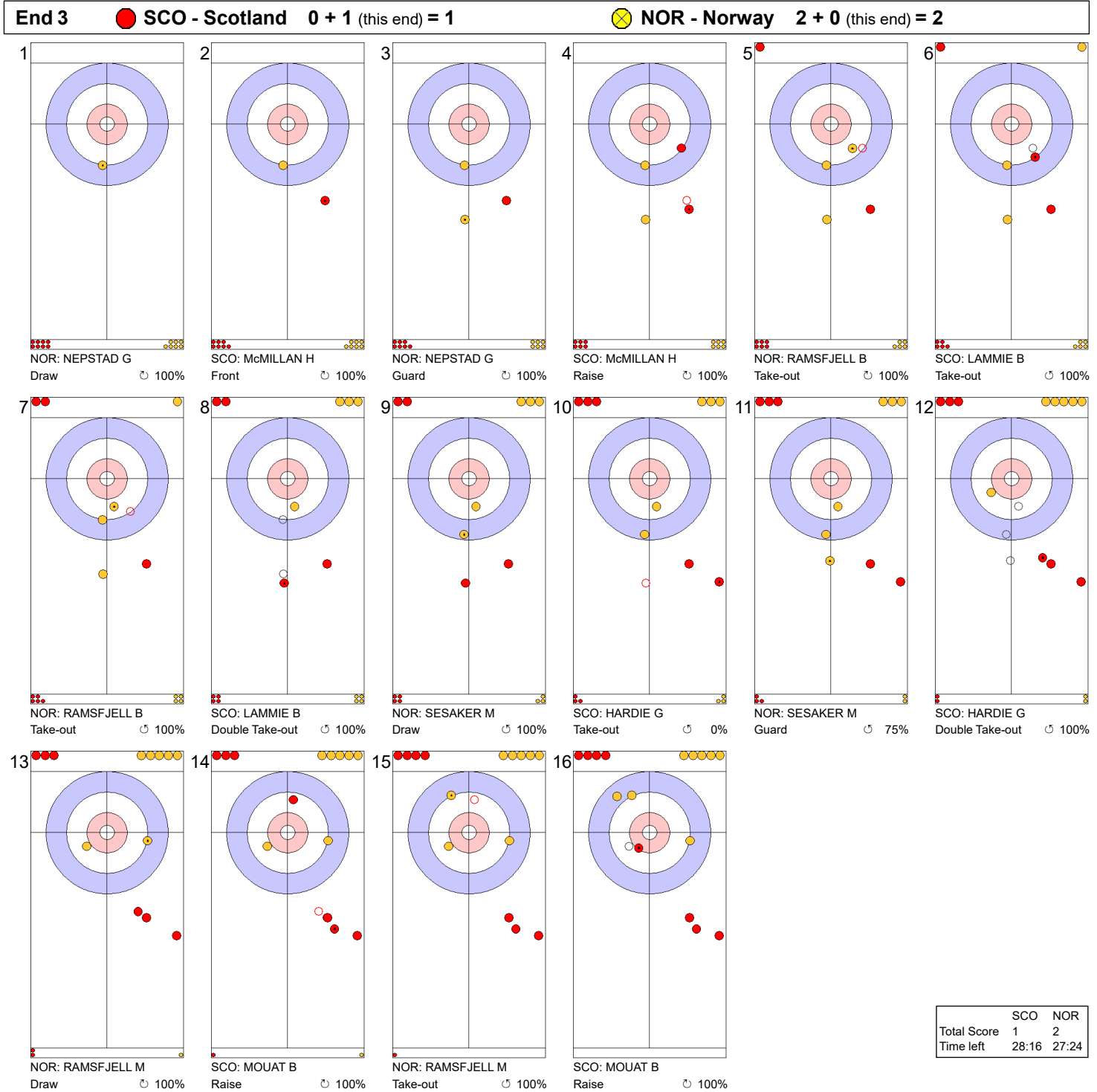


	SCO	NOR
Total Score	0	2
Time left	31:26	30:22

Legend:
 ↻ Clockwise ↺ Counter-clockwise - Not considered

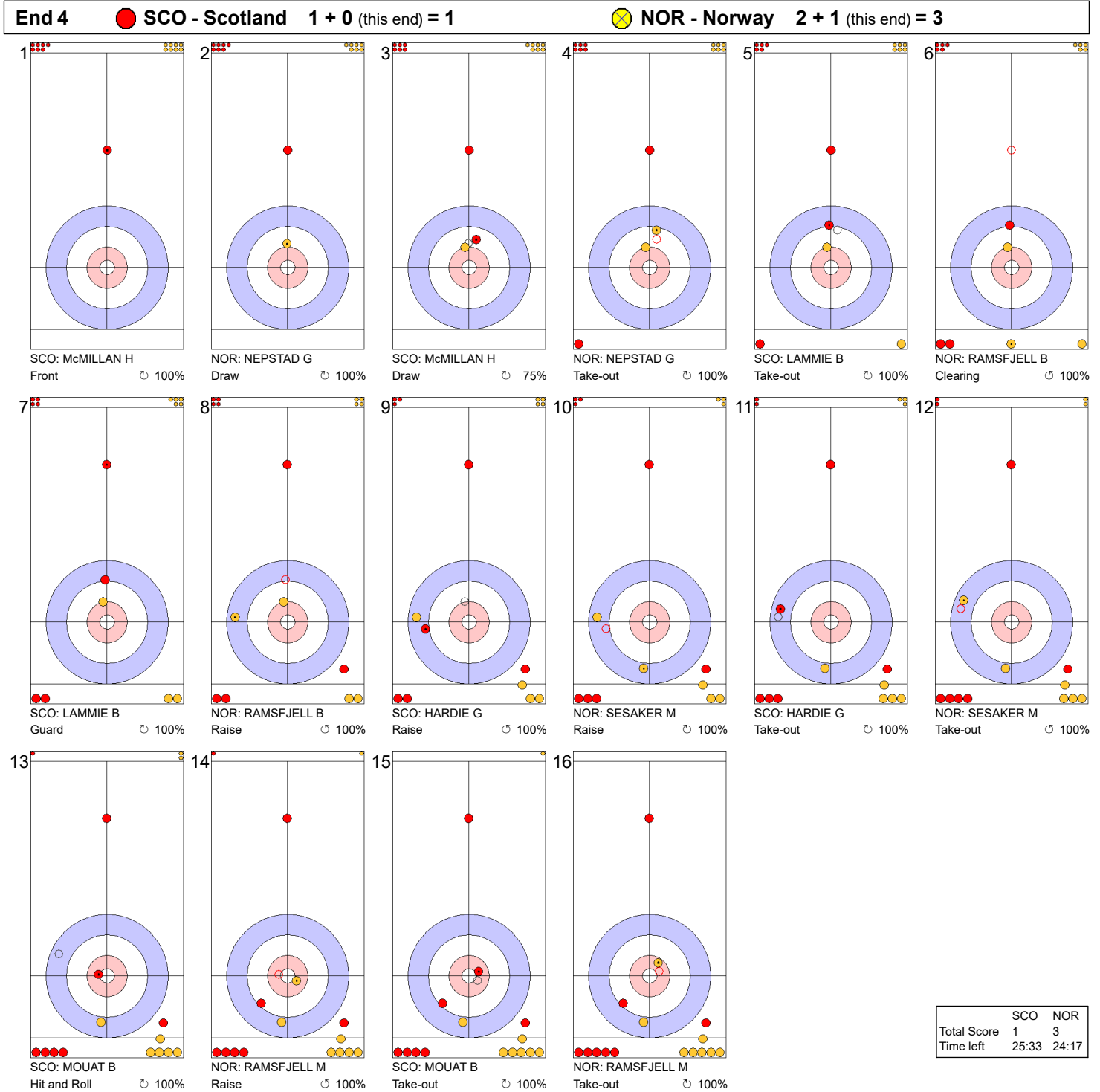


Game - Shot by Shot



Legend:
 ↻ Clockwise ↺ Counter-clockwise - Not considered

Game - Shot by Shot

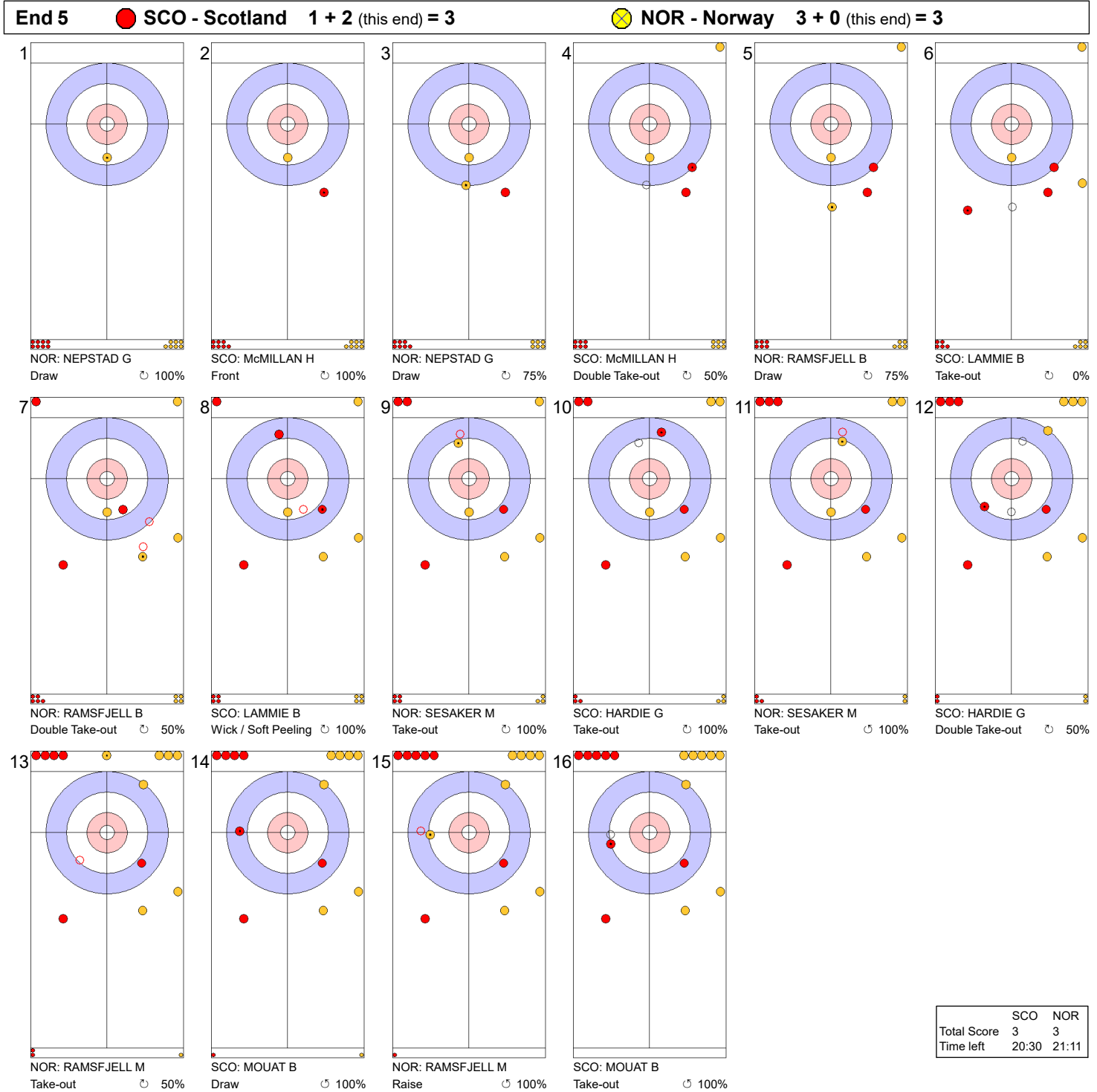


	SCO	NOR
Total Score	1	3
Time left	25:33	24:17

Legend:
 ⌚ Clockwise ⌚ Counter-clockwise - Not considered



Game - Shot by Shot



Legend:
 ↻ Clockwise ↺ Counter-clockwise - Not considered



Game - Shot by Shot

End 6 ● **SCO - Scotland** 3 + 0 (this end) = 3 ● **NOR - Norway** 3 + 1 (this end) = 4

Shot No.	Player	Shot Type	Success Rate
1	SCO: McMILLAN H	Front	100%
2	NOR: NEPSTAD G	Draw	100%
3	SCO: McMILLAN H	Draw	100%
4	NOR: NEPSTAD G	Draw	100%
5	SCO: LAMMIE B	Draw	100%
6	NOR: RAMSFJELL B	Draw	100%
7	SCO: LAMMIE B	Double Take-out	100%
8	NOR: RAMSFJELL B	Take-out	100%
9	SCO: HARDIE G	Hit and Roll	100%
10	NOR: SESAKER M	Raise	100%
11	SCO: HARDIE G	Take-out	100%
12	NOR: SESAKER M	Draw	100%
13	SCO: MOUAT B	Take-out	100%
14	NOR: RAMSFJELL M	Take-out	100%
15	SCO: MOUAT B	Promotion Take-out	100%
16	NOR: RAMSFJELL M	Take-out	100%

SCO	NOR
Total Score	3 4
Time left	14:46 16:35

Legend:
 ⤴ Clockwise ⤵ Counter-clockwise - Not considered

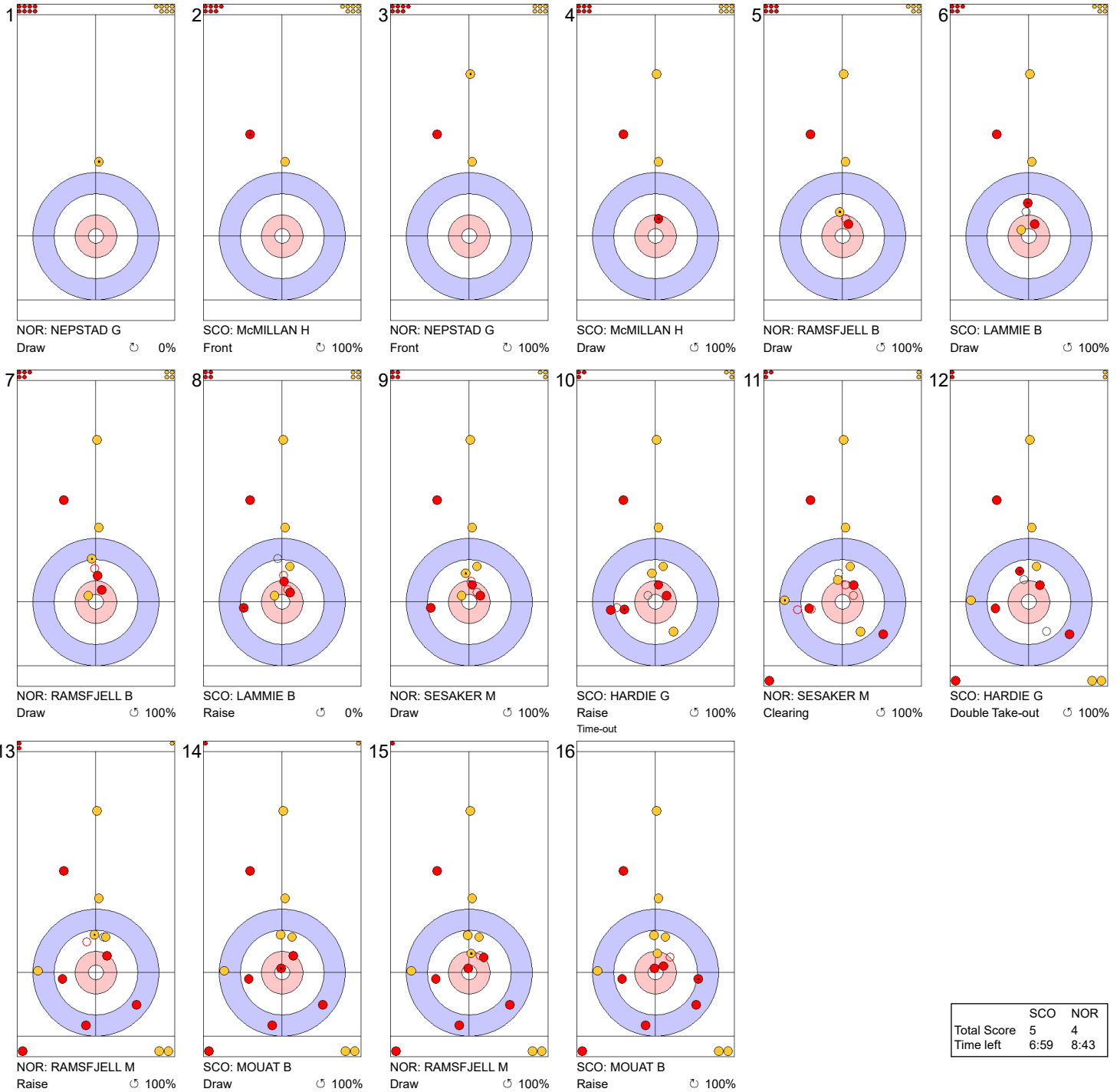
Game - Shot by Shot



Legend:
 ↻ Clockwise ↺ Counter-clockwise - Not considered

Game - Shot by Shot

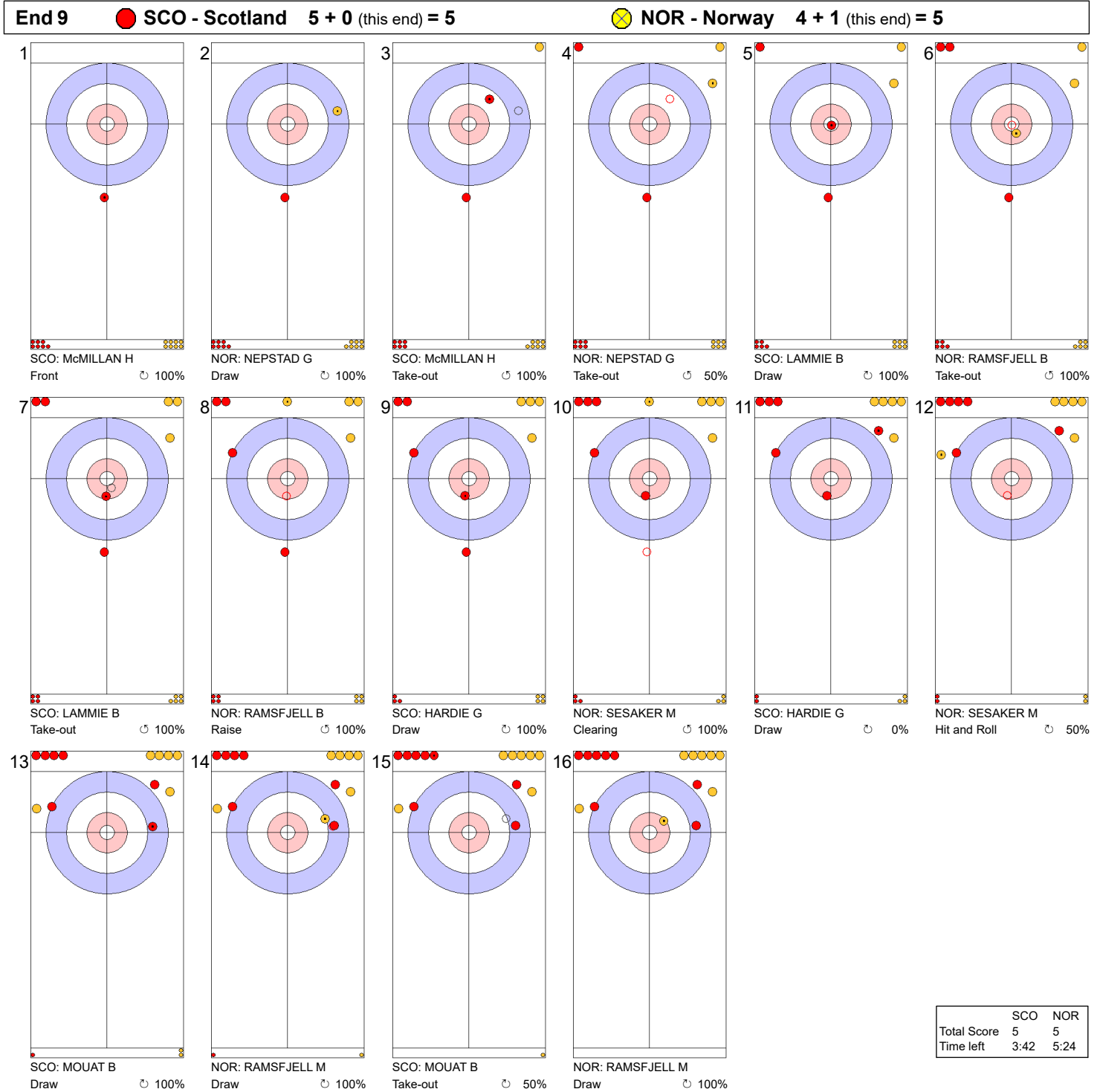
End 8 **SCO - Scotland 3 + 2 (this end) = 5** **NOR - Norway 4 + 0 (this end) = 4**



	SCO	NOR
Total Score	5	4
Time left	6:59	8:43

Legend:
 Clockwise Counter-clockwise - Not considered

Game - Shot by Shot

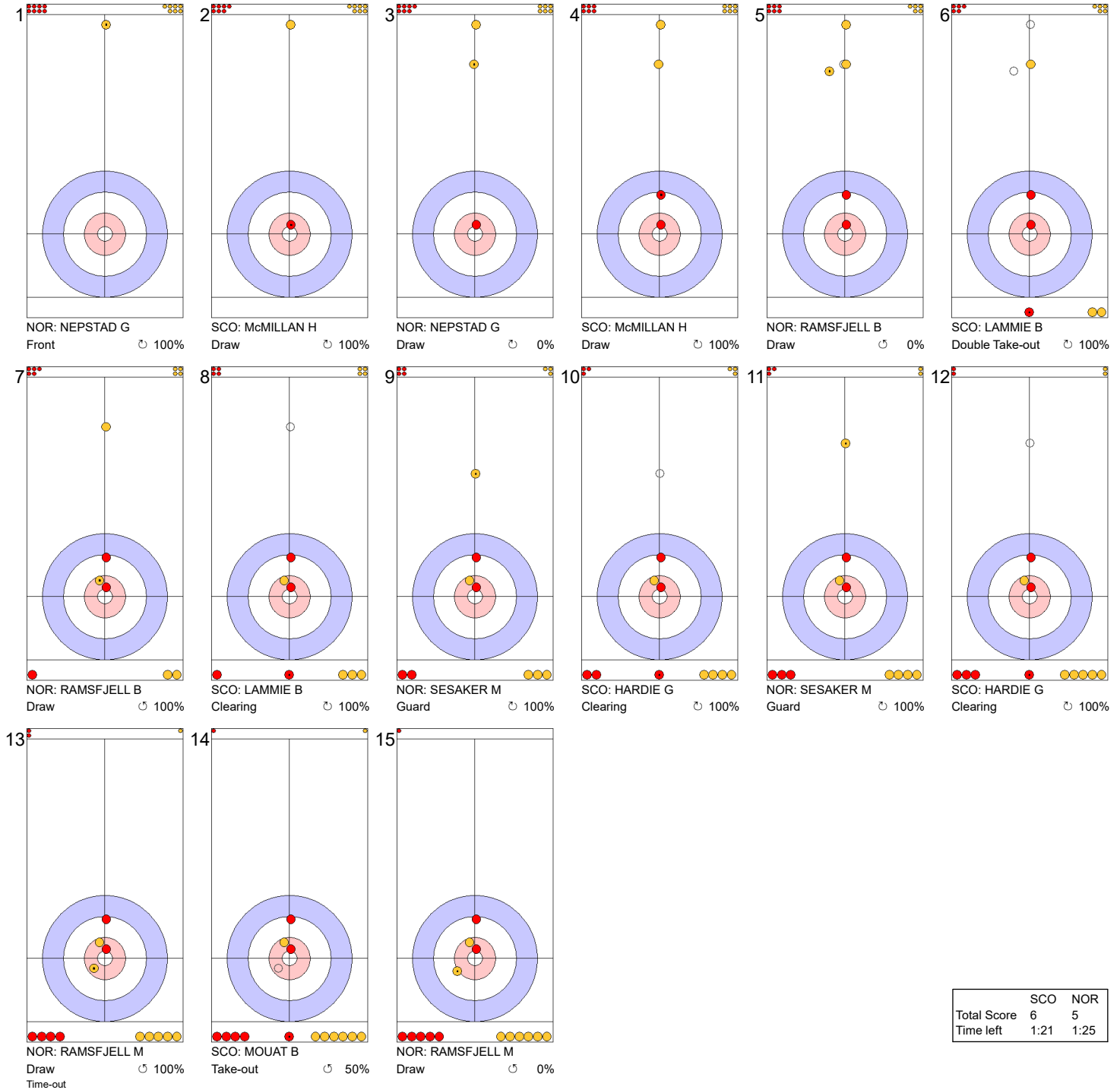


	SCO	NOR
Total Score	5	5
Time left	3:42	5:24

Legend:
 Clockwise
 Counter-clockwise
 - Not considered

Game - Shot by Shot

End 10 ● **SCO - Scotland** 5 + 1 (this end) = 6 ● **NOR - Norway** 5 + 0 (this end) = 5



	SCO	NOR
Total Score	6	5
Time left	1:21	1:25

Legend:
 ↻ Clockwise ↺ Counter-clockwise - Not considered

Game Results

Sheet	Team	LSFE	1	2	3	4	5	6	7	8	9	10	Extra Ends	Total
E	AUT - Austria		0	1	0	0	1	0	X	X	X	X		2
	GER - Germany	*	4	0	3	2	0	1	X	X	X	X		10

AUT - Austria		Shot Success	Game	All
4 S	GENNER Mathias	54%	56%	
3 V	BACKOFEN Jonas	75%	76%	
2	REICHEL Martin	79%	72%	
1	MAVEC Florian	92%	87%	
A	KARG Johann	-	-	
Team Total		75%	73%	

GER - Germany		Shot Success	Game	All
4 S	MUSKATEWITZ Marc	98%	86%	
3 V	KAPP Benjamin	94%	92%	
2	MESSENZEHL Felix	82%	84%	
1	SCHEUERL Johannes	67%	81%	
A	TREVISIOL Mario	-	-	
Team Total		86%	86%	

Last Stone Draw Distance

↻	REICHEL Martin	175.1cm
↺	BACKOFEN Jonas	199.6cm
Total		374.7cm

Last Stone Draw Distance

↻	SCHEUERL Johannes	2.1cm
↺	KAPP Benjamin	11.6cm
Total		13.7cm

Time remaining: 16 minutes 15 seconds

Time remaining: 16 minutes 40 seconds

Shot Success Analysis

AUT - Austria		↻	↺	Game
4 GENNER Mathias	Draws	4 56%	6 46%	10 50%
	Take-outs	1 100%	1 50%	2 75%
	Total	5 65%	7 46%	12 54%
3 BACKOFEN Jonas	Draws	2 88%	10 73%	12 75%
	Take-outs	0 -	0 -	0 -
	Total	2 88%	10 73%	12 75%
2 REICHEL Martin	Draws	3 92%	6 71%	9 78%
	Take-outs	2 75%	1 100%	3 83%
	Total	5 85%	7 75%	12 79%
1 MAVEC Florian	Draws	10 90%	2 100%	12 92%
	Take-outs	0 -	0 -	0 -
	Total	10 90%	2 100%	12 92%
A KARG Johann	Draws	0 -	0 -	0 -
	Take-outs	0 -	0 -	0 -
	Total	0 -	0 -	0 -
Team	Draws	19 83%	24 68%	43 74%
	Take-outs	3 83%	2 75%	5 80%
	Total	22 83%	26 68%	48 75%

GER - Germany		↻	↺	Game
4 MUSKATEWITZ Marc	Draws	0 -	4 94%	4 94%
	Take-outs	5 100%	3 100%	8 100%
	Total	5 100%	7 96%	12 98%
3 KAPP Benjamin	Draws	2 75%	1 100%	3 83%
	Take-outs	2 100%	7 96%	9 97%
	Total	4 88%	8 97%	12 94%
2 MESSENZEHL Felix	Draws	1 100%	3 92%	4 94%
	Take-outs	4 69%	3 83%	7 75%
	Total	5 75%	6 88%	11 82%
1 SCHEUERL Johannes	Draws	6 50%	1 100%	7 57%
	Take-outs	2 100%	0 -	2 100%
	Total	8 63%	1 100%	9 67%
A TREVISIOL Mario	Draws	0 -	0 -	0 -
	Take-outs	0 -	0 -	0 -
	Total	0 -	0 -	0 -
Team	Draws	9 61%	9 94%	18 78%
	Take-outs	13 90%	13 94%	26 92%
	Total	22 78%	22 94%	44 86%

Note:
Position and function for each team member:
4 = Fourth, 3 = Third, 2 = Second, 1 = Lead, A = Alternate, S = Skip, V = Vice-Skip

Legend:
↻ Clockwise ↺ Counter-clockwise LSFE(*) Last Stone First End
X Unplayed/unfinished end due to concession

Game - Shot by Shot

End 1 ● **AUT - Austria** 0 + 0 (this end) = 0 ● **GER - Germany** 0 + 4 (this end) = 4

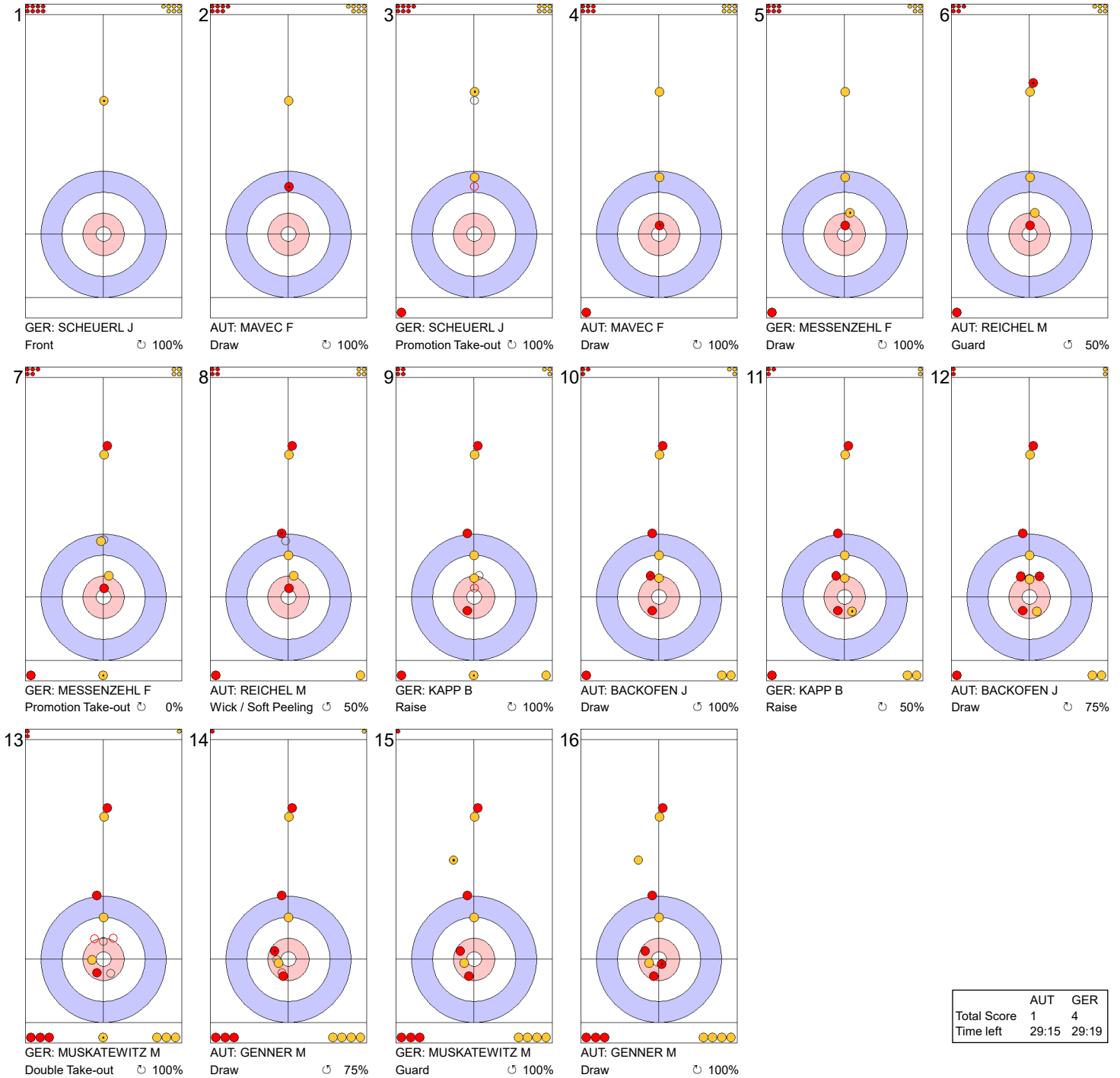


	AUT	GER
Total Score	0	4
Time left	33:24	33:44

Legend:
 ↻ Clockwise ↺ Counter-clockwise - Not considered

Game - Shot by Shot

End 2 ● **AUT - Austria** 0 + 1 (this end) = 1 ● **GER - Germany** 4 + 0 (this end) = 4

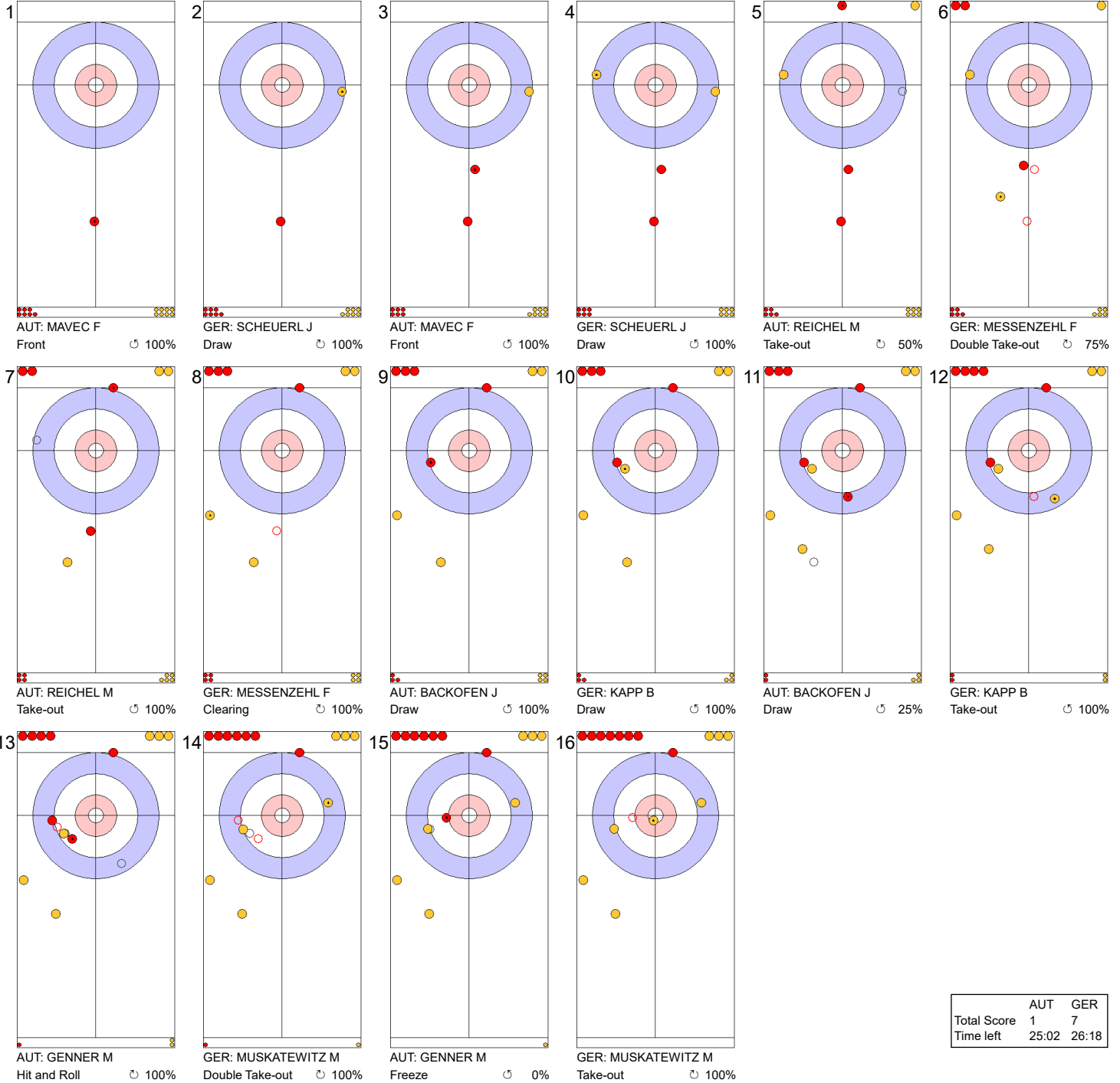


	AUT	GER
Total Score	1	4
Time left	29:15	29:19

Legend:
 ↻ Clockwise ↺ Counter-clockwise - Not considered

Game - Shot by Shot

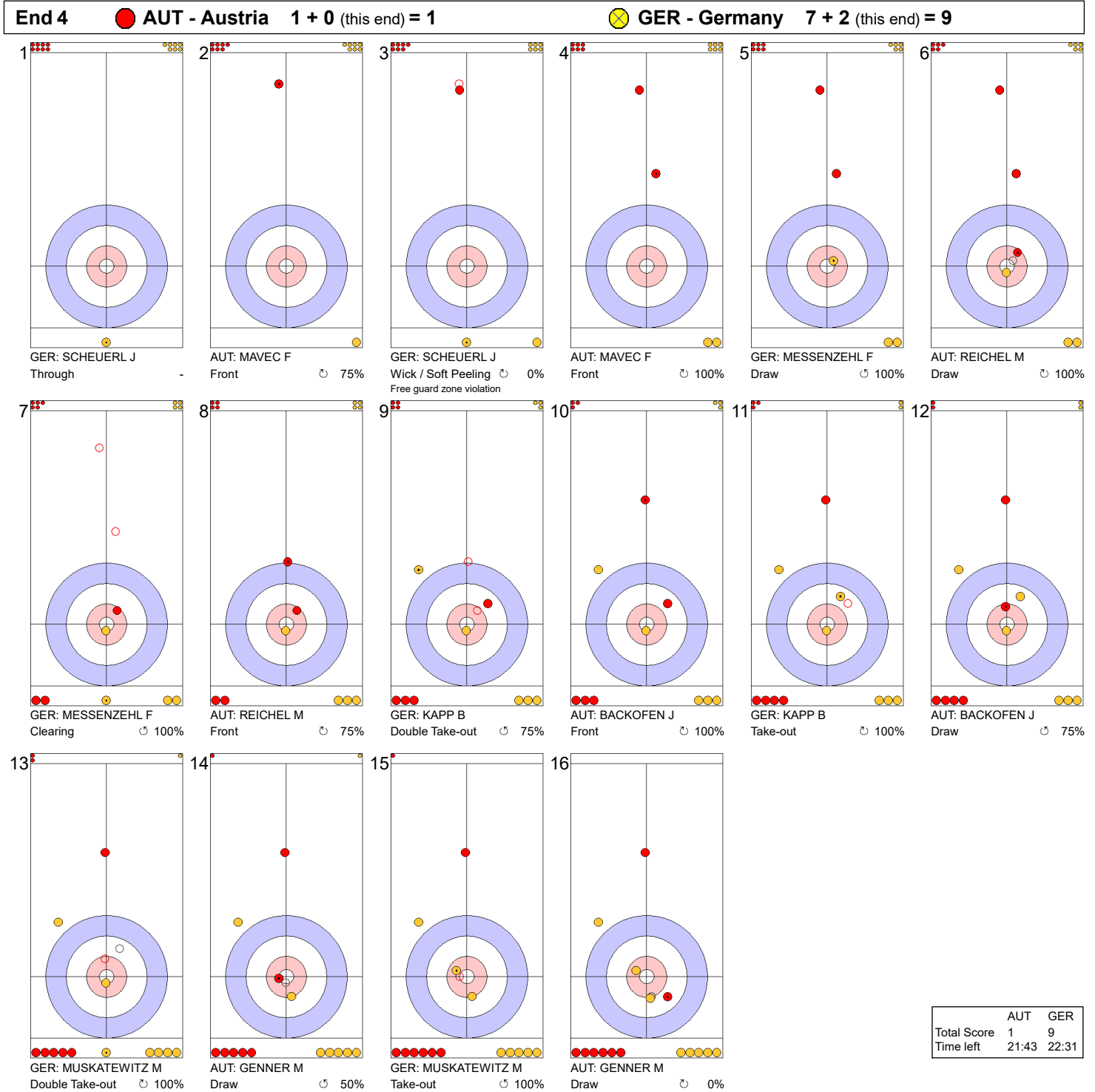
End 3 ● **AUT - Austria** 1 + 0 (this end) = 1 ● **GER - Germany** 4 + 3 (this end) = 7



	AUT	GER
Total Score	1	7
Time left	25:02	26:18

Legend:
 ↻ Clockwise ↺ Counter-clockwise - Not considered

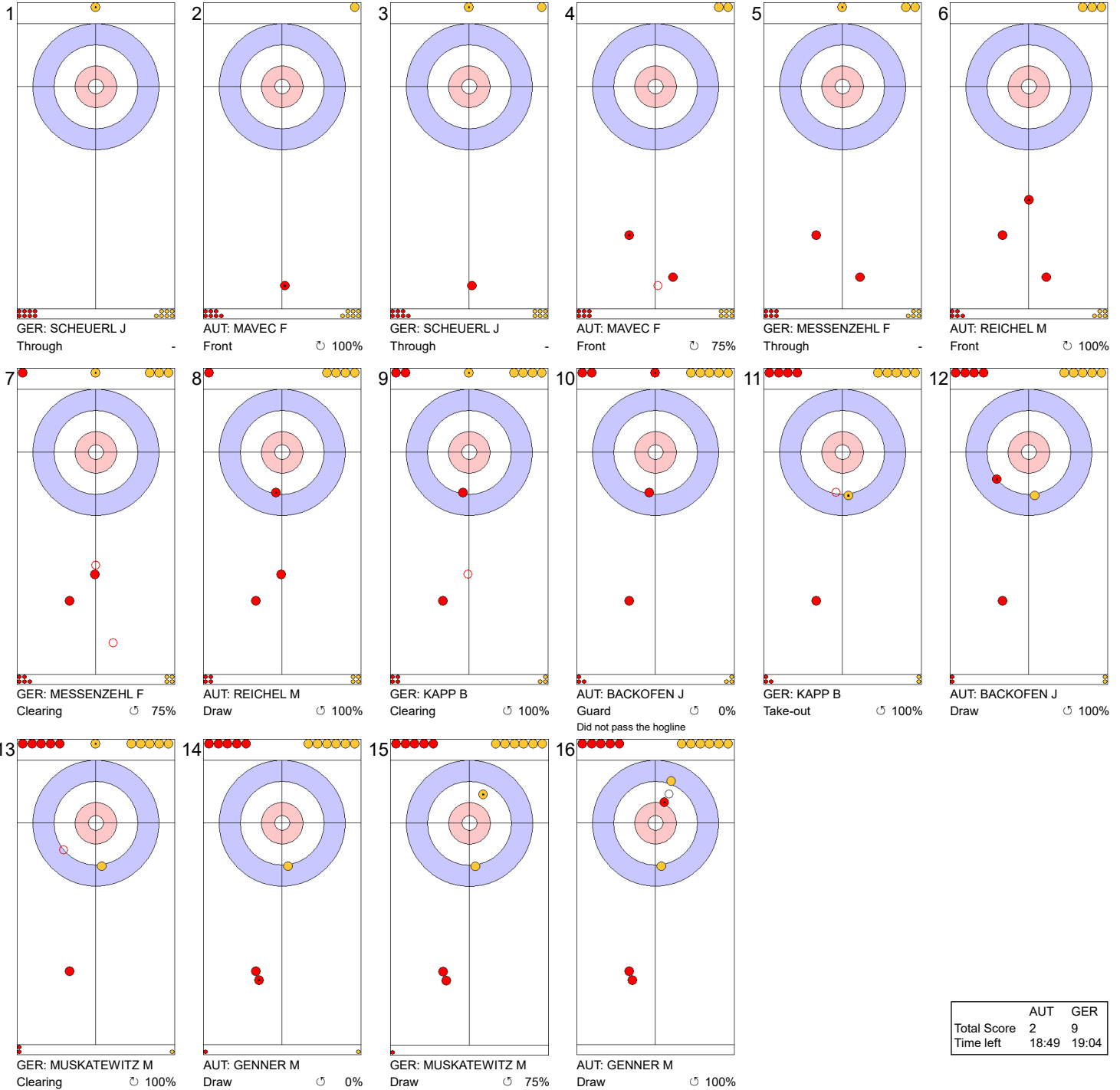
Game - Shot by Shot



Legend:
 ↻ Clockwise ↺ Counter-clockwise - Not considered

Game - Shot by Shot

End 5 ● **AUT - Austria** 1 + 1 (this end) = 2 ● **GER - Germany** 9 + 0 (this end) = 9

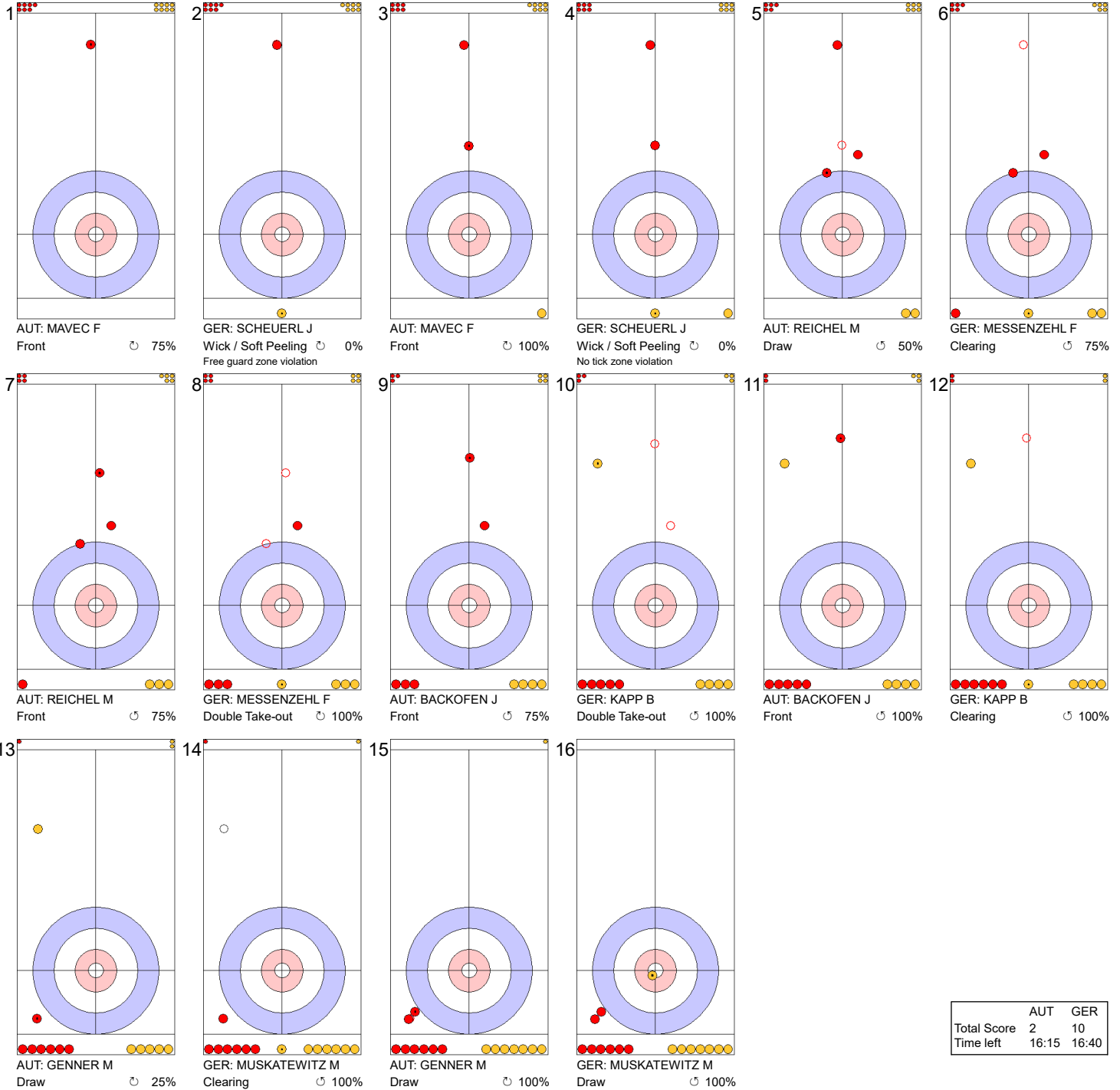


	AUT	GER
Total Score	2	9
Time left	18:49	19:04

Legend:
 ↻ Clockwise ↺ Counter-clockwise - Not considered

Game - Shot by Shot

End 6 ● **AUT - Austria** 2 + 0 (this end) = 2 ● **GER - Germany** 9 + 1 (this end) = 10



	AUT	GER
Total Score	2	10
Time left	16:15	16:40

Legend:
 Clockwise Counter-clockwise - Not considered

Session Results and Standings

Sheet	Team	LSD/LSFE	1	2	3	4	5	6	7	8	9	10	Extra Ends	Total
A	ENG - England	81.4cm	0	1	0	0	1	0	0	1	X	X		3
	ITA - Italy	34.7cm *	2	0	1	2	0	1	2	0	X	X		8
B	AUT - Austria	244.3cm	0	0	0	0	0	1	0	X	X	X		1
	SUI - Switzerland	13.8cm *	0	2	1	1	0	0	3	X	X	X		7
C	GER - Germany	50.6cm	0	1	0	1	0	0	2	0	0	0		4
	NOR - Norway	20.9cm *	1	0	0	0	2	0	0	1	2	2		8
D	SWE - Sweden	58.9cm *	0	0	2	0	3	1	0	0	3	X		9
	CZE - Czechia	153.4cm	1	1	0	1	0	0	0	3	0	X		6
E	NED - Netherlands	120.1cm	1	0	1	0	0	0	3	0	1	X		6
	SCO - Scotland	48.7cm *	0	2	0	2	1	1	0	2	0	X		8

Current Standings

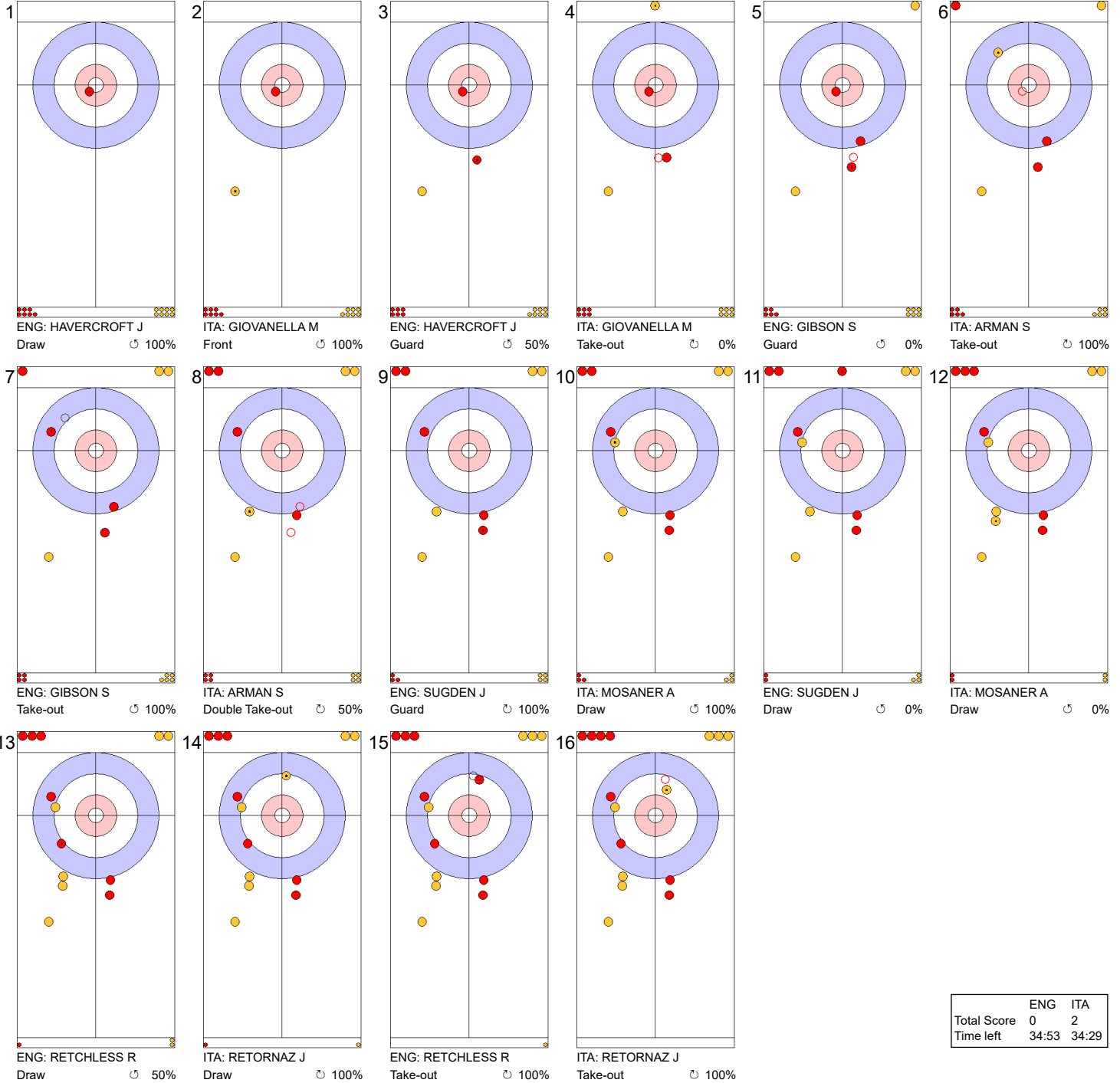
Rank	Team	Games	Wins	Losses
1	ITA - Italy	1	1	0
1	NOR - Norway	1	1	0
1	SCO - Scotland	1	1	0
1	SUI - Switzerland	1	1	0
1	SWE - Sweden	1	1	0
6	AUT - Austria	1	0	1
6	CZE - Czechia	1	0	1
6	ENG - England	1	0	1
6	GER - Germany	1	0	1
6	NED - Netherlands	1	0	1

Note:
Under World Curling rules, tie-breaking rules for standings are not applied until after the last game of the round robin.

Legend:
LSD Last Stone Draw **LSFE(*)** Last Stone First End **X** Unplayed/unfinished end due to concession

Game - Shot by Shot

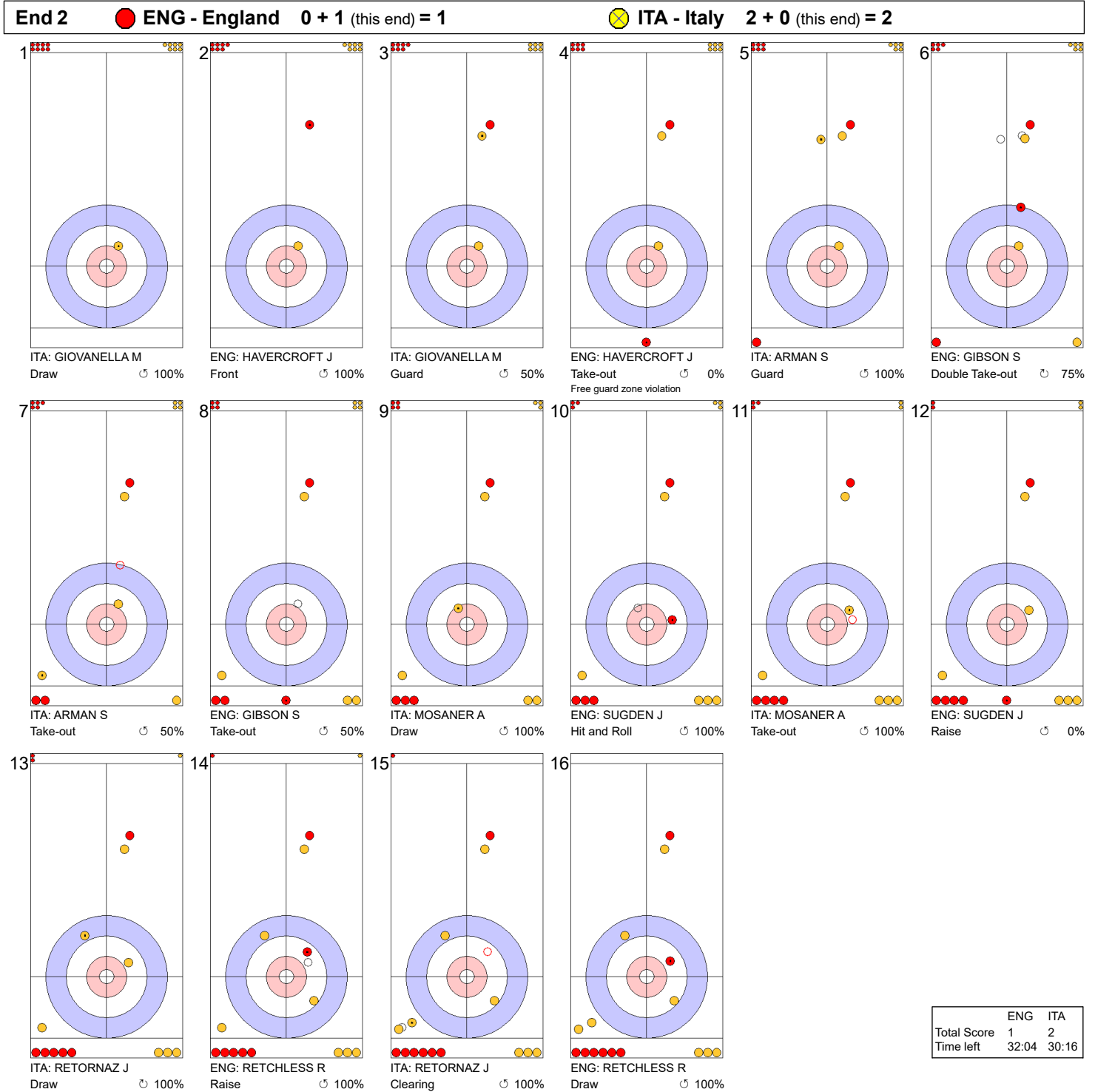
End 1 ● **ENG - England** 0 + 0 (this end) = 0 ● **ITA - Italy** 0 + 2 (this end) = 2



	ENG	ITA
Total Score	0	2
Time left	34:53	34:29

Legend:
 ↻ Clockwise ↺ Counter-clockwise - Not considered

Game - Shot by Shot

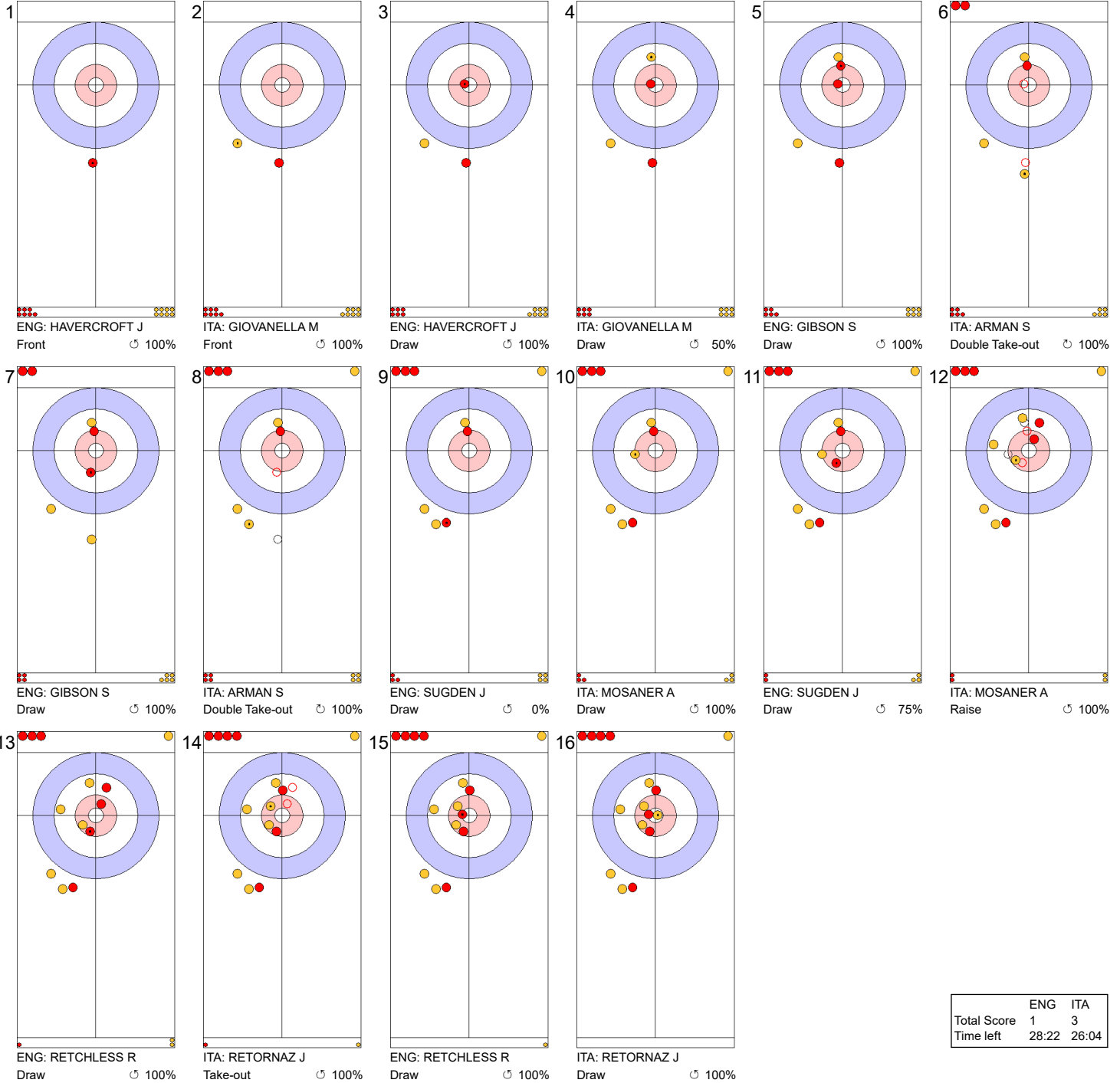


	ENG	ITA
Total Score	1	2
Time left	32:04	30:16

Legend:
 ⌚ Clockwise ⌚ Counter-clockwise - Not considered

Game - Shot by Shot

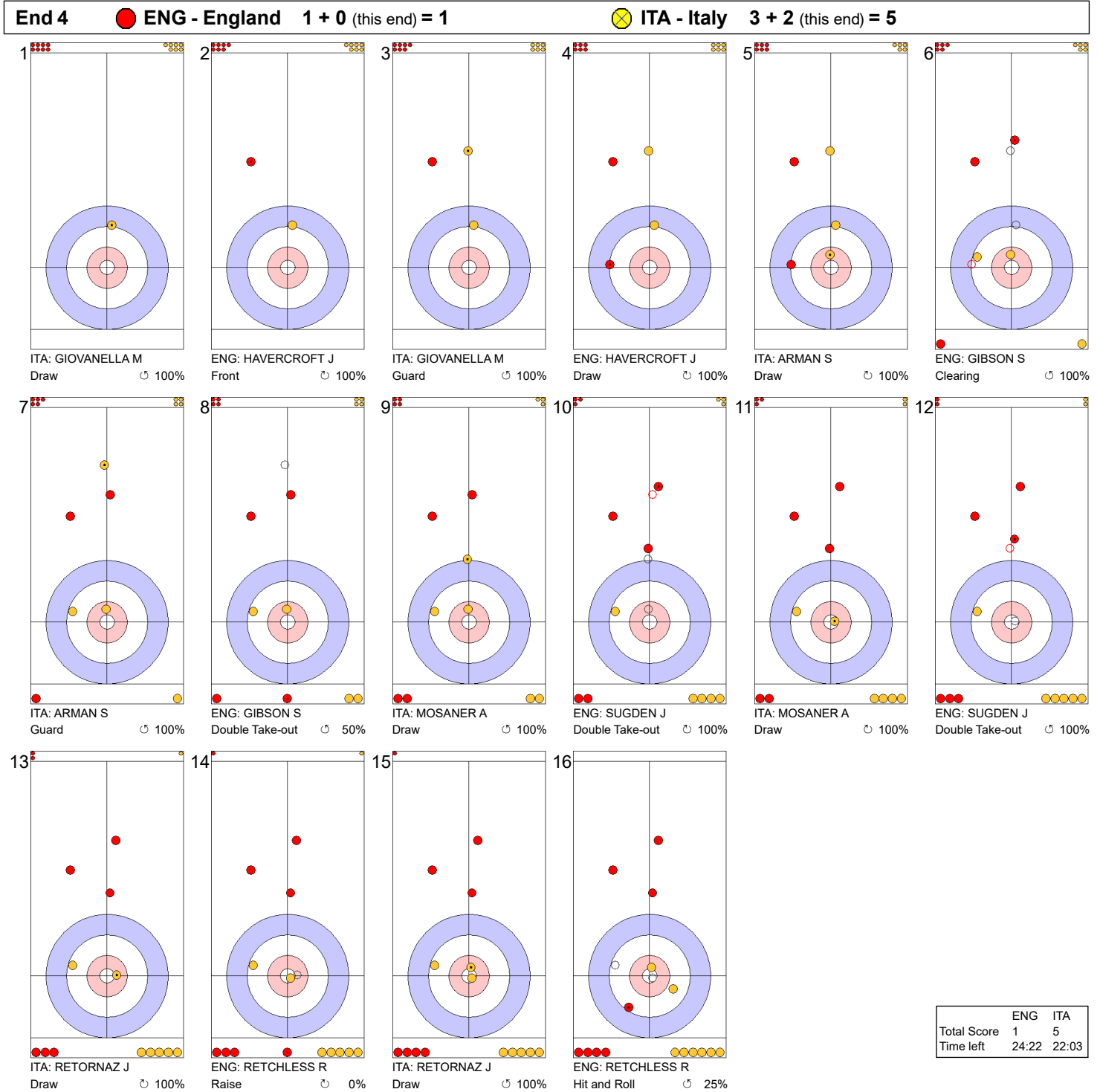
End 3 ● **ENG - England** 1 + 0 (this end) = 1 ● **ITA - Italy** 2 + 1 (this end) = 3



	ENG	ITA
Total Score	1	3
Time left	28:22	26:04

Legend:
 ↻ Clockwise ↺ Counter-clockwise - Not considered

Game - Shot by Shot



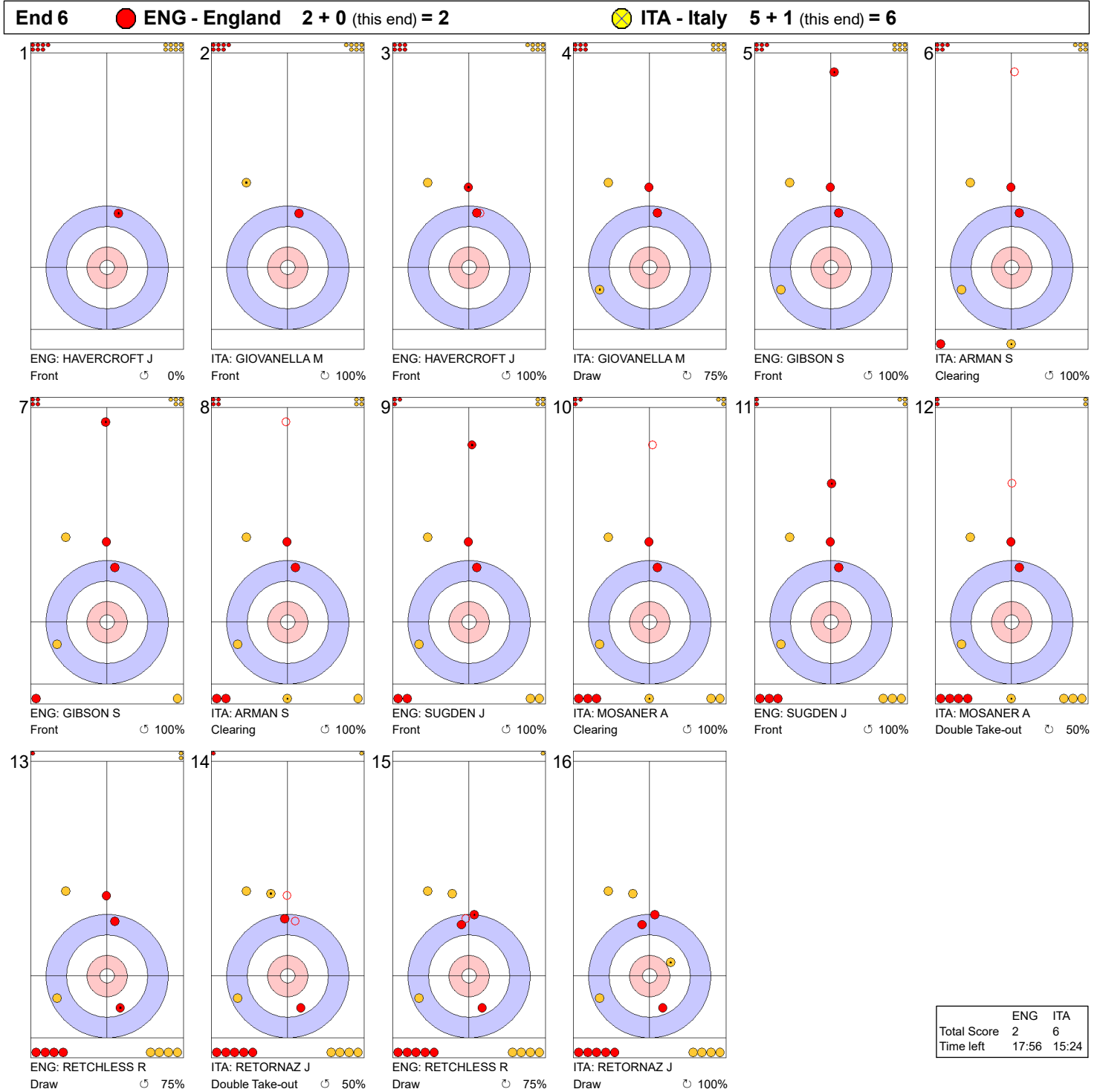
Legend:
 ↻ Clockwise ↺ Counter-clockwise - Not considered

Game - Shot by Shot



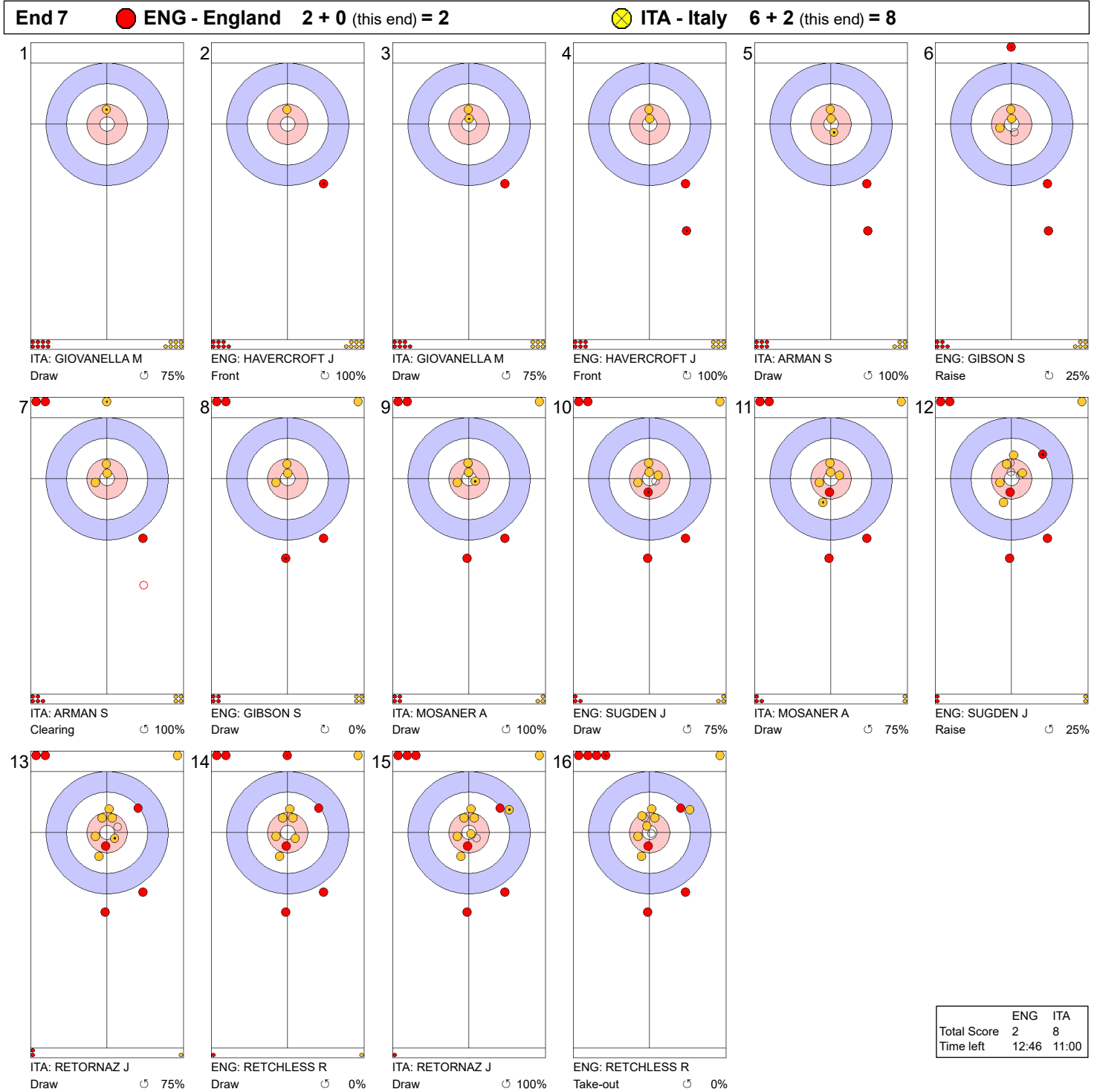
Legend:
 ↻ Clockwise ↺ Counter-clockwise - Not considered

Game - Shot by Shot



Legend:
 ⌚ Clockwise ⌚ Counter-clockwise - Not considered

Game - Shot by Shot



	ENG	ITA
Total Score	2	8
Time left	12:46	11:00

Legend:
 Clockwise
 Counter-clockwise
 - Not considered

Game - Shot by Shot



	ENG	ITA
Total Score	3	8
Time left	8:59	8:25

Legend:
 ⌚ Clockwise ⌚ Counter-clockwise - Not considered



Game Results

Sheet	Team	LSFE	1	2	3	4	5	6	7	8	9	10	Extra Ends	Total
B	AUT - Austria		0	0	0	0	0	1	0	X	X	X		1
	SUI - Switzerland	*	0	2	1	1	0	0	3	X	X	X		7

AUT - Austria		Shot Success	Game	All
4 S	GENNER Mathias	58%	58%	
3 V	BACKOFEN Jonas	77%	77%	
2	REICHEL Martin	66%	66%	
1	MAVEC Florian	82%	82%	
A	KARG Johann	-	-	
Team Total		71%	71%	

SUI - Switzerland		Shot Success	Game	All
4 V	SCHWARZ-VAN BERKEL Benoit	91%	91%	
3 S	SCHWALLER Yannick	100%	100%	
2	MICHEL Sven	86%	86%	
1	LCHAT-COUCHEPIN Pablo	96%	96%	
A	WINKELHAUSEN Tom	-	-	
Team Total		93%	93%	

Last Stone Draw Distance

↻	MAVEC Florian	199.6cm
↺	GENNER Mathias	44.7cm
Total		244.3cm

Last Stone Draw Distance

↻	LCHAT-COUCHEPIN Pablo	4.5cm
↺	SCHWARZ-VAN BERKEL Benoit	9.3cm
Total		13.8cm

Time remaining: 14 minutes 35 seconds

Time remaining: 14 minutes 2 seconds

Shot Success Analysis

AUT - Austria		↻	↺	Game
4	GENNER Mathias	Draws 4 50%	0 -	4 50%
		Take-outs 6 67%	3 50%	9 61%
		Total 10 60%	3 50%	13 58%
3	BACKOFEN Jonas	Draws 4 69%	3 67%	7 68%
		Take-outs 1 100%	6 83%	7 86%
		Total 5 75%	9 78%	14 77%
2	REICHEL Martin	Draws 4 88%	3 83%	7 86%
		Take-outs 2 63%	5 40%	7 46%
		Total 6 79%	8 56%	14 66%
1	MAVEC Florian	Draws 12 79%	1 100%	13 81%
		Take-outs 0 -	1 100%	1 100%
		Total 12 79%	2 100%	14 82%
A	KARG Johann	Draws 0 -	0 -	0 -
		Take-outs 0 -	0 -	0 -
		Total 0 -	0 -	0 -
Team		Draws 24 74%	7 79%	31 75%
		Take-outs 9 69%	15 63%	24 66%
		Total 33 73%	22 68%	55 71%

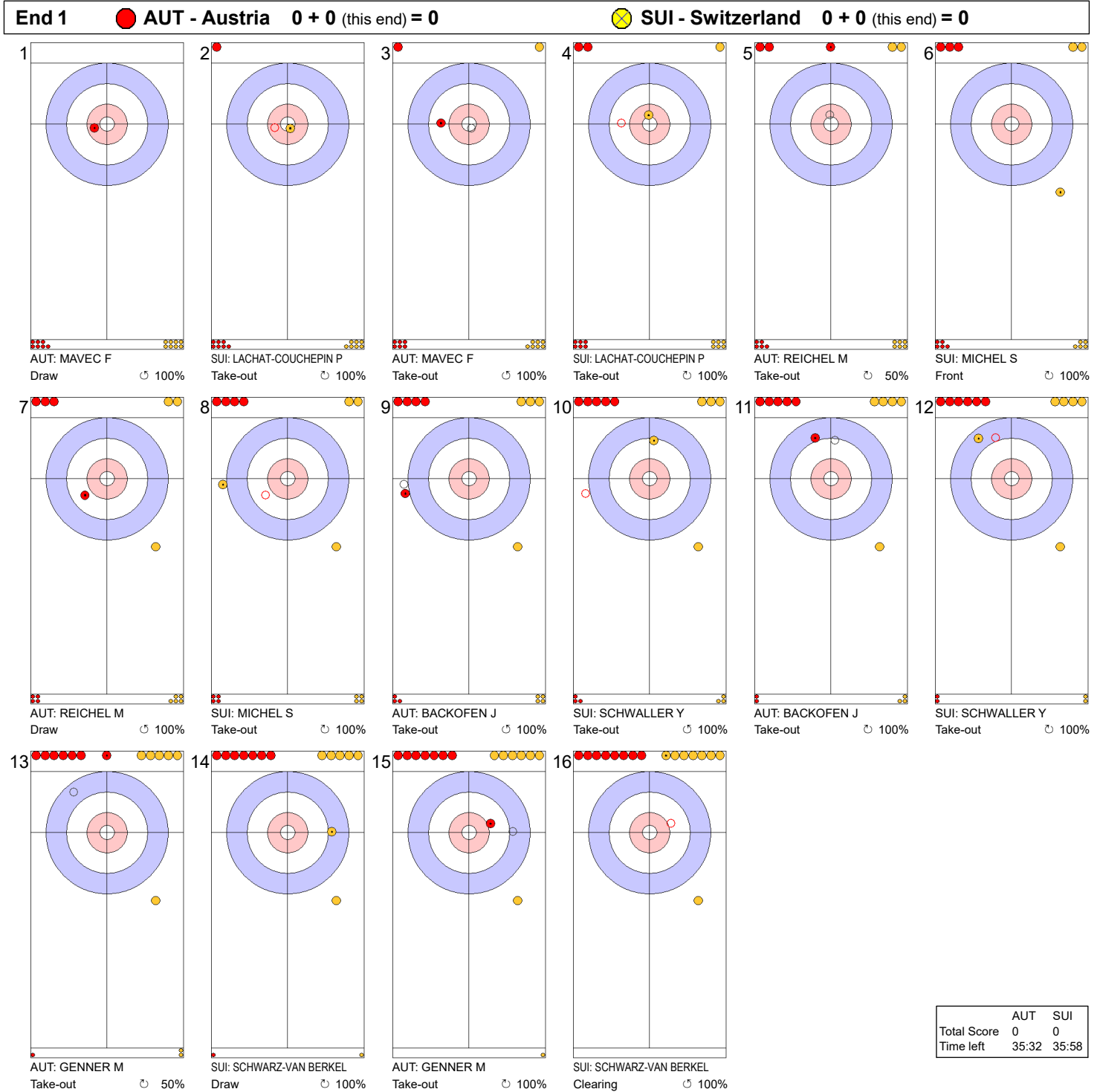
SUI - Switzerland		↻	↺	Game
4	SCHWARZ-VAN BERKEL Benoit	Draws 4 81%	1 100%	5 85%
		Take-outs 1 100%	8 94%	9 94%
		Total 5 85%	9 94%	14 91%
3	SCHWALLER Yannick	Draws 0 -	1 100%	1 100%
		Take-outs 4 100%	9 100%	13 100%
		Total 4 100%	10 100%	14 100%
2	MICHEL Sven	Draws 3 58%	3 83%	6 71%
		Take-outs 5 95%	3 100%	8 97%
		Total 8 81%	6 92%	14 86%
1	LCHAT-COUCHEPIN Pablo	Draws 3 100%	7 96%	10 98%
		Take-outs 2 100%	2 88%	4 94%
		Total 5 100%	9 94%	14 96%
A	WINKELHAUSEN Tom	Draws 0 -	0 -	0 -
		Take-outs 0 -	0 -	0 -
		Total 0 -	0 -	0 -
Team		Draws 10 80%	12 94%	22 88%
		Take-outs 12 98%	22 97%	34 97%
		Total 22 90%	34 96%	56 93%

Note:
Position and function for each team member:
4 = Fourth, 3 = Third, 2 = Second, 1 = Lead, A = Alternate, S = Skip, V = Vice-Skip

Legend:
↻ Clockwise ↺ Counter-clockwise LSFE(*) Last Stone First End
X Unplayed/unfinished end due to concession



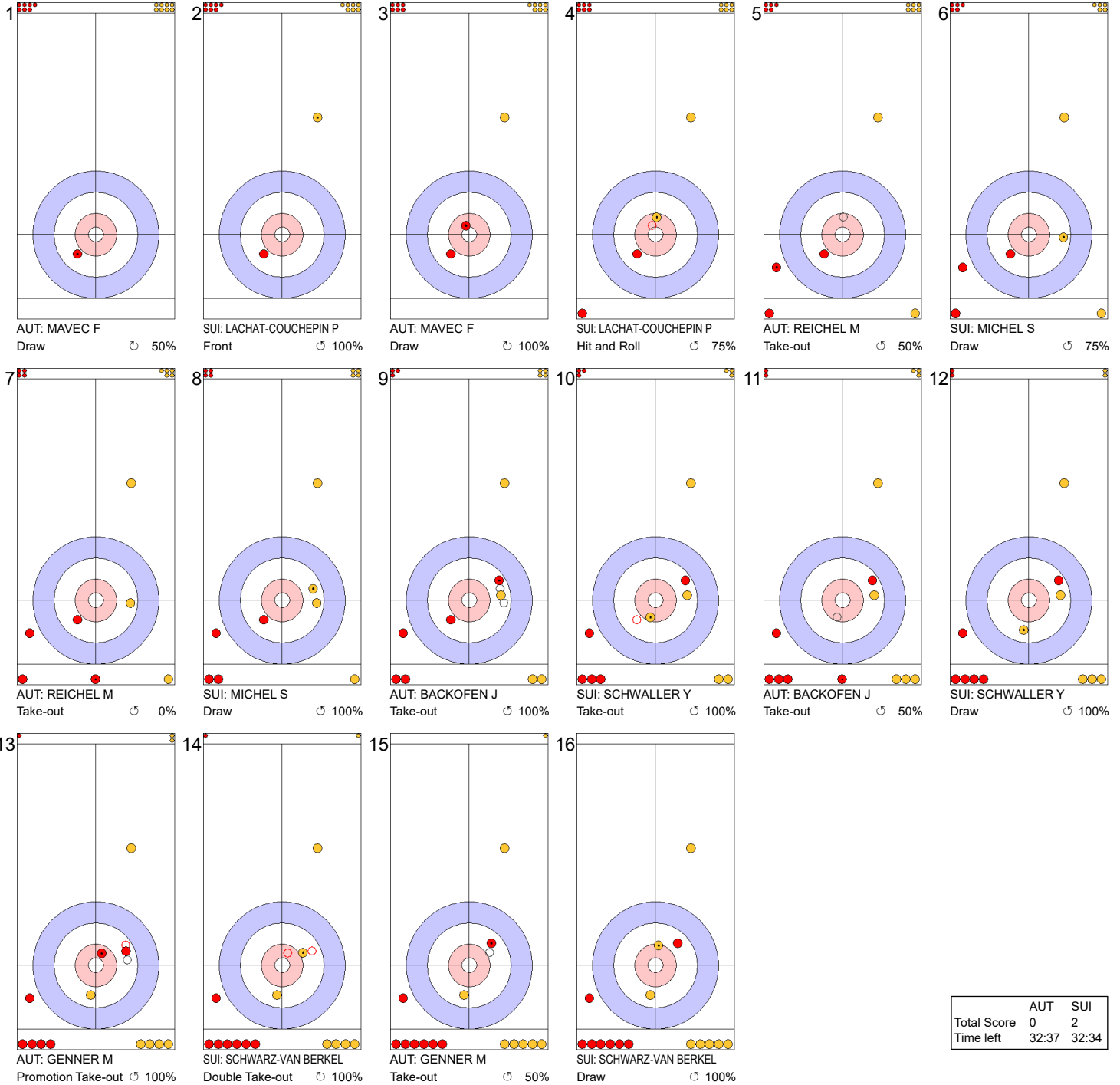
Game - Shot by Shot



Legend:
 ↻ Clockwise ↺ Counter-clockwise - Not considered

Game - Shot by Shot

End 2 **AUT - Austria 0 + 0 (this end) = 0** **SUI - Switzerland 0 + 2 (this end) = 2**



	AUT	SUI
Total Score	0	2
Time left	32:37	32:34

Legend:
 Clockwise Counter-clockwise - Not considered

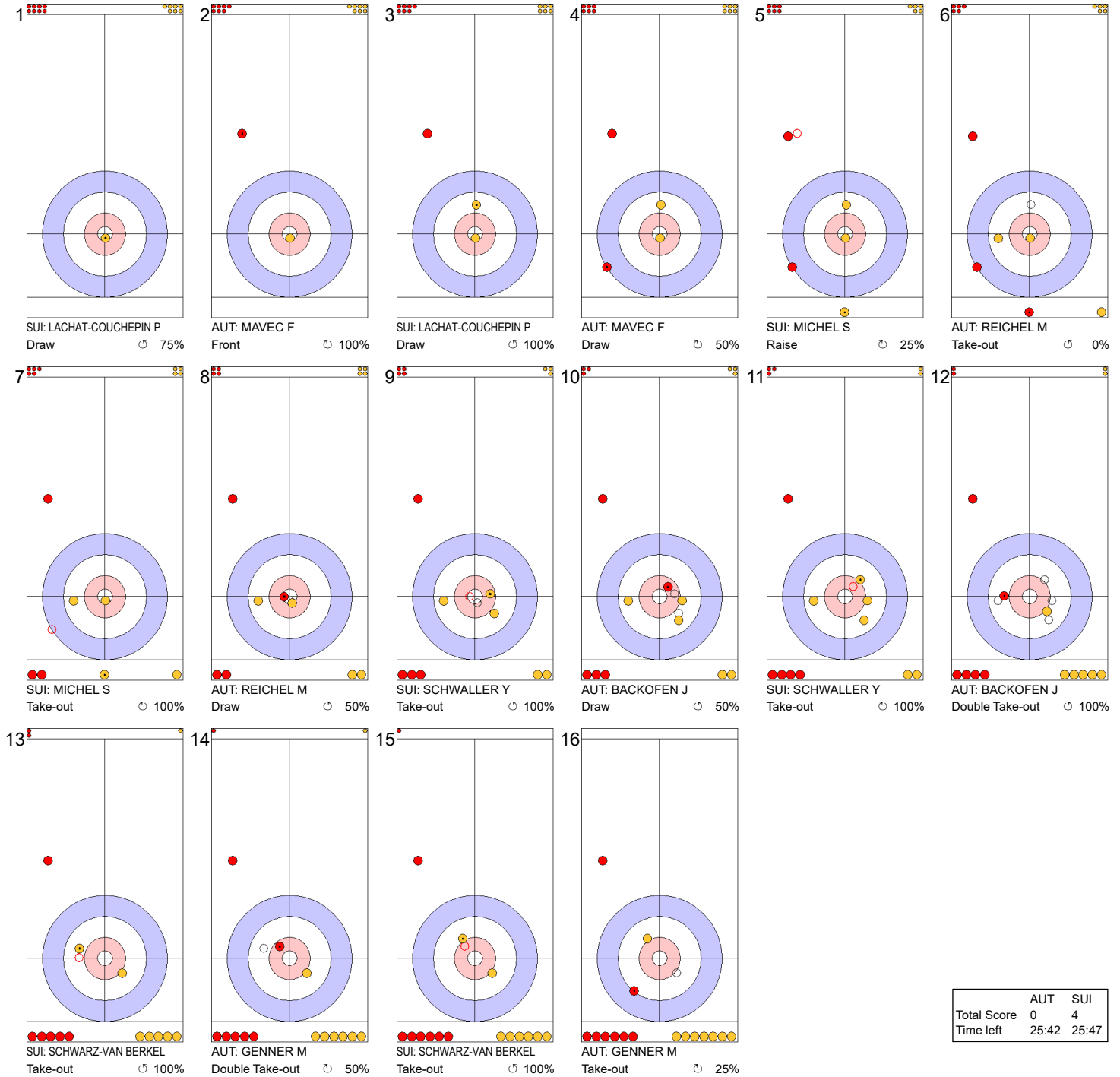
Game - Shot by Shot



Legend:
 ↻ Clockwise ↺ Counter-clockwise - Not considered

Game - Shot by Shot

End 4 ● **AUT - Austria** 0 + 0 (this end) = 0 ● **SUI - Switzerland** 3 + 1 (this end) = 4

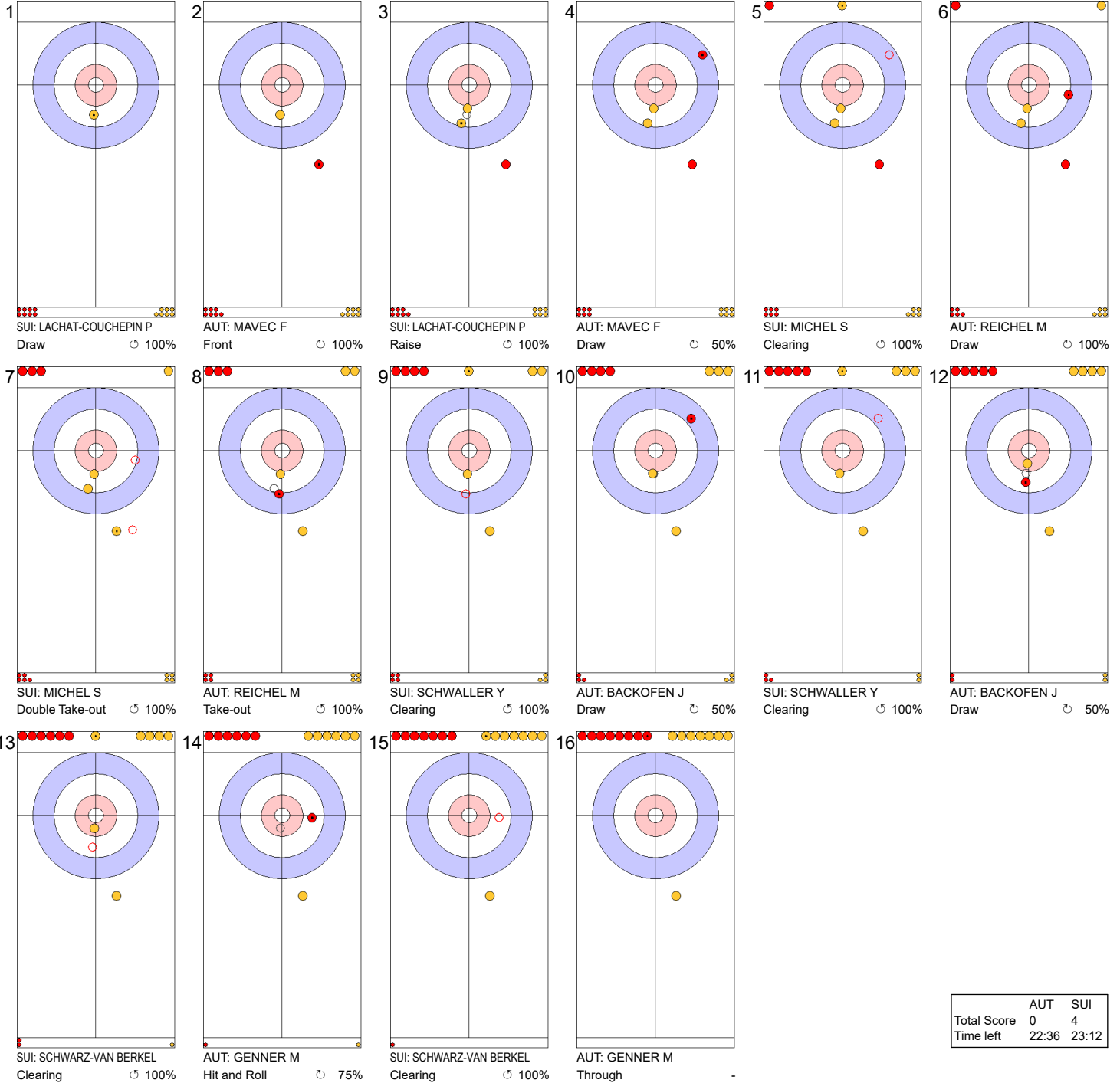


	AUT	SUI
Total Score	0	4
Time left	25:42	25:47

Legend:
 ↻ Clockwise ↺ Counter-clockwise - Not considered

Game - Shot by Shot

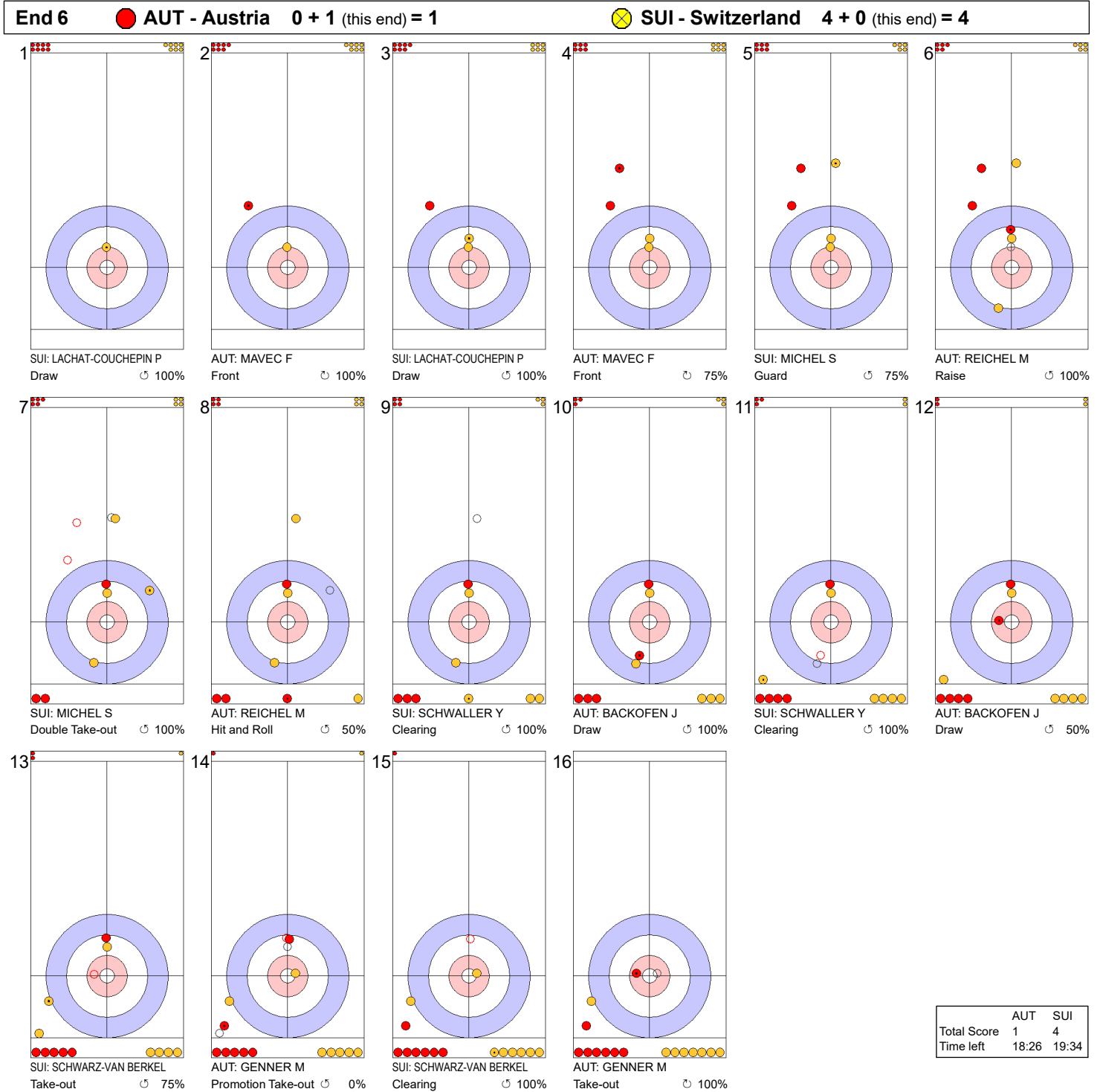
End 5 ● **AUT - Austria** 0 + 0 (this end) = 0 ● **SUI - Switzerland** 4 + 0 (this end) = 4



	AUT	SUI
Total Score	0	4
Time left	22:36	23:12

Legend:
 ↻ Clockwise ↺ Counter-clockwise - Not considered

Game - Shot by Shot



Legend:
 ↻ Clockwise ↺ Counter-clockwise - Not considered

Game - Shot by Shot

End 7 ● **AUT - Austria 1 + 0 (this end) = 1** ● **SUI - Switzerland 4 + 3 (this end) = 7**



	AUT	SUI
Total Score	1	7
Time left	14:35	14:02

Legend:
 ↻ Clockwise ↺ Counter-clockwise - Not considered



SAT 16 NOV 2024
Start Time 14:30

Round Robin Session 1 - Sheet C

Game Results

Sheet	Team	LSFE	1	2	3	4	5	6	7	8	9	10	Extra Ends	Total
C	GER - Germany		0	1	0	1	0	0	2	0	0	0		4
	NOR - Norway	*	1	0	0	0	2	0	0	1	2	2		8

GER - Germany		Shot Success	Game	All
4 S	MUSKATEWITZ Marc	79%	79%	
3 V	KAPP Benjamin	91%	91%	
2	MESSENZEHL Felix	85%	85%	
1	SCHEUERL Johannes	88%	88%	
A	TREVISIOL Mario	-	-	
Team Total		86%	86%	

NOR - Norway		Shot Success	Game	All
4 S	RAMSFJELL Magnus	88%	88%	
3	SESAKER Martin	80%	80%	
2	RAMSFJELL Bendik	84%	84%	
1 V	NEPSTAD Gaute	90%	90%	
A	NAESS Wilhelm	-	-	
Team Total		85%	85%	

Last Stone Draw Distance

↻	MESSENZEHL Felix	18.9cm
↻	MUSKATEWITZ Marc	31.7cm
Total		50.6cm

Last Stone Draw Distance

↻	RAMSFJELL Magnus	14.3cm
↻	RAMSFJELL Bendik	6.6cm
Total		20.9cm

Time remaining: 1 minute 26 seconds

Time remaining: 3 minutes 55 seconds

Time-out: End 9 - GER stone 5

Time-out: End 9 - NOR stone 4

Shot Success Analysis

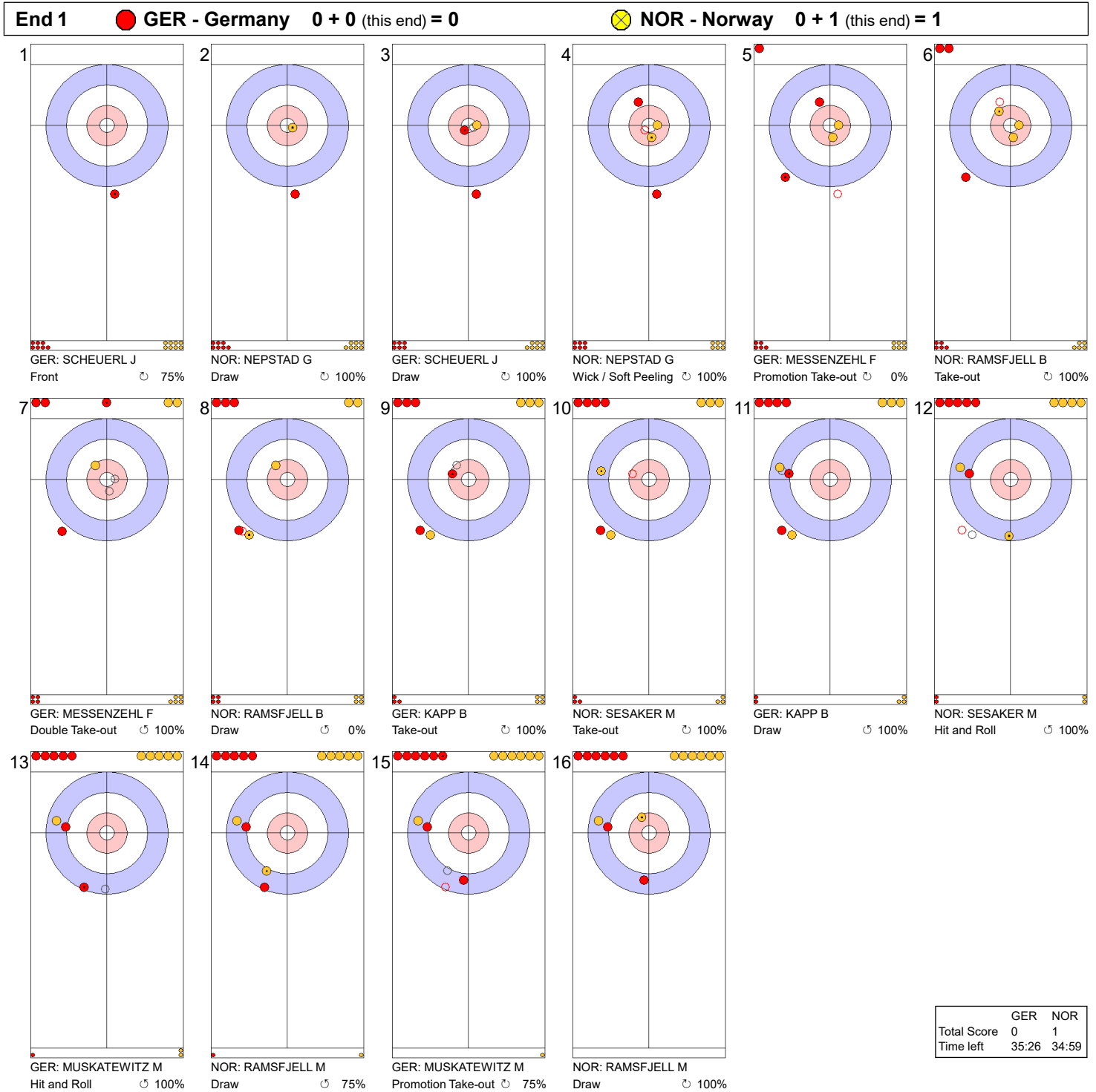
GER - Germany		↻	↻	Game
4	MUSKATEWITZ Marc	Draws	4 75%	4 75% 8 75%
		Take-outs	6 79%	6 83% 12 81%
		Total	10 78%	10 80% 20 79%
3	KAPP Benjamin	Draws	2 75%	5 90% 7 86%
		Take-outs	8 94%	5 95% 13 94%
		Total	10 90%	10 93% 20 91%
2	MESSENZEHL Felix	Draws	4 100%	2 100% 6 100%
		Take-outs	12 75%	2 100% 14 79%
		Total	16 81%	4 100% 20 85%
1	SCHEUERL Johannes	Draws	16 88%	1 100% 17 88%
		Take-outs	2 75%	1 100% 3 83%
		Total	18 86%	2 100% 20 88%
A	TREVISIOL Mario	Draws	0 -	0 - 0 -
		Take-outs	0 -	0 - 0 -
		Total	0 -	0 - 0 -
Team		Draws	26 87%	12 88% 38 87%
		Take-outs	28 81%	14 91% 42 85%
		Total	54 84%	26 89% 80 86%

NOR - Norway		↻	↻	Game
4	RAMSFJELL Magnus	Draws	9 81%	2 88% 11 82%
		Take-outs	7 93%	2 100% 9 94%
		Total	16 86%	4 94% 20 88%
3	SESAKER Martin	Draws	7 61%	0 - 7 61%
		Take-outs	8 91%	5 90% 13 90%
		Total	15 77%	5 90% 20 80%
2	RAMSFJELL Bendik	Draws	4 81%	2 50% 6 71%
		Take-outs	10 88%	4 94% 14 89%
		Total	14 86%	6 79% 20 84%
1	NEPSTAD Gaute	Draws	18 94%	1 75% 19 93%
		Take-outs	1 25%	0 - 1 25%
		Total	19 91%	1 75% 20 90%
A	NAESS Wilhelm	Draws	0 -	0 - 0 -
		Take-outs	0 -	0 - 0 -
		Total	0 -	0 - 0 -
Team		Draws	38 84%	5 70% 43 82%
		Take-outs	26 88%	11 93% 37 89%
		Total	64 85%	16 86% 80 85%

Note:
Position and function for each team member:
4 = Fourth, 3 = Third, 2 = Second, 1 = Lead, A = Alternate, S = Skip, V = Vice-Skip

Legend:
↻ Clockwise ↻ Counter-clockwise LSFE(*) Last Stone First End

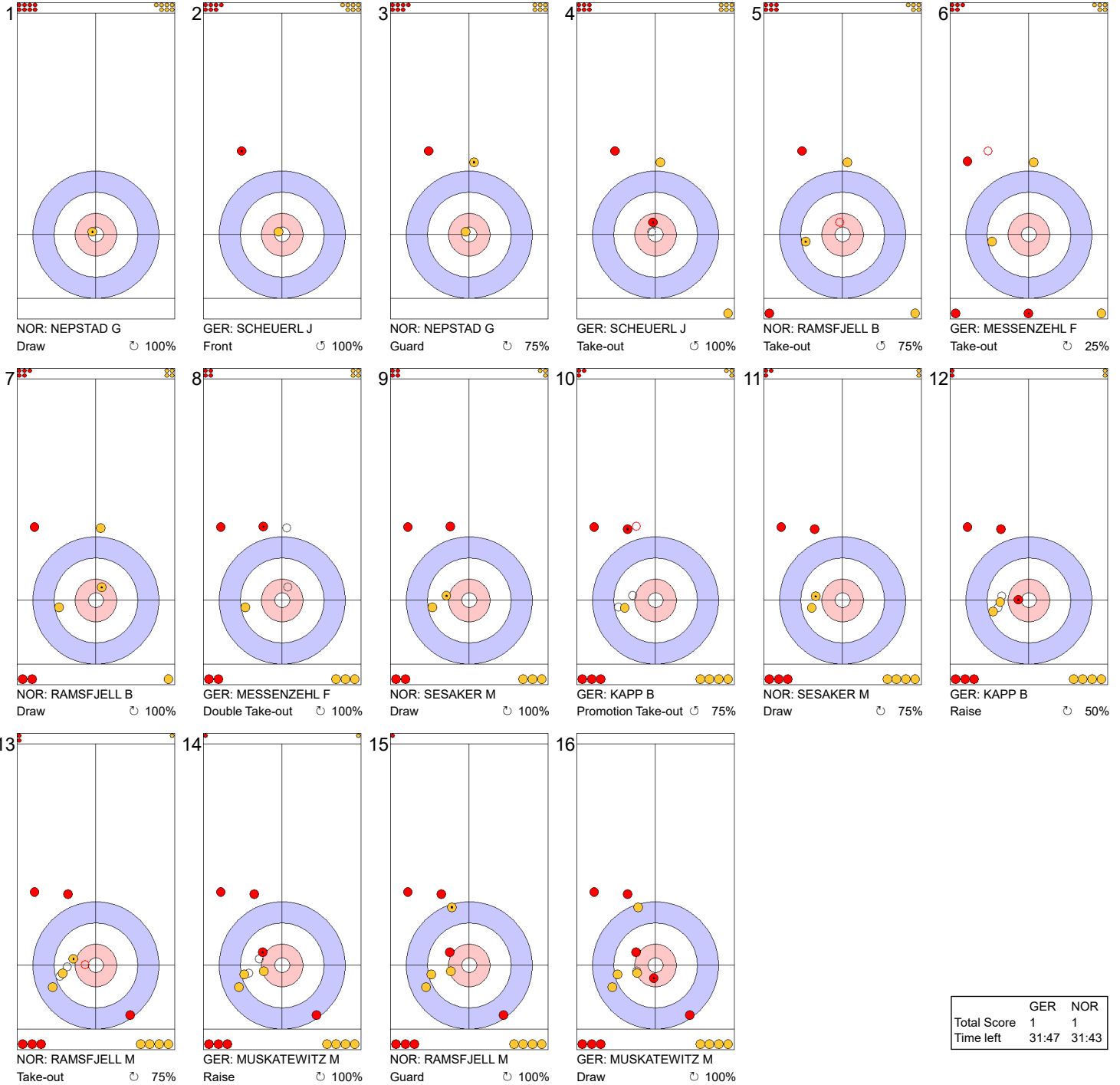
Game - Shot by Shot



Legend:
 Clockwise Counter-clockwise - Not considered

Game - Shot by Shot

End 2 ● **GER - Germany** 0 + 1 (this end) = 1 ● **NOR - Norway** 1 + 0 (this end) = 1

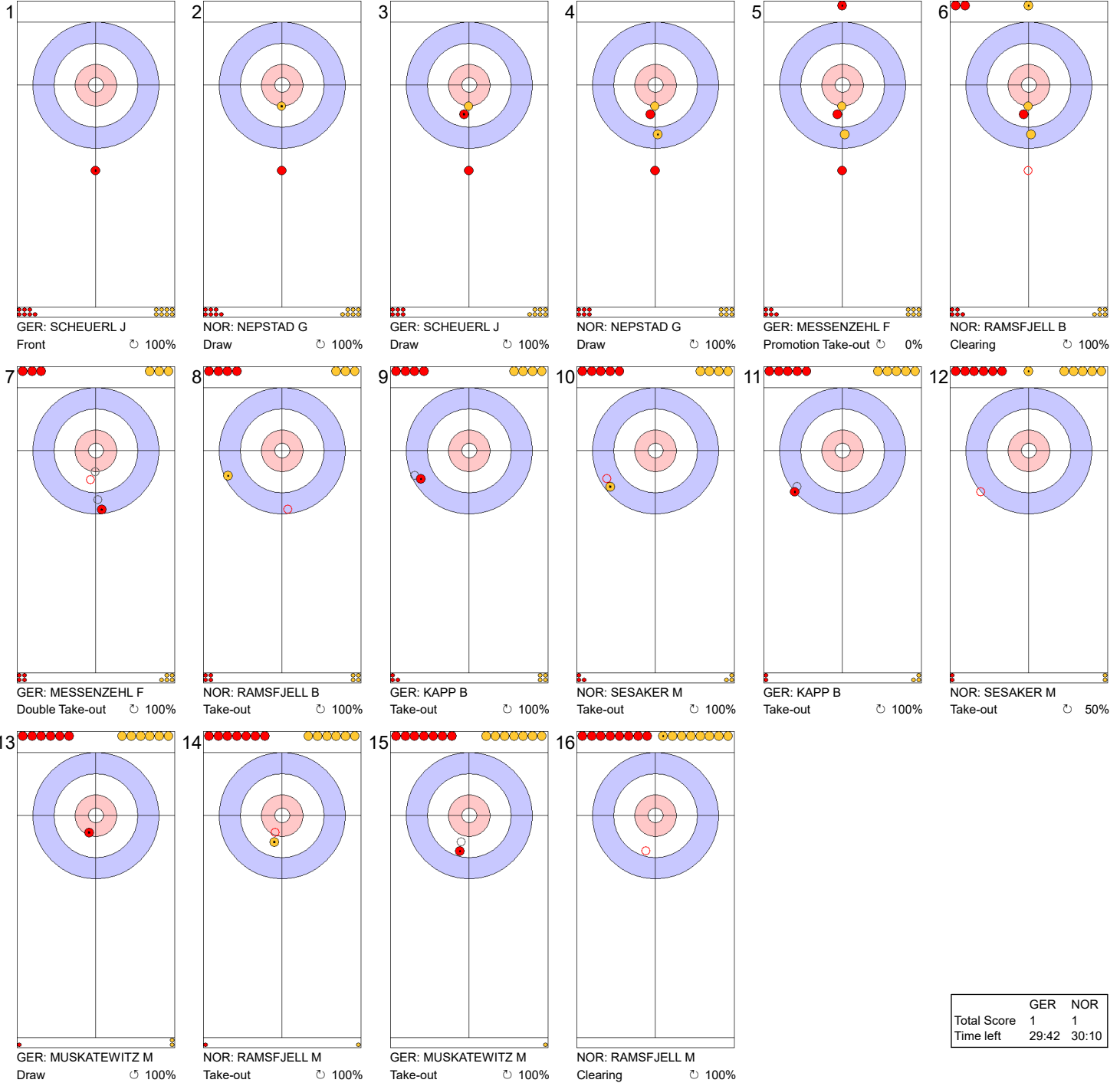


	GER	NOR
Total Score	1	1
Time left	31:47	31:43

Legend:
 ↻ Clockwise ↺ Counter-clockwise - Not considered

Game - Shot by Shot

End 3 **GER - Germany 1 + 0 (this end) = 1** **NOR - Norway 1 + 0 (this end) = 1**



	GER	NOR
Total Score	1	1
Time left	29:42	30:10

Legend:
 Clockwise Counter-clockwise - Not considered

Game - Shot by Shot

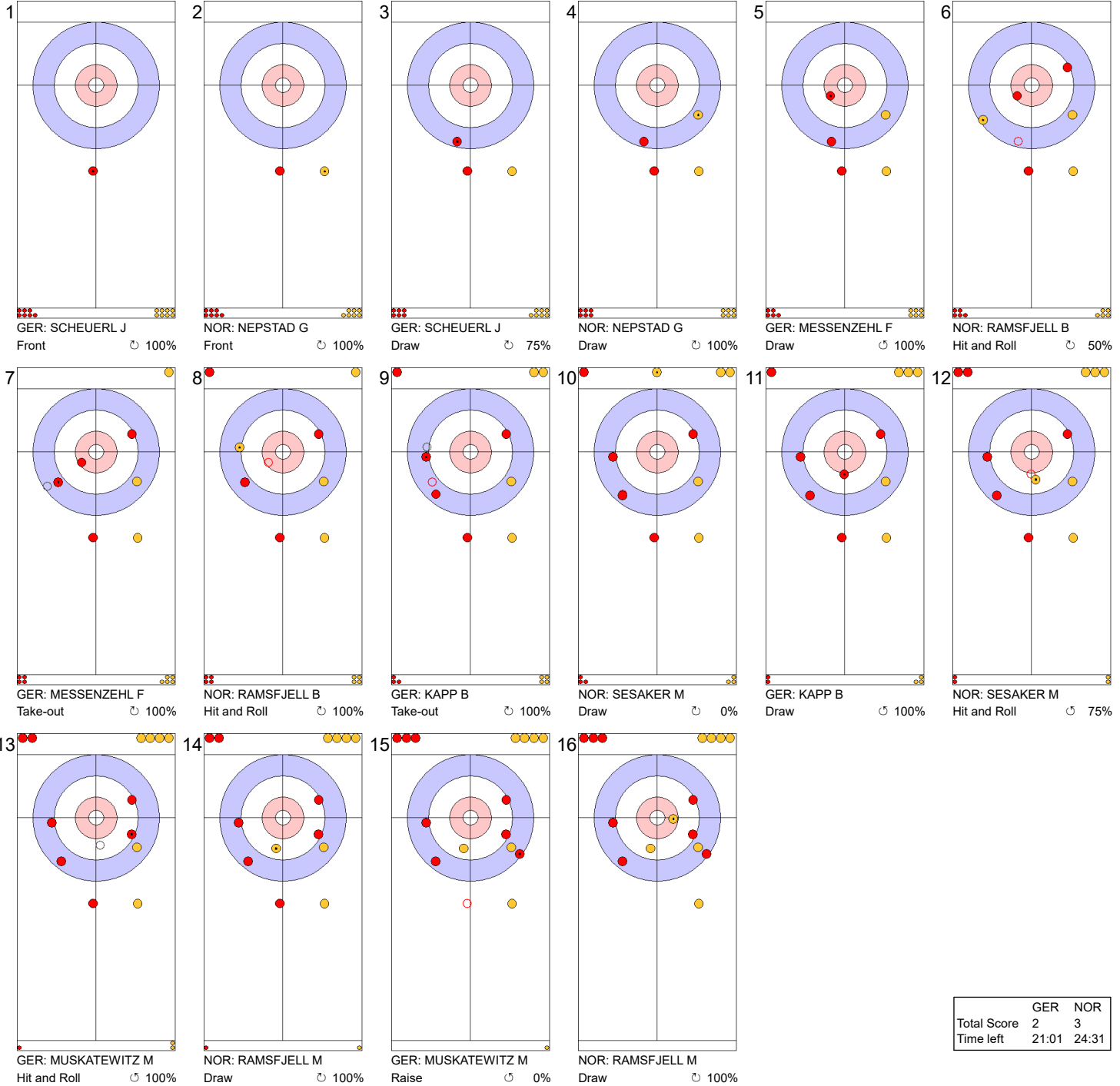


	GER	NOR
Total Score	2	1
Time left	25:31	27:40

Legend:
 ↻ Clockwise ↺ Counter-clockwise - Not considered

Game - Shot by Shot

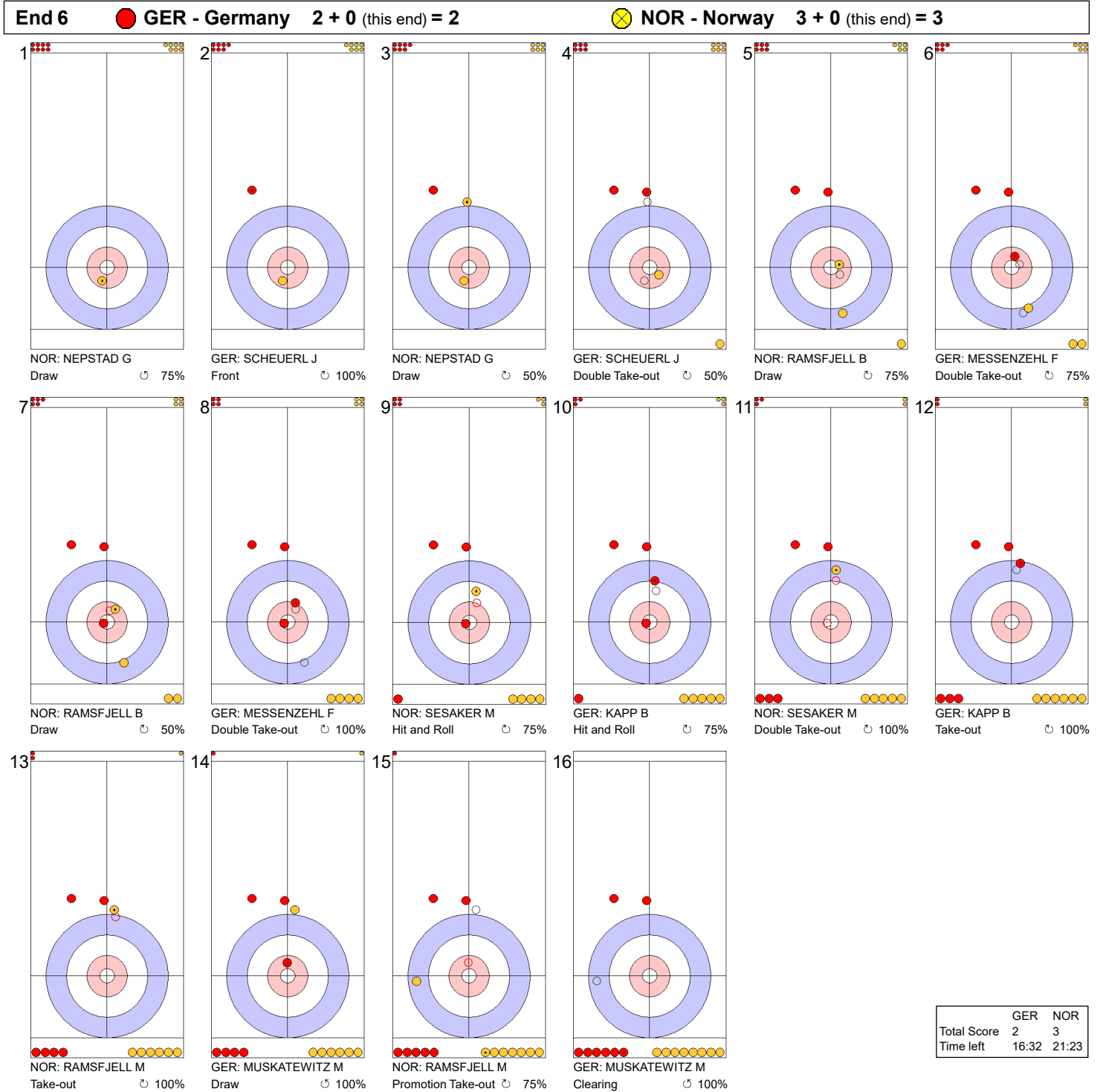
End 5 **GER - Germany 2 + 0 (this end) = 2** **NOR - Norway 1 + 2 (this end) = 3**



	GER	NOR
Total Score	2	3
Time left	21:01	24:31

Legend:
 Clockwise Counter-clockwise - Not considered

Game - Shot by Shot



Legend:
 ↻ Clockwise ↺ Counter-clockwise - Not considered

Game - Shot by Shot

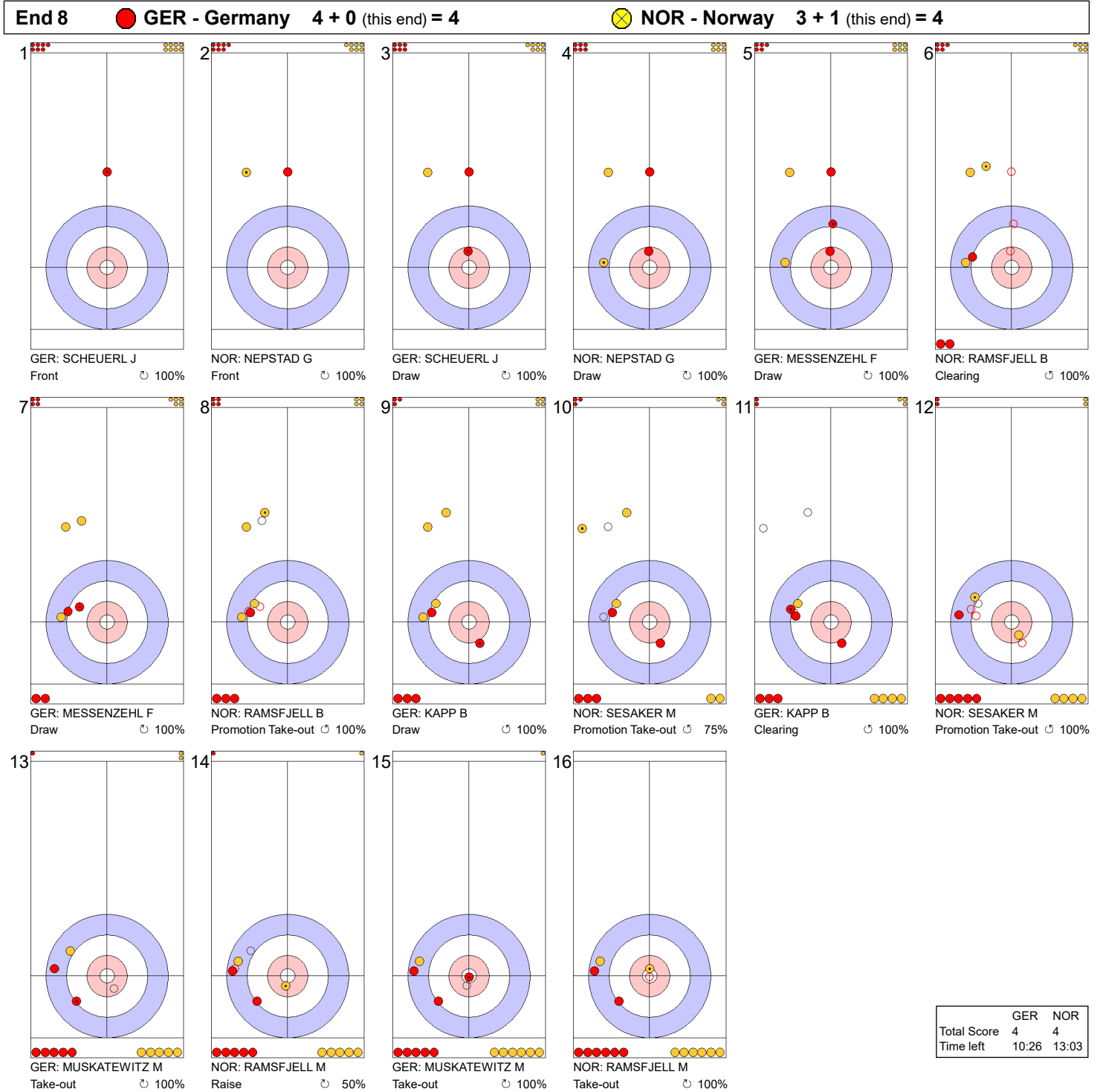
End 7 ● **GER - Germany** 2 + 2 (this end) = 4 ● **NOR - Norway** 3 + 0 (this end) = 3



	GER	NOR
Total Score	4	3
Time left	13:34	18:02

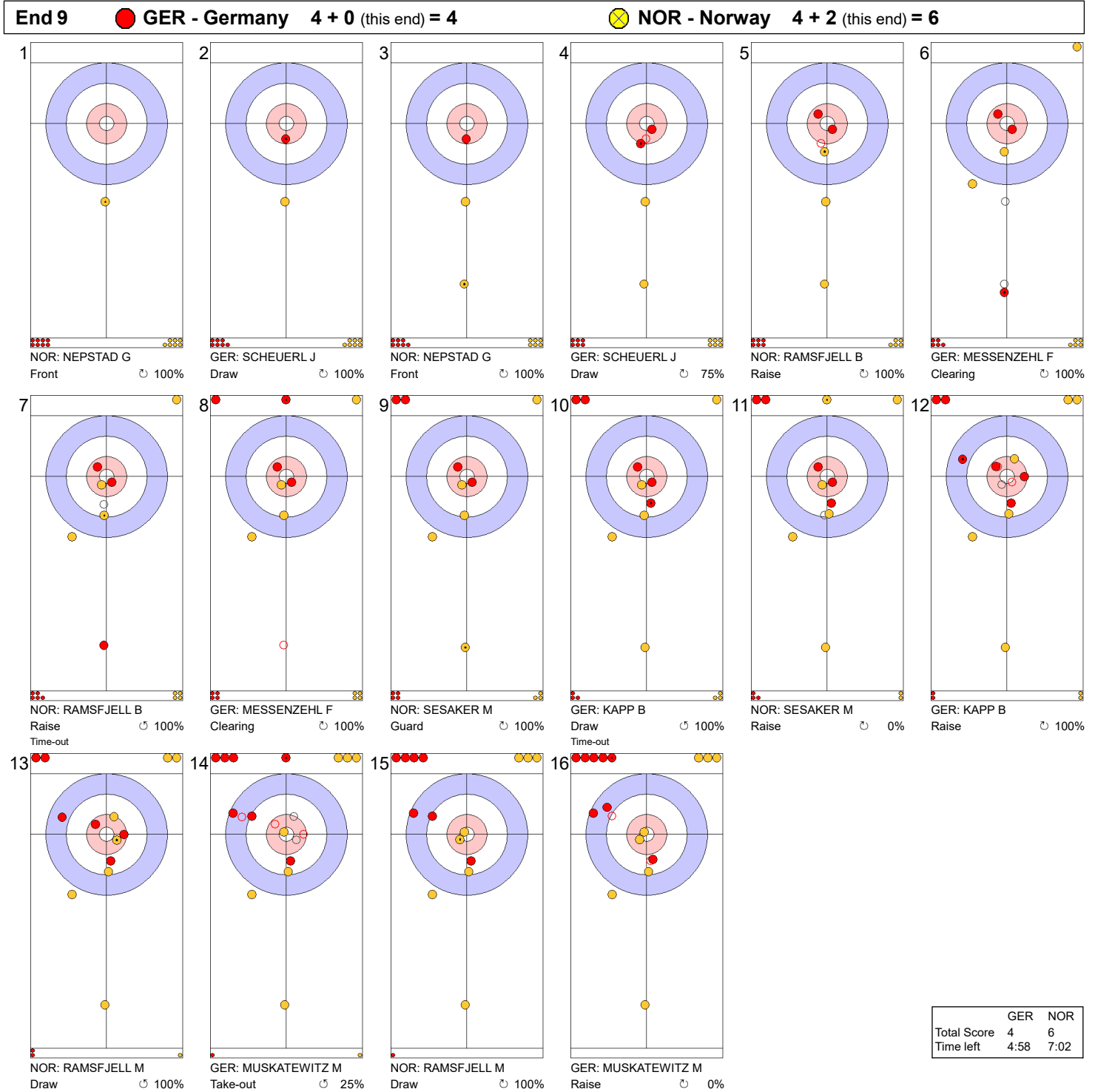
Legend:
 ↻ Clockwise ↺ Counter-clockwise - Not considered

Game - Shot by Shot



Legend:
 ↻ Clockwise ↺ Counter-clockwise - Not considered

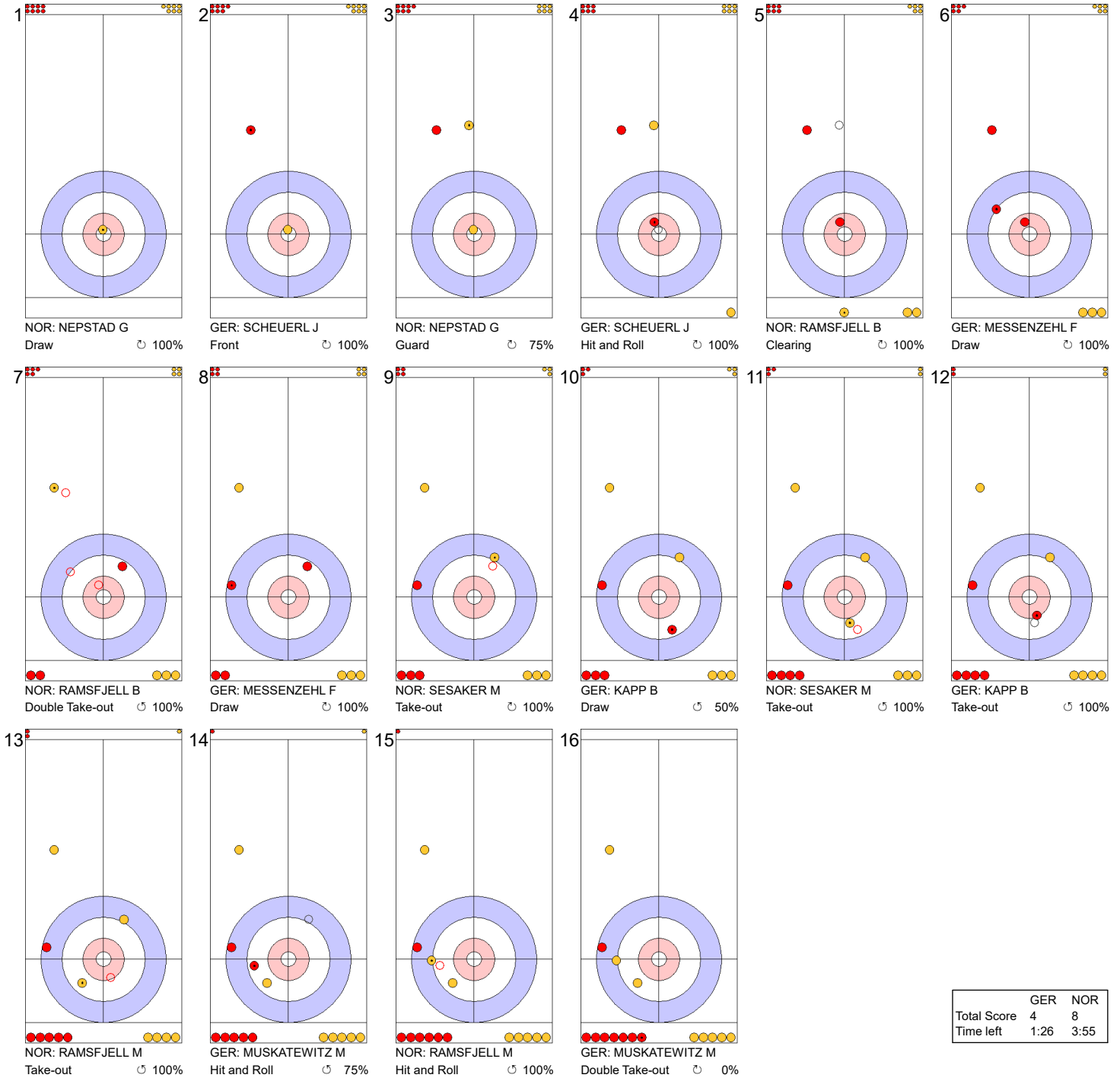
Game - Shot by Shot



Legend:
 Clockwise Counter-clockwise - Not considered

Game - Shot by Shot

End 10 ● **GER - Germany** 4 + 0 (this end) = 4 ● **NOR - Norway** 6 + 2 (this end) = 8



	GER	NOR
Total Score	4	8
Time left	1:26	3:55

Legend:
 ↻ Clockwise ↺ Counter-clockwise - Not considered



SAT 16 NOV 2024
Start Time 14:30

Round Robin Session 1 - Sheet D



Game Results

Sheet	Team	LSFE	1	2	3	4	5	6	7	8	9	10	Extra Ends	Total
D	SWE - Sweden	*	0	0	2	0	3	1	0	0	3	X		9
	CZE - Czechia		1	1	0	1	0	0	0	3	0	X		6

SWE - Sweden		Shot Success	Game	All
4 S	EDIN Niklas	76%	76%	
3 V	ERIKSSON Oskar	80%	80%	
2	WRANAA Rasmus	88%	88%	
1	SUNDRGREN Christoffer	86%	86%	
A	MAGNUSSON Daniel	-	-	
Team Total		83%	83%	

CZE - Czechia		Shot Success	Game	All
4 S	KLIMA Lukas	67%	67%	
3 V	CERNOVSKY Marek	73%	73%	
2	JURIK Martin	85%	85%	
1	KLIPA Lukas	98%	98%	
A	BOHAC Radek	-	-	
Team Total		81%	81%	

Last Stone Draw		Distance
↻	WRANAA Rasmus	35.7cm
↻	SUNDRGREN Christoffer	23.2cm
Total		58.9cm

Last Stone Draw		Distance
↻	KLIMA Lukas	53.3cm
↻	KLIPA Lukas	100.1cm
Total		153.4cm

Time remaining: 1 minute 11 seconds

Time remaining: 1 minute 42 seconds

Time-out: End 10 - SWE stone 8

Time-out: End 8 - CZE stone 7

Shot Success Analysis

SWE - Sweden		↻	↻	Game
4	EDIN Niklas	Draws 6 50%	8 94%	14 75%
		Take-outs 4 81%	2 75%	6 79%
		Total 10 63%	10 90%	20 76%
3	ERIKSSON Oskar	Draws 0 -	5 90%	5 90%
		Take-outs 8 81%	7 71%	15 77%
		Total 8 81%	12 79%	20 80%
2	WRANAA Rasmus	Draws 1 100%	8 97%	9 97%
		Take-outs 7 86%	4 69%	11 80%
		Total 8 88%	12 88%	20 88%
1	SUNDRGREN Christoffer	Draws 5 100%	14 88%	19 91%
		Take-outs 1 0%	0 -	1 0%
		Total 6 83%	14 88%	20 86%
A	MAGNUSSON Daniel	Draws 0 -	0 -	0 -
		Take-outs 0 -	0 -	0 -
		Total 0 -	0 -	0 -
Team		Draws 12 75%	35 91%	47 87%
		Take-outs 20 79%	13 71%	33 76%
		Total 32 77%	48 86%	80 83%

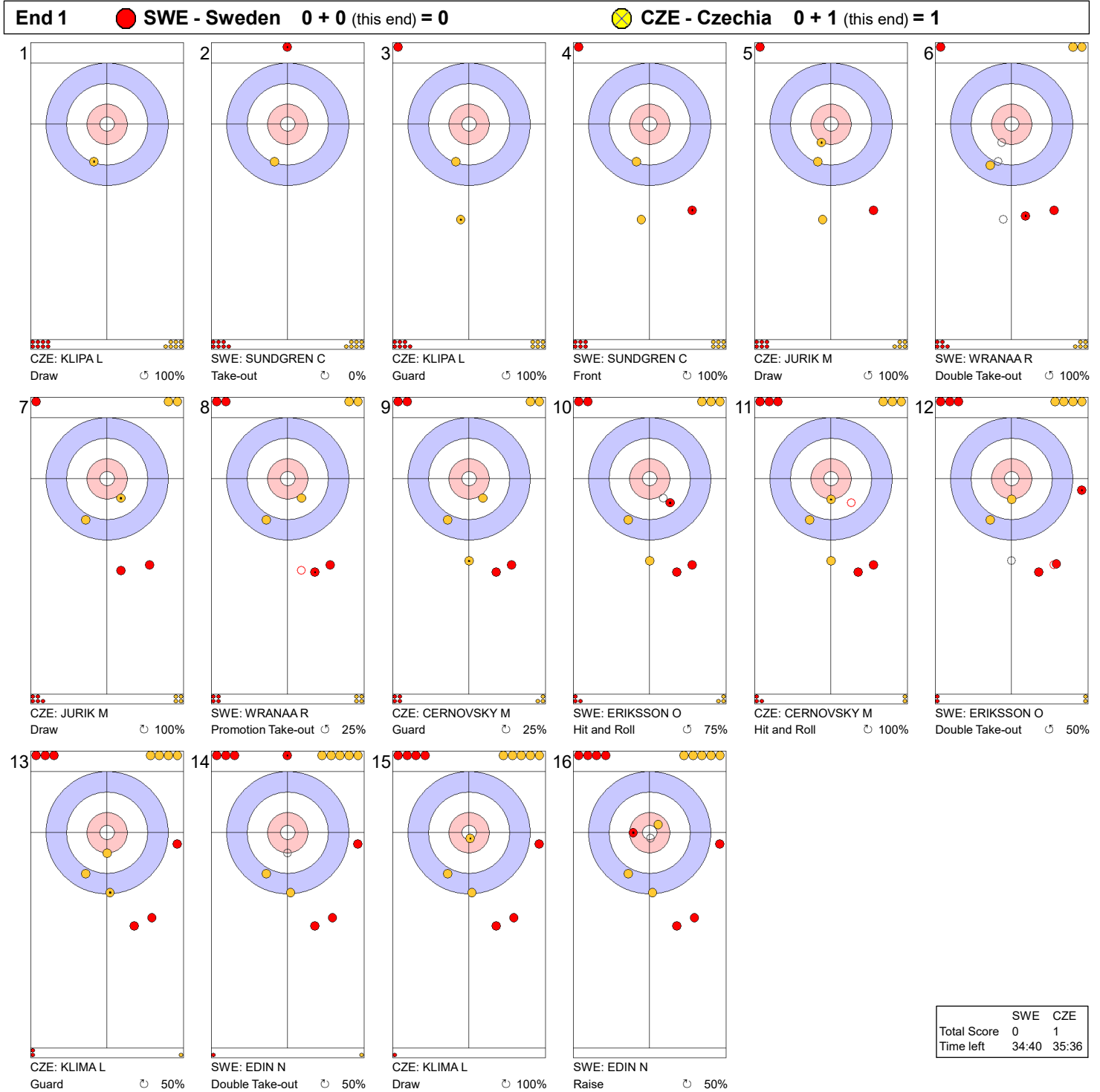
CZE - Czechia		↻	↻	Game
4	KLIMA Lukas	Draws 4 63%	8 81%	12 75%
		Take-outs 3 67%	3 33%	6 50%
		Total 7 64%	11 68%	18 67%
3	CERNOVSKY Marek	Draws 4 56%	7 82%	11 73%
		Take-outs 4 81%	5 65%	9 72%
		Total 8 69%	12 75%	20 73%
2	JURIK Martin	Draws 2 88%	13 85%	15 85%
		Take-outs 2 100%	3 75%	5 85%
		Total 4 94%	16 83%	20 85%
1	KLIPA Lukas	Draws 7 100%	13 96%	20 98%
		Take-outs 0 -	0 -	0 -
		Total 7 100%	13 96%	20 98%
A	BOHAC Radek	Draws 0 -	0 -	0 -
		Take-outs 0 -	0 -	0 -
		Total 0 -	0 -	0 -
Team		Draws 17 79%	41 87%	58 85%
		Take-outs 9 81%	11 59%	20 69%
		Total 26 80%	52 81%	78 81%

Note:
Position and function for each team member:
4 = Fourth, 3 = Third, 2 = Second, 1 = Lead, A = Alternate, S = Skip, V = Vice-Skip

Legend:
↻ Clockwise ↻ Counter-clockwise LSFE(*) Last Stone First End
X Unplayed/unfinished end due to concession

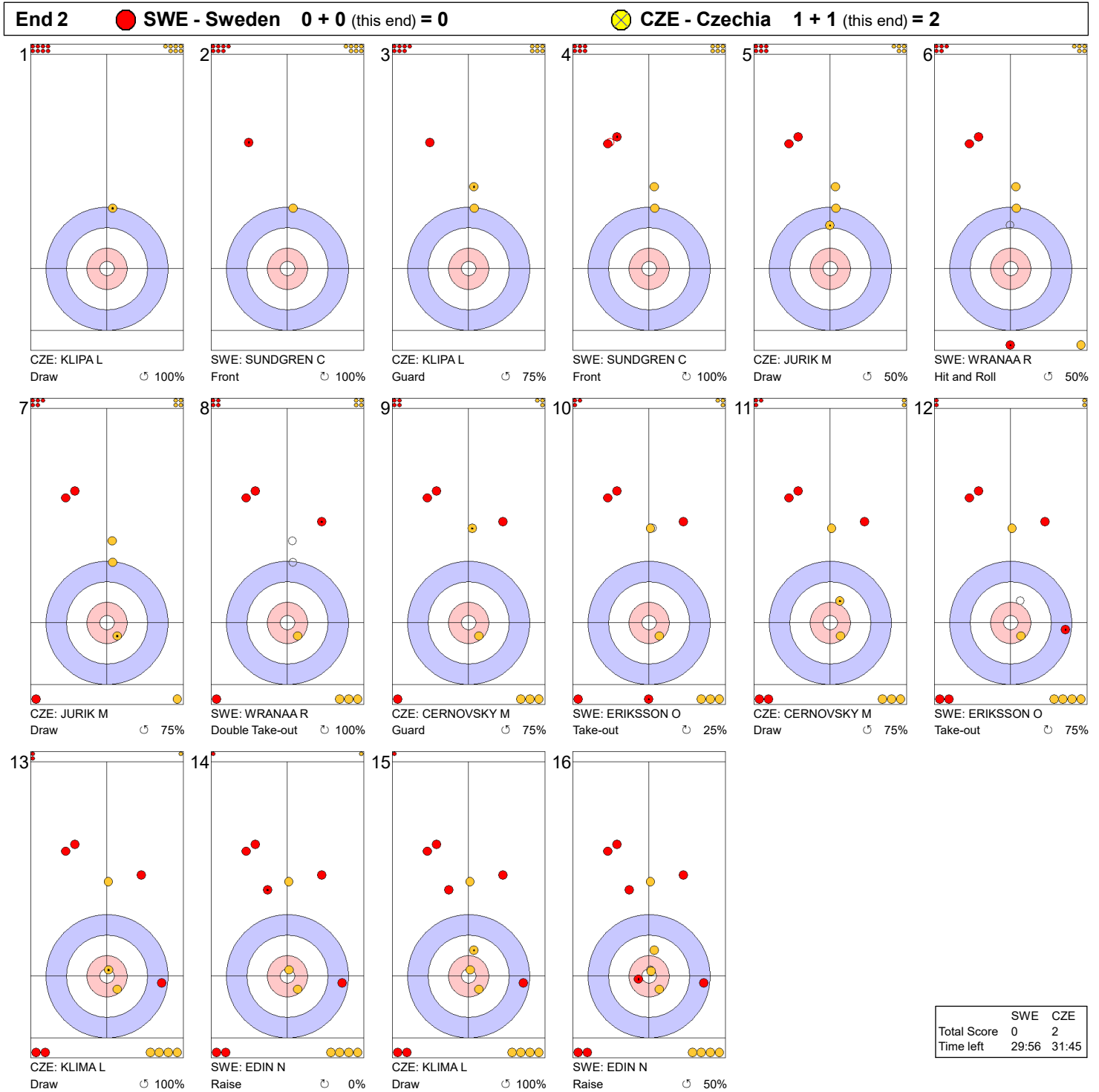


Game - Shot by Shot



Legend:
 ↻ Clockwise ↺ Counter-clockwise - Not considered

Game - Shot by Shot



Legend:
 ↻ Clockwise ↺ Counter-clockwise - Not considered

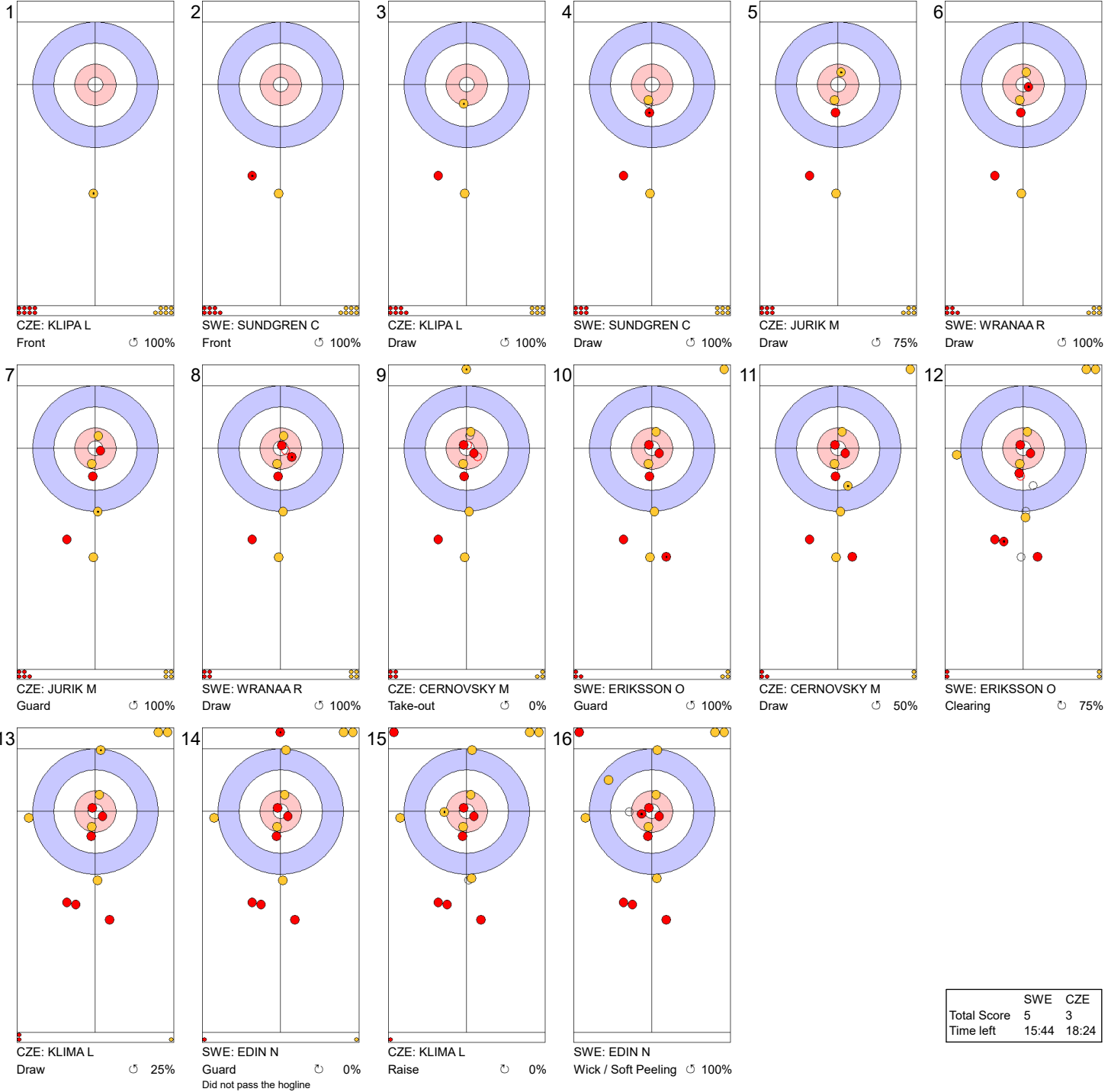
Game - Shot by Shot



Legend:
 ↻ Clockwise ↺ Counter-clockwise - Not considered

Game - Shot by Shot

End 5 ● **SWE - Sweden** 2 + 3 (this end) = 5 ● **CZE - Czechia** 3 + 0 (this end) = 3



	SWE	CZE
Total Score	5	3
Time left	15:44	18:24

Legend:
 ↻ Clockwise ↺ Counter-clockwise - Not considered

Game - Shot by Shot



Legend:
 ↻ Clockwise ↺ Counter-clockwise - Not considered

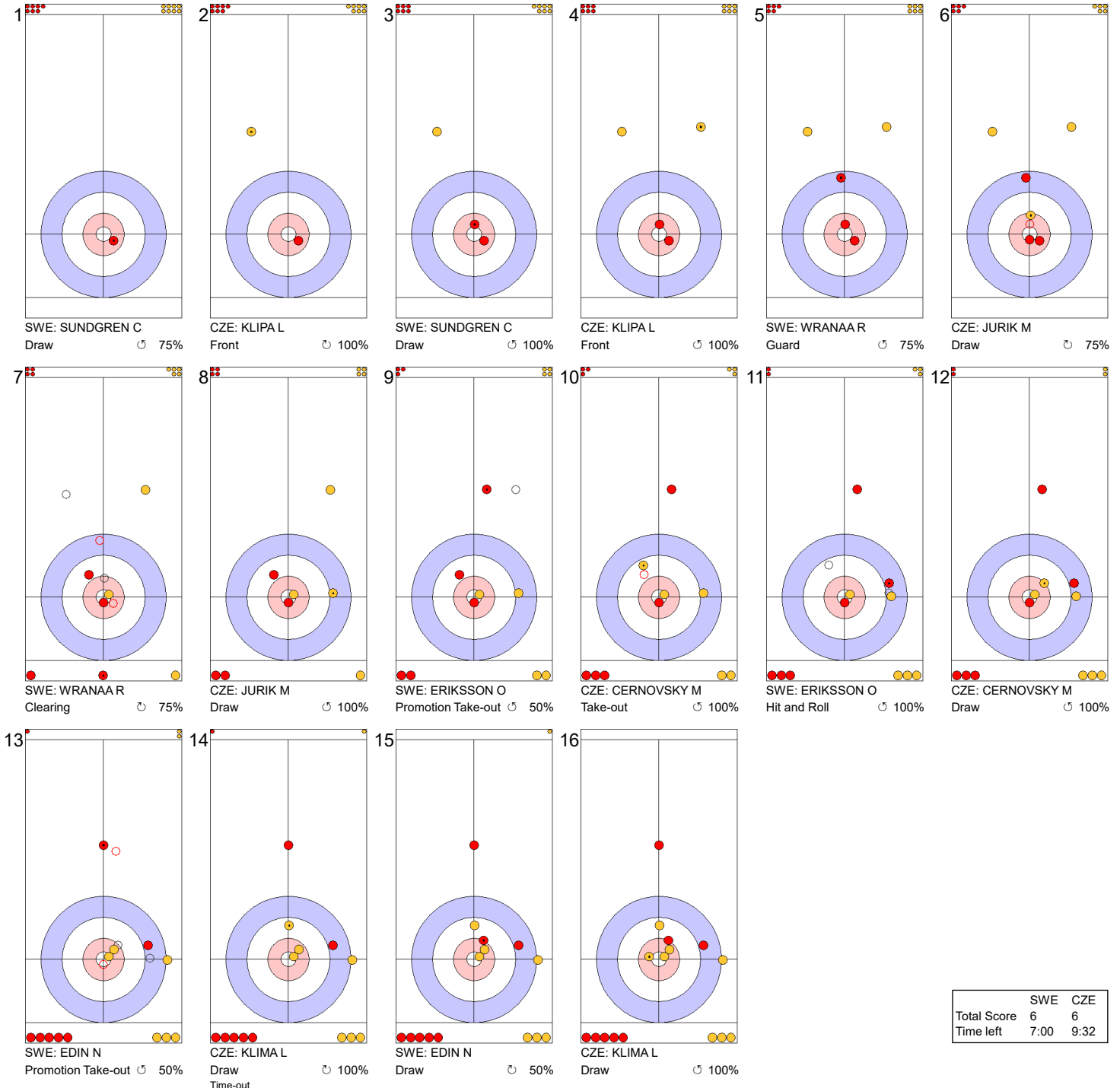
Game - Shot by Shot



Legend:
 Clockwise
 Counter-clockwise
 - Not considered

Game - Shot by Shot

End 8 ● **SWE - Sweden** 6 + 0 (this end) = 6 ● **CZE - Czechia** 3 + 3 (this end) = 6



	SWE	CZE
Total Score	6	6
Time left	7:00	9:32

Legend:
 ↻ Clockwise ↺ Counter-clockwise - Not considered



ECC 2024
Lohja, Finland

Le Gruyère AOP European Curling Championships 2024
Kisakallio Sports Institute
A-Division Men



SAT 16 NOV 2024
Start Time 14:30

Round Robin Session 1 - Sheet D

WORLD
CURLING

Game - Shot by Shot



Legend:
 ↻ Clockwise ↺ Counter-clockwise - Not considered



Game - Shot by Shot



Legend:
 ↻ Clockwise ↺ Counter-clockwise - Not considered
 X Unfinished end due to concession



SAT 16 NOV 2024
Start Time 14:30

Round Robin Session 1 - Sheet E



Game Results

Sheet	Team	LSFE	1	2	3	4	5	6	7	8	9	10	Extra Ends	Total
E	NED - Netherlands		1	0	1	0	0	0	3	0	1	X		6
	SCO - Scotland	*	0	2	0	2	1	1	0	2	0	X		8

NED - Netherlands		Shot Success	Game	All
4 S	GOESGENS Wouter	82%	82%	
3	VAN DEN HURK Tobias	64%	64%	
2 V	HOEKMAN Laurens	69%	69%	
1	MAGAN Alexander	76%	76%	
A	SPITS Simon	-	-	
Team Total		72%	72%	

SCO - Scotland		Shot Success	Game	All
4 S	MOUAT Bruce	78%	78%	
3 V	HARDIE Grant	84%	84%	
2	LAMMIE Bobby	93%	93%	
1	McMILLAN Hammy	96%	96%	
A	WADDELL Kyle	-	-	
Team Total		88%	88%	

Last Stone Draw Distance

⌚	VAN DEN HURK Tobias	39.6cm
⌚	HOEKMAN Laurens	80.5cm
Total		120.1cm

Last Stone Draw Distance

⌚	MOUAT Bruce	24.3cm
⌚	McMILLAN Hammy	24.4cm
Total		48.7cm

Time remaining: 4 minutes 31 seconds

Time remaining: 4 minutes 8 seconds

Time-out: End 8 - NED stone 7

Shot Success Analysis

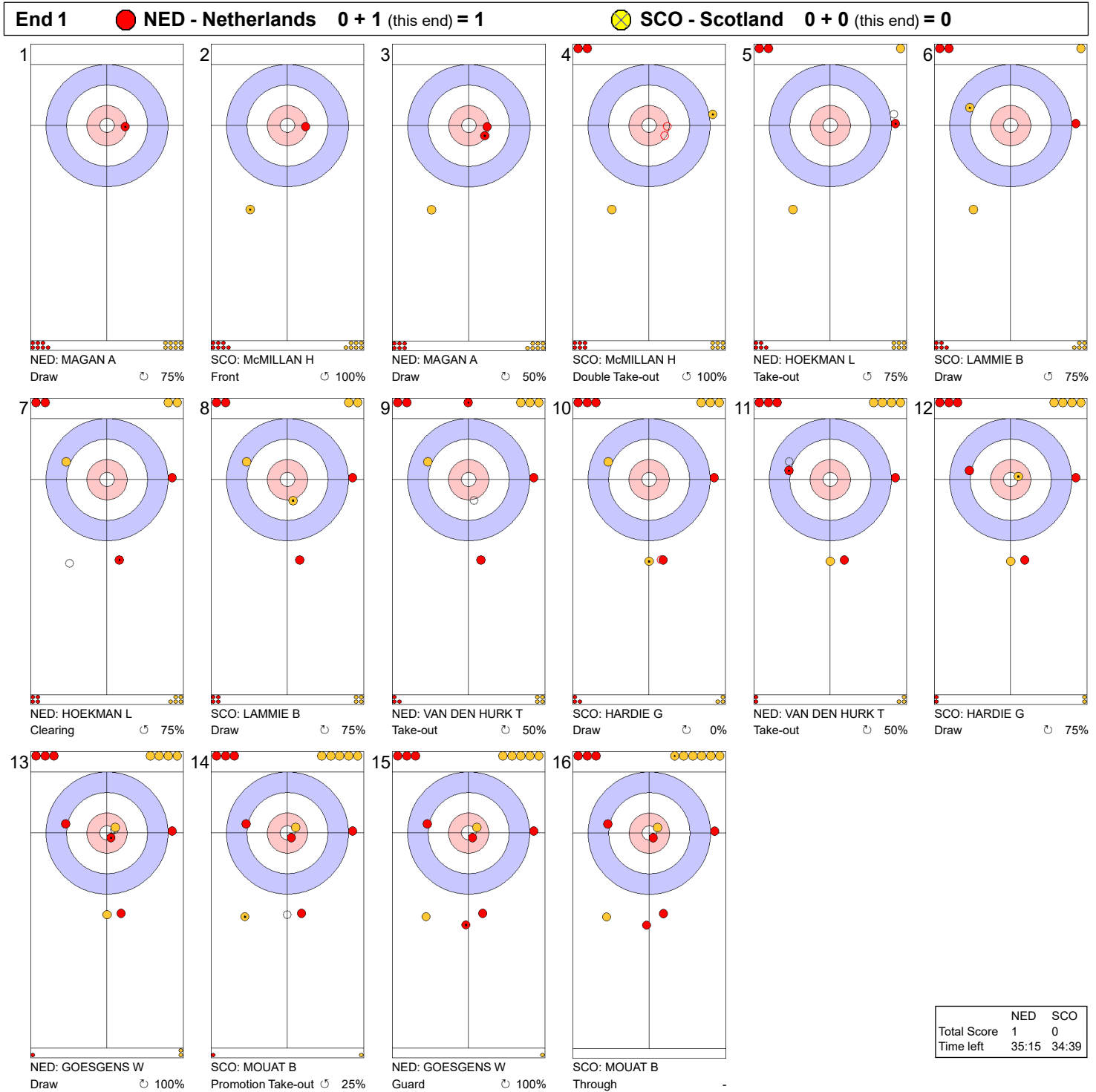
NED - Netherlands		⌚	⌚	Game
4	GOESGENS Wouter	Draws 10 90%	2 38%	12 81%
	Take-outs 4 75%	3 92%	7 82%	
	Total 14 86%	5 70%	19 82%	
3	VAN DEN HURK Tobias	Draws 6 79%	2 50%	8 72%
	Take-outs 8 50%	4 75%	12 58%	
	Total 14 63%	6 67%	20 64%	
2	HOEKMAN Laurens	Draws 5 30%	2 75%	7 43%
	Take-outs 6 96%	7 71%	13 83%	
	Total 11 66%	9 72%	20 69%	
1	MAGAN Alexander	Draws 15 75%	5 80%	20 76%
	Take-outs 0 -	0 -	0 -	
	Total 15 75%	5 80%	20 76%	
A	SPITS Simon	Draws 0 -	0 -	0 -
	Take-outs 0 -	0 -	0 -	
	Total 0 -	0 -	0 -	
Team	Draws 36 74%	11 66%	47 72%	
	Take-outs 18 71%	14 77%	32 73%	
	Total 54 73%	25 72%	79 72%	

SCO - Scotland		⌚	⌚	Game
4	MOUAT Bruce	Draws 4 88%	2 100%	6 92%
	Take-outs 2 88%	10 68%	12 71%	
	Total 6 88%	12 73%	18 78%	
3	HARDIE Grant	Draws 10 75%	1 100%	11 77%
	Take-outs 4 94%	5 90%	9 92%	
	Total 14 80%	6 92%	20 84%	
2	LAMMIE Bobby	Draws 9 92%	2 75%	11 89%
	Take-outs 5 95%	4 100%	9 97%	
	Total 14 93%	6 92%	20 93%	
1	McMILLAN Hammy	Draws 9 97%	7 100%	16 98%
	Take-outs 1 50%	3 100%	4 88%	
	Total 10 93%	10 100%	20 96%	
A	WADDELL Kyle	Draws 0 -	0 -	0 -
	Take-outs 0 -	0 -	0 -	
	Total 0 -	0 -	0 -	
Team	Draws 32 88%	12 96%	44 90%	
	Take-outs 12 90%	22 83%	34 85%	
	Total 44 88%	34 88%	78 88%	

Note:
Position and function for each team member:
4 = Fourth, 3 = Third, 2 = Second, 1 = Lead, A = Alternate, S = Skip, V = Vice-Skip

Legend:
⌚ Clockwise ⌚ Counter-clockwise LSFE(*) Last Stone First End
X Unplayed/unfinished end due to concession

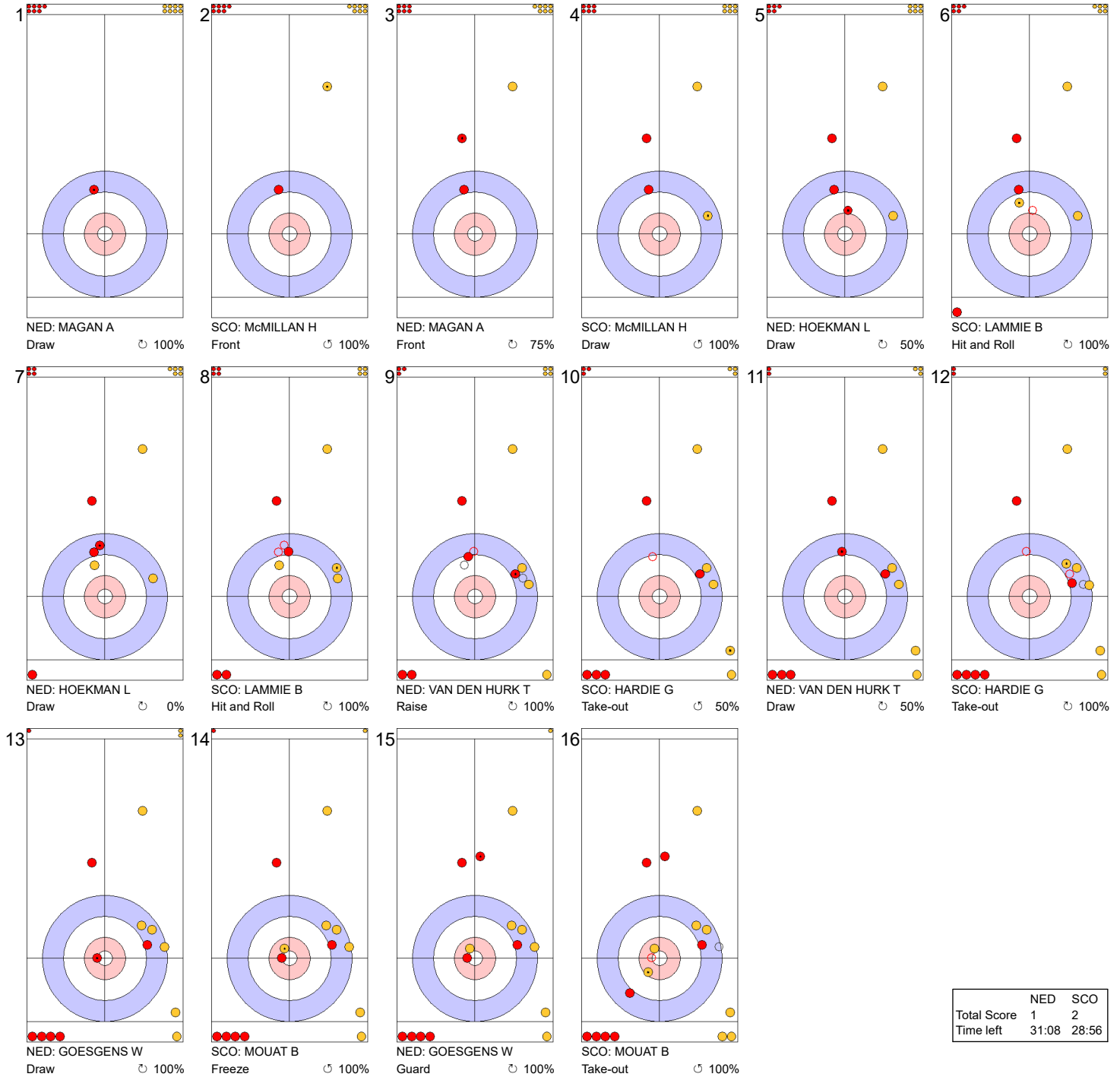
Game - Shot by Shot



Legend:
 Clockwise Counter-clockwise - Not considered

Game - Shot by Shot

End 2 ● **NED - Netherlands** 1 + 0 (this end) = 1 ● **SCO - Scotland** 0 + 2 (this end) = 2



	NED	SCO
Total Score	1	2
Time left	31:08	28:56

Legend:
 Clockwise Counter-clockwise - Not considered

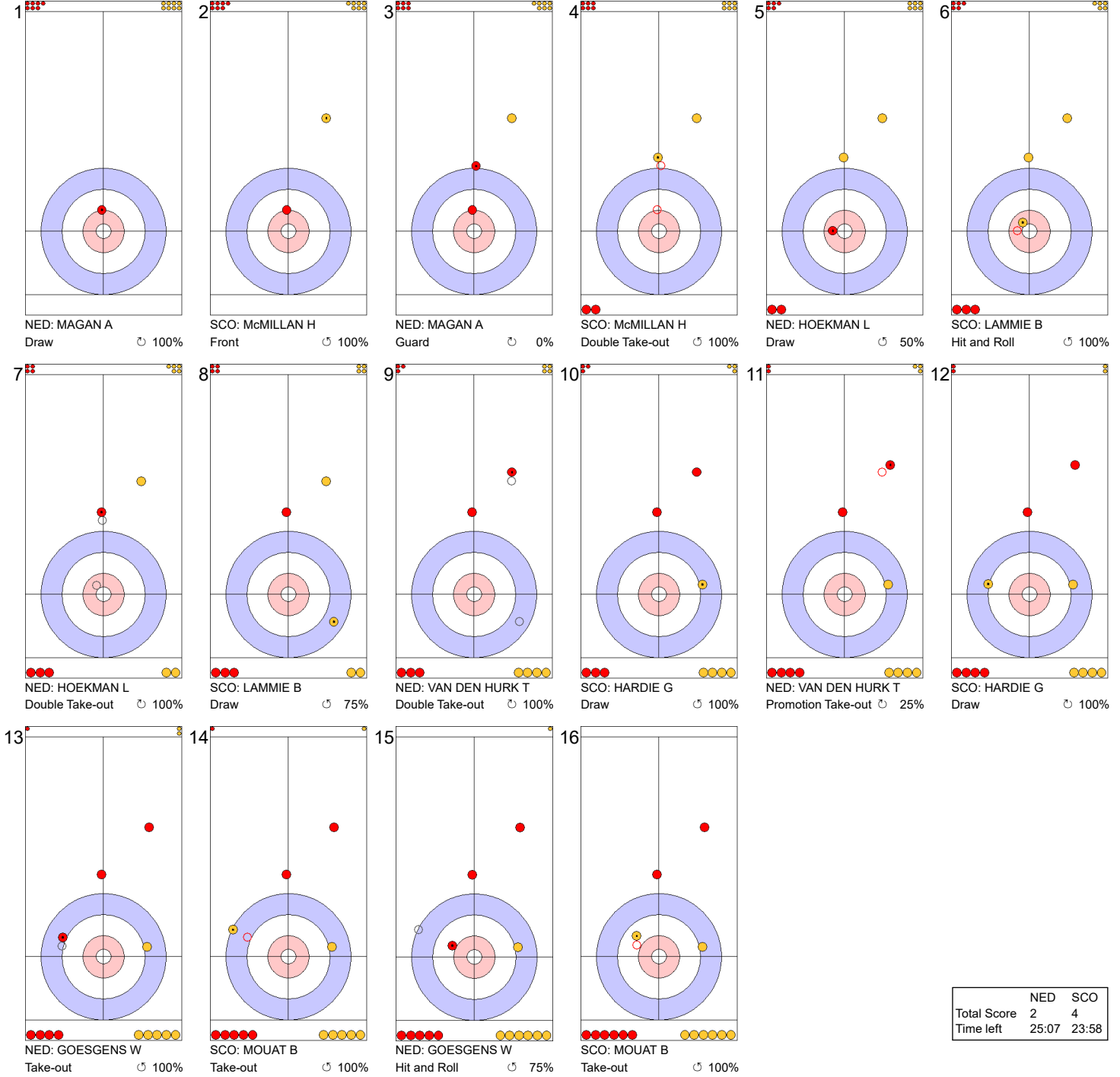
Game - Shot by Shot



Legend:
 Clockwise Counter-clockwise - Not considered

Game - Shot by Shot

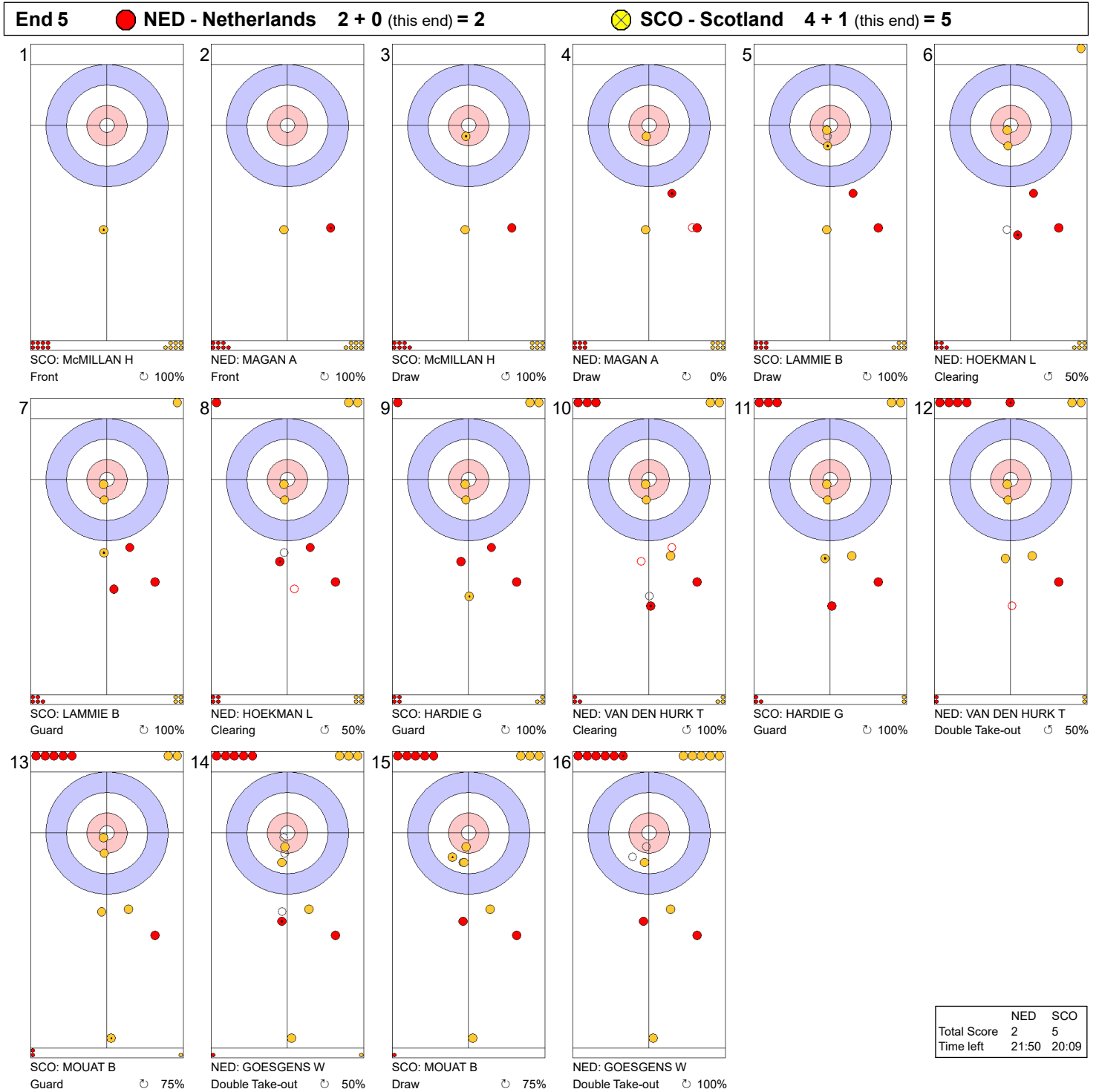
End 4 **NED - Netherlands 2 + 0 (this end) = 2** **SCO - Scotland 2 + 2 (this end) = 4**



	NED	SCO
Total Score	2	4
Time left	25:07	23:58

Legend:
 Clockwise Counter-clockwise - Not considered

Game - Shot by Shot



Legend:
 ↻ Clockwise ↺ Counter-clockwise - Not considered

Game - Shot by Shot

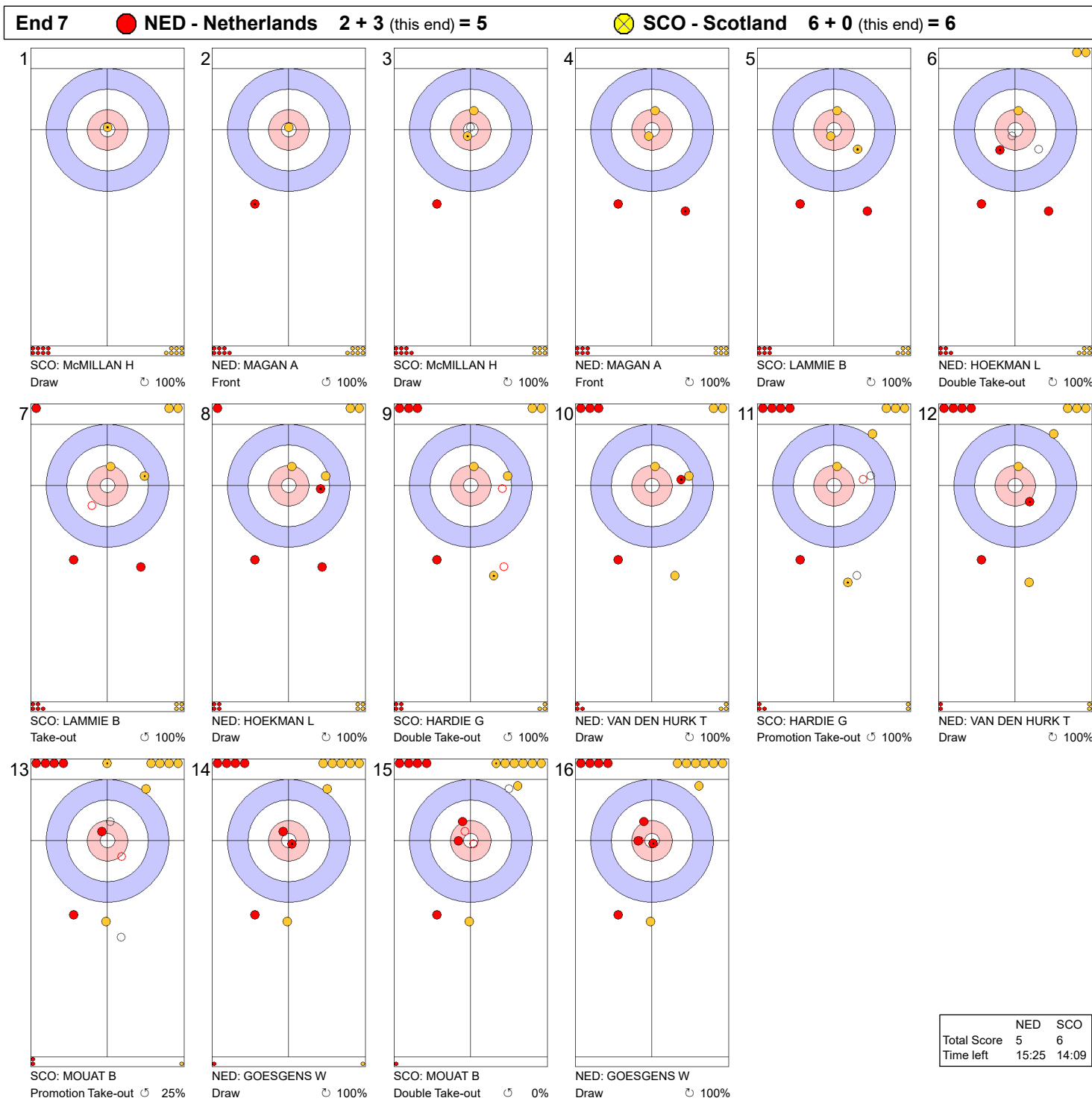
End 6 **NED - Netherlands 2 + 0 (this end) = 2** **SCO - Scotland 5 + 1 (this end) = 6**



	NED	SCO
Total Score	2	6
Time left	18:29	16:42

Legend:
 Clockwise
 Counter-clockwise
 - Not considered

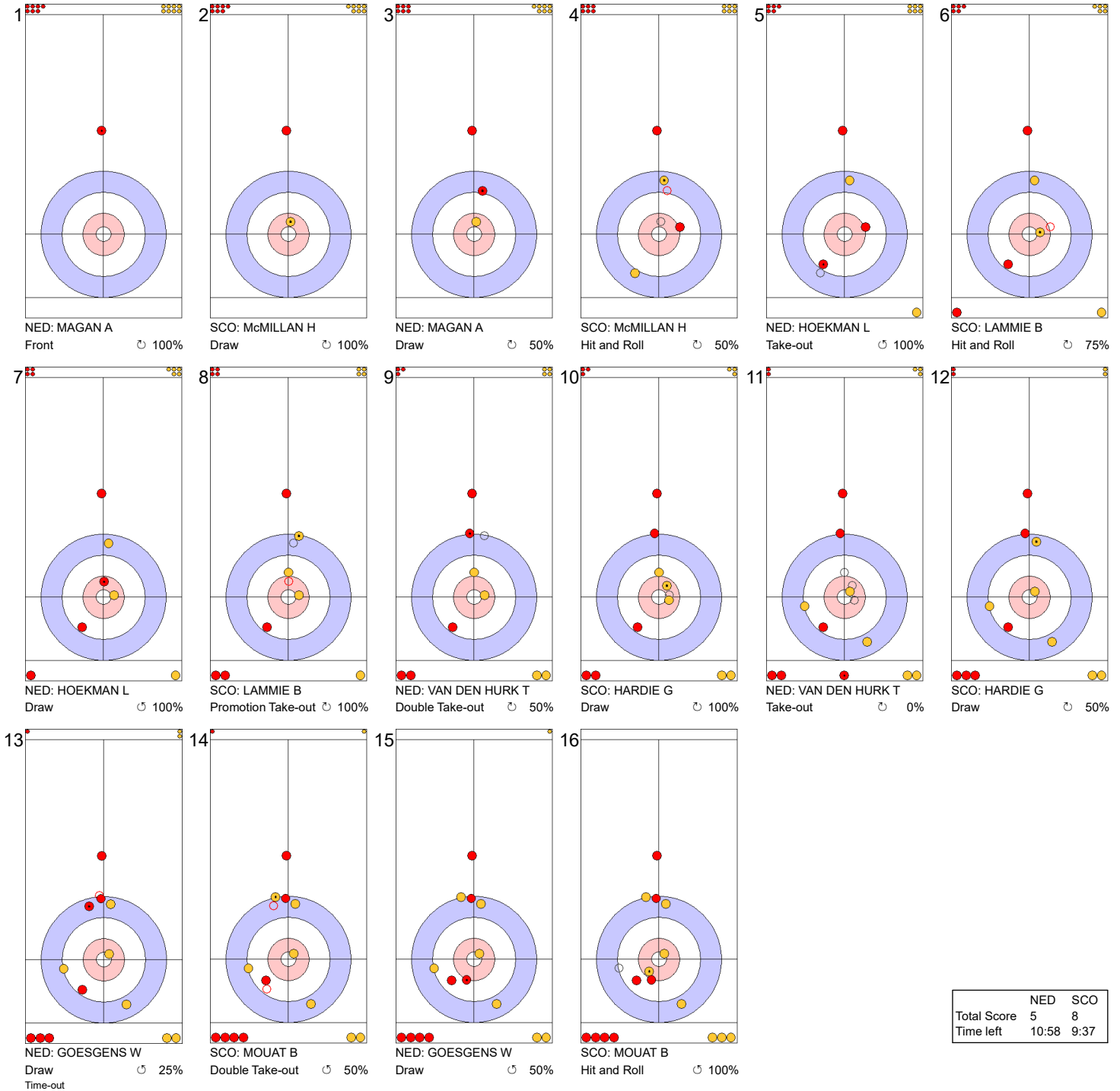
Game - Shot by Shot



Legend:
 Clockwise
 Counter-clockwise
 - Not considered

Game - Shot by Shot

End 8 **NED - Netherlands** 5 + 0 (this end) = 5 **SCO - Scotland** 6 + 2 (this end) = 8

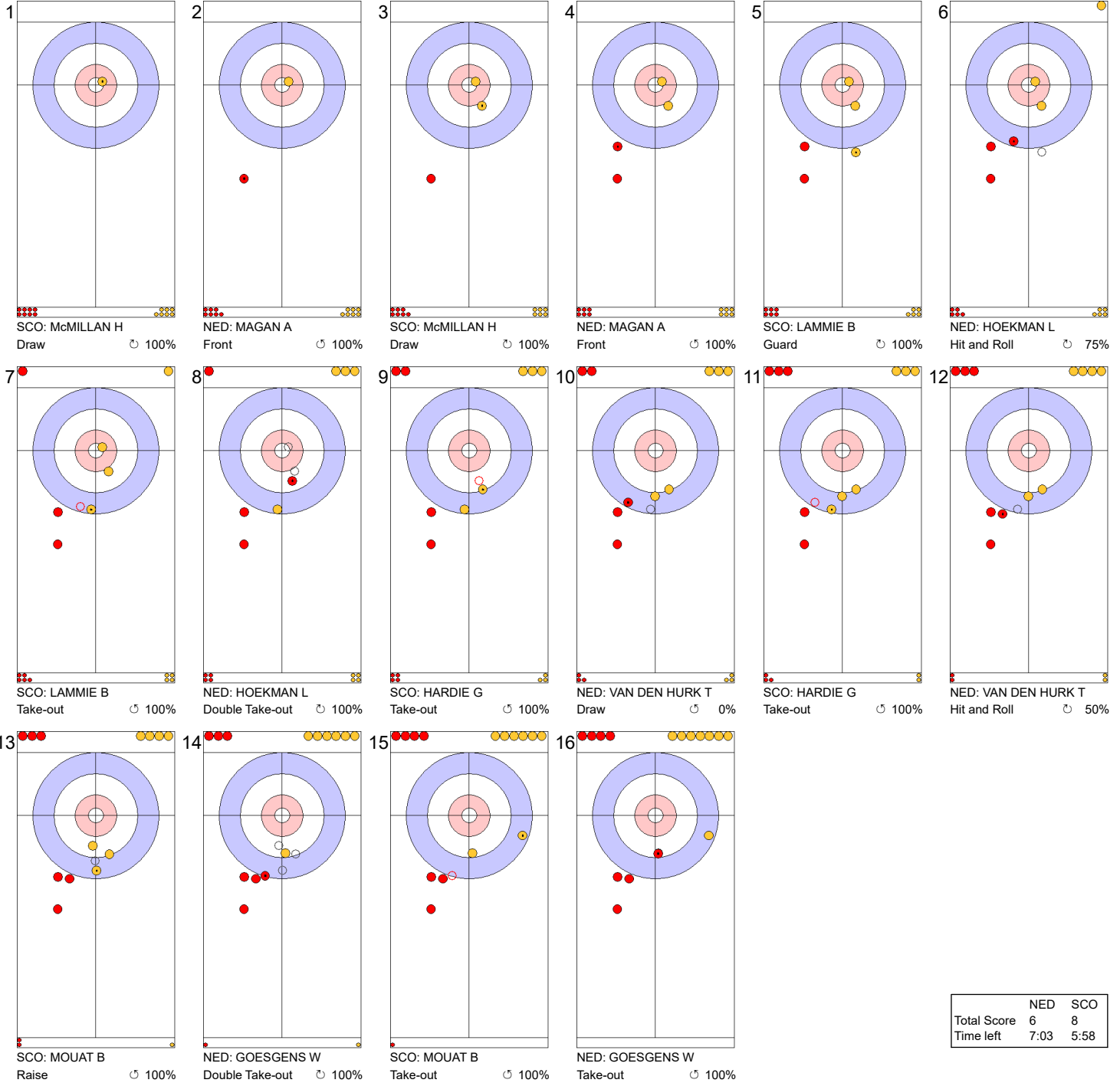


	NED	SCO
Total Score	5	8
Time left	10:58	9:37

Legend:
 Clockwise Counter-clockwise - Not considered

Game - Shot by Shot

End 9 **NED - Netherlands** 5 + 1 (this end) = 6 **SCO - Scotland** 8 + 0 (this end) = 8

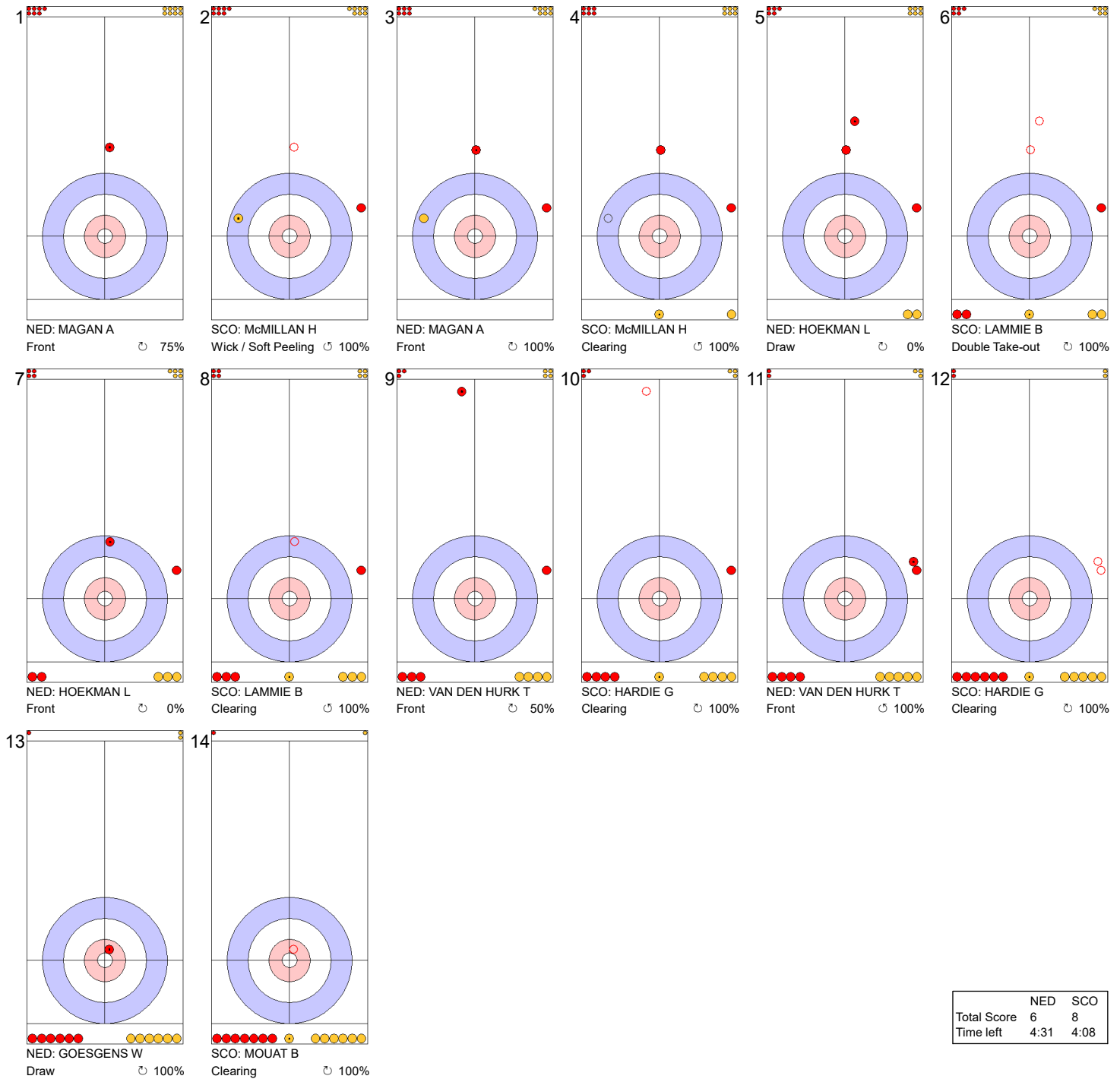


	NED	SCO
Total Score	6	8
Time left	7:03	5:58

Legend:
 Clockwise Counter-clockwise - Not considered

Game - Shot by Shot

End 10 **NED - Netherlands** 6 + X (this end) = 6 **SCO - Scotland** 8 + X (this end) = 8



	NED	SCO
Total Score	6	8
Time left	4:31	4:08

Legend:
 ↻ Clockwise ↺ Counter-clockwise - Not considered
 X Unfinished end due to concession

Entry List by Event

As of FRI 15 NOV 2024

AUT - Austria		
4 S	GENNER Mathias	L
3 V	BACKOFEN Jonas	R
2	REICHEL Martin	R
1	MAVEC Florian	R
A	KARG Johann	R
C	SCHROEDER Bjoern (GER)	
O	PINGER Jakob	
O	-	

CZE - Czechia		
4 S	KLIMA Lukas	R
3 V	CERNOVSKY Marek	R
2	JURIK Martin	R
1	KLIPA Lukas	R
A	BOHAC Radek	R
C	SAVILL Craig (CAN)	
O	SCOFFIN Wade (CAN)	
O	-	

ENG - England		
4 S	RETCHLESS Rob	R
3 V	SUGDEN Jotham	R
2	GIBSON Scott	R
1	HAVERCROFT Jonathan	R
A	MOUAT Colin	R
C	RAMSAY David (SCO)	
O	-	
O	-	

GER - Germany		
4 S	MUSKATEWITZ Marc	R
3 V	KAPP Benjamin	R
2	MESSENZEHL Felix	R
1	SCHEUERL Johannes	R
A	TREVISIOL Mario	R
C	SHERRARD Ryan (CAN)	
NC	KAPP Uli	
O	SIMON Matthias	

ITA - Italy		
4 S	RETORNAZ Joel	R
3	MOSANER Amos	R
2	ARMAN Sebastiano	R
1 V	GIOVANELLA Mattia	R
A	ZISA Alberto	R
C	FRY Ryan (CAN)	
NC	MARIANI Marco	
O	DIDONI Massimiliano	

NED - Netherlands		
4 S	GOESGENS Wouter	R
3	VAN DEN HURK Tobias	R
2 V	HOEKMAN Laurens	R
1	MAGAN Alexander	R
A	SPITS Simon	R
C	LEIBBRANDT Shari	
O	DE HEER Hendrika	
O	VAN DORP Jaap	

NOR - Norway		
4 S	RAMSFJELL Magnus	R
3	SESAKER Martin	R
2	RAMSFJELL Bendik	R
1 V	NEPSTAD Gaute	R
A	NAESS Wilhelm	R
C	LOEVOLD Thomas	
O	-	
O	-	

SCO - Scotland		
4 S	MOUAT Bruce	R
3 V	HARDIE Grant	R
2	LAMMIE Bobby	R
1	McMILLAN Hammy	R
A	WADDELL Kyle	R
C	GOODFELLOW Michael	
NC	DRUMMOND Greg	
O	BERRY Keith	

SUI - Switzerland		
4 V	SCHWARZ-VAN BERKEL Benoit	R
3 S	SCHWALLER Yannick	R
2	MICHEL Sven	R
1	LACHAT-COUCHEPIN Pablo	R
A	WINKELHAUSEN Tom	R
C	PETERSSON Haavard Vad (NOR)	
NC	LIPS Thomas	
O	ALBERTINI Curdin	

SWE - Sweden		
4 S	EDIN Niklas	R
3 V	ERIKSSON Oskar	L
2	WRANAA Rasmus	R
1	SUNDGREN Christoffer	R
A	MAGNUSSON Daniel	R
C	LINDSTROEM Alexander	
NC	LINDBERG Fredrik	
O	-	

Note:

Position and function for each team member:

4 = Fourth, **3** = Third, **2** = Second, **1** = Lead, **A** = Alternate, **S** = Skip, **V** = Vice-Skip

C = Coach, **2C** = 2nd Team Coach, **NC** = National Coach, **T** = Translator, **O** = Team Official

Legend:

L Left-handed

R Right-handed



Competition Officials

As of THU 14 NOV 2024

Function	Name	Organisation
World Curling President:	WELLING Beau	USA - United States
World Curling Head of Competitions:	ROETHLISBERGER Eeva	SUI - Switzerland
World Curling Technical Delegate:	MUTCH Laura	SCO - Scotland
Chief Umpire:	AUGUSTYNIAK Wojciech	POL - Poland
Deputy Chief Umpire:	McGOWAN John	SCO - Scotland
Game Umpires:	CHRIST BUETTLER Franziska	SUI - Switzerland
	GENNEMARK Ki	SWE - Sweden
	MATAU Gheorghe	ROU - Romania
	MELROSE Colin	SCO - Scotland
	PAUTSCH Thomas	GER - Germany
Chief Timer:	WALKER Stuart	SCO - Scotland
Deputy Chief Timer:	SCHOENEICH Brigitte	SUI - Switzerland
Chief Ice Technician:	CALLAN Mark	SCO - Scotland
Deputy Chief Ice Technician:	JOERGENSEN Asmus	DEN - Denmark

