



## RESULTS BOOK



**European Curling  
Championships B-Division 2024  
Men  
Östersund, Sweden**

**16 - 23 November 2024**





## Medallists

Medal	Country	Name	Position - Function
GOLD	DEN - Denmark	SCHMIDT Jacob	3 S
		VILANDT Jonathan	4
		QVIST Alexander	2
		NOERGAARD Mads	1
		JURLANDER BOEGE Kasper	A
		VILANDT Lars	C
SILVER	POL - Poland	STYCH Konrad	4 S
		DOMIN Krzysztof	3
		CIEMINSKI Marcin	2
		LOBAZA Bartosz	1
		GRZELKA Maksym	A
		BARES Jakub	C
BRONZE	ESP - Spain	VEZ Sergio	4 S
		UNANUE Mikel	3
		DE PAZ Eduardo	2
		SHAW Nicholas	1
		RAFAEL Daniel	C

**Note:**  
Position and function for each team member:  
**4** = Fourth, **3** = Third, **2** = Second, **1** = Lead, **A** = Alternate, **S** = Skip, **C** = Coach



## Final Standings

Rank	Team	Players	Position - Function	Group Rank	DSC
1	DEN - Denmark	VILANDT Jonathan	4 V		>A
		SCHMIDT Jacob	3 S		
		QVIST Alexander	2		
		NOERGAARD Mads	1		
		JURLANDER BOEGE Kasper	A		
		VILANDT Lars	C		
2	POL - Poland	STYCH Konrad	4 S		>A
		DOMIN Krzysztof	3 V		
		CIEMINSKI Marcin	2		
		LOBAZA Bartosz	1		
		GRZELKA Maksym	A		
		BARES Jakub	C		
3	ESP - Spain	VEZ Sergio	4 S		
		UNANUE Mikel	3		
		DE PAZ Eduardo	2		
		SHAW Nicholas	1 V		
		-	A		
		RAFAEL Daniel	C		
4	IRL - Ireland	WILSON John	4 S		
		PARADIS Kyle	3 V		
		RUSSELL James	2		
		WHYTE Craig	1		
		-	A		
		-	C		
5	BEL - Belgium	SPRUYT Jeroen	4 V		58.44 cm
		VERREYCKEN Timothy	3 S		
		VERMEIREN Tuur	2		
		YSKOUT Daan	1		
		GOETHALS Tom	A		
		NEELEMAN Wim	C		
5	TUR - Türkiye	KARAGOZ Ugurcan	4 S		44.32 cm
		DEMIREL Muhammet Haydar	3 V		
		KAVAZ Faruk	2		
		KARAGOZ Serkan	1		
		CELEBI Mahsun	A		
		CELIK Ahmet	C		
7	UKR - Ukraine	NIKOLOV Eduard	4 S	A4	52.06 cm
		SHCHUR Yaroslav	3 V		
		SUHAK Artem	2		
		KOVAL Vladyslav	1		
		HASYNETS Artem	A		
		KEILLER Russell	C		



## Final Standings

Rank	Team	Players	Position - Function	Group Rank	DSC
8	FRA - France	MORARD Quentin MERCIER Eddy VALVASSORI Yannick GAUDIN Killian FASANO Aurelien MERCIER Thierry	4 V 3 S 2 1 A C	B4	56.13 cm
9	FIN - Finland	HAENNINEN Matias OUNI Leo KINNUNEN Valtteri FORSSTROEM Ville HEIKKILAE Jami NILHAMN-KUOSMANEN Bonnie	4 S 3 V 2 1 A C	B5	30.41 cm
10	HUN - Hungary	SZABO Gergely LENDVAY Tamas MIKLOS Nandor FOTI Balazs - -	4 S 3 2 V 1 A C	A5	46.63 cm
11	SVK - Slovakia	JURKOVIC Jakub HORACEK Jan VIDLAR Karol MASARYK Robert DERZSI Ladislav NEKOVARIK Vit	4 S 3 V 2 1 A C	A6	28.57 cm
12	EST - Estonia	VLASSOV Mihhail VELTSMAN Eduard KIZIRIDI Janis DZENDZELJUK Igor DOTSENKO Konstantin -	4 V 3 S 2 1 A C	B6	85.11 cm
13	WAL - Wales	POUGHER James PHILLIPS Rhys COOMBS Garry POUGHER Richard - -	4 S 3 2 V 1 A C	B7	33.36 cm
14	ISR - Israel	POKRAS Alex PINK Nathan SIDNEY Lawrence HOROWITZ Aaron - SIDNEY Raymond	4 S 3 V 2 1 A C	A8	69.64 cm

## Final Standings

Rank	Team	Players	Position - Function	Group Rank	DSC
15	LAT - Latvia	ZASS Kristaps	4 S		>C
		SELIVERSTOVŠ Eduards	3 V		
		SONDORS Toms	2		
		SMIRNOVS Deniss	1		
		JAVA Krisjanis	A		
		VAIVODS Raimonds	C		
16	BUL - Bulgaria	SEILER Reto	4 S		>C
		GEORGIEV Stoil	3		
		TODOROV Tihomir	2		
		PETROV Stanimir	1 V		
		RUNTOV Nikolay	A		
		-	C		

**Note:**  
Final standings are based on play-off results and group standings. Losers of the qualification are ranked equal fifth. Teams involved in the relegation are ranked 13-16. The remaining teams are ranked according to their group rank and the Draw Shot Challenge (DSC).

Position and function for each team member:

**4** = Fourth, **3** = Third, **2** = Second, **1** = Lead, **A** = Alternate, **S** = Skip, **V** = Vice-Skip, **C** = Coach

**Legend:**

>A To A-Division

>C To C-Division



### Competition Summary

Session	Date	Time	Sheet B	Sheet C	Sheet D	Sheet E	Sheet F
Session 1	16 NOV	9:00	UKR 13 - 2 SVK	WAL 4 - 11 POL	FIN 6 - 7 IRL	EST 8 - 4 BUL	DEN 5 - 4 FRA
Session 3	16 NOV	18:00	LAT 2 - 7 ESP	FIN 6 - 4 EST	HUN 7 - 6 <sup>EE</sup> ISR	BUL 4 - 9 IRL	TUR 9 - 2 BEL
Session 5	17 NOV	12:00	BEL 10 - 5 LAT	TUR 4 - 6 ESP	FRA 8 - 1 WAL	UKR 9 - 3 HUN	POL 5 - 8 DEN
Session 6	17 NOV	16:00				ISR 3 - 9 SVK	
Session 7	17 NOV	20:00	FIN 10 - 5 WAL	DEN 11 - 2 BUL	EST 4 - 10 POL		FRA 6 - 4 IRL
Session 8	18 NOV	9:00	TUR 8 - 7 HUN	ISR 3 - 13 BEL			
Session 9	18 NOV	13:30			ESP 10 - 2 SVK	LAT 9 - 10 <sup>EE</sup> UKR	IRL 8 - 4 POL
Session 10	18 NOV	18:00	WAL 13 - 6 BUL	EST 8 - 14 FRA	DEN 9 - 7 FIN		BEL 8 - 7 HUN
Session 11	19 NOV	9:00	ESP 7 - 2 ISR	HUN 7 - 6 LAT	SVK 2 - 8 BEL		UKR 6 - 7 TUR
Session 13	19 NOV	18:00	EST 4 - 6 DEN	IRL 8 - 5 WAL	POL 10 - 3 BUL	FIN 5 - 9 FRA	SVK 8 - 11 LAT
Session 15	20 NOV	12:00	FRA 2 - 10 POL	LAT 7 - 8 <sup>EE</sup> ISR	BEL 6 - 5 UKR	SVK 5 - 8 TUR	HUN 3 - 11 ESP
Session 17	20 NOV	20:00	ISR 3 - 14 TUR	ESP 8 - 6 UKR	IRL 7 - 6 EST	WAL 2 - 11 DEN	BUL 5 - 10 FIN
Session 19	21 NOV	13:30	DEN 6 - 8 IRL		BUL 3 - 8 FRA	POL 11 - 1 FIN	WAL 8 - 10 <sup>EE</sup> EST
Session 20	21 NOV	18:00		SVK 5 - 7 HUN	TUR 7 - 1 LAT	ESP 7 - 6 BEL	ISR 6 - 8 UKR
Qualification	22 NOV	18:00	BEL 2 - 4 DEN	TUR 4 - 5 POL			
Rel.Sess. 1	22 NOV	18:00			LAT 3 - 8 WAL	BUL 7 - 9 ISR	
Semi-finals	23 NOV	9:00	POL 7 - 3 IRL	ESP 2 - 10 DEN			
Rel.Sess. 2	23 NOV	9:00					ISR 9 - 7 LAT
Finals	23 NOV	14:30			POL 2 - 5 DEN	IRL 3 - 4 ESP	

### Standings after Round Robin

#### Group A

Rank	Team	Games	Wins	Losses		
1	ESP - Spain	7	7	0	Q	
2	TUR - Türkiye	7	6	1	Q	
3	BEL - Belgium	7	5	2	Q	
4	UKR - Ukraine	7	4	3		
5	HUN - Hungary	7	3	4		
6	SVK - Slovakia	7	1	6	w1	DSC 28.57cm
7	LAT - Latvia	7	1	6	w1	DSC 47.49cm
8	ISR - Israel	7	1	6	w1	DSC 69.64cm

#### Group B

Rank	Team	Games	Wins	Losses		
1	IRL - Ireland	7	6	1	Q	w1
2	DEN - Denmark	7	6	1	Q	w0
3	POL - Poland	7	5	2	Q	w1
4	FRA - France	7	5	2		w0
5	FIN - Finland	7	3	4		
6	EST - Estonia	7	2	5		
7	WAL - Wales	7	1	6		
8	BUL - Bulgaria	7	0	7		

## Competition Summary

### Merged Group Standings

Rank	Team	Round Robin Results			Rank	Team	Round Robin Results		
		Group	Rank	DSC			Group	Rank	DSC
1	ESP - Spain	A	1	30.55cm	9	FIN - Finland	B	5	30.41cm
2	IRL - Ireland	B	1	41.99cm	10	HUN - Hungary	A	5	46.63cm
3	TUR - Türkiye	A	2	44.32cm	11	SVK - Slovakia	A	6	28.57cm
4	DEN - Denmark	B	2	45.95cm	12	EST - Estonia	B	6	85.11cm
5	POL - Poland	B	3	34.66cm	13	WAL - Wales	B	7	33.36cm
6	BEL - Belgium	A	3	58.44cm	14	LAT - Latvia	A	7	47.49cm
7	UKR - Ukraine	A	4	52.06cm	15	ISR - Israel	A	8	69.64cm
8	FRA - France	B	4	56.13cm	16	BUL - Bulgaria	B	8	111.50cm

### Play-offs Bracket

Qualification	Semi-finals	Finals	Final Standings
<p><b>BEL 2</b> (A3) Sheet B</p> <p><b>DEN 4</b> (B2) Sheet C</p> <p><b>TUR 4</b> (A2) Sheet C</p> <p><b>POL 5</b> (B3) Sheet B</p>	<p><b>ESP 2</b> (A1) Sheet C</p> <p><b>DEN 10</b> Sheet C</p> <p><b>IRL 3</b> (B1) Sheet B</p> <p><b>POL 7</b> Sheet B</p>	<p><b>DEN 5</b> Sheet D</p> <p><b>POL 2</b> Sheet D</p> <p><b>ESP 4</b> Sheet E</p> <p><b>IRL 3</b> Sheet E</p>	<p>1 DEN - Denmark &gt;A</p> <p>2 POL - Poland &gt;A</p> <p>3 ESP - Spain</p> <p>4 IRL - Ireland</p> <p>5 BEL - Belgium</p> <p>5 TUR - Türkiye</p> <p>7 UKR - Ukraine</p> <p>8 FRA - France</p> <p>9 FIN - Finland</p> <p>10 HUN - Hungary</p> <p>11 SVK - Slovakia</p> <p>12 EST - Estonia</p> <p>13 WAL - Wales</p> <p>14 ISR - Israel</p> <p>15 LAT - Latvia &gt;C</p> <p>16 BUL - Bulgaria &gt;C</p>

### Relegation Bracket

Relegation 1	Relegation 2
<p><b>LAT 3</b> (A7) Sheet D</p> <p><b>WAL 8</b> (B7) Sheet D</p> <p><b>ISR 9</b> (A8) Sheet E</p> <p><b>BUL 7</b> (B8) Sheet E</p>	<p><b>WAL</b></p> <p><b>ISR</b></p> <p><b>LAT 7</b> Sheet F</p> <p><b>ISR 9</b> Sheet F</p> <p><b>LAT</b></p> <p><b>BUL</b></p>

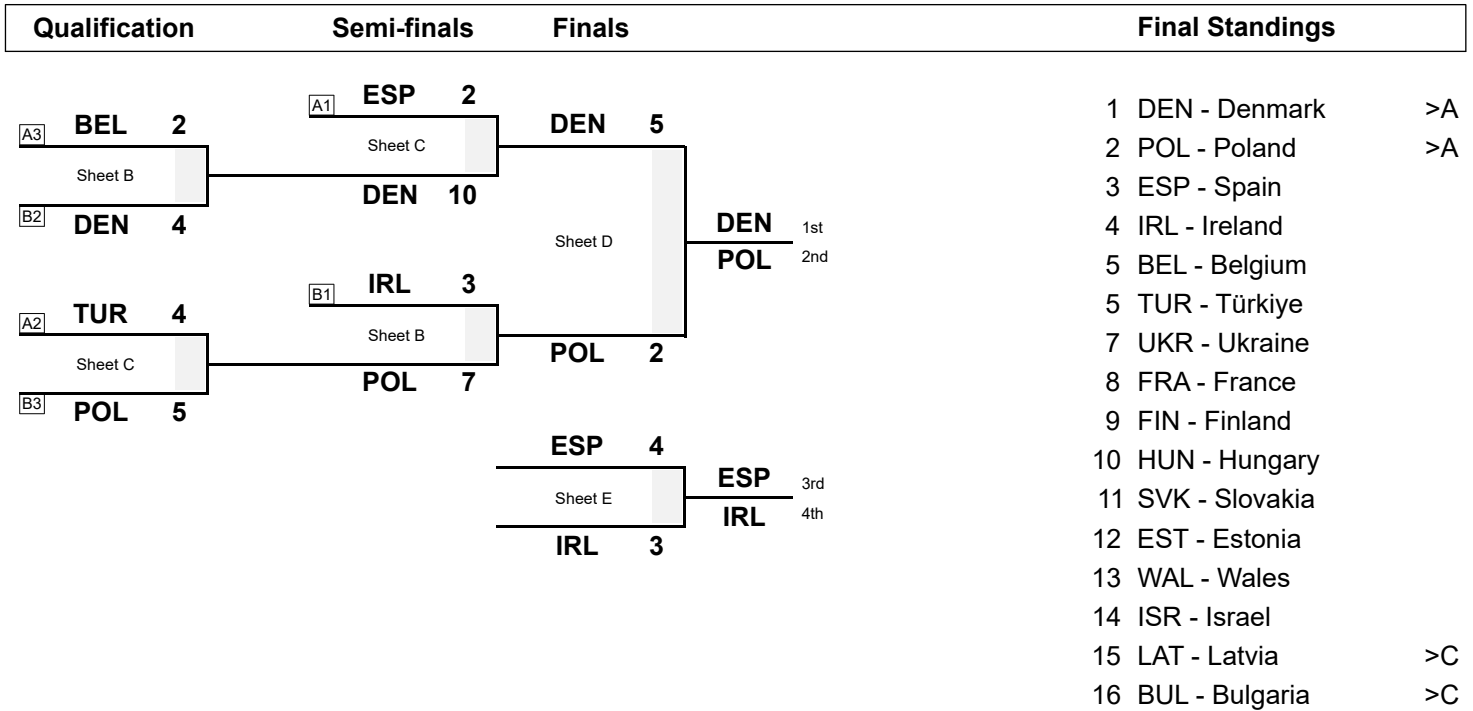
<b>Legend:</b>	<b>&gt;A</b> To A-Division	<b>&gt;C</b> To C-Division	<b>An</b> Final rank in Group A
<b>Bn</b> Final rank in Group B	<b>DSC</b> Draw Shot Challenge	<b>EE</b> Extra End	
<b>Q</b> Qualified for the play-offs	<b>wn</b> Number of wins (n) against tied teams		



**Session Results and Standings**

Sheet	Team	LSD/LSFE	1	2	3	4	5	6	7	8	9	10	Extra Ends	Total
D	POL - Poland		0	0	0	0	1	0	1	0	0	X		2
	DEN - Denmark	*	1	0	1	0	0	2	0	1	0	X		5
E	IRL - Ireland	53.9cm *	0	0	0	0	0	2	0	0	1	X		3
	ESP - Spain	101.0cm	0	0	1	1	1	0	0	1	0	X		4

**Play-offs Bracket**



<b>Legend:</b>	<b>&gt;A</b> To A-Division	<b>&gt;C</b> To C-Division	<b>An</b> Final rank in Group A
<b>Bn</b> Final rank in Group B	<b>LSD</b> Last Stone Draw	<b>LSFE(*)</b> Last Stone First End	
<b>X</b> Unplayed/unfinished end due to concession			







**ECC-B 2024**  
Östersund, Sweden

**SAT 23 NOV 2024**  
Start Time 14:30

**European Curling Championships 2024**  
Östersund Curling Hall  
**B-Division Men**



**Gold Medal Game**

**WORLD CURLING**

### Game Results

Sheet	Team	LSFE	1	2	3	4	5	6	7	8	9	10	Extra Ends	Total
D	POL - Poland		0	0	0	0	1	0	1	0	0	X		2
	DEN - Denmark	*	1	0	1	0	0	2	0	1	0	X		5

POL - Poland	
4 S	STYCH Konrad
3 V	DOMIN Krzysztof
2	CIEMINSKI Marcin
1	LOBAZA Bartosz
A	GRZELKA Maksym

DEN - Denmark	
4 V	VILANDT Jonathan
3 S	SCHMIDT Jacob
2	QVIST Alexander
1	JURLANDER BOEGE Kasper
A	NOERGAARD Mads

**Note:**  
Position and function for each team member:  
4 = Fourth, 3 = Third, 2 = Second, 1 = Lead, A = Alternate, S = Skip, V = Vice-Skip

**Legend:**  
LSFE(\*) Last Stone First End                      X    Unplayed/unfinished end due to concession



### Game Results

Sheet	Team	LSFE	1	2	3	4	5	6	7	8	9	10	Extra Ends	Total
E	IRL - Ireland	*	0	0	0	0	0	2	0	0	1	X		3
	ESP - Spain		0	0	1	1	1	0	0	1	0	X		4

IRL - Ireland	
4 S	WILSON John
3 V	PARADIS Kyle
2	RUSSELL James
1	WHYTE Craig
A	-

ESP - Spain	
4 S	VEZ Sergio
3	UNANUE Mikel
2 V	SHAW Nicholas
1	DE PAZ Eduardo
A	-

Last Stone Draw		Distance
↻	WILSON John	15.0cm
↻	PARADIS Kyle	38.9cm
<b>Total</b>		<b>53.9cm</b>

Last Stone Draw		Distance
↻	VEZ Sergio	55.8cm
↻	UNANUE Mikel	45.2cm
<b>Total</b>		<b>101.0cm</b>

**Note:**  
Position and function for each team member:  
4 = Fourth, 3 = Third, 2 = Second, 1 = Lead, A = Alternate, S = Skip, V = Vice-Skip

**Legend:**  
↻ Clockwise      ↻ Counter-clockwise      LSFE(\*) Last Stone First End  
X Unplayed/unfinished end due to concession

### Scoring Analysis

Team	Games	LSFE	Stolen Ends	Last Stone Eff.	Force Eff.	Points Scored							Total	Plus / Minus
						0	1	2	3	4	>4			
DEN	10	For	7	11	43%	78%	11	18	11	9	2	0	75	+37
		Against	3	8			5	25	5	1	0	0	38	
POL	10	For	4	15	53%	80%	9	18	15	6	1	1	75	+33
		Against	6	6			3	24	4	2	1	0	42	
TUR	8	For	5	9	39%	70%	3	13	10	5	2	1	61	+26
		Against	3	9			6	23	6	0	0	0	35	
ESP	9	For	7	14	47%	77%	5	22	10	5	0	1	62	+24
		Against	2	6			5	20	7	0	1	0	38	
UKR	7	For	3	16	36%	53%	4	20	9	3	1	1	57	+16
		Against	4	10			1	17	8	0	2	0	41	
FRA	7	For	3	10	32%	53%	0	15	7	3	2	1	51	+15
		Against	4	7			8	14	8	2	0	0	36	
BEL	8	For	3	13	39%	53%	3	16	8	5	2	0	55	+13
		Against	5	10			9	15	9	3	0	0	42	
IRL	9	For	5	13	33%	43%	8	23	12	2	1	0	57	+9
		Against	4	8			7	17	11	3	0	0	48	
FIN	7	For	7	6	34%	41%	5	12	9	5	0	0	45	-5
		Against	0	9			4	12	7	5	1	1	50	
EST	7	For	1	10	40%	44%	3	19	11	1	0	0	44	-11
		Against	6	4			1	13	9	5	1	1	55	
HUN	7	For	1	11	28%	41%	0	22	8	1	0	0	41	-12
		Against	6	5			8	12	8	4	2	1	53	
WAL	8	For	6	5	26%	35%	5	12	9	4	1	0	46	-21
		Against	2	17			2	14	17	5	1	0	67	
LAT	9	For	5	10	20%	42%	2	20	8	2	1	1	51	-23
		Against	4	19			6	22	13	6	2	0	74	
SVK	7	For	5	5	17%	30%	3	16	7	1	0	0	33	-27
		Against	2	10			1	13	9	6	0	2	60	
ISR	9	For	2	6	27%	55%	4	17	11	2	1	0	49	-30
		Against	7	16			1	24	11	8	1	1	79	
BUL	8	For	1	4	18%	37%	3	17	4	3	0	0	34	-44
		Against	7	14			1	15	17	7	2	0	78	
<b>Total</b>	<b>65</b>			<b>158</b>			<b>68</b>	<b>280</b>	<b>149</b>	<b>57</b>	<b>14</b>	<b>6</b>	<b>836</b>	

**Note:**

Stolen ends are the ends won without the last stone advantage.

Last Stone Efficiency: Scoring two or more points with last stone advantage.

Force Efficiency: Forcing the opponent team to score only one point when they have the last stone advantage.

**Legend:**

>4 More than four points scored

**Eff.** Efficiency

**LSFE** Last Stone First End

## Summary of Big Ends

Points Scored	By	Against	Session	End	Game Result
6	UKR - Ukraine	SVK - Slovakia	1	1	13 : 2
5	ESP - Spain	HUN - Hungary	15	2	11 : 3
5	FRA - France	EST - Estonia	10	3	14 : 8
5	LAT - Latvia	SVK - Slovakia	13	5	11 : 8
5	POL - Poland	FIN - Finland	19	6	11 : 1
5	TUR - Türkiye	ISR - Israel	17	7	14 : 3
4	BEL - Belgium	ISR - Israel	8	1	13 : 3
4	BEL - Belgium	LAT - Latvia	5	8	10 : 5
4	DEN - Denmark	ESP - Spain	SF	5	10 : 2
4	DEN - Denmark	BUL - Bulgaria	7	6	11 : 2
4	FRA - France	FIN - Finland	13	5	9 : 5
4	FRA - France	EST - Estonia	10	6	14 : 8
4	TUR - Türkiye	UKR - Ukraine	11	5	7 : 6
4	TUR - Türkiye	HUN - Hungary	8	1	8 : 7
4	IRL - Ireland	POL - Poland	9	7	8 : 4
4	ISR - Israel	LAT - Latvia	R2	8	9 : 7
4	LAT - Latvia	UKR - Ukraine	9	1	9 : 10
4	POL - Poland	WAL - Wales	1	4	11 : 4
4	UKR - Ukraine	HUN - Hungary	5	4	9 : 3
4	WAL - Wales	BUL - Bulgaria	10	9	13 : 6

**Note:**  
Big ends are defined as ends with a score of four or more points.

**Legend:**  
**R** Relegation                      **SF** Semi-final



### Session Results and Standings

Sheet	Team	LSD/LSFE	1	2	3	4	5	6	7	8	9	10	Extra Ends	Total
F	ISR - Israel	348.1cm	0	3	0	1	0	1	0	4	0	X		9
	LAT - Latvia	255.3cm *	3	0	1	0	1	0	1	0	1	X		7

### Relegation Bracket

Relegation 1	Relegation 2	Final Standings
A7 <b>LAT</b> 3	Sheet D	WAL
B7 <b>WAL</b> 8		
A8 <b>ISR</b> 9	Sheet F	ISR
B8 <b>BUL</b> 7		
		B-Division
		C-Division
		1
		2
		3
		4
		5 BEL - Belgium
		5 TUR - Türkiye
		7 UKR - Ukraine
		8 FRA - France
		9 FIN - Finland
		10 HUN - Hungary
		11 SVK - Slovakia
		12 EST - Estonia
		13 WAL - Wales
		14 ISR - Israel
		15 LAT - Latvia >C
		16 BUL - Bulgaria >C

<b>Legend:</b>	>A To A-Division	>C To C-Division	An Final rank in Group A
Bn Final rank in Group B	X Unplayed/unfinished end due to concession	LSD Last Stone Draw	LSFE(*) Last Stone First End





## Game Results

Sheet	Team	LSFE	1	2	3	4	5	6	7	8	9	10	Extra Ends	Total
F	ISR - Israel		0	3	0	1	0	1	0	4	0	X		9
	LAT - Latvia	*	3	0	1	0	1	0	1	0	1	X		7

ISR - Israel	
4 S	POKRAS Alex
3	SIDNEY Lawrence
2	PINK Nathan
1 V	HOROWITZ Aaron
A	-

LAT - Latvia	
4 S	ZASS Kristaps
3 V	SELIVERSTOVVS Eduards
2	SONDORS Toms
1	SMIRNOVS Deniss
A	JAVA Krisjanis

Last Stone Draw	Distance
↻ POKRAS Alex	148.5cm
↻ SIDNEY Lawrence	199.6cm
<b>Total</b>	<b>348.1cm</b>

Last Stone Draw	Distance
↻ SELIVERSTOVVS Eduards	55.7cm
↻ SONDORS Toms	199.6cm
<b>Total</b>	<b>255.3cm</b>

JAVA K replaced SONDORS T at the beginning of End 5

**Note:**  
Position and function for each team member:  
4 = Fourth, 3 = Third, 2 = Second, 1 = Lead, A = Alternate, S = Skip, V = Vice-Skip

**Legend:**  
↻ Clockwise      ↻ Counter-clockwise      LSFE(\*) Last Stone First End  
X Unplayed/unfinished end due to concession



**Session Results and Standings**

Sheet	Team	LSFE	1	2	3	4	5	6	7	8	9	10	Extra Ends	Total
<b>B</b>	POL - Poland		0	2	0	1	0	0	0	1	2	1		7
	IRL - Ireland	*	1	0	1	0	1	0	0	0	0	0		3
<b>C</b>	ESP - Spain	*	0	0	1	0	0	1	0	0	X	X		2
	DEN - Denmark		2	2	0	0	4	0	1	1	X	X		10

**Play-offs Bracket**

Qualification	Semi-finals	Finals	Final Standings
<b>A3</b> BEL 2 Sheet B	<b>A1</b> ESP 2 Sheet C	DEN	1
<b>B2</b> DEN 4	DEN 10		2
<b>A2</b> TUR 4 Sheet C	<b>B1</b> IRL 3 Sheet B	POL	3
<b>B3</b> POL 5	POL 7		4
		ESP	5 BEL - Belgium
		IRL	5 TUR - Türkiye
			7 UKR - Ukraine
			8 FRA - France
			9 FIN - Finland
			10 HUN - Hungary
			11 SVK - Slovakia
			12 EST - Estonia
			13 WAL - Wales
			14
			15
			16 BUL - Bulgaria >C

<b>Legend:</b>	<b>&gt;A</b> To A-Division	<b>&gt;C</b> To C-Division	<b>An</b> Final rank in Group A
	<b>Bn</b> Final rank in Group B	<b>LSFE(*)</b> Last Stone First End	<b>X</b> Unplayed/unfinished end due to concession



### Game Results

Sheet	Team	LSFE	1	2	3	4	5	6	7	8	9	10	Extra Ends	Total
<b>B</b>	POL - Poland		0	2	0	1	0	0	0	1	2	1		7
	IRL - Ireland	*	1	0	1	0	1	0	0	0	0	0		3

POL - Poland	
4 S	STYCH Konrad
3 V	DOMIN Krzysztof
2	CIEMINSKI Marcin
1	LOBAZA Bartosz
A	GRZELKA Maksym

IRL - Ireland	
4 S	WILSON John
3 V	PARADIS Kyle
2	RUSSELL James
1	WHYTE Craig
A	-

**Note:**  
Position and function for each team member:  
**4** = Fourth, **3** = Third, **2** = Second, **1** = Lead, **A** = Alternate, **S** = Skip, **V** = Vice-Skip

**Legend:**  
**LSFE(\*)** Last Stone First End





### Game Results

Sheet	Team	LSFE	1	2	3	4	5	6	7	8	9	10	Extra Ends	Total
C	ESP - Spain	*	0	0	1	0	0	1	0	0	X	X		2
	DEN - Denmark		2	2	0	0	4	0	1	1	X	X		10

ESP - Spain	
4 S	VEZ Sergio
3	UNANUE Mikel
2 V	SHAW Nicholas
1	DE PAZ Eduardo
A	-

DEN - Denmark	
4 V	VILANDT Jonathan
3 S	SCHMIDT Jacob
2	QVIST Alexander
1	JURLANDER BOEGE Kasper
A	NOERGAARD Mads

**Note:**  
Position and function for each team member:  
4 = Fourth, 3 = Third, 2 = Second, 1 = Lead, A = Alternate, S = Skip, V = Vice-Skip

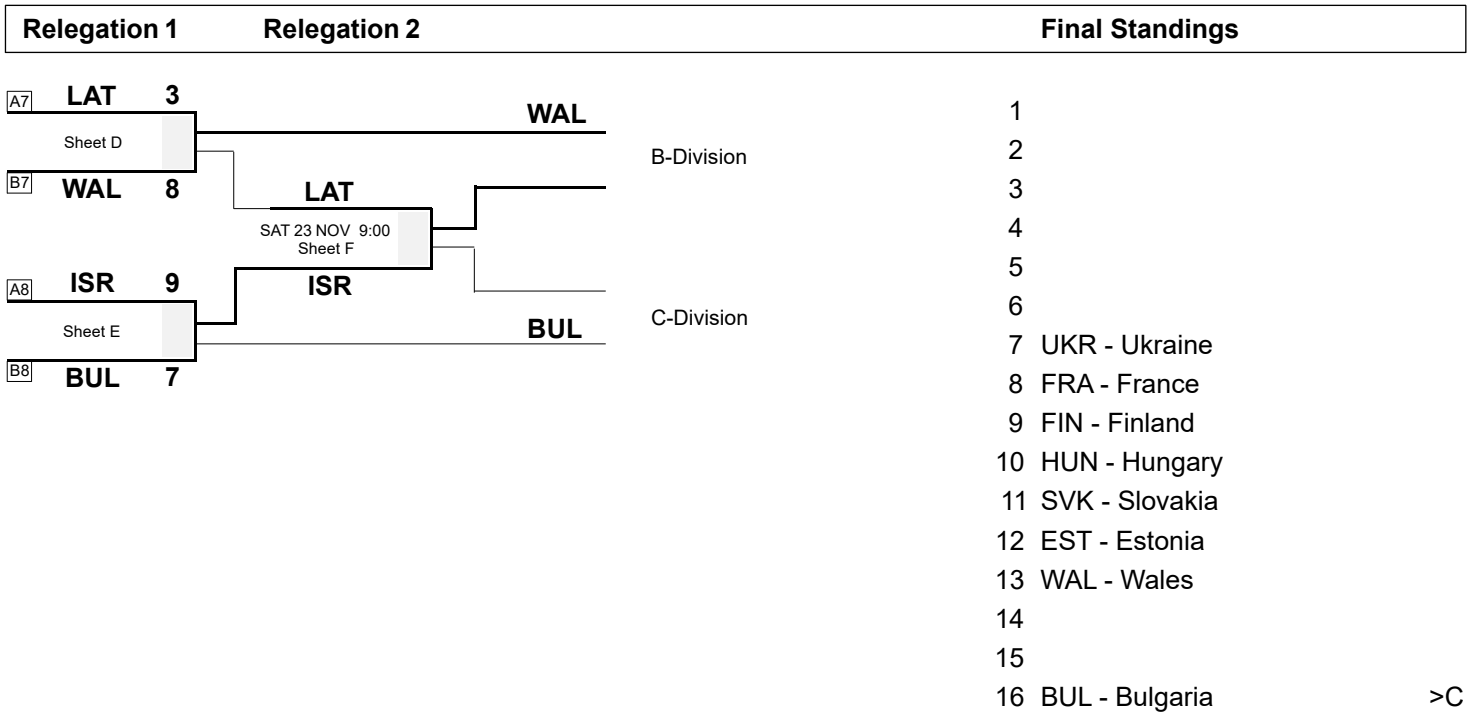
**Legend:**  
LSFE(\*) Last Stone First End                      X    Unplayed/unfinished end due to concession



### Session Results and Standings

Sheet	Team	LSD/LSFE	1	2	3	4	5	6	7	8	9	10	Extra Ends	Total
D	LAT - Latvia	69.1cm	0	0	1	0	1	0	0	1	0	0		3
	WAL - Wales	55.5cm *	1	1	0	2	0	0	0	0	1	3		8
E	BUL - Bulgaria	176.3cm *	1	1	0	1	0	1	0	3	0	0		7
	ISR - Israel	230.5cm	0	0	2	0	2	0	2	0	1	2		9

### Relegation Bracket



**Legend:**  
 >C To C-Division      **An** Final rank in Group A      **Bn** Final rank in Group B  
 LSD Last Stone Draw      **LSFE(\*)** Last Stone First End



### Game Results

Sheet	Team	LSFE	1	2	3	4	5	6	7	8	9	10	Extra Ends	Total
D	LAT - Latvia		0	0	1	0	1	0	0	1	0	0		3
	WAL - Wales	*	1	1	0	2	0	0	0	0	1	3		8

LAT - Latvia	
4 S	ZASS Kristaps
3 V	SELIVERSTOVS Eduards
2	SONDORS Toms
1	SMIRNOVS Deniss
A	JAVA Krisjanis

WAL - Wales	
4 S	POUGHER James
3	PHILLIPS Rhys
2 V	COOMBS Garry
1	POUGHER Richard
A	-

Last Stone Draw	Distance
↻ SELIVERSTOVS Eduards	28.0cm
↻ ZASS Kristaps	41.1cm
<b>Total</b>	<b>69.1cm</b>

Last Stone Draw	Distance
↻ POUCHER Richard	34.0cm
↻ POUCHER James	21.5cm
<b>Total</b>	<b>55.5cm</b>

JAVA K replaced SONDORS T at the beginning of End 7

**Note:**  
Position and function for each team member:  
4 = Fourth, 3 = Third, 2 = Second, 1 = Lead, A = Alternate, S = Skip, V = Vice-Skip

**Legend:**  
↻ Clockwise      ↻ Counter-clockwise      **LSFE(\*)** Last Stone First End



**ECC-B 2024**  
Östersund, Sweden

FRI 22 NOV 2024  
Start Time 18:00

**European Curling Championships 2024**  
Östersund Curling Hall  
**B-Division Men**



**WORLD  
CURLING**

Relegation Session 1 - Sheet E

### Game Results

Sheet	Team	LSFE	1	2	3	4	5	6	7	8	9	10	Extra Ends	Total
E	BUL - Bulgaria	*	1	1	0	1	0	1	0	3	0	0		7
	ISR - Israel		0	0	2	0	2	0	2	0	1	2		9

BUL - Bulgaria	
4 S	SEILER Reto
3	GEORGIEV Stoil
2 V	PETROV Stanimir
1	TODOROV Tihomir
A	RUNTOV Nikolay

ISR - Israel	
4 S	POKRAS Alex
3	SIDNEY Lawrence
2	PINK Nathan
1 V	HOROWITZ Aaron
A	-

Last Stone Draw		Distance
↻	SEILER Reto	23.8cm
↻	PETROV Stanimir	152.5cm
<b>Total</b>		<b>176.3cm</b>

Last Stone Draw		Distance
↻	POKRAS Alex	38.1cm
↻	SIDNEY Lawrence	192.4cm
<b>Total</b>		<b>230.5cm</b>

**Note:**  
Position and function for each team member:  
**4** = Fourth, **3** = Third, **2** = Second, **1** = Lead, **A** = Alternate, **S** = Skip, **V** = Vice-Skip

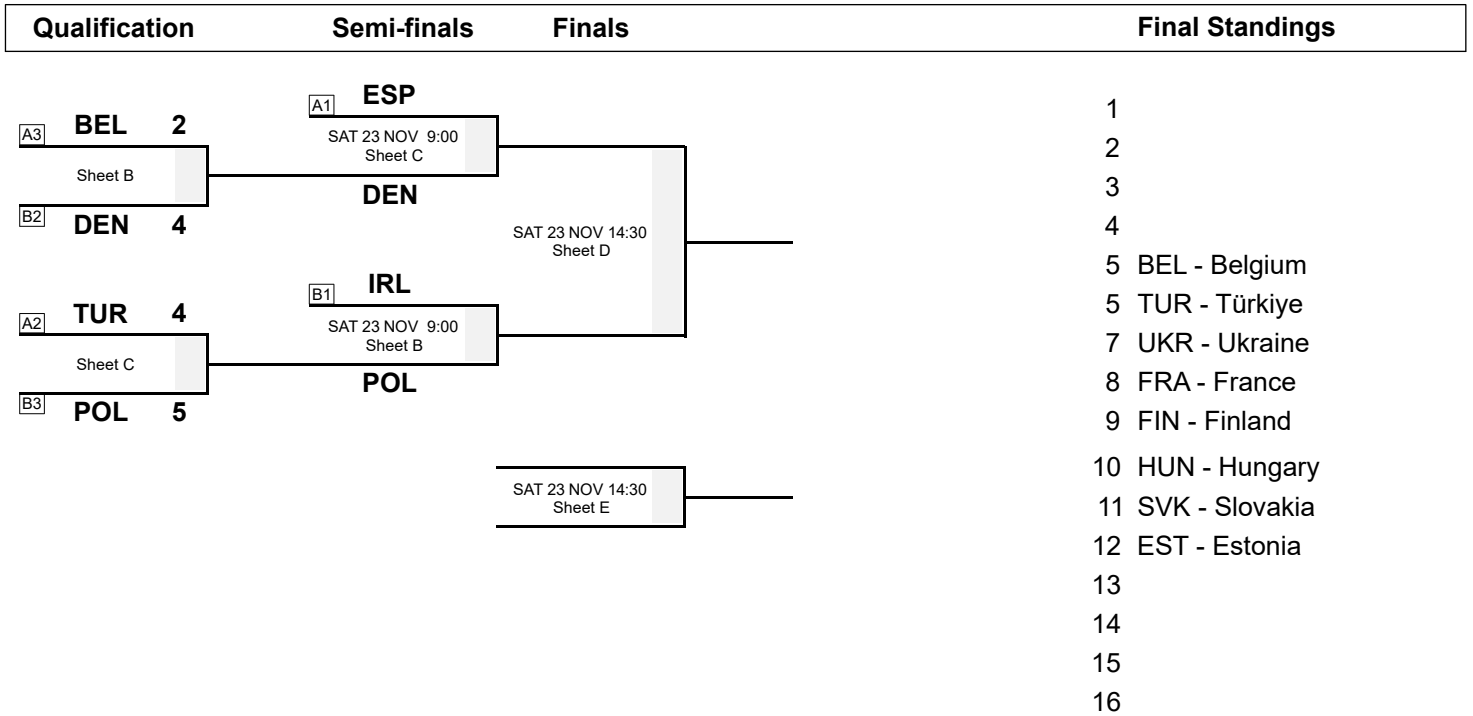
**Legend:**  
↻ Clockwise      ↻ Counter-clockwise      **LSFE(\*)** Last Stone First End



### Session Results and Standings

Sheet	Team	LSFE	1	2	3	4	5	6	7	8	9	10	Extra Ends	Total
<b>B</b>	BEL - Belgium		0	0	0	0	0	1	0	1	0	0		2
	DEN - Denmark	*	0	0	0	0	0	0	1	0	0	3		4
<b>C</b>	TUR - Türkiye	*	1	0	0	0	0	1	2	0	0	0		4
	POL - Poland		0	0	1	1	1	0	0	0	0	2		5

### Play-offs Bracket



**Legend:**  
**>C** To C-Division  
**LSFE(\*)** Last Stone First End  
**An** Final rank in Group A  
**Bn** Final rank in Group B



### Game Results

Sheet	Team	LSFE	1	2	3	4	5	6	7	8	9	10	Extra Ends	Total
B	BEL - Belgium		0	0	0	0	0	1	0	1	0	0		2
	DEN - Denmark	*	0	0	0	0	0	0	1	0	0	3		4

BEL - Belgium	
4 V	SPRUYT Jeroen
3 S	VERREYCKEN Timothy
2	VERMEIREN Tuur
1	YSKOUT Daan
A	GOETHALS Tom

DEN - Denmark	
4 V	VILANDT Jonathan
3 S	SCHMIDT Jacob
2	QVIST Alexander
1	JURLANDER BOEGE Kasper
A	NOERGAARD Mads

**Note:**  
Position and function for each team member:  
4 = Fourth, 3 = Third, 2 = Second, 1 = Lead, A = Alternate, S = Skip, V = Vice-Skip

**Legend:**  
LSFE(\*) Last Stone First End



### Game Results

Sheet	Team	LSFE	1	2	3	4	5	6	7	8	9	10	Extra Ends	Total
C	TUR - Türkiye	*	1	0	0	0	0	1	2	0	0	0		4
	POL - Poland		0	0	1	1	1	0	0	0	0	2		5

TUR - Türkiye	
4 S	KARAGOZ Ugurcan
3 V	DEMIREL Muhammet Haydar
2	KAVAZ Faruk
1	KARAGOZ Serkan
A	CELEBI Mahsun

POL - Poland	
4 S	STYCH Konrad
3 V	DOMIN Krzysztof
2	CIEMINSKI Marcin
1	LOBAZA Bartosz
A	GRZELKA Maksym

**Note:**  
Position and function for each team member:  
4 = Fourth, 3 = Third, 2 = Second, 1 = Lead, A = Alternate, S = Skip, V = Vice-Skip

**Legend:**  
LSFE(\*) Last Stone First End

## Competition Matrix

### Group A

Team	BEL	ESP	HUN	ISR	LAT	SVK	TUR	UKR
BEL		6 - 7	8 - 7	13 - 3	10 - 5	8 - 2	2 - 9	6 - 5
ESP	7 - 6		11 - 3	7 - 2	7 - 2	10 - 2	6 - 4	8 - 6
HUN	7 - 8	3 - 11		7 - 6	7 - 6	7 - 5	7 - 8	3 - 9
ISR	3 - 13	2 - 7	6 - 7		8 - 7	3 - 9	3 - 14	6 - 8
LAT	5 - 10	2 - 7	6 - 7	7 - 8		11 - 8	1 - 7	9 - 10
SVK	2 - 8	2 - 10	5 - 7	9 - 3	8 - 11		5 - 8	2 - 13
TUR	9 - 2	4 - 6	8 - 7	14 - 3	7 - 1	8 - 5		7 - 6
UKR	5 - 6	6 - 8	9 - 3	8 - 6	10 - 9	13 - 2	6 - 7	

### Standings after Round Robin

Rank	Team	Games	Wins	Losses		
1	ESP - Spain	7	7	0		Q
2	TUR - Türkiye	7	6	1		Q
3	BEL - Belgium	7	5	2		Q
4	UKR - Ukraine	7	4	3		
5	HUN - Hungary	7	3	4		
6	SVK - Slovakia	7	1	6	w1	DSC 28.57cm
7	LAT - Latvia	7	1	6	w1	DSC 47.49cm
8	ISR - Israel	7	1	6	w1	DSC 69.64cm



## Competition Matrix

### Group B

Team	BUL	DEN	EST	FIN	FRA	IRL	POL	WAL
<b>BUL</b>		2 - 11	4 - 8	5 - 10	3 - 8	4 - 9	3 - 10	6 - 13
<b>DEN</b>	11 - 2		6 - 4	9 - 7	5 - 4	6 - 8	8 - 5	11 - 2
<b>EST</b>	8 - 4	4 - 6		4 - 6	8 - 14	6 - 7	4 - 10	10 - 8
<b>FIN</b>	10 - 5	7 - 9	6 - 4		5 - 9	6 - 7	1 - 11	10 - 5
<b>FRA</b>	8 - 3	4 - 5	14 - 8	9 - 5		6 - 4	2 - 10	8 - 1
<b>IRL</b>	9 - 4	8 - 6	7 - 6	7 - 6	4 - 6		8 - 4	8 - 5
<b>POL</b>	10 - 3	5 - 8	10 - 4	11 - 1	10 - 2	4 - 8		11 - 4
<b>WAL</b>	13 - 6	2 - 11	8 - 10	5 - 10	1 - 8	5 - 8	4 - 11	

### Standings after Round Robin

Rank	Team	Games	Wins	Losses		
1	IRL - Ireland	7	6	1	Q	w1
2	DEN - Denmark	7	6	1	Q	w0
3	POL - Poland	7	5	2	Q	w1
4	FRA - France	7	5	2		w0
5	FIN - Finland	7	3	4		
6	EST - Estonia	7	2	5		
7	WAL - Wales	7	1	6		
8	BUL - Bulgaria	7	0	7		

**Legend:**  
**DSC** Draw Shot Challenge      **Q** Qualified for the play-offs      **wn** Number of wins (n) against tied teams

## Draw Shot Challenge by Group

Group A		Stone Rotation	Last Stone Draw in each Round Robin Game							DSC
Rank	Team		1	2	3	4	5	6	7	
1	SVK - Slovakia	🕒	<del>65.2</del>	47.5	10.8	18.8	37.3	6.0	29.4	<b>28.57cm</b>
		🕒	33.8	34.3	<del>199.6</del>	35.4	8.0	35.6	45.9	
2	ESP - Spain	🕒	16.4	27.1	<del>73.0</del>	48.3	<del>118.4</del>	10.3	41.4	<b>30.55cm</b>
		🕒	14.9	35.1	54.2	37.2	22.0	29.8	29.9	
3	TUR - Türkiye	🕒	13.1	123.9	23.0	13.1	52.8	61.5	79.5	<b>44.32cm</b>
		🕒	<del>165.2</del>	37.4	15.9	12.8	<del>199.6</del>	72.4	26.4	
4	HUN - Hungary	🕒	48.8	113.0	52.0	85.2	<del>128.4</del>	23.0	82.7	<b>46.63cm</b>
		🕒	<del>174.4</del>	26.7	39.7	31.1	14.9	23.9	18.6	
5	LAT - Latvia	🕒	152.5	6.6	24.6	15.0	<del>158.6</del>	61.5	47.0	<b>47.49cm</b>
		🕒	143.2	1.5	47.6	33.4	4.5	32.5	<del>199.6</del>	
6	UKR - Ukraine	🕒	<del>199.6</del>	10.5	147.5	42.5	12.3	62.4	95.3	<b>52.06cm</b>
		🕒	32.4	35.8	57.4	24.8	<del>199.6</del>	95.5	8.3	
7	BEL - Belgium	🕒	35.1	85.2	<del>199.6</del>	10.7	98.1	87.6	33.7	<b>58.44cm</b>
		🕒	108.8	39.2	27.2	20.3	27.6	<del>171.0</del>	127.8	
8	ISR - Israel	🕒	16.4	47.3	<del>199.6</del>	50.0	199.6	71.7	23.9	<b>69.64cm</b>
		🕒	16.9	96.5	89.5	<del>199.6</del>	89.4	88.9	45.6	

Group B		Stone Rotation	Last Stone Draw in each Round Robin Game							DSC
Rank	Team		1	2	3	4	5	6	7	
1	FIN - Finland	🕒	36.8	34.3	<del>74.1</del>	22.2	30.7	20.9	22.5	<b>30.41cm</b>
		🕒	23.6	53.8	47.9	14.3	<del>59.1</del>	17.6	40.3	
2	WAL - Wales	🕒	1.3	52.1	95.1	7.4	51.2	32.5	19.5	<b>33.36cm</b>
		🕒	10.5	33.4	60.3	<del>120.0</del>	21.0	<del>182.1</del>	16.0	
3	POL - Poland	🕒	6.6	12.2	30.4	26.4	41.1	18.3	<del>70.3</del>	<b>34.66cm</b>
		🕒	<del>140.2</del>	43.2	21.7	34.5	47.2	70.0	64.3	
4	IRL - Ireland	🕒	<del>149.0</del>	6.0	20.0	81.9	61.9	23.6	50.1	<b>41.99cm</b>
		🕒	<del>169.5</del>	16.4	19.2	41.7	28.2	52.6	102.3	
5	DEN - Denmark	🕒	98.3	64.7	85.1	12.0	93.4	44.4	13.5	<b>45.95cm</b>
		🕒	35.4	14.4	<del>118.3</del>	61.4	15.6	<del>156.2</del>	13.2	
6	FRA - France	🕒	125.1	103.8	90.5	37.0	55.9	4.1	27.7	<b>56.13cm</b>
		🕒	<del>160.7</del>	27.1	66.4	12.5	65.5	57.9	<del>160.1</del>	
7	EST - Estonia	🕒	22.3	35.1	87.6	77.0	81.9	146.8	89.6	<b>85.11cm</b>
		🕒	117.7	58.2	<del>199.6</del>	137.2	149.9	<del>199.6</del>	18.0	
8	BUL - Bulgaria	🕒	128.0	151.8	72.1	152.3	18.4	140.0	<del>199.6</del>	<b>111.50cm</b>
		🕒	96.2	120.7	<del>199.6</del>	143.9	72.2	192.6	49.8	

**Note:**  
The Draw Shot Challenge (DSC) is the average distance of all the individual Last Stone Draws (LSD), which were delivered by a team during the round robin. The two least favourable results will be eliminated before calculating the average distance. The team with the lesser DSC receives the higher ranking. If the DSCs are equal then the team with the best non-equal counting LSD receives the higher ranking. In the case where all counting LSDs are equal, the team ranked higher in the official World Curling World Ranking is ranked higher.

**Legend:**  
🕒 Clockwise      🕒 Counter-clockwise      **DSC** Draw Shot Challenge  
~~nnn.n~~ Eliminated Last Stone Draw

### Scoring Analysis

Team	Games	LSFE	Stolen Ends	Last Stone Eff.	Force Eff.	Points Scored						Total	Plus / Minus
						0	1	2	3	4	>4		
ESP	For	6	11	58%	83%	4	16	10	5	0	1	56	+31
	Against	1	3			2	17	4	0	0	0	25	
POL	For	4	11	65%	76%	1	10	12	6	1	1	61	+31
	Against	3	4			3	16	2	2	1	0	30	
TUR	For	4	8	44%	72%	3	11	9	5	2	1	57	+27
	Against	3	7			3	20	5	0	0	0	30	
DEN	For	5	7	45%	72%	4	12	8	8	1	0	56	+24
	Against	2	7			2	19	5	1	0	0	32	
UKR	For	3	16	36%	53%	4	20	9	3	1	1	57	+16
	Against	4	10			1	17	8	0	2	0	41	
BEL	For	3	12	41%	53%	3	14	8	5	2	0	53	+15
	Against	4	10			3	14	9	2	0	0	38	
FRA	For	3	10	32%	53%	0	15	7	3	2	1	51	+15
	Against	4	7			8	14	8	2	0	0	36	
IRL	For	3	13	43%	37%	6	19	11	2	1	0	51	+14
	Against	4	3			4	10	9	3	0	0	37	
FIN	For	7	6	34%	41%	5	12	9	5	0	0	45	-5
	Against	0	9			4	12	7	5	1	1	50	
EST	For	1	10	40%	44%	3	19	11	1	0	0	44	-11
	Against	6	4			1	13	9	5	1	1	55	
HUN	For	1	11	28%	41%	0	22	8	1	0	0	41	-12
	Against	6	5			8	12	8	4	2	1	53	
LAT	For	4	9	22%	35%	2	13	8	1	1	1	41	-16
	Against	3	17			4	17	12	4	1	0	57	
WAL	For	5	3	26%	28%	3	9	8	3	1	0	38	-26
	Against	2	16			2	11	17	5	1	0	64	
SVK	For	5	5	17%	30%	3	16	7	1	0	0	33	-27
	Against	2	10			1	13	9	6	0	2	60	
ISR	For	2	5	19%	45%	4	14	7	1	0	0	31	-34
	Against	5	15			1	16	11	6	1	1	65	
BUL	For	0	3	17%	39%	3	13	4	2	0	0	27	-42
	Against	7	13			1	14	13	7	2	0	69	
<b>Total</b>	<b>56</b>		<b>140</b>			<b>48</b>	<b>235</b>	<b>136</b>	<b>52</b>	<b>12</b>	<b>6</b>	<b>742</b>	

**Note:**  
 Stolen ends are the ends won without the last stone advantage.  
 Last Stone Efficiency: Scoring two or more points with last stone advantage.  
 Force Efficiency: Forcing the opponent team to score only one point when they have the last stone advantage.

**Legend:**  
**>4** More than four points scored      **Eff.** Efficiency      **LSFE** Last Stone First End



### Summary of Big Ends

Points Scored	By	Against	Session	End	Game Result
6	UKR - Ukraine	SVK - Slovakia	1	1	13 : 2
5	ESP - Spain	HUN - Hungary	15	2	11 : 3
5	FRA - France	EST - Estonia	10	3	14 : 8
5	LAT - Latvia	SVK - Slovakia	13	5	11 : 8
5	POL - Poland	FIN - Finland	19	6	11 : 1
5	TUR - Türkiye	ISR - Israel	17	7	14 : 3
4	BEL - Belgium	ISR - Israel	8	1	13 : 3
4	BEL - Belgium	LAT - Latvia	5	8	10 : 5
4	FRA - France	FIN - Finland	13	5	9 : 5
4	FRA - France	EST - Estonia	10	6	14 : 8
4	TUR - Türkiye	UKR - Ukraine	11	5	7 : 6
4	TUR - Türkiye	HUN - Hungary	8	1	8 : 7
4	DEN - Denmark	BUL - Bulgaria	7	6	11 : 2
4	IRL - Ireland	POL - Poland	9	7	8 : 4
4	LAT - Latvia	UKR - Ukraine	9	1	9 : 10
4	POL - Poland	WAL - Wales	1	4	11 : 4
4	UKR - Ukraine	HUN - Hungary	5	4	9 : 3
4	WAL - Wales	BUL - Bulgaria	10	9	13 : 6

**Note:**  
Big ends are defined as ends with a score of four or more points.



### Session Results and Standings

Sheet	Team	LSD/LSFE	1	2	3	4	5	6	7	8	9	10	Extra Ends	Total
C	SVK - Slovakia	75.3cm *	0	0	1	0	1	0	2	0	1	0		5
	HUN - Hungary	101.3cm	0	1	0	1	0	2	0	2	0	1		7
D	TUR - Türkiye	105.9cm *	2	3	0	0	2	0	X	X	X	X		7
	LAT - Latvia	246.6cm	0	0	1	0	0	0	X	X	X	X		1
E	ESP - Spain	71.3cm *	3	0	1	0	0	0	2	1	0	0		7
	BEL - Belgium	161.5cm	0	1	0	1	1	0	0	0	2	1		6
F	ISR - Israel	69.5cm *	1	0	1	0	0	2	1	0	1	0		6
	UKR - Ukraine	103.6cm	0	1	0	2	2	0	0	1	0	2		8

### Standings after Round Robin

#### Group A

Rank	Team	Games	Wins	Losses	
1	ESP - Spain	7	7	0	Q
2	TUR - Türkiye	7	6	1	Q
3	BEL - Belgium	7	5	2	Q
4	UKR - Ukraine	7	4	3	
5	HUN - Hungary	7	3	4	
6	SVK - Slovakia	7	1	6	w1 DSC 28.57cm
7	LAT - Latvia	7	1	6	w1 DSC 47.49cm
8	ISR - Israel	7	1	6	w1 DSC 69.64cm

#### Group B

Rank	Team	Games	Wins	Losses	
1	IRL - Ireland	7	6	1	Q w1
2	DEN - Denmark	7	6	1	Q w0
3	POL - Poland	7	5	2	Q w1
4	FRA - France	7	5	2	w0
5	FIN - Finland	7	3	4	
6	EST - Estonia	7	2	5	
7	WAL - Wales	7	1	6	
8	BUL - Bulgaria	7	0	7	

<b>Legend:</b>	<b>DSC</b> Draw Shot Challenge	<b>LSD</b> Last Stone Draw	<b>LSFE(*)</b> Last Stone First End
<b>Q</b> Qualified for the play-offs	<b>wn</b> Number of wins (n) against tied teams	<b>X</b> Unplayed/unfinished end due to concession	



### Game Results

Sheet	Team	LSFE	1	2	3	4	5	6	7	8	9	10	Extra Ends	Total
C	SVK - Slovakia	*	0	0	1	0	1	0	2	0	1	0		5
	HUN - Hungary		0	1	0	1	0	2	0	2	0	1		7

SVK - Slovakia	
4 S	JURKOVIC Jakub
3 V	HORACEK Jan
2	VIDLAR Karol
1	MASARYK Robert
A	DERZSI Ladislav

HUN - Hungary	
4 S	SZABO Gergely
3	LENDVAY Tamas
2 V	MIKLOS Nandor
1	FOTI Balazs
A	-

Last Stone Draw		Distance
↻	MASARYK Robert	29.4cm
↻	VIDLAR Karol	45.9cm
<b>Total</b>		<b>75.3cm</b>

Last Stone Draw		Distance
↻	FOTI Balazs	82.7cm
↻	LENDVAY Tamas	18.6cm
<b>Total</b>		<b>101.3cm</b>

**Note:**  
Position and function for each team member:  
4 = Fourth, 3 = Third, 2 = Second, 1 = Lead, A = Alternate, S = Skip, V = Vice-Skip

**Legend:**  
↻ Clockwise      ↻ Counter-clockwise      **LSFE(\*)** Last Stone First End



**ECC-B 2024**  
Östersund, Sweden

THU 21 NOV 2024  
Start Time 18:00

**European Curling Championships 2024**  
Östersund Curling Hall  
**B-Division Men**



**Round Robin Session 20**  
**Group A - Sheet D**



### Game Results

Sheet	Team	LSFE	1	2	3	4	5	6	7	8	9	10	Extra Ends	Total
<b>D</b>	TUR - Türkiye	*	2	3	0	0	2	0	X	X	X	X		7
	LAT - Latvia		0	0	1	0	0	0	X	X	X	X		1

TUR - Türkiye	
4 S	KARAGOZ Ugurcan
3 V	DEMIREL Muhammet Haydar
2	KAVAZ Faruk
1	KARAGOZ Serkan
A	CELEBI Mahsun

LAT - Latvia	
4 S	ZASS Kristaps
3 V	SELIVERSTOVS Eduards
2	SONDORS Toms
1	JAVA Krisjanis
A	SMIRNOVS Deniss

Last Stone Draw	Distance
↻ KAVAZ Faruk	79.5cm
↻ KARAGOZ Ugurcan	26.4cm
<b>Total</b>	<b>105.9cm</b>

Last Stone Draw	Distance
↻ JAVA Krisjanis	47.0cm
↻ SONDORS Toms	199.6cm
<b>Total</b>	<b>246.6cm</b>

**Note:**  
Position and function for each team member:  
**4** = Fourth, **3** = Third, **2** = Second, **1** = Lead, **A** = Alternate, **S** = Skip, **V** = Vice-Skip

**Legend:**  
↻ Clockwise    ↻ Counter-clockwise    **LSFE(\*)** Last Stone First End  
**X** Unplayed/unfinished end due to concession



### Game Results

Sheet	Team	LSFE	1	2	3	4	5	6	7	8	9	10	Extra Ends	Total
E	ESP - Spain	*	3	0	1	0	0	0	2	1	0	0		7
	BEL - Belgium		0	1	0	1	1	0	0	0	2	1		6

ESP - Spain	
4 S	VEZ Sergio
3	UNANUE Mikel
2 V	SHAW Nicholas
1	DE PAZ Eduardo
A	-

BEL - Belgium	
4 V	SPRUYT Jeroen
3 S	VERREYCKEN Timothy
2	VERMEIREN Tuur
1	YSKOUT Daan
A	GOETHALS Tom

Last Stone Draw	Distance
↻ VEZ Sergio	41.4cm
↻ UNANUE Mikel	29.9cm
<b>Total</b>	<b>71.3cm</b>

Last Stone Draw	Distance
↻ VERMEIREN Tuur	33.7cm
↻ SPRUYT Jeroen	127.8cm
<b>Total</b>	<b>161.5cm</b>

**Note:**  
Position and function for each team member:  
4 = Fourth, 3 = Third, 2 = Second, 1 = Lead, A = Alternate, S = Skip, V = Vice-Skip

**Legend:**  
↻ Clockwise      ↻ Counter-clockwise      **LSFE(\*)** Last Stone First End





### Game Results

Sheet	Team	LSFE	1	2	3	4	5	6	7	8	9	10	Extra Ends	Total
<b>F</b>	ISR - Israel	*	1	0	1	0	0	2	1	0	1	0		6
	UKR - Ukraine		0	1	0	2	2	0	0	1	0	2		8

ISR - Israel	
4 S	POKRAS Alex
3	SIDNEY Lawrence
2	PINK Nathan
1 V	HOROWITZ Aaron
A	-

UKR - Ukraine	
4 S	NIKOLOV Eduard
3 V	SHCHUR Yaroslav
2	SUHAK Artem
1	HASYNETS Artem
A	KOVAL Vladyslav

Last Stone Draw		Distance
↻	POKRAS Alex	23.9cm
↻	SIDNEY Lawrence	45.6cm
<b>Total</b>		<b>69.5cm</b>

Last Stone Draw		Distance
↻	NIKOLOV Eduard	95.3cm
↻	SHCHUR Yaroslav	8.3cm
<b>Total</b>		<b>103.6cm</b>

**Note:**  
Position and function for each team member:  
4 = Fourth, 3 = Third, 2 = Second, 1 = Lead, A = Alternate, S = Skip, V = Vice-Skip

**Legend:**  
↻ Clockwise      ↻ Counter-clockwise      **LSFE(\*)** Last Stone First End





### Session Results and Standings

Sheet	Team	LSD/LSFE	1	2	3	4	5	6	7	8	9	10	Extra Ends	Total
<b>B</b>	DEN - Denmark	26.7cm *	0	1	0	0	0	2	0	3	0	X		6
	IRL - Ireland	152.4cm	0	0	2	2	1	0	2	0	1	X		8
<b>D</b>	BUL - Bulgaria	249.4cm	1	0	0	1	0	1	0	0	0	X		3
	FRA - France	187.8cm *	0	1	0	0	2	0	1	2	2	X		8
<b>E</b>	POL - Poland	134.6cm	0	2	0	3	1	5	X	X	X	X		11
	FIN - Finland	62.8cm *	0	0	1	0	0	0	X	X	X	X		1
<b>F</b>	WAL - Wales	35.5cm *	0	1	0	1	2	0	2	0	2	0	0	8
	EST - Estonia	107.6cm	1	0	1	0	0	2	0	1	0	3	2	10

### Current Standings

#### Group A

Rank	Team	Games	Wins	Losses	
1	ESP - Spain	6	6	0	Q
2	BEL - Belgium	6	5	1	Q
2	TUR - Türkiye	6	5	1	Q
4	UKR - Ukraine	6	3	3	
5	HUN - Hungary	6	2	4	
6	ISR - Israel	6	1	5	
6	LAT - Latvia	6	1	5	
6	SVK - Slovakia	6	1	5	

#### Group B

Rank	Team	Games	Wins	Losses		
1	IRL - Ireland	7	6	1	Q	w1
2	DEN - Denmark	7	6	1	Q	w0
3	POL - Poland	7	5	2	Q	w1
4	FRA - France	7	5	2		w0
5	FIN - Finland	7	3	4		
6	EST - Estonia	7	2	5		
7	WAL - Wales	7	1	6		
8	BUL - Bulgaria	7	0	7		

**Note:**  
Under World Curling rules, tie-breaking rules for standings are not applied until after the last game of the round robin.

**Legend:**  
**LSD** Last Stone Draw                      **LSFE(\*)** Last Stone First End                      **Q** Qualified for the play-offs  
**wn** Number of wins (n) against tied teams                      **X** Unplayed/unfinished end due to concession





**Game Results**

Sheet	Team	LSFE	1	2	3	4	5	6	7	8	9	10	Extra Ends	Total
<b>D</b>	BUL - Bulgaria		1	0	0	1	0	1	0	0	0	X		3
	FRA - France	*	0	1	0	0	2	0	1	2	2	X		8

**BUL - Bulgaria**

4	S	SEILER Reto
3		GEORGIEV Stoil
2	V	PETROV Stanimir
1		TODOROV Tihomir
A		RUNTOV Nikolay

**FRA - France**

4	V	MORARD Quentin
3	S	MERCIER Eddy
2		VALVASSORI Yannick
1		GAUDIN Killian
A		FASANO Aurelien

**Last Stone Draw**

	Distance
↻ PETROV Stanimir	199.6cm
↻ SEILER Reto	49.8cm
<b>Total</b>	<b>249.4cm</b>

**Last Stone Draw**

	Distance
↻ MERCIER Eddy	27.7cm
↻ VALVASSORI Yannick	160.1cm
<b>Total</b>	<b>187.8cm</b>

**Note:**  
Position and function for each team member:  
**4** = Fourth, **3** = Third, **2** = Second, **1** = Lead, **A** = Alternate, **S** = Skip, **V** = Vice-Skip

**Legend:**  
↻ Clockwise      ↻ Counter-clockwise      **LSFE(\*)** Last Stone First End  
**X** Unplayed/unfinished end due to concession







### Game Results

Sheet	Team	LSFE	1	2	3	4	5	6	7	8	9	10	Extra Ends	Total
F	WAL - Wales	*	0	1	0	1	2	0	2	0	2	0		8
	EST - Estonia		1	0	1	0	0	2	0	1	0	3	2	10

WAL - Wales	
4 S	POUGHER James
3	PHILLIPS Rhys
2 V	COOMBS Garry
1	POUGHER Richard
A	-

EST - Estonia	
4 S	VELTSMAN Eduard
3 V	VLASSOV Mihhail
2	KIZIRIDI Janis
1	DZENDZELJUK Igor
A	DOTSENKO Konstantin

Last Stone Draw		Distance
↻	POUGHER Richard	19.5cm
↻	POUGHER James	16.0cm
<b>Total</b>		<b>35.5cm</b>

Last Stone Draw		Distance
↻	VLASSOV Mihhail	89.6cm
↻	VELTSMAN Eduard	18.0cm
<b>Total</b>		<b>107.6cm</b>

**Note:**  
Position and function for each team member:  
4 = Fourth, 3 = Third, 2 = Second, 1 = Lead, A = Alternate, S = Skip, V = Vice-Skip

**Legend:**  
↻ Clockwise      ↻ Counter-clockwise      **LSFE(\*)** Last Stone First End

### Session Results and Standings

Sheet	Team	LSD/LSFE	1	2	3	4	5	6	7	8	9	10	Extra Ends	Total
B	ISR - Israel	160.6cm	0	0	0	1	0	2	0	X	X	X		3
	TUR - Türkiye	133.9cm *	3	1	2	0	3	0	5	X	X	X		14
C	ESP - Spain	40.1cm *	2	0	0	0	2	0	2	1	1	0		8
	UKR - Ukraine	157.9cm	0	0	1	2	0	2	0	0	0	1		6
D	IRL - Ireland	76.2cm *	1	0	1	2	0	1	0	0	1	1		7
	EST - Estonia	346.4cm	0	1	0	0	2	0	2	1	0	0		6
E	WAL - Wales	214.6cm	0	1	0	0	1	0	0	X	X	X		2
	DEN - Denmark	200.6cm *	3	0	2	2	0	2	2	X	X	X		11
F	BUL - Bulgaria	332.6cm	0	0	0	2	0	3	0	0	0	X		5
	FIN - Finland	38.5cm *	3	2	2	0	1	0	1	1	0	X		10

### Current Standings

#### Group A

Rank	Team	Games	Wins	Losses	
1	ESP - Spain	6	6	0	Q
2	BEL - Belgium	6	5	1	Q
2	TUR - Türkiye	6	5	1	Q
4	UKR - Ukraine	6	3	3	
5	HUN - Hungary	6	2	4	
6	ISR - Israel	6	1	5	
6	LAT - Latvia	6	1	5	
6	SVK - Slovakia	6	1	5	

#### Group B

Rank	Team	Games	Wins	Losses	
1	DEN - Denmark	6	6	0	Q
2	IRL - Ireland	6	5	1	
3	FRA - France	6	4	2	
3	POL - Poland	6	4	2	
5	FIN - Finland	6	3	3	
6	EST - Estonia	6	1	5	
6	WAL - Wales	6	1	5	
8	BUL - Bulgaria	6	0	6	

**Note:**  
Under World Curling rules, tie-breaking rules for standings are not applied until after the last game of the round robin.

**Legend:**  
**LSD** Last Stone Draw                      **LSFE(\*)** Last Stone First End                      **Q** Qualified for the play-offs  
**X** Unplayed/unfinished end due to concession



### Game Results

Sheet	Team	LSFE	1	2	3	4	5	6	7	8	9	10	Extra Ends	Total
B	ISR - Israel		0	0	0	1	0	2	0	X	X	X		3
	TUR - Türkiye	*	3	1	2	0	3	0	5	X	X	X		14

ISR - Israel	
4 S	POKRAS Alex
3	SIDNEY Lawrence
2	PINK Nathan
1 V	HOROWITZ Aaron
A	-

TUR - Türkiye	
4 S	KARAGOZ Ugurcan
3 V	DEMIREL Muhammet Haydar
2	CELEBI Mahsun
1	KARAGOZ Serkan
A	KAVAZ Faruk

Last Stone Draw	Distance
🕒 HOROWITZ Aaron	71.7cm
🕒 PINK Nathan	88.9cm
<b>Total</b>	<b>160.6cm</b>

Last Stone Draw	Distance
🕒 DEMIREL Muhammet Haydar	61.5cm
🕒 KARAGOZ Serkan	72.4cm
<b>Total</b>	<b>133.9cm</b>

**Note:**  
Position and function for each team member:  
4 = Fourth, 3 = Third, 2 = Second, 1 = Lead, A = Alternate, S = Skip, V = Vice-Skip

**Legend:**  
🕒 Clockwise      🕒 Counter-clockwise      **LSFE(\*)** Last Stone First End  
X Unplayed/unfinished end due to concession





### Game Results

Sheet	Team	LSFE	1	2	3	4	5	6	7	8	9	10	Extra Ends	Total
C	ESP - Spain	*	2	0	0	0	2	0	2	1	1	0		8
	UKR - Ukraine		0	0	1	2	0	2	0	0	0	1		6

ESP - Spain	
4 S	VEZ Sergio
3	UNANUE Mikel
2 V	SHAW Nicholas
1	DE PAZ Eduardo
A	-

UKR - Ukraine	
4 S	NIKOLOV Eduard
3 V	SHCHUR Yaroslav
2	SUHAK Artem
1	KOVAL Vladyslav
A	HASYNETS Artem

Last Stone Draw	Distance
↻ UNANUE Mikel	10.3cm
↻ SHAW Nicholas	29.8cm
<b>Total</b>	<b>40.1cm</b>

Last Stone Draw	Distance
↻ NIKOLOV Eduard	62.4cm
↻ KOVAL Vladyslav	95.5cm
<b>Total</b>	<b>157.9cm</b>

**Note:**  
Position and function for each team member:  
**4** = Fourth, **3** = Third, **2** = Second, **1** = Lead, **A** = Alternate, **S** = Skip, **V** = Vice-Skip

**Legend:**  
↻ Clockwise    ↻ Counter-clockwise    **LSFE(\*)** Last Stone First End



### Game Results

Sheet	Team	LSFE	1	2	3	4	5	6	7	8	9	10	Extra Ends	Total
D	IRL - Ireland	*	1	0	1	2	0	1	0	0	1	1		7
	EST - Estonia		0	1	0	0	2	0	2	1	0	0		6

IRL - Ireland	
4 S	WILSON John
3 V	PARADIS Kyle
2	RUSSELL James
1	WHYTE Craig
A	-

EST - Estonia	
4 S	VELTSMAN Eduard
3 V	VLASSOV Mihhail
2	KIZIRIDI Janis
1	DZENDZELJUK Igor
A	DOTSENKO Konstantin

Last Stone Draw		Distance
↻	RUSSELL James	23.6cm
↻	PARADIS Kyle	52.6cm
<b>Total</b>		<b>76.2cm</b>

Last Stone Draw		Distance
↻	VELTSMAN Eduard	146.8cm
↻	KIZIRIDI Janis	199.6cm
<b>Total</b>		<b>346.4cm</b>

**Note:**  
Position and function for each team member:  
**4** = Fourth, **3** = Third, **2** = Second, **1** = Lead, **A** = Alternate, **S** = Skip, **V** = Vice-Skip

**Legend:**  
↻ Clockwise      ↻ Counter-clockwise      **LSFE(\*)** Last Stone First End



**ECC-B 2024**  
Östersund, Sweden

WED 20 NOV 2024  
Start Time 20:00

**European Curling Championships 2024**  
Östersund Curling Hall  
**B-Division Men**



**Round Robin Session 17**  
**Group B - Sheet E**

**WORLD CURLING**

**Game Results**

Sheet	Team	LSFE	1	2	3	4	5	6	7	8	9	10	Extra Ends	Total
E	WAL - Wales		0	1	0	0	1	0	0	X	X	X		2
	DEN - Denmark	*	3	0	2	2	0	2	2	X	X	X		11

WAL - Wales	
4 S	POUGHER James
3	PHILLIPS Rhys
2 V	COOMBS Garry
1	POUGHER Richard
A	-

DEN - Denmark	
4 V	VILANDT Jonathan
3 S	SCHMIDT Jacob
2	QVIST Alexander
1	JURLANDER BOEGE Kasper
A	NOERGAARD Mads

Last Stone Draw		Distance
↻	COOMBS Garry	32.5cm
↺	PHILLIPS Rhys	182.1cm
<b>Total</b>		<b>214.6cm</b>

Last Stone Draw		Distance
↻	JURLANDER BOEGE Kasper	44.4cm
↺	VILANDT Jonathan	156.2cm
<b>Total</b>		<b>200.6cm</b>

**Note:**  
Position and function for each team member:  
**4** = Fourth, **3** = Third, **2** = Second, **1** = Lead, **A** = Alternate, **S** = Skip, **V** = Vice-Skip

**Legend:**  
↻ Clockwise      ↺ Counter-clockwise      **LSFE(\*)** Last Stone First End  
**X** Unplayed/unfinished end due to concession





**Game Results**

Sheet	Team	LSFE	1	2	3	4	5	6	7	8	9	10	Extra Ends	Total
<b>F</b>	BUL - Bulgaria		0	0	0	2	0	3	0	0	0	X		5
	FIN - Finland	*	3	2	2	0	1	0	1	1	0	X		10

<b>BUL - Bulgaria</b>	
4 S	SEILER Reto
3	GEORGIEV Stoil
2 V	PETROV Stanimir
1	TODOROV Tihomir
A	RUNTOV Nikolay

<b>FIN - Finland</b>	
4 S	HAENNINEN Matias
3	FORSSTROEM Ville
2 V	OUNI Leo
1	HEIKKILAE Jami
A	KINNUNEN Valtteri

<b>Last Stone Draw</b>		Distance
↻	GEORGIEV Stoil	140.0cm
↻	TODOROV Tihomir	192.6cm
<b>Total</b>		<b>332.6cm</b>

<b>Last Stone Draw</b>		Distance
↻	FORSSTROEM Ville	20.9cm
↻	OUNI Leo	17.6cm
<b>Total</b>		<b>38.5cm</b>

**Note:**  
Position and function for each team member:  
**4** = Fourth, **3** = Third, **2** = Second, **1** = Lead, **A** = Alternate, **S** = Skip, **V** = Vice-Skip

**Legend:**  
↻ Clockwise                                  ↻ Counter-clockwise                                  **LSFE(\*)** Last Stone First End  
**X** Unplayed/unfinished end due to concession



### Session Results and Standings

Sheet	Team	LSD/LSFE	1	2	3	4	5	6	7	8	9	10	Extra Ends	Total
B	FRA - France	62.0cm *	1	0	0	1	0	0	X	X	X	X		2
	POL - Poland	88.3cm	0	3	2	0	2	3	X	X	X	X		10
C	LAT - Latvia	94.0cm *	0	2	2	2	0	1	0	0	0	0		7
	ISR - Israel	289.0cm	1	0	0	0	1	0	0	1	2	2	1	8
D	BEL - Belgium	258.6cm	1	1	2	0	0	0	0	0	0	2		6
	UKR - Ukraine	211.9cm *	0	0	0	0	1	1	1	1	1	0		5
E	SVK - Slovakia	41.6cm *	2	0	0	1	0	1	0	1	0	X		5
	TUR - Türkiye	252.4cm	0	3	2	0	0	0	1	0	2	X		8
F	HUN - Hungary	46.9cm *	1	0	1	0	0	1	0	X	X	X		3
	ESP - Spain	140.4cm	0	5	0	1	2	0	3	X	X	X		11

### Current Standings

#### Group A

Rank	Team	Games	Wins	Losses
1	ESP - Spain	5	5	0
2	BEL - Belgium	6	5	1
3	TUR - Türkiye	5	4	1
4	UKR - Ukraine	5	3	2
5	HUN - Hungary	6	2	4
6	ISR - Israel	5	1	4
7	LAT - Latvia	6	1	5
7	SVK - Slovakia	6	1	5

#### Group B

Rank	Team	Games	Wins	Losses
1	DEN - Denmark	5	5	0
2	IRL - Ireland	5	4	1
3	FRA - France	6	4	2
3	POL - Poland	6	4	2
5	FIN - Finland	5	2	3
6	EST - Estonia	5	1	4
6	WAL - Wales	5	1	4
8	BUL - Bulgaria	5	0	5

**Note:**  
Under World Curling rules, tie-breaking rules for standings are not applied until after the last game of the round robin.

**Legend:**  
**LSD** Last Stone Draw                      **LSFE(\*)** Last Stone First End                      **X** Unplayed/unfinished end due to concession



## Game Results

Sheet	Team	LSFE	1	2	3	4	5	6	7	8	9	10	Extra Ends	Total
B	FRA - France	*	1	0	0	1	0	0	X	X	X	X		2
	POL - Poland		0	3	2	0	2	3	X	X	X	X		10

FRA - France	
4 V	MORARD Quentin
3 S	MERCIER Eddy
2	VALVASSORI Yannick
1	GAUDIN Killian
A	FASANO Aurelien

POL - Poland	
4 S	STYCH Konrad
3 V	DOMIN Krzysztof
2	CIEMINSKI Marcin
1	LOBAZA Bartosz
A	GRZELKA Maksym

Last Stone Draw		Distance
↻	MERCIER Eddy	4.1cm
↻	VALVASSORI Yannick	57.9cm
<b>Total</b>		<b>62.0cm</b>

Last Stone Draw		Distance
↻	LOBAZA Bartosz	18.3cm
↻	DOMIN Krzysztof	70.0cm
<b>Total</b>		<b>88.3cm</b>

FRA playing with only three players - Lead and Third play three stones each.

MERCIER E was ejected from the game after End 5, no replacement  
Revised line-up: (4 S) MORARD Q, (3 V) GAUDIN K, (1) VALVASSORI Y

**Note:**  
Position and function for each team member:  
4 = Fourth, 3 = Third, 2 = Second, 1 = Lead, A = Alternate, S = Skip, V = Vice-Skip

**Legend:**  
↻ Clockwise          ↻ Counter-clockwise          **LSFE(\*)** Last Stone First End  
X Unplayed/unfinished end due to concession



### Game Results

Sheet	Team	LSFE	1	2	3	4	5	6	7	8	9	10	Extra Ends	Total
C	LAT - Latvia	*	0	2	2	2	0	1	0	0	0	0		7
	ISR - Israel		1	0	0	0	1	0	0	1	2	2	1	8

LAT - Latvia	
4 S	ZASS Kristaps
3 V	SELIVERSTOVS Eduards
2	SONDORS Toms
1	SMIRNOVS Deniss
A	JAVA Krisjanis

ISR - Israel	
4 S	POKRAS Alex
3	SIDNEY Lawrence
2	PINK Nathan
1 V	HOROWITZ Aaron
A	-

Last Stone Draw		Distance
↻	SELIVERSTOVS Eduards	61.5cm
↻	ZASS Kristaps	32.5cm
<b>Total</b>		<b>94.0cm</b>

Last Stone Draw		Distance
↻	POKRAS Alex	199.6cm
↻	SIDNEY Lawrence	89.4cm
<b>Total</b>		<b>289.0cm</b>

**Note:**  
Position and function for each team member:  
4 = Fourth, 3 = Third, 2 = Second, 1 = Lead, A = Alternate, S = Skip, V = Vice-Skip

**Legend:**  
↻ Clockwise      ↻ Counter-clockwise      **LSFE(\*)** Last Stone First End



### Game Results

Sheet	Team	LSFE	1	2	3	4	5	6	7	8	9	10	Extra Ends	Total
D	BEL - Belgium		1	1	2	0	0	0	0	0	0	2		6
	UKR - Ukraine	*	0	0	0	0	1	1	1	1	1	0		5

BEL - Belgium	
4 V	SPRUYT Jeroen
3 S	VERREYCKEN Timothy
2	VERMEIREN Tuur
1	YSKOUT Daan
A	GOETHALS Tom

UKR - Ukraine	
4 S	NIKOLOV Eduard
3 V	SHCHUR Yaroslav
2	SUHAK Artem
1	KOVAL Vladyslav
A	HASYNETS Artem

Last Stone Draw		Distance
↻	SPRUYT Jeroen	87.6cm
↻	VERMEIREN Tuur	171.0cm
<b>Total</b>		<b>258.6cm</b>

Last Stone Draw		Distance
↻	KOVAL Vladyslav	12.3cm
↻	NIKOLOV Eduard	199.6cm
<b>Total</b>		<b>211.9cm</b>

**Note:**  
Position and function for each team member:  
**4** = Fourth, **3** = Third, **2** = Second, **1** = Lead, **A** = Alternate, **S** = Skip, **V** = Vice-Skip

**Legend:**  
↻ Clockwise      ↻ Counter-clockwise      **LSFE(\*)** Last Stone First End





### Game Results

Sheet	Team	LSFE	1	2	3	4	5	6	7	8	9	10	Extra Ends	Total
E	SVK - Slovakia	*	2	0	0	1	0	1	0	1	0	X		5
	TUR - Türkiye		0	3	2	0	0	0	1	0	2	X		8

SVK - Slovakia	
4 S	JURKOVIC Jakub
3 V	HORACEK Jan
2	VIDLAR Karol
1	DERZSI Ladislav
A	MASARYK Robert

TUR - Türkiye	
4 S	KARAGOZ Ugurcan
3 V	DEMIREL Muhammet Haydar
2	CELEBI Mahsun
1	KARAGOZ Serkan
A	KAVAZ Faruk

Last Stone Draw	Distance
VIDLAR Karol	6.0cm
HORACEK Jan	35.6cm
<b>Total</b>	<b>41.6cm</b>

Last Stone Draw	Distance
KARAGOZ Ugurcan	52.8cm
CELEBI Mahsun	199.6cm
<b>Total</b>	<b>252.4cm</b>

<b>Note:</b>	
Position and function for each team member: 4 = Fourth, 3 = Third, 2 = Second, 1 = Lead, A = Alternate, S = Skip, V = Vice-Skip	
<b>Legend:</b>	
Clockwise	Counter-clockwise
<b>X</b> Unplayed/unfinished end due to concession	<b>LSFE(*)</b> Last Stone First End



### Game Results

Sheet	Team	LSFE	1	2	3	4	5	6	7	8	9	10	Extra Ends	Total
F	HUN - Hungary	*	1	0	1	0	0	1	0	X	X	X		3
	ESP - Spain		0	5	0	1	2	0	3	X	X	X		11

HUN - Hungary	
4 S	SZABO Gergely
3	LENDVAY Tamas
2 V	MIKLOS Nandor
1	FOTI Balazs
A	-

ESP - Spain	
4 S	VEZ Sergio
3	UNANUE Mikel
2 V	SHAW Nicholas
1	DE PAZ Eduardo
A	-

Last Stone Draw		Distance
↻	LENDVAY Tamas	23.0cm
↻	SZABO Gergely	23.9cm
<b>Total</b>		<b>46.9cm</b>

Last Stone Draw		Distance
↻	VEZ Sergio	118.4cm
↻	DE PAZ Eduardo	22.0cm
<b>Total</b>		<b>140.4cm</b>

**Note:**  
Position and function for each team member:  
4 = Fourth, 3 = Third, 2 = Second, 1 = Lead, A = Alternate, S = Skip, V = Vice-Skip

**Legend:**  
↻ Clockwise                      ↻ Counter-clockwise                      **LSFE(\*)** Last Stone First End  
X Unplayed/unfinished end due to concession



### Session Results and Standings

Sheet	Team	LSD/LSFE	1	2	3	4	5	6	7	8	9	10	Extra Ends	Total
B	EST - Estonia	231.8cm	1	0	1	0	1	0	0	1	0	X		4
	DEN - Denmark	109.0cm *	0	0	0	3	0	1	0	0	2	X		6
C	IRL - Ireland	90.1cm	0	0	0	2	2	2	0	2	0	X		8
	WAL - Wales	72.2cm *	0	1	0	0	0	0	2	0	2	X		5
D	POL - Poland	88.3cm *	2	0	3	1	0	0	2	0	2	X		10
	BUL - Bulgaria	90.6cm	0	1	0	0	0	1	0	1	0	X		3
E	FIN - Finland	89.8cm *	0	0	1	0	0	2	0	2	0	X		5
	FRA - France	121.4cm	0	2	0	1	4	0	1	0	1	X		9
F	SVK - Slovakia	45.3cm *	2	0	0	1	0	2	1	2	0	0		8
	LAT - Latvia	163.1cm	0	3	1	0	5	0	0	0	1	1		11

### Current Standings

#### Group A

Rank	Team	Games	Wins	Losses
1	ESP - Spain	4	4	0
2	BEL - Belgium	5	4	1
3	TUR - Türkiye	4	3	1
3	UKR - Ukraine	4	3	1
5	HUN - Hungary	5	2	3
6	LAT - Latvia	5	1	4
6	SVK - Slovakia	5	1	4
8	ISR - Israel	4	0	4

#### Group B

Rank	Team	Games	Wins	Losses
1	DEN - Denmark	5	5	0
2	FRA - France	5	4	1
2	IRL - Ireland	5	4	1
4	POL - Poland	5	3	2
5	FIN - Finland	5	2	3
6	EST - Estonia	5	1	4
6	WAL - Wales	5	1	4
8	BUL - Bulgaria	5	0	5

**Note:**  
Under World Curling rules, tie-breaking rules for standings are not applied until after the last game of the round robin.

**Legend:**  
LSD Last Stone Draw      LSFE(\*) Last Stone First End      X Unplayed/unfinished end due to concession



**Game Results**

Sheet	Team	LSFE	1	2	3	4	5	6	7	8	9	10	Extra Ends	Total
<b>B</b>	EST - Estonia		1	0	1	0	1	0	0	1	0	X		4
	DEN - Denmark	*	0	0	0	3	0	1	0	0	2	X		6

EST - Estonia	
4 S	VELTSMAN Eduard
3 V	VLASSOV Mihhail
2	KIZIRIDI Janis
1	DZENDZELJUK Igor
A	DOTSENKO Konstantin

DEN - Denmark	
4 V	VILANDT Jonathan
3 S	SCHMIDT Jacob
2	QVIST Alexander
1	JURLANDER BOEGE Kasper
A	NOERGAARD Mads

Last Stone Draw	Distance
↻ DZENDZELJUK Igor	81.9cm
↻ VLASSOV Mihhail	149.9cm
<b>Total</b>	<b>231.8cm</b>

Last Stone Draw	Distance
↻ VILANDT Jonathan	93.4cm
↻ SCHMIDT Jacob	15.6cm
<b>Total</b>	<b>109.0cm</b>

**Note:**  
Position and function for each team member:  
4 = Fourth, 3 = Third, 2 = Second, 1 = Lead, A = Alternate, S = Skip, V = Vice-Skip

**Legend:**  
↻ Clockwise                                  ↻ Counter-clockwise                                  **LSFE(\*)** Last Stone First End  
X Unplayed/unfinished end due to concession





**Game Results**

Sheet	Team	LSFE	1	2	3	4	5	6	7	8	9	10	Extra Ends	Total
D	POL - Poland	*	2	0	3	1	0	0	2	0	2	X		10
	BUL - Bulgaria		0	1	0	0	0	1	0	1	0	X		3

POL - Poland	
4 S	STYCH Konrad
3 V	DOMIN Krzysztof
2	CIEMINSKI Marcin
1	LOBAZA Bartosz
A	GRZELKA Maksym

BUL - Bulgaria	
4 S	SEILER Reto
3	GEORGIEV Stoil
2 V	PETROV Stanimir
1	TODOROV Tihomir
A	RUNTOV Nikolay

Last Stone Draw		Distance
↻	STYCH Konrad	41.1cm
↻	CIEMINSKI Marcin	47.2cm
<b>Total</b>		<b>88.3cm</b>

Last Stone Draw		Distance
↻	SEILER Reto	18.4cm
↻	PETROV Stanimir	72.2cm
<b>Total</b>		<b>90.6cm</b>

**Note:**  
Position and function for each team member:  
4 = Fourth, 3 = Third, 2 = Second, 1 = Lead, A = Alternate, S = Skip, V = Vice-Skip

**Legend:**  
↻ Clockwise                                      ↻ Counter-clockwise                                      **LSFE(\*)** Last Stone First End  
X Unplayed/unfinished end due to concession



### Game Results

Sheet	Team	LSFE	1	2	3	4	5	6	7	8	9	10	Extra Ends	Total
E	FIN - Finland	*	0	0	1	0	0	2	0	2	0	X		5
	FRA - France		0	2	0	1	4	0	1	0	1	X		9

FIN - Finland	
4 S	HAENNINEN Matias
3 V	OUNI Leo
2	KINNUNEN Valtteri
1	FORSSTROEM Ville
A	HEIKKILAE Jami

FRA - France	
4 V	MORARD Quentin
3 S	MERCIER Eddy
2	VALVASSORI Yannick
1	GAUDIN Killian
A	FASANO Aurelien

Last Stone Draw		Distance	Last Stone Draw		Distance
↻	HAENNINEN Matias	30.7cm	↻	GAUDIN Killian	55.9cm
↻	OUNI Leo	59.1cm	↻	MORARD Quentin	65.5cm
<b>Total</b>		<b>89.8cm</b>	<b>Total</b>		<b>121.4cm</b>

**Note:**  
Position and function for each team member:  
4 = Fourth, 3 = Third, 2 = Second, 1 = Lead, A = Alternate, S = Skip, V = Vice-Skip

**Legend:**  
↻ Clockwise                                  ↻ Counter-clockwise                                  LSFE(\*) Last Stone First End  
X Unplayed/unfinished end due to concession



### Game Results

Sheet	Team	LSFE	1	2	3	4	5	6	7	8	9	10	Extra Ends	Total
F	SVK - Slovakia	*	2	0	0	1	0	2	1	2	0	0		8
	LAT - Latvia		0	3	1	0	5	0	0	0	1	1		11

SVK - Slovakia	
4 S	JURKOVIC Jakub
3 V	HORACEK Jan
2	MASARYK Robert
1	DERZSI Ladislav
A	VIDLAR Karol

LAT - Latvia	
4 S	ZASS Kristaps
3 V	SELIVERSTOVVS Eduards
2	SONDORS Toms
1	SMIRNOVS Deniss
A	JAVA Krisjanis

Last Stone Draw		Distance
↻	JURKOVIC Jakub	37.3cm
↻	DERZSI Ladislav	8.0cm
<b>Total</b>		<b>45.3cm</b>

Last Stone Draw		Distance
↻	SMIRNOVS Deniss	158.6cm
↻	SONDORS Toms	4.5cm
<b>Total</b>		<b>163.1cm</b>

**Note:**  
Position and function for each team member:  
4 = Fourth, 3 = Third, 2 = Second, 1 = Lead, A = Alternate, S = Skip, V = Vice-Skip

**Legend:**  
↻ Clockwise      ↻ Counter-clockwise      **LSFE(\*)** Last Stone First End





### Session Results and Standings

Sheet	Team	LSD/LSFE	1	2	3	4	5	6	7	8	9	10	Extra Ends	Total
B	ESP - Spain	85.5cm *	3	1	0	1	0	1	1	0	X	X		7
	ISR - Israel	249.6cm	0	0	0	0	1	0	0	1	X	X		2
C	HUN - Hungary	143.3cm	0	1	0	0	0	1	1	0	3	1		7
	LAT - Latvia	48.4cm *	0	0	2	1	2	0	0	1	0	0		6
D	SVK - Slovakia	54.2cm *	0	1	0	0	0	0	1	0	X	X		2
	BEL - Belgium	125.7cm	1	0	2	0	1	1	0	3	X	X		8
F	UKR - Ukraine	67.3cm	1	0	0	1	0	2	1	0	1	0		6
	TUR - Türkiye	25.9cm *	0	1	1	0	4	0	0	0	0	1		7

### Current Standings

#### Group A

Rank	Team	Games	Wins	Losses
1	ESP - Spain	4	4	0
2	BEL - Belgium	5	4	1
3	TUR - Türkiye	4	3	1
3	UKR - Ukraine	4	3	1
5	HUN - Hungary	5	2	3
6	SVK - Slovakia	4	1	3
7	ISR - Israel	4	0	4
7	LAT - Latvia	4	0	4

#### Group B

Rank	Team	Games	Wins	Losses
1	DEN - Denmark	4	4	0
2	FRA - France	4	3	1
2	IRL - Ireland	4	3	1
4	FIN - Finland	4	2	2
4	POL - Poland	4	2	2
6	EST - Estonia	4	1	3
6	WAL - Wales	4	1	3
8	BUL - Bulgaria	4	0	4

**Note:**  
Under World Curling rules, tie-breaking rules for standings are not applied until after the last game of the round robin.

**Legend:**  
**LSD** Last Stone Draw                      **LSFE(\*)** Last Stone First End                      **X** Unplayed/unfinished end due to concession



**ECC-B 2024**  
Östersund, Sweden

**TUE 19 NOV 2024**  
Start Time 9:00

**European Curling Championships 2024**  
Östersund Curling Hall  
**B-Division Men**



**Round Robin Session 11**  
**Group A - Sheet B**

**WORLD CURLING**

**Game Results**

Sheet	Team	LSFE	1	2	3	4	5	6	7	8	9	10	Extra Ends	Total
<b>B</b>	ESP - Spain	*	3	1	0	1	0	1	1	0	X	X		7
	ISR - Israel		0	0	0	0	1	0	0	1	X	X		2

ESP - Spain	
4 S	VEZ Sergio
3	UNANUE Mikel
2 V	SHAW Nicholas
1	DE PAZ Eduardo
A	-

ISR - Israel	
4 S	POKRAS Alex
3	SIDNEY Lawrence
2	PINK Nathan
1 V	HOROWITZ Aaron
A	-

**Last Stone Draw**

↻ SHAW Nicholas  
↻ UNANUE Mikel

**Distance**

48.3cm  
37.2cm

**Total**

**85.5cm**

**Last Stone Draw**

↻ SIDNEY Lawrence  
↻ HOROWITZ Aaron

**Distance**

50.0cm  
199.6cm

**Total**

**249.6cm**

**Note:**

Position and function for each team member:  
4 = Fourth, 3 = Third, 2 = Second, 1 = Lead, A = Alternate, S = Skip, V = Vice-Skip

**Legend:**

↻ Clockwise                                  ↻ Counter-clockwise  
X Unplayed/unfinished end due to concession

**LSFE(\*)** Last Stone First End



### Game Results

Sheet	Team	LSFE	1	2	3	4	5	6	7	8	9	10	Extra Ends	Total
C	HUN - Hungary		0	1	0	0	0	1	1	0	3	1		7
	LAT - Latvia	*	0	0	2	1	2	0	0	1	0	0		6

HUN - Hungary	
4 S	SZABO Gergely
3	LENDVAY Tamas
2 V	MIKLOS Nandor
1	FOTI Balazs
A	-

LAT - Latvia	
4 S	ZASS Kristaps
3 V	SELIVERSTOVS Eduards
2	SONDORS Toms
1	JAVA Krisjanis
A	SMIRNOVS Deniss

Last Stone Draw		Distance
↻	MIKLOS Nandor	128.4cm
↻	FOTI Balazs	14.9cm
<b>Total</b>		<b>143.3cm</b>

Last Stone Draw		Distance
↻	JAVA Krisjanis	15.0cm
↻	SELIVERSTOVS Eduards	33.4cm
<b>Total</b>		<b>48.4cm</b>

**Note:**  
Position and function for each team member:  
4 = Fourth, 3 = Third, 2 = Second, 1 = Lead, A = Alternate, S = Skip, V = Vice-Skip

**Legend:**  
↻ Clockwise      ↻ Counter-clockwise      **LSFE(\*)** Last Stone First End



### Game Results

Sheet	Team	LSFE	1	2	3	4	5	6	7	8	9	10	Extra Ends	Total
D	SVK - Slovakia	*	0	1	0	0	0	0	1	0	X	X		2
	BEL - Belgium		1	0	2	0	1	1	0	3	X	X		8

SVK - Slovakia	
4 S	JURKOVIC Jakub
3 V	HORACEK Jan
2	VIDLAR Karol
1	MASARYK Robert
A	DERZSI Ladislav

BEL - Belgium	
4 V	SPRUYT Jeroen
3 S	VERREYCKEN Timothy
2	VERMEIREN Tuur
1	YSKOUT Daan
A	GOETHALS Tom

**Last Stone Draw**

↻ HORACEK Jan  
↻ MASARYK Robert

Distance

18.8cm  
35.4cm

**Total**

**54.2cm**

**Last Stone Draw**

↻ YSKOUT Daan  
↻ VERREYCKEN Timothy

Distance

98.1cm  
27.6cm

**Total**

**125.7cm**

**Note:**

Position and function for each team member:  
4 = Fourth, 3 = Third, 2 = Second, 1 = Lead, A = Alternate, S = Skip, V = Vice-Skip

**Legend:**

↻ Clockwise    ↻ Counter-clockwise  
X Unplayed/unfinished end due to concession

**LSFE(\*)** Last Stone First End



### Game Results

Sheet	Team	LSFE	1	2	3	4	5	6	7	8	9	10	Extra Ends	Total
F	UKR - Ukraine		1	0	0	1	0	2	1	0	1	0		6
	TUR - Türkiye	*	0	1	1	0	4	0	0	0	0	1		7

UKR - Ukraine	
4 S	NIKOLOV Eduard
3 V	SHCHUR Yaroslav
2	SUHAK Artem
1	KOVAL Vladyslav
A	HASYNETS Artem

TUR - Türkiye	
4 S	KARAGOZ Ugurcan
3 V	DEMIREL Muhammet Haydar
2	KAVAZ Faruk
1	KARAGOZ Serkan
A	CELEBI Mahsun

Last Stone Draw		Distance
↻	SHCHUR Yaroslav	42.5cm
↻	SUHAK Artem	24.8cm
<b>Total</b>		<b>67.3cm</b>

Last Stone Draw		Distance
↻	KARAGOZ Serkan	13.1cm
↻	DEMIREL Muhammet Haydar	12.8cm
<b>Total</b>		<b>25.9cm</b>

**Note:**  
Position and function for each team member:  
4 = Fourth, 3 = Third, 2 = Second, 1 = Lead, A = Alternate, S = Skip, V = Vice-Skip

**Legend:**  
↻ Clockwise      ↻ Counter-clockwise      **LSFE(\*)** Last Stone First End



### Session Results and Standings

Sheet	Team	LSD/LSFE	1	2	3	4	5	6	7	8	9	10	Extra Ends	Total
<b>B</b>	WAL - Wales	127.4cm *	2	0	0	3	3	0	0	1	4	X		13
	BUL - Bulgaria	296.2cm	0	2	0	0	0	1	3	0	0	X		6
<b>C</b>	EST - Estonia	214.2cm	0	2	0	2	1	0	2	1	0	X		8
	FRA - France	49.5cm *	2	0	5	0	0	4	0	0	3	X		14
<b>D</b>	DEN - Denmark	73.4cm	1	0	0	2	0	2	0	3	0	1		9
	FIN - Finland	36.5cm *	0	1	0	0	3	0	1	0	2	0		7
<b>F</b>	BEL - Belgium	31.0cm *	0	0	0	2	0	2	0	3	0	1		8
	HUN - Hungary	116.3cm	0	2	0	0	1	0	2	0	2	0		7

### Current Standings

#### Group A

Rank	Team	Games	Wins	Losses
1	ESP - Spain	3	3	0
1	UKR - Ukraine	3	3	0
3	BEL - Belgium	4	3	1
4	TUR - Türkiye	3	2	1
5	SVK - Slovakia	3	1	2
6	HUN - Hungary	4	1	3
7	ISR - Israel	3	0	3
7	LAT - Latvia	3	0	3

#### Group B

Rank	Team	Games	Wins	Losses
1	DEN - Denmark	4	4	0
2	FRA - France	4	3	1
2	IRL - Ireland	4	3	1
4	FIN - Finland	4	2	2
4	POL - Poland	4	2	2
6	EST - Estonia	4	1	3
6	WAL - Wales	4	1	3
8	BUL - Bulgaria	4	0	4

**Note:**  
Under World Curling rules, tie-breaking rules for standings are not applied until after the last game of the round robin.

**Legend:**  
**LSD** Last Stone Draw                      **LSFE(\*)** Last Stone First End                      **X** Unplayed/unfinished end due to concession

## Game Results

Sheet	Team	LSFE	1	2	3	4	5	6	7	8	9	10	Extra Ends	Total
B	WAL - Wales	*	2	0	0	3	3	0	0	1	4	X		13
	BUL - Bulgaria		0	2	0	0	0	1	3	0	0	X		6

WAL - Wales	
4 S	POUGHER James
3	PHILLIPS Rhys
2 V	COOMBS Garry
1	POUGHER Richard
A	-

BUL - Bulgaria	
4 S	SEILER Reto
3	GEORGIEV Stoil
2 V	PETROV Stanimir
1	TODOROV Tihomir
A	RUNTOV Nikolay

Last Stone Draw	Distance
⌚ COOMBS Garry	7.4cm
⌚ PHILLIPS Rhys	120.0cm
<b>Total</b>	<b>127.4cm</b>

Last Stone Draw	Distance
⌚ GEORGIEV Stoil	152.3cm
⌚ TODOROV Tihomir	143.9cm
<b>Total</b>	<b>296.2cm</b>

**Note:**  
 Position and function for each team member:  
**4** = Fourth, **3** = Third, **2** = Second, **1** = Lead, **A** = Alternate, **S** = Skip, **V** = Vice-Skip

**Legend:**  
 ⌚ Clockwise                                  ⌚ Counter-clockwise                                  **LSFE(\*)** Last Stone First End  
 X Unplayed/unfinished end due to concession



ECC-B 2024  
Östersund, Sweden

MON 18 NOV 2024  
Start Time 18:00

European Curling Championships 2024  
Östersund Curling Hall  
B-Division Men



Round Robin Session 10  
Group B - Sheet C



## Game Results

Sheet	Team	LSFE	1	2	3	4	5	6	7	8	9	10	Extra Ends	Total
C	EST - Estonia		0	2	0	2	1	0	2	1	0	X		8
	FRA - France	*	2	0	5	0	0	4	0	0	3	X		14

EST - Estonia	
4 S	VELTSMAN Eduard
3	KIZIRIDI Janis
2 V	VLASSOV Mihhail
1	DZENDZELJUK Igor
A	DOTSENKO Konstantin

FRA - France	
4 V	MORARD Quentin
3 S	MERCIER Eddy
2	VALVASSORI Yannick
1	GAUDIN Killian
A	FASANO Aurelien

Last Stone Draw		Distance
↻	KIZIRIDI Janis	77.0cm
↻	VELTSMAN Eduard	137.2cm
<b>Total</b>		<b>214.2cm</b>

Last Stone Draw		Distance
↻	MERCIER Eddy	37.0cm
↻	VALVASSORI Yannick	12.5cm
<b>Total</b>		<b>49.5cm</b>

<b>Note:</b> Position and function for each team member: 4 = Fourth, 3 = Third, 2 = Second, 1 = Lead, A = Alternate, S = Skip, V = Vice-Skip
<b>Legend:</b> ↻ Clockwise                                      ↻ Counter-clockwise                                      LSFE(*) Last Stone First End X Unplayed/unfinished end due to concession





**Game Results**

Sheet	Team	LSFE	1	2	3	4	5	6	7	8	9	10	Extra Ends	Total
D	DEN - Denmark		1	0	0	2	0	2	0	3	0	1		9
	FIN - Finland	*	0	1	0	0	3	0	1	0	2	0		7

DEN - Denmark	
4 V	VILANDT Jonathan
3 S	SCHMIDT Jacob
2	NOERGAARD Mads
1	QVIST Alexander
A	JURLANDER BOEGE Kasper

FIN - Finland	
4 S	HAENNINEN Matias
3	FORSSTROEM Ville
2 V	KINNUNEN Valtteri
1	HEIKKILAE Jami
A	OUNI Leo

Last Stone Draw		Distance
↻	QVIST Alexander	12.0cm
↻	NOERGAARD Mads	61.4cm
<b>Total</b>		<b>73.4cm</b>

Last Stone Draw		Distance
↻	KINNUNEN Valtteri	22.2cm
↻	HEIKKILAE Jami	14.3cm
<b>Total</b>		<b>36.5cm</b>

**Note:**  
Position and function for each team member:  
4 = Fourth, 3 = Third, 2 = Second, 1 = Lead, A = Alternate, S = Skip, V = Vice-Skip

**Legend:**  
↻ Clockwise      ↻ Counter-clockwise      **LSFE(\*)** Last Stone First End





Game Results

Sheet	Team	LSFE	1	2	3	4	5	6	7	8	9	10	Extra Ends	Total
F	BEL - Belgium	*	0	0	0	2	0	2	0	3	0	1		8
	HUN - Hungary		0	2	0	0	1	0	2	0	2	0		7

**BEL - Belgium**

4 V	SPRUYT Jeroen
3 S	VERREYCKEN Timothy
2	VERMEIREN Tuur
1	YSKOUT Daan
A	GOETHALS Tom

**HUN - Hungary**

4 S	SZABO Gergely
3	LENDVAY Tamas
2 V	MIKLOS Nandor
1	FOTI Balazs
A	-

**Last Stone Draw**    Distance

🕒	VERREYCKEN Timothy	10.7cm
🕒	YSKOUT Daan	20.3cm
<b>Total</b>		<b>31.0cm</b>

**Last Stone Draw**    Distance

🕒	LENDVAY Tamas	85.2cm
🕒	SZABO Gergely	31.1cm
<b>Total</b>		<b>116.3cm</b>

**Note:**  
Position and function for each team member:  
**4 = Fourth, 3 = Third, 2 = Second, 1 = Lead, A = Alternate, S = Skip, V = Vice-Skip**

**Legend:**  
🕒    Clockwise    🕒    Counter-clockwise    **LSFE(\*)** Last Stone First End





### Session Results and Standings

Sheet	Team	LSD/LSFE	1	2	3	4	5	6	7	8	9	10	Extra Ends	Total
D	ESP - Spain	127.2cm *	3	0	3	2	0	2	X	X	X	X		10
	SVK - Slovakia	210.4cm	0	1	0	0	1	0	X	X	X	X		2
E	LAT - Latvia	72.2cm *	4	0	0	2	1	0	0	1	1	0	0	9
	UKR - Ukraine	204.9cm	0	3	1	0	0	1	2	0	0	2	1	10
F	IRL - Ireland	123.6cm	1	1	1	0	0	0	4	0	1	X		8
	POL - Poland	60.9cm *	0	0	0	2	0	1	0	1	0	X		4

### Current Standings

#### Group A

Rank	Team	Games	Wins	Losses
1	ESP - Spain	3	3	0
1	UKR - Ukraine	3	3	0
3	BEL - Belgium	3	2	1
3	TUR - Türkiye	3	2	1
5	HUN - Hungary	3	1	2
5	SVK - Slovakia	3	1	2
7	ISR - Israel	3	0	3
7	LAT - Latvia	3	0	3

#### Group B

Rank	Team	Games	Wins	Losses
1	DEN - Denmark	3	3	0
2	IRL - Ireland	4	3	1
3	FIN - Finland	3	2	1
3	FRA - France	3	2	1
5	POL - Poland	4	2	2
6	EST - Estonia	3	1	2
7	BUL - Bulgaria	3	0	3
7	WAL - Wales	3	0	3

**Note:**  
Under World Curling rules, tie-breaking rules for standings are not applied until after the last game of the round robin.

**Legend:**  
**LSD** Last Stone Draw      **LSFE(\*)** Last Stone First End      **X** Unplayed/unfinished end due to concession





### Game Results

Sheet	Team	LSFE	1	2	3	4	5	6	7	8	9	10	Extra Ends	Total
E	LAT - Latvia	*	4	0	0	2	1	0	0	1	1	0	0	9
	UKR - Ukraine		0	3	1	0	0	1	2	0	0	2	1	10

LAT - Latvia	
4 S	ZASS Kristaps
3	SONDORS Toms
2	SMIRNOVS Deniss
1 V	JAVA Krisjanis
A	SELIVERSTOVS Eduards

UKR - Ukraine	
4 S	NIKOLOV Eduard
3 V	SHCHUR Yaroslav
2	SUHAK Artem
1	KOVAL Vladyslav
A	HASYNETS Artem

Last Stone Draw		Distance
↻	ZASS Kristaps	24.6cm
↻	JAVA Krisjanis	47.6cm
<b>Total</b>		<b>72.2cm</b>

Last Stone Draw		Distance
↻	KOVAL Vladyslav	147.5cm
↻	NIKOLOV Eduard	57.4cm
<b>Total</b>		<b>204.9cm</b>

**Note:**  
Position and function for each team member:  
4 = Fourth, 3 = Third, 2 = Second, 1 = Lead, A = Alternate, S = Skip, V = Vice-Skip

**Legend:**  
↻ Clockwise      ↻ Counter-clockwise      **LSFE(\*)** Last Stone First End



**ECC-B 2024**  
Östersund, Sweden

MON 18 NOV 2024  
Start Time 13:30

**European Curling Championships 2024**  
Östersund Curling Hall  
**B-Division Men**



**Round Robin Session 9**  
**Group B - Sheet F**

**WORLD CURLING**

### Game Results

Sheet	Team	LSFE	1	2	3	4	5	6	7	8	9	10	Extra Ends	Total
F	IRL - Ireland		1	1	1	0	0	0	4	0	1	X		8
	POL - Poland	*	0	0	0	2	0	1	0	1	0	X		4

IRL - Ireland	
4 S	WILSON John
3 V	PARADIS Kyle
2	RUSSELL James
1	WHYTE Craig
A	-

POL - Poland	
4 S	STYCH Konrad
3 V	DOMIN Krzysztof
2	CIEMINSKI Marcin
1	LOBAZA Bartosz
A	GRZELKA Maksym

Last Stone Draw		Distance
↻	PARADIS Kyle	81.9cm
↻	RUSSELL James	41.7cm
<b>Total</b>		<b>123.6cm</b>

Last Stone Draw		Distance
↻	DOMIN Krzysztof	26.4cm
↻	LOBAZA Bartosz	34.5cm
<b>Total</b>		<b>60.9cm</b>

**Note:**  
Position and function for each team member:  
4 = Fourth, 3 = Third, 2 = Second, 1 = Lead, A = Alternate, S = Skip, V = Vice-Skip

**Legend:**  
↻ Clockwise                      ↻ Counter-clockwise                      LSFE(\*) Last Stone First End  
X Unplayed/unfinished end due to concession





### Session Results and Standings

Sheet	Team	LSD/LSFE	1	2	3	4	5	6	7	8	9	10	Extra Ends	Total
<b>B</b>	TUR - Türkiye	38.9cm *	4	0	2	0	1	0	1	0	0	0		8
	HUN - Hungary	91.7cm	0	1	0	2	0	1	0	1	1	1		7
<b>C</b>	ISR - Israel	289.1cm	0	0	0	2	0	1	0	X	X	X		3
	BEL - Belgium	226.8cm *	4	3	2	0	3	0	1	X	X	X		13

### Current Standings

#### Group A

Rank	Team	Games	Wins	Losses
1	ESP - Spain	2	2	0
1	UKR - Ukraine	2	2	0
3	BEL - Belgium	3	2	1
3	TUR - Türkiye	3	2	1
5	SVK - Slovakia	2	1	1
6	HUN - Hungary	3	1	2
7	LAT - Latvia	2	0	2
8	ISR - Israel	3	0	3

#### Group B

Rank	Team	Games	Wins	Losses
1	DEN - Denmark	3	3	0
2	FIN - Finland	3	2	1
2	FRA - France	3	2	1
2	IRL - Ireland	3	2	1
2	POL - Poland	3	2	1
6	EST - Estonia	3	1	2
7	BUL - Bulgaria	3	0	3
7	WAL - Wales	3	0	3

**Note:**  
Under World Curling rules, tie-breaking rules for standings are not applied until after the last game of the round robin.

**Legend:**  
**LSD** Last Stone Draw                      **LSFE(\*)** Last Stone First End                      **X** Unplayed/unfinished end due to concession



### Game Results

Sheet	Team	LSFE	1	2	3	4	5	6	7	8	9	10	Extra Ends	Total
B	TUR - Türkiye	*	4	0	2	0	1	0	1	0	0	0		8
	HUN - Hungary		0	1	0	2	0	1	0	1	1	1		7

TUR - Türkiye	
4 S	KARAGOZ Ugurcan
3 V	DEMIREL Muhammet Haydar
2	KAVAZ Faruk
1	KARAGOZ Serkan
A	CELEBI Mahsun

HUN - Hungary	
4 S	SZABO Gergely
3	LENDVAY Tamas
2 V	MIKLOS Nandor
1	FOTI Balazs
A	-

Last Stone Draw	Distance
↻ KAVAZ Faruk	23.0cm
↻ KARAGOZ Ugurcan	15.9cm
<b>Total</b>	<b>38.9cm</b>

Last Stone Draw	Distance
↻ MIKLOS Nandor	52.0cm
↻ FOTI Balazs	39.7cm
<b>Total</b>	<b>91.7cm</b>

**Note:**  
Position and function for each team member:  
4 = Fourth, 3 = Third, 2 = Second, 1 = Lead, A = Alternate, S = Skip, V = Vice-Skip

**Legend:**  
↻ Clockwise      ↻ Counter-clockwise      **LSFE(\*)** Last Stone First End





**ECC-B 2024**  
Östersund, Sweden

**MON 18 NOV 2024**  
Start Time 9:00

**European Curling Championships 2024**  
Östersund Curling Hall  
**B-Division Men**



**Round Robin Session 8**  
**Group A - Sheet C**

**WORLD  
CURLING**

**Game Results**

Sheet	Team	LSFE	1	2	3	4	5	6	7	8	9	10	Extra Ends	Total
<b>C</b>	ISR - Israel		0	0	0	2	0	1	0	X	X	X		3
	BEL - Belgium	*	4	3	2	0	3	0	1	X	X	X		13

ISR - Israel	
4 S	POKRAS Alex
3 V	PINK Nathan
2	SIDNEY Lawrence
1	HOROWITZ Aaron
A	-

BEL - Belgium	
4 V	SPRUYT Jeroen
3 S	VERREYCKEN Timothy
2	VERMEIREN Tuur
1	YSKOUT Daan
A	GOETHALS Tom

Last Stone Draw	Distance	Last Stone Draw	Distance
↻ HOROWITZ Aaron	199.6cm	↻ YSKOUT Daan	199.6cm
↻ PINK Nathan	89.5cm	↻ VERREYCKEN Timothy	27.2cm
<b>Total</b>	<b>289.1cm</b>	<b>Total</b>	<b>226.8cm</b>

GOETHALS T replaced YSKOUT D at the beginning of End 6

**Note:**  
Position and function for each team member:  
**4** = Fourth, **3** = Third, **2** = Second, **1** = Lead, **A** = Alternate, **S** = Skip, **V** = Vice-Skip

---

**Legend:**  
↻ Clockwise                                    ↻ Counter-clockwise                                    **LSFE(\*)** Last Stone First End  
**X** Unplayed/unfinished end due to concession





### Game Results

Sheet	Team	LSFE	1	2	3	4	5	6	7	8	9	10	Extra Ends	Total
B	FIN - Finland	*	1	2	0	2	2	0	0	3	X	X		10
	WAL - Wales		0	0	2	0	0	3	0	0	X	X		5

FIN - Finland	
4 S	HAENNINEN Matias
3	FORSSTROEM Ville
2 V	OUNI Leo
1	HEIKKILAE Jami
A	KINNUNEN Valtteri

WAL - Wales	
4 S	POUGHER James
3	PHILLIPS Rhys
2 V	COOMBS Garry
1	POUGHER Richard
A	-

Last Stone Draw		Distance
🕒	HEIKKILAE Jami	74.1cm
🕒	HAENNINEN Matias	47.9cm
<b>Total</b>		<b>122.0cm</b>

Last Stone Draw		Distance
🕒	POUGHER James	95.1cm
🕒	COOMBS Garry	60.3cm
<b>Total</b>		<b>155.4cm</b>

**Note:**  
Position and function for each team member:  
4 = Fourth, 3 = Third, 2 = Second, 1 = Lead, A = Alternate, S = Skip, V = Vice-Skip

**Legend:**  
🕒 Clockwise                                      🕒 Counter-clockwise                                      LSFE(\*) Last Stone First End  
X Unplayed/unfinished end due to concession



### Game Results

Sheet	Team	LSFE	1	2	3	4	5	6	7	8	9	10	Extra Ends	Total
C	DEN - Denmark	*	3	0	0	3	1	4	X	X	X	X		11
	BUL - Bulgaria		0	1	1	0	0	0	X	X	X	X		2

DEN - Denmark	
4 V	VILANDT Jonathan
3 S	SCHMIDT Jacob
2	QVIST Alexander
1	JURLANDER BOEGE Kasper
A	NOERGAARD Mads

BUL - Bulgaria	
4 S	SEILER Reto
3	GEORGIEV Stoil
2 V	PETROV Stanimir
1	TODOROV Tihomir
A	RUNTOV Nikolay

Last Stone Draw		Distance
↻	VILANDT Jonathan	85.1cm
↻	QVIST Alexander	118.3cm
<b>Total</b>		<b>203.4cm</b>

Last Stone Draw		Distance
↻	SEILER Reto	72.1cm
↻	PETROV Stanimir	199.6cm
<b>Total</b>		<b>271.7cm</b>

**Note:**  
Position and function for each team member:  
**4** = Fourth, **3** = Third, **2** = Second, **1** = Lead, **A** = Alternate, **S** = Skip, **V** = Vice-Skip

**Legend:**  
↻ Clockwise    ↻ Counter-clockwise    **LSFE(\*)** Last Stone First End  
**X** Unplayed/unfinished end due to concession



### Game Results

Sheet	Team	LSFE	1	2	3	4	5	6	7	8	9	10	Extra Ends	Total
D	EST - Estonia		0	2	0	1	0	1	0	X	X	X		4
	POL - Poland	*	2	0	3	0	2	0	3	X	X	X		10

EST - Estonia	
4 V	VLASSOV Mihhail
3 S	VELTSMAN Eduard
2	KIZIRIDI Janis
1	DZENDZELJUK Igor
A	DOTSENKO Konstantin

POL - Poland	
4 S	STYCH Konrad
3 V	DOMIN Krzysztof
2	CIEMINSKI Marcin
1	LOBAZA Bartosz
A	GRZELKA Maksym

Last Stone Draw		Distance
↻	VLASSOV Mihhail	87.6cm
↻	DZENDZELJUK Igor	199.6cm
<b>Total</b>		<b>287.2cm</b>

Last Stone Draw		Distance
↻	CIEMINSKI Marcin	30.4cm
↻	STYCH Konrad	21.7cm
<b>Total</b>		<b>52.1cm</b>

**Note:**  
Position and function for each team member:  
**4** = Fourth, **3** = Third, **2** = Second, **1** = Lead, **A** = Alternate, **S** = Skip, **V** = Vice-Skip

**Legend:**  
 ↻ Clockwise                                  ↻ Counter-clockwise                                  **LSFE(\*)** Last Stone First End  
**X** Unplayed/unfinished end due to concession



**Game Results**

Sheet	Team	LSFE	1	2	3	4	5	6	7	8	9	10	Extra Ends	Total
F	FRA - France		0	2	0	0	0	0	0	3	0	1		6
	IRL - Ireland	*	1	0	0	0	0	2	1	0	0	0		4

FRA - France	
4 V	MORARD Quentin
3 S	MERCIER Eddy
2	VALVASSORI Yannick
1	GAUDIN Killian
A	FASANO Aurelien

IRL - Ireland	
4 S	WILSON John
3 V	PARADIS Kyle
2	RUSSELL James
1	WHYTE Craig
A	-

Last Stone Draw	Distance
↻ MORARD Quentin	90.5cm
↻ GAUDIN Killian	66.4cm
<b>Total</b>	<b>156.9cm</b>

Last Stone Draw	Distance
↻ WHYTE Craig	20.0cm
↻ WILSON John	19.2cm
<b>Total</b>	<b>39.2cm</b>

**Note:**  
Position and function for each team member:  
**4** = Fourth, **3** = Third, **2** = Second, **1** = Lead, **A** = Alternate, **S** = Skip, **V** = Vice-Skip

**Legend:**  
↻ Clockwise      ↻ Counter-clockwise      **LSFE(\*)** Last Stone First End



### Session Results and Standings

Sheet	Team	LSD/LSFE	1	2	3	4	5	6	7	8	9	10	Extra Ends	Total
E	ISR - Israel	143.8cm	0	0	0	2	0	0	1	0	X	X		3
	SVK - Slovakia	81.8cm *	0	3	2	0	1	2	0	1	X	X		9

### Current Standings

#### Group A

Rank	Team	Games	Wins	Losses
1	ESP - Spain	2	2	0
1	UKR - Ukraine	2	2	0
3	BEL - Belgium	2	1	1
3	HUN - Hungary	2	1	1
3	SVK - Slovakia	2	1	1
3	TUR - Türkiye	2	1	1
7	ISR - Israel	2	0	2
7	LAT - Latvia	2	0	2

#### Group B

Rank	Team	Games	Wins	Losses
1	DEN - Denmark	2	2	0
1	IRL - Ireland	2	2	0
3	EST - Estonia	2	1	1
3	FIN - Finland	2	1	1
3	FRA - France	2	1	1
3	POL - Poland	2	1	1
7	BUL - Bulgaria	2	0	2
7	WAL - Wales	2	0	2

**Note:**  
Under World Curling rules, tie-breaking rules for standings are not applied until after the last game of the round robin.

**Legend:**  
**LSD** Last Stone Draw                      **LSFE(\*)** Last Stone First End                      **X** Unplayed/unfinished end due to concession



**ECC-B 2024**  
Östersund, Sweden

**SUN 17 NOV 2024**  
Start Time 16:00

**European Curling Championships 2024**  
Östersund Curling Hall  
**B-Division Men**



**Round Robin Session 6**  
**Group A - Sheet E**



### Game Results

Sheet	Team	LSFE	1	2	3	4	5	6	7	8	9	10	Extra Ends	Total
<b>E</b>	ISR - Israel		0	0	0	2	0	0	1	0	X	X		3
	SVK - Slovakia	*	0	3	2	0	1	2	0	1	X	X		9

ISR - Israel	
4 S	POKRAS Alex
3 V	PINK Nathan
2	SIDNEY Lawrence
1	HOROWITZ Aaron
A	-

SVK - Slovakia	
4 S	JURKOVIC Jakub
3 V	HORACEK Jan
2	MASARYK Robert
1	DERZSI Ladislav
A	VIDLAR Karol

Last Stone Draw		Distance
↻	PINK Nathan	47.3cm
↻	POKRAS Alex	96.5cm
<b>Total</b>		<b>143.8cm</b>

Last Stone Draw		Distance
↻	MASARYK Robert	47.5cm
↻	HORACEK Jan	34.3cm
<b>Total</b>		<b>81.8cm</b>

**Note:**  
Position and function for each team member:  
4 = Fourth, 3 = Third, 2 = Second, 1 = Lead, A = Alternate, S = Skip, V = Vice-Skip

**Legend:**  
↻ Clockwise                      ↻ Counter-clockwise                      **LSFE(\*)** Last Stone First End  
X Unplayed/unfinished end due to concession







### Session Results and Standings

Sheet	Team	LSD/LSFE	1	2	3	4	5	6	7	8	9	10	Extra Ends	Total
<b>B</b>	BEL - Belgium	124.4cm	1	3	0	0	2	0	0	4	X	X		10
	LAT - Latvia	8.1cm *	0	0	1	2	0	2	0	0	X	X		5
<b>C</b>	TUR - Türkiye	161.3cm	0	0	2	0	0	1	0	0	1	0		4
	ESP - Spain	62.2cm *	0	2	0	1	1	0	0	1	0	1		6
<b>D</b>	FRA - France	130.9cm	1	0	2	0	3	1	1	X	X	X		8
	WAL - Wales	85.5cm *	0	1	0	0	0	0	0	X	X	X		1
<b>E</b>	UKR - Ukraine	46.3cm *	0	0	0	4	1	0	3	1	X	X		9
	HUN - Hungary	139.7cm	0	0	2	0	0	1	0	0	X	X		3
<b>F</b>	POL - Poland	55.4cm *	0	0	1	1	0	2	0	1	0	X		5
	DEN - Denmark	79.1cm	3	0	0	0	1	0	3	0	1	X		8

### Current Standings

#### Group A

Rank	Team	Games	Wins	Losses
1	ESP - Spain	2	2	0
1	UKR - Ukraine	2	2	0
3	BEL - Belgium	2	1	1
3	HUN - Hungary	2	1	1
3	TUR - Türkiye	2	1	1
6	ISR - Israel	1	0	1
6	SVK - Slovakia	1	0	1
8	LAT - Latvia	2	0	2

#### Group B

Rank	Team	Games	Wins	Losses
1	DEN - Denmark	2	2	0
1	IRL - Ireland	2	2	0
3	EST - Estonia	2	1	1
3	FIN - Finland	2	1	1
3	FRA - France	2	1	1
3	POL - Poland	2	1	1
7	BUL - Bulgaria	2	0	2
7	WAL - Wales	2	0	2

**Note:**  
Under World Curling rules, tie-breaking rules for standings are not applied until after the last game of the round robin.

**Legend:**  
**LSD** Last Stone Draw                      **LSFE(\*)** Last Stone First End                      **X** Unplayed/unfinished end due to concession



ECC-B 2024  
Östersund, Sweden

SUN 17 NOV 2024  
Start Time 12:00

European Curling Championships 2024  
Östersund Curling Hall  
B-Division Men



Round Robin Session 5  
Group A - Sheet B

WORLD  
CURLING

### Game Results

Sheet	Team	LSFE	1	2	3	4	5	6	7	8	9	10	Extra Ends	Total
B	BEL - Belgium		1	3	0	0	2	0	0	4	X	X		10
	LAT - Latvia	*	0	0	1	2	0	2	0	0	X	X		5

BEL - Belgium	
4 V	SPRUYT Jeroen
3 S	VERREYCKEN Timothy
2	VERMEIREN Tuur
1	YSKOUT Daan
A	GOETHALS Tom

LAT - Latvia	
4 S	ZASS Kristaps
3 V	SELIVERSTOVS Eduards
2	SONDORS Toms
1	SMIRNOVS Deniss
A	JAVA Krisjanis

Last Stone Draw	Distance
↻ VERMEIREN Tuur	85.2cm
↻ SPRUYT Jeroen	39.2cm
<b>Total</b>	<b>124.4cm</b>

Last Stone Draw	Distance
↻ SELIVERSTOVS Eduards	6.6cm
↻ SMIRNOVS Deniss	1.5cm
<b>Total</b>	<b>8.1cm</b>

**Note:**  
Position and function for each team member:  
4 = Fourth, 3 = Third, 2 = Second, 1 = Lead, A = Alternate, S = Skip, V = Vice-Skip

**Legend:**  
↻ Clockwise      ↻ Counter-clockwise      **LSFE(\*)** Last Stone First End  
X Unplayed/unfinished end due to concession



### Game Results

Sheet	Team	LSFE	1	2	3	4	5	6	7	8	9	10	Extra Ends	Total
C	TUR - Türkiye		0	0	2	0	0	1	0	0	1	0		4
	ESP - Spain	*	0	2	0	1	1	0	0	1	0	1		6

TUR - Türkiye	
4 S	KARAGOZ Ugurcan
3 V	DEMIREL Muhammet Haydar
2	KAVAZ Faruk
1	KARAGOZ Serkan
A	CELEBI Mahsun

ESP - Spain	
4 S	VEZ Sergio
3	UNANUE Mikel
2 V	SHAW Nicholas
1	DE PAZ Eduardo
A	-

Last Stone Draw		Distance
↻	DEMIREL Muhammet Haydar	123.9cm
↻	KARAGOZ Serkan	37.4cm
<b>Total</b>		<b>161.3cm</b>

Last Stone Draw		Distance
↻	UNANUE Mikel	27.1cm
↻	SHAW Nicholas	35.1cm
<b>Total</b>		<b>62.2cm</b>

**Note:**  
Position and function for each team member:  
**4** = Fourth, **3** = Third, **2** = Second, **1** = Lead, **A** = Alternate, **S** = Skip, **V** = Vice-Skip

**Legend:**  
↻ Clockwise      ↻ Counter-clockwise      **LSFE(\*)** Last Stone First End



## Game Results

Sheet	Team	LSFE	1	2	3	4	5	6	7	8	9	10	Extra Ends	Total
D	FRA - France		1	0	2	0	3	1	1	X	X	X		8
	WAL - Wales	*	0	1	0	0	0	0	0	X	X	X		1

FRA - France	
4 V	MORARD Quentin
3 S	MERCIER Eddy
2	VALVASSORI Yannick
1	GAUDIN Killian
A	FASANO Aurelien

WAL - Wales	
4 S	POUGHER James
3	PHILLIPS Rhys
2 V	COOMBS Garry
1	POUGHER Richard
A	-

Last Stone Draw	Distance
↻ VALVASSORI Yannick	103.8cm
↻ MERCIER Eddy	27.1cm
<b>Total</b>	<b>130.9cm</b>

Last Stone Draw	Distance
↻ PHILLIPS Rhys	52.1cm
↻ POUGHER James	33.4cm
<b>Total</b>	<b>85.5cm</b>

**Note:**  
Position and function for each team member:  
4 = Fourth, 3 = Third, 2 = Second, 1 = Lead, A = Alternate, S = Skip, V = Vice-Skip

**Legend:**  
↻ Clockwise                                      ↻ Counter-clockwise                                      **LSFE(\*)** Last Stone First End  
X Unplayed/unfinished end due to concession



### Game Results

Sheet	Team	LSFE	1	2	3	4	5	6	7	8	9	10	Extra Ends	Total
<b>E</b>	UKR - Ukraine	*	0	0	0	4	1	0	3	1	X	X		9
	HUN - Hungary		0	0	2	0	0	1	0	0	X	X		3

UKR - Ukraine	
4 S	NIKOLOV Eduard
3 V	SHCHUR Yaroslav
2	SUHAK Artem
1	KOVAL Vladyslav
A	HASYNETS Artem

HUN - Hungary	
4 S	SZABO Gergely
3	LENDVAY Tamas
2 V	MIKLOS Nandor
1	FOTI Balazs
A	-

Last Stone Draw		Distance
⌚	SUHAK Artem	10.5cm
⌚	SHCHUR Yaroslav	35.8cm
<b>Total</b>		<b>46.3cm</b>

Last Stone Draw		Distance
⌚	SZABO Gergely	113.0cm
⌚	LENDVAY Tamas	26.7cm
<b>Total</b>		<b>139.7cm</b>

**Note:**  
Position and function for each team member:  
4 = Fourth, 3 = Third, 2 = Second, 1 = Lead, A = Alternate, S = Skip, V = Vice-Skip

**Legend:**  
⌚ Clockwise      ⌚ Counter-clockwise      **LSFE(\*)** Last Stone First End  
X Unplayed/unfinished end due to concession





**Game Results**

Sheet	Team	LSFE	1	2	3	4	5	6	7	8	9	10	Extra Ends	Total
F	POL - Poland	*	0	0	1	1	0	2	0	1	0	X		5
	DEN - Denmark		3	0	0	0	1	0	3	0	1	X		8

POL - Poland	
4 S	STYCH Konrad
3 V	DOMIN Krzysztof
2	CIEMINSKI Marcin
1	LOBAZA Bartosz
A	GRZELKA Maksym

DEN - Denmark	
4 V	VILANDT Jonathan
3 S	SCHMIDT Jacob
2	NOERGAARD Mads
1	QVIST Alexander
A	JURLANDER BOEGE Kasper

Last Stone Draw		Distance
↻	LOBAZA Bartosz	12.2cm
↻	DOMIN Krzysztof	43.2cm
<b>Total</b>		<b>55.4cm</b>

Last Stone Draw		Distance
↻	NOERGAARD Mads	64.7cm
↻	SCHMIDT Jacob	14.4cm
<b>Total</b>		<b>79.1cm</b>

**Note:**  
Position and function for each team member:  
4 = Fourth, 3 = Third, 2 = Second, 1 = Lead, A = Alternate, S = Skip, V = Vice-Skip

**Legend:**  
↻ Clockwise                                  ↻ Counter-clockwise                                  LSFE(\*) Last Stone First End  
X Unplayed/unfinished end due to concession



### Session Results and Standings

Sheet	Team	LSD/LSFE	1	2	3	4	5	6	7	8	9	10	Extra Ends	Total
B	LAT - Latvia	295.7cm	0	0	0	0	1	0	1	0	X	X		2
	ESP - Spain	31.3cm *	0	1	1	1	0	2	0	2	X	X		7
C	FIN - Finland	88.1cm *	1	0	0	1	0	1	0	0	3	X		6
	EST - Estonia	93.3cm	0	2	1	0	0	0	0	1	0	X		4
D	HUN - Hungary	223.2cm	0	0	1	0	2	0	0	1	1	1	1	7
	ISR - Israel	33.3cm *	0	2	0	1	0	0	3	0	0	0	0	6
E	BUL - Bulgaria	272.5cm	0	1	0	1	0	2	0	0	X	X		4
	IRL - Ireland	22.4cm *	2	0	1	0	2	0	3	1	X	X		9
F	TUR - Türkiye	178.3cm	0	1	2	1	2	0	3	X	X	X		9
	BEL - Belgium	143.9cm *	1	0	0	0	0	1	0	X	X	X		2

### Current Standings

#### Group A

Rank	Team	Games	Wins	Losses
1	ESP - Spain	1	1	0
1	HUN - Hungary	1	1	0
1	TUR - Türkiye	1	1	0
1	UKR - Ukraine	1	1	0
5	BEL - Belgium	1	0	1
5	ISR - Israel	1	0	1
5	LAT - Latvia	1	0	1
5	SVK - Slovakia	1	0	1

#### Group B

Rank	Team	Games	Wins	Losses
1	IRL - Ireland	2	2	0
2	DEN - Denmark	1	1	0
2	POL - Poland	1	1	0
4	EST - Estonia	2	1	1
4	FIN - Finland	2	1	1
6	FRA - France	1	0	1
6	WAL - Wales	1	0	1
8	BUL - Bulgaria	2	0	2

**Note:**  
Under World Curling rules, tie-breaking rules for standings are not applied until after the last game of the round robin.

**Legend:**  
**LSD** Last Stone Draw                      **LSFE(\*)** Last Stone First End                      **X** Unplayed/unfinished end due to concession



### Game Results

Sheet	Team	LSFE	1	2	3	4	5	6	7	8	9	10	Extra Ends	Total
B	LAT - Latvia		0	0	0	0	1	0	1	0	X	X		2
	ESP - Spain	*	0	1	1	1	0	2	0	2	X	X		7

LAT - Latvia	
4 S	ZASS Kristaps
3 V	SELIVERSTOVŠ Eduards
2	SONDORS Toms
1	JAVA Krisjanis
A	SMIRNOVS Deniss

ESP - Spain	
4 S	VEZ Sergio
3	UNANUE Mikel
2 V	SHAW Nicholas
1	DE PAZ Eduardo
A	-

Last Stone Draw		Distance
↻	SONDORS Toms	152.5cm
↻	ZASS Kristaps	143.2cm
<b>Total</b>		<b>295.7cm</b>

Last Stone Draw		Distance
↻	VEZ Sergio	16.4cm
↻	DE PAZ Eduardo	14.9cm
<b>Total</b>		<b>31.3cm</b>

**Note:**  
Position and function for each team member:  
4 = Fourth, 3 = Third, 2 = Second, 1 = Lead, A = Alternate, S = Skip, V = Vice-Skip

**Legend:**  
↻ Clockwise                                      ↻ Counter-clockwise                                      **LSFE(\*)** Last Stone First End  
X Unplayed/unfinished end due to concession





**ECC-B 2024**  
Östersund, Sweden

**European Curling Championships 2024**  
Östersund Curling Hall  
**B-Division Men**



SAT 16 NOV 2024  
Start Time 18:00

Round Robin Session 3  
Group B - Sheet C

**WORLD CURLING**

### Game Results

Sheet	Team	LSFE	1	2	3	4	5	6	7	8	9	10	Extra Ends	Total
C	FIN - Finland	*	1	0	0	1	0	1	0	0	3	X		6
	EST - Estonia		0	2	1	0	0	0	0	1	0	X		4

FIN - Finland	
4 S	HAENNINEN Matias
3 V	OUNI Leo
2	KINNUNEN Valtteri
1	FORSSTROEM Ville
A	HEIKKILAE Jami

EST - Estonia	
4 V	VLASSOV Mihhail
3 S	VELTSMAN Eduard
2	KIZIRIDI Janis
1	DOTSENKO Konstantin
A	DZENDZELJUK Igor

Last Stone Draw	Distance
↻ HAENNINEN Matias	34.3cm
↻ FORSSTROEM Ville	53.8cm
<b>Total</b>	<b>88.1cm</b>

Last Stone Draw	Distance
↻ VELTSMAN Eduard	35.1cm
↻ KIZIRIDI Janis	58.2cm
<b>Total</b>	<b>93.3cm</b>

**Note:**  
Position and function for each team member:  
4 = Fourth, 3 = Third, 2 = Second, 1 = Lead, A = Alternate, S = Skip, V = Vice-Skip

**Legend:**  
↻ Clockwise                                  ↻ Counter-clockwise                                  **LSFE(\*)** Last Stone First End  
X Unplayed/unfinished end due to concession



### Game Results

Sheet	Team	LSFE	1	2	3	4	5	6	7	8	9	10	Extra Ends	Total
D	HUN - Hungary		0	0	1	0	2	0	0	1	1	1	1	7
	ISR - Israel	*	0	2	0	1	0	0	3	0	0	0	0	6

HUN - Hungary	
4 S	SZABO Gergely
3	LENDVAY Tamas
2 V	MIKLOS Nandor
1	FOTI Balazs
A	-

ISR - Israel	
4 S	POKRAS Alex
3 V	PINK Nathan
2	SIDNEY Lawrence
1	HOROWITZ Aaron
A	-

Last Stone Draw		Distance
↻	FOTI Balazs	48.8cm
↻	MIKLOS Nandor	174.4cm
<b>Total</b>		<b>223.2cm</b>

Last Stone Draw		Distance
↻	POKRAS Alex	16.4cm
↻	SIDNEY Lawrence	16.9cm
<b>Total</b>		<b>33.3cm</b>

**Note:**  
Position and function for each team member:  
4 = Fourth, 3 = Third, 2 = Second, 1 = Lead, A = Alternate, S = Skip, V = Vice-Skip

**Legend:**  
↻ Clockwise      ↻ Counter-clockwise      **LSFE(\*)** Last Stone First End



**Game Results**

Sheet	Team	LSFE	1	2	3	4	5	6	7	8	9	10	Extra Ends	Total
E	BUL - Bulgaria		0	1	0	1	0	2	0	0	X	X		4
	IRL - Ireland	*	2	0	1	0	2	0	3	1	X	X		9

<b>BUL - Bulgaria</b>	
4 S	SEILER Reto
3	GEORGIEV Stoil
2	TODOROV Tihomir
1 V	PETROV Stanimir
A	RUNTOV Nikolay

<b>IRL - Ireland</b>	
4 S	WILSON John
3 V	PARADIS Kyle
2	RUSSELL James
1	WHYTE Craig
A	-

<b>Last Stone Draw</b>		Distance
↻	TODOROV Tihomir	151.8cm
↻	GEORGIEV Stoil	120.7cm
<b>Total</b>		<b>272.5cm</b>

<b>Last Stone Draw</b>		Distance
↻	RUSSELL James	6.0cm
↻	PARADIS Kyle	16.4cm
<b>Total</b>		<b>22.4cm</b>

**Note:**  
Position and function for each team member:  
4 = Fourth, 3 = Third, 2 = Second, 1 = Lead, A = Alternate, S = Skip, V = Vice-Skip

**Legend:**  
↻ Clockwise                      ↻ Counter-clockwise                      **LSFE(\*)** Last Stone First End  
X Unplayed/unfinished end due to concession





ECC-B 2024  
Östersund, Sweden

SAT 16 NOV 2024  
Start Time 18:00

European Curling Championships 2024  
Östersund Curling Hall  
B-Division Men



Round Robin Session 3  
Group A - Sheet F

**WORLD  
CURLING**

## Game Results

Sheet	Team	LSFE	1	2	3	4	5	6	7	8	9	10	Extra Ends	Total
F	TUR - Türkiye		0	1	2	1	2	0	3	X	X	X		9
	BEL - Belgium	*	1	0	0	0	0	1	0	X	X	X		2

TUR - Türkiye	
4 S	KARAGOZ Ugurcan
3 V	DEMIREL Muhammet Haydar
2	KAVAZ Faruk
1	KARAGOZ Serkan
A	CELEBI Mahsun

BEL - Belgium	
4 V	SPRUYT Jeroen
3 S	VERREYCKEN Timothy
2	VERMEIREN Tuur
1	YSKOUT Daan
A	GOETHALS Tom

Last Stone Draw	Distance
↻ KARAGOZ Ugurcan	13.1cm
↻ KAVAZ Faruk	165.2cm
<b>Total</b>	<b>178.3cm</b>

Last Stone Draw	Distance
↻ SPRUYT Jeroen	35.1cm
↻ VERMEIREN Tuur	108.8cm
<b>Total</b>	<b>143.9cm</b>

**Note:**  
Position and function for each team member:  
**4** = Fourth, **3** = Third, **2** = Second, **1** = Lead, **A** = Alternate, **S** = Skip, **V** = Vice-Skip

**Legend:**  
↻ Clockwise      ↻ Counter-clockwise      **LSFE(\*)** Last Stone First End  
**X** Unplayed/unfinished end due to concession



### Session Results and Standings

Sheet	Team	LSD/LSFE	1	2	3	4	5	6	7	8	9	10	Extra Ends	Total
B	UKR - Ukraine	232.0cm *	6	0	1	2	1	0	3	X	X	X		13
	SVK - Slovakia	99.0cm	0	1	0	0	0	1	0	X	X	X		2
C	WAL - Wales	11.8cm *	0	0	1	0	1	0	0	2	0	X		4
	POL - Poland	116.8cm	1	1	0	4	0	1	2	0	2	X		11
D	FIN - Finland	60.4cm *	0	3	0	1	0	0	2	0	0	0		6
	IRL - Ireland	318.5cm	0	0	1	0	1	1	0	3	0	1		7
E	EST - Estonia	140.0cm *	1	1	2	0	1	0	1	0	2	X		8
	BUL - Bulgaria	224.2cm	0	0	0	1	0	1	0	2	0	X		4
F	DEN - Denmark	133.7cm *	0	0	1	0	1	1	0	1	0	1		5
	FRA - France	285.8cm	0	1	0	1	0	0	1	0	1	0		4

### Current Standings

#### Group A

Rank	Team	Games	Wins	Losses
1	UKR - Ukraine	1	1	0
2	SVK - Slovakia	1	0	1
	BEL - Belgium	0		
	ESP - Spain	0		
	HUN - Hungary	0		
	ISR - Israel	0		
	LAT - Latvia	0		
	TUR - Türkiye	0		

#### Group B

Rank	Team	Games	Wins	Losses
1	DEN - Denmark	1	1	0
1	EST - Estonia	1	1	0
1	IRL - Ireland	1	1	0
1	POL - Poland	1	1	0
5	BUL - Bulgaria	1	0	1
5	FIN - Finland	1	0	1
5	FRA - France	1	0	1
5	WAL - Wales	1	0	1

**Note:**  
Under World Curling rules, tie-breaking rules for standings are not applied until after the last game of the round robin.

**Legend:**  
**LSD** Last Stone Draw                      **LSFE(\*)** Last Stone First End                      **X** Unplayed/unfinished end due to concession



**ECC-B 2024**  
Östersund, Sweden

**SAT 16 NOV 2024**  
Start Time 9:00

**European Curling Championships 2024**  
Östersund Curling Hall  
**B-Division Men**



**Round Robin Session 1**  
**Group A - Sheet B**

**WORLD  
CURLING**

### Game Results

**REVISED**  
16 NOV 21:32

Sheet	Team	LSFE	1	2	3	4	5	6	7	8	9	10	Extra Ends	Total
B	UKR - Ukraine	*	6	0	1	2	1	0	3	X	X	X		13
	SVK - Slovakia		0	1	0	0	0	1	0	X	X	X		2

UKR - Ukraine	
4 S	NIKOLOV Eduard
3 V	SHCHUR Yaroslav
2	SUHAK Artem
1	KOVAL Vladyslav
A	HASYNETS Artem

SVK - Slovakia	
4 S	JURKOVIC Jakub
3 V	HORACEK Jan
2	VIDLAR Karol
1	DERZSI Ladislav
A	-

Last Stone Draw		Distance
↻	SUHAK Artem	199.6cm
↻	SHCHUR Yaroslav	32.4cm
<b>Total</b>		<b>232.0cm</b>

Last Stone Draw		Distance
↻	DERZSI Ladislav	65.2cm
↻	JURKOVIC Jakub	33.8cm
<b>Total</b>		<b>99.0cm</b>

SVK forfeited the last stone advantage in the first end - not enough people at the team meeting, rule C2(k).

**Note:**  
Position and function for each team member:  
**4 = Fourth, 3 = Third, 2 = Second, 1 = Lead, A = Alternate, S = Skip, V = Vice-Skip**

**Legend:**  
↻ Clockwise    ↻ Counter-clockwise    **LSFE(\*) Last Stone First End**  
**X** Unplayed/unfinished end due to concession

**REVISED** UKR: Last Stone Draw player assignment has been revised.



**Game Results**

Sheet	Team	LSFE	1	2	3	4	5	6	7	8	9	10	Extra Ends	Total
C	WAL - Wales	*	0	0	1	0	1	0	0	2	0	X		4
	POL - Poland		1	1	0	4	0	1	2	0	2	X		11

WAL - Wales	
4 S	POUGHER James
3	PHILLIPS Rhys
2 V	COOMBS Garry
1	POUGHER Richard
A	-

POL - Poland	
4 S	STYCH Konrad
3 V	DOMIN Krzysztof
2	CIEMINSKI Marcin
1	LOBAZA Bartosz
A	GRZELKA Maksym

Last Stone Draw		Distance
↻	POUGHER James	1.3cm
↻	POUGHER Richard	10.5cm
<b>Total</b>		<b>11.8cm</b>

Last Stone Draw		Distance
↻	STYCH Konrad	6.6cm
↻	CIEMINSKI Marcin	110.2cm
<b>Total</b>		<b>116.8cm</b>

**Note:**  
Position and function for each team member:  
**4** = Fourth, **3** = Third, **2** = Second, **1** = Lead, **A** = Alternate, **S** = Skip, **V** = Vice-Skip

**Legend:**  
↻ Clockwise      ↻ Counter-clockwise      **LSFE(\*)** Last Stone First End  
**X** Unplayed/unfinished end due to concession



### Game Results

Sheet	Team	LSFE	1	2	3	4	5	6	7	8	9	10	Extra Ends	Total
D	FIN - Finland	*	0	3	0	1	0	0	2	0	0	0		6
	IRL - Ireland		0	0	1	0	1	1	0	3	0	1		7

FIN - Finland	
4 S	HAENNINEN Matias
3 V	OUNI Leo
2	KINNUNEN Valtteri
1	HEIKKILAE Jami
A	FORSSTROEM Ville

IRL - Ireland	
4 S	WILSON John
3 V	PARADIS Kyle
2	RUSSELL James
1	WHYTE Craig
A	-

Last Stone Draw		Distance
↻	OUNI Leo	36.8cm
↻	HAENNINEN Matias	23.6cm
<b>Total</b>		<b>60.4cm</b>

Last Stone Draw		Distance
↻	WILSON John	149.0cm
↻	WHYTE Craig	169.5cm
<b>Total</b>		<b>318.5cm</b>

**Note:**  
Position and function for each team member:  
**4** = Fourth, **3** = Third, **2** = Second, **1** = Lead, **A** = Alternate, **S** = Skip, **V** = Vice-Skip

**Legend:**  
↻ Clockwise      ↻ Counter-clockwise      **LSFE(\*)** Last Stone First End





**ECC-B 2024**  
Östersund, Sweden

**SAT 16 NOV 2024**  
Start Time 9:00

**European Curling Championships 2024**  
Östersund Curling Hall  
**B-Division Men**



**Round Robin Session 1**  
**Group B - Sheet E**



### Game Results

**REVISED**  
16 NOV 21:47

Sheet	Team	LSFE	1	2	3	4	5	6	7	8	9	10	Extra Ends	Total
<b>E</b>	EST - Estonia	*	1	1	2	0	1	0	1	0	2	X		8
	BUL - Bulgaria		0	0	0	1	0	1	0	2	0	X		4

<b>EST - Estonia</b>	
4 V	VLASSOV Mihhail
3 S	VELTSMAN Eduard
2	KIZIRIDI Janis
1	DZENDZELJUK Igor
A	DOTSENKO Konstantin

<b>BUL - Bulgaria</b>	
4 S	SEILER Reto
3	GEORGIEV Stoil
2	TODOROV Tihomir
1 V	PETROV Stanimir
A	RUNTOV Nikolay

<b>Last Stone Draw</b>		Distance
↻	DZENDZELJUK Igor	22.3cm
↻	VLASSOV Mihhail	117.7cm
<b>Total</b>		<b>140.0cm</b>

<b>Last Stone Draw</b>		Distance
↻	PETROV Stanimir	128.0cm
↻	SEILER Reto	96.2cm
<b>Total</b>		<b>224.2cm</b>

**Note:**  
Position and function for each team member:  
**4** = Fourth, **3** = Third, **2** = Second, **1** = Lead, **A** = Alternate, **S** = Skip, **V** = Vice-Skip

**Legend:**  
↻ Clockwise                                      ↻ Counter-clockwise                                      **LSFE(\*)** Last Stone First End  
**X** Unplayed/unfinished end due to concession

**REVISED** BUL: Last Stone Draw player assignment has been revised.





### Game Results

Sheet	Team	LSFE	1	2	3	4	5	6	7	8	9	10	Extra Ends	Total
F	DEN - Denmark	*	0	0	1	0	1	1	0	1	0	1		5
	FRA - France		0	1	0	1	0	0	1	0	1	0		4

DEN - Denmark	
4 V	VILANDT Jonathan
3 S	SCHMIDT Jacob
2	NOERGAARD Mads
1	QVIST Alexander
A	JURLANDER BOEGE Kasper

FRA - France	
4 V	MORARD Quentin
3 S	MERCIER Eddy
2	VALVASSORI Yannick
1	GAUDIN Killian
A	FASANO Aurelien

Last Stone Draw		Distance
↻	SCHMIDT Jacob	98.3cm
↻	VILANDT Jonathan	35.4cm
<b>Total</b>		<b>133.7cm</b>

Last Stone Draw		Distance
↻	GAUDIN Killian	125.1cm
↻	MORARD Quentin	160.7cm
<b>Total</b>		<b>285.8cm</b>

**Note:**  
Position and function for each team member:  
4 = Fourth, 3 = Third, 2 = Second, 1 = Lead, A = Alternate, S = Skip, V = Vice-Skip

**Legend:**  
↻ Clockwise      ↻ Counter-clockwise      **LSFE(\*)** Last Stone First End



## Entry List by Event

**REVISED**  
16 NOV 22:00

As of SAT 16 NOV 2024

<b>BEL - Belgium</b>		<b>Group A</b>
4 V	SPRUYT Jeroen	R
3 S	VERREYCKEN Timothy	R
2	VERMEIREN Tuur	R
1	YSKOUT Daan	L
A	GOETHALS Tom	R
C	NEELEMEN Wim (NED)	
2C	HERMANS Gery	
O	VERREYCKEN Joris	

<b>BUL - Bulgaria</b>		<b>Group B</b>
4 S	SEILER Reto	R
3	GEORGIEV Stoil	R
2	TODOROV Tihomir	L
1 V	PETROV Stanimir	R
A	RUNTOV Nikolay	R
C	-	
O	-	
O	-	

<b>DEN - Denmark</b>		<b>Group B</b>
4 V	VILANDT Jonathan	R
3 S	SCHMIDT Jacob	R
2	QVIST Alexander	R
1	NOERGAARD Mads	R
A	JURLANDER BOEGE Kasper	R
C	VILANDT Lars	
O	-	
O	-	

<b>ESP - Spain</b>		<b>Group A</b>
4 S	VEZ Sergio	R
3	UNANUE Mikel	R
2	DE PAZ Eduardo	R
1 V	SHAW Nicholas	R
A	-	
C	RAFAEL Daniel (POR)	
O	SIMPSON Fiona Grace (SCO)	
O	-	

<b>EST - Estonia</b>		<b>Group B</b>
4 V	VLASSOV Mihhail	R
3 S	VELTSMAN Eduard	L
2	KIZIRIDI Janis	R
1	DZENDZELJUK Igor	R
A	DOTSENKO Konstantin	R
C	-	
O	-	
O	-	

<b>FIN - Finland</b>		<b>Group B</b>
4 S	HAENNINEN Matias	R
3 V	OUNI Leo	R
2	KINNUNEN Valtteri	R
1	FORSSTROEM Ville	R
A	HEIKKILAE Jami	R
NC	NILHAMN-KUOSMANEN Bonnie (SWE)	
O	-	
O	-	

<b>FRA - France</b>		<b>Group B</b>
4 V	MORARD Quentin	R
3 S	MERCIER Eddy	R
2	VALVASSORI Yannick	R
1	GAUDIN Killian	R
A	FASANO Aurelien	R
C	MERCIER Thierry	
O	-	
O	-	

<b>HUN - Hungary</b>		<b>Group A</b>
4 S	SZABO Gergely	R
3	LENDVAY Tamas	R
2 V	MIKLOS Nandor	R
1	FOTI Balazs	R
A	-	
C	-	
O	-	
O	-	

<b>IRL - Ireland</b>		<b>Group B</b>
4 S	WILSON John	R
3 V	PARADIS Kyle	L
2	RUSSELL James	L
1	WHYTE Craig	R
A	-	
C	-	
O	-	
O	-	

<b>ISR - Israel</b>		<b>Group A</b>
4 S	POKRAS Alex	R
3 V	PINK Nathan	R
2	SIDNEY Lawrence	L
1	HOROWITZ Aaron	R
A	-	
C	SIDNEY Raymond (USA)	
O	-	
O	-	



## Entry List by Event

**REVISED**  
16 NOV 22:00

As of SAT 16 NOV 2024

<b>LAT - Latvia</b>		<b>Group A</b>
4 S	ZASS Kristaps	R
3 V	SELIVERSTOVS Eduards	R
2	SONDORS Toms	R
1	SMIRNOVS Deniss	R
A	JAVA Krisjanis	R
C	VAIVODS Raimonds	
O	-	
O	-	

<b>TUR - Türkiye</b>		<b>Group A</b>
4 S	KARAGOZ Ugurcan	R
3 V	DEMIREL Muhammet Haydar	R
2	KAVAZ Faruk	R
1	KARAGOZ Serkan	R
A	CELEBI Mahsun	R
C	CELIK Ahmet	
O	YILDIZ Selami	
O	ERZEYBEK Mustafa Said	

<b>POL - Poland</b>		<b>Group B</b>
4 S	STYCH Konrad	R
3 V	DOMIN Krzysztof	R
2	CIEMINSKI Marcin	R
1	LOBAZA Bartosz	R
A	GRZELKA Maksym	R
C	BARES Jakub (CZE)	
O	-	
O	-	

<b>UKR - Ukraine</b>		<b>Group A</b>
4 S	NIKOLOV Eduard	R
3 V	SHCHUR Yaroslav	R
2	SUHAK Artem	R
1	KOVAL Vladyslav	R
A	HASYNETS Artem	R
C	KEILLER Russell (SCO)	
O	KHOKHLOV Illia	
O	-	

<b>SVK - Slovakia</b>		<b>Group A</b>
4 S	JURKOVIC Jakub	R
3 V	HORACEK Jan	R
2	VIDLAR Karol	R
1	MASARYK Robert	R
A	DERZSI Ladislav	R
C	NEKOVARIK Vit (CZE)	
O	-	
O	-	

<b>WAL - Wales</b>		<b>Group B</b>
4 S	POUGHER James	L
3	PHILLIPS Rhys	R
2 V	COOMBS Garry	R
1	POUGHER Richard	R
A	-	
C	-	
O	-	
O	-	

**Note:**

Position and function for each team member:

**4** = Fourth, **3** = Third, **2** = Second, **1** = Lead, **A** = Alternate, **S** = Skip, **V** = Vice-Skip

**C** = Coach, **2C** = 2nd Team Coach, **NC** = National Coach, **T** = Translator, **O** = Team Official

**Legend:**

**L** Left-handed

**R** Right-handed

**REVISED**

**SVK: Due to illness, MASARYK Robert joined competition late with special permission**



## Competition Officials

As of TUE 29 OCT 2024

Function	Name	Organisation
<b>WCF President:</b>	WELLING Beau	USA - United States
<b>World Curling Head of Competitions &amp; TD:</b>	ROETHLISBERGER Eeva	SUI - Switzerland
<b>Chief Umpire:</b>	BOMAS Bob	NED - Netherlands
<b>Deputy Chief Umpire:</b>	MATAU Cristian	ROU - Romania
<b>Timing Supervisors:</b>	CHMIEL-NOWAK Magdalena	POL - Poland
	DE LOTTO Giorgia	ITA - Italy
	KOKKONEN Kari	FIN - Finland
<b>Chief Ice Technician:</b>	MOGLIA Ivan	ITA - Italy
<b>Deputy Chief Ice Technician:</b>	HERON John	SCO - Scotland

**Legend:**  
TD Technical Delegate



## Competition Schedule

As of TUE 29 OCT 2024

Date	Start Time	Session	Sheet B	Sheet C	Sheet D	Sheet E	Sheet F
SAT 16 NOV	9:00	1	UKR - SVK	WAL - POL	FIN - IRL	EST - BUL	DEN - FRA
	13:30	2	eng - ger	aut - ukr	slo - ned	fin - lat	pol - cze
	18:00	3	LAT - ESP	FIN - EST	HUN - ISR	BUL - IRL	TUR - BEL
SUN 17 NOV	8:00	4	ukr - fin	ger - lat	pol - eng	cze - ned	aut - slo
	12:00	5	BEL - LAT	TUR - ESP	FRA - WAL	UKR - HUN	POL - DEN
	16:00	6	ned - aut	eng - cze	ger - fin	ISR - SVK	ukr - lat
MON 18 NOV	20:00	7	FIN - WAL	DEN - BUL	EST - POL	slo - pol	FRA - IRL
	9:00	8	TUR - HUN	ISR - BEL	cze - ukr	ned - eng	ger - aut
	13:30	9	lat - pol	slo - fin	ESP - SVK	LAT - UKR	IRL - POL
TUE 19 NOV	18:00	10	WAL - BUL	EST - FRA	DEN - FIN		BEL - HUN
	9:00	11	ESP - ISR	HUN - LAT	SVK - BEL		UKR - TUR
	13:30	12	pol - ned	ukr - eng	fin - aut	lat - slo	cze - ger
WED 20 NOV	18:00	13	EST - DEN	IRL - WAL	POL - BUL	FIN - FRA	SVK - LAT
	8:00	14	aut - lat	cze - slo	ned - ger	pol - ukr	eng - fin
	12:00	15	FRA - POL	LAT - ISR	BEL - UKR	SVK - TUR	HUN - ESP
THU 21 NOV	16:00	16	ger - slo	fin - pol	lat - cze	eng - aut	ned - ukr
	20:00	17	ISR - TUR	ESP - UKR	IRL - EST	WAL - DEN	BUL - FIN
	9:00	18	fin - cze	lat - ned	aut - pol	ukr - ger	slo - eng
FRI 22 NOV	13:30	19	DEN - IRL		BUL - FRA	POL - FIN	WAL - EST
	18:00	20		SVK - HUN	TUR - LAT	ESP - BEL	ISR - UKR
	13:30	21	slo - ukr	pol - ger	eng - lat	aut - cze	fin - ned
SAT 23 NOV	18:00	Men's Qualification					
	9:00	Men's and Women's Semi-finals					
	14:30	Men's and Women's Finals					

**Note:**

For NOC codes, lowercase is used for Women, and uppercase is used for Men.  
First named team in each game plays red-handled stones and wears dark coloured upper playing garments.  
Please check online for more details and the latest updates.