



## RESULTS BOOK



**European Curling  
Championships A-Division 2024  
Women  
Lohja, Finland**

**16 - 23 November 2024**





**ECC 2024**  
Lohja, Finland

**Le Gruyère AOP European Curling Championships 2024**  
Kisakallio Sports Institute  
**A-Division Women**



SAT 23 NOV 2024

## Medallists

Medal	Country	Name	Position - Function
GOLD	SUI - Switzerland	TIRINZONI Silvana	3 S
		PAETZ Alina	4
		HOWALD Carole	2
		WITSCHONKE Selina	1
		BERSET Stefanie	A
		CHARETTE Pierre	C
SILVER	SWE - Sweden	HASSELBORG Anna	4 S
		McMANUS Sara	3
		KNOCHENHAUER Agnes	2
		MABERGS Sofia	1
		HELDIN Johanna	A
		LINDSTROEM Kristian	C
BRONZE	SCO - Scotland	JACKSON Sophie	1 S
		MORRISON Rebecca	4
		DODDS Jennifer	3
		SINCLAIR Sophie	2
		HENDERSON Fay	A
		PATERSON Ross	C

**Note:**

Position and function for each team member:

**4** = Fourth, **3** = Third, **2** = Second, **1** = Lead, **A** = Alternate, **S** = Skip, **C** = Coach



## Final Standings

Rank	Team	Players	Position - Function
1	SUI - Switzerland	PAETZ Alina	4 V
		TIRINZONI Silvana	3 S
		HOWALD Carole	2
		WITSCHONKE Selina	1
		BERSET Stefanie	A
		CHARETTE Pierre	C
2	SWE - Sweden	HASSELBORG Anna	4 S
		McMANUS Sara	3 V
		KNOCHENHAUER Agnes	2
		MABERGS Sofia	1
		HELDIN Johanna	A
		LINDSTROEM Kristian	C
3	SCO - Scotland	MORRISON Rebecca	4 V
		DODDS Jennifer	3
		SINCLAIR Sophie	2
		JACKSON Sophie	1 S
		HENDERSON Fay	A
		PATERSON Ross	C
4	ITA - Italy	CONSTANTINI Stefania	4 S
		ZARDINI LACEDELLI Giulia	3 V
		MATHIS Elena	2
		ROMEI Angela	1
		LO DESERTO Marta	A
		GRAN Soeren	C
5	DEN - Denmark	DUPONT Madeleine	4 S
		HALSE Mathilde	3 V
		DUPONT Denise	2
		LARSEN My	1
		HOLTERMANN Jasmin	A
		SCHMIDT Ulrik	C
6	TUR - Türkiye	YILDIZ Dilsat	4 S
		POLAT Oznur	3 V
		CALIKUSU Ifayet Safak	2
		SENGUL Berfin	1
		KARAMAN Iclal	A
		CAKIR Bilal Omer	C
7	NOR - Norway	SKASLIEN Kristin	4 V
		ROERVIK Marianne	3 S
		HASLEV NORDBYE Mille	2
		KJAERLAND Eilin	1
		FORBREGD Ingeborg	A
		STEEN HANSEN Rune	C
8	LTU - Lithuania	PAULAUSKAITE Virginija	4 S
		DVOJEGLAZOVA Olga	3 V
		KIUDYTE Migle	2
		BLAZIENE Ruta	1
		-	A
		CEPULYTE Egle	C



**ECC 2024**  
Lohja, Finland

**Le Gruyère AOP European Curling Championships 2024**  
Kisakallio Sports Institute  
**A-Division Women**



## Final Standings

Rank	Team	Players	Position - Function	
9	EST - Estonia	TUVIKE Erika	4	>B
		LAIDSALU Kerli	3 V	
		TURMANN Liisa	2 S	
		GROSSMANN Heili	1	
		-	A	
	NEDREGOTTEN Magnus	C		
10	HUN - Hungary	JOO Linda	4 V	>B
		KALOCSAI-VAN DORP Vera	3 S	
		TOTH-CSOESZ Orsolya	2	
		ORBAN Hanna Regina	1	
		LAUCHSZ Laura Ildiko	A	
		JAKAB Zoltan	C	

**Note:**

Position and function for each team member:

**4** = Fourth, **3** = Third, **2** = Second, **1** = Lead, **A** = Alternate, **S** = Skip, **V** = Vice-Skip, **C** = Coach

**Legend:**

>B To B-Division

### Competition Summary

Session	Date	Time	Sheet A	Sheet B	Sheet C	Sheet D	Sheet E
Session 1	16 NOV	9:00	SWE 8 - 5 SCO	TUR 6 - 10 NOR	ITA 11 - 4 LTU	SUI 4 - 2 DEN	HUN 10 - 6 EST
Session 2	16 NOV	19:30	NOR 4 - 9 SUI	SCO 11 - 9 DEN <sup>EE</sup>	HUN 8 - 10 SWE	EST 10 - 7 LTU	TUR 7 - 11 ITA
Session 3	17 NOV	14:00	LTU 4 - 12 TUR	SWE 8 - 2 EST	SCO 1 - 8 SUI	ITA 9 - 6 HUN	NOR 4 - 11 DEN
Session 4	18 NOV	8:00	DEN 8 - 1 HUN	ITA 6 - 7 SUI	EST 3 - 9 NOR	LTU 5 - 8 SWE	SCO 4 - 5 TUR
Session 5	18 NOV	16:15	ITA 7 - 6 NOR	HUN 3 - 9 SCO	SWE 7 - 5 DEN	TUR 5 - 4 EST	SUI 8 - 7 LTU
Session 6	19 NOV	9:00	HUN 6 - 8 LTU	NOR 6 - 8 SWE	SUI 10 - 4 TUR	DEN 5 - 6 <sup>EE</sup> ITA	EST 1 - 8 SCO
Session 7	19 NOV	19:00	TUR 7 - 8 DEN	EST 6 - 12 ITA	LTU 2 - 9 SCO	HUN 5 - 9 NOR	SWE 5 - 7 SUI
Session 8	20 NOV	14:00	SCO 9 - 5 ITA	SUI 13 - 1 HUN	DEN 9 - 4 EST	SWE 5 - 7 TUR	LTU 1 - 9 NOR
Session 9	21 NOV	9:00	SUI 6 - 5 EST	DEN 9 - 2 LTU	TUR 12 - 2 HUN	NOR 4 - 5 SCO	ITA 4 - 8 SWE
Semi-finals	21 NOV	19:00		SWE 6 - 4 SCO		ITA 3 - 7 SUI	
Bronze Medal	22 NOV	14:00			ITA 4 - 6 SCO		
Gold Medal	23 NOV	10:00			SWE 4 - 8 SUI		

### Standings after Round Robin

Rank	Team	Games	Wins	Losses			
1	SUI - Switzerland	9	9	0		Q	
2	SWE - Sweden	9	7	2		Q	
3	SCO - Scotland	9	6	3		Q	w1
4	ITA - Italy	9	6	3		Q	w0
5	DEN - Denmark	9	5	4			w1
6	TUR - Türkiye	9	5	4			w0
7	NOR - Norway	9	4	5			
8	LTU - Lithuania	9	1	8			w1 DSC 63.06cm
9	EST - Estonia	9	1	8		>B	w1 DSC 66.56cm
10	HUN - Hungary	9	1	8		>B	w1 DSC 66.94cm

### Play-offs Bracket

Semi-finals	Finals	Final Standings
<p>1 SUI 7</p> <p>Sheet D</p> <p>4 ITA 3</p> <p>2 SWE 6</p> <p>Sheet B</p> <p>3 SCO 4</p>	<p>SUI 8</p> <p>Sheet C</p> <p>SWE 4</p> <p>ITA 4</p> <p>Sheet C</p> <p>SCO 6</p>	<p>1 SUI - Switzerland</p> <p>2 SWE - Sweden</p> <p>3 SCO - Scotland</p> <p>4 ITA - Italy</p> <p>5 DEN - Denmark</p> <p>6 TUR - Türkiye</p> <p>7 NOR - Norway</p> <p>8 LTU - Lithuania</p> <p>9 EST - Estonia &gt;B</p> <p>10 HUN - Hungary &gt;B</p>
	<p>SUI 1st</p> <p>SWE 2nd</p> <p>SCO 3rd</p> <p>ITA 4th</p>	

**Legend:**

>B To B-Division  
Q Qualified for the play-offs

DSC Draw Shot Challenge  
wn Number of wins (n) against tied teams

EE Extra End



**ECC 2024**  
Lohja, Finland

**Le Gruyère AOP European Curling Championships 2024**  
Kisakallio Sports Institute  
**A-Division Women**



**SAT 23 NOV 2024**  
Start Time 10:00

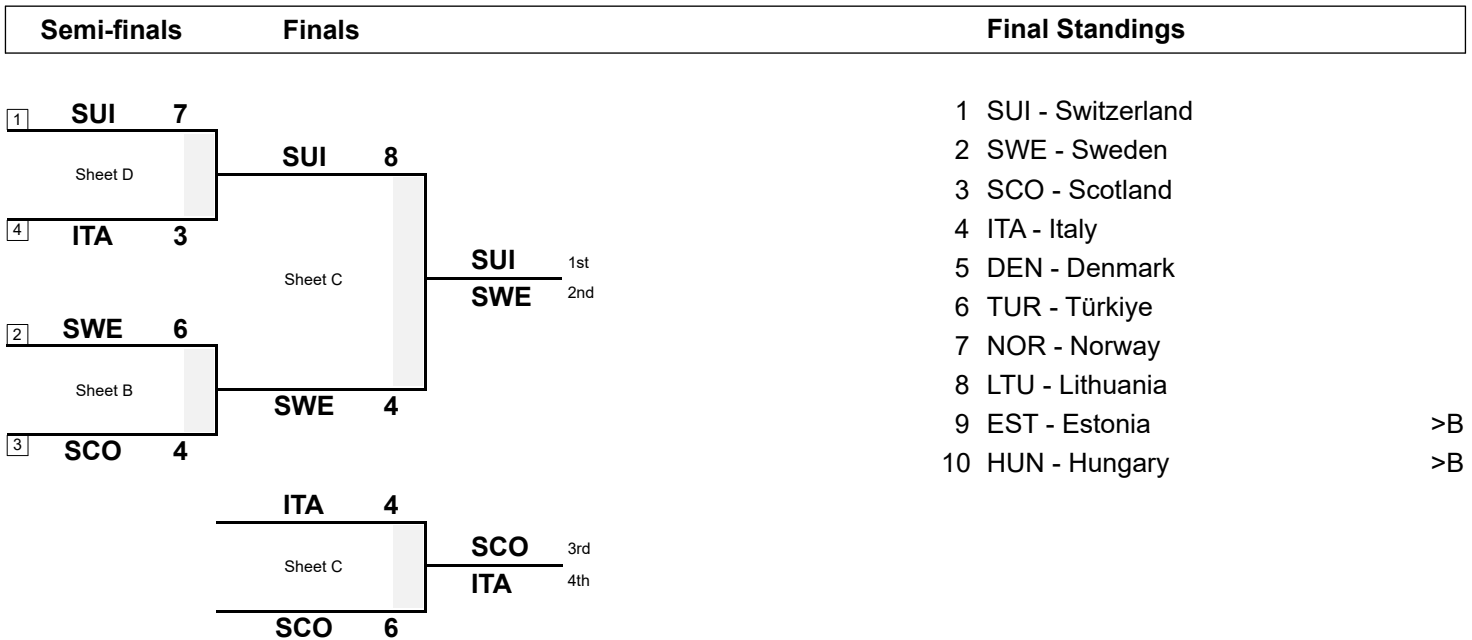
**Gold Medal Game**

**WORLD CURLING**

### Session Results and Standings

Sheet	Team	LSFE	1	2	3	4	5	6	7	8	9	10	Extra Ends	Total
C	SWE - Sweden		0	0	0	1	0	1	0	2	0	X		4
	SUI - Switzerland	*	2	1	0	0	2	0	2	0	1	X		8

### Play-offs Bracket



**Legend:**  
 >B To B-Division      LSFE(\*) Last Stone First End      X Unplayed/unfinished end due to concession





### Game Results

Sheet	Team	LSFE	1	2	3	4	5	6	7	8	9	10	Extra	Ends	Total
C	SWE - Sweden		0	0	0	1	0	1	0	2	0	X			4
	SUI - Switzerland	*	2	1	0	0	2	0	2	0	1	X			8

SWE - Sweden		Shot Success	Game	All
4 S	HASSELBORG Anna	76%	79%	
3 V	McMANUS Sara	83%	81%	
2	KNOCHENHAUER Agnes	75%	82%	
1	MABERGS Sofia	96%	85%	
A	HELDIN Johanna	-	-	
Team Total		83%	82%	

SUI - Switzerland		Shot Success	Game	All
4 V	PAETZ Alina	90%	82%	
3 S	TIRINZONI Silvana	93%	82%	
2	HOWALD Carole	81%	82%	
1	WITSCHONKE Selina	89%	84%	
A	BERSET Stefanie	-	80%	
Team Total		88%	82%	

Time remaining: 2 minutes 58 seconds

Time-out: End 5 - SWE stone 7

Time remaining: 4 minutes 32 seconds

Time-out: End 8 - SUI stone 4

### Shot Success Analysis

SWE - Sweden		↻	↺	Game	
4	HASSELBORG Anna	Draws	5 60%	6 75%	11 68%
		Take-outs	3 75%	4 100%	7 89%
		Total	8 66%	10 85%	18 76%
3	McMANUS Sara	Draws	5 75%	7 82%	12 79%
		Take-outs	5 90%	1 100%	6 92%
		Total	10 83%	8 84%	18 83%
2	KNOCHENHAUER Agnes	Draws	6 79%	5 70%	11 75%
		Take-outs	3 75%	3 75%	6 75%
		Total	9 78%	8 72%	17 75%
1	MABERGS Sofia	Draws	10 95%	7 96%	17 96%
		Take-outs	1 100%	0 -	1 100%
		Total	11 95%	7 96%	18 96%
A	HELDIN Johanna	Draws	0 -	0 -	0 -
		Take-outs	0 -	0 -	0 -
		Total	0 -	0 -	0 -
Team		Draws	26 81%	25 82%	51 81%
		Take-outs	12 83%	8 91%	20 86%
		Total	38 82%	33 84%	71 83%

SUI - Switzerland		↻	↺	Game	
4	PAETZ Alina	Draws	2 100%	1 100%	3 100%
		Take-outs	6 92%	9 86%	15 88%
		Total	8 94%	10 88%	18 90%
3	TIRINZONI Silvana	Draws	1 50%	0 -	1 50%
		Take-outs	8 97%	9 94%	17 96%
		Total	9 92%	9 94%	18 93%
2	HOWALD Carole	Draws	3 92%	2 50%	5 75%
		Take-outs	7 82%	6 83%	13 83%
		Total	10 85%	8 75%	18 81%
1	WITSCHONKE Selina	Draws	17 88%	0 -	17 88%
		Take-outs	1 100%	0 -	1 100%
		Total	18 89%	0 -	18 89%
A	BERSET Stefanie	Draws	0 -	0 -	0 -
		Take-outs	0 -	0 -	0 -
		Total	0 -	0 -	0 -
Team		Draws	23 88%	3 67%	26 86%
		Take-outs	22 91%	24 89%	46 90%
		Total	45 89%	27 86%	72 88%

**Note:**  
Position and function for each team member:  
4 = Fourth, 3 = Third, 2 = Second, 1 = Lead, A = Alternate, S = Skip, V = Vice-Skip

**Legend:**  
↻ Clockwise      ↺ Counter-clockwise      LSFE(\*) Last Stone First End  
X Unplayed/unfinished end due to concession

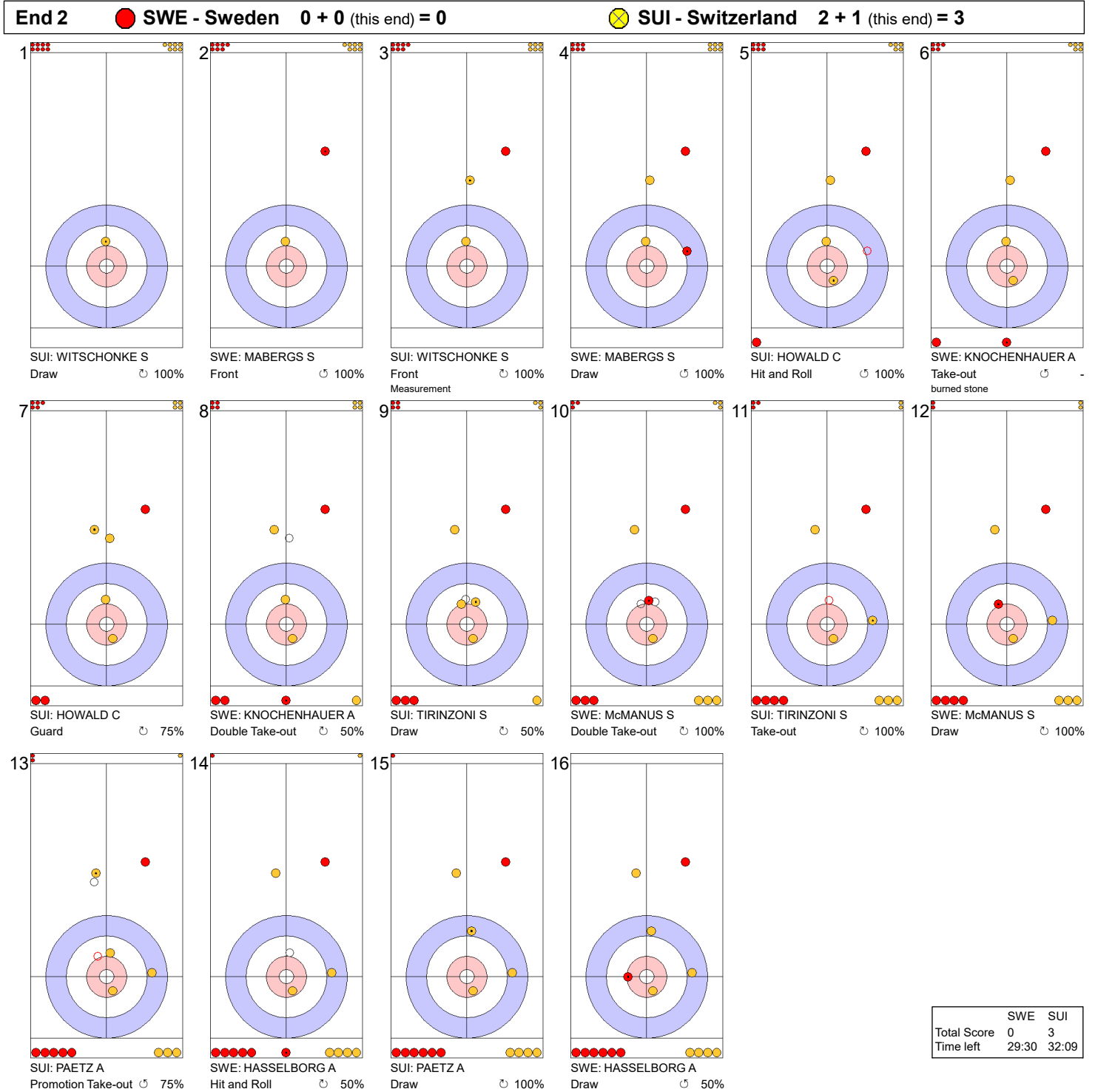
**Game - Shot by Shot**



**Legend:**  
 ↻ Clockwise      ↺ Counter-clockwise      - Not considered



**Game - Shot by Shot**



**Legend:**  
 ↻ Clockwise      ↺ Counter-clockwise      - Not considered

**Game - Shot by Shot**

**End 3**    ● **SWE - Sweden** 0 + 0 (this end) = 0    ● **SUI - Switzerland** 3 + 0 (this end) = 3

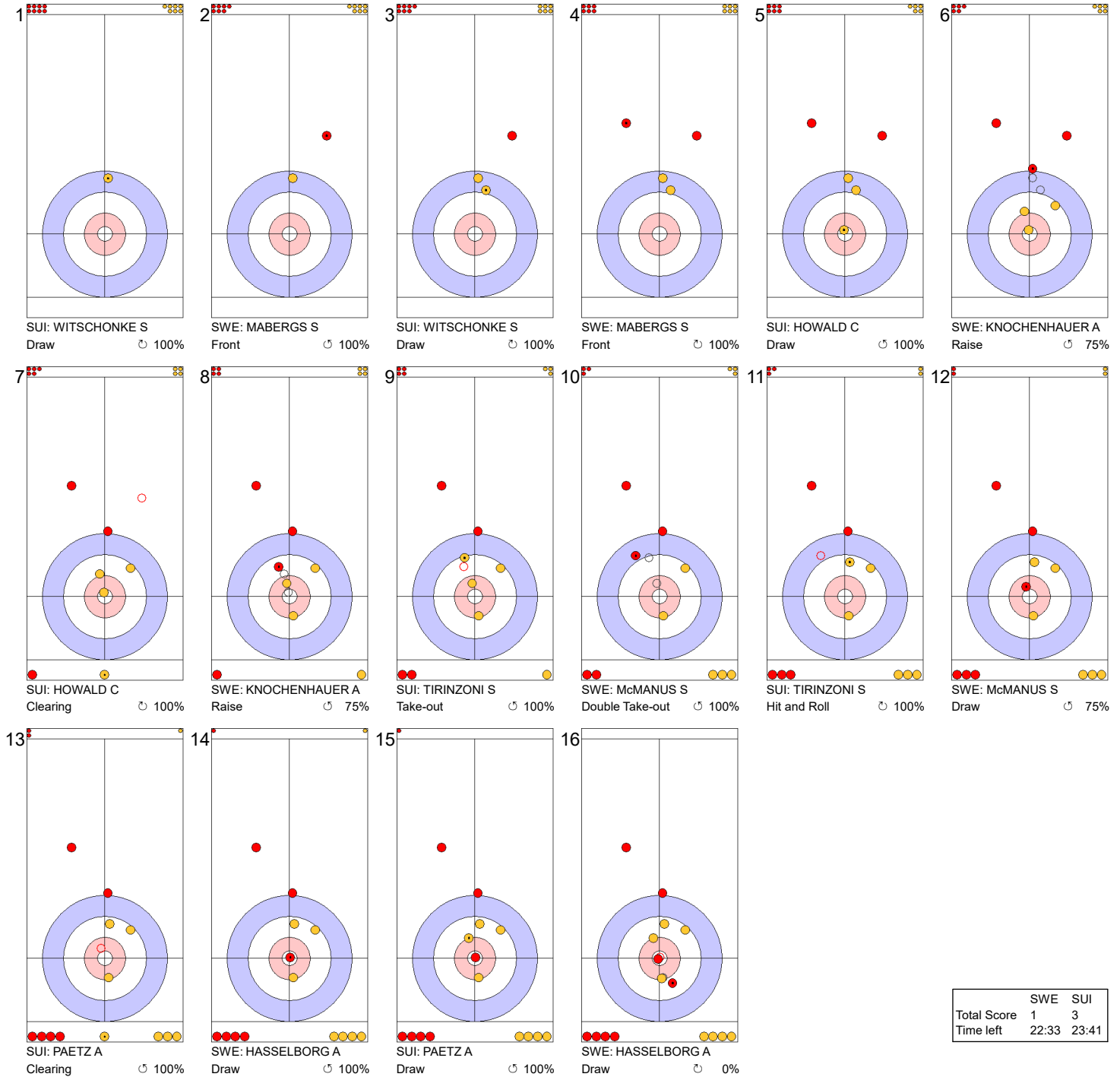


	SWE	SUI
Total Score	0	3
Time left	26:07	28:40

**Legend:**  
 ↻ Clockwise      ↺ Counter-clockwise      - Not considered

**Game - Shot by Shot**

**End 4**    ● **SWE - Sweden** 0 + 1 (this end) = 1    ● **SUI - Switzerland** 3 + 0 (this end) = 3

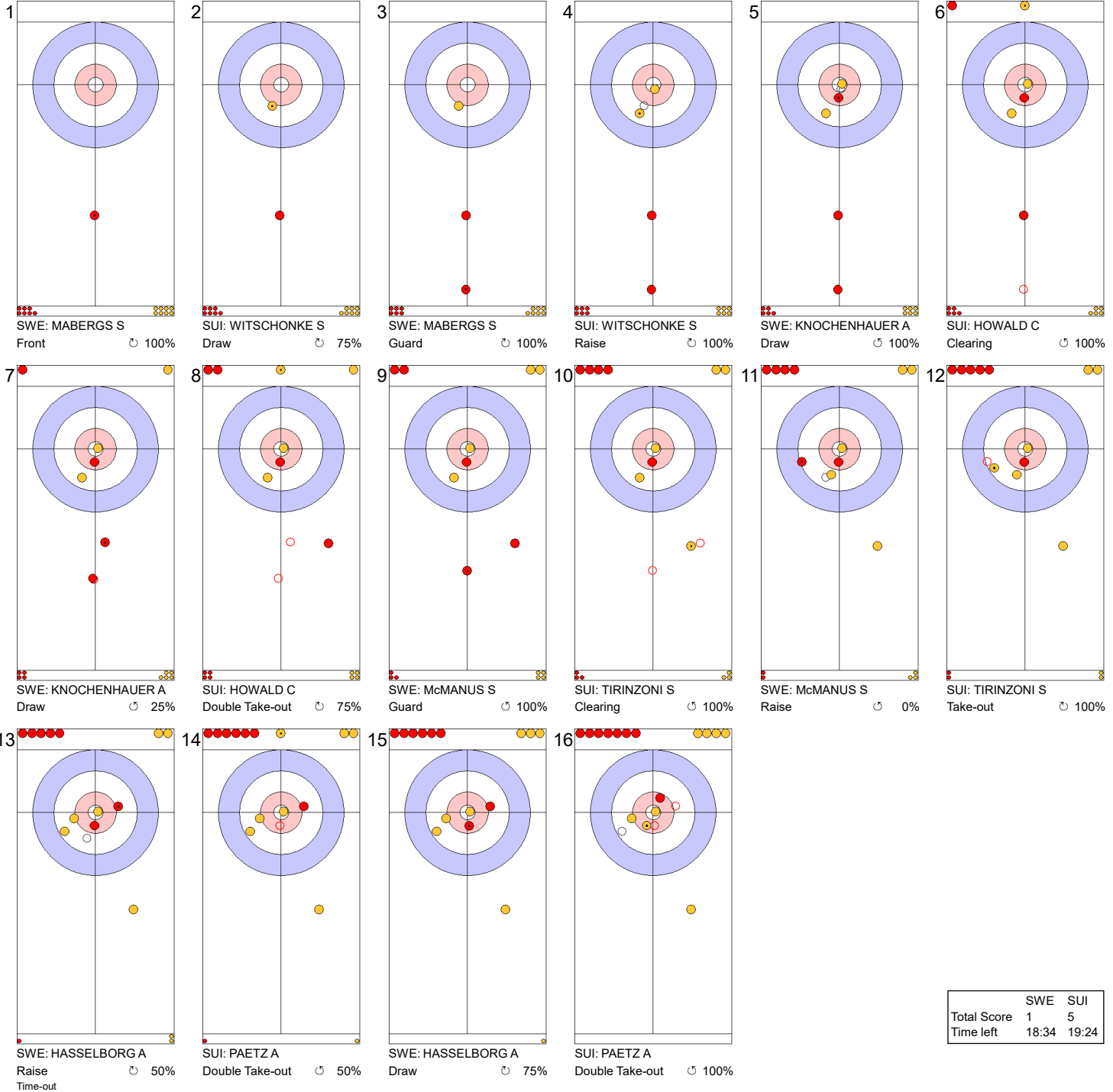


	SWE	SUI
Total Score	1	3
Time left	22:33	23:41

**Legend:**  
 ↻ Clockwise      ↺ Counter-clockwise      - Not considered

**Game - Shot by Shot**

**End 5**    ● **SWE - Sweden** 1 + 0 (this end) = 1    ● **SUI - Switzerland** 3 + 2 (this end) = 5

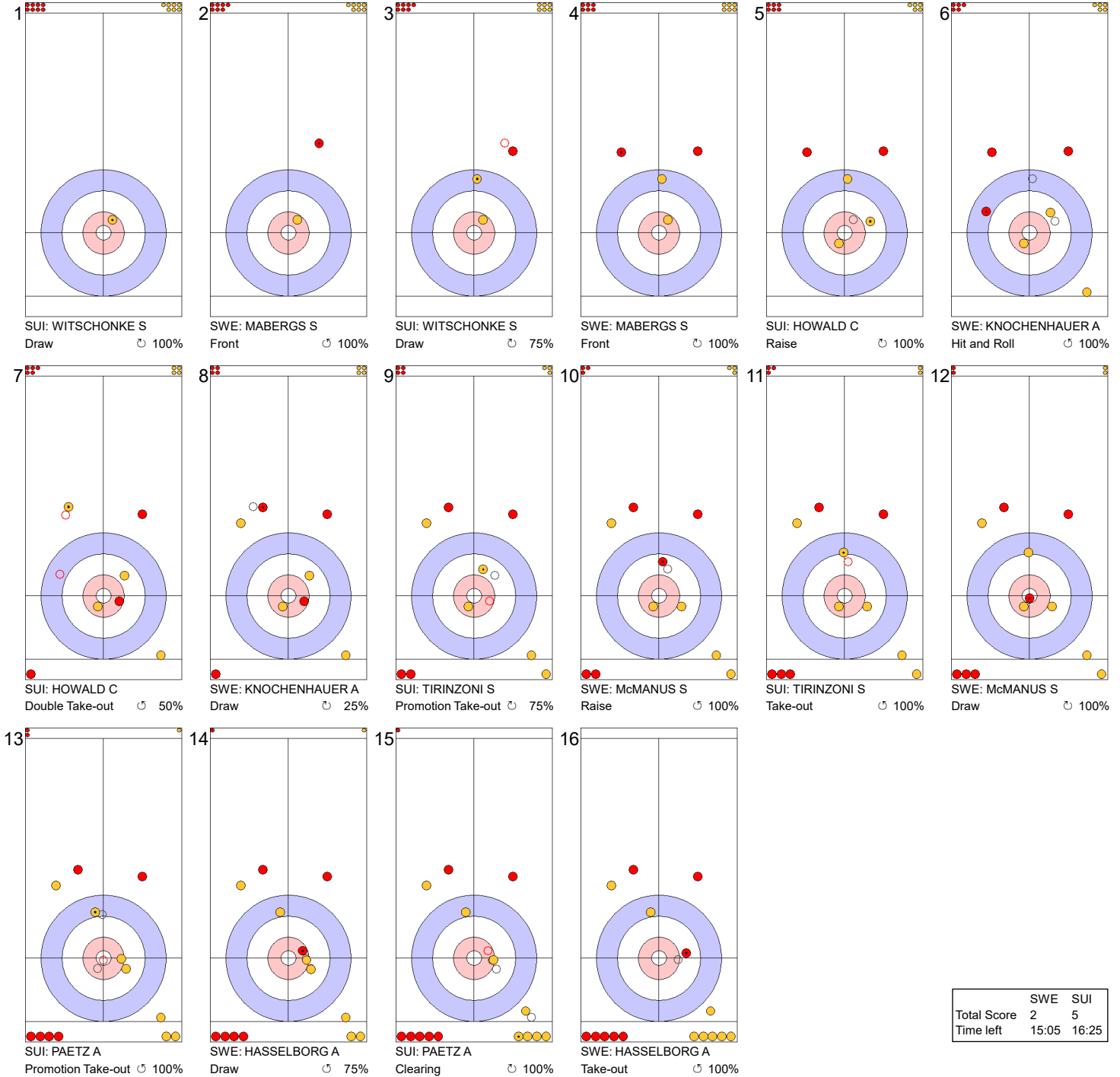


	SWE	SUI
Total Score	1	5
Time left	18:34	19:24

**Legend:**  
 ↻ Clockwise      ↺ Counter-clockwise      - Not considered

**Game - Shot by Shot**

**End 6**    ● **SWE - Sweden** 1 + 1 (this end) = 2    ● **SUI - Switzerland** 5 + 0 (this end) = 5



	SWE	SUI
Total Score	2	5
Time left	15:05	16:25

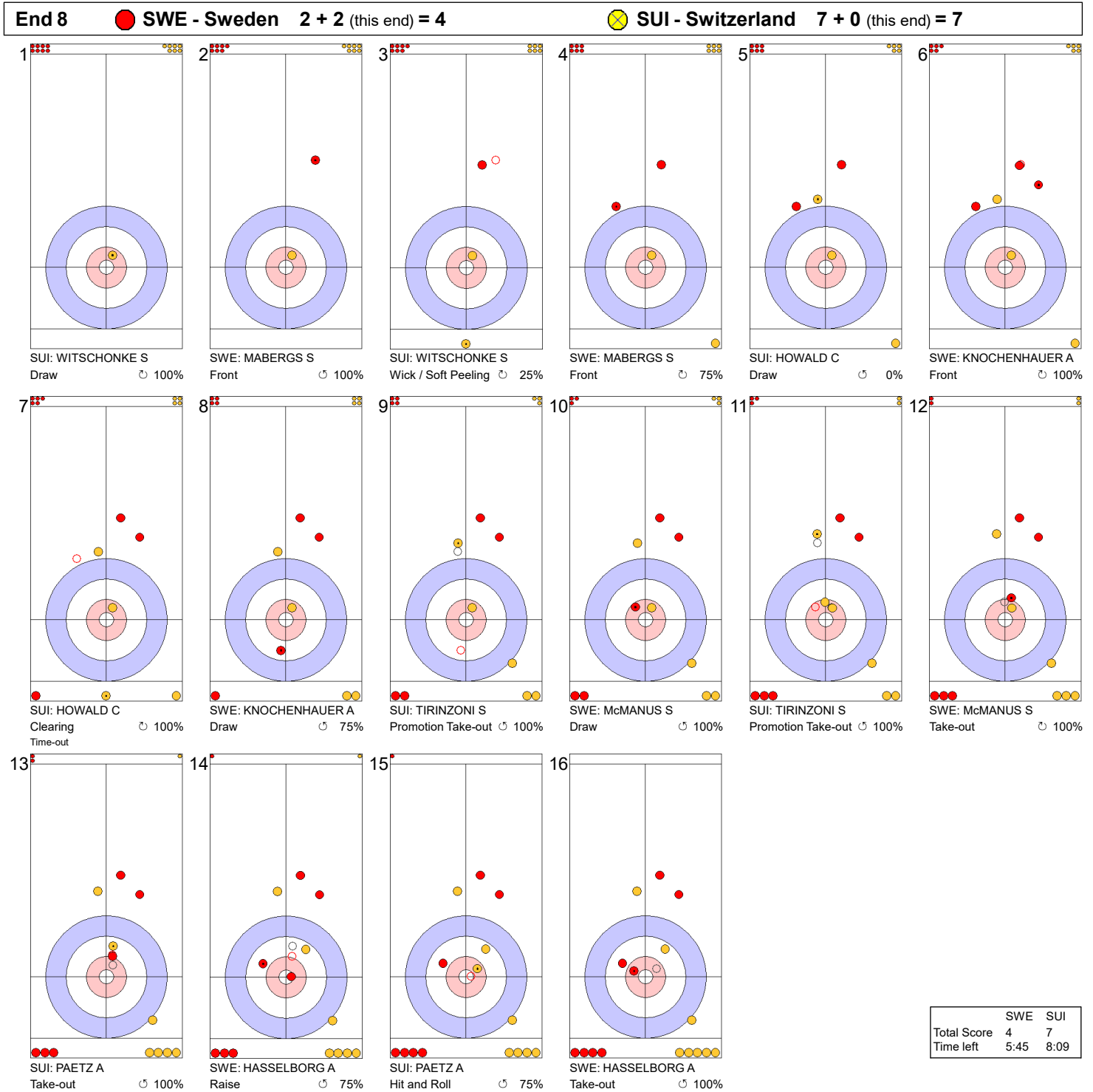
**Legend:**  
 ↻ Clockwise      ↺ Counter-clockwise      - Not considered

**Game - Shot by Shot**



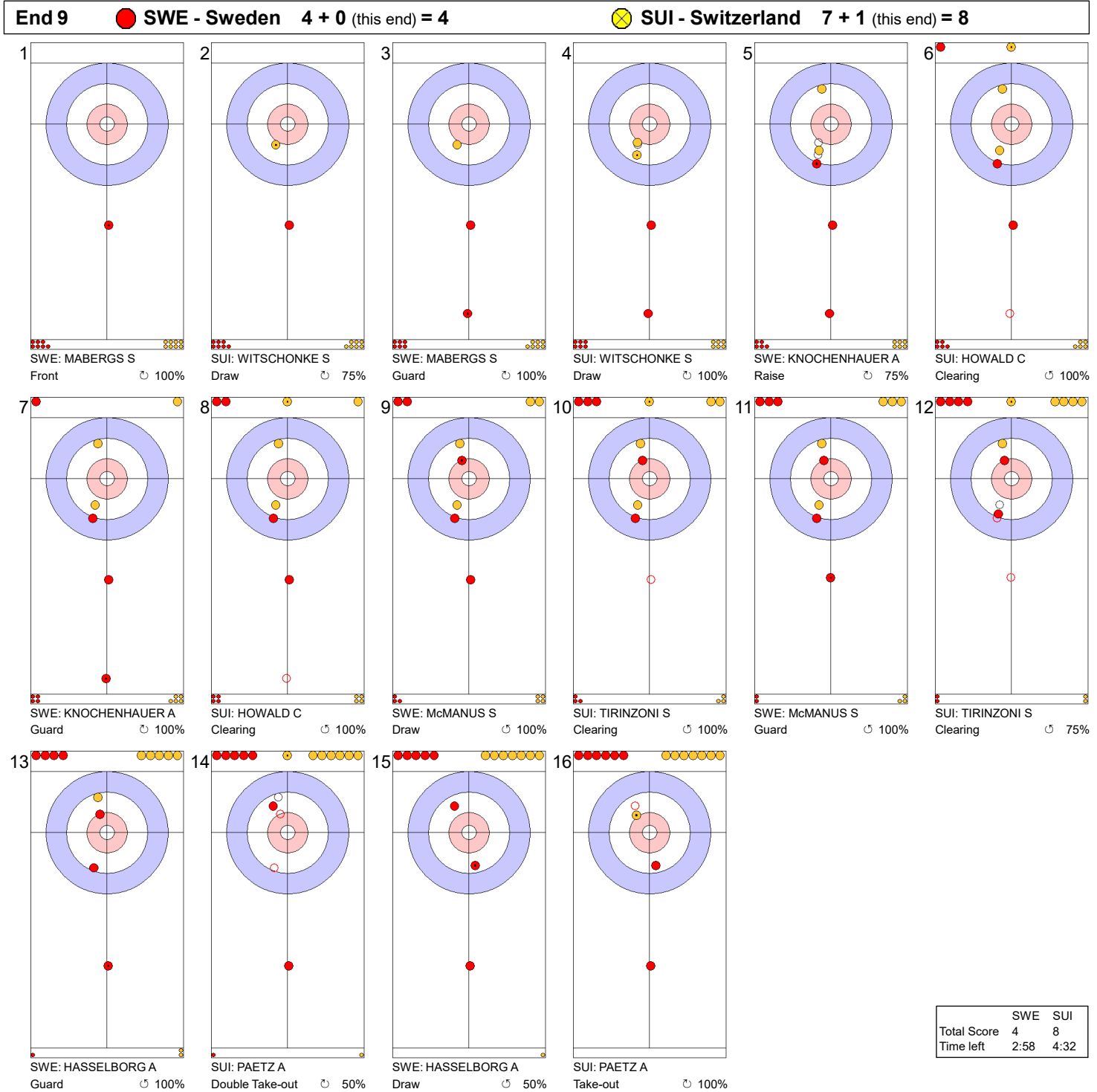
**Legend:**  
 ↻ Clockwise      ↺ Counter-clockwise      - Not considered

**Game - Shot by Shot**



**Legend:**  
 ↻ Clockwise      ↺ Counter-clockwise      - Not considered

**Game - Shot by Shot**



**Legend:**  
 ↻ Clockwise      ↺ Counter-clockwise      - Not considered



### Cumulative Player Statistics by Team

#### SUI - Switzerland

PAETZ Alina

4 V Right-handed

Type	↻	%	↺	%	Total	%
Draw	22	83	28	71	50	76
Front	0	-	0	-	0	-
Guard	2	88	4	94	6	92
Raise	8	78	3	67	11	75
Wick / Soft Peeling	0	-	1	100	1	100
Freeze	0	-	0	-	0	-
Take-out	22	89	33	91	55	90
Hit and Roll	7	82	11	84	18	83
Clearing	8	100	11	98	19	99
Double Take-out	8	75	12	63	20	68
Promotion Take-out	5	55	5	70	10	63
All Draws	32	82	36	74	68	78
All Take-outs	50	84	72	85	122	84
<b>Total</b>	<b>82</b>	<b>83</b>	<b>108</b>	<b>81</b>	<b>190</b>	<b>82</b>
Not considered					2	-

WITSCHONKE Selina

1 Right-handed

Type	↻	%	↺	%	Total	%
Draw	84	89	25	86	109	89
Front	32	83	6	92	38	84
Guard	5	70	1	50	6	67
Raise	1	100	1	0	2	50
Wick / Soft Peeling	4	38	1	100	5	50
Freeze	0	-	0	-	0	-
Take-out	5	100	6	63	11	80
Hit and Roll	3	83	2	63	5	75
Clearing	1	100	2	38	3	58
Double Take-out	1	50	1	100	2	75
Promotion Take-out	2	75	0	-	2	75
All Draws	126	85	34	84	160	85
All Take-outs	12	88	11	61	23	75
<b>Total</b>	<b>138</b>	<b>86</b>	<b>45</b>	<b>78</b>	<b>183</b>	<b>84</b>
Not considered					1	-

TIRINZONI Silvana

3 S Right-handed

Type	↻	%	↺	%	Total	%
Draw	27	79	19	57	46	70
Front	0	-	0	-	0	-
Guard	4	88	4	69	8	78
Raise	4	100	3	100	7	100
Wick / Soft Peeling	0	-	0	-	0	-
Freeze	0	-	0	-	0	-
Take-out	30	88	20	83	50	86
Hit and Roll	10	90	12	88	22	89
Clearing	8	97	16	95	24	96
Double Take-out	13	75	11	64	24	70
Promotion Take-out	4	88	7	86	11	86
All Draws	35	82	26	63	61	74
All Take-outs	65	87	66	84	131	85
<b>Total</b>	<b>100</b>	<b>85</b>	<b>92</b>	<b>78</b>	<b>192</b>	<b>82</b>
Not considered					0	-

BERSET Stefanie

A Right-handed

Type	↻	%	↺	%	Total	%
Draw	5	100	3	100	8	100
Front	0	-	0	-	0	-
Guard	0	-	0	-	0	-
Raise	0	-	0	-	0	-
Wick / Soft Peeling	1	0	0	-	1	0
Freeze	0	-	0	-	0	-
Take-out	0	-	0	-	0	-
Hit and Roll	0	-	0	-	0	-
Clearing	0	-	1	0	1	0
Double Take-out	0	-	0	-	0	-
Promotion Take-out	0	-	0	-	0	-
All Draws	6	83	3	100	9	89
All Take-outs	0	-	1	0	1	0
<b>Total</b>	<b>6</b>	<b>83</b>	<b>4</b>	<b>75</b>	<b>10</b>	<b>80</b>
Not considered					0	-

HOWALD Carole

2 Right-handed

Type	↻	%	↺	%	Total	%
Draw	25	82	21	74	46	78
Front	0	-	0	-	0	-
Guard	7	93	2	100	9	94
Raise	1	100	1	50	2	75
Wick / Soft Peeling	0	-	2	88	2	88
Freeze	0	-	0	-	0	-
Take-out	21	89	14	95	35	91
Hit and Roll	17	76	9	67	26	73
Clearing	20	93	19	91	39	92
Double Take-out	17	71	8	69	25	70
Promotion Take-out	2	88	3	58	5	70
All Draws	33	85	26	76	59	81
All Take-outs	77	83	53	83	130	83
<b>Total</b>	<b>110</b>	<b>84</b>	<b>79</b>	<b>80</b>	<b>189</b>	<b>82</b>
Not considered					1	-

Team: SUI - Switzerland

Type	↻	%	↺	%	Total	%
Draw	163	86	96	73	259	81
Front	32	83	6	92	38	84
Guard	18	85	11	82	29	84
Raise	14	88	8	69	22	81
Wick / Soft Peeling	5	30	4	94	9	58
Freeze	0	-	0	-	0	-
Take-out	78	89	73	87	151	88
Hit and Roll	37	82	34	79	71	81
Clearing	37	95	49	90	86	92
Double Take-out	39	72	32	66	71	69
Promotion Take-out	13	73	15	75	28	74
All Draws	232	84	125	75	357	81
All Take-outs	204	85	203	82	407	83
<b>Total</b>	<b>436</b>	<b>85</b>	<b>328</b>	<b>80</b>	<b>764</b>	<b>82</b>
Not considered					4	-

**Note:**

Position and function for each team member:

4 = Fourth, 3 = Third, 2 = Second, 1 = Lead, A = Alternate, S = Skip, V = Vice-Skip

**Legend:**

↻ Clockwise

↺ Counter-clockwise

## Cumulative Player Statistics by Team

### SWE - Sweden

HASSELBORG Anna

4 S Right-handed

Type	↻	%	↺	%	Total	%
Draw	27	78	36	82	63	80
Front	1	100	0	-	1	100
Guard	8	72	11	93	19	84
Raise	7	46	5	85	12	63
Wick / Soft Peeling	0	-	0	-	0	-
Freeze	0	-	1	100	1	100
Take-out	19	89	23	77	42	83
Hit and Roll	13	75	13	85	26	80
Clearing	9	92	10	80	19	86
Double Take-out	8	84	18	61	26	68
Promotion Take-out	4	100	1	50	5	90
All Draws	43	72	53	85	96	79
All Take-outs	53	86	65	74	118	80
<b>Total</b>	<b>96</b>	<b>80</b>	<b>118</b>	<b>79</b>	<b>214</b>	<b>79</b>
Not considered					0	-

MABERGS Sofia

1 Right-handed

Type	↻	%	↺	%	Total	%
Draw	33	78	49	82	82	80
Front	27	92	55	94	82	93
Guard	4	100	7	89	11	93
Raise	2	50	3	100	5	80
Wick / Soft Peeling	5	50	0	-	5	50
Freeze	0	-	0	-	0	-
Take-out	4	75	19	80	23	79
Hit and Roll	0	-	3	75	3	75
Clearing	0	-	0	-	0	-
Double Take-out	1	100	0	-	1	100
Promotion Take-out	0	-	2	63	2	63
All Draws	71	82	114	88	185	86
All Take-outs	5	80	24	78	29	78
<b>Total</b>	<b>76</b>	<b>82</b>	<b>138</b>	<b>87</b>	<b>214</b>	<b>85</b>
Not considered					2	-

McMANUS Sara

3 V Right-handed

Type	↻	%	↺	%	Total	%
Draw	23	83	25	84	48	83
Front	0	-	1	100	1	100
Guard	8	100	10	90	18	94
Raise	8	75	7	68	15	72
Wick / Soft Peeling	0	-	3	83	3	83
Freeze	0	-	0	-	0	-
Take-out	26	74	22	84	48	79
Hit and Roll	18	82	13	81	31	81
Clearing	6	75	10	100	16	91
Double Take-out	6	92	23	75	29	78
Promotion Take-out	3	42	4	75	7	61
All Draws	39	85	46	83	85	84
All Take-outs	59	77	72	82	131	80
<b>Total</b>	<b>98</b>	<b>80</b>	<b>118</b>	<b>83</b>	<b>216</b>	<b>81</b>
Not considered					0	-

HELDIN Johanna

A Right-handed

Type	↻	%	↺	%	Total	%
Draw	0	-	0	-	0	-
Front	0	-	0	-	0	-
Guard	0	-	0	-	0	-
Raise	0	-	0	-	0	-
Wick / Soft Peeling	0	-	0	-	0	-
Freeze	0	-	0	-	0	-
Take-out	0	-	0	-	0	-
Hit and Roll	0	-	0	-	0	-
Clearing	0	-	0	-	0	-
Double Take-out	0	-	0	-	0	-
Promotion Take-out	0	-	0	-	0	-
All Draws	0	-	0	-	0	-
All Take-outs	0	-	0	-	0	-
<b>Total</b>	<b>0</b>	<b>-</b>	<b>0</b>	<b>-</b>	<b>0</b>	<b>-</b>
Not considered					0	-

KNOCHENHAUER Agnes

2 Right-handed

Type	↻	%	↺	%	Total	%
Draw	23	77	40	81	63	80
Front	1	100	1	100	2	100
Guard	8	91	7	93	15	92
Raise	5	90	8	59	13	71
Wick / Soft Peeling	2	100	2	38	4	69
Freeze	0	-	1	100	1	100
Take-out	16	84	21	80	37	82
Hit and Roll	9	83	19	75	28	78
Clearing	10	90	13	100	23	96
Double Take-out	9	69	16	84	25	79
Promotion Take-out	1	100	1	50	2	75
All Draws	39	83	59	79	98	81
All Take-outs	45	83	70	83	115	83
<b>Total</b>	<b>84</b>	<b>83</b>	<b>129</b>	<b>81</b>	<b>213</b>	<b>82</b>
Not considered					3	-

Team: SWE - Sweden

Type	↻	%	↺	%	Total	%
Draw	106	79	150	82	256	81
Front	29	92	57	94	86	93
Guard	28	89	35	91	63	90
Raise	22	67	23	73	45	70
Wick / Soft Peeling	7	64	5	65	12	65
Freeze	0	-	2	100	2	100
Take-out	65	81	85	80	150	81
Hit and Roll	40	80	48	79	88	80
Clearing	25	87	33	94	58	91
Double Take-out	24	81	57	73	81	76
Promotion Take-out	8	78	8	66	16	72
All Draws	192	80	272	85	464	83
All Take-outs	162	82	231	80	393	81
<b>Total</b>	<b>354</b>	<b>81</b>	<b>503</b>	<b>82</b>	<b>857</b>	<b>82</b>
Not considered					5	-

**Note:**

Position and function for each team member:

**4** = Fourth, **3** = Third, **2** = Second, **1** = Lead, **A** = Alternate, **S** = Skip, **V** = Vice-Skip

**Legend:**

↻ Clockwise

↺ Counter-clockwise

### Scoring Analysis

Team	Games	LSFE	Stolen Ends	Last Stone Eff.	Force Eff.	Points Scored							Total	Plus / Minus
						0	1	2	3	4	>4			
SUI	For	11	15	37%	70%	5	29	11	8	3	0	87	+45	
	Against	0	7			5	26	8	0	0	0	42		
DEN	For	3	14	45%	54%	4	20	12	6	1	0	66	+20	
	Against	6	6			8	20	10	2	0	0	46		
SCO	For	7	13	45%	62%	9	21	19	4	0	0	71	+16	
	Against	4	9			7	26	7	5	0	0	55		
SWE	For	6	13	37%	53%	11	31	15	4	1	0	77	+16	
	Against	5	5			3	24	15	1	1	0	61		
ITA	For	4	15	33%	50%	6	30	12	8	0	0	78	+7	
	Against	7	10			4	25	13	4	2	0	71		
TUR	For	5	12	37%	54%	4	23	13	4	1	0	65	+7	
	Against	4	9			3	22	9	6	0	0	58		
NOR	For	4	10	38%	55%	2	22	9	7	0	0	61	+6	
	Against	5	6			7	20	11	3	1	0	55		
EST	For	3	4	26%	52%	3	18	7	3	0	0	41	-33	
	Against	6	15			7	22	16	5	0	1	74		
HUN	For	3	5	19%	38%	1	18	6	1	1	1	42	-42	
	Against	6	20			1	21	15	7	3	0	84		
LTU	For	3	5	26%	48%	2	17	10	1	0	0	40	-42	
	Against	6	19			2	23	10	13	0	0	82		
Total	49		106			47	229	114	46	7	1	628		

**Note:**

Stolen ends are the ends won without the last stone advantage.

Last Stone Efficiency: Scoring two or more points with last stone advantage.

Force Efficiency: Forcing the opponent team to score only one point when they have the last stone advantage.

**Legend:**

>4 More than four points scored

Eff. Efficiency

LSFE Last Stone First End



## Summary of Big Ends

Points Scored	By	Against	Session	End	Game Result
5	HUN - Hungary	EST - Estonia	1	5	10 : 6
4	SUI - Switzerland	ITA - Italy	SF	6	7 : 3
4	SUI - Switzerland	HUN - Hungary	8	4	13 : 1
4	SUI - Switzerland	NOR - Norway	2	9	9 : 4
4	DEN - Denmark	HUN - Hungary	4	3	8 : 1
4	HUN - Hungary	SWE - Sweden	2	3	8 : 10
4	SWE - Sweden	ITA - Italy	9	8	8 : 4
4	TUR - Türkiye	HUN - Hungary	9	8	12 : 2

**Note:**  
Big ends are defined as ends with a score of four or more points.

**Legend:**  
SF Semi-finals



### Time-out Statistics

Team	Games	Number of Time-outs	Average Shot Success on Next Stone
TUR - Türkiye	9	6	91%
SWE - Sweden	11	11	88%
DEN - Denmark	9	5	85%
ITA - Italy	11	12	75%
NOR - Norway	9	4	75%
SCO - Scotland	11	8	75%
SUI - Switzerland	11	3	75%
EST - Estonia	9	6	70%
LTU - Lithuania	9	3	58%
HUN - Hungary	9	4	50%
Total	49	62	77%



**ECC 2024**  
Lohja, Finland

FRI 22 NOV 2024  
Start Time 14:00

**Le Gruyère AOP European Curling Championships 2024**  
Kisakallio Sports Institute  
**A-Division Women**



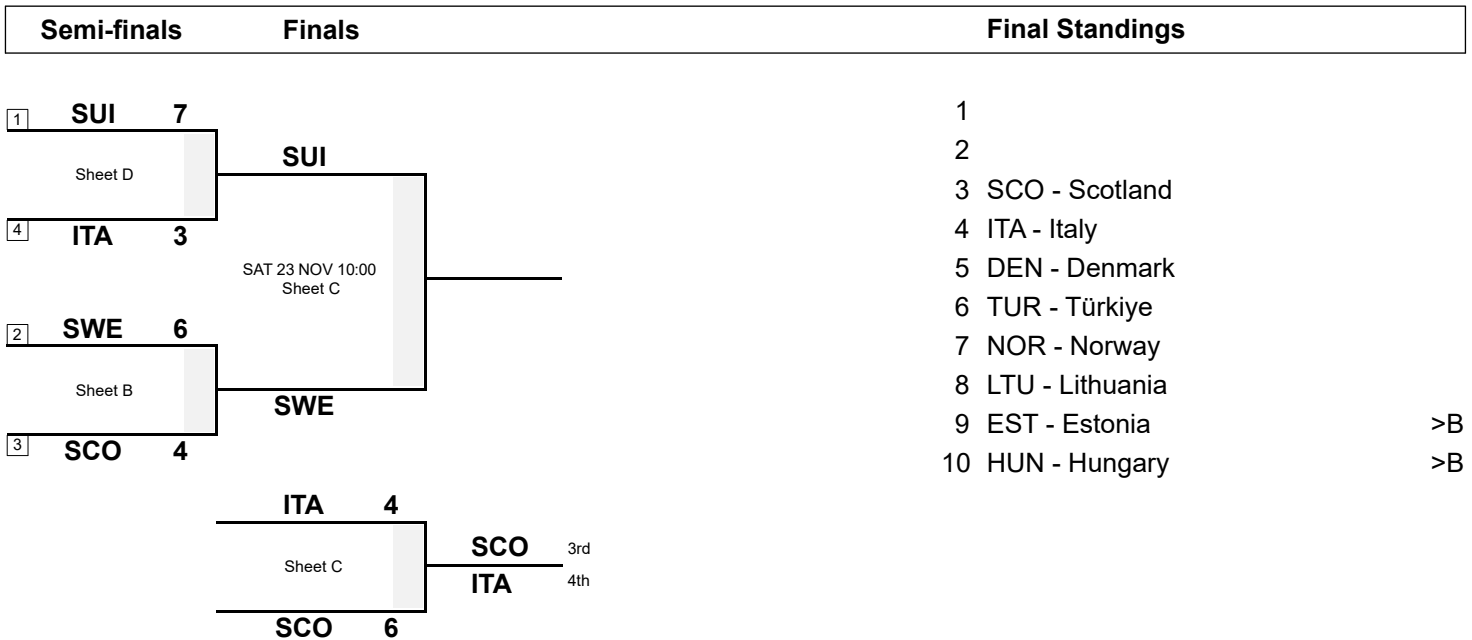
**Bronze Medal Game**

**WORLD CURLING**

### Session Results and Standings

Sheet	Team	LSFE	1	2	3	4	5	6	7	8	9	10	Extra Ends	Total
C	ITA - Italy		0	0	0	0	1	0	0	2	0	1		4
	SCO - Scotland	*	1	0	1	1	0	0	3	0	0	0		6

### Play-offs Bracket



**Legend:**  
>B To B-Division

LSFE(\*) Last Stone First End



### Game Results

Sheet	Team	LSFE	1	2	3	4	5	6	7	8	9	10	Extra Ends	Total
C	ITA - Italy		0	0	0	0	1	0	0	2	0	1		4
	SCO - Scotland	*	1	0	1	1	0	0	3	0	0	0		6

ITA - Italy		Shot Success	Game	All
4 S	CONSTANTINI Stefania	80 %		80 %
3 V	ZARDINI LACEDELLI Giulia	90 %		81 %
2	MATHIS Elena	71 %		81 %
1	ROMEI Angela	96 %		88 %
A	LO DESERTO Marta	-		89 %
Team Total		84 %		83 %

SCO - Scotland		Shot Success	Game	All
4 V	MORRISON Rebecca	93 %		84 %
3	DODDS Jennifer	88 %		80 %
2	SINCLAIR Sophie	87 %		86 %
1 S	JACKSON Sophie	96 %		89 %
A	HENDERSON Fay	-		-
Team Total		91 %		85 %

Time remaining: 0 minutes 13 seconds

Time remaining: 5 minutes 28 seconds

Time-out: End 7 - ITA stone 4

### Shot Success Analysis

ITA - Italy		↻	↺	Game	
4	CONSTANTINI Stefania	Draws	2 63%	4 81%	6 75%
		Take-outs	8 94%	6 67%	14 82%
		Total	10 88%	10 73%	20 80%
3	ZARDINI LACEDELLI Giulia	Draws	4 88%	9 94%	13 92%
		Take-outs	4 81%	3 92%	7 86%
		Total	8 84%	12 94%	20 90%
2	MATHIS Elena	Draws	7 61%	4 75%	11 66%
		Take-outs	6 75%	3 83%	9 78%
		Total	13 67%	7 79%	20 71%
1	ROMEI Angela	Draws	8 100%	12 94%	20 96%
		Take-outs	0 -	0 -	0 -
		Total	8 100%	12 94%	20 96%
A	LO DESERTO Marta	Draws	0 -	0 -	0 -
		Take-outs	0 -	0 -	0 -
		Total	0 -	0 -	0 -
Team		Draws	21 81%	29 90%	50 86%
		Take-outs	18 85%	12 77%	30 82%
		Total	39 83%	41 86%	80 84%

SCO - Scotland		↻	↺	Game	
4	MORRISON Rebecca	Draws	0 -	1 100%	1 100%
		Take-outs	7 96%	12 90%	19 92%
		Total	7 96%	13 90%	20 93%
3	DODDS Jennifer	Draws	1 50%	0 -	1 50%
		Take-outs	10 95%	9 83%	19 89%
		Total	11 91%	9 83%	20 88%
2	SINCLAIR Sophie	Draws	3 92%	2 75%	5 85%
		Take-outs	9 89%	5 85%	14 88%
		Total	12 90%	7 82%	19 87%
1	JACKSON Sophie	Draws	9 100%	10 93%	19 96%
		Take-outs	0 -	0 -	0 -
		Total	9 100%	10 93%	19 96%
A	HENDERSON Fay	Draws	0 -	0 -	0 -
		Take-outs	0 -	0 -	0 -
		Total	0 -	0 -	0 -
Team		Draws	13 94%	13 90%	26 92%
		Take-outs	26 93%	26 87%	52 90%
		Total	39 94%	39 88%	78 91%

**Note:**

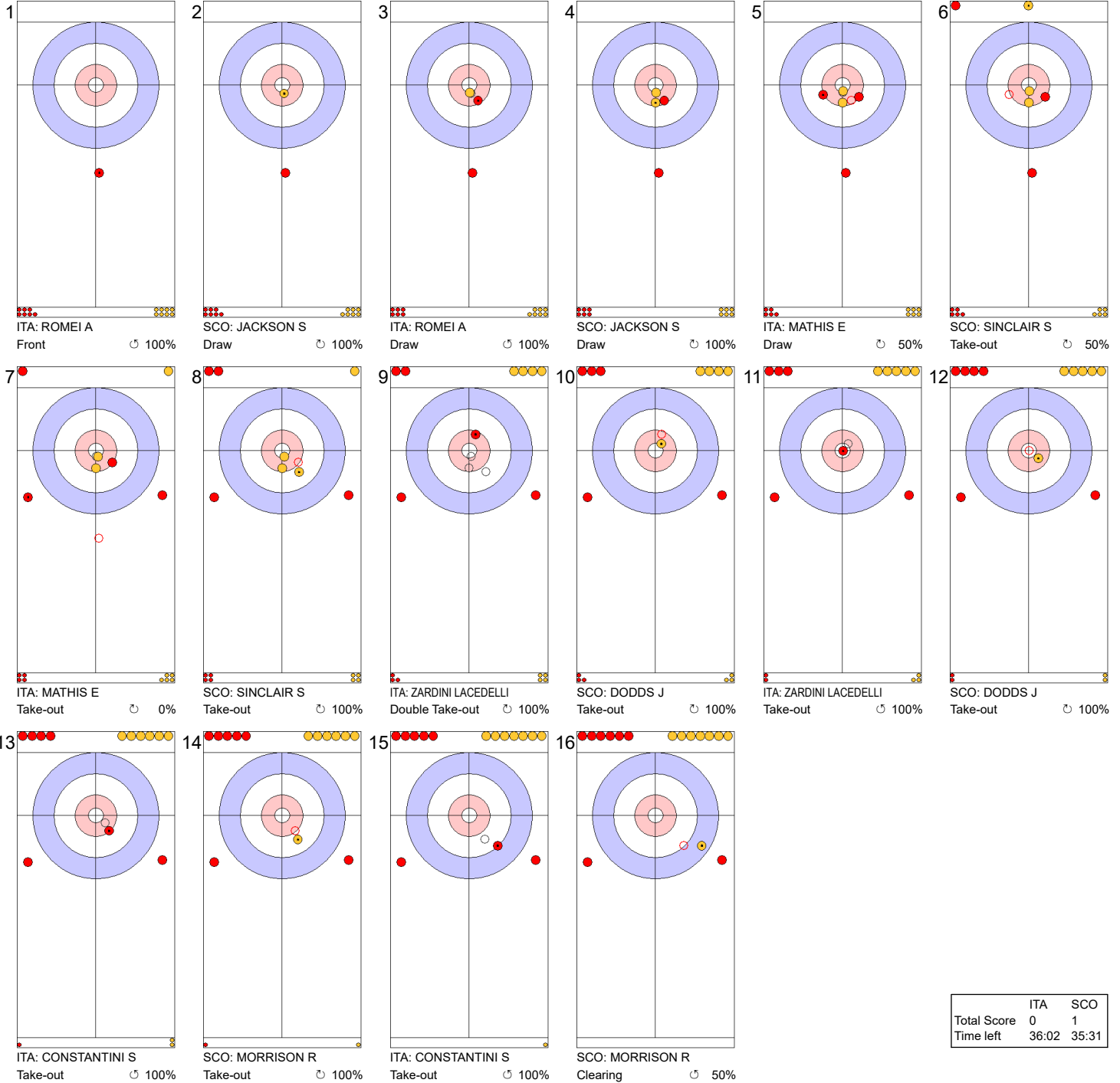
Position and function for each team member:  
**4** = Fourth, **3** = Third, **2** = Second, **1** = Lead, **A** = Alternate, **S** = Skip, **V** = Vice-Skip

**Legend:**

↻ Clockwise      ↺ Counter-clockwise      **LSFE(\*)** Last Stone First End

**Game - Shot by Shot**

**End 1**   ● **ITA - Italy**   **0 + 0** (this end) = **0**   ● **SCO - Scotland**   **0 + 1** (this end) = **1**



	ITA	SCO
Total Score	0	1
Time left	36:02	35:31

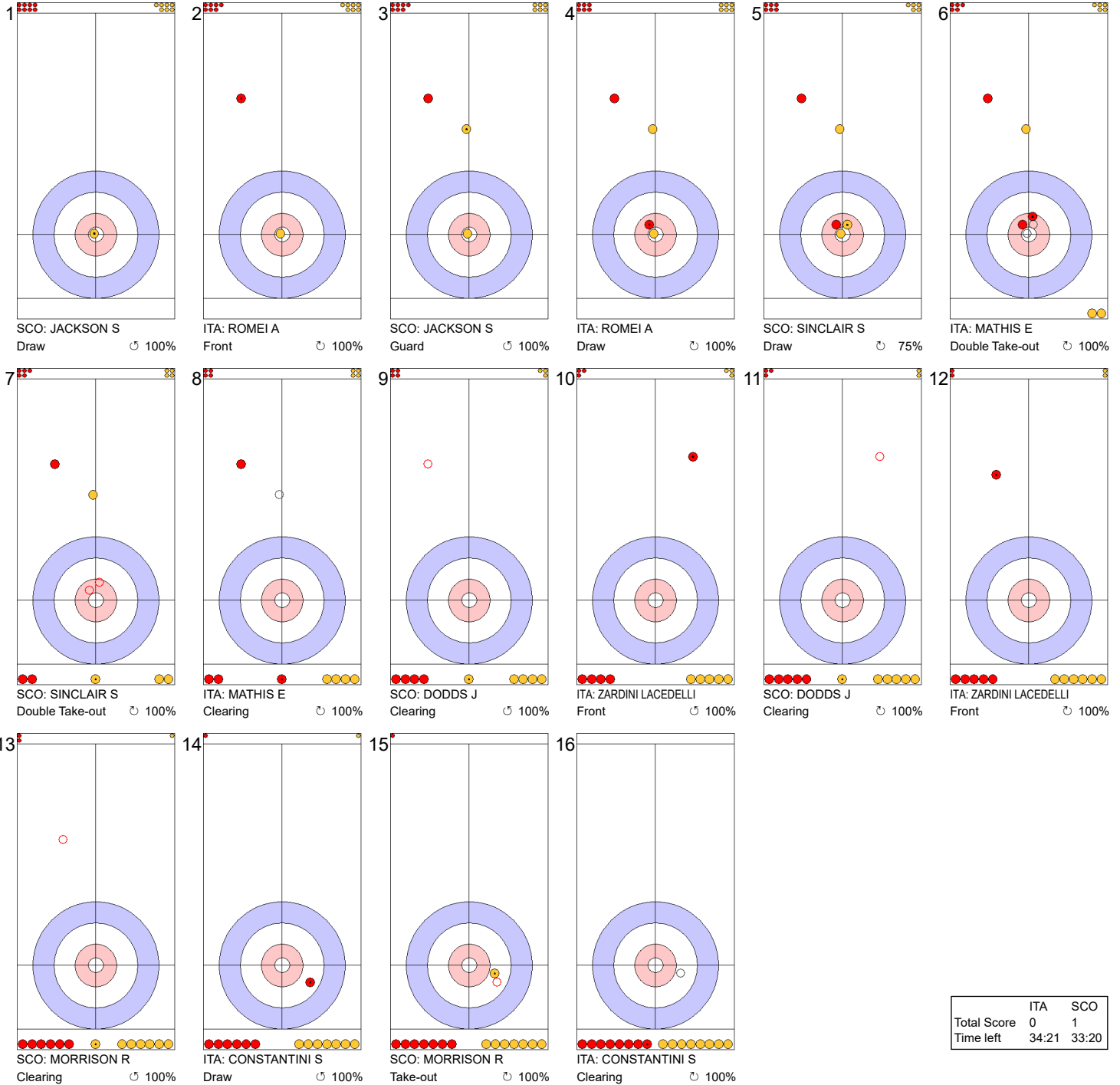
**Legend:**  
 ↻ Clockwise      ↺ Counter-clockwise      - Not considered





### Game - Shot by Shot

End 2    ● ITA - Italy    0 + 0 (this end) = 0                      ● SCO - Scotland    1 + 0 (this end) = 1



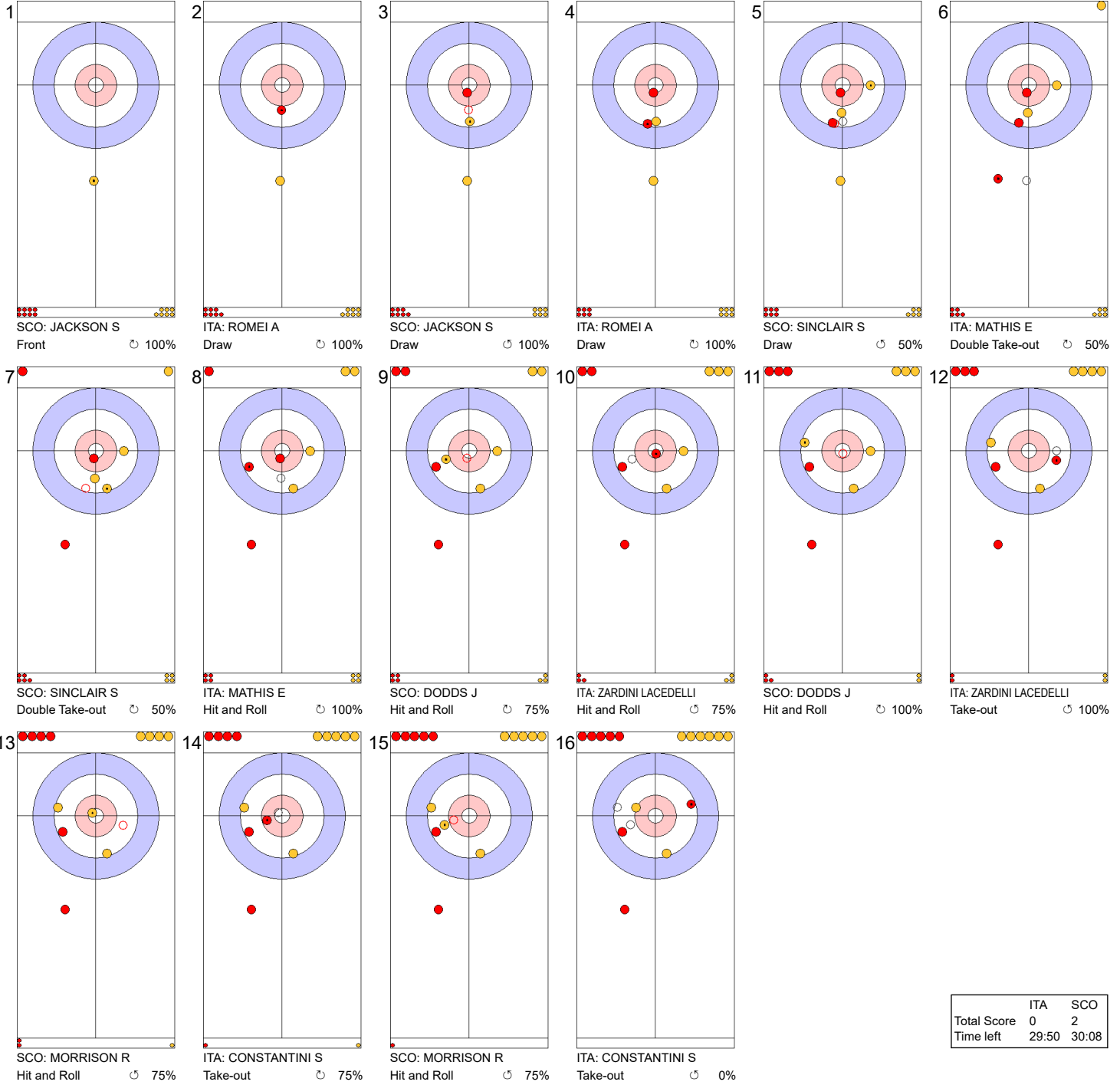
	ITA	SCO
Total Score	0	1
Time left	34:21	33:20

**Legend:**  
 ↻ Clockwise                      ↺ Counter-clockwise                      - Not considered



**Game - Shot by Shot**

**End 3**    ● **ITA - Italy**    0 + 0 (this end) = 0                      ● **SCO - Scotland**    1 + 1 (this end) = 2

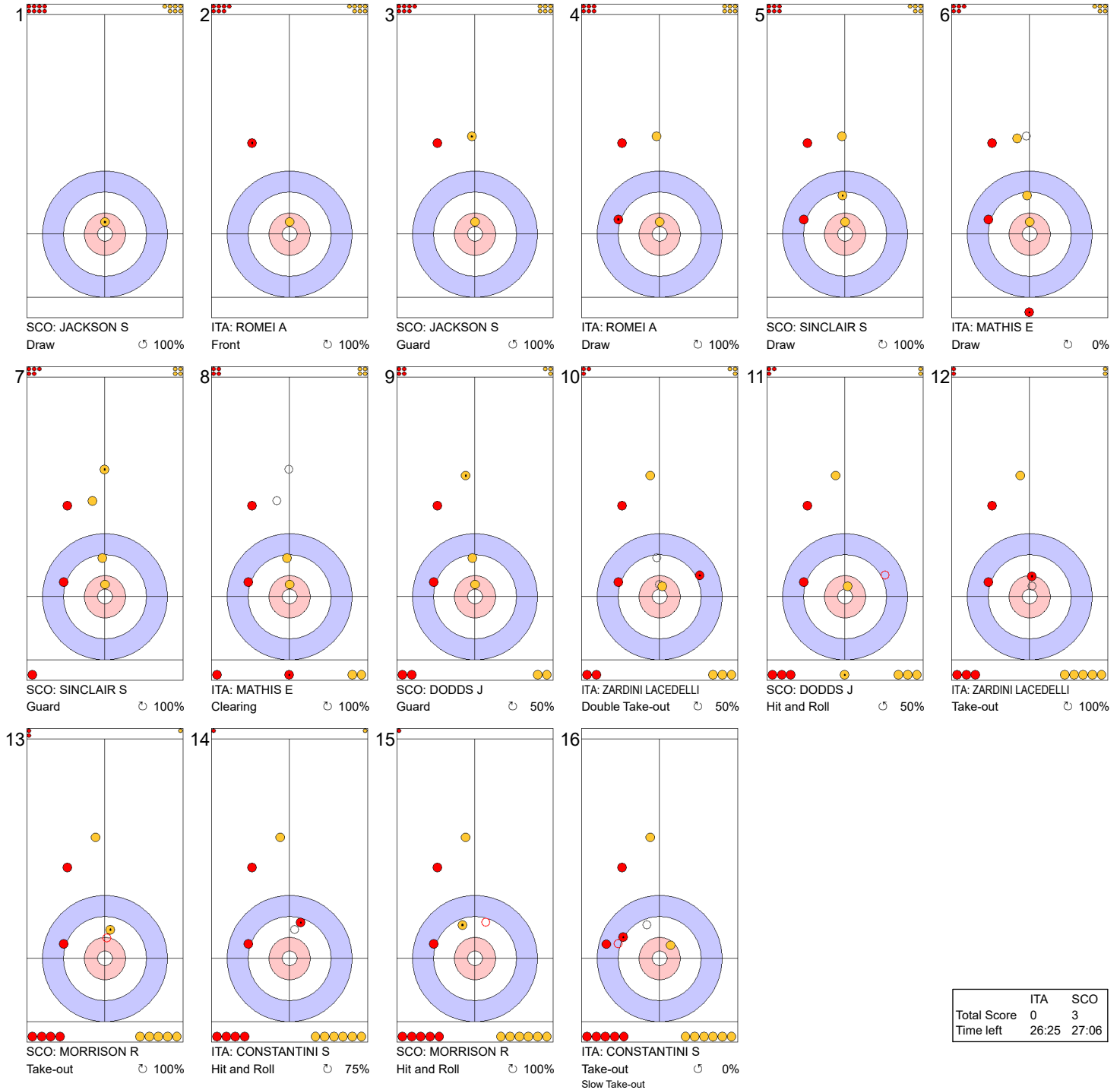


	ITA	SCO
Total Score	0	2
Time left	29:50	30:08

**Legend:**  
 ↻ Clockwise                      ↺ Counter-clockwise                      - Not considered

**Game - Shot by Shot**

**End 4**    ● **ITA - Italy**    0 + 0 (this end) = 0    ● **SCO - Scotland**    2 + 1 (this end) = 3

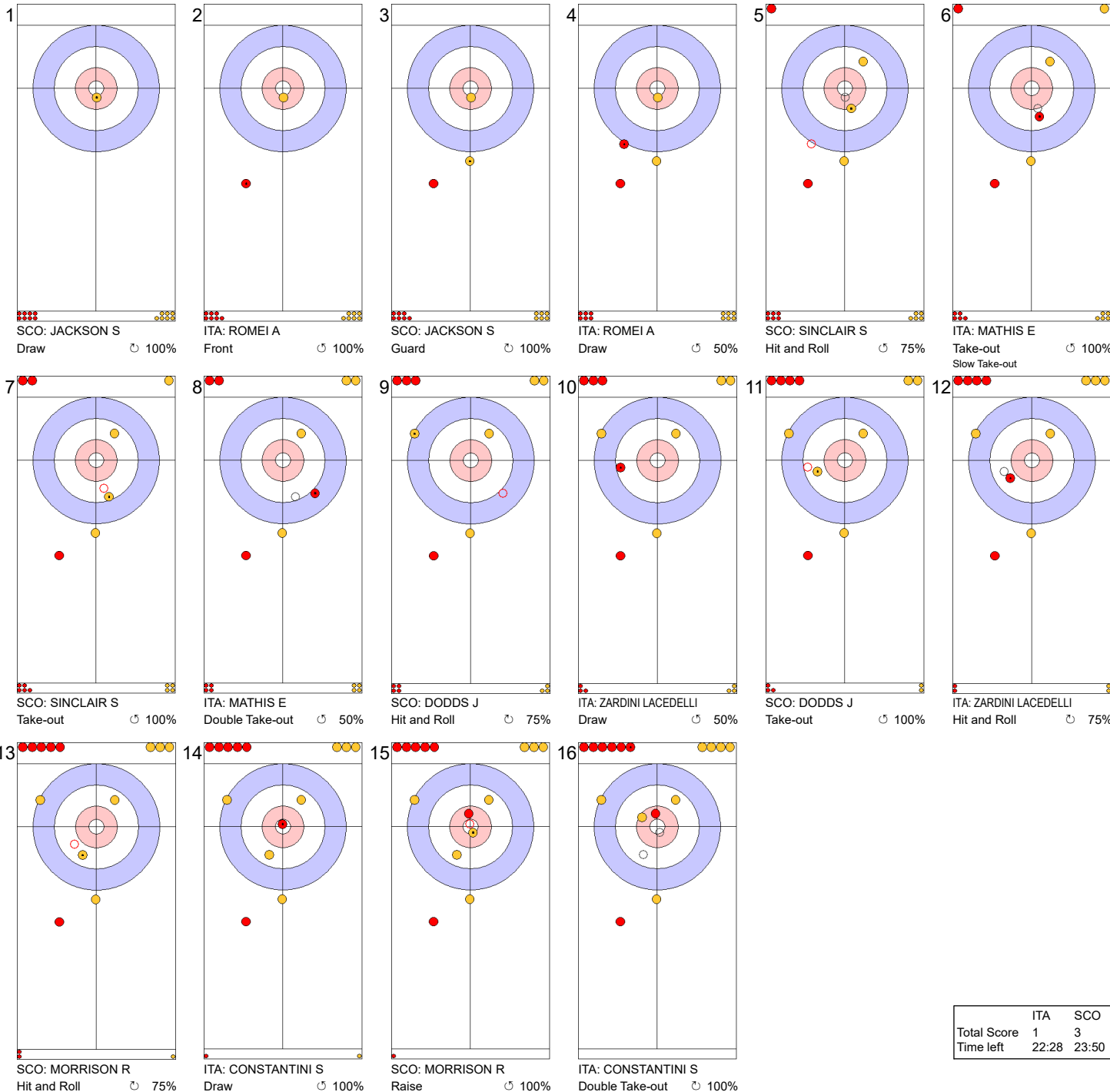


	ITA	SCO
Total Score	0	3
Time left	26:25	27:06

**Legend:**  
 ↻ Clockwise      ↺ Counter-clockwise      - Not considered

**Game - Shot by Shot**

**End 5**   ● **ITA - Italy**   **0 + 1 (this end) = 1**   ● **SCO - Scotland**   **3 + 0 (this end) = 3**



	ITA	SCO
Total Score	1	3
Time left	22:28	23:50

**Legend:**  
 ↻ Clockwise      ↺ Counter-clockwise      - Not considered

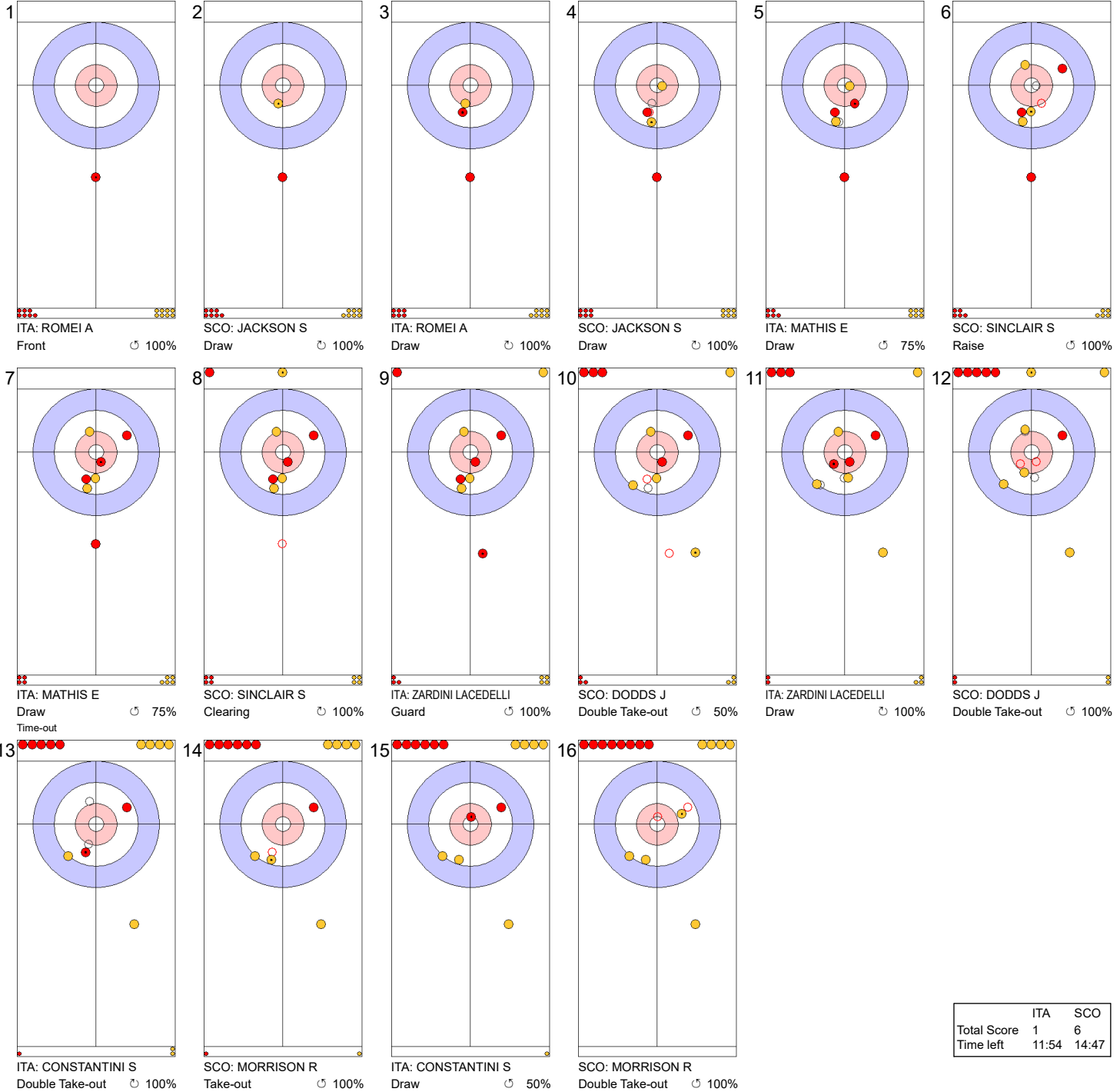
**Game - Shot by Shot**



**Legend:**  
 ↻ Clockwise      ↺ Counter-clockwise      - Not considered

**Game - Shot by Shot**

**End 7**    ● **ITA - Italy**    1 + 0 (this end) = 1    ● **SCO - Scotland**    3 + 3 (this end) = 6

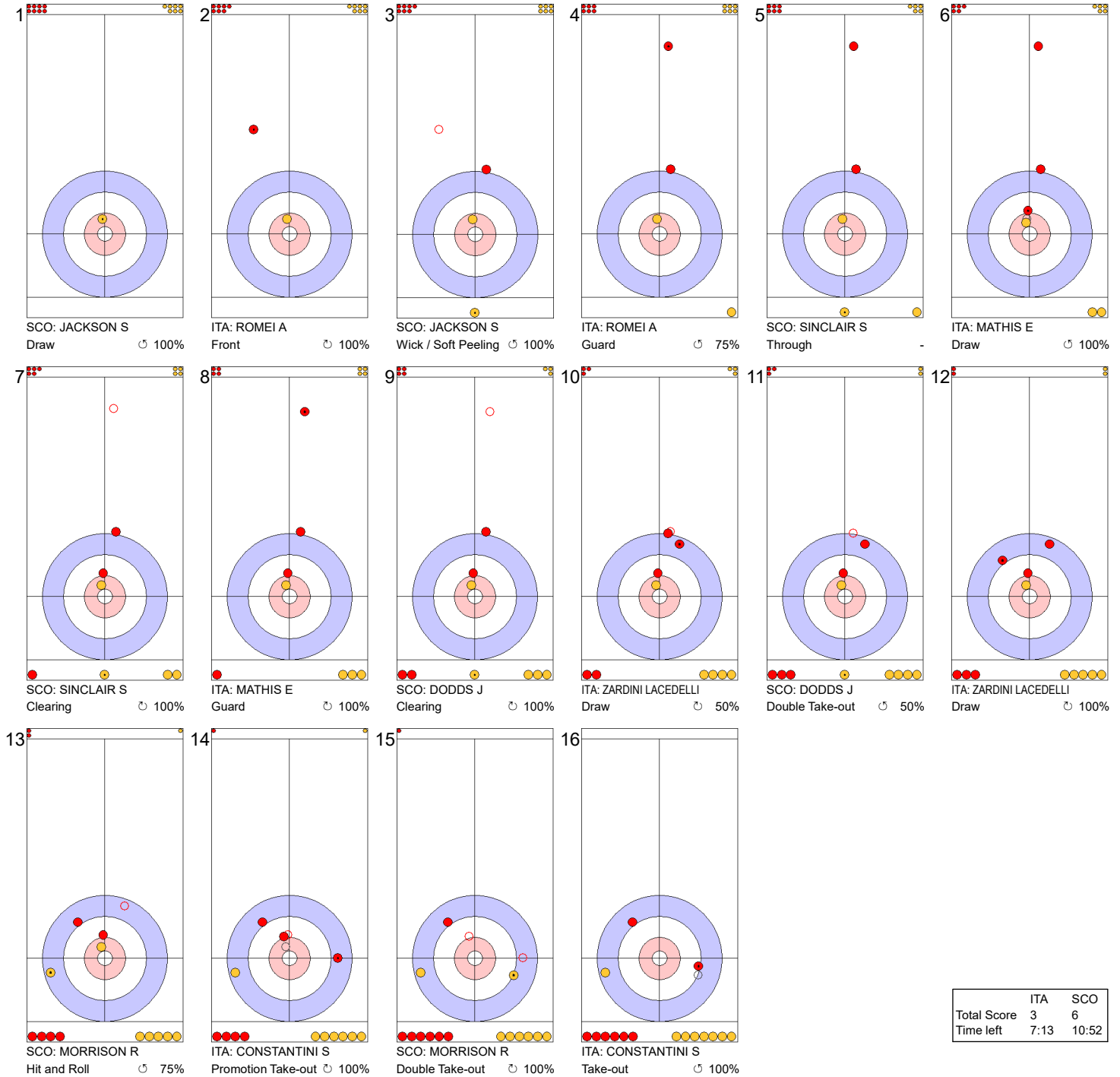


	ITA	SCO
Total Score	1	6
Time left	11:54	14:47

**Legend:**  
 ↻ Clockwise      ↺ Counter-clockwise      - Not considered

**Game - Shot by Shot**

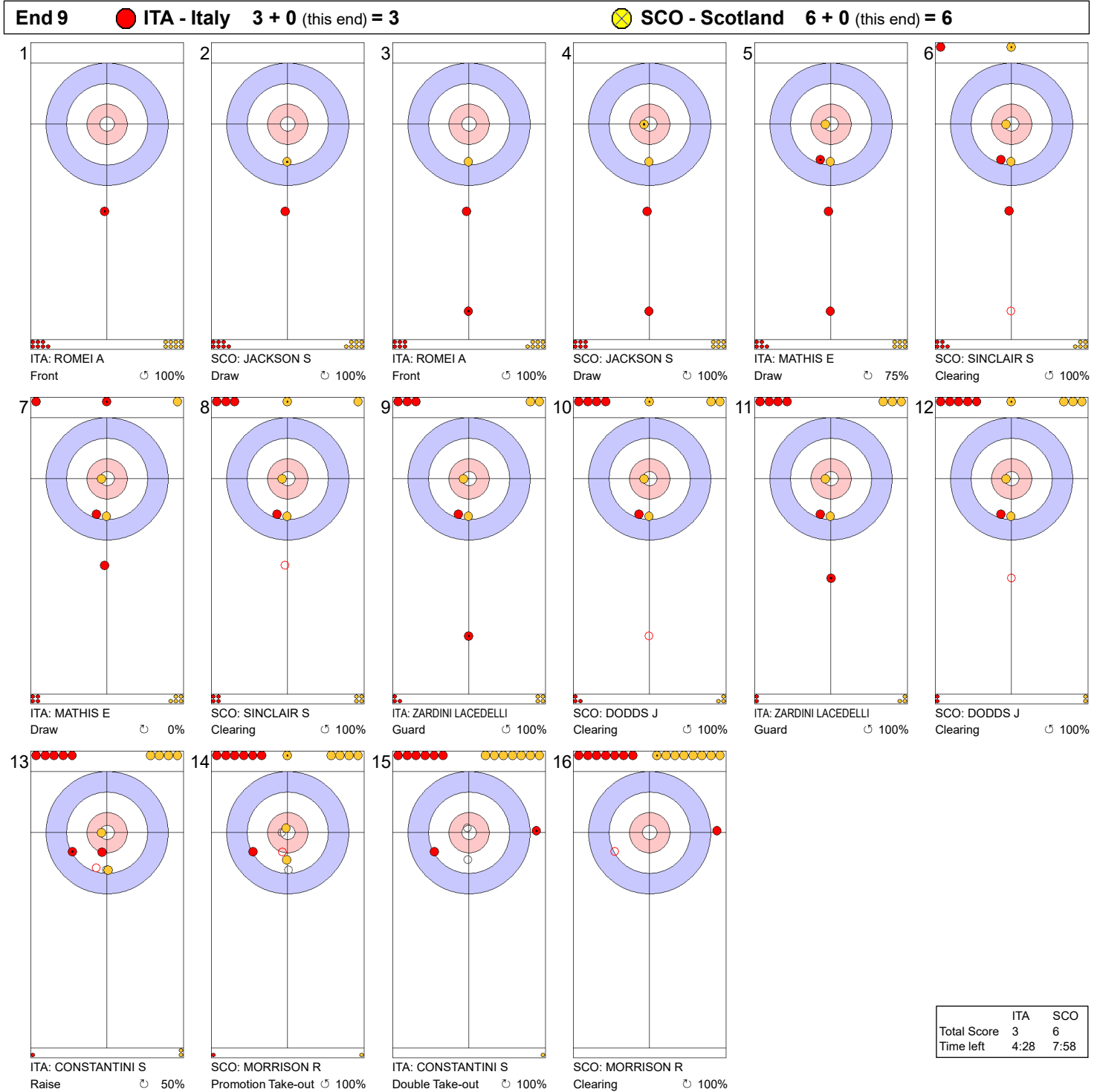
**End 8**    ● **ITA - Italy**    1 + 2 (this end) = 3    ● **SCO - Scotland**    6 + 0 (this end) = 6



	ITA	SCO
Total Score	3	6
Time left	7:13	10:52

**Legend:**  
 ↻ Clockwise      ↺ Counter-clockwise      - Not considered

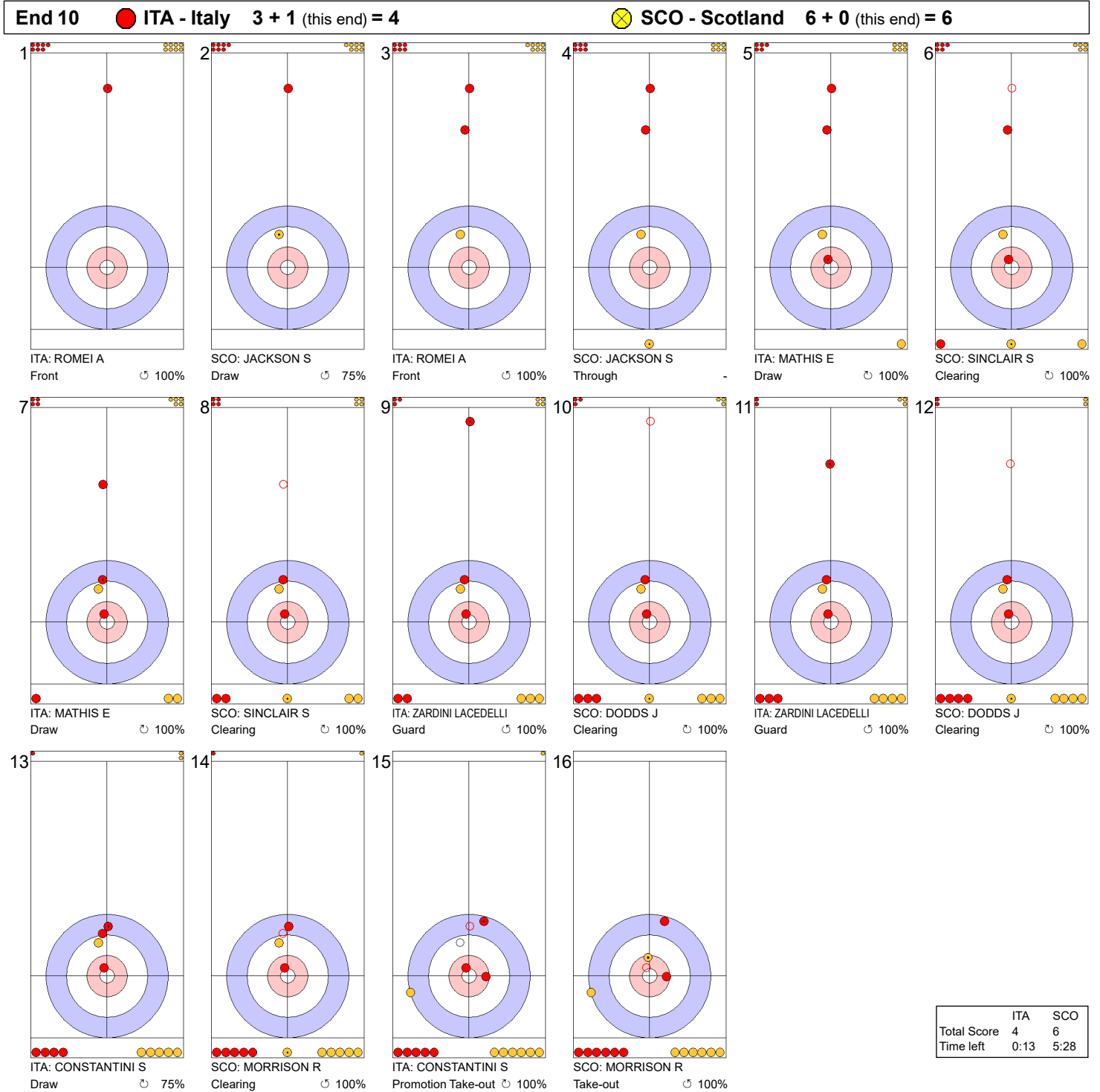
**Game - Shot by Shot**



**Legend:**  
 ↻ Clockwise      ↺ Counter-clockwise      - Not considered



**Game - Shot by Shot**



**Legend:**  
 ↻ Clockwise   ↺ Counter-clockwise   - Not considered

## Cumulative Player Statistics by Team

### ITA - Italy

CONSTANTINI Stefania 4 S Right-handed

Type	↻	%	↺	%	Total	%
Draw	42	75	46	86	88	81
Front	0	-	0	-	0	-
Guard	5	95	7	100	12	98
Raise	2	25	2	63	4	44
Wick / Soft Peeling	0	-	1	100	1	100
Freeze	1	100	0	-	1	100
Take-out	12	85	32	80	44	82
Hit and Roll	5	75	6	79	11	77
Clearing	7	79	5	80	12	79
Double Take-out	8	66	7	61	15	63
Promotion Take-out	4	88	4	75	8	81
All Draws	50	76	56	87	106	82
All Take-outs	36	78	54	77	90	78
<b>Total</b>	<b>86</b>	<b>77</b>	<b>110</b>	<b>82</b>	<b>196</b>	<b>80</b>
Not considered					1	-

ROMEI Angela 1 Right-handed

Type	↻	%	↺	%	Total	%
Draw	22	92	24	89	46	90
Front	25	96	31	81	56	88
Guard	1	100	2	75	3	83
Raise	0	-	0	-	0	-
Wick / Soft Peeling	1	0	0	-	1	0
Freeze	0	-	0	-	0	-
Take-out	2	63	3	100	5	85
Hit and Roll	0	-	0	-	0	-
Clearing	0	-	2	100	2	100
Double Take-out	0	-	1	50	1	50
Promotion Take-out	0	-	0	-	0	-
All Draws	49	92	57	84	106	88
All Take-outs	2	63	6	92	8	84
<b>Total</b>	<b>51</b>	<b>91</b>	<b>63</b>	<b>85</b>	<b>114</b>	<b>88</b>
Not considered					0	-

ZARDINI LACEDELLI Giulia 3 V Right-handed

Type	↻	%	↺	%	Total	%
Draw	27	81	29	83	56	82
Front	2	100	3	100	5	100
Guard	10	95	24	89	34	90
Raise	2	50	5	60	7	57
Wick / Soft Peeling	0	-	1	50	1	50
Freeze	0	-	1	100	1	100
Take-out	20	83	22	73	42	77
Hit and Roll	8	81	11	89	19	86
Clearing	12	81	6	88	18	83
Double Take-out	13	58	8	88	21	69
Promotion Take-out	4	88	2	88	6	88
All Draws	41	84	63	84	104	84
All Take-outs	57	77	49	81	106	79
<b>Total</b>	<b>98</b>	<b>80</b>	<b>112</b>	<b>83</b>	<b>210</b>	<b>81</b>
Not considered					0	-

LO DESERTO Marta A Right-handed

Type	↻	%	↺	%	Total	%
Draw	21	85	33	93	54	90
Front	13	92	19	96	32	95
Guard	3	92	4	81	7	86
Raise	1	100	1	75	2	88
Wick / Soft Peeling	0	-	0	-	0	-
Freeze	0	-	0	-	0	-
Take-out	4	75	4	75	8	75
Hit and Roll	2	63	1	100	3	75
Clearing	0	-	1	100	1	100
Double Take-out	0	-	1	50	1	50
Promotion Take-out	0	-	0	-	0	-
All Draws	38	88	57	93	95	91
All Take-outs	6	71	7	79	13	75
<b>Total</b>	<b>44</b>	<b>86</b>	<b>64</b>	<b>91</b>	<b>108</b>	<b>89</b>
Not considered					0	-

MATHIS Elena 2 Right-handed

Type	↻	%	↺	%	Total	%
Draw	31	76	34	81	65	78
Front	1	100	3	92	4	94
Guard	15	75	15	95	30	85
Raise	2	75	5	70	7	71
Wick / Soft Peeling	0	-	1	100	1	100
Freeze	0	-	0	-	0	-
Take-out	13	75	19	88	32	83
Hit and Roll	14	75	7	82	21	77
Clearing	14	98	9	92	23	96
Double Take-out	12	79	15	68	27	73
Promotion Take-out	0	-	0	-	0	-
All Draws	49	76	58	84	107	81
All Take-outs	53	82	50	82	103	82
<b>Total</b>	<b>102</b>	<b>79</b>	<b>108</b>	<b>83</b>	<b>210</b>	<b>81</b>
Not considered					0	-

Team: ITA - Italy

Type	↻	%	↺	%	Total	%
Draw	143	80	166	86	309	83
Front	41	95	56	88	97	91
Guard	34	86	52	91	86	89
Raise	7	57	13	65	20	63
Wick / Soft Peeling	1	0	3	83	4	63
Freeze	1	100	1	100	2	100
Take-out	51	80	80	81	131	80
Hit and Roll	29	76	25	85	54	80
Clearing	33	88	23	89	56	88
Double Take-out	33	67	32	70	65	69
Promotion Take-out	8	88	6	79	14	84
All Draws	227	83	291	86	518	85
All Take-outs	154	79	166	80	320	80
<b>Total</b>	<b>381</b>	<b>81</b>	<b>457</b>	<b>84</b>	<b>838</b>	<b>83</b>
Not considered					1	-

**Note:**

Position and function for each team member:

4 = Fourth, 3 = Third, 2 = Second, 1 = Lead, A = Alternate, S = Skip, V = Vice-Skip

**Legend:**

↻ Clockwise

↺ Counter-clockwise

## Cumulative Player Statistics by Team

### SCO - Scotland

MORRISON Rebecca 4 V Right-handed

Type	↻	%	↺	%	Total	%
Draw	23	89	23	88	46	89
Front	1	50	0	-	1	50
Guard	2	100	6	67	8	75
Raise	3	67	7	75	10	73
Wick / Soft Peeling	1	75	0	-	1	75
Freeze	0	-	0	-	0	-
Take-out	31	92	31	84	62	88
Hit and Roll	10	83	10	73	20	78
Clearing	11	100	10	85	21	93
Double Take-out	7	68	11	82	18	76
Promotion Take-out	3	58	4	63	7	61
All Draws	30	86	36	82	66	84
All Take-outs	62	88	66	81	128	84
<b>Total</b>	<b>92</b>	<b>87</b>	<b>102</b>	<b>81</b>	<b>194</b>	<b>84</b>
Not considered					2	-

JACKSON Sophie 1 S Right-handed

Type	↻	%	↺	%	Total	%
Draw	58	91	62	85	120	88
Front	18	93	22	93	40	93
Guard	4	100	5	95	9	97
Raise	1	100	3	75	4	81
Wick / Soft Peeling	2	88	2	50	4	69
Freeze	0	-	0	-	0	-
Take-out	9	100	6	92	15	97
Hit and Roll	1	75	0	-	1	75
Clearing	2	63	1	100	3	75
Double Take-out	0	-	1	100	1	100
Promotion Take-out	0	-	0	-	0	-
All Draws	83	92	94	86	177	89
All Take-outs	12	92	8	94	20	93
<b>Total</b>	<b>95</b>	<b>92</b>	<b>102</b>	<b>87</b>	<b>197</b>	<b>89</b>
Not considered					1	-

DODDS Jennifer 3 Right-handed

Type	↻	%	↺	%	Total	%
Draw	17	63	13	85	30	73
Front	1	0	0	-	1	0
Guard	10	68	4	69	14	68
Raise	1	0	2	63	3	42
Wick / Soft Peeling	0	-	1	75	1	75
Freeze	0	-	0	-	0	-
Take-out	28	88	31	89	59	88
Hit and Roll	11	84	7	75	18	81
Clearing	18	96	15	83	33	90
Double Take-out	13	77	16	75	29	76
Promotion Take-out	6	50	4	81	10	63
All Draws	29	60	20	79	49	68
All Take-outs	76	84	73	83	149	84
<b>Total</b>	<b>105</b>	<b>78</b>	<b>93</b>	<b>82</b>	<b>198</b>	<b>80</b>
Not considered					0	-

HENDERSON Fay A Right-handed

Type	↻	%	↺	%	Total	%
Draw	0	-	0	-	0	-
Front	0	-	0	-	0	-
Guard	0	-	0	-	0	-
Raise	0	-	0	-	0	-
Wick / Soft Peeling	0	-	0	-	0	-
Freeze	0	-	0	-	0	-
Take-out	0	-	0	-	0	-
Hit and Roll	0	-	0	-	0	-
Clearing	0	-	0	-	0	-
Double Take-out	0	-	0	-	0	-
Promotion Take-out	0	-	0	-	0	-
All Draws	0	-	0	-	0	-
All Take-outs	0	-	0	-	0	-
<b>Total</b>	<b>0</b>	<b>-</b>	<b>0</b>	<b>-</b>	<b>0</b>	<b>-</b>
Not considered					0	-

SINCLAIR Sophie 2 Right-handed

Type	↻	%	↺	%	Total	%
Draw	22	78	30	86	52	83
Front	1	100	3	67	4	75
Guard	4	94	6	83	10	88
Raise	0	-	1	100	1	100
Wick / Soft Peeling	0	-	3	83	3	83
Freeze	0	-	0	-	0	-
Take-out	21	82	11	75	32	80
Hit and Roll	3	92	8	81	11	84
Clearing	32	91	25	99	57	94
Double Take-out	9	78	14	79	23	78
Promotion Take-out	1	100	2	100	3	100
All Draws	27	81	43	84	70	83
All Take-outs	66	86	60	88	126	87
<b>Total</b>	<b>93</b>	<b>85</b>	<b>103</b>	<b>86</b>	<b>196</b>	<b>86</b>
Not considered					2	-

Team: SCO - Scotland

Type	↻	%	↺	%	Total	%
Draw	120	85	128	86	248	85
Front	21	87	25	90	46	89
Guard	20	83	21	79	41	80
Raise	5	60	13	75	18	71
Wick / Soft Peeling	3	83	6	71	9	75
Freeze	0	-	0	-	0	-
Take-out	89	89	79	85	168	87
Hit and Roll	25	84	25	76	50	80
Clearing	63	93	51	92	114	92
Double Take-out	29	75	42	79	71	77
Promotion Take-out	10	58	10	78	20	68
All Draws	169	84	193	84	362	84
All Take-outs	216	86	207	84	423	85
<b>Total</b>	<b>385</b>	<b>85</b>	<b>400</b>	<b>84</b>	<b>785</b>	<b>85</b>
Not considered					5	-

**Note:**

Position and function for each team member:

**4** = Fourth, **3** = Third, **2** = Second, **1** = Lead, **A** = Alternate, **S** = Skip, **V** = Vice-Skip

**Legend:**

↻ Clockwise

↺ Counter-clockwise



**ECC 2024**  
Lohja, Finland

**Le Gruyère AOP European Curling Championships 2024**  
Kisakallio Sports Institute  
**A-Division Women**



**THU 21 NOV 2024**  
Start Time 19:00

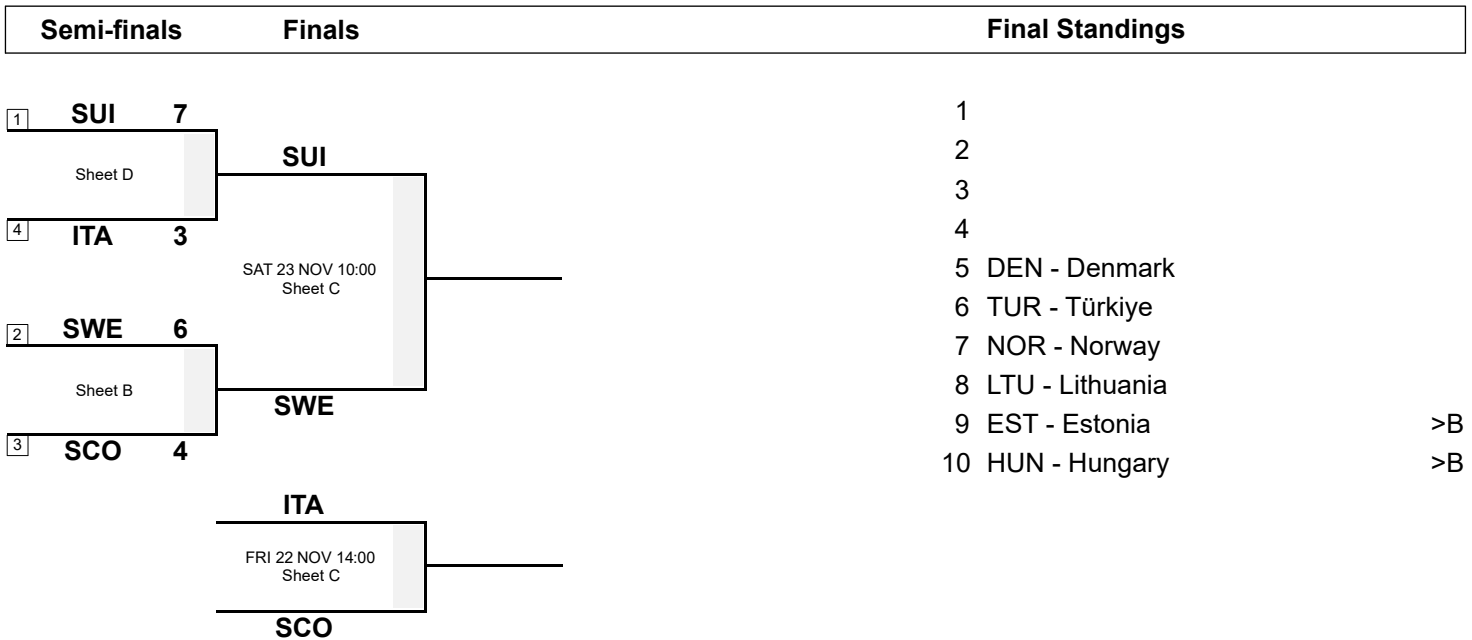
**Semi-finals**



### Session Results and Standings

Sheet	Team	LSFE	1	2	3	4	5	6	7	8	9	10	Extra Ends	Total
<b>B</b>	SWE - Sweden	*	0	0	0	0	3	0	1	0	1	1		6
	SCO - Scotland		0	0	1	0	0	2	0	1	0	0		4
<b>D</b>	ITA - Italy		0	0	1	0	1	0	0	1	X	X		3
	SUI - Switzerland	*	2	0	0	0	0	4	1	0	X	X		7

### Play-offs Bracket



**Legend:**  
>B To B-Division      LSFE(\*) Last Stone First End      X Unplayed/unfinished end due to concession





### Game Results

Sheet	Team	LSFE	1	2	3	4	5	6	7	8	9	10	Extra Ends	Total
<b>B</b>	SWE - Sweden	*	0	0	0	0	3	0	1	0	1	1		6
	SCO - Scotland		0	0	1	0	0	2	0	1	0	0		4

SWE - Sweden		Shot Success	Game	All
4 S	HASSELBORG Anna	80 %	80 %	
3 V	McMANUS Sara	76 %	81 %	
2	KNOCHENHAUER Agnes	63 %	82 %	
1	MABERGS Sofia	83 %	84 %	
A	HELDIN Johanna	-	-	
Team Total		75 %	82 %	

SCO - Scotland		Shot Success	Game	All
4 V	MORRISON Rebecca	79 %	83 %	
3	DODDS Jennifer	76 %	79 %	
2	SINCLAIR Sophie	93 %	85 %	
1 S	JACKSON Sophie	88 %	89 %	
A	HENDERSON Fay	-	-	
Team Total		84 %	84 %	

Time remaining: 0 minutes 26 seconds

Time-out: End 3 - SWE stone 7

Time remaining: 0 minutes 15 seconds

Time-out: End 10 - SCO stone 4

### Shot Success Analysis

SWE - Sweden		↻	↺	Game
4	HASSELBORG Anna	Draws 5 75%	3 58%	8 69%
		Take-outs 5 95%	7 82%	12 88%
		Total 10 85%	10 75%	20 80%
3	McMANUS Sara	Draws 5 60%	1 75%	6 63%
		Take-outs 8 88%	6 75%	14 82%
		Total 13 77%	7 75%	20 76%
2	KNOCHENHAUER Agnes	Draws 2 25%	5 65%	7 54%
		Take-outs 4 69%	9 67%	13 67%
		Total 6 54%	14 66%	20 63%
1	MABERGS Sofia	Draws 5 85%	9 83%	14 84%
		Take-outs 2 100%	4 69%	6 79%
		Total 7 89%	13 79%	20 83%
A	HELDIN Johanna	Draws 0 -	0 -	0 -
		Take-outs 0 -	0 -	0 -
		Total 0 -	0 -	0 -
Team		Draws 17 68%	18 74%	35 71%
		Take-outs 19 87%	26 73%	45 79%
		Total 36 78%	44 73%	80 75%

SCO - Scotland		↻	↺	Game
4	MORRISON Rebecca	Draws 5 90%	3 67%	8 81%
		Take-outs 6 100%	6 54%	12 77%
		Total 11 95%	9 58%	20 79%
3	DODDS Jennifer	Draws 6 46%	1 100%	7 54%
		Take-outs 8 94%	5 80%	13 88%
		Total 14 73%	6 83%	20 76%
2	SINCLAIR Sophie	Draws 5 85%	7 93%	12 90%
		Take-outs 4 94%	4 100%	8 97%
		Total 9 89%	11 95%	20 93%
1	JACKSON Sophie	Draws 9 86%	9 86%	18 86%
		Take-outs 0 -	2 100%	2 100%
		Total 9 86%	11 89%	20 88%
A	HENDERSON Fay	Draws 0 -	0 -	0 -
		Take-outs 0 -	0 -	0 -
		Total 0 -	0 -	0 -
Team		Draws 25 77%	20 86%	45 81%
		Take-outs 18 96%	17 78%	35 87%
		Total 43 85%	37 82%	80 84%

**Note:**  
Position and function for each team member:  
4 = Fourth, 3 = Third, 2 = Second, 1 = Lead, A = Alternate, S = Skip, V = Vice-Skip

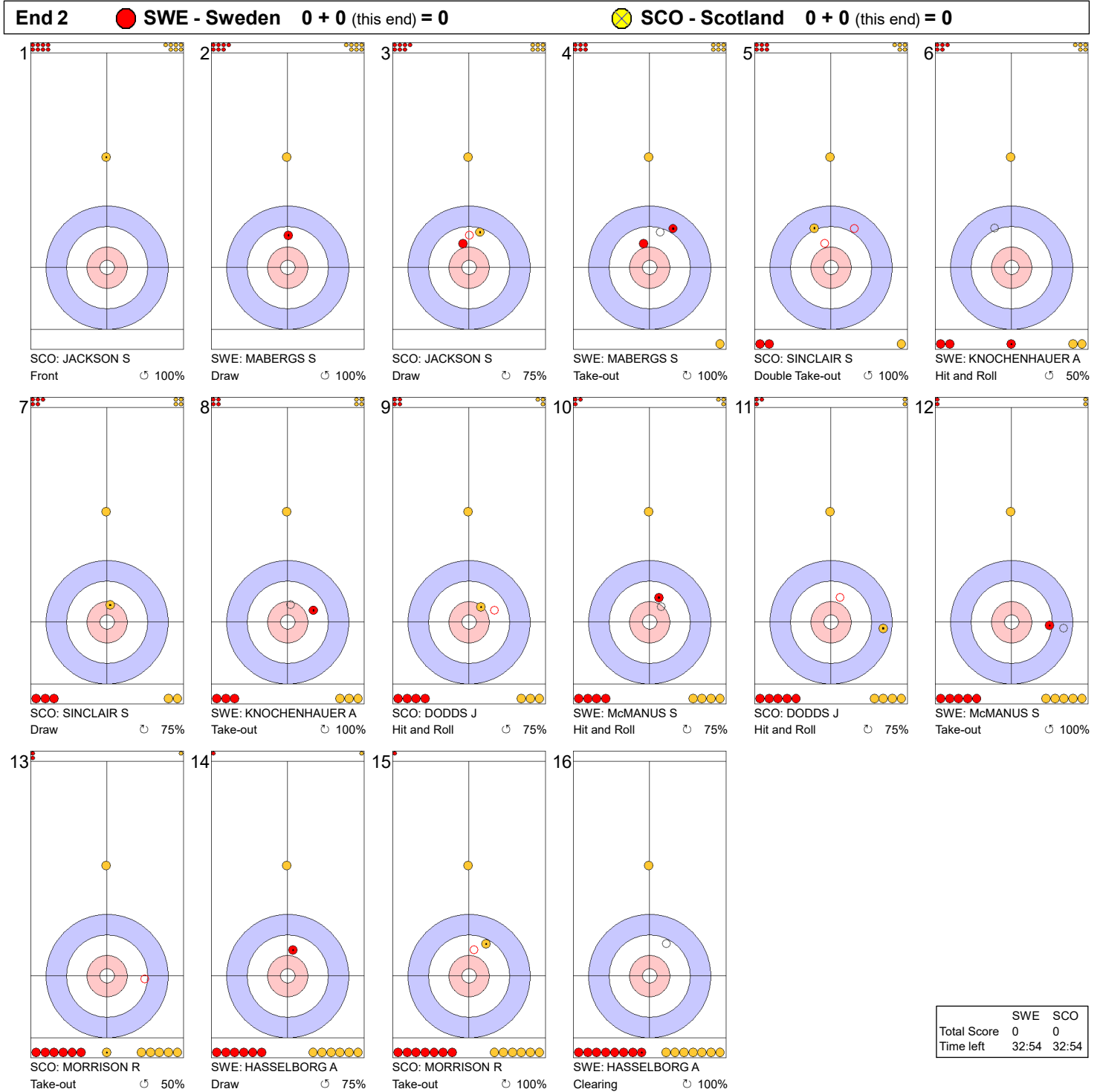
**Legend:**  
↻ Clockwise      ↺ Counter-clockwise      LSFE(\*) Last Stone First End

**Game - Shot by Shot**



**Legend:**  
 ↻ Clockwise      ↺ Counter-clockwise      - Not considered

**Game - Shot by Shot**

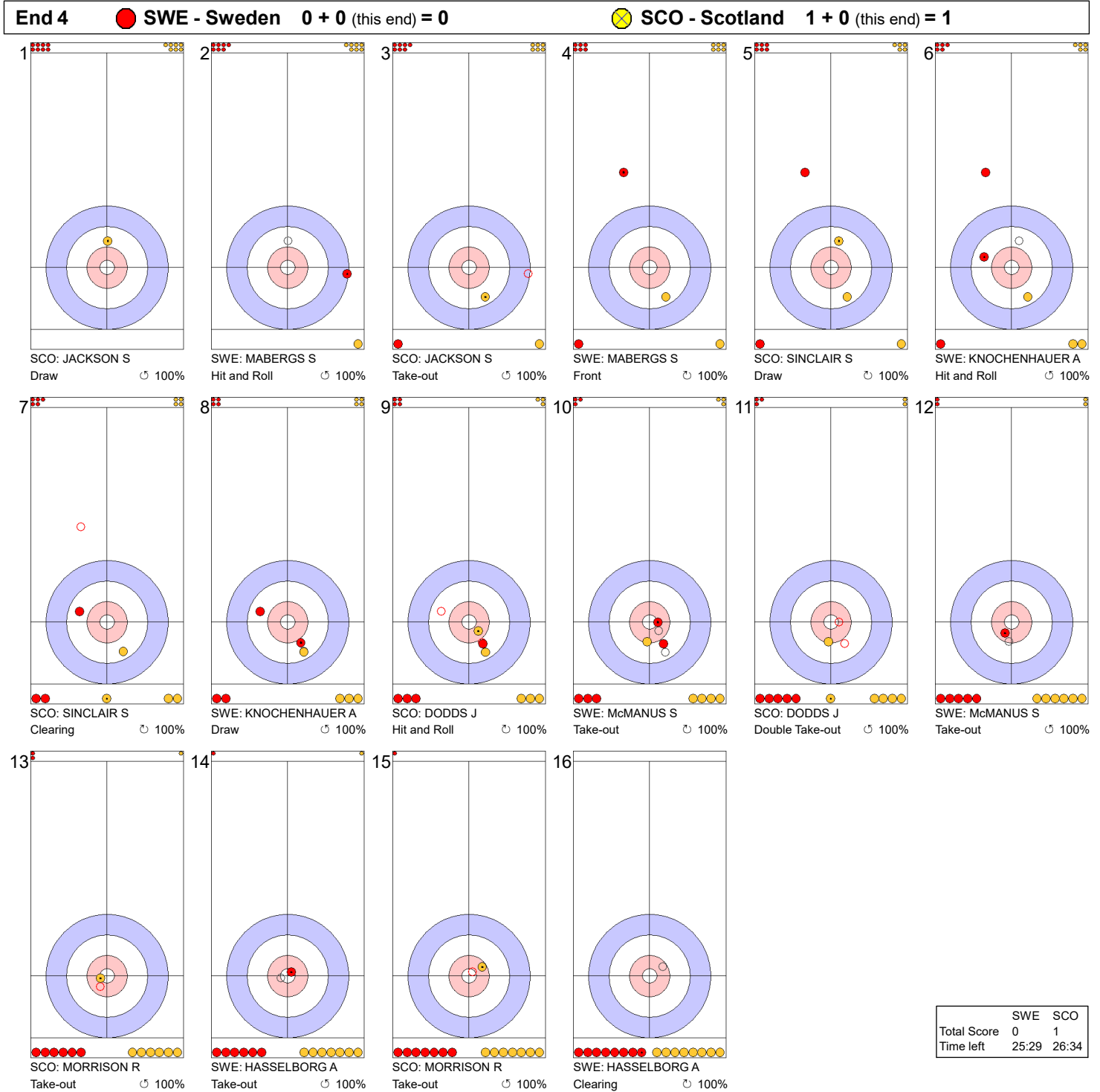


**Legend:**  
 ↻ Clockwise      ↺ Counter-clockwise      - Not considered





**Game - Shot by Shot**



**Legend:**  
 ↻ Clockwise      ↺ Counter-clockwise      - Not considered

**Game - Shot by Shot**

**End 5**    ● **SWE - Sweden** 0 + 3 (this end) = 3    ● **SCO - Scotland** 1 + 0 (this end) = 1



	SWE	SCO
Total Score	3	1
Time left	21:44	22:40

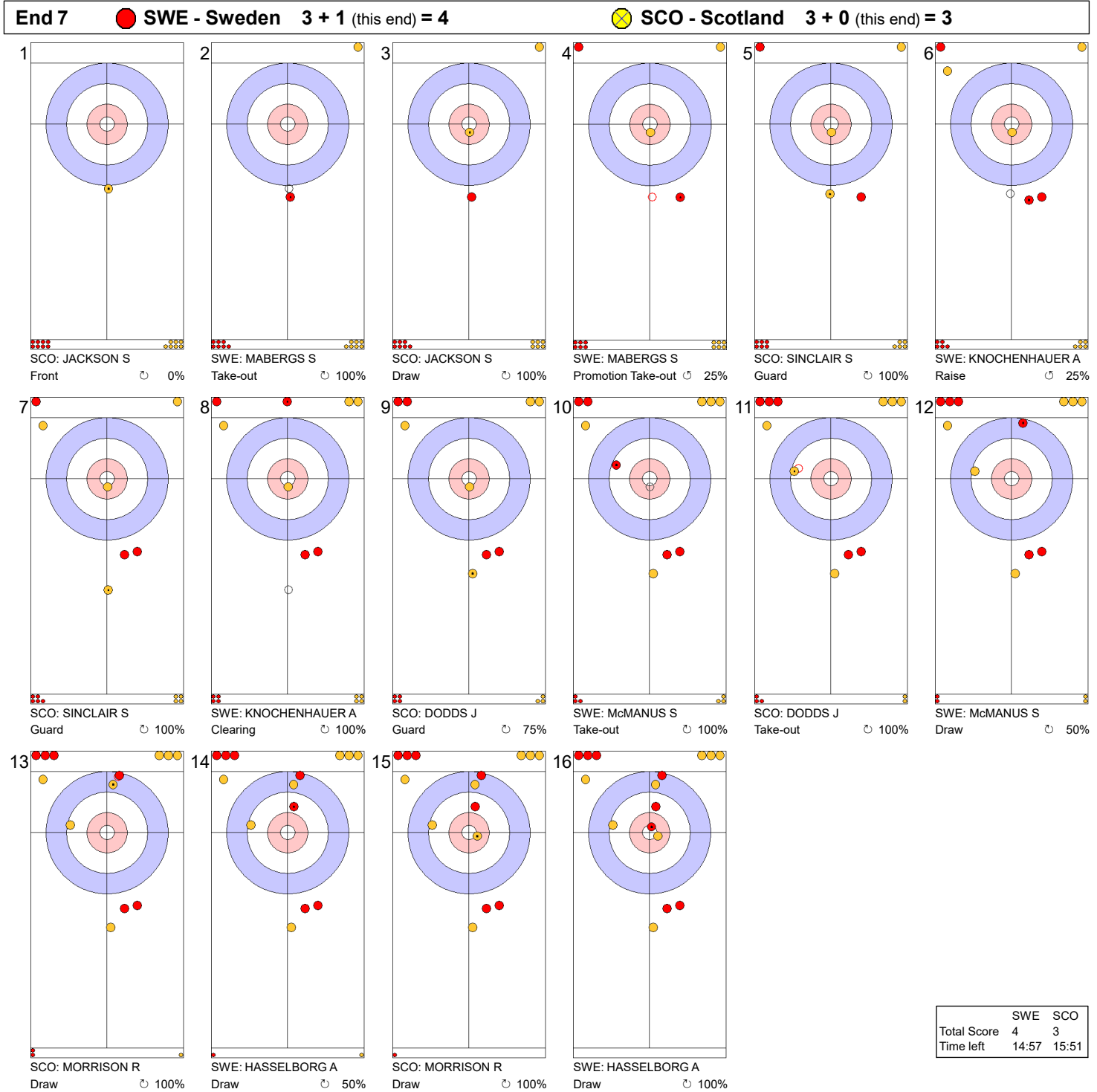
**Legend:**  
 ↻ Clockwise      ↺ Counter-clockwise      - Not considered

**Game - Shot by Shot**



**Legend:**  
 ↻ Clockwise      ↺ Counter-clockwise      - Not considered

**Game - Shot by Shot**



	SWE	SCO
Total Score	4	3
Time left	14:57	15:51

**Legend:**  
 Clockwise     
 Counter-clockwise     
 - Not considered

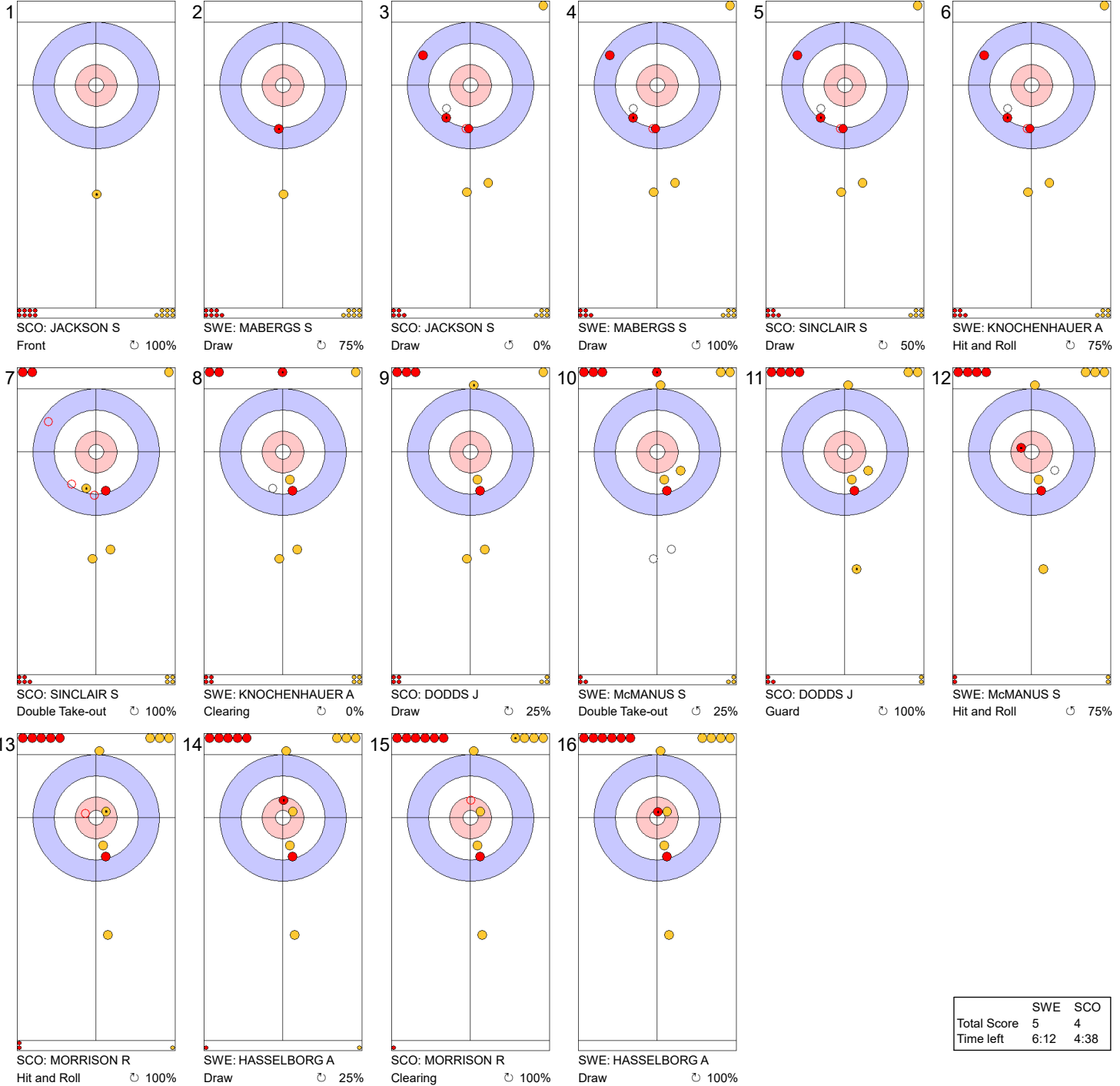
**Game - Shot by Shot**



**Legend:**  
 ↻ Clockwise      ↺ Counter-clockwise      - Not considered

**Game - Shot by Shot**

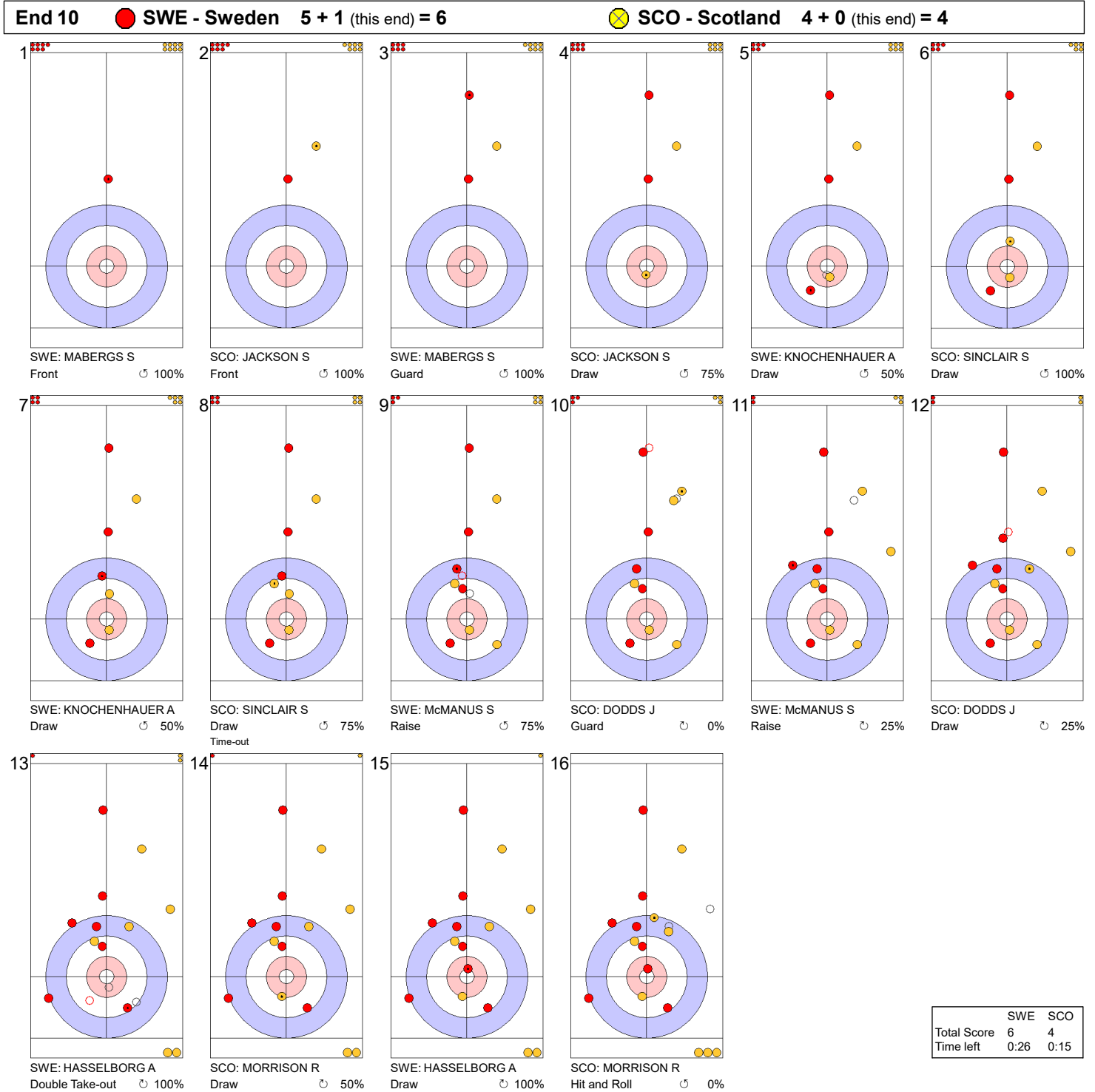
**End 9**    ● **SWE - Sweden** 4 + 1 (this end) = 5    ● **SCO - Scotland** 4 + 0 (this end) = 4



	SWE	SCO
Total Score	5	4
Time left	6:12	4:38

**Legend:**  
 ↻ Clockwise      ↺ Counter-clockwise      - Not considered

**Game - Shot by Shot**



**Legend:**  
 ↻ Clockwise      ↺ Counter-clockwise      - Not considered









**ECC 2024**  
Lohja, Finland

**Le Gruyère AOP European Curling Championships 2024**  
Kisakallio Sports Institute  
**A-Division Women**

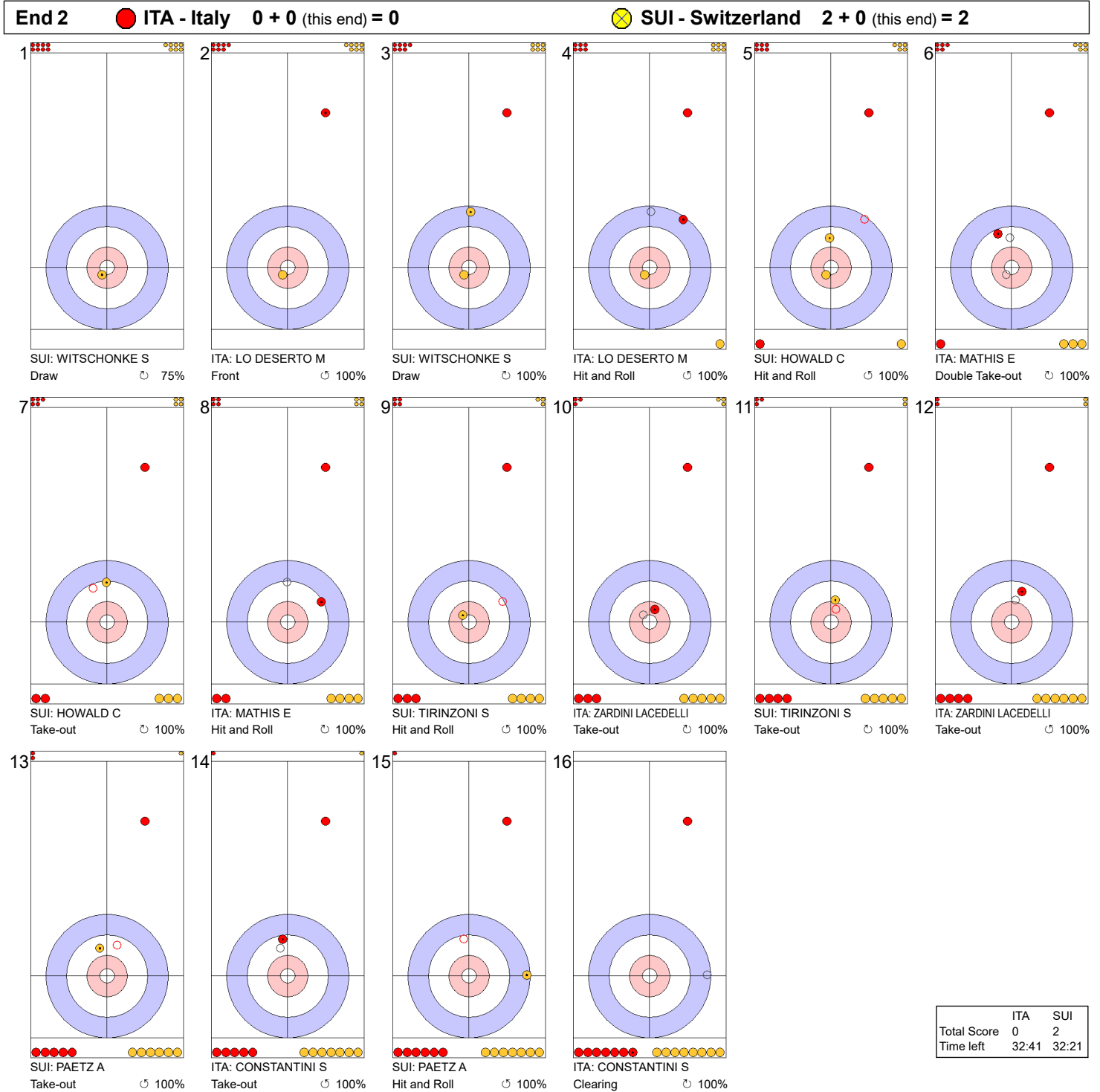


**THU 21 NOV 2024**  
Start Time 19:00

**Semi-final - Sheet D**



**Game - Shot by Shot**



**Legend:**  
 ↻ Clockwise      ↺ Counter-clockwise      - Not considered

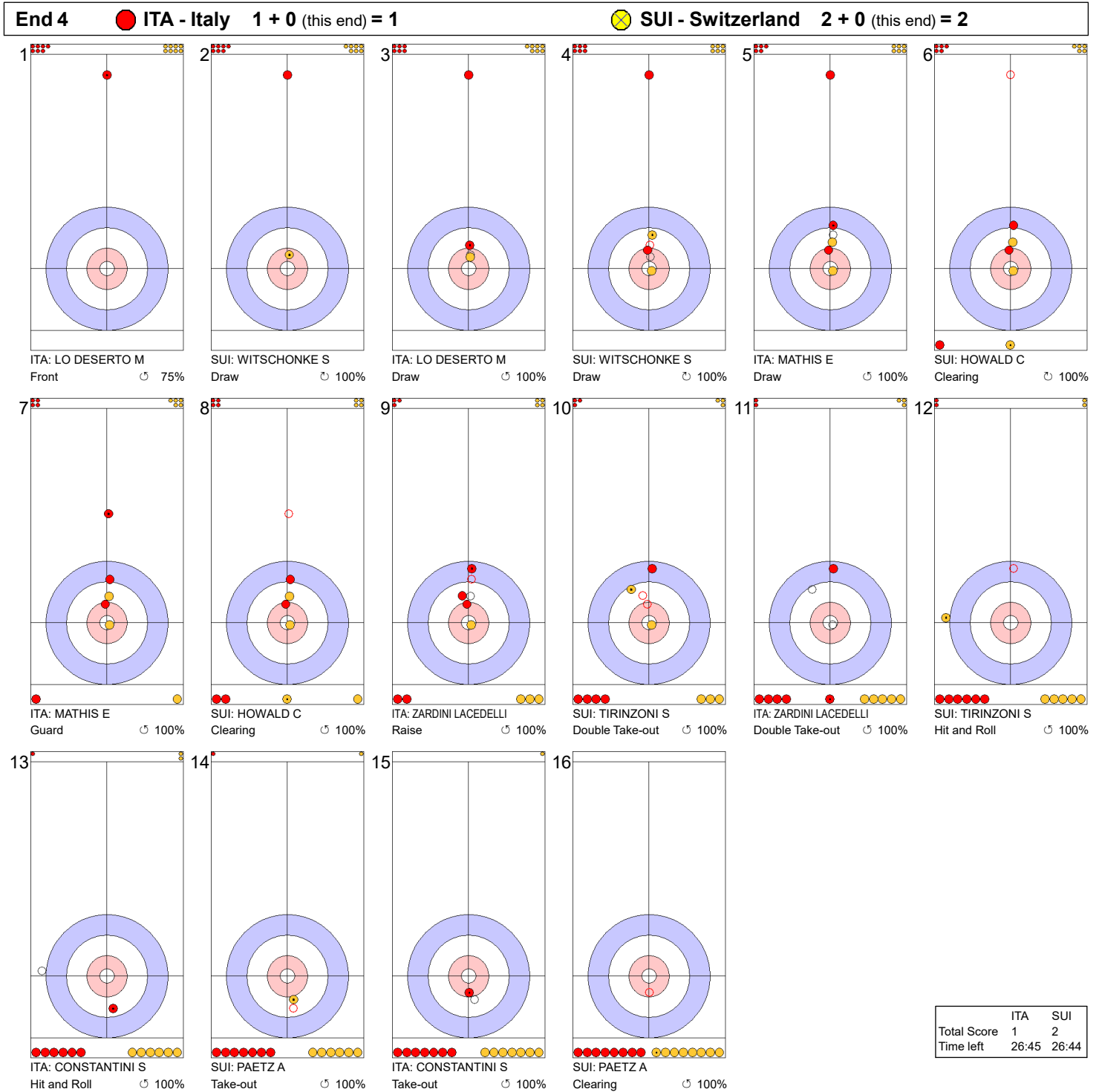


**Game - Shot by Shot**



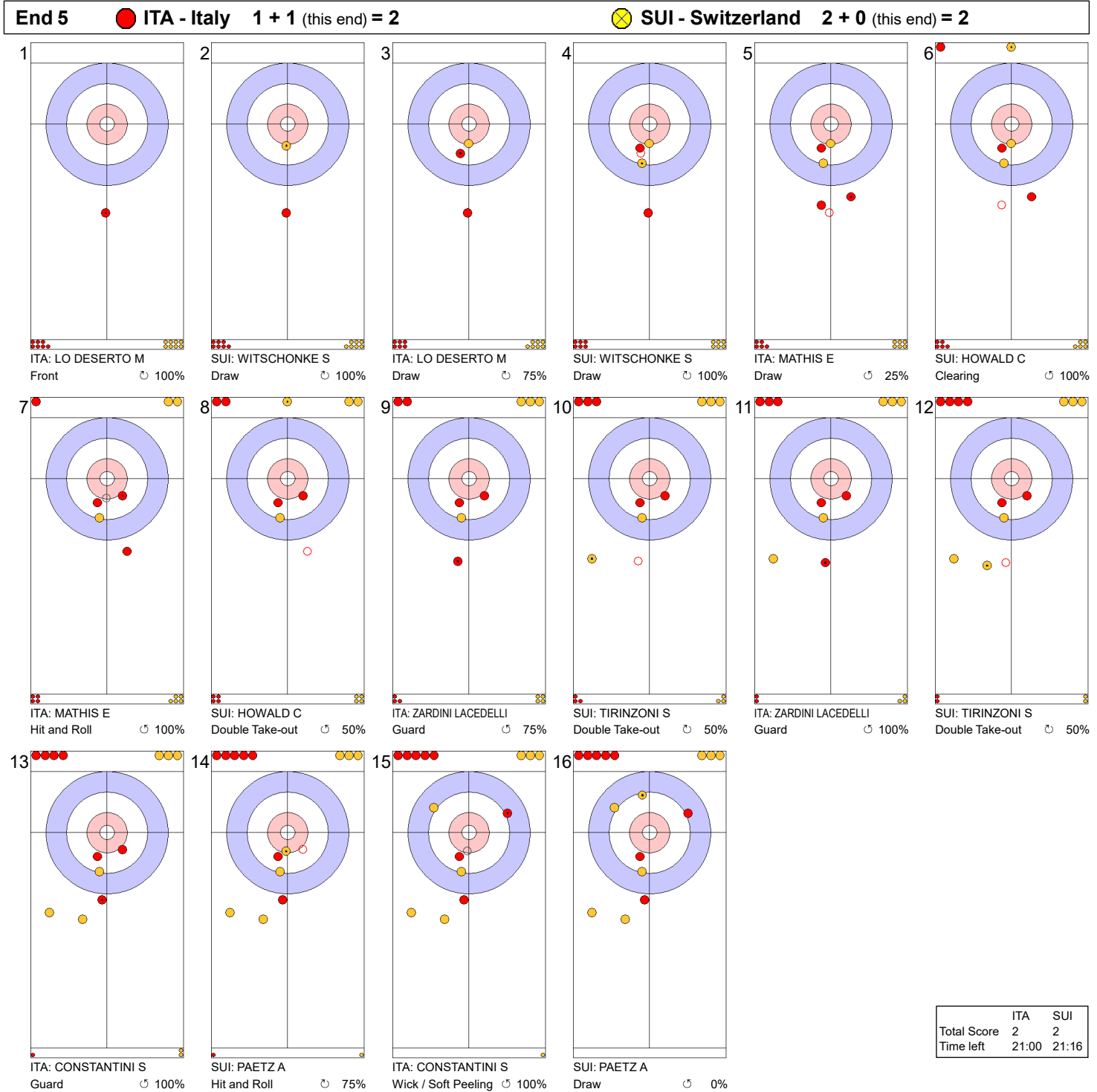
**Legend:**  
 ↻ Clockwise      ↺ Counter-clockwise      - Not considered

**Game - Shot by Shot**



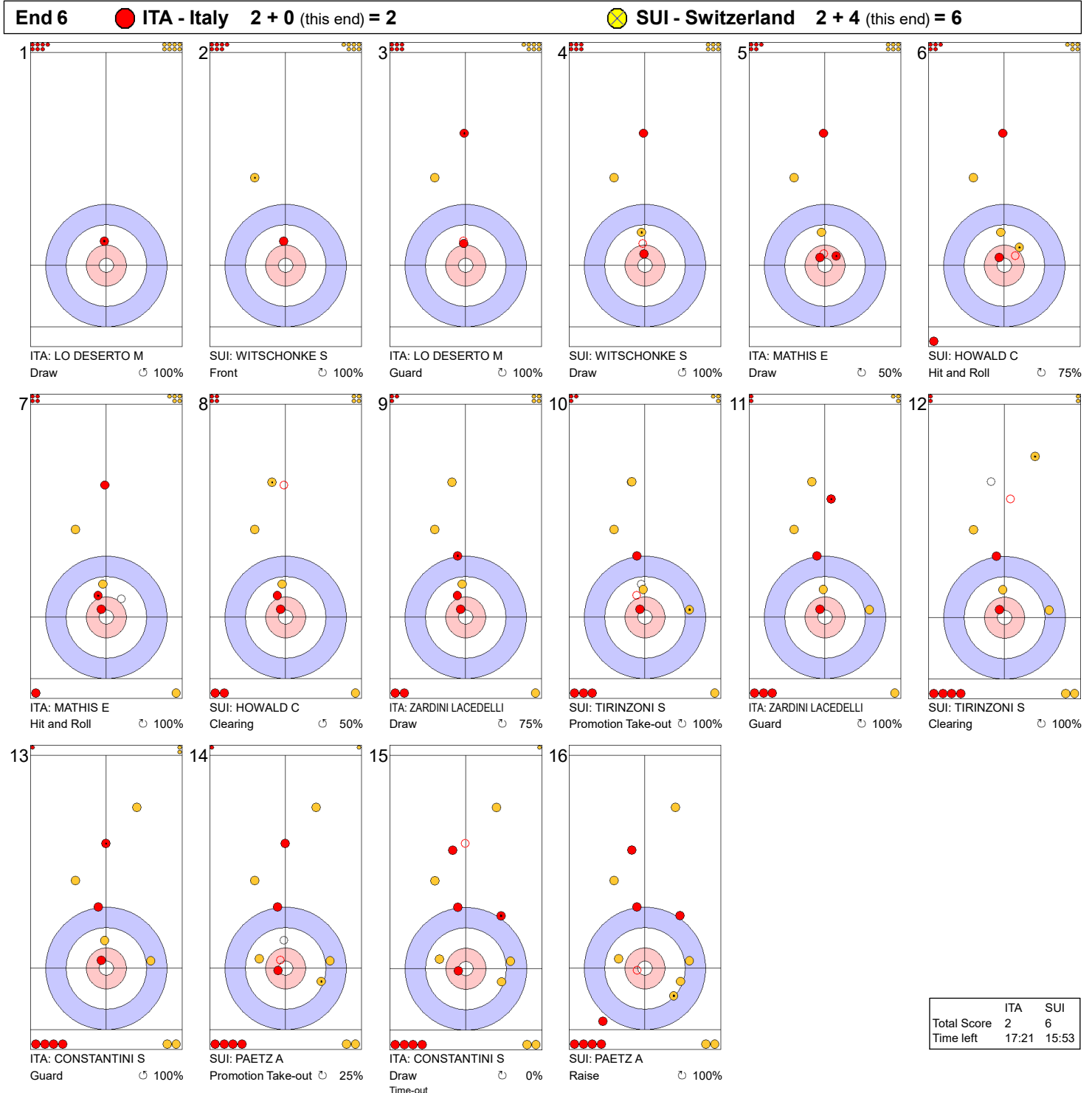
**Legend:**  
 ⌚ Clockwise      ⌚ Counter-clockwise      - Not considered

**Game - Shot by Shot**



**Legend:**  
 ⌚ Clockwise      ⌚ Counter-clockwise      - Not considered

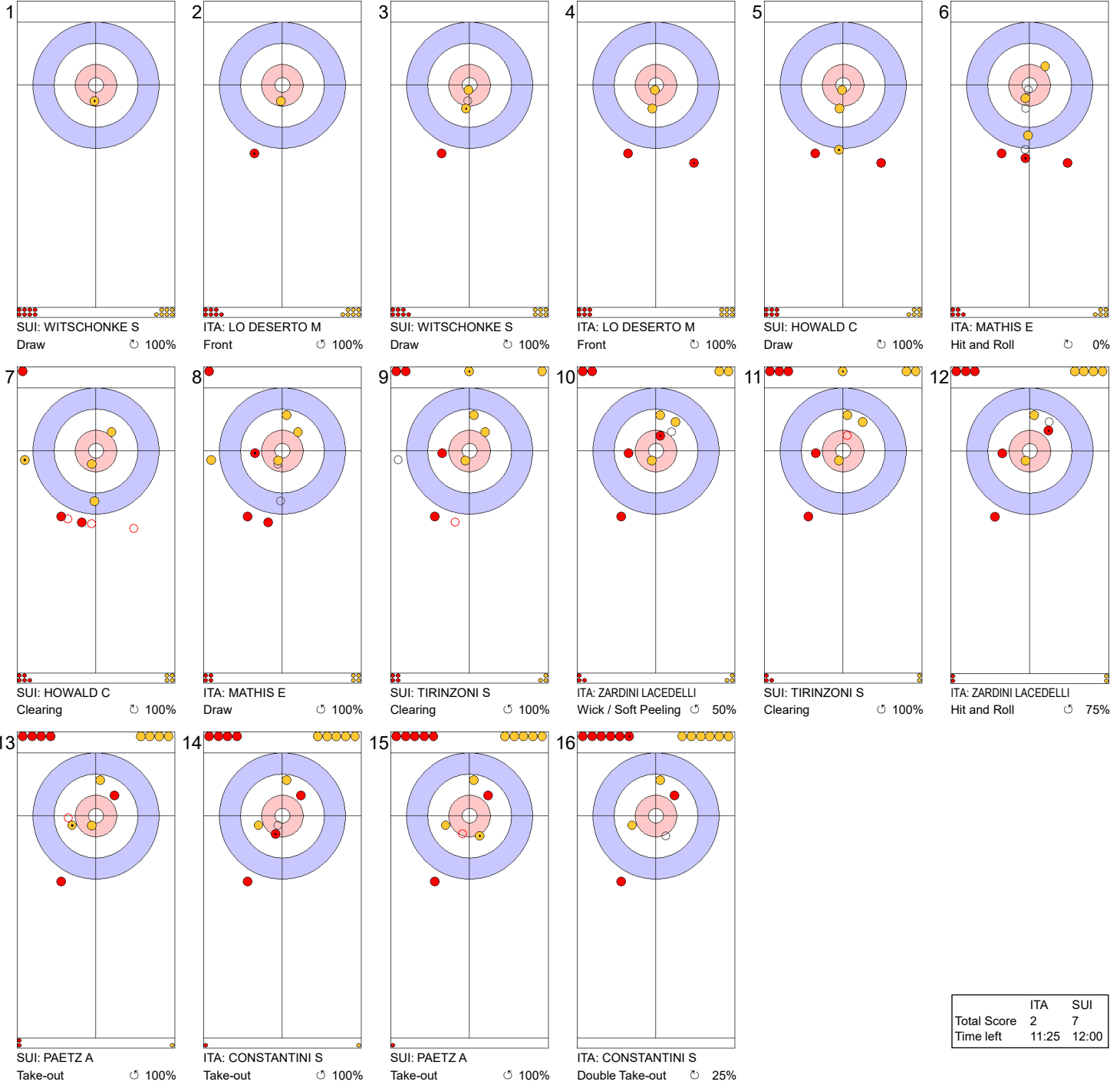
**Game - Shot by Shot**



**Legend:**  
 ↻ Clockwise      ↺ Counter-clockwise      - Not considered

**Game - Shot by Shot**

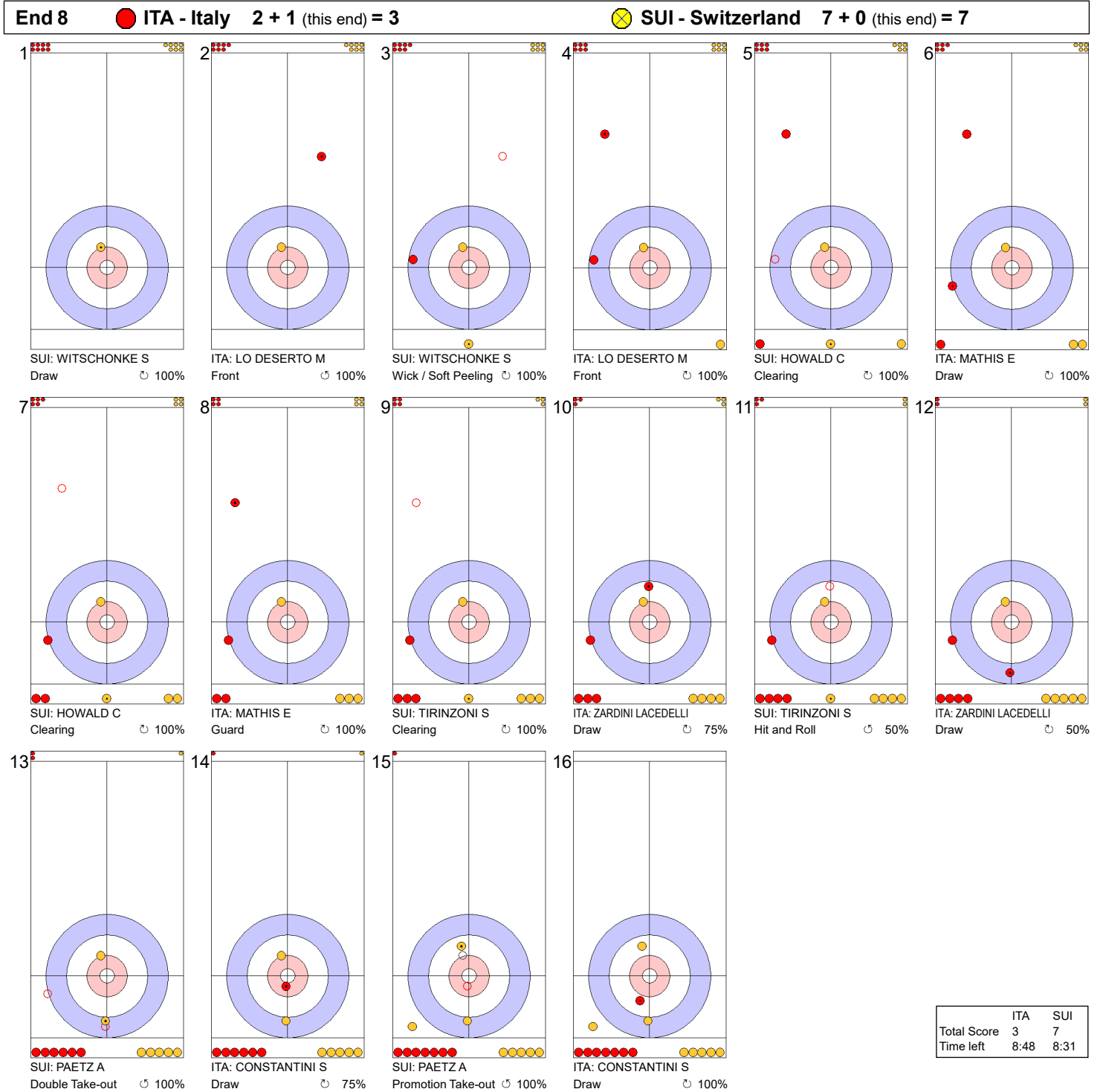
**End 7**   ● **ITA - Italy**   **2 + 0** (this end) = **2**   ● **SUI - Switzerland**   **6 + 1** (this end) = **7**



	ITA	SUI
Total Score	2	7
Time left	11:25	12:00

**Legend:**  
 ↻ Clockwise      ↺ Counter-clockwise      - Not considered

**Game - Shot by Shot**



**Legend:**  
 ↻ Clockwise      ↺ Counter-clockwise      - Not considered



### Competition Matrix

Team	DEN	EST	HUN	ITA	LTU	NOR	SCO	SUI	SWE	TUR
<b>DEN</b>		9 - 4	8 - 1	5 - 6	9 - 2	11 - 4	9 - 11	2 - 4	5 - 7	8 - 7
<b>EST</b>	4 - 9		6 - 10	6 - 12	10 - 7	3 - 9	1 - 8	5 - 6	2 - 8	4 - 5
<b>HUN</b>	1 - 8	10 - 6		6 - 9	6 - 8	5 - 9	3 - 9	1 - 13	8 - 10	2 - 12
<b>ITA</b>	6 - 5	12 - 6	9 - 6		11 - 4	7 - 6	5 - 9	6 - 7	4 - 8	11 - 7
<b>LTU</b>	2 - 9	7 - 10	8 - 6	4 - 11		1 - 9	2 - 9	7 - 8	5 - 8	4 - 12
<b>NOR</b>	4 - 11	9 - 3	9 - 5	6 - 7	9 - 1		4 - 5	4 - 9	6 - 8	10 - 6
<b>SCO</b>	11 - 9	8 - 1	9 - 3	9 - 5	9 - 2	5 - 4		1 - 8	5 - 8	4 - 5
<b>SUI</b>	4 - 2	6 - 5	13 - 1	7 - 6	8 - 7	9 - 4	8 - 1		7 - 5	10 - 4
<b>SWE</b>	7 - 5	8 - 2	10 - 8	8 - 4	8 - 5	8 - 6	8 - 5	5 - 7		5 - 7
<b>TUR</b>	7 - 8	5 - 4	12 - 2	7 - 11	12 - 4	6 - 10	5 - 4	4 - 10	7 - 5	

### Standings after Round Robin

Rank	Team	Games	Wins	Losses				
1	SUI - Switzerland	9	9	0			Q	
2	SWE - Sweden	9	7	2			Q	
3	SCO - Scotland	9	6	3			Q	w1
4	ITA - Italy	9	6	3			Q	w0
5	DEN - Denmark	9	5	4				w1
6	TUR - Türkiye	9	5	4				w0
7	NOR - Norway	9	4	5				
8	LTU - Lithuania	9	1	8				w1 DSC 63.06cm
9	EST - Estonia	9	1	8		>B	w1	DSC 66.56cm
10	HUN - Hungary	9	1	8		>B	w1	DSC 66.94cm

**Legend:**

>B To B-Division

DSC Draw Shot Challenge

Q Qualified for the play-offs

wn Number of wins (n) against tied teams

### Draw Shot Challenge

Rank	Team	Stone Rotation	Last Stone Draw in each Round Robin Game									DSC
			1	2	3	4	5	6	7	8	9	
1	SUI - Switzerland	↻	12.4	25.5	22.4	3.9	18.0	21.2	20.5	1.6	36.8	<b>22.52cm</b>
		↻	29.7	30.6	66.9	<del>73.8</del>	7.2	40.7	16.8	<del>169.3</del>	6.1	
2	SWE - Sweden	↻	37.7	<del>68.0</del>	4.5	29.8	21.4	16.3	17.1	28.2	41.7	<b>23.05cm</b>
		↻	32.8	49.6	7.7	<del>107.9</del>	11.4	20.5	27.4	10.0	12.7	
3	ITA - Italy	↻	14.6	24.8	56.9	28.8	38.5	22.8	17.7	5.7	12.8	<b>30.81cm</b>
		↻	50.1	22.7	66.9	<del>73.7</del>	46.5	28.3	42.6	<del>126.4</del>	13.2	
4	NOR - Norway	↻	8.5	4.2	<del>91.7</del>	46.3	23.9	83.6	64.7	35.3	6.9	<b>33.54cm</b>
		↻	13.2	<del>199.6</del>	36.7	21.6	16.1	60.5	24.8	61.4	28.9	
5	TUR - Türkiye	↻	<del>170.5</del>	7.8	65.9	35.9	61.6	28.0	21.8	5.9	21.9	<b>38.74cm</b>
		↻	50.8	33.3	<del>143.4</del>	13.0	31.4	126.1	20.4	41.5	54.6	
6	DEN - Denmark	↻	<del>195.3</del>	2.9	18.3	118.5	<del>199.6</del>	14.3	41.4	6.8	85.3	<b>43.74cm</b>
		↻	56.0	39.1	20.6	122.8	6.1	52.5	49.6	22.5	43.2	
7	SCO - Scotland	↻	21.1	21.1	59.3	63.9	13.1	13.1	9.5	23.2	3.7	<b>44.13cm</b>
		↻	19.9	<del>199.6</del>	<del>199.6</del>	105.6	199.6	23.0	23.5	82.2	24.3	
8	LTU - Lithuania	↻	115.8	18.7	61.4	113.6	49.1	106.3	14.9	44.1	19.8	<b>63.06cm</b>
		↻	<del>196.1</del>	29.5	156.8	93.7	<del>199.6</del>	45.0	29.0	88.8	22.4	
9	EST - Estonia	↻	27.1	64.6	178.5	32.7	1.3	61.2	199.6	34.5	58.3	<b>66.56cm</b>
		↻	56.5	83.4	<del>199.6</del>	34.5	80.9	<del>199.6</del>	11.1	128.8	11.9	
10	HUN - Hungary	↻	56.0	47.7	19.1	27.6	170.8	63.3	72.0	48.8	23.8	<b>66.94cm</b>
		↻	107.2	67.5	35.9	<del>196.5</del>	66.9	124.3	47.3	<del>199.6</del>	92.8	

**Note:**

The Draw Shot Challenge (DSC) is the average distance of all the individual Last Stone Draws (LSD), which were delivered by a team during the round robin. The two least favourable results will be eliminated before calculating the average distance. The team with the lesser DSC receives the higher ranking. If the DSCs are equal then the team with the best non-equal counting LSD receives the higher ranking. In the case where all counting LSDs are equal, the team ranked higher in the official World Curling World Ranking is ranked higher.

**Legend:**

↻ Clockwise      ↻ Counter-clockwise      **DSC** Draw Shot Challenge  
~~nnn.n~~ Eliminated Last Stone Draw

### Shot Success Percentage by Position

Fourth	Game >	1	2	3	4	5	6	7	8	9	Avg.	
1	MORRISON Rebecca	SCO	69	90	63	80	89	93	92	88	83	83.4
2	PAETZ Alina	SUI	83	71	83	84	79	91	78	79	81	80.8
3	HASSELBORG Anna	SWE	88	81	76	76	83	80	75	71	86	79.7
4	CONSTANTINI Stefania	ITA	86	74	83	81	88	77	75	81	74	79.5
5	YILDIZ Dilsat	TUR	74	73	76	69	88	69	68	79	78	74.6
6	SKASLIEN Kristin	NOR	73	60	66	86	75	68	72	77	83	73.3
7	DUPONT Madeleine	DEN	72	73	86	75	74	67	75	65	72	72.9
8	PAULAUSKAITE V	LTU	66	64	50	82	69	76	73	60	50	66.1
9	TUVIKE Erika	EST	50	66	64	71	69	63	60	61	74	64.4
10	JOO Linda	HUN	62	65	64	52	63	51	72	50	23	56.5

Third	Game >	1	2	3	4	5	6	7	8	9	Avg.	
1	McMANUS Sara	SWE	84	90	82	85	81	68	75	81	90	81.7
2	HALSE Mathilde	DEN	85	73	92	88	69	73	85	89	80	80.7
3	ROERVIK Marianne	NOR	85	67	58	93	89	80	91	63	90	80.6
4	ZARDINI LACEDELLI	ITA	71	90	85	81	85	76	68	88	73	80.0
5	TIRINZONI Silvana	SUI	71	69	85	78	83	89	76	85	88	79.9
6	DODDS Jennifer	SCO	71	66	73	66	93	96	86	86	84	79.1
7	POLAT Oznur	TUR	60	76	63	79	88	80	78	83	70	75.1
8	LAIDSALU Kerli	EST	78	60	83	64	84	79	74	68	75	73.6
9	KALOCSAI-VAN DORP	HUN	68	81	64	66	39	61	59	50	56	61.7
10	DVOJEGLAZOVA Olga	LTU	55	54	57	71	80	55	55	64	52	60.8

Second	Game >	1	2	3	4	5	6	7	8	9	Avg.	
1	KNOCHENHAUER Agnes	SWE	95	81	82	97	85	79	89	78	76	84.7
2	SINCLAIR Sophie	SCO	89	80	60	88	89	88	93	84	86	84.6
3	MATHIS Elena	ITA	91	73	85	88	91	78	83	90	68	82.6
4	HASLEV NORDBYE Mille	NOR	80	65	83	89	81	90	81	80	89	82.2
5	HOWALD Carole	SUI	80	83	92	93	79	78	76	78	79	81.8
7	TURMANN Liisa	EST	63	64	71	82	75	75	85	61	79	72.4
8	CALIKUSU IS	TUR	68	70	78	65	88	63	70	70	63	70.9
9	TOTH-CSOESZ Orsolya	HUN	73	76	64	45	38	69	79	46	67	63.9
10	KIUDYTE Migle	LTU	68	51	50	68	59	61	63	88	69	63.0
	DUPONT Denise	DEN	68	70	(1) 84	(1) 91	(1) 89		(1) 84		69	78.7

### Shot Success Percentage by Position

Lead	Game >	1	2	3	4	5	6	7	8	9	Avg.
1 JACKSON Sophie	SCO	85	90	98	93	68	89	86	93	95	88.8
2 ROMEI Angela	ITA	82	81		91	81			93		85.9
3 LARSEN My	DEN	83	90				78		82	88	83.9
3 MABERGS Sofia	SWE	94	89	75	72	89	81	93	76	85	83.9
5 GROSSMANN Heili	EST	80	80	85	78	93	93	85	74	84	83.1
6 KJAERLAND Eilin	NOR	70	92	80	83	91	90	75	77	84	82.5
7 SENGUL Berfin	TUR	85	73	81	74	85	91	86	83	86	82.2
7 WITSCHONKE Selina	SUI	85	75	81	84	76	94	81	90	83	82.2
10 BLAZIENE Ruta	LTU	71	59	72	88	71	69	84	66	70	72.3
ORBAN Hanna Regina	HUN			74	86			84	73		79.2

Alternate	Game >	1	2	3	4	5	6	7	8	9	Avg.
LO DESERTO Marta	ITA			(1) 86			(1) 89	(1) 93	(2) 79	(1) 91	88.3
BERSET Stefanie	SUI						(1) 88		(1) 50		80.0
HOLTERMANN Jasmin	DEN			(2) 73	(2) 84	(2) 74	(2) 70	(2) 69	(2) 82		74.8
LAUCHSZ Laura Ildiko	HUN	(1) 70	(1) 79			(1) 66	(1) 71			(1) 83	73.9
KARAMAN Iclal	TUR									(2) 42	41.7

Team	Game >	1	2	3	4	5	6	7	8	9	Avg.
1 SCO - Scotland		79	81	73	82	85	92	89	88	87	84.0
2 ITA - Italy		83	79	85	85	86	80	80	88	76	82.5
2 SWE - Sweden		90	85	79	83	84	77	83	77	84	82.5
4 SUI - Switzerland		80	75	85	84	79	87	78	82	83	81.1
5 NOR - Norway		77	71	71	88	84	82	80	74	86	79.7
6 DEN - Denmark		77	76	84	84	76	72	78	80	77	77.9
7 TUR - Türkiye		72	73	74	72	87	75	75	78	72	75.4
8 EST - Estonia		68	67	76	74	80	78	76	66	78	73.4
9 LTU - Lithuania		65	57	57	77	70	65	69	70	60	65.5
10 HUN - Hungary		68	75	66	62	51	63	73	55	57	64.7

**Note:**

"(n)" denotes a position different from original line-up position: (4) - Fourth, (3) - Third, (2) - Second, (1) - Lead

To be eligible to be ranked, a player must have played in the original position for more than half of the number of games that the team played.

**Legend:**

**Avg.** Average

### Scoring Analysis

Team	Games	LSFE	Stolen Ends	Last Stone Eff.	Force Eff.	Points Scored							Total	Plus / Minus
						0	1	2	3	4	>4			
SUI	For	9	13	31%	68%	4	26	7	8	2	0	72	+37	
	Against	0	6			3	21	7	0	0	0	35		
DEN	For	3	14	45%	54%	4	20	12	6	1	0	66	+20	
	Against	6	6			8	20	10	2	0	0	46		
SWE	For	5	12	40%	57%	7	26	14	3	1	0	67	+18	
	Against	4	3			3	20	11	1	1	0	49		
SCO	For	6	10	47%	63%	7	16	18	3	0	0	61	+16	
	Against	3	7			3	21	6	4	0	0	45		
ITA	For	4	13	37%	53%	4	25	11	8	0	0	71	+13	
	Against	5	7			1	21	12	3	1	0	58		
TUR	For	5	12	37%	54%	4	23	13	4	1	0	65	+7	
	Against	4	9			3	22	9	6	0	0	58		
NOR	For	4	10	38%	55%	2	22	9	7	0	0	61	+6	
	Against	5	6			7	20	11	3	1	0	55		
EST	For	3	4	26%	52%	3	18	7	3	0	0	41	-33	
	Against	6	15			7	22	16	5	0	1	74		
HUN	For	3	5	19%	38%	1	18	6	1	1	1	42	-42	
	Against	6	20			1	21	15	7	3	0	84		
LTU	For	3	5	26%	48%	2	17	10	1	0	0	40	-42	
	Against	6	19			2	23	10	13	0	0	82		
<b>Total</b>	<b>45</b>		<b>98</b>			<b>38</b>	<b>211</b>	<b>107</b>	<b>44</b>	<b>6</b>	<b>1</b>	<b>586</b>		

**Note:**

Stolen ends are the ends won without the last stone advantage.

Last Stone Efficiency: Scoring two or more points with last stone advantage.

Force Efficiency: Forcing the opponent team to score only one point when they have the last stone advantage.

**Legend:**

>4 More than four points scored

Eff. Efficiency

LSFE Last Stone First End



## Summary of Big Ends

Points Scored	By	Against	Session	End	Game Result
5	HUN - Hungary	EST - Estonia	1	5	10 : 6
4	SUI - Switzerland	HUN - Hungary	8	4	13 : 1
4	SUI - Switzerland	NOR - Norway	2	9	9 : 4
4	DEN - Denmark	HUN - Hungary	4	3	8 : 1
4	HUN - Hungary	SWE - Sweden	2	3	8 : 10
4	SWE - Sweden	ITA - Italy	9	8	8 : 4
4	TUR - Türkiye	HUN - Hungary	9	8	12 : 2

**Note:**  
Big ends are defined as ends with a score of four or more points.



## Time-out Statistics

Team	Games	Number of Time-outs	Average Shot Success on Next Stone
SWE - Sweden	9	9	94%
TUR - Türkiye	9	6	91%
DEN - Denmark	9	5	85%
ITA - Italy	9	10	82%
NOR - Norway	9	4	75%
SCO - Scotland	9	7	75%
EST - Estonia	9	6	70%
SUI - Switzerland	9	2	62%
LTU - Lithuania	9	3	58%
HUN - Hungary	9	4	50%
Total	45	56	78%

## Cumulative Player Statistics by Team

### DEN - Denmark

DUPONT Madeleine 4 S Right-handed

Type	↻	%	↺	%	Total	%
Draw	30	66	29	71	59	68
Front	0	-	0	-	0	-
Guard	5	70	7	89	12	81
Raise	9	53	8	84	17	68
Wick / Soft Peeling	0	-	0	-	0	-
Freeze	2	0	0	-	2	0
Take-out	11	82	28	88	39	86
Hit and Roll	9	67	8	81	17	74
Clearing	2	50	3	67	5	60
Double Take-out	8	72	2	38	10	65
Promotion Take-out	3	75	1	100	4	81
All Draws	46	61	44	76	90	68
All Take-outs	33	73	42	83	75	78
<b>Total</b>	<b>79</b>	<b>66</b>	<b>86</b>	<b>79</b>	<b>165</b>	<b>73</b>
Not considered					2	-

LARSEN My 1 Right-handed

Type	↻	%	↺	%	Total	%
Draw	24	91	26	86	50	88
Front	14	89	12	85	26	88
Guard	4	81	4	69	8	75
Raise	0	-	0	-	0	-
Wick / Soft Peeling	0	-	0	-	0	-
Freeze	0	-	0	-	0	-
Take-out	7	82	4	75	11	80
Hit and Roll	1	50	0	-	1	50
Clearing	0	-	0	-	0	-
Double Take-out	0	-	1	0	1	0
Promotion Take-out	0	-	1	25	1	25
All Draws	42	89	42	84	84	87
All Take-outs	8	78	6	54	14	68
<b>Total</b>	<b>50</b>	<b>88</b>	<b>48</b>	<b>80</b>	<b>98</b>	<b>84</b>
Not considered					0	-

HALSE Mathilde 3 V Right-handed

Type	↻	%	↺	%	Total	%
Draw	32	80	23	82	55	81
Front	1	100	0	-	1	100
Guard	7	82	9	81	16	81
Raise	10	60	3	92	13	67
Wick / Soft Peeling	0	-	0	-	0	-
Freeze	0	-	0	-	0	-
Take-out	17	79	25	91	42	86
Hit and Roll	3	58	5	95	8	81
Clearing	2	100	4	94	6	96
Double Take-out	4	75	15	77	19	76
Promotion Take-out	4	69	4	63	8	66
All Draws	50	77	35	82	85	79
All Take-outs	30	77	53	85	83	82
<b>Total</b>	<b>80</b>	<b>77</b>	<b>88</b>	<b>84</b>	<b>168</b>	<b>81</b>
Not considered					0	-

HOLTERMANN Jasmin A Right-handed

Type	↻	%	↺	%	Total	%
Draw	27	76	20	76	47	76
Front	1	100	2	100	3	100
Guard	3	83	5	85	8	84
Raise	4	25	1	0	5	20
Wick / Soft Peeling	1	100	0	-	1	100
Freeze	0	-	0	-	0	-
Take-out	10	70	9	86	19	78
Hit and Roll	3	83	3	83	6	83
Clearing	2	75	4	88	6	83
Double Take-out	4	88	4	69	8	78
Promotion Take-out	4	63	3	42	7	54
All Draws	36	72	28	77	64	74
All Take-outs	23	74	23	77	46	76
<b>Total</b>	<b>59</b>	<b>73</b>	<b>51</b>	<b>77</b>	<b>110</b>	<b>75</b>
Not considered					0	-

DUPONT Denise 2 Right-handed

Type	↻	%	↺	%	Total	%
Draw	35	70	24	90	59	78
Front	5	95	6	100	11	98
Guard	4	94	6	83	10	88
Raise	0	-	1	50	1	50
Wick / Soft Peeling	2	50	0	-	2	50
Freeze	0	-	0	-	0	-
Take-out	18	75	15	78	33	77
Hit and Roll	3	83	3	83	6	83
Clearing	2	75	1	50	3	67
Double Take-out	3	50	0	-	3	50
Promotion Take-out	0	-	0	-	0	-
All Draws	46	74	37	89	83	81
All Take-outs	26	73	19	78	45	75
<b>Total</b>	<b>72</b>	<b>74</b>	<b>56</b>	<b>85</b>	<b>128</b>	<b>79</b>
Not considered					0	-

Team: DEN - Denmark

Type	↻	%	↺	%	Total	%
Draw	148	76	122	81	270	78
Front	21	92	20	91	41	91
Guard	23	82	31	82	54	82
Raise	23	51	13	77	36	60
Wick / Soft Peeling	3	67	0	-	3	67
Freeze	2	0	0	-	2	0
Take-out	63	77	81	86	144	82
Hit and Roll	19	70	19	86	38	78
Clearing	8	75	12	81	20	79
Double Take-out	19	72	22	68	41	70
Promotion Take-out	11	68	9	56	20	63
All Draws	220	75	186	82	406	78
All Take-outs	120	74	143	81	263	78
<b>Total</b>	<b>340</b>	<b>74</b>	<b>329</b>	<b>81</b>	<b>669</b>	<b>78</b>
Not considered					2	-

**Note:**

Position and function for each team member:

**4** = Fourth, **3** = Third, **2** = Second, **1** = Lead, **A** = Alternate, **S** = Skip, **V** = Vice-Skip

**Legend:**

↻ Clockwise

↺ Counter-clockwise



## Cumulative Player Statistics by Team

### EST - Estonia

TUVIKE Erika 4 Right-handed

Type	↻	%	↺	%	Total	%
Draw	49	63	26	49	75	58
Front	1	100	0	-	1	100
Guard	10	63	4	100	14	73
Raise	2	100	1	100	3	100
Wick / Soft Peeling	0	-	1	75	1	75
Freeze	3	25	1	75	4	38
Take-out	24	71	17	76	41	73
Hit and Roll	3	92	2	88	5	90
Clearing	2	75	3	67	5	70
Double Take-out	3	50	4	63	7	57
Promotion Take-out	3	42	3	33	6	38
All Draws	65	63	33	58	98	61
All Take-outs	35	69	29	70	64	69
<b>Total</b>	<b>100</b>	<b>65</b>	<b>62</b>	<b>64</b>	<b>162</b>	<b>64</b>
Not considered					1	-

GROSSMANN Heili 1 Right-handed

Type	↻	%	↺	%	Total	%
Draw	45	80	14	68	59	77
Front	50	90	27	95	77	92
Guard	3	92	4	88	7	89
Raise	2	100	2	100	4	100
Wick / Soft Peeling	0	-	0	-	0	-
Freeze	0	-	0	-	0	-
Take-out	8	88	7	36	15	63
Hit and Roll	2	63	1	75	3	67
Clearing	0	-	0	-	0	-
Double Take-out	0	-	0	-	0	-
Promotion Take-out	1	25	0	-	1	25
All Draws	100	86	47	87	147	86
All Take-outs	11	77	8	41	19	62
<b>Total</b>	<b>111</b>	<b>85</b>	<b>55</b>	<b>80</b>	<b>166</b>	<b>83</b>
Not considered					0	-

LAIDSALU Kerli 3 V Right-handed

Type	↻	%	↺	%	Total	%
Draw	28	74	23	64	51	70
Front	1	100	0	-	1	100
Guard	15	97	7	96	22	97
Raise	2	38	2	0	4	19
Wick / Soft Peeling	1	100	2	75	3	83
Freeze	1	25	0	-	1	25
Take-out	20	74	25	77	45	76
Hit and Roll	8	81	3	75	11	80
Clearing	1	100	3	75	4	81
Double Take-out	7	93	13	60	20	71
Promotion Take-out	3	25	1	0	4	19
All Draws	48	80	34	68	82	75
All Take-outs	39	76	45	70	84	73
<b>Total</b>	<b>87</b>	<b>78</b>	<b>79</b>	<b>69</b>	<b>166</b>	<b>74</b>
Not considered					0	-

Team: EST - Estonia

Type	↻	%	↺	%	Total	%
Draw	157	73	87	59	244	68
Front	54	90	29	96	83	92
Guard	35	84	20	91	55	86
Raise	8	84	13	75	21	79
Wick / Soft Peeling	4	94	4	56	8	75
Freeze	4	25	1	75	5	35
Take-out	66	71	64	69	130	70
Hit and Roll	22	75	12	69	34	73
Clearing	14	84	12	85	26	85
Double Take-out	18	78	21	64	39	71
Promotion Take-out	8	41	7	43	15	42
All Draws	262	78	154	71	416	75
All Take-outs	128	72	116	68	244	70
<b>Total</b>	<b>390</b>	<b>76</b>	<b>270</b>	<b>70</b>	<b>660</b>	<b>73</b>
Not considered					1	-

TURMANN Liisa 2 S Right-handed

Type	↻	%	↺	%	Total	%
Draw	35	76	24	59	59	69
Front	2	88	2	100	4	94
Guard	7	82	5	80	12	81
Raise	2	100	8	84	10	88
Wick / Soft Peeling	3	92	1	0	4	69
Freeze	0	-	0	-	0	-
Take-out	14	57	15	63	29	60
Hit and Roll	9	67	6	58	15	63
Clearing	11	84	6	100	17	90
Double Take-out	8	75	4	81	12	77
Promotion Take-out	1	100	3	67	4	75
All Draws	49	79	40	68	89	74
All Take-outs	43	70	34	71	77	71
<b>Total</b>	<b>92</b>	<b>75</b>	<b>74</b>	<b>69</b>	<b>166</b>	<b>72</b>
Not considered					0	-

**Note:**

Position and function for each team member:

**4** = Fourth, **3** = Third, **2** = Second, **1** = Lead, **A** = Alternate, **S** = Skip, **V** = Vice-Skip

**Legend:**

↻ Clockwise

↺ Counter-clockwise

## Cumulative Player Statistics by Team

### HUN - Hungary

JOO Linda 4 V Right-handed

Type	↻	%	↺	%	Total	%
Draw	23	63	23	63	46	63
Front	0	-	0	-	0	-
Guard	2	63	0	-	2	63
Raise	5	10	8	47	13	33
Wick / Soft Peeling	0	-	0	-	0	-
Freeze	0	-	0	-	0	-
Take-out	24	58	13	73	37	64
Hit and Roll	10	68	1	100	11	70
Clearing	2	25	4	75	6	58
Double Take-out	10	60	12	46	22	52
Promotion Take-out	7	18	5	45	12	29
All Draws	30	54	31	59	61	57
All Take-outs	53	54	35	61	88	57
<b>Total</b>	<b>83</b>	<b>54</b>	<b>66</b>	<b>60</b>	<b>149</b>	<b>57</b>
Not considered					1	-

ORBAN Hanna Regina 1 Right-handed

Type	↻	%	↺	%	Total	%
Draw	11	84	7	46	18	69
Front	20	76	13	87	33	80
Guard	3	100	0	-	3	100
Raise	0	-	1	100	1	100
Wick / Soft Peeling	0	-	0	-	0	-
Freeze	0	-	0	-	0	-
Take-out	3	100	5	90	8	94
Hit and Roll	3	58	0	-	3	58
Clearing	0	-	0	-	0	-
Double Take-out	0	-	0	-	0	-
Promotion Take-out	0	-	0	-	0	-
All Draws	34	81	21	74	55	78
All Take-outs	6	79	5	90	11	84
<b>Total</b>	<b>40</b>	<b>81</b>	<b>26</b>	<b>77</b>	<b>66</b>	<b>79</b>
Not considered					0	-

KALOCSAI-VAN DORP Vera 3 S Left-handed

Type	↻	%	↺	%	Total	%
Draw	28	48	22	47	50	48
Front	1	0	3	92	4	69
Guard	13	63	1	100	14	66
Raise	3	100	4	75	7	86
Wick / Soft Peeling	0	-	0	-	0	-
Freeze	0	-	0	-	0	-
Take-out	21	58	23	72	44	65
Hit and Roll	8	78	4	75	12	77
Clearing	3	67	5	80	8	75
Double Take-out	2	50	9	56	11	55
Promotion Take-out	3	58	3	92	6	75
All Draws	45	55	30	57	75	56
All Take-outs	37	63	44	71	81	67
<b>Total</b>	<b>82</b>	<b>59</b>	<b>74</b>	<b>65</b>	<b>156</b>	<b>62</b>
Not considered					0	-

LAUCHSZ Laura Ildiko A Right-handed

Type	↻	%	↺	%	Total	%
Draw	38	74	15	80	53	76
Front	14	86	14	68	28	77
Guard	1	100	1	0	2	50
Raise	1	75	1	25	2	50
Wick / Soft Peeling	0	-	0	-	0	-
Freeze	0	-	0	-	0	-
Take-out	2	75	3	42	5	55
Hit and Roll	0	-	0	-	0	-
Clearing	0	-	0	-	0	-
Double Take-out	0	-	0	-	0	-
Promotion Take-out	0	-	0	-	0	-
All Draws	54	78	31	70	85	75
All Take-outs	2	75	3	42	5	55
<b>Total</b>	<b>56</b>	<b>78</b>	<b>34</b>	<b>68</b>	<b>90</b>	<b>74</b>
Not considered					0	-

TOTH-CSOESZ Orsolya 2 Right-handed

Type	↻	%	↺	%	Total	%
Draw	43	70	26	61	69	67
Front	2	88	4	69	6	75
Guard	10	83	1	100	11	84
Raise	5	70	1	75	6	71
Wick / Soft Peeling	0	-	1	100	1	100
Freeze	0	-	0	-	0	-
Take-out	15	52	11	41	26	47
Hit and Roll	6	46	6	58	12	52
Clearing	6	67	4	56	10	63
Double Take-out	6	75	5	50	11	64
Promotion Take-out	3	67	1	100	4	75
All Draws	60	73	33	64	93	70
All Take-outs	36	58	27	51	63	55
<b>Total</b>	<b>96</b>	<b>67</b>	<b>60</b>	<b>58</b>	<b>156</b>	<b>64</b>
Not considered					0	-

Team: HUN - Hungary

Type	↻	%	↺	%	Total	%
Draw	143	67	93	60	236	64
Front	37	78	34	77	71	78
Guard	29	75	3	67	32	74
Raise	14	55	15	58	29	57
Wick / Soft Peeling	0	-	1	100	1	100
Freeze	0	-	0	-	0	-
Take-out	65	59	55	66	120	62
Hit and Roll	27	65	11	68	38	66
Clearing	11	59	13	71	24	66
Double Take-out	18	64	26	50	44	56
Promotion Take-out	13	38	9	67	22	50
All Draws	223	69	146	64	369	67
All Take-outs	134	59	114	63	248	61
<b>Total</b>	<b>357</b>	<b>65</b>	<b>260</b>	<b>64</b>	<b>617</b>	<b>65</b>
Not considered					1	-

**Note:**

Position and function for each team member:

**4** = Fourth, **3** = Third, **2** = Second, **1** = Lead, **A** = Alternate, **S** = Skip, **V** = Vice-Skip

**Legend:**

↻ Clockwise

↺ Counter-clockwise

## Cumulative Player Statistics by Team

### ITA - Italy

CONSTANTINI Stefania 4 S Right-handed

Type	↻	%	↺	%	Total	%
Draw	38	76	40	86	78	81
Front	0	-	0	-	0	-
Guard	5	95	5	100	10	98
Raise	1	0	2	63	3	42
Wick / Soft Peeling	0	-	0	-	0	-
Freeze	1	100	0	-	1	100
Take-out	11	86	23	82	34	83
Hit and Roll	4	75	4	75	8	75
Clearing	5	70	5	80	10	75
Double Take-out	3	50	7	61	10	58
Promotion Take-out	2	75	4	75	6	75
All Draws	45	77	47	86	92	82
All Take-outs	25	76	43	77	68	76
<b>Total</b>	<b>70</b>	<b>77</b>	<b>90</b>	<b>82</b>	<b>160</b>	<b>80</b>
Not considered					1	-

ROMEI Angela 1 Right-handed

Type	↻	%	↺	%	Total	%
Draw	17	90	21	89	38	89
Front	22	95	23	75	45	85
Guard	1	100	1	75	2	88
Raise	0	-	0	-	0	-
Wick / Soft Peeling	1	0	0	-	1	0
Freeze	0	-	0	-	0	-
Take-out	2	63	3	100	5	85
Hit and Roll	0	-	0	-	0	-
Clearing	0	-	2	100	2	100
Double Take-out	0	-	1	50	1	50
Promotion Take-out	0	-	0	-	0	-
All Draws	41	91	45	82	86	86
All Take-outs	2	63	6	92	8	84
<b>Total</b>	<b>43</b>	<b>90</b>	<b>51</b>	<b>83</b>	<b>94</b>	<b>86</b>
Not considered					0	-

ZARDINI LACEDELLI Giulia 3 V Right-handed

Type	↻	%	↺	%	Total	%
Draw	21	83	27	83	48	83
Front	1	100	2	100	3	100
Guard	9	94	15	83	24	88
Raise	1	0	4	50	5	40
Wick / Soft Peeling	0	-	0	-	0	-
Freeze	0	-	1	100	1	100
Take-out	18	81	19	68	37	74
Hit and Roll	7	82	8	91	15	87
Clearing	12	81	6	88	18	83
Double Take-out	10	55	7	86	17	68
Promotion Take-out	4	88	2	88	6	88
All Draws	32	84	49	82	81	83
All Take-outs	51	76	42	79	93	78
<b>Total</b>	<b>83</b>	<b>80</b>	<b>91</b>	<b>80</b>	<b>174</b>	<b>80</b>
Not considered					0	-

LO DESERTO Marta A Right-handed

Type	↻	%	↺	%	Total	%
Draw	20	85	30	93	50	90
Front	10	90	13	96	23	93
Guard	2	88	4	81	6	83
Raise	1	100	1	75	2	88
Wick / Soft Peeling	0	-	0	-	0	-
Freeze	0	-	0	-	0	-
Take-out	4	75	4	75	8	75
Hit and Roll	1	75	0	-	1	75
Clearing	0	-	1	100	1	100
Double Take-out	0	-	1	50	1	50
Promotion Take-out	0	-	0	-	0	-
All Draws	33	87	48	92	81	90
All Take-outs	5	75	6	75	11	75
<b>Total</b>	<b>38</b>	<b>86</b>	<b>54</b>	<b>90</b>	<b>92</b>	<b>88</b>
Not considered					0	-

MATHIS Elena 2 Right-handed

Type	↻	%	↺	%	Total	%
Draw	23	82	24	84	47	83
Front	1	100	3	92	4	94
Guard	13	71	13	94	26	83
Raise	2	75	5	70	7	71
Wick / Soft Peeling	0	-	1	100	1	100
Freeze	0	-	0	-	0	-
Take-out	12	81	17	87	29	84
Hit and Roll	10	75	6	79	16	77
Clearing	12	98	9	92	21	95
Double Take-out	9	78	14	70	23	73
Promotion Take-out	0	-	0	-	0	-
All Draws	39	78	46	86	85	83
All Take-outs	43	84	46	82	89	83
<b>Total</b>	<b>82</b>	<b>81</b>	<b>92</b>	<b>84</b>	<b>174</b>	<b>83</b>
Not considered					0	-

Team: ITA - Italy

Type	↻	%	↺	%	Total	%
Draw	119	82	142	87	261	85
Front	34	94	41	84	75	89
Guard	30	84	38	89	68	87
Raise	5	50	12	63	17	59
Wick / Soft Peeling	1	0	1	100	2	50
Freeze	1	100	1	100	2	100
Take-out	47	81	66	80	113	80
Hit and Roll	22	77	18	83	40	80
Clearing	29	86	23	89	52	88
Double Take-out	22	64	30	70	52	67
Promotion Take-out	6	83	6	79	12	81
All Draws	190	83	235	86	425	85
All Take-outs	126	79	143	80	269	79
<b>Total</b>	<b>316</b>	<b>81</b>	<b>378</b>	<b>83</b>	<b>694</b>	<b>82</b>
Not considered					1	-

**Note:**

Position and function for each team member:

**4** = Fourth, **3** = Third, **2** = Second, **1** = Lead, **A** = Alternate, **S** = Skip, **V** = Vice-Skip

**Legend:**

↻ Clockwise

↺ Counter-clockwise

## Cumulative Player Statistics by Team

### LTU - Lithuania

**PAULAUSKAITE Virginija** 4 S Right-handed

Type	↻	%	↺	%	Total	%
Draw	28	75	26	72	54	74
Front	0	-	0	-	0	-
Guard	4	100	4	88	8	94
Raise	6	21	5	25	11	23
Wick / Soft Peeling	0	-	0	-	0	-
Freeze	0	-	0	-	0	-
Take-out	20	65	16	66	36	65
Hit and Roll	12	71	6	75	18	72
Clearing	2	50	1	100	3	67
Double Take-out	14	52	8	72	22	59
Promotion Take-out	1	100	2	13	3	42
All Draws	38	69	35	67	73	68
All Take-outs	49	63	33	67	82	64
<b>Total</b>	<b>87</b>	<b>66</b>	<b>68</b>	<b>67</b>	<b>155</b>	<b>66</b>
Not considered					2	-

**BLAZIENE Ruta** 1 Right-handed

Type	↻	%	↺	%	Total	%
Draw	9	64	51	66	60	65
Front	11	82	61	82	72	82
Guard	0	-	5	55	5	55
Raise	0	-	0	-	0	-
Wick / Soft Peeling	0	-	0	-	0	-
Freeze	0	-	0	-	0	-
Take-out	3	100	7	79	10	85
Hit and Roll	5	40	2	38	7	39
Clearing	1	100	0	-	1	100
Double Take-out	3	33	0	-	3	33
Promotion Take-out	0	-	0	-	0	-
All Draws	20	74	117	74	137	74
All Take-outs	12	58	9	69	21	63
<b>Total</b>	<b>32</b>	<b>68</b>	<b>126</b>	<b>73</b>	<b>158</b>	<b>72</b>
Not considered					0	-

**DVOJEGLAZOVA Olga** 3 V Right-handed

Type	↻	%	↺	%	Total	%
Draw	20	49	30	63	50	57
Front	0	-	0	-	0	-
Guard	3	83	15	63	18	67
Raise	2	25	4	50	6	42
Wick / Soft Peeling	0	-	0	-	0	-
Freeze	0	-	0	-	0	-
Take-out	20	65	15	63	35	64
Hit and Roll	11	66	4	81	15	70
Clearing	5	60	1	50	6	58
Double Take-out	9	67	10	65	19	66
Promotion Take-out	3	67	6	33	9	44
All Draws	25	51	49	62	74	58
All Take-outs	48	65	36	60	84	63
<b>Total</b>	<b>73</b>	<b>60</b>	<b>85</b>	<b>61</b>	<b>158</b>	<b>61</b>
Not considered					0	-

Team: LTU - Lithuania

Type	↻	%	↺	%	Total	%
Draw	83	59	154	64	237	63
Front	11	82	61	82	72	82
Guard	9	83	35	71	44	73
Raise	9	31	15	40	24	36
Wick / Soft Peeling	0	-	0	-	0	-
Freeze	0	-	0	-	0	-
Take-out	56	66	47	66	103	66
Hit and Roll	35	64	18	69	53	66
Clearing	16	67	9	86	25	74
Double Take-out	32	55	25	73	57	63
Promotion Take-out	5	60	9	36	14	45
All Draws	112	61	265	68	377	66
All Take-outs	144	63	108	68	252	65
<b>Total</b>	<b>256</b>	<b>62</b>	<b>373</b>	<b>68</b>	<b>629</b>	<b>66</b>
Not considered					2	-

**KIUDYTE Migle** 2 Right-handed

Type	↻	%	↺	%	Total	%
Draw	26	49	47	60	73	56
Front	0	-	0	-	0	-
Guard	2	50	11	82	13	77
Raise	1	100	6	46	7	54
Wick / Soft Peeling	0	-	0	-	0	-
Freeze	0	-	0	-	0	-
Take-out	13	62	9	64	22	63
Hit and Roll	7	68	6	67	13	67
Clearing	8	72	7	89	15	80
Double Take-out	6	58	7	86	13	73
Promotion Take-out	1	0	1	100	2	50
All Draws	29	51	64	62	93	59
All Take-outs	35	63	30	77	65	69
<b>Total</b>	<b>64</b>	<b>57</b>	<b>94</b>	<b>67</b>	<b>158</b>	<b>63</b>
Not considered					0	-

**Note:**

Position and function for each team member:

**4** = Fourth, **3** = Third, **2** = Second, **1** = Lead, **A** = Alternate, **S** = Skip, **V** = Vice-Skip

**Legend:**

↻ Clockwise

↺ Counter-clockwise

## Cumulative Player Statistics by Team

### NOR - Norway

SKASLIEN Kristin 4 V Right-handed

Type	↻	%	↺	%	Total	%
Draw	28	79	27	70	55	75
Front	0	-	0	-	0	-
Guard	2	88	5	75	7	79
Raise	2	0	7	79	9	61
Wick / Soft Peeling	1	100	0	-	1	100
Freeze	0	-	0	-	0	-
Take-out	17	69	26	83	43	77
Hit and Roll	6	67	9	72	15	70
Clearing	2	100	7	64	9	72
Double Take-out	7	64	7	79	14	71
Promotion Take-out	3	67	6	54	9	58
All Draws	33	76	39	72	72	74
All Take-outs	35	69	55	75	90	73
<b>Total</b>	<b>68</b>	<b>72</b>	<b>94</b>	<b>74</b>	<b>162</b>	<b>73</b>
Not considered					2	-

KJAERLAND Eilin 1 Right-handed

Type	↻	%	↺	%	Total	%
Draw	43	77	57	86	100	82
Front	17	99	15	73	32	87
Guard	4	75	9	81	13	79
Raise	1	100	0	-	1	100
Wick / Soft Peeling	1	100	0	-	1	100
Freeze	0	-	0	-	0	-
Take-out	9	83	6	75	15	80
Hit and Roll	0	-	3	58	3	58
Clearing	1	100	0	-	1	100
Double Take-out	0	-	0	-	0	-
Promotion Take-out	0	-	0	-	0	-
All Draws	66	83	81	83	147	83
All Take-outs	10	85	9	69	19	78
<b>Total</b>	<b>76</b>	<b>83</b>	<b>90</b>	<b>82</b>	<b>166</b>	<b>83</b>
Not considered					0	-

ROERVIK Marianne 3 S Right-handed

Type	↻	%	↺	%	Total	%
Draw	12	69	14	73	26	71
Front	2	100	1	100	3	100
Guard	5	80	3	83	8	81
Raise	6	71	9	67	15	68
Wick / Soft Peeling	1	0	1	0	2	0
Freeze	0	-	0	-	0	-
Take-out	23	87	33	81	56	83
Hit and Roll	8	94	8	81	16	88
Clearing	7	100	11	100	18	100
Double Take-out	7	89	13	79	20	83
Promotion Take-out	1	25	1	0	2	13
All Draws	26	71	28	71	54	71
All Take-outs	46	89	66	83	112	85
<b>Total</b>	<b>72</b>	<b>83</b>	<b>94</b>	<b>79</b>	<b>166</b>	<b>81</b>
Not considered					0	-

FORBREGD Ingeborg A Right-handed

Type	↻	%	↺	%	Total	%
Draw	0	-	0	-	0	-
Front	0	-	0	-	0	-
Guard	0	-	0	-	0	-
Raise	0	-	0	-	0	-
Wick / Soft Peeling	0	-	0	-	0	-
Freeze	0	-	0	-	0	-
Take-out	0	-	0	-	0	-
Hit and Roll	0	-	0	-	0	-
Clearing	0	-	0	-	0	-
Double Take-out	0	-	0	-	0	-
Promotion Take-out	0	-	0	-	0	-
All Draws	0	-	0	-	0	-
All Take-outs	0	-	0	-	0	-
<b>Total</b>	<b>0</b>	<b>-</b>	<b>0</b>	<b>-</b>	<b>0</b>	<b>-</b>
Not considered					0	-

HASLEV NORDBYE Mille 2 Right-handed

Type	↻	%	↺	%	Total	%
Draw	20	85	25	74	45	79
Front	0	-	2	88	2	88
Guard	1	50	7	86	8	81
Raise	4	88	4	63	8	75
Wick / Soft Peeling	1	50	3	67	4	63
Freeze	0	-	0	-	0	-
Take-out	19	92	17	79	36	86
Hit and Roll	8	69	9	86	17	78
Clearing	19	84	15	97	34	90
Double Take-out	8	81	3	67	11	77
Promotion Take-out	1	100	0	-	1	100
All Draws	26	83	41	75	67	78
All Take-outs	55	85	44	86	99	85
<b>Total</b>	<b>81</b>	<b>84</b>	<b>85</b>	<b>81</b>	<b>166</b>	<b>82</b>
Not considered					0	-

Team: NOR - Norway

Type	↻	%	↺	%	Total	%
Draw	103	78	123	79	226	79
Front	19	99	18	76	37	88
Guard	12	77	24	81	36	80
Raise	13	67	20	70	33	69
Wick / Soft Peeling	4	63	4	50	8	56
Freeze	0	-	0	-	0	-
Take-out	68	83	82	81	150	82
Hit and Roll	22	77	29	78	51	77
Clearing	29	90	33	91	62	90
Double Take-out	22	78	23	77	45	78
Promotion Take-out	5	65	7	46	12	54
All Draws	151	79	189	77	340	78
All Take-outs	146	82	174	80	320	81
<b>Total</b>	<b>297</b>	<b>81</b>	<b>363</b>	<b>79</b>	<b>660</b>	<b>80</b>
Not considered					2	-

**Note:**

Position and function for each team member:

**4** = Fourth, **3** = Third, **2** = Second, **1** = Lead, **A** = Alternate, **S** = Skip, **V** = Vice-Skip

**Legend:**

↻ Clockwise

↺ Counter-clockwise

## Cumulative Player Statistics by Team

### SCO - Scotland

MORRISON Rebecca 4 V Right-handed

Type	↻	%	↺	%	Total	%
Draw	19	89	20	91	39	90
Front	1	50	0	-	1	50
Guard	2	100	6	67	8	75
Raise	2	50	6	71	8	66
Wick / Soft Peeling	1	75	0	-	1	75
Freeze	0	-	0	-	0	-
Take-out	25	90	24	85	49	88
Hit and Roll	6	75	5	85	11	80
Clearing	9	100	6	83	15	93
Double Take-out	6	63	10	80	16	73
Promotion Take-out	3	58	3	50	6	54
All Draws	25	85	32	83	57	84
All Take-outs	49	85	48	82	97	83
<b>Total</b>	<b>74</b>	<b>85</b>	<b>80</b>	<b>82</b>	<b>154</b>	<b>83</b>
Not considered					2	-

JACKSON Sophie 1 S Right-handed

Type	↻	%	↺	%	Total	%
Draw	46	90	52	85	98	87
Front	13	98	18	92	31	94
Guard	3	100	3	92	6	96
Raise	1	100	1	50	2	75
Wick / Soft Peeling	2	88	1	0	3	58
Freeze	0	-	0	-	0	-
Take-out	9	100	4	88	13	96
Hit and Roll	1	75	0	-	1	75
Clearing	2	63	1	100	3	75
Double Take-out	0	-	1	100	1	100
Promotion Take-out	0	-	0	-	0	-
All Draws	65	92	75	85	140	88
All Take-outs	12	92	6	92	18	92
<b>Total</b>	<b>77</b>	<b>92</b>	<b>81</b>	<b>86</b>	<b>158</b>	<b>89</b>
Not considered					0	-

DODDS Jennifer 3 Right-handed

Type	↻	%	↺	%	Total	%
Draw	14	70	13	85	27	77
Front	1	0	0	-	1	0
Guard	6	75	3	58	9	69
Raise	1	0	2	63	3	42
Wick / Soft Peeling	0	-	1	75	1	75
Freeze	0	-	0	-	0	-
Take-out	21	83	29	90	50	87
Hit and Roll	5	85	4	81	9	83
Clearing	14	95	12	79	26	88
Double Take-out	12	75	11	73	23	74
Promotion Take-out	6	50	3	75	9	58
All Draws	22	65	19	78	41	71
All Take-outs	58	81	59	83	117	82
<b>Total</b>	<b>80</b>	<b>77</b>	<b>78</b>	<b>82</b>	<b>158</b>	<b>79</b>
Not considered					0	-

HENDERSON Fay A Right-handed

Type	↻	%	↺	%	Total	%
Draw	0	-	0	-	0	-
Front	0	-	0	-	0	-
Guard	0	-	0	-	0	-
Raise	0	-	0	-	0	-
Wick / Soft Peeling	0	-	0	-	0	-
Freeze	0	-	0	-	0	-
Take-out	0	-	0	-	0	-
Hit and Roll	0	-	0	-	0	-
Clearing	0	-	0	-	0	-
Double Take-out	0	-	0	-	0	-
Promotion Take-out	0	-	0	-	0	-
All Draws	0	-	0	-	0	-
All Take-outs	0	-	0	-	0	-
<b>Total</b>	<b>0</b>	<b>-</b>	<b>0</b>	<b>-</b>	<b>0</b>	<b>-</b>
Not considered					0	-

SINCLAIR Sophie 2 Right-handed

Type	↻	%	↺	%	Total	%
Draw	17	78	23	86	40	83
Front	1	100	3	67	4	75
Guard	1	75	5	80	6	79
Raise	0	-	0	-	0	-
Wick / Soft Peeling	0	-	3	83	3	83
Freeze	0	-	0	-	0	-
Take-out	18	82	9	69	27	78
Hit and Roll	2	100	6	79	8	84
Clearing	26	88	23	99	49	93
Double Take-out	6	75	11	77	17	76
Promotion Take-out	1	100	2	100	3	100
All Draws	19	79	34	83	53	82
All Take-outs	53	85	51	87	104	86
<b>Total</b>	<b>72</b>	<b>84</b>	<b>85</b>	<b>85</b>	<b>157</b>	<b>85</b>
Not considered					1	-

Team: SCO - Scotland

Type	↻	%	↺	%	Total	%
Draw	96	85	108	86	204	86
Front	16	89	21	88	37	89
Guard	12	85	17	74	29	78
Raise	4	50	9	67	13	62
Wick / Soft Peeling	3	83	5	65	8	72
Freeze	0	-	0	-	0	-
Take-out	73	87	66	85	139	86
Hit and Roll	14	82	15	82	29	82
Clearing	51	91	42	91	93	91
Double Take-out	24	72	33	77	57	75
Promotion Take-out	10	58	8	72	18	64
All Draws	131	84	160	83	291	84
All Take-outs	172	84	164	84	336	84
<b>Total</b>	<b>303</b>	<b>84</b>	<b>324</b>	<b>84</b>	<b>627</b>	<b>84</b>
Not considered					3	-

**Note:**

Position and function for each team member:

**4** = Fourth, **3** = Third, **2** = Second, **1** = Lead, **A** = Alternate, **S** = Skip, **V** = Vice-Skip

**Legend:**

↻ Clockwise

↺ Counter-clockwise

## Cumulative Player Statistics by Team

### SUI - Switzerland

PAETZ Alina 4 V Right-handed

Type	↻	%	↺	%	Total	%
Draw	20	81	25	71	45	76
Front	0	-	0	-	0	-
Guard	2	88	4	94	6	92
Raise	7	75	3	67	10	73
Wick / Soft Peeling	0	-	1	100	1	100
Freeze	0	-	0	-	0	-
Take-out	18	86	25	89	43	88
Hit and Roll	6	83	9	83	15	83
Clearing	7	100	9	97	16	98
Double Take-out	7	79	9	56	16	66
Promotion Take-out	2	50	2	38	4	44
All Draws	29	80	33	74	62	77
All Take-outs	40	85	54	82	94	83
<b>Total</b>	<b>69</b>	<b>83</b>	<b>87</b>	<b>79</b>	<b>156</b>	<b>81</b>
Not considered					2	-

WITSCHONKE Selina 1 Right-handed

Type	↻	%	↺	%	Total	%
Draw	58	87	23	89	81	88
Front	30	82	6	92	36	83
Guard	5	70	1	50	6	67
Raise	0	-	1	0	1	0
Wick / Soft Peeling	2	13	1	100	3	42
Freeze	0	-	0	-	0	-
Take-out	4	100	6	63	10	78
Hit and Roll	3	83	2	63	5	75
Clearing	1	100	2	38	3	58
Double Take-out	1	50	1	100	2	75
Promotion Take-out	2	75	0	-	2	75
All Draws	95	83	32	86	127	84
All Take-outs	11	86	11	61	22	74
<b>Total</b>	<b>106</b>	<b>83</b>	<b>43</b>	<b>80</b>	<b>149</b>	<b>82</b>
Not considered					1	-

TIRINZONI Silvana 3 S Right-handed

Type	↻	%	↺	%	Total	%
Draw	26	80	19	57	45	70
Front	0	-	0	-	0	-
Guard	4	88	4	69	8	78
Raise	3	100	3	100	6	100
Wick / Soft Peeling	0	-	0	-	0	-
Freeze	0	-	0	-	0	-
Take-out	24	85	18	81	42	83
Hit and Roll	8	88	8	91	16	89
Clearing	6	96	10	95	16	95
Double Take-out	10	78	9	61	19	70
Promotion Take-out	1	75	5	80	6	79
All Draws	33	83	26	63	59	74
All Take-outs	49	85	50	82	99	83
<b>Total</b>	<b>82</b>	<b>84</b>	<b>76</b>	<b>75</b>	<b>158</b>	<b>80</b>
Not considered					0	-

BERSET Stefanie A Right-handed

Type	↻	%	↺	%	Total	%
Draw	5	100	3	100	8	100
Front	0	-	0	-	0	-
Guard	0	-	0	-	0	-
Raise	0	-	0	-	0	-
Wick / Soft Peeling	1	0	0	-	1	0
Freeze	0	-	0	-	0	-
Take-out	0	-	0	-	0	-
Hit and Roll	0	-	0	-	0	-
Clearing	0	-	1	0	1	0
Double Take-out	0	-	0	-	0	-
Promotion Take-out	0	-	0	-	0	-
All Draws	6	83	3	100	9	89
All Take-outs	0	-	1	0	1	0
<b>Total</b>	<b>6</b>	<b>83</b>	<b>4</b>	<b>75</b>	<b>10</b>	<b>80</b>
Not considered					0	-

HOWALD Carole 2 Right-handed

Type	↻	%	↺	%	Total	%
Draw	24	81	19	76	43	79
Front	0	-	0	-	0	-
Guard	5	95	2	100	7	96
Raise	0	-	1	50	1	50
Wick / Soft Peeling	0	-	2	88	2	88
Freeze	0	-	0	-	0	-
Take-out	18	90	14	95	32	92
Hit and Roll	14	73	7	57	21	68
Clearing	11	95	13	90	24	93
Double Take-out	15	68	5	80	20	71
Promotion Take-out	2	88	3	58	5	70
All Draws	29	84	24	78	53	81
All Take-outs	60	82	42	83	102	82
<b>Total</b>	<b>89</b>	<b>82</b>	<b>66</b>	<b>81</b>	<b>155</b>	<b>82</b>
Not considered					1	-

Team: SUI - Switzerland

Type	↻	%	↺	%	Total	%
Draw	133	84	89	75	222	80
Front	30	82	6	92	36	83
Guard	16	84	11	82	27	83
Raise	10	83	8	69	18	76
Wick / Soft Peeling	3	8	4	94	7	57
Freeze	0	-	0	-	0	-
Take-out	64	88	63	85	127	87
Hit and Roll	31	80	26	77	57	79
Clearing	25	97	35	88	60	92
Double Take-out	33	73	24	65	57	69
Promotion Take-out	7	71	10	65	17	68
All Draws	192	83	118	76	310	80
All Take-outs	160	84	158	80	318	82
<b>Total</b>	<b>352</b>	<b>83</b>	<b>276</b>	<b>79</b>	<b>628</b>	<b>81</b>
Not considered					4	-

**Note:**

Position and function for each team member:

**4** = Fourth, **3** = Third, **2** = Second, **1** = Lead, **A** = Alternate, **S** = Skip, **V** = Vice-Skip

**Legend:**

↻ Clockwise

↺ Counter-clockwise

## Cumulative Player Statistics by Team

### SWE - Sweden

HASSELBORG Anna 4 S Right-handed

Type	↻	%	↺	%	Total	%
Draw	18	82	29	86	47	85
Front	1	100	0	-	1	100
Guard	8	72	10	93	18	83
Raise	6	46	4	88	10	63
Wick / Soft Peeling	0	-	0	-	0	-
Freeze	0	-	1	100	1	100
Take-out	18	89	17	75	35	82
Hit and Roll	11	77	12	85	23	82
Clearing	7	89	8	75	15	82
Double Take-out	5	80	16	56	21	62
Promotion Take-out	4	100	1	50	5	90
All Draws	33	73	44	88	77	82
All Take-outs	45	86	54	71	99	78
<b>Total</b>	<b>78</b>	<b>81</b>	<b>98</b>	<b>79</b>	<b>176</b>	<b>80</b>
Not considered					0	-

MABERGS Sofia 1 Right-handed

Type	↻	%	↺	%	Total	%
Draw	29	78	43	83	72	81
Front	19	91	46	93	65	92
Guard	1	100	6	88	7	89
Raise	2	50	3	100	5	80
Wick / Soft Peeling	5	50	0	-	5	50
Freeze	0	-	0	-	0	-
Take-out	1	0	17	81	18	76
Hit and Roll	0	-	2	63	2	63
Clearing	0	-	0	-	0	-
Double Take-out	1	100	0	-	1	100
Promotion Take-out	0	-	1	100	1	100
All Draws	56	79	98	88	154	85
All Take-outs	2	50	20	80	22	77
<b>Total</b>	<b>58</b>	<b>78</b>	<b>118</b>	<b>87</b>	<b>176</b>	<b>84</b>
Not considered					2	-

McMANUS Sara 3 V Right-handed

Type	↻	%	↺	%	Total	%
Draw	14	89	22	83	36	85
Front	0	-	1	100	1	100
Guard	8	100	8	88	16	94
Raise	7	82	4	75	11	80
Wick / Soft Peeling	0	-	3	83	3	83
Freeze	0	-	0	-	0	-
Take-out	22	69	19	82	41	75
Hit and Roll	11	77	12	81	23	79
Clearing	6	75	10	100	16	91
Double Take-out	5	90	20	78	25	80
Promotion Take-out	2	50	4	75	6	67
All Draws	29	91	38	84	67	87
All Take-outs	46	73	65	83	111	79
<b>Total</b>	<b>75</b>	<b>80</b>	<b>103</b>	<b>83</b>	<b>178</b>	<b>82</b>
Not considered					0	-

HELDIN Johanna A Right-handed

Type	↻	%	↺	%	Total	%
Draw	0	-	0	-	0	-
Front	0	-	0	-	0	-
Guard	0	-	0	-	0	-
Raise	0	-	0	-	0	-
Wick / Soft Peeling	0	-	0	-	0	-
Freeze	0	-	0	-	0	-
Take-out	0	-	0	-	0	-
Hit and Roll	0	-	0	-	0	-
Clearing	0	-	0	-	0	-
Double Take-out	0	-	0	-	0	-
Promotion Take-out	0	-	0	-	0	-
All Draws	0	-	0	-	0	-
All Take-outs	0	-	0	-	0	-
<b>Total</b>	<b>0</b>	<b>-</b>	<b>0</b>	<b>-</b>	<b>0</b>	<b>-</b>
Not considered					0	-

KNOCHENHAUER Agnes 2 Right-handed

Type	↻	%	↺	%	Total	%
Draw	20	85	34	84	54	84
Front	0	-	1	100	1	100
Guard	6	88	7	93	13	90
Raise	3	100	4	50	7	71
Wick / Soft Peeling	2	100	2	38	4	69
Freeze	0	-	1	100	1	100
Take-out	15	83	16	88	31	85
Hit and Roll	6	83	15	73	21	76
Clearing	8	100	13	100	21	100
Double Take-out	8	72	13	87	21	81
Promotion Take-out	1	100	1	50	2	75
All Draws	31	88	49	81	80	84
All Take-outs	38	85	58	86	96	85
<b>Total</b>	<b>69</b>	<b>86</b>	<b>107</b>	<b>84</b>	<b>176</b>	<b>85</b>
Not considered					2	-

Team: SWE - Sweden

Type	↻	%	↺	%	Total	%
Draw	81	82	128	84	209	83
Front	20	91	48	93	68	93
Guard	23	87	31	90	54	89
Raise	18	69	15	77	33	73
Wick / Soft Peeling	7	64	5	65	12	65
Freeze	0	-	2	100	2	100
Take-out	56	78	69	81	125	80
Hit and Roll	28	79	41	79	69	79
Clearing	21	89	31	94	52	92
Double Take-out	19	80	49	73	68	75
Promotion Take-out	7	86	7	71	14	79
All Draws	149	82	229	86	378	84
All Take-outs	131	81	197	80	328	80
<b>Total</b>	<b>280</b>	<b>81</b>	<b>426</b>	<b>83</b>	<b>706</b>	<b>83</b>
Not considered					4	-

**Note:**

Position and function for each team member:

**4** = Fourth, **3** = Third, **2** = Second, **1** = Lead, **A** = Alternate, **S** = Skip, **V** = Vice-Skip

**Legend:**

↻ Clockwise

↺ Counter-clockwise



## Cumulative Player Statistics by Team

### TUR - Türkiye

**YILDIZ Dilsat** 4 S Right-handed

Type	↻	%	↺	%	Total	%
Draw	32	77	33	75	65	76
Front	0	-	0	-	0	-
Guard	10	90	5	75	15	85
Raise	3	50	3	42	6	46
Wick / Soft Peeling	0	-	0	-	0	-
Freeze	0	-	1	100	1	100
Take-out	21	79	18	88	39	83
Hit and Roll	4	63	5	70	9	67
Clearing	3	67	4	100	7	86
Double Take-out	4	88	13	62	17	68
Promotion Take-out	1	25	8	41	9	39
All Draws	45	78	42	73	87	76
All Take-outs	33	75	48	72	81	73
<b>Total</b>	<b>78</b>	<b>77</b>	<b>90</b>	<b>73</b>	<b>168</b>	<b>75</b>
Not considered					1	-

**SENGUL Berfin** 1 Right-handed

Type	↻	%	↺	%	Total	%
Draw	78	83	16	80	94	82
Front	42	90	8	78	50	89
Guard	7	82	1	100	8	84
Raise	1	100	0	-	1	100
Wick / Soft Peeling	0	-	0	-	0	-
Freeze	0	-	0	-	0	-
Take-out	10	65	6	54	16	61
Hit and Roll	0	-	0	-	0	-
Clearing	0	-	0	-	0	-
Double Take-out	1	50	0	-	1	50
Promotion Take-out	0	-	0	-	0	-
All Draws	128	86	25	80	153	85
All Take-outs	11	64	6	54	17	60
<b>Total</b>	<b>139</b>	<b>84</b>	<b>31</b>	<b>75</b>	<b>170</b>	<b>82</b>
Not considered					0	-

**POLAT Oznur** 3 V Right-handed

Type	↻	%	↺	%	Total	%
Draw	32	80	18	68	50	76
Front	2	50	2	88	4	69
Guard	15	83	3	58	18	79
Raise	5	25	5	40	10	33
Wick / Soft Peeling	0	-	2	63	2	63
Freeze	0	-	0	-	0	-
Take-out	23	93	16	88	39	91
Hit and Roll	6	92	7	75	13	83
Clearing	7	96	3	100	10	98
Double Take-out	7	68	11	50	18	57
Promotion Take-out	3	50	3	25	6	38
All Draws	54	75	30	63	84	71
All Take-outs	46	87	40	71	86	80
<b>Total</b>	<b>100</b>	<b>80</b>	<b>70</b>	<b>68</b>	<b>170</b>	<b>75</b>
Not considered					0	-

**KARAMAN İclal** A Right-handed

Type	↻	%	↺	%	Total	%
Draw	1	0	0	-	1	0
Front	0	-	0	-	0	-
Guard	1	50	0	-	1	50
Raise	0	-	0	-	0	-
Wick / Soft Peeling	0	-	0	-	0	-
Freeze	0	-	0	-	0	-
Take-out	0	-	0	-	0	-
Hit and Roll	0	-	0	-	0	-
Clearing	2	0	1	100	3	33
Double Take-out	1	100	0	-	1	100
Promotion Take-out	0	-	0	-	0	-
All Draws	2	25	0	-	2	25
All Take-outs	3	33	1	100	4	50
<b>Total</b>	<b>5</b>	<b>30</b>	<b>1</b>	<b>100</b>	<b>6</b>	<b>42</b>
Not considered					0	-

**CALIKUSU İfayet Safak** 2 Right-handed

Type	↻	%	↺	%	Total	%
Draw	41	70	30	65	71	68
Front	5	80	0	-	5	80
Guard	10	78	7	68	17	74
Raise	1	50	2	63	3	58
Wick / Soft Peeling	0	-	0	-	0	-
Freeze	0	-	0	-	0	-
Take-out	11	82	15	63	26	71
Hit and Roll	7	75	2	38	9	67
Clearing	2	75	7	86	9	83
Double Take-out	13	81	8	75	21	79
Promotion Take-out	1	25	2	50	3	42
All Draws	57	72	39	65	96	69
All Take-outs	34	78	34	68	68	73
<b>Total</b>	<b>91</b>	<b>74</b>	<b>73</b>	<b>67</b>	<b>164</b>	<b>71</b>
Not considered					0	-

**Team: TUR - Türkiye**

Type	↻	%	↺	%	Total	%
Draw	184	78	97	71	281	76
Front	49	88	10	80	59	86
Guard	43	83	16	70	59	79
Raise	10	43	10	45	20	44
Wick / Soft Peeling	0	-	2	63	2	63
Freeze	0	-	1	100	1	100
Take-out	65	82	55	77	120	80
Hit and Roll	17	78	14	68	31	73
Clearing	14	73	15	93	29	84
Double Take-out	26	78	32	61	58	69
Promotion Take-out	5	40	13	38	18	39
All Draws	286	79	136	70	422	76
All Take-outs	127	78	129	70	256	74
<b>Total</b>	<b>413</b>	<b>79</b>	<b>265</b>	<b>70</b>	<b>678</b>	<b>75</b>
Not considered					1	-

**Note:**

Position and function for each team member:

**4** = Fourth, **3** = Third, **2** = Second, **1** = Lead, **A** = Alternate, **S** = Skip, **V** = Vice-Skip

**Legend:**

↻ Clockwise

↺ Counter-clockwise

### Session Results and Standings

Sheet	Team	LSD/LSFE	1	2	3	4	5	6	7	8	9	10	Extra Ends	Total
A	SUI - Switzerland	42.9cm *	1	0	0	1	0	1	1	0	1	1		6
	EST - Estonia	70.2cm	0	1	1	0	2	0	0	1	0	0		5
B	DEN - Denmark	128.5cm	0	1	3	0	1	1	1	2	X	X		9
	LTU - Lithuania	42.2cm *	0	0	0	2	0	0	0	0	X	X		2
C	TUR - Türkiye	76.5cm *	2	0	2	1	1	2	0	4	X	X		12
	HUN - Hungary	116.6cm	0	1	0	0	0	0	1	0	X	X		2
D	NOR - Norway	35.8cm	0	0	1	0	1	0	0	1	1	0		4
	SCO - Scotland	28.0cm *	0	1	0	1	0	0	2	0	0	1		5
E	ITA - Italy	26.0cm *	0	1	0	1	0	1	1	0	0	0		4
	SWE - Sweden	54.4cm	0	0	1	0	1	0	0	4	1	1		8

### Standings after Round Robin

Rank	Team	Games	Wins	Losses				
1	SUI - Switzerland	9	9	0			Q	
2	SWE - Sweden	9	7	2			Q	
3	SCO - Scotland	9	6	3			Q	w1
4	ITA - Italy	9	6	3			Q	w0
5	DEN - Denmark	9	5	4				w1
6	TUR - Türkiye	9	5	4				w0
7	NOR - Norway	9	4	5				
8	LTU - Lithuania	9	1	8				w1 DSC 63.06cm
9	EST - Estonia	9	1	8			>B	w1 DSC 66.56cm
10	HUN - Hungary	9	1	8			>B	w1 DSC 66.94cm

**Legend:**

>B To B-Division

LSFE(\*) Last Stone First End

X Unplayed/unfinished end due to concession

DSC Draw Shot Challenge

Q Qualified for the play-offs

LSD Last Stone Draw

wn Number of wins (n) against tied teams



### Game Results

Sheet	Team	LSFE	1	2	3	4	5	6	7	8	9	10	Extra Ends	Total
A	SUI - Switzerland	*	1	0	0	1	0	1	1	0	1	1		6
	EST - Estonia		0	1	1	0	2	0	0	1	0	0		5

SUI - Switzerland		Shot Success	Game	All
4 V	PAETZ Alina	81%	81%	
3 S	TIRINZONI Silvana	88%	80%	
2	HOWALD Carole	79%	82%	
1	WITSCHONKE Selina	83%	82%	
A	BERSET Stefanie	-	80%	
Team Total		83%	81%	

EST - Estonia		Shot Success	Game	All
4	TUVIKE Erika	74%	64%	
3 V	LAIDSALU Kerli	75%	74%	
2 S	TURMANN Liisa	79%	72%	
1	GROSSMANN Heili	84%	83%	
A	-	-	-	
Team Total		78%	73%	

Last Stone Draw		Distance
⌚	WITSCHONKE Selina	36.8cm
⌚	HOWALD Carole	6.1cm
<b>Total</b>		<b>42.9cm</b>

Last Stone Draw		Distance
⌚	TUVIKE Erika	58.3cm
⌚	GROSSMANN Heili	11.9cm
<b>Total</b>		<b>70.2cm</b>

Time remaining: 1 minute 24 seconds

Time remaining: 1 minute 40 seconds

Time-out: End 9 - EST stone 6

### Shot Success Analysis

SUI - Switzerland		⌚	⌚	Game
4	PAETZ Alina	8 91%	6 67%	14 80%
	Take-outs	3 83%	3 83%	6 83%
	Total	11 89%	9 72%	20 81%
3	TIRINZONI Silvana	9 89%	6 75%	15 83%
	Take-outs	3 100%	2 100%	5 100%
	Total	12 92%	8 81%	20 88%
2	HOWALD Carole	8 69%	3 83%	11 73%
	Take-outs	5 75%	4 100%	9 86%
	Total	13 71%	7 93%	20 79%
1	WITSCHONKE Selina	15 87%	4 63%	19 82%
	Take-outs	1 100%	0 -	1 100%
	Total	16 88%	4 63%	20 83%
A	BERSET Stefanie	0 -	0 -	0 -
	Take-outs	0 -	0 -	0 -
	Total	0 -	0 -	0 -
Team	Draws	40 84%	19 71%	59 80%
	Take-outs	12 85%	9 94%	21 89%
	Total	52 85%	28 79%	80 83%

EST - Estonia		⌚	⌚	Game
4	TUVIKE Erika	11 68%	5 85%	16 73%
	Take-outs	2 100%	2 50%	4 75%
	Total	13 73%	7 75%	20 74%
3	LAIDSALU Kerli	5 90%	4 50%	9 72%
	Take-outs	3 100%	8 69%	11 77%
	Total	8 94%	12 63%	20 75%
2	TURMANN Liisa	7 89%	3 0%	10 63%
	Take-outs	5 90%	5 100%	10 95%
	Total	12 90%	8 63%	20 79%
1	GROSSMANN Heili	19 83%	0 -	19 83%
	Take-outs	1 100%	0 -	1 100%
	Total	20 84%	0 -	20 84%
A -	Draws	0 -	0 -	0 -
	Take-outs	0 -	0 -	0 -
	Total	0 -	0 -	0 -
Team	Draws	42 81%	12 52%	54 75%
	Take-outs	11 95%	15 77%	26 85%
	Total	53 84%	27 66%	80 78%

**Note:**  
Position and function for each team member:  
4 = Fourth, 3 = Third, 2 = Second, 1 = Lead, A = Alternate, S = Skip, V = Vice-Skip

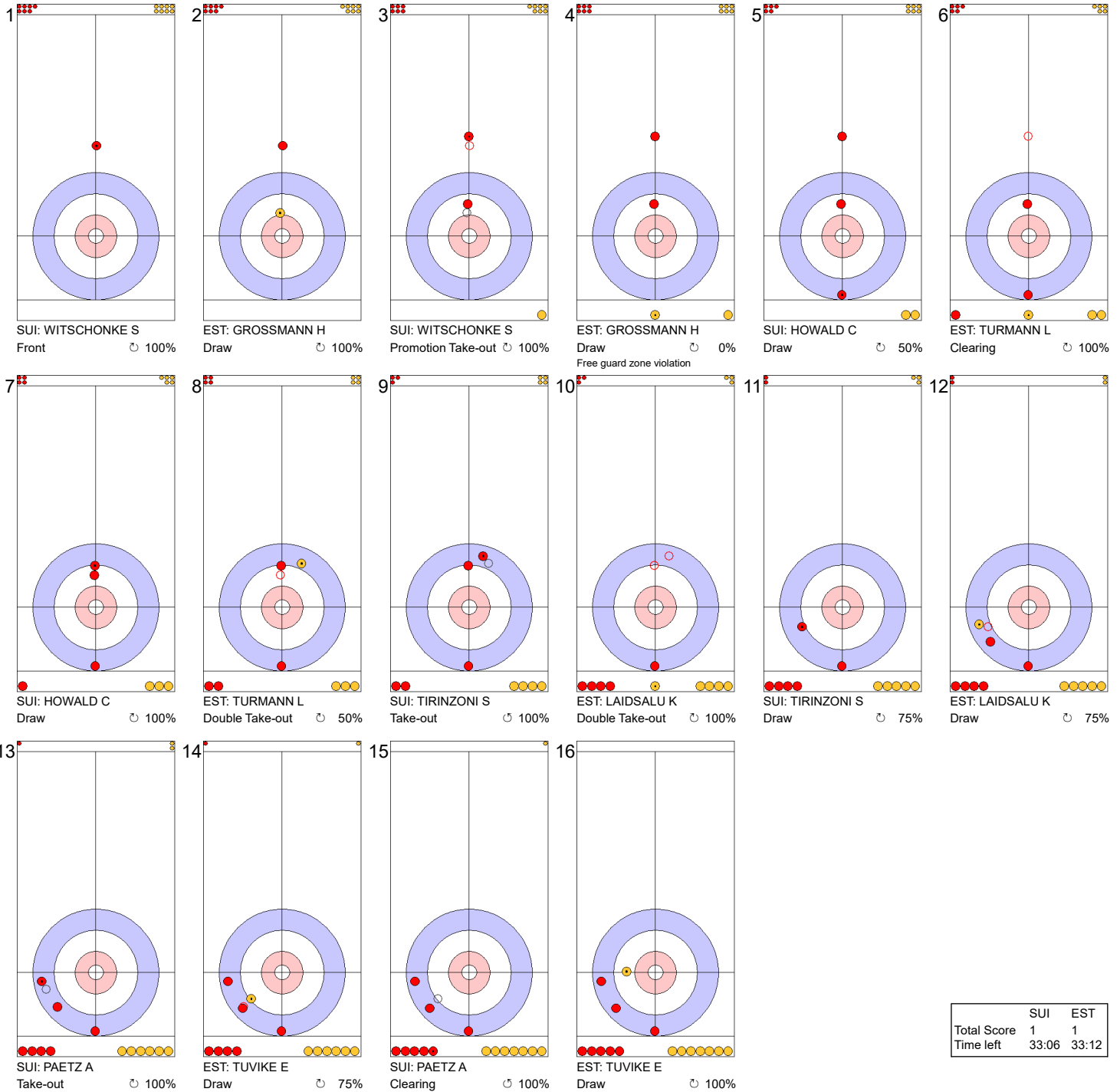
**Legend:**  
⌚ Clockwise      ⌚ Counter-clockwise      **LSFE(\*)** Last Stone First End





Game - Shot by Shot

End 2 **SUI - Switzerland 1 + 0 (this end) = 1** **EST - Estonia 0 + 1 (this end) = 1**

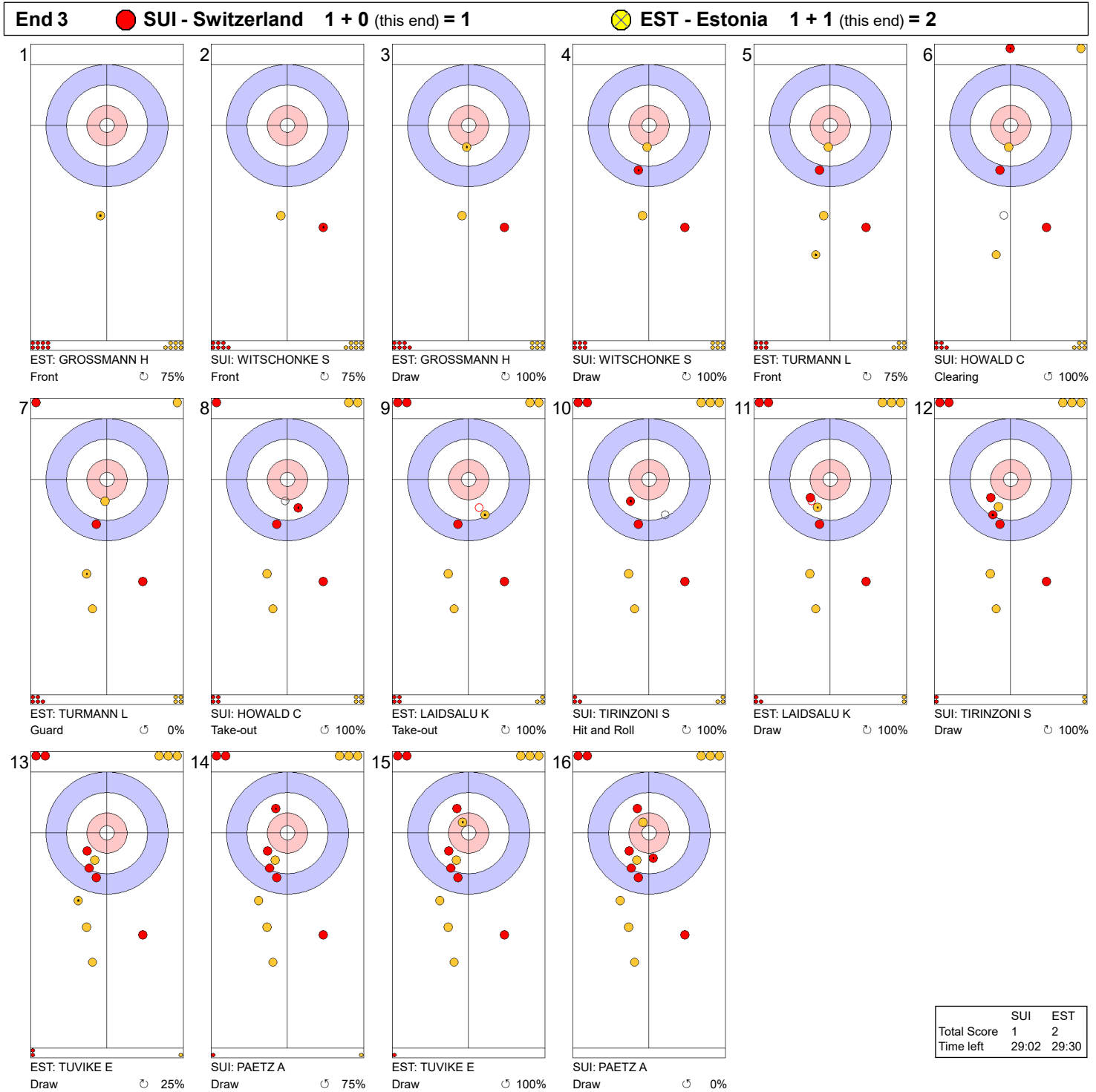


	SUI	EST
Total Score	1	1
Time left	33:06	33:12

**Legend:**  
 ↻ Clockwise      ↺ Counter-clockwise      - Not considered

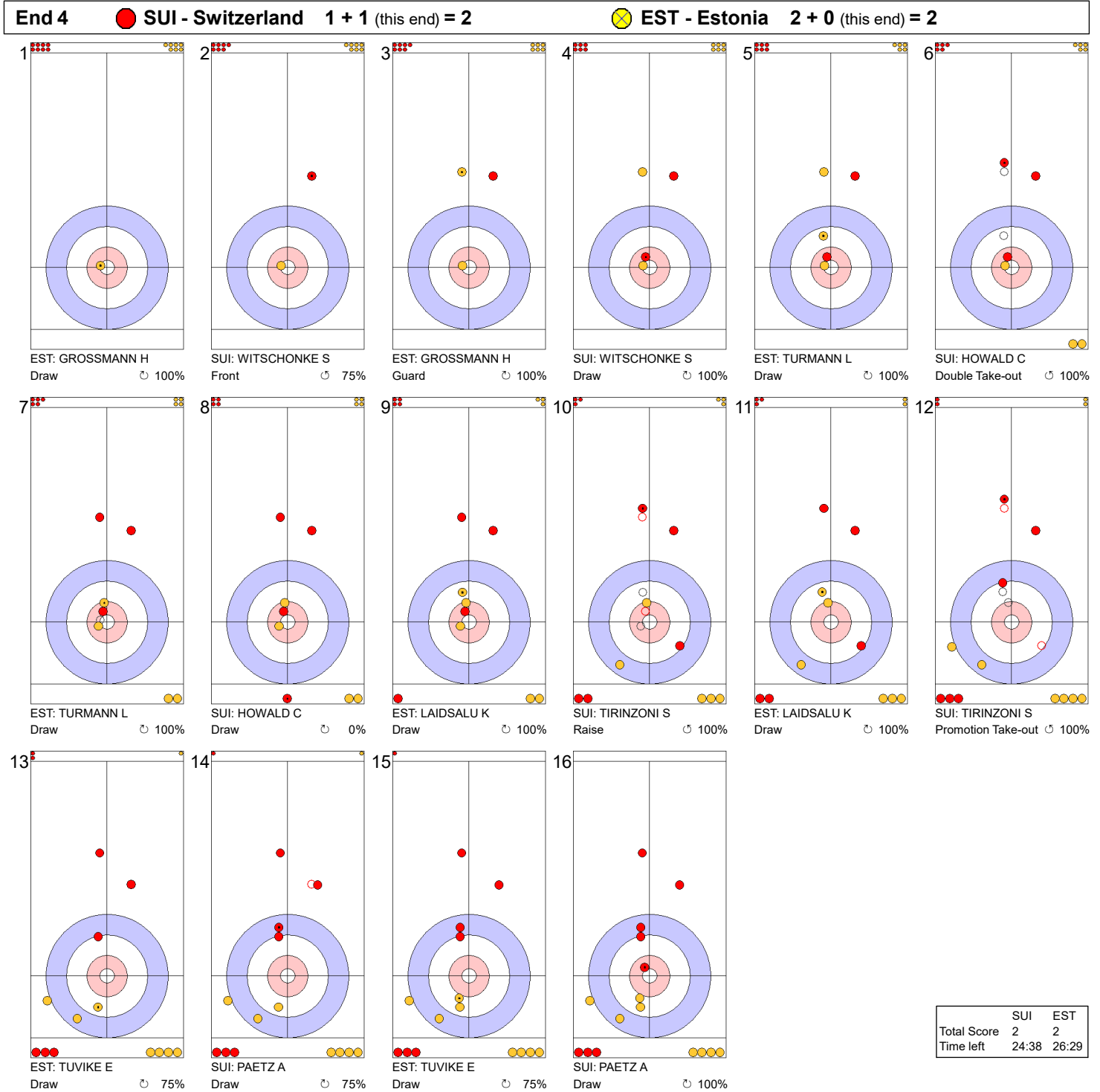


**Game - Shot by Shot**



**Legend:**  
 Clockwise      Counter-clockwise      - Not considered

**Game - Shot by Shot**



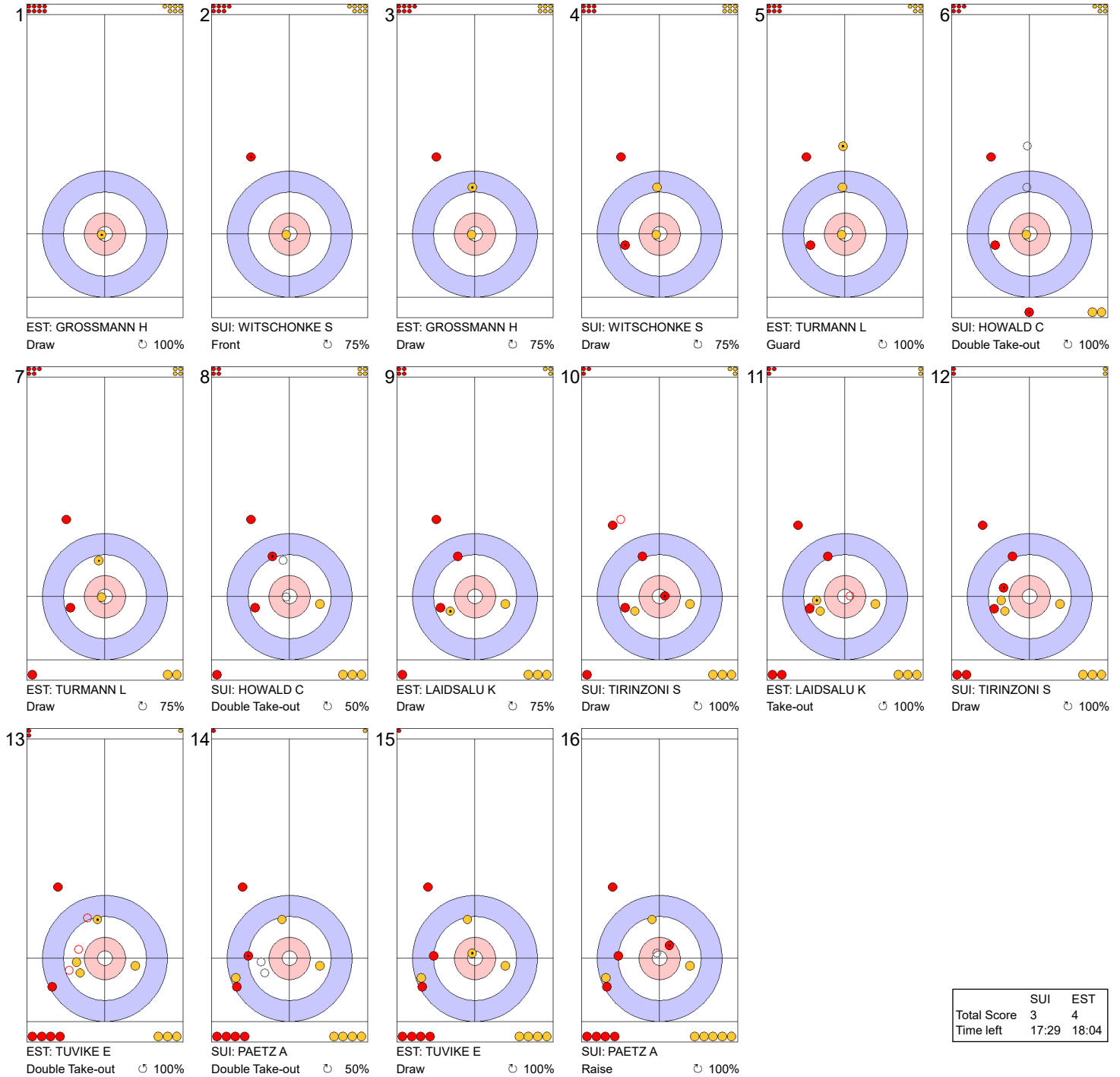
**Legend:**  
 ↻ Clockwise      ↺ Counter-clockwise      - Not considered





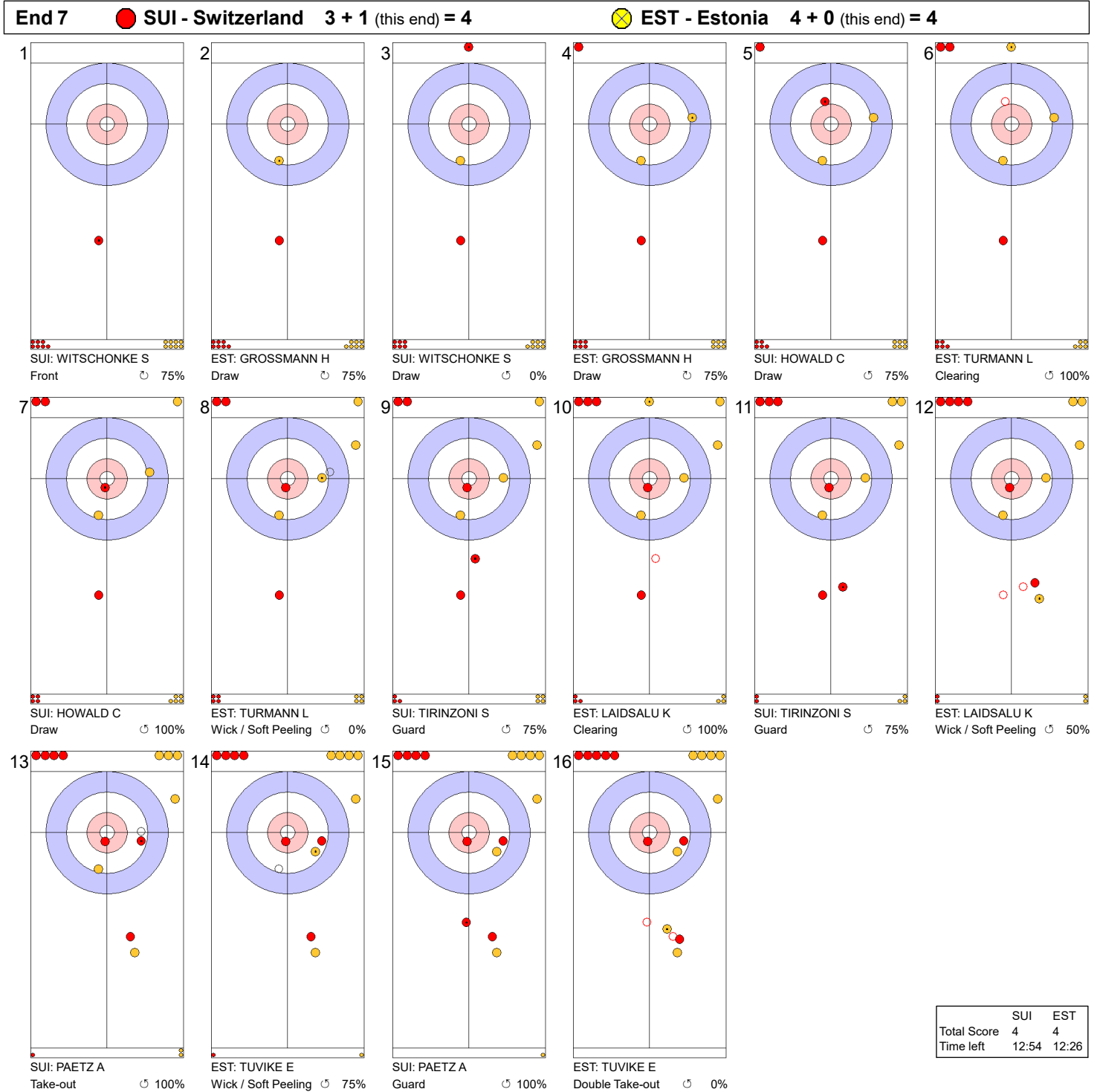
**Game - Shot by Shot**

**End 6**    ● **SUI - Switzerland 2 + 1 (this end) = 3**    ● **EST - Estonia 4 + 0 (this end) = 4**



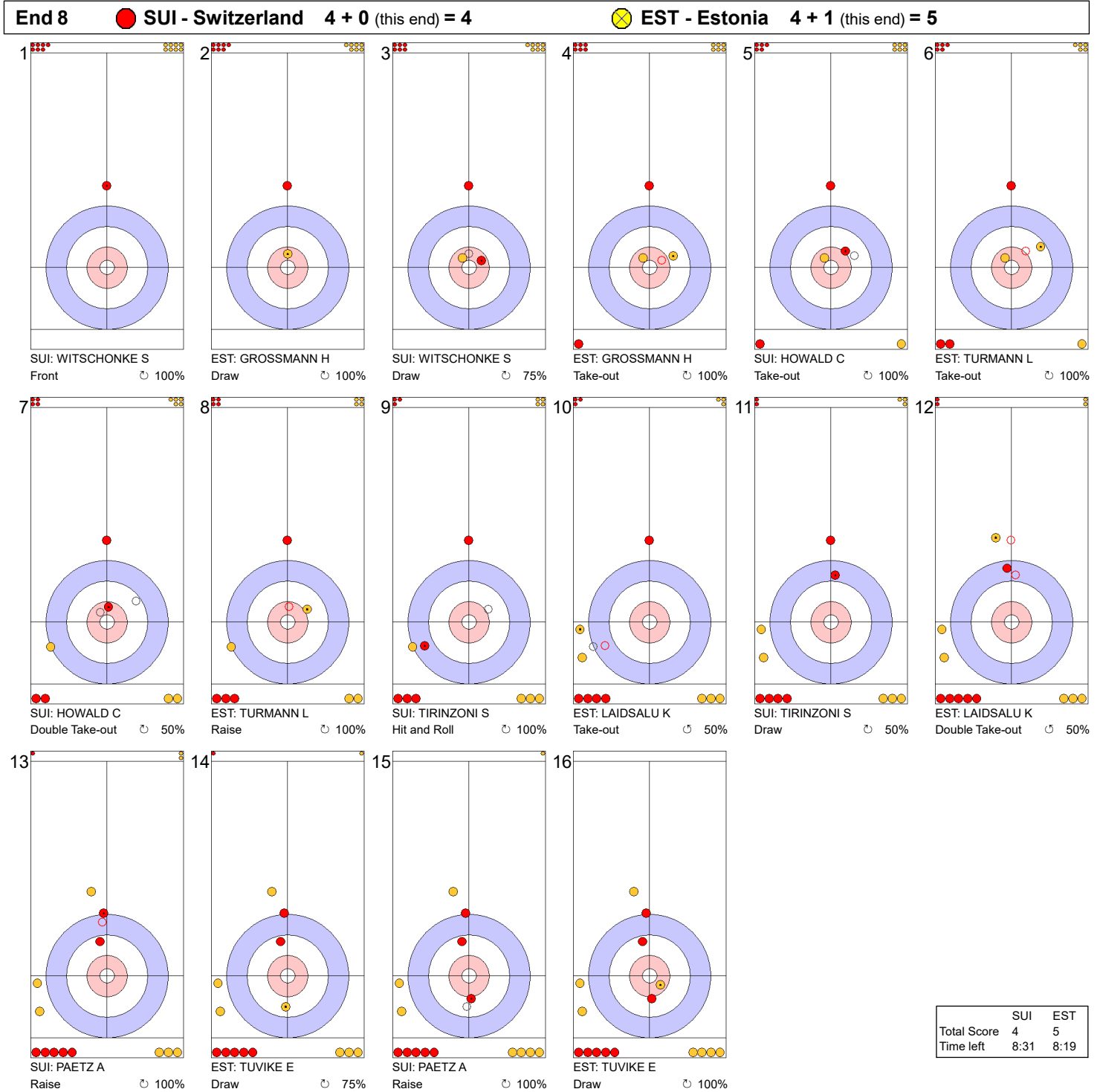
**Legend:**  
 ↻ Clockwise      ↺ Counter-clockwise      - Not considered

**Game - Shot by Shot**



**Legend:**  
 Clockwise     
 Counter-clockwise     
 - Not considered

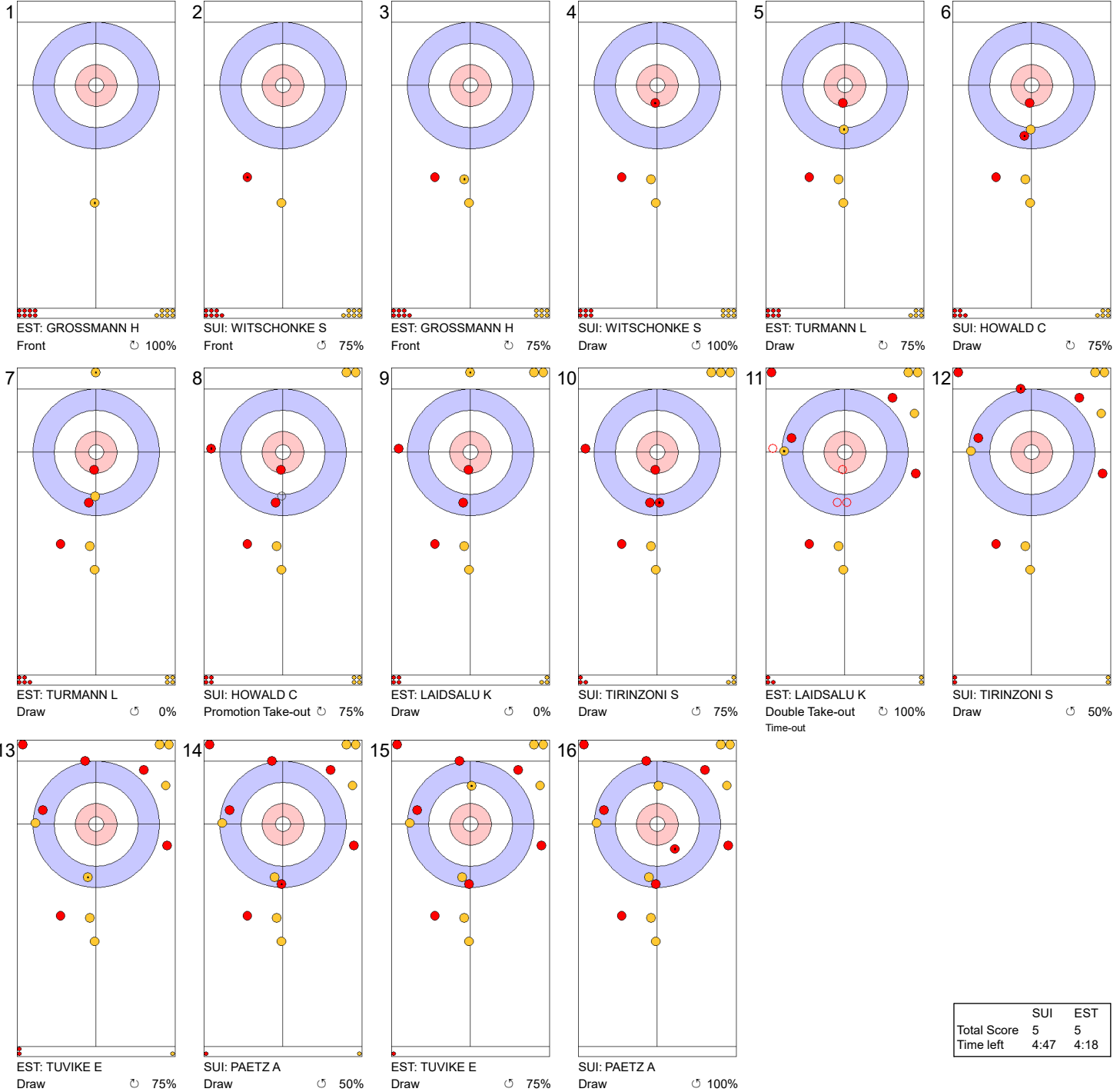
**Game - Shot by Shot**



**Legend:**  
 Clockwise     
 Counter-clockwise     
 - Not considered

**Game - Shot by Shot**

**End 9**   **SUI - Switzerland 4 + 1 (this end) = 5**   **EST - Estonia 5 + 0 (this end) = 5**

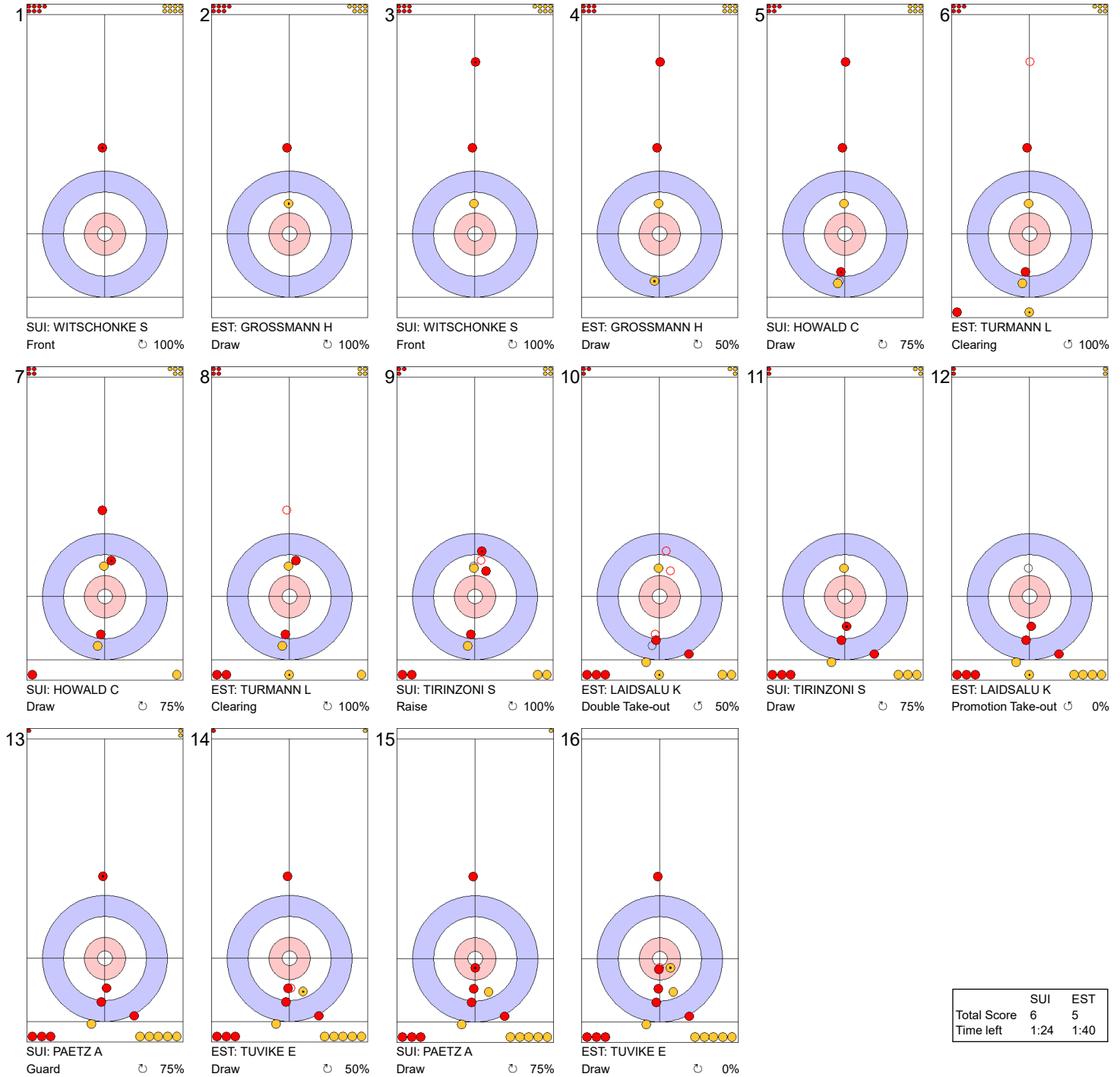


	SUI	EST
Total Score	5	5
Time left	4:47	4:18

**Legend:**  
 Clockwise      Counter-clockwise      - Not considered

**Game - Shot by Shot**

**End 10**   ● **SUI - Switzerland 5 + 1 (this end) = 6**   ● **EST - Estonia 5 + 0 (this end) = 5**



	SUI	EST
Total Score	6	5
Time left	1:24	1:40

**Legend:**  
 ↻ Clockwise      ↺ Counter-clockwise      - Not considered

### Game Results

Sheet	Team	LSFE	1	2	3	4	5	6	7	8	9	10	Extra Ends	Total
B	DEN - Denmark		0	1	3	0	1	1	1	2	X	X		9
	LTU - Lithuania	*	0	0	0	2	0	0	0	0	X	X		2

DEN - Denmark		Shot Success	Game	All
4 S	DUPONT Madeleine	72%	73%	
3 V	HALSE Mathilde	80%	81%	
2	DUPONT Denise	69%	79%	
1	LARSEN My	88%	84%	
A	HOLTERMANN Jasmin	-	75%	
Team Total		77%	78%	

LTU - Lithuania		Shot Success	Game	All
4 S	PAULAUSKAITE Virginija	50%	66%	
3 V	DVOJEGLAZOVA Olga	52%	61%	
2	KIUDYTE Migle	69%	63%	
1	BLAZIENE Ruta	70%	72%	
A	-	-	-	
Team Total		60%	66%	

Last Stone Draw		Distance
⌚	LARSEN My	85.3cm
⌚	DUPONT Madeleine	43.2cm
<b>Total</b>		<b>128.5cm</b>

Last Stone Draw		Distance
⌚	PAULAUSKAITE Virginija	19.8cm
⌚	DVOJEGLAZOVA Olga	22.4cm
<b>Total</b>		<b>42.2cm</b>

Time remaining: 13 minutes 37 seconds

Time remaining: 7 minutes 21 seconds

### Shot Success Analysis

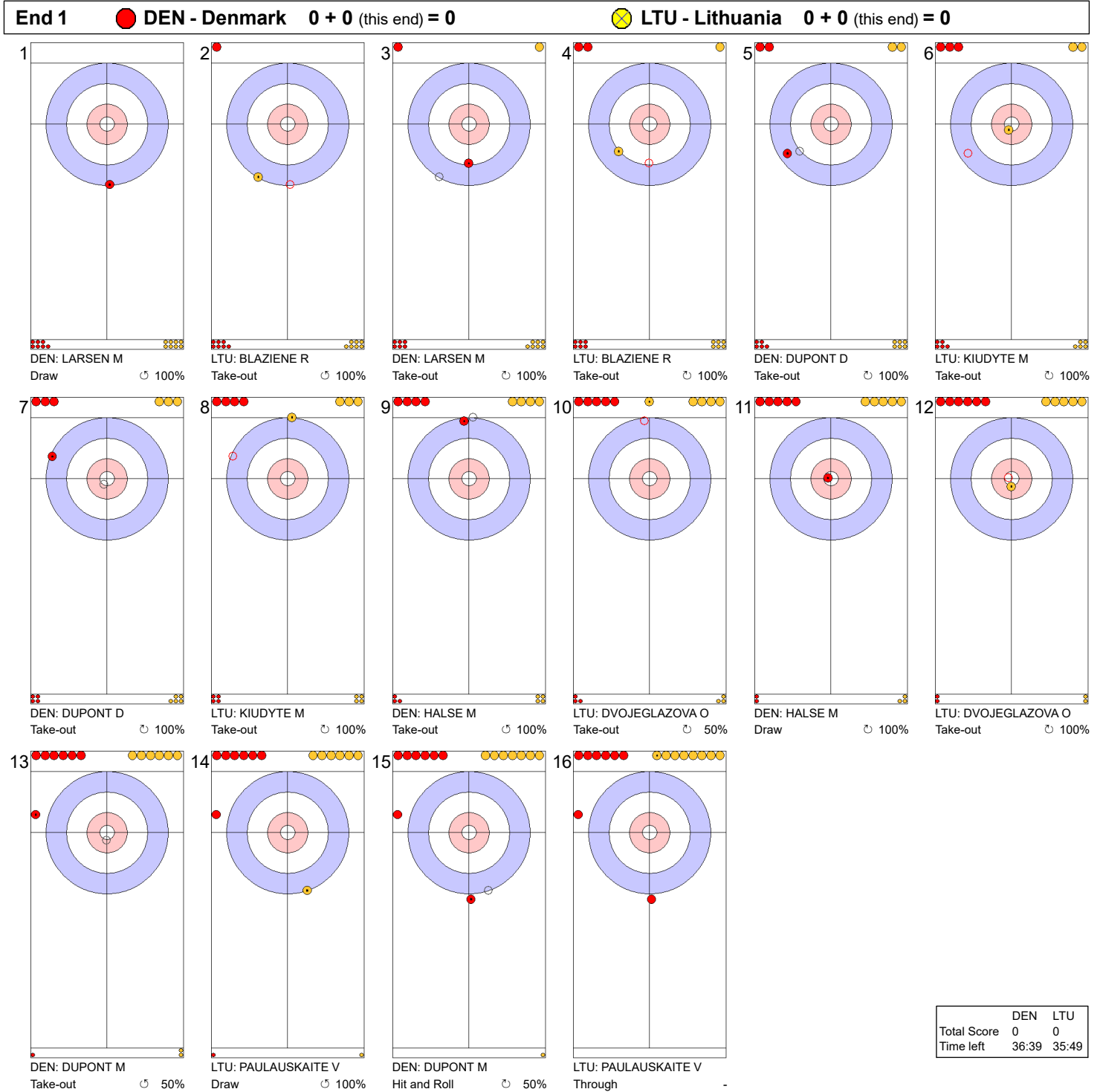
DEN - Denmark		⌚	⌚	Game
4	DUPONT Madeleine	Draws 4 81%	8 75%	12 77%
	Take-outs 3 58%	1 50%	4 56%	
	Total 7 71%	9 72%	16 72%	
3	HALSE Mathilde	Draws 3 92%	4 81%	7 86%
	Take-outs 5 85%	4 63%	9 75%	
	Total 8 88%	8 72%	16 80%	
2	DUPONT Denise	Draws 3 50%	3 83%	6 67%
	Take-outs 6 58%	4 88%	10 70%	
	Total 9 56%	7 86%	16 69%	
1	LARSEN My	Draws 11 86%	4 88%	15 87%
	Take-outs 1 100%	0 -	1 100%	
	Total 12 88%	4 88%	16 88%	
A	HOLTERMANN Jasmin	Draws 0 -	0 -	0 -
	Take-outs 0 -	0 -	0 -	
	Total 0 -	0 -	0 -	
Team	Draws 21 81%	19 80%	40 81%	
	Take-outs 15 70%	9 72%	24 71%	
	Total 36 76%	28 78%	64 77%	

LTU - Lithuania		⌚	⌚	Game
4	PAULAUSKAITE Virginija	Draws 3 8%	4 63%	7 39%
	Take-outs 4 44%	4 75%	8 59%	
	Total 7 29%	8 69%	15 50%	
3	DVOJEGLAZOVA Olga	Draws 1 0%	6 42%	7 36%
	Take-outs 5 70%	4 56%	9 64%	
	Total 6 58%	10 48%	16 52%	
2	KIUDYTE Migle	Draws 3 33%	3 75%	6 54%
	Take-outs 6 71%	4 88%	10 78%	
	Total 9 58%	7 82%	16 69%	
1	BLAZIENE Ruta	Draws 2 75%	11 70%	13 71%
	Take-outs 2 50%	1 100%	3 67%	
	Total 4 63%	12 73%	16 70%	
A -	Draws 0 -	0 -	0 -	
	Take-outs 0 -	0 -	0 -	
	Total 0 -	0 -	0 -	
Team	Draws 9 31%	24 63%	33 54%	
	Take-outs 17 62%	13 75%	30 68%	
	Total 26 51%	37 67%	63 60%	

**Note:**  
Position and function for each team member:  
4 = Fourth, 3 = Third, 2 = Second, 1 = Lead, A = Alternate, S = Skip, V = Vice-Skip

**Legend:**  
⌚ Clockwise      ⌚ Counter-clockwise      LSFE(\*) Last Stone First End  
X Unplayed/unfinished end due to concession

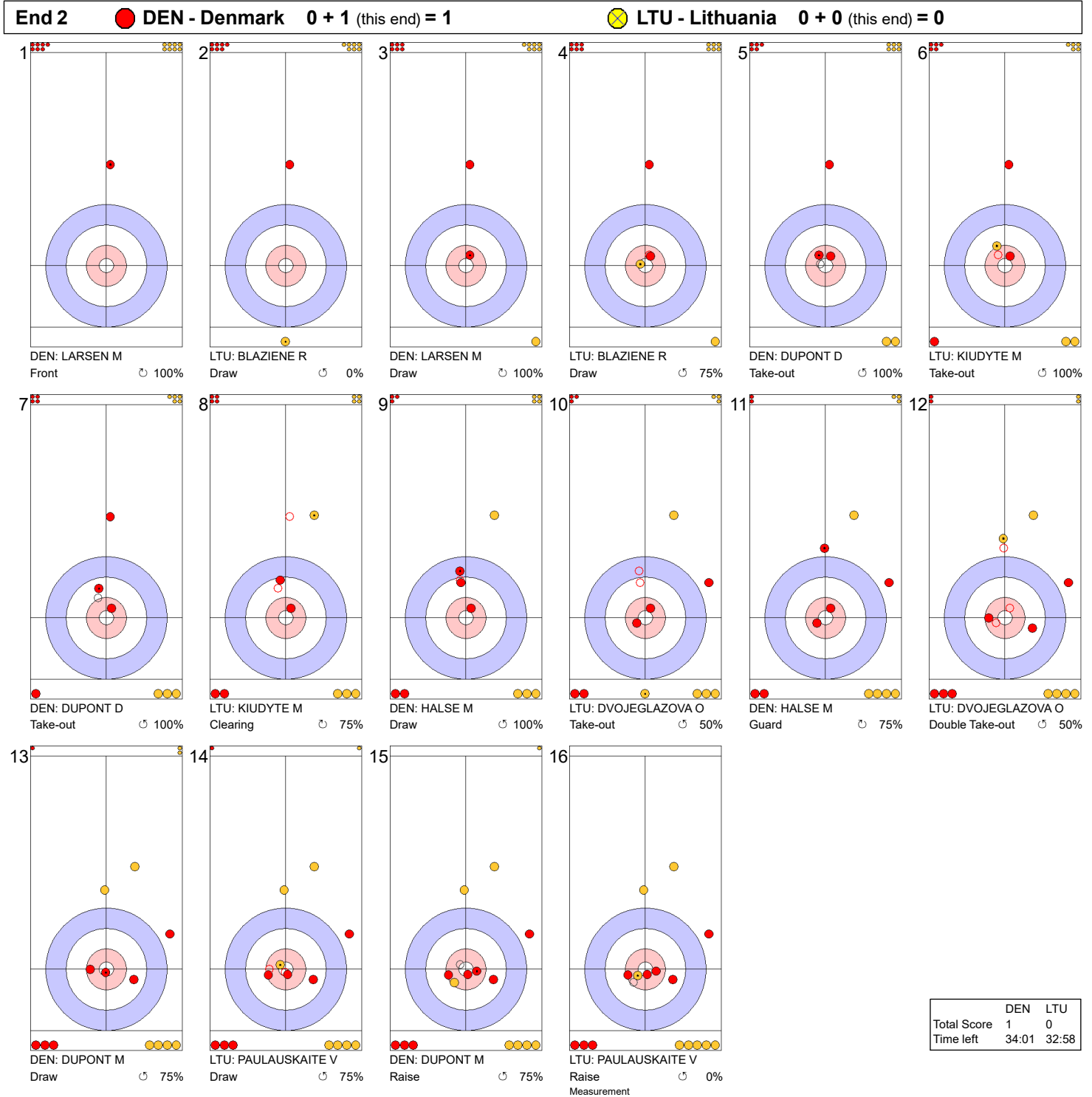
**Game - Shot by Shot**



**Legend:**  
 Clockwise     
 Counter-clockwise     
 - Not considered



Game - Shot by Shot



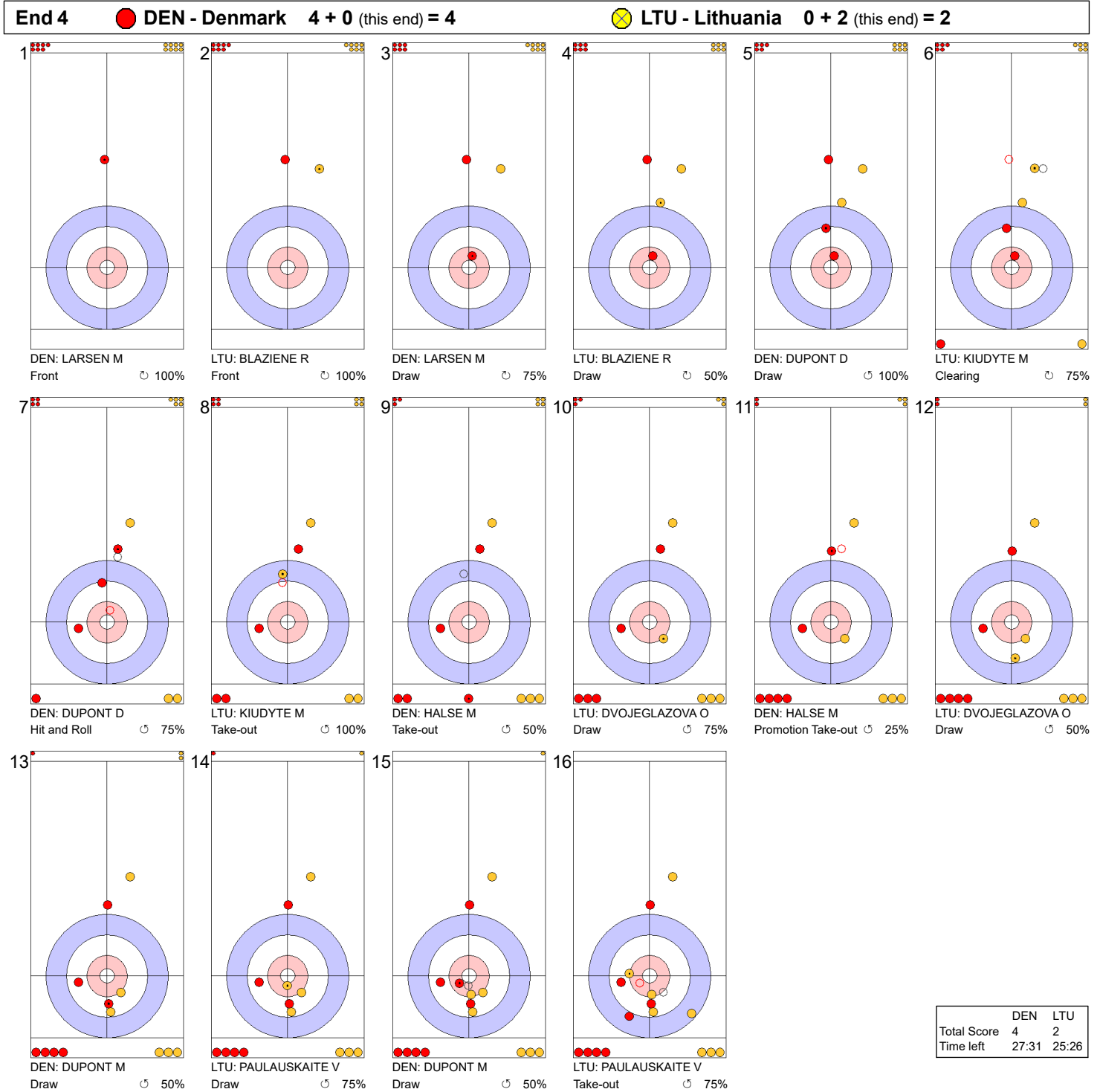
**Legend:**  
 ↻ Clockwise      ↺ Counter-clockwise      - Not considered







**Game - Shot by Shot**

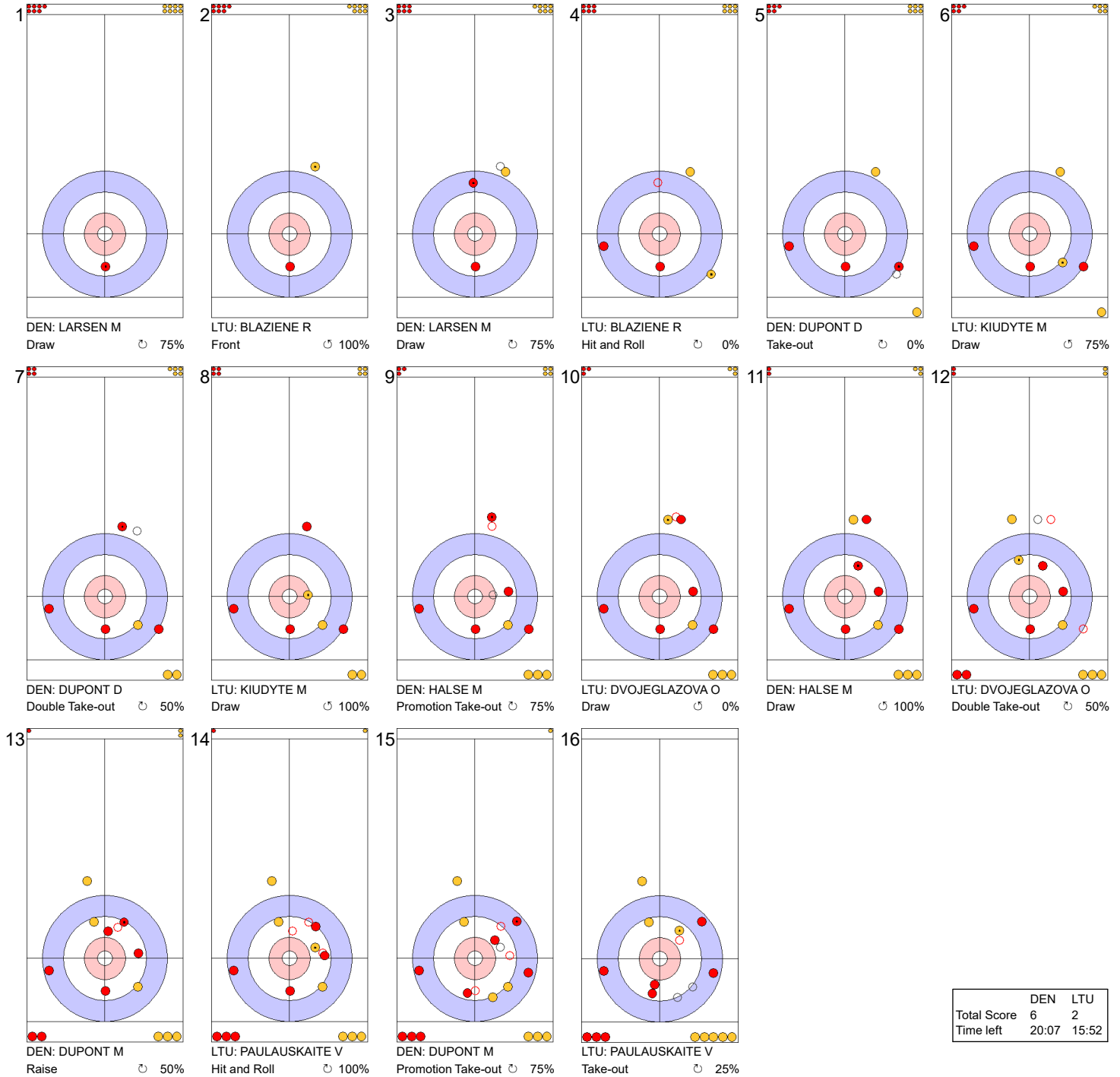


**Legend:**  
 ↻ Clockwise      ↺ Counter-clockwise      - Not considered



**Game - Shot by Shot**

**End 6**    ● **DEN - Denmark** **5 + 1 (this end) = 6**    ⊗ **LTU - Lithuania** **2 + 0 (this end) = 2**

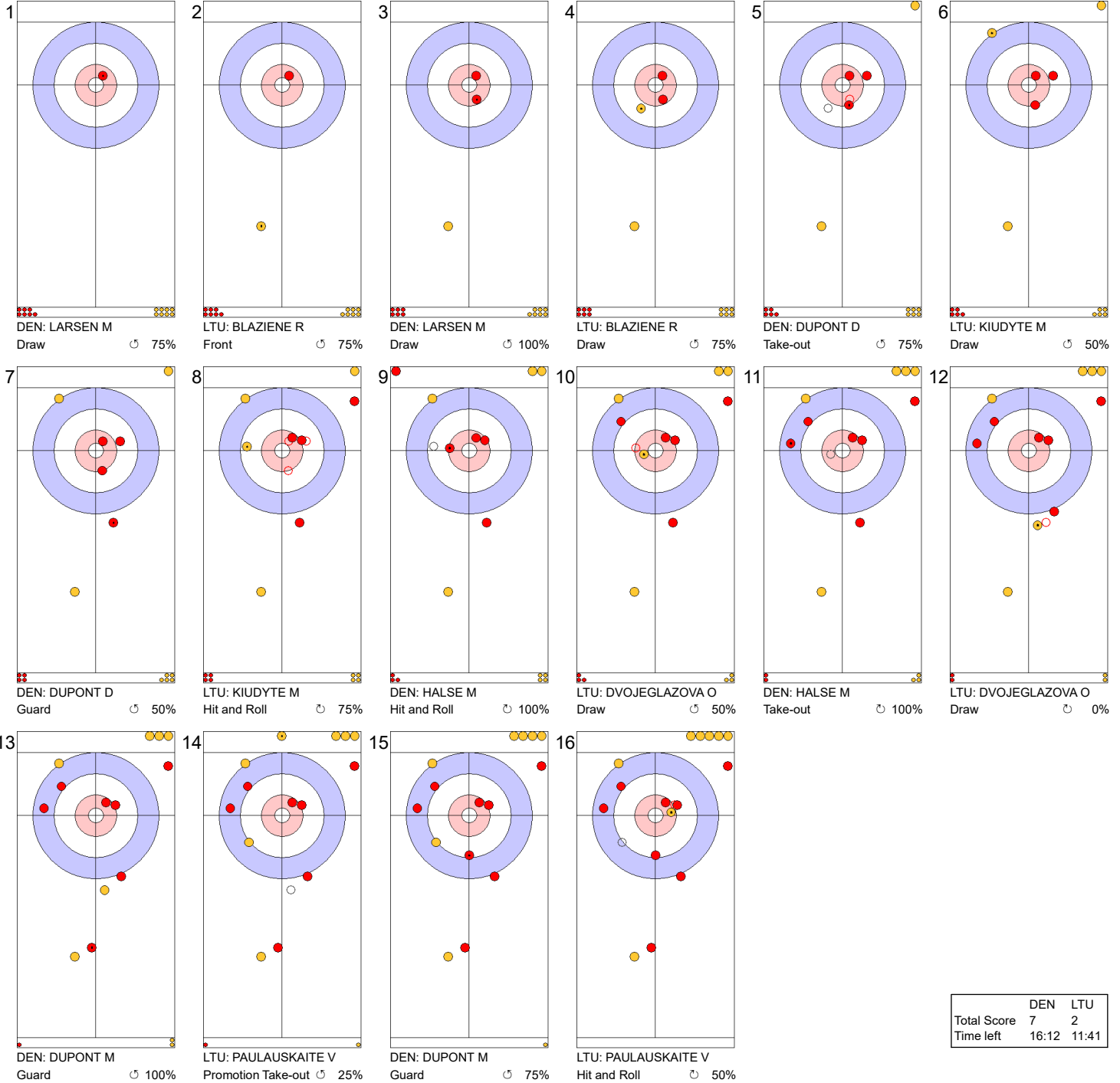


	DEN	LTU
Total Score	6	2
Time left	20:07	15:52

**Legend:**  
↻ Clockwise      ↺ Counter-clockwise      - Not considered

**Game - Shot by Shot**

**End 7** ● **DEN - Denmark 6 + 1 (this end) = 7** ● **LTU - Lithuania 2 + 0 (this end) = 2**

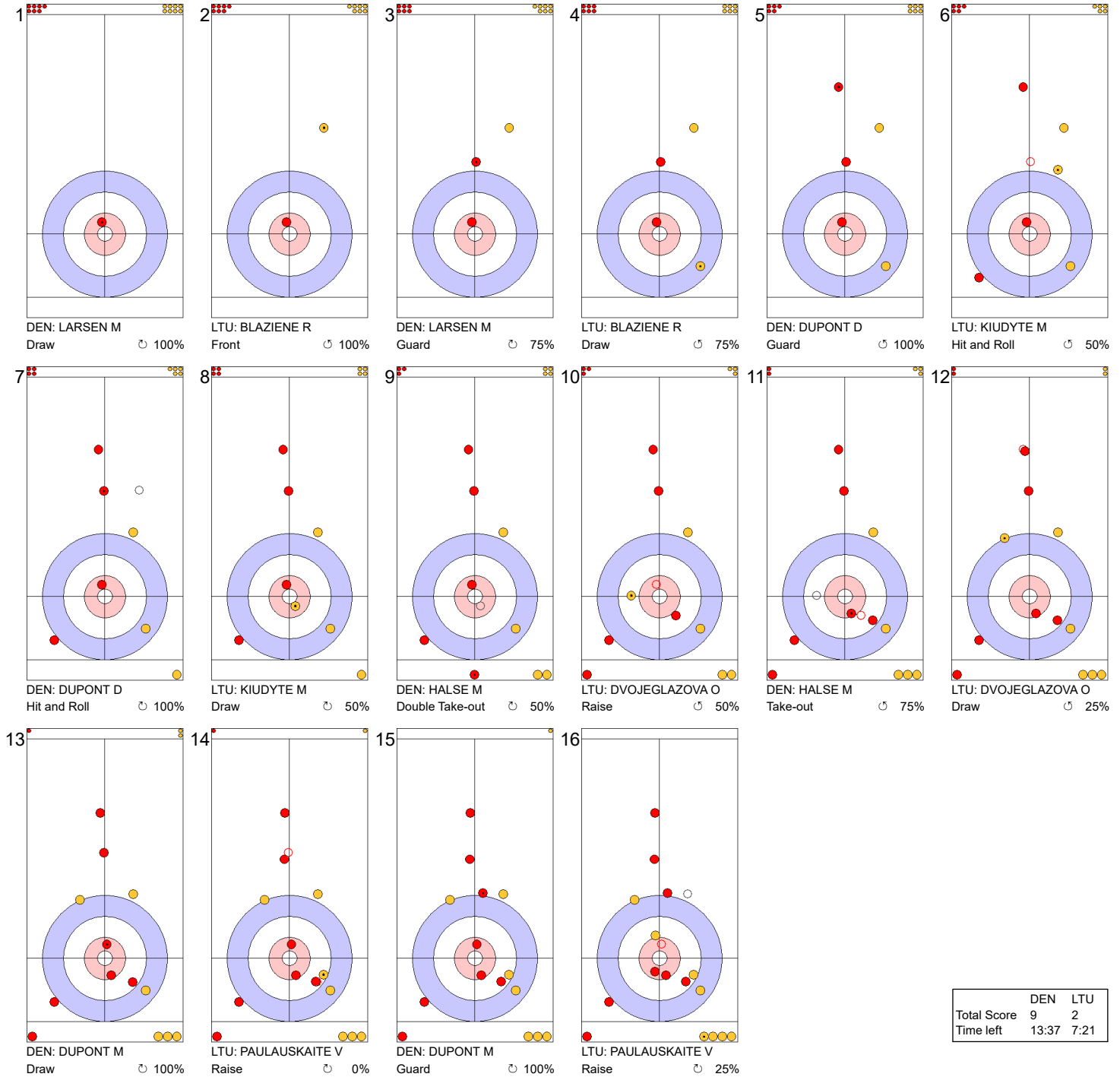


	DEN	LTU
Total Score	7	2
Time left	16:12	11:41

**Legend:**  
 ↻ Clockwise      ↺ Counter-clockwise      - Not considered

**Game - Shot by Shot**

**End 8**    ● **DEN - Denmark** 7 + 2 (this end) = 9    ● **LTU - Lithuania** 2 + 0 (this end) = 2



	DEN	LTU
Total Score	9	2
Time left	13:37	7:21

**Legend:**  
 ↻ Clockwise      ↺ Counter-clockwise      - Not considered

### Game Results

Sheet	Team	LSFE	1	2	3	4	5	6	7	8	9	10	Extra Ends	Total
C	TUR - Türkiye	*	2	0	2	1	1	2	0	4	X	X		12
	HUN - Hungary		0	1	0	0	0	0	1	0	X	X		2

TUR - Türkiye		Shot Success	Game	All
4 S	YILDIZ Dilsat	78%	75%	
3 V	POLAT Oznur	70%	75%	
2	CALIKUSU Ifayet Safak	63%	71%	
1	SENGUL Berfin	86%	82%	
A	KARAMAN Iclal	42%	42%	
Team Total		72%	75%	

HUN - Hungary		Shot Success	Game	All
4 V	JOO Linda	23%	57%	
3 S	KALOCSAI-VAN DORP Vera	56%	62%	
2	TOTH-CSOESZ Orsolya	67%	64%	
1	LAUCHSZ Laura Ildiko	83%	74%	
A	ORBAN Hanna Regina	-	79%	
Team Total		57%	65%	

**Last Stone Draw** Distance

⌚	POLAT Oznur	21.9cm
⌚	YILDIZ Dilsat	54.6cm
<b>Total</b>		<b>76.5cm</b>

**Last Stone Draw** Distance

⌚	TOTH-CSOESZ Orsolya	23.8cm
⌚	KALOCSAI-VAN DORP Vera	92.8cm
<b>Total</b>		<b>116.6cm</b>

Time remaining: 11 minutes 24 seconds

Time remaining: 10 minutes 11 seconds

KARAMAN I replaced CALIKUSU IS at the beginning of End 6

### Shot Success Analysis

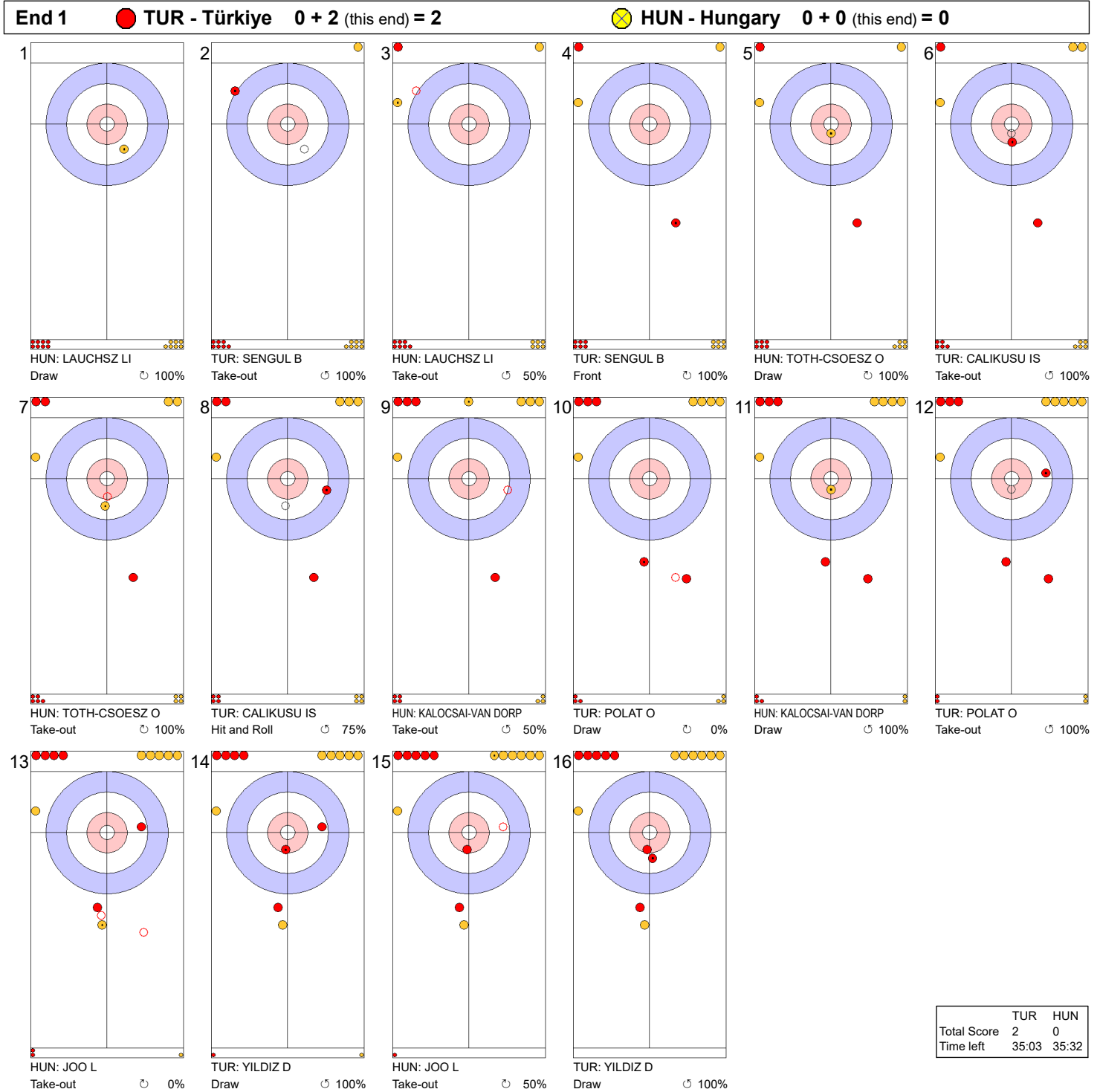
TUR - Türkiye		⌚	⌚	Game
4 YILDIZ Dilsat	Draws	2 75%	10 80%	12 79%
	Take-outs	1 100%	3 67%	4 75%
	Total	3 83%	13 77%	16 78%
3 POLAT Oznur	Draws	4 69%	1 0%	5 55%
	Take-outs	7 93%	4 50%	11 77%
	Total	11 84%	5 40%	16 70%
2 CALIKUSU Ifayet Safak	Draws	3 58%	2 75%	5 65%
	Take-outs	1 25%	4 69%	5 60%
	Total	4 50%	6 71%	10 63%
1 SENGUL Berfin	Draws	11 80%	3 100%	14 84%
	Take-outs	1 100%	1 100%	2 100%
	Total	12 81%	4 100%	16 86%
A KARAMAN Iclal	Draws	2 25%	0 -	2 25%
	Take-outs	3 33%	1 100%	4 50%
	Total	5 30%	1 100%	6 42%
Team	Draws	22 69%	16 78%	38 73%
	Take-outs	13 75%	13 67%	26 71%
	Total	35 71%	29 73%	64 72%

HUN - Hungary		⌚	⌚	Game
4 JOO Linda	Draws	3 0%	3 25%	6 13%
	Take-outs	7 14%	3 67%	10 30%
	Total	10 10%	6 46%	16 23%
3 KALOCSAI-VAN DORP Vera	Draws	8 56%	4 25%	12 46%
	Take-outs	1 100%	3 83%	4 88%
	Total	9 61%	7 50%	16 56%
2 TOTH-CSOESZ Orsolya	Draws	10 73%	3 33%	13 63%
	Take-outs	3 83%	0 -	3 83%
	Total	13 75%	3 33%	16 67%
1 LAUCHSZ Laura Ildiko	Draws	8 88%	7 82%	15 85%
	Take-outs	0 -	1 50%	1 50%
	Total	8 88%	8 78%	16 83%
A ORBAN Hanna Regina	Draws	0 -	0 -	0 -
	Take-outs	0 -	0 -	0 -
	Total	0 -	0 -	0 -
Team	Draws	29 65%	17 50%	46 59%
	Take-outs	11 41%	7 71%	18 53%
	Total	40 58%	24 56%	64 57%

**Note:**  
Position and function for each team member:  
4 = Fourth, 3 = Third, 2 = Second, 1 = Lead, A = Alternate, S = Skip, V = Vice-Skip

**Legend:**  
⌚ Clockwise      ⌚ Counter-clockwise      LSFE(\*) Last Stone First End  
X Unplayed/unfinished end due to concession

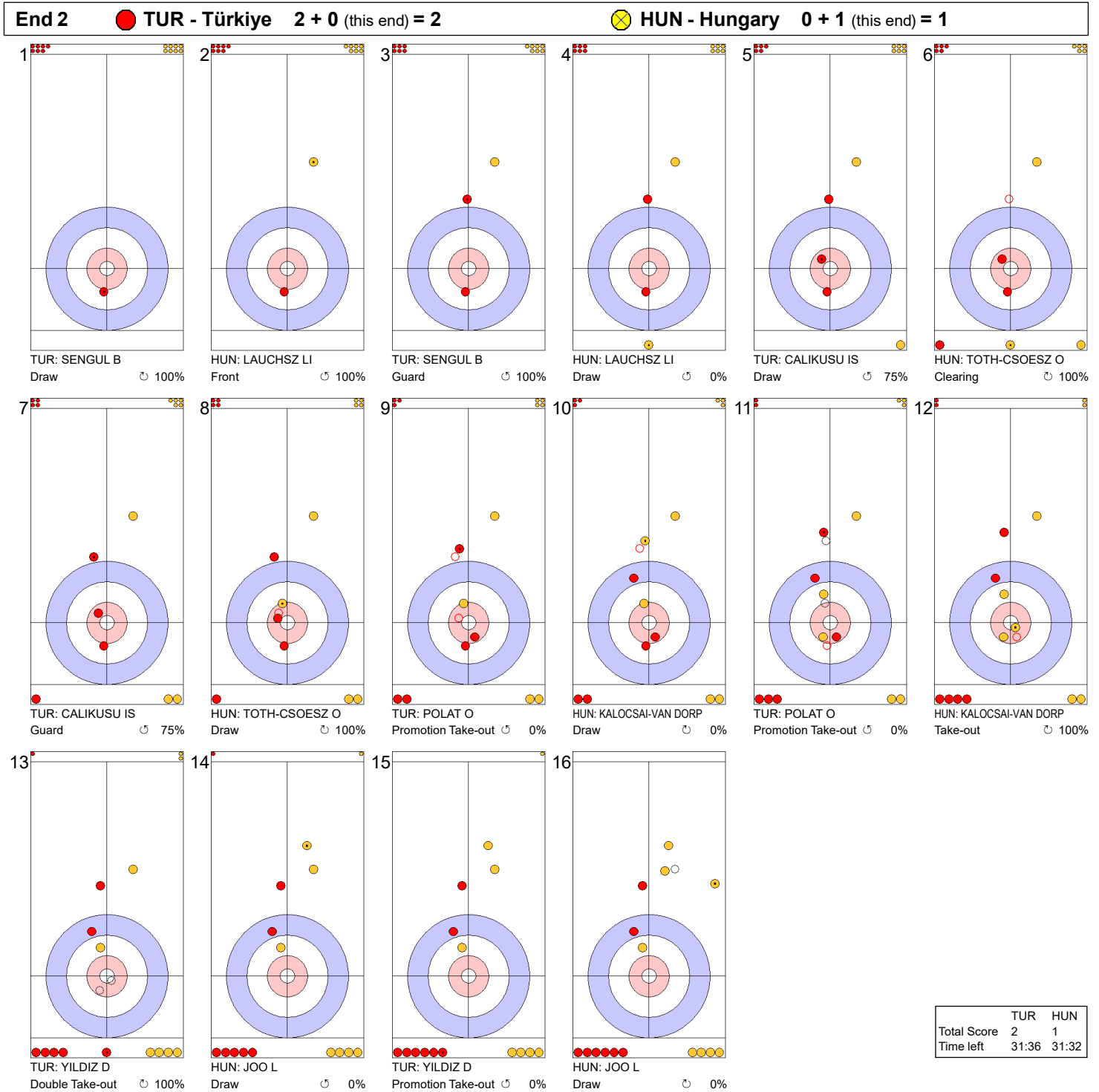
**Game - Shot by Shot**



**Legend:**  
 Clockwise      Counter-clockwise      - Not considered

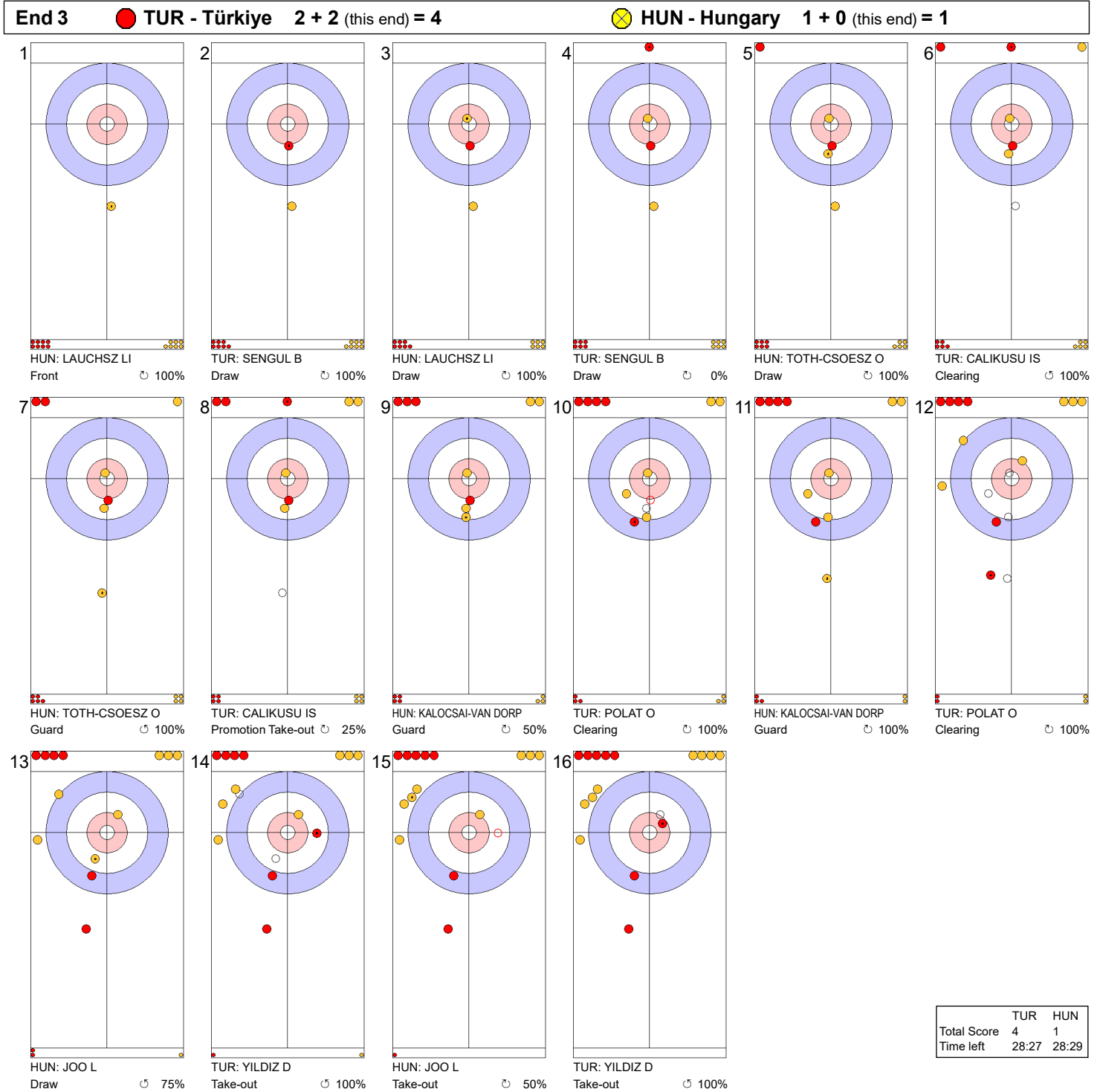


**Game - Shot by Shot**



**Legend:**  
 ↻ Clockwise      ↺ Counter-clockwise      - Not considered

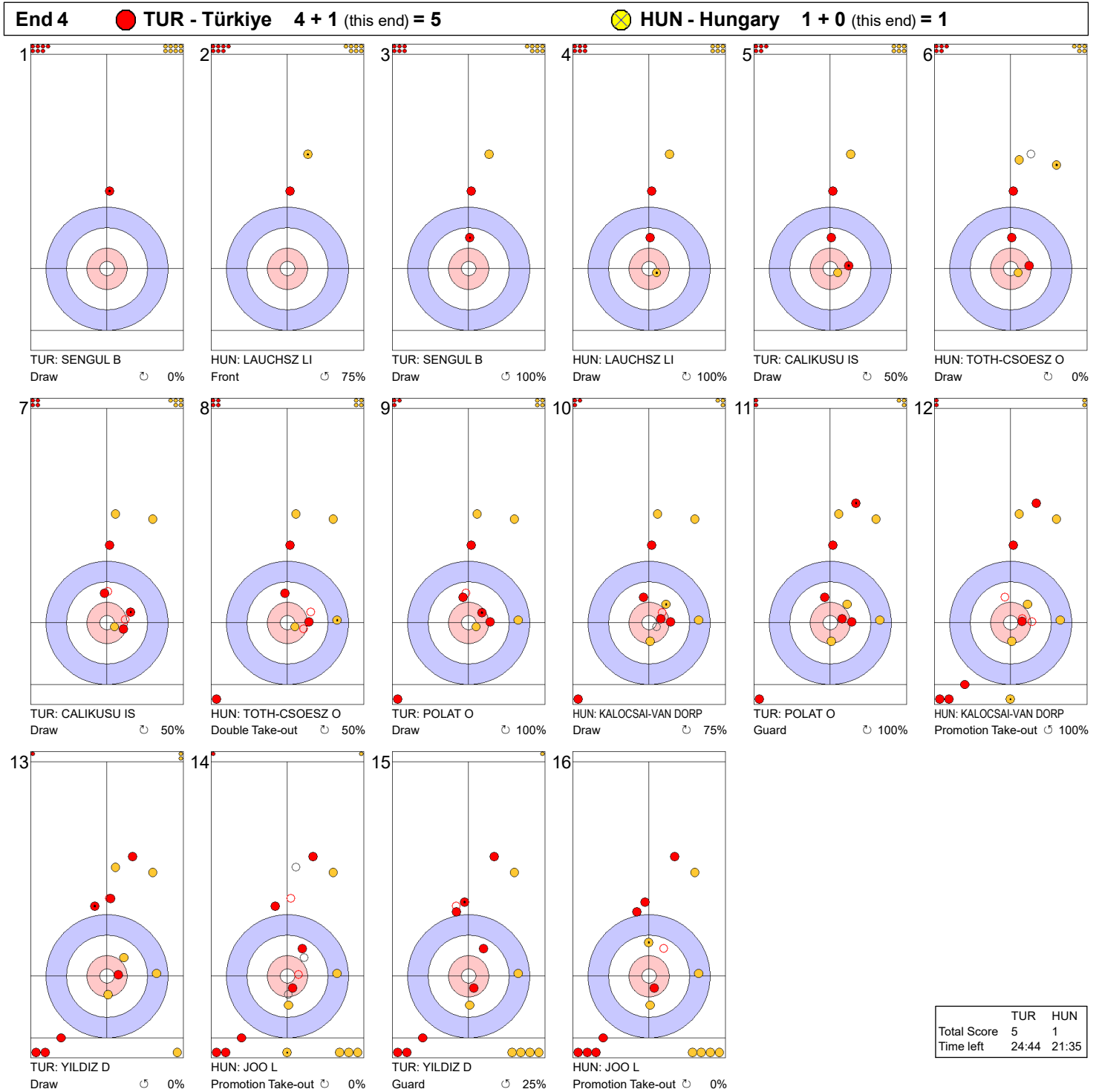
**Game - Shot by Shot**



	TUR	HUN
Total Score	4	1
Time left	28:27	28:29

**Legend:**  
 Clockwise     
 Counter-clockwise     
 - Not considered

**Game - Shot by Shot**

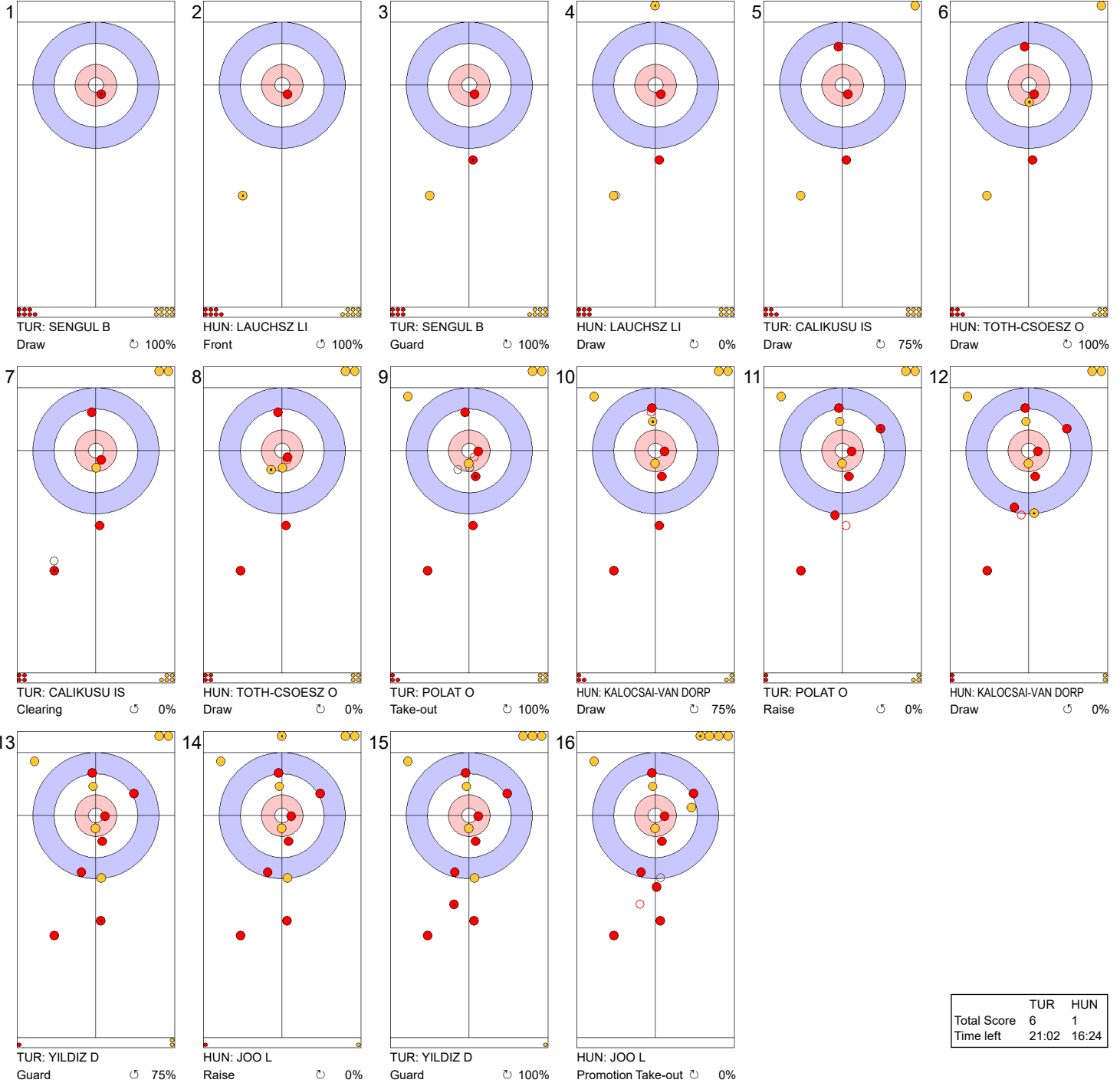


	TUR	HUN
Total Score	5	1
Time left	24:44	21:35

**Legend:**  
 Clockwise     
 Counter-clockwise     
 - Not considered

**Game - Shot by Shot**

**End 5** ● **TUR - Türkiye** 5 + 1 (this end) = 6      ● **HUN - Hungary** 1 + 0 (this end) = 1

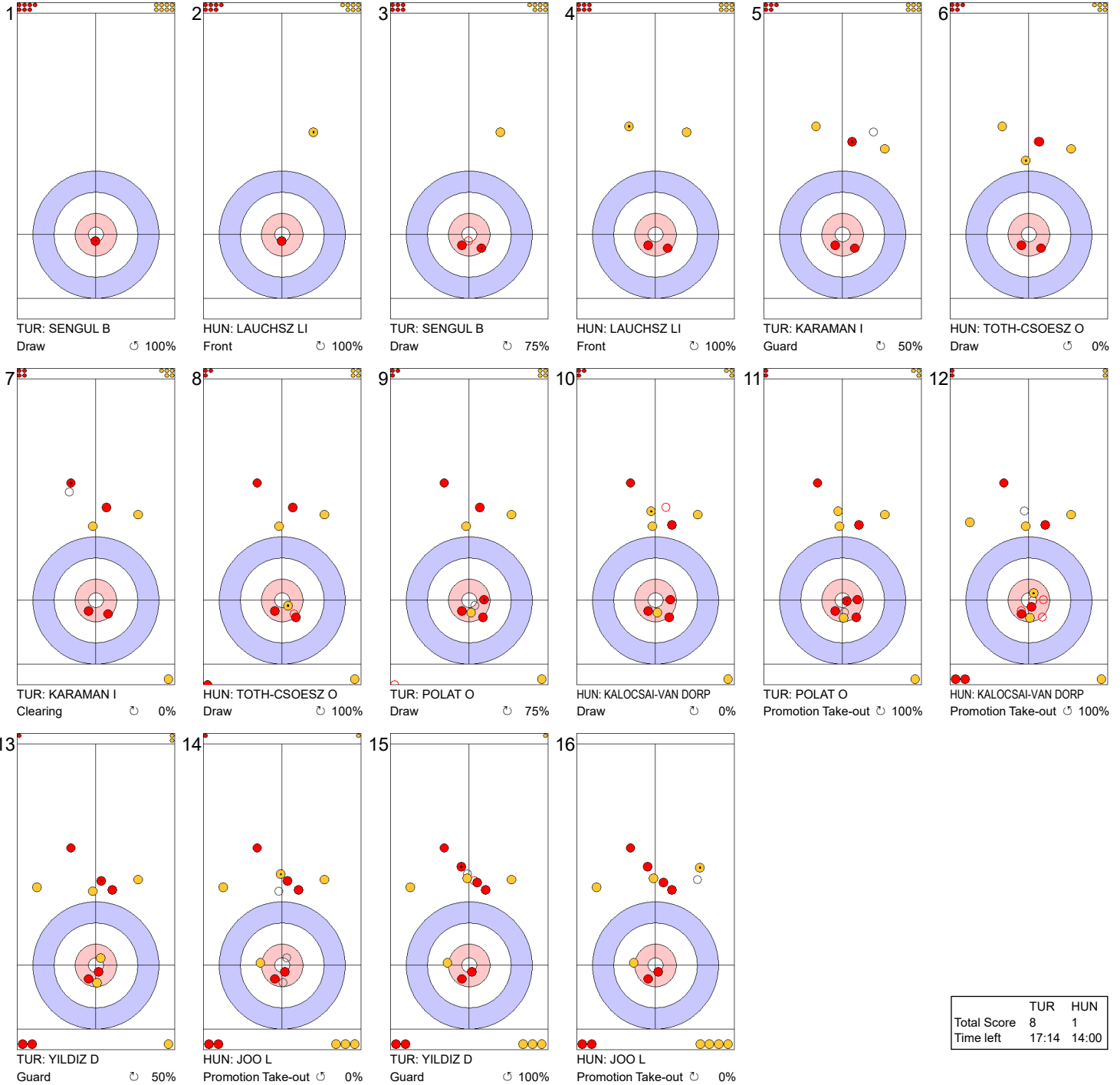


	TUR	HUN
Total Score	6	1
Time left	21:02	16:24

**Legend:**  
 ↻ Clockwise      ↺ Counter-clockwise      - Not considered

**Game - Shot by Shot**

**End 6**    ● **TUR - Türkiye** 6 + 2 (this end) = 8    ● **HUN - Hungary** 1 + 0 (this end) = 1



	TUR	HUN
Total Score	8	1
Time left	17:14	14:00

**Legend:**  
 ↻ Clockwise      ↺ Counter-clockwise      - Not considered

**Game - Shot by Shot**

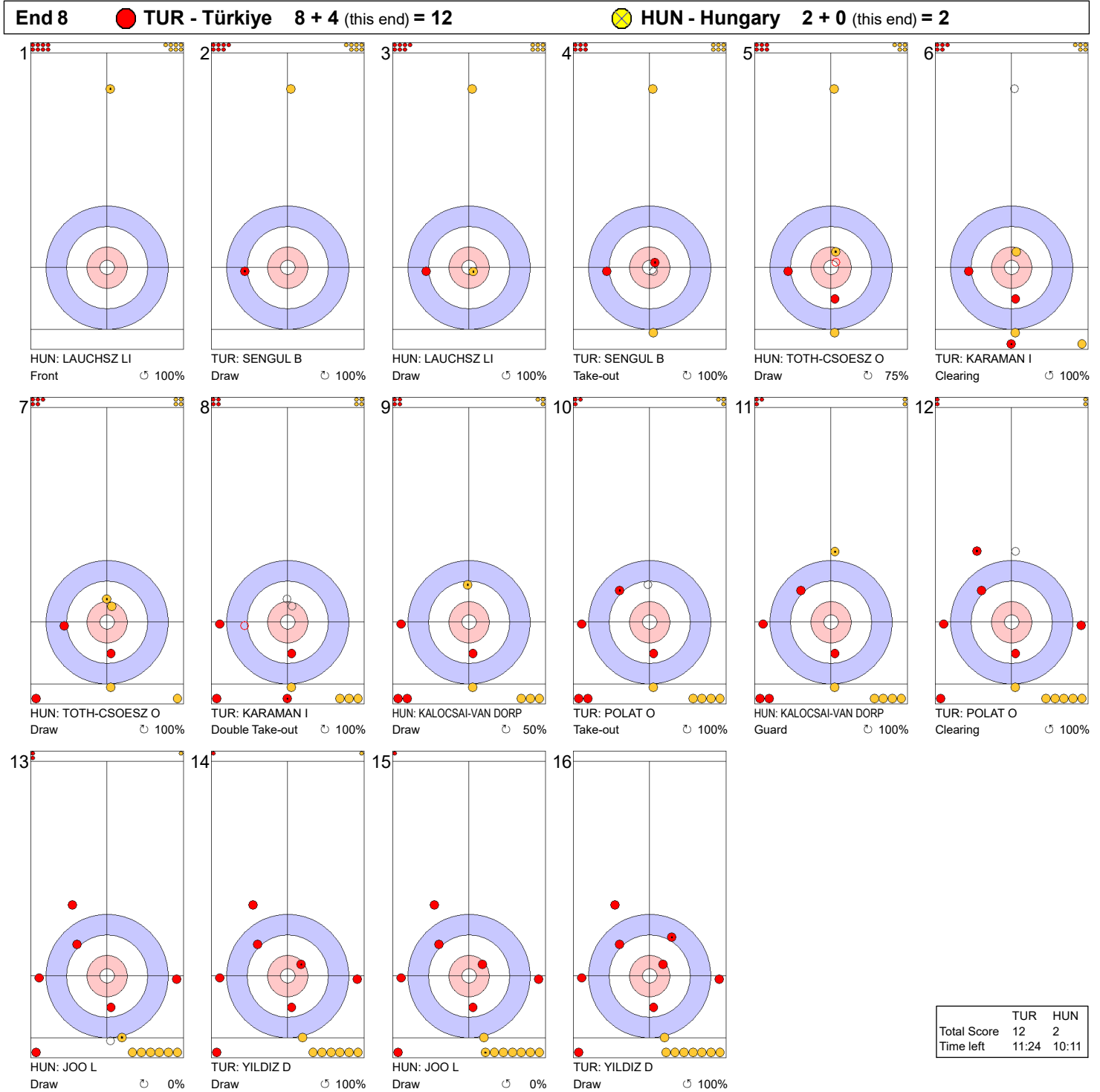
**End 7**   ● **TUR - Türkiye** 8 + 0 (this end) = 8   ● **HUN - Hungary** 1 + 1 (this end) = 2



	TUR	HUN
Total Score	8	2
Time left	14:16	12:05

**Legend:**  
 ↻ Clockwise      ↺ Counter-clockwise      - Not considered

**Game - Shot by Shot**



	TUR	HUN
Total Score	12	2
Time left	11:24	10:11

**Legend:**  
 Clockwise     
 Counter-clockwise     
 - Not considered

### Game Results

Sheet	Team	LSFE	1	2	3	4	5	6	7	8	9	10	Extra Ends	Total
D	NOR - Norway		0	0	1	0	1	0	0	1	1	0		4
	SCO - Scotland	*	0	1	0	1	0	0	2	0	0	1		5

NOR - Norway		Shot Success	Game	All
4 V	SKASLIEN Kristin	83%		73%
3 S	ROERVIK Marianne	90%		81%
2	HASLEV NORDBYE Mille	89%		82%
1	KJAERLAND Eilin	84%		83%
A	FORBREGD Ingeborg	-		-
Team Total		86%		80%

SCO - Scotland		Shot Success	Game	All
4 V	MORRISON Rebecca	83%		83%
3	DODDS Jennifer	84%		79%
2	SINCLAIR Sophie	86%		85%
1 S	JACKSON Sophie	95%		89%
A	HENDERSON Fay	-		-
Team Total		87%		84%

Last Stone Draw		Distance
↻	HASLEV NORDBYE Mille	6.9cm
↻	SKASLIEN Kristin	28.9cm
<b>Total</b>		<b>35.8cm</b>

Last Stone Draw		Distance
↻	MORRISON Rebecca	3.7cm
↻	JACKSON Sophie	24.3cm
<b>Total</b>		<b>28.0cm</b>

Time remaining: 0 minutes 11 seconds

Time-out: End 8 - NOR stone 6

Time remaining: 0 minutes 56 seconds

Time-out: End 8 - SCO stone 5

### Shot Success Analysis

NOR - Norway		↻	↻	Game
4	SKASLIEN Kristin	Draws 11 77%	2 100%	13 81%
		Take-outs 2 88%	5 85%	7 86%
		Total 13 79%	7 89%	20 83%
3	ROERVIK Marianne	Draws 4 94%	4 88%	8 91%
		Take-outs 8 91%	4 88%	12 90%
		Total 12 92%	8 88%	20 90%
2	HASLEV NORDBYE Mille	Draws 5 85%	3 83%	8 84%
		Take-outs 5 95%	7 89%	12 92%
		Total 10 90%	10 88%	20 89%
1	KJAERLAND Eilin	Draws 4 88%	12 88%	16 88%
		Take-outs 3 67%	1 75%	4 69%
		Total 7 79%	13 87%	20 84%
A	FORBREGD Ingeborg	Draws 0 -	0 -	0 -
		Take-outs 0 -	0 -	0 -
		Total 0 -	0 -	0 -
Team		Draws 24 83%	21 88%	45 86%
		Take-outs 18 88%	17 87%	35 87%
		Total 42 85%	38 88%	80 86%

SCO - Scotland		↻	↻	Game
4	MORRISON Rebecca	Draws 3 100%	0 -	3 100%
		Take-outs 7 86%	9 75%	16 80%
		Total 10 90%	9 75%	19 83%
3	DODDS Jennifer	Draws 1 0%	2 100%	3 67%
		Take-outs 9 86%	8 88%	17 87%
		Total 10 78%	10 90%	20 84%
2	SINCLAIR Sophie	Draws 4 81%	0 -	4 81%
		Take-outs 5 95%	11 84%	16 88%
		Total 9 89%	11 84%	20 86%
1	JACKSON Sophie	Draws 14 98%	2 75%	16 95%
		Take-outs 3 92%	1 100%	4 94%
		Total 17 97%	3 83%	20 95%
A	HENDERSON Fay	Draws 0 -	0 -	0 -
		Take-outs 0 -	0 -	0 -
		Total 0 -	0 -	0 -
Team		Draws 22 91%	4 88%	26 90%
		Take-outs 24 89%	29 83%	53 85%
		Total 46 90%	33 83%	79 87%

**Note:**  
Position and function for each team member:  
4 = Fourth, 3 = Third, 2 = Second, 1 = Lead, A = Alternate, S = Skip, V = Vice-Skip

**Legend:**  
↻ Clockwise      ↻ Counter-clockwise      LSFE(\*) Last Stone First End

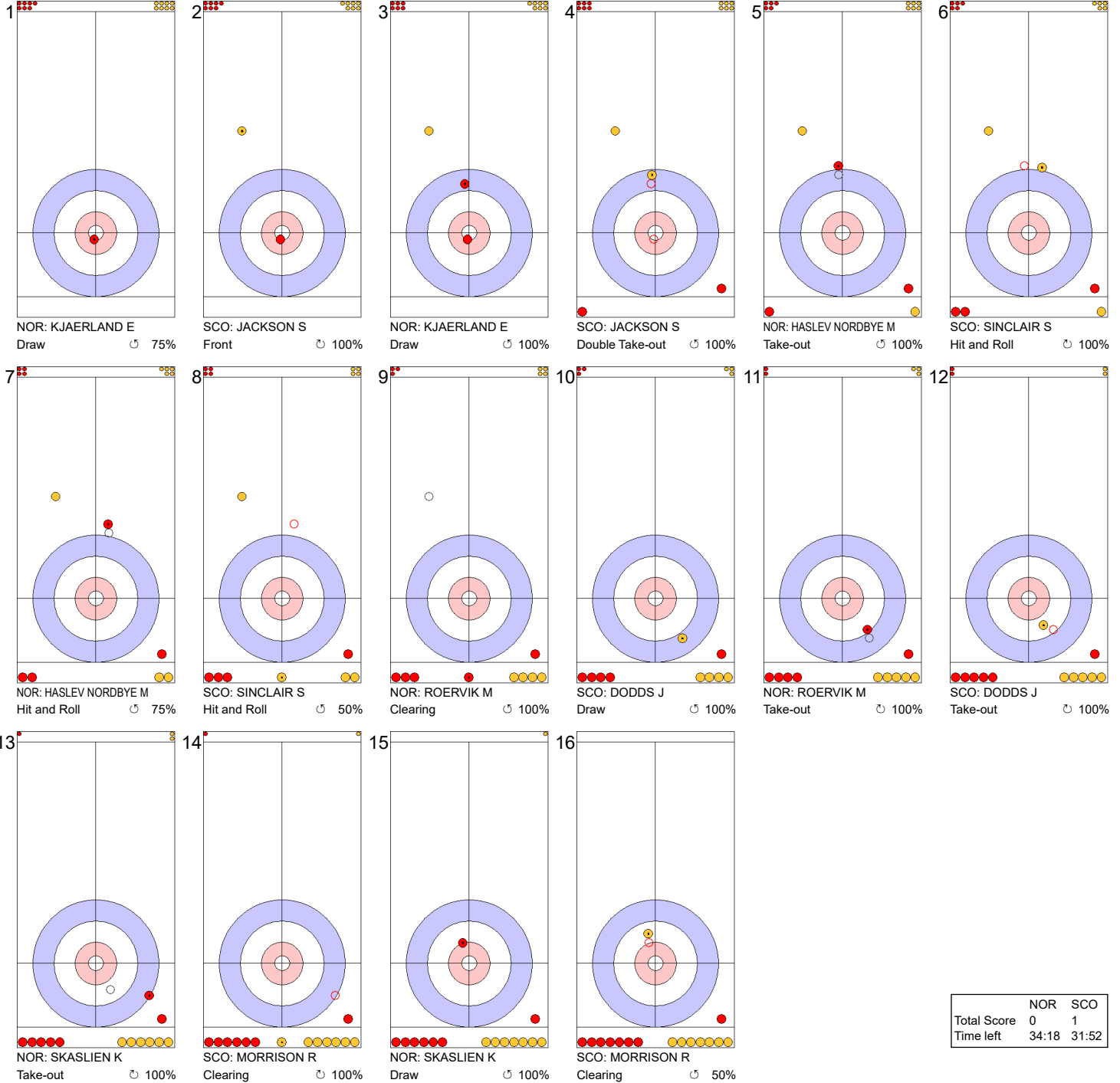






Game - Shot by Shot

End 2 **NOR - Norway 0 + 0 (this end) = 0** **SCO - Scotland 0 + 1 (this end) = 1**

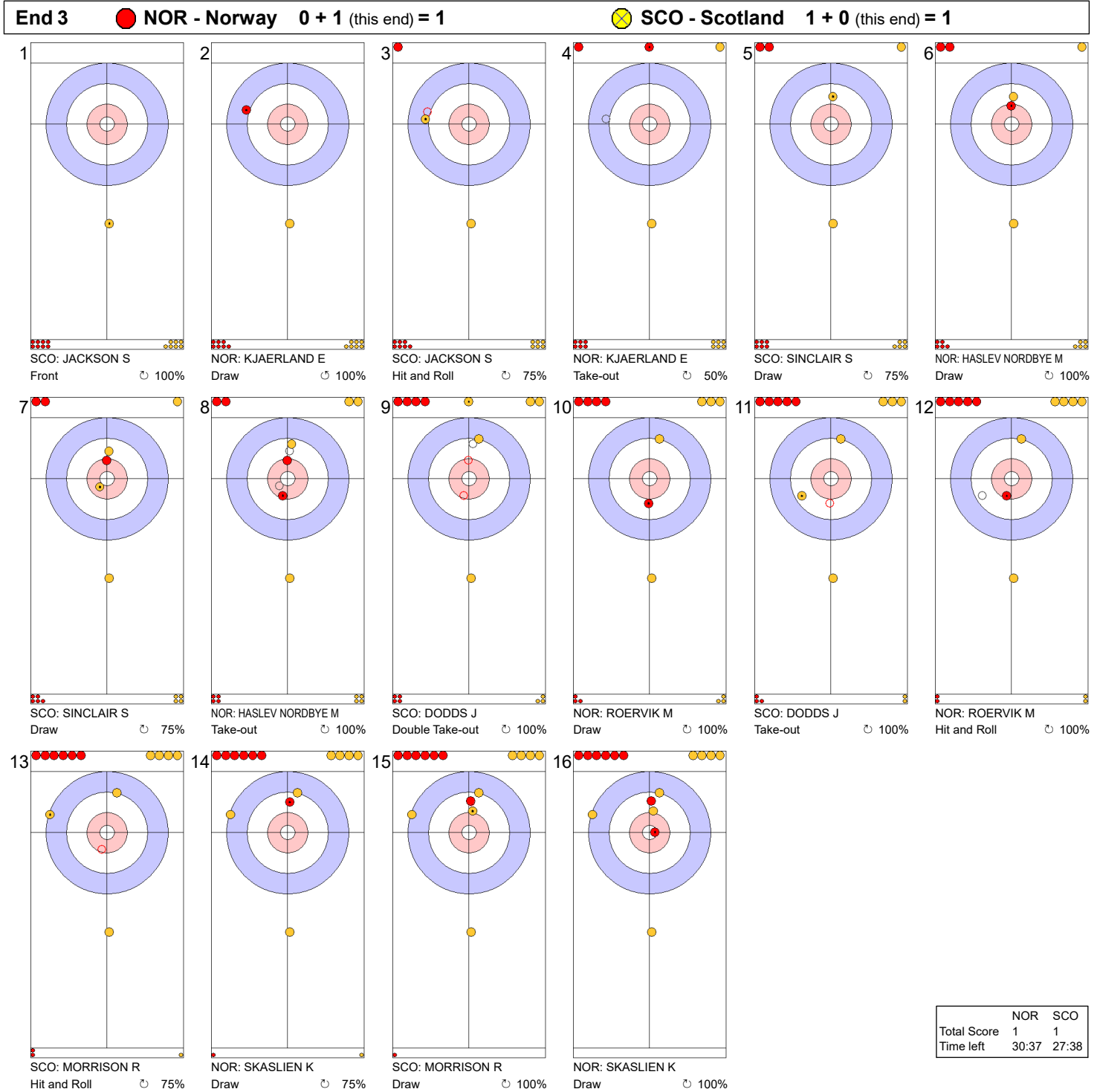


	NOR	SCO
Total Score	0	1
Time left	34:18	31:52

**Legend:**  
 ↻ Clockwise      ↺ Counter-clockwise      - Not considered



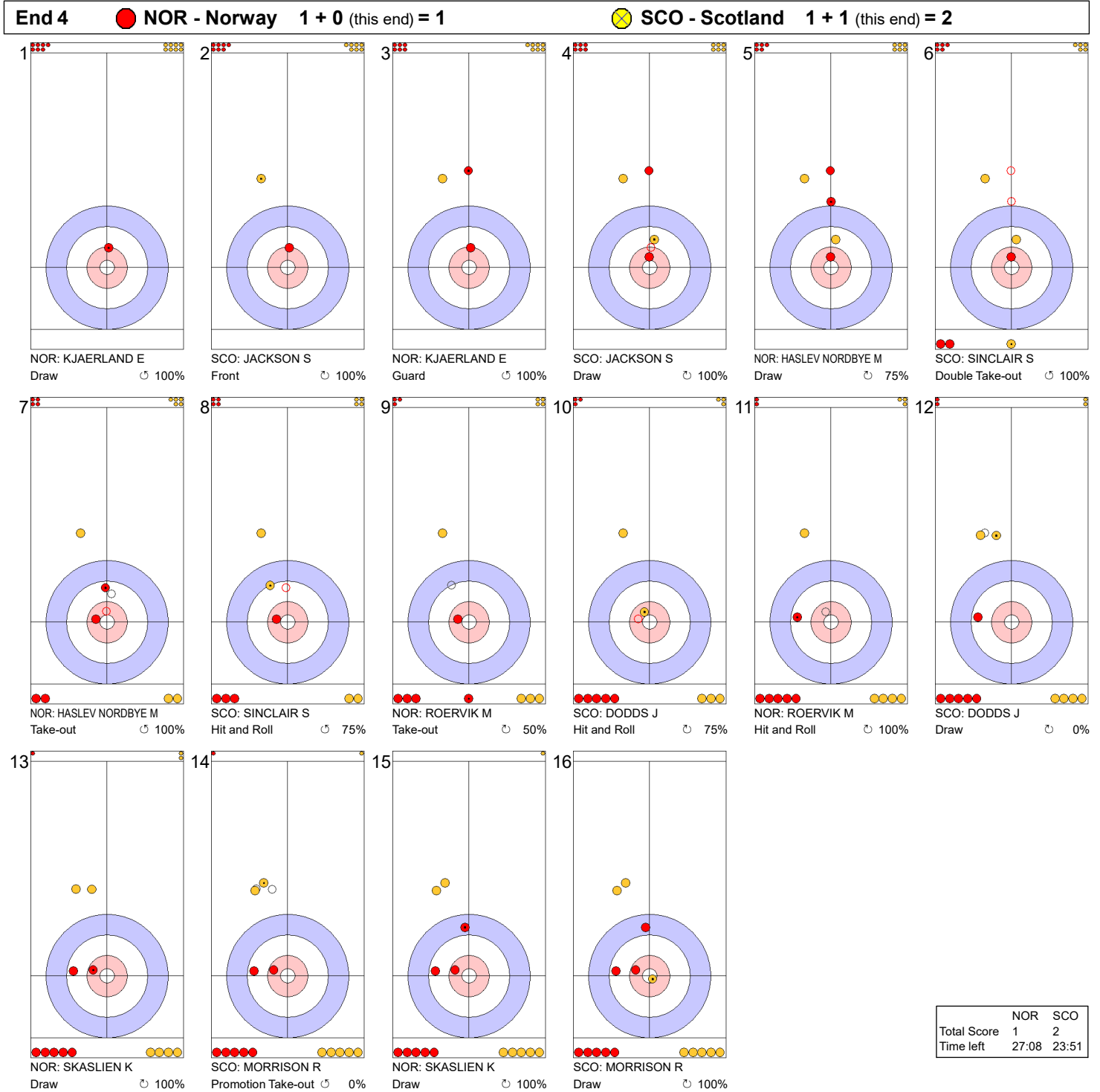
**Game - Shot by Shot**



	NOR	SCO
Total Score	1	1
Time left	30:37	27:38

**Legend:**  
 Clockwise     
 Counter-clockwise     
 - Not considered

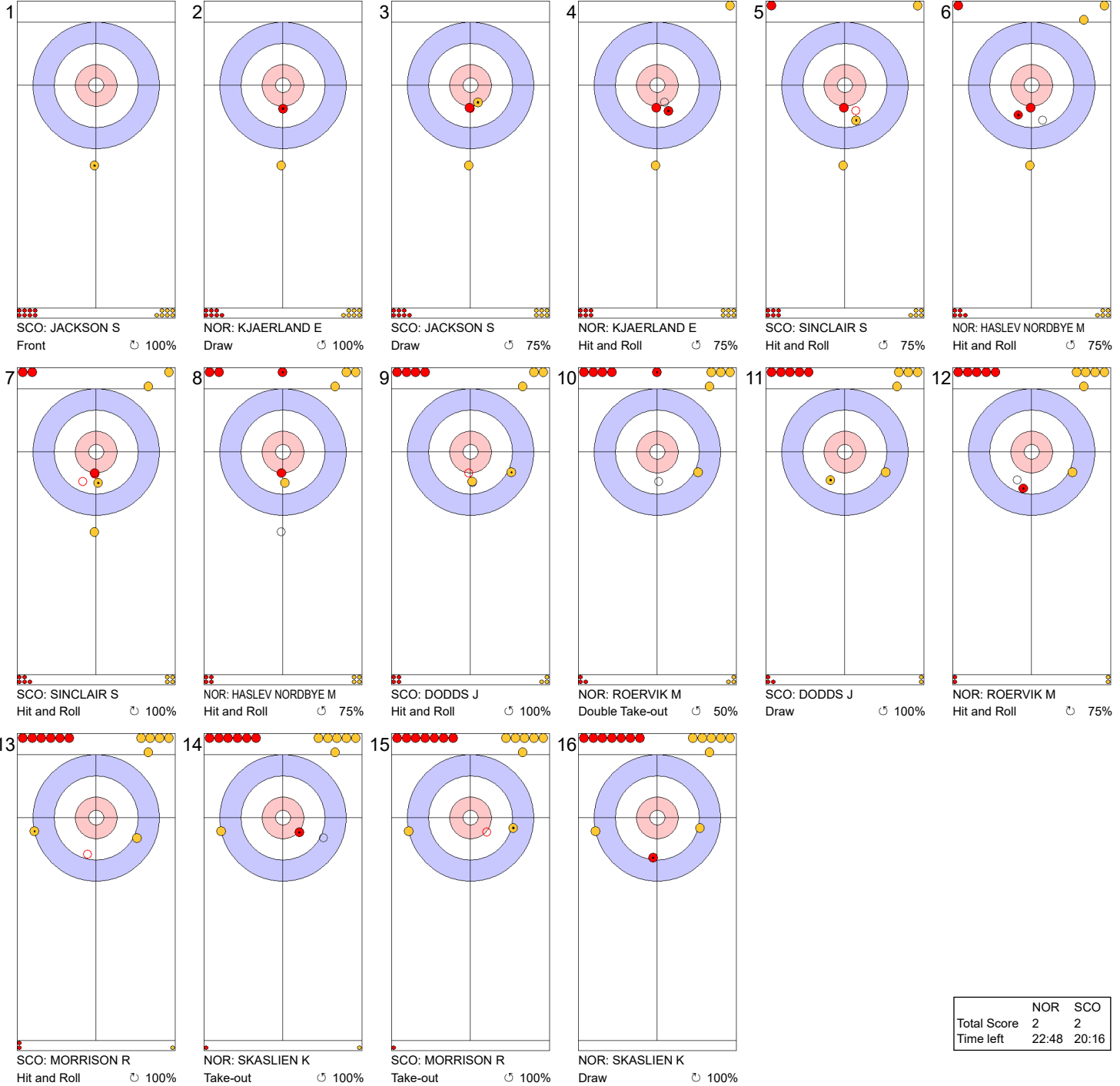
**Game - Shot by Shot**



**Legend:**  
 ⤵ Clockwise      ⤴ Counter-clockwise      - Not considered

**Game - Shot by Shot**

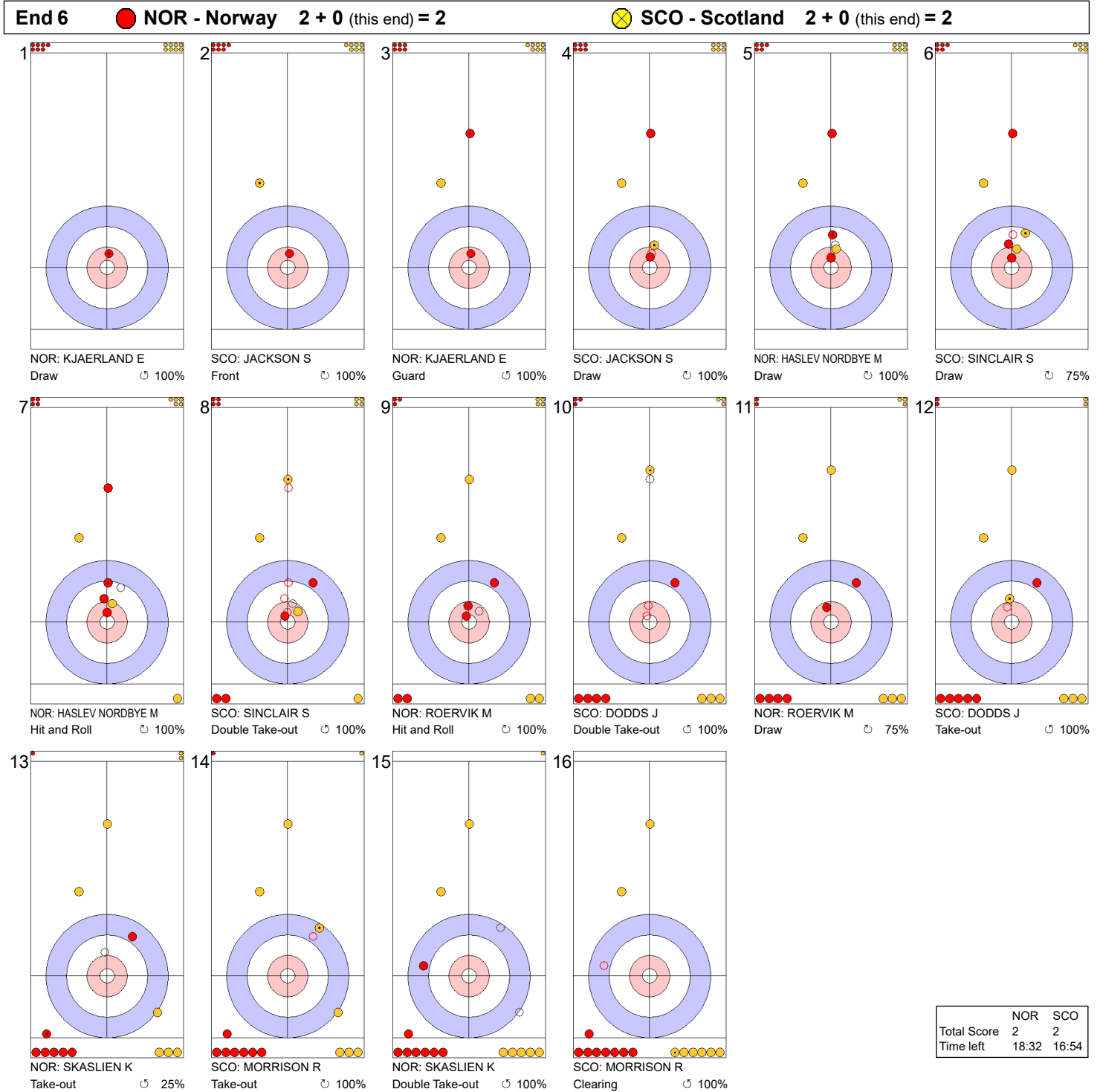
**End 5**    ● **NOR - Norway** 1 + 1 (this end) = 2    ⊗ **SCO - Scotland** 2 + 0 (this end) = 2



	NOR	SCO
Total Score	2	2
Time left	22:48	20:16

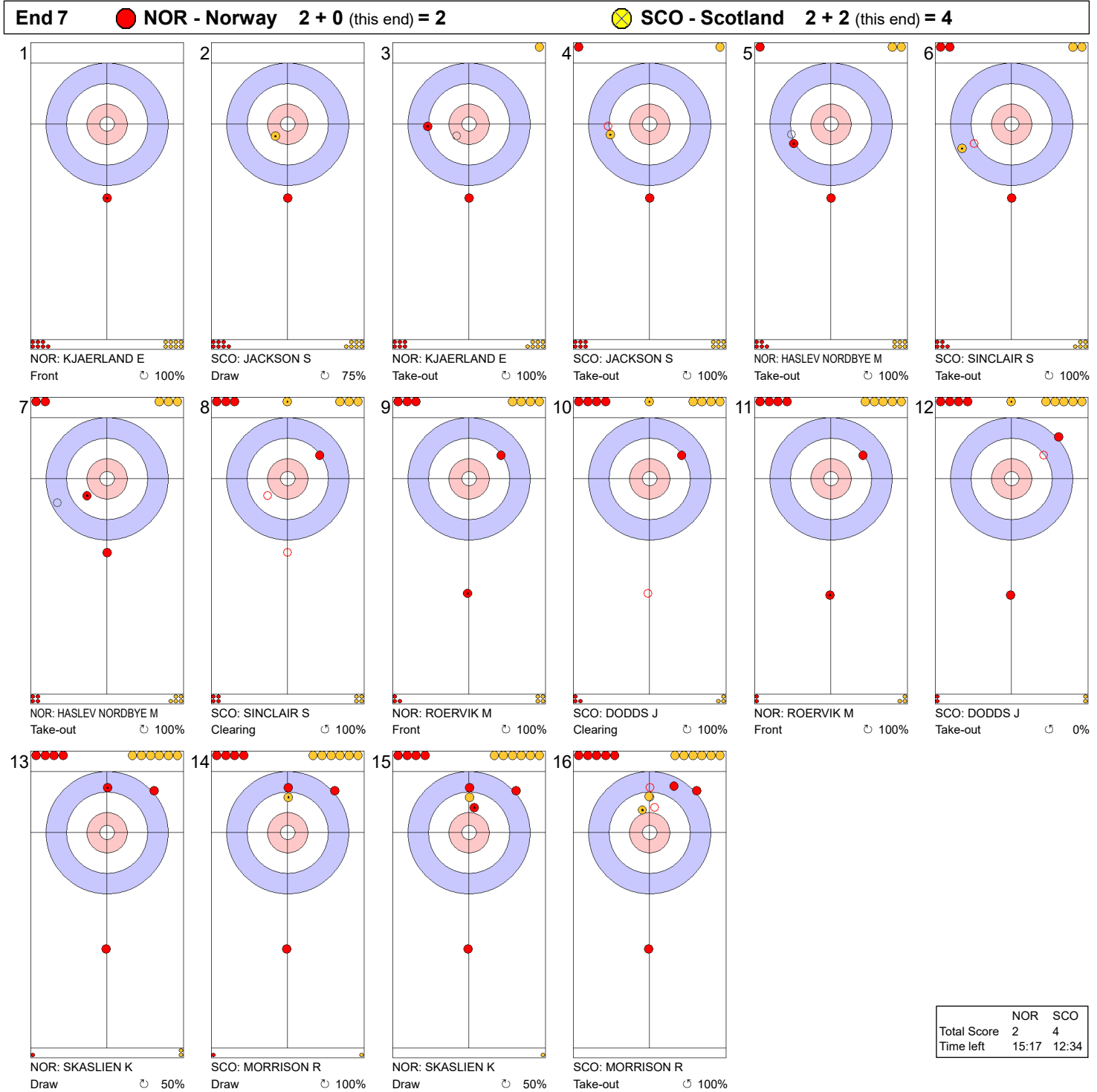
**Legend:**  
↻ Clockwise      ↺ Counter-clockwise      - Not considered

**Game - Shot by Shot**



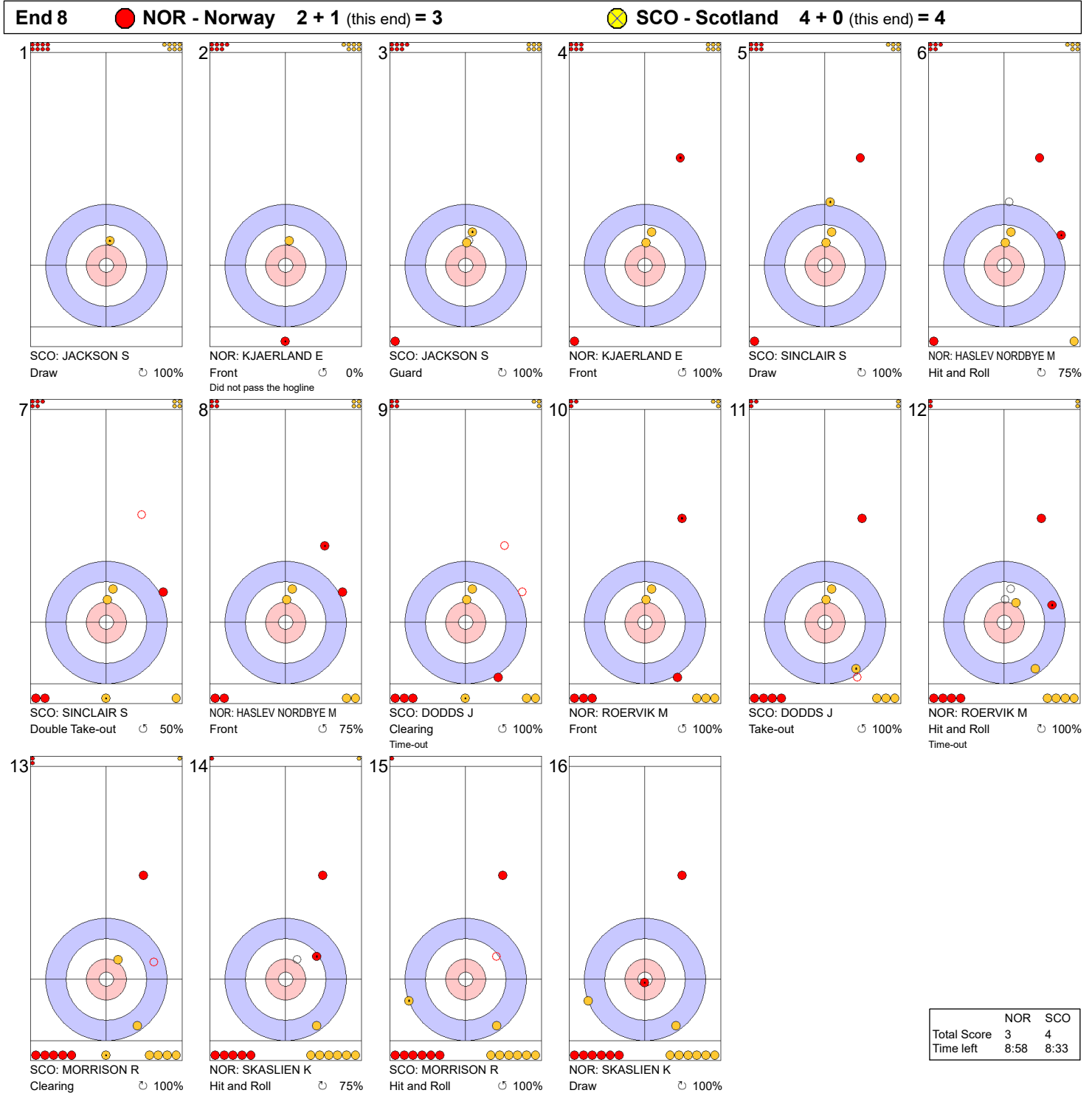
**Legend:**  
 Clockwise      Counter-clockwise      - Not considered

**Game - Shot by Shot**



**Legend:**  
 Clockwise      Counter-clockwise      - Not considered

**Game - Shot by Shot**

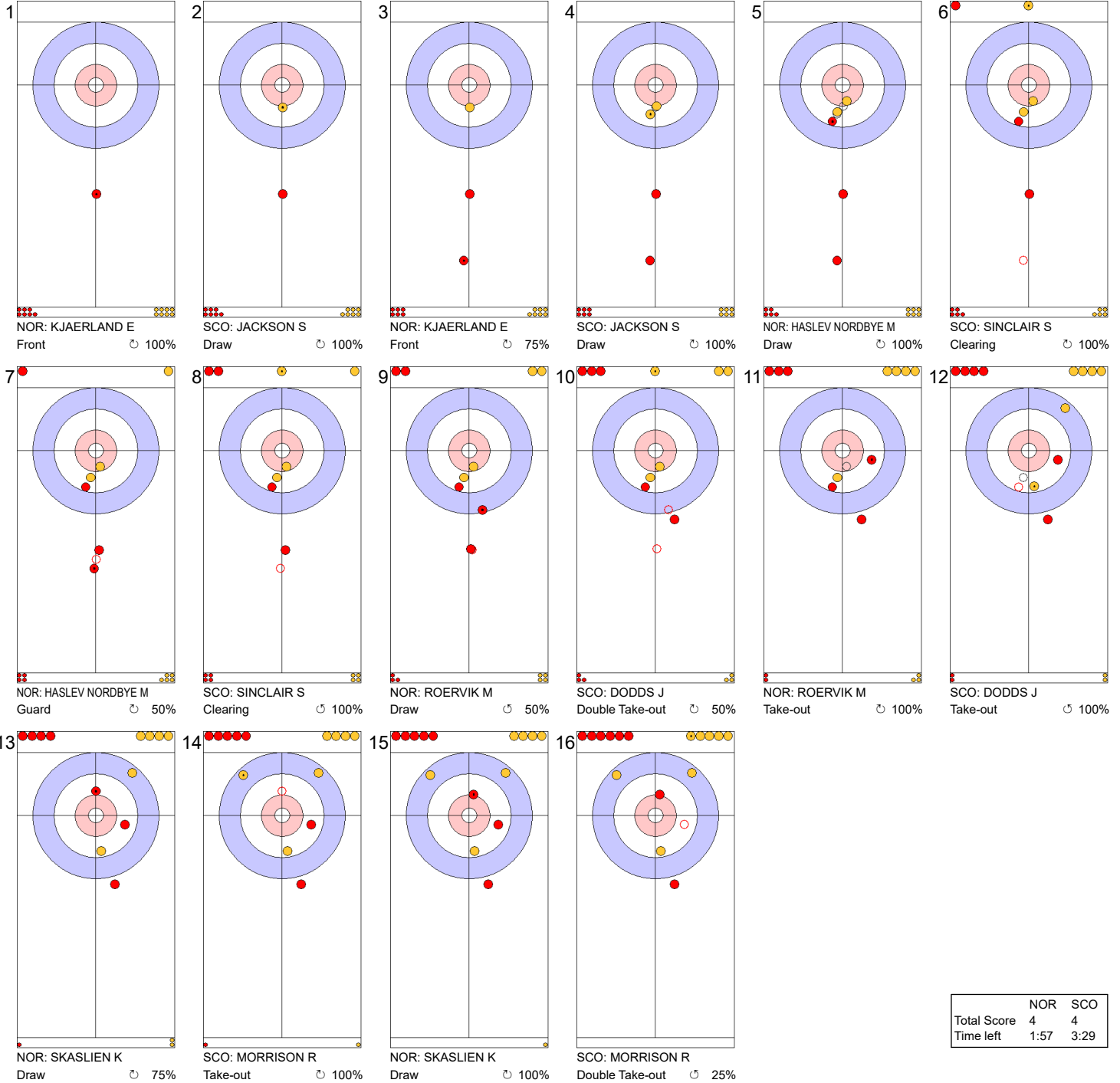


**Legend:**  
 Clockwise     
 Counter-clockwise     
 - Not considered



**Game - Shot by Shot**

**End 9**    **NOR - Norway 3 + 1 (this end) = 4**    **SCO - Scotland 4 + 0 (this end) = 4**



	NOR	SCO
Total Score	4	4
Time left	1:57	3:29

**Legend:**  
 Clockwise      Counter-clockwise      - Not considered



**ECC 2024**  
Lohja, Finland

**Le Gruyère AOP European Curling Championships 2024**  
Kisakallio Sports Institute  
**A-Division Women**

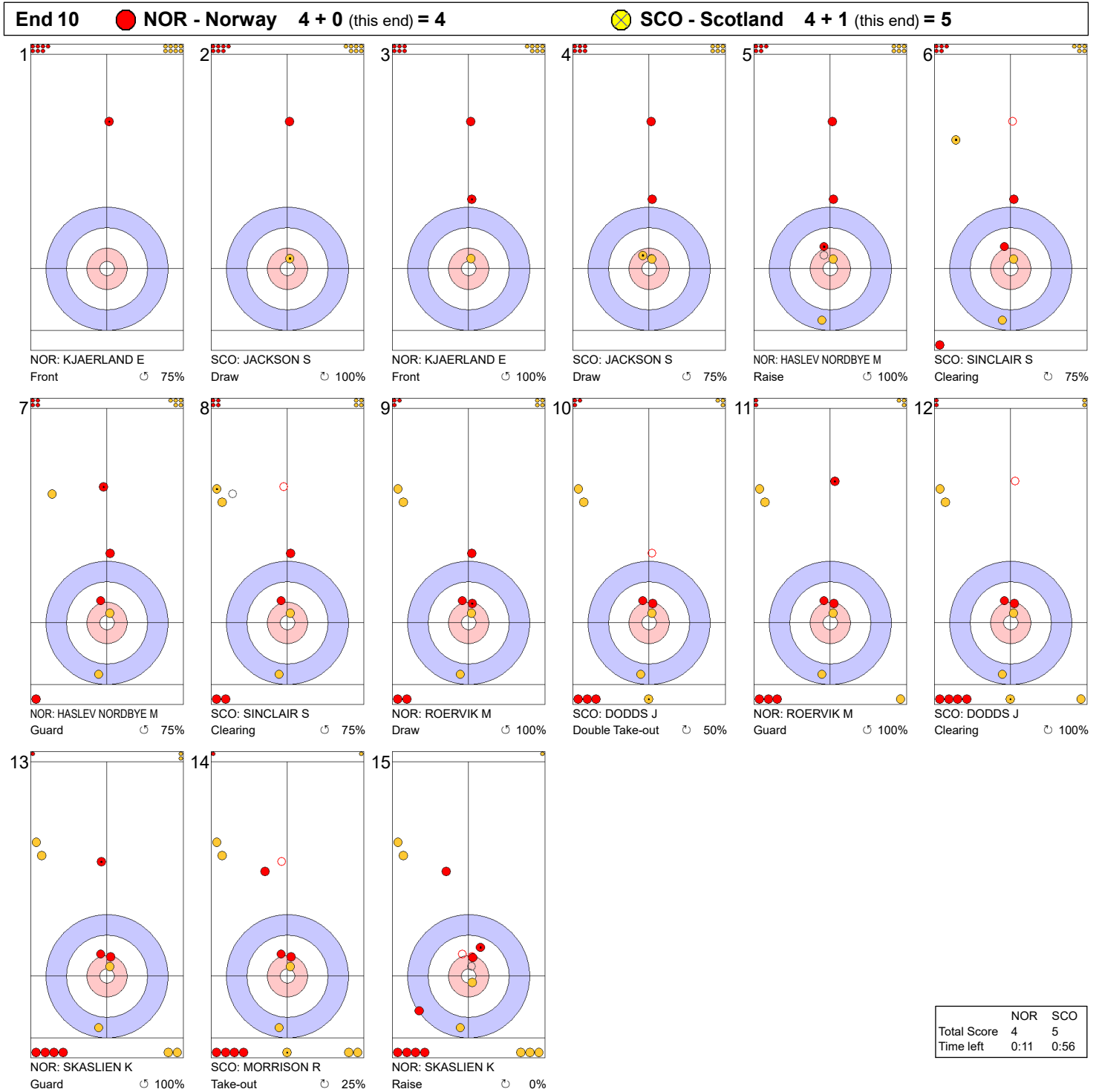


**THU 21 NOV 2024**  
Start Time 9:00

**Round Robin Session 9 - Sheet D**



**Game - Shot by Shot**



**Legend:**  
 Clockwise     Counter-clockwise     - Not considered





**Game Results**

Sheet	Team	LSFE	1	2	3	4	5	6	7	8	9	10	Extra Ends	Total
E	ITA - Italy	*	0	1	0	1	0	1	1	0	0	0		4
	SWE - Sweden		0	0	1	0	1	0	0	4	1	1		8

ITA - Italy		Shot Success	Game	All
4 S	CONSTANTINI Stefania	74%		80%
3 V	ZARDINI LACEDELLI Giulia	73%		80%
2	MATHIS Elena	68%		83%
1	LO DESERTO Marta	91%		88%
A	ROMEI Angela	-		86%
Team Total		76%		82%

SWE - Sweden		Shot Success	Game	All
4 S	HASSELBORG Anna	86%		80%
3 V	McMANUS Sara	90%		82%
2	KNOCHENHAUER Agnes	76%		85%
1	MABERGS Sofia	85%		84%
A	HELDIN Johanna	-		-
Team Total		84%		83%

**Last Stone Draw** Distance

⌚	ZARDINI LACEDELLI Giulia	12.8cm
⌚	CONSTANTINI Stefania	13.2cm
<b>Total</b>		<b>26.0cm</b>

**Last Stone Draw** Distance

⌚	McMANUS Sara	41.7cm
⌚	HASSELBORG Anna	12.7cm
<b>Total</b>		<b>54.4cm</b>

Time remaining: 0 minutes 29 seconds

Time remaining: 0 minutes 46 seconds

Time-out: End 7 - ITA stone 5

Time-out: End 7 - SWE stone 7

**Shot Success Analysis**

ITA - Italy		⌚	⌚	Game
4	CONSTANTINI Stefania	Draws	4 75%	9 75%
		Take-outs	2 50%	4 81%
		Total	6 67%	13 77%
3	ZARDINI LACEDELLI Giulia	Draws	4 69%	6 63%
		Take-outs	6 75%	4 88%
		Total	10 73%	10 73%
2	MATHIS Elena	Draws	4 56%	7 71%
		Take-outs	5 85%	4 50%
		Total	9 72%	11 64%
1	LO DESERTO Marta	Draws	3 92%	17 91%
		Take-outs	0 -	0 -
		Total	3 92%	17 91%
A	ROMEI Angela	Draws	0 -	0 -
		Take-outs	0 -	0 -
		Total	0 -	0 -
Team		Draws	15 72%	39 79%
		Take-outs	13 75%	12 73%
		Total	28 73%	51 78%

SWE - Sweden		⌚	⌚	Game
4	HASSELBORG Anna	Draws	1 75%	8 100%
		Take-outs	2 100%	9 72%
		Total	3 92%	17 85%
3	McMANUS Sara	Draws	3 92%	6 92%
		Take-outs	5 90%	6 88%
		Total	8 91%	12 90%
2	KNOCHENHAUER Agnes	Draws	3 75%	6 71%
		Take-outs	1 100%	10 78%
		Total	4 81%	16 75%
1	MABERGS Sofia	Draws	5 75%	15 88%
		Take-outs	0 -	0 -
		Total	5 75%	15 88%
A	HELDIN Johanna	Draws	0 -	0 -
		Take-outs	0 -	0 -
		Total	0 -	0 -
Team		Draws	12 79%	35 89%
		Take-outs	8 94%	25 78%
		Total	20 85%	60 84%

**Note:**  
Position and function for each team member:  
4 = Fourth, 3 = Third, 2 = Second, 1 = Lead, A = Alternate, S = Skip, V = Vice-Skip

**Legend:**  
⌚ Clockwise      ⌚ Counter-clockwise      LSFE(\*) Last Stone First End



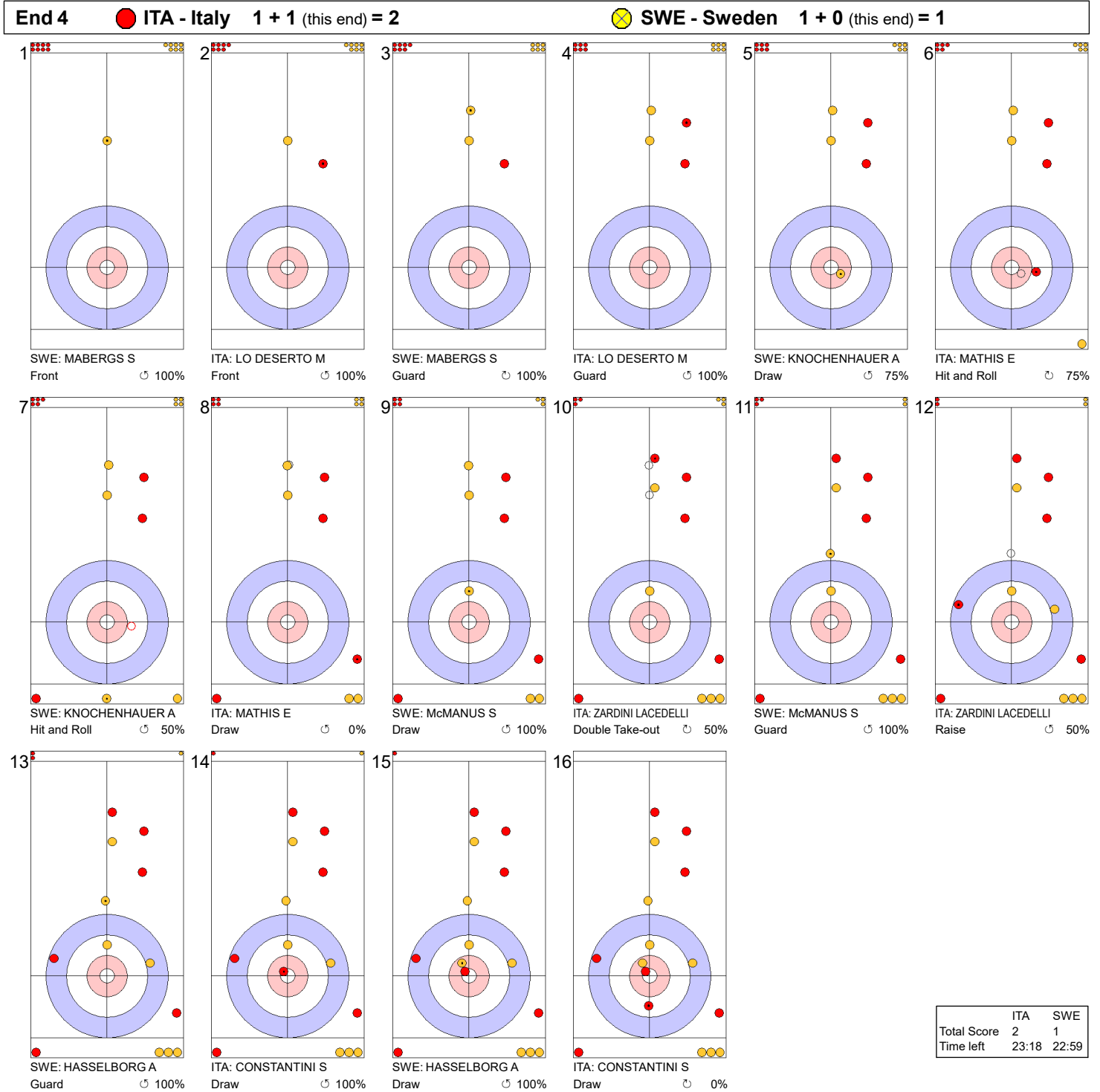
**Game - Shot by Shot**



**Legend:**  
 Clockwise     
 Counter-clockwise     
 - Not considered



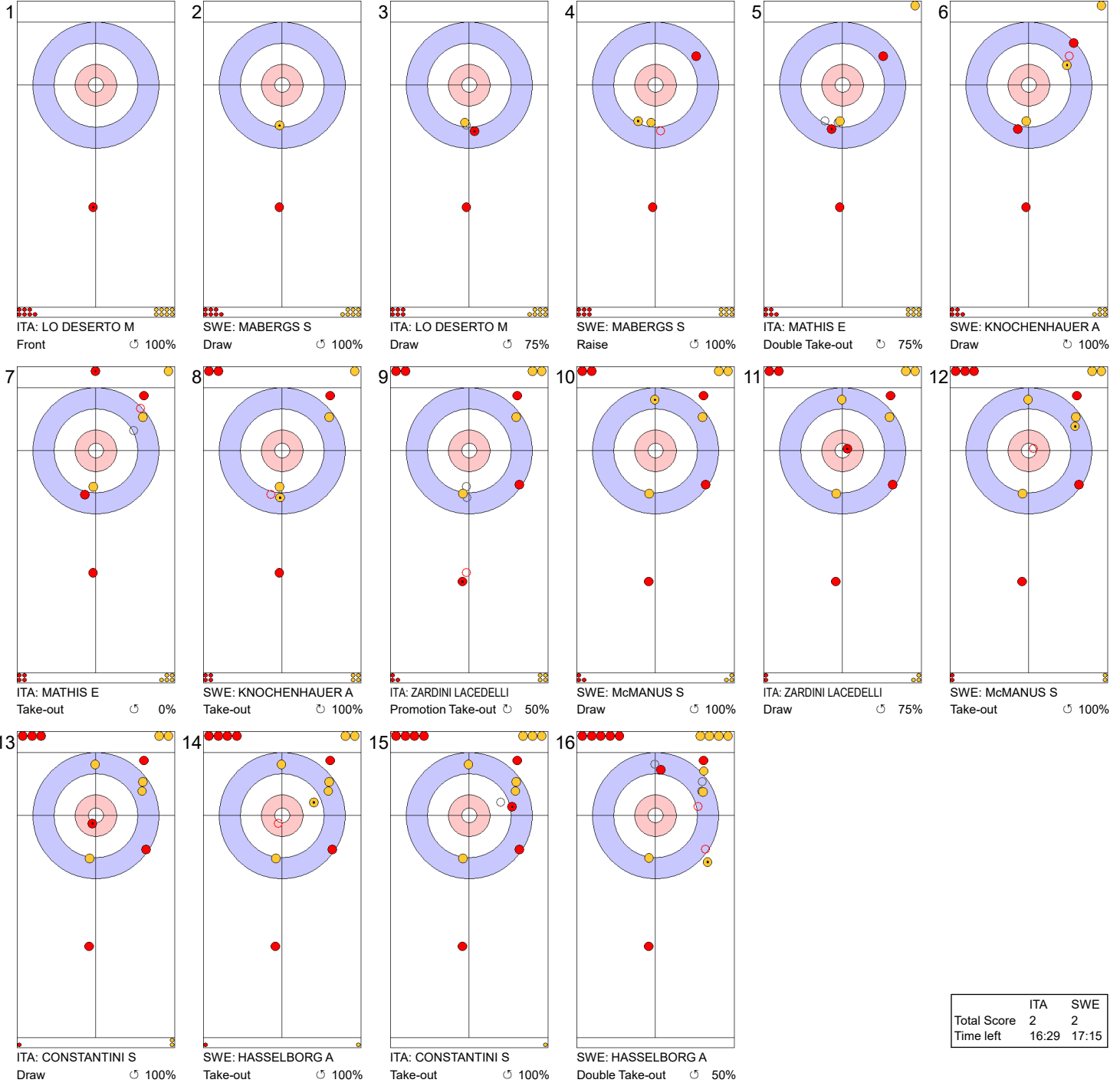
**Game - Shot by Shot**



**Legend:**  
 ↻ Clockwise      ↺ Counter-clockwise      - Not considered

**Game - Shot by Shot**

**End 5**    ● **ITA - Italy**    2 + 0 (this end) = 2    ● **SWE - Sweden**    1 + 1 (this end) = 2

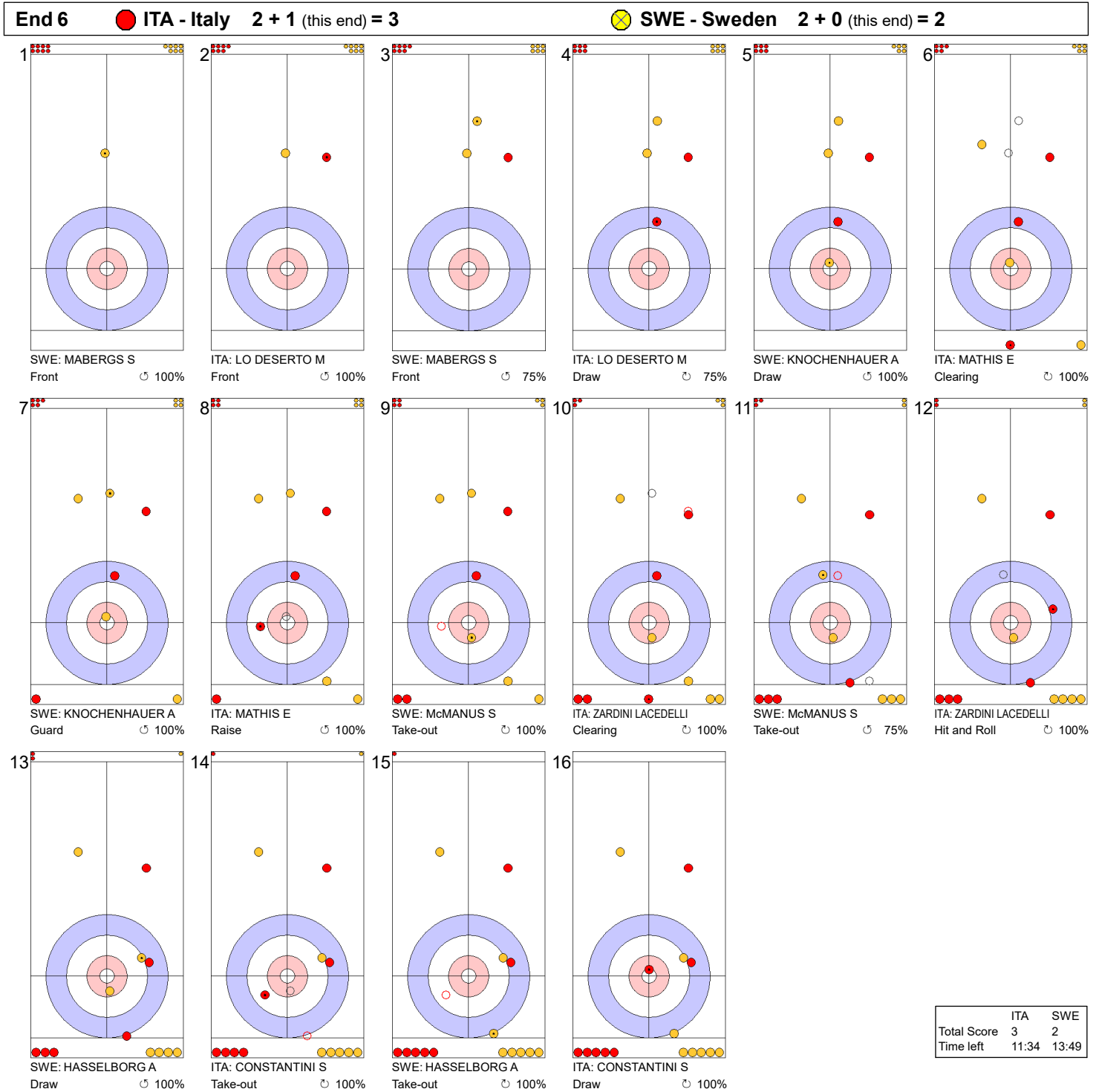


	ITA	SWE
Total Score	2	2
Time left	16:29	17:15

**Legend:**  
 ↻ Clockwise      ↺ Counter-clockwise      - Not considered

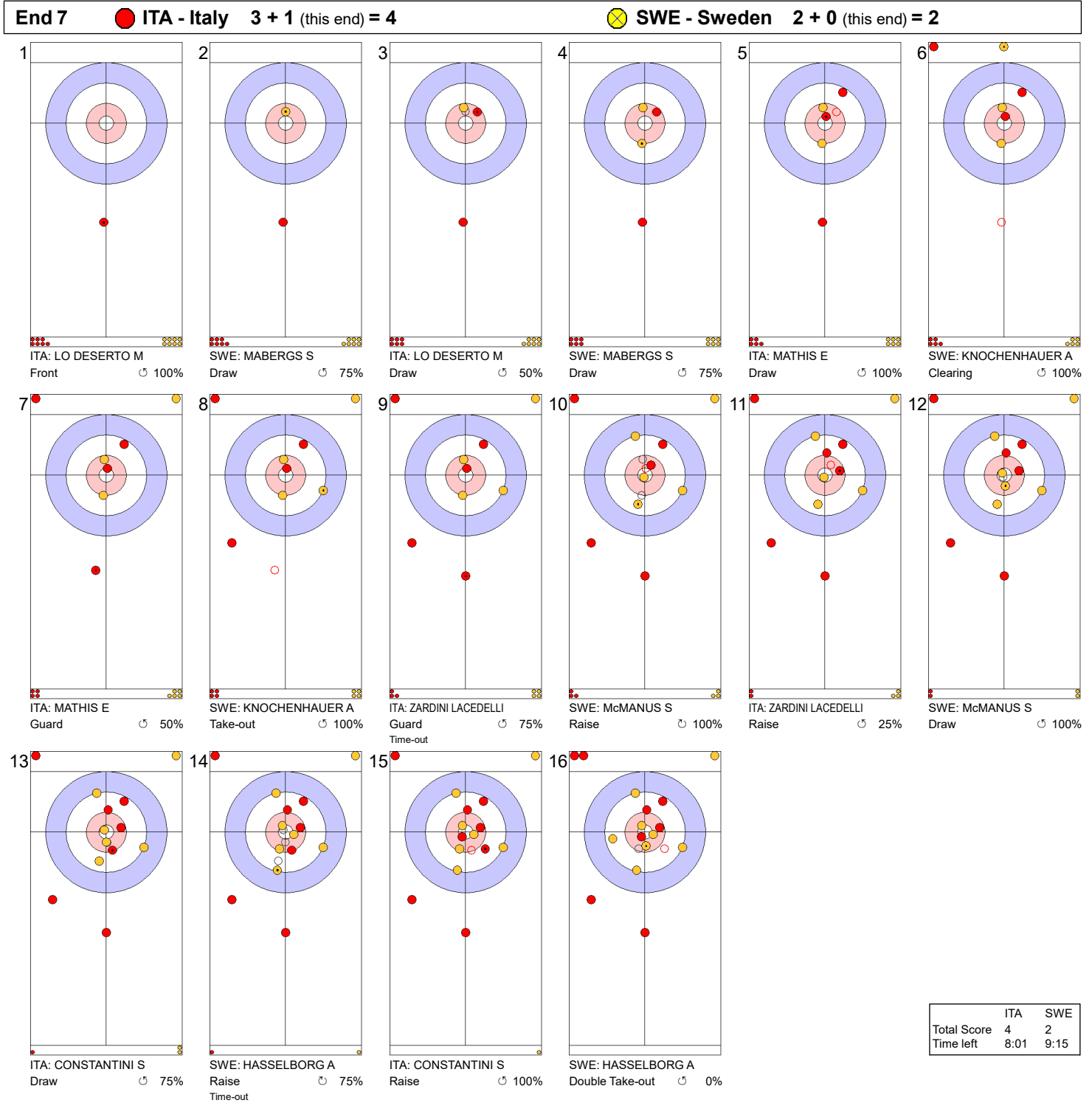


**Game - Shot by Shot**



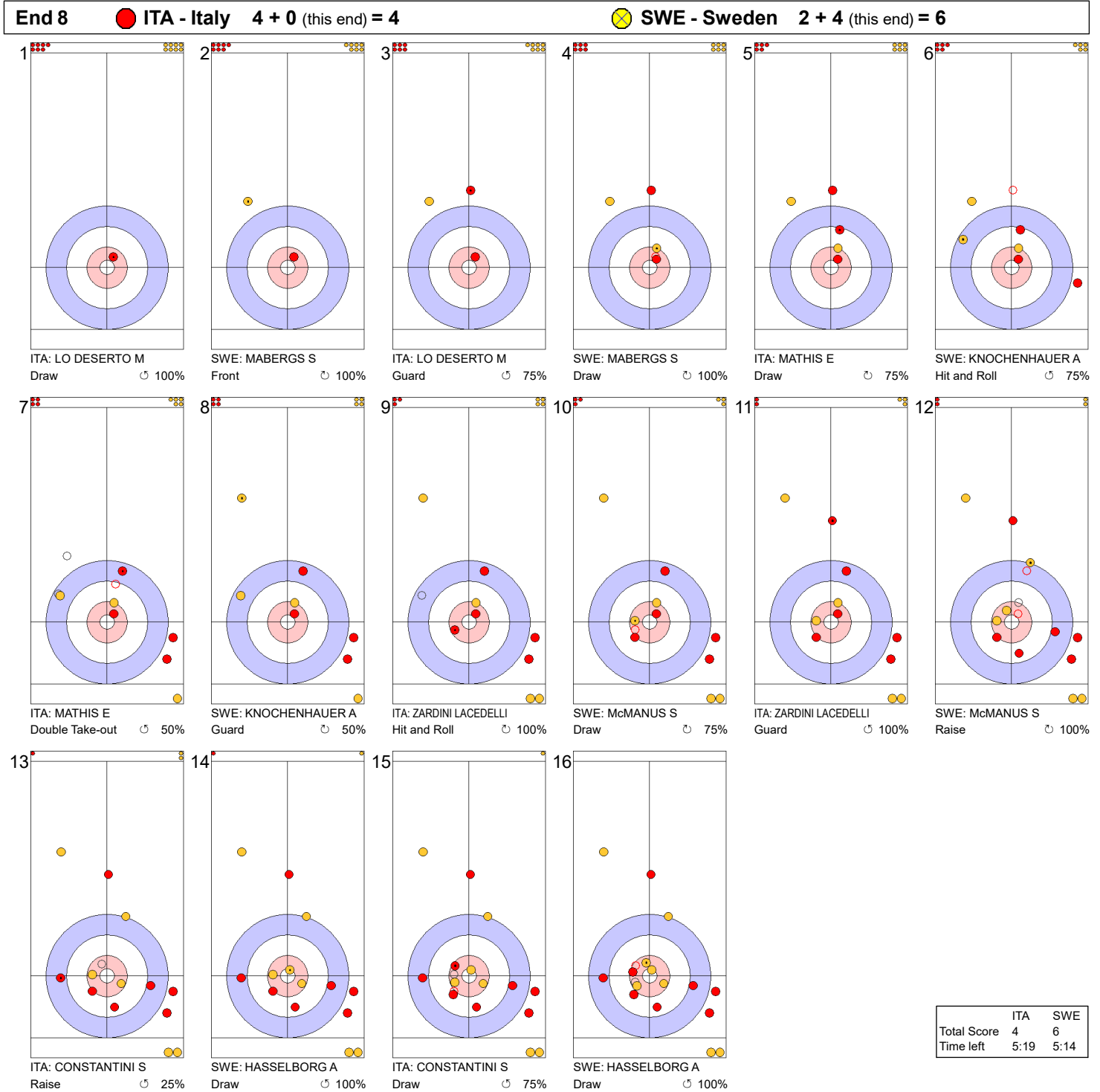
**Legend:**  
 ↻ Clockwise      ↺ Counter-clockwise      - Not considered

**Game - Shot by Shot**



**Legend:**  
 ↻ Clockwise      ↺ Counter-clockwise      - Not considered

**Game - Shot by Shot**



**Legend:**  
 ↻ Clockwise      ↺ Counter-clockwise      - Not considered

**Game - Shot by Shot**

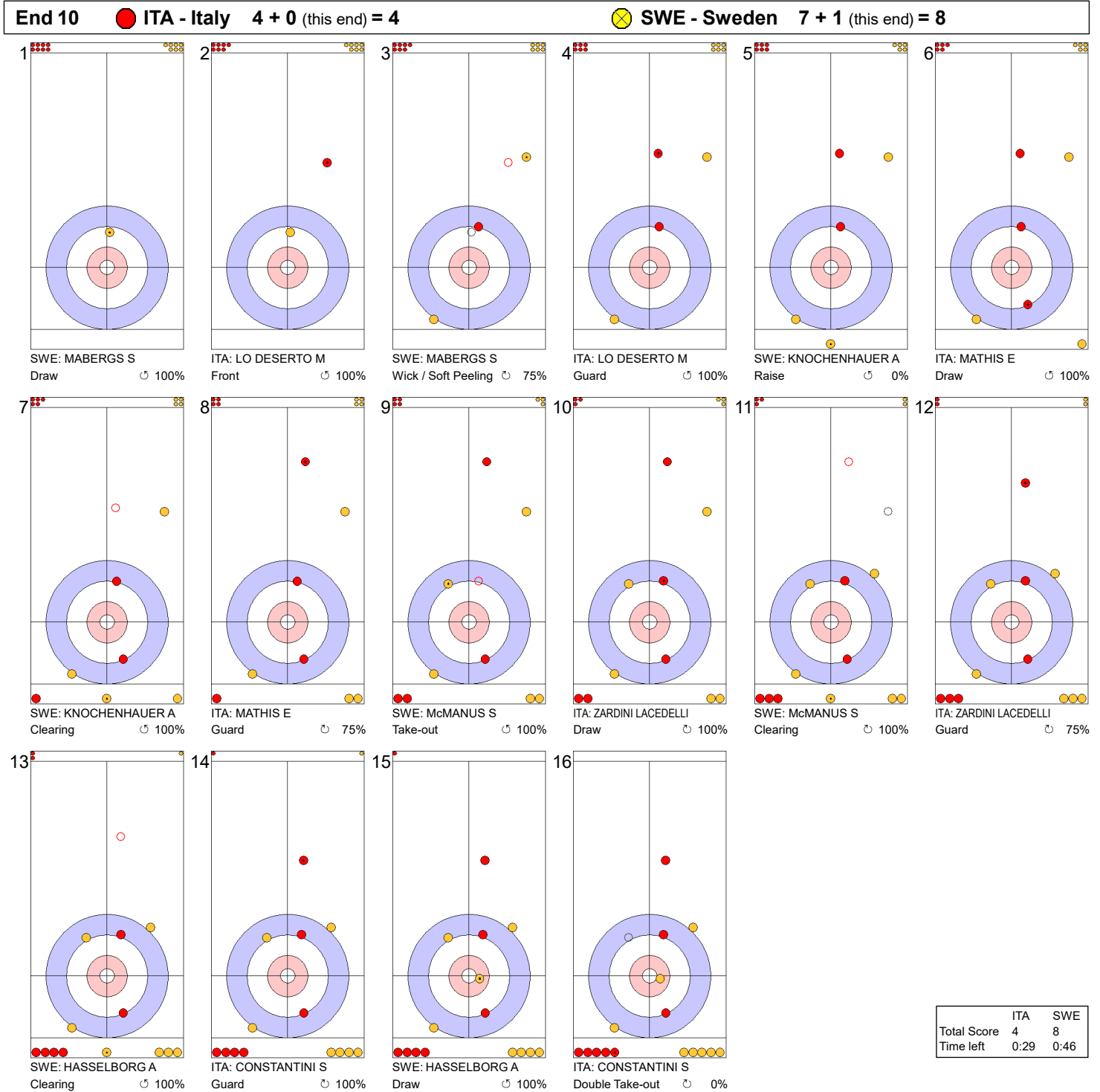
**End 9**    ● **ITA - Italy 4 + 0 (this end) = 4**    ● **SWE - Sweden 6 + 1 (this end) = 7**



	ITA	SWE
Total Score	4	7
Time left	3:00	3:23

**Legend:**  
 ↻ Clockwise      ↺ Counter-clockwise      - Not considered

**Game - Shot by Shot**



**Legend:**  
 ↻ Clockwise      ↺ Counter-clockwise      - Not considered



**Game Results**

Sheet	Team	LSFE	1	2	3	4	5	6	7	8	9	10	Extra Ends	Total
A	SCO - Scotland	*	2	0	1	2	0	1	0	0	1	2		9
	ITA - Italy		0	1	0	0	1	0	2	1	0	0		5

SCO - Scotland		Shot Success	Game	All
4 V	MORRISON Rebecca	88%	84%	
3	DODDS Jennifer	86%	78%	
2	SINCLAIR Sophie	84%	84%	
1 S	JACKSON Sophie	93%	88%	
A	HENDERSON Fay	-	-	
Team Total		88%	84%	

ITA - Italy		Shot Success	Game	All
4 S	CONSTANTINI Stefania	81%	80%	
3 V	ZARDINI LACEDELLI Giulia	88%	81%	
2	MATHIS Elena	90%	85%	
1	ROMEI Angela	93%	86%	
A	LO DESERTO Marta	79%	88%	
Team Total		88%	83%	

**Last Stone Draw** Distance

⌚	SINCLAIR Sophie	23.2cm
⌚	DODDS Jennifer	82.2cm
<b>Total</b>		<b>105.4cm</b>

**Last Stone Draw** Distance

⌚	MATHIS Elena	5.7cm
⌚	ROMEI Angela	126.4cm
<b>Total</b>		<b>132.1cm</b>

Time remaining: 0 minutes 41 seconds

Time remaining: 0 minutes 32 seconds

Time-out: End 8 - SCO stone 7

Time-out: End 7 - ITA stone 6

LO DESERTO M replaced CONSTANTINI S at the beginning of End 5  
Revised line-up: (4 S) ZARDINI LACEDELLI , (3) MATHIS E, (2 V) LO DESERTO M, (1) ROMEI A

**Shot Success Analysis**

SCO - Scotland		⌚	⌚	Game
4	MORRISON Rebecca	Draws	2 100%	3 100%
	Take-outs	7 86%	8 81%	15 83%
	Total	9 89%	11 86%	20 88%
3	DODDS Jennifer	Draws	1 0%	0 -
	Take-outs	11 84%	8 100%	19 91%
	Total	12 77%	8 100%	20 86%
2	SINCLAIR Sophie	Draws	4 100%	1 100%
	Take-outs	8 75%	7 82%	15 78%
	Total	12 83%	8 84%	20 84%
1	JACKSON Sophie	Draws	11 98%	8 94%
	Take-outs	1 25%	0 -	1 25%
	Total	12 92%	8 94%	20 93%
A	HENDERSON Fay	Draws	0 -	0 -
	Take-outs	0 -	0 -	0 -
	Total	0 -	0 -	0 -
Team	Draws	18 93%	12 96%	30 94%
	Take-outs	27 80%	23 88%	50 84%
	Total	45 85%	35 91%	80 88%

ITA - Italy		⌚	⌚	Game
4	CONSTANTINI Stefania	Draws	2 50%	1 100%
	Take-outs	1 100%	4 88%	5 90%
	Total	3 67%	5 90%	8 81%
3	ZARDINI LACEDELLI Giulia	Draws	6 96%	5 95%
	Take-outs	5 80%	4 75%	9 78%
	Total	11 89%	9 86%	20 88%
2	MATHIS Elena	Draws	6 92%	7 93%
	Take-outs	3 92%	4 81%	7 86%
	Total	9 92%	11 89%	20 90%
1	ROMEI Angela	Draws	8 100%	10 93%
	Take-outs	2 63%	0 -	2 63%
	Total	10 93%	10 93%	20 93%
A	LO DESERTO Marta	Draws	4 88%	4 63%
	Take-outs	2 100%	2 75%	4 88%
	Total	6 92%	6 67%	12 79%
Team	Draws	26 91%	27 89%	53 90%
	Take-outs	13 85%	14 80%	27 82%
	Total	39 89%	41 86%	80 88%

**Note:**

Position and function for each team member:

4 = Fourth, 3 = Third, 2 = Second, 1 = Lead, A = Alternate, S = Skip, V = Vice-Skip

**Legend:**

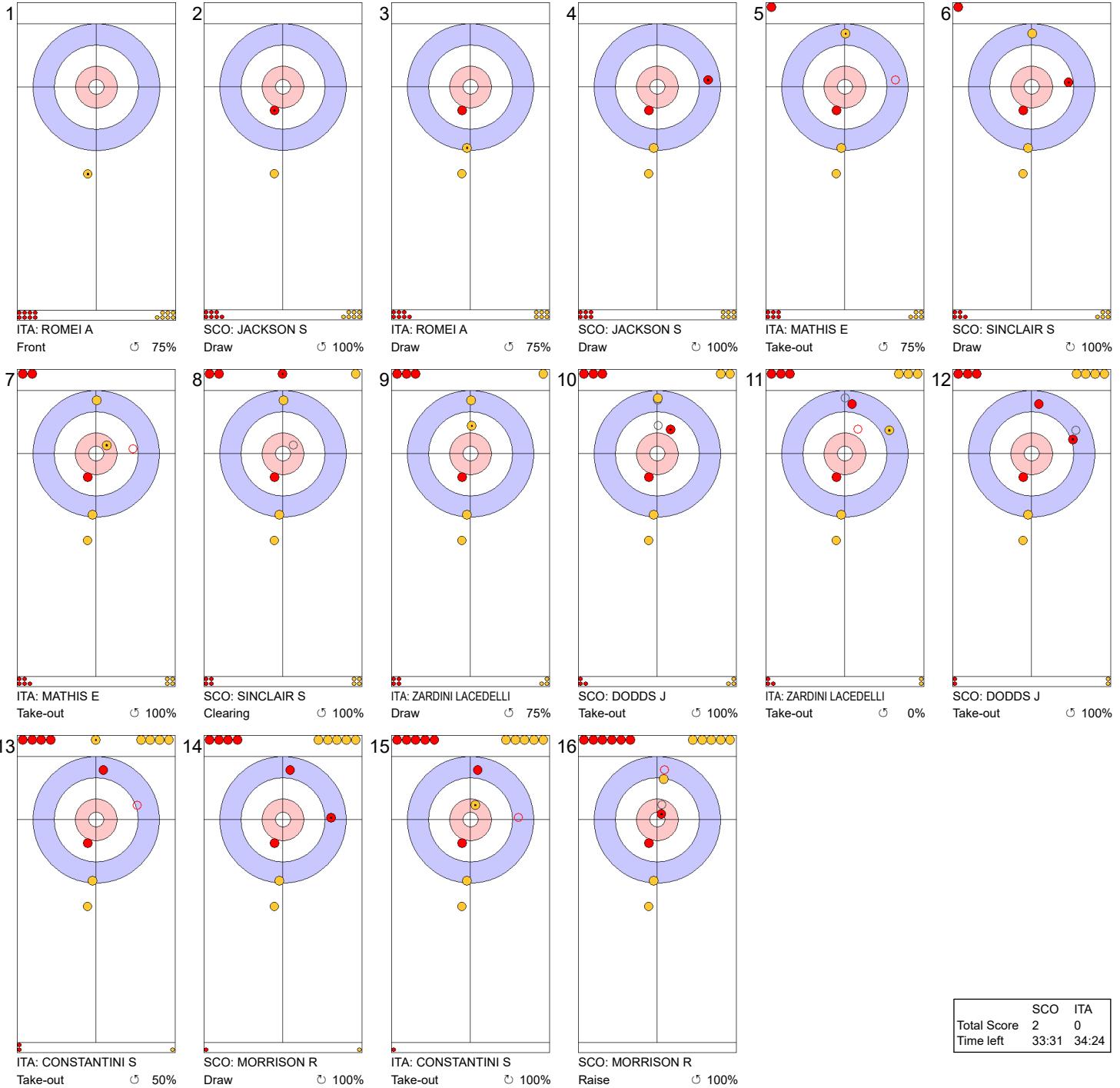
⌚ Clockwise

⌚ Counter-clockwise

LSFE(\*) Last Stone First End

**Game - Shot by Shot**

**End 1**    ● **SCO - Scotland**    0 + 2 (this end) = 2                      ● **ITA - Italy**    0 + 0 (this end) = 0



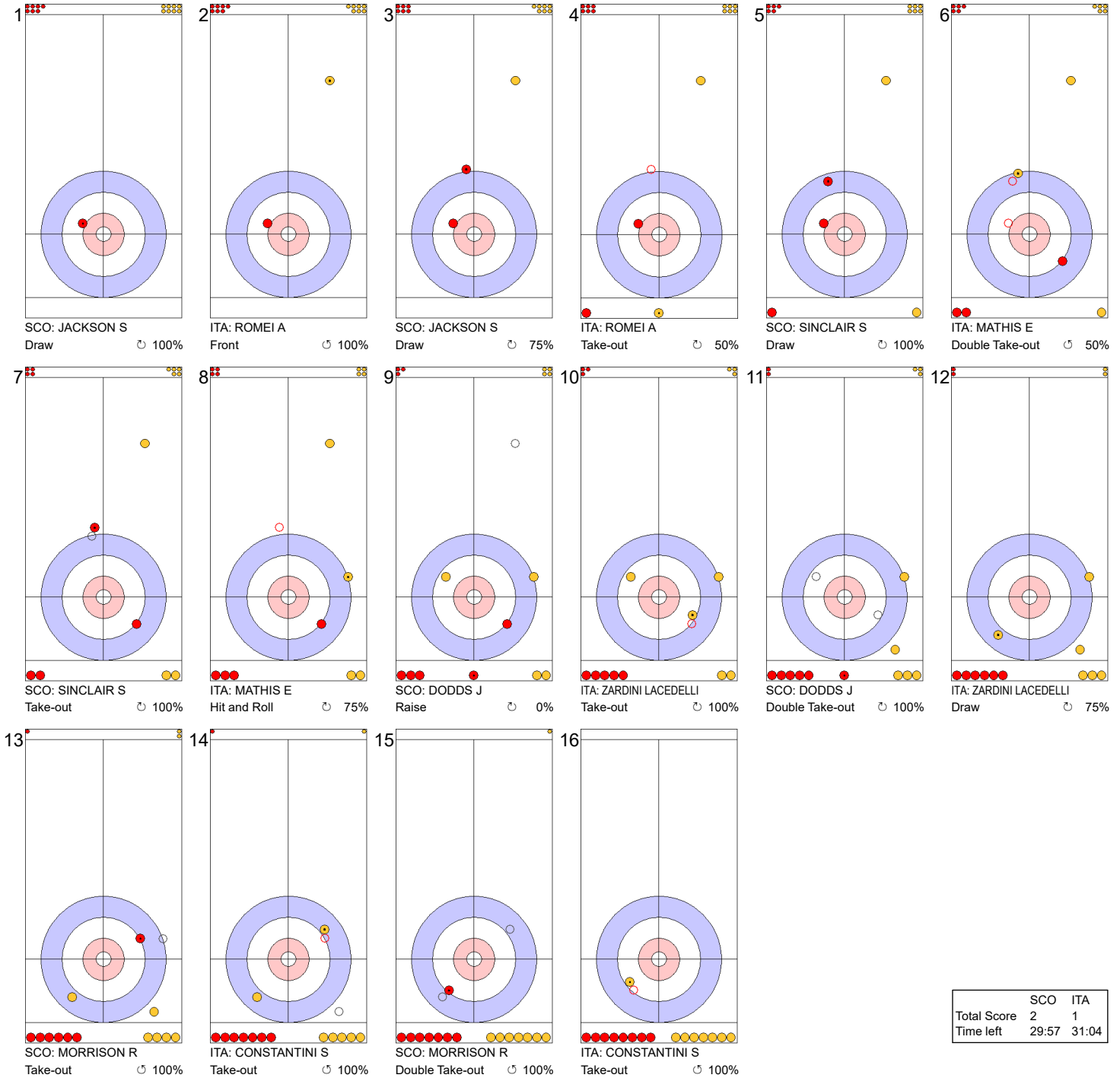
	SCO	ITA
Total Score	2	0
Time left	33:31	34:24

**Legend:**  
 ↻ Clockwise                                      ↺ Counter-clockwise                                      - Not considered



**Game - Shot by Shot**

**End 2**    ● **SCO - Scotland**    2 + 0 (this end) = 2    ● **ITA - Italy**    0 + 1 (this end) = 1

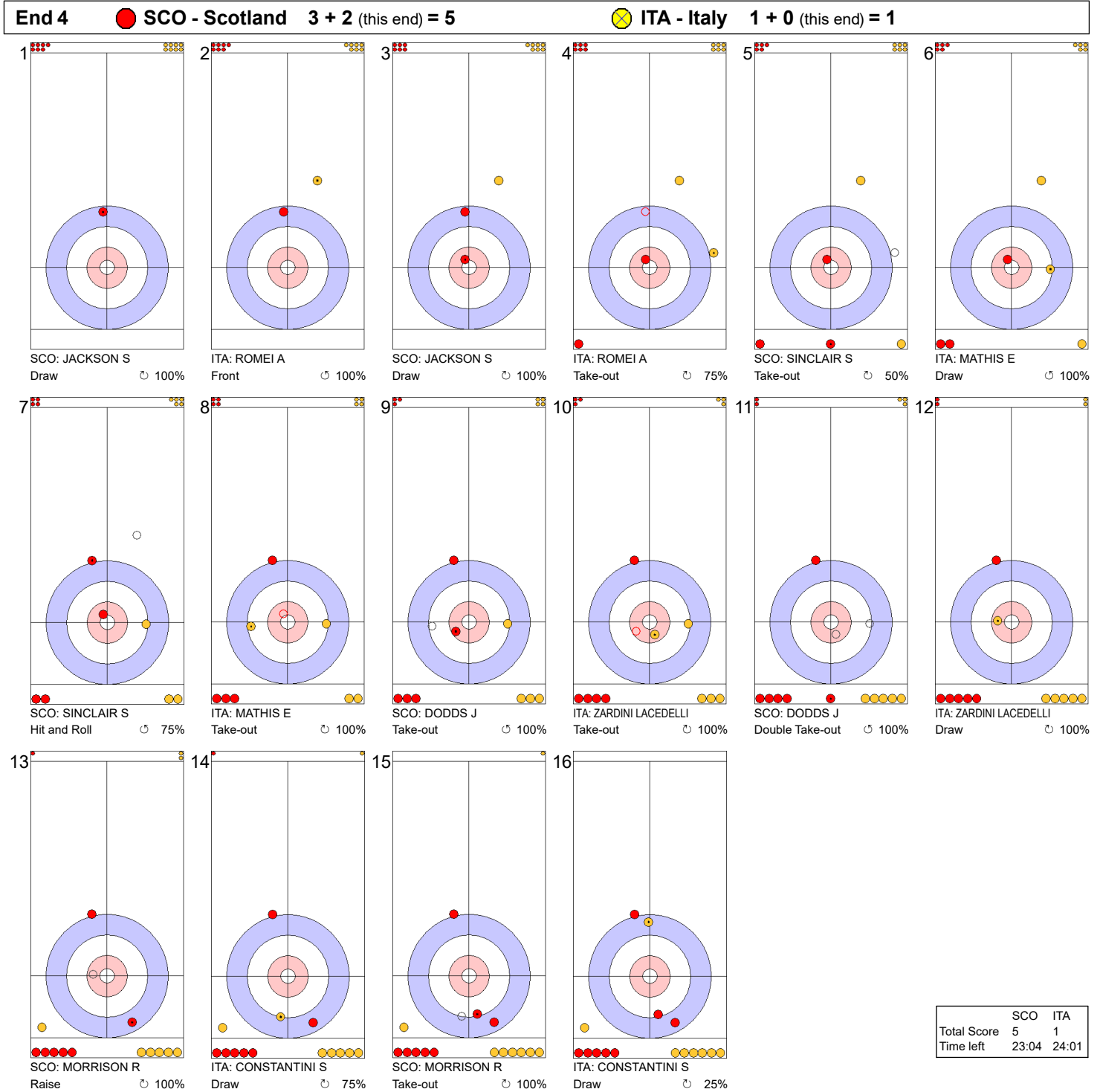


	SCO	ITA
Total Score	2	1
Time left	29:57	31:04

**Legend:**  
 ↻ Clockwise      ↺ Counter-clockwise      - Not considered



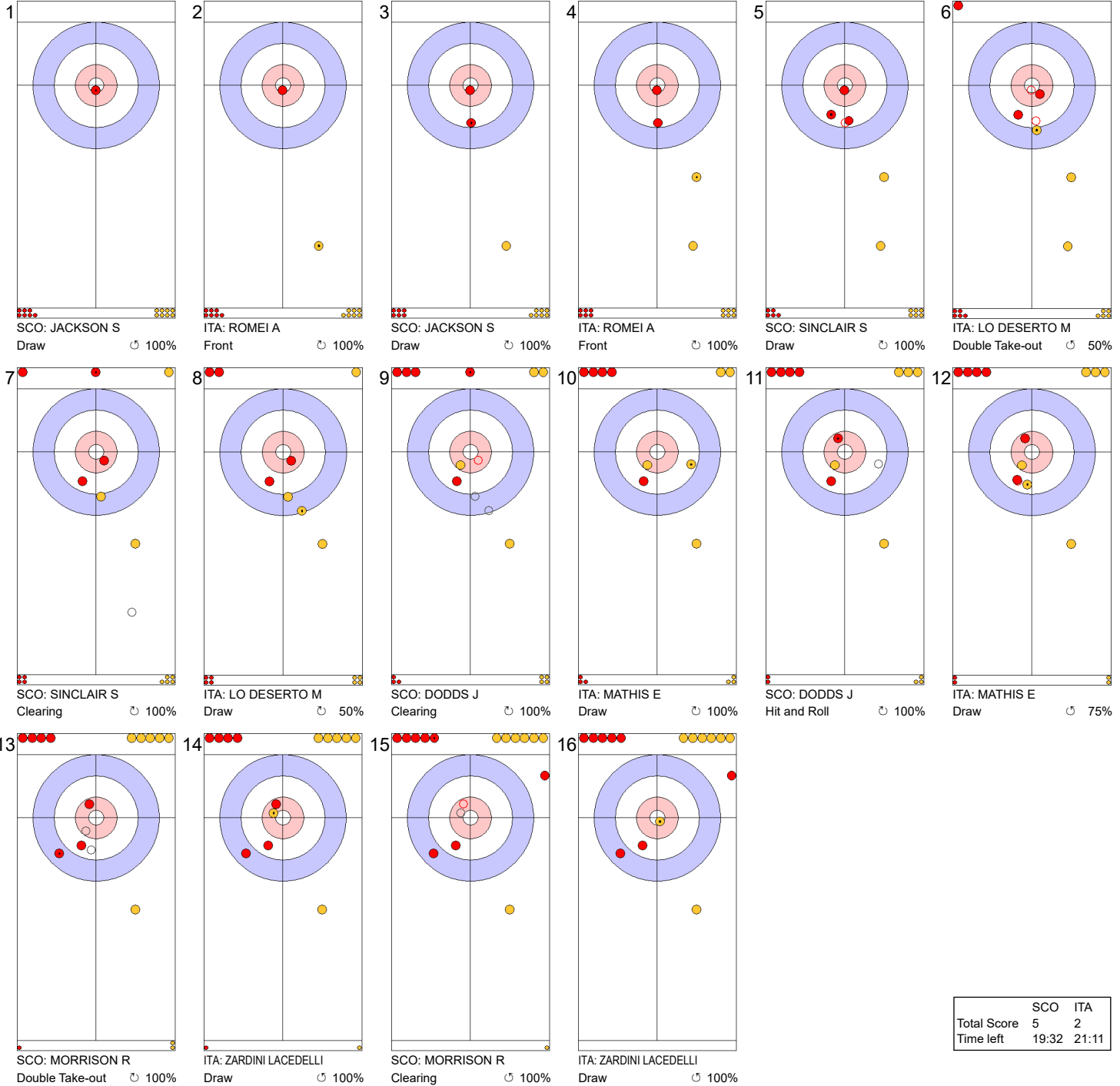
**Game - Shot by Shot**



**Legend:**  
 Clockwise     
 Counter-clockwise     
 - Not considered

**Game - Shot by Shot**

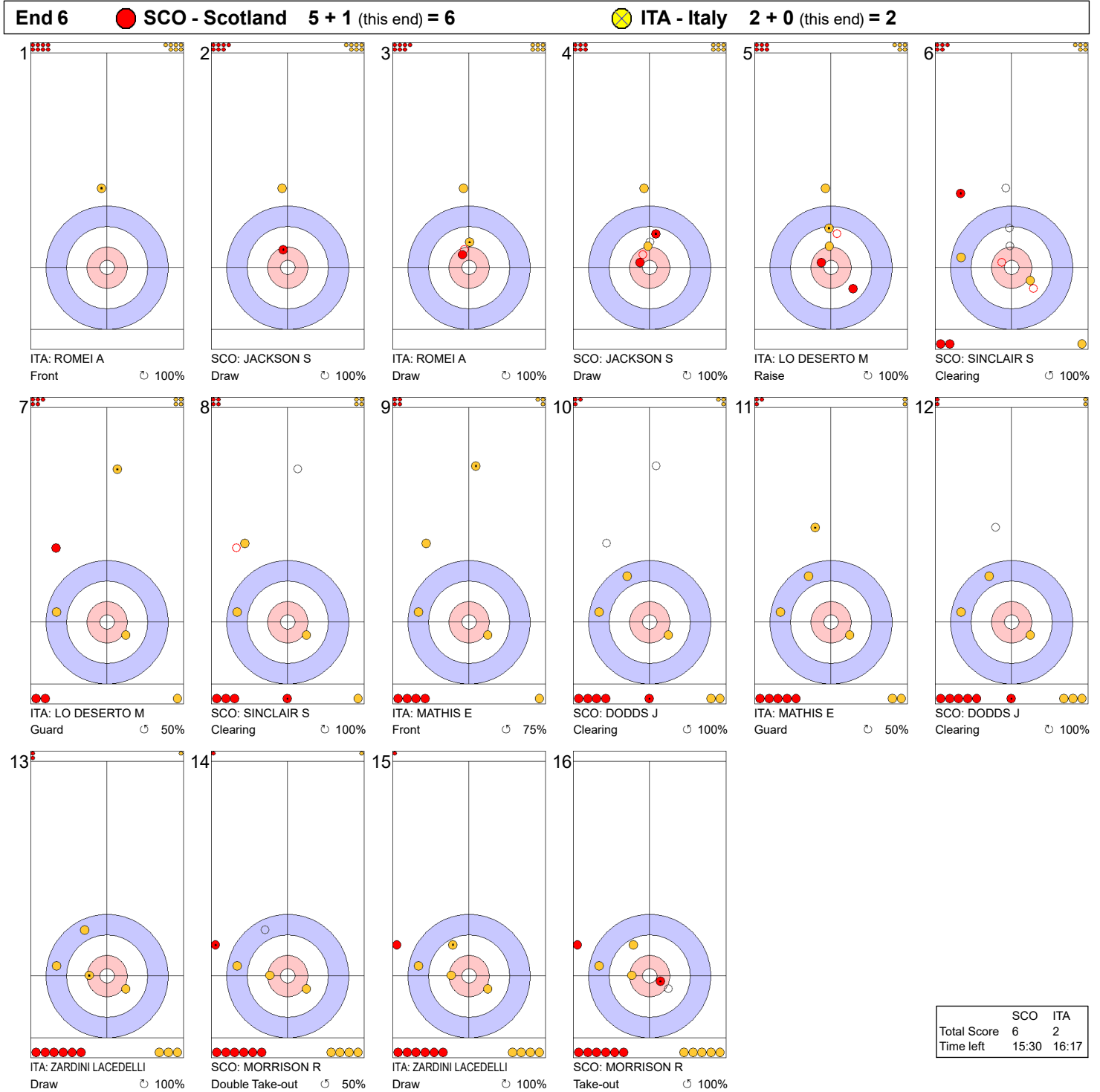
**End 5**    ● **SCO - Scotland**    5 + 0 (this end) = 5    ● **ITA - Italy**    1 + 1 (this end) = 2



	SCO	ITA
Total Score	5	2
Time left	19:32	21:11

**Legend:**  
 ↻ Clockwise      ↺ Counter-clockwise      - Not considered

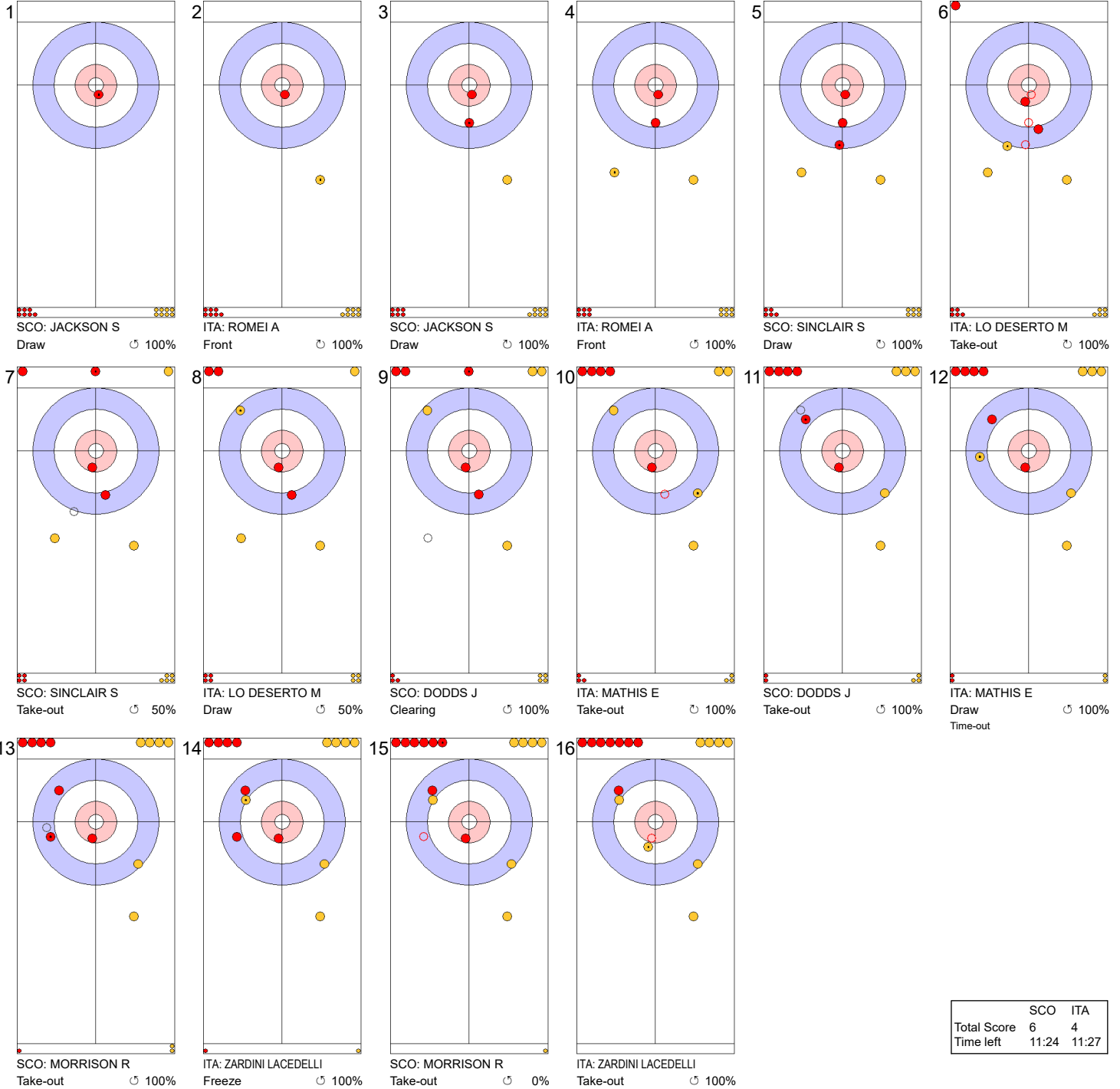
**Game - Shot by Shot**



**Legend:**  
 ↻ Clockwise      ↺ Counter-clockwise      - Not considered

**Game - Shot by Shot**

**End 7**   **SCO - Scotland 6 + 0 (this end) = 6**   **ITA - Italy 2 + 2 (this end) = 4**

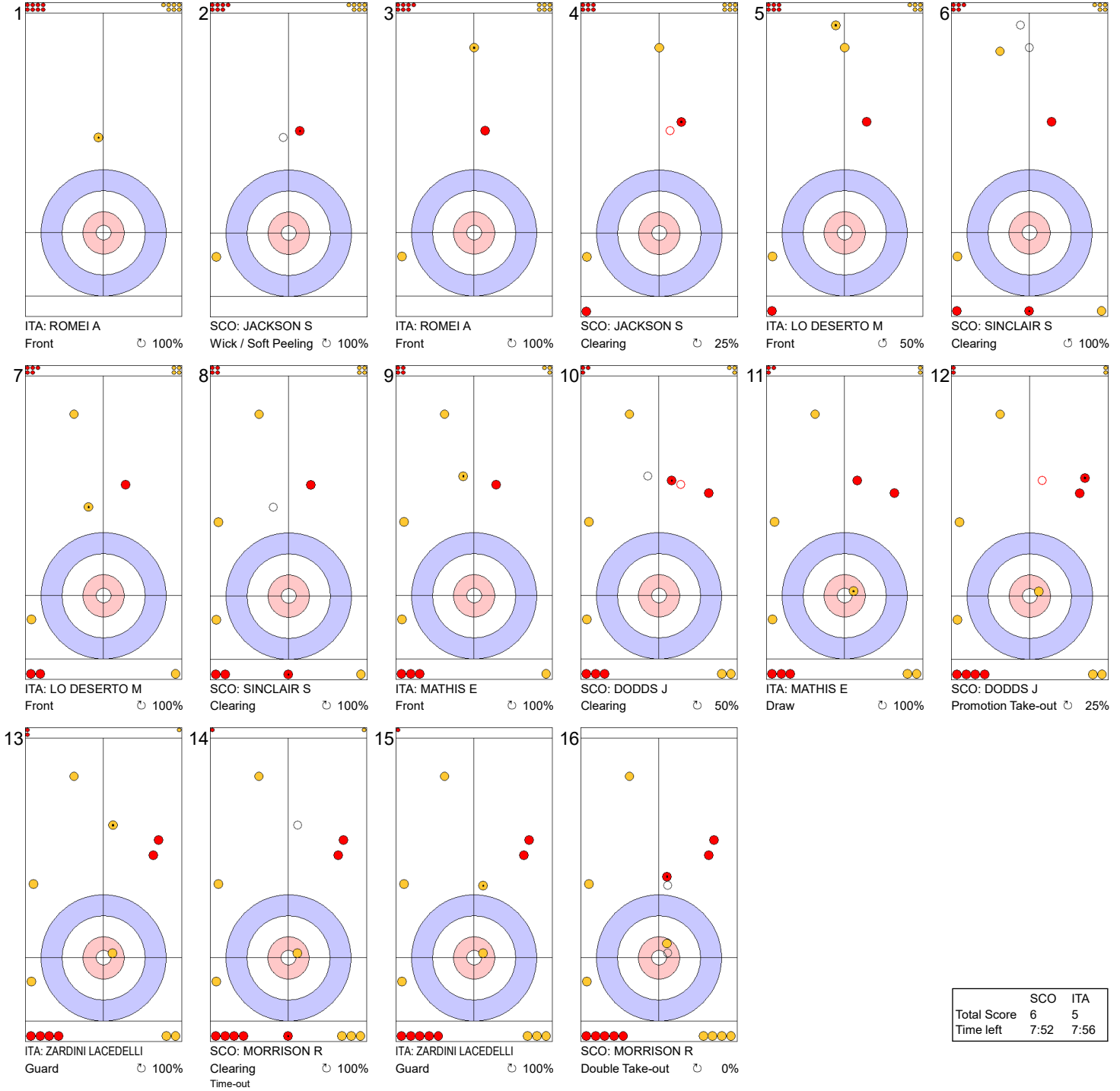


	SCO	ITA
Total Score	6	4
Time left	11:24	11:27

**Legend:**  
 Clockwise     
 Counter-clockwise     
 - Not considered

**Game - Shot by Shot**

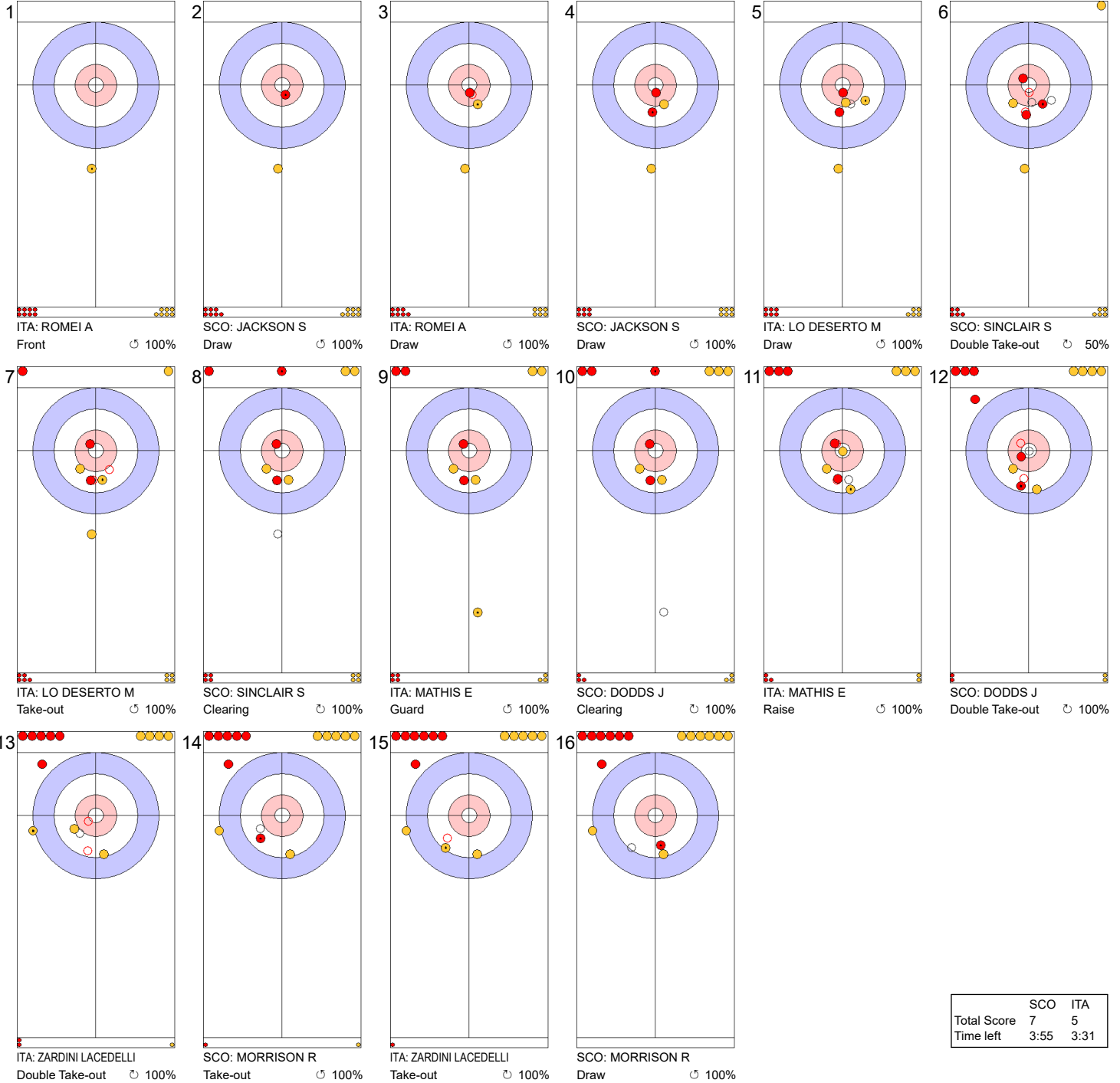
**End 8**    ● **SCO - Scotland** 6 + 0 (this end) = 6    ● **ITA - Italy** 4 + 1 (this end) = 5



**Legend:**  
 ↻ Clockwise      ↺ Counter-clockwise      - Not considered

**Game - Shot by Shot**

**End 9**    ● **SCO - Scotland** 6 + 1 (this end) = 7    ● **ITA - Italy** 5 + 0 (this end) = 5



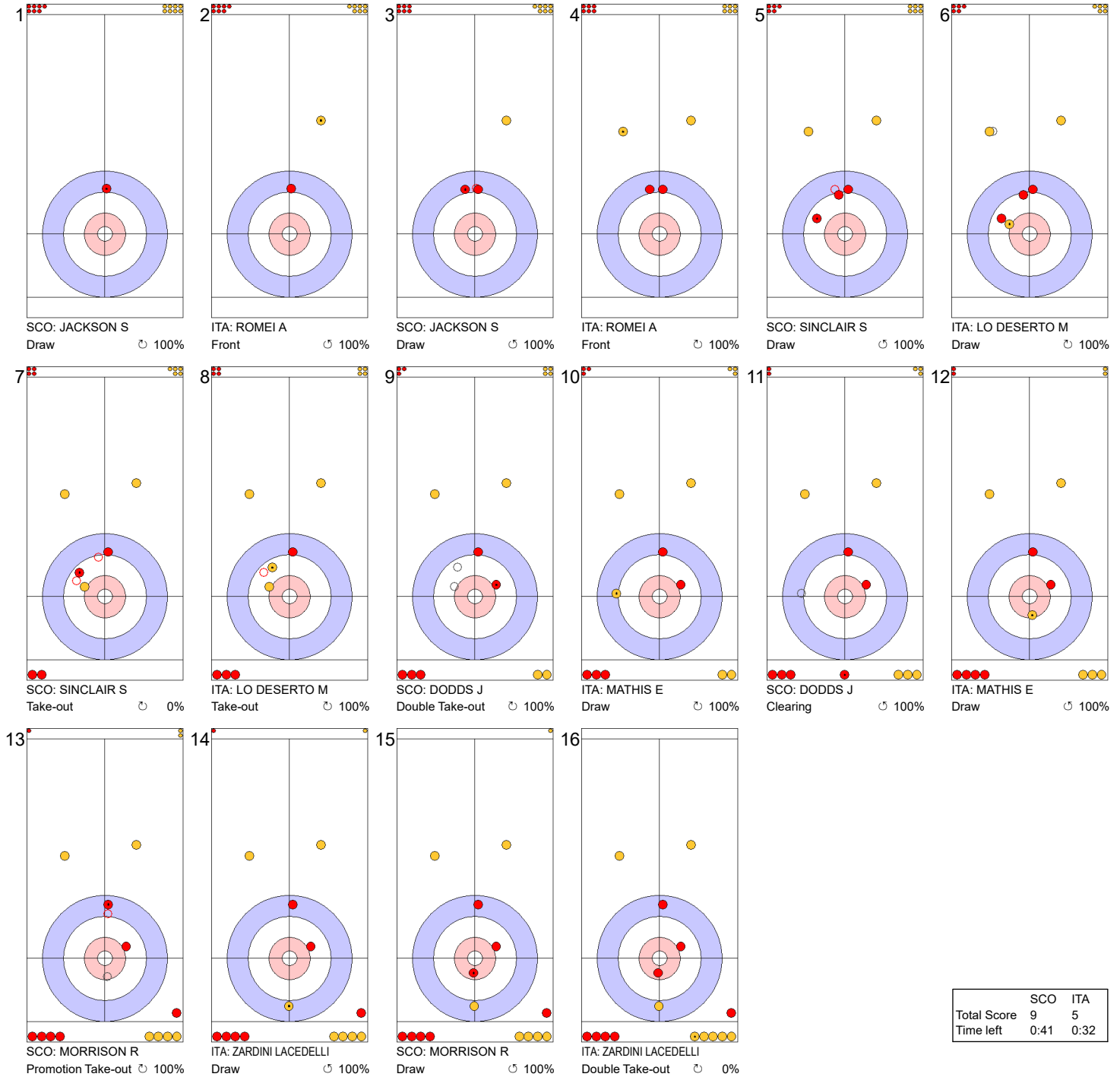
	SCO	ITA
Total Score	7	5
Time left	3:55	3:31

**Legend:**  
 ↻ Clockwise      ↺ Counter-clockwise      - Not considered



**Game - Shot by Shot**

**End 10**   ● **SCO - Scotland** 7 + 2 (this end) = 9   ● **ITA - Italy** 5 + 0 (this end) = 5



	SCO	ITA
Total Score	9	5
Time left	0:41	0:32

**Legend:**  
 Clockwise     Counter-clockwise     - Not considered



**Game Results**

Sheet	Team	LSFE	1	2	3	4	5	6	7	8	9	10	Extra Ends	Total
B	SUI - Switzerland	*	2	0	1	4	3	3	X	X	X	X		13
	HUN - Hungary		0	1	0	0	0	0	X	X	X	X		1

SUI - Switzerland		Shot Success	Game	All
4 V	PAETZ Alina	79%	81%	
3 S	TIRINZONI Silvana	85%	79%	
2	HOWALD Carole	78%	82%	
1	WITSCHONKE Selina	90%	82%	
A	BERSET Stefanie	50%	80%	
Team Total		82%	81%	

HUN - Hungary		Shot Success	Game	All
4 V	JOO Linda	50%	61%	
3 S	KALOCSAI-VAN DORP Vera	50%	62%	
2	TOTH-CSOESZ Orsolya	46%	64%	
1	ORBAN Hanna Regina	73%	79%	
A	LAUCHSZ Laura Ildiko	-	72%	
Team Total		55%	66%	

**Last Stone Draw** Distance

⌚	WITSCHONKE Selina	1.6cm
⌚	HOWALD Carole	169.3cm
<b>Total</b>		<b>170.9cm</b>

**Last Stone Draw** Distance

⌚	TOTH-CSOESZ Orsolya	48.8cm
⌚	JOO Linda	199.6cm
<b>Total</b>		<b>248.4cm</b>

Time remaining: 16 minutes 13 seconds

Time remaining: 18 minutes 33 seconds

BERSET S replaced HOWALD C at the beginning of End 6  
Revised line-up: (4 V) PAETZ A, (3 S) TIRINZONI S, (2) WITSCHONKE S, (1) BERSET S

**Shot Success Analysis**

SUI - Switzerland		⌚	⌚	Game	
4	PAETZ Alina	Draws	3 67%	3 83%	6 75%
		Take-outs	3 83%	3 83%	6 83%
		Total	6 75%	6 83%	12 79%
3	TIRINZONI Silvana	Draws	2 63%	3 67%	5 65%
		Take-outs	1 100%	6 100%	7 100%
		Total	3 75%	9 89%	12 85%
2	HOWALD Carole	Draws	4 88%	2 50%	6 75%
		Take-outs	3 75%	1 100%	4 81%
		Total	7 82%	3 67%	10 78%
1	WITSCHONKE Selina	Draws	10 98%	1 100%	11 98%
		Take-outs	0 -	1 0%	1 0%
		Total	10 98%	2 50%	12 90%
A	BERSET Stefanie	Draws	2 50%	0 -	2 50%
		Take-outs	0 -	0 -	0 -
		Total	2 50%	0 -	2 50%
Team		Draws	21 83%	9 72%	30 80%
		Take-outs	7 82%	11 86%	18 85%
		Total	28 83%	20 80%	48 82%

HUN - Hungary		⌚	⌚	Game	
4	JOO Linda	Draws	2 0%	4 50%	6 33%
		Take-outs	4 75%	2 50%	6 67%
		Total	6 50%	6 50%	12 50%
3	KALOCSAI-VAN DORP Vera	Draws	2 50%	3 42%	5 45%
		Take-outs	2 0%	5 75%	7 54%
		Total	4 25%	8 63%	12 50%
2	TOTH-CSOESZ Orsolya	Draws	4 44%	3 50%	7 46%
		Take-outs	4 38%	1 75%	5 45%
		Total	8 41%	4 56%	12 46%
1	ORBAN Hanna Regina	Draws	6 75%	4 75%	10 75%
		Take-outs	2 63%	0 -	2 63%
		Total	8 72%	4 75%	12 73%
A	LAUCHSZ Laura Ildiko	Draws	0 -	0 -	0 -
		Take-outs	0 -	0 -	0 -
		Total	0 -	0 -	0 -
Team		Draws	14 52%	14 55%	28 54%
		Take-outs	12 48%	8 69%	20 56%
		Total	26 50%	22 60%	48 55%

**Note:**  
Position and function for each team member:  
4 = Fourth, 3 = Third, 2 = Second, 1 = Lead, A = Alternate, S = Skip, V = Vice-Skip

**Legend:**  
⌚ Clockwise      ⌚ Counter-clockwise      LSFE(\*) Last Stone First End  
X Unplayed/unfinished end due to concession



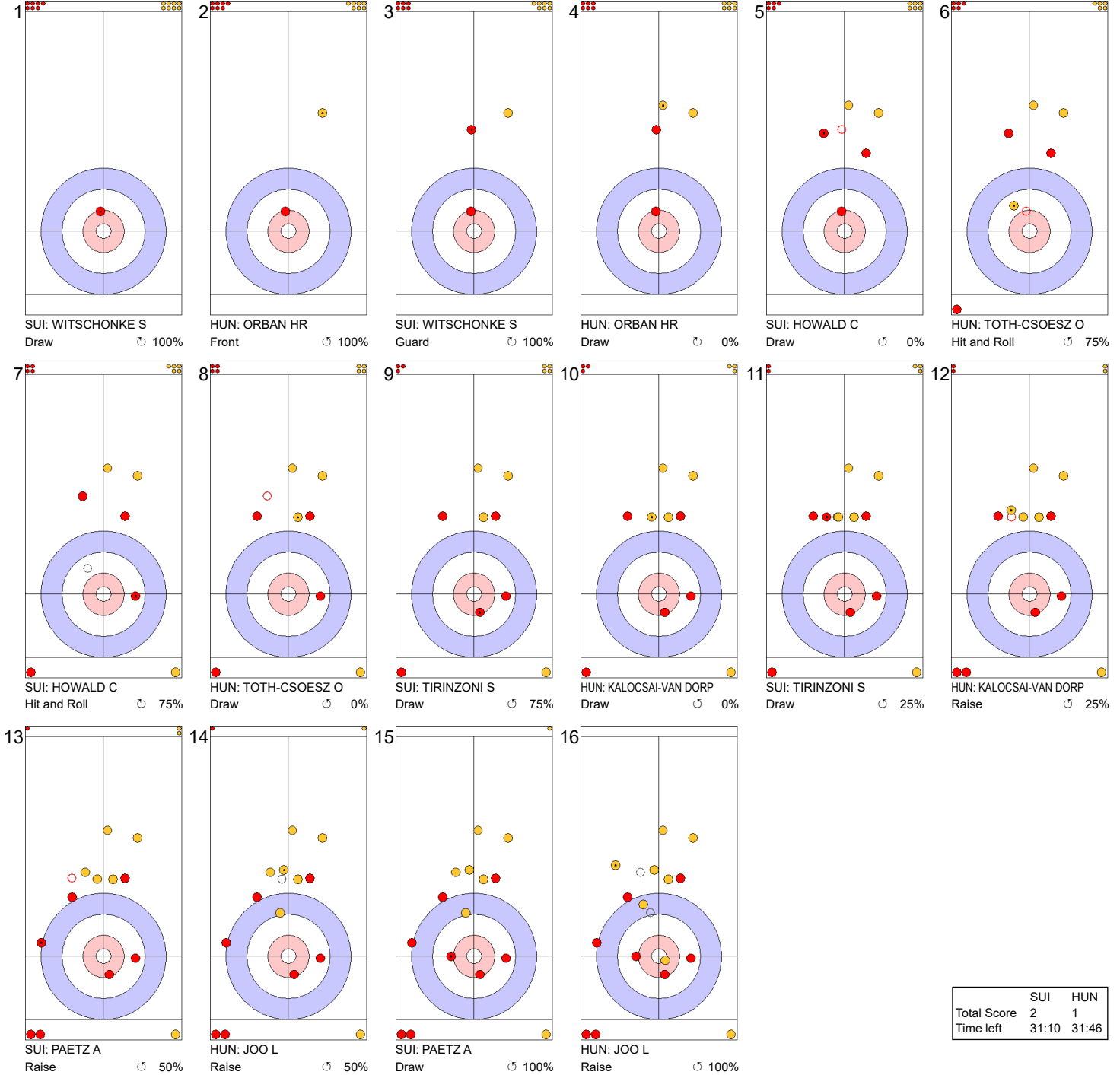
**Game - Shot by Shot**



**Legend:**  
 Clockwise     
 Counter-clockwise     
 - Not considered

**Game - Shot by Shot**

**End 2**   ● **SUI - Switzerland** 2 + 0 (this end) = 2   ● **HUN - Hungary** 0 + 1 (this end) = 1

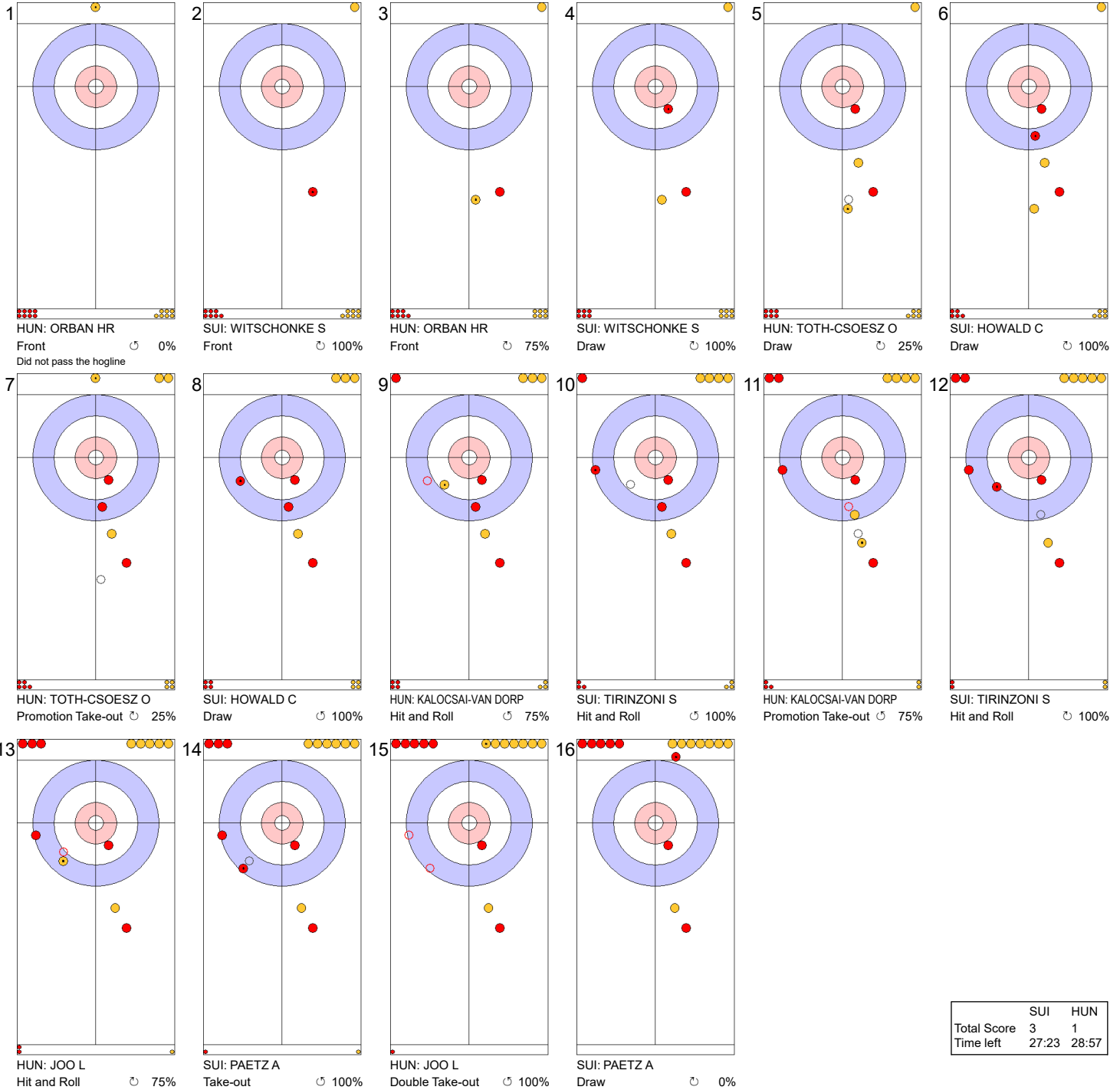


	SUI	HUN
Total Score	2	1
Time left	31:10	31:46

**Legend:**  
 ↻ Clockwise      ↺ Counter-clockwise      - Not considered

**Game - Shot by Shot**

**End 3**   **SUI - Switzerland 2 + 1 (this end) = 3**   **HUN - Hungary 1 + 0 (this end) = 1**

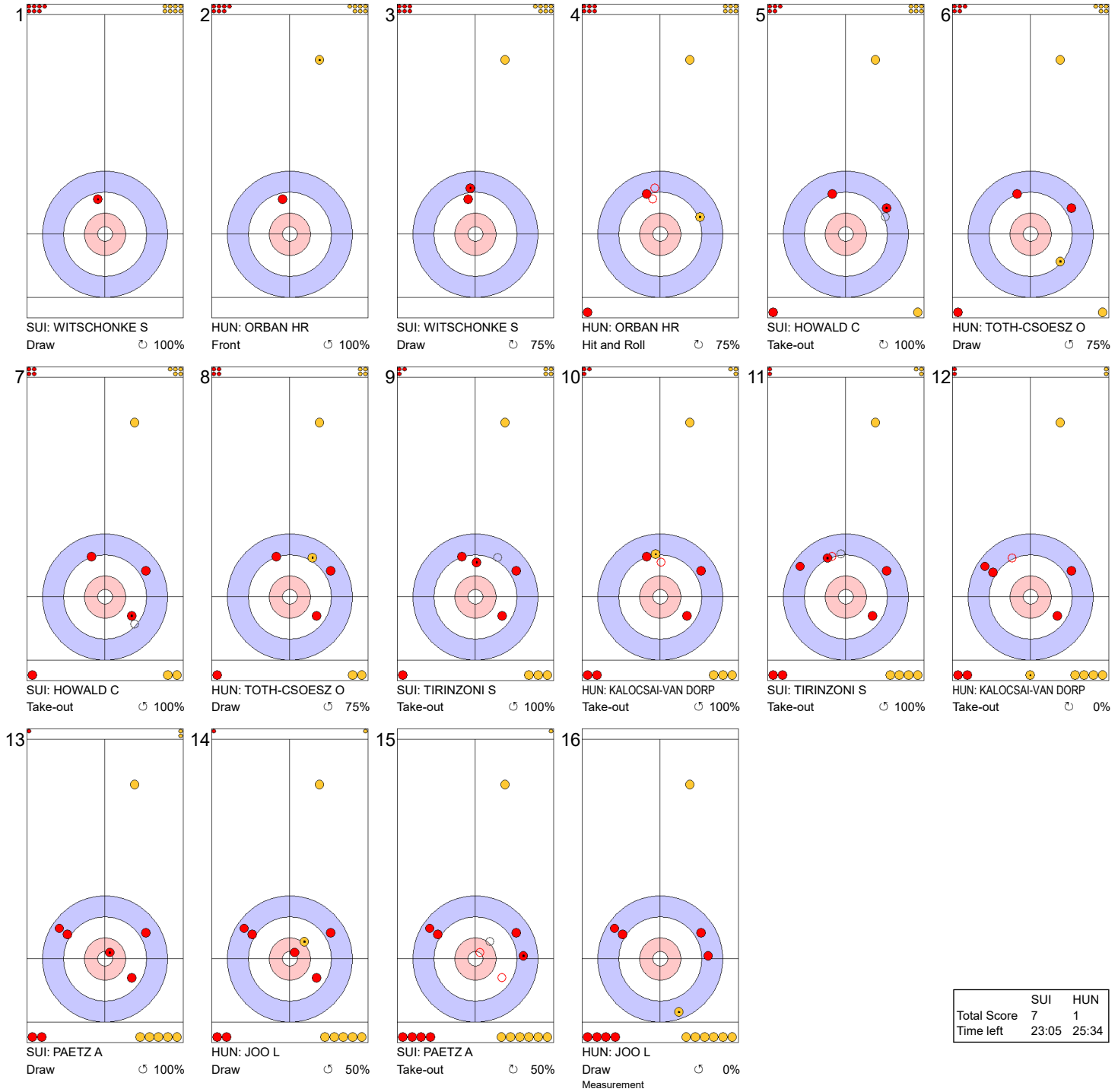


	SUI	HUN
Total Score	3	1
Time left	27:23	28:57

**Legend:**  
 Clockwise     Counter-clockwise     - Not considered

**Game - Shot by Shot**

**End 4** ● **SUI - Switzerland 3 + 4 (this end) = 7** ● **HUN - Hungary 1 + 0 (this end) = 1**



	SUI	HUN
Total Score	7	1
Time left	23:05	25:34

**Legend:**  
 ↻ Clockwise      ↺ Counter-clockwise      - Not considered

**Game - Shot by Shot**

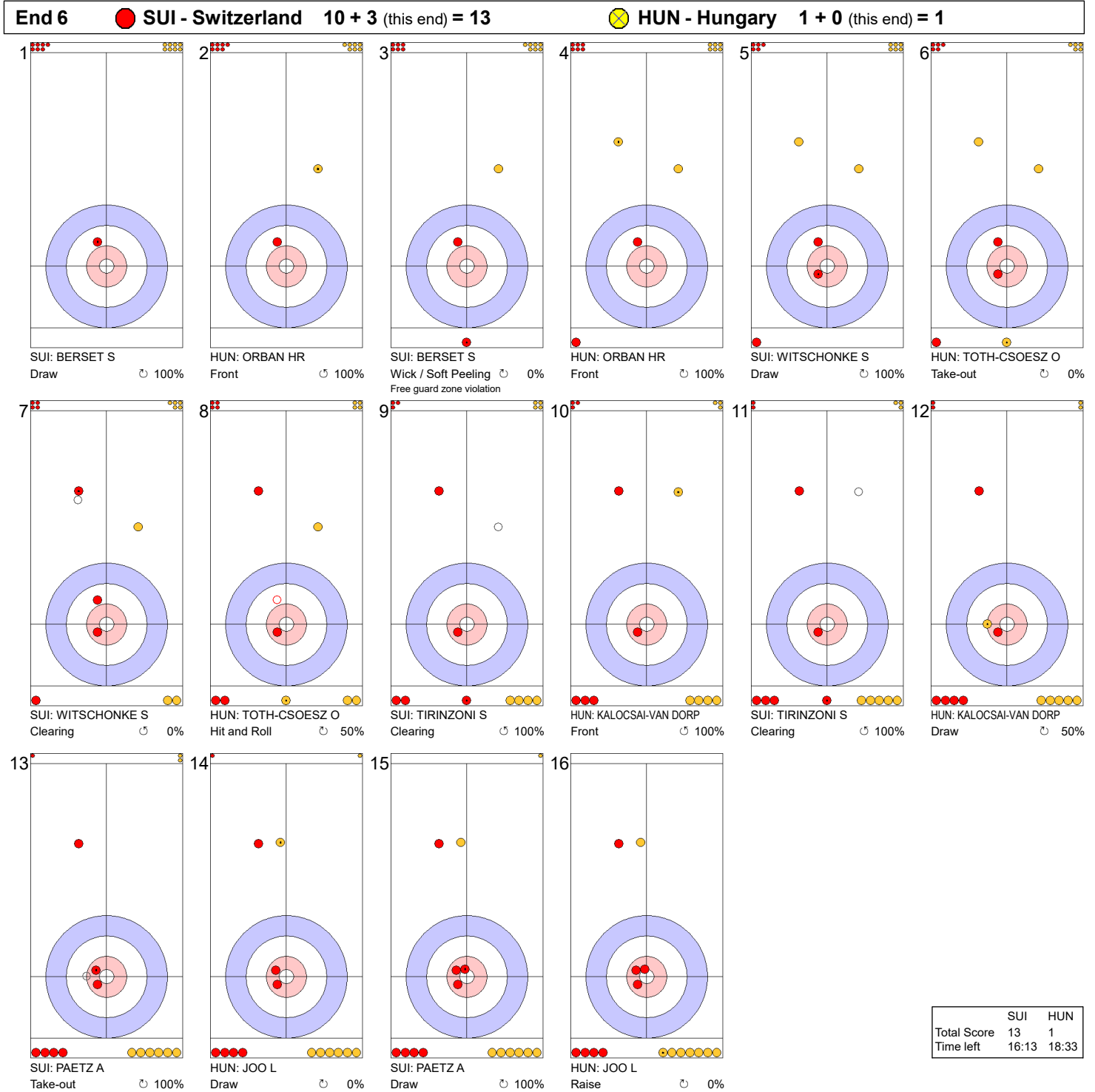
**End 5**    **SUI - Switzerland 7 + 3 (this end) = 10**    **HUN - Hungary 1 + 0 (this end) = 1**



	SUI	HUN
Total Score	10	1
Time left	18:35	21:43

**Legend:**  
 Clockwise      Counter-clockwise      - Not considered

**Game - Shot by Shot**



**Legend:**  
 Clockwise    Counter-clockwise    - Not considered



### Game Results

Sheet	Team	LSFE	1	2	3	4	5	6	7	8	9	10	Extra Ends	Total
C	DEN - Denmark	*	0	2	0	1	0	3	2	0	1	X		9
	EST - Estonia		0	0	1	0	1	0	0	2	0	X		4

DEN - Denmark		Shot Success	Game	All
4 S	DUPONT Madeleine	65%	73%	
3 V	HALSE Mathilde	89%	81%	
2	HOLTERMANN Jasmin	82%	75%	
1	LARSEN My	82%	83%	
A	DUPONT Denise	-	80%	
Team Total		80%	78%	

EST - Estonia		Shot Success	Game	All
4	TUVIKE Erika	61%	63%	
3 V	LAIDSALU Kerli	68%	73%	
2 S	TURMANN Liisa	61%	72%	
1	GROSSMANN Heili	74%	83%	
A	-	-	-	
Team Total		66%	73%	

Last Stone Draw		Distance
↻	DUPONT Madeleine	6.8cm
↺	LARSEN My	22.5cm
<b>Total</b>		<b>29.3cm</b>

Last Stone Draw		Distance
↻	TURMANN Liisa	34.5cm
↺	GROSSMANN Heili	128.8cm
<b>Total</b>		<b>163.3cm</b>

Time remaining: 9 minutes 31 seconds

Time remaining: 4 minutes 44 seconds

### Shot Success Analysis

DEN - Denmark		↻	↺	Game
4	DUPONT Madeleine	Draws 4 38%	7 79%	11 64%
	Take-outs 2 75%	4 63%	6 67%	
	Total 6 50%	11 73%	17 65%	
3	HALSE Mathilde	Draws 5 90%	6 83%	11 86%
	Take-outs 2 100%	5 90%	7 93%	
	Total 7 93%	11 86%	18 89%	
2	HOLTERMANN Jasmin	Draws 7 82%	1 50%	8 78%
	Take-outs 5 70%	5 100%	10 85%	
	Total 12 77%	6 92%	18 82%	
1	LARSEN My	Draws 6 96%	9 78%	15 85%
	Take-outs 2 50%	1 100%	3 67%	
	Total 8 84%	10 80%	18 82%	
A	DUPONT Denise	Draws 0 -	0 -	0 -
	Take-outs 0 -	0 -	0 -	
	Total 0 -	0 -	0 -	
Team	Draws 22 80%	23 78%	45 79%	
	Take-outs 11 73%	15 87%	26 81%	
	Total 33 77%	38 82%	71 80%	

EST - Estonia		↻	↺	Game
4	TUVIKE Erika	Draws 5 35%	3 67%	8 47%
	Take-outs 2 63%	8 75%	10 73%	
	Total 7 43%	11 73%	18 61%	
3	LAIDSALU Kerli	Draws 1 50%	3 100%	4 88%
	Take-outs 10 63%	4 63%	14 63%	
	Total 11 61%	7 79%	18 68%	
2	TURMANN Liisa	Draws 5 60%	3 67%	8 63%
	Take-outs 6 58%	4 63%	10 60%	
	Total 11 59%	7 64%	18 61%	
1	GROSSMANN Heili	Draws 7 68%	9 92%	16 81%
	Take-outs 1 25%	1 0%	2 13%	
	Total 8 63%	10 83%	18 74%	
A	-	Draws 0 -	0 -	0 -
	Take-outs 0 -	0 -	0 -	
	Total 0 -	0 -	0 -	
Team	Draws 18 56%	18 85%	36 70%	
	Take-outs 19 59%	17 65%	36 62%	
	Total 37 57%	35 75%	72 66%	

**Note:**  
Position and function for each team member:  
4 = Fourth, 3 = Third, 2 = Second, 1 = Lead, A = Alternate, S = Skip, V = Vice-Skip

**Legend:**  
↻ Clockwise      ↺ Counter-clockwise      LSFE(\*) Last Stone First End  
X Unplayed/unfinished end due to concession



**Game - Shot by Shot**



**Legend:**  
 Clockwise      Counter-clockwise      - Not considered

**Game - Shot by Shot**

**End 3**    **DEN - Denmark 2 + 0 (this end) = 2**    **EST - Estonia 0 + 1 (this end) = 1**



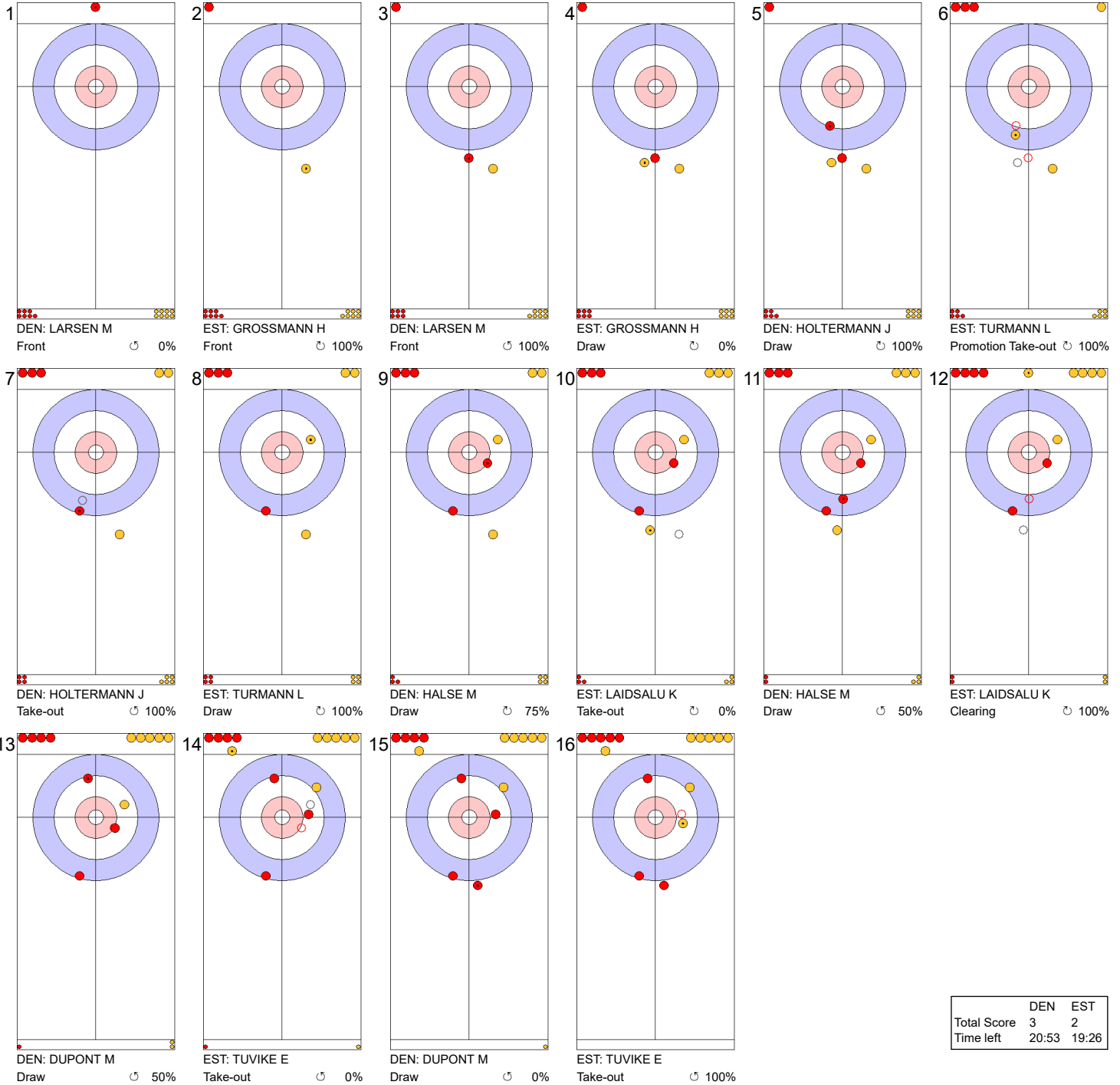
	DEN	EST
Total Score	2	1
Time left	28:19	28:20

**Legend:**  
 Clockwise    Counter-clockwise    - Not considered



**Game - Shot by Shot**

**End 5** ● **DEN - Denmark 3 + 0 (this end) = 3**      ● **EST - Estonia 1 + 1 (this end) = 2**

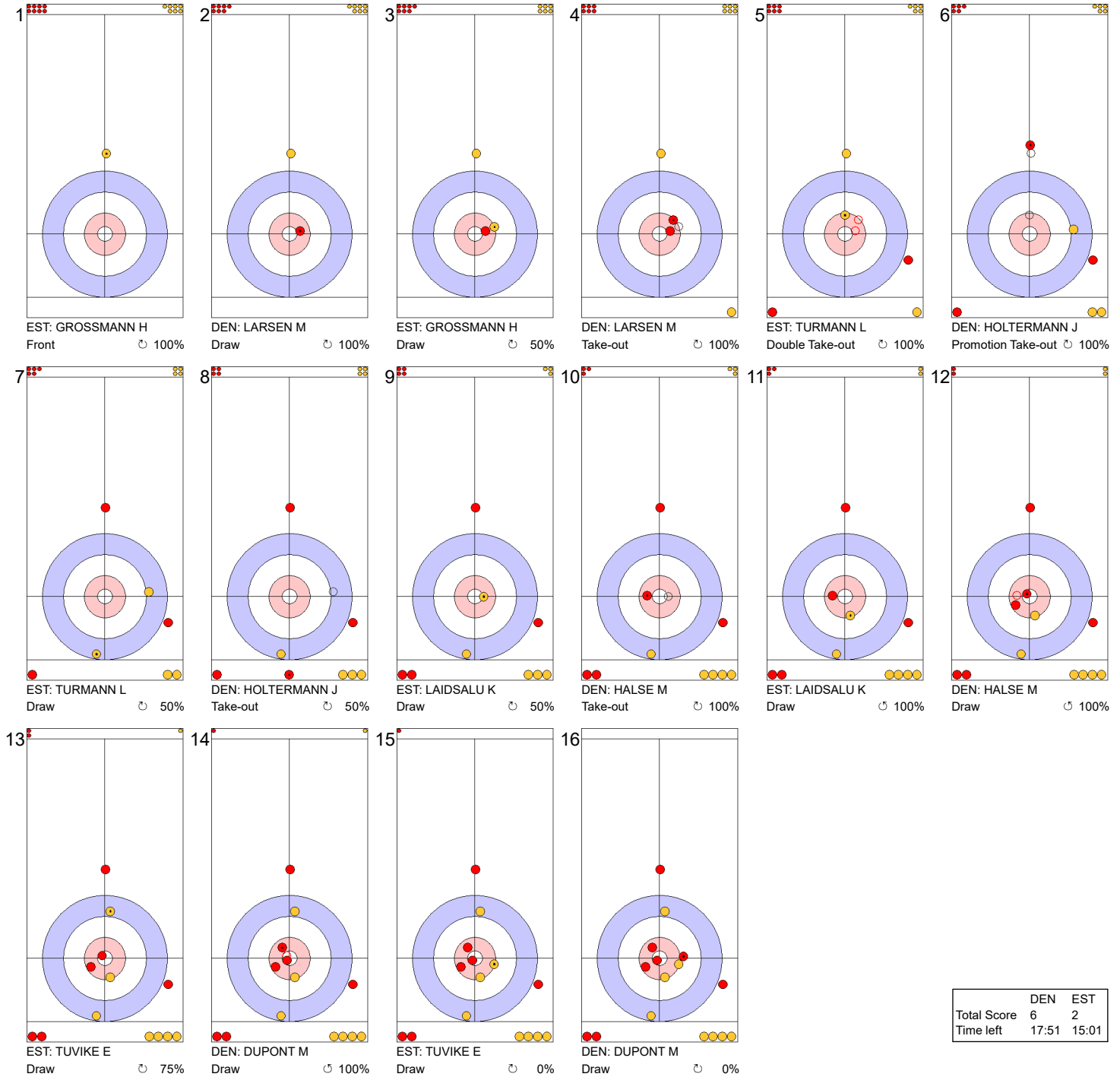


	DEN	EST
Total Score	3	2
Time left	20:53	19:26

**Legend:**  
 ↻ Clockwise      ↺ Counter-clockwise      - Not considered

**Game - Shot by Shot**

**End 6**    ● **DEN - Denmark** 3 + 3 (this end) = 6    ● **EST - Estonia** 2 + 0 (this end) = 2



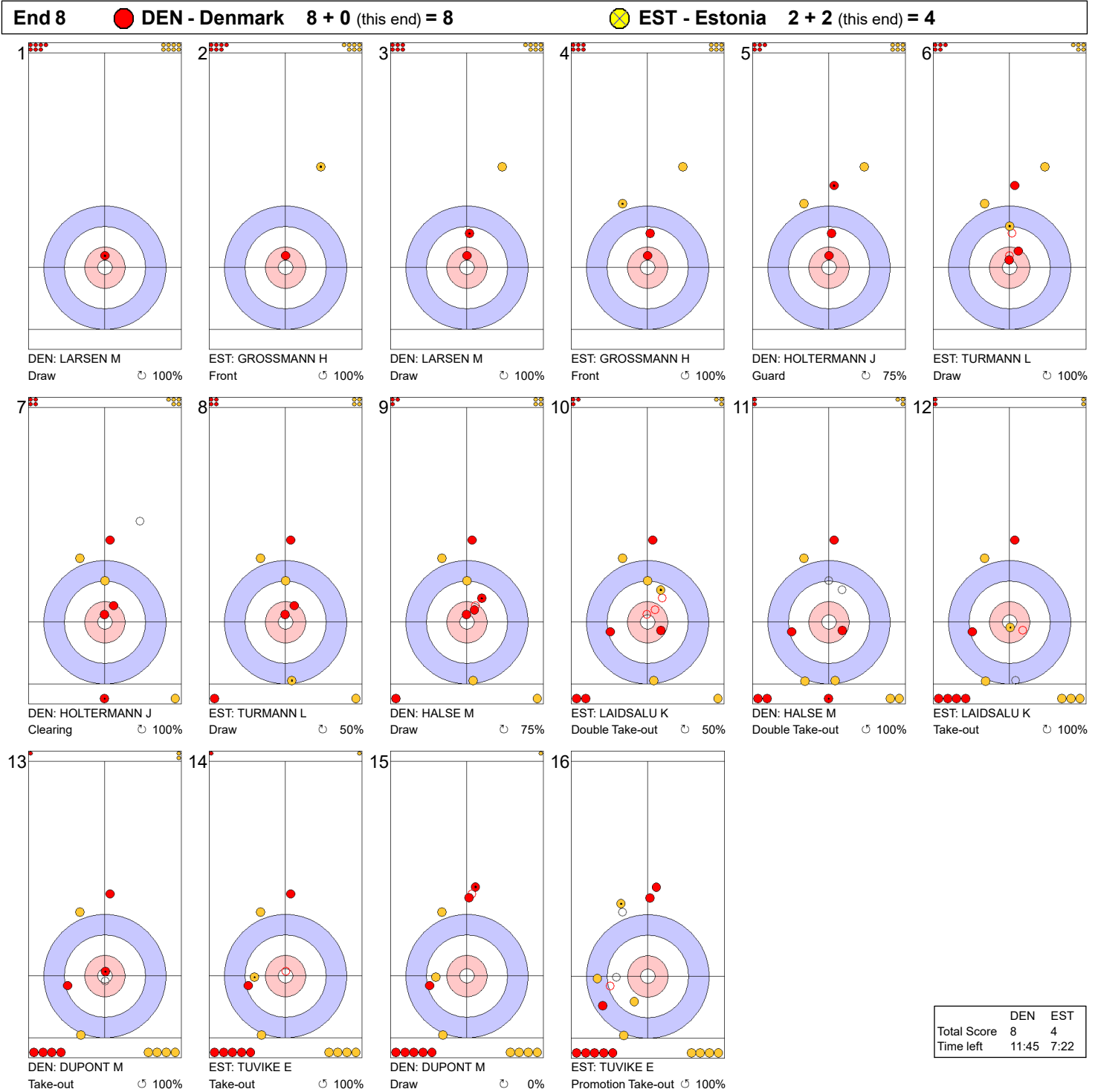
	DEN	EST
Total Score	6	2
Time left	17:51	15:01

**Legend:**  
 ↻ Clockwise      ↺ Counter-clockwise      - Not considered



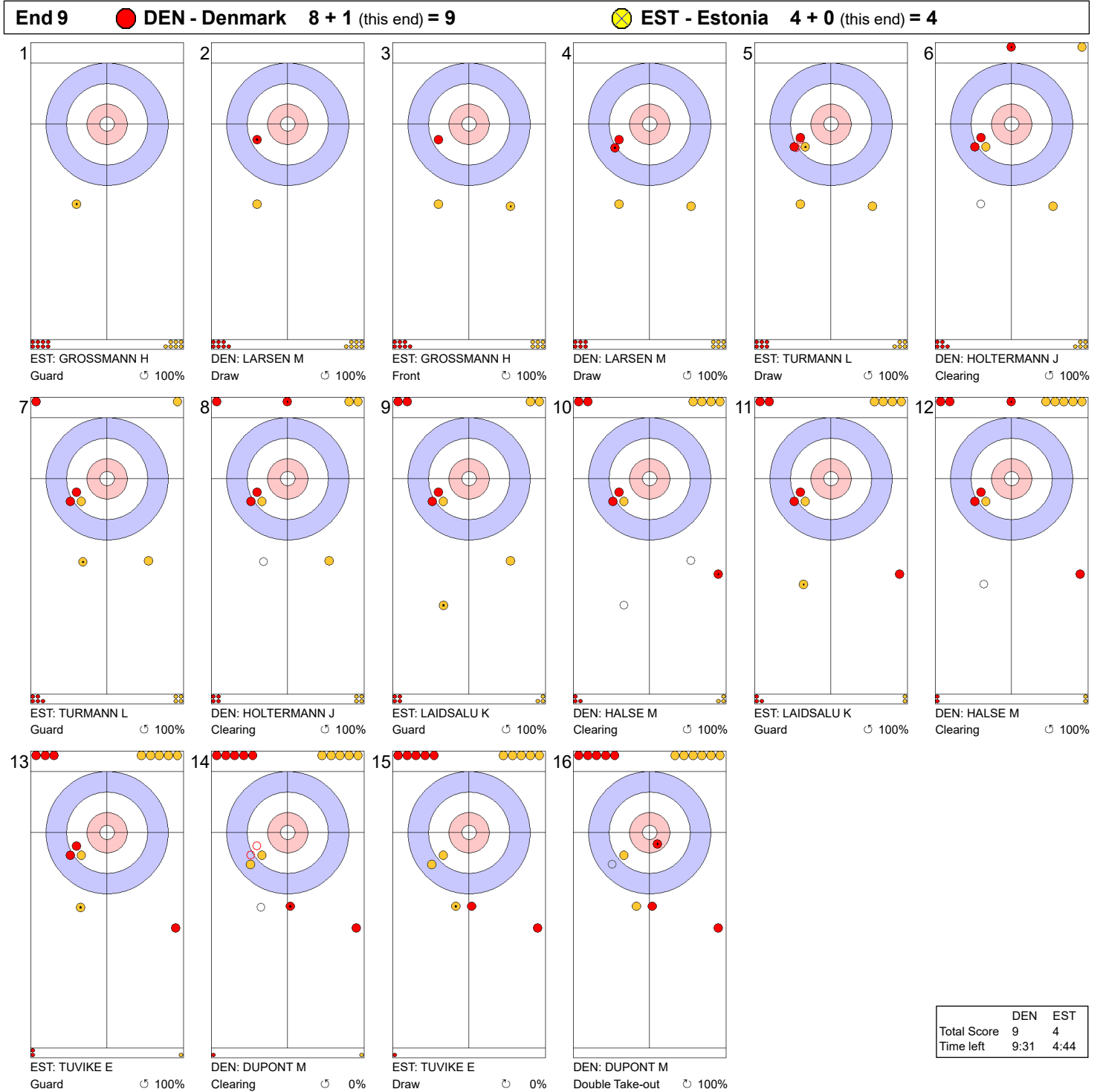


Game - Shot by Shot



**Legend:**  
 ↻ Clockwise      ↺ Counter-clockwise      - Not considered

**Game - Shot by Shot**



**Legend:**  
 Clockwise     
 Counter-clockwise     
 - Not considered

### Game Results

Sheet	Team	LSFE	1	2	3	4	5	6	7	8	9	10	Extra Ends	Total
D	SWE - Sweden	*	1	0	2	0	1	0	1	0	0	0		5
	TUR - Türkiye		0	1	0	2	0	1	0	1	1	1		7

SWE - Sweden		Shot Success	Game	All
4 S	HASSELBORG Anna	71%	79%	
3 V	McMANUS Sara	81%	81%	
2	KNOCHENHAUER Agnes	78%	86%	
1	MABERGS Sofia	76%	84%	
A	HELDIN Johanna	-	-	
Team Total		77%	82%	

TUR - Türkiye		Shot Success	Game	All
4 S	YILDIZ Dilsat	79%	74%	
3 V	POLAT Oznur	83%	76%	
2	CALIKUSU Ifayet Safak	70%	71%	
1	SENGUL Berfin	83%	82%	
A	KARAMAN Iclal	-	-	
Team Total		78%	76%	

**Last Stone Draw** Distance

⌚	MABERGS Sofia	28.2cm
⌚	HASSELBORG Anna	10.0cm
<b>Total</b>		<b>38.2cm</b>

**Last Stone Draw** Distance

⌚	POLAT Oznur	5.9cm
⌚	SENGUL Berfin	41.5cm
<b>Total</b>		<b>47.4cm</b>

Time remaining: 0 minutes 32 seconds

Time remaining: 2 minutes 22 seconds

Time-out: End 8 - SWE stone 7

Time-out: End 9 - TUR stone 8

### Shot Success Analysis

SWE - Sweden		⌚	⌚	Game	
4	HASSELBORG Anna	Draws	5 75%	4 56%	9 67%
		Take-outs	6 83%	5 65%	11 75%
		Total	11 80%	9 61%	20 71%
3	McMANUS Sara	Draws	1 100%	6 92%	7 93%
		Take-outs	8 78%	5 70%	13 75%
		Total	9 81%	11 82%	20 81%
2	KNOCHENHAUER Agnes	Draws	0 -	5 80%	5 80%
		Take-outs	6 75%	9 78%	15 77%
		Total	6 75%	14 79%	20 78%
1	MABERGS Sofia	Draws	4 50%	11 86%	15 77%
		Take-outs	0 -	5 75%	5 75%
		Total	4 50%	16 83%	20 76%
A	HELDIN Johanna	Draws	0 -	0 -	0 -
		Take-outs	0 -	0 -	0 -
		Total	0 -	0 -	0 -
Team		Draws	10 68%	26 82%	36 78%
		Take-outs	20 79%	24 73%	44 76%
		Total	30 75%	50 78%	80 77%

TUR - Türkiye		⌚	⌚	Game	
4	YILDIZ Dilsat	Draws	4 81%	3 100%	7 89%
		Take-outs	4 88%	9 67%	13 73%
		Total	8 84%	12 75%	20 79%
3	POLAT Oznur	Draws	7 96%	3 42%	10 80%
		Take-outs	9 83%	1 100%	10 85%
		Total	16 89%	4 56%	20 83%
2	CALIKUSU Ifayet Safak	Draws	6 79%	7 75%	13 77%
		Take-outs	2 88%	5 45%	7 57%
		Total	8 81%	12 63%	20 70%
1	SENGUL Berfin	Draws	11 89%	7 86%	18 88%
		Take-outs	0 -	2 38%	2 38%
		Total	11 89%	9 75%	20 83%
A	KARAMAN Iclal	Draws	0 -	0 -	0 -
		Take-outs	0 -	0 -	0 -
		Total	0 -	0 -	0 -
Team		Draws	28 88%	20 78%	48 83%
		Take-outs	15 85%	17 59%	32 71%
		Total	43 87%	37 69%	80 78%

**Note:**

Position and function for each team member:

4 = Fourth, 3 = Third, 2 = Second, 1 = Lead, A = Alternate, S = Skip, V = Vice-Skip

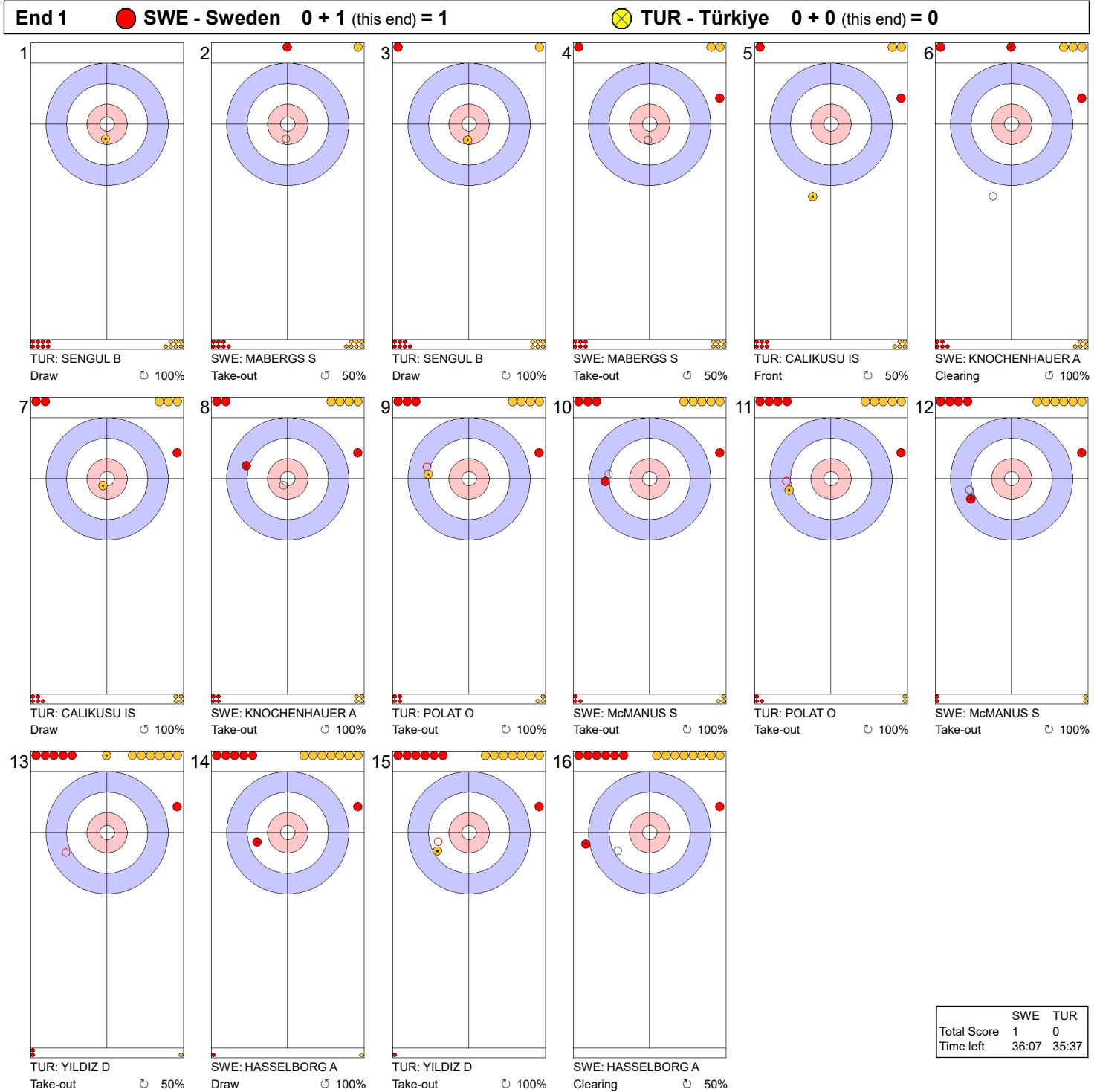
**Legend:**

⌚ Clockwise

⌚ Counter-clockwise

LSFE(\*) Last Stone First End

**Game - Shot by Shot**

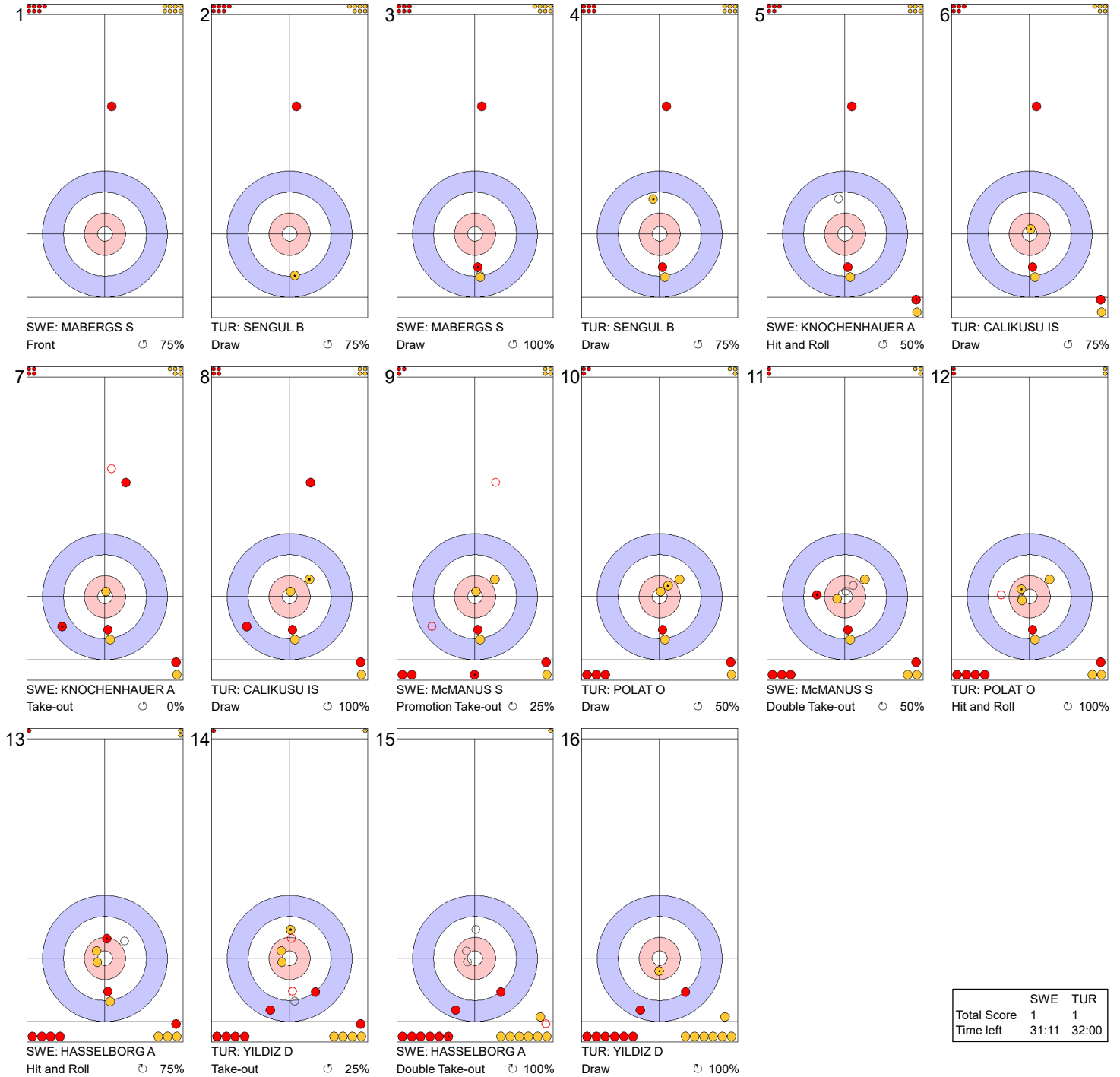


	SWE	TUR
Total Score	1	0
Time left	36:07	35:37

**Legend:**  
 Clockwise     
 Counter-clockwise     
 - Not considered

**Game - Shot by Shot**

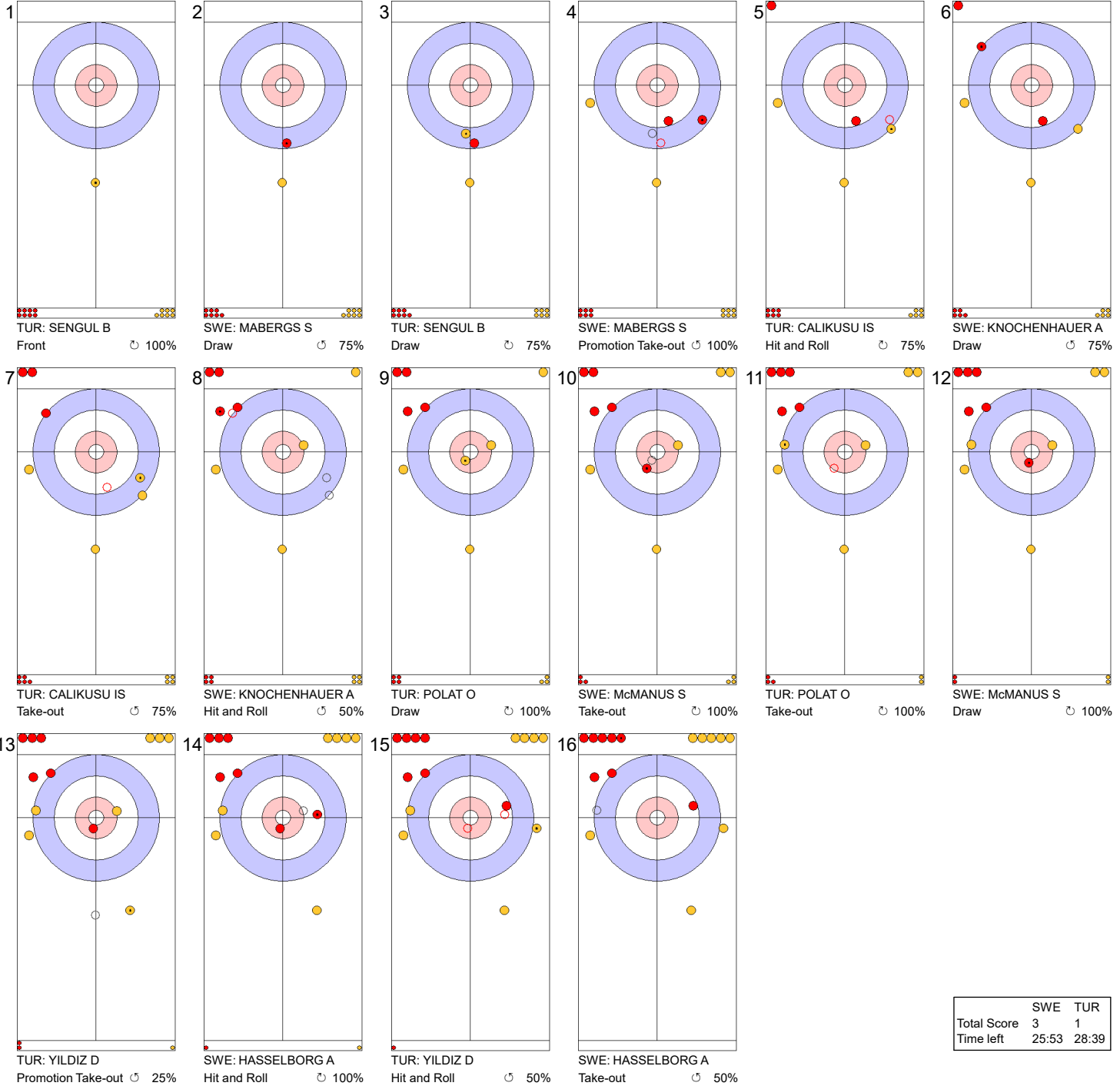
**End 2** ● **SWE - Sweden 1 + 0 (this end) = 1** ● **TUR - Türkiye 0 + 1 (this end) = 1**



**Legend:**  
 ↻ Clockwise      ↺ Counter-clockwise      - Not considered

**Game - Shot by Shot**

**End 3**   ● **SWE - Sweden** 1 + 2 (this end) = 3   ● **TUR - Türkiye** 1 + 0 (this end) = 1



	SWE	TUR
Total Score	3	1
Time left	25:53	28:39

**Legend:**  
 ↻ Clockwise      ↺ Counter-clockwise      - Not considered

**Game - Shot by Shot**

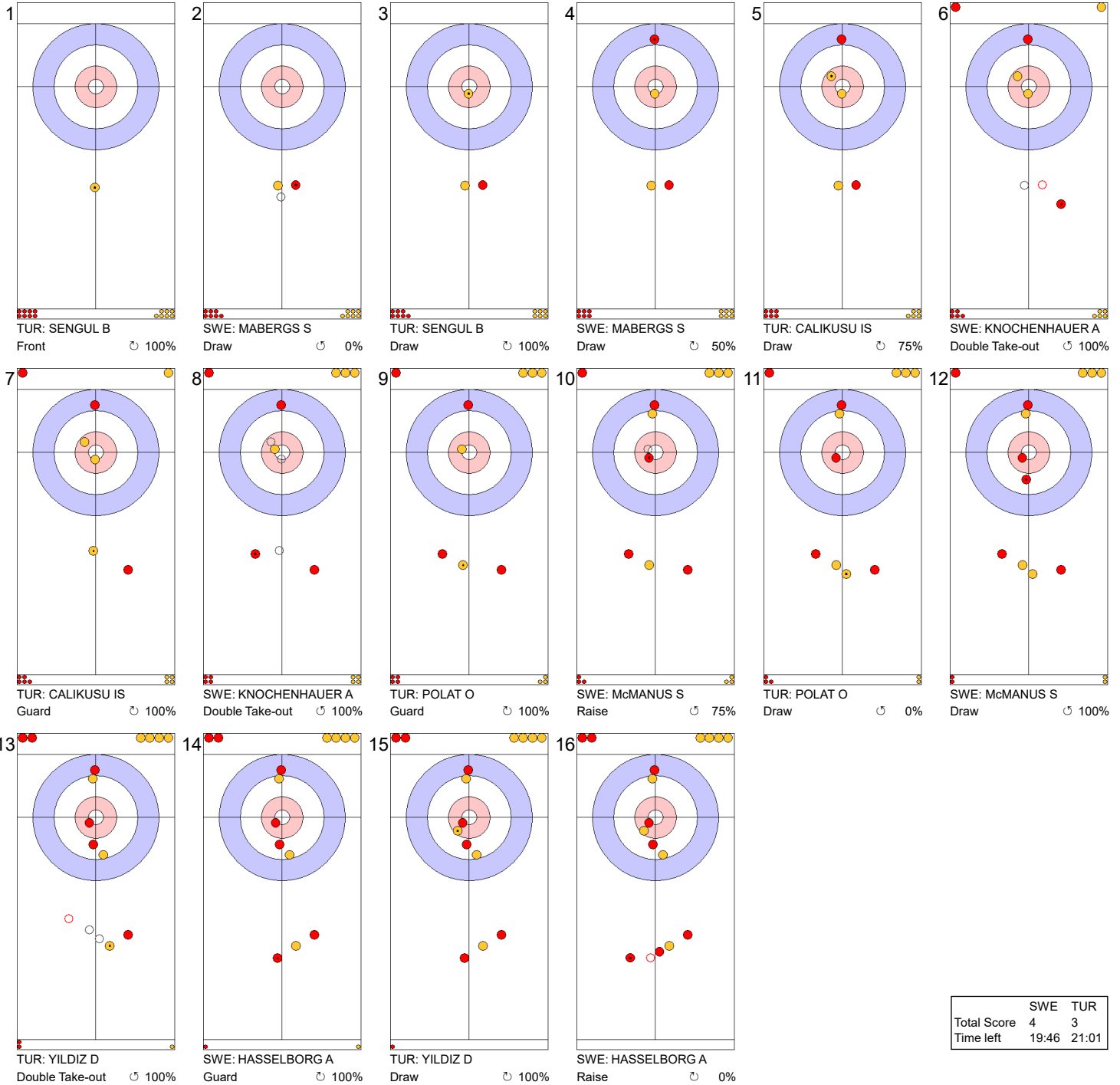


	SWE	TUR
Total Score	3	3
Time left	23:59	25:09

**Legend:**  
 ⌚ Clockwise      ⌚ Counter-clockwise      - Not considered

**Game - Shot by Shot**

**End 5**   ● **SWE - Sweden** 3 + 1 (this end) = 4   ● **TUR - Türkiye** 3 + 0 (this end) = 3

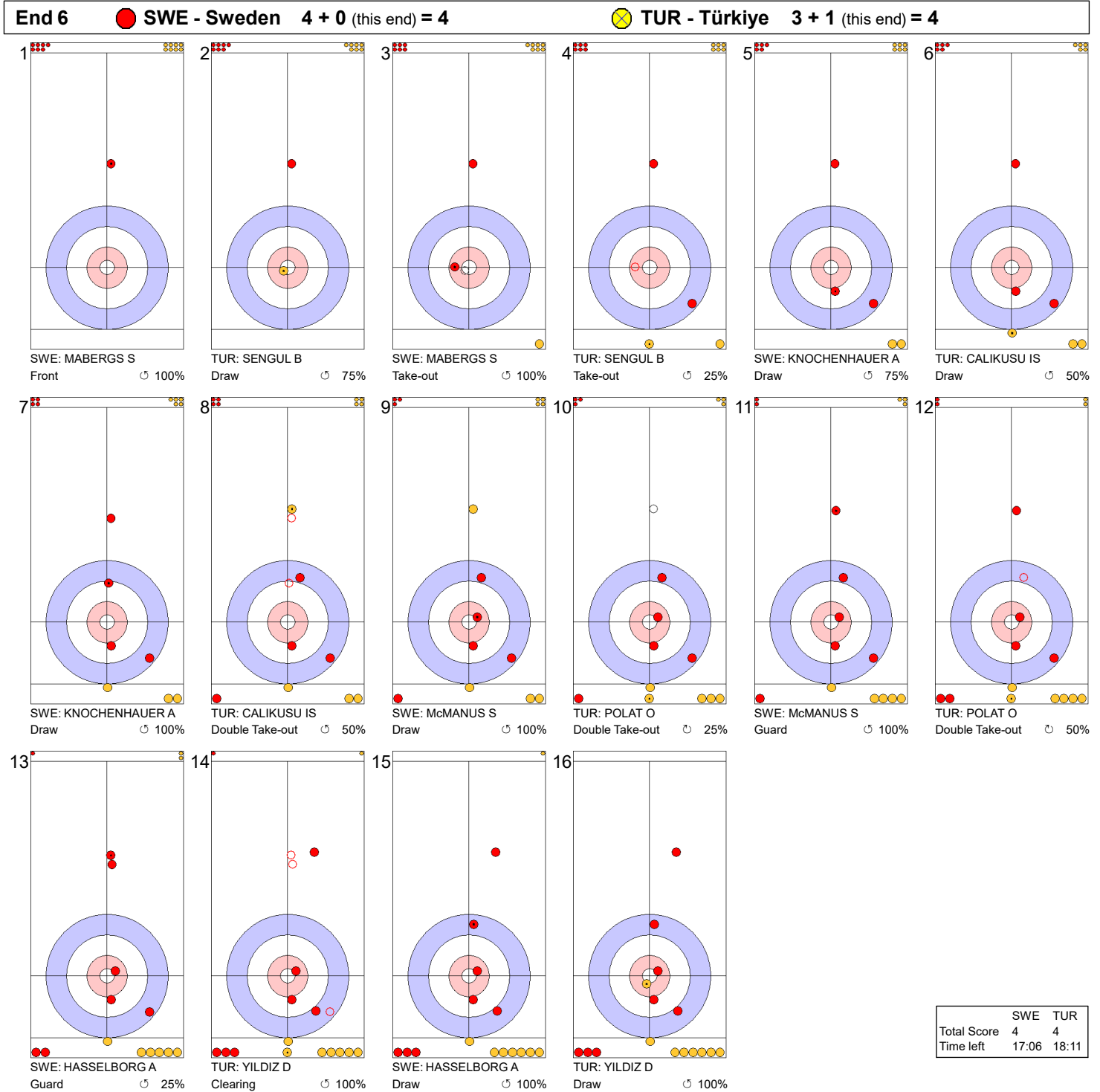


	SWE	TUR
Total Score	4	3
Time left	19:46	21:01

**Legend:**  
 ↻ Clockwise      ↺ Counter-clockwise      - Not considered

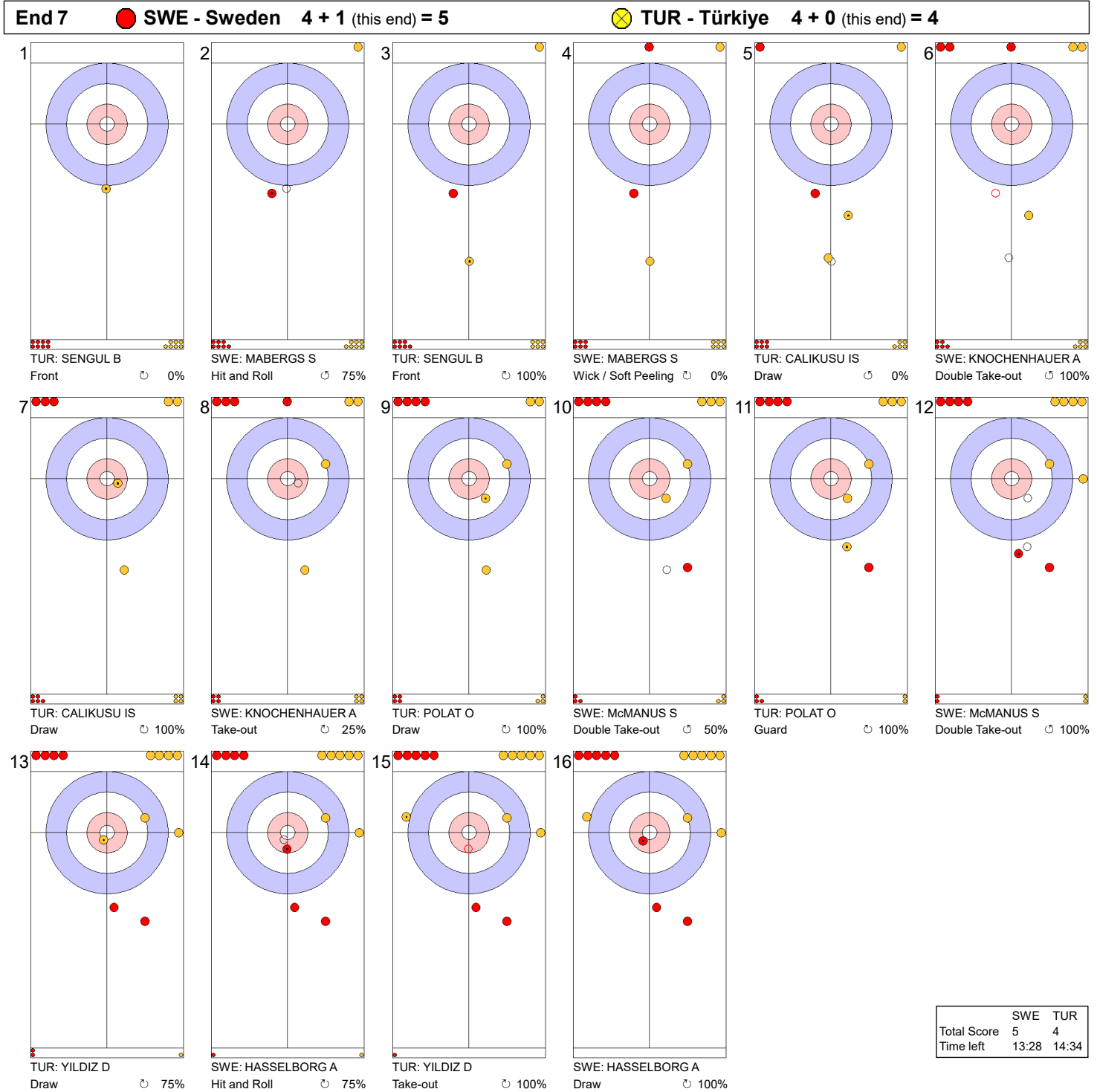


**Game - Shot by Shot**



**Legend:**  
 ⌚ Clockwise      ⌚ Counter-clockwise      - Not considered

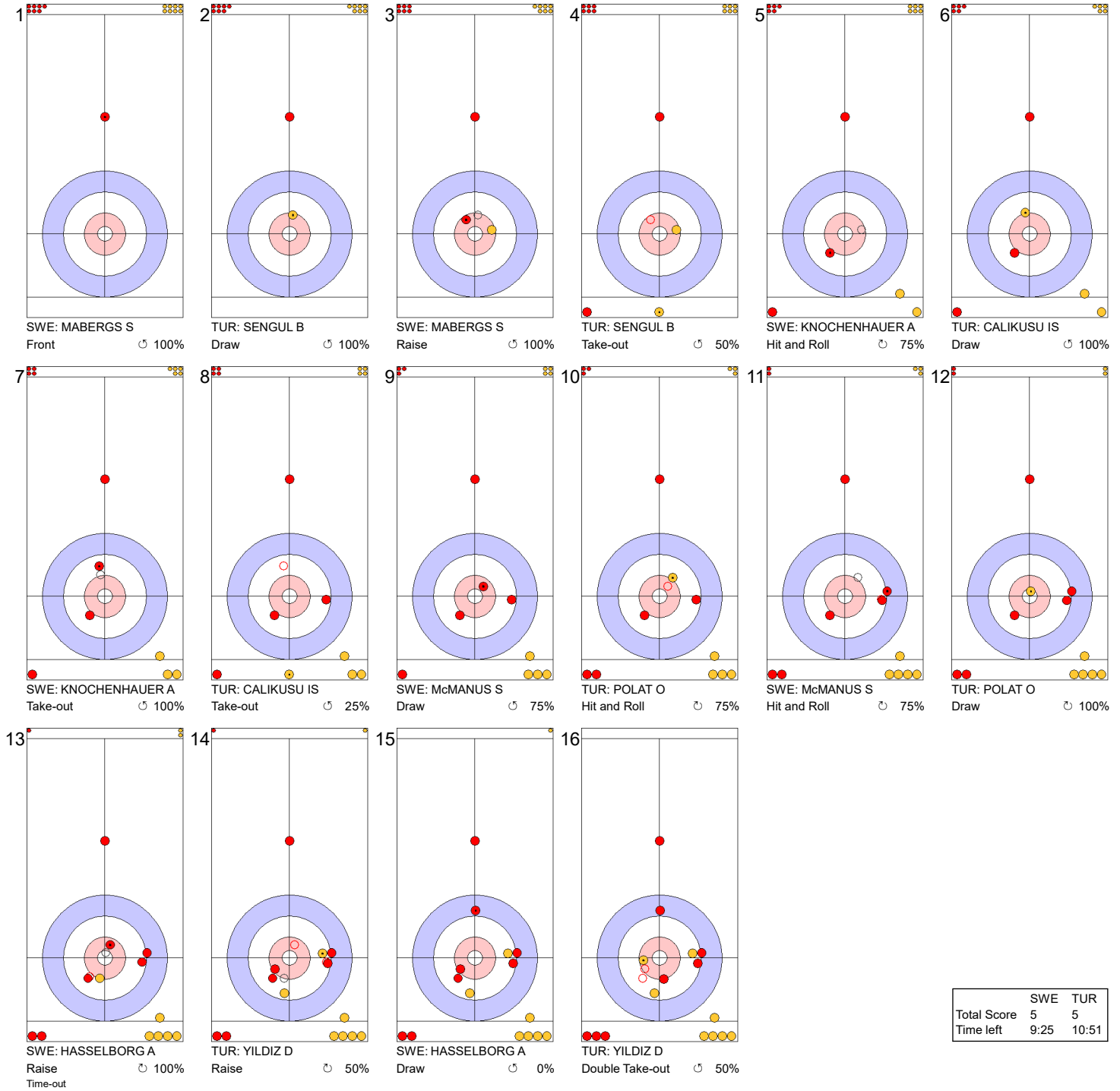
**Game - Shot by Shot**



**Legend:**  
 Clockwise     
 Counter-clockwise     
 - Not considered

**Game - Shot by Shot**

**End 8**    ● **SWE - Sweden** 5 + 0 (this end) = 5    ● **TUR - Türkiye** 4 + 1 (this end) = 5

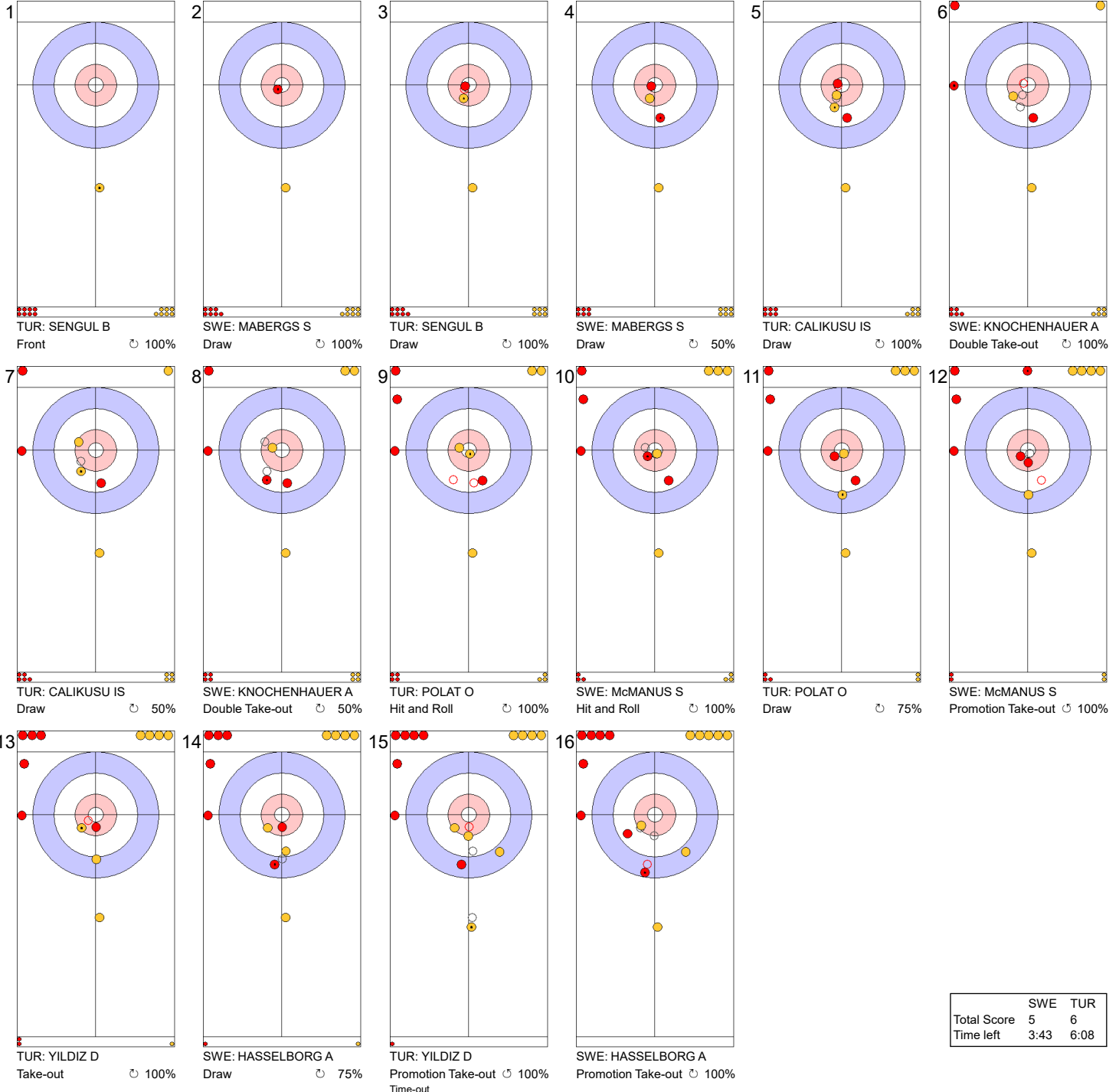


	SWE	TUR
Total Score	5	5
Time left	9:25	10:51

**Legend:**  
 ↻ Clockwise      ↺ Counter-clockwise      - Not considered

**Game - Shot by Shot**

**End 9**   ● **SWE - Sweden** 5 + 0 (this end) = 5   ● **TUR - Türkiye** 5 + 1 (this end) = 6

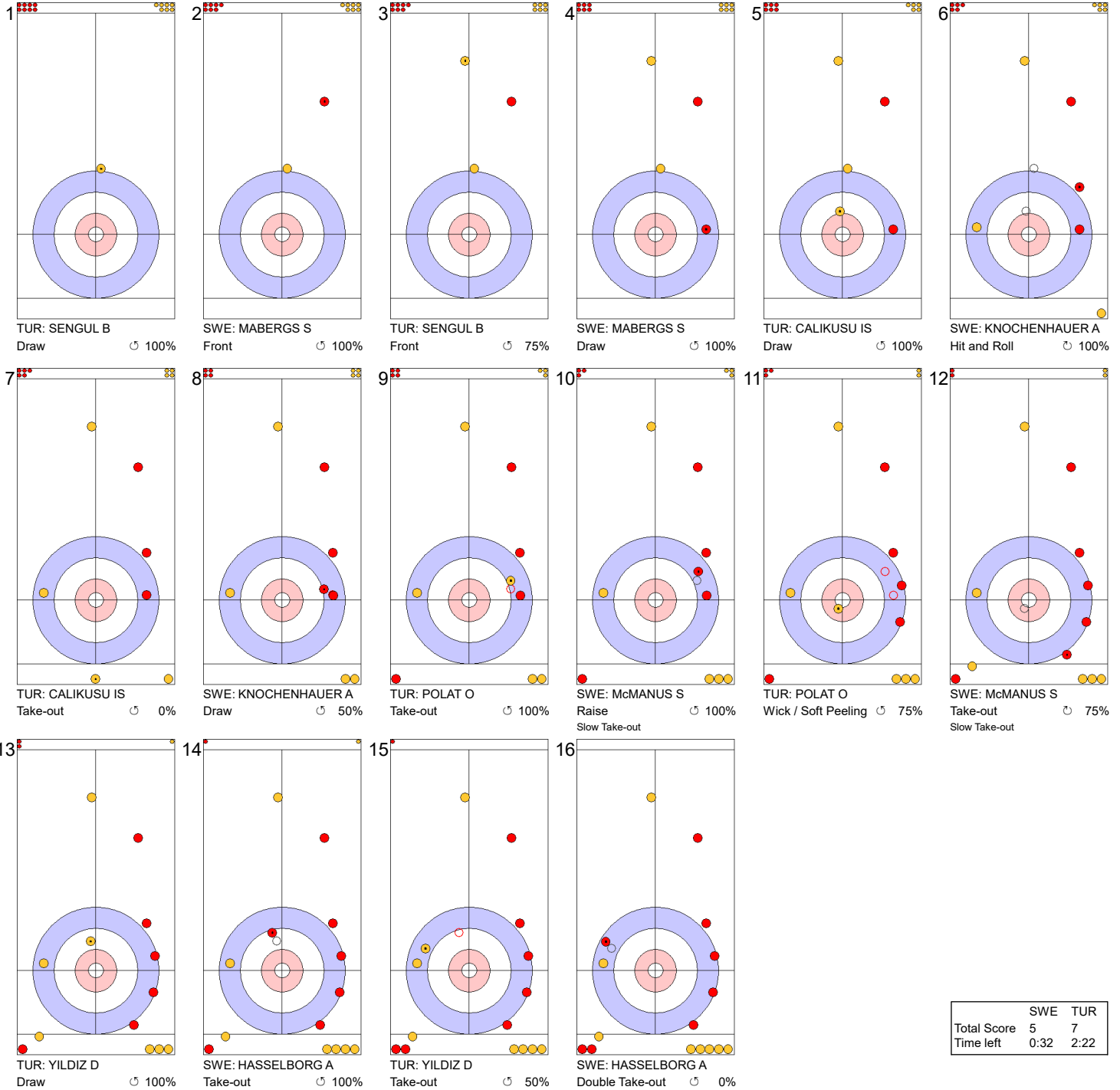


	SWE	TUR
Total Score	5	6
Time left	3:43	6:08

**Legend:**  
 ↻ Clockwise   ↺ Counter-clockwise   - Not considered

**Game - Shot by Shot**

**End 10**   ● **SWE - Sweden** 5 + 0 (this end) = 5   ● **TUR - Türkiye** 6 + 1 (this end) = 7



	SWE	TUR
Total Score	5	7
Time left	0:32	2:22

**Legend:**  
 ↻ Clockwise   ↺ Counter-clockwise   - Not considered

**Game Results**

Sheet	Team	LSFE	1	2	3	4	5	6	7	8	9	10	Extra Ends	Total
E	LTU - Lithuania		0	0	0	0	1	0	0	X	X	X		1
	NOR - Norway	*	1	2	1	1	0	3	1	X	X	X		9

LTU - Lithuania		Shot Success	Game	All
4 S	PAULAUSKAITE Virginija	60%	68%	
3 V	DVOJEGLAZOVA Olga	64%	62%	
2	KIUDYTE Migle	88%	62%	
1	BLAZIENE Ruta	66%	73%	
A	-	-	-	
Team Total		70%	66%	

NOR - Norway		Shot Success	Game	All
4 V	SKASLIEN Kristin	77%	72%	
3 S	ROERVIK Marianne	63%	79%	
2	HASLEV NORDBYE Mille	80%	81%	
1	KJAERLAND Eilin	77%	82%	
A	FORBREGD Ingeborg	-	-	
Team Total		74%	79%	

**Last Stone Draw** Distance

↻	BLAZIENE Ruta	44.1cm
↺	DVOJEGLAZOVA Olga	88.8cm
<b>Total</b>		<b>132.9cm</b>

**Last Stone Draw** Distance

↻	KJAERLAND Eilin	35.3cm
↺	SKASLIEN Kristin	61.4cm
<b>Total</b>		<b>96.7cm</b>

Time remaining: 10 minutes 14 seconds

Time remaining: 10 minutes 55 seconds

**Shot Success Analysis**

LTU - Lithuania		↻	↺	Game
4 PAULAUSKAITE Virginija	Draws	1 50%	4 81%	5 75%
	Take-outs	5 55%	3 42%	8 50%
	Total	6 54%	7 64%	13 60%
3 DVOJEGLAZOVA Olga	Draws	1 100%	5 50%	6 58%
	Take-outs	5 50%	3 100%	8 69%
	Total	6 58%	8 69%	14 64%
2 KIUDYTE Migle	Draws	3 100%	6 96%	9 97%
	Take-outs	3 67%	2 75%	5 70%
	Total	6 83%	8 91%	14 88%
1 BLAZIENE Ruta	Draws	1 50%	12 73%	13 71%
	Take-outs	1 0%	0 -	1 0%
	Total	2 25%	12 73%	14 66%
A -	Draws	0 -	0 -	0 -
	Take-outs	0 -	0 -	0 -
	Total	0 -	0 -	0 -
Team	Draws	6 83%	27 75%	33 77%
	Take-outs	14 52%	8 72%	22 59%
	Total	20 61%	35 74%	55 70%

NOR - Norway		↻	↺	Game
4 SKASLIEN Kristin	Draws	2 100%	4 56%	6 71%
	Take-outs	2 100%	6 75%	8 81%
	Total	4 100%	10 68%	14 77%
3 ROERVIK Marianne	Draws	1 50%	5 65%	6 63%
	Take-outs	2 38%	6 71%	8 63%
	Total	3 42%	11 68%	14 63%
2 HASLEV NORDBYE Mille	Draws	1 100%	7 82%	8 84%
	Take-outs	4 75%	2 75%	6 75%
	Total	5 80%	9 81%	14 80%
1 KJAERLAND Eilin	Draws	5 60%	8 84%	13 75%
	Take-outs	0 -	1 100%	1 100%
	Total	5 60%	9 86%	14 77%
A FORBREGD Ingeborg	Draws	0 -	0 -	0 -
	Take-outs	0 -	0 -	0 -
	Total	0 -	0 -	0 -
Team	Draws	9 72%	24 75%	33 74%
	Take-outs	8 72%	15 75%	23 74%
	Total	17 72%	39 75%	56 74%

**Note:**  
Position and function for each team member:  
4 = Fourth, 3 = Third, 2 = Second, 1 = Lead, A = Alternate, S = Skip, V = Vice-Skip

**Legend:**  
↻ Clockwise      ↺ Counter-clockwise      LSFE(\*) Last Stone First End  
X Unplayed/unfinished end due to concession

**Game - Shot by Shot**

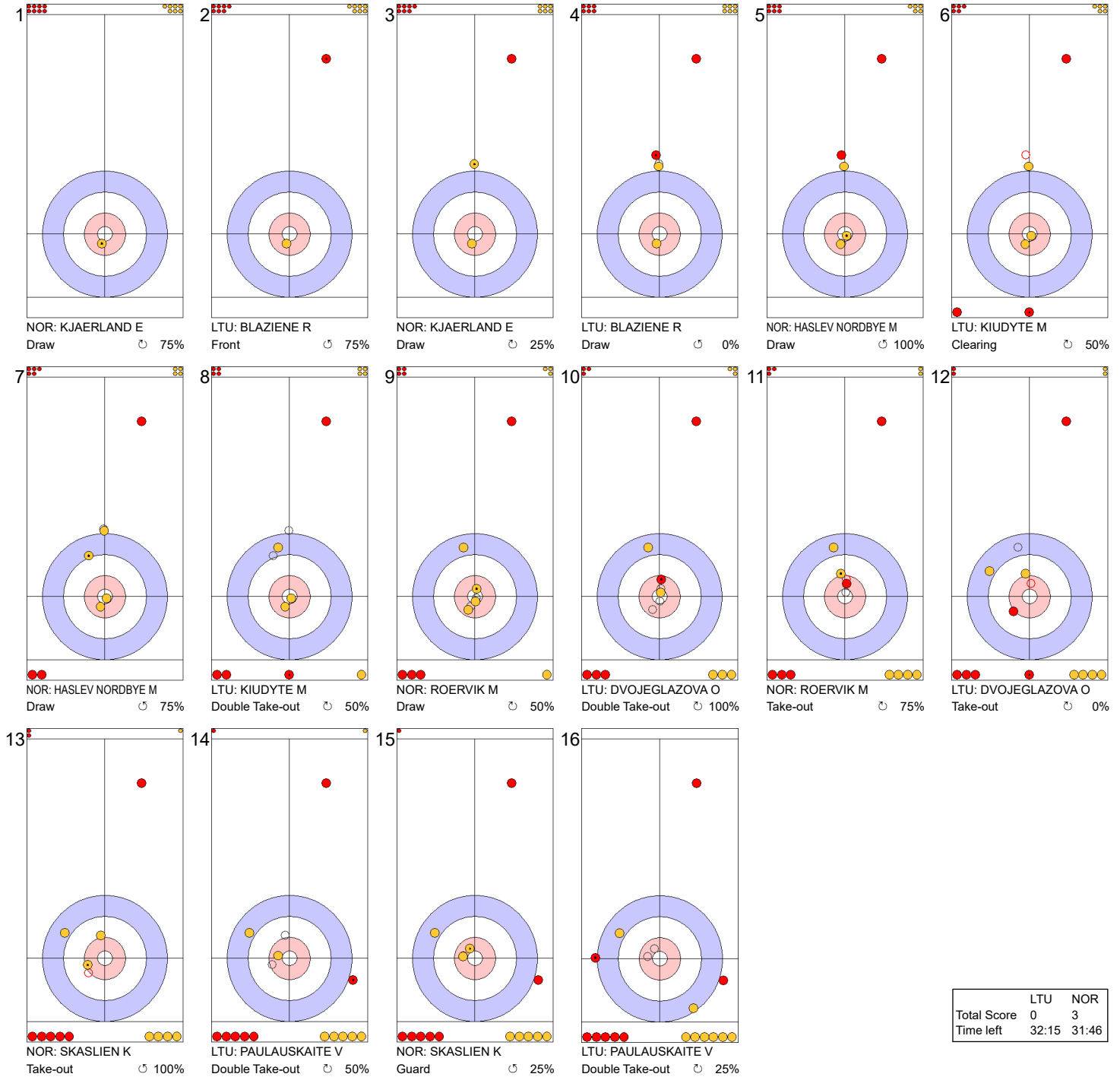


	LTU	NOR
Total Score	0	1
Time left	35:21	35:09

**Legend:**  
 ↻ Clockwise      ↺ Counter-clockwise      - Not considered

**Game - Shot by Shot**

**End 2**   **LTU - Lithuania 0 + 0 (this end) = 0**   **NOR - Norway 1 + 2 (this end) = 3**

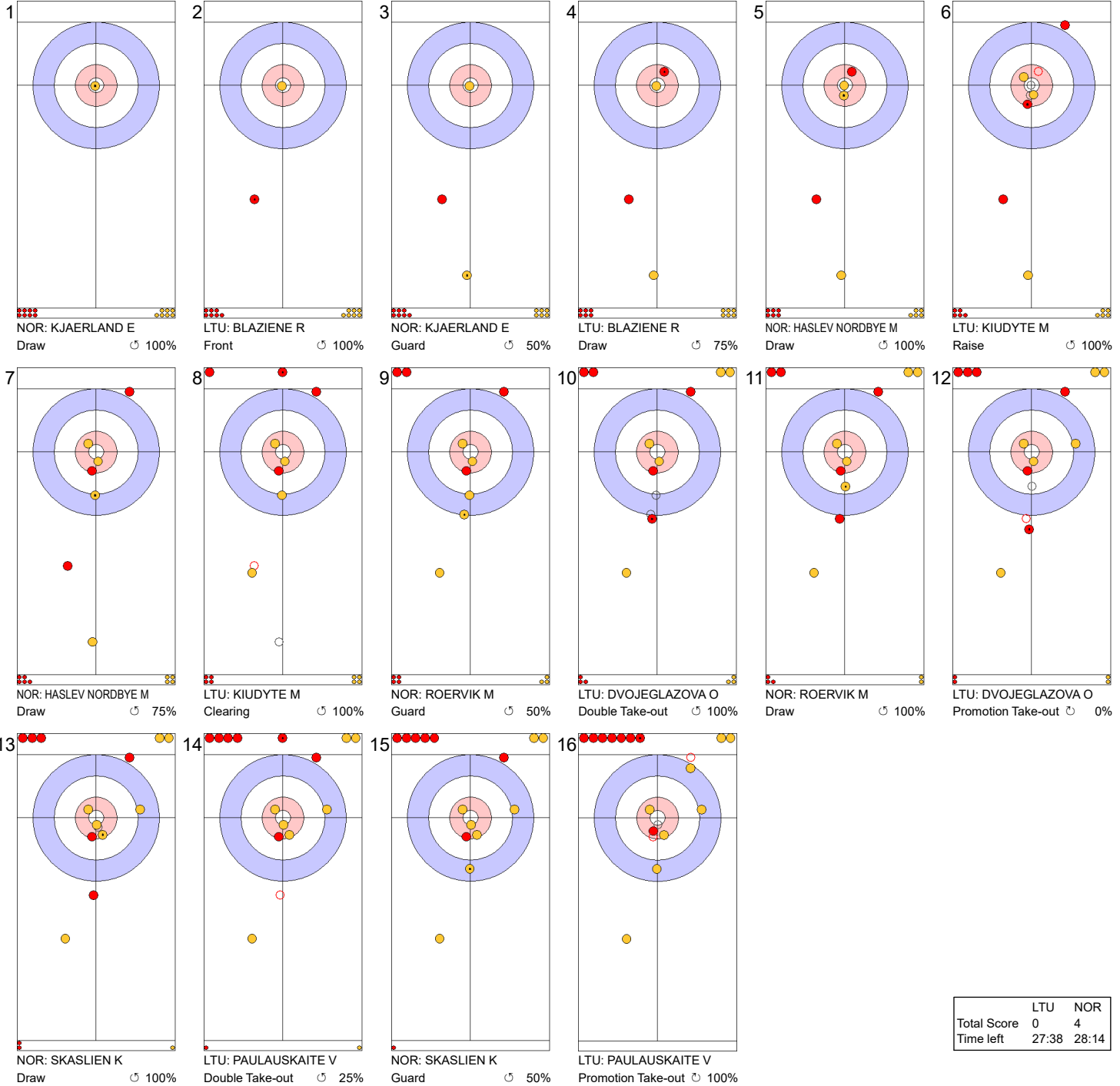


**Legend:**  
 Clockwise     Counter-clockwise     - Not considered



**Game - Shot by Shot**

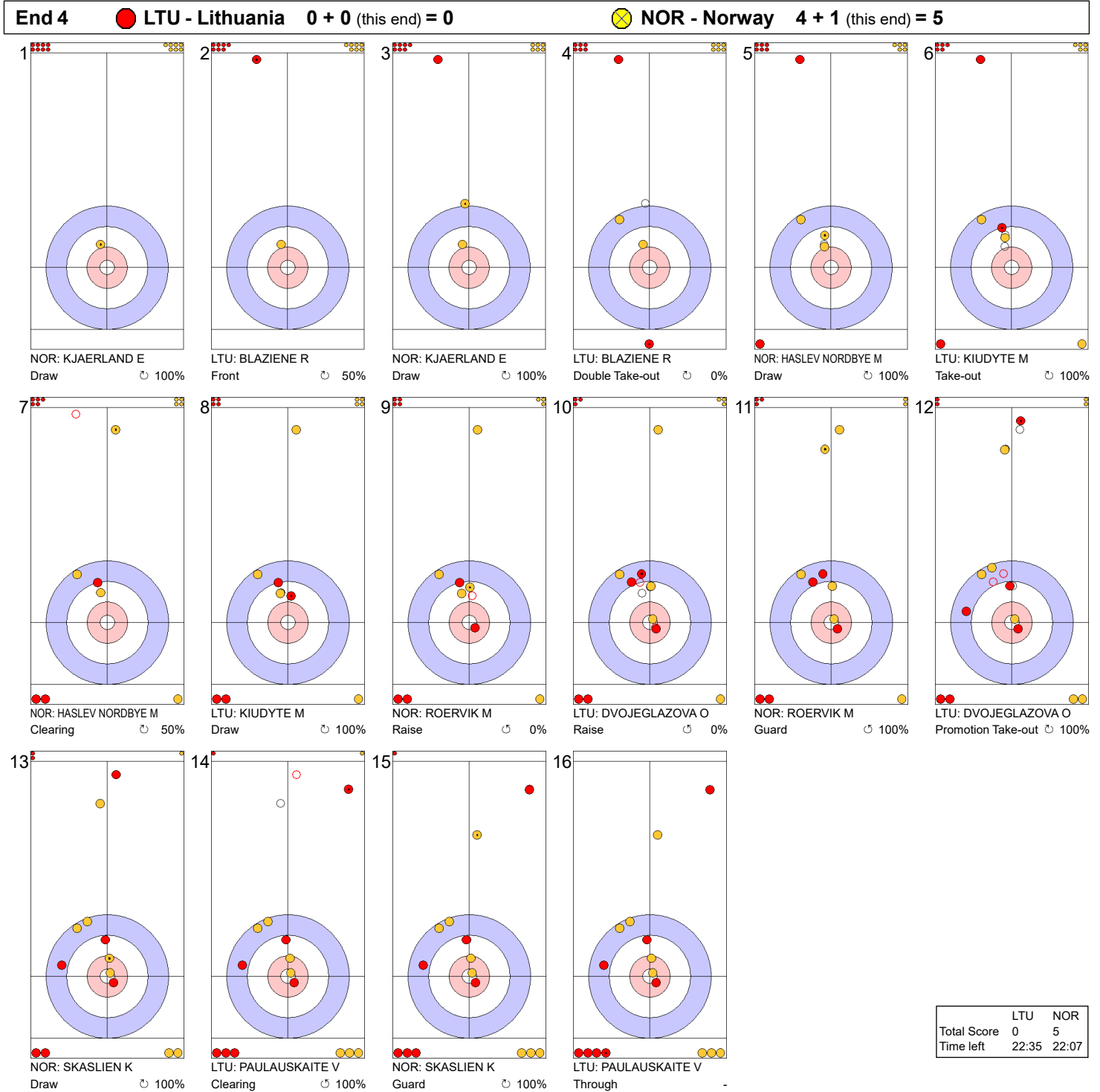
**End 3**   **LTU - Lithuania** 0 + 0 (this end) = 0   **NOR - Norway** 3 + 1 (this end) = 4



	LTU	NOR
Total Score	0	4
Time left	27:38	28:14

**Legend:**  
 Clockwise     Counter-clockwise     - Not considered

**Game - Shot by Shot**

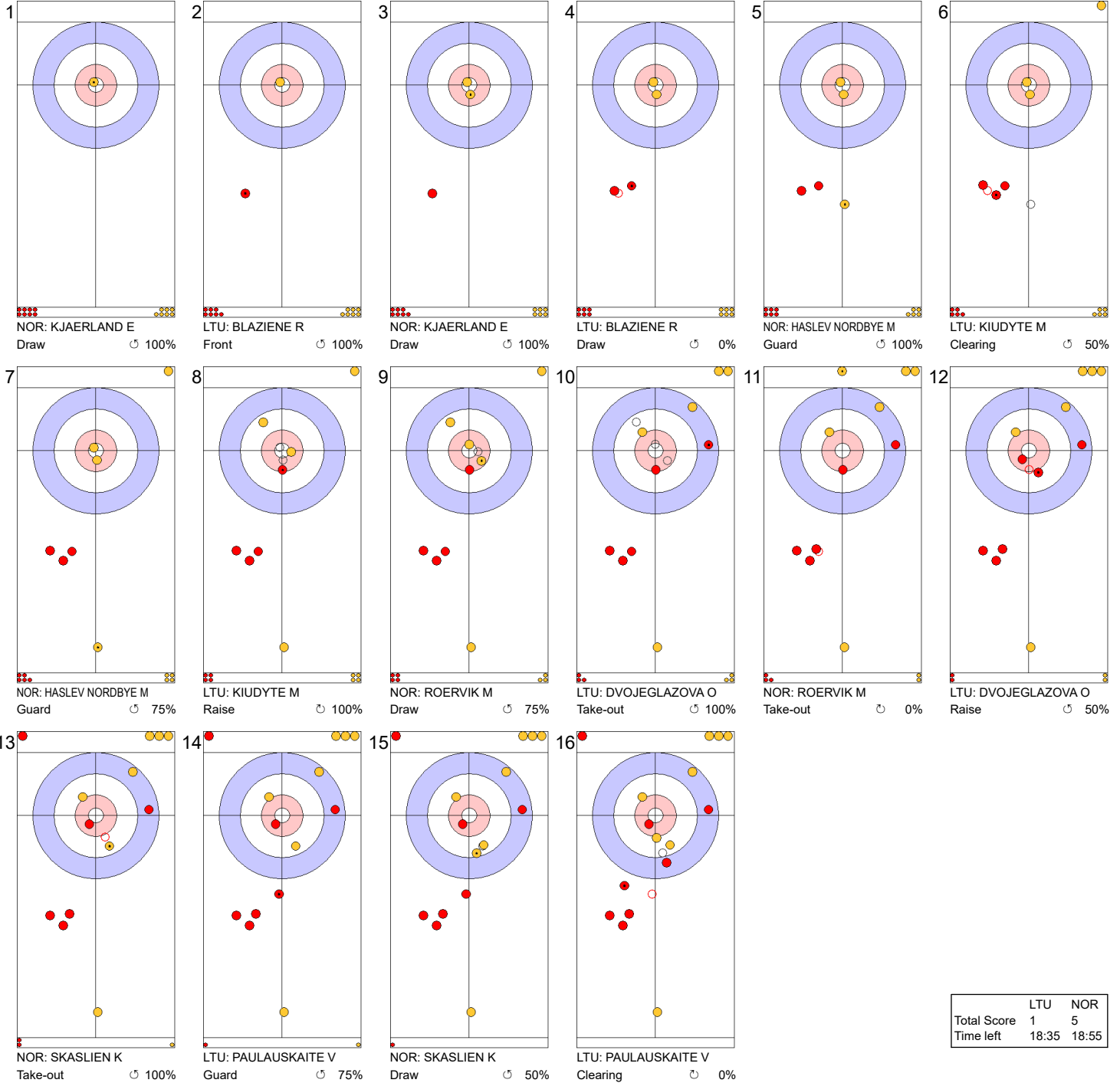


	LTU	NOR
Total Score	0	5
Time left	22:35	22:07

**Legend:**  
 ↻ Clockwise      ↺ Counter-clockwise      - Not considered

**Game - Shot by Shot**

**End 5**   ● **LTU - Lithuania** 0 + 1 (this end) = 1   ⊗ **NOR - Norway** 5 + 0 (this end) = 5



	LTU	NOR
Total Score	1	5
Time left	18:35	18:55

**Legend:**  
↻ Clockwise      ↺ Counter-clockwise      - Not considered

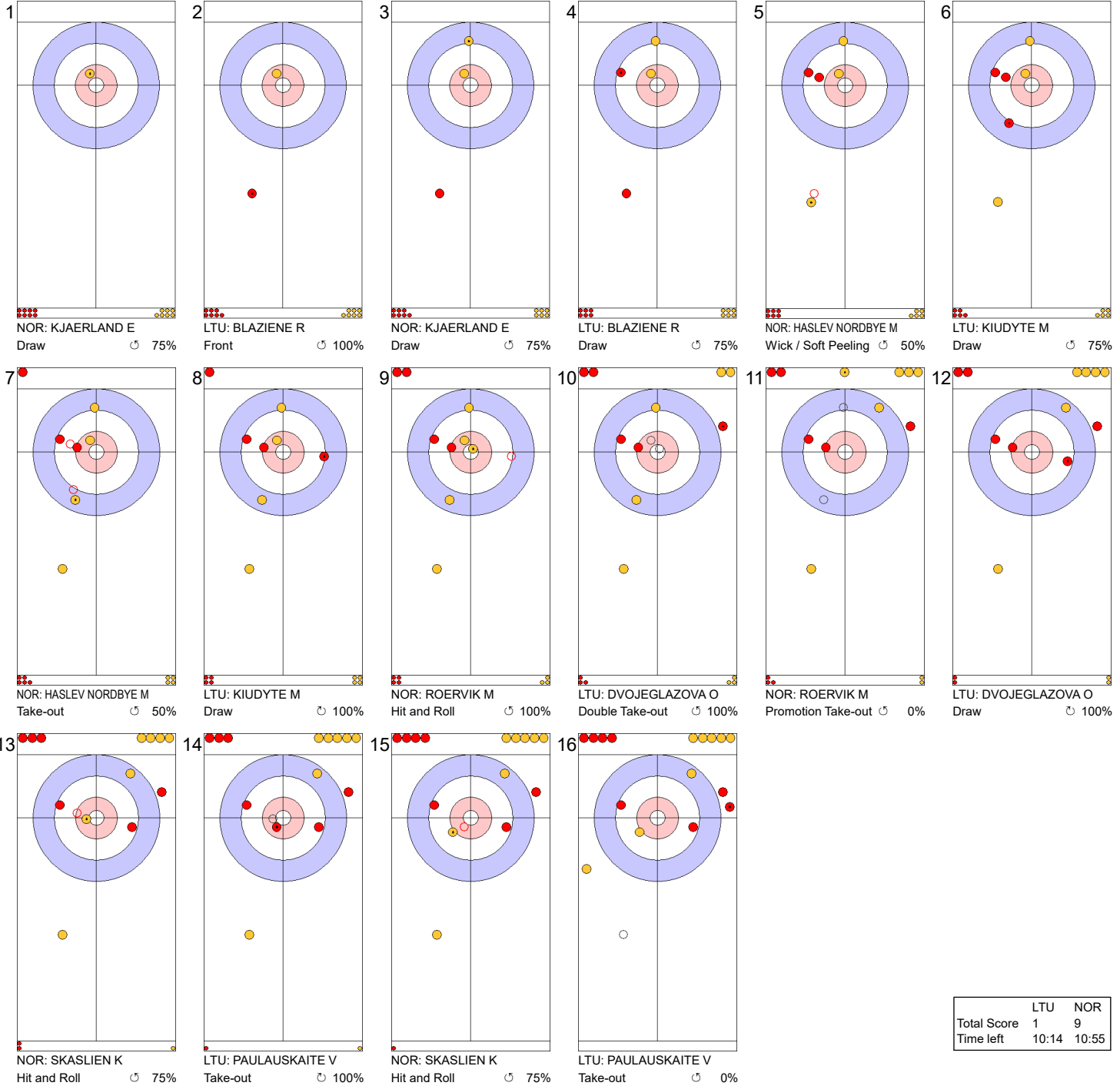
**Game - Shot by Shot**



**Legend:**  
 ⌚ Clockwise      ⌚ Counter-clockwise      - Not considered

**Game - Shot by Shot**

**End 7**   **LTU - Lithuania 1 + 0 (this end) = 1**   **NOR - Norway 8 + 1 (this end) = 9**



	LTU	NOR
Total Score	1	9
Time left	10:14	10:55

**Legend:**  
 Clockwise     Counter-clockwise     - Not considered

**Session Results and Standings**

Sheet	Team	LSD/LSFE	1	2	3	4	5	6	7	8	9	10	Extra Ends	Total
<b>A</b>	TUR - Türkiye	42.2cm *	2	0	0	0	3	0	0	1	1	0		7
	DEN - Denmark	91.0cm	0	2	0	1	0	3	1	0	0	1		8
<b>B</b>	EST - Estonia	210.7cm	0	3	0	0	1	1	1	0	0	X		6
	ITA - Italy	60.3cm *	2	0	3	3	0	0	0	2	2	X		12
<b>C</b>	LTU - Lithuania	43.9cm	0	0	0	1	0	1	0	0	X	X		2
	SCO - Scotland	33.0cm *	0	1	1	0	3	0	2	2	X	X		9
<b>D</b>	HUN - Hungary	119.3cm	0	1	1	0	0	1	0	2	0	X		5
	NOR - Norway	89.5cm *	1	0	0	2	3	0	2	0	1	X		9
<b>E</b>	SWE - Sweden	44.5cm	0	0	0	2	0	1	1	0	1	0		5
	SUI - Switzerland	37.3cm *	2	0	0	0	3	0	0	1	0	1		7

**Current Standings**

Rank	Team	Games	Wins	Losses	
1	SUI - Switzerland	7	7	0	Q
2	ITA - Italy	7	6	1	Q
2	SWE - Sweden	7	6	1	Q
4	SCO - Scotland	7	4	3	
5	DEN - Denmark	7	3	4	
5	NOR - Norway	7	3	4	
5	TUR - Türkiye	7	3	4	
8	EST - Estonia	7	1	6	
8	HUN - Hungary	7	1	6	
8	LTU - Lithuania	7	1	6	

**Note:**

Under World Curling rules, tie-breaking rules for standings are not applied until after the last game of the round robin.

**Legend:**

LSD Last Stone Draw

LSFE(\*) Last Stone First End

Q Qualified for the play-offs

X Unplayed/unfinished end due to concession

### Game Results

Sheet	Team	LSFE	1	2	3	4	5	6	7	8	9	10	Extra Ends	Total
A	TUR - Türkiye	*	2	0	0	0	3	0	0	1	1	0		7
	DEN - Denmark		0	2	0	1	0	3	1	0	0	1		8

TUR - Türkiye		Shot Success Game	All
4 S	YILDIZ Dilsat	68%	73%
3 V	POLAT Oznur	78%	75%
2	CALIKUSU Ifayet Safak	70%	72%
1	SENGUL Berfin	86%	82%
A	KARAMAN Iclal	-	-
Team Total		75%	75%

DEN - Denmark		Shot Success Game	All
4 S	DUPONT Madeleine	75%	74%
3 V	HALSE Mathilde	85%	80%
2	HOLTERMANN Jasmin	69%	73%
1	DUPONT Denise	84%	80%
A	LARSEN My	-	84%
Team Total		78%	78%

Last Stone Draw		Distance
⌚	YILDIZ Dilsat	21.8cm
⌚	CALIKUSU Ifayet Safak	20.4cm
<b>Total</b>		<b>42.2cm</b>

Last Stone Draw		Distance
⌚	HALSE Mathilde	41.4cm
⌚	DUPONT Denise	49.6cm
<b>Total</b>		<b>91.0cm</b>

Time remaining: 0 minutes 52 seconds

Time-out: End 6 - TUR stone 6

Time remaining: 1 minute 48 seconds

Time-out: End 9 - DEN stone 6

### Shot Success Analysis

TUR - Türkiye		⌚	⌚	Game
4 YILDIZ Dilsat	Draws	5 80%	5 75%	10 78%
	Take-outs	4 25%	6 79%	10 58%
	Total	9 56%	11 77%	20 68%
3 POLAT Oznur	Draws	5 65%	5 65%	10 65%
	Take-outs	6 83%	4 100%	10 90%
	Total	11 75%	9 81%	20 78%
2 CALIKUSU Ifayet Safak	Draws	6 79%	5 60%	11 70%
	Take-outs	5 60%	4 81%	9 69%
	Total	11 70%	9 69%	20 70%
1 SENGUL Berfin	Draws	17 87%	0 -	17 87%
	Take-outs	2 75%	1 100%	3 83%
	Total	19 86%	1 100%	20 86%
A KARAMAN Iclal	Draws	0 -	0 -	0 -
	Take-outs	0 -	0 -	0 -
	Total	0 -	0 -	0 -
Team	Draws	33 81%	15 67%	48 77%
	Take-outs	17 62%	15 87%	32 73%
	Total	50 75%	30 77%	80 75%

DEN - Denmark		⌚	⌚	Game
4 DUPONT Madeleine	Draws	10 63%	2 100%	12 69%
	Take-outs	3 67%	5 95%	8 84%
	Total	13 63%	7 96%	20 75%
3 HALSE Mathilde	Draws	9 86%	1 0%	10 78%
	Take-outs	4 100%	6 88%	10 93%
	Total	13 90%	7 75%	20 85%
2 HOLTERMANN Jasmin	Draws	8 56%	3 92%	11 66%
	Take-outs	6 79%	3 58%	9 72%
	Total	14 66%	6 75%	20 69%
1 DUPONT Denise	Draws	10 80%	7 86%	17 82%
	Take-outs	1 100%	2 88%	3 92%
	Total	11 82%	9 86%	20 84%
A LARSEN My	Draws	0 -	0 -	0 -
	Take-outs	0 -	0 -	0 -
	Total	0 -	0 -	0 -
Team	Draws	37 72%	13 83%	50 75%
	Take-outs	14 84%	16 84%	30 84%
	Total	51 75%	29 84%	80 78%

**Note:**

Position and function for each team member:

4 = Fourth, 3 = Third, 2 = Second, 1 = Lead, A = Alternate, S = Skip, V = Vice-Skip

**Legend:**

⌚ Clockwise

⌚ Counter-clockwise

LSFE(\*) Last Stone First End

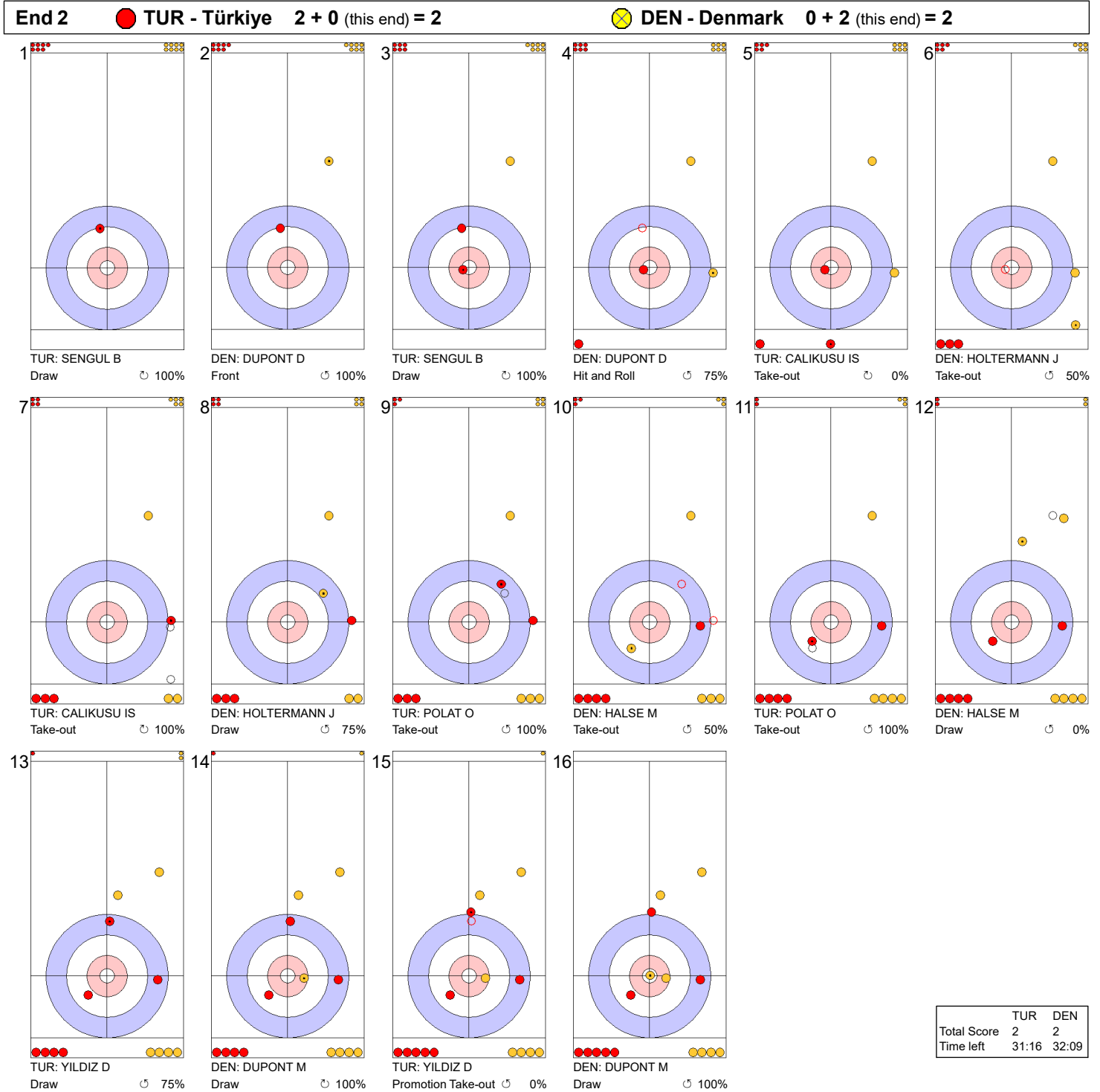
**Game - Shot by Shot**



**Legend:**  
 ↻ Clockwise      ↺ Counter-clockwise      - Not considered

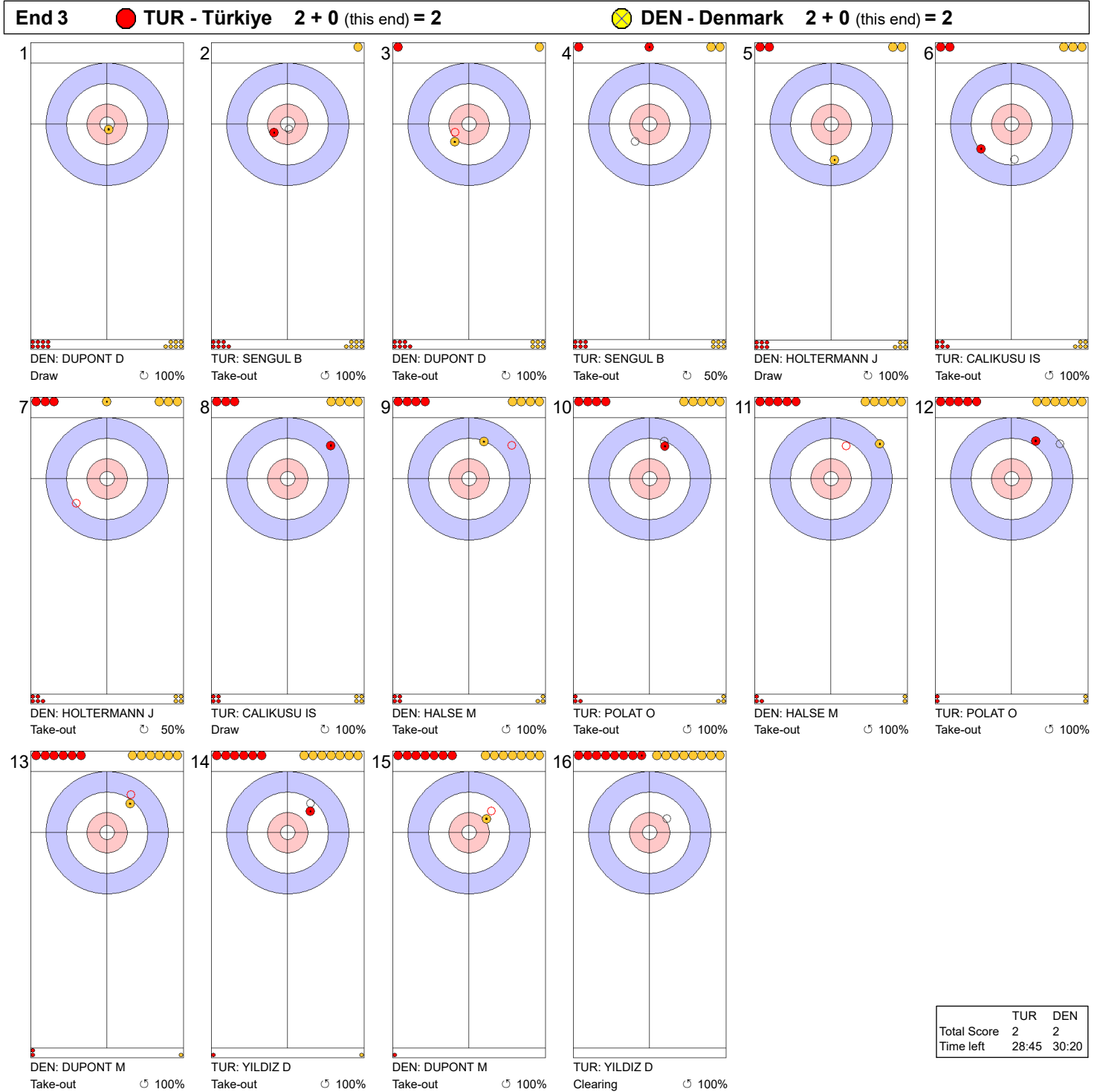


**Game - Shot by Shot**



**Legend:**  
 ↻ Clockwise      ↺ Counter-clockwise      - Not considered

**Game - Shot by Shot**



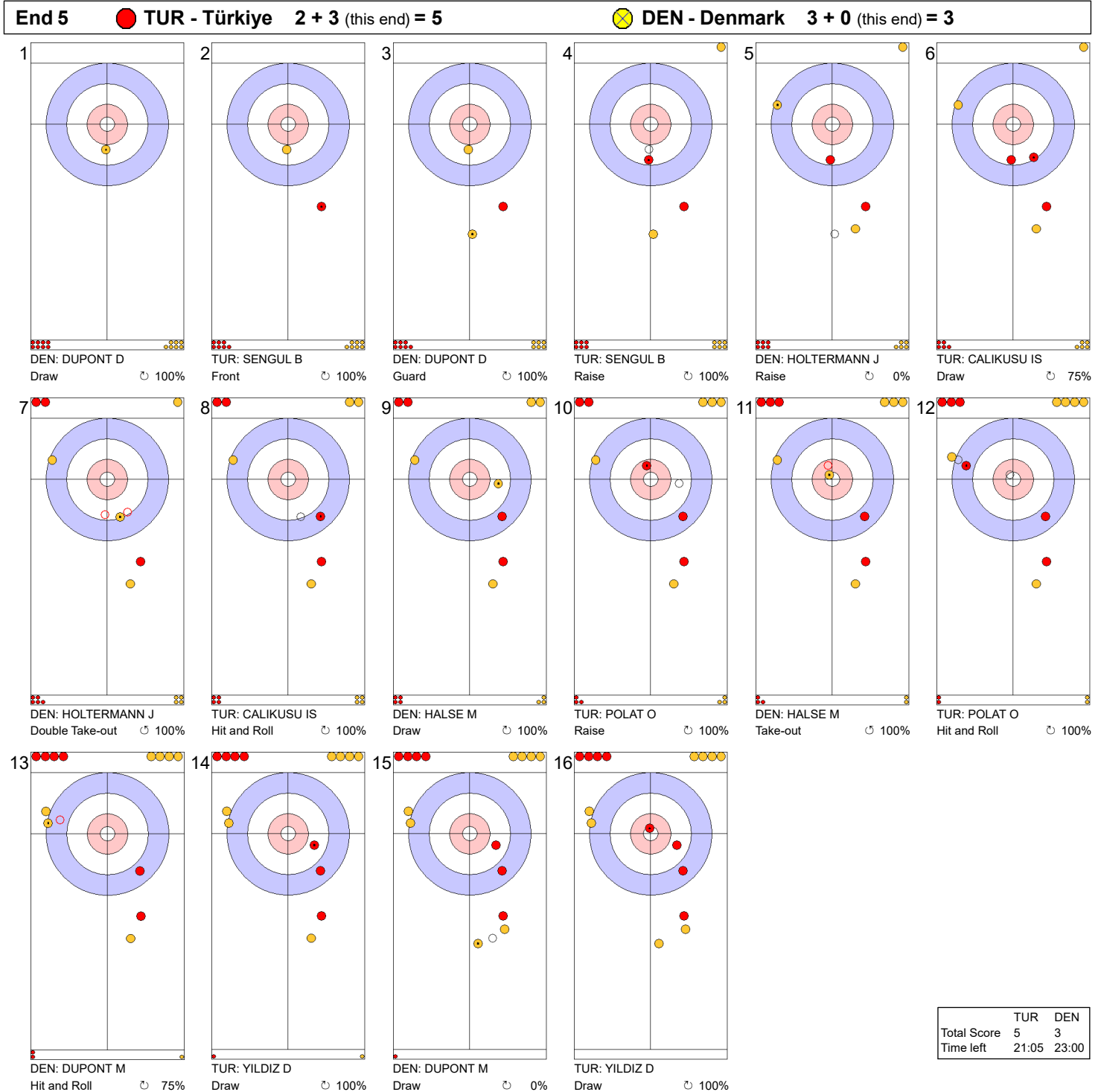
**Legend:**  
 ↻ Clockwise      ↺ Counter-clockwise      - Not considered

**Game - Shot by Shot**



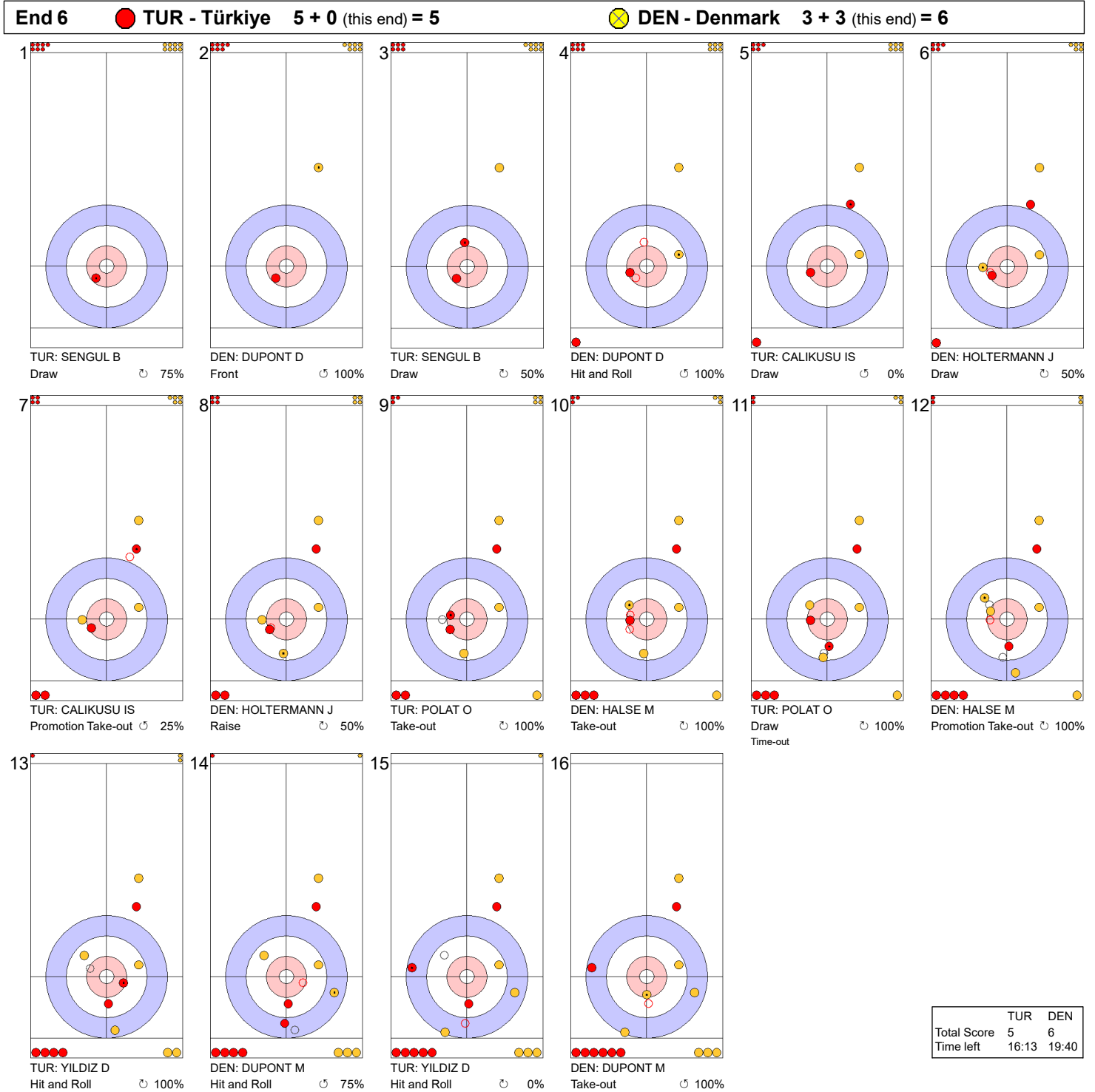
**Legend:**  
 ↻ Clockwise      ↺ Counter-clockwise      - Not considered

**Game - Shot by Shot**



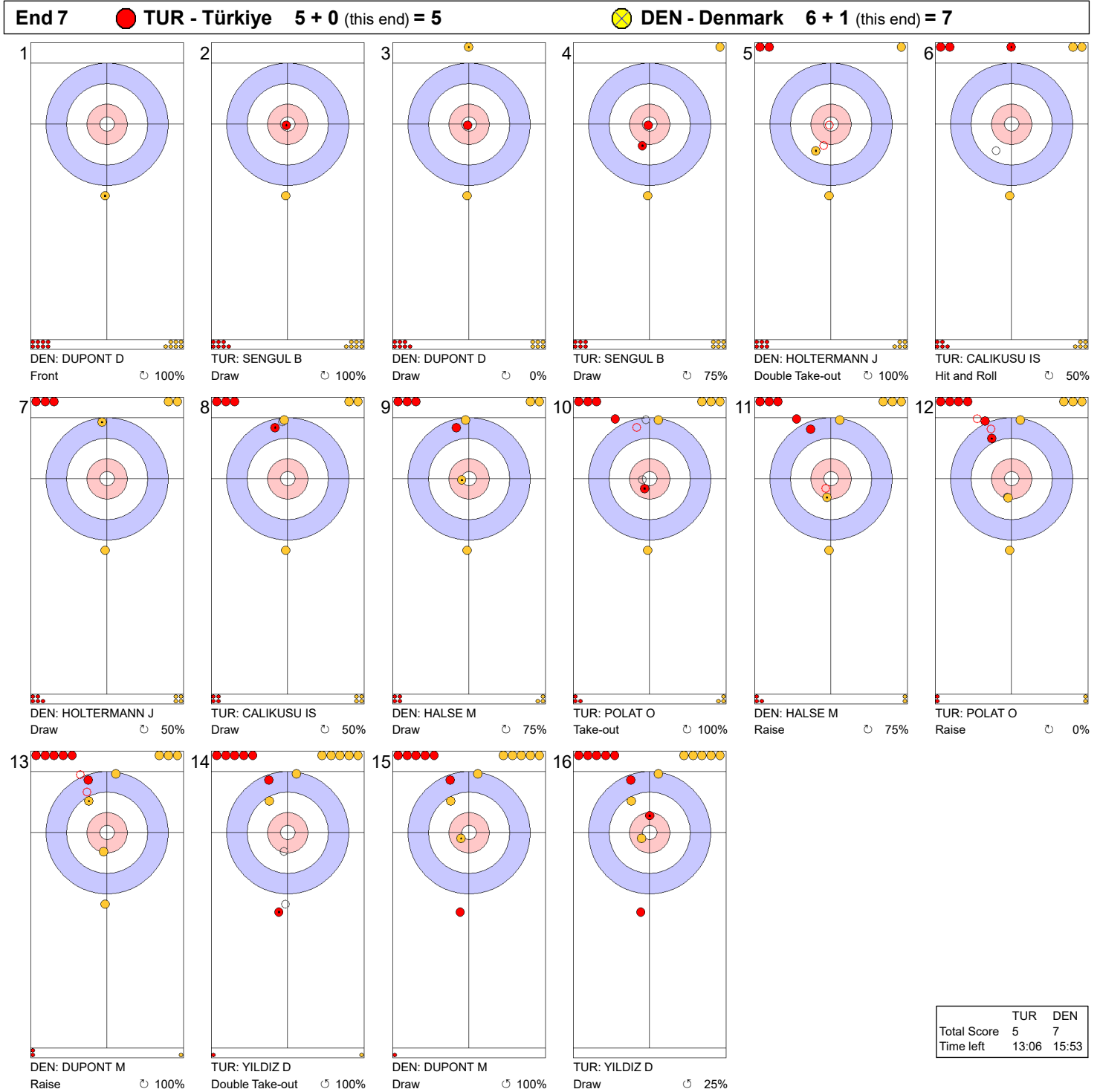
**Legend:**  
 Clockwise      Counter-clockwise      - Not considered

**Game - Shot by Shot**



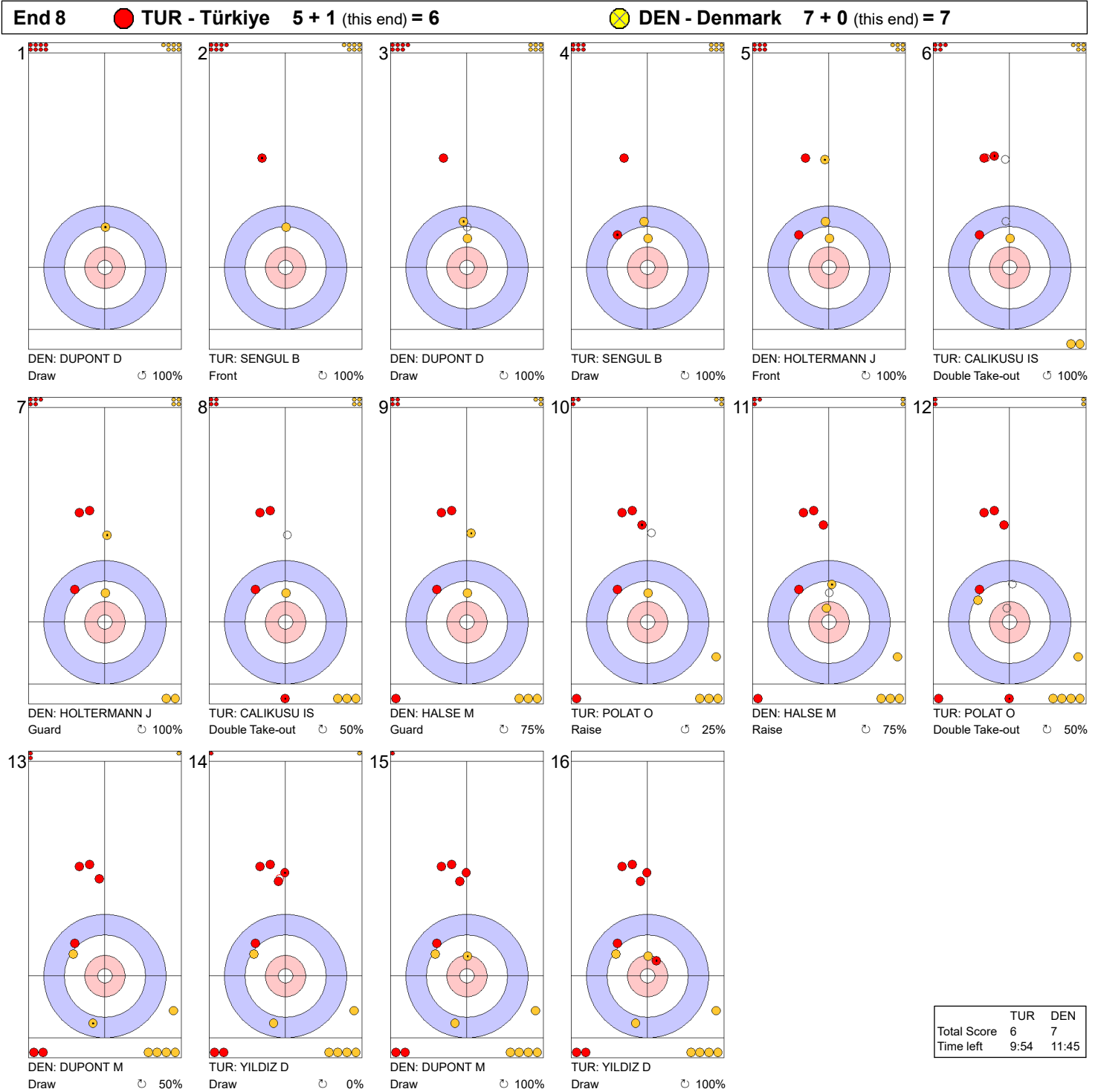
**Legend:**  
 ↻ Clockwise      ↺ Counter-clockwise      - Not considered

**Game - Shot by Shot**



**Legend:**  
 ↻ Clockwise      ↺ Counter-clockwise      - Not considered

**Game - Shot by Shot**

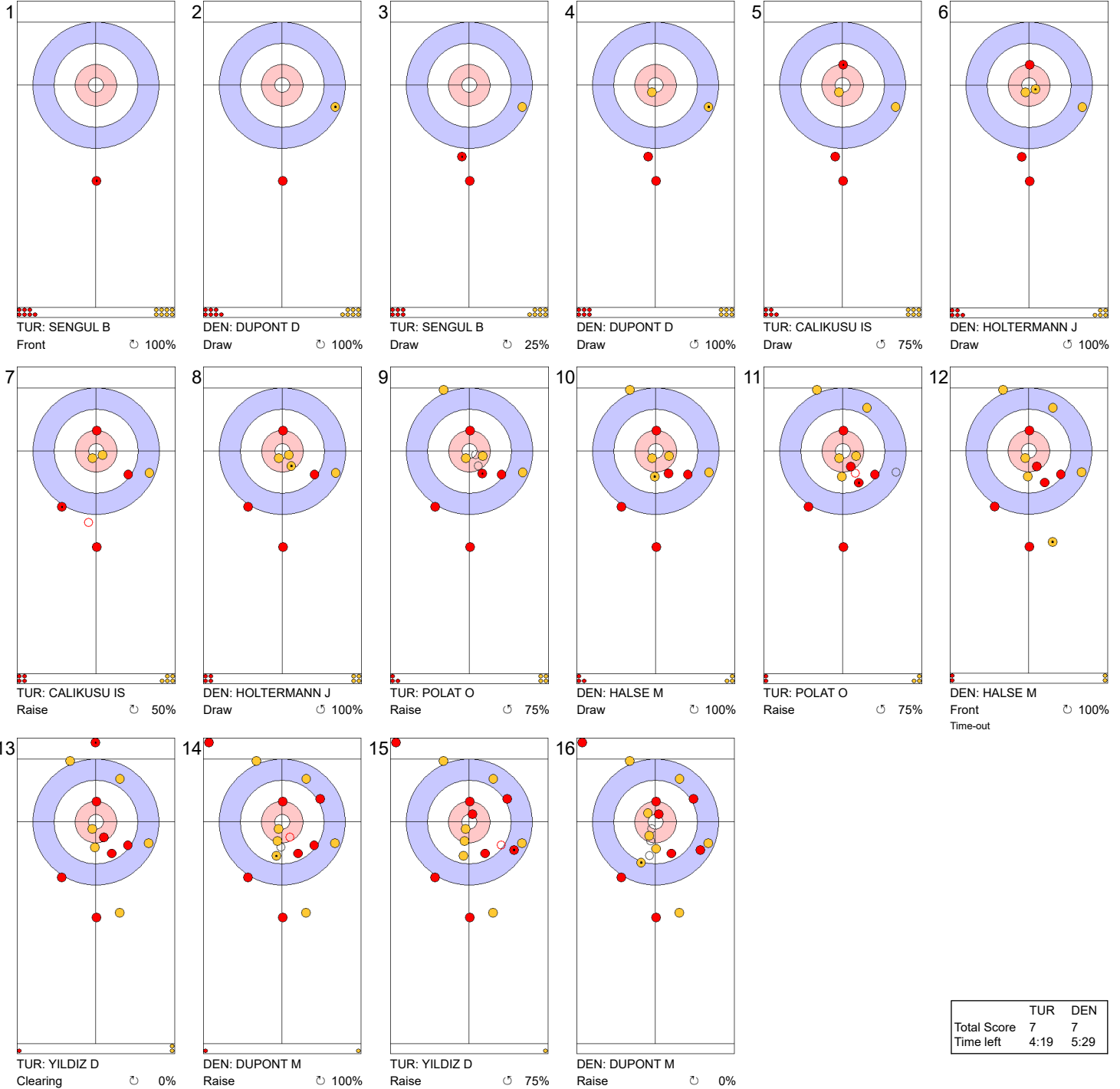


	TUR	DEN
Total Score	6	7
Time left	9:54	11:45

**Legend:**  
 ⌚ Clockwise      ⌚ Counter-clockwise      - Not considered

**Game - Shot by Shot**

**End 9**   ● **TUR - Türkiye** 6 + 1 (this end) = 7   ● **DEN - Denmark** 7 + 0 (this end) = 7

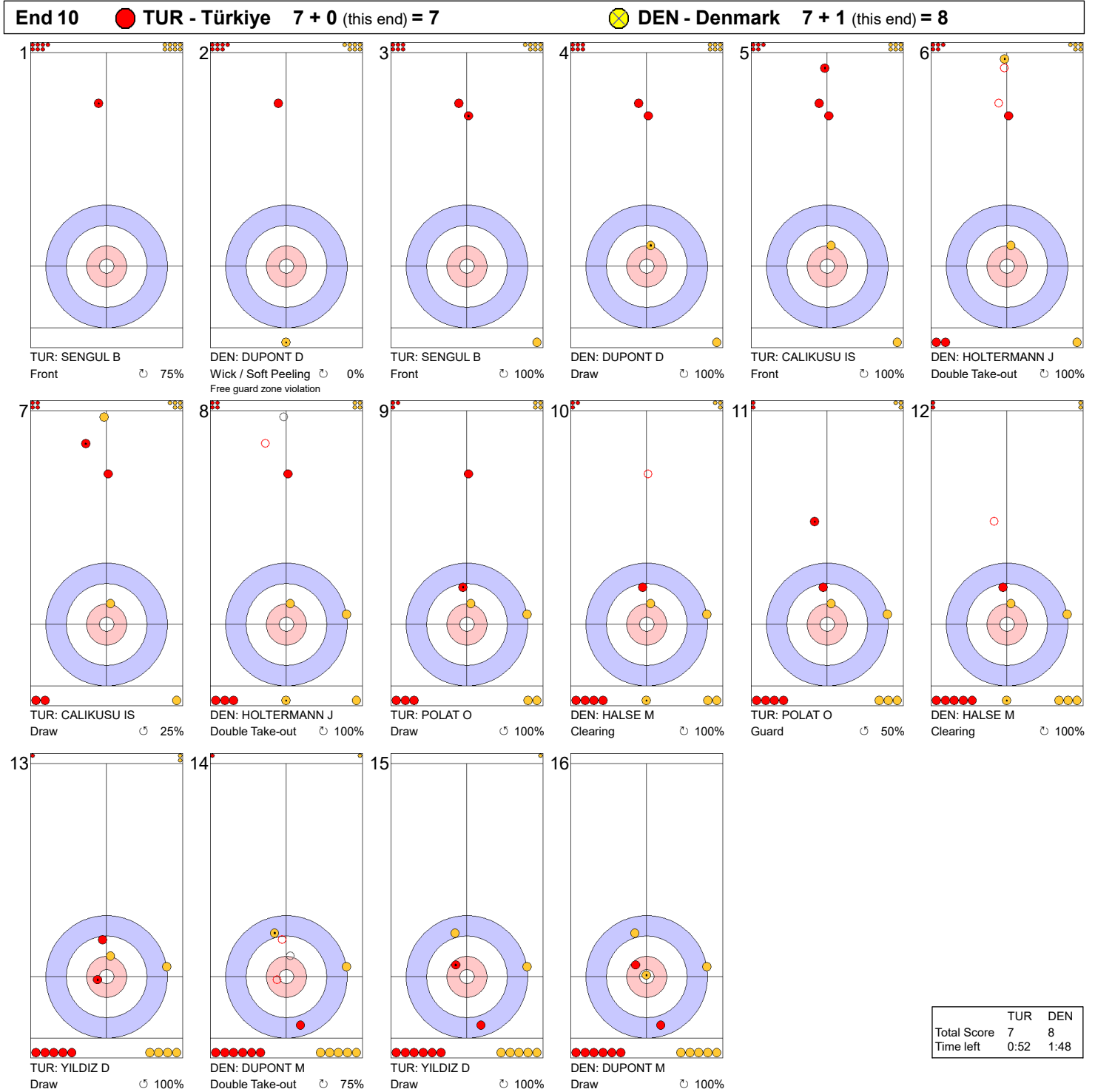


	TUR	DEN
Total Score	7	7
Time left	4:19	5:29

**Legend:**  
 ↻ Clockwise      ↺ Counter-clockwise      - Not considered



**Game - Shot by Shot**



**Legend:**  
 ↻ Clockwise   ↺ Counter-clockwise   - Not considered

**Game Results**

Sheet	Team	LSFE	1	2	3	4	5	6	7	8	9	10	Extra Ends	Total
<b>B</b>	EST - Estonia		0	3	0	0	1	1	1	0	0	X		6
	ITA - Italy	*	2	0	3	3	0	0	0	2	2	X		12

EST - Estonia		Shot Success	Game	All
4	TUVIKE Erika	60%	63%	
3	V LAIDSALU Kerli	74%	74%	
2	S TURMANN Liisa	85%	73%	
1	GROSSMANN Heili	85%	84%	
A	-	-	-	
<b>Team Total</b>		<b>76%</b>	<b>74%</b>	

ITA - Italy		Shot Success	Game	All
4	S CONSTANTINI Stefania	75%	80%	
3	V ZARDINI LACEDELLI Giulia	68%	80%	
2	MATHIS Elena	83%	84%	
1	LO DESERTO Marta	93%	89%	
A	ROMEI Angela	-	84%	
<b>Team Total</b>		<b>80%</b>	<b>83%</b>	

**Last Stone Draw** Distance

⌚ LAIDSALU Kerli	199.6cm
⌚ TUVIKE Erika	11.1cm
<b>Total</b>	<b>210.7cm</b>

**Last Stone Draw** Distance

⌚ CONSTANTINI Stefania	17.7cm
⌚ ZARDINI LACEDELLI Giulia	42.6cm
<b>Total</b>	<b>60.3cm</b>

Time remaining: 4 minutes 34 seconds

Time-out: End 8 - EST stone 8

Time remaining: 2 minutes 51 seconds

Time-out: End 6 - ITA stone 7

**Shot Success Analysis**

EST - Estonia		⌚	⌚	Game
4 TUVIKE Erika	Draws	8 66%	6 63%	14 64%
	Take-outs	2 63%	2 25%	4 44%
	<b>Total</b>	<b>10 65%</b>	<b>8 53%</b>	<b>18 60%</b>
3 LAIDSALU Kerli	Draws	7 82%	7 64%	14 73%
	Take-outs	1 100%	3 67%	4 75%
	<b>Total</b>	<b>8 84%</b>	<b>10 65%</b>	<b>18 74%</b>
2 TURMANN Liisa	Draws	8 84%	5 70%	13 79%
	Take-outs	2 100%	3 100%	5 100%
	<b>Total</b>	<b>10 88%</b>	<b>8 81%</b>	<b>18 85%</b>
1 GROSSMANN Heili	Draws	12 88%	3 92%	15 88%
	Take-outs	2 75%	1 50%	3 67%
	<b>Total</b>	<b>14 86%</b>	<b>4 81%</b>	<b>18 85%</b>
A -	Draws	0 -	0 -	0 -
	Take-outs	0 -	0 -	0 -
	<b>Total</b>	<b>0 -</b>	<b>0 -</b>	<b>0 -</b>
Team	Draws	35 81%	21 69%	56 76%
	Take-outs	7 82%	9 67%	16 73%
	<b>Total</b>	<b>42 81%</b>	<b>30 68%</b>	<b>72 76%</b>

ITA - Italy		⌚	⌚	Game
4 CONSTANTINI Stefania	Draws	5 50%	4 94%	9 69%
	Take-outs	2 75%	7 82%	9 81%
	<b>Total</b>	<b>7 57%</b>	<b>11 86%</b>	<b>18 75%</b>
3 ZARDINI LACEDELLI Giulia	Draws	3 58%	2 88%	5 70%
	Take-outs	6 50%	7 82%	13 67%
	<b>Total</b>	<b>9 53%</b>	<b>9 83%</b>	<b>18 68%</b>
2 MATHIS Elena	Draws	2 100%	4 63%	6 75%
	Take-outs	5 85%	7 89%	12 88%
	<b>Total</b>	<b>7 89%</b>	<b>11 80%</b>	<b>18 83%</b>
1 LO DESERTO Marta	Draws	7 89%	10 95%	17 93%
	Take-outs	0 -	1 100%	1 100%
	<b>Total</b>	<b>7 89%</b>	<b>11 95%</b>	<b>18 93%</b>
A ROMEI Angela	Draws	0 -	0 -	0 -
	Take-outs	0 -	0 -	0 -
	<b>Total</b>	<b>0 -</b>	<b>0 -</b>	<b>0 -</b>
Team	Draws	17 74%	20 88%	37 81%
	Take-outs	13 67%	22 85%	35 79%
	<b>Total</b>	<b>30 71%</b>	<b>42 86%</b>	<b>72 80%</b>

**Note:**  
Position and function for each team member:  
4 = Fourth, 3 = Third, 2 = Second, 1 = Lead, A = Alternate, S = Skip, V = Vice-Skip

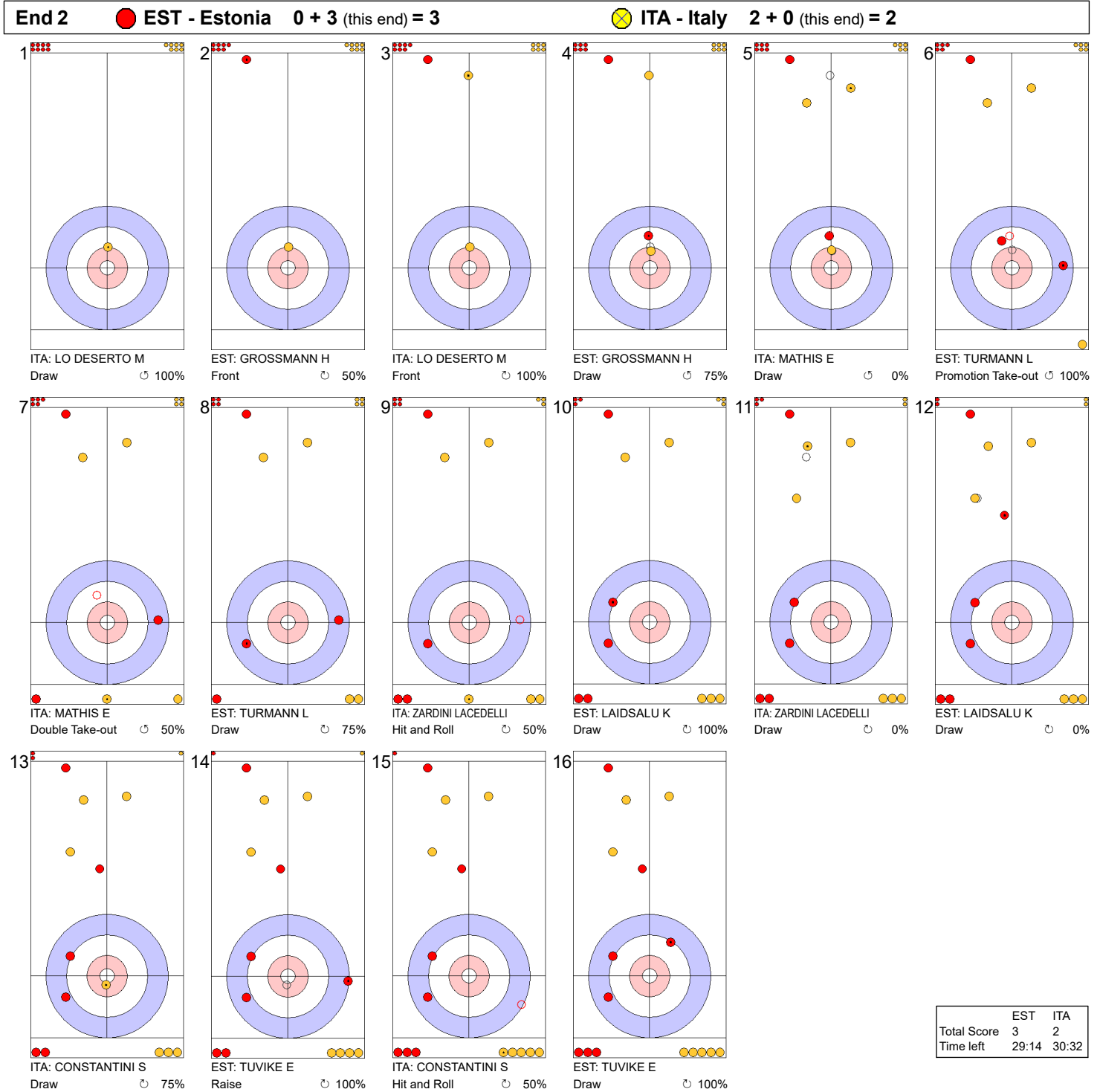
**Legend:**  
⌚ Clockwise      ⌚ Counter-clockwise      LSFE(\*) Last Stone First End  
X Unplayed/unfinished end due to concession

**Game - Shot by Shot**



**Legend:**  
 Clockwise     
 Counter-clockwise     
 - Not considered

**Game - Shot by Shot**



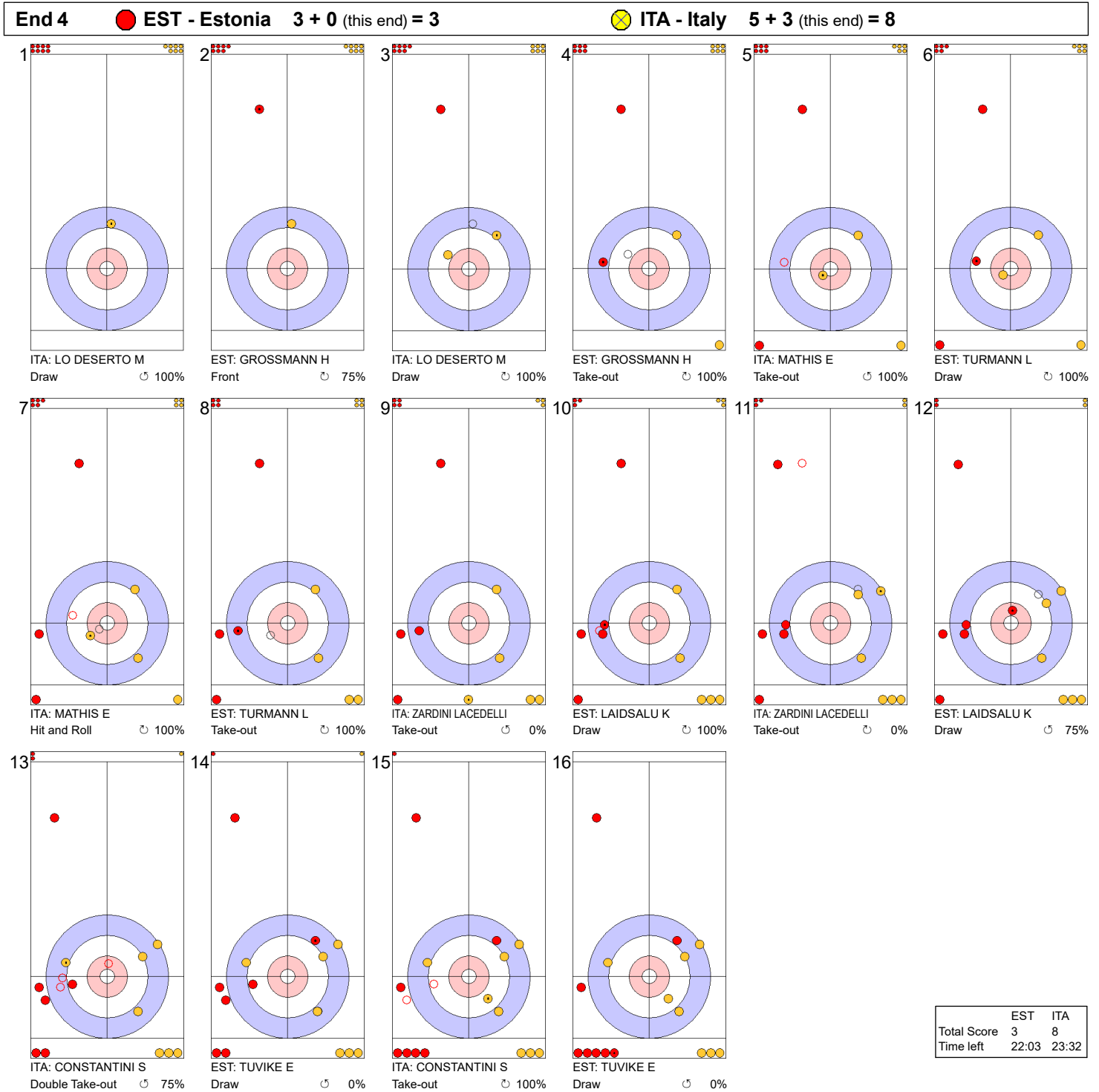
**Legend:**  
 Clockwise     
 Counter-clockwise     
 - Not considered

**Game - Shot by Shot**



**Legend:**  
 ↻ Clockwise      ↺ Counter-clockwise      - Not considered

**Game - Shot by Shot**



**Legend:**  
 Clockwise      Counter-clockwise      - Not considered

**Game - Shot by Shot**

**End 5**   ● **EST - Estonia** 3 + 1 (this end) = 4   ● **ITA - Italy** 8 + 0 (this end) = 8

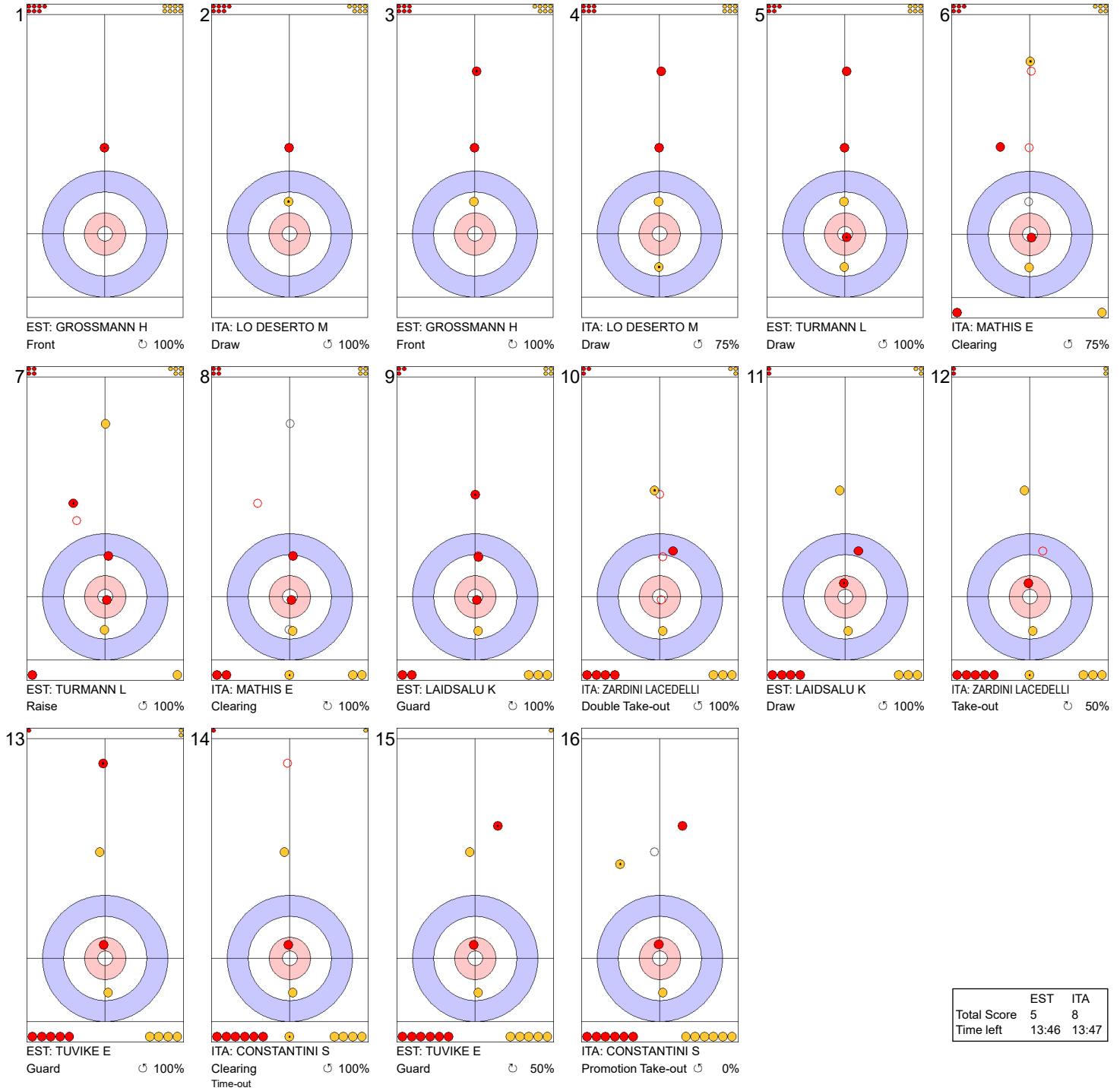


	EST	ITA
Total Score	4	8
Time left	16:17	18:16

**Legend:**  
 ↻ Clockwise      ↺ Counter-clockwise      - Not considered

**Game - Shot by Shot**

**End 6**   ● **EST - Estonia** 4 + 1 (this end) = 5   ● **ITA - Italy** 8 + 0 (this end) = 8



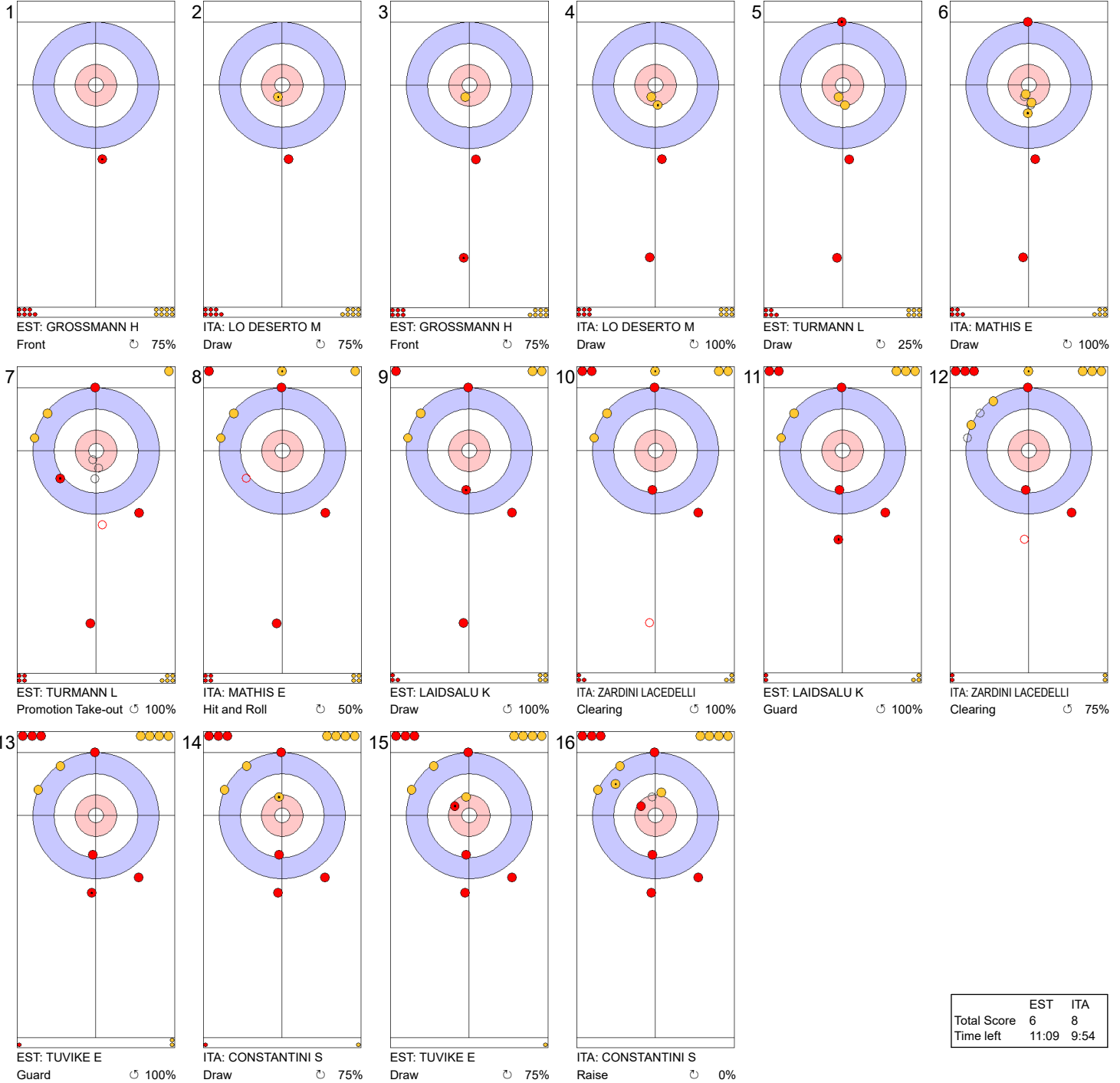
	EST	ITA
Total Score	5	8
Time left	13:46	13:47

**Legend:**  
 Clockwise     Counter-clockwise     - Not considered



**Game - Shot by Shot**

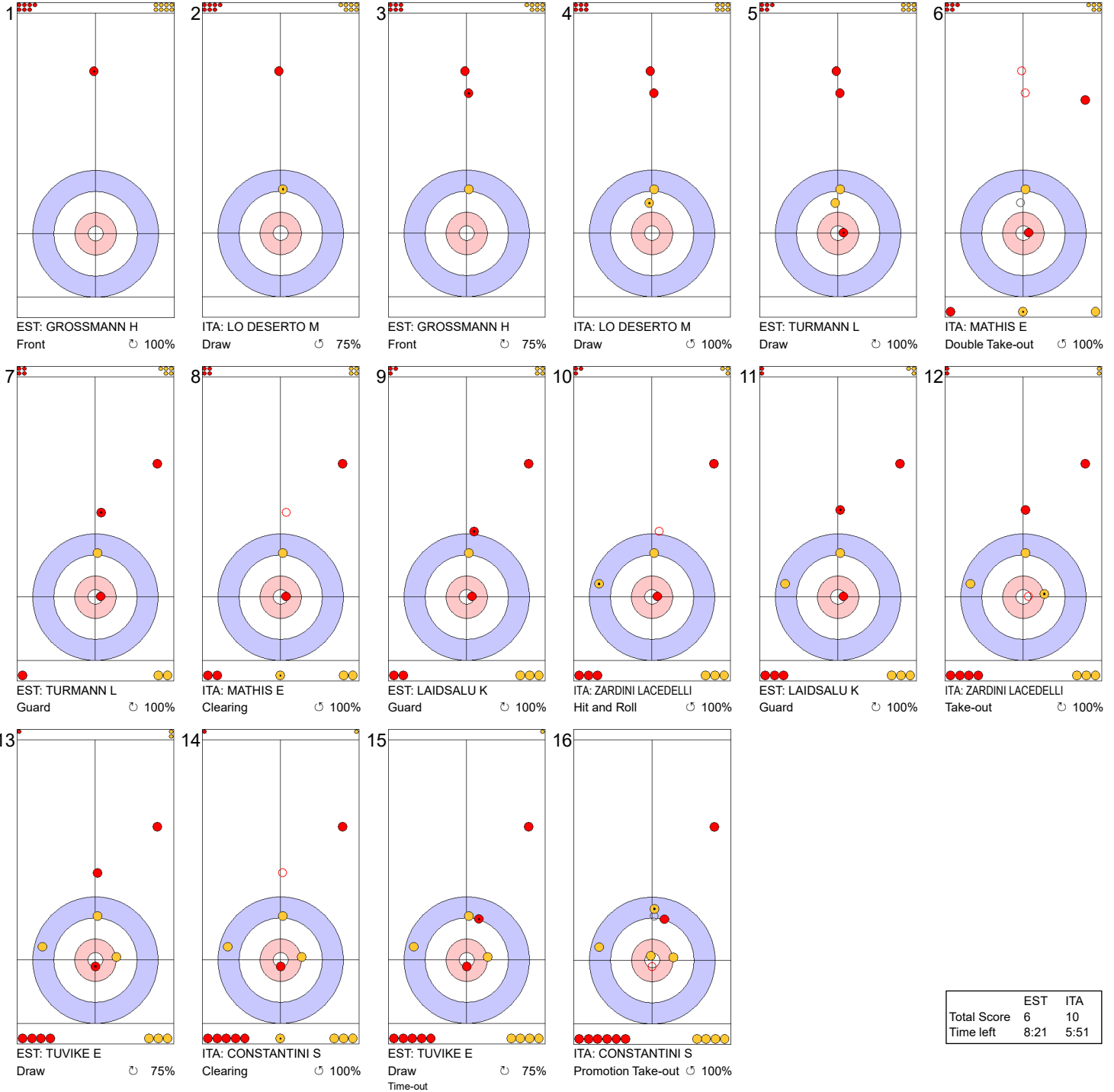
**End 7**   ● **EST - Estonia** **5 + 1** (this end) = **6**   ● **ITA - Italy** **8 + 0** (this end) = **8**



**Legend:**  
 ↻ Clockwise      ↺ Counter-clockwise      - Not considered

**Game - Shot by Shot**

**End 8**   ● **EST - Estonia** 6 + 0 (this end) = 6   ● **ITA - Italy** 8 + 2 (this end) = 10

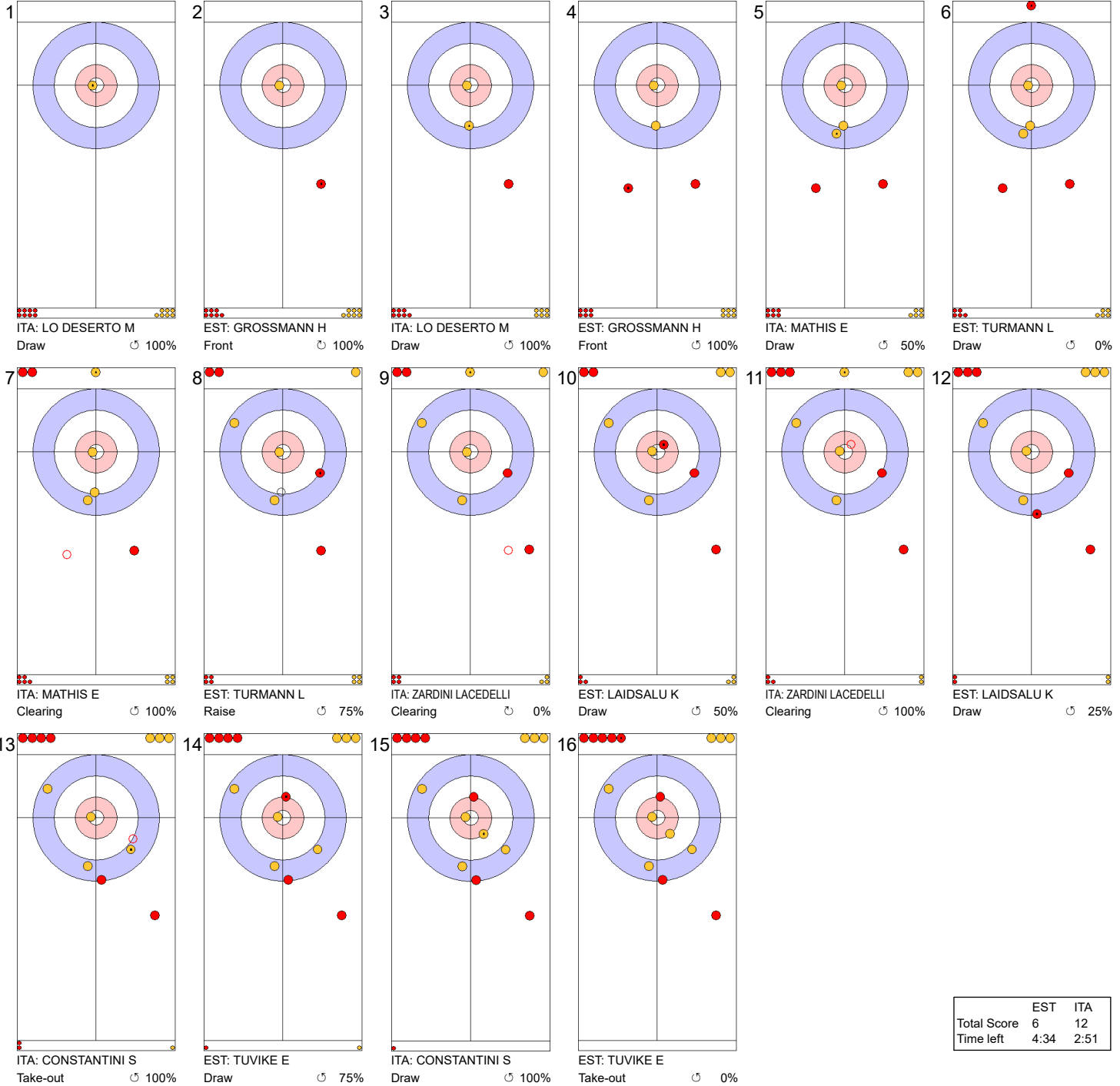


	EST	ITA
Total Score	6	10
Time left	8:21	5:51

**Legend:**  
 ↻ Clockwise      ↺ Counter-clockwise      - Not considered

**Game - Shot by Shot**

**End 9**   ● **EST - Estonia** 6 + 0 (this end) = 6   ● **ITA - Italy** 10 + 2 (this end) = 12

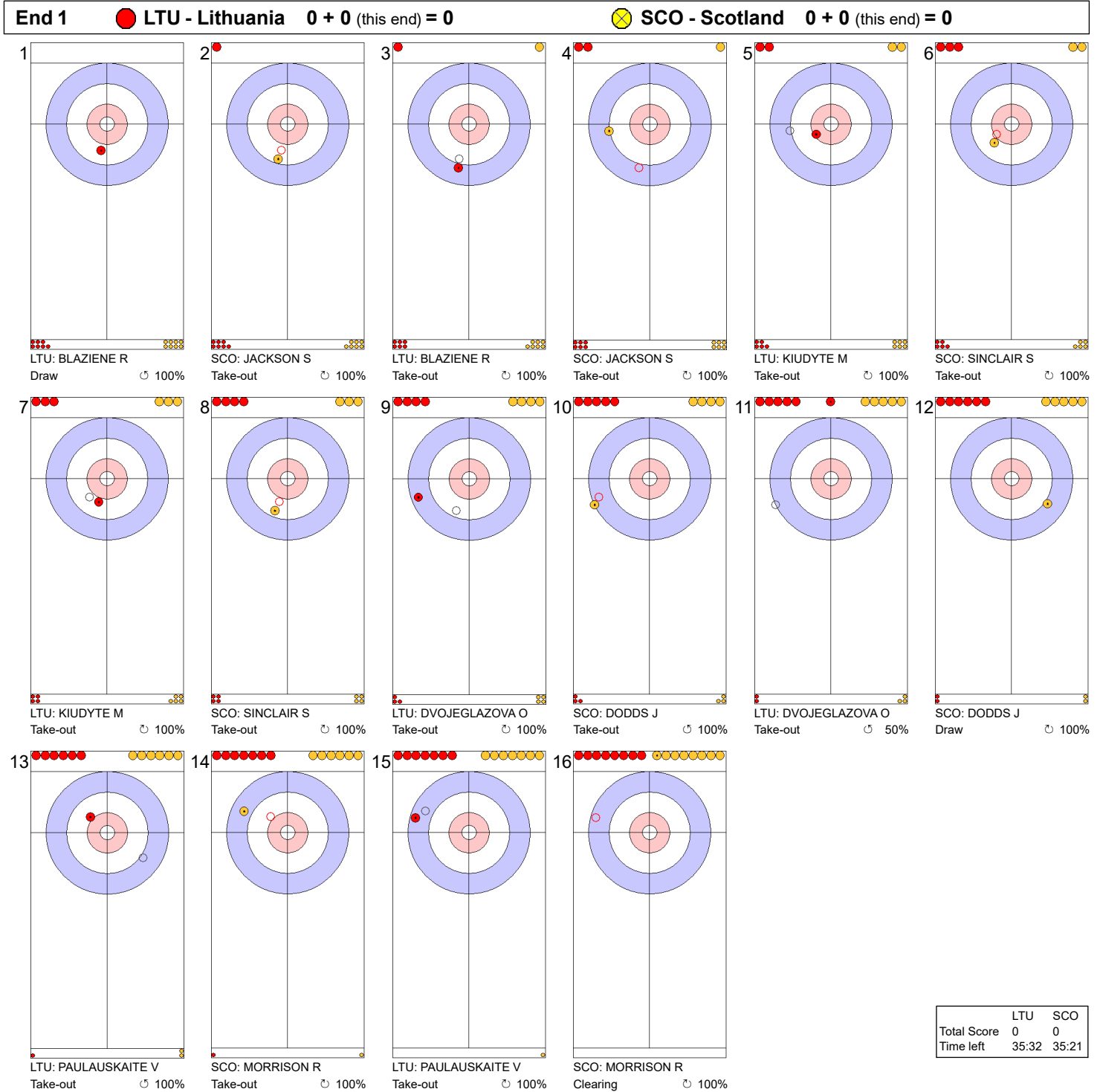


	EST	ITA
Total Score	6	12
Time left	4:34	2:51

**Legend:**  
 ⤴ Clockwise      ⤵ Counter-clockwise      - Not considered



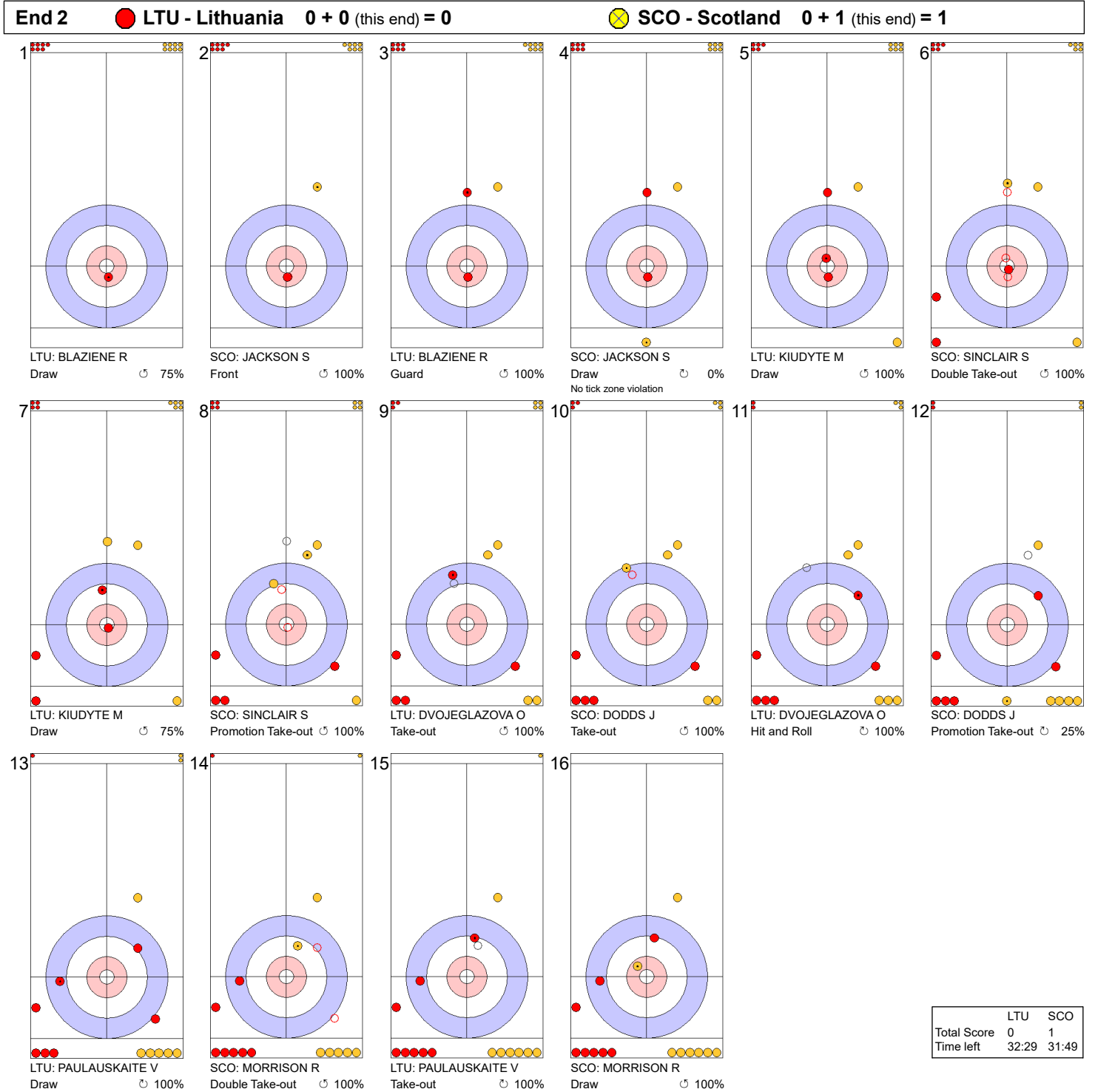
**Game - Shot by Shot**



	LTU	SCO
Total Score	0	0
Time left	35:32	35:21

**Legend:**  
 ↻ Clockwise      ↺ Counter-clockwise      - Not considered

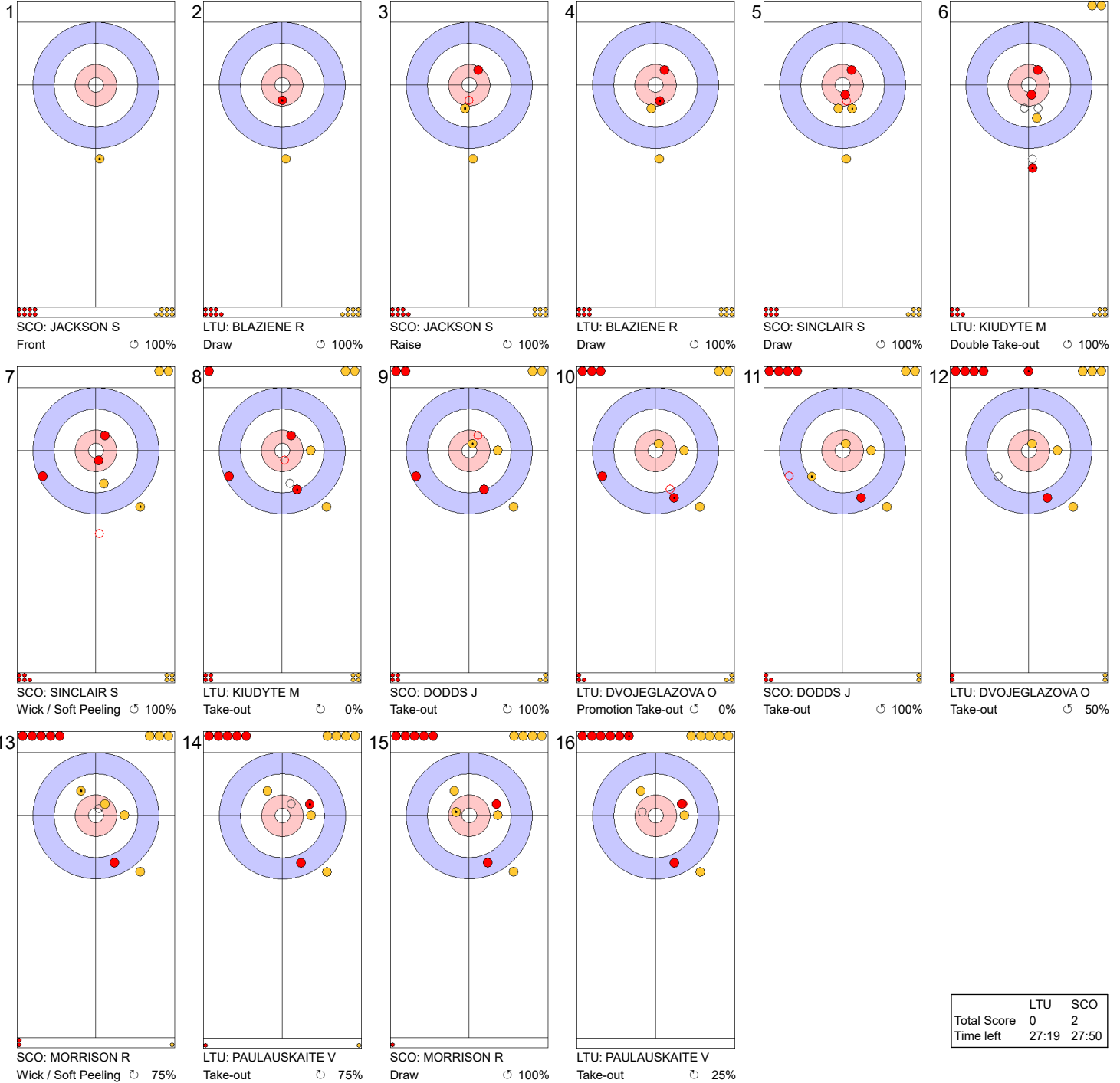
**Game - Shot by Shot**



**Legend:**  
 ⤵ Clockwise      ⤴ Counter-clockwise      - Not considered

**Game - Shot by Shot**

**End 3**   **LTU - Lithuania 0 + 0 (this end) = 0**   **SCO - Scotland 1 + 1 (this end) = 2**

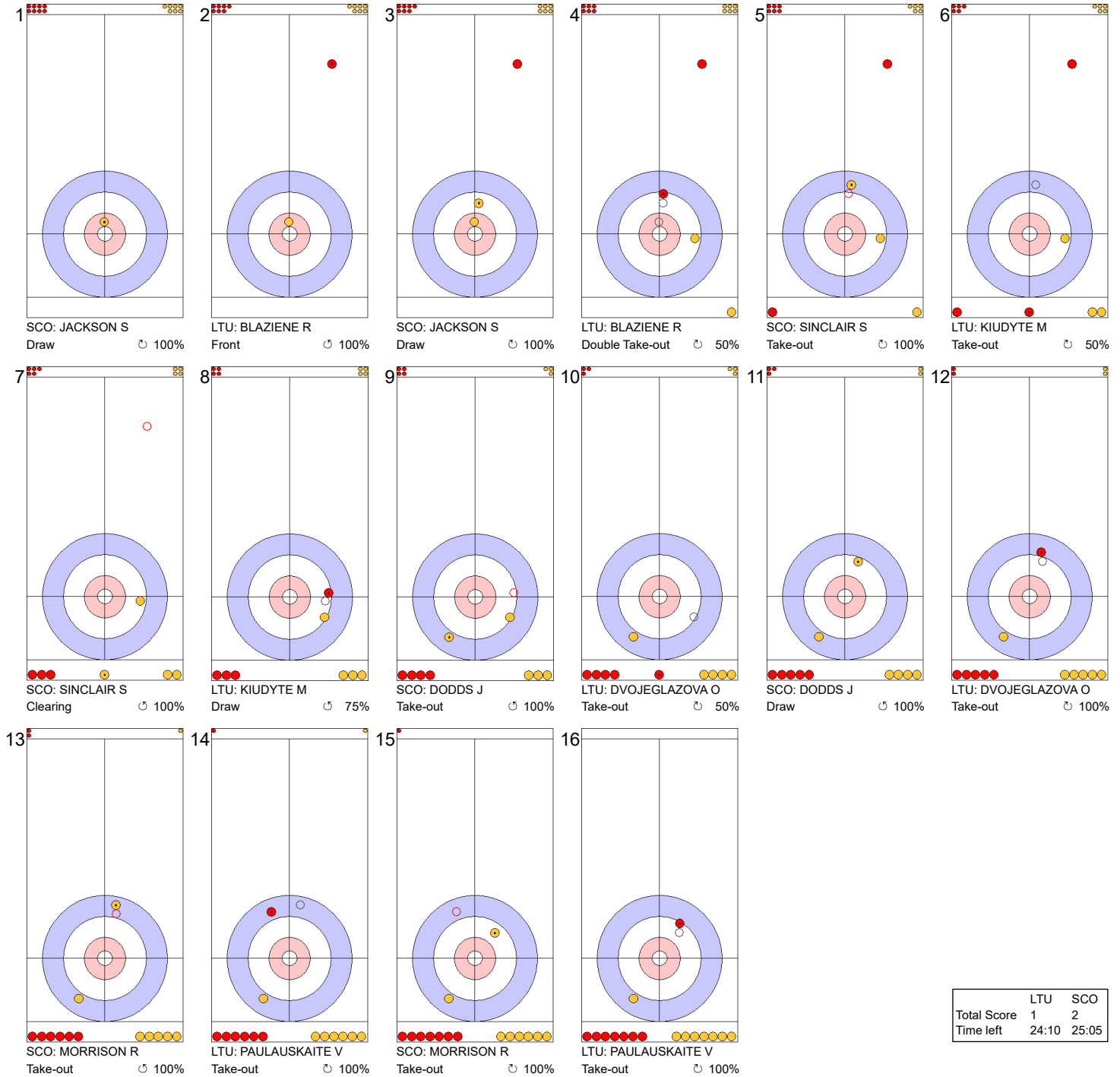


	LTU	SCO
Total Score	0	2
Time left	27:19	27:50

**Legend:**  
 Clockwise     Counter-clockwise     - Not considered

**Game - Shot by Shot**

**End 4**   **LTU - Lithuania 0 + 1 (this end) = 1**   **SCO - Scotland 2 + 0 (this end) = 2**



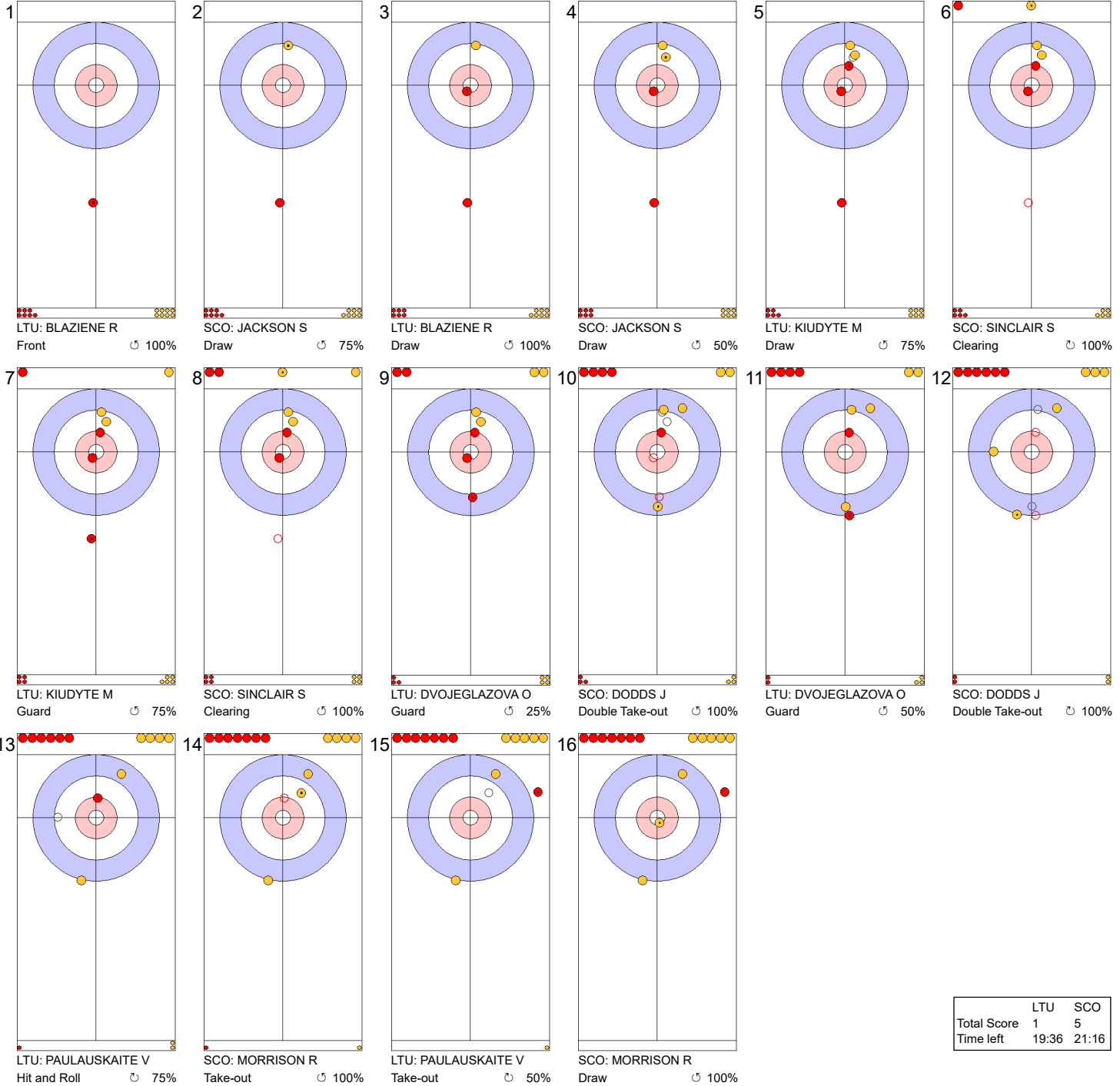
	LTU	SCO
Total Score	1	2
Time left	24:10	25:05

**Legend:**  
 Clockwise      Counter-clockwise      - Not considered



**Game - Shot by Shot**

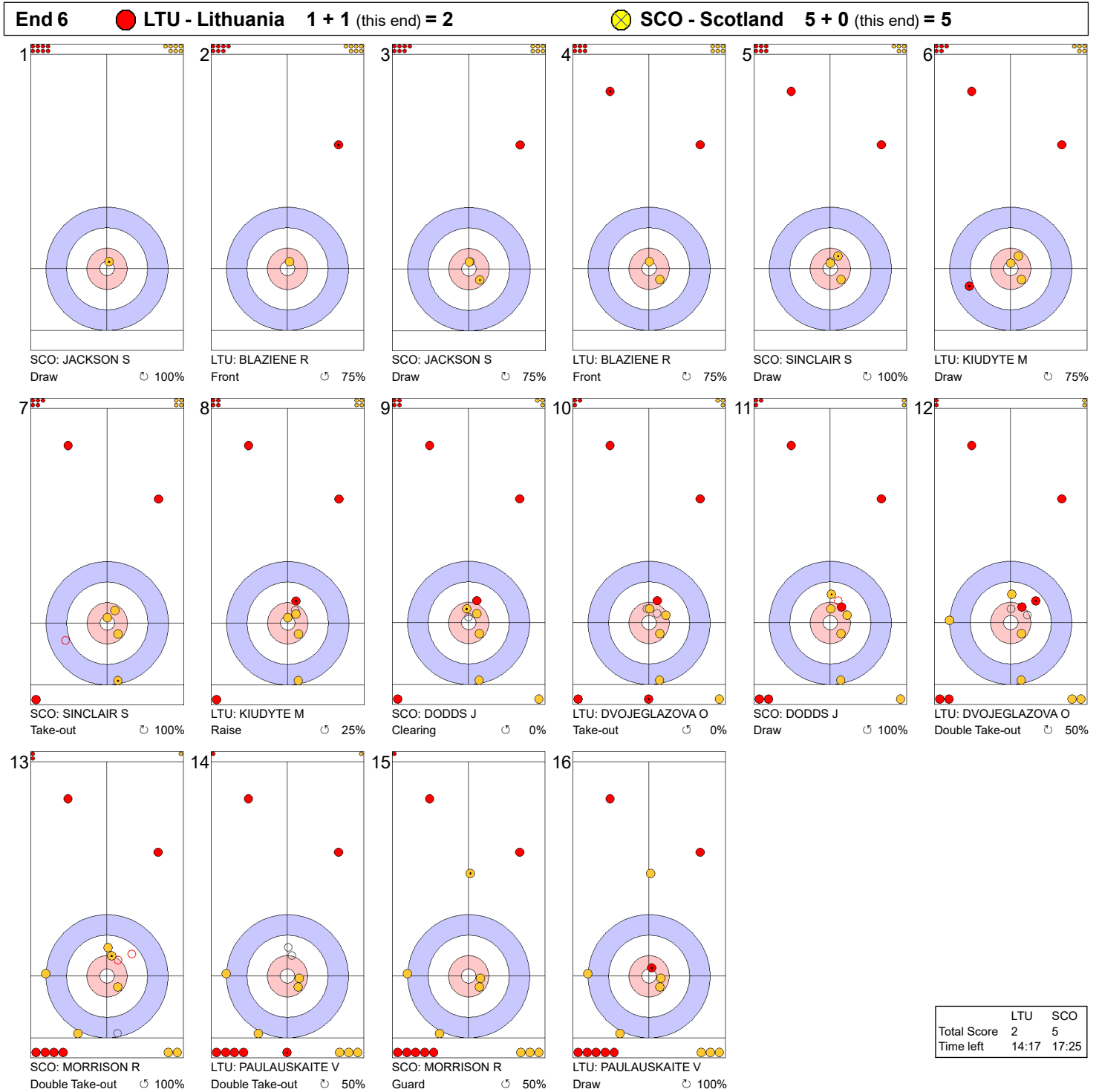
**End 5**   **LTU - Lithuania 1 + 0 (this end) = 1**   **SCO - Scotland 2 + 3 (this end) = 5**



	LTU	SCO
Total Score	1	5
Time left	19:36	21:16

**Legend:**  
 Clockwise      Counter-clockwise      - Not considered

**Game - Shot by Shot**



**Legend:**  
 ↻ Clockwise      ↺ Counter-clockwise      - Not considered

**Game - Shot by Shot**

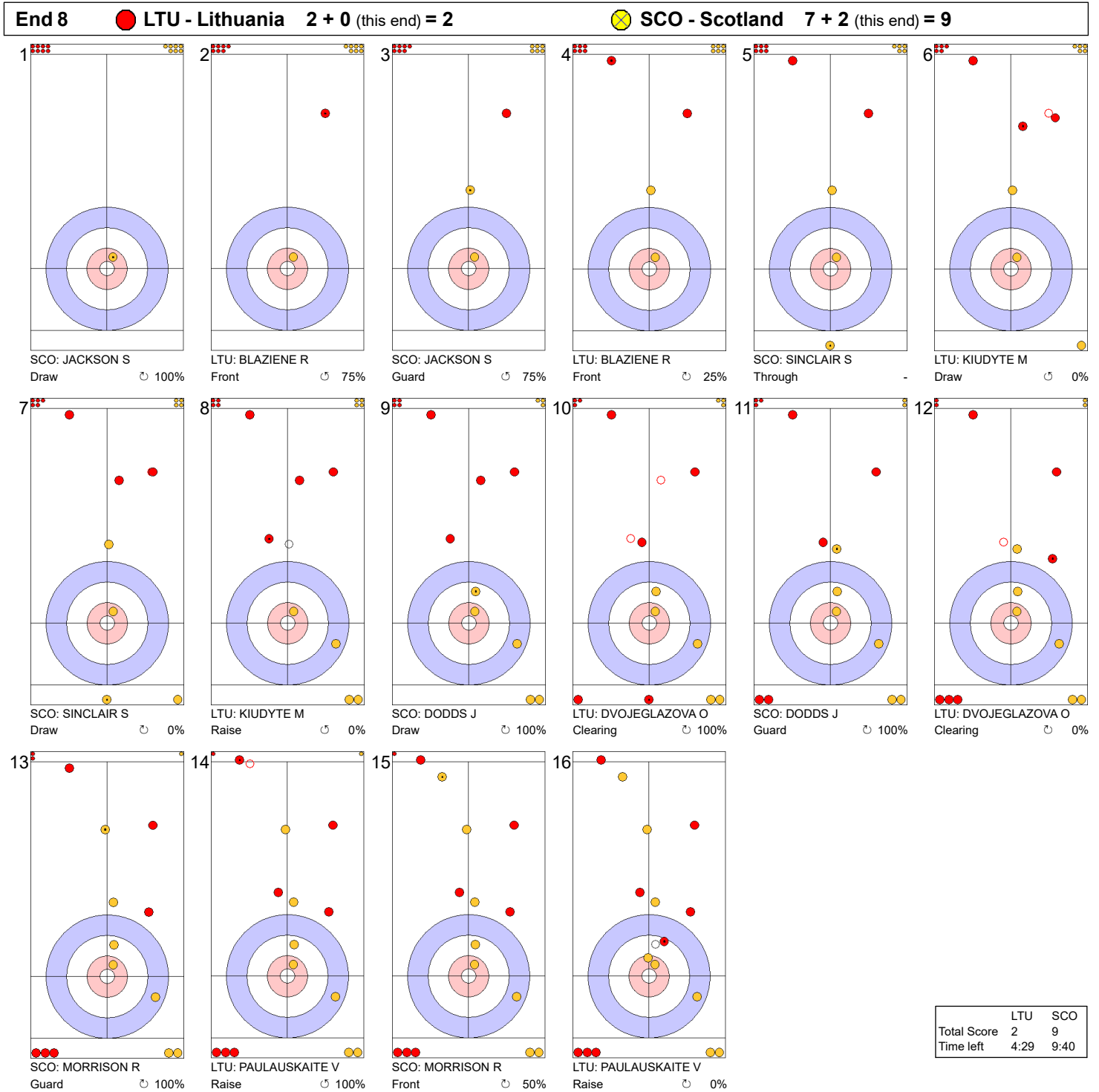
**End 7**   **LTU - Lithuania 2 + 0 (this end) = 2**   **SCO - Scotland 5 + 2 (this end) = 7**



	LTU	SCO
Total Score	2	7
Time left	9:49	13:31

**Legend:**  
 Clockwise     Counter-clockwise     - Not considered

**Game - Shot by Shot**



**Legend:**  
 Clockwise     Counter-clockwise     - Not considered



**Game Results**

Sheet	Team	LSFE	1	2	3	4	5	6	7	8	9	10	Extra Ends	Total
D	HUN - Hungary		0	1	1	0	0	1	0	2	0	X		5
	NOR - Norway	*	1	0	0	2	3	0	2	0	1	X		9

HUN - Hungary		Shot Success	Game	All
4 V	JOO Linda	72%	62%	
3 S	KALOCSAI-VAN DORP Vera	59%	63%	
2	TOTH-CSOESZ Orsolya	79%	65%	
1	ORBAN Hanna Regina	84%	81%	
A	LAUCHSZ Laura Ildiko	-	72%	
Team Total		73%	67%	

NOR - Norway		Shot Success	Game	All
4 V	SKASLIEN Kristin	72%	71%	
3 S	ROERVIK Marianne	91%	81%	
2	HASLEV NORDBYE Mille	81%	81%	
1	KJAERLAND Eilin	75%	83%	
A	FORBREGD Ingeborg	-	-	
Team Total		80%	79%	

**Last Stone Draw** Distance

⌚	KALOCSAI-VAN DORP Vera	72.0cm
⌚	ORBAN Hanna Regina	47.3cm
<b>Total</b>		<b>119.3cm</b>

**Last Stone Draw** Distance

⌚	KJAERLAND Eilin	64.7cm
⌚	SKASLIEN Kristin	24.8cm
<b>Total</b>		<b>89.5cm</b>

Time remaining: 7 minutes 37 seconds

Time remaining: 4 minutes 23 seconds

**Shot Success Analysis**

HUN - Hungary		⌚	⌚	Game
4 JOO Linda	Draws	1 75%	9 75%	10 75%
	Take-outs	4 75%	4 63%	8 69%
	Total	5 75%	13 71%	18 72%
3 KALOCSAI-VAN DORP Vera	Draws	6 58%	7 46%	13 52%
	Take-outs	2 63%	5 75%	7 71%
	Total	8 59%	12 58%	20 59%
2 TOTH-CSOESZ Orsolya	Draws	6 88%	6 79%	12 83%
	Take-outs	3 75%	5 70%	8 72%
	Total	9 83%	11 75%	20 79%
1 ORBAN Hanna Regina	Draws	9 83%	8 78%	17 81%
	Take-outs	1 100%	2 100%	3 100%
	Total	10 85%	10 83%	20 84%
A LAUCHSZ Laura Ildiko	Draws	0 -	0 -	0 -
	Take-outs	0 -	0 -	0 -
	Total	0 -	0 -	0 -
Team	Draws	22 77%	30 70%	52 73%
	Take-outs	10 75%	16 73%	26 74%
	Total	32 77%	46 71%	78 73%

NOR - Norway		⌚	⌚	Game
4 SKASLIEN Kristin	Draws	1 100%	8 81%	9 83%
	Take-outs	4 63%	5 60%	9 61%
	Total	5 70%	13 73%	18 72%
3 ROERVIK Marianne	Draws	1 100%	3 75%	4 81%
	Take-outs	9 94%	7 93%	16 94%
	Total	10 95%	10 88%	20 91%
2 HASLEV NORDBYE Mille	Draws	1 75%	4 63%	5 65%
	Take-outs	5 80%	10 90%	15 87%
	Total	6 79%	14 82%	20 81%
1 KJAERLAND Eilin	Draws	7 68%	11 80%	18 75%
	Take-outs	1 100%	1 50%	2 75%
	Total	8 72%	12 77%	20 75%
A FORBREGD Ingeborg	Draws	0 -	0 -	0 -
	Take-outs	0 -	0 -	0 -
	Total	0 -	0 -	0 -
Team	Draws	10 75%	26 77%	36 76%
	Take-outs	19 84%	23 83%	42 83%
	Total	29 81%	49 80%	78 80%

**Note:**  
Position and function for each team member:  
4 = Fourth, 3 = Third, 2 = Second, 1 = Lead, A = Alternate, S = Skip, V = Vice-Skip

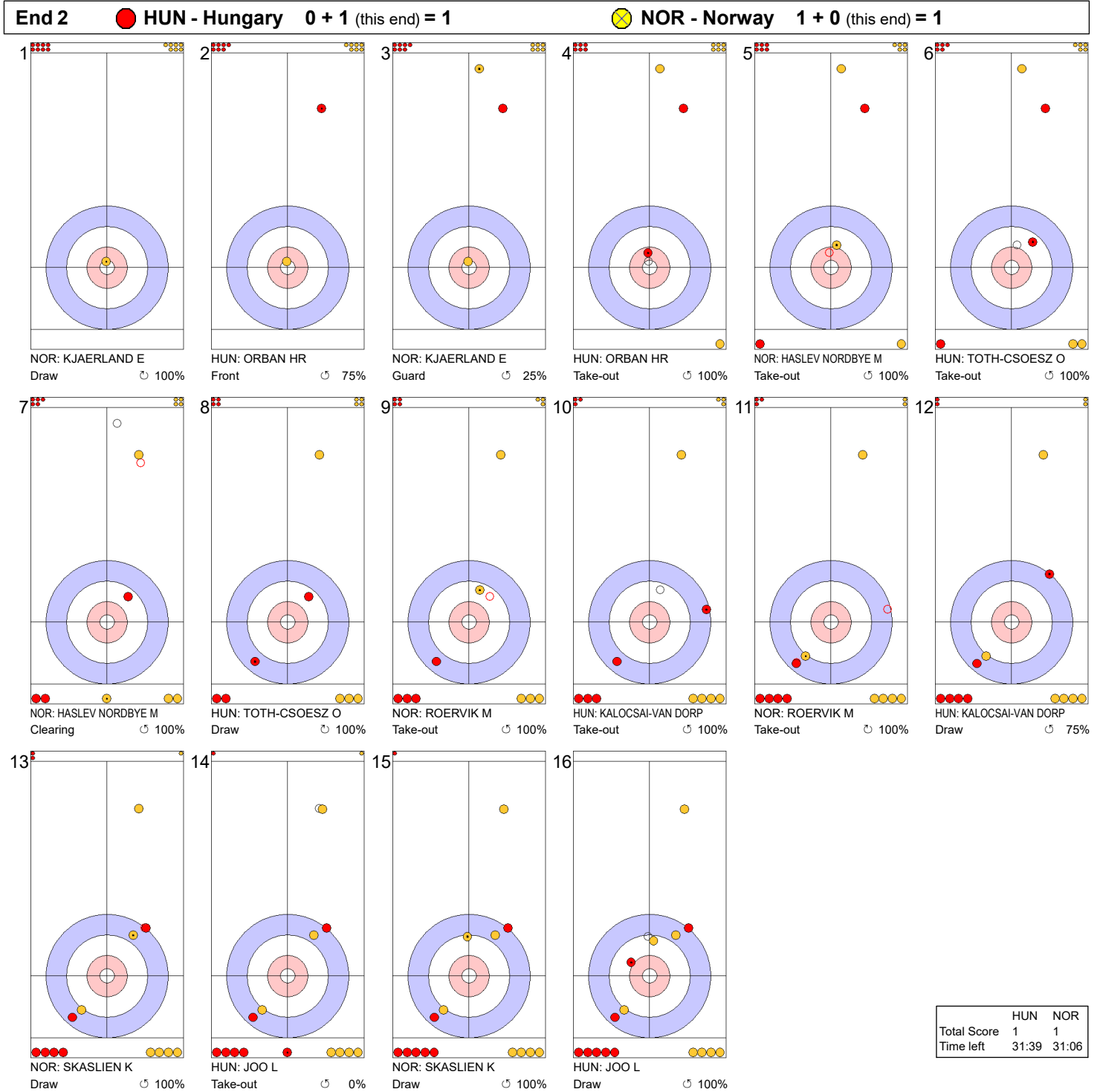
**Legend:**  
⌚ Clockwise      ⌚ Counter-clockwise      LSFE(\*) Last Stone First End  
X Unplayed/unfinished end due to concession

**Game - Shot by Shot**



**Legend:**  
 Clockwise     
 Counter-clockwise     
 - Not considered

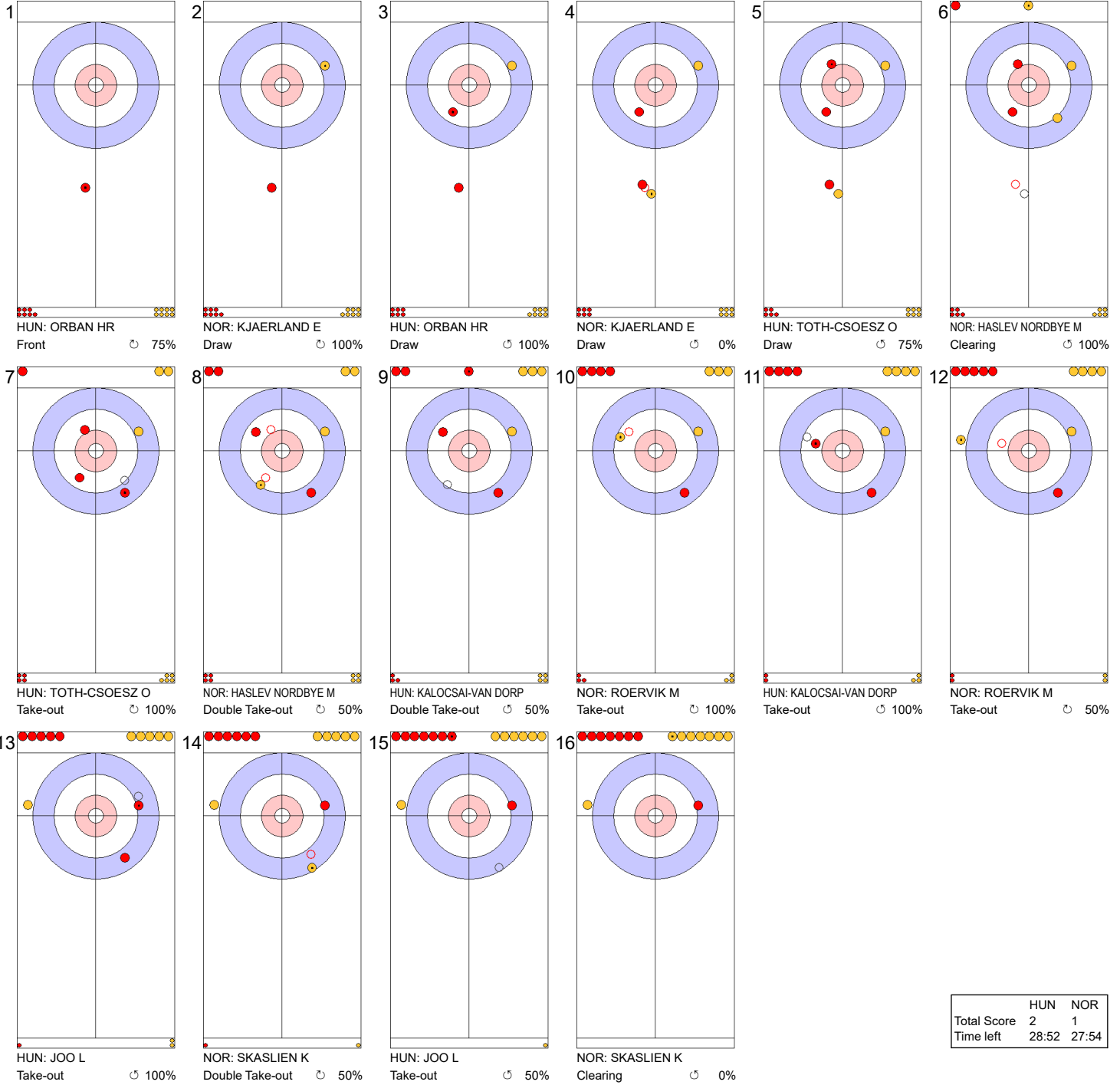
**Game - Shot by Shot**



**Legend:**  
 ⤴ Clockwise      ⤵ Counter-clockwise      - Not considered

**Game - Shot by Shot**

**End 3**    ● **HUN - Hungary** 1 + 1 (this end) = 2    ● **NOR - Norway** 1 + 0 (this end) = 1



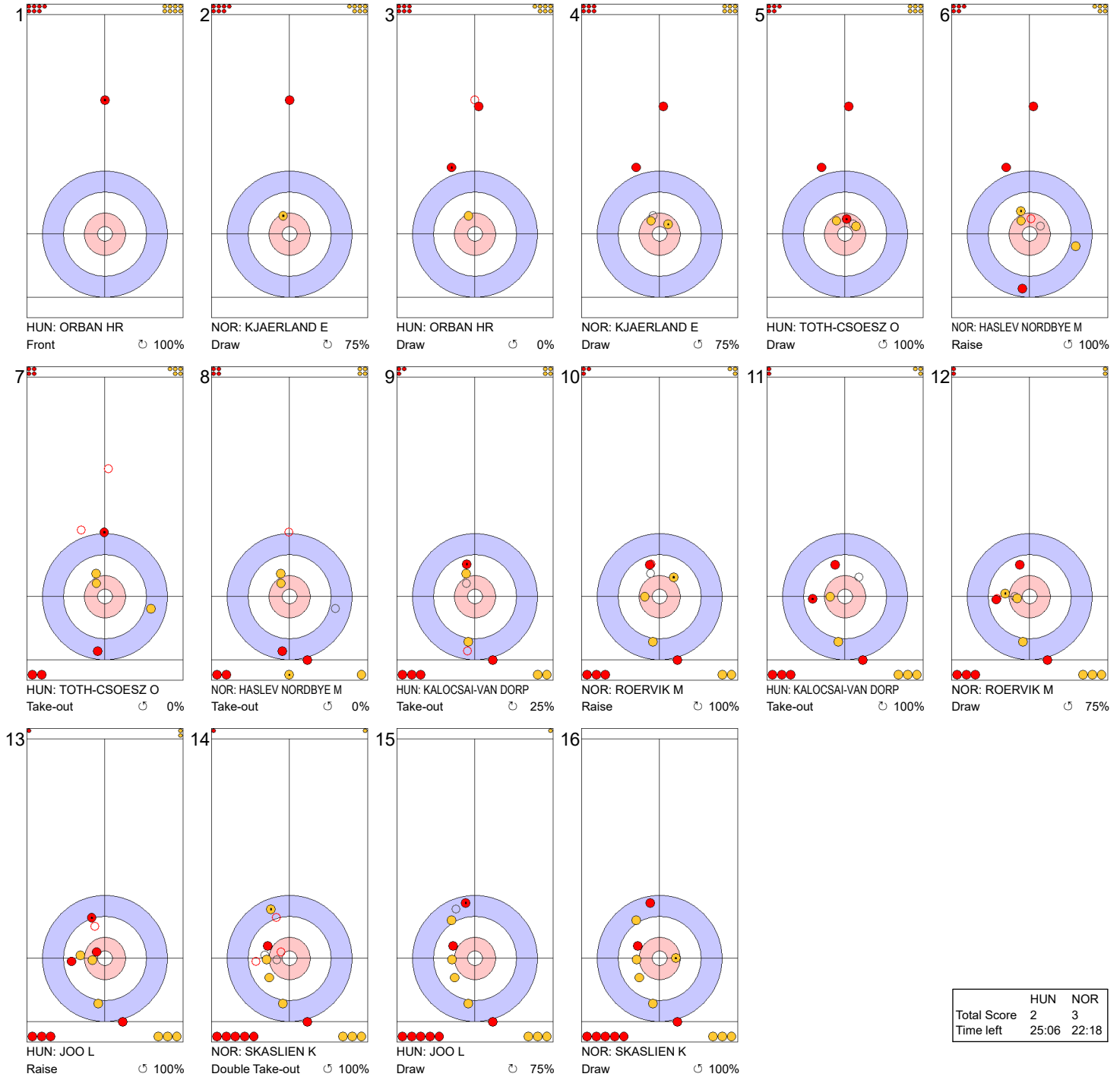
	HUN	NOR
Total Score	2	1
Time left	28:52	27:54

**Legend:**  
 ↻ Clockwise      ↺ Counter-clockwise      - Not considered



**Game - Shot by Shot**

**End 4** ● **HUN - Hungary 2 + 0 (this end) = 2** ● **NOR - Norway 1 + 2 (this end) = 3**

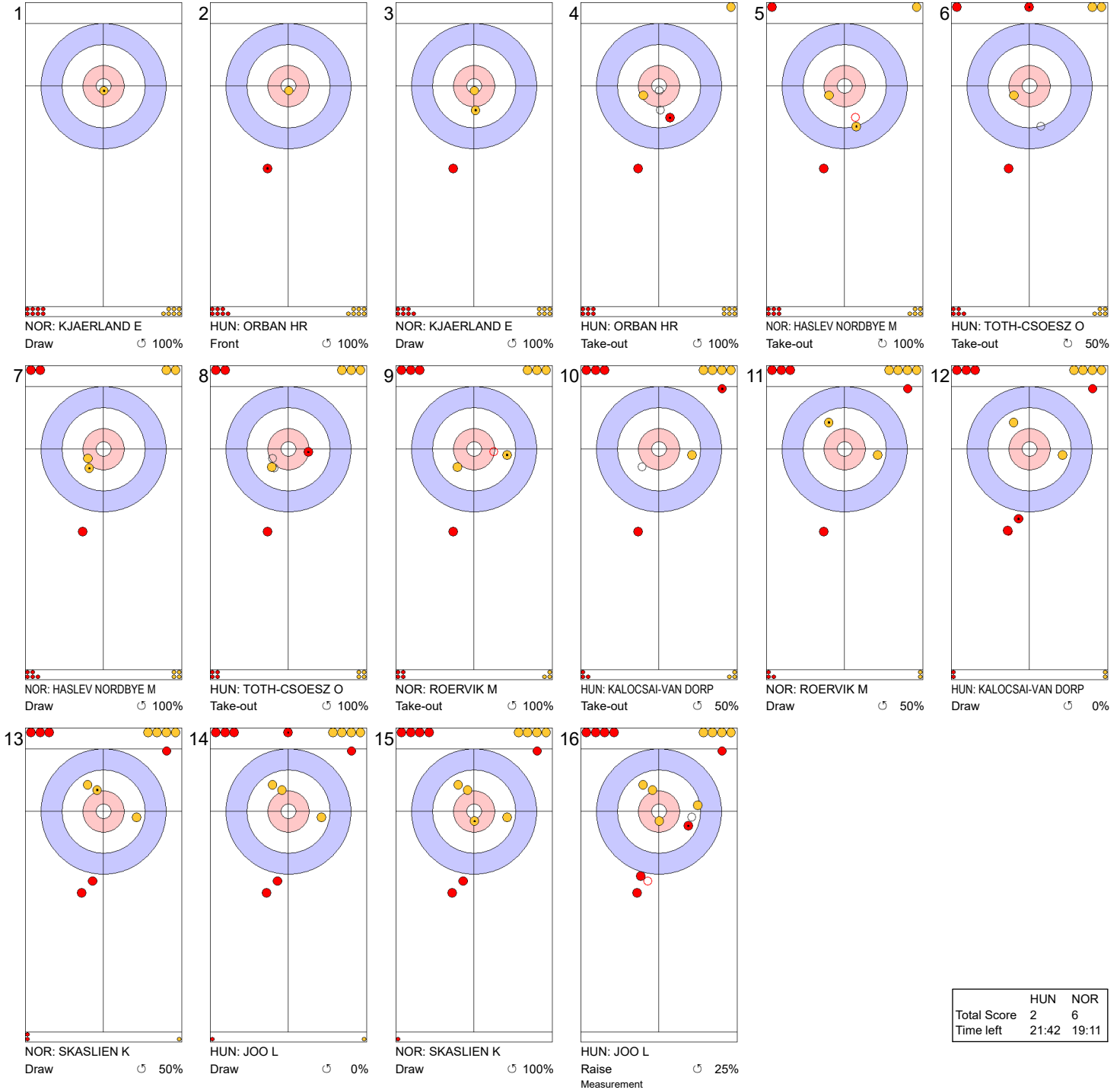


	HUN	NOR
Total Score	2	3
Time left	25:06	22:18

**Legend:**  
 ↻ Clockwise      ↺ Counter-clockwise      - Not considered

**Game - Shot by Shot**

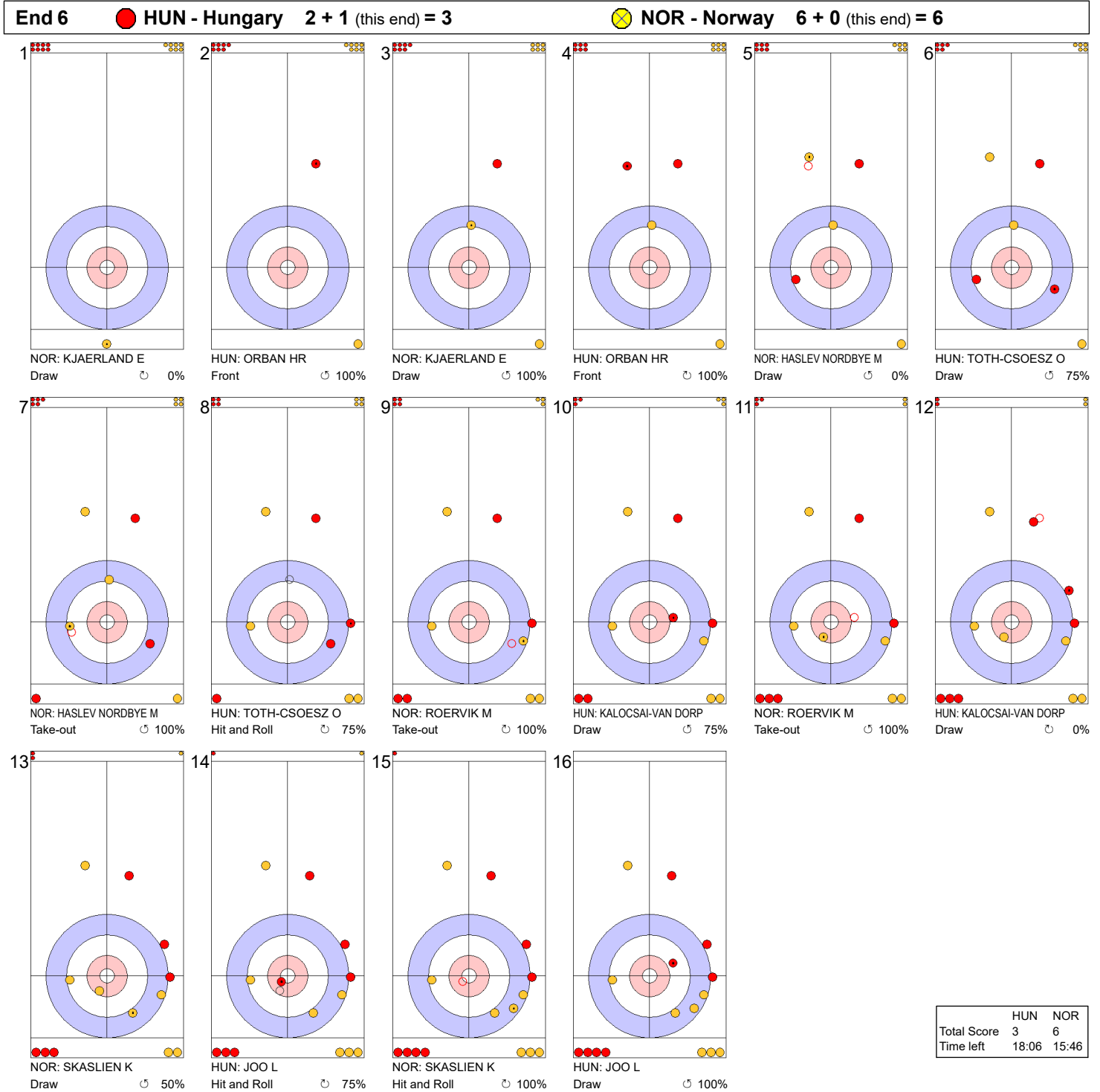
**End 5**    ● **HUN - Hungary 2 + 0 (this end) = 2**    ● **NOR - Norway 3 + 3 (this end) = 6**



	HUN	NOR
Total Score	2	6
Time left	21:42	19:11

**Legend:**  
 ↻ Clockwise      ↺ Counter-clockwise      - Not considered

**Game - Shot by Shot**

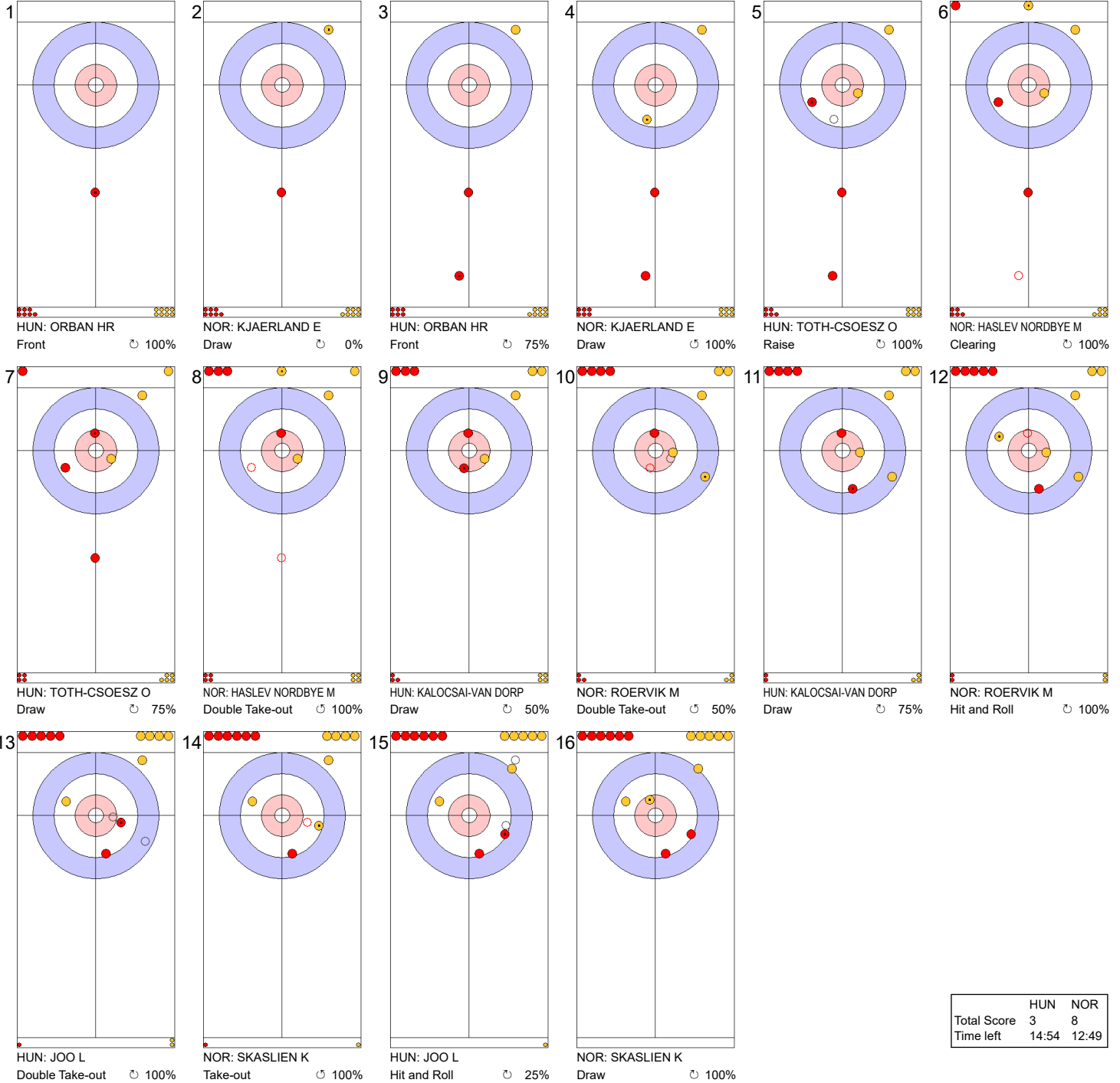


	HUN	NOR
Total Score	3	6
Time left	18:06	15:46

**Legend:**  
 ⌚ Clockwise      ⌚ Counter-clockwise      - Not considered

**Game - Shot by Shot**

**End 7**   ● **HUN - Hungary**   **3 + 0 (this end) = 3**   ● **NOR - Norway**   **6 + 2 (this end) = 8**



	HUN	NOR
Total Score	3	8
Time left	14:54	12:49

**Legend:**  
 ↻ Clockwise      ↺ Counter-clockwise      - Not considered

**Game - Shot by Shot**

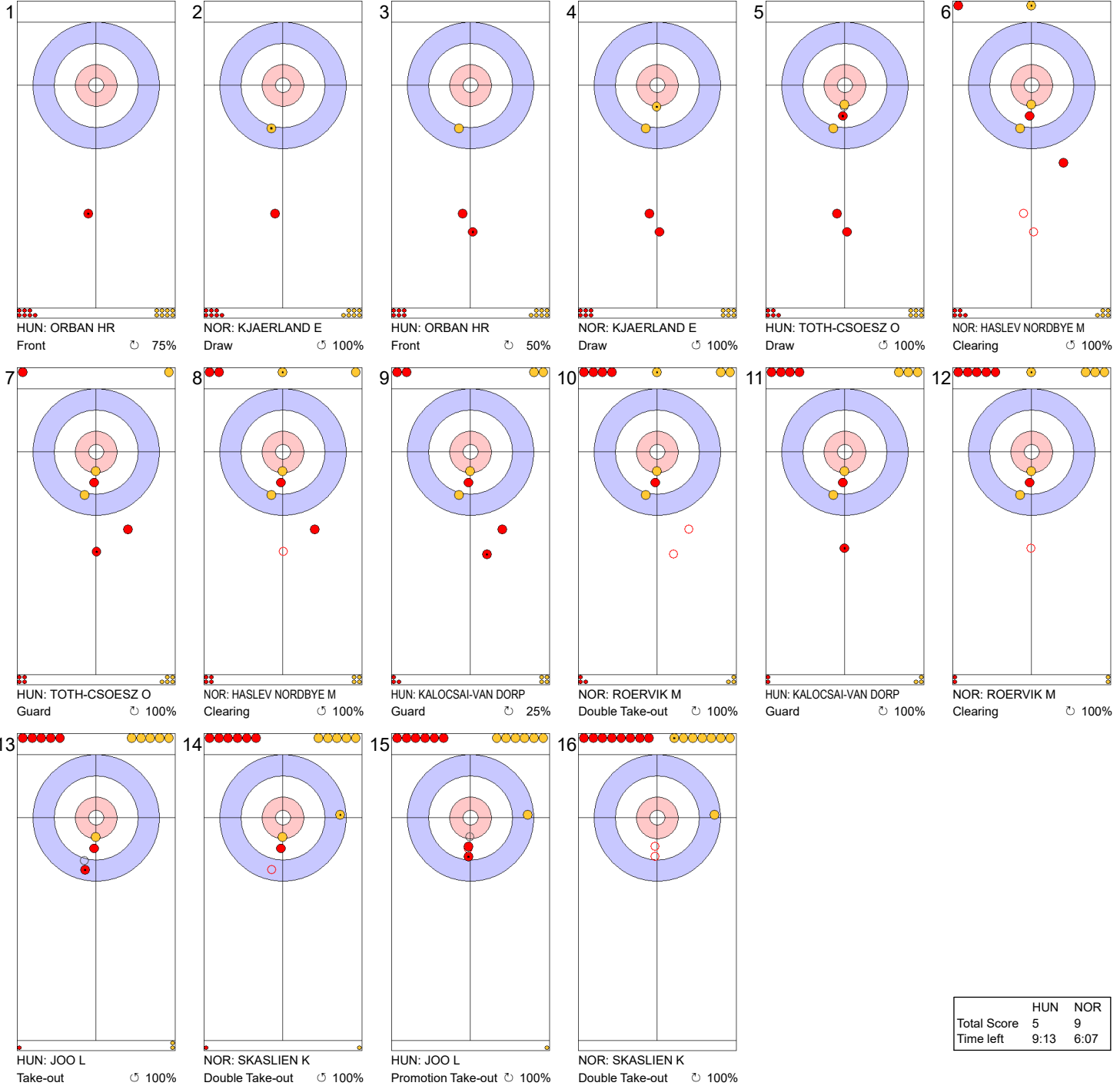


	HUN	NOR
Total Score	5	8
Time left	12:04	10:07

**Legend:**  
 ⤵ Clockwise      ⤴ Counter-clockwise      - Not considered

**Game - Shot by Shot**

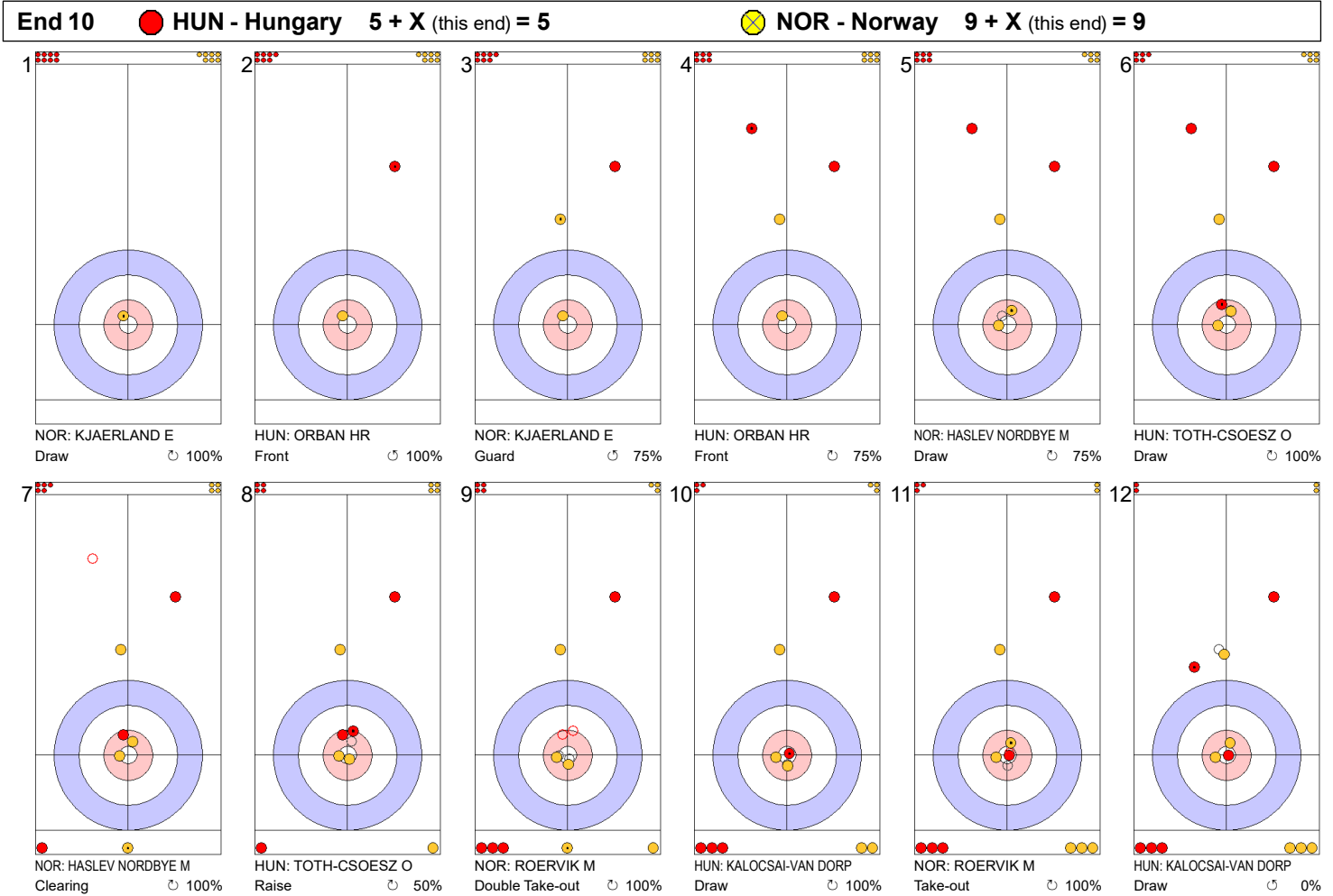
**End 9**    ● **HUN - Hungary** 5 + 0 (this end) = 5    ● **NOR - Norway** 8 + 1 (this end) = 9



	HUN	NOR
Total Score	5	9
Time left	9:13	6:07

**Legend:**  
 ↻ Clockwise      ↺ Counter-clockwise      - Not considered

**Game - Shot by Shot**



	HUN	NOR
Total Score	5	9
Time left	7:37	4:23

<b>Legend:</b>	↻ Clockwise	↺ Counter-clockwise	- Not considered
X	Unfinished end due to concession		



**Game Results**

Sheet	Team	LSFE	1	2	3	4	5	6	7	8	9	10	Extra Ends	Total
E	SWE - Sweden		0	0	0	2	0	1	1	0	1	0		5
	SUI - Switzerland	*	2	0	0	0	3	0	0	1	0	1		7

SWE - Sweden		Shot Success	Game	All
4 S	HASSELBORG Anna	75%	80%	
3 V	McMANUS Sara	75%	81%	
2	KNOCHENHAUER Agnes	89%	87%	
1	MABERGS Sofia	93%	85%	
A	HELDIN Johanna	-	-	
Team Total		83%	83%	

SUI - Switzerland		Shot Success	Game	All
4 V	PAETZ Alina	78%	81%	
3 S	TIRINZONI Silvana	76%	78%	
2	HOWALD Carole	76%	83%	
1	WITSCHONKE Selina	81%	81%	
A	BERSET Stefanie	-	88%	
Team Total		78%	81%	

**Last Stone Draw** Distance

⌚	MABERGS Sofia	17.1cm
⌚	HASSELBORG Anna	27.4cm
<b>Total</b>		<b>44.5cm</b>

**Last Stone Draw** Distance

⌚	TIRINZONI Silvana	20.5cm
⌚	PAETZ Alina	16.8cm
<b>Total</b>		<b>37.3cm</b>

Time remaining: 1 minute 26 seconds

Time-out: End 6 - SWE stone 6

Time remaining: 1 minute 50 seconds

Time-out: End 8 - SUI stone 6

**Shot Success Analysis**

SWE - Sweden		⌚	⌚	Game	
4	HASSELBORG Anna	Draws	4 75%	4 69%	8 72%
		Take-outs	6 83%	6 71%	12 77%
		Total	10 80%	10 70%	20 75%
3	McMANUS Sara	Draws	4 94%	9 83%	13 87%
		Take-outs	3 33%	4 69%	7 54%
		Total	7 68%	13 79%	20 75%
2	KNOCHENHAUER Agnes	Draws	8 91%	10 85%	18 88%
		Take-outs	0 -	2 100%	2 100%
		Total	8 91%	12 88%	20 89%
1	MABERGS Sofia	Draws	3 100%	15 97%	18 97%
		Take-outs	1 100%	1 0%	2 50%
		Total	4 100%	16 91%	20 93%
A	HELDIN Johanna	Draws	0 -	0 -	0 -
		Take-outs	0 -	0 -	0 -
		Total	0 -	0 -	0 -
Team		Draws	19 89%	38 88%	57 88%
		Take-outs	10 70%	13 69%	23 70%
		Total	29 83%	51 83%	80 83%

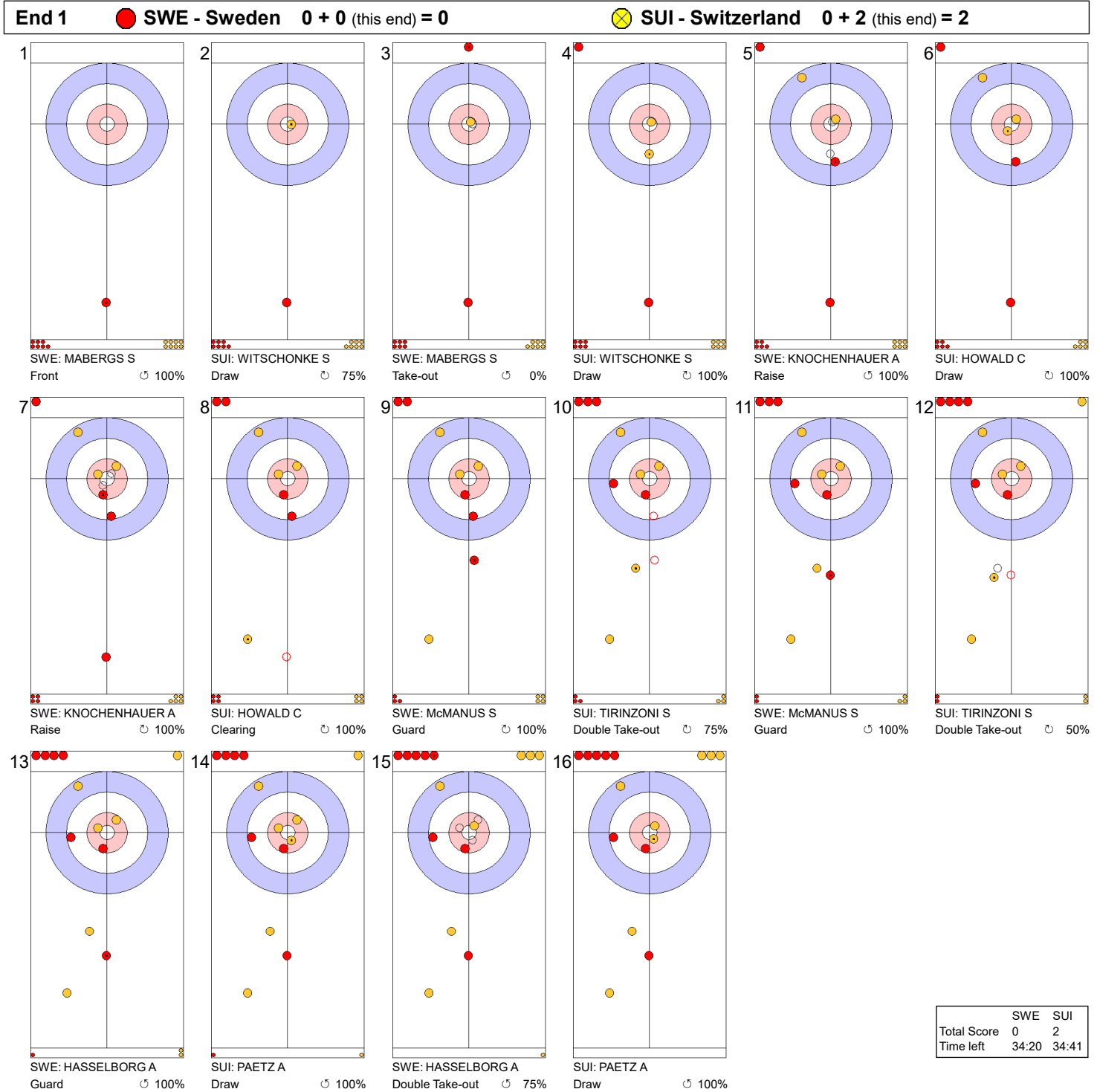
SUI - Switzerland		⌚	⌚	Game	
4	PAETZ Alina	Draws	5 45%	4 100%	9 69%
		Take-outs	4 69%	7 93%	11 84%
		Total	9 56%	11 95%	20 78%
3	TIRINZONI Silvana	Draws	2 75%	3 67%	5 70%
		Take-outs	8 78%	7 79%	15 78%
		Total	10 78%	10 75%	20 76%
2	HOWALD Carole	Draws	1 100%	3 92%	4 94%
		Take-outs	10 80%	6 58%	16 72%
		Total	11 82%	9 69%	20 76%
1	WITSCHONKE Selina	Draws	17 81%	2 88%	19 82%
		Take-outs	0 -	1 75%	1 75%
		Total	17 81%	3 83%	20 81%
A	BERSET Stefanie	Draws	0 -	0 -	0 -
		Take-outs	0 -	0 -	0 -
		Total	0 -	0 -	0 -
Team		Draws	25 74%	12 88%	37 78%
		Take-outs	22 77%	21 77%	43 77%
		Total	47 76%	33 81%	80 78%

**Note:**  
Position and function for each team member:  
4 = Fourth, 3 = Third, 2 = Second, 1 = Lead, A = Alternate, S = Skip, V = Vice-Skip

**Legend:**  
⌚ Clockwise      ⌚ Counter-clockwise      **LSFE(\*)** Last Stone First End



**Game - Shot by Shot**

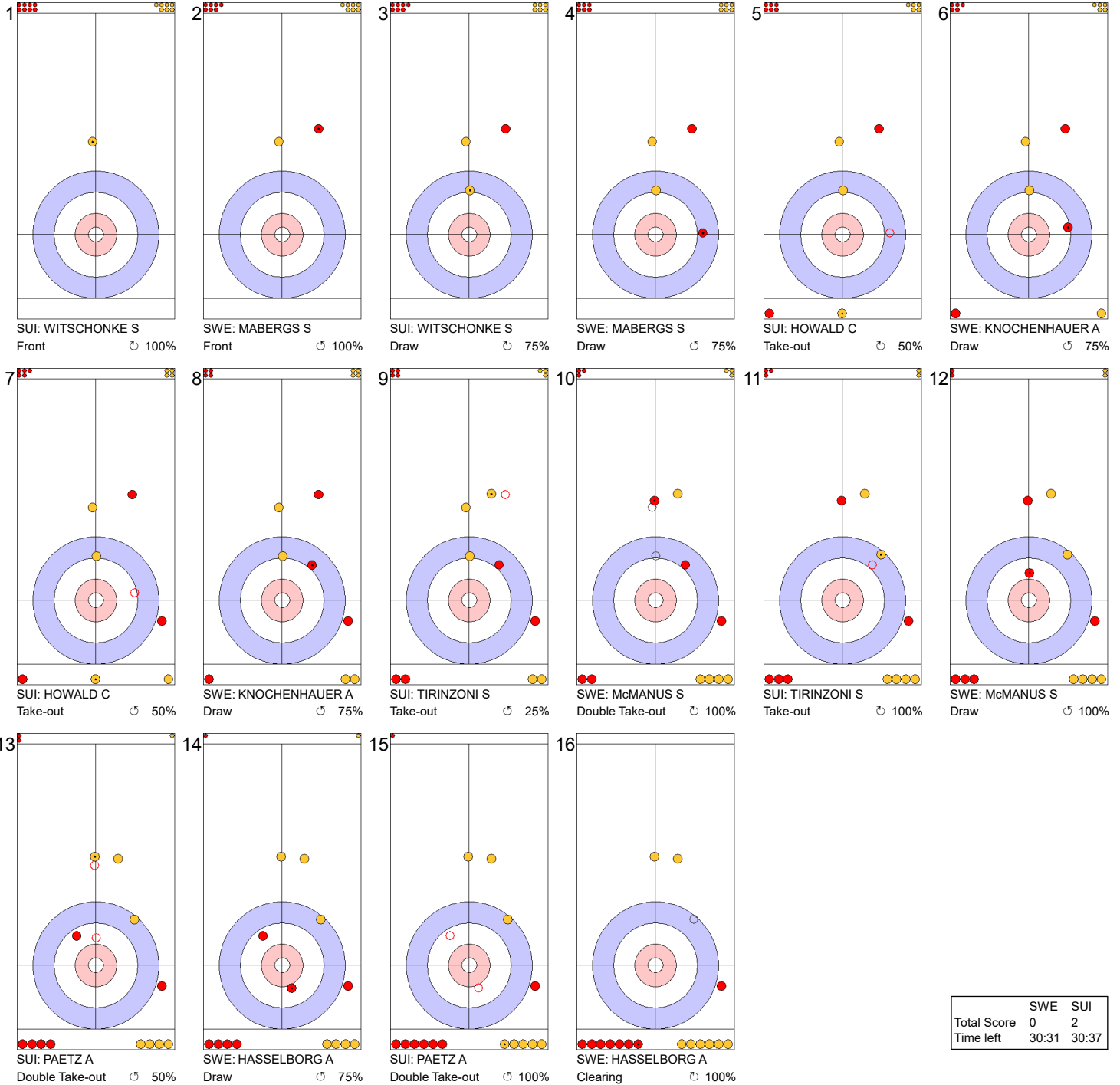


**Legend:**  
 Clockwise     
 Counter-clockwise     
 - Not considered



Game - Shot by Shot

End 2 ● SWE - Sweden 0 + 0 (this end) = 0      ● SUI - Switzerland 2 + 0 (this end) = 2



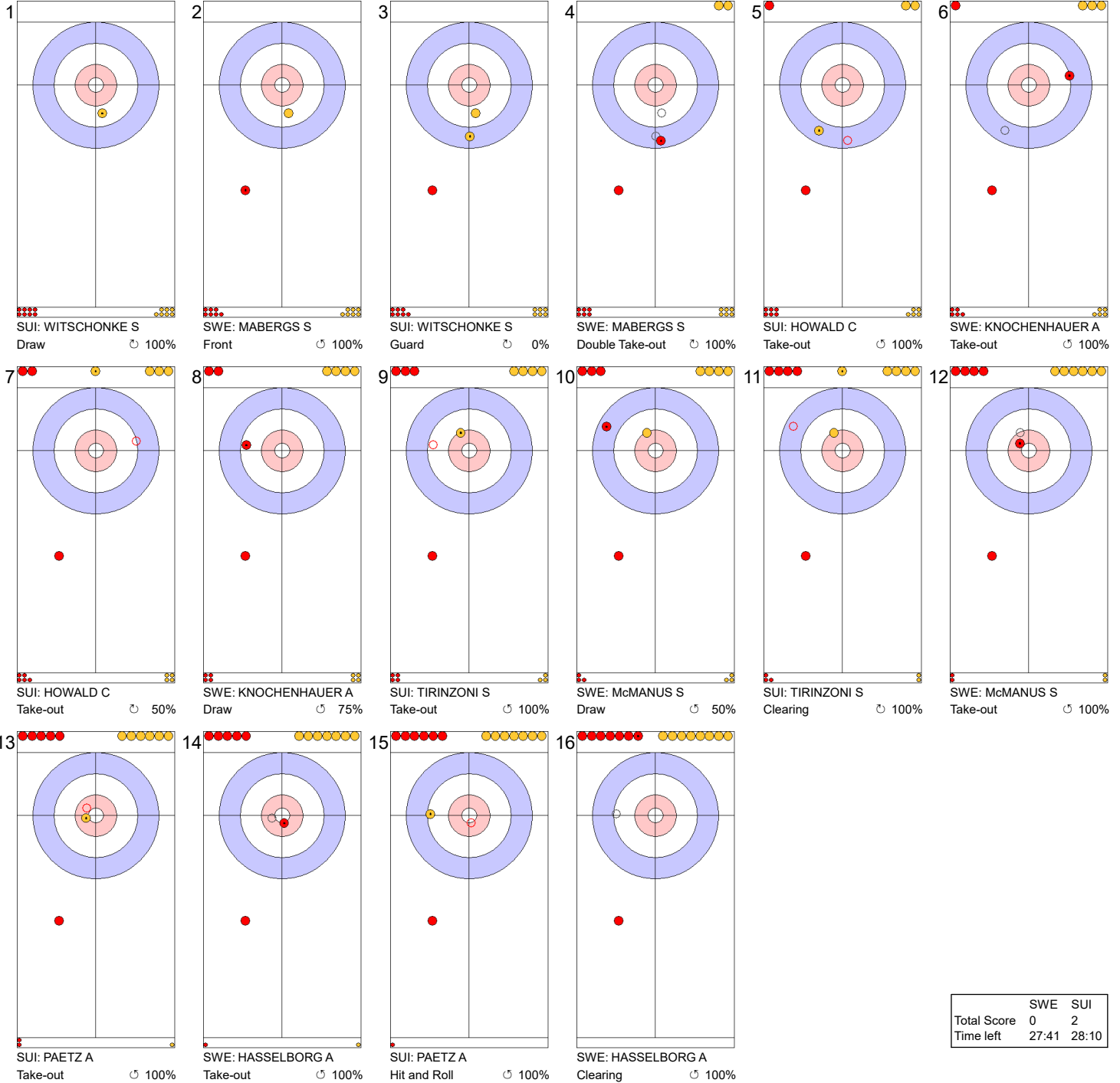
	SWE	SUI
Total Score	0	2
Time left	30:31	30:37

**Legend:**  
 ↻ Clockwise      ↺ Counter-clockwise      - Not considered



**Game - Shot by Shot**

**End 3**    ● **SWE - Sweden** 0 + 0 (this end) = 0    ● **SUI - Switzerland** 2 + 0 (this end) = 2

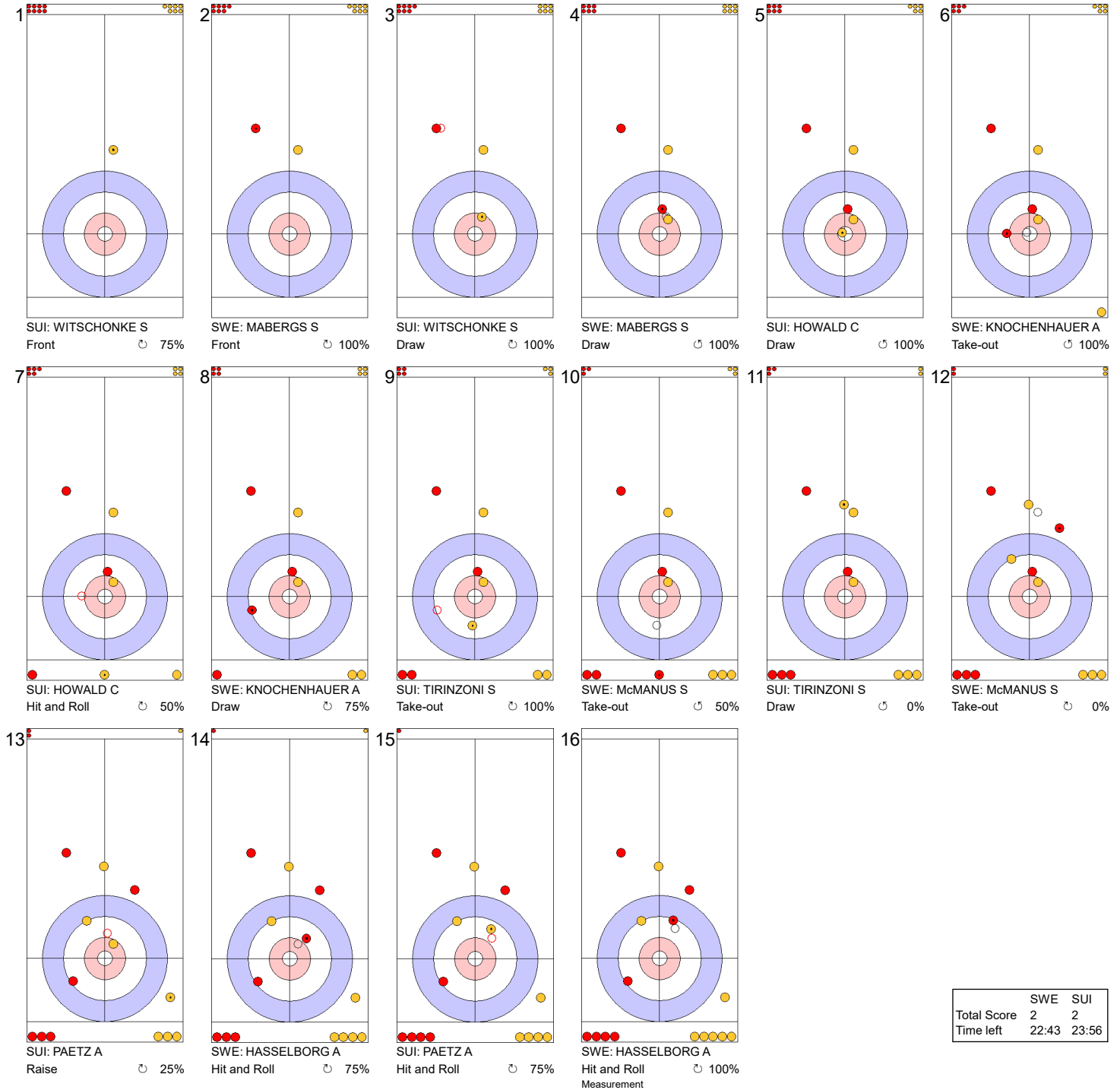


	SWE	SUI
Total Score	0	2
Time left	27:41	28:10

**Legend:**  
 ↻ Clockwise      ↺ Counter-clockwise      - Not considered

**Game - Shot by Shot**

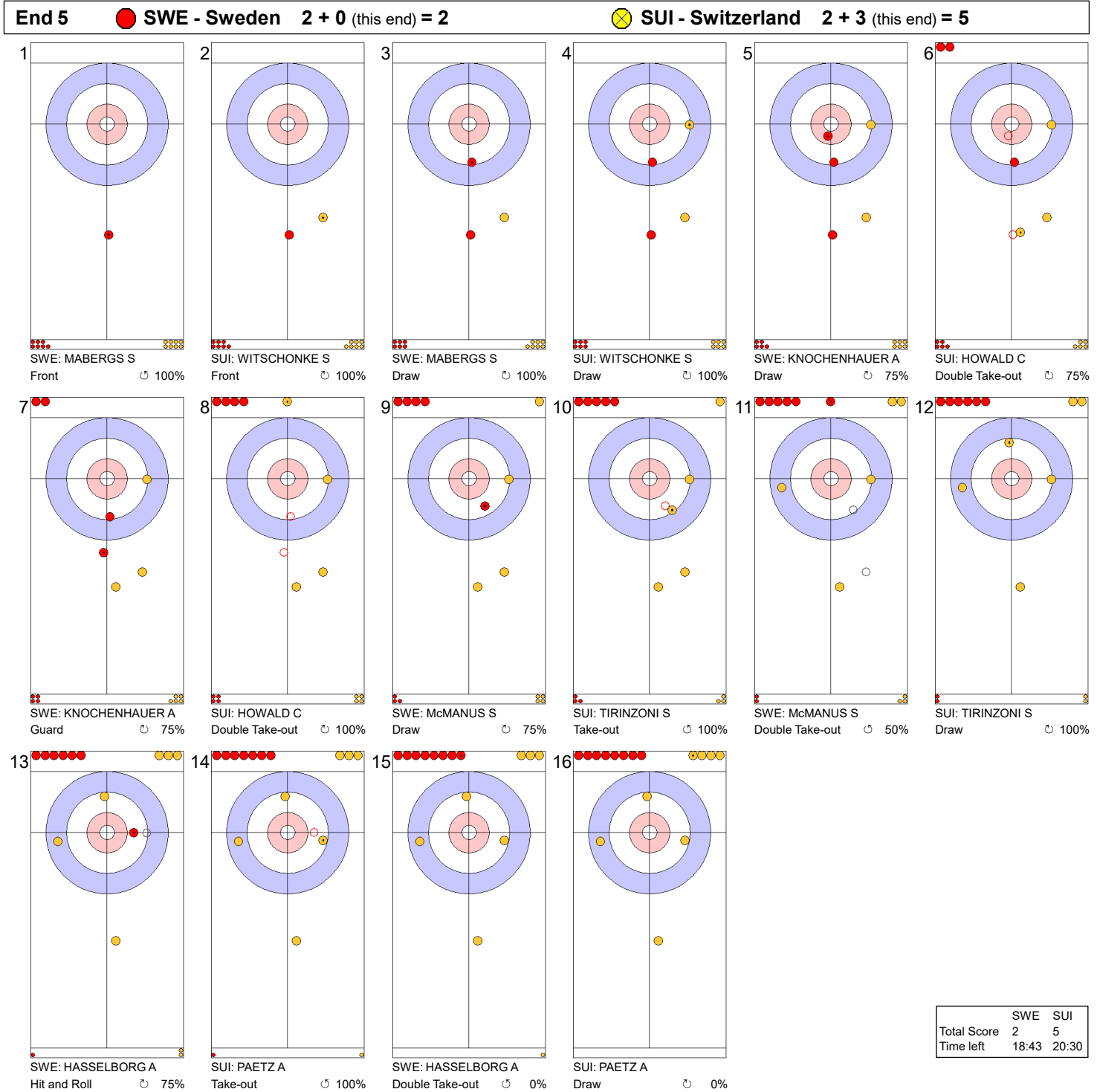
**End 4**    ● **SWE - Sweden** 0 + 2 (this end) = 2    ● **SUI - Switzerland** 2 + 0 (this end) = 2



	SWE	SUI
Total Score	2	2
Time left	22:43	23:56

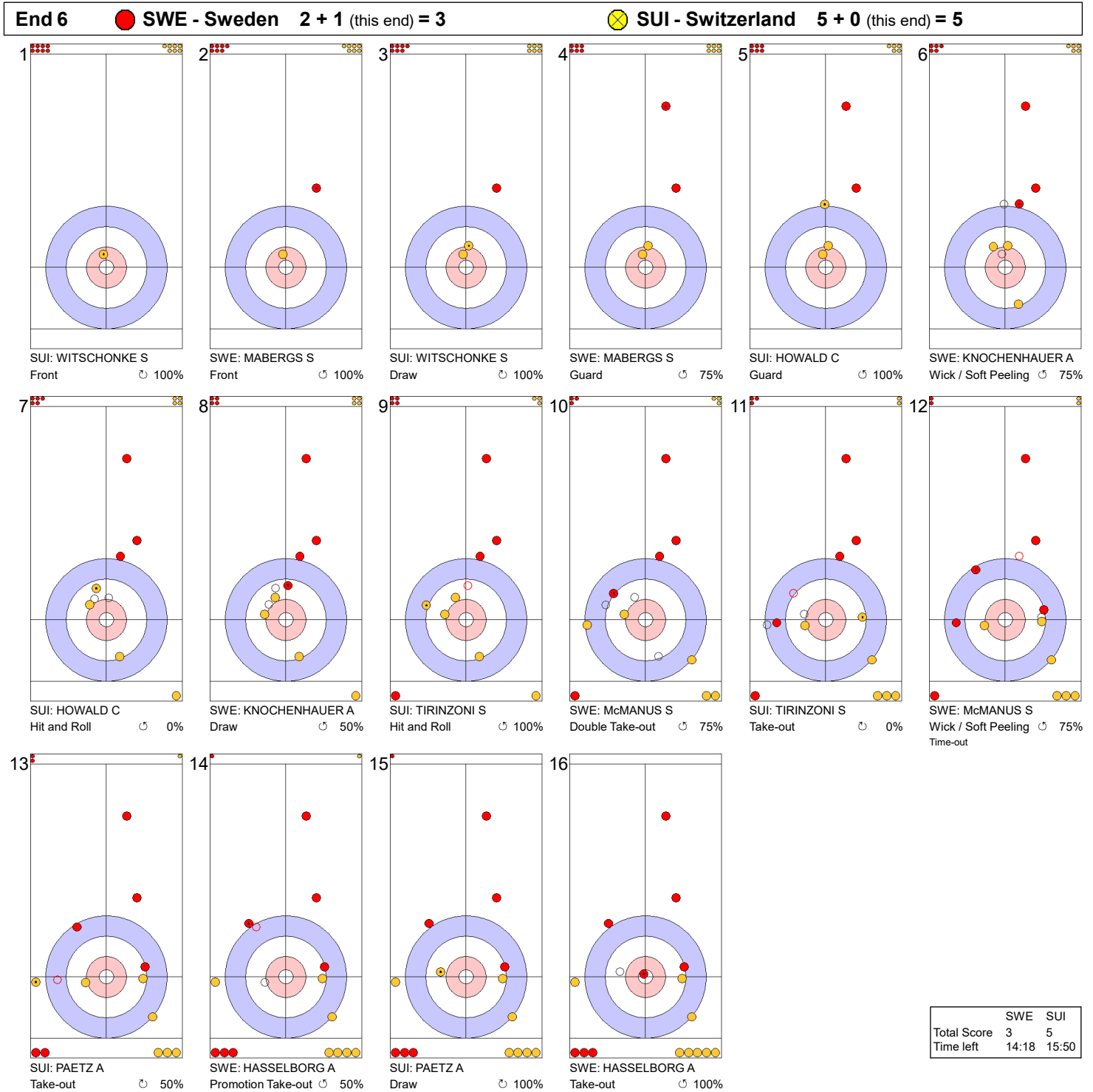
**Legend:**  
 ↻ Clockwise      ↺ Counter-clockwise      - Not considered

**Game - Shot by Shot**



**Legend:**  
 Clockwise     
 Counter-clockwise     
 - Not considered

**Game - Shot by Shot**



	SWE	SUI
Total Score	3	5
Time left	14:18	15:50

**Legend:**  
 ⤴ Clockwise      ⤵ Counter-clockwise      - Not considered

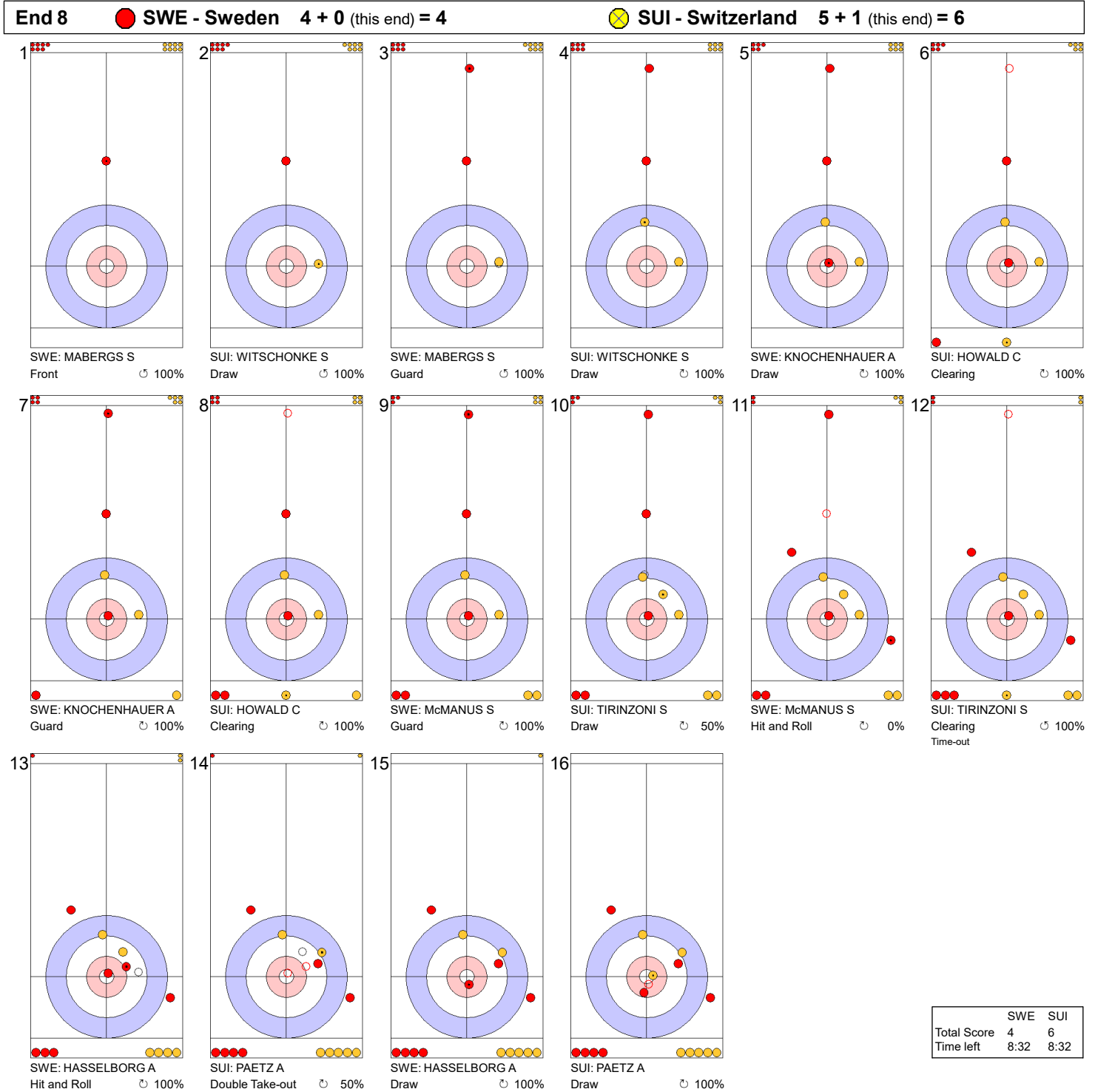
**Game - Shot by Shot**



	SWE	SUI
Total Score	4	5
Time left	12:22	12:12

**Legend:**  
 Clockwise     
 Counter-clockwise     
 - Not considered

**Game - Shot by Shot**

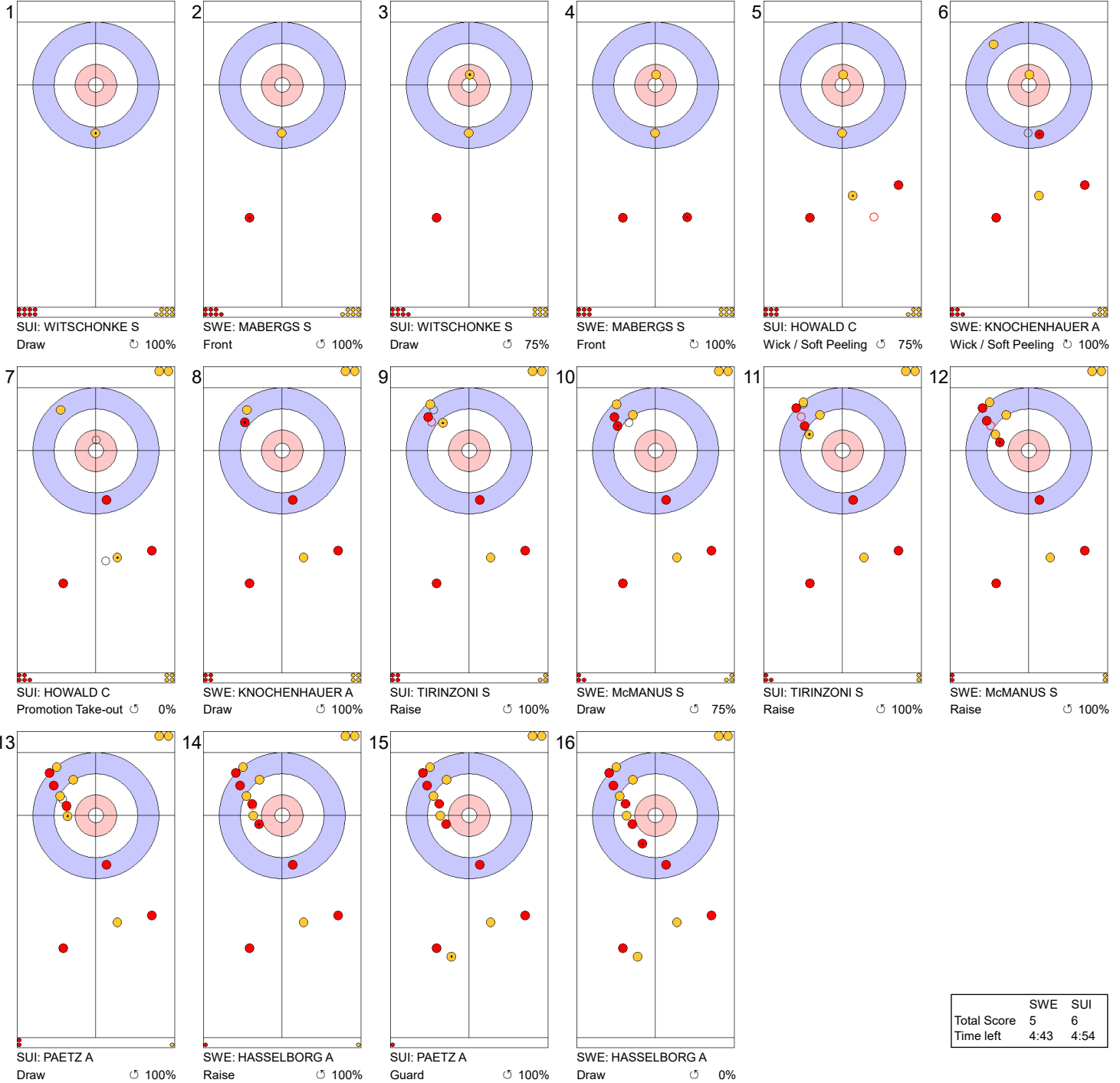


**Legend:**  
 Clockwise     
 Counter-clockwise     
 - Not considered



**Game - Shot by Shot**

**End 9**   **SWE - Sweden 4 + 1 (this end) = 5**   **SUI - Switzerland 6 + 0 (this end) = 6**

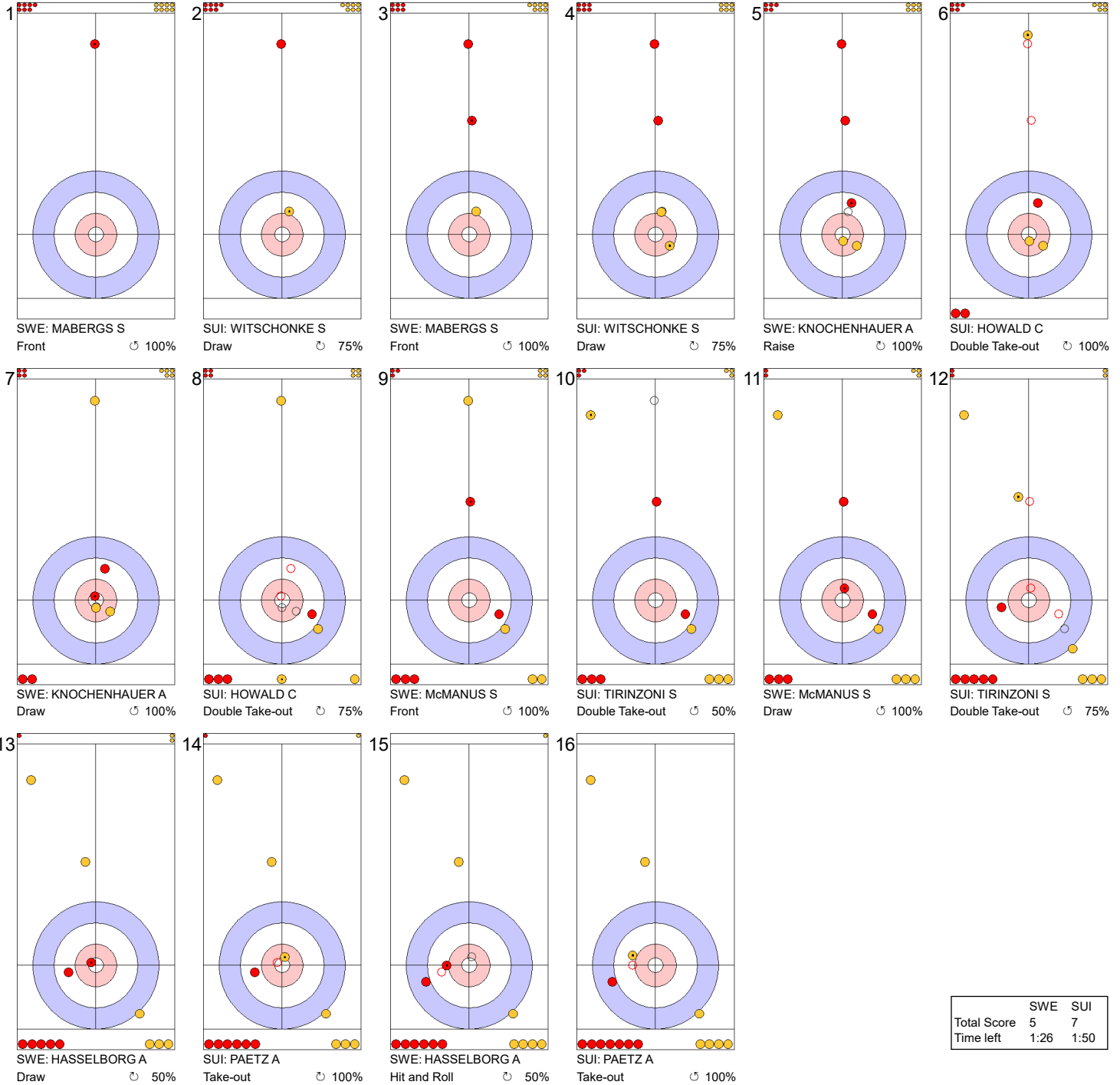


	SWE	SUI
Total Score	5	6
Time left	4:43	4:54

**Legend:**  
 Clockwise     Counter-clockwise     - Not considered

**Game - Shot by Shot**

**End 10**   ● **SWE - Sweden** 5 + 0 (this end) = 5   ● **SUI - Switzerland** 6 + 1 (this end) = 7



	SWE	SUI
Total Score	5	7
Time left	1:26	1:50

**Legend:**  
 ↻ Clockwise   ↺ Counter-clockwise   - Not considered

### Session Results and Standings

Sheet	Team	LSD/LSFE	1	2	3	4	5	6	7	8	9	10	Extra Ends	Total
<b>A</b>	HUN - Hungary	187.6cm	0	0	1	0	3	1	0	0	0	1		6
	LTU - Lithuania	151.3cm *	0	1	0	2	0	0	3	1	1	0		8
<b>B</b>	NOR - Norway	144.1cm	0	0	2	0	1	0	2	0	1	0		6
	SWE - Sweden	36.8cm *	0	1	0	1	0	1	0	2	0	3		8
<b>C</b>	SUI - Switzerland	61.9cm *	2	3	2	0	0	1	0	2	X	X		10
	TUR - Türkiye	154.1cm	0	0	0	2	1	0	1	0	X	X		4
<b>D</b>	DEN - Denmark	66.8cm	0	0	1	0	0	0	2	0	0	2	0	5
	ITA - Italy	51.1cm *	0	1	0	1	1	1	0	0	1	0	1	6
<b>E</b>	EST - Estonia	260.8cm	0	0	0	0	0	1	0	X	X	X		1
	SCO - Scotland	36.1cm *	0	3	0	2	1	0	2	X	X	X		8

### Current Standings

Rank	Team	Games	Wins	Losses	
1	SUI - Switzerland	6	6	0	Q
1	SWE - Sweden	6	6	0	Q
3	ITA - Italy	6	5	1	
4	SCO - Scotland	6	3	3	
4	TUR - Türkiye	6	3	3	
6	DEN - Denmark	6	2	4	
6	NOR - Norway	6	2	4	
8	EST - Estonia	6	1	5	
8	HUN - Hungary	6	1	5	
8	LTU - Lithuania	6	1	5	

**Note:**

Under World Curling rules, tie-breaking rules for standings are not applied until after the last game of the round robin.

**Legend:**
**LSD** Last Stone Draw

**LSFE(\*)** Last Stone First End

**Q** Qualified for the play-offs

**X** Unplayed/unfinished end due to concession

**Game Results**

Sheet	Team	LSFE	1	2	3	4	5	6	7	8	9	10	Extra Ends	Total
A	HUN - Hungary		0	0	1	0	3	1	0	0	0	1		6
	LTU - Lithuania	*	0	1	0	2	0	0	3	1	1	0		8

HUN - Hungary		Shot Success	Game	All
4 V	JOO Linda	51%	60%	
3 S	KALOCSAI-VAN DORP Vera	61%	64%	
2	TOTH-CSOESZ Orsolya	69%	63%	
1	LAUCHSZ Laura Ildiko	71%	72%	
A	ORBAN Hanna Regina	-	79%	
Team Total		63%	65%	

LTU - Lithuania		Shot Success	Game	All
4 S	PAULAUSKAITE Virginija	76%	68%	
3 V	DVOJEGLAZOVA Olga	55%	63%	
2	KIUDYTE Migle	61%	59%	
1	BLAZIENE Ruta	69%	72%	
A	-	-	-	
Team Total		65%	65%	

**Last Stone Draw** Distance

⌚	JOO Linda	63.3cm
⌚	TOTH-CSOESZ Orsolya	124.3cm
<b>Total</b>		<b>187.6cm</b>

**Last Stone Draw** Distance

⌚	DVOJEGLAZOVA Olga	106.3cm
⌚	BLAZIENE Ruta	45.0cm
<b>Total</b>		<b>151.3cm</b>

Time remaining: 1 minute 56 seconds

Time remaining: 1 minute 13 seconds

Time-out: End 8 - HUN stone 8

Time-out: End 9 - LTU stone 8

**Shot Success Analysis**

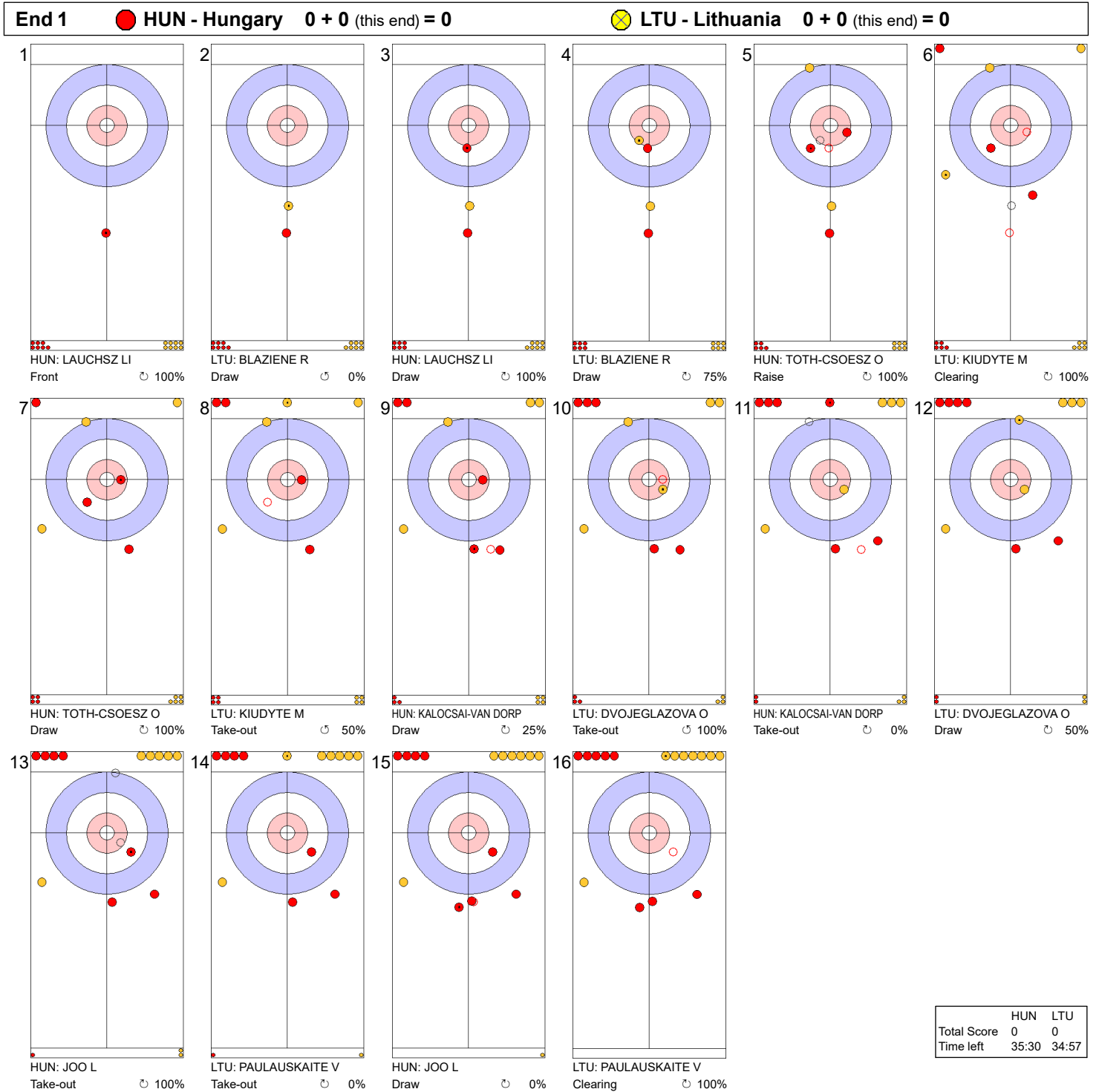
HUN - Hungary		⌚	⌚	Game
4 JOO Linda	Draws	4 56%	1 100%	5 65%
	Take-outs	7 29%	7 64%	14 46%
	Total	11 39%	8 69%	19 51%
3 KALOCSAI-VAN DORP Vera	Draws	4 69%	7 89%	11 82%
	Take-outs	5 35%	4 38%	9 36%
	Total	9 50%	11 70%	20 61%
2 TOTH-CSOESZ Orsolya	Draws	5 90%	4 63%	9 78%
	Take-outs	4 75%	7 54%	11 61%
	Total	9 83%	11 57%	20 69%
1 LAUCHSZ Laura Ildiko	Draws	11 70%	8 81%	19 75%
	Take-outs	0 -	1 0%	1 0%
	Total	11 70%	9 72%	20 71%
A ORBAN Hanna Regina	Draws	0 -	0 -	0 -
	Take-outs	0 -	0 -	0 -
	Total	0 -	0 -	0 -
Team	Draws	24 72%	20 81%	44 76%
	Take-outs	16 42%	19 51%	35 47%
	Total	40 60%	39 67%	79 63%

LTU - Lithuania		⌚	⌚	Game
4 PAULAUSKAITE Virginija	Draws	11 91%	2 25%	13 81%
	Take-outs	3 42%	4 88%	7 68%
	Total	14 80%	6 67%	20 76%
3 DVOJEGLAZOVA Olga	Draws	6 71%	6 54%	12 63%
	Take-outs	4 38%	4 50%	8 44%
	Total	10 58%	10 53%	20 55%
2 KIUDYTE Migle	Draws	6 42%	7 71%	13 58%
	Take-outs	2 50%	5 75%	7 68%
	Total	8 44%	12 73%	20 61%
1 BLAZIENE Ruta	Draws	3 83%	15 62%	18 65%
	Take-outs	1 100%	1 100%	2 100%
	Total	4 88%	16 64%	20 69%
A -	Draws	0 -	0 -	0 -
	Take-outs	0 -	0 -	0 -
	Total	0 -	0 -	0 -
Team	Draws	26 74%	30 60%	56 67%
	Take-outs	10 48%	14 73%	24 63%
	Total	36 67%	44 64%	80 65%

**Note:**  
Position and function for each team member:  
4 = Fourth, 3 = Third, 2 = Second, 1 = Lead, A = Alternate, S = Skip, V = Vice-Skip

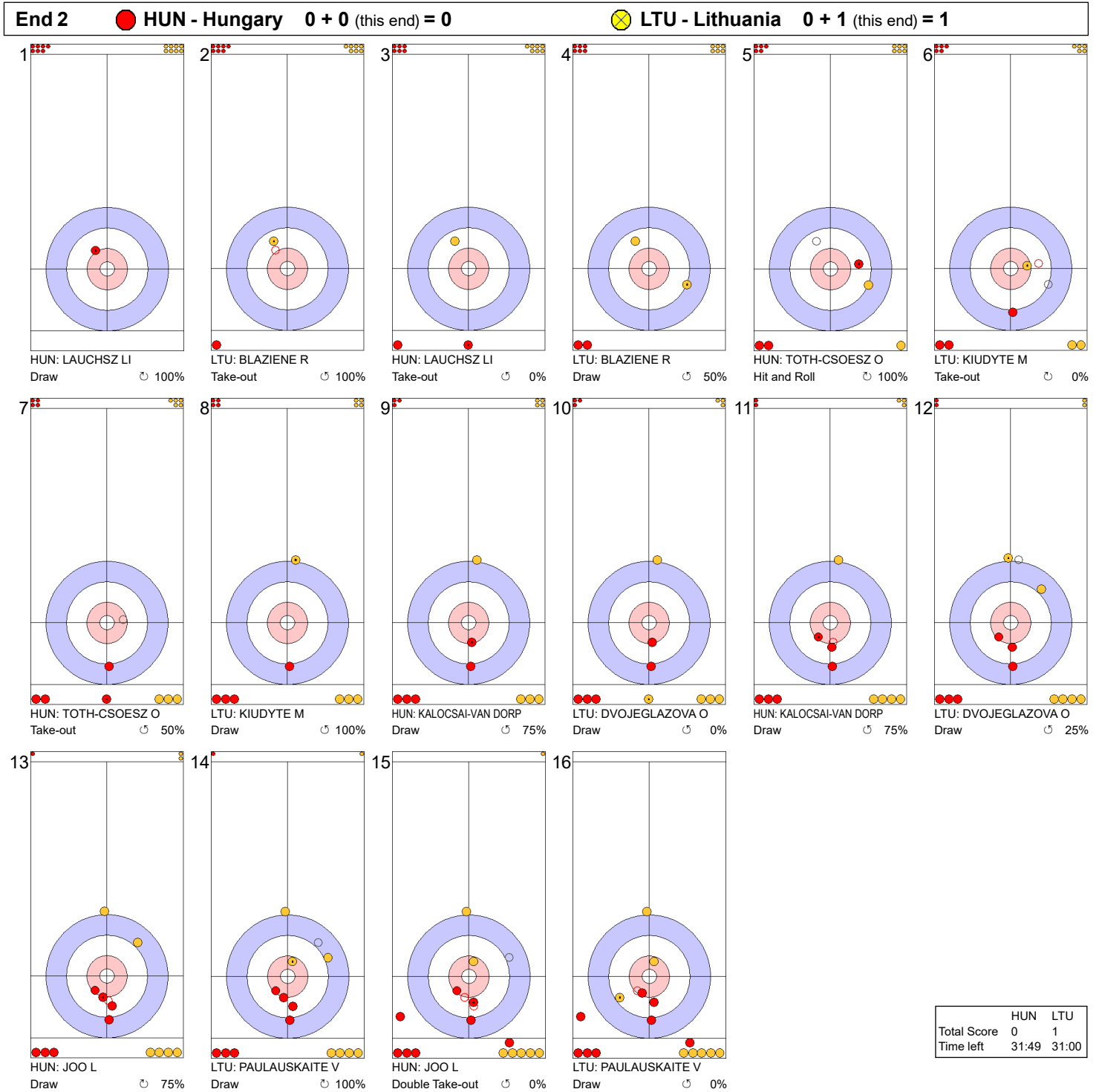
**Legend:**  
⌚ Clockwise      ⌚ Counter-clockwise      **LSFE(\*)** Last Stone First End

**Game - Shot by Shot**



**Legend:**  
 Clockwise     
 Counter-clockwise     
 - Not considered

**Game - Shot by Shot**



**Legend:**  
 Clockwise     
 Counter-clockwise     
 - Not considered



Game - Shot by Shot

End 3 **HUN - Hungary** 0 + 1 (this end) = 1 **LTU - Lithuania** 1 + 0 (this end) = 1

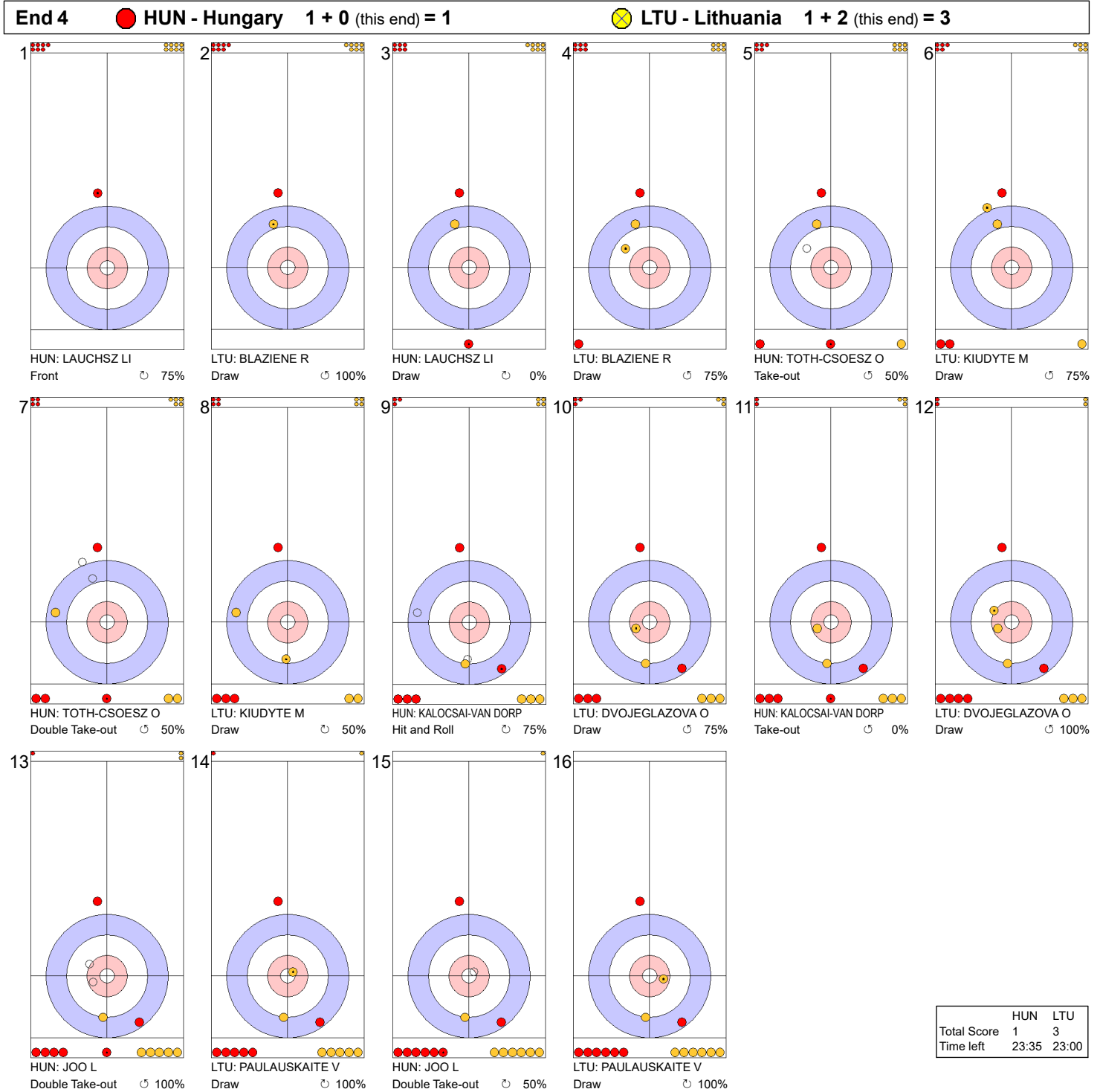


	HUN	LTU
Total Score	1	1
Time left	27:06	26:38

**Legend:**  
 ↻ Clockwise      ↺ Counter-clockwise      - Not considered



**Game - Shot by Shot**



	HUN	LTU
Total Score	1	3
Time left	23:35	23:00

**Legend:**  
 ↻ Clockwise      ↺ Counter-clockwise      - Not considered



**Game - Shot by Shot**



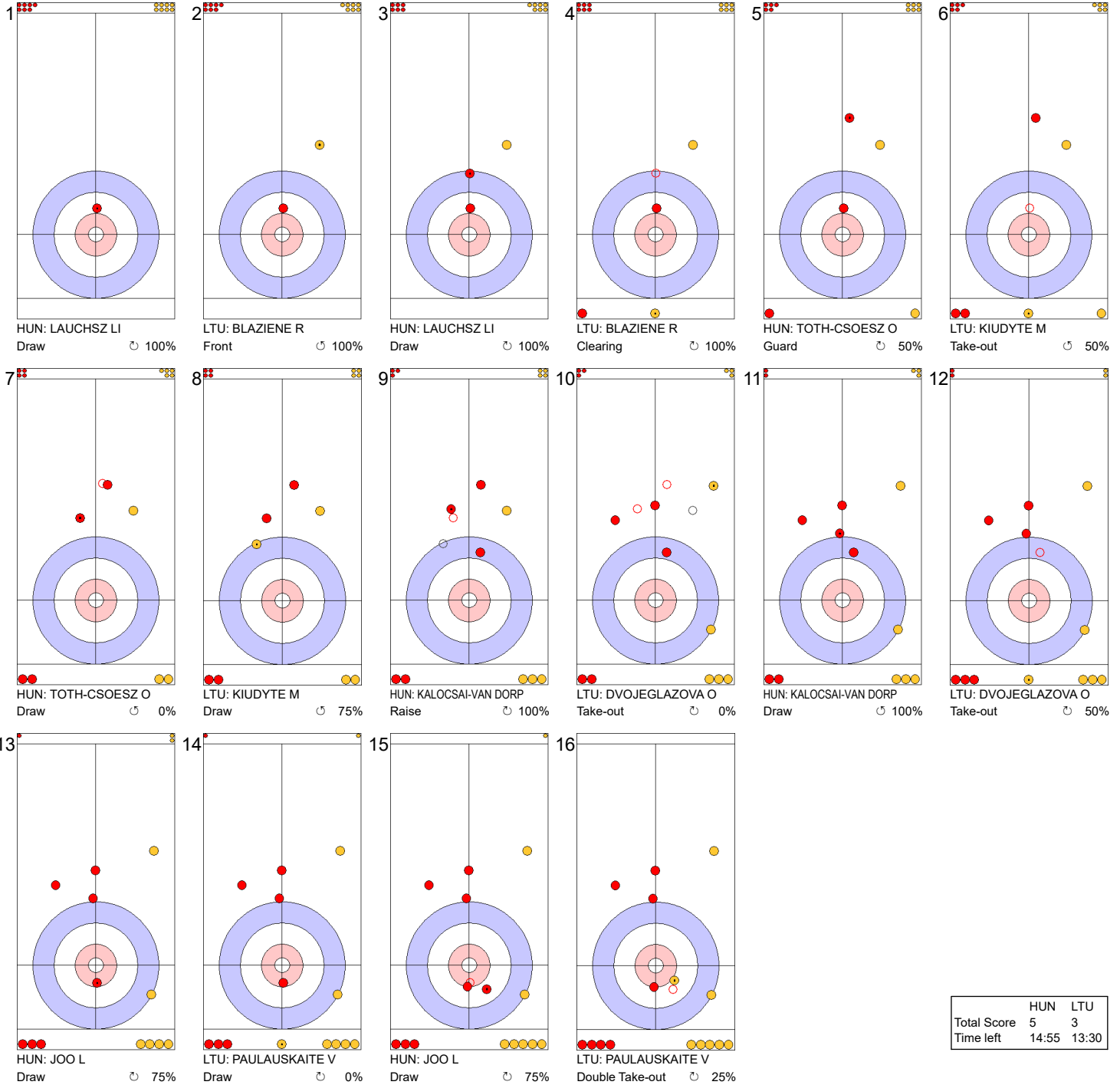
	HUN	LTU
Total Score	4	3
Time left	18:04	17:48

**Legend:**  
 ↻ Clockwise      ↺ Counter-clockwise      - Not considered



Game - Shot by Shot

End 6 ● HUN - Hungary 4 + 1 (this end) = 5      ● LTU - Lithuania 3 + 0 (this end) = 3

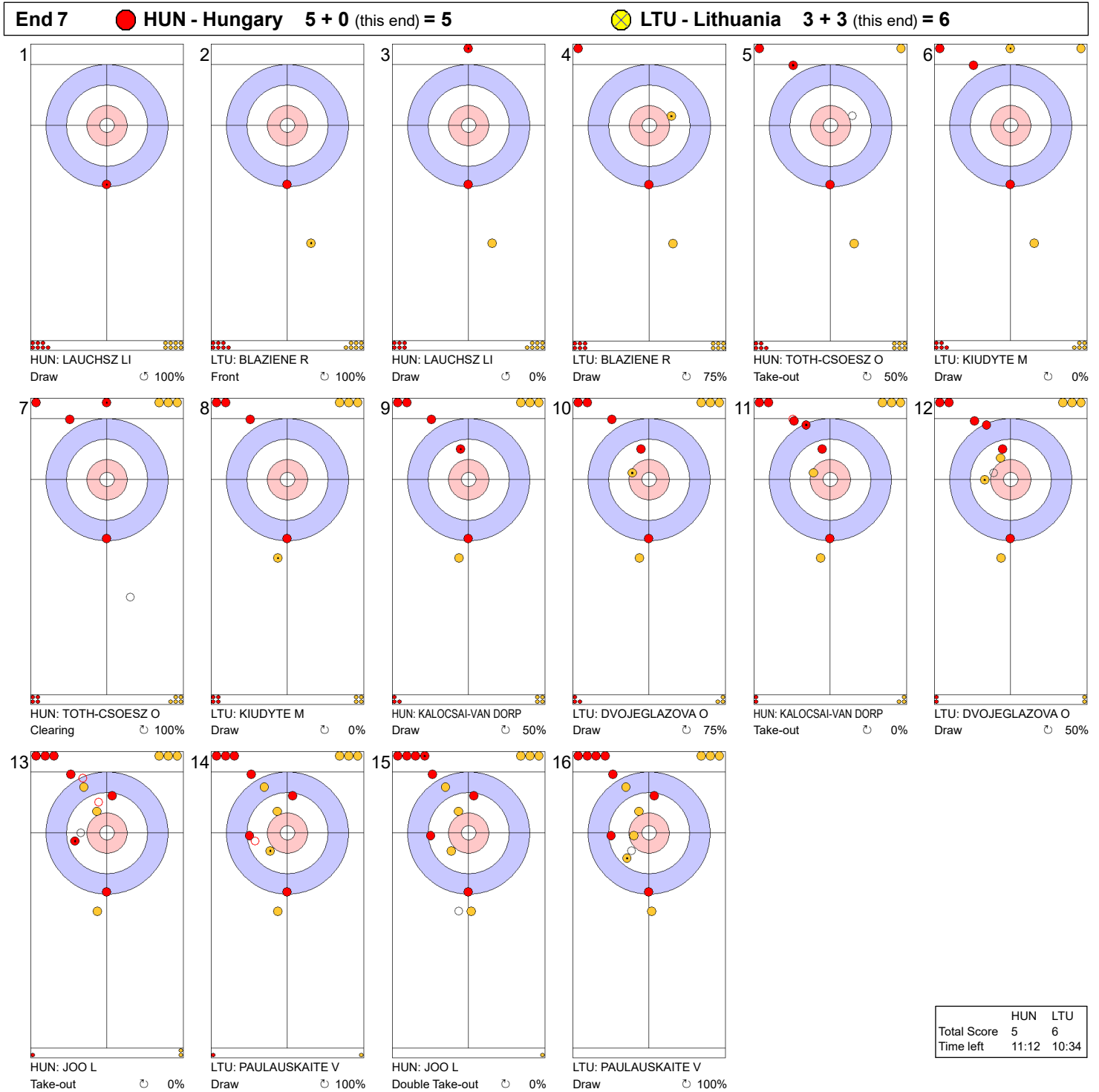


	HUN	LTU
Total Score	5	3
Time left	14:55	13:30

**Legend:**  
 ↻ Clockwise      ↺ Counter-clockwise      - Not considered



**Game - Shot by Shot**



**Legend:**  
 ↻ Clockwise      ↺ Counter-clockwise      - Not considered



Game - Shot by Shot

End 8 **HUN - Hungary 5 + 0 (this end) = 5** **LTU - Lithuania 6 + 1 (this end) = 7**

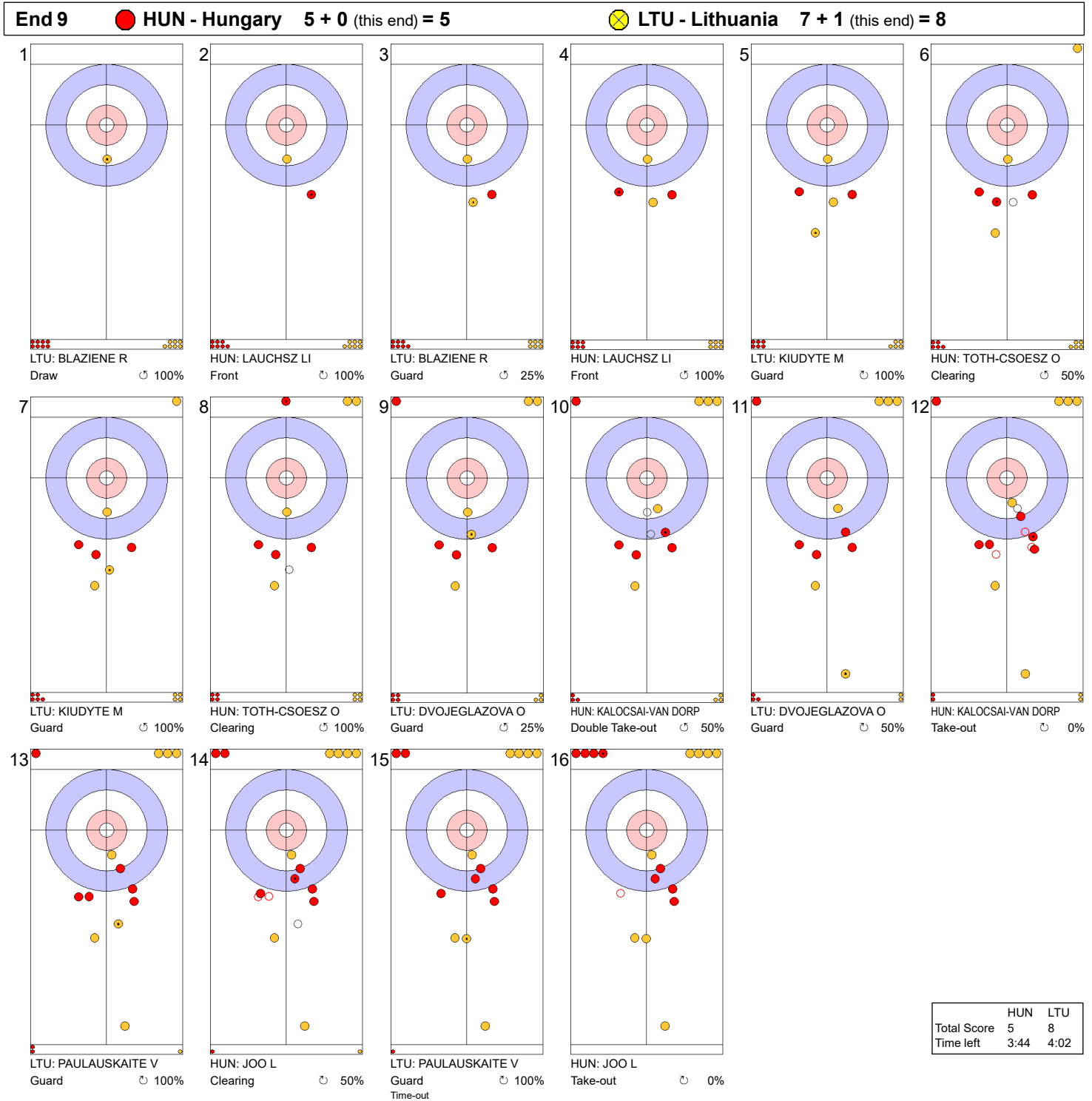


**Legend:**  
 ↻ Clockwise      ↺ Counter-clockwise      - Not considered





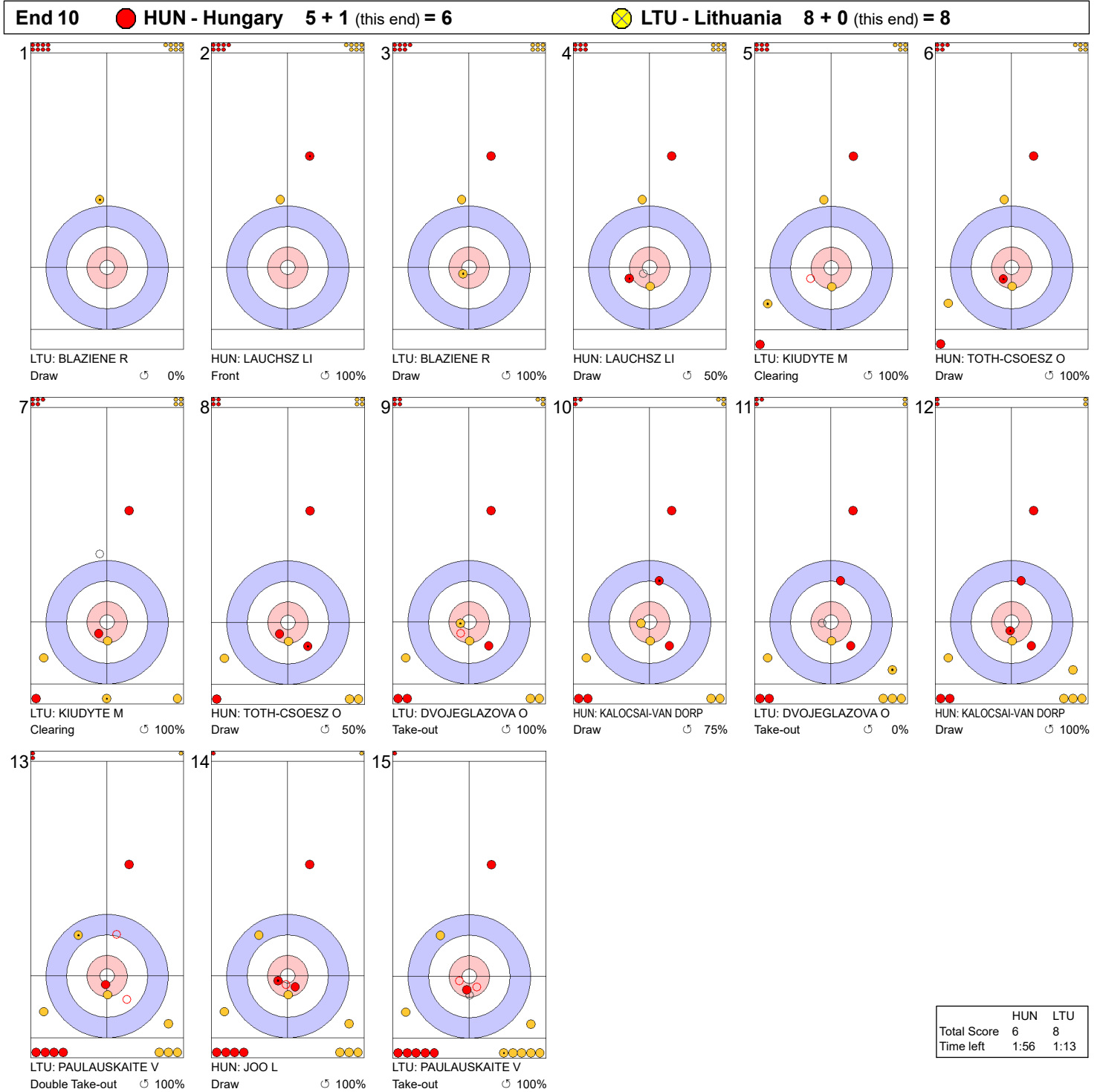
Game - Shot by Shot



**Legend:**  
 ↻ Clockwise      ↺ Counter-clockwise      - Not considered



**Game - Shot by Shot**



**Legend:**  
 Clockwise     
 Counter-clockwise     
 - Not considered

### Game Results

Sheet	Team	LSFE	1	2	3	4	5	6	7	8	9	10	Extra Ends	Total
B	NOR - Norway		0	0	2	0	1	0	2	0	1	0		6
	SWE - Sweden	*	0	1	0	1	0	1	0	2	0	3		8

NOR - Norway		Shot Success	Game	All
4 V	SKASLIEN Kristin	68%	71%	
3 S	ROERVIK Marianne	80%	79%	
2	HASLEV NORDBYE Mille	90%	81%	
1	KJAERLAND Eilin	90%	84%	
A	FORBREGD Ingeborg	-	-	
Team Total		82%	79%	

SWE - Sweden		Shot Success	Game	All
4 S	HASSELBORG Anna	80%	81%	
3 V	McMANUS Sara	68%	82%	
2	KNOCHENHAUER Agnes	79%	87%	
1	MABERGS Sofia	81%	84%	
A	HELDIN Johanna	-	-	
Team Total		77%	83%	

**Last Stone Draw** Distance

⌚	ROERVIK Marianne	83.6cm
⌚	HASLEV NORDBYE Mille	60.5cm
<b>Total</b>		<b>144.1cm</b>

**Last Stone Draw** Distance

⌚	KNOCHENHAUER Agnes	16.3cm
⌚	McMANUS Sara	20.5cm
<b>Total</b>		<b>36.8cm</b>

Time remaining: 0 minutes 25 seconds

Time remaining: 0 minutes 49 seconds

Time-out: End 10 - NOR stone 8

Time-out: End 9 - SWE stone 4

### Shot Success Analysis

NOR - Norway		⌚	⌚	Game
4	SKASLIEN Kristin	Draws 4 75%	4 69%	8 72%
		Take-outs 10 68%	2 50%	12 65%
		Total 14 70%	6 63%	20 68%
3	ROERVIK Marianne	Draws 5 80%	3 67%	8 75%
		Take-outs 7 89%	5 75%	12 83%
		Total 12 85%	8 72%	20 80%
2	HASLEV NORDBYE Mille	Draws 2 88%	5 90%	7 89%
		Take-outs 6 79%	7 100%	13 90%
		Total 8 81%	12 96%	20 90%
1	KJAERLAND Eilin	Draws 15 90%	2 100%	17 91%
		Take-outs 1 100%	2 75%	3 83%
		Total 16 91%	4 88%	20 90%
A	FORBREGD Ingeborg	Draws 0 -	0 -	0 -
		Take-outs 0 -	0 -	0 -
		Total 0 -	0 -	0 -
Team		Draws 26 86%	14 80%	40 84%
		Take-outs 24 78%	16 83%	40 80%
		Total 50 82%	30 82%	80 82%

SWE - Sweden		⌚	⌚	Game
4	HASSELBORG Anna	Draws 2 63%	7 93%	9 86%
		Take-outs 6 75%	4 75%	10 75%
		Total 8 72%	11 86%	19 80%
3	McMANUS Sara	Draws 2 75%	5 70%	7 71%
		Take-outs 8 66%	5 65%	13 65%
		Total 10 68%	10 68%	20 68%
2	KNOCHENHAUER Agnes	Draws 4 69%	5 80%	9 75%
		Take-outs 7 93%	4 63%	11 82%
		Total 11 84%	9 72%	20 79%
1	MABERGS Sofia	Draws 7 93%	9 72%	16 81%
		Take-outs 0 -	4 81%	4 81%
		Total 7 93%	13 75%	20 81%
A	HELDIN Johanna	Draws 0 -	0 -	0 -
		Take-outs 0 -	0 -	0 -
		Total 0 -	0 -	0 -
Team		Draws 15 80%	26 79%	41 79%
		Take-outs 21 77%	17 71%	38 74%
		Total 36 78%	43 76%	79 77%

**Note:**

Position and function for each team member:

4 = Fourth, 3 = Third, 2 = Second, 1 = Lead, A = Alternate, S = Skip, V = Vice-Skip

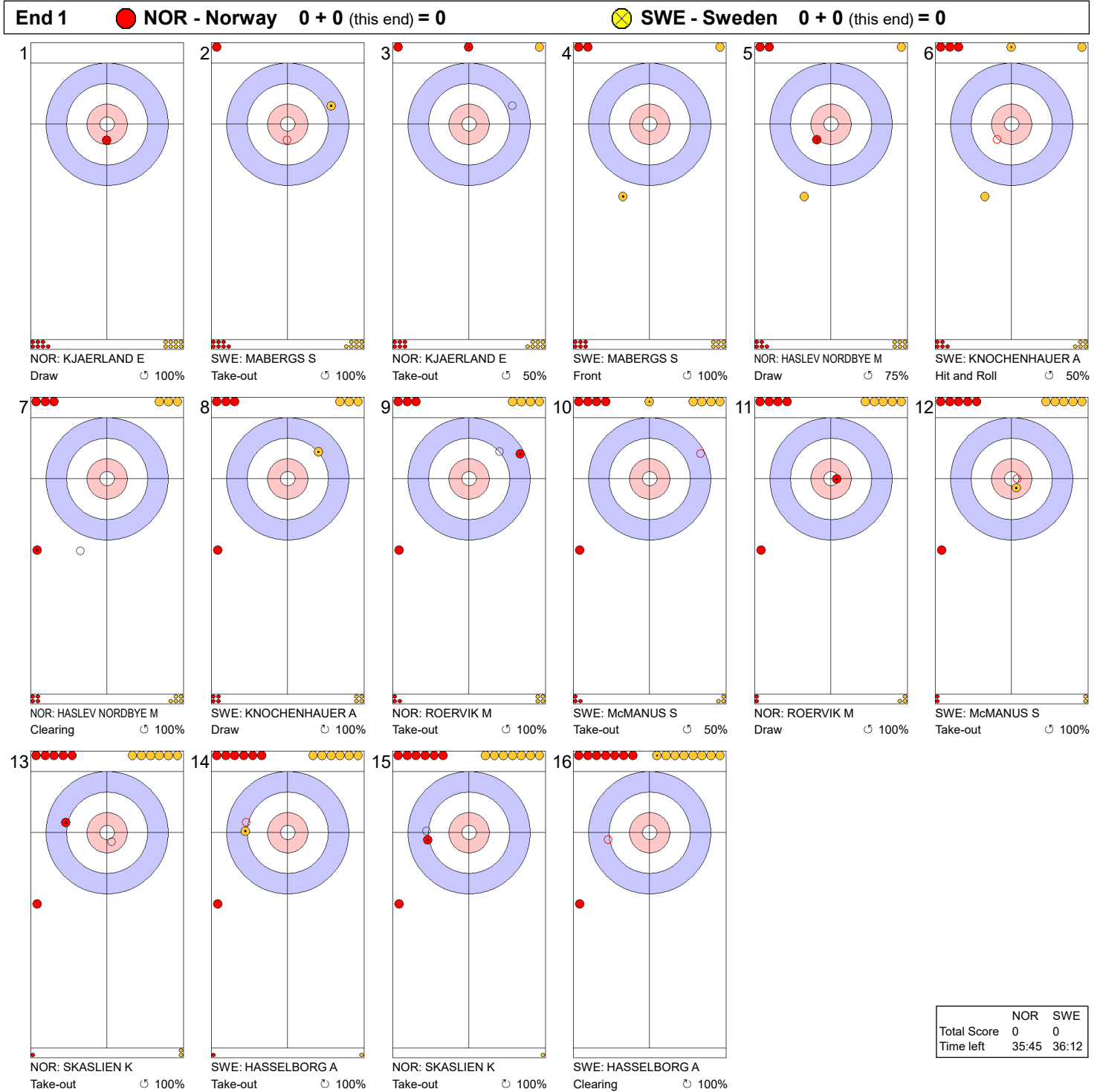
**Legend:**

⌚ Clockwise

⌚ Counter-clockwise

LSFE(\*) Last Stone First End

**Game - Shot by Shot**

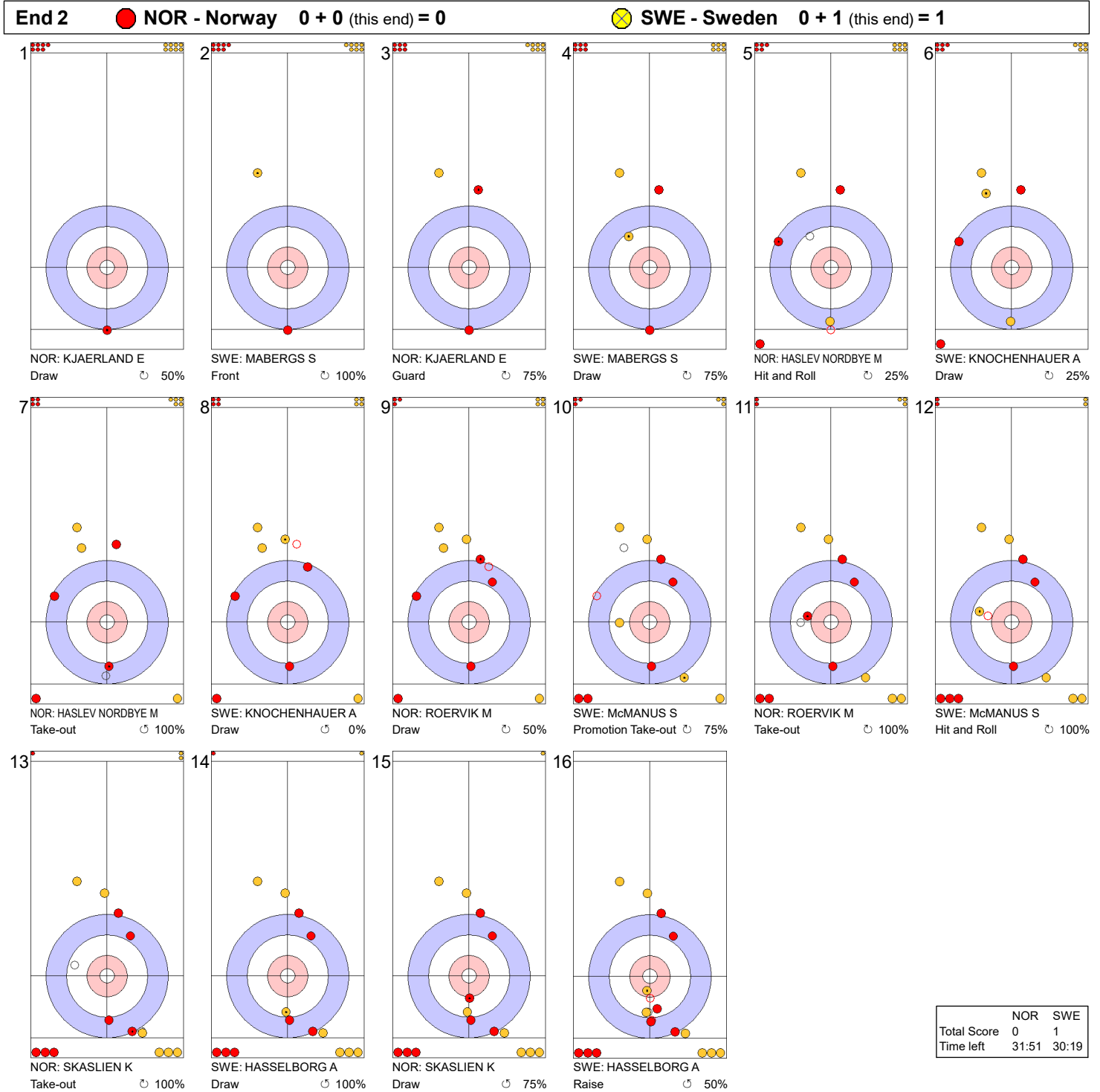


	NOR	SWE
Total Score	0	0
Time left	35:45	36:12

**Legend:**  
 Clockwise     
 Counter-clockwise     
 - Not considered



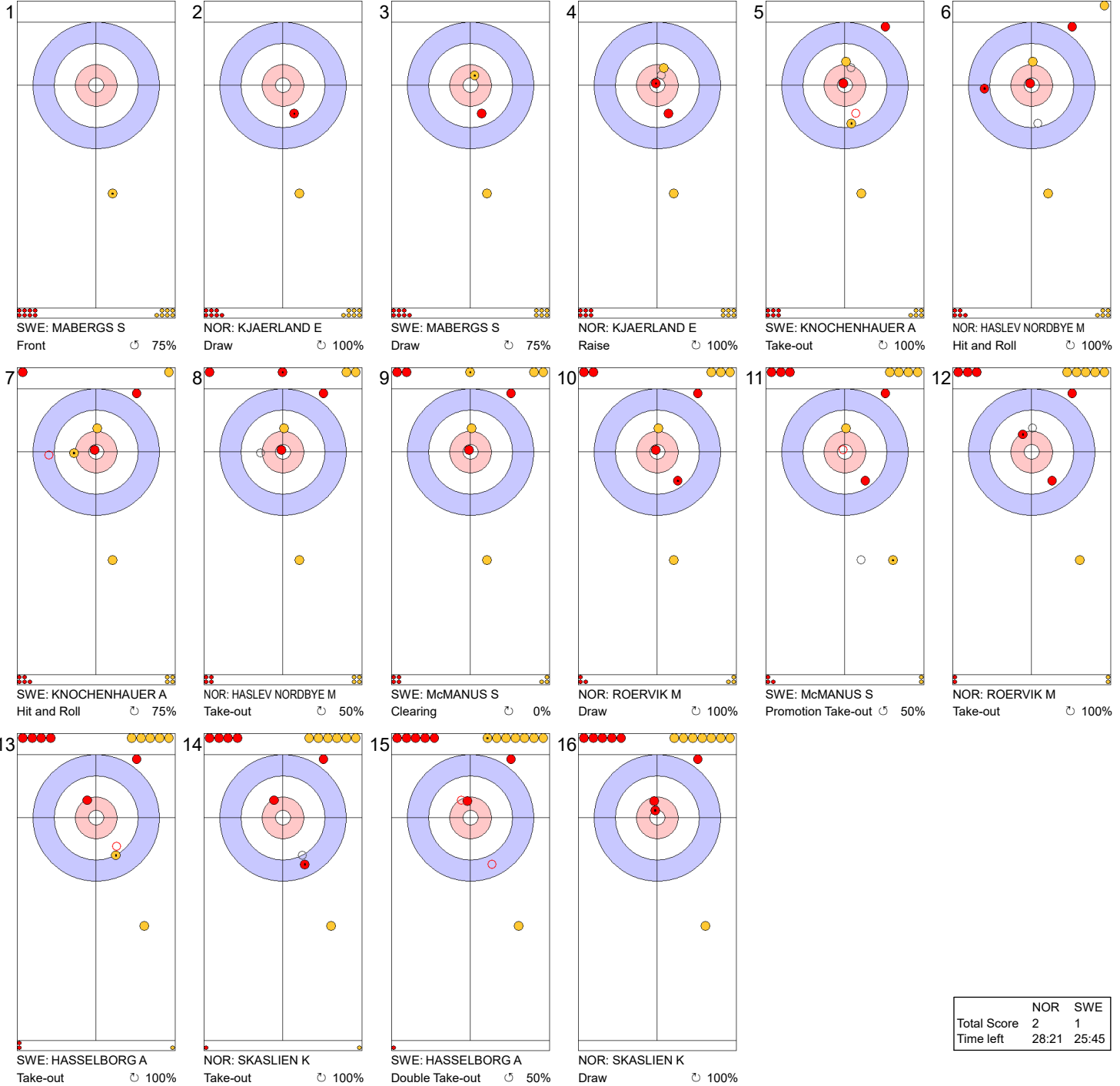
**Game - Shot by Shot**



**Legend:**  
 ⤵ Clockwise      ⤴ Counter-clockwise      - Not considered

**Game - Shot by Shot**

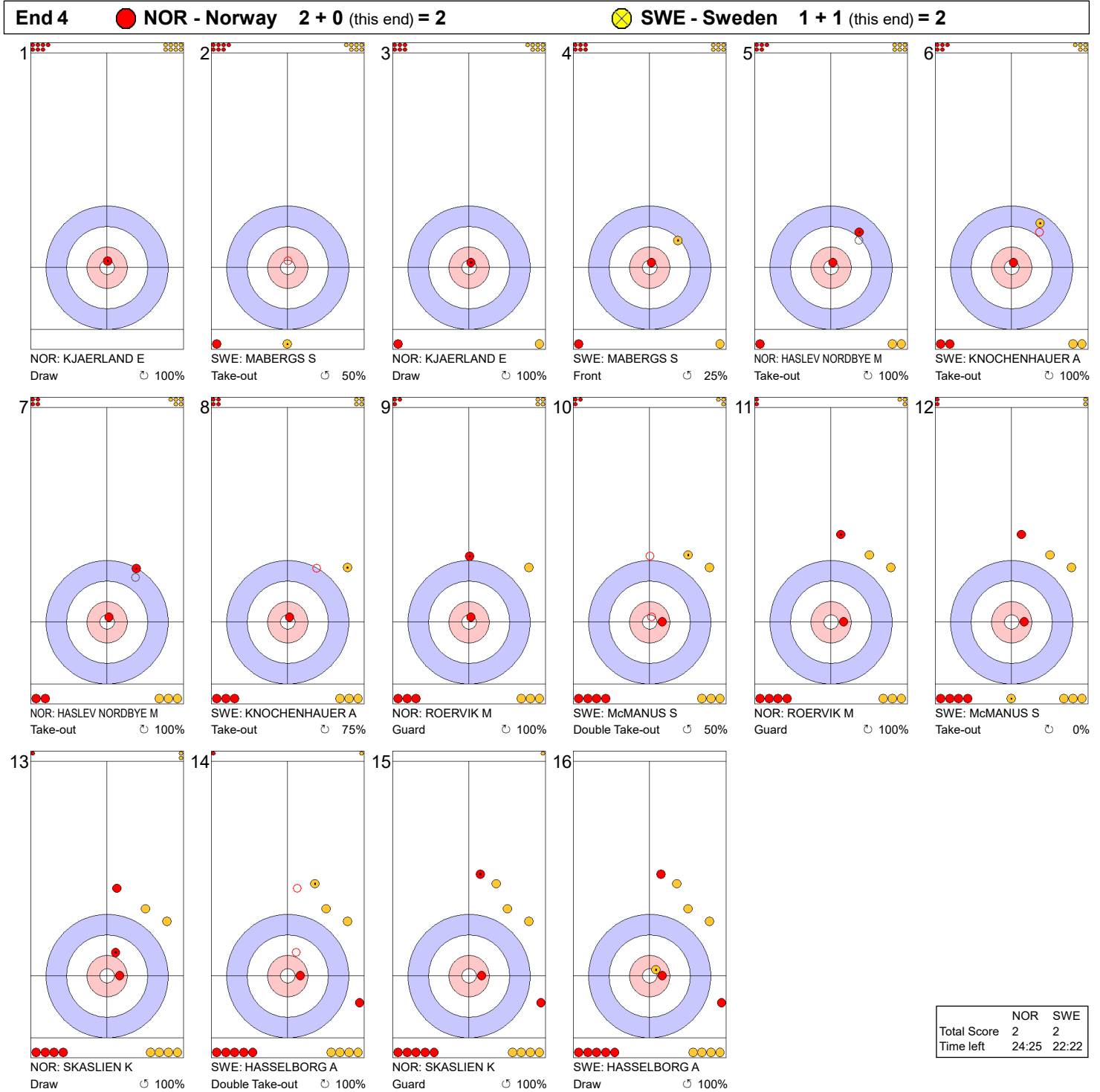
**End 3**    **NOR - Norway 0 + 2 (this end) = 2**    **SWE - Sweden 1 + 0 (this end) = 1**



	NOR	SWE
Total Score	2	1
Time left	28:21	25:45

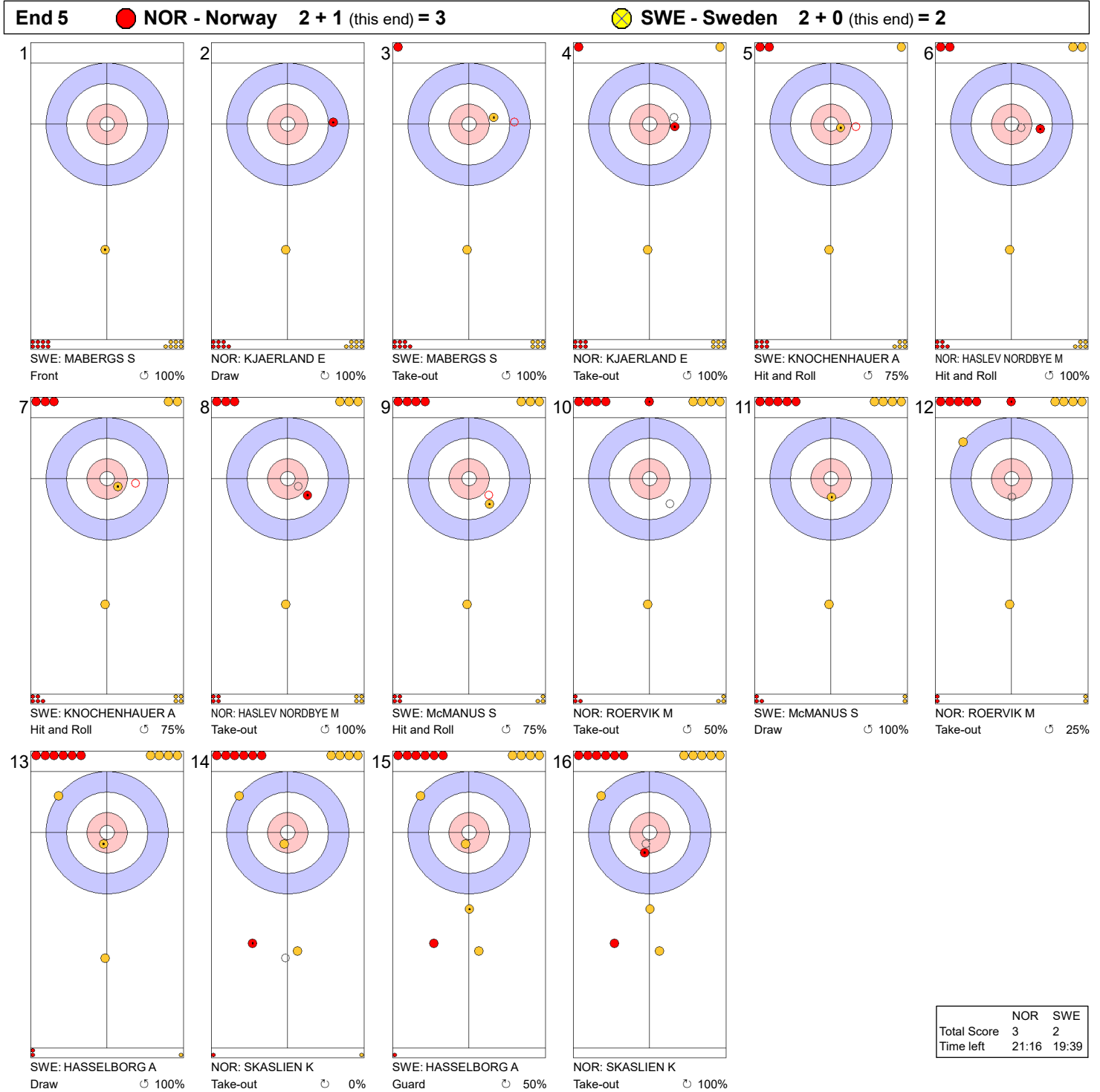
**Legend:**  
 Clockwise    Counter-clockwise    - Not considered

**Game - Shot by Shot**



**Legend:**  
 Clockwise     
 Counter-clockwise     
 - Not considered

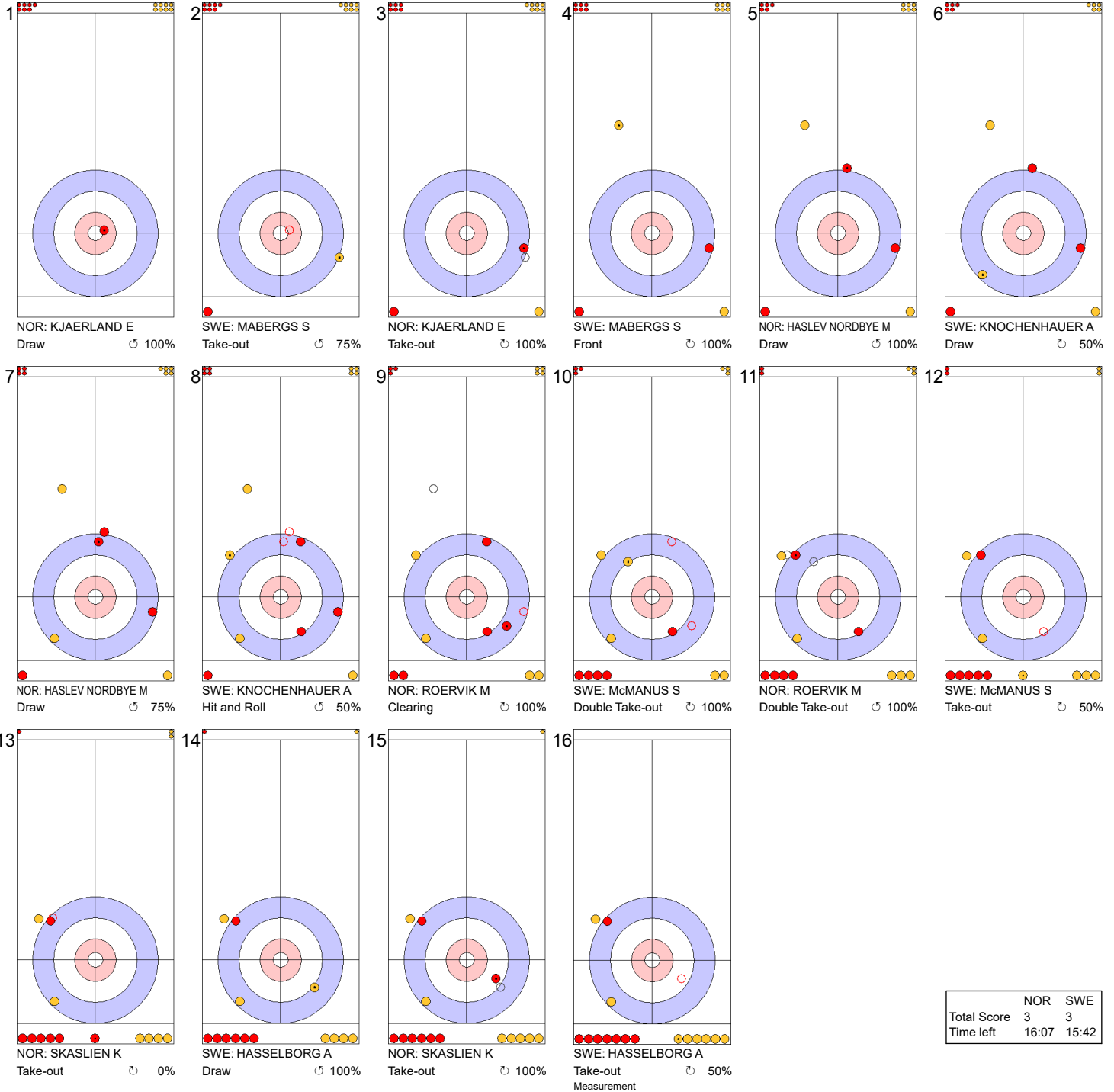
**Game - Shot by Shot**



**Legend:**  
↻ Clockwise      ↺ Counter-clockwise      - Not considered

**Game - Shot by Shot**

**End 6**    **NOR - Norway 3 + 0 (this end) = 3**    **SWE - Sweden 2 + 1 (this end) = 3**



	NOR	SWE
Total Score	3	3
Time left	16:07	15:42

**Legend:**  
 Clockwise    Counter-clockwise    - Not considered

**Game - Shot by Shot**

**End 7**   **NOR - Norway 3 + 2 (this end) = 5**   **SWE - Sweden 3 + 0 (this end) = 3**



	NOR	SWE
Total Score	5	3
Time left	9:43	11:55

**Legend:**  
 Clockwise      Counter-clockwise      - Not considered

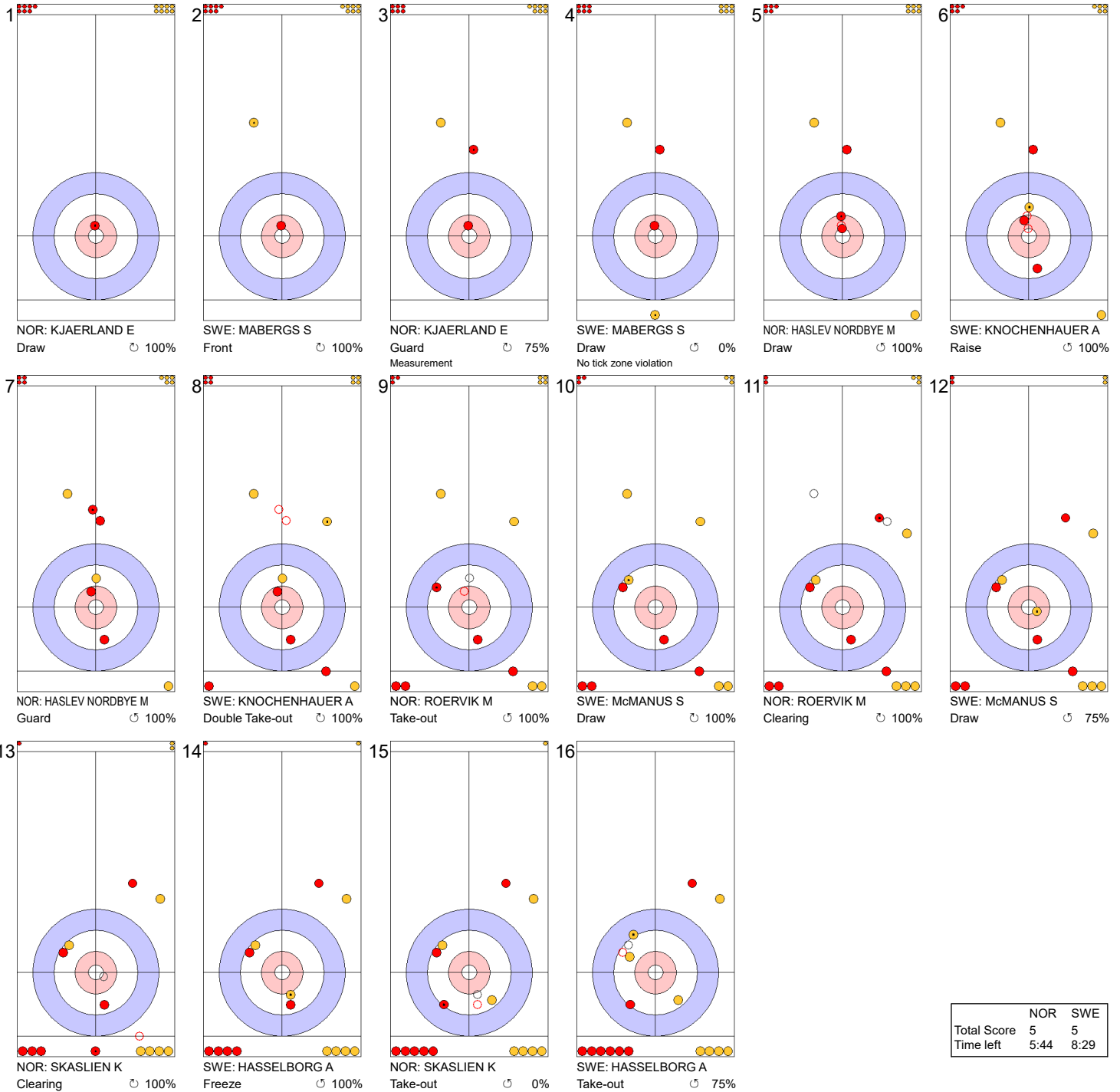


TUE 19 NOV 2024  
Start Time 9:00

Round Robin Session 6 - Sheet B

Game - Shot by Shot

End 8 **NOR - Norway 5 + 0 (this end) = 5** **SWE - Sweden 3 + 2 (this end) = 5**

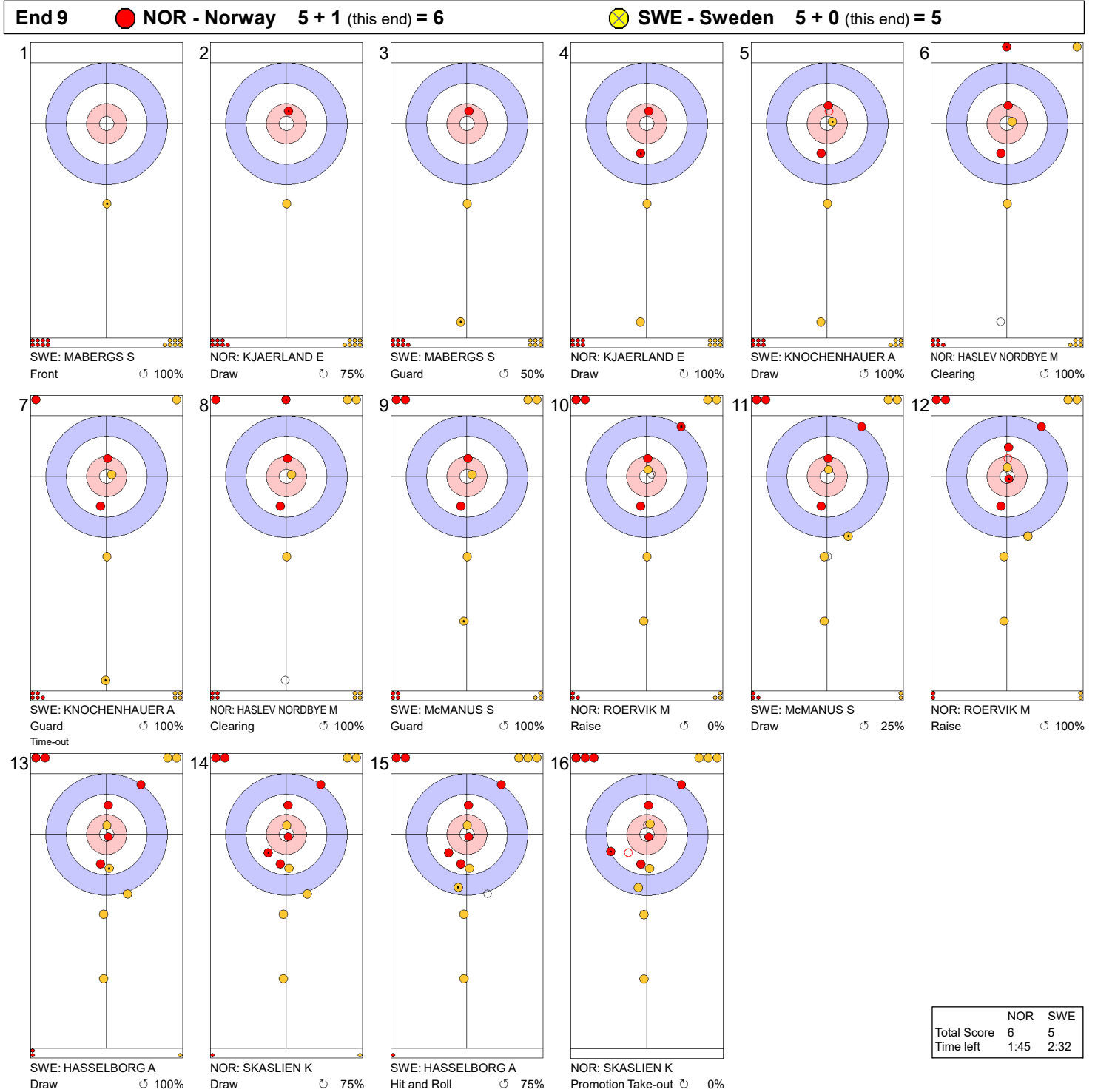


	NOR	SWE
Total Score	5	5
Time left	5:44	8:29

**Legend:**  
 ↻ Clockwise      ↺ Counter-clockwise      - Not considered



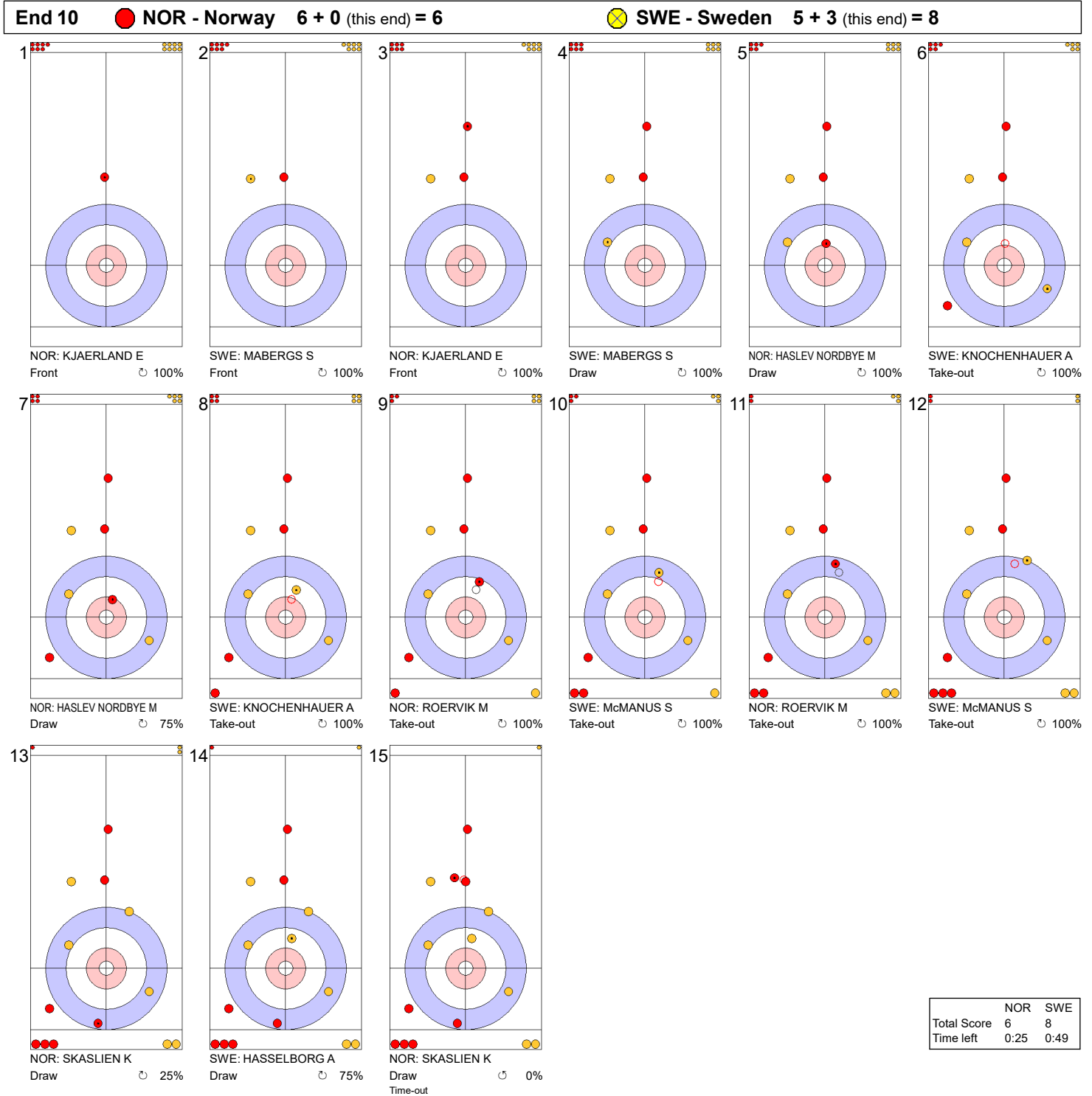
**Game - Shot by Shot**



**Legend:**  
 Clockwise      Counter-clockwise      - Not considered



**Game - Shot by Shot**



	NOR	SWE
Total Score	6	8
Time left	0:25	0:49

**Legend:**  
 Clockwise     
 Counter-clockwise     
 - Not considered

### Game Results

Sheet	Team	LSFE	1	2	3	4	5	6	7	8	9	10	Extra Ends	Total
C	SUI - Switzerland	*	2	3	2	0	0	1	0	2	X	X		10
	TUR - Türkiye		0	0	0	2	1	0	1	0	X	X		4

SUI - Switzerland		Shot Success	Game	All
4 V	PAETZ Alina	91%	81%	
3 S	TIRINZONI Silvana	89%	79%	
2	HOWALD Carole	78%	84%	
1	WITSCHONKE Selina	94%	81%	
A	BERSET Stefanie	88%	88%	
Team Total		87%	81%	

TUR - Türkiye		Shot Success	Game	All
4 S	YILDIZ Dilsat	69%	75%	
3 V	POLAT Oznur	80%	74%	
2	CALIKUSU Ifayet Safak	63%	72%	
1	SENGUL Berfin	91%	81%	
A	KARAMAN Iclal	-	-	
Team Total		75%	75%	

**Last Stone Draw** Distance

↻	HOWALD Carole	21.2cm
↺	WITSCHONKE Selina	40.7cm
<b>Total</b>		<b>61.9cm</b>

**Last Stone Draw** Distance

↻	SENGUL Berfin	28.0cm
↺	POLAT Oznur	126.1cm
<b>Total</b>		<b>154.1cm</b>

Time remaining: 8 minutes 20 seconds

Time remaining: 11 minutes 32 seconds

BERSET S replaced WITSCHONKE S at the beginning of End 5

### Shot Success Analysis

SUI - Switzerland		↻	↺	Game
4	PAETZ Alina	Draws 4 88%	1 100%	5 90%
		Take-outs 6 92%	5 90%	11 91%
		Total 10 90%	6 92%	16 91%
3	TIRINZONI Silvana	Draws 4 88%	0 -	4 88%
		Take-outs 8 84%	4 100%	12 90%
		Total 12 85%	4 100%	16 89%
2	HOWALD Carole	Draws 2 100%	1 50%	3 83%
		Take-outs 8 72%	4 88%	12 77%
		Total 10 78%	5 80%	15 78%
1	WITSCHONKE Selina	Draws 6 96%	1 75%	7 93%
		Take-outs 0 -	1 100%	1 100%
		Total 6 96%	2 88%	8 94%
A	BERSET Stefanie	Draws 4 100%	3 100%	7 100%
		Take-outs 0 -	1 0%	1 0%
		Total 4 100%	4 75%	8 88%
Team		Draws 20 94%	6 88%	26 92%
		Take-outs 22 82%	15 87%	37 84%
		Total 42 88%	21 87%	63 87%

TUR - Türkiye		↻	↺	Game
4	YILDIZ Dilsat	Draws 6 96%	1 100%	7 96%
		Take-outs 2 38%	7 50%	9 47%
		Total 8 81%	8 56%	16 69%
3	POLAT Oznur	Draws 10 80%	1 50%	11 77%
		Take-outs 1 50%	4 94%	5 85%
		Total 11 77%	5 85%	16 80%
2	CALIKUSU Ifayet Safak	Draws 11 61%	3 42%	14 57%
		Take-outs 1 100%	1 100%	2 100%
		Total 12 65%	4 56%	16 63%
1	SENGUL Berfin	Draws 11 93%	4 81%	15 90%
		Take-outs 1 100%	0 -	1 100%
		Total 12 94%	4 81%	16 91%
A	KARAMAN Iclal	Draws 0 -	0 -	0 -
		Take-outs 0 -	0 -	0 -
		Total 0 -	0 -	0 -
Team		Draws 38 81%	9 67%	47 78%
		Take-outs 5 65%	12 69%	17 68%
		Total 43 79%	21 68%	64 75%

**Note:**  
Position and function for each team member:  
4 = Fourth, 3 = Third, 2 = Second, 1 = Lead, A = Alternate, S = Skip, V = Vice-Skip

**Legend:**  
↻ Clockwise      ↺ Counter-clockwise      LSFE(\*) Last Stone First End  
X Unplayed/unfinished end due to concession

**Game - Shot by Shot**

**End 1**    ● **SUI - Switzerland** 0 + 2 (this end) = 2    ⊗ **TUR - Türkiye** 0 + 0 (this end) = 0



**Legend:**  
↻ Clockwise                      ↺ Counter-clockwise                      - Not considered

**Game - Shot by Shot**

**End 2**   **SUI - Switzerland 2 + 3 (this end) = 5**   **TUR - Türkiye 0 + 0 (this end) = 0**



	SUI	TUR
Total Score	5	0
Time left	30:35	30:55

**Legend:**  
 Clockwise     Counter-clockwise     - Not considered

**Game - Shot by Shot**

**End 3**   **SUI - Switzerland 5 + 2 (this end) = 7**   **TUR - Türkiye 0 + 0 (this end) = 0**

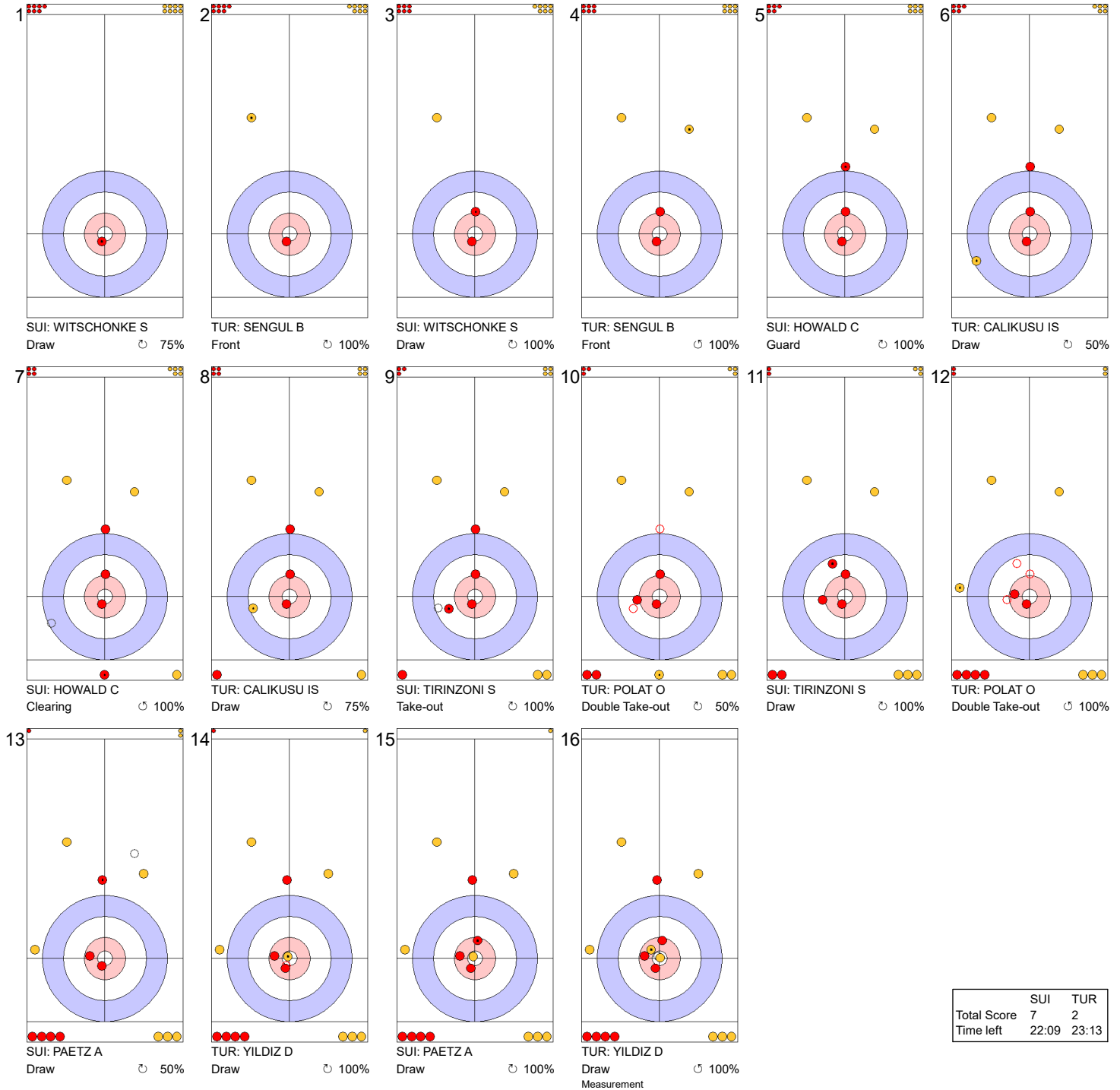


	SUI	TUR
Total Score	7	0
Time left	25:28	27:09

**Legend:**  
 Clockwise      Counter-clockwise      - Not considered

**Game - Shot by Shot**

**End 4**    ● **SUI - Switzerland 7 + 0 (this end) = 7**    ● **TUR - Türkiye 0 + 2 (this end) = 2**

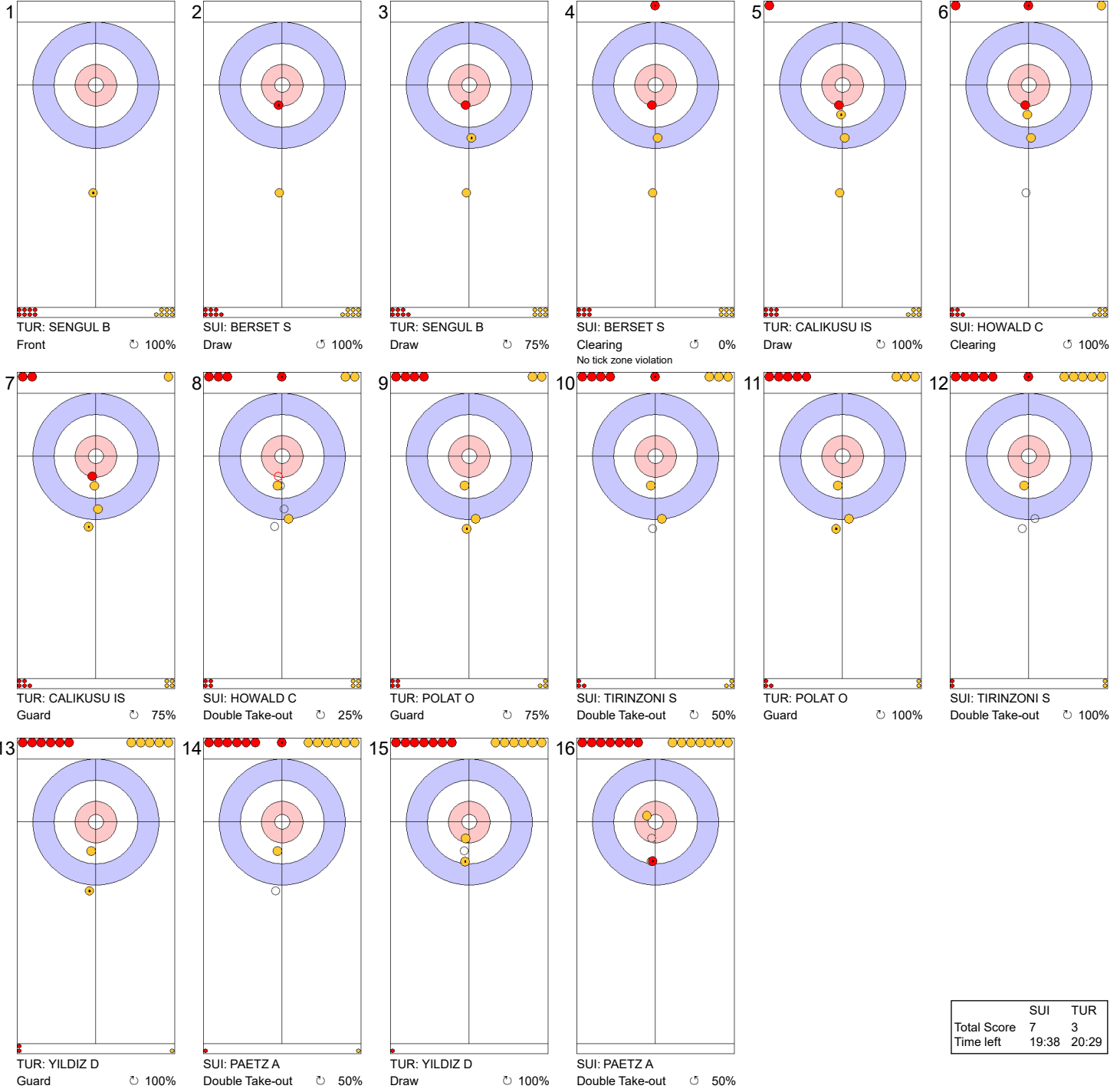


	SUI	TUR
Total Score	7	2
Time left	22:09	23:13

**Legend:**  
 ↻ Clockwise      ↺ Counter-clockwise      - Not considered

**Game - Shot by Shot**

**End 5**    ● **SUI - Switzerland 7 + 0 (this end) = 7**    ⊗ **TUR - Türkiye 2 + 1 (this end) = 3**

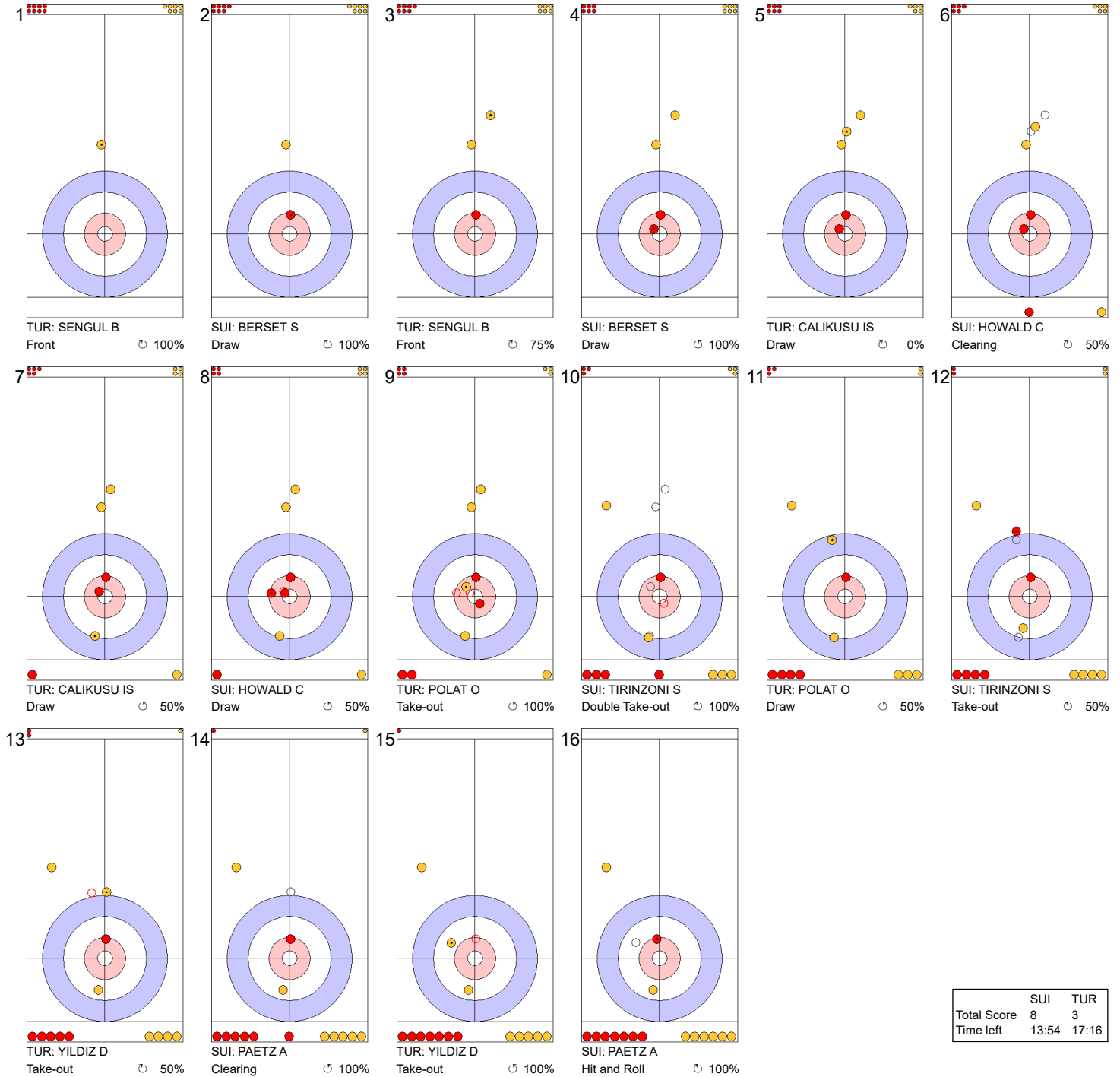


	SUI	TUR
Total Score	7	3
Time left	19:38	20:29

**Legend:**  
 ↻ Clockwise      ↺ Counter-clockwise      - Not considered

**Game - Shot by Shot**

**End 6**   **SUI - Switzerland 7 + 1 (this end) = 8**   **TUR - Türkiye 3 + 0 (this end) = 3**



	SUI	TUR
Total Score	8	3
Time left	13:54	17:16

**Legend:**  
 Clockwise     Counter-clockwise     - Not considered



**Game - Shot by Shot**

**End 7**   **SUI - Switzerland 8 + 0 (this end) = 8**   **TUR - Türkiye 3 + 1 (this end) = 4**

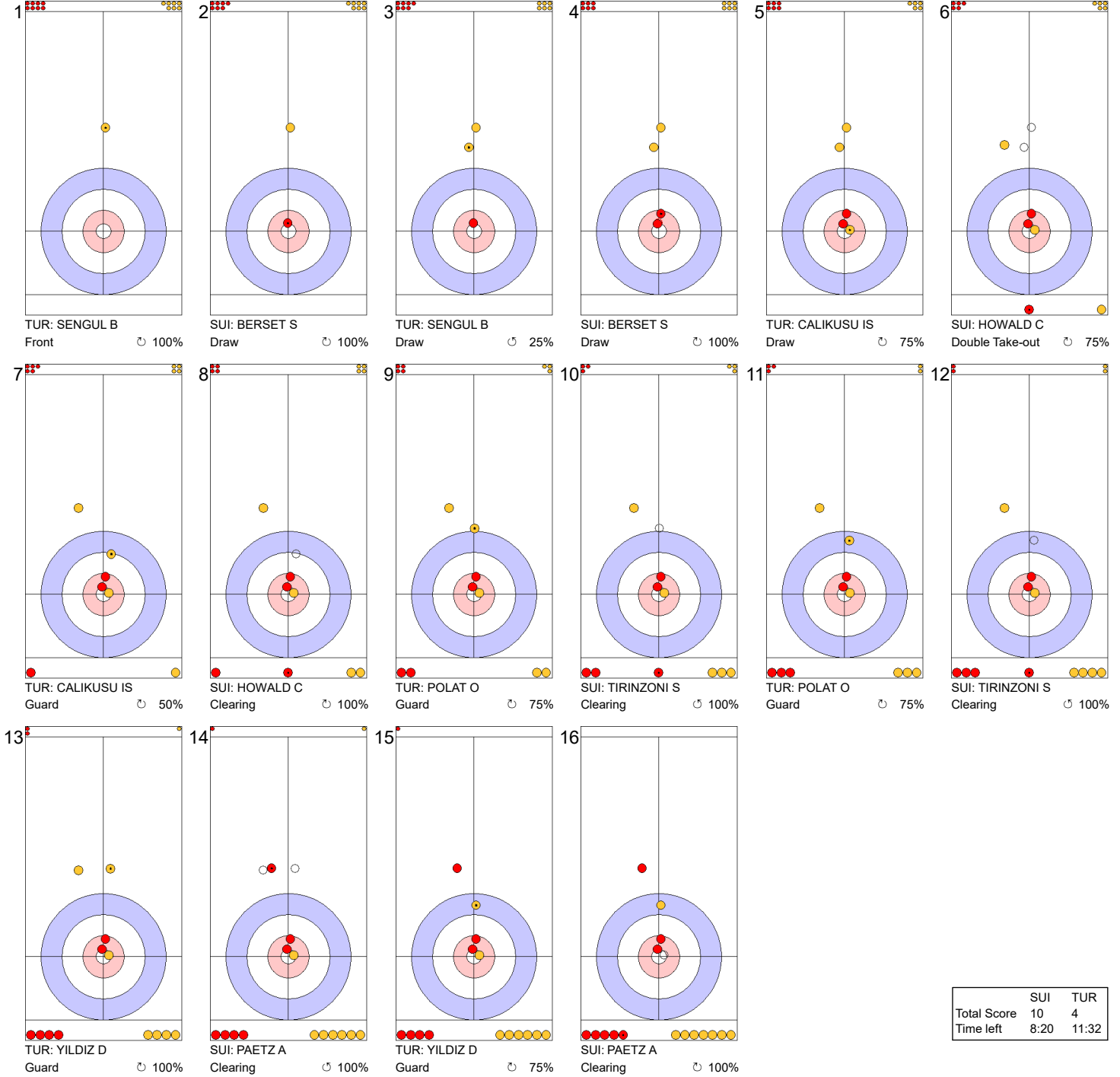


	SUI	TUR
Total Score	8	4
Time left	11:25	13:53

**Legend:**  
 Clockwise     Counter-clockwise     - Not considered

**Game - Shot by Shot**

**End 8**   **SUI - Switzerland 8 + 2 (this end) = 10**   **TUR - Türkiye 4 + 0 (this end) = 4**



	SUI	TUR
Total Score	10	4
Time left	8:20	11:32

**Legend:**  
 Clockwise     
 Counter-clockwise     
 - Not considered

### Game Results

Sheet	Team	LSFE	1	2	3	4	5	6	7	8	9	10	Extra Ends	Total
D	DEN - Denmark		0	0	1	0	0	0	2	0	0	2	0	5
	ITA - Italy	*	0	1	0	1	1	1	0	0	1	0	1	6

DEN - Denmark		Shot Success	Game	All
4 S	DUPONT Madeleine	67%	74%	
3 V	HALSE Mathilde	73%	79%	
2	HOLTERMANN Jasmin	70%	75%	
1	LARSEN My	78%	84%	
A	DUPONT Denise	-	79%	
Team Total		72%	78%	

ITA - Italy		Shot Success	Game	All
4 S	CONSTANTINI Stefania	77%	81%	
3 V	ZARDINI LACEDELLI Giulia	76%	82%	
2	MATHIS Elena	78%	84%	
1	LO DESERTO Marta	89%	88%	
A	ROMEI Angela	-	84%	
Team Total		80%	83%	

Last Stone Draw		Distance
↻	LARSEN My	14.3cm
↺	HALSE Mathilde	52.5cm
<b>Total</b>		<b>66.8cm</b>

Last Stone Draw		Distance
↻	LO DESERTO Marta	22.8cm
↺	MATHIS Elena	28.3cm
<b>Total</b>		<b>51.1cm</b>

Time remaining: 2 minutes 32 seconds  
1 minute 2 seconds (after extra end)

Time remaining: 0 minutes 6 seconds  
1 minute 53 seconds (after extra end)

Time-out: End 10 - DEN stone 7; End 11 - DEN stone 6

Time-out: End 9 - ITA stone 4; End 11 - ITA stone 7

### Shot Success Analysis

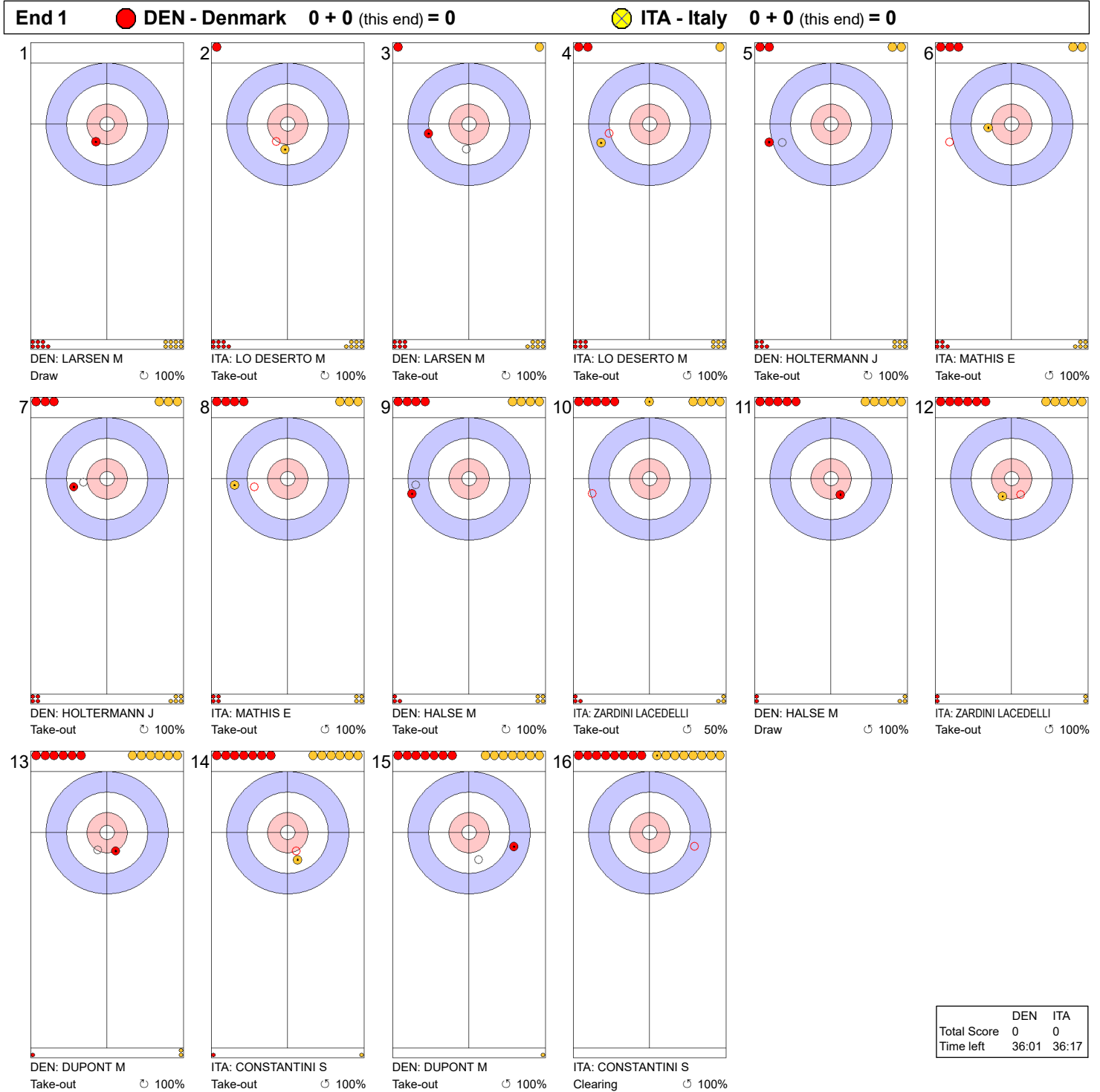
DEN - Denmark		↻	↺	Game
4	DUPONT Madeleine	9 61%	5 80%	14 68%
	Take-outs	3 58%	5 70%	8 66%
	Total	12 60%	10 75%	22 67%
3	HALSE Mathilde	9 53%	5 100%	14 70%
	Take-outs	3 83%	5 75%	8 78%
	Total	12 60%	10 88%	22 73%
2	HOLTERMANN Jasmin	4 88%	8 63%	12 71%
	Take-outs	6 75%	4 63%	10 70%
	Total	10 80%	12 63%	22 70%
1	LARSEN My	15 87%	5 65%	20 81%
	Take-outs	1 100%	1 0%	2 50%
	Total	16 88%	6 54%	22 78%
A	DUPONT Denise	0 -	0 -	0 -
	Take-outs	0 -	0 -	0 -
	Total	0 -	0 -	0 -
Team	Draws	37 72%	23 75%	60 73%
	Take-outs	13 75%	15 65%	28 70%
	Total	50 73%	38 71%	88 72%

ITA - Italy		↻	↺	Game
4	CONSTANTINI Stefania	6 58%	4 88%	10 70%
	Take-outs	4 75%	8 88%	12 83%
	Total	10 65%	12 88%	22 77%
3	ZARDINI LACEDELLI Giulia	0 -	6 88%	6 88%
	Take-outs	8 75%	8 69%	16 72%
	Total	8 75%	14 77%	22 76%
2	MATHIS Elena	3 42%	4 75%	7 61%
	Take-outs	9 89%	6 83%	15 87%
	Total	12 77%	10 80%	22 78%
1	LO DESERTO Marta	4 94%	14 98%	18 97%
	Take-outs	2 50%	2 50%	4 50%
	Total	6 79%	16 92%	22 89%
A	ROMEI Angela	0 -	0 -	0 -
	Take-outs	0 -	0 -	0 -
	Total	0 -	0 -	0 -
Team	Draws	13 65%	28 91%	41 83%
	Take-outs	23 78%	24 77%	47 78%
	Total	36 74%	52 85%	88 80%

**Note:**  
Position and function for each team member:  
4 = Fourth, 3 = Third, 2 = Second, 1 = Lead, A = Alternate, S = Skip, V = Vice-Skip

**Legend:**  
↻ Clockwise      ↺ Counter-clockwise      LSFE(\*) Last Stone First End

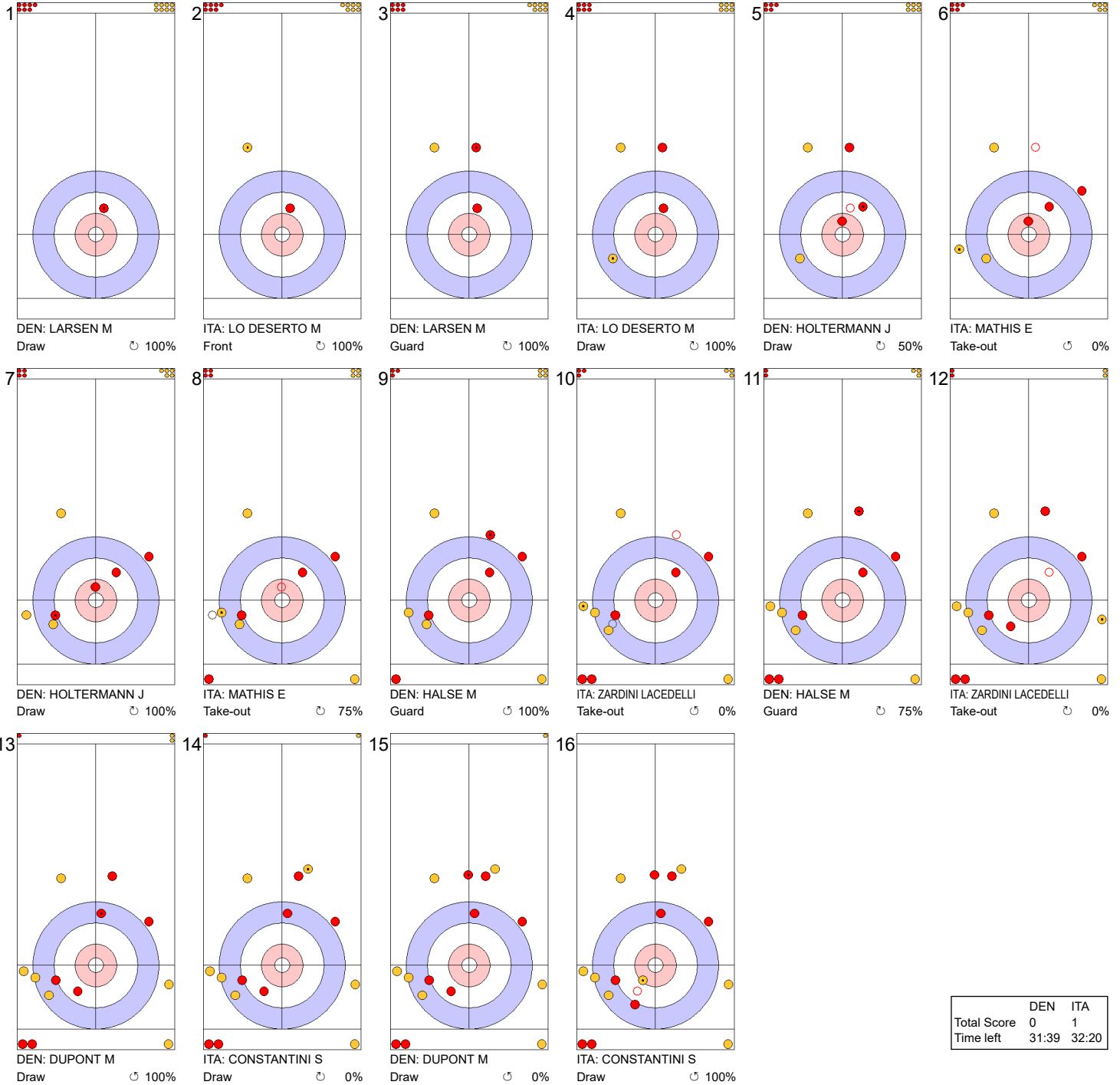
**Game - Shot by Shot**



**Legend:**  
 Clockwise     
 Counter-clockwise     
 - Not considered

**Game - Shot by Shot**

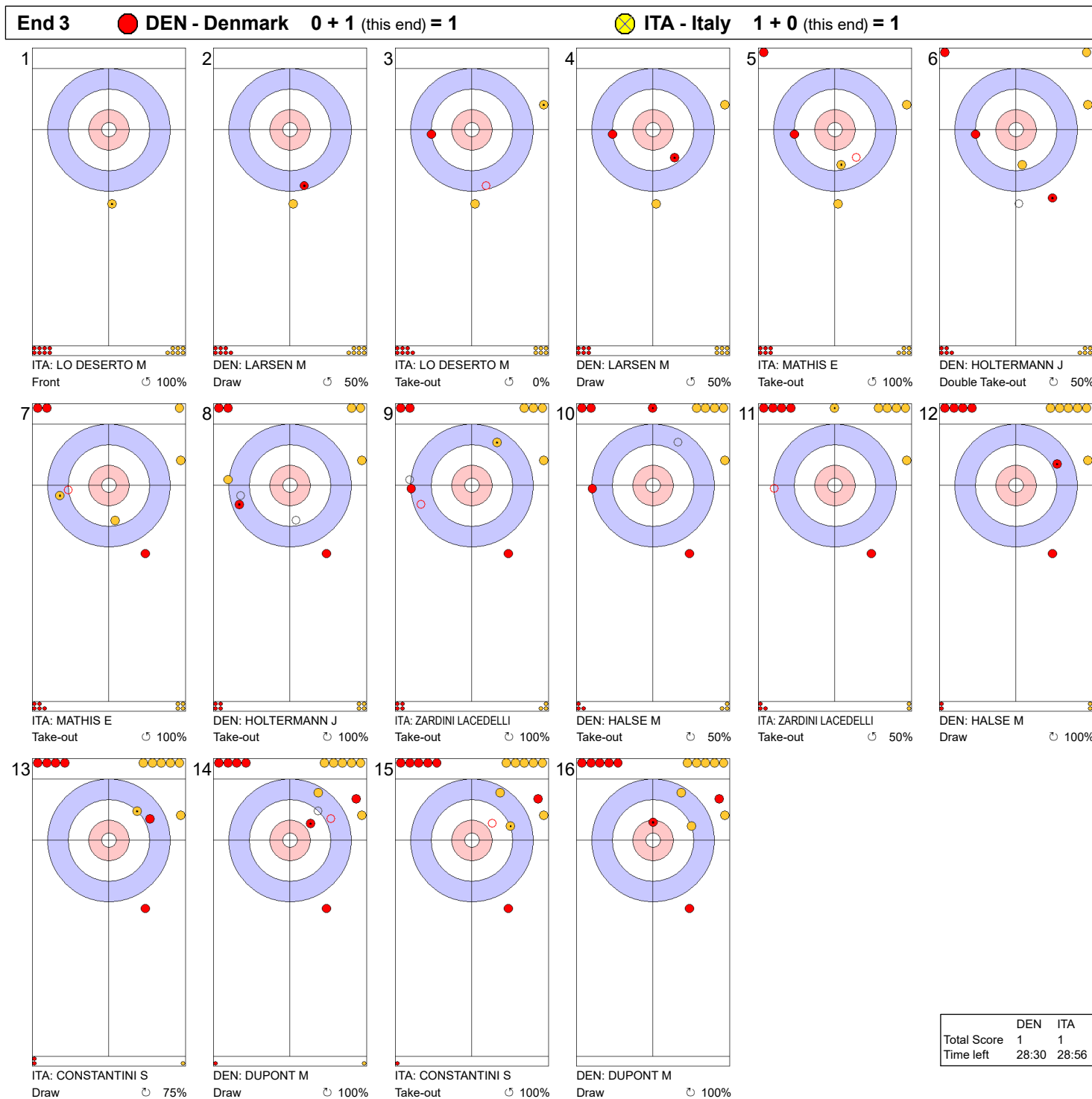
**End 2** ● **DEN - Denmark** 0 + 0 (this end) = 0      ● **ITA - Italy** 0 + 1 (this end) = 1



	DEN	ITA
Total Score	0	1
Time left	31:39	32:20

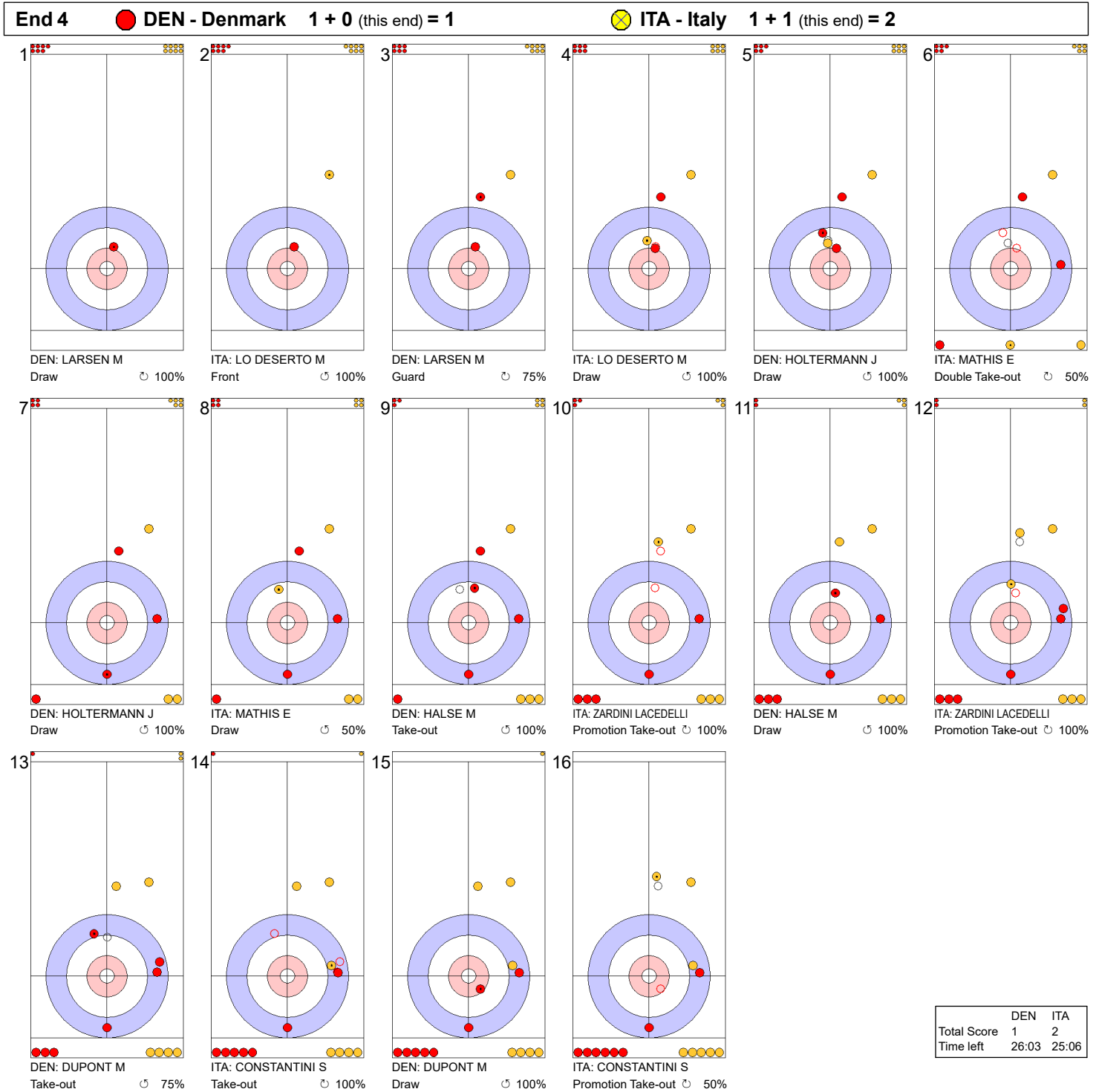
**Legend:**  
 ↻ Clockwise      ↺ Counter-clockwise      - Not considered

**Game - Shot by Shot**



**Legend:**  
 ↻ Clockwise      ↺ Counter-clockwise      - Not considered

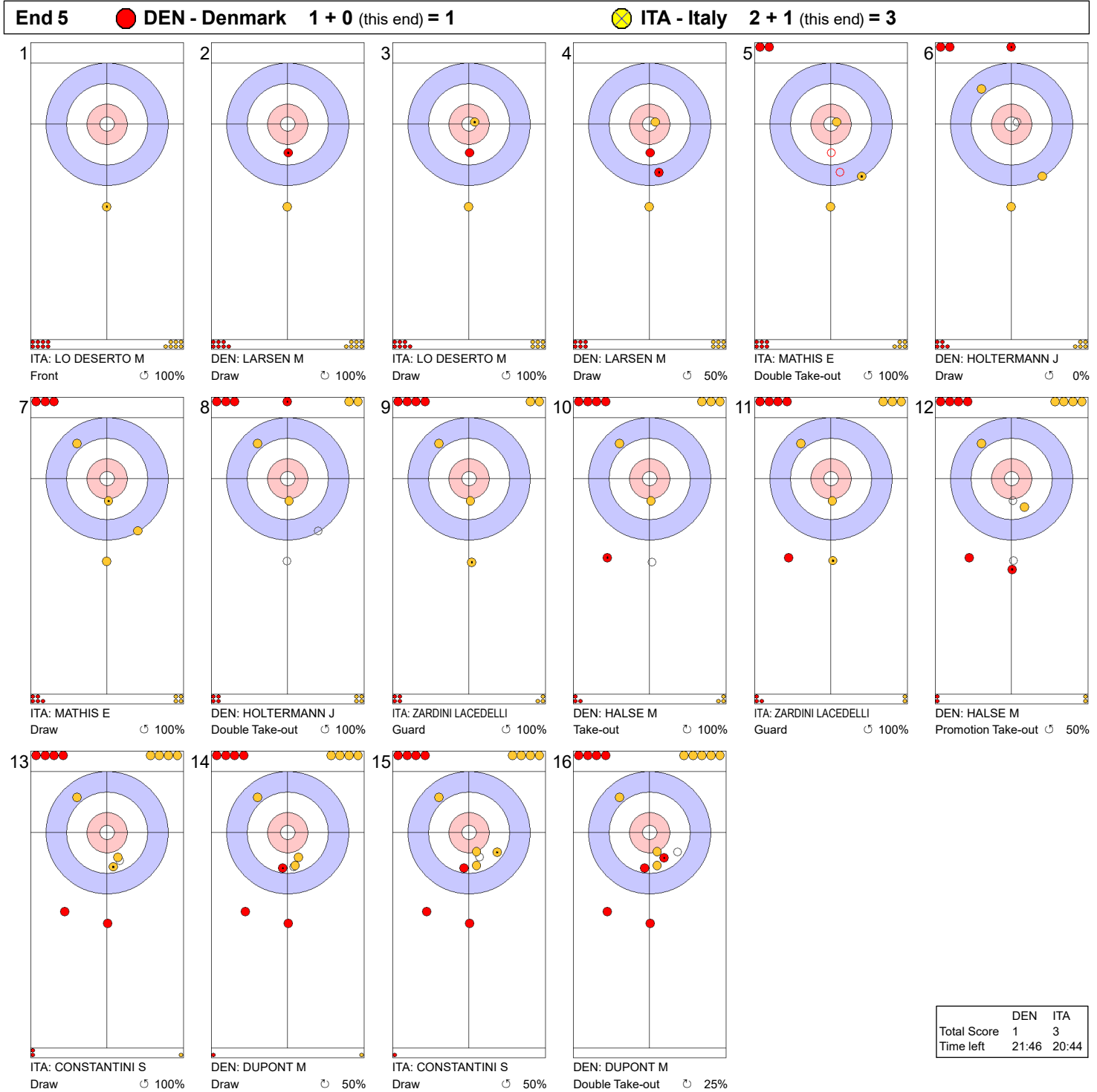
**Game - Shot by Shot**



	DEN	ITA
Total Score	1	2
Time left	26:03	25:06

**Legend:**  
 ⌚ Clockwise      ⌚ Counter-clockwise      - Not considered

**Game - Shot by Shot**



**Legend:**  
 ↻ Clockwise      ↺ Counter-clockwise      - Not considered



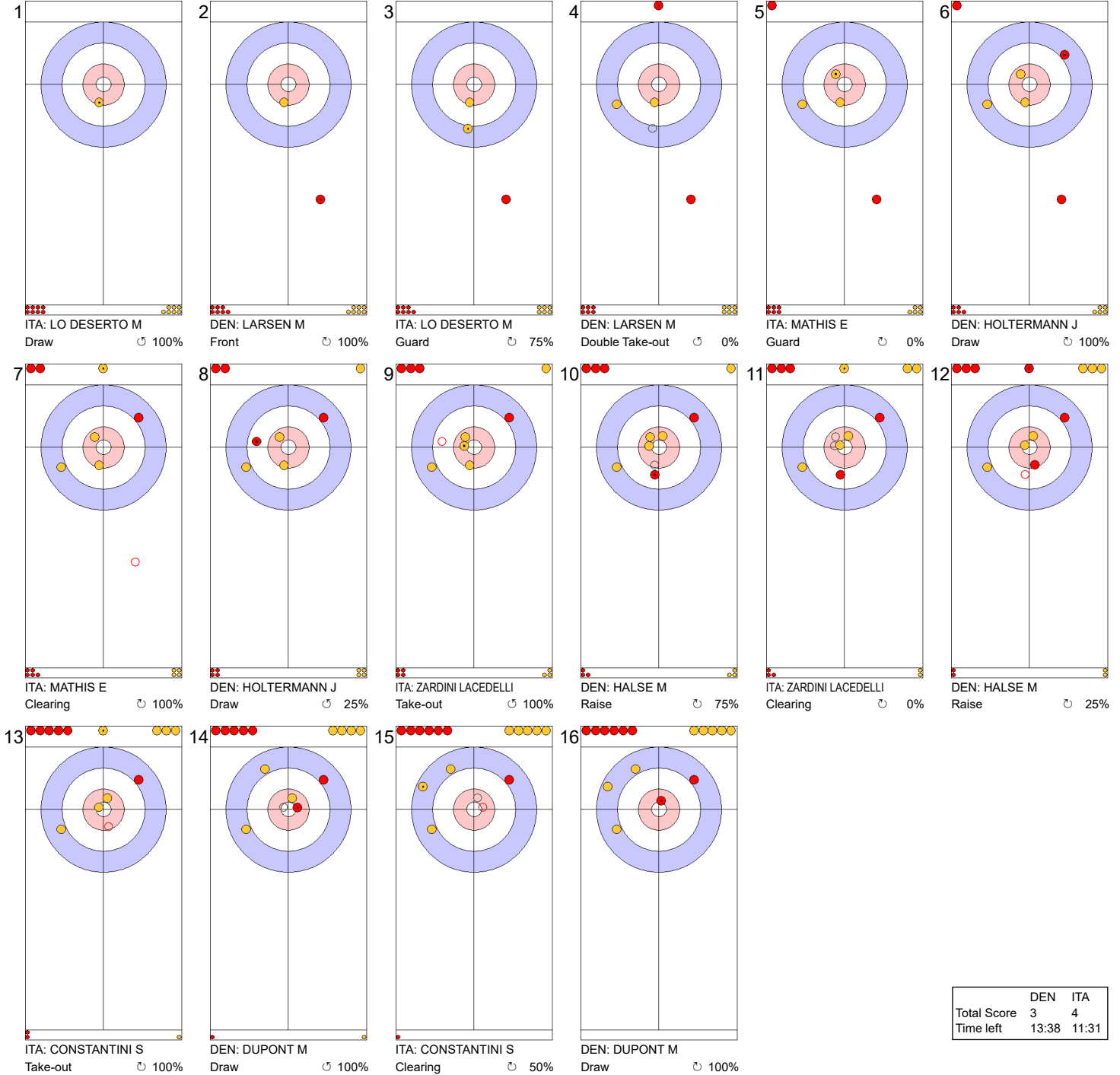
**Game - Shot by Shot**



**Legend:**  
 ↻ Clockwise      ↺ Counter-clockwise      - Not considered

Game - Shot by Shot

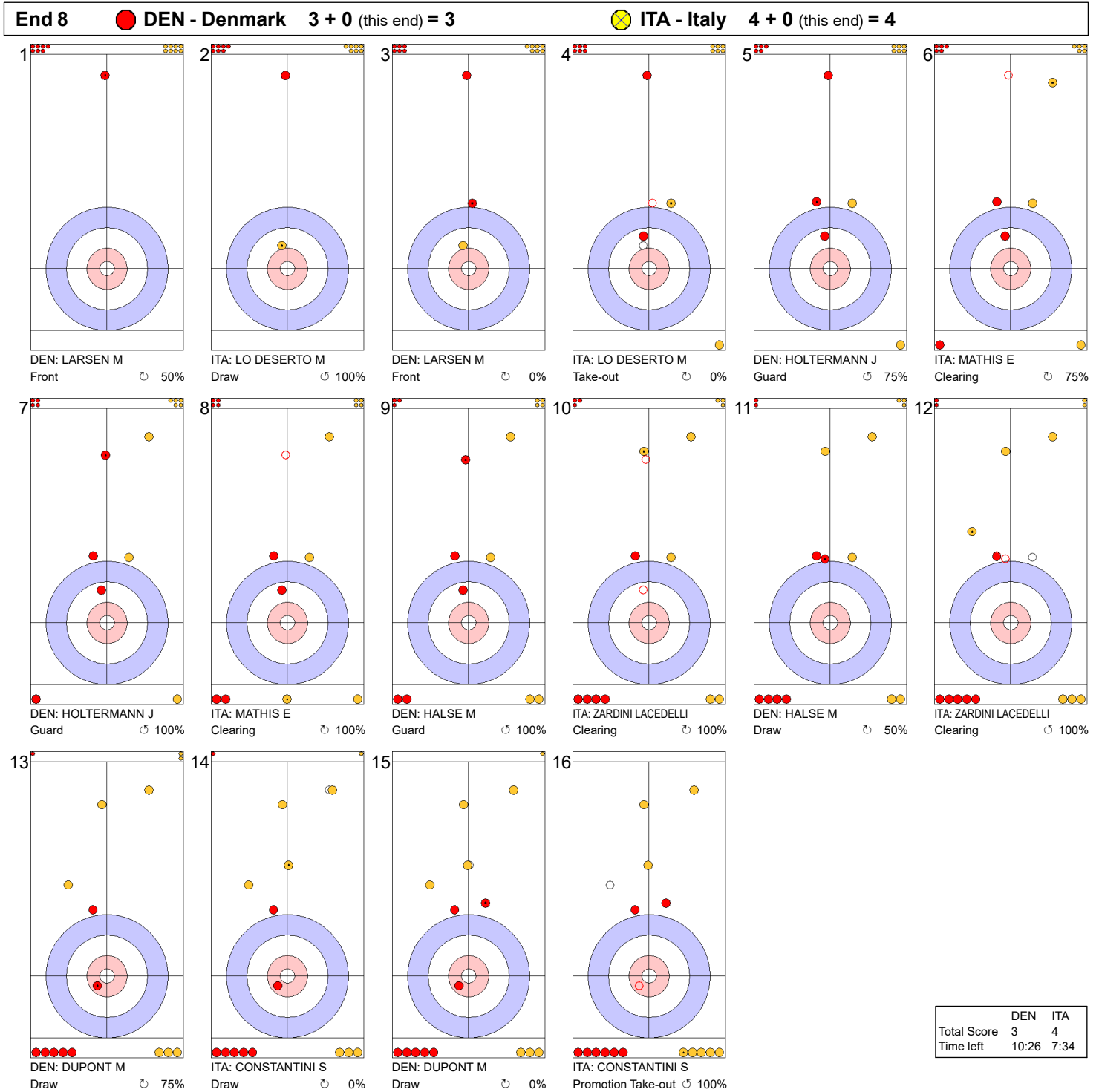
End 7 **DEN - Denmark** 1 + 2 (this end) = 3 **ITA - Italy** 4 + 0 (this end) = 4



	DEN	ITA
Total Score	3	4
Time left	13:38	11:31

**Legend:**  
 Clockwise      Counter-clockwise      - Not considered

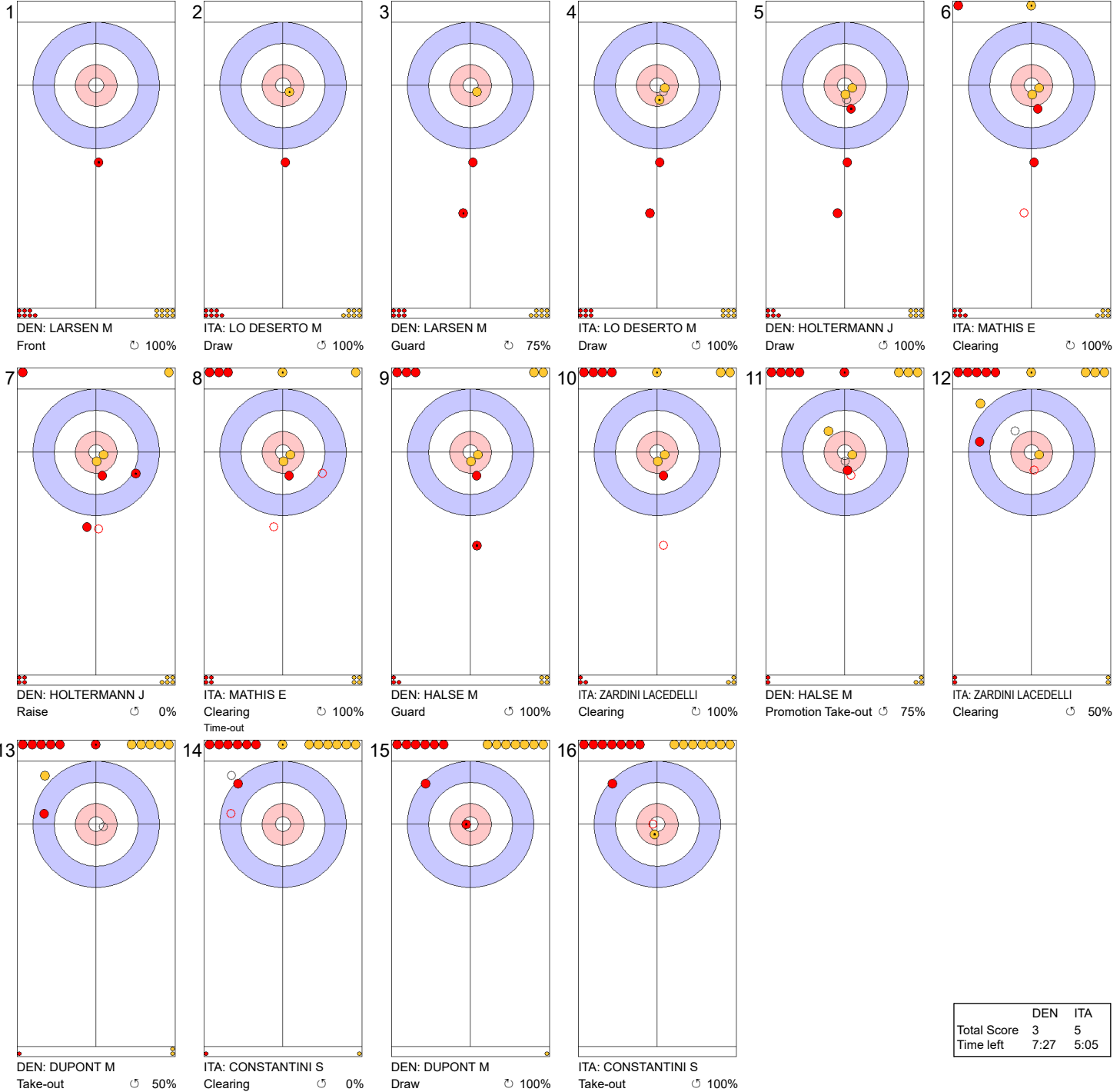
**Game - Shot by Shot**



**Legend:**  
 ↻ Clockwise      ↺ Counter-clockwise      - Not considered

**Game - Shot by Shot**

**End 9**    ● **DEN - Denmark** 3 + 0 (this end) = 3                      ● **ITA - Italy** 4 + 1 (this end) = 5

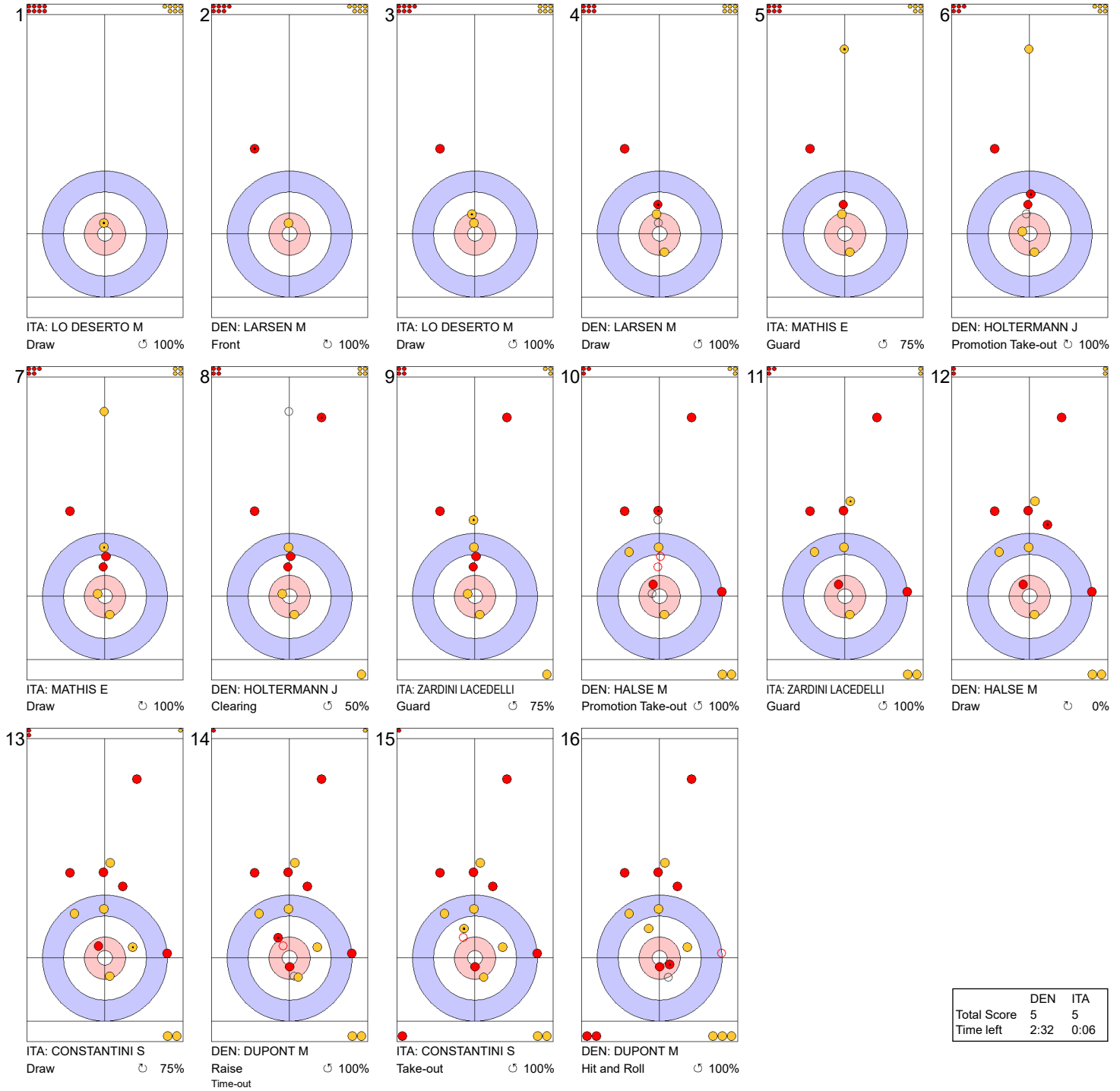


	DEN	ITA
Total Score	3	5
Time left	7:27	5:05

**Legend:**  
 ↻ Clockwise                      ↺ Counter-clockwise                      - Not considered

**Game - Shot by Shot**

**End 10** ● **DEN - Denmark 3 + 2 (this end) = 5** ● **ITA - Italy 5 + 0 (this end) = 5**

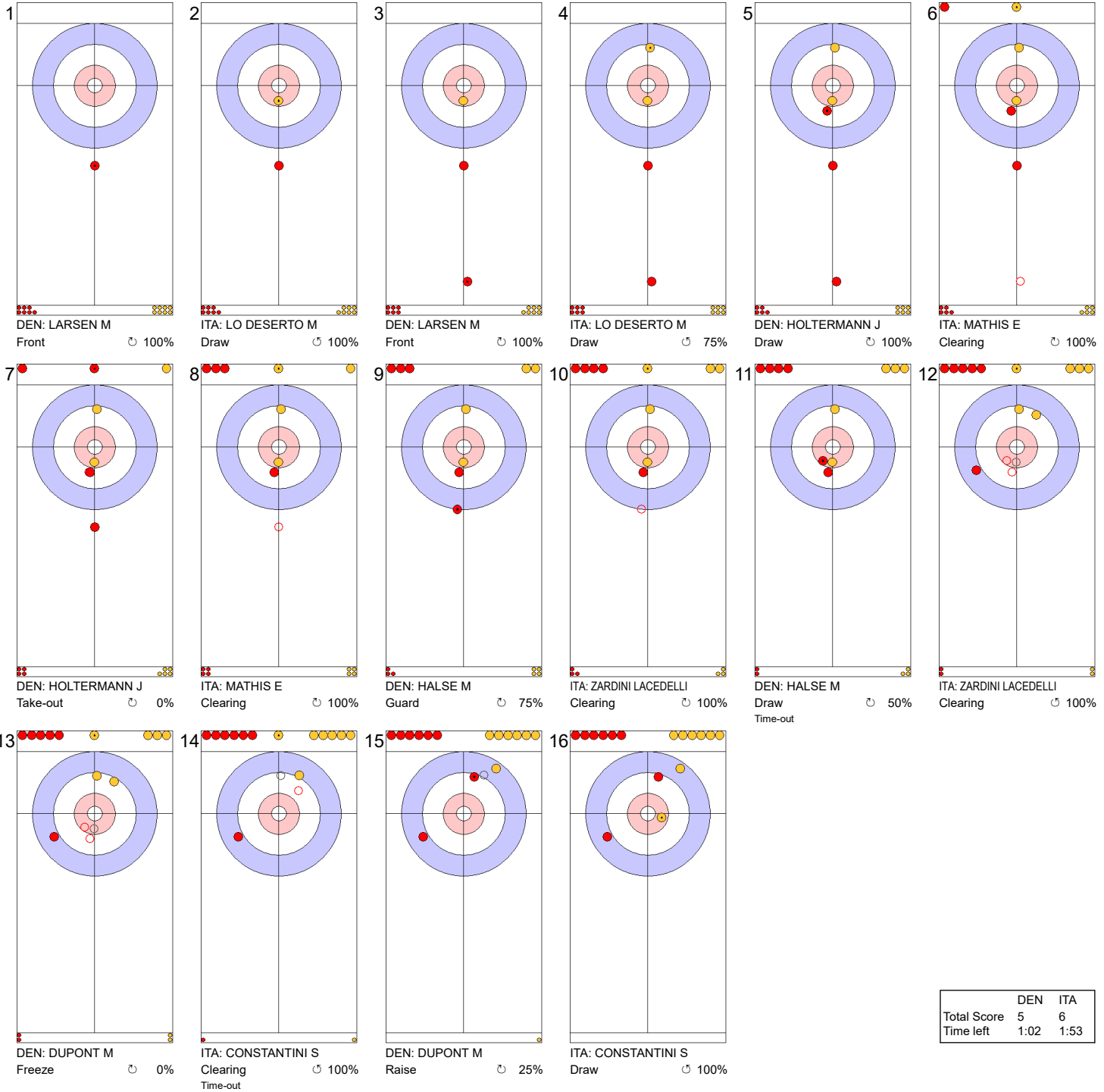


	DEN	ITA
Total Score	5	5
Time left	2:32	0:06

**Legend:**  
 ↻ Clockwise      ↺ Counter-clockwise      - Not considered

**Game - Shot by Shot**

**End 11** ● **DEN - Denmark** 5 + 0 (this end) = 5      ● **ITA - Italy** 5 + 1 (this end) = 6



**Legend:**  
 ↻ Clockwise      ↺ Counter-clockwise      - Not considered

### Game Results

Sheet	Team	LSFE	1	2	3	4	5	6	7	8	9	10	Extra Ends	Total
E	EST - Estonia		0	0	0	0	0	1	0	X	X	X		1
	SCO - Scotland	*	0	3	0	2	1	0	2	X	X	X		8

EST - Estonia		Shot Success	Game	All
4	TUVIKE Erika	63%	64%	
3 V	LAIDSALU Kerli	79%	74%	
2 S	TURMANN Liisa	75%	71%	
1	GROSSMANN Heili	93%	84%	
A	-	-	-	
Team Total		78%	74%	

SCO - Scotland		Shot Success	Game	All
4 V	MORRISON Rebecca	93%	81%	
3	DODDS Jennifer	96%	76%	
2	SINCLAIR Sophie	88%	83%	
1 S	JACKSON Sophie	89%	87%	
A	HENDERSON Fay	-	-	
Team Total		92%	82%	

**Last Stone Draw** Distance

⌚	GROSSMANN Heili	61.2cm
⌚	TURMANN Liisa	199.6cm
<b>Total</b>		<b>260.8cm</b>

**Last Stone Draw** Distance

⌚	SINCLAIR Sophie	13.1cm
⌚	DODDS Jennifer	23.0cm
<b>Total</b>		<b>36.1cm</b>

Time remaining: 13 minutes 18 seconds

Time remaining: 14 minutes 58 seconds

### Shot Success Analysis

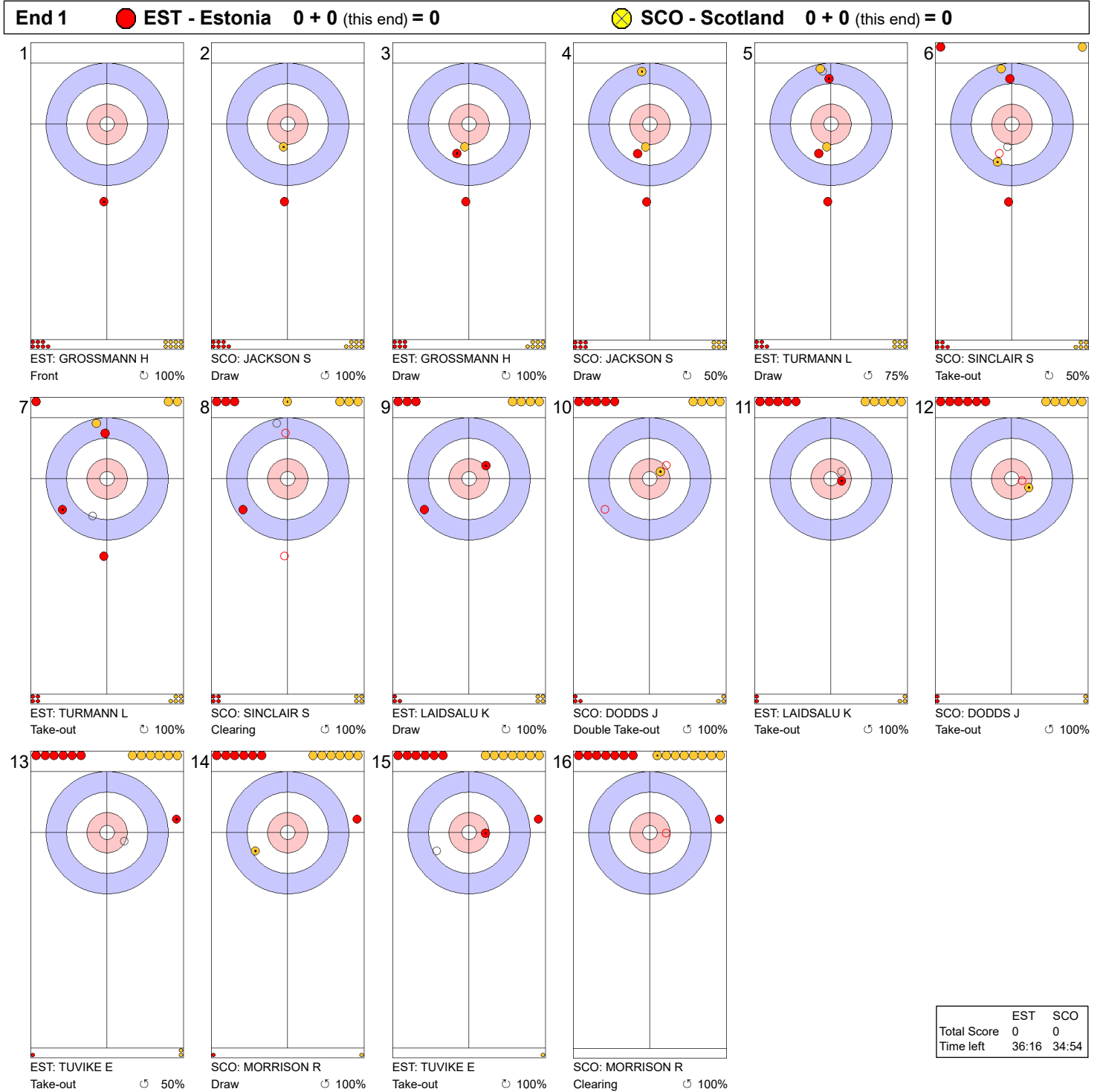
EST - Estonia		⌚	⌚	Game
4 TUVIKE Erika	Draws	4 81%	3 42%	7 64%
	Take-outs	2 88%	4 50%	6 63%
	Total	6 83%	7 46%	13 63%
3 LAIDSALU Kerli	Draws	7 79%	1 100%	8 81%
	Take-outs	1 100%	5 70%	6 75%
	Total	8 81%	6 75%	14 79%
2 TURMANN Liisa	Draws	4 63%	8 88%	12 79%
	Take-outs	2 50%	0 -	2 50%
	Total	6 58%	8 88%	14 75%
1 GROSSMANN Heili	Draws	7 100%	7 86%	14 93%
	Take-outs	0 -	0 -	0 -
	Total	7 100%	7 86%	14 93%
A -	Draws	0 -	0 -	0 -
	Take-outs	0 -	0 -	0 -
	Total	0 -	0 -	0 -
Team	Draws	22 83%	19 80%	41 82%
	Take-outs	5 75%	9 61%	14 66%
	Total	27 81%	28 74%	55 78%

SCO - Scotland		⌚	⌚	Game
4 MORRISON Rebecca	Draws	3 67%	4 100%	7 86%
	Take-outs	4 100%	3 100%	7 100%
	Total	7 86%	7 100%	14 93%
3 DODDS Jennifer	Draws	0 -	1 100%	1 100%
	Take-outs	3 100%	10 95%	13 96%
	Total	3 100%	11 95%	14 96%
2 SINCLAIR Sophie	Draws	0 -	3 100%	3 100%
	Take-outs	7 75%	4 100%	11 84%
	Total	7 75%	7 100%	14 88%
1 JACKSON Sophie	Draws	6 75%	7 100%	13 88%
	Take-outs	1 100%	0 -	1 100%
	Total	7 79%	7 100%	14 89%
A HENDERSON Fay	Draws	0 -	0 -	0 -
	Take-outs	0 -	0 -	0 -
	Total	0 -	0 -	0 -
Team	Draws	9 72%	15 100%	24 90%
	Take-outs	15 88%	17 97%	32 93%
	Total	24 82%	32 98%	56 92%

**Note:**  
Position and function for each team member:  
4 = Fourth, 3 = Third, 2 = Second, 1 = Lead, A = Alternate, S = Skip, V = Vice-Skip

**Legend:**  
⌚ Clockwise      ⌚ Counter-clockwise      LSFE(\*) Last Stone First End  
X Unplayed/unfinished end due to concession

**Game - Shot by Shot**

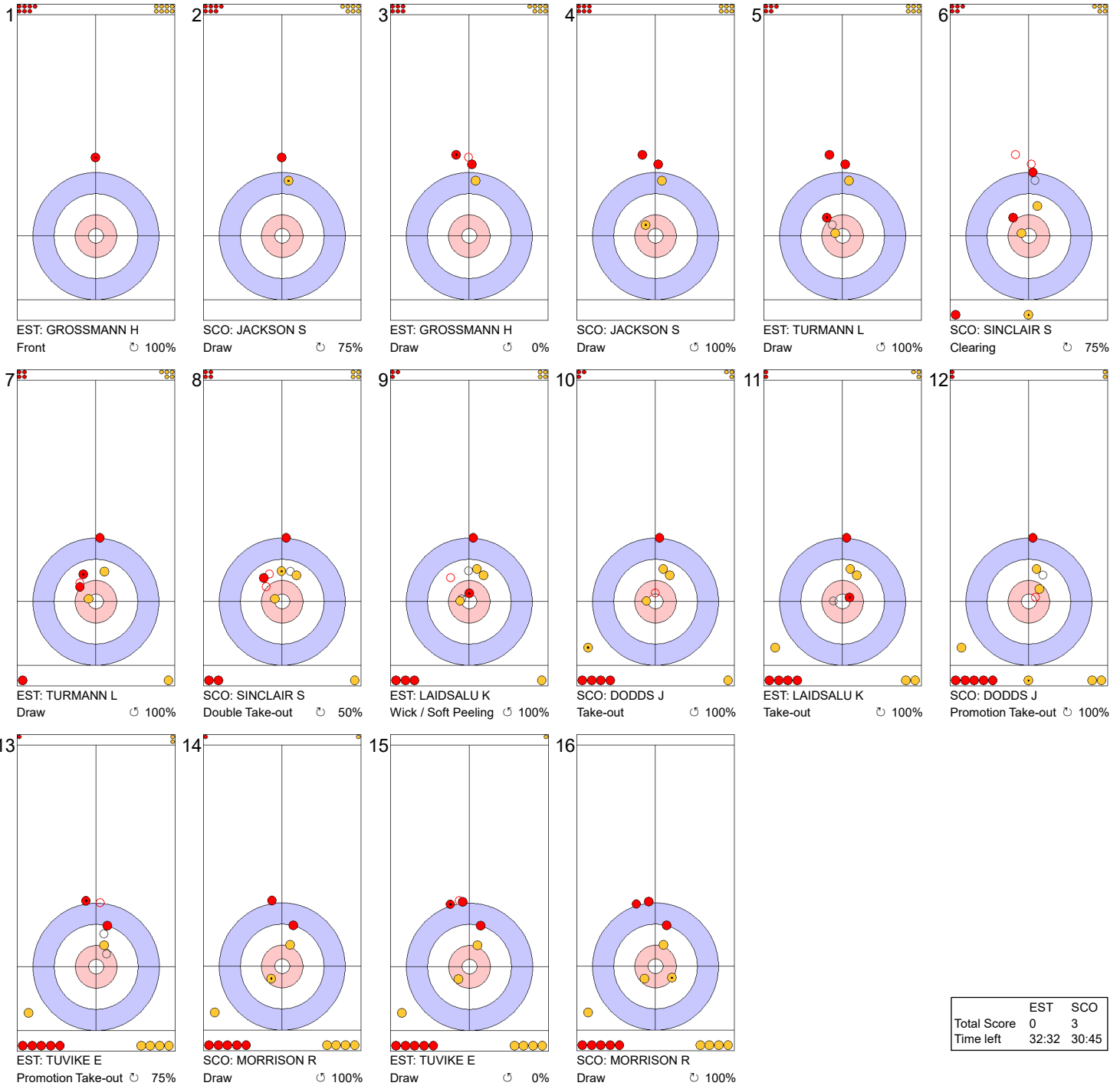


**Legend:**  
 ↻ Clockwise      ↺ Counter-clockwise      - Not considered



**Game - Shot by Shot**

**End 2**   ● **EST - Estonia** 0 + 0 (this end) = 0   ● **SCO - Scotland** 0 + 3 (this end) = 3



	EST	SCO
Total Score	0	3
Time left	32:32	30:45

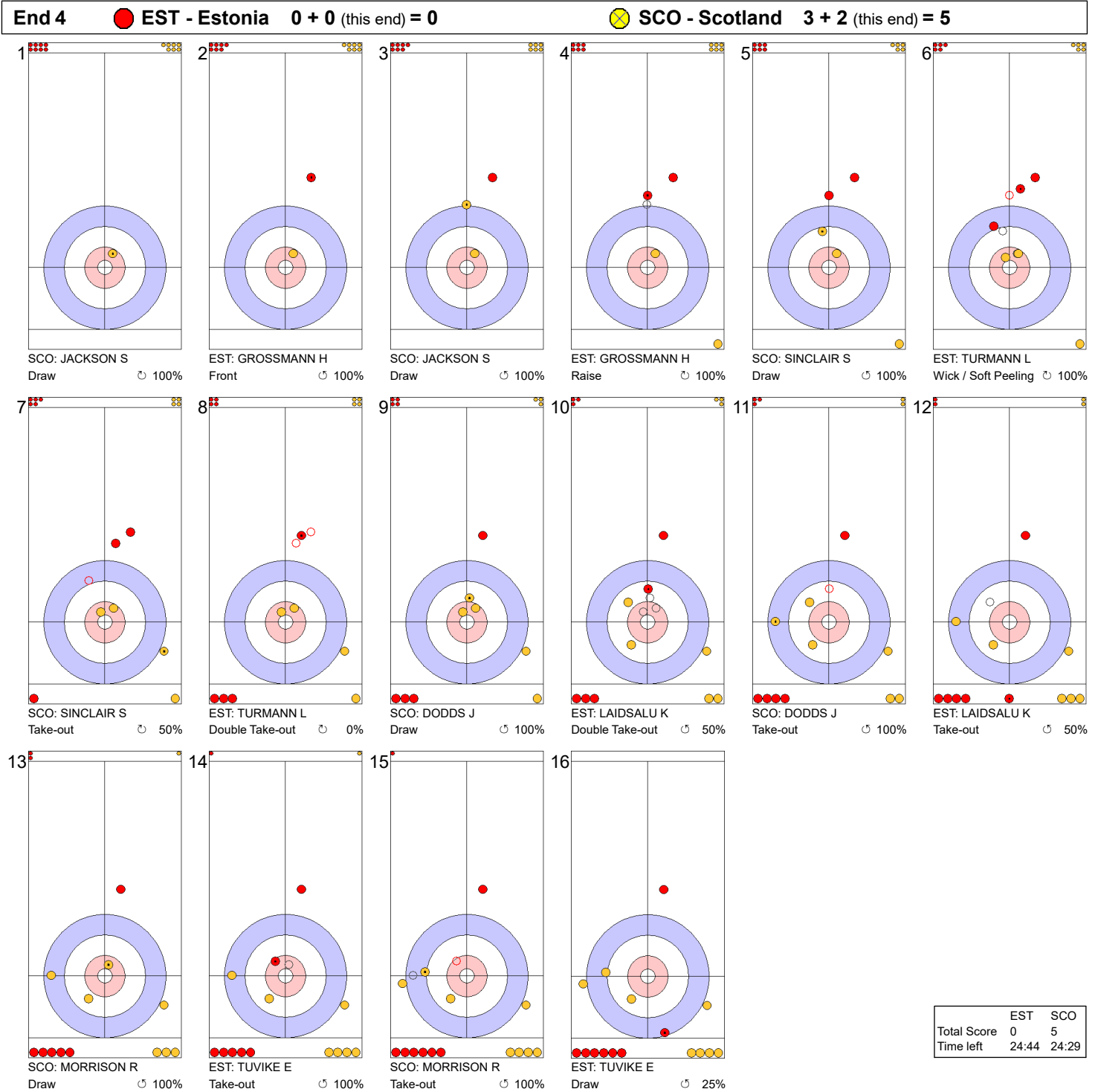
**Legend:**  
 ↻ Clockwise      ↺ Counter-clockwise      - Not considered

**Game - Shot by Shot**



**Legend:**  
 ↻ Clockwise      ↺ Counter-clockwise      - Not considered

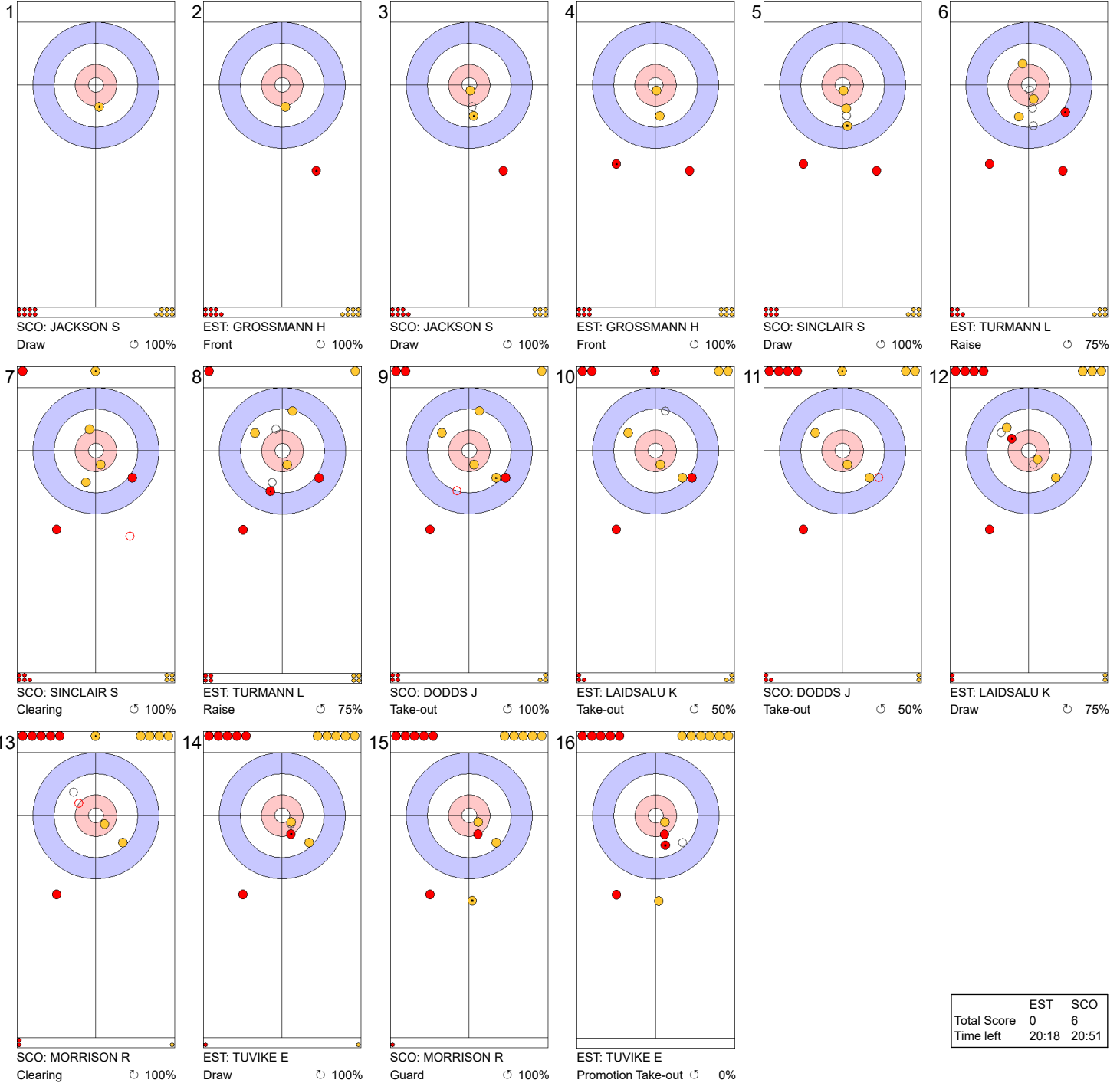
**Game - Shot by Shot**



**Legend:**  
 ↻ Clockwise      ↺ Counter-clockwise      - Not considered

**Game - Shot by Shot**

**End 5**   ● **EST - Estonia** 0 + 0 (this end) = 0   ● **SCO - Scotland** 5 + 1 (this end) = 6



	EST	SCO
Total Score	0	6
Time left	20:18	20:51

**Legend:**  
 ↻ Clockwise      ↺ Counter-clockwise      - Not considered

**Game - Shot by Shot**

**End 6**   **EST - Estonia** 0 + 1 (this end) = 1   **SCO - Scotland** 6 + 0 (this end) = 6



	EST	SCO
Total Score	1	6
Time left	16:15	17:38

**Legend:**  
 Clockwise     Counter-clockwise     - Not considered

**Game - Shot by Shot**



**Legend:**  
 Clockwise     
 Counter-clockwise     
 - Not considered

### Session Results and Standings

Sheet	Team	LSD/LSFE	1	2	3	4	5	6	7	8	9	10	Extra Ends	Total
<b>A</b>	ITA - Italy	85.0cm	1	0	0	2	0	0	2	1	0	1		7
	NOR - Norway	40.0cm *	0	0	2	0	3	0	0	0	1	0		6
<b>B</b>	HUN - Hungary	237.7cm	0	0	1	1	0	1	0	X	X	X		3
	SCO - Scotland	212.7cm *	2	3	0	0	2	0	2	X	X	X		9
<b>C</b>	SWE - Sweden	32.8cm *	1	0	0	0	2	1	0	2	0	1		7
	DEN - Denmark	205.7cm	0	0	2	0	0	0	1	0	2	0		5
<b>D</b>	TUR - Türkiye	93.0cm	0	0	1	0	2	1	0	0	0	1		5
	EST - Estonia	82.2cm *	0	2	0	1	0	0	1	0	0	0		4
<b>E</b>	SUI - Switzerland	25.2cm *	1	1	1	0	0	2	0	3	0	0		8
	LTU - Lithuania	248.7cm	0	0	0	2	1	0	1	0	2	1		7

### Current Standings

Rank	Team	Games	Wins	Losses
1	SUI - Switzerland	5	5	0
1	SWE - Sweden	5	5	0
3	ITA - Italy	5	4	1
4	TUR - Türkiye	5	3	2
5	DEN - Denmark	5	2	3
5	NOR - Norway	5	2	3
5	SCO - Scotland	5	2	3
8	EST - Estonia	5	1	4
8	HUN - Hungary	5	1	4
10	LTU - Lithuania	5	0	5

**Note:**  
Under World Curling rules, tie-breaking rules for standings are not applied until after the last game of the round robin.

**Legend:**  
**LSD** Last Stone Draw                      **LSFE(\*)** Last Stone First End                      **X** Unplayed/unfinished end due to concession

### Game Results

Sheet	Team	LSFE	1	2	3	4	5	6	7	8	9	10	Extra Ends	Total
A	ITA - Italy		1	0	0	2	0	0	2	1	0	1		7
	NOR - Norway	*	0	0	2	0	3	0	0	0	1	0		6

ITA - Italy		Shot Success	Game	All
4 S	CONSTANTINI Stefania	88%	82%	
3 V	ZARDINI LACEDELLI Giulia	85%	83%	
2	MATHIS Elena	91%	85%	
1	ROMEI Angela	81%	84%	
A	LO DESERTO Marta	-	86%	
Team Total		86%	84%	

NOR - Norway		Shot Success	Game	All
4 V	SKASLIEN Kristin	75%	72%	
3 S	ROERVIK Marianne	89%	79%	
2	HASLEV NORDBYE Mille	81%	80%	
1	KJAERLAND Eilin	91%	83%	
A	FORBREGD Ingeborg	-	-	
Team Total		84%	79%	

**Last Stone Draw** Distance

⌚	ZARDINI LACEDELLI Giulia	38.5cm
⌚	CONSTANTINI Stefania	46.5cm
<b>Total</b>		<b>85.0cm</b>

**Last Stone Draw** Distance

⌚	SKASLIEN Kristin	23.9cm
⌚	KJAERLAND Eilin	16.1cm
<b>Total</b>		<b>40.0cm</b>

Time remaining: 0 minutes 16 seconds

Time-out: End 9 - ITA stone 7

Time remaining: 1 minute 20 seconds

Time-out: End 10 - NOR stone 8

### Shot Success Analysis

ITA - Italy		⌚	⌚	Game	
4	CONSTANTINI Stefania	Draws	3 100%	9 89%	12 92%
		Take-outs	4 100%	4 63%	8 81%
		Total	7 100%	13 81%	20 88%
3	ZARDINI LACEDELLI Giulia	Draws	6 96%	6 96%	12 96%
		Take-outs	4 75%	4 63%	8 69%
		Total	10 88%	10 83%	20 85%
2	MATHIS Elena	Draws	9 89%	5 95%	14 91%
		Take-outs	3 100%	3 83%	6 92%
		Total	12 92%	8 91%	20 91%
1	ROMEI Angela	Draws	8 88%	10 78%	18 82%
		Take-outs	0 -	2 75%	2 75%
		Total	8 88%	12 77%	20 81%
A	LO DESERTO Marta	Draws	0 -	0 -	0 -
		Take-outs	0 -	0 -	0 -
		Total	0 -	0 -	0 -
Team		Draws	26 91%	30 88%	56 89%
		Take-outs	11 91%	13 69%	24 79%
		Total	37 91%	43 82%	80 86%

NOR - Norway		⌚	⌚	Game	
4	SKASLIEN Kristin	Draws	2 88%	9 78%	11 80%
		Take-outs	2 88%	6 63%	8 69%
		Total	4 88%	15 72%	19 75%
3	ROERVIK Marianne	Draws	2 50%	5 75%	7 68%
		Take-outs	5 100%	8 100%	13 100%
		Total	7 86%	13 90%	20 89%
2	HASLEV NORDBYE Mille	Draws	3 83%	4 69%	7 75%
		Take-outs	10 85%	3 83%	13 85%
		Total	13 85%	7 75%	20 81%
1	KJAERLAND Eilin	Draws	7 93%	12 90%	19 91%
		Take-outs	1 100%	0 -	1 100%
		Total	8 94%	12 90%	20 91%
A	FORBREGD Ingeborg	Draws	0 -	0 -	0 -
		Take-outs	0 -	0 -	0 -
		Total	0 -	0 -	0 -
Team		Draws	14 84%	30 81%	44 82%
		Take-outs	18 90%	17 84%	35 87%
		Total	32 88%	47 82%	79 84%

**Note:**

Position and function for each team member:

4 = Fourth, 3 = Third, 2 = Second, 1 = Lead, A = Alternate, S = Skip, V = Vice-Skip

**Legend:**

⌚ Clockwise

⌚ Counter-clockwise

LSFE(\*) Last Stone First End



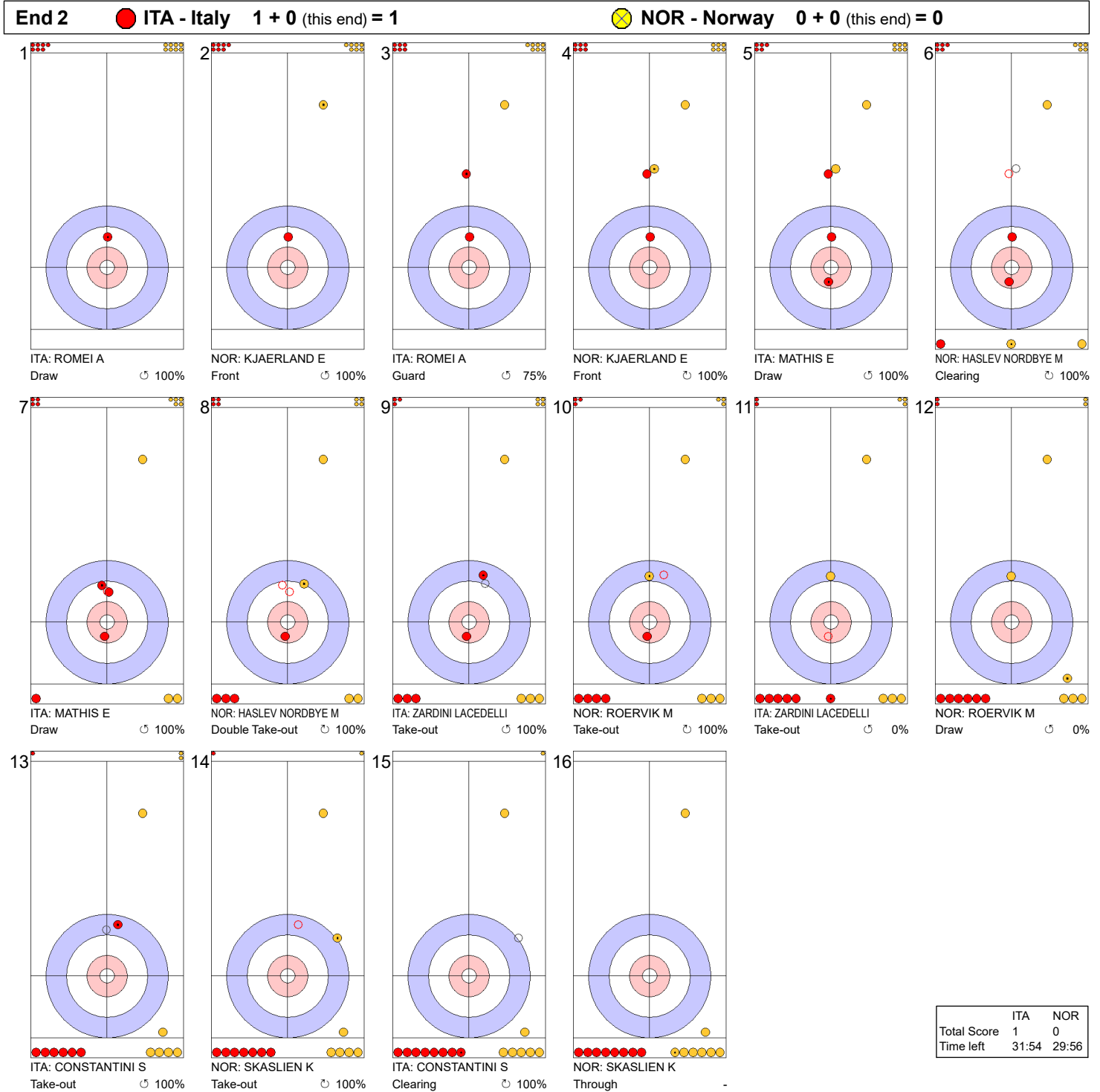
**Game - Shot by Shot**



**Legend:**  
 ⌚ Clockwise      ⌚ Counter-clockwise      - Not considered



Game - Shot by Shot



**Legend:**  
 ↻ Clockwise      ↺ Counter-clockwise      - Not considered



**Game - Shot by Shot**

<b>End 3</b> ● <b>ITA - Italy 1 + 0 (this end) = 1</b>			● <b>NOR - Norway 0 + 2 (this end) = 2</b>		
--	--	--	--	--	--

1  ITA: ROMEI A Front ⤳ 100%	2  NOR: KJAERLAND E Draw ⤳ 100%	3  ITA: ROMEI A Draw ⤳ 100%	4  NOR: KJAERLAND E Draw ⤳ 75%	5  ITA: MATHIS E Draw ⤳ 100%	6  NOR: HASLEV NORDBYE M Clearing ⤳ 50%
7  ITA: MATHIS E Guard ⤳ 100%	8  NOR: HASLEV NORDBYE M Clearing ⤳ 100%	9  ITA: ZARDINI LACEDELLI Guard ⤳ 100%	10  NOR: ROERVIK M Raise ⤳ 75%	11  ITA: ZARDINI LACEDELLI Take-out ⤳ 100%	12  NOR: ROERVIK M Take-out ⤳ 100%
13  ITA: CONSTANTINI S Guard ⤳ 100%	14  NOR: SKASLIEN K Promotion Take-out ⤳ 0%	15  ITA: CONSTANTINI S Draw ⤳ 100%	16  NOR: SKASLIEN K Raise ⤳ 100%		

	ITA	NOR
Total Score	1	2
Time left	27:14	24:37

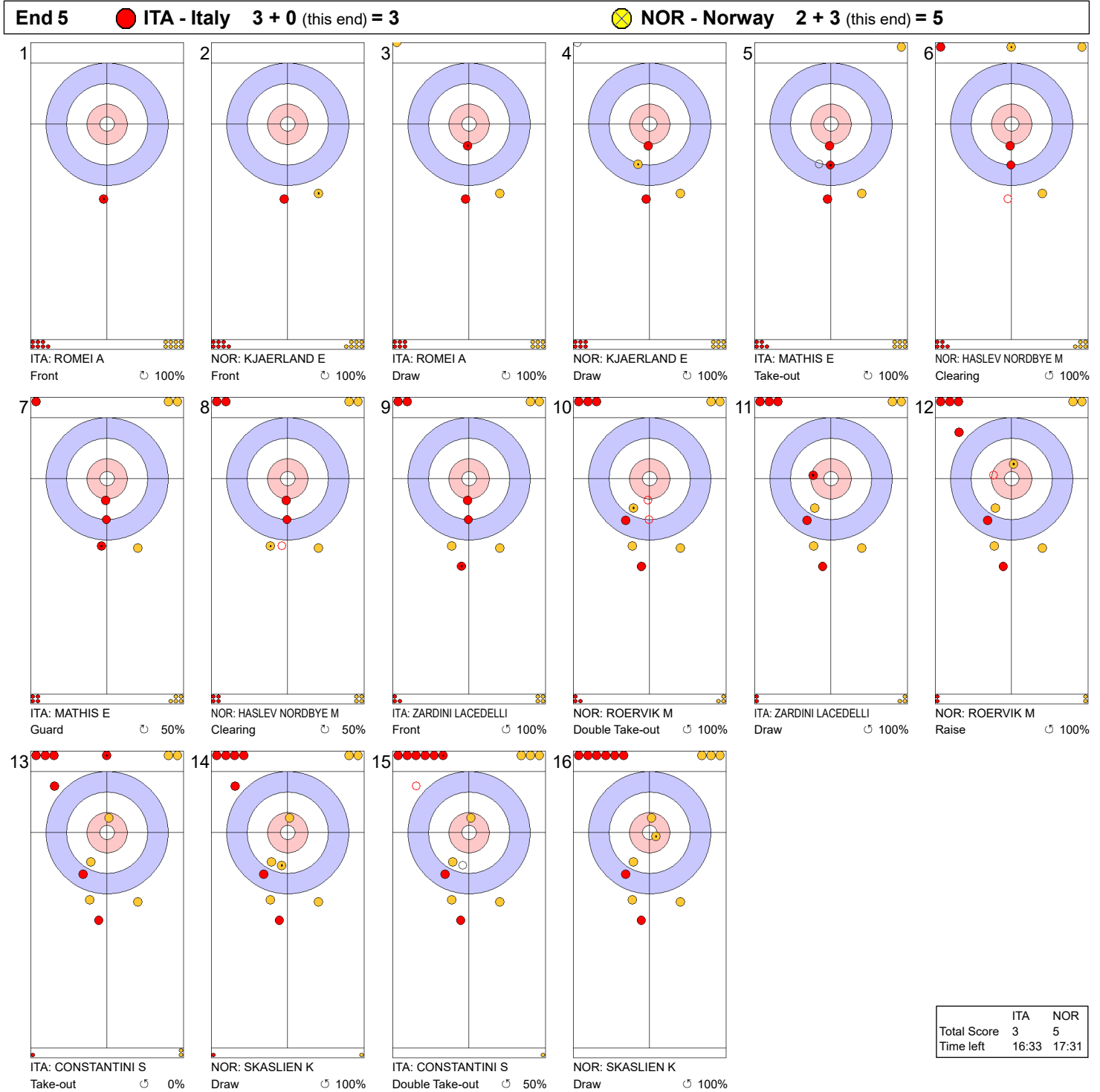
**Legend:**  
↻ Clockwise      ↺ Counter-clockwise      - Not considered

**Game - Shot by Shot**



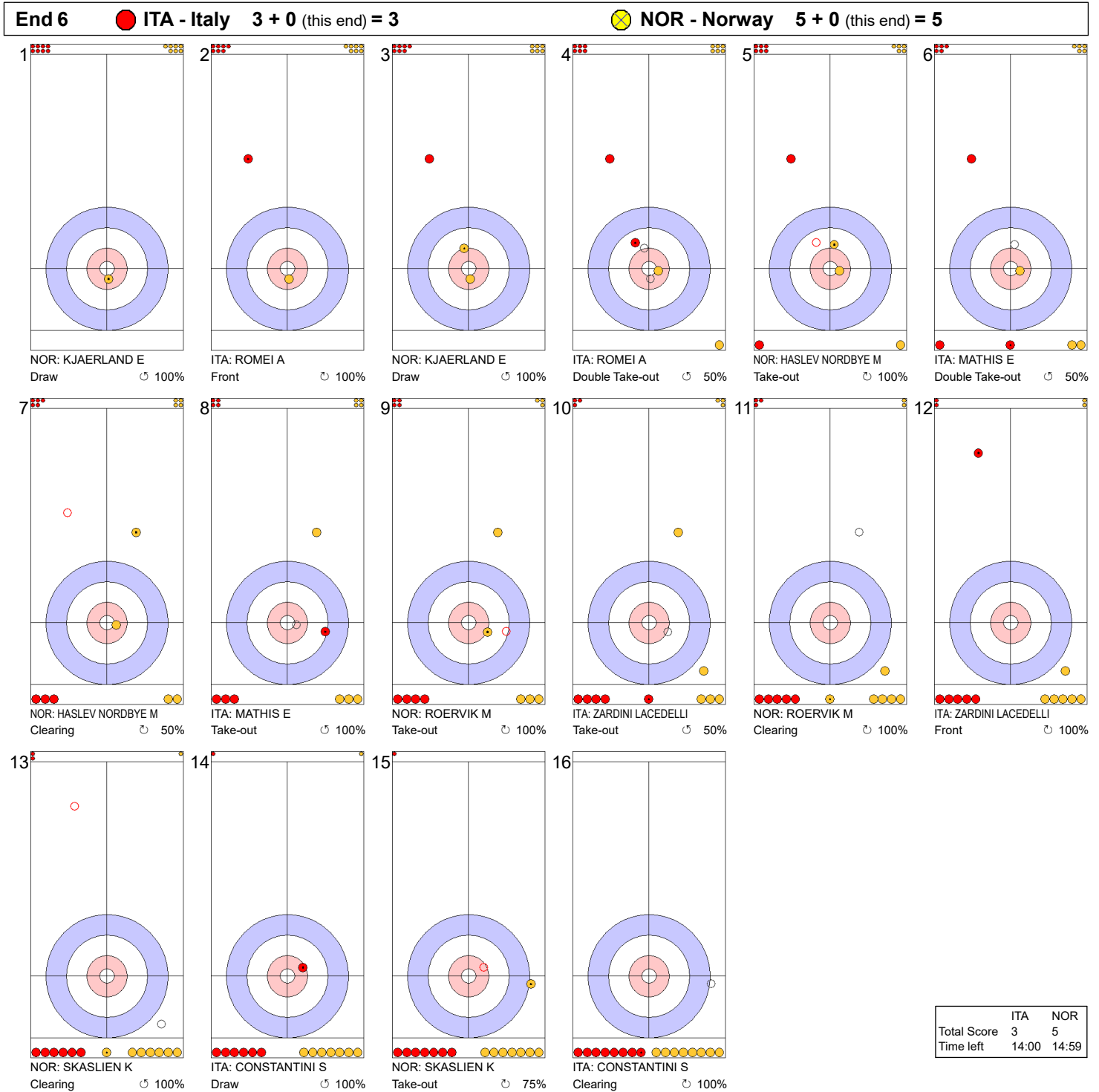
**Legend:**  
 Clockwise      Counter-clockwise      - Not considered

**Game - Shot by Shot**



**Legend:**  
 Clockwise     
 Counter-clockwise     
 - Not considered

**Game - Shot by Shot**



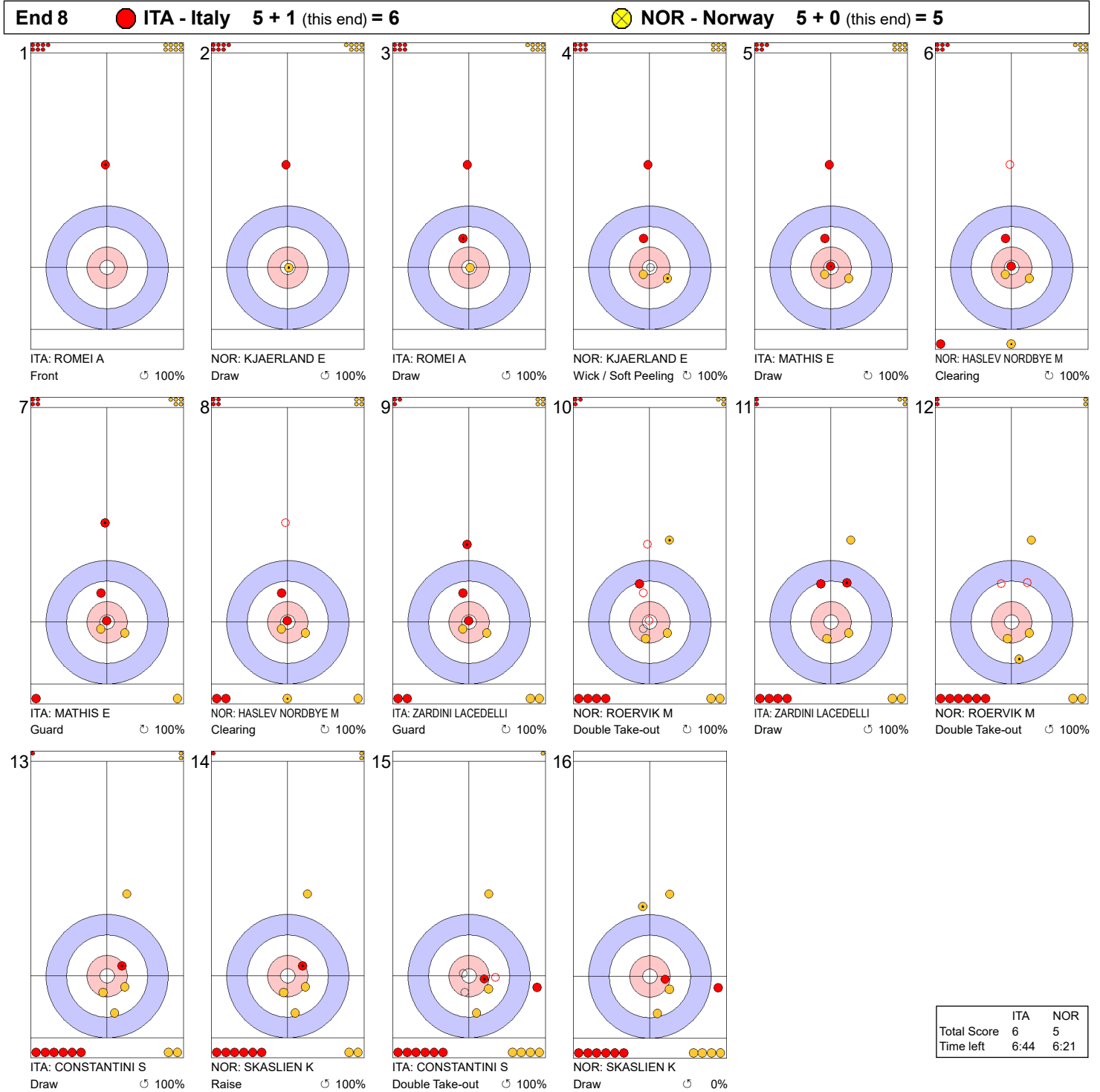
**Legend:**  
 ↻ Clockwise      ↺ Counter-clockwise      - Not considered

**Game - Shot by Shot**



**Legend:**  
↻ Clockwise      ↺ Counter-clockwise      - Not considered

**Game - Shot by Shot**



	ITA	NOR
Total Score	6	5
Time left	6:44	6:21

**Legend:**  
 ⌚ Clockwise      ⌚ Counter-clockwise      - Not considered



**Game - Shot by Shot**



**Legend:**  
 Clockwise     
 Counter-clockwise     
 - Not considered

**Game - Shot by Shot**

**End 10**   ● **ITA - Italy**   **6 + 1 (this end) = 7**   ● **NOR - Norway**   **6 + 0 (this end) = 6**



	ITA	NOR
Total Score	7	6
Time left	0:16	1:20

**Legend:**  
 ↻ Clockwise   ↺ Counter-clockwise   - Not considered

**Game Results**

Sheet	Team	LSFE	1	2	3	4	5	6	7	8	9	10	Extra Ends	Total
B	HUN - Hungary		0	0	1	1	0	1	0	X	X	X		3
	SCO - Scotland	*	2	3	0	0	2	0	2	X	X	X		9

HUN - Hungary		Shot Success Game	All
4 V	JOO Linda	63%	62%
3 S	KALOCSAI-VAN DORP Vera	39%	65%
2	TOTH-CSOESZ Orsolya	38%	61%
1	LAUCHSZ Laura Ildiko	66%	72%
A	ORBAN Hanna Regina	-	79%
Team Total		51%	66%

SCO - Scotland		Shot Success Game	All
4 V	MORRISON Rebecca	89%	79%
3	DODDS Jennifer	93%	72%
2	SINCLAIR Sophie	89%	82%
1 S	JACKSON Sophie	68%	87%
A	HENDERSON Fay	-	-
Team Total		85%	80%

**Last Stone Draw** Distance

↻	LAUCHSZ Laura Ildiko	170.8cm
↺	KALOCSAI-VAN DORP Vera	66.9cm
<b>Total</b>		<b>237.7cm</b>

**Last Stone Draw** Distance

↻	JACKSON Sophie	13.1cm
↺	MORRISON Rebecca	199.6cm
<b>Total</b>		<b>212.7cm</b>

Time remaining: 17 minutes 3 seconds

Time remaining: 12 minutes 34 seconds

**Shot Success Analysis**

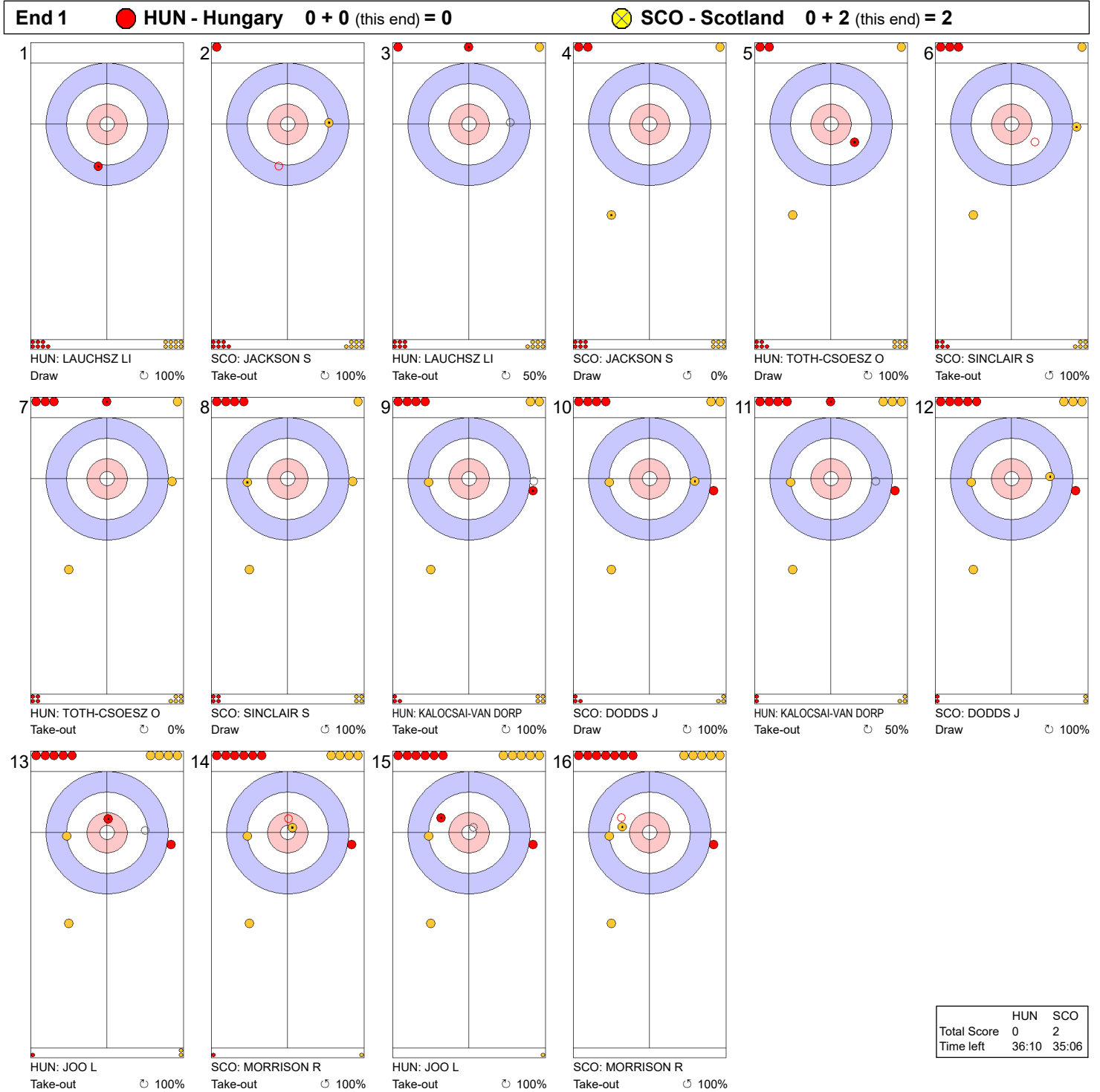
HUN - Hungary		↻	↺	Game
4 JOO Linda	Draws	5 55%	3 67%	8 59%
	Take-outs	6 67%	0 -	6 67%
	Total	11 61%	3 67%	14 63%
3 KALOCSAI-VAN DORP Vera	Draws	7 21%	1 0%	8 19%
	Take-outs	3 83%	3 50%	6 67%
	Total	10 40%	4 38%	14 39%
2 TOTH-CSOESZ Orsolya	Draws	7 43%	3 33%	10 40%
	Take-outs	3 17%	1 75%	4 31%
	Total	10 35%	4 44%	14 38%
1 LAUCHSZ Laura Ildiko	Draws	6 83%	7 54%	13 67%
	Take-outs	1 50%	0 -	1 50%
	Total	7 79%	7 54%	14 66%
A ORBAN Hanna Regina	Draws	0 -	0 -	0 -
	Take-outs	0 -	0 -	0 -
	Total	0 -	0 -	0 -
Team	Draws	25 49%	14 48%	39 49%
	Take-outs	13 58%	4 56%	17 57%
	Total	38 52%	18 50%	56 51%

SCO - Scotland		↻	↺	Game
4 MORRISON Rebecca	Draws	3 100%	2 63%	5 85%
	Take-outs	4 81%	5 100%	9 92%
	Total	7 89%	7 89%	14 89%
3 DODDS Jennifer	Draws	5 100%	1 100%	6 100%
	Take-outs	4 94%	4 81%	8 88%
	Total	9 97%	5 85%	14 93%
2 SINCLAIR Sophie	Draws	1 100%	2 100%	3 100%
	Take-outs	3 83%	8 88%	11 86%
	Total	4 88%	10 90%	14 89%
1 JACKSON Sophie	Draws	5 80%	5 30%	10 55%
	Take-outs	1 100%	3 100%	4 100%
	Total	6 83%	8 56%	14 68%
A HENDERSON Fay	Draws	0 -	0 -	0 -
	Take-outs	0 -	0 -	0 -
	Total	0 -	0 -	0 -
Team	Draws	14 93%	10 58%	24 78%
	Take-outs	12 88%	20 91%	32 90%
	Total	26 90%	30 80%	56 85%

**Note:**  
Position and function for each team member:  
4 = Fourth, 3 = Third, 2 = Second, 1 = Lead, A = Alternate, S = Skip, V = Vice-Skip

**Legend:**  
↻ Clockwise      ↺ Counter-clockwise      LSFE(\*) Last Stone First End  
X Unplayed/unfinished end due to concession

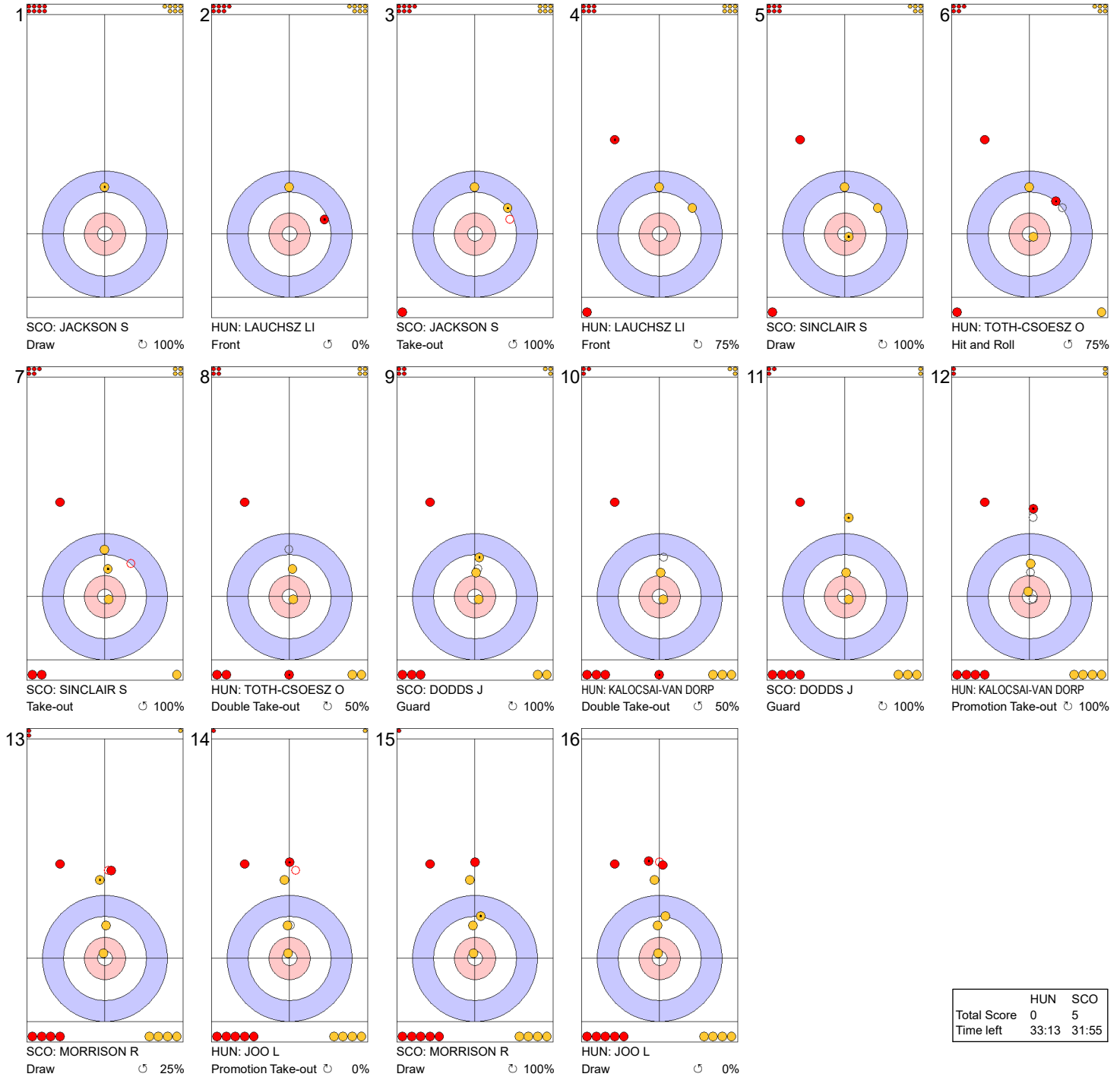
**Game - Shot by Shot**



**Legend:**  
 Clockwise     
 Counter-clockwise     
 - Not considered

**Game - Shot by Shot**

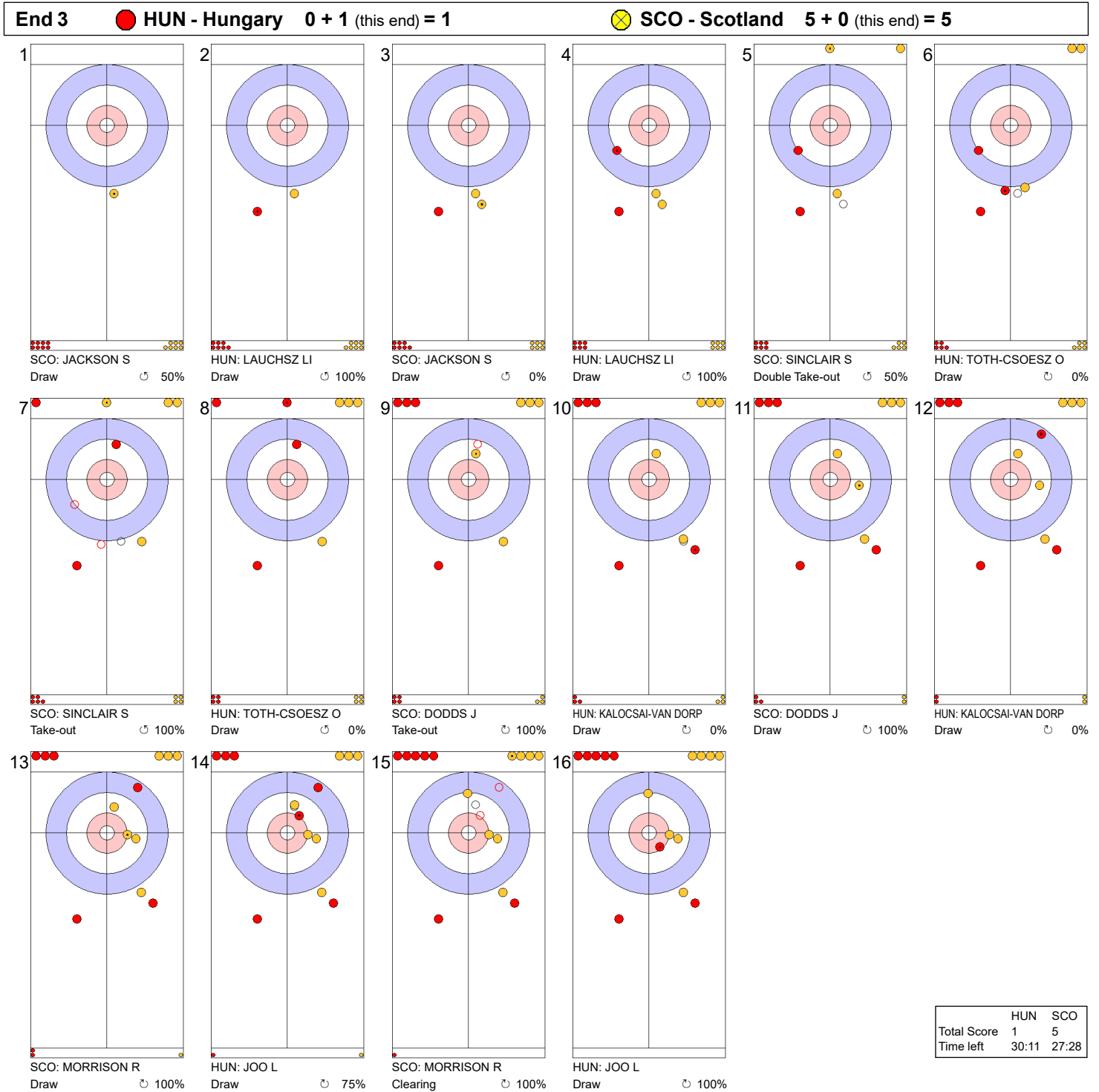
**End 2**    **HUN - Hungary**    **0 + 0 (this end) = 0**    **SCO - Scotland**    **2 + 3 (this end) = 5**



	HUN	SCO
Total Score	0	5
Time left	33:13	31:55

**Legend:**  
 Clockwise      Counter-clockwise      - Not considered

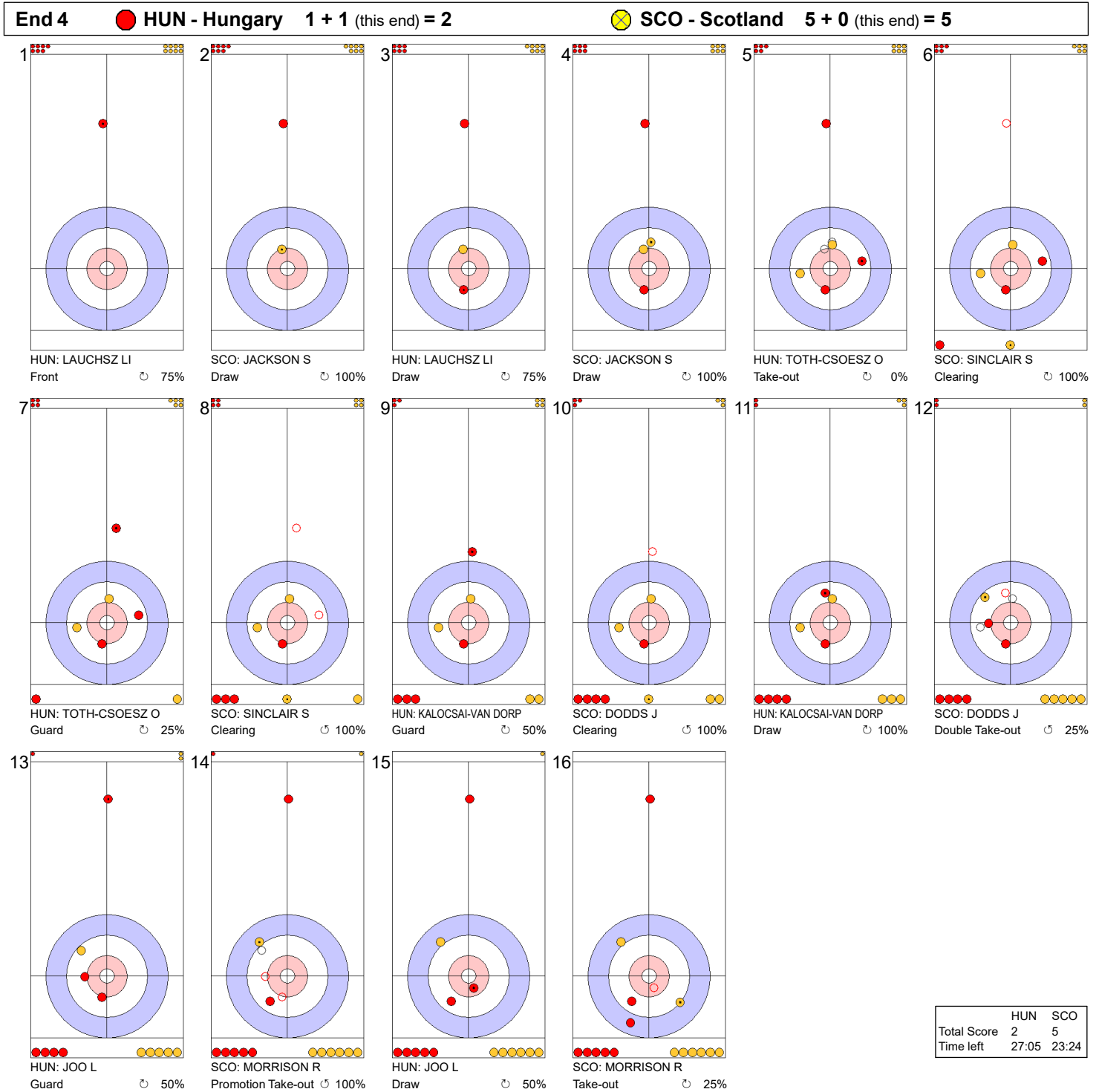
**Game - Shot by Shot**



	HUN	SCO
Total Score	1	5
Time left	30:11	27:28

**Legend:**  
 ↻ Clockwise      ↺ Counter-clockwise      - Not considered

**Game - Shot by Shot**



**Legend:**  
 ↻ Clockwise      ↺ Counter-clockwise      - Not considered

**Game - Shot by Shot**

**End 5**   ● **HUN - Hungary**   **2 + 0** (this end) = **2**   ● **SCO - Scotland**   **5 + 2** (this end) = **7**



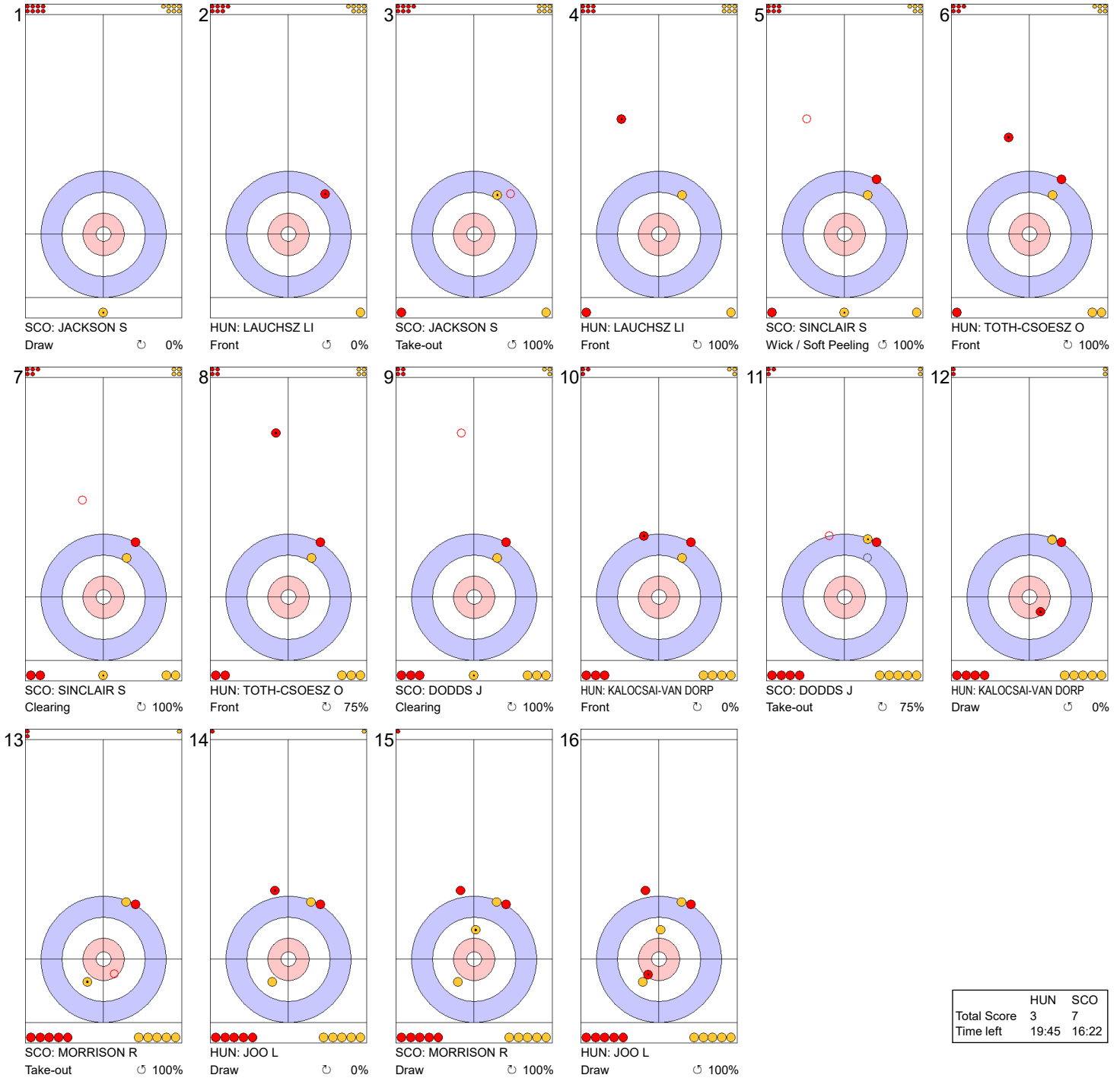
	HUN	SCO
Total Score	2	7
Time left	23:39	19:58

**Legend:**  
 ↻ Clockwise      ↺ Counter-clockwise      - Not considered



**Game - Shot by Shot**

**End 6**    **HUN - Hungary 2 + 1 (this end) = 3**    **SCO - Scotland 7 + 0 (this end) = 7**

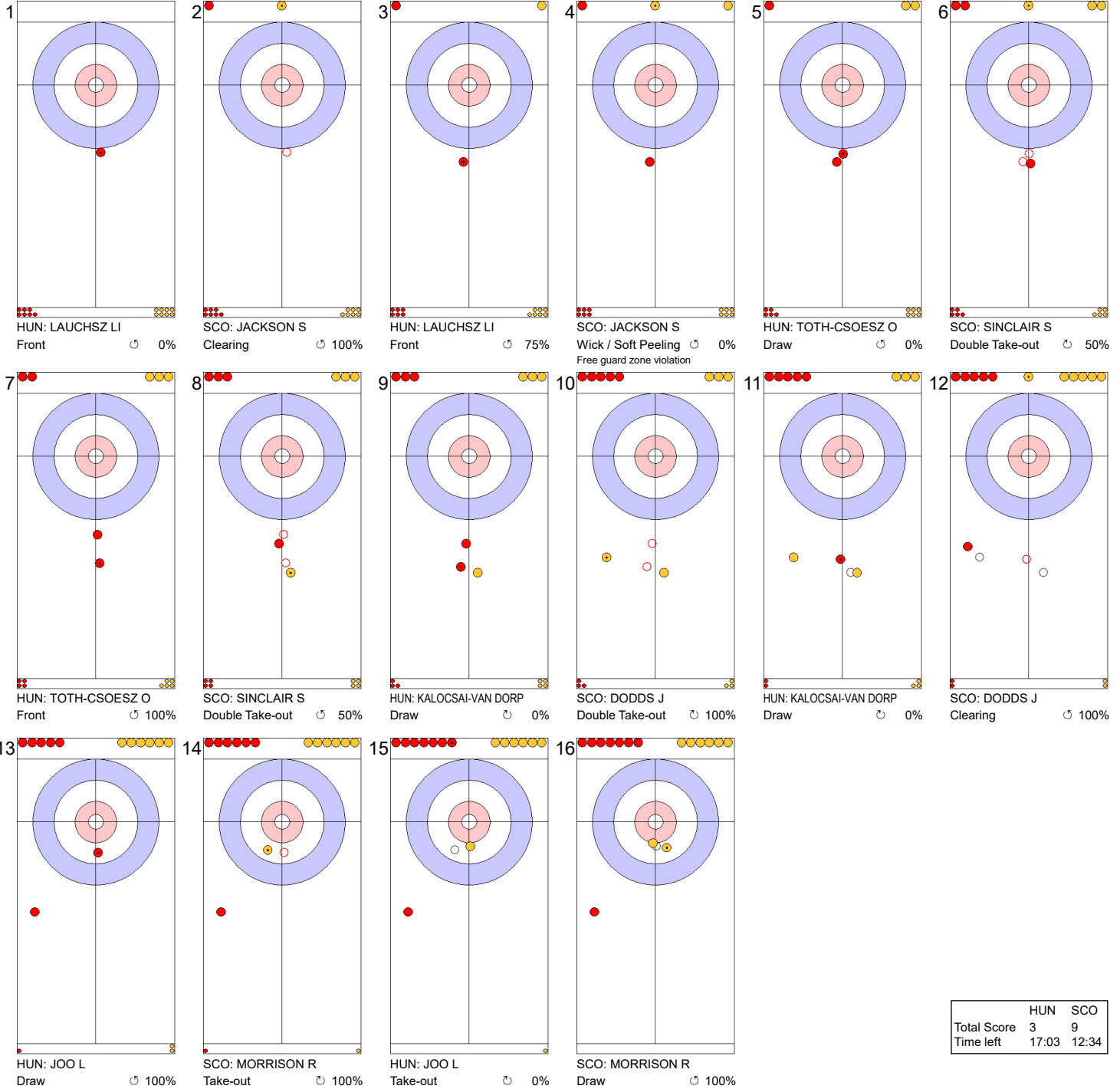


	HUN	SCO
Total Score	3	7
Time left	19:45	16:22

**Legend:**  
 Clockwise    Counter-clockwise    - Not considered

**Game - Shot by Shot**

**End 7**   **HUN - Hungary 3 + 0 (this end) = 3**   **SCO - Scotland 7 + 2 (this end) = 9**



	HUN	SCO
Total Score	3	9
Time left	17:03	12:34

**Legend:**  
 Clockwise     Counter-clockwise     - Not considered

### Game Results

Sheet	Team	LSFE	1	2	3	4	5	6	7	8	9	10	Extra Ends	Total
C	SWE - Sweden	*	1	0	0	0	2	1	0	2	0	1		7
	DEN - Denmark		0	0	2	0	0	0	1	0	2	0		5

SWE - Sweden		Shot Success	Game	All
4 S	HASSELBORG Anna	83%	81%	
3 V	McMANUS Sara	81%	84%	
2	KNOCHENHAUER Agnes	85%	88%	
1	MABERGS Sofia	89%	84%	
A	HELDIN Johanna	-	-	
Team Total		84%	84%	

DEN - Denmark		Shot Success	Game	All
4 S	DUPONT Madeleine	74%	76%	
3 V	HALSE Mathilde	69%	80%	
2	HOLTERMANN Jasmin	74%	77%	
1	DUPONT Denise	89%	79%	
A	LARSEN My	-	86%	
Team Total		76%	79%	

**Last Stone Draw** Distance

⌚	HASSELBORG Anna	21.4cm
⌚	MABERGS Sofia	11.4cm
<b>Total</b>		<b>32.8cm</b>

**Last Stone Draw** Distance

⌚	DUPONT Denise	199.6cm
⌚	DUPONT Madeleine	6.1cm
<b>Total</b>		<b>205.7cm</b>

Time remaining: 0 minutes 24 seconds

Time remaining: 2 minutes 27 seconds

Time-out: End 8 - SWE stone 5

Time-out: End 10 - DEN stone 8

### Shot Success Analysis

SWE - Sweden		⌚	⌚	Game	
4	HASSELBORG Anna	Draws	4 94%	3 100%	7 96%
		Take-outs	7 82%	6 67%	13 75%
		Total	11 86%	9 78%	20 83%
3	McMANUS Sara	Draws	5 90%	1 75%	6 88%
		Take-outs	6 83%	8 75%	14 79%
		Total	11 86%	9 75%	20 81%
2	KNOCHENHAUER Agnes	Draws	0 -	3 83%	3 83%
		Take-outs	8 88%	9 83%	17 85%
		Total	8 88%	12 83%	20 85%
1	MABERGS Sofia	Draws	2 75%	14 89%	16 88%
		Take-outs	0 -	3 100%	3 100%
		Total	2 75%	17 91%	19 89%
A	HELDIN Johanna	Draws	0 -	0 -	0 -
		Take-outs	0 -	0 -	0 -
		Total	0 -	0 -	0 -
Team		Draws	11 89%	21 89%	32 89%
		Take-outs	21 85%	26 79%	47 81%
		Total	32 86%	47 84%	79 84%

DEN - Denmark		⌚	⌚	Game	
4	DUPONT Madeleine	Draws	5 45%	3 67%	8 53%
		Take-outs	7 86%	5 90%	12 88%
		Total	12 69%	8 81%	20 74%
3	HALSE Mathilde	Draws	6 67%	3 67%	9 67%
		Take-outs	5 55%	6 83%	11 70%
		Total	11 61%	9 78%	20 69%
2	HOLTERMANN Jasmin	Draws	10 70%	3 100%	13 77%
		Take-outs	1 75%	6 67%	7 68%
		Total	11 70%	9 78%	20 74%
1	DUPONT Denise	Draws	13 90%	4 88%	17 90%
		Take-outs	1 100%	2 75%	3 83%
		Total	14 91%	6 83%	20 89%
A	LARSEN My	Draws	0 -	0 -	0 -
		Take-outs	0 -	0 -	0 -
		Total	0 -	0 -	0 -
Team		Draws	34 74%	13 81%	47 76%
		Take-outs	14 75%	19 79%	33 77%
		Total	48 74%	32 80%	80 76%

**Note:**

Position and function for each team member:

4 = Fourth, 3 = Third, 2 = Second, 1 = Lead, A = Alternate, S = Skip, V = Vice-Skip

**Legend:**

⌚ Clockwise

⌚ Counter-clockwise

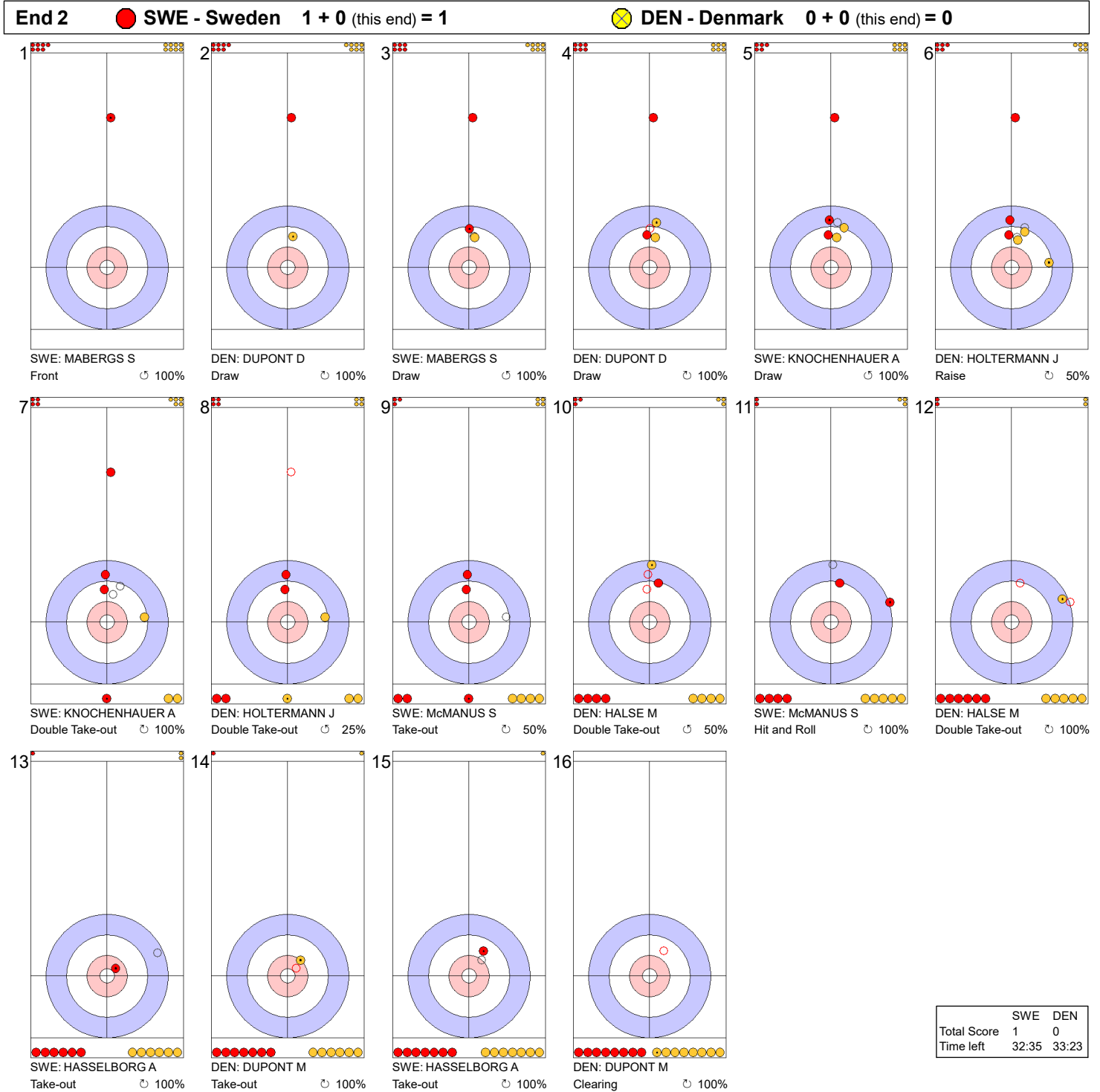
LSFE(\*) Last Stone First End

**Game - Shot by Shot**



**Legend:**  
 Clockwise      Counter-clockwise      - Not considered

**Game - Shot by Shot**



**Legend:**  
 ↻ Clockwise      ↺ Counter-clockwise      - Not considered

**Game - Shot by Shot**

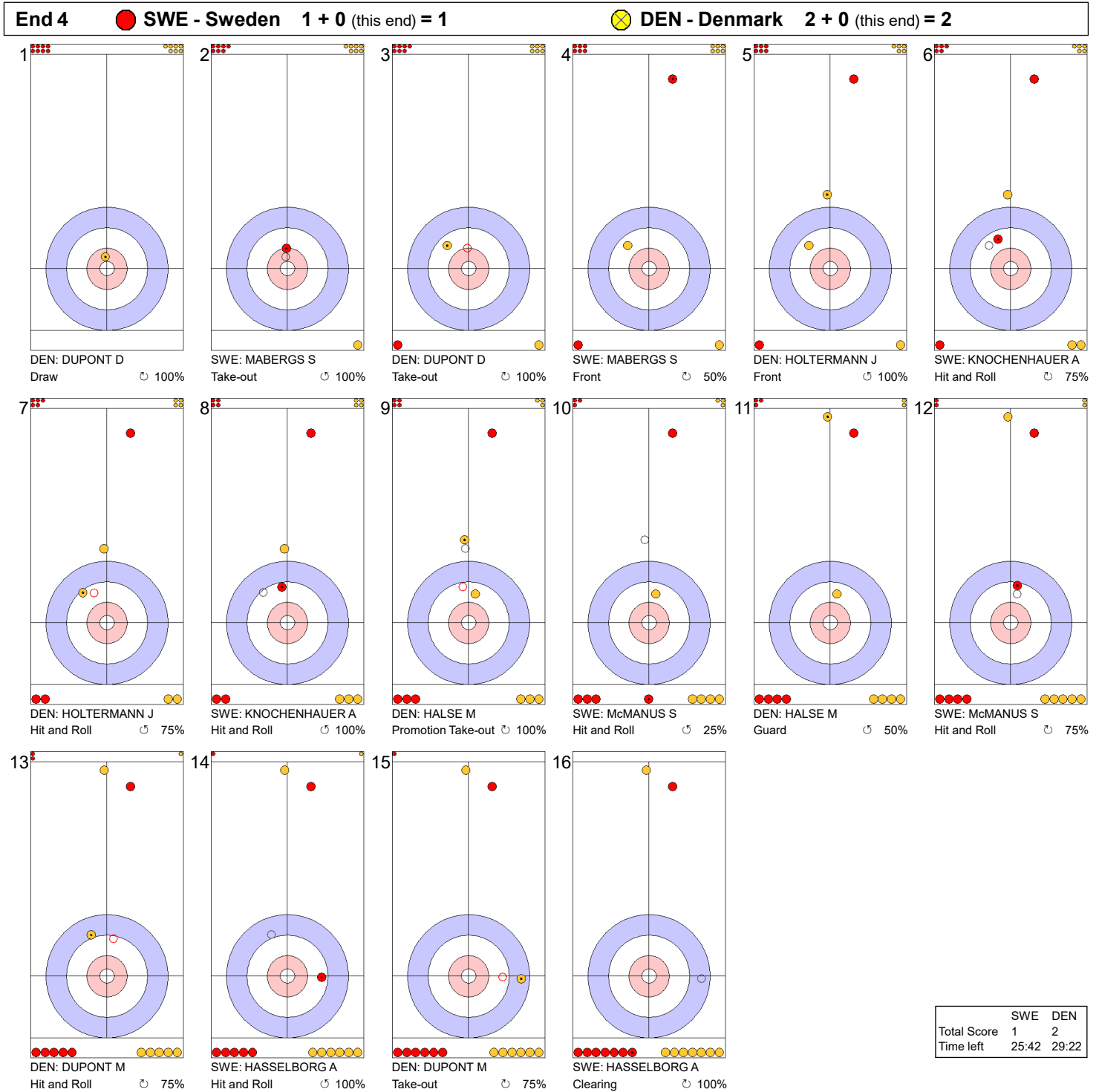
**End 3**    ● **SWE - Sweden** 1 + 0 (this end) = 1    ● **DEN - Denmark** 0 + 2 (this end) = 2



	SWE	DEN
Total Score	1	2
Time left	28:23	30:55

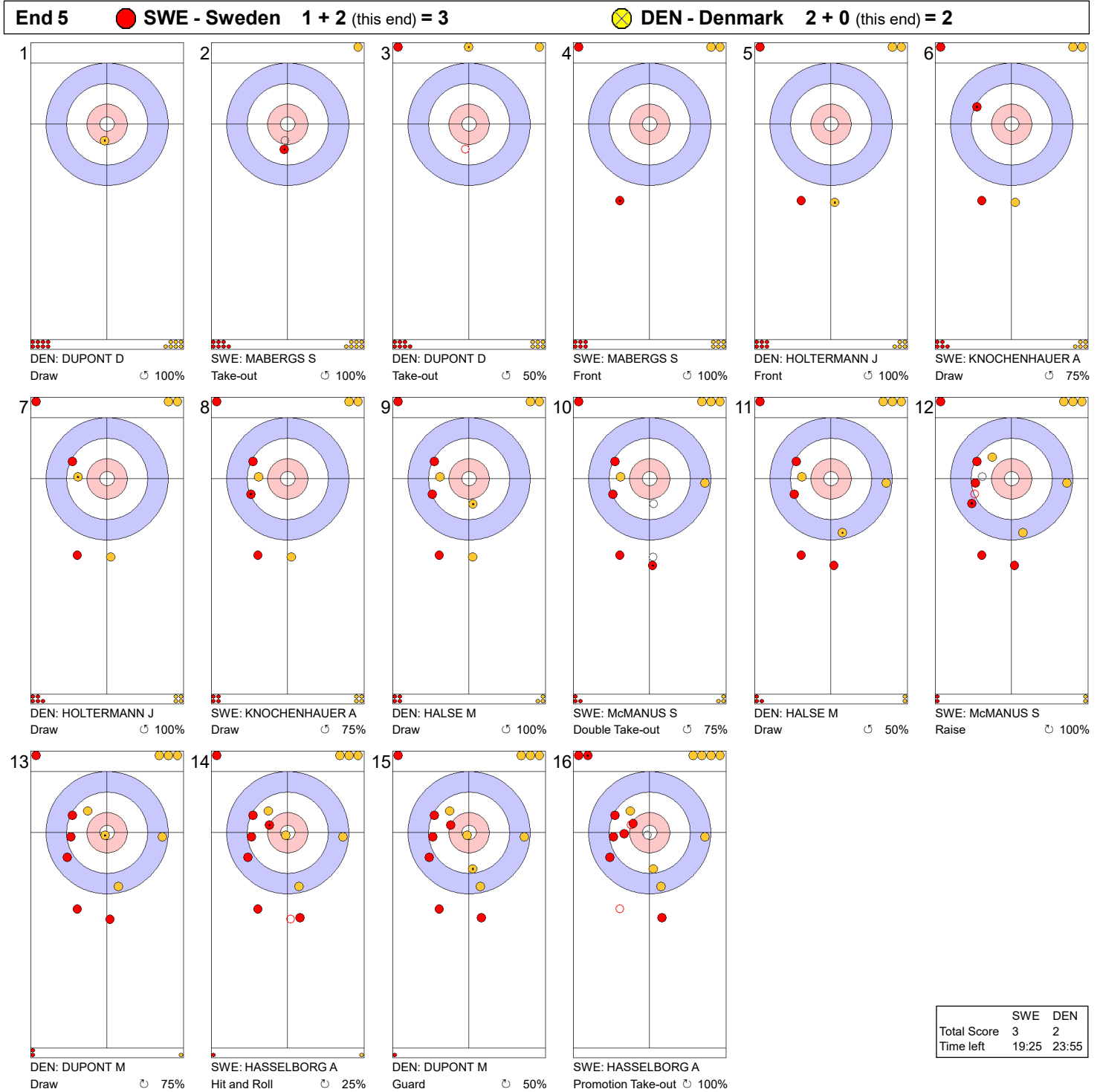
**Legend:**  
 ↻ Clockwise      ↺ Counter-clockwise      - Not considered

**Game - Shot by Shot**



**Legend:**  
 ↻ Clockwise      ↺ Counter-clockwise      - Not considered

**Game - Shot by Shot**

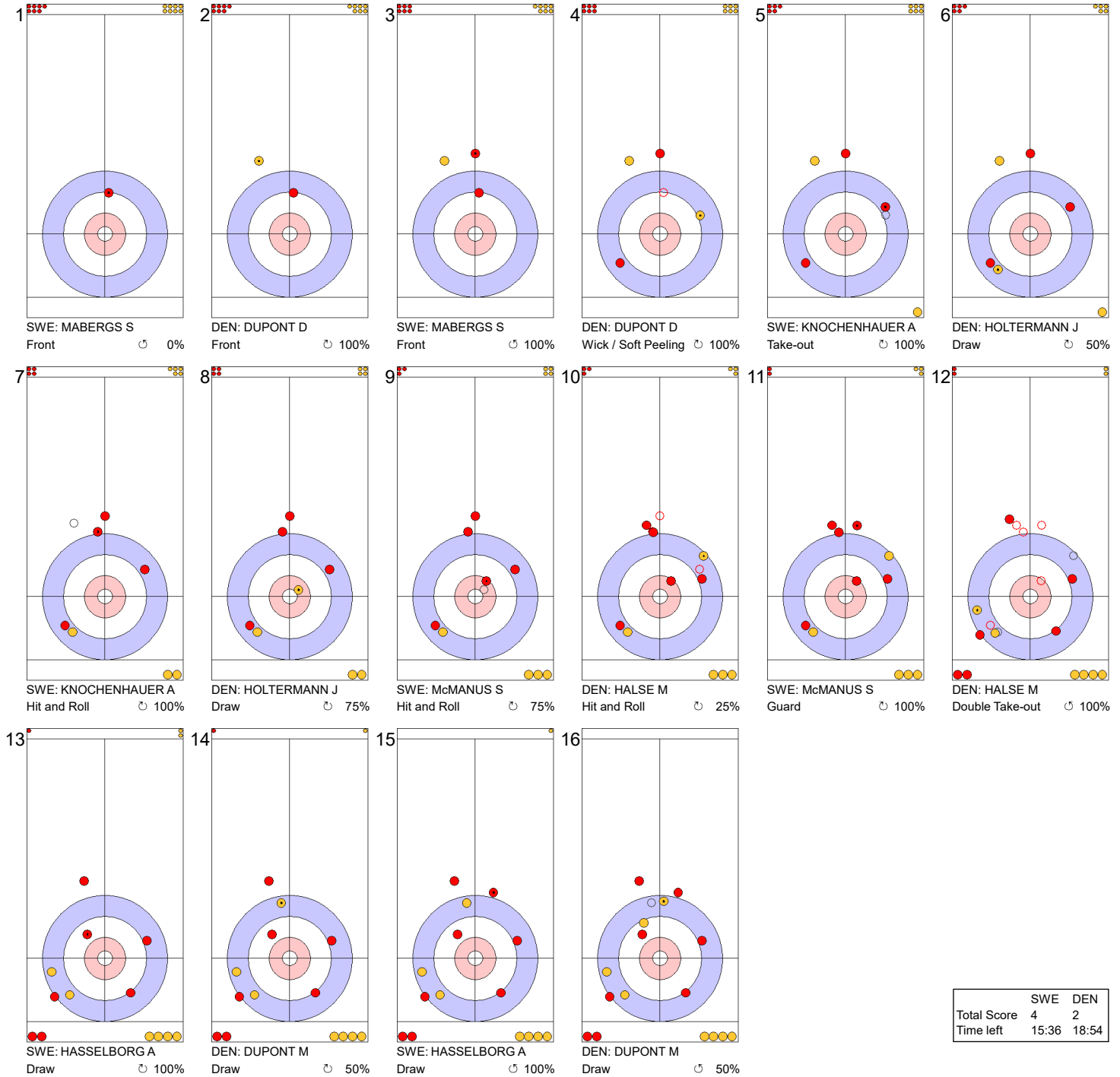


**Legend:**  
 Clockwise     Counter-clockwise     - Not considered



**Game - Shot by Shot**

**End 6**   ● **SWE - Sweden** 3 + 1 (this end) = 4   ● **DEN - Denmark** 2 + 0 (this end) = 2

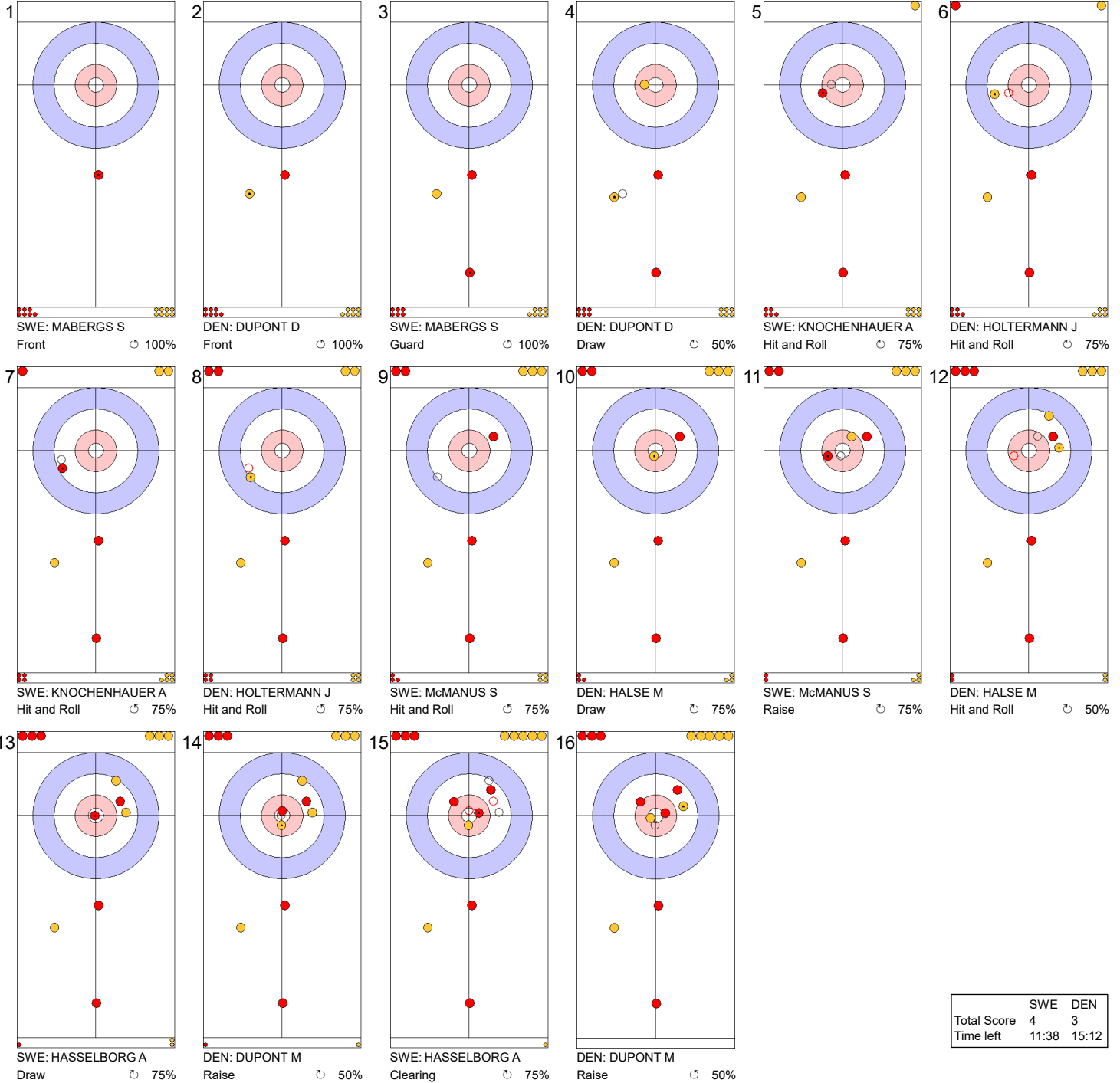


	SWE	DEN
Total Score	4	2
Time left	15:36	18:54

**Legend:**  
 ↻ Clockwise      ↺ Counter-clockwise      - Not considered

**Game - Shot by Shot**

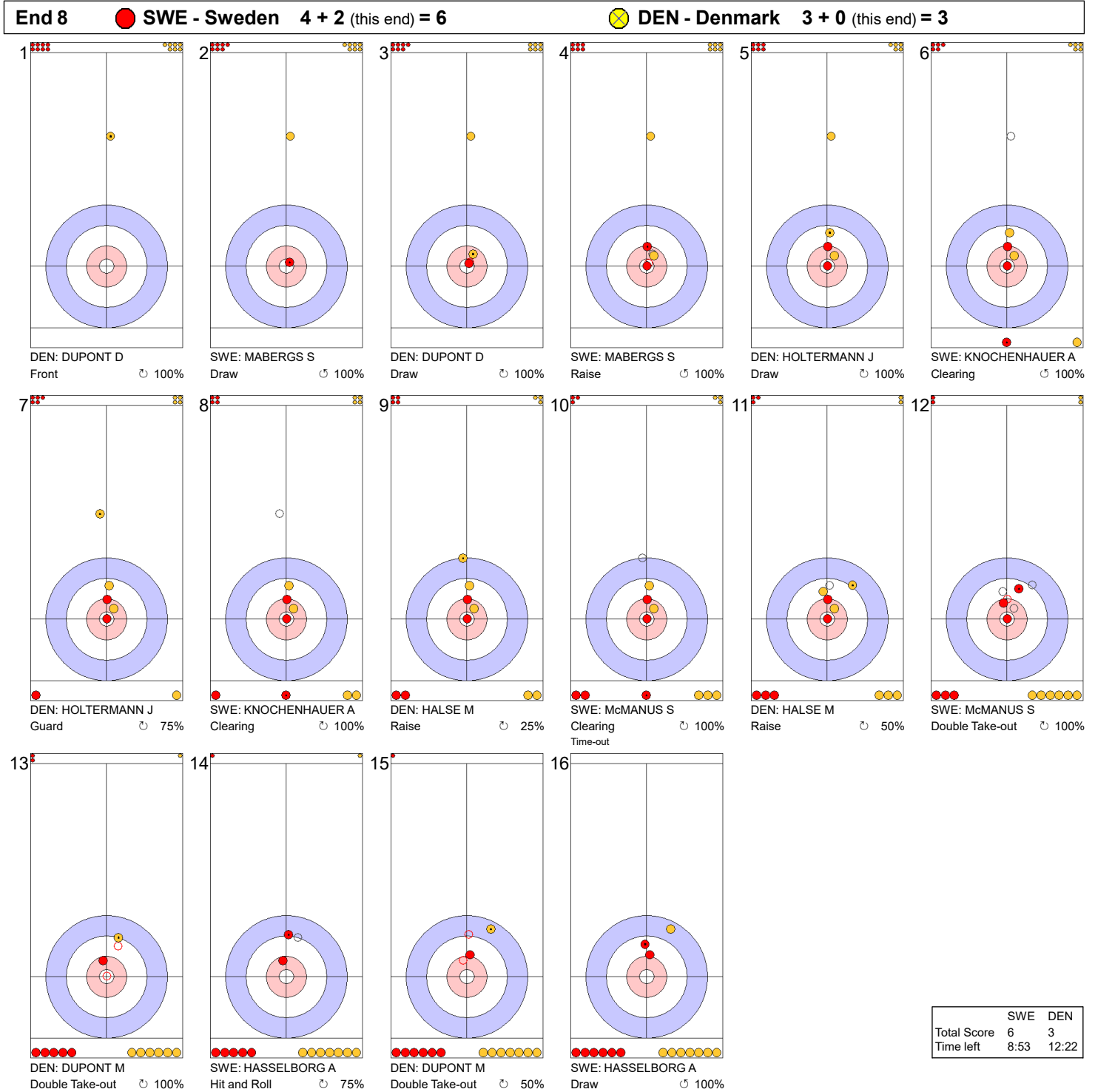
**End 7**   **SWE - Sweden 4 + 0 (this end) = 4**   **DEN - Denmark 2 + 1 (this end) = 3**



	SWE	DEN
Total Score	4	3
Time left	11:38	15:12

**Legend:**  
 Clockwise     Counter-clockwise     - Not considered

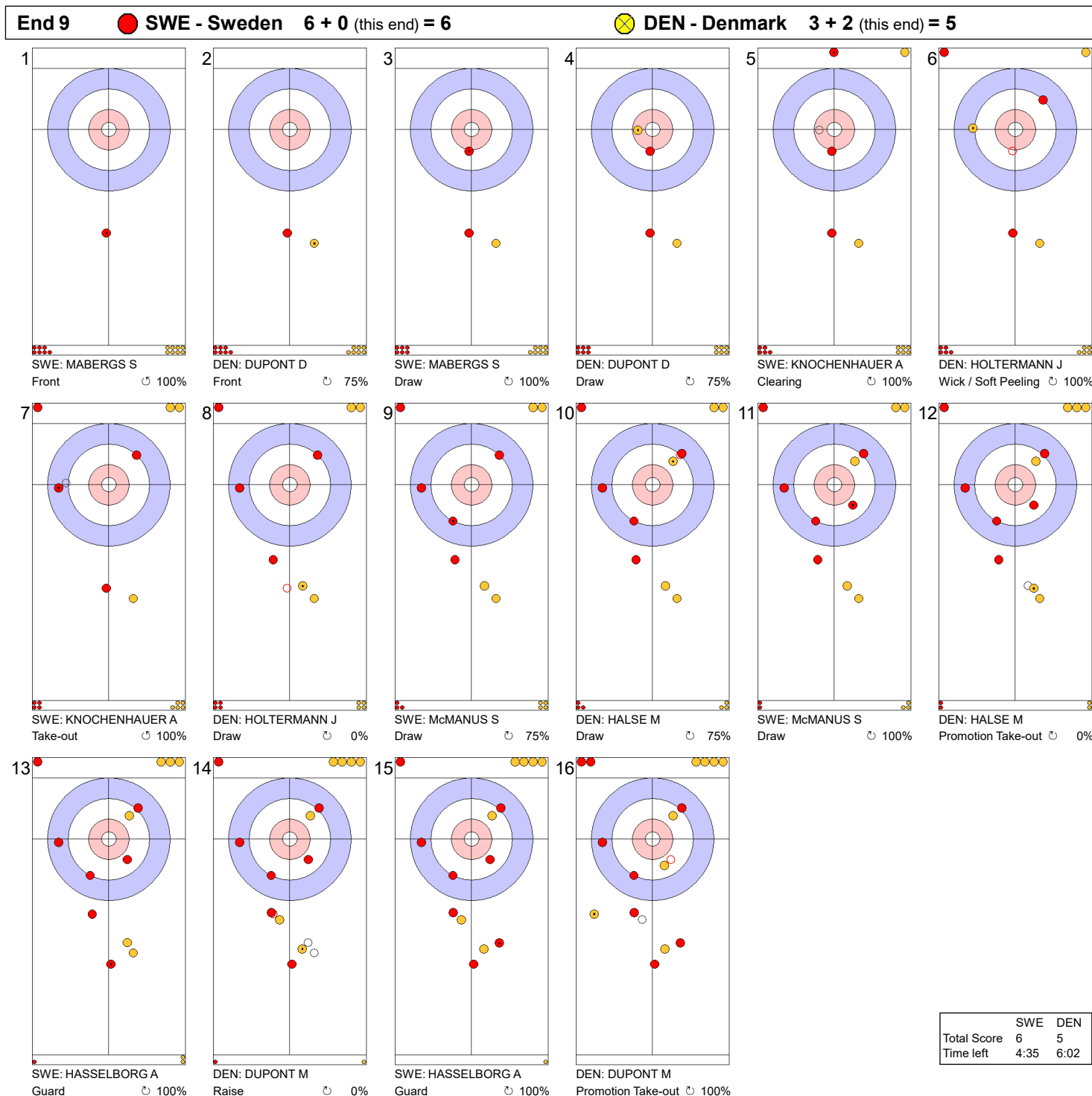
**Game - Shot by Shot**



**Legend:**  
 ↻ Clockwise      ↺ Counter-clockwise      - Not considered



Game - Shot by Shot



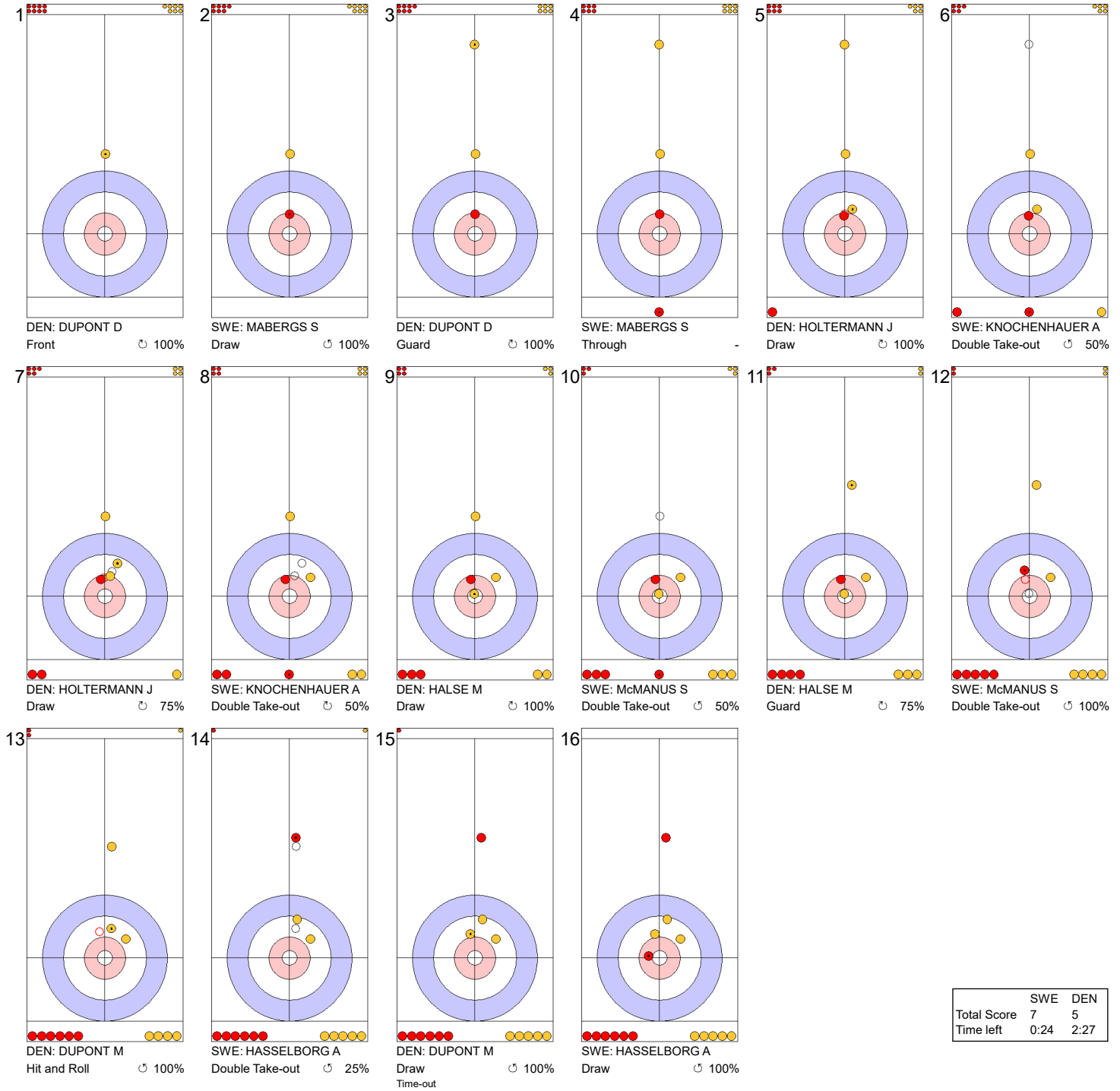
	SWE	DEN
Total Score	6	5
Time left	4:35	6:02

**Legend:**  
 ↻ Clockwise      ↺ Counter-clockwise      - Not considered



**Game - Shot by Shot**

**End 10**   ● **SWE - Sweden** 6 + 1 (this end) = 7   ● **DEN - Denmark** 5 + 0 (this end) = 5



	SWE	DEN
Total Score	7	5
Time left	0:24	2:27

**Legend:**  
 ↻ Clockwise   ↺ Counter-clockwise   - Not considered



### Game Results

Sheet	Team	LSFE	1	2	3	4	5	6	7	8	9	10	Extra Ends	Total
D	TUR - Türkiye		0	0	1	0	2	1	0	0	0	1		5
	EST - Estonia	*	0	2	0	1	0	0	1	0	0	0		4

TUR - Türkiye		Shot Success	Game	All
4 S	YILDIZ Dilsat	88%		76%
3 V	POLAT Oznur	88%		73%
2	CALIKUSU Ifayet Safak	88%		73%
1	SENGUL Berfin	85%		79%
A	KARAMAN Iclal	-		-
Team Total		87%		75%

EST - Estonia		Shot Success	Game	All
4	TUVIKE Erika	69%		64%
3 V	LAIDSALU Kerli	84%		74%
2 S	TURMANN Liisa	75%		71%
1	GROSSMANN Heili	93%		83%
A	-	-		-
Team Total		80%		73%

Last Stone Draw		Distance
⌚	CALIKUSU Ifayet Safak	61.6cm
⌚	YILDIZ Dilsat	31.4cm
<b>Total</b>		<b>93.0cm</b>

Last Stone Draw		Distance
⌚	TUVIKE Erika	1.3cm
⌚	LAIDSALU Kerli	80.9cm
<b>Total</b>		<b>82.2cm</b>

Time remaining: 6 minutes 12 seconds

Time remaining: 4 minutes 10 seconds

Time-out: End 10 - TUR stone 6

Time-out: End 6 - EST stone 5

### Shot Success Analysis

TUR - Türkiye		⌚	⌚	Game
4 YILDIZ Dilsat	Draws	2 50%	5 80%	7 71%
	Take-outs	6 96%	5 100%	11 98%
	Total	8 84%	10 90%	18 88%
3 POLAT Oznur	Draws	4 94%	5 85%	9 89%
	Take-outs	6 100%	5 70%	11 86%
	Total	10 98%	10 78%	20 88%
2 CALIKUSU Ifayet Safak	Draws	5 70%	4 75%	9 72%
	Take-outs	4 100%	7 100%	11 100%
	Total	9 83%	11 91%	20 88%
1 SENGUL Berfin	Draws	12 90%	7 75%	19 84%
	Take-outs	1 100%	0 -	1 100%
	Total	13 90%	7 75%	20 85%
A KARAMAN Iclal	Draws	0 -	0 -	0 -
	Take-outs	0 -	0 -	0 -
	Total	0 -	0 -	0 -
Team	Draws	23 83%	21 79%	44 81%
	Take-outs	17 99%	17 91%	34 95%
	Total	40 89%	38 84%	78 87%

EST - Estonia		⌚	⌚	Game
4 TUVIKE Erika	Draws	7 93%	4 25%	11 68%
	Take-outs	8 66%	1 100%	9 69%
	Total	15 78%	5 40%	20 69%
3 LAIDSALU Kerli	Draws	6 88%	2 100%	8 91%
	Take-outs	5 65%	7 89%	12 79%
	Total	11 77%	9 92%	20 84%
2 TURMANN Liisa	Draws	7 89%	3 92%	10 90%
	Take-outs	7 54%	3 75%	10 60%
	Total	14 71%	6 83%	20 75%
1 GROSSMANN Heili	Draws	14 89%	3 100%	17 91%
	Take-outs	3 100%	0 -	3 100%
	Total	17 91%	3 100%	20 93%
A -	Draws	0 -	0 -	0 -
	Take-outs	0 -	0 -	0 -
	Total	0 -	0 -	0 -
Team	Draws	34 90%	12 73%	46 85%
	Take-outs	23 66%	11 86%	34 73%
	Total	57 80%	23 79%	80 80%

**Note:**  
Position and function for each team member:  
4 = Fourth, 3 = Third, 2 = Second, 1 = Lead, A = Alternate, S = Skip, V = Vice-Skip

**Legend:**  
⌚ Clockwise      ⌚ Counter-clockwise      **LSFE(\*)** Last Stone First End

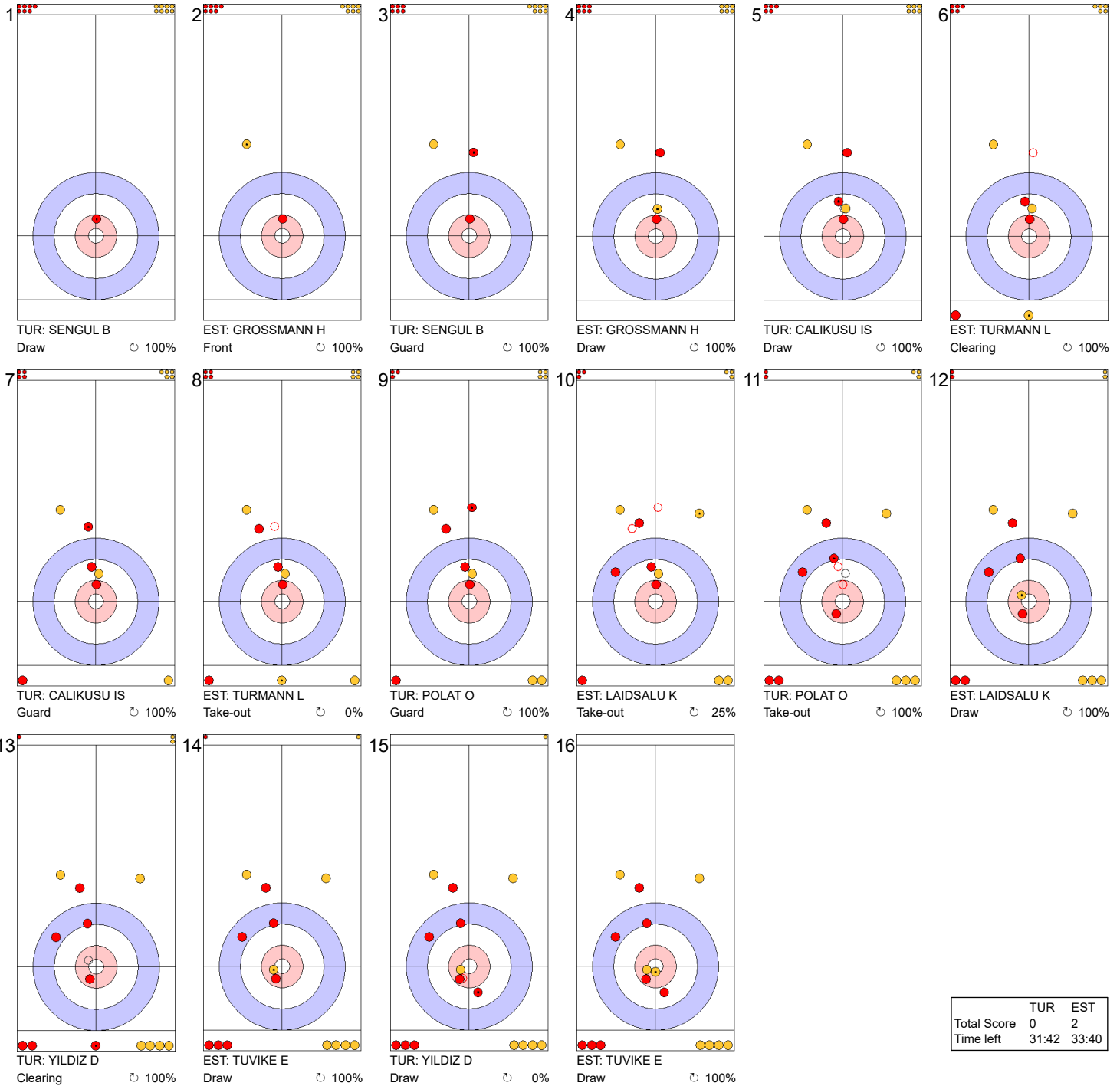
**Game - Shot by Shot**



**Legend:**  
 Clockwise     
 Counter-clockwise     
 - Not considered

**Game - Shot by Shot**

**End 2**   ● **TUR - Türkiye** 0 + 0 (this end) = 0   ● **EST - Estonia** 0 + 2 (this end) = 2



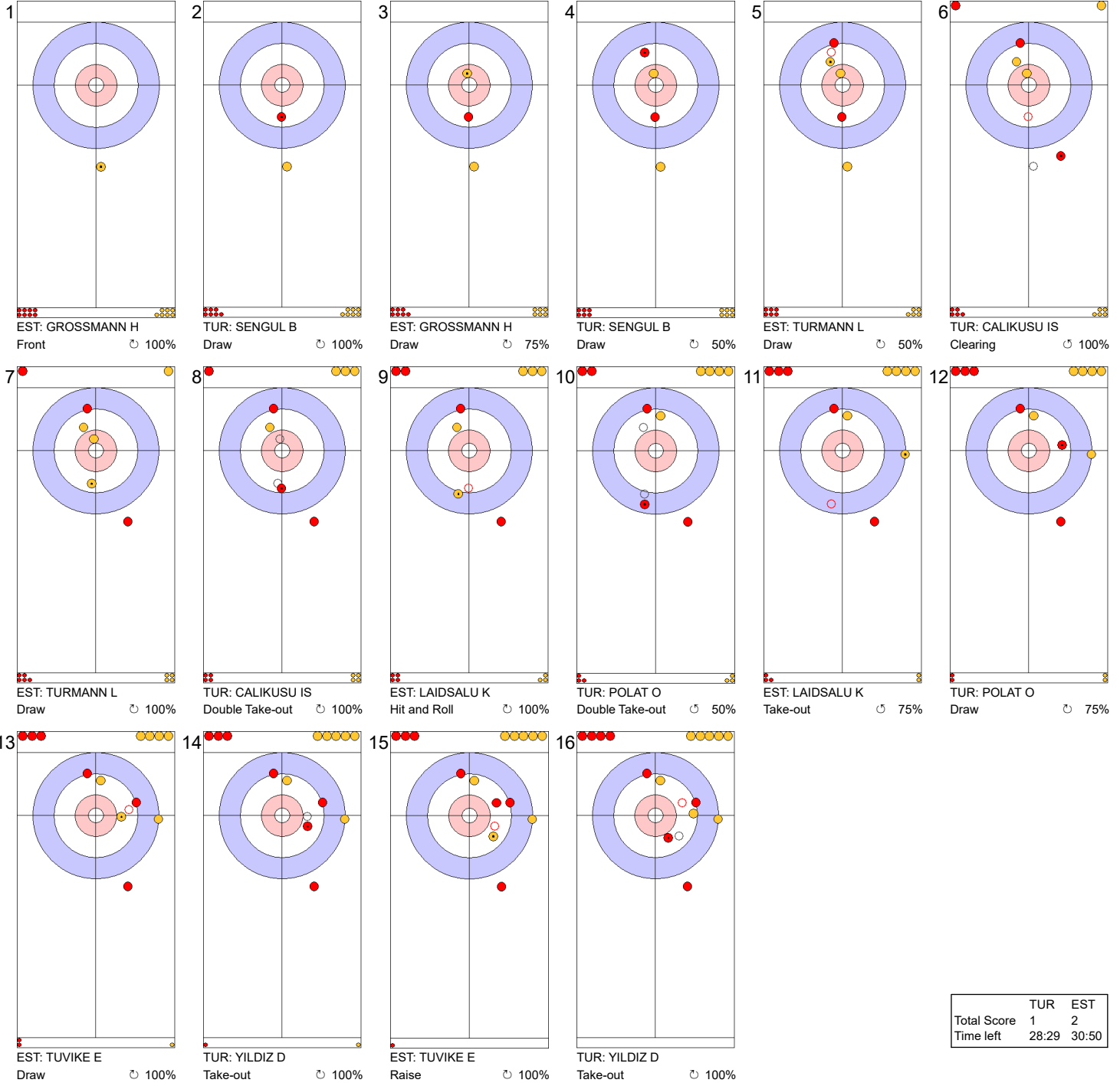
	TUR	EST
Total Score	0	2
Time left	31:42	33:40

**Legend:**  
 ↻ Clockwise   ↺ Counter-clockwise   - Not considered



**Game - Shot by Shot**

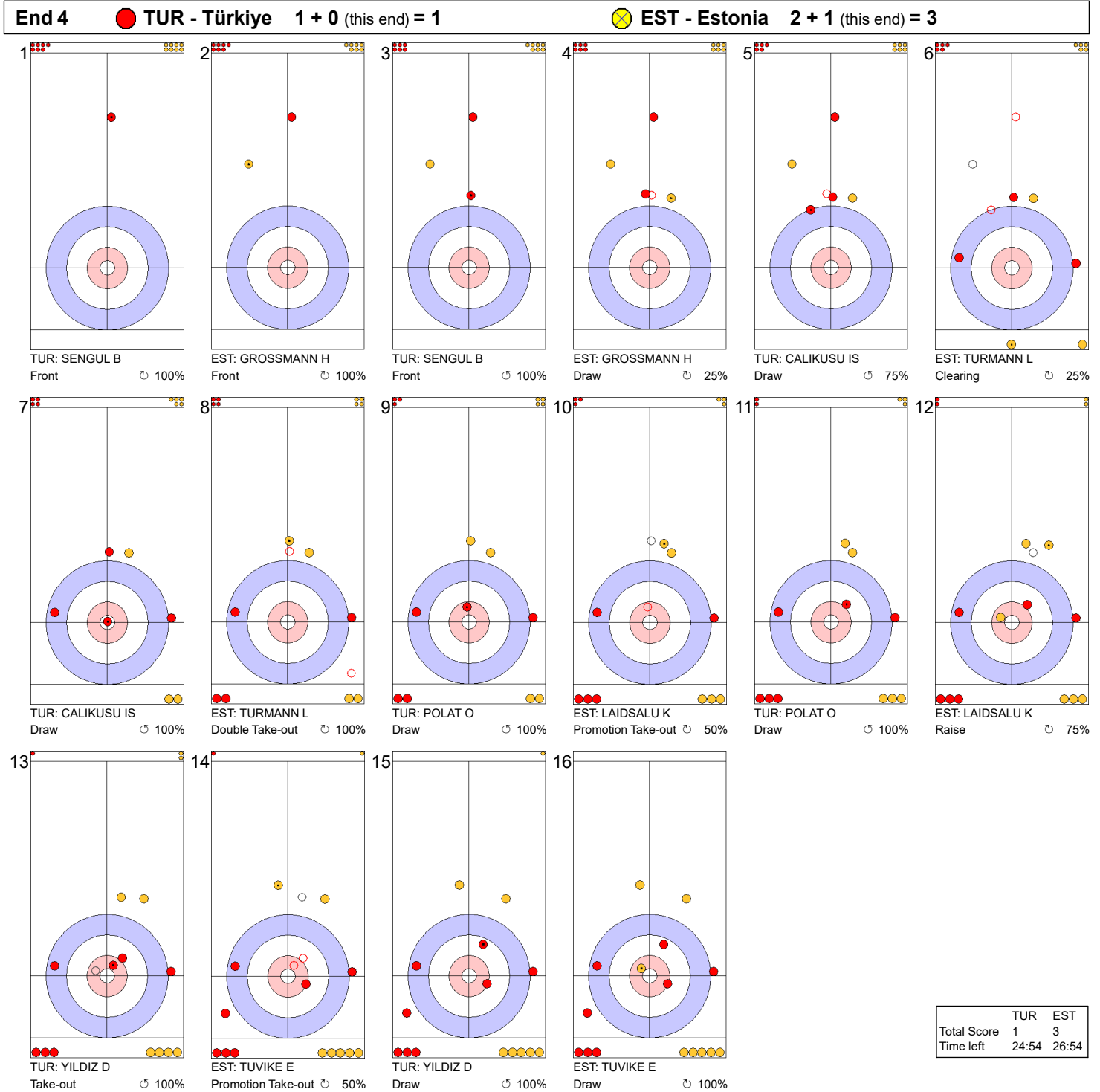
**End 3**   ● **TUR - Türkiye** 0 + 1 (this end) = 1   ● **EST - Estonia** 2 + 0 (this end) = 2



	TUR	EST
Total Score	1	2
Time left	28:29	30:50

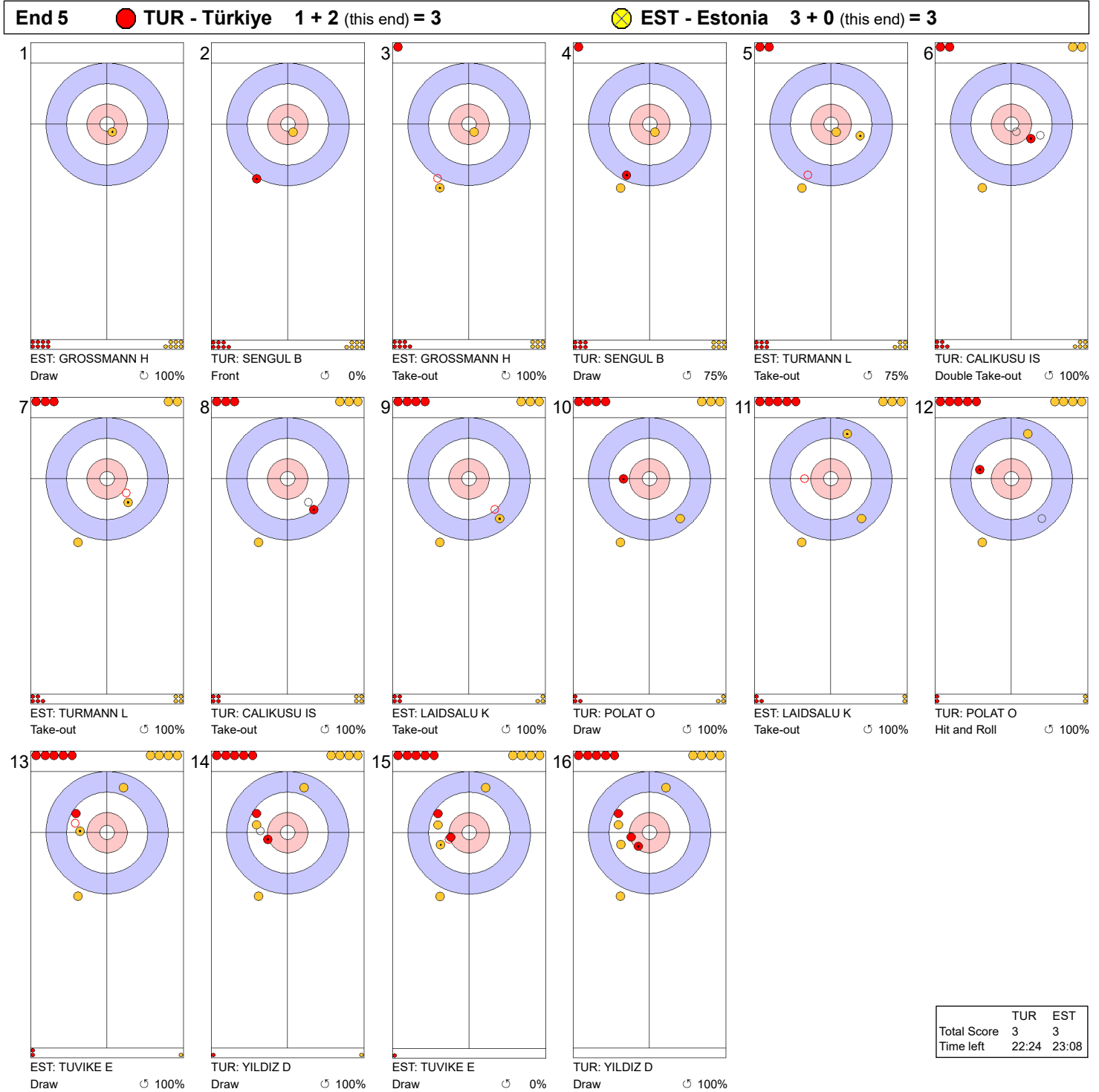
**Legend:**  
 ↻ Clockwise   ↺ Counter-clockwise   - Not considered

**Game - Shot by Shot**



**Legend:**  
 ↻ Clockwise      ↺ Counter-clockwise      - Not considered

**Game - Shot by Shot**



	TUR	EST
Total Score	3	3
Time left	22:24	23:08

**Legend:**  
 Clockwise     
 Counter-clockwise     
 - Not considered

**Game - Shot by Shot**

End 6			TUR - Türkiye 3 + 1 (this end) = 4			EST - Estonia 3 + 0 (this end) = 3																	
1		TUR: SENGUL B Draw 100%	2		EST: GROSSMANN H Front 100%	3		TUR: SENGUL B Draw 75%	4		EST: GROSSMANN H Draw 100%	5		TUR: CALIKUSU IS Draw 100%	6		EST: TURMANN L Draw 100%						
7		TUR: CALIKUSU IS Draw 50%	8		EST: TURMANN L Wick / Soft Peeling 100%	9		TUR: POLAT O Draw 25%	10		EST: LAIDSALU K Take-out Time-out 100%	11		TUR: POLAT O Draw 100%	12		EST: LAIDSALU K Draw 100%						
13		TUR: YILDIZ D Draw 100%	14		EST: TUVIKE E Take-out 25%	15		TUR: YILDIZ D Guard 100%	16		EST: TUVIKE E Promotion Take-out 0%		<table border="1"> <tr> <td></td> <td>TUR</td> <td>EST</td> </tr> <tr> <td>Total Score</td> <td>4</td> <td>3</td> </tr> <tr> <td>Time left</td> <td>17:47</td> <td>16:33</td> </tr> </table>			TUR	EST	Total Score	4	3	Time left	17:47	16:33
	TUR	EST																					
Total Score	4	3																					
Time left	17:47	16:33																					

**Legend:**  
 Clockwise      Counter-clockwise      - Not considered

**Game - Shot by Shot**

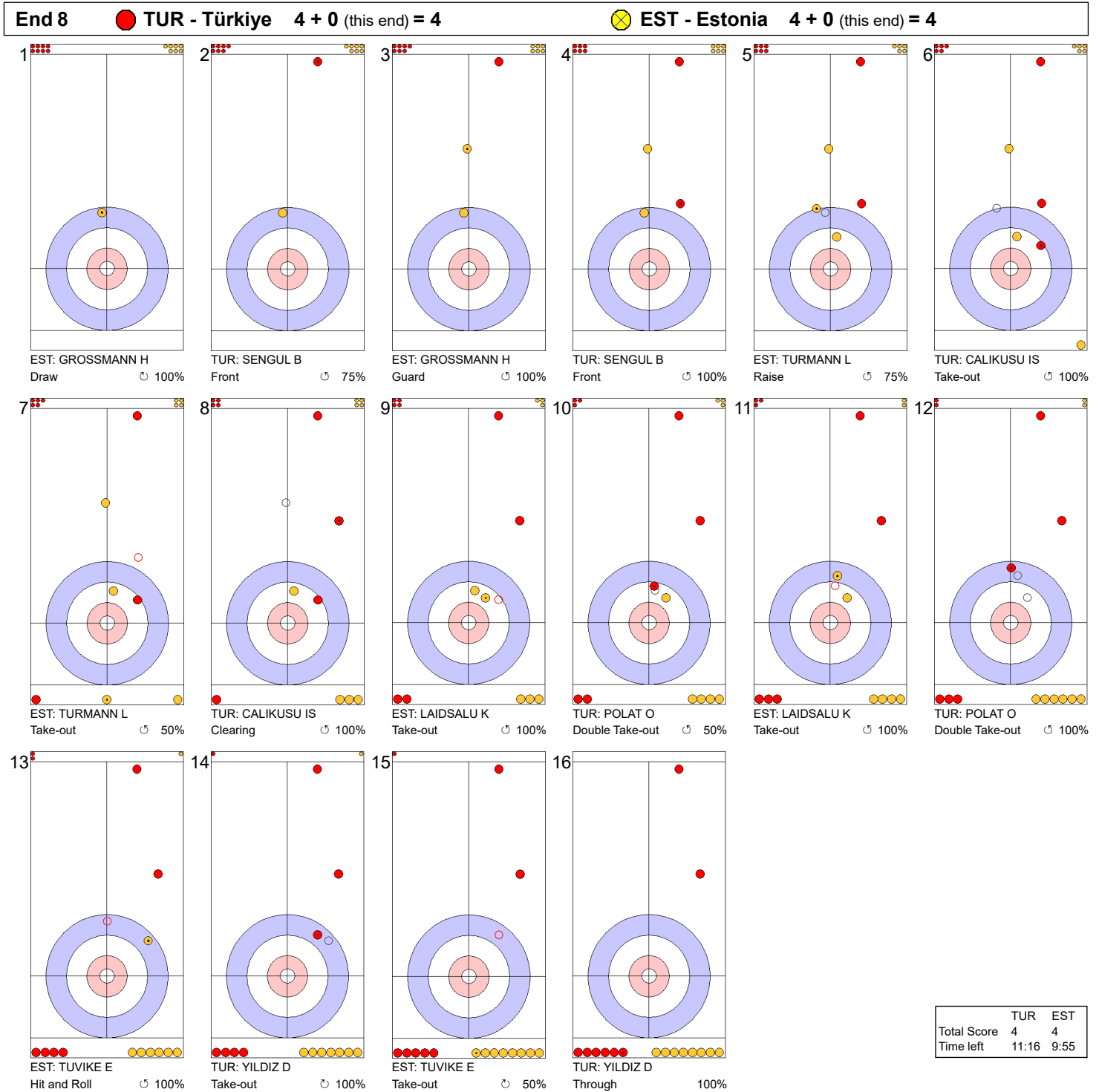
**End 7**   ● **TUR - Türkiye** 4 + 0 (this end) = 4   ● **EST - Estonia** 3 + 1 (this end) = 4



	TUR	EST
Total Score	4	4
Time left	14:21	12:31

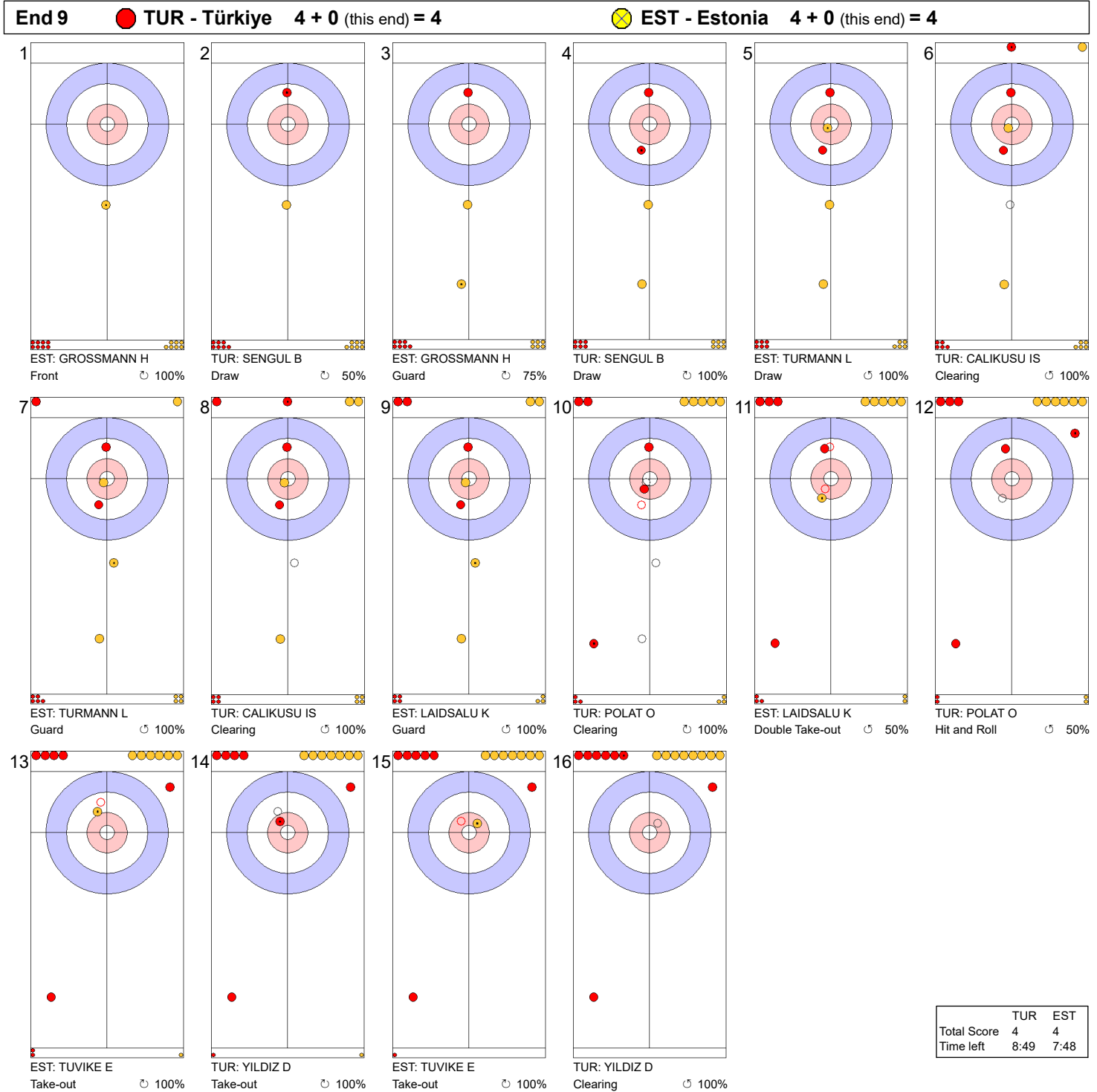
**Legend:**  
 ↻ Clockwise   ↺ Counter-clockwise   - Not considered

**Game - Shot by Shot**



**Legend:**  
 Clockwise     Counter-clockwise     - Not considered

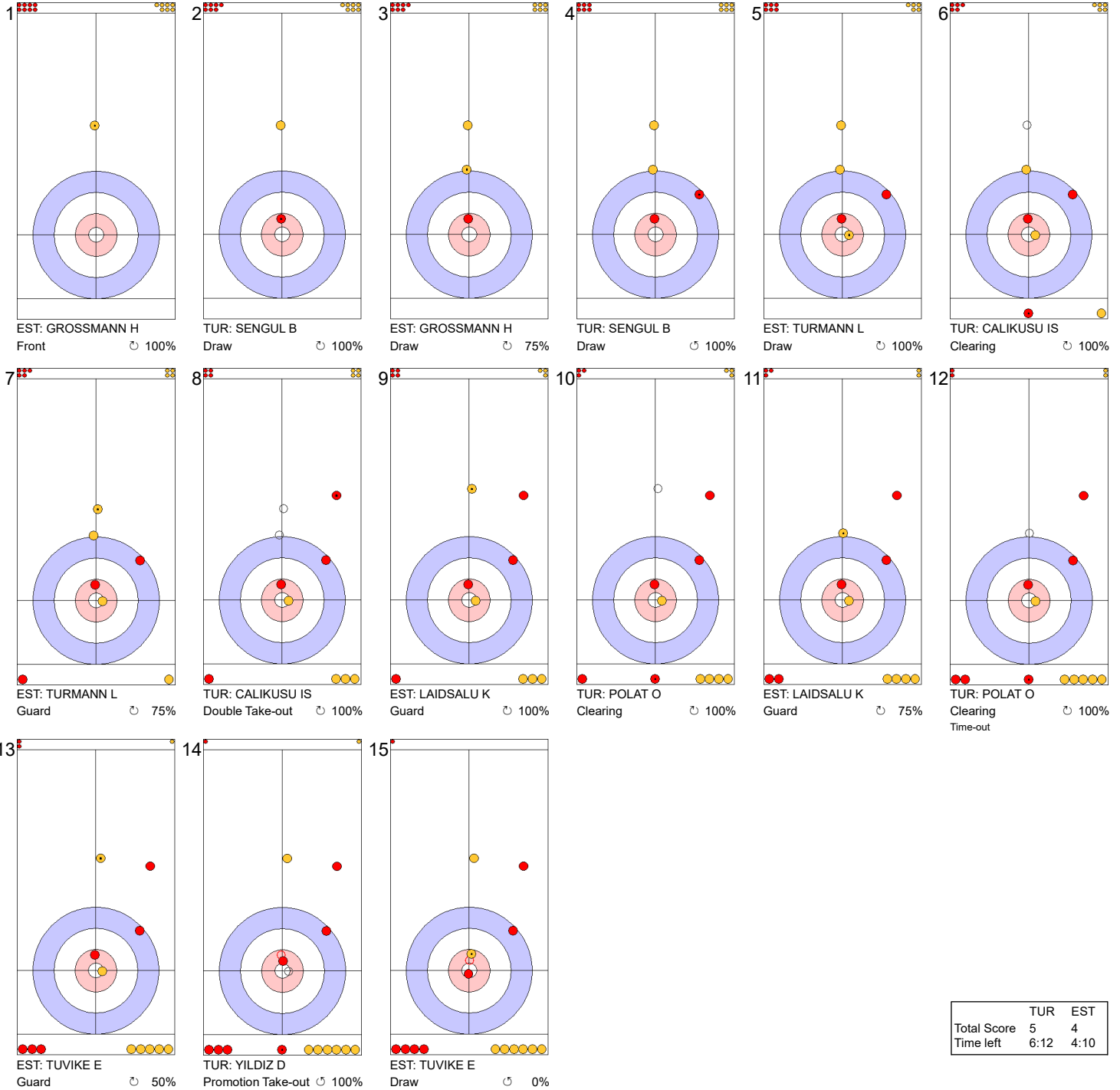
**Game - Shot by Shot**



**Legend:**  
 Clockwise     
 Counter-clockwise     
 - Not considered

**Game - Shot by Shot**

**End 10**   ● **TUR - Türkiye** 4 + 1 (this end) = 5   ● **EST - Estonia** 4 + 0 (this end) = 4



**Legend:**  
 ↻ Clockwise   ↺ Counter-clockwise   - Not considered



### Game Results

Sheet	Team	LSFE	1	2	3	4	5	6	7	8	9	10	Extra Ends	Total
E	SUI - Switzerland	*	1	1	1	0	0	2	0	3	0	0		8
	LTU - Lithuania		0	0	0	2	1	0	1	0	2	1		7

SUI - Switzerland		Shot Success	Game	All
4 V	PAETZ Alina	79%	80%	
3 S	TIRINZONI Silvana	83%	77%	
2	HOWALD Carole	79%	85%	
1	WITSCHONKE Selina	76%	80%	
A	BERSET Stefanie	-	-	
Team Total		79%	80%	

LTU - Lithuania		Shot Success	Game	All
4 S	PAULAUSKAITE Virginija	69%	66%	
3 V	DVOJEGLAZOVA Olga	80%	64%	
2	KIUDYTE Migle	59%	59%	
1	BLAZIENE Ruta	71%	72%	
A	-	-	-	
Team Total		70%	65%	

**Last Stone Draw** Distance

⌚	HOWALD Carole	18.0cm
⌚	WITSCHONKE Selina	7.2cm
<b>Total</b>		<b>25.2cm</b>

**Last Stone Draw** Distance

⌚	KIUDYTE Migle	49.1cm
⌚	PAULAUSKAITE Virginija	199.6cm
<b>Total</b>		<b>248.7cm</b>

Time remaining: 7 minutes 26 seconds

Time remaining: 1 minute 11 seconds

Time-out: End 9 - LTU stone 7

### Shot Success Analysis

SUI - Switzerland		⌚	⌚	Game
4	PAETZ Alina	Draws	0 - 5 70%	5 70%
		Take-outs	5 85% 10 80%	15 82%
		Total	5 85% 15 77%	20 79%
3	TIRINZONI Silvana	Draws	2 100% 4 50%	6 67%
		Take-outs	8 81% 6 100%	14 89%
		Total	10 85% 10 80%	20 83%
2	HOWALD Carole	Draws	4 88% 3 67%	7 79%
		Take-outs	4 88% 9 75%	13 79%
		Total	8 88% 12 73%	20 79%
1	WITSCHONKE Selina	Draws	10 65% 5 90%	15 73%
		Take-outs	2 88% 2 88%	4 88%
		Total	12 69% 7 89%	19 76%
A	BERSET Stefanie	Draws	0 - 0 -	0 -
		Take-outs	0 - 0 -	0 -
		Total	0 - 0 -	0 -
Team		Draws	16 75% 17 71%	33 73%
		Take-outs	19 84% 27 83%	46 84%
		Total	35 80% 44 78%	79 79%

LTU - Lithuania		⌚	⌚	Game
4	PAULAUSKAITE Virginija	Draws	4 88% 7 82%	11 84%
		Take-outs	6 50% 3 50%	9 50%
		Total	10 65% 10 73%	20 69%
3	DVOJEGLAZOVA Olga	Draws	3 75% 7 82%	10 80%
		Take-outs	4 81% 6 79%	10 80%
		Total	7 79% 13 81%	20 80%
2	KIUDYTE Migle	Draws	4 38% 5 50%	9 44%
		Take-outs	8 63% 3 92%	11 70%
		Total	12 54% 8 66%	20 59%
1	BLAZIENE Ruta	Draws	2 88% 16 73%	18 75%
		Take-outs	1 0% 1 75%	2 38%
		Total	3 58% 17 74%	20 71%
A	-	Draws	0 - 0 -	0 -
		Take-outs	0 - 0 -	0 -
		Total	0 - 0 -	0 -
Team		Draws	13 69% 35 74%	48 72%
		Take-outs	19 59% 13 75%	32 66%
		Total	32 63% 48 74%	80 70%

**Note:**

Position and function for each team member:

4 = Fourth, 3 = Third, 2 = Second, 1 = Lead, A = Alternate, S = Skip, V = Vice-Skip

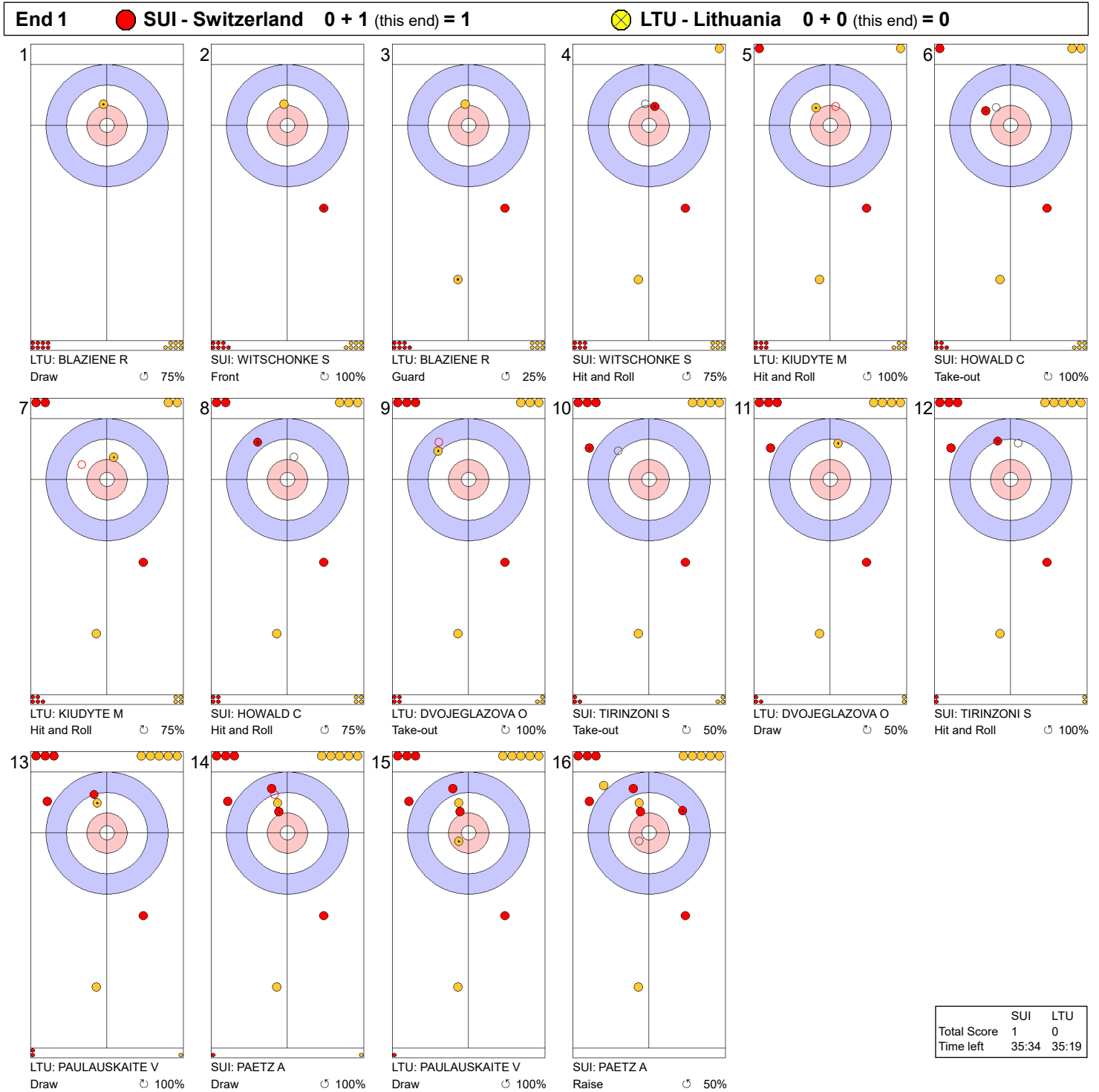
**Legend:**

⌚ Clockwise

⌚ Counter-clockwise

LSFE(\*) Last Stone First End

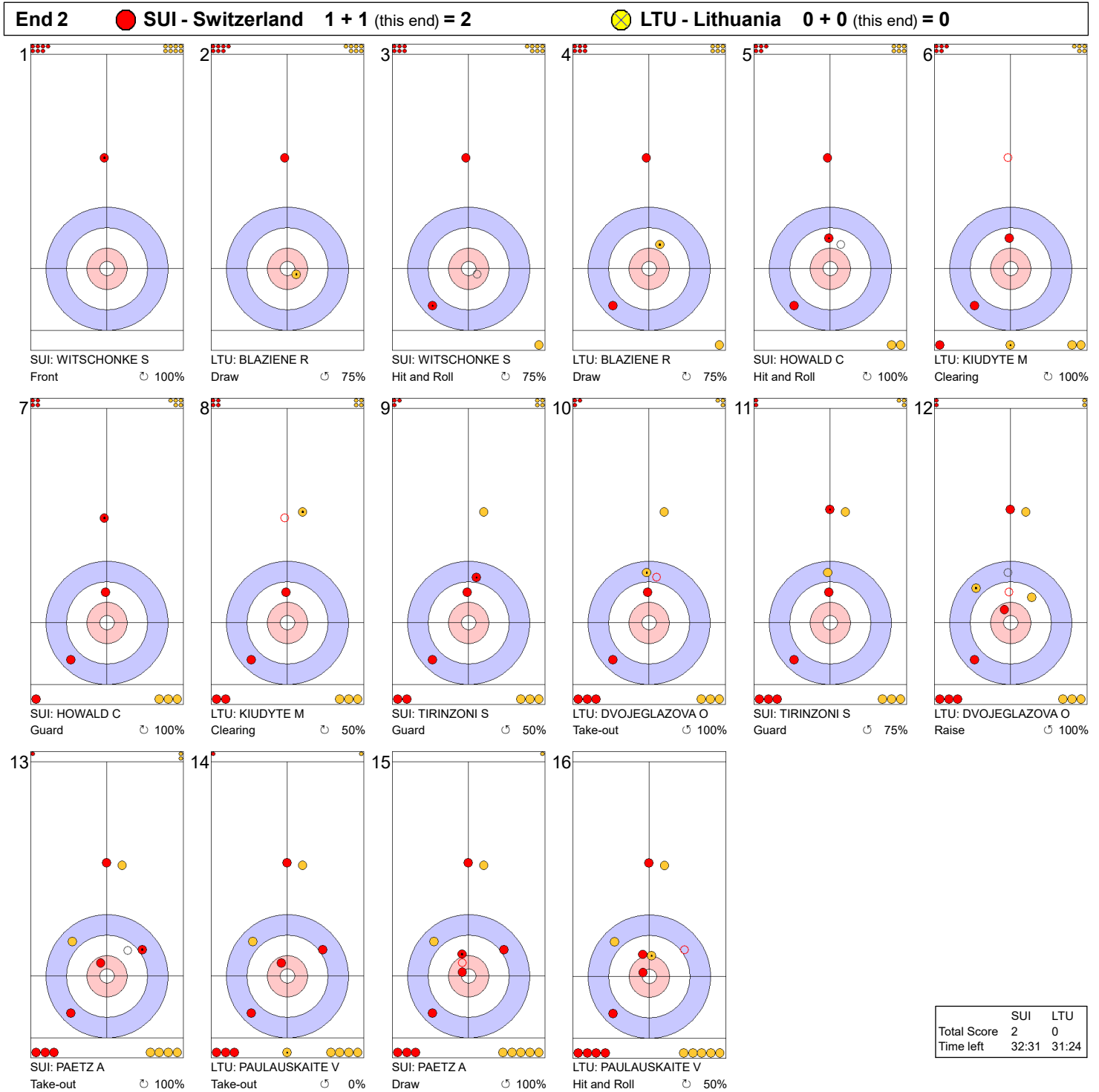
**Game - Shot by Shot**



	SUI	LTU
Total Score	1	0
Time left	35:34	35:19

**Legend:**  
 Clockwise     
 Counter-clockwise     
 - Not considered

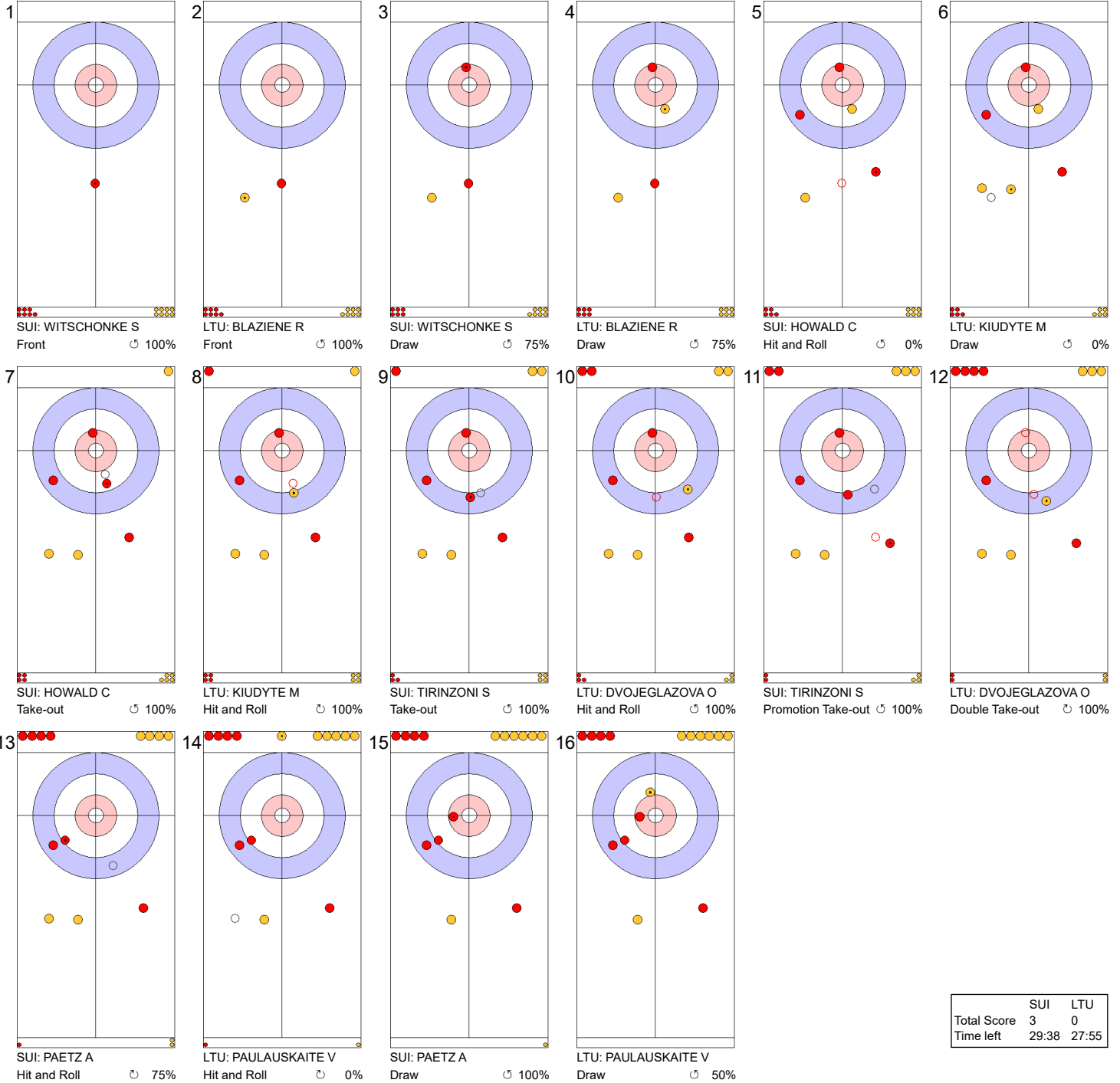
**Game - Shot by Shot**



**Legend:**  
 Clockwise     
 Counter-clockwise     
 - Not considered

**Game - Shot by Shot**

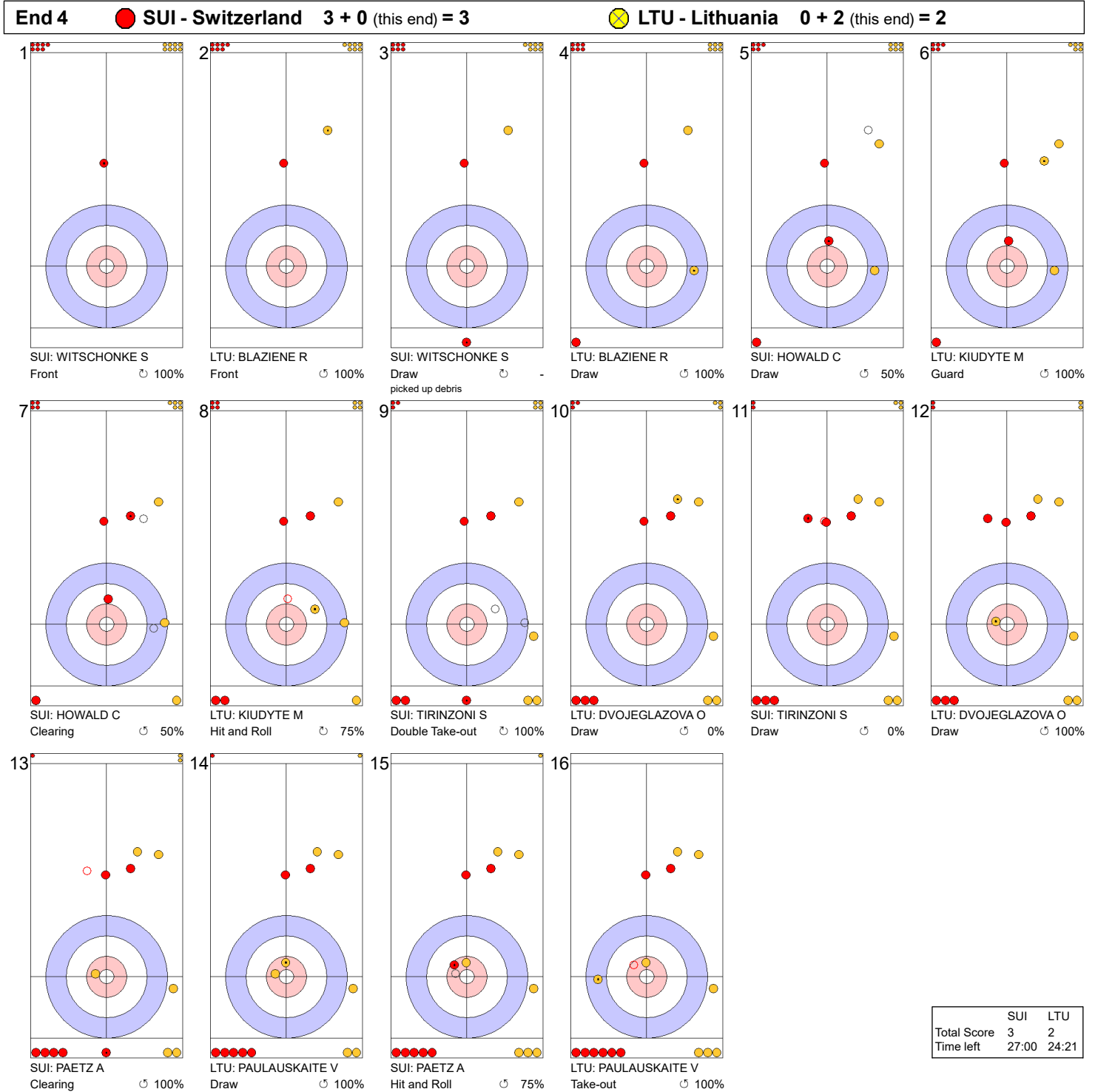
**End 3**    ● **SUI - Switzerland** **2 + 1** (this end) = **3**    ⊗ **LTU - Lithuania** **0 + 0** (this end) = **0**



	SUI	LTU
Total Score	3	0
Time left	29:38	27:55

**Legend:**  
↻ Clockwise                      ↺ Counter-clockwise                      - Not considered

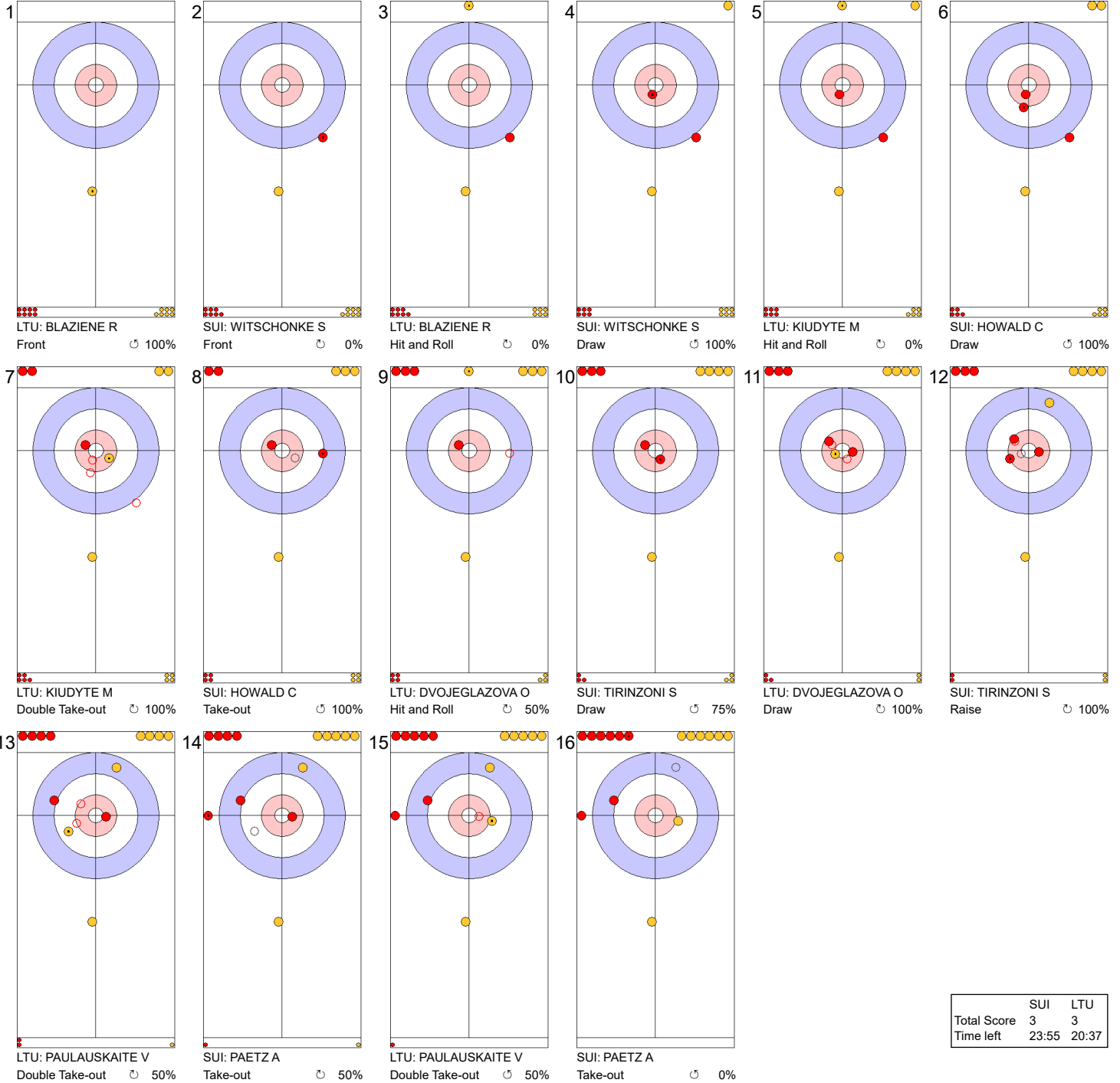
**Game - Shot by Shot**



**Legend:**  
 Clockwise      Counter-clockwise      - Not considered

**Game - Shot by Shot**

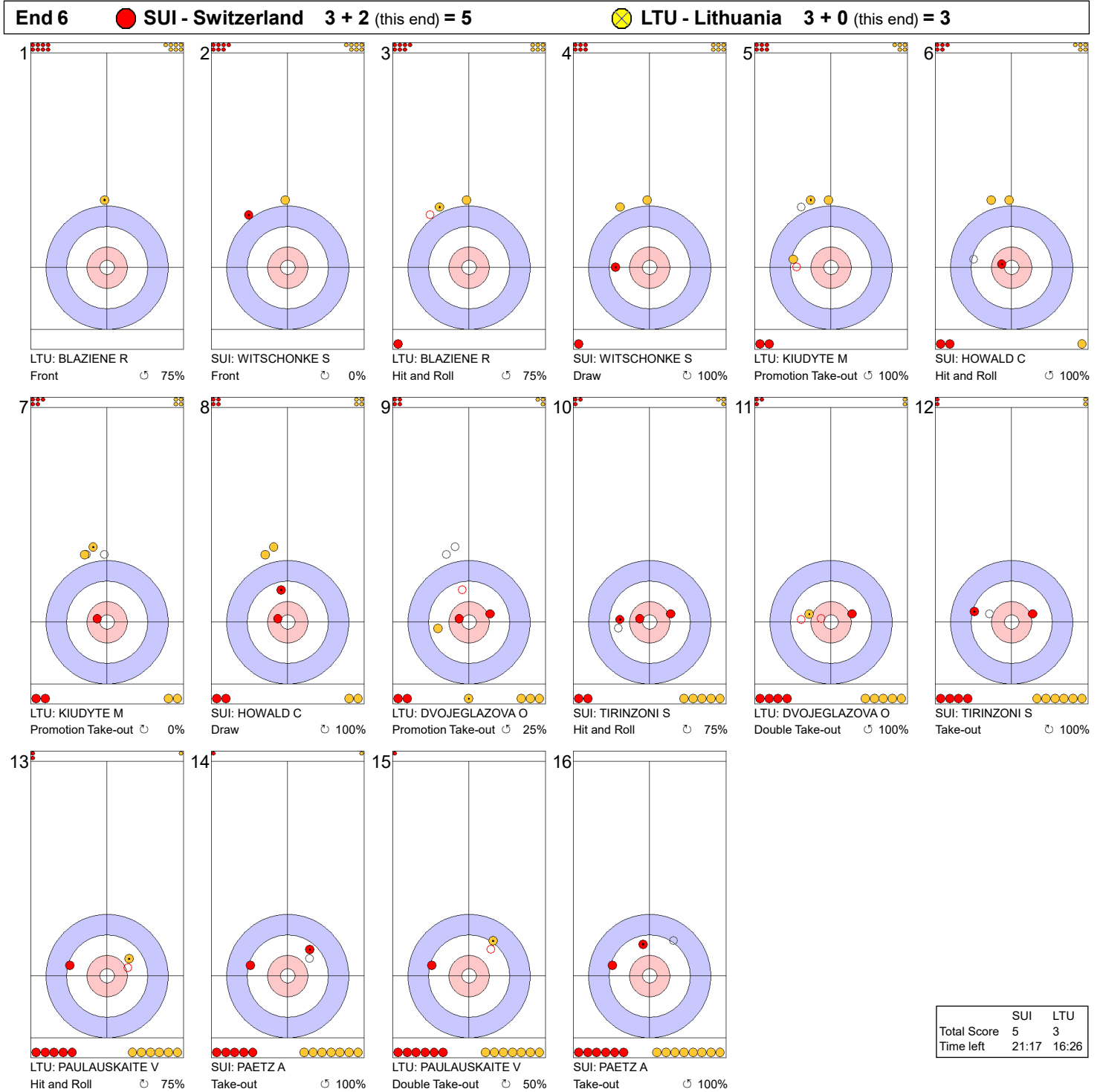
**End 5**   **SUI - Switzerland 3 + 0 (this end) = 3**   **LTU - Lithuania 2 + 1 (this end) = 3**



	SUI	LTU
Total Score	3	3
Time left	23:55	20:37

**Legend:**  
 Clockwise      Counter-clockwise      - Not considered

**Game - Shot by Shot**

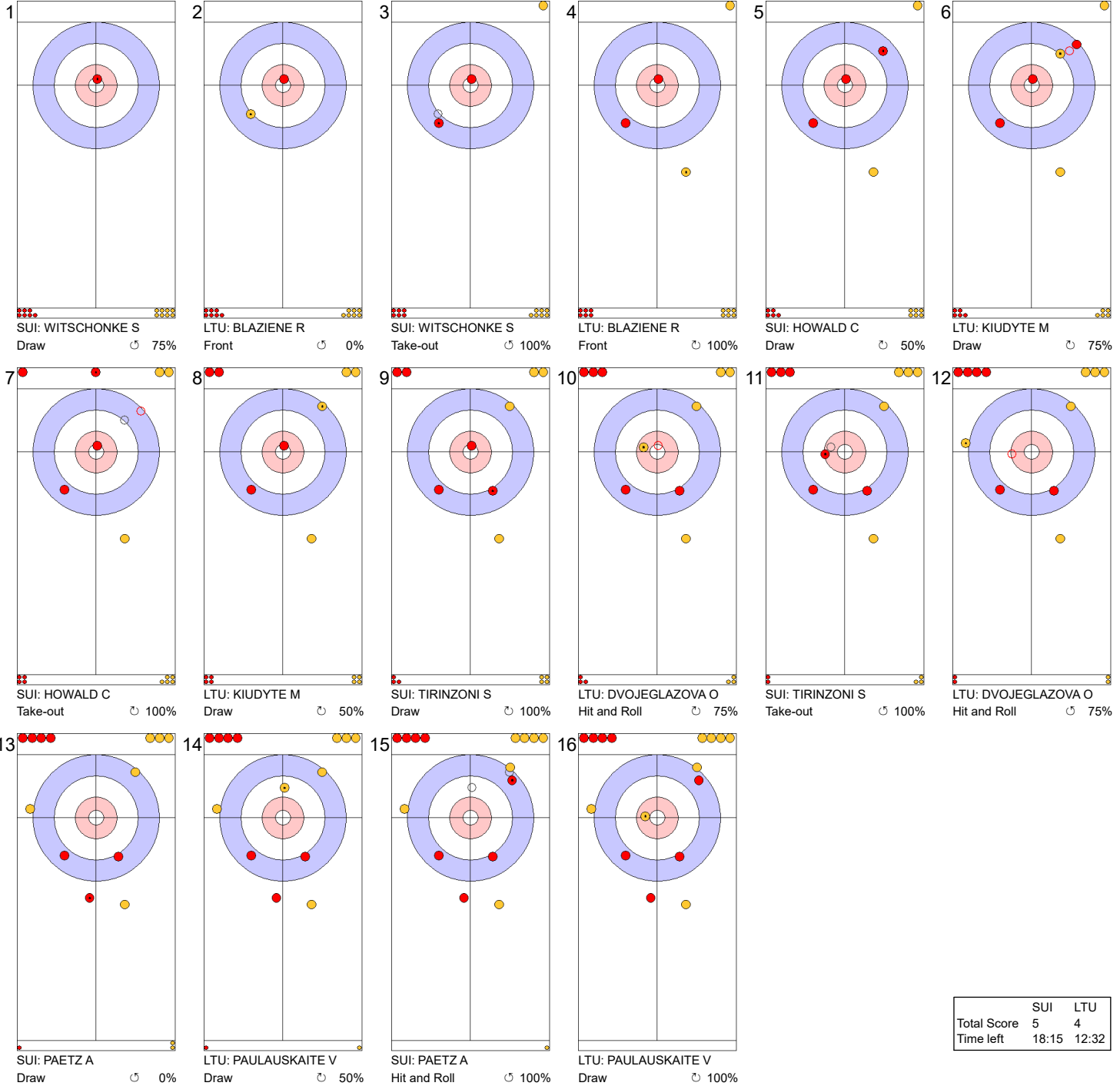


	SUI	LTU
Total Score	5	3
Time left	21:17	16:26

**Legend:**  
 Clockwise     
 Counter-clockwise     
 - Not considered

**Game - Shot by Shot**

**End 7**   **SUI - Switzerland 5 + 0 (this end) = 5**   **LTU - Lithuania 3 + 1 (this end) = 4**

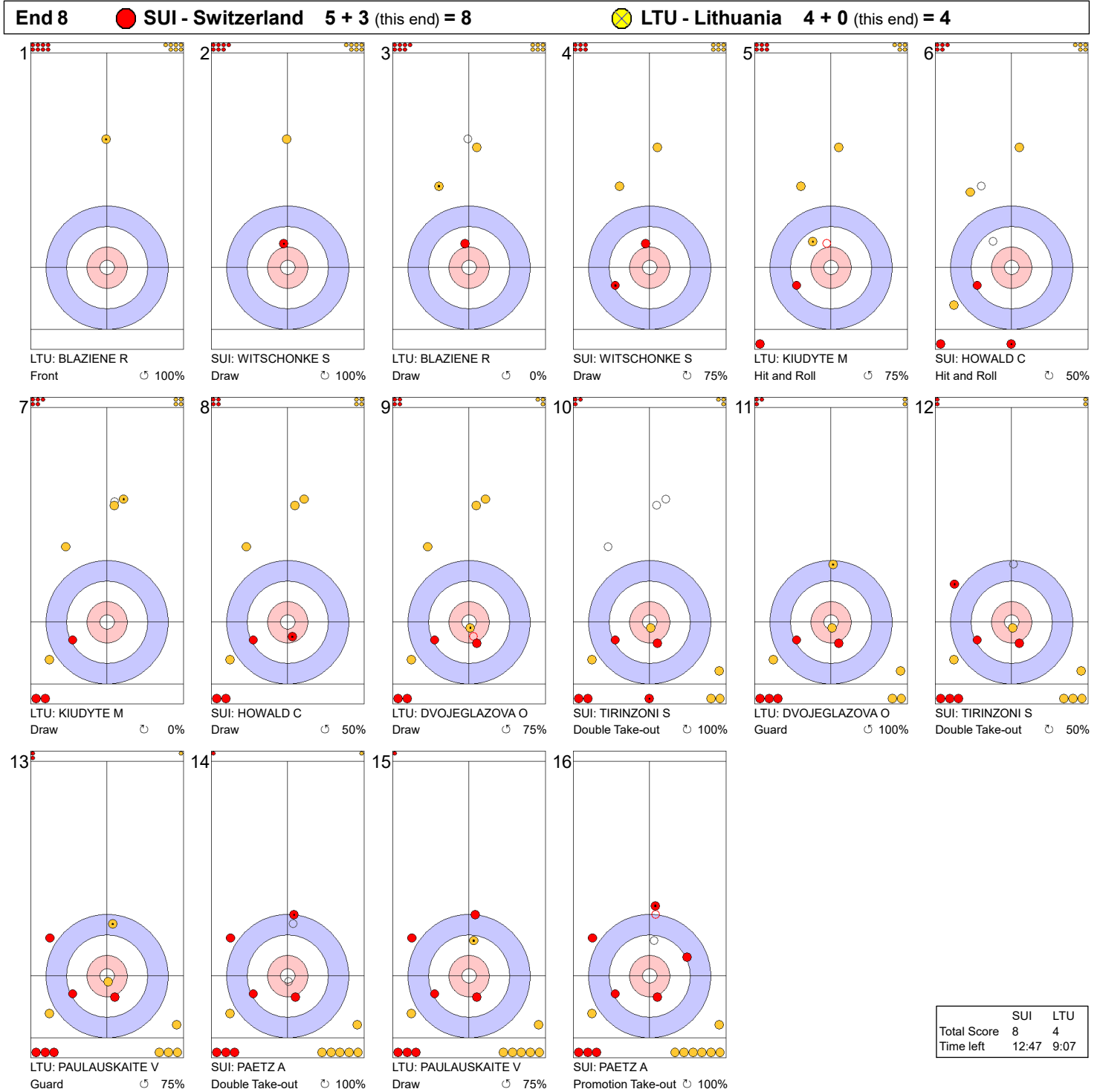


	SUI	LTU
Total Score	5	4
Time left	18:15	12:32

**Legend:**  
 Clockwise     
 Counter-clockwise     
 - Not considered



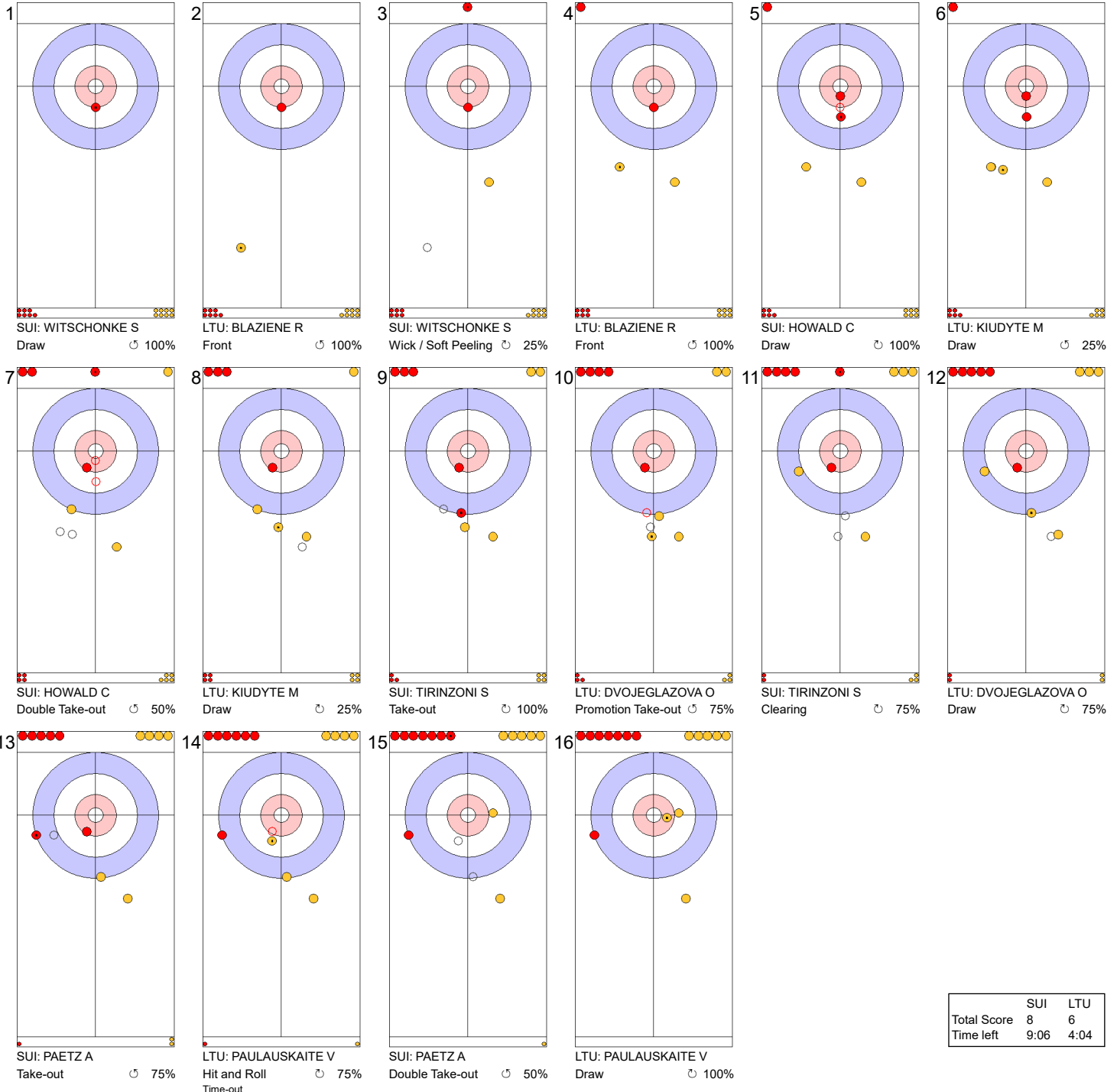
**Game - Shot by Shot**



**Legend:**  
 Clockwise     
 Counter-clockwise     
 - Not considered

**Game - Shot by Shot**

**End 9**   **SUI - Switzerland 8 + 0 (this end) = 8**   **LTU - Lithuania 4 + 2 (this end) = 6**

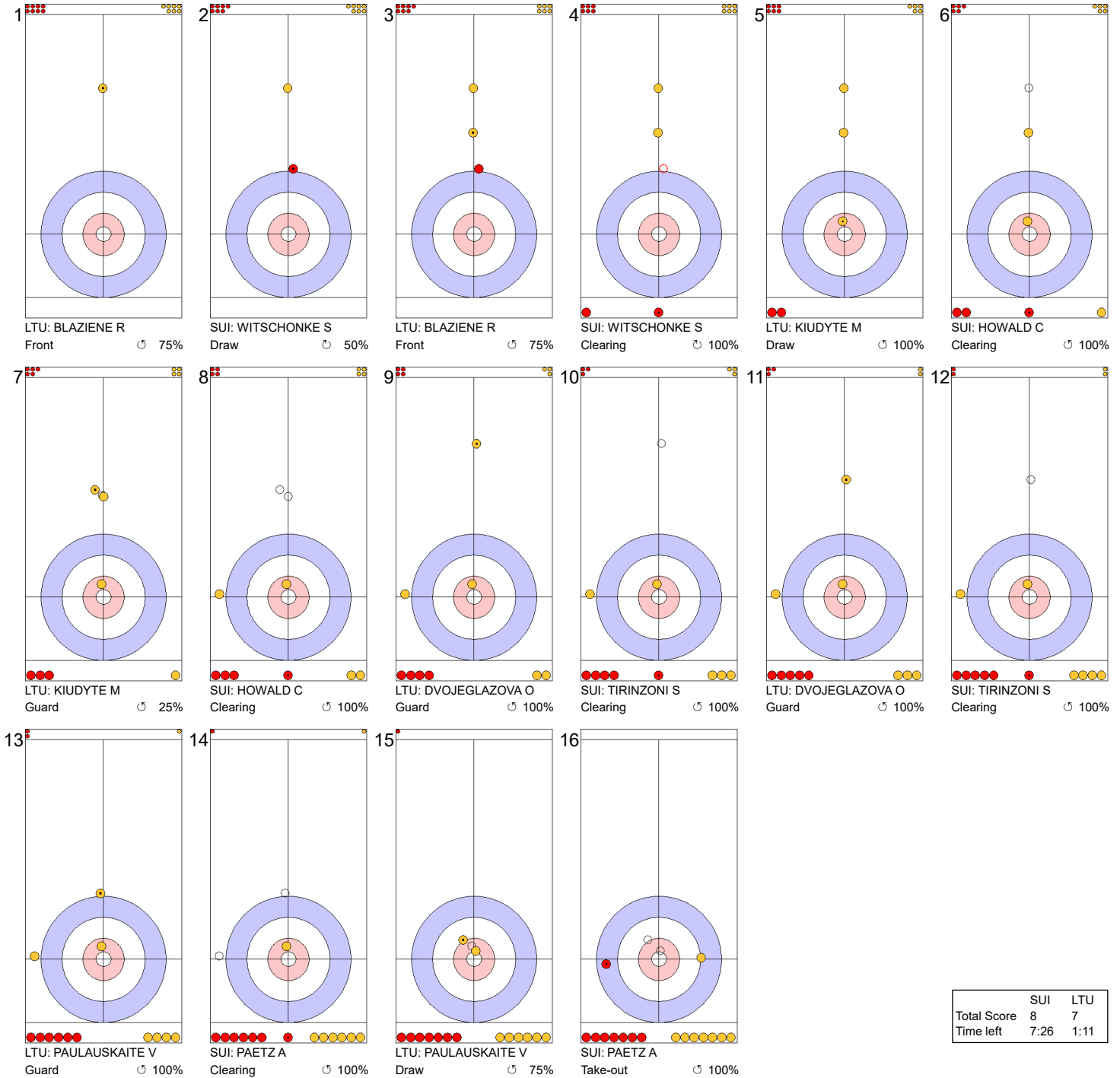


	SUI	LTU
Total Score	8	6
Time left	9:06	4:04

**Legend:**  
 Clockwise      Counter-clockwise      - Not considered

**Game - Shot by Shot**

**End 10**   **SUI - Switzerland 8 + 0 (this end) = 8**   **LTU - Lithuania 6 + 1 (this end) = 7**



	SUI	LTU
Total Score	8	7
Time left	7:26	1:11

**Legend:**  
 Clockwise     
 Counter-clockwise     
 - Not considered



### Session Results and Standings

Sheet	Team	LSD/LSFE	1	2	3	4	5	6	7	8	9	10	Extra Ends	Total
<b>A</b>	DEN - Denmark	241.3cm	0	0	4	1	1	1	1	X	X	X		8
	HUN - Hungary	224.1cm *	0	1	0	0	0	0	0	X	X	X		1
<b>B</b>	ITA - Italy	102.5cm	0	1	0	2	0	1	0	1	1	0		6
	SUI - Switzerland	77.7cm *	1	0	3	0	1	0	1	0	0	1		7
<b>C</b>	EST - Estonia	67.2cm *	0	0	0	1	0	0	0	2	0	X		3
	NOR - Norway	67.9cm	0	2	1	0	0	2	1	0	3	X		9
<b>D</b>	LTU - Lithuania	207.3cm	0	1	0	0	1	0	2	0	1	X		5
	SWE - Sweden	137.7cm *	3	0	0	1	0	1	0	3	0	X		8
<b>E</b>	SCO - Scotland	169.5cm	0	1	0	1	1	0	0	0	1	0		4
	TUR - Türkiye	48.9cm *	0	0	1	0	0	1	0	0	0	3		5

### Current Standings

Rank	Team	Games	Wins	Losses
1	SUI - Switzerland	4	4	0
1	SWE - Sweden	4	4	0
3	ITA - Italy	4	3	1
4	DEN - Denmark	4	2	2
4	NOR - Norway	4	2	2
4	TUR - Türkiye	4	2	2
7	EST - Estonia	4	1	3
7	HUN - Hungary	4	1	3
7	SCO - Scotland	4	1	3
10	LTU - Lithuania	4	0	4

**Note:**  
Under World Curling rules, tie-breaking rules for standings are not applied until after the last game of the round robin.

**Legend:**  
**LSD** Last Stone Draw                      **LSFE(\*)** Last Stone First End                      **X** Unplayed/unfinished end due to concession





### Game Results

Sheet	Team	LSFE	1	2	3	4	5	6	7	8	9	10	Extra Ends	Total
A	DEN - Denmark		0	0	4	1	1	1	1	X	X	X		8
	HUN - Hungary	*	0	1	0	0	0	0	0	X	X	X		1

DEN - Denmark		Shot Success	Game	All
4 S	DUPONT Madeleine	75%		76%
3 V	HALSE Mathilde	88%		83%
2	HOLTERMANN Jasmin	84%		78%
1	DUPONT Denise	91%		77%
A	LARSEN My	-		86%
Team Total		84%		80%

HUN - Hungary		Shot Success	Game	All
4 V	JOO Linda	52%		61%
3 S	KALOCSAI-VAN DORP Vera	66%		70%
2	TOTH-CSOESZ Orsolya	45%		66%
1	ORBAN Hanna Regina	86%		79%
A	LAUCHSZ Laura Ildiko	-		74%
Team Total		62%		68%

**Last Stone Draw** Distance

↻	DUPONT Denise	118.5cm
↺	HALSE Mathilde	122.8cm
<b>Total</b>		<b>241.3cm</b>

**Last Stone Draw** Distance

↻	TOTH-CSOESZ Orsolya	27.6cm
↺	JOO Linda	196.5cm
<b>Total</b>		<b>224.1cm</b>

Time remaining: 15 minutes 13 seconds

Time remaining: 11 minutes 26 seconds

### Shot Success Analysis

DEN - Denmark		↻	↺	Game
4	DUPONT Madeleine	Draws 1 75%	3 58%	4 63%
	Take-outs	5 70%	5 90%	10 80%
	Total	6 71%	8 78%	14 75%
3	HALSE Mathilde	Draws 5 85%	1 100%	6 88%
	Take-outs	2 75%	6 92%	8 88%
	Total	7 82%	7 93%	14 88%
2	HOLTERMANN Jasmin	Draws 3 83%	5 85%	8 84%
	Take-outs	3 83%	3 83%	6 83%
	Total	6 83%	8 84%	14 84%
1	DUPONT Denise	Draws 4 88%	7 89%	11 89%
	Take-outs	1 100%	2 100%	3 100%
	Total	5 90%	9 92%	14 91%
A	LARSEN My	Draws 0 -	0 -	0 -
	Take-outs	0 -	0 -	0 -
	Total	0 -	0 -	0 -
Team	Draws	13 85%	16 83%	29 84%
	Take-outs	11 77%	16 91%	27 85%
	Total	24 81%	32 87%	56 84%

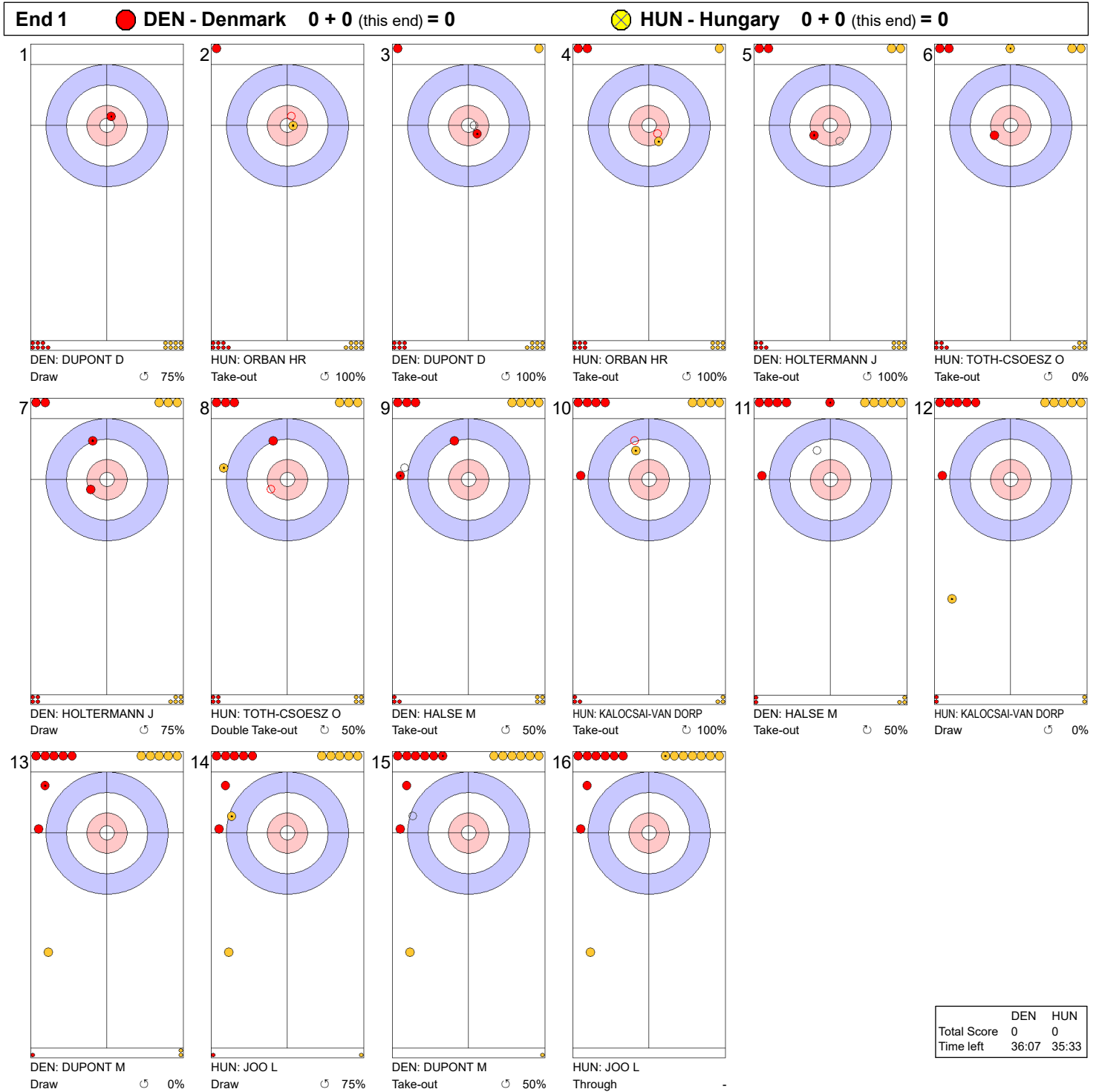
HUN - Hungary		↻	↺	Game
4	JOO Linda	Draws 1 50%	3 58%	4 56%
	Take-outs	3 50%	6 50%	9 50%
	Total	4 50%	9 53%	13 52%
3	KALOCSAI-VAN DORP Vera	Draws 4 50%	5 50%	9 50%
	Take-outs	2 88%	3 100%	5 95%
	Total	6 63%	8 69%	14 66%
2	TOTH-CSOESZ Orsolya	Draws 0 -	3 58%	3 58%
	Take-outs	5 45%	6 38%	11 41%
	Total	5 45%	9 44%	14 45%
1	ORBAN Hanna Regina	Draws 7 79%	3 100%	10 85%
	Take-outs	1 100%	3 83%	4 88%
	Total	8 81%	6 92%	14 86%
A	LAUCHSZ Laura Ildiko	Draws 0 -	0 -	0 -
	Take-outs	0 -	0 -	0 -
	Total	0 -	0 -	0 -
Team	Draws	12 67%	14 64%	26 65%
	Take-outs	11 59%	18 60%	29 59%
	Total	23 63%	32 62%	55 62%

**Note:**  
Position and function for each team member:  
4 = Fourth, 3 = Third, 2 = Second, 1 = Lead, A = Alternate, S = Skip, V = Vice-Skip

**Legend:**  
↻ Clockwise      ↺ Counter-clockwise      LSFE(\*) Last Stone First End  
X Unplayed/unfinished end due to concession



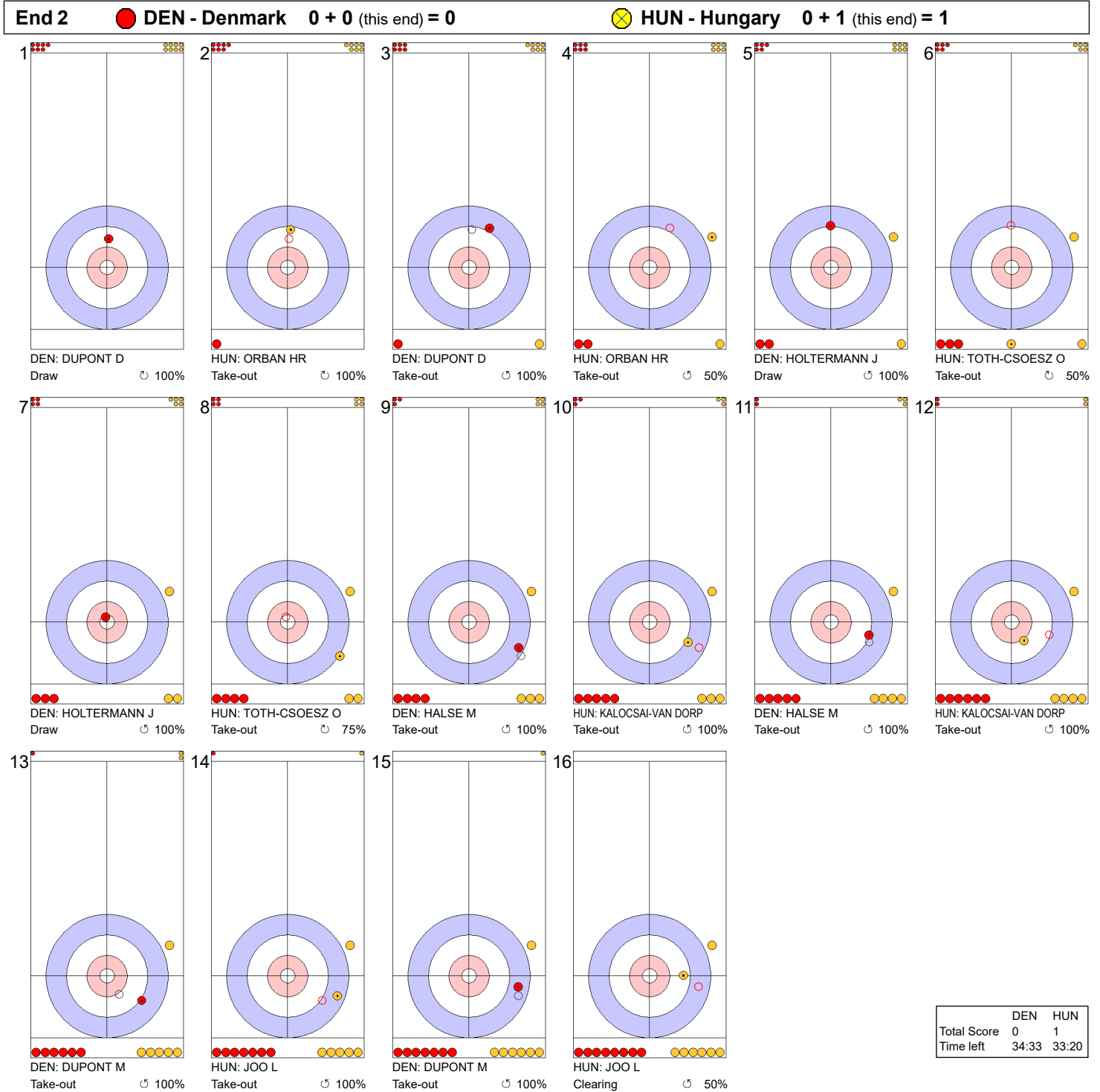
Game - Shot by Shot



**Legend:**  
 ↻ Clockwise      ↺ Counter-clockwise      - Not considered



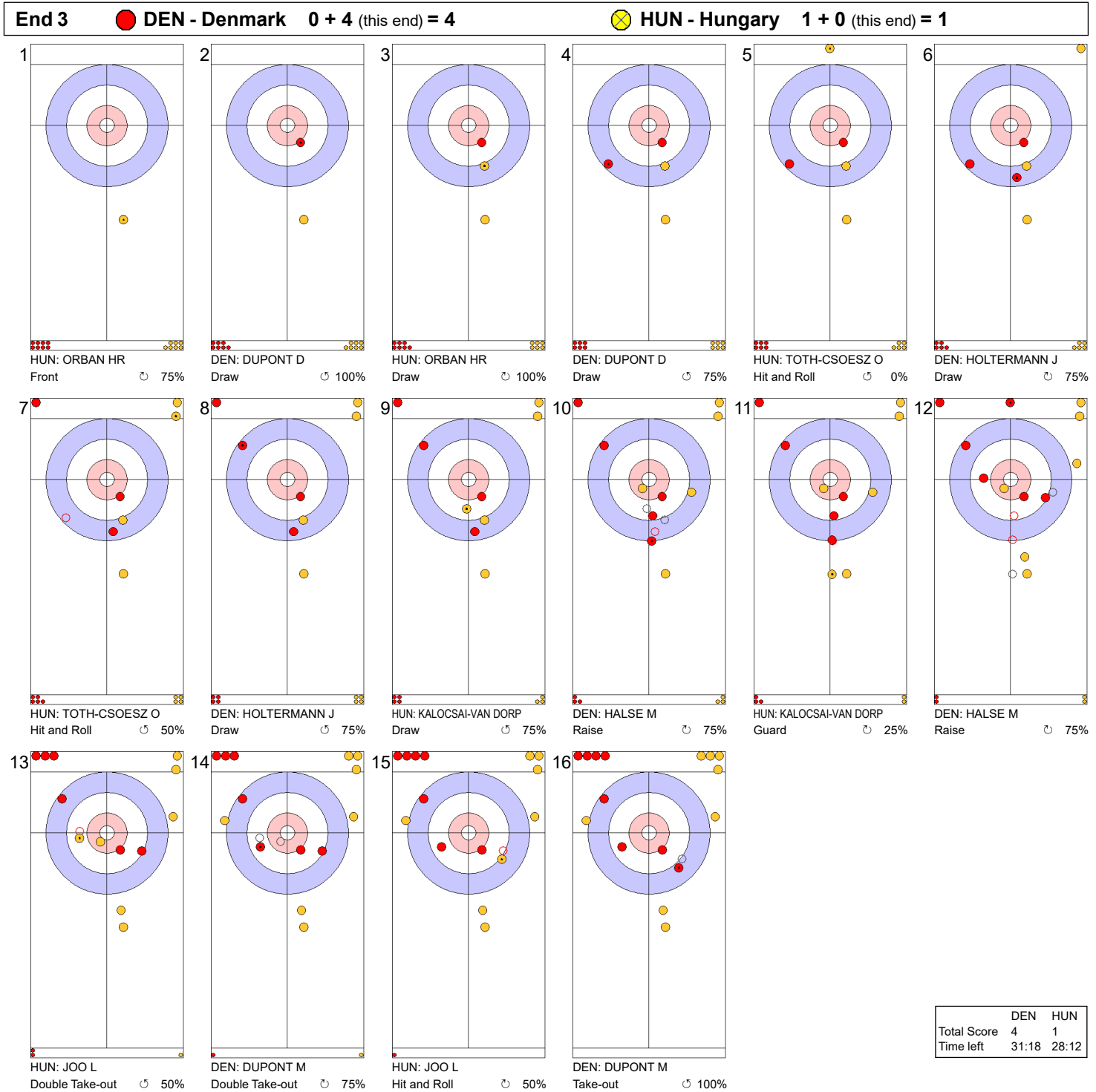
**Game - Shot by Shot**



	DEN	HUN
Total Score	0	1
Time left	34:33	33:20

**Legend:**  
 Clockwise      Counter-clockwise      - Not considered

**Game - Shot by Shot**

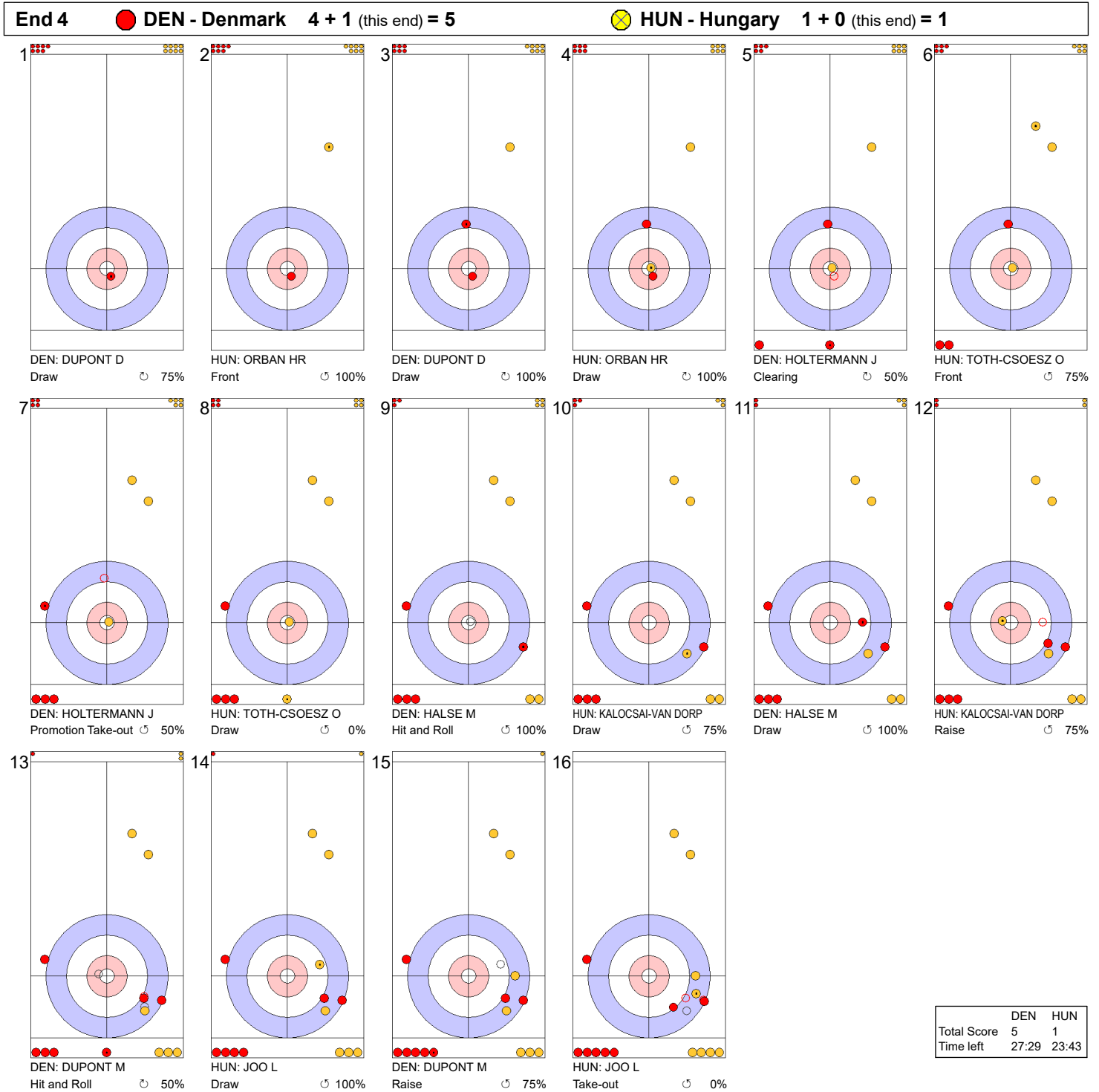


	DEN	HUN
Total Score	4	1
Time left	31:18	28:12

**Legend:**  
 Clockwise      Counter-clockwise      - Not considered

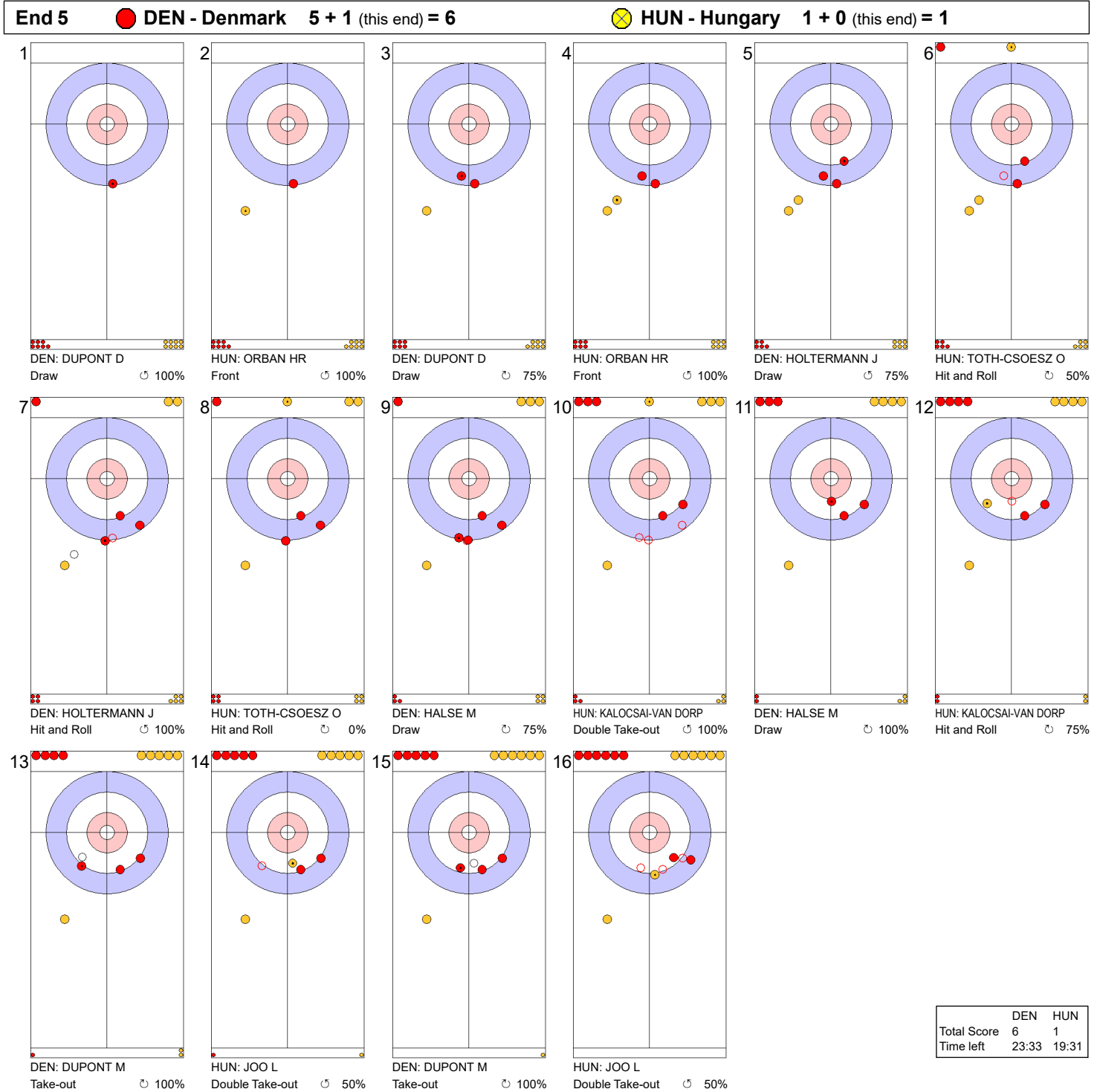


**Game - Shot by Shot**



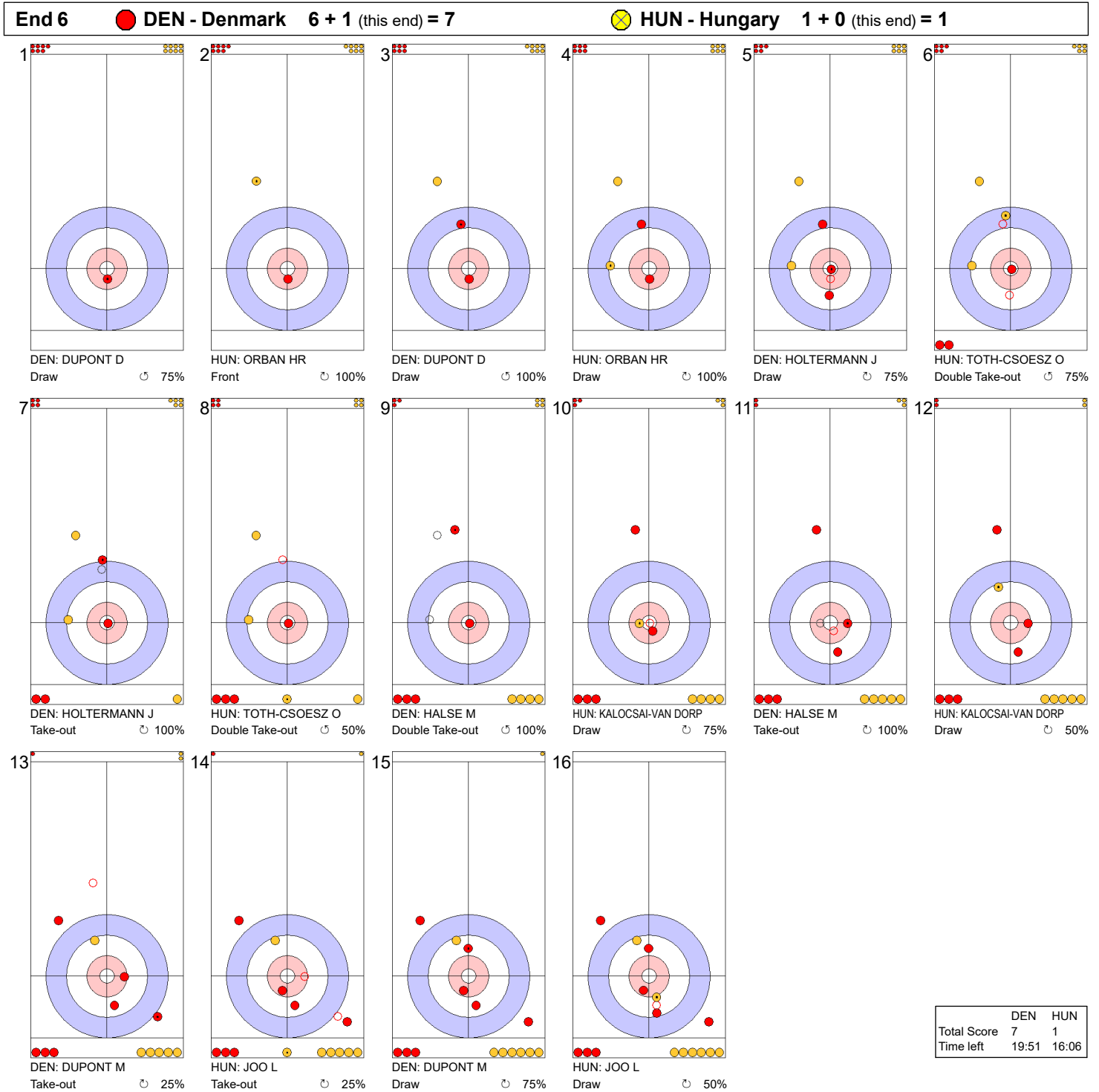
**Legend:**  
 ↻ Clockwise      ↺ Counter-clockwise      - Not considered

**Game - Shot by Shot**



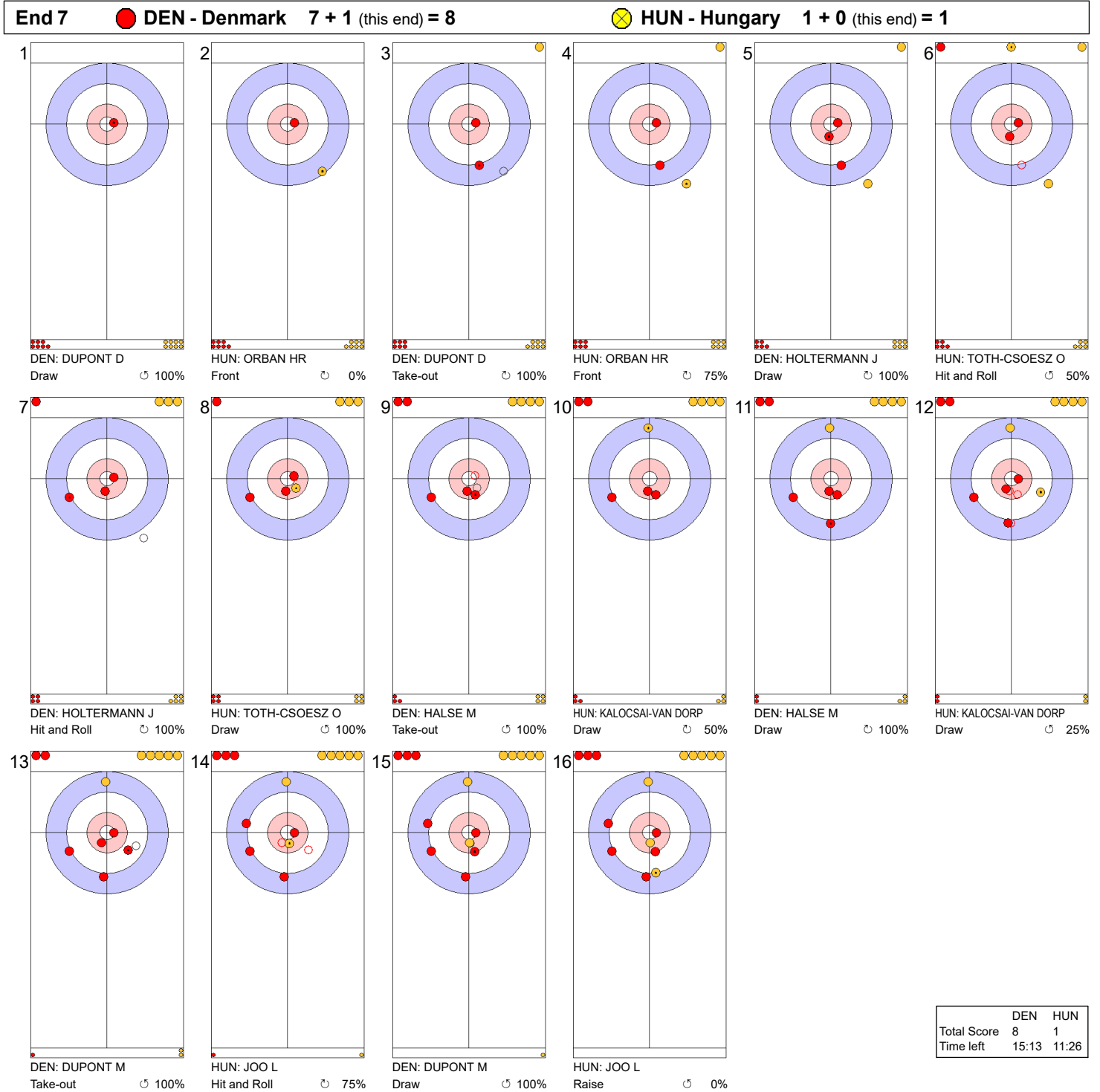
**Legend:**  
 Clockwise      Counter-clockwise      - Not considered

**Game - Shot by Shot**



**Legend:**  
 Clockwise     
 Counter-clockwise     
 - Not considered

**Game - Shot by Shot**



	DEN	HUN
Total Score	8	1
Time left	15:13	11:26

**Legend:**  
 ↻ Clockwise      ↺ Counter-clockwise      - Not considered

**Game Results**

Sheet	Team	LSFE	1	2	3	4	5	6	7	8	9	10	Extra Ends	Total
B	ITA - Italy		0	1	0	2	0	1	0	1	1	0		6
	SUI - Switzerland	*	1	0	3	0	1	0	1	0	0	1		7

ITA - Italy		Shot Success	Game	All
4 S	CONSTANTINI Stefania	81%		80%
3 V	ZARDINI LACEDELLI Giulia	81%		83%
2	MATHIS Elena	88%		83%
1	ROMEI Angela	91%		85%
A	LO DESERTO Marta	-		86%
Team Total		85%		83%

SUI - Switzerland		Shot Success	Game	All
4 V	PAETZ Alina	84%		80%
3 S	TIRINZONI Silvana	78%		75%
2	HOWALD Carole	93%		86%
1	WITSCHONKE Selina	84%		81%
A	BERSET Stefanie	-		-
Team Total		84%		81%

**Last Stone Draw** Distance

⌚	MATHIS Elena	28.8cm
⌚	ROMEI Angela	73.7cm
<b>Total</b>		<b>102.5cm</b>

**Last Stone Draw** Distance

⌚	PAETZ Alina	3.9cm
⌚	TIRINZONI Silvana	73.8cm
<b>Total</b>		<b>77.7cm</b>

Time remaining: 1 minute 3 seconds

Time remaining: 2 minutes 4 seconds

Time-out: End 4 - ITA stone 5

**Shot Success Analysis**

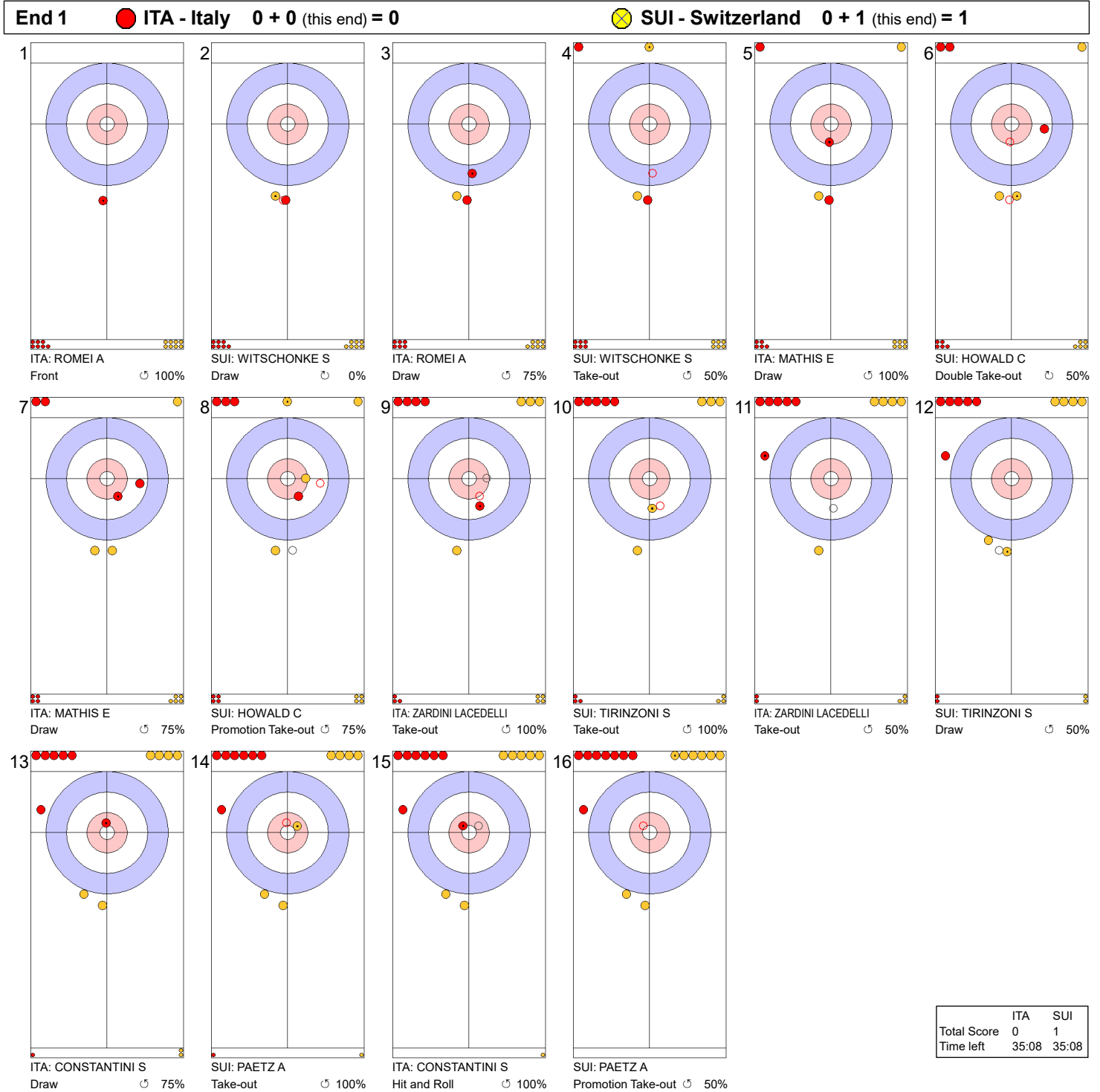
ITA - Italy		⌚	⌚	Game	
4	CONSTANTINI Stefania	Draws	9 78%	10 83%	19 80%
		Take-outs	0 -	1 100%	1 100%
		Total	9 78%	11 84%	20 81%
3	ZARDINI LACEDELLI Giulia	Draws	4 81%	6 79%	10 80%
		Take-outs	6 88%	4 75%	10 83%
		Total	10 85%	10 78%	20 81%
2	MATHIS Elena	Draws	4 88%	7 96%	11 93%
		Take-outs	5 95%	4 63%	9 81%
		Total	9 92%	11 84%	20 88%
1	ROMEI Angela	Draws	10 98%	10 85%	20 91%
		Take-outs	0 -	0 -	0 -
		Total	10 98%	10 85%	20 91%
A	LO DESERTO Marta	Draws	0 -	0 -	0 -
		Take-outs	0 -	0 -	0 -
		Total	0 -	0 -	0 -
Team		Draws	27 87%	33 86%	60 86%
		Take-outs	11 91%	9 72%	20 83%
		Total	38 88%	42 83%	80 85%

SUI - Switzerland		⌚	⌚	Game	
4	PAETZ Alina	Draws	1 100%	2 100%	3 100%
		Take-outs	7 100%	10 68%	17 81%
		Total	8 100%	12 73%	20 84%
3	TIRINZONI Silvana	Draws	2 88%	2 75%	4 81%
		Take-outs	4 88%	12 73%	16 77%
		Total	6 88%	14 73%	20 78%
2	HOWALD Carole	Draws	1 75%	1 100%	2 88%
		Take-outs	10 95%	8 91%	18 93%
		Total	11 93%	9 92%	20 93%
1	WITSCHONKE Selina	Draws	15 82%	3 100%	18 85%
		Take-outs	0 -	2 75%	2 75%
		Total	15 82%	5 90%	20 84%
A	BERSET Stefanie	Draws	0 -	0 -	0 -
		Take-outs	0 -	0 -	0 -
		Total	0 -	0 -	0 -
Team		Draws	19 83%	8 94%	27 86%
		Take-outs	21 95%	32 76%	53 83%
		Total	40 89%	40 79%	80 84%

**Note:**  
Position and function for each team member:  
4 = Fourth, 3 = Third, 2 = Second, 1 = Lead, A = Alternate, S = Skip, V = Vice-Skip

**Legend:**  
⌚ Clockwise      ⌚ Counter-clockwise      **LSFE(\*)** Last Stone First End

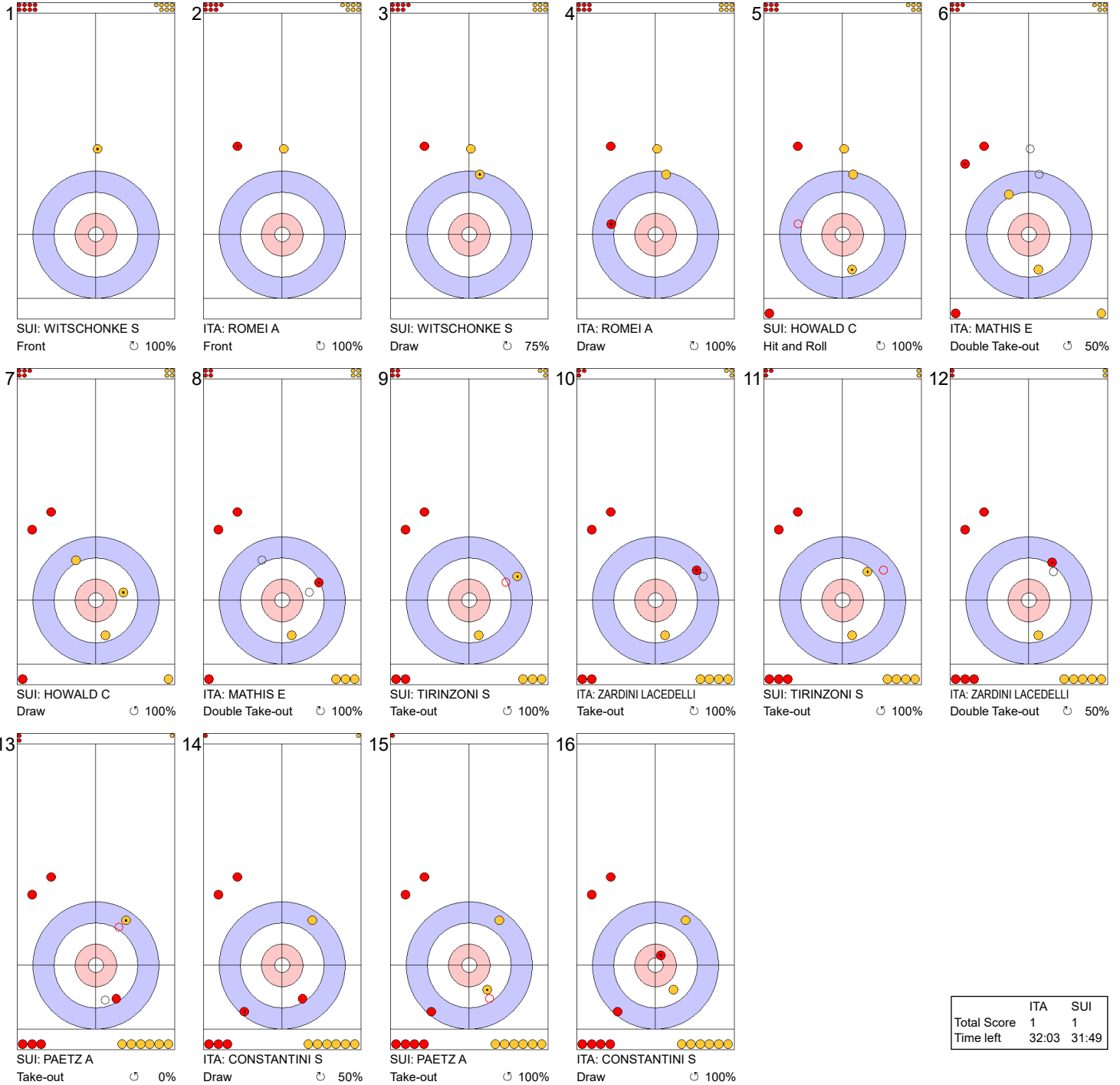
**Game - Shot by Shot**



**Legend:**  
 Clockwise     
 Counter-clockwise     
 - Not considered

**Game - Shot by Shot**

**End 2**   ● **ITA - Italy**   0 + 1 (this end) = 1   ● **SUI - Switzerland**   1 + 0 (this end) = 1

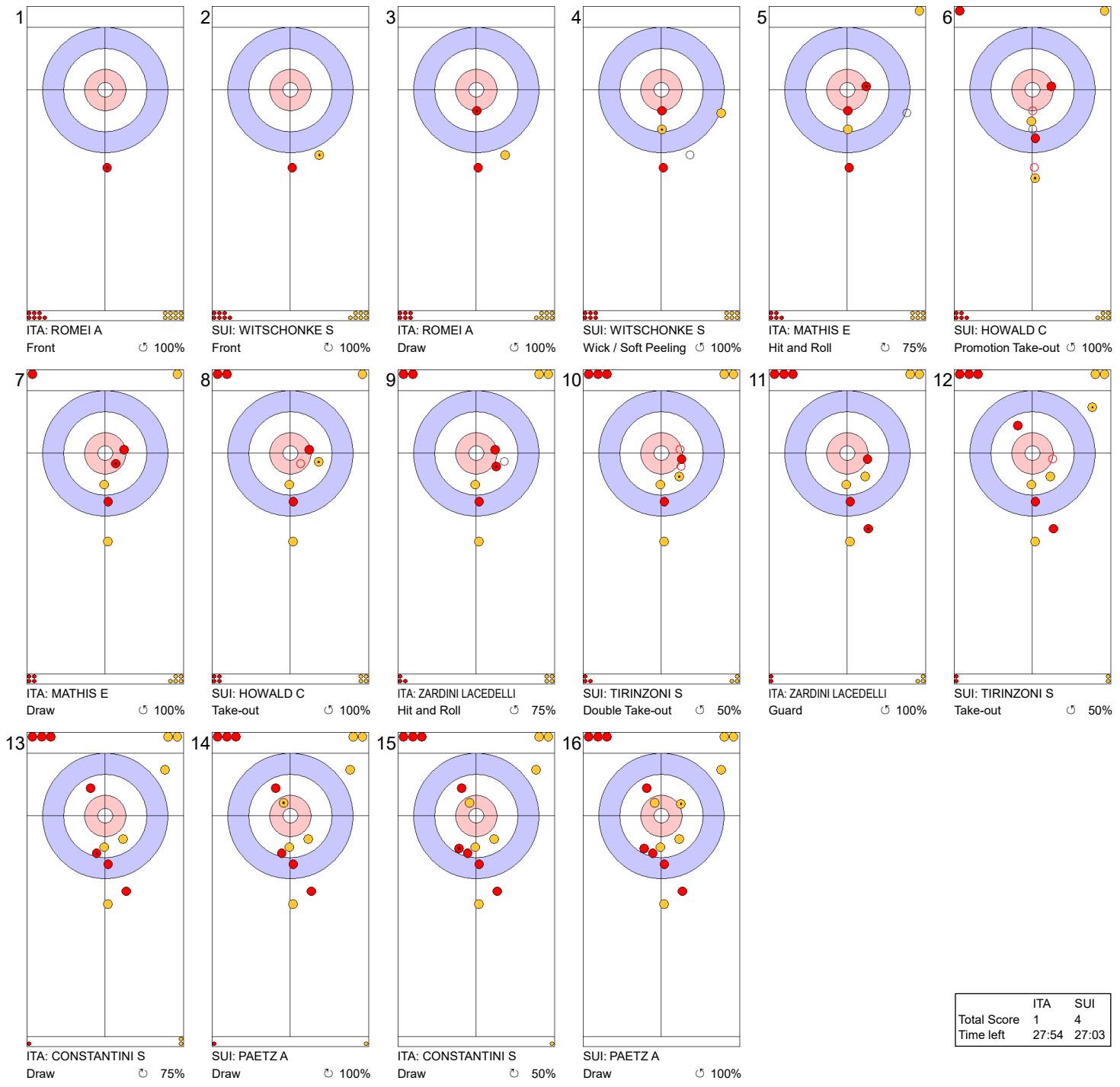


	ITA	SUI
Total Score	1	1
Time left	32:03	31:49

**Legend:**  
 ↻ Clockwise      ↺ Counter-clockwise      - Not considered

**Game - Shot by Shot**

**End 3**    ● **ITA - Italy**    1 + 0 (this end) = 1                      ● **SUI - Switzerland**    1 + 3 (this end) = 4

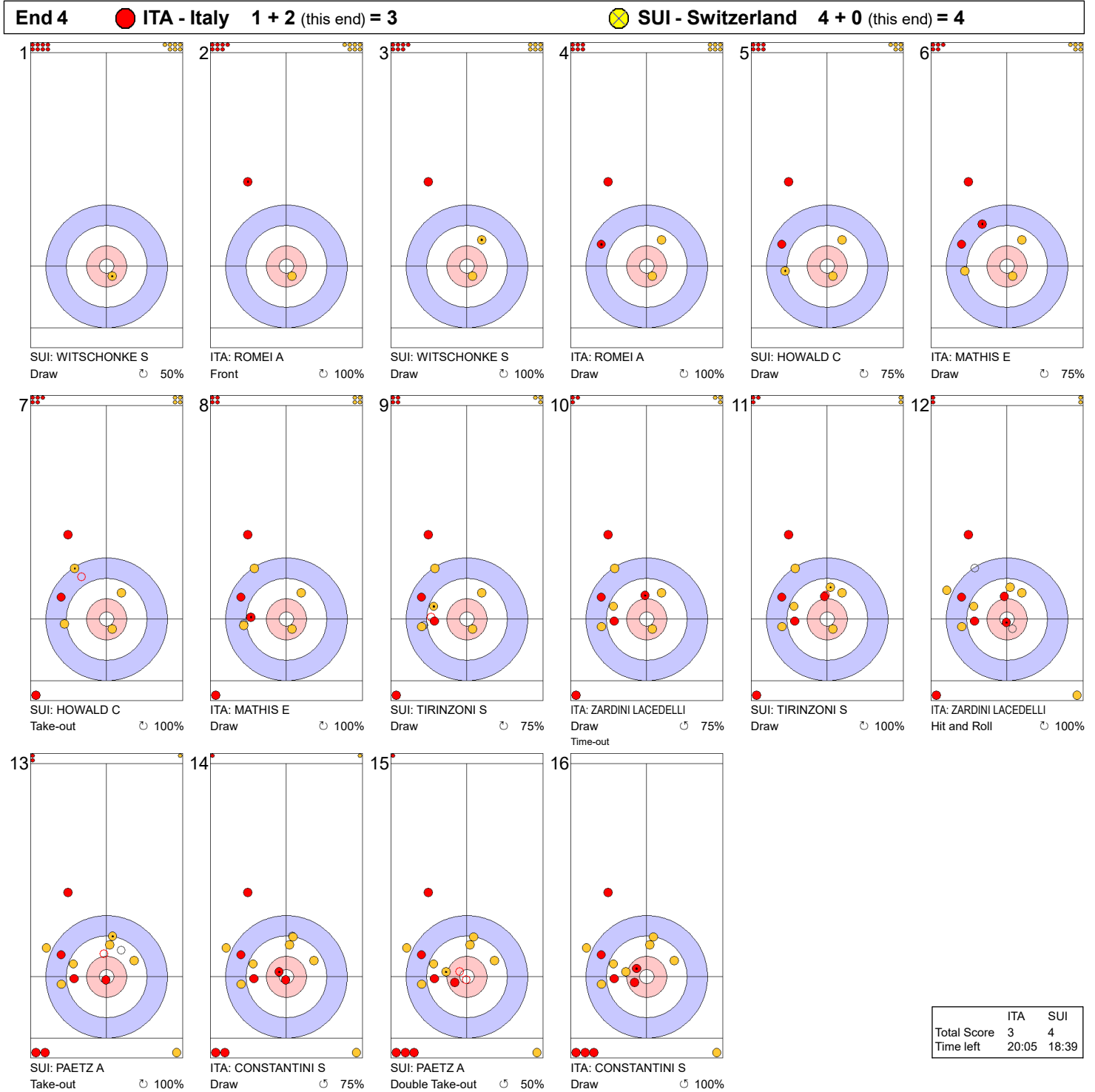


	ITA	SUI
Total Score	1	4
Time left	27:54	27:03

**Legend:**  
 ↻ Clockwise                                      ↺ Counter-clockwise                                      - Not considered



**Game - Shot by Shot**



	ITA	SUI
Total Score	3	4
Time left	20:05	18:39

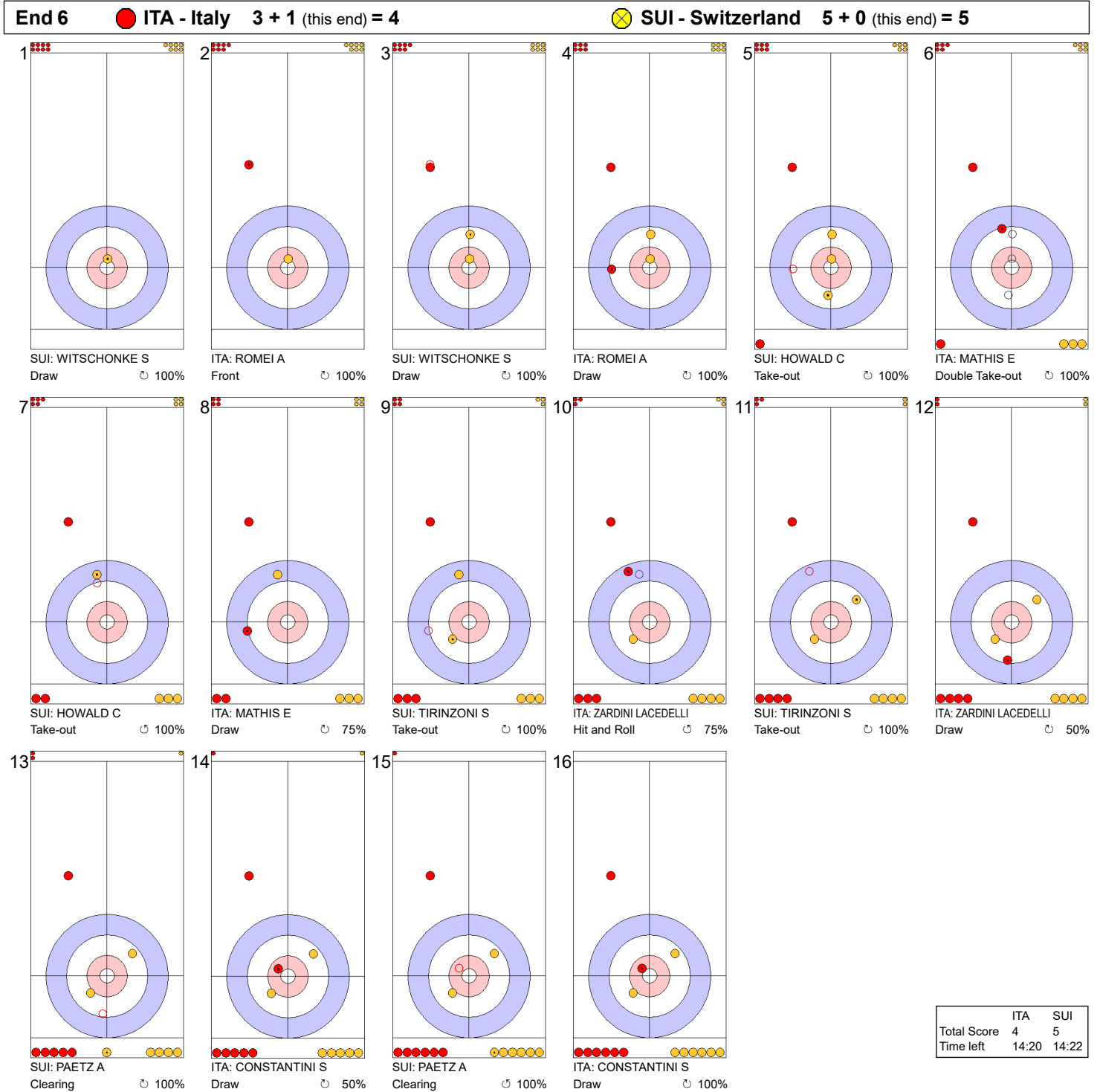
**Legend:**  
 ⌚ Clockwise      ⌚ Counter-clockwise      - Not considered

**Game - Shot by Shot**



**Legend:**  
 Clockwise      Counter-clockwise      - Not considered

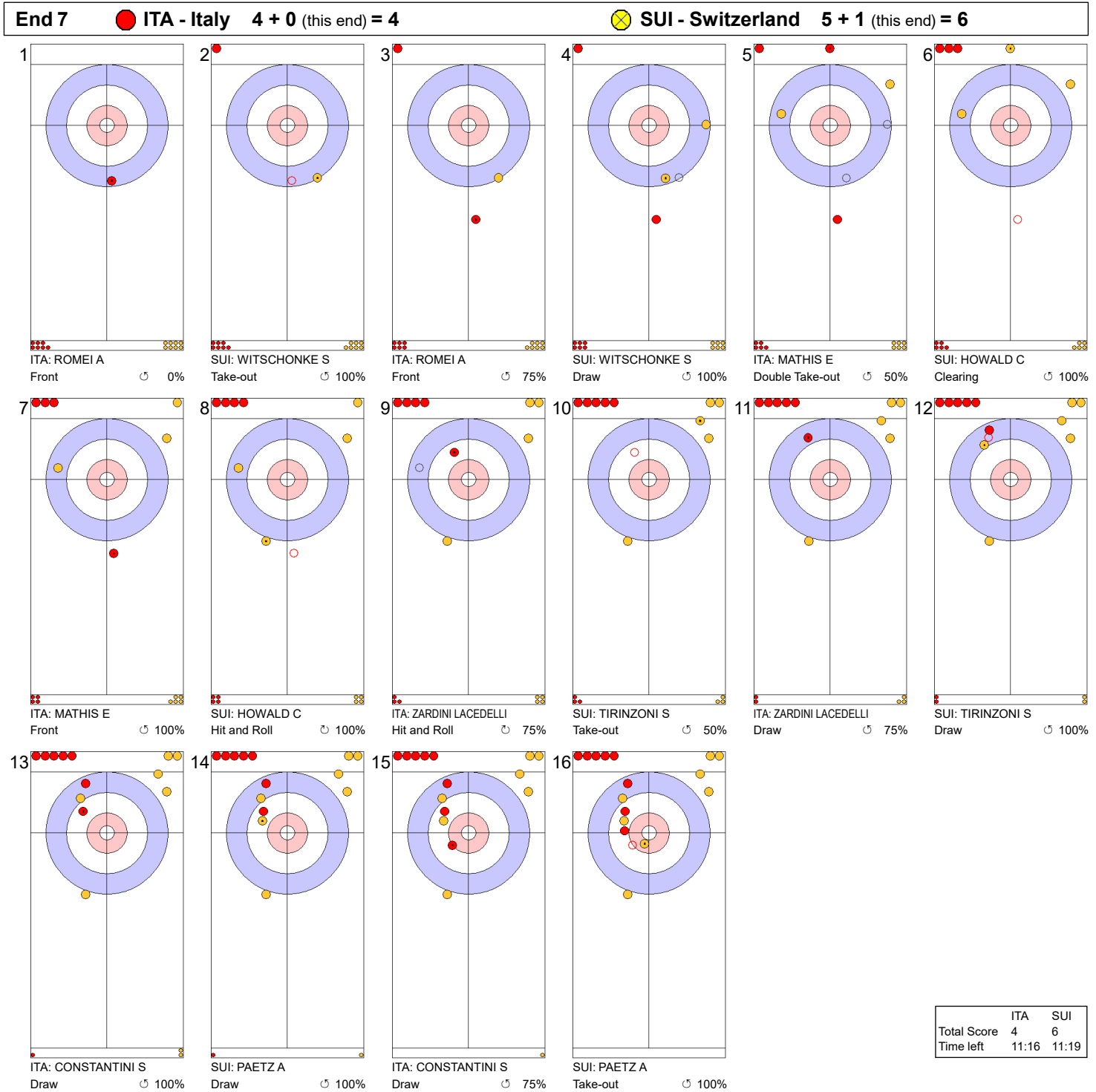
**Game - Shot by Shot**



	ITA	SUI
Total Score	4	5
Time left	14:20	14:22

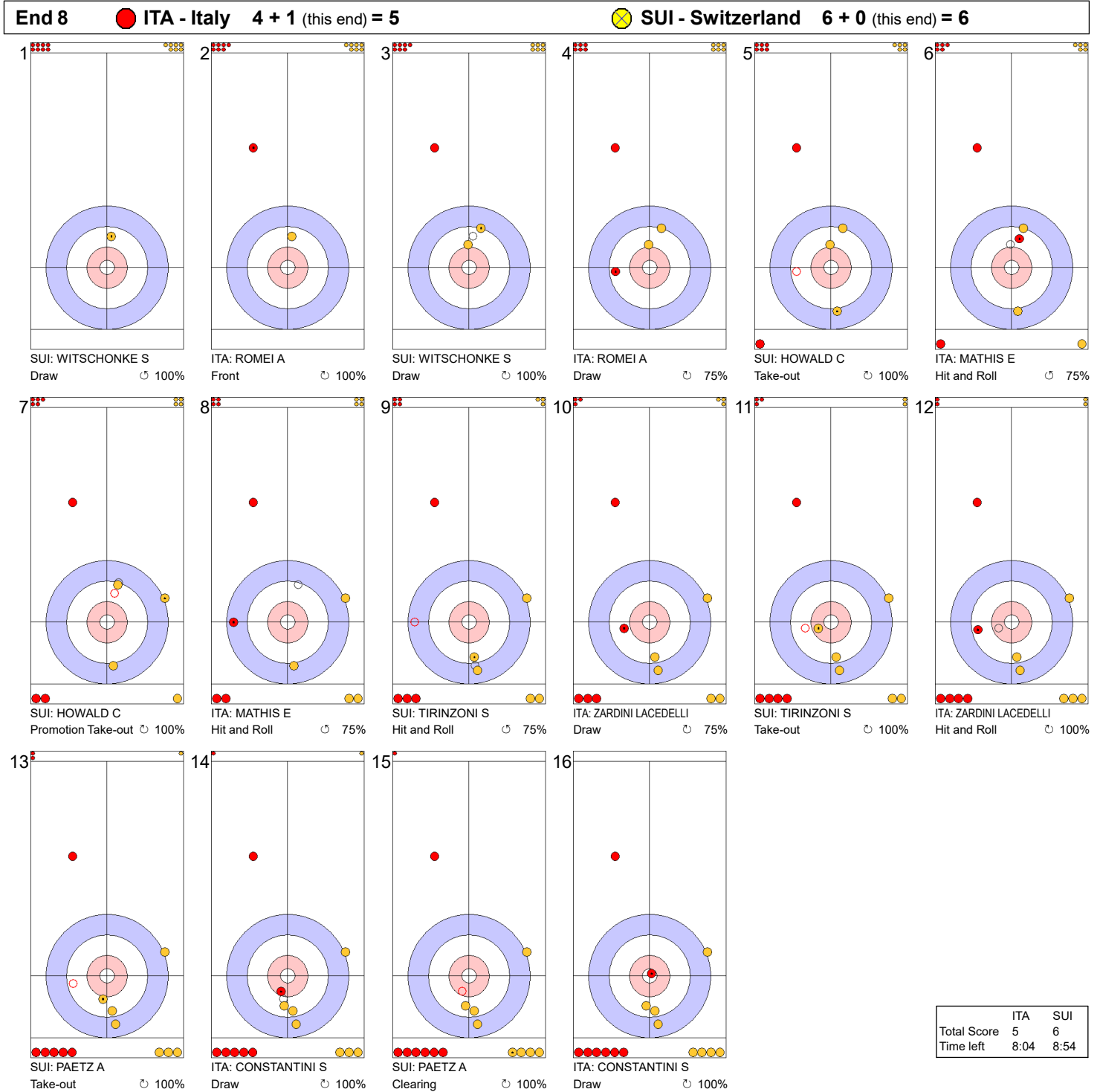
**Legend:**  
 Clockwise      Counter-clockwise      - Not considered

**Game - Shot by Shot**



**Legend:**  
 ↻ Clockwise      ↺ Counter-clockwise      - Not considered

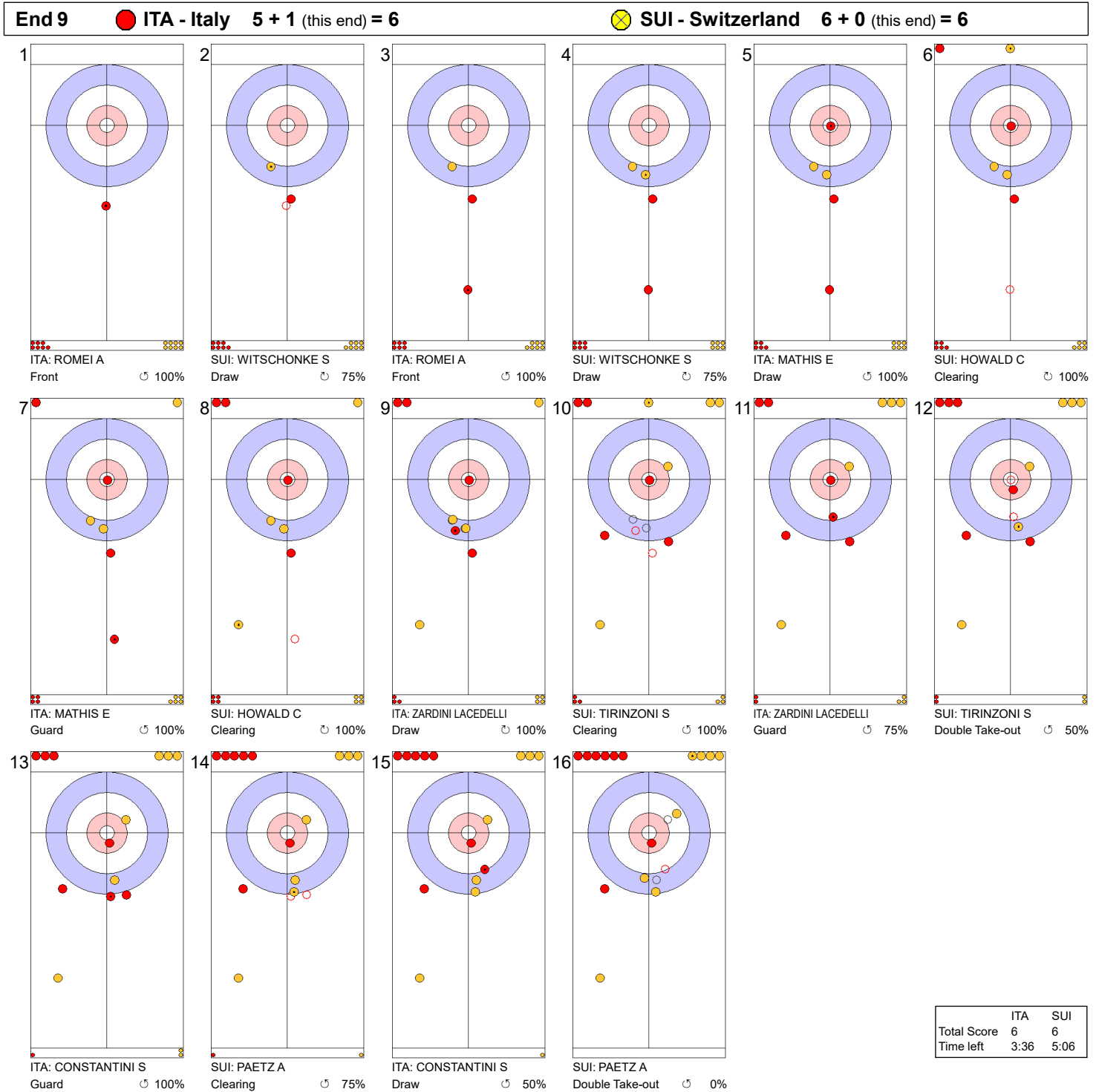
**Game - Shot by Shot**



	ITA	SUI
Total Score	5	6
Time left	8:04	8:54

**Legend:**  
 Clockwise     
 Counter-clockwise     
 - Not considered

**Game - Shot by Shot**

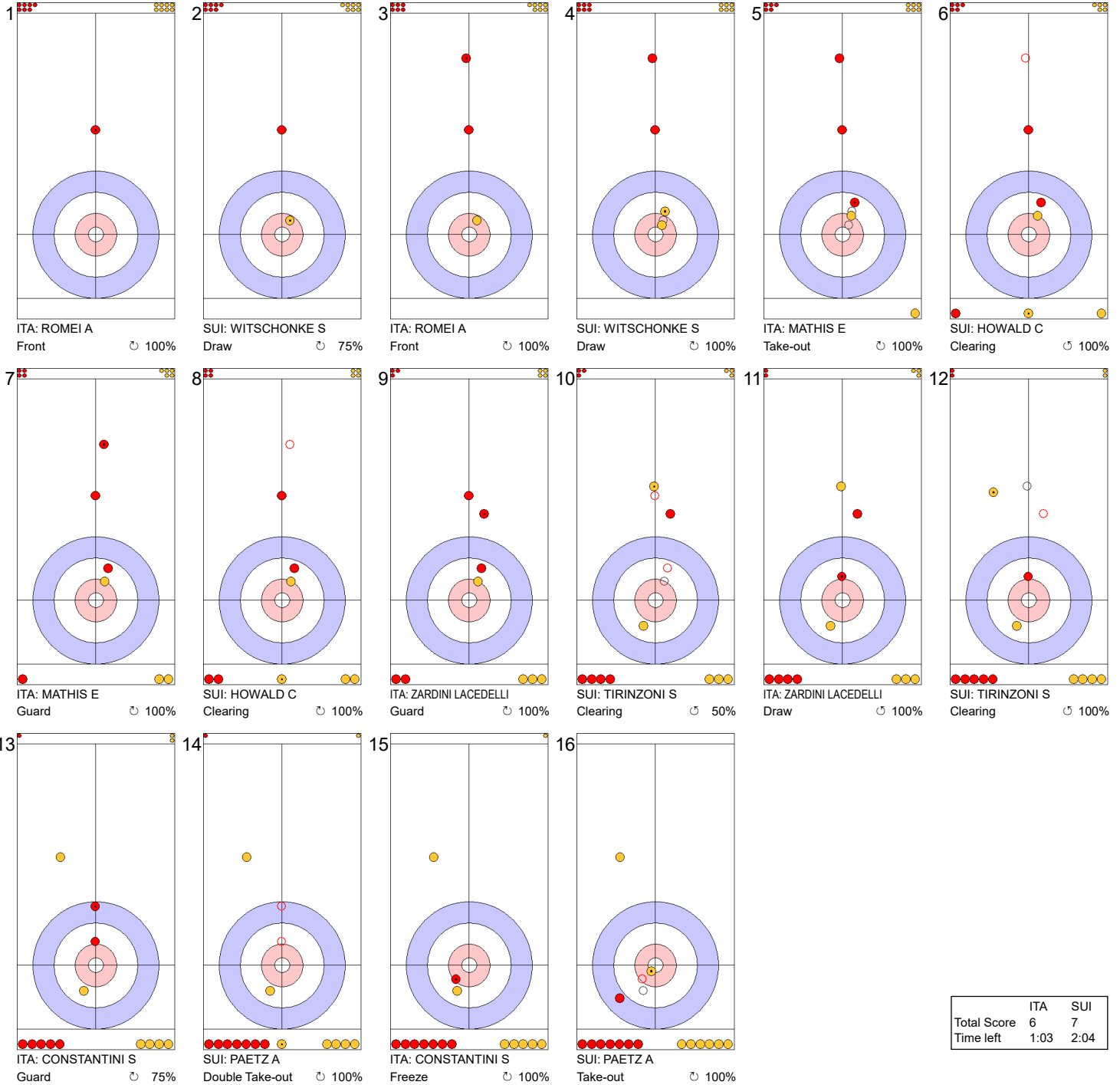


**Legend:**  
 ↻ Clockwise      ↺ Counter-clockwise      - Not considered



Game - Shot by Shot

End 10 **ITA - Italy 6 + 0 (this end) = 6** **SUI - Switzerland 6 + 1 (this end) = 7**



	ITA	SUI
Total Score	6	7
Time left	1:03	2:04

**Legend:**  
 ↻ Clockwise      ↺ Counter-clockwise      - Not considered





**Game Results**

Sheet	Team	LSFE	1	2	3	4	5	6	7	8	9	10	Extra Ends	Total
C	EST - Estonia	*	0	0	0	1	0	0	0	2	0	X		3
	NOR - Norway		0	2	1	0	0	2	1	0	3	X		9

EST - Estonia		Shot Success	Game	All
4	TUVIKE Erika	71%	63%	
3 V	LAIDSALU Kerli	64%	71%	
2 S	TURMANN Liisa	82%	69%	
1	GROSSMANN Heili	78%	81%	
A	-	-	-	
Team Total		74%	71%	

NOR - Norway		Shot Success	Game	All
4 V	SKASLIEN Kristin	86%	71%	
3 S	ROERVIK Marianne	93%	76%	
2	HASLEV NORDBYE Mille	89%	79%	
1	KJAERLAND Eilin	83%	81%	
A	FORBREGD Ingeborg	-	-	
Team Total		88%	77%	

**Last Stone Draw** Distance

⌚	TURMANN Liisa	32.7cm
⌚	GROSSMANN Heili	34.5cm
<b>Total</b>		<b>67.2cm</b>

**Last Stone Draw** Distance

⌚	SKASLIEN Kristin	46.3cm
⌚	KJAERLAND Eilin	21.6cm
<b>Total</b>		<b>67.9cm</b>

Time remaining: 6 minutes 51 seconds

Time remaining: 3 minutes 4 seconds

**Shot Success Analysis**

EST - Estonia		⌚	⌚	Game
4 TUVIKE Erika	Draws	6 38%	5 70%	11 52%
	Take-outs	4 100%	3 100%	7 100%
	Total	10 63%	8 81%	18 71%
3 LAIDSALU Kerli	Draws	2 100%	6 54%	8 66%
	Take-outs	6 67%	4 56%	10 63%
	Total	8 75%	10 55%	18 64%
2 TURMANN Liisa	Draws	4 88%	4 88%	8 88%
	Take-outs	5 85%	5 70%	10 78%
	Total	9 86%	9 78%	18 82%
1 GROSSMANN Heili	Draws	7 64%	8 94%	15 80%
	Take-outs	2 63%	1 75%	3 67%
	Total	9 64%	9 92%	18 78%
A -	Draws	0 -	0 -	0 -
	Take-outs	0 -	0 -	0 -
	Total	0 -	0 -	0 -
Team	Draws	19 64%	23 77%	42 71%
	Take-outs	17 79%	13 73%	30 77%
	Total	36 72%	36 76%	72 74%

NOR - Norway		⌚	⌚	Game
4 SKASLIEN Kristin	Draws	3 92%	3 92%	6 92%
	Take-outs	5 80%	7 86%	12 83%
	Total	8 84%	10 88%	18 86%
3 ROERVIK Marianne	Draws	3 83%	0 -	3 83%
	Take-outs	4 94%	11 95%	15 95%
	Total	7 89%	11 95%	18 93%
2 HASLEV NORDBYE Mille	Draws	2 88%	2 100%	4 94%
	Take-outs	8 97%	6 75%	14 88%
	Total	10 95%	8 81%	18 89%
1 KJAERLAND Eilin	Draws	9 83%	7 86%	16 84%
	Take-outs	0 -	2 75%	2 75%
	Total	9 83%	9 83%	18 83%
A FORBREGD Ingeborg	Draws	0 -	0 -	0 -
	Take-outs	0 -	0 -	0 -
	Total	0 -	0 -	0 -
Team	Draws	17 85%	12 90%	29 87%
	Take-outs	17 91%	26 87%	43 88%
	Total	34 88%	38 88%	72 88%

**Note:**  
Position and function for each team member:  
4 = Fourth, 3 = Third, 2 = Second, 1 = Lead, A = Alternate, S = Skip, V = Vice-Skip

**Legend:**  
⌚ Clockwise      ⌚ Counter-clockwise      LSFE(\*) Last Stone First End  
X Unplayed/unfinished end due to concession





**Game - Shot by Shot**



**Legend:**  
 ↻ Clockwise      ↺ Counter-clockwise      - Not considered

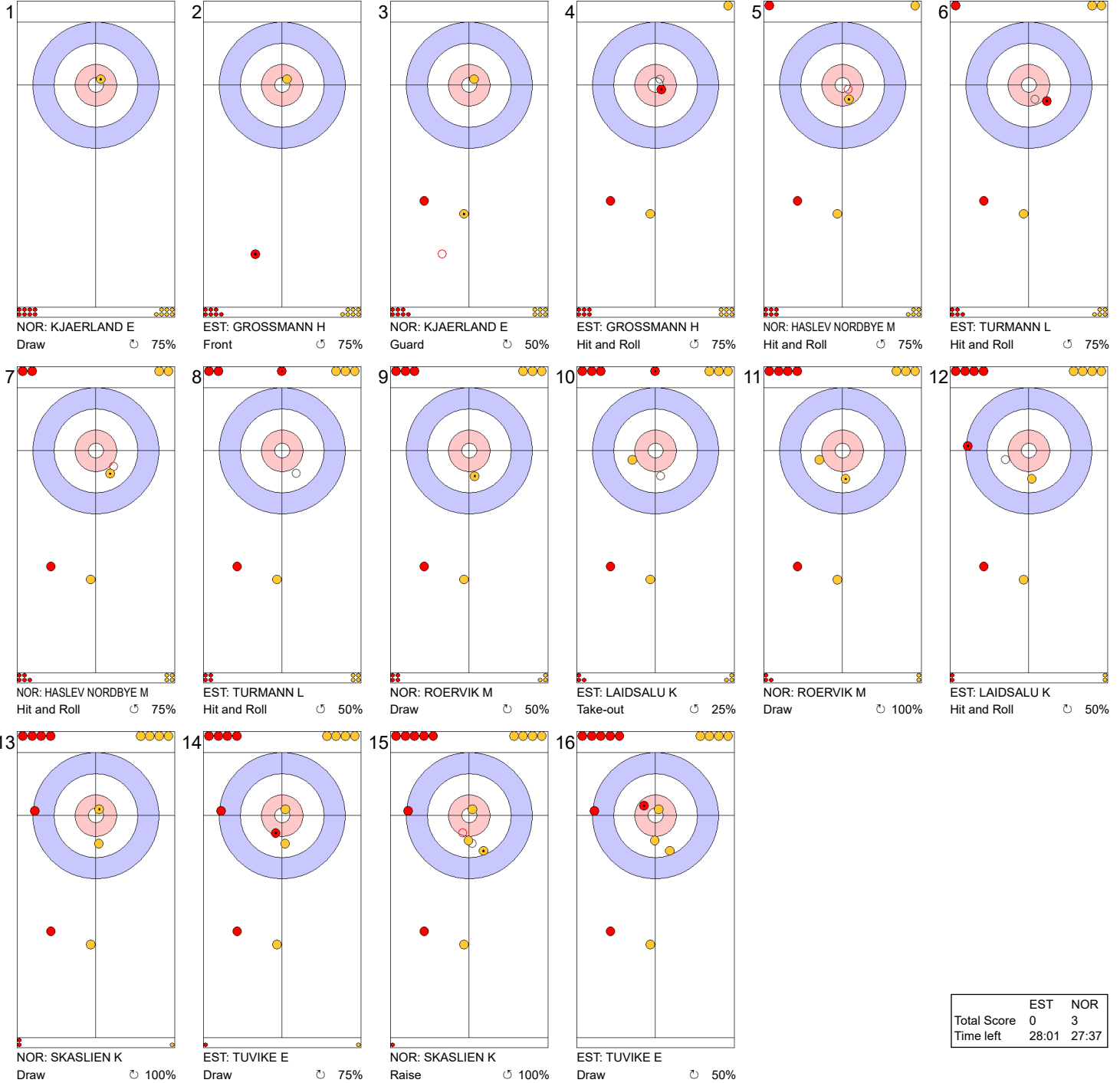
**Game - Shot by Shot**



**Legend:**  
 ⤵ Clockwise      ⤶ Counter-clockwise      - Not considered

**Game - Shot by Shot**

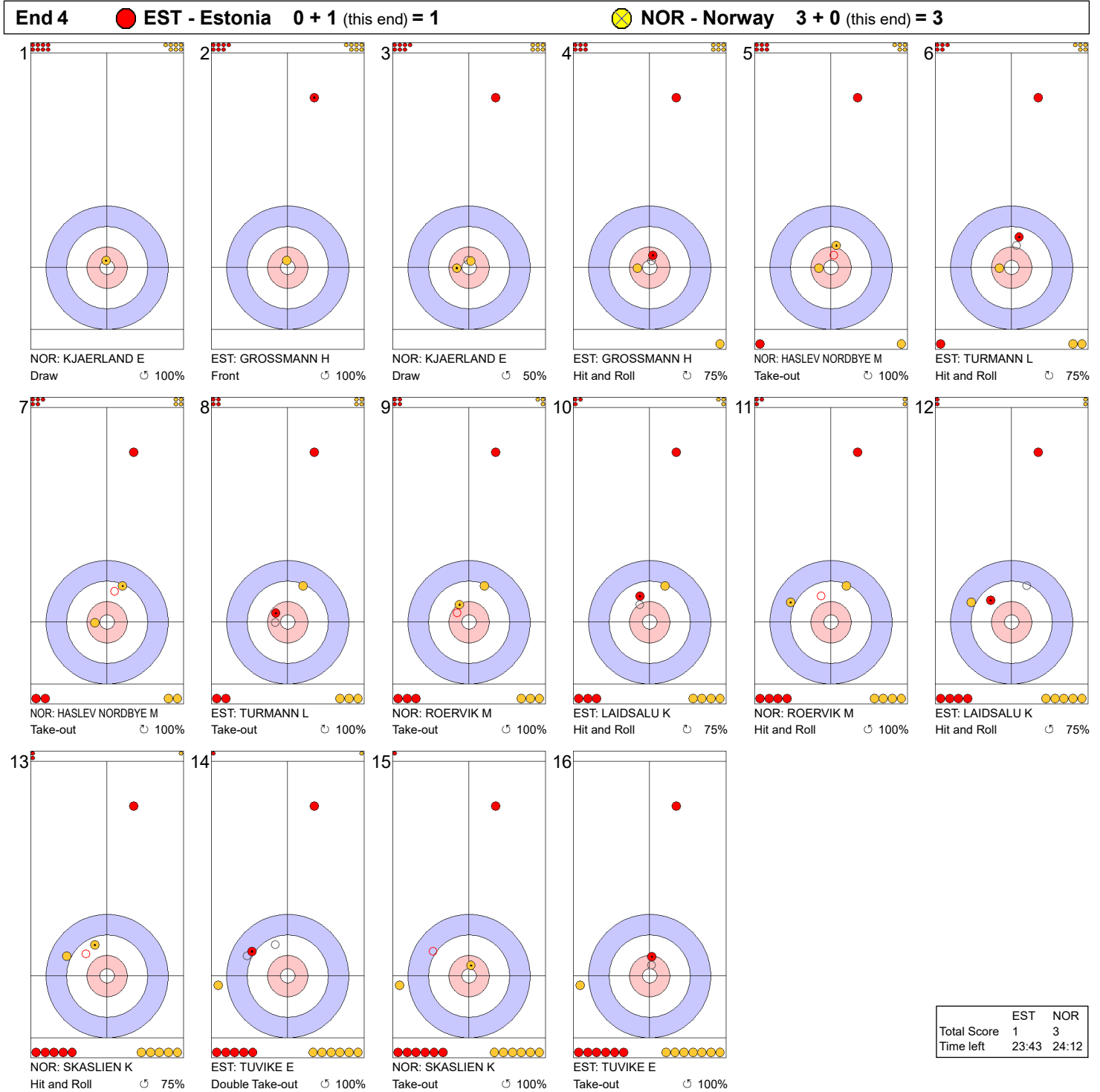
**End 3**   ● **EST - Estonia** 0 + 0 (this end) = 0   ● **NOR - Norway** 2 + 1 (this end) = 3



	EST	NOR
Total Score	0	3
Time left	28:01	27:37

**Legend:**  
 ↻ Clockwise      ↺ Counter-clockwise      - Not considered

**Game - Shot by Shot**



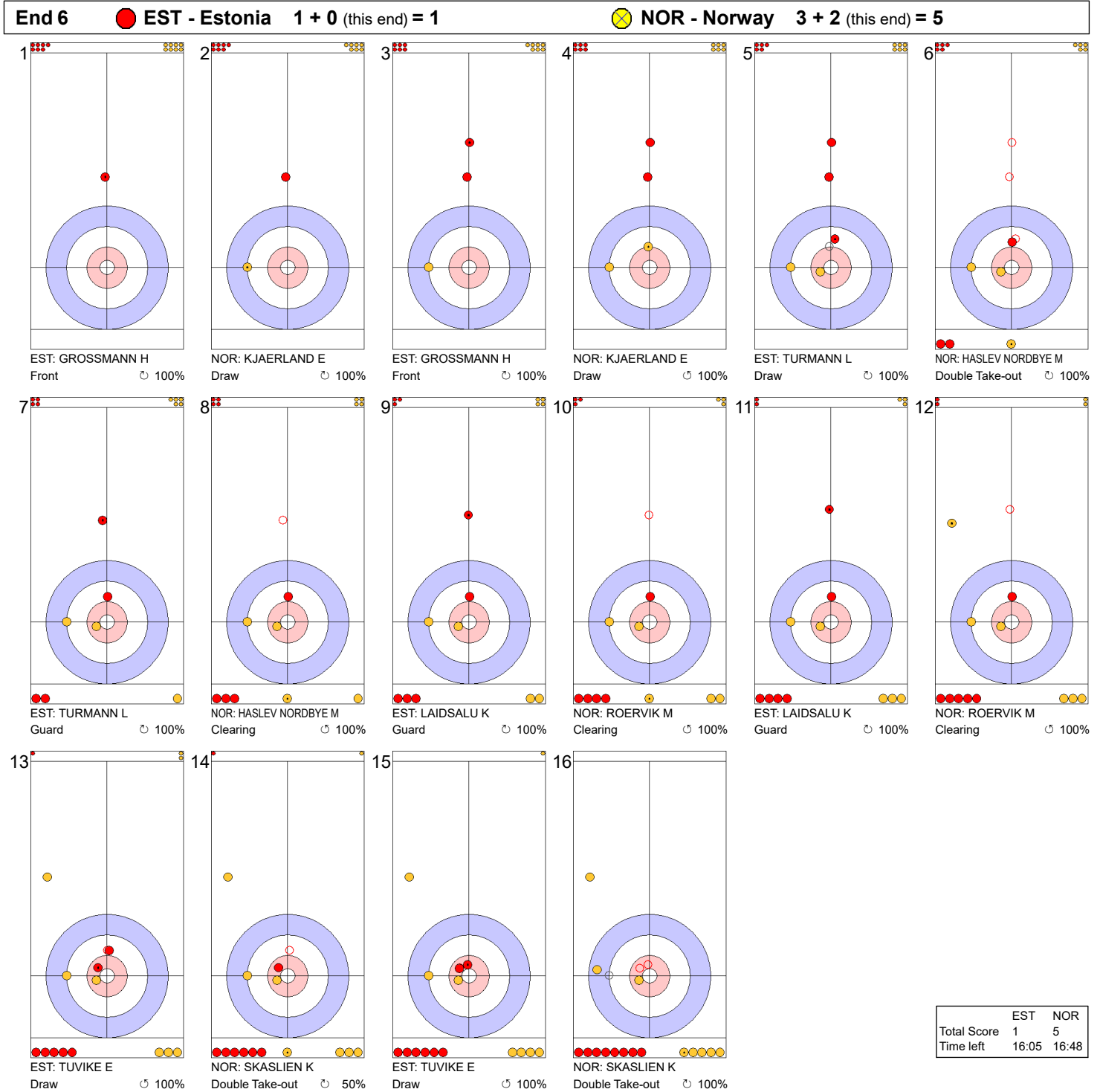
**Legend:**  
 ↻ Clockwise      ↺ Counter-clockwise      - Not considered

**Game - Shot by Shot**



**Legend:**  
 Clockwise     
 Counter-clockwise     
 - Not considered

**Game - Shot by Shot**



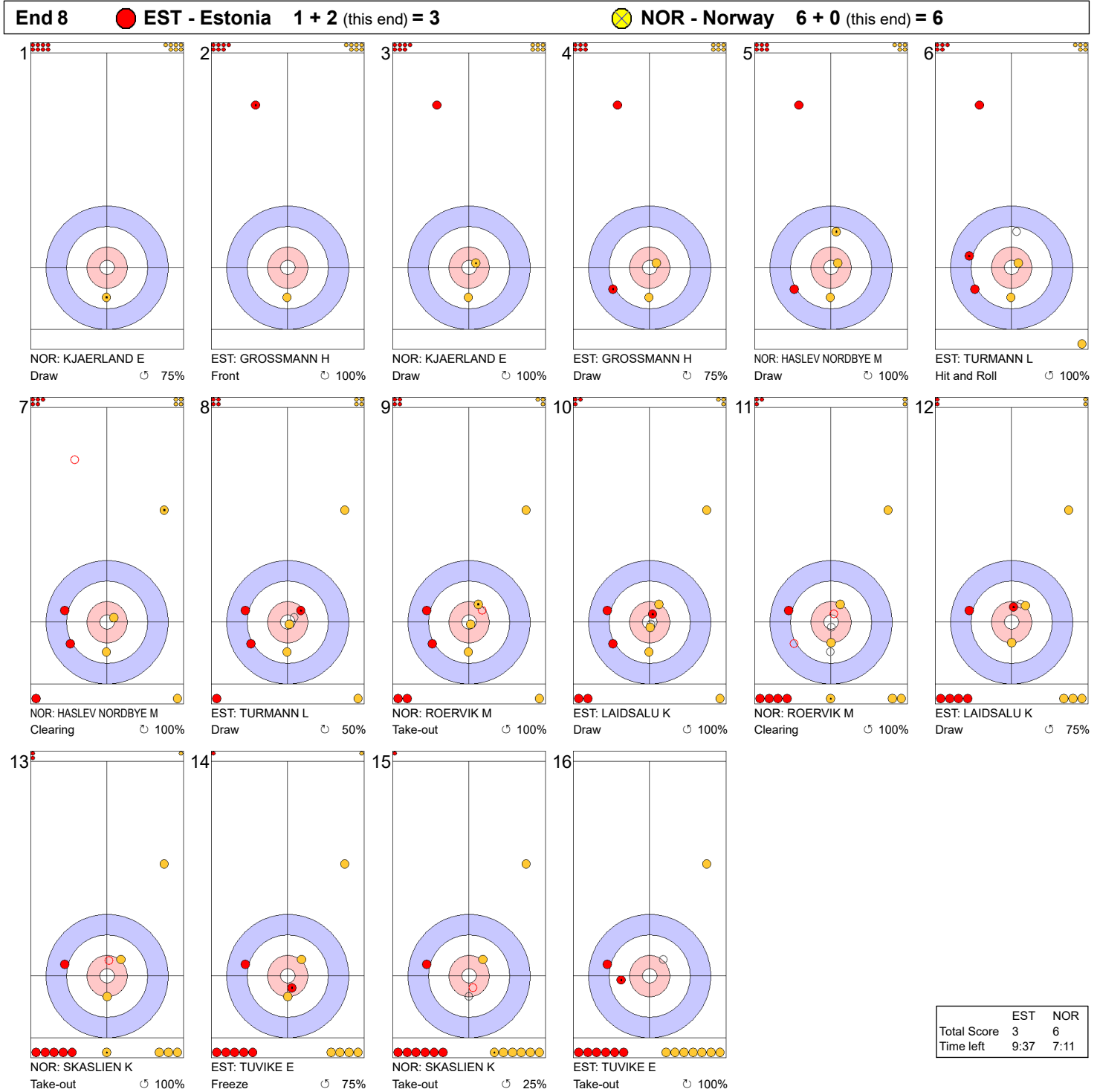
**Legend:**  
 ↻ Clockwise      ↺ Counter-clockwise      - Not considered

**Game - Shot by Shot**



**Legend:**  
 Clockwise     
 Counter-clockwise     
 - Not considered

**Game - Shot by Shot**



**Legend:**  
 ↻ Clockwise      ↺ Counter-clockwise      - Not considered



**Game - Shot by Shot**

**End 9**   ● **EST - Estonia** 3 + 0 (this end) = 3   ● **NOR - Norway** 6 + 3 (this end) = 9



	EST	NOR
Total Score	3	9
Time left	6:51	3:04

**Legend:**  
 ↻ Clockwise   ↺ Counter-clockwise   - Not considered

**Game Results**

Sheet	Team	LSFE	1	2	3	4	5	6	7	8	9	10	Extra Ends	Total
D	LTU - Lithuania		0	1	0	0	1	0	2	0	1	X		5
	SWE - Sweden	*	3	0	0	1	0	1	0	3	0	X		8

LTU - Lithuania		Shot Success	Game	All
4 S	PAULAUSKAITE Virginija	82%	65%	
3 V	DVOJEGLAZOVA Olga	71%	60%	
2	KIUDYTE Migle	68%	59%	
1	BLAZIENE Ruta	88%	73%	
A	-	-	-	
Team Total		77%	64%	

SWE - Sweden		Shot Success	Game	All
4 S	HASSELBORG Anna	76%	81%	
3 V	McMANUS Sara	85%	85%	
2	KNOCHENHAUER Agnes	97%	89%	
1	MABERGS Sofia	72%	83%	
A	HELDIN Johanna	-	-	
Team Total		83%	84%	

**Last Stone Draw** Distance

↻	BLAZIENE Ruta	113.6cm
↺	DVOJEGLAZOVA Olga	93.7cm
<b>Total</b>		<b>207.3cm</b>

**Last Stone Draw** Distance

↻	KNOCHENHAUER Agnes	29.8cm
↺	McMANUS Sara	107.9cm
<b>Total</b>		<b>137.7cm</b>

Time remaining: 1 minute 29 seconds

Time remaining: 2 minutes 9 seconds

Time-out: End 7 - SWE stone 5

**Shot Success Analysis**

LTU - Lithuania		↻	↺	Game
4 PAULAUSKAITE Virginija	Draws	5 75%	6 96%	11 86%
	Take-outs	6 67%	2 100%	8 75%
	Total	11 70%	8 97%	19 82%
3 DVOJEGLAZOVA Olga	Draws	3 58%	6 83%	9 75%
	Take-outs	9 69%	2 63%	11 68%
	Total	12 67%	8 78%	20 71%
2 KIUDYTE Migle	Draws	5 45%	11 77%	16 67%
	Take-outs	3 58%	1 100%	4 69%
	Total	8 50%	12 79%	20 68%
1 BLAZIENE Ruta	Draws	4 94%	14 86%	18 88%
	Take-outs	2 88%	0 -	2 88%
	Total	6 92%	14 86%	20 88%
A -	Draws	0 -	0 -	0 -
	Take-outs	0 -	0 -	0 -
	Total	0 -	0 -	0 -
Team	Draws	17 68%	37 84%	54 79%
	Take-outs	20 69%	5 85%	25 72%
	Total	37 68%	42 85%	79 77%

SWE - Sweden		↻	↺	Game
4 HASSELBORG Anna	Draws	1 0%	3 92%	4 69%
	Take-outs	6 92%	9 69%	15 78%
	Total	7 79%	12 75%	19 76%
3 McMANUS Sara	Draws	1 100%	2 100%	3 100%
	Take-outs	5 70%	12 88%	17 82%
	Total	6 75%	14 89%	20 85%
2 KNOCHENHAUER Agnes	Draws	1 100%	2 100%	3 100%
	Take-outs	3 92%	13 98%	16 97%
	Total	4 94%	15 98%	19 97%
1 MABERGS Sofia	Draws	8 63%	9 86%	17 75%
	Take-outs	1 0%	1 100%	2 50%
	Total	9 56%	10 88%	19 72%
A HELDIN Johanna	Draws	0 -	0 -	0 -
	Take-outs	0 -	0 -	0 -
	Total	0 -	0 -	0 -
Team	Draws	11 64%	16 91%	27 80%
	Take-outs	15 78%	35 87%	50 85%
	Total	26 72%	51 88%	77 83%

**Note:**  
Position and function for each team member:  
4 = Fourth, 3 = Third, 2 = Second, 1 = Lead, A = Alternate, S = Skip, V = Vice-Skip

**Legend:**  
↻ Clockwise      ↺ Counter-clockwise      LSFE(\*) Last Stone First End  
X Unplayed/unfinished end due to concession

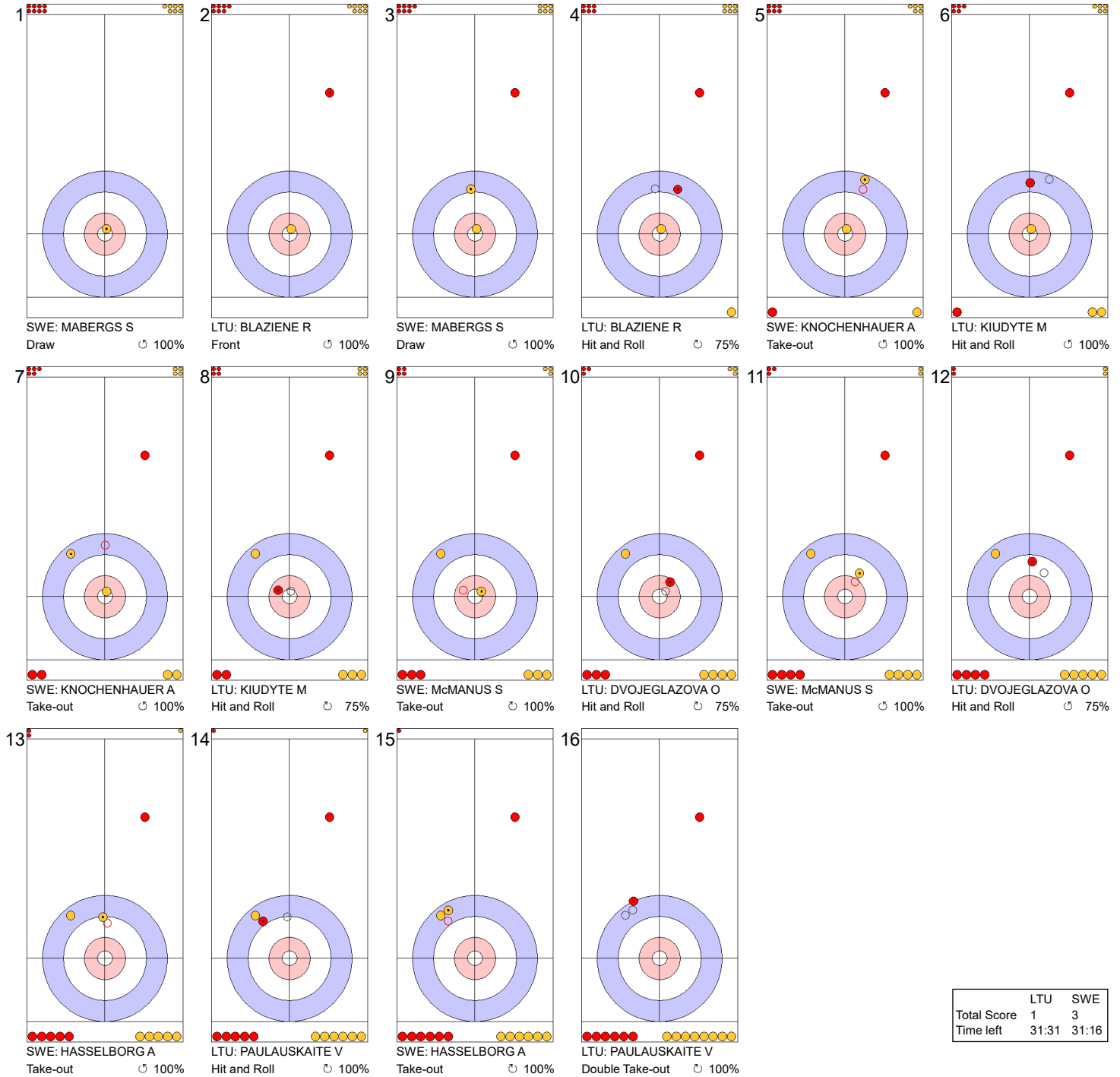
**Game - Shot by Shot**



**Legend:**  
 Clockwise     
 Counter-clockwise     
 - Not considered

**Game - Shot by Shot**

**End 2**   **LTU - Lithuania 0 + 1 (this end) = 1**   **SWE - Sweden 3 + 0 (this end) = 3**

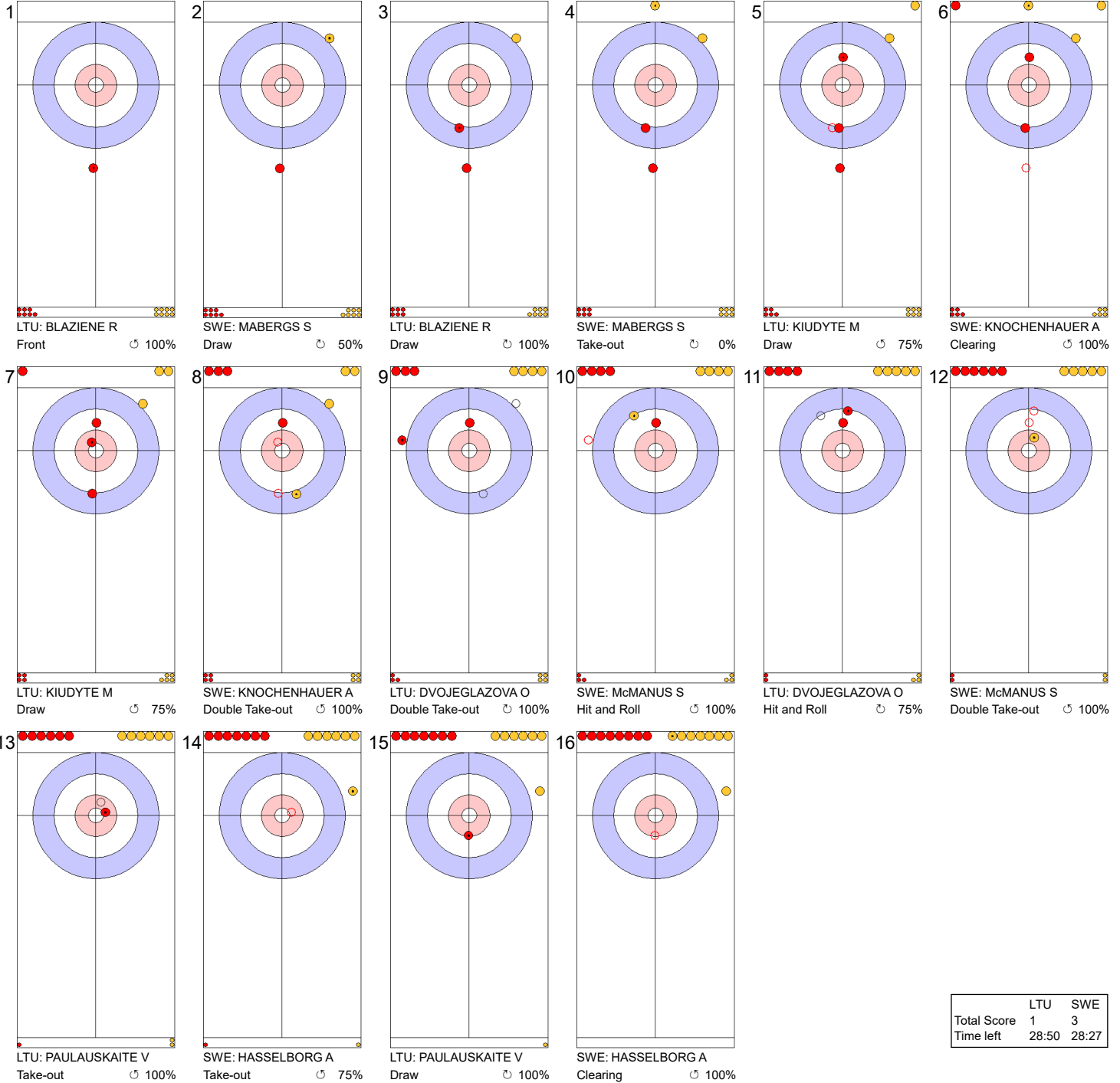


	LTU	SWE
Total Score	1	3
Time left	31:31	31:16

**Legend:**  
 Clockwise     Counter-clockwise     - Not considered

**Game - Shot by Shot**

**End 3**   **LTU - Lithuania 1 + 0 (this end) = 1**   **SWE - Sweden 3 + 0 (this end) = 3**

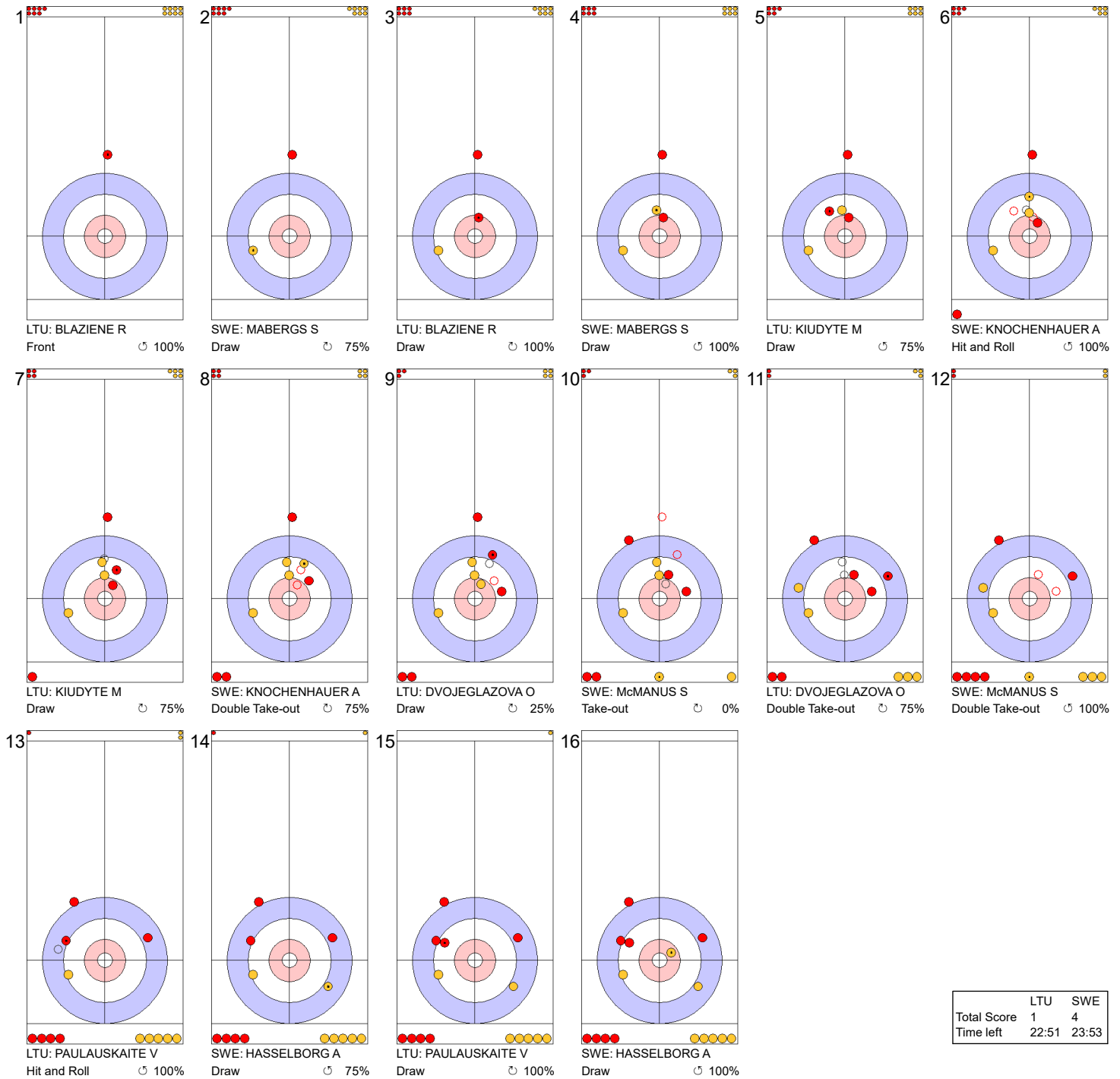


	LTU	SWE
Total Score	1	3
Time left	28:50	28:27

**Legend:**  
 Clockwise      Counter-clockwise      - Not considered

**Game - Shot by Shot**

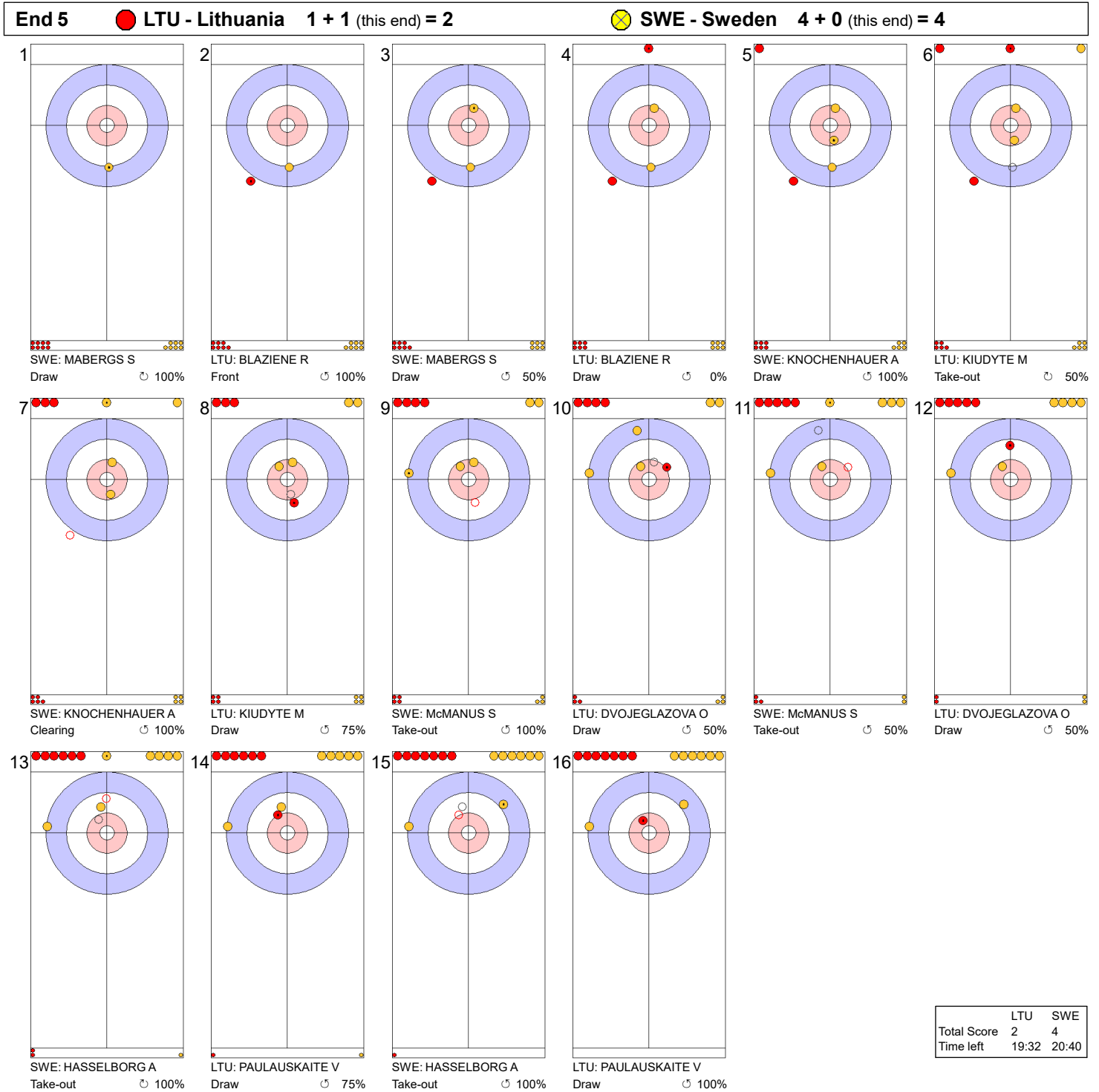
**End 4**    ● **LTU - Lithuania** 1 + 0 (this end) = 1    ● **SWE - Sweden** 3 + 1 (this end) = 4



	LTU	SWE
Total Score	1	4
Time left	22:51	23:53

**Legend:**  
 ↻ Clockwise      ↺ Counter-clockwise      - Not considered

**Game - Shot by Shot**



**Legend:**  
 Clockwise      Counter-clockwise      - Not considered

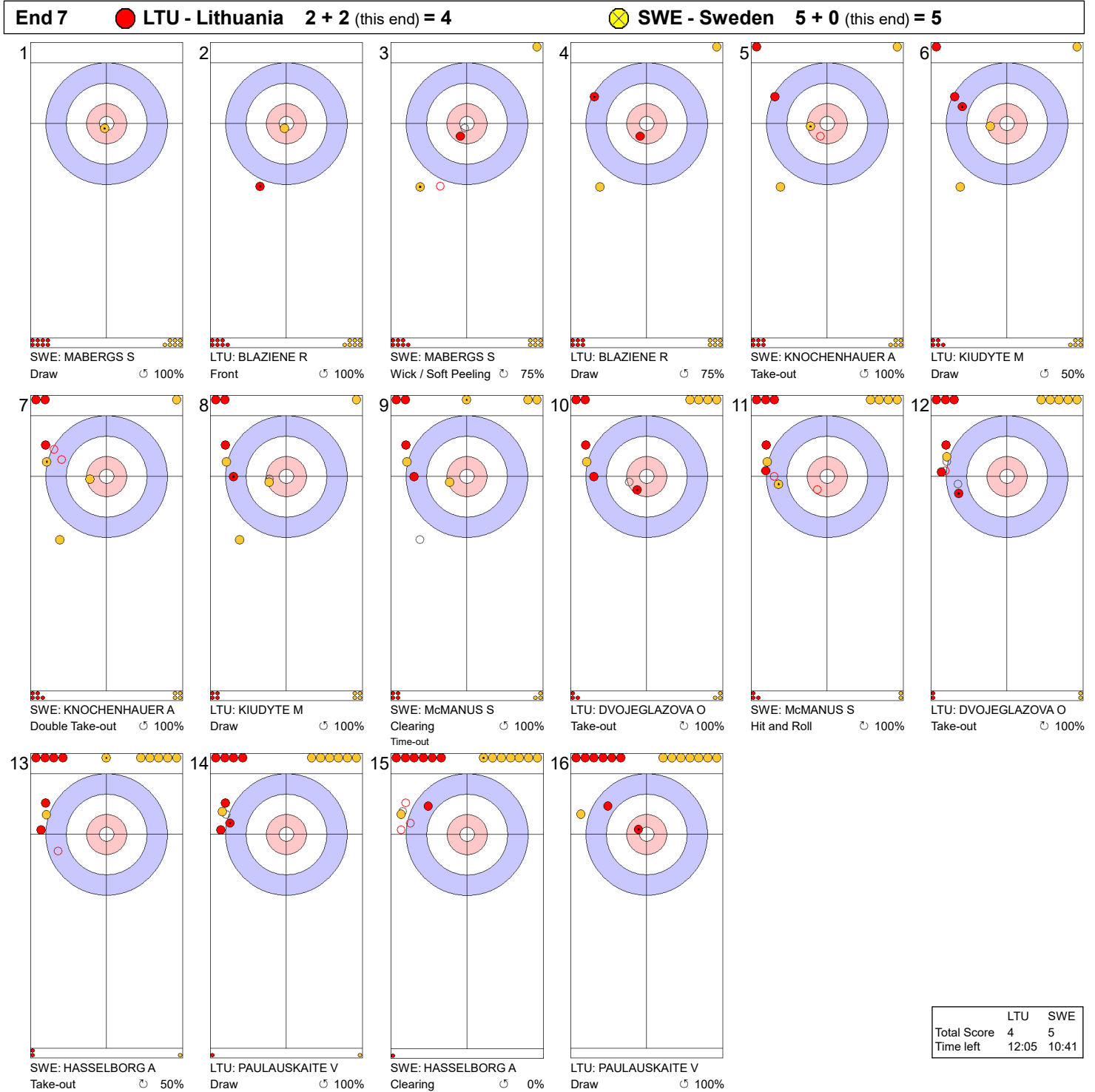
**Game - Shot by Shot**



**Legend:**  
 Clockwise     Counter-clockwise     - Not considered



**Game - Shot by Shot**



**Legend:**  
 ↻ Clockwise      ↺ Counter-clockwise      - Not considered

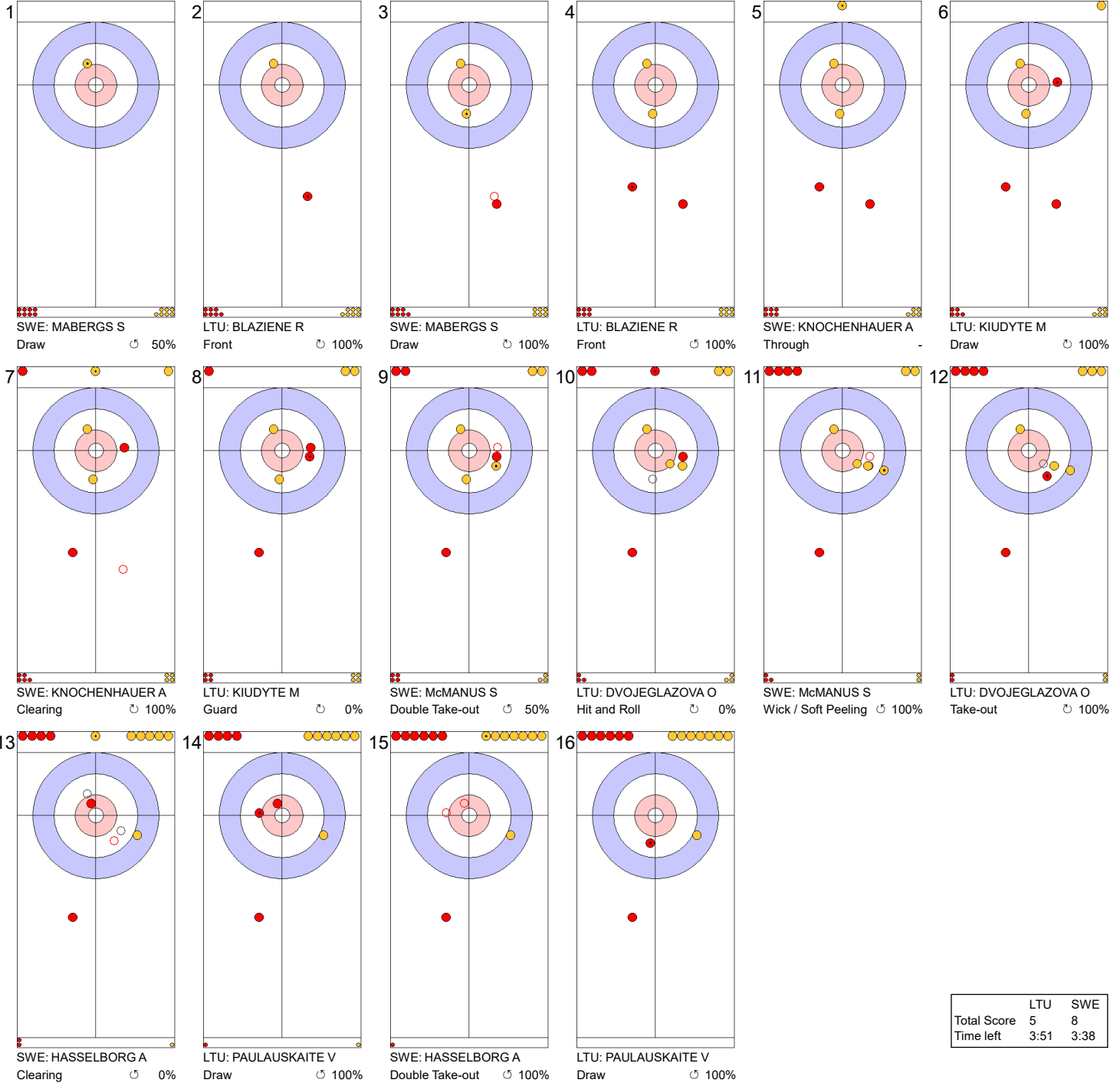
**Game - Shot by Shot**



**Legend:**  
 Clockwise      Counter-clockwise      - Not considered

**Game - Shot by Shot**

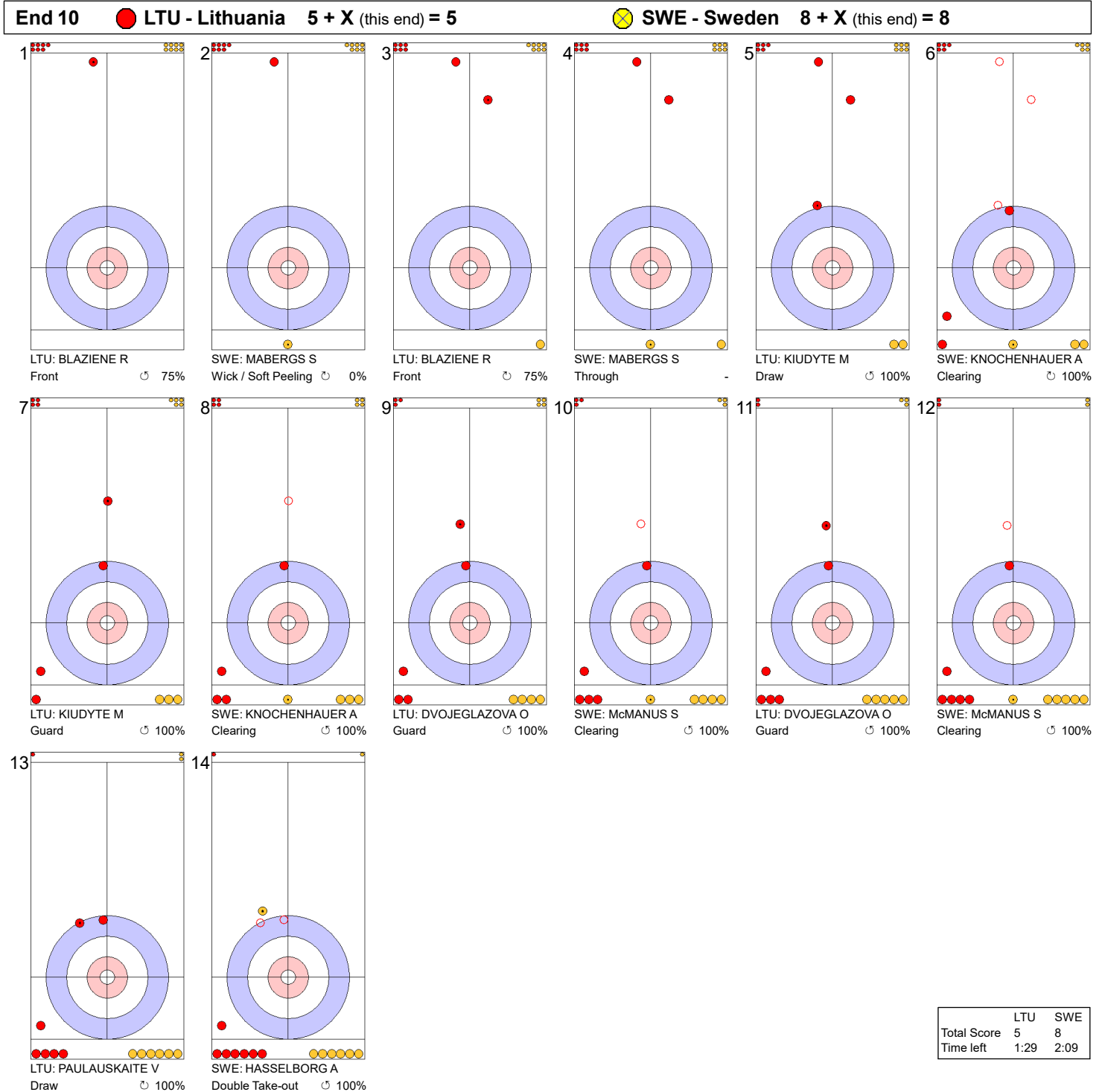
**End 9**   **LTU - Lithuania 4 + 1 (this end) = 5**   **SWE - Sweden 8 + 0 (this end) = 8**



	LTU	SWE
Total Score	5	8
Time left	3:51	3:38

**Legend:**  
 Clockwise     
 Counter-clockwise     
 - Not considered

**Game - Shot by Shot**



**Legend:**

- ↻ Clockwise
- ↺ Counter-clockwise
- Not considered
- X Unfinished end due to concession

### Game Results

Sheet	Team	LSFE	1	2	3	4	5	6	7	8	9	10	Extra Ends	Total
E	SCO - Scotland		0	1	0	1	1	0	0	0	1	0		4
	TUR - Türkiye	*	0	0	1	0	0	1	0	0	0	3		5

SCO - Scotland		Shot Success	Game	All
4 V	MORRISON Rebecca	80%		77%
3	DODDS Jennifer	66%		69%
2	SINCLAIR Sophie	88%		81%
1 S	JACKSON Sophie	93%		91%
A	HENDERSON Fay	-		-
Team Total		82%		79%

TUR - Türkiye		Shot Success	Game	All
4 S	YILDIZ Dilsat	69%		73%
3 V	POLAT Oznur	79%		70%
2	CALIKUSU Ifayet Safak	65%		70%
1	SENGUL Berfin	74%		78%
A	KARAMAN Iclal	-		-
Team Total		72%		73%

Last Stone Draw		Distance
↻	MORRISON Rebecca	63.9cm
↻	JACKSON Sophie	105.6cm
<b>Total</b>		<b>169.5cm</b>

Last Stone Draw		Distance
↻	POLAT Oznur	35.9cm
↻	SENGUL Berfin	13.0cm
<b>Total</b>		<b>48.9cm</b>

Time remaining: 0 minutes 30 seconds

Time remaining: 0 minutes 23 seconds

Time-out: End 9 - SCO stone 7

Time-out: End 10 - TUR stone 3

### Shot Success Analysis

SCO - Scotland		↻	↻	Game
4 MORRISON Rebecca	Draws	3 75%	5 90%	8 84%
	Take-outs	7 86%	4 63%	11 77%
	<b>Total</b>	<b>10 83%</b>	<b>9 78%</b>	<b>19 80%</b>
3 DODDS Jennifer	Draws	4 69%	3 42%	7 57%
	Take-outs	7 71%	6 71%	13 71%
	<b>Total</b>	<b>11 70%</b>	<b>9 61%</b>	<b>20 66%</b>
2 SINCLAIR Sophie	Draws	2 63%	6 96%	8 88%
	Take-outs	8 88%	4 88%	12 88%
	<b>Total</b>	<b>10 83%</b>	<b>10 93%</b>	<b>20 88%</b>
1 JACKSON Sophie	Draws	9 89%	9 94%	18 92%
	Take-outs	2 100%	0 -	2 100%
	<b>Total</b>	<b>11 91%</b>	<b>9 94%</b>	<b>20 93%</b>
A HENDERSON Fay	Draws	0 -	0 -	0 -
	Take-outs	0 -	0 -	0 -
	<b>Total</b>	<b>0 -</b>	<b>0 -</b>	<b>0 -</b>
Team	Draws	18 79%	23 87%	41 84%
	Take-outs	24 83%	14 73%	38 80%
	<b>Total</b>	<b>42 82%</b>	<b>37 82%</b>	<b>79 82%</b>

TUR - Türkiye		↻	↻	Game
4 YILDIZ Dilsat	Draws	2 88%	5 55%	7 64%
	Take-outs	10 73%	3 67%	13 71%
	<b>Total</b>	<b>12 75%</b>	<b>8 59%</b>	<b>20 69%</b>
3 POLAT Oznur	Draws	4 69%	5 75%	9 72%
	Take-outs	6 92%	5 75%	11 84%
	<b>Total</b>	<b>10 83%</b>	<b>10 75%</b>	<b>20 79%</b>
2 CALIKUSU Ifayet Safak	Draws	6 71%	4 69%	10 70%
	Take-outs	6 67%	4 50%	10 60%
	<b>Total</b>	<b>12 69%</b>	<b>8 59%</b>	<b>20 65%</b>
1 SENGUL Berfin	Draws	17 78%	1 0%	18 74%
	Take-outs	1 100%	1 50%	2 75%
	<b>Total</b>	<b>18 79%</b>	<b>2 25%</b>	<b>20 74%</b>
A KARAMAN Iclal	Draws	0 -	0 -	0 -
	Take-outs	0 -	0 -	0 -
	<b>Total</b>	<b>0 -</b>	<b>0 -</b>	<b>0 -</b>
Team	Draws	29 76%	15 62%	44 71%
	Take-outs	23 77%	13 63%	36 72%
	<b>Total</b>	<b>52 76%</b>	<b>28 63%</b>	<b>80 72%</b>

**Note:**

Position and function for each team member:  
**4** = Fourth, **3** = Third, **2** = Second, **1** = Lead, **A** = Alternate, **S** = Skip, **V** = Vice-Skip

**Legend:**

↻ Clockwise      ↻ Counter-clockwise      **LSFE(\*)** Last Stone First End

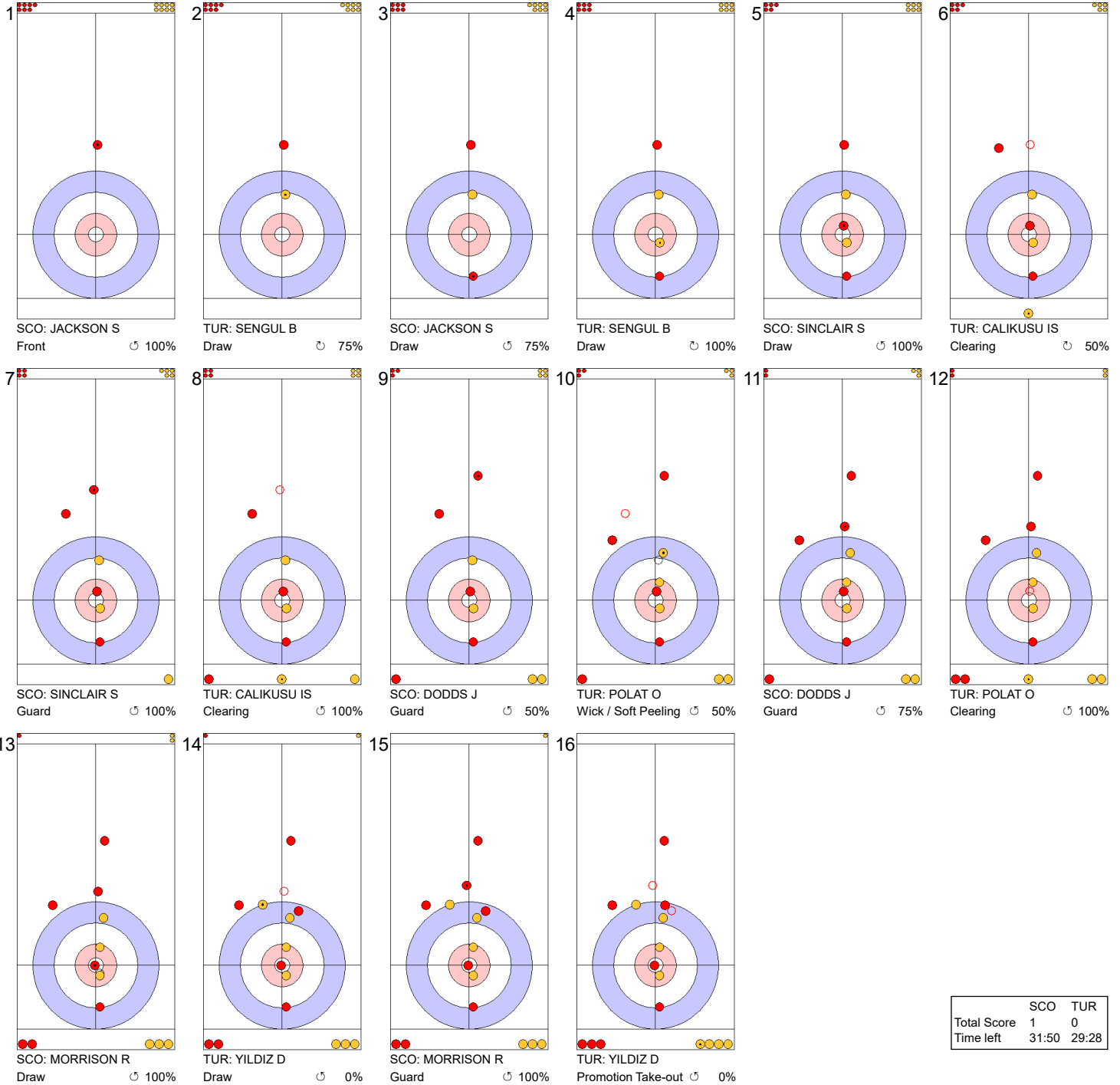
**Game - Shot by Shot**



**Legend:**  
 Clockwise     
 Counter-clockwise     
 - Not considered

**Game - Shot by Shot**

**End 2**    ● **SCO - Scotland** 0 + 1 (this end) = 1    ⊗ **TUR - Türkiye** 0 + 0 (this end) = 0



	SCO	TUR
Total Score	1	0
Time left	31:50	29:28

**Legend:**  
 ↻ Clockwise      ↺ Counter-clockwise      - Not considered

**Game - Shot by Shot**

**End 3**   **SCO - Scotland 1 + 0 (this end) = 1**   **TUR - Türkiye 0 + 1 (this end) = 1**



	SCO	TUR
Total Score	1	1
Time left	27:12	26:25

**Legend:**  
 Clockwise     Counter-clockwise     - Not considered



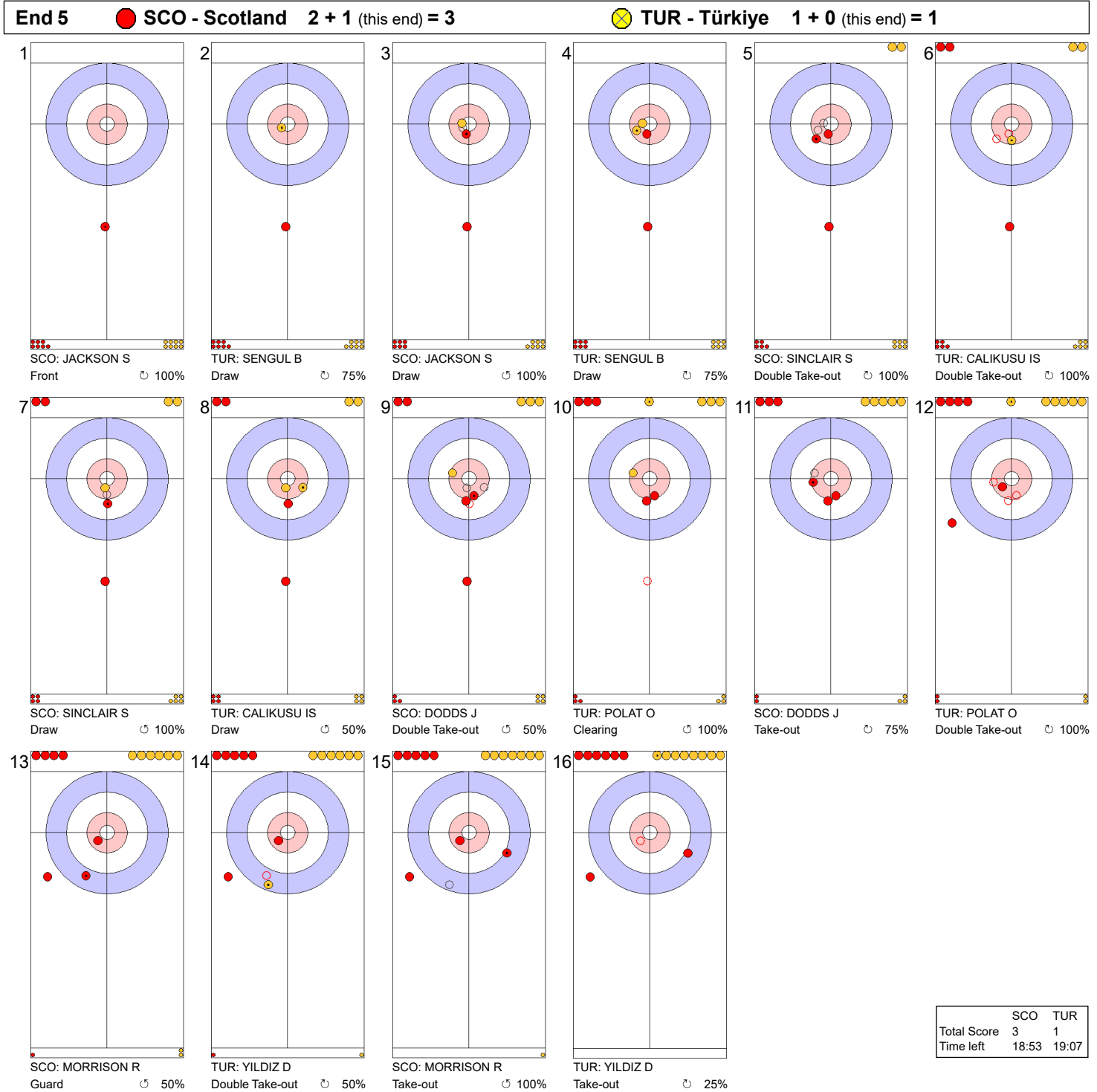
**Game - Shot by Shot**



	SCO	TUR
Total Score	2	1
Time left	22:30	22:50

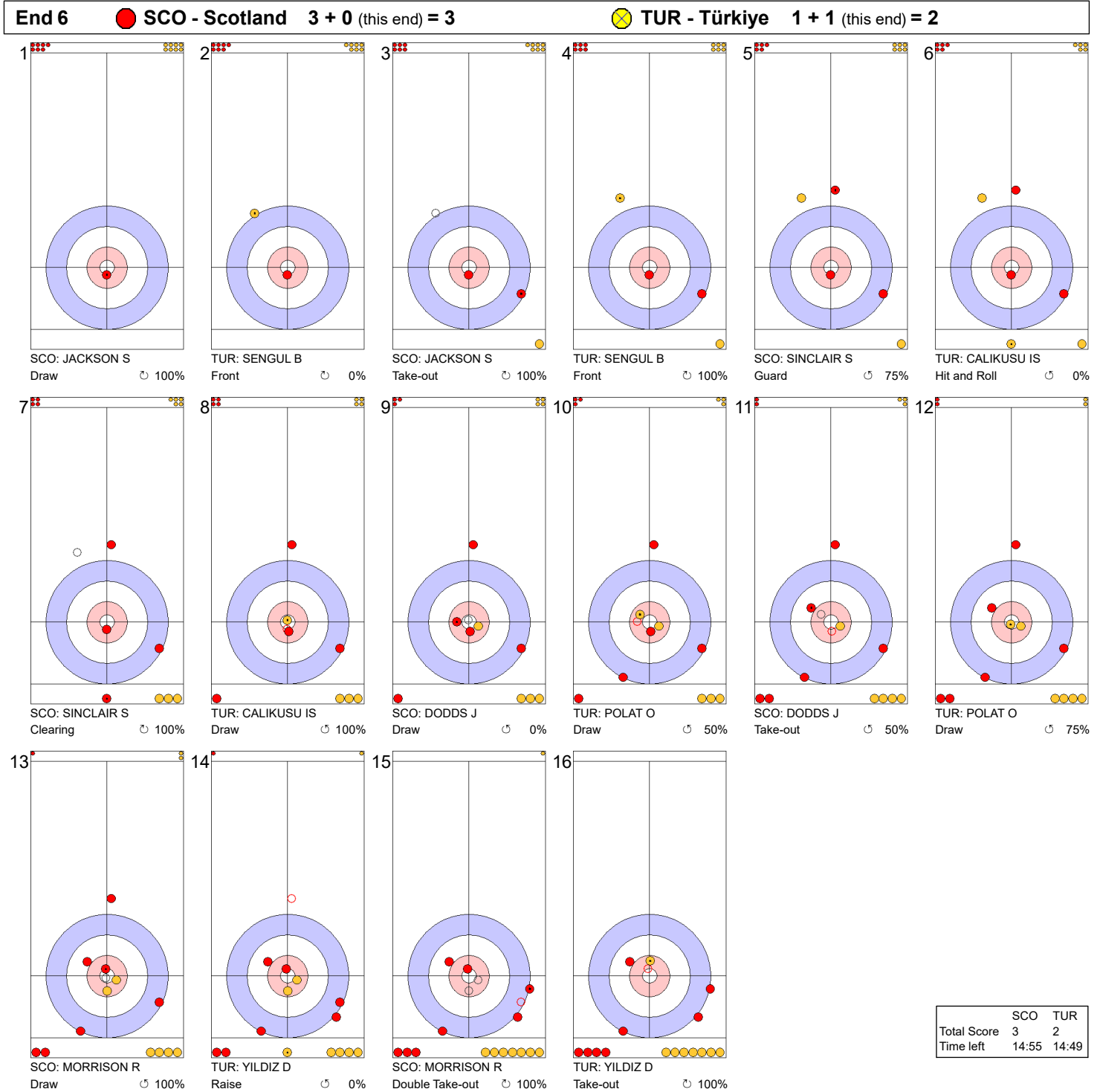
**Legend:**  
 Clockwise     
 Counter-clockwise     
 - Not considered

**Game - Shot by Shot**



**Legend:**  
 ↻ Clockwise      ↺ Counter-clockwise      - Not considered

**Game - Shot by Shot**



**Legend:**  
 ↻ Clockwise      ↺ Counter-clockwise      - Not considered

**Game - Shot by Shot**

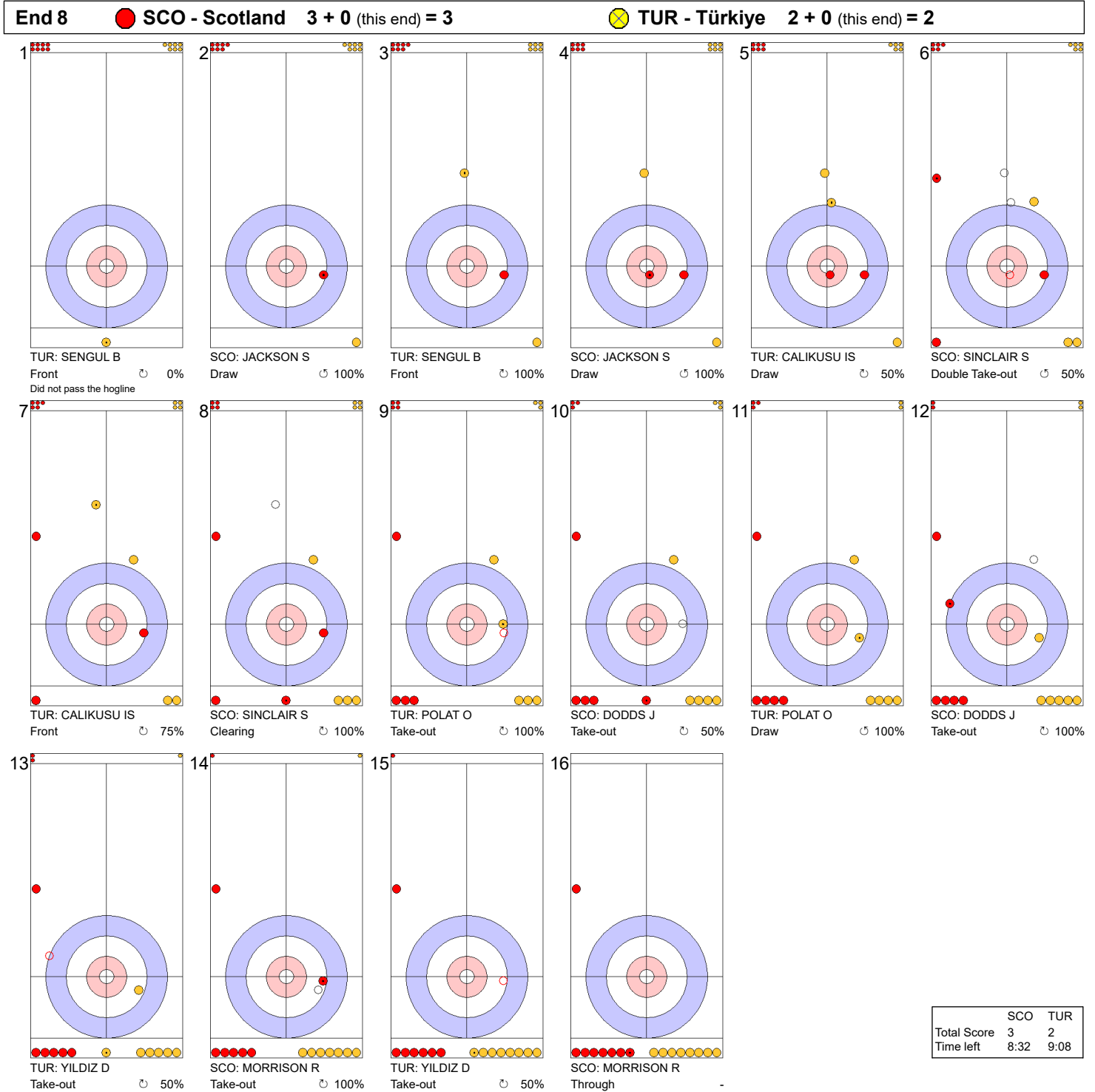
**End 7**   **SCO - Scotland 3 + 0 (this end) = 3**   **TUR - Türkiye 2 + 0 (this end) = 2**



	SCO	TUR
Total Score	3	2
Time left	11:23	12:00

**Legend:**  
 Clockwise     Counter-clockwise     - Not considered

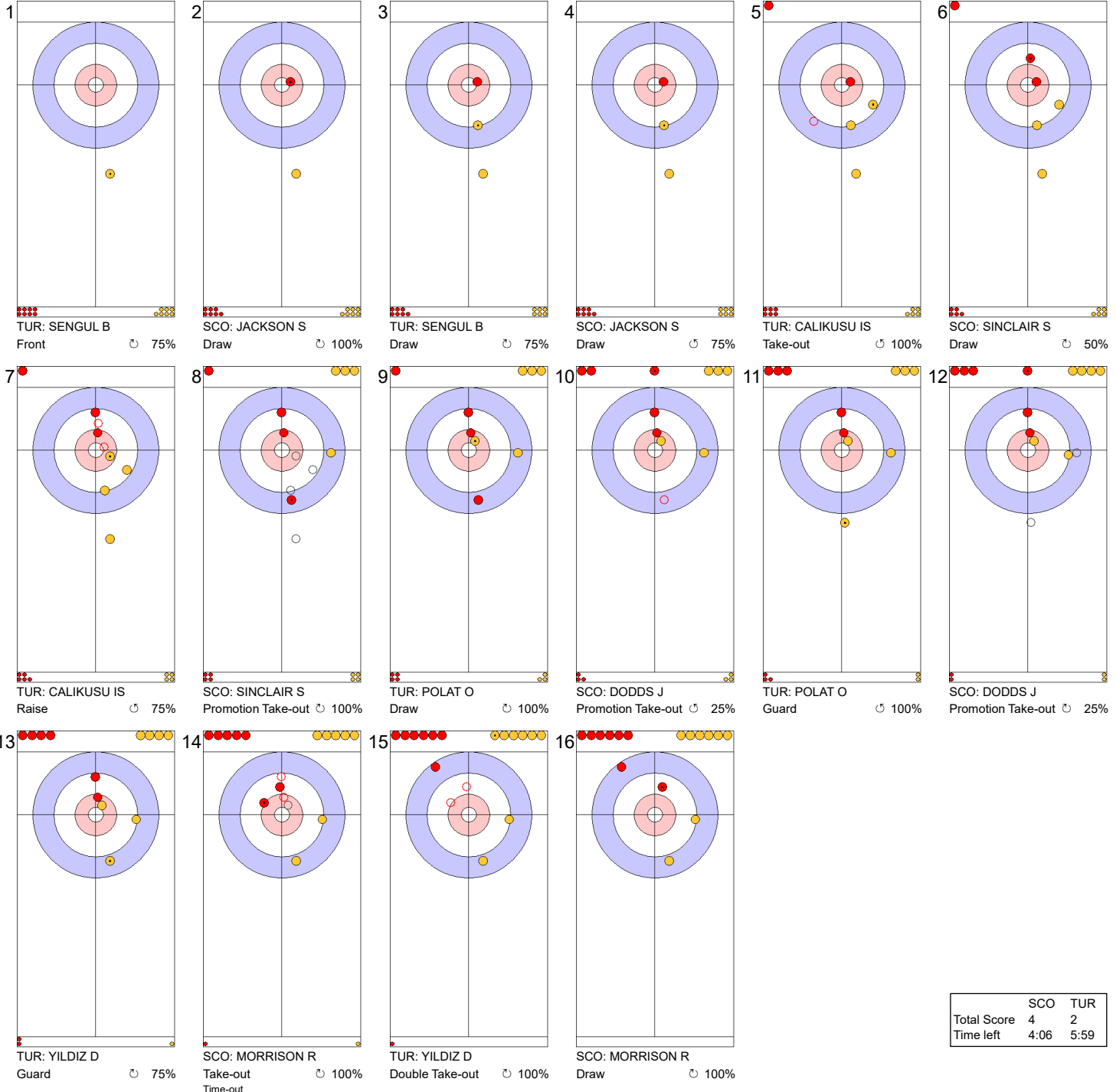
**Game - Shot by Shot**



**Legend:**  
 ↻ Clockwise      ↺ Counter-clockwise      - Not considered

**Game - Shot by Shot**

**End 9**   ● **SCO - Scotland** 3 + 1 (this end) = 4   ● **TUR - Türkiye** 2 + 0 (this end) = 2

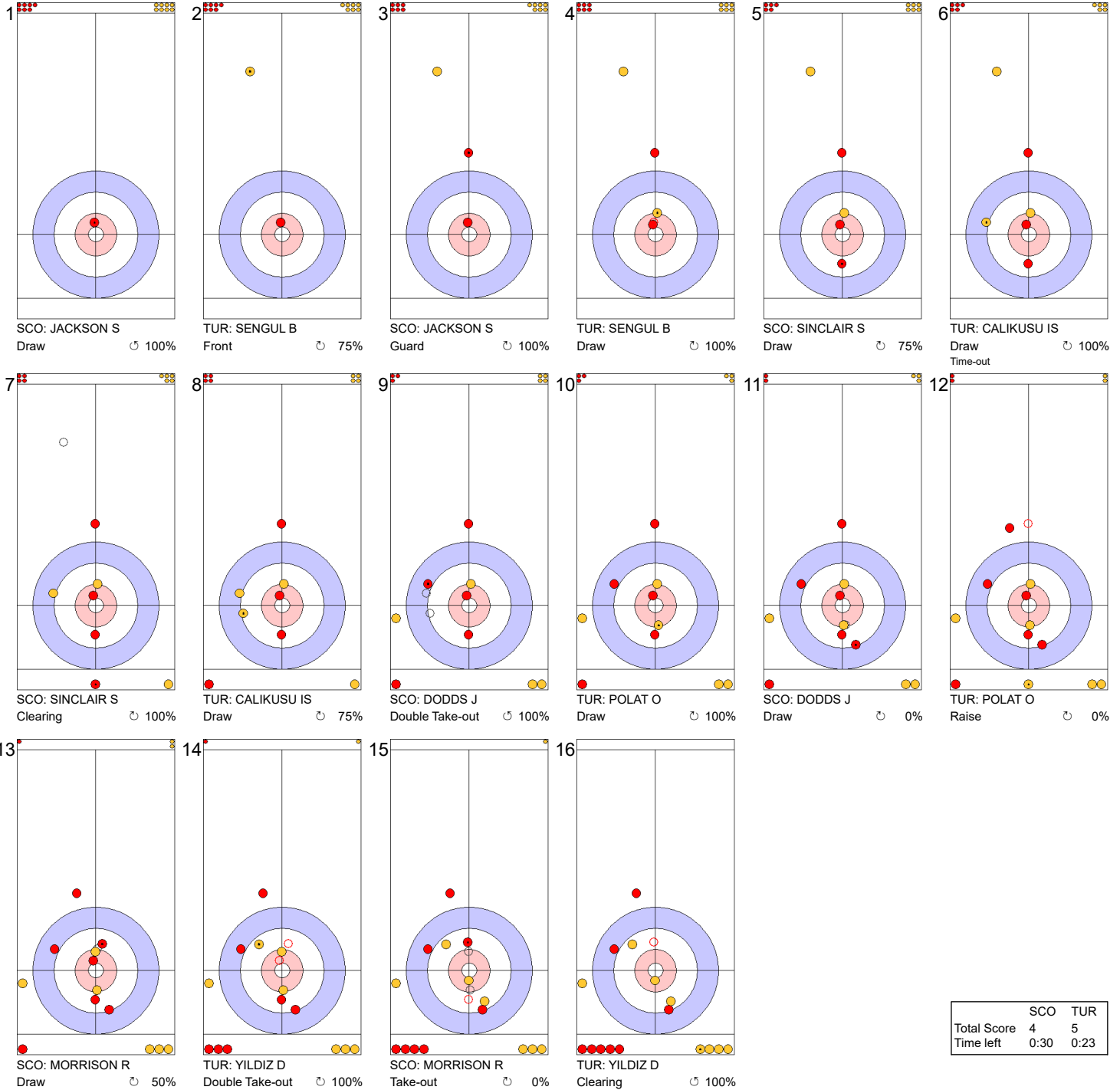


	SCO	TUR
Total Score	4	2
Time left	4:06	5:59

**Legend:**  
 ↻ Clockwise   ↺ Counter-clockwise   - Not considered

**Game - Shot by Shot**

**End 10**   **SCO - Scotland 4 + 0 (this end) = 4**   **TUR - Türkiye 2 + 3 (this end) = 5**



	SCO	TUR
Total Score	4	5
Time left	0:30	0:23

**Legend:**  
 Clockwise     Counter-clockwise     - Not considered

### Session Results and Standings

Sheet	Team	LSD/LSFE	1	2	3	4	5	6	7	8	9	10	Extra Ends	Total
A	LTU - Lithuania	218.2cm	1	0	0	1	0	2	0	0	0	X		4
	TUR - Türkiye	209.3cm *	0	2	2	0	1	0	1	3	3	X		12
B	SWE - Sweden	12.2cm *	0	1	2	0	0	2	0	1	2	X		8
	EST - Estonia	378.1cm	0	0	0	1	0	0	1	0	0	X		2
C	SCO - Scotland	258.9cm	0	0	1	0	0	0	X	X	X	X		1
	SUI - Switzerland	89.3cm *	0	3	0	1	3	1	X	X	X	X		8
D	ITA - Italy	123.8cm	0	1	0	1	0	2	2	0	3	X		9
	HUN - Hungary	55.0cm *	2	0	1	0	2	0	0	1	0	X		6
E	NOR - Norway	128.4cm	0	1	0	3	0	0	0	0	X	X		4
	DEN - Denmark	38.9cm *	2	0	1	0	0	3	3	2	X	X		11

### Current Standings

Rank	Team	Games	Wins	Losses
1	ITA - Italy	3	3	0
1	SUI - Switzerland	3	3	0
1	SWE - Sweden	3	3	0
4	DEN - Denmark	3	1	2
4	EST - Estonia	3	1	2
4	HUN - Hungary	3	1	2
4	NOR - Norway	3	1	2
4	SCO - Scotland	3	1	2
4	TUR - Türkiye	3	1	2
10	LTU - Lithuania	3	0	3

**Note:**  
Under World Curling rules, tie-breaking rules for standings are not applied until after the last game of the round robin.

**Legend:**  
**LSD** Last Stone Draw      **LSFE(\*)** Last Stone First End      **X** Unplayed/unfinished end due to concession



### Game Results

Sheet	Team	LSFE	1	2	3	4	5	6	7	8	9	10	Extra Ends	Total
A	LTU - Lithuania		1	0	0	1	0	2	0	0	0	X		4
	TUR - Türkiye	*	0	2	2	0	1	0	1	3	3	X		12

LTU - Lithuania		Shot Success	Game	All
4 S	PAULAUSKAITE Virginija	50%	60%	
3 V	DVOJEGLAZOVA Olga	57%	55%	
2	KIUDYTE Migle	50%	55%	
1	BLAZIENE Ruta	72%	67%	
A	-	-	-	
Team Total		57%	59%	

TUR - Türkiye		Shot Success	Game	All
4 S	YILDIZ Dilsat	76%	74%	
3 V	POLAT Oznur	63%	66%	
2	CALIKUSU Ifayet Safak	78%	72%	
1	SENGUL Berfin	81%	79%	
A	KARAMAN Iclal	-	-	
Team Total		74%	73%	

Last Stone Draw		Distance
↻	PAULAUSKAITE Virginija	61.4cm
↺	KIUDYTE Migle	156.8cm
<b>Total</b>		<b>218.2cm</b>

Last Stone Draw		Distance
↻	YILDIZ Dilsat	65.9cm
↺	CALIKUSU Ifayet Safak	143.4cm
<b>Total</b>		<b>209.3cm</b>

Time remaining: 4 minutes 9 seconds

Time remaining: 3 minutes 47 seconds

### Shot Success Analysis

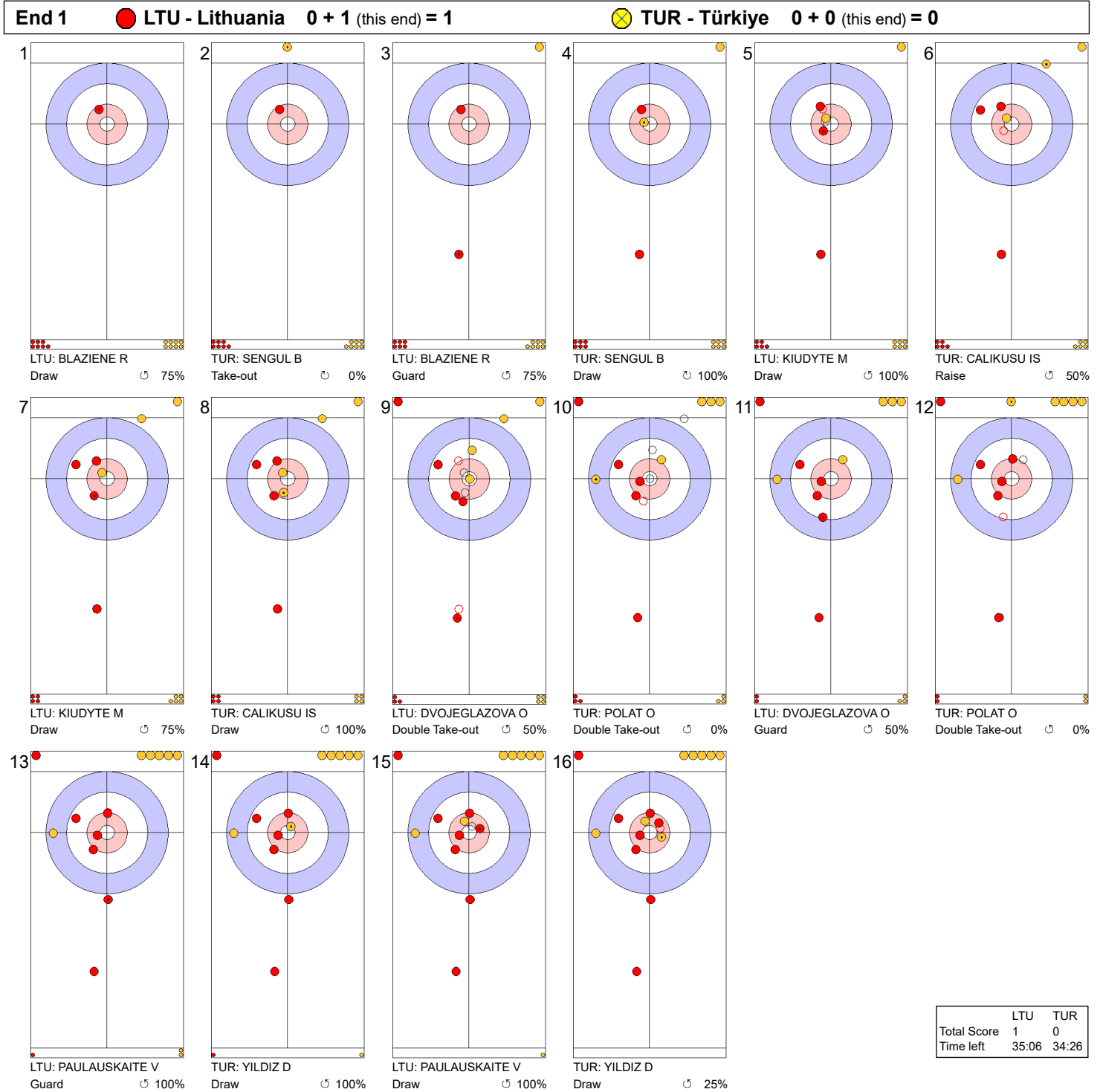
LTU - Lithuania		↻	↺	Game
4	PAULAUSKAITE Virginija	Draws 4 69%	7 36%	11 48%
		Take-outs 2 38%	5 60%	7 54%
		Total 6 58%	12 46%	18 50%
3	DVOJEGLAZOVA Olga	Draws 3 25%	5 85%	8 63%
		Take-outs 3 50%	7 54%	10 53%
		Total 6 38%	12 67%	18 57%
2	KIUDYTE Migle	Draws 1 0%	7 54%	8 47%
		Take-outs 3 33%	7 61%	10 53%
		Total 4 25%	14 57%	18 50%
1	BLAZIENE Ruta	Draws 4 75%	10 83%	14 80%
		Take-outs 1 75%	3 33%	4 44%
		Total 5 75%	13 71%	18 72%
A	-	Draws 0 -	0 -	0 -
		Take-outs 0 -	0 -	0 -
		Total 0 -	0 -	0 -
Team		Draws 12 54%	29 65%	41 62%
		Take-outs 9 44%	22 55%	31 52%
		Total 21 50%	51 60%	72 57%

TUR - Türkiye		↻	↺	Game
4	YILDIZ Dilsat	Draws 10 90%	4 44%	14 77%
		Take-outs 1 100%	3 67%	4 75%
		Total 11 91%	7 54%	18 76%
3	POLAT Oznur	Draws 9 75%	1 100%	10 78%
		Take-outs 2 75%	6 33%	8 44%
		Total 11 75%	7 43%	18 63%
2	CALIKUSU Ifayet Safak	Draws 10 75%	5 70%	15 73%
		Take-outs 3 100%	0 -	3 100%
		Total 13 81%	5 70%	18 78%
1	SENGUL Berfin	Draws 14 88%	1 75%	15 87%
		Take-outs 3 50%	0 -	3 50%
		Total 17 81%	1 75%	18 81%
A	KARAMAN Iclal	Draws 0 -	0 -	0 -
		Take-outs 0 -	0 -	0 -
		Total 0 -	0 -	0 -
Team		Draws 43 83%	11 64%	54 79%
		Take-outs 9 78%	9 44%	18 61%
		Total 52 82%	20 55%	72 74%

**Note:**  
Position and function for each team member:  
4 = Fourth, 3 = Third, 2 = Second, 1 = Lead, A = Alternate, S = Skip, V = Vice-Skip

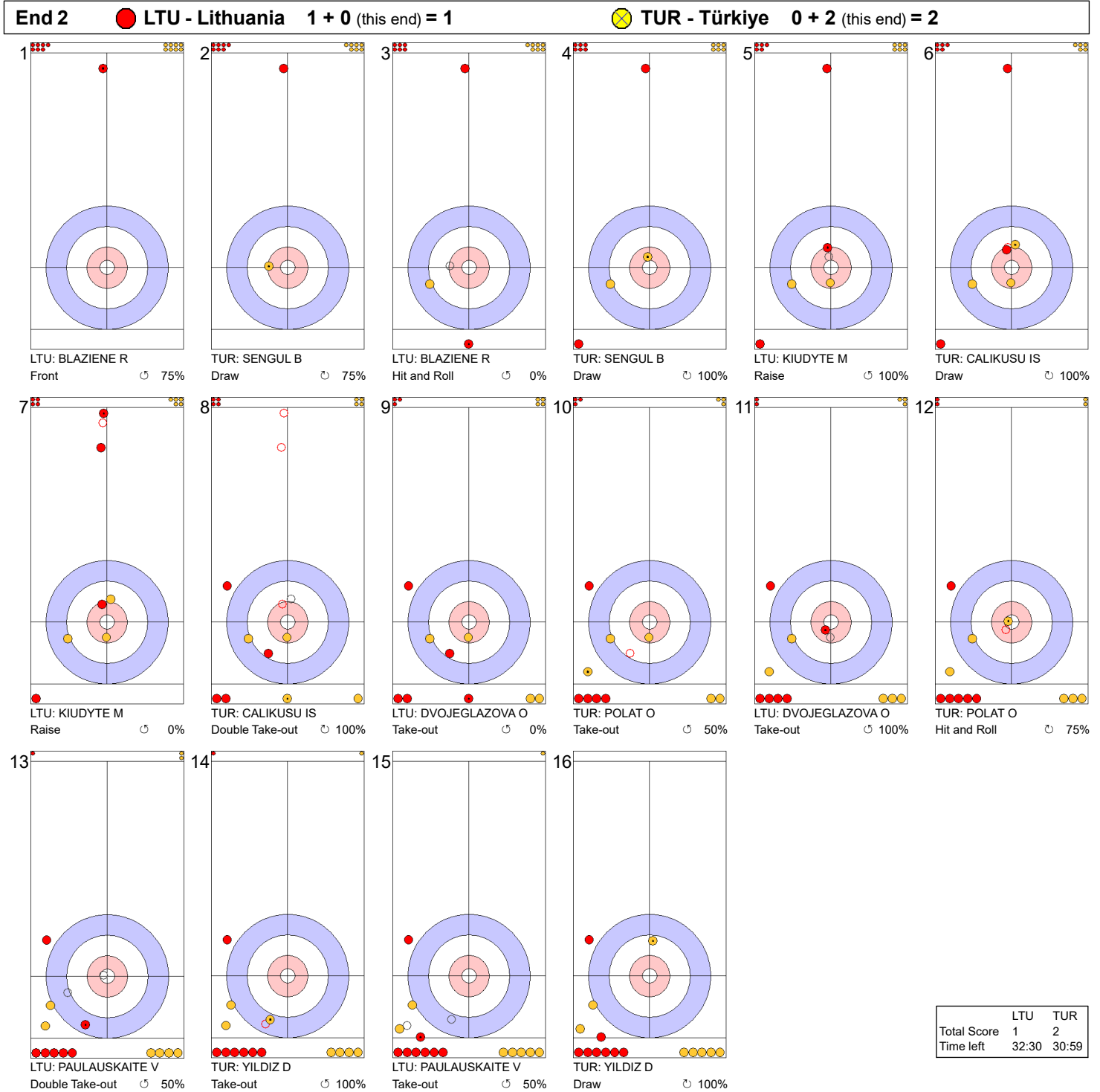
**Legend:**  
↻ Clockwise      ↺ Counter-clockwise      LSFE(\*) Last Stone First End  
X Unplayed/unfinished end due to concession

**Game - Shot by Shot**



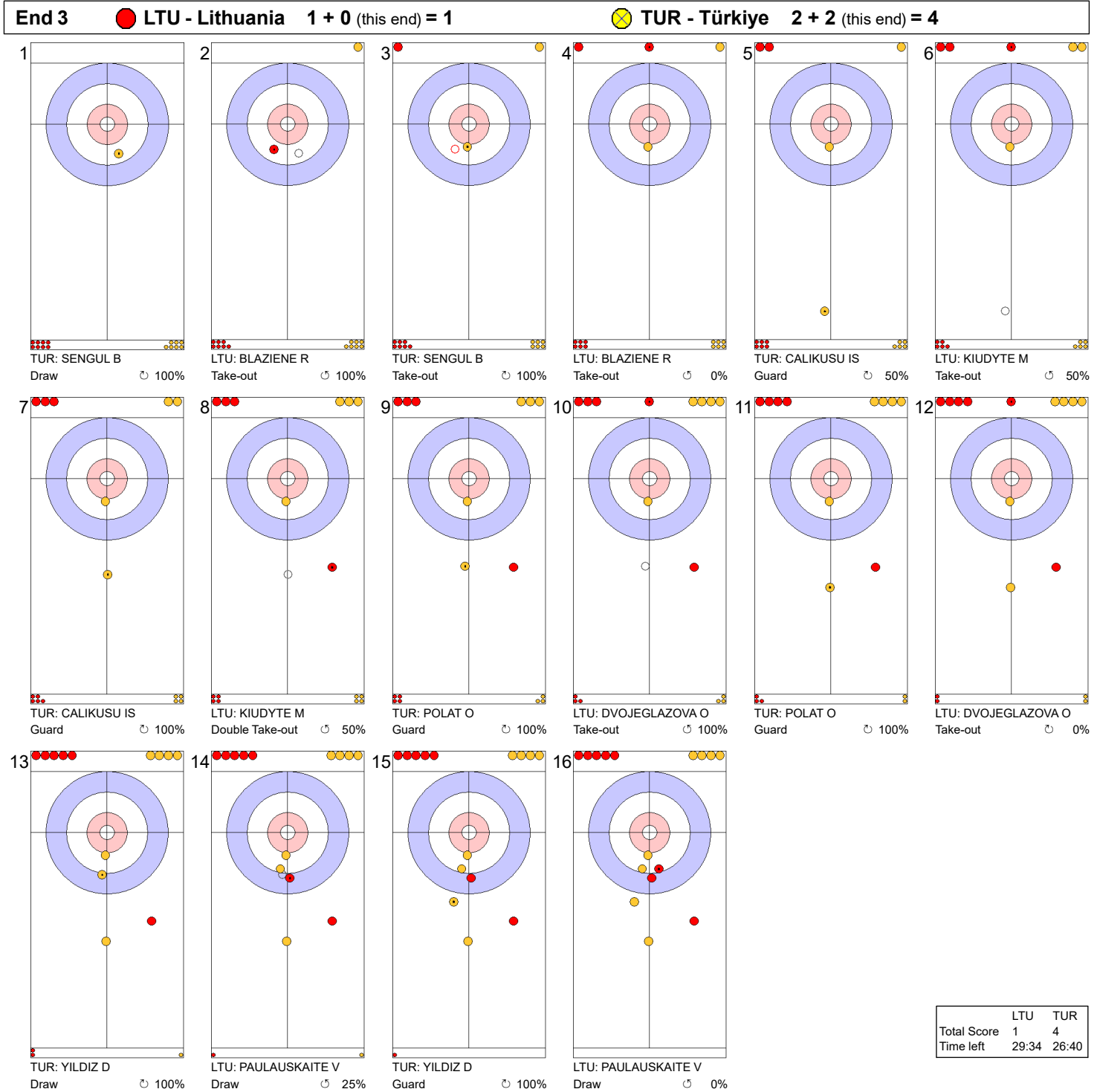
**Legend:**  
 ↻ Clockwise      ↺ Counter-clockwise      - Not considered

**Game - Shot by Shot**



**Legend:**  
 Clockwise      Counter-clockwise      - Not considered

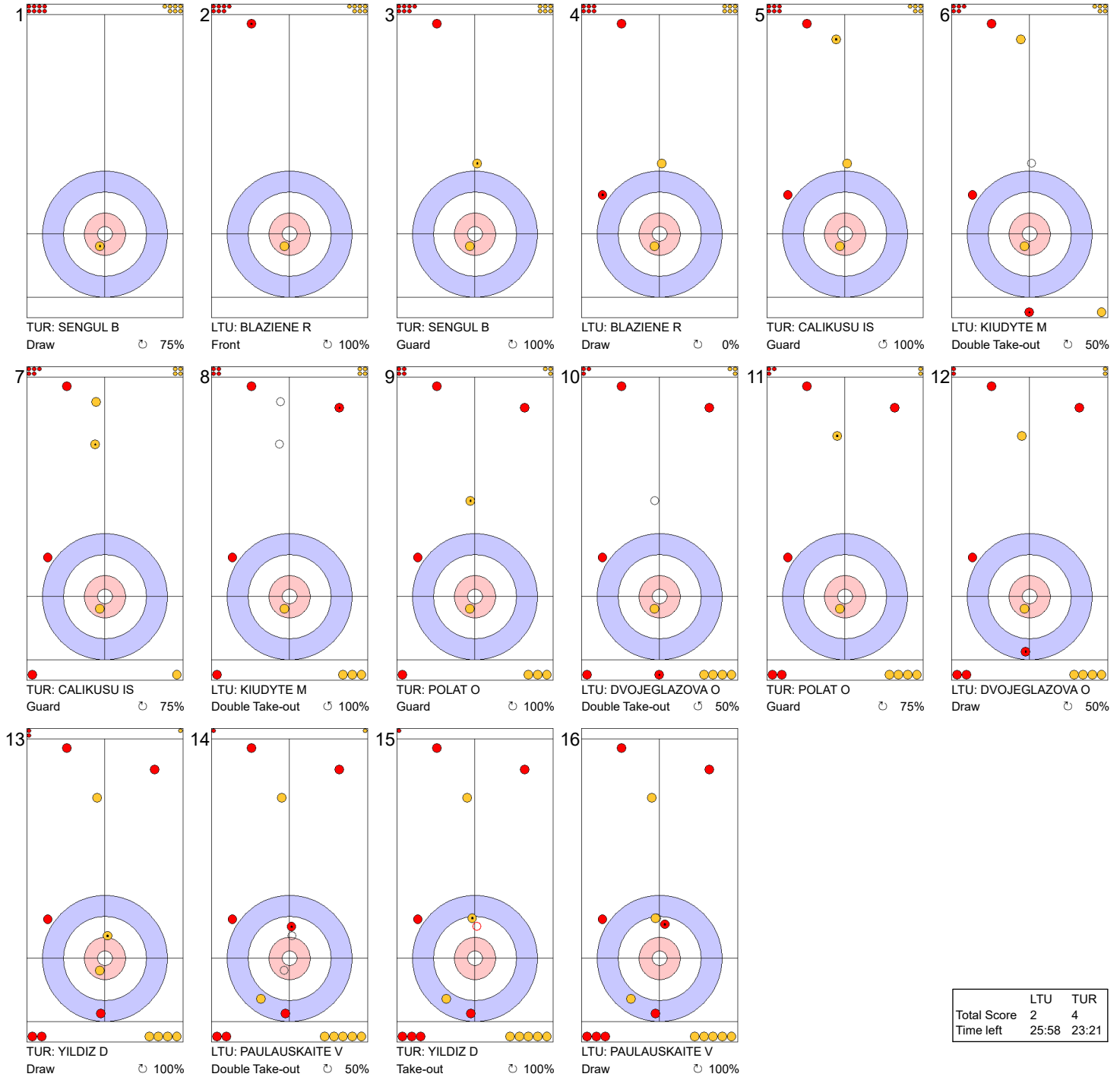
**Game - Shot by Shot**



**Legend:**  
 Clockwise     
 Counter-clockwise     
 - Not considered

**Game - Shot by Shot**

**End 4** ● **LTU - Lithuania 1 + 1 (this end) = 2** ● **TUR - Türkiye 4 + 0 (this end) = 4**



	LTU	TUR
Total Score	2	4
Time left	25:58	23:21

**Legend:**  
 ↻ Clockwise      ↺ Counter-clockwise      - Not considered

**Game - Shot by Shot**

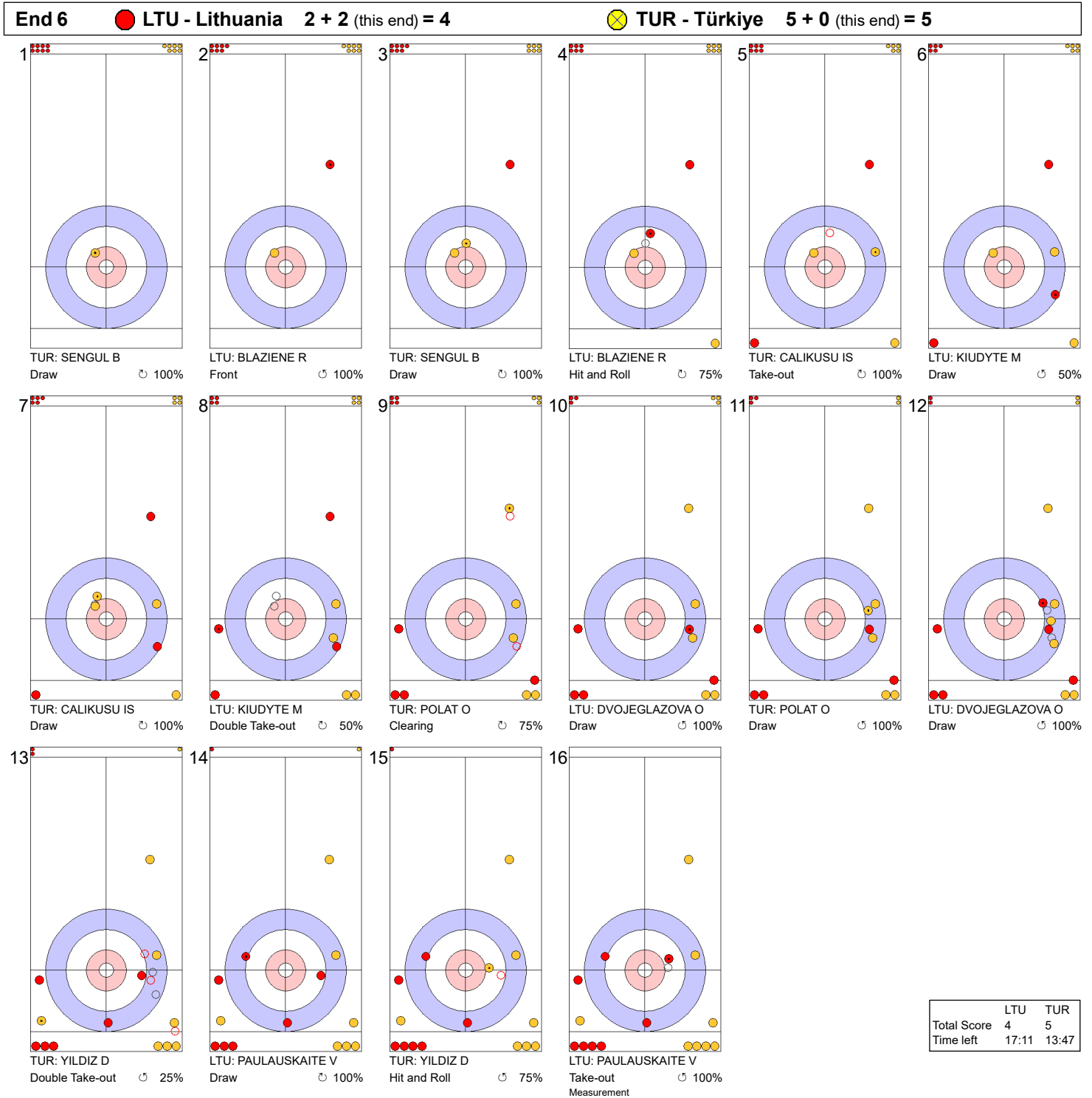
**End 5** ● **LTU - Lithuania 2 + 0 (this end) = 2** ● **TUR - Türkiye 4 + 1 (this end) = 5**



	LTU	TUR
Total Score	2	5
Time left	20:20	18:19

**Legend:**  
 ↻ Clockwise      ↺ Counter-clockwise      - Not considered

**Game - Shot by Shot**



**Legend:**  
 ↻ Clockwise      ↺ Counter-clockwise      - Not considered

**Game - Shot by Shot**

**End 7**   ● **LTU - Lithuania** **4 + 0** (this end) = **4**   ⊗ **TUR - Türkiye** **5 + 1** (this end) = **6**

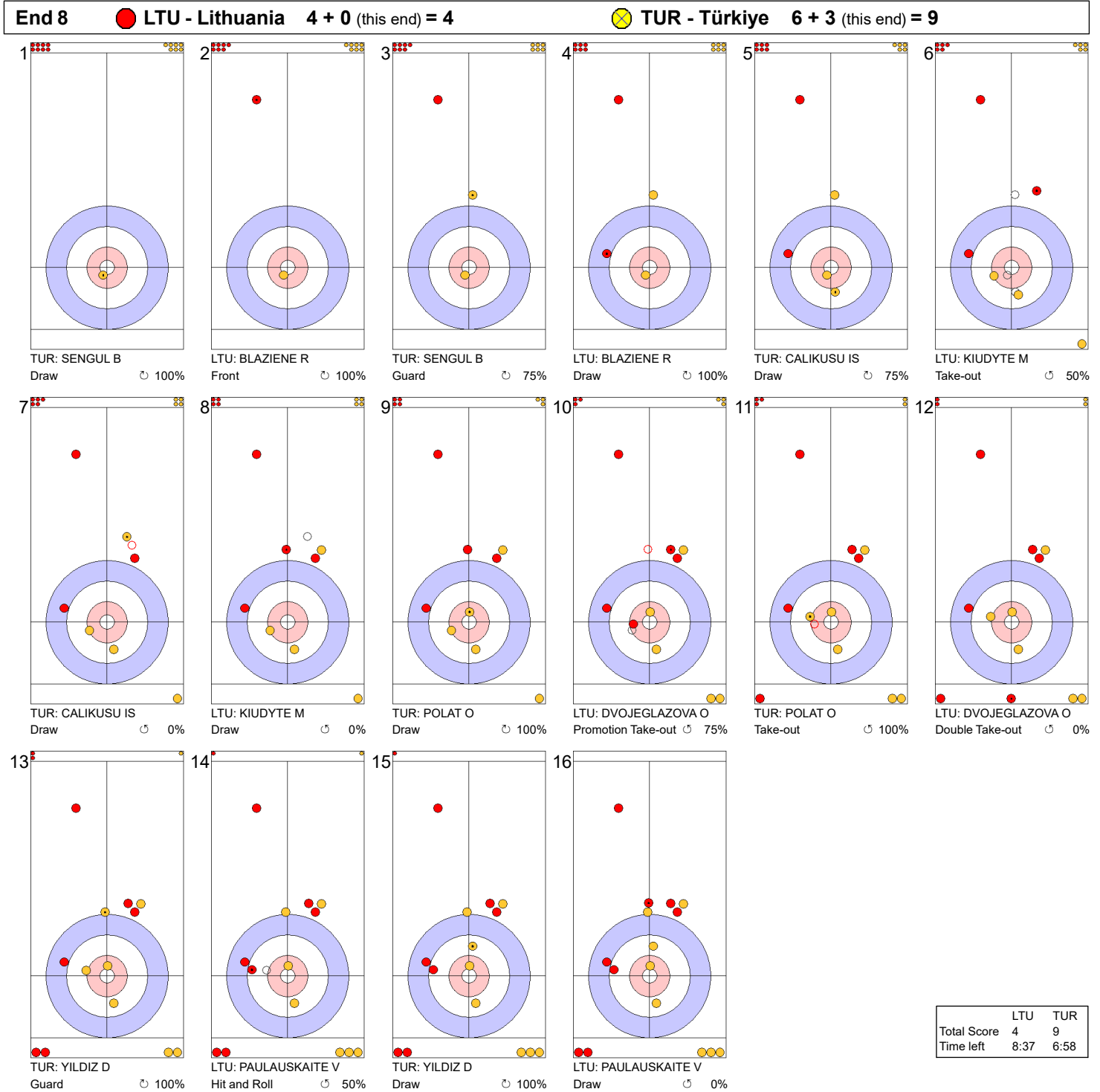


	LTU	TUR
Total Score	4	6
Time left	12:59	10:28

**Legend:**  
↻ Clockwise      ↺ Counter-clockwise      - Not considered



**Game - Shot by Shot**

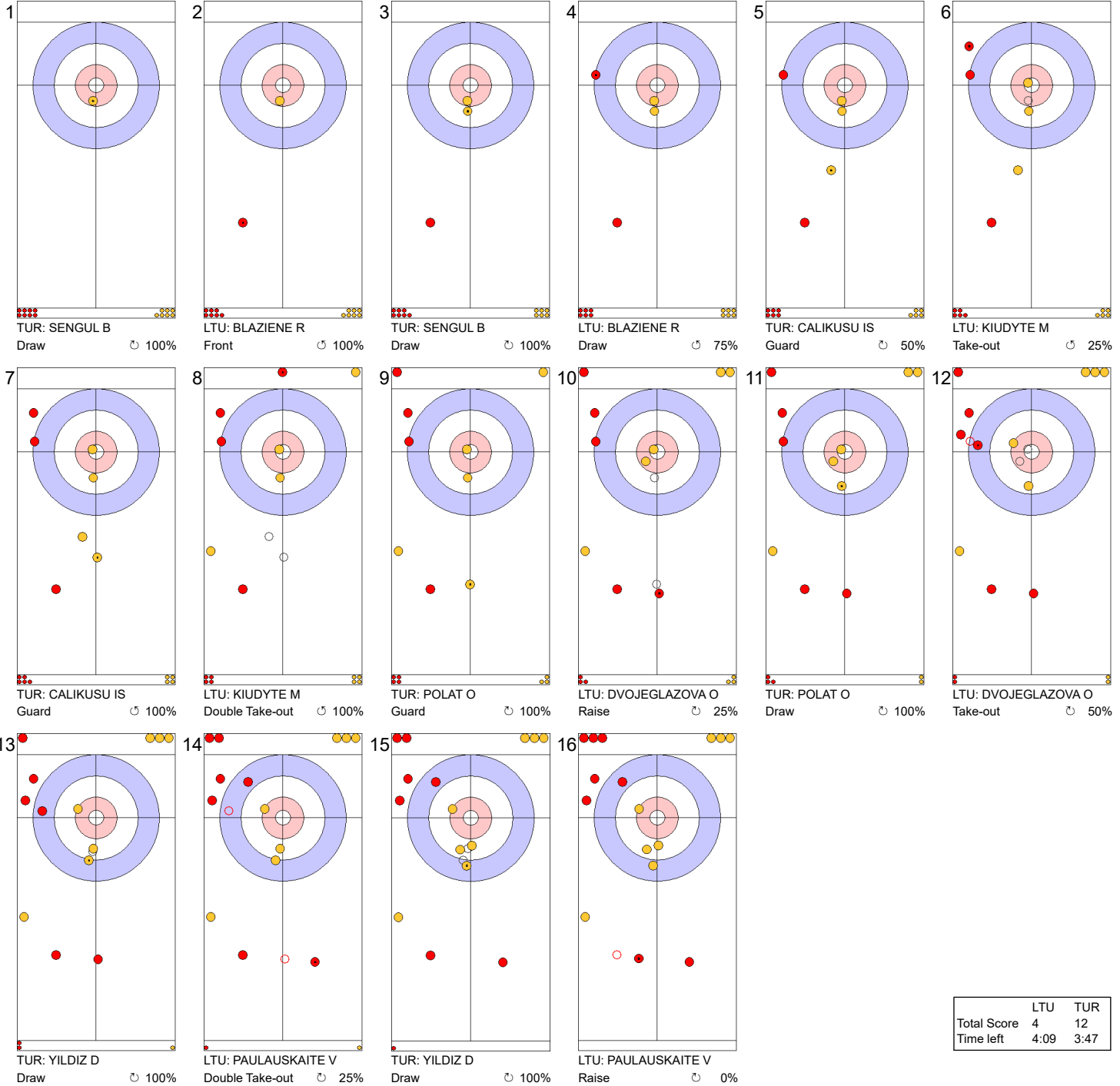


	LTU	TUR
Total Score	4	9
Time left	8:37	6:58

**Legend:**  
 ⌚ Clockwise      ⌚ Counter-clockwise      - Not considered

**Game - Shot by Shot**

**End 9**   **LTU - Lithuania 4 + 0 (this end) = 4**   **TUR - Türkiye 9 + 3 (this end) = 12**



	LTU	TUR
Total Score	4	12
Time left	4:09	3:47

**Legend:**  
 Clockwise     Counter-clockwise     - Not considered



**Game Results**

Sheet	Team	LSFE	1	2	3	4	5	6	7	8	9	10	Extra Ends	Total
<b>B</b>	SWE - Sweden	*	0	1	2	0	0	2	0	1	2	X		8
	EST - Estonia		0	0	0	1	0	0	1	0	0	X		2

SWE - Sweden		Shot Success	Game	All
4 S	HASSELBORG Anna	76%	82%	
3 V	McMANUS Sara	82%	85%	
2	KNOCHENHAUER Agnes	82%	86%	
1	MABERGS Sofia	75%	86%	
A	HELDIN Johanna	-	-	
Team Total		79%	85%	

EST - Estonia		Shot Success	Game	All
4	TUVIKE Erika	64%	60%	
3 V	LAIDSALU Kerli	83%	73%	
2 S	TURMANN Liisa	71%	66%	
1	GROSSMANN Heili	85%	81%	
A	-	-	-	
Team Total		76%	70%	

**Last Stone Draw** Distance

⌚	McMANUS Sara	4.5cm
⌚	KNOCHENHAUER Agnes	7.7cm
<b>Total</b>		<b>12.2cm</b>

**Last Stone Draw** Distance

⌚	LAIDSALU Kerli	178.5cm
⌚	TUVIKE Erika	199.6cm
<b>Total</b>		<b>378.1cm</b>

Time remaining: 5 minutes 41 seconds

Time-out: End 8 - SWE stone 7

Time remaining: 6 minutes 53 seconds

Time-out: End 9 - EST stone 7

**Shot Success Analysis**

SWE - Sweden		⌚	⌚	Game
4	HASSELBORG Anna	Draws 6 46%	2 100%	8 59%
	Take-outs 5 90%	5 90%	10 90%	
	Total 11 66%	7 93%	18 76%	
3	McMANUS Sara	Draws 2 50%	2 38%	4 44%
	Take-outs 3 83%	11 95%	14 93%	
	Total 5 70%	13 87%	18 82%	
2	KNOCHENHAUER Agnes	Draws 1 100%	5 75%	6 79%
	Take-outs 5 80%	6 88%	11 84%	
	Total 6 83%	11 82%	17 82%	
1	MABERGS Sofia	Draws 9 75%	6 71%	15 73%
	Take-outs 0 -	3 83%	3 83%	
	Total 9 75%	9 75%	18 75%	
A	HELDIN Johanna	Draws 0 -	0 -	0 -
	Take-outs 0 -	0 -	0 -	
	Total 0 -	0 -	0 -	
Team	Draws 18 64%	15 72%	33 67%	
	Take-outs 13 85%	25 91%	38 89%	
	Total 31 73%	40 84%	71 79%	

EST - Estonia		⌚	⌚	Game
4	TUVIKE Erika	Draws 7 100%	3 33%	10 80%
	Take-outs 5 40%	3 50%	8 44%	
	Total 12 75%	6 42%	18 64%	
3	LAIDSALU Kerli	Draws 6 79%	5 75%	11 77%
	Take-outs 3 100%	4 88%	7 93%	
	Total 9 86%	9 81%	18 83%	
2	TURMANN Liisa	Draws 5 80%	9 58%	14 66%
	Take-outs 2 100%	2 75%	4 88%	
	Total 7 86%	11 61%	18 71%	
1	GROSSMANN Heili	Draws 13 85%	4 81%	17 84%
	Take-outs 1 100%	0 -	1 100%	
	Total 14 86%	4 81%	18 85%	
A	-	Draws 0 -	0 -	0 -
	Take-outs 0 -	0 -	0 -	
	Total 0 -	0 -	0 -	
Team	Draws 31 86%	21 63%	52 77%	
	Take-outs 11 73%	9 72%	20 73%	
	Total 42 83%	30 66%	72 76%	

**Note:**  
Position and function for each team member:  
4 = Fourth, 3 = Third, 2 = Second, 1 = Lead, A = Alternate, S = Skip, V = Vice-Skip

**Legend:**  
⌚ Clockwise      ⌚ Counter-clockwise      LSFE(\*) Last Stone First End  
X Unplayed/unfinished end due to concession

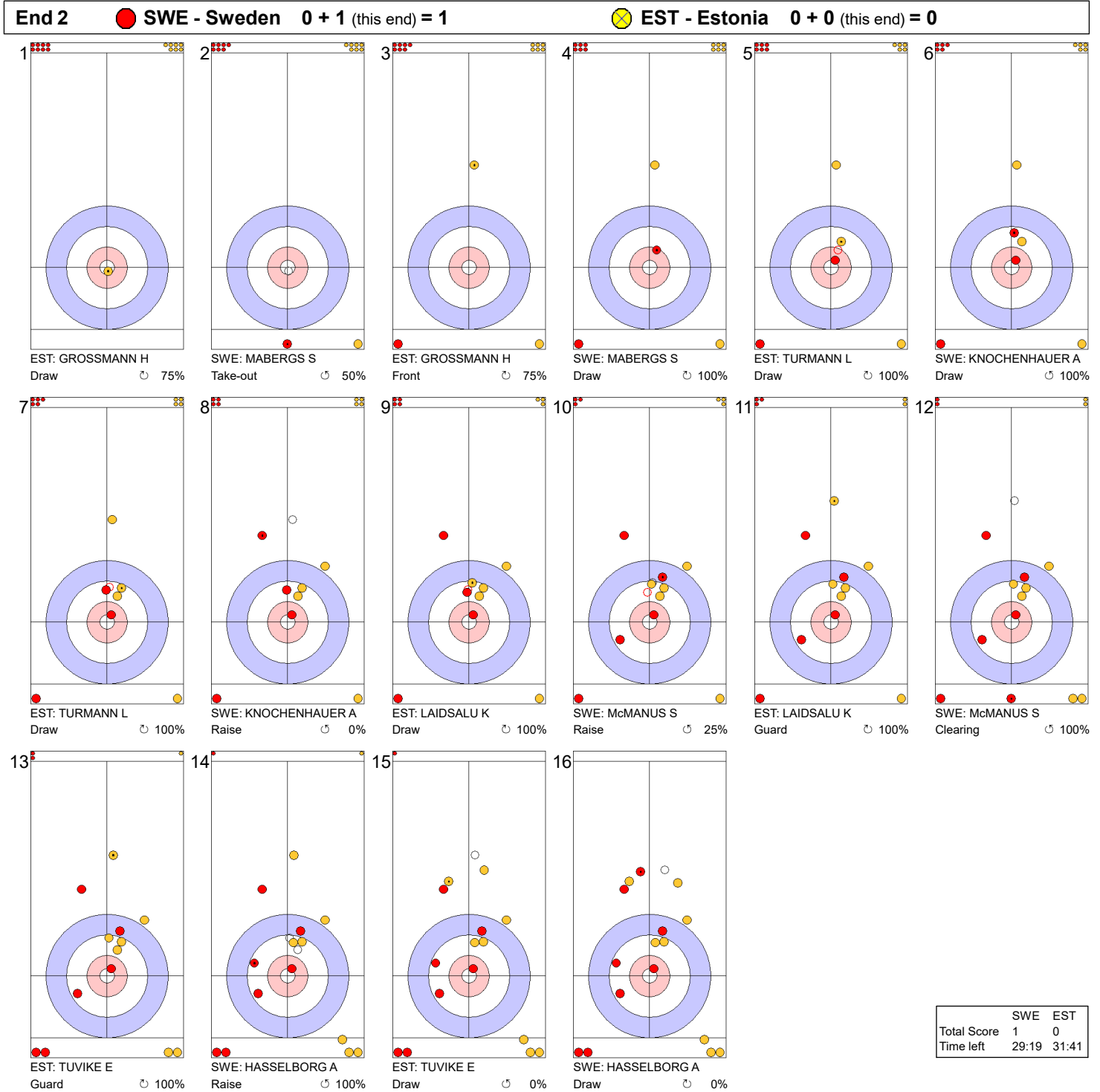


**Game - Shot by Shot**



**Legend:**  
 Clockwise      Counter-clockwise      - Not considered

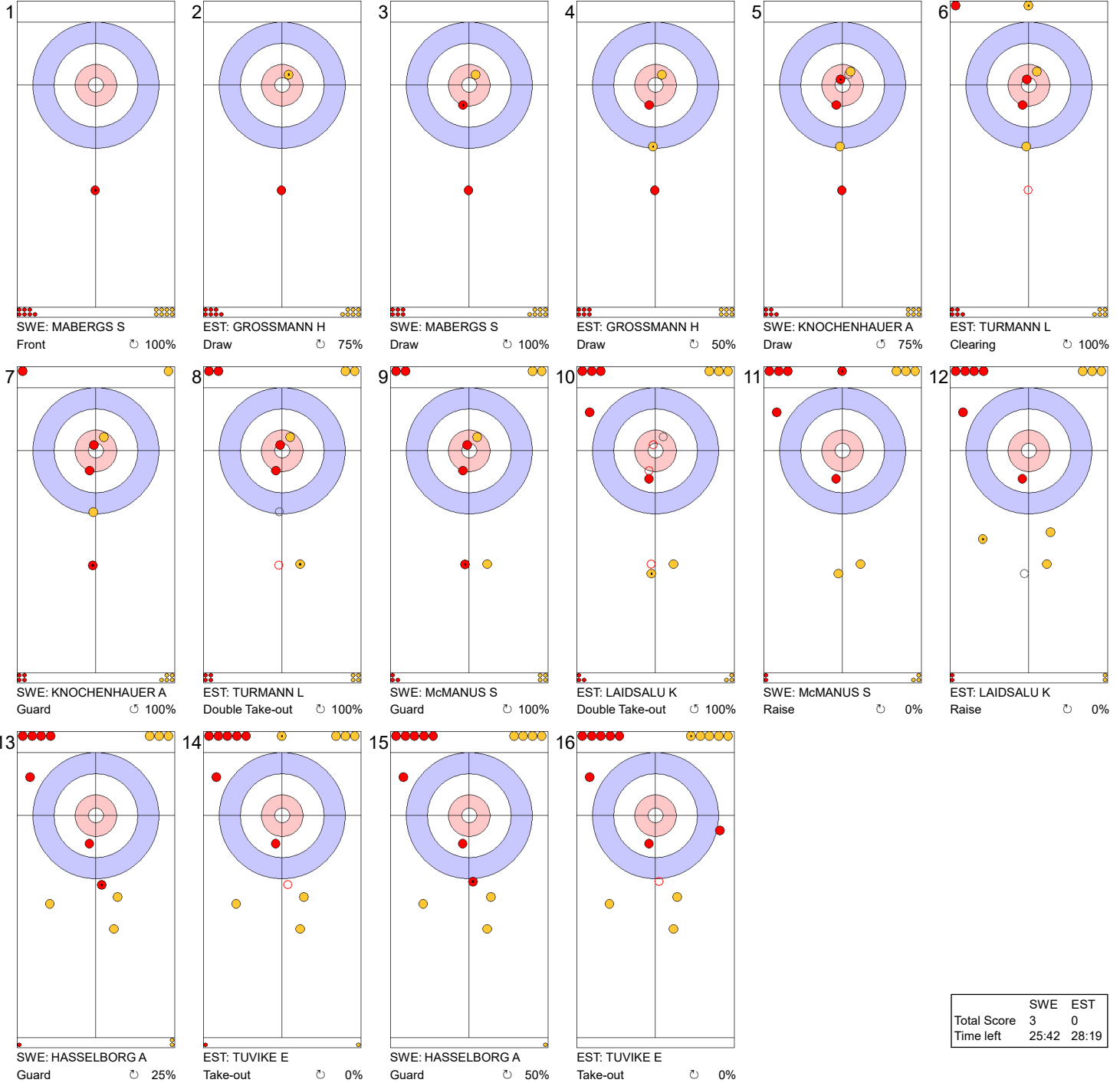
**Game - Shot by Shot**



**Legend:**  
 ↻ Clockwise      ↻ Counter-clockwise      - Not considered

**Game - Shot by Shot**

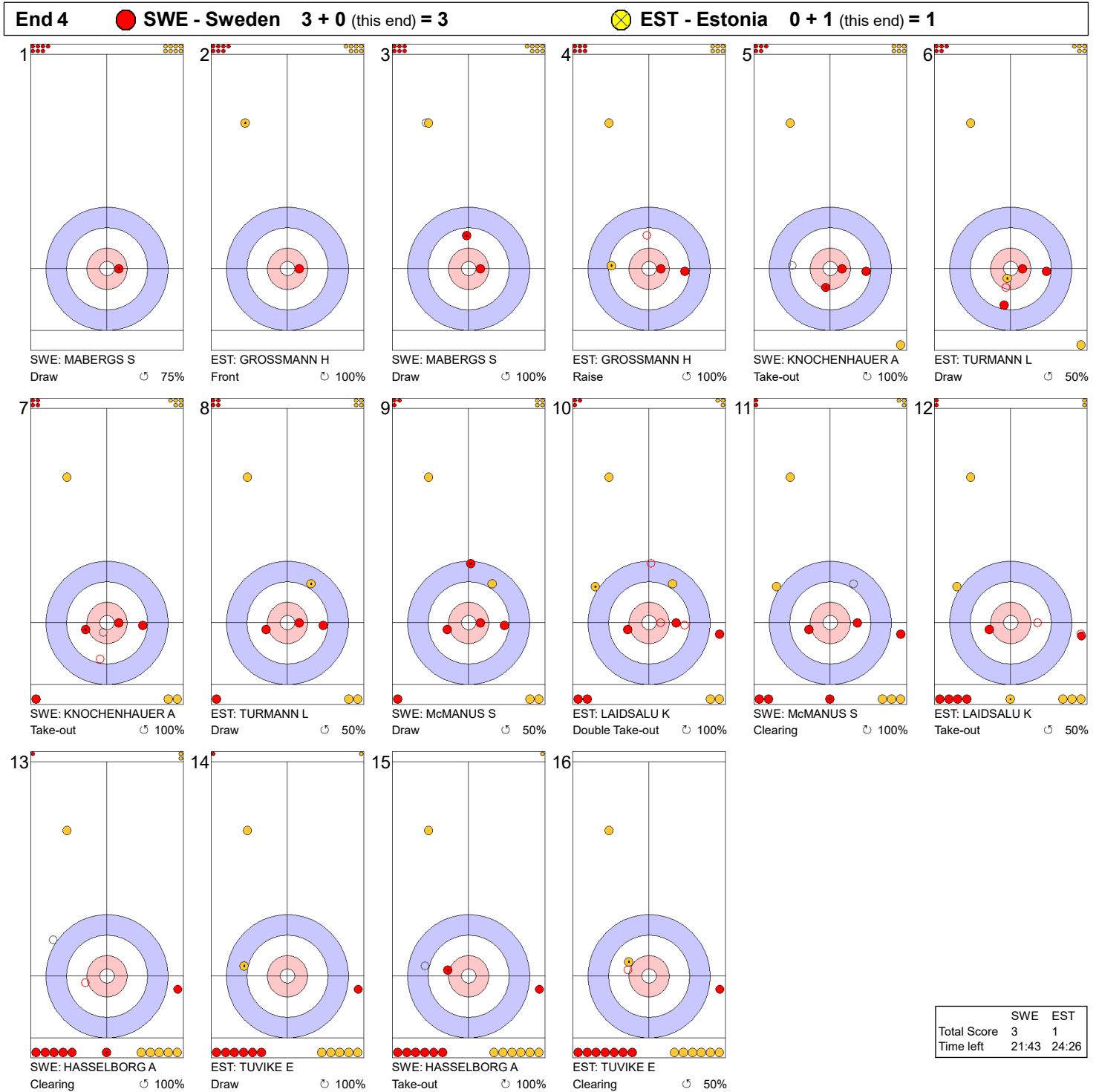
**End 3**    ● **SWE - Sweden** 1 + 2 (this end) = 3    ● **EST - Estonia** 0 + 0 (this end) = 0



	SWE	EST
Total Score	3	0
Time left	25:42	28:19

**Legend:**  
 ↻ Clockwise      ↺ Counter-clockwise      - Not considered

**Game - Shot by Shot**



**Legend:**  
 ↻ Clockwise      ↺ Counter-clockwise      - Not considered

**Game - Shot by Shot**

**End 5**    ● **SWE - Sweden** 3 + 0 (this end) = 3    ● **EST - Estonia** 1 + 0 (this end) = 1



	SWE	EST
Total Score	3	1
Time left	19:09	21:57

**Legend:**  
 ↻ Clockwise      ↺ Counter-clockwise      - Not considered



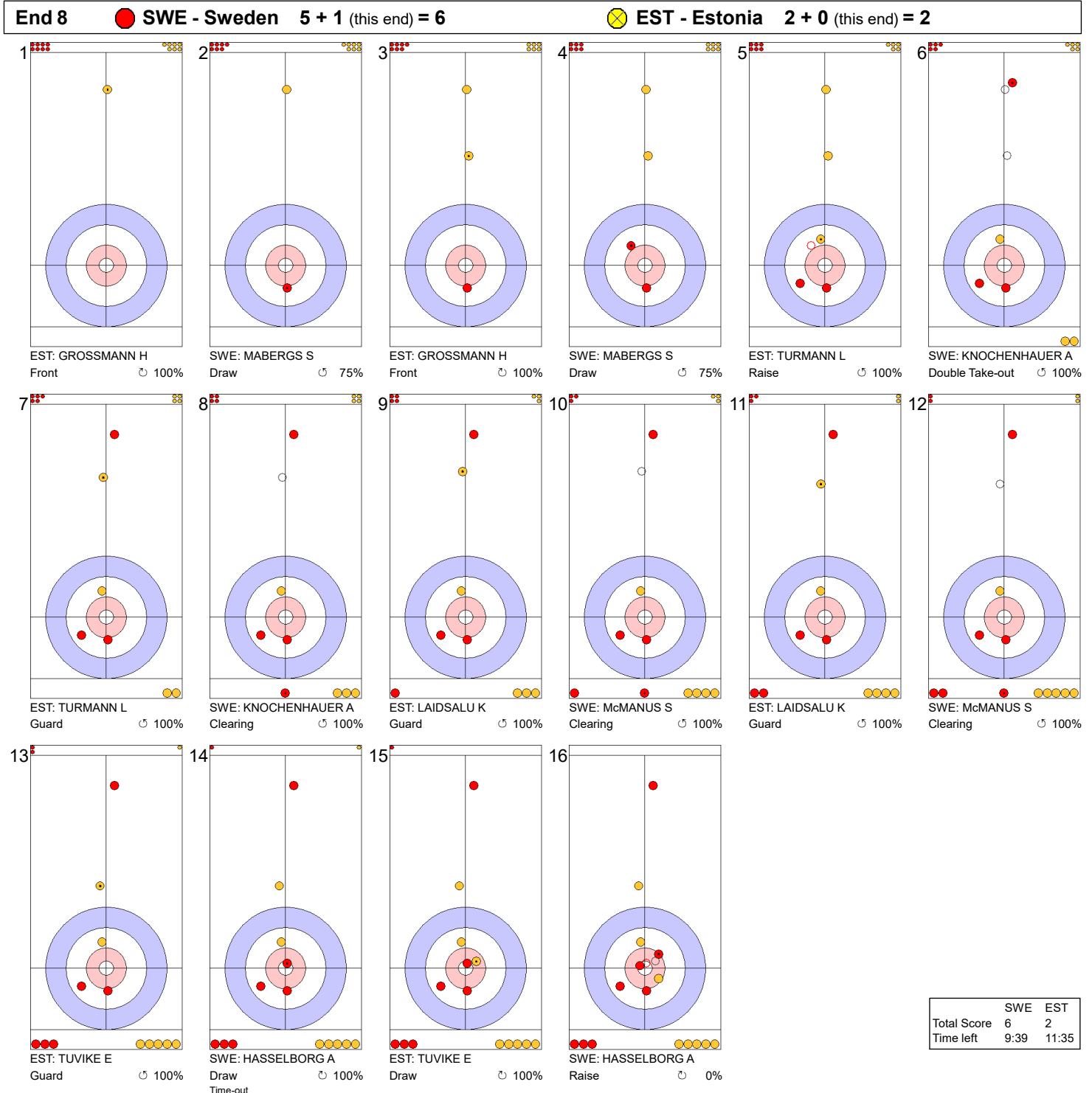
**Game - Shot by Shot**



**Legend:**  
 ↻ Clockwise      ↺ Counter-clockwise      - Not considered



**Game - Shot by Shot**



**Legend:**  
 ↻ Clockwise      ↺ Counter-clockwise      - Not considered

**Game - Shot by Shot**

**End 9**   **SWE - Sweden 6 + 2 (this end) = 8**   **EST - Estonia 2 + 0 (this end) = 2**



	SWE	EST
Total Score	8	2
Time left	5:41	6:53

**Legend:**  
 Clockwise     
 Counter-clockwise     
 - Not considered



**Game Results**

Sheet	Team	LSFE	1	2	3	4	5	6	7	8	9	10	Extra Ends	Total
C	SCO - Scotland		0	0	1	0	0	0	X	X	X	X		1
	SUI - Switzerland	*	0	3	0	1	3	1	X	X	X	X		8

SCO - Scotland		Shot Success	Game	All
4 V	MORRISON Rebecca	63%	76%	
3	DODDS Jennifer	73%	69%	
2	SINCLAIR Sophie	60%	79%	
1 S	JACKSON Sophie	98%	90%	
A	HENDERSON Fay	-	-	
Team Total		73%	79%	

SUI - Switzerland		Shot Success	Game	All
4 V	PAETZ Alina	83%	79%	
3 S	TIRINZONI Silvana	85%	74%	
2	HOWALD Carole	92%	84%	
1	WITSCHONKE Selina	81%	81%	
A	BERSET Stefanie	-	-	
Team Total		85%	79%	

**Last Stone Draw** Distance

⌚	DODDS Jennifer	59.3cm
⌚	SINCLAIR Sophie	199.6cm
<b>Total</b>		<b>258.9cm</b>

**Last Stone Draw** Distance

⌚	PAETZ Alina	22.4cm
⌚	TIRINZONI Silvana	66.9cm
<b>Total</b>		<b>89.3cm</b>

Time remaining: 18 minutes 19 seconds

Time remaining: 15 minutes 43 seconds

**Shot Success Analysis**

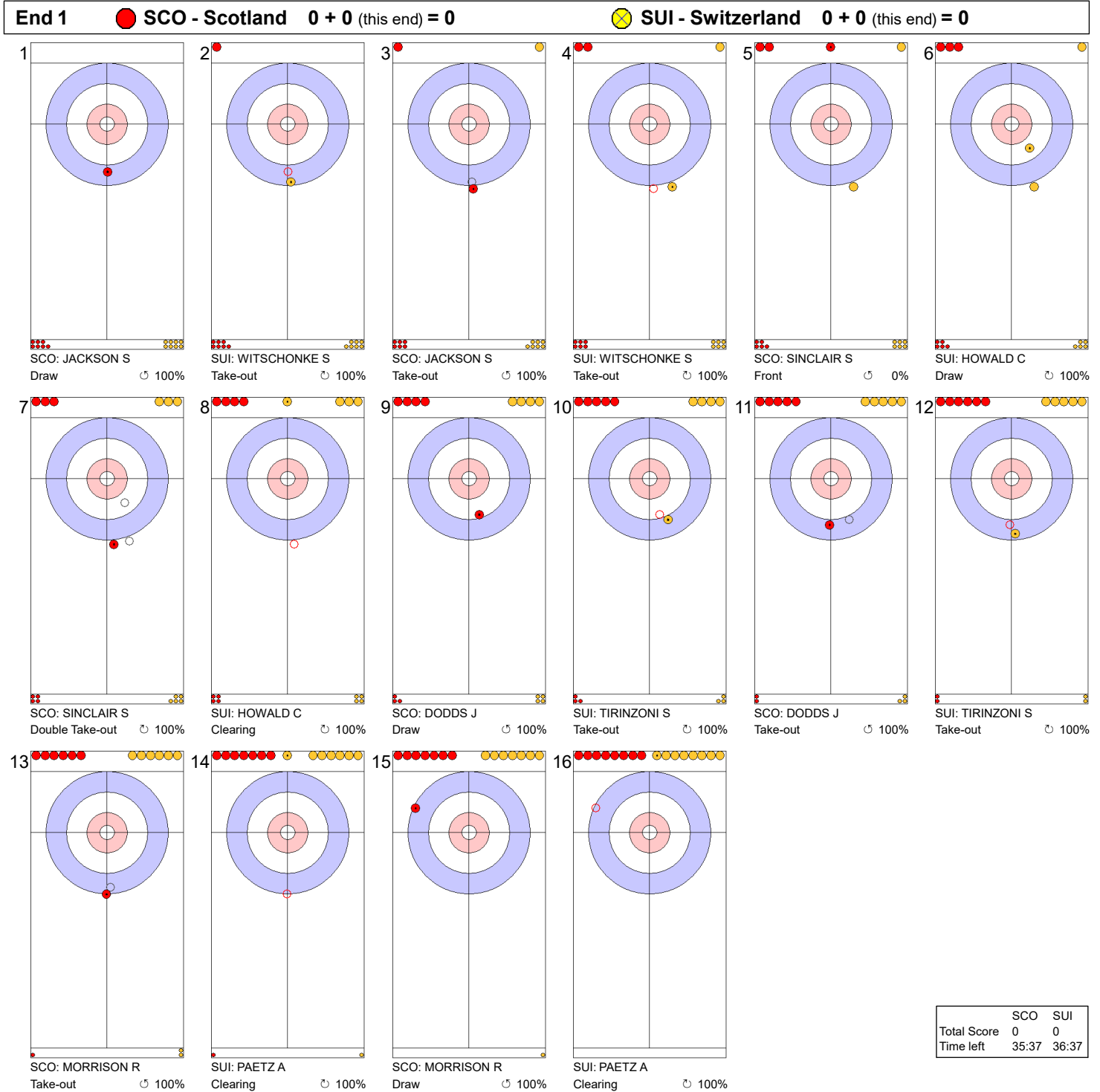
SCO - Scotland		⌚	⌚	Game
4	MORRISON Rebecca	Draws 3 67%	5 55%	8 59%
		Take-outs 2 38%	2 100%	4 69%
		Total 5 55%	7 68%	12 63%
3	DODDS Jennifer	Draws 2 38%	5 80%	7 68%
		Take-outs 1 75%	4 81%	5 80%
		Total 3 50%	9 81%	12 73%
2	SINCLAIR Sophie	Draws 1 75%	6 50%	7 54%
		Take-outs 3 75%	2 63%	5 70%
		Total 4 75%	8 53%	12 60%
1	JACKSON Sophie	Draws 3 100%	8 97%	11 98%
		Take-outs 0 -	1 100%	1 100%
		Total 3 100%	9 97%	12 98%
A	HENDERSON Fay	Draws 0 -	0 -	0 -
		Take-outs 0 -	0 -	0 -
		Total 0 -	0 -	0 -
Team		Draws 9 72%	24 73%	33 73%
		Take-outs 6 63%	9 83%	15 75%
		Total 15 68%	33 76%	48 73%

SUI - Switzerland		⌚	⌚	Game
4	PAETZ Alina	Draws 4 88%	3 58%	7 75%
		Take-outs 2 100%	3 92%	5 95%
		Total 6 92%	6 75%	12 83%
3	TIRINZONI Silvana	Draws 1 75%	3 100%	4 94%
		Take-outs 5 80%	3 83%	8 81%
		Total 6 79%	6 92%	12 85%
2	HOWALD Carole	Draws 1 100%	6 88%	7 89%
		Take-outs 2 100%	3 92%	5 95%
		Total 3 100%	9 89%	12 92%
1	WITSCHONKE Selina	Draws 3 67%	7 82%	10 78%
		Take-outs 2 100%	0 -	2 100%
		Total 5 80%	7 82%	12 81%
A	BERSET Stefanie	Draws 0 -	0 -	0 -
		Take-outs 0 -	0 -	0 -
		Total 0 -	0 -	0 -
Team		Draws 9 81%	19 83%	28 82%
		Take-outs 11 91%	9 89%	20 90%
		Total 20 86%	28 85%	48 85%

**Note:**  
Position and function for each team member:  
4 = Fourth, 3 = Third, 2 = Second, 1 = Lead, A = Alternate, S = Skip, V = Vice-Skip

**Legend:**  
⌚ Clockwise      ⌚ Counter-clockwise      LSFE(\*) Last Stone First End  
X Unplayed/unfinished end due to concession

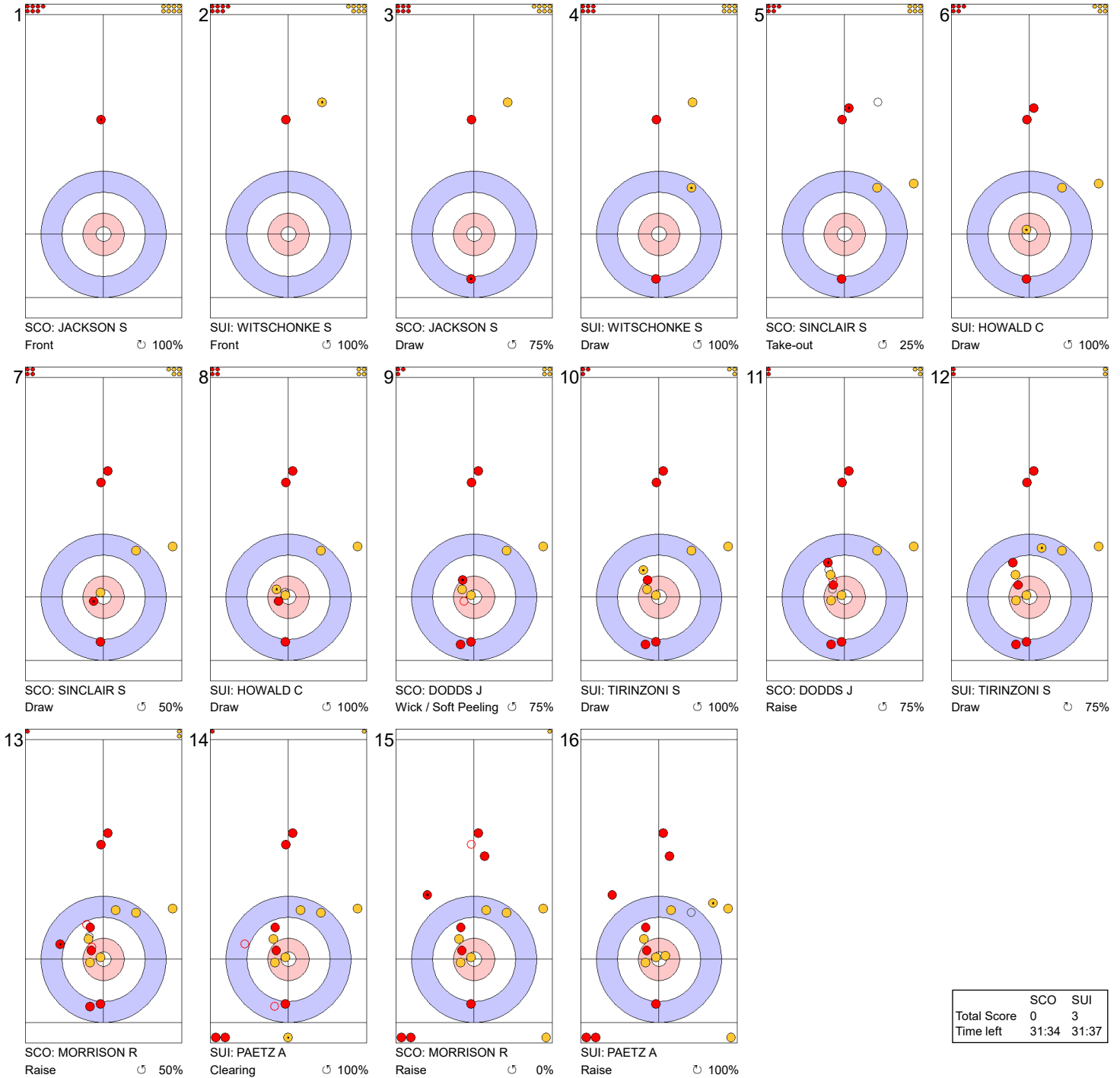
**Game - Shot by Shot**



**Legend:**  
 Clockwise      Counter-clockwise      - Not considered

**Game - Shot by Shot**

**End 2**    ● **SCO - Scotland** 0 + 0 (this end) = 0    ● **SUI - Switzerland** 0 + 3 (this end) = 3

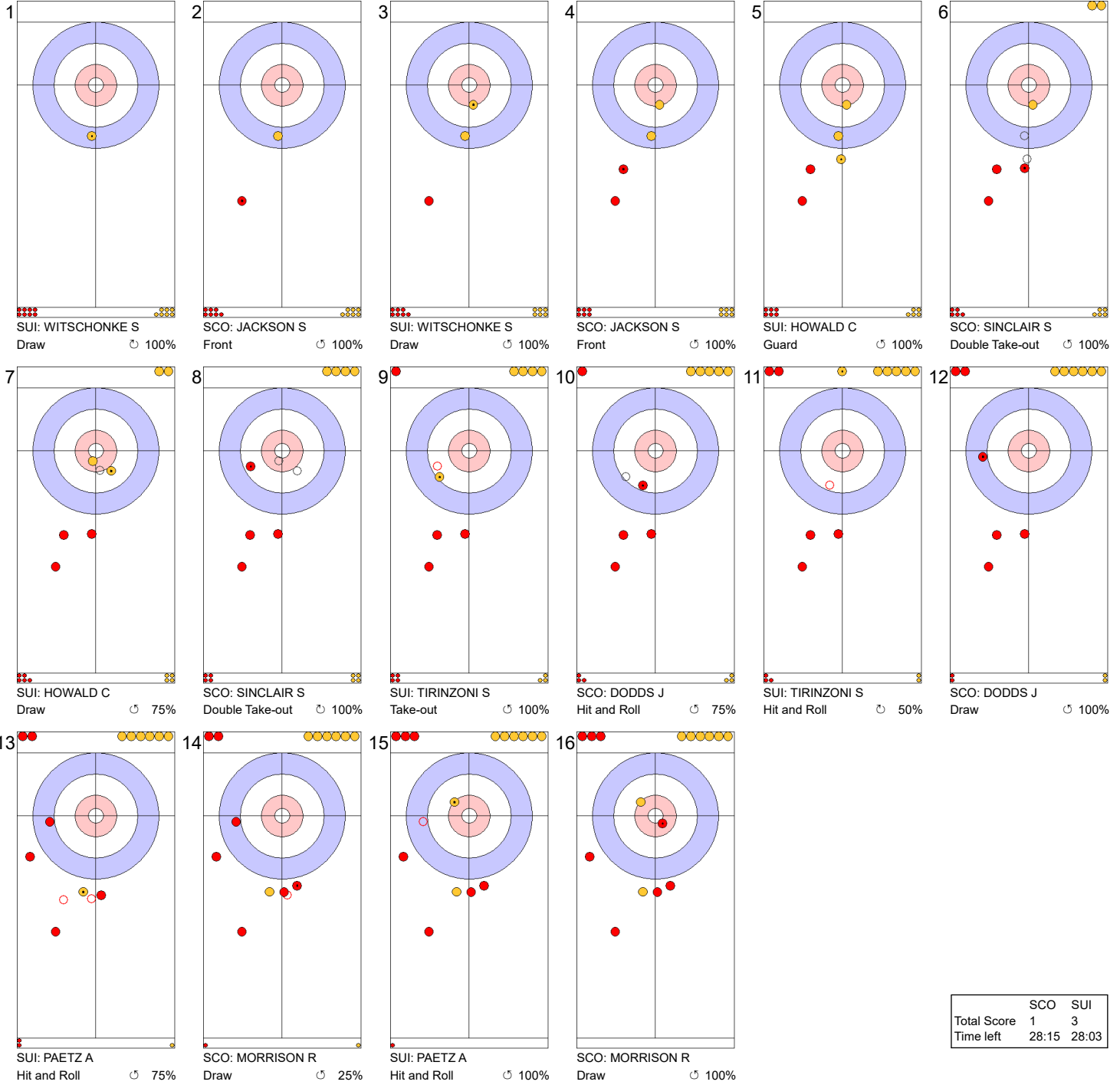


	SCO	SUI
Total Score	0	3
Time left	31:34	31:37

**Legend:**  
 ↻ Clockwise      ↺ Counter-clockwise      - Not considered

**Game - Shot by Shot**

**End 3**    **SCO - Scotland 0 + 1 (this end) = 1**    **SUI - Switzerland 3 + 0 (this end) = 3**

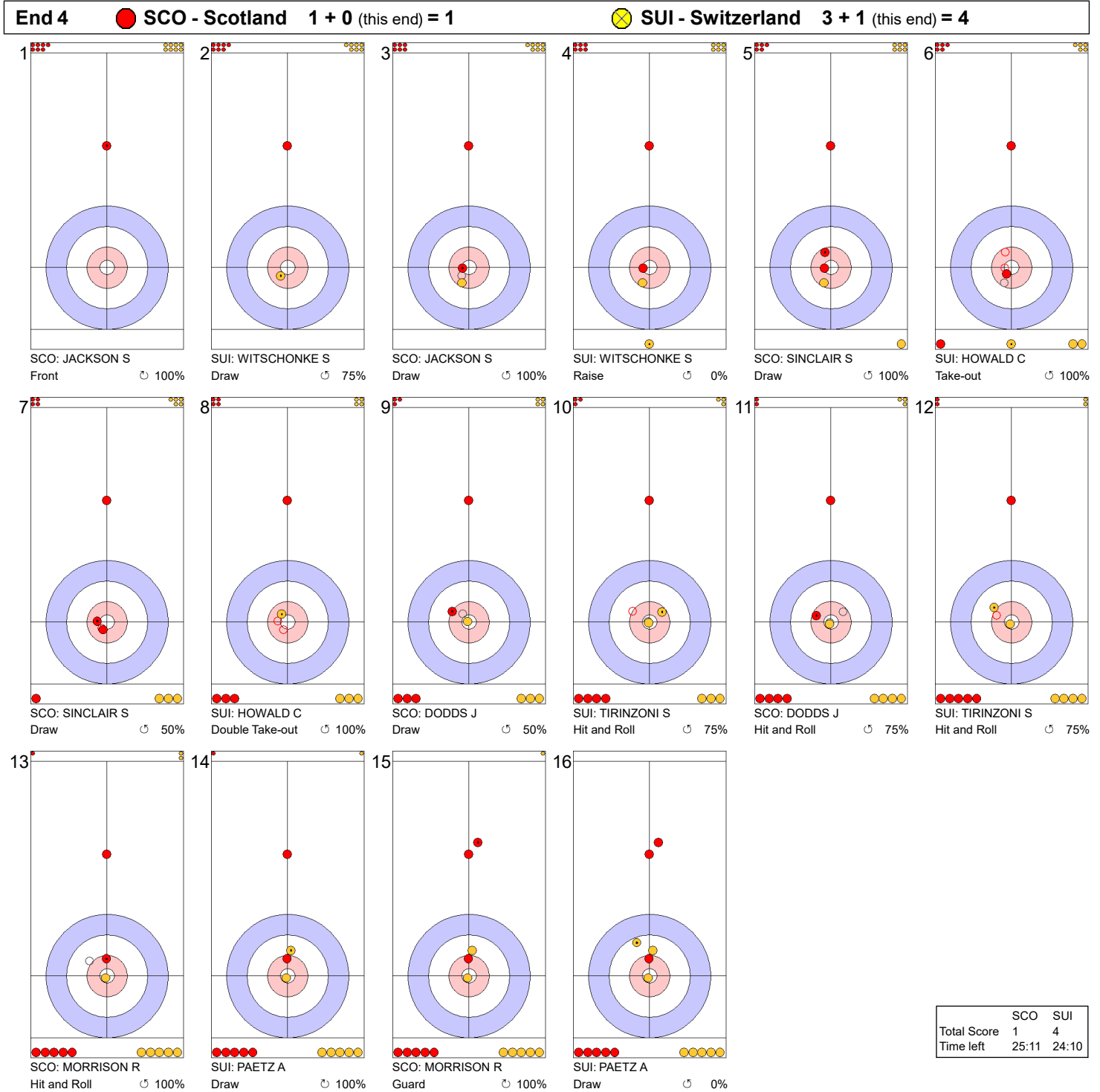


	SCO	SUI
Total Score	1	3
Time left	28:15	28:03

**Legend:**  
 Clockwise    Counter-clockwise    - Not considered



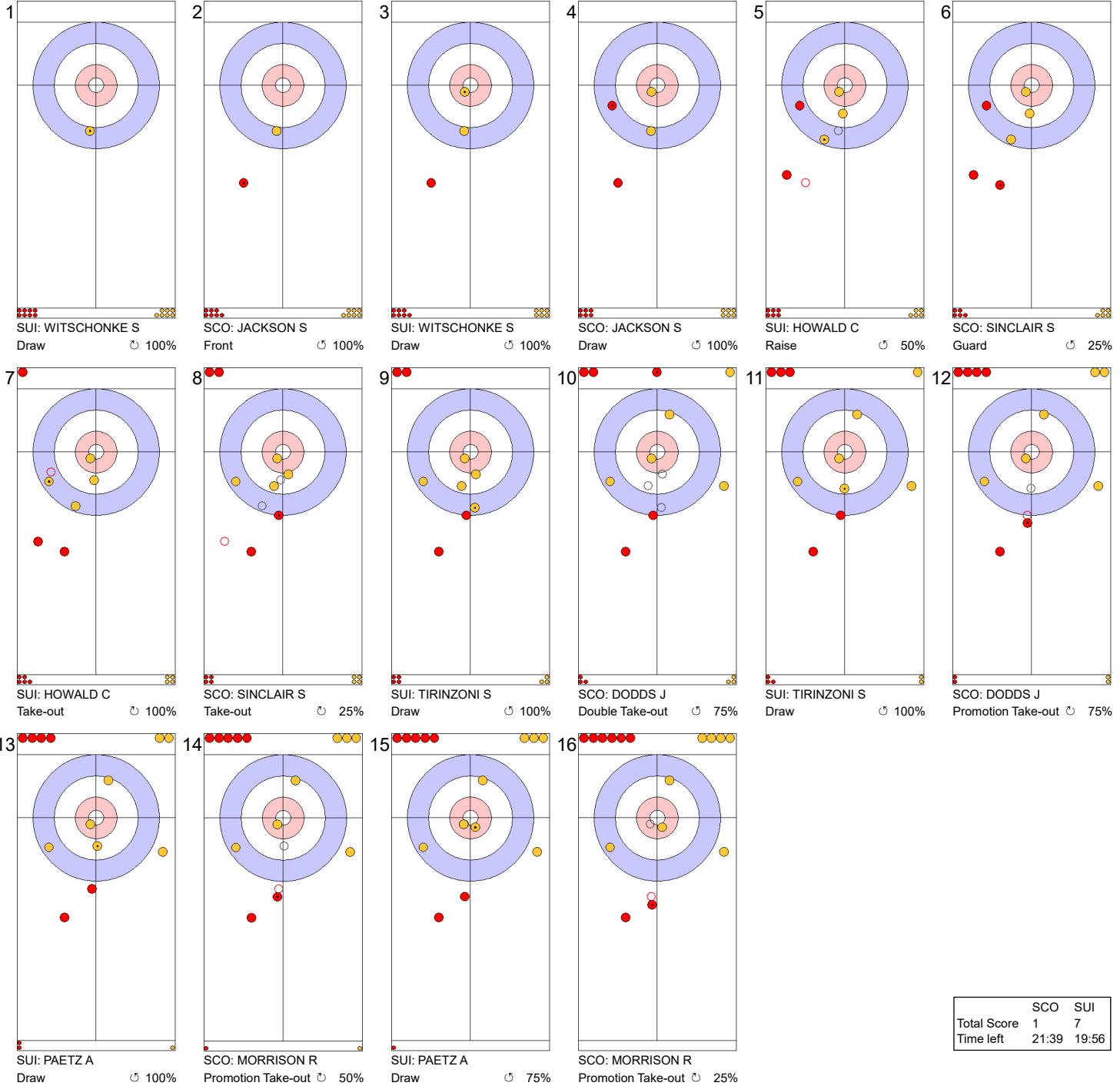
**Game - Shot by Shot**



**Legend:**  
 ↻ Clockwise      ↺ Counter-clockwise      - Not considered

**Game - Shot by Shot**

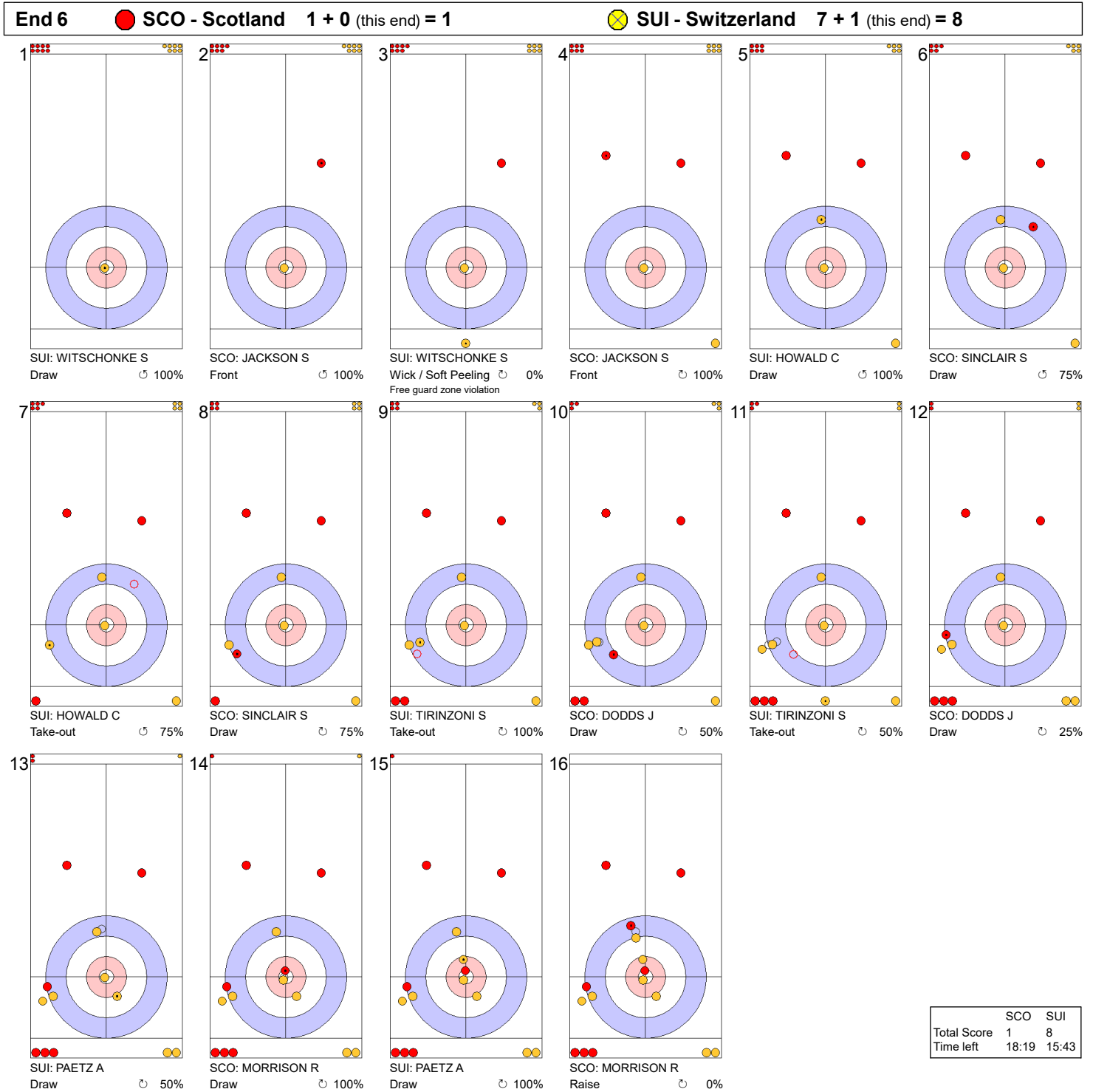
**End 5**    ● **SCO - Scotland** 1 + 0 (this end) = 1    ● **SUI - Switzerland** 4 + 3 (this end) = 7



	SCO	SUI
Total Score	1	7
Time left	21:39	19:56

**Legend:**  
 ↻ Clockwise      ↺ Counter-clockwise      - Not considered

**Game - Shot by Shot**



	SCO	SUI
Total Score	1	8
Time left	18:19	15:43

**Legend:**  
 ⤴ Clockwise      ⤵ Counter-clockwise      - Not considered

**Game Results**

Sheet	Team	LSFE	1	2	3	4	5	6	7	8	9	10	Extra Ends	Total
D	ITA - Italy		0	1	0	1	0	2	2	0	3	X		9
	HUN - Hungary	*	2	0	1	0	2	0	0	1	0	X		6

ITA - Italy		Shot Success	Game	All
4 S	CONSTANTINI Stefania	83%	80%	
3 V	ZARDINI LACEDELLI Giulia	85%	83%	
2	MATHIS Elena	85%	82%	
1	LO DESERTO Marta	86%	86%	
A	ROMEI Angela	-	82%	
Team Total		85%	82%	

HUN - Hungary		Shot Success	Game	All
4 V	JOO Linda	64%	64%	
3 S	KALOCSAI-VAN DORP Vera	64%	71%	
2	TOTH-CSOESZ Orsolya	64%	71%	
1	ORBAN Hanna Regina	74%	74%	
A	LAUCHSZ Laura Ildiko	-	74%	
Team Total		66%	70%	

**Last Stone Draw** Distance

⌚	CONSTANTINI Stefania	56.9cm
⌚	ZARDINI LACEDELLI Giulia	66.9cm
<b>Total</b>		<b>123.8cm</b>

**Last Stone Draw** Distance

⌚	KALOCSAI-VAN DORP Vera	19.1cm
⌚	ORBAN Hanna Regina	35.9cm
<b>Total</b>		<b>55.0cm</b>

Time remaining: 2 minutes 53 seconds

Time remaining: 3 minutes 19 seconds

Time-out: End 8 - ITA stone 6

Time-out: End 6 - HUN stone 8

**Shot Success Analysis**

ITA - Italy		⌚	⌚	Game
4	CONSTANTINI Stefania	Draws	8 84%	5 90% 13 87%
		Take-outs	3 67%	3 83% 6 75%
		Total	11 80%	8 88% 19 83%
3	ZARDINI LACEDELLI Giulia	Draws	5 90%	5 80% 10 85%
		Take-outs	8 81%	2 100% 10 85%
		Total	13 85%	7 86% 20 85%
2	MATHIS Elena	Draws	5 80%	5 85% 10 83%
		Take-outs	6 88%	4 88% 10 88%
		Total	11 84%	9 86% 20 85%
1	LO DESERTO Marta	Draws	15 83%	3 100% 18 86%
		Take-outs	1 75%	1 100% 2 88%
		Total	16 83%	4 100% 20 86%
A	ROMEI Angela	Draws	0 -	0 - 0 -
		Take-outs	0 -	0 - 0 -
		Total	0 -	0 - 0 -
Team		Draws	33 84%	18 88% 51 85%
		Take-outs	18 81%	10 90% 28 84%
		Total	51 83%	28 88% 79 85%

HUN - Hungary		⌚	⌚	Game
4	JOO Linda	Draws	3 67%	3 33% 6 50%
		Take-outs	8 78%	4 56% 12 71%
		Total	11 75%	7 46% 18 64%
3	KALOCSAI-VAN DORP Vera	Draws	4 44%	1 75% 5 50%
		Take-outs	11 70%	4 63% 15 68%
		Total	15 63%	5 65% 20 64%
2	TOTH-CSOESZ Orsolya	Draws	11 50%	4 69% 15 55%
		Take-outs	3 100%	2 75% 5 90%
		Total	14 61%	6 71% 20 64%
1	ORBAN Hanna Regina	Draws	12 83%	6 54% 18 74%
		Take-outs	2 75%	0 - 2 75%
		Total	14 82%	6 54% 20 74%
A	LAUCHSZ Laura Ildiko	Draws	0 -	0 - 0 -
		Take-outs	0 -	0 - 0 -
		Total	0 -	0 - 0 -
Team		Draws	30 64%	14 55% 44 61%
		Take-outs	24 77%	10 63% 34 73%
		Total	54 70%	24 58% 78 66%

**Note:**  
Position and function for each team member:  
4 = Fourth, 3 = Third, 2 = Second, 1 = Lead, A = Alternate, S = Skip, V = Vice-Skip

**Legend:**  
⌚ Clockwise      ⌚ Counter-clockwise      LSFE(\*) Last Stone First End  
X Unplayed/unfinished end due to concession

**Game - Shot by Shot**



	ITA	HUN
Total Score	0	2
Time left	34:49	35:55

**Legend:**  
 Clockwise     
 Counter-clockwise     
 - Not considered



Game - Shot by Shot

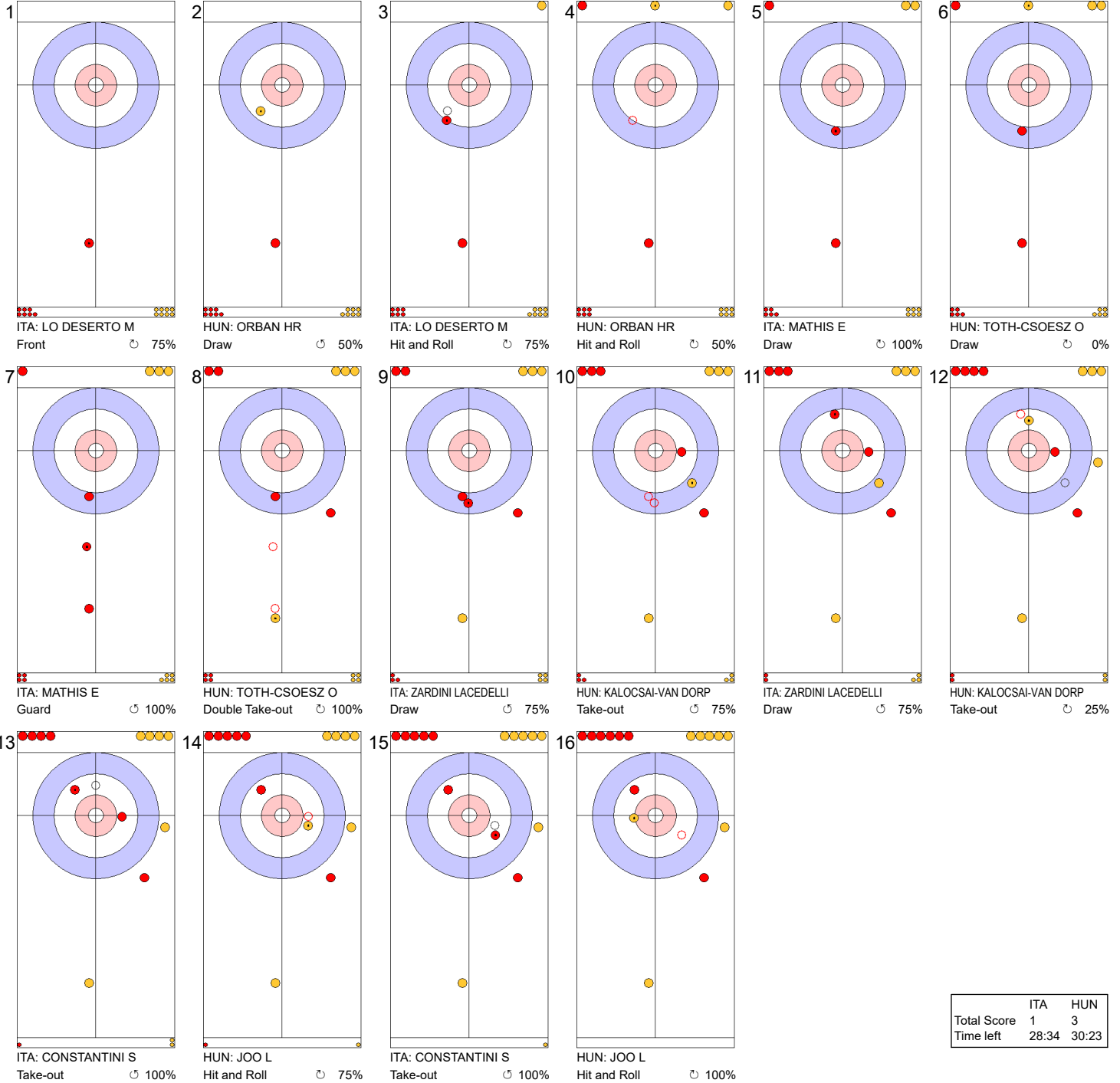


**Legend:**  
 ↻ Clockwise      ↺ Counter-clockwise      - Not considered



**Game - Shot by Shot**

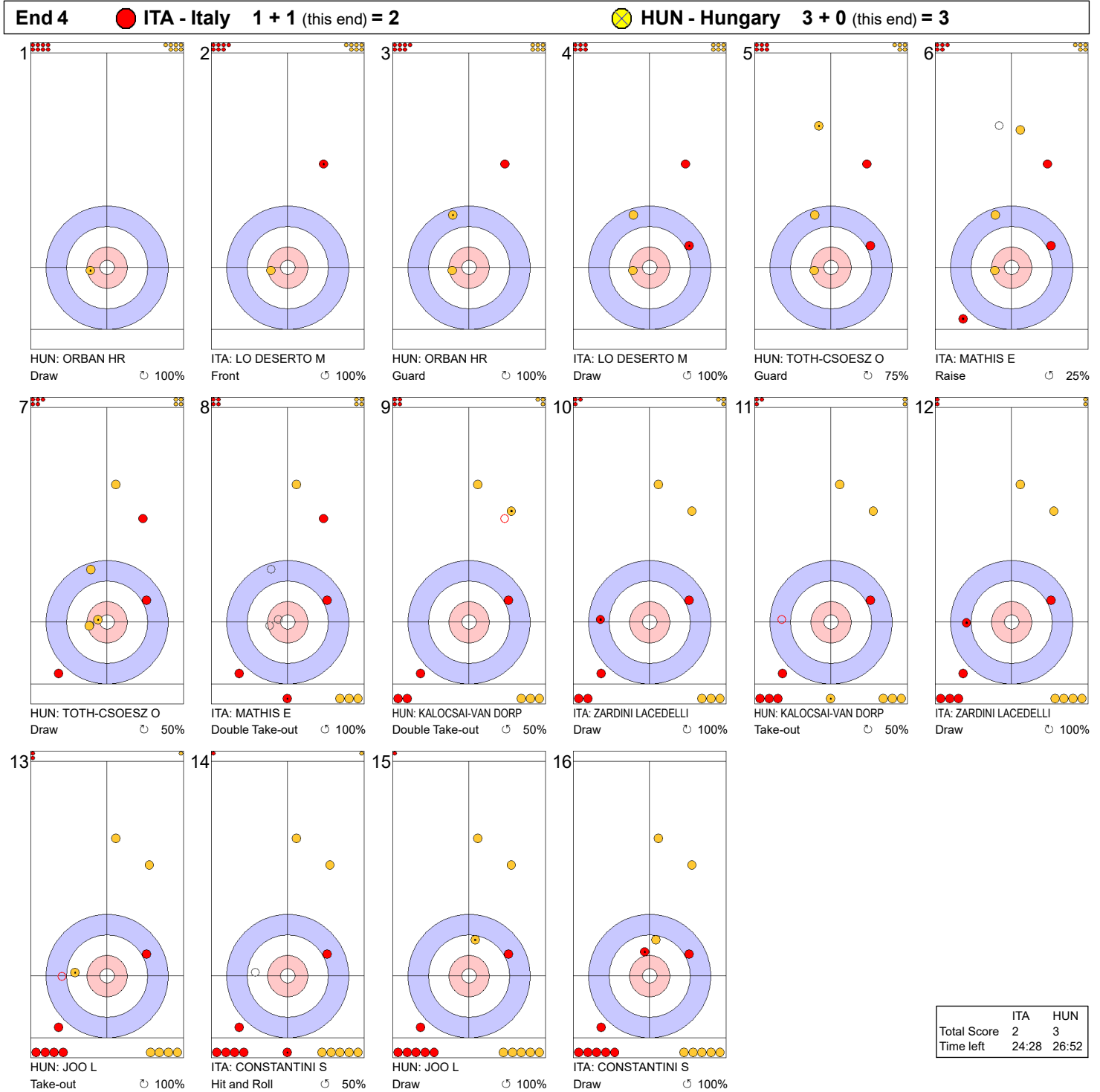
**End 3** ● **ITA - Italy 1 + 0 (this end) = 1** ● **HUN - Hungary 2 + 1 (this end) = 3**



	ITA	HUN
Total Score	1	3
Time left	28:34	30:23

**Legend:**  
 ↻ Clockwise      ↺ Counter-clockwise      - Not considered

**Game - Shot by Shot**

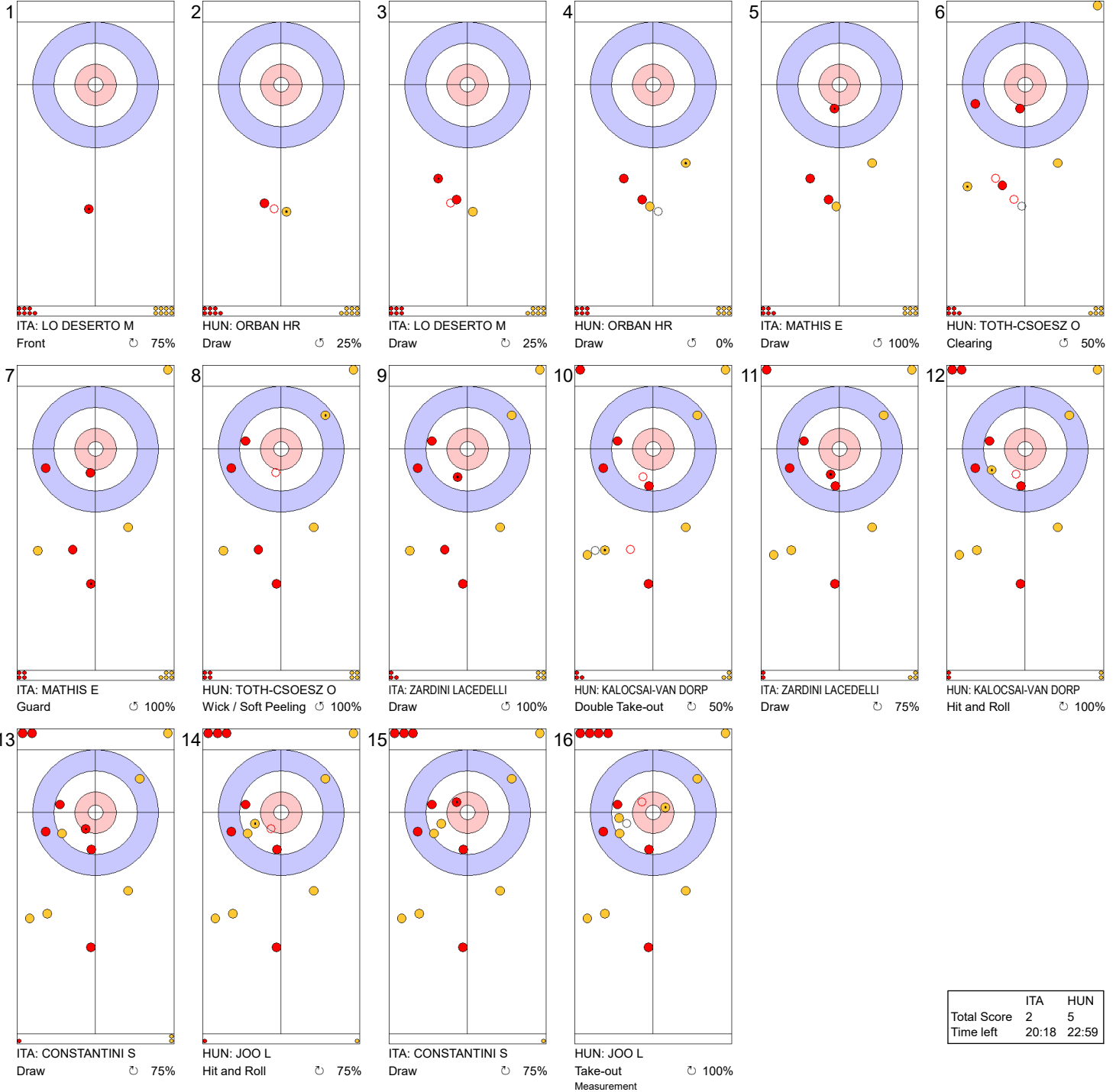


**Legend:**  
 ↻ Clockwise      ↺ Counter-clockwise      - Not considered



**Game - Shot by Shot**

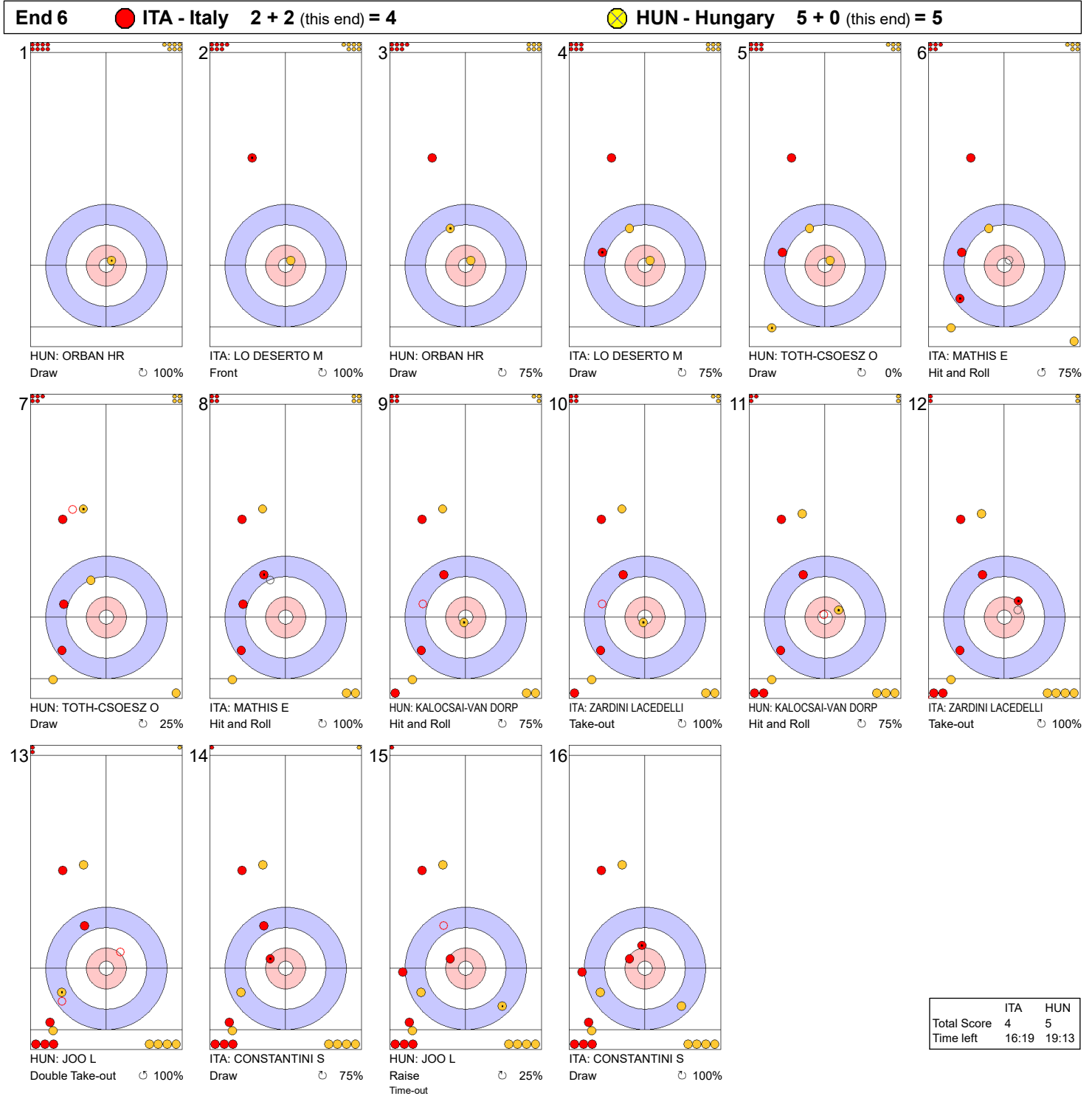
**End 5**   ● **ITA - Italy**   **2 + 0 (this end) = 2**   ● **HUN - Hungary**   **3 + 2 (this end) = 5**



	ITA	HUN
Total Score	2	5
Time left	20:18	22:59

**Legend:**  
 ↻ Clockwise      ↺ Counter-clockwise      - Not considered

**Game - Shot by Shot**



**Legend:**  
 Clockwise      Counter-clockwise      - Not considered

**Game - Shot by Shot**

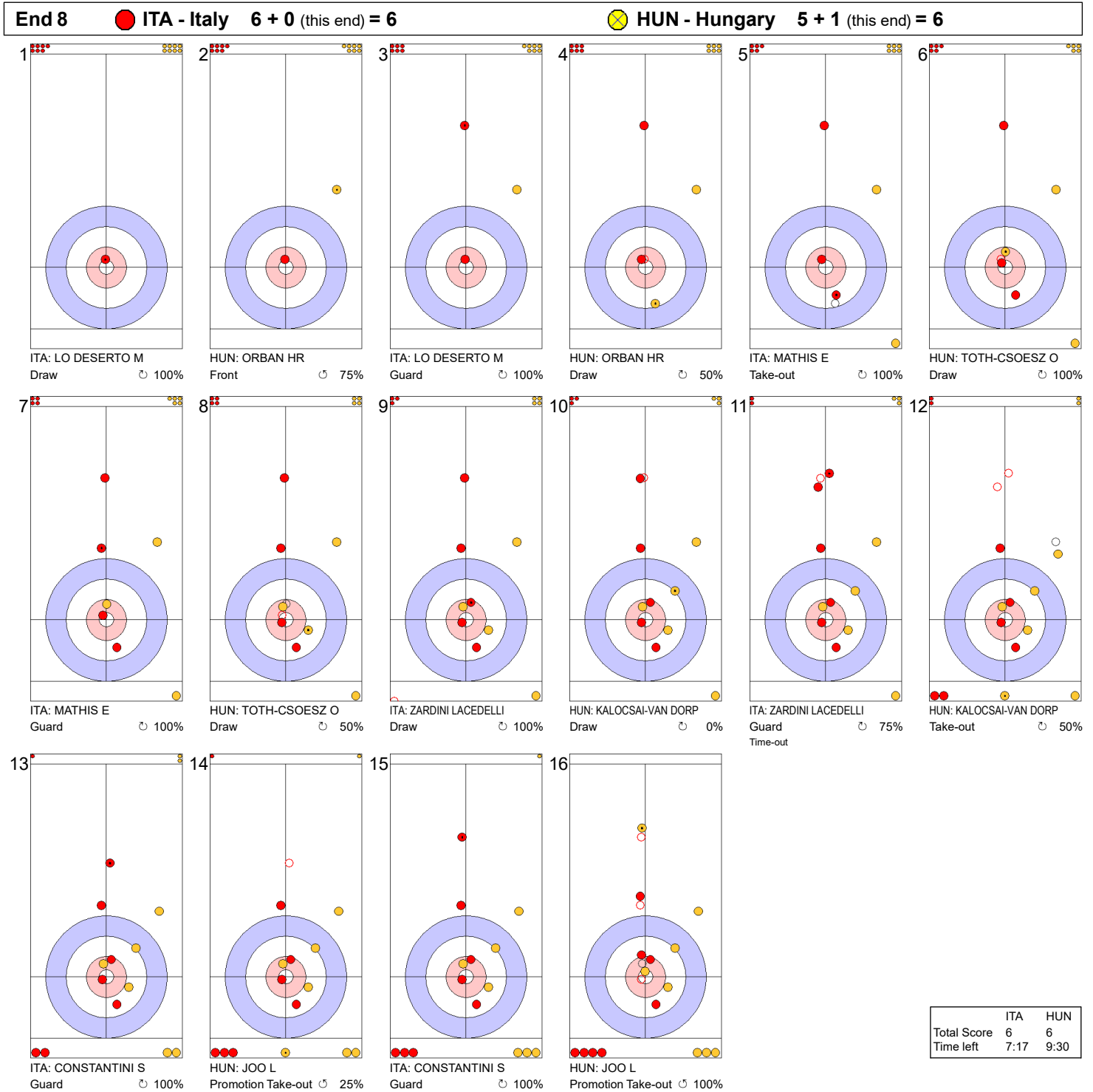
**End 7**   ● **ITA - Italy**   **4 + 2 (this end) = 6**   ● **HUN - Hungary**   **5 + 0 (this end) = 5**



	ITA	HUN
Total Score	6	5
Time left	12:20	13:53

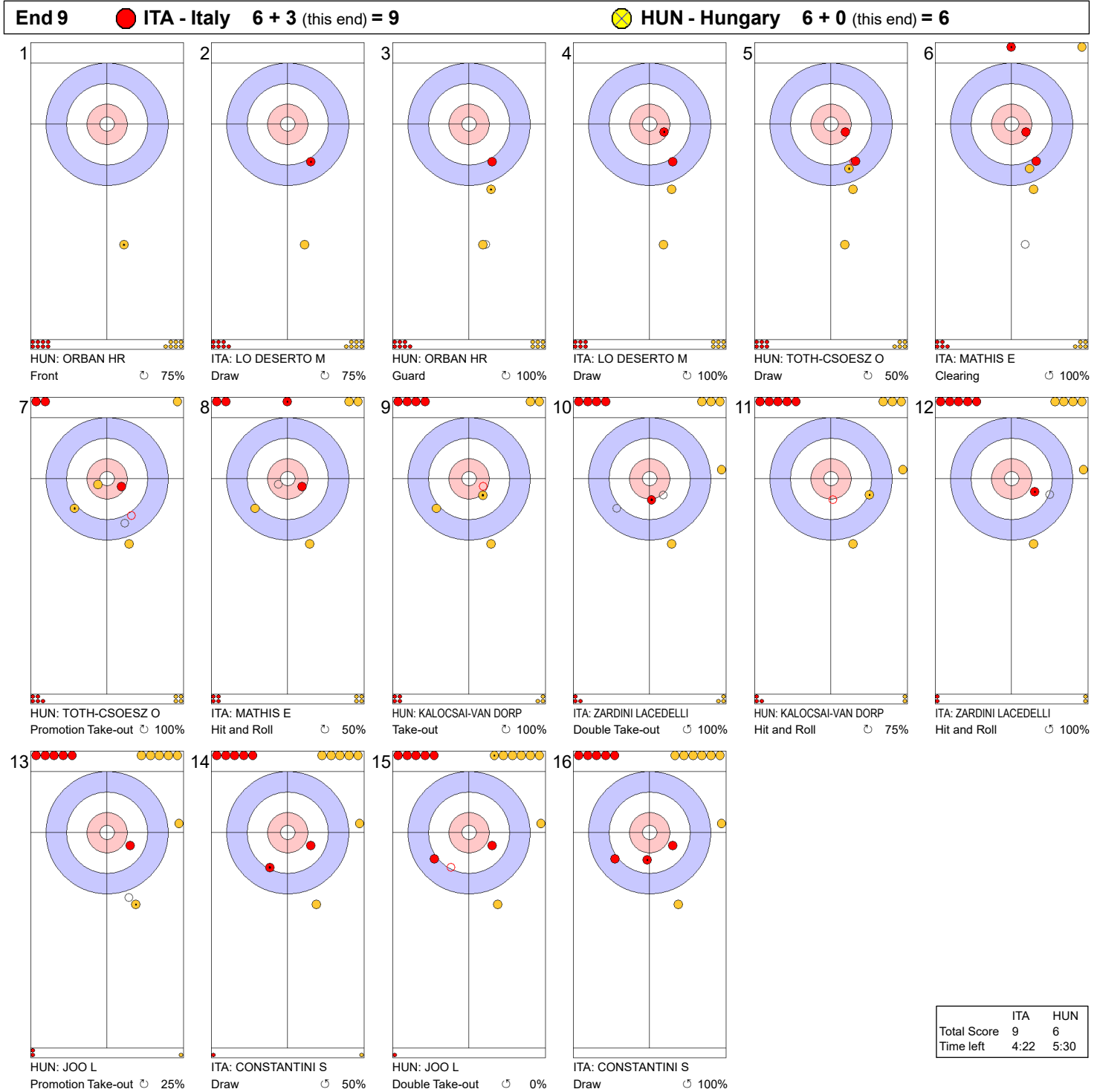
**Legend:**  
 ↻ Clockwise      ↺ Counter-clockwise      - Not considered

**Game - Shot by Shot**



**Legend:**  
 ⌚ Clockwise      ⌚ Counter-clockwise      - Not considered

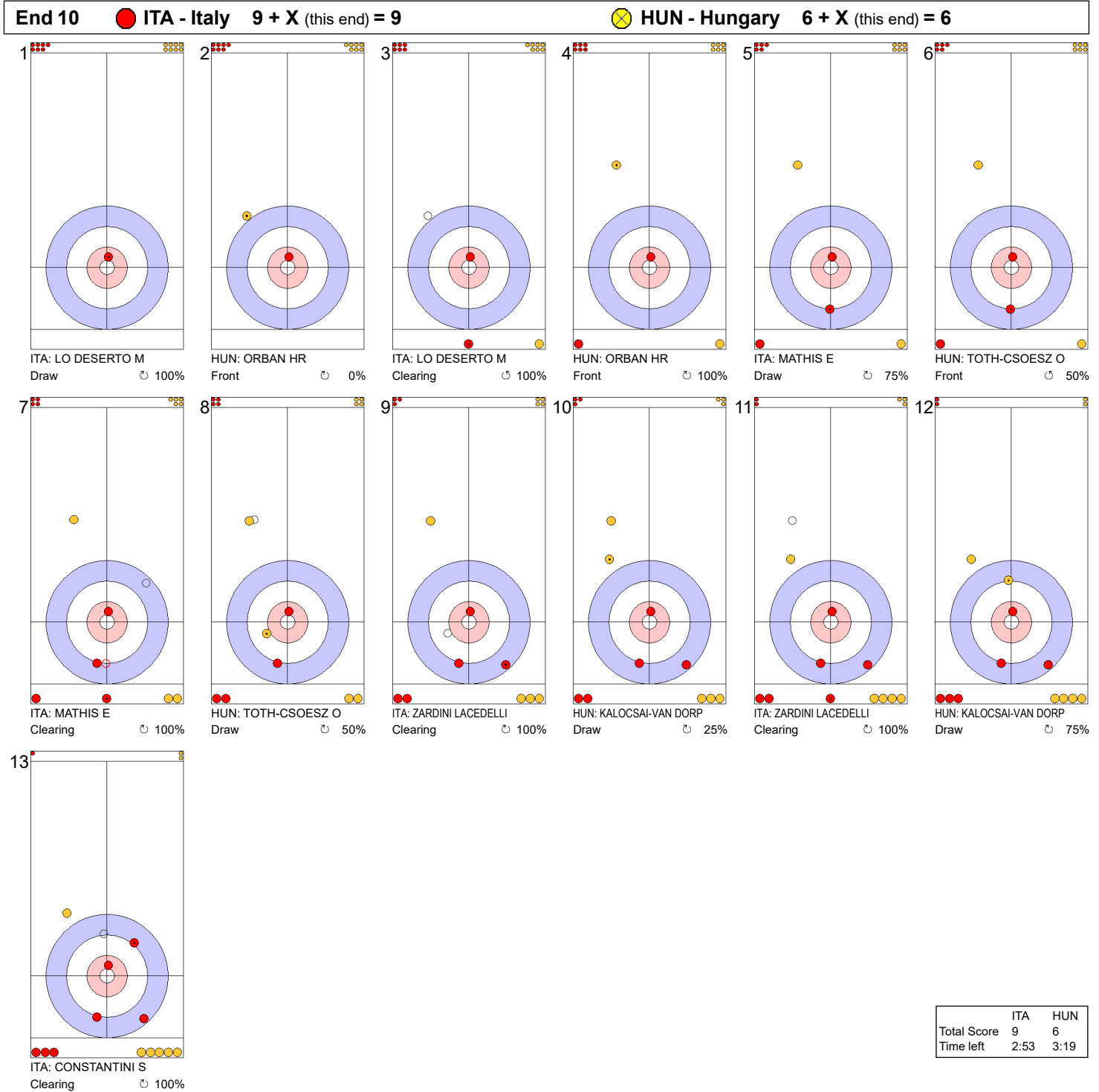
**Game - Shot by Shot**



	ITA	HUN
Total Score	9	6
Time left	4:22	5:30

**Legend:**  
 ↻ Clockwise      ↺ Counter-clockwise      - Not considered

**Game - Shot by Shot**



	ITA	HUN
Total Score	9	6
Time left	2:53	3:19

**Legend:**  
 ↻ Clockwise      ↺ Counter-clockwise      - Not considered  
 X Unfinished end due to concession



SUN 17 NOV 2024  
Start Time 14:00

Round Robin Session 3 - Sheet E

**Game Results**

Sheet	Team	LSFE	1	2	3	4	5	6	7	8	9	10	Extra Ends	Total
E	NOR - Norway		0	1	0	3	0	0	0	0	X	X		4
	DEN - Denmark	*	2	0	1	0	0	3	3	2	X	X		11

NOR - Norway		Shot Success	Game	All
4 V	SKASLIEN Kristin	66%	67%	
3 S	ROERVIK Marianne	58%	71%	
2	HASLEV NORDBYE Mille	83%	76%	
1	KJAERLAND Eilin	80%	80%	
A	FORBREGD Ingeborg	-	-	
Team Total		71%	73%	

DEN - Denmark		Shot Success	Game	All
4 S	DUPONT Madeleine	86%	76%	
3 V	HALSE Mathilde	92%	82%	
2	HOLTERMANN Jasmin	73%	73%	
1	DUPONT Denise	84%	73%	
A	LARSEN My	-	86%	
Team Total		84%	79%	

**Last Stone Draw** Distance

↻	ROERVIK Marianne	91.7cm
↺	HASLEV NORDBYE Mille	36.7cm
<b>Total</b>		<b>128.4cm</b>

**Last Stone Draw** Distance

↻	DUPONT Madeleine	18.3cm
↺	DUPONT Denise	20.6cm
<b>Total</b>		<b>38.9cm</b>

Time remaining: 5 minutes 44 seconds

Time remaining: 8 minutes 37 seconds

**Shot Success Analysis**

NOR - Norway		↻	↺	Game
4	SKASLIEN Kristin	Draws 4 69%	5 60%	9 64%
		Take-outs 2 63%	5 70%	7 68%
		Total 6 67%	10 65%	16 66%
3	ROERVIK Marianne	Draws 3 42%	2 25%	5 35%
		Take-outs 3 75%	8 66%	11 68%
		Total 6 58%	10 58%	16 58%
2	HASLEV NORDBYE Mille	Draws 3 83%	10 78%	13 79%
		Take-outs 1 100%	2 100%	3 100%
		Total 4 88%	12 81%	16 83%
1	KJAERLAND Eilin	Draws 6 92%	8 72%	14 80%
		Take-outs 2 75%	0 -	2 75%
		Total 8 88%	8 72%	16 80%
A	FORBREGD Ingeborg	Draws 0 -	0 -	0 -
		Take-outs 0 -	0 -	0 -
		Total 0 -	0 -	0 -
Team		Draws 16 75%	25 68%	41 71%
		Take-outs 8 75%	15 72%	23 73%
		Total 24 75%	40 69%	64 71%

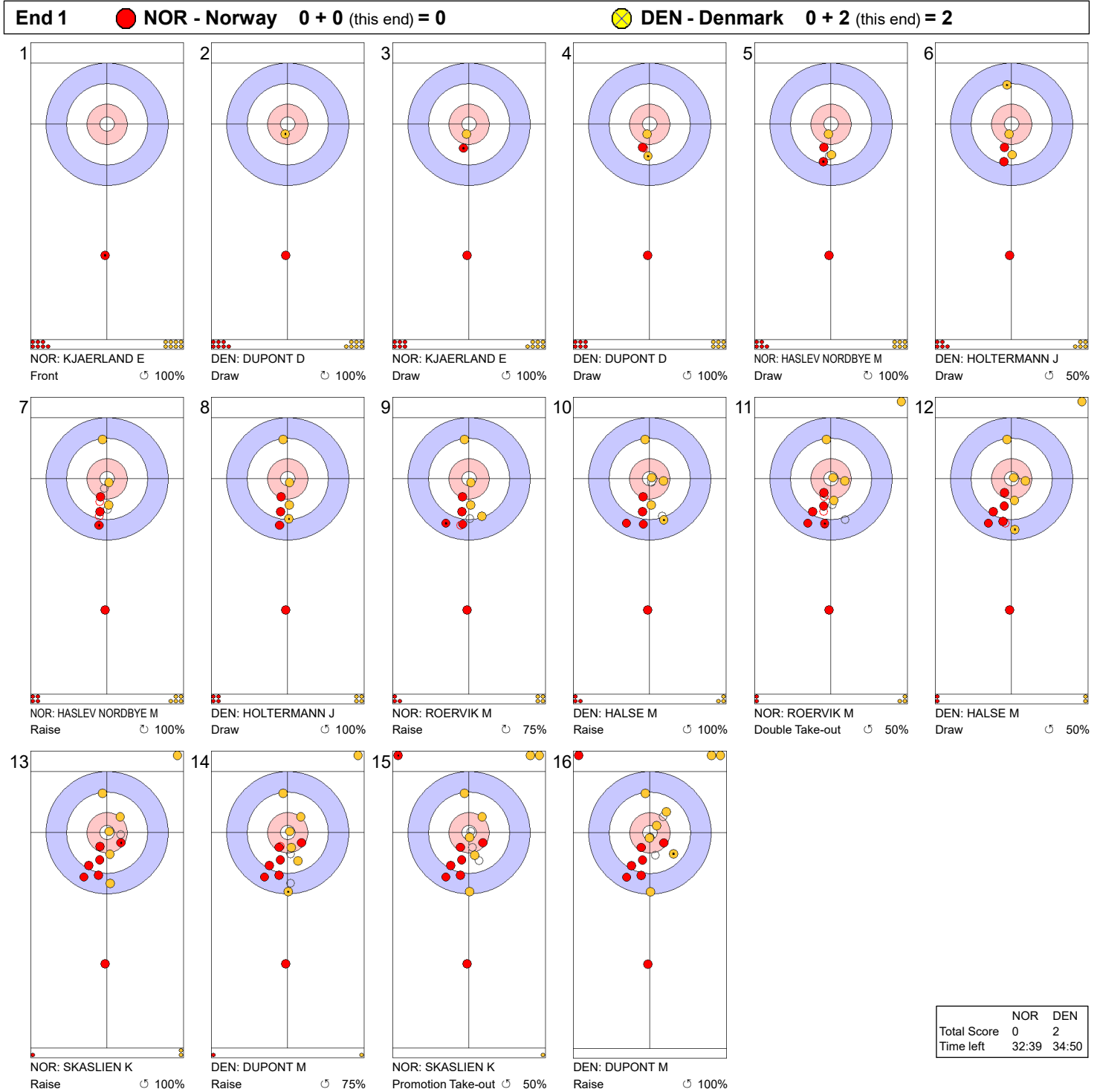
DEN - Denmark		↻	↺	Game
4	DUPONT Madeleine	Draws 2 75%	6 83%	8 81%
		Take-outs 5 85%	3 100%	8 91%
		Total 7 82%	9 89%	16 86%
3	HALSE Mathilde	Draws 3 100%	9 86%	12 90%
		Take-outs 0 -	4 100%	4 100%
		Total 3 100%	13 90%	16 92%
2	HOLTERMANN Jasmin	Draws 4 69%	8 75%	12 73%
		Take-outs 2 50%	2 100%	4 75%
		Total 6 63%	10 80%	16 73%
1	DUPONT Denise	Draws 4 69%	10 95%	14 88%
		Take-outs 0 -	2 63%	2 63%
		Total 4 69%	12 90%	16 84%
A	LARSEN My	Draws 0 -	0 -	0 -
		Take-outs 0 -	0 -	0 -
		Total 0 -	0 -	0 -
Team		Draws 13 77%	33 86%	46 83%
		Take-outs 7 75%	11 93%	18 86%
		Total 20 76%	44 88%	64 84%

**Note:**  
Position and function for each team member:  
4 = Fourth, 3 = Third, 2 = Second, 1 = Lead, A = Alternate, S = Skip, V = Vice-Skip

**Legend:**  
↻ Clockwise      ↺ Counter-clockwise      LSFE(\*) Last Stone First End  
X Unplayed/unfinished end due to concession



**Game - Shot by Shot**



**Legend:**  
 Clockwise    Counter-clockwise    - Not considered



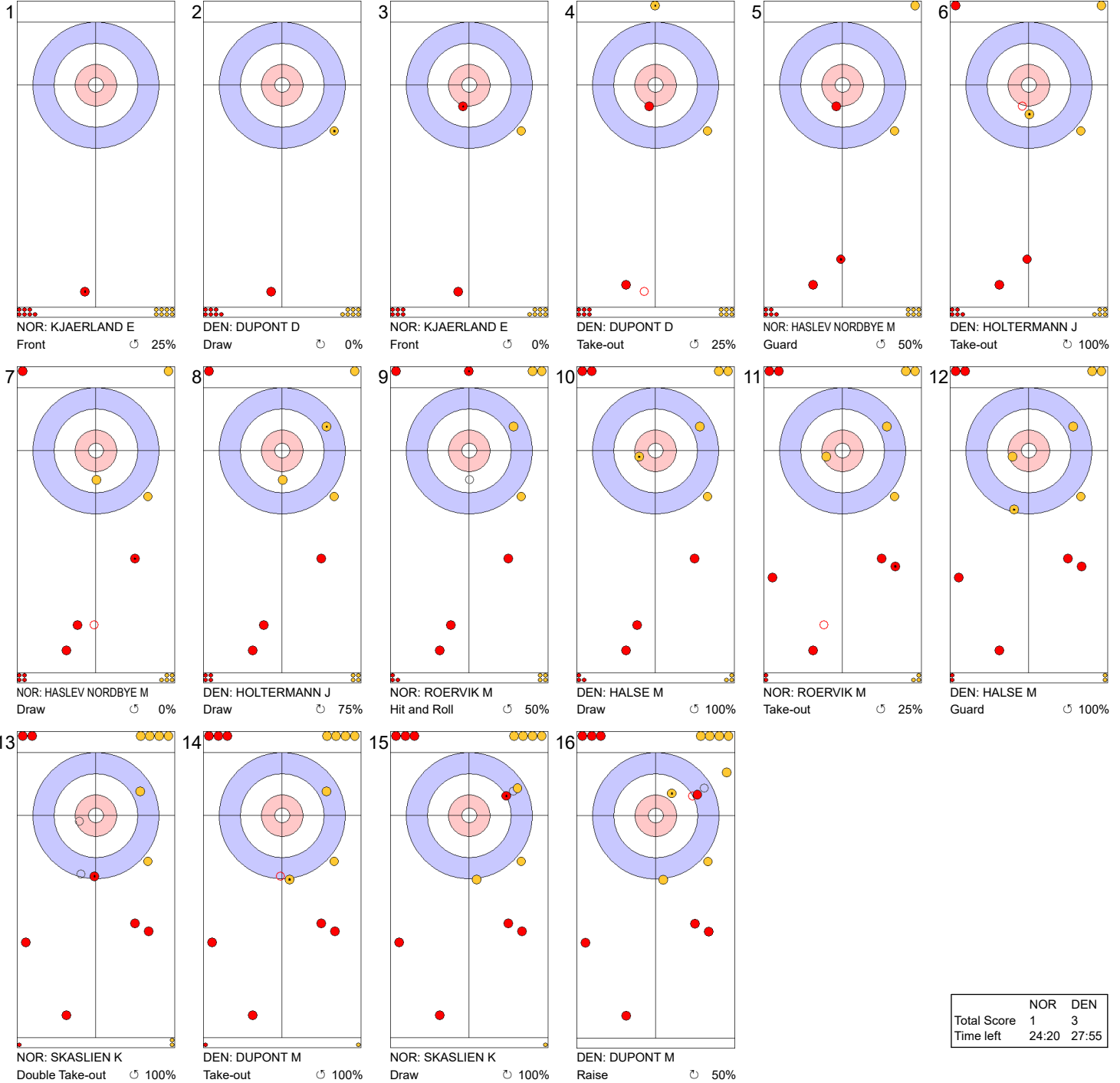
**Game - Shot by Shot**



**Legend:**  
 ⌚ Clockwise      ⌚ Counter-clockwise      - Not considered

**Game - Shot by Shot**

**End 3**    **NOR - Norway 1 + 0 (this end) = 1**    **DEN - Denmark 2 + 1 (this end) = 3**



**Legend:**  
 Clockwise      Counter-clockwise      - Not considered

**Game - Shot by Shot**



**Legend:**  
 ↻ Clockwise      ↺ Counter-clockwise      - Not considered

**Game - Shot by Shot**

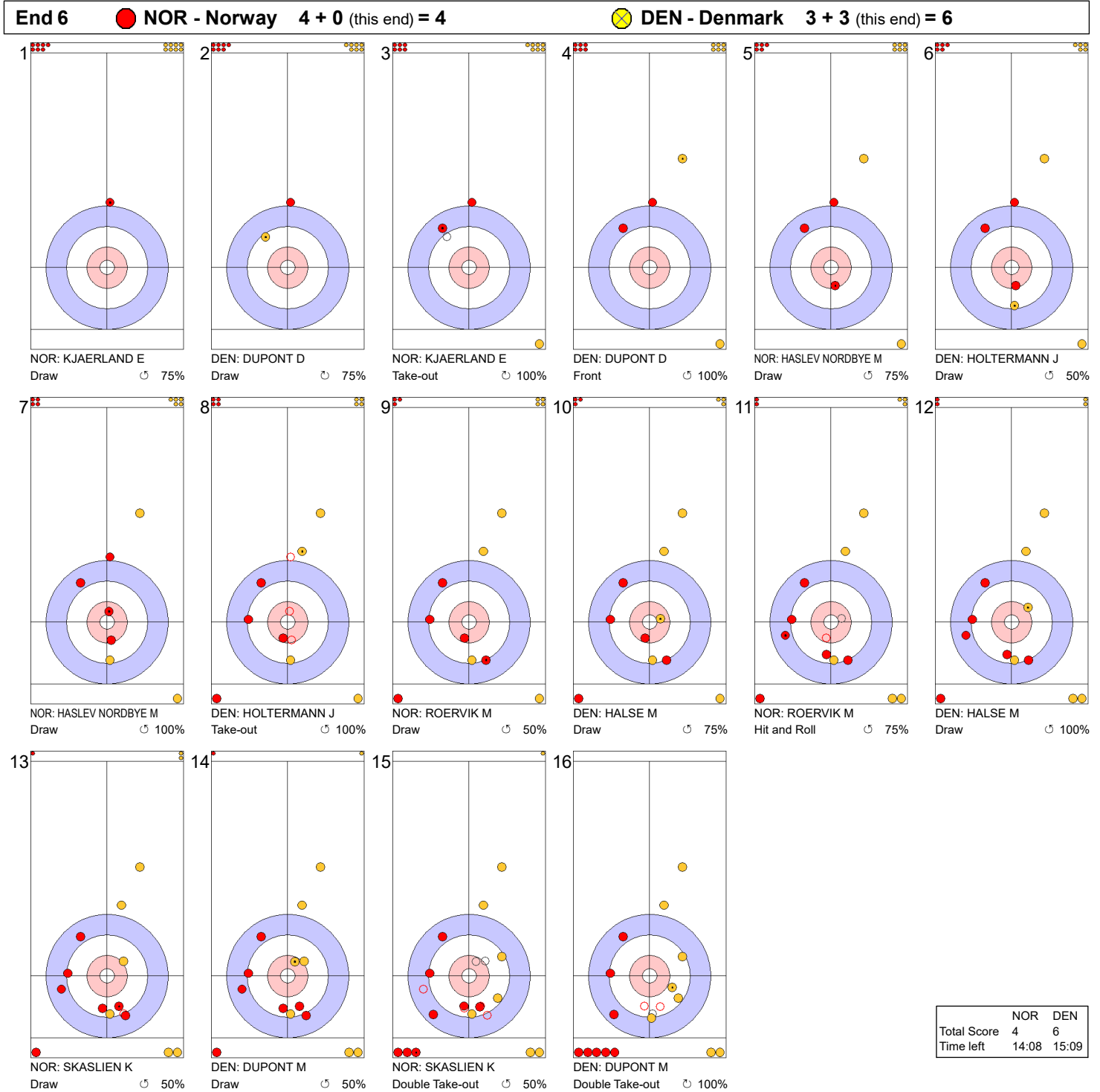
**End 5**    **NOR - Norway**    4 + 0 (this end) = 4    **DEN - Denmark**    3 + 0 (this end) = 3



	NOR	DEN
Total Score	4	3
Time left	17:15	19:16

**Legend:**  
 Clockwise      Counter-clockwise      - Not considered

**Game - Shot by Shot**



**Legend:**  
 Clockwise      Counter-clockwise      - Not considered

**Game - Shot by Shot**

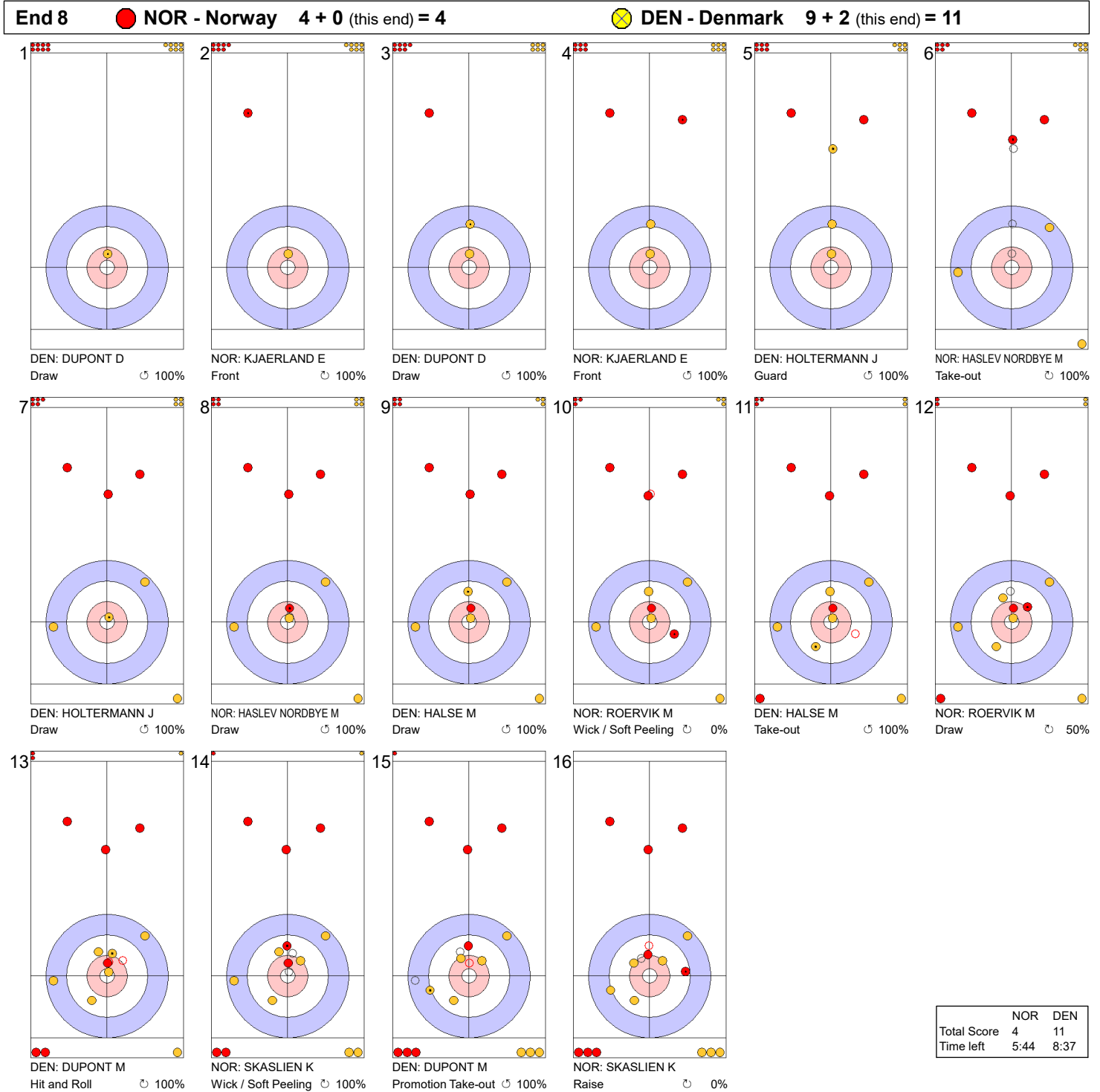
**End 7**    **NOR - Norway 4 + 0 (this end) = 4**    **DEN - Denmark 6 + 3 (this end) = 9**



	NOR	DEN
Total Score	4	9
Time left	9:52	11:55

**Legend:**  
 Clockwise    Counter-clockwise    - Not considered

**Game - Shot by Shot**



**Legend:**  
 ⌚ Clockwise      ⌚ Counter-clockwise      - Not considered



### Session Results and Standings

Sheet	Team	LSD/LSFE	1	2	3	4	5	6	7	8	9	10	Extra Ends	Total
<b>A</b>	NOR - Norway	203.8cm	0	0	1	0	0	2	0	1	0	X		4
	SUI - Switzerland	56.1cm *	0	1	0	2	1	0	1	0	4	X		9
<b>B</b>	SCO - Scotland	220.7cm	0	2	0	2	1	0	2	0	2	0	2	11
	DEN - Denmark	42.0cm *	1	0	2	0	0	3	0	2	0	1	0	9
<b>C</b>	HUN - Hungary	115.2cm *	2	0	4	0	0	2	0	0	0	0		8
	SWE - Sweden	117.6cm	0	1	0	2	1	0	1	2	2	1		10
<b>D</b>	EST - Estonia	148.0cm	0	3	0	1	0	2	0	2	0	2		10
	LTU - Lithuania	48.2cm *	1	0	1	0	2	0	1	0	2	0		7
<b>E</b>	TUR - Türkiye	41.1cm *	1	0	1	1	0	0	2	0	2	0		7
	ITA - Italy	47.5cm	0	2	0	0	2	1	0	3	0	3		11

### Current Standings

Rank	Team	Games	Wins	Losses
1	ITA - Italy	2	2	0
1	SUI - Switzerland	2	2	0
1	SWE - Sweden	2	2	0
4	EST - Estonia	2	1	1
4	HUN - Hungary	2	1	1
4	NOR - Norway	2	1	1
4	SCO - Scotland	2	1	1
8	DEN - Denmark	2	0	2
8	LTU - Lithuania	2	0	2
8	TUR - Türkiye	2	0	2

**Note:**  
Under World Curling rules, tie-breaking rules for standings are not applied until after the last game of the round robin.

**Legend:**  
**LSD** Last Stone Draw                      **LSFE(\*)** Last Stone First End                      **X** Unplayed/unfinished end due to concession



### Game Results

Sheet	Team	LSFE	1	2	3	4	5	6	7	8	9	10	Extra Ends	Total
A	NOR - Norway		0	0	1	0	0	2	0	1	0	X		4
	SUI - Switzerland	*	0	1	0	2	1	0	1	0	4	X		9

NOR - Norway		Shot Success	Game	All
4 V	SKASLIEN Kristin	60%	67%	
3 S	ROERVIK Marianne	67%	76%	
2	HASLEV NORDBYE Mille	65%	73%	
1	KJAERLAND Eilin	92%	80%	
A	FORBREGD Ingeborg	-	-	
Team Total		71%	74%	

SUI - Switzerland		Shot Success	Game	All
4 V	PAETZ Alina	71%	77%	
3 S	TIRINZONI Silvana	69%	70%	
2	HOWALD Carole	83%	82%	
1	WITSCHONKE Selina	75%	80%	
A	BERSET Stefanie	-	-	
Team Total		75%	77%	

**Last Stone Draw** Distance

⌚	HASLEV NORDBYE Mille	4.2cm
⌚	ROERVIK Marianne	199.6cm
<b>Total</b>		<b>203.8cm</b>

**Last Stone Draw** Distance

⌚	TIRINZONI Silvana	25.5cm
⌚	PAETZ Alina	30.6cm
<b>Total</b>		<b>56.1cm</b>

Time remaining: 2 minutes 56 seconds

Time remaining: 5 minutes 12 seconds

Time-out: End 7 - SUI stone 5

### Shot Success Analysis

NOR - Norway		⌚	⌚	Game
4	SKASLIEN Kristin	Draws 2 25%	2 50%	4 38%
		Take-outs 5 60%	8 72%	13 67%
		Total 7 50%	10 68%	17 60%
3	ROERVIK Marianne	Draws 6 58%	5 80%	11 68%
		Take-outs 3 75%	4 56%	7 64%
		Total 9 64%	9 69%	18 67%
2	HASLEV NORDBYE Mille	Draws 5 80%	3 33%	8 63%
		Take-outs 6 63%	4 75%	10 68%
		Total 11 70%	7 57%	18 65%
1	KJAERLAND Eilin	Draws 8 97%	9 97%	17 97%
		Take-outs 0 -	1 0%	1 0%
		Total 8 97%	10 88%	18 92%
A	FORBREGD Ingeborg	Draws 0 -	0 -	0 -
		Take-outs 0 -	0 -	0 -
		Total 0 -	0 -	0 -
Team		Draws 21 75%	19 78%	40 76%
		Take-outs 14 64%	17 65%	31 65%
		Total 35 71%	36 72%	71 71%

SUI - Switzerland		⌚	⌚	Game
4	PAETZ Alina	Draws 2 100%	4 50%	6 67%
		Take-outs 6 67%	5 80%	11 73%
		Total 8 75%	9 67%	17 71%
3	TIRINZONI Silvana	Draws 5 85%	4 38%	9 64%
		Take-outs 5 90%	4 56%	9 75%
		Total 10 88%	8 47%	18 69%
2	HOWALD Carole	Draws 5 100%	2 100%	7 100%
		Take-outs 8 69%	3 83%	11 73%
		Total 13 81%	5 90%	18 83%
1	WITSCHONKE Selina	Draws 9 81%	5 85%	14 82%
		Take-outs 2 75%	2 25%	4 50%
		Total 11 80%	7 68%	18 75%
A	BERSET Stefanie	Draws 0 -	0 -	0 -
		Take-outs 0 -	0 -	0 -
		Total 0 -	0 -	0 -
Team		Draws 21 88%	15 65%	36 78%
		Take-outs 21 74%	14 66%	35 71%
		Total 42 81%	29 66%	71 75%

**Note:**  
Position and function for each team member:  
4 = Fourth, 3 = Third, 2 = Second, 1 = Lead, A = Alternate, S = Skip, V = Vice-Skip

**Legend:**  
⌚ Clockwise      ⌚ Counter-clockwise      LSFE(\*) Last Stone First End  
X Unplayed/unfinished end due to concession

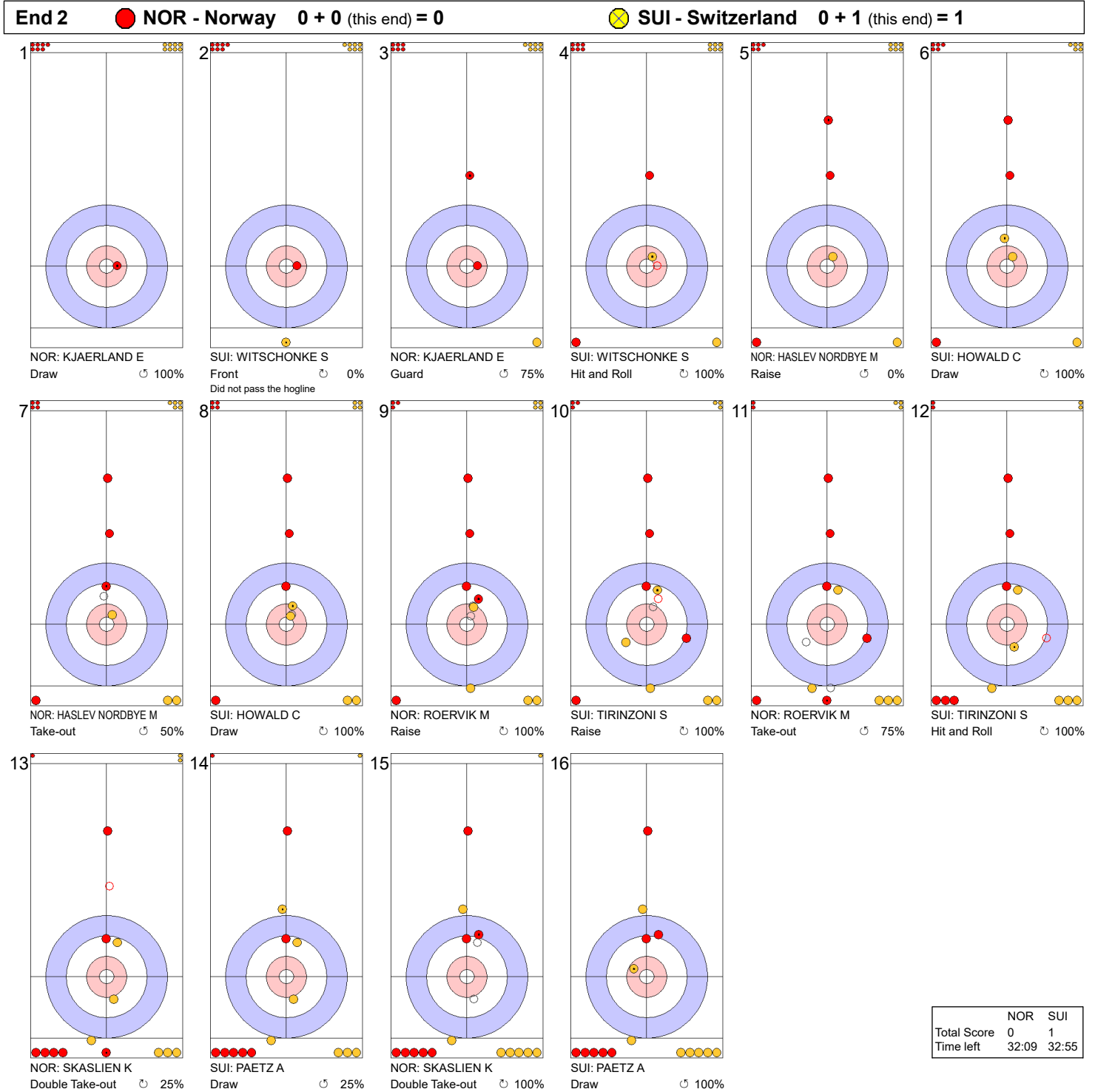
**Game - Shot by Shot**



	NOR	SUI
Total Score	0	0
Time left	36:04	36:48

**Legend:**  
 Clockwise     
 Counter-clockwise     
 - Not considered

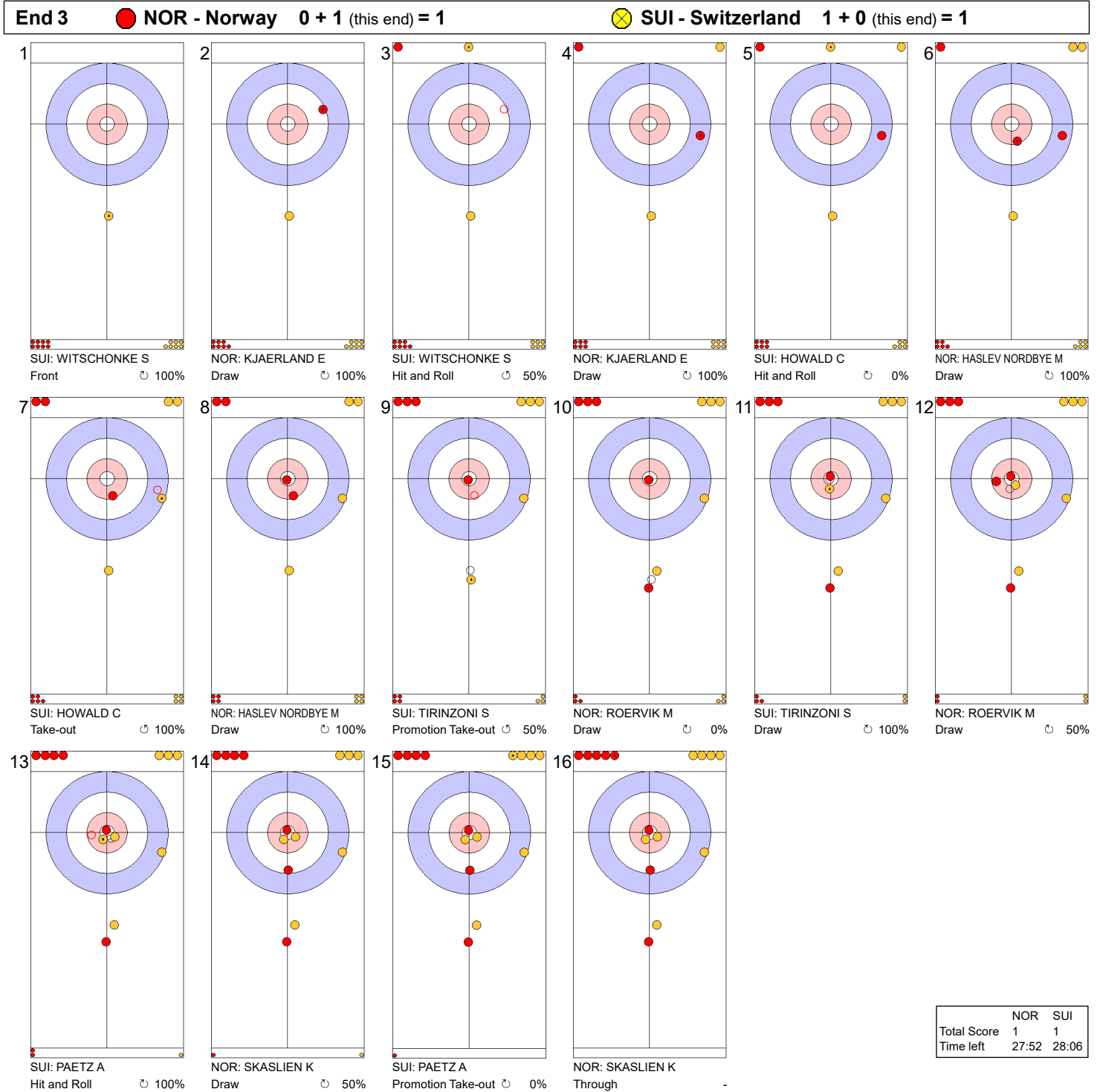
**Game - Shot by Shot**



	NOR	SUI
Total Score	0	1
Time left	32:09	32:55

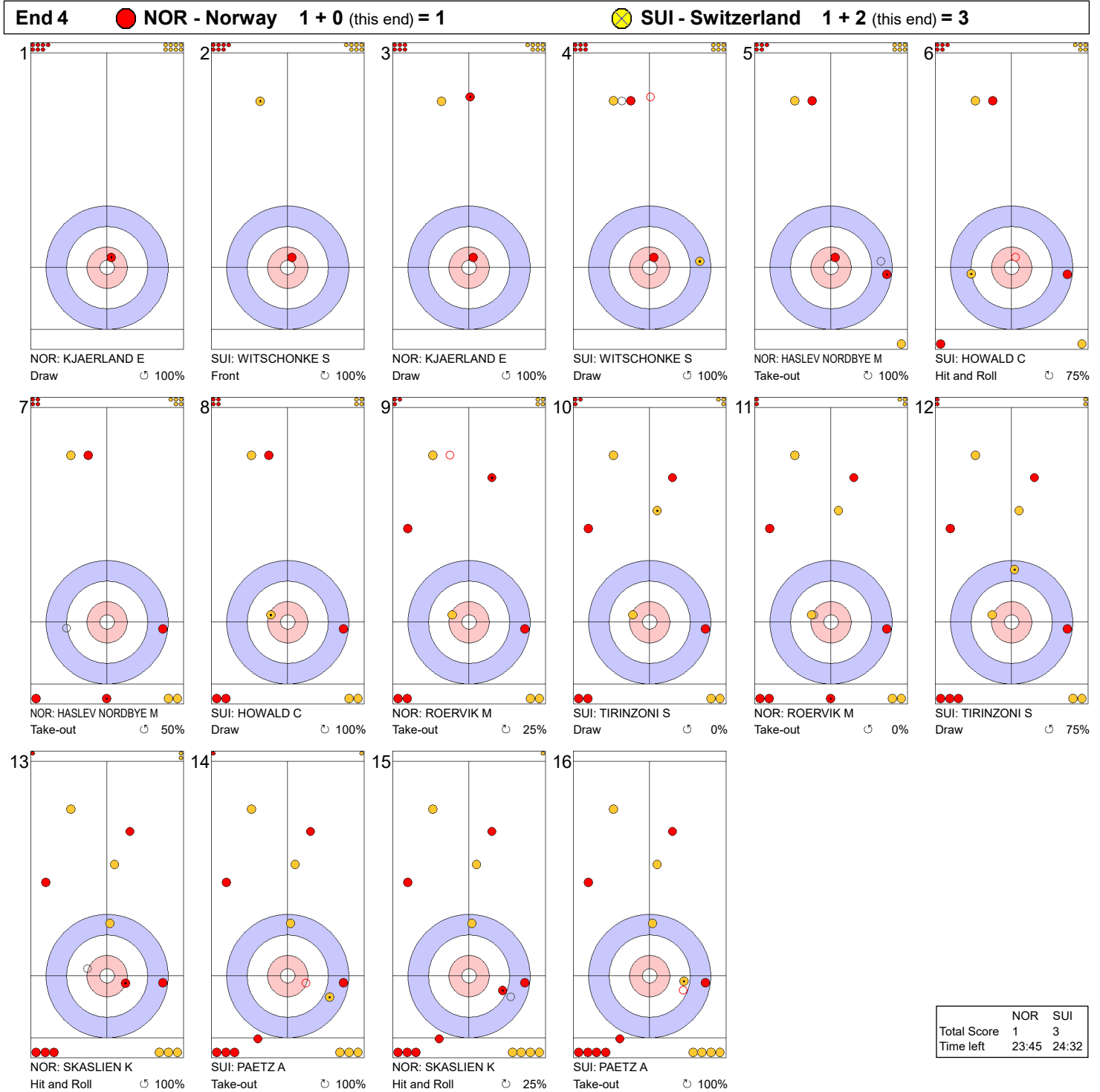
**Legend:**  
 ⌚ Clockwise      ⌚ Counter-clockwise      - Not considered

**Game - Shot by Shot**



**Legend:**  
 Clockwise      Counter-clockwise      - Not considered

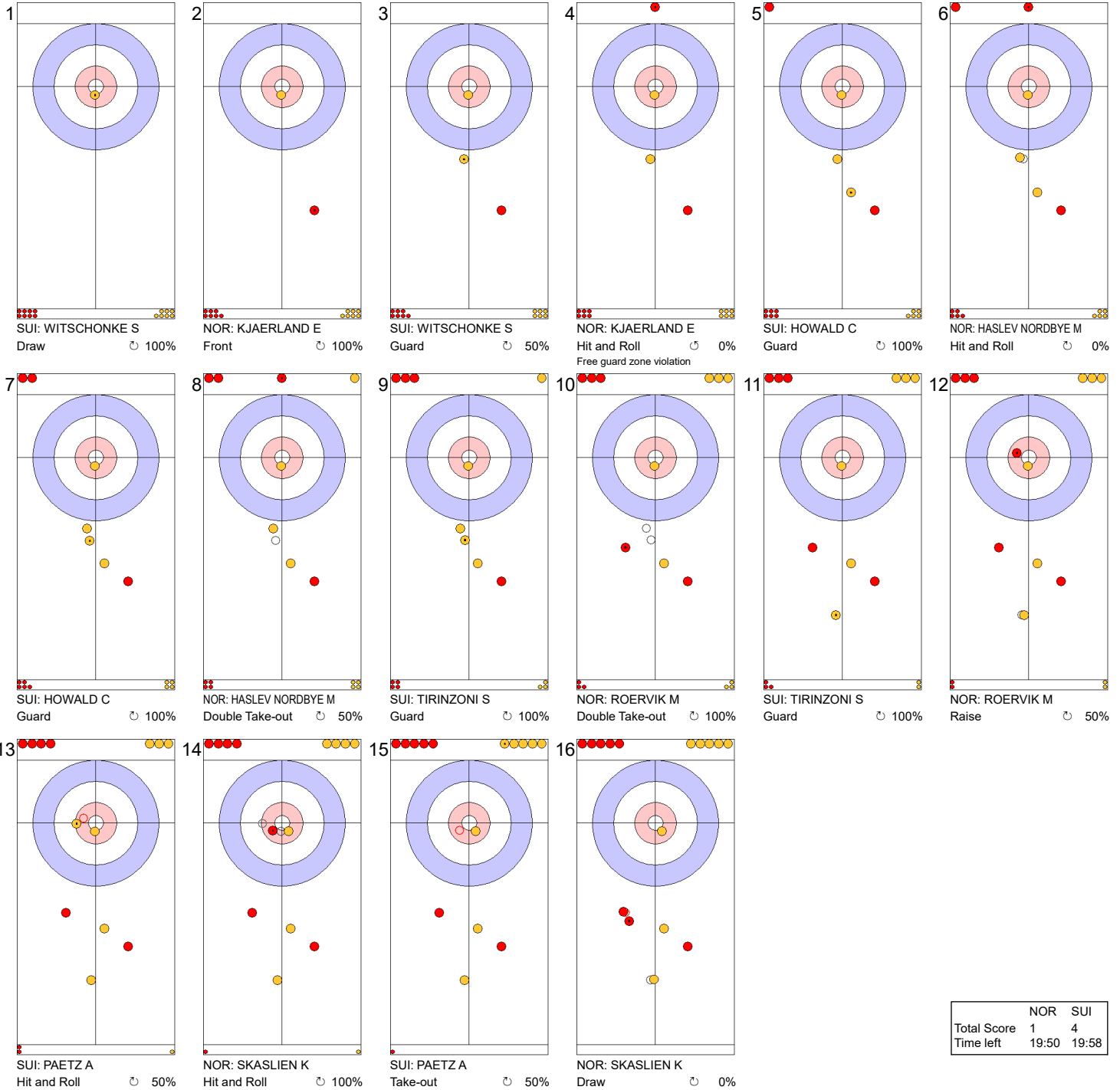
**Game - Shot by Shot**



**Legend:**  
 Clockwise      Counter-clockwise      - Not considered

**Game - Shot by Shot**

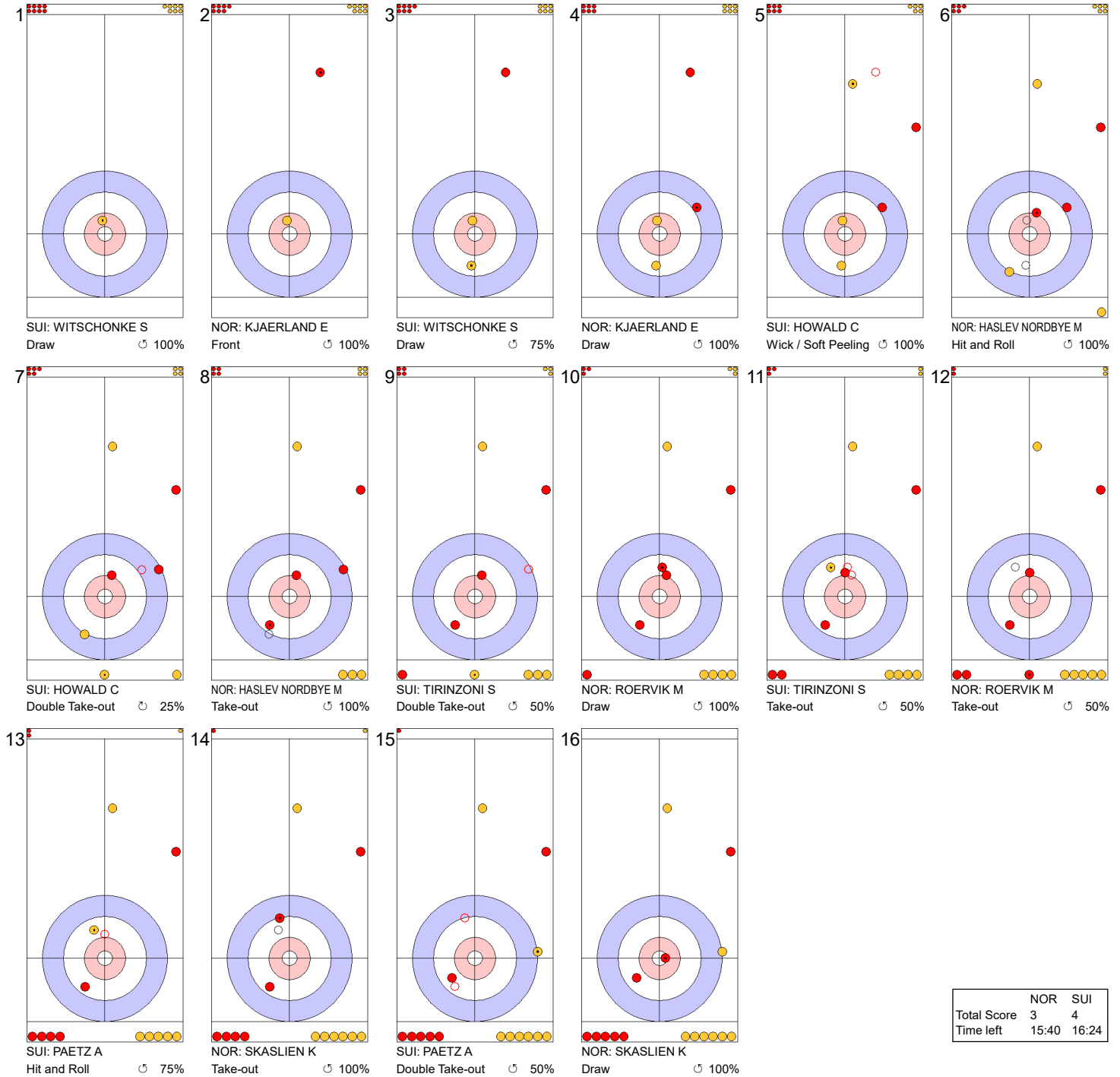
**End 5**    **NOR - Norway 1 + 0 (this end) = 1**    **SUI - Switzerland 3 + 1 (this end) = 4**



**Legend:**  
 Clockwise    Counter-clockwise    - Not considered

**Game - Shot by Shot**

**End 6**    **NOR - Norway 1 + 2 (this end) = 3**    **SUI - Switzerland 4 + 0 (this end) = 4**

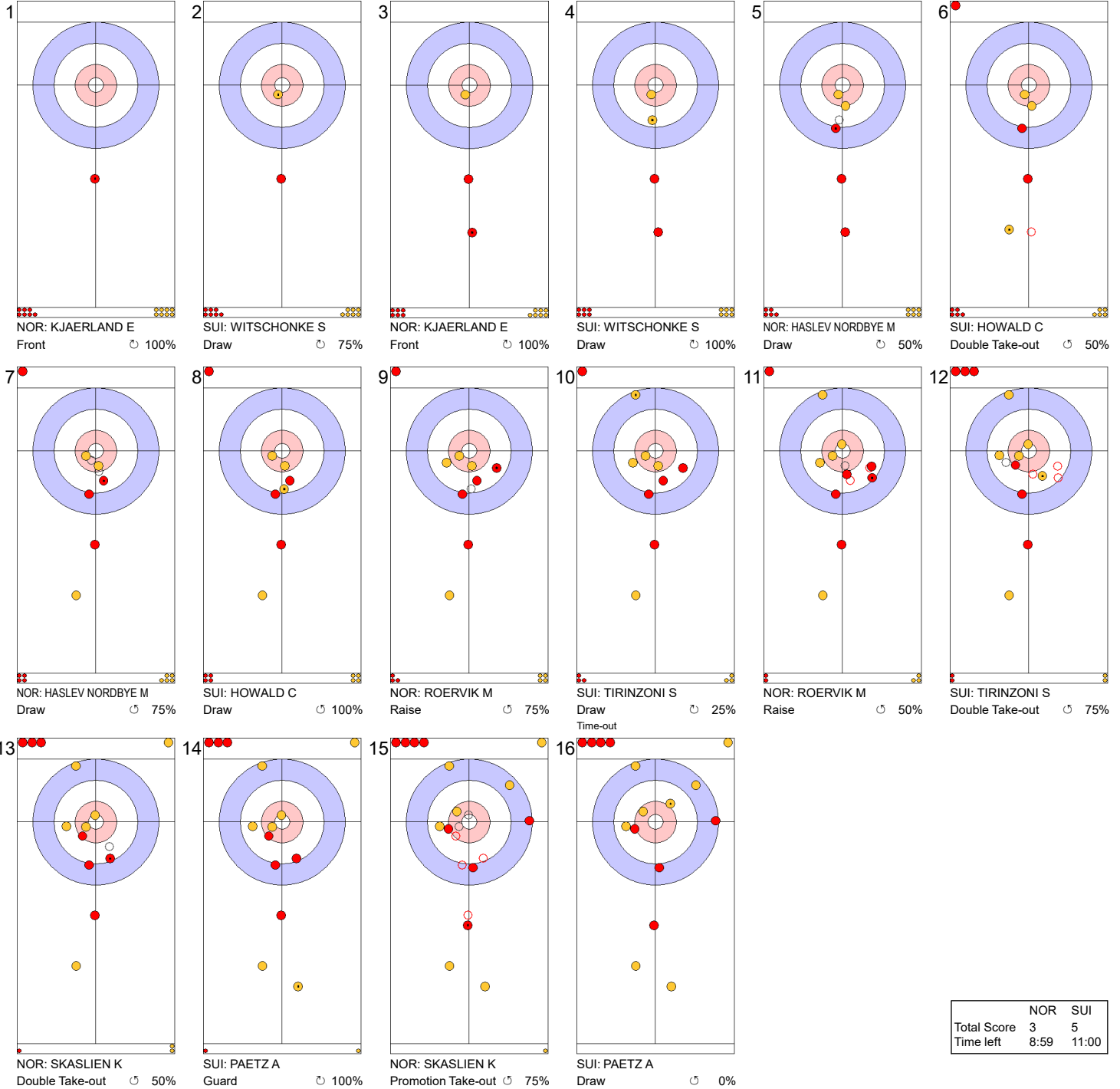


	NOR	SUI
Total Score	3	4
Time left	15:40	16:24

**Legend:**  
 Clockwise    Counter-clockwise    - Not considered

**Game - Shot by Shot**

**End 7**    **NOR - Norway 3 + 0 (this end) = 3**    **SUI - Switzerland 4 + 1 (this end) = 5**



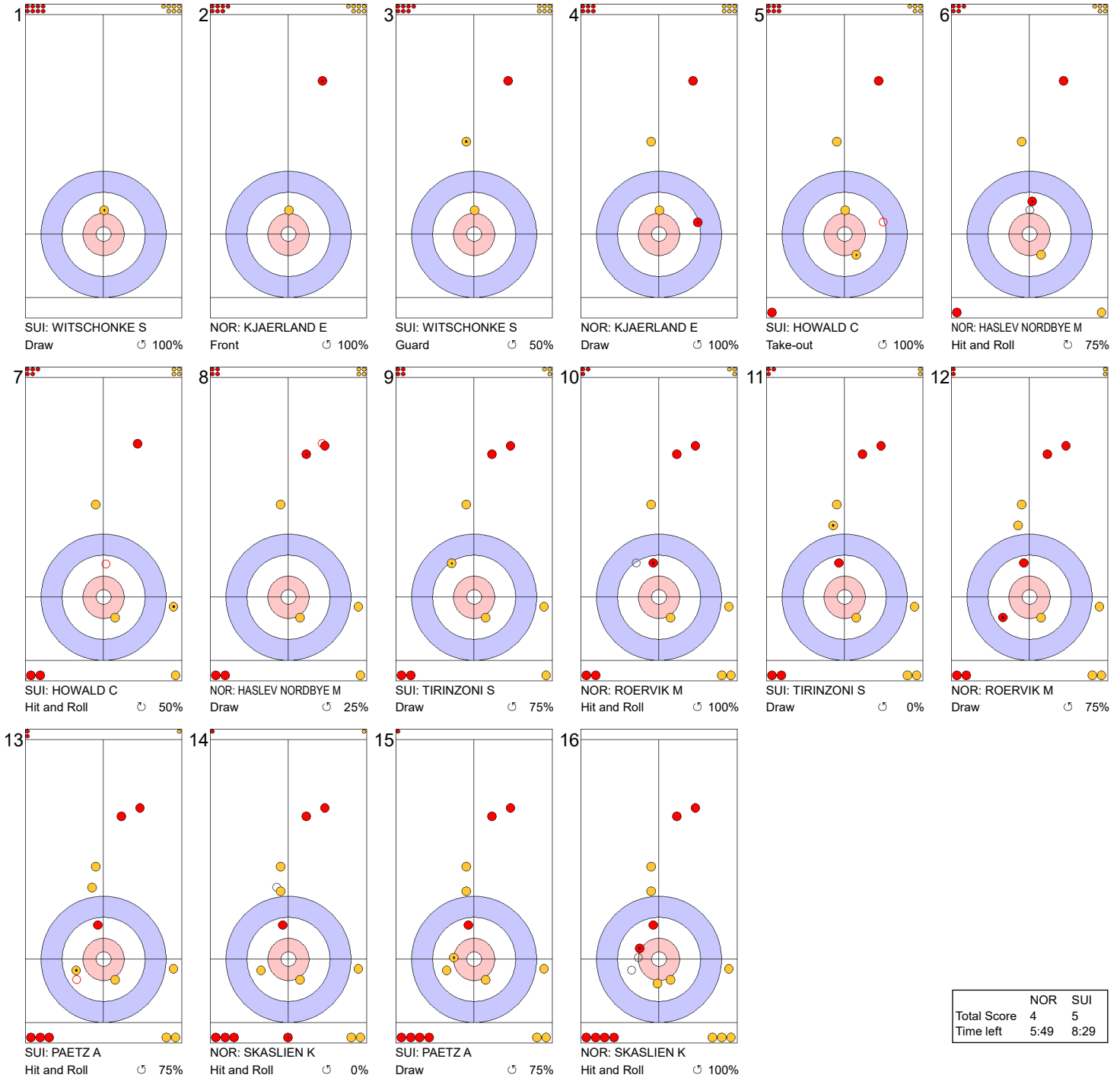
	NOR	SUI
Total Score	3	5
Time left	8:59	11:00

**Legend:**  
 Clockwise    Counter-clockwise    - Not considered



**Game - Shot by Shot**

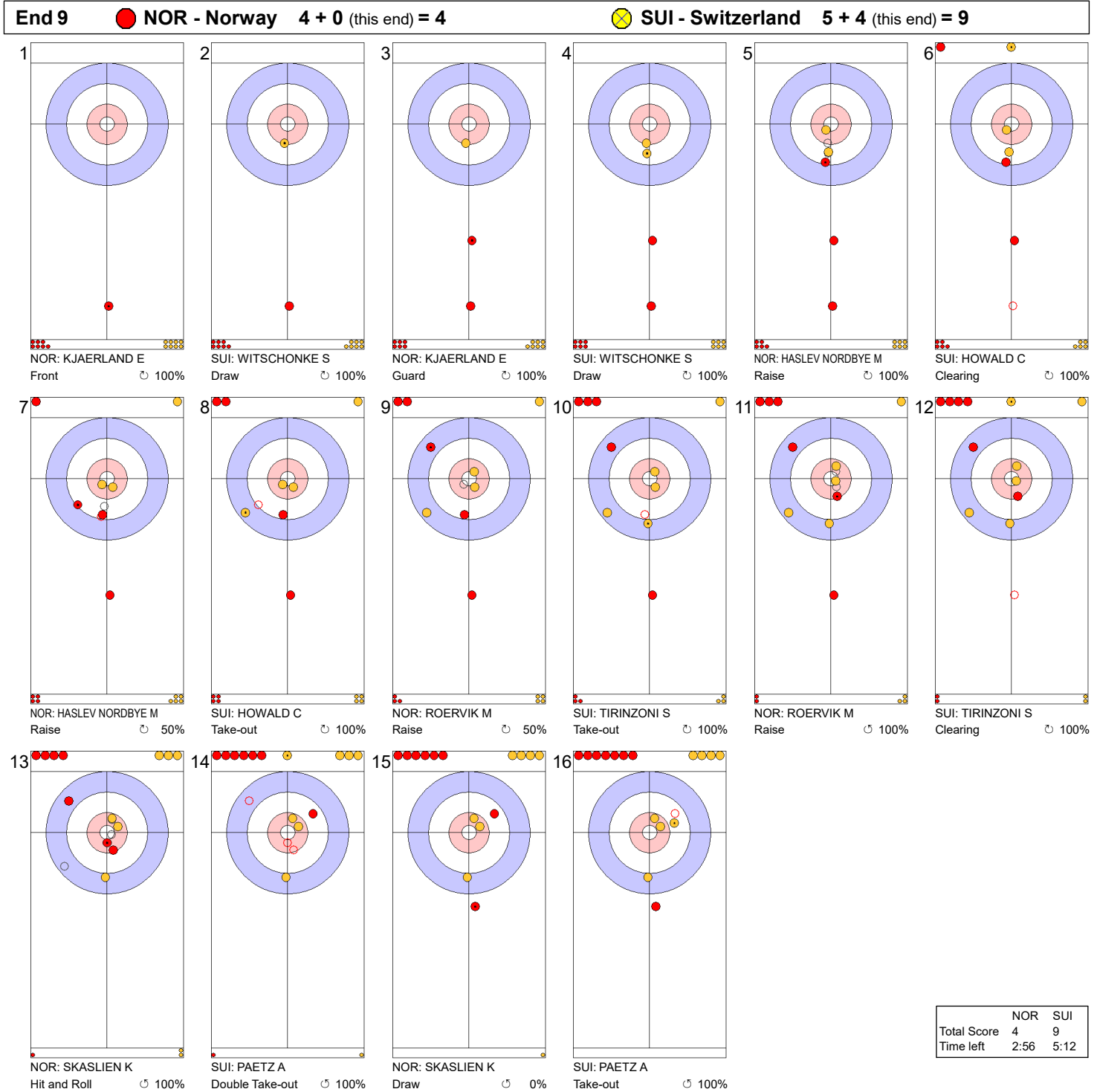
**End 8**    **NOR - Norway 3 + 1 (this end) = 4**    **SUI - Switzerland 5 + 0 (this end) = 5**



	NOR	SUI
Total Score	4	5
Time left	5:49	8:29

**Legend:**  
 Clockwise    Counter-clockwise    - Not considered

**Game - Shot by Shot**



	NOR	SUI
Total Score	4	9
Time left	2:56	5:12

**Legend:**  
 Clockwise     
 Counter-clockwise     
 - Not considered



SAT 16 NOV 2024  
Start Time 19:30

Round Robin Session 2 - Sheet B

### Game Results

Sheet	Team	LSFE	1	2	3	4	5	6	7	8	9	10	Extra Ends	Total
B	SCO - Scotland		0	2	0	2	1	0	2	0	2	0	2	11
	DEN - Denmark	*	1	0	2	0	0	3	0	2	0	1	0	9

SCO - Scotland		Shot Success	Game	All
4 V	MORRISON Rebecca	90%	81%	
3	DODDS Jennifer	66%	68%	
2	SINCLAIR Sophie	80%	84%	
1 S	JACKSON Sophie	90%	88%	
A	HENDERSON Fay	-	-	
Team Total		81%	80%	

DEN - Denmark		Shot Success	Game	All
4 S	DUPONT Madeleine	73%	73%	
3 V	HALSE Mathilde	73%	79%	
2	DUPONT Denise	70%	69%	
1	LARSEN My	90%	86%	
A	HOLTERMANN Jasmin	-	-	
Team Total		76%	77%	

Last Stone Draw		Distance
⌚	JACKSON Sophie	21.1cm
⌚	MORRISON Rebecca	199.6cm
<b>Total</b>		<b>220.7cm</b>

Last Stone Draw		Distance
⌚	DUPONT Madeleine	2.9cm
⌚	LARSEN My	39.1cm
<b>Total</b>		<b>42.0cm</b>

Time remaining: 0 minutes 17 seconds  
2 minutes 15 seconds (after extra end)

Time remaining: 2 minutes 48 seconds  
2 minutes 16 seconds (after extra end)

Time-out: End 6 - SCO stone 6; End 11 - SCO stone 7

Time-out: End 10 - DEN stone 5

### Shot Success Analysis

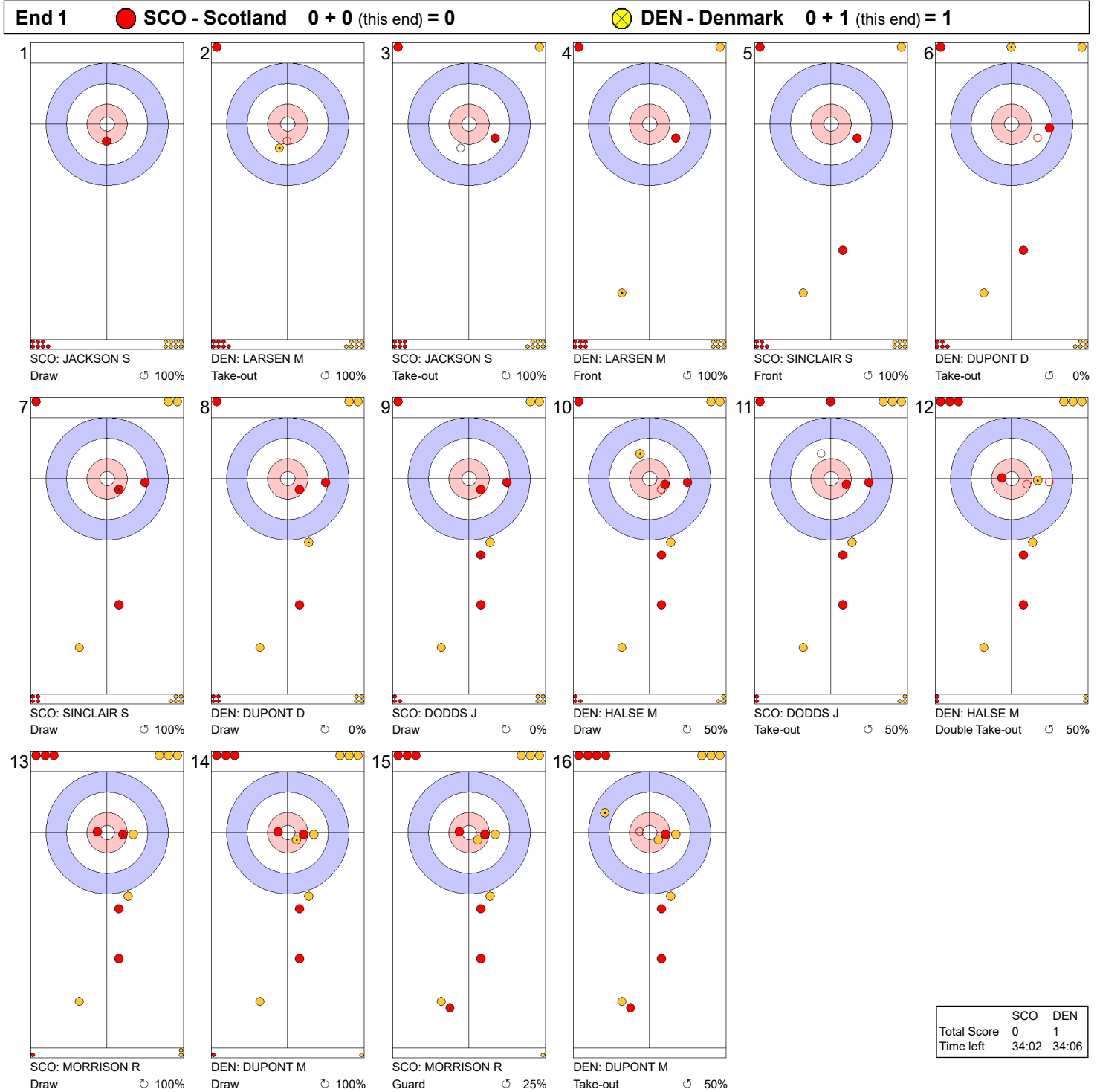
SCO - Scotland		⌚	⌚	Game
4	MORRISON Rebecca	Draws 4 100%	5 70%	9 83%
		Take-outs 8 97%	5 90%	13 94%
		Total 12 98%	10 80%	22 90%
3	DODDS Jennifer	Draws 4 44%	2 75%	6 54%
		Take-outs 10 68%	6 75%	16 70%
		Total 14 61%	8 75%	22 66%
2	SINCLAIR Sophie	Draws 1 0%	9 78%	10 70%
		Take-outs 5 100%	7 79%	12 88%
		Total 6 83%	16 78%	22 80%
1	JACKSON Sophie	Draws 4 100%	16 86%	20 89%
		Take-outs 2 100%	0 -	2 100%
		Total 6 100%	16 86%	22 90%
A	HENDERSON Fay	Draws 0 -	0 -	0 -
		Take-outs 0 -	0 -	0 -
		Total 0 -	0 -	0 -
Team		Draws 13 75%	32 80%	45 79%
		Take-outs 25 86%	18 81%	43 84%
		Total 38 82%	50 81%	88 81%

DEN - Denmark		⌚	⌚	Game
4	DUPONT Madeleine	Draws 6 71%	6 79%	12 75%
		Take-outs 3 50%	6 79%	9 69%
		Total 9 64%	12 79%	21 73%
3	HALSE Mathilde	Draws 8 75%	4 81%	12 77%
		Take-outs 5 60%	5 75%	10 68%
		Total 13 69%	9 78%	22 73%
2	DUPONT Denise	Draws 7 68%	4 94%	11 77%
		Take-outs 8 69%	3 50%	11 64%
		Total 15 68%	7 75%	22 70%
1	LARSEN My	Draws 2 100%	16 92%	18 93%
		Take-outs 1 100%	3 67%	4 75%
		Total 3 100%	19 88%	22 90%
A	HOLTERMANN Jasmin	Draws 0 -	0 -	0 -
		Take-outs 0 -	0 -	0 -
		Total 0 -	0 -	0 -
Team		Draws 23 74%	30 88%	53 82%
		Take-outs 17 65%	17 71%	34 68%
		Total 40 70%	47 82%	87 76%

**Note:**  
Position and function for each team member:  
4 = Fourth, 3 = Third, 2 = Second, 1 = Lead, A = Alternate, S = Skip, V = Vice-Skip

**Legend:**  
⌚ Clockwise      ⌚ Counter-clockwise      LSFE(\*) Last Stone First End

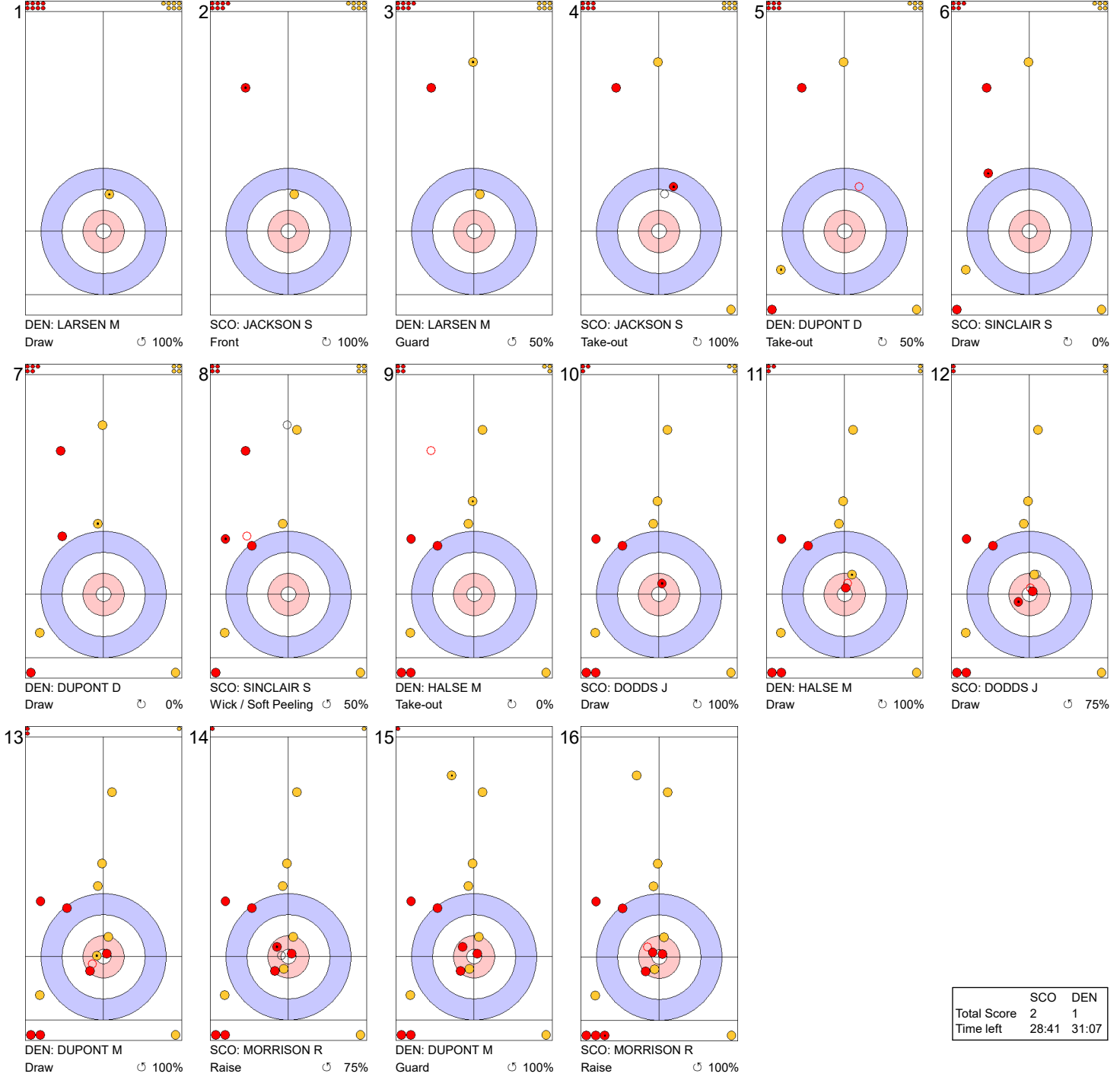
**Game - Shot by Shot**



**Legend:**  
 ↻ Clockwise      ↺ Counter-clockwise      - Not considered

**Game - Shot by Shot**

**End 2**    ● **SCO - Scotland**    0 + 2 (this end) = 2    ● **DEN - Denmark**    1 + 0 (this end) = 1

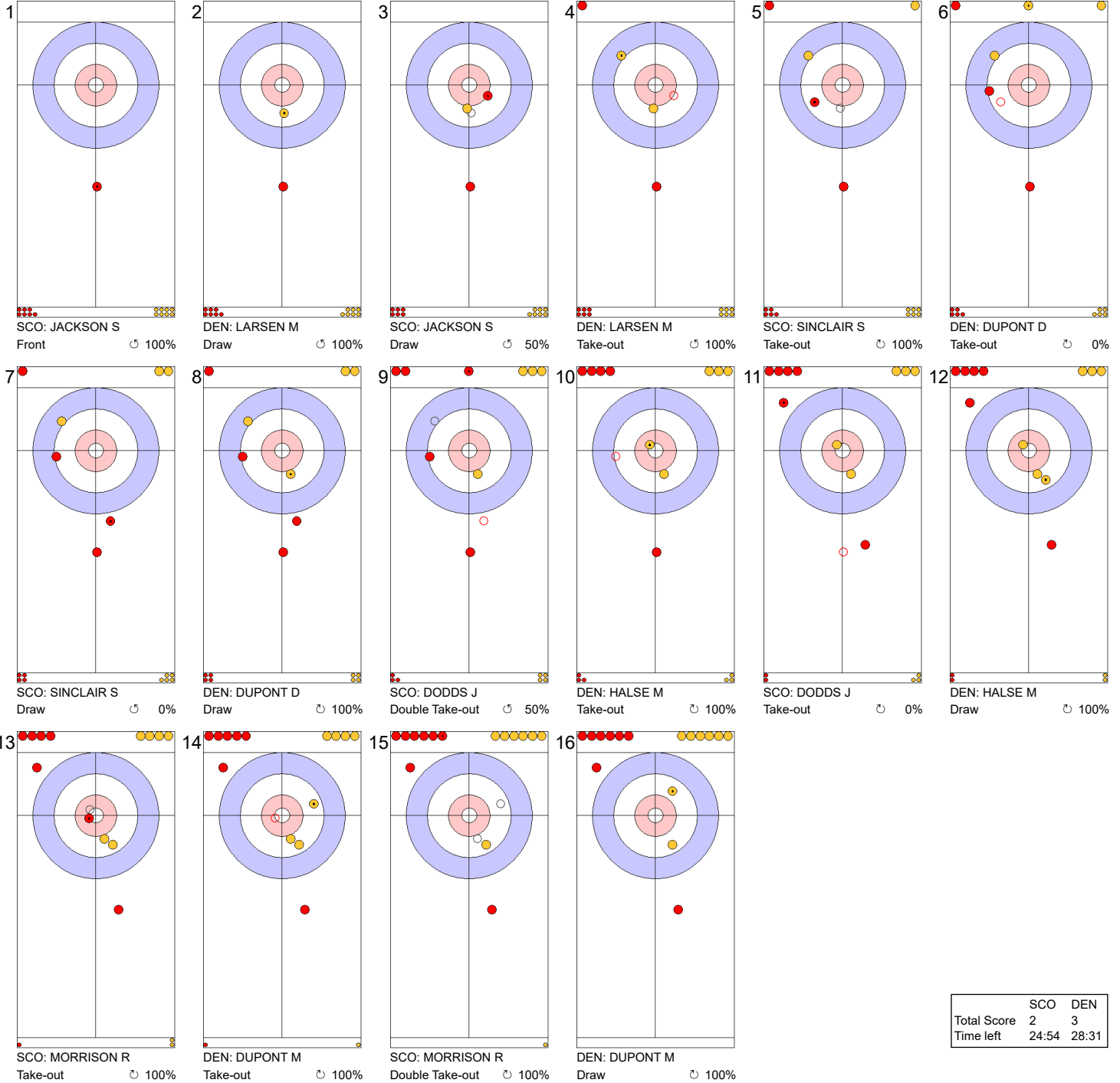


	SCO	DEN
Total Score	2	1
Time left	28:41	31:07

**Legend:**  
 ↻ Clockwise      ↺ Counter-clockwise      - Not considered


**Game - Shot by Shot**

**End 3**    **SCO - Scotland 2 + 0 (this end) = 2**    **DEN - Denmark 1 + 2 (this end) = 3**



**Legend:**  
 Clockwise    Counter-clockwise    - Not considered

**Game - Shot by Shot**



	SCO	DEN
Total Score	4	3
Time left	21:51	25:20

**Legend:**  
 Clockwise     
 Counter-clockwise     
 - Not considered

**Game - Shot by Shot**

**End 5**    ● **SCO - Scotland** 4 + 1 (this end) = 5    ● **DEN - Denmark** 3 + 0 (this end) = 3

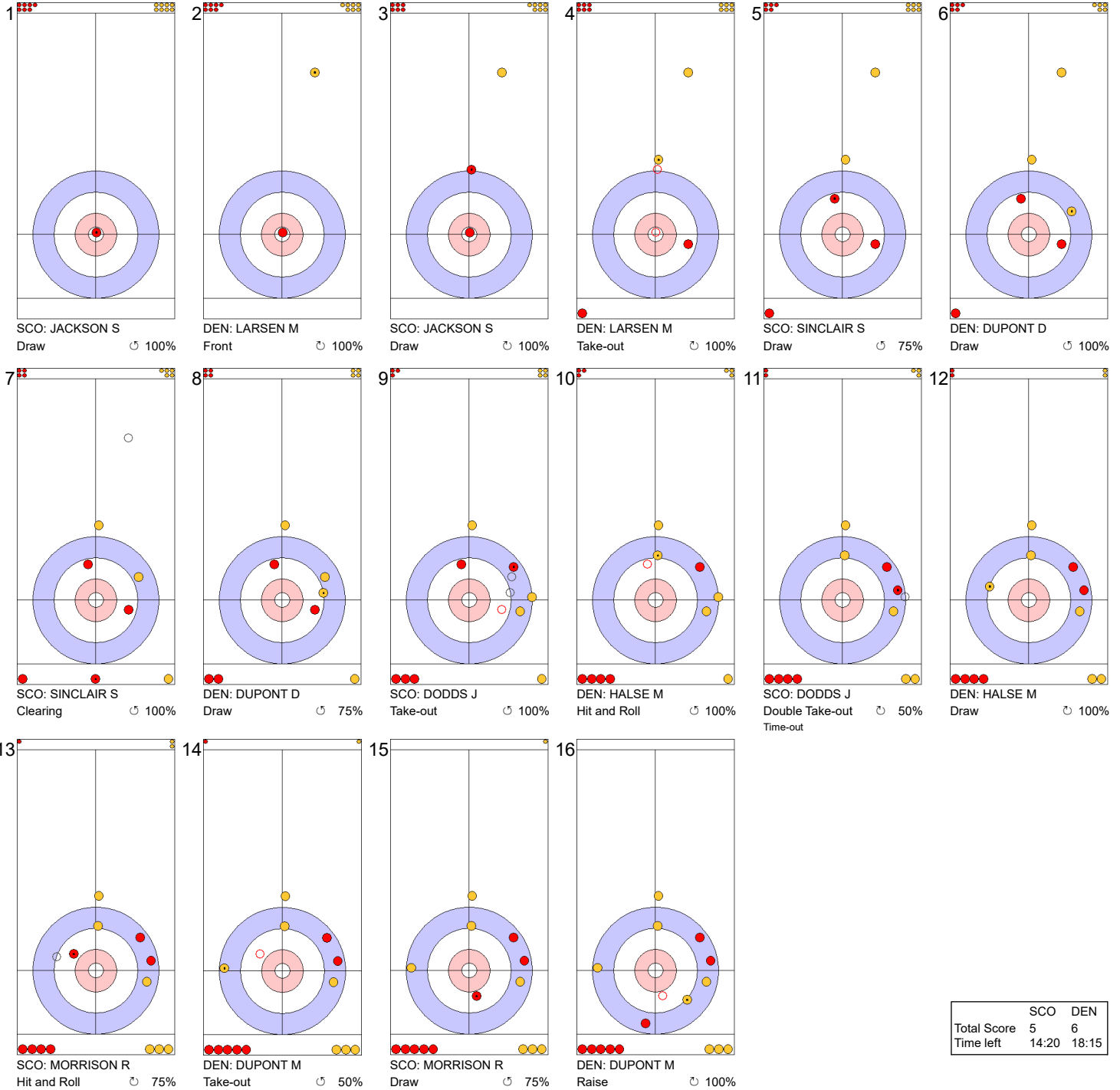


**Legend:**  
 ↻ Clockwise      ↺ Counter-clockwise      - Not considered



**Game - Shot by Shot**

**End 6**    **SCO - Scotland 5 + 0 (this end) = 5**    **DEN - Denmark 3 + 3 (this end) = 6**



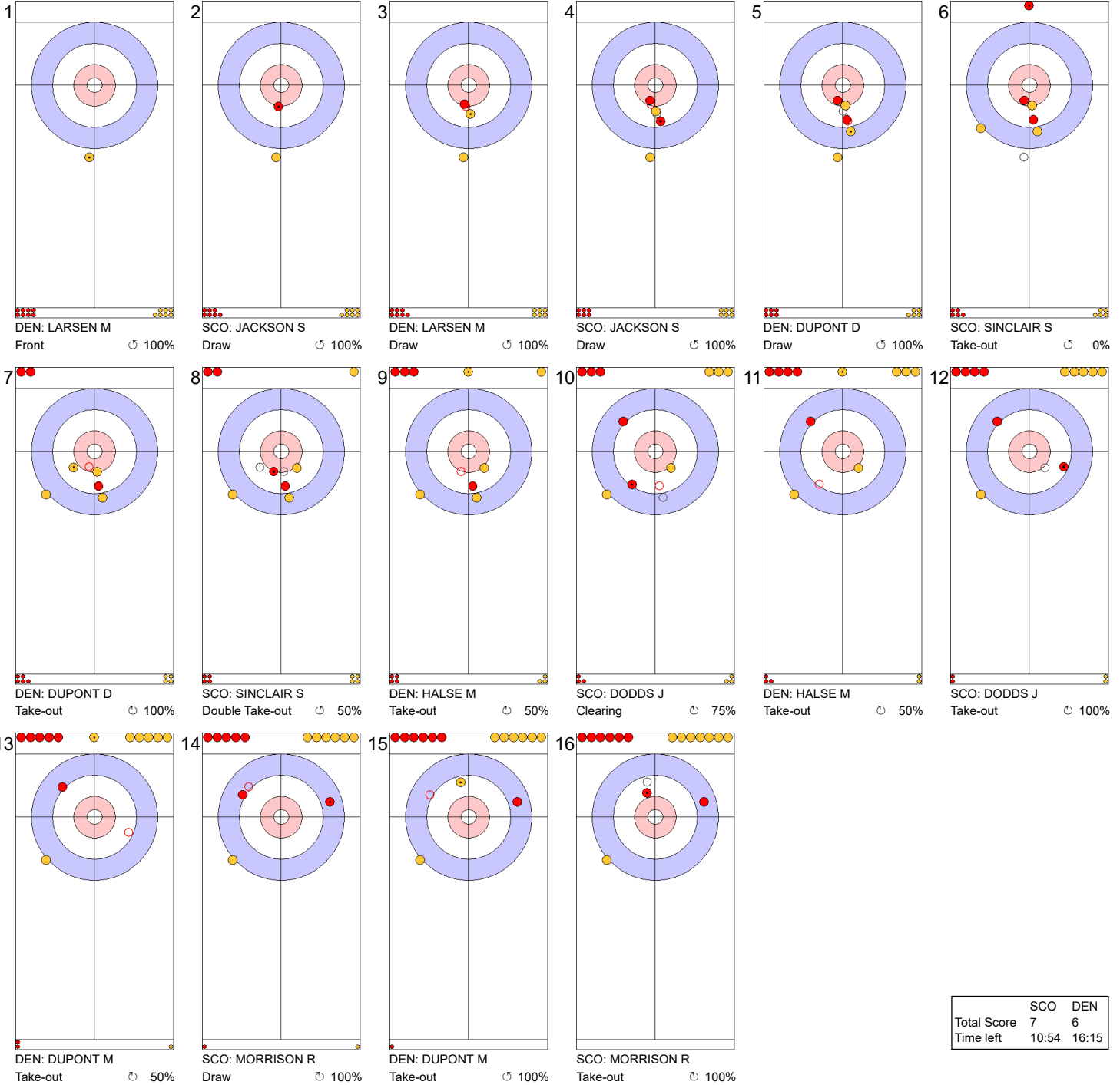
	SCO	DEN
Total Score	5	6
Time left	14:20	18:15

**Legend:**  
 Clockwise    Counter-clockwise    - Not considered



Game - Shot by Shot

End 7 ● SCO - Scotland 5 + 2 (this end) = 7      ● DEN - Denmark 6 + 0 (this end) = 6

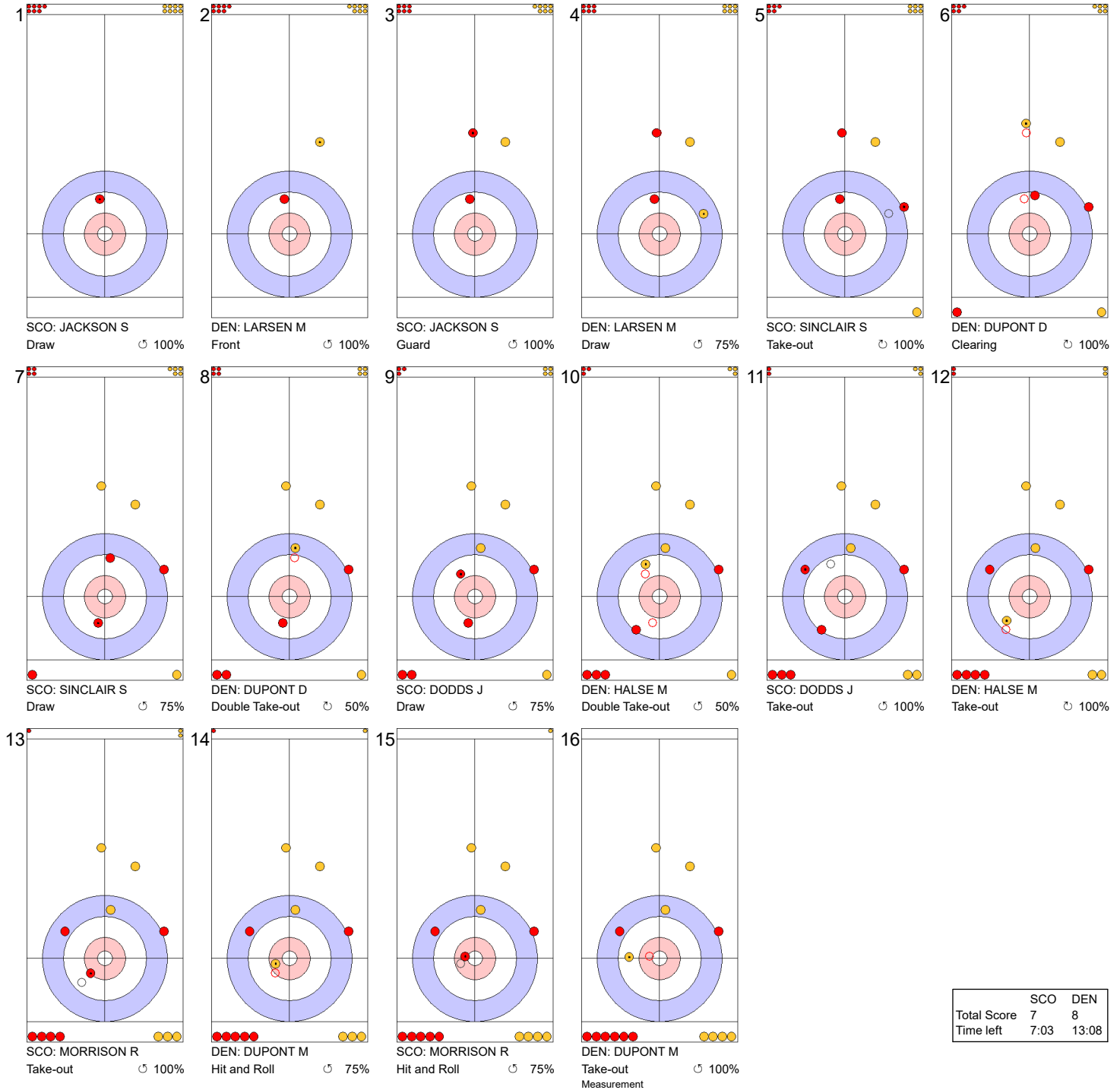


	SCO	DEN
Total Score	7	6
Time left	10:54	16:15

**Legend:**  
↻ Clockwise      ↺ Counter-clockwise      - Not considered

**Game - Shot by Shot**

**End 8**    ● **SCO - Scotland** 7 + 0 (this end) = 7    ● **DEN - Denmark** 6 + 2 (this end) = 8



	SCO	DEN
Total Score	7	8
Time left	7:03	13:08

**Legend:**  
 ↻ Clockwise      ↺ Counter-clockwise      - Not considered

**Game - Shot by Shot**

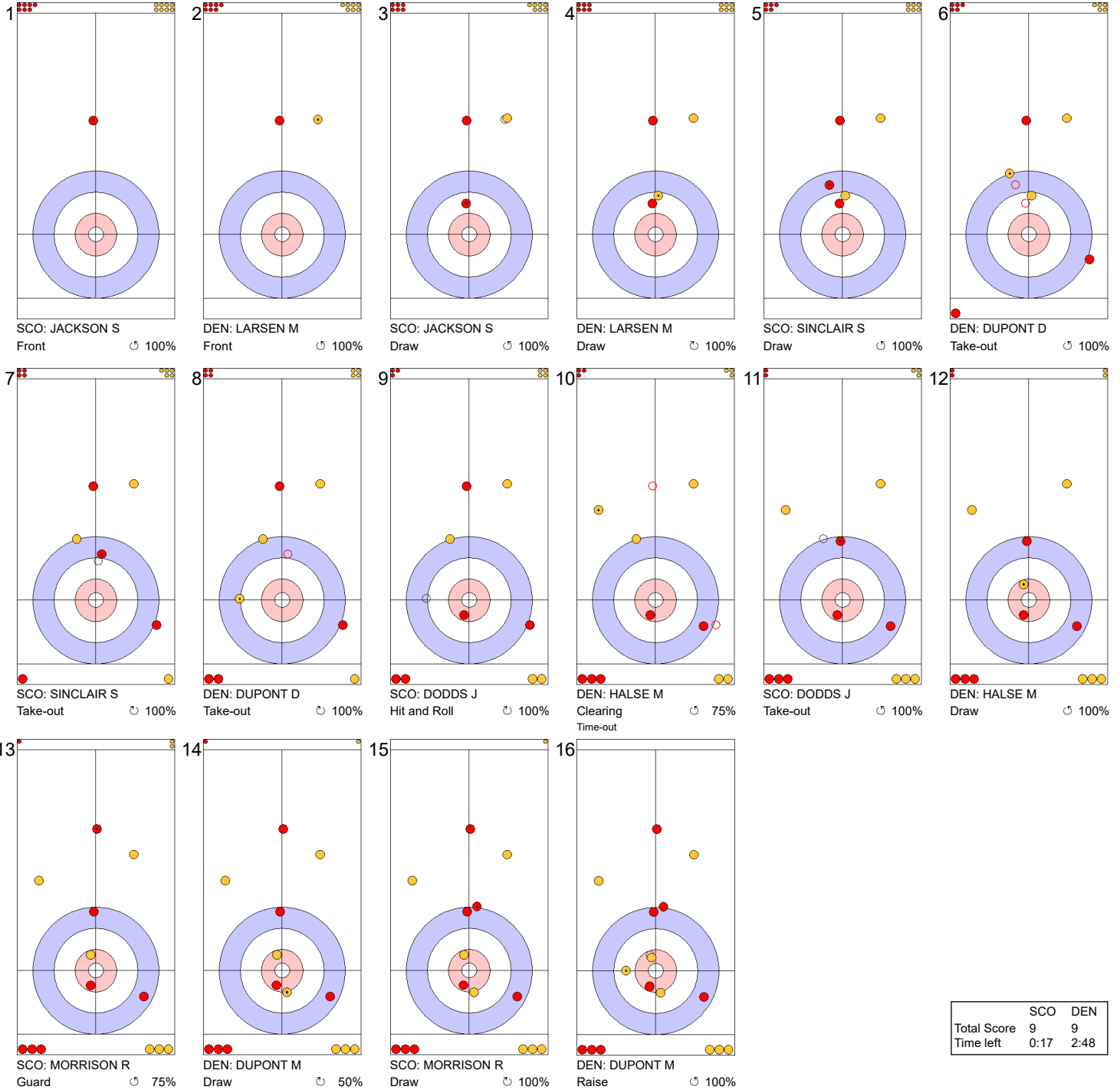


**Legend:**  
 ↻ Clockwise      ↺ Counter-clockwise      - Not considered



Game - Shot by Shot

End 10 **SCO - Scotland 9 + 0 (this end) = 9** **DEN - Denmark 8 + 1 (this end) = 9**



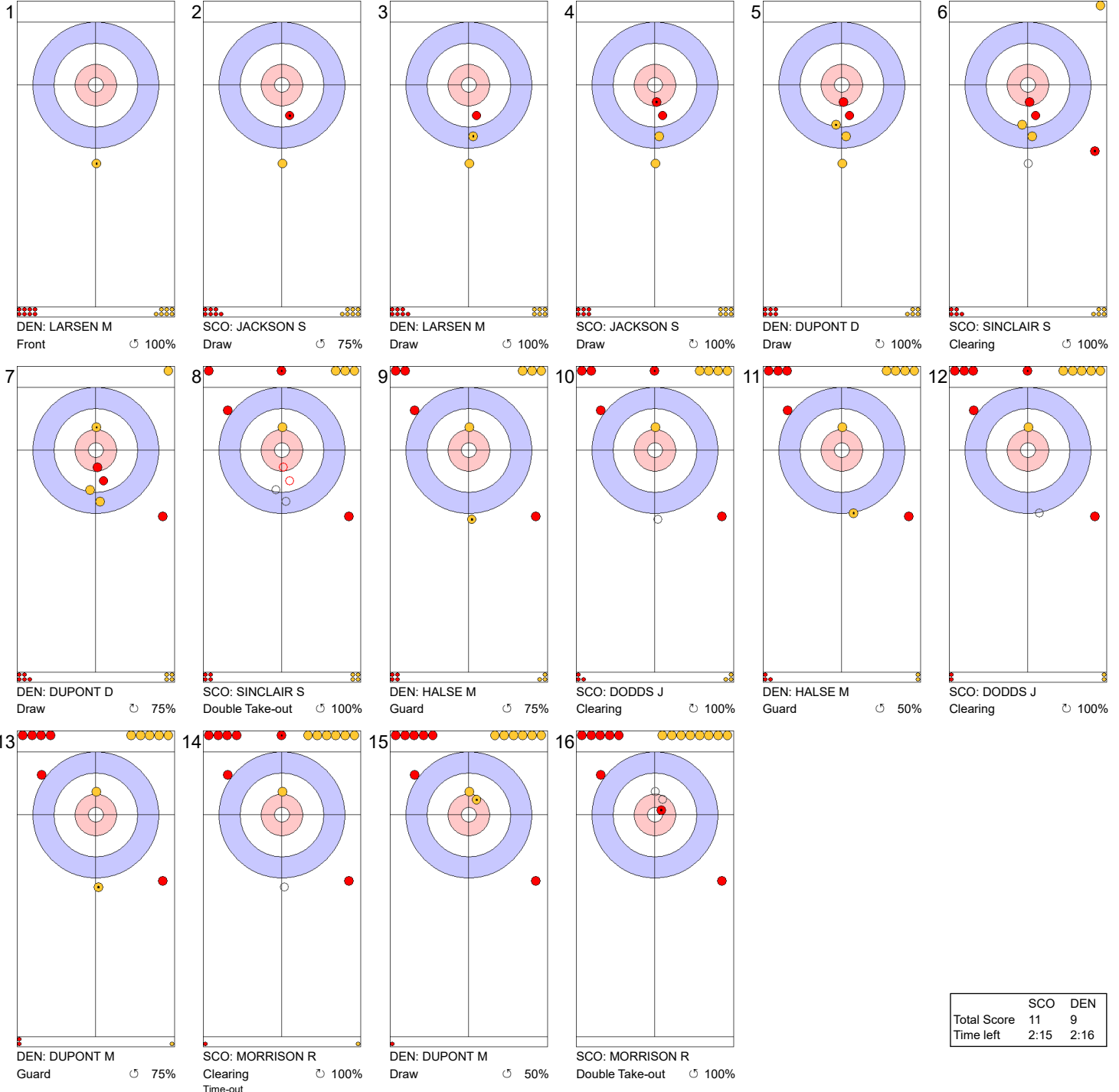
	SCO	DEN
Total Score	9	9
Time left	0:17	2:48

**Legend:**  
 ↻ Clockwise      ↺ Counter-clockwise      - Not considered



**Game - Shot by Shot**

**End 11**   **SCO - Scotland 9 + 2 (this end) = 11**   **DEN - Denmark 9 + 0 (this end) = 9**



	SCO	DEN
Total Score	11	9
Time left	2:15	2:16

**Legend:**  
 Clockwise    
 Counter-clockwise    
 - Not considered

### Game Results

Sheet	Team	LSFE	1	2	3	4	5	6	7	8	9	10	Extra Ends	Total
C	HUN - Hungary	*	2	0	4	0	0	2	0	0	0	0		8
	SWE - Sweden		0	1	0	2	1	0	1	2	2	1		10

HUN - Hungary		Shot Success	Game	All
4 V	JOO Linda	65%	63%	
3 S	KALOCSAI-VAN DORP Vera	81%	74%	
2	TOTH-CSOESZ Orsolya	76%	74%	
1	LAUCHSZ Laura Ildiko	79%	74%	
A	ORBAN Hanna Regina	-	-	
Team Total		75%	72%	

SWE - Sweden		Shot Success	Game	All
4 S	HASSELBORG Anna	81%	84%	
3 V	McMANUS Sara	90%	87%	
2	KNOCHENHAUER Agnes	81%	88%	
1	MABERGS Sofia	89%	91%	
A	HELDIN Johanna	-	-	
Team Total		85%	88%	

**Last Stone Draw** Distance

⌚	JOO Linda	47.7cm
⌚	TOTH-CSOESZ Orsolya	67.5cm
<b>Total</b>		<b>115.2cm</b>

**Last Stone Draw** Distance

⌚	McMANUS Sara	68.0cm
⌚	KNOCHENHAUER Agnes	49.6cm
<b>Total</b>		<b>117.6cm</b>

Time remaining: 0 minutes 28 seconds

Time-out: End 5 - HUN stone 7

Time remaining: 0 minutes 21 seconds

Time-out: End 3 - SWE stone 8

### Shot Success Analysis

HUN - Hungary		⌚	⌚	Game
4 JOO Linda	Draws	6 67%	3 67%	9 67%
	Take-outs	3 67%	8 63%	11 64%
	Total	9 67%	11 64%	20 65%
3 KALOCSAI-VAN DORP Vera	Draws	7 82%	2 100%	9 86%
	Take-outs	5 50%	6 100%	11 77%
	Total	12 69%	8 100%	20 81%
2 TOTH-CSOESZ Orsolya	Draws	10 95%	4 94%	14 95%
	Take-outs	4 38%	2 25%	6 33%
	Total	14 79%	6 71%	20 76%
1 LAUCHSZ Laura Ildiko	Draws	14 84%	6 67%	20 79%
	Take-outs	0 -	0 -	0 -
	Total	14 84%	6 67%	20 79%
A ORBAN Hanna Regina	Draws	0 -	0 -	0 -
	Take-outs	0 -	0 -	0 -
	Total	0 -	0 -	0 -
Team	Draws	37 84%	15 78%	52 82%
	Take-outs	12 50%	16 72%	28 63%
	Total	49 76%	31 75%	80 75%

SWE - Sweden		⌚	⌚	Game
4 HASSELBORG Anna	Draws	4 75%	9 83%	13 81%
	Take-outs	3 100%	4 69%	7 82%
	Total	7 86%	13 79%	20 81%
3 McMANUS Sara	Draws	8 97%	3 92%	11 95%
	Take-outs	3 67%	6 92%	9 83%
	Total	11 89%	9 92%	20 90%
2 KNOCHENHAUER Agnes	Draws	9 89%	5 75%	14 84%
	Take-outs	3 50%	3 100%	6 75%
	Total	12 79%	8 84%	20 81%
1 MABERGS Sofia	Draws	11 84%	9 94%	20 89%
	Take-outs	0 -	0 -	0 -
	Total	11 84%	9 94%	20 89%
A HELDIN Johanna	Draws	0 -	0 -	0 -
	Take-outs	0 -	0 -	0 -
	Total	0 -	0 -	0 -
Team	Draws	32 88%	26 87%	58 87%
	Take-outs	9 72%	13 87%	22 81%
	Total	41 84%	39 87%	80 85%

**Note:**

Position and function for each team member:

4 = Fourth, 3 = Third, 2 = Second, 1 = Lead, A = Alternate, S = Skip, V = Vice-Skip

**Legend:**

⌚ Clockwise

⌚ Counter-clockwise

LSFE(\*) Last Stone First End



**Game - Shot by Shot**



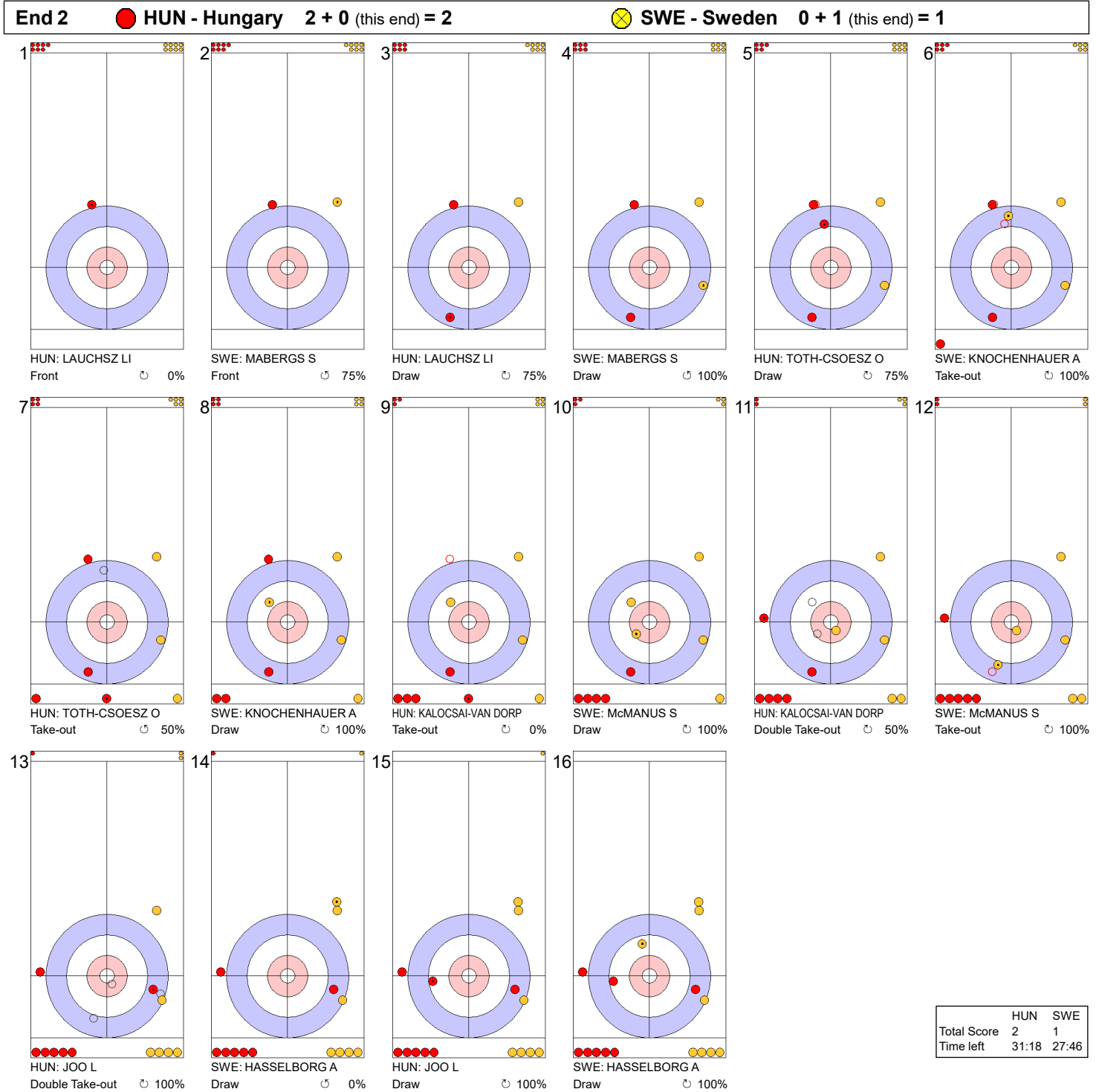
	HUN	SWE
Total Score	2	0
Time left	34:35	31:50

**Legend:**  
 ↻ Clockwise      ↺ Counter-clockwise      - Not considered





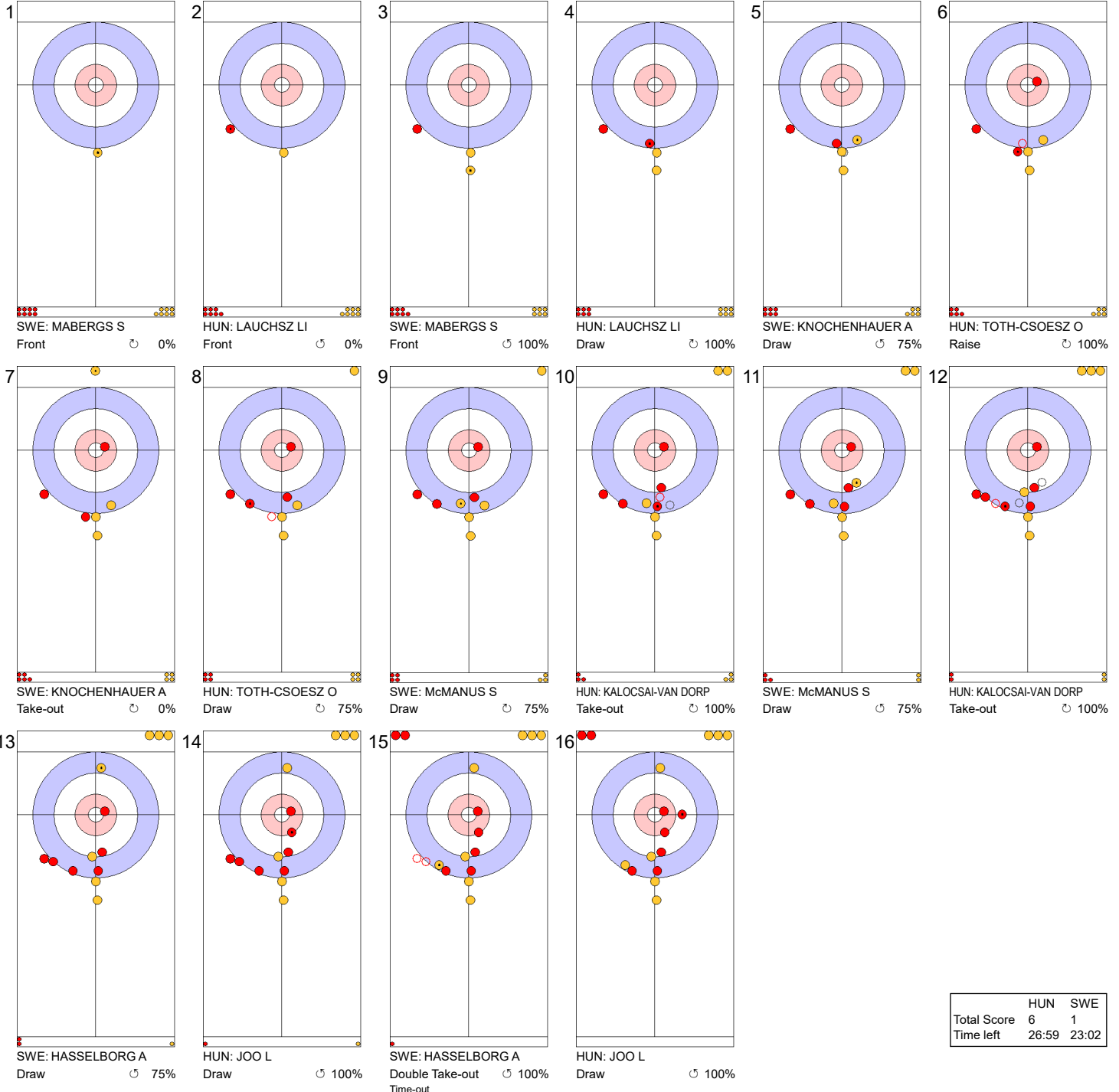
**Game - Shot by Shot**



**Legend:**  
↻ Clockwise      ↺ Counter-clockwise      - Not considered

**Game - Shot by Shot**

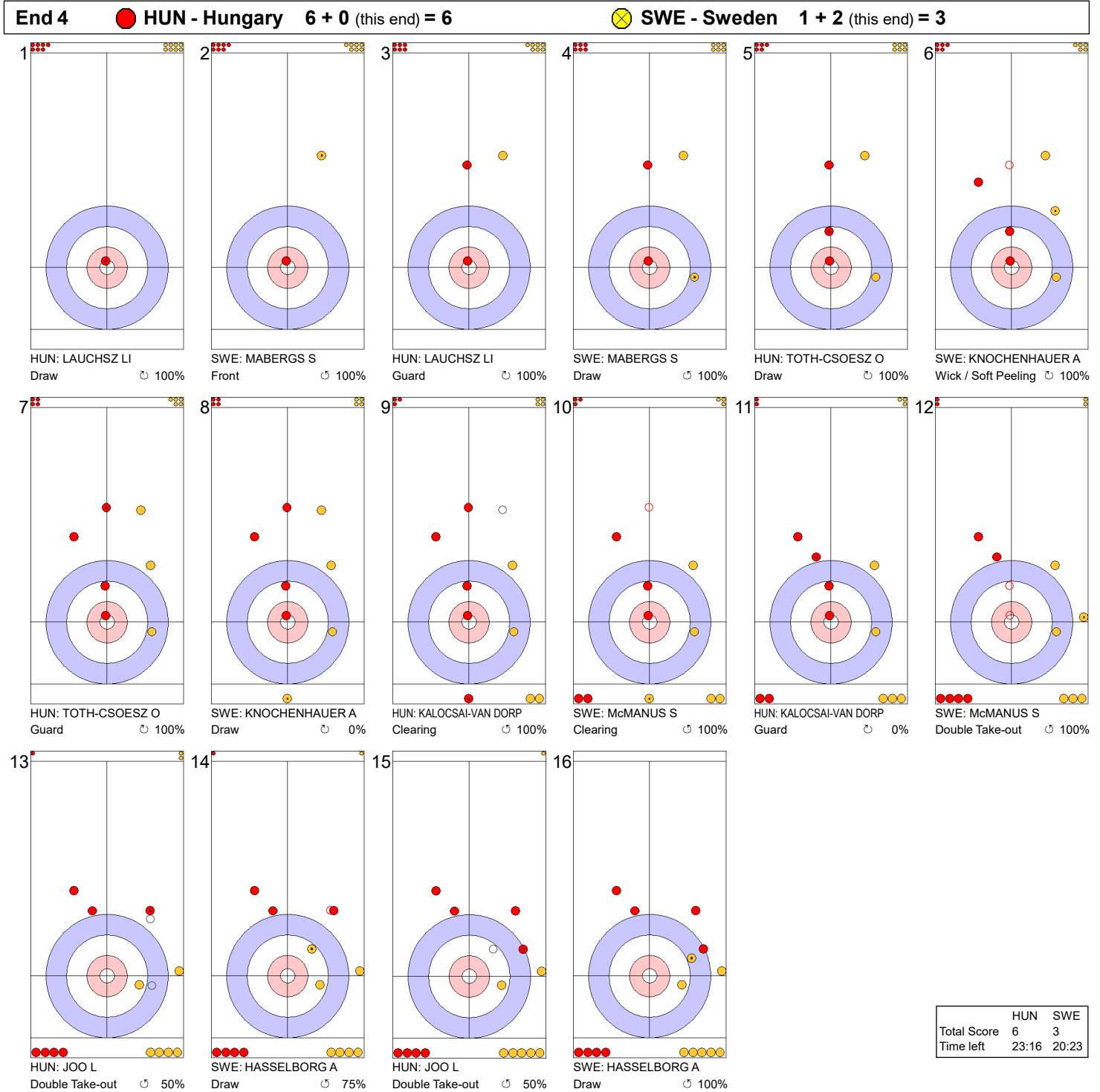
**End 3**   ● **HUN - Hungary** 2 + 4 (this end) = 6   ● **SWE - Sweden** 1 + 0 (this end) = 1



	HUN	SWE
Total Score	6	1
Time left	26:59	23:02

**Legend:**  
 ↻ Clockwise      ↺ Counter-clockwise      - Not considered

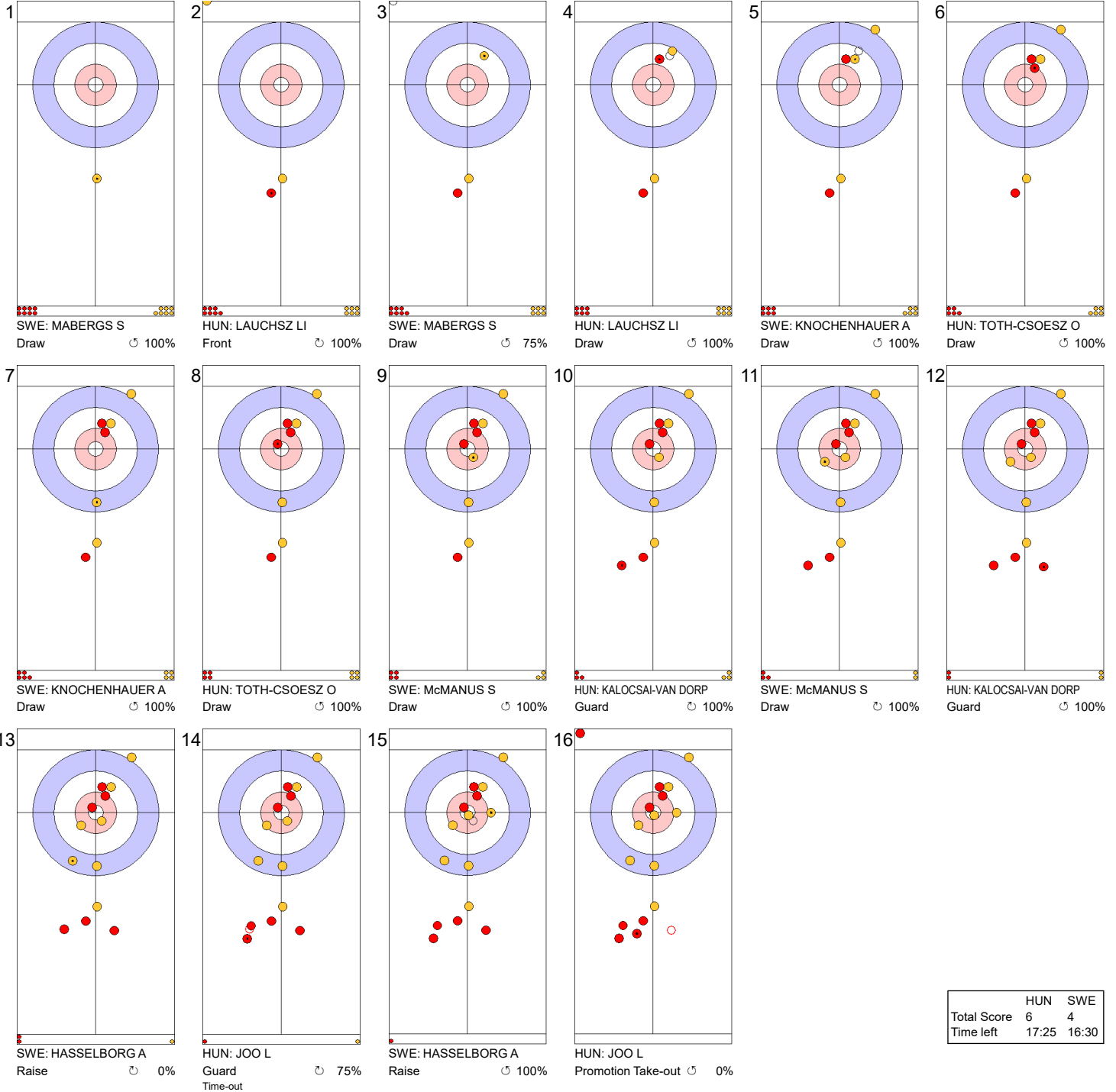
**Game - Shot by Shot**



**Legend:**  
 ↻ Clockwise      ↺ Counter-clockwise      - Not considered

**Game - Shot by Shot**

**End 5**   **HUN - Hungary**   **6 + 0** (this end) = **6**   **SWE - Sweden**   **3 + 1** (this end) = **4**



	HUN	SWE
Total Score	6	4
Time left	17:25	16:30

**Legend:**  
 Clockwise      Counter-clockwise      - Not considered

**Game - Shot by Shot**

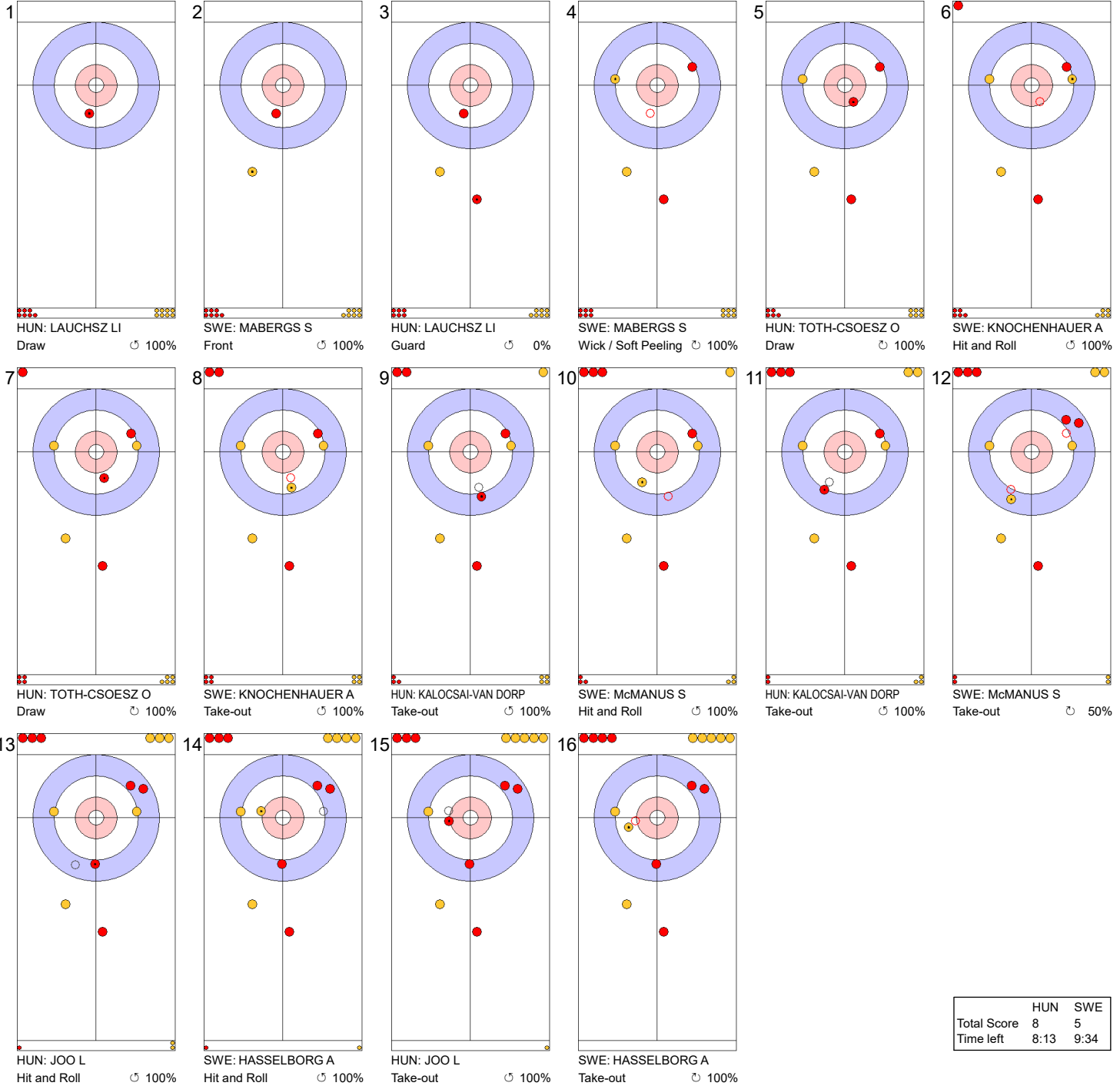


	HUN	SWE
Total Score	8	4
Time left	10:57	12:55

**Legend:**  
 ⌚ Clockwise      ⌚ Counter-clockwise      - Not considered

**Game - Shot by Shot**

**End 7**   ● **HUN - Hungary**   **8 + 0 (this end) = 8**   ● **SWE - Sweden**   **4 + 1 (this end) = 5**



	HUN	SWE
Total Score	8	5
Time left	8:13	9:34

**Legend:**  
 ↻ Clockwise      ↺ Counter-clockwise      - Not considered

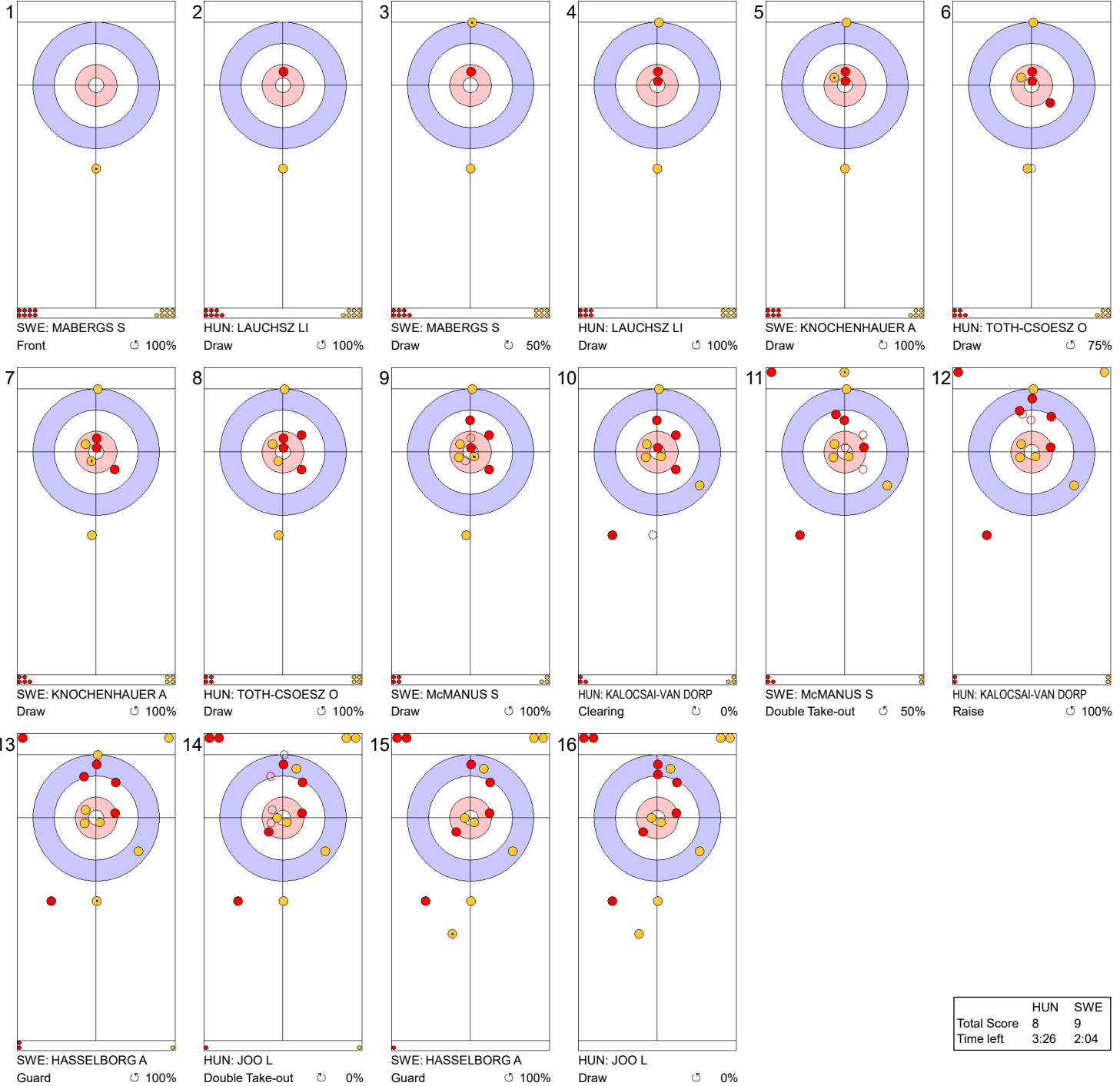
**Game - Shot by Shot**



**Legend:**  
 Clockwise     
 Counter-clockwise     
 - Not considered

**Game - Shot by Shot**

**End 9**   ● **HUN - Hungary**   8 + 0 (this end) = 8   ● **SWE - Sweden**   7 + 2 (this end) = 9



	HUN	SWE
Total Score	8	9
Time left	3:26	2:04

**Legend:**  
 ↻ Clockwise      ↺ Counter-clockwise      - Not considered



**Game - Shot by Shot**

**End 10**   ● **HUN - Hungary 8 + 0 (this end) = 8**   ⊗ **SWE - Sweden 9 + 1 (this end) = 10**

<p>1</p> <p>SWE: MABERGS S Front   ⌚ 100%</p>	<p>2</p> <p>HUN: LAUCHSZ LI Draw   ⌚ 100%</p>	<p>3</p> <p>SWE: MABERGS S Draw   ⌚ 100%</p>	<p>4</p> <p>HUN: LAUCHSZ LI Draw   ⌚ 100%</p>	<p>5</p> <p>SWE: KNOCHENHAUER A Draw   ⌚ 100%</p>	<p>6</p> <p>HUN: TOTH-CSOESZ O Take-out   ⌚ 0%</p>
<p>7</p> <p>SWE: KNOCHENHAUER A Double Take-out   ⌚ 100%</p>	<p>8</p> <p>HUN: TOTH-CSOESZ O Double Take-out   ⌚ 100%</p>	<p>9</p> <p>SWE: McMANUS S Hit and Roll   ⌚ 100%</p>	<p>10</p> <p>HUN: KALOCSAI-VAN DORP Draw   ⌚ 75%</p>	<p>11</p> <p>SWE: McMANUS S Take-out   ⌚ 50%</p>	<p>12</p> <p>HUN: KALOCSAI-VAN DORP Draw   ⌚ 100%</p>
<p>13</p> <p>SWE: HASSELBORG A Double Take-out   ⌚ 100%</p>	<p>14</p> <p>HUN: JOO L Draw   ⌚ 100%</p>	<p>15</p> <p>SWE: HASSELBORG A Draw   ⌚ 100%</p>	<p>16</p> <p>HUN: JOO L Raise   ⌚ 0%</p>		

	HUN	SWE
Total Score	8	10
Time left	0:28	0:21

**Legend:**  
⌚ Clockwise   ⌚ Counter-clockwise   - Not considered

### Game Results

Sheet	Team	LSFE	1	2	3	4	5	6	7	8	9	10	Extra Ends	Total
D	EST - Estonia		0	3	0	1	0	2	0	2	0	2		10
	LTU - Lithuania	*	1	0	1	0	2	0	1	0	2	0		7

EST - Estonia		Shot Success	Game	All
4	TUVIKE Erika	66%		58%
3	V LAIDSALU Kerli	60%		69%
2	S TURMANN Liisa	64%		63%
1	GROSSMANN Heili	80%		80%
A	-	-		-
Team Total		67%		68%

LTU - Lithuania		Shot Success	Game	All
4	S PAULAUSKAITE Virginija	64%		65%
3	V DVOJEGLAZOVA Olga	54%		54%
2	KIUDYTE Migle	51%		58%
1	BLAZIENE Ruta	59%		64%
A	-	-		-
Team Total		57%		60%

**Last Stone Draw** Distance

⌚	GROSSMANN Heili	64.6cm
⌚	TURMANN Liisa	83.4cm
<b>Total</b>		<b>148.0cm</b>

**Last Stone Draw** Distance

⌚	DVOJEGLAZOVA Olga	18.7cm
⌚	BLAZIENE Ruta	29.5cm
<b>Total</b>		<b>48.2cm</b>

Time remaining: 1 minute 14 seconds

Time-out: End 10 - EST stone 7

Time remaining: 0 minutes 32 seconds

Time-out: End 10 - LTU stone 8

### Shot Success Analysis

EST - Estonia		⌚	⌚	Game
4 TUVIKE Erika	Draws	6 38%	4 63%	10 48%
	Take-outs	4 75%	5 95%	9 86%
	Total	10 53%	9 81%	19 66%
3 LAIDSALU Kerli	Draws	6 67%	3 50%	9 61%
	Take-outs	5 70%	6 50%	11 59%
	Total	11 68%	9 50%	20 60%
2 TURMANN Liisa	Draws	4 75%	2 50%	6 67%
	Take-outs	6 71%	8 56%	14 63%
	Total	10 73%	10 55%	20 64%
1 GROSSMANN Heili	Draws	10 95%	9 72%	19 84%
	Take-outs	0 -	1 0%	1 0%
	Total	10 95%	10 65%	20 80%
A -	Draws	0 -	0 -	0 -
	Take-outs	0 -	0 -	0 -
	Total	0 -	0 -	0 -
Team	Draws	26 72%	18 64%	44 69%
	Take-outs	15 72%	20 61%	35 66%
	Total	41 72%	38 63%	79 67%

LTU - Lithuania		⌚	⌚	Game
4 PAULAUSKAITE Virginija	Draws	2 50%	3 42%	5 45%
	Take-outs	9 75%	6 63%	15 70%
	Total	11 70%	9 56%	20 64%
3 DVOJEGLAZOVA Olga	Draws	4 44%	7 46%	11 45%
	Take-outs	5 75%	4 50%	9 64%
	Total	9 61%	11 48%	20 54%
2 KIUDYTE Migle	Draws	4 50%	10 40%	14 43%
	Take-outs	2 63%	4 75%	6 71%
	Total	6 54%	14 50%	20 51%
1 BLAZIENE Ruta	Draws	2 38%	17 62%	19 59%
	Take-outs	1 50%	0 -	1 50%
	Total	3 42%	17 62%	20 59%
A -	Draws	0 -	0 -	0 -
	Take-outs	0 -	0 -	0 -
	Total	0 -	0 -	0 -
Team	Draws	12 46%	37 51%	49 50%
	Take-outs	17 72%	14 63%	31 68%
	Total	29 61%	51 54%	80 57%

**Note:**

Position and function for each team member:

4 = Fourth, 3 = Third, 2 = Second, 1 = Lead, A = Alternate, S = Skip, V = Vice-Skip

**Legend:**

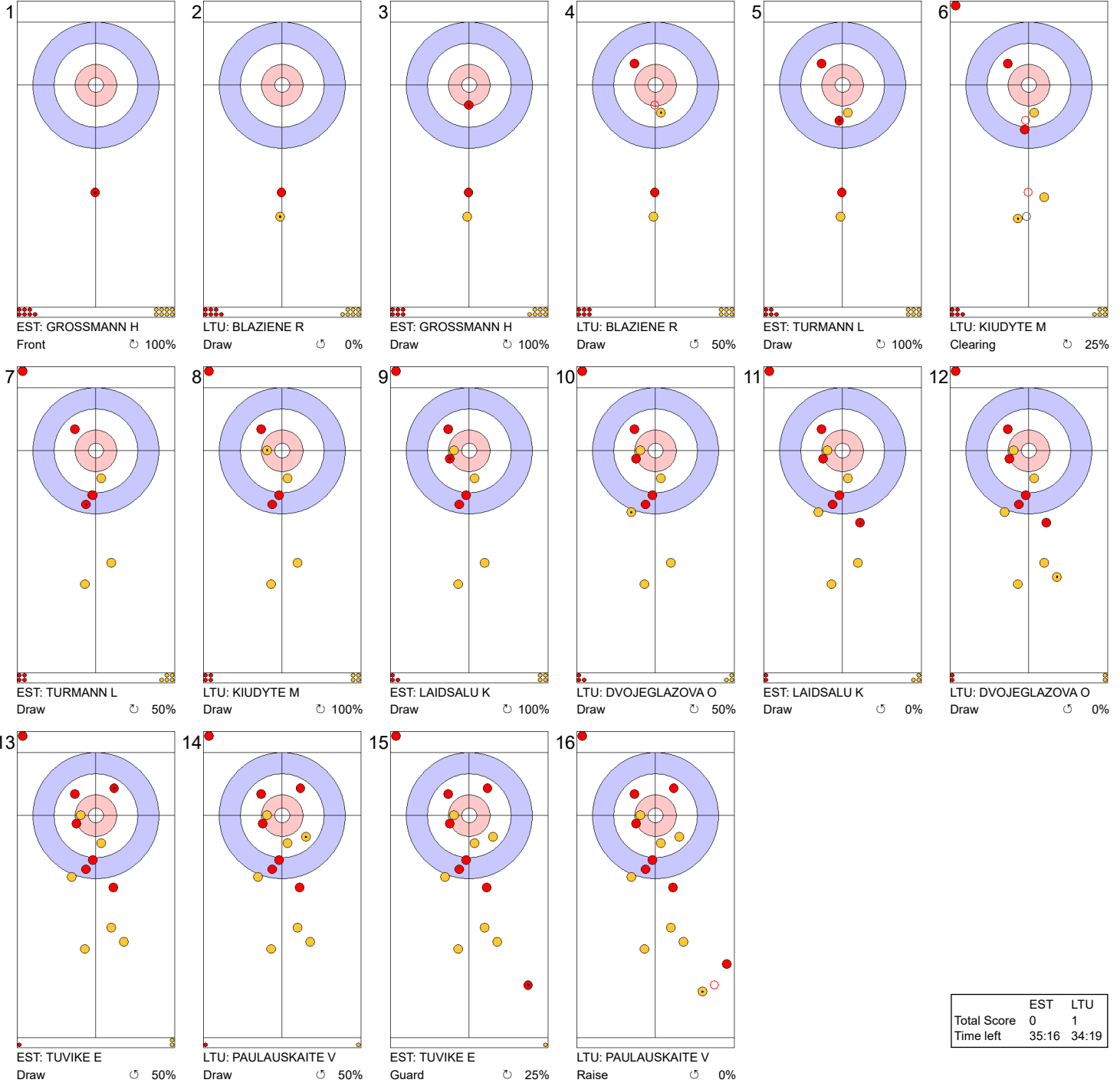
⌚ Clockwise

⌚ Counter-clockwise

LSFE(\*) Last Stone First End

**Game - Shot by Shot**

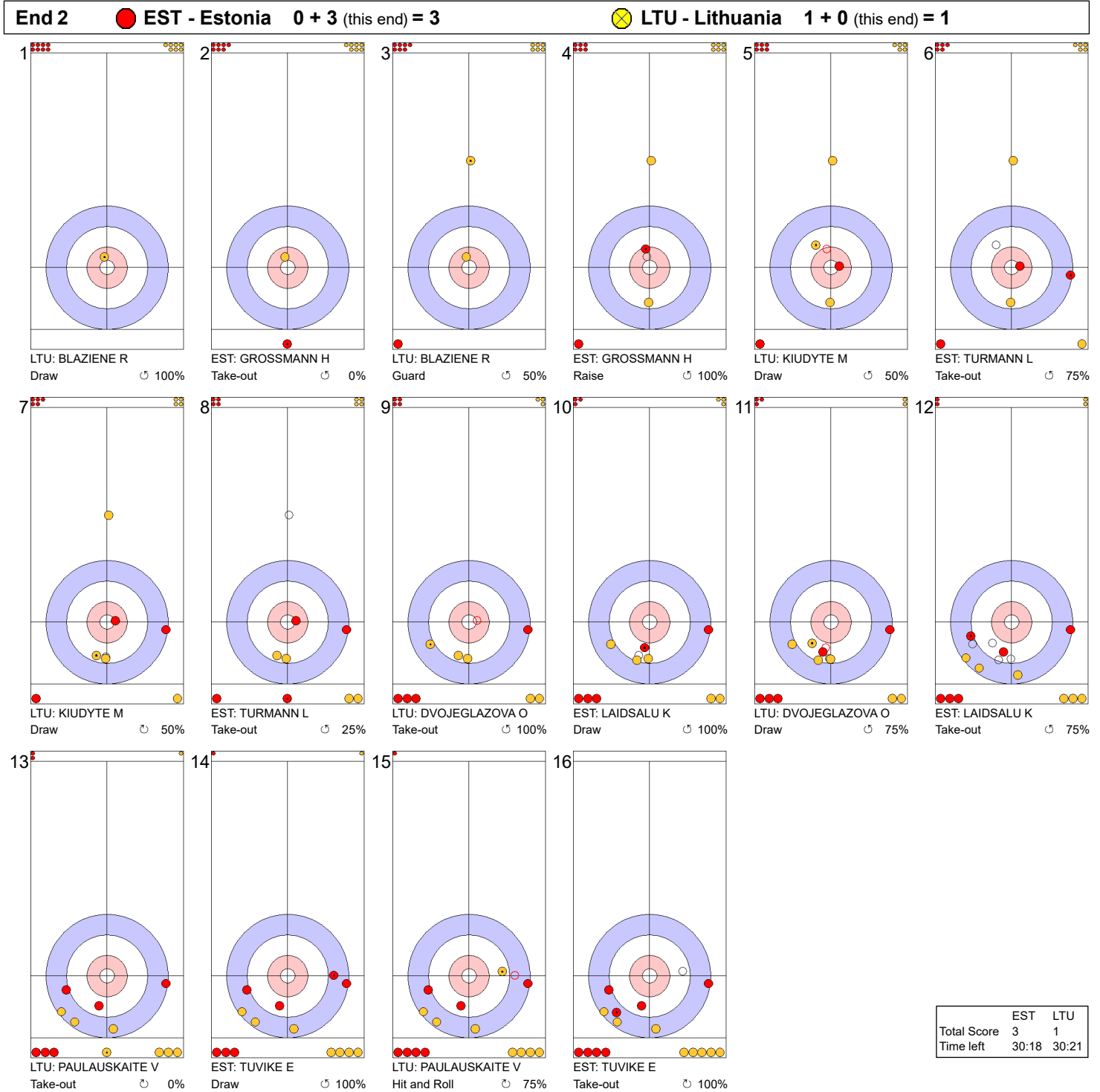
**End 1** ● **EST - Estonia** 0 + 0 (this end) = 0      ● **LTU - Lithuania** 0 + 1 (this end) = 1



	EST	LTU
Total Score	0	1
Time left	35:16	34:19

**Legend:**  
 ↻ Clockwise      ↺ Counter-clockwise      - Not considered

**Game - Shot by Shot**



**Legend:**  
 ↻ Clockwise      ↺ Counter-clockwise      - Not considered

**Game - Shot by Shot**


**End 3**   ● **EST - Estonia** 3 + 0 (this end) = 3   ● **LTU - Lithuania** 1 + 1 (this end) = 2



	EST	LTU
Total Score	3	2
Time left	27:18	25:56

**Legend:**  
 ↻ Clockwise      ↺ Counter-clockwise      - Not considered

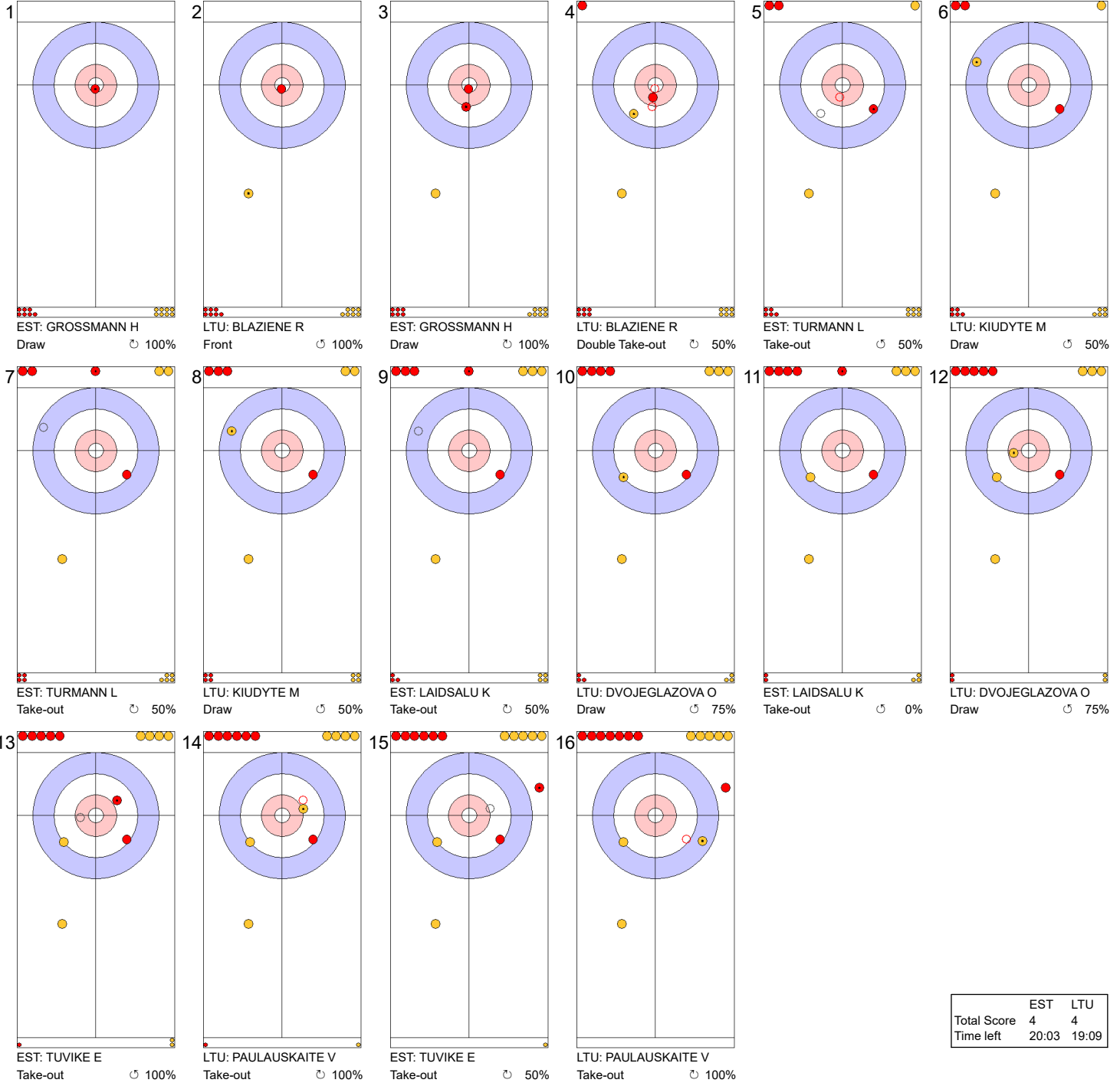
**Game - Shot by Shot**



**Legend:**  
 Clockwise     
 Counter-clockwise     
 - Not considered

**Game - Shot by Shot**

**End 5**   ● **EST - Estonia** 4 + 0 (this end) = 4   ● **LTU - Lithuania** 2 + 2 (this end) = 4



	EST	LTU
Total Score	4	4
Time left	20:03	19:09

**Legend:**  
 ↻ Clockwise      ↺ Counter-clockwise      - Not considered

**Game - Shot by Shot**

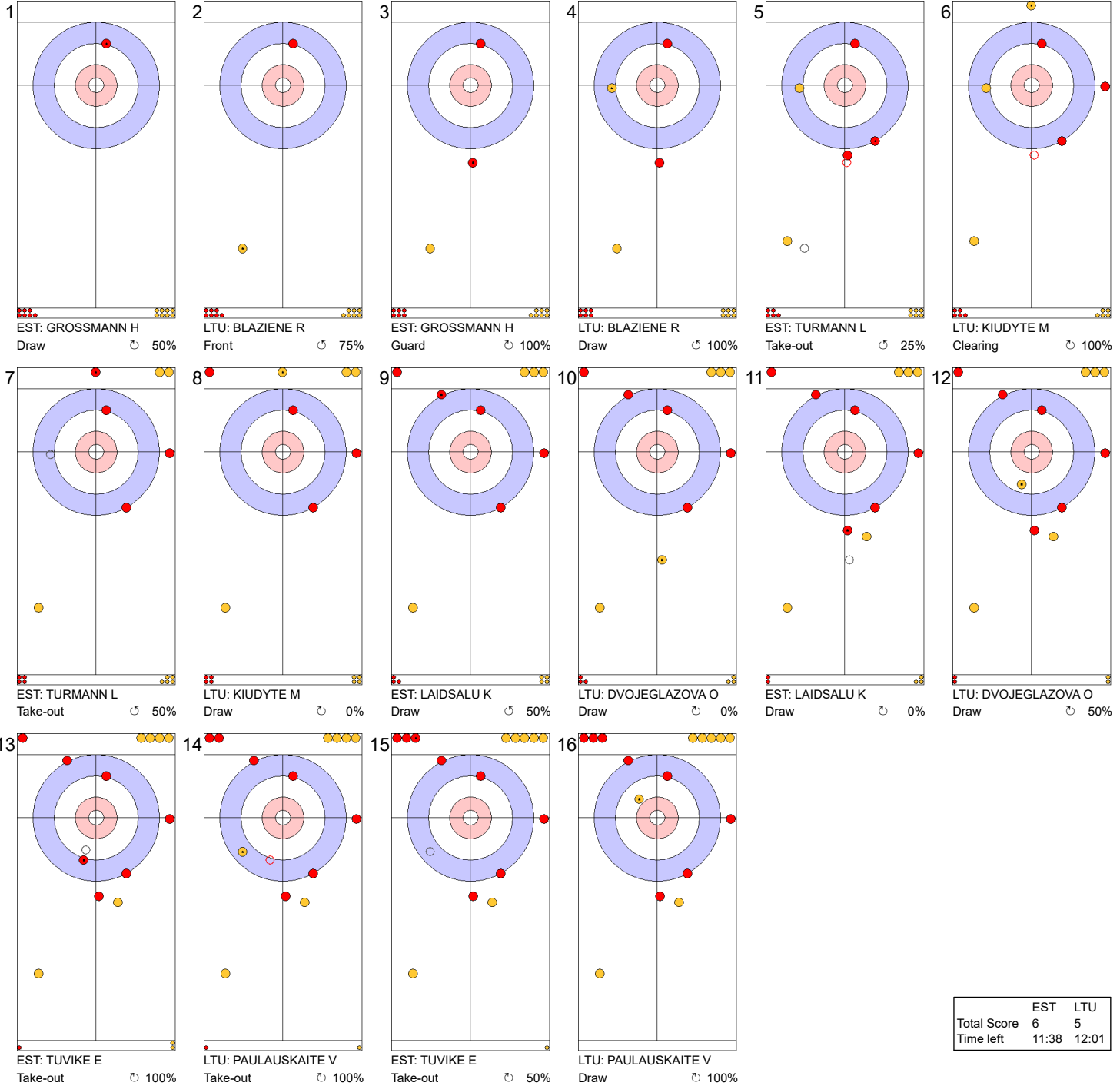


**Legend:**  
 ⌚ Clockwise      ⌚ Counter-clockwise      - Not considered



**Game - Shot by Shot**

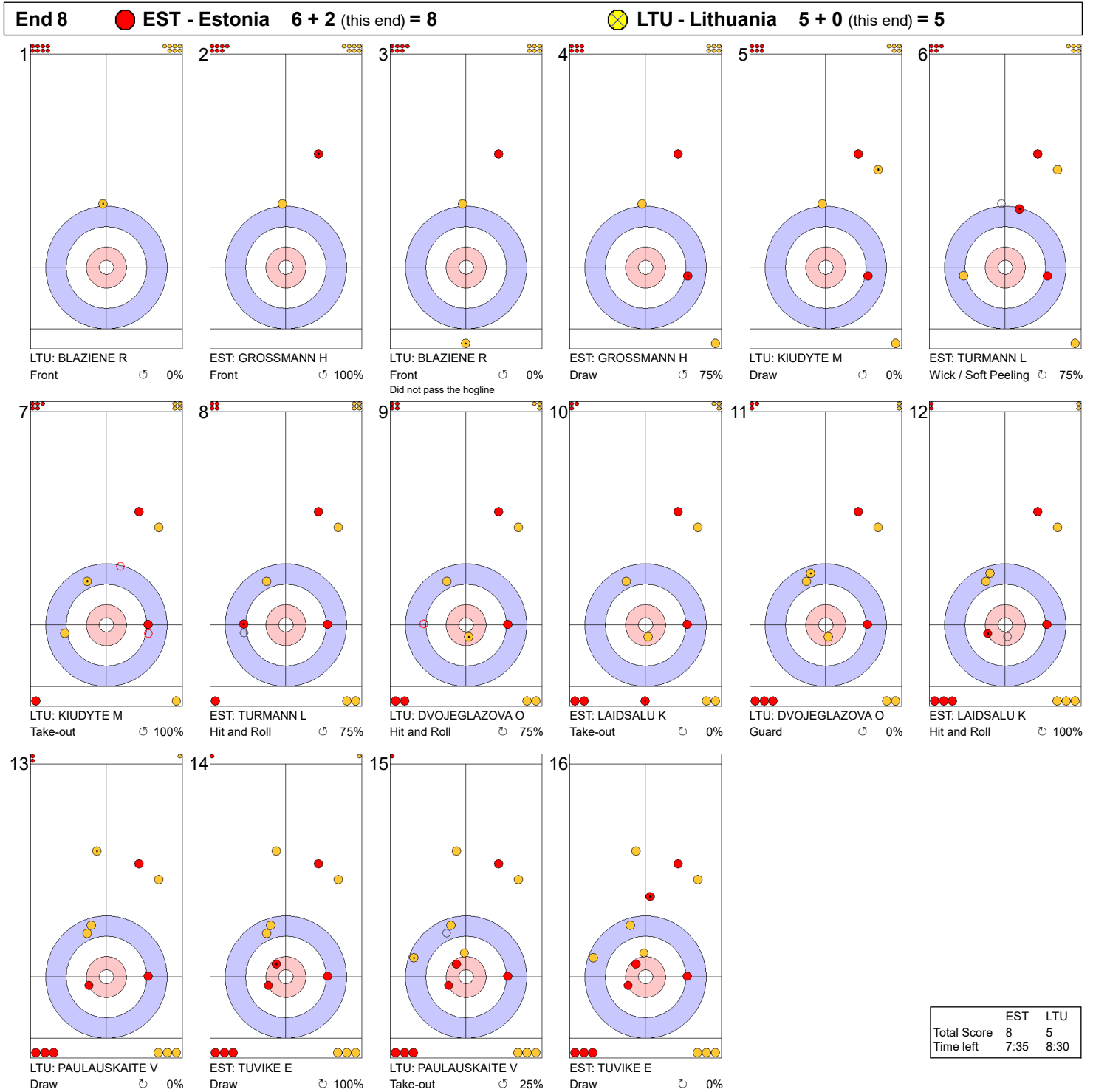
**End 7**   ● **EST - Estonia** 6 + 0 (this end) = 6   ● **LTU - Lithuania** 4 + 1 (this end) = 5



	EST	LTU
Total Score	6	5
Time left	11:38	12:01

**Legend:**  
 Clockwise      Counter-clockwise      - Not considered

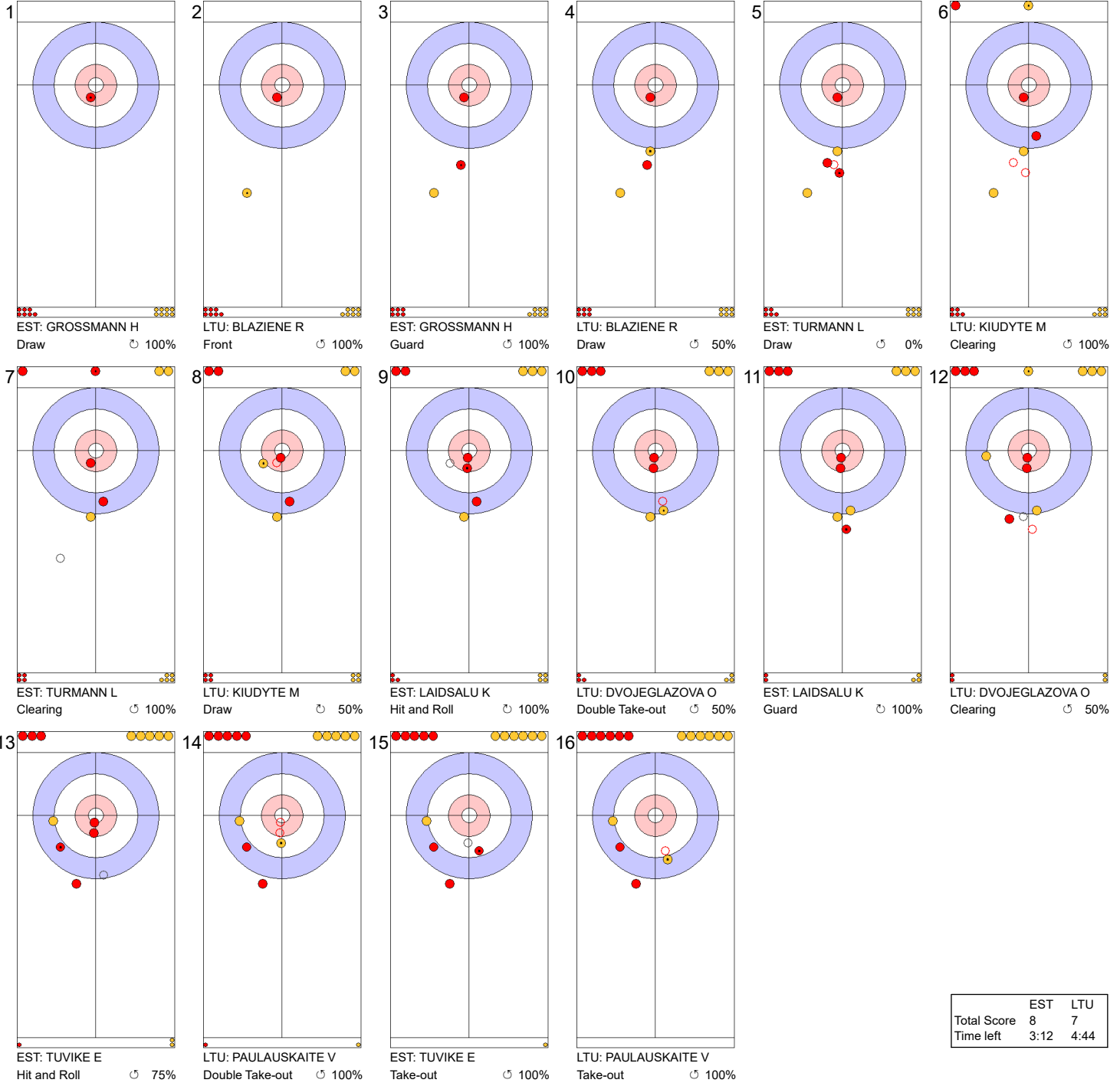
**Game - Shot by Shot**



**Legend:**  
 Clockwise      Counter-clockwise      - Not considered

**Game - Shot by Shot**

**End 9**   ● **EST - Estonia** 8 + 0 (this end) = 8   ● **LTU - Lithuania** 5 + 2 (this end) = 7

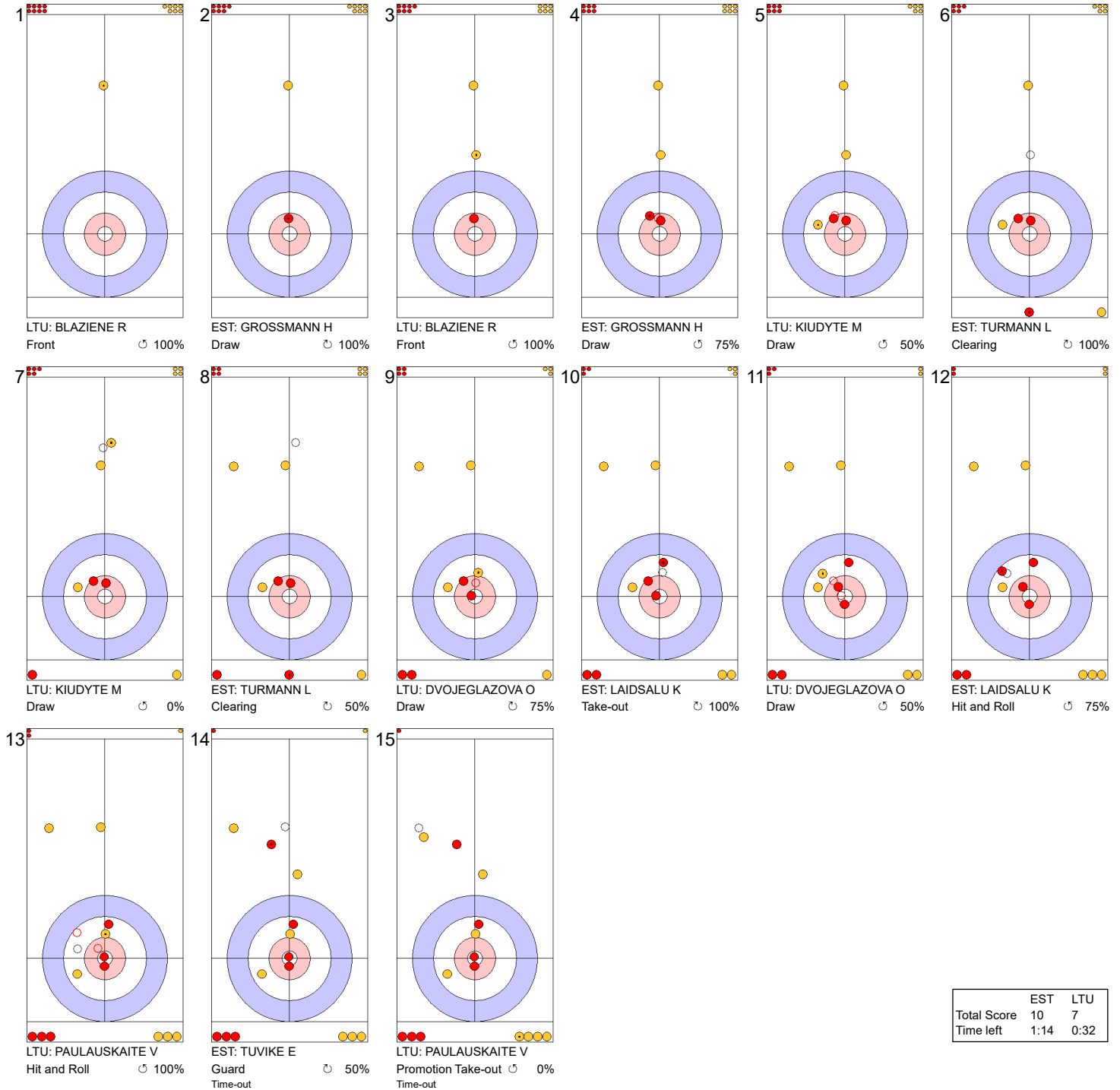


	EST	LTU
Total Score	8	7
Time left	3:12	4:44

**Legend:**  
 ↻ Clockwise      ↺ Counter-clockwise      - Not considered

**Game - Shot by Shot**

**End 10**   ● **EST - Estonia** 8 + 2 (this end) = 10   ● **LTU - Lithuania** 7 + 0 (this end) = 7



	EST	LTU
Total Score	10	7
Time left	1:14	0:32

**Legend:**  
 ↻ Clockwise   ↺ Counter-clockwise   - Not considered

### Game Results

Sheet	Team	LSFE	1	2	3	4	5	6	7	8	9	10	Extra Ends	Total
E	TUR - Türkiye	*	1	0	1	1	0	0	2	0	2	0		7
	ITA - Italy		0	2	0	0	2	1	0	3	0	3		11

TUR - Türkiye		Shot Success	Game	All
4 S	YILDIZ Dilsat	73%		73%
3 V	POLAT Oznur	76%		68%
2	CALIKUSU Ifayet Safak	70%		69%
1	SENGUL Berfin	73%		79%
A	KARAMAN Iclal	-		-
Team Total		73%		72%

ITA - Italy		Shot Success	Game	All
4 S	CONSTANTINI Stefania	74%		79%
3 V	ZARDINI LACEDELLI Giulia	90%		82%
2	MATHIS Elena	73%		80%
1	ROMEI Angela	81%		82%
A	LO DESERTO Marta	-		-
Team Total		79%		81%

**Last Stone Draw** Distance

⌚	SENGUL Berfin	7.8cm
⌚	POLAT Oznur	33.3cm
<b>Total</b>		<b>41.1cm</b>

**Last Stone Draw** Distance

⌚	ROMEI Angela	24.8cm
⌚	MATHIS Elena	22.7cm
<b>Total</b>		<b>47.5cm</b>

Time remaining: 0 minutes 8 seconds

Time remaining: 0 minutes 25 seconds

Time-out: End 9 - TUR stone 6

Time-out: End 9 - ITA stone 7

### Shot Success Analysis

TUR - Türkiye		⌚	⌚	Game
4 YILDIZ Dilsat	Draws	6 83%	6 63%	12 73%
	Take-outs	1 100%	7 68%	8 72%
	Total	7 86%	13 65%	20 73%
3 POLAT Oznur	Draws	1 100%	6 58%	7 64%
	Take-outs	6 75%	7 89%	13 83%
	Total	7 79%	13 75%	20 76%
2 CALIKUSU Ifayet Safak	Draws	4 88%	6 58%	10 70%
	Take-outs	5 80%	5 60%	10 70%
	Total	9 83%	11 59%	20 70%
1 SENGUL Berfin	Draws	17 81%	1 75%	18 81%
	Take-outs	1 0%	1 0%	2 0%
	Total	18 76%	2 38%	20 73%
A KARAMAN Iclal	Draws	0 -	0 -	0 -
	Take-outs	0 -	0 -	0 -
	Total	0 -	0 -	0 -
Team	Draws	28 83%	19 61%	47 74%
	Take-outs	13 73%	20 70%	33 71%
	Total	41 80%	39 65%	80 73%

ITA - Italy		⌚	⌚	Game
4 CONSTANTINI Stefania	Draws	5 100%	3 92%	8 97%
	Take-outs	5 70%	7 50%	12 58%
	Total	10 85%	10 63%	20 74%
3 ZARDINI LACEDELLI Giulia	Draws	1 100%	7 86%	8 88%
	Take-outs	5 85%	7 96%	12 92%
	Total	6 88%	14 91%	20 90%
2 MATHIS Elena	Draws	5 65%	2 100%	7 75%
	Take-outs	4 25%	9 92%	13 71%
	Total	9 47%	11 93%	20 73%
1 ROMEI Angela	Draws	9 86%	10 75%	19 80%
	Take-outs	0 -	1 100%	1 100%
	Total	9 86%	11 77%	20 81%
A LO DESERTO Marta	Draws	0 -	0 -	0 -
	Take-outs	0 -	0 -	0 -
	Total	0 -	0 -	0 -
Team	Draws	20 85%	22 83%	42 84%
	Take-outs	14 63%	24 81%	38 74%
	Total	34 76%	46 82%	80 79%

**Note:**

Position and function for each team member:

4 = Fourth, 3 = Third, 2 = Second, 1 = Lead, A = Alternate, S = Skip, V = Vice-Skip

**Legend:**

⌚ Clockwise

⌚ Counter-clockwise

LSFE(\*) Last Stone First End

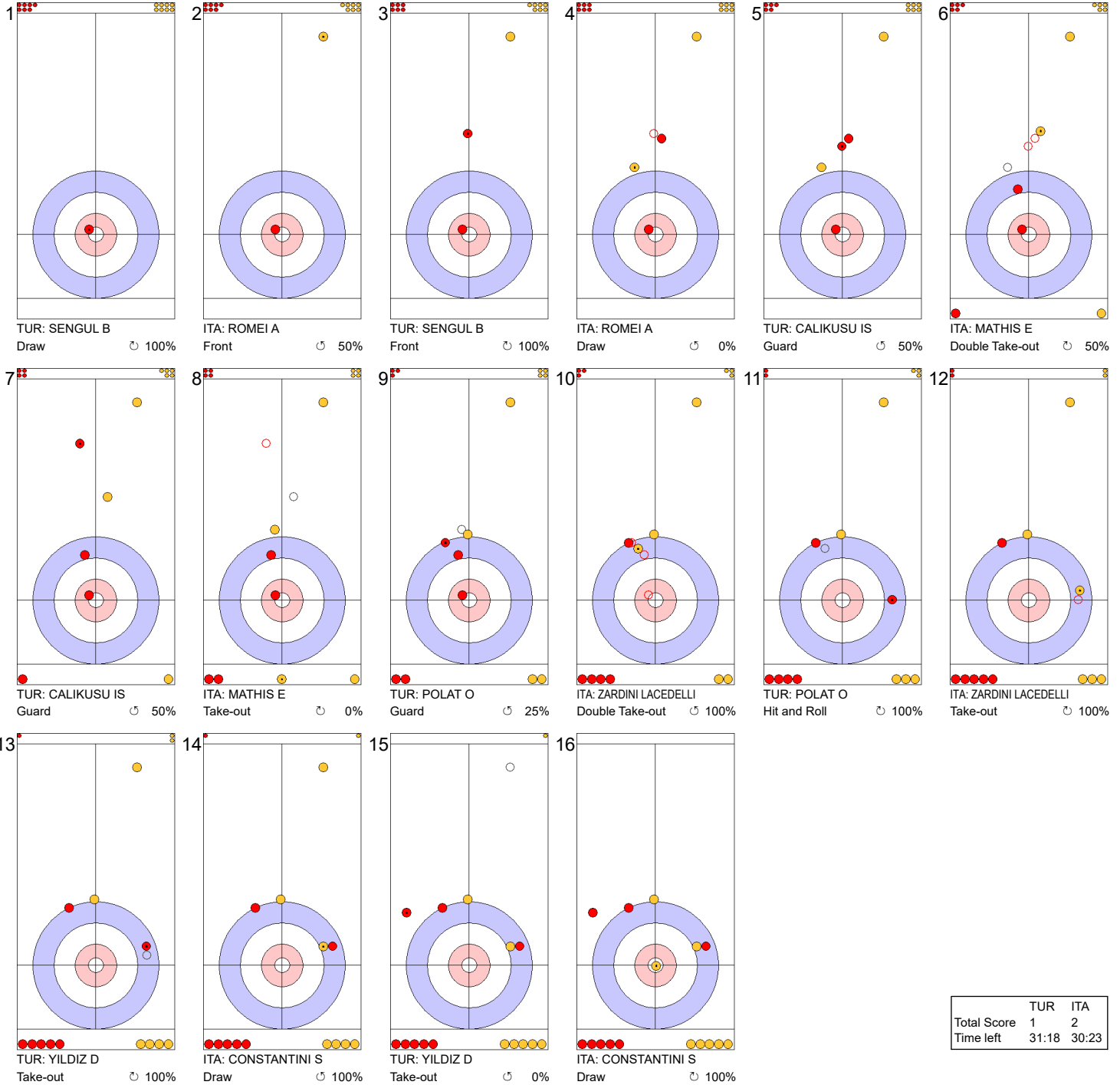
**Game - Shot by Shot**



**Legend:**  
 ↻ Clockwise      ↺ Counter-clockwise      - Not considered

**Game - Shot by Shot**

**End 2**   ● **TUR - Türkiye** 1 + 0 (this end) = 1   ● **ITA - Italy** 0 + 2 (this end) = 2



	TUR	ITA
Total Score	1	2
Time left	31:18	30:23

**Legend:**  
 Clockwise     Counter-clockwise     - Not considered

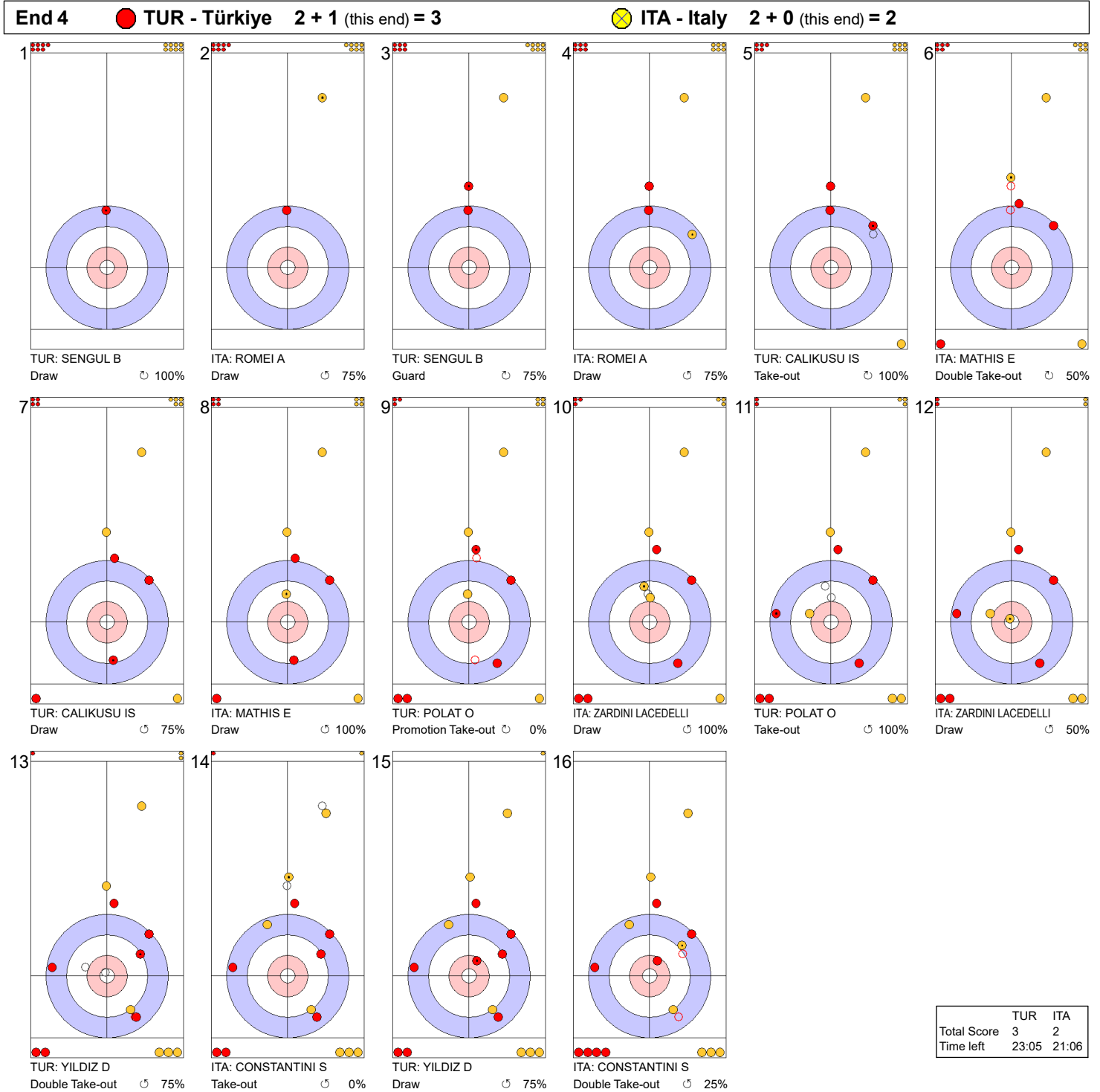
**Game - Shot by Shot**



**Legend:**  
 Clockwise     
 Counter-clockwise     
 - Not considered



**Game - Shot by Shot**



**Legend:**  
 ↻ Clockwise   ↺ Counter-clockwise   - Not considered

**Game - Shot by Shot**



**Legend:**  
 Clockwise     
 Counter-clockwise     
 - Not considered

**Game - Shot by Shot**

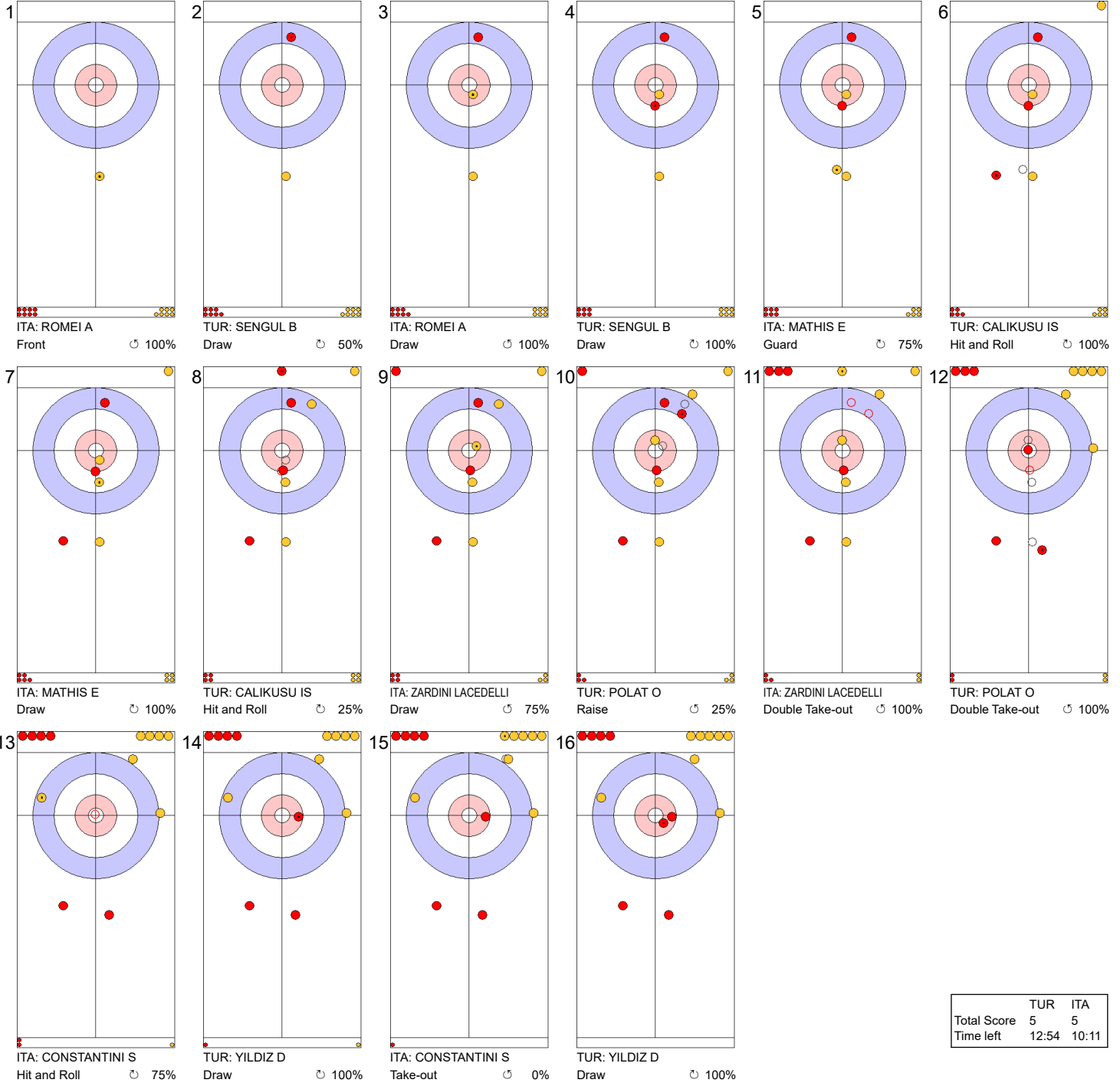
**End 6**    ● **TUR - Türkiye** 3 + 0 (this end) = 3    ● **ITA - Italy** 4 + 1 (this end) = 5



**Legend:**  
 ↻ Clockwise      ↺ Counter-clockwise      - Not considered

**Game - Shot by Shot**

**End 7**    ● **TUR - Türkiye** 3 + 2 (this end) = 5    ● **ITA - Italy** 5 + 0 (this end) = 5



	TUR	ITA
Total Score	5	5
Time left	12:54	10:11

**Legend:**  
 ↻ Clockwise      ↺ Counter-clockwise      - Not considered

**Game - Shot by Shot**

**End 8**   ● **TUR - Türkiye** 5 + 0 (this end) = 5   ● **ITA - Italy** 5 + 3 (this end) = 8



	TUR	ITA
Total Score	5	8
Time left	8:27	7:09

**Legend:**  
 Clockwise     Counter-clockwise     - Not considered

**Game - Shot by Shot**

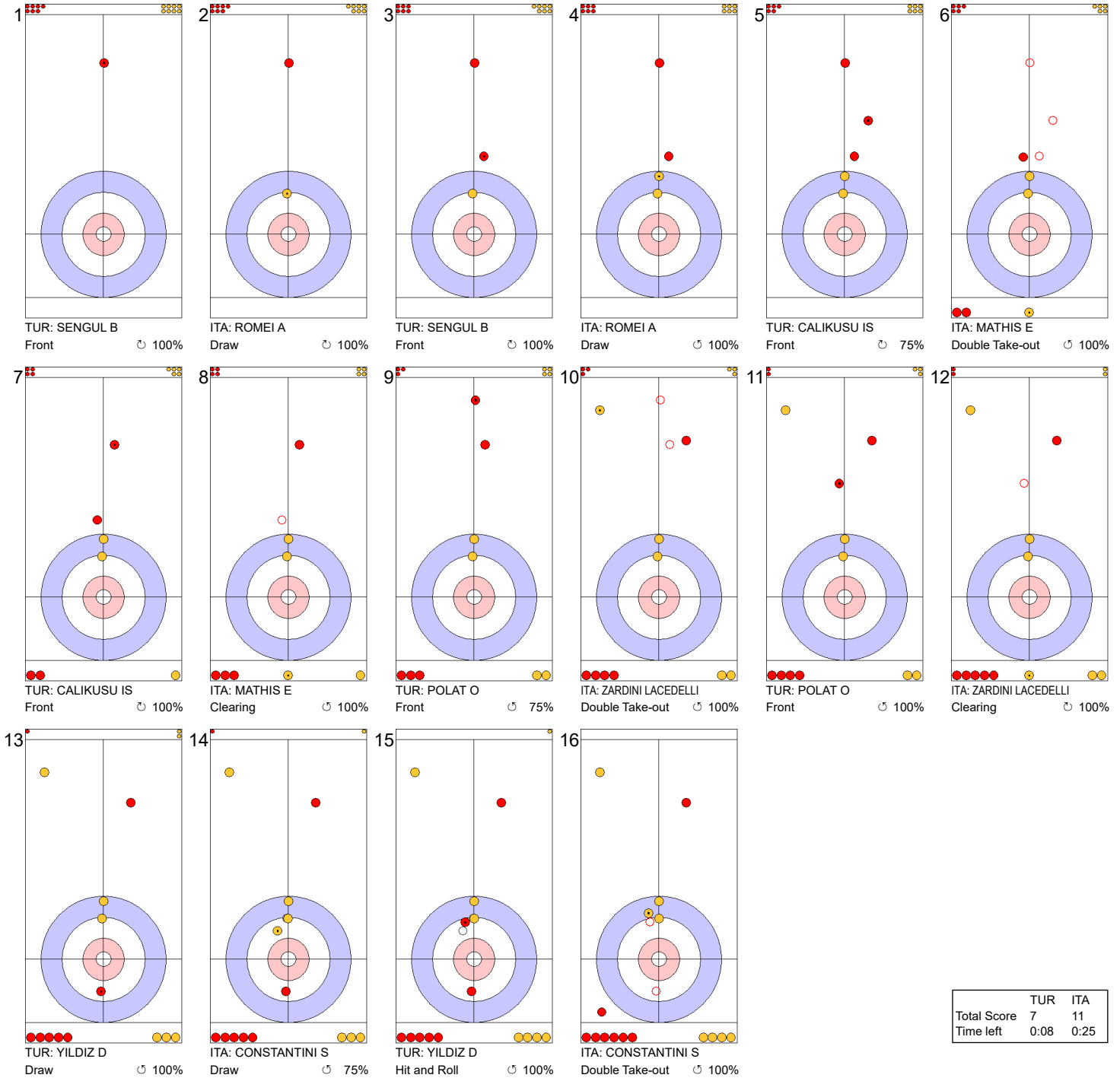
**End 9** ● **TUR - Türkiye** 5 + 2 (this end) = 7      ● **ITA - Italy** 8 + 0 (this end) = 8



**Legend:**  
 ↻ Clockwise      ↺ Counter-clockwise      - Not considered

**Game - Shot by Shot**

**End 10** ● **TUR - Türkiye 7 + 0 (this end) = 7**      ● **ITA - Italy 8 + 3 (this end) = 11**



	TUR	ITA
Total Score	7	11
Time left	0:08	0:25

**Legend:**  
 ↻ Clockwise      ↺ Counter-clockwise      - Not considered

### Session Results and Standings

Sheet	Team	LSD/LSFE	1	2	3	4	5	6	7	8	9	10	Extra Ends	Total
A	SWE - Sweden	70.5cm	0	2	0	0	2	1	0	2	1	X		8
	SCO - Scotland	41.0cm *	1	0	0	2	0	0	2	0	0	X		5
B	TUR - Türkiye	221.3cm	0	1	0	1	0	2	0	0	2	0		6
	NOR - Norway	21.7cm *	3	0	1	0	1	0	1	1	0	3		10
C	ITA - Italy	64.7cm *	1	3	3	0	3	0	1	X	X	X		11
	LTU - Lithuania	311.9cm	0	0	0	2	0	2	0	X	X	X		4
D	SUI - Switzerland	42.1cm *	1	0	0	1	0	0	0	1	1	X		4
	DEN - Denmark	251.3cm	0	1	0	0	0	1	0	0	0	X		2
E	HUN - Hungary	163.2cm	0	1	2	0	5	0	0	1	1	X		10
	EST - Estonia	83.6cm *	1	0	0	3	0	1	1	0	0	X		6

### Current Standings

Rank	Team	Games	Wins	Losses
1	HUN - Hungary	1	1	0
1	ITA - Italy	1	1	0
1	NOR - Norway	1	1	0
1	SUI - Switzerland	1	1	0
1	SWE - Sweden	1	1	0
6	DEN - Denmark	1	0	1
6	EST - Estonia	1	0	1
6	LTU - Lithuania	1	0	1
6	SCO - Scotland	1	0	1
6	TUR - Türkiye	1	0	1

**Note:**  
Under World Curling rules, tie-breaking rules for standings are not applied until after the last game of the round robin.

**Legend:**  
**LSD** Last Stone Draw      **LSFE(\*)** Last Stone First End      **X** Unplayed/unfinished end due to concession



### Game Results

Sheet	Team	LSFE	1	2	3	4	5	6	7	8	9	10	Extra Ends	Total
A	SWE - Sweden		0	2	0	0	2	1	0	2	1	X		8
	SCO - Scotland	*	1	0	0	2	0	0	2	0	0	X		5

SWE - Sweden		Shot Success	Game	All
4 S	HASSELBORG Anna	88%	88%	
3 V	McMANUS Sara	84%	84%	
2	KNOCHENHAUER Agnes	95%	95%	
1	MABERGS Sofia	94%	94%	
A	HELDIN Johanna	-	-	
Team Total		90%	90%	

SCO - Scotland		Shot Success	Game	All
4 V	MORRISON Rebecca	69%	69%	
3	DODDS Jennifer	71%	71%	
2	SINCLAIR Sophie	89%	89%	
1 S	JACKSON Sophie	85%	85%	
A	HENDERSON Fay	-	-	
Team Total		79%	79%	

**Last Stone Draw** Distance

↻	HASSELBORG Anna	37.7cm
↺	MABERGS Sofia	32.8cm
<b>Total</b>		<b>70.5cm</b>

**Last Stone Draw** Distance

↻	MORRISON Rebecca	21.1cm
↺	JACKSON Sophie	19.9cm
<b>Total</b>		<b>41.0cm</b>

Time remaining: 1 minute 22 seconds

Time-out: End 9 - SWE stone 7

Time remaining: 2 minutes 14 seconds

Time-out: End 9 - SCO stone 8

### Shot Success Analysis

SWE - Sweden		↻	↺	Game
4	HASSELBORG Anna	Draws 6 100%	4 100%	10 100%
		Take-outs 4 88%	6 67%	10 75%
		Total 10 95%	10 80%	20 88%
3	McMANUS Sara	Draws 3 100%	4 88%	7 93%
		Take-outs 5 75%	8 81%	13 79%
		Total 8 84%	12 83%	20 84%
2	KNOCHENHAUER Agnes	Draws 5 100%	8 88%	13 92%
		Take-outs 5 100%	2 100%	7 100%
		Total 10 100%	10 90%	20 95%
1	MABERGS Sofia	Draws 7 93%	10 98%	17 96%
		Take-outs 0 -	3 83%	3 83%
		Total 7 93%	13 94%	20 94%
A	HELDIN Johanna	Draws 0 -	0 -	0 -
		Take-outs 0 -	0 -	0 -
		Total 0 -	0 -	0 -
Team		Draws 21 98%	26 93%	47 95%
		Take-outs 14 88%	19 79%	33 83%
		Total 35 94%	45 87%	80 90%

SCO - Scotland		↻	↺	Game
4	MORRISON Rebecca	Draws 1 75%	2 100%	3 92%
		Take-outs 7 68%	8 63%	15 65%
		Total 8 69%	10 70%	18 69%
3	DODDS Jennifer	Draws 2 50%	3 67%	5 60%
		Take-outs 8 88%	7 61%	15 75%
		Total 10 80%	10 63%	20 71%
2	SINCLAIR Sophie	Draws 4 94%	5 90%	9 92%
		Take-outs 8 81%	3 100%	11 86%
		Total 12 85%	8 94%	20 89%
1	JACKSON Sophie	Draws 5 100%	14 82%	19 87%
		Take-outs 0 -	1 50%	1 50%
		Total 5 100%	15 80%	20 85%
A	HENDERSON Fay	Draws 0 -	0 -	0 -
		Take-outs 0 -	0 -	0 -
		Total 0 -	0 -	0 -
Team		Draws 12 88%	24 83%	36 85%
		Take-outs 23 79%	19 67%	42 74%
		Total 35 82%	43 76%	78 79%

**Note:**  
Position and function for each team member:  
4 = Fourth, 3 = Third, 2 = Second, 1 = Lead, A = Alternate, S = Skip, V = Vice-Skip

**Legend:**  
↻ Clockwise      ↺ Counter-clockwise      LSFE(\*) Last Stone First End  
X Unplayed/unfinished end due to concession

**Game - Shot by Shot**

**End 1**   ● **SWE - Sweden** 0 + 0 (this end) = 0   ● **SCO - Scotland** 0 + 1 (this end) = 1



**Legend:**  
 ↻ Clockwise   ↺ Counter-clockwise   - Not considered

**Game - Shot by Shot**



**Legend:**  
 Clockwise     
 Counter-clockwise     
 - Not considered

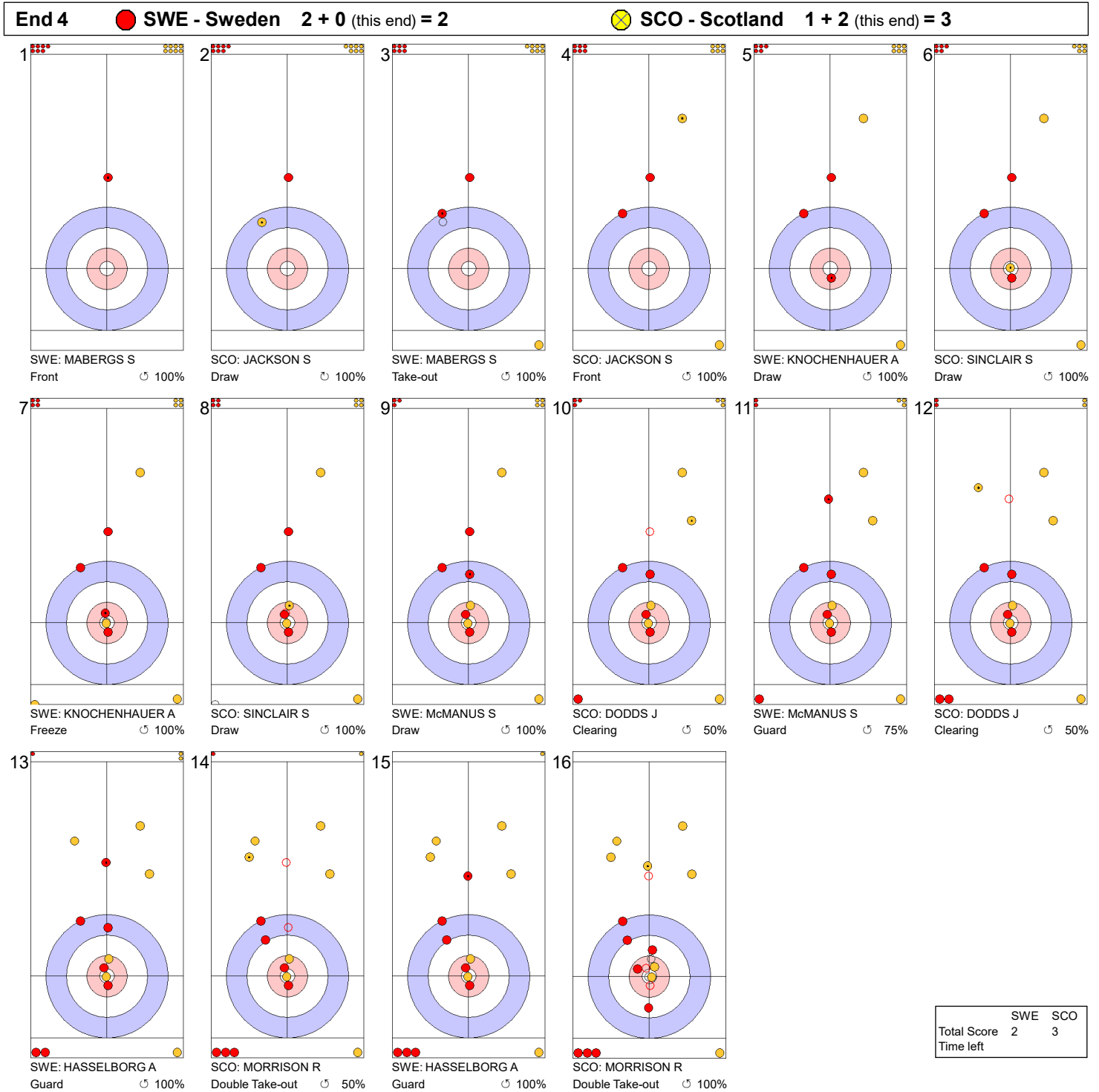
**Game - Shot by Shot**

**End 3**    **SWE - Sweden 2 + 0 (this end) = 2**    **SCO - Scotland 1 + 0 (this end) = 1**



**Legend:**  
 Clockwise    Counter-clockwise    - Not considered

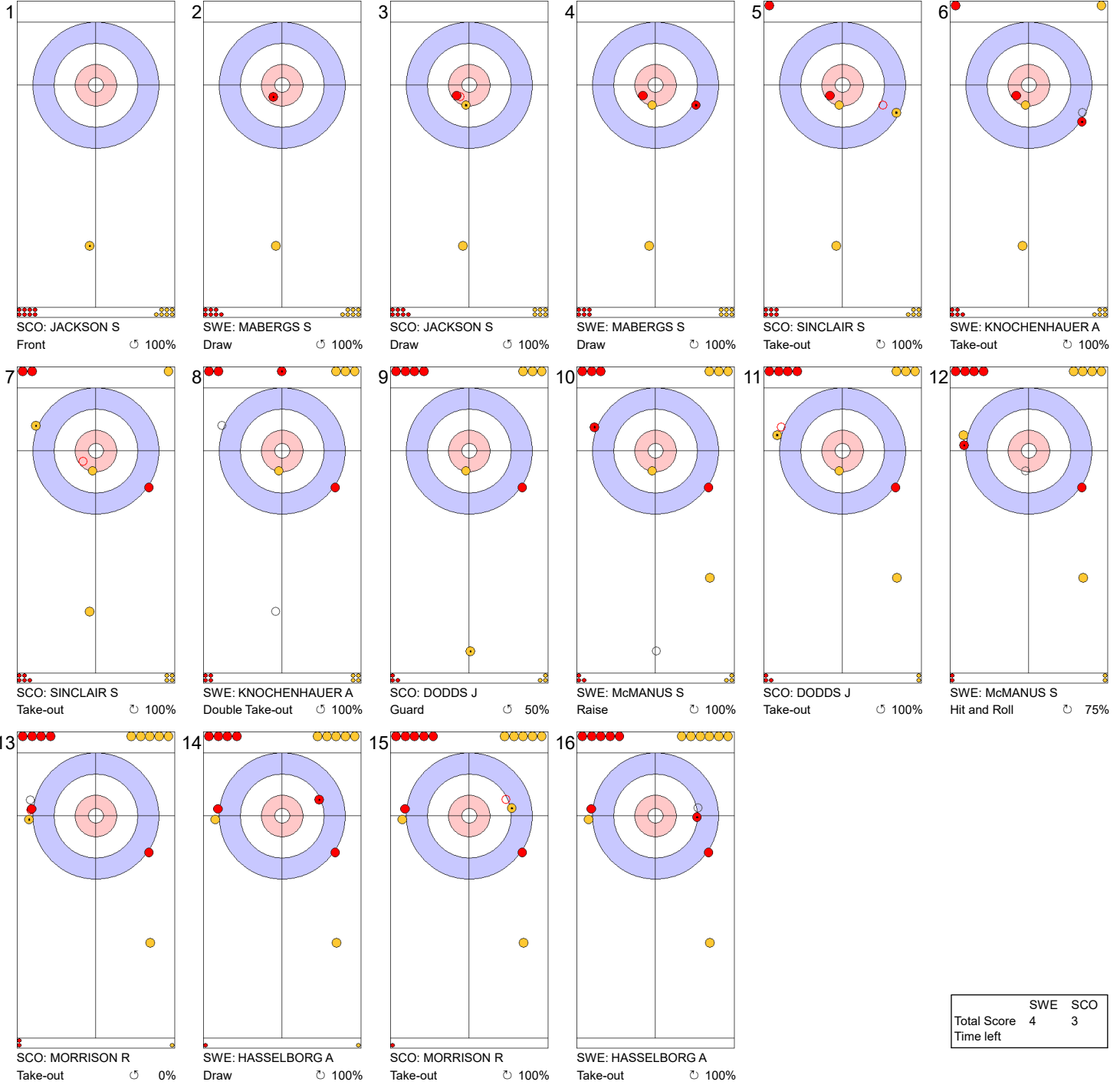
**Game - Shot by Shot**



**Legend:**  
 ↻ Clockwise      ↺ Counter-clockwise      - Not considered

**Game - Shot by Shot**

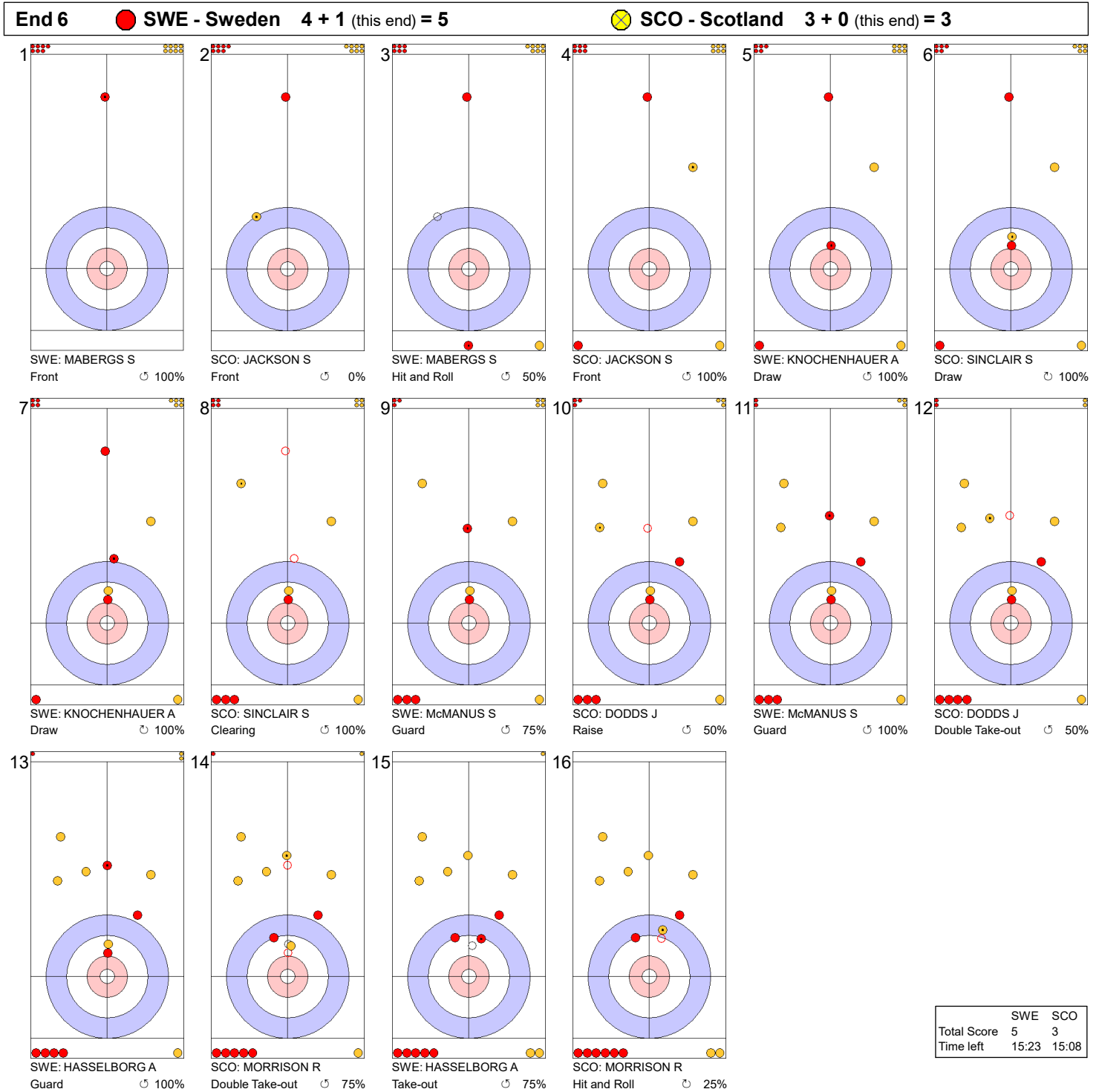
**End 5**    ● **SWE - Sweden** 2 + 2 (this end) = 4    ● **SCO - Scotland** 3 + 0 (this end) = 3



	SWE	SCO
Total Score	4	3
Time left		

**Legend:**  
 ↻ Clockwise      ↺ Counter-clockwise      - Not considered

**Game - Shot by Shot**



**Legend:**  
 ↻ Clockwise      ↺ Counter-clockwise      - Not considered

**Game - Shot by Shot**

**End 7**   **SWE - Sweden 5 + 0 (this end) = 5**   **SCO - Scotland 3 + 2 (this end) = 5**



	SWE	SCO
Total Score	5	5
Time left	10:37	11:23

**Legend:**  
 Clockwise     
 Counter-clockwise     
 - Not considered



**Game - Shot by Shot**

**End 8**    ● **SWE - Sweden** 5 + 2 (this end) = 7    ● **SCO - Scotland** 5 + 0 (this end) = 5



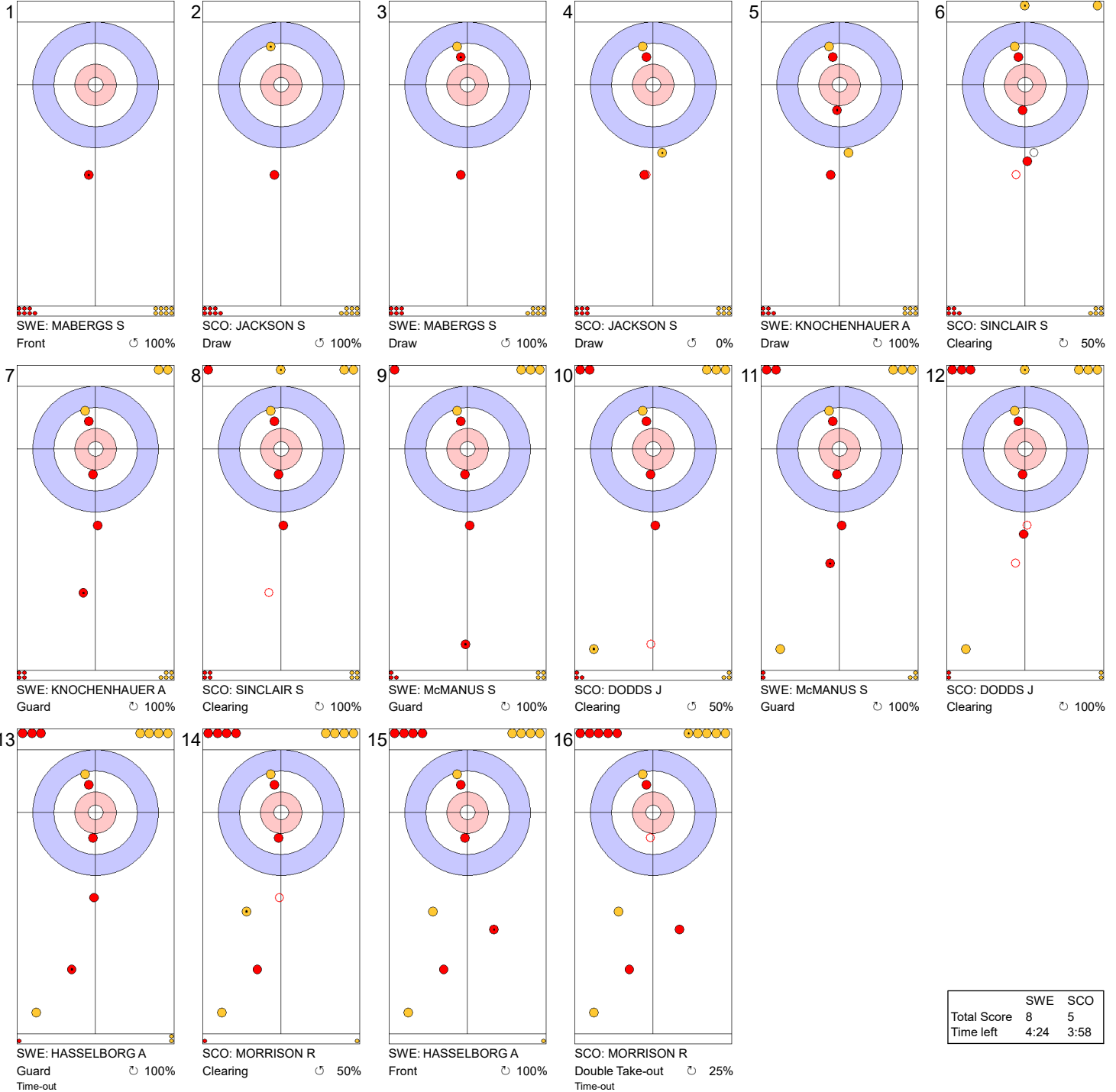
	SWE	SCO
Total Score	7	5
Time left	8:21	8:00

**Legend:**  
 ↻ Clockwise      ↺ Counter-clockwise      - Not considered



**Game - Shot by Shot**

**End 9**   **● SWE - Sweden 7 + 1 (this end) = 8**   **● SCO - Scotland 5 + 0 (this end) = 5**



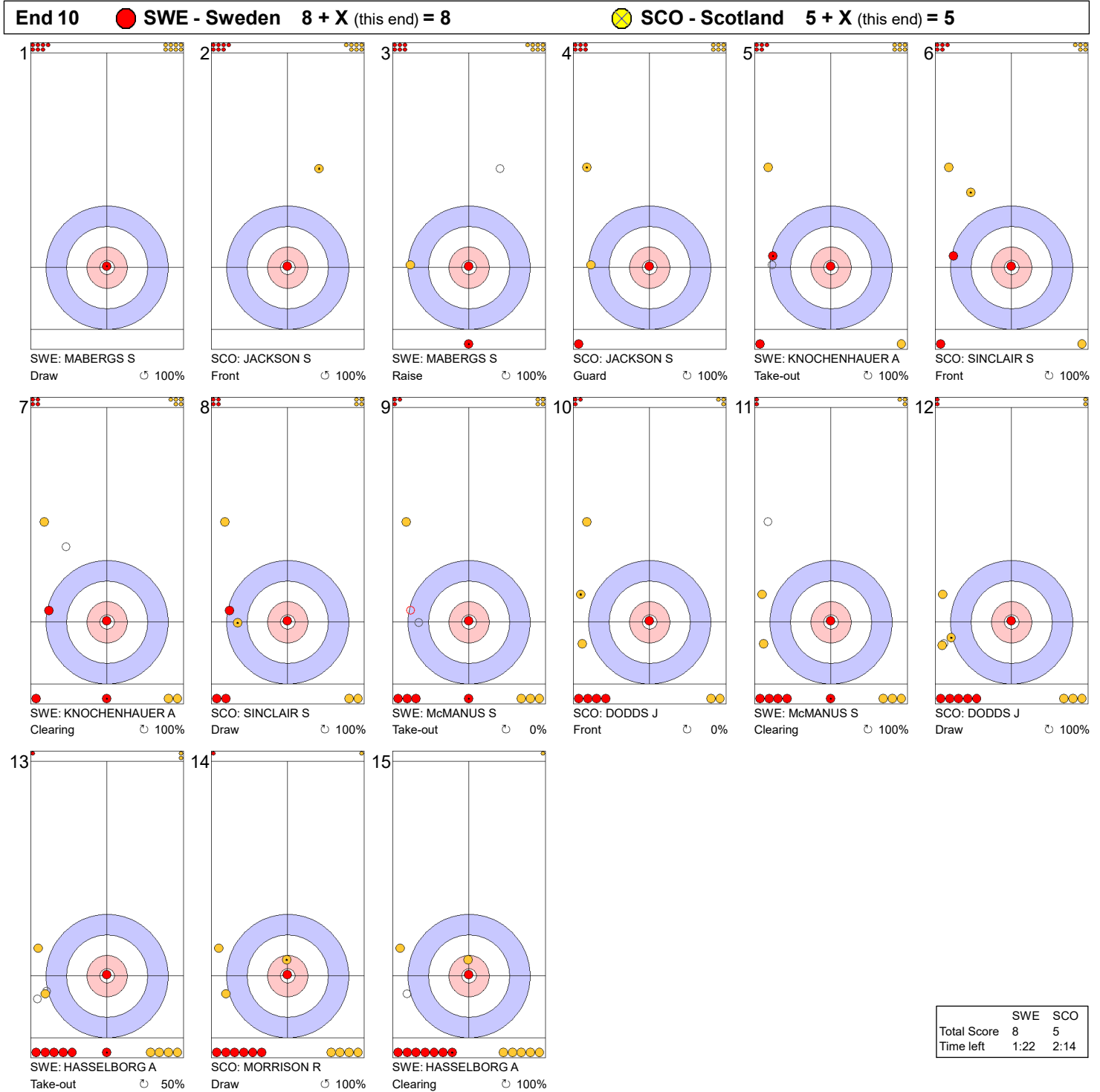
	SWE	SCO
Total Score	8	5
Time left	4:24	3:58

**Legend:**  
 ↻ Clockwise      ↺ Counter-clockwise      - Not considered





Game - Shot by Shot



**Legend:**  
 ↻ Clockwise      ↺ Counter-clockwise      - Not considered  
 X Unfinished end due to concession



**Game Results**

Sheet	Team	LSFE	1	2	3	4	5	6	7	8	9	10	Extra Ends	Total
<b>B</b>	TUR - Türkiye		0	1	0	1	0	2	0	0	2	0		6
	NOR - Norway	*	3	0	1	0	1	0	1	1	0	3		10

TUR - Türkiye		Shot Success	Game	All
4 S	YILDIZ Dilsat	74%	74%	
3 V	POLAT Oznur	60%	60%	
2	CALIKUSU Ifayet Safak	68%	68%	
1	SENGUL Berfin	85%	85%	
A	KARAMAN Iclal	-	-	
Team Total		72%	72%	

NOR - Norway		Shot Success	Game	All
4 V	SKASLIEN Kristin	73%	73%	
3 S	ROERVIK Marianne	85%	85%	
2	HASLEV NORDBYE Mille	80%	80%	
1	KJAERLAND Eilin	70%	70%	
A	FORBREGD Ingeborg	-	-	
Team Total		77%	77%	

**Last Stone Draw** Distance

⌚	CALIKUSU Ifayet Safak	170.5cm
⌚	YILDIZ Dilsat	50.8cm
<b>Total</b>		<b>221.3cm</b>

**Last Stone Draw** Distance

⌚	HASLEV NORDBYE Mille	8.5cm
⌚	ROERVIK Marianne	13.2cm
<b>Total</b>		<b>21.7cm</b>

Time remaining: 0 minutes 37 seconds

Time remaining: 1 minute 2 seconds

Time-out: End 8 - TUR stone 7

Time-out: End 10 - NOR stone 8

**Shot Success Analysis**

TUR - Türkiye		⌚	⌚	Game
4 YILDIZ Dilsat	Draws	8 50%	3 92%	11 61%
	Take-outs	4 88%	5 90%	9 89%
	Total	12 63%	8 91%	20 74%
3 POLAT Oznur	Draws	10 53%	3 50%	13 52%
	Take-outs	3 100%	4 56%	7 75%
	Total	13 63%	7 54%	20 60%
2 CALIKUSU Ifayet Safak	Draws	6 71%	3 58%	9 67%
	Take-outs	7 79%	4 50%	11 68%
	Total	13 75%	7 54%	20 68%
1 SENGUL Berfin	Draws	18 89%	1 100%	19 89%
	Take-outs	1 0%	0 -	1 0%
	Total	19 84%	1 100%	20 85%
A KARAMAN Iclal	Draws	0 -	0 -	0 -
	Take-outs	0 -	0 -	0 -
	Total	0 -	0 -	0 -
Team	Draws	42 70%	10 70%	52 70%
	Take-outs	15 80%	13 67%	28 74%
	Total	57 73%	23 68%	80 72%

NOR - Norway		⌚	⌚	Game
4 SKASLIEN Kristin	Draws	4 69%	2 50%	6 63%
	Take-outs	3 42%	11 86%	14 77%
	Total	7 57%	13 81%	20 73%
3 ROERVIK Marianne	Draws	1 100%	1 50%	2 75%
	Take-outs	5 100%	13 81%	18 86%
	Total	6 100%	14 79%	20 85%
2 HASLEV NORDBYE Mille	Draws	4 75%	3 67%	7 71%
	Take-outs	10 90%	3 67%	13 85%
	Total	14 86%	6 67%	20 80%
1 KJAERLAND Eilin	Draws	5 55%	12 69%	17 65%
	Take-outs	2 100%	1 100%	3 100%
	Total	7 68%	13 71%	20 70%
A FORBREGD Ingeborg	Draws	0 -	0 -	0 -
	Take-outs	0 -	0 -	0 -
	Total	0 -	0 -	0 -
Team	Draws	14 68%	18 65%	32 66%
	Take-outs	20 86%	28 82%	48 84%
	Total	34 79%	46 76%	80 77%

**Note:**  
Position and function for each team member:  
4 = Fourth, 3 = Third, 2 = Second, 1 = Lead, A = Alternate, S = Skip, V = Vice-Skip

**Legend:**  
⌚ Clockwise      ⌚ Counter-clockwise      **LSFE(\*)** Last Stone First End

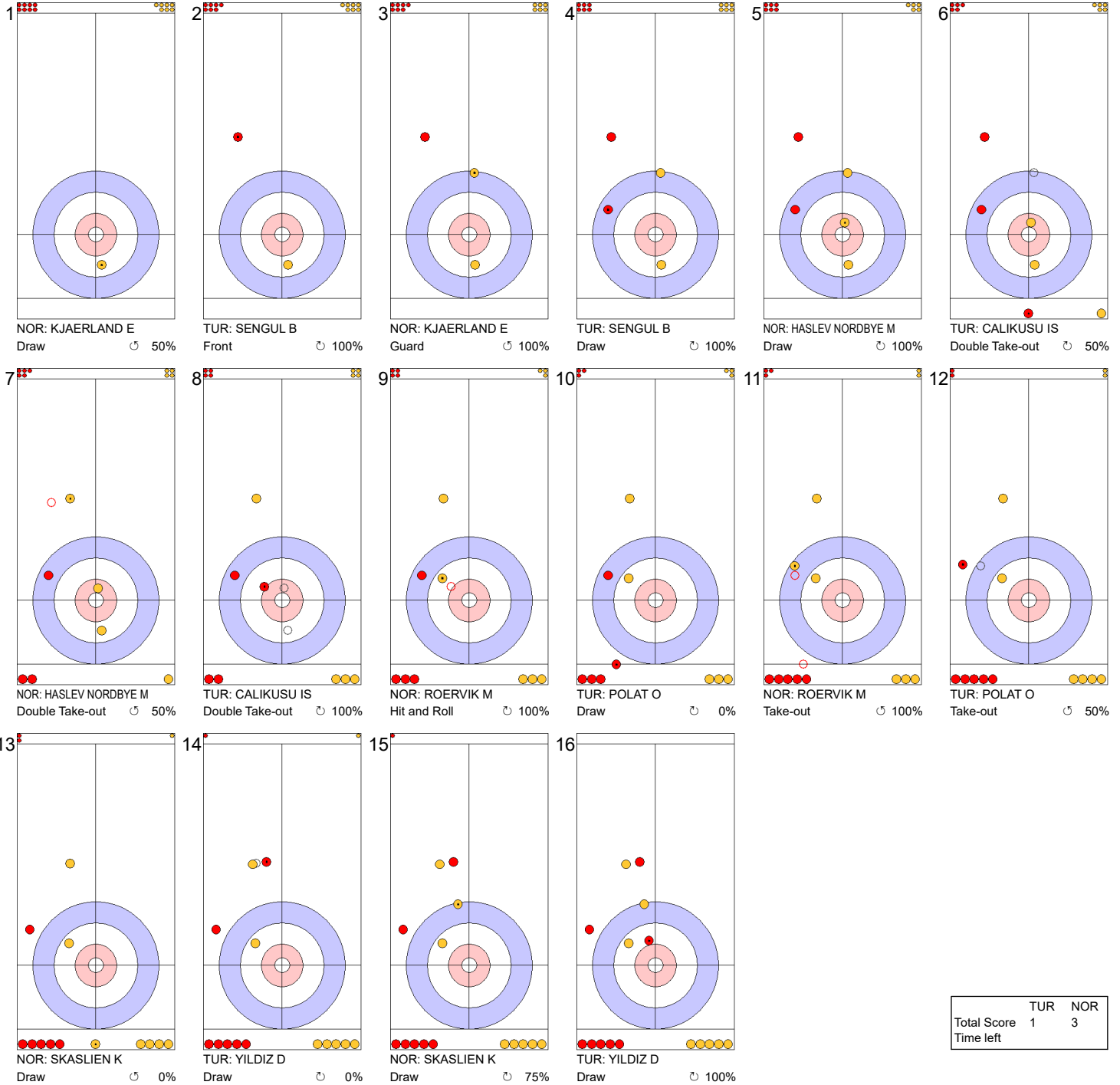
**Game - Shot by Shot**



**Legend:**  
 Clockwise     
 Counter-clockwise     
 - Not considered

**Game - Shot by Shot**

**End 2**    ● **TUR - Türkiye** 0 + 1 (this end) = 1    ● **NOR - Norway** 3 + 0 (this end) = 3



	TUR	NOR
Total Score	1	3
Time left		

**Legend:**  
 ↻ Clockwise      ↺ Counter-clockwise      - Not considered

**Game - Shot by Shot**

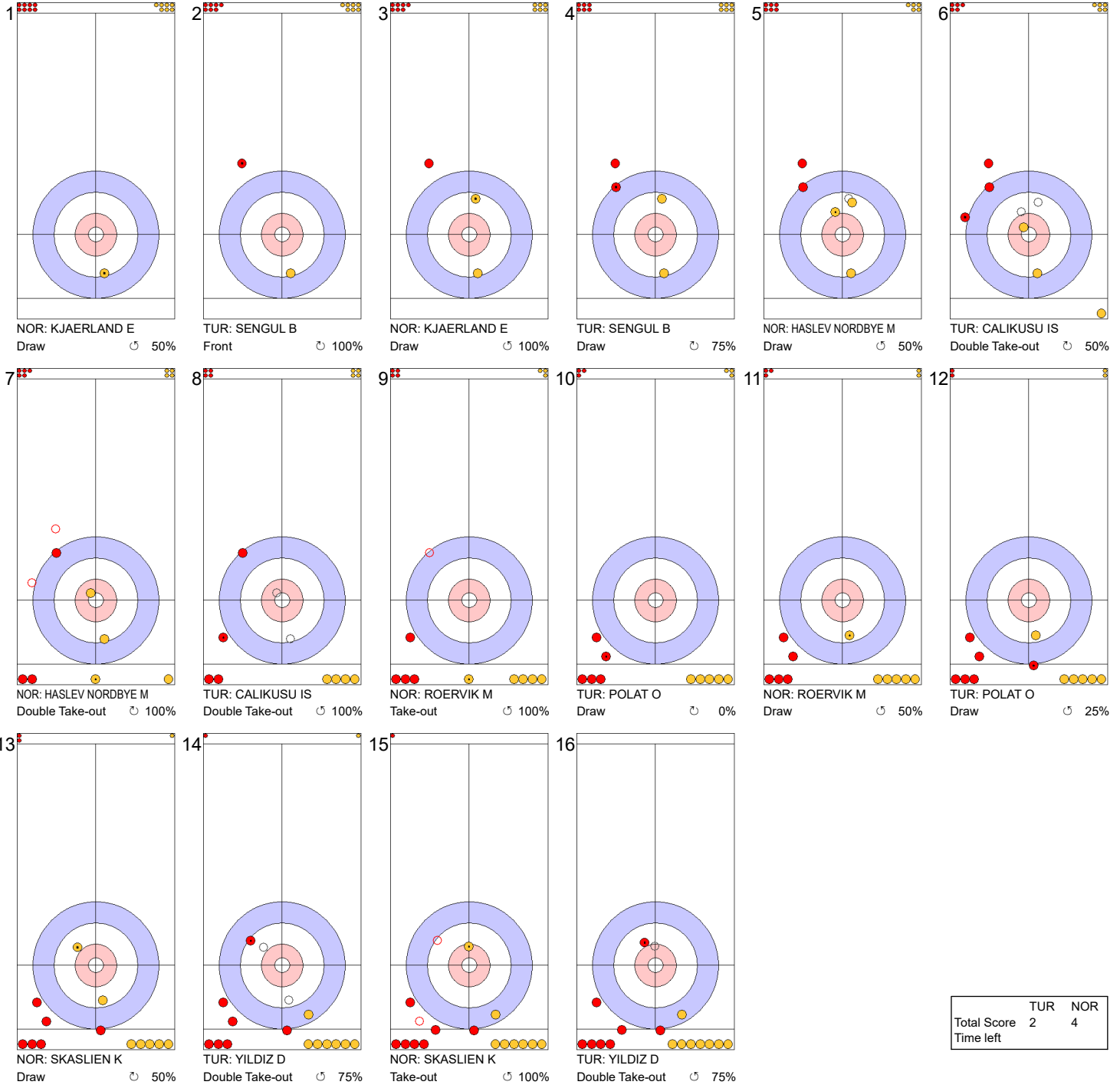
**End 3**   ● **TUR - Türkiye** 1 + 0 (this end) = 1   ● **NOR - Norway** 3 + 1 (this end) = 4



**Legend:**  
 ↻ Clockwise   ↺ Counter-clockwise   - Not considered

**Game - Shot by Shot**

**End 4**    ● **TUR - Türkiye** 1 + 1 (this end) = 2    ● **NOR - Norway** 4 + 0 (this end) = 4

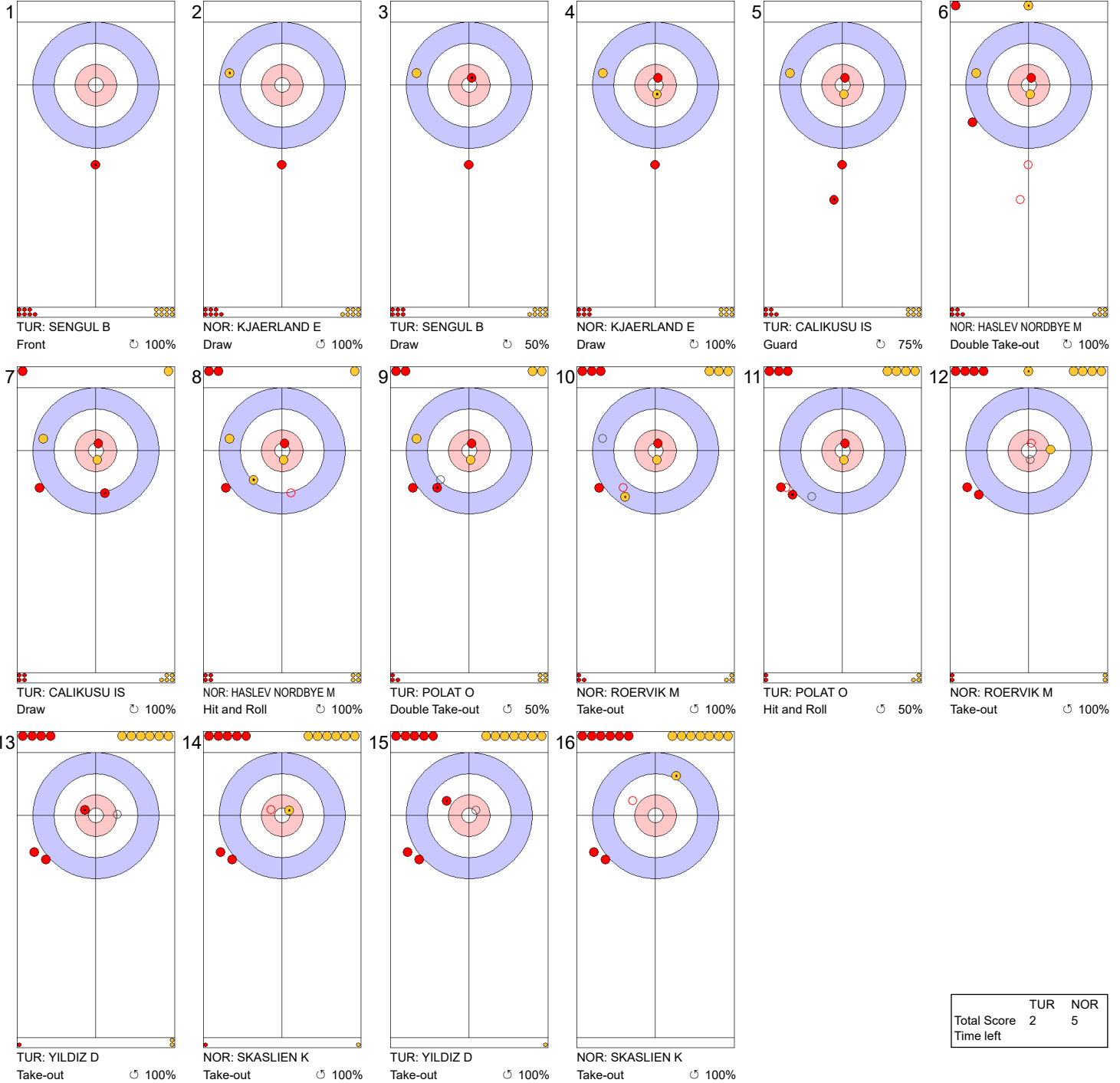


**Legend:**  
 ↻ Clockwise      ↺ Counter-clockwise      - Not considered



**Game - Shot by Shot**

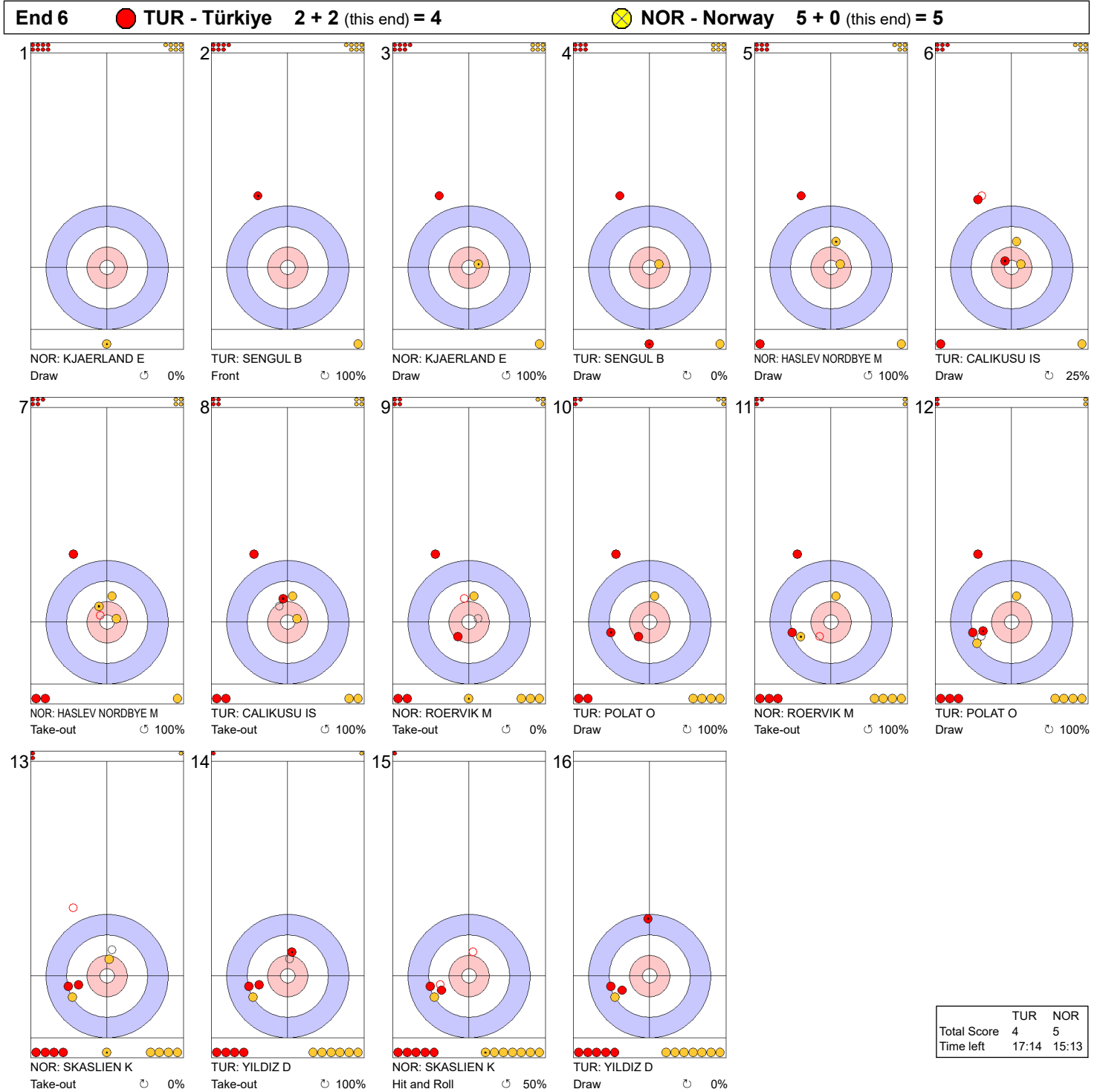
**End 5**    ● **TUR - Türkiye** 2 + 0 (this end) = 2    ● **NOR - Norway** 4 + 1 (this end) = 5



	TUR	NOR
Total Score	2	5
Time left		

**Legend:**  
 ↻ Clockwise      ↺ Counter-clockwise      - Not considered

**Game - Shot by Shot**



**Legend:**  
 Clockwise      Counter-clockwise      - Not considered

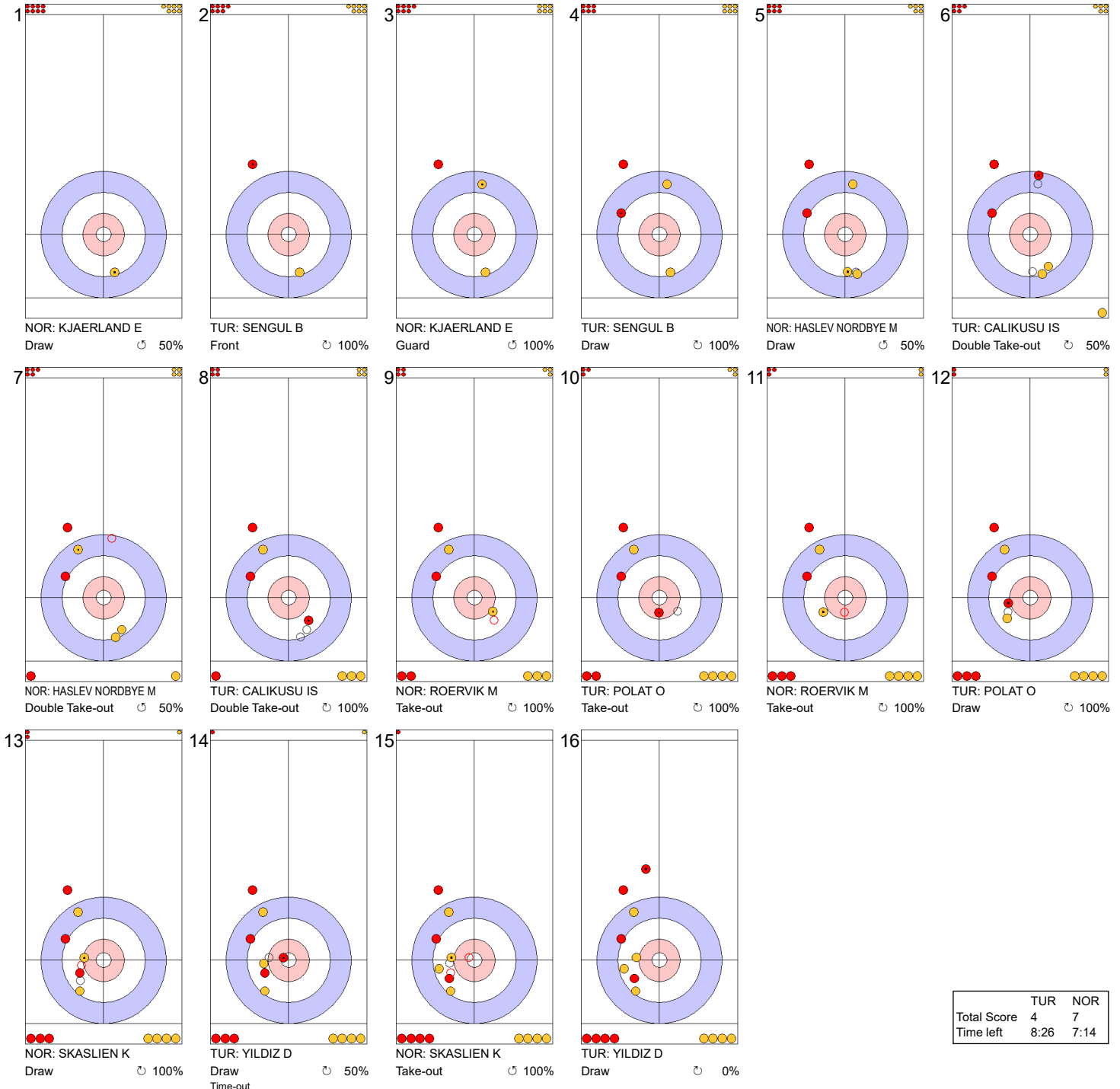
**Game - Shot by Shot**



**Legend:**  
 Clockwise     
 Counter-clockwise     
 - Not considered

**Game - Shot by Shot**

**End 8**   **TUR - Türkiye** 4 + 0 (this end) = 4   **NOR - Norway** 6 + 1 (this end) = 7

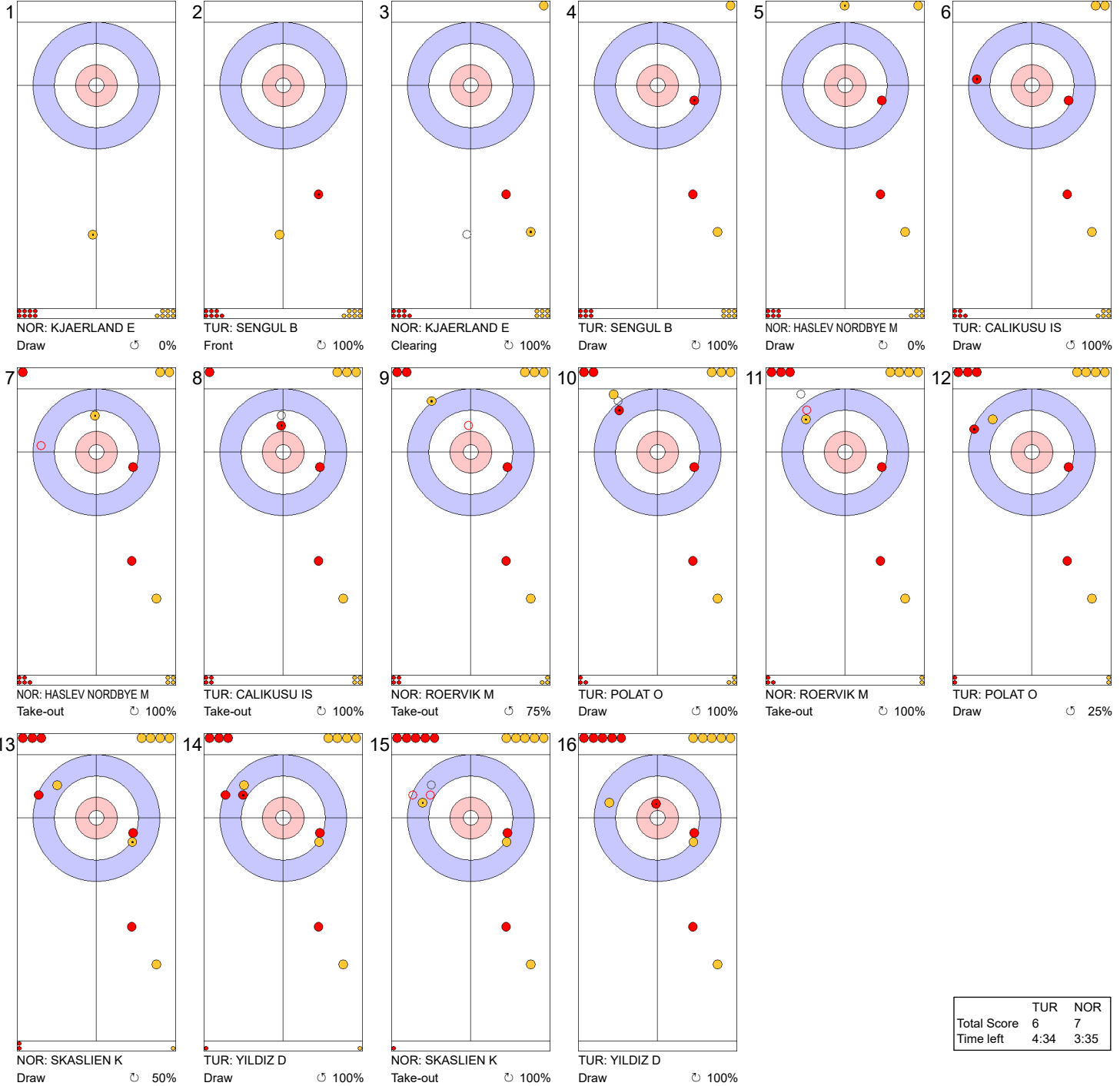


	TUR	NOR
Total Score	4	7
Time left	8:26	7:14

**Legend:**  
 Clockwise     Counter-clockwise     - Not considered

**Game - Shot by Shot**

**End 9**    ● **TUR - Türkiye** 4 + 2 (this end) = 6    ● **NOR - Norway** 7 + 0 (this end) = 7

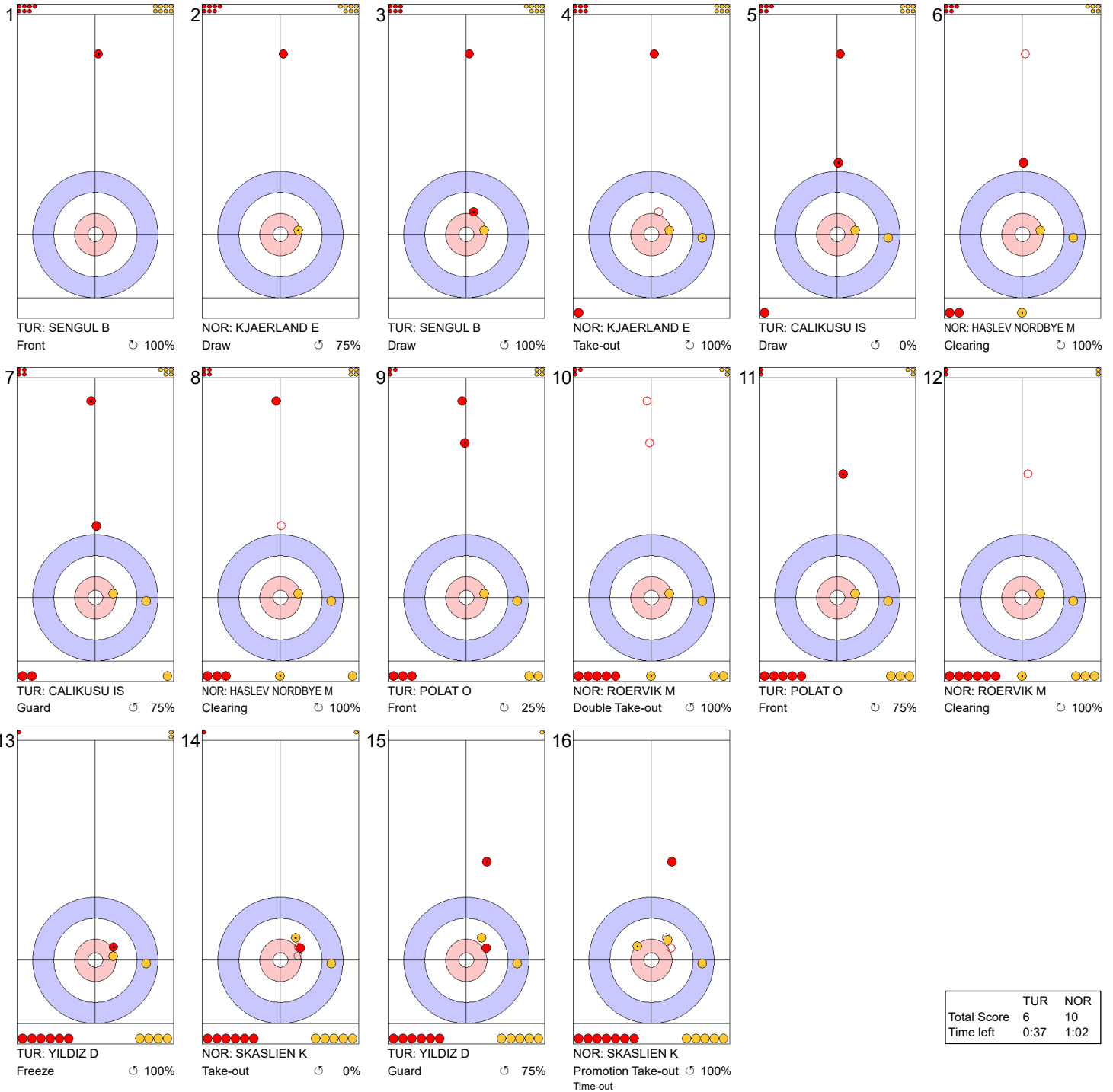


	TUR	NOR
Total Score	6	7
Time left	4:34	3:35

**Legend:**  
 ↻ Clockwise      ↺ Counter-clockwise      - Not considered

**Game - Shot by Shot**

**End 10** ● **TUR - Türkiye 6 + 0 (this end) = 6** ● **NOR - Norway 7 + 3 (this end) = 10**



	TUR	NOR
Total Score	6	10
Time left	0:37	1:02

**Legend:**  
 ↻ Clockwise      ↺ Counter-clockwise      - Not considered

### Game Results

Sheet	Team	LSFE	1	2	3	4	5	6	7	8	9	10	Extra Ends	Total
C	ITA - Italy	*	1	3	3	0	3	0	1	X	X	X		11
	LTU - Lithuania		0	0	0	2	0	2	0	X	X	X		4

ITA - Italy		Shot Success	Game	All
4 S	CONSTANTINI Stefania	86%	86%	
3 V	ZARDINI LACEDELLI Giulia	71%	71%	
2	MATHIS Elena	91%	91%	
1	ROMEI Angela	82%	82%	
A	LO DESERTO Marta	-	-	
Team Total		83%	83%	

LTU - Lithuania		Shot Success	Game	All
4 S	PAULAUSKAITE Virginija	66%	66%	
3 V	DVOJEGLAZOVA Olga	55%	55%	
2	KIUDYTE Migle	68%	68%	
1	BLAZIENE Ruta	71%	71%	
A	-	-	-	
Team Total		65%	65%	

**Last Stone Draw** Distance

⌚	ZARDINI LACEDELLI Giulia	14.6cm
⌚	CONSTANTINI Stefania	50.1cm
<b>Total</b>		<b>64.7cm</b>

**Last Stone Draw** Distance

⌚	KIUDYTE Migle	115.8cm
⌚	PAULAUSKAITE Virginija	196.1cm
<b>Total</b>		<b>311.9cm</b>

Time remaining: 12 minutes 31 seconds

Time remaining: 12 minutes 26 seconds

Time-out: End 6 - ITA stone 8

### Shot Success Analysis

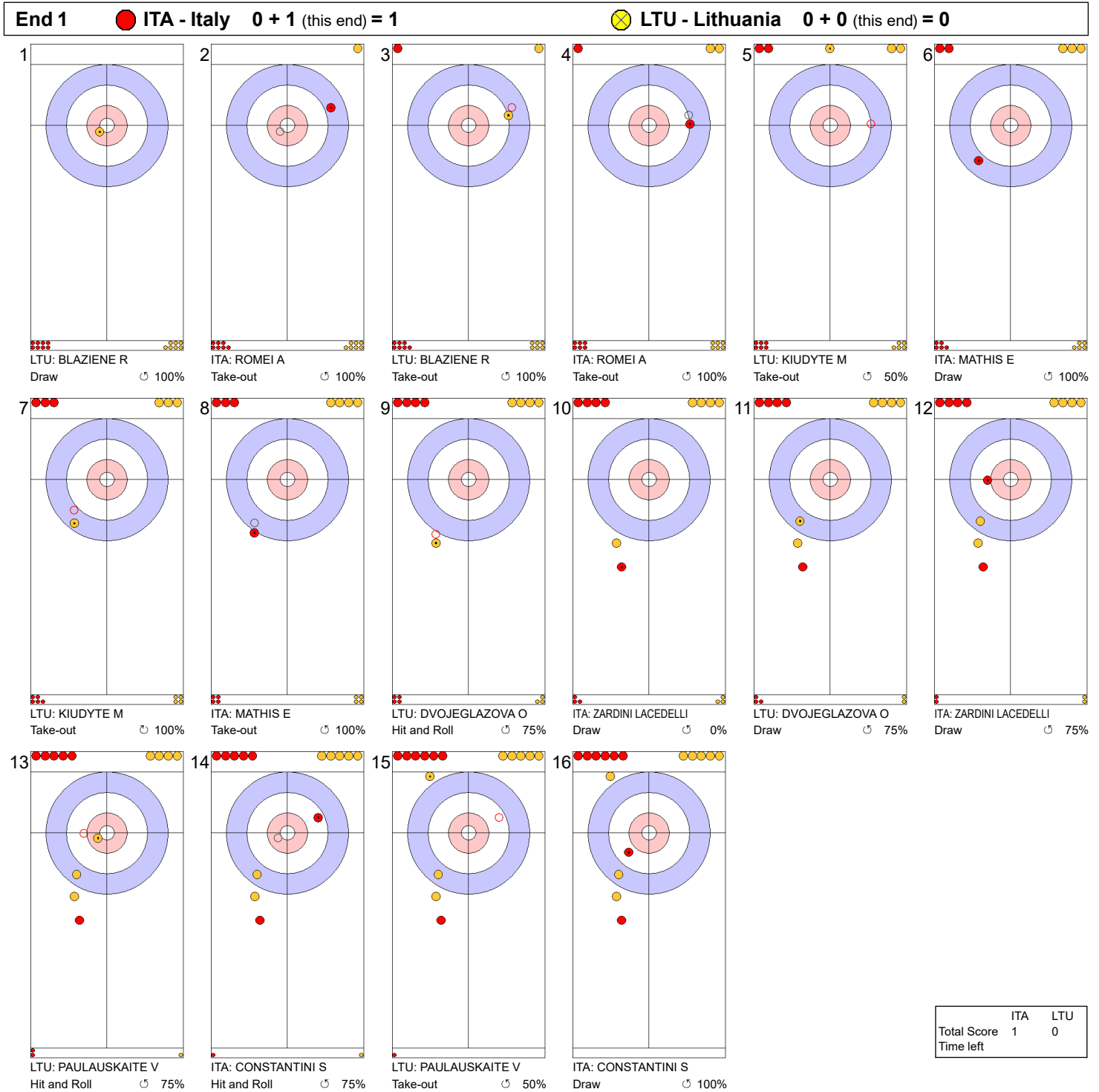
ITA - Italy		⌚	⌚	Game
4 CONSTANTINI Stefania	Draws	3 100%	2 100%	5 100%
	Take-outs	4 75%	5 80%	9 78%
	Total	7 86%	7 86%	14 86%
3 ZARDINI LACEDELLI Giulia	Draws	3 75%	6 67%	9 69%
	Take-outs	3 83%	2 63%	5 75%
	Total	6 79%	8 66%	14 71%
2 MATHIS Elena	Draws	1 75%	5 100%	6 96%
	Take-outs	3 92%	5 85%	8 88%
	Total	4 88%	10 93%	14 91%
1 ROMEI Angela	Draws	6 79%	5 75%	11 77%
	Take-outs	0 -	3 100%	3 100%
	Total	6 79%	8 84%	14 82%
A LO DESERTO Marta	Draws	0 -	0 -	0 -
	Take-outs	0 -	0 -	0 -
	Total	0 -	0 -	0 -
Team	Draws	13 83%	18 82%	31 82%
	Take-outs	10 83%	15 83%	25 83%
	Total	23 83%	33 83%	56 83%

LTU - Lithuania		⌚	⌚	Game
4 PAULAUSKAITE Virginija	Draws	5 50%	0 -	5 50%
	Take-outs	5 75%	4 75%	9 75%
	Total	10 63%	4 75%	14 66%
3 DVOJEGLAZOVA Olga	Draws	4 25%	3 67%	7 43%
	Take-outs	6 67%	1 75%	7 68%
	Total	10 50%	4 69%	14 55%
2 KIUDYTE Migle	Draws	2 88%	5 45%	7 57%
	Take-outs	4 81%	3 75%	7 79%
	Total	6 83%	8 56%	14 68%
1 BLAZIENE Ruta	Draws	0 -	10 70%	10 70%
	Take-outs	1 50%	3 83%	4 75%
	Total	1 50%	13 73%	14 71%
A -	Draws	0 -	0 -	0 -
	Take-outs	0 -	0 -	0 -
	Total	0 -	0 -	0 -
Team	Draws	11 48%	18 63%	29 57%
	Take-outs	16 72%	11 77%	27 74%
	Total	27 62%	29 68%	56 65%

**Note:**  
Position and function for each team member:  
4 = Fourth, 3 = Third, 2 = Second, 1 = Lead, A = Alternate, S = Skip, V = Vice-Skip

**Legend:**  
⌚ Clockwise      ⌚ Counter-clockwise      LSFE(\*) Last Stone First End  
X Unplayed/unfinished end due to concession

**Game - Shot by Shot**

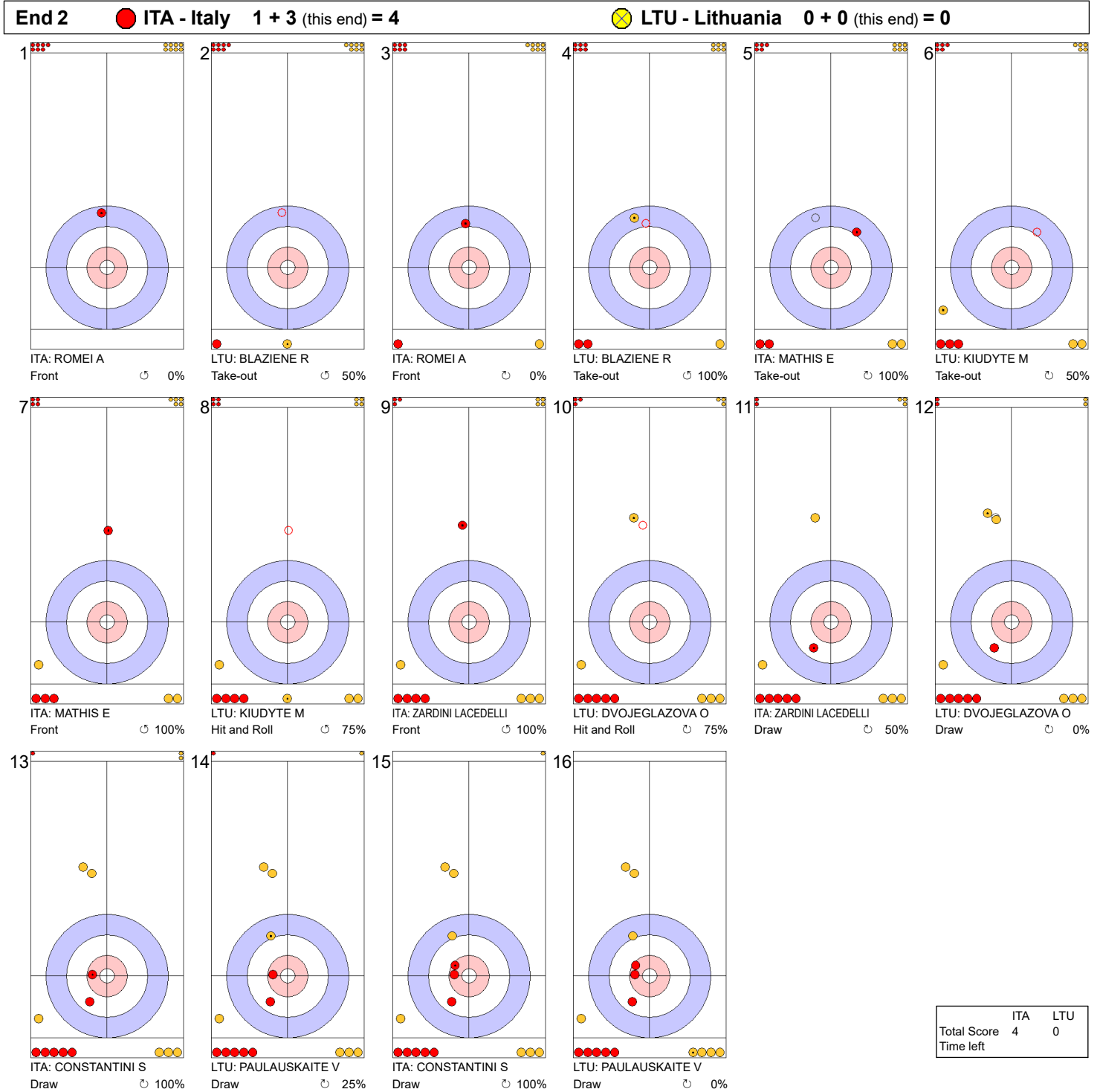


**Legend:**  
 Clockwise     
 Counter-clockwise     
 - Not considered





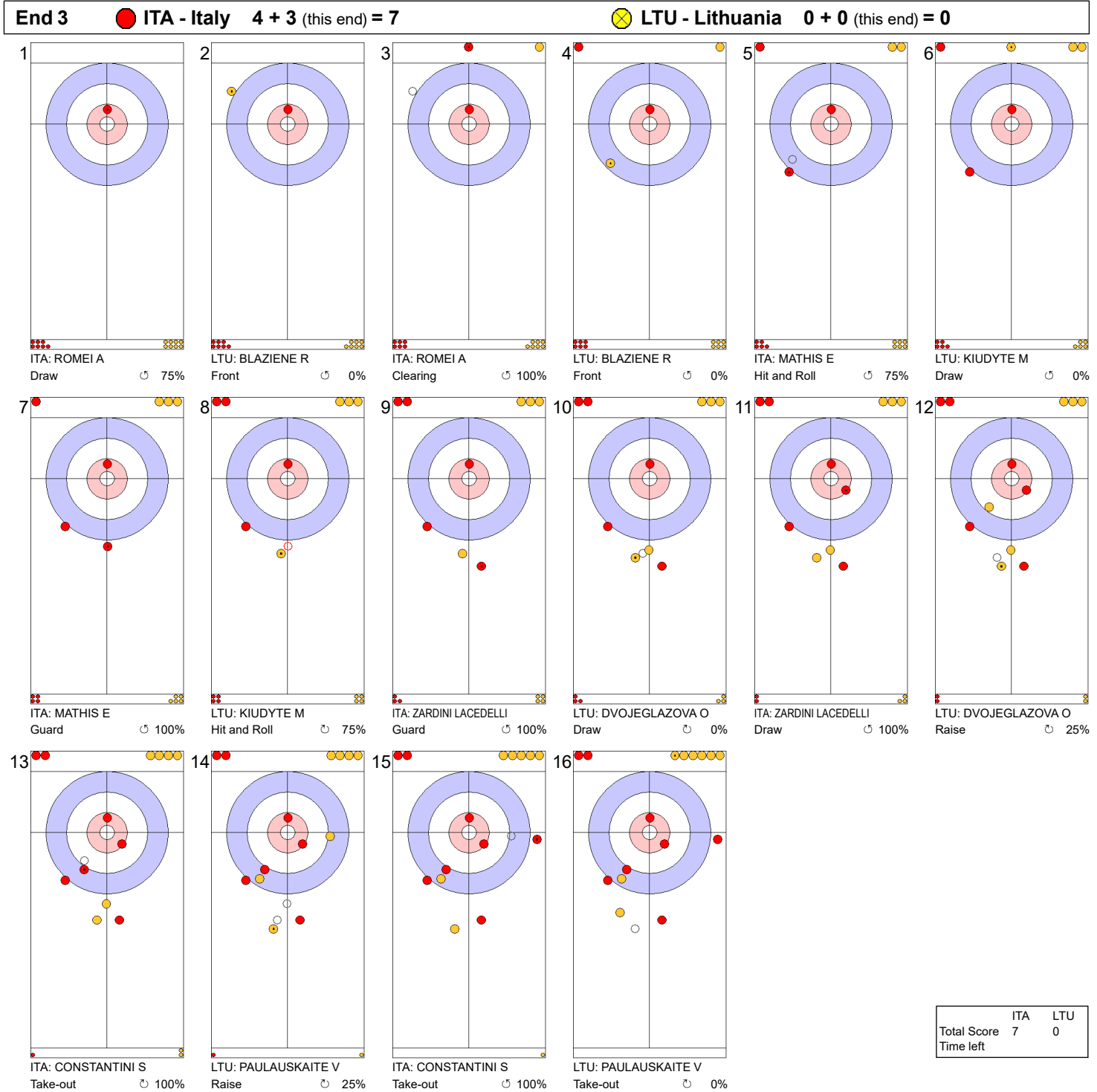
Game - Shot by Shot



**Legend:**  
 ↻ Clockwise      ↺ Counter-clockwise      - Not considered

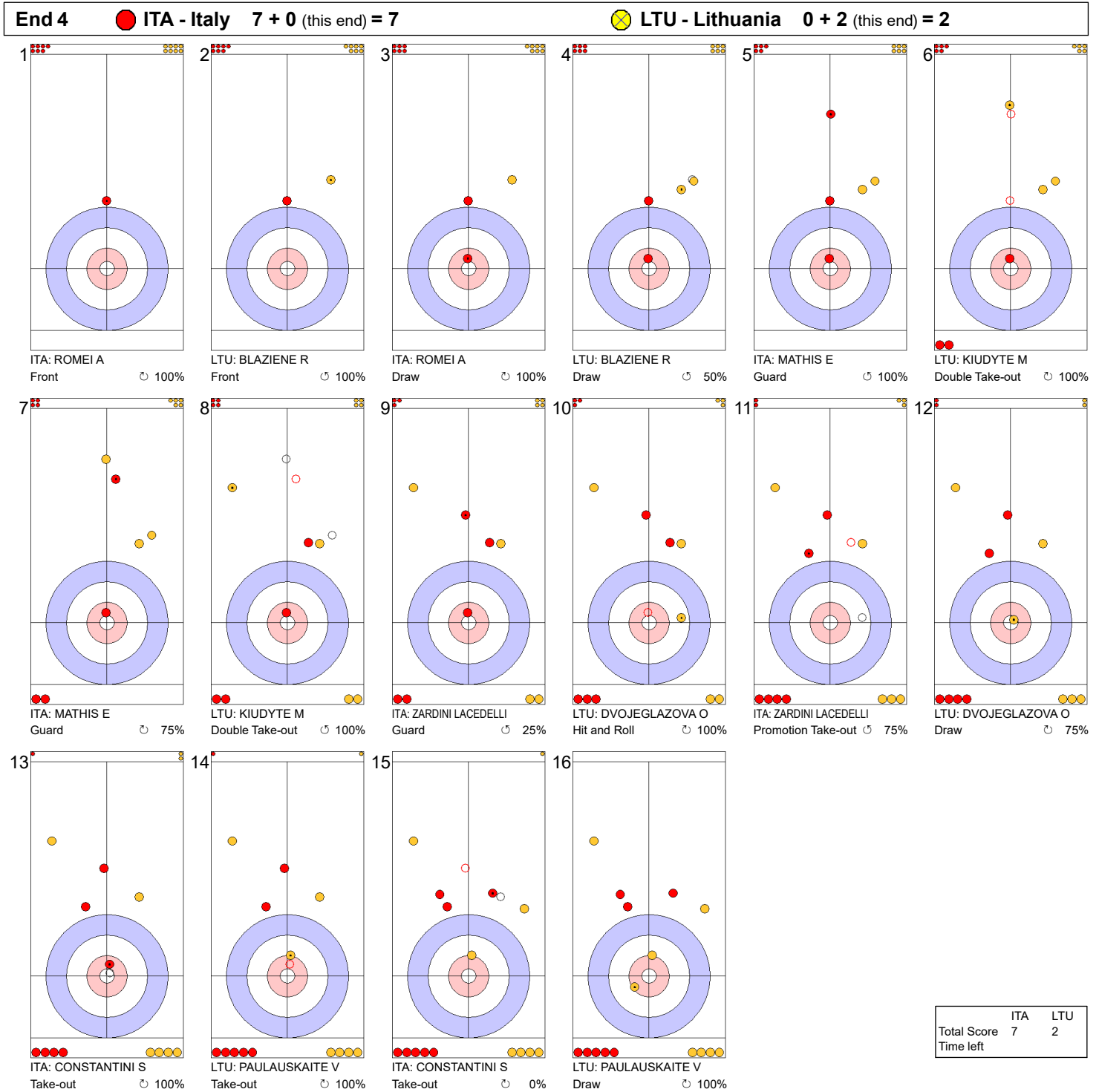


**Game - Shot by Shot**



**Legend:**  
 Clockwise     
 Counter-clockwise     
 - Not considered

**Game - Shot by Shot**



**Legend:**  
 ↻ Clockwise      ↺ Counter-clockwise      - Not considered

**Game - Shot by Shot**

**End 5**   **ITA - Italy 7 + 3 (this end) = 10**   **LTU - Lithuania 2 + 0 (this end) = 2**



	ITA	LTU
Total Score	10	2
Time left		

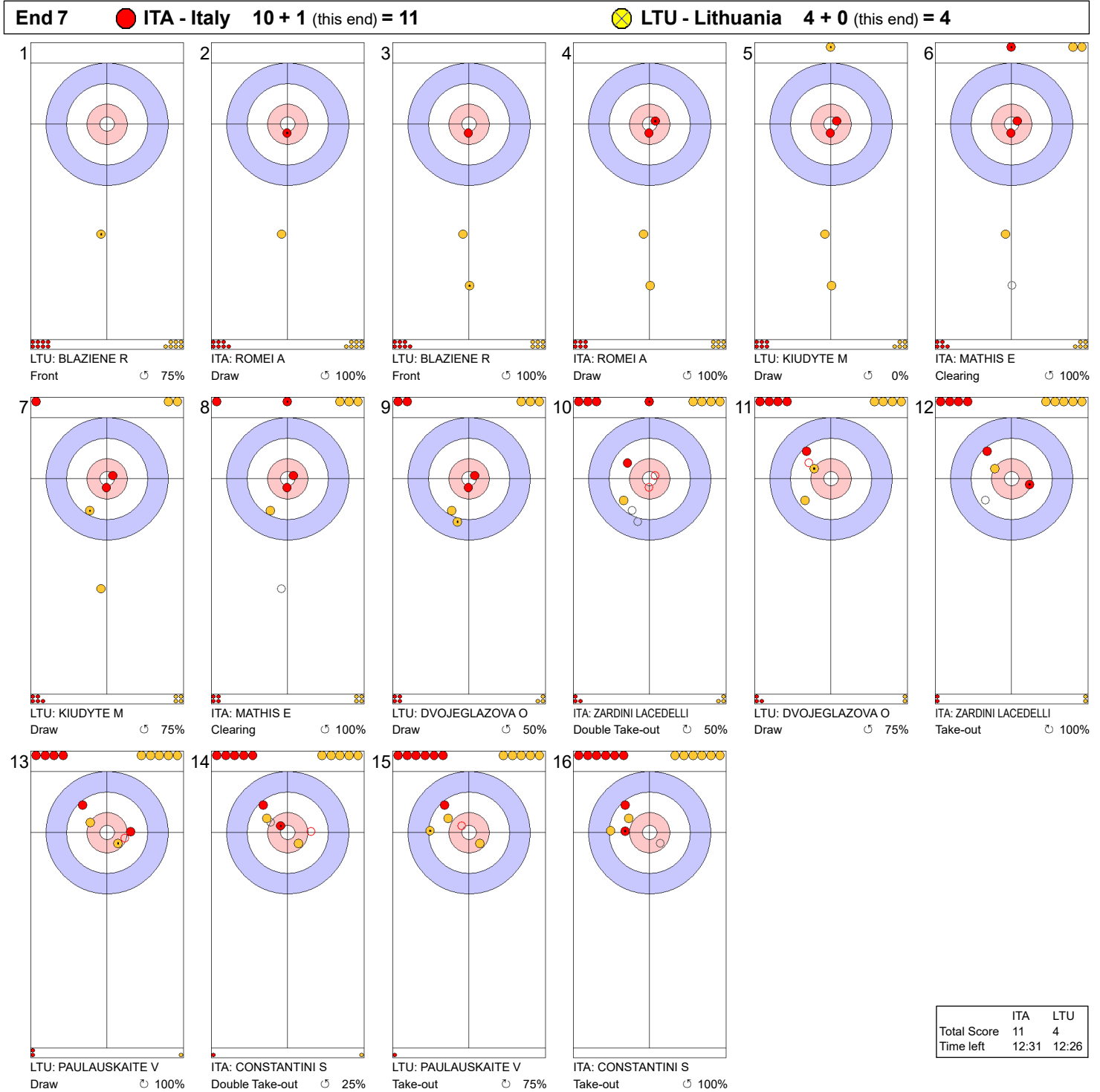
**Legend:**  
 Clockwise      Counter-clockwise      - Not considered

**Game - Shot by Shot**



**Legend:**  
 ⤴ Clockwise      ⤵ Counter-clockwise      - Not considered

**Game - Shot by Shot**



**Legend:**  
 ↻ Clockwise   ↺ Counter-clockwise   - Not considered



**Game Results**

Sheet	Team	LSFE	1	2	3	4	5	6	7	8	9	10	Extra Ends	Total
D	SUI - Switzerland	*	1	0	0	1	0	0	0	1	1	X		4
	DEN - Denmark		0	1	0	0	0	1	0	0	0	X		2

SUI - Switzerland		Shot Success	Game	All
4 V	PAETZ Alina	83%	83%	
3 S	TIRINZONI Silvana	71%	71%	
2	HOWALD Carole	80%	80%	
1	WITSCHONKE Selina	85%	85%	
A	BERSET Stefanie	-	-	
Team Total		80%	80%	

DEN - Denmark		Shot Success	Game	All
4 S	DUPONT Madeleine	72%	72%	
3 V	HALSE Mathilde	85%	85%	
2	DUPONT Denise	68%	68%	
1	LARSEN My	83%	83%	
A	HOLTERMANN Jasmin	-	-	
Team Total		77%	77%	

**Last Stone Draw** Distance

⌚	TIRINZONI Silvana	12.4cm
⌚	PAETZ Alina	29.7cm
<b>Total</b>		<b>42.1cm</b>

**Last Stone Draw** Distance

⌚	HALSE Mathilde	195.3cm
⌚	DUPONT Madeleine	56.0cm
<b>Total</b>		<b>251.3cm</b>

Time remaining: 2 minutes 25 seconds

Time remaining: 5 minutes 55 seconds

**Shot Success Analysis**

SUI - Switzerland		⌚	⌚	Game
4	PAETZ Alina	Draws 2 88%	5 75%	7 79%
		Take-outs 4 88%	8 84%	12 85%
		Total 6 88%	13 81%	19 83%
3	TIRINZONI Silvana	Draws 6 71%	1 0%	7 61%
		Take-outs 7 89%	6 63%	13 77%
		Total 13 81%	7 54%	20 71%
2	HOWALD Carole	Draws 3 67%	3 58%	6 63%
		Take-outs 10 88%	4 88%	14 88%
		Total 13 83%	7 75%	20 80%
1	WITSCHONKE Selina	Draws 10 85%	4 100%	14 89%
		Take-outs 4 81%	2 63%	6 75%
		Total 14 84%	6 88%	20 85%
A	BERSET Stefanie	Draws 0 -	0 -	0 -
		Take-outs 0 -	0 -	0 -
		Total 0 -	0 -	0 -
Team		Draws 21 79%	13 73%	34 76%
		Take-outs 25 87%	20 76%	45 82%
		Total 46 83%	33 75%	79 80%

DEN - Denmark		⌚	⌚	Game
4	DUPONT Madeleine	Draws 5 55%	4 63%	9 58%
		Take-outs 2 88%	8 84%	10 85%
		Total 7 64%	12 77%	19 72%
3	HALSE Mathilde	Draws 2 75%	2 75%	4 75%
		Take-outs 4 75%	12 92%	16 88%
		Total 6 75%	14 89%	20 85%
2	DUPONT Denise	Draws 5 35%	2 75%	7 46%
		Take-outs 9 78%	4 81%	13 79%
		Total 14 63%	6 79%	20 68%
1	LARSEN My	Draws 8 91%	8 84%	16 88%
		Take-outs 3 75%	1 25%	4 63%
		Total 11 86%	9 78%	20 83%
A	HOLTERMANN Jasmin	Draws 0 -	0 -	0 -
		Take-outs 0 -	0 -	0 -
		Total 0 -	0 -	0 -
Team		Draws 20 66%	16 77%	36 71%
		Take-outs 18 78%	25 85%	43 82%
		Total 38 72%	41 82%	79 77%

**Note:**  
Position and function for each team member:  
4 = Fourth, 3 = Third, 2 = Second, 1 = Lead, A = Alternate, S = Skip, V = Vice-Skip

**Legend:**  
⌚ Clockwise      ⌚ Counter-clockwise      LSFE(\*) Last Stone First End  
X Unplayed/unfinished end due to concession

**Game - Shot by Shot**

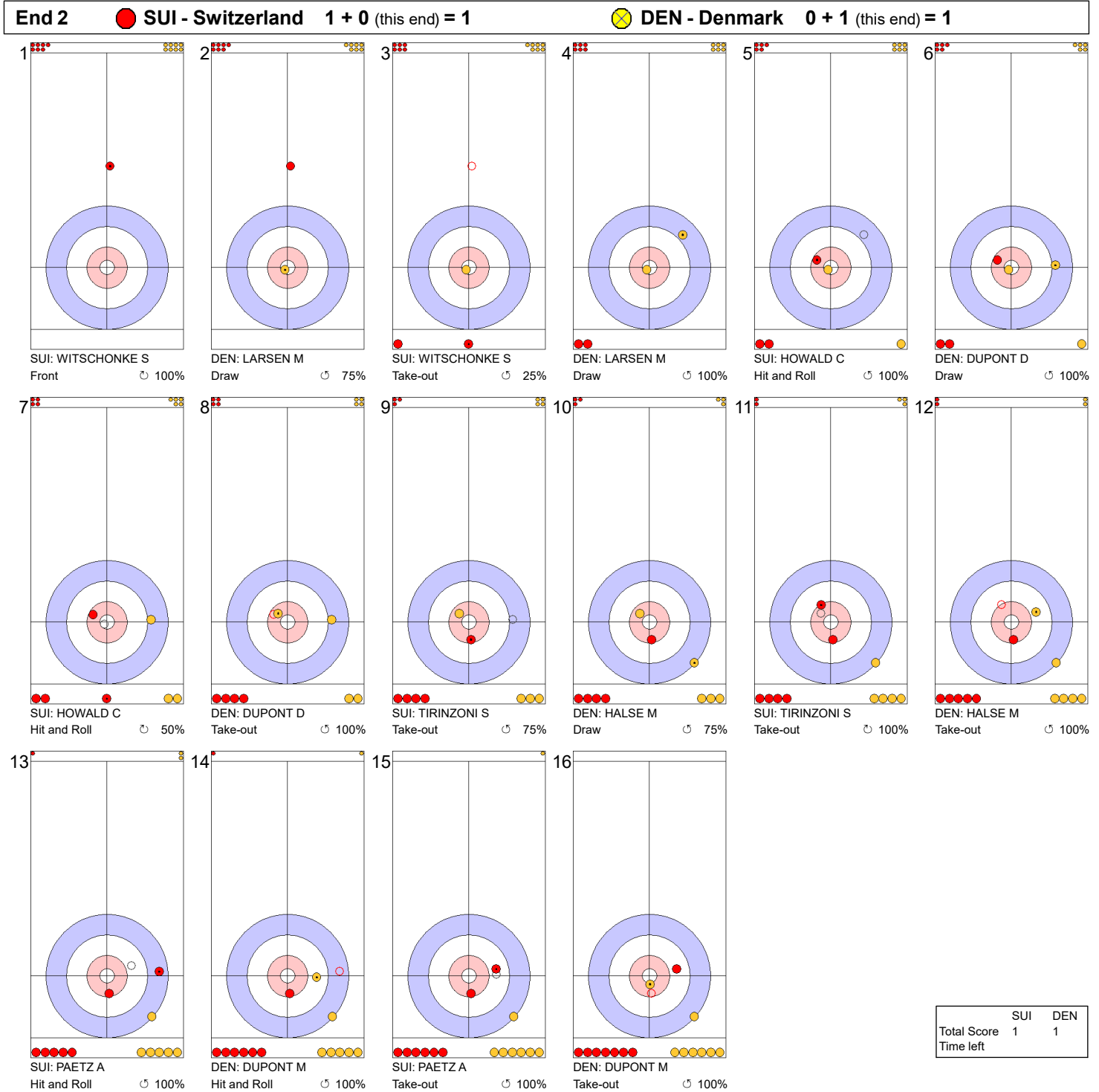
**End 1**    **SUI - Switzerland 0 + 1 (this end) = 1**    **DEN - Denmark 0 + 0 (this end) = 0**



**Legend:**  
 Clockwise      Counter-clockwise      - Not considered

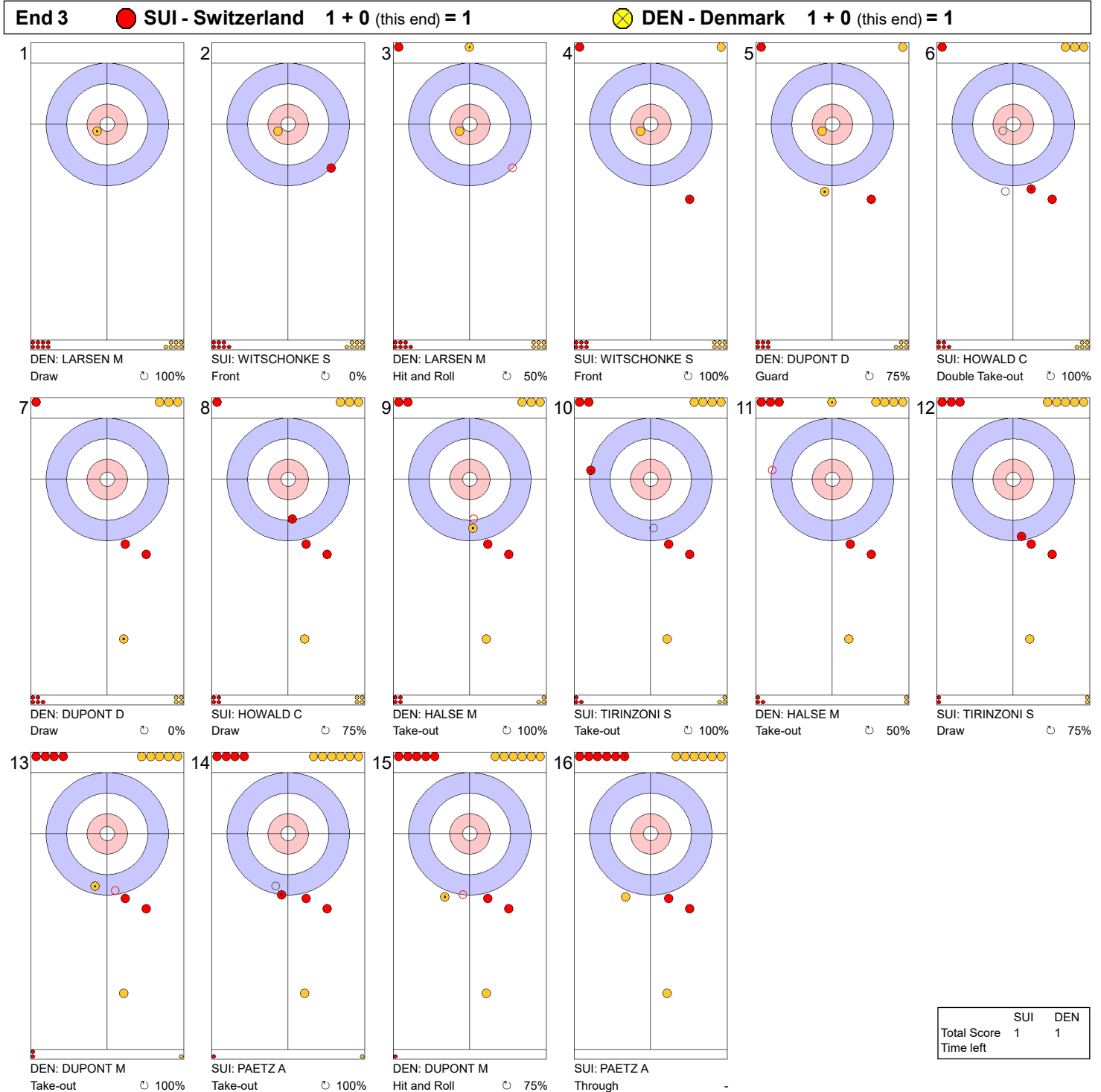


**Game - Shot by Shot**



**Legend:**  
 Clockwise      Counter-clockwise      - Not considered

Game - Shot by Shot



	SUI	DEN
Total Score	1	1
Time left		

**Legend:**  
 Clockwise      Counter-clockwise      - Not considered

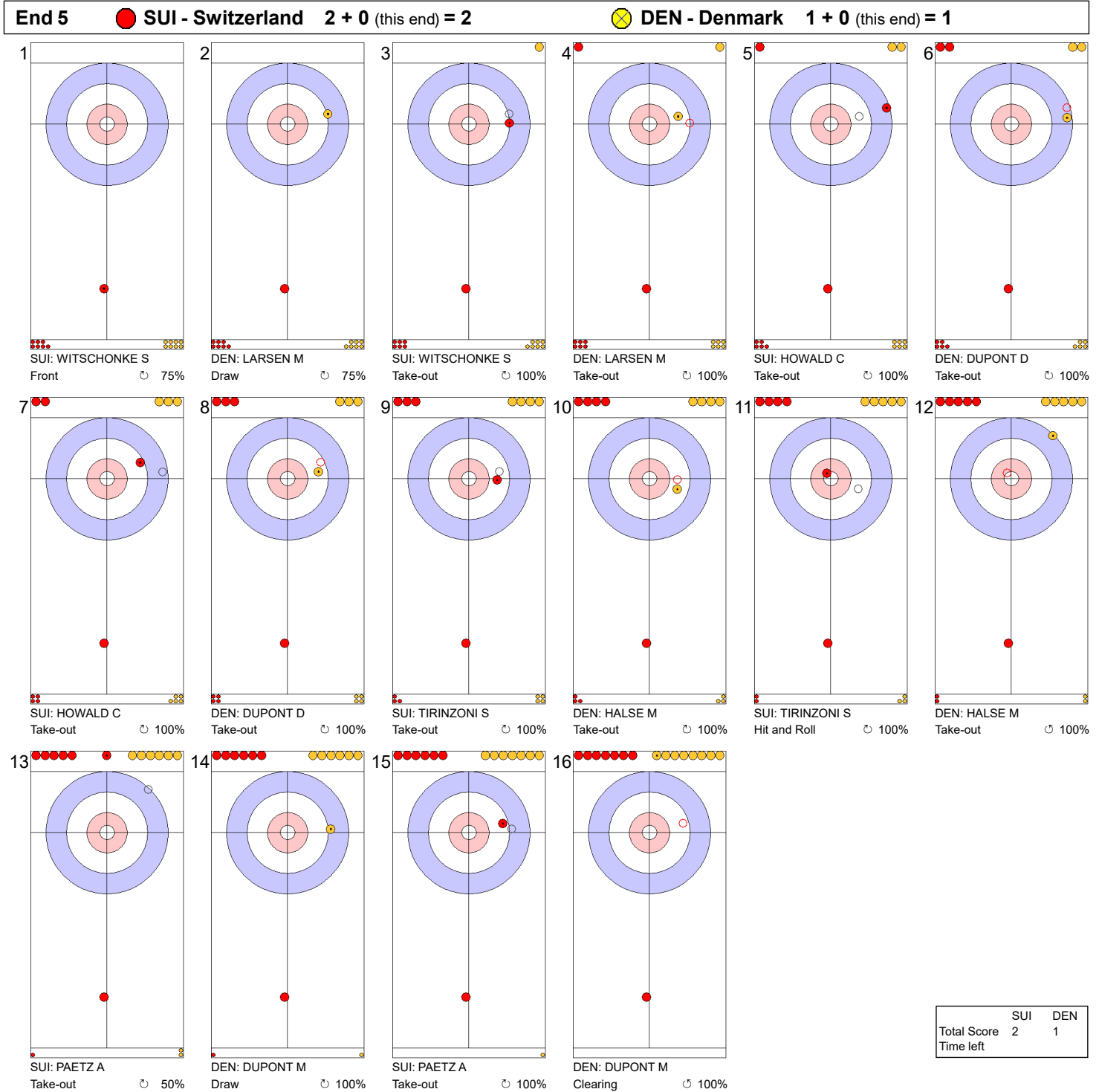
**Game - Shot by Shot**

**End 4**    **SUI - Switzerland 1 + 1 (this end) = 2**    **DEN - Denmark 1 + 0 (this end) = 1**



**Legend:**  
 Clockwise    Counter-clockwise    - Not considered

**Game - Shot by Shot**

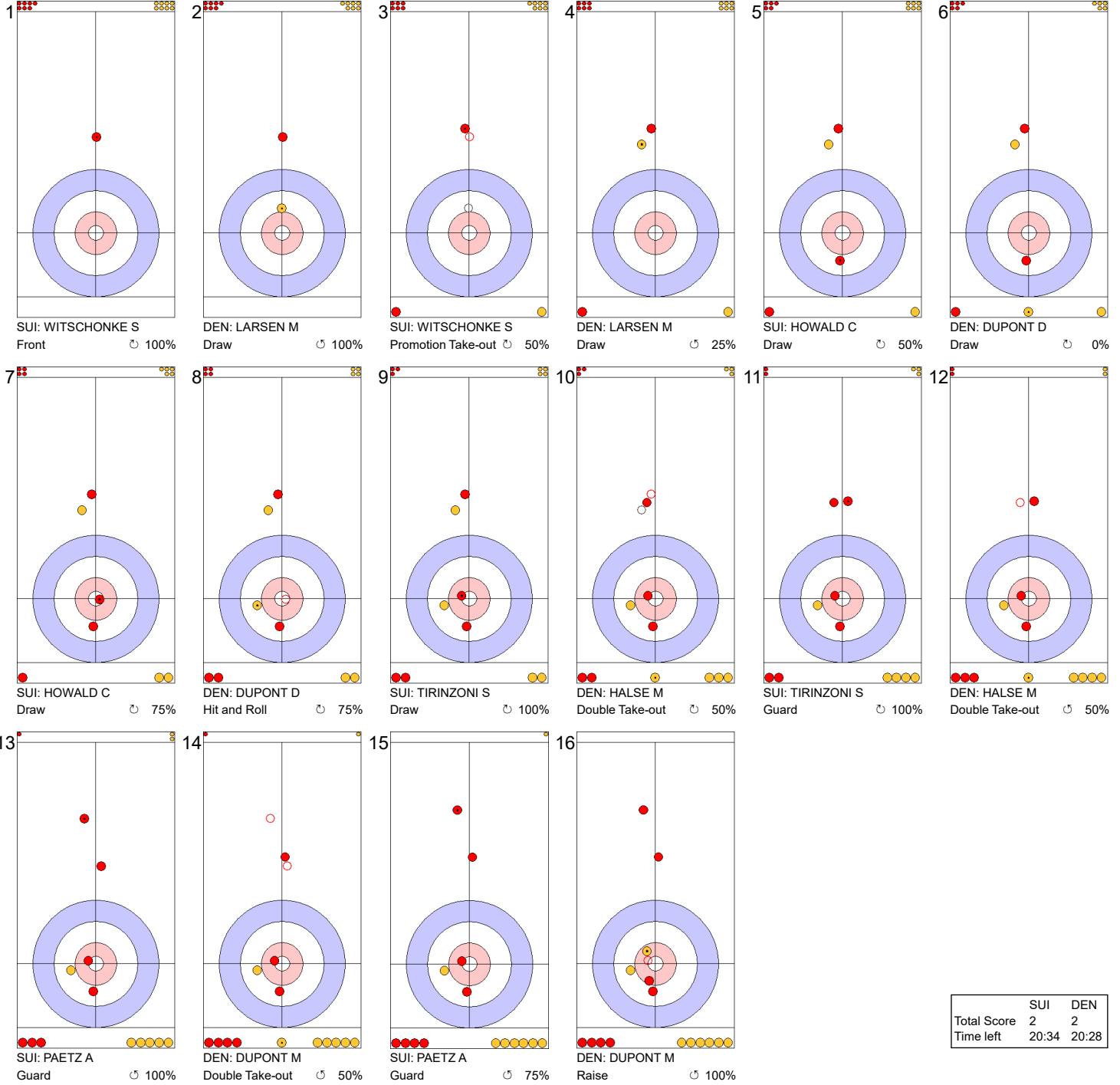


**Legend:**  
↻ Clockwise      ↺ Counter-clockwise      - Not considered



Game - Shot by Shot

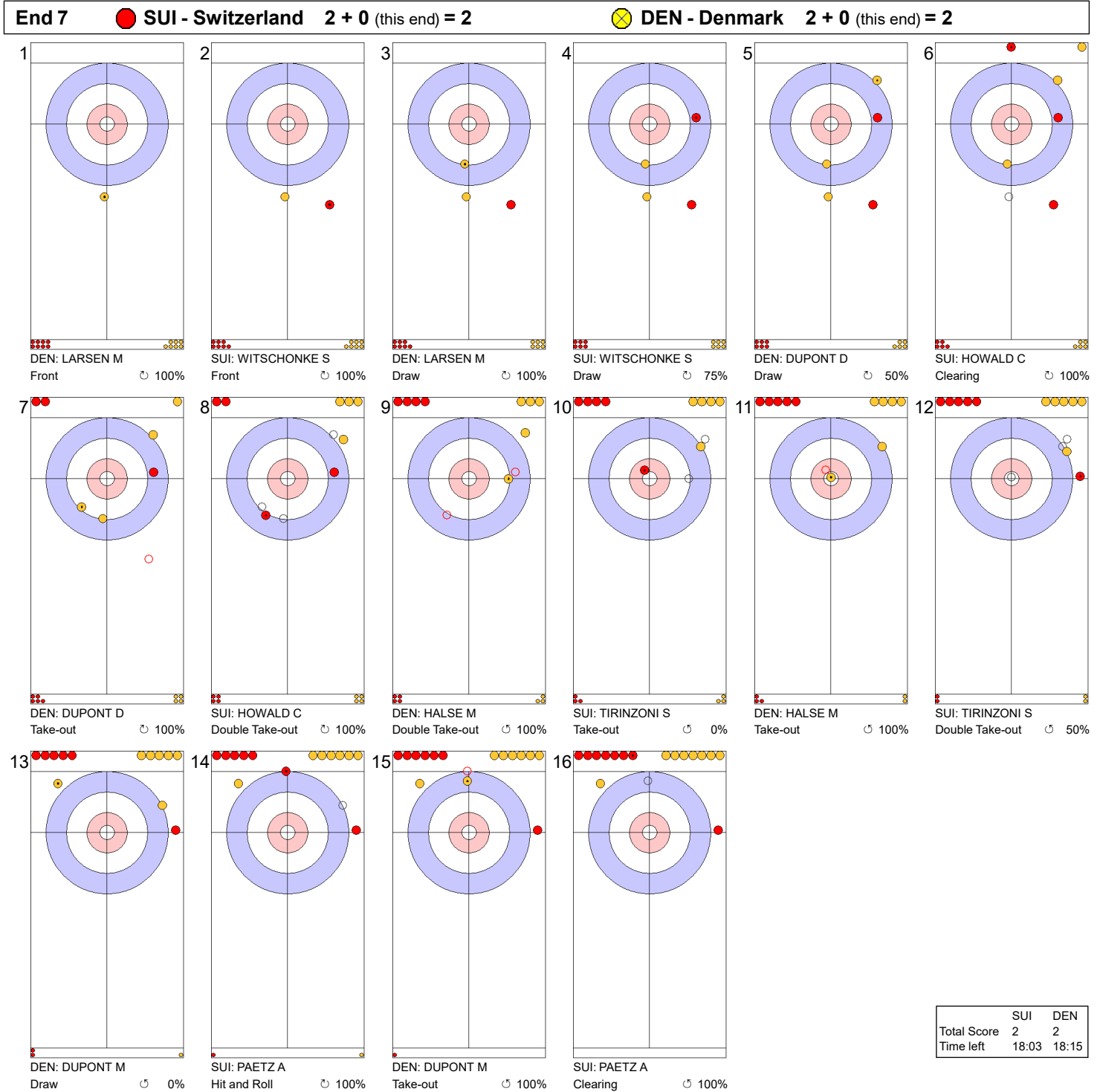
End 6 **SUI - Switzerland 2 + 0 (this end) = 2** **DEN - Denmark 1 + 1 (this end) = 2**



	SUI	DEN
Total Score	2	2
Time left	20:34	20:28

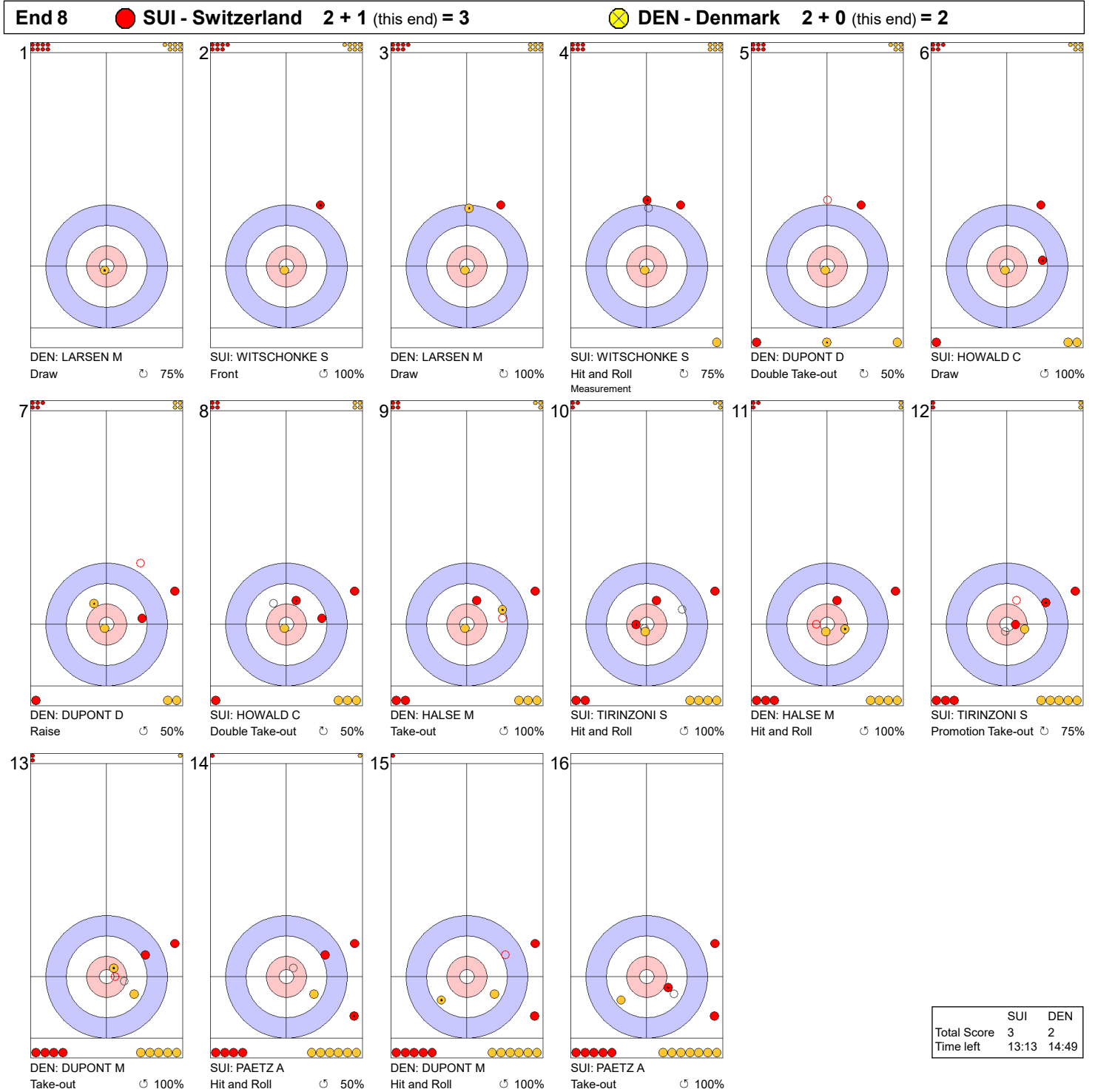
**Legend:**  
 ↻ Clockwise      ↺ Counter-clockwise      - Not considered

**Game - Shot by Shot**



**Legend:**  
 Clockwise    Counter-clockwise    - Not considered

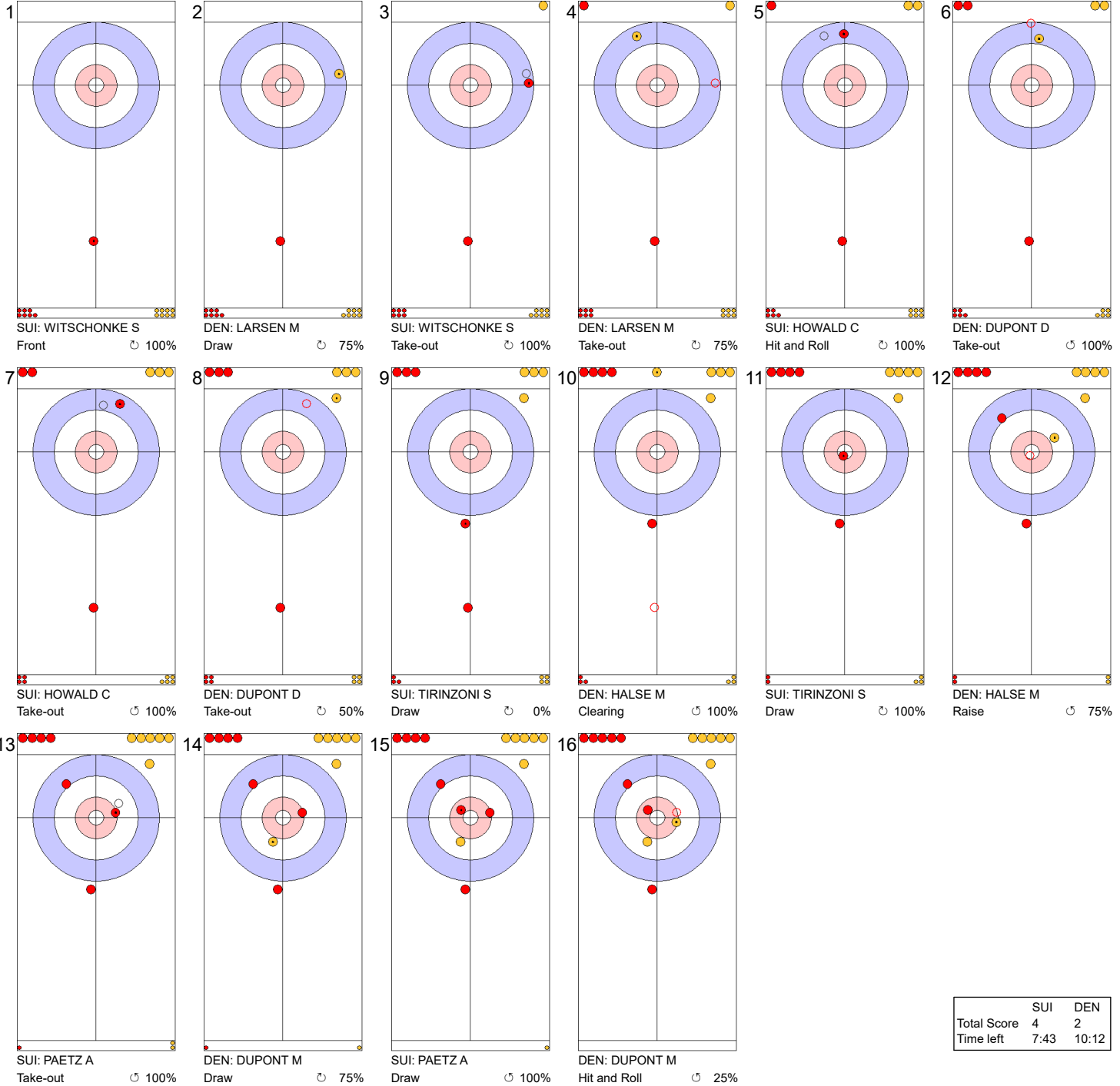
**Game - Shot by Shot**



**Legend:**  
 Clockwise     
 Counter-clockwise     
 - Not considered

**Game - Shot by Shot**

**End 9**    **SUI - Switzerland 3 + 1 (this end) = 4**    **DEN - Denmark 2 + 0 (this end) = 2**

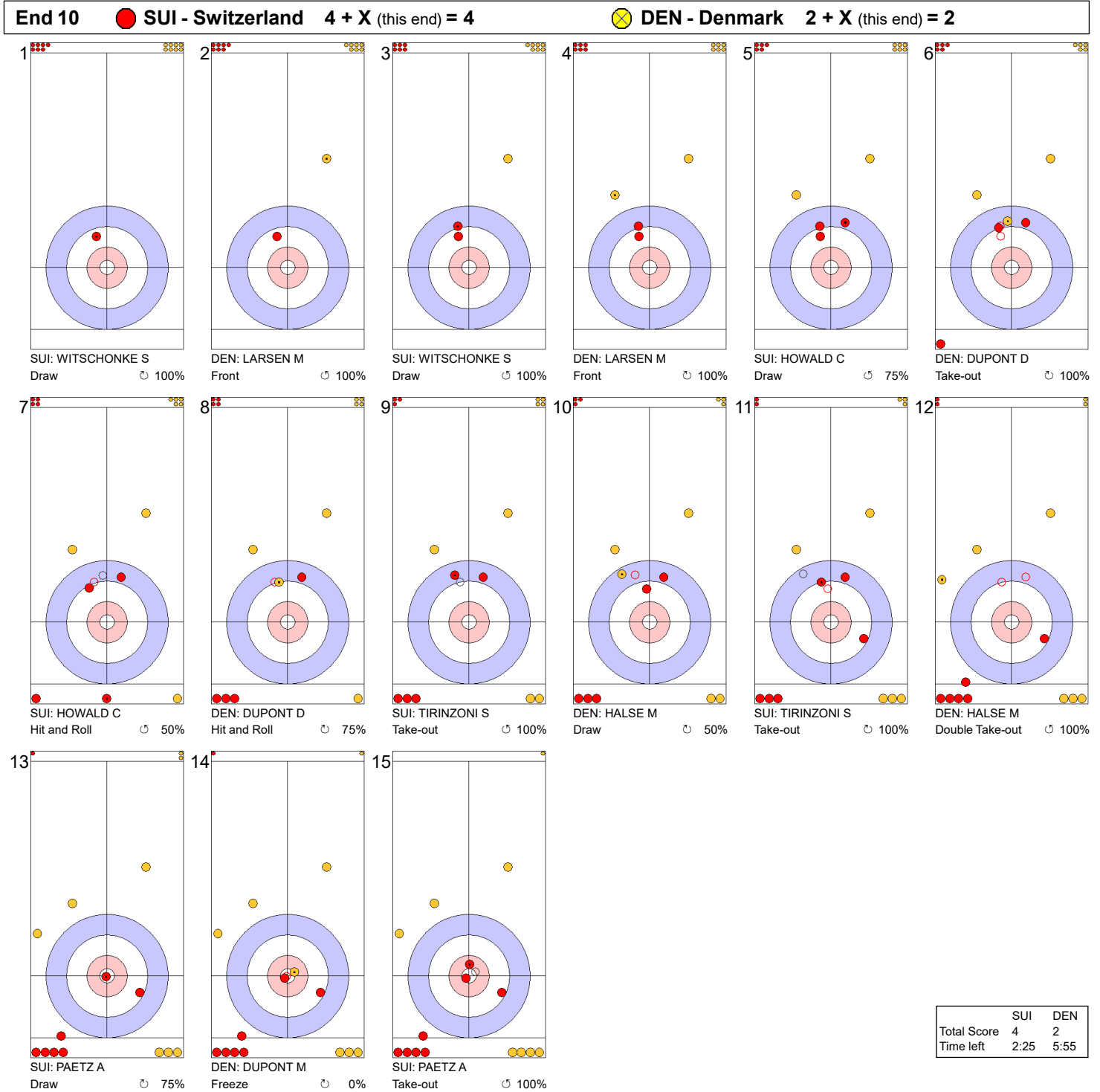


	SUI	DEN
Total Score	4	2
Time left	7:43	10:12

**Legend:**  
 Clockwise      Counter-clockwise      - Not considered



**Game - Shot by Shot**



**Legend:**  
 ↻ Clockwise      ↺ Counter-clockwise      - Not considered  
 X Unfinished end due to concession

### Game Results

Sheet	Team	LSFE	1	2	3	4	5	6	7	8	9	10	Extra Ends	Total
E	HUN - Hungary		0	1	2	0	5	0	0	1	1	X		10
	EST - Estonia	*	1	0	0	3	0	1	1	0	0	X		6

HUN - Hungary		Shot Success	Game	All
4 V	JOO Linda	62%	62%	
3 S	KALOCSAI-VAN DORP Vera	68%	68%	
2	TOTH-CSOESZ Orsolya	73%	73%	
1	LAUCHSZ Laura Ildiko	70%	70%	
A	ORBAN Hanna Regina	-	-	
Team Total		68%	68%	

EST - Estonia		Shot Success	Game	All
4	TUVIKE Erika	50%	50%	
3 V	LAIDSALU Kerli	78%	78%	
2 S	TURMANN Liisa	63%	63%	
1	GROSSMANN Heili	80%	80%	
A	-	-	-	
Team Total		68%	68%	

**Last Stone Draw** Distance

⌚	LAUCHSZ Laura Ildiko	56.0cm
⌚	KALOCSAI-VAN DORP Vera	107.2cm
<b>Total</b>		<b>163.2cm</b>

**Last Stone Draw** Distance

⌚	TUVIKE Erika	27.1cm
⌚	LAIDSALU Kerli	56.5cm
<b>Total</b>		<b>83.6cm</b>

Time remaining: 4 minutes 47 seconds

Time remaining: 4 minutes 38 seconds

Time-out: End 8 - HUN stone 7

Time-out: End 9 - EST stone 7

### Shot Success Analysis

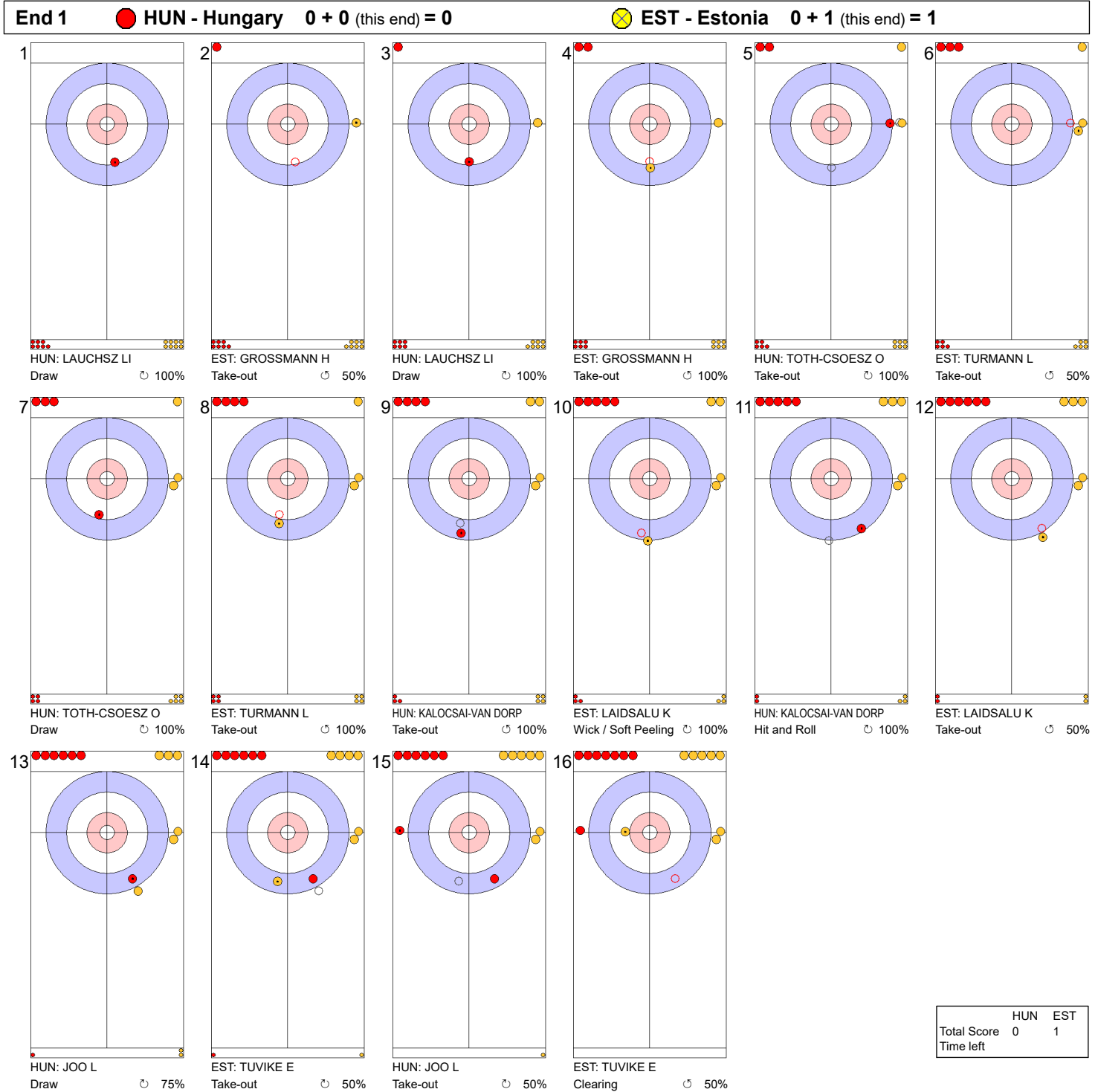
HUN - Hungary		⌚	⌚	Game
4 JOO Linda	Draws	5 80%	2 50%	7 71%
	Take-outs	11 52%	1 100%	12 56%
	Total	16 61%	3 67%	19 62%
3 KALOCSAI-VAN DORP Vera	Draws	3 67%	0 -	3 67%
	Take-outs	6 79%	11 61%	17 68%
	Total	9 75%	11 61%	20 68%
2 TOTH-CSOESZ Orsolya	Draws	7 100%	3 75%	10 93%
	Take-outs	7 64%	3 25%	10 53%
	Total	14 82%	6 50%	20 73%
1 LAUCHSZ Laura Ildiko	Draws	15 70%	3 58%	18 68%
	Take-outs	1 100%	1 75%	2 88%
	Total	16 72%	4 63%	20 70%
A ORBAN Hanna Regina	Draws	0 -	0 -	0 -
	Take-outs	0 -	0 -	0 -
	Total	0 -	0 -	0 -
Team	Draws	30 78%	8 63%	38 75%
	Take-outs	25 64%	16 58%	41 62%
	Total	55 72%	24 59%	79 68%

EST - Estonia		⌚	⌚	Game
4 TUVIKE Erika	Draws	11 45%	0 -	11 45%
	Take-outs	6 58%	1 50%	7 57%
	Total	17 50%	1 50%	18 50%
3 LAIDSALU Kerli	Draws	8 75%	3 67%	11 73%
	Take-outs	5 90%	4 75%	9 83%
	Total	13 81%	7 71%	20 78%
2 TURMANN Liisa	Draws	5 70%	3 67%	8 69%
	Take-outs	8 63%	4 50%	12 58%
	Total	13 65%	7 57%	20 63%
1 GROSSMANN Heili	Draws	11 91%	4 88%	15 90%
	Take-outs	1 50%	4 50%	5 50%
	Total	12 88%	8 69%	20 80%
A -	Draws	0 -	0 -	0 -
	Take-outs	0 -	0 -	0 -
	Total	0 -	0 -	0 -
Team	Draws	35 70%	10 75%	45 71%
	Take-outs	20 68%	13 58%	33 64%
	Total	55 69%	23 65%	78 68%

**Note:**  
Position and function for each team member:  
4 = Fourth, 3 = Third, 2 = Second, 1 = Lead, A = Alternate, S = Skip, V = Vice-Skip

**Legend:**  
⌚ Clockwise      ⌚ Counter-clockwise      LSFE(\*) Last Stone First End  
X Unplayed/unfinished end due to concession

**Game - Shot by Shot**



**Legend:**  
 ↻ Clockwise      ↺ Counter-clockwise      - Not considered



Game - Shot by Shot

End 2 ● HUN - Hungary 0 + 1 (this end) = 1      ● EST - Estonia 1 + 0 (this end) = 1



	HUN	EST
Total Score	1	1
Time left		

**Legend:**  
 ↻ Clockwise      ↺ Counter-clockwise      - Not considered



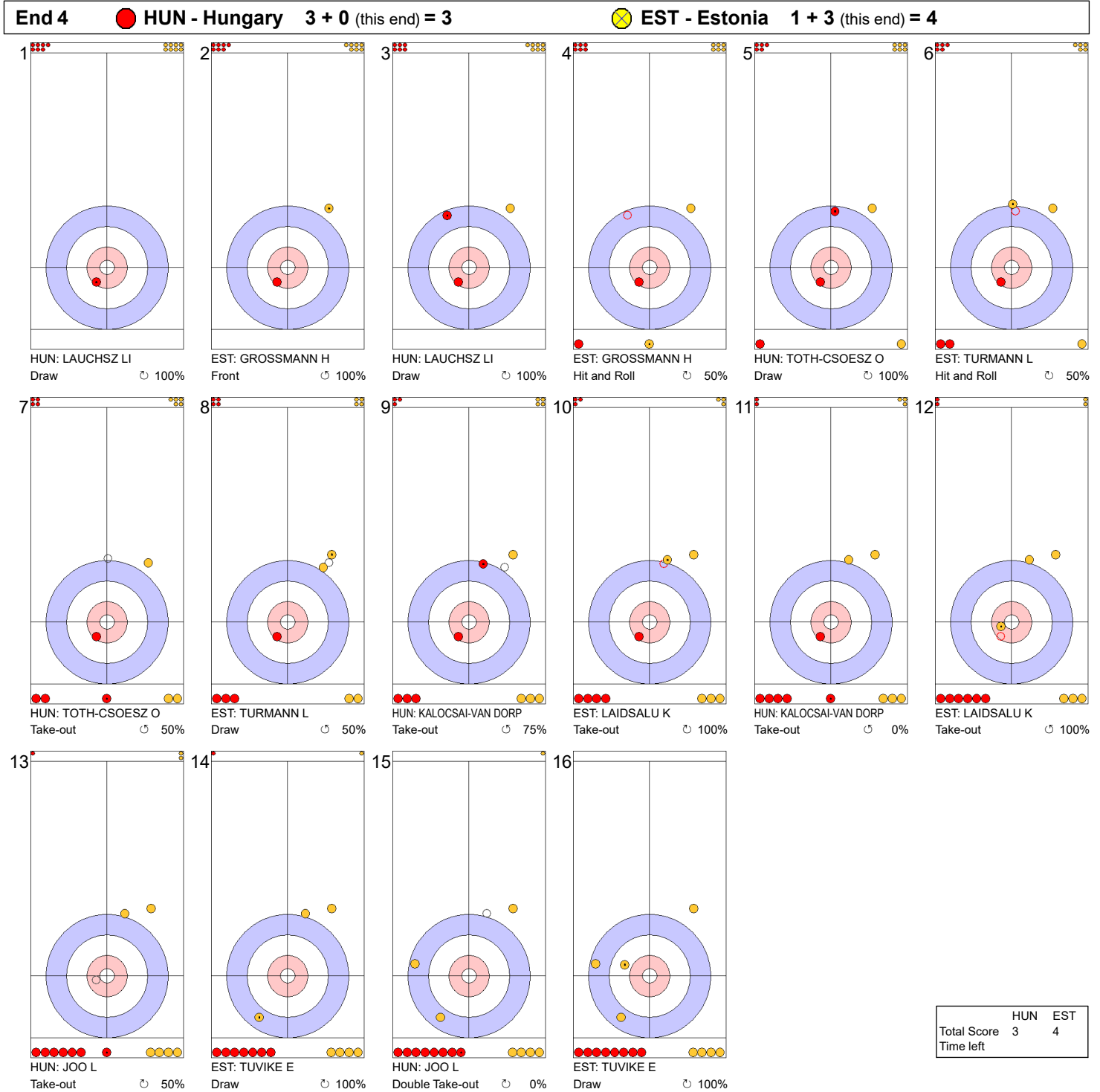
**Game - Shot by Shot**



**Legend:**  
↻ Clockwise      ↺ Counter-clockwise      - Not considered



Game - Shot by Shot



**Legend:**  
 ↻ Clockwise      ↺ Counter-clockwise      - Not considered



**Game - Shot by Shot**

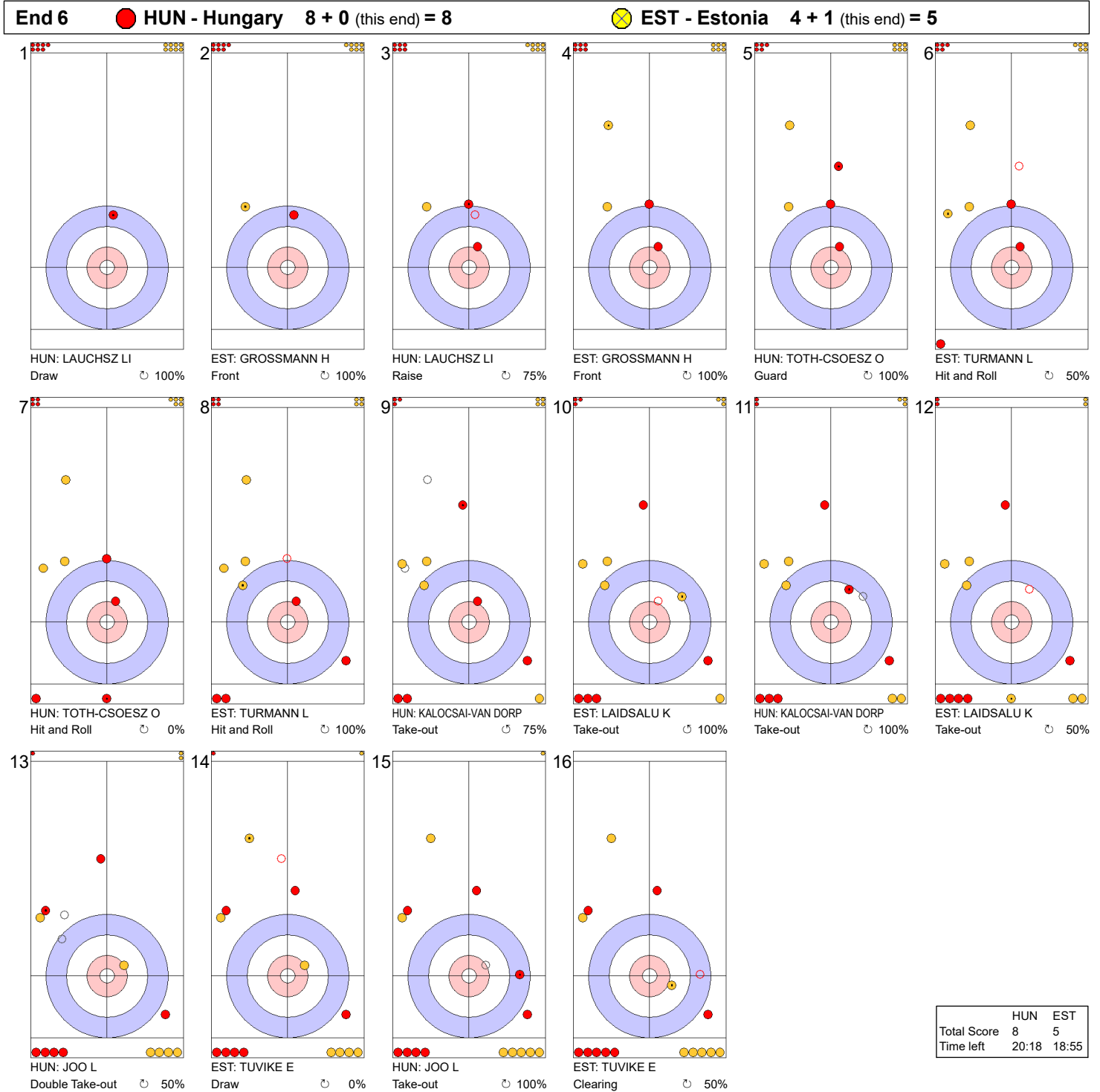
**End 5**   ● **HUN - Hungary** 3 + 5 (this end) = 8   ● **EST - Estonia** 4 + 0 (this end) = 4



	HUN	EST
Total Score	8	4
Time left		

**Legend:**  
 ↻ Clockwise      ↺ Counter-clockwise      - Not considered

**Game - Shot by Shot**



**Legend:**  
 Clockwise      Counter-clockwise      - Not considered



**Game - Shot by Shot**

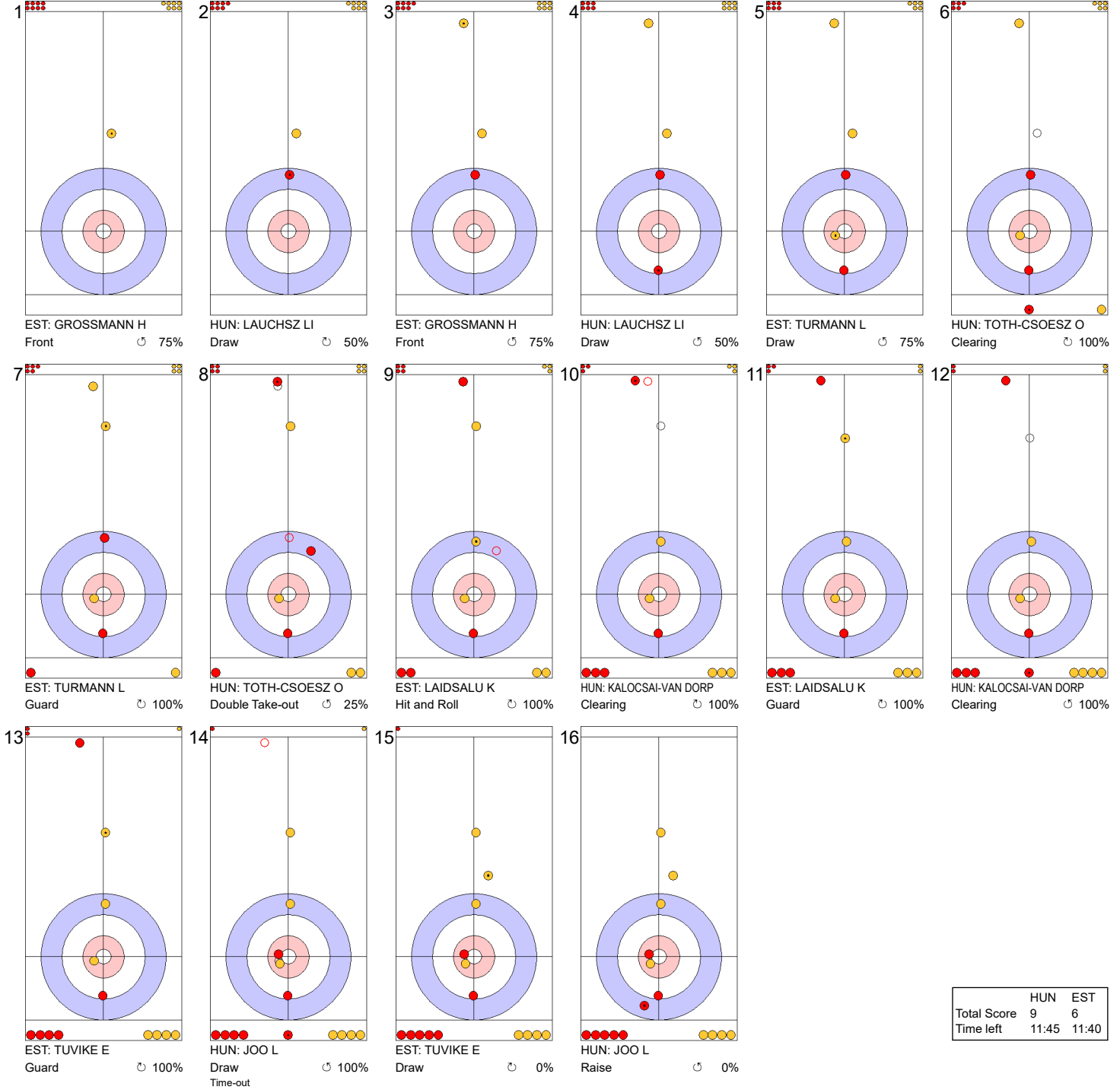


**Legend:**  
 ↻ Clockwise      ↺ Counter-clockwise      - Not considered



Game - Shot by Shot

End 8 **HUN - Hungary 8 + 1 (this end) = 9** **EST - Estonia 6 + 0 (this end) = 6**



	HUN	EST
Total Score	9	6
Time left	11:45	11:40

**Legend:**  
 ↻ Clockwise      ↺ Counter-clockwise      - Not considered



**Game - Shot by Shot**

**End 9**   ● **HUN - Hungary** 9 + 1 (this end) = 10   ● **EST - Estonia** 6 + 0 (this end) = 6



	HUN	EST
Total Score	10	6
Time left	8:11	7:49

**Legend:**  
 ↻ Clockwise      ↺ Counter-clockwise      - Not considered

Game - Shot by Shot



**Legend:**  
 ↻ Clockwise      ↺ Counter-clockwise      - Not considered  
 X Unfinished end due to concession

## Entry List by Event

As of SAT 16 NOV 2024

DEN - Denmark		
4 S	DUPONT Madeleine	R
3 V	HALSE Mathilde	R
2	DUPONT Denise	R
1	LARSEN My	R
A	HOLTERMANN Jasmin	R
C	SCHMIDT Ulrik	
O	NORDESTGAARD RASMUSSEN Jesper	
O	-	

EST - Estonia		
4	TUVIKE Erika	R
3 V	LAIDSALU Kerli	R
2 S	TURMANN Liisa	R
1	GROSSMANN Heili	R
A	-	
C	NEDREGOTTEN Magnus (NOR)	
O	-	
O	-	

HUN - Hungary		
4 V	JOO Linda	R
3 S	KALOCSAI-VAN DORP Vera	L
2	TOTH-CSOESZ Orsolya	R
1	ORBAN Hanna Regina	R
A	LAUCHSZ Laura Ildiko	R
C	JAKAB Zoltan	
2C	NAGY Gyoengyi	
O	-	

ITA - Italy		
4 S	CONSTANTINI Stefania	R
3 V	ZARDINI LACEDELLI Giulia	R
2	MATHIS Elena	R
1	ROMEI Angela	R
A	LO DESERTO Marta	R
C	GRAN Soeren (SWE)	
NC	MARIANI Marco	
O	ROSA Miriam	

LTU - Lithuania		
4 S	PAULAUSKAITE Virginija	R
3 V	DVOJEGLAZOVA Olga	R
2	KIUDYTE Migle	R
1	BLAZIENE Ruta	R
A	-	
C	CEPULYTE Egle	
2C	ZALIECKAS Vygantas	
O	-	

NOR - Norway		
4 V	SKASLIEN Kristin	R
3 S	ROERVIK Marianne	R
2	HASLEV NORDBYE Mille	R
1	KJAERLAND Eilin	R
A	FORBREGD Ingeborg	R
C	STEEN HANSEN Rune	
NC	LOEVOLD Thomas	
O	-	

SCO - Scotland		
4 V	MORRISON Rebecca	R
3	DODDS Jennifer	R
2	SINCLAIR Sophie	R
1 S	JACKSON Sophie	R
A	HENDERSON Fay	R
C	PATERSON Ross	
NC	DRUMMOND Greg	
O	BERRY Keith	

SUI - Switzerland		
4 V	PAETZ Alina	R
3 S	TIRINZONI Silvana	R
2	HOWALD Carole	R
1	WITSCHONKE Selina	R
A	BERSET Stefanie	R
C	CHARETTE Pierre (CAN)	
NC	STOCK Sebastian	
O	HOLLINGER Denise	

SWE - Sweden		
4 S	HASSELBORG Anna	R
3 V	McMANUS Sara	R
2	KNOCHENHAUER Agnes	R
1	MABERGS Sofia	R
A	HELDIN Johanna	R
C	LINDSTROEM Kristian	
NC	LINDBERG Fredrik	
O	-	

TUR - Türkiye		
4 S	YILDIZ Dilsat	R
3 V	POLAT Oznur	R
2	CALIKUSU Ifayet Safak	R
1	SENGUL Berfin	R
A	KARAMAN Iclal	R
C	CAKIR Bilal Omer	
O	DALKILIC Canan Ceyda	
O	-	

**Note:**

Position and function for each team member:

**4** = Fourth, **3** = Third, **2** = Second, **1** = Lead, **A** = Alternate, **S** = Skip, **V** = Vice-Skip

**C** = Coach, **2C** = 2nd Team Coach, **NC** = National Coach, **T** = Translator, **O** = Team Official

**Legend:**
**L** Left-handed

**R** Right-handed

**LTU: Team Officials revised.**



## Competition Officials

As of THU 14 NOV 2024

Function	Name	Organisation
<b>World Curling President:</b>	WELLING Beau	USA - United States
<b>World Curling Head of Competitions:</b>	ROETHLISBERGER Eeva	SUI - Switzerland
<b>World Curling Technical Delegate:</b>	MUTCH Laura	SCO - Scotland
<b>Chief Umpire:</b>	AUGUSTYNIAK Wojciech	POL - Poland
<b>Deputy Chief Umpire:</b>	McGOWAN John	SCO - Scotland
<b>Game Umpires:</b>	CHRIST BUETTLER Franziska	SUI - Switzerland
	GENNEMARK Ki	SWE - Sweden
	MATAU Gheorghe	ROU - Romania
	MELROSE Colin	SCO - Scotland
	PAUTSCH Thomas	GER - Germany
<b>Chief Timer:</b>	WALKER Stuart	SCO - Scotland
<b>Deputy Chief Timer:</b>	SCHOENEICH Brigitte	SUI - Switzerland
<b>Chief Ice Technician:</b>	CALLAN Mark	SCO - Scotland
<b>Deputy Chief Ice Technician:</b>	JOERGENSEN Asmus	DEN - Denmark

