



## RESULTS SUMMARY



**European Curling  
Championships A-Division 2024  
Men  
Lohja, Finland**

**16 - 23 November 2024**





**ECC 2024**  
Lohja, Finland

**Le Gruyère AOP European Curling Championships 2024**  
Kisakallio Sports Institute  
**A-Division Men**



SAT 23 NOV 2024

## Medallists

Medal	Country	Name	Position - Function
GOLD	GER - Germany	MUSKATEWITZ Marc	4 S
		KAPP Benjamin	3
		MESSENZEHL Felix	2
		SCHEUERL Johannes	1
		TREVISIOL Mario	A
		SHERRARD Ryan	C
SILVER	SCO - Scotland	MOUAT Bruce	4 S
		HARDIE Grant	3
		LAMMIE Bobby	2
		McMILLAN Hammy	1
		WADDELL Kyle	A
		GOODFELLOW Michael	C
BRONZE	NOR - Norway	RAMSFJELL Magnus	4 S
		SESAKER Martin	3
		RAMSFJELL Bendik	2
		NEPSTAD Gaute	1
		NAESS Wilhelm	A
		LOEVOLD Thomas	C

**Note:**

Position and function for each team member:

**4** = Fourth, **3** = Third, **2** = Second, **1** = Lead, **A** = Alternate, **S** = Skip, **C** = Coach

## Final Standings

Rank	Team	Players	Position - Function
1	GER - Germany	MUSKATEWITZ Marc	4 S
		KAPP Benjamin	3 V
		MESSENZEHL Felix	2
		SCHEUERL Johannes	1
		TREVISIOL Mario	A
		SHERRARD Ryan	C
2	SCO - Scotland	MOUAT Bruce	4 S
		HARDIE Grant	3 V
		LAMMIE Bobby	2
		McMILLAN Hammy	1
		WADDELL Kyle	A
		GOODFELLOW Michael	C
3	NOR - Norway	RAMSFJELL Magnus	4 S
		SESAKER Martin	3
		RAMSFJELL Bendik	2
		NEPSTAD Gaute	1 V
		NAESS Wilhelm	A
		LOEVOLD Thomas	C
4	SUI - Switzerland	SCHWARZ-VAN BERKEL Benoit	4 V
		SCHWALLER Yannick	3 S
		MICHEL Sven	2
		LACHAT-COUCHEPIN Pablo	1
		WINKELHAUSEN Tom	A
		PETERSSON Haavard Vad	C
5	SWE - Sweden	EDIN Niklas	4 S
		ERIKSSON Oskar	3 V
		WRANAA Rasmus	2
		SUNDGREN Christoffer	1
		MAGNUSSON Daniel	A
		LINDSTROEM Alexander	C
6	ITA - Italy	RETORNAZ Joel	4 S
		MOSANER Amos	3
		ARMAN Sebastiano	2
		GIOVANELLA Mattia	1 V
		ZISA Alberto	A
		FRY Ryan	C
7	AUT - Austria	GENNER Mathias	4 S
		BACKOFEN Jonas	3 V
		REICHEL Martin	2
		MAVEC Florian	1
		KARG Johann	A
		SCHROEDER Bjoern	C
8	CZE - Czechia	KLIMA Lukas	4 S
		CERNOVSKY Marek	3 V
		JURIK Martin	2
		KLIPA Lukas	1
		BOHAC Radek	A
		SAVILL Craig	C



## Final Standings

Rank	Team	Players	Position - Function	
9	NED - Netherlands	GOESGENS Wouter	4 S	>B
		VAN DEN HURK Tobias	3	
		HOEKMAN Laurens	2 V	
		MAGAN Alexander	1	
		SPITS Simon	A	
		LEIBBRANDT Shari	C	
10	ENG - England	RETCHLESS Rob	4 S	>B
		SUGDEN Jotham	3 V	
		GIBSON Scott	2	
		HAVERCROFT Jonathan	1	
		MOUAT Colin	A	
		RAMSAY David	C	

**Note:**

Position and function for each team member:

**4** = Fourth, **3** = Third, **2** = Second, **1** = Lead, **A** = Alternate, **S** = Skip, **V** = Vice-Skip, **C** = Coach

**Legend:**

>B To B-Division




### Competition Summary

Session	Date Time	Sheet A	Sheet B	Sheet C	Sheet D	Sheet E
Session 1	16 NOV 14:30	ENG 3 - 8 ITA	AUT 1 - 7 SUI	GER 4 - 8 NOR	SWE 9 - 6 CZE	NED 6 - 8 SCO
Session 2	17 NOV 9:00	SUI 6 - 5 SWE	ITA 8 - 7 CZE	NED 7 - 5 ENG	SCO 6 - 5 NOR	AUT 2 - 10 GER
Session 3	17 NOV 19:00	NOR 7 - 2 AUT	ENG 1 - 8 SCO	ITA 3 - 7 SWE	GER 9 - 5 NED	SUI 10 - 7 CZE
Session 4	18 NOV 12:00	CZE 10 - 7 NED	GER <sup>EE</sup> 6 - 5 SWE	SCO <sup>EE</sup> 7 - 6 SUI	NOR 9 - 4 ENG	ITA 6 - 4 AUT
Session 5	18 NOV 20:10	GER 9 - 3 SUI	NED 6 - 11 ITA	ENG 5 - 12 CZE	AUT 2 - 10 SCO	SWE 9 - 8 NOR
Session 6	19 NOV 14:00	NED 9 - 7 NOR	SUI 11 - 1 ENG	SWE <sup>EE</sup> 7 - 6 AUT	CZE 6 - 8 GER	SCO 7 - 10 <sup>EE</sup> ITA
Session 7	20 NOV 9:00	AUT 9 - 8 CZE	SCO 12 - 5 GER	NOR <sup>EE</sup> 10 - 7 ITA	NED 6 - 8 SUI	ENG 3 - 8 SWE
Session 8	20 NOV 19:00	ITA 8 - 5 GER	SWE 9 - 6 NED	CZE 2 - 10 SCO	ENG 2 - 7 AUT	NOR 10 - 5 SUI
Session 9	21 NOV 14:00	SWE 7 - 11 SCO	CZE 3 - 5 NOR	AUT 8 - 6 NED	SUI 7 - 4 ITA	GER 10 - 2 ENG
Semi-finals	22 NOV 9:00		GER 8 - 2 NOR		SCO <sup>EE</sup> 10 - 8 SUI	
Bronze Medal	22 NOV 19:00			NOR 7 - 4 SUI		
Gold Medal	23 NOV 15:00			SCO 7 - 9 GER		

### Standings after Round Robin

Rank	Team	Games	Wins	Losses	
1	SCO - Scotland	9	8	1	Q
2	NOR - Norway	9	6	3	Q w3
3	GER - Germany	9	6	3	Q w2,2
4	SUI - Switzerland	9	6	3	Q w2,1
5	SWE - Sweden	9	6	3	w2,0
6	ITA - Italy	9	6	3	w1
7	AUT - Austria	9	3	6	
8	CZE - Czechia	9	2	7	w1
9	NED - Netherlands	9	2	7	>B w0
10	ENG - England	9	0	9	>B

### Play-offs Bracket



**Legend:**

>B To B-Division

EE Extra End

Q Qualified for the play-offs

wn Number of wins (n) against tied teams



**ECC 2024**  
Lohja, Finland

**Le Gruyère AOP European Curling Championships 2024**  
Kisakallio Sports Institute  
**A-Division Men**



**SAT 23 NOV 2024**  
Start Time 15:00

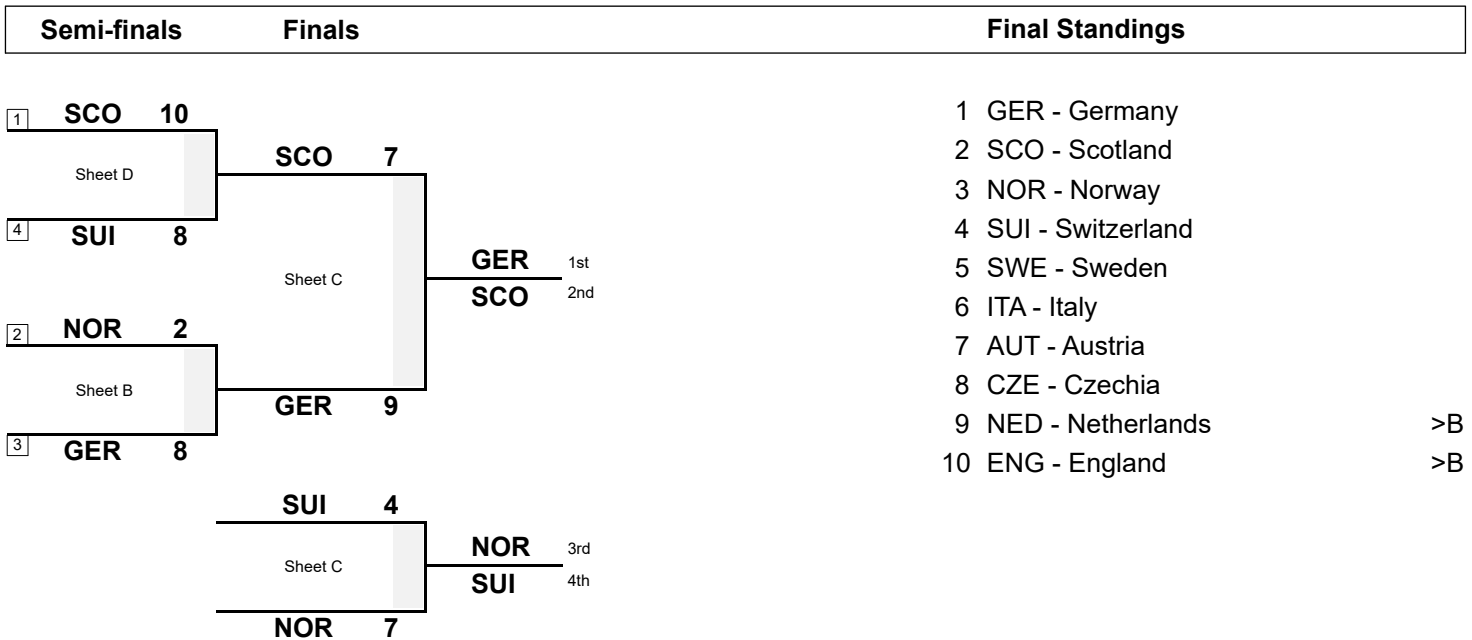
**Gold Medal Game**

**WORLD CURLING**

### Session Results and Standings

Sheet	Team	LSFE	1	2	3	4	5	6	7	8	9	10	Extra Ends	Total
C	SCO - Scotland	*	2	0	0	2	0	2	0	0	1	0		7
	GER - Germany		0	3	1	0	1	0	2	1	0	1		9

### Play-offs Bracket



**Legend:**  
>B To B-Division      LSFE(\*) Last Stone First End





**ECC 2024**  
Lohja, Finland

**Le Gruyère AOP European Curling Championships 2024**  
Kisakallio Sports Institute  
**A-Division Men**



**FRI 22 NOV 2024**  
Start Time 19:00

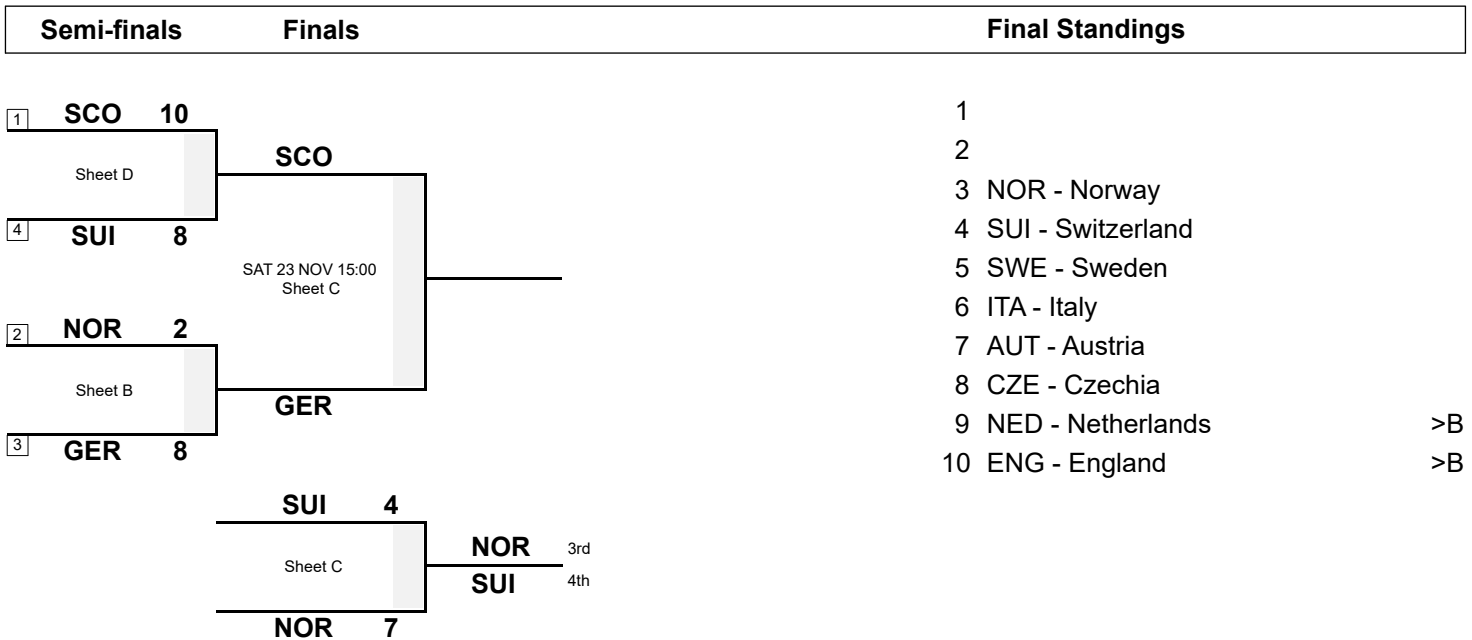
**Bronze Medal Game**

**WORLD CURLING**

### Session Results and Standings

Sheet	Team	LSFE	1	2	3	4	5	6	7	8	9	10	Extra Ends	Total
C	NOR - Norway	*	0	0	1	3	0	1	0	1	0	1		7
	SUI - Switzerland		1	0	0	0	1	0	1	0	1	0		4

### Play-offs Bracket



**Legend:**  
>B To B-Division  
LSFE(\*) Last Stone First End

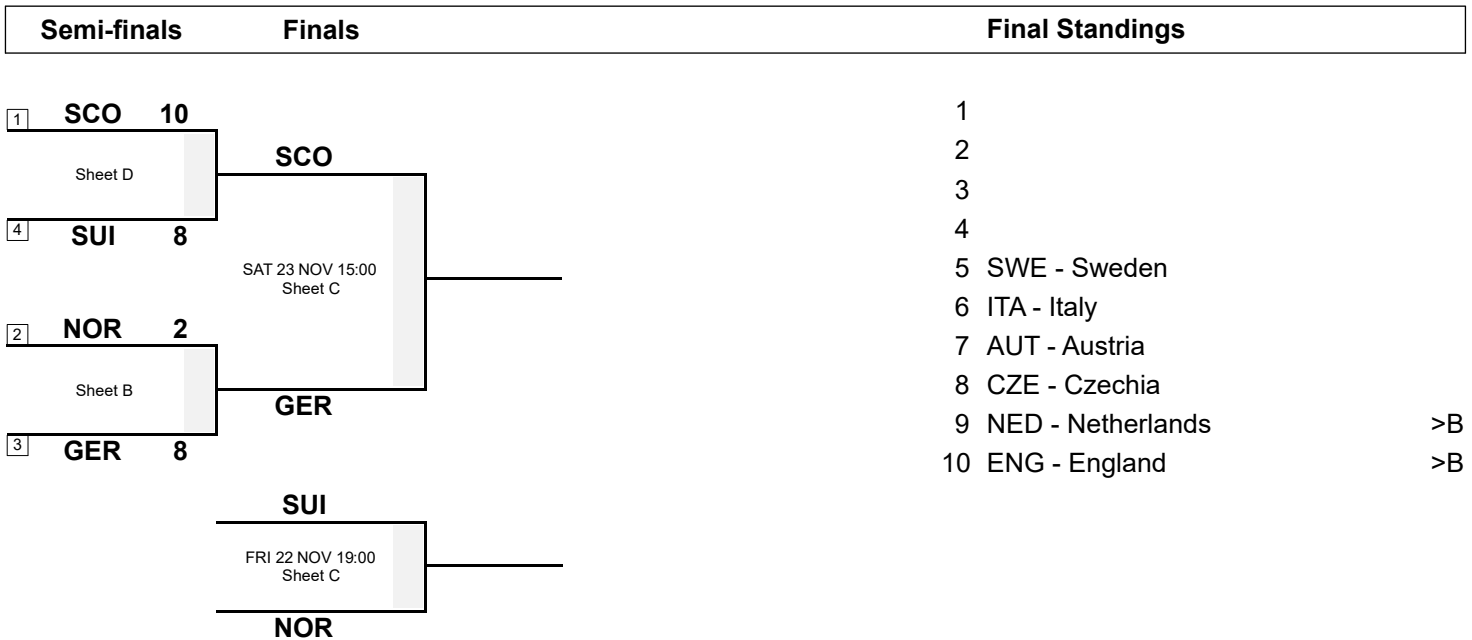




### Session Results and Standings

Sheet	Team	LSFE	1	2	3	4	5	6	7	8	9	10	Extra Ends	Total
<b>B</b>	GER - Germany		0	2	4	0	1	0	0	1	X	X		8
	NOR - Norway	*	1	0	0	1	0	0	0	0	X	X		2
<b>D</b>	SCO - Scotland	*	2	0	1	0	1	0	2	0	2	0	2	10
	SUI - Switzerland		0	1	0	1	0	2	0	1	0	3	0	8

### Play-offs Bracket



**Legend:**  
 >B To B-Division      LSFE(\*) Last Stone First End      X Unplayed/unfinished end due to concession





### Competition Matrix

Team	AUT	CZE	ENG	GER	ITA	NED	NOR	SCO	SUI	SWE
<b>AUT</b>		9 - 8	7 - 2	2 - 10	4 - 6	8 - 6	2 - 7	2 - 10	1 - 7	6 - 7
<b>CZE</b>	8 - 9		12 - 5	6 - 8	7 - 8	10 - 7	3 - 5	2 - 10	7 - 10	6 - 9
<b>ENG</b>	2 - 7	5 - 12		2 - 10	3 - 8	5 - 7	4 - 9	1 - 8	1 - 11	3 - 8
<b>GER</b>	10 - 2	8 - 6	10 - 2		5 - 8	9 - 5	4 - 8	5 - 12	9 - 3	6 - 5
<b>ITA</b>	6 - 4	8 - 7	8 - 3	8 - 5		11 - 6	7 - 10	10 - 7	4 - 7	3 - 7
<b>NED</b>	6 - 8	7 - 10	7 - 5	5 - 9	6 - 11		9 - 7	6 - 8	6 - 8	6 - 9
<b>NOR</b>	7 - 2	5 - 3	9 - 4	8 - 4	10 - 7	7 - 9		5 - 6	10 - 5	8 - 9
<b>SCO</b>	10 - 2	10 - 2	8 - 1	12 - 5	7 - 10	8 - 6	6 - 5		7 - 6	11 - 7
<b>SUI</b>	7 - 1	10 - 7	11 - 1	3 - 9	7 - 4	8 - 6	5 - 10	6 - 7		6 - 5
<b>SWE</b>	7 - 6	9 - 6	8 - 3	5 - 6	7 - 3	9 - 6	9 - 8	7 - 11	5 - 6	

### Standings after Round Robin

Rank	Team	Games	Wins	Losses		
1	SCO - Scotland	9	8	1	Q	
2	NOR - Norway	9	6	3	Q	w3
3	GER - Germany	9	6	3	Q	w2,2
4	SUI - Switzerland	9	6	3	Q	w2,1
5	SWE - Sweden	9	6	3		w2,0
6	ITA - Italy	9	6	3		w1
7	AUT - Austria	9	3	6		
8	CZE - Czechia	9	2	7		w1
9	NED - Netherlands	9	2	7	>B	w0
10	ENG - England	9	0	9	>B	

**Legend:**

>B To B-Division

Q Qualified for the play-offs

wn Number of wins (n) against tied teams

### Draw Shot Challenge

Rank	Team	Stone Rotation	Last Stone Draw in each Round Robin Game									DSC
			1	2	3	4	5	6	7	8	9	
1	SUI - Switzerland	↻	4.5	16.0	5.5	11.5	8.8	10.2	17.6	8.3	28.8	<b>14.73cm</b>
		↻	9.3	7.8	31.4	17.1	<del>103.4</del>	25.1	6.7	<del>43.4</del>	27.0	
2	NOR - Norway	↻	14.3	43.5	19.6	39.6	3.9	<del>100.3</del>	3.1	21.1	<del>118.4</del>	<b>17.03cm</b>
		↻	6.6	7.1	32.1	10.3	11.4	7.6	23.2	13.2	15.9	
3	GER - Germany	↻	18.9	2.1	11.3	12.2	10.9	13.7	<del>71.0</del>	25.7	15.2	<b>17.08cm</b>
		↻	31.7	11.6	12.2	16.1	5.1	33.9	<del>119.9</del>	40.3	12.3	
4	ITA - Italy	↻	17.8	19.0	<del>111.7</del>	26.5	18.2	24.7	5.7	23.1	8.5	<b>21.70cm</b>
		↻	16.9	11.7	2.8	45.6	<del>50.0</del>	6.7	31.3	49.5	39.2	
5	SCO - Scotland	↻	24.3	14.6	65.8	2.5	8.5	6.9	21.7	<del>164.2</del>	21.3	<b>31.21cm</b>
		↻	24.4	83.8	59.7	8.0	57.3	2.6	51.5	46.4	<del>106.6</del>	
6	NED - Netherlands	↻	39.6	56.3	14.8	50.6	27.6	27.0	14.5	39.0	4.2	<b>33.04cm</b>
		↻	80.5	6.0	81.2	<del>104.5</del>	10.8	<del>170.7</del>	47.6	7.7	21.3	
7	SWE - Sweden	↻	35.7	4.9	10.6	29.6	8.1	31.2	7.3	28.6	61.8	<b>36.65cm</b>
		↻	23.2	64.8	21.4	109.1	20.8	<del>131.0</del>	<del>178.7</del>	23.9	105.4	
8	CZE - Czechia	↻	53.3	27.9	2.4	60.0	<del>161.3</del>	17.5	28.6	68.6	137.5	<b>41.50cm</b>
		↻	100.1	48.9	3.7	20.9	27.5	21.4	16.1	<del>164.9</del>	29.6	
9	ENG - England	↻	62.1	<del>199.6</del>	61.2	19.5	40.2	33.0	24.8	<del>150.6</del>	47.4	<b>44.57cm</b>
		↻	19.3	55.8	67.9	22.1	20.5	86.3	102.5	38.3	12.2	
10	AUT - Austria	↻	<del>199.6</del>	175.1	199.6	29.3	24.3	58.4	93.4	10.2	37.6	<b>70.96cm</b>
		↻	44.7	<del>199.6</del>	12.0	55.1	38.9	199.6	87.1	9.0	61.0	

**Note:**

The Draw Shot Challenge (DSC) is the average distance of all the individual Last Stone Draws (LSD), which were delivered by a team during the round robin. The two least favourable results will be eliminated before calculating the average distance. The team with the lesser DSC receives the higher ranking. If the DSCs are equal then the team with the best non-equal counting LSD receives the higher ranking. In the case where all counting LSDs are equal, the team ranked higher in the official World Curling World Ranking is ranked higher.

**Legend:**

↻ Clockwise      ↻ Counter-clockwise      **DSC** Draw Shot Challenge  
~~nnn.n~~ Eliminated Last Stone Draw

### Shot Success Percentage by Position

Fourth	Game >	1	2	3	4	5	6	7	8	9	Avg.	
1	MOUAT Bruce	SCO	78	84	100	86	91	75	92	100	80	85.8
2	SCHWARZ-VAN BERKEL	SUI	91	84	79	79	75	92	91	81	83	83.5
3	MUSKATEWITZ Marc	GER	79	98	90	90	82	81	68	75	83	82.4
3	RAMSFJELL Magnus	NOR	88	93	75	89	84	61	88	88	74	82.4
5	RETORNAZ Joel	ITA	95	86	72	71	78	85	73	83	64	78.2
6	EDIN Niklas	SWE	76	61	90	77	93	69	81	84	74	77.9
7	KLIMA Lukas	CZE	67	76	69	76	74	78	80	60	79	73.9
8	GOESGENS Wouter	NED	82	74	78	60	58	73	79	75	83	73.4
9	GENNER Mathias	AUT	58	54	43	63	42	(3) 69	75	82	83	67.2
10	RETCHLESS Rob	ENG	66	55	56	81	64	54	58	63	61	62.5

Third	Game >	1	2	3	4	5	6	7	8	9	Avg.	
1	KAPP Benjamin	GER	91	94	92	86	83	66	83	84	100	86.1
1	SCHWALLER Yannick	SUI	100	88	93	82	94	92	89	80	69	86.1
3	SESAKER Martin	NOR	80	96	81	86	80	76	90	96	86	86.0
4	HARDIE Grant	SCO	84	84	94	81	90	80	85	90	89	85.1
5	MOSANER Amos	ITA	88	90	75	90	75	88	80	80	71	81.8
6	VAN DEN HURK Tobias	NED	64	80	82	81	69	71	83	80	88	77.6
7	ERIKSSON Oskar	SWE	80	60	75	58	86	89	88	85	81	77.4
8	BACKOFEN Jonas	AUT	77	75	67	94	67	(4) 68	74	83	75	76.2
9	SUGDEN Jotham	ENG	67	75	77	82	78	58	75	76	78	74.6
10	CERNOVSKY Marek	CZE	73	83	65	69	74	79	66	77	75	73.2

Second	Game >	1	2	3	4	5	6	7	8	9	Avg.	
1	ARMAN Sebastiano	ITA	94	79	92	92	91	91	88	86	90	88.9
2	LAMMIE Bobby	SCO	93	85	85	84	100	80	85	96	84	86.5
3	MICHEL Sven	SUI	86	84	94	73	96	88	88	84	90	86.1
4	RAMSFJELL Bendik	NOR	84	90	85	85	89	80	82	91	89	86.0
5	WRANAA Rasmus	SWE	88	80	93	82	80		85	86	85	84.7
6	MESSENZEHL Felix	GER	85	82	93	84	75	76	72	74	97	82.0
7	HOEKMAN Laurens	NED	69	76	82	65	65	85	79	84	68	74.7
8	JURIK Martin	CZE	85	69	75	74	71	70	66	54	75	71.7
9	REICHEL Martin	AUT	66	79	63	70	52	61	70	82	69	68.3
10	GIBSON Scott	ENG	69	74	79	71	58	50	79	75	55	67.8

### Shot Success Percentage by Position

Lead	Game >	1	2	3	4	5	6	7	8	9	Avg.
1 McMILLAN Hammy	SCO	96	96	90	91	98	94	99	88	93	94.1
2 GIOVANELLA Mattia	ITA	78	99	96	90	94	94	90	94	91	92.0
3 SUNDGREN Christoffer	SWE	86	88	97	89	83	91	98	96	95	90.9
4 SCHEUERL Johannes	GER	88	67	99	98	92	94	93	84	89	90.4
5 NEPSTAD Gaute	NOR	90	86	88	92	90	93	88	74	95	88.2
6 KLIPA Lukas	CZE	98	85	93	90	86	91	75	92	83	87.7
7 LACHAT-COUCHEPIN P	SUI	96	80	87	88	98	94	83	95	78	87.4
8 MAVEC Florian	AUT	82	92	79	86	88	77	90	88	78	84.0
9 MAGAN Alexander	NED	76	84	90	94	89	76	93	80	73	83.7
10 HAVERCROFT Jonathan	ENG	81	74		76	83	85	75	89	78	80.2

Alternate	Game >	1	2	3	4	5	6	7	8	9	Avg.
NAESS Wilhelm	NOR			(2)100							100.0
WADDELL Kyle	SCO			(1)100		(2)100					100.0
WINKELHAUSEN Tom	SUI						(1) 94				93.8
MAGNUSSON Daniel	SWE						(2) 80				79.5
MOUAT Colin	ENG			(1) 79							79.2
KARG Johann	AUT					(2) 50					50.0

Team	Game >	1	2	3	4	5	6	7	8	9	Avg.
1 SCO - Scotland		88	87	93	86	95	82	90	93	86	88.0
2 SUI - Switzerland		93	84	88	80	91	91	87	85	80	85.8
3 NOR - Norway		85	91	83	88	86	78	87	87	86	85.7
4 ITA - Italy		89	88	84	86	85	89	82	86	79	85.3
5 GER - Germany		86	86	93	90	83	79	79	79	92	85.2
6 SWE - Sweden		83	72	89	76	85	82	88	88	84	82.6
7 NED - Netherlands		72	79	83	75	70	76	83	80	78	77.4
8 CZE - Czechia		81	78	75	77	76	79	72	71	78	76.6
9 AUT - Austria		71	75	63	78	63	69	77	84	76	73.8
10 ENG - England		71	69	73	77	71	62	72	76	68	71.3

**Note:**

"(n)" denotes a position different from original line-up position: (4) - Fourth, (3) - Third, (2) - Second, (1) - Lead

To be eligible to be ranked, a player must have played in the original position for more than half of the number of games that the team played.

**Legend:**

**Avg.** Average

### Scoring Analysis

Team	Games	LSFE	Stolen Ends	Last Stone Eff.	Force Eff.	Points Scored							Total	Plus / Minus
						0	1	2	3	4	>4			
SCO	For	7	13	51%	58%	3	19	17	6	2	0	79	+35	
	Against	2	4			1	19	8	3	0	0	44		
NOR	For	8	7	49%	57%	3	17	18	4	1	0	69	+20	
	Against	1	6			9	22	10	1	1	0	49		
GER	For	6	4	39%	70%	5	17	7	5	1	3	66	+15	
	Against	3	9			4	23	12	0	1	0	51		
SUI	For	4	11	45%	64%	4	18	11	5	2	0	63	+13	
	Against	5	6			4	23	8	2	0	1	50		
SWE	For	3	12	46%	57%	2	19	16	5	0	0	66	+11	
	Against	6	9			6	22	12	3	0	0	55		
ITA	For	4	11	42%	59%	5	21	19	2	0	0	65	+9	
	Against	5	5			4	23	10	3	1	0	56		
CZE	For	4	7	36%	39%	5	23	9	5	0	1	61	-10	
	Against	5	5			1	17	9	12	0	0	71		
NED	For	4	8	30%	34%	2	24	10	2	2	0	58	-17	
	Against	5	10			2	17	19	5	0	1	75		
AUT	For	2	4	24%	50%	6	22	5	3	0	0	41	-22	
	Against	7	8			3	17	13	4	2	0	63		
ENG	For	3	2	11%	33%	5	17	3	1	0	0	26	-54	
	Against	6	17			6	14	14	5	3	2	80		
Total	45		79			40	197	115	38	8	4	594		

**Note:**

Stolen ends are the ends won without the last stone advantage.

Last Stone Efficiency: Scoring two or more points with last stone advantage.

Force Efficiency: Forcing the opponent team to score only one point when they have the last stone advantage.

**Legend:**

>4 More than four points scored

Eff. Efficiency

LSFE Last Stone First End



## Summary of Big Ends

Points Scored	By	Against	Session	End	Game Result
6	GER - Germany	ENG - England	9	8	10 : 2
5	GER - Germany	SUI - Switzerland	5	3	9 : 3
5	GER - Germany	NED - Netherlands	3	1	9 : 5
5	CZE - Czechia	ENG - England	5	4	12 : 5
4	NED - Netherlands	NOR - Norway	6	4	9 : 7
4	NED - Netherlands	ITA - Italy	5	3	6 : 11
4	SCO - Scotland	GER - Germany	7	9	12 : 5
4	SCO - Scotland	AUT - Austria	5	1	10 : 2
4	SUI - Switzerland	ENG - England	6	4	11 : 1
4	SUI - Switzerland	ENG - England	6	3	11 : 1
4	GER - Germany	AUT - Austria	2	1	10 : 2
4	NOR - Norway	ENG - England	4	6	9 : 4

**Note:**

Big ends are defined as ends with a score of four or more points.



### Session Results and Standings

Sheet	Team	LSD/LSFE	1	2	3	4	5	6	7	8	9	10	Extra Ends	Total
<b>A</b>	SWE - Sweden	167.2cm	0	0	2	0	0	2	1	0	2	0		7
	SCO - Scotland	127.9cm *	2	2	0	1	2	0	0	1	0	3		11
<b>B</b>	CZE - Czechia	167.1cm	1	0	0	0	1	0	0	1	0	0		3
	NOR - Norway	134.3cm *	0	2	0	0	0	1	0	0	0	2		5
<b>C</b>	AUT - Austria	98.6cm	0	2	0	2	0	2	0	1	0	1		8
	NED - Netherlands	25.5cm *	2	0	1	0	1	0	1	0	1	0		6
<b>D</b>	SUI - Switzerland	55.8cm	0	0	3	0	0	1	0	1	1	1		7
	ITA - Italy	47.7cm *	1	1	0	0	1	0	1	0	0	0		4
<b>E</b>	GER - Germany	27.5cm *	3	1	0	0	0	0	0	6	X	X		10
	ENG - England	59.6cm	0	0	0	0	1	1	0	0	X	X		2

### Standings after Round Robin

Rank	Team	Games	Wins	Losses	
1	SCO - Scotland	9	8	1	Q
2	NOR - Norway	9	6	3	Q w3
3	GER - Germany	9	6	3	Q w2,2
4	SUI - Switzerland	9	6	3	Q w2,1
5	SWE - Sweden	9	6	3	w2,0
6	ITA - Italy	9	6	3	w1
7	AUT - Austria	9	3	6	
8	CZE - Czechia	9	2	7	w1
9	NED - Netherlands	9	2	7	>B w0
10	ENG - England	9	0	9	>B

**Legend:**  
**>B** To B-Division  
**Q** Qualified for the play-offs  
**LSD** Last Stone Draw  
**wn** Number of wins (n) against tied teams  
**LSFE(\*)** Last Stone First End  
**X** Unplayed/unfinished end due to concession

### Session Results and Standings

Sheet	Team	LSD/LSFE	1	2	3	4	5	6	7	8	9	10	Extra Ends	Total
A	ITA - Italy	72.6cm	0	1	0	2	0	2	0	1	0	2		8
	GER - Germany	66.0cm *	2	0	1	0	0	0	1	0	1	0		5
B	SWE - Sweden	52.5cm	2	0	1	0	1	2	0	0	3	X		9
	NED - Netherlands	46.7cm *	0	1	0	2	0	0	2	1	0	X		6
C	CZE - Czechia	233.5cm	0	1	0	1	0	0	X	X	X	X		2
	SCO - Scotland	210.6cm *	1	0	3	0	3	3	X	X	X	X		10
D	ENG - England	188.9cm	0	0	1	0	1	0	0	0	0	X		2
	AUT - Austria	19.2cm *	1	0	0	3	0	0	0	2	1	X		7
E	NOR - Norway	34.3cm *	2	0	3	0	1	0	1	0	1	2		10
	SUI - Switzerland	51.7cm	0	1	0	1	0	1	0	2	0	0		5

### Current Standings

Rank	Team	Games	Wins	Losses	
1	SCO - Scotland	8	7	1	Q
2	ITA - Italy	8	6	2	
2	SWE - Sweden	8	6	2	
4	GER - Germany	8	5	3	
4	NOR - Norway	8	5	3	
4	SUI - Switzerland	8	5	3	
7	AUT - Austria	8	2	6	
7	CZE - Czechia	8	2	6	
7	NED - Netherlands	8	2	6	
10	ENG - England	8	0	8	>B

**Note:**  
Under World Curling rules, tie-breaking rules for standings are not applied until after the last game of the round robin.

**Legend:**  
**>B** To B-Division                      **LSD** Last Stone Draw                      **LSFE(\*)** Last Stone First End  
**Q** Qualified for the play-offs                      **X** Unplayed/unfinished end due to concession



### Session Results and Standings

Sheet	Team	LSD/LSFE	1	2	3	4	5	6	7	8	9	10	Extra Ends	Total
A	AUT - Austria	180.5cm	0	3	0	1	0	1	0	3	0	1		9
	CZE - Czechia	44.7cm *	2	0	1	0	1	0	2	0	2	0		8
B	SCO - Scotland	73.2cm *	2	1	1	0	2	0	2	0	4	X		12
	GER - Germany	190.9cm	0	0	0	1	0	3	0	1	0	X		5
C	NOR - Norway	26.3cm *	2	0	1	0	2	0	2	0	0	0	3	10
	ITA - Italy	37.0cm	0	1	0	2	0	2	0	1	0	1	0	7
D	NED - Netherlands	62.1cm	0	2	0	1	0	1	0	0	2	X		6
	SUI - Switzerland	24.3cm *	2	0	2	0	2	0	0	2	0	X		8
E	ENG - England	127.3cm *	0	1	0	0	0	2	X	X	X	X		3
	SWE - Sweden	186.0cm	3	0	2	1	2	0	X	X	X	X		8

### Current Standings

Rank	Team	Games	Wins	Losses
1	SCO - Scotland	7	6	1
2	GER - Germany	7	5	2
2	ITA - Italy	7	5	2
2	SUI - Switzerland	7	5	2
2	SWE - Sweden	7	5	2
6	NOR - Norway	7	4	3
7	CZE - Czechia	7	2	5
7	NED - Netherlands	7	2	5
9	AUT - Austria	7	1	6
10	ENG - England	7	0	7

**Note:**  
Under World Curling rules, tie-breaking rules for standings are not applied until after the last game of the round robin.

**Legend:**  
**LSD** Last Stone Draw                      **LSFE(\*)** Last Stone First End                      **X** Unplayed/unfinished end due to concession



### Session Results and Standings

Sheet	Team	LSD/LSFE	1	2	3	4	5	6	7	8	9	10	Extra Ends	Total
<b>A</b>	NED - Netherlands	197.7cm	0	0	0	4	0	2	0	2	1	0		9
	NOR - Norway	107.9cm *	2	1	0	0	2	0	1	0	0	1		7
<b>B</b>	SUI - Switzerland	35.3cm *	0	2	4	4	1	0	X	X	X	X		11
	ENG - England	119.3cm	0	0	0	0	0	1	X	X	X	X		1
<b>C</b>	SWE - Sweden	162.2cm *	2	0	1	0	0	2	0	0	1	0	1	7
	AUT - Austria	258.0cm	0	2	0	1	1	0	0	1	0	1	0	6
<b>D</b>	CZE - Czechia	38.9cm *	1	0	1	0	1	0	1	2	0	X		6
	GER - Germany	47.6cm	0	1	0	2	0	2	0	0	3	X		8
<b>E</b>	SCO - Scotland	9.5cm *	1	0	1	0	0	2	0	2	0	1	0	7
	ITA - Italy	31.4cm	0	2	0	1	0	0	2	0	2	0	3	10

### Current Standings

Rank	Team	Games	Wins	Losses
1	GER - Germany	6	5	1
1	ITA - Italy	6	5	1
1	SCO - Scotland	6	5	1
4	SUI - Switzerland	6	4	2
4	SWE - Sweden	6	4	2
6	NOR - Norway	6	3	3
7	CZE - Czechia	6	2	4
7	NED - Netherlands	6	2	4
9	AUT - Austria	6	0	6
9	ENG - England	6	0	6

**Note:**  
Under World Curling rules, tie-breaking rules for standings are not applied until after the last game of the round robin.

**Legend:**  
**LSD** Last Stone Draw                      **LSFE(\*)** Last Stone First End                      **X** Unplayed/unfinished end due to concession

### Session Results and Standings

Sheet	Team	LSD/LSFE	1	2	3	4	5	6	7	8	9	10	Extra Ends	Total
<b>A</b>	GER - Germany	16.0cm *	0	0	5	1	0	3	X	X	X	X		9
	SUI - Switzerland	112.2cm	2	0	0	0	1	0	X	X	X	X		3
<b>B</b>	NED - Netherlands	38.4cm *	0	1	4	0	0	1	0	0	0	X		6
	ITA - Italy	68.2cm	1	0	0	3	1	0	2	2	2	X		11
<b>C</b>	ENG - England	60.7cm *	0	1	0	0	2	0	2	0	0	X		5
	CZE - Czechia	188.8cm	1	0	0	5	0	2	0	1	3	X		12
<b>D</b>	AUT - Austria	63.2cm *	0	0	1	1	0	0	X	X	X	X		2
	SCO - Scotland	65.8cm	4	3	0	0	2	1	X	X	X	X		10
<b>E</b>	SWE - Sweden	28.9cm	1	0	0	2	0	2	0	3	0	1		9
	NOR - Norway	15.3cm *	0	2	0	0	2	0	3	0	1	0		8

### Current Standings

Rank	Team	Games	Wins	Losses
1	SCO - Scotland	5	5	0
2	GER - Germany	5	4	1
2	ITA - Italy	5	4	1
4	NOR - Norway	5	3	2
4	SUI - Switzerland	5	3	2
4	SWE - Sweden	5	3	2
7	CZE - Czechia	5	2	3
8	NED - Netherlands	5	1	4
9	AUT - Austria	5	0	5
9	ENG - England	5	0	5

**Note:**  
Under World Curling rules, tie-breaking rules for standings are not applied until after the last game of the round robin.

**Legend:**  
**LSD** Last Stone Draw                      **LSFE(\*)** Last Stone First End                      **X** Unplayed/unfinished end due to concession



### Session Results and Standings

Sheet	Team	LSD/LSFE	1	2	3	4	5	6	7	8	9	10	Extra Ends	Total
<b>A</b>	CZE - Czechia	80.9cm *	3	0	0	3	0	0	2	0	1	1		10
	NED - Netherlands	155.1cm	0	1	1	0	3	1	0	1	0	0		7
<b>B</b>	GER - Germany	28.3cm *	2	0	1	0	0	1	0	0	1	0	1	6
	SWE - Sweden	138.7cm	0	1	0	1	1	0	0	1	0	1	0	5
<b>C</b>	SCO - Scotland	10.5cm *	1	0	2	0	0	1	0	1	0	1	1	7
	SUI - Switzerland	28.6cm	0	1	0	1	0	0	2	0	2	0	0	6
<b>D</b>	NOR - Norway	49.9cm	0	0	2	0	0	4	1	0	2	X		9
	ENG - England	41.6cm *	1	1	0	0	1	0	0	1	0	X		4
<b>E</b>	ITA - Italy	72.1cm *	0	1	2	0	1	0	0	0	2	0		6
	AUT - Austria	84.4cm	1	0	0	1	0	0	1	0	0	1		4

### Current Standings

Rank	Team	Games	Wins	Losses
1	SCO - Scotland	4	4	0
2	GER - Germany	4	3	1
2	ITA - Italy	4	3	1
2	NOR - Norway	4	3	1
2	SUI - Switzerland	4	3	1
6	SWE - Sweden	4	2	2
7	CZE - Czechia	4	1	3
7	NED - Netherlands	4	1	3
9	AUT - Austria	4	0	4
9	ENG - England	4	0	4

**Note:**  
Under World Curling rules, tie-breaking rules for standings are not applied until after the last game of the round robin.

**Legend:**  
**LSD** Last Stone Draw                      **LSFE(\*)** Last Stone First End                      **X** Unplayed/unfinished end due to concession



### Session Results and Standings

Sheet	Team	LSD/LSFE	1	2	3	4	5	6	7	8	9	10	Extra Ends	Total
<b>A</b>	NOR - Norway	51.7cm *	2	0	2	0	3	0	X	X	X	X		7
	AUT - Austria	211.6cm	0	0	0	1	0	1	X	X	X	X		2
<b>B</b>	ENG - England	129.1cm	0	1	0	0	0	0	X	X	X	X		1
	SCO - Scotland	125.5cm *	2	0	1	3	0	2	X	X	X	X		8
<b>C</b>	ITA - Italy	114.5cm	0	0	0	0	0	1	0	2	0	X		3
	SWE - Sweden	32.0cm *	2	0	0	0	1	0	2	0	2	X		7
<b>D</b>	GER - Germany	23.5cm *	5	0	1	0	0	1	0	2	0	X		9
	NED - Netherlands	96.0cm	0	2	0	1	0	0	1	0	1	X		5
<b>E</b>	SUI - Switzerland	36.9cm	0	3	0	1	0	3	0	3	0	X		10
	CZE - Czechia	6.1cm *	2	0	1	0	2	0	1	0	1	X		7

### Current Standings

Rank	Team	Games	Wins	Losses
1	SCO - Scotland	3	3	0
1	SUI - Switzerland	3	3	0
3	GER - Germany	3	2	1
3	ITA - Italy	3	2	1
3	NOR - Norway	3	2	1
3	SWE - Sweden	3	2	1
7	NED - Netherlands	3	1	2
8	AUT - Austria	3	0	3
8	CZE - Czechia	3	0	3
8	ENG - England	3	0	3

**Note:**  
Under World Curling rules, tie-breaking rules for standings are not applied until after the last game of the round robin.

**Legend:**  
**LSD** Last Stone Draw                      **LSFE(\*)** Last Stone First End                      **X** Unplayed/unfinished end due to concession





### Session Results and Standings

Sheet	Team	LSD/LSFE	1	2	3	4	5	6	7	8	9	10	Extra Ends	Total
<b>A</b>	SUI - Switzerland	23.8cm *	1	2	1	1	0	1	0	0	0	0		6
	SWE - Sweden	69.7cm	0	0	0	0	1	0	2	1	0	1		5
<b>B</b>	ITA - Italy	30.7cm *	1	1	0	2	0	1	0	2	0	1		8
	CZE - Czechia	76.8cm	0	0	1	0	2	0	1	0	3	0		7
<b>C</b>	NED - Netherlands	62.3cm *	1	1	0	1	0	0	2	2	0	X		7
	ENG - England	255.4cm	0	0	1	0	3	0	0	0	1	X		5
<b>D</b>	SCO - Scotland	98.4cm	0	0	1	0	2	0	0	2	0	1		6
	NOR - Norway	50.6cm *	1	1	0	1	0	1	0	0	1	0		5
<b>E</b>	AUT - Austria	374.7cm	0	1	0	0	1	0	X	X	X	X		2
	GER - Germany	13.7cm *	4	0	3	2	0	1	X	X	X	X		10

### Current Standings

Rank	Team	Games	Wins	Losses
1	ITA - Italy	2	2	0
1	SCO - Scotland	2	2	0
1	SUI - Switzerland	2	2	0
4	GER - Germany	2	1	1
4	NED - Netherlands	2	1	1
4	NOR - Norway	2	1	1
4	SWE - Sweden	2	1	1
8	AUT - Austria	2	0	2
8	CZE - Czechia	2	0	2
8	ENG - England	2	0	2

**Note:**  
Under World Curling rules, tie-breaking rules for standings are not applied until after the last game of the round robin.

**Legend:**  
**LSD** Last Stone Draw                      **LSFE(\*)** Last Stone First End                      **X** Unplayed/unfinished end due to concession



### Session Results and Standings

Sheet	Team	LSD/LSFE	1	2	3	4	5	6	7	8	9	10	Extra Ends	Total
<b>A</b>	ENG - England	81.4cm	0	1	0	0	1	0	0	1	X	X		3
	ITA - Italy	34.7cm *	2	0	1	2	0	1	2	0	X	X		8
<b>B</b>	AUT - Austria	244.3cm	0	0	0	0	0	1	0	X	X	X		1
	SUI - Switzerland	13.8cm *	0	2	1	1	0	0	3	X	X	X		7
<b>C</b>	GER - Germany	50.6cm	0	1	0	1	0	0	2	0	0	0		4
	NOR - Norway	20.9cm *	1	0	0	0	2	0	0	1	2	2		8
<b>D</b>	SWE - Sweden	58.9cm *	0	0	2	0	3	1	0	0	3	X		9
	CZE - Czechia	153.4cm	1	1	0	1	0	0	0	3	0	X		6
<b>E</b>	NED - Netherlands	120.1cm	1	0	1	0	0	0	3	0	1	X		6
	SCO - Scotland	48.7cm *	0	2	0	2	1	1	0	2	0	X		8

### Current Standings

Rank	Team	Games	Wins	Losses
1	ITA - Italy	1	1	0
1	NOR - Norway	1	1	0
1	SCO - Scotland	1	1	0
1	SUI - Switzerland	1	1	0
1	SWE - Sweden	1	1	0
6	AUT - Austria	1	0	1
6	CZE - Czechia	1	0	1
6	ENG - England	1	0	1
6	GER - Germany	1	0	1
6	NED - Netherlands	1	0	1

**Note:**  
Under World Curling rules, tie-breaking rules for standings are not applied until after the last game of the round robin.

**Legend:**  
**LSD** Last Stone Draw                      **LSFE(\*)** Last Stone First End                      **X** Unplayed/unfinished end due to concession



## Entry List by Event

As of FRI 15 NOV 2024

AUT - Austria		
4 S	GENNER Mathias	L
3 V	BACKOFEN Jonas	R
2	REICHEL Martin	R
1	MAVEC Florian	R
A	KARG Johann	R
C	SCHROEDER Bjoern (GER)	
O	PINGER Jakob	
O	-	

CZE - Czechia		
4 S	KLIMA Lukas	R
3 V	CERNOVSKY Marek	R
2	JURIK Martin	R
1	KLIPA Lukas	R
A	BOHAC Radek	R
C	SAVILL Craig (CAN)	
O	SCOFFIN Wade (CAN)	
O	-	

ENG - England		
4 S	RETCHLESS Rob	R
3 V	SUGDEN Jotham	R
2	GIBSON Scott	R
1	HAVERCROFT Jonathan	R
A	MOUAT Colin	R
C	RAMSAY David (SCO)	
O	-	
O	-	

GER - Germany		
4 S	MUSKATEWITZ Marc	R
3 V	KAPP Benjamin	R
2	MESSENZEHL Felix	R
1	SCHEUERL Johannes	R
A	TREVISIOL Mario	R
C	SHERRARD Ryan (CAN)	
NC	KAPP Uli	
O	SIMON Matthias	

ITA - Italy		
4 S	RETORNAZ Joel	R
3	MOSANER Amos	R
2	ARMAN Sebastiano	R
1 V	GIOVANELLA Mattia	R
A	ZISA Alberto	R
C	FRY Ryan (CAN)	
NC	MARIANI Marco	
O	DIDONI Massimiliano	

NED - Netherlands		
4 S	GOESGENS Wouter	R
3	VAN DEN HURK Tobias	R
2 V	HOEKMAN Laurens	R
1	MAGAN Alexander	R
A	SPITS Simon	R
C	LEIBBRANDT Shari	
O	DE HEER Hendrika	
O	VAN DORP Jaap	

NOR - Norway		
4 S	RAMSFJELL Magnus	R
3	SESAKER Martin	R
2	RAMSFJELL Bendik	R
1 V	NEPSTAD Gaute	R
A	NAESS Wilhelm	R
C	LOEVOLD Thomas	
O	-	
O	-	

SCO - Scotland		
4 S	MOUAT Bruce	R
3 V	HARDIE Grant	R
2	LAMMIE Bobby	R
1	McMILLAN Hammy	R
A	WADDELL Kyle	R
C	GOODFELLOW Michael	
NC	DRUMMOND Greg	
O	BERRY Keith	

SUI - Switzerland		
4 V	SCHWARZ-VAN BERKEL Benoit	R
3 S	SCHWALLER Yannick	R
2	MICHEL Sven	R
1	LACHAT-COUCHEPIN Pablo	R
A	WINKELHAUSEN Tom	R
C	PETERSSON Haavard Vad (NOR)	
NC	LIPS Thomas	
O	ALBERTINI Curdin	

SWE - Sweden		
4 S	EDIN Niklas	R
3 V	ERIKSSON Oskar	L
2	WRANAA Rasmus	R
1	SUNDGREN Christoffer	R
A	MAGNUSSON Daniel	R
C	LINDSTROEM Alexander	
NC	LINDBERG Fredrik	
O	-	

**Note:**

Position and function for each team member:

**4** = Fourth, **3** = Third, **2** = Second, **1** = Lead, **A** = Alternate, **S** = Skip, **V** = Vice-Skip

**C** = Coach, **2C** = 2nd Team Coach, **NC** = National Coach, **T** = Translator, **O** = Team Official

**Legend:**

**L** Left-handed

**R** Right-handed





## Competition Officials

As of THU 14 NOV 2024

Function	Name	Organisation
<b>World Curling President:</b>	WELLING Beau	USA - United States
<b>World Curling Head of Competitions:</b>	ROETHLISBERGER Eeva	SUI - Switzerland
<b>World Curling Technical Delegate:</b>	MUTCH Laura	SCO - Scotland
<b>Chief Umpire:</b>	AUGUSTYNIAK Wojciech	POL - Poland
<b>Deputy Chief Umpire:</b>	McGOWAN John	SCO - Scotland
<b>Game Umpires:</b>	CHRIST BUETTLER Franziska	SUI - Switzerland
	GENNEMARK Ki	SWE - Sweden
	MATAU Gheorghe	ROU - Romania
	MELROSE Colin	SCO - Scotland
	PAUTSCH Thomas	GER - Germany
<b>Chief Timer:</b>	WALKER Stuart	SCO - Scotland
<b>Deputy Chief Timer:</b>	SCHOENEICH Brigitte	SUI - Switzerland
<b>Chief Ice Technician:</b>	CALLAN Mark	SCO - Scotland
<b>Deputy Chief Ice Technician:</b>	JOERGENSEN Asmus	DEN - Denmark

### Competition Schedule

As of FRI 1 NOV 2024

Date	Start Time	Session	Sheet A	Sheet B	Sheet C	Sheet D	Sheet E
SAT 16 NOV	9:00	w1	swe - sco	tur - nor	ita - ltu	sui - den	hun - est
	14:30	M1	ENG - ITA	AUT - SUI	GER - NOR	SWE - CZE	NED - SCO
	19:30	w2	nor - sui	sco - den	hun - swe	est - ltu	tur - ita
SUN 17 NOV	9:00	M2	SUI - SWE	ITA - CZE	NED - ENG	SCO - NOR	AUT - GER
	14:00	w3	ltu - tur	swe - est	sco - sui	ita - hun	nor - den
	19:00	M3	NOR - AUT	ENG - SCO	ITA - SWE	GER - NED	SUI - CZE
MON 18 NOV	8:00	w4	den - hun	ita - sui	est - nor	ltu - swe	sco - tur
	12:00	M4	CZE - NED	GER - SWE	SCO - SUI	NOR - ENG	ITA - AUT
	16:00	w5	ita - nor	hun - sco	swe - den	tur - est	sui - ltu
	20:00	M5	GER - SUI	NED - ITA	ENG - CZE	AUT - SCO	SWE - NOR
TUE 19 NOV	9:00	w6	hun - ltu	nor - swe	sui - tur	den - ita	est - sco
	14:00	M6	NED - NOR	SUI - ENG	SWE - AUT	CZE - GER	SCO - ITA
	19:00	w7	tur - den	est - ita	ltu - sco	hun - nor	swe - sui
WED 20 NOV	9:00	M7	AUT - CZE	SCO - GER	NOR - ITA	NED - SUI	ENG - SWE
	14:00	w8	sco - ita	sui - hun	den - est	swe - tur	ltu - nor
	19:00	M8	ITA - GER	SWE - NED	CZE - SCO	ENG - AUT	NOR - SUI
THU 21 NOV	9:00	w9	sui - est	den - ltu	tur - hun	nor - sco	ita - swe
	14:00	M9	SWE - SCO	CZE - NOR	AUT - NED	SUI - ITA	GER - ENG
	19:00	Women's Semi-finals					
FRI 22 NOV	9:00	Men's Semi-finals					
	14:00	Women's Bronze Medal Game					
	19:00	Men's Bronze Medal Game					
SAT 23 NOV	10:00	Women's Gold Medal Game					
	15:00	Men's Gold Medal Game					

**Note:**

For NOC codes, lowercase is used for Women, and uppercase is used for Men.  
 First named team in each game plays red-handled stones and wears dark coloured upper playing garments.  
 Please check online for more details and the latest updates.

**Legend:**

**Mn** Men's session n **wn** Women's session n