



RESULTS SUMMARY



**European Curling
Championships B-Division 2024
Men
Östersund, Sweden**

16 - 23 November 2024





Medallists

Medal	Country	Name	Position - Function
GOLD	DEN - Denmark	SCHMIDT Jacob	3 S
		VILANDT Jonathan	4
		QVIST Alexander	2
		NOERGAARD Mads	1
		JURLANDER BOEGE Kasper	A
		VILANDT Lars	C
SILVER	POL - Poland	STYCH Konrad	4 S
		DOMIN Krzysztof	3
		CIEMINSKI Marcin	2
		LOBAZA Bartosz	1
		GRZELKA Maksym	A
		BARES Jakub	C
BRONZE	ESP - Spain	VEZ Sergio	4 S
		UNANUE Mikel	3
		DE PAZ Eduardo	2
		SHAW Nicholas	1
		RAFAEL Daniel	C

Note:
Position and function for each team member:
4 = Fourth, **3** = Third, **2** = Second, **1** = Lead, **A** = Alternate, **S** = Skip, **C** = Coach



Final Standings

Rank	Team	Players	Position - Function	Group Rank	DSC
1	DEN - Denmark	VILANDT Jonathan	4 V		>A
		SCHMIDT Jacob	3 S		
		QVIST Alexander	2		
		NOERGAARD Mads	1		
		JURLANDER BOEGE Kasper	A		
		VILANDT Lars	C		
2	POL - Poland	STYCH Konrad	4 S		>A
		DOMIN Krzysztof	3 V		
		CIEMINSKI Marcin	2		
		LOBAZA Bartosz	1		
		GRZELKA Maksym	A		
		BARES Jakub	C		
3	ESP - Spain	VEZ Sergio	4 S		
		UNANUE Mikel	3		
		DE PAZ Eduardo	2		
		SHAW Nicholas	1 V		
		-	A		
		RAFAEL Daniel	C		
4	IRL - Ireland	WILSON John	4 S		
		PARADIS Kyle	3 V		
		RUSSELL James	2		
		WHYTE Craig	1		
		-	A		
		-	C		
5	BEL - Belgium	SPRUYT Jeroen	4 V		58.44 cm
		VERREYCKEN Timothy	3 S		
		VERMEIREN Tuur	2		
		YSKOUT Daan	1		
		GOETHALS Tom	A		
		NEELEMAN Wim	C		
5	TUR - Türkiye	KARAGOZ Ugurcan	4 S		44.32 cm
		DEMIREL Muhammet Haydar	3 V		
		KAVAZ Faruk	2		
		KARAGOZ Serkan	1		
		CELEBI Mahsun	A		
		CELIK Ahmet	C		
7	UKR - Ukraine	NIKOLOV Eduard	4 S	A4	52.06 cm
		SHCHUR Yaroslav	3 V		
		SUHAK Artem	2		
		KOVAL Vladyslav	1		
		HASYNETS Artem	A		
		KEILLER Russell	C		



Final Standings

Rank	Team	Players	Position - Function	Group Rank	DSC
8	FRA - France	MORARD Quentin MERCIER Eddy VALVASSORI Yannick GAUDIN Killian FASANO Aurelien MERCIER Thierry	4 V 3 S 2 1 A C	B4	56.13 cm
9	FIN - Finland	HAENNINEN Matias OUNI Leo KINNUNEN Valtteri FORSSTROEM Ville HEIKKILAE Jami NILHAMN-KUOSMANEN Bonnie	4 S 3 V 2 1 A C	B5	30.41 cm
10	HUN - Hungary	SZABO Gergely LENDVAY Tamas MIKLOS Nandor FOTI Balazs - -	4 S 3 2 V 1 A C	A5	46.63 cm
11	SVK - Slovakia	JURKOVIC Jakub HORACEK Jan VIDLAR Karol MASARYK Robert DERZSI Ladislav NEKOVARIK Vit	4 S 3 V 2 1 A C	A6	28.57 cm
12	EST - Estonia	VLASSOV Mihhail VELTSMAN Eduard KIZIRIDI Janis DZENDZELJUK Igor DOTSENKO Konstantin -	4 V 3 S 2 1 A C	B6	85.11 cm
13	WAL - Wales	POUGHER James PHILLIPS Rhys COOMBS Garry POUGHER Richard - -	4 S 3 2 V 1 A C	B7	33.36 cm
14	ISR - Israel	POKRAS Alex PINK Nathan SIDNEY Lawrence HOROWITZ Aaron - SIDNEY Raymond	4 S 3 V 2 1 A C	A8	69.64 cm



Final Standings

Rank	Team	Players	Position - Function	Group Rank	DSC
15	LAT - Latvia	ZASS Kristaps	4 S		>C
		SELIVERSTOVVS Eduards	3 V		
		SONDORS Toms	2		
		SMIRNOVS Deniss	1		
		JAVA Krisjanis	A		
		VAIVODS Raimonds	C		
16	BUL - Bulgaria	SEILER Reto	4 S		>C
		GEORGIEV Stoil	3		
		TODOROV Tihomir	2		
		PETROV Stanimir	1 V		
		RUNTOV Nikolay	A		
		-	C		

Note:

Final standings are based on play-off results and group standings. Losers of the qualification are ranked equal fifth. Teams involved in the relegation are ranked 13-16. The remaining teams are ranked according to their group rank and the Draw Shot Challenge (DSC).

Position and function for each team member:

4 = Fourth, **3** = Third, **2** = Second, **1** = Lead, **A** = Alternate, **S** = Skip, **V** = Vice-Skip, **C** = Coach

Legend:

>A To A-Division

>C To C-Division



Competition Summary

Session	Date	Time	Sheet B	Sheet C	Sheet D	Sheet E	Sheet F
Session 1	16 NOV	9:00	UKR 13 - 2 SVK	WAL 4 - 11 POL	FIN 6 - 7 IRL	EST 8 - 4 BUL	DEN 5 - 4 FRA
Session 3	16 NOV	18:00	LAT 2 - 7 ESP	FIN 6 - 4 EST	HUN 7 - 6 ^{EE} ISR	BUL 4 - 9 IRL	TUR 9 - 2 BEL
Session 5	17 NOV	12:00	BEL 10 - 5 LAT	TUR 4 - 6 ESP	FRA 8 - 1 WAL	UKR 9 - 3 HUN	POL 5 - 8 DEN
Session 6	17 NOV	16:00				ISR 3 - 9 SVK	
Session 7	17 NOV	20:00	FIN 10 - 5 WAL	DEN 11 - 2 BUL	EST 4 - 10 POL		FRA 6 - 4 IRL
Session 8	18 NOV	9:00	TUR 8 - 7 HUN	ISR 3 - 13 BEL			
Session 9	18 NOV	13:30			ESP 10 - 2 SVK	LAT 9 - 10 ^{EE} UKR	IRL 8 - 4 POL
Session 10	18 NOV	18:00	WAL 13 - 6 BUL	EST 8 - 14 FRA	DEN 9 - 7 FIN		BEL 8 - 7 HUN
Session 11	19 NOV	9:00	ESP 7 - 2 ISR	HUN 7 - 6 LAT	SVK 2 - 8 BEL		UKR 6 - 7 TUR
Session 13	19 NOV	18:00	EST 4 - 6 DEN	IRL 8 - 5 WAL	POL 10 - 3 BUL	FIN 5 - 9 FRA	SVK 8 - 11 LAT
Session 15	20 NOV	12:00	FRA 2 - 10 POL	LAT 7 - 8 ^{EE} ISR	BEL 6 - 5 UKR	SVK 5 - 8 TUR	HUN 3 - 11 ESP
Session 17	20 NOV	20:00	ISR 3 - 14 TUR	ESP 8 - 6 UKR	IRL 7 - 6 EST	WAL 2 - 11 DEN	BUL 5 - 10 FIN
Session 19	21 NOV	13:30	DEN 6 - 8 IRL		BUL 3 - 8 FRA	POL 11 - 1 FIN	WAL 8 - 10 ^{EE} EST
Session 20	21 NOV	18:00		SVK 5 - 7 HUN	TUR 7 - 1 LAT	ESP 7 - 6 BEL	ISR 6 - 8 UKR
Qualification	22 NOV	18:00	BEL 2 - 4 DEN	TUR 4 - 5 POL			
Rel.Sess. 1	22 NOV	18:00			LAT 3 - 8 WAL	BUL 7 - 9 ISR	
Semi-finals	23 NOV	9:00	POL 7 - 3 IRL	ESP 2 - 10 DEN			
Rel.Sess. 2	23 NOV	9:00					ISR 9 - 7 LAT
Finals	23 NOV	14:30			POL 2 - 5 DEN	IRL 3 - 4 ESP	

Standings after Round Robin

Group A

Rank	Team	Games	Wins	Losses		
1	ESP - Spain	7	7	0		Q
2	TUR - Türkiye	7	6	1		Q
3	BEL - Belgium	7	5	2		Q
4	UKR - Ukraine	7	4	3		
5	HUN - Hungary	7	3	4		
6	SVK - Slovakia	7	1	6		w1 DSC 28.57cm
7	LAT - Latvia	7	1	6		w1 DSC 47.49cm
8	ISR - Israel	7	1	6		w1 DSC 69.64cm

Group B

Rank	Team	Games	Wins	Losses		
1	IRL - Ireland	7	6	1	Q	w1
2	DEN - Denmark	7	6	1	Q	w0
3	POL - Poland	7	5	2	Q	w1
4	FRA - France	7	5	2		w0
5	FIN - Finland	7	3	4		
6	EST - Estonia	7	2	5		
7	WAL - Wales	7	1	6		
8	BUL - Bulgaria	7	0	7		

Competition Summary

Merged Group Standings

Rank	Team	Round Robin Results			Rank	Team	Round Robin Results		
		Group	Rank	DSC			Group	Rank	DSC
1	ESP - Spain	A	1	30.55cm	9	FIN - Finland	B	5	30.41cm
2	IRL - Ireland	B	1	41.99cm	10	HUN - Hungary	A	5	46.63cm
3	TUR - Türkiye	A	2	44.32cm	11	SVK - Slovakia	A	6	28.57cm
4	DEN - Denmark	B	2	45.95cm	12	EST - Estonia	B	6	85.11cm
5	POL - Poland	B	3	34.66cm	13	WAL - Wales	B	7	33.36cm
6	BEL - Belgium	A	3	58.44cm	14	LAT - Latvia	A	7	47.49cm
7	UKR - Ukraine	A	4	52.06cm	15	ISR - Israel	A	8	69.64cm
8	FRA - France	B	4	56.13cm	16	BUL - Bulgaria	B	8	111.50cm

Play-offs Bracket

Qualification	Semi-finals	Finals	Final Standings
<p>BEL 2 (A3) Sheet B</p> <p>DEN 4 (B2) Sheet C</p> <p>TUR 4 (A2) Sheet C</p> <p>POL 5 (B3) Sheet B</p>	<p>ESP 2 (A1) Sheet C</p> <p>DEN 10 Sheet D</p> <p>IRL 3 (B1) Sheet B</p> <p>POL 7 Sheet D</p>	<p>DEN 5 Sheet D</p> <p>POL 2 Sheet D</p> <p>ESP 4 Sheet E</p> <p>IRL 3 Sheet E</p> <p>DEN 1st POL 2nd ESP 3rd IRL 4th</p>	<p>1 DEN - Denmark >A</p> <p>2 POL - Poland >A</p> <p>3 ESP - Spain</p> <p>4 IRL - Ireland</p> <p>5 BEL - Belgium</p> <p>5 TUR - Türkiye</p> <p>7 UKR - Ukraine</p> <p>8 FRA - France</p> <p>9 FIN - Finland</p> <p>10 HUN - Hungary</p> <p>11 SVK - Slovakia</p> <p>12 EST - Estonia</p> <p>13 WAL - Wales</p> <p>14 ISR - Israel</p> <p>15 LAT - Latvia >C</p> <p>16 BUL - Bulgaria >C</p>

Relegation Bracket

Relegation 1	Relegation 2
<p>LAT 3 (A7) Sheet D</p> <p>WAL 8 (B7) Sheet E</p> <p>ISR 9 (A8) Sheet E</p> <p>BUL 7 (B8) Sheet E</p>	<p>WAL</p> <p>ISR</p> <p>LAT 7 Sheet F</p> <p>ISR 9 Sheet F</p> <p>LAT</p> <p>BUL</p> <p>B-Division C-Division</p>

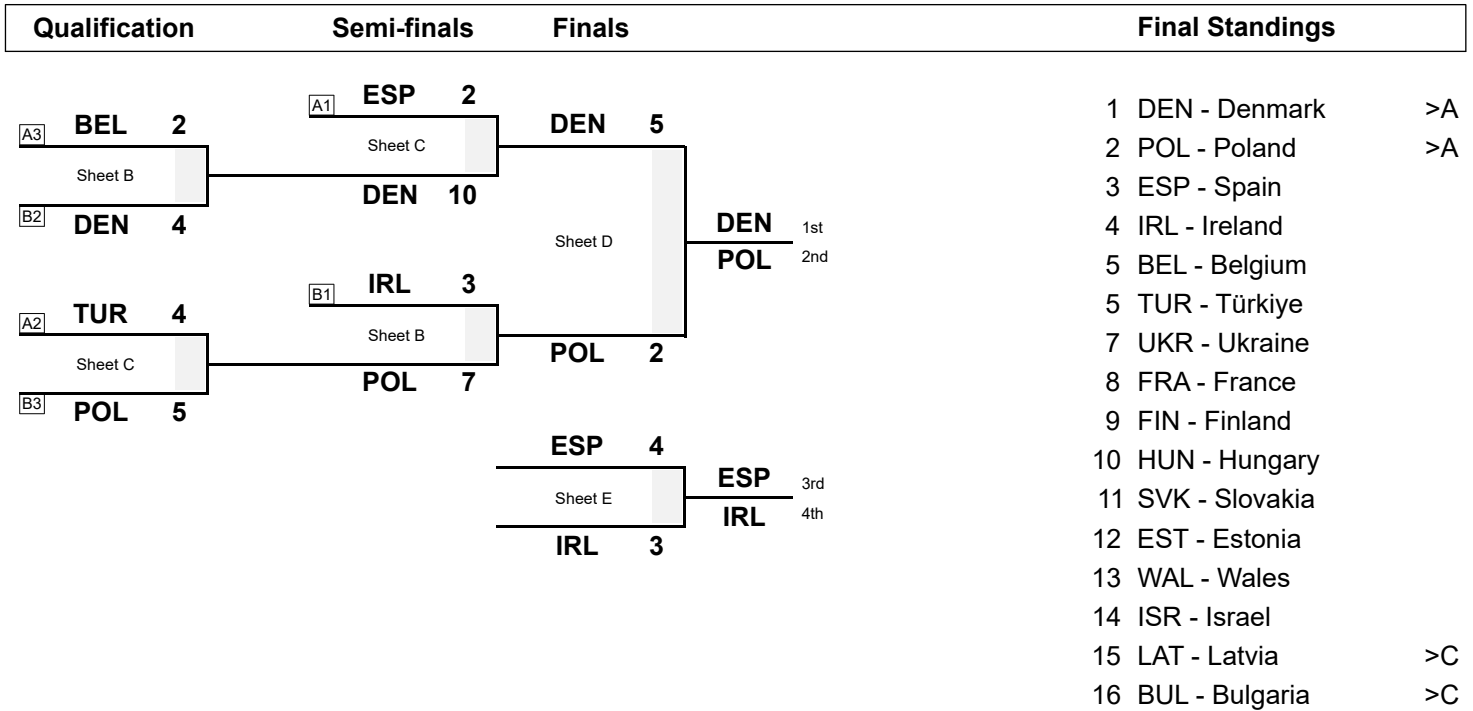
Legend:	>A To A-Division	>C To C-Division	An Final rank in Group A
Bn Final rank in Group B	DSC Draw Shot Challenge	EE Extra End	
Q Qualified for the play-offs	wn Number of wins (n) against tied teams		



Session Results and Standings

Sheet	Team	LSD/LSFE	1	2	3	4	5	6	7	8	9	10	Extra Ends	Total
D	POL - Poland		0	0	0	0	1	0	1	0	0	X		2
	DEN - Denmark	*	1	0	1	0	0	2	0	1	0	X		5
E	IRL - Ireland	53.9cm *	0	0	0	0	0	2	0	0	1	X		3
	ESP - Spain	101.0cm	0	0	1	1	1	0	0	1	0	X		4

Play-offs Bracket



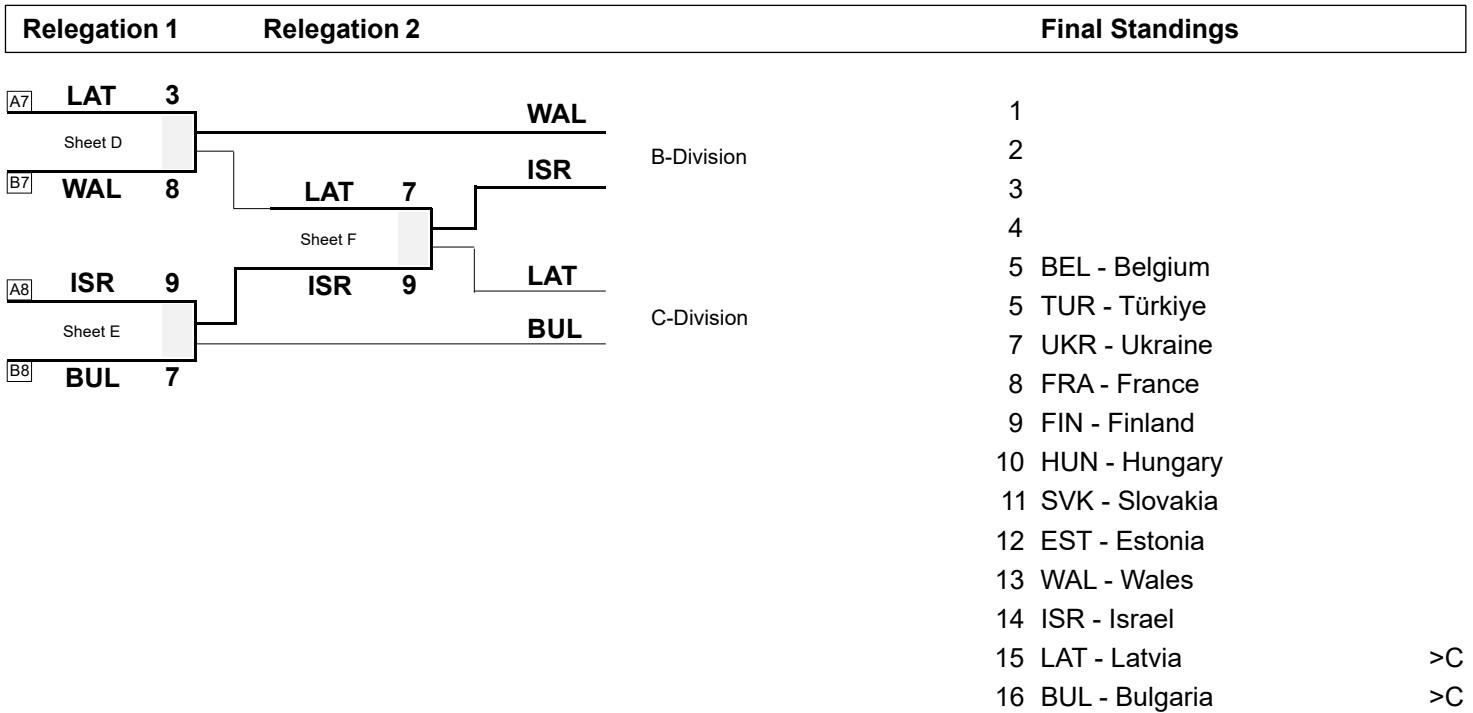
Legend:	>A To A-Division	>C To C-Division	An Final rank in Group A
Bn Final rank in Group B	LSD Last Stone Draw	LSFE(*) Last Stone First End	
X Unplayed/unfinished end due to concession			



Session Results and Standings

Sheet	Team	LSD/LSFE	1	2	3	4	5	6	7	8	9	10	Extra Ends	Total
F	ISR - Israel	348.1cm	0	3	0	1	0	1	0	4	0	X		9
	LAT - Latvia	255.3cm *	3	0	1	0	1	0	1	0	1	X		7

Relegation Bracket



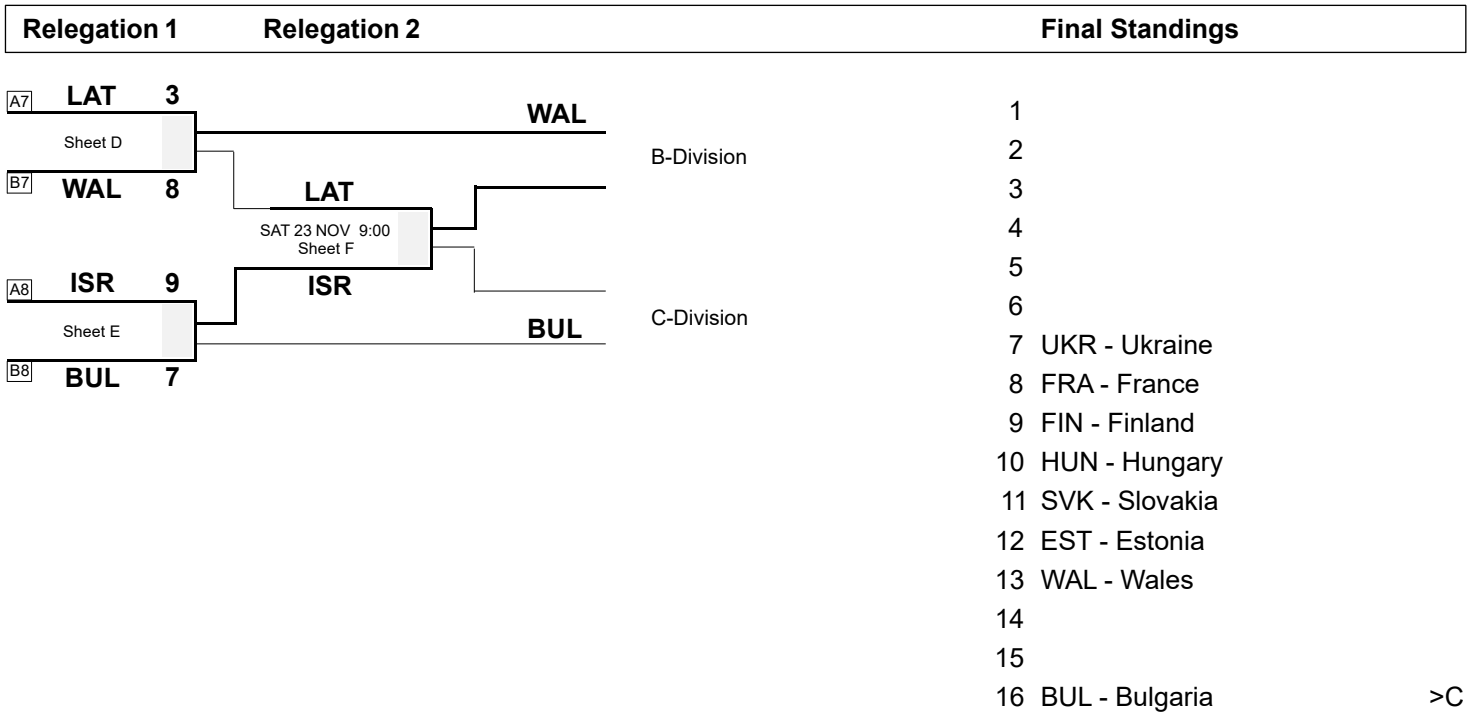
Legend:	>A To A-Division	>C To C-Division	An Final rank in Group A
Bn Final rank in Group B	LSD Last Stone Draw	LSFE(*) Last Stone First End	
X Unplayed/unfinished end due to concession			



Session Results and Standings

Sheet	Team	LSD/LSFE	1	2	3	4	5	6	7	8	9	10	Extra Ends	Total
D	LAT - Latvia	69.1cm	0	0	1	0	1	0	0	1	0	0		3
	WAL - Wales	55.5cm *	1	1	0	2	0	0	0	0	1	3		8
E	BUL - Bulgaria	176.3cm *	1	1	0	1	0	1	0	3	0	0		7
	ISR - Israel	230.5cm	0	0	2	0	2	0	2	0	1	2		9

Relegation Bracket



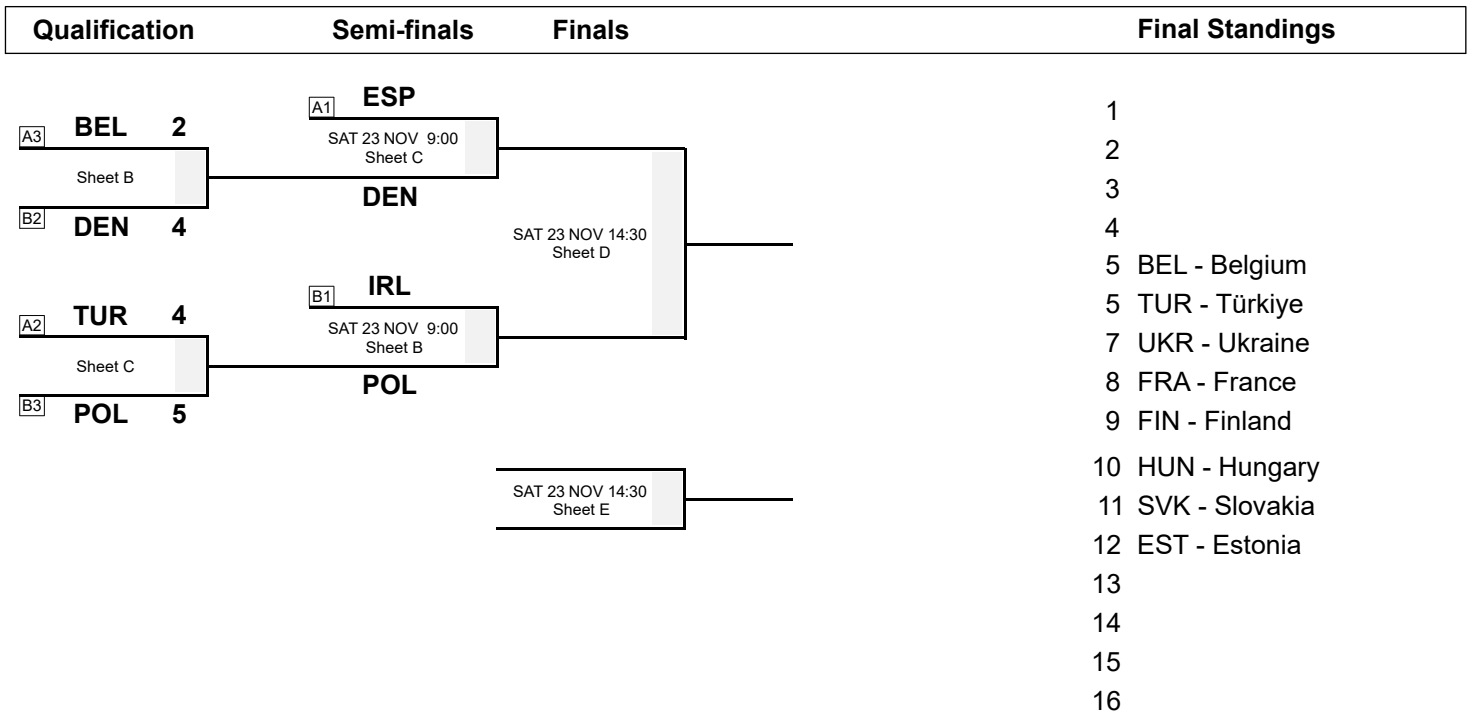
Legend:
 >C To C-Division **An** Final rank in Group A **Bn** Final rank in Group B
 LSD Last Stone Draw **LSFE(*)** Last Stone First End



Session Results and Standings

Sheet	Team	LSFE	1	2	3	4	5	6	7	8	9	10	Extra Ends	Total
B	BEL - Belgium		0	0	0	0	0	1	0	1	0	0		2
	DEN - Denmark	*	0	0	0	0	0	0	1	0	0	3		4
C	TUR - Türkiye	*	1	0	0	0	0	1	2	0	0	0		4
	POL - Poland		0	0	1	1	1	0	0	0	0	2		5

Play-offs Bracket



Legend:
>C To C-Division
LSFE(*) Last Stone First End
An Final rank in Group A
Bn Final rank in Group B

Competition Matrix

Group A

Team	BEL	ESP	HUN	ISR	LAT	SVK	TUR	UKR
BEL		6 - 7	8 - 7	13 - 3	10 - 5	8 - 2	2 - 9	6 - 5
ESP	7 - 6		11 - 3	7 - 2	7 - 2	10 - 2	6 - 4	8 - 6
HUN	7 - 8	3 - 11		7 - 6	7 - 6	7 - 5	7 - 8	3 - 9
ISR	3 - 13	2 - 7	6 - 7		8 - 7	3 - 9	3 - 14	6 - 8
LAT	5 - 10	2 - 7	6 - 7	7 - 8		11 - 8	1 - 7	9 - 10
SVK	2 - 8	2 - 10	5 - 7	9 - 3	8 - 11		5 - 8	2 - 13
TUR	9 - 2	4 - 6	8 - 7	14 - 3	7 - 1	8 - 5		7 - 6
UKR	5 - 6	6 - 8	9 - 3	8 - 6	10 - 9	13 - 2	6 - 7	

Standings after Round Robin

Rank	Team	Games	Wins	Losses		
1	ESP - Spain	7	7	0	Q	
2	TUR - Türkiye	7	6	1	Q	
3	BEL - Belgium	7	5	2	Q	
4	UKR - Ukraine	7	4	3		
5	HUN - Hungary	7	3	4		
6	SVK - Slovakia	7	1	6	w1	DSC 28.57cm
7	LAT - Latvia	7	1	6	w1	DSC 47.49cm
8	ISR - Israel	7	1	6	w1	DSC 69.64cm

Competition Matrix

Group B

Team	BUL	DEN	EST	FIN	FRA	IRL	POL	WAL
BUL		2 - 11	4 - 8	5 - 10	3 - 8	4 - 9	3 - 10	6 - 13
DEN	11 - 2		6 - 4	9 - 7	5 - 4	6 - 8	8 - 5	11 - 2
EST	8 - 4	4 - 6		4 - 6	8 - 14	6 - 7	4 - 10	10 - 8
FIN	10 - 5	7 - 9	6 - 4		5 - 9	6 - 7	1 - 11	10 - 5
FRA	8 - 3	4 - 5	14 - 8	9 - 5		6 - 4	2 - 10	8 - 1
IRL	9 - 4	8 - 6	7 - 6	7 - 6	4 - 6		8 - 4	8 - 5
POL	10 - 3	5 - 8	10 - 4	11 - 1	10 - 2	4 - 8		11 - 4
WAL	13 - 6	2 - 11	8 - 10	5 - 10	1 - 8	5 - 8	4 - 11	

Standings after Round Robin

Rank	Team	Games	Wins	Losses		
1	IRL - Ireland	7	6	1	Q	w1
2	DEN - Denmark	7	6	1	Q	w0
3	POL - Poland	7	5	2	Q	w1
4	FRA - France	7	5	2		w0
5	FIN - Finland	7	3	4		
6	EST - Estonia	7	2	5		
7	WAL - Wales	7	1	6		
8	BUL - Bulgaria	7	0	7		

Legend:
DSC Draw Shot Challenge **Q** Qualified for the play-offs **wn** Number of wins (n) against tied teams

Scoring Analysis

Team	Games	LSFE	Stolen Ends	Last Stone Eff.	Force Eff.	Points Scored							Total	Plus / Minus
						0	1	2	3	4	>4			
ESP	For	6	11	58%	83%	4	16	10	5	0	1	56	+31	
	Against	1	3			2	17	4	0	0	0	25		
POL	For	4	11	65%	76%	1	10	12	6	1	1	61	+31	
	Against	3	4			3	16	2	2	1	0	30		
TUR	For	4	8	44%	72%	3	11	9	5	2	1	57	+27	
	Against	3	7			3	20	5	0	0	0	30		
DEN	For	5	7	45%	72%	4	12	8	8	1	0	56	+24	
	Against	2	7			2	19	5	1	0	0	32		
UKR	For	3	16	36%	53%	4	20	9	3	1	1	57	+16	
	Against	4	10			1	17	8	0	2	0	41		
BEL	For	3	12	41%	53%	3	14	8	5	2	0	53	+15	
	Against	4	10			3	14	9	2	0	0	38		
FRA	For	3	10	32%	53%	0	15	7	3	2	1	51	+15	
	Against	4	7			8	14	8	2	0	0	36		
IRL	For	3	13	43%	37%	6	19	11	2	1	0	51	+14	
	Against	4	3			4	10	9	3	0	0	37		
FIN	For	7	6	34%	41%	5	12	9	5	0	0	45	-5	
	Against	0	9			4	12	7	5	1	1	50		
EST	For	1	10	40%	44%	3	19	11	1	0	0	44	-11	
	Against	6	4			1	13	9	5	1	1	55		
HUN	For	1	11	28%	41%	0	22	8	1	0	0	41	-12	
	Against	6	5			8	12	8	4	2	1	53		
LAT	For	4	9	22%	35%	2	13	8	1	1	1	41	-16	
	Against	3	17			4	17	12	4	1	0	57		
WAL	For	5	3	26%	28%	3	9	8	3	1	0	38	-26	
	Against	2	16			2	11	17	5	1	0	64		
SVK	For	5	5	17%	30%	3	16	7	1	0	0	33	-27	
	Against	2	10			1	13	9	6	0	2	60		
ISR	For	2	5	19%	45%	4	14	7	1	0	0	31	-34	
	Against	5	15			1	16	11	6	1	1	65		
BUL	For	0	3	17%	39%	3	13	4	2	0	0	27	-42	
	Against	7	13			1	14	13	7	2	0	69		
Total	56		140			48	235	136	52	12	6	742		

Note:

Stolen ends are the ends won without the last stone advantage.
 Last Stone Efficiency: Scoring two or more points with last stone advantage.
 Force Efficiency: Forcing the opponent team to score only one point when they have the last stone advantage.

Legend:

>4 More than four points scored **Eff.** Efficiency **LSFE** Last Stone First End



Summary of Big Ends

Points Scored	By	Against	Session	End	Game Result
6	UKR - Ukraine	SVK - Slovakia	1	1	13 : 2
5	ESP - Spain	HUN - Hungary	15	2	11 : 3
5	FRA - France	EST - Estonia	10	3	14 : 8
5	LAT - Latvia	SVK - Slovakia	13	5	11 : 8
5	POL - Poland	FIN - Finland	19	6	11 : 1
5	TUR - Türkiye	ISR - Israel	17	7	14 : 3
4	BEL - Belgium	ISR - Israel	8	1	13 : 3
4	BEL - Belgium	LAT - Latvia	5	8	10 : 5
4	FRA - France	FIN - Finland	13	5	9 : 5
4	FRA - France	EST - Estonia	10	6	14 : 8
4	TUR - Türkiye	UKR - Ukraine	11	5	7 : 6
4	TUR - Türkiye	HUN - Hungary	8	1	8 : 7
4	DEN - Denmark	BUL - Bulgaria	7	6	11 : 2
4	IRL - Ireland	POL - Poland	9	7	8 : 4
4	LAT - Latvia	UKR - Ukraine	9	1	9 : 10
4	POL - Poland	WAL - Wales	1	4	11 : 4
4	UKR - Ukraine	HUN - Hungary	5	4	9 : 3
4	WAL - Wales	BUL - Bulgaria	10	9	13 : 6

Note:
Big ends are defined as ends with a score of four or more points.

Session Results and Standings

Sheet	Team	LSD/LSFE	1	2	3	4	5	6	7	8	9	10	Extra Ends	Total
C	SVK - Slovakia	75.3cm *	0	0	1	0	1	0	2	0	1	0		5
	HUN - Hungary	101.3cm	0	1	0	1	0	2	0	2	0	1		7
D	TUR - Türkiye	105.9cm *	2	3	0	0	2	0	X	X	X	X		7
	LAT - Latvia	246.6cm	0	0	1	0	0	0	X	X	X	X		1
E	ESP - Spain	71.3cm *	3	0	1	0	0	0	2	1	0	0		7
	BEL - Belgium	161.5cm	0	1	0	1	1	0	0	0	2	1		6
F	ISR - Israel	69.5cm *	1	0	1	0	0	2	1	0	1	0		6
	UKR - Ukraine	103.6cm	0	1	0	2	2	0	0	1	0	2		8

Standings after Round Robin

Group A

Rank	Team	Games	Wins	Losses			
1	ESP - Spain	7	7	0			Q
2	TUR - Türkiye	7	6	1			Q
3	BEL - Belgium	7	5	2			Q
4	UKR - Ukraine	7	4	3			
5	HUN - Hungary	7	3	4			
6	SVK - Slovakia	7	1	6		w1	DSC 28.57cm
7	LAT - Latvia	7	1	6		w1	DSC 47.49cm
8	ISR - Israel	7	1	6		w1	DSC 69.64cm

Group B

Rank	Team	Games	Wins	Losses			
1	IRL - Ireland	7	6	1		Q	w1
2	DEN - Denmark	7	6	1		Q	w0
3	POL - Poland	7	5	2		Q	w1
4	FRA - France	7	5	2			w0
5	FIN - Finland	7	3	4			
6	EST - Estonia	7	2	5			
7	WAL - Wales	7	1	6			
8	BUL - Bulgaria	7	0	7			

Legend:	DSC Draw Shot Challenge	LSD Last Stone Draw	LSFE(*) Last Stone First End
Q Qualified for the play-offs	wn Number of wins (n) against tied teams	X Unplayed/unfinished end due to concession	



Session Results and Standings

Sheet	Team	LSD/LSFE	1	2	3	4	5	6	7	8	9	10	Extra Ends	Total
B	DEN - Denmark	26.7cm *	0	1	0	0	0	2	0	3	0	X		6
	IRL - Ireland	152.4cm	0	0	2	2	1	0	2	0	1	X		8
D	BUL - Bulgaria	249.4cm	1	0	0	1	0	1	0	0	0	X		3
	FRA - France	187.8cm *	0	1	0	0	2	0	1	2	2	X		8
E	POL - Poland	134.6cm	0	2	0	3	1	5	X	X	X	X		11
	FIN - Finland	62.8cm *	0	0	1	0	0	0	X	X	X	X		1
F	WAL - Wales	35.5cm *	0	1	0	1	2	0	2	0	2	0	0	8
	EST - Estonia	107.6cm	1	0	1	0	0	2	0	1	0	3	2	10

Current Standings

Group A

Rank	Team	Games	Wins	Losses	
1	ESP - Spain	6	6	0	Q
2	BEL - Belgium	6	5	1	Q
2	TUR - Türkiye	6	5	1	Q
4	UKR - Ukraine	6	3	3	
5	HUN - Hungary	6	2	4	
6	ISR - Israel	6	1	5	
6	LAT - Latvia	6	1	5	
6	SVK - Slovakia	6	1	5	

Group B

Rank	Team	Games	Wins	Losses		
1	IRL - Ireland	7	6	1	Q	w1
2	DEN - Denmark	7	6	1	Q	w0
3	POL - Poland	7	5	2	Q	w1
4	FRA - France	7	5	2		w0
5	FIN - Finland	7	3	4		
6	EST - Estonia	7	2	5		
7	WAL - Wales	7	1	6		
8	BUL - Bulgaria	7	0	7		

Note:
Under World Curling rules, tie-breaking rules for standings are not applied until after the last game of the round robin.

Legend:
LSD Last Stone Draw **LSFE(*)** Last Stone First End **Q** Qualified for the play-offs
wn Number of wins (n) against tied teams **X** Unplayed/unfinished end due to concession

Session Results and Standings

Sheet	Team	LSD/LSFE	1	2	3	4	5	6	7	8	9	10	Extra Ends	Total
B	ISR - Israel	160.6cm	0	0	0	1	0	2	0	X	X	X		3
	TUR - Türkiye	133.9cm *	3	1	2	0	3	0	5	X	X	X		14
C	ESP - Spain	40.1cm *	2	0	0	0	2	0	2	1	1	0		8
	UKR - Ukraine	157.9cm	0	0	1	2	0	2	0	0	0	1		6
D	IRL - Ireland	76.2cm *	1	0	1	2	0	1	0	0	1	1		7
	EST - Estonia	346.4cm	0	1	0	0	2	0	2	1	0	0		6
E	WAL - Wales	214.6cm	0	1	0	0	1	0	0	X	X	X		2
	DEN - Denmark	200.6cm *	3	0	2	2	0	2	2	X	X	X		11
F	BUL - Bulgaria	332.6cm	0	0	0	2	0	3	0	0	0	X		5
	FIN - Finland	38.5cm *	3	2	2	0	1	0	1	1	0	X		10

Current Standings

Group A

Rank	Team	Games	Wins	Losses	
1	ESP - Spain	6	6	0	Q
2	BEL - Belgium	6	5	1	Q
2	TUR - Türkiye	6	5	1	Q
4	UKR - Ukraine	6	3	3	
5	HUN - Hungary	6	2	4	
6	ISR - Israel	6	1	5	
6	LAT - Latvia	6	1	5	
6	SVK - Slovakia	6	1	5	

Group B

Rank	Team	Games	Wins	Losses	
1	DEN - Denmark	6	6	0	Q
2	IRL - Ireland	6	5	1	
3	FRA - France	6	4	2	
3	POL - Poland	6	4	2	
5	FIN - Finland	6	3	3	
6	EST - Estonia	6	1	5	
6	WAL - Wales	6	1	5	
8	BUL - Bulgaria	6	0	6	

Note:
Under World Curling rules, tie-breaking rules for standings are not applied until after the last game of the round robin.

Legend:
LSD Last Stone Draw **LSFE(*)** Last Stone First End **Q** Qualified for the play-offs
X Unplayed/unfinished end due to concession



Session Results and Standings

Sheet	Team	LSD/LSFE	1	2	3	4	5	6	7	8	9	10	Extra Ends	Total
B	FRA - France	62.0cm *	1	0	0	1	0	0	X	X	X	X		2
	POL - Poland	88.3cm	0	3	2	0	2	3	X	X	X	X		10
C	LAT - Latvia	94.0cm *	0	2	2	2	0	1	0	0	0	0		7
	ISR - Israel	289.0cm	1	0	0	0	1	0	0	1	2	2	1	8
D	BEL - Belgium	258.6cm	1	1	2	0	0	0	0	0	0	2		6
	UKR - Ukraine	211.9cm *	0	0	0	0	1	1	1	1	1	0		5
E	SVK - Slovakia	41.6cm *	2	0	0	1	0	1	0	1	0	X		5
	TUR - Türkiye	252.4cm	0	3	2	0	0	0	1	0	2	X		8
F	HUN - Hungary	46.9cm *	1	0	1	0	0	1	0	X	X	X		3
	ESP - Spain	140.4cm	0	5	0	1	2	0	3	X	X	X		11

Current Standings

Group A

Rank	Team	Games	Wins	Losses
1	ESP - Spain	5	5	0
2	BEL - Belgium	6	5	1
3	TUR - Türkiye	5	4	1
4	UKR - Ukraine	5	3	2
5	HUN - Hungary	6	2	4
6	ISR - Israel	5	1	4
7	LAT - Latvia	6	1	5
7	SVK - Slovakia	6	1	5

Group B

Rank	Team	Games	Wins	Losses
1	DEN - Denmark	5	5	0
2	IRL - Ireland	5	4	1
3	FRA - France	6	4	2
3	POL - Poland	6	4	2
5	FIN - Finland	5	2	3
6	EST - Estonia	5	1	4
6	WAL - Wales	5	1	4
8	BUL - Bulgaria	5	0	5

Note:
Under World Curling rules, tie-breaking rules for standings are not applied until after the last game of the round robin.

Legend:
LSD Last Stone Draw LSFE(*) Last Stone First End X Unplayed/unfinished end due to concession

Session Results and Standings

Sheet	Team	LSD/LSFE	1	2	3	4	5	6	7	8	9	10	Extra Ends	Total
B	EST - Estonia	231.8cm	1	0	1	0	1	0	0	1	0	X		4
	DEN - Denmark	109.0cm *	0	0	0	3	0	1	0	0	2	X		6
C	IRL - Ireland	90.1cm	0	0	0	2	2	2	0	2	0	X		8
	WAL - Wales	72.2cm *	0	1	0	0	0	0	2	0	2	X		5
D	POL - Poland	88.3cm *	2	0	3	1	0	0	2	0	2	X		10
	BUL - Bulgaria	90.6cm	0	1	0	0	0	1	0	1	0	X		3
E	FIN - Finland	89.8cm *	0	0	1	0	0	2	0	2	0	X		5
	FRA - France	121.4cm	0	2	0	1	4	0	1	0	1	X		9
F	SVK - Slovakia	45.3cm *	2	0	0	1	0	2	1	2	0	0		8
	LAT - Latvia	163.1cm	0	3	1	0	5	0	0	0	1	1		11

Current Standings

Group A

Rank	Team	Games	Wins	Losses
1	ESP - Spain	4	4	0
2	BEL - Belgium	5	4	1
3	TUR - Türkiye	4	3	1
3	UKR - Ukraine	4	3	1
5	HUN - Hungary	5	2	3
6	LAT - Latvia	5	1	4
6	SVK - Slovakia	5	1	4
8	ISR - Israel	4	0	4

Group B

Rank	Team	Games	Wins	Losses
1	DEN - Denmark	5	5	0
2	FRA - France	5	4	1
2	IRL - Ireland	5	4	1
4	POL - Poland	5	3	2
5	FIN - Finland	5	2	3
6	EST - Estonia	5	1	4
6	WAL - Wales	5	1	4
8	BUL - Bulgaria	5	0	5

Note:
Under World Curling rules, tie-breaking rules for standings are not applied until after the last game of the round robin.

Legend:
LSD Last Stone Draw **LSFE(*)** Last Stone First End **X** Unplayed/unfinished end due to concession



Session Results and Standings

Sheet	Team	LSD/LSFE	1	2	3	4	5	6	7	8	9	10	Extra Ends	Total
B	ESP - Spain	85.5cm *	3	1	0	1	0	1	1	0	X	X		7
	ISR - Israel	249.6cm	0	0	0	0	1	0	0	1	X	X		2
C	HUN - Hungary	143.3cm	0	1	0	0	0	1	1	0	3	1		7
	LAT - Latvia	48.4cm *	0	0	2	1	2	0	0	1	0	0		6
D	SVK - Slovakia	54.2cm *	0	1	0	0	0	0	1	0	X	X		2
	BEL - Belgium	125.7cm	1	0	2	0	1	1	0	3	X	X		8
F	UKR - Ukraine	67.3cm	1	0	0	1	0	2	1	0	1	0		6
	TUR - Türkiye	25.9cm *	0	1	1	0	4	0	0	0	0	1		7

Current Standings

Group A

Rank	Team	Games	Wins	Losses
1	ESP - Spain	4	4	0
2	BEL - Belgium	5	4	1
3	TUR - Türkiye	4	3	1
3	UKR - Ukraine	4	3	1
5	HUN - Hungary	5	2	3
6	SVK - Slovakia	4	1	3
7	ISR - Israel	4	0	4
7	LAT - Latvia	4	0	4

Group B

Rank	Team	Games	Wins	Losses
1	DEN - Denmark	4	4	0
2	FRA - France	4	3	1
2	IRL - Ireland	4	3	1
4	FIN - Finland	4	2	2
4	POL - Poland	4	2	2
6	EST - Estonia	4	1	3
6	WAL - Wales	4	1	3
8	BUL - Bulgaria	4	0	4

Note:
Under World Curling rules, tie-breaking rules for standings are not applied until after the last game of the round robin.

Legend:
LSD Last Stone Draw **LSFE(*)** Last Stone First End **X** Unplayed/unfinished end due to concession





Session Results and Standings

Sheet	Team	LSD/LSFE	1	2	3	4	5	6	7	8	9	10	Extra Ends	Total
B	WAL - Wales	127.4cm *	2	0	0	3	3	0	0	1	4	X		13
	BUL - Bulgaria	296.2cm	0	2	0	0	0	1	3	0	0	X		6
C	EST - Estonia	214.2cm	0	2	0	2	1	0	2	1	0	X		8
	FRA - France	49.5cm *	2	0	5	0	0	4	0	0	3	X		14
D	DEN - Denmark	73.4cm	1	0	0	2	0	2	0	3	0	1		9
	FIN - Finland	36.5cm *	0	1	0	0	3	0	1	0	2	0		7
F	BEL - Belgium	31.0cm *	0	0	0	2	0	2	0	3	0	1		8
	HUN - Hungary	116.3cm	0	2	0	0	1	0	2	0	2	0		7

Current Standings

Group A

Rank	Team	Games	Wins	Losses
1	ESP - Spain	3	3	0
1	UKR - Ukraine	3	3	0
3	BEL - Belgium	4	3	1
4	TUR - Türkiye	3	2	1
5	SVK - Slovakia	3	1	2
6	HUN - Hungary	4	1	3
7	ISR - Israel	3	0	3
7	LAT - Latvia	3	0	3

Group B

Rank	Team	Games	Wins	Losses
1	DEN - Denmark	4	4	0
2	FRA - France	4	3	1
2	IRL - Ireland	4	3	1
4	FIN - Finland	4	2	2
4	POL - Poland	4	2	2
6	EST - Estonia	4	1	3
6	WAL - Wales	4	1	3
8	BUL - Bulgaria	4	0	4

Note:
Under World Curling rules, tie-breaking rules for standings are not applied until after the last game of the round robin.

Legend:
LSD Last Stone Draw **LSFE(*)** Last Stone First End **X** Unplayed/unfinished end due to concession



Session Results and Standings

Sheet	Team	LSD/LSFE	1	2	3	4	5	6	7	8	9	10	Extra Ends	Total
D	ESP - Spain	127.2cm *	3	0	3	2	0	2	X	X	X	X		10
	SVK - Slovakia	210.4cm	0	1	0	0	1	0	X	X	X	X		2
E	LAT - Latvia	72.2cm *	4	0	0	2	1	0	0	1	1	0	0	9
	UKR - Ukraine	204.9cm	0	3	1	0	0	1	2	0	0	2	1	10
F	IRL - Ireland	123.6cm	1	1	1	0	0	0	4	0	1	X		8
	POL - Poland	60.9cm *	0	0	0	2	0	1	0	1	0	X		4

Current Standings

Group A

Rank	Team	Games	Wins	Losses
1	ESP - Spain	3	3	0
1	UKR - Ukraine	3	3	0
3	BEL - Belgium	3	2	1
3	TUR - Türkiye	3	2	1
5	HUN - Hungary	3	1	2
5	SVK - Slovakia	3	1	2
7	ISR - Israel	3	0	3
7	LAT - Latvia	3	0	3

Group B

Rank	Team	Games	Wins	Losses
1	DEN - Denmark	3	3	0
2	IRL - Ireland	4	3	1
3	FIN - Finland	3	2	1
3	FRA - France	3	2	1
5	POL - Poland	4	2	2
6	EST - Estonia	3	1	2
7	BUL - Bulgaria	3	0	3
7	WAL - Wales	3	0	3

Note:
Under World Curling rules, tie-breaking rules for standings are not applied until after the last game of the round robin.

Legend:
LSD Last Stone Draw LSFE(*) Last Stone First End X Unplayed/unfinished end due to concession



Session Results and Standings

Sheet	Team	LSD/LSFE	1	2	3	4	5	6	7	8	9	10	Extra Ends	Total
B	TUR - Türkiye	38.9cm *	4	0	2	0	1	0	1	0	0	0		8
	HUN - Hungary	91.7cm	0	1	0	2	0	1	0	1	1	1		7
C	ISR - Israel	289.1cm	0	0	0	2	0	1	0	X	X	X		3
	BEL - Belgium	226.8cm *	4	3	2	0	3	0	1	X	X	X		13

Current Standings

Group A

Rank	Team	Games	Wins	Losses
1	ESP - Spain	2	2	0
1	UKR - Ukraine	2	2	0
3	BEL - Belgium	3	2	1
3	TUR - Türkiye	3	2	1
5	SVK - Slovakia	2	1	1
6	HUN - Hungary	3	1	2
7	LAT - Latvia	2	0	2
8	ISR - Israel	3	0	3

Group B

Rank	Team	Games	Wins	Losses
1	DEN - Denmark	3	3	0
2	FIN - Finland	3	2	1
2	FRA - France	3	2	1
2	IRL - Ireland	3	2	1
2	POL - Poland	3	2	1
6	EST - Estonia	3	1	2
7	BUL - Bulgaria	3	0	3
7	WAL - Wales	3	0	3

Note:
Under World Curling rules, tie-breaking rules for standings are not applied until after the last game of the round robin.

Legend:
LSD Last Stone Draw LSFE(*) Last Stone First End X Unplayed/unfinished end due to concession



Session Results and Standings

Sheet	Team	LSD/LSFE	1	2	3	4	5	6	7	8	9	10	Extra Ends	Total
B	FIN - Finland	122.0cm *	1	2	0	2	2	0	0	3	X	X		10
	WAL - Wales	155.4cm	0	0	2	0	0	3	0	0	X	X		5
C	DEN - Denmark	203.4cm *	3	0	0	3	1	4	X	X	X	X		11
	BUL - Bulgaria	271.7cm	0	1	1	0	0	0	X	X	X	X		2
D	EST - Estonia	287.2cm	0	2	0	1	0	1	0	X	X	X		4
	POL - Poland	52.1cm *	2	0	3	0	2	0	3	X	X	X		10
F	FRA - France	156.9cm	0	2	0	0	0	0	0	3	0	1		6
	IRL - Ireland	39.2cm *	1	0	0	0	0	2	1	0	0	0		4

Current Standings

Group A

Rank	Team	Games	Wins	Losses
1	ESP - Spain	2	2	0
1	UKR - Ukraine	2	2	0
3	BEL - Belgium	2	1	1
3	HUN - Hungary	2	1	1
3	SVK - Slovakia	2	1	1
3	TUR - Türkiye	2	1	1
7	ISR - Israel	2	0	2
7	LAT - Latvia	2	0	2

Group B

Rank	Team	Games	Wins	Losses
1	DEN - Denmark	3	3	0
2	FIN - Finland	3	2	1
2	FRA - France	3	2	1
2	IRL - Ireland	3	2	1
2	POL - Poland	3	2	1
6	EST - Estonia	3	1	2
7	BUL - Bulgaria	3	0	3
7	WAL - Wales	3	0	3

Note:
Under World Curling rules, tie-breaking rules for standings are not applied until after the last game of the round robin.

Legend:
LSD Last Stone Draw **LSFE(*)** Last Stone First End **X** Unplayed/unfinished end due to concession



Session Results and Standings

Sheet	Team	LSD/LSFE	1	2	3	4	5	6	7	8	9	10	Extra Ends	Total
E	ISR - Israel	143.8cm	0	0	0	2	0	0	1	0	X	X		3
	SVK - Slovakia	81.8cm *	0	3	2	0	1	2	0	1	X	X		9

Current Standings

Group A

Rank	Team	Games	Wins	Losses
1	ESP - Spain	2	2	0
1	UKR - Ukraine	2	2	0
3	BEL - Belgium	2	1	1
3	HUN - Hungary	2	1	1
3	SVK - Slovakia	2	1	1
3	TUR - Türkiye	2	1	1
7	ISR - Israel	2	0	2
7	LAT - Latvia	2	0	2

Group B

Rank	Team	Games	Wins	Losses
1	DEN - Denmark	2	2	0
1	IRL - Ireland	2	2	0
3	EST - Estonia	2	1	1
3	FIN - Finland	2	1	1
3	FRA - France	2	1	1
3	POL - Poland	2	1	1
7	BUL - Bulgaria	2	0	2
7	WAL - Wales	2	0	2

Note:
Under World Curling rules, tie-breaking rules for standings are not applied until after the last game of the round robin.

Legend:
LSD Last Stone Draw **LSFE(*)** Last Stone First End **X** Unplayed/unfinished end due to concession



Session Results and Standings

Sheet	Team	LSD/LSFE	1	2	3	4	5	6	7	8	9	10	Extra Ends	Total
B	BEL - Belgium	124.4cm	1	3	0	0	2	0	0	4	X	X		10
	LAT - Latvia	8.1cm *	0	0	1	2	0	2	0	0	X	X		5
C	TUR - Türkiye	161.3cm	0	0	2	0	0	1	0	0	1	0		4
	ESP - Spain	62.2cm *	0	2	0	1	1	0	0	1	0	1		6
D	FRA - France	130.9cm	1	0	2	0	3	1	1	X	X	X		8
	WAL - Wales	85.5cm *	0	1	0	0	0	0	0	X	X	X		1
E	UKR - Ukraine	46.3cm *	0	0	0	4	1	0	3	1	X	X		9
	HUN - Hungary	139.7cm	0	0	2	0	0	1	0	0	X	X		3
F	POL - Poland	55.4cm *	0	0	1	1	0	2	0	1	0	X		5
	DEN - Denmark	79.1cm	3	0	0	0	1	0	3	0	1	X		8

Current Standings

Group A

Rank	Team	Games	Wins	Losses
1	ESP - Spain	2	2	0
1	UKR - Ukraine	2	2	0
3	BEL - Belgium	2	1	1
3	HUN - Hungary	2	1	1
3	TUR - Türkiye	2	1	1
6	ISR - Israel	1	0	1
6	SVK - Slovakia	1	0	1
8	LAT - Latvia	2	0	2

Group B

Rank	Team	Games	Wins	Losses
1	DEN - Denmark	2	2	0
1	IRL - Ireland	2	2	0
3	EST - Estonia	2	1	1
3	FIN - Finland	2	1	1
3	FRA - France	2	1	1
3	POL - Poland	2	1	1
7	BUL - Bulgaria	2	0	2
7	WAL - Wales	2	0	2

Note:
Under World Curling rules, tie-breaking rules for standings are not applied until after the last game of the round robin.

Legend:
LSD Last Stone Draw **LSFE(*)** Last Stone First End **X** Unplayed/unfinished end due to concession



Session Results and Standings

Sheet	Team	LSD/LSFE	1	2	3	4	5	6	7	8	9	10	Extra Ends	Total
B	LAT - Latvia	295.7cm	0	0	0	0	1	0	1	0	X	X		2
	ESP - Spain	31.3cm *	0	1	1	1	0	2	0	2	X	X		7
C	FIN - Finland	88.1cm *	1	0	0	1	0	1	0	0	3	X		6
	EST - Estonia	93.3cm	0	2	1	0	0	0	0	1	0	X		4
D	HUN - Hungary	223.2cm	0	0	1	0	2	0	0	1	1	1		7
	ISR - Israel	33.3cm *	0	2	0	1	0	0	3	0	0	0		6
E	BUL - Bulgaria	272.5cm	0	1	0	1	0	2	0	0	X	X		4
	IRL - Ireland	22.4cm *	2	0	1	0	2	0	3	1	X	X		9
F	TUR - Türkiye	178.3cm	0	1	2	1	2	0	3	X	X	X		9
	BEL - Belgium	143.9cm *	1	0	0	0	0	1	0	X	X	X		2

Current Standings

Group A

Rank	Team	Games	Wins	Losses
1	ESP - Spain	1	1	0
1	HUN - Hungary	1	1	0
1	TUR - Türkiye	1	1	0
1	UKR - Ukraine	1	1	0
5	BEL - Belgium	1	0	1
5	ISR - Israel	1	0	1
5	LAT - Latvia	1	0	1
5	SVK - Slovakia	1	0	1

Group B

Rank	Team	Games	Wins	Losses
1	IRL - Ireland	2	2	0
2	DEN - Denmark	1	1	0
2	POL - Poland	1	1	0
4	EST - Estonia	2	1	1
4	FIN - Finland	2	1	1
6	FRA - France	1	0	1
6	WAL - Wales	1	0	1
8	BUL - Bulgaria	2	0	2

Note:
Under World Curling rules, tie-breaking rules for standings are not applied until after the last game of the round robin.

Legend:
LSD Last Stone Draw LSFE(*) Last Stone First End X Unplayed/unfinished end due to concession



Session Results and Standings

Sheet	Team	LSD/LSFE	1	2	3	4	5	6	7	8	9	10	Extra Ends	Total
B	UKR - Ukraine	232.0cm *	6	0	1	2	1	0	3	X	X	X		13
	SVK - Slovakia	99.0cm	0	1	0	0	0	1	0	X	X	X		2
C	WAL - Wales	11.8cm *	0	0	1	0	1	0	0	2	0	X		4
	POL - Poland	116.8cm	1	1	0	4	0	1	2	0	2	X		11
D	FIN - Finland	60.4cm *	0	3	0	1	0	0	2	0	0	0		6
	IRL - Ireland	318.5cm	0	0	1	0	1	1	0	3	0	1		7
E	EST - Estonia	140.0cm *	1	1	2	0	1	0	1	0	2	X		8
	BUL - Bulgaria	224.2cm	0	0	0	1	0	1	0	2	0	X		4
F	DEN - Denmark	133.7cm *	0	0	1	0	1	1	0	1	0	1		5
	FRA - France	285.8cm	0	1	0	1	0	0	1	0	1	0		4

Current Standings

Group A

Rank	Team	Games	Wins	Losses
1	UKR - Ukraine	1	1	0
2	SVK - Slovakia	1	0	1
	BEL - Belgium	0		
	ESP - Spain	0		
	HUN - Hungary	0		
	ISR - Israel	0		
	LAT - Latvia	0		
	TUR - Türkiye	0		

Group B

Rank	Team	Games	Wins	Losses
1	DEN - Denmark	1	1	0
1	EST - Estonia	1	1	0
1	IRL - Ireland	1	1	0
1	POL - Poland	1	1	0
5	BUL - Bulgaria	1	0	1
5	FIN - Finland	1	0	1
5	FRA - France	1	0	1
5	WAL - Wales	1	0	1

Note:
Under World Curling rules, tie-breaking rules for standings are not applied until after the last game of the round robin.

Legend:
LSD Last Stone Draw **LSFE(*)** Last Stone First End **X** Unplayed/unfinished end due to concession



Entry List by Event

REVISED
16 NOV 22:00

As of SAT 16 NOV 2024

BEL - Belgium		Group A
4 V	SPRUYT Jeroen	R
3 S	VERREYCKEN Timothy	R
2	VERMEIREN Tuur	R
1	YSKOUT Daan	L
A	GOETHALS Tom	R
C	NEELEMEN Wim (NED)	
2C	HERMANS Gery	
O	VERREYCKEN Joris	

BUL - Bulgaria		Group B
4 S	SEILER Reto	R
3	GEORGIEV Stoil	R
2	TODOROV Tihomir	L
1 V	PETROV Stanimir	R
A	RUNTOV Nikolay	R
C	-	
O	-	
O	-	

DEN - Denmark		Group B
4 V	VILANDT Jonathan	R
3 S	SCHMIDT Jacob	R
2	QVIST Alexander	R
1	NOERGAARD Mads	R
A	JURLANDER BOEGE Kasper	R
C	VILANDT Lars	
O	-	
O	-	

ESP - Spain		Group A
4 S	VEZ Sergio	R
3	UNANUE Mikel	R
2	DE PAZ Eduardo	R
1 V	SHAW Nicholas	R
A	-	
C	RAFAEL Daniel (POR)	
O	SIMPSON Fiona Grace (SCO)	
O	-	

EST - Estonia		Group B
4 V	VLASSOV Mihhail	R
3 S	VELTSMAN Eduard	L
2	KIZIRIDI Janis	R
1	DZENDZELJUK Igor	R
A	DOTSENKO Konstantin	R
C	-	
O	-	
O	-	

FIN - Finland		Group B
4 S	HAENNINEN Matias	R
3 V	OUNI Leo	R
2	KINNUNEN Valtteri	R
1	FORSSTROEM Ville	R
A	HEIKKILAE Jami	R
NC	NILHAMN-KUOSMANEN Bonnie (SWE)	
O	-	
O	-	

FRA - France		Group B
4 V	MORARD Quentin	R
3 S	MERCIER Eddy	R
2	VALVASSORI Yannick	R
1	GAUDIN Killian	R
A	FASANO Aurelien	R
C	MERCIER Thierry	
O	-	
O	-	

HUN - Hungary		Group A
4 S	SZABO Gergely	R
3	LENDVAY Tamas	R
2 V	MIKLOS Nandor	R
1	FOTI Balazs	R
A	-	
C	-	
O	-	
O	-	

IRL - Ireland		Group B
4 S	WILSON John	R
3 V	PARADIS Kyle	L
2	RUSSELL James	L
1	WHYTE Craig	R
A	-	
C	-	
O	-	
O	-	

ISR - Israel		Group A
4 S	POKRAS Alex	R
3 V	PINK Nathan	R
2	SIDNEY Lawrence	L
1	HOROWITZ Aaron	R
A	-	
C	SIDNEY Raymond (USA)	
O	-	
O	-	



Entry List by Event

REVISED
16 NOV 22:00

As of SAT 16 NOV 2024

LAT - Latvia		Group A
4 S	ZASS Kristaps	R
3 V	SELIVERSTOVS Eduards	R
2	SONDORS Toms	R
1	SMIRNOVS Deniss	R
A	JAVA Krisjanis	R
C	VAIVODS Raimonds	
O	-	
O	-	

TUR - Türkiye		Group A
4 S	KARAGOZ Ugurcan	R
3 V	DEMIREL Muhammet Haydar	R
2	KAVAZ Faruk	R
1	KARAGOZ Serkan	R
A	CELEBI Mahsun	R
C	CELIK Ahmet	
O	YILDIZ Selami	
O	ERZEYBEK Mustafa Said	

POL - Poland		Group B
4 S	STYCH Konrad	R
3 V	DOMIN Krzysztof	R
2	CIEMINSKI Marcin	R
1	LOBAZA Bartosz	R
A	GRZELKA Maksym	R
C	BARES Jakub (CZE)	
O	-	
O	-	

UKR - Ukraine		Group A
4 S	NIKOLOV Eduard	R
3 V	SHCHUR Yaroslav	R
2	SUHAK Artem	R
1	KOVAL Vladyslav	R
A	HASYNETS Artem	R
C	KEILLER Russell (SCO)	
O	KHOKHLOV Illia	
O	-	

SVK - Slovakia		Group A
4 S	JURKOVIC Jakub	R
3 V	HORACEK Jan	R
2	VIDLAR Karol	R
1	MASARYK Robert	R
A	DERZSI Ladislav	R
C	NEKOVARIK Vit (CZE)	
O	-	
O	-	

WAL - Wales		Group B
4 S	POUGHER James	L
3	PHILLIPS Rhys	R
2 V	COOMBS Garry	R
1	POUGHER Richard	R
A	-	
C	-	
O	-	
O	-	

Note:

Position and function for each team member:

4 = Fourth, **3** = Third, **2** = Second, **1** = Lead, **A** = Alternate, **S** = Skip, **V** = Vice-Skip

C = Coach, **2C** = 2nd Team Coach, **NC** = National Coach, **T** = Translator, **O** = Team Official

Legend:

L Left-handed

R Right-handed

REVISED

SVK: Due to illness, MASARYK Robert joined competition late with special permission



Competition Officials

As of TUE 29 OCT 2024

Function	Name	Organisation
WCF President:	WELLING Beau	USA - United States
World Curling Head of Competitions & TD:	ROETHLISBERGER Eeva	SUI - Switzerland
Chief Umpire:	BOMAS Bob	NED - Netherlands
Deputy Chief Umpire:	MATAU Cristian	ROU - Romania
Timing Supervisors:	CHMIEL-NOWAK Magdalena	POL - Poland
	DE LOTTO Giorgia	ITA - Italy
	KOKKONEN Kari	FIN - Finland
Chief Ice Technician:	MOGLIA Ivan	ITA - Italy
Deputy Chief Ice Technician:	HERON John	SCO - Scotland

Legend:
TD Technical Delegate



Competition Schedule

As of TUE 29 OCT 2024

Date	Start Time	Session	Sheet B	Sheet C	Sheet D	Sheet E	Sheet F
SAT 16 NOV	9:00	1	UKR - SVK	WAL - POL	FIN - IRL	EST - BUL	DEN - FRA
	13:30	2	eng - ger	aut - ukr	slo - ned	fin - lat	pol - cze
	18:00	3	LAT - ESP	FIN - EST	HUN - ISR	BUL - IRL	TUR - BEL
SUN 17 NOV	8:00	4	ukr - fin	ger - lat	pol - eng	cze - ned	aut - slo
	12:00	5	BEL - LAT	TUR - ESP	FRA - WAL	UKR - HUN	POL - DEN
	16:00	6	ned - aut	eng - cze	ger - fin	ISR - SVK	ukr - lat
MON 18 NOV	20:00	7	FIN - WAL	DEN - BUL	EST - POL	slo - pol	FRA - IRL
	9:00	8	TUR - HUN	ISR - BEL	cze - ukr	ned - eng	ger - aut
	13:30	9	lat - pol	slo - fin	ESP - SVK	LAT - UKR	IRL - POL
TUE 19 NOV	18:00	10	WAL - BUL	EST - FRA	DEN - FIN		BEL - HUN
	9:00	11	ESP - ISR	HUN - LAT	SVK - BEL		UKR - TUR
	13:30	12	pol - ned	ukr - eng	fin - aut	lat - slo	cze - ger
WED 20 NOV	18:00	13	EST - DEN	IRL - WAL	POL - BUL	FIN - FRA	SVK - LAT
	8:00	14	aut - lat	cze - slo	ned - ger	pol - ukr	eng - fin
	12:00	15	FRA - POL	LAT - ISR	BEL - UKR	SVK - TUR	HUN - ESP
THU 21 NOV	16:00	16	ger - slo	fin - pol	lat - cze	eng - aut	ned - ukr
	20:00	17	ISR - TUR	ESP - UKR	IRL - EST	WAL - DEN	BUL - FIN
	9:00	18	fin - cze	lat - ned	aut - pol	ukr - ger	slo - eng
FRI 22 NOV	13:30	19	DEN - IRL		BUL - FRA	POL - FIN	WAL - EST
	18:00	20		SVK - HUN	TUR - LAT	ESP - BEL	ISR - UKR
	13:30	21	slo - ukr	pol - ger	eng - lat	aut - cze	fin - ned
SAT 23 NOV	18:00	Men's Qualification					
	9:00	Men's and Women's Semi-finals					
	14:30	Men's and Women's Finals					

Note:

For NOC codes, lowercase is used for Women, and uppercase is used for Men.
First named team in each game plays red-handled stones and wears dark coloured upper playing garments.
Please check online for more details and the latest updates.