



European Curling Championships 12.10. - 17.10.2015

C-Division Women



Medallists

As of SAT 17 OCT 2015

Medal	Country	Name
GOLD	FRA - France	JEANNERET Pauline HUMBERT Manon BOISSENIN Malaurie PAGNIER Elisa GIRARDET Laura RAZAFIMAHEFA Chrislain
SILVER	SVK - Slovakia	KAJANOVA Gabriela SYKOROVA Silvia HAFEROVA Linda GABOVICOVA Terezia KVASNOVSKA Veronika SYKORA Daniel
BRONZE	IRL - Ireland	FYFE Alison GORMLEY-LEAHY Hazel ANDERSON Ailsa KERR Katie MCCORMICK Clare SUTHERLAND Martin

FRA, SVK qualified for ECC-B 2015 in Esbjerg, DEN



Final Standings

	Team	Players	Position - Function
Gold	FRA - France	JEANNERET Pauline HUMBERT Manon BOISSENIN Malaurie PAGNIER Elisa GIRARDET Laura	4 S 3 V 2 1 A
Silver	SVK - Slovakia	KAJANOVA Gabriela SYKOROVA Silvia HAFEROVA Linda GABOVICOVA Terezia KVASNOVSKA Veronika	4 S 3 V 2 1 A
Bronze	IRL - Ireland	FYFE Alison GORMLEY-LEAHY Hazel ANDERSON Ailsa KERR Katie MCCORMICK Clare	4 S 3 V 2 1 A
4	BLR - Belarus	PAULIUCHYK Alina BOGATOVA Daria SVIARZHYNISKAYA Natallia SVIARZHYNISKAYA Aryna DZIASHUK Marharyta	4 S 3 2 V 1 A
5	ESP - Spain	GARCIA Irantzu FERNANDEZ Maria VEZ Sorkunde PEREIRA Onditz PASCUA Raquel	4 S 3 2 1 V A
6	SLO - Slovenia	KREMZAR Nina BIZJAN Spela PLAZL Gaja CERNE Patricija SEVER Eva	4 S 3 2 V 1 A
7	CRO - Croatia	PENAVA Iva ROSO Iva MARICEVIC Antonia SAJFAR Anita FABIJANIC Lucija	4 S 3 2 1 V A
8	ROU - Romania	COLCERIU Raluca Daiana NEAGOE Bianca MARIN Cristina Alina SARACU Ana-Maria	4 S 3 V 2 1

NOTE

Team position and functions are attached to each team member's name as follows:
4 = Fourth, 3 = Third, 2 = Second, 1 = Lead, A = Alternate, S = Skip, V = Vice-Skip

FRA, SVK qualified for ECC-B 2015 in Esbjerg, DEN



Competition Summary

As of SAT 17 OCT 2015

Session	Date	Time	Sheet B	Sheet C	Sheet D	Sheet E	Sheet F
Session 1	12 OCT	16:30					SVK - IRL 12:9
Session 2	13 OCT	12:00	CRO - FRA 7:8	BLR - ESP 4:3	IRL - SLO 6:7	SVK - ROU 15:2	
Session 3	13 OCT	16:00					ROU - SLO 5:6
Session 4	13 OCT	20:00					BLR - CRO 4:6
Session 5	14 OCT	8:00	BLR - SLO 7:3	SVK - FRA 3:8	ESP - ROU 10:4	IRL - CRO 8:3	
Session 6	14 OCT	16:00	ROU - CRO 3:10	ESP - IRL 3:8	SVK - BLR 3:1	FRA - SLO 6:1	
Session 7	15 OCT	12:00	ESP - SVK 7:9	SLO - CRO 5:4	ROU - FRA 6:9	BLR - IRL 8:3	
Session 8	15 OCT	20:00					ESP - FRA 5:9
Session 9	16 OCT	8:00	IRL - ROU 4:12	FRA - BLR 9:2	SLO - SVK 2:6	CRO - ESP 5:8	
Session 10	16 OCT	16:00	SLO - ESP 3:6	CRO - SVK 2:13	FRA - IRL 4:9	ROU - BLR 4:8	
Tie-breaker	16 OCT	20:00					IRL - ESP 11:1
Play-off 1	17 OCT	10:00			FRA - SVK 6:4	BLR - IRL 5:7	
Play-off 2	17 OCT	15:00		SVK - IRL 7:6			

Standings after Round Robin

Rank	Team	Games	Wins	Losses			
1	FRA - France	7	6	1	Q	w1	
2	SVK - Slovakia	7	6	1	Q	w0	
3	BLR - Belarus	7	4	3	Q		
4	ESP - Spain	7	3	4	TB	w1	DSC 92.56 cm
4	IRL - Ireland	7	3	4	TB	w1	DSC 104.13 cm
6	SLO - Slovenia	7	3	4		w1	DSC 107.58 cm
7	CRO - Croatia	7	2	5			
8	ROU - Romania	7	1	6			

Championship Bracket

Play-offs 1	Play-off 2	Final Standings
1 FRA 6		Gold FRA - France
2 SVK 4	FRA	Silver SVK - Slovakia
	SVK 7	Bronze IRL - Ireland
3 BLR 5	IRL 6	4 BLR - Belarus
4 IRL 7	IRL	5 ESP - Spain
		6 SLO - Slovenia
		7 CRO - Croatia
		8 ROU - Romania

LEGEND	DSC Draw Shot Challenge	Q Qualified for the play-offs	TB Involved in the tie-breaker
	wx Number of wins (x) against tied teams		

FRA, SVK qualified for ECC-B 2015 in Esbjerg, DEN



Summary of Big Ends

As of SAT 17 OCT 2015

Points Scored	By	Against	Session	End	Game Result
6	SVK - Slovakia	IRL - Ireland	1	6	12 : 9
6	SVK - Slovakia	CRO - Croatia	10	5	13 : 2
5	BLR - Belarus	IRL - Ireland	7	7	8 : 3
5	ESP - Spain	ROU - Romania	5	5	10 : 4
5	ROU - Romania	FRA - France	7	5	6 : 9
5	ROU - Romania	IRL - Ireland	9	4	12 : 4
5	SVK - Slovakia	ESP - Spain	7	2	9 : 7
4	BLR - Belarus	ROU - Romania	10	3	8 : 4
4	CRO - Croatia	ROU - Romania	6	1	10 : 3
4	FRA - France	ESP - Spain	8	7	9 : 5
4	IRL - Ireland	CRO - Croatia	5	6	8 : 3
4	IRL - Ireland	SVK - Slovakia	PO2	5	6 : 7
4	ROU - Romania	IRL - Ireland	9	6	12 : 4
4	SVK - Slovakia	IRL - Ireland	1	3	12 : 9
4	SVK - Slovakia	ROU - Romania	2	1	15 : 2
4	SVK - Slovakia	ROU - Romania	2	5	15 : 2
4	SVK - Slovakia	ROU - Romania	2	6	15 : 2

NOTE

Big ends are defined as ends with a score of four or more points

LEGEND

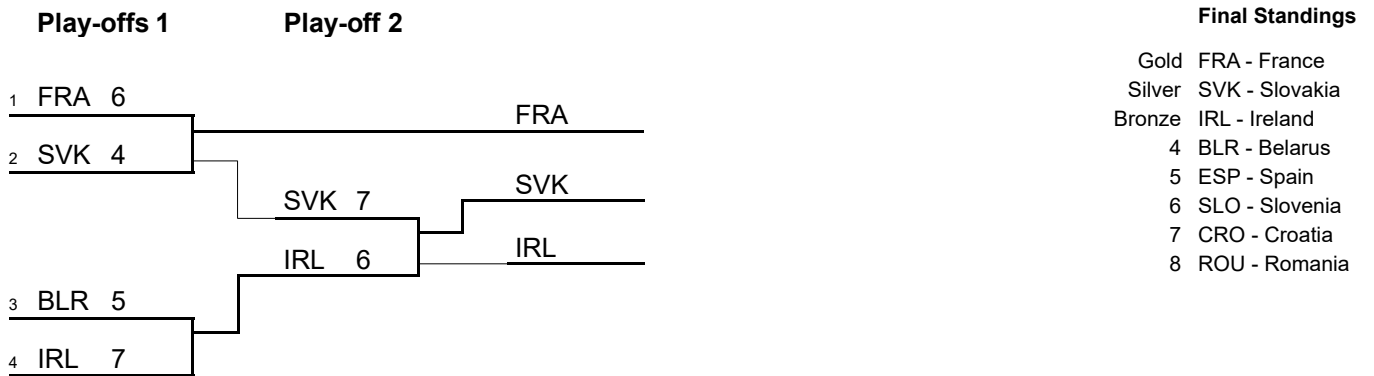
PO2 Play-off Session 2



Session Results and Standings

Sheet	Game	Team	LSFE	1	2	3	4	5	6	7	8	Extra Ends	Total
C	9	SVK - Slovakia	*	0	1	0	1	0	3	1	0	1	7
	10	IRL - Ireland		0	0	1	0	4	0	0	1	0	6

Championship Bracket



LEGEND
LSFE (*) Last stone first end

FRA, SVK qualified for ECC-B 2015 in Esbjerg, DEN



Game Results

Sheet	Game	Team	LSFE	1	2	3	4	5	6	7	8	Extra Ends	Total
C	9	SVK - Slovakia	*	0	1	0	1	0	3	1	0	1	7
	10	IRL - Ireland		0	0	1	0	4	0	0	1	0	6

SVK - Slovakia	
4 S	KAJANOVA Gabriela
3 V	SYKOROVA Silvia
2	HAFEROVA Linda
1	GABOVICOVA Terezia
A	KVASNOVSKA Veronika

IRL - Ireland	
4 S	FYFE Alison
3 V	ANDERSON Ailsa
2	KERR Katie
1	MCCORMICK Clare
A	GORMLEY-LEAHY Hazel

NOTES
Team position and functions are attached to each team member's name as follows:
4 = Fourth, **3** = Third, **2** = Second, **1** = Lead, **A** = Alternate, **S** = Skip, **V** = Vice-Skip

LEGEND
 Clockwise Counter-clockwise **LSFE (*)** Last stone first end

SVK qualified for ECC-B 2015 in Esbjerg, DEN

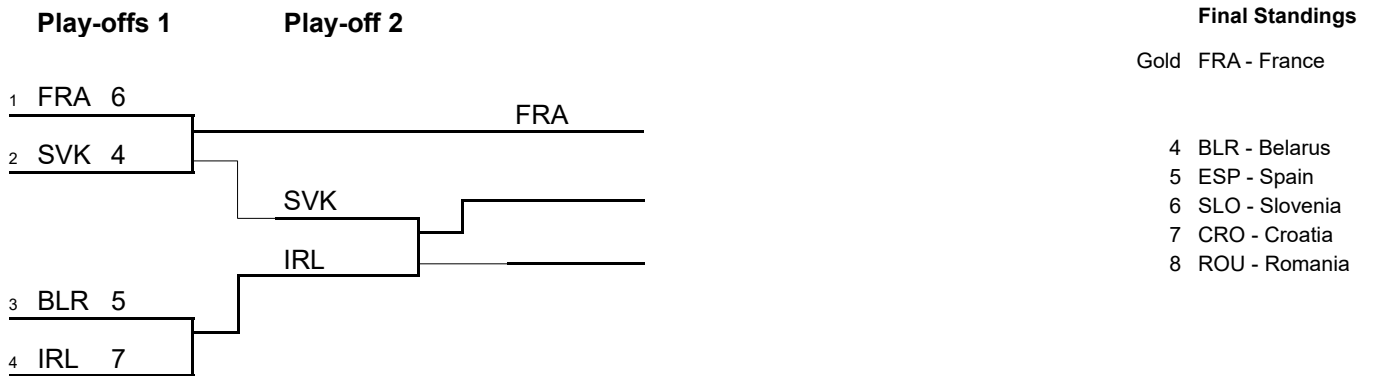




Session Results and Standings

Sheet	Game	Team	LSFE	1	2	3	4	5	6	7	8	Extra Ends	Total
D	8	FRA - France	*	0	0	1	0	2	0	2	1		6
	8	SVK - Slovakia		1	0	0	1	0	2	0	0		4
E	8	BLR - Belarus	*	0	1	0	1	0	0	3	0		5
	9	IRL - Ireland		1	0	2	0	1	2	0	1		7

Championship Bracket



LEGEND
LSFE (*) Last stone first end

FRA qualified for ECC-B 2015 in Esbjerg, DEN





Game Results

Sheet	Game	Team	LSFE	1	2	3	4	5	6	7	8	Extra Ends	Total
D	8	FRA - France	*	0	0	1	0	2	0	2	1		6
	8	SVK - Slovakia		1	0	0	1	0	2	0	0		4

FRA - France	
4 S	JEANNERET Pauline
3 V	HUMBERT Manon
2	BOISSENIN Malaurie
1	PAGNIER Elisa
A	GIRARDET Laura

SVK - Slovakia	
4 S	KAJANOVA Gabriela
3 V	SYKOROVA Silvia
2	HAFEROVA Linda
1	GABOVICOVA Terezia
A	KVASNOVSKA Veronika

NOTES
Team position and functions are attached to each team member's name as follows:
4 = Fourth, **3** = Third, **2** = Second, **1** = Lead, **A** = Alternate, **S** = Skip, **V** = Vice-Skip

LEGEND
 Clockwise
  Counter-clockwise
 LSFE (*) Last stone first end

FRA qualified for ECC-B 2015 in Esbjerg, DEN





Game Results

Sheet	Game	Team	LSFE	1	2	3	4	5	6	7	8	Extra Ends	Total
E	8	BLR - Belarus	*	0	1	0	1	0	0	3	0		5
	9	IRL - Ireland		1	0	2	0	1	2	0	1		7

BLR - Belarus	
4 S	PAULIUCHYK Alina
3	BOGATOVA Daria
2	SVIARZHYNKAYA Aryna
1 V	SVIARZHYNKAYA Natallia
A	DZIASHUK Marharyta

IRL - Ireland	
4 S	FYFE Alison
3	ANDERSON Ailsa
2	KERR Katie
1 V	MCCORMICK Clare
A	GORMLEY-LEAHY Hazel

NOTES
Team position and functions are attached to each team member's name as follows:
4 = Fourth, **3** = Third, **2** = Second, **1** = Lead, **A** = Alternate, **S** = Skip, **V** = Vice-Skip

LEGEND
 Clockwise
  Counter-clockwise
 LSFE (*) Last stone first end



Session Results and Standings

Sheet	Game	Team	LSFE	1	2	3	4	5	6	7	8	Extra Ends	Total
F	8	IRL - Ireland	*	3	1	0	3	3	1	X	X		11
	8	ESP - Spain		0	0	1	0	0	0	X	X		1

Standings after Tie-breaker Session

Rank	Team	Games	Wins	Losses	TB W-L
1	FRA - France	7	6	1	Q w1
2	SVK - Slovakia	7	6	1	Q w0
3	BLR - Belarus	7	4	3	Q
4	IRL - Ireland	7	3	4	1 - 0 Q
5	ESP - Spain	7	3	4	0 - 1
6	SLO - Slovenia	7	3	4	
7	CRO - Croatia	7	2	5	
8	ROU - Romania	7	1	6	

LEGEND

LSFE (*) Last stone first end

wx Number of wins (x) against tied teams

Q Qualified for the play-offs

X Unplayed/unfinished end due to concession

TB W-L Tie-breaker Wins-Losses

Competition Matrix

As of FRI 16 OCT 2015

Team	BLR	CRO	ESP	FRA	IRL	ROU	SLO	SVK
BLR		4 - 6	4 - 3	2 - 9	8 - 3	8 - 4	7 - 3	1 - 3
CRO	6 - 4		5 - 8	7 - 8	3 - 8	10 - 3	4 - 5	2 - 13
ESP	3 - 4	8 - 5		5 - 9	3 - 8	10 - 4	6 - 3	7 - 9
FRA	9 - 2	8 - 7	9 - 5		4 - 9	9 - 6	6 - 1	8 - 3
IRL	3 - 8	8 - 3	8 - 3	9 - 4		4 - 12	6 - 7	9 - 12
ROU	4 - 8	3 - 10	4 - 10	6 - 9	12 - 4		5 - 6	2 - 15
SLO	3 - 7	5 - 4	3 - 6	1 - 6	7 - 6	6 - 5		2 - 6
SVK	3 - 1	13 - 2	9 - 7	3 - 8	12 - 9	15 - 2	6 - 2	

Standings after Round Robin

Rank	Team	Games	Wins	Losses			
1	FRA - France	7	6	1	Q	w1	
2	SVK - Slovakia	7	6	1	Q	w0	
3	BLR - Belarus	7	4	3	Q		
4	ESP - Spain	7	3	4	TB	w1	DSC 92.56 cm
4	IRL - Ireland	7	3	4	TB	w1	DSC 104.13 cm
6	SLO - Slovenia	7	3	4		w1	DSC 107.58 cm
7	CRO - Croatia	7	2	5			
8	ROU - Romania	7	1	6			

LEGEND

DSC Draw Shot Challenge

Q Qualified for the play-offs

TB Involved in the tie-breaker

wx Number of wins (x) against tied teams



Draw Shot Challenge

As of FRI 16 OCT 2015

Rank	Team		Last Stone Draw in each Round Robin Game							DSC
			1	2	3	4	5	6	7	
1	FRA - France	⤵	9.1	39.9	42.5	128.0	199.6	131.8	45.7	73.23cm
		⤴	187.5	199.6	62.3	119.1	27.7	60.4	24.8	
2	BLR - Belarus	⤵	20.5	22.6	199.6	199.6	196.6	48.9	92.8	77.55cm
		⤴	47.5	79.5	199.6	153.5	25.4	16.0	27.7	
3	ESP - Spain	⤵	199.6	199.6	193.5	49.8	15.3	9.0	199.6	92.56cm
		⤴	48.5	120.4	179.5	134.8	129.2	27.3	3.8	
4	SVK - Slovakia	⤵	157.1	138.9	185.2	105.1	167.9	62.7	143.8	96.29cm
		⤴	155.6	34.7	52.7	67.1	168.9	45.8	24.1	
5	IRL - Ireland	⤵	40.2	183.7	199.6	57.3	22.9	199.6	47.4	104.13cm
		⤴	199.6	199.6	152.1	199.6	27.9	31.4	87.8	
6	SLO - Slovenia	⤵	46.7	34.2	89.6	171.1	15.2	199.6	91.3	107.58cm
		⤴	144.5	199.6	154.7	116.5	27.9	199.6	199.6	
7	CRO - Croatia	⤵	199.6	98.7	199.6	181.0	40.0	59.4	133.1	107.94cm
		⤴	199.6	199.6	66.6	32.6	183.1	57.4	44.2	
8	ROU - Romania	⤵	199.6	199.6	199.6	199.6	69.5	56.8	159.4	137.93cm
		⤴	168.7	96.2	199.6	199.6	81.0	87.6	137.6	

NOTE

The Draw Shot Challenge (DSC) is the average distance of all the individual Last Stone Draw stones, which were delivered by a team during the round robin. Where a total of 11 or fewer individual stones have been delivered, the single least favourable result is automatically eliminated before calculating the average distance. Where more than 11 individual stones have been delivered, the two least favourable results will be eliminated before calculating the average distance.

For teams with equal DSC, the team with the best non-equal counting LSD receives the higher ranking. In case all counting LSDs are equal, the team ranked higher in the WCF World Ranking is ranked higher.

LEGEND

⤵ Clockwise

⤴ Counter-clockwise

DSC Draw Shot Challenge



Summary of Big Ends

As of FRI 16 OCT 2015

Points Scored	By	Against	Session	End	Game Result
6	SVK - Slovakia	IRL - Ireland	1	6	12 : 9
6	SVK - Slovakia	CRO - Croatia	10	5	13 : 2
5	BLR - Belarus	IRL - Ireland	7	7	8 : 3
5	ESP - Spain	ROU - Romania	5	5	10 : 4
5	ROU - Romania	FRA - France	7	5	6 : 9
5	ROU - Romania	IRL - Ireland	9	4	12 : 4
5	SVK - Slovakia	ESP - Spain	7	2	9 : 7
4	BLR - Belarus	ROU - Romania	10	3	8 : 4
4	CRO - Croatia	ROU - Romania	6	1	10 : 3
4	FRA - France	ESP - Spain	8	7	9 : 5
4	IRL - Ireland	CRO - Croatia	5	6	8 : 3
4	ROU - Romania	IRL - Ireland	9	6	12 : 4
4	SVK - Slovakia	IRL - Ireland	1	3	12 : 9
4	SVK - Slovakia	ROU - Romania	2	1	15 : 2
4	SVK - Slovakia	ROU - Romania	2	5	15 : 2
4	SVK - Slovakia	ROU - Romania	2	6	15 : 2

NOTE

Big ends are defined as ends with a score of four or more points



Session Results and Standings

Sheet	Game	Team	LSFE	1	2	3	4	5	6	7	8	Extra Ends	Total
B	7	SLO - Slovenia		0	0	2	0	1	0	0	X		3
	7	ESP - Spain	*	2	2	0	1	0	1	0	X		6
C	7	CRO - Croatia		1	0	0	0	0	1	X	X		2
	7	SVK - Slovakia	*	0	2	2	3	6	0	X	X		13
D	7	FRA - France	*	2	0	0	0	2	0	0	X		4
	7	IRL - Ireland		0	1	3	2	0	1	2	X		9
E	7	ROU - Romania		1	1	0	1	0	0	1	X		4
	7	BLR - Belarus	*	0	0	4	0	2	2	0	X		8

Standings after Round Robin

Rank	Team	Games	Wins	Losses				
1	FRA - France	7	6	1	Q	w1		
2	SVK - Slovakia	7	6	1	Q	w0		
3	BLR - Belarus	7	4	3	Q			
4	ESP - Spain	7	3	4	TB	w1	DSC	92.56 cm
4	IRL - Ireland	7	3	4	TB	w1	DSC	104.13 cm
6	SLO - Slovenia	7	3	4		w1	DSC	107.58 cm
7	CRO - Croatia	7	2	5				
8	ROU - Romania	7	1	6				

LEGEND

DSC Draw Shot Challenge	LSFE (*) Last stone first end	Q Qualified for the play-offs
TB Involved in the tie-breaker	TBx Tie-breaker number (x)	wx Number of wins (x) against tied teams
X Unplayed/unfinished end due to concession		



Session Results and Standings

Sheet	Game	Team	LSFE	1	2	3	4	5	6	7	8	Extra Ends	Total
B	6	IRL - Ireland		0	0	1	0	2	0	1	X		4
	6	ROU - Romania	*	2	1	0	5	0	4	0	X		12
C	6	FRA - France		2	2	2	1	0	2	X	X		9
	6	BLR - Belarus	*	0	0	0	0	2	0	X	X		2
D	6	SLO - Slovenia		0	0	1	0	0	0	1	X		2
	6	SVK - Slovakia	*	2	1	0	1	2	0	0	X		6
E	6	CRO - Croatia		0	2	1	0	0	0	2	X		5
	6	ESP - Spain	*	1	0	0	3	1	3	0	X		8

Standings after Round Robin Session 9

Rank	Team	Games	Wins	Losses	
1	FRA - France	6	6	0	Q
2	SVK - Slovakia	6	5	1	Q
3	BLR - Belarus	6	3	3	
3	SLO - Slovenia	6	3	3	
5	CRO - Croatia	6	2	4	
5	ESP - Spain	6	2	4	
5	IRL - Ireland	6	2	4	
8	ROU - Romania	6	1	5	

LEGEND		
LSFE (*) Last stone first end	Q Qualified for the play-offs	X Unplayed/unfinished end due to concession



Session Results and Standings

Sheet	Game	Team	LSFE	1	2	3	4	5	6	7	8	Extra Ends	Total
F	5	ESP - Spain	*	1	0	0	3	0	1	0	X		5
	5	FRA - France		0	3	1	0	1	0	4	X		9

Standings after Round Robin Session 8

Rank	Team	Games	Wins	Losses
1	FRA - France	5	5	0
2	SVK - Slovakia	5	4	1
3	BLR - Belarus	5	3	2
3	SLO - Slovenia	5	3	2
5	CRO - Croatia	5	2	3
5	IRL - Ireland	5	2	3
7	ESP - Spain	5	1	4
8	ROU - Romania	5	0	5

LEGEND			
LSFE (*) Last stone first end	Q Qualified for the play-offs	X Unplayed/unfinished end due to concession	



Session Results and Standings

Sheet	Game	Team	LSFE	1	2	3	4	5	6	7	8	Extra Ends	Total
B	4	ESP - Spain	*	1	0	0	0	2	2	2	X		7
	5	SVK - Slovakia		0	5	1	3	0	0	0	X		9
C	5	SLO - Slovenia	*	1	0	1	0	1	2	0	0		5
	5	CRO - Croatia		0	1	0	1	0	0	1	1		4
D	5	ROU - Romania	*	1	0	0	0	5	0	0	0		6
	4	FRA - France		0	2	2	3	0	0	1	1		9
E	5	BLR - Belarus		0	1	1	0	1	0	5	X		8
	5	IRL - Ireland	*	1	0	0	1	0	1	0	X		3

Standings after Round Robin Session 7

Rank	Team	Games	Wins	Losses
1	FRA - France	4	4	0
2	SVK - Slovakia	5	4	1
3	BLR - Belarus	5	3	2
3	SLO - Slovenia	5	3	2
5	CRO - Croatia	5	2	3
5	IRL - Ireland	5	2	3
7	ESP - Spain	4	1	3
8	ROU - Romania	5	0	5

LEGEND
LSFE (*) Last stone first end
X Unplayed/unfinished end due to concession



Game Results

Sheet	Game	Team	LSFE	1	2	3	4	5	6	7	8	Extra Ends	Total
C	5	SLO - Slovenia	*	1	0	1	0	1	2	0	0		5
	5	CRO - Croatia		0	1	0	1	0	0	1	1		4

SLO - Slovenia	
4 S	KREMZAR Nina
3	BIZJAN Spela
2 V	PLAZL Gaja
1	CERNE Patricija
A	SEVER Eva

CRO - Croatia	
4 S	PENAVA Iva
3	FABIJANIC Lucija
2	MARICEVIC Antonia
1 V	SAJFAR Anita
A	ROSO Iva

Last Stone Draw		Distance
↻	PLAZL G	15.2cm
↺	BIZJAN S	27.9cm
Total		43.1cm

Last Stone Draw		Distance
↻	MARICEVIC A	40.0cm
↺	FABIJANIC L	183.1cm
Total		223.1cm

NOTES
Team position and functions are attached to each team member's name as follows:
4 = Fourth, **3** = Third, **2** = Second, **1** = Lead, **A** = Alternate, **S** = Skip, **V** = Vice-Skip

LEGEND
↻ Clockwise ↺ Counter-clockwise LSFE (*) Last stone first end



Session Results and Standings

Sheet	Game	Team	LSFE	1	2	3	4	5	6	7	8	Extra Ends	Total
B	4	ROU - Romania		0	2	1	0	0	0	X	X		3
	4	CRO - Croatia	*	4	0	0	2	1	3	X	X		10
C	3	ESP - Spain		0	0	3	0	0	0	X	X		3
	4	IRL - Ireland	*	2	1	0	2	1	2	X	X		8
D	4	SVK - Slovakia	*	0	0	2	0	1	0	0	0		3
	4	BLR - Belarus		0	0	0	0	0	0	1	0		1
E	3	FRA - France	*	1	0	1	1	1	0	2	X		6
	4	SLO - Slovenia		0	0	0	0	0	1	0	X		1

Standings after Round Robin Session 6

Rank	Team	Games	Wins	Losses
1	FRA - France	3	3	0
2	SVK - Slovakia	4	3	1
3	BLR - Belarus	4	2	2
3	CRO - Croatia	4	2	2
3	IRL - Ireland	4	2	2
3	SLO - Slovenia	4	2	2
7	ESP - Spain	3	1	2
8	ROU - Romania	4	0	4

LEGEND
LSFE (*) Last stone first end
X Unplayed/unfinished end due to concession



Game Results

Sheet	Game	Team	LSFE	1	2	3	4	5	6	7	8	Extra Ends	Total
D	4	SVK - Slovakia	*	0	0	2	0	1	0	0	0		3
	4	BLR - Belarus		0	0	0	0	0	0	1	0		1

SVK - Slovakia	
4 S	KAJANOVA Gabriela
3 V	SYKOROVA Silvia
2	HAFEROVA Linda
1	GABOVICOVA Terezia
A	KVASNOVSKA Veronika

Last Stone Draw	Distance
⤵ SYKOROVA S	105.1cm
⤵ KAJANOVA G	67.1cm
Total	172.2cm

BLR - Belarus	
4 S	PAULIUCHYK Alina
3	BOGATOVA Daria
2	SVIARZHYNKAYA Aryna
1 V	SVIARZHYNKAYA Natallia
A	DZIASHUK Marharyta

Last Stone Draw	Distance
⤵ SVIARZHYNKAYA N	199.6cm
⤵ SVIARZHYNKAYA A	153.5cm
Total	353.1cm

NOTES
Team position and functions are attached to each team member's name as follows:
4 = Fourth, **3** = Third, **2** = Second, **1** = Lead, **A** = Alternate, **S** = Skip, **V** = Vice-Skip

LEGEND		
⤵	Clockwise	
⤶	Counter-clockwise	
		LSFE (*) Last stone first end



Session Results and Standings

Sheet	Game	Team	LSFE	1	2	3	4	5	6	7	8	Extra Ends	Total
B	3	BLR - Belarus		0	0	2	1	0	2	2	X		7
	3	SLO - Slovenia	*	1	0	0	0	2	0	0	X		3
C	3	SVK - Slovakia	*	0	0	0	2	0	0	1	X		3
	2	FRA - France		0	3	2	0	1	2	0	X		8
D	2	ESP - Spain	*	3	0	0	2	5	0	0	X		10
	3	ROU - Romania		0	2	1	0	0	1	0	X		4
E	3	IRL - Ireland	*	1	0	1	2	0	4	0	X		8
	3	CRO - Croatia		0	0	0	0	2	0	1	X		3

Standings after Round Robin Session 5

Rank	Team	Games	Wins	Losses
1	FRA - France	2	2	0
2	BLR - Belarus	3	2	1
2	SLO - Slovenia	3	2	1
2	SVK - Slovakia	3	2	1
5	ESP - Spain	2	1	1
6	CRO - Croatia	3	1	2
6	IRL - Ireland	3	1	2
8	ROU - Romania	3	0	3

LEGEND	
LSFE (*) Last stone first end	X Unplayed/unfinished end due to concession



Game Results

REVISED
14 OCT 19:34

Sheet	Game	Team	LSFE	1	2	3	4	5	6	7	8	Extra Ends	Total
B	3	BLR - Belarus		0	0	2	1	0	2	2	X		7
	3	SLO - Slovenia	*	1	0	0	0	2	0	0	X		3

BLR - Belarus	
4 S	PAULIUCHYK Alina
3	BOGATOVA Daria
2	SVIARZHYNKAYA Aryna
1 V	SVIARZHYNKAYA Natallia
A	DZIASHUK Marharyta

SLO - Slovenia	
4 S	KREMZAR Nina
3	BIZJAN Spela
2 V	PLAZL Gaja
1	SEVER Eva
A	CERNE Patricija

Last Stone Draw		Distance
⤵	BOGATOVA D	199.6cm
⤴	PAULIUCHYK A	199.6cm
Total		399.2cm

Last Stone Draw		Distance
⤵	BIZJAN S	89.6cm
⤴	PLAZL G	154.7cm
Total		244.3cm

NOTES
Team position and functions are attached to each team member's name as follows:
4 = Fourth, **3** = Third, **2** = Second, **1** = Lead, **A** = Alternate, **S** = Skip, **V** = Vice-Skip

LEGEND
⤵ Clockwise ⤴ Counter-clockwise **LSFE (*)** Last stone first end
X Unplayed/unfinished end due to concession

Team SLO: Last Stone Draw value revised



Session Results and Standings

REVISED
14 OCT 9:20

Sheet	Game	Team	LSFE	1	2	3	4	5	6	7	8	Extra Ends	Total
F	2	BLR - Belarus	*	0	2	0	0	2	0	0	0		4
	2	CRO - Croatia		1	0	0	1	0	1	2	1		6

Standings after Round Robin Session 4

Rank	Team	Games	Wins	Losses
1	SLO - Slovenia	2	2	0
1	SVK - Slovakia	2	2	0
3	FRA - France	1	1	0
4	BLR - Belarus	2	1	1
4	CRO - Croatia	2	1	1
6	ESP - Spain	1	0	1
7	IRL - Ireland	2	0	2
7	ROU - Romania	2	0	2

LEGEND
LSFE (*) Last stone first end

Team IRL: games and losses revised in the standings



Session Results and Standings

REVISED
14 OCT 9:22

Sheet	Game	Team	LSFE	1	2	3	4	5	6	7	8	Extra Ends	Total
F	2	ROU - Romania		0	2	0	0	1	0	2	0		5
	2	SLO - Slovenia	*	2	0	0	1	0	2	0	1		6

Standings after Round Robin Session 3

Rank	Team	Games	Wins	Losses
1	SLO - Slovenia	2	2	0
1	SVK - Slovakia	2	2	0
3	BLR - Belarus	1	1	0
3	FRA - France	1	1	0
5	CRO - Croatia	1	0	1
5	ESP - Spain	1	0	1
7	IRL - Ireland	2	0	2
7	ROU - Romania	2	0	2

LEGEND
LSFE (*) Last stone first end

Team IRL: games and losses revised in the standings

Game Results

Sheet	Game	Team	LSFE	1	2	3	4	5	6	7	8	Extra Ends	Total
F	2	ROU - Romania		0	2	0	0	1	0	2	0		5
	2	SLO - Slovenia	*	2	0	0	1	0	2	0	1		6

ROU - Romania

4 S COLCERIU Raluca Daiana
3 V NEAGOE Bianca
2 MARIN Cristina Alina
1 SARACU Ana-Maria

Last Stone Draw

⤵ COLCERIU R 199.6cm
⤵ NEAGOE B 96.2cm

Total 295.8cm

SLO - Slovenia

4 S KREMZAR Nina
3 BIZJAN Spela
2 V PLAZL Gaja
1 CERNE Patricija
A SEVER Eva

Last Stone Draw

⤵ PLAZL G 34.2cm
⤵ BIZJAN S 199.6cm

Total 233.8cm

NOTES

Team position and functions are attached to each team member's name as follows:
4 = Fourth, 3 = Third, 2 = Second, 1 = Lead, A = Alternate, S = Skip, V = Vice-Skip

LEGEND

⤵ Clockwise ⤴ Counter-clockwise LSFE (*) Last stone first end



Session Results and Standings

Sheet	Game	Team	LSFE	1	2	3	4	5	6	7	8	Extra Ends	Total
B	1	CRO - Croatia		0	0	3	0	0	1	0	3		7
	1	FRA - France	*	1	2	0	3	1	0	1	0		8
C	1	BLR - Belarus	*	0	2	0	0	0	1	0	1		4
	1	ESP - Spain		0	0	1	1	1	0	0	0		3
D	2	IRL - Ireland		0	0	0	1	0	2	0	3	0	6
	1	SLO - Slovenia	*	0	0	2	0	2	0	2	0	1	7
E	2	SVK - Slovakia	*	4	3	0	0	4	4	X	X		15
	1	ROU - Romania		0	0	1	1	0	0	X	X		2

Standings after Round Robin Session 2

Rank	Team	Games	Wins	Losses
1	SVK - Slovakia	2	2	0
2	BLR - Belarus	1	1	0
2	FRA - France	1	1	0
2	SLO - Slovenia	1	1	0
5	CRO - Croatia	1	0	1
5	ESP - Spain	1	0	1
5	ROU - Romania	1	0	1
8	IRL - Ireland	2	0	2

LEGEND
LSFE (*) Last stone first end
X Unplayed/unfinished end due to concession



Session Results and Standings

Sheet	Game	Team	LSFE	1	2	3	4	5	6	7	8	Extra Ends	Total
F	1	SVK - Slovakia		0	0	4	0	0	6	0	2		12
	1	IRL - Ireland	*	3	2	0	2	1	0	1	0		9

Standings after Round Robin Session 1

Rank	Team	Games	Wins	Losses
1	SVK - Slovakia	1	1	0
2	BLR - Belarus	0	0	0
2	CRO - Croatia	0	0	0
2	ESP - Spain	0	0	0
2	FRA - France	0	0	0
2	ROU - Romania	0	0	0
2	SLO - Slovenia	0	0	0
8	IRL - Ireland	1	0	1

LEGEND
LSFE (*) Last stone first end

Entry List by Country

As of MON 12 OCT 2015

BLR - Belarus		
4 S	PAULIUCHYK Alina	R
3	BOGATOVA Daria	R
2 V	SVIARZHYNSKAYA Natallia	R
1	SVIARZHYNSKAYA Aryna	R
A	DZIASHUK Marharyta	R
C	ORLOV Aleksandr	

CRO - Croatia		
4 S	PENAVA Iva	R
3	ROSO Iva	R
2	MARICEVIC Antonia	R
1 V	SAJFAR Anita	R
A	FABIJANIC Lucija	R
C	MARTINIC Mislav	

ESP - Spain		
4 S	GARCIA Irantzu	R
3	FERNANDEZ Maria	R
2	VEZ Sorkunde	R
1 V	PEREIRA Onditz	R
A	PASCUA Raquel	R
C		

FRA - France		
4 S	JEANNERET Pauline	R
3 V	HUMBERT Manon	R
2	BOISSENIN Malaurie	R
1	PAGNIER Elisa	R
A	GIRARDET Laura	R
C	RAZAFIMAHEFA Chrislain	

IRL - Ireland		
4 S	FYFE Alison	R
3 V	GORMLEY-LEAHY Hazel	R
2	ANDERSON Ailsa	R
1	KERR Katie	R
A	MCCORMICK Clare	R
C	SUTHERLAND Martin	

ROU - Romania		
4 S	COLCERIU Raluca Daiana	R
3 V	NEAGOE Bianca	R
2	MARIN Cristina Alina	R
1	SARACU Ana-Maria	R
C	VOJTUS Vlastimil	

SLO - Slovenia		
4 S	KREMZAR Nina	R
3	BIZJAN Spela	R
2 V	PLAZL Gaja	R
1	CERNE Patricija	R
A	SEVER Eva	R
C		

SVK - Slovakia		
4 S	KAJANOVA Gabriela	R
3 V	SYKOROVA Silvia	L
2	HAFEROVA Linda	R
1	GABOVICOVA Terezia	R
A	KVASNOVSKA Veronika	R
C	SYKORA Daniel	

NOTE
Team position and functions are attached to each team member's name as follows:
4 = Fourth, 3 = Third, 2 = Second, 1 = Lead, A = Alternate, S = Skip, V = Vice-Skip, C = Coach

LEGEND
L Left-handed R Right-handed



Competition Officials

As of MON 12 OCT 2015

Function	Name	Country Code
WCF President	CAITHNESS Kate	SCO
WCF Technical Delegate	ELL Darrell	CAN
Chief Umpire	SCHLATTER Michael	SUI
Deputy Chief Umpire	SCHMID Sabine	SUI
Game Umpire	BERGER Pierre-Yves	SUI
	BOMAS Bob	NED
	BURNS John	IRL
	HUCKLE Anja	GER
Chief Ice Technician	CALLEN Mark	SCO
Deputy Chief Ice Technician	PERRIN Didier	SUI
Chief Statistician	YANINA Natalia	RUS

PLAYING SCHEDULE											
Day	D	M	Draw	Time	Sheet A	Sheet B	Sheet C	Sheet D	Sheet E	Sheet F	
Mon	12	Oct	1	1630	IRL v AND	SVK v SRB	BLR v SLO	BUL v ROU	ISL v LUX	svk v irl	
Tue	13	Oct	2	0800	FRA v BLR	ISL v AND	ROU v IRL	SLO v LUX	BUL v SVK		
			3	1200		cro v fra	blr v esp	irl v slo	svk v rou		
			4	1600	SRB v ROU	IRL v BUL	FRA v SVK	ISL v BLR	AND v SLO	rou v slo	
			5	2000	BUL v ISL	ROU v SLO	LUX v SRB	SVK v AND	IRL v FRA	blr v cro	
Wed	14	Oct	6	0800		blr v slo	svk v fra	esp v rou	irl v cro		
			7	1200	SVK v SLO	FRA v LUX	BUL v AND	SRB v IRL	ROU v BLR		
			8	1600		rou v cro	esp v irl	svk v blr	fra v slo		
			9	2000	AND v LUX	BLR v SVK	ISL v ROU	FRA v SLO	SRB v BUL		
Thu	15	Oct	10	0800	BLR v IRL	AND v ROU	SRB v FRA	LUX v SVK	SLO v ISL		
			11	1200		esp v svk	slo v cro	rou v fra	blr v irl		
			12	1600	ROU v SVK	SRB v ISL	IRL v LUX	BLR v BUL	FRA v AND		
			13	2000	LUX v BUL	SLO v IRL	SVK v ISL	ROU v FRA	BLR v SRB	esp v fra	
Fri	16	Oct	14	0800		irl v rou	fra v blr	slo v svk	cro v esp		
			15	1200	ISL v FRA	LUX v BLR	SLO v BUL	AND v SRB	SVK v IRL		
			16	1600		slo v esp	cro v svk	fra v irl	rou v blr		
			17	2000	SLO v SRB	BUL v FRA	AND v BLR	IRL v ISL	LUX v ROU		
Sat	17	Oct	M/w	0800	Tie-breaker Games (if required - one round only)						
			M/w	1000	1 v 2 (winner = Gold Medal, qualifies ECC-B) + 3 v 4						
			M/w	1500	Loser (1v2) v Winner (3v4) winner = Silver Medal, qualifies ECC-B; Loser = Bronze Medal						