



**Olympic Qualification Event 2021
Leeuwarden, Netherlands**

5 – 18 December 2021

RESULTS SUMMARY
Mixed Doubles

Competition Summary

Session	Date	Time	Sheet A	Sheet B	Sheet C
Session 1	SUN 5 DEC	9:00	KOR 7-3 NZL	USA 8-6 JPN	LAT 3-8 FIN
Session 2	SUN 5 DEC	12:30	RUS 9-2 ESP	TUR 7-8 DEN	GER 2-8 HUN
Session 3	SUN 5 DEC	16:00	JPN 8-2 LAT	KOR 10-4 FIN	EST 6-11 USA
Session 4	SUN 5 DEC	19:30	DEN 7-8 GER	RUS 9-3 HUN	AUS 7-3 TUR
Session 5	MON 6 DEC	10:00	NZL 5-8 FIN	EST 8-9 ^{EE} LAT	JPN 4-7 KOR
Session 6	MON 6 DEC	14:30	ESP 4-8 HUN	AUS 8-1 GER	DEN 11-5 RUS
Session 7	MON 6 DEC	19:00	EST 8-2 JPN	FIN 5-7 USA	NZL 0-9 LAT
Session 8	TUE 7 DEC	9:00	AUS 8-7 DEN	HUN 8-7 TUR	ESP 5-9 GER
Session 9	TUE 7 DEC	12:30	LAT 3-10 USA	JPN 9-5 NZL	KOR 10-8 ^{EE} EST
Session 10	TUE 7 DEC	16:00	GER 7-0 TUR	DEN 9-3 ESP	RUS 6-8 AUS
Session 11	TUE 7 DEC	19:30	FIN 10-4 EST	LAT 7-9 KOR	USA 9-3 NZL
Session 12	WED 8 DEC	10:00	HUN 6-7 ^{EE} AUS	GER 6-8 RUS	TUR 7-8 ^{EE} ESP
Session 13	WED 8 DEC	14:30	USA 9-3 KOR	NZL 3-10 EST	FIN 9-8 JPN
Session 14	WED 8 DEC	19:00	TUR 5-8 RUS	ESP 6-9 AUS	HUN 8-3 DEN
Play-off 1	THU 9 DEC	9:00	FIN 5-10 RUS		KOR 7-5 HUN
Play-off 2	THU 9 DEC	15:00		AUS 6-5 KOR	
Play-off 3	THU 9 DEC	18:00		USA 6-4 RUS	

Standings after Round Robin

Group A


Rank	Team	Games	Wins	Losses	
1	AUS - Australia	6	6	0	Q
2	RUS - Russia	6	4	2	Q w1
3	HUN - Hungary	6	4	2	Q w0
4	GER - Germany	6	3	3	w1
5	DEN - Denmark	6	3	3	w0
6	ESP - Spain	6	1	5	
7	TUR - Turkey	6	0	6	

Group B

Rank	Team	Games	Wins	Losses		
1	USA - United States	6	6	0	Q	
2	KOR - Korea	6	5	1	Q	
3	FIN - Finland	6	4	2	Q	
4	LAT - Latvia	6	2	4		w1 DSC 39.64cm
5	EST - Estonia	6	2	4		w1 DSC 43.41cm
6	JPN - Japan	6	2	4		w1 DSC 44.77cm
7	NZL - New Zealand	6	0	6		

Competition Summary

Play-offs Bracket



Legend:

DSC Draw Shot Challenge

EE Extra End


Q Qualified for the play-offs

wn Number of wins (n) against tied teams

Session Results and Standings

Sheet	Game	Team	LSFE	1	2	3	4	5	6	7	8	Extra Ends	Total
B	7	USA - United States	*	1	2	0	1	0	1	0	1		6
	8	RUS - Russia		0	0	1	0	1	0	2	0		4

Play-offs Bracket



Legend:
 Power Play
LSFE(*) Last Stone First End

Scoring Analysis

Team	Games	LSFE	Stolen Ends	Last Stone Eff.	PP Eff.	Points Scored						Total	Plus / Minus
						0	1	2	3	4	>4		
USA	For	6	10	57%	67%	0	10	11	5	2	1	60	+30
	Against	1	4			0	11	8	1	0	0	30	
AUS	For	3	12	36%	83%	0	18	8	5	1	0	53	+19
	Against	4	5			0	11	10	1	0	0	34	
RUS	For	3	11	44%	20%	0	16	11	4	1	1	59	+13
	Against	5	5			0	13	10	3	1	0	46	
KOR	For	4	11	40%	63%	0	14	12	4	2	0	58	+12
	Against	4	9			0	17	9	1	2	0	46	
HUN	For	5	8	37%	57%	0	16	9	1	1	1	46	+7
	Against	2	7			0	17	6	2	1	0	39	
DEN	For	3	7	50%	33%	0	6	10	5	1	0	45	+6
	Against	3	7			0	12	6	5	0	0	39	
FIN	For	4	9	38%	33%	0	14	5	7	1	0	49	+2
	Against	3	8			0	10	8	4	1	1	47	
EST	For	4	10	43%	83%	0	8	15	2	0	0	44	-1
	Against	2	6			0	6	9	3	3	0	45	
JPN	For	2	8	32%	40%	0	8	10	3	0	0	37	-2
	Against	4	9			0	10	10	3	0	0	39	
GER	For	5	7	35%	25%	0	11	5	4	0	0	33	-3
	Against	1	10			0	9	12	1	0	0	36	
LAT	For	3	6	33%	40%	0	9	7	2	1	0	33	-10
	Against	3	11			0	10	9	5	0	0	43	
TUR	For	2	5	21%	50%	0	11	7	0	1	0	29	-17
	Against	4	10			0	15	7	3	2	0	46	
ESP	For	2	5	31%	67%	0	10	9	0	0	0	28	-23
	Against	4	12			0	13	7	5	1	1	51	
NZL	For	0	4	14%	20%	0	12	2	1	0	0	19	-33
	Against	6	10			0	9	10	6	0	1	52	
Total	46		113			0	163	121	43	11	3	593	

Note:
 Stolen ends are the ends won without the last stone advantage.
 Last Stone Efficiency: Scoring two or more points with last stone advantage.
 Power Play Efficiency: Scoring two or more points by the team calling a Power Play.

Legend:
>4 More than four points scored **Eff.** Efficiency **LSFE** Last Stone First End
PP Power Play

Summary of Big Ends

Points Scored	By	Against	Session	End	Game Result
5	HUN - Hungary	ESP - Spain	6	5	8 : 4
5	RUS - Russia	FIN - Finland	PO1	7	10 : 5
5	USA - United States	NZL - New Zealand	11	2	9 : 3
4	KOR - Korea	EST - Estonia	9	4	10 : 8
4	KOR - Korea	FIN - Finland	3	6	10 : 4
4	USA - United States	KOR - Korea	13	6	9 : 3
4	USA - United States	EST - Estonia	3	1	11 : 6
4	AUS - Australia	TUR - Turkey	4	7	7 : 3
4	DEN - Denmark	RUS - Russia	6	7	11 : 5
4	FIN - Finland	EST - Estonia	11	3	10 : 4
4	HUN - Hungary	TUR - Turkey	8	6	8 : 7
4	LAT - Latvia	KOR - Korea	11	6	7 : 9
4	RUS - Russia	HUN - Hungary	4	2	9 : 3
4	TUR - Turkey	ESP - Spain	12	8	7 : 8

Note:
Big ends are defined as ends with a score of four or more points.

Legend:
PO1 Play-off 1

Power Play Analysis

Team	Games	Number of Power Plays	Points Scored in Power Play							Average Score in Power Play	
			<0	0/X	1	2	3	4	>4		Total
AUS	7	6	0	0	1	2	2	1	0	15	+2.5
KOR	8	8	0	0	3	1	2	2	0	19	+2.4
USA	7	6	0	0	2	1	2	1	0	14	+2.3
HUN	7	7	0	0	3	3	0	1	0	13	+1.9
EST	6	6	0	0	1	5	0	0	0	11	+1.8
FIN	7	6	0	0	4	1	1	0	0	9	+1.5
ESP	6	6	1	0	1	4	0	0	0	8	+1.3
RUS	8	5	1	0	3	0	1	0	0	5	+1.0
TUR	6	5	1	1	1	2	0	0	0	4	+1.0
DEN	6	6	2	0	2	1	0	1	0	5	+0.8
JPN	6	5	1	0	2	1	1	0	0	4	+0.8
GER	6	5	1	1	2	1	0	0	0	3	+0.8
LAT	6	5	3	0	0	2	0	0	0	0	0.0
NZL	6	6	3	1	1	1	0	0	0	-5	-1.0
Total	46	82	13	3	26	25	9	6	0	105	+1.3


Note:
Power Play can be used once per game by each team and only when the team has the last stone advantage. Power Play cannot be used in extra ends.

Legend:
<0 Ends scored by the opponent team >4 More than four points scored X Unfinished end due to concession

Session Results and Standings

Sheet	Game	Team	LSFE	1	2	3	4	5	6	7	8	Extra Ends	Total
B	7	AUS - Australia	*	0	1	0	1	0	3	0	1		6
	8	KOR - Korea		1	0	2	0	1	0	1	0		5

Play-offs Bracket




Legend:
 Power Play
LSFE(*) Last Stone First End

Session Results and Standings

Sheet	Game	Team	LSFE	1	2	3	4	5	6	7	8	Extra Ends	Total
A	7	FIN - Finland		0	3	1	0	0	1	0	X		5
	7	RUS - Russia	*	2	0	0	2	1	0	5	X		10
C	7	KOR - Korea	*	2	0	0	1	0	1	0	3		7
	7	HUN - Hungary		0	1	1	0	1	0	2	0		5

Play-offs Bracket



Legend:
 Power Play **LSFE(*)** Last Stone First End **X** Unplayed/unfinished end due to concession

Competition Matrix

Group A

Team	AUS	DEN	ESP	GER	HUN	RUS	TUR
AUS		8 - 7	9 - 6	8 - 1	7 - 6	8 - 6	7 - 3
DEN	7 - 8		9 - 3	7 - 8	3 - 8	11 - 5	8 - 7
ESP	6 - 9	3 - 9		5 - 9	4 - 8	2 - 9	8 - 7
GER	1 - 8	8 - 7	9 - 5		2 - 8	6 - 8	7 - 0
HUN	6 - 7	8 - 3	8 - 4	8 - 2		3 - 9	8 - 7
RUS	6 - 8	5 - 11	9 - 2	8 - 6	9 - 3		8 - 5
TUR	3 - 7	7 - 8	7 - 8	0 - 7	7 - 8	5 - 8	

Standings after Round Robin

Rank	Team	Games	Wins	Losses		
1	AUS - Australia	6	6	0	Q	
2	RUS - Russia	6	4	2	Q	w1
3	HUN - Hungary	6	4	2	Q	w0
4	GER - Germany	6	3	3		w1
5	DEN - Denmark	6	3	3		w0
6	ESP - Spain	6	1	5		
7	TUR - Turkey	6	0	6		

Competition Matrix

Group B

Team	EST	FIN	JPN	KOR	LAT	NZL	USA
EST		4 - 10	8 - 2	8 - 10	8 - 9	10 - 3	6 - 11
FIN	10 - 4		9 - 8	4 - 10	8 - 3	8 - 5	5 - 7
JPN	2 - 8	8 - 9		4 - 7	8 - 2	9 - 5	6 - 8
KOR	10 - 8	10 - 4	7 - 4		9 - 7	7 - 3	3 - 9
LAT	9 - 8	3 - 8	2 - 8	7 - 9		9 - 0	3 - 10
NZL	3 - 10	5 - 8	5 - 9	3 - 7	0 - 9		3 - 9
USA	11 - 6	7 - 5	8 - 6	9 - 3	10 - 3	9 - 3	

Standings after Round Robin

Rank	Team	Games	Wins	Losses			
1	USA - United States	6	6	0			Q
2	KOR - Korea	6	5	1			Q
3	FIN - Finland	6	4	2			Q
4	LAT - Latvia	6	2	4	w1	DSC	39.64cm
5	EST - Estonia	6	2	4	w1	DSC	43.41cm
6	JPN - Japan	6	2	4	w1	DSC	44.77cm
7	NZL - New Zealand	6	0	6			

Legend:
DSC Draw Shot Challenge **Q** Qualified for the play-offs **wn** Number of wins (n) against tied teams

Draw Shot Challenge

Group A		Stone Rotation	Last Stone Draw in each Round Robin Game						DSC
Rank	Team		1	2	3	4	5	6	
1	GER - Germany	↻	79.5	33.4	139.6	88.3	29.0	14.3	36.50cm
		↻	95.9	17.7	15.4	16.3	33.6	37.5	
2	RUS - Russia	↻	21.9	11.6	160.4	36.5	72.2	52.4	36.92cm
		↻	36.2	66.4	32.0	21.6	18.4	80.7	
3	HUN - Hungary	↻	71.5	42.8	85.9	28.1	77.2	55.5	47.57cm
		↻	59.1	104.8	199.6	12.0	26.7	16.9	
4	AUS - Australia	↻	12.3	199.6	91.0	13.7	26.8	74.3	53.05cm
		↻	44.0	33.4	75.5	29.4	199.6	130.1	
5	TUR - Turkey	↻	38.8	104.2	22.7	169.1	36.3	71.7	57.95cm
		↻	118.3	55.5	80.1	23.9	87.3	59.0	
6	DEN - Denmark	↻	156.7	8.1	20.3	49.6	22.8	19.9	61.55cm
		↻	153.9	102.6	125.3	78.6	34.4	169.2	
7	ESP - Spain	↻	52.5	159.5	128.4	39.9	63.7	59.1	70.59cm
		↻	100.1	199.6	118.7	18.1	51.3	74.1	

Group B		Stone Rotation	Last Stone Draw in each Round Robin Game						DSC
Rank	Team		1	2	3	4	5	6	
1	USA - United States	↻	40.5	52.2	30.5	57.4	10.8	7.3	33.27cm
		↻	17.2	108.3	28.2	112.4	40.9	47.7	
2	LAT - Latvia	↻	19.7	13.4	47.1	12.1	83.2	15.2	39.64cm
		↻	149.7	72.3	25.1	9.9	98.4	199.6	
3	EST - Estonia	↻	41.6	43.2	74.6	31.3	19.5	21.1	43.41cm
		↻	92.6	128.8	141.3	48.0	3.0	59.2	
4	JPN - Japan	↻	98.4	30.0	19.3	82.0	12.4	83.7	44.77cm
		↻	8.3	113.6	13.7	115.5	27.1	72.8	
5	FIN - Finland	↻	70.2	146.4	46.0	67.7	34.7	129.4	45.77cm
		↻	86.0	22.4	60.2	61.4	1.9	7.2	
6	KOR - Korea	↻	3.6	165.0	7.7	107.6	164.9	116.4	48.15cm
		↻	17.2	119.8	3.4	12.4	49.7	43.7	
7	NZL - New Zealand	↻	66.8	12.4	199.6	73.0	37.4	104.2	65.12cm
		↻	42.5	144.1	199.6	56.7	34.6	79.5	

Note:

The Draw Shot Challenge (DSC) is the average distance of all the individual Last Stone Draws (LSD), which were delivered by a team during the round robin. The two least favourable results will be eliminated before calculating the average distance. The team with the lesser DSC receives the higher ranking. If the DSCs are equal then the team with the best non-equal counting LSD receives the higher ranking. In the case where all counting LSDs are equal, the team ranked higher in the official WCF World Rankings is ranked higher.

Legend:

↻ Clockwise

↻ Counter-clockwise

DSC Draw Shot Challenge

Scoring Analysis

Team	Games	LSFE	Stolen Ends	Last Stone Eff.	PP Eff.	Points Scored						Total	Plus / Minus
						0	1	2	3	4	>4		
USA	For	5	9	68%	80%	0	6	10	5	2	1	54	+28
	Against	1	4			0	9	7	1	0	0	26	
AUS	For	2	12	40%	80%	0	15	8	4	1	0	47	+18
	Against	4	4			0	8	9	1	0	0	29	
KOR	For	3	10	41%	67%	0	9	10	3	2	0	46	+11
	Against	3	8			0	11	8	0	2	0	35	
RUS	For	2	11	39%	25%	0	13	8	4	1	0	45	+10
	Against	4	3			0	7	9	2	1	0	35	
HUN	For	5	7	38%	50%	0	13	8	1	1	1	41	+9
	Against	1	7			0	15	5	1	1	0	32	
FIN	For	4	8	39%	40%	0	12	5	6	1	0	44	+7
	Against	2	7			0	9	6	4	1	0	37	
DEN	For	3	7	50%	33%	0	6	10	5	1	0	45	+6
	Against	3	7			0	12	6	5	0	0	39	
EST	For	4	10	43%	83%	0	8	15	2	0	0	44	-1
	Against	2	6			0	6	9	3	3	0	45	
JPN	For	2	8	32%	40%	0	8	10	3	0	0	37	-2
	Against	4	9			0	10	10	3	0	0	39	
GER	For	5	7	35%	25%	0	11	5	4	0	0	33	-3
	Against	1	10			0	9	12	1	0	0	36	
LAT	For	3	6	33%	40%	0	9	7	2	1	0	33	-10
	Against	3	11			0	10	9	5	0	0	43	
TUR	For	2	5	20%	50%	0	11	7	0	1	0	29	-17
	Against	4	11			0	15	7	3	2	0	46	
ESP	For	2	5	31%	67%	0	10	9	0	0	0	28	-23
	Against	4	12			0	13	7	5	1	1	51	
NZL	For	0	4	14%	20%	0	12	2	1	0	0	19	-33
	Against	6	10			0	9	10	6	0	1	52	
Total	42		109			0	143	114	40	11	2	545	

Note:
 Stolen ends are the ends won without the last stone advantage.
 Last Stone Efficiency: Scoring two or more points with last stone advantage.
 Power Play Efficiency: Scoring two or more points by the team calling a Power Play.

Legend:
>4 More than four points scored **Eff.** Efficiency **LSFE** Last Stone First End
PP Power Play

Summary of Big Ends

Points Scored	By	Against	Session	End	Game Result
5	HUN - Hungary	ESP - Spain	6	5	8 : 4
5	USA - United States	NZL - New Zealand	11	2	9 : 3
4	KOR - Korea	EST - Estonia	9	4	10 : 8
4	KOR - Korea	FIN - Finland	3	6	10 : 4
4	USA - United States	KOR - Korea	13	6	9 : 3
4	USA - United States	EST - Estonia	3	1	11 : 6
4	AUS - Australia	TUR - Turkey	4	7	7 : 3
4	DEN - Denmark	RUS - Russia	6	7	11 : 5
4	FIN - Finland	EST - Estonia	11	3	10 : 4
4	HUN - Hungary	TUR - Turkey	8	6	8 : 7
4	LAT - Latvia	KOR - Korea	11	6	7 : 9
4	RUS - Russia	HUN - Hungary	4	2	9 : 3
4	TUR - Turkey	ESP - Spain	12	8	7 : 8

Note:
Big ends are defined as ends with a score of four or more points.

Power Play Analysis

Team	Games	Number of Power Plays	Points Scored in Power Play							Total	Average Score in Power Play
			<0	0/X	1	2	3	4	>4		
USA	6	5	0	0	1	1	2	1	0	13	+2.6
KOR	6	6	0	0	2	1	1	2	0	15	+2.5
AUS	6	5	0	0	1	2	1	1	0	12	+2.4
EST	6	6	0	0	1	5	0	0	0	11	+1.8
HUN	6	6	0	0	3	2	0	1	0	11	+1.8
FIN	6	5	0	0	3	1	1	0	0	8	+1.6
ESP	6	6	1	0	1	4	0	0	0	8	+1.3
RUS	6	4	1	0	2	0	1	0	0	4	+1.0
TUR	6	5	1	1	1	2	0	0	0	4	+1.0
DEN	6	6	2	0	2	1	0	1	0	5	+0.8
JPN	6	5	1	0	2	1	1	0	0	4	+0.8
GER	6	5	1	1	2	1	0	0	0	3	+0.8
LAT	6	5	3	0	0	2	0	0	0	0	0.0
NZL	6	6	3	1	1	1	0	0	0	-5	-1.0
Total	42	75	13	3	22	24	7	6	0	93	+1.3

Note:
Power Play can be used once per game by each team and only when the team has the last stone advantage. Power Play cannot be used in extra ends.

Legend:
<0 Ends scored by the opponent team >4 More than four points scored X Unfinished end due to concession



Session Results and Standings

Sheet	Game	Team	LSFE	1	2	3	4	5	6	7	8	Extra Ends	Total
A	6	TUR - Turkey	*	0	0	2	0	1	0	2	0		5
	6	RUS - Russia		1	1	0	3	0	2	0	1		8
B	6	ESP - Spain	*	0	0	0	2	2	0	2	0		6
	6	AUS - Australia		1	1	3	0	0	2	0	2		9
C	6	HUN - Hungary	*	1	1	1	0	3	0	2	X		8
	6	DEN - Denmark		0	0	0	2	0	1	0	X		3

Standings after Round Robin

Group A

Rank	Team	Games	Wins	Losses	
1	AUS - Australia	6	6	0	Q
2	RUS - Russia	6	4	2	Q w1
3	HUN - Hungary	6	4	2	Q w0
4	GER - Germany	6	3	3	w1
5	DEN - Denmark	6	3	3	w0
6	ESP - Spain	6	1	5	
7	TUR - Turkey	6	0	6	

Group B

Rank	Team	Games	Wins	Losses	
1	USA - United States	6	6	0	Q
2	KOR - Korea	6	5	1	Q
3	FIN - Finland	6	4	2	Q
4	LAT - Latvia	6	2	4	w1 DSC 39.64cm
5	EST - Estonia	6	2	4	w1 DSC 43.41cm
6	JPN - Japan	6	2	4	w1 DSC 44.77cm
7	NZL - New Zealand	6	0	6	

Legend:	<input type="checkbox"/> Power Play	DSC Draw Shot Challenge	LSFE(*) Last Stone First End
Q Qualified for the play-offs		wn Number of wins (n) against tied teams	X Unplayed/unfinished end due to concession



Session Results and Standings

Sheet	Game	Team	LSFE	1	2	3	4	5	6	7	8	Extra Ends	Total
A	6	USA - United States	*	0	2	1	2	0	4	X	X		9
	6	KOR - Korea		1	0	0	0	2	0	X	X		3
B	6	NZL - New Zealand		0	0	0	2	0	1	0	X		3
	6	EST - Estonia	*	2	2	3	0	1	0	2	X		10
C	6	FIN - Finland	*	0	0	2	0	3	3	0	1		9
	6	JPN - Japan		2	3	0	2	0	0	1	0		8

Current Standings

Group A

Rank	Team	Games	Wins	Losses	
1	AUS - Australia	5	5	0	Q
2	DEN - Denmark	5	3	2	
2	HUN - Hungary	5	3	2	
2	RUS - Russia	5	3	2	
5	GER - Germany	6	3	3	
6	ESP - Spain	5	1	4	
7	TUR - Turkey	5	0	5	

Group B

Rank	Team	Games	Wins	Losses			
1	USA - United States	6	6	0	Q		
2	KOR - Korea	6	5	1	Q		
3	FIN - Finland	6	4	2	Q		
4	LAT - Latvia	6	2	4		w1	DSC 39.64cm
5	EST - Estonia	6	2	4		w1	DSC 43.41cm
6	JPN - Japan	6	2	4		w1	DSC 44.77cm
7	NZL - New Zealand	6	0	6			

Note:

Under WCF rules, tie-breaking rules for standings are not applied until after the last game of the round robin.

Legend:

Power Play **DSC** Draw Shot Challenge **LSFE(*)** Last Stone First End
Q Qualified for the play-offs **wn** Number of wins (n) against tied teams **X** Unplayed/unfinished end due to concession



Session Results and Standings

Sheet	Game	Team	LSFE	1	2	3	4	5	6	7	8	Extra Ends	Total
A	5	FIN - Finland		0	2	4	0	0	3	1	X		10
	5	EST - Estonia	*	1	0	0	2	1	0	0	X		4
B	6	LAT - Latvia		0	0	0	2	0	4	0	1		7
	5	KOR - Korea	*	3	2	2	0	1	0	1	0		9
C	5	USA - United States	*	0	5	0	2	2	0	X	X		9
	5	NZL - New Zealand		1	0	1	0	0	1	X	X		3

Current Standings

Group A

Rank	Team	Games	Wins	Losses	
1	AUS - Australia	4	4	0	Q
2	HUN - Hungary	4	3	1	
3	DEN - Denmark	5	3	2	
3	GER - Germany	5	3	2	
5	RUS - Russia	4	2	2	
6	ESP - Spain	4	0	4	
6	TUR - Turkey	4	0	4	

Group B

Rank	Team	Games	Wins	Losses	
1	KOR - Korea	5	5	0	Q
1	USA - United States	5	5	0	Q
3	FIN - Finland	5	3	2	
4	JPN - Japan	5	2	3	
5	LAT - Latvia	6	2	4	
6	EST - Estonia	5	1	4	
7	NZL - New Zealand	5	0	5	

Note:

Under WCF rules, tie-breaking rules for standings are not applied until after the last game of the round robin.

Legend:

Power Play

LSFE(*) Last Stone First End

Q Qualified for the play-offs

X Unplayed/unfinished end due to concession



Session Results and Standings

Sheet	Game	Team	LSFE	1	2	3	4	5	6	7	8	Extra Ends	Total
A	5	GER - Germany	*	2	1	1	1	1	1	X	X		7
	4	TUR - Turkey		0	0	0	0	0	0	X	X		0
B	5	DEN - Denmark	*	3	2	1	3	0	0	0	X		9
	4	ESP - Spain		0	0	0	0	1	1	1	X		3
C	4	RUS - Russia		0	1	0	2	3	0	0	0		6
	4	AUS - Australia	*	2	0	2	0	0	2	1	1		8

Current Standings

Group A

Rank	Team	Games	Wins	Losses	
1	AUS - Australia	4	4	0	Q
2	HUN - Hungary	4	3	1	
3	DEN - Denmark	5	3	2	
3	GER - Germany	5	3	2	
5	RUS - Russia	4	2	2	
6	ESP - Spain	4	0	4	
6	TUR - Turkey	4	0	4	

Group B

Rank	Team	Games	Wins	Losses	
1	KOR - Korea	4	4	0	Q
1	USA - United States	4	4	0	Q
3	FIN - Finland	4	2	2	
4	JPN - Japan	5	2	3	
4	LAT - Latvia	5	2	3	
6	EST - Estonia	4	1	3	
7	NZL - New Zealand	4	0	4	

Note:

Under WCF rules, tie-breaking rules for standings are not applied until after the last game of the round robin.

Legend:

Power Play

LSFE(*) Last Stone First End

Q Qualified for the play-offs

X Unplayed/unfinished end due to concession

Session Results and Standings

Sheet	Game	Team	LSFE	1	2	3	4	5	6	7	8	Extra Ends	Total
A	5	LAT - Latvia		0	1	0	0	2	0	0	X		3
	4	USA - United States	*	3	0	3	1	0	1	2	X		10
B	5	JPN - Japan	*	0	0	2	0	2	0	2	3		9
	4	NZL - New Zealand		1	1	0	1	0	2	0	0		5
C	4	KOR - Korea		0	0	0	4	2	0	0	2	2	10
	4	EST - Estonia	*	1	2	2	0	0	1	2	0	0	8

Current Standings

Group A

Rank	Team	Games	Wins	Losses
1	AUS - Australia	3	3	0
2	HUN - Hungary	4	3	1
3	RUS - Russia	3	2	1
4	DEN - Denmark	4	2	2
4	GER - Germany	4	2	2
6	ESP - Spain	3	0	3
6	TUR - Turkey	3	0	3

Group B

Rank	Team	Games	Wins	Losses	
1	KOR - Korea	4	4	0	Q
1	USA - United States	4	4	0	Q
3	FIN - Finland	4	2	2	
4	JPN - Japan	5	2	3	
4	LAT - Latvia	5	2	3	
6	EST - Estonia	4	1	3	
7	NZL - New Zealand	4	0	4	

Note:

Under WCF rules, tie-breaking rules for standings are not applied until after the last game of the round robin.

Legend:

Power Play

LSFE(*) Last Stone First End

Q Qualified for the play-offs

X Unplayed/unfinished end due to concession

Session Results and Standings

Sheet	Game	Team	LSFE	1	2	3	4	5	6	7	8	Extra Ends	Total
A	3	AUS - Australia		0	1	0	0	3	0	3	1		8
	4	DEN - Denmark	*	2	0	2	2	0	1	0	0		7
B	4	HUN - Hungary	*	2	0	0	2	0	4	0	0		8
	3	TUR - Turkey		0	1	1	0	1	0	2	2		7
C	3	ESP - Spain		0	2	0	0	1	0	2	X		5
	4	GER - Germany	*	1	0	3	2	0	3	0	X		9

Current Standings

Group A

Rank	Team	Games	Wins	Losses
1	AUS - Australia	3	3	0
2	HUN - Hungary	4	3	1
3	RUS - Russia	3	2	1
4	DEN - Denmark	4	2	2
4	GER - Germany	4	2	2
6	ESP - Spain	3	0	3
6	TUR - Turkey	3	0	3

Group B

Rank	Team	Games	Wins	Losses
1	KOR - Korea	3	3	0
1	USA - United States	3	3	0
3	FIN - Finland	4	2	2
3	LAT - Latvia	4	2	2
5	EST - Estonia	3	1	2
6	JPN - Japan	4	1	3
7	NZL - New Zealand	3	0	3

Note:

Under WCF rules, tie-breaking rules for standings are not applied until after the last game of the round robin.

Legend:

Power Play

LSFE(*) Last Stone First End

X Unplayed/unfinished end due to concession



Session Results and Standings

Sheet	Game	Team	LSFE	1	2	3	4	5	6	7	8	Extra Ends	Total
A	3	EST - Estonia		2	0	1	1	0	2	2	X		8
	4	JPN - Japan	*	0	1	0	0	1	0	0	X		2
B	4	FIN - Finland		0	0	2	1	0	1	0	1		5
	3	USA - United States	*	1	1	0	0	2	0	3	0		7
C	3	NZL - New Zealand		0	0	0	0	0	0	X	X		0
	4	LAT - Latvia	*	2	1	1	3	1	1	X	X		9

Current Standings

Group A

Rank	Team	Games	Wins	Losses
1	AUS - Australia	2	2	0
2	DEN - Denmark	3	2	1
2	HUN - Hungary	3	2	1
2	RUS - Russia	3	2	1
5	GER - Germany	3	1	2
6	ESP - Spain	2	0	2
6	TUR - Turkey	2	0	2

Group B

Rank	Team	Games	Wins	Losses
1	KOR - Korea	3	3	0
1	USA - United States	3	3	0
3	FIN - Finland	4	2	2
3	LAT - Latvia	4	2	2
5	EST - Estonia	3	1	2
6	JPN - Japan	4	1	3
7	NZL - New Zealand	3	0	3

Note:

Under WCF rules, tie-breaking rules for standings are not applied until after the last game of the round robin.

Legend:

Power Play

LSFE(*) Last Stone First End

X Unplayed/unfinished end due to concession



Session Results and Standings

Sheet	Game	Team	LSFE	1	2	3	4	5	6	7	8	Extra Ends	Total
A	2	ESP - Spain		1	1	0	1	0	0	1	0		4
	3	HUN - Hungary	*	0	0	1	0	5	1	0	1		8
B	2	AUS - Australia		2	0	1	2	1	2	X	X		8
	3	GER - Germany	*	0	1	0	0	0	0	X	X		1
C	3	DEN - Denmark	*	3	0	2	0	2	0	4	X		11
	3	RUS - Russia		0	1	0	3	0	1	0	X		5

Current Standings

Group A

Rank	Team	Games	Wins	Losses
1	AUS - Australia	2	2	0
2	DEN - Denmark	3	2	1
2	HUN - Hungary	3	2	1
2	RUS - Russia	3	2	1
5	GER - Germany	3	1	2
6	ESP - Spain	2	0	2
6	TUR - Turkey	2	0	2

Group B

Rank	Team	Games	Wins	Losses
1	KOR - Korea	3	3	0
2	USA - United States	2	2	0
3	FIN - Finland	3	2	1
4	JPN - Japan	3	1	2
4	LAT - Latvia	3	1	2
6	EST - Estonia	2	0	2
6	NZL - New Zealand	2	0	2

Note:

Under WCF rules, tie-breaking rules for standings are not applied until after the last game of the round robin.

Legend:

Power Play

LSFE(*) Last Stone First End

X Unplayed/unfinished end due to concession

Session Results and Standings

Sheet	Game	Team	LSFE	1	2	3	4	5	6	7	8	Extra Ends	Total
A	2	NZL - New Zealand		0	1	0	1	0	3	0	X		5
	3	FIN - Finland	*	3	0	3	0	1	0	1	X		8
B	2	EST - Estonia		0	1	0	3	0	2	0	2	0	8
	3	LAT - Latvia	*	1	0	2	0	3	0	2	0	1	9
C	3	JPN - Japan		0	1	2	0	0	1	0	0		4
	3	KOR - Korea	*	2	0	0	1	2	0	1	1		7

Current Standings

Group A

Rank	Team	Games	Wins	Losses
1	RUS - Russia	2	2	0
2	AUS - Australia	1	1	0
3	DEN - Denmark	2	1	1
3	GER - Germany	2	1	1
3	HUN - Hungary	2	1	1
6	ESP - Spain	1	0	1
7	TUR - Turkey	2	0	2

Group B

Rank	Team	Games	Wins	Losses
1	KOR - Korea	3	3	0
2	USA - United States	2	2	0
3	FIN - Finland	3	2	1
4	JPN - Japan	3	1	2
4	LAT - Latvia	3	1	2
6	EST - Estonia	2	0	2
6	NZL - New Zealand	2	0	2

Note:

Under WCF rules, tie-breaking rules for standings are not applied until after the last game of the round robin.

Legend:

Power Play

LSFE(*) Last Stone First End

X Unplayed/unfinished end due to concession

Session Results and Standings

Sheet	Game	Team	LSFE	1	2	3	4	5	6	7	8	Extra Ends	Total
A	2	DEN - Denmark		0	2	0	1	2	0	2	0		7
	2	GER - Germany	*	3	0	2	0	0	2	0	1		8
B	2	RUS - Russia	*	0	4	1	0	2	0	2	X		9
	2	HUN - Hungary		1	0	0	1	0	1	0	X		3
C	1	AUS - Australia	*	1	0	1	1	0	0	4	X		7
	2	TUR - Turkey		0	1	0	0	1	1	0	X		3

Current Standings

Group A

Rank	Team	Games	Wins	Losses
1	RUS - Russia	2	2	0
2	AUS - Australia	1	1	0
3	DEN - Denmark	2	1	1
3	GER - Germany	2	1	1
3	HUN - Hungary	2	1	1
6	ESP - Spain	1	0	1
7	TUR - Turkey	2	0	2

Group B

Rank	Team	Games	Wins	Losses
1	KOR - Korea	2	2	0
1	USA - United States	2	2	0
3	FIN - Finland	2	1	1
3	JPN - Japan	2	1	1
5	EST - Estonia	1	0	1
5	NZL - New Zealand	1	0	1
7	LAT - Latvia	2	0	2

Note:

Under WCF rules, tie-breaking rules for standings are not applied until after the last game of the round robin.

Legend:

Power Play

LSFE(*) Last Stone First End

X Unplayed/unfinished end due to concession



Session Results and Standings

Sheet	Game	Team	LSFE	1	2	3	4	5	6	7	8	Extra Ends	Total
A	2	JPN - Japan		1	1	0	2	2	2	X	X		8
	2	LAT - Latvia	*	0	0	2	0	0	0	X	X		2
B	2	KOR - Korea		2	0	0	3	0	4	1	X		10
	2	FIN - Finland	*	0	2	1	0	1	0	0	X		4
C	1	EST - Estonia	*	0	2	2	0	0	2	0	X		6
	2	USA - United States		4	0	0	3	2	0	2	X		11

Current Standings

Group A

Rank	Team	Games	Wins	Losses
1	DEN - Denmark	1	1	0
1	HUN - Hungary	1	1	0
1	RUS - Russia	1	1	0
4	ESP - Spain	1	0	1
4	GER - Germany	1	0	1
4	TUR - Turkey	1	0	1
	AUS - Australia	0		

Group B

Rank	Team	Games	Wins	Losses
1	KOR - Korea	2	2	0
1	USA - United States	2	2	0
3	FIN - Finland	2	1	1
3	JPN - Japan	2	1	1
5	EST - Estonia	1	0	1
5	NZL - New Zealand	1	0	1
7	LAT - Latvia	2	0	2

Note:

Under WCF rules, tie-breaking rules for standings are not applied until after the last game of the round robin.

Legend:

Power Play

LSFE(*) Last Stone First End

X Unplayed/unfinished end due to concession



Session Results and Standings

Sheet	Game	Team	LSFE	1	2	3	4	5	6	7	8	Extra Ends	Total
A	1	RUS - Russia	*	2	1	2	1	0	1	2	X		9
	1	ESP - Spain		0	0	0	0	2	0	0	X		2
B	1	TUR - Turkey	*	0	0	2	2	0	1	2	0		7
	1	DEN - Denmark		1	3	0	0	1	0	0	3		8
C	1	GER - Germany		0	0	0	0	1	1	0	X		2
	1	HUN - Hungary	*	1	1	2	2	0	0	2	X		8

Current Standings

Group A

Rank	Team	Games	Wins	Losses
1	DEN - Denmark	1	1	0
1	HUN - Hungary	1	1	0
1	RUS - Russia	1	1	0
4	ESP - Spain	1	0	1
4	GER - Germany	1	0	1
4	TUR - Turkey	1	0	1
	AUS - Australia	0		

Group B

Rank	Team	Games	Wins	Losses
1	FIN - Finland	1	1	0
1	KOR - Korea	1	1	0
1	USA - United States	1	1	0
4	JPN - Japan	1	0	1
4	LAT - Latvia	1	0	1
4	NZL - New Zealand	1	0	1
	EST - Estonia	0		

Note:

Under WCF rules, tie-breaking rules for standings are not applied until after the last game of the round robin.

Legend:

Power Play

LSFE(*) Last Stone First End

X Unplayed/unfinished end due to concession



Session Results and Standings

Sheet	Game	Team	LSFE	1	2	3	4	5	6	7	8	Extra Ends	Total
A	1	KOR - Korea	*	2	0	0	1	1	0	3	X		7
	1	NZL - New Zealand		0	1	1	0	0	1	0	X		3
B	1	USA - United States	*	2	0	2	1	0	3	0	X		8
	1	JPN - Japan		0	2	0	0	1	0	3	X		6
C	1	LAT - Latvia		2	0	0	1	0	0	0	X		3
	1	FIN - Finland	*	0	1	1	0	3	1	2	X		8

Current Standings

Group A

Rank	Team	Games	Wins	Losses
	AUS - Australia			
	DEN - Denmark			
	ESP - Spain			
	GER - Germany			
	HUN - Hungary			
	RUS - Russia			
	TUR - Turkey			

Group B

Rank	Team	Games	Wins	Losses
1	FIN - Finland	1	1	0
1	KOR - Korea	1	1	0
1	USA - United States	1	1	0
4	JPN - Japan	1	0	1
4	LAT - Latvia	1	0	1
4	NZL - New Zealand	1	0	1
	EST - Estonia	0		

Note:
Under WCF rules, tie-breaking rules for standings are not applied until after the last game of the round robin.

Legend:
 Power Play **LSFE(*)** Last Stone First End **X** Unplayed/unfinished end due to concession

Entry List by Country

As of SAT 4 DEC 2021

AUS - Australia		Group A
F	GILL Tahli	R
M	HEWITT Dean	R
C	MORRIS John (CAN)	
2C	MANASANTIVONGS Pete	

DEN - Denmark		Group A
F	LANDER Jasmin	R
M	HOLTERMANN Henrik	R
C	HERTSDAHL Kenneth	
O	-	

ESP - Spain		Group A
F	OTAEGI Oihane	R
M	UNANUE Mikel	R
C	WILLS David (CAN)	
2C	OTAEGI Leire	

EST - Estonia		Group B
F	KALDVEE Marie	R
M	LILL Harri	R
C	STRAUSAK Nicole (SUI)	
NC	BROWN Derek (SCO)	

FIN - Finland		Group B
F	KAUSTE Oona	R
M	KAUSTE Aku	R
C	KAUSTE Timo	
O	-	

GER - Germany		Group A
F	SCHOELL Pia-Lisa	R
M	HARSCH Klaudius	R
C	HERBERG Daniel	
2C	SIMON Matthias	

HUN - Hungary		Group A
F	PALANCSA Dorottya	R
M	KISS Zsolt	R
C	PALANCSA Zoltan	
O	-	

JPN - Japan		Group B
F	MATSUMURA Chiaki	R
M	TANIDA Yasumasa	R
C	OGASAWARA Ayumi	
O	UZAWA Masashi	

KOR - Korea		Group B
F	KIM Minji	R
M	LEE Kijeong	R
C	LEE Sungjun	
O	SCOFFIN Wade (CAN)	

LAT - Latvia		Group B
F	BARONE Daina	R
M	VEIDEMANIS Arnis	R
C	-	
O	ROMANAUSKA Agita	

NZL - New Zealand		Group B
F	DUNCAN Mhairi-Bronte	R
M	SARGON Brett	R
C	-	
O	-	

RUS - Russia		Group A
F	SIDOROVA Anna	R
M	TIMOFEEV Aleksei	R
C	GUDIN Vasiliy	
O	RAFAEL Daniel (CAN)	

TUR - Turkey		Group A
F	YILDIZ Dilsat	R
M	KARAGOZ Ugurcan	R
C	CAKIR Bilal Omer	
O	ERZEYBEK Mustafa Said	

USA - United States		Group B
F	PERSINGER Vicky	R
M	PLYS Chris	R
C	BEIGHTON Sean	
O	GULENCHYN Michael	

Note:
Team members are identified as follows:
F = Female, **M** = Male, **C** = Coach, **2C** = 2nd Team Coach, **NC** = National Coach, **T** = Translator, **O** = Team Official

Legend:
R Right-handed

Competition Officials

As of SAT 4 DEC 2021

Function	Name	Organisation
WCF President:	CAITHNESS Kate	SCO - Scotland
WCF Head of Competitions:	ROETHLISBERGER Eeva	SUI - Switzerland
WCF Technical Delegates:	WILLMS Karri MUTCH Laura	CAN - Canada SCO - Scotland
Chief Umpire:	GOWER Michele	CAN - Canada
Deputy Chief Umpire:	REIMERTZ Joaquim	SWE - Sweden
Game Umpires:	BOMAS Bob HUCKLE Anja KIM Se-Mi LAURIDSEN Steen POROTIKOV Anton	NED - Netherlands GER - Germany KOR - Korea DEN - Denmark SWE - Sweden
Chief Ice Technician:	CALLAN Mark	SCO - Scotland
Deputy Chief Ice Technician:	MARTIN Alister	SCO - Scotland
Chief Timer:	KIESCHE Thomas	DEN - Denmark
Deputy Chief Timer:	MATAU Cristian	ROU - Romania

Competition Schedule

As of FRI 3 DEC 2021

Date	Start Time	Session	Sheet A	Sheet B	Sheet C	Sheet D
SUN 5 DEC	9:00	MD1	KOR - NZL	USA - JPN	LAT - FIN	
	12:30	MD2	RUS - ESP	TUR - DEN	GER - HUN	
	16:00	MD3	JPN - LAT	KOR - FIN	EST - USA	
	19:30	MD4	DEN - GER	RUS - HUN	AUS - TUR	
MON 6 DEC	10:00	MD5	NZL - FIN	EST - LAT	JPN - KOR	
	14:30	MD6	ESP - HUN	AUS - GER	DEN - RUS	
	19:00	MD7	EST - JPN	FIN - USA	NZL - LAT	
TUE 7 DEC	9:00	MD8	AUS - DEN	HUN - TUR	ESP - GER	
	12:30	MD9	LAT - USA	JPN - NZL	KOR - EST	
	16:00	MD10	GER - TUR	DEN - ESP	RUS - AUS	
	19:30	MD11	FIN - EST	LAT - KOR	USA - NZL	
WED 8 DEC	10:00	MD12	HUN - AUS	GER - RUS	TUR - ESP	
	14:30	MD13	USA - KOR	NZL - EST	FIN - JPN	
	19:00	MD14	TUR - RUS	ESP - AUS	HUN - DEN	
THU 9 DEC	9:00	Mixed Doubles Play-off Session 1				
	15:00	Mixed Doubles Play-off Session 2				
	18:00	Mixed Doubles Play-off Session 3				
SAT 11 DEC	9:00	w1	jpn - ita	tur - est	sco - cze	kor - lat
	14:00	M1	ITA - KOR	GER - JPN	NED - DEN	CZE - NOR
	19:00	w2	est - cze	ita - lat	kor - tur	ger - jpn
SUN 12 DEC	9:00	M2	JPN - DEN	KOR - NOR	CZE - GER	FIN - ITA
	14:00	w3	ger - kor	jpn - cze	lat - est	tur - sco
	19:00	M3	FIN - CZE	ITA - DEN	NOR - JPN	GER - NED
MON 13 DEC	9:00	w4	tur - lat	sco - kor	cze - ger	est - ita
	14:00	M4	GER - NOR	NED - CZE	DEN - FIN	JPN - KOR
	19:00	w5	sco - jpn	ger - tur	ita - kor	lat - cze
TUE 14 DEC	9:00	M5	NED - ITA	FIN - GER	KOR - CZE	NOR - DEN
	14:00	w6	kor - est	cze - ita	jpn - lat	sco - ger
	19:00	M6	CZE - JPN	DEN - KOR	ITA - NOR	NED - FIN
WED 15 DEC	9:00	w7	lat - ger	kor - jpn	est - sco	ita - tur
	14:00	M7	NOR - FIN	CZE - ITA	JPN - NED	KOR - GER
	19:00	w8	cze - tur	lat - sco	ger - ita	jpn - est
THU 16 DEC	9:00	M8	DEN - GER	NOR - NED	FIN - KOR	ITA - JPN
	14:00	w9	ita - sco	est - ger	tur - jpn	cze - kor
	19:00	M9	KOR - NED	JPN - FIN	GER - ITA	DEN - CZE
FRI 17 DEC	10:00	Women's Play-off Session 1				
	15:00	Men's Play-off Session 1				
SAT 18 DEC	10:00	Women's Play-off Session 2				
	15:00	Men's Play-off Session 2				

Note:

Lowercase - women UPPERCASE - MEN, MIXED DOUBLES

First named team in each game plays red-handled stones and wears dark coloured upper playing garments.

Please check online for more details and the latest updates.

Legend:

MDn Mixed Doubles session n

Mn Men's session n

wn Women's session n