



Pacific-Asia Curling Championships 2016
Uiseong, Korea
5 – 12 November 2016

Results Book
Men



PACC 2016
Uiseong, Korea

SAT 12 NOV 2016

Pacific-Asia Curling Championships 2016
Uiseong Curling Training Center
Men



Medallists

Medal	Country	Name
GOLD	JPN - Japan	MOROZUMI Yusuke SHIMIZU Tetsuro YAMAGUCHI Tsuyoshi MOROZUMI Kosuke HIRATA Kohsuke NAGAOKA Hatomi
SILVER	CHN - China	LIU Rui XU Xiaoming ZOU Qiang ZANG Jialiang ZHANG Tianyu ROCQUE Marcel
BRONZE	KOR - Korea	KIM Soo Hyuk KIM Tae Hwan PARK Jong Duk NAM Yoon Ho YOO Min Hyeon YANG Se Young

Final Standings

Team	Players	Position - Function
Gold JPN - Japan	MOROZUMI Yusuke	4 S
	SHIMIZU Tetsuro	3 V
	YAMAGUCHI Tsuyoshi	2
	MOROZUMI Kosuke	1
	HIRATA Kohsuke	A
Silver CHN - China	LIU Rui	4 S
	XU Xiaoming	3 V
	ZOU Qiang	2
	ZANG Jialiang	1
	ZHANG Tianyu	A
Bronze KOR - Korea	KIM Soo Hyuk	4 S
	KIM Tae Hwan	3 V
	PARK Jong Duk	2
	NAM Yoon Ho	1
	YOO Min Hyeon	A
4 TPE - Chinese Taipei	SHEN Randolph	4 S
	HSU Nicholas	3 V
	LIU Brendon	2
	LIN Ting-Li	1
	KOO Steve	A
5 NZL - New Zealand	DE BOER Peter	4 S
	BECKER Sean	3 V
	BECKER Scott	2
	DOBSON Warren	1
	HOOD Anton	A
6 HKG - Hong Kong	CHANG Jason	4 S
	LEUNG Derek	3 V
	LI John	2
	LEUNG Teddie	1
	YAN Martin	A
7 AUS - Australia	PALANGIO Ian	4 S
	MERCHANT Jay	3 V
	HEWITT Dean	2
	SMITH Derek	1
	-	A
8 KAZ - Kazakhstan	KIM Viktor	4 S
	ZHUZBAY Abylaikhan	3 V
	KUDAIBERGENOV Muzdybay	2
	GARAGUL Dmitriy	1
	AKHMAD Renas	A
9 QAT - Qatar	ALYAFEI Nabeel Abdulrahman	4 S
	ALFAHD Ahmed Saad	3 V
	ALMAJID Abdulaziz	2
	AL-OZALI Jaber	1
	MOHAMED ZAIN Abdulrahman	A

Note:

Team position and functions are attached to each team member's name as follows:

4 = Fourth, **3** = Third, **2** = Second, **1** = Lead, **A** = Alternate, **S** = Skip, **V** = Vice-Skip

Competition Summary

Session	Date	Time	Sheet A	Sheet B	Sheet C	Sheet D
Session 1	SAT 5 NOV	17:30	NZL - TPE 3:8	KOR - HKG 12:3	KAZ - CHN 2:7	QAT - JPN 1:19
Session 2	SUN 6 NOV	9:00	TPE - KOR 2:8	NZL - QAT 16:3	HKG - JPN 7:10	CHN - AUS 7:5
Session 3	SUN 6 NOV	19:00	JPN - AUS 6:1	KAZ - TPE 5:9	KOR - QAT 22:2	NZL - HKG 10:3
Session 4	MON 7 NOV	14:00	QAT - HKG 5:9	CHN - JPN 7:4	AUS - TPE 3:7	KAZ - KOR L:W
Session 5	TUE 8 NOV	9:00	KOR - CHN 6:4	HKG - AUS 6:5	NZL - KAZ 9:2	TPE - QAT 21:0
Session 6	TUE 8 NOV	19:00	AUS - NZL 2:8	QAT - KAZ 8:10	JPN - KOR 6:5	HKG - CHN 5:10
Session 7	WED 9 NOV	14:00	KAZ - JPN 3:13	TPE - CHN 4:6	QAT - AUS 2:17	KOR - NZL 8:5
Session 8	THU 10 NOV	8:00	CHN - QAT 10:2	JPN - NZL 7:5	TPE - HKG 8:3	AUS - KAZ 13:2
Session 9	THU 10 NOV	16:00	HKG - KAZ 10:8	AUS - KOR 3:6	CHN - NZL 7:3	JPN - TPE 5:9
Semi-finals	FRI 11 NOV	19:00	JPN - KOR 6:5			CHN - TPE 11:5
Finals	SAT 12 NOV	14:00		JPN - CHN 5:3	KOR - TPE 8:6	

Standings after Round Robin

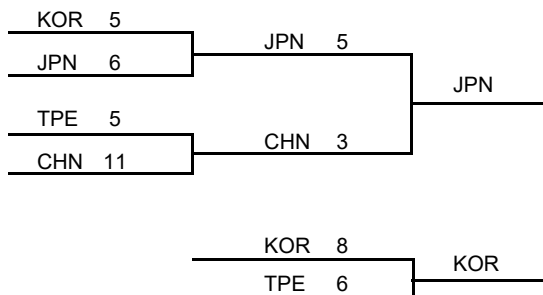
Rank	Team	Games	Wins	Losses	Q	W
1	KOR - Korea	8	7	1	Q	w1
2	CHN - China	8	7	1	Q	w0
3	TPE - Chinese Taipei	8	6	2	Q	w1
4	JPN - Japan	8	6	2	Q	w0
5	NZL - New Zealand	8	4	4		
6	HKG - Hong Kong	8	3	5		
7	AUS - Australia	8	2	6		
8	KAZ - Kazakhstan	8	1	7		
9	QAT - Qatar	8	0	8		

Championship Bracket

Semi-finals

Finals

Final Standings



- Gold JPN - Japan
- Silver CHN - China
- Bronze KOR - Korea
- 4 TPE - Chinese Taipei
- 5 NZL - New Zealand
- 6 HKG - Hong Kong
- 7 AUS - Australia
- 8 KAZ - Kazakhstan
- 9 QAT - Qatar

Legend:

L Loss

Q Qualified for the semi-finals

W Win

wn Number of wins (n) against tied teams

CHN and JPN qualified for the World Men's Curling Championship 2017 (Edmonton, CAN)

Scoring Analysis

Team	Games		LSFE	Stolen Ends	Points Scored						Total	Plus / Minus
					0	1	2	3	4	>4		
KOR - Korea	10	For	6	15	8	18	14	7	3	1	85	+46
		Against	4	5	4	25	5	0	1	0	39	
JPN - Japan	10	For	6	14	3	17	19	3	3	1	81	+35
		Against	4	6	13	24	8	2	0	0	46	
CHN - China	10	For	9	15	8	30	9	5	1	1	72	+31
		Against	1	6	6	23	9	0	0	0	41	
TPE - Chinese Taipei	10	For	3	17	5	19	11	7	3	1	79	+27
		Against	7	7	8	19	8	4	0	1	52	
NZL - New Zealand	8	For	5	9	4	18	10	3	3	0	59	+19
		Against	3	4	3	18	8	2	0	0	40	
AUS - Australia	8	For	4	7	9	14	9	1	1	2	49	+5
		Against	4	9	5	21	7	3	0	0	44	
HKG - Hong Kong	8	For	4	6	6	18	11	2	0	0	46	-22
		Against	4	7	3	9	14	5	4	0	68	
KAZ - Kazakhstan	8	For	2	3	1	18	4	1	0	1	34	-40
		Against	6	17	1	19	13	8	0	1	74	
QAT - Qatar	8	For	1	3	0	17	0	2	0	0	23	-101
		Against	7	28	1	11	15	7	9	5	124	
Total	40			89	44	169	87	31	14	7	528	

Note:
Stolen ends are the ends won without the last stone advantage.

Legend:
>4 More than four points scored **LSFE** Last Stone First End

Summary of Big Ends

Points Scored	By	Against	Session	End	Game Result
6	KOR - Korea	QAT - Qatar	3	8	22 : 2
5	AUS - Australia	QAT - Qatar	7	1	17 : 2
5	AUS - Australia	KAZ - Kazakhstan	8	1	13 : 2
5	CHN - China	TPE - Chinese Taipei	SF	1	11 : 5
5	JPN - Japan	QAT - Qatar	1	6	19 : 1
5	KAZ - Kazakhstan	QAT - Qatar	6	7	10 : 8
5	TPE - Chinese Taipei	QAT - Qatar	5	4	21 : 0
4	AUS - Australia	QAT - Qatar	7	5	17 : 2
4	CHN - China	HKG - Hong Kong	6	5	10 : 5
4	JPN - Japan	QAT - Qatar	1	2	19 : 1
4	JPN - Japan	QAT - Qatar	1	3	19 : 1
4	JPN - Japan	HKG - Hong Kong	2	4	10 : 7
4	KOR - Korea	HKG - Hong Kong	1	5	12 : 3
4	KOR - Korea	QAT - Qatar	3	1	22 : 2
4	KOR - Korea	QAT - Qatar	3	4	22 : 2
4	NZL - New Zealand	QAT - Qatar	2	1	16 : 3
4	NZL - New Zealand	QAT - Qatar	2	7	16 : 3
4	NZL - New Zealand	HKG - Hong Kong	3	9	10 : 3
4	TPE - Chinese Taipei	QAT - Qatar	5	1	21 : 0
4	TPE - Chinese Taipei	QAT - Qatar	5	6	21 : 0
4	TPE - Chinese Taipei	KOR - Korea	F	2	6 : 8

Note:
Big ends are defined as ends with a score of four or more points.

Legend:
SF Semi-finals TB Tie-breaker

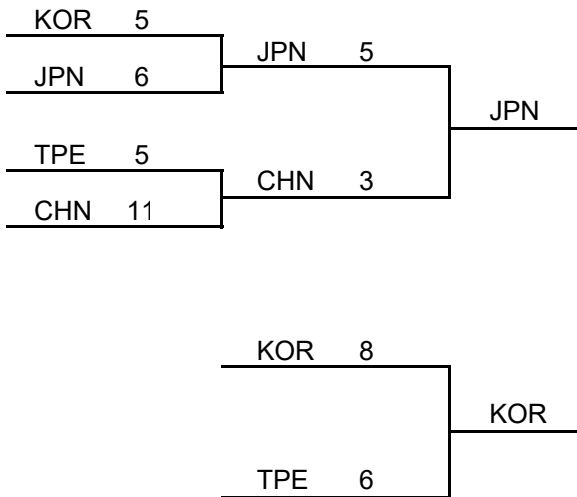
Session Results and Standings

Sheet	Game	Team	LSFE	1	2	3	4	5	6	7	8	9	10	Extra Ends	Total
B	10	JPN - Japan		1	0	0	2	0	0	0	0	2	0		5
	10	CHN - China	*	0	1	1	0	0	0	0	0	0	1		3
C	10	KOR - Korea	*	2	0	1	2	2	0	0	1	0	X		8
	10	TPE - Chinese Taipei		0	4	0	0	0	1	0	0	1	X		6

Championship Bracket

Semi-finals

Finals



Final Standings

- Gold JPN - Japan
- Silver CHN - China
- Bronze KOR - Korea
- 4 TPE - Chinese Taipei
- 5 NZL - New Zealand
- 6 HKG - Hong Kong
- 7 AUS - Australia
- 8 KAZ - Kazakhstan
- 9 QAT - Qatar

Legend:

LSFE(*) Last Stone First End X Unfinished end due to concession

CHN and JPN qualified for the World Men's Curling Championship 2017 (Edmonton, CAN)

Game Results

Sheet	Game	Team	LSFE	1	2	3	4	5	6	7	8	9	10	Extra Ends	Total
B	10	JPN - Japan		1	0	0	2	0	0	0	0	2	0		5
	10	CHN - China	*	0	1	1	0	0	0	0	0	0	1		3

JPN - Japan			Shot Success	Game	All
4 S	MOROZUMI Yusuke		79%		
3 V	SHIMIZU Tetsuro		71%		
2	YAMAGUCHI Tsuyoshi		91%		
1	MOROZUMI Kosuke		78%		
A	HIRATA Kohsuke		-		
Team Total			80%		

CHN - China			Shot Success	Game	All
4 S	LIU Rui		67%		
3 V	XU Xiaoming		81%		
2	ZOU Qiang		81%		
1	ZANG Jialiang		80%		
A	ZHANG Tianyu		-		
Team Total			78%		

Time remaining: 3 minutes 27 seconds

Time remaining: 3 minutes 30 seconds

Shot Success Analysis

JPN - Japan		Draws	Take-outs	Game
4 MOROZUMI Yusuke	☺	2 50%	3 75%	5 65%
	☹	1 75%	14 84%	15 83%
	Total	3 58%	17 82%	20 79%
3 SHIMIZU Tetsuro	☺	1 100%	4 63%	5 70%
	☹	5 45%	10 85%	15 72%
	Total	6 54%	14 79%	20 71%
2 YAMAGUCHI Tsuyoshi	☺	1 75%	3 100%	4 94%
	☹	5 80%	11 95%	16 91%
	Total	6 79%	14 96%	20 91%
1 MOROZUMI Kosuke	☺	1 100%	0 -	1 100%
	☹	15 78%	2 63%	17 76%
	Total	16 80%	2 63%	18 78%
A HIRATA Kohsuke	☺	0 -	0 -	0 -
	☹	0 -	0 -	0 -
	Total	0 -	0 -	0 -
Team	☺	5 75%	10 78%	15 77%
	☹	26 72%	37 86%	63 81%
	Total	31 73%	47 85%	78 80%

CHN - China		Draws	Take-outs	Game
4 LIU Rui	☺	0 -	11 73%	11 73%
	☹	4 69%	4 50%	8 59%
	Total	4 69%	15 67%	19 67%
3 XU Xiaoming	☺	2 88%	6 79%	8 81%
	☹	5 80%	7 82%	12 81%
	Total	7 82%	13 81%	20 81%
2 ZOU Qiang	☺	4 75%	5 85%	9 81%
	☹	3 58%	8 91%	11 82%
	Total	7 68%	13 88%	20 81%
1 ZANG Jialiang	☺	3 50%	1 50%	4 50%
	☹	15 87%	1 100%	16 88%
	Total	18 81%	2 75%	20 80%
A ZHANG Tianyu	☺	0 -	0 -	0 -
	☹	0 -	0 -	0 -
	Total	0 -	0 -	0 -
Team	☺	9 69%	23 76%	32 74%
	☹	27 80%	20 80%	47 80%
	Total	36 77%	43 78%	79 78%

Note:

Team position and functions are attached to each team member's name as follows:
4 = Fourth, **3** = Third, **2** = Second, **1** = Lead, **A** = Alternate, **S** = Skip, **V** = Vice-Skip

Legend:

☺ Clockwise

☹ Counter-clockwise

LSFE(*) Last Stone First End



PACC 2016
Uiseong, Korea

SAT 12 NOV 2016
Start Time 14:00

Pacific-Asia Curling Championships 2016
Uiseong Curling Training Center

Men

Bronze Medal Game - Sheet C



Game Results

Sheet	Game	Team	LSFE	1	2	3	4	5	6	7	8	9	10	Extra Ends	Total
C	10	KOR - Korea	*	2	0	1	2	2	0	0	1	0	X		8
	10	TPE - Chinese Taipei		0	4	0	0	0	1	0	0	1	X		6

KOR - Korea	
4 S	KIM Soo Hyuk
3 V	KIM Tae Hwan
2	YOO Min Hyeon
1	NAM Yoon Ho
A	PARK Jong Duk

Time remaining: 3 minutes 13 seconds

TPE - Chinese Taipei	
4 S	SHEN Randolph
3 V	HSU Nicholas
2	LIU Brendon
1	LIN Ting-Li
A	KOO Steve

Time remaining: 4 minutes 4 seconds

Note:
Team position and functions are attached to each team member's name as follows:
4 = Fourth, **3** = Third, **2** = Second, **1** = Lead, **A** = Alternate, **S** = Skip, **V** = Vice-Skip

Legend:
LSFE(*) Last Stone First End **X** Unfinished end due to concession

Session Results and Standings

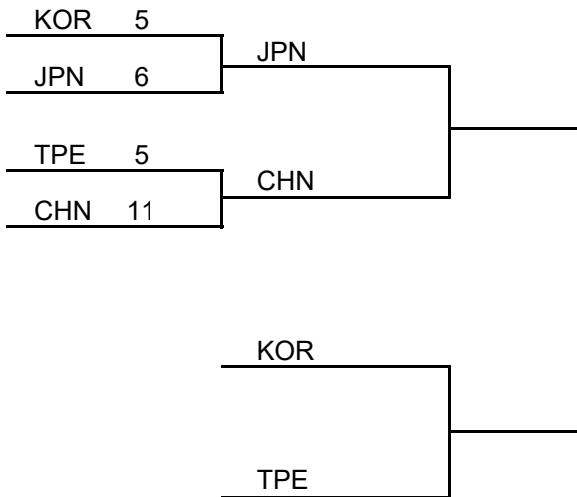
Sheet	Game	Team	LSFE	1	2	3	4	5	6	7	8	9	10	Extra Ends	Total
A	9	JPN - Japan		0	2	0	0	1	0	0	2	0	0	1	6
	9	KOR - Korea	*	1	0	1	1	0	0	1	0	0	1	0	5
D	9	CHN - China	*	5	0	2	0	0	3	0	1	X	X		11
	9	TPE - Chinese Taipei		0	2	0	1	1	0	1	0	X	X		5

Championship Bracket

Semi-finals

Finals

Final Standings



- 5 NZL - New Zealand
- 6 HKG - Hong Kong
- 7 AUS - Australia
- 8 KAZ - Kazakhstan
- 9 QAT - Qatar

Legend:

LSFE(*) Last Stone First End X Unfinished end due to concession

CHN and JPN qualified for the World Men's Curling Championship 2017

Game Results

Sheet	Game	Team	LSFE	1	2	3	4	5	6	7	8	9	10	Extra Ends	Total
A	9	JPN - Japan		0	2	0	0	1	0	0	2	0	0	1	6
	9	KOR - Korea	*	1	0	1	1	0	0	1	0	0	1	0	5

JPN - Japan		Shot Success	Game	All
4 S	MOROZUMI Yusuke	83%		
3 V	SHIMIZU Tetsuro	83%		
2	YAMAGUCHI Tsuyoshi	67%		
1	MOROZUMI Kosuke	88%		
A	HIRATA Kohsuke	-		
Team Total		80%		

KOR - Korea		Shot Success	Game	All
4 S	KIM Soo Hyuk	76%		
3 V	KIM Tae Hwan	66%		
2	PARK Jong Duk	67%		
1	NAM Yoon Ho	88%		
A	YOO Min Hyeon	-		
Team Total		74%		

Time remaining: 1 minute 12 seconds
1 minute 21 seconds (after extra end)

Time remaining: 1 minute 47 seconds
1 minute 16 seconds (after extra end)

Shot Success Analysis

JPN - Japan		Draws	Take-outs	Game
4 MOROZUMI Yusuke	↻	3 83%	6 83%	9 83%
	↺	3 92%	9 81%	12 83%
	Total	6 88%	15 82%	21 83%
3 SHIMIZU Tetsuro	↻	0 -	5 75%	5 75%
	↺	5 85%	12 85%	17 85%
	Total	5 85%	17 82%	22 83%
2 YAMAGUCHI Tsuyoshi	↻	5 50%	5 65%	10 58%
	↺	5 70%	7 79%	12 75%
	Total	10 60%	12 73%	22 67%
1 MOROZUMI Kosuke	↻	4 88%	1 75%	5 85%
	↺	16 89%	1 75%	17 88%
	Total	20 89%	2 75%	22 88%
A HIRATA Kohsuke	↻	0 -	0 -	0 -
	↺	0 -	0 -	0 -
	Total	0 -	0 -	0 -
Team	↻	12 71%	17 75%	29 73%
	↺	29 85%	29 82%	58 84%
	Total	41 81%	46 79%	87 80%

KOR - Korea		Draws	Take-outs	Game
4 KIM Soo Hyuk	↻	4 81%	5 80%	9 81%
	↺	5 75%	8 72%	13 73%
	Total	9 78%	13 75%	22 76%
3 KIM Tae Hwan	↻	2 50%	3 25%	5 35%
	↺	7 75%	10 75%	17 75%
	Total	9 69%	13 63%	22 66%
2 PARK Jong Duk	↻	6 67%	2 38%	8 59%
	↺	9 69%	5 75%	14 71%
	Total	15 68%	7 64%	22 67%
1 NAM Yoon Ho	↻	10 85%	2 100%	12 88%
	↺	8 91%	2 75%	10 88%
	Total	18 88%	4 88%	22 88%
A YOO Min Hyeon	↻	0 -	0 -	0 -
	↺	0 -	0 -	0 -
	Total	0 -	0 -	0 -
Team	↻	22 76%	12 63%	34 71%
	↺	29 78%	25 74%	54 76%
	Total	51 77%	37 70%	88 74%

Note:

Team position and functions are attached to each team member's name as follows:
4 = Fourth, **3** = Third, **2** = Second, **1** = Lead, **A** = Alternate, **S** = Skip, **V** = Vice-Skip

Legend:

↻ Clockwise

↺ Counter-clockwise

LSFE(*) Last Stone First End

Game Results

Sheet	Game	Team	LSFE	1	2	3	4	5	6	7	8	9	10	Extra Ends	Total
D	9	CHN - China	*	5	0	2	0	0	3	0	1	X	X		11
	9	TPE - Chinese Taipei		0	2	0	1	1	0	1	0	X	X		5

CHN - China	
4 S	LIU Rui
3 V	XU Xiaoming
2	ZOU Qiang
1	ZANG Jialiang
A	ZHANG Tianyu

TPE - Chinese Taipei	
4 S	SHEN Randolph
3 V	HSU Nicholas
2	LIU Brendon
1	LIN Ting-Li
A	KOO Steve

Time remaining: 8 minutes 26 seconds

Time remaining: 8 minutes 0 seconds

Note:

Team position and functions are attached to each team member's name as follows:
4 = Fourth, **3** = Third, **2** = Second, **1** = Lead, **A** = Alternate, **S** = Skip, **V** = Vice-Skip

Legend:

LSFE(*) Last Stone First End **X** Unfinished end due to concession

Competition Matrix

Team	AUS	CHN	HKG	JPN	KAZ	KOR	NZL	QAT	TPE
AUS		5 - 7	5 - 6	1 - 6	13 - 2	3 - 6	2 - 8	17 - 2	3 - 7
CHN	7 - 5		10 - 5	7 - 4	7 - 2	4 - 6	7 - 3	10 - 2	6 - 4
HKG	6 - 5	5 - 10		7 - 10	10 - 8	3 - 12	3 - 10	9 - 5	3 - 8
JPN	6 - 1	4 - 7	10 - 7		13 - 3	6 - 5	7 - 5	19 - 1	5 - 9
KAZ	2 - 13	2 - 7	8 - 10	3 - 13		L - W	2 - 9	10 - 8	5 - 9
KOR	6 - 3	6 - 4	12 - 3	5 - 6	W - L		8 - 5	22 - 2	8 - 2
NZL	8 - 2	3 - 7	10 - 3	5 - 7	9 - 2	5 - 8		16 - 3	3 - 8
QAT	2 - 17	2 - 10	5 - 9	1 - 19	8 - 10	2 - 22	3 - 16		0 - 21
TPE	7 - 3	4 - 6	8 - 3	9 - 5	9 - 5	2 - 8	8 - 3	21 - 0	

Standings after Round Robin

Rank	Team	Games	Wins	Losses		
1	KOR - Korea	8	7	1	Q	w1
2	CHN - China	8	7	1	Q	w0
3	TPE - Chinese Taipei	8	6	2	Q	w1
4	JPN - Japan	8	6	2	Q	w0
5	NZL - New Zealand	8	4	4		
6	HKG - Hong Kong	8	3	5		
7	AUS - Australia	8	2	6		
8	KAZ - Kazakhstan	8	1	7		
9	QAT - Qatar	8	0	8		

Legend:

L Loss

Q Qualified for the semi-finals

W Win

wn Number of wins (n) against tied teams

Draw Shot Challenge

Rank	Team	Stone Rotation	Last Stone Draw in each Round Robin Game								DSC
			1	2	3	4	5	6	7	8	
1	JPN - Japan	↻	29.0	99.0	55.2	26.8	64.8	5.4	6.9	7.2	25.28cm
		↻	41.5	153.9	6.6	14.7	1.6	50.6	19.6	24.0	
2	CHN - China	↻	70.7	6.2	15.8	34.8	24.8	6.0	7.9	37.1	27.40cm
		↻	28.8	23.8	11.3	116.1	73.5	16.6	126.4	26.3	
3	NZL - New Zealand	↻	124.8	22.3	45.2	14.1	16.2	27.5	27.8	199.6	32.19cm
		↻	34.1	33.0	17.8	114.8	54.5	16.8	13.5	13.1	
4	AUS - Australia	↻	27.8	19.0	39.0	14.0	96.8	50.7	45.4	48.3	42.30cm
		↻	20.1	74.0	57.4	189.2	114.5	55.6	41.7	2.4	
5	KOR - Korea	↻	14.8	24.9	199.6	34.9	41.5	13.3	18.8	50.7	51.79cm
		↻	168.8	53.7	61.7	136.8	2.9	63.4	38.8	199.6	
6	TPE - Chinese Taipei	↻	32.0	15.7	40.0	185.0	29.7	199.6	36.4	110.7	56.99cm
		↻	35.1	183.6	129.8	42.5	84.2	36.3	5.9	16.0	
7	HKG - Hong Kong	↻	70.5	45.8	194.8	15.0	71.3	60.6	199.6	6.2	65.12cm
		↻	66.0	19.5	105.8	199.6	22.7	171.9	23.5	38.1	
8	KAZ - Kazakhstan	↻	33.2	126.3	63.8	82.9	93.4	49.0	80.0	87.9	83.49cm
		↻	126.8	12.2	199.6	113.8	190.2	56.5	52.8	199.6	
9	QAT - Qatar	↻	199.6	199.6	199.6	62.7	186.4	199.6	199.6	131.2	152.87cm
		↻	199.6	199.6	199.6	36.4	199.6	150.1	48.6	127.6	

Note:
The Draw Shot Challenge (DSC) is the average distance of all the individual Last Stone Draw stones, which were delivered by a team during the round robin. The two least favourable results will be eliminated before calculating the average distance. The team with the lesser DSC receives the higher ranking. If the DSCs are equal then the team with the best non-equal counting LSD receives the higher ranking. In the case where all counting LSDs are equal, the team ranked higher in the WCF World Rankings is ranked higher.

Legend:
↻ Clockwise ↻ Counter-clockwise **DSC** Draw Shot Challenge

Scoring Analysis

Team	Games		LSFE	Stolen Ends	Points Scored						Total	Plus / Minus
					0	1	2	3	4	>4		
KOR - Korea	8	For	4	12	5	11	11	7	3	1	72	+45
		Against	4	5	4	21	3	0	0	0	27	
TPE - Chinese Taipei	8	For	3	16	5	14	10	7	2	1	68	+35
		Against	5	5	7	16	4	3	0	0	33	
JPN - Japan	8	For	6	12	3	14	15	3	3	1	70	+32
		Against	2	4	7	16	8	2	0	0	38	
CHN - China	8	For	7	14	4	26	8	4	1	0	58	+27
		Against	1	3	6	19	6	0	0	0	31	
NZL - New Zealand	8	For	5	9	4	18	10	3	3	0	59	+19
		Against	3	4	3	18	8	2	0	0	40	
AUS - Australia	8	For	4	7	9	14	9	1	1	2	49	+5
		Against	4	9	5	21	7	3	0	0	44	
HKG - Hong Kong	8	For	4	6	6	18	11	2	0	0	46	-22
		Against	4	7	3	9	14	5	4	0	68	
KAZ - Kazakhstan	8	For	2	3	1	18	4	1	0	1	34	-40
		Against	6	17	1	19	13	8	0	1	74	
QAT - Qatar	8	For	1	3	0	17	0	2	0	0	23	-101
		Against	7	28	1	11	15	7	9	5	124	
Total	36			82	37	150	78	30	13	6	479	

Note:
Stolen ends are the ends won without the last stone advantage.

Legend:
>4 More than four points scored **LSFE** Last Stone First End

Summary of Big Ends

Points Scored	By	Against	Session	End	Game Result
6	KOR - Korea	QAT - Qatar	3	8	22 : 2
5	AUS - Australia	QAT - Qatar	7	1	17 : 2
5	AUS - Australia	KAZ - Kazakhstan	8	1	13 : 2
5	JPN - Japan	QAT - Qatar	1	6	19 : 1
5	KAZ - Kazakhstan	QAT - Qatar	6	7	10 : 8
5	TPE - Chinese Taipei	QAT - Qatar	5	4	21 : 0
4	AUS - Australia	QAT - Qatar	7	5	17 : 2
4	CHN - China	HKG - Hong Kong	6	5	10 : 5
4	JPN - Japan	QAT - Qatar	1	2	19 : 1
4	JPN - Japan	QAT - Qatar	1	3	19 : 1
4	JPN - Japan	HKG - Hong Kong	2	4	10 : 7
4	KOR - Korea	HKG - Hong Kong	1	5	12 : 3
4	KOR - Korea	QAT - Qatar	3	1	22 : 2
4	KOR - Korea	QAT - Qatar	3	4	22 : 2
4	NZL - New Zealand	QAT - Qatar	2	1	16 : 3
4	NZL - New Zealand	QAT - Qatar	2	7	16 : 3
4	NZL - New Zealand	HKG - Hong Kong	3	9	10 : 3
4	TPE - Chinese Taipei	QAT - Qatar	5	1	21 : 0
4	TPE - Chinese Taipei	QAT - Qatar	5	6	21 : 0

Note:
Big ends are defined as ends with a score of four or more points.

Session Results and Standings

Sheet	Game	Team	LSFE	1	2	3	4	5	6	7	8	9	10	Extra Ends	Total
A	8	HKG - Hong Kong	*	2	0	0	2	0	1	0	2	0	3		10
	8	KAZ - Kazakhstan		0	2	1	0	1	0	2	0	2	0		8
B	8	AUS - Australia	*	1	0	0	1	0	1	0	0	0	X		3
	8	KOR - Korea		0	0	3	0	1	0	0	0	2	X		6
C	8	CHN - China	*	1	1	0	0	1	1	0	0	3	X		7
	8	NZL - New Zealand		0	0	1	1	0	0	0	1	0	X		3
D	8	JPN - Japan	*	1	0	0	0	1	0	0	3	0	X		5
	8	TPE - Chinese Taipei		0	1	0	2	0	2	1	0	3	X		9

Standings after Round Robin

Rank	Team	Games	Wins	Losses		
1	KOR - Korea	8	7	1	Q	w1
2	CHN - China	8	7	1	Q	w0
3	TPE - Chinese Taipei	8	6	2	Q	w1
4	JPN - Japan	8	6	2	Q	w0
5	NZL - New Zealand	8	4	4		
6	HKG - Hong Kong	8	3	5		
7	AUS - Australia	8	2	6		
8	KAZ - Kazakhstan	8	1	7		
9	QAT - Qatar	8	0	8		

Legend:

LSFE(*) Last Stone First End

Q Qualified for the semi-finals

wn Number of wins (n) against tied teams

X Unfinished end due to concession

Game Results

Sheet	Game	Team	LSFE	1	2	3	4	5	6	7	8	9	10	Extra Ends	Total
A	8	HKG - Hong Kong	*	2	0	0	2	0	1	0	2	0	3		10
	8	KAZ - Kazakhstan		0	2	1	0	1	0	2	0	2	0		8

HKG - Hong Kong	
4 S	CHANG Jason
3 V	LEUNG Derek
2	LEUNG Teddie
1	LI John
A	YAN Martin

KAZ - Kazakhstan	
4 S	KIM Viktor
3 V	ZHUZBAY Abylaikhan
2	KUDAIBERGENOV Muzdybay
1	GARAGUL Dmitriy
A	AKHMAD Renas

Last Stone Draw	Distance
⌚ CHANG J	6.2cm
⌚ LI J	38.1cm
Total	44.3cm

Last Stone Draw	Distance
⌚ GARAGUL D	87.9cm
⌚ KUDAIBERGENOV M	199.6cm
Total	287.5cm

Time remaining: 1 minute 53 seconds

Time remaining: 1 minute 3 seconds

Note:
Team position and functions are attached to each team member's name as follows:
4 = Fourth, 3 = Third, 2 = Second, 1 = Lead, A = Alternate, S = Skip, V = Vice-Skip

Legend:
⌚ Clockwise ⌚ Counter-clockwise LSFE(*) Last Stone First End



Game Results

Sheet	Game	Team	LSFE	1	2	3	4	5	6	7	8	9	10	Extra Ends	Total
B	8	AUS - Australia	*	1	0	0	1	0	1	0	0	0	X		3
	8	KOR - Korea		0	0	3	0	1	0	0	0	2	X		6

AUS - Australia	
4 S	PALANGIO Ian
3 V	MERCHANT Jay
2	HEWITT Dean
1	SMITH Derek
A	-

KOR - Korea	
4 S	KIM Soo Hyuk
3 V	KIM Tae Hwan
2	PARK Jong Duk
1	NAM Yoon Ho
A	YOO Min Hyeon

Last Stone Draw		Distance
↻	HEWITT D	48.3cm
↻	SMITH D	2.4cm
Total		50.7cm

Time remaining: 1 minute 24 seconds

Last Stone Draw		Distance
↻	KIM TH	50.7cm
↻	PARK JD	199.6cm
Total		250.3cm

Time remaining: 1 minute 43 seconds

Note:
Team position and functions are attached to each team member's name as follows:
4 = Fourth, **3** = Third, **2** = Second, **1** = Lead, **A** = Alternate, **S** = Skip, **V** = Vice-Skip

Legend:
↻ Clockwise ↻ Counter-clockwise **LSFE(*)** Last Stone First End
X Unfinished end due to concession

Game Results

Sheet	Game	Team	LSFE	1	2	3	4	5	6	7	8	9	10	Extra Ends	Total
C	8	CHN - China	*	1	1	0	0	1	1	0	0	3	X		7
	8	NZL - New Zealand		0	0	1	1	0	0	0	1	0	X		3

CHN - China		Shot Success
		Game
		All
4 S	LIU Rui	71%
3 V	XU Xiaoming	63%
2	ZOU Qiang	76%
1	ZANG Jialiang	63%
A	ZHANG Tianyu	-
Team Total		68%

NZL - New Zealand		Shot Success
		Game
		All
4 S	DE BOER Peter	71%
3 V	BECKER Sean	63%
2	BECKER Scott	67%
1	DOBSON Warren	72%
A	HOOD Anton	-
Team Total		68%

Last Stone Draw	Distance
⌚ XU X	37.1cm
⌚ LIU R	26.3cm
Total	63.4cm

Last Stone Draw	Distance
⌚ DOBSON W	199.6cm
⌚ BECKER S	13.1cm
Total	212.7cm

Time remaining: 5 minutes 2 seconds

Time remaining: 4 minutes 10 seconds

Shot Success Analysis

CHN - China		Draws	Take-outs	Game
4 LIU Rui	⌚	4 38%	5 60%	9 50%
	⌚	5 95%	4 88%	9 92%
	Total	9 69%	9 72%	18 71%
3 XU Xiaoming	⌚	1 25%	9 69%	10 65%
	⌚	4 75%	4 44%	8 59%
	Total	5 65%	13 62%	18 63%
2 ZOU Qiang	⌚	1 75%	6 96%	7 93%
	⌚	2 88%	9 61%	11 66%
	Total	3 83%	15 75%	18 76%
1 ZANG Jialiang	⌚	2 0%	1 25%	3 8%
	⌚	14 75%	1 50%	15 73%
	Total	16 66%	2 38%	18 63%
A ZHANG Tianyu	⌚	0 -	0 -	0 -
	⌚	0 -	0 -	0 -
	Total	0 -	0 -	0 -
Team	⌚	8 31%	21 73%	29 61%
	⌚	25 80%	18 63%	43 73%
	Total	33 68%	39 68%	72 68%

NZL - New Zealand		Draws	Take-outs	Game
4 DE BOER Peter	⌚	4 50%	2 100%	6 67%
	⌚	9 78%	3 58%	12 73%
	Total	13 69%	5 75%	18 71%
3 BECKER Sean	⌚	1 0%	4 63%	5 50%
	⌚	9 61%	4 81%	13 67%
	Total	10 55%	8 72%	18 63%
2 BECKER Scott	⌚	5 50%	3 50%	8 50%
	⌚	9 81%	1 75%	10 80%
	Total	14 70%	4 56%	18 67%
1 DOBSON Warren	⌚	9 81%	0 -	9 81%
	⌚	7 68%	2 50%	9 64%
	Total	16 75%	2 50%	18 72%
A HOOD Anton	⌚	0 -	0 -	0 -
	⌚	0 -	0 -	0 -
	Total	0 -	0 -	0 -
Team	⌚	19 62%	9 67%	28 63%
	⌚	34 72%	10 68%	44 71%
	Total	53 68%	19 67%	72 68%

Note:
Team position and functions are attached to each team member's name as follows:
4 = Fourth, 3 = Third, 2 = Second, 1 = Lead, A = Alternate, S = Skip, V = Vice-Skip

Legend:
⌚ Clockwise ⌚ Counter-clockwise LSFE(*) Last Stone First End
X Unfinished end due to concession

Game Results

Sheet	Game	Team	LSFE	1	2	3	4	5	6	7	8	9	10	Extra Ends	Total
D	8	JPN - Japan	*	1	0	0	0	1	0	0	3	0	X		5
	8	TPE - Chinese Taipei		0	1	0	2	0	2	1	0	3	X		9

JPN - Japan

4	S	MOROZUMI Yusuke
3	V	SHIMIZU Tetsuro
2		YAMAGUCHI Tsuyoshi
1		MOROZUMI Kosuke
A		HIRATA Kohsuke

TPE - Chinese Taipei

4	S	SHEN Randolph
3	V	HSU Nicholas
2		LIU Brendon
1		LIN Ting-Li
A		KOO Steve

Last Stone Draw

	Distance
 SHIMIZU T	7.2cm
 MOROZUMI Y	24.0cm
Total	31.2cm



Time remaining: 3 minutes 11 seconds

Last Stone Draw

	Distance
 HSU N	110.7cm
 LIU B	16.0cm
Total	126.7cm

Time remaining: 3 minutes 47 seconds

Note:
Team position and functions are attached to each team member's name as follows:
4 = Fourth, **3** = Third, **2** = Second, **1** = Lead, **A** = Alternate, **S** = Skip, **V** = Vice-Skip

Legend:
 Clockwise  Counter-clockwise **LSFE(*)** Last Stone First End
X Unfinished end due to concession

Session Results and Standings

Sheet	Game	Team	LSFE	1	2	3	4	5	6	7	8	9	10	Extra Ends	Total
A	7	CHN - China	*	2	2	1	0	2	1	1	1	0	X		10
	8	QAT - Qatar		0	0	0	1	0	0	0	0	1	X		2
B	7	JPN - Japan	*	2	0	2	0	0	2	0	1	0	X		7
	7	NZL - New Zealand		0	1	0	0	1	0	1	0	2	X		5
C	7	TPE - Chinese Taipei	*	0	1	0	3	0	3	0	0	1	X		8
	7	HKG - Hong Kong		0	0	0	0	1	0	1	1	0	X		3
D	7	AUS - Australia	*	5	1	1	0	3	0	1	2	X	X		13
	7	KAZ - Kazakhstan		0	0	0	1	0	1	0	0	X	X		2

Current Standings

Rank	Team	Games	Wins	Losses	
1	CHN - China	7	6	1	Q
1	JPN - Japan	7	6	1	Q
1	KOR - Korea	7	6	1	Q
4	TPE - Chinese Taipei	7	5	2	
5	NZL - New Zealand	7	4	3	
6	AUS - Australia	7	2	5	
6	HKG - Hong Kong	7	2	5	
8	KAZ - Kazakhstan	7	1	6	
9	QAT - Qatar	8	0	8	

Note:

Under WCF rules, tie-breaking rules for standings are not applied until after the last game of the Round Robin.

Legend:

LSFE(*) Last Stone First End **Q** Qualified for the semi-finals **X** Unfinished end due to concession

Game Results

Sheet	Game	Team	LSFE	1	2	3	4	5	6	7	8	9	10	Extra Ends	Total
A	7	CHN - China	*	2	2	1	0	2	1	1	1	0	X		10
	8	QAT - Qatar		0	0	0	1	0	0	0	0	1	X		2

CHN - China	
4 S	LIU Rui
3 V	XU Xiaoming
2	ZOU Qiang
1	ZANG Jiali
A	ZHANG Tianyu

QAT - Qatar	
4 S	ALYAFEI Nabeel Abdulrahman
3 V	ALFAHD Ahmed Saad
2	ALMAJID Abdulaziz
1	AL-OZALI Jaber
A	MOHAMED ZAIN Abdulrahman

Last Stone Draw	Distance
☺ ZANG J	7.9cm
☹ ZOU Q	126.4cm
Total	134.3cm

Time remaining: 9 minutes 42 seconds

ZHANG T replaced ZANG J at the beginning of end 4
Revised line-up: (4 S) LIU R, (3 V) XU X, (2) ZOU Q, (1) ZHANG T

Last Stone Draw	Distance
☺ ALYAFEI NA	131.2cm
☹ AL-OZALI J	127.6cm
Total	258.8cm

Time remaining: 6 minutes 8 seconds

MOHAMED ZAIN A replaced AL-OZALI J at the beginning of end 8
Revised line-up: (4 S) ALYAFEI NA, (3 V) ALFAHD AS, (2) MOHAMED ZAIN A, (1) ALMAJID A

Note:
Team position and functions are attached to each team member's name as follows:
4 = Fourth, 3 = Third, 2 = Second, 1 = Lead, A = Alternate, S = Skip, V = Vice-Skip

Legend:
☺ Clockwise ☹ Counter-clockwise **LSFE(*)** Last Stone First End
X Unfinished end due to concession



Round Robin Session 8 - Sheet B

Game Results

Sheet	Game	Team	LSFE	1	2	3	4	5	6	7	8	9	10	Extra Ends	Total
B	7	JPN - Japan	*	2	0	2	0	0	2	0	1	0	X		7
	7	NZL - New Zealand		0	1	0	0	1	0	1	0	2	X		5

JPN - Japan	
4 S	MOROZUMI Yusuke
3 V	SHIMIZU Tetsuro
2	YAMAGUCHI Tsuyoshi
1	MOROZUMI Kosuke
A	HIRATA Kohsuke

NZL - New Zealand	
4 S	DE BOER Peter
3 V	BECKER Sean
2	BECKER Scott
1	DOBSON Warren
A	HOOD Anton

Last Stone Draw	Distance
YAMAGUCHI T	6.9cm
MOROZUMI Y	19.6cm
Total	26.5cm

Last Stone Draw	Distance
BECKER S	27.8cm
DE BOER P	13.5cm
Total	41.3cm

Time remaining: 7 minutes 6 seconds

Time remaining: 5 minutes 23 seconds

Note:
Team position and functions are attached to each team member's name as follows:
4 = Fourth, **3** = Third, **2** = Second, **1** = Lead, **A** = Alternate, **S** = Skip, **V** = Vice-Skip

Legend:
 Clockwise
 Counter-clockwise
LSFE(*) Last Stone First End
X Unfinished end due to concession



PACC 2016
Uiseong, Korea

THU 10 NOV 2016
Start Time 8:00

Pacific-Asia Curling Championships 2016
Uiseong Curling Training Center
Men

Round Robin Session 8 - Sheet C



Game Results

Sheet	Game	Team	LSFE	1	2	3	4	5	6	7	8	9	10	Extra Ends	Total
C	7	TPE - Chinese Taipei	*	0	1	0	3	0	3	0	0	1	X		8
	7	HKG - Hong Kong		0	0	0	0	1	0	1	1	0	X		3

TPE - Chinese Taipei	
4 S	SHEN Randolph
3 V	HSU Nicholas
2	LIU Brendon
1	LIN Ting-Li
A	KOO Steve

HKG - Hong Kong	
4 S	CHANG Jason
3 V	LEUNG Derek
2	LEUNG Teddie
1	LI John
A	YAN Martin

Last Stone Draw

☺	SHEN R	Distance	36.4cm
☹	LIU B		5.9cm

Total **42.3cm**

Time remaining: 5 minutes 35 seconds

Last Stone Draw

☺	LEUNG T	Distance	199.6cm
☹	CHANG J		23.5cm

Total **223.1cm**

Time remaining: 5 minutes 56 seconds

Note:
Team position and functions are attached to each team member's name as follows:
4 = Fourth, 3 = Third, 2 = Second, 1 = Lead, A = Alternate, S = Skip, V = Vice-Skip

Legend:

☺ Clockwise ☹ Counter-clockwise LSFE(*) Last Stone First End
X Unfinished end due to concession



Game Results

Sheet	Game	Team	LSFE	1	2	3	4	5	6	7	8	9	10	Extra Ends	Total
D	7	AUS - Australia	*	5	1	1	0	3	0	1	2	X	X		13
	7	KAZ - Kazakhstan		0	0	0	1	0	1	0	0	X	X		2

AUS - Australia

4	V	PALANGIO Ian
3		HEWITT Dean
2		SMITH Derek
1	S	MERCHANT Jay
A		-

KAZ - Kazakhstan

4	S	KIM Viktor
3	V	ZHUZBAY Abylaikhan
2		KUDAIBERGENOV Muzdybay
1		GARAGUL Dmitriy
A		AKHMAD Renas

Last Stone Draw

🕒	MERCHANT J	Distance	45.4cm
🕒	PALANGIO I	Distance	41.7cm
Total		Distance	87.1cm

Last Stone Draw

🕒	KIM V	Distance	80.0cm
🕒	ZHUZBAY A	Distance	52.8cm
Total		Distance	132.8cm

Time remaining: 16 minutes 9 seconds

Time remaining: 12 minutes 58 seconds

KUDAIBERGENOV M left the game after end 3, no replacement
 Revised line-up: (4 S) KIM V, (3 V) ZHUZBAY A, (1) GARAGUL D
 AKHMAD R entered the game at the beginning of end 6
 Revised line-up: (4 S) KIM V, (3 V) ZHUZBAY A, (2) GARAGUL D, (1) AKHMAD R

Note:
Team position and functions are attached to each team member's name as follows:
4 = Fourth, **3** = Third, **2** = Second, **1** = Lead, **A** = Alternate, **S** = Skip, **V** = Vice-Skip

Legend:
 🕒 Clockwise 🕒 Counter-clockwise **LSFE(*)** Last Stone First End
X Unfinished end due to concession



Session Results and Standings

Sheet	Game	Team	LSFE	1	2	3	4	5	6	7	8	9	10	Extra Ends	Total
A	6	KAZ - Kazakhstan		0	1	0	0	0	1	0	1	0	X		3
	6	JPN - Japan	*	2	0	3	2	1	0	3	0	2	X		13
B	6	TPE - Chinese Taipei		0	0	1	0	2	0	0	0	1	0		4
	6	CHN - China	*	0	1	0	0	0	0	3	1	0	1		6
C	7	QAT - Qatar		0	0	0	1	0	0	1	0	X	X		2
	6	AUS - Australia	*	5	2	2	0	4	2	0	2	X	X		17
D	7	KOR - Korea		0	0	2	0	1	0	1	0	2	2		8
	6	NZL - New Zealand	*	2	0	0	1	0	1	0	1	0	0		5

Current Standings

Rank	Team	Games	Wins	Losses
1	KOR - Korea	7	6	1
2	CHN - China	6	5	1
2	JPN - Japan	6	5	1
4	NZL - New Zealand	6	4	2
4	TPE - Chinese Taipei	6	4	2
6	HKG - Hong Kong	6	2	4
7	AUS - Australia	6	1	5
7	KAZ - Kazakhstan	6	1	5
9	QAT - Qatar	7	0	7

Note:

Under WCF rules, tie-breaking rules for standings are not applied until after the last game of the Round Robin.

Legend:

LSFE(*) Last Stone First End X Unfinished end due to concession





Game Results

Sheet	Game	Team	LSFE	1	2	3	4	5	6	7	8	9	10	Extra Ends	Total
A	6	KAZ - Kazakhstan		0	1	0	0	0	1	0	1	0	X		3
	6	JPN - Japan	*	2	0	3	2	1	0	3	0	2	X		13

KAZ - Kazakhstan	
4 S	KIM Viktor
3 V	ZHUZBAY Abylaikhan
2	KUDAIBERGENOV Muzdybay
1	GARAGUL Dmitriy
A	AKHMAD Renas

JPN - Japan	
4 S	MOROZUMI Yusuke
3 V	SHIMIZU Tetsuro
2	YAMAGUCHI Tsuyoshi
1	MOROZUMI Kosuke
A	HIRATA Kohsuke

Last Stone Draw	Distance
🕒 KIM V	49.0cm
🕒 ZHUZBAY A	56.5cm
Total	105.5cm

Last Stone Draw	Distance
🕒 MOROZUMI Y	5.4cm
🕒 YAMAGUCHI T	50.6cm
Total	56.0cm

Time remaining: 4 minutes 29 seconds

Time remaining: 3 minutes 44 seconds

Note:
Team position and functions are attached to each team member's name as follows:
4 = Fourth, 3 = Third, 2 = Second, 1 = Lead, A = Alternate, S = Skip, V = Vice-Skip

Legend:
🕒 Clockwise 🕒 Counter-clockwise LSFE(*) Last Stone First End
X Unfinished end due to concession



Game Results

Sheet	Game	Team	LSFE	1	2	3	4	5	6	7	8	9	10	Extra Ends	Total
B	6	TPE - Chinese Taipei		0	0	1	0	2	0	0	0	1	0		4
	6	CHN - China	*	0	1	0	0	0	0	3	1	0	1		6

TPE - Chinese Taipei	
4 S	SHEN Randolph
3 V	HSU Nicholas
2	LIU Brendon
1	LIN Ting-Li
A	KOO Steve

CHN - China	
4 S	LIU Rui
3 V	XU Xiaoming
2	ZOU Qiang
1	ZANG Jiali
A	ZHANG Tianyu

Last Stone Draw		Distance
⌚	LIN TL	199.6cm
⌚	HSU N	36.3cm
Total		235.9cm

Time remaining: 1 minute 41 seconds

Last Stone Draw		Distance
⌚	XU X	6.0cm
⌚	LIU R	16.6cm
Total		22.6cm

Time remaining: 1 minute 3 seconds

Note:
Team position and functions are attached to each team member's name as follows: 4 = Fourth, 3 = Third, 2 = Second, 1 = Lead, A = Alternate, S = Skip, V = Vice-Skip
Legend:
⌚ Clockwise ⌚ Counter-clockwise LSFE(*) Last Stone First End

Game Results

Sheet	Game	Team	LSFE	1	2	3	4	5	6	7	8	9	10	Extra Ends	Total
C	7	QAT - Qatar		0	0	0	1	0	0	1	0	X	X		2
	6	AUS - Australia	*	5	2	2	0	4	2	0	2	X	X		17

QAT - Qatar	
4 S	ALYAFEI Nabeel Abdulrahman
3 V	ALFAHD Ahmed Saad
2	MOHAMED ZAIN Abdulrahman
1	AL-OZALI Jaber
A	ALMAJID Abdulaziz

AUS - Australia	
4 V	PALANGIO Ian
3	HEWITT Dean
2	SMITH Derek
1 S	MERCHANT Jay
A	-

Last Stone Draw	Distance
🕒 AL-OZALI J	199.6cm
🕒 ALYAFEI NA	48.6cm
Total	248.2cm

Last Stone Draw	Distance
🕒 HEWITT D	50.7cm
🕒 SMITH D	55.6cm
Total	106.3cm

Time remaining: 4 minutes 38 seconds

Time remaining: 11 minutes 3 seconds

ALMAJID A replaced AL-OZALI J at the beginning of end 6
 Revised line-up: (4 S) ALYAFEI NA, (3 V) ALFAHD AS, (2) MOHAMED ZAIN A, (1) ALMAJID A

Note:
 Team position and functions are attached to each team member's name as follows:
4 = Fourth, **3** = Third, **2** = Second, **1** = Lead, **A** = Alternate, **S** = Skip, **V** = Vice-Skip

Legend:
 🕒 Clockwise 🕒 Counter-clockwise **LSFE(*)** Last Stone First End
X Unfinished end due to concession

Game Results

Sheet	Game	Team	LSFE	1	2	3	4	5	6	7	8	9	10	Extra Ends	Total
D	7	KOR - Korea		0	0	2	0	1	0	1	0	2	2		8
	6	NZL - New Zealand	*	2	0	0	1	0	1	0	1	0	0		5

KOR - Korea			Shot Success
			Game All
4 S	KIM Soo Hyuk		82%
3 V	KIM Tae Hwan		79%
2	PARK Jong Duk		69%
1	NAM Yoon Ho		84%
A	YOO Min Hyeon		-
Team Total			78%

NZL - New Zealand			Shot Success
			Game All
4 S	DE BOER Peter		71%
3 V	BECKER Sean		56%
2	BECKER Scott		63%
1	DOBSON Warren		66%
A	HOOD Anton		-
Team Total			64%

Last Stone Draw		Distance
↻	KIM SH	18.8cm
↺	NAM YH	38.8cm
Total		57.6cm

Last Stone Draw		Distance
↻	BECKER S	27.5cm
↺	DOBSON W	16.8cm
Total		44.3cm

Time remaining: 2 minutes 20 seconds

Time remaining: 1 minute 48 seconds

Shot Success Analysis

KOR - Korea		Draws	Take-outs	Game
4	KIM Soo Hyuk	↻ 6 83%	6 88%	12 85%
		↺ 4 94%	3 50%	7 75%
		Total 10 88%	9 75%	19 82%
3	KIM Tae Hwan	↻ 3 83%	9 75%	12 77%
		↺ 5 75%	3 92%	8 81%
		Total 8 78%	12 79%	20 79%
2	PARK Jong Duk	↻ 4 56%	8 75%	12 69%
		↺ 5 70%	3 67%	8 69%
		Total 9 64%	11 73%	20 69%
1	NAM Yoon Ho	↻ 6 79%	1 100%	7 82%
		↺ 13 85%	0 -	13 85%
		Total 19 83%	1 100%	20 84%
A	YOO Min Hyeon	↻ 0 -	0 -	0 -
		↺ 0 -	0 -	0 -
		Total 0 -	0 -	0 -
Team		↻ 19 76%	24 79%	43 78%
		↺ 27 81%	9 69%	36 78%
		Total 46 79%	33 77%	79 78%

NZL - New Zealand		Draws	Take-outs	Game
4	DE BOER Peter	↻ 2 88%	5 75%	7 79%
		↺ 6 67%	7 68%	13 67%
		Total 8 72%	12 71%	20 71%
3	BECKER Sean	↻ 5 50%	10 75%	15 67%
		↺ 2 25%	3 25%	5 25%
		Total 7 43%	13 63%	20 56%
2	BECKER Scott	↻ 2 75%	10 63%	12 65%
		↺ 3 58%	5 60%	8 59%
		Total 5 65%	15 62%	20 63%
1	DOBSON Warren	↻ 7 61%	1 100%	8 66%
		↺ 11 73%	1 0%	12 67%
		Total 18 68%	2 50%	20 66%
A	HOOD Anton	↻ 0 -	0 -	0 -
		↺ 0 -	0 -	0 -
		Total 0 -	0 -	0 -
Team		↻ 16 63%	26 71%	42 68%
		↺ 22 65%	16 53%	38 60%
		Total 38 64%	42 64%	80 64%

Note:

Team position and functions are attached to each team member's name as follows:
4 = Fourth, 3 = Third, 2 = Second, 1 = Lead, A = Alternate, S = Skip, V = Vice-Skip

Legend:

↻ Clockwise

↺ Counter-clockwise

LSFE(*) Last Stone First End

Session Results and Standings

Sheet	Game	Team	LSFE	1	2	3	4	5	6	7	8	9	10	Extra Ends	Total
A	5	AUS - Australia		0	0	1	0	0	1	0	0	X	X		2
	5	NZL - New Zealand	*	2	1	0	1	2	0	1	1	X	X		8
B	6	QAT - Qatar		0	1	1	1	0	1	0	1	3	0		8
	5	KAZ - Kazakhstan	*	1	0	0	0	1	0	5	0	0	3		10
C	5	JPN - Japan	*	0	1	1	0	0	0	1	0	2	1		6
	6	KOR - Korea		1	0	0	2	1	0	0	1	0	0		5
D	6	HKG - Hong Kong		0	1	0	1	0	2	0	1	X	X		5
	5	CHN - China	*	2	0	2	0	4	0	2	0	X	X		10

Current Standings

Rank	Team	Games	Wins	Losses
1	KOR - Korea	6	5	1
2	CHN - China	5	4	1
2	JPN - Japan	5	4	1
2	NZL - New Zealand	5	4	1
2	TPE - Chinese Taipei	5	4	1
6	HKG - Hong Kong	6	2	4
7	KAZ - Kazakhstan	5	1	4
8	AUS - Australia	5	0	5
9	QAT - Qatar	6	0	6

Note:

Under WCF rules, tie-breaking rules for standings are not applied until after the last game of the Round Robin.

Legend:

LSFE(*) Last Stone First End **X** Unfinished end due to concession

Game Results

Sheet	Game	Team	LSFE	1	2	3	4	5	6	7	8	9	10	Extra Ends	Total
A	5	AUS - Australia		0	0	1	0	0	1	0	0	X	X		2
	5	NZL - New Zealand	*	2	1	0	1	2	0	1	1	X	X		8

AUS - Australia

4 S	PALANGIO Ian
3 V	MERCHANT Jay
2	HEWITT Dean
1	SMITH Derek
A	-

NZL - New Zealand

4 S	DE BOER Peter
3 V	BECKER Sean
2	BECKER Scott
1	DOBSON Warren
A	HOOD Anton

Last Stone Draw

↻	PALANGIO I	Distance	96.8cm
↺	MERCHANT J	Distance	114.5cm

Total **211.3cm**

Time remaining: 6 minutes 3 seconds

Last Stone Draw

↻	DE BOER P	Distance	16.2cm
↺	BECKER S	Distance	54.5cm

Total **70.7cm**

Time remaining: 7 minutes 24 seconds

Note:

Team position and functions are attached to each team member's name as follows:
4 = Fourth, **3** = Third, **2** = Second, **1** = Lead, **A** = Alternate, **S** = Skip, **V** = Vice-Skip

Legend:

↻ Clockwise ↺ Counter-clockwise **LSFE(*)** Last Stone First End
X Unfinished end due to concession



Game Results

Sheet	Game	Team	LSFE	1	2	3	4	5	6	7	8	9	10	Extra Ends	Total
B	6	QAT - Qatar		0	1	1	1	0	1	0	1	3	0		8
	5	KAZ - Kazakhstan	*	1	0	0	0	1	0	5	0	0	3		10

QAT - Qatar	
4 S	ALYAFEI Nabeel Abdulrahman
3 V	ALFAHD Ahmed Saad
2	MOHAMED ZAIN Abdulrahman
1	AL-OZALI Jaber
A	ALMAJID Abdulaziz

KAZ - Kazakhstan	
4 S	GARAGUL Dmitriy
3 V	KIM Viktor
2	AKHMAD Renas
1	ZHUZBAY Abylaikhan
A	KUDAIBERGENOV Muzdybay

Last Stone Draw	Distance
🕒 ALYAFEI NA	199.6cm
🕒 ALFAHD AS	150.1cm
Total	349.7cm

Time remaining: 2 minutes 26 seconds

Last Stone Draw	Distance
🕒 AKHMAD R	93.4cm
🕒 GARAGUL D	190.2cm
Total	283.6cm

Time remaining: 4 minutes 38 seconds

KUDAIBERGENOV M replaced AKHMAD R at the beginning of end 5
Revised line-up: (4 S) KIM V, (3 V) ZHUZBAY A, (2) KUDAIBERGENOV M, (1) GARAGUL D;
KUDAIBERGENOV M left the game during 9th end, no replacement

Note:
Team position and functions are attached to each team member's name as follows:
4 = Fourth, **3** = Third, **2** = Second, **1** = Lead, **A** = Alternate, **S** = Skip, **V** = Vice-Skip

Legend:
🕒 Clockwise 🕒 Counter-clockwise **LSFE(*)** Last Stone First End



Game Results

Sheet	Game	Team	LSFE	1	2	3	4	5	6	7	8	9	10	Extra Ends	Total
C	5	JPN - Japan	*	0	1	1	0	0	0	1	0	2	1		6
	6	KOR - Korea		1	0	0	2	1	0	0	1	0	0		5

JPN - Japan		Shot Success Game	All
4 S	MOROZUMI Yusuke	70%	
3 V	SHIMIZU Tetsuro	53%	
2	YAMAGUCHI Tsuyoshi	75%	
1	MOROZUMI Kosuke	70%	
A	HIRATA Kohsuke	-	
Team Total		67%	

KOR - Korea		Shot Success Game	All
4 S	KIM Soo Hyuk	63%	
3 V	KIM Tae Hwan	66%	
2	PARK Jong Duk	78%	
1	NAM Yoon Ho	74%	
A	YOO Min Hyeon	-	
Team Total		70%	

Last Stone Draw	Distance
☺ MOROZUMI Y	64.8cm
☹ SHIMIZU T	1.6cm
Total	66.4cm

Time remaining: 0 minutes 37 seconds

Last Stone Draw	Distance
☺ PARK JD	13.3cm
☹ KIM TH	63.4cm
Total	76.7cm

Time remaining: 2 minutes 2 seconds

Shot Success Analysis

JPN - Japan		Draws	Take-outs	Game
4 MOROZUMI Yusuke	☺	4 81%	3 83%	7 82%
	☹	6 63%	6 63%	12 63%
	Total	10 70%	9 69%	19 70%
3 SHIMIZU Tetsuro	☺	7 46%	2 25%	9 42%
	☹	9 56%	2 88%	11 61%
	Total	16 52%	4 56%	20 53%
2 YAMAGUCHI Tsuyoshi	☺	7 93%	2 0%	9 72%
	☹	9 72%	2 100%	11 77%
	Total	16 81%	4 50%	20 75%
1 MOROZUMI Kosuke	☺	10 50%	0 -	10 50%
	☹	10 90%	0 -	10 90%
	Total	20 70%	0 -	20 70%
A HIRATA Kohsuke	☺	0 -	0 -	0 -
	☹	0 -	0 -	0 -
	Total	0 -	0 -	0 -
Team	☺	28 64%	7 43%	35 60%
	☹	34 71%	10 75%	44 72%
	Total	62 68%	17 62%	79 67%

KOR - Korea		Draws	Take-outs	Game
4 KIM Soo Hyuk	☺	5 55%	7 86%	12 73%
	☹	2 75%	6 38%	8 47%
	Total	7 61%	13 63%	20 63%
3 KIM Tae Hwan	☺	4 75%	9 64%	13 67%
	☹	1 0%	6 75%	7 64%
	Total	5 60%	15 68%	20 66%
2 PARK Jong Duk	☺	5 60%	3 58%	8 59%
	☹	4 75%	8 97%	12 90%
	Total	9 67%	11 86%	20 78%
1 NAM Yoon Ho	☺	10 78%	0 -	10 78%
	☹	9 67%	1 100%	10 70%
	Total	19 72%	1 100%	20 74%
A YOO Min Hyeon	☺	0 -	0 -	0 -
	☹	0 -	0 -	0 -
	Total	0 -	0 -	0 -
Team	☺	24 69%	19 71%	43 70%
	☹	16 66%	21 74%	37 70%
	Total	40 68%	40 73%	80 70%

Note:

Team position and functions are attached to each team member's name as follows:
4 = Fourth, 3 = Third, 2 = Second, 1 = Lead, A = Alternate, S = Skip, V = Vice-Skip

Legend:

☺ Clockwise ☹ Counter-clockwise LSFE(*) Last Stone First End



Game Results

Sheet	Game	Team	LSFE	1	2	3	4	5	6	7	8	9	10	Extra Ends	Total
D	6	HKG - Hong Kong		0	1	0	1	0	2	0	1	X	X		5
	5	CHN - China	*	2	0	2	0	4	0	2	0	X	X		10

HKG - Hong Kong	
4 S	CHANG Jason
3 V	LEUNG Derek
2	LEUNG Teddie
1	LI John
A	YAN Martin

CHN - China	
4 S	LIU Rui
3 V	XU Xiaoming
2	ZOU Qiang
1	ZANG Jialiang
A	ZHANG Tianyu

Last Stone Draw	Distance
☺ CHANG J	60.6cm
☹ LEUNG D	171.9cm
Total	232.5cm

Last Stone Draw	Distance
☺ ZANG J	24.8cm
☹ ZOU Q	73.5cm
Total	98.3cm

Time remaining: 6 minutes 22 seconds

Time remaining: 10 minutes 12 seconds

Note:
Team position and functions are attached to each team member's name as follows:
4 = Fourth, 3 = Third, 2 = Second, 1 = Lead, A = Alternate, S = Skip, V = Vice-Skip

Legend:
☺ Clockwise ☹ Counter-clockwise LSFE(*) Last Stone First End
X Unfinished end due to concession

Session Results and Standings

Sheet	Game	Team	LSFE	1	2	3	4	5	6	7	8	9	10	Extra Ends	Total
A	5	KOR - Korea	*	1	0	2	0	0	1	0	0	1	1		6
	4	CHN - China		0	1	0	1	1	0	1	0	0	0		4
B	5	HKG - Hong Kong	*	1	0	1	0	0	1	0	2	0	1		6
	4	AUS - Australia		0	0	0	2	1	0	2	0	0	0		5
C	4	NZL - New Zealand	*	2	1	0	0	1	2	0	3	X	X		9
	4	KAZ - Kazakhstan		0	0	1	0	0	0	1	0	X	X		2
D	5	TPE - Chinese Taipei	*	4	2	2	5	3	4	1	X	X	X		21
	5	QAT - Qatar		0	0	0	0	0	0	0	X	X	X		0

Current Standings

Rank	Team	Games	Wins	Losses
1	KOR - Korea	5	5	0
2	TPE - Chinese Taipei	5	4	1
3	CHN - China	4	3	1
3	JPN - Japan	4	3	1
3	NZL - New Zealand	4	3	1
6	HKG - Hong Kong	5	2	3
7	AUS - Australia	4	0	4
7	KAZ - Kazakhstan	4	0	4
9	QAT - Qatar	5	0	5

Note:

Under WCF rules, tie-breaking rules for standings are not applied until after the last game of the Round Robin.

Legend:

LSFE(*) Last Stone First End **X** Unfinished end due to concession



PACC 2016
Uiseong, Korea

TUE 8 NOV 2016
Start Time 9:00

Pacific-Asia Curling Championships 2016
Uiseong Curling Training Center

Men

Round Robin Session 5 - Sheet A



Game Results

Sheet	Game	Team	LSFE	1	2	3	4	5	6	7	8	9	10	Extra Ends	Total
A	5	KOR - Korea	*	1	0	2	0	0	1	0	0	1	1		6
	4	CHN - China		0	1	0	1	1	0	1	0	0	0		4

KOR - Korea	
4 S	KIM Soo Hyuk
3 V	KIM Tae Hwan
2	PARK Jong Duk
1	NAM Yoon Ho
A	YOO Min Hyeon

CHN - China	
4 S	LIU Rui
3 V	XU Xiaoming
2	ZOU Qiang
1	ZANG Jiali
A	ZHANG Tianyu

Last Stone Draw		Distance
☺	NAM YH	41.5cm
☹	KIM SH	2.9cm
Total		44.4cm

Last Stone Draw		Distance
☺	XU X	34.8cm
☹	LIU R	115.1cm
Total		149.9cm

Time remaining: 1 minute 57 seconds

Time remaining: 1 minute 18 seconds

Note:
Team position and functions are attached to each team member's name as follows:
4 = Fourth, **3** = Third, **2** = Second, **1** = Lead, **A** = Alternate, **S** = Skip, **V** = Vice-Skip

Legend:
☺ Clockwise ☹ Counter-clockwise **LSFE(*)** Last Stone First End





Game Results

Sheet	Game	Team	LSFE	1	2	3	4	5	6	7	8	9	10	Extra Ends	Total
B	5	HKG - Hong Kong	*	1	0	1	0	0	1	0	2	0	1		6
	4	AUS - Australia		0	0	0	2	1	0	2	0	0	0		5

HKG - Hong Kong	
4 S	CHANG Jason
3 V	LEUNG Derek
2	LEUNG Teddie
1	LI John
A	YAN Martin

AUS - Australia	
4 S	PALANGIO Ian
3 V	MERCHANT Jay
2	HEWITT Dean
1	SMITH Derek
A	-

Last Stone Draw Distance

⌚ CHANG J 71.3cm
⌚ LEUNG D 22.7cm

Total **94.0cm**

Time remaining: 1 minute 35 seconds

Last Stone Draw Distance

⌚ SMITH D 14.0cm
⌚ HEWITT D 189.2cm

Total **203.2cm**

Time remaining: 1 minute 32 seconds

Note:
Team position and functions are attached to each team member's name as follows:
4 = Fourth, **3** = Third, **2** = Second, **1** = Lead, **A** = Alternate, **S** = Skip, **V** = Vice-Skip

Legend:
⌚ Clockwise ⌚ Counter-clockwise **LSFE(*)** Last Stone First End



Game Results

Sheet	Game	Team	LSFE	1	2	3	4	5	6	7	8	9	10	Extra Ends	Total
C	4	NZL - New Zealand	*	2	1	0	0	1	2	0	3	X	X		9
	4	KAZ - Kazakhstan		0	0	1	0	0	0	1	0	X	X		2

NZL - New Zealand	
4 S	DE BOER Peter
3 V	BECKER Sean
2	BECKER Scott
1	DOBSON Warren
A	HOOD Anton

KAZ - Kazakhstan	
4 S	KIM Viktor
3 V	ZHUZBAY Abylaikhan
2	KUDAIBERGENOV Muzdybay
1	GARAGUL Dmitriy
A	AKHMAD Renas

Last Stone Draw	Distance
⌚ BECKER S	14.1cm
⌚ DOBSON W	114.8cm
Total	128.9cm

Time remaining: 9 minutes 14 seconds

Last Stone Draw	Distance
⌚ GARAGUL D	82.9cm
⌚ KUDAIBERGENOV M	113.8cm
Total	196.7cm

Time remaining: 7 minutes 44 seconds

KUDAIBERGENOV M left the game after end 6, no replacement
Revised line-up: (4 S) KIM V, (3 V) ZHUZBAY A, (1) GARAGUL D

Note:
Team position and functions are attached to each team member's name as follows:
4 = Fourth, 3 = Third, 2 = Second, 1 = Lead, A = Alternate, S = Skip, V = Vice-Skip

Legend:
⌚ Clockwise ⌚ Counter-clockwise LSFE(*) Last Stone First End
X Unfinished end due to concession



PACC 2016
Uiseong, Korea

TUE 8 NOV 2016
Start Time 9:00

Pacific-Asia Curling Championships 2016
Uiseong Curling Training Center

Men

Round Robin Session 5 - Sheet D



Game Results

Sheet	Game	Team	LSFE	1	2	3	4	5	6	7	8	9	10	Extra Ends	Total
D	5	TPE - Chinese Taipei	*	4	2	2	5	3	4	1	X	X	X		21
	5	QAT - Qatar		0	0	0	0	0	0	0	X	X	X		0

TPE - Chinese Taipei	
4 S	SHEN Randolph
3 V	HSU Nicholas
2	LIU Brendon
1	LIN Ting-Li
A	KOO Steve

QAT - Qatar	
4 S	ALYAFEI Nabeel Abdulrahman
3 V	ALFAHD Ahmed Saad
2	MOHAMED ZAIN Abdulrahman
1	AL-OZALI Jaber
A	ALMAJID Abdulaziz

Last Stone Draw	Distance
⌚ LIN TL	29.7cm
⌚ LIU B	84.2cm
Total	113.9cm
Time remaining: 15 minutes 6 seconds	

Last Stone Draw	Distance
⌚ MOHAMED ZAIN A	186.4cm
⌚ AL-OZALI J	199.6cm
Total	386.0cm
Time remaining: 14 minutes 31 seconds	

Note:
Team position and functions are attached to each team member's name as follows:
4 = Fourth, 3 = Third, 2 = Second, 1 = Lead, A = Alternate, S = Skip, V = Vice-Skip

Legend:
 ⌚ Clockwise ⌚ Counter-clockwise **LSFE(*)** Last Stone First End
X Unfinished end due to concession



Session Results and Standings

Sheet	Game	Team	LSFE	1	2	3	4	5	6	7	8	9	10	Extra Ends	Total
A	4	QAT - Qatar	*	1	0	0	0	1	0	0	3	0	X		5
	4	HKG - Hong Kong		0	3	2	2	0	1	1	0	0	X		9
B	3	CHN - China	*	1	0	0	2	0	0	3	0	1	X		7
	4	JPN - Japan		0	0	1	0	2	0	0	1	0	X		4
C	3	AUS - Australia	*	1	0	0	1	0	1	0	0	0	0		3
	4	TPE - Chinese Taipei		0	0	1	0	1	0	0	2	0	3		7
D	3	KAZ - Kazakhstan		0	1	1	0	X	X	X	X	X	X		L
	4	KOR - Korea	*	2	0	0	3	X	X	X	X	X	X		W

Current Standings

Rank	Team	Games	Wins	Losses
1	KOR - Korea	4	4	0
2	CHN - China	3	3	0
3	JPN - Japan	4	3	1
3	TPE - Chinese Taipei	4	3	1
5	NZL - New Zealand	3	2	1
6	HKG - Hong Kong	4	1	3
7	AUS - Australia	3	0	3
7	KAZ - Kazakhstan	3	0	3
9	QAT - Qatar	4	0	4

Note:

Under WCF rules, tie-breaking rules for standings are not applied until after the last game of the Round Robin.

Legend:

L Loss

LSFE(*) Last Stone First End

W Win

X Unfinished end due to concession

Team KAZ did not want to continue the game

Game Results

Sheet	Game	Team	LSFE	1	2	3	4	5	6	7	8	9	10	Extra Ends	Total
A	4	QAT - Qatar	*	1	0	0	0	1	0	0	3	0	X		5
	4	HKG - Hong Kong		0	3	2	2	0	1	1	0	0	X		9

QAT - Qatar	
4 S	ALYAFEI Nabeel Abdulrahman
3 V	ALFAHD Ahmed Saad
2	MOHAMED ZAIN Abdulrahman
1	AL-OZALI Jaber
A	ALMAJID Abdulaziz

HKG - Hong Kong	
4 S	CHANG Jason
3 V	LEUNG Derek
2	LEUNG Teddie
1	LI John
A	YAN Martin

Last Stone Draw	Distance
↻ AL-OZALI J	62.7cm
↻ MOHAMED ZAIN A	36.4cm
Total	99.1cm

Last Stone Draw	Distance
↻ LEUNG T	15.0cm
↻ LI J	199.6cm
Total	214.6cm

Time remaining: 3 minutes 19 seconds

Time remaining: 7 minutes 41 seconds

ALMAJID A replaced AL-OZALI J at the beginning of end 6
Revised line-up: (4 S) ALYAFEI NA, (3 V) ALFAHD AS, (2) MOHAMED ZAIN A, (1) ALMAJID A

YAN M replaced LI J at the beginning of end 8
Revised line-up: (4 S) CHANG J, (3 V) LEUNG D, (2) LEUNG T, (1) YAN M

Note:
Team position and functions are attached to each team member's name as follows:
4 = Fourth, 3 = Third, 2 = Second, 1 = Lead, A = Alternate, S = Skip, V = Vice-Skip

Legend:
↻ Clockwise ↻ Counter-clockwise **LSFE(*)** Last Stone First End
X Unfinished end due to concession

Game Results

Sheet	Game	Team	LSFE	1	2	3	4	5	6	7	8	9	10	Extra Ends	Total
B	3	CHN - China	*	1	0	0	2	0	0	3	0	1	X		7
	4	JPN - Japan		0	0	1	0	2	0	0	1	0	X		4

CHN - China		Shot Success
		Game All
4 S	LIU Rui	86%
3 V	XU Xiaoming	68%
2	ZOU Qiang	65%
1	ZANG Jialiang	82%
A	ZHANG Tianyu	-
Team Total		75%

JPN - Japan		Shot Success
		Game All
4 S	MOROZUMI Yusuke	65%
3 V	SHIMIZU Tetsuro	70%
2	YAMAGUCHI Tsuyoshi	63%
1	MOROZUMI Kosuke	78%
A	HIRATA Kohsuke	-
Team Total		69%

Last Stone Draw	Distance
⌚ XU X	15.8cm
⌚ LIU R	11.3cm
Total	27.1cm

Last Stone Draw	Distance
⌚ SHIMIZU T	26.8cm
⌚ MOROZUMI Y	14.7cm
Total	41.5cm

Time remaining: 1 minute 7 seconds

Time remaining: 2 minutes 6 seconds

Shot Success Analysis

CHN - China		Draws	Take-outs	Game
4 LIU Rui	⌚	6 92%	5 90%	11 91%
	⌚	4 81%	5 80%	9 81%
	Total	10 88%	10 85%	20 86%
3 XU Xiaoming	⌚	3 25%	10 83%	13 69%
	⌚	1 75%	6 63%	7 64%
	Total	4 38%	16 75%	20 68%
2 ZOU Qiang	⌚	1 50%	7 79%	8 75%
	⌚	4 50%	8 63%	12 58%
	Total	5 50%	15 70%	20 65%
1 ZANG Jialiang	⌚	1 100%	0 -	1 100%
	⌚	15 85%	2 50%	17 81%
	Total	16 86%	2 50%	18 82%
A ZHANG Tianyu	⌚	0 -	0 -	0 -
	⌚	0 -	0 -	0 -
	Total	0 -	0 -	0 -
Team	⌚	11 70%	22 83%	33 79%
	⌚	24 78%	21 65%	45 72%
	Total	35 76%	43 74%	78 75%

JPN - Japan		Draws	Take-outs	Game
4 MOROZUMI Yusuke	⌚	8 63%	4 56%	12 60%
	⌚	2 50%	4 88%	6 75%
	Total	10 60%	8 72%	18 65%
3 SHIMIZU Tetsuro	⌚	5 55%	6 67%	11 61%
	⌚	5 80%	4 81%	9 81%
	Total	10 68%	10 73%	20 70%
2 YAMAGUCHI Tsuyoshi	⌚	8 84%	1 25%	9 78%
	⌚	8 34%	3 92%	11 50%
	Total	16 59%	4 75%	20 63%
1 MOROZUMI Kosuke	⌚	5 75%	1 100%	6 79%
	⌚	12 79%	2 63%	14 77%
	Total	17 78%	3 75%	20 78%
A HIRATA Kohsuke	⌚	0 -	0 -	0 -
	⌚	0 -	0 -	0 -
	Total	0 -	0 -	0 -
Team	⌚	26 70%	12 63%	38 68%
	⌚	27 64%	13 83%	40 70%
	Total	53 67%	25 73%	78 69%

Note:
Team position and functions are attached to each team member's name as follows:
4 = Fourth, 3 = Third, 2 = Second, 1 = Lead, A = Alternate, S = Skip, V = Vice-Skip

Legend:
⌚ Clockwise ⌚ Counter-clockwise LSFE(*) Last Stone First End
X Unfinished end due to concession



Round Robin Session 4 - Sheet C

Game Results

Sheet	Game	Team	LSFE	1	2	3	4	5	6	7	8	9	10	Extra Ends	Total
C	3	AUS - Australia	*	1	0	0	1	0	1	0	0	0	0		3
	4	TPE - Chinese Taipei		0	0	1	0	1	0	0	2	0	3		7

AUS - Australia

4 S	PALANGIO Ian
3 V	MERCHANT Jay
2	HEWITT Dean
1	SMITH Derek
A	-

TPE - Chinese Taipei

4 S	SHEN Randolph
3 V	HSU Nicholas
2	LIU Brendon
1	LIN Ting-Li
A	KOO Steve

Last Stone Draw

	Distance
☺ MERCHANT J	39.0cm
☺ PALANGIO I	57.4cm
Total	96.4cm

Time remaining: 0 minutes 38 seconds

Last Stone Draw

	Distance
☺ HSU N	185.0cm
☺ SHEN R	42.5cm
Total	227.5cm

Time remaining: 1 minute 0 seconds

Note:
Team position and functions are attached to each team member's name as follows:
4 = Fourth, 3 = Third, 2 = Second, 1 = Lead, A = Alternate, S = Skip, V = Vice-Skip

Legend:
☺ Clockwise ☻ Counter-clockwise LSFE(*) Last Stone First End

Game Results

Sheet	Game	Team	LSFE	1	2	3	4	5	6	7	8	9	10	Extra Ends	Total
D	3	KAZ - Kazakhstan		0	1	1	0	X	X	X	X	X	X		L
	4	KOR - Korea	*	2	0	0	3	X	X	X	X	X	X		W

KAZ - Kazakhstan	
4 S	KIM Viktor
3 V	ZHUZBAY Abylaikhan
2	KUDAIBERGENOV Muzdybay
1	GARAGUL Dmitriy
A	AKHMAD Renas

KOR - Korea	
4 S	KIM Soo Hyuk
3 V	KIM Tae Hwan
2	PARK Jong Duk
1	NAM Yoon Ho
A	YOO Min Hyeon

Last Stone Draw	Distance
⌚ ZHUZBAY A	63.8cm
⌚ KIM V	199.6cm
Total	263.4cm

Last Stone Draw	Distance
⌚ KIM TH	34.9cm
⌚ PARK JD	136.8cm
Total	171.7cm

Time remaining: 24 minutes 18 seconds

Time remaining: 23 minutes 26 seconds

Note:
Team position and functions are attached to each team member's name as follows:
4 = Fourth, 3 = Third, 2 = Second, 1 = Lead, A = Alternate, S = Skip, V = Vice-Skip

Legend:
 ⌚ Clockwise ⌚ Counter-clockwise L Loss
 LSFE(*) Last Stone First End W Win X Unfinished end due to concession

Team KAZ did not want to continue the game

Session Results and Standings

Sheet	Game	Team	LSFE	1	2	3	4	5	6	7	8	9	10	Extra Ends	Total
A	3	JPN - Japan	*	2	0	0	0	0	2	1	0	1	X		6
	2	AUS - Australia		0	0	0	0	0	0	0	1	0	X		1
B	2	KAZ - Kazakhstan	*	0	0	2	1	0	0	1	0	1	X		5
	3	TPE - Chinese Taipei		2	1	0	0	2	3	0	1	0	X		9
C	3	KOR - Korea	*	4	2	3	4	0	3	0	6	X	X		22
	3	QAT - Qatar		0	0	0	0	1	0	1	0	X	X		2
D	3	NZL - New Zealand	*	2	0	0	2	0	1	1	0	4	X		10
	3	HKG - Hong Kong		0	0	1	0	1	0	0	1	0	X		3

Current Standings

Rank	Team	Games	Wins	Losses
1	JPN - Japan	3	3	0
1	KOR - Korea	3	3	0
3	CHN - China	2	2	0
4	NZL - New Zealand	3	2	1
4	TPE - Chinese Taipei	3	2	1
6	AUS - Australia	2	0	2
6	KAZ - Kazakhstan	2	0	2
8	HKG - Hong Kong	3	0	3
8	QAT - Qatar	3	0	3

Note:

Under WCF rules, tie-breaking rules for standings are not applied until after the last game of the Round Robin.

Legend:

LSFE(*) Last Stone First End **X** Unfinished end due to concession

Game Results

Sheet	Game	Team	LSFE	1	2	3	4	5	6	7	8	9	10	Extra Ends	Total
A	3	JPN - Japan	*	2	0	0	0	0	2	1	0	1	X		6
	2	AUS - Australia		0	0	0	0	0	0	0	1	0	X		1

JPN - Japan		Shot Success	Game	All
4 S	MOROZUMI Yusuke	78%		
3 V	SHIMIZU Tetsuro	86%		
2	YAMAGUCHI Tsuyoshi	71%		
1	MOROZUMI Kosuke	75%		
A	HIRATA Kohsuke	-		
Team Total		77%		

AUS - Australia		Shot Success	Game	All
4 S	PALANGIO Ian	57%		
3 V	MERCHANT Jay	61%		
2	HEWITT Dean	68%		
1	SMITH Derek	89%		
A	-	-		
Team Total		69%		

Last Stone Draw Distance

☺	MOROZUMI Y	55.2cm
☹	MOROZUMI K	6.6cm
Total		61.8cm

Last Stone Draw Distance

☺	HEWITT D	19.0cm
☹	SMITH D	74.0cm
Total		93.0cm

Time remaining: 2 minutes 22 seconds

Time remaining: 2 minutes 3 seconds

Shot Success Analysis

JPN - Japan		Draws	Take-outs	Game
4 MOROZUMI Yusuke	☺	7 68%	6 100%	13 83%
	☹	1 100%	4 56%	5 65%
	Total	8 72%	10 83%	18 78%
3 SHIMIZU Tetsuro	☺	1 100%	8 88%	9 89%
	☹	2 63%	8 88%	10 83%
	Total	3 75%	16 88%	19 86%
2 YAMAGUCHI Tsuyoshi	☺	5 45%	6 92%	11 70%
	☹	3 58%	6 79%	9 72%
	Total	8 50%	12 85%	20 71%
1 MOROZUMI Kosuke	☺	3 75%	2 63%	5 70%
	☹	13 77%	0 -	13 77%
	Total	16 77%	2 63%	18 75%
A HIRATA Kohsuke	☺	0 -	0 -	0 -
	☹	0 -	0 -	0 -
	Total	0 -	0 -	0 -
Team	☺	16 64%	22 90%	38 79%
	☹	19 74%	18 78%	37 76%
	Total	35 69%	40 84%	75 77%

AUS - Australia		Draws	Take-outs	Game
4 PALANGIO Ian	☺	6 54%	5 60%	11 57%
	☹	1 25%	5 65%	6 58%
	Total	7 50%	10 63%	17 57%
3 MERCHANT Jay	☺	7 46%	5 55%	12 50%
	☹	3 75%	3 92%	6 83%
	Total	10 55%	8 69%	18 61%
2 HEWITT Dean	☺	5 65%	4 69%	9 67%
	☹	8 66%	3 75%	11 68%
	Total	13 65%	7 71%	20 68%
1 SMITH Derek	☺	8 94%	0 -	8 94%
	☹	9 86%	3 83%	12 85%
	Total	17 90%	3 83%	20 89%
A -	☺	0 -	0 -	0 -
	☹	0 -	0 -	0 -
	Total	0 -	0 -	0 -
Team	☺	26 66%	14 61%	40 64%
	☹	21 74%	14 77%	35 75%
	Total	47 70%	28 69%	75 69%

Note:
Team position and functions are attached to each team member's name as follows:
4 = Fourth, 3 = Third, 2 = Second, 1 = Lead, A = Alternate, S = Skip, V = Vice-Skip

Legend:
☺ Clockwise ☹ Counter-clockwise LSFE(*) Last Stone First End
X Unfinished end due to concession

Game Results

Sheet	Game	Team	LSFE	1	2	3	4	5	6	7	8	9	10	Extra Ends	Total
B	2	KAZ - Kazakhstan	*	0	0	2	1	0	0	1	0	1	X		5
	3	TPE - Chinese Taipei		2	1	0	0	2	3	0	1	0	X		9

KAZ - Kazakhstan	
4 S	KIM Viktor
3 V	ZHUZBAY Abylaikhan
2	KUDAIBERGENOV Muzdybay
1	GARAGUL Dmitriy
A	AKHMAD Renas

TPE - Chinese Taipei	
4 S	SHEN Randolph
3 V	HSU Nicholas
2	LIU Brendon
1	LIN Ting-Li
A	KOO Steve

Last Stone Draw	Distance
☺ KUDAIBERGENOV M	126.3cm
☺ GARAGUL D	12.2cm
Total	138.5cm

Time remaining: 2 minutes 31 seconds

Last Stone Draw	Distance
☺ LIU B	40.0cm
☺ HSU N	129.8cm
Total	169.8cm

Time remaining: 4 minutes 40 seconds

Note:
Team position and functions are attached to each team member's name as follows:
4 = Fourth, 3 = Third, 2 = Second, 1 = Lead, A = Alternate, S = Skip, V = Vice-Skip

Legend:
☺ Clockwise ☺ Counter-clockwise LSFE(*) Last Stone First End
X Unfinished end due to concession



Round Robin Session 3 - Sheet C

Game Results

Sheet	Game	Team	LSFE	1	2	3	4	5	6	7	8	9	10	Extra Ends	Total
C	3	KOR - Korea	*	4	2	3	4	0	3	0	6	X	X		22
	3	QAT - Qatar		0	0	0	0	1	0	1	0	X	X		2

KOR - Korea	
4 S	KIM Soo Hyuk
3 V	KIM Tae Hwan
2	PARK Jong Duk
1	NAM Yoon Ho
A	YOO Min Hyeon

QAT - Qatar	
4 S	ALYAFEI Nabeel Abdulrahman
3 V	ALFAHD Ahmed Saad
2	ALMAJID Abdulaziz
1	AL-OZALI Jaber
A	MOHAMED ZAIN Abdulrahman

Last Stone Draw	Distance
⌚ KIM SH	199.6cm
⌚ NAM YH	61.7cm
Total	261.3cm

Last Stone Draw	Distance
⌚ ALYAFEI NA	199.6cm
⌚ ALFAHD AS	199.6cm
Total	399.2cm

Time remaining: 8 minutes 39 seconds

Time remaining: 8 minutes 11 seconds

MOHAMED ZA replaced ALMAJID A at the beginning of end6
Revised line-up: (4 S) ALYAFEI NA, (3 V) ALFAHD AS, (2) MOHAMED ZA, (1) AL-OZALI J

Note:
Team position and functions are attached to each team member's name as follows:
4 = Fourth, 3 = Third, 2 = Second, 1 = Lead, A = Alternate, S = Skip, V = Vice-Skip

Legend:
⌚ Clockwise ⌚ Counter-clockwise LSFE(*) Last Stone First End
X Unfinished end due to concession





Game Results

Sheet	Game	Team	LSFE	1	2	3	4	5	6	7	8	9	10	Extra Ends	Total
D	3	NZL - New Zealand	*	2	0	0	2	0	1	1	0	4	X		10
	3	HKG - Hong Kong		0	0	1	0	1	0	0	1	0	X		3

NZL - New Zealand

4 S	DE BOER Peter
3 V	BECKER Sean
2	BECKER Scott
1	DOBSON Warren
A	HOOD Anton

HKG - Hong Kong

4 S	CHANG Jason
3 V	LEUNG Derek
2	LI John
1	LEUNG Teddie
A	YAN Martin

Last Stone Draw

⌚	BECKER S	Distance	45.2cm
⌚	DE BOER P	Distance	17.8cm
Total		63.0cm	

Last Stone Draw

⌚	LEUNG D	Distance	194.8cm
⌚	CHANG J	Distance	105.8cm
Total		300.6cm	

Time remaining: 5 minutes 27 seconds

Time remaining: 5 minutes 49 seconds

Note:
Team position and functions are attached to each team member's name as follows:
4 = Fourth, 3 = Third, 2 = Second, 1 = Lead, A = Alternate, S = Skip, V = Vice-Skip

Legend:

⌚	Clockwise	⌚	Counter-clockwise	LSFE(*)	Last Stone First End
X	Unfinished end due to concession				



Session Results and Standings

Sheet	Game	Team	LSFE	1	2	3	4	5	6	7	8	9	10	Extra Ends	Total
A	2	TPE - Chinese Taipei		0	0	0	0	1	1	0	X	X	X		2
	2	KOR - Korea	*	3	1	2	0	0	0	2	X	X	X		8
B	2	NZL - New Zealand	*	4	2	0	3	0	3	4	0	X	X		16
	2	QAT - Qatar		0	0	1	0	1	0	0	1	X	X		3
C	2	HKG - Hong Kong	*	2	0	1	0	2	0	0	2	0	X		7
	2	JPN - Japan		0	2	0	4	0	2	0	0	2	X		10
D	2	CHN - China	*	1	0	0	1	0	0	3	0	1	1		7
	1	AUS - Australia		0	0	2	0	0	2	0	1	0	0		5

Current Standings

Rank	Team	Games	Wins	Losses
1	CHN - China	2	2	0
1	JPN - Japan	2	2	0
1	KOR - Korea	2	2	0
4	NZL - New Zealand	2	1	1
4	TPE - Chinese Taipei	2	1	1
6	AUS - Australia	1	0	1
6	KAZ - Kazakhstan	1	0	1
8	HKG - Hong Kong	2	0	2
8	QAT - Qatar	2	0	2

Note:

Under WCF rules, tie-breaking rules for standings are not applied until after the last game of the Round Robin.

Legend:

LSFE(*) Last Stone First End **X** Unfinished end due to concession

Game Results

Sheet	Game	Team	LSFE	1	2	3	4	5	6	7	8	9	10	Extra Ends	Total
A	2	TPE - Chinese Taipei		0	0	0	0	1	1	0	X	X	X		2
	2	KOR - Korea	*	3	1	2	0	0	0	2	X	X	X		8

TPE - Chinese Taipei	
4 S	SHEN Randolph
3 V	HSU Nicholas
2	LIU Brendon
1	LIN Ting-Li
A	KOO Steve

KOR - Korea	
4 S	KIM Soo Hyuk
3 V	KIM Tae Hwan
2	PARK Jong Duk
1	NAM Yoon Ho
A	YOO Min Hyeon

Last Stone Draw	Distance
☺ SHEN R	15.7cm
☹ LIN TL	183.6cm
Total	199.3cm

Last Stone Draw	Distance
☺ PARK JD	24.9cm
☹ KIM TH	53.7cm
Total	78.6cm

Time remaining: 10 minutes 54 seconds

Time remaining: 12 minutes 9 seconds

Note:
Team position and functions are attached to each team member's name as follows:
4 = Fourth, **3** = Third, **2** = Second, **1** = Lead, **A** = Alternate, **S** = Skip, **V** = Vice-Skip

Legend:
☺ Clockwise ☹ Counter-clockwise **LSFE(*)** Last Stone First End
X Unfinished end due to concession



Game Results

Sheet	Game	Team	LSFE	1	2	3	4	5	6	7	8	9	10	Extra Ends	Total
B	2	NZL - New Zealand	*	4	2	0	3	0	3	4	0	X	X		16
	2	QAT - Qatar		0	0	1	0	1	0	0	1	X	X		3

NZL - New Zealand	
4 S	DE BOER Peter
3 V	BECKER Sean
2	BECKER Scott
1	DOBSON Warren
A	HOOD Anton

QAT - Qatar	
4 S	ALYAFEI Nabeel Abdulrahman
3 V	ALFAHD Ahmed Saad
2	ALMAJID Abdulaziz
1	AL-OZALI Jaber
A	MOHAMED ZAIN Abdulrahman

Last Stone Draw		Distance
↻	DOBSON W	22.3cm
↻	BECKER S	33.0cm
Total		55.3cm

Last Stone Draw		Distance
↻	ALMAJID A	199.6cm
↻	AL-OZALI J	199.6cm
Total		399.2cm

Time remaining: 13 minutes 47 seconds

Time remaining: 6 minutes 55 seconds

HOOD A replaced BECKER Sc at the beginning of end 7
Revised line-up: (4 S) DE BOER P, (3 V) BECKER Se, (2) HOOD A, (1) DOBSON W

Note:
Team position and functions are attached to each team member's name as follows:
4 = Fourth, 3 = Third, 2 = Second, 1 = Lead, A = Alternate, S = Skip, V = Vice-Skip

Legend:
↻ Clockwise ↻ Counter-clockwise LSFE(*) Last Stone First End
X Unfinished end due to concession



Game Results

Sheet	Game	Team	LSFE	1	2	3	4	5	6	7	8	9	10	Extra Ends	Total
C	2	HKG - Hong Kong	*	2	0	1	0	2	0	0	2	0	X		7
	2	JPN - Japan		0	2	0	4	0	2	0	0	2	X		10

HKG - Hong Kong	
4 S	CHANG Jason
3 V	LEUNG Derek
2	LI John
1	LEUNG Teddie
A	YAN Martin

JPN - Japan	
4 S	MOROZUMI Yusuke
3 V	SHIMIZU Tetsuro
2	YAMAGUCHI Tsuyoshi
1	MOROZUMI Kosuke
A	HIRATA Kohsuke

Last Stone Draw

🕒 LI J
🕒 LEUNG T

Distance

45.8cm
19.5cm

Total

65.3cm

Time remaining: 2 minutes 53 seconds

Last Stone Draw

🕒 YAMAGUCHI T
🕒 MOROZUMI K

Distance

99.0cm
153.9cm

Total

252.9cm

Time remaining: 2 minutes 56 seconds

Note:

Team position and functions are attached to each team member's name as follows:
4 = Fourth, **3** = Third, **2** = Second, **1** = Lead, **A** = Alternate, **S** = Skip, **V** = Vice-Skip

Legend:

🕒 Clockwise

🕒 Counter-clockwise

LSFE(*) Last Stone First End

X Unfinished end due to concession



PACC 2016
Uiseong, Korea

SUN 6 NOV 2016
Start Time 9:00

Pacific-Asia Curling Championships 2016
Uiseong Curling Training Center

Men

Round Robin Session 2 - Sheet D



Game Results

Sheet	Game	Team	LSFE	1	2	3	4	5	6	7	8	9	10	Extra Ends	Total
D	2	CHN - China	*	1	0	0	1	0	0	3	0	1	1		7
	1	AUS - Australia		0	0	2	0	0	2	0	1	0	0		5

CHN - China	
4 S	LIU Rui
3 V	XU Xiaoming
2	ZOU Qiang
1	ZANG Jialiang
A	ZHANG Tianyu

AUS - Australia	
4 S	PALANGIO Ian
3 V	MERCHANT Jay
2	HEWITT Dean
1	SMITH Derek
A	-

Last Stone Draw		Distance
⌚	LIU R	6.2cm
🕒	XU X	23.8cm
Total		30.0cm

Time remaining: 1 minute 21 seconds

Last Stone Draw		Distance
⌚	PALANGIO I	27.8cm
🕒	MERCHANT J	20.1cm
Total		47.9cm

Time remaining: 0 minutes 25 seconds

Note:
Team position and functions are attached to each team member's name as follows:
4 = Fourth, 3 = Third, 2 = Second, 1 = Lead, A = Alternate, S = Skip, V = Vice-Skip

Legend:
⌚ Clockwise 🕒 Counter-clockwise **LSFE(*) Last Stone First End**

Session Results and Standings

Sheet	Game	Team	LSFE	1	2	3	4	5	6	7	8	9	10	Extra Ends	Total
A	1	NZL - New Zealand		0	0	0	0	2	0	1	0	X	X		3
	1	TPE - Chinese Taipei	*	0	3	1	0	0	2	0	2	X	X		8
B	1	KOR - Korea		3	2	0	0	4	0	3	0	X	X		12
	1	HKG - Hong Kong	*	0	0	0	1	0	0	0	2	X	X		3
C	1	KAZ - Kazakhstan		0	0	0	0	0	1	0	0	1	X		2
	1	CHN - China	*	2	0	1	1	1	0	1	1	0	X		7
D	1	QAT - Qatar		0	0	0	0	0	0	0	1	X	X		1
	1	JPN - Japan	*	2	4	4	2	1	5	1	0	X	X		19

Current Standings

Rank	Team	Games	Wins	Losses
1	CHN - China	1	1	0
1	JPN - Japan	1	1	0
1	KOR - Korea	1	1	0
1	TPE - Chinese Taipei	1	1	0
5	AUS - Australia	0	0	0
6	HKG - Hong Kong	1	0	1
6	KAZ - Kazakhstan	1	0	1
6	NZL - New Zealand	1	0	1
6	QAT - Qatar	1	0	1

Note:

Under WCF rules, tie-breaking rules for standings are not applied until after the last game of the Round Robin.

Legend:

LSFE(*) Last Stone First End **X** Unfinished end due to concession

Game Results

Sheet	Game	Team	LSFE	1	2	3	4	5	6	7	8	9	10	Extra Ends	Total
A	1	NZL - New Zealand		0	0	0	0	2	0	1	0	X	X		3
	1	TPE - Chinese Taipei	*	0	3	1	0	0	2	0	2	X	X		8

NZL - New Zealand	
4 S	DE BOER Peter
3 V	BECKER Sean
2	BECKER Scott
1	DOBSON Warren
A	HOOD Anton

TPE - Chinese Taipei	
4 S	SHEN Randolph
3 V	HSU Nicholas
2	LIU Brendon
1	LIN Ting-Li
A	KOO Steve

Last Stone Draw		Distance
↻	DE BOER P	124.8cm
↺	BECKER S	34.1cm
Total		158.9cm

Last Stone Draw		Distance
↻	HSU N	32.0cm
↺	LIU B	35.1cm
Total		67.1cm

Time remaining: 6 minutes 18 seconds

Time remaining: 6 minutes 18 seconds

Note:
Team position and functions are attached to each team member's name as follows:
4 = Fourth, 3 = Third, 2 = Second, 1 = Lead, A = Alternate, S = Skip, V = Vice-Skip

Legend:
↻ Clockwise ↺ Counter-clockwise **LSFE(*)** Last Stone First End
X Unfinished end due to concession

Game Results

Sheet	Game	Team	LSFE	1	2	3	4	5	6	7	8	9	10	Extra Ends	Total
B	1	KOR - Korea		3	2	0	0	4	0	3	0	X	X		12
	1	HKG - Hong Kong	*	0	0	0	1	0	0	0	2	X	X		3

KOR - Korea

4 S KIM Soo Hyuk
 3 V KIM Tae Hwan
 2 PARK Jong Duk
 1 NAM Yoon Ho
 A YOO Min Hyeon

Last Stone Draw

🕒 NAM YH
 ⌚ KIM SH

Total

Distance

14.8cm
 168.8cm

183.6cm

Time remaining: 15 minutes 0 seconds

HKG - Hong Kong

4 S CHANG Jason
 3 V LEUNG Derek
 2 LI John
 1 LEUNG Teddie
 A YAN Martin

Last Stone Draw

🕒 LEUNG T
 ⌚ LI J

Total

Distance

70.5cm
 66.0cm

136.5cm

Time remaining: 10 minutes 29 seconds

YAN M replaced LI J at the beginning of end 7

Revised line-up: (4 S) CHANG J, (3 V) LEUNG D, (2) LEUNG T, (1) YAN M

Note:

Team position and functions are attached to each team member's name as follows:
4 = Fourth, **3** = Third, **2** = Second, **1** = Lead, **A** = Alternate, **S** = Skip, **V** = Vice-Skip

Legend:

🕒 Clockwise

⌚ Counter-clockwise

LSFE(*) Last Stone First End

X Unfinished end due to concession

Game Results

Sheet	Game	Team	LSFE	1	2	3	4	5	6	7	8	9	10	Extra Ends	Total
C	1	KAZ - Kazakhstan		0	0	0	0	0	1	0	0	1	X		2
	1	CHN - China	*	2	0	1	1	1	0	1	1	0	X		7

KAZ - Kazakhstan

4 S	KIM Viktor
3 V	ZHUZBAY Abylaikhan
2	KUDAIBERGENOV Muzdybay
1	GARAGUL Dmitriy
A	AKHMAD Renas

CHN - China

4 S	LIU Rui
3 V	XU Xiaoming
2	ZOU Qiang
1	ZANG Jialiang
A	ZHANG Tianyu

Last Stone Draw

	Distance
🕒 KIM V	33.2cm
🕑 ZHUZBAY A	126.8cm
Total	160.0cm

Last Stone Draw

	Distance
🕒 ZOU Q	70.7cm
🕑 ZANG J	28.8cm
Total	99.5cm

Time remaining: 3 minutes 26 seconds

Time remaining: 7 minutes 4 seconds

GARAGUL D left the game after 5th end, no replacement

Note:
Team position and functions are attached to each team member's name as follows:
4 = Fourth, **3** = Third, **2** = Second, **1** = Lead, **A** = Alternate, **S** = Skip, **V** = Vice-Skip

Legend:
🕒 Clockwise 🕑 Counter-clockwise **LSFE(*)** Last Stone First End
X Unfinished end due to concession



Game Results

Sheet	Game	Team	LSFE	1	2	3	4	5	6	7	8	9	10	Extra Ends	Total
D	1	QAT - Qatar		0	0	0	0	0	0	0	1	X	X		1
	1	JPN - Japan	*	2	4	4	2	1	5	1	0	X	X		19

4	S	ALYAFEI Nabeel Abdulrahman
3	V	ALFAHD Ahmed Saad
2		ALMAJID Abdulaziz
1		AL-OZALI Jaber
A		MOHAMED ZAIN Abdulrahman

4	S	MOROZUMI Yusuke
3	V	SHIMIZU Tetsuro
2		YAMAGUCHI Tsuyoshi
1		MOROZUMI Kosuke
A		HIRATA Kohsuke

Last Stone Draw		Distance
↻	ALFAHD AS	199.6cm
↺	ALYAFEI NA	199.6cm
Total		399.2cm
Time remaining: 7 minutes 58 seconds		

Last Stone Draw		Distance
↻	MOROZUMI K	29.0cm
↺	MOROZUMI Y	41.5cm
Total		70.5cm
Time remaining: 7 minutes 52 seconds		

Note:
Team position and functions are attached to each team member's name as follows:
4 = Fourth, **3** = Third, **2** = Second, **1** = Lead, **A** = Alternate, **S** = Skip, **V** = Vice-Skip

Legend:
↻ Clockwise ↺ Counter-clockwise **LSFE(*)** Last Stone First End
X Unfinished end due to concession



Entry List by Country

As of SAT 5 NOV 2016

AUS - Australia		
4 S	PALANGIO Ian	R
3 V	MERCHANT Jay	R
2	HEWITT Dean	R
1	SMITH Derek	L
	-	
C	MERCHANT Archie	

CHN - China		
4 S	LIU Rui	R
3 V	XU Xiaoming	R
2	ZOU Qiang	R
1	ZANG Jialiang	R
A	ZHANG Tianyu	R
C	ROCQUE Marcel	

HKG - Hong Kong		
4 S	CHANG Jason	R
3 V	LEUNG Derek	R
2	LI John	R
1	LEUNG Teddie	R
A	YAN Martin	R
C	COLLINS Rick	

JPN - Japan		
4 S	MOROZUMI Yusuke	R
3 V	SHIMIZU Tetsuro	R
2	YAMAGUCHI Tsuyoshi	R
1	MOROZUMI Kosuke	R
A	HIRATA Kohsuke	R
C	NAGAOKA Hatomi	

KAZ - Kazakhstan		
4 S	KIM Viktor	R
3 V	ZHUZBAY Abylaikhan	R
2	KUDAIBERGENOV Muzdybay	R
1	GARAGUL Dmitriy	R
A	AKHMAD Renas	R
C	KIM Viktor	

KOR - Korea		
4 S	KIM Soo Hyuk	R
3 V	KIM Tae Hwan	R
2	PARK Jong Duk	R
1	NAM Yoon Ho	R
A	YOO Min Hyeon	R
C	YANG Se Young	

NZL - New Zealand		
4 S	DE BOER Peter	R
3 V	BECKER Sean	R
2	BECKER Scott	R
1	DOBSON Warren	R
A	HOOD Anton	R
C	BECKER Peter	

QAT - Qatar		
4 S	ALYAFEI Nabeel Abdulrahman	R
3 V	ALFAHD Ahmed Saad	R
2	ALMAJID Abdulaziz	R
1	AL-OZALI Jaber	R
A	MOHAMED ZAIN Abdulrahman	R
C	BELLELI Lajos	

TPE - Chinese Taipei		
4 S	SHEN Randolph	R
3 V	HSU Nicholas	R
2	LIU Brendon	R
1	LIN Ting-Li	R
A	KOO Steve	R
C	MONKMAN Greg	

Note:

Team position and functions are attached to each team member's name as follows:

4 = Fourth, **3** = Third, **2** = Second, **1** = Lead, **A** = Alternate, **S** = Skip, **V** = Vice-Skip, **C** = Coach

Legend:

L Left-handed

R Right-handed

Extended Team List by Country

REVISED
6 NOV 9:44

As of SUN 6 NOV 2016

AUS - Australia		
4 S	PALANGIO Ian	R
3 V	MERCHANT Jay	R
2	HEWITT Dean	R
1	SMITH Derek	L
-		
C	MERCHANT Archie	X
O	-	
O	-	

KOR - Korea		
4 S	KIM Soo Hyuk	R
3 V	KIM Tae Hwan	R
2	PARK Jong Duk	R
1	NAM Yoon Ho	R
A	YOO Min Hyeon	R
C	YANG Se Young	X
O	KIM Il Ho	X
O	LEE Ho Seung	

CHN - China		
4 S	LIU Rui	R
3 V	XU Xiaoming	R
2	ZOU Qiang	R
1	ZANG Jialiang	R
A	ZHANG Tianyu	R
C	ROCQUE Marcel	X
O	LI Dongyan	X
O	PARK Myoung Sug	

NZL - New Zealand		
4 S	DE BOER Peter	R
3 V	BECKER Sean	R
2	BECKER Scott	R
1	DOBSON Warren	R
A	HOOD Anton	R
C	BECKER Peter	X
O	-	
O	-	

HKG - Hong Kong		
4 S	CHANG Jason	R
3 V	LEUNG Derek	R
2	LI John	R
1	LEUNG Teddie	R
A	YAN Martin	R
C	COLLINS Rick	X
O	-	
O	-	

QAT - Qatar		
4 S	ALYAFEI Nabeel Abdulrahman	R
3 V	ALFAHD Ahmed Saad	R
2	ALMAJID Abdulaziz	R
1	AL-OZALI Jaber	R
A	MOHAMED ZAIN Abdulrahman	R
C	BELLELI Lajos	X
O	AL-KUWARI Hassan	X
O	-	

JPN - Japan		
4 S	MOROZUMI Yusuke	R
3 V	SHIMIZU Tetsuro	R
2	YAMAGUCHI Tsuyoshi	R
1	MOROZUMI Kosuke	R
A	HIRATA Kohsuke	R
C	NAGAOKA Hatomi	X
O	LIND James	X
O	UZAWA Masachi	

TPE - Chinese Taipei		
4 S	SHEN Randolph	R
3 V	HSU Nicholas	R
2	LIU Brendon	R
1	LIN Ting-Li	R
A	KOO Steve	R
C	MONKMAN Greg	X
O	SHEN Janice	X
O	-	

KAZ - Kazakhstan		
4 S	KIM Viktor	R
3 V	ZHUZBAY Abylaikhan	R
2	KUDAIBERGENOV Muzdybay	R
1	GARAGUL Dmitriy	R
A	AKHMAD Renas	R
C	KIM Viktor	X
O	AKHMAD Renas	X
O	-	

Note:
Team position and functions are attached to each team member's name as follows:
4 = Fourth, **3** = Third, **2** = Second, **1** = Lead, **A** = Alternate, **S** = Skip, **V** = Vice-Skip, **C** = Coach, **NC** = National Coach, **O** = Approved Official

Legend:
L Left-handed **R** Right-handed **X** Official selected to be on the coach bench

Team TPE: Team Official revised



Competition Officials

As of SAT 5 NOV 2016

Function	Name	Organisation
WCF Vice President Pacific-Asia:	MILLIKIN Hugh	AUS - Australia
WCF Executive Board Member:	OGAWA Toyo	JPN - Japan
WCF Technical Delegate:	WENDORF Keith	CAN - Canada
Chief Umpire:	WENDORF Keith	CAN - Canada
Deputy Chief Umpire:	WENDORF Susan	CAN - Canada
Game Umpires:	BURNS John	IRL - Ireland
	EDINGTON Pat	SCO - Scotland
	JANG Ban Seok	KOR - Korea
	KIM Kyung Seong	KOR - Korea
Chief Timer:	LIM Myung Sup	KOR - Korea
Chief Ice Technician:	CALLAN Mark	SCO - Scotland
Deputy Chief Ice Technicians:	OH Sejung	KOR - Korea
	KIM Ki Han	KOR - Korea

Competition Schedule

As of SAT 5 NOV 2016

Date	Start Time	Session	Sheet A	Sheet B	Sheet C	Sheet D	BYE	
SAT 5 NOV	17:30	M1	NZL - TPE	KOR - HKG	KAZ - CHN	QAT - JPN	AUS	
SUN 6 NOV	9:00	M2	TPE - KOR	NZL - QAT	HKG - JPN	CHN - AUS	KAZ	
	14:00	w1	qat - jpn	chn - kor	aus - kaz	hkg - nzl		
	19:00	M3	JPN - AUS	KAZ - TPE	KOR - QAT	NZL - HKG	CHN	
MON 7 NOV	9:00	w2	kor - hkg	kaz - qat	nzl - jpn	chn - aus		
	14:00	M4	QAT - HKG	CHN - JPN	AUS - TPE	KAZ - KOR	NZL	
	19:00	w3	aus - kor	qat - nzl	hkg - chn	jpn - kaz		
TUE 8 NOV	9:00	M5	KOR - CHN	HKG - AUS	NZL - KAZ	TPE - QAT	JPN	
	14:00	w4	chn - kaz	hkg - jpn	qat - aus	nzl - kor		
	19:00	M6	AUS - NZL	QAT - KAZ	JPN - KOR	HKG - CHN	TPE	
WED 9 NOV	9:00	w5	hkg - qat	kor - kaz	chn - nzl	aus - jpn		
	14:00	M7	KAZ - JPN	TPE - CHN	QAT - AUS	KOR - NZL	HKG	
	19:00	w6	jpn - chn	nzl - aus	kor - qat	kaz - hkg		
THU 10 NOV	8:00	M8	CHN - QAT	JPN - NZL	TPE - HKG	AUS - KAZ	KOR	
	12:00	w7	kaz - nzl	aus - hkg	jpn - kor	qat - chn		
	16:00	M9	HKG - KAZ	AUS - KOR	CHN - NZL	JPN - TPE	QAT	
	20:00		Women's Tie-breaker Session (if required)					
FRI 11 NOV	10:00		Women's Semi-final Session 1					
	14:00		Women's Semi-final Session 2					
	19:00		Men's Semi-finals					
SAT 12 NOV	9:00		Women's Finals					
	14:00		Men's Finals					

Note:

Lowercase - women UPPERCASE - MEN

First named team in each game plays red-handled stones and wears dark coloured upper playing garments.

Legend:

Mn Men's session n

wn Women's session n