



Pacific-Asia Curling Championships 2016
Uiseong, Korea
5 – 12 November 2016

Results Book
Women



PACC 2016

Uiseong, Korea

SAT 12 NOV 2016

Pacific-Asia Curling Championships 2016

Uiseong Curling Training Center

Women



Medallists

Medal	Country	Name
GOLD	KOR - Korea	KIM Eunjung
		KIM Kyeong-Ae
		KIM Seonyeong
		KIM Yeongmi
		KIM Chohi
		KIM Minjung
SILVER	CHN - China	WANG Bingyu
		ZHOU Yan
		LIU Jinli
		YANG Ying
		MEI Jie
		TAN Weidong
BRONZE	JPN - Japan	FUJISAWA Satsuki
		YOSHIDA Chinami
		SUZUKI Yumi
		YOSHIDA Yurika
		MOTOHASHI Mari
		LIND James

Final Standings

Team	Players	Position - Function
Gold KOR - Korea	KIM Eunjung KIM Kyeong-Ae KIM Seonyeong KIM Yeongmi KIM Chohi	4 S 3 V 2 1 A
Silver CHN - China	WANG Bingyu ZHOU Yan LIU Jinli YANG Ying MEI Jie	4 S 3 V 2 1 A
Bronze JPN - Japan	FUJISAWA Satsuki YOSHIDA Chinami SUZUKI Yumi YOSHIDA Yurika MOTOHASHI Mari	4 S 3 V 2 1 A
4 NZL - New Zealand	FARLEY Chelsea JEYARANJAN Thivya SUTHERLAND Emma THOMPSON Holly MATTHEWS Elizabeth	4 S 3 V 2 1 A
5 AUS - Australia	WESTHAGEN Jennifer WAGNER Lauren TSOURLENES Kristen BARR Stephanie POWELL Anne	4 S 3 V 2 1 A
6 HKG - Hong Kong	HUNG Ling-Yue MORRISON Julie SHANG Ada WONG Ashura -	4 S 3 V 2 1 A
7 KAZ - Kazakhstan	YUNICHEVA Ramina SURGAY Anastassiya BAKANOVA Kamila TORKINA Diana ALLIYAROVA Sitora	4 S 3 V 2 1 A
8 QAT - Qatar	AL-ABDULLA Mubarkah AL-MOUKDAD Kholoud AL-MOUKDAD Reham CHAKH Lara -	4 S 3 2 1 V A

Note:

Team position and functions are attached to each team member's name as follows:
4 = Fourth, **3** = Third, **2** = Second, **1** = Lead, **A** = Alternate, **S** = Skip, **V** = Vice-Skip

Competition Summary

Session	Date	Time	Sheet A	Sheet B	Sheet C	Sheet D
Session 1	SUN 6 NOV	14:00	QAT - JPN 1:20	CHN - KOR L:W	AUS - KAZ 19:4	HKG - NZL 7:8
Session 2	MON 7 NOV	9:00	KOR - HKG 14:3	KAZ - QAT 18:1	NZL - JPN 7:8	CHN - AUS 14:5
Session 3	MON 7 NOV	19:00	AUS - KOR 1:23	QAT - NZL 0:21	HKG - CHN 2:18	JPN - KAZ 14:1
Session 4	TUE 8 NOV	14:00	CHN - KAZ 20:1	HKG - JPN 3:15	QAT - AUS 1:21	NZL - KOR 2:9
Session 5	WED 9 NOV	9:00	HKG - QAT 14:4	KOR - KAZ 17:1	CHN - NZL 11:1	AUS - JPN 5:8
Session 6	WED 9 NOV	19:00	JPN - CHN 6:7	NZL - AUS 6:5	KOR - QAT 30:0	KAZ - HKG 4:16
Session 7	THU 10 NOV	12:00	KAZ - NZL 1:11	AUS - HKG 7:6	JPN - KOR 6:4	QAT - CHN 2:22
Semi-final 1	FRI 11 NOV	10:00		NZL - KOR 4:12		
Semi-final 2	FRI 11 NOV	14:00		JPN - CHN 3:6		
Finals	SAT 12 NOV	9:00		KOR - CHN 5:3	NZL - JPN 3:10	

Standings after Round Robin

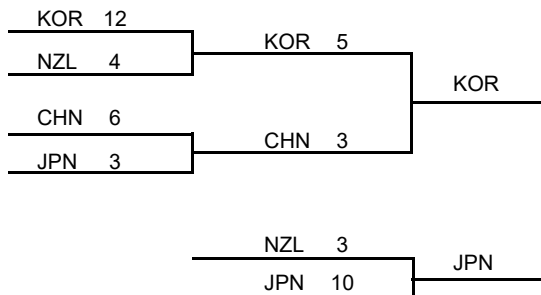
Rank	Team	Games	Wins	Losses	Q	w1	DSC
1	KOR - Korea	7	6	1	Q	w1	DSC 44.48cm
2	CHN - China	7	6	1	Q	w1	DSC 50.21cm
3	JPN - Japan	7	6	1	Q	w1	DSC 57.34cm
4	NZL - New Zealand	7	4	3	Q		
5	AUS - Australia	7	3	4			
6	HKG - Hong Kong	7	2	5			
7	KAZ - Kazakhstan	7	1	6			
8	QAT - Qatar	7	0	7			

Championship Bracket

Semi-finals

Finals

Final Standings



- Final Standings:
- Gold KOR - Korea
 - Silver CHN - China
 - Bronze JPN - Japan
 - 4 NZL - New Zealand
 - 5 AUS - Australia
 - 6 HKG - Hong Kong
 - 7 KAZ - Kazakhstan
 - 8 QAT - Qatar

Legend:

DSC Draw Shot Challenge

L Loss

Q Qualified for the semi-finals

W Win

wn Number of wins (n) against tied teams

CHN and KOR qualified for the World Women's Curling Championship 2017 (Beijing, China)

Scoring Analysis

Team	Games		LSFE	Stolen Ends	Points Scored						Total	Plus / Minus
					0	1	2	3	4	>4		
KOR - Korea	9	For	8	21	3	14	9	9	5	7	121	+94
		Against	1	4	4	15	6	0	0	0	27	
CHN - China	9	For	7	20	3	14	14	5	6	5	108	+76
		Against	2	3	5	14	6	2	0	0	32	
JPN - Japan	9	For	7	19	5	22	10	7	3	3	90	+53
		Against	2	5	0	19	9	0	0	0	37	
AUS - Australia	7	For	2	11	1	16	5	3	1	4	63	+1
		Against	5	7	5	10	6	5	2	3	62	
NZL - New Zealand	9	For	4	12	4	16	11	2	1	3	63	0
		Against	5	15	2	18	12	4	1	1	63	
HKG - Hong Kong	7	For	2	7	1	8	8	2	4	1	51	-19
		Against	5	16	1	18	5	7	4	1	70	
KAZ - Kazakhstan	7	For	2	6	0	10	4	0	3	0	30	-68
		Against	5	17	1	7	5	5	7	7	98	
QAT - Qatar	7	For	0	2	1	6	0	1	0	0	9	-137
		Against	7	31	0	5	12	6	9	11	146	
Total	32			98	18	106	61	29	23	23	535	

Note:
Stolen ends are the ends won without the last stone advantage.

Legend:
>4 More than four points scored **LSFE** Last Stone First End



Summary of Big Ends

Points Scored	By	Against	Session	End	Game Result
8	KOR - Korea	QAT - Qatar	6	1	30 : 0
7	AUS - Australia	QAT - Qatar	4	5	21 : 1
7	KOR - Korea	AUS - Australia	3	5	23 : 1
7	KOR - Korea	QAT - Qatar	6	6	30 : 0
6	AUS - Australia	KAZ - Kazakhstan	1	7	19 : 4
6	AUS - Australia	KAZ - Kazakhstan	1	8	19 : 4
6	CHN - China	KAZ - Kazakhstan	4	6	20 : 1
6	CHN - China	QAT - Qatar	7	5	22 : 2
5	AUS - Australia	QAT - Qatar	4	1	21 : 1
5	CHN - China	AUS - Australia	2	5	14 : 5
5	CHN - China	KAZ - Kazakhstan	4	2	20 : 1
5	CHN - China	QAT - Qatar	7	3	22 : 2
5	HKG - Hong Kong	KAZ - Kazakhstan	6	4	16 : 4
5	JPN - Japan	QAT - Qatar	1	3	20 : 1
5	JPN - Japan	QAT - Qatar	1	6	20 : 1
5	JPN - Japan	HKG - Hong Kong	4	3	15 : 3
5	KOR - Korea	AUS - Australia	3	3	23 : 1
5	KOR - Korea	KAZ - Kazakhstan	5	6	17 : 1
5	KOR - Korea	QAT - Qatar	6	5	30 : 0
5	KOR - Korea	NZL - New Zealand	SF1	9	12 : 4
5	NZL - New Zealand	QAT - Qatar	3	1	21 : 0
5	NZL - New Zealand	QAT - Qatar	3	6	21 : 0
5	NZL - New Zealand	KAZ - Kazakhstan	7	7	11 : 1
4	AUS - Australia	KAZ - Kazakhstan	1	3	19 : 4
4	CHN - China	HKG - Hong Kong	3	3	18 : 2
4	CHN - China	HKG - Hong Kong	3	4	18 : 2
4	CHN - China	HKG - Hong Kong	3	7	18 : 2
4	CHN - China	KAZ - Kazakhstan	4	1	20 : 1
4	CHN - China	NZL - New Zealand	5	2	11 : 1
4	CHN - China	QAT - Qatar	7	6	22 : 2
4	HKG - Hong Kong	QAT - Qatar	5	4	14 : 4
4	HKG - Hong Kong	KAZ - Kazakhstan	6	3	16 : 4
4	HKG - Hong Kong	KAZ - Kazakhstan	6	7	16 : 4
4	HKG - Hong Kong	AUS - Australia	7	5	6 : 7
4	JPN - Japan	QAT - Qatar	1	7	20 : 1
4	JPN - Japan	KAZ - Kazakhstan	3	5	14 : 1
4	JPN - Japan	HKG - Hong Kong	4	5	15 : 3
4	KAZ - Kazakhstan	QAT - Qatar	2	4	18 : 1
4	KAZ - Kazakhstan	QAT - Qatar	2	5	18 : 1
4	KAZ - Kazakhstan	QAT - Qatar	2	8	18 : 1
4	KOR - Korea	AUS - Australia	3	7	23 : 1
4	KOR - Korea	KAZ - Kazakhstan	5	1	17 : 1



Summary of Big Ends

Points Scored	By	Against	Session	End	Game Result
4	KOR - Korea	KAZ - Kazakhstan	5	4	17 : 1
4	KOR - Korea	QAT - Qatar	6	2	30 : 0
4	KOR - Korea	QAT - Qatar	6	3	30 : 0
4	NZL - New Zealand	QAT - Qatar	3	4	21 : 0

Note:
Big ends are defined as ends with a score of four or more points.

Legend:
SF Semi-finals TB Tie-breaker

Session Results and Standings

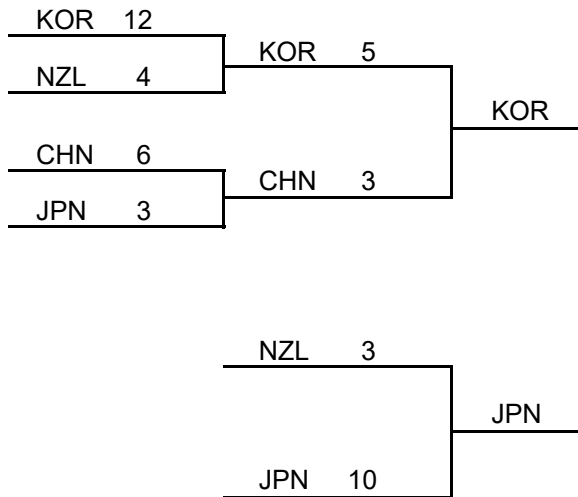
Sheet	Game	Team	LSFE	1	2	3	4	5	6	7	8	9	10	Extra Ends	Total
B	9	KOR - Korea	*	0	0	0	1	0	2	0	2	0	X		5
	9	CHN - China		0	1	0	0	1	0	1	0	0	X		3
C	9	NZL - New Zealand		0	0	0	0	2	0	0	1	0	X		3
	9	JPN - Japan	*	3	1	2	1	0	1	1	0	1	X		10

Championship Bracket

Semi-finals

Finals

Final Standings



- Gold KOR - Korea
- Silver CHN - China
- Bronze JPN - Japan
- 4 NZL - New Zealand
- 5 AUS - Australia
- 6 HKG - Hong Kong
- 7 KAZ - Kazakhstan
- 8 QAT - Qatar

Legend:
LSFE(*) Last Stone First End **X** Unfinished end due to concession

CHN and KOR qualified for the World Women's Curling Championship 2017 (Beijing, China)

Game Results

Sheet	Game	Team	LSFE	1	2	3	4	5	6	7	8	9	10	Extra Ends	Total
B	9	KOR - Korea	*	0	0	0	1	0	2	0	2	0	X		5
	9	CHN - China		0	1	0	0	1	0	1	0	0	X		3

KOR - Korea		Shot Success	Game	All
4 S	KIM Eunjung	82%		
3 V	KIM Kyeong-Ae	69%		
2	KIM Seonyeong	75%		
1	KIM Yeongmi	83%		
A	KIM Chohi	-		
Team Total		77%		

CHN - China		Shot Success	Game	All
4 S	WANG Bingyu	70%		
3 V	ZHOU Yan	65%		
2	LIU Jinli	69%		
1	YANG Ying	72%		
A	MEI Jie	-		
Team Total		69%		

Time remaining: 1 minute 27 seconds

Time remaining: 8 minutes 52 seconds

Shot Success Analysis

KOR - Korea		Draws	Take-outs	Game
4 KIM Eunjung	↻	1 50%	7 86%	8 81%
	↺	3 67%	4 94%	7 82%
	Total	4 63%	11 89%	15 82%
3 KIM Kyeong-Ae	↻	2 50%	6 75%	8 69%
	↺	4 63%	4 75%	8 69%
	Total	6 58%	10 75%	16 69%
2 KIM Seonyeong	↻	0 -	4 63%	4 63%
	↺	4 56%	8 91%	12 79%
	Total	4 56%	12 81%	16 75%
1 KIM Yeongmi	↻	6 83%	1 0%	7 71%
	↺	6 92%	3 92%	9 92%
	Total	12 88%	4 69%	16 83%
A KIM Chohi	↻	0 -	0 -	0 -
	↺	0 -	0 -	0 -
	Total	0 -	0 -	0 -
Team	↻	9 72%	18 72%	27 72%
	↺	17 72%	19 88%	36 81%
	Total	26 72%	37 80%	63 77%

CHN - China		Draws	Take-outs	Game
4 WANG Bingyu	↻	1 50%	5 65%	6 63%
	↺	6 67%	7 79%	13 73%
	Total	7 64%	12 73%	19 70%
3 ZHOU Yan	↻	3 25%	6 71%	9 56%
	↺	8 75%	3 67%	11 73%
	Total	11 61%	9 69%	20 65%
2 LIU Jinli	↻	3 67%	6 75%	9 72%
	↺	8 69%	4 63%	12 67%
	Total	11 68%	10 70%	21 69%
1 YANG Ying	↻	11 61%	1 75%	12 63%
	↺	12 81%	0 -	12 81%
	Total	23 72%	1 75%	24 72%
A MEI Jie	↻	0 -	0 -	0 -
	↺	0 -	0 -	0 -
	Total	0 -	0 -	0 -
Team	↻	18 56%	18 71%	36 63%
	↺	34 74%	14 71%	48 73%
	Total	52 68%	32 71%	84 69%

Note:
Team position and functions are attached to each team member's name as follows:
4 = Fourth, **3** = Third, **2** = Second, **1** = Lead, **A** = Alternate, **S** = Skip, **V** = Vice-Skip

Legend:
↻ Clockwise ↺ Counter-clockwise LSFE(*) Last Stone First End
X Unfinished end due to concession



PACC 2016
Uiseong, Korea

FRI 11 NOV 2016
Start Time 14:00

Pacific-Asia Curling Championships 2016
Uiseong Curling Training Center
Women

Semi-final (2 v 3)



Session Results and Standings

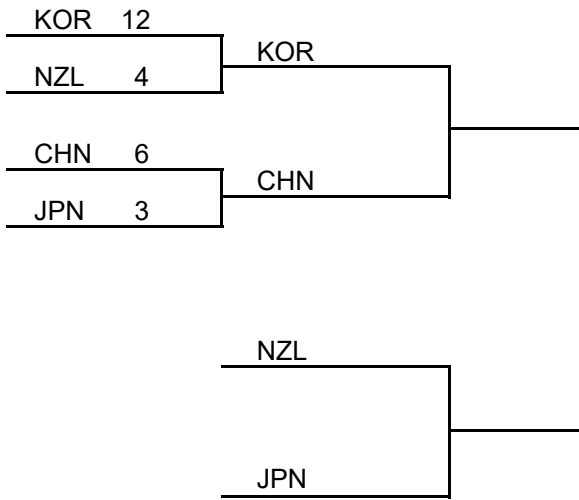
Sheet	Game	Team	LSFE	1	2	3	4	5	6	7	8	9	10	Extra Ends	Total
B	8	JPN - Japan		0	1	0	0	0	1	1	0	0	X		3
	8	CHN - China	*	2	0	1	0	1	0	0	1	1	X		6

Championship Bracket

Semi-finals

Finals

Final Standings



- 5 AUS - Australia
- 6 HKG - Hong Kong
- 7 KAZ - Kazakhstan
- 8 QAT - Qatar

Legend:
LSFE(*) Last Stone First End **X** Unfinished end due to concession

CHN and KOR will participate in the World Women's Curling Championship 2017



Game Results

Sheet	Game	Team	LSFE	1	2	3	4	5	6	7	8	9	10	Extra Ends	Total
B	8	JPN - Japan		0	1	0	0	0	1	1	0	0	X		3
	8	CHN - China	*	2	0	1	0	1	0	0	1	1	X		6

JPN - Japan		Shot Success Game	All
4 S	FUJISAWA Satsuki	65%	
3 V	YOSHIDA Chinami	58%	
2	SUZUKI Yumi	55%	
1	YOSHIDA Yurika	78%	
A	MOTOHASHI Mari	-	
Team Total		64%	

Time remaining: 2 minutes 20 seconds

CHN - China		Shot Success Game	All
4 S	WANG Bingyu	71%	
3 V	ZHOU Yan	66%	
2	LIU Jinli	84%	
1	YANG Ying	70%	
A	MEI Jie	-	
Team Total		73%	

Time remaining: 5 minutes 7 seconds

Shot Success Analysis

JPN - Japan		Draws	Take-outs	Game
4	FUJISAWA Satsuki	⌚ 2 0%	2 88%	4 44%
		⌚ 5 65%	9 75%	14 71%
		Total 7 46%	11 77%	18 65%
3	YOSHIDA Chinami	⌚ 5 40%	0 -	5 40%
		⌚ 9 61%	6 67%	15 63%
		Total 14 54%	6 67%	20 58%
2	SUZUKI Yumi	⌚ 8 59%	1 75%	9 61%
		⌚ 7 50%	4 50%	11 50%
		Total 15 55%	5 55%	20 55%
1	YOSHIDA Yurika	⌚ 6 88%	0 -	6 88%
		⌚ 10 88%	4 38%	14 73%
		Total 16 88%	4 38%	20 78%
A	MOTOHASHI Mari	⌚ 0 -	0 -	0 -
		⌚ 0 -	0 -	0 -
		Total 0 -	0 -	0 -
Team		⌚ 21 57%	3 83%	24 60%
		⌚ 31 68%	23 62%	54 65%
		Total 52 63%	26 64%	78 64%

CHN - China		Draws	Take-outs	Game
4	WANG Bingyu	⌚ 1 75%	6 54%	7 57%
		⌚ 2 88%	10 78%	12 79%
		Total 3 83%	16 69%	19 71%
3	ZHOU Yan	⌚ 1 0%	11 66%	12 60%
		⌚ 3 58%	5 85%	8 75%
		Total 4 44%	16 72%	20 66%
2	LIU Jinli	⌚ 1 75%	9 86%	10 85%
		⌚ 2 88%	8 81%	10 83%
		Total 3 83%	17 84%	20 84%
1	YANG Ying	⌚ 7 86%	2 50%	9 78%
		⌚ 9 64%	1 50%	10 63%
		Total 16 73%	3 50%	19 70%
A	MEI Jie	⌚ 0 -	0 -	0 -
		⌚ 0 -	0 -	0 -
		Total 0 -	0 -	0 -
Team		⌚ 10 75%	28 69%	38 70%
		⌚ 16 69%	24 79%	40 75%
		Total 26 71%	52 74%	78 73%

Note:

Team position and functions are attached to each team member's name as follows:
4 = Fourth, **3** = Third, **2** = Second, **1** = Lead, **A** = Alternate, **S** = Skip, **V** = Vice-Skip

Legend:

⌚ Clockwise

⌚ Counter-clockwise

LSFE(*) Last Stone First End

X Unfinished end due to concession



PACC 2016
Uiseong, Korea

FRI 11 NOV 2016
Start Time 10:00

Pacific-Asia Curling Championships 2016
Uiseong Curling Training Center

Women

Semi-final (1 v 4)



Session Results and Standings

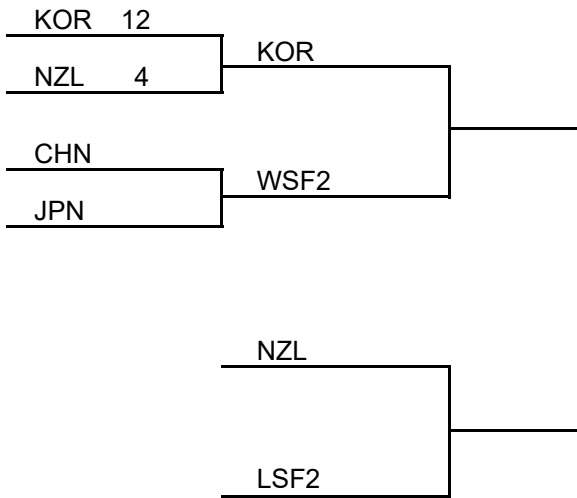
Sheet	Game	Team	LSFE	1	2	3	4	5	6	7	8	9	10	Extra Ends	Total
B	8	NZL - New Zealand		0	1	0	0	2	0	0	1	0	X		4
	8	KOR - Korea	*	2	0	1	2	0	1	1	0	5	X		12

Championship Bracket

Semi-finals

Finals

Final Standings



- 5 AUS - Australia
- 6 HKG - Hong Kong
- 7 KAZ - Kazakhstan
- 8 QAT - Qatar

Legend:
LSFE(*) Last Stone First End **LSFn** Loser of semi-final n **WSFn** Winner of semi-final n
X Unfinished end due to concession



Game Results

Sheet	Game	Team	LSFE	1	2	3	4	5	6	7	8	9	10	Extra Ends	Total
B	8	NZL - New Zealand		0	1	0	0	2	0	0	1	0	X		4
	8	KOR - Korea	*	2	0	1	2	0	1	1	0	5	X		12

NZL - New Zealand		Shot Success Game	All
4 S	FARLEY Chelsea	57%	
3 V	JEYARANJAN Thivya	54%	
2	SUTHERLAND Emma	49%	
1	THOMPSON Holly	67%	
A	MATTHEWS Elizabeth	-	
Team Total		57%	

KOR - Korea		Shot Success Game	All
4 S	KIM Eunjung	71%	
3 V	KIM Kyeong-Ae	85%	
2	KIM Seonyeong	76%	
1	KIM Yeongmi	86%	
A	KIM Chohi	-	
Team Total		80%	

Time remaining: 9 minutes 21 seconds

Time remaining: 5 minutes 48 seconds

Shot Success Analysis

NZL - New Zealand		Draws	Take-outs	Game
4 FARLEY Chelsea	☺	2 100%	6 71%	8 78%
	☹	7 36%	3 50%	10 40%
	Total	9 50%	9 64%	18 57%
3 JEYARANJAN Thivya	☺	1 50%	6 33%	7 36%
	☹	5 75%	6 58%	11 66%
	Total	6 71%	12 46%	18 54%
2 SUTHERLAND Emma	☺	2 50%	8 47%	10 48%
	☹	6 42%	2 75%	8 50%
	Total	8 44%	10 53%	18 49%
1 THOMPSON Holly	☺	9 69%	0 -	9 69%
	☹	9 64%	0 -	9 64%
	Total	18 67%	0 -	18 67%
A MATTHEWS Elizabeth	☺	0 -	0 -	0 -
	☹	0 -	0 -	0 -
	Total	0 -	0 -	0 -
Team	☺	14 70%	20 50%	34 58%
	☹	27 54%	11 59%	38 55%
	Total	41 59%	31 53%	72 57%

KOR - Korea		Draws	Take-outs	Game
4 KIM Eunjung	☺	8 75%	4 63%	12 71%
	☹	4 69%	2 75%	6 71%
	Total	12 73%	6 67%	18 71%
3 KIM Kyeong-Ae	☺	6 92%	6 88%	12 90%
	☹	2 75%	4 75%	6 75%
	Total	8 88%	10 83%	18 85%
2 KIM Seonyeong	☺	7 75%	3 83%	10 78%
	☹	1 0%	7 86%	8 75%
	Total	8 66%	10 85%	18 76%
1 KIM Yeongmi	☺	13 88%	2 88%	15 88%
	☹	2 75%	1 75%	3 75%
	Total	15 87%	3 83%	18 86%
A KIM Chohi	☺	0 -	0 -	0 -
	☹	0 -	0 -	0 -
	Total	0 -	0 -	0 -
Team	☺	34 83%	15 80%	49 82%
	☹	9 64%	14 80%	23 74%
	Total	43 79%	29 80%	72 80%

Note:

Team position and functions are attached to each team member's name as follows:
4 = Fourth, **3** = Third, **2** = Second, **1** = Lead, **A** = Alternate, **S** = Skip, **V** = Vice-Skip

Legend:

☺ Clockwise

☹ Counter-clockwise

LSFE(*) Last Stone First End

X Unfinished end due to concession

Competition Matrix

Team	AUS	CHN	HKG	JPN	KAZ	KOR	NZL	QAT
AUS		5 - 14	7 - 6	5 - 8	19 - 4	1 - 23	5 - 6	21 - 1
CHN	14 - 5		18 - 2	7 - 6	20 - 1	L - W	11 - 1	22 - 2
HKG	6 - 7	2 - 18		3 - 15	16 - 4	3 - 14	7 - 8	14 - 4
JPN	8 - 5	6 - 7	15 - 3		14 - 1	6 - 4	8 - 7	20 - 1
KAZ	4 - 19	1 - 20	4 - 16	1 - 14		1 - 17	1 - 11	18 - 1
KOR	23 - 1	W - L	14 - 3	4 - 6	17 - 1		9 - 2	30 - 0
NZL	6 - 5	1 - 11	8 - 7	7 - 8	11 - 1	2 - 9		21 - 0
QAT	1 - 21	2 - 22	4 - 14	1 - 20	1 - 18	0 - 30	0 - 21	

Standings after Round Robin

Rank	Team	Games	Wins	Losses				
1	KOR - Korea	7	6	1	Q	w1	DSC	44.48cm
2	CHN - China	7	6	1	Q	w1	DSC	50.21cm
3	JPN - Japan	7	6	1	Q	w1	DSC	57.34cm
4	NZL - New Zealand	7	4	3	Q			
5	AUS - Australia	7	3	4				
6	HKG - Hong Kong	7	2	5				
7	KAZ - Kazakhstan	7	1	6				
8	QAT - Qatar	7	0	7				

Legend:			
DSC Draw Shot Challenge	L Loss	Q Qualified for the semi-finals	
W Win	wn Number of wins (n) against tied teams		

Draw Shot Challenge

Rank	Team	Stone Rotation	Last Stone Draw in each Round Robin Game							DSC
			1	2	3	4	5	6	7	
1	KOR - Korea	↻	14.9	107.6	69.8	23.2	28.3	175.2	65.7	44.48cm
		↻	81.2	89.6	23.2	20.0	59.0	6.8	52.1	
2	CHN - China	↻	102.3	76.4	157.2	124.5	25.1	36.3	122.9	50.21cm
		↻	164.2	53.2	2.3	14.1	16.8	18.2	10.4	
3	NZL - New Zealand	↻	37.5	199.6	68.0	18.8	84.3	26.4	11.5	57.25cm
		↻	126.2	32.8	188.8	46.7	67.8	132.6	34.4	
4	JPN - Japan	↻	97.1	49.5	44.1	137.4	21.8	171.7	49.3	57.34cm
		↻	90.5	55.9	4.2	10.8	122.5	115.9	26.5	
5	AUS - Australia	↻	169.8	199.6	71.9	25.6	68.9	137.5	117.3	89.63cm
		↻	199.6	33.0	117.5	118.0	77.8	55.6	82.7	
6	HKG - Hong Kong	↻	21.3	93.7	199.6	120.8	199.6	150.6	32.4	115.91cm
		↻	144.9	199.6	199.6	112.8	34.0	199.6	81.6	
7	KAZ - Kazakhstan	↻	199.6	145.6	102.6	199.6	199.6	98.1	199.6	141.98cm
		↻	199.6	170.6	199.6	74.1	66.8	101.4	146.2	
8	QAT - Qatar	↻	199.6	199.6	199.6	199.6	162.7	190.6	199.6	184.23cm
		↻	199.6	199.6	199.6	61.0	199.6	199.6	199.6	

Note:

The Draw Shot Challenge (DSC) is the average distance of all the individual Last Stone Draw stones, which were delivered by a team during the round robin. The two least favourable results will be eliminated before calculating the average distance. The team with the lesser DSC receives the higher ranking. If the DSCs are equal then the team with the best non-equal counting LSD receives the higher ranking. In the case where all counting LSDs are equal, the team ranked higher in the WCF World Rankings is ranked higher.

Legend:

↻ Clockwise

↻ Counter-clockwise

DSC Draw Shot Challenge

Scoring Analysis

Team	Games		LSFE	Stolen Ends	Points Scored						Total	Plus / Minus
					0	1	2	3	4	>4		
KOR - Korea	7	For	6	19	1	10	5	9	5	6	104	+84
		Against	1	3	3	10	5	0	0	0	20	
CHN - China	7	For	6	17	2	7	13	5	6	5	99	+75
		Against	1	2	2	10	4	2	0	0	24	
JPN - Japan	7	For	6	14	4	14	9	6	3	3	77	+49
		Against	1	3	0	14	7	0	0	0	28	
NZL - New Zealand	7	For	4	12	4	13	9	2	1	3	56	+15
		Against	3	9	2	10	9	3	1	0	41	
AUS - Australia	7	For	2	11	1	16	5	3	1	4	63	+1
		Against	5	7	5	10	6	5	2	3	62	
HKG - Hong Kong	7	For	2	7	1	8	8	2	4	1	51	-19
		Against	5	16	1	18	5	7	4	1	70	
KAZ - Kazakhstan	7	For	2	6	0	10	4	0	3	0	30	-68
		Against	5	17	1	7	5	5	7	7	98	
QAT - Qatar	7	For	0	2	1	6	0	1	0	0	9	-137
		Against	7	31	0	5	12	6	9	11	146	
Total	28			88	14	84	53	28	23	22	489	

Note:
Stolen ends are the ends won without the last stone advantage.

Legend:
>4 More than four points scored **LSFE** Last Stone First End

Summary of Big Ends

Points Scored	By	Against	Session	End	Game Result
8	KOR - Korea	QAT - Qatar	6	1	30 : 0
7	AUS - Australia	QAT - Qatar	4	5	21 : 1
7	KOR - Korea	AUS - Australia	3	5	23 : 1
7	KOR - Korea	QAT - Qatar	6	6	30 : 0
6	AUS - Australia	KAZ - Kazakhstan	1	7	19 : 4
6	AUS - Australia	KAZ - Kazakhstan	1	8	19 : 4
6	CHN - China	KAZ - Kazakhstan	4	6	20 : 1
6	CHN - China	QAT - Qatar	7	5	22 : 2
5	AUS - Australia	QAT - Qatar	4	1	21 : 1
5	CHN - China	AUS - Australia	2	5	14 : 5
5	CHN - China	KAZ - Kazakhstan	4	2	20 : 1
5	CHN - China	QAT - Qatar	7	3	22 : 2
5	HKG - Hong Kong	KAZ - Kazakhstan	6	4	16 : 4
5	JPN - Japan	QAT - Qatar	1	3	20 : 1
5	JPN - Japan	QAT - Qatar	1	6	20 : 1
5	JPN - Japan	HKG - Hong Kong	4	3	15 : 3
5	KOR - Korea	AUS - Australia	3	3	23 : 1
5	KOR - Korea	KAZ - Kazakhstan	5	6	17 : 1
5	KOR - Korea	QAT - Qatar	6	5	30 : 0
5	NZL - New Zealand	QAT - Qatar	3	1	21 : 0
5	NZL - New Zealand	QAT - Qatar	3	6	21 : 0
5	NZL - New Zealand	KAZ - Kazakhstan	7	7	11 : 1
4	AUS - Australia	KAZ - Kazakhstan	1	3	19 : 4
4	CHN - China	HKG - Hong Kong	3	3	18 : 2
4	CHN - China	HKG - Hong Kong	3	4	18 : 2
4	CHN - China	HKG - Hong Kong	3	7	18 : 2
4	CHN - China	KAZ - Kazakhstan	4	1	20 : 1
4	CHN - China	NZL - New Zealand	5	2	11 : 1
4	CHN - China	QAT - Qatar	7	6	22 : 2
4	HKG - Hong Kong	QAT - Qatar	5	4	14 : 4
4	HKG - Hong Kong	KAZ - Kazakhstan	6	3	16 : 4
4	HKG - Hong Kong	KAZ - Kazakhstan	6	7	16 : 4
4	HKG - Hong Kong	AUS - Australia	7	5	6 : 7
4	JPN - Japan	QAT - Qatar	1	7	20 : 1
4	JPN - Japan	KAZ - Kazakhstan	3	5	14 : 1
4	JPN - Japan	HKG - Hong Kong	4	5	15 : 3
4	KAZ - Kazakhstan	QAT - Qatar	2	4	18 : 1
4	KAZ - Kazakhstan	QAT - Qatar	2	5	18 : 1
4	KAZ - Kazakhstan	QAT - Qatar	2	8	18 : 1
4	KOR - Korea	AUS - Australia	3	7	23 : 1
4	KOR - Korea	KAZ - Kazakhstan	5	1	17 : 1
4	KOR - Korea	KAZ - Kazakhstan	5	4	17 : 1



PACC 2016
Uiseong, Korea

Pacific-Asia Curling Championships 2016
Uiseong Curling Training Center
Women

After Round Robin Session 7



Summary of Big Ends

Points Scored	By	Against	Session	End	Game Result
4	KOR - Korea	QAT - Qatar	6	2	30 : 0
4	KOR - Korea	QAT - Qatar	6	3	30 : 0
4	NZL - New Zealand	QAT - Qatar	3	4	21 : 0

Note:
Big ends are defined as ends with a score of four or more points.

Session Results and Standings

Sheet	Game	Team	LSFE	1	2	3	4	5	6	7	8	9	10	Extra Ends	Total
A	7	KAZ - Kazakhstan		0	0	0	1	0	0	0	X	X	X		1
	7	NZL - New Zealand	*	0	3	1	0	1	1	5	X	X	X		11
B	7	AUS - Australia		0	0	1	1	0	1	1	0	1	1		7
	7	HKG - Hong Kong	*	2	0	0	0	4	0	0	0	0	0		6
C	7	JPN - Japan	*	1	0	0	1	2	1	0	0	0	1		6
	7	KOR - Korea		0	1	0	0	0	0	2	1	0	0		4
D	7	QAT - Qatar		1	0	0	1	0	0	0	0	X	X		2
	7	CHN - China	*	0	3	5	0	6	4	2	2	X	X		22

Standings after Round Robin

Rank	Team	Games	Wins	Losses				
1	KOR - Korea	7	6	1	Q	w1	DSC	44.48cm
2	CHN - China	7	6	1	Q	w1	DSC	50.21cm
3	JPN - Japan	7	6	1	Q	w1	DSC	57.34cm
4	NZL - New Zealand	7	4	3	Q			
5	AUS - Australia	7	3	4				
6	HKG - Hong Kong	7	2	5				
7	KAZ - Kazakhstan	7	1	6				
8	QAT - Qatar	7	0	7				

Legend:

DSC Draw Shot Challenge

wn Number of wins (n) against tied teams

LSFE(*) Last Stone First End

X Unfinished end due to concession

Q Qualified for the semi-finals

Game Results

Sheet	Game	Team	LSFE	1	2	3	4	5	6	7	8	9	10	Extra Ends	Total
A	7	KAZ - Kazakhstan		0	0	0	1	0	0	0	X	X	X		1
	7	NZL - New Zealand	*	0	3	1	0	1	1	5	X	X	X		11

KAZ - Kazakhstan

4 S YUNICHEVA Ramina
 3 V SURGAY Anastassiya
 2 TORKINA Diana
 1 ALLIYAROVA Sitora
 A BAKANOVA Kamila

Last Stone Draw

☺ ALLIYAROVA S
 ☹ TORKINA D

Total

Distance

199.6cm
 146.2cm

345.8cm

Time remaining: 11 minutes 34 seconds

NZL - New Zealand

4 S FARLEY Chelsea
 3 V JEYARANJAN Thivya
 2 SUTHERLAND Emma
 1 THOMPSON Holly
 A MATTHEWS Elizabeth

Last Stone Draw

☺ JEYARANJAN T
 ☹ SUTHERLAND E

Total

Distance

11.5cm
 34.4cm

45.9cm

Time remaining: 19 minutes 39 seconds

Note:

Team position and functions are attached to each team member's name as follows:
4 = Fourth, **3** = Third, **2** = Second, **1** = Lead, **A** = Alternate, **S** = Skip, **V** = Vice-Skip

Legend:

☺ Clockwise

☹ Counter-clockwise

LSFE(*) Last Stone First End

X Unfinished end due to concession



PACC 2016
Uiseong, Korea

THU 10 NOV 2016
Start Time 12:00

Pacific-Asia Curling Championships 2016
Uiseong Curling Training Center
Women



Round Robin Session 7 - Sheet B

Game Results

Sheet	Game	Team	LSFE	1	2	3	4	5	6	7	8	9	10	Extra Ends	Total
B	7	AUS - Australia		0	0	1	1	0	1	1	0	1	1	1	7
	7	HKG - Hong Kong	*	2	0	0	0	4	0	0	0	0	0	0	6

AUS - Australia	
4 S	WESTHAGEN Jennifer
3 V	WAGNER Lauren
2	TSOURLENES Kristen
1	BARR Stephanie
A	POWELL Anne

HKG - Hong Kong	
4 S	HUNG Ling-Yue
3 V	MORRISON Julie
2	SHANG Ada
1	WONG Ashura
A	-

Last Stone Draw		Distance
🕒	WESTHAGEN J	117.3cm
🕒	TSOURLENES K	82.7cm
Total		200.0cm

Time remaining: 2 minutes 3 seconds
1 minute 5 seconds (after extra end)

Last Stone Draw		Distance
🕒	MORRISON J	32.4cm
🕒	HUNG LY	81.6cm
Total		114.0cm

Time remaining: 2 minutes 54 seconds
0 minutes 58 seconds (after extra end)

Note:
Team position and functions are attached to each team member's name as follows:
4 = Fourth, **3** = Third, **2** = Second, **1** = Lead, **A** = Alternate, **S** = Skip, **V** = Vice-Skip

Legend:
🕒 Clockwise 🕒 Counter-clockwise **LSFE(*)** Last Stone First End



Game Results

Sheet	Game	Team	LSFE	1	2	3	4	5	6	7	8	9	10	Extra Ends	Total
C	7	JPN - Japan	*	1	0	0	1	2	1	0	0	0	1		6
	7	KOR - Korea		0	1	0	0	0	0	2	1	0	0		4

JPN - Japan		Shot Success
		Game All
4 S	FUJISAWA Satsuki	75%
3 V	YOSHIDA Chinami	73%
2	SUZUKI Yumi	63%
1	YOSHIDA Yurika	75%
A	MOTOHASHI Mari	-
Team Total		71%

KOR - Korea		Shot Success
		Game All
4 S	KIM Eunjung	61%
3 V	KIM Kyeong-Ae	74%
2	KIM Seonyeong	79%
1	KIM Yeongmi	84%
A	KIM Chohi	-
Team Total		74%

Last Stone Draw		Distance
☺	YOSHIDA Y	49.3cm
☹	FUJISAWA S	26.5cm
Total		75.8cm

Last Stone Draw		Distance
☺	KIM E	65.7cm
☹	KIM KA	52.1cm
Total		117.8cm

Time remaining: 2 minutes 35 seconds

Time remaining: 1 minute 17 seconds

Shot Success Analysis

JPN - Japan		Draws	Take-outs	Game
4 FUJISAWA Satsuki	☺	2 100%	9 69%	11 75%
	☹	3 50%	5 90%	8 75%
	Total	5 70%	14 77%	19 75%
3 YOSHIDA Chinami	☺	2 63%	7 64%	9 64%
	☹	3 75%	8 81%	11 80%
	Total	5 70%	15 73%	20 73%
2 SUZUKI Yumi	☺	6 42%	1 100%	7 50%
	☹	2 63%	11 70%	13 69%
	Total	8 47%	12 73%	20 63%
1 YOSHIDA Yurika	☺	5 85%	1 75%	6 83%
	☹	11 66%	3 92%	14 71%
	Total	16 72%	4 88%	20 75%
A MOTOHASHI Mari	☺	0 -	0 -	0 -
	☹	0 -	0 -	0 -
	Total	0 -	0 -	0 -
Team	☺	15 67%	18 69%	33 68%
	☹	19 64%	27 80%	46 73%
	Total	34 65%	45 76%	79 71%

KOR - Korea		Draws	Take-outs	Game
4 KIM Eunjung	☺	7 54%	6 79%	13 65%
	☹	4 56%	3 50%	7 54%
	Total	11 55%	9 69%	20 61%
3 KIM Kyeong-Ae	☺	6 79%	8 72%	14 75%
	☹	5 75%	1 50%	6 71%
	Total	11 77%	9 69%	20 74%
2 KIM Seonyeong	☺	10 85%	5 85%	15 85%
	☹	5 60%	0 -	5 60%
	Total	15 77%	5 85%	20 79%
1 KIM Yeongmi	☺	16 88%	0 -	16 88%
	☹	4 69%	0 -	4 69%
	Total	20 84%	0 -	20 84%
A KIM Chohi	☺	0 -	0 -	0 -
	☹	0 -	0 -	0 -
	Total	0 -	0 -	0 -
Team	☺	39 79%	19 78%	58 79%
	☹	18 65%	4 50%	22 63%
	Total	57 75%	23 73%	80 74%

Note:
Team position and functions are attached to each team member's name as follows:
4 = Fourth, **3** = Third, **2** = Second, **1** = Lead, **A** = Alternate, **S** = Skip, **V** = Vice-Skip

Legend:
☺ Clockwise ☹ Counter-clockwise LSFE(*) Last Stone First End



Game Results

Sheet	Game	Team	LSFE	1	2	3	4	5	6	7	8	9	10	Extra Ends	Total
D	7	QAT - Qatar		1	0	0	1	0	0	0	0	X	X		2
	7	CHN - China	*	0	3	5	0	6	4	2	2	X	X		22

QAT - Qatar	
4 S	AL-ABDULLA Mubarkah
3	AL-MOUKDAD Kholoud
2 V	AL-MOUKDAD Reham
1	CHAKH Lara
A	-

CHN - China	
4 S	WANG Bingyu
3 V	ZHOU Yan
2	LIU Jinli
1	YANG Ying
A	MEI Jie

Last Stone Draw		Distance
↻	AL-ABDULLA M	199.6cm
↺	CHAKH L	199.6cm
Total		399.2cm

Last Stone Draw		Distance
↻	WANG B	122.9cm
↺	LIU J	10.4cm
Total		133.3cm

Time remaining: 3 minutes 46 seconds

Time remaining: 14 minutes 17 seconds

Note:
Team position and functions are attached to each team member's name as follows:
4 = Fourth, **3** = Third, **2** = Second, **1** = Lead, **A** = Alternate, **S** = Skip, **V** = Vice-Skip

Legend:
↻ Clockwise ↺ Counter-clockwise **LSFE(*)** Last Stone First End
X Unfinished end due to concession

Session Results and Standings

Sheet	Game	Team	LSFE	1	2	3	4	5	6	7	8	9	10	Extra Ends	Total
A	6	JPN - Japan		0	1	0	2	2	0	1	0	0	0		6
	6	CHN - China	*	2	0	1	0	0	1	0	1	0	2		7
B	6	NZL - New Zealand	*	0	0	2	0	0	0	1	0	1	2		6
	6	AUS - Australia		0	0	0	2	2	0	0	1	0	0		5
C	6	KOR - Korea	*	8	4	4	2	5	7	X	X	X	X		30
	6	QAT - Qatar		0	0	0	0	0	0	X	X	X	X		0
D	6	KAZ - Kazakhstan	*	0	1	0	0	0	2	0	1	X	X		4
	6	HKG - Hong Kong		2	0	4	5	1	0	4	0	X	X		16

Current Standings

Rank	Team	Games	Wins	Losses	
1	KOR - Korea	6	6	0	Q
2	CHN - China	6	5	1	Q
2	JPN - Japan	6	5	1	Q
4	NZL - New Zealand	6	3	3	
5	AUS - Australia	6	2	4	
5	HKG - Hong Kong	6	2	4	
7	KAZ - Kazakhstan	6	1	5	
8	QAT - Qatar	6	0	6	

Note:

Under WCF rules, tie-breaking rules for standings are not applied until after the last game of the Round Robin.

Legend:

LSFE(*) Last Stone First End

Q

Qualified for the semi-finals

X

Unfinished end due to concession

Game Results

Sheet	Game	Team	LSFE	1	2	3	4	5	6	7	8	9	10	Extra Ends	Total
A	6	JPN - Japan		0	1	0	2	2	0	1	0	0	0		6
	6	CHN - China	*	2	0	1	0	0	1	0	1	0	2		7

JPN - Japan		Shot Success
		Game
		All
4 S	FUJISAWA Satsuki	74%
3 V	YOSHIDA Chinami	69%
2	SUZUKI Yumi	76%
1	YOSHIDA Yurika	69%
A	MOTOHASHI Mari	-
Team Total		72%

CHN - China		Shot Success
		Game
		All
4 S	WANG Bingyu	71%
3 V	ZHOU Yan	75%
2	LIU Jinli	73%
1	YANG Ying	76%
A	MEI Jie	-
Team Total		74%

Last Stone Draw		Distance
☺	FUJISAWA S	171.7cm
☹	YOSHIDA Y	115.9cm
Total		287.6cm

Last Stone Draw		Distance
☺	ZHOU Y	36.3cm
☹	WANG B	18.2cm
Total		54.5cm

Time remaining: 3 minutes 36 seconds

Time remaining: 7 minutes 56 seconds

Shot Success Analysis

JPN - Japan		Draws	Take-outs	Game
4 FUJISAWA Satsuki	☺	3 83%	6 88%	9 86%
	☹	3 42%	8 72%	11 64%
	Total	6 63%	14 79%	20 74%
3 YOSHIDA Chinami	☺	1 0%	7 75%	8 66%
	☹	0 -	12 71%	12 71%
	Total	1 0%	19 72%	20 69%
2 SUZUKI Yumi	☺	0 -	7 68%	7 68%
	☹	3 83%	10 80%	13 81%
	Total	3 83%	17 75%	20 76%
1 YOSHIDA Yurika	☺	5 75%	1 100%	6 79%
	☹	12 67%	2 50%	14 64%
	Total	17 69%	3 67%	20 69%
A MOTOHASHI Mari	☺	0 -	0 -	0 -
	☹	0 -	0 -	0 -
	Total	0 -	0 -	0 -
Team	☺	9 69%	21 77%	30 75%
	☹	18 65%	32 73%	50 70%
	Total	27 67%	53 75%	80 72%

CHN - China		Draws	Take-outs	Game
4 WANG Bingyu	☺	3 50%	8 69%	11 64%
	☹	9 81%	0 -	9 81%
	Total	12 73%	8 69%	20 71%
3 ZHOU Yan	☺	8 88%	3 92%	11 89%
	☹	4 63%	5 55%	9 58%
	Total	12 79%	8 69%	20 75%
2 LIU Jinli	☺	6 58%	4 56%	10 58%
	☹	7 86%	3 92%	10 88%
	Total	13 73%	7 71%	20 73%
1 YANG Ying	☺	4 94%	3 83%	7 89%
	☹	9 75%	4 56%	13 69%
	Total	13 81%	7 68%	20 76%
A MEI Jie	☺	0 -	0 -	0 -
	☹	0 -	0 -	0 -
	Total	0 -	0 -	0 -
Team	☺	21 75%	18 72%	39 74%
	☹	29 78%	12 65%	41 74%
	Total	50 77%	30 69%	80 74%

Note:

Team position and functions are attached to each team member's name as follows:
4 = Fourth, **3** = Third, **2** = Second, **1** = Lead, **A** = Alternate, **S** = Skip, **V** = Vice-Skip

Legend:

☺ Clockwise

☹ Counter-clockwise

LSFE(*) Last Stone First End

Game Results

Sheet	Game	Team	LSFE	1	2	3	4	5	6	7	8	9	10	Extra Ends	Total
B	6	NZL - New Zealand	*	0	0	2	0	0	0	1	0	1	2		6
	6	AUS - Australia		0	0	0	2	2	0	0	1	0	0		5

NZL - New Zealand	
4 S	FARLEY Chelsea
3 V	JEYARANJAN Thivya
2	SUTHERLAND Emma
1	THOMPSON Holly
A	MATTHEWS Elizabeth

AUS - Australia	
4 S	WESTHAGEN Jennifer
3 V	WAGNER Lauren
2	TSOURLENES Kristen
1	POWELL Anne
A	BARR Stephanie

Last Stone Draw		Distance
☺	THOMPSON H	26.4cm
☹	FARLEY C	132.6cm
Total		159.0cm

Time remaining: 9 minutes 40 seconds

Last Stone Draw		Distance
☺	WESTHAGEN J	137.5cm
☹	WAGNER L	55.6cm
Total		193.1cm

Time remaining: 4 minutes 20 seconds

Note:
Team position and functions are attached to each team member's name as follows:
4 = Fourth, **3** = Third, **2** = Second, **1** = Lead, **A** = Alternate, **S** = Skip, **V** = Vice-Skip

Legend:
☺ Clockwise ☹ Counter-clockwise **LSFE(*)** Last Stone First End



Game Results

Sheet	Game	Team	LSFE	1	2	3	4	5	6	7	8	9	10	Extra Ends	Total
C	6	KOR - Korea	*	8	4	4	2	5	7	X	X	X	X		30
	6	QAT - Qatar		0	0	0	0	0	0	X	X	X	X		0

KOR - Korea	
4 S	KIM Eunjung
3 V	KIM Kyeong-Ae
2	KIM Seonyeong
1	KIM Yeongmi
A	KIM Chohi

QAT - Qatar	
4 S	AL-ABDULLA Mubarkah
3	AL-MOUKDAD Kholoud
2 V	AL-MOUKDAD Reham
1	CHAKH Lara
A	-

Last Stone Draw		Distance
\curvearrowright	KIM Y	175.2cm
\curvearrowleft	KIM S	6.8cm
Total		182.0cm

Time remaining: 18 minutes 41 seconds

Last Stone Draw		Distance
\curvearrowright	AL-MOUKDAD K	190.6cm
\curvearrowleft	AL-MOUKDAD R	199.6cm
Total		390.2cm

Time remaining: 15 minutes 34 seconds

Note:
Team position and functions are attached to each team member's name as follows:
4 = Fourth, 3 = Third, 2 = Second, 1 = Lead, A = Alternate, S = Skip, V = Vice-Skip

Legend:
 \curvearrowright Clockwise \curvearrowleft Counter-clockwise **LSFE(*)** Last Stone First End
X Unfinished end due to concession





PACC 2016
Uiseong, Korea

WED 9 NOV 2016
Start Time 19:00

Pacific-Asia Curling Championships 2016
Uiseong Curling Training Center
Women



Round Robin Session 6 - Sheet D

Game Results

Sheet	Game	Team	LSFE	1	2	3	4	5	6	7	8	9	10	Extra Ends	Total
D	6	KAZ - Kazakhstan	*	0	1	0	0	0	2	0	1	X	X		4
	6	HKG - Hong Kong		2	0	4	5	1	0	4	0	X	X		16

KAZ - Kazakhstan	
4 S	YUNICHEVA Ramina
3 V	SURGAY Anastassiya
2	BAKANOVA Kamila
1	ALLIYAROVA Sitora
A	TORKINA Diana

HKG - Hong Kong	
4 S	HUNG Ling-Yue
3 V	MORRISON Julie
2	SHANG Ada
1	WONG Ashura
A	-

Last Stone Draw	Distance
☺ ALLIYAROVA S	98.1cm
☹ BAKANOVA K	101.4cm
Total	199.5cm

Last Stone Draw	Distance
☺ HUNG LY	150.6cm
☹ MORRISON J	199.6cm
Total	350.2cm

Time remaining: 10 minutes 19 seconds

Time remaining: 11 minutes 21 seconds

TORKINA D replaced BAKANOVA K at the beginning of end 6
Revised line-up: (4 S) YUNICHEVA R, (3 V) SURGAY A, (2) TORKINA D,
(1) ALLIYAROVA S

Note:
Team position and functions are attached to each team member's name as follows:
4 = Fourth, 3 = Third, 2 = Second, 1 = Lead, A = Alternate, S = Skip, V = Vice-Skip

Legend:
☺ Clockwise ☹ Counter-clockwise LSFE(*) Last Stone First End
X Unfinished end due to concession



Session Results and Standings

Sheet	Game	Team	LSFE	1	2	3	4	5	6	7	8	9	10	Extra Ends	Total
A	5	HKG - Hong Kong	*	2	3	0	4	2	1	0	2	X	X		14
	5	QAT - Qatar		0	0	3	0	0	0	1	0	X	X		4
B	5	KOR - Korea	*	4	1	3	4	0	5	X	X	X	X		17
	5	KAZ - Kazakhstan		0	0	0	0	1	0	X	X	X	X		1
C	5	CHN - China	*	0	4	2	0	3	2	X	X	X	X		11
	5	NZL - New Zealand		0	0	0	1	0	0	X	X	X	X		1
D	5	AUS - Australia		0	1	0	1	0	0	1	0	2	X		5
	5	JPN - Japan	*	1	0	3	0	0	1	0	3	0	X		8

Current Standings

Rank	Team	Games	Wins	Losses	
1	JPN - Japan	5	5	0	Q
1	KOR - Korea	5	5	0	Q
3	CHN - China	5	4	1	Q
4	AUS - Australia	5	2	3	
4	NZL - New Zealand	5	2	3	
6	HKG - Hong Kong	5	1	4	
6	KAZ - Kazakhstan	5	1	4	
8	QAT - Qatar	5	0	5	

Note:

Under WCF rules, tie-breaking rules for standings are not applied until after the last game of the Round Robin.

Legend:



LSFE(*) Last Stone First End **Q** Qualified for the semi-finals **X** Unfinished end due to concession

Game Results

Sheet	Game	Team	LSFE	1	2	3	4	5	6	7	8	9	10	Extra Ends	Total
A	5	HKG - Hong Kong	*	2	3	0	4	2	1	0	2	X	X		14
	5	QAT - Qatar		0	0	3	0	0	0	1	0	X	X		4

HKG - Hong Kong	
4 S	HUNG Ling-Yue
3 V	MORRISON Julie
2	SHANG Ada
1	WONG Ashura
A	-

QAT - Qatar	
4 S	AL-ABDULLA Mubarkah
3	AL-MOUKDAD Kholoud
2 V	AL-MOUKDAD Reham
1	CHAKH Lara
A	-



Last Stone Draw	Distance
 HUNG LY	199.6cm
 MORRISON J	34.0cm
Total	233.6cm

Last Stone Draw	Distance
 CHAKH L	162.7cm
 AL-ABDULLA M	199.6cm
Total	362.3cm

Time remaining: 9 minutes 39 seconds

Time remaining: 5 minutes 33 seconds

Note:
Team position and functions are attached to each team member's name as follows:
4 = Fourth, 3 = Third, 2 = Second, 1 = Lead, A = Alternate, S = Skip, V = Vice-Skip

Legend:
 Clockwise  Counter-clockwise **LSFE(*)** Last Stone First End
X Unfinished end due to concession



Game Results

Sheet	Game	Team	LSFE	1	2	3	4	5	6	7	8	9	10	Extra Ends	Total
D	5	AUS - Australia		0	1	0	1	0	0	1	0	2	X		5
	5	JPN - Japan	*	1	0	3	0	0	1	0	3	0	X		8

AUS - Australia	
4 S	WESTHAGEN Jennifer
3 V	WAGNER Lauren
2	POWELL Anne
1	BARR Stephanie
A	TSOURLENES Kristen

JPN - Japan	
4 S	FUJISAWA Satsuki
3 V	YOSHIDA Chinami
2	SUZUKI Yumi
1	YOSHIDA Yurika
A	MOTOHASHI Mari

Last Stone Draw	Distance
BARR S	68.9cm
WAGNER L	77.8cm
Total	146.7cm

Last Stone Draw	Distance
YOSHIDA C	21.8cm
FUJISAWA S	122.5cm
Total	144.3cm

Time remaining: 4 minutes 2 seconds

Time remaining: 7 minutes 32 seconds

Note:
Team position and functions are attached to each team member's name as follows:
4 = Fourth, 3 = Third, 2 = Second, 1 = Lead, A = Alternate, S = Skip, V = Vice-Skip

Legend:
 Clockwise Counter-clockwise **LSFE(*)** Last Stone First End
X Unfinished end due to concession





Session Results and Standings

Sheet	Game	Team	LSFE	1	2	3	4	5	6	7	8	9	10	Extra Ends	Total
A	4	CHN - China	*	4	5	2	3	0	6	X	X	X	X		20
	4	KAZ - Kazakhstan		0	0	0	0	1	0	X	X	X	X		1
B	4	HKG - Hong Kong		0	1	0	1	0	1	0	0	X	X		3
	4	JPN - Japan	*	2	0	5	0	4	0	3	1	X	X		15
C	4	QAT - Qatar		0	0	0	1	0	0	0	X	X	X		1
	4	AUS - Australia	*	5	2	3	0	7	1	3	X	X	X		21
D	4	NZL - New Zealand		0	0	1	0	1	0	0	X	X	X		2
	4	KOR - Korea	*	2	2	0	3	0	1	1	X	X	X		9

Current Standings

Rank	Team	Games	Wins	Losses
1	JPN - Japan	4	4	0
1	KOR - Korea	4	4	0
3	CHN - China	4	3	1
4	AUS - Australia	4	2	2
4	NZL - New Zealand	4	2	2
6	KAZ - Kazakhstan	4	1	3
7	HKG - Hong Kong	4	0	4
7	QAT - Qatar	4	0	4

Note:

Under WCF rules, tie-breaking rules for standings are not applied until after the last game of the Round Robin.

Legend:

LSFE(*) Last Stone First End **X** Unfinished end due to concession



Game Results

Sheet	Game	Team	LSFE	1	2	3	4	5	6	7	8	9	10	Extra Ends	Total
A	4	CHN - China	*	4	5	2	3	0	6	X	X	X	X		20
	4	KAZ - Kazakhstan		0	0	0	0	1	0	X	X	X	X		1

CHN - China	
4 S	WANG Bingyu
3 V	ZHOU Yan
2	LIU Jinli
1	YANG Ying
A	MEI Jie

KAZ - Kazakhstan	
4 S	YUNICHEVA Ramina
3 V	SURGAY Anastassiya
2	BAKANOVA Kamila
1	TORKINA Diana
A	ALLIYAROVA Sitora

Last Stone Draw	Distance
LIU J	124.5cm
ZHOU Y	14.1cm
Total	138.6cm

Last Stone Draw	Distance
BAKANOVA K	199.6cm
TORKINA D	74.1cm
Total	273.7cm

Time remaining: 20 minutes 5 seconds

Time remaining: 11 minutes 5 seconds

Note:
Team position and functions are attached to each team member's name as follows:
4 = Fourth, 3 = Third, 2 = Second, 1 = Lead, A = Alternate, S = Skip, V = Vice-Skip

Legend:
 Clockwise Counter-clockwise **LSFE(*)** Last Stone First End
X Unfinished end due to concession


Game Results

Sheet	Game	Team	LSFE	1	2	3	4	5	6	7	8	9	10	Extra Ends	Total
C	4	QAT - Qatar		0	0	0	1	0	0	0	X	X	X		1
	4	AUS - Australia	*	5	2	3	0	7	1	3	X	X	X		21

QAT - Qatar	
4 S	AL-ABDULLA Mubarkah
3	AL-MOUKDAD Kholoud
2 V	AL-MOUKDAD Reham
1	CHAKH Lara
A	-

AUS - Australia	
4 S	WESTHAGEN Jennifer
3 V	POWELL Anne
2	TSOURLENES Kristen
1	BARR Stephanie
A	WAGNER Lauren



Last Stone Draw	Distance
 AL-MOUKDAD R	199.6cm
 CHAKH L	61.0cm
Total	260.6cm

Last Stone Draw	Distance
 TSOURLENES K	25.6cm
 BARR S	118.0cm
Total	143.6cm

Time remaining: 8 minutes 21 seconds

Time remaining: 13 minutes 9 seconds

Note:
Team position and functions are attached to each team member's name as follows:
4 = Fourth, 3 = Third, 2 = Second, 1 = Lead, A = Alternate, S = Skip, V = Vice-Skip

Legend:
 Clockwise  Counter-clockwise **LSFE(*)** Last Stone First End
X Unfinished end due to concession

Game Results

Sheet	Game	Team	LSFE	1	2	3	4	5	6	7	8	9	10	Extra Ends	Total
D	4	NZL - New Zealand		0	0	1	0	1	0	0	X	X	X		2
	4	KOR - Korea	*	2	2	0	3	0	1	1	X	X	X		9

NZL - New Zealand		Shot Success	Game	All
4 S	FARLEY Chelsea	64%		
3 V	JEYARANJAN Thivya	38%		
2	SUTHERLAND Emma	52%		
1	THOMPSON Holly	66%		
A	MATTHEWS Elizabeth	-		
Team Total		55%		

KOR - Korea		Shot Success	Game	All
4 S	KIM Eunjung	77%		
3 V	KIM Kyeong-Ae	79%		
2	KIM Seonyeong	79%		
1	KIM Yeongmi	73%		
A	KIM Chohi	-		
Team Total		77%		

Last Stone Draw		Distance
☺	FARLEY C	18.8cm
☹	SUTHERLAND E	46.7cm
Total		65.5cm

Last Stone Draw		Distance
☺	KIM S	23.2cm
☹	KIM Y	20.0cm
Total		43.2cm

Time remaining: 16 minutes 13 seconds

Time remaining: 15 minutes 55 seconds

Shot Success Analysis

NZL - New Zealand		Draws	Take-outs	Game
4 FARLEY Chelsea	☺	2 13%	4 94%	6 67%
	☹	3 100%	5 40%	8 63%
	Total	5 65%	9 64%	14 64%
3 JEYARANJAN Thivya	☺	4 6%	2 38%	6 17%
	☹	3 50%	5 55%	8 53%
	Total	7 25%	7 50%	14 38%
2 SUTHERLAND Emma	☺	1 25%	4 31%	5 30%
	☹	5 55%	4 75%	9 64%
	Total	6 50%	8 53%	14 52%
1 THOMPSON Holly	☺	2 88%	2 50%	4 69%
	☹	8 66%	2 63%	10 65%
	Total	10 70%	4 56%	14 66%
A MATTHEWS Elizabeth	☺	0 -	0 -	0 -
	☹	0 -	0 -	0 -
	Total	0 -	0 -	0 -
Team	☺	9 28%	12 56%	21 44%
	☹	19 66%	16 56%	35 61%
	Total	28 54%	28 56%	56 55%

KOR - Korea		Draws	Take-outs	Game
4 KIM Eunjung	☺	3 58%	5 90%	8 78%
	☹	4 69%	2 88%	6 75%
	Total	7 64%	7 89%	14 77%
3 KIM Kyeong-Ae	☺	4 81%	1 50%	5 75%
	☹	2 100%	7 75%	9 81%
	Total	6 88%	8 72%	14 79%
2 KIM Seonyeong	☺	2 50%	4 100%	6 83%
	☹	1 75%	7 75%	8 75%
	Total	3 58%	11 84%	14 79%
1 KIM Yeongmi	☺	8 72%	2 100%	10 78%
	☹	4 63%	0 -	4 63%
	Total	12 69%	2 100%	14 73%
A KIM Chohi	☺	0 -	0 -	0 -
	☹	0 -	0 -	0 -
	Total	0 -	0 -	0 -
Team	☺	17 69%	12 92%	29 78%
	☹	11 73%	16 77%	27 75%
	Total	28 71%	28 83%	56 77%

Note:
Team position and functions are attached to each team member's name as follows:
4 = Fourth, **3** = Third, **2** = Second, **1** = Lead, **A** = Alternate, **S** = Skip, **V** = Vice-Skip

Legend:
☺ Clockwise ☹ Counter-clockwise LSFE(*) Last Stone First End
X Unfinished end due to concession

Session Results and Standings

Sheet	Game	Team	LSFE	1	2	3	4	5	6	7	8	9	10	Extra Ends	Total
A	3	AUS - Australia		0	0	0	1	0	0	0	X	X	X		1
	3	KOR - Korea	*	3	1	5	0	7	3	4	X	X	X		23
B	3	QAT - Qatar		0	0	0	0	0	0	0	X	X	X		0
	3	NZL - New Zealand	*	5	3	2	4	2	5	0	X	X	X		21
C	3	HKG - Hong Kong		0	0	0	0	0	2	0	X	X	X		2
	3	CHN - China	*	2	1	4	4	3	0	4	X	X	X		18
D	3	JPN - Japan	*	2	0	3	2	4	3	X	X	X	X		14
	3	KAZ - Kazakhstan		0	1	0	0	0	0	X	X	X	X		1

Current Standings

Rank	Team	Games	Wins	Losses
1	JPN - Japan	3	3	0
1	KOR - Korea	3	3	0
3	CHN - China	3	2	1
3	NZL - New Zealand	3	2	1
5	AUS - Australia	3	1	2
5	KAZ - Kazakhstan	3	1	2
7	HKG - Hong Kong	3	0	3
7	QAT - Qatar	3	0	3

Note:

Under WCF rules, tie-breaking rules for standings are not applied until after the last game of the Round Robin.

Legend:

LSFE(*) Last Stone First End **X** Unfinished end due to concession



Session Results and Standings

Sheet	Game	Team	LSFE	1	2	3	4	5	6	7	8	9	10	Extra Ends	Total
A	2	KOR - Korea	*	3	3	3	0	3	1	1	0	X	X		14
	2	HKG - Hong Kong		0	0	0	2	0	0	0	1	X	X		3
B	2	KAZ - Kazakhstan	*	0	2	1	4	4	1	2	4	X	X		18
	2	QAT - Qatar		1	0	0	0	0	0	0	0	X	X		1
C	2	NZL - New Zealand		0	0	2	1	0	0	0	2	0	2		7
	2	JPN - Japan	*	1	1	0	0	2	1	2	0	1	0		8
D	2	CHN - China	*	2	1	0	1	5	0	2	0	3	X		14
	2	AUS - Australia		0	0	1	0	0	1	0	3	0	X		5

Current Standings

Rank	Team	Games	Wins	Losses
1	JPN - Japan	2	2	0
1	KOR - Korea	2	2	0
3	AUS - Australia	2	1	1
3	CHN - China	2	1	1
3	KAZ - Kazakhstan	2	1	1
3	NZL - New Zealand	2	1	1
7	HKG - Hong Kong	2	0	2
7	QAT - Qatar	2	0	2

Note:

Under WCF rules, tie-breaking rules for standings are not applied until after the last game of the Round Robin.

Legend:

LSFE(*) Last Stone First End **X** Unfinished end due to concession

Session Results and Standings

Sheet	Game	Team	LSFE	1	2	3	4	5	6	7	8	9	10	Extra Ends	Total
A	1	QAT - Qatar		0	0	0	0	1	0	0	X	X	X		1
	1	JPN - Japan	*	3	2	5	1	0	5	4	X	X	X		20
B	1	CHN - China		0	0	2	0	0	2	0	2	1	0	/	L
	1	KOR - Korea	*	0	2	0	1	0	0	1	0	0	3		W
C	1	AUS - Australia	*	2	0	4	0	1	0	6	6	X	X		19
	1	KAZ - Kazakhstan		0	2	0	1	0	1	0	0	X	X		4
D	1	HKG - Hong Kong		0	1	0	0	3	0	2	1	0	0		7
	1	NZL - New Zealand	*	1	0	1	2	0	1	0	0	1	2		8

Current Standings

Rank	Team	Games	Wins	Losses
1	AUS - Australia	1	1	0
1	JPN - Japan	1	1	0
1	KOR - Korea	1	1	0
1	NZL - New Zealand	1	1	0
5	CHN - China	1	0	1
5	HKG - Hong Kong	1	0	1
5	KAZ - Kazakhstan	1	0	1
5	QAT - Qatar	1	0	1

Note:

Under WCF rules, tie-breaking rules for standings are not applied until after the last game of the Round Robin.

Legend:

L Loss

LSFE(*) Last Stone First End

W Win

X Unfinished end due to concession

/ Team ran out of time



PACC 2016
Uiseong, Korea

SUN 6 NOV 2016
Start Time 14:00

Pacific-Asia Curling Championships 2016
Uiseong Curling Training Center
Women

Round Robin Session 1 - Sheet D



Game Results

Sheet	Game	Team	LSFE	1	2	3	4	5	6	7	8	9	10	Extra Ends	Total
D	1	HKG - Hong Kong		0	1	0	0	3	0	2	1	0	0		7
	1	NZL - New Zealand	*	1	0	1	2	0	1	0	0	1	2		8

HKG - Hong Kong	
4 S	HUNG Ling-Yue
3 V	MORRISON Julie
2	SHANG Ada
1	WONG Ashura
A	-

NZL - New Zealand	
4 S	FARLEY Chelsea
3 V	JEYARANJAN Thivya
2	SUTHERLAND Emma
1	THOMPSON Holly
A	MATTHEWS Elizabeth

Last Stone Draw	Distance
☺ MORRISON J	21.3cm
☹ HUNG LY	144.9cm
Total	166.2cm

Last Stone Draw	Distance
☺ THOMPSON H	37.5cm
☹ JEYARANJAN T	126.2cm
Total	163.7cm

Time remaining: 3 minutes 24 seconds

Time remaining: 11 minutes 39 seconds

Note:
Team position and functions are attached to each team member's name as follows:
4 = Fourth, 3 = Third, 2 = Second, 1 = Lead, A = Alternate, S = Skip, V = Vice-Skip

Legend:
☺ Clockwise ☹ Counter-clockwise LSFE(*) Last Stone First End



Competition Officials

As of SAT 5 NOV 2016

Function	Name	Organisation
WCF Vice President Pacific-Asia:	MILLIKIN Hugh	AUS - Australia
WCF Executive Board Member:	OGAWA Toyo	JPN - Japan
WCF Technical Delegate:	WENDORF Keith	CAN - Canada
Chief Umpire:	WENDORF Keith	CAN - Canada
Deputy Chief Umpire:	WENDORF Susan	CAN - Canada
Game Umpires:	BURNS John	IRL - Ireland
	EDINGTON Pat	SCO - Scotland
	JANG Ban Seok	KOR - Korea
	KIM Kyung Seong	KOR - Korea
Chief Timer:	LIM Myung Sup	KOR - Korea
Chief Ice Technician:	CALLAN Mark	SCO - Scotland
Deputy Chief Ice Technicians:	OH Sejung	KOR - Korea
	KIM Ki Han	KOR - Korea

Competition Schedule

As of SAT 5 NOV 2016

Date	Start Time	Session	Sheet A	Sheet B	Sheet C	Sheet D	BYE	
SAT 5 NOV	17:30	M1	NZL - TPE	KOR - HKG	KAZ - CHN	QAT - JPN	AUS	
SUN 6 NOV	9:00	M2	TPE - KOR	NZL - QAT	HKG - JPN	CHN - AUS	KAZ	
	14:00	w1	qat - jpn	chn - kor	aus - kaz	hkg - nzl		
	19:00	M3	JPN - AUS	KAZ - TPE	KOR - QAT	NZL - HKG	CHN	
MON 7 NOV	9:00	w2	kor - hkg	kaz - qat	nzl - jpn	chn - aus		
	14:00	M4	QAT - HKG	CHN - JPN	AUS - TPE	KAZ - KOR	NZL	
	19:00	w3	aus - kor	qat - nzl	hkg - chn	jpn - kaz		
TUE 8 NOV	9:00	M5	KOR - CHN	HKG - AUS	NZL - KAZ	TPE - QAT	JPN	
	14:00	w4	chn - kaz	hkg - jpn	qat - aus	nzl - kor		
	19:00	M6	AUS - NZL	QAT - KAZ	JPN - KOR	HKG - CHN	TPE	
WED 9 NOV	9:00	w5	hkg - qat	kor - kaz	chn - nzl	aus - jpn		
	14:00	M7	KAZ - JPN	TPE - CHN	QAT - AUS	KOR - NZL	HKG	
	19:00	w6	jpn - chn	nzl - aus	kor - qat	kaz - hkg		
THU 10 NOV	8:00	M8	CHN - QAT	JPN - NZL	TPE - HKG	AUS - KAZ	KOR	
	12:00	w7	kaz - nzl	aus - hkg	jpn - kor	qat - chn		
	16:00	M9	HKG - KAZ	AUS - KOR	CHN - NZL	JPN - TPE	QAT	
	20:00		Women's Tie-breaker Session (if required)					
FRI 11 NOV	10:00		Women's Semi-final Session 1					
	14:00		Women's Semi-final Session 2					
	19:00		Men's Semi-finals					
SAT 12 NOV	9:00		Women's Finals					
	14:00		Men's Finals					

Note:

Lowercase - women UPPERCASE - MEN

First named team in each game plays red-handled stones and wears dark coloured upper playing garments.

Legend:

Mn Men's session n

wn Women's session n