



RESULTS BOOK



**Pan Continental
Curling Championships 2024
A-Division - Men
Lacombe, AB, Canada**

27 October - 2 November 2024





PCCC-A 2024
Lacombe, AB, Canada

Pan Continental Curling Championships 2024
Gary Moe Sportsplex
A-Division Men



SAT 2 NOV 2024

Medallists

Medal	Country	Name	Position - Function
GOLD	CHN - China	XU Xiaoming	4 S
		FEI Xueqing	3
		WANG Zhiyu	2
		LI Zhichao	1
		YE Jianjun	A
		TAN Weidong	C
SILVER	JPN - Japan	ABE Shinya	3 S
		SHIMIZU Tetsuro	4
		SATO Hayato	2
		OUCHI Haruto	1
		TSURUGA Sota	A
		URSEL Bob	C
BRONZE	USA - United States	SHUSTER John	4 S
		PLYS Chris	3
		HUFMAN Colin	2
		HAMILTON Matt	1
		LANDSTEINER John	A
		MICHAELIS Theran	C

Note:

Position and function for each team member:

4 = Fourth, **3** = Third, **2** = Second, **1** = Lead, **A** = Alternate, **S** = Skip, **C** = Coach



Final Standings

Rank	Team	Players	Position - Function	
1	CHN - China	XU Xiaoming	4 S	
		FEI Xueqing	3 V	
		WANG Zhiyu	2	
		LI Zhichao	1	
		YE Jianjun	A	
		TAN Weidong	C	
2	JPN - Japan	SHIMIZU Tetsuro	4 V	
		ABE Shinya	3 S	
		SATO Hayato	2	
		OUCHI Haruto	1	
		TSURUGA Sota	A	
		URSEL Bob	C	
3	USA - United States	SHUSTER John	4 S	
		PLYS Chris	3 V	
		HUFMAN Colin	2	
		HAMILTON Matt	1	
		LANDSTEINER John	A	
		MICHAELIS Theran	C	
4	CAN - Canada	GUSHUE Brad	4 S	
		NICHOLS Mark	3 V	
		BOTTCHEER Brendan	2	
		WALKER Geoff	1	
		CASEY Adam	A	
		HOFFART Jeff	C	
5	KOR - Korea	LEE Jaebeom	4 S	
		KIM Hyojun	3 V	
		PYO Jeongmin	2	
		KIM Eunbin	1	
		KIM Jinhun	A	
		LEE Dongkeun	C	
6	AUS - Australia	HEWITT Dean	4	
		DAVIS Tanner	3	
		JOHNS Steve	2 V	
		MILLIKIN Hugh	1 S	
		HEWITT Steve	A	
		MARSHALL Perry	C	
7	NZL - New Zealand	HOOD Anton	4 S	
		SARGON Brett	3 V	
		SMITH Ben	2	
		WALKER Hunter	1	
		PALANUIK Jared	A	
		McRORIE Carolyn	C	
8	TPE - Chinese Taipei	STEVENS Eric	4 V	>B
		YIN LIU Luis	3	
		LEE Victor	2	
		HSU Ken	1 S	
		HSU Nicholas	A	
		VIOLETTE Tom	C	

Note:

Position and function for each team member:

4 = Fourth, **3** = Third, **2** = Second, **1** = Lead, **A** = Alternate, **S** = Skip, **V** = Vice-Skip, **C** = Coach

Legend:

>B To B-Division



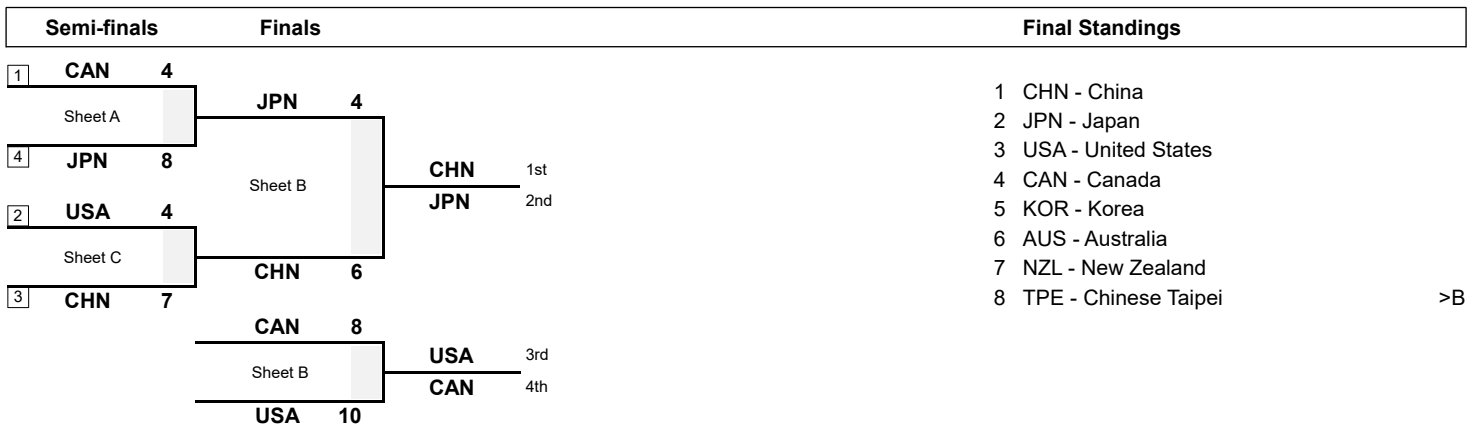
Competition Summary

Session	Date	Time	Sheet A	Sheet B	Sheet C	Sheet D
Session 1	SUN 27 OCT	8:30	AUS 4-8 CHN	CAN 10-3 KOR	NZL 2-10 USA	JPN 9-1 TPE
Session 2	SUN 27 OCT	19:30	KOR 6-7 USA	JPN 7-4 AUS	TPE 1-17 CAN	CHN 7-5 NZL
Session 3	MON 28 OCT	14:00	CAN 10-5 NZL	TPE 4-12 CHN	USA 9-2 AUS	KOR 4-6 JPN
Session 4	TUE 29 OCT	9:00	TPE 2-11 AUS	KOR 1-9 NZL	CHN 5-4 JPN	USA 5-7 CAN
Session 5	TUE 29 OCT	19:00	JPN 5-7 CAN	CHN 6-8 USA	KOR 19-1 TPE	NZL 6-8 AUS
Session 6	WED 30 OCT	14:00	CHN 4-5 KOR	AUS 8-13 CAN	JPN 9-1 NZL	TPE 3-9 USA
Session 7	THU 31 OCT	9:00	USA 8-2 JPN	NZL 13-3 TPE	AUS 7-9 KOR	CAN 7-4 CHN
Semi-finals	THU 31 OCT	19:00	JPN 8-4 CAN		USA 4-7 CHN	
Bronze Medal	FRI 1 NOV	14:00		USA 10-8 CAN		
Gold Medal	SAT 2 NOV	10:00		JPN 4-6 CHN		

Standings after Round Robin

Rank	Team	Games	Wins	Losses	
1	CAN - Canada	7	7	0	Q
2	USA - United States	7	6	1	Q
3	CHN - China	7	4	3	Q w1
4	JPN - Japan	7	4	3	Q w0
5	KOR - Korea	7	3	4	
6	AUS - Australia	7	2	5	w1
7	NZL - New Zealand	7	2	5	w0
8	TPE - Chinese Taipei	7	0	7	>B

Play-offs Bracket



Legend:
 >B To B-Division Q Qualified for the play-offs wn Number of wins (n) against tied teams





PCCC-A 2024
Lacombe, AB, Canada

Pan Continental Curling Championships 2024
Gary Moe Sportsplex
A-Division Men



SAT 2 NOV 2024
Start Time 10:00

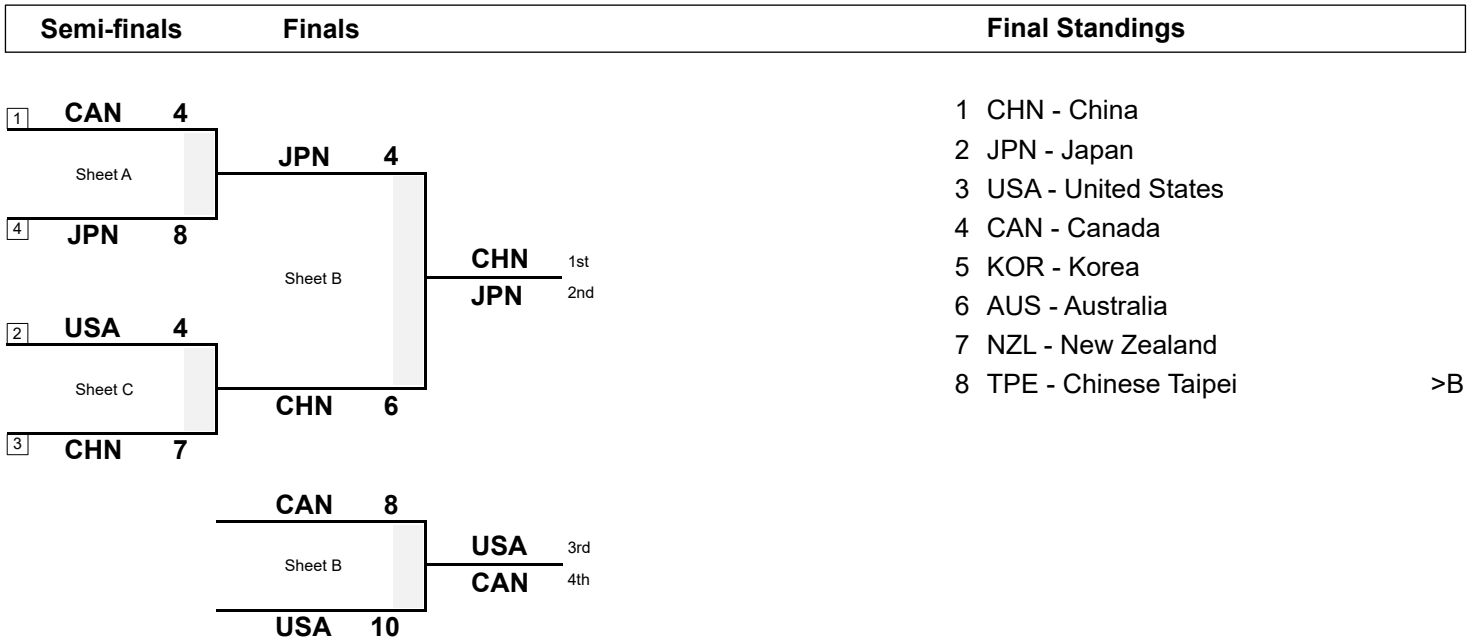
Gold Medal Game



Session Results and Standings

Sheet	Team	LSFE	1	2	3	4	5	6	7	8	9	10	Extra Ends	Total
B	JPN - Japan		0	0	0	1	0	0	2	0	1	0		4
	CHN - China	*	0	0	2	0	1	1	0	1	0	1		6

Play-offs Bracket



Legend:
>B To B-Division LSFE(*) Last Stone First End





SAT 2 NOV 2024
Start Time 10:00

Gold Medal Game

Game Results

Sheet	Team	LSFE	1	2	3	4	5	6	7	8	9	10	Extra Ends	Total
B	JPN - Japan		0	0	0	1	0	0	2	0	1	0		4
	CHN - China	*	0	0	2	0	1	1	0	1	0	1		6

JPN - Japan		Shot Success	Game	All
4 V	SHIMIZU Tetsuro	84%	77%	
3 S	ABE Shinya	68%	78%	
2	SATO Hayato	71%	82%	
1	TSURUGA Sota	91%	88%	
A	OUCHI Haruto	-	-	
Team Total		78%	81%	

CHN - China		Shot Success	Game	All
4 S	XU Xiaoming	84%	85%	
3 V	FEI Xueqing	90%	84%	
2	WANG Zhiyu	88%	85%	
1	LI Zhichao	95%	91%	
A	YE Jianjun	-	91%	
Team Total		89%	86%	

Time remaining: 1 minute 13 seconds

Time-out: End 10 - JPN stone 5

Time remaining: 3 minutes 3 seconds

Time-out: End 10 - CHN stone 8

Shot Success Analysis

JPN - Japan		↻	↺	Game
4	SHIMIZU Tetsuro	Draws 4 100%	6 100%	10 100%
		Take-outs 4 50%	5 80%	9 67%
		Total 8 75%	11 91%	19 84%
3	ABE Shinya	Draws 2 13%	5 80%	7 61%
		Take-outs 8 78%	5 60%	13 71%
		Total 10 65%	10 70%	20 68%
2	SATO Hayato	Draws 6 75%	7 75%	13 75%
		Take-outs 3 42%	4 81%	7 64%
		Total 9 64%	11 77%	20 71%
1	TSURUGA Sota	Draws 11 98%	6 92%	17 96%
		Take-outs 2 50%	1 100%	3 67%
		Total 13 90%	7 93%	20 91%
A	OUCHI Haruto	Draws 0 -	0 -	0 -
		Take-outs 0 -	0 -	0 -
		Total 0 -	0 -	0 -
Team		Draws 23 85%	24 86%	47 86%
		Take-outs 17 62%	15 75%	32 68%
		Total 40 75%	39 82%	79 78%

CHN - China		↻	↺	Game
4	XU Xiaoming	Draws 5 80%	3 100%	8 88%
		Take-outs 6 67%	5 100%	11 82%
		Total 11 73%	8 100%	19 84%
3	FEI Xueqing	Draws 5 100%	2 100%	7 100%
		Take-outs 7 86%	6 83%	13 85%
		Total 12 92%	8 88%	20 90%
2	WANG Zhiyu	Draws 4 94%	1 100%	5 95%
		Take-outs 7 75%	8 94%	15 85%
		Total 11 82%	9 94%	20 88%
1	LI Zhichao	Draws 13 92%	3 100%	16 94%
		Take-outs 2 100%	2 100%	4 100%
		Total 15 93%	5 100%	20 95%
A	YE Jianjun	Draws 0 -	0 -	0 -
		Take-outs 0 -	0 -	0 -
		Total 0 -	0 -	0 -
Team		Draws 27 92%	9 100%	36 94%
		Take-outs 22 78%	21 93%	43 85%
		Total 49 86%	30 95%	79 89%

Note:

Position and function for each team member:
4 = Fourth, 3 = Third, 2 = Second, 1 = Lead, A = Alternate, S = Skip, V = Vice-Skip

Legend:

↻ Clockwise

↺ Counter-clockwise

LSFE(*) Last Stone First End



SAT 2 NOV 2024
Start Time 10:00

Gold Medal Game

Game - Shot by Shot

End 1 ● JPN - Japan 0 + 0 (this end) = 0 ⊗ CHN - China 0 + 0 (this end) = 0

<p>1</p> <p>JPN: TSURUGA S Draw 100%</p>	<p>2</p> <p>CHN: LI Z Take-out 100%</p>	<p>3</p> <p>JPN: TSURUGA S Take-out 100%</p>	<p>4</p> <p>CHN: LI Z Take-out 100%</p>	<p>5</p> <p>JPN: SATO H Take-out 100%</p>	<p>6</p> <p>CHN: WANG Z Take-out 50%</p>
<p>7</p> <p>JPN: SATO H Draw 100%</p>	<p>8</p> <p>CHN: WANG Z Take-out 100%</p>	<p>9</p> <p>JPN: ABE S Take-out 100%</p>	<p>10</p> <p>CHN: FEI X Take-out 50%</p>	<p>11</p> <p>JPN: ABE S Draw 50%</p>	<p>12</p> <p>CHN: FEI X Clearing 100%</p>
<p>13</p> <p>JPN: SHIMIZU T Draw 100%</p>	<p>14</p> <p>CHN: XU X Take-out 100%</p>	<p>15</p> <p>JPN: SHIMIZU T Take-out 100%</p>	<p>16</p> <p>CHN: XU X Clearing 100%</p>		

	JPN	CHN
Total Score	0	0
Time left	36:30	36:32

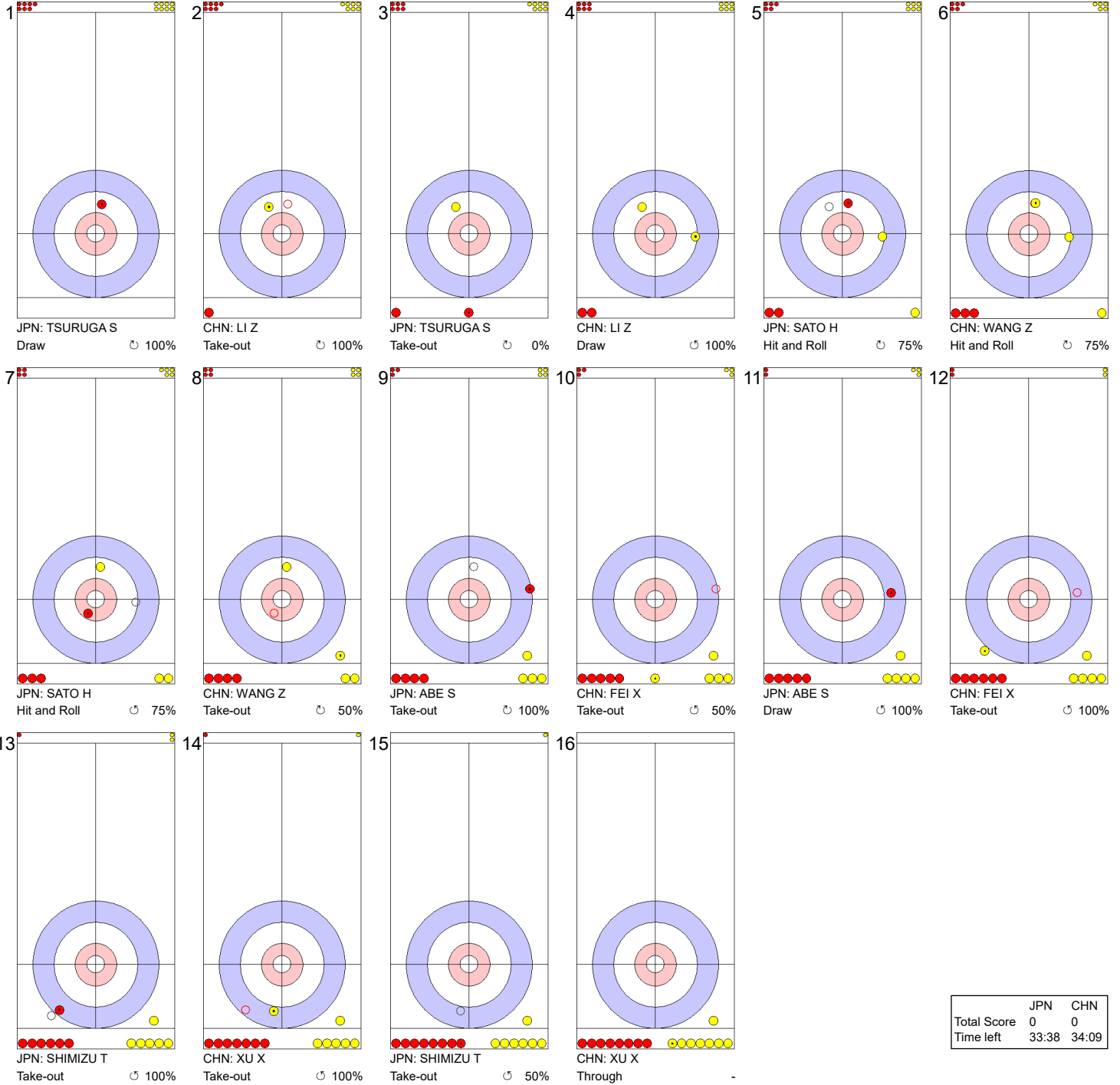
Legend:
 ↻ Clockwise ↺ Counter-clockwise - Not considered





Game - Shot by Shot

End 2 JPN - Japan 0 + 0 (this end) = 0 CHN - China 0 + 0 (this end) = 0



	JPN	CHN
Total Score	0	0
Time left	33:38	34:09

Legend:
 ↻ Clockwise ↺ Counter-clockwise - Not considered



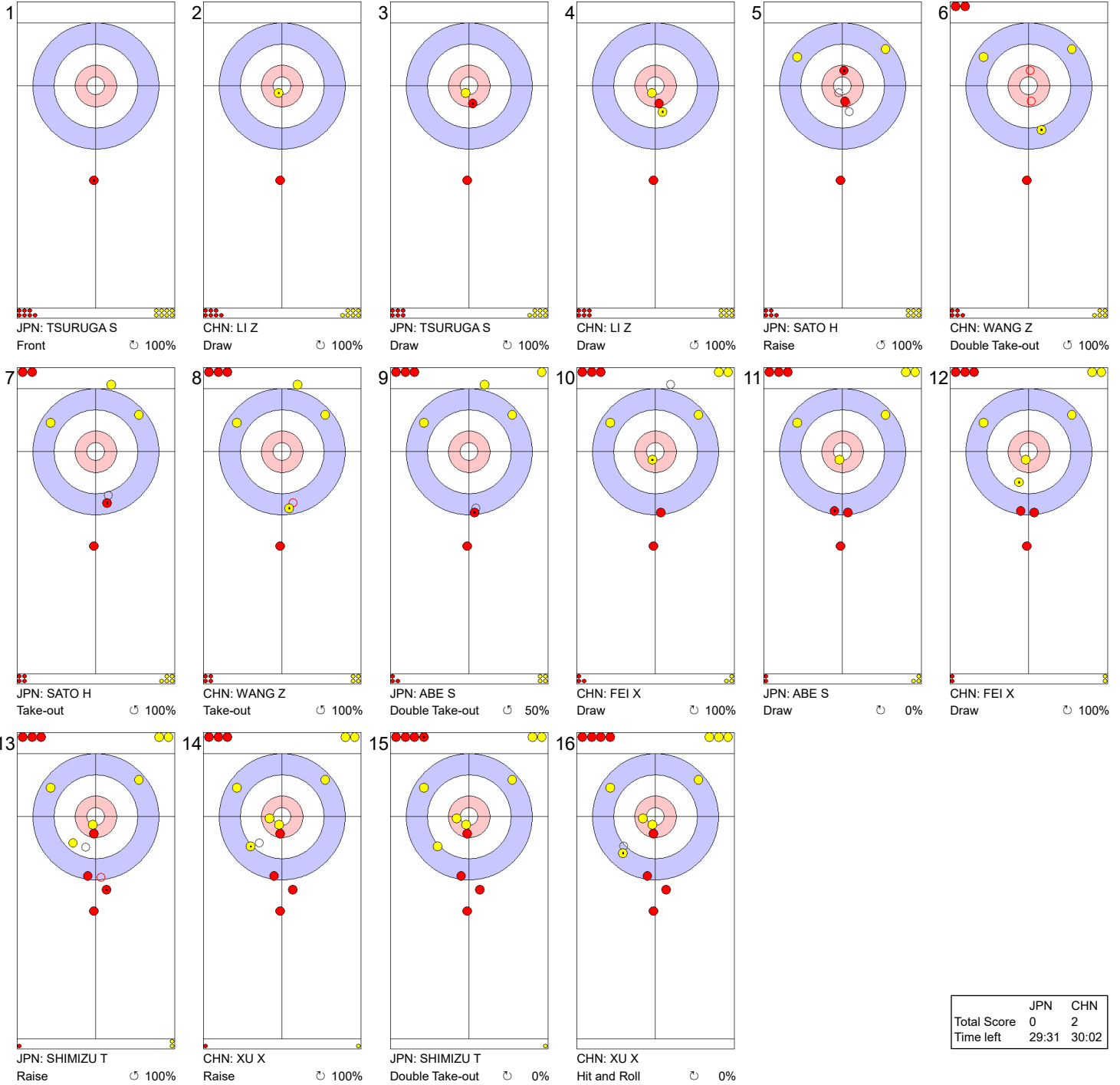


SAT 2 NOV 2024
Start Time 10:00

Gold Medal Game

Game - Shot by Shot

End 3 ● JPN - Japan 0 + 0 (this end) = 0 ⊗ CHN - China 0 + 2 (this end) = 2



	JPN	CHN
Total Score	0	2
Time left	29:31	30:02

Legend:
 ↻ Clockwise ↺ Counter-clockwise - Not considered



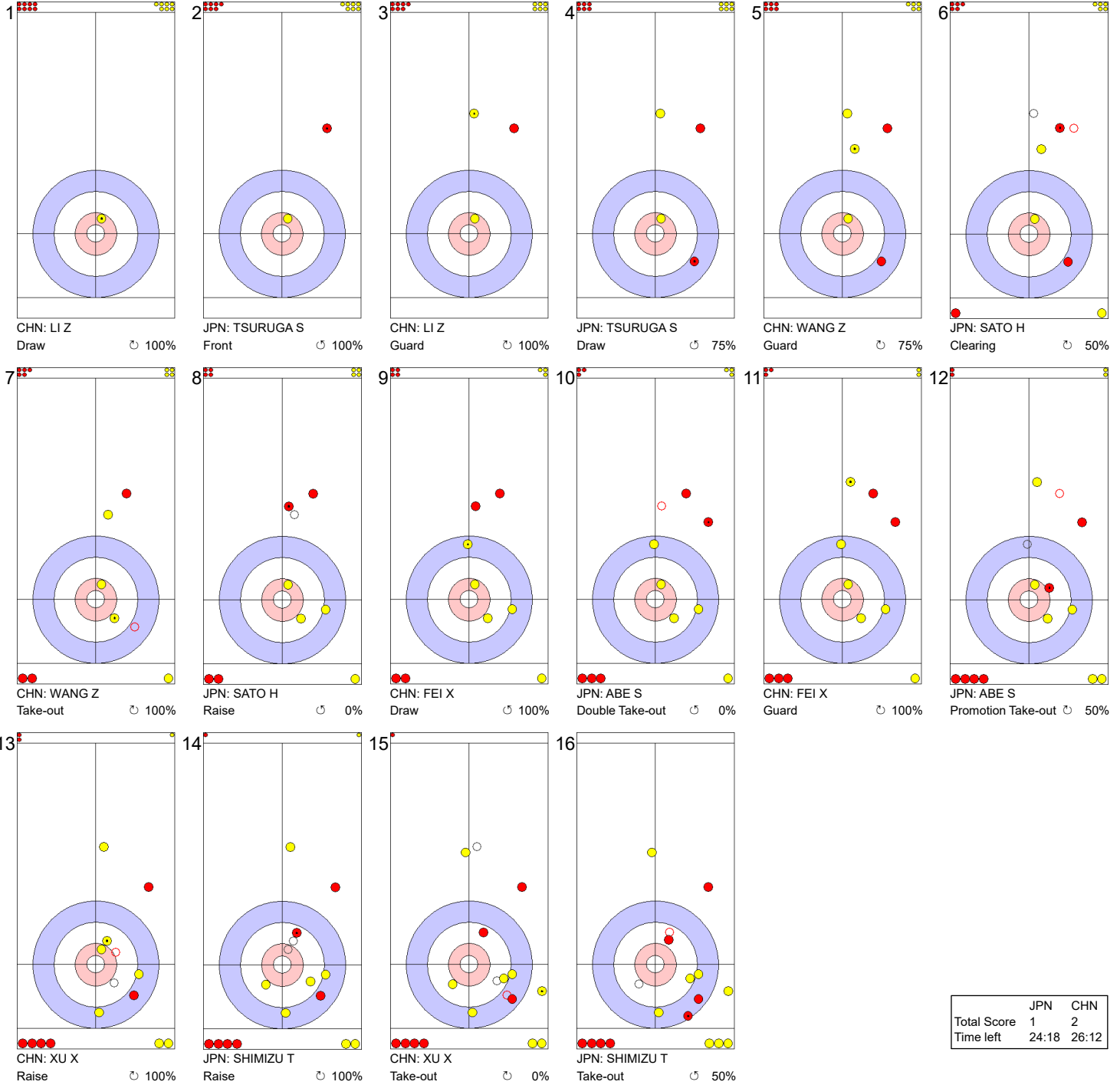


SAT 2 NOV 2024
Start Time 10:00

Gold Medal Game

Game - Shot by Shot

End 4 ● JPN - Japan 0 + 1 (this end) = 1 ⊗ CHN - China 2 + 0 (this end) = 2



	JPN	CHN
Total Score	1	2
Time left	24:18	26:12

Legend:
 ↻ Clockwise ↺ Counter-clockwise - Not considered





SAT 2 NOV 2024
Start Time 10:00

Gold Medal Game

Game - Shot by Shot

End 5 ● JPN - Japan 1 + 0 (this end) = 1 ⊗ CHN - China 2 + 1 (this end) = 3



	JPN	CHN
Total Score	1	3
Time left	19:46	21:45

Legend:
 ↻ Clockwise ↺ Counter-clockwise - Not considered



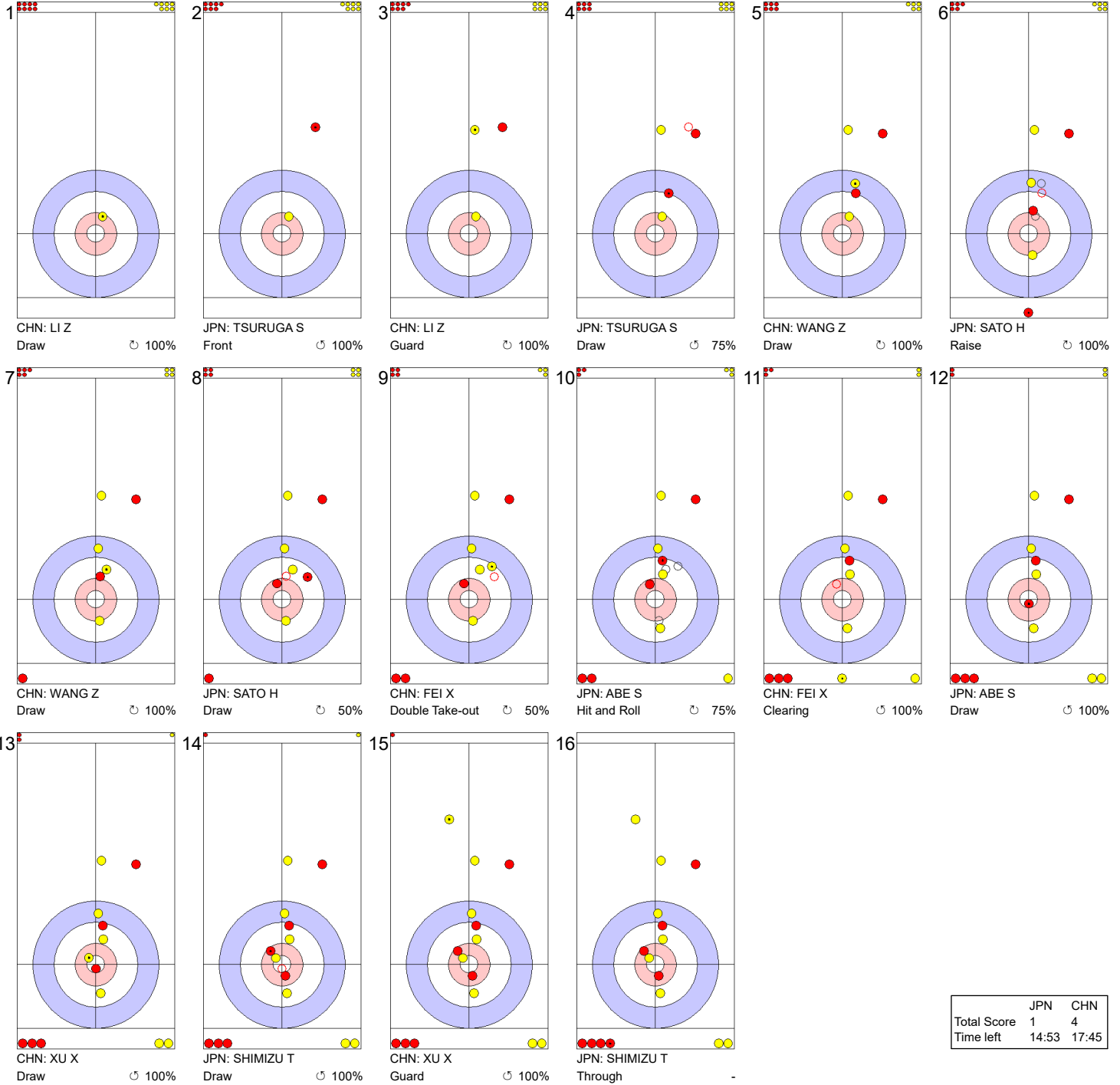


SAT 2 NOV 2024
Start Time 10:00

Gold Medal Game

Game - Shot by Shot

End 6 ● **JPN - Japan 1 + 0 (this end) = 1** ⊗ **CHN - China 3 + 1 (this end) = 4**



	JPN	CHN
Total Score	1	4
Time left	14:53	17:45

Legend:
 ↻ Clockwise ↺ Counter-clockwise - Not considered





SAT 2 NOV 2024
Start Time 10:00

Gold Medal Game

Game - Shot by Shot

End 7 ● **JPN - Japan** 1 + 2 (this end) = 3 ● **CHN - China** 4 + 0 (this end) = 4



	JPN	CHN
Total Score	3	4
Time left	9:38	13:46

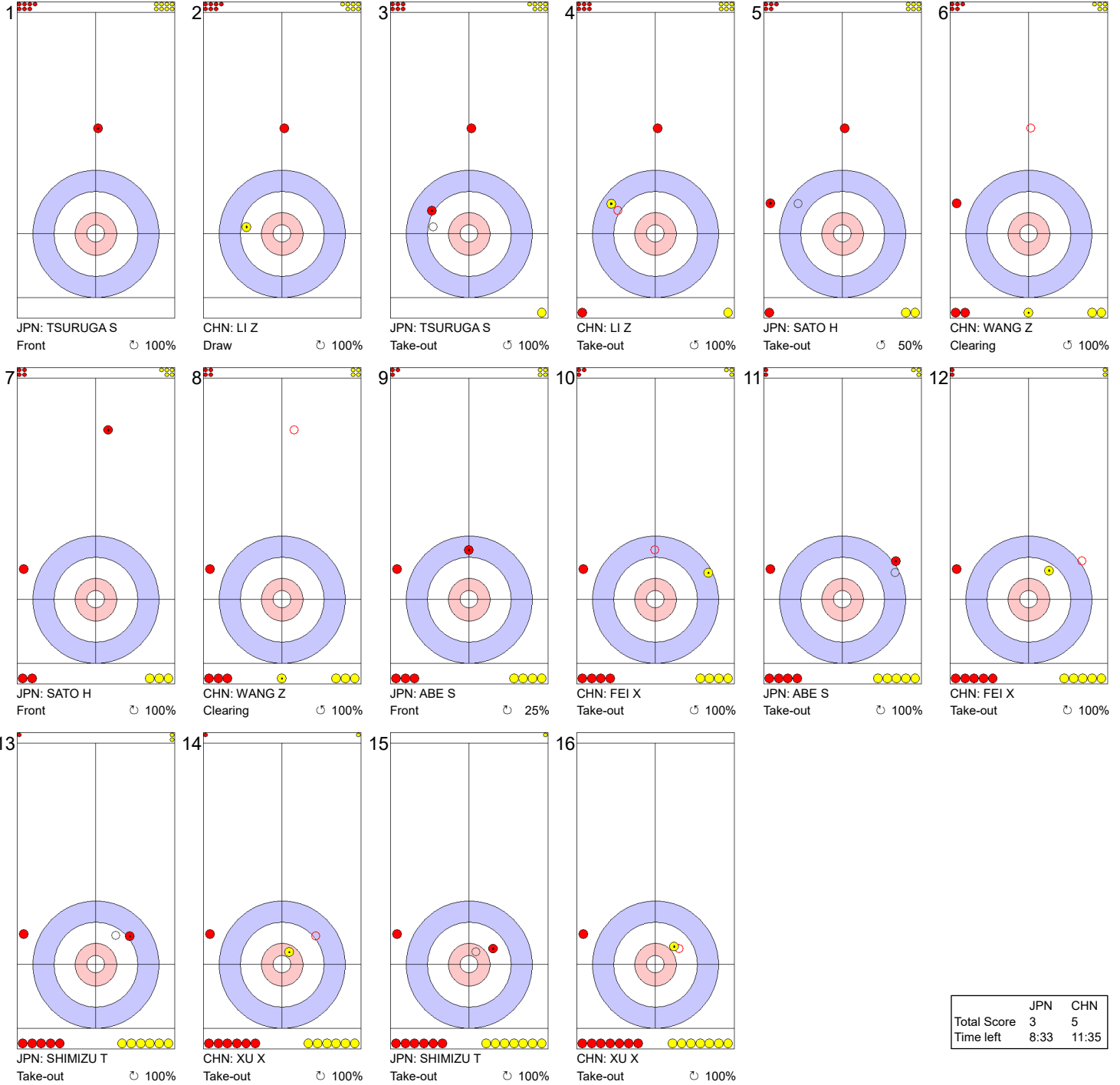
Legend:
 ↻ Clockwise ↺ Counter-clockwise - Not considered





Game - Shot by Shot

End 8 **JPN - Japan 3 + 0 (this end) = 3** **CHN - China 4 + 1 (this end) = 5**



	JPN	CHN
Total Score	3	5
Time left	8:33	11:35

Legend:
 Clockwise Counter-clockwise - Not considered





SAT 2 NOV 2024
Start Time 10:00

Gold Medal Game

Game - Shot by Shot

End 9 ● JPN - Japan 3 + 1 (this end) = 4 ⊗ CHN - China 5 + 0 (this end) = 5



	JPN	CHN
Total Score	4	5
Time left	4:20	7:18

Legend:
 ↻ Clockwise ↺ Counter-clockwise - Not considered



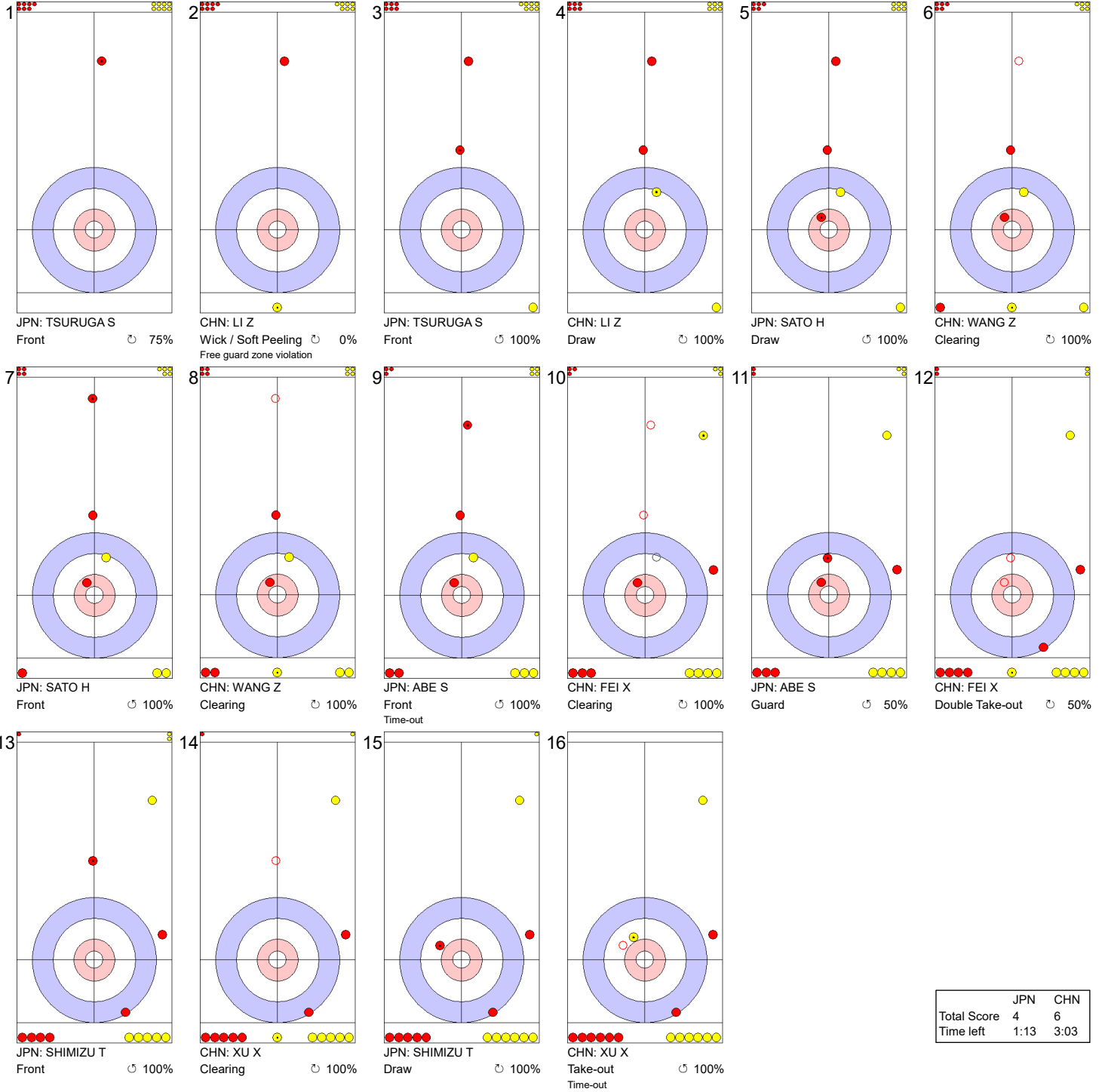


SAT 2 NOV 2024
Start Time 10:00

Gold Medal Game

Game - Shot by Shot

End 10 **JPN - Japan 4 + 0 (this end) = 4** **CHN - China 5 + 1 (this end) = 6**



	JPN	CHN
Total Score	4	6
Time left	1:13	3:03

Legend:
 ↻ Clockwise ↺ Counter-clockwise - Not considered





Cumulative Player Statistics by Team

CHN - China

XU Xiaoming 4 S Right-handed

Type	↻	%	↺	%	Total	%
Draw	25	87	21	94	46	90
Front	0	-	0	-	0	-
Guard	6	100	4	75	10	90
Raise	5	75	3	67	8	72
Wick / Soft Peeling	2	75	0	-	2	75
Freeze	0	-	0	-	0	-
Take-out	25	89	24	91	49	90
Hit and Roll	3	33	6	92	9	72
Clearing	6	83	9	100	15	93
Double Take-out	13	69	10	68	23	68
Promotion Take-out	1	100	7	68	8	72
All Draws	38	87	28	88	66	88
All Take-outs	48	80	56	85	104	83
Total	86	83	84	86	170	85
Not considered					1	-

LI Zhichao 1 Right-handed

Type	↻	%	↺	%	Total	%
Draw	59	91	17	94	76	92
Front	34	99	16	84	50	94
Guard	6	92	0	-	6	92
Raise	0	-	0	-	0	-
Wick / Soft Peeling	3	33	1	100	4	50
Freeze	0	-	0	-	0	-
Take-out	11	95	6	83	17	91
Hit and Roll	1	100	1	75	2	88
Clearing	1	100	0	-	1	100
Double Take-out	0	-	0	-	0	-
Promotion Take-out	0	-	0	-	0	-
All Draws	102	92	34	90	136	91
All Take-outs	13	96	7	82	20	91
Total	115	92	41	88	156	91
Not considered					0	-

FEI Xueqing 3 V Right-handed

Type	↻	%	↺	%	Total	%
Draw	20	89	16	84	36	87
Front	3	83	6	100	9	94
Guard	8	94	6	83	14	89
Raise	5	70	4	94	9	81
Wick / Soft Peeling	0	-	0	-	0	-
Freeze	0	-	0	-	0	-
Take-out	23	85	27	77	50	81
Hit and Roll	5	70	1	100	6	75
Clearing	12	96	14	93	26	94
Double Take-out	11	75	5	90	16	80
Promotion Take-out	4	44	2	63	6	50
All Draws	36	87	32	88	68	88
All Take-outs	55	81	49	83	104	82
Total	91	83	81	85	172	84
Not considered					0	-

YE Jianjun A Right-handed

Type	↻	%	↺	%	Total	%
Draw	4	94	8	91	12	92
Front	1	75	2	88	3	83
Guard	0	-	0	-	0	-
Raise	0	-	0	-	0	-
Wick / Soft Peeling	0	-	0	-	0	-
Freeze	0	-	0	-	0	-
Take-out	1	100	0	-	1	100
Hit and Roll	0	-	0	-	0	-
Clearing	0	-	0	-	0	-
Double Take-out	0	-	0	-	0	-
Promotion Take-out	0	-	0	-	0	-
All Draws	5	90	10	90	15	90
All Take-outs	1	100	0	-	1	100
Total	6	92	10	90	16	91
Not considered					0	-

WANG Zhiyu 2 Right-handed

Type	↻	%	↺	%	Total	%
Draw	26	83	16	94	42	87
Front	3	100	2	100	5	100
Guard	9	89	4	88	13	88
Raise	2	100	1	0	3	67
Wick / Soft Peeling	0	-	0	-	0	-
Freeze	0	-	0	-	0	-
Take-out	20	80	19	72	39	76
Hit and Roll	6	92	3	100	9	94
Clearing	15	95	26	91	41	93
Double Take-out	8	69	11	77	19	74
Promotion Take-out	1	75	0	-	1	75
All Draws	40	86	23	89	63	87
All Take-outs	50	84	59	83	109	83
Total	90	85	82	85	172	85
Not considered					0	-

Team: CHN - China

Type	↻	%	↺	%	Total	%
Draw	134	88	78	92	212	90
Front	41	97	26	89	67	94
Guard	29	93	14	82	43	90
Raise	12	77	8	72	20	75
Wick / Soft Peeling	5	50	1	100	6	58
Freeze	0	-	0	-	0	-
Take-out	80	87	76	81	156	84
Hit and Roll	15	73	11	93	26	82
Clearing	34	93	49	93	83	93
Double Take-out	32	71	26	76	58	73
Promotion Take-out	6	58	9	67	15	63
All Draws	221	89	127	89	348	89
All Take-outs	167	83	171	84	338	83
Total	388	86	298	86	686	86
Not considered					1	-

Note:
Position and function for each team member:
4 = Fourth, **3** = Third, **2** = Second, **1** = Lead, **A** = Alternate, **S** = Skip, **V** = Vice-Skip

Legend:
↻ Clockwise ↺ Counter-clockwise



Cumulative Player Statistics by Team

JPN - Japan

SHIMIZU Tetsuro

4 V Right-handed

Type	🔄	%	↻	%	Total	%
Draw	20	83	18	78	38	80
Front	1	100	1	100	2	100
Guard	5	85	4	88	9	86
Raise	6	58	7	64	13	62
Wick / Soft Peeling	0	-	1	50	1	50
Freeze	1	100	0	-	1	100
Take-out	21	81	18	86	39	83
Hit and Roll	7	89	10	58	17	71
Clearing	6	50	4	100	10	70
Double Take-out	6	75	5	65	11	70
Promotion Take-out	2	75	4	69	6	71
All Draws	33	80	31	76	64	78
All Take-outs	42	77	41	76	83	77
Total	75	78	72	76	147	77
Not considered					3	-

OUCHI Haruto

1 Right-handed

Type	🔄	%	↻	%	Total	%
Draw	0	-	0	-	0	-
Front	0	-	0	-	0	-
Guard	0	-	0	-	0	-
Raise	0	-	0	-	0	-
Wick / Soft Peeling	0	-	0	-	0	-
Freeze	0	-	0	-	0	-
Take-out	0	-	0	-	0	-
Hit and Roll	0	-	0	-	0	-
Clearing	0	-	0	-	0	-
Double Take-out	0	-	0	-	0	-
Promotion Take-out	0	-	0	-	0	-
All Draws	0	-	0	-	0	-
All Take-outs	0	-	0	-	0	-
Total	0	-	0	-	0	-
Not considered					0	-

ABE Shinya

3 S Right-handed

Type	🔄	%	↻	%	Total	%
Draw	18	72	17	90	35	81
Front	1	25	3	100	4	81
Guard	4	81	6	92	10	88
Raise	7	75	4	44	11	64
Wick / Soft Peeling	0	-	0	-	0	-
Freeze	0	-	0	-	0	-
Take-out	14	82	18	89	32	86
Hit and Roll	7	68	7	86	14	77
Clearing	12	92	8	84	20	89
Double Take-out	13	67	10	50	23	60
Promotion Take-out	3	75	1	25	4	63
All Draws	30	73	30	85	60	79
All Take-outs	49	78	44	77	93	78
Total	79	76	74	80	153	78
Not considered					0	-

TSURUGA Sota

A Right-handed

Type	🔄	%	↻	%	Total	%
Draw	62	94	17	84	79	91
Front	32	97	12	96	44	97
Guard	3	83	1	100	4	88
Raise	1	100	0	-	1	100
Wick / Soft Peeling	0	-	0	-	0	-
Freeze	0	-	0	-	0	-
Take-out	13	50	9	72	22	59
Hit and Roll	0	-	1	75	1	75
Clearing	1	100	0	-	1	100
Double Take-out	0	-	0	-	0	-
Promotion Take-out	0	-	0	-	0	-
All Draws	98	94	30	89	128	93
All Take-outs	14	54	10	73	24	61
Total	112	89	40	85	152	88
Not considered					2	-

SATO Hayato

2 Right-handed

Type	🔄	%	↻	%	Total	%
Draw	28	77	18	82	46	79
Front	5	100	3	100	8	100
Guard	5	100	4	94	9	97
Raise	3	83	5	60	8	69
Wick / Soft Peeling	0	-	0	-	0	-
Freeze	0	-	0	-	0	-
Take-out	16	70	12	73	28	71
Hit and Roll	6	75	7	68	13	71
Clearing	15	90	13	90	28	90
Double Take-out	6	100	5	90	11	95
Promotion Take-out	2	75	1	100	3	83
All Draws	41	83	30	82	71	82
All Take-outs	45	82	38	81	83	81
Total	86	82	68	81	154	82
Not considered					0	-

Team: JPN - Japan

Type	🔄	%	↻	%	Total	%
Draw	128	85	70	83	198	84
Front	39	96	19	97	58	96
Guard	17	88	15	92	32	90
Raise	17	72	16	58	33	65
Wick / Soft Peeling	0	-	1	50	1	50
Freeze	1	100	0	-	1	100
Take-out	64	72	57	82	121	77
Hit and Roll	20	78	25	69	45	73
Clearing	34	84	25	90	59	86
Double Take-out	25	77	20	64	45	71
Promotion Take-out	7	75	6	67	13	71
All Draws	202	86	121	83	323	85
All Take-outs	150	77	133	78	283	77
Total	352	82	254	80	606	81
Not considered					5	-

Note:

Position and function for each team member:

4 = Fourth, 3 = Third, 2 = Second, 1 = Lead, A = Alternate, S = Skip, V = Vice-Skip

Legend:

🔄 Clockwise

↻ Counter-clockwise



Scoring Analysis

Team	Games	LSFE	Stolen Ends	Last Stone Eff.	Force Eff.	Points Scored							Total	Plus / Minus
						0	1	2	3	4	>4			
CAN	For	9	9	55%	52%	1	17	16	5	2	2	83	+34	
	Against	0	5			4	17	13	2	0	0	49		
USA	For	3	15	50%	58%	2	22	11	6	2	0	70	+27	
	Against	6	4			3	18	11	1	0	0	43		
CHN	For	4	8	39%	72%	7	20	13	3	1	0	59	+14	
	Against	5	7			6	27	9	0	0	0	45		
JPN	For	4	12	29%	71%	7	21	12	3	0	0	54	+14	
	Against	5	7			2	23	7	1	0	0	40		
KOR	For	2	8	35%	47%	4	11	6	3	2	1	47	+3	
	Against	5	8			7	13	7	3	2	0	44		
NZL	For	5	5	35%	39%	4	12	5	5	1	0	41	-7	
	Against	2	8			1	12	6	8	0	0	48		
AUS	For	4	9	29%	16%	2	19	6	3	1	0	44	-10	
	Against	3	8			4	9	11	5	2	0	54		
TPE	For	1	0	13%	19%	1	7	4	0	0	0	15	-75	
	Against	6	19			1	10	9	8	5	3	90		
Total	32		66			28	129	73	28	9	3	413		

Note:

Stolen ends are the ends won without the last stone advantage.
 Last Stone Efficiency: Scoring two or more points with last stone advantage.
 Force Efficiency: Forcing the opponent team to score only one point when they have the last stone advantage.

Legend:

>4 More than four points scored **Eff.** Efficiency **LSFE** Last Stone First End





Summary of Big Ends

Points Scored	By	Against	Session	End	Game Result
7	KOR - Korea	TPE - Chinese Taipei	5	1	19 : 1
6	CAN - Canada	TPE - Chinese Taipei	2	6	17 : 1
5	CAN - Canada	TPE - Chinese Taipei	2	2	17 : 1
4	CAN - Canada	AUS - Australia	6	7	13 : 8
4	CAN - Canada	KOR - Korea	1	7	10 : 3
4	KOR - Korea	AUS - Australia	7	5	9 : 7
4	KOR - Korea	TPE - Chinese Taipei	5	4	19 : 1
4	USA - United States	TPE - Chinese Taipei	6	6	9 : 3
4	USA - United States	KOR - Korea	2	9	7 : 6
4	AUS - Australia	TPE - Chinese Taipei	4	7	11 : 2
4	CHN - China	TPE - Chinese Taipei	3	2	12 : 4
4	NZL - New Zealand	TPE - Chinese Taipei	7	8	13 : 3

Note:
Big ends are defined as ends with a score of four or more points.



Time-out Statistics

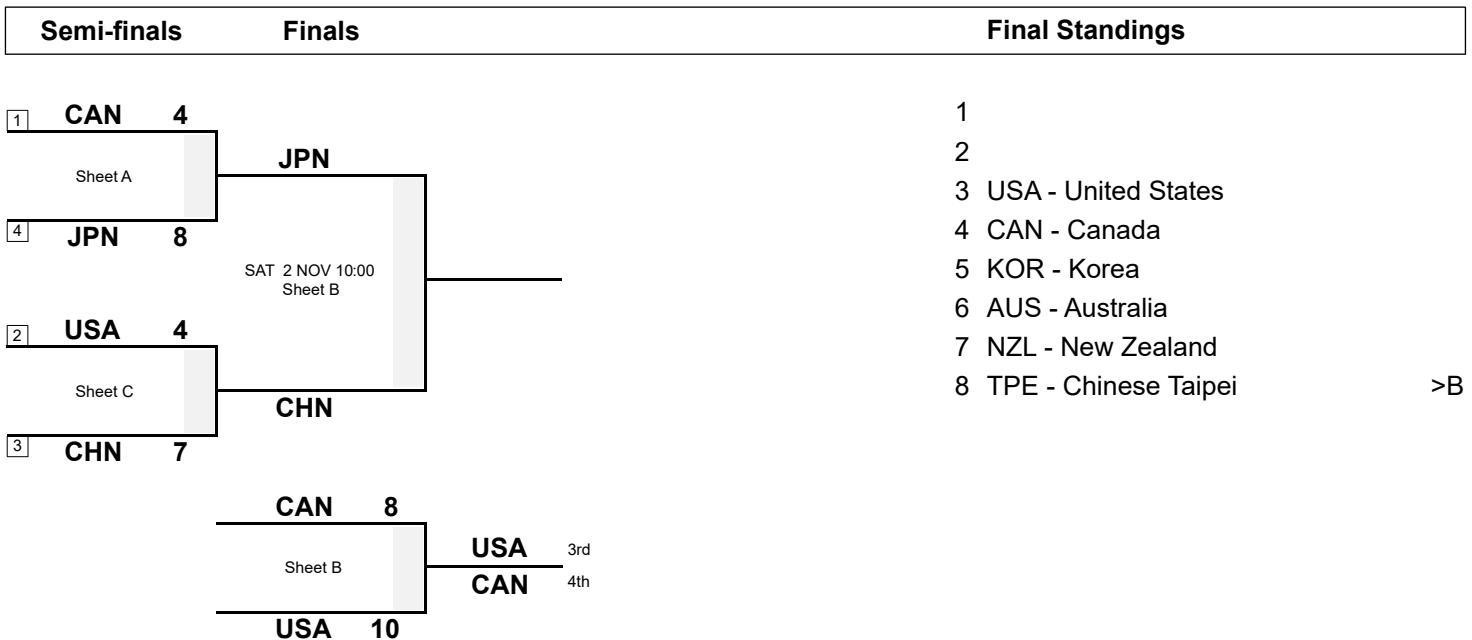
Team	Games	Number of Time-outs	Average Shot Success on Next Stone
CHN - China	9	7	100%
JPN - Japan	9	5	100%
USA - United States	9	3	83%
AUS - Australia	7	3	75%
NZL - New Zealand	7	5	65%
CAN - Canada	9	4	62%
TPE - Chinese Taipei	7	2	62%
KOR - Korea	7	3	58%
Total	32	32	79%



Session Results and Standings

Sheet	Team	LSFE	1	2	3	4	5	6	7	8	9	10	Extra Ends	Total
B	USA - United States		0	2	0	3	0	2	0	2	0	1		10
	CAN - Canada	*	2	0	2	0	1	0	2	0	1	0		8

Play-offs Bracket



Legend:
>B To B-Division LSFE(*) Last Stone First End





FRI 1 NOV 2024
Start Time 14:00

Bronze Medal Game

Game Results

Sheet	Team	LSFE	1	2	3	4	5	6	7	8	9	10	Extra Ends	Total
B	USA - United States		0	2	0	3	0	2	0	2	0	1		10
	CAN - Canada	*	2	0	2	0	1	0	2	0	1	0		8

USA - United States		Shot Success	Game	All
4 S	SHUSTER John	89%	84%	
3 V	PLYS Chris	89%	85%	
2	HUFMAN Colin	91%	84%	
1	HAMILTON Matt	90%	90%	
A	LANDSTEINER John	-	-	
Team Total		90%	86%	

CAN - Canada		Shot Success	Game	All
4 S	GUSHUE Brad	84%	83%	
3 V	NICHOLS Mark	88%	86%	
2	BOTTCHER Brendan	85%	91%	
1	WALKER Geoff	91%	92%	
A	CASEY Adam	-	100%	
Team Total		87%	88%	

Time remaining: 1 minute 24 seconds

Time-out: End 10 - USA stone 7

Time remaining: 0 minutes 43 seconds

Time-out: End 9 - CAN stone 5

Shot Success Analysis

USA - United States		↻	↺	Game
4	SHUSTER John	Draws 2 100%	2 100%	4 100%
		Take-outs 7 86%	9 86%	16 86%
		Total 9 89%	11 89%	20 89%
3	PLYS Chris	Draws 4 69%	4 100%	8 84%
		Take-outs 5 100%	7 86%	12 92%
		Total 9 86%	11 91%	20 89%
2	HUFMAN Colin	Draws 7 79%	1 100%	8 81%
		Take-outs 6 100%	6 96%	12 98%
		Total 13 88%	7 96%	20 91%
1	HAMILTON Matt	Draws 19 89%	0 -	19 89%
		Take-outs 1 100%	0 -	1 100%
		Total 20 90%	0 -	20 90%
A	LANDSTEINER John	Draws 0 -	0 -	0 -
		Take-outs 0 -	0 -	0 -
		Total 0 -	0 -	0 -
Team		Draws 32 85%	7 100%	39 88%
		Take-outs 19 95%	22 89%	41 91%
		Total 51 89%	29 91%	80 90%

CAN - Canada		↻	↺	Game
4	GUSHUE Brad	Draws 2 100%	5 75%	7 82%
		Take-outs 4 81%	9 86%	13 85%
		Total 6 88%	14 82%	20 84%
3	NICHOLS Mark	Draws 5 75%	6 88%	11 82%
		Take-outs 3 100%	6 92%	9 94%
		Total 8 84%	12 90%	20 88%
2	BOTTCHER Brendan	Draws 8 100%	3 67%	11 91%
		Take-outs 0 -	9 78%	9 78%
		Total 8 100%	12 75%	20 85%
1	WALKER Geoff	Draws 14 98%	6 75%	20 91%
		Take-outs 0 -	0 -	0 -
		Total 14 98%	6 75%	20 91%
A	CASEY Adam	Draws 0 -	0 -	0 -
		Take-outs 0 -	0 -	0 -
		Total 0 -	0 -	0 -
Team		Draws 29 95%	20 78%	49 88%
		Take-outs 7 89%	24 84%	31 85%
		Total 36 94%	44 81%	80 87%

Note:

Position and function for each team member:

4 = Fourth, 3 = Third, 2 = Second, 1 = Lead, A = Alternate, S = Skip, V = Vice-Skip

Legend:

↻ Clockwise

↺ Counter-clockwise

LSFE(*) Last Stone First End



Game - Shot by Shot

End 1 ● USA - United States 0 + 0 (this end) = 0 ⊗ CAN - Canada 0 + 2 (this end) = 2



	USA	CAN
Total Score	0	2
Time left	35:00	35:22

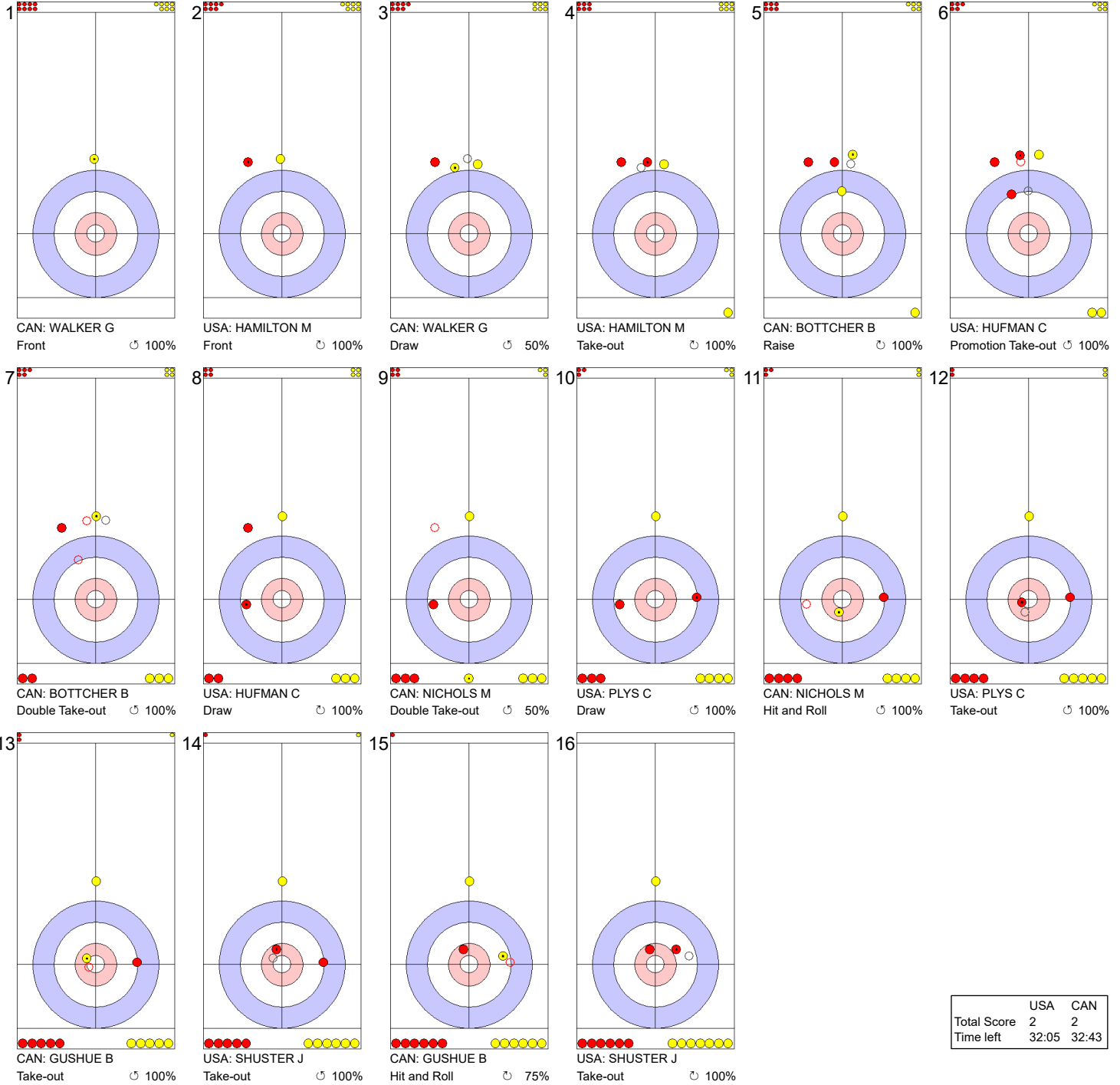
Legend:
↻ Clockwise ↺ Counter-clockwise - Not considered





Game - Shot by Shot

End 2 **USA - United States 0 + 2 (this end) = 2** **CAN - Canada 2 + 0 (this end) = 2**



	USA	CAN
Total Score	2	2
Time left	32:05	32:43

Legend:
 ↻ Clockwise ↺ Counter-clockwise - Not considered





Game - Shot by Shot

End 3 **USA - United States 2 + 0 (this end) = 2** **CAN - Canada 2 + 2 (this end) = 4**



	USA	CAN
Total Score	2	4
Time left	28:23	29:20

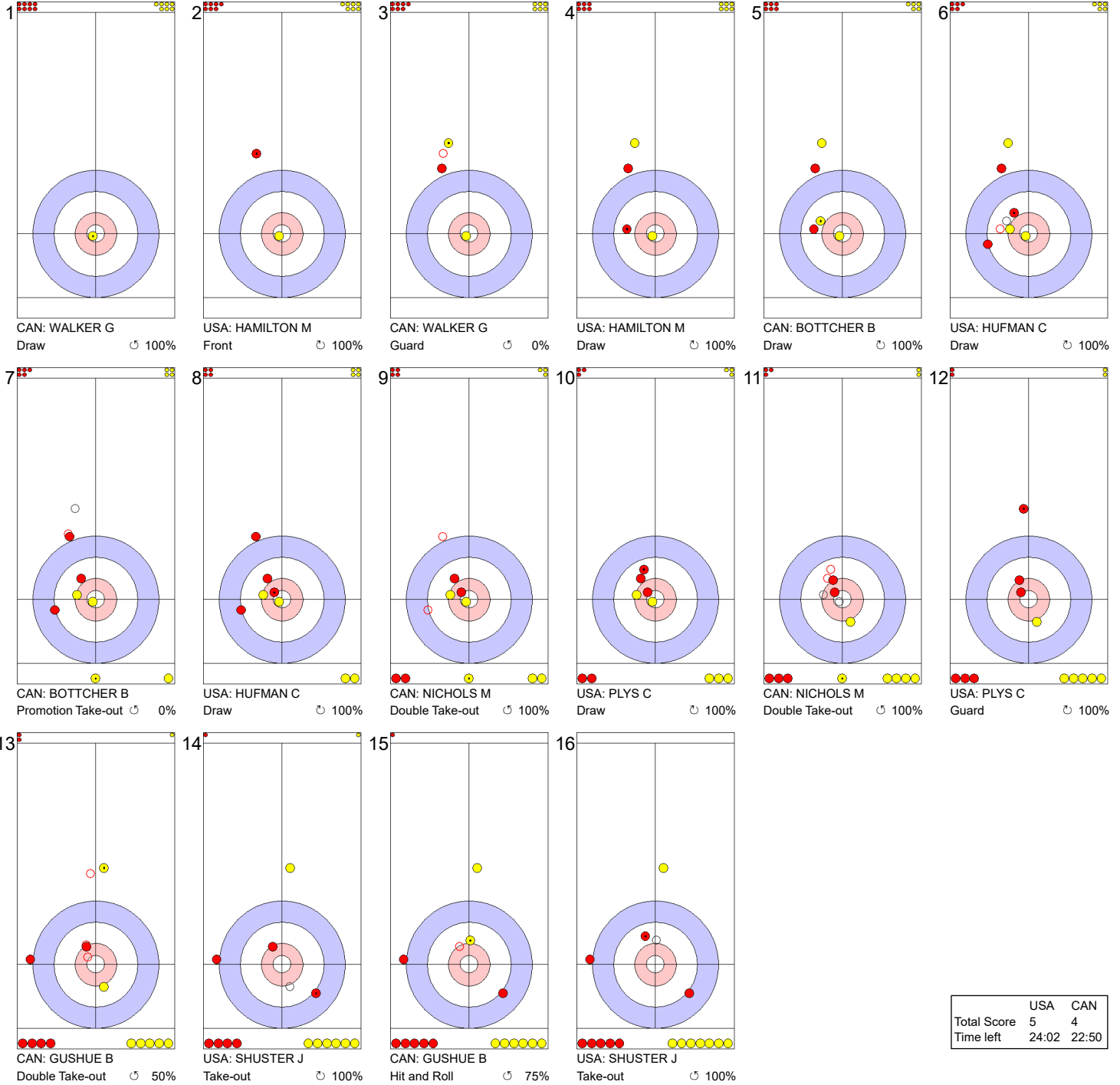
Legend:
 Clockwise Counter-clockwise - Not considered





Game - Shot by Shot

End 4 ● USA - United States 2 + 3 (this end) = 5 ● CAN - Canada 4 + 0 (this end) = 4



	USA	CAN
Total Score	5	4
Time left	24:02	22:50

Legend:
 ↻ Clockwise ↺ Counter-clockwise - Not considered





Game - Shot by Shot

End 5 ● USA - United States 5 + 0 (this end) = 5 ● CAN - Canada 4 + 1 (this end) = 5



	USA	CAN
Total Score	5	5
Time left	20:43	17:40

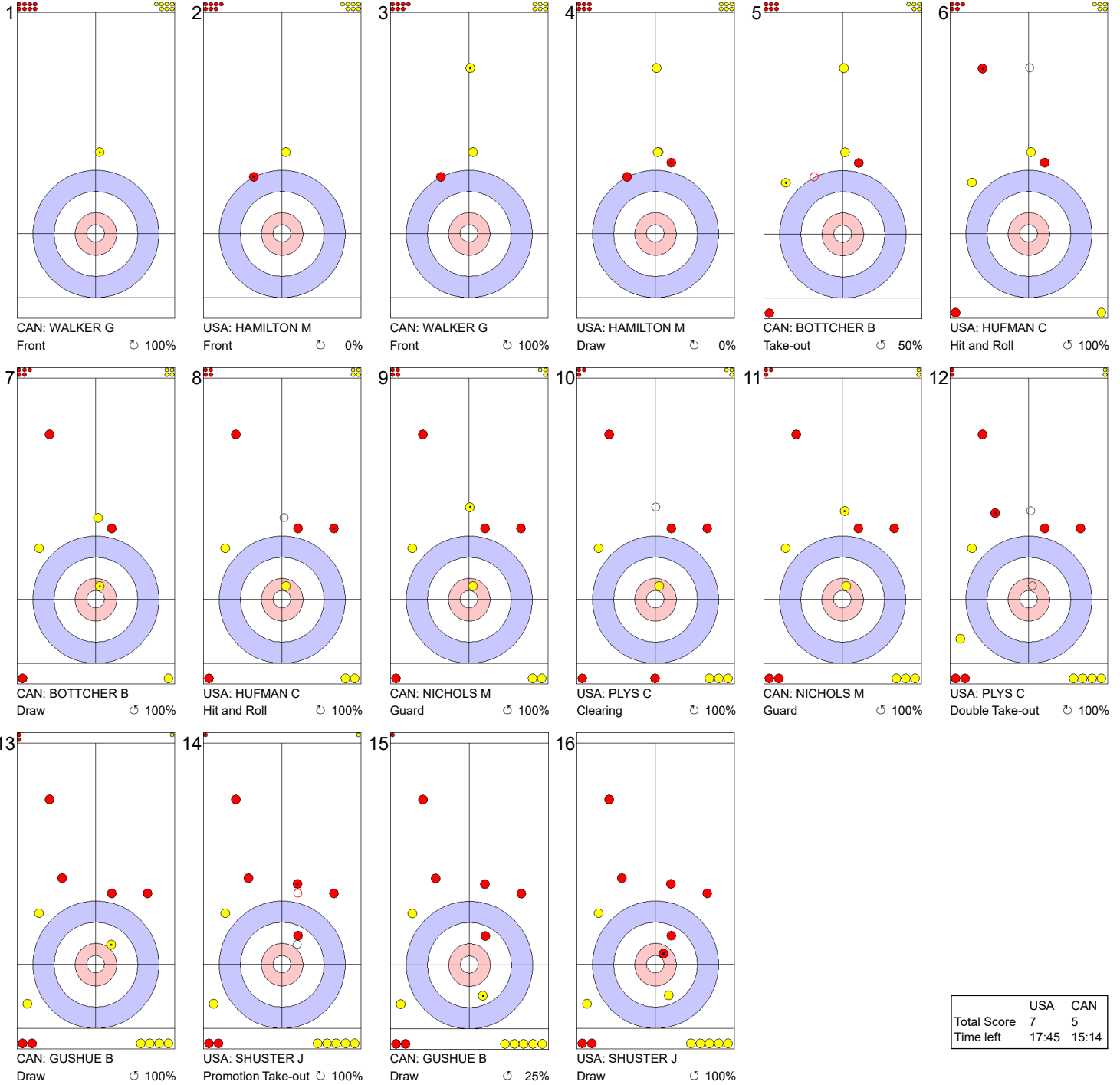
Legend:
 ↻ Clockwise ↺ Counter-clockwise - Not considered





Game - Shot by Shot

End 6 ● USA - United States 5 + 2 (this end) = 7 ● CAN - Canada 5 + 0 (this end) = 5



	USA	CAN
Total Score	7	5
Time left	17:45	15:14

Legend:
 ↻ Clockwise ↺ Counter-clockwise - Not considered





Game - Shot by Shot

End 7 **USA - United States 7 + 0 (this end) = 7** **CAN - Canada 5 + 2 (this end) = 7**



	USA	CAN
Total Score	7	7
Time left	11:30	9:42

Legend:
 ↻ Clockwise ↺ Counter-clockwise - Not considered





Game - Shot by Shot

End 8 **USA - United States 7 + 2 (this end) = 9** **CAN - Canada 7 + 0 (this end) = 7**



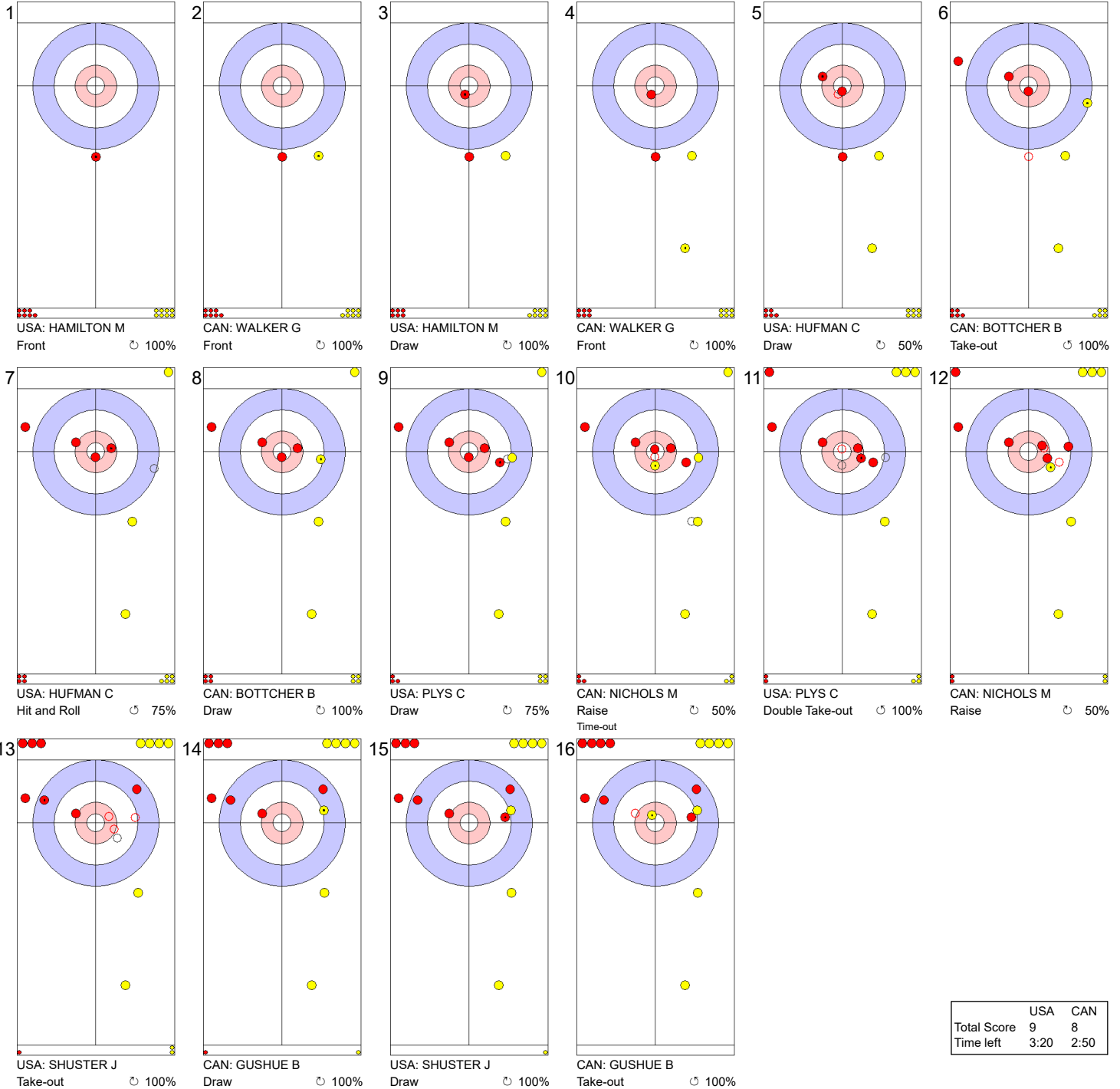
Legend:
 ↻ Clockwise ↺ Counter-clockwise - Not considered





Game - Shot by Shot

End 9 **USA - United States 9 + 0 (this end) = 9** **CAN - Canada 7 + 1 (this end) = 8**



	USA	CAN
Total Score	9	8
Time left	3:20	2:50

Legend:
 ↻ Clockwise ↺ Counter-clockwise - Not considered





Game - Shot by Shot

End 10 ● **USA - United States** 9 + 1 (this end) = 10 ● **CAN - Canada** 8 + 0 (this end) = 8



	USA	CAN
Total Score	10	8
Time left	1:24	0:43

Legend:
 ↻ Clockwise ↺ Counter-clockwise - Not considered





Cumulative Player Statistics by Team

CAN - Canada

GUSHUE Brad 4 S Right-handed

Type	↻	%	↺	%	Total	%
Draw	27	82	25	90	52	86
Front	0	-	0	-	0	-
Guard	2	88	5	70	7	75
Raise	2	0	1	100	3	33
Wick / Soft Peeling	0	-	0	-	0	-
Freeze	0	-	1	100	1	100
Take-out	11	84	21	95	32	91
Hit and Roll	9	89	9	86	18	88
Clearing	9	78	7	86	16	81
Double Take-out	9	67	8	75	17	71
Promotion Take-out	3	58	8	81	11	75
All Draws	31	77	32	88	63	83
All Take-outs	41	78	53	87	94	83
Total	72	78	85	87	157	83
Not considered					1	-

WALKER Geoff 1 Right-handed

Type	↻	%	↺	%	Total	%
Draw	36	96	43	81	79	88
Front	32	98	23	96	55	97
Guard	3	100	3	67	6	83
Raise	0	-	1	75	1	75
Wick / Soft Peeling	1	100	4	94	5	95
Freeze	0	-	0	-	0	-
Take-out	1	100	7	100	8	100
Hit and Roll	0	-	0	-	0	-
Clearing	0	-	0	-	0	-
Double Take-out	0	-	0	-	0	-
Promotion Take-out	0	-	0	-	0	-
All Draws	72	97	74	86	146	91
All Take-outs	1	100	7	100	8	100
Total	73	97	81	87	154	92
Not considered					0	-

NICHOLS Mark 3 V Right-handed

Type	↻	%	↺	%	Total	%
Draw	17	78	14	68	31	73
Front	4	100	0	-	4	100
Guard	6	96	12	96	18	96
Raise	7	86	4	94	11	89
Wick / Soft Peeling	0	-	0	-	0	-
Freeze	0	-	0	-	0	-
Take-out	17	97	15	90	32	94
Hit and Roll	4	88	8	66	12	73
Clearing	8	91	15	100	23	97
Double Take-out	6	67	17	88	23	83
Promotion Take-out	1	75	3	42	4	50
All Draws	34	85	30	83	64	84
All Take-outs	36	89	58	86	94	87
Total	70	87	88	85	158	86
Not considered					0	-

CASEY Adam A Right-handed

Type	↻	%	↺	%	Total	%
Draw	3	100	1	100	4	100
Front	0	-	0	-	0	-
Guard	0	-	0	-	0	-
Raise	0	-	0	-	0	-
Wick / Soft Peeling	0	-	0	-	0	-
Freeze	0	-	0	-	0	-
Take-out	0	-	0	-	0	-
Hit and Roll	0	-	0	-	0	-
Clearing	0	-	0	-	0	-
Double Take-out	0	-	0	-	0	-
Promotion Take-out	0	-	0	-	0	-
All Draws	3	100	1	100	4	100
All Take-outs	0	-	0	-	0	-
Total	3	100	1	100	4	100
Not considered					0	-

BOTTCHER Brendan 2 Right-handed

Type	↻	%	↺	%	Total	%
Draw	33	91	26	93	59	92
Front	1	100	0	-	1	100
Guard	5	100	1	100	6	100
Raise	4	75	4	75	8	75
Wick / Soft Peeling	0	-	0	-	0	-
Freeze	0	-	0	-	0	-
Take-out	13	88	14	89	27	89
Hit and Roll	1	100	1	50	2	75
Clearing	12	100	22	98	34	99
Double Take-out	6	100	11	82	17	88
Promotion Take-out	1	75	3	50	4	56
All Draws	43	91	31	91	74	91
All Take-outs	33	95	51	88	84	91
Total	76	92	82	89	158	91
Not considered					0	-

Team: CAN - Canada

Type	↻	%	↺	%	Total	%
Draw	116	89	109	85	225	87
Front	37	98	23	96	60	97
Guard	16	97	21	86	37	91
Raise	13	69	10	85	23	76
Wick / Soft Peeling	1	100	4	94	5	95
Freeze	0	-	1	100	1	100
Take-out	42	91	57	93	99	92
Hit and Roll	14	89	18	75	32	81
Clearing	29	91	44	97	73	94
Double Take-out	21	76	36	83	57	81
Promotion Take-out	5	65	14	66	19	66
All Draws	183	90	168	87	351	88
All Take-outs	111	87	169	88	280	87
Total	294	89	337	87	631	88
Not considered					1	-

Note:
Position and function for each team member:
4 = Fourth, **3** = Third, **2** = Second, **1** = Lead, **A** = Alternate, **S** = Skip, **V** = Vice-Skip

Legend:
↻ Clockwise ↺ Counter-clockwise



Cumulative Player Statistics by Team

USA - United States

SHUSTER John 4 S Right-handed

Type	↻	%	↺	%	Total	%
Draw	27	91	17	87	44	89
Front	0	-	0	-	0	-
Guard	3	83	6	96	9	92
Raise	5	70	2	75	7	71
Wick / Soft Peeling	0	-	0	-	0	-
Freeze	0	-	0	-	0	-
Take-out	25	90	21	93	46	91
Hit and Roll	4	69	8	84	12	79
Clearing	5	90	4	75	9	83
Double Take-out	7	57	8	75	15	67
Promotion Take-out	6	54	3	75	9	61
All Draws	35	87	25	88	60	88
All Take-outs	47	79	44	85	91	82
Total	82	82	69	86	151	84
Not considered					1	-

HAMILTON Matt 1 Right-handed

Type	↻	%	↺	%	Total	%
Draw	37	88	29	91	66	89
Front	39	94	23	90	62	92
Guard	6	100	4	94	10	98
Raise	1	75	1	75	2	75
Wick / Soft Peeling	1	100	0	-	1	100
Freeze	0	-	0	-	0	-
Take-out	6	83	3	83	9	83
Hit and Roll	0	-	1	50	1	50
Clearing	0	-	0	-	0	-
Double Take-out	1	50	0	-	1	50
Promotion Take-out	0	-	0	-	0	-
All Draws	84	91	57	91	141	91
All Take-outs	7	79	4	75	11	77
Total	91	90	61	90	152	90
Not considered					0	-

PLYS Chris 3 V Right-handed

Type	↻	%	↺	%	Total	%
Draw	20	85	20	80	40	83
Front	0	-	2	100	2	100
Guard	8	100	6	75	14	89
Raise	4	94	7	71	11	80
Wick / Soft Peeling	0	-	0	-	0	-
Freeze	0	-	0	-	0	-
Take-out	12	79	18	88	30	84
Hit and Roll	6	79	8	94	14	88
Clearing	9	100	6	92	15	97
Double Take-out	5	80	10	75	15	77
Promotion Take-out	4	75	7	96	11	89
All Draws	32	90	35	79	67	84
All Take-outs	36	84	49	88	85	86
Total	68	87	84	84	152	85
Not considered					0	-

LANDSTEINER John A Left-handed

Type	↻	%	↺	%	Total	%
Draw	0	-	0	-	0	-
Front	0	-	0	-	0	-
Guard	0	-	0	-	0	-
Raise	0	-	0	-	0	-
Wick / Soft Peeling	0	-	0	-	0	-
Freeze	0	-	0	-	0	-
Take-out	0	-	0	-	0	-
Hit and Roll	0	-	0	-	0	-
Clearing	0	-	0	-	0	-
Double Take-out	0	-	0	-	0	-
Promotion Take-out	0	-	0	-	0	-
All Draws	0	-	0	-	0	-
All Take-outs	0	-	0	-	0	-
Total	0	-	0	-	0	-
Not considered					0	-

HUFMAN Colin 2 Right-handed

Type	↻	%	↺	%	Total	%
Draw	25	84	26	89	51	87
Front	0	-	2	100	2	100
Guard	6	83	6	92	12	88
Raise	5	80	5	70	10	75
Wick / Soft Peeling	0	-	0	-	0	-
Freeze	0	-	0	-	0	-
Take-out	14	61	15	83	29	72
Hit and Roll	7	64	7	86	14	75
Clearing	12	94	12	94	24	94
Double Take-out	3	83	4	81	7	82
Promotion Take-out	2	100	1	100	3	100
All Draws	36	83	39	88	75	86
All Take-outs	38	76	39	87	77	81
Total	74	79	78	88	152	84
Not considered					0	-

Team: USA - United States

Type	↻	%	↺	%	Total	%
Draw	109	87	92	88	201	87
Front	39	94	27	92	66	93
Guard	23	93	22	89	45	91
Raise	15	80	15	72	30	76
Wick / Soft Peeling	1	100	0	-	1	100
Freeze	0	-	0	-	0	-
Take-out	57	80	57	88	114	84
Hit and Roll	17	71	24	86	41	80
Clearing	26	95	22	90	48	93
Double Take-out	16	69	22	76	38	73
Promotion Take-out	12	69	11	91	23	79
All Draws	187	89	156	87	343	88
All Take-outs	128	79	136	86	264	83
Total	315	85	292	87	607	86
Not considered					1	-

Note:
Position and function for each team member:
4 = Fourth, **3** = Third, **2** = Second, **1** = Lead, **A** = Alternate, **S** = Skip, **V** = Vice-Skip

Legend:
↻ Clockwise ↺ Counter-clockwise

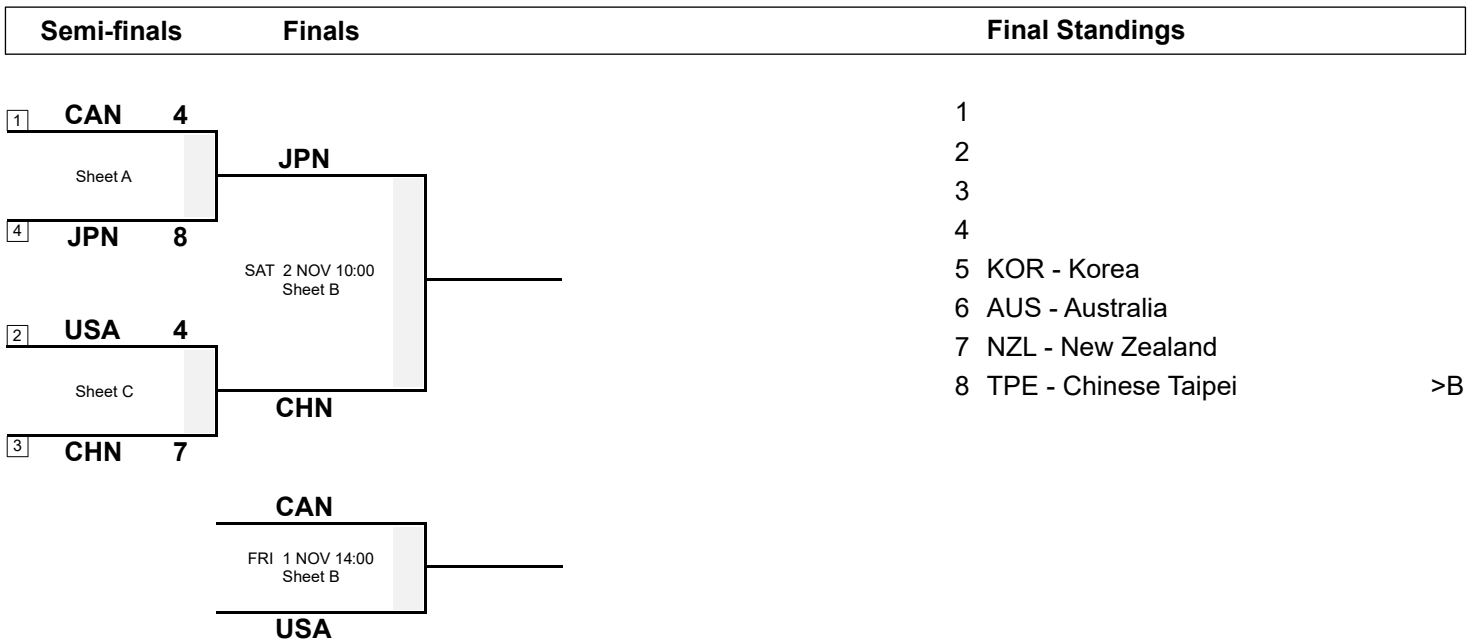




Session Results and Standings

Sheet	Team	LSFE	1	2	3	4	5	6	7	8	9	10	Extra Ends	Total
A	JPN - Japan		2	0	1	0	2	0	0	1	2	X		8
	CAN - Canada	*	0	2	0	1	0	1	0	0	0	X		4
C	USA - United States	*	1	0	1	0	0	0	1	0	1	X		4
	CHN - China		0	1	0	2	1	1	0	2	0	X		7

Play-offs Bracket



Legend:
 >B To B-Division LSFE(*) Last Stone First End X Unplayed/unfinished end due to concession





THU 31 OCT 2024
Start Time 19:00

Semi-final - Sheet A

Game Results

Sheet	Team	LSFE	1	2	3	4	5	6	7	8	9	10	Extra Ends	Total
A	JPN - Japan		2	0	1	0	2	0	0	1	2	X		8
	CAN - Canada	*	0	2	0	1	0	1	0	0	0	X		4

JPN - Japan		Shot Success	Game	All
4 V	SHIMIZU Tetsuro	68%	76%	
3 S	ABE Shinya	82%	80%	
2	SATO Hayato	79%	83%	
1	TSURUGA Sota	96%	88%	
A	OUCHI Haruto	-	-	
Team Total		81%	82%	

CAN - Canada		Shot Success	Game	All
4 S	GUSHUE Brad	69%	83%	
3 V	NICHOLS Mark	83%	86%	
2	BOTTCHER Brendan	85%	92%	
1	WALKER Geoff	89%	92%	
A	CASEY Adam	-	100%	
Team Total		82%	88%	

Time remaining: 2 minutes 9 seconds

Time remaining: 1 minute 56 seconds

Time-out: End 9 - CAN stone 8

Shot Success Analysis

JPN - Japan		↻	↺	Game
4	SHIMIZU Tetsuro	Draws 3 83%	6 54%	9 64%
		Take-outs 4 75%	5 70%	9 72%
		Total 7 79%	11 61%	18 68%
3	ABE Shinya	Draws 4 69%	5 95%	9 83%
		Take-outs 5 70%	4 94%	9 81%
		Total 9 69%	9 94%	18 82%
2	SATO Hayato	Draws 2 88%	4 94%	6 92%
		Take-outs 7 61%	5 90%	12 73%
		Total 9 67%	9 92%	18 79%
1	TSURUGA Sota	Draws 13 96%	4 94%	17 96%
		Take-outs 1 100%	0 -	1 100%
		Total 14 96%	4 94%	18 96%
A	OUCHI Haruto	Draws 0 -	0 -	0 -
		Take-outs 0 -	0 -	0 -
		Total 0 -	0 -	0 -
Team		Draws 22 89%	19 82%	41 85%
		Take-outs 17 69%	14 84%	31 76%
		Total 39 80%	33 83%	72 81%

CAN - Canada		↻	↺	Game
4	GUSHUE Brad	Draws 3 33%	9 89%	12 75%
		Take-outs 2 63%	4 56%	6 58%
		Total 5 45%	13 79%	18 69%
3	NICHOLS Mark	Draws 3 100%	8 84%	11 89%
		Take-outs 2 88%	5 70%	7 75%
		Total 5 95%	13 79%	18 83%
2	BOTTCHER Brendan	Draws 4 69%	11 86%	15 82%
		Take-outs 1 100%	2 100%	3 100%
		Total 5 75%	13 88%	18 85%
1	WALKER Geoff	Draws 2 100%	15 87%	17 88%
		Take-outs 0 -	1 100%	1 100%
		Total 2 100%	16 88%	18 89%
A	CASEY Adam	Draws 0 -	0 -	0 -
		Take-outs 0 -	0 -	0 -
		Total 0 -	0 -	0 -
Team		Draws 12 73%	43 87%	55 84%
		Take-outs 5 80%	12 73%	17 75%
		Total 17 75%	55 84%	72 82%

Note:

Position and function for each team member:

4 = Fourth, 3 = Third, 2 = Second, 1 = Lead, A = Alternate, S = Skip, V = Vice-Skip

Legend:

↻ Clockwise

↺ Counter-clockwise

LSFE(*) Last Stone First End

X Unplayed/unfinished end due to concession



THU 31 OCT 2024
Start Time 19:00

Semi-final - Sheet A

Game - Shot by Shot



Legend:
 ↻ Clockwise ↺ Counter-clockwise - Not considered





THU 31 OCT 2024
Start Time 19:00

Semi-final - Sheet A

Game - Shot by Shot



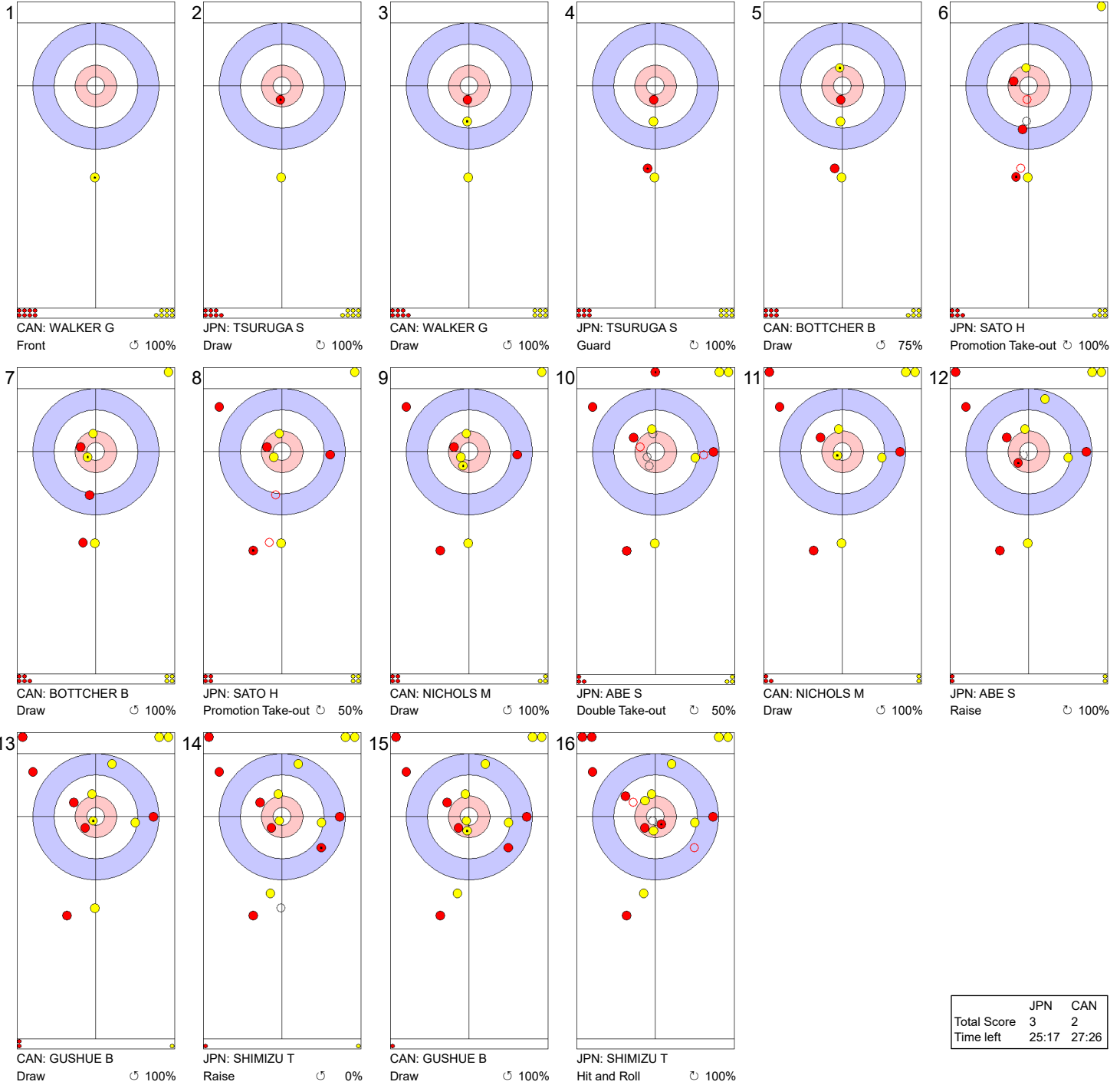
Legend:
 ↻ Clockwise ↺ Counter-clockwise - Not considered





Game - Shot by Shot

End 3 ● JPN - Japan 2 + 1 (this end) = 3 ⊗ CAN - Canada 2 + 0 (this end) = 2



	JPN	CAN
Total Score	3	2
Time left	25:17	27:26

Legend:
 ↻ Clockwise ↺ Counter-clockwise - Not considered



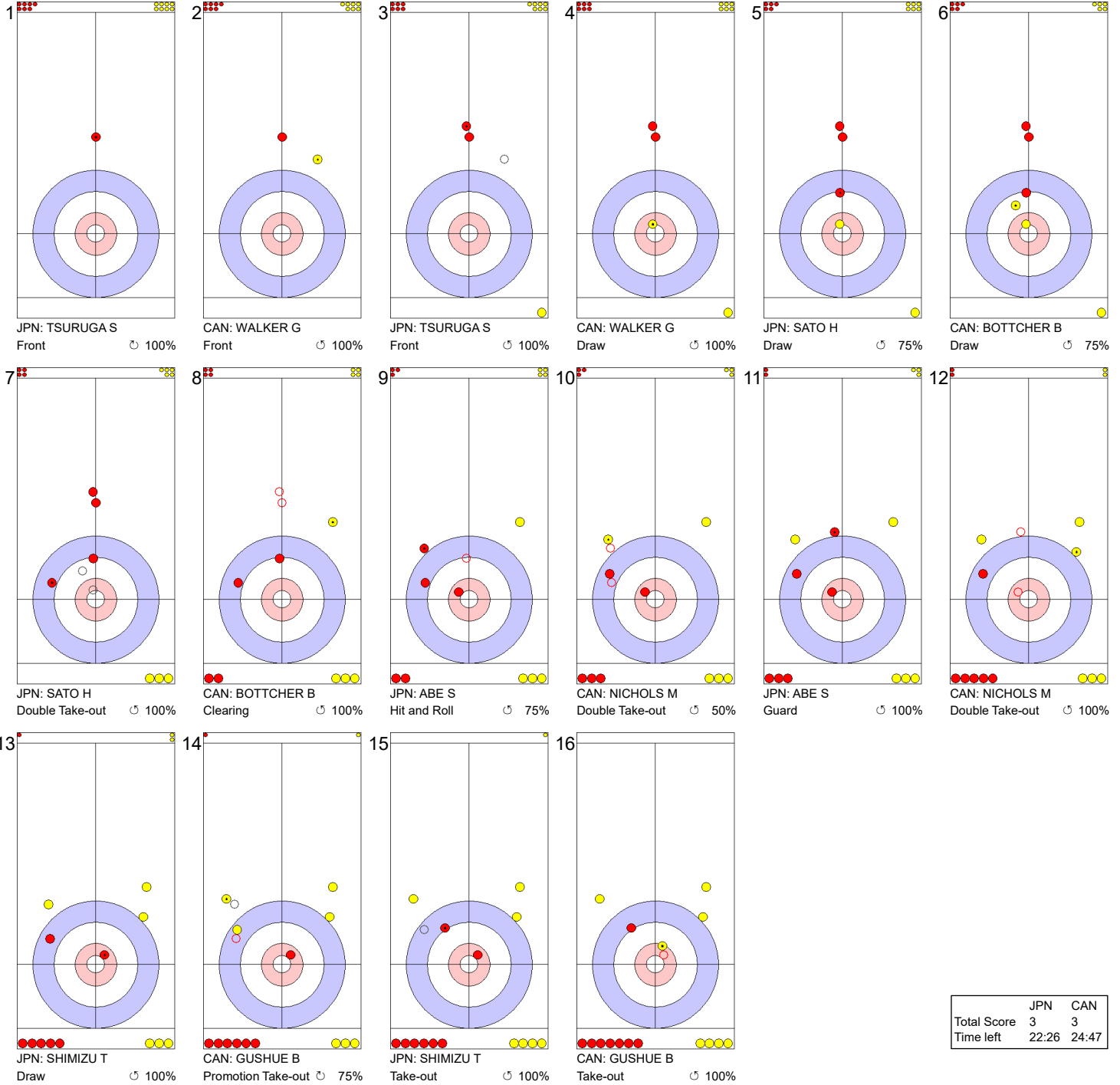


THU 31 OCT 2024
Start Time 19:00

Semi-final - Sheet A

Game - Shot by Shot

End 4 **JPN - Japan 3 + 0 (this end) = 3** **CAN - Canada 2 + 1 (this end) = 3**



	JPN	CAN
Total Score	3	3
Time left	22:26	24:47

Legend:
 ↻ Clockwise ↺ Counter-clockwise - Not considered



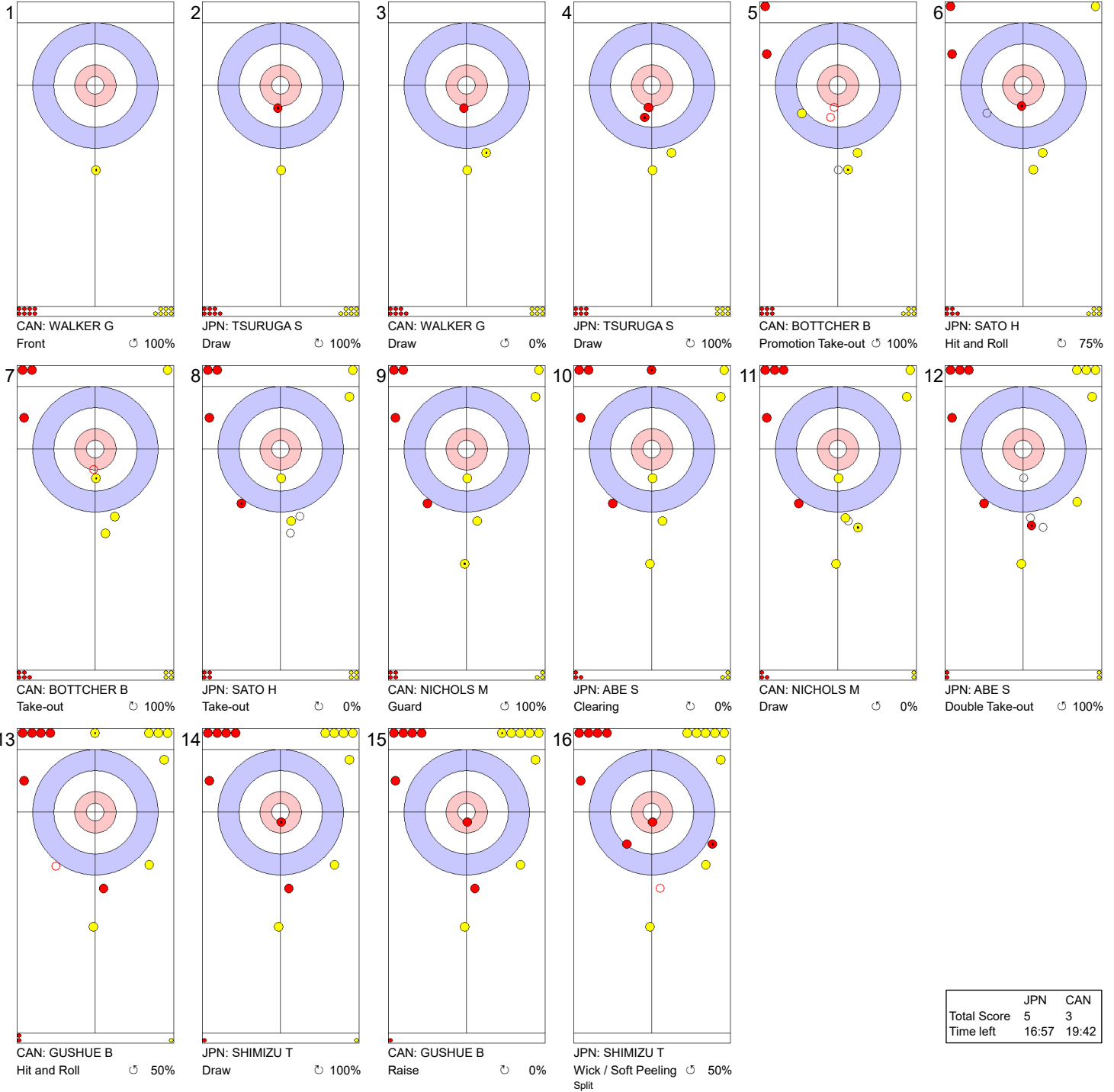


THU 31 OCT 2024
Start Time 19:00

Semi-final - Sheet A

Game - Shot by Shot

End 5 ● JPN - Japan 3 + 2 (this end) = 5 ● CAN - Canada 3 + 0 (this end) = 3



	JPN	CAN
Total Score	5	3
Time left	16:57	19:42

Legend:
 ↻ Clockwise ↺ Counter-clockwise - Not considered



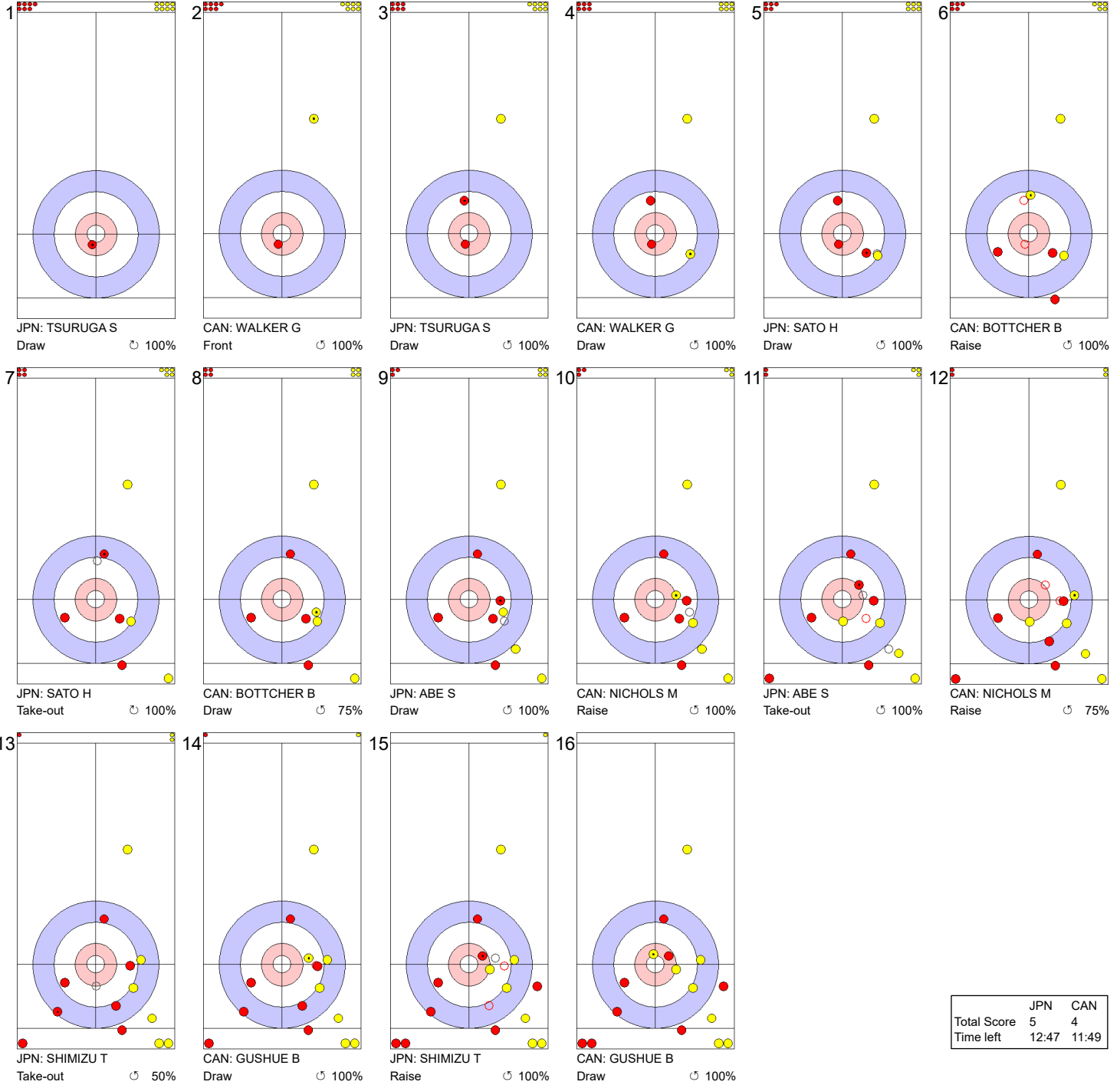


THU 31 OCT 2024
Start Time 19:00

Semi-final - Sheet A

Game - Shot by Shot

End 6 ● **JPN - Japan** 5 + 0 (this end) = 5 ● **CAN - Canada** 3 + 1 (this end) = 4



	JPN	CAN
Total Score	5	4
Time left	12:47	11:49

Legend:
 ↻ Clockwise ↺ Counter-clockwise - Not considered





Game - Shot by Shot

End 7 ● **JPN - Japan** 5 + 0 (this end) = 5 ● **CAN - Canada** 4 + 0 (this end) = 4



	JPN	CAN
Total Score	5	4
Time left	9:44	9:13

Legend:
 ↻ Clockwise ↺ Counter-clockwise - Not considered



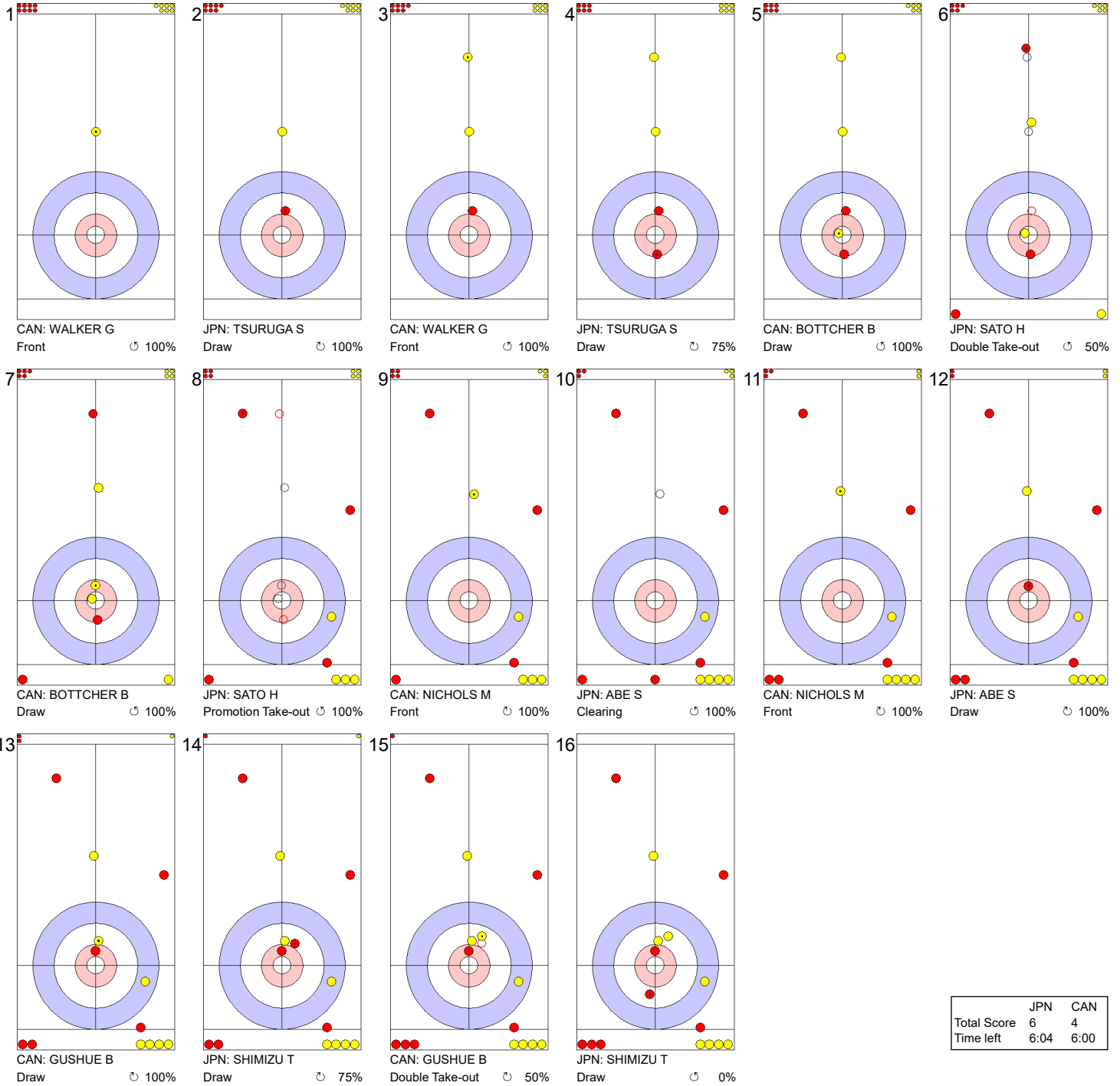


THU 31 OCT 2024
Start Time 19:00

Semi-final - Sheet A

Game - Shot by Shot

End 8 ● **JPN - Japan** 5 + 1 (this end) = 6 ● **CAN - Canada** 4 + 0 (this end) = 4



	JPN	CAN
Total Score	6	4
Time left	6:04	6:00

Legend:
 ↻ Clockwise ↺ Counter-clockwise - Not considered





THU 31 OCT 2024
Start Time 19:00

Semi-final - Sheet A

Game - Shot by Shot

End 9 ● **JPN - Japan** 6 + 2 (this end) = 8 ● **CAN - Canada** 4 + 0 (this end) = 4



	JPN	CAN
Total Score	8	4
Time left	2:09	1:56

Legend:
 ↻ Clockwise ↺ Counter-clockwise - Not considered





THU 31 OCT 2024
Start Time 19:00

Semi-final - Sheet C

Game Results

Sheet	Team	LSFE	1	2	3	4	5	6	7	8	9	10	Extra Ends	Total
C	USA - United States	*	1	0	1	0	0	0	1	0	1	X		4
	CHN - China		0	1	0	2	1	1	0	2	0	X		7

USA - United States		Shot Success Game	All
4 S	SHUSTER John	72%	83%
3 V	PLYS Chris	82%	85%
2	HUFMAN Colin	85%	82%
1	HAMILTON Matt	97%	90%
A	LANDSTEINER John	-	-
Team Total		84%	85%

CHN - China		Shot Success Game	All
4 S	XU Xiaoming	94%	85%
3 V	FEI Xueqing	82%	83%
2	WANG Zhiyu	88%	85%
1	LI Zhichao	97%	91%
A	YE Jianjun	-	91%
Team Total		90%	86%

Time remaining: 7 minutes 33 seconds

Time remaining: 6 minutes 10 seconds

Shot Success Analysis

USA - United States		↻	↺	Game
4	SHUSTER John	Draws 6 75%	2 75%	8 75%
		Take-outs 4 50%	6 83%	10 70%
	Total	10 65%	8 81%	18 72%
3	PLYS Chris	Draws 5 95%	6 63%	11 77%
		Take-outs 3 83%	4 94%	7 89%
	Total	8 91%	10 75%	18 82%
2	HUFMAN Colin	Draws 7 89%	2 75%	9 86%
		Take-outs 4 63%	5 100%	9 83%
	Total	11 80%	7 93%	18 85%
1	HAMILTON Matt	Draws 7 93%	10 100%	17 97%
		Take-outs 1 100%	0 -	1 100%
	Total	8 94%	10 100%	18 97%
A	LANDSTEINER John	Draws 0 -	0 -	0 -
		Take-outs 0 -	0 -	0 -
	Total	0 -	0 -	0 -
Team		Draws 25 88%	20 84%	45 86%
		Take-outs 12 67%	15 92%	27 81%
	Total	37 81%	35 87%	72 84%

CHN - China		↻	↺	Game
4	XU Xiaoming	Draws 5 95%	6 92%	11 93%
		Take-outs 2 100%	5 95%	7 96%
	Total	7 96%	11 93%	18 94%
3	FEI Xueqing	Draws 6 71%	2 100%	8 78%
		Take-outs 6 75%	4 100%	10 85%
	Total	12 73%	6 100%	18 82%
2	WANG Zhiyu	Draws 4 81%	4 88%	8 84%
		Take-outs 2 100%	8 88%	10 90%
	Total	6 88%	12 88%	18 88%
1	LI Zhichao	Draws 16 97%	1 100%	17 97%
		Take-outs 1 100%	0 -	1 100%
	Total	17 97%	1 100%	18 97%
A	YE Jianjun	Draws 0 -	0 -	0 -
		Take-outs 0 -	0 -	0 -
	Total	0 -	0 -	0 -
Team		Draws 31 90%	13 92%	44 90%
		Take-outs 11 86%	17 93%	28 90%
	Total	42 89%	30 93%	72 90%

Note:
Position and function for each team member:
4 = Fourth, 3 = Third, 2 = Second, 1 = Lead, A = Alternate, S = Skip, V = Vice-Skip

Legend:
↻ Clockwise ↺ Counter-clockwise LSFE(*) Last Stone First End
X Unplayed/unfinished end due to concession





THU 31 OCT 2024
Start Time 19:00

Semi-final - Sheet C

Game - Shot by Shot

End 1 ● **USA - United States** 0 + 1 (this end) = 1 ● **CHN - China** 0 + 0 (this end) = 0

<p>1</p> <p>CHN: LI Z Draw 100%</p>	<p>2</p> <p>USA: HAMILTON M Take-out 100%</p>	<p>3</p> <p>CHN: LI Z Take-out 100%</p>	<p>4</p> <p>USA: HAMILTON M Front 50%</p>	<p>5</p> <p>CHN: WANG Z Take-out 100%</p>	<p>6</p> <p>USA: HUFMAN C Take-out 100%</p>
<p>7</p> <p>CHN: WANG Z Take-out 100%</p>	<p>8</p> <p>USA: HUFMAN C Hit and Roll 0%</p>	<p>9</p> <p>CHN: FEI X Draw 75%</p>	<p>10</p> <p>USA: PLYS C Double Take-out 100%</p>	<p>11</p> <p>CHN: FEI X Draw 100%</p>	<p>12</p> <p>USA: PLYS C Promotion Take-out 75%</p>
<p>13</p> <p>CHN: XU X Hit and Roll 100%</p>	<p>14</p> <p>USA: SHUSTER J Promotion Take-out 25%</p>	<p>15</p> <p>CHN: XU X Guard 100%</p>	<p>16</p> <p>USA: SHUSTER J Draw 100%</p>		

	USA	CHN
Total Score	1	0
Time left	35:21	35:28

Legend:
 ↻ Clockwise ↺ Counter-clockwise - Not considered



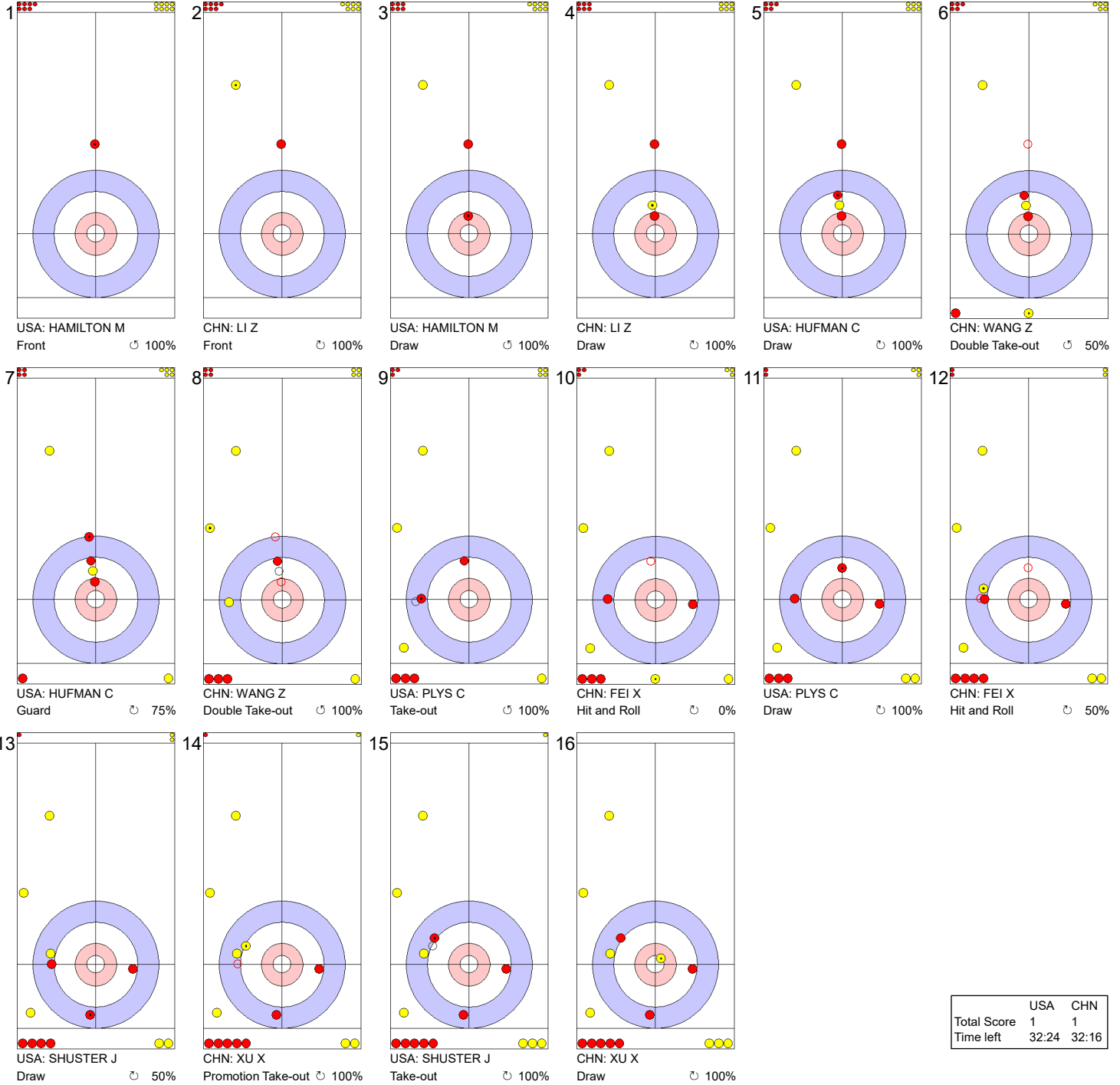


THU 31 OCT 2024
Start Time 19:00

Semi-final - Sheet C

Game - Shot by Shot

End 2 ● USA - United States 1 + 0 (this end) = 1 ● CHN - China 0 + 1 (this end) = 1



	USA	CHN
Total Score	1	1
Time left	32:24	32:16

Legend:
 ↻ Clockwise ↺ Counter-clockwise - Not considered





Game - Shot by Shot

End 3 **USA - United States 1 + 1 (this end) = 2** **CHN - China 1 + 0 (this end) = 1**



	USA	CHN
Total Score	2	1
Time left	28:59	28:02

Legend:
 Clockwise Counter-clockwise - Not considered





THU 31 OCT 2024
Start Time 19:00

Semi-final - Sheet C

Game - Shot by Shot

End 4 ● **USA - United States 2 + 0 (this end) = 2** ● **CHN - China 1 + 2 (this end) = 3**



	USA	CHN
Total Score	2	3
Time left	24:31	23:36

Legend:
 ↻ Clockwise ↺ Counter-clockwise - Not considered



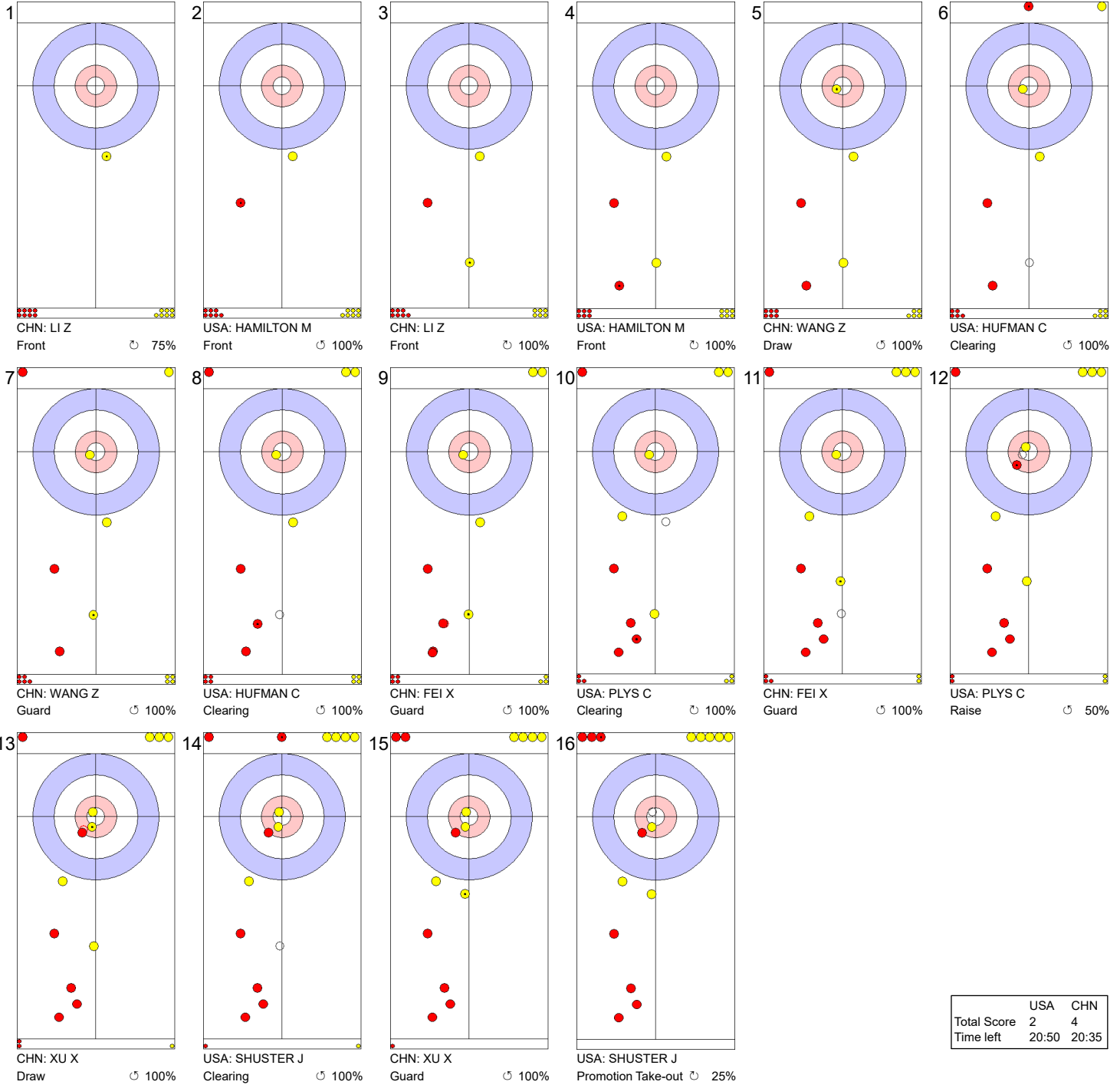


THU 31 OCT 2024
Start Time 19:00

Semi-final - Sheet C

Game - Shot by Shot

End 5 ● **USA - United States 2 + 0 (this end) = 2** ● **CHN - China 3 + 1 (this end) = 4**



	USA	CHN
Total Score	2	4
Time left	20:50	20:35

Legend:
 ↻ Clockwise ↺ Counter-clockwise - Not considered





Game - Shot by Shot

End 6 **USA - United States 2 + 0 (this end) = 2** **CHN - China 4 + 1 (this end) = 5**



	USA	CHN
Total Score	2	5
Time left	17:52	15:45

Legend:
 Clockwise Counter-clockwise - Not considered





Game - Shot by Shot

End 7 **USA - United States 2 + 1 (this end) = 3** **CHN - China 5 + 0 (this end) = 5**



	USA	CHN
Total Score	3	5
Time left	12:58	11:52

Legend:
 ↻ Clockwise ↺ Counter-clockwise - Not considered





THU 31 OCT 2024
Start Time 19:00

Semi-final - Sheet C

Game - Shot by Shot



Legend:
 ↻ Clockwise ↺ Counter-clockwise - Not considered





Game - Shot by Shot

End 9 ● **USA - United States** 3 + 1 (this end) = 4 ● **CHN - China** 7 + 0 (this end) = 7



	USA	CHN
Total Score	4	7
Time left	7:33	6:10

Legend:
 ↻ Clockwise ↺ Counter-clockwise - Not considered





Draw Shot Challenge

Rank	Team	Stone Rotation	Last Stone Draw in each Round Robin Game							DSC
			1	2	3	4	5	6	7	
1	CAN - Canada	↻	136.2	13.5	6.7	109.2	71.0	17.9	11.8	20.78cm
		↻	35.2	24.3	8.3	16.3	12.9	16.4	15.0	
2	USA - United States	↻	46.7	14.7	14.6	199.6	12.4	17.3	23.1	21.63cm
		↻	33.2	12.2	29.8	3.0	34.1	25.3	39.9	
3	NZL - New Zealand	↻	18.3	62.6	17.4	27.5	26.1	22.2	165.1	21.74cm
		↻	10.2	18.3	10.1	7.2	35.7	8.7	59.2	
4	JPN - Japan	↻	16.6	17.7	37.3	2.9	16.4	40.6	39.1	23.96cm
		↻	4.8	28.8	6.3	4.6	72.4	79.7	181.1	
5	AUS - Australia	↻	29.4	9.0	24.3	22.8	199.6	99.6	4.7	24.08cm
		↻	26.5	60.8	6.6	30.1	12.6	48.0	14.2	
6	CHN - China	↻	88.9	22.3	159.8	16.8	13.2	30.4	26.9	29.35cm
		↻	153.2	51.2	5.7	13.2	5.9	13.3	64.4	
7	KOR - Korea	↻	16.9	7.4	42.6	19.6	199.6	20.3	27.0	39.89cm
		↻	199.6	12.1	57.1	100.9	5.7	78.8	90.3	
8	TPE - Chinese Taipei	↻	193.5	68.0	17.1	104.7	145.1	101.8	30.4	90.49cm
		↻	199.6	156.8	29.9	41.4	80.3	116.9	199.6	

Note:

The Draw Shot Challenge (DSC) is the average distance of all the individual Last Stone Draws (LSD), which were delivered by a team during the round robin. The two least favourable results will be eliminated before calculating the average distance. The team with the lesser DSC receives the higher ranking. If the DSCs are equal then the team with the best non-equal counting LSD receives the higher ranking. In the case where all counting LSDs are equal, the team ranked higher in the official World Curling World Ranking is ranked higher.

Legend:

↻ Clockwise ↻ Counter-clockwise **DSC** Draw Shot Challenge
~~nnn.n~~ Eliminated Last Stone Draw





Shot Success Percentage by Position

Fourth		Game >	1	2	3	4	5	6	7	Avg.
1	SHUSTER John	USA	100	74	80	82	94	84	90	85.2
2	GUSHUE Brad	CAN	100	75	84	79	89	83	84	84.9
3	XU Xiaoming	CHN	79	85	88	90	83	80	79	83.3
4	SHIMIZU Tetsuro	JPN	77	79	72	86	80	85	56	77.3
5	HOOD Anton	NZL	65	85	78	98	76	29	91	76.2
6	HEWITT Dean	AUS	78	61	67	84	78	74	81	74.6
7	LEE Jaebeom	KOR	77	64	70	38	94	88	72	72.2
8	STEVENS Eric	TPE	48	40	38	62	35	63	61	49.7

Third		Game >	1	2	3	4	5	6	7	Avg.
1	NICHOLS Mark	CAN	86	88	84	85	85	86	89	86.0
2	PLYS Chris	USA	85	91	78	81	88	89	81	85.1
3	FEI Xueqing	CHN	88	80	84	86	68	89	90	83.4
5	KIM Hyojun	KOR	70	81	85	75	79	80	86	80.3
6	ABE Shinya	JPN	81	74	85	76	83	73	83	79.3
7	DAVIS Tanner	AUS	82	76	66	77	81	86	74	77.6
8	YIN LIU Luis	TPE	81	48	52	52	33	45	61	53.1
	SARGON Brett	NZL	60	(1) 80	(1) 83	(1) 96	(1) 91	(1) 92	(1) 75	82.7

Second		Game >	1	2	3	4	5	6	7	Avg.
1	BOTTCHER Brendan	CAN	82	100	92	86	94	94	100	92.7
2	SATO Hayato	JPN	77	83	95	84	81	77	88	84.1
2	WANG Zhiyu	CHN	89	81	69	90	81	91	85	84.1
4	PYO Jeongmin	KOR	80	83	78	63		(1) 93	(1) 90	83.5
5	SMITH Ben	NZL	79	88	88	88	88	63	77	82.2
6	HUFMAN Colin	USA	77	90	72	88	78	86	81	82.0
7	JOHNS Steve	AUS	78	81	73	70	75	76	68	74.6
8	LEE Victor	TPE	52	48		61	69	68	73	62.5

Lead		Game >	1	2	3	4	5	6	7	Avg.
1	WALKER Geoff	CAN	100	97	95	86	91	89	93	92.2
2	LI Zhichao	CHN	92	86		88	83	95	96	89.8
3	HAMILTON Matt	USA	98	94	89	84	86	88	88	89.0
4	MILLIKIN Hugh	AUS	89	94		88	83		86	87.8
5	KIM Eunbin	KOR	96	86	88	92	(2) 85	(2) 83	(2) 88	87.7
7	HSU Ken	TPE	71	81	70	79	71	80	73	75.0
	WALKER Hunter	NZL	92	(3) 89	(3) 86	(3) 75	(3) 76	(3) 67	(3) 85	81.6



Shot Success Percentage by Position

Alternate	Game >	1	2	3	4	5	6	7	Avg.
CASEY Adam	CAN		(1) 100						100.0
PALANUIK Jared	NZL			(1) 100				(3) 100	100.0
YE Jianjun	CHN			(1) 91					90.6
KIM Jinhun	KOR				(1) 100	(1) 83			88.9
TSURUGA Sota	JPN	(1) 75	(1) 86	(1) 83	(1) 88	(1) 89	(1) 88	(1) 98	86.4
HEWITT Steve	AUS			(1) 77			(1) 83		80.1
HSU Nicholas	TPE			(2) 63					62.5

Team	Game >	1	2	3	4	5	6	7	Avg.
1 CAN - Canada		92	90	89	84	90	88	91	89.0
2 USA - United States		90	87	80	84	86	87	85	85.3
3 CHN - China		87	83	83	88	78	89	88	85.2
4 JPN - Japan		78	80	84	83	83	81	81	81.8
5 KOR - Korea		81	78	80	71	85	86	84	81.2
6 NZL - New Zealand		74	85	85	89	83	63	83	81.1
7 AUS - Australia		82	79	71	79	79	80	77	78.1
8 TPE - Chinese Taipei		63	54	55	63	52	64	67	60.1

Note:

"(n)" denotes a position different from original line-up position: (4) - Fourth, (3) - Third, (2) - Second, (1) - Lead

To be eligible to be ranked, a player must have played in the original position for more than half of the number of games that the team played.

Legend:

Avg. Average



Scoring Analysis

Team	Games	LSFE	Stolen Ends	Last Stone Eff.	Force Eff.	Points Scored							Total	Plus / Minus
						0	1	2	3	4	>4			
CAN	For	7	9	61%	58%	1	13	12	5	2	2	71	+40	
	Against	0	3			3	14	7	1	0	0	31		
USA	For	2	15	58%	67%	2	17	8	5	2	0	56	+28	
	Against	5	2			3	13	6	1	0	0	28		
JPN	For	4	10	29%	71%	6	17	8	3	0	0	42	+12	
	Against	3	6			0	17	5	1	0	0	30		
CHN	For	3	5	38%	68%	5	13	10	3	1	0	46	+9	
	Against	4	7			6	21	8	0	0	0	37		
KOR	For	2	8	35%	47%	4	11	6	3	2	1	47	+3	
	Against	5	8			7	13	7	3	2	0	44		
NZL	For	5	5	35%	39%	4	12	5	5	1	0	41	-7	
	Against	2	8			1	12	6	8	0	0	48		
AUS	For	4	9	29%	16%	2	19	6	3	1	0	44	-10	
	Against	3	8			4	9	11	5	2	0	54		
TPE	For	1	0	13%	19%	1	7	4	0	0	0	15	-75	
	Against	6	19			1	10	9	8	5	3	90		
Total	28		61			25	109	59	27	9	3	362		

Note:
 Stolen ends are the ends won without the last stone advantage.
 Last Stone Efficiency: Scoring two or more points with last stone advantage.
 Force Efficiency: Forcing the opponent team to score only one point when they have the last stone advantage.

Legend:
>4 More than four points scored **Eff.** Efficiency **LSFE** Last Stone First End





Summary of Big Ends

Points Scored	By	Against	Session	End	Game Result
7	KOR - Korea	TPE - Chinese Taipei	5	1	19 : 1
6	CAN - Canada	TPE - Chinese Taipei	2	6	17 : 1
5	CAN - Canada	TPE - Chinese Taipei	2	2	17 : 1
4	CAN - Canada	AUS - Australia	6	7	13 : 8
4	CAN - Canada	KOR - Korea	1	7	10 : 3
4	KOR - Korea	AUS - Australia	7	5	9 : 7
4	KOR - Korea	TPE - Chinese Taipei	5	4	19 : 1
4	USA - United States	TPE - Chinese Taipei	6	6	9 : 3
4	USA - United States	KOR - Korea	2	9	7 : 6
4	AUS - Australia	TPE - Chinese Taipei	4	7	11 : 2
4	CHN - China	TPE - Chinese Taipei	3	2	12 : 4
4	NZL - New Zealand	TPE - Chinese Taipei	7	8	13 : 3

Note:
Big ends are defined as ends with a score of four or more points.



Time-out Statistics

Team	Games	Number of Time-outs	Average Shot Success on Next Stone
CAN - Canada	7	2	100%
CHN - China	7	6	100%
JPN - Japan	7	4	100%
AUS - Australia	7	3	75%
USA - United States	7	2	75%
NZL - New Zealand	7	5	65%
TPE - Chinese Taipei	7	2	62%
KOR - Korea	7	3	58%
Total	28	27	81%



Cumulative Player Statistics by Team

AUS - Australia

HEWITT Dean 4 Right-handed

Type	↻	%	↺	%	Total	%
Draw	23	82	22	66	45	74
Front	0	-	0	-	0	-
Guard	0	-	11	93	11	93
Raise	5	100	6	67	11	82
Wick / Soft Peeling	0	-	0	-	0	-
Freeze	0	-	0	-	0	-
Take-out	8	78	12	81	20	80
Hit and Roll	6	71	4	94	10	80
Clearing	1	100	5	75	6	79
Double Take-out	4	88	9	53	13	63
Promotion Take-out	4	38	4	38	8	38
All Draws	28	85	39	74	67	78
All Take-outs	23	72	34	69	57	70
Total	51	79	73	72	124	75
Not considered					0	-

MILLIKIN Hugh 1 S Right-handed

Type	↻	%	↺	%	Total	%
Draw	5	85	24	80	29	81
Front	25	91	27	94	52	92
Guard	0	-	2	63	2	63
Raise	1	75	1	75	2	75
Wick / Soft Peeling	0	-	0	-	0	-
Freeze	0	-	0	-	0	-
Take-out	0	-	7	93	7	93
Hit and Roll	0	-	0	-	0	-
Clearing	0	-	0	-	0	-
Double Take-out	0	-	0	-	0	-
Promotion Take-out	0	-	0	-	0	-
All Draws	31	90	54	86	85	87
All Take-outs	0	-	7	93	7	93
Total	31	90	61	87	92	88
Not considered					0	-

DAVIS Tanner 3 Right-handed

Type	↻	%	↺	%	Total	%
Draw	18	85	17	76	35	81
Front	1	100	0	-	1	100
Guard	3	83	17	88	20	88
Raise	2	63	5	65	7	64
Wick / Soft Peeling	0	-	0	-	0	-
Freeze	0	-	0	-	0	-
Take-out	16	84	12	79	28	82
Hit and Roll	4	69	4	69	8	69
Clearing	3	67	3	83	6	75
Double Take-out	8	69	7	71	15	70
Promotion Take-out	1	0	4	56	5	45
All Draws	24	83	39	80	63	81
All Take-outs	32	74	30	73	62	74
Total	56	78	69	77	125	78
Not considered					0	-

HEWITT Steve A Right-handed

Type	↻	%	↺	%	Total	%
Draw	4	44	6	92	10	73
Front	7	93	16	84	23	87
Guard	0	-	0	-	0	-
Raise	0	-	0	-	0	-
Wick / Soft Peeling	0	-	0	-	0	-
Freeze	0	-	0	-	0	-
Take-out	1	0	0	-	1	0
Hit and Roll	0	-	0	-	0	-
Clearing	0	-	0	-	0	-
Double Take-out	0	-	0	-	0	-
Promotion Take-out	0	-	0	-	0	-
All Draws	11	75	22	86	33	83
All Take-outs	1	0	0	-	1	0
Total	12	69	22	86	34	80
Not considered					0	-

JOHNS Steve 2 V Right-handed

Type	↻	%	↺	%	Total	%
Draw	30	83	30	74	60	78
Front	2	75	1	100	3	83
Guard	2	100	5	95	7	96
Raise	3	75	3	75	6	75
Wick / Soft Peeling	2	100	0	-	2	100
Freeze	0	-	0	-	0	-
Take-out	4	44	12	73	16	66
Hit and Roll	5	65	3	58	8	63
Clearing	3	75	8	69	11	70
Double Take-out	5	65	4	69	9	67
Promotion Take-out	0	-	4	50	4	50
All Draws	39	83	39	78	78	80
All Take-outs	17	62	31	67	48	65
Total	56	77	70	73	126	75
Not considered					0	-

Team: AUS - Australia

Type	↻	%	↺	%	Total	%
Draw	80	81	99	75	179	78
Front	35	91	44	90	79	91
Guard	5	90	35	89	40	89
Raise	11	84	15	68	26	75
Wick / Soft Peeling	2	100	0	-	2	100
Freeze	0	-	0	-	0	-
Take-out	29	74	43	80	72	78
Hit and Roll	15	68	11	75	26	71
Clearing	7	75	16	73	23	74
Double Take-out	17	72	20	63	37	67
Promotion Take-out	5	30	12	48	17	43
All Draws	133	84	193	81	326	82
All Take-outs	73	70	102	71	175	71
Total	206	79	295	77	501	78
Not considered					0	-

Note:
Position and function for each team member:
4 = Fourth, 3 = Third, 2 = Second, 1 = Lead, A = Alternate, S = Skip, V = Vice-Skip

Legend:
↻ Clockwise ↺ Counter-clockwise





Cumulative Player Statistics by Team

CAN - Canada

GUSHUE Brad 4 S Right-handed

Type	↻	%	↺	%	Total	%
Draw	24	80	12	98	36	86
Front	0	-	0	-	0	-
Guard	2	88	5	70	7	75
Raise	0	-	1	100	1	100
Wick / Soft Peeling	0	-	0	-	0	-
Freeze	0	-	0	-	0	-
Take-out	10	83	17	94	27	90
Hit and Roll	7	89	4	94	11	91
Clearing	9	78	7	86	16	81
Double Take-out	7	71	6	75	13	73
Promotion Take-out	2	50	6	100	8	88
All Draws	26	81	18	90	44	85
All Take-outs	35	79	40	91	75	85
Total	61	80	58	91	119	85
Not considered					1	-

WALKER Geoff 1 Right-handed

Type	↻	%	↺	%	Total	%
Draw	33	96	34	84	67	90
Front	19	96	12	92	31	94
Guard	3	100	2	100	5	100
Raise	0	-	1	75	1	75
Wick / Soft Peeling	1	100	4	94	5	95
Freeze	0	-	0	-	0	-
Take-out	1	100	6	100	7	100
Hit and Roll	0	-	0	-	0	-
Clearing	0	-	0	-	0	-
Double Take-out	0	-	0	-	0	-
Promotion Take-out	0	-	0	-	0	-
All Draws	56	96	53	87	109	92
All Take-outs	1	100	6	100	7	100
Total	57	96	59	88	116	92
Not considered					0	-

NICHOLS Mark 3 V Right-handed

Type	↻	%	↺	%	Total	%
Draw	16	78	10	70	26	75
Front	0	-	0	-	0	-
Guard	6	96	5	95	11	95
Raise	4	100	1	100	5	100
Wick / Soft Peeling	0	-	0	-	0	-
Freeze	0	-	0	-	0	-
Take-out	15	97	11	95	26	96
Hit and Roll	3	83	7	61	10	68
Clearing	8	91	14	100	22	97
Double Take-out	5	60	12	92	17	82
Promotion Take-out	0	-	3	42	3	42
All Draws	26	86	16	80	42	83
All Take-outs	31	88	47	87	78	88
Total	57	87	63	85	120	86
Not considered					0	-

CASEY Adam A Right-handed

Type	↻	%	↺	%	Total	%
Draw	3	100	1	100	4	100
Front	0	-	0	-	0	-
Guard	0	-	0	-	0	-
Raise	0	-	0	-	0	-
Wick / Soft Peeling	0	-	0	-	0	-
Freeze	0	-	0	-	0	-
Take-out	0	-	0	-	0	-
Hit and Roll	0	-	0	-	0	-
Clearing	0	-	0	-	0	-
Double Take-out	0	-	0	-	0	-
Promotion Take-out	0	-	0	-	0	-
All Draws	3	100	1	100	4	100
All Take-outs	0	-	0	-	0	-
Total	3	100	1	100	4	100
Not considered					0	-

BOTTCHER Brendan 2 Right-handed

Type	↻	%	↺	%	Total	%
Draw	26	89	14	98	40	93
Front	0	-	0	-	0	-
Guard	5	100	1	100	6	100
Raise	0	-	2	100	2	100
Wick / Soft Peeling	0	-	0	-	0	-
Freeze	0	-	0	-	0	-
Take-out	12	88	10	90	22	89
Hit and Roll	1	100	1	50	2	75
Clearing	12	100	21	98	33	98
Double Take-out	6	100	8	75	14	86
Promotion Take-out	1	75	0	-	1	75
All Draws	31	91	17	99	48	94
All Take-outs	32	95	40	90	72	92
Total	63	93	57	93	120	93
Not considered					0	-

Team: CAN - Canada

Type	↻	%	↺	%	Total	%
Draw	102	88	71	87	173	88
Front	19	96	12	92	31	94
Guard	16	97	13	87	29	92
Raise	4	100	5	95	9	97
Wick / Soft Peeling	1	100	4	94	5	95
Freeze	0	-	0	-	0	-
Take-out	38	90	44	94	82	92
Hit and Roll	11	89	12	71	23	79
Clearing	29	91	42	96	71	94
Double Take-out	18	78	26	83	44	81
Promotion Take-out	3	58	9	81	12	75
All Draws	142	90	105	88	247	90
All Take-outs	99	87	133	90	232	88
Total	241	89	238	89	479	89
Not considered					1	-

Note:
Position and function for each team member:
4 = Fourth, **3** = Third, **2** = Second, **1** = Lead, **A** = Alternate, **S** = Skip, **V** = Vice-Skip

Legend:
↻ Clockwise ↺ Counter-clockwise





Cumulative Player Statistics by Team

CHN - China

XU Xiaoming 4 S Right-handed

Type	↻	%	↺	%	Total	%
Draw	20	90	15	95	35	92
Front	0	-	0	-	0	-
Guard	3	100	2	50	5	80
Raise	3	58	2	50	5	55
Wick / Soft Peeling	2	75	0	-	2	75
Freeze	0	-	0	-	0	-
Take-out	21	92	22	90	43	91
Hit and Roll	2	50	3	92	5	75
Clearing	5	80	6	100	11	91
Double Take-out	12	67	9	64	21	65
Promotion Take-out	0	-	6	63	6	63
All Draws	28	87	19	86	47	86
All Take-outs	40	81	46	83	86	82
Total	68	83	65	83	133	83
Not considered					0	-

LI Zhichao 1 Right-handed

Type	↻	%	↺	%	Total	%
Draw	41	88	14	93	55	89
Front	27	99	16	84	43	94
Guard	3	83	0	-	3	83
Raise	0	-	0	-	0	-
Wick / Soft Peeling	2	50	0	-	2	50
Freeze	0	-	0	-	0	-
Take-out	8	94	4	75	12	88
Hit and Roll	1	100	1	75	2	88
Clearing	1	100	0	-	1	100
Double Take-out	0	-	0	-	0	-
Promotion Take-out	0	-	0	-	0	-
All Draws	73	91	30	88	103	90
All Take-outs	10	95	5	75	15	88
Total	83	91	35	86	118	90
Not considered					0	-

FEI Xueqing 3 V Right-handed

Type	↻	%	↺	%	Total	%
Draw	12	94	14	82	26	88
Front	3	83	6	100	9	94
Guard	5	95	4	75	9	86
Raise	5	70	4	94	9	81
Wick / Soft Peeling	0	-	0	-	0	-
Freeze	0	-	0	-	0	-
Take-out	20	83	23	77	43	80
Hit and Roll	2	100	1	100	3	100
Clearing	7	93	10	90	17	91
Double Take-out	9	81	4	88	13	83
Promotion Take-out	4	44	1	25	5	40
All Draws	25	88	28	87	53	87
All Take-outs	42	81	39	81	81	81
Total	67	84	67	83	134	83
Not considered					0	-

YE Jianjun A Right-handed

Type	↻	%	↺	%	Total	%
Draw	4	94	8	91	12	92
Front	1	75	2	88	3	83
Guard	0	-	0	-	0	-
Raise	0	-	0	-	0	-
Wick / Soft Peeling	0	-	0	-	0	-
Freeze	0	-	0	-	0	-
Take-out	1	100	0	-	1	100
Hit and Roll	0	-	0	-	0	-
Clearing	0	-	0	-	0	-
Double Take-out	0	-	0	-	0	-
Promotion Take-out	0	-	0	-	0	-
All Draws	5	90	10	90	15	90
All Take-outs	1	100	0	-	1	100
Total	6	92	10	90	16	91
Not considered					0	-

WANG Zhiyu 2 Right-handed

Type	↻	%	↺	%	Total	%
Draw	21	81	13	92	34	85
Front	3	100	2	100	5	100
Guard	6	92	2	100	8	94
Raise	2	100	1	0	3	67
Wick / Soft Peeling	0	-	0	-	0	-
Freeze	0	-	0	-	0	-
Take-out	17	79	14	66	31	73
Hit and Roll	5	95	1	100	6	96
Clearing	12	94	20	91	32	92
Double Take-out	6	75	8	75	14	75
Promotion Take-out	1	75	0	-	1	75
All Draws	32	86	18	89	50	87
All Take-outs	41	85	43	80	84	82
Total	73	85	61	83	134	84
Not considered					0	-

Team: CHN - China

Type	↻	%	↺	%	Total	%
Draw	98	88	64	91	162	89
Front	34	97	26	89	60	94
Guard	17	93	8	75	25	87
Raise	10	73	7	68	17	71
Wick / Soft Peeling	4	63	0	-	4	63
Freeze	0	-	0	-	0	-
Take-out	67	86	63	79	130	83
Hit and Roll	10	88	6	92	16	89
Clearing	25	91	36	92	61	92
Double Take-out	27	73	21	73	48	73
Promotion Take-out	5	50	7	57	12	54
All Draws	163	89	105	88	268	88
All Take-outs	134	83	133	81	267	82
Total	297	86	238	84	535	85
Not considered					0	-

Note:
Position and function for each team member:
4 = Fourth, **3** = Third, **2** = Second, **1** = Lead, **A** = Alternate, **S** = Skip, **V** = Vice-Skip

Legend:
↻ Clockwise ↺ Counter-clockwise





Cumulative Player Statistics by Team

JPN - Japan

SHIMIZU Tetsuro 4 V Right-handed

Type	↻	%	↺	%	Total	%
Draw	14	79	11	75	25	77
Front	1	100	0	-	1	100
Guard	5	85	4	88	9	86
Raise	5	50	4	63	9	56
Wick / Soft Peeling	0	-	0	-	0	-
Freeze	1	100	0	-	1	100
Take-out	18	83	12	92	30	87
Hit and Roll	5	85	8	53	13	65
Clearing	4	50	4	100	8	75
Double Take-out	5	90	4	56	9	75
Promotion Take-out	2	75	3	75	5	75
All Draws	26	76	19	75	45	76
All Take-outs	34	80	31	77	65	78
Total	60	78	50	76	110	77
Not considered					2	-

OUCHI Haruto 1 Right-handed

Type	↻	%	↺	%	Total	%
Draw	0	-	0	-	0	-
Front	0	-	0	-	0	-
Guard	0	-	0	-	0	-
Raise	0	-	0	-	0	-
Wick / Soft Peeling	0	-	0	-	0	-
Freeze	0	-	0	-	0	-
Take-out	0	-	0	-	0	-
Hit and Roll	0	-	0	-	0	-
Clearing	0	-	0	-	0	-
Double Take-out	0	-	0	-	0	-
Promotion Take-out	0	-	0	-	0	-
All Draws	0	-	0	-	0	-
All Take-outs	0	-	0	-	0	-
Total	0	-	0	-	0	-
Not considered					0	-

ABE Shinya 3 S Right-handed

Type	↻	%	↺	%	Total	%
Draw	14	80	10	90	24	84
Front	0	-	2	100	2	100
Guard	4	81	4	100	8	91
Raise	6	71	4	44	10	60
Wick / Soft Peeling	0	-	0	-	0	-
Freeze	0	-	0	-	0	-
Take-out	10	75	16	88	26	83
Hit and Roll	4	75	6	88	10	83
Clearing	10	100	6	88	16	95
Double Take-out	11	66	6	42	17	57
Promotion Take-out	1	75	1	25	2	50
All Draws	24	78	20	84	44	81
All Take-outs	36	79	35	78	71	79
Total	60	79	55	80	115	79
Not considered					0	-

TSURUGA Sota A Right-handed

Type	↻	%	↺	%	Total	%
Draw	48	93	11	82	59	91
Front	23	97	8	94	31	96
Guard	2	75	1	100	3	83
Raise	1	100	0	-	1	100
Wick / Soft Peeling	0	-	0	-	0	-
Freeze	0	-	0	-	0	-
Take-out	10	45	8	69	18	56
Hit and Roll	0	-	1	75	1	75
Clearing	1	100	0	-	1	100
Double Take-out	0	-	0	-	0	-
Promotion Take-out	0	-	0	-	0	-
All Draws	74	94	20	88	94	92
All Take-outs	11	50	9	69	20	59
Total	85	88	29	82	114	86
Not considered					2	-

SATO Hayato 2 Right-handed

Type	↻	%	↺	%	Total	%
Draw	24	80	12	75	36	78
Front	4	100	1	100	5	100
Guard	4	100	4	94	8	97
Raise	1	50	2	88	3	75
Wick / Soft Peeling	0	-	0	-	0	-
Freeze	0	-	0	-	0	-
Take-out	13	79	9	69	22	75
Hit and Roll	3	100	6	67	9	78
Clearing	13	92	11	89	24	91
Double Take-out	6	100	3	100	9	100
Promotion Take-out	0	-	0	-	0	-
All Draws	33	84	19	82	52	83
All Take-outs	35	89	29	79	64	85
Total	68	87	48	80	116	84
Not considered					0	-

Team: JPN - Japan

Type	↻	%	↺	%	Total	%
Draw	100	86	44	80	144	84
Front	28	97	11	95	39	97
Guard	15	87	13	94	28	90
Raise	13	63	10	60	23	62
Wick / Soft Peeling	0	-	0	-	0	-
Freeze	1	100	0	-	1	100
Take-out	51	73	45	82	96	77
Hit and Roll	12	85	21	68	33	74
Clearing	28	89	21	90	49	90
Double Take-out	22	81	13	60	35	73
Promotion Take-out	3	75	4	63	7	68
All Draws	157	86	78	82	235	85
All Take-outs	116	80	104	77	220	79
Total	273	84	182	79	455	82
Not considered					4	-

Note:
Position and function for each team member:
4 = Fourth, **3** = Third, **2** = Second, **1** = Lead, **A** = Alternate, **S** = Skip, **V** = Vice-Skip

Legend:
↻ Clockwise ↺ Counter-clockwise





Cumulative Player Statistics by Team

KOR - Korea

LEE Jaebeom 4 S Right-handed

Type	↻	%	↺	%	Total	%
Draw	21	70	16	77	37	73
Front	0	-	0	-	0	-
Guard	5	75	2	88	7	79
Raise	4	63	4	81	8	72
Wick / Soft Peeling	0	-	0	-	0	-
Freeze	1	75	0	-	1	75
Take-out	16	73	14	82	30	78
Hit and Roll	8	66	2	75	10	68
Clearing	5	100	1	50	6	92
Double Take-out	5	55	8	50	13	52
Promotion Take-out	3	75	2	50	5	65
All Draws	31	70	22	78	53	74
All Take-outs	37	73	27	69	64	71
Total	68	72	49	73	117	72
Not considered					0	-

KIM Eunbin 1 Right-handed

Type	↻	%	↺	%	Total	%
Draw	30	94	24	80	54	88
Front	12	92	10	90	22	91
Guard	2	75	4	69	6	71
Raise	0	-	0	-	0	-
Wick / Soft Peeling	0	-	0	-	0	-
Freeze	0	-	0	-	0	-
Take-out	9	97	9	94	18	96
Hit and Roll	3	83	4	94	7	89
Clearing	0	-	1	100	1	100
Double Take-out	4	75	4	75	8	75
Promotion Take-out	2	63	0	-	2	63
All Draws	44	93	38	82	82	88
All Take-outs	18	86	18	90	36	88
Total	62	91	56	84	118	88
Not considered					0	-

KIM Hyojun 3 V Right-handed

Type	↻	%	↺	%	Total	%
Draw	13	73	17	76	30	75
Front	2	100	4	100	6	100
Guard	3	83	4	100	7	93
Raise	4	88	2	100	6	92
Wick / Soft Peeling	0	-	0	-	0	-
Freeze	0	-	0	-	0	-
Take-out	14	71	17	87	31	80
Hit and Roll	5	80	3	83	8	81
Clearing	6	100	5	80	11	91
Double Take-out	6	67	7	79	13	73
Promotion Take-out	5	65	1	25	6	58
All Draws	22	80	27	85	49	83
All Take-outs	36	76	33	82	69	79
Total	58	77	60	83	118	80
Not considered					0	-

KIM Jinhun A Right-handed

Type	↻	%	↺	%	Total	%
Draw	6	96	3	100	9	97
Front	2	88	4	100	6	96
Guard	0	-	1	100	1	100
Raise	0	-	0	-	0	-
Wick / Soft Peeling	0	-	0	-	0	-
Freeze	0	-	0	-	0	-
Take-out	0	-	1	0	1	0
Hit and Roll	1	50	0	-	1	50
Clearing	0	-	0	-	0	-
Double Take-out	0	-	0	-	0	-
Promotion Take-out	0	-	0	-	0	-
All Draws	8	94	8	100	16	97
All Take-outs	1	50	1	0	2	25
Total	9	89	9	89	18	89
Not considered					0	-

PYO Jeongmin 2 Right-handed

Type	↻	%	↺	%	Total	%
Draw	21	90	14	80	35	86
Front	8	100	10	88	18	93
Guard	3	100	1	100	4	100
Raise	3	92	1	0	4	69
Wick / Soft Peeling	1	100	0	-	1	100
Freeze	0	-	0	-	0	-
Take-out	3	100	17	65	20	70
Hit and Roll	1	100	2	75	3	83
Clearing	3	100	2	75	5	90
Double Take-out	2	75	5	80	7	79
Promotion Take-out	1	75	2	75	3	75
All Draws	36	94	26	81	62	88
All Take-outs	10	93	28	70	38	76
Total	46	93	54	75	100	84
Not considered					0	-

Team: KOR - Korea

Type	↻	%	↺	%	Total	%
Draw	91	85	74	79	165	82
Front	24	95	28	92	52	93
Guard	13	83	12	88	25	85
Raise	11	80	7	75	18	78
Wick / Soft Peeling	1	100	0	-	1	100
Freeze	1	75	0	-	1	75
Take-out	42	80	58	79	100	79
Hit and Roll	18	74	11	84	29	78
Clearing	14	100	9	78	23	91
Double Take-out	17	66	24	69	41	68
Promotion Take-out	11	68	5	55	16	64
All Draws	141	86	121	83	262	85
All Take-outs	102	78	107	76	209	77
Total	243	83	228	80	471	81
Not considered					0	-

Note:

Position and function for each team member:
4 = Fourth, **3** = Third, **2** = Second, **1** = Lead, **A** = Alternate, **S** = Skip, **V** = Vice-Skip

Legend:

↻ Clockwise ↺ Counter-clockwise



Cumulative Player Statistics by Team

NZL - New Zealand

HOOD Anton 4 S Right-handed

Type	↻	%	↺	%	Total	%
Draw	14	89	22	76	36	81
Front	0	-	1	100	1	100
Guard	2	100	3	83	5	90
Raise	3	17	3	67	6	42
Wick / Soft Peeling	0	-	0	-	0	-
Freeze	0	-	0	-	0	-
Take-out	7	54	22	85	29	78
Hit and Roll	3	67	8	72	11	70
Clearing	2	100	6	92	8	94
Double Take-out	8	69	1	0	9	61
Promotion Take-out	0	-	3	58	3	58
All Draws	19	79	29	77	48	78
All Take-outs	20	66	40	79	60	75
Total	39	72	69	78	108	76
Not considered					0	-

WALKER Hunter 1 Right-handed

Type	↻	%	↺	%	Total	%
Draw	16	84	10	93	26	88
Front	3	67	5	100	8	88
Guard	3	83	9	94	12	92
Raise	3	75	1	50	4	69
Wick / Soft Peeling	0	-	0	-	0	-
Freeze	0	-	0	-	0	-
Take-out	12	96	18	68	30	79
Hit and Roll	2	88	1	75	3	83
Clearing	3	92	3	100	6	96
Double Take-out	3	50	4	75	7	64
Promotion Take-out	4	56	2	50	6	54
All Draws	25	81	25	93	50	87
All Take-outs	24	82	28	71	52	76
Total	49	82	53	82	102	82
Not considered					0	-

SARGON Brett 3 V Right-handed

Type	↻	%	↺	%	Total	%
Draw	17	74	40	88	57	84
Front	6	67	20	90	26	85
Guard	0	-	4	100	4	100
Raise	2	13	1	25	3	17
Wick / Soft Peeling	0	-	0	-	0	-
Freeze	0	-	0	-	0	-
Take-out	3	100	7	89	10	93
Hit and Roll	1	0	1	100	2	50
Clearing	0	-	0	-	0	-
Double Take-out	1	50	1	100	2	75
Promotion Take-out	0	-	0	-	0	-
All Draws	25	67	65	88	90	83
All Take-outs	5	70	9	92	14	84
Total	30	68	74	89	104	83
Not considered					0	-

PALANUIK Jared A Right-handed

Type	↻	%	↺	%	Total	%
Draw	0	-	0	-	0	-
Front	1	100	3	100	4	100
Guard	0	-	0	-	0	-
Raise	0	-	0	-	0	-
Wick / Soft Peeling	0	-	0	-	0	-
Freeze	0	-	0	-	0	-
Take-out	0	-	0	-	0	-
Hit and Roll	0	-	0	-	0	-
Clearing	3	100	2	100	5	100
Double Take-out	1	100	0	-	1	100
Promotion Take-out	0	-	0	-	0	-
All Draws	1	100	3	100	4	100
All Take-outs	4	100	2	100	6	100
Total	5	100	5	100	10	100
Not considered					0	-

SMITH Ben 2 Right-handed

Type	↻	%	↺	%	Total	%
Draw	22	92	19	82	41	87
Front	0	-	3	92	3	92
Guard	3	100	8	91	11	93
Raise	0	-	2	100	2	100
Wick / Soft Peeling	0	-	0	-	0	-
Freeze	0	-	0	-	0	-
Take-out	10	63	10	75	20	69
Hit and Roll	1	0	2	75	3	50
Clearing	4	100	11	91	15	93
Double Take-out	4	63	8	69	12	67
Promotion Take-out	0	-	1	75	1	75
All Draws	25	93	32	86	57	89
All Take-outs	19	67	32	79	51	75
Total	44	82	64	82	108	82
Not considered					0	-

Team: NZL - New Zealand

Type	↻	%	↺	%	Total	%
Draw	69	85	91	84	160	85
Front	10	70	32	93	42	88
Guard	8	94	24	93	32	93
Raise	8	38	7	68	15	52
Wick / Soft Peeling	0	-	0	-	0	-
Freeze	0	-	0	-	0	-
Take-out	32	77	57	79	89	78
Hit and Roll	7	54	12	75	19	67
Clearing	12	98	22	93	34	95
Double Take-out	17	65	14	68	31	66
Promotion Take-out	4	56	6	58	10	58
All Draws	95	80	154	87	249	84
All Take-outs	72	74	111	79	183	77
Total	167	78	265	83	432	81
Not considered					0	-

Note:
Position and function for each team member:
4 = Fourth, **3** = Third, **2** = Second, **1** = Lead, **A** = Alternate, **S** = Skip, **V** = Vice-Skip

Legend:
↻ Clockwise ↺ Counter-clockwise



Cumulative Player Statistics by Team

TPE - Chinese Taipei

STEVENS Eric 4 V Right-handed

Type	↻	%	↺	%	Total	%
Draw	22	45	31	54	53	50
Front	0	-	0	-	0	-
Guard	1	50	1	100	2	75
Raise	3	0	2	50	5	20
Wick / Soft Peeling	0	-	0	-	0	-
Freeze	0	-	0	-	0	-
Take-out	15	52	5	25	20	45
Hit and Roll	1	25	5	75	6	67
Clearing	1	100	0	-	1	100
Double Take-out	4	63	3	50	7	57
Promotion Take-out	1	0	0	-	1	0
All Draws	26	40	34	55	60	49
All Take-outs	22	52	13	50	35	51
Total	48	46	47	54	95	50
Not considered					1	-

HSU Ken 1 S Right-handed

Type	↻	%	↺	%	Total	%
Draw	15	57	16	78	31	68
Front	21	85	31	81	52	82
Guard	1	75	1	100	2	88
Raise	2	38	2	75	4	56
Wick / Soft Peeling	0	-	0	-	0	-
Freeze	0	-	0	-	0	-
Take-out	0	-	3	33	3	33
Hit and Roll	1	75	1	100	2	88
Clearing	0	-	0	-	0	-
Double Take-out	1	50	1	100	2	75
Promotion Take-out	0	-	0	-	0	-
All Draws	39	71	50	80	89	76
All Take-outs	2	63	5	60	7	61
Total	41	71	55	78	96	75
Not considered					0	-

YIN LIU Luis 3 Right-handed

Type	↻	%	↺	%	Total	%
Draw	18	50	28	59	46	55
Front	1	100	1	50	2	75
Guard	0	-	6	71	6	71
Raise	3	42	4	44	7	43
Wick / Soft Peeling	0	-	0	-	0	-
Freeze	0	-	0	-	0	-
Take-out	10	43	9	56	19	49
Hit and Roll	2	63	2	50	4	56
Clearing	1	50	4	56	5	55
Double Take-out	3	50	0	-	3	50
Promotion Take-out	0	-	4	25	4	25
All Draws	22	51	39	59	61	56
All Take-outs	16	47	19	49	35	48
Total	38	49	58	56	96	53
Not considered					0	-

HSU Nicholas A Right-handed

Type	↻	%	↺	%	Total	%
Draw	7	61	5	75	12	67
Front	0	-	0	-	0	-
Guard	0	-	0	-	0	-
Raise	1	50	1	50	2	50
Wick / Soft Peeling	0	-	0	-	0	-
Freeze	0	-	0	-	0	-
Take-out	1	0	0	-	1	0
Hit and Roll	0	-	0	-	0	-
Clearing	0	-	1	100	1	100
Double Take-out	0	-	0	-	0	-
Promotion Take-out	0	-	0	-	0	-
All Draws	8	59	6	71	14	64
All Take-outs	1	0	1	100	2	50
Total	9	53	7	75	16	63
Not considered					0	-

LEE Victor 2 Right-handed

Type	↻	%	↺	%	Total	%
Draw	25	55	20	73	45	63
Front	2	100	0	-	2	100
Guard	1	0	1	100	2	50
Raise	1	100	4	44	5	55
Wick / Soft Peeling	0	-	0	-	0	-
Freeze	0	-	0	-	0	-
Take-out	7	61	6	46	13	54
Hit and Roll	2	75	0	-	2	75
Clearing	1	100	2	88	3	92
Double Take-out	1	75	6	58	7	61
Promotion Take-out	0	-	1	50	1	50
All Draws	29	58	25	69	54	63
All Take-outs	11	68	15	57	26	62
Total	40	61	40	64	80	63
Not considered					0	-

Team: TPE - Chinese Taipei

Type	↻	%	↺	%	Total	%
Draw	87	52	100	64	187	59
Front	24	86	32	80	56	83
Guard	3	42	9	81	12	71
Raise	10	35	13	50	23	43
Wick / Soft Peeling	0	-	0	-	0	-
Freeze	0	-	0	-	0	-
Take-out	33	49	23	43	56	47
Hit and Roll	6	63	8	72	14	68
Clearing	3	83	7	71	10	75
Double Take-out	9	58	10	60	19	59
Promotion Take-out	1	0	5	30	6	25
All Draws	124	57	154	67	278	63
All Take-outs	52	53	53	53	105	53
Total	176	56	207	64	383	60
Not considered					1	-

Note:
Position and function for each team member:
4 = Fourth, **3** = Third, **2** = Second, **1** = Lead, **A** = Alternate, **S** = Skip, **V** = Vice-Skip

Legend:
↻ Clockwise ↺ Counter-clockwise



Cumulative Player Statistics by Team

USA - United States

SHUSTER John 4 S Right-handed

Type	↻	%	↺	%	Total	%
Draw	21	90	15	85	36	88
Front	0	-	0	-	0	-
Guard	3	83	5	95	8	91
Raise	3	83	1	100	4	88
Wick / Soft Peeling	0	-	0	-	0	-
Freeze	0	-	0	-	0	-
Take-out	20	88	16	92	36	90
Hit and Roll	3	92	5	80	8	84
Clearing	4	100	3	67	7	86
Double Take-out	7	57	3	67	10	60
Promotion Take-out	2	38	2	100	4	69
All Draws	27	89	21	88	48	89
All Take-outs	36	81	29	85	65	83
Total	63	84	50	87	113	85
Not considered					1	-

HAMILTON Matt 1 Right-handed

Type	↻	%	↺	%	Total	%
Draw	27	87	26	90	53	89
Front	25	96	16	86	41	92
Guard	4	100	4	94	8	97
Raise	1	75	1	75	2	75
Wick / Soft Peeling	1	100	0	-	1	100
Freeze	0	-	0	-	0	-
Take-out	4	75	3	83	7	79
Hit and Roll	0	-	1	50	1	50
Clearing	0	-	0	-	0	-
Double Take-out	1	50	0	-	1	50
Promotion Take-out	0	-	0	-	0	-
All Draws	58	92	47	89	105	90
All Take-outs	5	70	4	75	9	72
Total	63	90	51	88	114	89
Not considered					0	-

PLYS Chris 3 V Right-handed

Type	↻	%	↺	%	Total	%
Draw	15	90	15	83	30	87
Front	0	-	2	100	2	100
Guard	5	100	4	63	9	83
Raise	3	92	4	69	7	79
Wick / Soft Peeling	0	-	0	-	0	-
Freeze	0	-	0	-	0	-
Take-out	11	77	15	87	26	83
Hit and Roll	6	79	6	96	12	88
Clearing	5	100	6	92	11	95
Double Take-out	3	67	7	71	10	70
Promotion Take-out	3	83	4	100	7	93
All Draws	23	92	25	79	48	85
All Take-outs	28	81	38	88	66	85
Total	51	86	63	84	114	85
Not considered					0	-

LANDSTEINER John A Left-handed

Type	↻	%	↺	%	Total	%
Draw	0	-	0	-	0	-
Front	0	-	0	-	0	-
Guard	0	-	0	-	0	-
Raise	0	-	0	-	0	-
Wick / Soft Peeling	0	-	0	-	0	-
Freeze	0	-	0	-	0	-
Take-out	0	-	0	-	0	-
Hit and Roll	0	-	0	-	0	-
Clearing	0	-	0	-	0	-
Double Take-out	0	-	0	-	0	-
Promotion Take-out	0	-	0	-	0	-
All Draws	0	-	0	-	0	-
All Take-outs	0	-	0	-	0	-
Total	0	-	0	-	0	-
Not considered					0	-

HUFMAN Colin 2 Right-handed

Type	↻	%	↺	%	Total	%
Draw	14	86	24	90	38	88
Front	0	-	2	100	2	100
Guard	4	81	6	92	10	88
Raise	4	75	4	69	8	72
Wick / Soft Peeling	0	-	0	-	0	-
Freeze	0	-	0	-	0	-
Take-out	12	54	13	81	25	68
Hit and Roll	3	67	4	81	7	75
Clearing	8	91	8	91	16	91
Double Take-out	3	83	3	75	6	79
Promotion Take-out	2	100	0	-	2	100
All Draws	22	83	36	88	58	86
All Take-outs	28	72	28	83	56	78
Total	50	77	64	86	114	82
Not considered					0	-

Team: USA - United States

Type	↻	%	↺	%	Total	%
Draw	77	88	80	88	157	88
Front	25	96	20	89	45	93
Guard	16	92	19	87	35	89
Raise	11	82	10	73	21	77
Wick / Soft Peeling	1	100	0	-	1	100
Freeze	0	-	0	-	0	-
Take-out	47	76	47	87	94	81
Hit and Roll	12	79	16	84	28	82
Clearing	17	96	17	87	34	91
Double Take-out	14	64	13	71	27	68
Promotion Take-out	7	75	6	100	13	87
All Draws	130	90	129	87	259	88
All Take-outs	97	78	99	85	196	82
Total	227	85	228	86	455	85
Not considered					1	-

Note:
Position and function for each team member:
4 = Fourth, **3** = Third, **2** = Second, **1** = Lead, **A** = Alternate, **S** = Skip, **V** = Vice-Skip

Legend:
↻ Clockwise ↺ Counter-clockwise





Session Results and Standings

Sheet	Team	LSD/LSFE	1	2	3	4	5	6	7	8	9	10	Extra Ends	Total
A	USA - United States	63.0cm *	2	1	1	3	0	1	X	X	X	X		8
	JPN - Japan	220.2cm	0	0	0	0	2	0	X	X	X	X		2
B	NZL - New Zealand	224.3cm *	2	1	0	3	3	0	0	4	X	X		13
	TPE - Chinese Taipei	230.0cm	0	0	1	0	0	2	0	0	X	X		3
C	AUS - Australia	18.9cm *	1	0	2	1	0	0	1	2	0	0		7
	KOR - Korea	117.3cm	0	1	0	0	4	1	0	0	0	3		9
D	CAN - Canada	26.8cm *	2	1	2	0	0	0	0	1	0	1		7
	CHN - China	91.3cm	0	0	0	0	2	0	1	0	1	0		4

Standings after Round Robin

Rank	Team	Games	Wins	Losses	
1	CAN - Canada	7	7	0	Q
2	USA - United States	7	6	1	Q
3	CHN - China	7	4	3	Q w1
4	JPN - Japan	7	4	3	Q w0
5	KOR - Korea	7	3	4	
6	AUS - Australia	7	2	5	w1
7	NZL - New Zealand	7	2	5	w0
8	TPE - Chinese Taipei	7	0	7	>B

Legend:	LSD Last Stone Draw	LSFE(*) Last Stone First End
>B To B-Division	wn Number of wins (n) against tied teams	X Unplayed/unfinished end due to concession
Q Qualified for the play-offs		



THU 31 OCT 2024
Start Time 9:00

Round Robin Session 7 - Sheet A

Game Results

Sheet	Team	LSFE	1	2	3	4	5	6	7	8	9	10	Extra Ends	Total
A	USA - United States	*	2	1	1	3	0	1	X	X	X	X		8
	JPN - Japan		0	0	0	0	2	0	X	X	X	X		2

USA - United States		Shot Success	Game	All
4 S	SHUSTER John	90 %		85 %
3 V	PLYS Chris	81 %		85 %
2	HUFMAN Colin	81 %		82 %
1	HAMILTON Matt	88 %		89 %
A	LANDSTEINER John	-		-
Team Total		85 %		85 %

JPN - Japan		Shot Success	Game	All
4 V	SHIMIZU Tetsuro	56 %		77 %
3 S	ABE Shinya	83 %		79 %
2	SATO Hayato	88 %		84 %
1	TSURUGA Sota	98 %		86 %
A	OUCHI Haruto	-		-
Team Total		81 %		82 %

Last Stone Draw Distance

🕒	SHUSTER John	23.1cm
🕒	HAMILTON Matt	39.9cm
Total		63.0cm

Last Stone Draw Distance

🕒	SHIMIZU Tetsuro	39.1cm
🕒	ABE Shinya	181.1cm
Total		220.2cm

Time remaining: 13 minutes 21 seconds

Time remaining: 11 minutes 17 seconds

Shot Success Analysis

USA - United States		🕒	🕒	Game
4	SHUSTER John	Draws 4 94 %	2 63 %	6 83 %
		Take-outs 2 100 %	4 94 %	6 96 %
		Total 6 96 %	6 83 %	12 90 %
3	PLYS Chris	Draws 1 100 %	0 -	1 100 %
		Take-outs 6 63 %	5 100 %	11 80 %
		Total 7 68 %	5 100 %	12 81 %
2	HUFMAN Colin	Draws 1 75 %	4 94 %	5 90 %
		Take-outs 3 100 %	4 56 %	7 75 %
		Total 4 94 %	8 75 %	12 81 %
1	HAMILTON Matt	Draws 8 81 %	4 100 %	12 88 %
		Take-outs 0 -	0 -	0 -
		Total 8 81 %	4 100 %	12 88 %
A	LANDSTEINER John	Draws 0 -	0 -	0 -
		Take-outs 0 -	0 -	0 -
		Total 0 -	0 -	0 -
Team		Draws 14 86 %	10 90 %	24 88 %
		Take-outs 11 80 %	13 85 %	24 82 %
		Total 25 83 %	23 87 %	48 85 %

JPN - Japan		🕒	🕒	Game
4	SHIMIZU Tetsuro	Draws 1 0 %	2 100 %	3 67 %
		Take-outs 3 50 %	6 54 %	9 53 %
		Total 4 38 %	8 66 %	12 56 %
3	ABE Shinya	Draws 3 92 %	4 100 %	7 96 %
		Take-outs 3 75 %	2 50 %	5 65 %
		Total 6 83 %	6 83 %	12 83 %
2	SATO Hayato	Draws 4 81 %	6 88 %	10 85 %
		Take-outs 1 100 %	1 100 %	2 100 %
		Total 5 85 %	7 89 %	12 88 %
1	TSURUGA Sota	Draws 8 100 %	4 94 %	12 98 %
		Take-outs 0 -	0 -	0 -
		Total 8 100 %	4 94 %	12 98 %
A	OUCHI Haruto	Draws 0 -	0 -	0 -
		Take-outs 0 -	0 -	0 -
		Total 0 -	0 -	0 -
Team		Draws 16 88 %	16 94 %	32 91 %
		Take-outs 7 68 %	9 58 %	16 63 %
		Total 23 82 %	25 81 %	48 81 %

Note:
Position and function for each team member:
4 = Fourth, 3 = Third, 2 = Second, 1 = Lead, A = Alternate, S = Skip, V = Vice-Skip

Legend:
🕒 Clockwise 🕒 Counter-clockwise LSFE(*) Last Stone First End
X Unplayed/unfinished end due to concession



Game - Shot by Shot

End 1 ● USA - United States 0 + 2 (this end) = 2 ⊗ JPN - Japan 0 + 0 (this end) = 0



	USA	JPN
Total Score	2	0
Time left	34:14	33:49

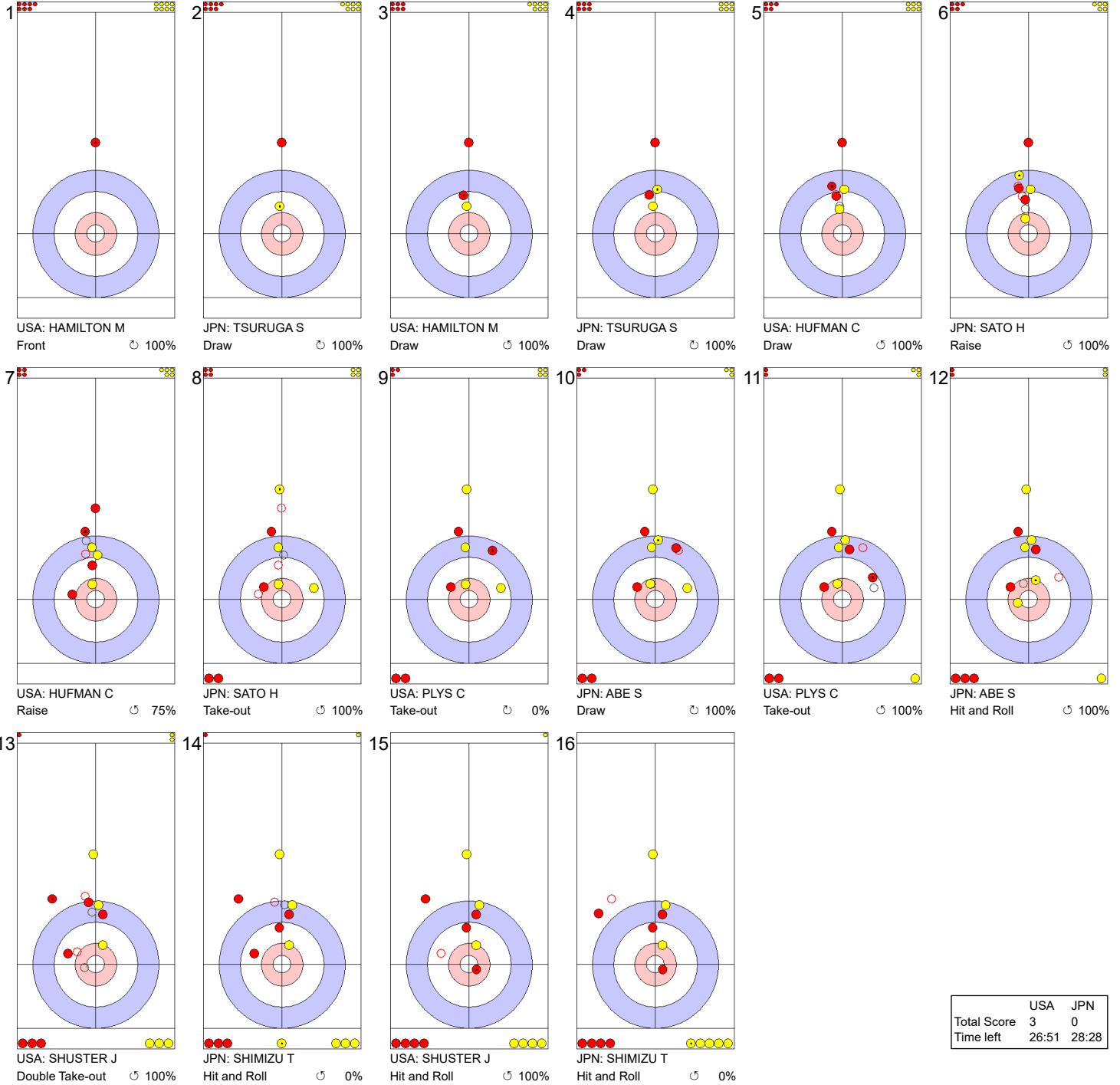
Legend:
 ↻ Clockwise ↺ Counter-clockwise - Not considered





Game - Shot by Shot

End 2 USA - United States 2 + 1 (this end) = 3 JPN - Japan 0 + 0 (this end) = 0



	USA	JPN
Total Score	3	0
Time left	26:51	28:28

Legend:
 ↻ Clockwise ↺ Counter-clockwise - Not considered

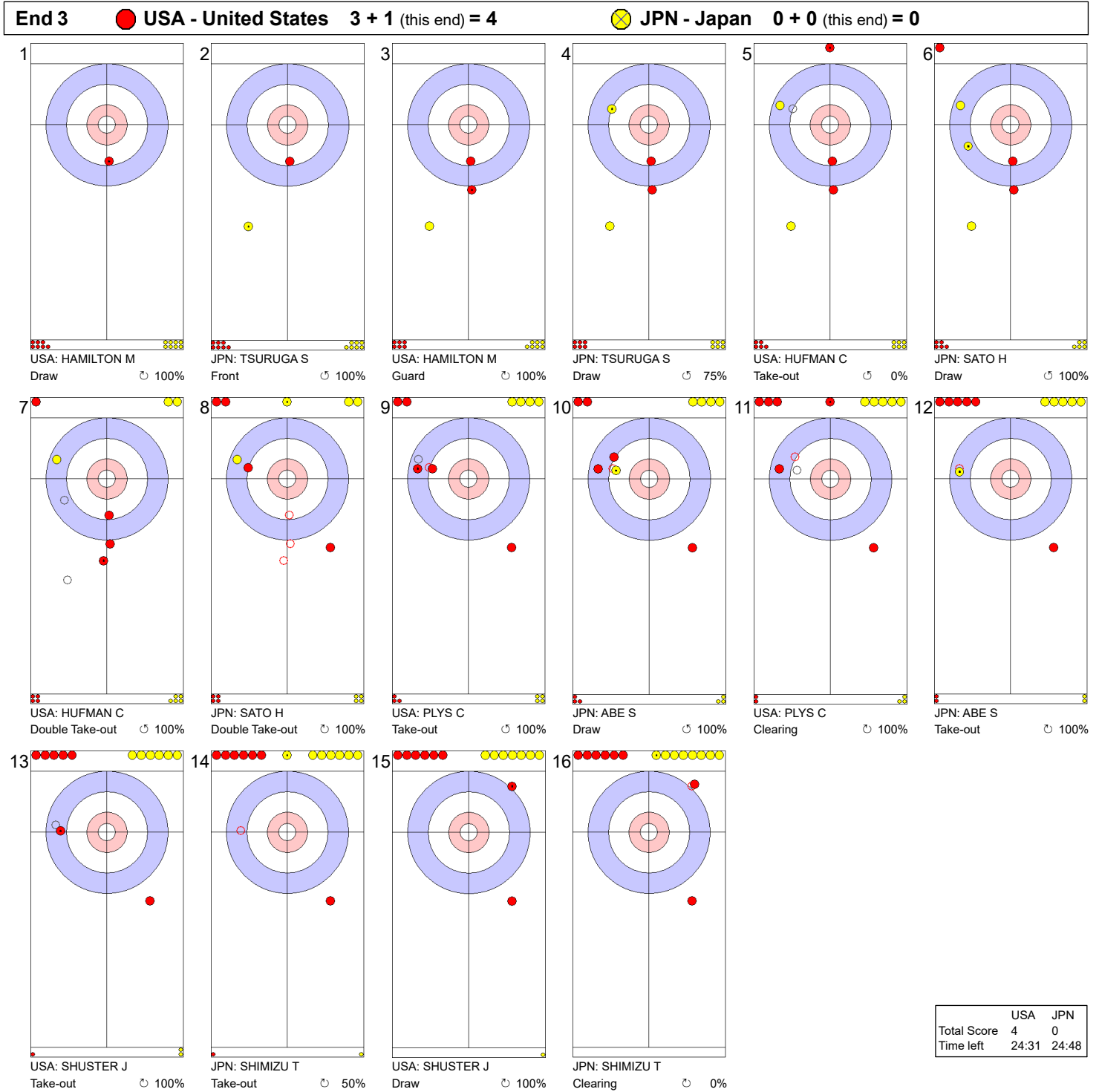




THU 31 OCT 2024
Start Time 9:00

Round Robin Session 7 - Sheet A

Game - Shot by Shot



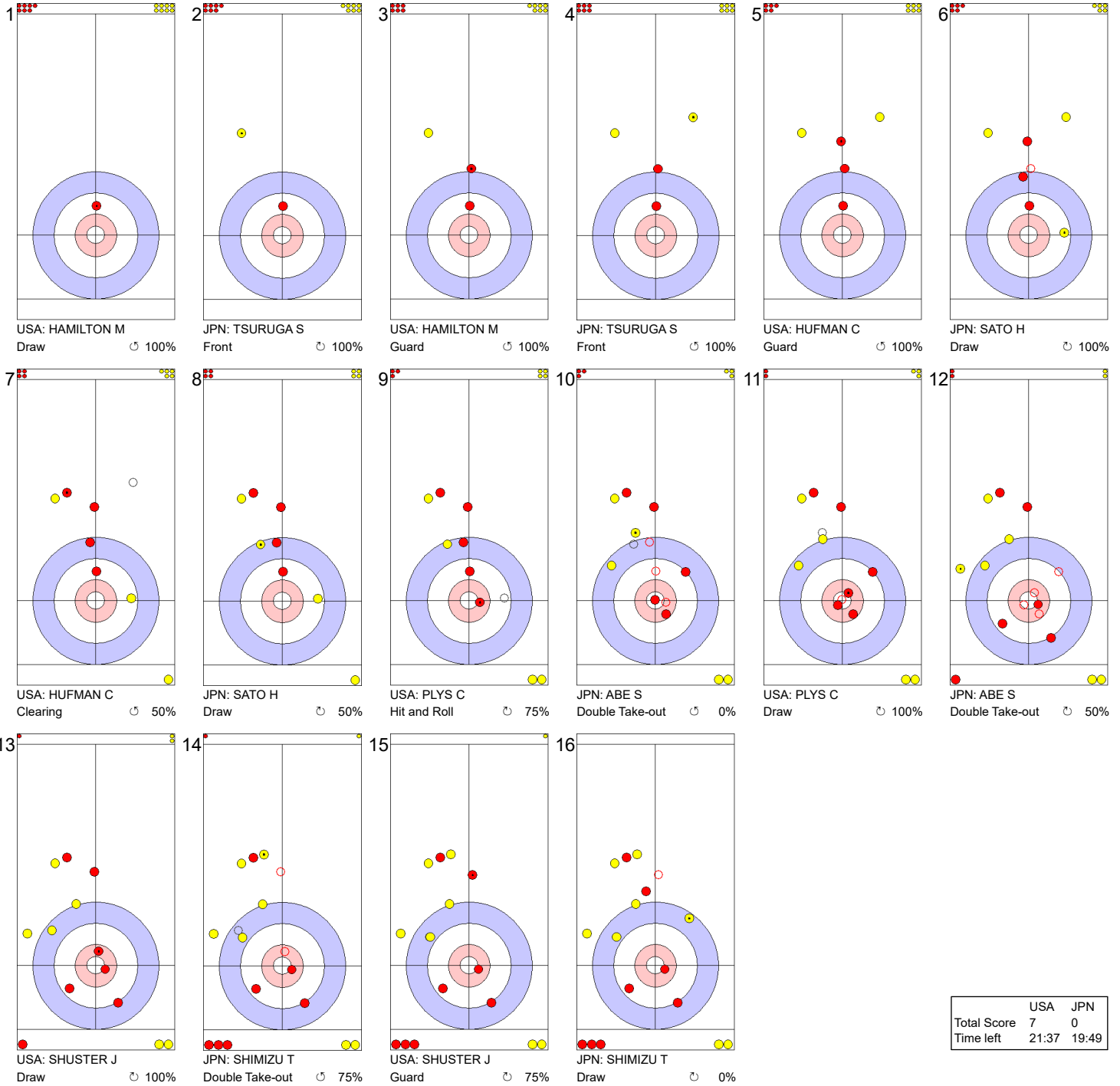
Legend:
 ↻ Clockwise ↺ Counter-clockwise - Not considered





Game - Shot by Shot

End 4 ● USA - United States 4 + 3 (this end) = 7 ● JPN - Japan 0 + 0 (this end) = 0



	USA	JPN
Total Score	7	0
Time left	21:37	19:49

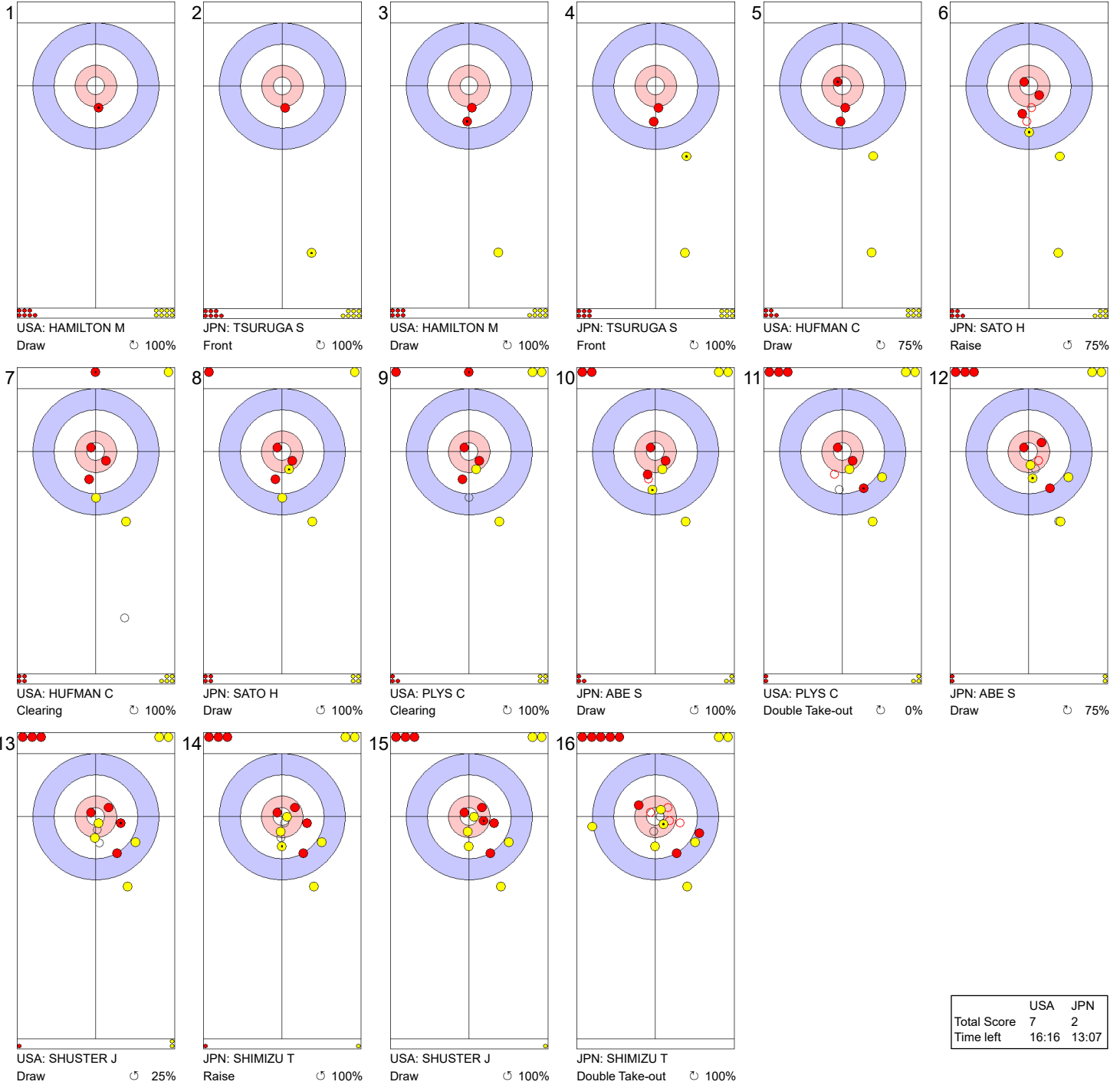
Legend:
 ↻ Clockwise ↺ Counter-clockwise - Not considered





Game - Shot by Shot

End 5 ● USA - United States 7 + 0 (this end) = 7 ● JPN - Japan 0 + 2 (this end) = 2



	USA	JPN
Total Score	7	2
Time left	16:16	13:07

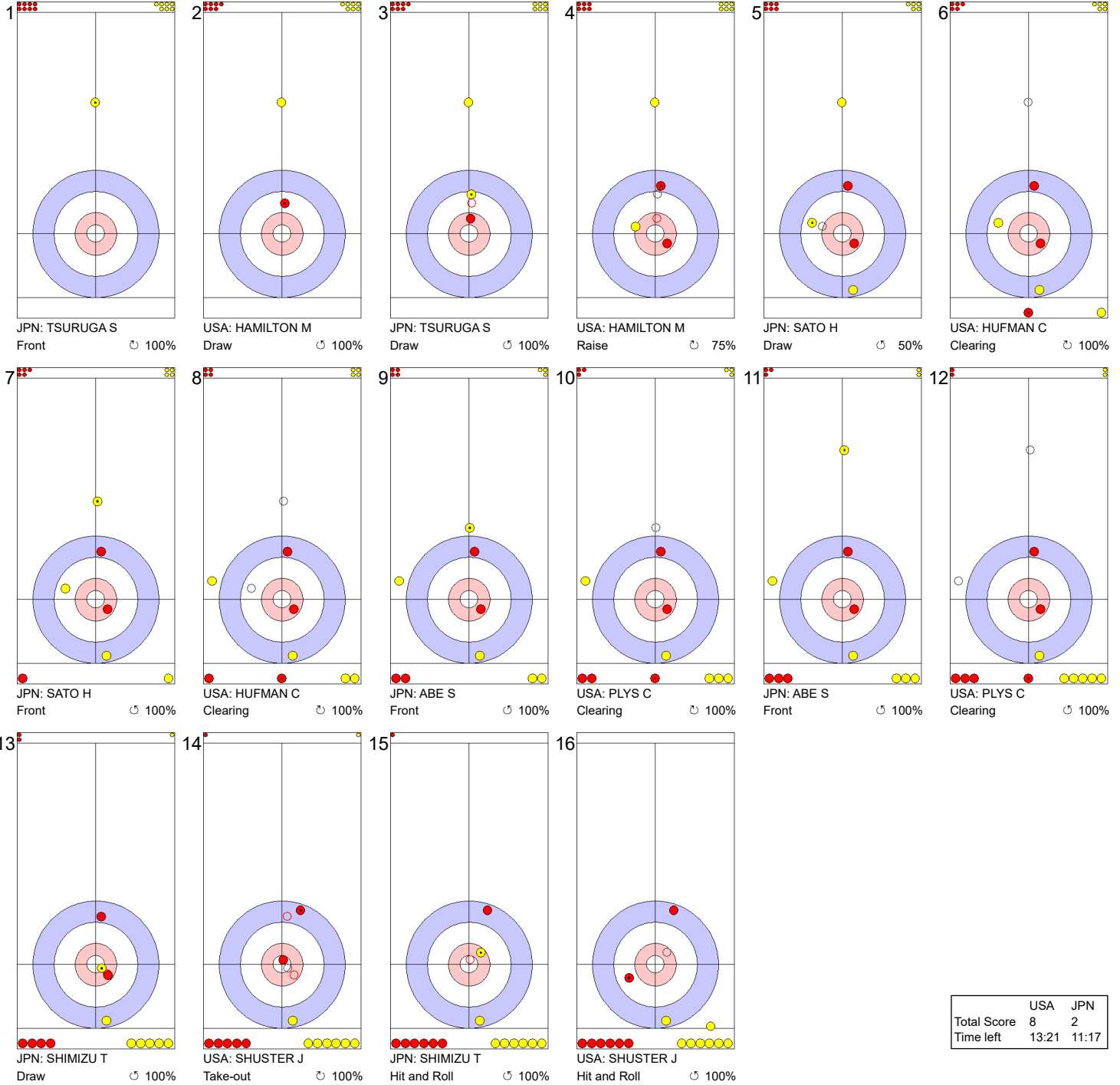
Legend:
 ↻ Clockwise ↺ Counter-clockwise - Not considered





Game - Shot by Shot

End 6 ● USA - United States 7 + 1 (this end) = 8 ● JPN - Japan 2 + 0 (this end) = 2



	USA	JPN
Total Score	8	2
Time left	13:21	11:17

Legend:
 ↻ Clockwise ↺ Counter-clockwise - Not considered





THU 31 OCT 2024
Start Time 9:00

Round Robin Session 7 - Sheet B

Game Results

Sheet	Team	LSFE	1	2	3	4	5	6	7	8	9	10	Extra Ends	Total
B	NZL - New Zealand	*	2	1	0	3	3	0	0	4	X	X		13
	TPE - Chinese Taipei		0	0	1	0	0	2	0	0	X	X		3

NZL - New Zealand		Shot Success Game	All
4 S	HOOD Anton	91%	76%
3	WALKER Hunter	85%	82%
2	SMITH Ben	77%	82%
1 V	SARGON Brett	75%	83%
A	PALANUIK Jared	100%	100%
Team Total		83%	81%

TPE - Chinese Taipei		Shot Success Game	All
4 V	STEVENS Eric	61%	50%
3	YIN LIU Luis	61%	53%
2	LEE Victor	73%	63%
1 S	HSU Ken	73%	75%
A	HSU Nicholas	-	63%
Team Total		67%	60%

Last Stone Draw		Distance
↻	WALKER Hunter	165.1cm
↻	HOOD Anton	59.2cm
Total		224.3cm

Last Stone Draw		Distance
↻	STEVENS Eric	30.4cm
↻	HSU Ken	199.6cm
Total		230.0cm

Time remaining: 9 minutes 16 seconds

Time remaining: 5 minutes 48 seconds

Time-out: End 8 - NZL stone 6

PALANUIK J replaced WALKER H at the beginning of end 6

Shot Success Analysis

NZL - New Zealand		↻	↻	Game
4	HOOD Anton	Draws 4 100%	2 100%	6 100%
		Take-outs 2 100%	8 81%	10 85%
		Total 6 100%	10 85%	16 91%
3	WALKER Hunter	Draws 2 100%	2 75%	4 88%
		Take-outs 0 -	6 83%	6 83%
		Total 2 100%	8 81%	10 85%
2	SMITH Ben	Draws 0 -	6 79%	6 79%
		Take-outs 4 50%	6 92%	10 75%
		Total 4 50%	12 85%	16 77%
1	SARGON Brett	Draws 3 33%	11 86%	14 75%
		Take-outs 0 -	2 75%	2 75%
		Total 3 33%	13 85%	16 75%
A	PALANUIK Jared	Draws 0 -	0 -	0 -
		Take-outs 4 100%	2 100%	6 100%
		Total 4 100%	2 100%	6 100%
Team		Draws 9 78%	21 85%	30 83%
		Take-outs 10 80%	24 85%	34 84%
		Total 19 79%	45 85%	64 83%

TPE - Chinese Taipei		↻	↻	Game
4	STEVENS Eric	Draws 4 75%	7 71%	11 73%
		Take-outs 5 35%	0 -	5 35%
		Total 9 53%	7 71%	16 61%
3	YIN LIU Luis	Draws 2 50%	7 75%	9 69%
		Take-outs 3 33%	4 63%	7 50%
		Total 5 40%	11 70%	16 61%
2	LEE Victor	Draws 3 58%	9 75%	12 71%
		Take-outs 2 88%	2 75%	4 81%
		Total 5 70%	11 75%	16 73%
1	HSU Ken	Draws 4 75%	11 75%	15 75%
		Take-outs 1 50%	0 -	1 50%
		Total 5 70%	11 75%	16 73%
A	HSU Nicholas	Draws 0 -	0 -	0 -
		Take-outs 0 -	0 -	0 -
		Total 0 -	0 -	0 -
Team		Draws 13 67%	34 74%	47 72%
		Take-outs 11 45%	6 67%	17 53%
		Total 24 57%	40 73%	64 67%

Note:
Position and function for each team member:
4 = Fourth, 3 = Third, 2 = Second, 1 = Lead, A = Alternate, S = Skip, V = Vice-Skip

Legend:
↻ Clockwise ↻ Counter-clockwise LSFE(*) Last Stone First End
X Unplayed/unfinished end due to concession





Game - Shot by Shot

End 1 NZL - New Zealand 0 + 2 (this end) = 2 TPE - Chinese Taipei 0 + 0 (this end) = 0



	NZL	TPE
Total Score	2	0
Time left	34:58	35:00

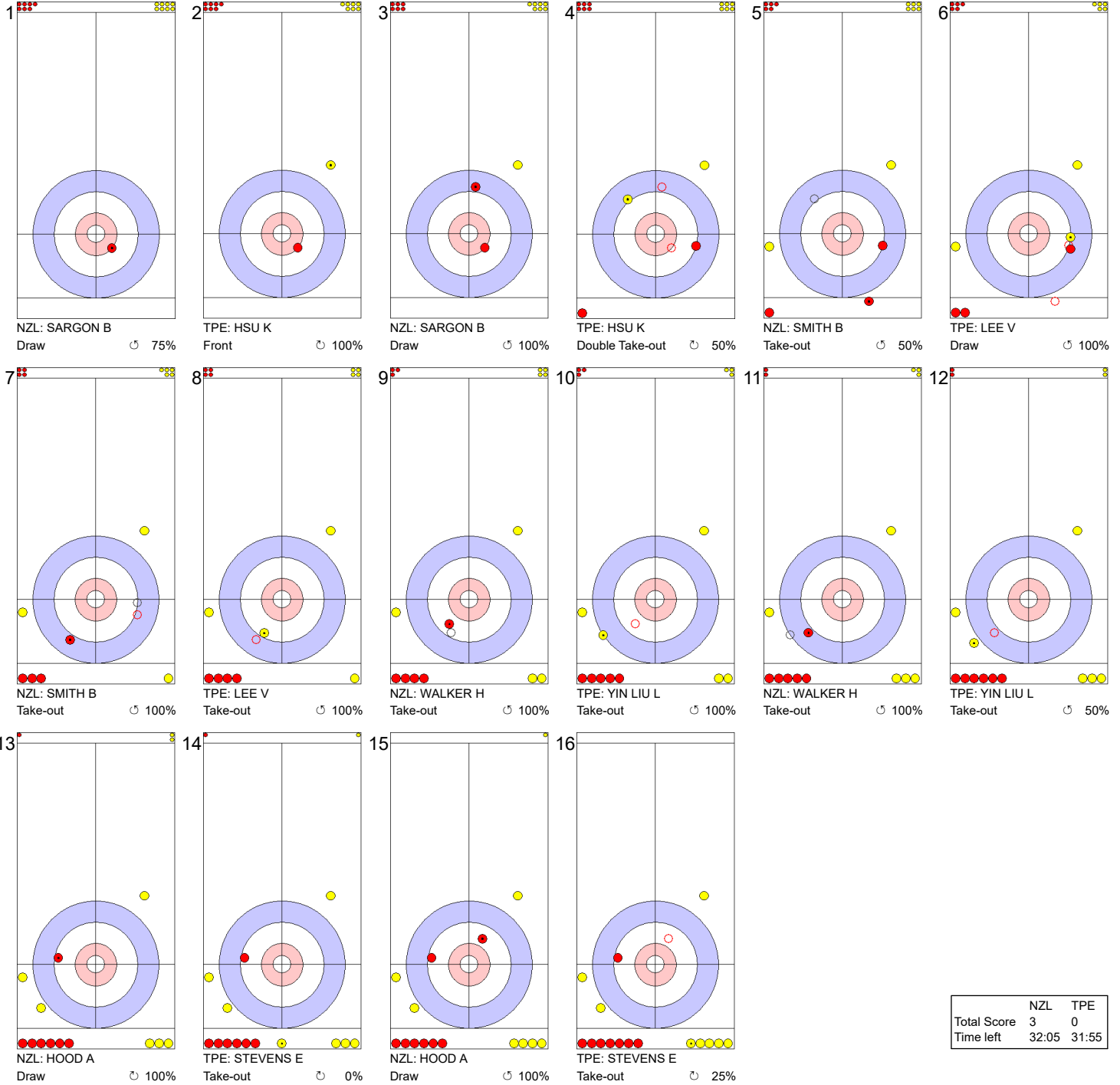
Legend:
 ↻ Clockwise ↺ Counter-clockwise - Not considered





Game - Shot by Shot

End 2 NZL - New Zealand 2 + 1 (this end) = 3 TPE - Chinese Taipei 0 + 0 (this end) = 0



	NZL	TPE
Total Score	3	0
Time left	32:05	31:55

Legend:
 ↻ Clockwise ↺ Counter-clockwise - Not considered





Game - Shot by Shot

End 3 ● NZL - New Zealand 3 + 0 (this end) = 3 ⊗ TPE - Chinese Taipei 0 + 1 (this end) = 1



	NZL	TPE
Total Score	3	1
Time left	27:56	27:41

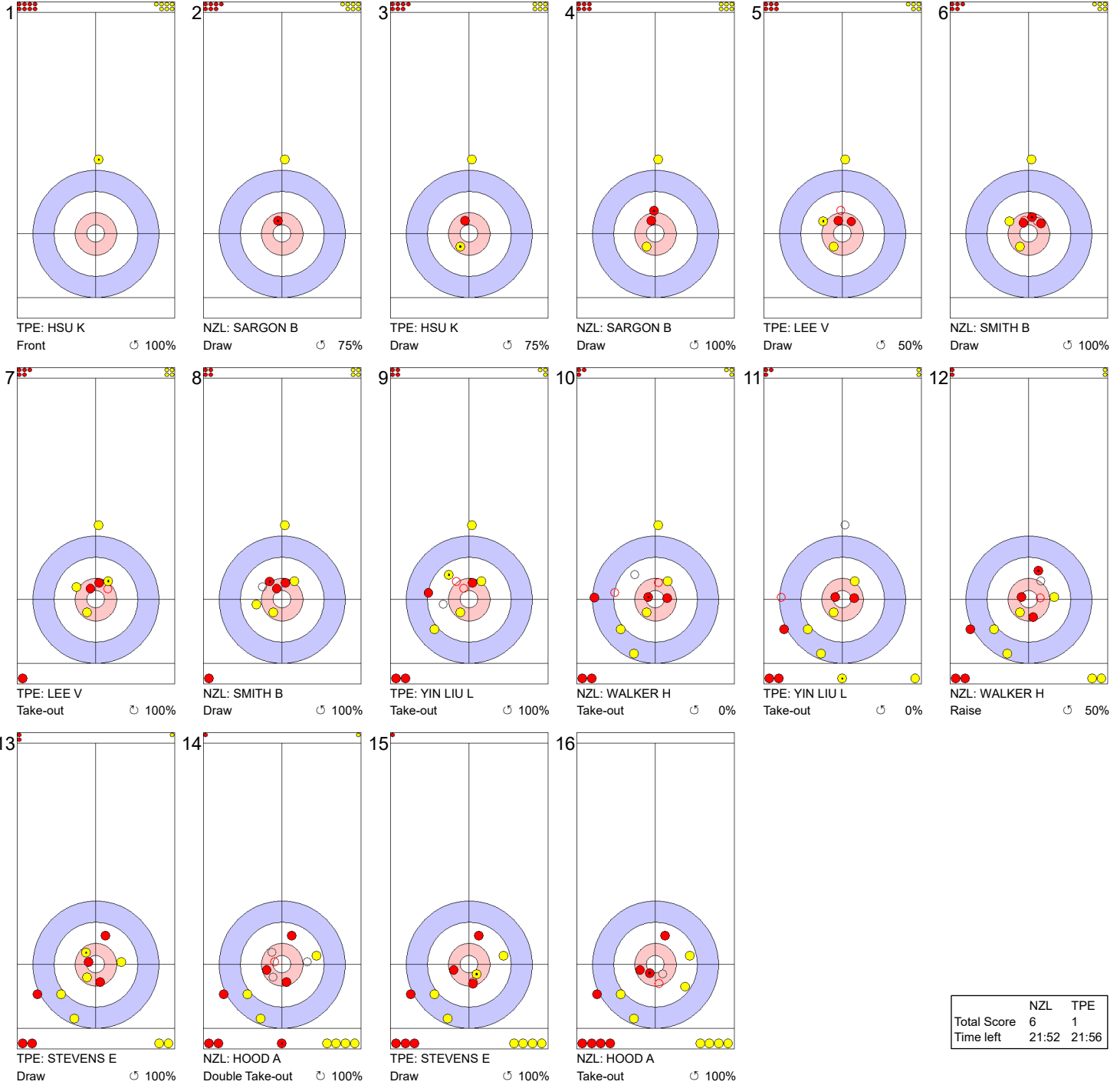
Legend:
 ↻ Clockwise ↺ Counter-clockwise - Not considered





Game - Shot by Shot

End 4 **NZL - New Zealand 3 + 3 (this end) = 6** **TPE - Chinese Taipei 1 + 0 (this end) = 1**



	NZL	TPE
Total Score	6	1
Time left	21:52	21:56

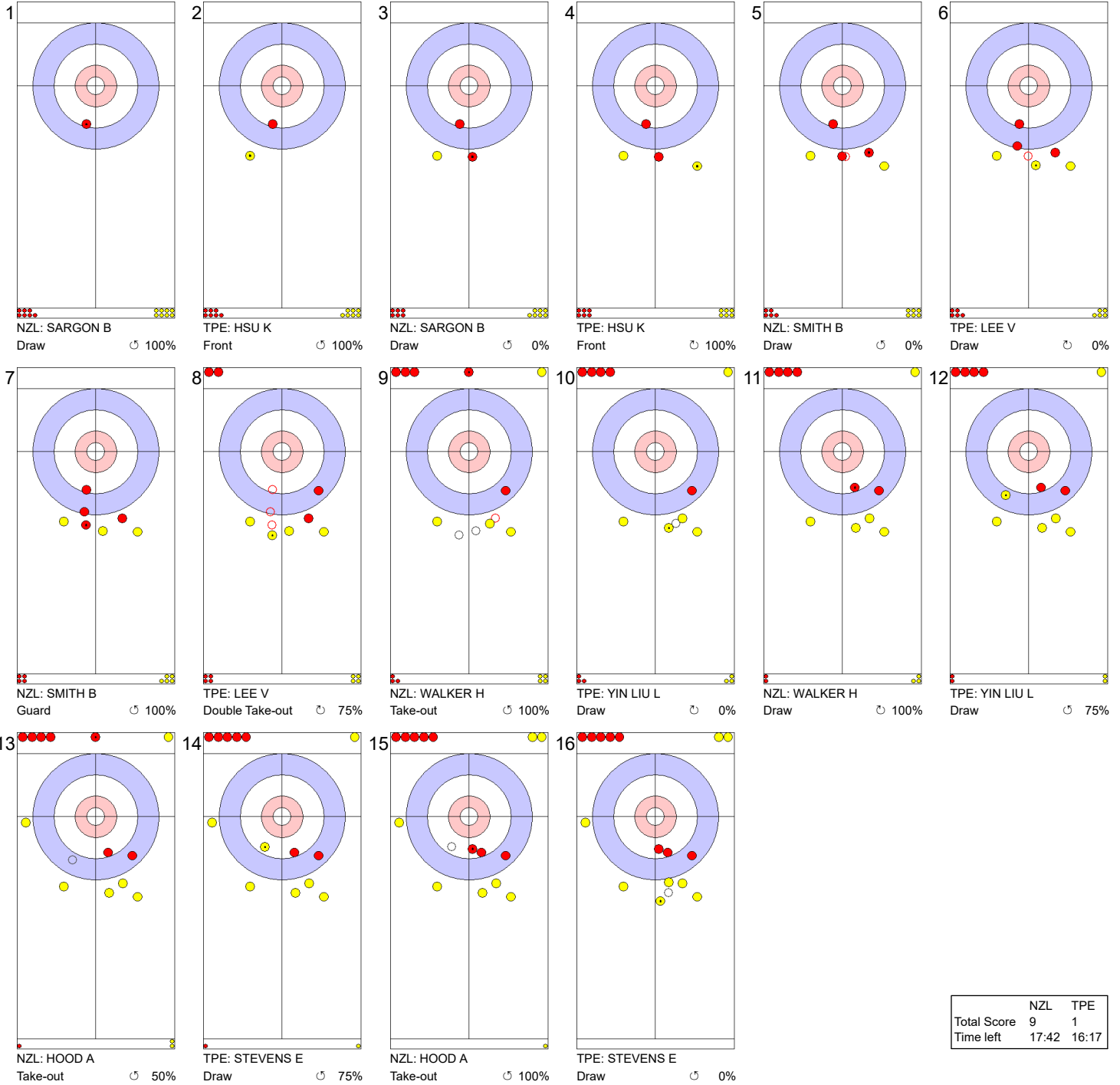
Legend:
 Clockwise Counter-clockwise - Not considered





Game - Shot by Shot

End 5 ● NZL - New Zealand 6 + 3 (this end) = 9 ● TPE - Chinese Taipei 1 + 0 (this end) = 1



	NZL	TPE
Total Score	9	1
Time left	17:42	16:17

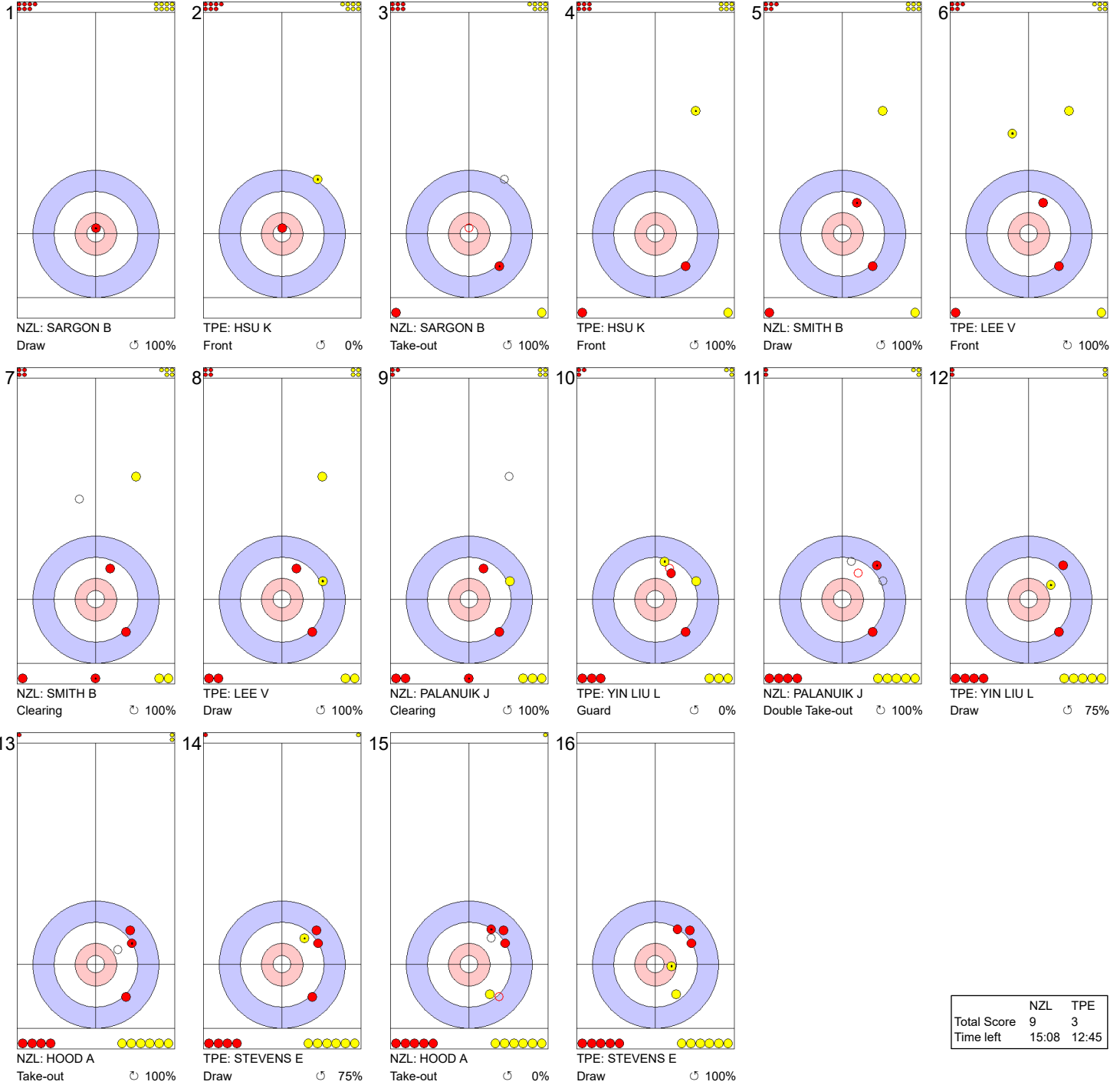
Legend:
 ↻ Clockwise ↺ Counter-clockwise - Not considered





Game - Shot by Shot

End 6 **NZL - New Zealand 9 + 0 (this end) = 9** **TPE - Chinese Taipei 1 + 2 (this end) = 3**



	NZL	TPE
Total Score	9	3
Time left	15:08	12:45

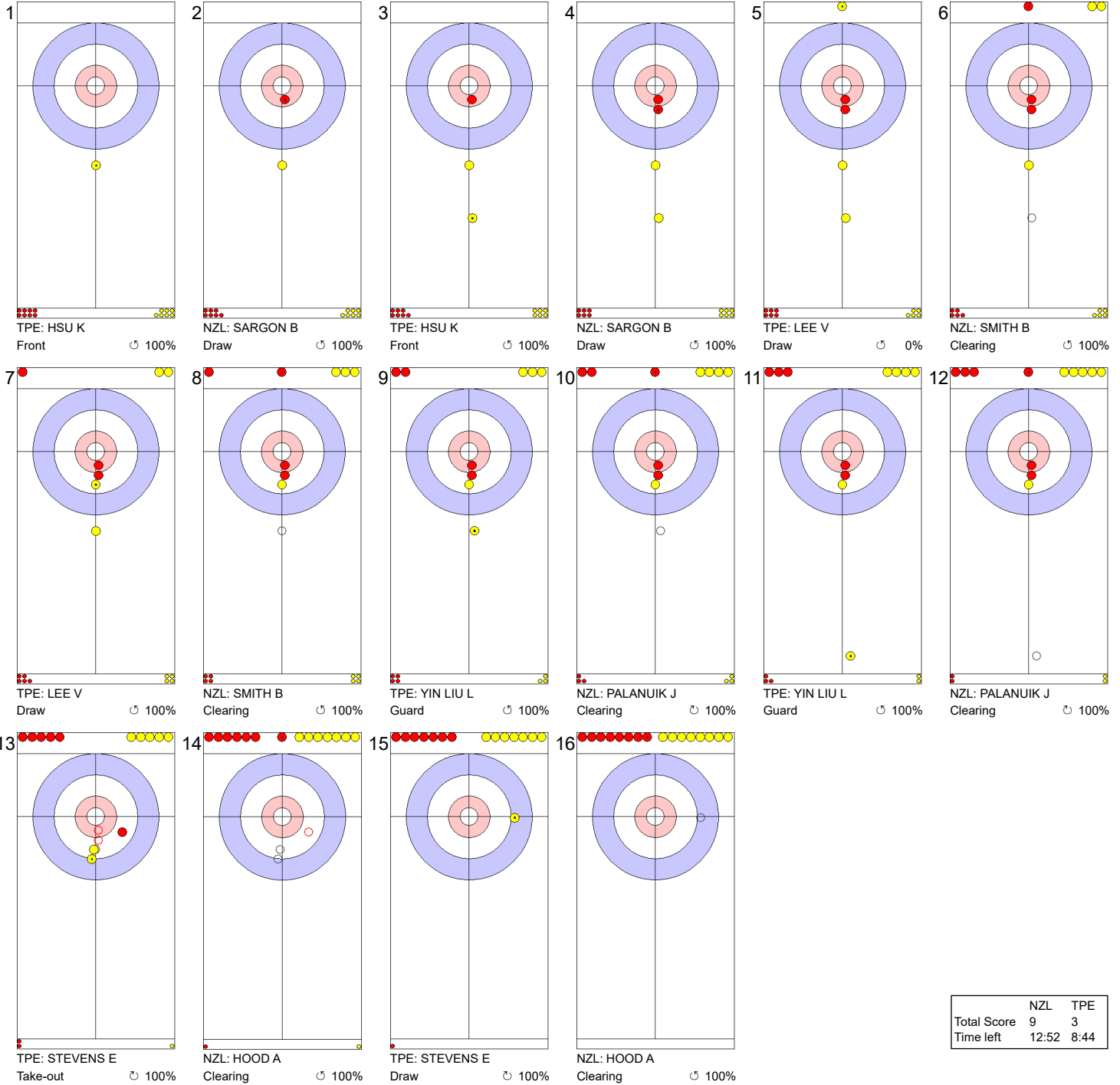
Legend:
 ↻ Clockwise ↺ Counter-clockwise - Not considered





Game - Shot by Shot

End 7 **NZL - New Zealand 9 + 0 (this end) = 9** **TPE - Chinese Taipei 3 + 0 (this end) = 3**



	NZL	TPE
Total Score	9	3
Time left	12:52	8:44

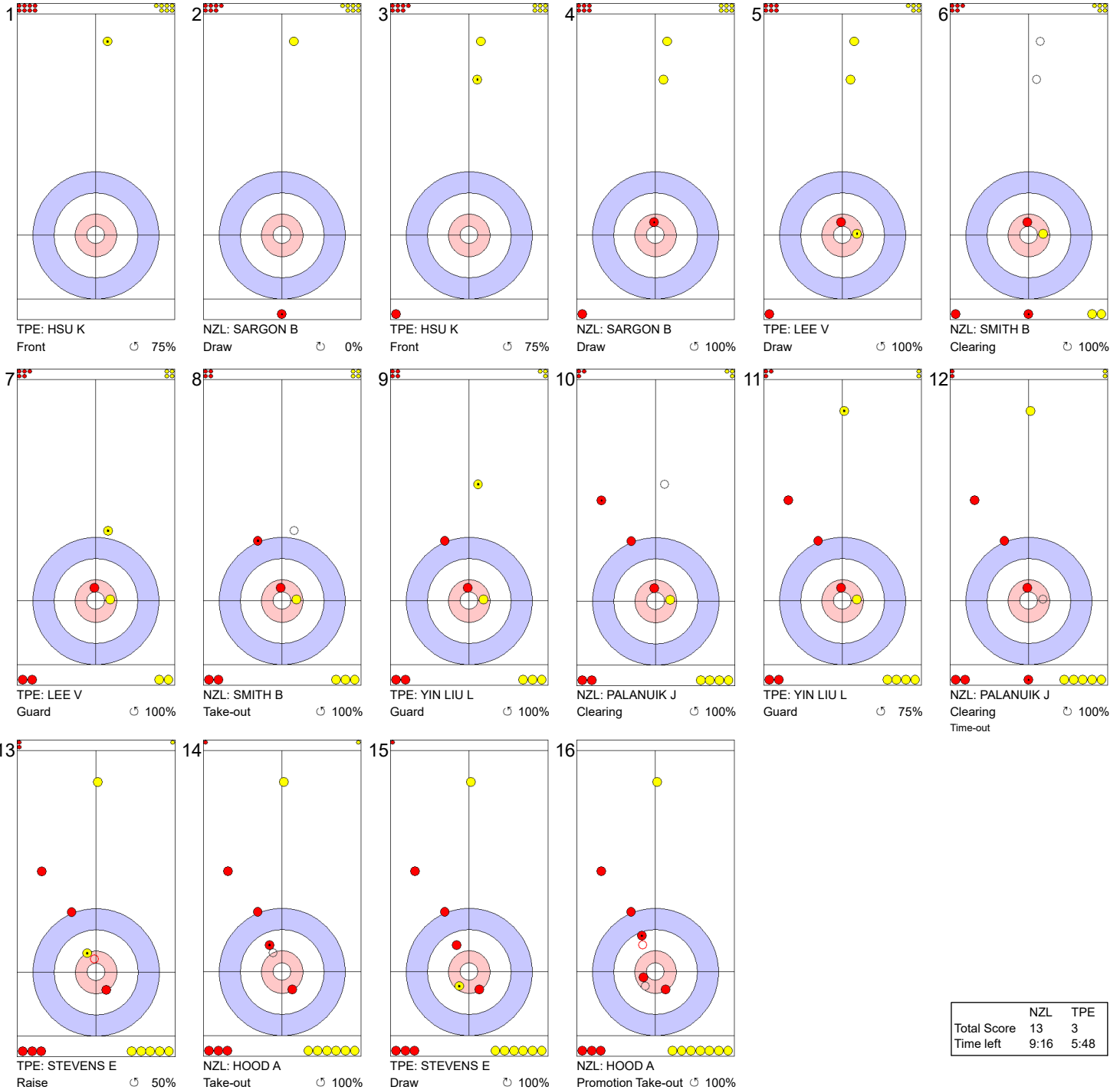
Legend:
 ↻ Clockwise ↺ Counter-clockwise - Not considered





Game - Shot by Shot

End 8 NZL - New Zealand 9 + 4 (this end) = 13 TPE - Chinese Taipei 3 + 0 (this end) = 3



	NZL	TPE
Total Score	13	3
Time left	9:16	5:48

Legend:
 ↻ Clockwise ↺ Counter-clockwise - Not considered





THU 31 OCT 2024
Start Time 9:00

Round Robin Session 7 - Sheet C

Game Results

Sheet	Team	LSFE	1	2	3	4	5	6	7	8	9	10	Extra Ends	Total
C	AUS - Australia	*	1	0	2	1	0	0	1	2	0	0		7
	KOR - Korea		0	1	0	0	4	1	0	0	0	3		9

AUS - Australia		Shot Success	Game	All
4 V	HEWITT Dean	81%	75%	
3	DAVIS Tanner	74%	78%	
2	JOHNS Steve	68%	75%	
1 S	MILLIKIN Hugh	86%	88%	
A	HEWITT Steve	-	80%	
Team Total		77%	78%	

KOR - Korea		Shot Success	Game	All
4 S	LEE Jaebeom	72%	72%	
3 V	KIM Hyojun	86%	80%	
2	KIM Eunbin	88%	88%	
1	PYO Jeongmin	90%	84%	
A	KIM Jinhun	-	89%	
Team Total		84%	81%	

Last Stone Draw		Distance
↻	DAVIS Tanner	4.7cm
↻	HEWITT Dean	14.2cm
Total		18.9cm

Last Stone Draw		Distance
↻	LEE Jaebeom	27.0cm
↻	KIM Eunbin	90.3cm
Total		117.3cm

Time remaining: 0 minutes 15 seconds

Time-out: End 10 - AUS stone 7

Time remaining: 0 minutes 49 seconds

Time-out: End 8 - KOR stone 4

Shot Success Analysis

AUS - Australia		↻	↻	Game
4	HEWITT Dean	Draws 3 100%	7 75%	10 83%
		Take-outs 5 80%	5 80%	10 80%
		Total 8 88%	12 77%	20 81%
3	DAVIS Tanner	Draws 2 100%	6 92%	8 94%
		Take-outs 6 38%	6 83%	12 60%
		Total 8 53%	12 88%	20 74%
2	JOHNS Steve	Draws 3 83%	10 65%	13 69%
		Take-outs 2 88%	5 55%	7 64%
		Total 5 85%	15 62%	20 68%
1	MILLIKIN Hugh	Draws 8 94%	10 78%	18 85%
		Take-outs 0 -	2 100%	2 100%
		Total 8 94%	12 81%	20 86%
A	HEWITT Steve	Draws 0 -	0 -	0 -
		Take-outs 0 -	0 -	0 -
		Total 0 -	0 -	0 -
Team		Draws 16 94%	33 76%	49 82%
		Take-outs 13 62%	18 76%	31 70%
		Total 29 79%	51 76%	80 77%

KOR - Korea		↻	↻	Game
4	LEE Jaebeom	Draws 6 50%	2 100%	8 63%
		Take-outs 6 71%	5 90%	11 80%
		Total 12 60%	7 93%	19 72%
3	KIM Hyojun	Draws 5 60%	7 93%	12 79%
		Take-outs 4 100%	4 94%	8 97%
		Total 9 78%	11 93%	20 86%
2	KIM Eunbin	Draws 1 100%	8 91%	9 92%
		Take-outs 5 85%	6 83%	11 84%
		Total 6 88%	14 88%	20 88%
1	PYO Jeongmin	Draws 6 83%	11 91%	17 88%
		Take-outs 1 100%	2 100%	3 100%
		Total 7 86%	13 92%	20 90%
A	KIM Jinhun	Draws 0 -	0 -	0 -
		Take-outs 0 -	0 -	0 -
		Total 0 -	0 -	0 -
Team		Draws 18 67%	28 92%	46 82%
		Take-outs 16 84%	17 90%	33 87%
		Total 34 75%	45 91%	79 84%

Note:
Position and function for each team member:
4 = Fourth, 3 = Third, 2 = Second, 1 = Lead, A = Alternate, S = Skip, V = Vice-Skip

Legend:
↻ Clockwise ↻ Counter-clockwise LSFE(*) Last Stone First End





Game - Shot by Shot

End 1 ● AUS - Australia 0 + 1 (this end) = 1 ⊗ KOR - Korea 0 + 0 (this end) = 0



	AUS	KOR
Total Score	1	0
Time left	34:37	35:29

Legend:
 ↻ Clockwise ↺ Counter-clockwise - Not considered





Game - Shot by Shot

End 2 ● AUS - Australia 1 + 0 (this end) = 1 ● KOR - Korea 0 + 1 (this end) = 1



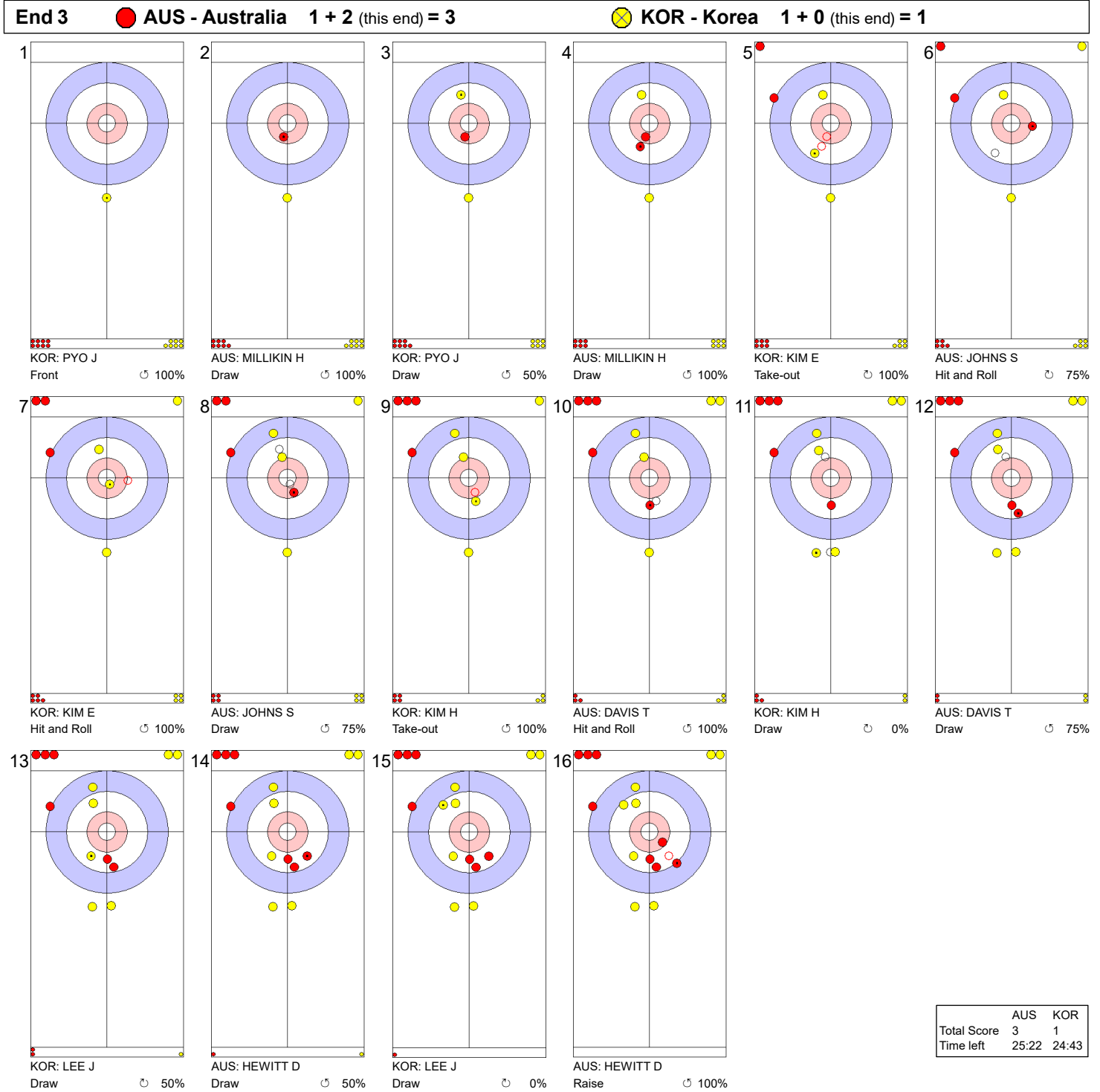
	AUS	KOR
Total Score	1	1
Time left	28:37	30:10

Legend:
 ↻ Clockwise ↺ Counter-clockwise - Not considered





Game - Shot by Shot



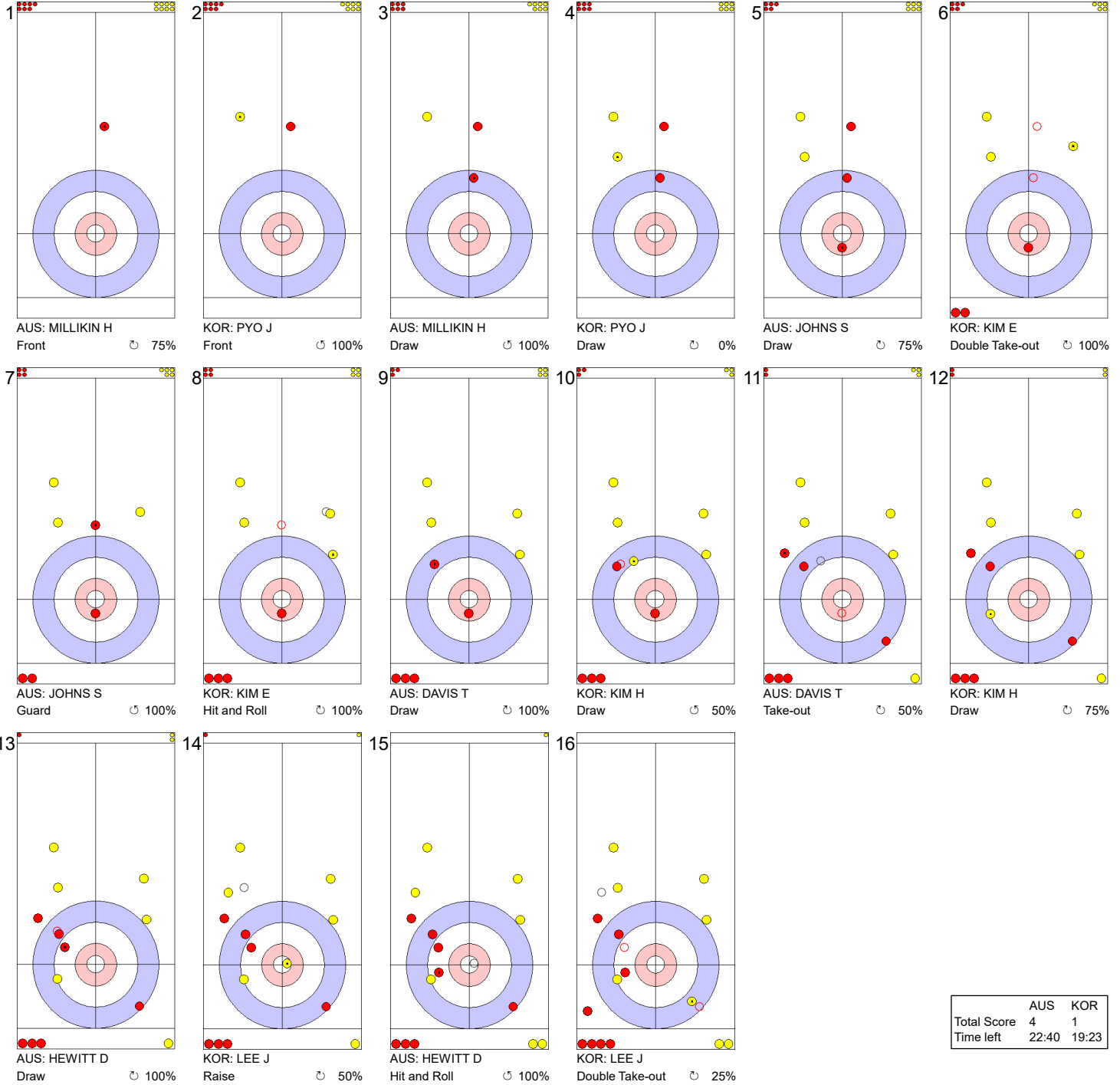
Legend:
 ↻ Clockwise ↺ Counter-clockwise - Not considered





Game - Shot by Shot

End 4 ● AUS - Australia 3 + 1 (this end) = 4 ● KOR - Korea 1 + 0 (this end) = 1



	AUS	KOR
Total Score	4	1
Time left	22:40	19:23

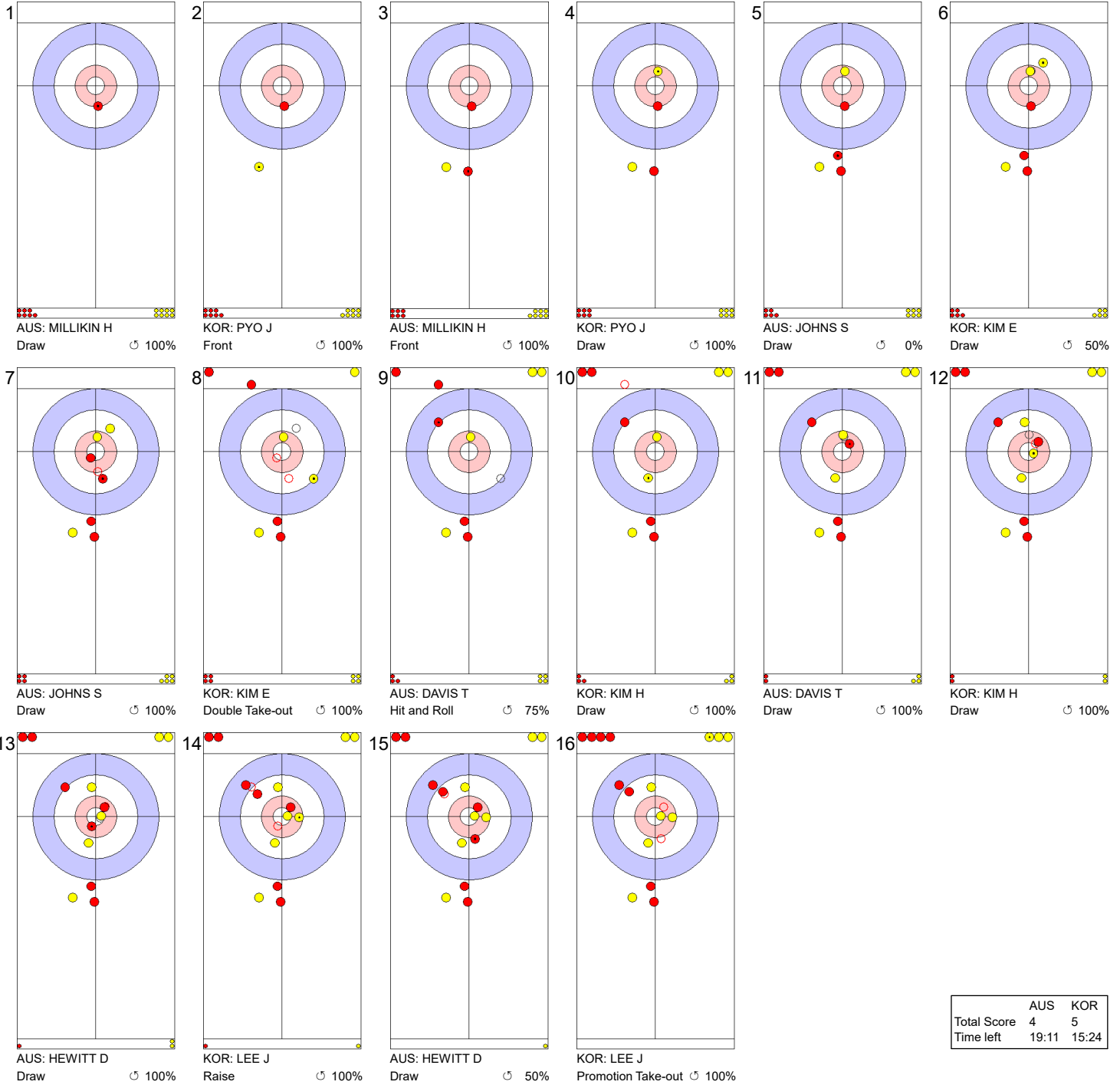
Legend:
 ↻ Clockwise ↺ Counter-clockwise - Not considered





Game - Shot by Shot

End 5 ● AUS - Australia 4 + 0 (this end) = 4 ● KOR - Korea 1 + 4 (this end) = 5



	AUS	KOR
Total Score	4	5
Time left	19:11	15:24

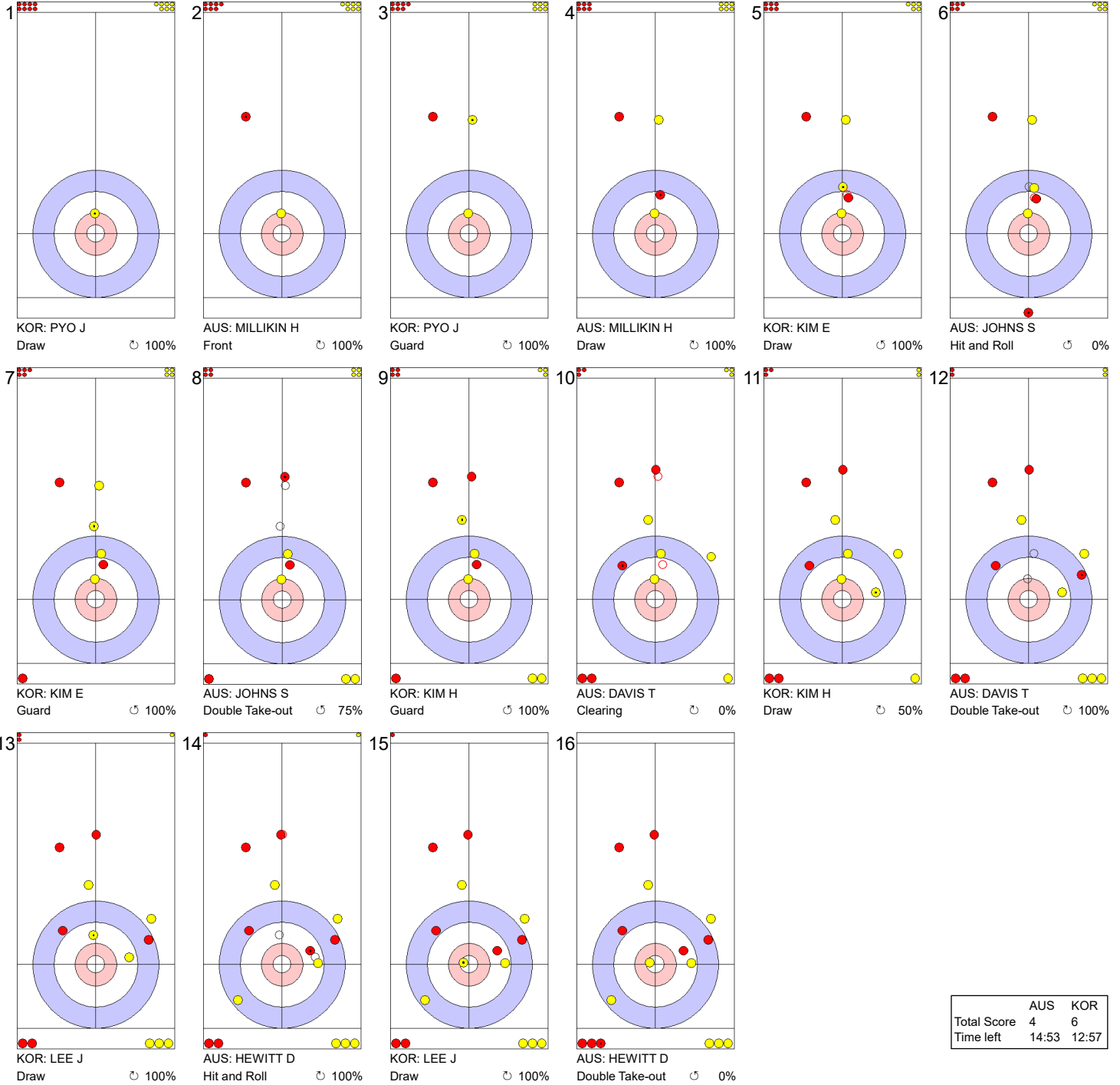
Legend:
 ↻ Clockwise ↺ Counter-clockwise - Not considered





Game - Shot by Shot

End 6 **AUS - Australia 4 + 0 (this end) = 4** **KOR - Korea 5 + 1 (this end) = 6**



	AUS	KOR
Total Score	4	6
Time left	14:53	12:57

Legend:
 Clockwise Counter-clockwise - Not considered





Game - Shot by Shot



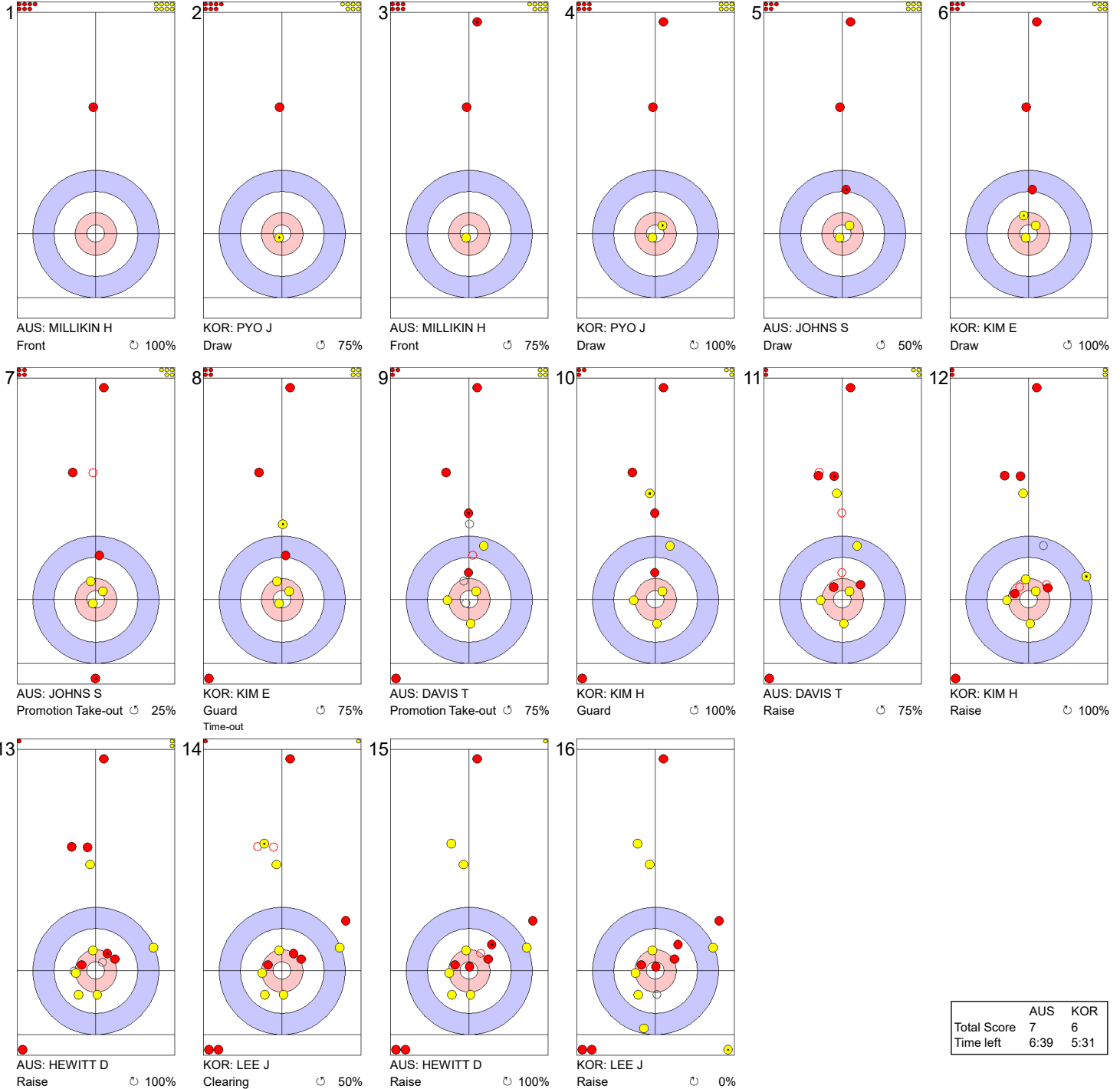
Legend:
 ↻ Clockwise ↺ Counter-clockwise - Not considered





Game - Shot by Shot

End 8 **AUS - Australia 5 + 2 (this end) = 7** **KOR - Korea 6 + 0 (this end) = 6**



	AUS	KOR
Total Score	7	6
Time left	6:39	5:31

Legend:
 ↻ Clockwise ↺ Counter-clockwise - Not considered





Game - Shot by Shot

End 9 ● **AUS - Australia** 7 + 0 (this end) = 7 ● **KOR - Korea** 6 + 0 (this end) = 6

1 AUS: MILLIKIN H Front ⤵ 0%	2 KOR: PYO J Hit and Roll ⤵ 100%	3 AUS: MILLIKIN H Take-out ⤵ 100%	4 KOR: PYO J Take-out ⤵ 100%	5 AUS: JOHNS S Take-out ⤵ 100%	6 KOR: KIM E Take-out ⤵ 100%
7 AUS: JOHNS S Take-out ⤵ 100%	8 KOR: KIM E Take-out ⤵ 100%	9 AUS: DAVIS T Take-out ⤵ 100%	10 KOR: KIM H Take-out ⤵ 100%	11 AUS: DAVIS T Take-out ⤵ 50%	12 KOR: KIM H Draw ⤵ 100%
13 AUS: HEWITT D Take-out ⤵ 100%	14 KOR: LEE J Take-out ⤵ 100%	15 AUS: HEWITT D Take-out ⤵ 100%	16 KOR: LEE J Clearing ⤵ 100%		

	AUS	KOR
Total Score	7	6
Time left	5:17	4:29

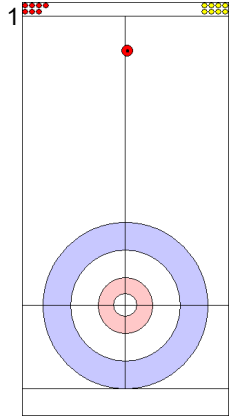
Legend:
 ⤵ Clockwise ⤶ Counter-clockwise - Not considered



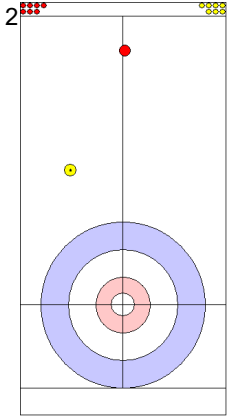


Game - Shot by Shot

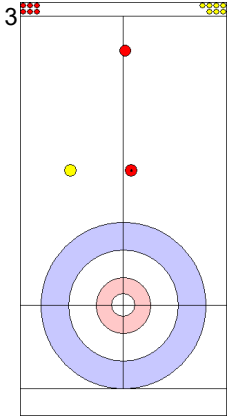
End 10 **AUS - Australia 7 + 0 (this end) = 7** **KOR - Korea 6 + 3 (this end) = 9**



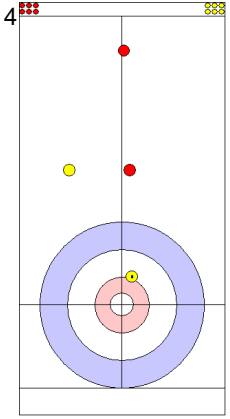
AUS: MILLIKIN H
Front 100%



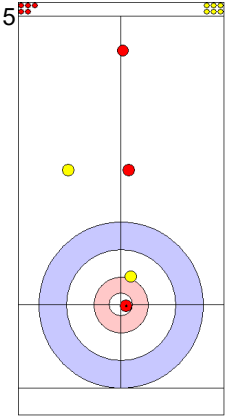
KOR: PYO J
Front 100%



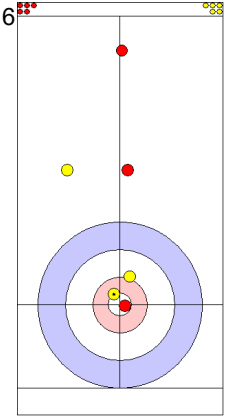
AUS: MILLIKIN H
Front 75%



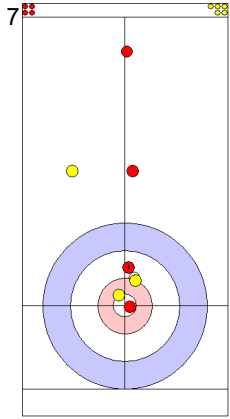
KOR: PYO J
Draw 100%



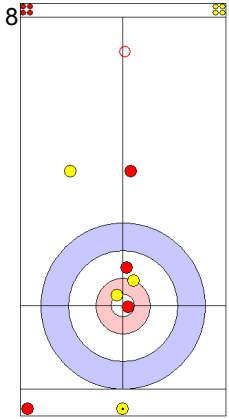
AUS: JOHNS S
Draw 100%



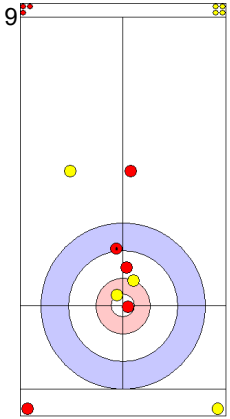
KOR: KIM E
Draw 100%



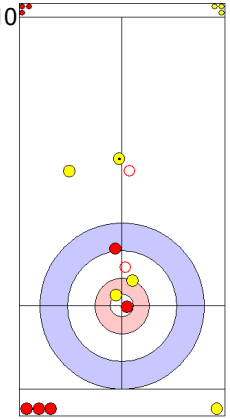
AUS: JOHNS S
Draw 75%



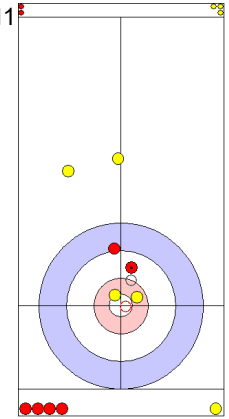
KOR: KIM E
Double Take-out 50%



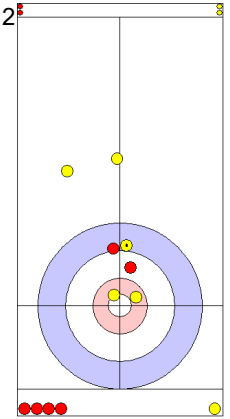
AUS: DAVIS T
Guard 100%



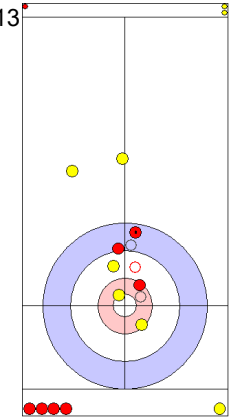
KOR: KIM H
Promotion Take-out 100%



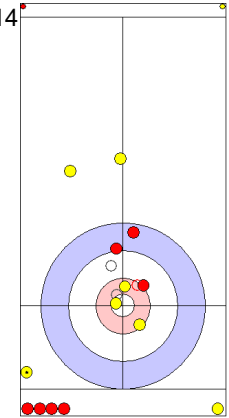
AUS: DAVIS T
Double Take-out 0%



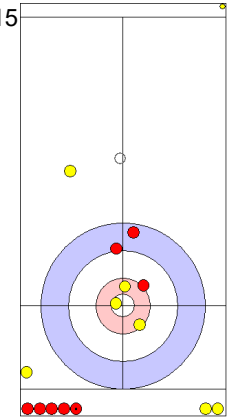
KOR: KIM H
Guard 75%



AUS: HEWITT D
Promotion Take-out 100%
Time-out



KOR: LEE J
Raise 100%



AUS: HEWITT D
Promotion Take-out 0%

	AUS	KOR
Total Score	7	9
Time left	0:15	0:49

Legend:
 Clockwise Counter-clockwise - Not considered





THU 31 OCT 2024
Start Time 9:00

Round Robin Session 7 - Sheet D

Game Results

Sheet	Team	LSFE	1	2	3	4	5	6	7	8	9	10	Extra Ends	Total
D	CAN - Canada	*	2	1	2	0	0	0	0	1	0	1		7
	CHN - China		0	0	0	0	2	0	1	0	1	0		4

CAN - Canada		Shot Success	Game	All
4 S	GUSHUE Brad	84%	85%	
3 V	NICHOLS Mark	89%	86%	
2	BOTTCHER Brendan	100%	93%	
1	WALKER Geoff	93%	92%	
A	CASEY Adam	-	100%	
Team Total		91%	89%	

CHN - China		Shot Success	Game	All
4 S	XU Xiaoming	79%	83%	
3 V	FEI Xueqing	90%	83%	
2	WANG Zhiyu	85%	84%	
1	LI Zhichao	96%	90%	
A	YE Jianjun	-	91%	
Team Total		88%	85%	

Last Stone Draw Distance

⌚	BOTTCHER Brendan	11.8cm
⌚	GUSHUE Brad	15.0cm
Total		26.8cm

Last Stone Draw Distance

⌚	XU Xiaoming	26.9cm
⌚	FEI Xueqing	64.4cm
Total		91.3cm

Time remaining: 5 minutes 38 seconds

Time remaining: 1 minute 23 seconds

Time-out: End 6 - CHN stone 7

Shot Success Analysis

CAN - Canada		⌚	⌚	Game
4	GUSHUE Brad	Draws 3 58%	1 100%	4 69%
		Take-outs 8 81%	8 94%	16 88%
		Total 11 75%	9 94%	20 84%
3	NICHOLS Mark	Draws 2 88%	2 75%	4 81%
		Take-outs 6 92%	10 90%	16 91%
		Total 8 91%	12 88%	20 89%
2	BOTTCHER Brendan	Draws 2 100%	3 100%	5 100%
		Take-outs 4 100%	11 100%	15 100%
		Total 6 100%	14 100%	20 100%
1	WALKER Geoff	Draws 6 96%	13 90%	19 92%
		Take-outs 0 -	1 100%	1 100%
		Total 6 96%	14 91%	20 93%
A	CASEY Adam	Draws 0 -	0 -	0 -
		Take-outs 0 -	0 -	0 -
		Total 0 -	0 -	0 -
Team		Draws 13 87%	19 91%	32 89%
		Take-outs 18 89%	30 95%	48 93%
		Total 31 88%	49 93%	80 91%

CHN - China		⌚	⌚	Game
4	XU Xiaoming	Draws 4 88%	5 90%	9 89%
		Take-outs 7 71%	4 69%	11 70%
		Total 11 77%	9 81%	20 79%
3	FEI Xueqing	Draws 4 88%	12 96%	16 94%
		Take-outs 3 67%	1 100%	4 75%
		Total 7 79%	13 96%	20 90%
2	WANG Zhiyu	Draws 7 86%	5 100%	12 92%
		Take-outs 4 88%	4 63%	8 75%
		Total 11 86%	9 83%	20 85%
1	LI Zhichao	Draws 11 95%	7 96%	18 96%
		Take-outs 1 100%	1 100%	2 100%
		Total 12 96%	8 97%	20 96%
A	YE Jianjun	Draws 0 -	0 -	0 -
		Take-outs 0 -	0 -	0 -
		Total 0 -	0 -	0 -
Team		Draws 26 90%	29 96%	55 93%
		Take-outs 15 77%	10 73%	25 75%
		Total 41 85%	39 90%	80 88%

Note:
Position and function for each team member:
4 = Fourth, 3 = Third, 2 = Second, 1 = Lead, A = Alternate, S = Skip, V = Vice-Skip

Legend:
⌚ Clockwise ⌚ Counter-clockwise LSFE(*) Last Stone First End





Game - Shot by Shot

End 1 ● CAN - Canada 0 + 2 (this end) = 2 ⊗ CHN - China 0 + 0 (this end) = 0



	CAN	CHN
Total Score	2	0
Time left	34:32	35:02

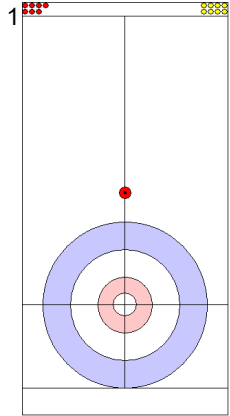
Legend:
 ↻ Clockwise ↺ Counter-clockwise - Not considered



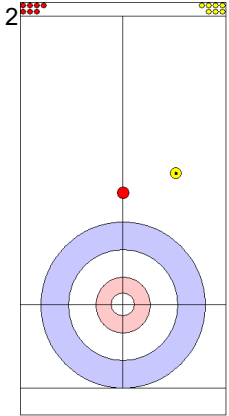


Game - Shot by Shot

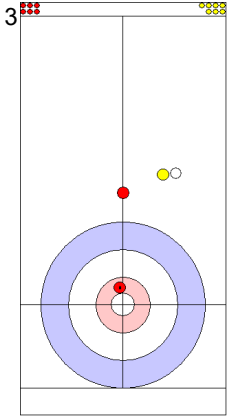
End 2 ● CAN - Canada 2 + 1 (this end) = 3 ⊗ CHN - China 0 + 0 (this end) = 0



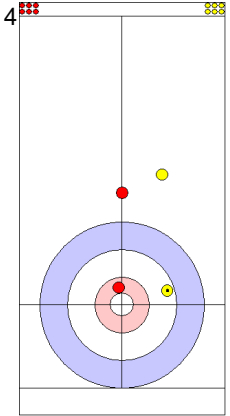
CAN: WALKER G
Front 100%



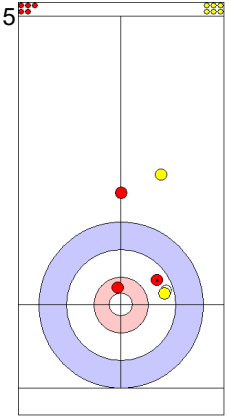
CHN: LI Z
Front 100%



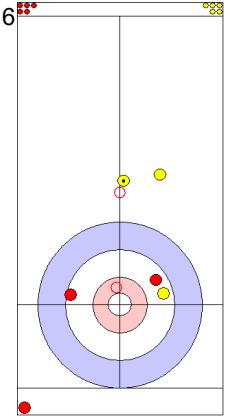
CAN: WALKER G
Draw 100%



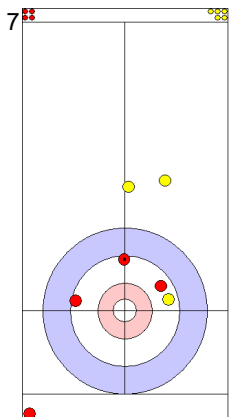
CHN: LI Z
Draw 100%



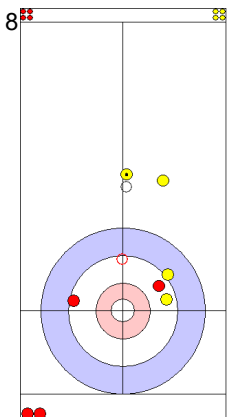
CAN: BOTTCHE B
Draw 100%



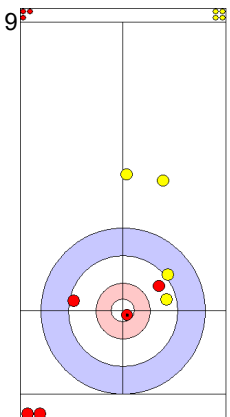
CHN: WANG Z
Double Take-out 50%



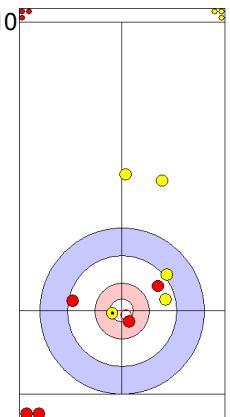
CAN: BOTTCHE B
Draw 100%



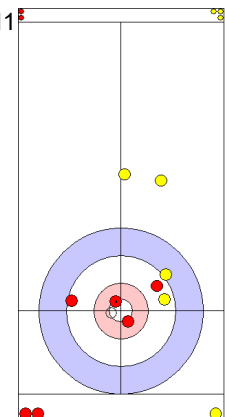
CHN: WANG Z
Promotion Take-out 75%



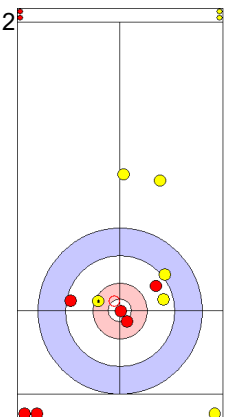
CAN: NICHOLS M
Draw 75%



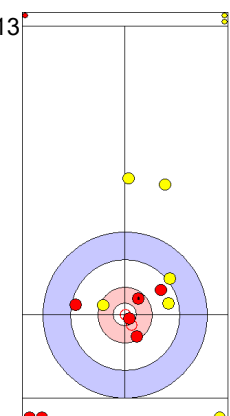
CHN: FEI X
Raise 75%



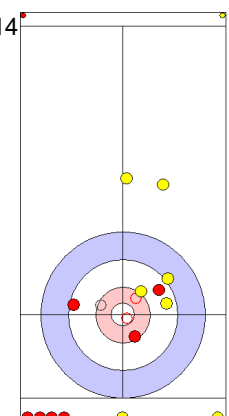
CAN: NICHOLS M
Take-out 100%



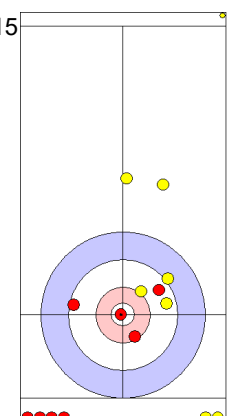
CHN: FEI X
Draw 50%



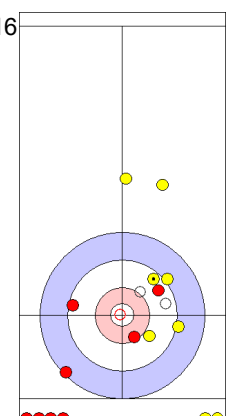
CAN: GUSHUE B
Take-out 100%



CHN: XU X
Double Take-out 100%



CAN: GUSHUE B
Draw 100%



CHN: XU X
Promotion Take-out 25%

	CAN	CHN
Total Score	3	0
Time left	30:57	30:30

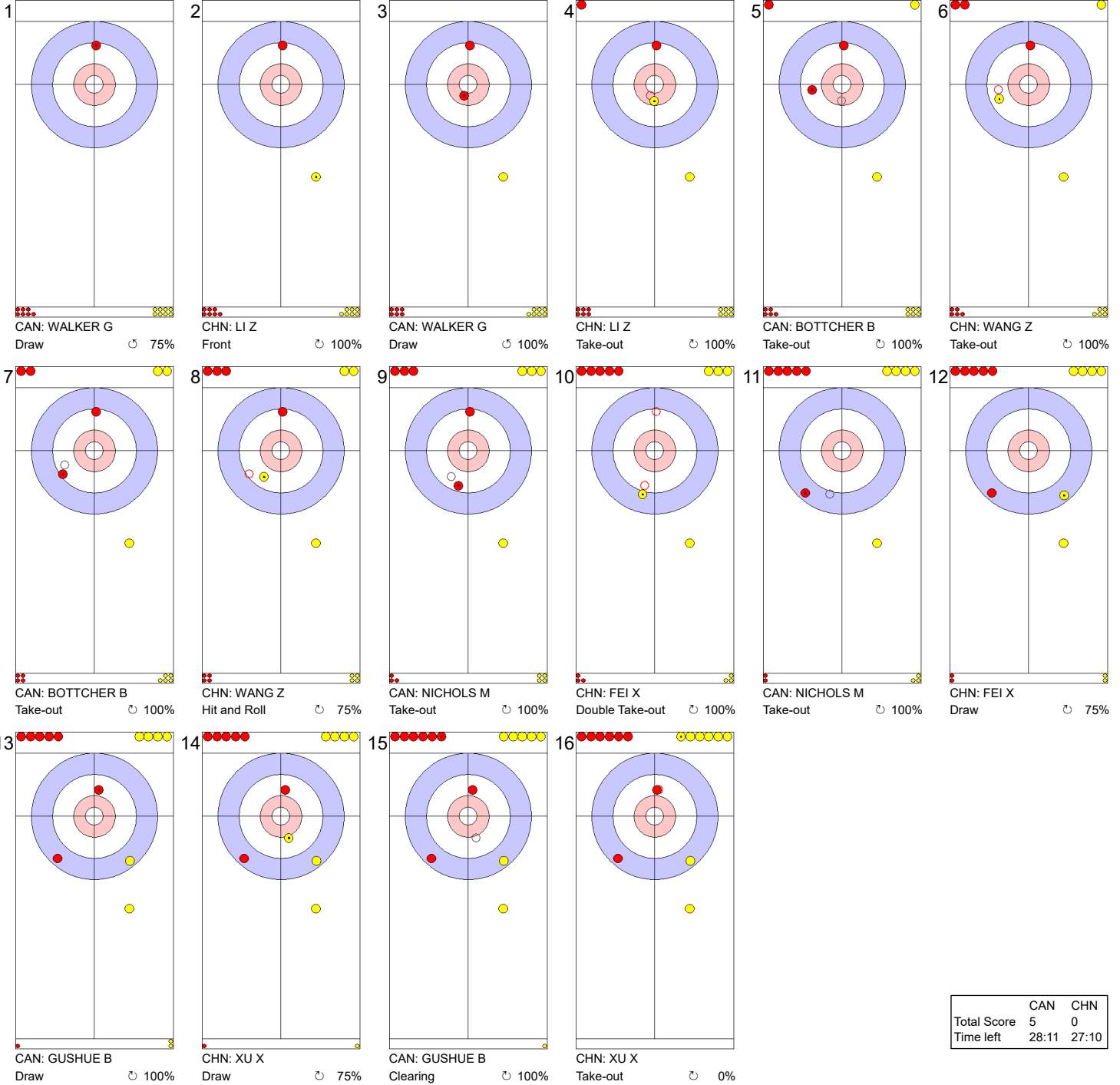
Legend:
 ↻ Clockwise ↺ Counter-clockwise - Not considered





Game - Shot by Shot

End 3 ● CAN - Canada 3 + 2 (this end) = 5 ⊗ CHN - China 0 + 0 (this end) = 0



	CAN	CHN
Total Score	5	0
Time left	28:11	27:10

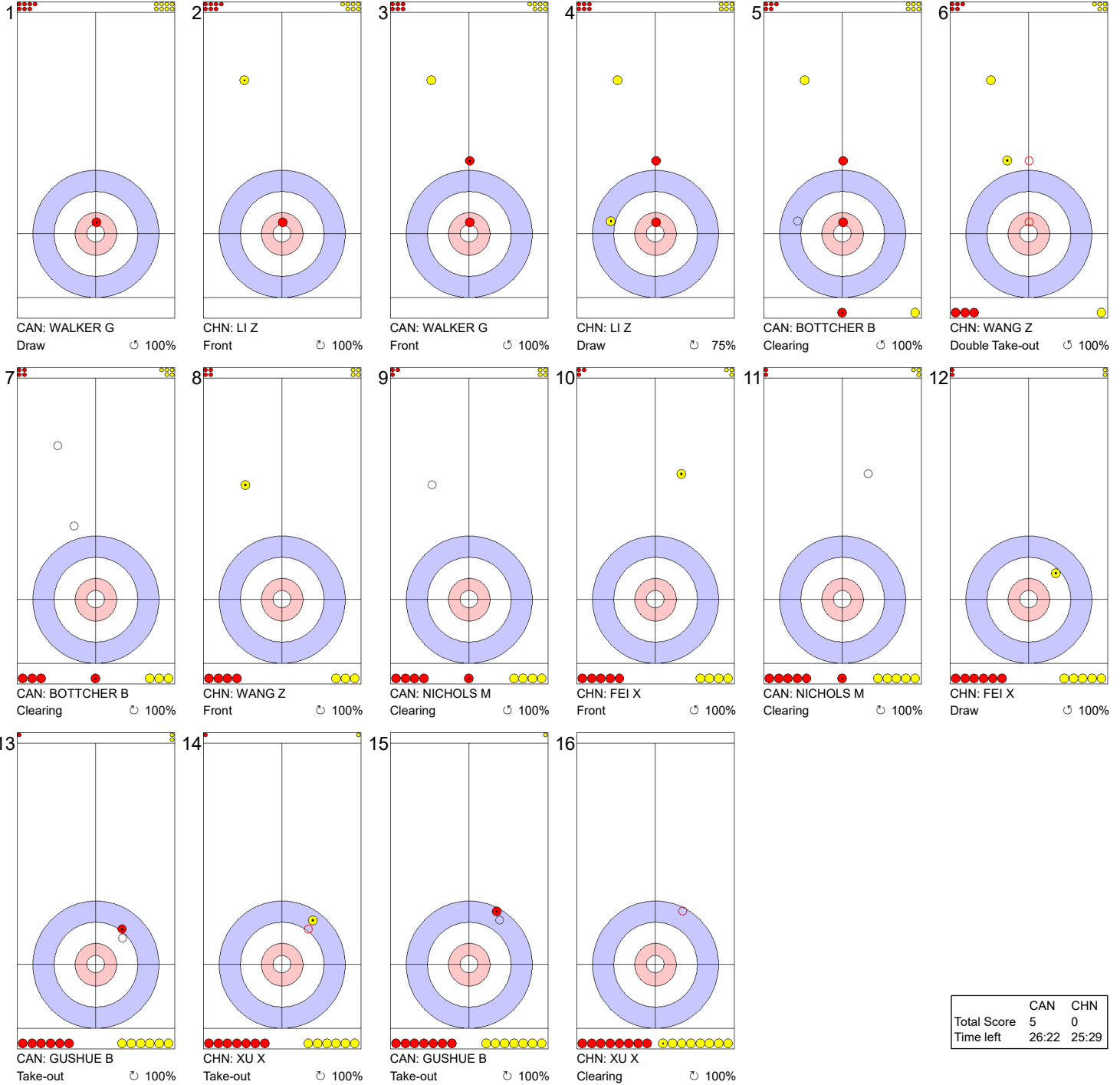
Legend:
 ↻ Clockwise ↺ Counter-clockwise - Not considered





Game - Shot by Shot

End 4 ● **CAN - Canada** 5 + 0 (this end) = 5 ● **CHN - China** 0 + 0 (this end) = 0



	CAN	CHN
Total Score	5	0
Time left	26:22	25:29

Legend:
 ↻ Clockwise ↺ Counter-clockwise - Not considered





Game - Shot by Shot

End 5 **CAN - Canada** 5 + 0 (this end) = 5 **CHN - China** 0 + 2 (this end) = 2



	CAN	CHN
Total Score	5	2
Time left	21:38	20:26

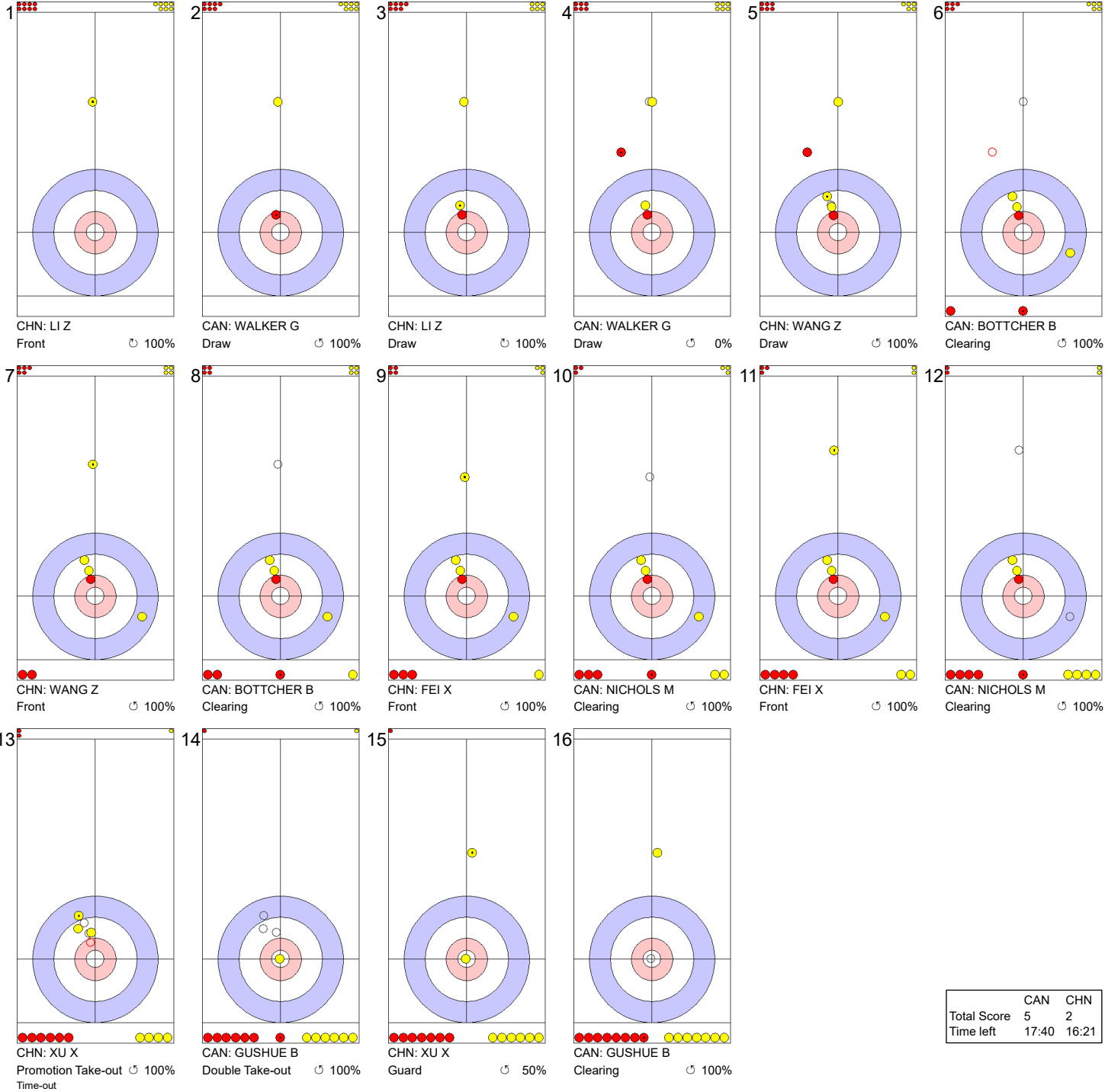
Legend:
 ↻ Clockwise ↺ Counter-clockwise - Not considered





Game - Shot by Shot

End 6 **CAN - Canada 5 + 0 (this end) = 5** **CHN - China 2 + 0 (this end) = 2**



	CAN	CHN
Total Score	5	2
Time left	17:40	16:21

Legend:
 ↻ Clockwise ↺ Counter-clockwise - Not considered





Game - Shot by Shot

End 7 **CAN - Canada 5 + 0 (this end) = 5** **CHN - China 2 + 1 (this end) = 3**



	CAN	CHN
Total Score	5	3
Time left	15:10	13:04

Legend:
 ↻ Clockwise ↺ Counter-clockwise - Not considered





THU 31 OCT 2024
Start Time 9:00

Round Robin Session 7 - Sheet D

Game - Shot by Shot

End 8 **CAN - Canada 5 + 1 (this end) = 6** **CHN - China 3 + 0 (this end) = 3**



	CAN	CHN
Total Score	6	3
Time left	10:48	8:51

Legend:
 ↻ Clockwise ↺ Counter-clockwise - Not considered





Game - Shot by Shot

End 9 **CAN - Canada 6 + 0 (this end) = 6** **CHN - China 3 + 1 (this end) = 4**



	CAN	CHN
Total Score	6	4
Time left	7:50	4:59

Legend:
 ↻ Clockwise ↺ Counter-clockwise - Not considered



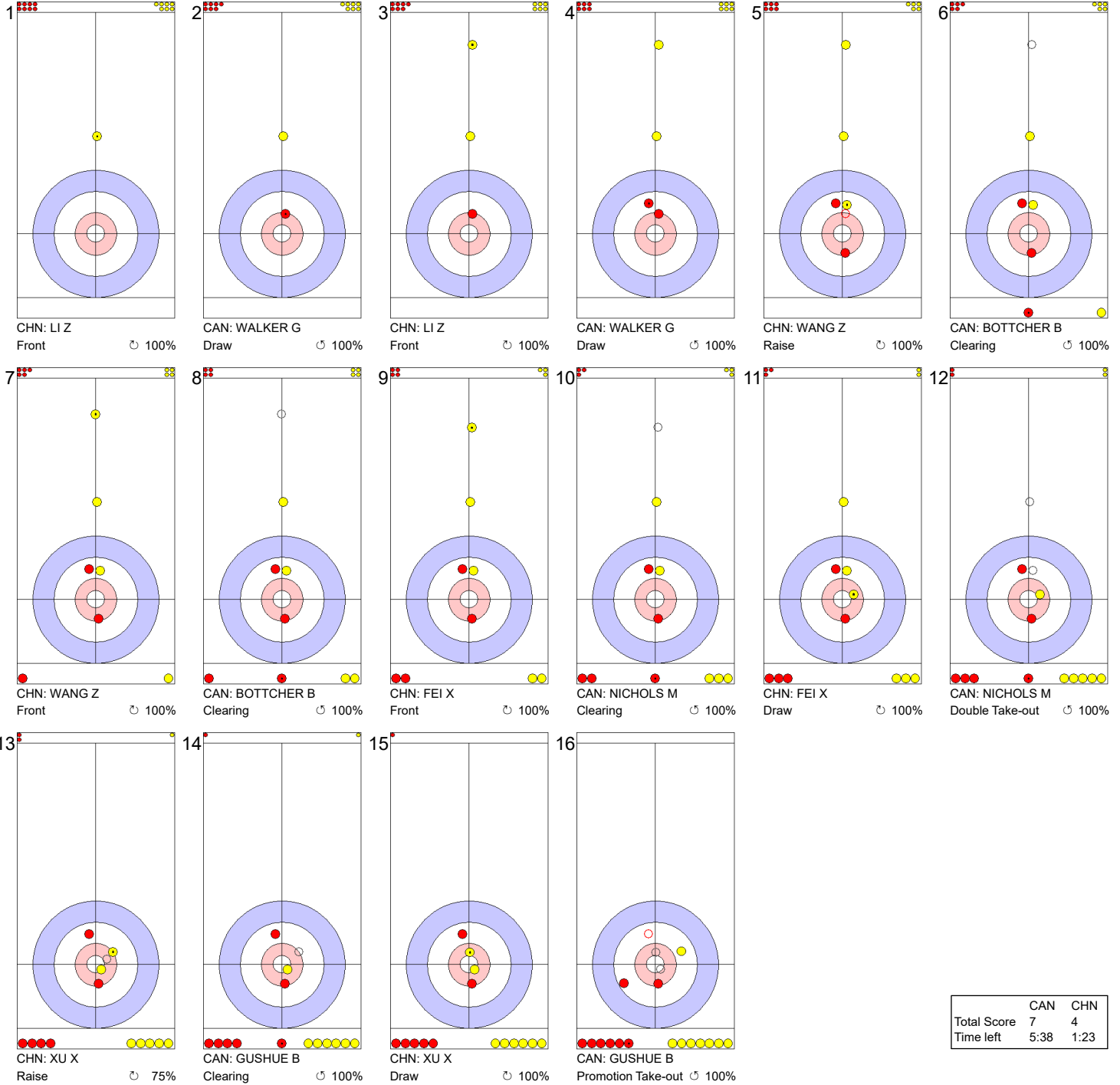


THU 31 OCT 2024
Start Time 9:00

Round Robin Session 7 - Sheet D

Game - Shot by Shot

End 10 **CAN - Canada 6 + 1 (this end) = 7** **CHN - China 4 + 0 (this end) = 4**



	CAN	CHN
Total Score	7	4
Time left	5:38	1:23

Legend:
 ↻ Clockwise ↺ Counter-clockwise - Not considered





Session Results and Standings

Sheet	Team	LSD/LSFE	1	2	3	4	5	6	7	8	9	10	Extra Ends	Total
A	CHN - China	43.7cm *	0	0	2	0	0	2	0	0	0	0		4
	KOR - Korea	99.1cm	0	0	0	0	1	0	0	2	1	1		5
B	AUS - Australia	147.6cm	0	3	0	2	0	2	0	1	0	X		8
	CAN - Canada	34.3cm *	2	0	3	0	2	0	4	0	2	X		13
C	JPN - Japan	120.3cm	1	2	1	2	0	3	X	X	X	X		9
	NZL - New Zealand	30.9cm *	0	0	0	0	1	0	X	X	X	X		1
D	TPE - Chinese Taipei	218.7cm	0	0	0	2	0	0	1	X	X	X		3
	USA - United States	42.6cm *	1	1	1	0	2	4	0	X	X	X		9

Current Standings

Rank	Team	Games	Wins	Losses	
1	CAN - Canada	6	6	0	Q
2	USA - United States	6	5	1	Q
3	CHN - China	6	4	2	Q
3	JPN - Japan	6	4	2	Q
5	AUS - Australia	6	2	4	
5	KOR - Korea	6	2	4	
7	NZL - New Zealand	6	1	5	
8	TPE - Chinese Taipei	6	0	6	

Note:
Under World Curling rules, tie-breaking rules for standings are not applied until after the last game of the round robin.

Legend:
LSD Last Stone Draw **LSFE(*)** Last Stone First End **Q** Qualified for the play-offs
X Unplayed/unfinished end due to concession



WED 30 OCT 2024
Start Time 14:00

Round Robin Session 6 - Sheet A

Game Results

Sheet	Team	LSFE	1	2	3	4	5	6	7	8	9	10	Extra Ends	Total
A	CHN - China	*	0	0	2	0	0	2	0	0	0	0		4
	KOR - Korea		0	0	0	0	1	0	0	2	1	1		5

CHN - China		Shot Success	Game	All
4 S	XU Xiaoming	80%	84%	
3 V	FEI Xueqing	89%	82%	
2	WANG Zhiyu	91%	84%	
1	LI Zhichao	95%	89%	
A	YE Jianjun	-	91%	
Team Total		89%	85%	

KOR - Korea		Shot Success	Game	All
4 S	LEE Jaebeom	88%	72%	
3 V	KIM Hyojun	80%	79%	
2	KIM Eunbin	83%	88%	
1	PYO Jeongmin	93%	82%	
A	KIM Jinhun	-	89%	
Team Total		86%	81%	

Last Stone Draw		Distance
↻	WANG Zhiyu	30.4cm
↻	XU Xiaoming	13.3cm
Total		43.7cm

Last Stone Draw		Distance
↻	KIM Hyojun	20.3cm
↻	PYO Jeongmin	78.8cm
Total		99.1cm

Time remaining: 2 minutes 45 seconds

Time-out: End 9 - CHN stone 7

Time remaining: 1 minute 26 seconds

Time-out: End 9 - KOR stone 8

Shot Success Analysis

CHN - China		↻	↻	Game
4	XU Xiaoming	Draws 3 83%	2 75%	5 80%
		Take-outs 6 67%	9 89%	15 80%
		Total 9 72%	11 86%	20 80%
3	FEI Xueqing	Draws 4 100%	1 75%	5 95%
		Take-outs 10 85%	5 90%	15 87%
		Total 14 89%	6 88%	20 89%
2	WANG Zhiyu	Draws 3 92%	1 100%	4 94%
		Take-outs 7 93%	9 89%	16 91%
		Total 10 93%	10 90%	20 91%
1	LI Zhichao	Draws 10 95%	6 100%	16 97%
		Take-outs 2 100%	2 75%	4 88%
		Total 12 96%	8 94%	20 95%
A	YE Jianjun	Draws 0 -	0 -	0 -
		Take-outs 0 -	0 -	0 -
		Total 0 -	0 -	0 -
Team		Draws 20 94%	10 93%	30 93%
		Take-outs 25 84%	25 88%	50 86%
		Total 45 88%	35 89%	80 89%

KOR - Korea		↻	↻	Game
4	LEE Jaebeom	Draws 3 100%	2 88%	5 95%
		Take-outs 10 83%	5 90%	15 85%
		Total 13 87%	7 89%	20 88%
3	KIM Hyojun	Draws 3 58%	4 88%	7 75%
		Take-outs 8 88%	5 75%	13 83%
		Total 11 80%	9 81%	20 80%
2	KIM Eunbin	Draws 6 88%	5 70%	11 80%
		Take-outs 4 69%	5 100%	9 86%
		Total 10 80%	10 85%	20 83%
1	PYO Jeongmin	Draws 10 100%	8 81%	18 92%
		Take-outs 2 100%	0 -	2 100%
		Total 12 100%	8 81%	20 93%
A	KIM Jinhun	Draws 0 -	0 -	0 -
		Take-outs 0 -	0 -	0 -
		Total 0 -	0 -	0 -
Team		Draws 22 91%	19 80%	41 86%
		Take-outs 24 83%	15 88%	39 85%
		Total 46 87%	34 84%	80 86%

Note:
Position and function for each team member:
4 = Fourth, 3 = Third, 2 = Second, 1 = Lead, A = Alternate, S = Skip, V = Vice-Skip

Legend:
↻ Clockwise ↻ Counter-clockwise LSFE(*) Last Stone First End



Game - Shot by Shot

End 1 ● **CHN - China** 0 + 0 (this end) = 0 ● **KOR - Korea** 0 + 0 (this end) = 0

1 KOR: PYO J Draw 100%	2 CHN: LI Z Take-out 100%	3 KOR: PYO J Take-out 100%	4 CHN: LI Z Take-out 50%	5 KOR: KIM E Draw 75%	6 CHN: WANG Z Take-out 100%
7 KOR: KIM E Take-out 100%	8 CHN: WANG Z Take-out 100%	9 KOR: KIM H Take-out 100%	10 CHN: FEI X Take-out 100%	11 KOR: KIM H Take-out 100%	12 CHN: FEI X Take-out 100%
13 KOR: LEE J Take-out 100%	14 CHN: XU X Take-out 100%	15 KOR: LEE J Take-out 100%	16 CHN: XU X Clearing 100%		

	CHN	KOR
Total Score	0	0
Time left	36:39	36:57

Legend:
 ↻ Clockwise ↺ Counter-clockwise - Not considered





Game - Shot by Shot

End 2 ● CHN - China 0 + 0 (this end) = 0 ● KOR - Korea 0 + 0 (this end) = 0



	CHN	KOR
Total Score	0	0
Time left	32:52	34:26

Legend:
 ↻ Clockwise ↺ Counter-clockwise - Not considered





Game - Shot by Shot

End 3 **● CHN - China 0 + 2 (this end) = 2** **⊗ KOR - Korea 0 + 0 (this end) = 0**



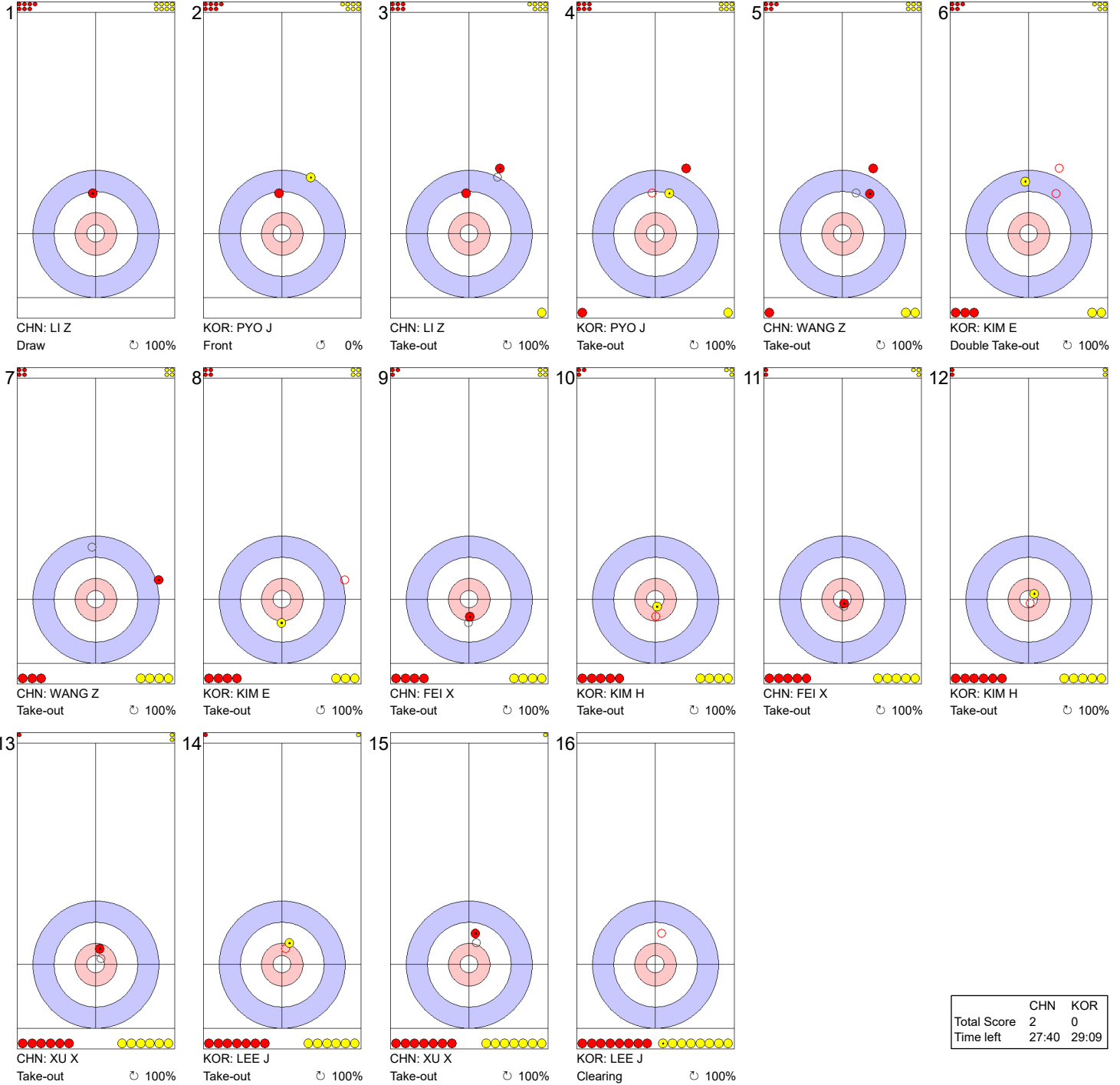
Legend:
 ↻ Clockwise ↺ Counter-clockwise - Not considered





Game - Shot by Shot

End 4 **CHN - China 2 + 0 (this end) = 2** **KOR - Korea 0 + 0 (this end) = 0**



	CHN	KOR
Total Score	2	0
Time left	27:40	29:09

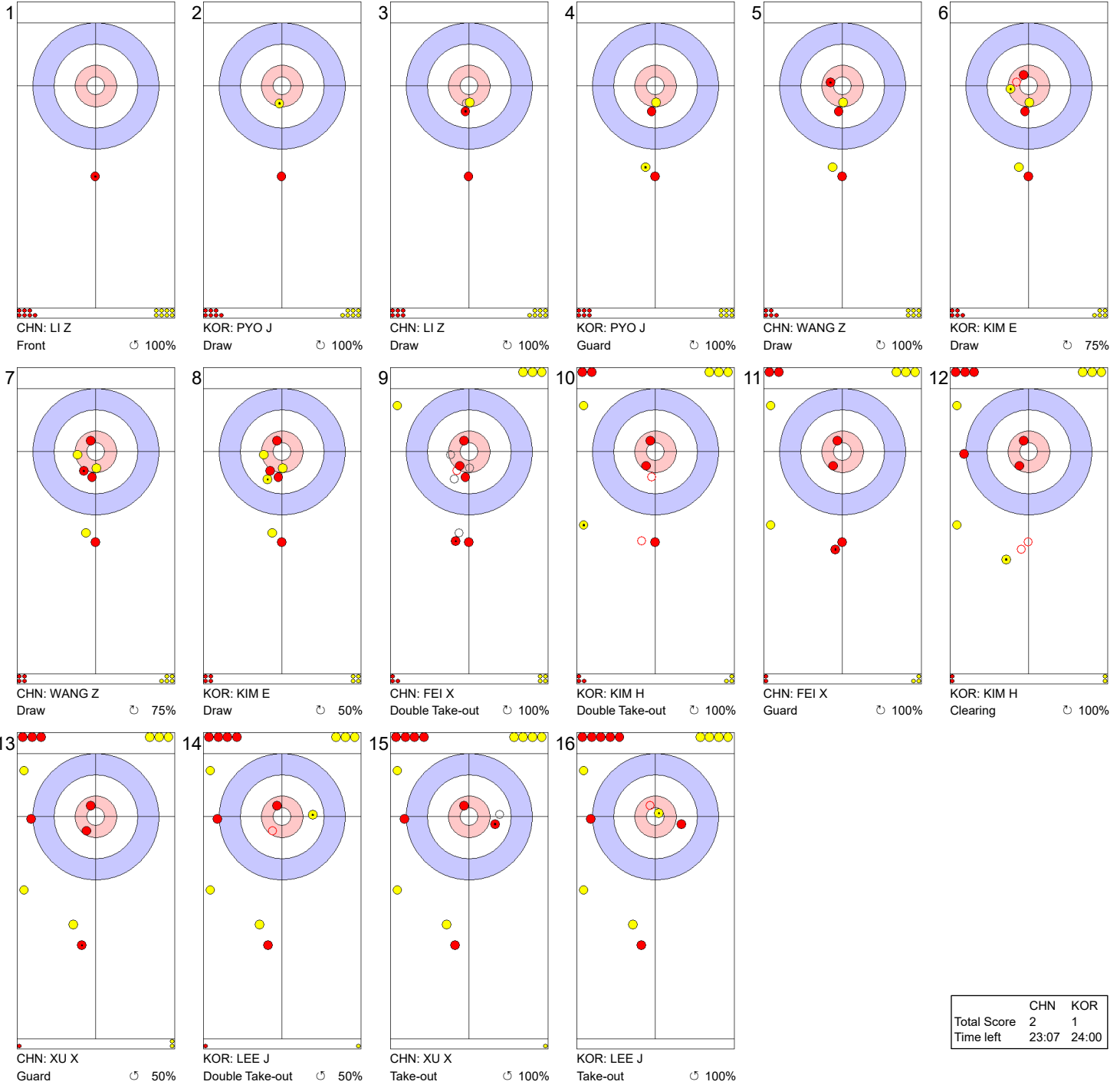
Legend:
 Clockwise Counter-clockwise - Not considered





Game - Shot by Shot

End 5 **CHN - China 2 + 0 (this end) = 2** **KOR - Korea 0 + 1 (this end) = 1**



	CHN	KOR
Total Score	2	1
Time left	23:07	24:00

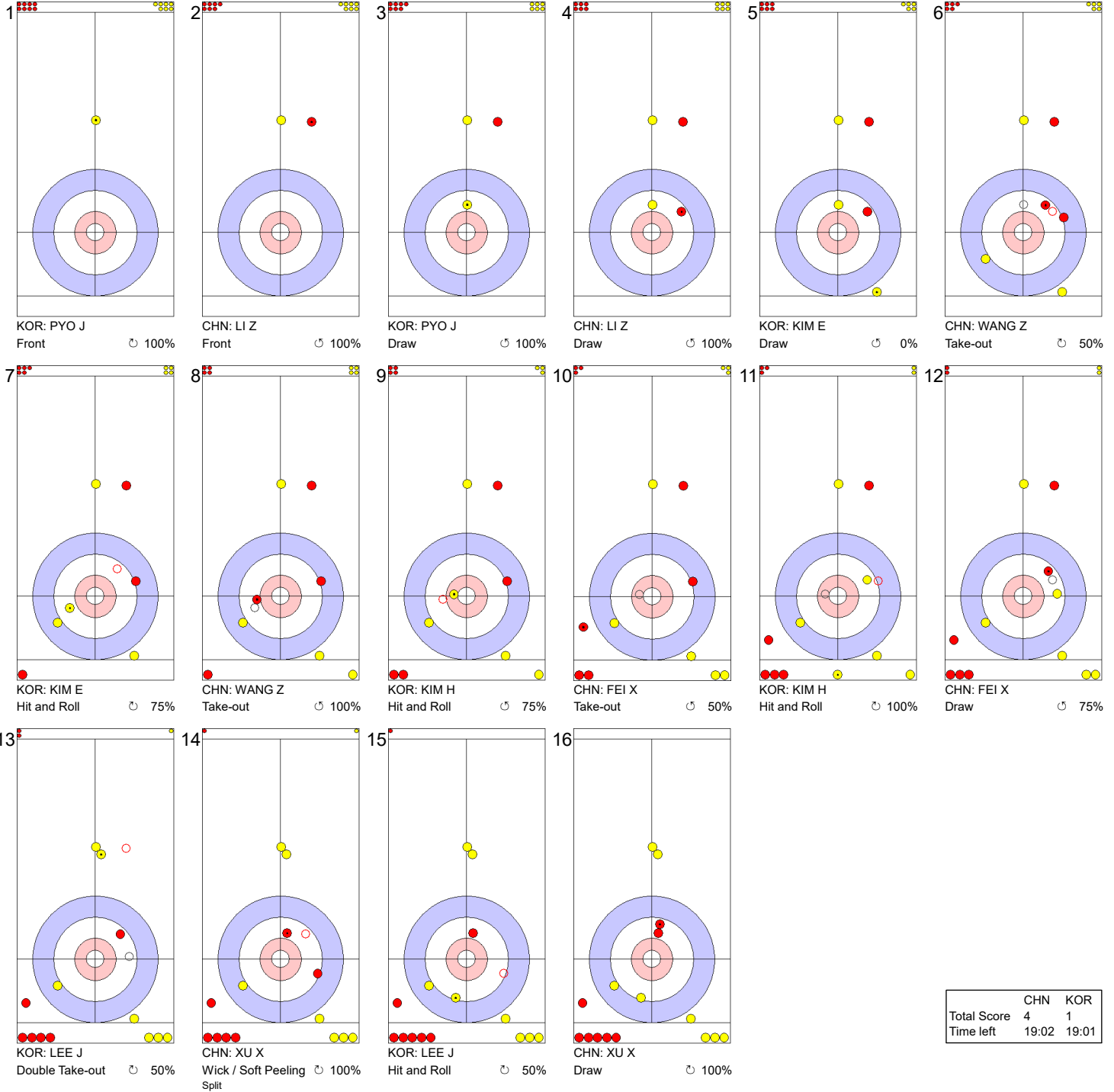
Legend:
 ↻ Clockwise ↺ Counter-clockwise - Not considered





Game - Shot by Shot

End 6 **CHN - China 2 + 2 (this end) = 4** **KOR - Korea 1 + 0 (this end) = 1**



	CHN	KOR
Total Score	4	1
Time left	19:02	19:01

Legend:
 ↻ Clockwise ↺ Counter-clockwise - Not considered





Game - Shot by Shot

End 7 ● CHN - China 4 + 0 (this end) = 4 ⊗ KOR - Korea 1 + 0 (this end) = 1



	CHN	KOR
Total Score	4	1
Time left	14:43	14:37

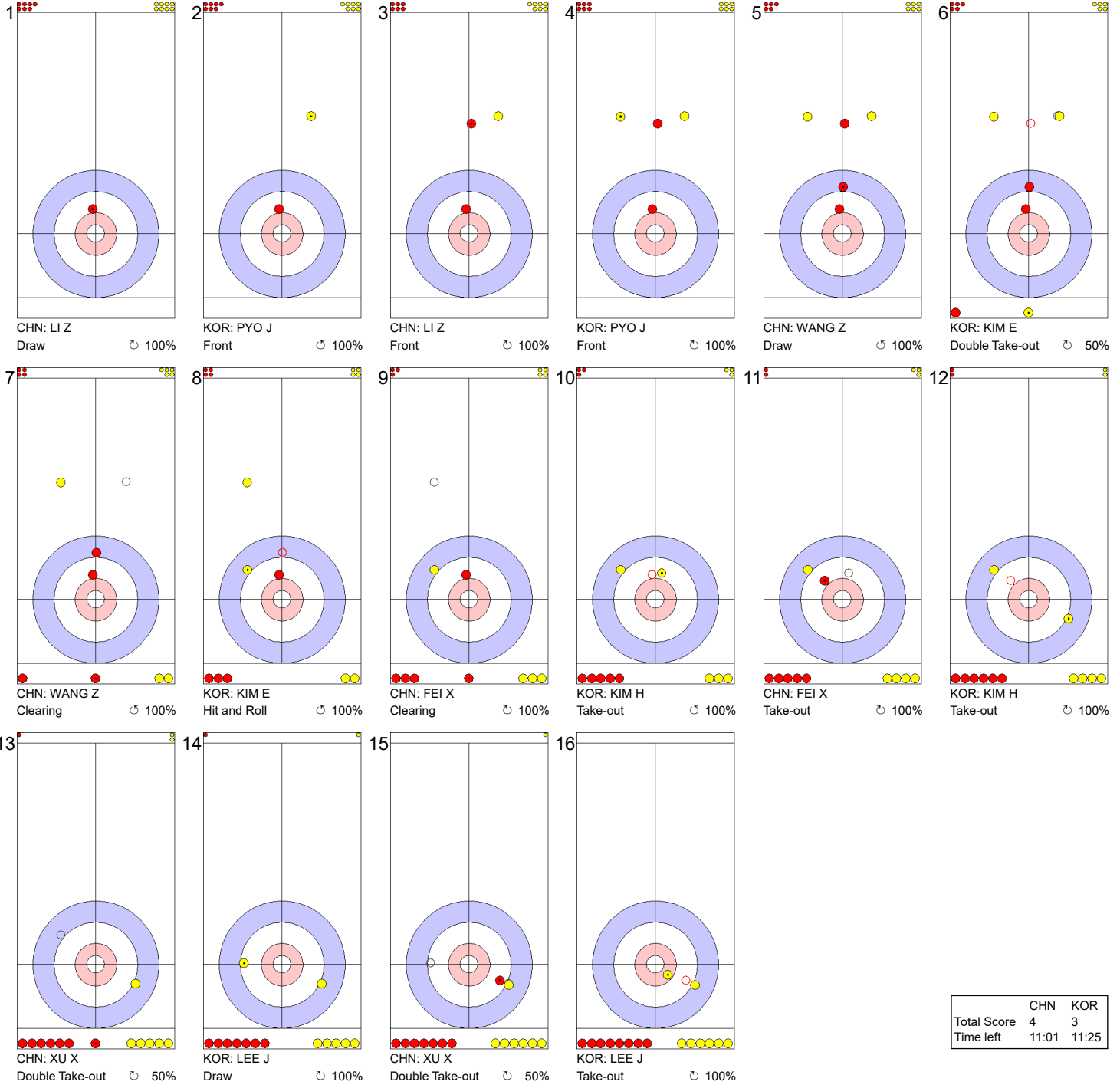
Legend:
↻ Clockwise ↺ Counter-clockwise - Not considered





Game - Shot by Shot

End 8 **CHN - China 4 + 0 (this end) = 4** **KOR - Korea 1 + 2 (this end) = 3**



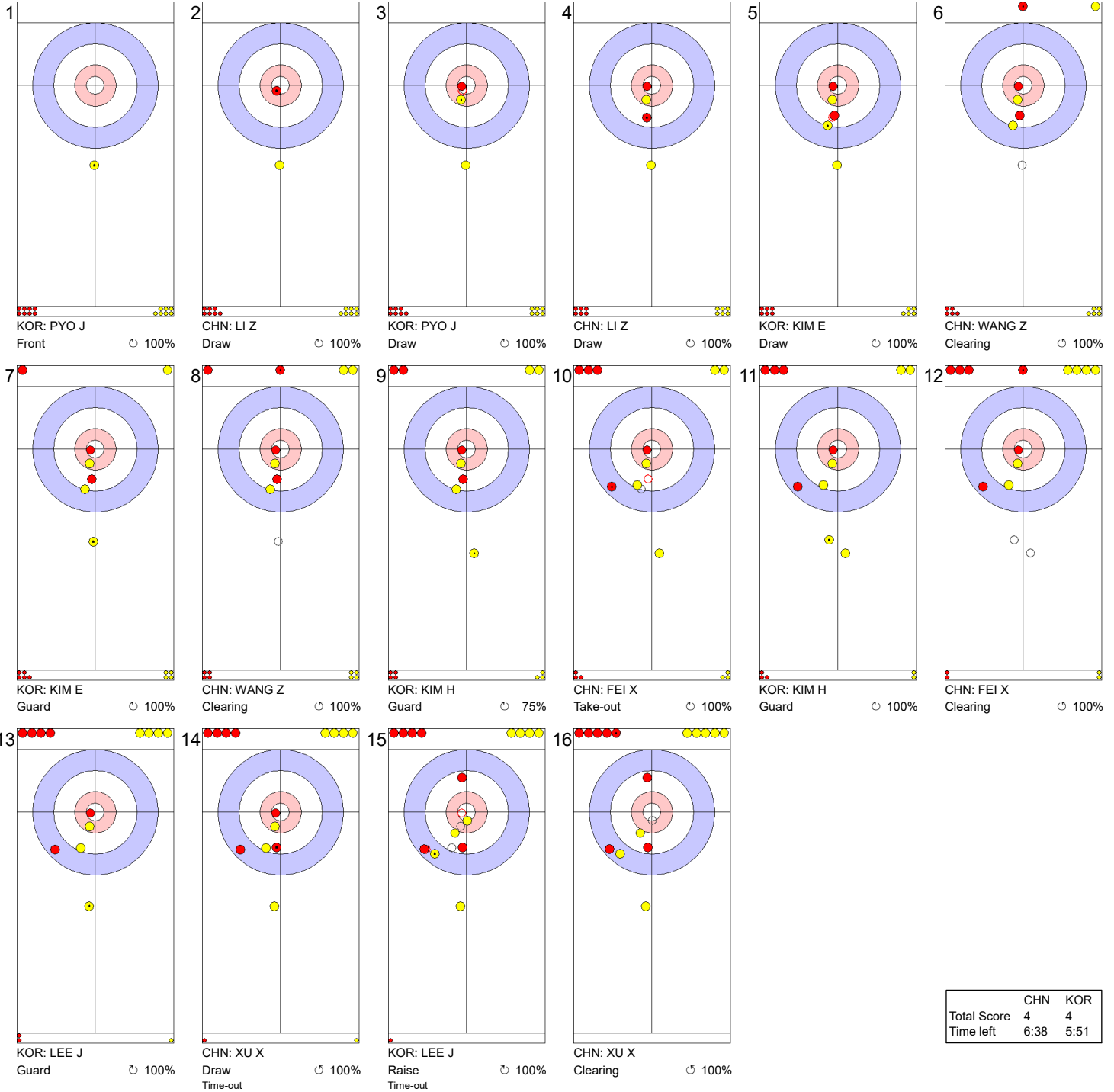
Legend:
↻ Clockwise ↺ Counter-clockwise - Not considered





Game - Shot by Shot

End 9 ● **CHN - China** 4 + 0 (this end) = 4 ● **KOR - Korea** 3 + 1 (this end) = 4



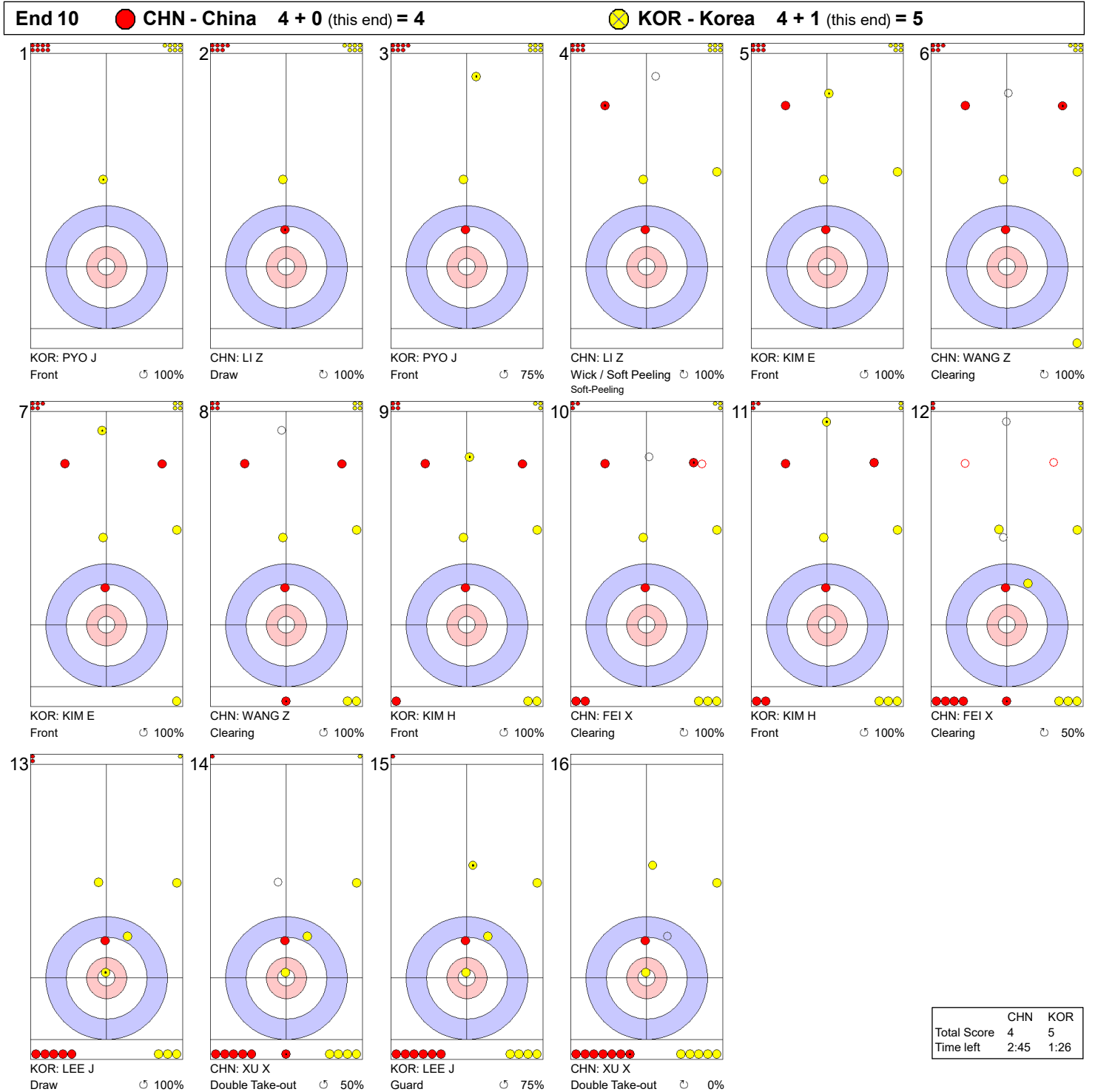
	CHN	KOR
Total Score	4	4
Time left	6:38	5:51

Legend:
 ↻ Clockwise ↺ Counter-clockwise - Not considered





Game - Shot by Shot



Legend:
 ↻ Clockwise ↺ Counter-clockwise - Not considered





WED 30 OCT 2024
Start Time 14:00

Round Robin Session 6 - Sheet B

Game Results

Sheet	Team	LSFE	1	2	3	4	5	6	7	8	9	10	Extra Ends	Total
B	AUS - Australia		0	3	0	2	0	2	0	1	0	X		8
	CAN - Canada	*	2	0	3	0	2	0	4	0	2	X		13

AUS - Australia		Shot Success	Game	All
4	V HEWITT Dean	74%	73%	
3	DAVIS Tanner	86%	78%	
2	S JOHNS Steve	76%	76%	
1	HEWITT Steve	83%	80%	
A	MILLIKIN Hugh	-	88%	
Team Total		80%	78%	

CAN - Canada		Shot Success	Game	All
4	S GUSHUE Brad	83%	85%	
3	V NICHOLS Mark	86%	86%	
2	BOTTCHEER Brendan	94%	91%	
1	WALKER Geoff	89%	92%	
A	CASEY Adam	-	100%	
Team Total		88%	89%	

Last Stone Draw Distance

↻ JOHNS Steve	99.6cm
↻ DAVIS Tanner	48.0cm
Total	147.6cm

Last Stone Draw Distance

↻ GUSHUE Brad	17.9cm
↻ BOTTCHEER Brendan	16.4cm
Total	34.3cm

Time remaining: 2 minutes 18 seconds

Time remaining: 2 minutes 11 seconds

Shot Success Analysis

AUS - Australia		↻	↻	Game
4 HEWITT Dean	Draws	7 86%	5 60%	12 75%
	Take-outs	3 67%	3 75%	6 71%
	Total	10 80%	8 66%	18 74%
3 DAVIS Tanner	Draws	8 94%	4 88%	12 92%
	Take-outs	2 75%	4 75%	6 75%
	Total	10 90%	8 81%	18 86%
2 JOHNS Steve	Draws	11 77%	3 92%	14 80%
	Take-outs	2 50%	2 75%	4 63%
	Total	13 73%	5 85%	18 76%
1 HEWITT Steve	Draws	7 75%	11 89%	18 83%
	Take-outs	0 -	0 -	0 -
	Total	7 75%	11 89%	18 83%
A MILLIKIN Hugh	Draws	0 -	0 -	0 -
	Take-outs	0 -	0 -	0 -
	Total	0 -	0 -	0 -
Team	Draws	33 83%	23 83%	56 83%
	Take-outs	7 64%	9 75%	16 70%
	Total	40 79%	32 80%	72 80%

CAN - Canada		↻	↻	Game
4 GUSHUE Brad	Draws	10 95%	2 100%	12 96%
	Take-outs	5 70%	1 0%	6 58%
	Total	15 87%	3 67%	18 83%
3 NICHOLS Mark	Draws	5 75%	1 100%	6 79%
	Take-outs	5 100%	7 82%	12 90%
	Total	10 88%	8 84%	18 86%
2 BOTTCHEER Brendan	Draws	10 90%	2 100%	12 92%
	Take-outs	1 100%	5 100%	6 100%
	Total	11 91%	7 100%	18 94%
1 WALKER Geoff	Draws	10 100%	8 75%	18 89%
	Take-outs	0 -	0 -	0 -
	Total	10 100%	8 75%	18 89%
A CASEY Adam	Draws	0 -	0 -	0 -
	Take-outs	0 -	0 -	0 -
	Total	0 -	0 -	0 -
Team	Draws	35 92%	13 85%	48 90%
	Take-outs	11 86%	13 83%	24 84%
	Total	46 91%	26 84%	72 88%

Note:
Position and function for each team member:
4 = Fourth, 3 = Third, 2 = Second, 1 = Lead, A = Alternate, S = Skip, V = Vice-Skip

Legend:
↻ Clockwise ↻ Counter-clockwise LSFE(*) Last Stone First End
X Unplayed/unfinished end due to concession



Game - Shot by Shot

End 1 ● AUS - Australia 0 + 0 (this end) = 0 ● CAN - Canada 0 + 2 (this end) = 2



	AUS	CAN
Total Score	0	2
Time left	34:29	33:59

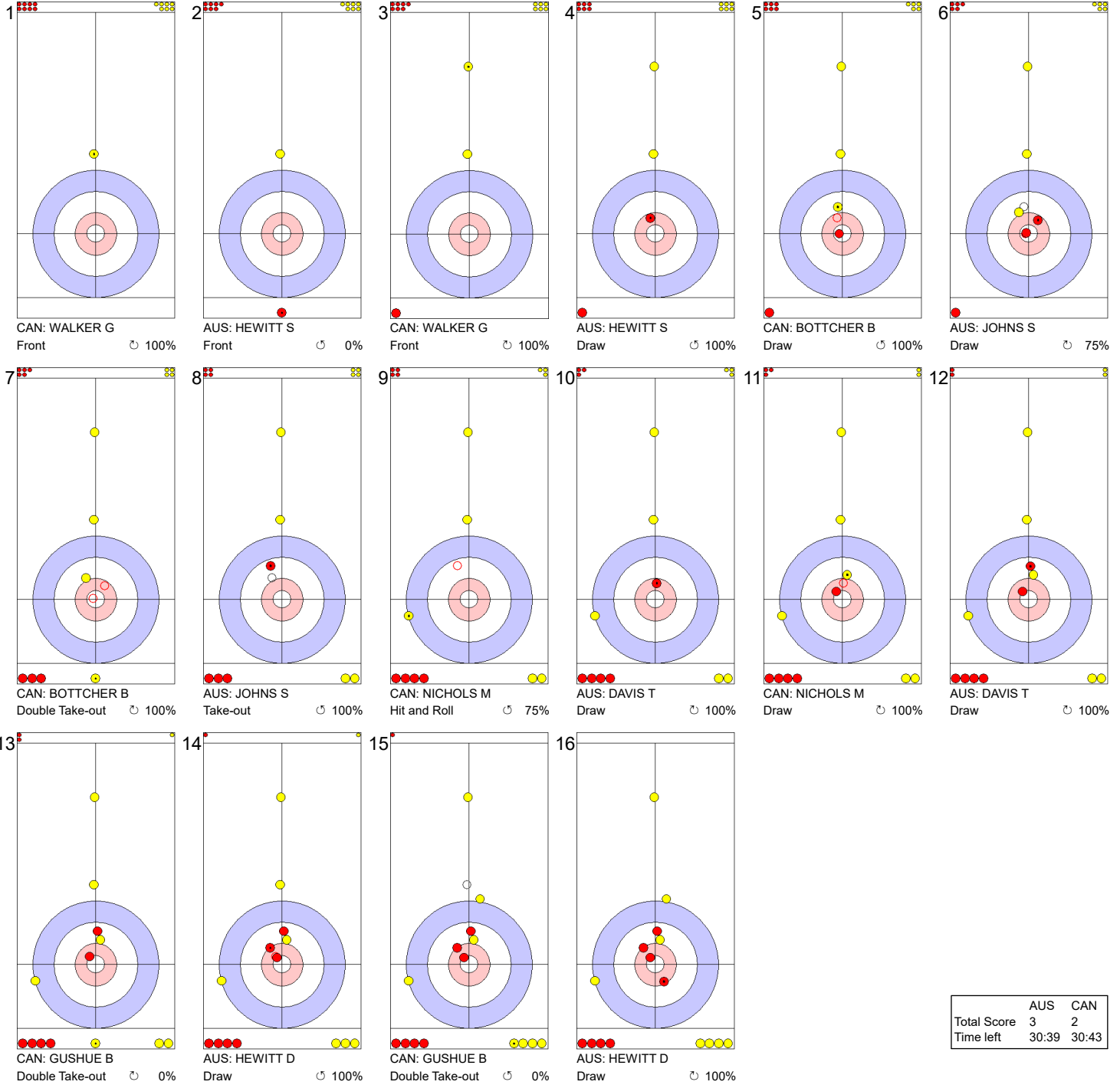
Legend:
 ↻ Clockwise ↺ Counter-clockwise - Not considered





Game - Shot by Shot

End 2 **AUS - Australia** 0 + 3 (this end) = 3 **CAN - Canada** 2 + 0 (this end) = 2



	AUS	CAN
Total Score	3	2
Time left	30:39	30:43

Legend:
 ↻ Clockwise ↺ Counter-clockwise - Not considered





Game - Shot by Shot

End 3 ● AUS - Australia 3 + 0 (this end) = 3 ● CAN - Canada 2 + 3 (this end) = 5



	AUS	CAN
Total Score	3	5
Time left	24:23	24:03

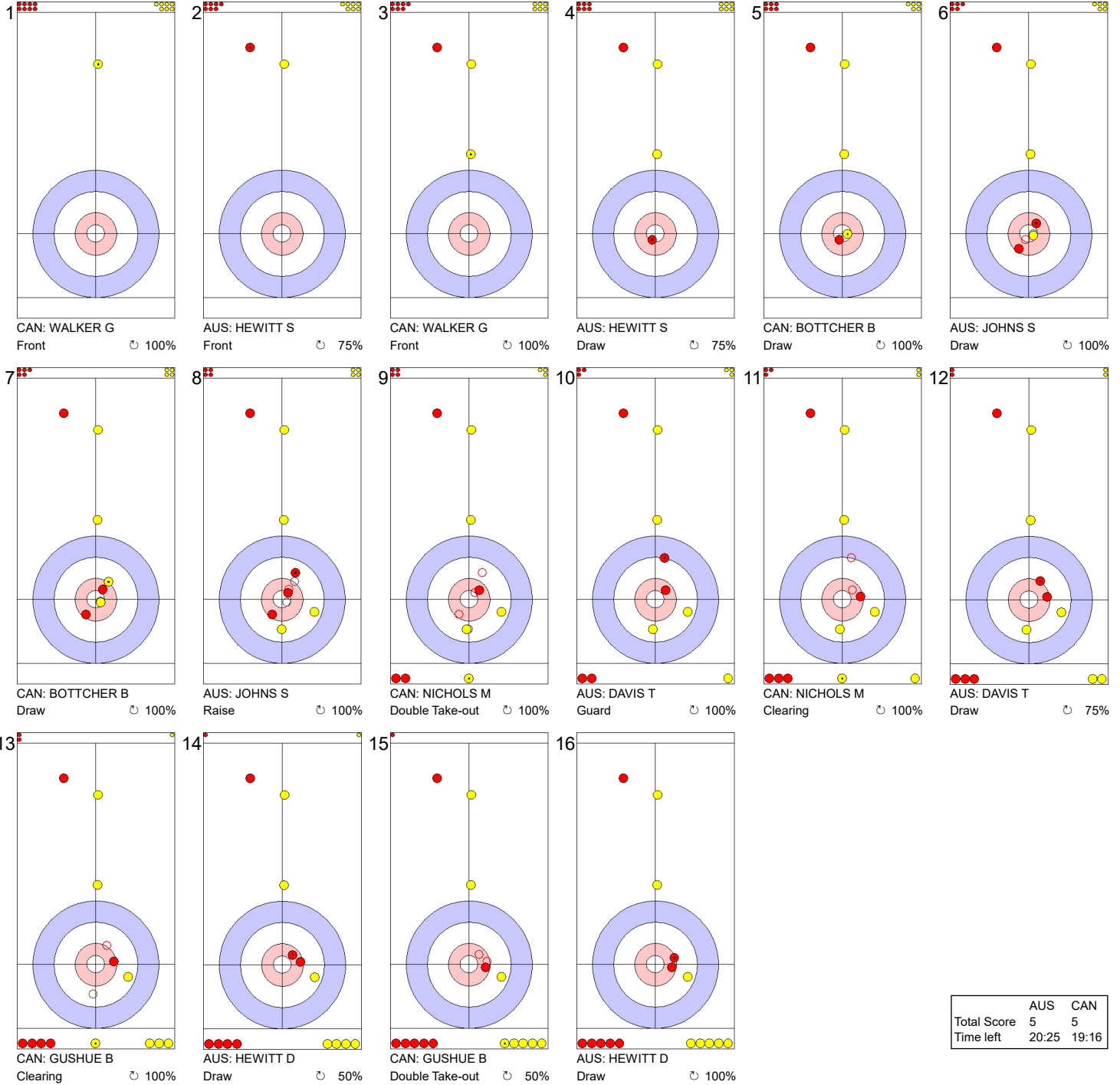
Legend:
 ↻ Clockwise ↺ Counter-clockwise - Not considered





Game - Shot by Shot

End 4 **AUS - Australia 3 + 2 (this end) = 5** **CAN - Canada 5 + 0 (this end) = 5**



	AUS	CAN
Total Score	5	5
Time left	20:25	19:16

Legend:
 ↻ Clockwise ↺ Counter-clockwise - Not considered





Game - Shot by Shot

End 5 **AUS - Australia 5 + 0 (this end) = 5** **CAN - Canada 5 + 2 (this end) = 7**



	AUS	CAN
Total Score	5	7
Time left	16:49	15:12

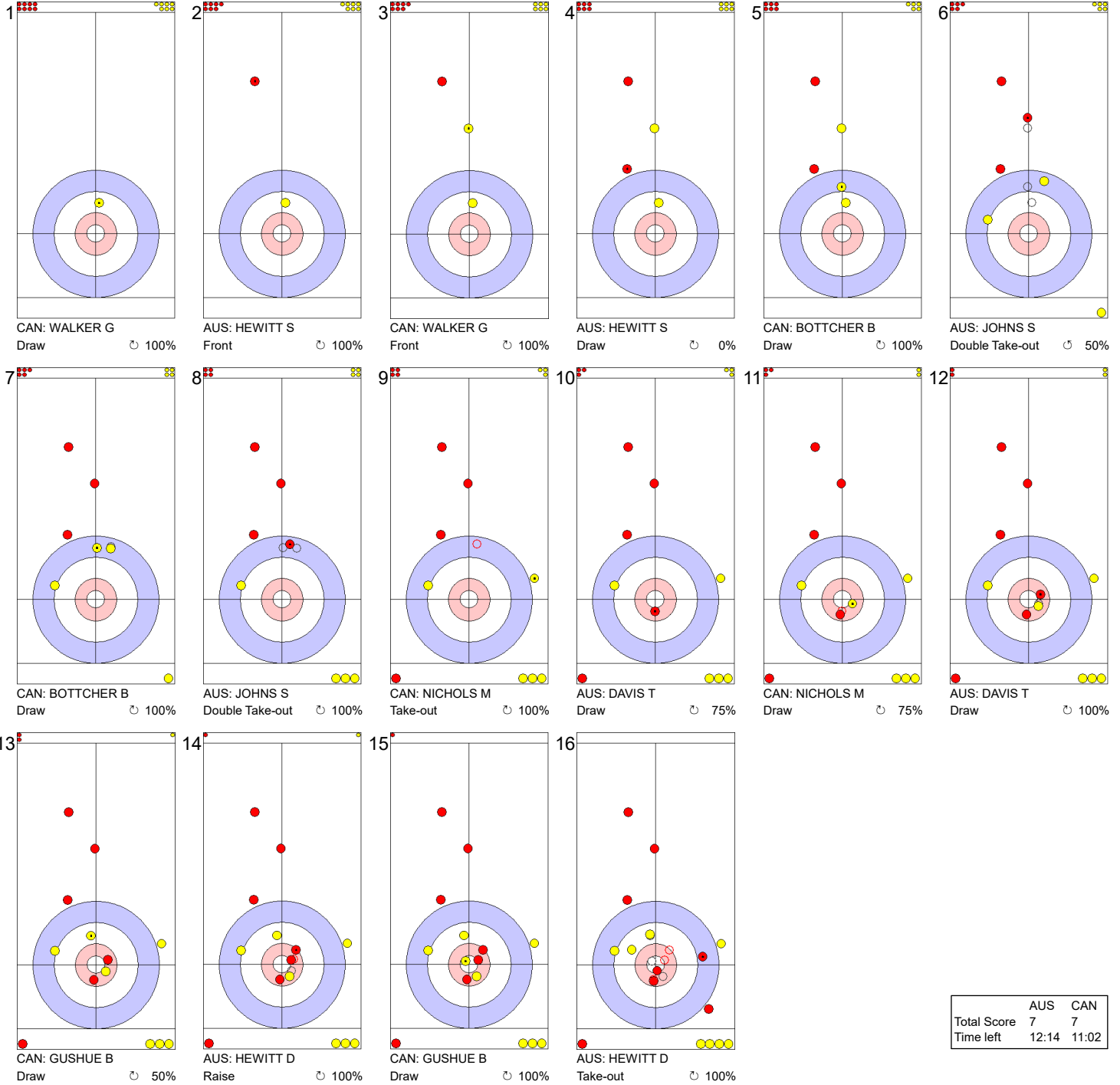
Legend:
 ↻ Clockwise ↺ Counter-clockwise - Not considered





Game - Shot by Shot

End 6 ● AUS - Australia 5 + 2 (this end) = 7 ● CAN - Canada 7 + 0 (this end) = 7



	AUS	CAN
Total Score	7	7
Time left	12:14	11:02

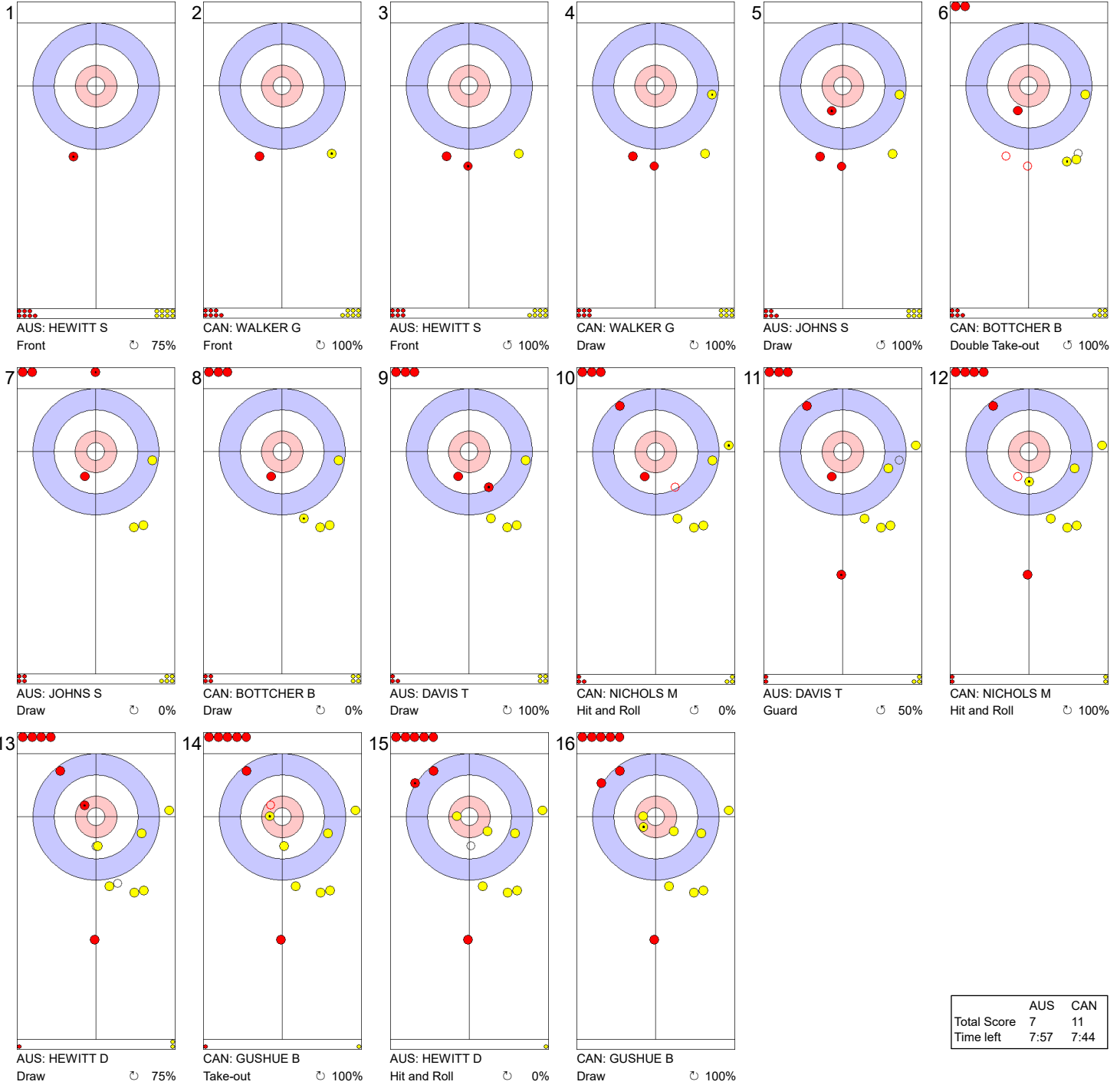
Legend:
 ↻ Clockwise ↺ Counter-clockwise - Not considered





Game - Shot by Shot

End 7 ● AUS - Australia 7 + 0 (this end) = 7 ● CAN - Canada 7 + 4 (this end) = 11



	AUS	CAN
Total Score	7	11
Time left	7:57	7:44

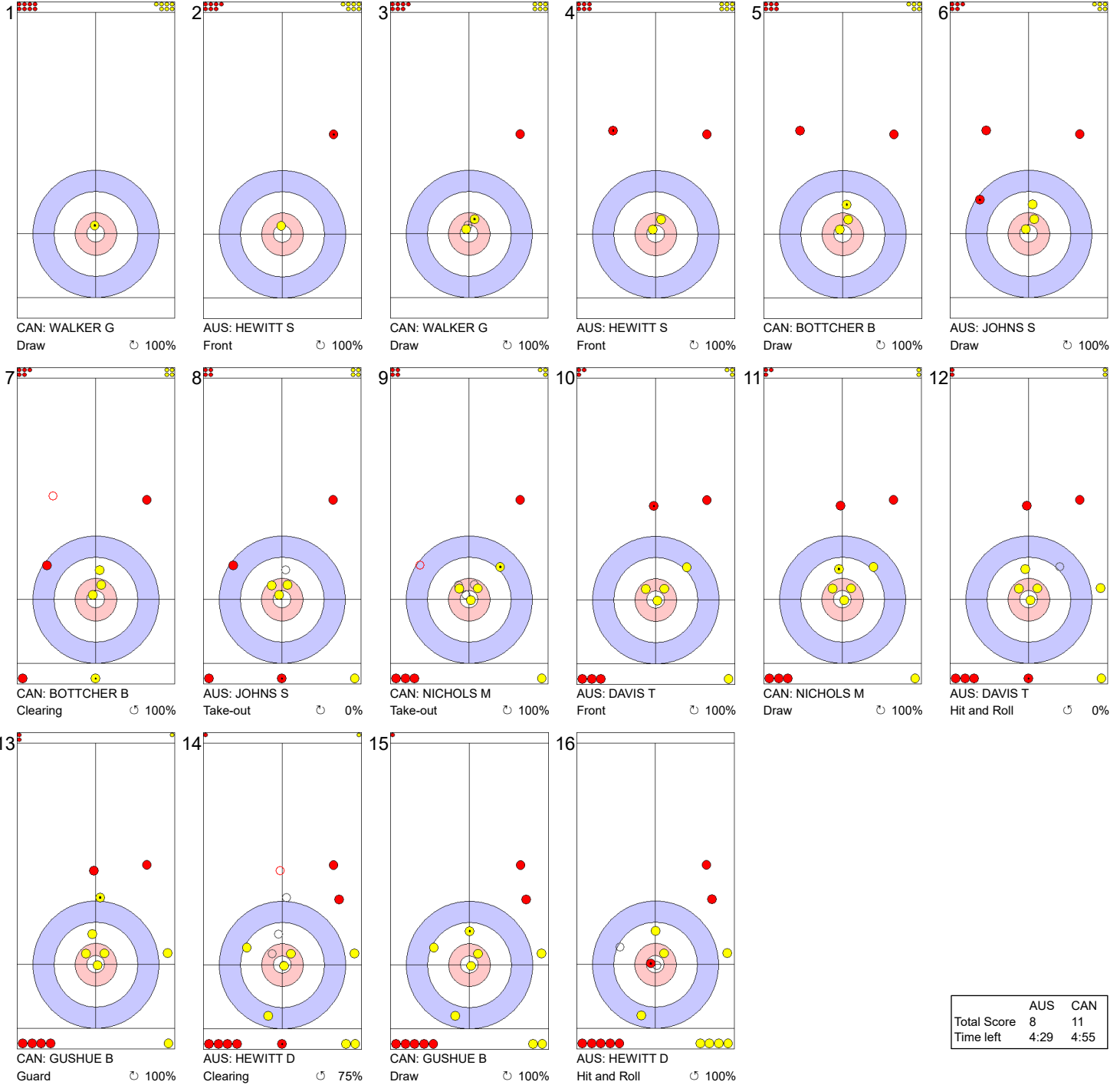
Legend:
 ↻ Clockwise ↺ Counter-clockwise - Not considered





Game - Shot by Shot

End 8 ● **AUS - Australia** 7 + 1 (this end) = 8 ● **CAN - Canada** 11 + 0 (this end) = 11



	AUS	CAN
Total Score	8	11
Time left	4:29	4:55

Legend:
 ↻ Clockwise ↺ Counter-clockwise - Not considered





Game - Shot by Shot

End 9 **AUS - Australia 8 + 0 (this end) = 8** **CAN - Canada 11 + 2 (this end) = 13**



	AUS	CAN
Total Score	8	13
Time left	2:18	2:11

Legend:
 ↻ Clockwise ↺ Counter-clockwise - Not considered





Game Results

Sheet	Team	LSFE	1	2	3	4	5	6	7	8	9	10	Extra Ends	Total
C	JPN - Japan		1	2	1	2	0	3	X	X	X	X		9
	NZL - New Zealand	*	0	0	0	0	1	0	X	X	X	X		1

JPN - Japan		Shot Success	Game	All
4 V	SHIMIZU Tetsuro	85%	80%	
3 S	ABE Shinya	73%	79%	
2	SATO Hayato	77%	84%	
1	TSURUGA Sota	88%	85%	
A	OUCHI Haruto	-	-	
Team Total		81%	82%	

Last Stone Draw		Distance
☺	SATO Hayato	40.6cm
☹	ABE Shinya	79.7cm
Total		120.3cm

Time remaining: 12 minutes 18 seconds

NZL - New Zealand		Shot Success	Game	All
4 S	HOOD Anton	29%	74%	
3	WALKER Hunter	67%	81%	
2	SMITH Ben	63%	83%	
1 V	SARGON Brett	92%	84%	
A	PALANUIK Jared	-	100%	
Team Total		63%	81%	

Last Stone Draw		Distance
☺	SARGON Brett	22.2cm
☹	SMITH Ben	8.7cm
Total		30.9cm

Time remaining: 10 minutes 59 seconds

Shot Success Analysis

JPN - Japan		☺	☹	Game
4 SHIMIZU Tetsuro	Draws	3 83%	4 75%	7 79%
	Take-outs	3 92%	2 100%	5 95%
	Total	6 88%	6 83%	12 85%
3 ABE Shinya	Draws	3 83%	0 -	3 83%
	Take-outs	1 100%	8 66%	9 69%
	Total	4 88%	8 66%	12 73%
2 SATO Hayato	Draws	1 100%	3 75%	4 81%
	Take-outs	5 85%	3 58%	8 75%
	Total	6 88%	6 67%	12 77%
1 TSURUGA Sota	Draws	9 94%	2 100%	11 95%
	Take-outs	0 -	1 0%	1 0%
	Total	9 94%	3 67%	12 88%
A OUCHI Haruto	Draws	0 -	0 -	0 -
	Take-outs	0 -	0 -	0 -
	Total	0 -	0 -	0 -
Team	Draws	16 91%	9 81%	25 87%
	Take-outs	9 89%	14 64%	23 74%
	Total	25 90%	23 71%	48 81%

NZL - New Zealand		☺	☹	Game
4 HOOD Anton	Draws	1 50%	5 15%	6 21%
	Take-outs	3 33%	3 42%	6 38%
	Total	4 38%	8 25%	12 29%
3 WALKER Hunter	Draws	4 63%	0 -	4 63%
	Take-outs	5 75%	3 58%	8 69%
	Total	9 69%	3 58%	12 67%
2 SMITH Ben	Draws	4 75%	2 100%	6 83%
	Take-outs	2 50%	4 38%	6 42%
	Total	6 67%	6 58%	12 63%
1 SARGON Brett	Draws	2 88%	10 93%	12 92%
	Take-outs	0 -	0 -	0 -
	Total	2 88%	10 93%	12 92%
A PALANUIK Jared	Draws	0 -	0 -	0 -
	Take-outs	0 -	0 -	0 -
	Total	0 -	0 -	0 -
Team	Draws	11 70%	17 71%	28 71%
	Take-outs	10 58%	10 45%	20 51%
	Total	21 64%	27 61%	48 63%

Note:

Position and function for each team member:

4 = Fourth, 3 = Third, 2 = Second, 1 = Lead, A = Alternate, S = Skip, V = Vice-Skip

Legend:

☺ Clockwise

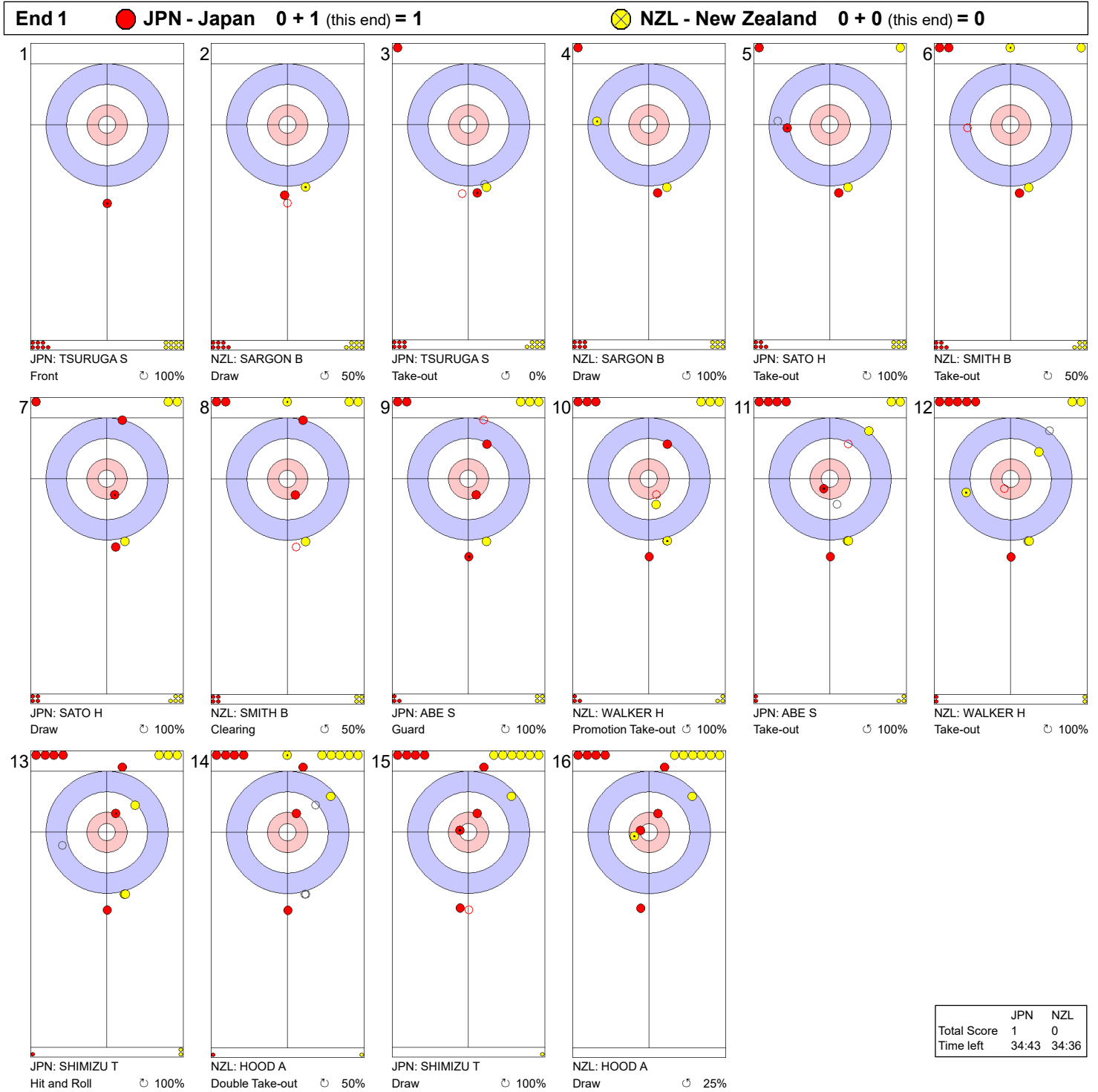
☹ Counter-clockwise

LSFE(*) Last Stone First End

X Unplayed/unfinished end due to concession



Game - Shot by Shot



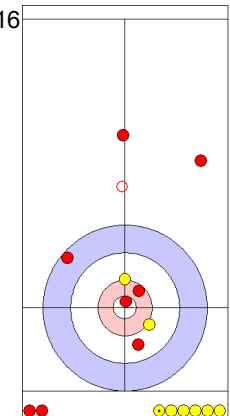
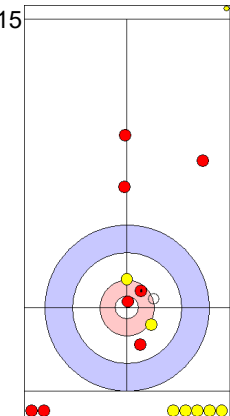
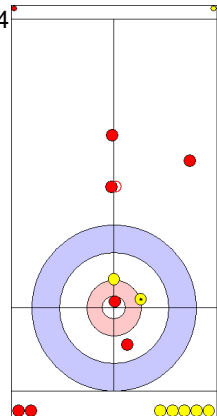
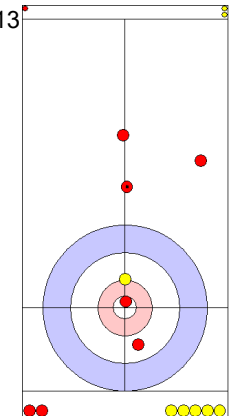
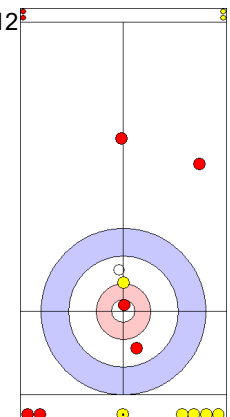
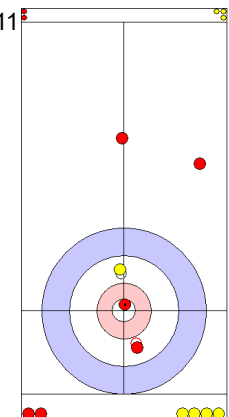
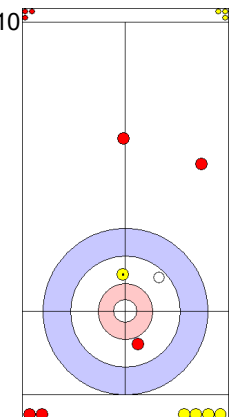
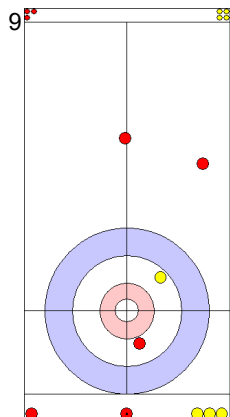
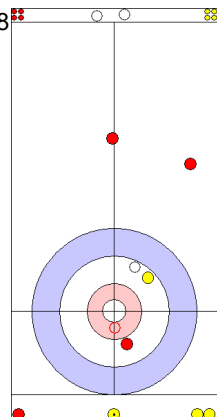
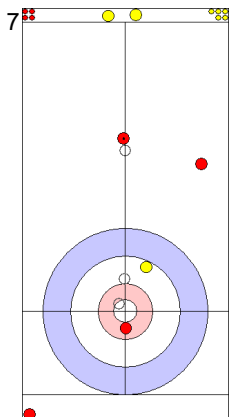
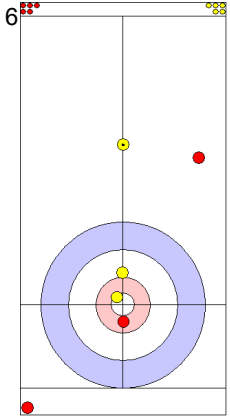
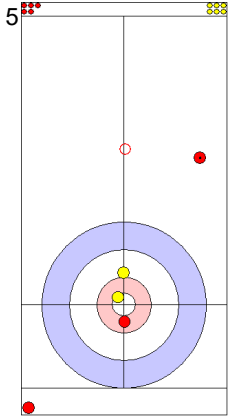
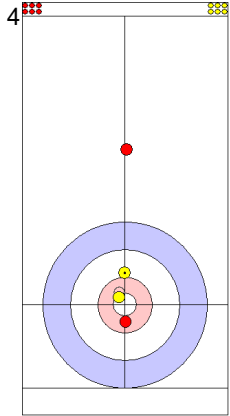
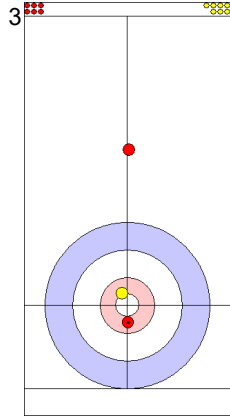
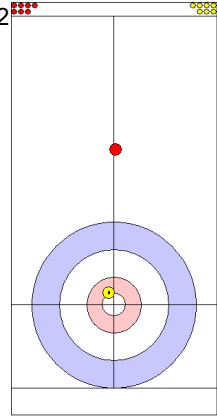
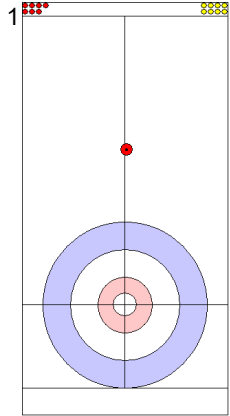
Legend:
 ↻ Clockwise ↺ Counter-clockwise - Not considered





Game - Shot by Shot

End 2 ● **JPN - Japan** 1 + 2 (this end) = 3 ● **NZL - New Zealand** 0 + 0 (this end) = 0



	JPN	NZL
Total Score	3	0
Time left	30:27	30:21

Legend:
 ↻ Clockwise ↺ Counter-clockwise - Not considered





Game - Shot by Shot

End 3 ● JPN - Japan 3 + 1 (this end) = 4 ● NZL - New Zealand 0 + 0 (this end) = 0



	JPN	NZL
Total Score	4	0
Time left	25:52	26:24

Legend:
 ↻ Clockwise ↺ Counter-clockwise - Not considered





Game - Shot by Shot

End 4 ● **JPN - Japan** 4 + 2 (this end) = 6 ● **NZL - New Zealand** 0 + 0 (this end) = 0



	JPN	NZL
Total Score	6	0
Time left	20:57	19:26

Legend:
 ↻ Clockwise ↺ Counter-clockwise - Not considered





Game - Shot by Shot

End 5 **JPN - Japan 6 + 0 (this end) = 6** **NZL - New Zealand 0 + 1 (this end) = 1**



	JPN	NZL
Total Score	6	1
Time left	15:41	14:48

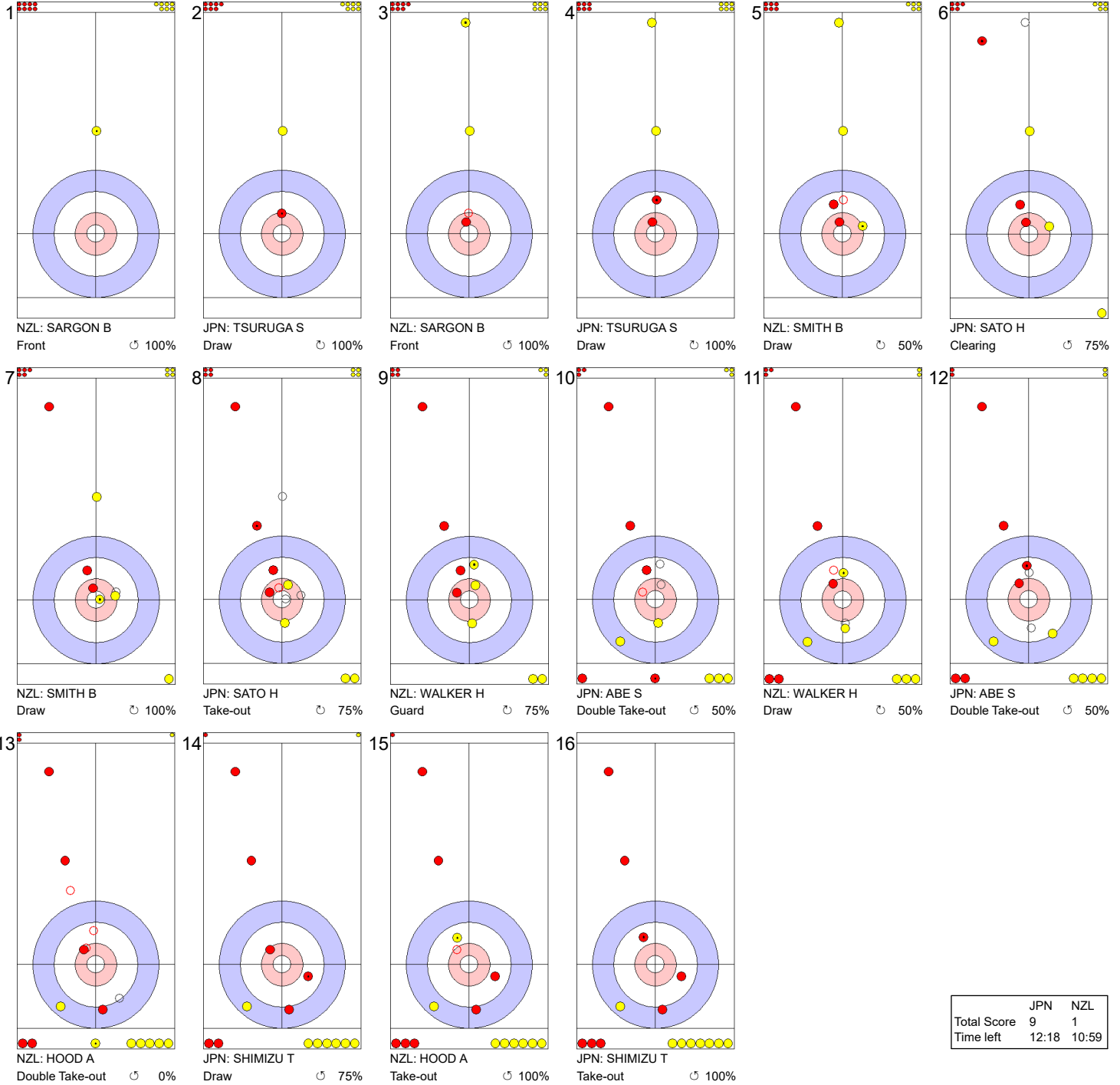
Legend:
 ↻ Clockwise ↺ Counter-clockwise - Not considered





Game - Shot by Shot

End 6 **JPN - Japan 6 + 3 (this end) = 9** **NZL - New Zealand 1 + 0 (this end) = 1**



	JPN	NZL
Total Score	9	1
Time left	12:18	10:59

Legend:
 ↻ Clockwise ↺ Counter-clockwise - Not considered





Game Results

Sheet	Team	LSFE	1	2	3	4	5	6	7	8	9	10	Extra Ends	Total
D	TPE - Chinese Taipei		0	0	0	2	0	0	1	X	X	X		3
	USA - United States	*	1	1	1	0	2	4	0	X	X	X		9

TPE - Chinese Taipei		Shot Success	Game	All
4 V	STEVENS Eric	63%	47%	
3	YIN LIU Luis	45%	52%	
2	LEE Victor	68%	60%	
1 S	HSU Ken	80%	75%	
A	HSU Nicholas	-	63%	
Team Total		64%	59%	

USA - United States		Shot Success	Game	All
4 S	SHUSTER John	84%	85%	
3 V	PLYS Chris	89%	86%	
2	HUFMAN Colin	86%	82%	
1	HAMILTON Matt	88%	89%	
A	LANDSTEINER John	-	-	
Team Total		87%	85%	

Last Stone Draw		Distance
↻	YIN LIU Luis	101.8cm
↻	LEE Victor	116.9cm
Total		218.7cm

Last Stone Draw		Distance
↻	PLYS Chris	17.3cm
↻	HUFMAN Colin	25.3cm
Total		42.6cm

Time remaining: 8 minutes 8 seconds

Time remaining: 12 minutes 44 seconds

Shot Success Analysis

TPE - Chinese Taipei		↻	↻	Game
4	STEVENS Eric	Draws	7 46%	0 - 7 46%
		Take-outs	4 69%	3 92% 7 79%
		Total	11 55%	3 92% 14 63%
3	YIN LIU Luis	Draws	4 38%	4 38% 8 38%
		Take-outs	1 100%	5 45% 6 54%
		Total	5 50%	9 42% 14 45%
2	LEE Victor	Draws	8 72%	2 13% 10 60%
		Take-outs	0 - 4 88%	4 88%
		Total	8 72%	6 63% 14 68%
1	HSU Ken	Draws	8 81%	4 94% 12 85%
		Take-outs	0 - 2 50%	2 50%
		Total	8 81%	6 79% 14 80%
A	HSU Nicholas	Draws	0 - 0 - 0 -	
		Take-outs	0 - 0 - 0 -	
		Total	0 - 0 - 0 -	
Team		Draws	27 63%	10 55% 37 61%
		Take-outs	5 75%	14 68% 19 70%
		Total	32 65%	24 63% 56 64%

USA - United States		↻	↻	Game
4	SHUSTER John	Draws	5 95%	1 100% 6 96%
		Take-outs	5 80%	3 67% 8 75%
		Total	10 88%	4 75% 14 84%
3	PLYS Chris	Draws	3 100%	3 75% 6 88%
		Take-outs	1 100%	7 89% 8 91%
		Total	4 100%	10 85% 14 89%
2	HUFMAN Colin	Draws	3 67%	5 90% 8 81%
		Take-outs	0 - 6 92%	6 92%
		Total	3 67%	11 91% 14 86%
1	HAMILTON Matt	Draws	5 100%	8 84% 13 90%
		Take-outs	1 50%	0 - 1 50%
		Total	6 92%	8 84% 14 88%
A	LANDSTEINER John	Draws	0 - 0 - 0 -	
		Take-outs	0 - 0 - 0 -	
		Total	0 - 0 - 0 -	
Team		Draws	16 92%	17 85% 33 89%
		Take-outs	7 79%	16 86% 23 84%
		Total	23 88%	33 86% 56 87%

Note:
Position and function for each team member:
4 = Fourth, 3 = Third, 2 = Second, 1 = Lead, A = Alternate, S = Skip, V = Vice-Skip

Legend:
↻ Clockwise ↻ Counter-clockwise LSFE(*) Last Stone First End
X Unplayed/unfinished end due to concession



Game - Shot by Shot

End 1 ● TPE - Chinese Taipei 0 + 0 (this end) = 0 ● USA - United States 0 + 1 (this end) = 1



	TPE	USA
Total Score	0	1
Time left	34:35	34:46

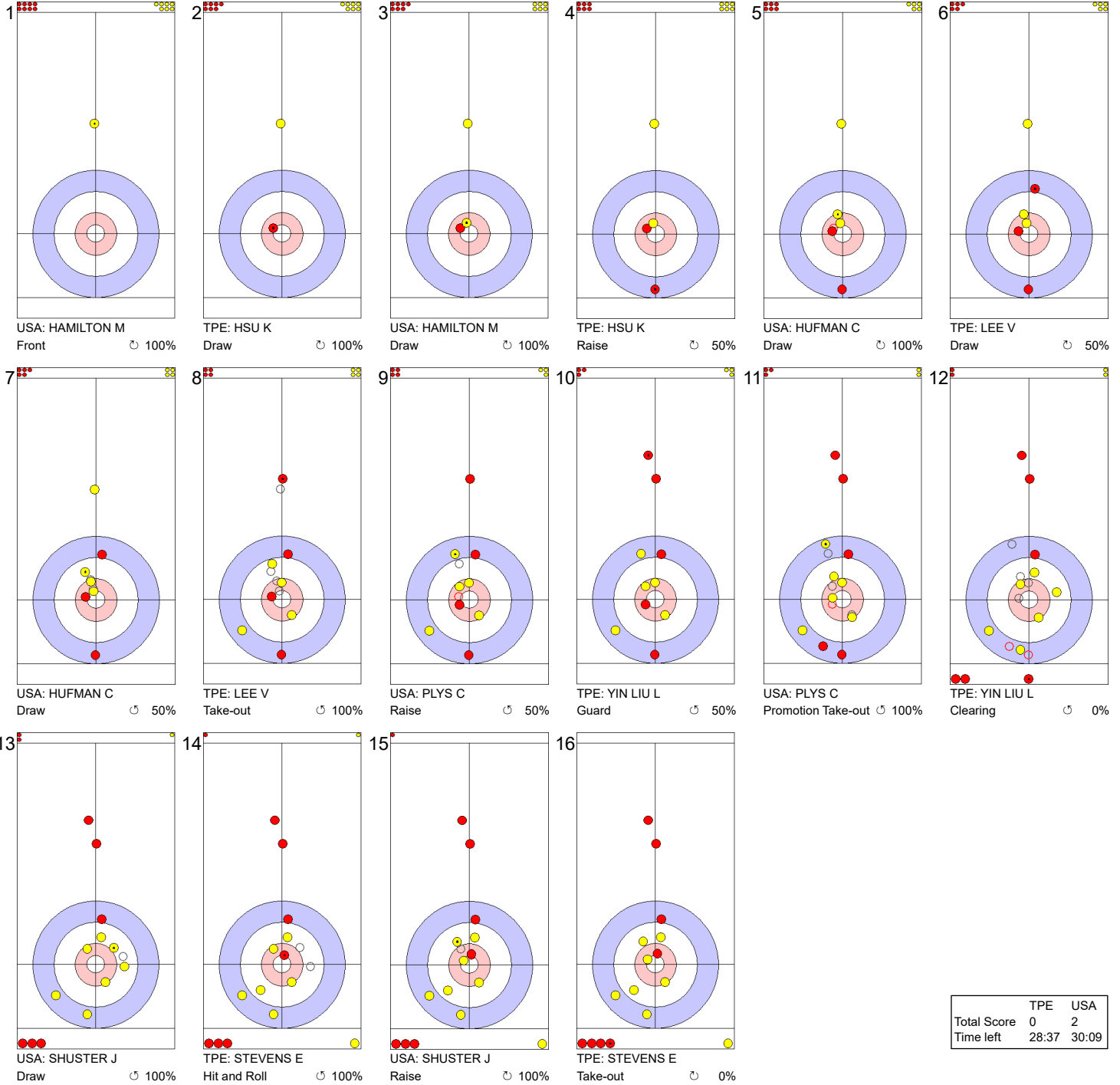
Legend:
 ↻ Clockwise ↺ Counter-clockwise - Not considered





Game - Shot by Shot

End 2 ● TPE - Chinese Taipei 0 + 0 (this end) = 0 ⦿ USA - United States 1 + 1 (this end) = 2



	TPE	USA
Total Score	0	2
Time left	28:37	30:09

Legend:
 ⤵ Clockwise ⤴ Counter-clockwise - Not considered





Game - Shot by Shot

End 3 ● TPE - Chinese Taipei 0 + 0 (this end) = 0 ● USA - United States 2 + 1 (this end) = 3



	TPE	USA
Total Score	0	3
Time left	22:57	26:37

Legend:
 ↻ Clockwise ↺ Counter-clockwise - Not considered





Game - Shot by Shot

End 4 **TPE - Chinese Taipei 0 + 2 (this end) = 2** **USA - United States 3 + 0 (this end) = 3**



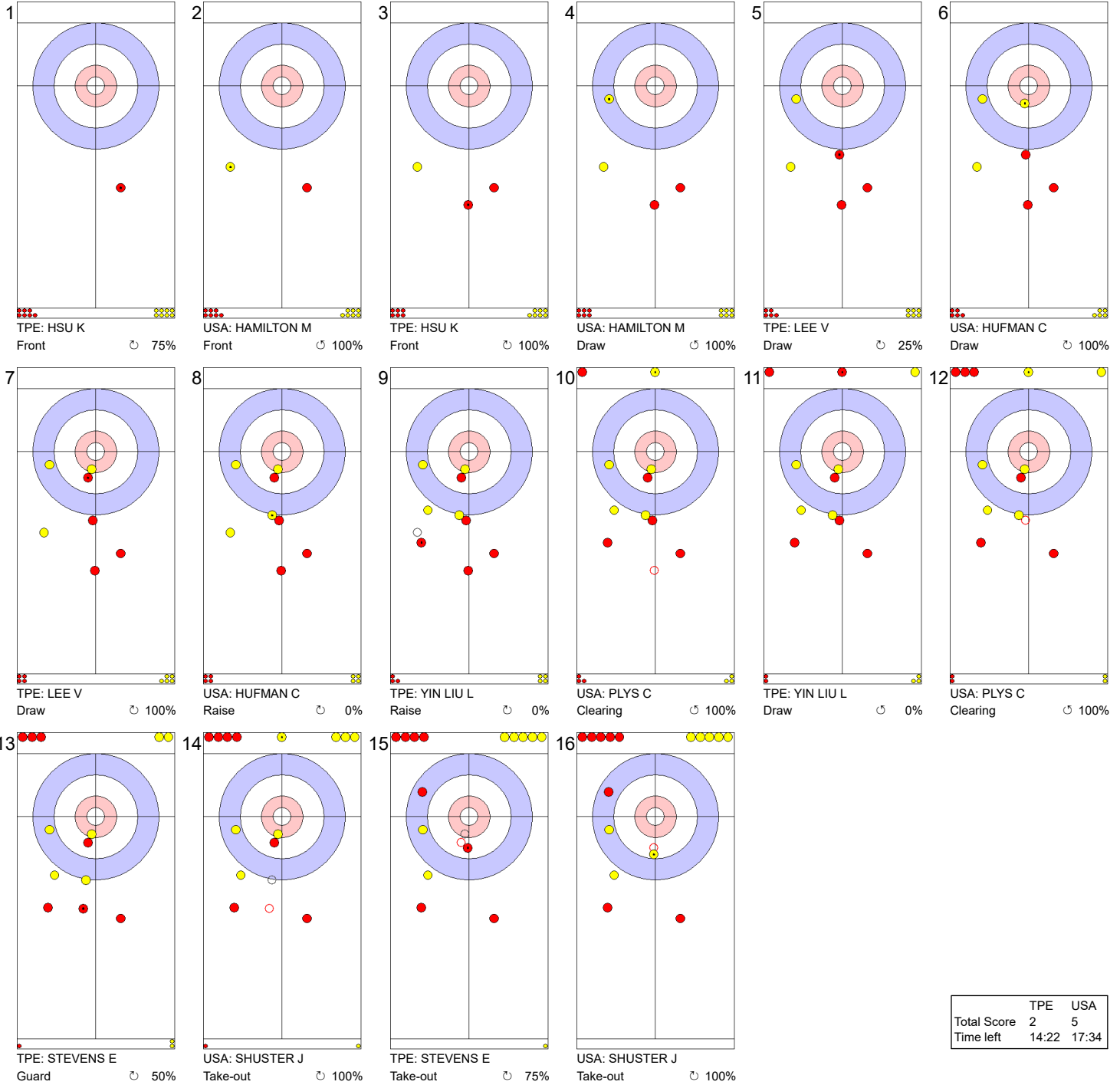
Legend:
 Clockwise
 Counter-clockwise
- Not considered





Game - Shot by Shot

End 5 ● TPE - Chinese Taipei 2 + 0 (this end) = 2 ● USA - United States 3 + 2 (this end) = 5



	TPE	USA
Total Score	2	5
Time left	14:22	17:34

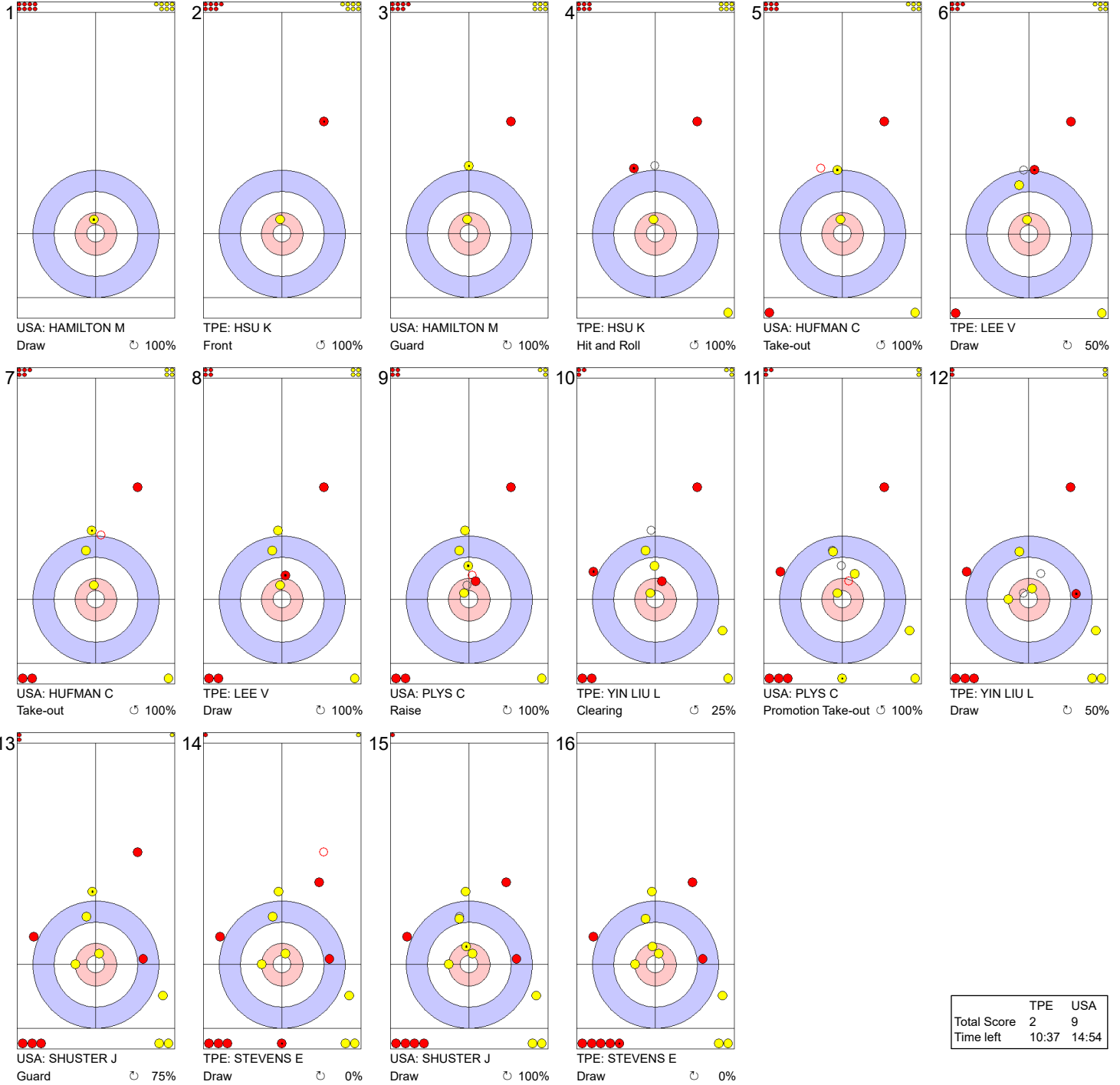
Legend:
 ↻ Clockwise ↺ Counter-clockwise - Not considered





Game - Shot by Shot

End 6 ● TPE - Chinese Taipei 2 + 0 (this end) = 2 ● USA - United States 5 + 4 (this end) = 9



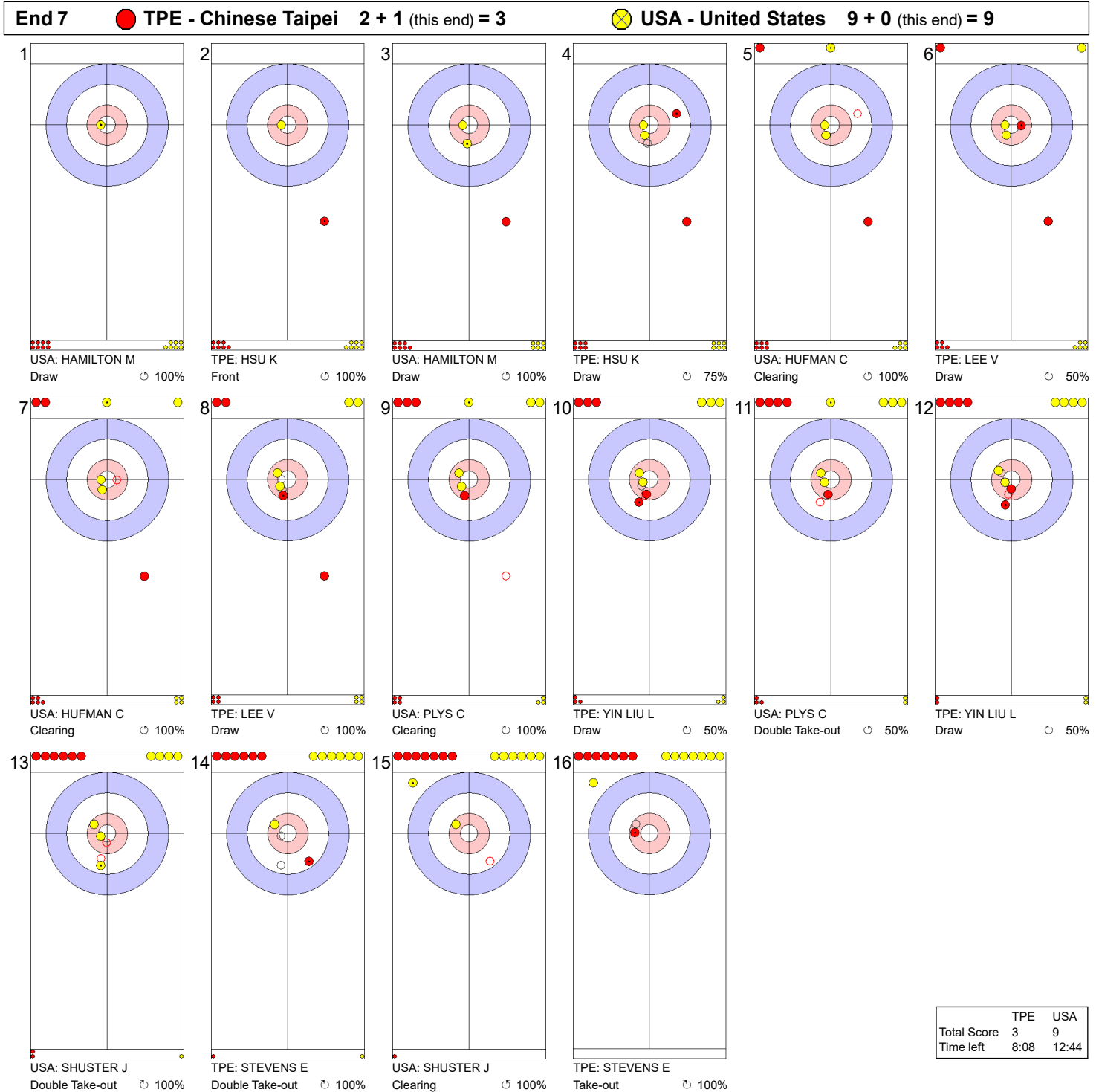
	TPE	USA
Total Score	2	9
Time left	10:37	14:54

Legend:
 ↻ Clockwise ↺ Counter-clockwise - Not considered





Game - Shot by Shot



Legend:
 ↻ Clockwise ↺ Counter-clockwise - Not considered





Session Results and Standings

Sheet	Team	LSD/LSFE	1	2	3	4	5	6	7	8	9	10	Extra Ends	Total
A	JPN - Japan	88.8cm	0	1	0	1	0	0	1	1	0	1		5
	CAN - Canada	83.9cm *	2	0	2	0	1	1	0	0	1	0		7
B	CHN - China	19.1cm *	1	0	0	3	0	0	0	1	0	1		6
	USA - United States	46.5cm	0	2	0	0	2	1	1	0	2	0		8
C	KOR - Korea	205.3cm *	7	2	3	4	0	3	X	X	X	X		19
	TPE - Chinese Taipei	225.4cm	0	0	0	0	1	0	X	X	X	X		1
D	NZL - New Zealand	61.8cm *	2	0	3	0	0	0	0	1	0	0		6
	AUS - Australia	212.2cm	0	3	0	2	1	0	0	0	1	1		8

Current Standings

Rank	Team	Games	Wins	Losses	
1	CAN - Canada	5	5	0	Q
2	CHN - China	5	4	1	Q
2	USA - United States	5	4	1	Q
4	JPN - Japan	5	3	2	
5	AUS - Australia	5	2	3	
6	KOR - Korea	5	1	4	
6	NZL - New Zealand	5	1	4	
8	TPE - Chinese Taipei	5	0	5	

Note:
Under World Curling rules, tie-breaking rules for standings are not applied until after the last game of the round robin.

Legend:
LSD Last Stone Draw **LSFE(*)** Last Stone First End **Q** Qualified for the play-offs
X Unplayed/unfinished end due to concession



TUE 29 OCT 2024
Start Time 19:00

Round Robin Session 5 - Sheet A

Game Results

Sheet	Team	LSFE	1	2	3	4	5	6	7	8	9	10	Extra Ends	Total
A	JPN - Japan		0	1	0	1	0	0	1	1	0	1		5
	CAN - Canada	*	2	0	2	0	1	1	0	0	1	0		7

JPN - Japan		Shot Success	Game	All
4 V	SHIMIZU Tetsuro	80%	79%	
3 S	ABE Shinya	83%	80%	
2	SATO Hayato	81%	85%	
1	TSURUGA Sota	89%	85%	
A	OUCHI Haruto	-	-	
Team Total		83%	82%	

CAN - Canada		Shot Success	Game	All
4 S	GUSHUE Brad	89%	85%	
3 V	NICHOLS Mark	85%	85%	
2	BOTTCHER Brendan	94%	91%	
1	WALKER Geoff	91%	93%	
A	CASEY Adam	-	100%	
Team Total		90%	89%	

Last Stone Draw Distance

☺	TSURUGA Sota	16.4cm
☹	SHIMIZU Tetsuro	72.4cm
Total		88.8cm

Last Stone Draw Distance

☺	WALKER Geoff	71.0cm
☹	GUSHUE Brad	12.9cm
Total		83.9cm

Time remaining: 1 minute 12 seconds

Time-out: End 10 - JPN stone 6

Time remaining: 1 minute 29 seconds

Time-out: End 10 - CAN stone 8

Shot Success Analysis

JPN - Japan		☺	☹	Game
4	SHIMIZU Tetsuro	Draws 7 75%	2 100%	9 81%
		Take-outs 5 85%	5 75%	10 80%
		Total 12 79%	7 82%	19 80%
3	ABE Shinya	Draws 4 75%	7 96%	11 89%
		Take-outs 6 83%	3 58%	9 75%
		Total 10 80%	10 85%	20 83%
2	SATO Hayato	Draws 8 88%	4 88%	12 88%
		Take-outs 3 75%	5 70%	8 72%
		Total 11 84%	9 78%	20 81%
1	TSURUGA Sota	Draws 14 93%	4 81%	18 90%
		Take-outs 1 100%	1 50%	2 75%
		Total 15 93%	5 75%	20 89%
A	OUCHI Haruto	Draws 0 -	0 -	0 -
		Take-outs 0 -	0 -	0 -
		Total 0 -	0 -	0 -
Team		Draws 33 86%	17 91%	50 88%
		Take-outs 15 83%	14 68%	29 76%
		Total 48 85%	31 81%	79 83%

CAN - Canada		☺	☹	Game
4	GUSHUE Brad	Draws 6 71%	3 100%	9 81%
		Take-outs 3 83%	8 100%	11 95%
		Total 9 75%	11 100%	20 89%
3	NICHOLS Mark	Draws 5 85%	2 88%	7 86%
		Take-outs 1 25%	12 90%	13 85%
		Total 6 75%	14 89%	20 85%
2	BOTTCHER Brendan	Draws 5 95%	2 100%	7 96%
		Take-outs 7 100%	6 83%	13 92%
		Total 12 98%	8 88%	20 94%
1	WALKER Geoff	Draws 15 97%	3 58%	18 90%
		Take-outs 0 -	2 100%	2 100%
		Total 15 97%	5 75%	20 91%
A	CASEY Adam	Draws 0 -	0 -	0 -
		Take-outs 0 -	0 -	0 -
		Total 0 -	0 -	0 -
Team		Draws 31 90%	10 85%	41 88%
		Take-outs 11 89%	28 92%	39 91%
		Total 42 89%	38 90%	80 90%

Note:
Position and function for each team member:
4 = Fourth, 3 = Third, 2 = Second, 1 = Lead, A = Alternate, S = Skip, V = Vice-Skip

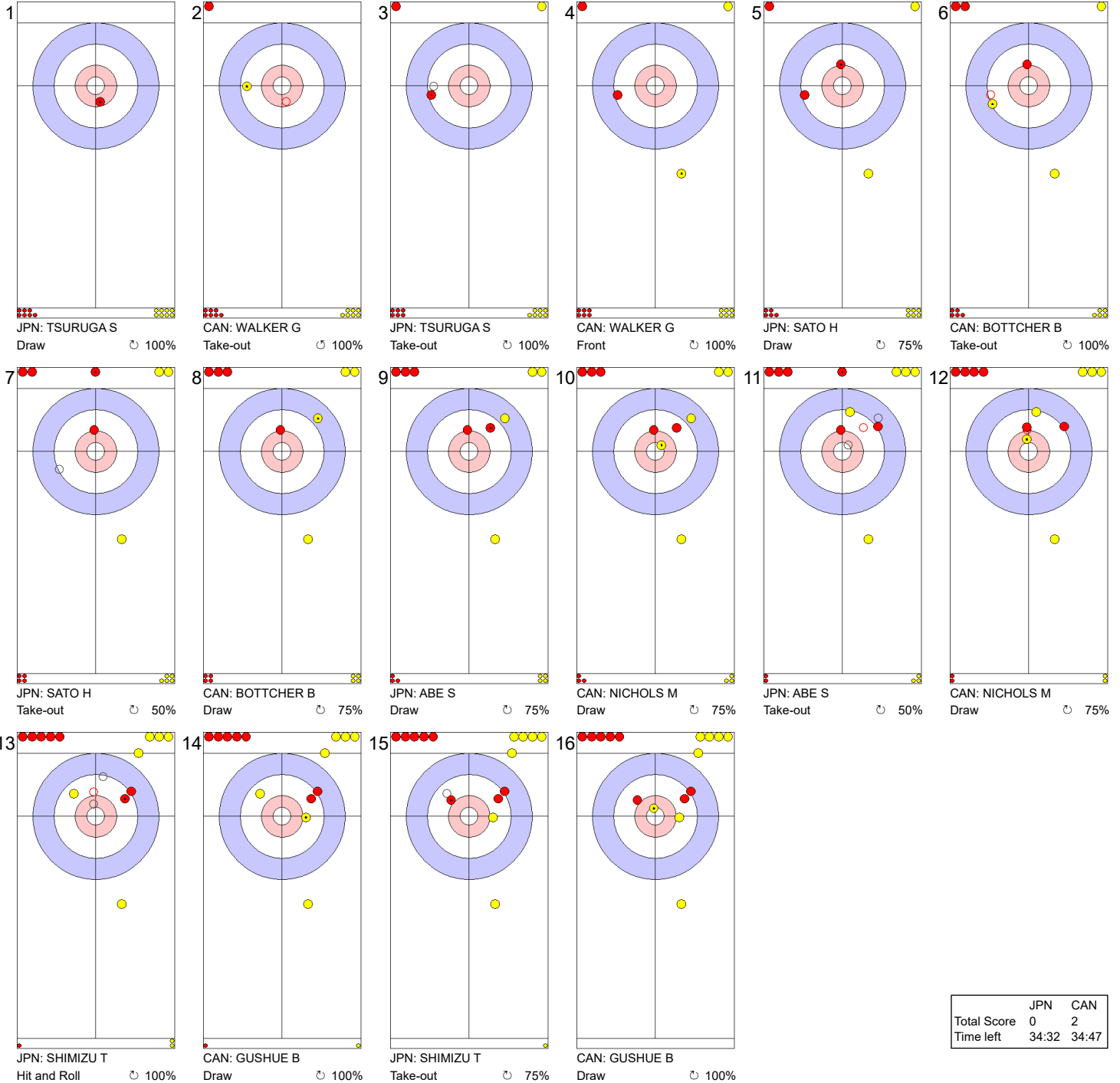
Legend:
☺ Clockwise ☹ Counter-clockwise LSFE(*) Last Stone First End





Game - Shot by Shot

End 1 ● JPN - Japan 0 + 0 (this end) = 0 ● CAN - Canada 0 + 2 (this end) = 2



	JPN	CAN
Total Score	0	2
Time left	34:32	34:47

Legend:
 ↻ Clockwise ↺ Counter-clockwise - Not considered



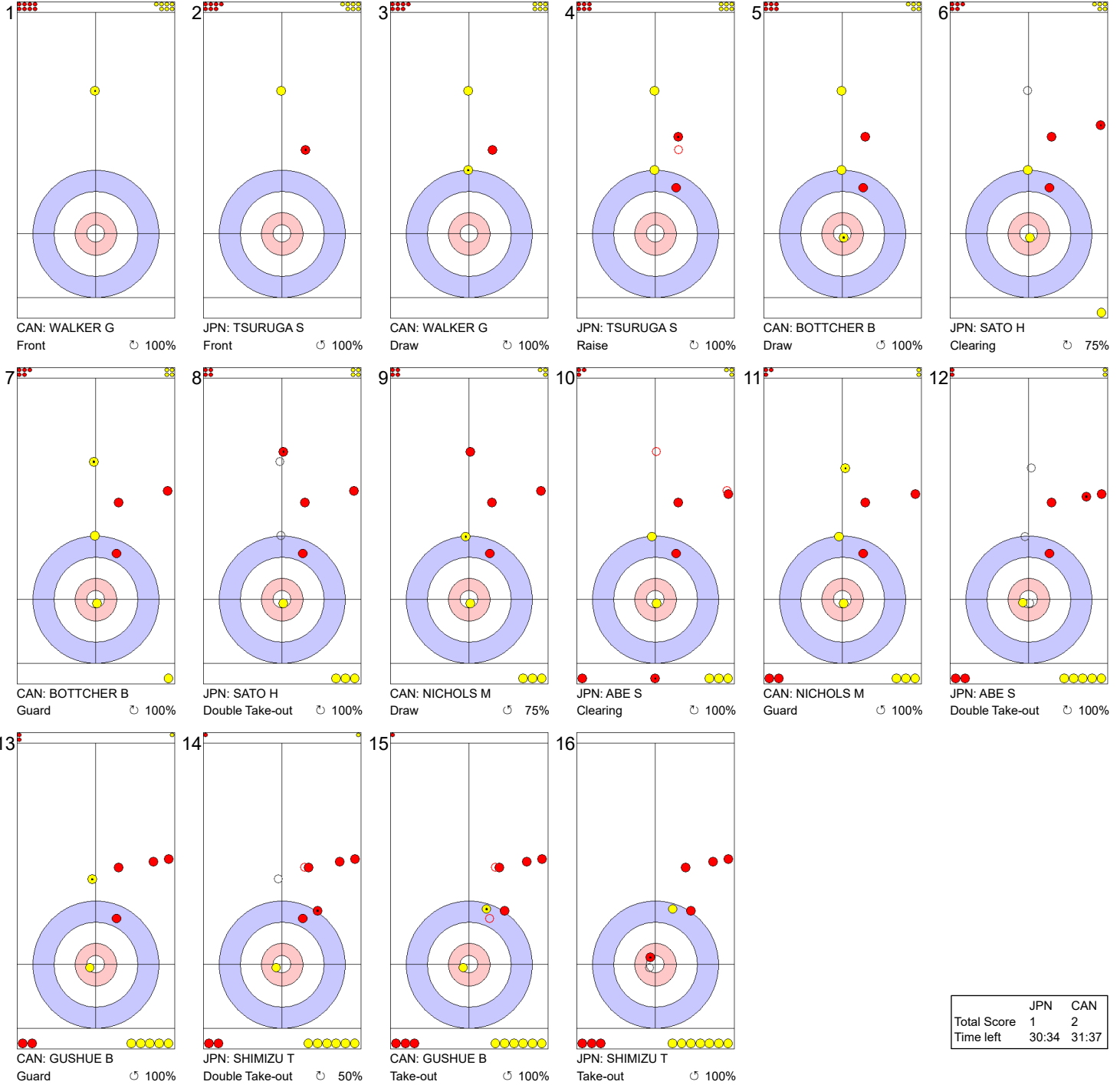


TUE 29 OCT 2024
Start Time 19:00

Round Robin Session 5 - Sheet A

Game - Shot by Shot

End 2 ● **JPN - Japan** 0 + 1 (this end) = 1 ● **CAN - Canada** 2 + 0 (this end) = 2



	JPN	CAN
Total Score	1	2
Time left	30:34	31:37

Legend:
 ↻ Clockwise ↺ Counter-clockwise - Not considered





Game - Shot by Shot

End 3 ● JPN - Japan 1 + 0 (this end) = 1 ● CAN - Canada 2 + 2 (this end) = 4



	JPN	CAN
Total Score	1	4
Time left	27:41	27:25

Legend:
 ↻ Clockwise ↺ Counter-clockwise - Not considered



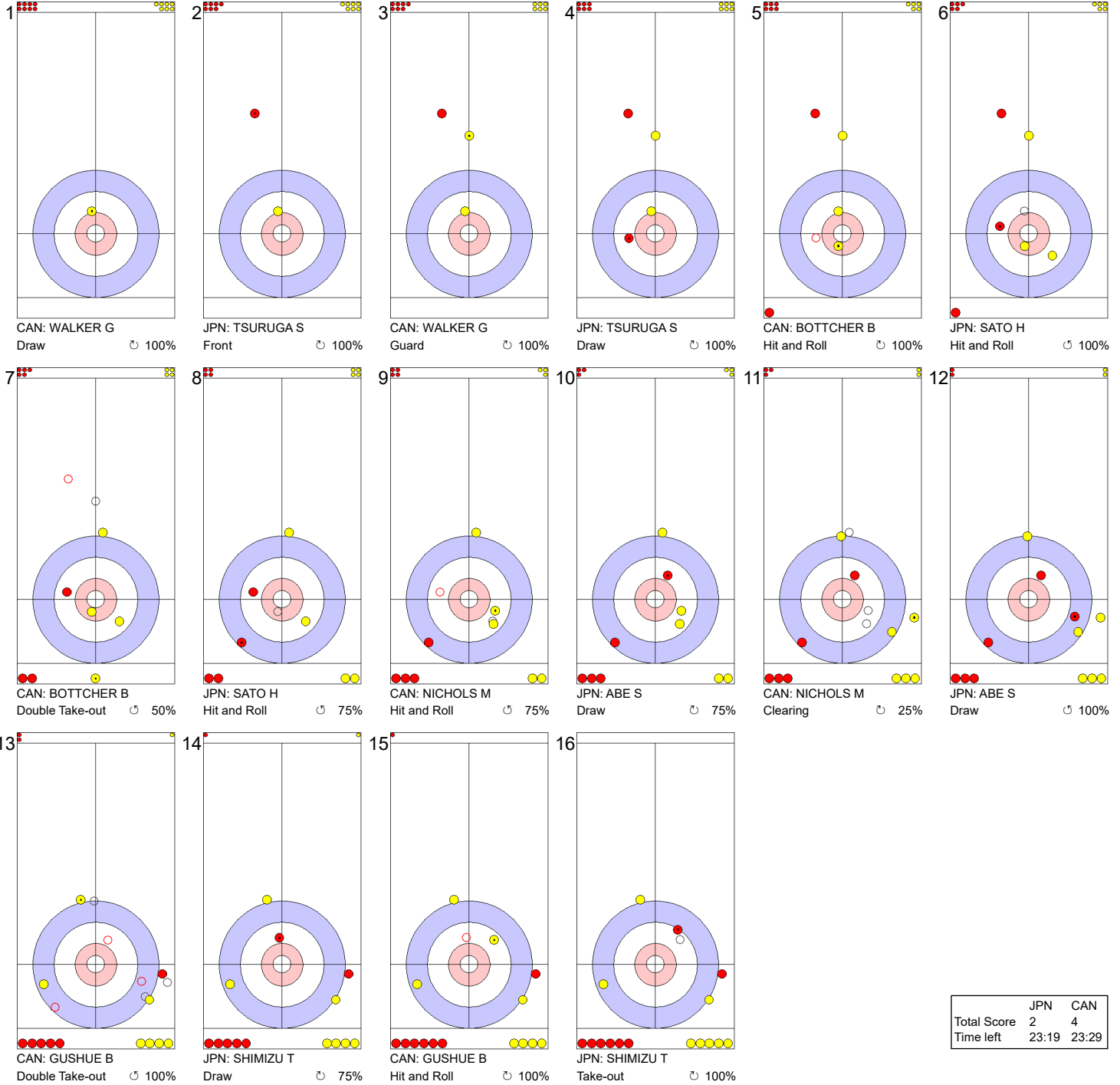


TUE 29 OCT 2024
Start Time 19:00

Round Robin Session 5 - Sheet A

Game - Shot by Shot

End 4 ● **JPN - Japan** 1 + 1 (this end) = 2 ● **CAN - Canada** 4 + 0 (this end) = 4



	JPN	CAN
Total Score	2	4
Time left	23:19	23:29

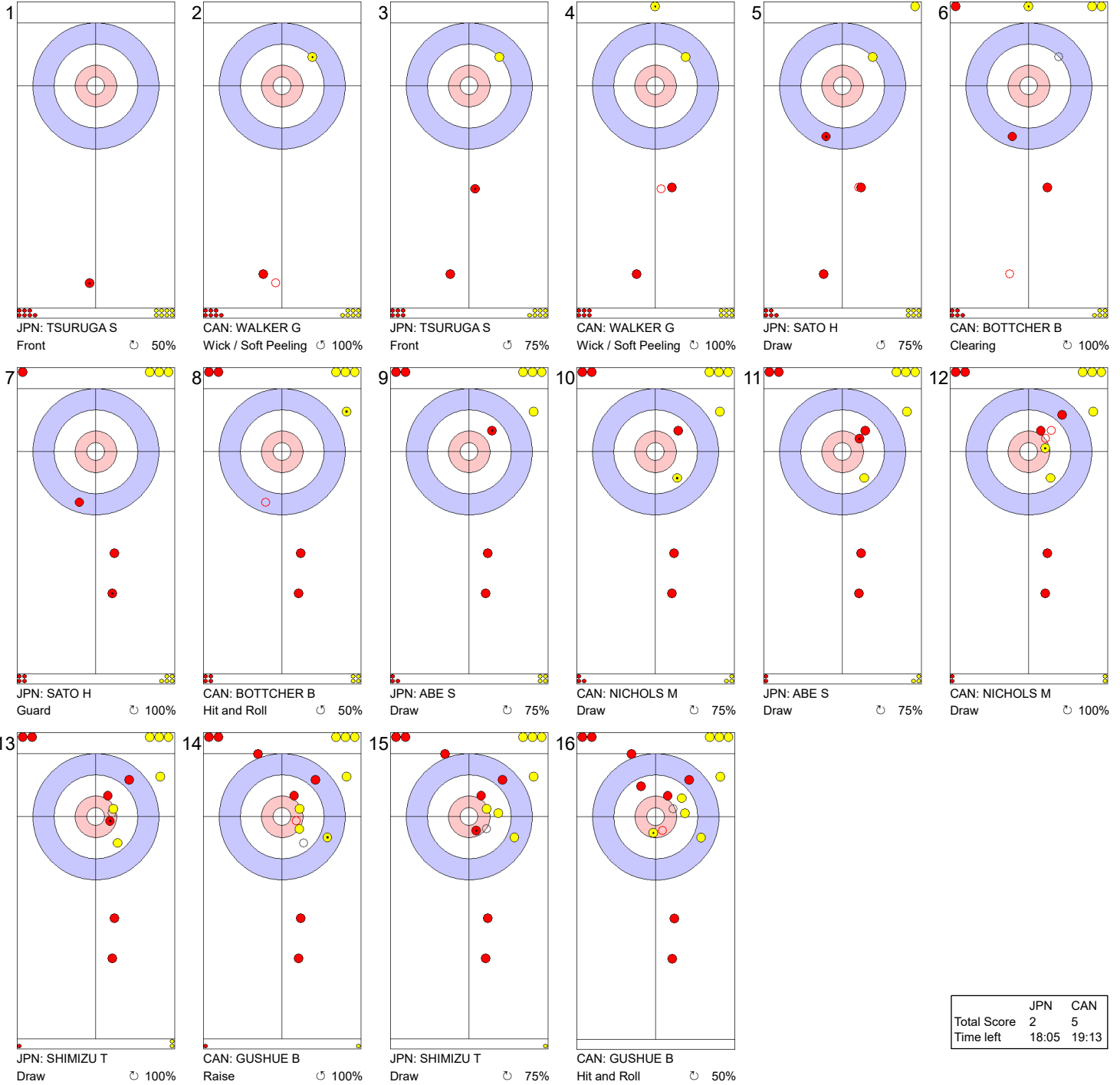
Legend:
 ↻ Clockwise ↺ Counter-clockwise - Not considered





Game - Shot by Shot

End 5 ● JPN - Japan 2 + 0 (this end) = 2 ⊗ CAN - Canada 4 + 1 (this end) = 5



	JPN	CAN
Total Score	2	5
Time left	18:05	19:13

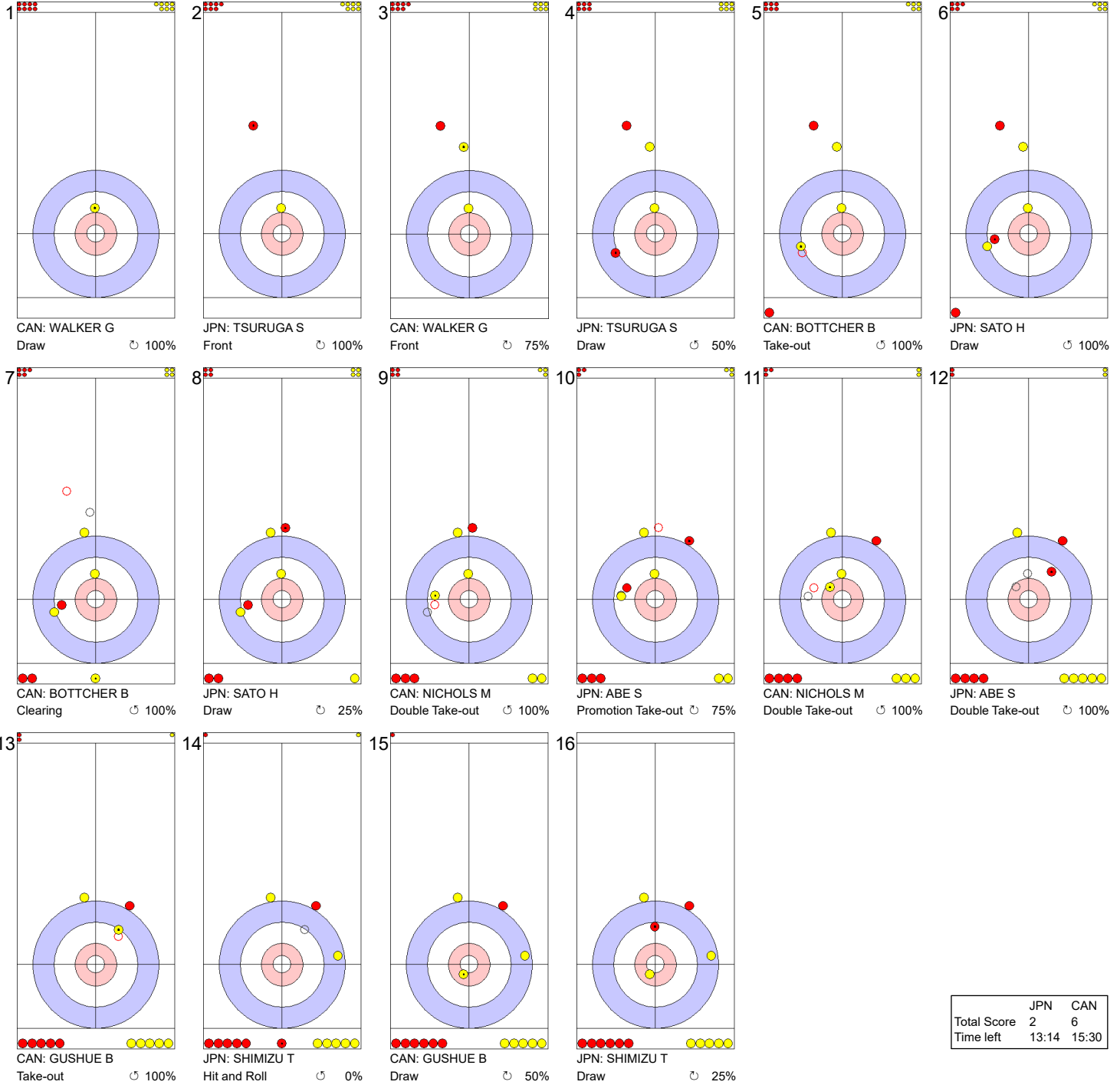
Legend:
 ↻ Clockwise ↺ Counter-clockwise - Not considered





Game - Shot by Shot

End 6 ● JPN - Japan 2 + 0 (this end) = 2 ● CAN - Canada 5 + 1 (this end) = 6



	JPN	CAN
Total Score	2	6
Time left	13:14	15:30

Legend:
 ↻ Clockwise ↺ Counter-clockwise - Not considered





Game - Shot by Shot

End 7 ● JPN - Japan 2 + 1 (this end) = 3 ● CAN - Canada 6 + 0 (this end) = 6



	JPN	CAN
Total Score	3	6
Time left	7:33	9:44

Legend:
 ↻ Clockwise ↺ Counter-clockwise - Not considered





Game - Shot by Shot

End 8 ● **JPN - Japan 3 + 1 (this end) = 4** ● **CAN - Canada 6 + 0 (this end) = 6**



	JPN	CAN
Total Score	4	6
Time left	4:47	6:27

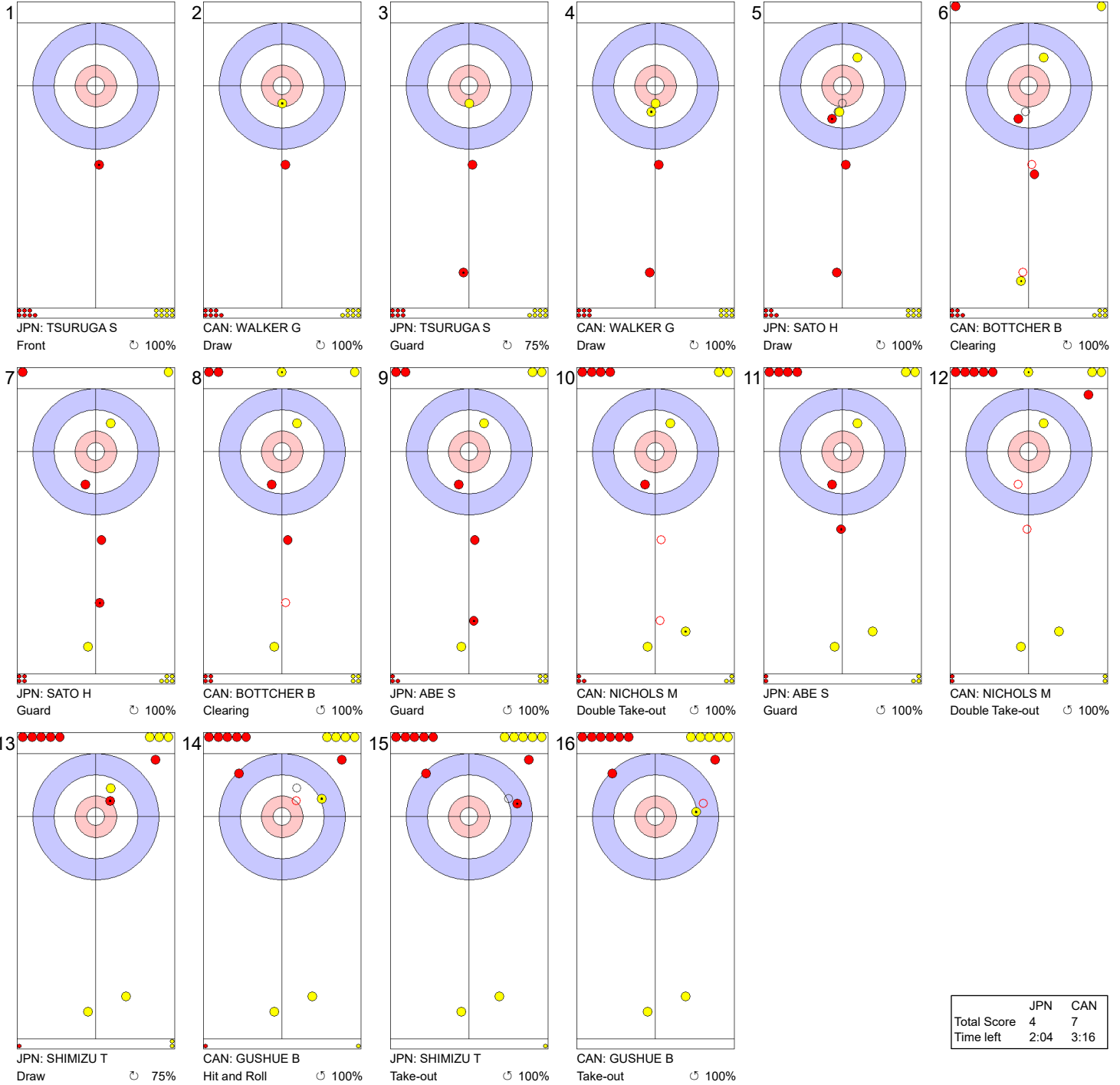
Legend:
 ↻ Clockwise ↺ Counter-clockwise - Not considered





Game - Shot by Shot

End 9 ● JPN - Japan 4 + 0 (this end) = 4 ● CAN - Canada 6 + 1 (this end) = 7



	JPN	CAN
Total Score	4	7
Time left	2:04	3:16

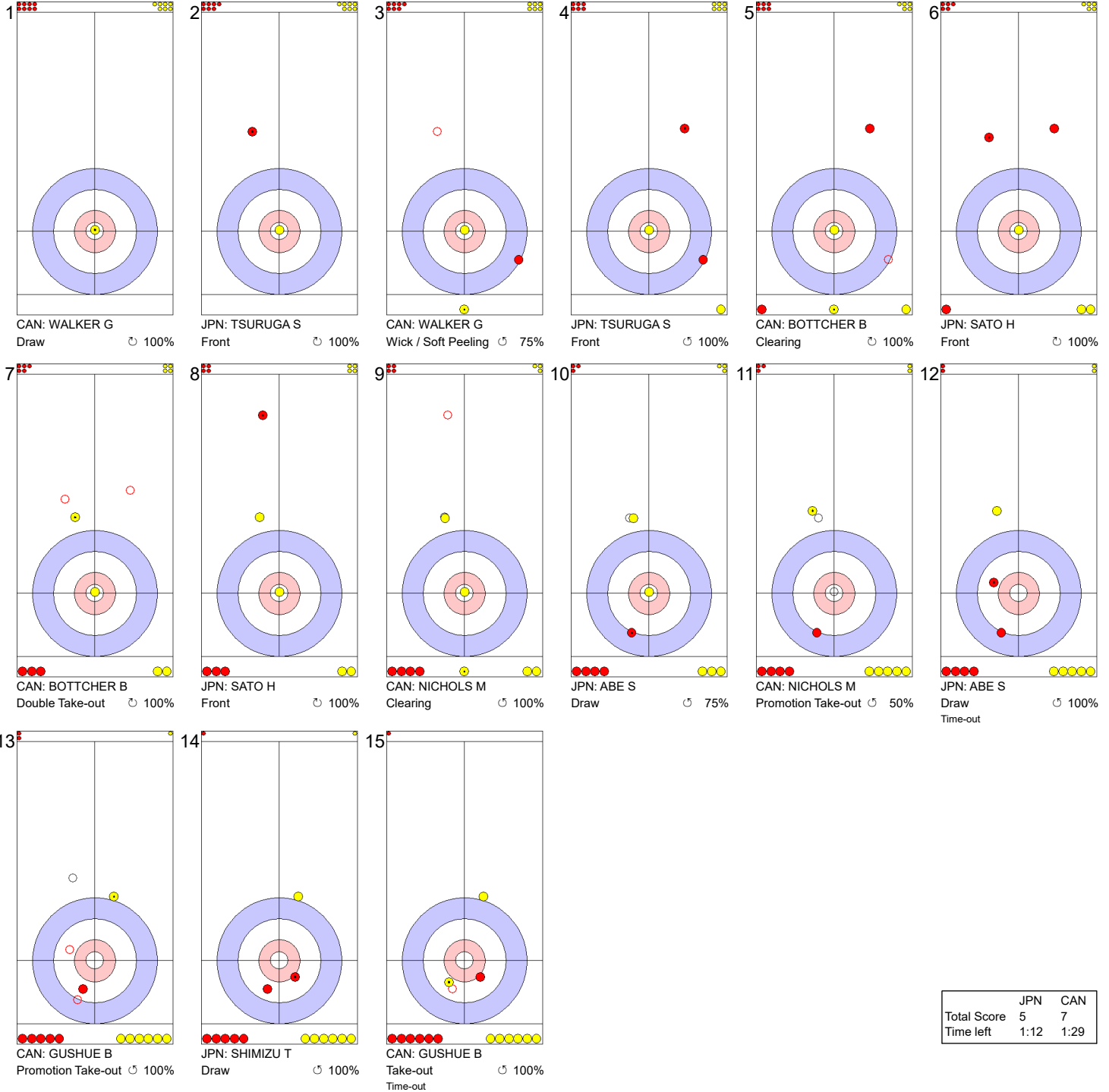
Legend:
 ↻ Clockwise ↺ Counter-clockwise - Not considered





Game - Shot by Shot

End 10 **JPN - Japan 4 + 1 (this end) = 5** **CAN - Canada 7 + 0 (this end) = 7**



	JPN	CAN
Total Score	5	7
Time left	1:12	1:29

Legend:
 ↻ Clockwise ↺ Counter-clockwise - Not considered





TUE 29 OCT 2024
Start Time 19:00

Round Robin Session 5 - Sheet B

Game Results

Sheet	Team	LSFE	1	2	3	4	5	6	7	8	9	10	Extra Ends	Total
B	CHN - China	*	1	0	0	3	0	0	0	1	0	1		6
	USA - United States		0	2	0	0	2	1	1	0	2	0		8

CHN - China		Shot Success	Game	All
4 S	XU Xiaoming	83%	85%	
3 V	FEI Xueqing	68%	81%	
2	WANG Zhiyu	81%	82%	
1	LI Zhichao	83%	87%	
A	YE Jianjun	-	91%	
Team Total		78%	84%	

USA - United States		Shot Success	Game	All
4 S	SHUSTER John	94%	85%	
3 V	PLYS Chris	88%	85%	
2	HUFMAN Colin	78%	82%	
1	HAMILTON Matt	86%	89%	
A	LANDSTEINER John	-	-	
Team Total		86%	85%	

Last Stone Draw Distance

⌚	FEI Xueqing	13.2cm
⌚	LI Zhichao	5.9cm
Total		19.1cm

Last Stone Draw Distance

⌚	HUFMAN Colin	12.4cm
⌚	SHUSTER John	34.1cm
Total		46.5cm

Time remaining: 1 minute 41 seconds

Time remaining: 2 minutes 47 seconds

Time-out: End 8 - CHN stone 8

Shot Success Analysis

CHN - China		⌚	⌚	Game
4	XU Xiaoming	Draws 2 75%	5 90%	7 86%
		Take-outs 8 81%	4 81%	12 81%
		Total 10 80%	9 86%	19 83%
3	FEI Xueqing	Draws 4 81%	8 75%	12 77%
		Take-outs 4 75%	4 31%	8 53%
		Total 8 78%	12 60%	20 68%
2	WANG Zhiyu	Draws 5 80%	6 83%	11 82%
		Take-outs 5 90%	4 69%	9 81%
		Total 10 85%	10 78%	20 81%
1	LI Zhichao	Draws 9 94%	9 72%	18 83%
		Take-outs 1 100%	1 50%	2 75%
		Total 10 95%	10 70%	20 83%
A	YE Jianjun	Draws 0 -	0 -	0 -
		Take-outs 0 -	0 -	0 -
		Total 0 -	0 -	0 -
Team		Draws 20 86%	28 79%	48 82%
		Take-outs 18 83%	13 60%	31 73%
		Total 38 85%	41 73%	79 78%

USA - United States		⌚	⌚	Game
4	SHUSTER John	Draws 5 100%	1 100%	6 100%
		Take-outs 7 89%	7 93%	14 91%
		Total 12 94%	8 94%	20 94%
3	PLYS Chris	Draws 7 100%	2 50%	9 89%
		Take-outs 6 88%	5 85%	11 86%
		Total 13 94%	7 75%	20 88%
2	HUFMAN Colin	Draws 4 88%	5 75%	9 81%
		Take-outs 9 72%	2 88%	11 75%
		Total 13 77%	7 79%	20 78%
1	HAMILTON Matt	Draws 11 91%	7 75%	18 85%
		Take-outs 2 100%	0 -	2 100%
		Total 13 92%	7 75%	20 86%
A	LANDSTEINER John	Draws 0 -	0 -	0 -
		Take-outs 0 -	0 -	0 -
		Total 0 -	0 -	0 -
Team		Draws 27 94%	15 73%	42 87%
		Take-outs 24 83%	14 89%	38 86%
		Total 51 89%	29 81%	80 86%

Note:
Position and function for each team member:
4 = Fourth, 3 = Third, 2 = Second, 1 = Lead, A = Alternate, S = Skip, V = Vice-Skip

Legend:
⌚ Clockwise ⌚ Counter-clockwise LSFE(*) Last Stone First End





Game - Shot by Shot



Legend:
 ↻ Clockwise ↺ Counter-clockwise - Not considered





Game - Shot by Shot

End 2 **CHN - China 1 + 0 (this end) = 1** **USA - United States 0 + 2 (this end) = 2**



	CHN	USA
Total Score	1	2
Time left	30:32	29:52

Legend:
 ↻ Clockwise ↺ Counter-clockwise - Not considered





Game - Shot by Shot

End 3 **CHN - China 1 + 0 (this end) = 1** **USA - United States 2 + 0 (this end) = 2**



	CHN	USA
Total Score	1	2
Time left	26:41	26:22

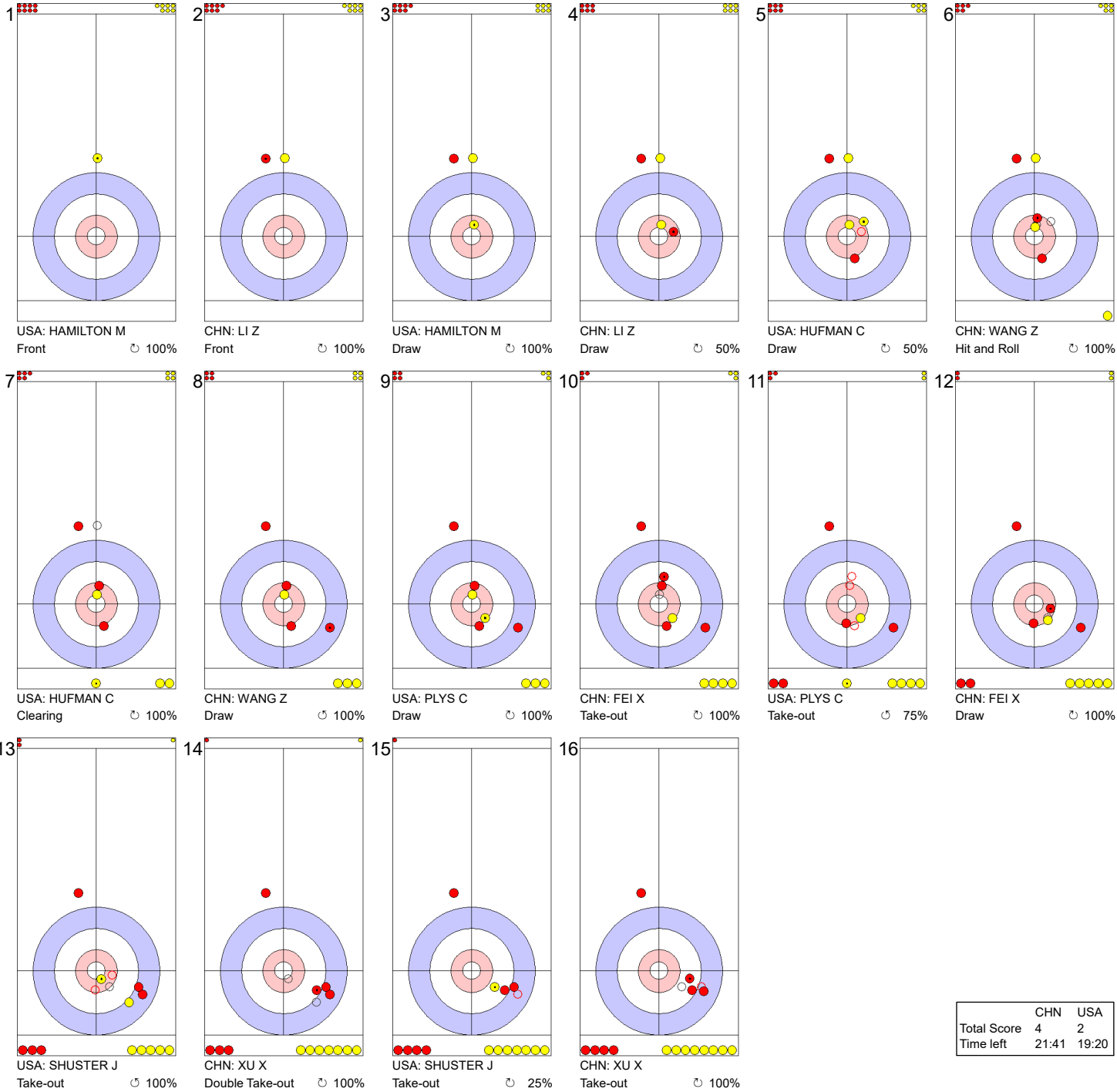
Legend:
 ↻ Clockwise ↺ Counter-clockwise - Not considered





Game - Shot by Shot

End 4 **CHN - China 1 + 3 (this end) = 4** **USA - United States 2 + 0 (this end) = 2**



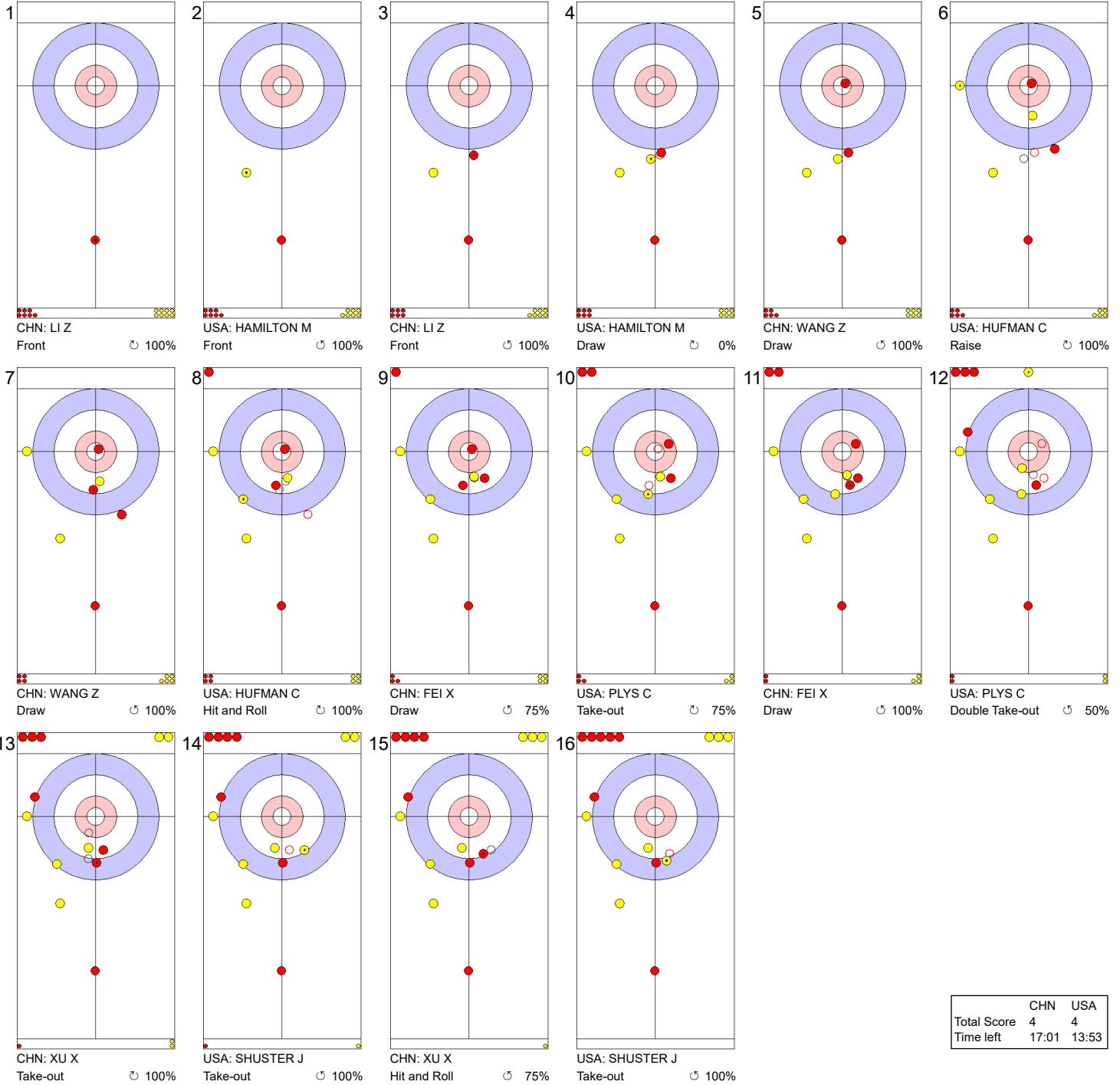
Legend:
 Clockwise Counter-clockwise - Not considered





Game - Shot by Shot

End 5 ● **CHN - China** 4 + 0 (this end) = 4 ● **USA - United States** 2 + 2 (this end) = 4



	CHN	USA
Total Score	4	4
Time left	17:01	13:53

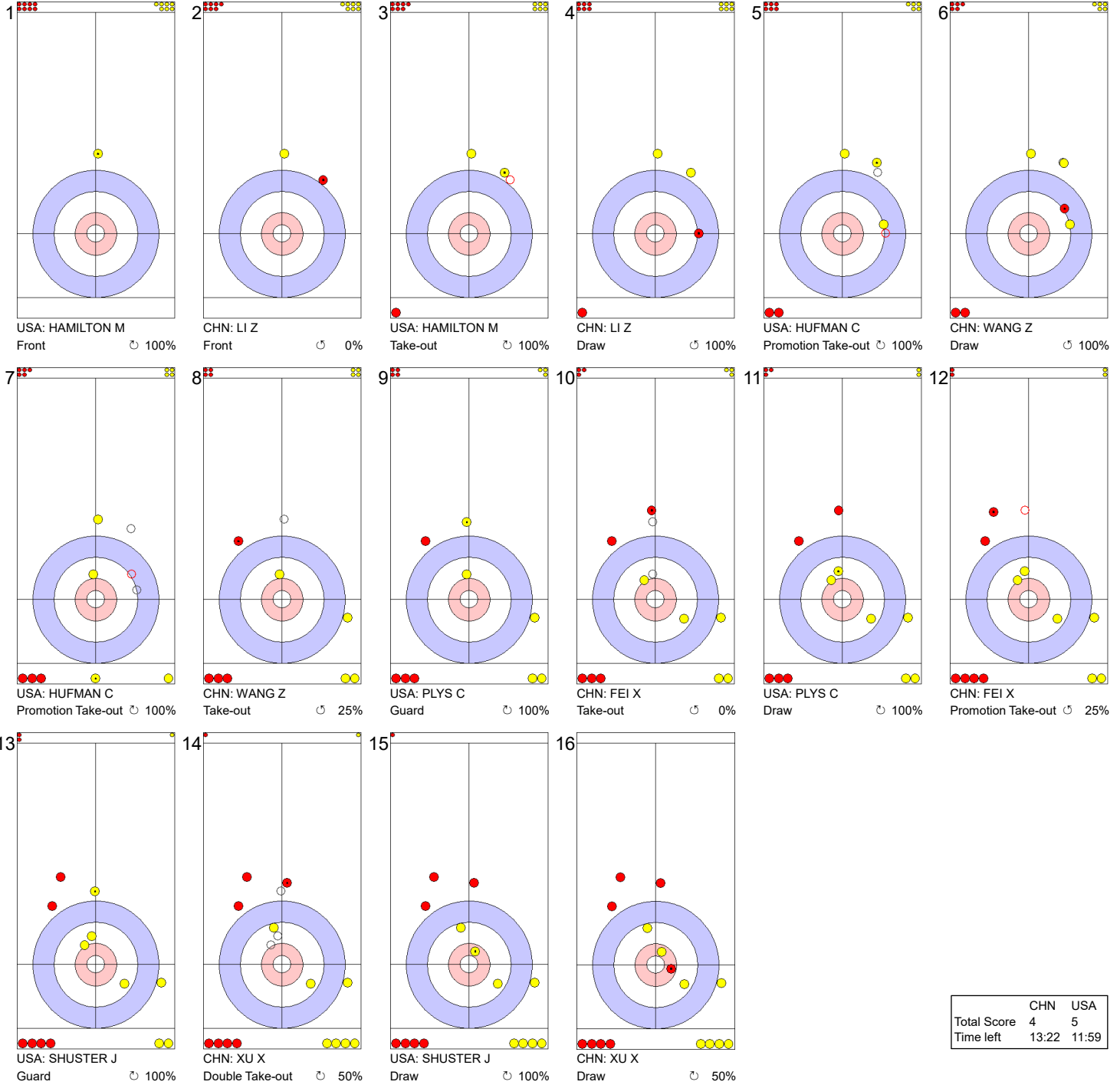
Legend:
 ⤴ Clockwise ⤵ Counter-clockwise - Not considered





Game - Shot by Shot

End 6 **CHN - China** 4 + 0 (this end) = 4 **USA - United States** 4 + 1 (this end) = 5



	CHN	USA
Total Score	4	5
Time left	13:22	11:59

Legend:
 ↻ Clockwise ↺ Counter-clockwise - Not considered





Game - Shot by Shot

End 7 **CHN - China 4 + 0 (this end) = 4** **USA - United States 5 + 1 (this end) = 6**



	CHN	USA
Total Score	4	6
Time left	9:56	9:54

Legend:
 ↻ Clockwise ↺ Counter-clockwise - Not considered





Game - Shot by Shot

End 8 ● **CHN - China** 4 + 1 (this end) = 5 ● **USA - United States** 6 + 0 (this end) = 6



	CHN	USA
Total Score	5	6
Time left	6:13	7:17

Legend:
 ↻ Clockwise ↺ Counter-clockwise - Not considered





Game - Shot by Shot

End 9 **CHN - China 5 + 0 (this end) = 5** **USA - United States 6 + 2 (this end) = 8**



	CHN	USA
Total Score	5	8
Time left	3:02	5:06

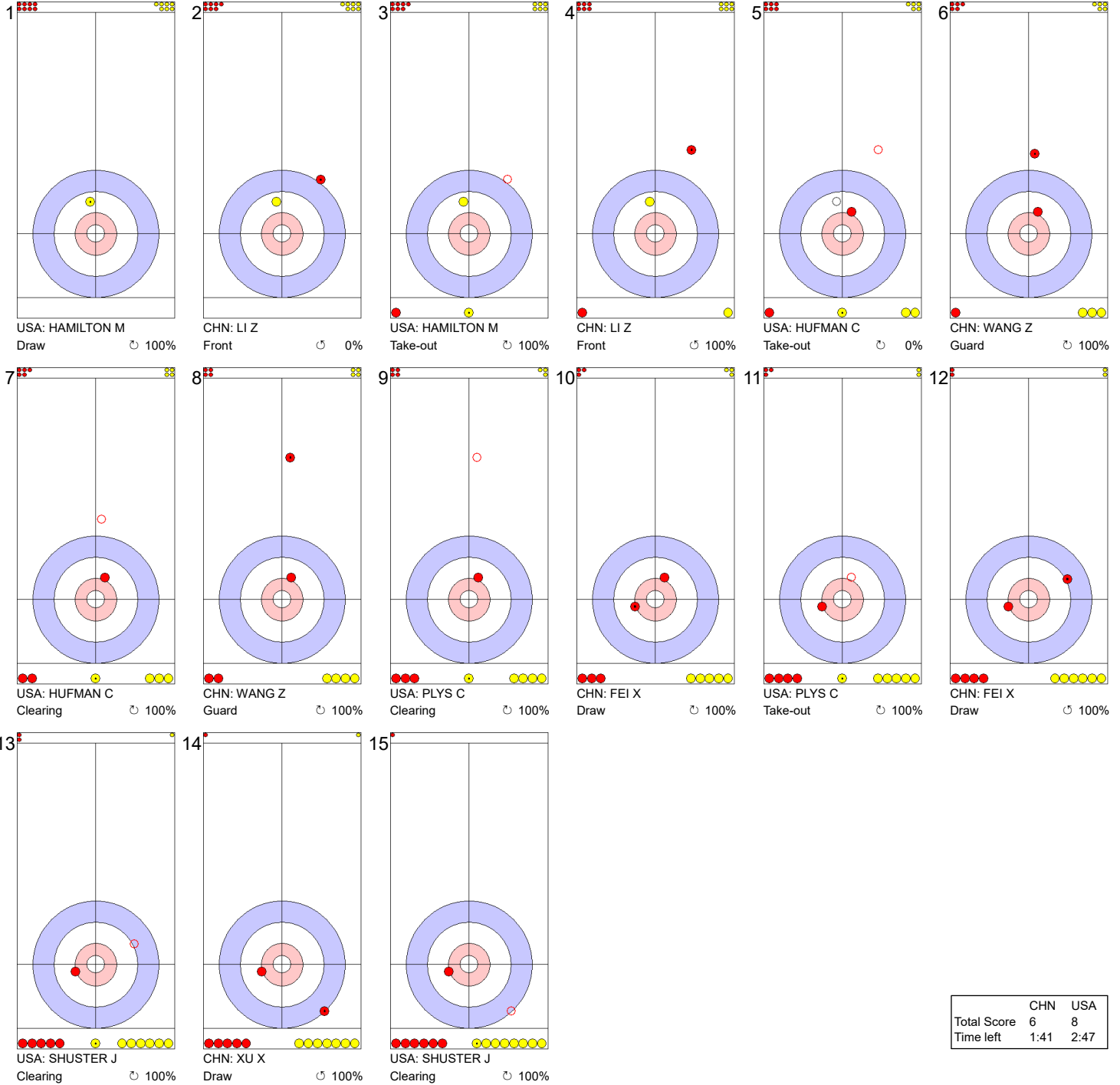
Legend:
 ↻ Clockwise ↺ Counter-clockwise - Not considered





Game - Shot by Shot

End 10 **CHN - China 5 + 1 (this end) = 6** **USA - United States 8 + 0 (this end) = 8**



	CHN	USA
Total Score	6	8
Time left	1:41	2:47

Legend:
 ↻ Clockwise ↺ Counter-clockwise - Not considered





TUE 29 OCT 2024
Start Time 19:00

Round Robin Session 5 - Sheet C

Game Results

Sheet	Team	LSFE	1	2	3	4	5	6	7	8	9	10	Extra Ends	Total
C	KOR - Korea	*	7	2	3	4	0	3	X	X	X	X		19
	TPE - Chinese Taipei		0	0	0	0	1	0	X	X	X	X		1

KOR - Korea		Shot Success	Game	All
4 S	LEE Jaebeom	94%	68%	
3 V	KIM Hyojun	79%	79%	
2	KIM Eunbin	85%	89%	
1	KIM Jinhun	83%	89%	
A	PYO Jeongmin	-	78%	
Team Total		85%	79%	

TPE - Chinese Taipei		Shot Success	Game	All
4 V	STEVENS Eric	35%	44%	
3	YIN LIU Luis	33%	53%	
2	LEE Victor	69%	58%	
1 S	HSU Ken	71%	74%	
A	HSU Nicholas	-	63%	
Team Total		52%	58%	

Last Stone Draw		Distance
↻	LEE Jaebeom	199.6cm
↻	KIM Eunbin	5.7cm
Total		205.3cm

Last Stone Draw		Distance
↻	YIN LIU Luis	145.1cm
↻	LEE Victor	80.3cm
Total		225.4cm

Time remaining: 16 minutes 9 seconds

Time remaining: 7 minutes 58 seconds

Time-out: End 6 - TPE stone 6

Shot Success Analysis

KOR - Korea		↻	↻	Game
4	LEE Jaebeom	Draws 4 100%	5 100%	9 100%
		Take-outs 1 75%	2 75%	3 75%
		Total 5 95%	7 93%	12 94%
3	KIM Hyojun	Draws 0 -	4 94%	4 94%
		Take-outs 5 70%	3 75%	8 72%
		Total 5 70%	7 86%	12 79%
2	KIM Eunbin	Draws 2 75%	1 75%	3 75%
		Take-outs 7 93%	2 75%	9 89%
		Total 9 89%	3 75%	12 85%
1	KIM Jinhun	Draws 6 92%	4 100%	10 95%
		Take-outs 1 50%	1 0%	2 25%
		Total 7 86%	5 80%	12 83%
A	PYO Jeongmin	Draws 0 -	0 -	0 -
		Take-outs 0 -	0 -	0 -
		Total 0 -	0 -	0 -
Team		Draws 12 92%	14 96%	26 94%
		Take-outs 14 80%	8 66%	22 75%
		Total 26 86%	22 85%	48 85%

TPE - Chinese Taipei		↻	↻	Game
4	STEVENS Eric	Draws 5 30%	5 55%	10 43%
		Take-outs 1 0%	1 0%	2 0%
		Total 6 25%	6 46%	12 35%
3	YIN LIU Luis	Draws 4 44%	3 50%	7 46%
		Take-outs 3 25%	2 0%	5 15%
		Total 7 36%	5 30%	12 33%
2	LEE Victor	Draws 7 75%	2 50%	9 69%
		Take-outs 2 75%	1 50%	3 67%
		Total 9 75%	3 50%	12 69%
1	HSU Ken	Draws 6 67%	6 75%	12 71%
		Take-outs 0 -	0 -	0 -
		Total 6 67%	6 75%	12 71%
A	HSU Nicholas	Draws 0 -	0 -	0 -
		Take-outs 0 -	0 -	0 -
		Total 0 -	0 -	0 -
Team		Draws 22 57%	16 61%	38 59%
		Take-outs 6 38%	4 13%	10 28%
		Total 28 53%	20 51%	48 52%

Note:
Position and function for each team member:
4 = Fourth, 3 = Third, 2 = Second, 1 = Lead, A = Alternate, S = Skip, V = Vice-Skip

Legend:
↻ Clockwise ↻ Counter-clockwise LSFE(*) Last Stone First End
X Unplayed/unfinished end due to concession



Game - Shot by Shot

End 1 ● **KOR - Korea** 0 + 7 (this end) = 7 ⊗ **TPE - Chinese Taipei** 0 + 0 (this end) = 0



	KOR	TPE
Total Score	7	0
Time left	34:07	32:30

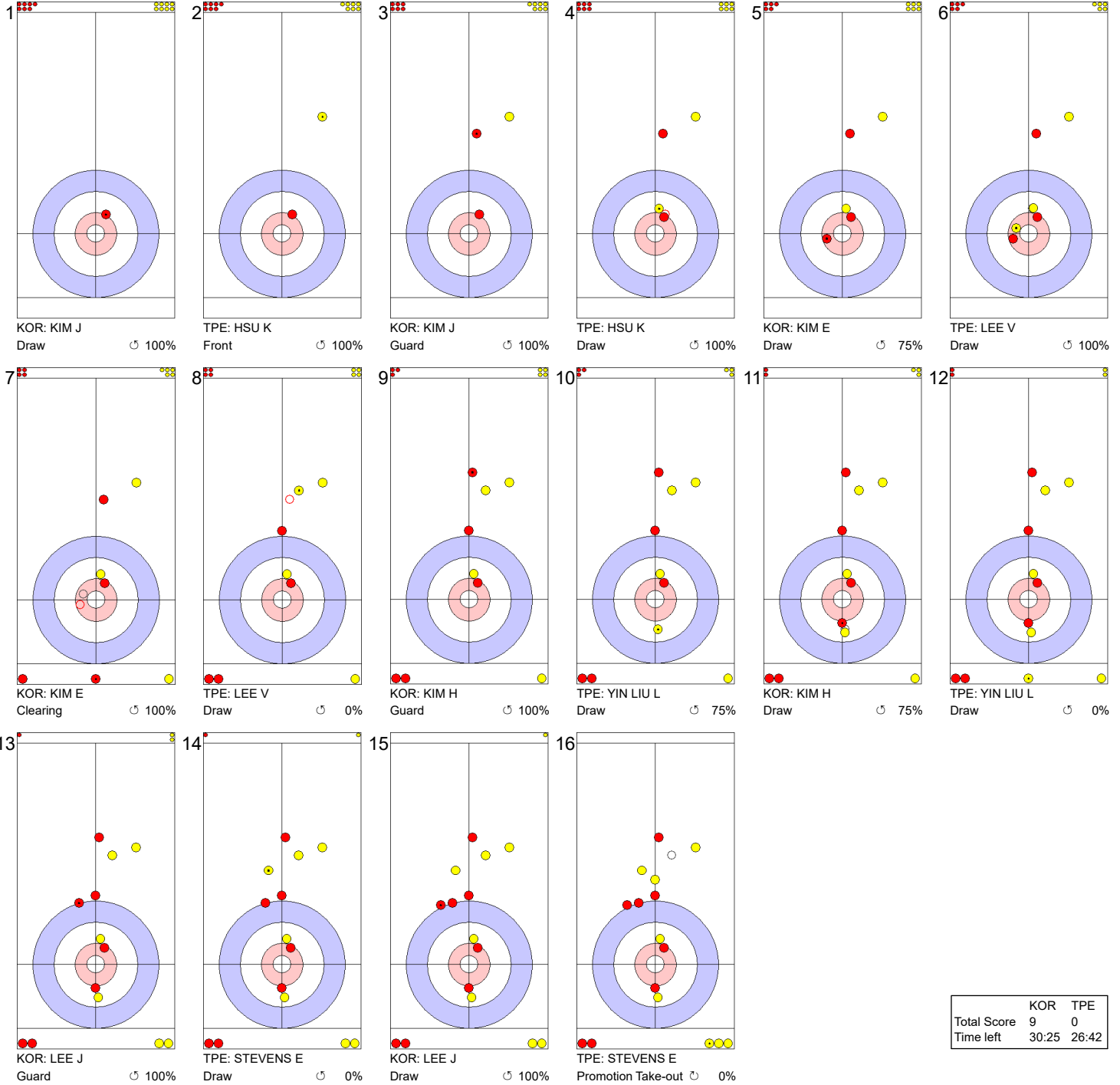
Legend:
↻ Clockwise ↺ Counter-clockwise - Not considered





Game - Shot by Shot

End 2 **KOR - Korea 7 + 2 (this end) = 9** **TPE - Chinese Taipei 0 + 0 (this end) = 0**



	KOR	TPE
Total Score	9	0
Time left	30:25	26:42

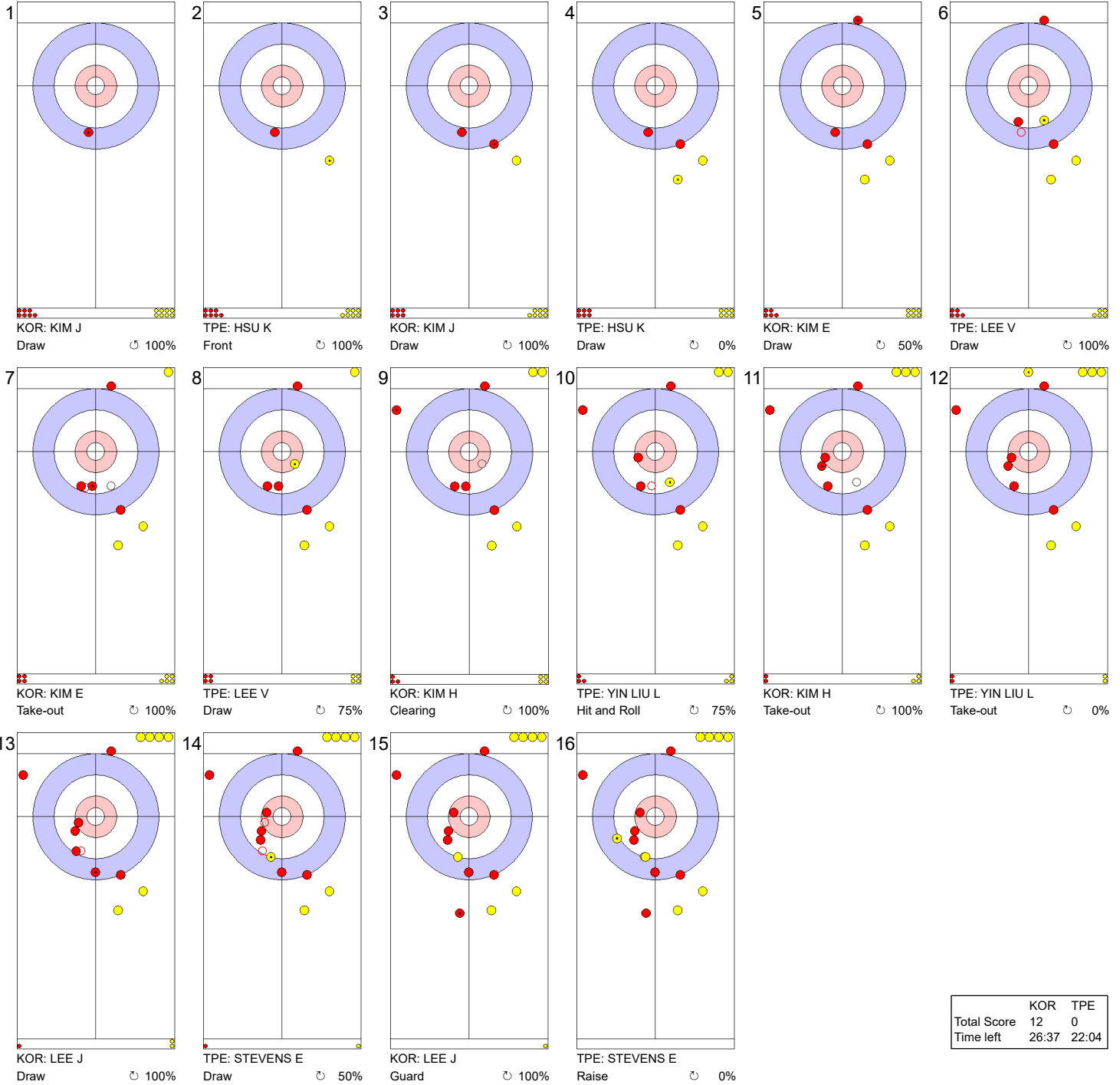
Legend:
 Clockwise Counter-clockwise - Not considered





Game - Shot by Shot

End 3 ● KOR - Korea 9 + 3 (this end) = 12 ● TPE - Chinese Taipei 0 + 0 (this end) = 0



	KOR	TPE
Total Score	12	0
Time left	26:37	22:04

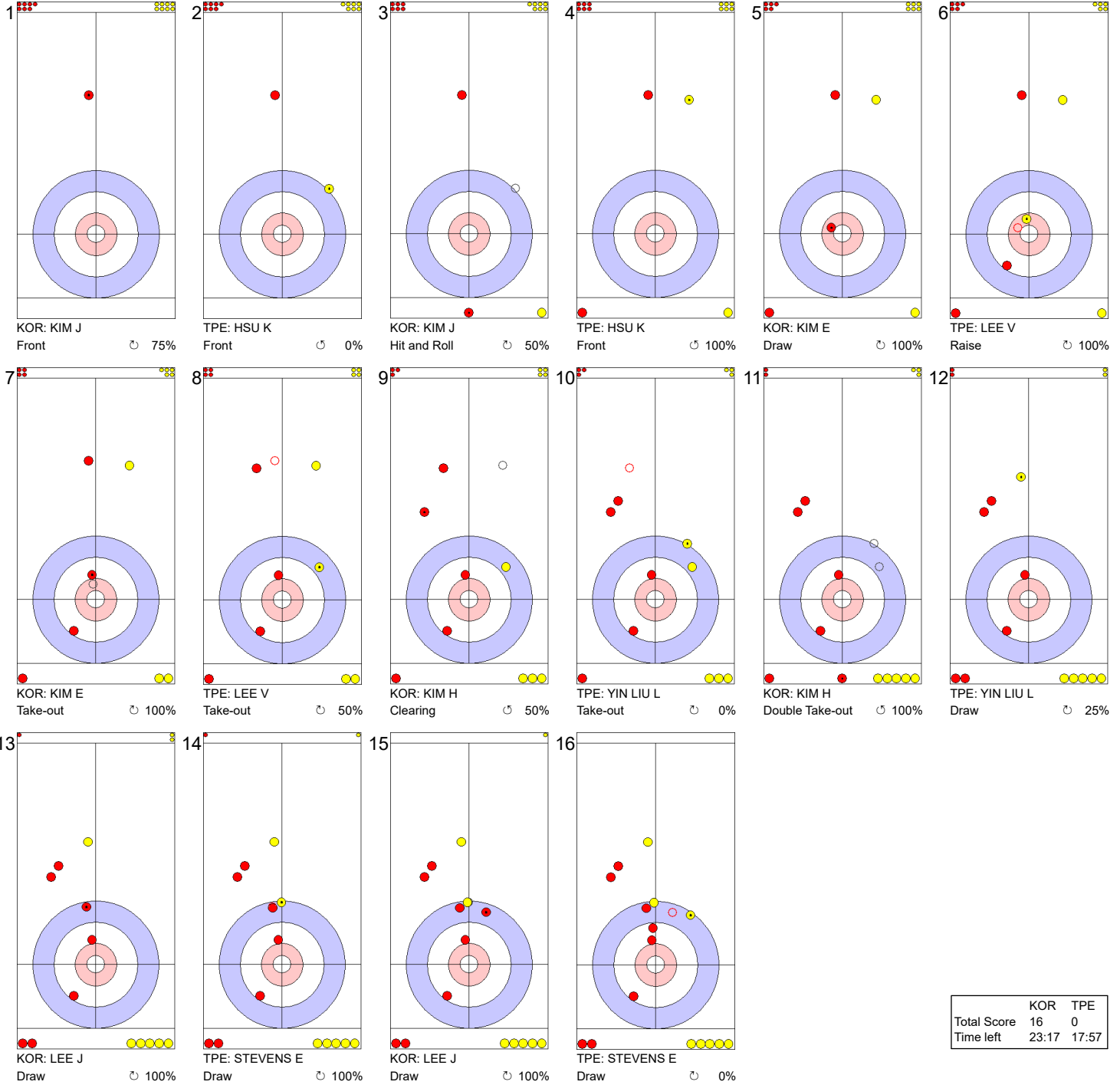
Legend:
 ↻ Clockwise ↺ Counter-clockwise - Not considered





Game - Shot by Shot

End 4 **KOR - Korea 12 + 4 (this end) = 16** **TPE - Chinese Taipei 0 + 0 (this end) = 0**



	KOR	TPE
Total Score	16	0
Time left	23:17	17:57

Legend:
 Clockwise Counter-clockwise - Not considered





Game - Shot by Shot

End 5 **KOR - Korea 16 + 0 (this end) = 16** **TPE - Chinese Taipei 0 + 1 (this end) = 1**



	KOR	TPE
Total Score	16	1
Time left	20:13	13:49

Legend:
 ↻ Clockwise ↺ Counter-clockwise - Not considered





Game - Shot by Shot

End 6 **KOR - Korea 16 + 3 (this end) = 19** **TPE - Chinese Taipei 1 + 0 (this end) = 1**



	KOR	TPE
Total Score	19	1
Time left	16:09	7:58

Legend:
 ↻ Clockwise ↺ Counter-clockwise - Not considered





TUE 29 OCT 2024
Start Time 19:00

Round Robin Session 5 - Sheet D

Game Results

Sheet	Team	LSFE	1	2	3	4	5	6	7	8	9	10	Extra Ends	Total
D	NZL - New Zealand	*	2	0	3	0	0	0	0	1	0	0		6
	AUS - Australia		0	3	0	2	1	0	0	0	1	1		8

NZL - New Zealand		Shot Success	Game	All
4 S	HOOD Anton	76%	80%	
3	WALKER Hunter	76%	83%	
2	SMITH Ben	88%	86%	
1 V	SARGON Brett	91%	83%	
A	PALANUIK Jared	-	100%	
Team Total		83%	83%	

AUS - Australia		Shot Success	Game	All
4 V	HEWITT Dean	78%	73%	
3	DAVIS Tanner	81%	77%	
2	JOHNS Steve	75%	76%	
1 S	MILLIKIN Hugh	83%	88%	
A	HEWITT Steve	-	77%	
Team Total		79%	78%	

Last Stone Draw Distance **61.8cm**

↻	HOOD Anton	26.1cm
↺	WALKER Hunter	35.7cm

Last Stone Draw Distance **212.2cm**

↻	MILLIKIN Hugh	199.6cm
↺	HEWITT Dean	12.6cm

Time remaining: 0 minutes 5 seconds

Time remaining: 0 minutes 21 seconds

Time-out: End 10 - NZL stone 5

Time-out: End 10 - AUS stone 7

Shot Success Analysis

NZL - New Zealand		↻	↺	Game
4	HOOD Anton	Draws 7 89%	5 100%	12 94%
		Take-outs 2 25%	6 58%	8 50%
		Total 9 75%	11 77%	20 76%
3	WALKER Hunter	Draws 4 75%	2 100%	6 83%
		Take-outs 7 82%	7 64%	14 73%
		Total 11 80%	9 72%	20 76%
2	SMITH Ben	Draws 4 94%	4 88%	8 91%
		Take-outs 4 88%	8 84%	12 85%
		Total 8 91%	12 85%	20 88%
1	SARGON Brett	Draws 1 100%	17 90%	18 90%
		Take-outs 1 100%	1 100%	2 100%
		Total 2 100%	18 90%	20 91%
A	PALANUIK Jared	Draws 0 -	0 -	0 -
		Take-outs 0 -	0 -	0 -
		Total 0 -	0 -	0 -
Team		Draws 16 88%	28 92%	44 90%
		Take-outs 14 77%	22 72%	36 74%
		Total 30 83%	50 83%	80 83%

AUS - Australia		↻	↺	Game
4	HEWITT Dean	Draws 5 90%	3 92%	8 91%
		Take-outs 6 63%	6 75%	12 69%
		Total 11 75%	9 81%	20 78%
3	DAVIS Tanner	Draws 2 88%	3 92%	5 90%
		Take-outs 7 75%	8 81%	15 78%
		Total 9 78%	11 84%	20 81%
2	JOHNS Steve	Draws 6 83%	6 92%	12 88%
		Take-outs 1 75%	7 54%	8 56%
		Total 7 82%	13 71%	20 75%
1	MILLIKIN Hugh	Draws 0 -	19 82%	19 82%
		Take-outs 0 -	1 100%	1 100%
		Total 0 -	20 83%	20 83%
A	HEWITT Steve	Draws 0 -	0 -	0 -
		Take-outs 0 -	0 -	0 -
		Total 0 -	0 -	0 -
Team		Draws 13 87%	31 85%	44 86%
		Take-outs 14 70%	22 72%	36 71%
		Total 27 78%	53 80%	80 79%

Note:
Position and function for each team member:
4 = Fourth, 3 = Third, 2 = Second, 1 = Lead, A = Alternate, S = Skip, V = Vice-Skip

Legend:
↻ Clockwise ↺ Counter-clockwise LSFE(*) Last Stone First End



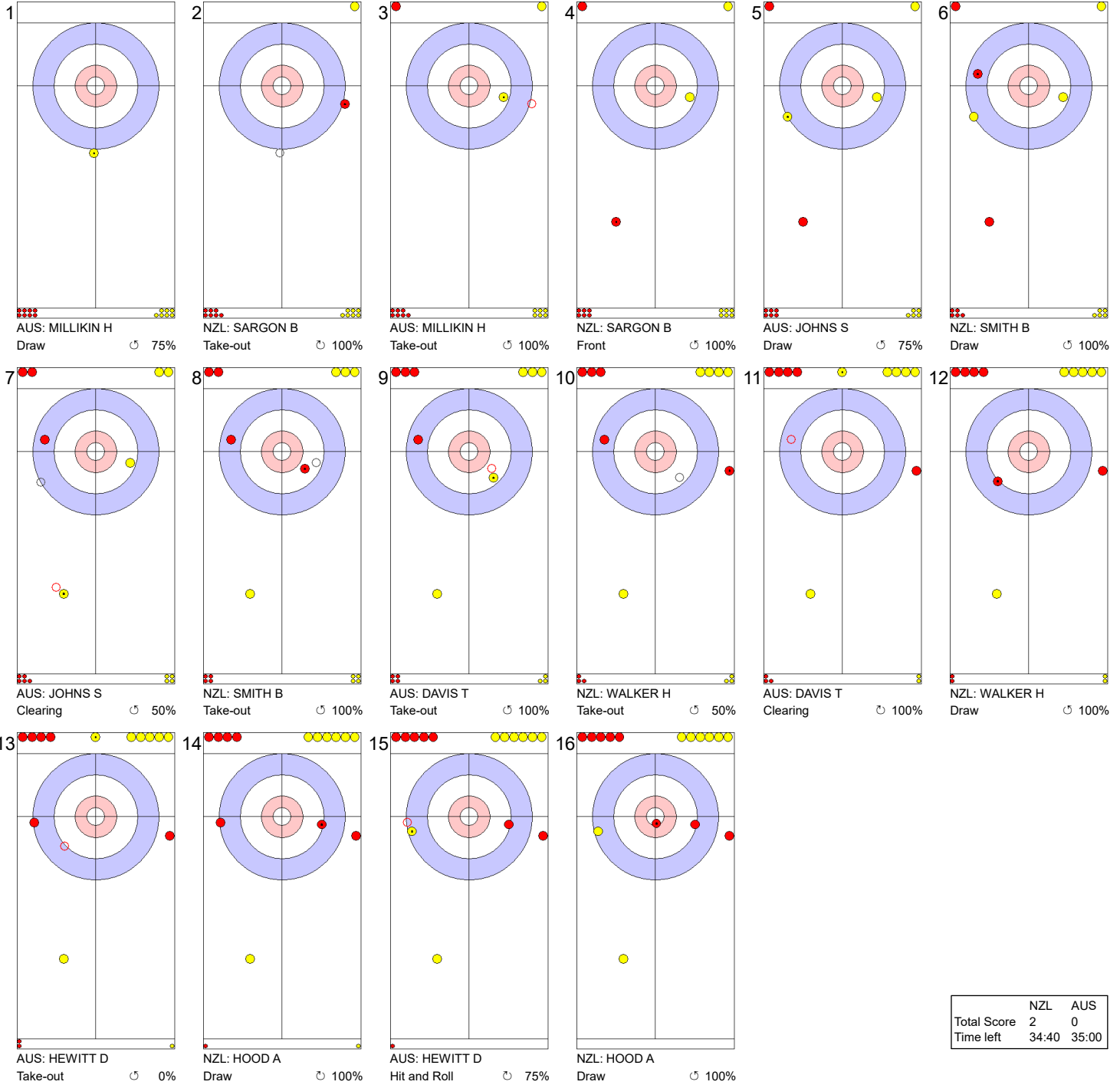


TUE 29 OCT 2024
Start Time 19:00

Round Robin Session 5 - Sheet D

Game - Shot by Shot

End 1 ● **NZL - New Zealand** 0 + 2 (this end) = 2 ● **AUS - Australia** 0 + 0 (this end) = 0



	NZL	AUS
Total Score	2	0
Time left	34:40	35:00

Legend:
 ↻ Clockwise ↺ Counter-clockwise - Not considered





Game - Shot by Shot

End 2 NZL - New Zealand 2 + 0 (this end) = 2 AUS - Australia 0 + 3 (this end) = 3



	NZL	AUS
Total Score	2	3
Time left	29:53	30:25

Legend:
 ↻ Clockwise ↺ Counter-clockwise - Not considered





Game - Shot by Shot

End 3 **NZL - New Zealand 2 + 3 (this end) = 5** **AUS - Australia 3 + 0 (this end) = 3**



	NZL	AUS
Total Score	5	3
Time left	24:26	25:57

Legend:
 ↻ Clockwise ↺ Counter-clockwise - Not considered





Game - Shot by Shot

End 4 **NZL - New Zealand 5 + 0 (this end) = 5** **AUS - Australia 3 + 2 (this end) = 5**



	NZL	AUS
Total Score	5	5
Time left	21:12	20:10

Legend:
 ↻ Clockwise ↺ Counter-clockwise - Not considered





Game - Shot by Shot

End 5 **NZL - New Zealand 5 + 0 (this end) = 5** **AUS - Australia 5 + 1 (this end) = 6**



	NZL	AUS
Total Score	5	6
Time left	17:08	16:45

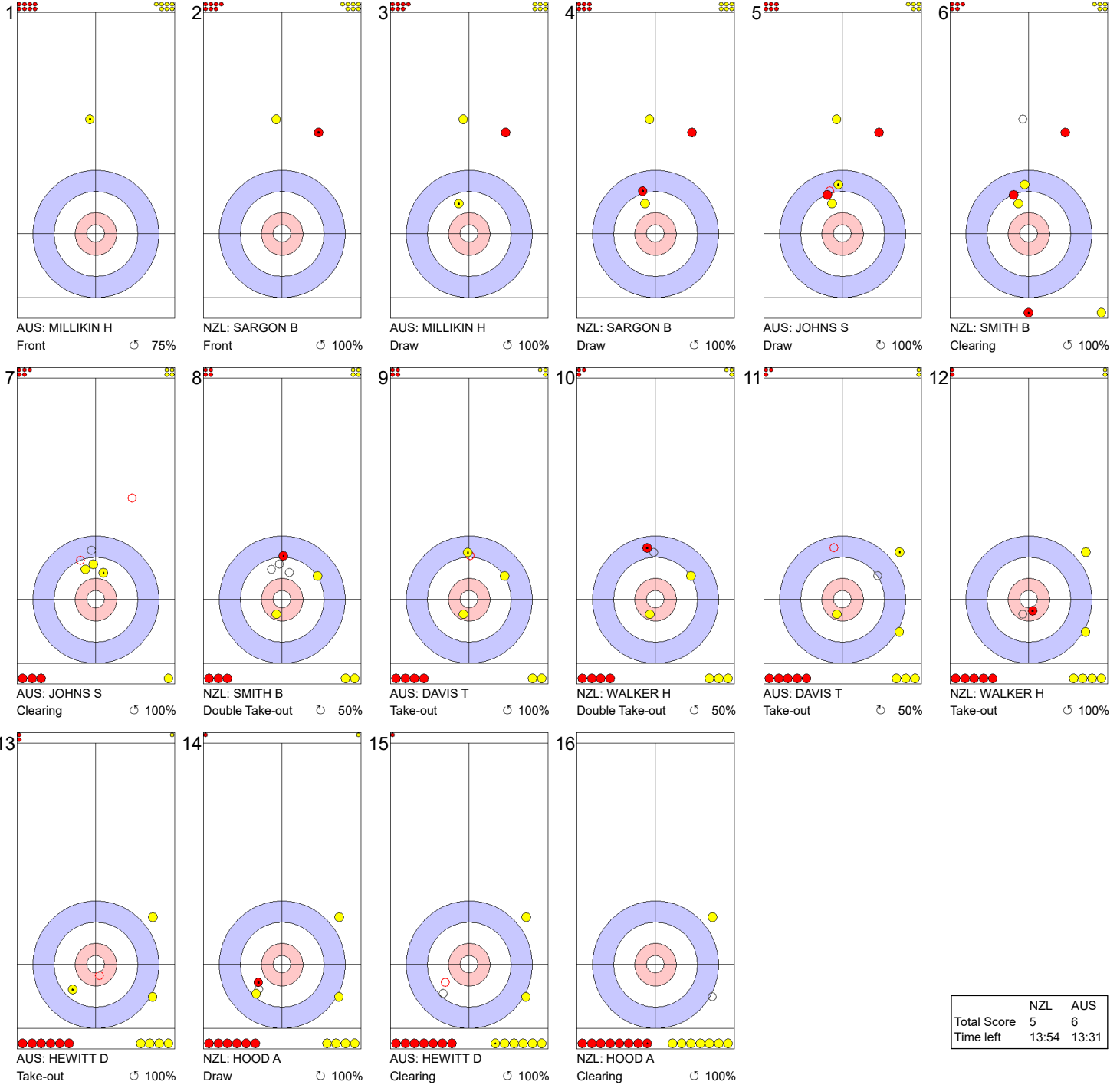
Legend:
 ↻ Clockwise ↺ Counter-clockwise - Not considered





Game - Shot by Shot

End 6 NZL - New Zealand 5 + 0 (this end) = 5 AUS - Australia 6 + 0 (this end) = 6



	NZL	AUS
Total Score	5	6
Time left	13:54	13:31

Legend:
 ↻ Clockwise ↺ Counter-clockwise - Not considered





Game - Shot by Shot

End 7 **NZL - New Zealand 5 + 0 (this end) = 5** **AUS - Australia 6 + 0 (this end) = 6**



	NZL	AUS
Total Score	5	6
Time left	9:51	9:23

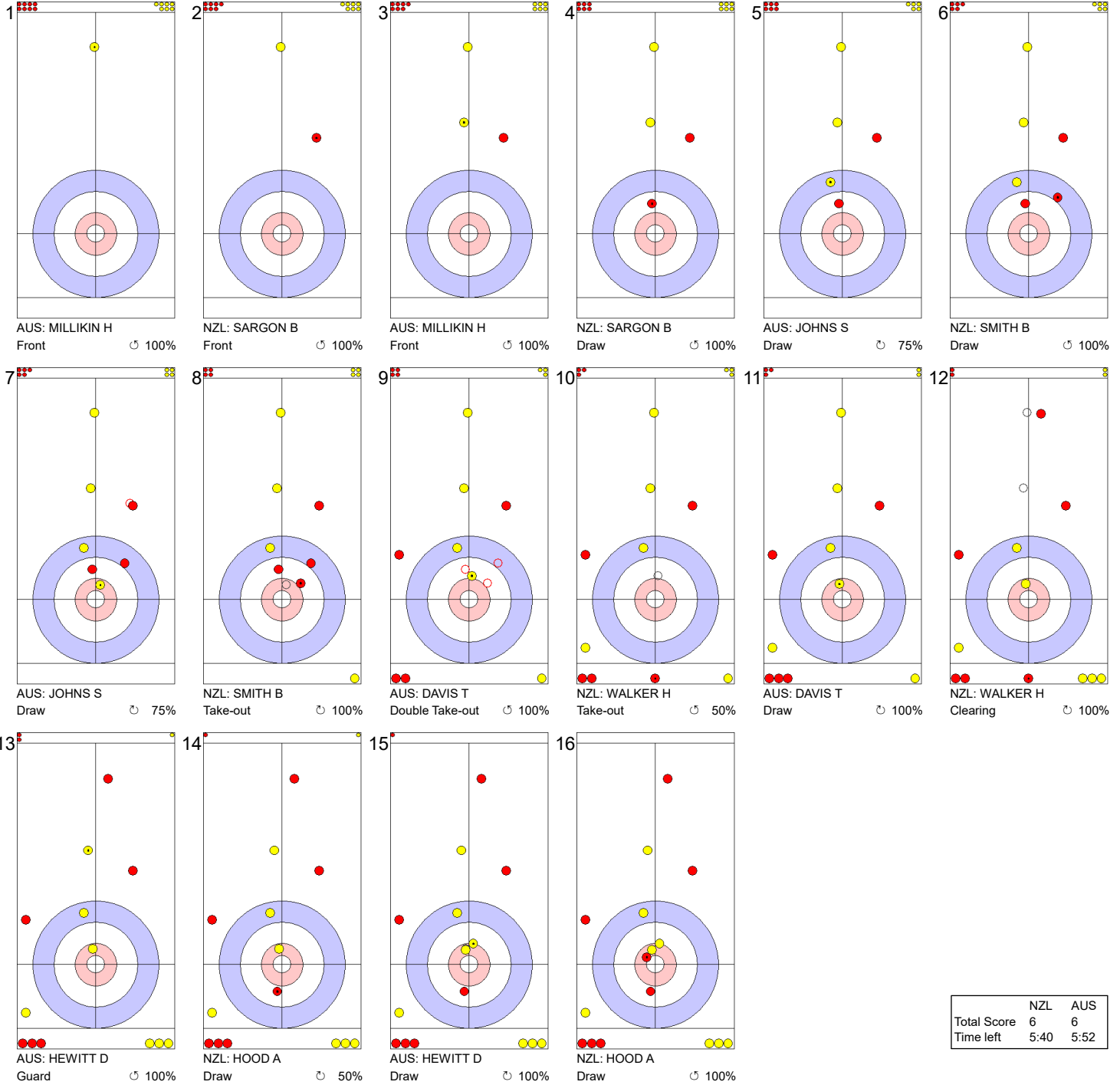
Legend:
 ↻ Clockwise ↺ Counter-clockwise - Not considered





Game - Shot by Shot

End 8 **NZL - New Zealand 5 + 1 (this end) = 6** **AUS - Australia 6 + 0 (this end) = 6**



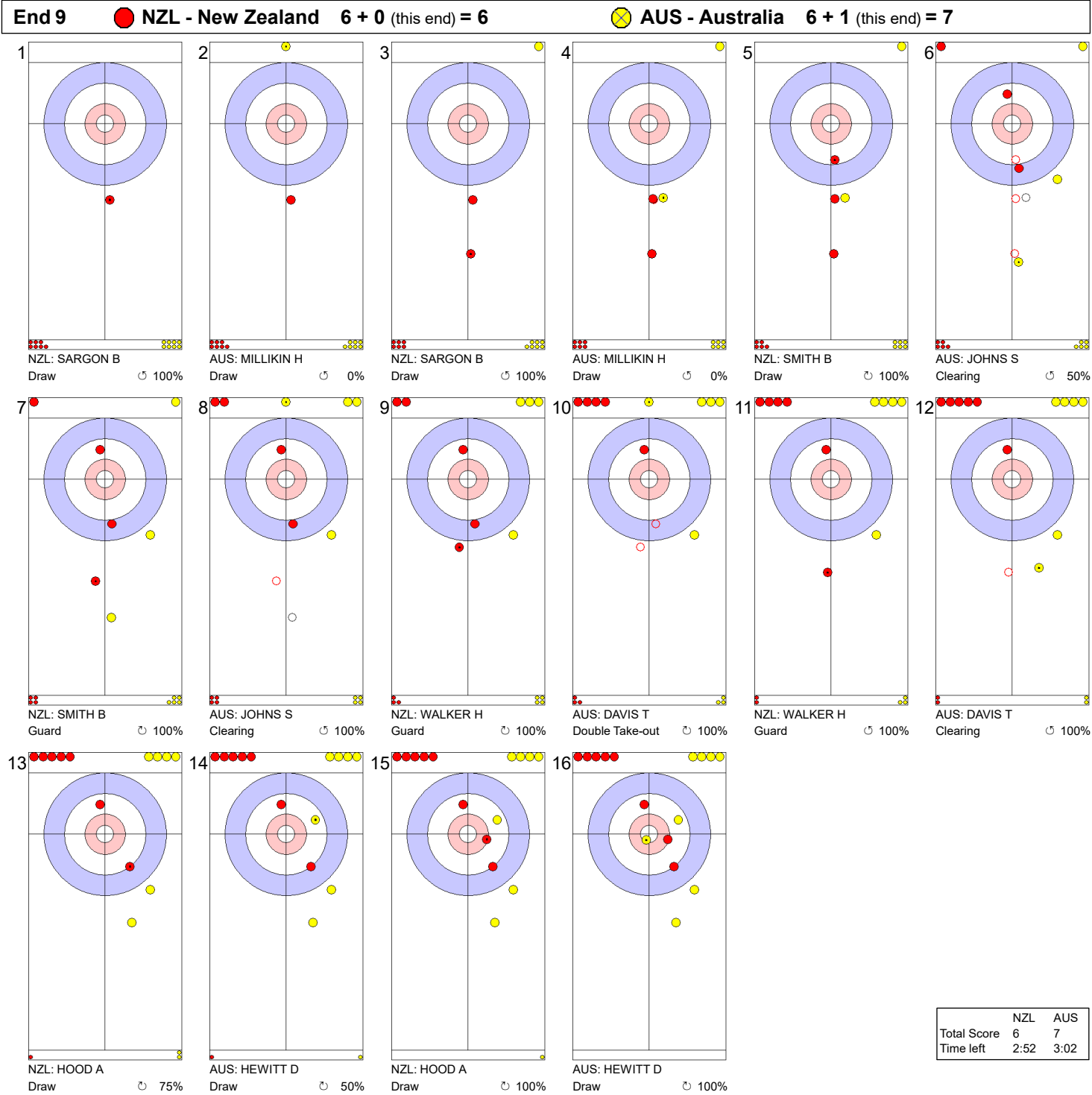
	NZL	AUS
Total Score	6	6
Time left	5:40	5:52

Legend:
 ↻ Clockwise ↺ Counter-clockwise - Not considered





Game - Shot by Shot



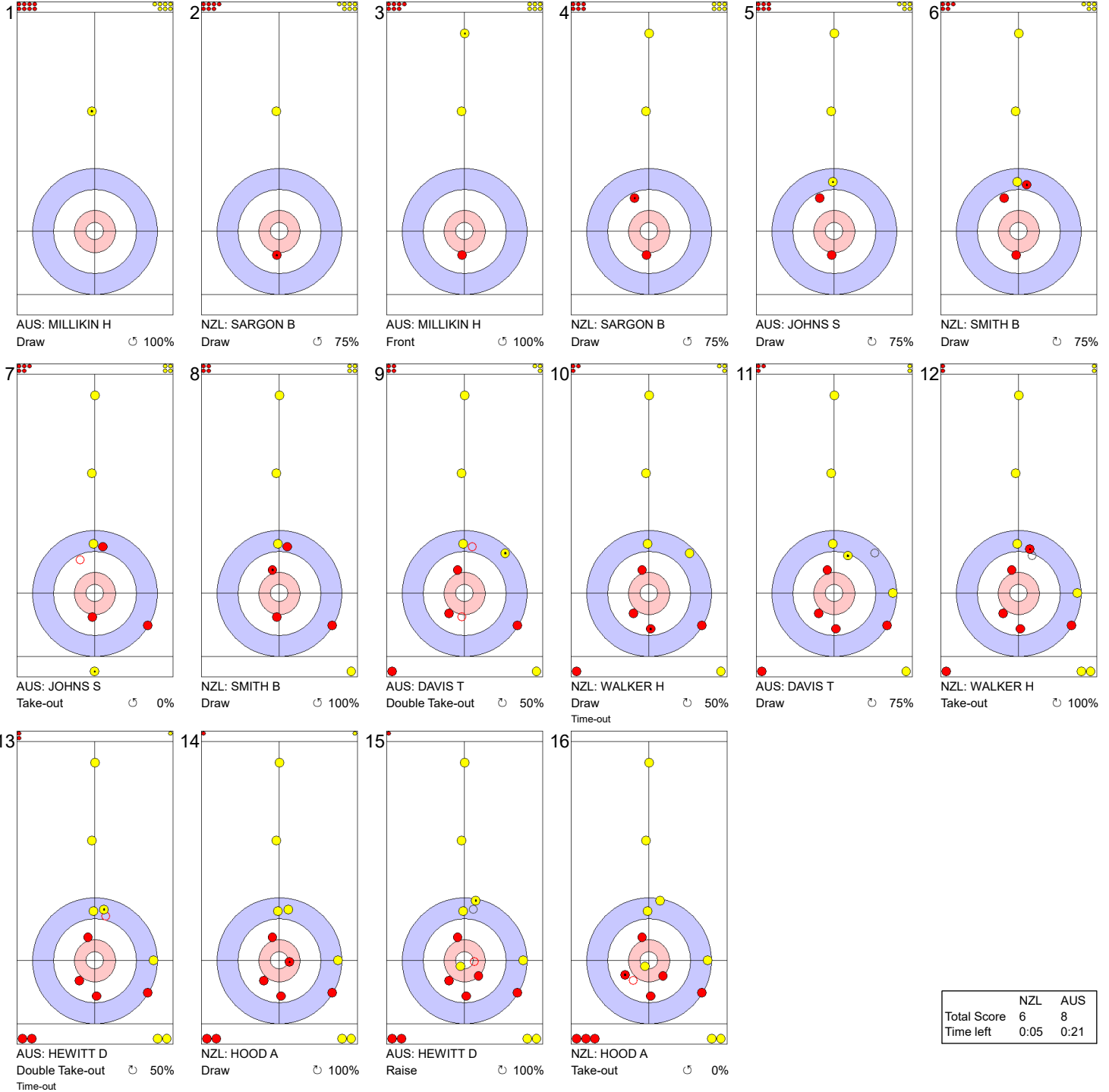
Legend:
 ↻ Clockwise ↺ Counter-clockwise - Not considered





Game - Shot by Shot

End 10 **NZL - New Zealand 6 + 0 (this end) = 6** **AUS - Australia 7 + 1 (this end) = 8**



NZL	AUS
Total Score	6 8
Time left	0:05 0:21

Legend:
 ↻ Clockwise ↺ Counter-clockwise - Not considered





Session Results and Standings

Sheet	Team	LSD/LSFE	1	2	3	4	5	6	7	8	9	10	Extra Ends	Total
A	TPE - Chinese Taipei	146.1cm	0	0	2	0	0	0	0	X	X	X		2
	AUS - Australia	52.9cm *	3	1	0	2	1	0	4	X	X	X		11
B	KOR - Korea	120.5cm	0	0	0	0	1	0	X	X	X	X		1
	NZL - New Zealand	34.7cm *	1	1	1	3	0	3	X	X	X	X		9
C	CHN - China	30.0cm	0	0	1	0	1	0	0	2	0	1		5
	JPN - Japan	7.5cm *	0	1	0	1	0	0	1	0	1	0		4
D	USA - United States	202.6cm	0	0	2	0	1	1	0	1	0	0		5
	CAN - Canada	125.5cm *	1	0	0	2	0	0	2	0	1	1		7

Current Standings

Rank	Team	Games	Wins	Losses
1	CAN - Canada	4	4	0
1	CHN - China	4	4	0
3	JPN - Japan	4	3	1
3	USA - United States	4	3	1
5	AUS - Australia	4	1	3
5	NZL - New Zealand	4	1	3
7	KOR - Korea	4	0	4
7	TPE - Chinese Taipei	4	0	4

Note:
Under World Curling rules, tie-breaking rules for standings are not applied until after the last game of the round robin.

Legend:
LSD Last Stone Draw **LSFE(*)** Last Stone First End **X** Unplayed/unfinished end due to concession



Game - Shot by Shot

End 1 ● TPE - Chinese Taipei 0 + 0 (this end) = 0 ⊗ AUS - Australia 0 + 3 (this end) = 3



	TPE	AUS
Total Score	0	3
Time left	35:23	35:09

Legend:
 ↻ Clockwise ↺ Counter-clockwise - Not considered



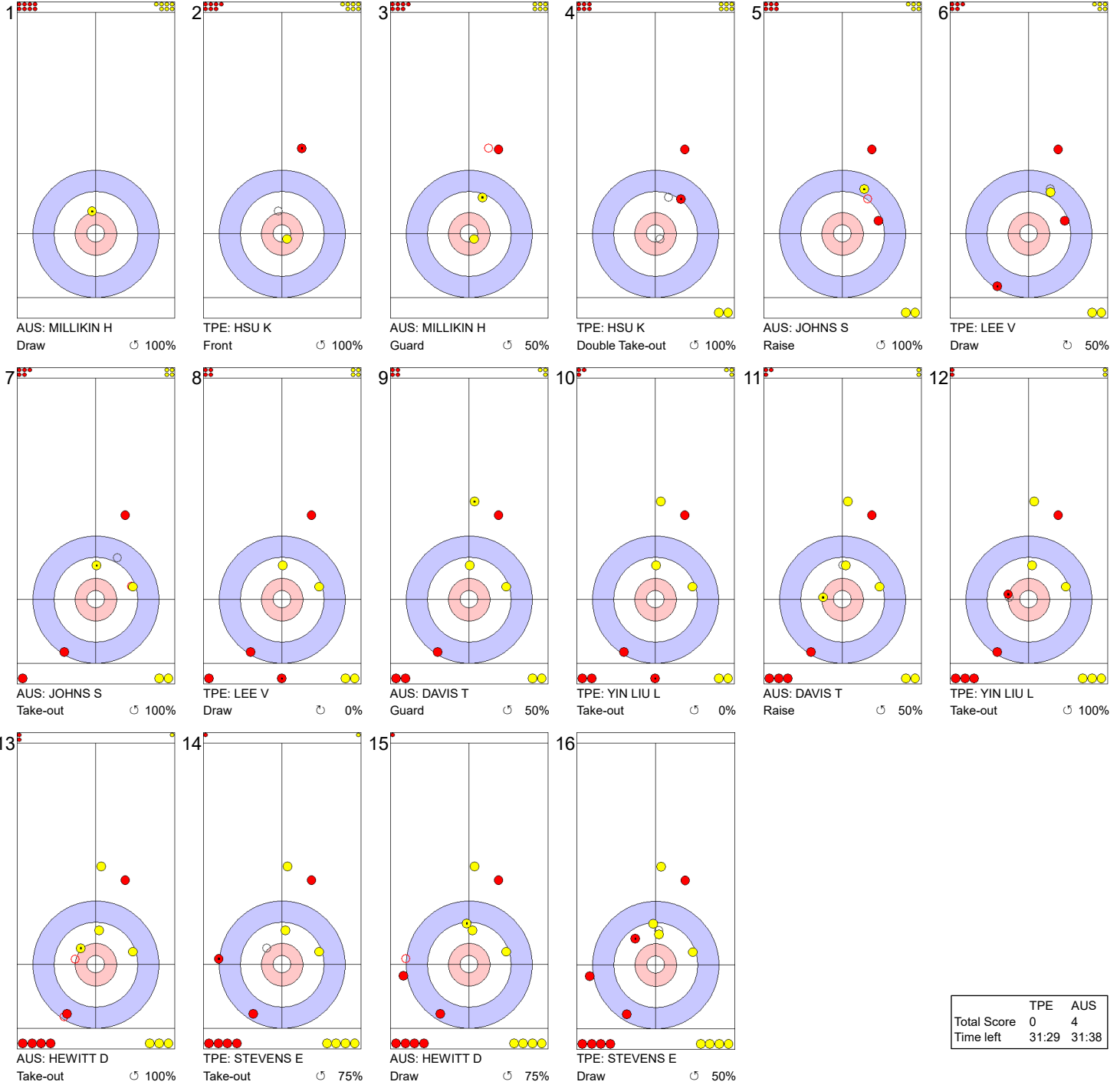


TUE 29 OCT 2024
Start Time 9:00

Round Robin Session 4 - Sheet A

Game - Shot by Shot

End 2 ● **TPE - Chinese Taipei** 0 + 0 (this end) = 0 ● **AUS - Australia** 3 + 1 (this end) = 4



	TPE	AUS
Total Score	0	4
Time left	31:29	31:38

Legend:
 ↻ Clockwise ↺ Counter-clockwise - Not considered





Game - Shot by Shot

End 3 **TPE - Chinese Taipei 0 + 2 (this end) = 2** **AUS - Australia 4 + 0 (this end) = 4**



Legend:
 ↻ Clockwise ↺ Counter-clockwise - Not considered



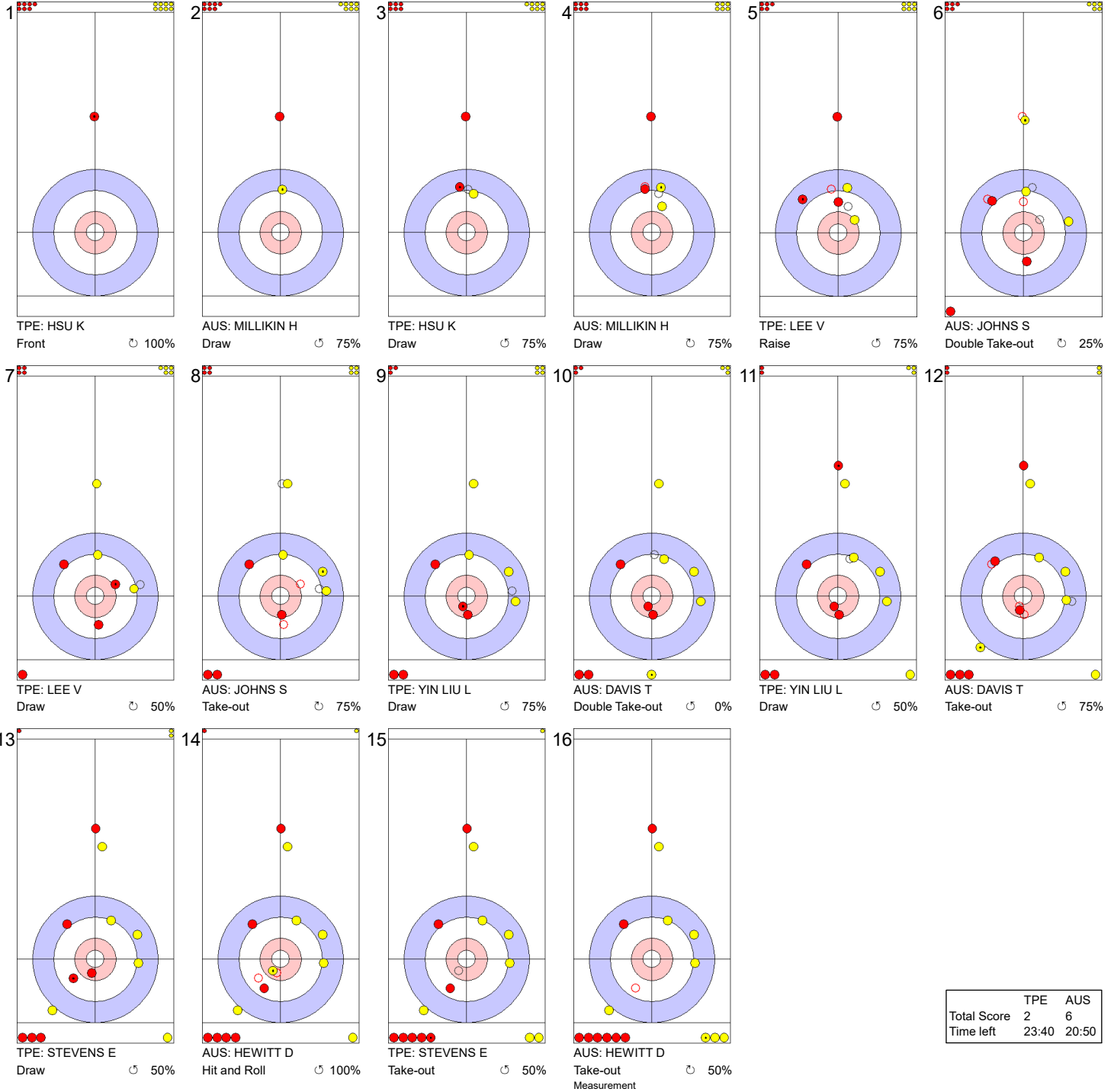


TUE 29 OCT 2024
Start Time 9:00

Round Robin Session 4 - Sheet A

Game - Shot by Shot

End 4 ● **TPE - Chinese Taipei** 2 + 0 (this end) = 2 ● **AUS - Australia** 4 + 2 (this end) = 6



	TPE	AUS
Total Score	2	6
Time left	23:40	20:50

Legend:
 ↻ Clockwise ↺ Counter-clockwise - Not considered





Game - Shot by Shot

End 5 ● TPE - Chinese Taipei 2 + 0 (this end) = 2 ● AUS - Australia 6 + 1 (this end) = 7



	TPE	AUS
Total Score	2	7
Time left	18:11	17:17

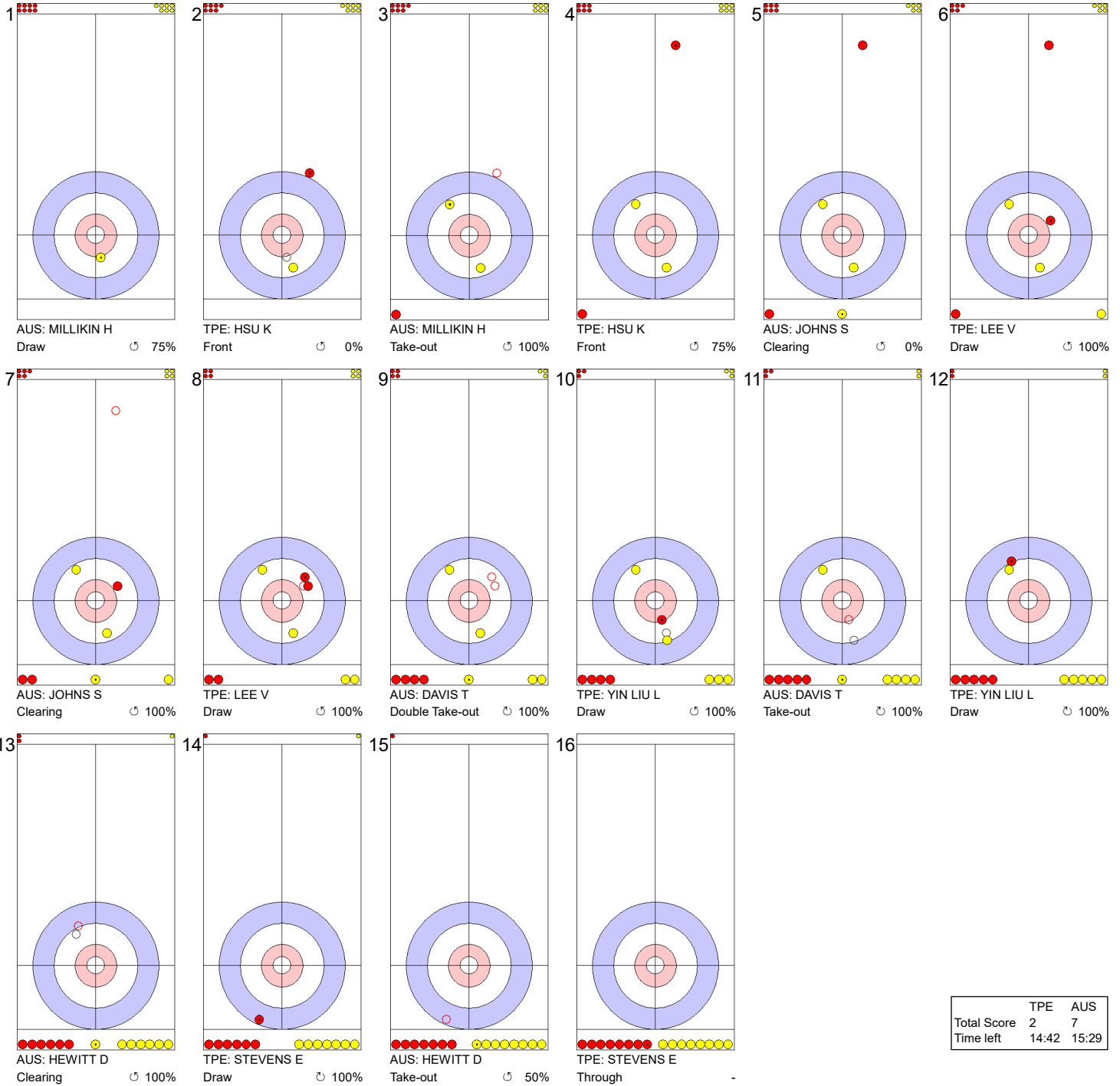
Legend:
 ↻ Clockwise ↺ Counter-clockwise - Not considered





Game - Shot by Shot

End 6 **TPE - Chinese Taipei 2 + 0 (this end) = 2** **AUS - Australia 7 + 0 (this end) = 7**



	TPE	AUS
Total Score	2	7
Time left	14:42	15:29

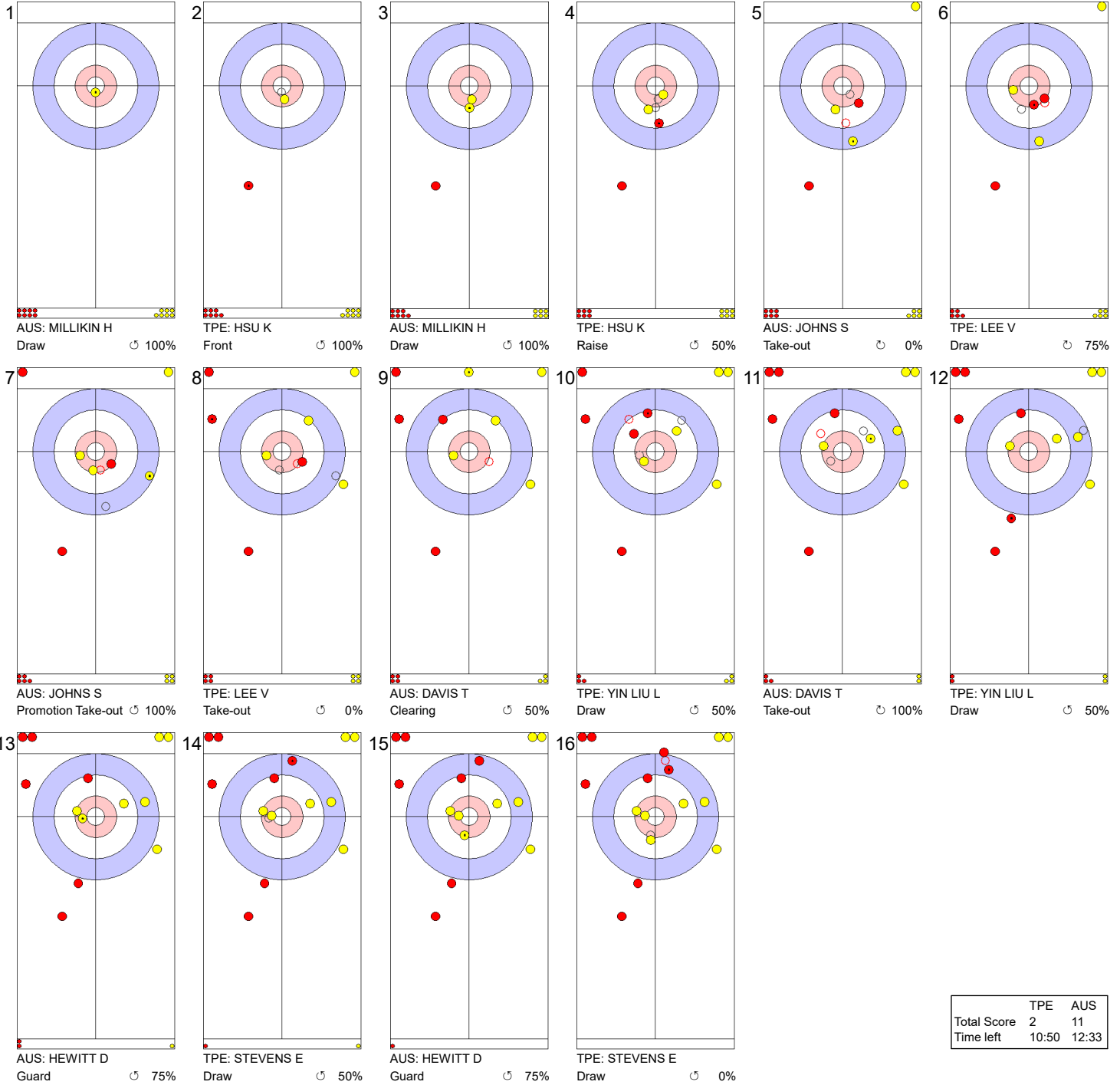
Legend:
 ↻ Clockwise ↺ Counter-clockwise - Not considered





Game - Shot by Shot

End 7 ● TPE - Chinese Taipei 2 + 0 (this end) = 2 ● AUS - Australia 7 + 4 (this end) = 11



	TPE	AUS
Total Score	2	11
Time left	10:50	12:33

Legend:
 ↻ Clockwise ↺ Counter-clockwise - Not considered





TUE 29 OCT 2024
Start Time 9:00

Round Robin Session 4 - Sheet B

Game Results

Sheet	Team	LSFE	1	2	3	4	5	6	7	8	9	10	Extra Ends	Total
B	KOR - Korea		0	0	0	0	1	0	X	X	X	X		1
	NZL - New Zealand	*	1	1	1	3	0	3	X	X	X	X		9

KOR - Korea		Shot Success	Game	All
4 S	LEE Jaebeom	38%	64%	
3 V	KIM Hyojun	75%	79%	
2	PYO Jeongmin	63%	78%	
1	KIM Eunbin	92%	90%	
A	KIM Jinhun	100%	100%	
Team Total		71%	78%	

NZL - New Zealand		Shot Success	Game	All
4 S	HOOD Anton	98%	82%	
3	WALKER Hunter	75%	86%	
2	SMITH Ben	88%	86%	
1 V	SARGON Brett	96%	80%	
A	PALANUIK Jared	-	100%	
Team Total		89%	84%	

Last Stone Draw		Distance
↻	PYO Jeongmin	19.6cm
↺	KIM Hyojun	100.9cm
Total		120.5cm

Last Stone Draw		Distance
↻	SMITH Ben	27.5cm
↺	SARGON Brett	7.2cm
Total		34.7cm

Time remaining: 12 minutes 47 seconds

Time remaining: 13 minutes 15 seconds

KIM J replaced PYO J at the beginning of end 4
Revised line-up: (4 S) LEE J, (3 V) KIM H, (2) KIM E, (1) KIM J

Time-out: End 6 - NZL stone 6

Shot Success Analysis

KOR - Korea		↻	↺	Game
4	LEE Jaebeom	Draws 2 50%	2 50%	4 50%
		Take-outs 4 25%	4 38%	8 31%
		Total 6 33%	6 42%	12 38%
3	KIM Hyojun	Draws 1 50%	4 100%	5 90%
		Take-outs 3 42%	4 81%	7 64%
		Total 4 44%	8 91%	12 75%
2	PYO Jeongmin	Draws 1 75%	1 0%	2 38%
		Take-outs 1 100%	3 67%	4 75%
		Total 2 88%	4 50%	6 63%
1	KIM Eunbin	Draws 6 100%	4 75%	10 90%
		Take-outs 1 100%	1 100%	2 100%
		Total 7 100%	5 80%	12 92%
A	KIM Jinhun	Draws 2 100%	4 100%	6 100%
		Take-outs 0 -	0 -	0 -
		Total 2 100%	4 100%	6 100%
Team		Draws 12 85%	15 80%	27 82%
		Take-outs 9 47%	12 65%	21 57%
		Total 21 69%	27 73%	48 71%

NZL - New Zealand		↻	↺	Game
4	HOOD Anton	Draws 1 100%	5 100%	6 100%
		Take-outs 1 100%	5 95%	6 96%
		Total 2 100%	10 98%	12 98%
3	WALKER Hunter	Draws 1 100%	6 92%	7 93%
		Take-outs 1 0%	4 63%	5 50%
		Total 2 50%	10 80%	12 75%
2	SMITH Ben	Draws 5 100%	3 100%	8 100%
		Take-outs 1 50%	3 67%	4 63%
		Total 6 92%	6 83%	12 88%
1	SARGON Brett	Draws 1 75%	9 97%	10 95%
		Take-outs 0 -	2 100%	2 100%
		Total 1 75%	11 98%	12 96%
A	PALANUIK Jared	Draws 0 -	0 -	0 -
		Take-outs 0 -	0 -	0 -
		Total 0 -	0 -	0 -
Team		Draws 8 97%	23 97%	31 97%
		Take-outs 3 50%	14 80%	17 75%
		Total 11 84%	37 91%	48 89%

Note:
Position and function for each team member:
4 = Fourth, 3 = Third, 2 = Second, 1 = Lead, A = Alternate, S = Skip, V = Vice-Skip

Legend:
↻ Clockwise ↺ Counter-clockwise LSFE(*) Last Stone First End
X Unplayed/unfinished end due to concession



Game - Shot by Shot



Legend:

↻	Clockwise	↺	Counter-clockwise	-	Not considered
---	-----------	---	-------------------	---	----------------





Game - Shot by Shot

End 2 ● KOR - Korea 0 + 0 (this end) = 0 ● NZL - New Zealand 1 + 1 (this end) = 2



	KOR	NZL
Total Score	0	2
Time left	30:17	30:04

Legend:
 ↻ Clockwise ↺ Counter-clockwise - Not considered





Game - Shot by Shot

End 3 ● KOR - Korea 0 + 0 (this end) = 0 ● NZL - New Zealand 2 + 1 (this end) = 3



	KOR	NZL
Total Score	0	3
Time left	27:11	26:45

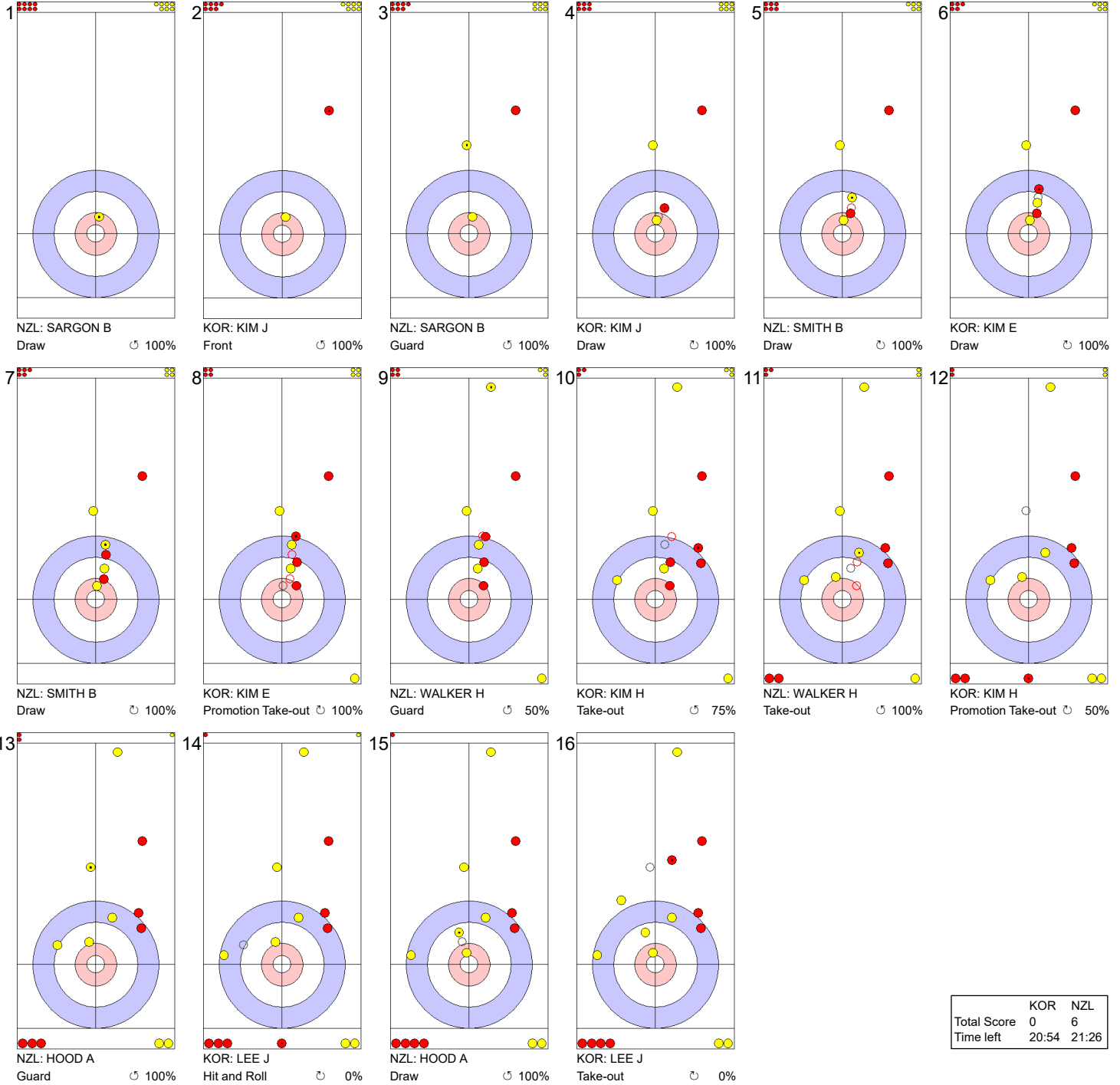
Legend:
 ↻ Clockwise ↺ Counter-clockwise - Not considered





Game - Shot by Shot

End 4 ● KOR - Korea 0 + 0 (this end) = 0 ● NZL - New Zealand 3 + 3 (this end) = 6



	KOR	NZL
Total Score	0	6
Time left	20:54	21:26

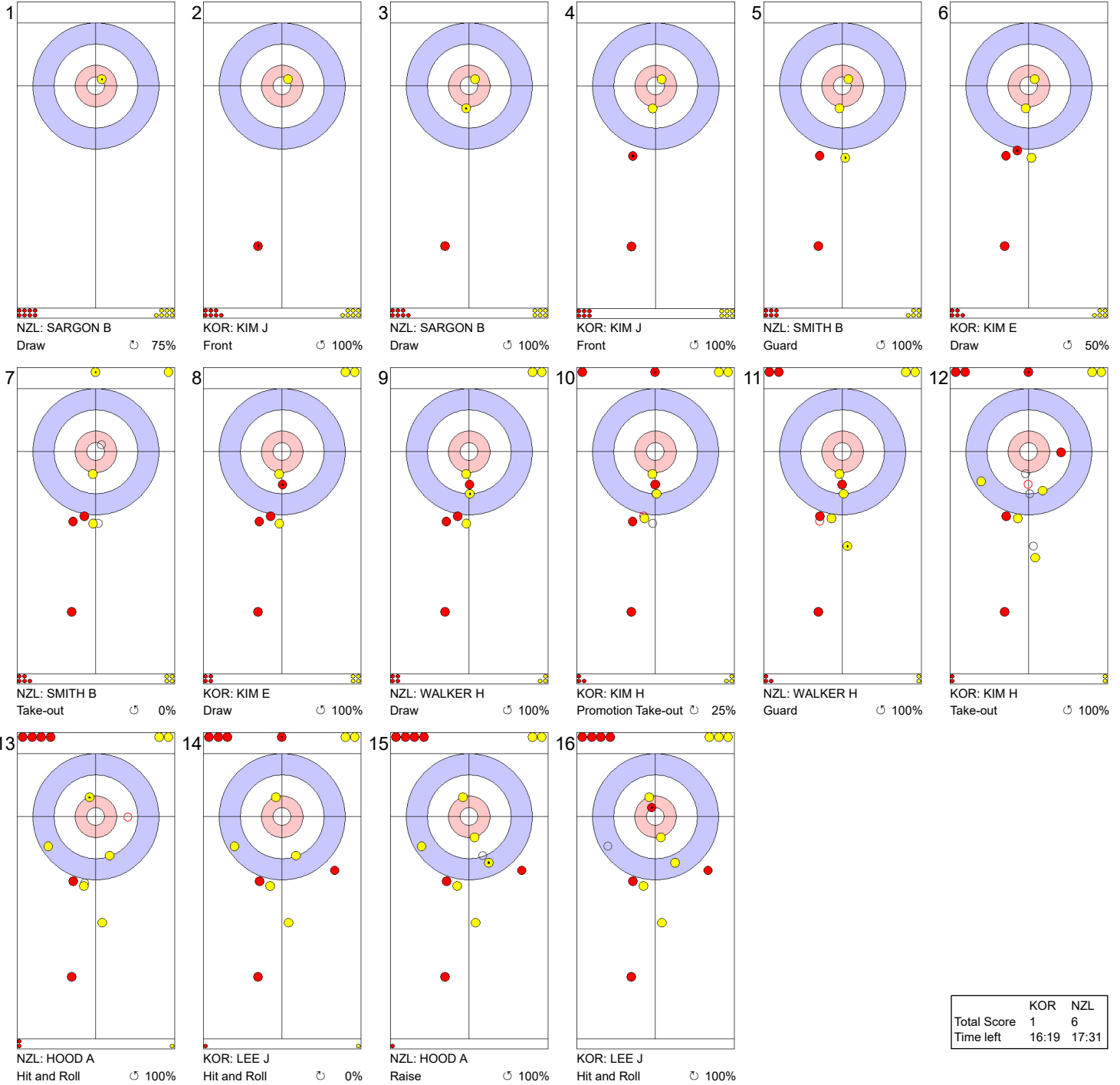
Legend:
 ↻ Clockwise ↺ Counter-clockwise - Not considered





Game - Shot by Shot

End 5 **KOR - Korea 0 + 1 (this end) = 1** **NZL - New Zealand 6 + 0 (this end) = 6**



	KOR	NZL
Total Score	1	6
Time left	16:19	17:31

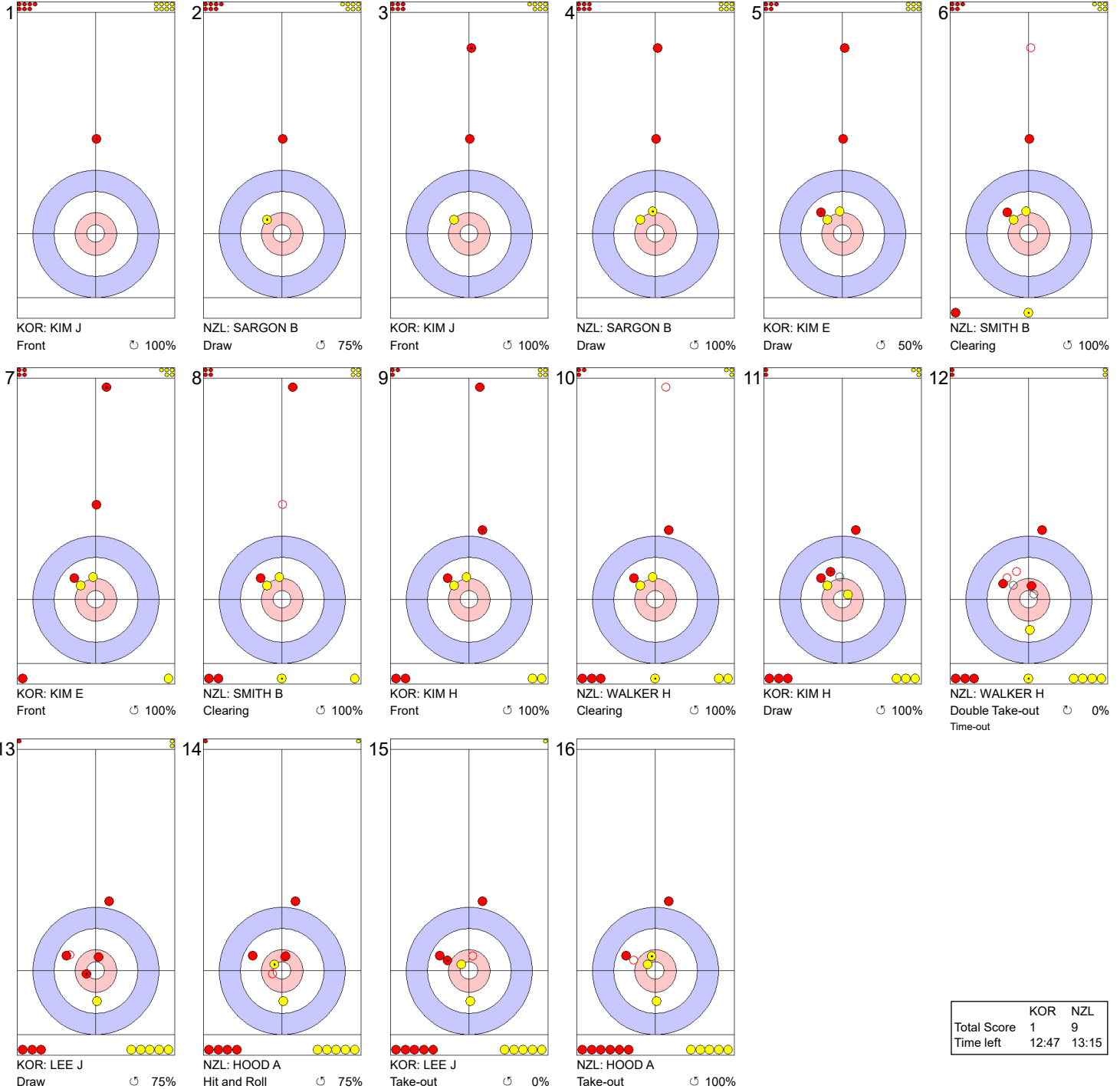
Legend:
 Clockwise Counter-clockwise - Not considered





Game - Shot by Shot

End 6 **KOR - Korea 1 + 0 (this end) = 1** **NZL - New Zealand 6 + 3 (this end) = 9**



	KOR	NZL
Total Score	1	9
Time left	12:47	13:15

Legend:
 ↻ Clockwise ↺ Counter-clockwise - Not considered





TUE 29 OCT 2024
Start Time 9:00

Round Robin Session 4 - Sheet C

Game Results

Sheet	Team	LSFE	1	2	3	4	5	6	7	8	9	10	Extra Ends	Total
C	CHN - China		0	0	1	0	1	0	0	2	0	1		5
	JPN - Japan	*	0	1	0	1	0	0	1	0	1	0		4

CHN - China		Shot Success	Game	All
4 S	XU Xiaoming	90%	85%	
3 V	FEI Xueqing	86%	84%	
2	WANG Zhiyu	90%	83%	
1	LI Zhichao	88%	88%	
A	YE Jianjun	-	91%	
Team Total		88%	85%	

JPN - Japan		Shot Success	Game	All
4 V	SHIMIZU Tetsuro	86%	79%	
3 S	ABE Shinya	76%	79%	
2	SATO Hayato	84%	85%	
1	TSURUGA Sota	88%	84%	
A	OUCHI Haruto	-	-	
Team Total		83%	82%	

Last Stone Draw Distance **30.0cm**

☺	FEI Xueqing	16.8cm
☹	LI Zhichao	13.2cm

Last Stone Draw Distance **7.5cm**

☺	ABE Shinya	2.9cm
☹	SATO Hayato	4.6cm

Time remaining: 1 minute 5 seconds

Time-out: End 8 - CHN stone 7

Time remaining: 0 minutes 40 seconds

Time-out: End 10 - JPN stone 7

Shot Success Analysis

CHN - China		☺	☹	Game
4	XU Xiaoming	Draws 7 86%	3 100%	10 90%
		Take-outs 3 100%	7 86%	10 90%
		Total 10 90%	10 90%	20 90%
3	FEI Xueqing	Draws 7 89%	1 100%	8 91%
		Take-outs 6 75%	6 92%	12 83%
		Total 13 83%	7 93%	20 86%
2	WANG Zhiyu	Draws 7 93%	0 -	7 93%
		Take-outs 9 89%	4 88%	13 88%
		Total 16 91%	4 88%	20 90%
1	LI Zhichao	Draws 16 88%	2 88%	18 88%
		Take-outs 1 100%	1 75%	2 88%
		Total 17 88%	3 83%	20 88%
A	YE Jianjun	Draws 0 -	0 -	0 -
		Take-outs 0 -	0 -	0 -
		Total 0 -	0 -	0 -
Team		Draws 37 89%	6 96%	43 90%
		Take-outs 19 87%	18 88%	37 87%
		Total 56 88%	24 90%	80 88%

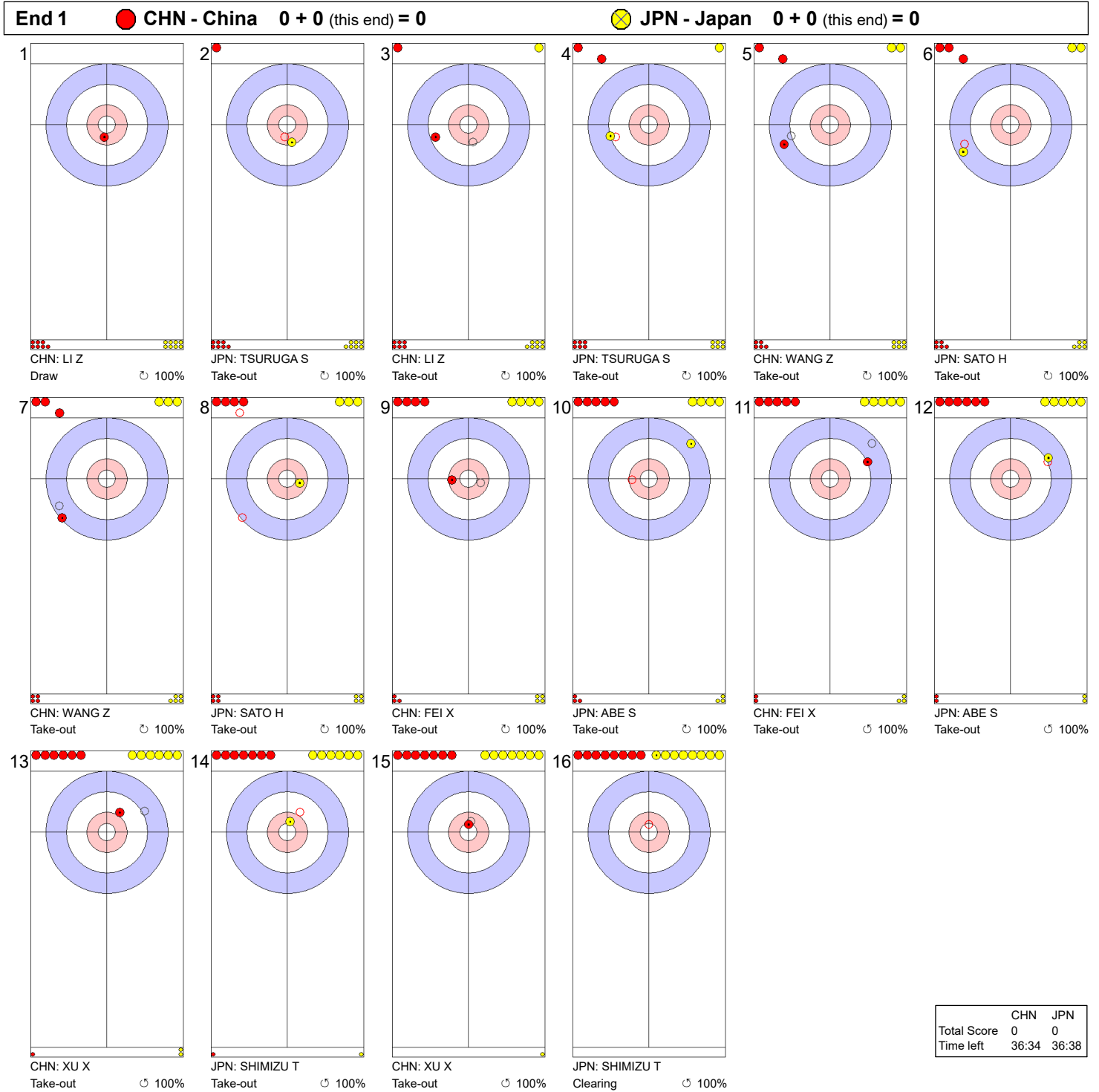
JPN - Japan		☺	☹	Game
4	SHIMIZU Tetsuro	Draws 3 100%	4 81%	7 89%
		Take-outs 8 78%	4 94%	12 83%
		Total 11 84%	8 88%	19 86%
3	ABE Shinya	Draws 8 75%	1 50%	9 72%
		Take-outs 6 67%	5 95%	11 80%
		Total 14 71%	6 88%	20 76%
2	SATO Hayato	Draws 6 67%	3 100%	9 78%
		Take-outs 11 89%	0 -	11 89%
		Total 17 81%	3 100%	20 84%
1	TSURUGA Sota	Draws 12 92%	3 92%	15 92%
		Take-outs 4 75%	1 75%	5 75%
		Total 16 88%	4 88%	20 88%
A	OUCHI Haruto	Draws 0 -	0 -	0 -
		Take-outs 0 -	0 -	0 -
		Total 0 -	0 -	0 -
Team		Draws 29 83%	11 86%	40 84%
		Take-outs 29 79%	10 93%	39 83%
		Total 58 81%	21 89%	79 83%

Note:
Position and function for each team member:
4 = Fourth, 3 = Third, 2 = Second, 1 = Lead, A = Alternate, S = Skip, V = Vice-Skip

Legend:
☺ Clockwise ☹ Counter-clockwise LSFE(*) Last Stone First End



Game - Shot by Shot



Legend:
 ↻ Clockwise ↺ Counter-clockwise - Not considered

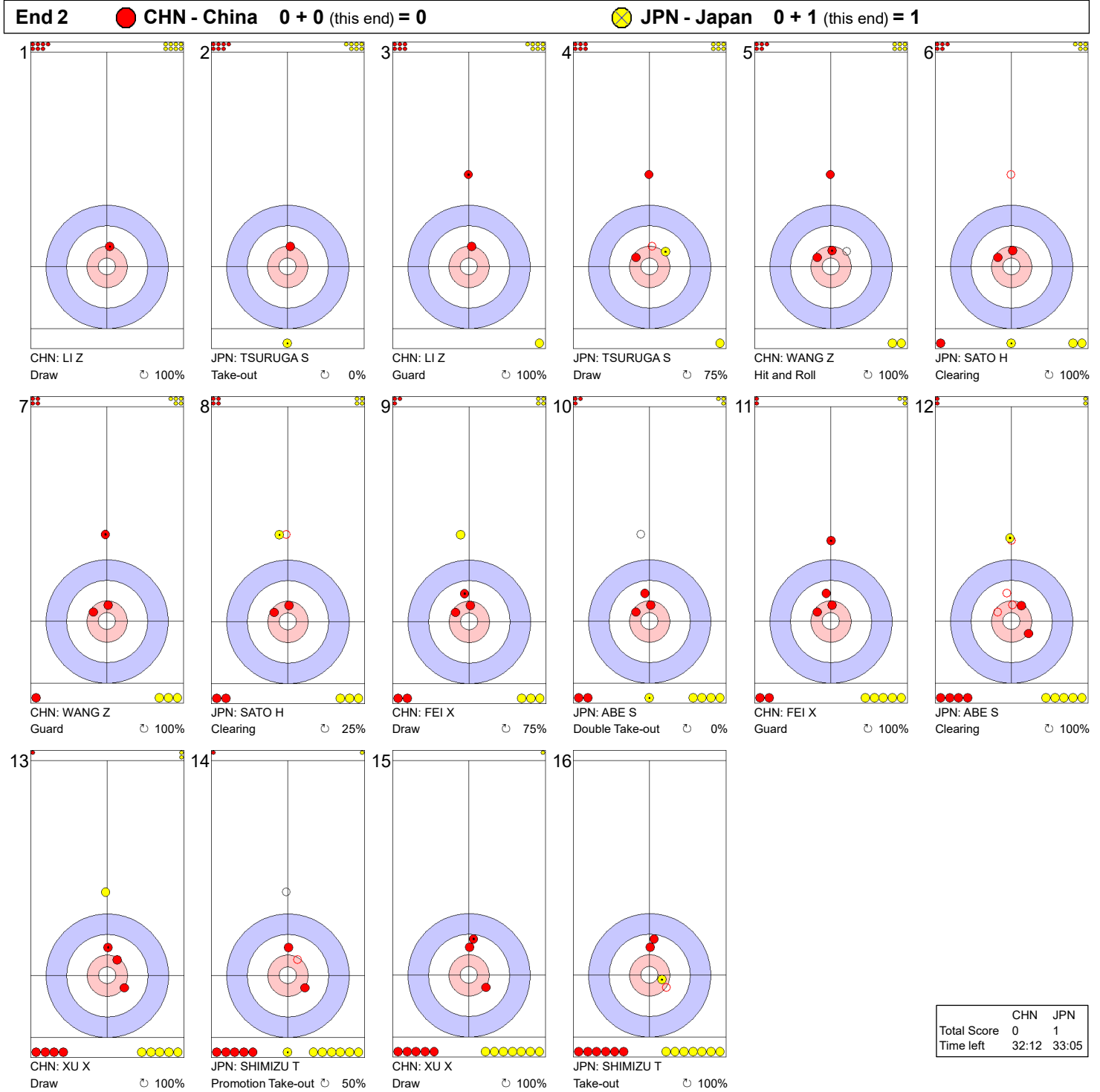




TUE 29 OCT 2024
Start Time 9:00

Round Robin Session 4 - Sheet C

Game - Shot by Shot



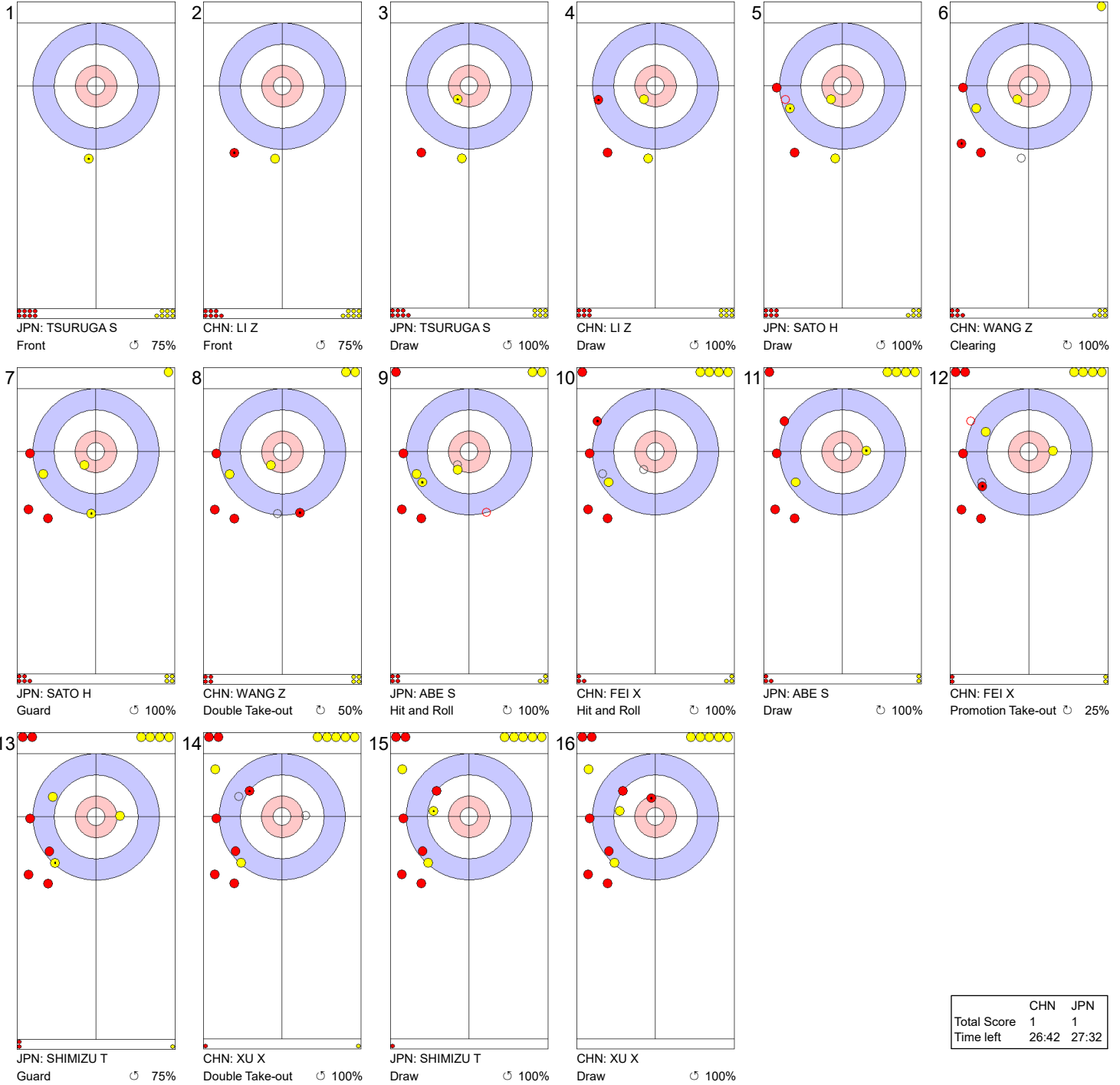
Legend:
 ↻ Clockwise ↺ Counter-clockwise - Not considered





Game - Shot by Shot

End 3 **● CHN - China 0 + 1 (this end) = 1** **⊗ JPN - Japan 1 + 0 (this end) = 1**



	CHN	JPN
Total Score	1	1
Time left	26:42	27:32

Legend:
 ↻ Clockwise ↺ Counter-clockwise - Not considered

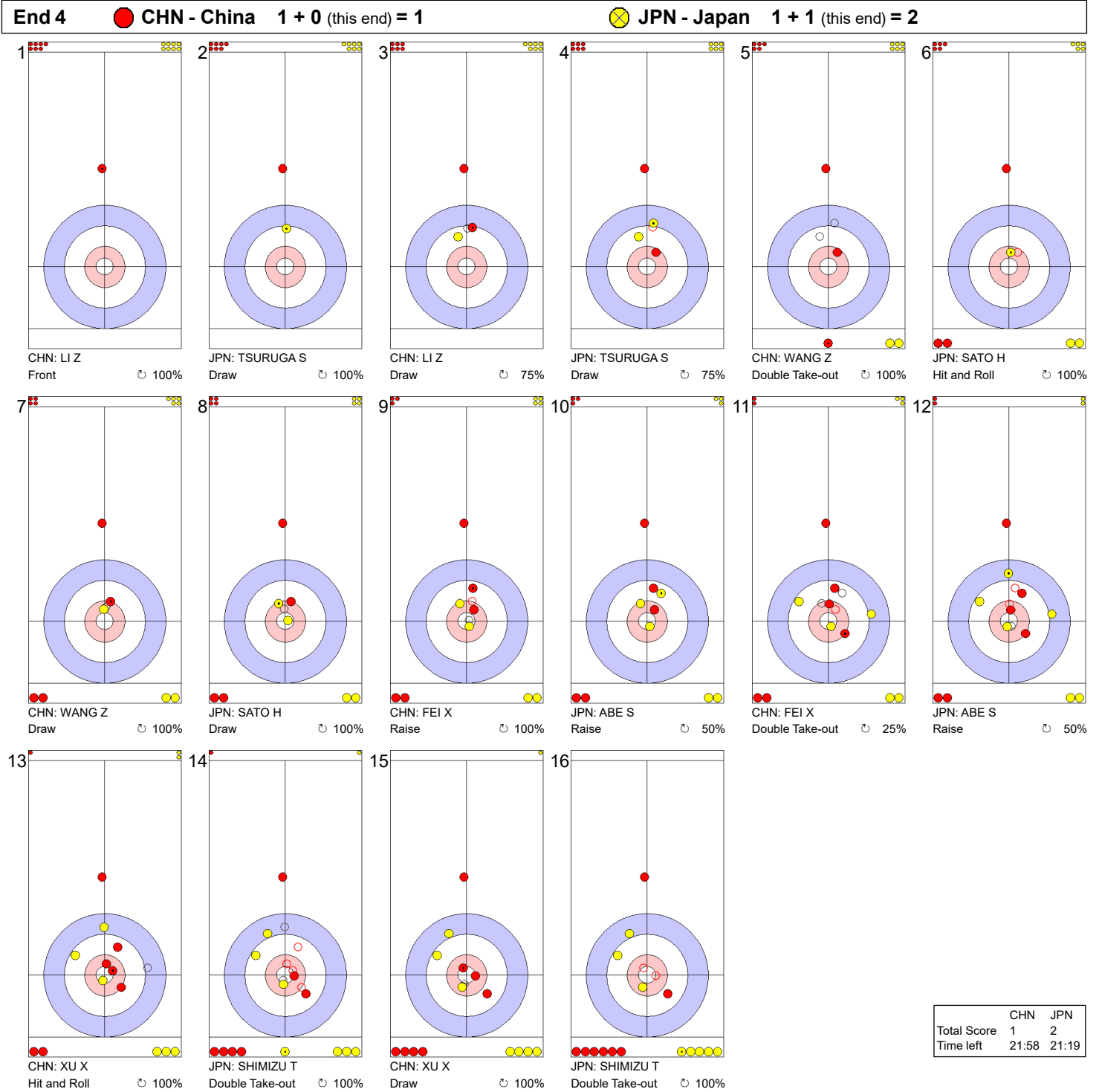




TUE 29 OCT 2024
Start Time 9:00

Round Robin Session 4 - Sheet C

Game - Shot by Shot



	CHN	JPN
Total Score	1	2
Time left	21:58	21:19

Legend:
 ⌚ Clockwise ⌚ Counter-clockwise - Not considered





Game - Shot by Shot

End 5 ● CHN - China 1 + 1 (this end) = 2 ● JPN - Japan 2 + 0 (this end) = 2



	CHN	JPN
Total Score	2	2
Time left	17:56	14:40

Legend:
 ↻ Clockwise ↺ Counter-clockwise - Not considered

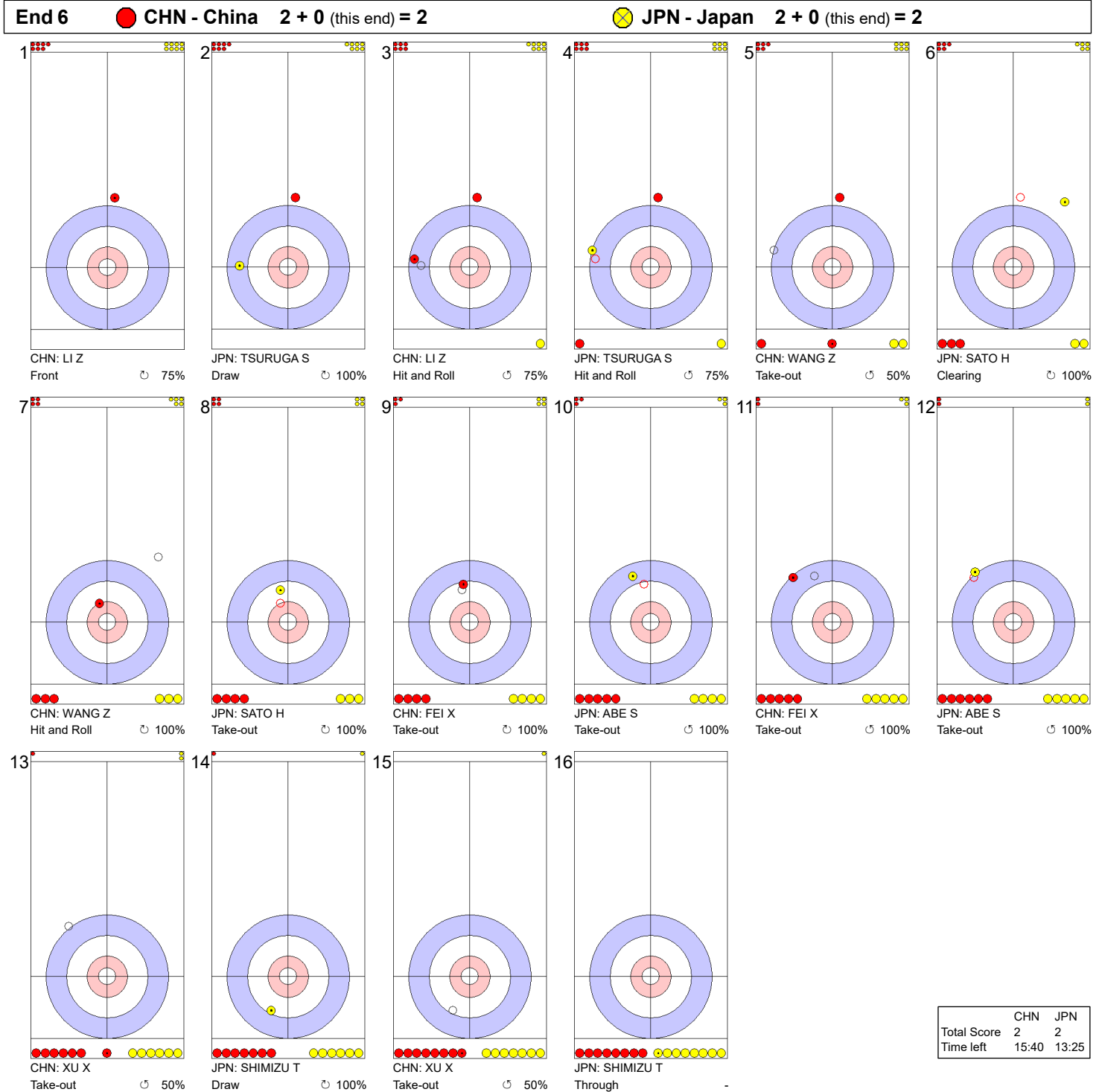




TUE 29 OCT 2024
Start Time 9:00

Round Robin Session 4 - Sheet C

Game - Shot by Shot



Legend:
 ↻ Clockwise ↺ Counter-clockwise - Not considered





Game - Shot by Shot



Legend:
 ↻ Clockwise ↺ Counter-clockwise - Not considered





Game - Shot by Shot

End 8 ● CHN - China 2 + 2 (this end) = 4 ⊗ JPN - Japan 3 + 0 (this end) = 3



	CHN	JPN
Total Score	4	3
Time left	5:36	4:50

Legend:
 ↻ Clockwise ↺ Counter-clockwise - Not considered





Game - Shot by Shot

End 9 ● CHN - China 4 + 0 (this end) = 4 ⊗ JPN - Japan 3 + 1 (this end) = 4



	CHN	JPN
Total Score	4	4
Time left	3:40	3:13


Legend:
 ↻ Clockwise ↺ Counter-clockwise - Not considered





Game - Shot by Shot

End 10 **CHN - China 4 + 1 (this end) = 5** **JPN - Japan 4 + 0 (this end) = 4**



	CHN	JPN
Total Score	5	4
Time left	1:05	0:40

Legend:
 ↻ Clockwise ↺ Counter-clockwise - Not considered





TUE 29 OCT 2024
Start Time 9:00

Round Robin Session 4 - Sheet D

Game Results

Sheet	Team	LSFE	1	2	3	4	5	6	7	8	9	10	Extra Ends	Total
D	USA - United States		0	0	2	0	1	1	0	1	0	0		5
	CAN - Canada	*	1	0	0	2	0	0	2	0	1	1		7

USA - United States		Shot Success	Game	All
4 S	SHUSTER John	82%	82%	
3 V	PLYS Chris	81%	84%	
2	HUFMAN Colin	88%	83%	
1	HAMILTON Matt	84%	90%	
A	LANDSTEINER John	-	-	
Team Total		84%	85%	

CAN - Canada		Shot Success	Game	All
4 S	GUSHUE Brad	79%	84%	
3 V	NICHOLS Mark	85%	85%	
2	BOTTCHER Brendan	86%	90%	
1	WALKER Geoff	86%	94%	
A	CASEY Adam	-	100%	
Team Total		84%	88%	

Last Stone Draw Distance

⌚	PLYS Chris	199.6cm
⌚	SHUSTER John	3.0cm
Total		202.6cm

Last Stone Draw Distance

⌚	NICHOLS Mark	109.2cm
⌚	GUSHUE Brad	16.3cm
Total		125.5cm

Time remaining: 0 minutes 10 seconds

Time remaining: 1 minute 54 seconds

Time-out: End 10 - USA stone 7

Time-out: End 7 - CAN stone 7

Shot Success Analysis

USA - United States		⌚	⌚	Game
4 SHUSTER John	Draws	7 75%	4 94%	11 82%
	Take-outs	5 75%	3 92%	8 81%
	Total	12 75%	7 93%	19 82%
3 PLYS Chris	Draws	5 70%	4 94%	9 81%
	Take-outs	5 80%	6 83%	11 82%
	Total	10 75%	10 88%	20 81%
2 HUFMAN Colin	Draws	5 95%	10 93%	15 93%
	Take-outs	2 50%	3 83%	5 70%
	Total	7 82%	13 90%	20 88%
1 HAMILTON Matt	Draws	10 90%	8 84%	18 88%
	Take-outs	1 50%	1 50%	2 50%
	Total	11 86%	9 81%	20 84%
A LANDSTEINER John	Draws	0 -	0 -	0 -
	Take-outs	0 -	0 -	0 -
	Total	0 -	0 -	0 -
Team	Draws	27 83%	26 90%	53 87%
	Take-outs	13 71%	13 83%	26 77%
	Total	40 79%	39 88%	79 84%

CAN - Canada		⌚	⌚	Game
4 GUSHUE Brad	Draws	2 75%	1 100%	3 83%
	Take-outs	11 77%	5 80%	16 78%
	Total	13 77%	6 83%	19 79%
3 NICHOLS Mark	Draws	6 96%	3 83%	9 92%
	Take-outs	6 75%	5 85%	11 80%
	Total	12 85%	8 84%	20 85%
2 BOTTCHER Brendan	Draws	5 95%	6 96%	11 95%
	Take-outs	5 95%	4 50%	9 75%
	Total	10 95%	10 78%	20 86%
1 WALKER Geoff	Draws	13 94%	7 71%	20 86%
	Take-outs	0 -	0 -	0 -
	Total	13 94%	7 71%	20 86%
A CASEY Adam	Draws	0 -	0 -	0 -
	Take-outs	0 -	0 -	0 -
	Total	0 -	0 -	0 -
Team	Draws	26 93%	17 84%	43 90%
	Take-outs	22 81%	14 73%	36 78%
	Total	48 88%	31 79%	79 84%

Note:
Position and function for each team member:
4 = Fourth, 3 = Third, 2 = Second, 1 = Lead, A = Alternate, S = Skip, V = Vice-Skip

Legend:
⌚ Clockwise ⌚ Counter-clockwise LSFE(*) Last Stone First End





Game - Shot by Shot

End 1 ● **USA - United States** 0 + 0 (this end) = 0 ● **CAN - Canada** 0 + 1 (this end) = 1



	USA	CAN
Total Score	0	1
Time left	33:21	33:16

Legend:
 ↻ Clockwise ↺ Counter-clockwise - Not considered





TUE 29 OCT 2024
Start Time 9:00

Round Robin Session 4 - Sheet D

Game - Shot by Shot

End 2 ● **USA - United States** 0 + 0 (this end) = 0 ● **CAN - Canada** 1 + 0 (this end) = 1



	USA	CAN
Total Score	0	1
Time left	31:05	30:50

Legend:
 ↻ Clockwise ↺ Counter-clockwise - Not considered





Game - Shot by Shot

End 3 **USA - United States 0 + 2 (this end) = 2** **CAN - Canada 1 + 0 (this end) = 1**



	USA	CAN
Total Score	2	1
Time left	27:36	27:08

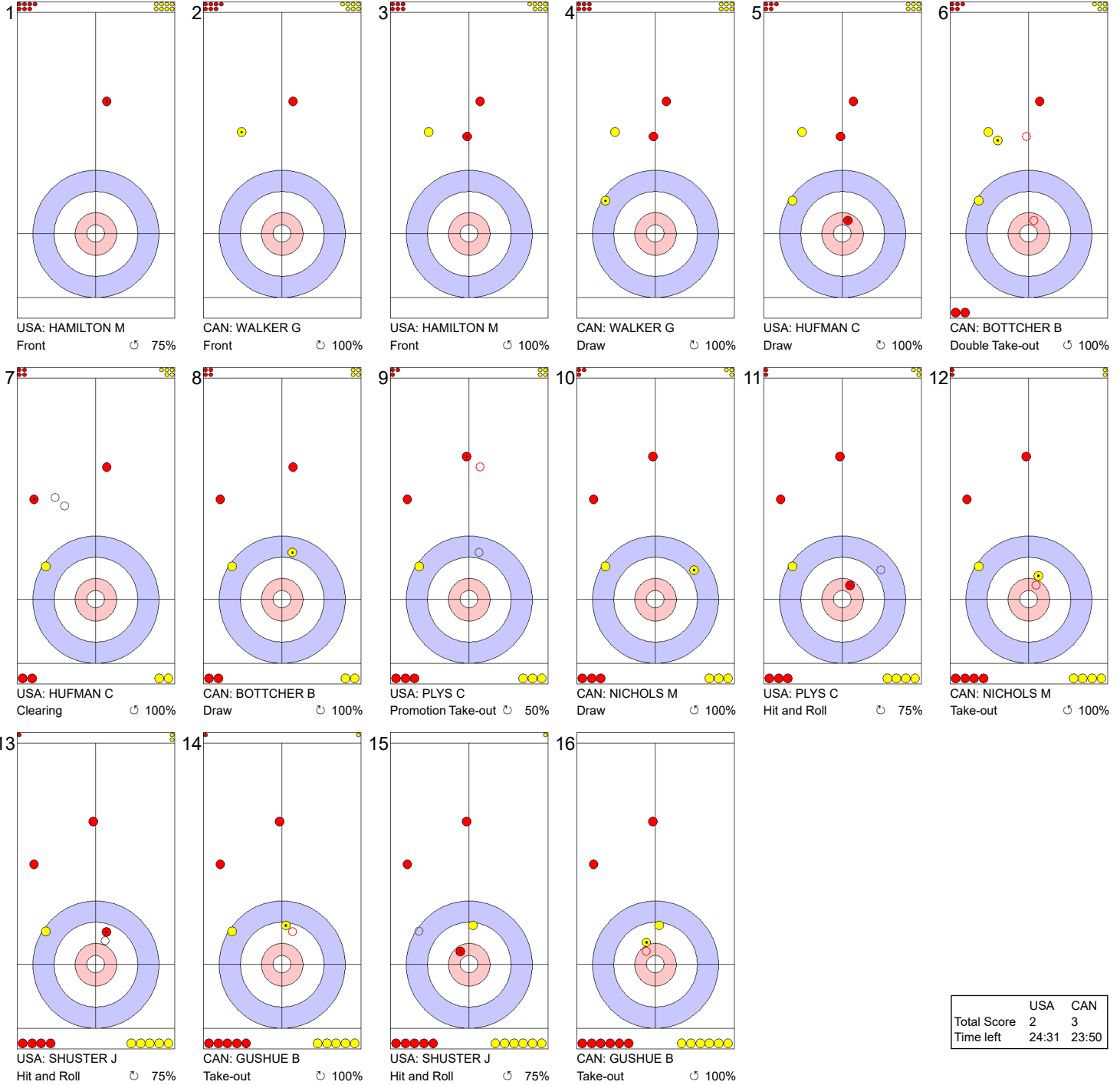
Legend:
 ↻ Clockwise ↺ Counter-clockwise - Not considered





Game - Shot by Shot

End 4 **USA - United States 2 + 0 (this end) = 2** **CAN - Canada 1 + 2 (this end) = 3**



	USA	CAN
Total Score	2	3
Time left	24:31	23:50

Legend:
 ↻ Clockwise ↺ Counter-clockwise - Not considered





Game - Shot by Shot

End 5 ● USA - United States 2 + 1 (this end) = 3 ● CAN - Canada 3 + 0 (this end) = 3



	USA	CAN
Total Score	3	3
Time left	17:39	19:54

Legend:
 ↻ Clockwise ↺ Counter-clockwise - Not considered





Game - Shot by Shot

End 6 **USA - United States 3 + 1 (this end) = 4** **CAN - Canada 3 + 0 (this end) = 3**



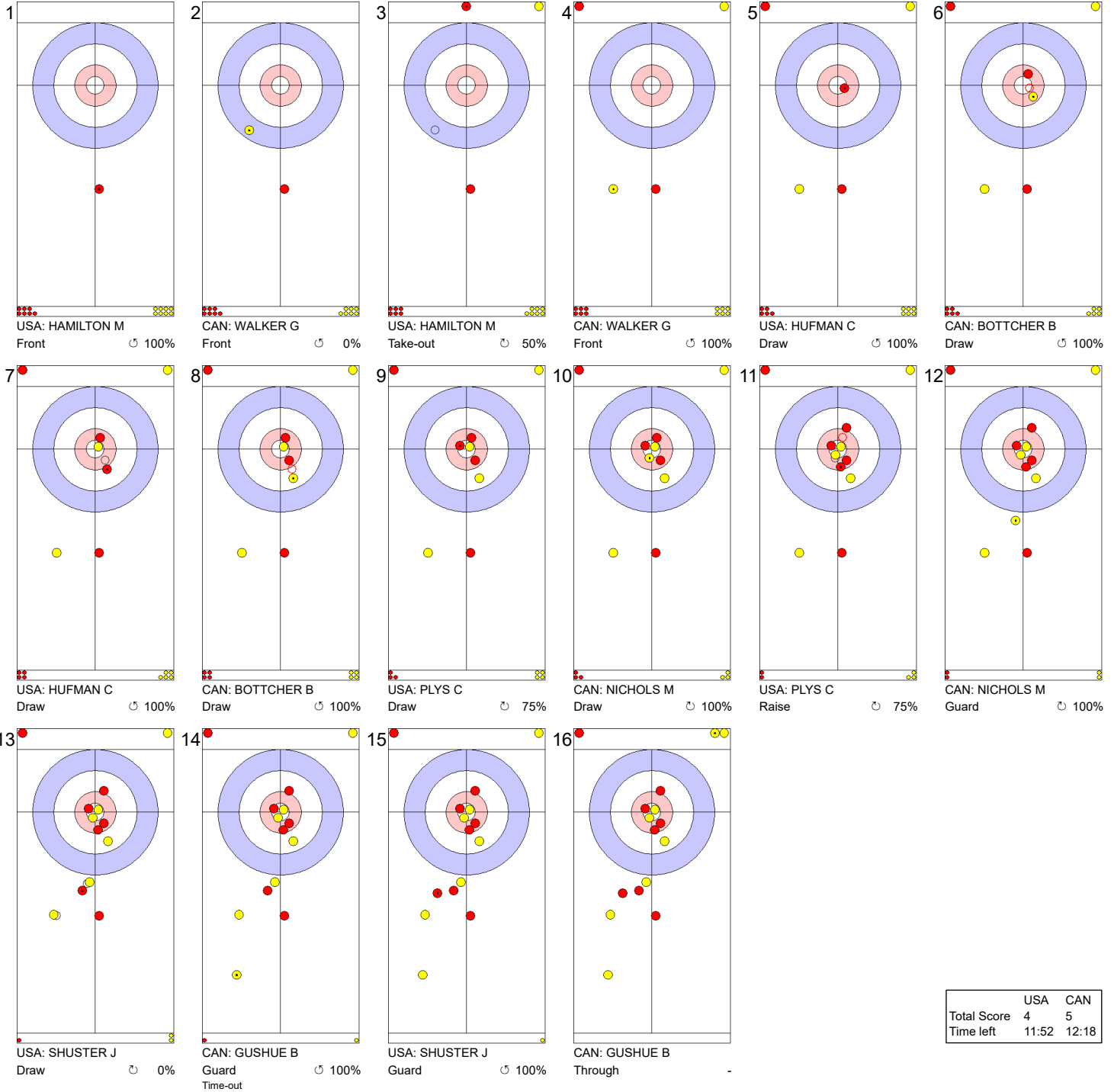
Legend:
 ↻ Clockwise ↺ Counter-clockwise - Not considered





Game - Shot by Shot

End 7 **USA - United States 4 + 0 (this end) = 4** **CAN - Canada 3 + 2 (this end) = 5**



	USA	CAN
Total Score	4	5
Time left	11:52	12:18

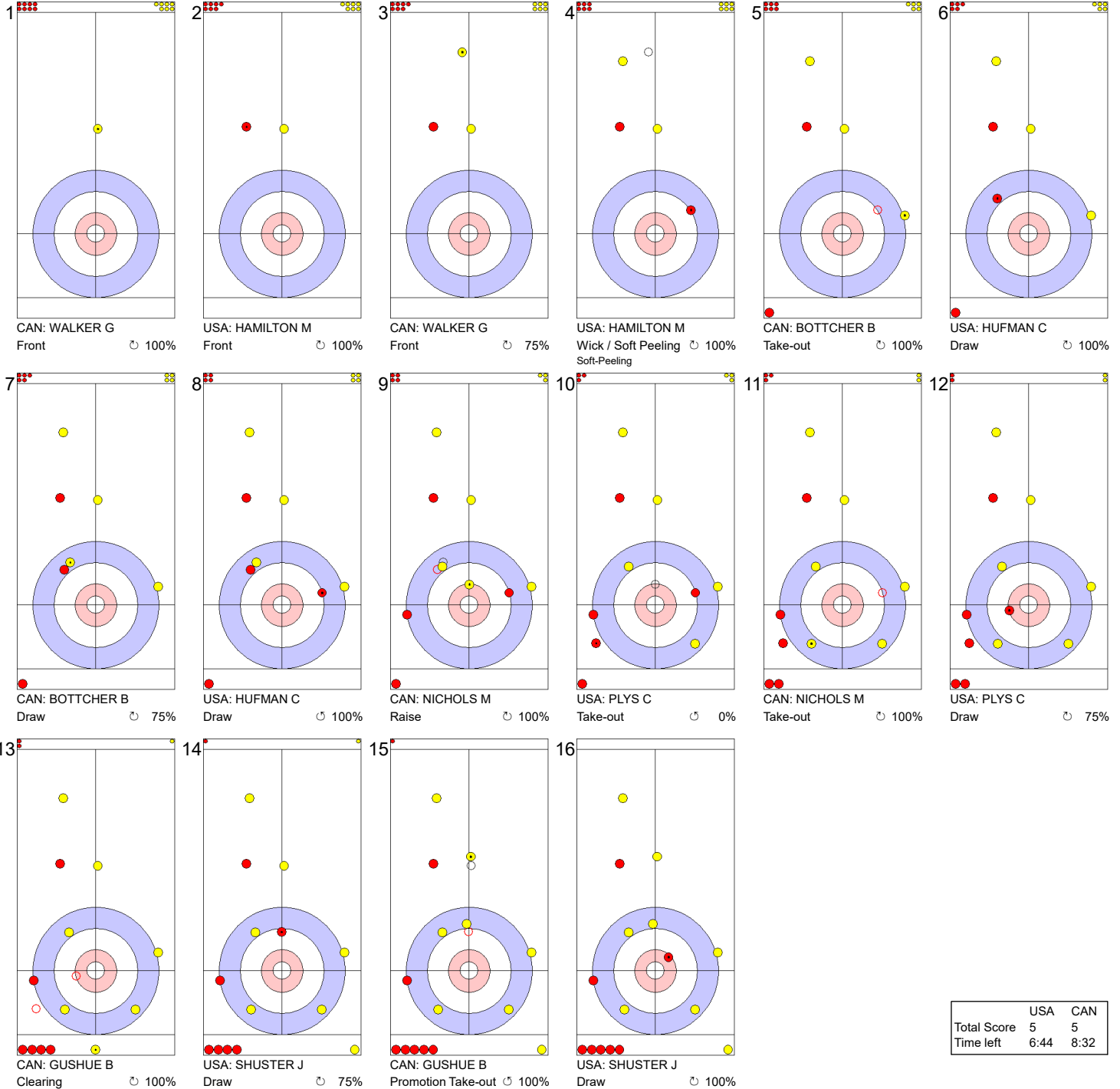
Legend:
 Clockwise Counter-clockwise - Not considered





Game - Shot by Shot

End 8 **USA - United States 4 + 1 (this end) = 5** **CAN - Canada 5 + 0 (this end) = 5**



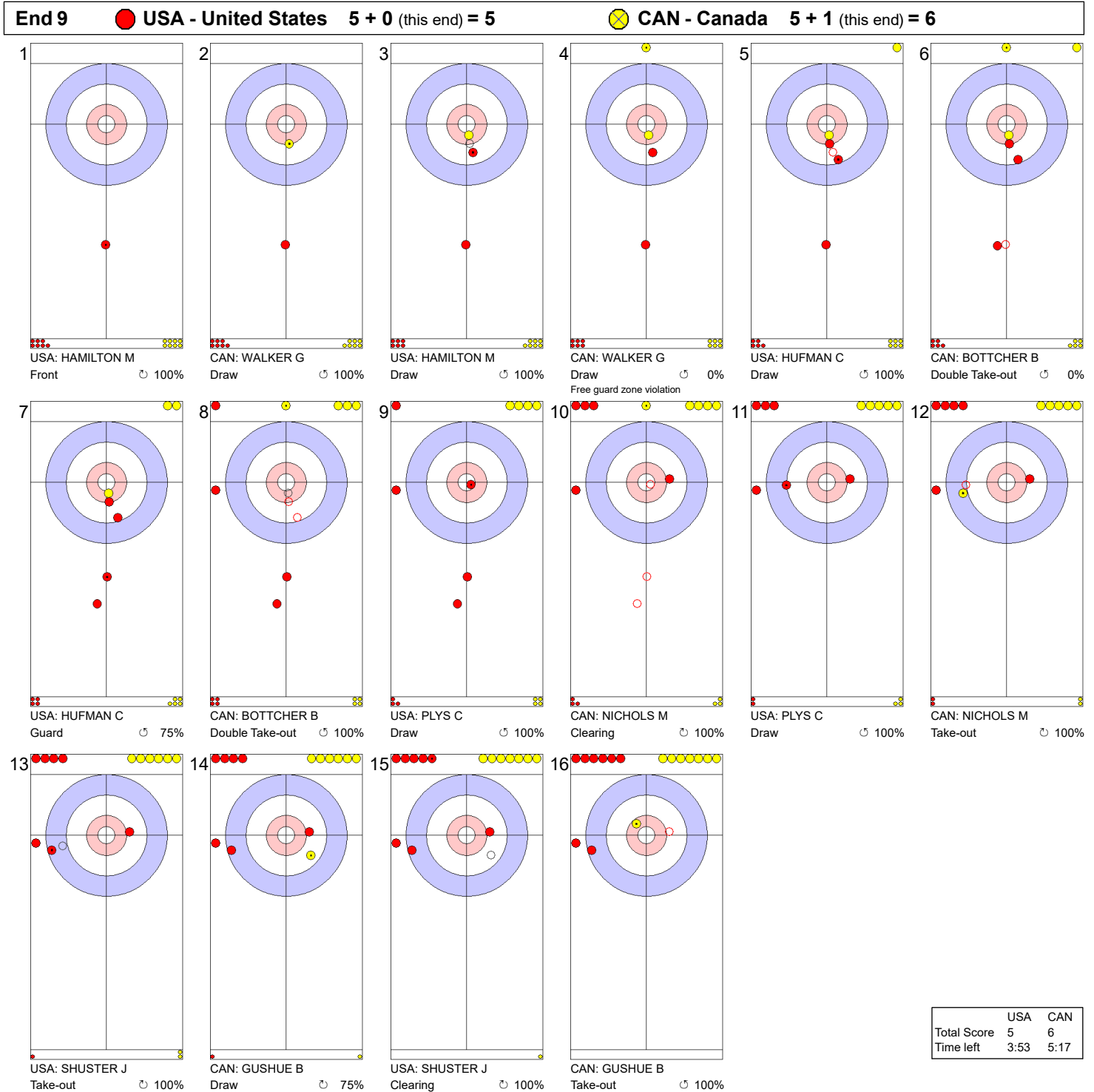
	USA	CAN
Total Score	5	5
Time left	6:44	8:32

Legend:
 Clockwise Counter-clockwise - Not considered





Game - Shot by Shot



Legend:
 ↻ Clockwise ↺ Counter-clockwise - Not considered



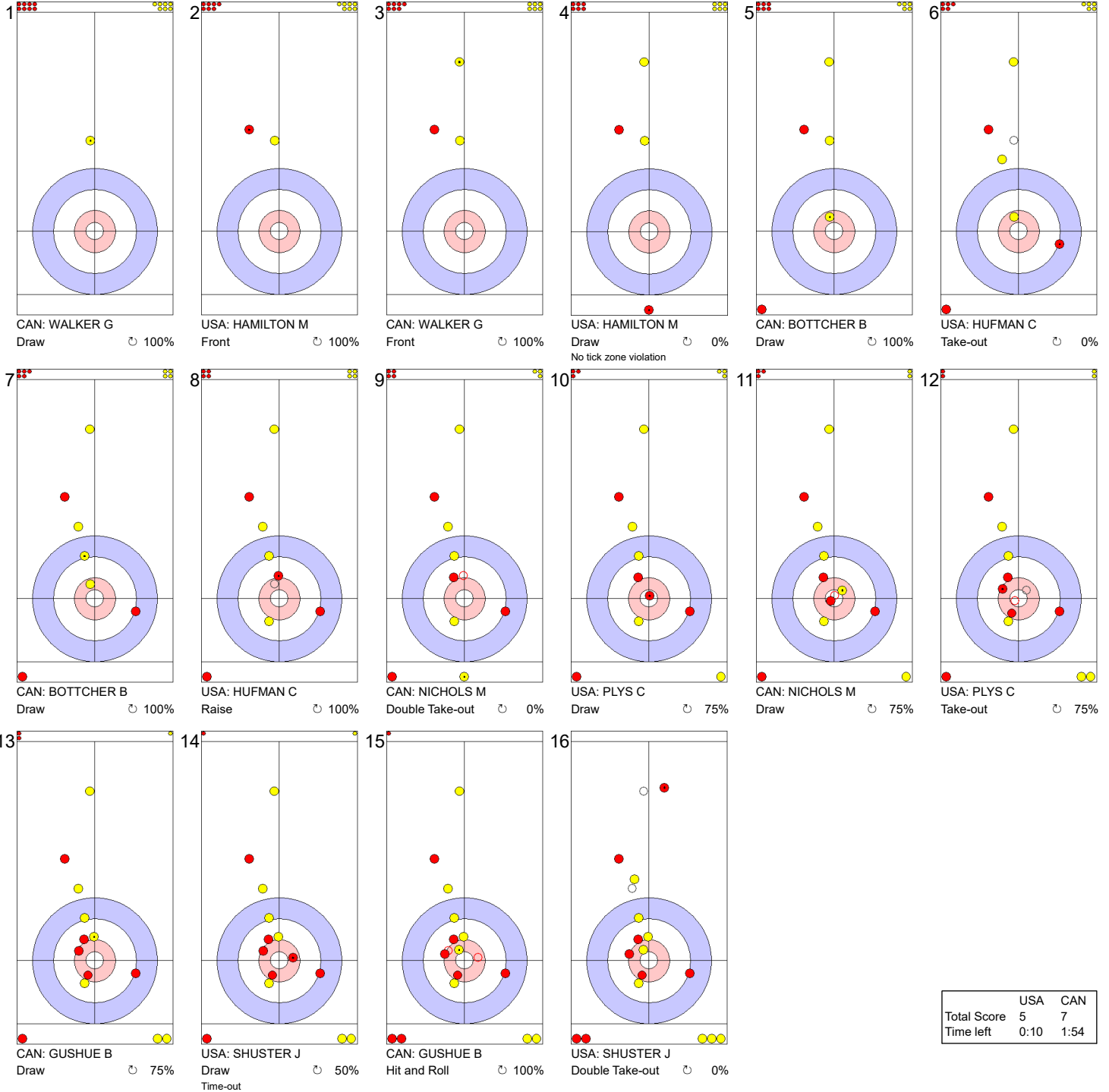


TUE 29 OCT 2024
Start Time 9:00

Round Robin Session 4 - Sheet D

Game - Shot by Shot

End 10 **USA - United States 5 + 0 (this end) = 5** **CAN - Canada 6 + 1 (this end) = 7**



	USA	CAN
Total Score	5	7
Time left	0:10	1:54

Legend:
 Clockwise
 Counter-clockwise
 - Not considered





Session Results and Standings

Sheet	Team	LSD/LSFE	1	2	3	4	5	6	7	8	9	10	Extra Ends	Total
A	CAN - Canada	15.0cm *	3	0	1	0	0	3	0	3	X	X		10
	NZL - New Zealand	27.5cm	0	1	0	0	2	0	2	0	X	X		5
B	TPE - Chinese Taipei	47.0cm *	1	0	0	0	1	0	2	0	X	X		4
	CHN - China	165.5cm	0	4	3	2	0	2	0	1	X	X		12
C	USA - United States	44.4cm	1	1	0	2	0	0	2	3	X	X		9
	AUS - Australia	30.9cm *	0	0	1	0	0	1	0	0	X	X		2
D	KOR - Korea	99.7cm	0	1	0	1	0	0	0	0	2	0		4
	JPN - Japan	43.6cm *	0	0	2	0	0	0	0	3	0	1		6

Current Standings

Rank	Team	Games	Wins	Losses
1	CAN - Canada	3	3	0
1	CHN - China	3	3	0
1	JPN - Japan	3	3	0
1	USA - United States	3	3	0
5	AUS - Australia	3	0	3
5	KOR - Korea	3	0	3
5	NZL - New Zealand	3	0	3
5	TPE - Chinese Taipei	3	0	3

Note:
Under World Curling rules, tie-breaking rules for standings are not applied until after the last game of the round robin.

Legend:
LSD Last Stone Draw **LSFE(*)** Last Stone First End **X** Unplayed/unfinished end due to concession



MON 28 OCT 2024
Start Time 14:00

Round Robin Session 3 - Sheet A

Game Results

Sheet	Team	LSFE	1	2	3	4	5	6	7	8	9	10	Extra Ends	Total
A	CAN - Canada	*	3	0	1	0	0	3	0	3	X	X		10
	NZL - New Zealand		0	1	0	0	2	0	2	0	X	X		5

CAN - Canada		Shot Success	Game	All
4 S	GUSHUE Brad	84%	84%	87%
3 V	NICHOLS Mark	84%	84%	86%
2	BOTTCHER Brendan	92%	92%	91%
1	WALKER Geoff	95%	95%	97%
A	CASEY Adam	-	-	100%
Team Total		89%	89%	90%

NZL - New Zealand		Shot Success	Game	All
4 S	HOOD Anton	78%	78%	78%
3	WALKER Hunter	86%	86%	89%
2	SMITH Ben	88%	88%	85%
1 V	SARGON Brett	83%	83%	76%
A	PALANUIK Jared	100%	100%	100%
Team Total		85%	85%	82%

Last Stone Draw Distance

↻	BOTTCHER Brendan	6.7cm
↺	WALKER Geoff	8.3cm
Total		15.0cm

Last Stone Draw Distance

↻	WALKER Hunter	17.4cm
↺	HOOD Anton	10.1cm
Total		27.5cm

Time remaining: 11 minutes 2 seconds

Time remaining: 7 minutes 22 seconds

Time-out: End 6 - NZL stone 6

PALANUIK J replaced SARGON B at the beginning of end 7
Revised line-up: (4 S) HOOD A, (3) WALKER H, (2) SMITH B, (1 V) PALANUIK J

Shot Success Analysis

CAN - Canada		↻	↺	Game
4	GUSHUE Brad	Draws 1 100%	2 88%	3 92%
	Take-outs 4 63%	9 92%	13 83%	
	Total 5 70%	11 91%	16 84%	
3	NICHOLS Mark	Draws 2 88%	3 67%	5 75%
	Take-outs 5 85%	6 92%	11 89%	
	Total 7 86%	9 83%	16 84%	
2	BOTTCHER Brendan	Draws 2 38%	3 100%	5 75%
	Take-outs 6 100%	5 100%	11 100%	
	Total 8 84%	8 100%	16 92%	
1	WALKER Geoff	Draws 1 75%	13 96%	14 95%
	Take-outs 0 -	2 100%	2 100%	
	Total 1 75%	15 97%	16 95%	
A	CASEY Adam	Draws 0 -	0 -	0 -
	Take-outs 0 -	0 -	0 -	
	Total 0 -	0 -	0 -	
Team	Draws 6 71%	21 92%	27 87%	
	Take-outs 15 85%	22 94%	37 91%	
	Total 21 81%	43 93%	64 89%	

NZL - New Zealand		↻	↺	Game
4	HOOD Anton	Draws 1 100%	5 65%	6 71%
	Take-outs 7 82%	3 83%	10 83%	
	Total 8 84%	8 72%	16 78%	
3	WALKER Hunter	Draws 5 90%	5 90%	10 90%
	Take-outs 4 88%	2 63%	6 79%	
	Total 9 89%	7 82%	16 86%	
2	SMITH Ben	Draws 4 100%	8 88%	12 92%
	Take-outs 0 -	4 75%	4 75%	
	Total 4 100%	12 83%	16 88%	
1	SARGON Brett	Draws 6 71%	4 94%	10 80%
	Take-outs 1 100%	1 100%	2 100%	
	Total 7 75%	5 95%	12 83%	
A	PALANUIK Jared	Draws 1 100%	3 100%	4 100%
	Take-outs 0 -	0 -	0 -	
	Total 1 100%	3 100%	4 100%	
Team	Draws 17 87%	25 86%	42 86%	
	Take-outs 12 85%	10 78%	22 82%	
	Total 29 86%	35 84%	64 85%	

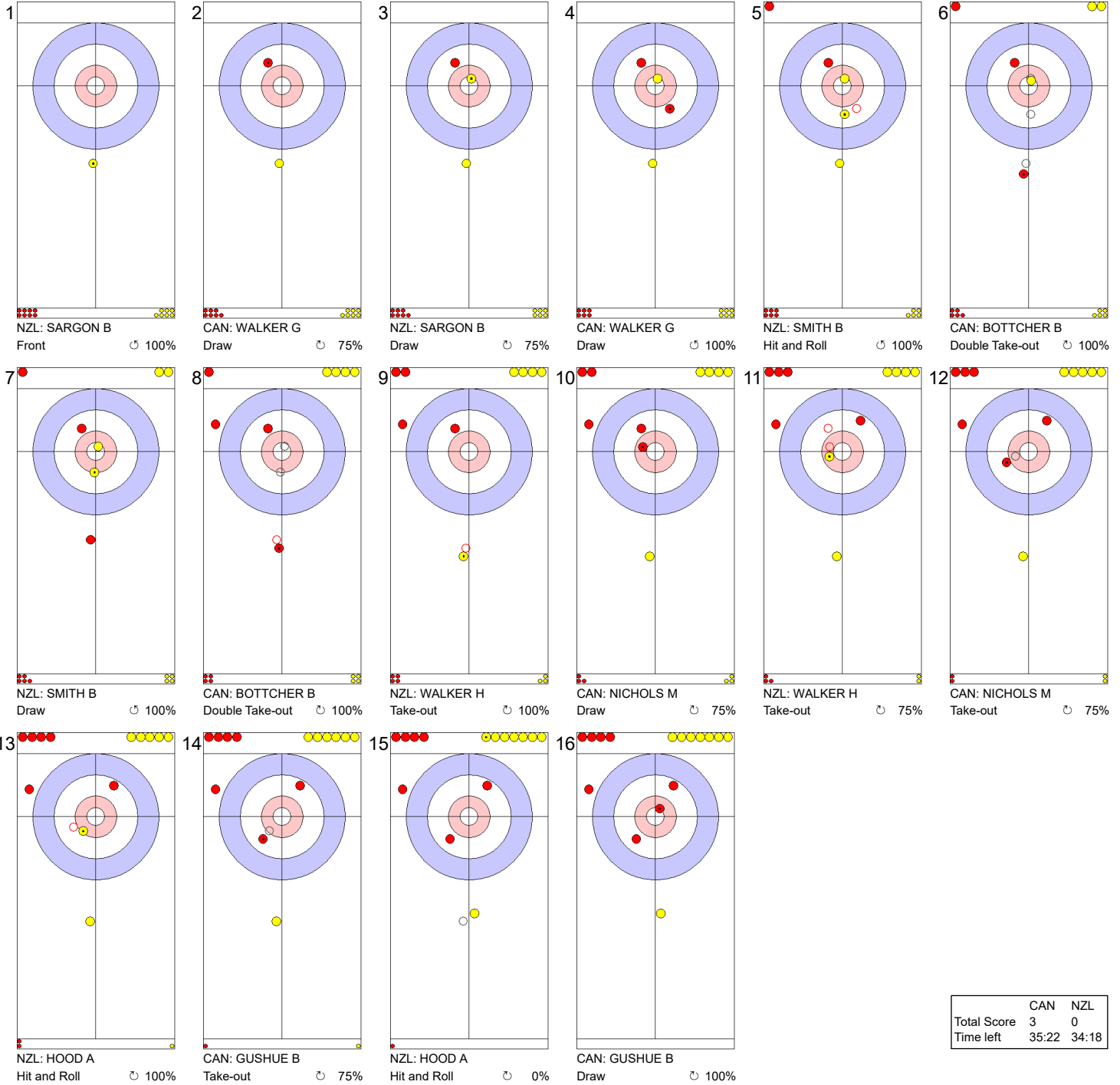
Note:
Position and function for each team member:
4 = Fourth, 3 = Third, 2 = Second, 1 = Lead, A = Alternate, S = Skip, V = Vice-Skip

Legend:
↻ Clockwise ↺ Counter-clockwise LSFE(*) Last Stone First End
X Unplayed/unfinished end due to concession



Game - Shot by Shot

End 1 **CAN - Canada 0 + 3 (this end) = 3** **NZL - New Zealand 0 + 0 (this end) = 0**



	CAN	NZL
Total Score	3	0
Time left	35:22	34:18

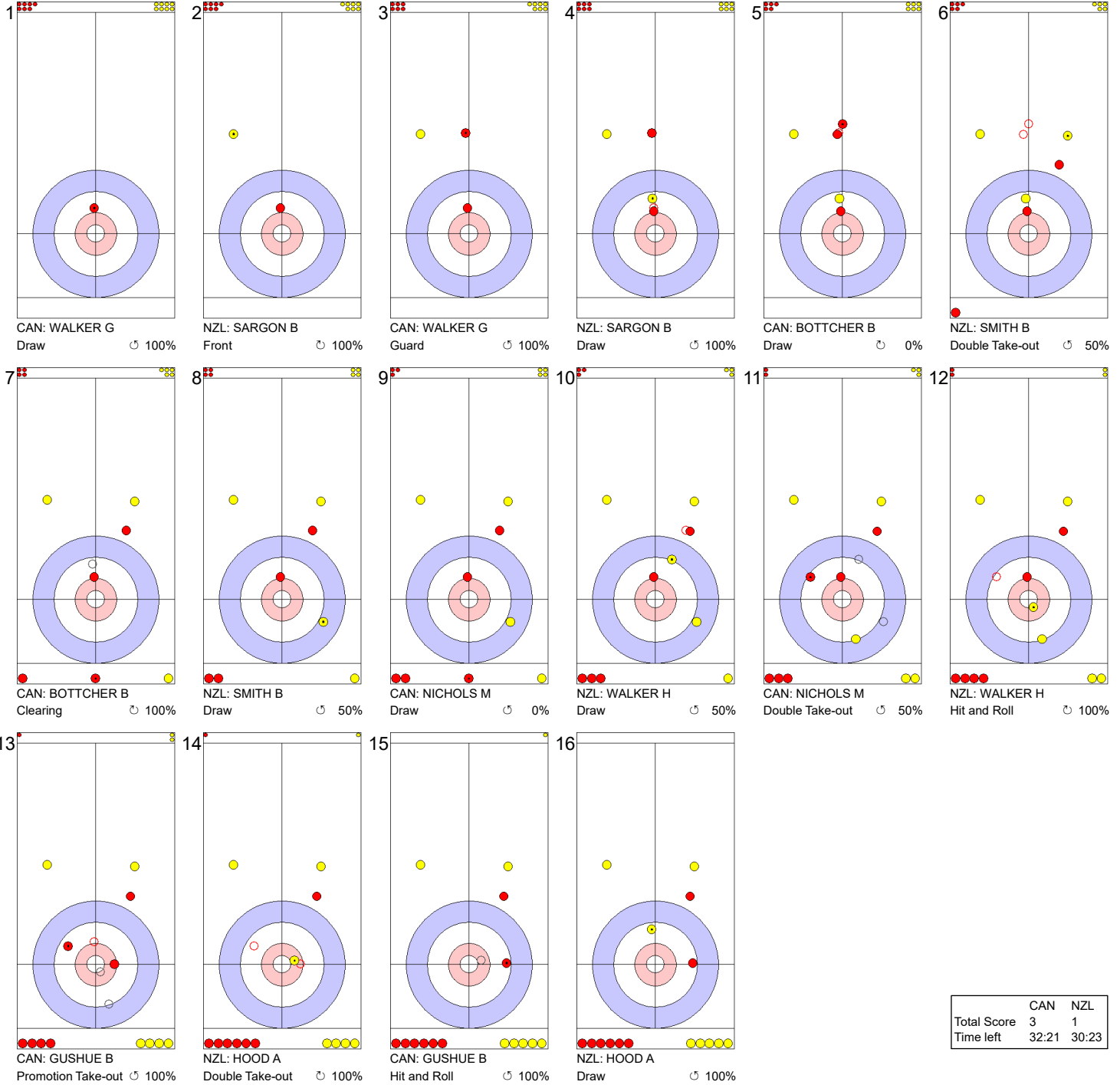
Legend:
 ↻ Clockwise ↺ Counter-clockwise - Not considered





Game - Shot by Shot

End 2 **CAN - Canada 3 + 0 (this end) = 3** **NZL - New Zealand 0 + 1 (this end) = 1**



	CAN	NZL
Total Score	3	1
Time left	32:21	30:23

Legend:
 ↻ Clockwise ↺ Counter-clockwise - Not considered





Game - Shot by Shot

End 3 **CAN - Canada** 3 + 1 (this end) = 4 **NZL - New Zealand** 1 + 0 (this end) = 1



	CAN	NZL
Total Score	4	1
Time left	28:59	27:25

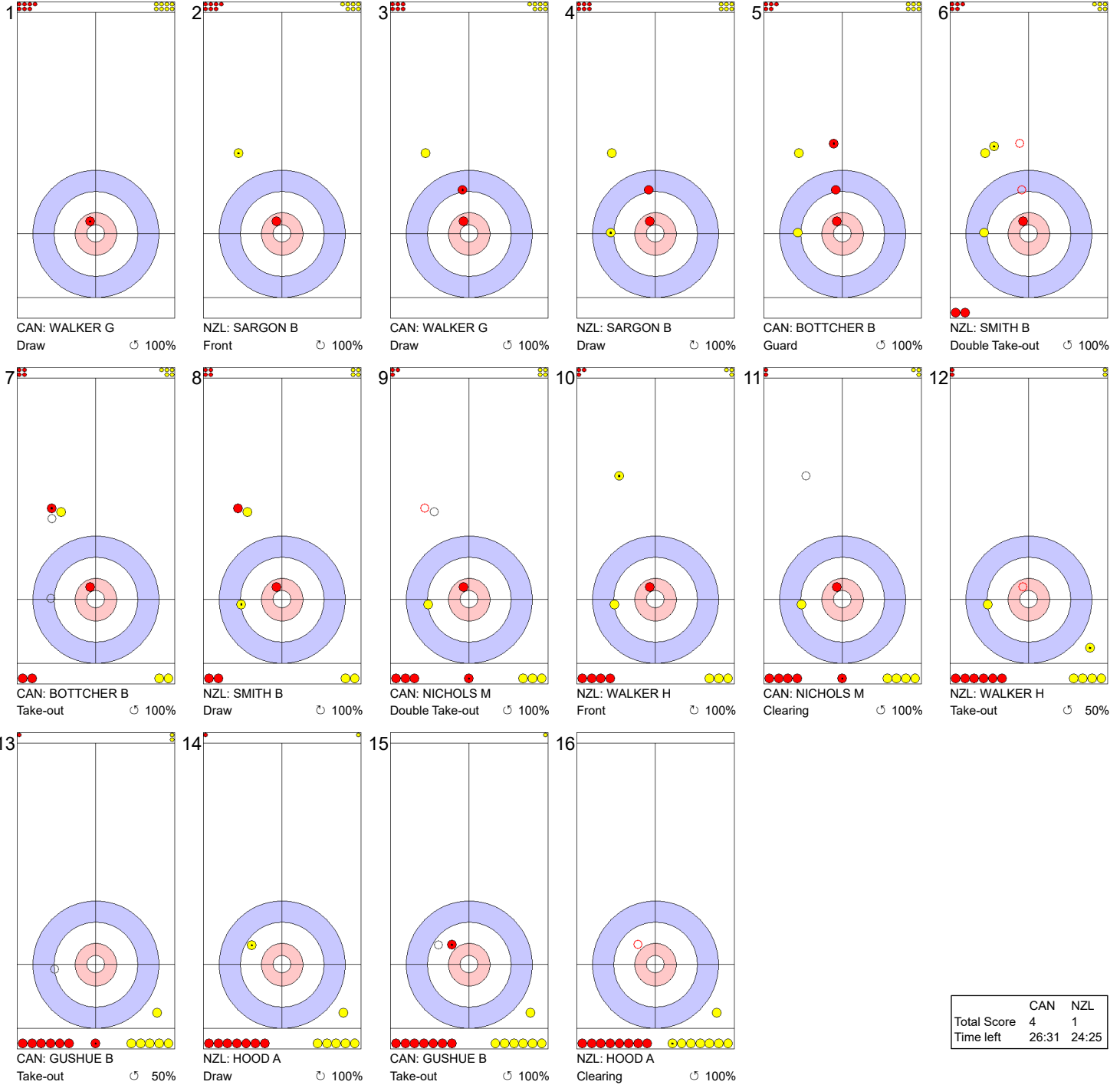
Legend:
 ↻ Clockwise ↺ Counter-clockwise - Not considered





Game - Shot by Shot

End 4 **CAN - Canada 4 + 0 (this end) = 4** **NZL - New Zealand 1 + 0 (this end) = 1**



	CAN	NZL
Total Score	4	1
Time left	26:31	24:25

Legend:
 Clockwise Counter-clockwise - Not considered





Game - Shot by Shot

End 5 **CAN - Canada** 4 + 0 (this end) = 4 **NZL - New Zealand** 1 + 2 (this end) = 3



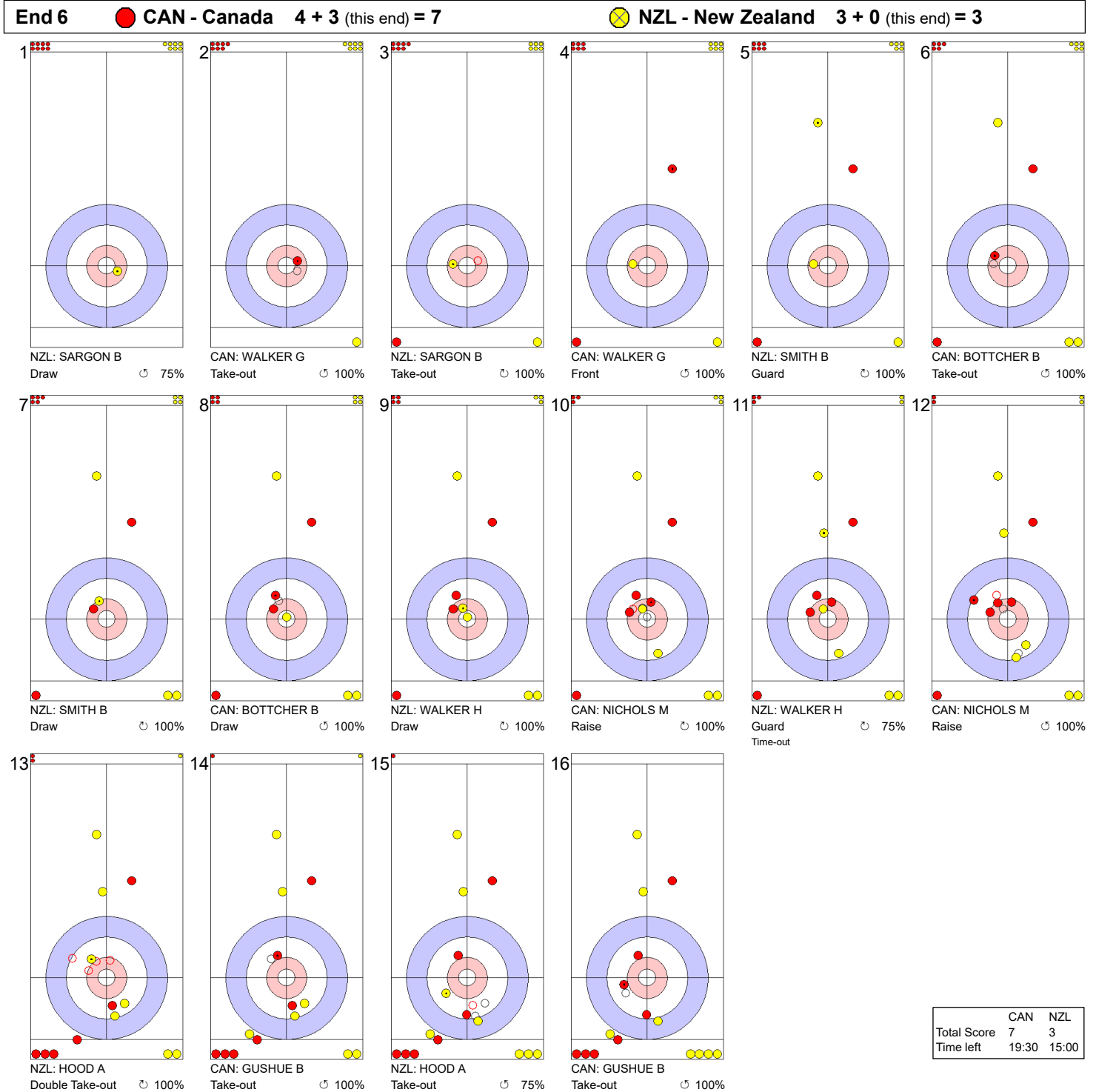
	CAN	NZL
Total Score	4	3
Time left	23:08	20:49

Legend:
 ↻ Clockwise ↺ Counter-clockwise - Not considered





Game - Shot by Shot



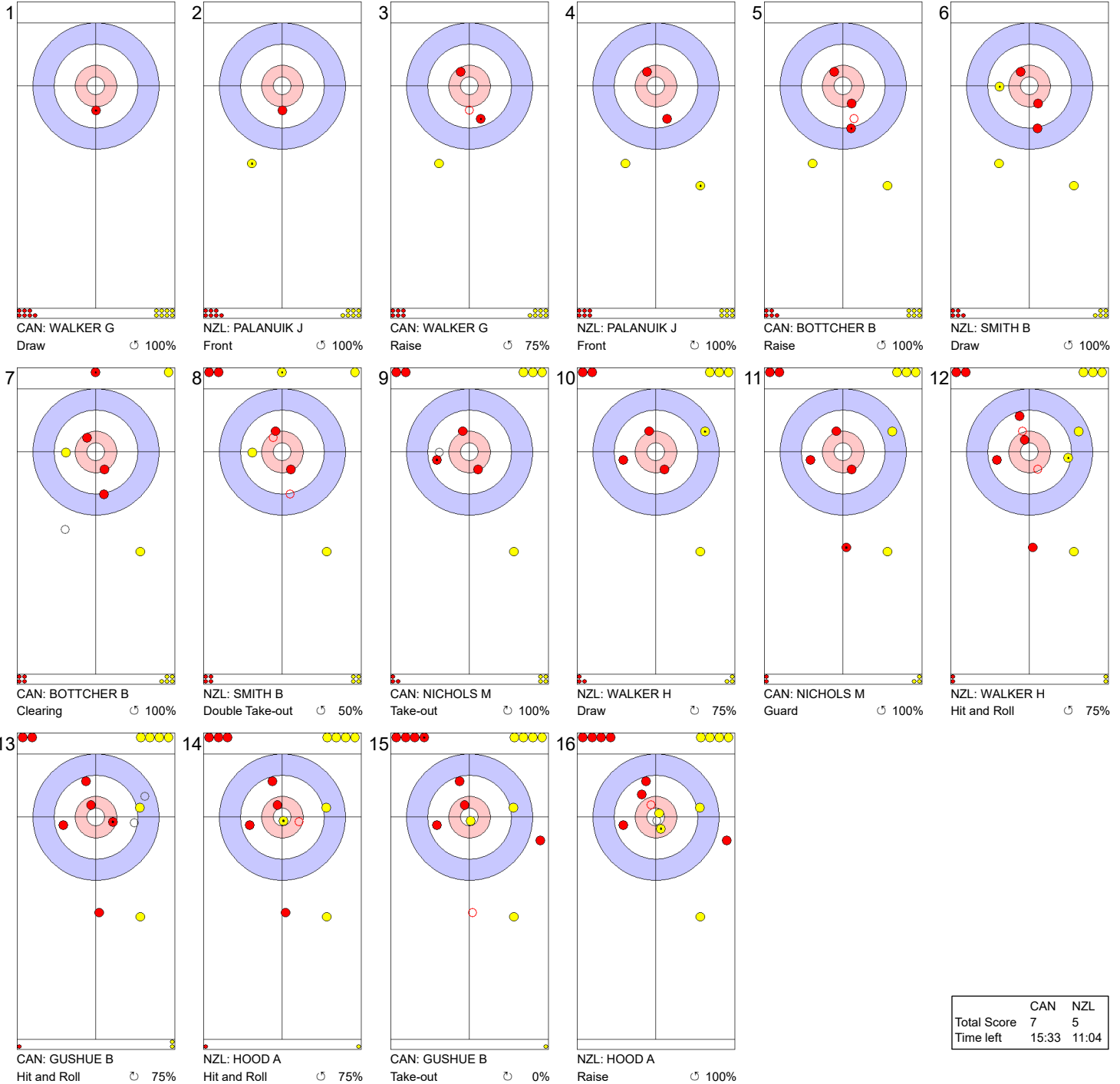
Legend:
 Clockwise Counter-clockwise - Not considered





Game - Shot by Shot

End 7 ● **CAN - Canada** 7 + 0 (this end) = 7 ● **NZL - New Zealand** 3 + 2 (this end) = 5



	CAN	NZL
Total Score	7	5
Time left	15:33	11:04

Legend:
 ↻ Clockwise ↺ Counter-clockwise - Not considered





Game - Shot by Shot

End 8 **CAN - Canada 7 + 3 (this end) = 10** **NZL - New Zealand 5 + 0 (this end) = 5**



	CAN	NZL
Total Score	10	5
Time left	11:02	7:22

Legend:
 ↻ Clockwise ↺ Counter-clockwise - Not considered





MON 28 OCT 2024
Start Time 14:00

Round Robin Session 3 - Sheet B

Game Results

Sheet	Team	LSFE	1	2	3	4	5	6	7	8	9	10	Extra Ends	Total
B	TPE - Chinese Taipei	*	1	0	0	0	1	0	2	0	X	X		4
	CHN - China		0	4	3	2	0	2	0	1	X	X		12

TPE - Chinese Taipei		Shot Success	Game	All
4 V	STEVENS Eric	38%		41%
3	YIN LIU Luis	52%		59%
2	HSU Nicholas	63%		63%
1 S	HSU Ken	70%		74%
A	LEE Victor	-		50%
Team Total		55%		57%

CHN - China		Shot Success	Game	All
4 S	XU Xiaoming	88%		84%
3 V	FEI Xueqing	84%		84%
2	WANG Zhiyu	69%		80%
1	YE Jianjun	91%		91%
A	LI Zhichao	-		89%
Team Total		83%		84%

Last Stone Draw Distance

⌚	HSU Ken	17.1cm
⌚	STEVENS Eric	29.9cm
Total		47.0cm

Last Stone Draw Distance

⌚	YE Jianjun	159.8cm
⌚	FEI Xueqing	5.7cm
Total		165.5cm

Time remaining: 6 minutes 8 seconds

Time remaining: 8 minutes 1 second

Time-out: End 8 - TPE stone 8

Shot Success Analysis

TPE - Chinese Taipei		⌚	⌚	Game
4 STEVENS Eric	Draws	4 19%	7 29%	11 25%
	Take-outs	5 65%	0 -	5 65%
	Total	9 44%	7 29%	16 38%
3 YIN LIU Luis	Draws	5 35%	7 61%	12 50%
	Take-outs	2 63%	2 50%	4 56%
	Total	7 43%	9 58%	16 52%
2 HSU Nicholas	Draws	8 59%	6 71%	14 64%
	Take-outs	1 0%	1 100%	2 50%
	Total	9 53%	7 75%	16 63%
1 HSU Ken	Draws	7 68%	8 75%	15 72%
	Take-outs	0 -	1 50%	1 50%
	Total	7 68%	9 72%	16 70%
A LEE Victor	Draws	0 -	0 -	0 -
	Take-outs	0 -	0 -	0 -
	Total	0 -	0 -	0 -
Team	Draws	24 50%	28 59%	52 55%
	Take-outs	8 56%	4 63%	12 58%
	Total	32 52%	32 59%	64 55%

CHN - China		⌚	⌚	Game
4 XU Xiaoming	Draws	4 75%	2 88%	6 79%
	Take-outs	4 94%	6 92%	10 93%
	Total	8 84%	8 91%	16 88%
3 FEI Xueqing	Draws	2 100%	2 88%	4 94%
	Take-outs	6 75%	6 88%	12 81%
	Total	8 81%	8 88%	16 84%
2 WANG Zhiyu	Draws	2 63%	2 100%	4 81%
	Take-outs	5 70%	7 61%	12 65%
	Total	7 68%	9 69%	16 69%
1 YE Jianjun	Draws	5 90%	10 90%	15 90%
	Take-outs	1 100%	0 -	1 100%
	Total	6 92%	10 90%	16 91%
A LI Zhichao	Draws	0 -	0 -	0 -
	Take-outs	0 -	0 -	0 -
	Total	0 -	0 -	0 -
Team	Draws	13 83%	16 91%	29 87%
	Take-outs	16 80%	19 79%	35 79%
	Total	29 81%	35 84%	64 83%

Note:
Position and function for each team member:
4 = Fourth, 3 = Third, 2 = Second, 1 = Lead, A = Alternate, S = Skip, V = Vice-Skip

Legend:
⌚ Clockwise ⌚ Counter-clockwise LSFE(*) Last Stone First End
X Unplayed/unfinished end due to concession



Game - Shot by Shot



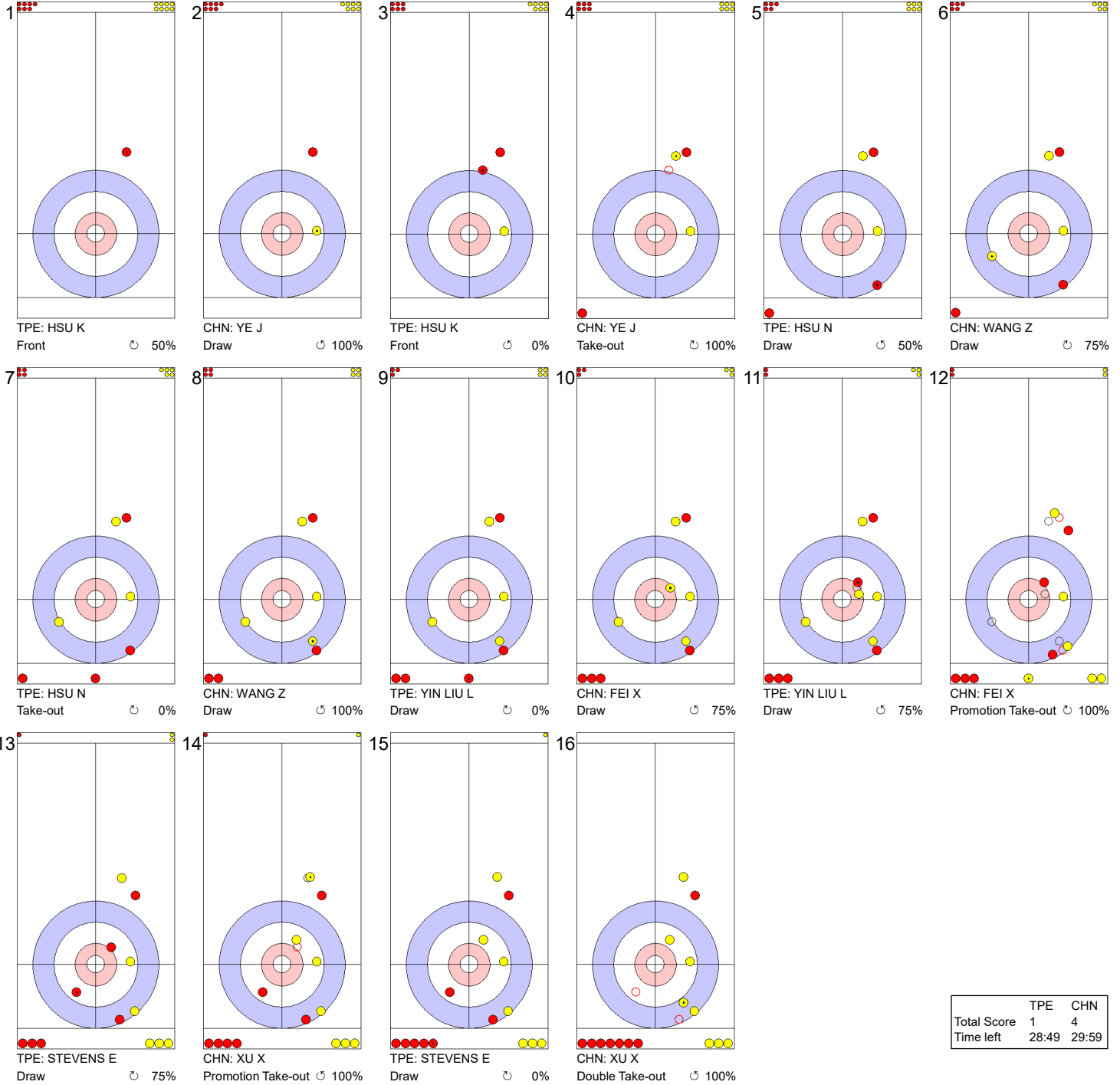
Legend:
 ↻ Clockwise ↺ Counter-clockwise - Not considered





Game - Shot by Shot

End 2 ● TPE - Chinese Taipei 1 + 0 (this end) = 1 ● CHN - China 0 + 4 (this end) = 4



	TPE	CHN
Total Score	1	4
Time left	28:49	29:59

Legend:
 ↻ Clockwise ↺ Counter-clockwise - Not considered





Game - Shot by Shot

End 3 ● TPE - Chinese Taipei 1 + 0 (this end) = 1 ⊗ CHN - China 4 + 3 (this end) = 7



	TPE	CHN
Total Score	1	7
Time left	22:19	26:19

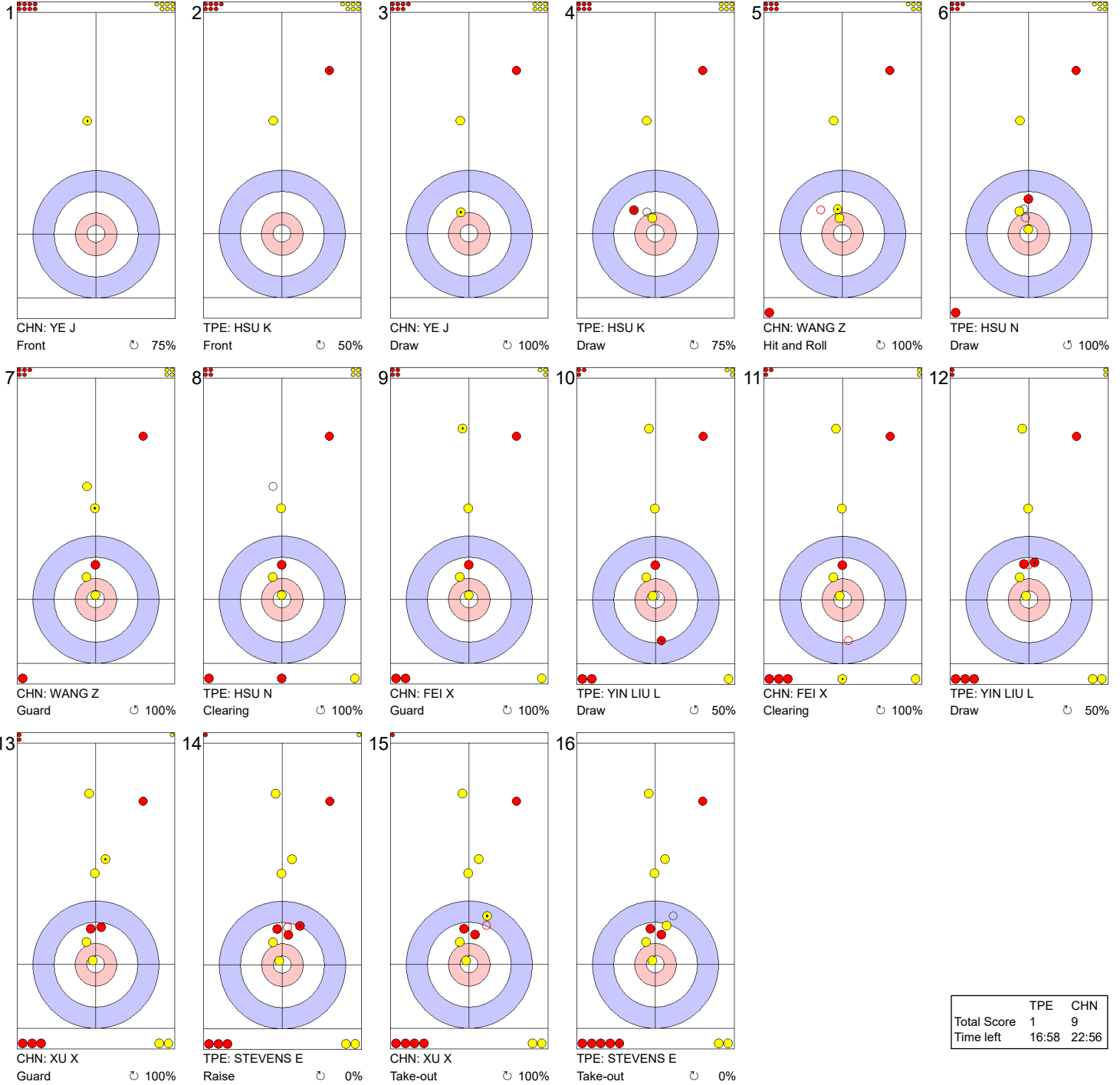
Legend:
 ↻ Clockwise ↺ Counter-clockwise - Not considered





Game - Shot by Shot

End 4 ● TPE - Chinese Taipei 1 + 0 (this end) = 1 ● CHN - China 7 + 2 (this end) = 9



	TPE	CHN
Total Score	1	9
Time left	16:58	22:56

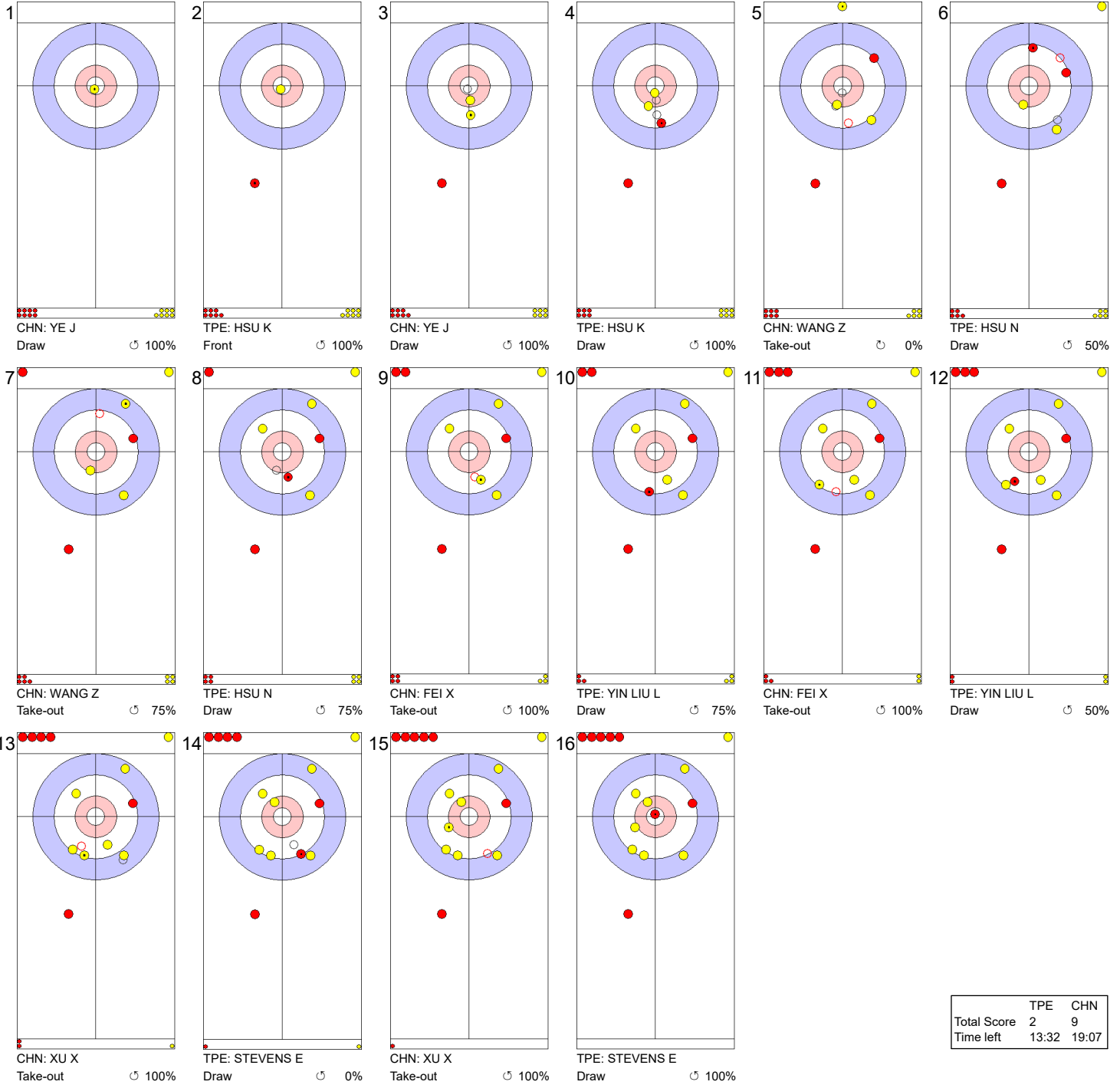
Legend:
 ↻ Clockwise ↺ Counter-clockwise - Not considered





Game - Shot by Shot

End 5 ● TPE - Chinese Taipei 1 + 1 (this end) = 2 ⊗ CHN - China 9 + 0 (this end) = 9



	TPE	CHN
Total Score	2	9
Time left	13:32	19:07

Legend:
 ↻ Clockwise ↺ Counter-clockwise - Not considered





Game - Shot by Shot

End 6 ● TPE - Chinese Taipei 2 + 0 (this end) = 2 ● CHN - China 9 + 2 (this end) = 11



	TPE	CHN
Total Score	2	11
Time left	10:35	14:27

Legend:
 ↻ Clockwise ↺ Counter-clockwise - Not considered





Game - Shot by Shot

End 7 ● TPE - Chinese Taipei 2 + 2 (this end) = 4 ● CHN - China 11 + 0 (this end) = 11



	TPE	CHN
Total Score	4	11
Time left	8:49	11:55

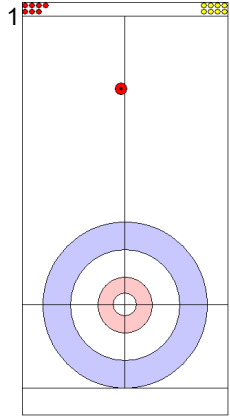
Legend:
 ↻ Clockwise ↺ Counter-clockwise - Not considered



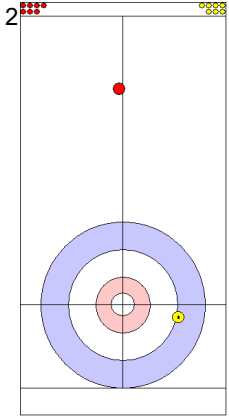


Game - Shot by Shot

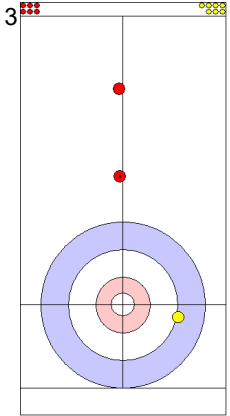
End 8 **TPE - Chinese Taipei 4 + 0 (this end) = 4** **CHN - China 11 + 1 (this end) = 12**



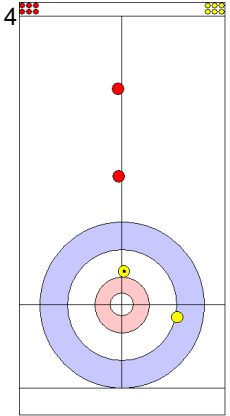
TPE: HSU K
Front 100%



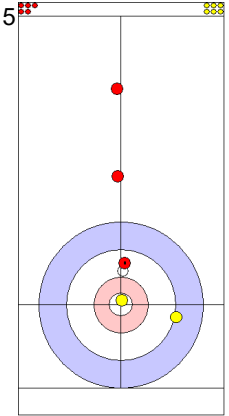
CHN: YE J
Draw 75%



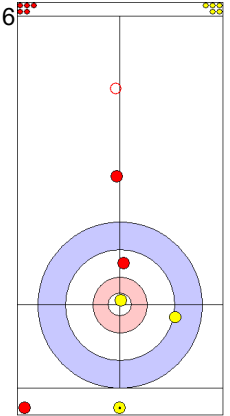
TPE: HSU K
Front 100%



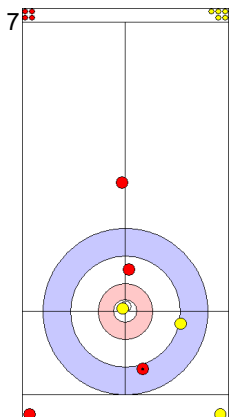
CHN: YE J
Draw 100%



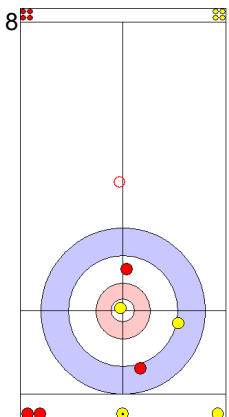
TPE: HSU N
Draw 100%



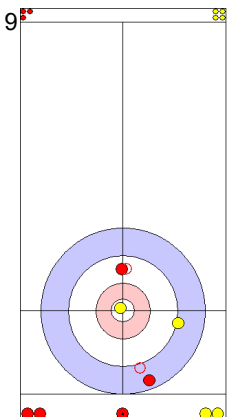
CHN: WANG Z
Clearing 100%



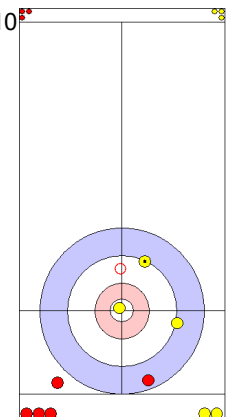
TPE: HSU N
Draw 50%



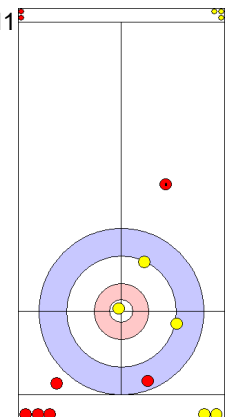
CHN: WANG Z
Clearing 100%



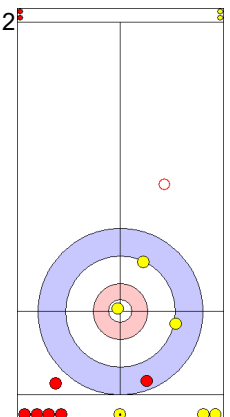
TPE: YIN LIU L
Draw 0%



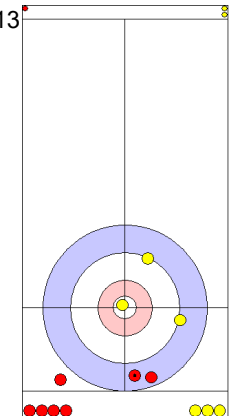
CHN: FEI X
Take-out 75%



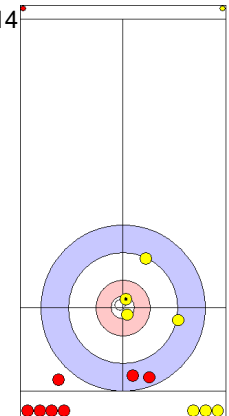
TPE: YIN LIU L
Front 50%



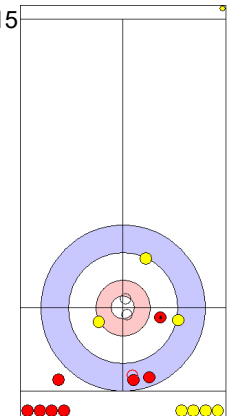
CHN: FEI X
Clearing 100%



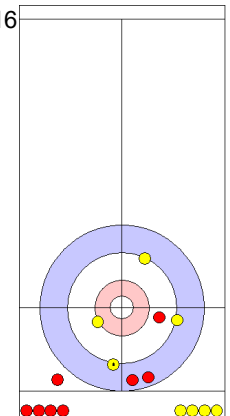
TPE: STEVENS E
Draw 0%



CHN: XU X
Draw 100%



TPE: STEVENS E
Double Take-out
Time-out 50%



CHN: XU X
Draw 0%

	TPE	CHN
Total Score	4	12
Time left	6:08	8:01

Legend:
 Clockwise
 Counter-clockwise
- Not considered





MON 28 OCT 2024
Start Time 14:00

Round Robin Session 3 - Sheet C

Game Results

Sheet	Team	LSFE	1	2	3	4	5	6	7	8	9	10	Extra Ends	Total
C	USA - United States		1	1	0	2	0	0	2	3	X	X		9
	AUS - Australia	*	0	0	1	0	0	1	0	0	X	X		2

USA - United States		Shot Success Game	All
4 S	SHUSTER John	80%	82%
3 V	PLYS Chris	78%	85%
2	HUFMAN Colin	72%	81%
1	HAMILTON Matt	89%	93%
A	LANDSTEINER John	-	-
Team Total		80%	85%

AUS - Australia		Shot Success Game	All
4 V	HEWITT Dean	67%	69%
3	DAVIS Tanner	66%	75%
2 S	JOHNS Steve	73%	78%
1	HEWITT Steve	77%	77%
A	MILLIKIN Hugh	-	91%
Team Total		71%	77%

Last Stone Draw		Distance
↻	HAMILTON Matt	14.6cm
↻	SHUSTER John	29.8cm
Total		44.4cm

Last Stone Draw		Distance
↻	HEWITT Dean	24.3cm
↻	HEWITT Steve	6.6cm
Total		30.9cm

Time remaining: 10 minutes 54 seconds

Time remaining: 5 minutes 22 seconds

Time-out: End 7 - AUS stone 8

Shot Success Analysis

USA - United States		↻	↻	Game	
4	SHUSTER John	Draws	1 100%	4 81%	5 85%
		Take-outs	3 92%	8 72%	11 77%
		Total	4 94%	12 75%	16 80%
3	PLYS Chris	Draws	3 92%	7 75%	10 80%
		Take-outs	2 100%	4 63%	6 75%
		Total	5 95%	11 70%	16 78%
2	HUFMAN Colin	Draws	3 58%	3 83%	6 71%
		Take-outs	5 60%	5 85%	10 73%
		Total	8 59%	8 84%	16 72%
1	HAMILTON Matt	Draws	7 93%	8 91%	15 92%
		Take-outs	0 -	1 50%	1 50%
		Total	7 93%	9 86%	16 89%
A	LANDSTEINER John	Draws	0 -	0 -	0 -
		Take-outs	0 -	0 -	0 -
		Total	0 -	0 -	0 -
Team		Draws	14 86%	22 83%	36 84%
		Take-outs	10 78%	18 72%	28 74%
		Total	24 82%	40 78%	64 80%

AUS - Australia		↻	↻	Game	
4	HEWITT Dean	Draws	0 -	6 54%	6 54%
		Take-outs	3 92%	7 68%	10 75%
		Total	3 92%	13 62%	16 67%
3	DAVIS Tanner	Draws	2 63%	4 50%	6 54%
		Take-outs	7 79%	3 58%	10 73%
		Total	9 75%	7 54%	16 66%
2	JOHNS Steve	Draws	2 100%	6 75%	8 81%
		Take-outs	4 63%	4 69%	8 66%
		Total	6 75%	10 73%	16 73%
1	HEWITT Steve	Draws	4 75%	11 84%	15 82%
		Take-outs	1 0%	0 -	1 0%
		Total	5 60%	11 84%	16 77%
A	MILLIKIN Hugh	Draws	0 -	0 -	0 -
		Take-outs	0 -	0 -	0 -
		Total	0 -	0 -	0 -
Team		Draws	8 78%	27 70%	35 72%
		Take-outs	15 72%	14 66%	29 69%
		Total	23 74%	41 69%	64 71%

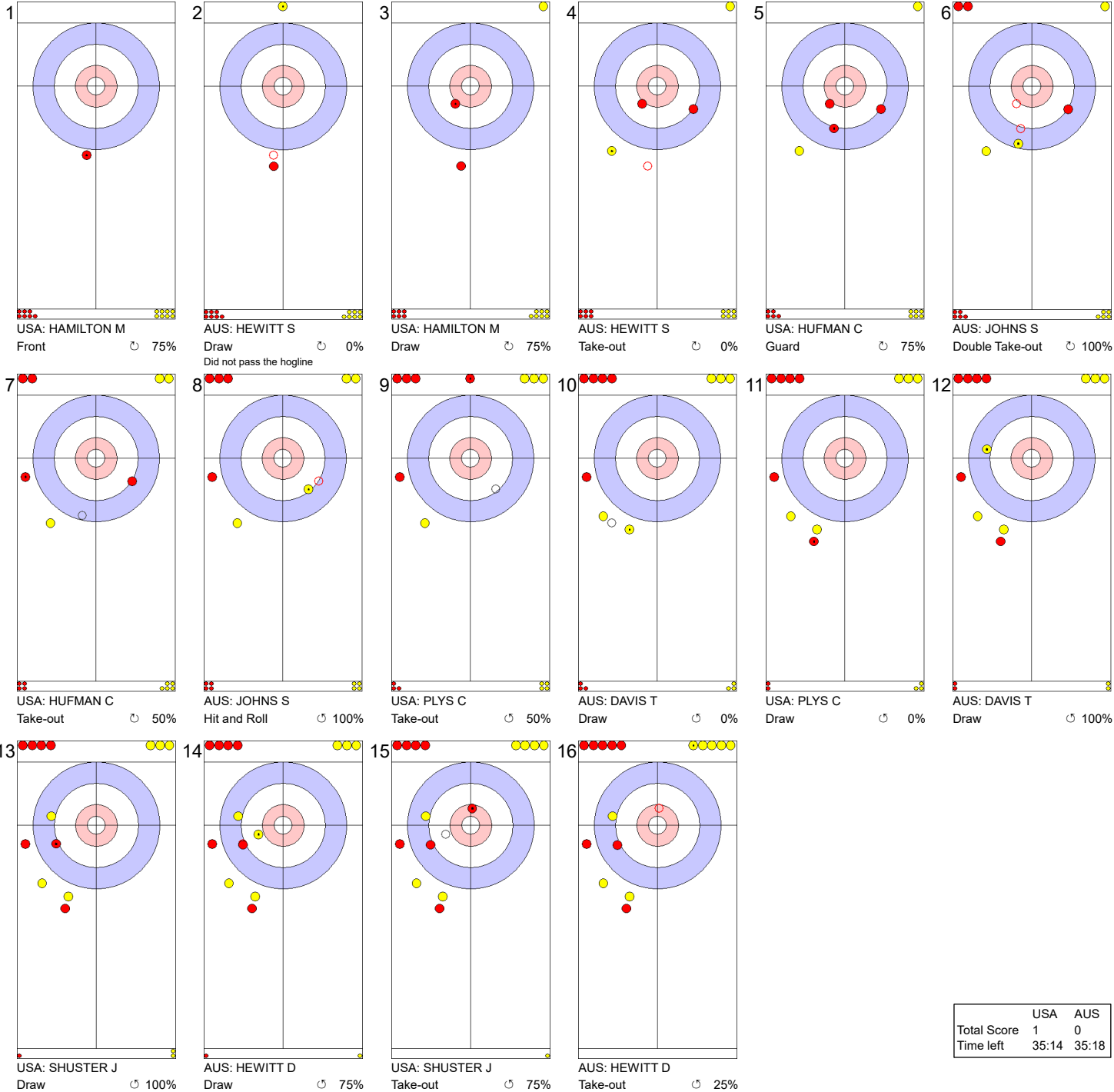
Note:
Position and function for each team member:
4 = Fourth, 3 = Third, 2 = Second, 1 = Lead, A = Alternate, S = Skip, V = Vice-Skip

Legend:
↻ Clockwise ↻ Counter-clockwise LSFE(*) Last Stone First End
X Unplayed/unfinished end due to concession



Game - Shot by Shot

End 1 ● **USA - United States** 0 + 1 (this end) = 1 ● **AUS - Australia** 0 + 0 (this end) = 0



	USA	AUS
Total Score	1	0
Time left	35:14	35:18

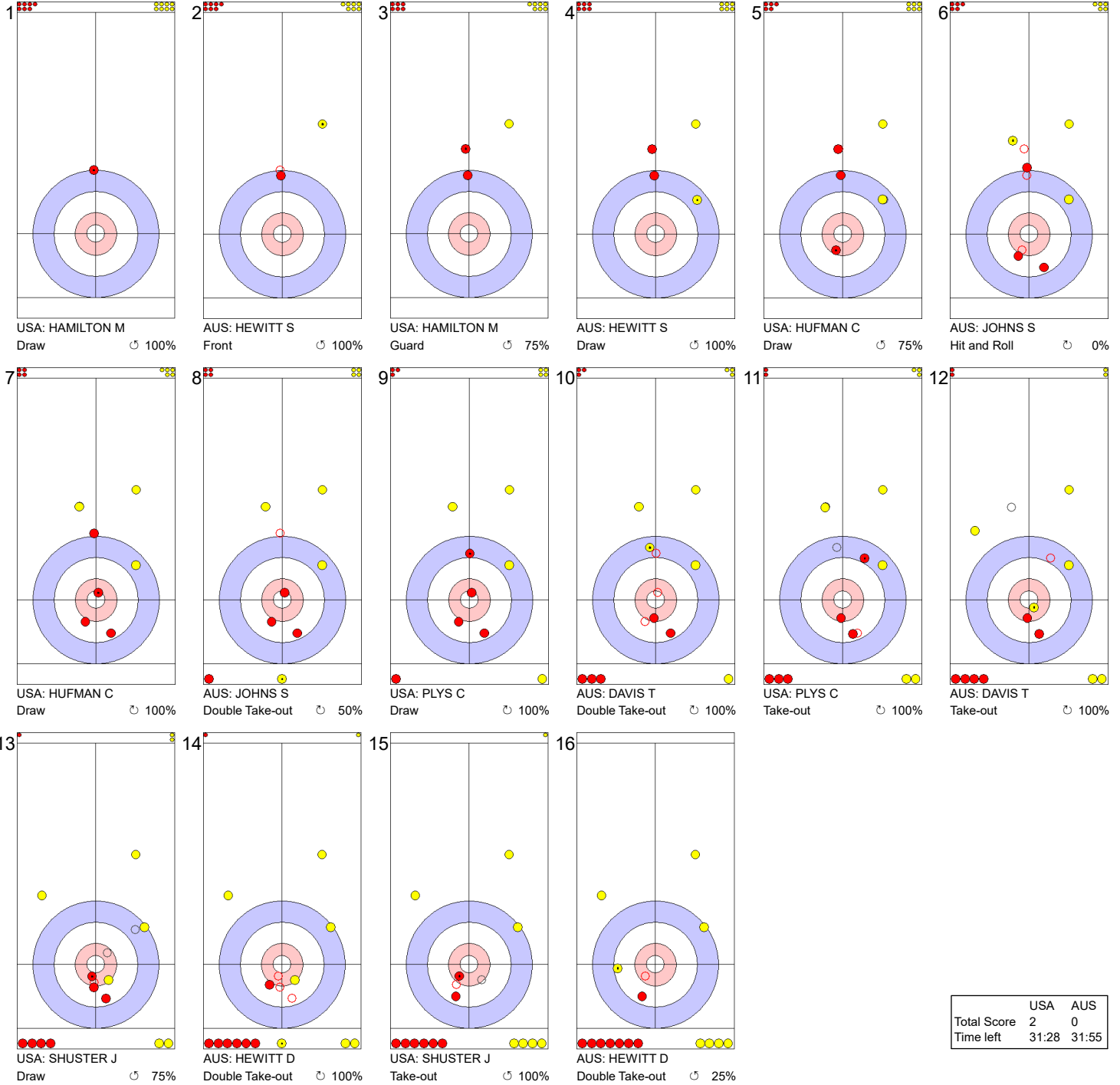
Legend:
 ↻ Clockwise ↺ Counter-clockwise - Not considered





Game - Shot by Shot

End 2 ● USA - United States 1 + 1 (this end) = 2 ● AUS - Australia 0 + 0 (this end) = 0



	USA	AUS
Total Score	2	0
Time left	31:28	31:55

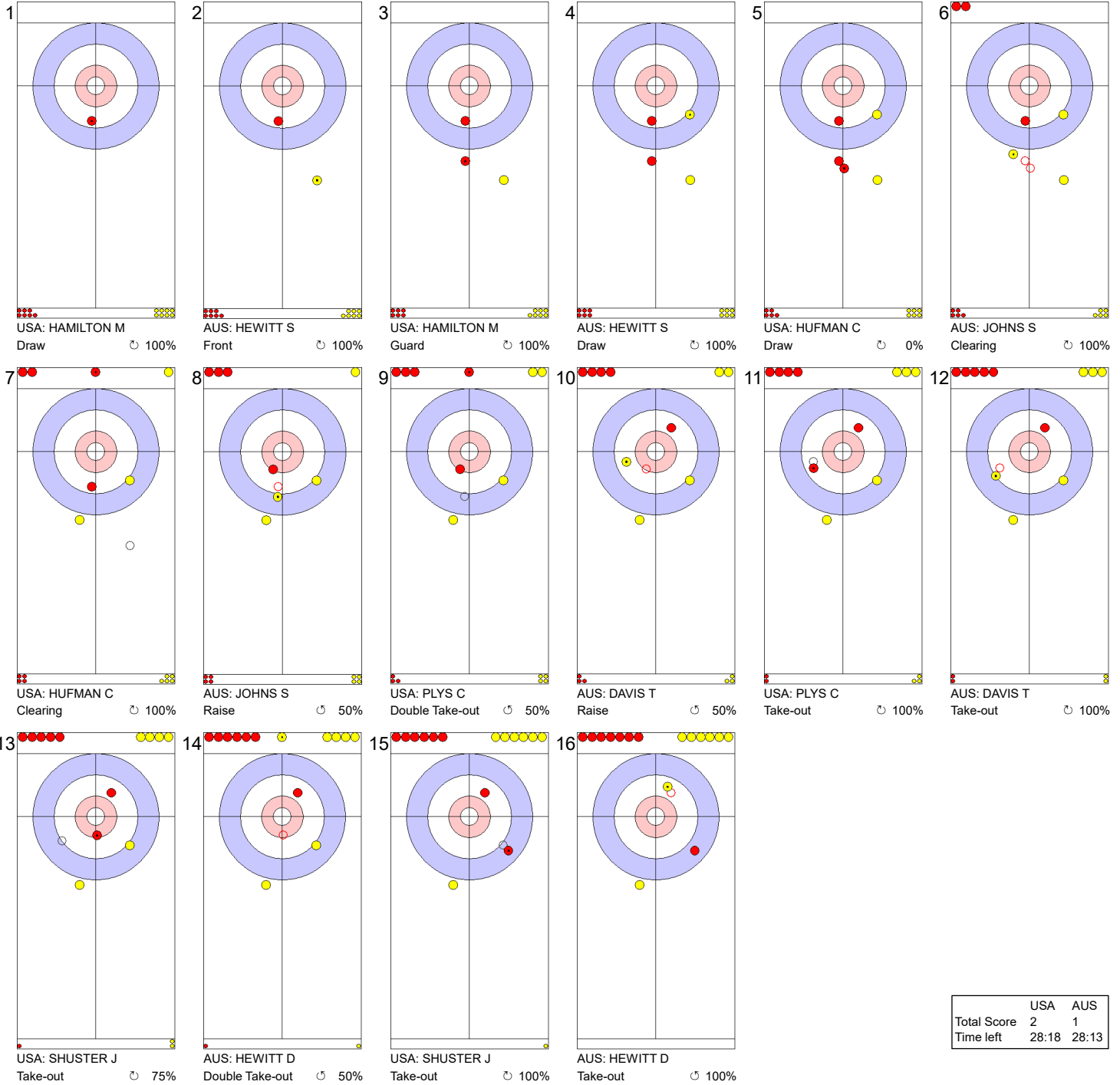
Legend:
 ↻ Clockwise ↺ Counter-clockwise - Not considered





Game - Shot by Shot

End 3 **USA - United States 2 + 0 (this end) = 2** **AUS - Australia 0 + 1 (this end) = 1**



	USA	AUS
Total Score	2	1
Time left	28:18	28:13

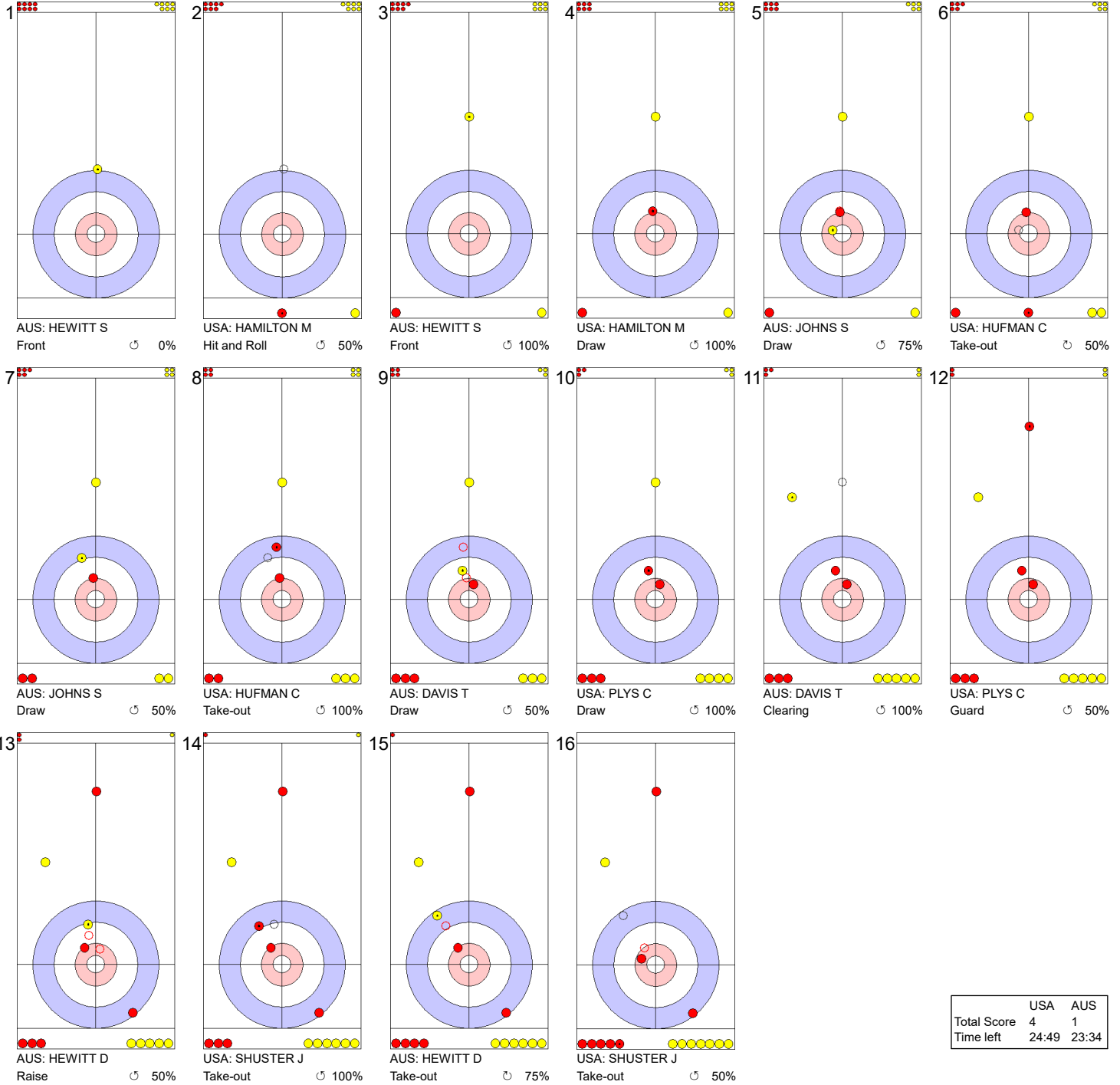
Legend:
 ↻ Clockwise ↺ Counter-clockwise - Not considered





Game - Shot by Shot

End 4 **USA - United States 2 + 2 (this end) = 4** **AUS - Australia 1 + 0 (this end) = 1**



	USA	AUS
Total Score	4	1
Time left	24:49	23:34

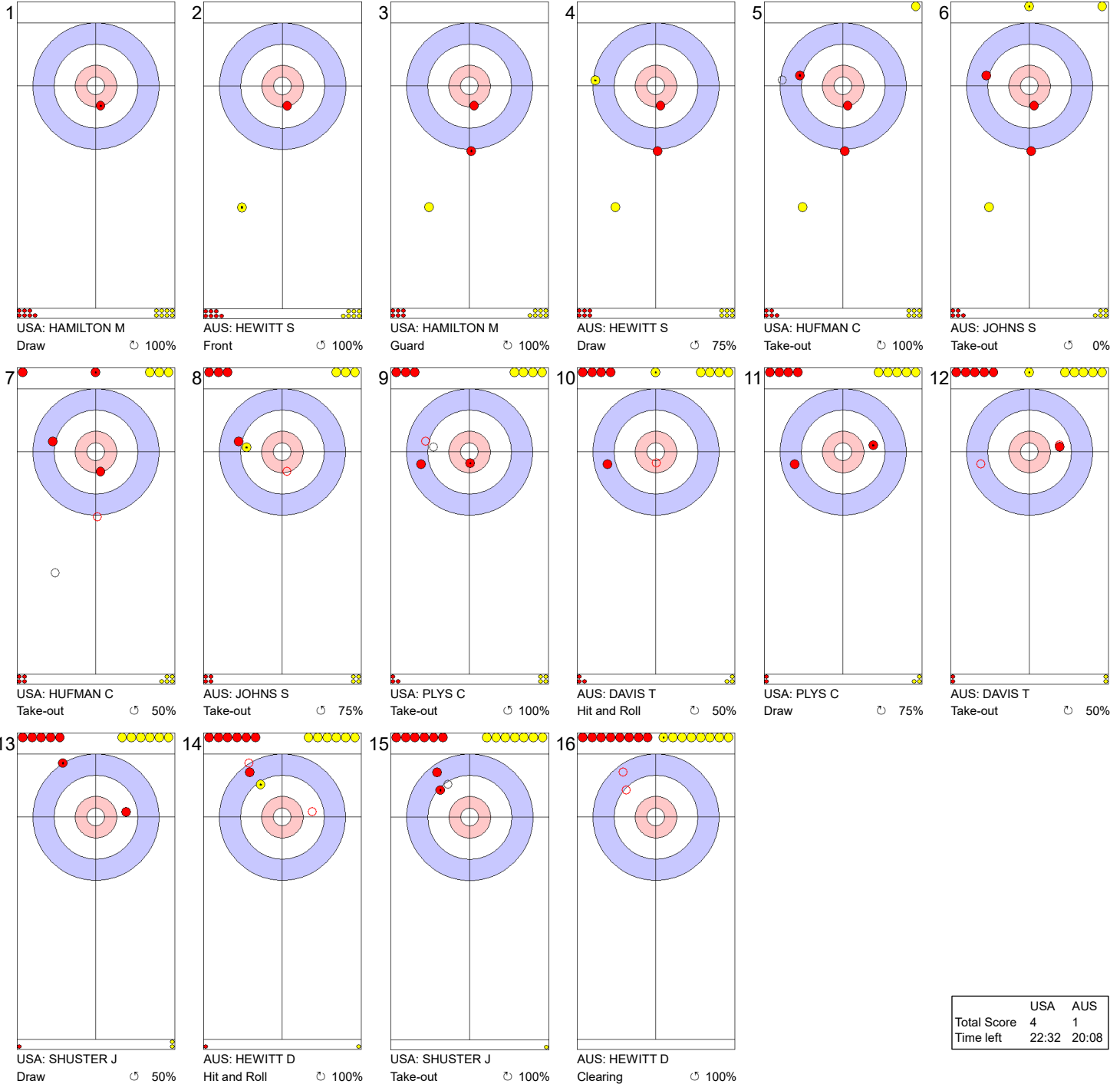
Legend:
 ↻ Clockwise ↺ Counter-clockwise - Not considered





Game - Shot by Shot

End 5 **USA - United States 4 + 0 (this end) = 4** **AUS - Australia 1 + 0 (this end) = 1**



	USA	AUS
Total Score	4	1
Time left	22:32	20:08

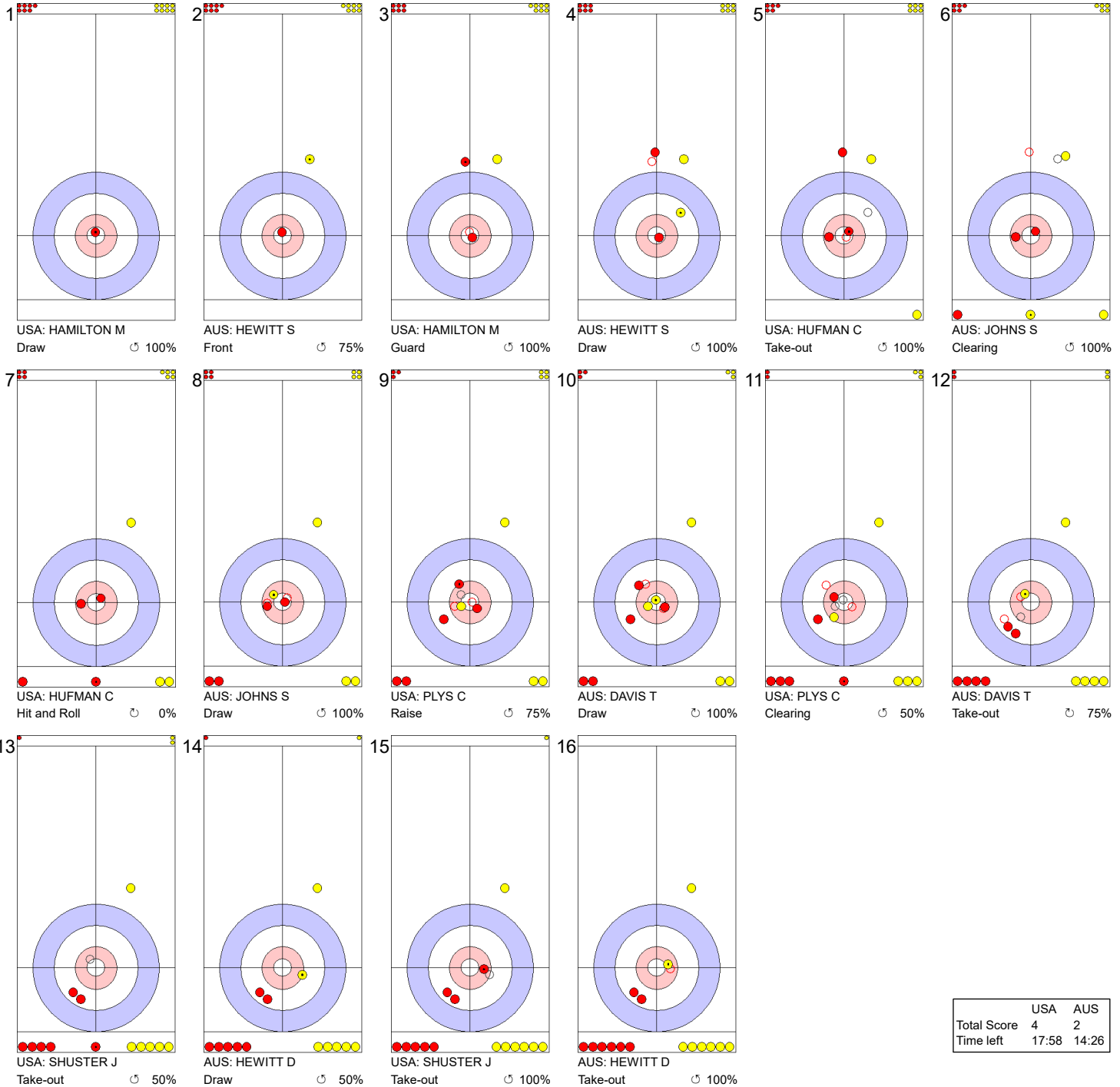
Legend:
 ↻ Clockwise ↺ Counter-clockwise - Not considered





Game - Shot by Shot

End 6 ● USA - United States 4 + 0 (this end) = 4 ● AUS - Australia 1 + 1 (this end) = 2



	USA	AUS
Total Score	4	2
Time left	17:58	14:26

Legend:
 ↻ Clockwise ↺ Counter-clockwise - Not considered





Game - Shot by Shot

End 7 **USA - United States 4 + 2 (this end) = 6** **AUS - Australia 2 + 0 (this end) = 2**



	USA	AUS
Total Score	6	2
Time left	13:23	8:26

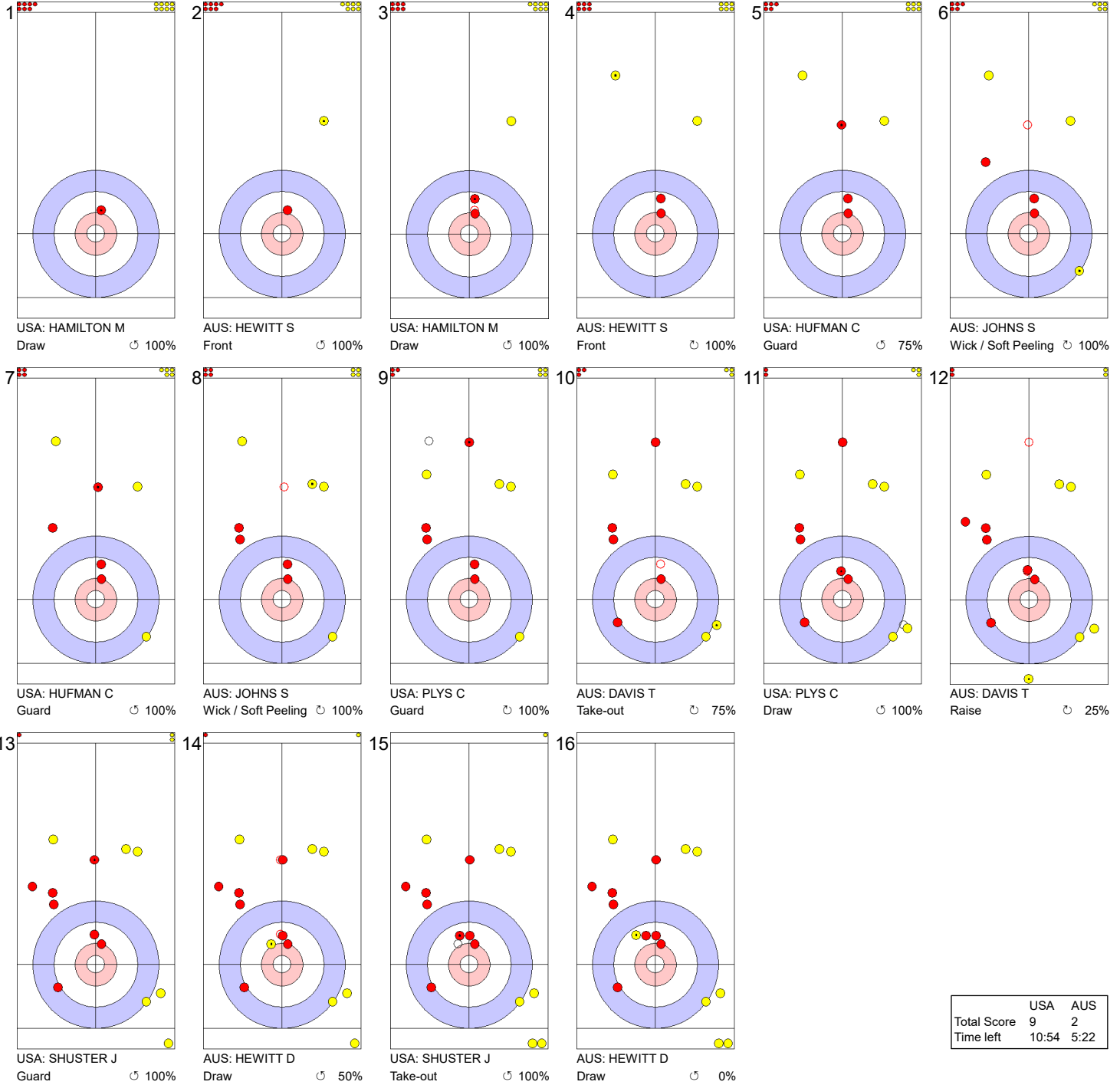
Legend:
 ↻ Clockwise ↺ Counter-clockwise - Not considered





Game - Shot by Shot

End 8 ● USA - United States 6 + 3 (this end) = 9 ● AUS - Australia 2 + 0 (this end) = 2



	USA	AUS
Total Score	9	2
Time left	10:54	5:22

Legend:
 ↻ Clockwise ↺ Counter-clockwise - Not considered





MON 28 OCT 2024
Start Time 14:00

Round Robin Session 3 - Sheet D

Game Results

Sheet	Team	LSFE	1	2	3	4	5	6	7	8	9	10	Extra Ends	Total
D	KOR - Korea		0	1	0	1	0	0	0	0	2	0		4
	JPN - Japan	*	0	0	2	0	0	0	0	3	0	1		6

KOR - Korea		Shot Success	Game	All
4 S	LEE Jaebeom	70%	69%	
3 V	KIM Hyojun	85%	80%	
2	PYO Jeongmin	78%	80%	
1	KIM Eunbin	88%	89%	
A	KIM Jinhun	-	-	
Team Total		80%	80%	

JPN - Japan		Shot Success	Game	All
4 V	SHIMIZU Tetsuro	72%	76%	
3 S	ABE Shinya	85%	80%	
2	SATO Hayato	95%	86%	
1	TSURUGA Sota	83%	82%	
A	OUCHI Haruto	-	-	
Team Total		84%	81%	

Last Stone Draw Distance

☺	KIM Eunbin	42.6cm
☹	LEE Jaebeom	57.1cm
Total		99.7cm

Last Stone Draw Distance

☺	SATO Hayato	37.3cm
☹	ABE Shinya	6.3cm
Total		43.6cm

Time remaining: 11 minutes 15 seconds

Time remaining: 3 minutes 37 seconds

Time-out: End 8 - JPN stone 6

Shot Success Analysis

KOR - Korea		☺	☹	Game
4	LEE Jaebeom	Draws 10 70%	3 67%	13 69%
		Take-outs 2 75%	5 70%	7 71%
		Total 12 71%	8 69%	20 70%
3	KIM Hyojun	Draws 8 97%	2 75%	10 93%
		Take-outs 2 75%	8 78%	10 78%
		Total 10 93%	10 78%	20 85%
2	PYO Jeongmin	Draws 11 91%	1 0%	12 83%
		Take-outs 0 -	8 69%	8 69%
		Total 11 91%	9 61%	20 78%
1	KIM Eunbin	Draws 11 86%	7 86%	18 86%
		Take-outs 0 -	2 100%	2 100%
		Total 11 86%	9 89%	20 88%
A	KIM Jinhun	Draws 0 -	0 -	0 -
		Take-outs 0 -	0 -	0 -
		Total 0 -	0 -	0 -
Team		Draws 40 86%	13 73%	53 83%
		Take-outs 4 75%	23 75%	27 75%
		Total 44 85%	36 74%	80 80%

JPN - Japan		☺	☹	Game
4	SHIMIZU Tetsuro	Draws 5 70%	1 50%	6 67%
		Take-outs 6 75%	6 75%	12 75%
		Total 11 73%	7 71%	18 72%
3	ABE Shinya	Draws 5 70%	2 75%	7 71%
		Take-outs 6 92%	7 93%	13 92%
		Total 11 82%	9 89%	20 85%
2	SATO Hayato	Draws 6 96%	1 75%	7 93%
		Take-outs 3 100%	10 95%	13 96%
		Total 9 97%	11 93%	20 95%
1	TSURUGA Sota	Draws 9 94%	3 83%	12 92%
		Take-outs 4 38%	4 100%	8 69%
		Total 13 77%	7 93%	20 83%
A	OUCHI Haruto	Draws 0 -	0 -	0 -
		Take-outs 0 -	0 -	0 -
		Total 0 -	0 -	0 -
Team		Draws 25 85%	7 75%	32 83%
		Take-outs 19 76%	27 91%	46 85%
		Total 44 81%	34 88%	78 84%

Note:
Position and function for each team member:
4 = Fourth, 3 = Third, 2 = Second, 1 = Lead, A = Alternate, S = Skip, V = Vice-Skip

Legend:
☺ Clockwise ☹ Counter-clockwise LSFE(*) Last Stone First End





Game - Shot by Shot

End 1 **KOR - Korea 0 + 0 (this end) = 0** **JPN - Japan 0 + 0 (this end) = 0**



	KOR	JPN
Total Score	0	0
Time left	36:34	36:16

Legend:
 ↻ Clockwise ↺ Counter-clockwise - Not considered



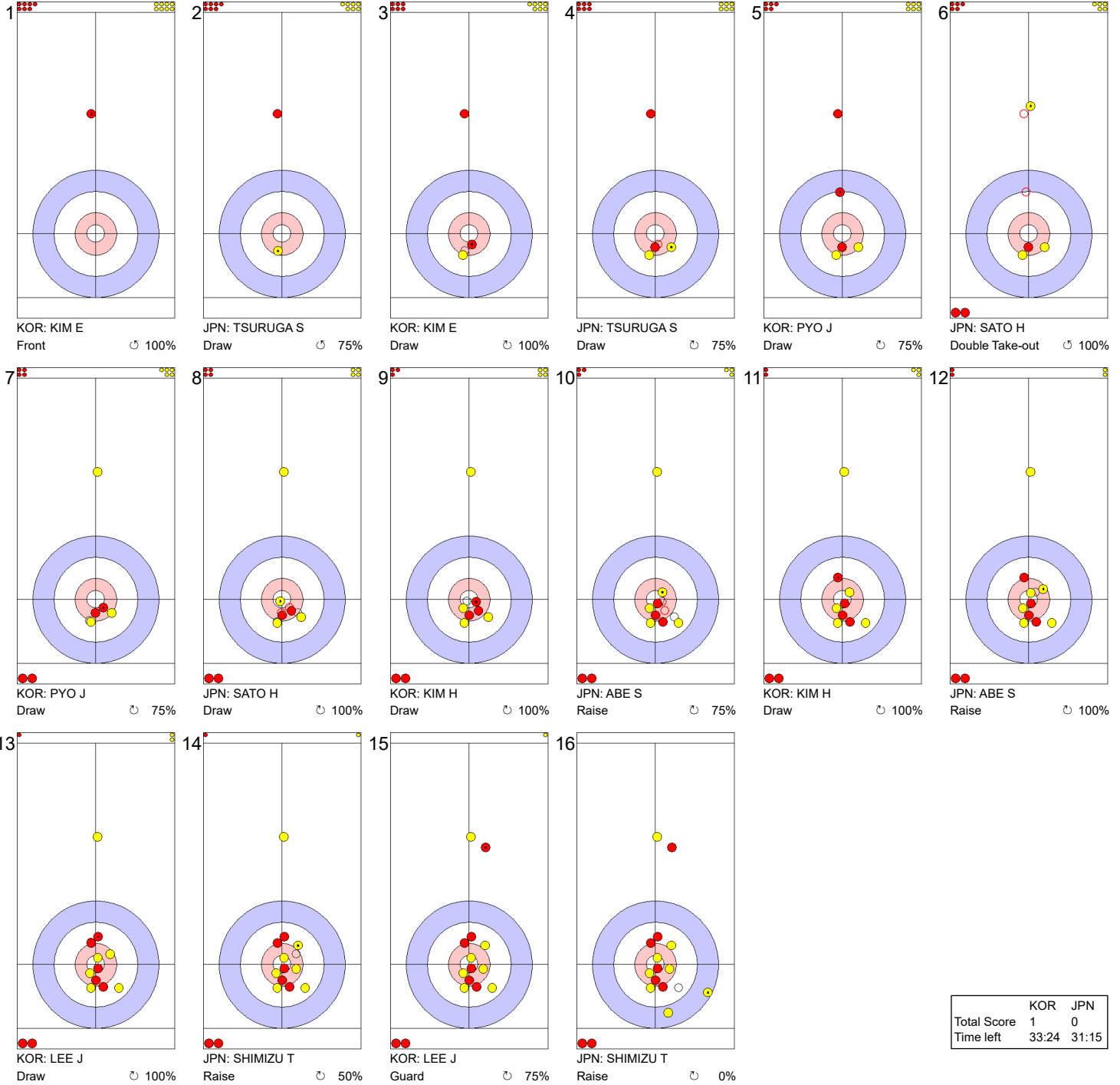


MON 28 OCT 2024
Start Time 14:00

Round Robin Session 3 - Sheet D

Game - Shot by Shot

End 2 ● KOR - Korea 0 + 1 (this end) = 1 ● JPN - Japan 0 + 0 (this end) = 0



	KOR	JPN
Total Score	1	0
Time left	33:24	31:15

Legend:
 ↻ Clockwise ↺ Counter-clockwise - Not considered





Game - Shot by Shot

End 3 **KOR - Korea 1 + 0 (this end) = 1** **JPN - Japan 0 + 2 (this end) = 2**



	KOR	JPN
Total Score	1	2
Time left	30:49	27:36

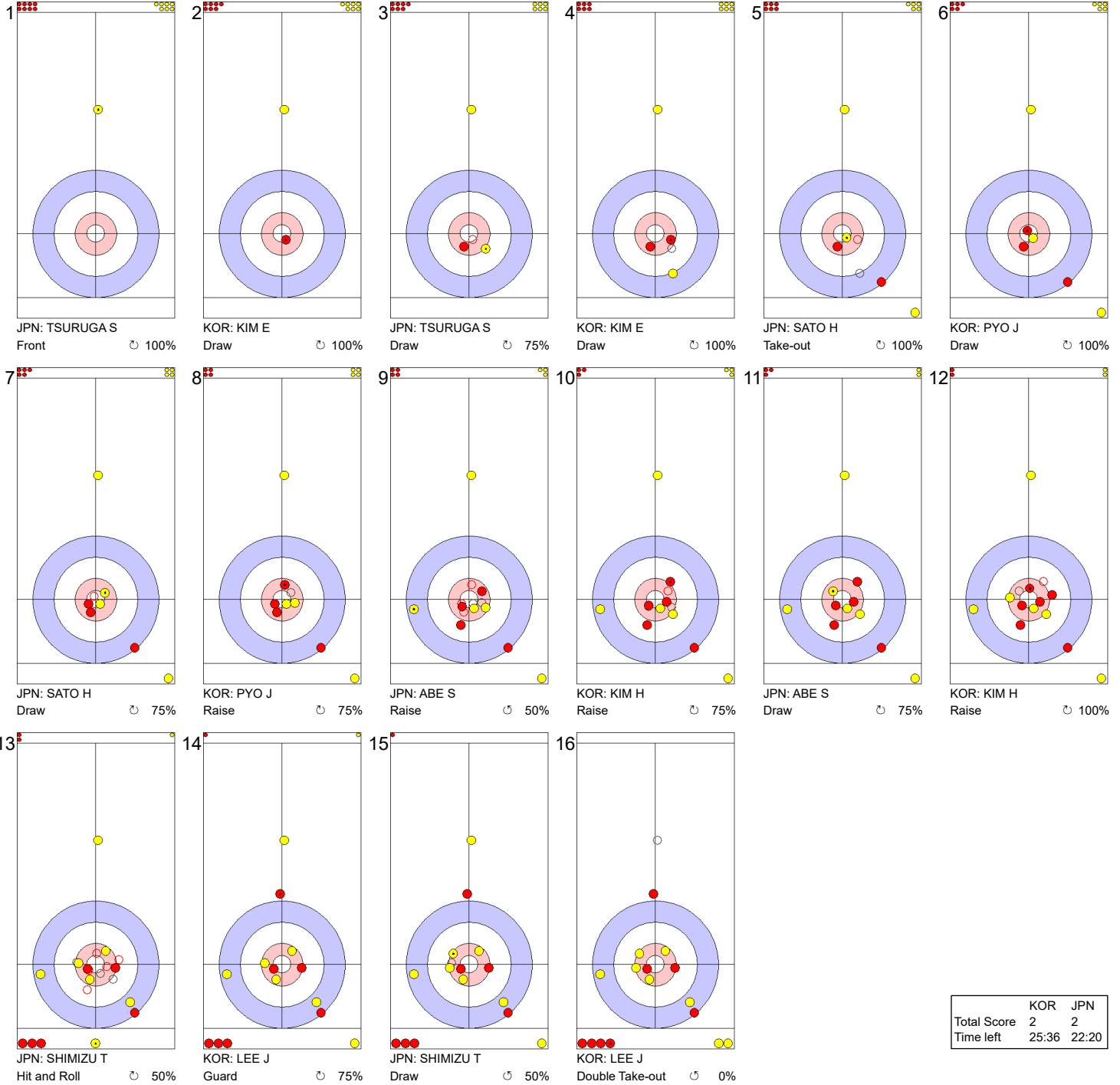
Legend:
 ↻ Clockwise ↺ Counter-clockwise - Not considered





Game - Shot by Shot

End 4 **KOR - Korea 1 + 1 (this end) = 2** **JPN - Japan 2 + 0 (this end) = 2**



	KOR	JPN
Total Score	2	2
Time left	25:36	22:20

Legend:
 ↻ Clockwise ↺ Counter-clockwise - Not considered





MON 28 OCT 2024
Start Time 14:00

Round Robin Session 3 - Sheet D

Game - Shot by Shot

End 5 ● **KOR - Korea** 2 + 0 (this end) = 2 ● **JPN - Japan** 2 + 0 (this end) = 2



	KOR	JPN
Total Score	2	2
Time left	24:07	20:29

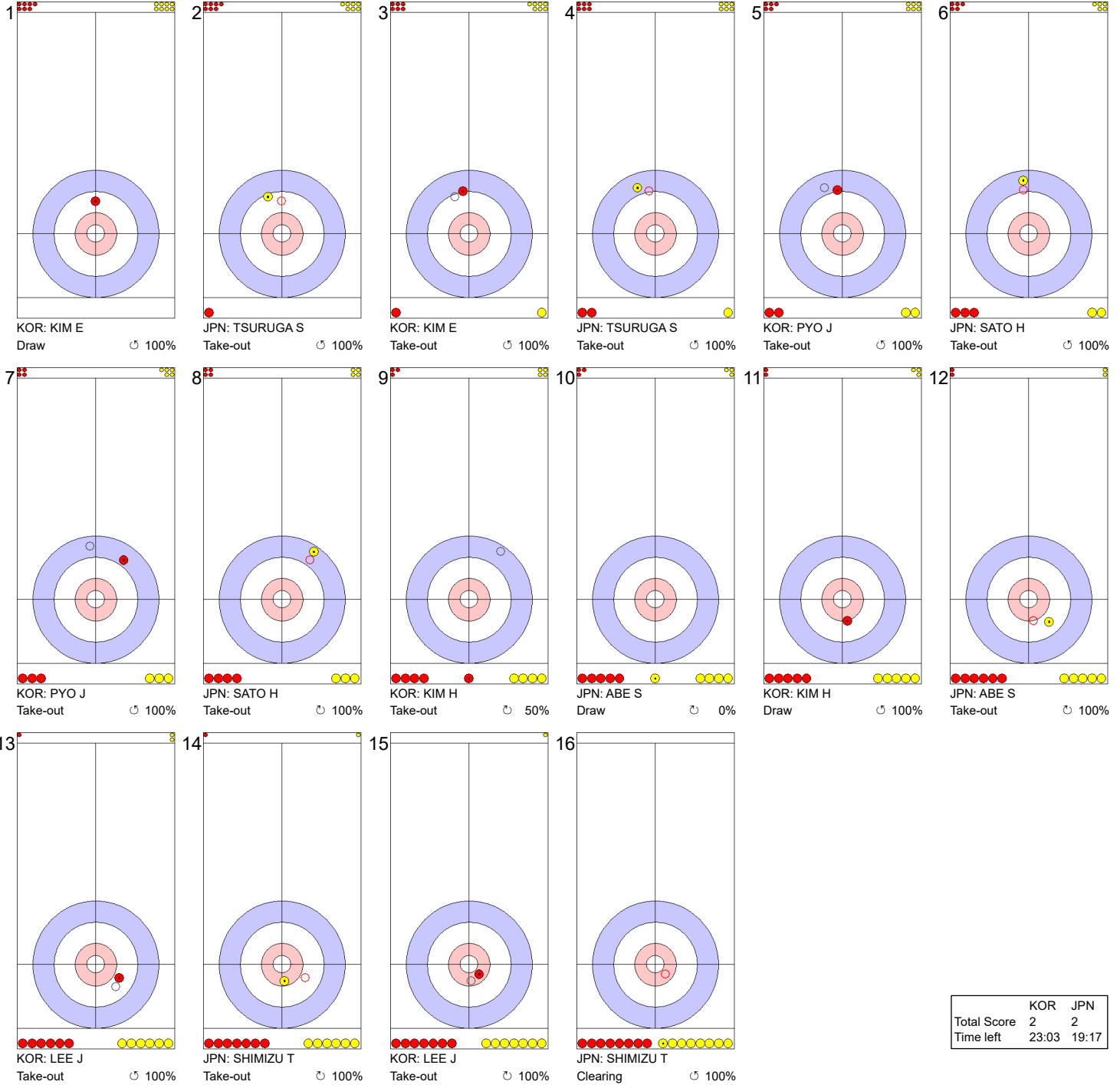
Legend:
 ↻ Clockwise ↺ Counter-clockwise - Not considered





Game - Shot by Shot

End 6 ● KOR - Korea 2 + 0 (this end) = 2 ⊗ JPN - Japan 2 + 0 (this end) = 2



	KOR	JPN
Total Score	2	2
Time left	23:03	19:17

Legend:
 ↻ Clockwise ↺ Counter-clockwise - Not considered





Game - Shot by Shot



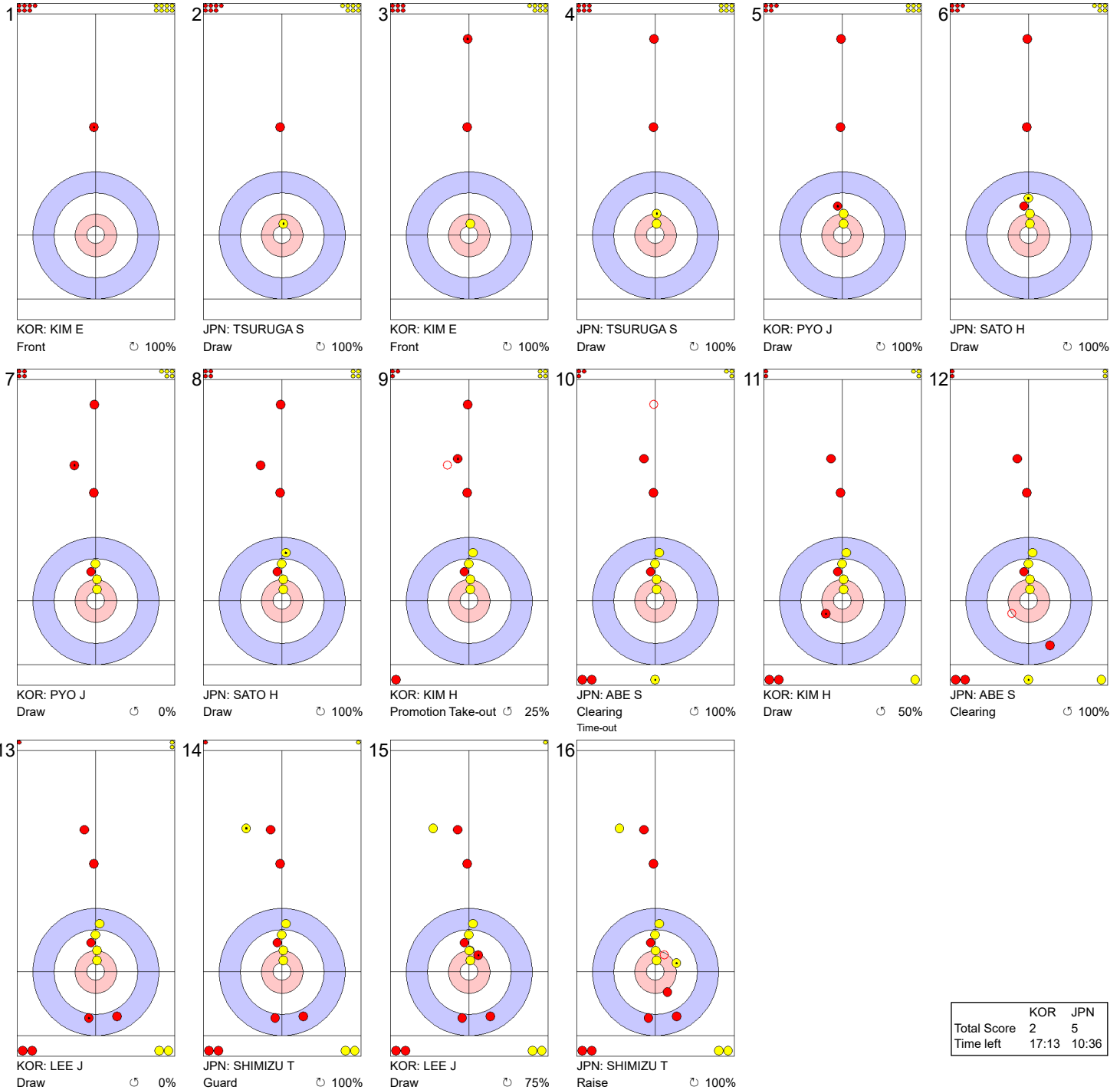
Legend:
 ↻ Clockwise ↺ Counter-clockwise - Not considered





Game - Shot by Shot

End 8 **KOR - Korea 2 + 0 (this end) = 2** **JPN - Japan 2 + 3 (this end) = 5**



	KOR	JPN
Total Score	2	5
Time left	17:13	10:36

Legend:
 Clockwise Counter-clockwise - Not considered





Game - Shot by Shot

End 9 ● KOR - Korea 2 + 2 (this end) = 4 ⊗ JPN - Japan 5 + 0 (this end) = 5



	KOR	JPN
Total Score	4	5
Time left	14:11	6:24

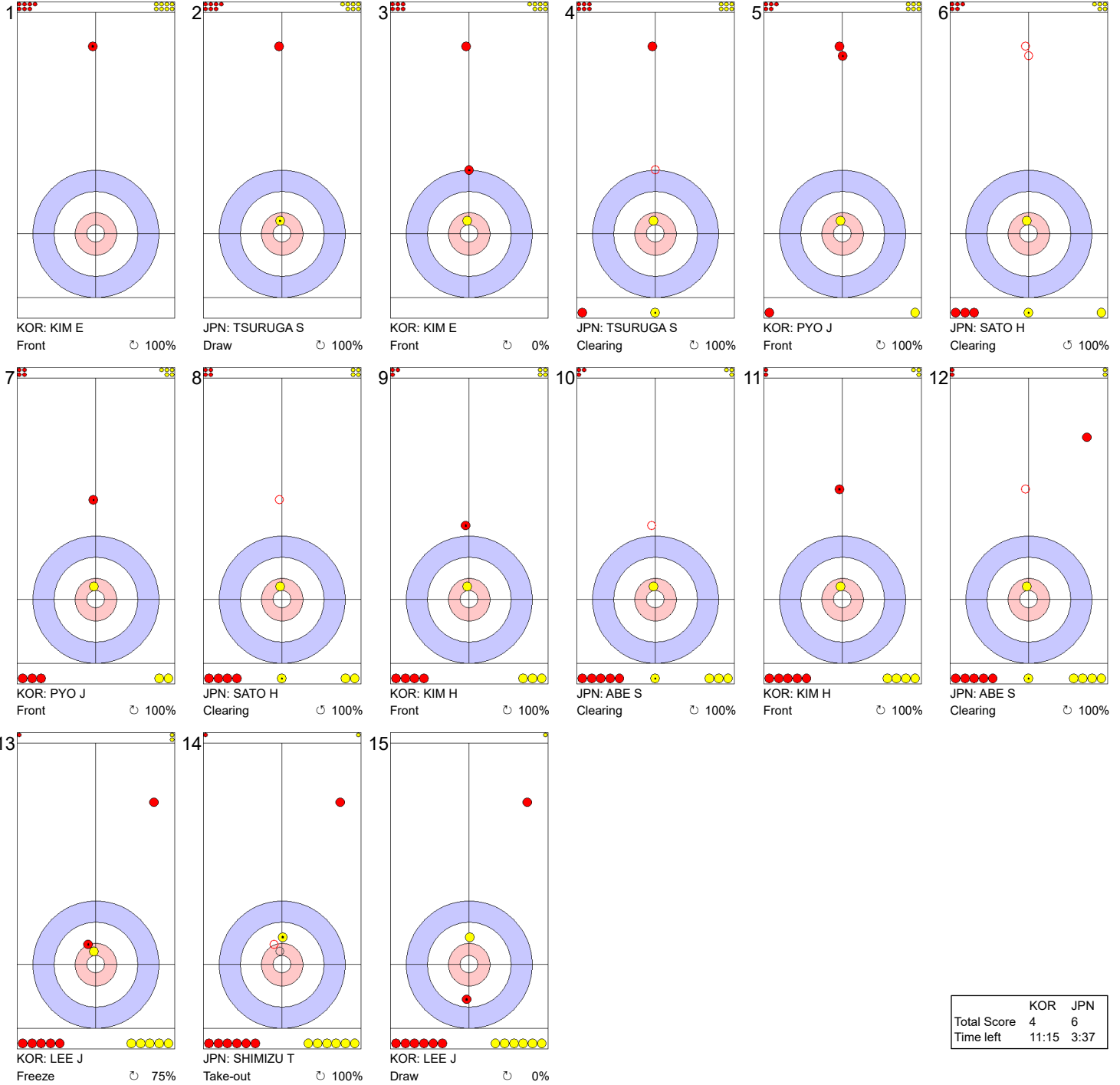
Legend:
 ↻ Clockwise ↺ Counter-clockwise - Not considered





Game - Shot by Shot

End 10 **KOR - Korea 4 + 0 (this end) = 4** **JPN - Japan 5 + 1 (this end) = 6**



	KOR	JPN
Total Score	4	6
Time left	11:15	3:37

Legend:
 ↻ Clockwise ↺ Counter-clockwise - Not considered





Session Results and Standings

Sheet	Team	LSD/LSFE	1	2	3	4	5	6	7	8	9	10	Extra Ends	Total
A	KOR - Korea	19.5cm *	2	0	1	0	0	1	0	2	0	0		6
	USA - United States	26.9cm	0	1	0	1	0	0	0	0	4	1		7
B	JPN - Japan	46.5cm *	2	1	1	0	2	0	0	1	0	X		7
	AUS - Australia	69.8cm	0	0	0	1	0	1	1	0	1	X		4
C	TPE - Chinese Taipei	224.8cm	0	0	1	0	0	0	X	X	X	X		1
	CAN - Canada	37.8cm *	3	5	0	2	1	6	X	X	X	X		17
D	CHN - China	73.5cm *	2	0	0	2	0	1	0	1	0	1		7
	NZL - New Zealand	80.9cm	0	1	0	0	2	0	1	0	1	0		5

Current Standings

Rank	Team	Games	Wins	Losses
1	CAN - Canada	2	2	0
1	CHN - China	2	2	0
1	JPN - Japan	2	2	0
1	USA - United States	2	2	0
5	AUS - Australia	2	0	2
5	KOR - Korea	2	0	2
5	NZL - New Zealand	2	0	2
5	TPE - Chinese Taipei	2	0	2

Note:
Under World Curling rules, tie-breaking rules for standings are not applied until after the last game of the round robin.

Legend:
LSD Last Stone Draw **LSFE(*)** Last Stone First End **X** Unplayed/unfinished end due to concession



SUN 27 OCT 2024
Start Time 19:30

Round Robin Session 2 - Sheet A

Game Results

Sheet	Team	LSFE	1	2	3	4	5	6	7	8	9	10	Extra Ends	Total
A	KOR - Korea	*	2	0	1	0	0	1	0	2	0	0		6
	USA - United States		0	1	0	1	0	0	0	0	4	1		7

KOR - Korea		Shot Success	Game	All
4 S	LEE Jaebeom	64%	63%	
3 V	KIM Hyojun	81%	76%	
2	PYO Jeongmin	83%	82%	
1	KIM Eunbin	86%	90%	
A	KIM Jinhun	-	-	
Team Total		78%	79%	

USA - United States		Shot Success	Game	All
4 S	SHUSTER John	74%	84%	
3 V	PLYS Chris	91%	89%	
2	HUFMAN Colin	90%	85%	
1	HAMILTON Matt	94%	95%	
A	LANDSTEINER John	-	-	
Team Total		87%	88%	

Last Stone Draw Distance

☺	LEE Jaebeom	7.4cm
☹	KIM Eunbin	12.1cm
Total		19.5cm

Last Stone Draw Distance

☺	HUFMAN Colin	14.7cm
☹	PLYS Chris	12.2cm
Total		26.9cm

Time remaining: 0 minutes 9 seconds

Time-out: End 8 - KOR stone 7

Time remaining: 0 minutes 54 seconds

Time-out: End 10 - USA stone 8

Shot Success Analysis

KOR - Korea		☺	☹	Game
4	LEE Jaebeom	6 63%	0 -	6 63%
	Take-outs	11 82%	3 0%	14 64%
	Total	17 75%	3 0%	20 64%
3	KIM Hyojun	4 88%	1 0%	5 70%
	Take-outs	9 83%	6 88%	15 85%
	Total	13 85%	7 75%	20 81%
2	PYO Jeongmin	5 100%	1 100%	6 100%
	Take-outs	3 100%	11 68%	14 75%
	Total	8 100%	12 71%	20 83%
1	KIM Eunbin	10 98%	8 72%	18 86%
	Take-outs	0 -	2 88%	2 88%
	Total	10 98%	10 75%	20 86%
A	KIM Jinhun	0 -	0 -	0 -
	Take-outs	0 -	0 -	0 -
	Total	0 -	0 -	0 -
Team	Draws	25 88%	10 68%	35 82%
	Take-outs	23 85%	22 66%	45 76%
	Total	48 86%	32 66%	80 78%

USA - United States		☺	☹	Game
4	SHUSTER John	3 75%	7 89%	10 85%
	Take-outs	10 63%	0 -	10 63%
	Total	13 65%	7 89%	20 74%
3	PLYS Chris	2 100%	5 90%	7 93%
	Take-outs	5 85%	8 94%	13 90%
	Total	7 89%	13 92%	20 91%
2	HUFMAN Colin	4 100%	6 100%	10 100%
	Take-outs	4 75%	6 83%	10 80%
	Total	8 88%	12 92%	20 90%
1	HAMILTON Matt	10 95%	7 96%	17 96%
	Take-outs	1 50%	2 100%	3 83%
	Total	11 91%	9 97%	20 94%
A	LANDSTEINER John	0 -	0 -	0 -
	Take-outs	0 -	0 -	0 -
	Total	0 -	0 -	0 -
Team	Draws	19 93%	25 94%	44 94%
	Take-outs	20 70%	16 91%	36 79%
	Total	39 81%	41 93%	80 87%

Note:
Position and function for each team member:
4 = Fourth, 3 = Third, 2 = Second, 1 = Lead, A = Alternate, S = Skip, V = Vice-Skip

Legend:
☺ Clockwise ☹ Counter-clockwise LSFE(*) Last Stone First End





Game - Shot by Shot

End 1 **KOR - Korea 0 + 2 (this end) = 2** **USA - United States 0 + 0 (this end) = 0**



	KOR	USA
Total Score	2	0
Time left	32:48	33:07

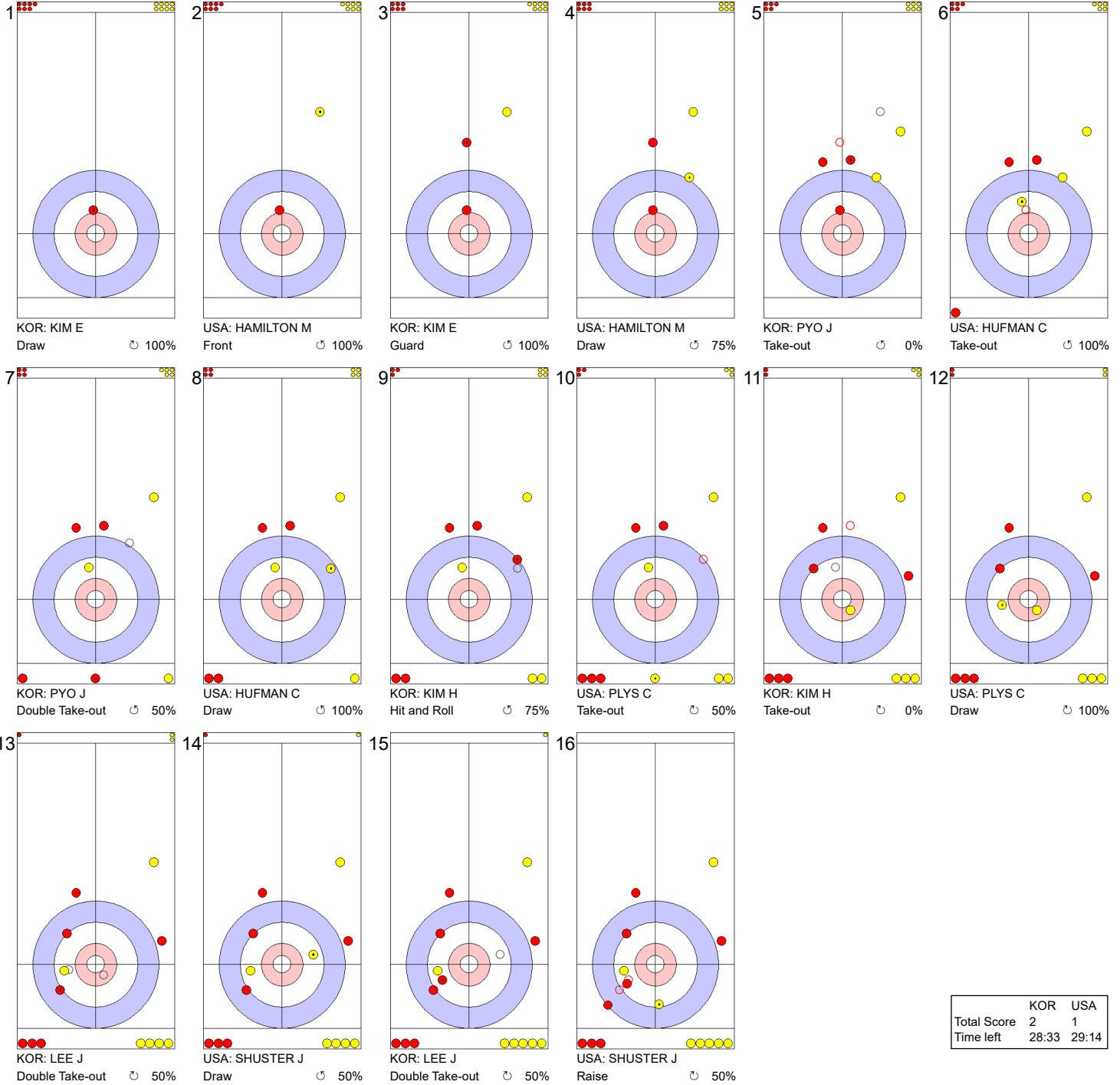
Legend:
 ↻ Clockwise ↺ Counter-clockwise - Not considered





Game - Shot by Shot

End 2 **KOR - Korea 2 + 0 (this end) = 2** **USA - United States 0 + 1 (this end) = 1**



	KOR	USA
Total Score	2	1
Time left	28:33	29:14

Legend:
 ↻ Clockwise ↺ Counter-clockwise - Not considered





Game - Shot by Shot

End 3 **KOR - Korea 2 + 1 (this end) = 3** **USA - United States 1 + 0 (this end) = 1**



	KOR	USA
Total Score	3	1
Time left	25:36	26:31

Legend:
 ↻ Clockwise ↺ Counter-clockwise - Not considered





Game - Shot by Shot

End 4 ● KOR - Korea 3 + 0 (this end) = 3 ⦿ USA - United States 1 + 1 (this end) = 2



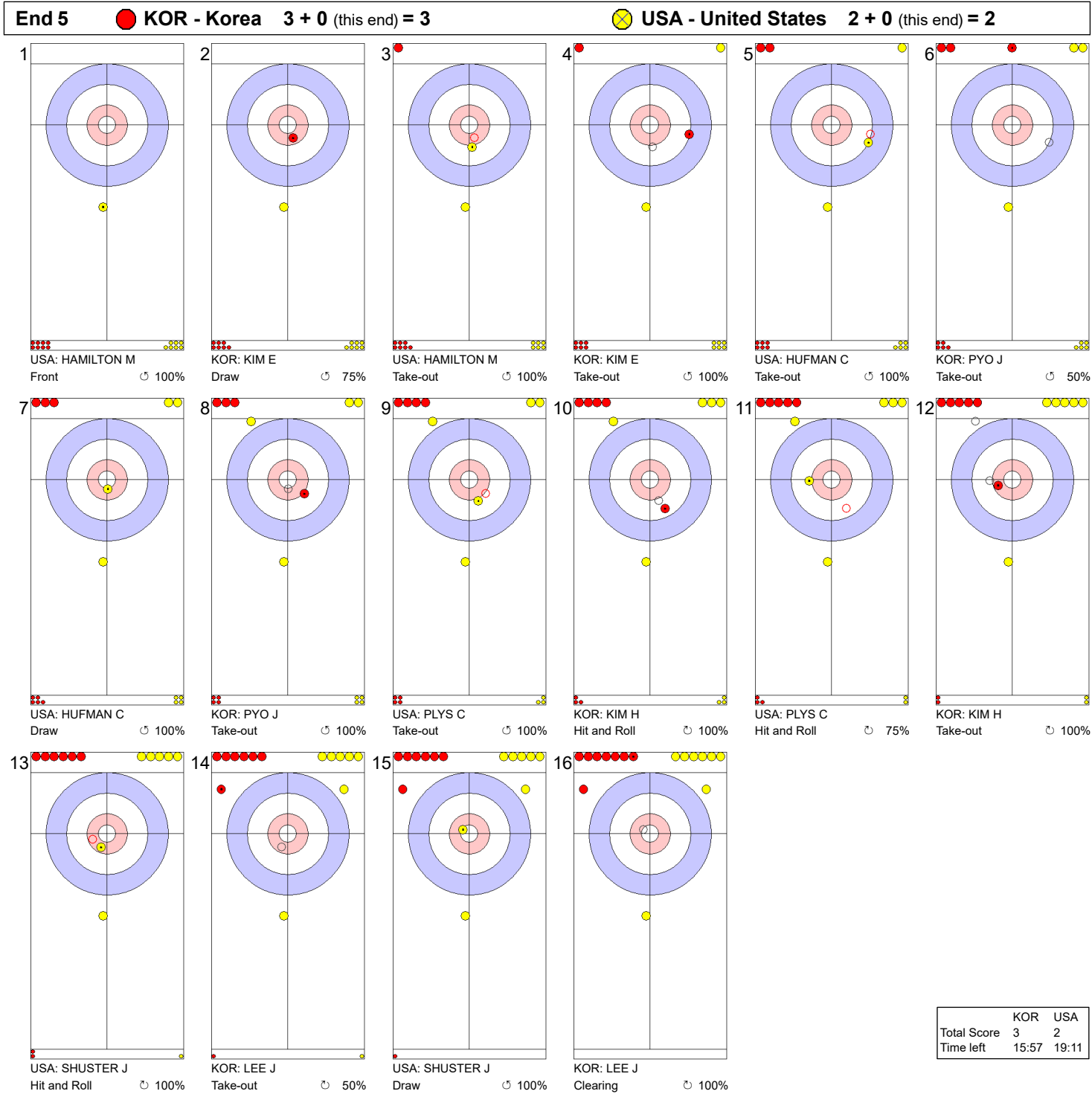
	KOR	USA
Total Score	3	2
Time left	19:24	21:29

Legend:
 ↻ Clockwise ↺ Counter-clockwise - Not considered





Game - Shot by Shot



	KOR	USA
Total Score	3	2
Time left	15:57	19:11

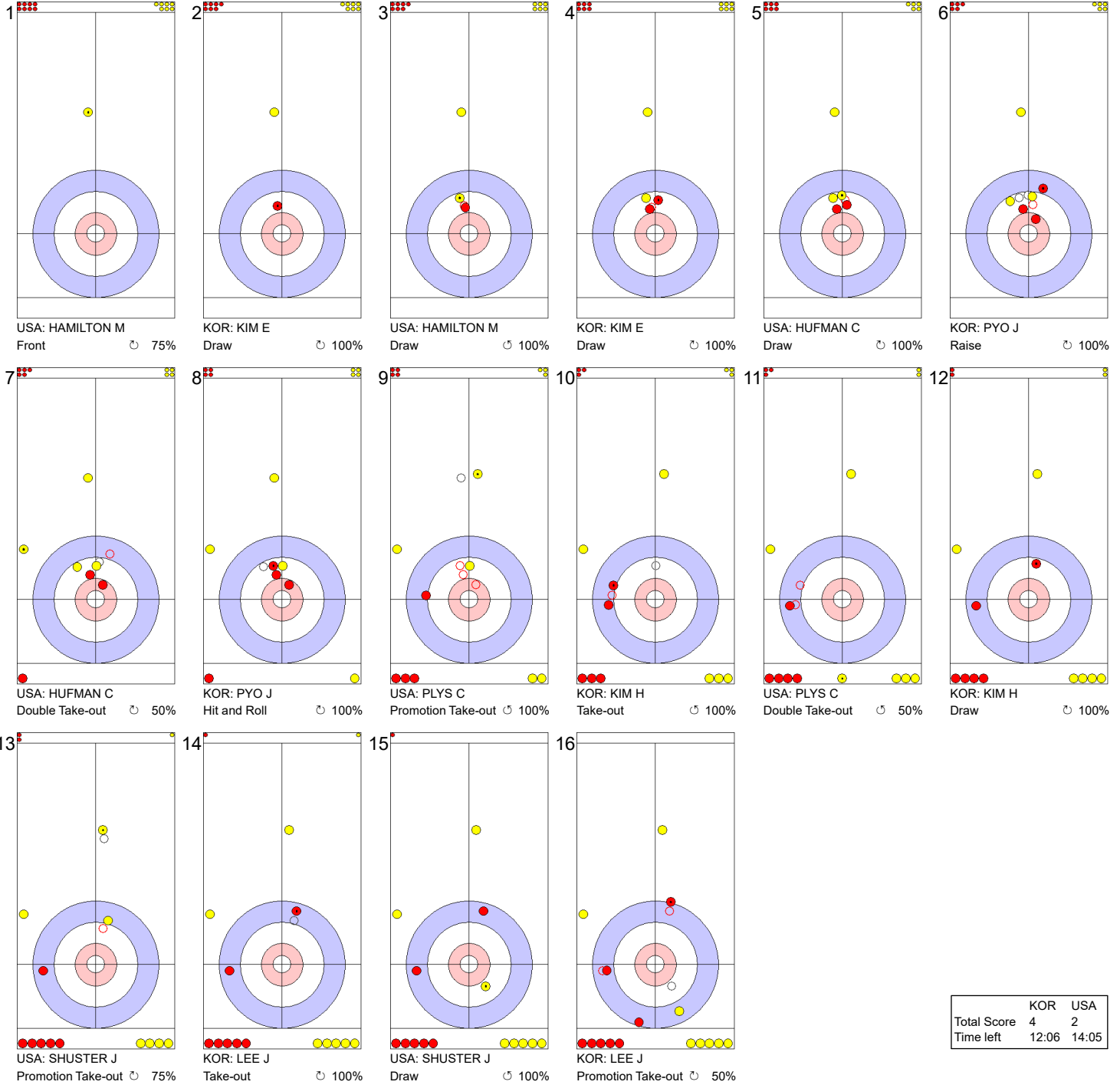
Legend:		
⌚	Clockwise	
⌚	Counter-clockwise	
-	Not considered	





Game - Shot by Shot

End 6 ● KOR - Korea 3 + 1 (this end) = 4 ● USA - United States 2 + 0 (this end) = 2



	KOR	USA
Total Score	4	2
Time left	12:06	14:05

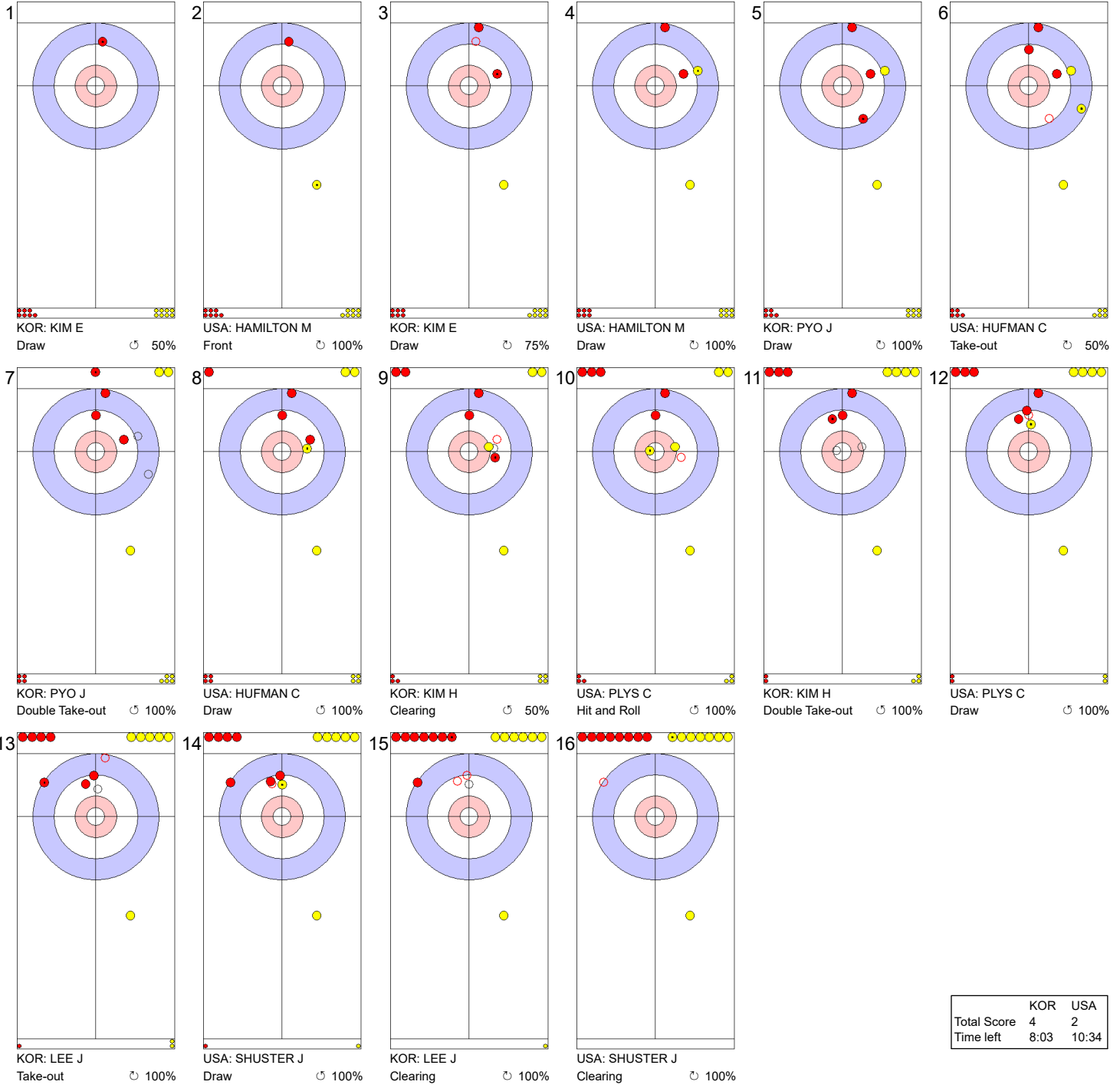
Legend:
 ↻ Clockwise ↺ Counter-clockwise - Not considered





Game - Shot by Shot

End 7 **KOR - Korea 4 + 0 (this end) = 4** **USA - United States 2 + 0 (this end) = 2**



	KOR	USA
Total Score	4	2
Time left	8:03	10:34

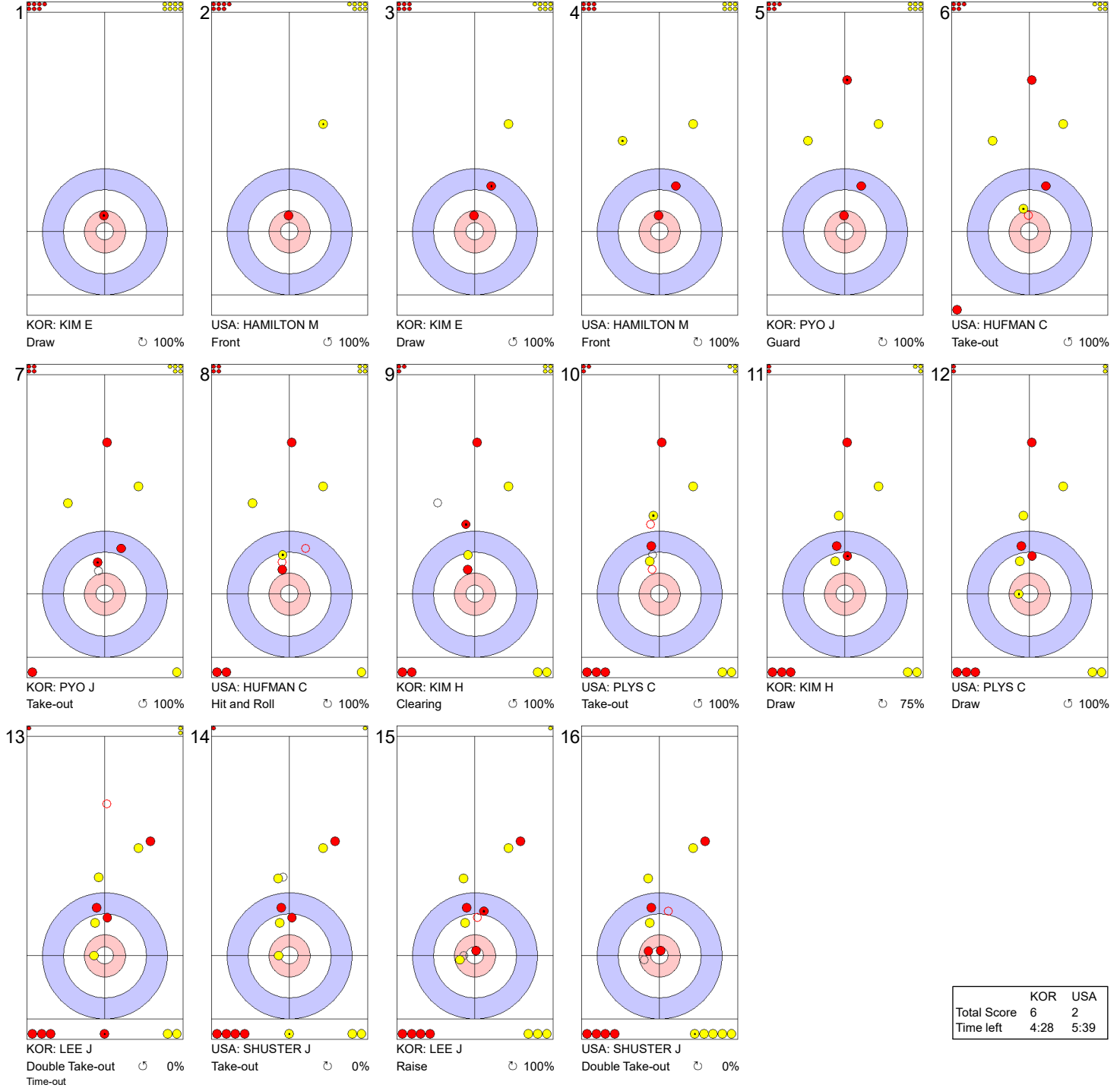
Legend:
 ↻ Clockwise ↺ Counter-clockwise - Not considered





Game - Shot by Shot

End 8 **KOR - Korea 4 + 2 (this end) = 6** **USA - United States 2 + 0 (this end) = 2**



Legend:
 ↻ Clockwise ↺ Counter-clockwise - Not considered





Game - Shot by Shot

End 9 **KOR - Korea 6 + 0 (this end) = 6** **USA - United States 2 + 4 (this end) = 6**



	KOR	USA
Total Score	6	6
Time left	1:23	2:22

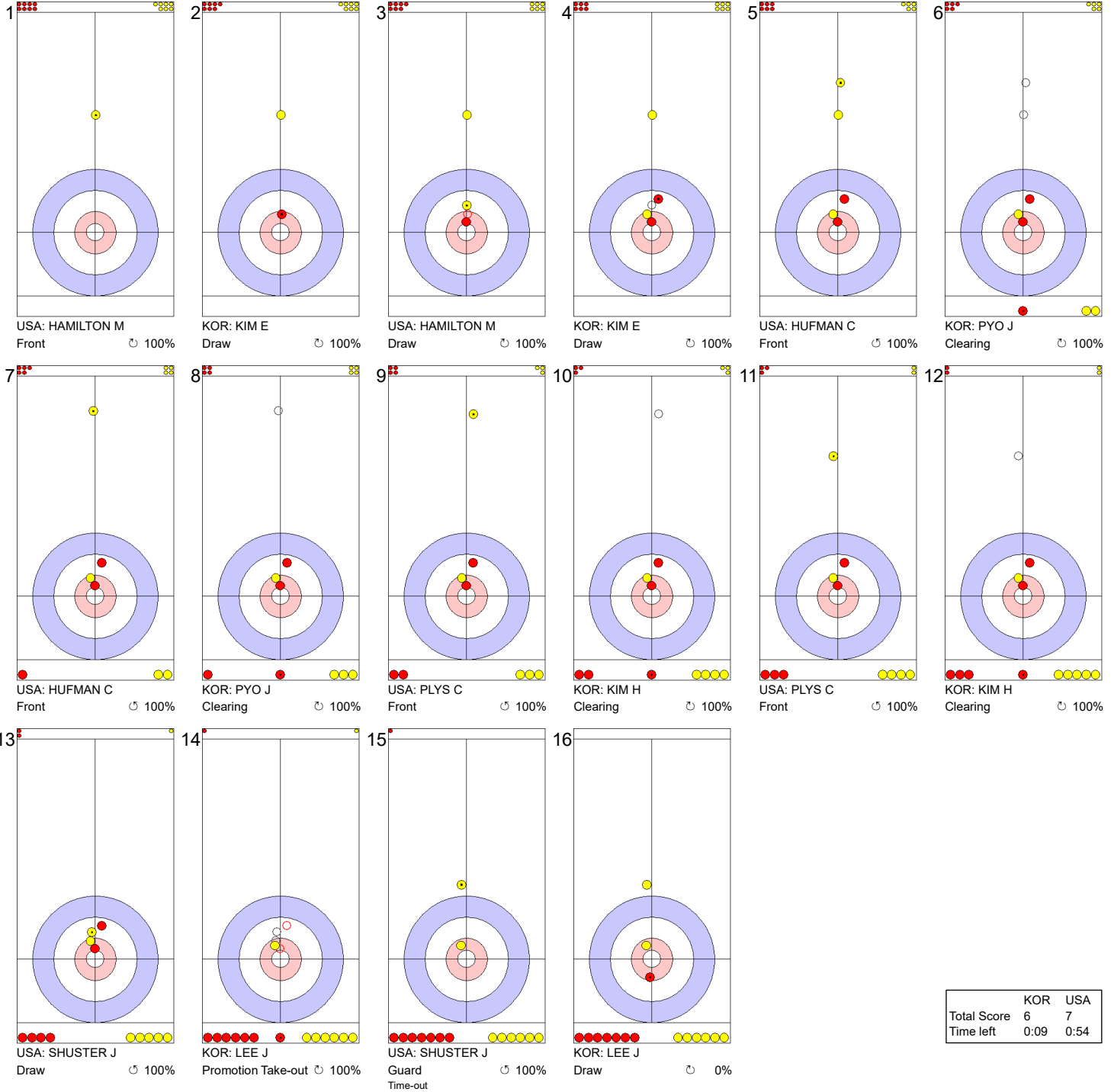
Legend:
 Clockwise Counter-clockwise - Not considered





Game - Shot by Shot

End 10 **KOR - Korea 6 + 0 (this end) = 6** **USA - United States 6 + 1 (this end) = 7**



Legend:
 Clockwise
 Counter-clockwise
- Not considered





Game Results

Sheet	Team	LSFE	1	2	3	4	5	6	7	8	9	10	Extra Ends	Total
B	JPN - Japan	*	2	1	1	0	2	0	0	1	0	X		7
	AUS - Australia		0	0	0	1	0	1	1	0	1	X		4

JPN - Japan		Shot Success	
		Game	All
4 V	SHIMIZU Tetsuro	79%	78%
3 S	ABE Shinya	74%	77%
2	SATO Hayato	83%	80%
1	TSURUGA Sota	86%	82%
A	OUCHI Haruto	-	-
Team Total		80%	79%

AUS - Australia		Shot Success	
		Game	All
4	HEWITT Dean	61%	69%
3	DAVIS Tanner	76%	79%
2 V	JOHNS Steve	81%	80%
1 S	MILLIKIN Hugh	94%	91%
A	HEWITT Steve	-	-
Team Total		79%	80%

Last Stone Draw		Distance
↻	SHIMIZU Tetsuro	17.7cm
↻	TSURUGA Sota	28.8cm
Total		46.5cm

Last Stone Draw		Distance
↻	DAVIS Tanner	9.0cm
↻	JOHNS Steve	60.8cm
Total		69.8cm

Time remaining: 3 minutes 43 seconds

Time remaining: 2 minutes 38 seconds

Time-out: End 8 - JPN stone 6

Shot Success Analysis

JPN - Japan		↻	↻	Game
4	SHIMIZU Tetsuro	Draws 6 75%	3 58%	9 69%
		Take-outs 4 100%	5 80%	9 89%
		Total 10 85%	8 72%	18 79%
3	ABE Shinya	Draws 1 100%	2 38%	3 58%
		Take-outs 10 78%	6 75%	16 77%
		Total 11 80%	8 66%	19 74%
2	SATO Hayato	Draws 4 88%	2 38%	6 71%
		Take-outs 7 100%	7 75%	14 88%
		Total 11 95%	9 67%	20 83%
1	TSURUGA Sota	Draws 15 92%	2 88%	17 91%
		Take-outs 1 0%	0 -	1 0%
		Total 16 86%	2 88%	18 86%
A	OUCHI Haruto	Draws 0 -	0 -	0 -
		Take-outs 0 -	0 -	0 -
		Total 0 -	0 -	0 -
Team		Draws 26 88%	9 56%	35 79%
		Take-outs 22 85%	18 76%	40 81%
		Total 48 86%	27 69%	75 80%

AUS - Australia		↻	↻	Game
4	HEWITT Dean	Draws 5 50%	6 75%	11 64%
		Take-outs 3 50%	4 63%	7 57%
		Total 8 50%	10 70%	18 61%
3	DAVIS Tanner	Draws 7 71%	8 75%	15 73%
		Take-outs 2 100%	2 75%	4 88%
		Total 9 78%	10 75%	19 76%
2	JOHNS Steve	Draws 11 82%	5 80%	16 81%
		Take-outs 1 75%	3 83%	4 81%
		Total 12 81%	8 81%	20 81%
1	MILLIKIN Hugh	Draws 11 89%	9 100%	20 94%
		Take-outs 0 -	0 -	0 -
		Total 11 89%	9 100%	20 94%
A	HEWITT Steve	Draws 0 -	0 -	0 -
		Take-outs 0 -	0 -	0 -
		Total 0 -	0 -	0 -
Team		Draws 34 77%	28 84%	62 80%
		Take-outs 6 71%	9 72%	15 72%
		Total 40 76%	37 81%	77 79%

Note:
Position and function for each team member:
4 = Fourth, **3** = Third, **2** = Second, **1** = Lead, **A** = Alternate, **S** = Skip, **V** = Vice-Skip

Legend:
↻ Clockwise ↻ Counter-clockwise **LSFE(*)** Last Stone First End
X Unplayed/unfinished end due to concession



Game - Shot by Shot

End 1 ● JPN - Japan 0 + 2 (this end) = 2 ● AUS - Australia 0 + 0 (this end) = 0



	JPN	AUS
Total Score	2	0
Time left	34:50	35:07

Legend:
 ↻ Clockwise ↺ Counter-clockwise - Not considered





Game - Shot by Shot



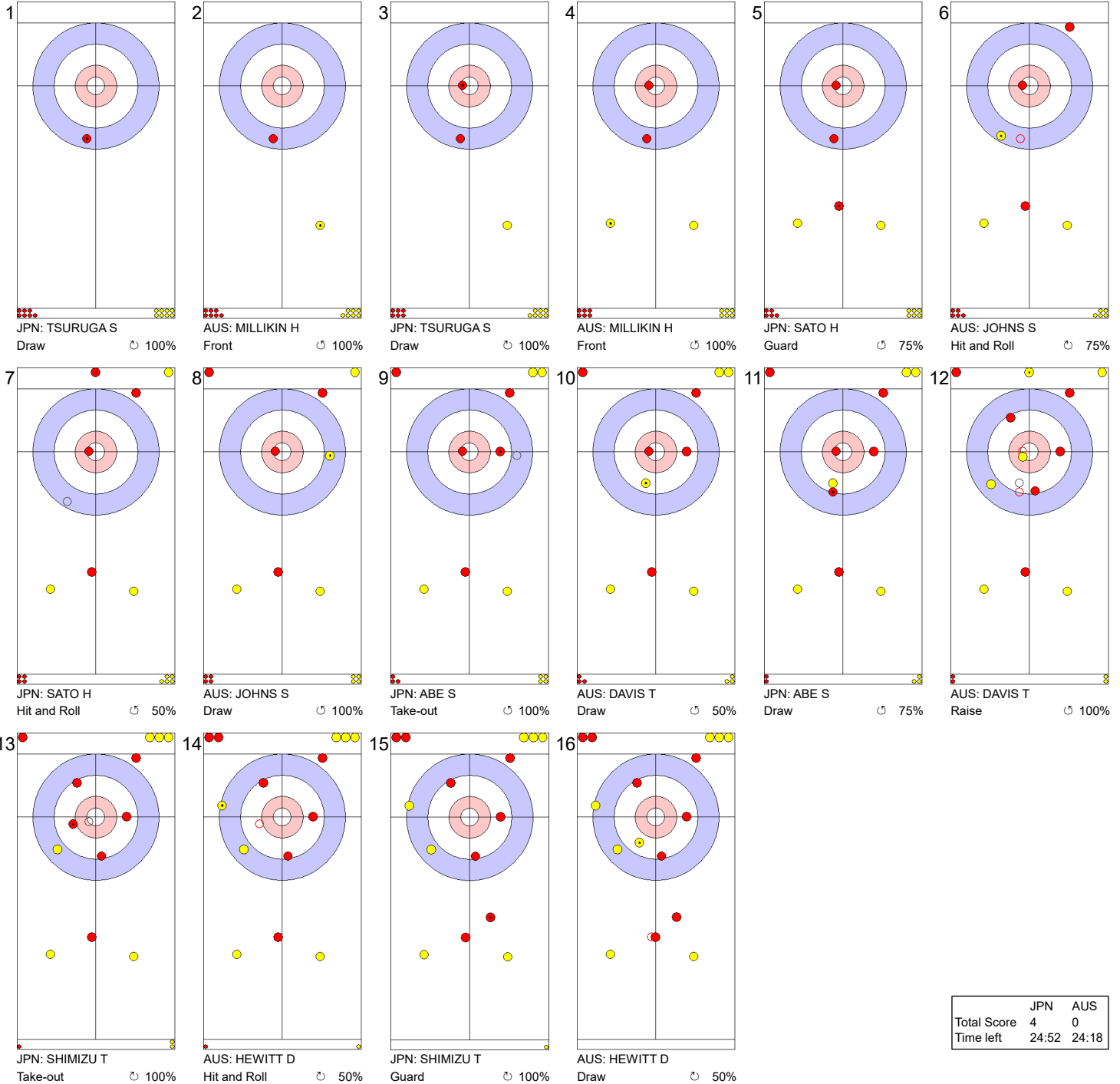
Legend:
 ↻ Clockwise ↺ Counter-clockwise - Not considered





Game - Shot by Shot

End 3 **JPN - Japan 3 + 1 (this end) = 4** **AUS - Australia 0 + 0 (this end) = 0**



	JPN	AUS
Total Score	4	0
Time left	24:52	24:18

Legend:
 ↻ Clockwise ↺ Counter-clockwise - Not considered





Game - Shot by Shot

End 4 **JPN - Japan 4 + 0 (this end) = 4** **AUS - Australia 0 + 1 (this end) = 1**



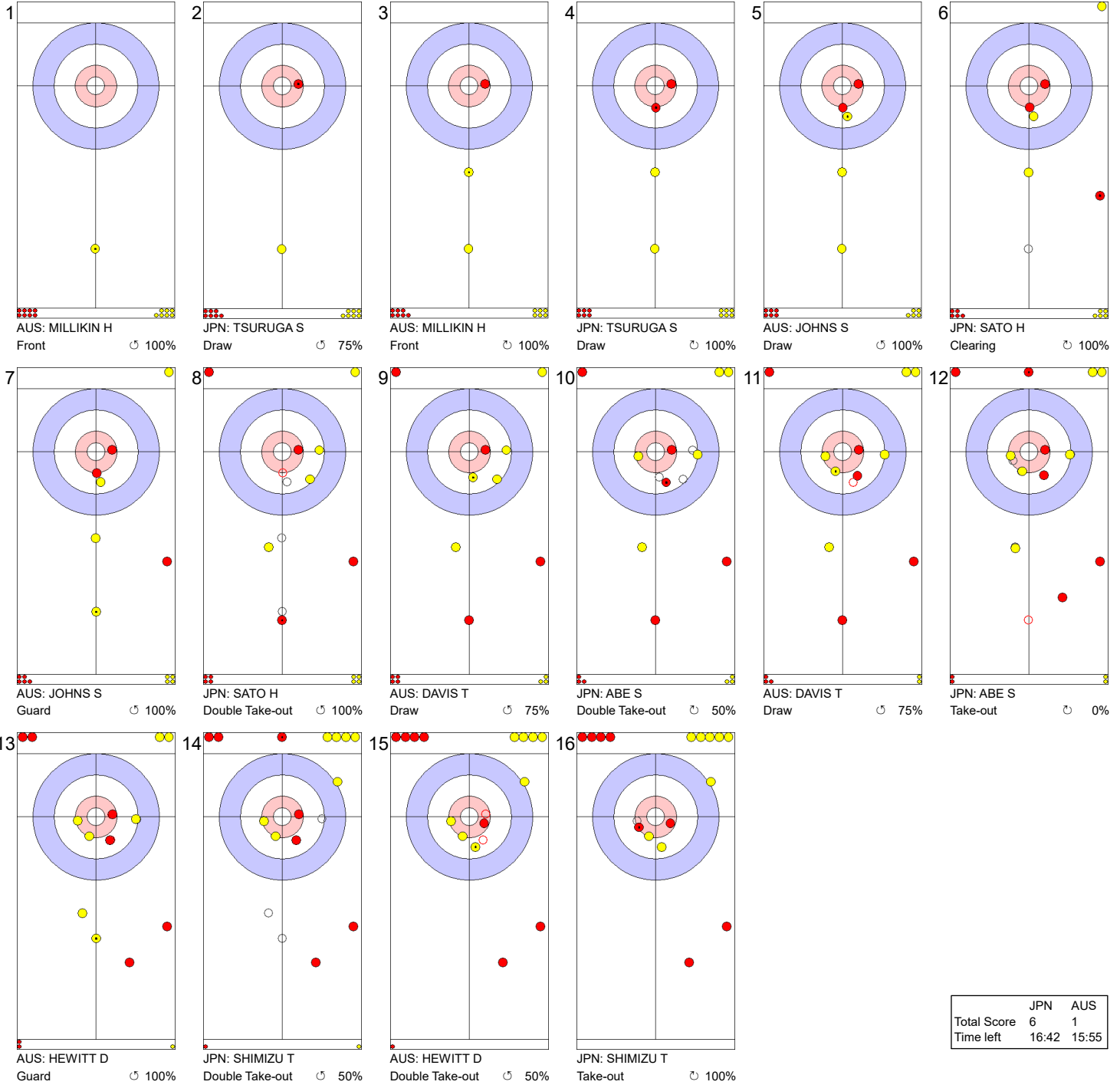
Legend:
↻ Clockwise ↺ Counter-clockwise - Not considered





Game - Shot by Shot

End 5 ● JPN - Japan 4 + 2 (this end) = 6 ● AUS - Australia 1 + 0 (this end) = 1



	JPN	AUS
Total Score	6	1
Time left	16:42	15:55

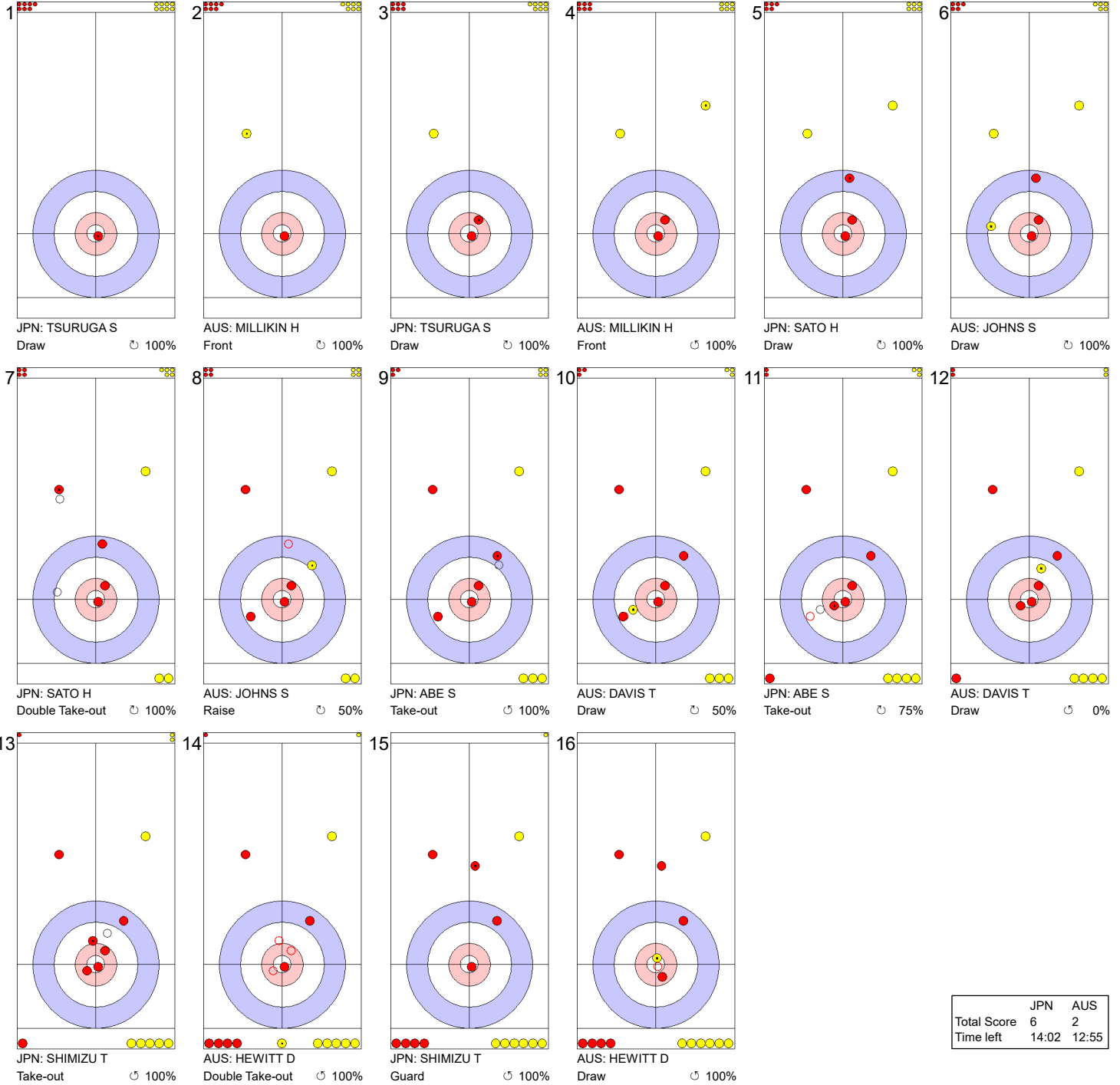
Legend:
 ↻ Clockwise ↺ Counter-clockwise - Not considered





Game - Shot by Shot

End 6 **JPN - Japan 6 + 0 (this end) = 6** **AUS - Australia 1 + 1 (this end) = 2**



Legend:
 ↻ Clockwise ↺ Counter-clockwise - Not considered





Game - Shot by Shot

End 7 ● JPN - Japan 6 + 0 (this end) = 6 ⊗ AUS - Australia 2 + 1 (this end) = 3



	JPN	AUS
Total Score	6	3
Time left	11:05	10:38

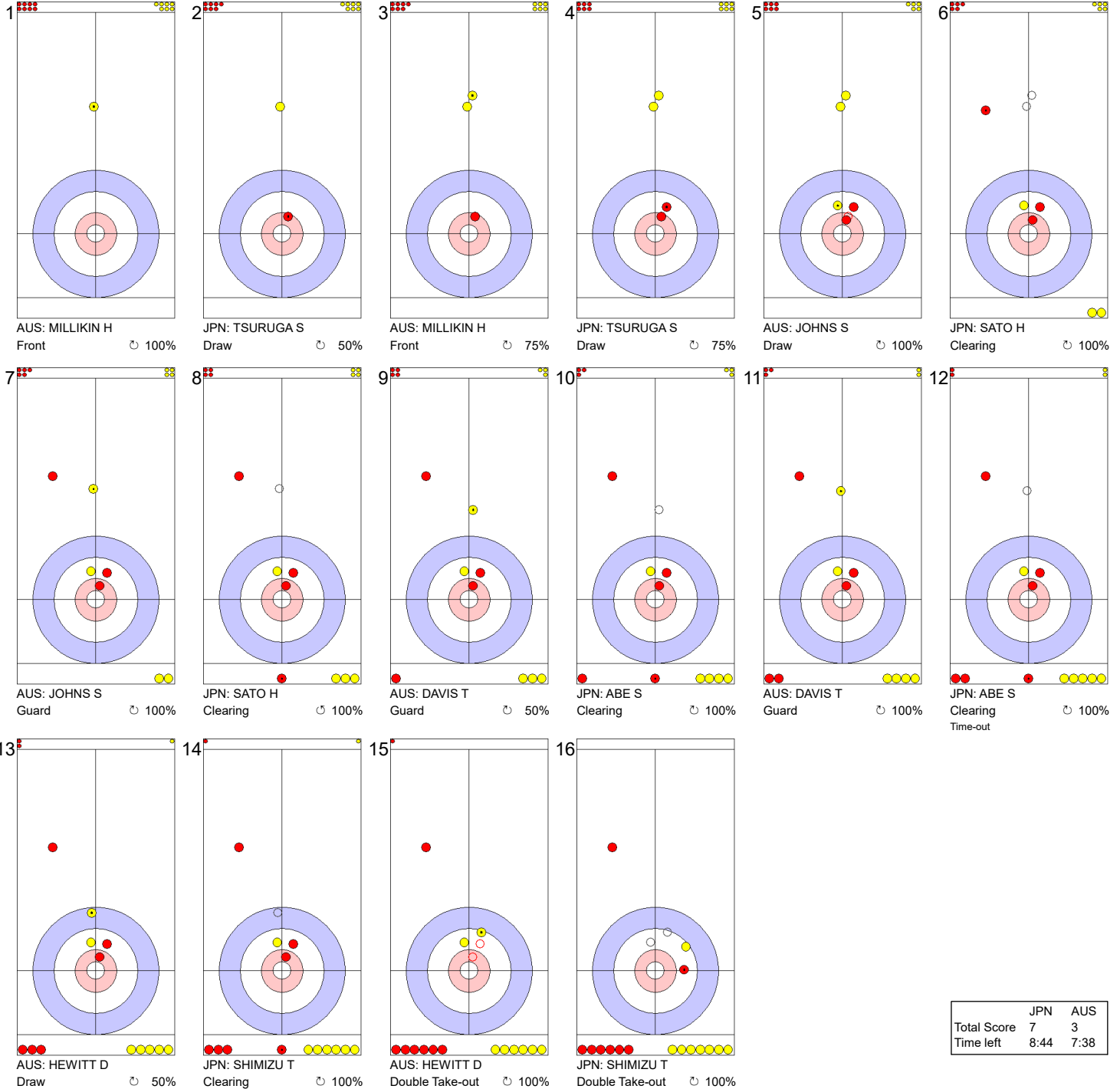
Legend:
↻ Clockwise ↺ Counter-clockwise - Not considered





Game - Shot by Shot

End 8 **JPN - Japan 6 + 1 (this end) = 7** **AUS - Australia 3 + 0 (this end) = 3**



	JPN	AUS
Total Score	7	3
Time left	8:44	7:38

Legend:
 ↻ Clockwise ↺ Counter-clockwise - Not considered





Game - Shot by Shot

End 9 ● **JPN - Japan 7 + 0 (this end) = 7** ● **AUS - Australia 3 + 1 (this end) = 4**



	JPN	AUS
Total Score	7	4
Time left	4:23	3:45

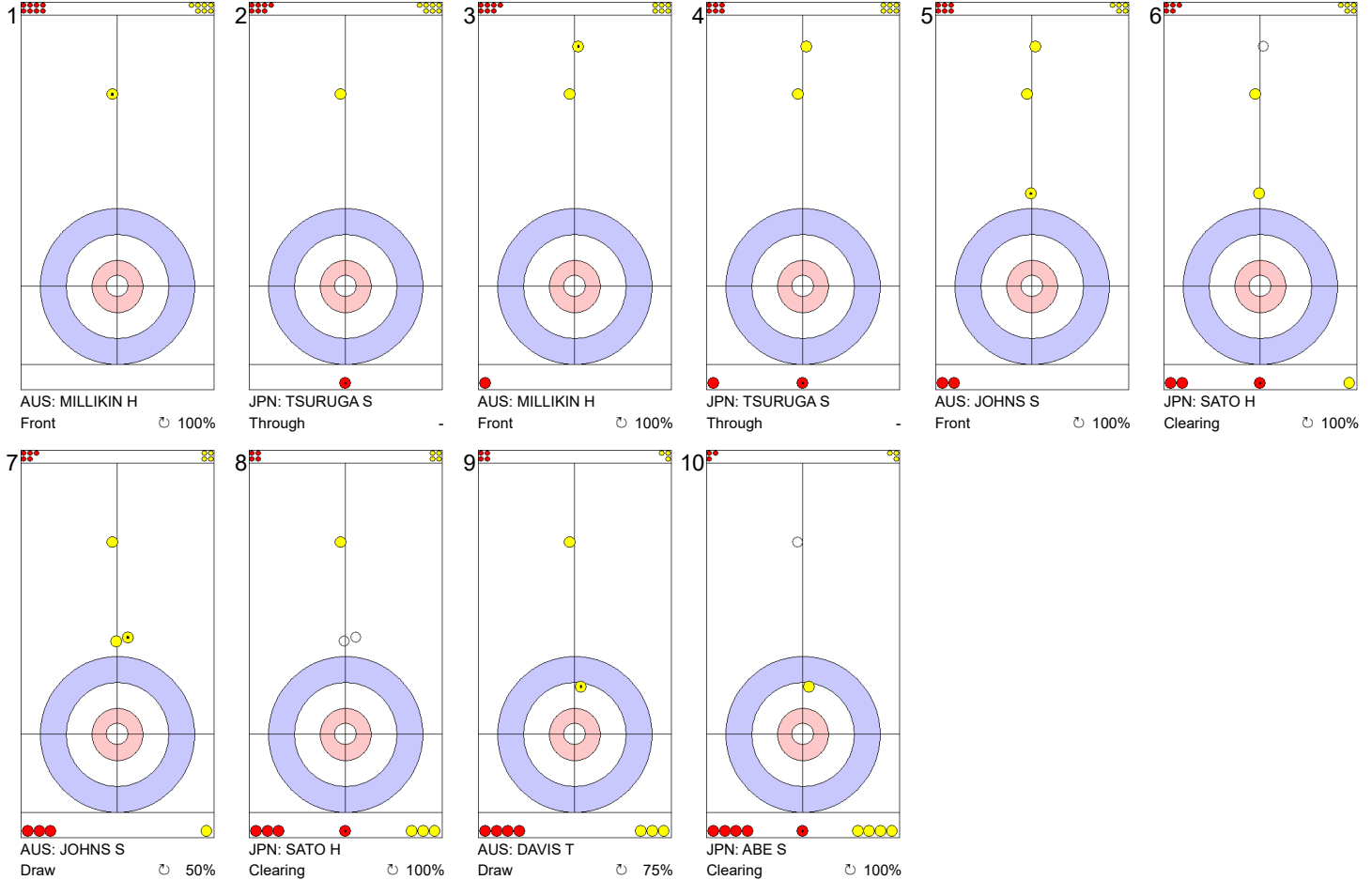
Legend:
 ↻ Clockwise ↺ Counter-clockwise - Not considered





Game - Shot by Shot

End 10 ● JPN - Japan 7 + X (this end) = 7 ● AUS - Australia 4 + X (this end) = 4



	JPN	AUS
Total Score	7	4
Time left	3:43	2:38

Legend:
 ↻ Clockwise ↺ Counter-clockwise - Not considered
 X Unfinished end due to concession





SUN 27 OCT 2024
Start Time 19:30

Round Robin Session 2 - Sheet C

Game Results

Sheet	Team	LSFE	1	2	3	4	5	6	7	8	9	10	Extra Ends	Total
C	TPE - Chinese Taipei		0	0	1	0	0	0	X	X	X	X		1
	CAN - Canada	*	3	5	0	2	1	6	X	X	X	X		17

TPE - Chinese Taipei		Shot Success Game	All
4 V	STEVENS Eric	40 %	44 %
3	YIN LIU Luis	48 %	65 %
2	LEE Victor	48 %	50 %
1 S	HSU Ken	81 %	76 %
A	HSU Nicholas	-	-
Team Total		54 %	59 %

CAN - Canada		Shot Success Game	All
4 S	GUSHUE Brad	75 %	88 %
3 V	NICHOLS Mark	88 %	87 %
2	BOTTCHER Brendan	100 %	90 %
1	WALKER Geoff	97 %	99 %
A	CASEY Adam	100 %	100 %
Team Total		90 %	91 %

Last Stone Draw Distance

⌚	LEE Victor	68.0cm
⌚	YIN LIU Luis	156.8cm
Total		224.8cm

Last Stone Draw Distance

⌚	WALKER Geoff	13.5cm
⌚	NICHOLS Mark	24.3cm
Total		37.8cm

Time remaining: 8 minutes 4 seconds

Time remaining: 14 minutes 9 seconds

CASEY A replaced WALKER G at the beginning of end 5

Shot Success Analysis

TPE - Chinese Taipei		⌚	⌚	Game
4 STEVENS Eric	Draws	2 0%	4 88%	6 58%
	Take-outs	1 0%	5 25%	6 21%
	Total	3 0%	9 53%	12 40%
3 YIN LIU Luis	Draws	1 50%	7 39%	8 41%
	Take-outs	1 100%	3 50%	4 63%
	Total	2 75%	10 43%	12 48%
2 LEE Victor	Draws	3 33%	4 56%	7 46%
	Take-outs	3 58%	2 38%	5 50%
	Total	6 46%	6 50%	12 48%
1 HSU Ken	Draws	2 50%	10 88%	12 81%
	Take-outs	0 -	0 -	0 -
	Total	2 50%	10 88%	12 81%
A HSU Nicholas	Draws	0 -	0 -	0 -
	Take-outs	0 -	0 -	0 -
	Total	0 -	0 -	0 -
Team	Draws	8 31%	25 69%	33 60%
	Take-outs	5 55%	10 35%	15 42%
	Total	13 40%	35 59%	48 54%

CAN - Canada		⌚	⌚	Game
4 GUSHUE Brad	Draws	2 50%	7 79%	9 72%
	Take-outs	0 -	3 83%	3 83%
	Total	2 50%	10 80%	12 75%
3 NICHOLS Mark	Draws	5 80%	1 75%	6 79%
	Take-outs	4 94%	2 100%	6 96%
	Total	9 86%	3 92%	12 88%
2 BOTTCHER Brendan	Draws	3 100%	0 -	3 100%
	Take-outs	5 100%	4 100%	9 100%
	Total	8 100%	4 100%	12 100%
1 WALKER Geoff	Draws	3 92%	4 100%	7 96%
	Take-outs	1 100%	0 -	1 100%
	Total	4 94%	4 100%	8 97%
A CASEY Adam	Draws	3 100%	1 100%	4 100%
	Take-outs	0 -	0 -	0 -
	Total	3 100%	1 100%	4 100%
Team	Draws	16 86%	13 87%	29 86%
	Take-outs	10 98%	9 94%	19 96%
	Total	26 90%	22 90%	48 90%

Note:
Position and function for each team member:
4 = Fourth, 3 = Third, 2 = Second, 1 = Lead, A = Alternate, S = Skip, V = Vice-Skip

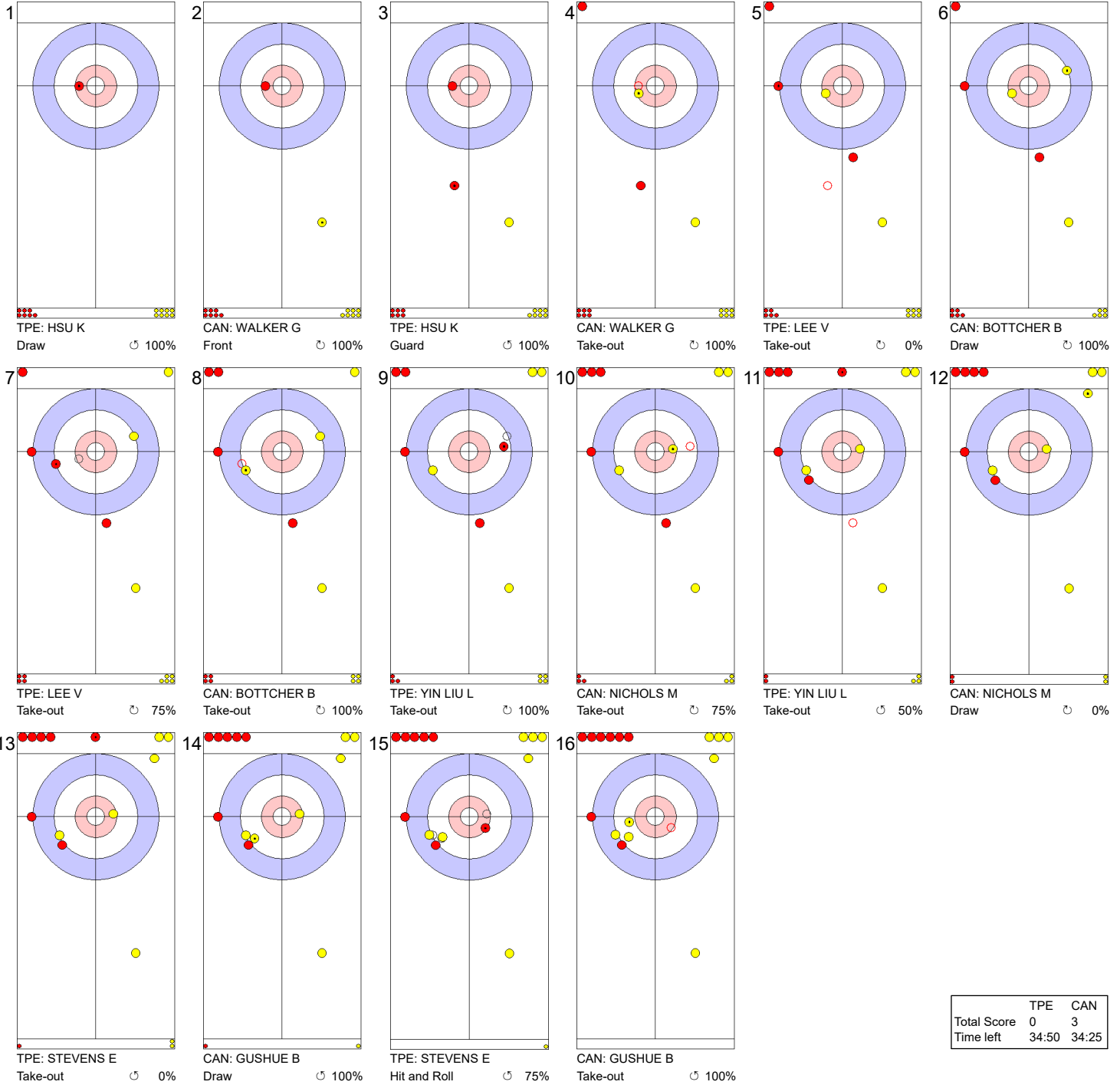
Legend:
 ⌚ Clockwise ⌚ Counter-clockwise LSFE(*) Last Stone First End
 X Unplayed/unfinished end due to concession





Game - Shot by Shot

End 1 ● TPE - Chinese Taipei 0 + 0 (this end) = 0 ● CAN - Canada 0 + 3 (this end) = 3



	TPE	CAN
Total Score	0	3
Time left	34:50	34:25

Legend:
 ↻ Clockwise ↺ Counter-clockwise - Not considered





Game - Shot by Shot

End 2 ● TPE - Chinese Taipei 0 + 0 (this end) = 0 ● CAN - Canada 3 + 5 (this end) = 8



	TPE	CAN
Total Score	0	8
Time left	29:51	31:06

Legend:
 ↻ Clockwise ↺ Counter-clockwise - Not considered





Game - Shot by Shot

End 3 ● TPE - Chinese Taipei 0 + 1 (this end) = 1 ● CAN - Canada 8 + 0 (this end) = 8



	TPE	CAN
Total Score	1	8
Time left	25:44	27:05

Legend:
 ↻ Clockwise ↺ Counter-clockwise - Not considered





Game - Shot by Shot

End 4 **TPE - Chinese Taipei 1 + 0 (this end) = 1** **CAN - Canada 8 + 2 (this end) = 10**



	TPE	CAN
Total Score	1	10
Time left	21:23	23:40

Legend:
 ↻ Clockwise ↺ Counter-clockwise - Not considered





Game - Shot by Shot

End 5 ● TPE - Chinese Taipei 1 + 0 (this end) = 1 ● CAN - Canada 10 + 1 (this end) = 11



	TPE	CAN
Total Score	1	11
Time left	13:21	18:22

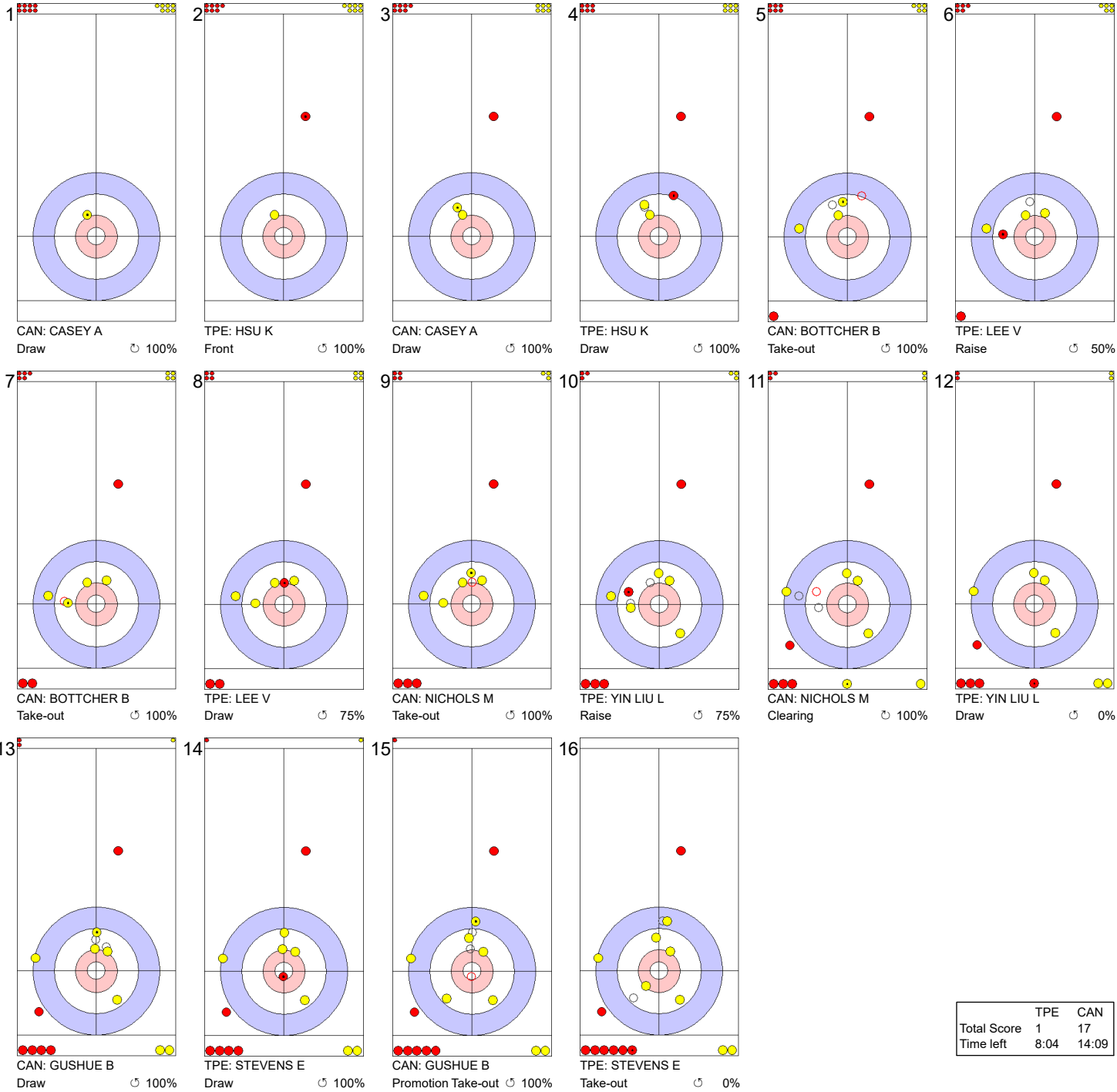
Legend:
 ↻ Clockwise ↺ Counter-clockwise - Not considered





Game - Shot by Shot

End 6 ● TPE - Chinese Taipei 1 + 0 (this end) = 1 ● CAN - Canada 11 + 6 (this end) = 17



	TPE	CAN
Total Score	1	17
Time left	8:04	14:09

Legend:
 ↻ Clockwise ↺ Counter-clockwise - Not considered





SUN 27 OCT 2024
Start Time 19:30

Round Robin Session 2 - Sheet D

Game Results

Sheet	Team	LSFE	1	2	3	4	5	6	7	8	9	10	Extra Ends	Total
D	CHN - China	*	2	0	0	2	0	1	0	1	0	1		7
	NZL - New Zealand		0	1	0	0	2	0	1	0	1	0		5

CHN - China		Shot Success	Game	All
4 S	XU Xiaoming	85%	82%	
3 V	FEI Xueqing	80%	84%	
2	WANG Zhiyu	81%	85%	
1	LI Zhichao	86%	89%	
A	YE Jianjun	-	-	
Team Total		83%	85%	

NZL - New Zealand		Shot Success	Game	All
4 S	HOOD Anton	85%	77%	
3	WALKER Hunter	89%	90%	
2	SMITH Ben	88%	84%	
1 V	SARGON Brett	80%	73%	
A	PALANUIK Jared	-	-	
Team Total		85%	81%	

Last Stone Draw Distance

⌚	XU Xiaoming	22.3cm
⌚	WANG Zhiyu	51.2cm
Total		73.5cm

Last Stone Draw Distance

⌚	SARGON Brett	62.6cm
⌚	SMITH Ben	18.3cm
Total		80.9cm

Time remaining: 2 minutes 28 seconds

Time-out: End 10 - CHN stone 7

Time remaining: 1 minute 20 seconds

Time-out: End 6 - NZL stone 8

Shot Success Analysis

CHN - China		⌚	⌚	Game
4	XU Xiaoming	Draws 4 100%	2 50%	6 83%
		Take-outs 4 100%	10 80%	14 86%
		Total 8 100%	12 75%	20 85%
3	FEI Xueqing	Draws 2 88%	2 63%	4 75%
		Take-outs 7 86%	9 78%	16 81%
		Total 9 86%	11 75%	20 80%
2	WANG Zhiyu	Draws 5 80%	0 -	5 80%
		Take-outs 8 72%	7 93%	15 82%
		Total 13 75%	7 93%	20 81%
1	LI Zhichao	Draws 16 86%	1 100%	17 87%
		Take-outs 3 83%	0 -	3 83%
		Total 19 86%	1 100%	20 86%
A	YE Jianjun	Draws 0 -	0 -	0 -
		Take-outs 0 -	0 -	0 -
		Total 0 -	0 -	0 -
Team		Draws 27 87%	5 65%	32 84%
		Take-outs 22 83%	26 83%	48 83%
		Total 49 85%	31 80%	80 83%

NZL - New Zealand		⌚	⌚	Game
4	HOOD Anton	Draws 4 56%	5 100%	9 81%
		Take-outs 1 100%	10 88%	11 89%
		Total 5 65%	15 92%	20 85%
3	WALKER Hunter	Draws 3 75%	4 94%	7 86%
		Take-outs 7 96%	6 83%	13 90%
		Total 10 90%	10 88%	20 89%
2	SMITH Ben	Draws 5 100%	5 75%	10 88%
		Take-outs 6 79%	4 100%	10 88%
		Total 11 89%	9 86%	20 88%
1	SARGON Brett	Draws 9 81%	9 78%	18 79%
		Take-outs 0 -	2 88%	2 88%
		Total 9 81%	11 80%	20 80%
A	PALANUIK Jared	Draws 0 -	0 -	0 -
		Take-outs 0 -	0 -	0 -
		Total 0 -	0 -	0 -
Team		Draws 21 80%	23 85%	44 82%
		Take-outs 14 89%	22 89%	36 89%
		Total 35 84%	45 87%	80 85%

Note:
Position and function for each team member:
4 = Fourth, 3 = Third, 2 = Second, 1 = Lead, A = Alternate, S = Skip, V = Vice-Skip

Legend:
⌚ Clockwise ⌚ Counter-clockwise LSFE(*) Last Stone First End





Game - Shot by Shot



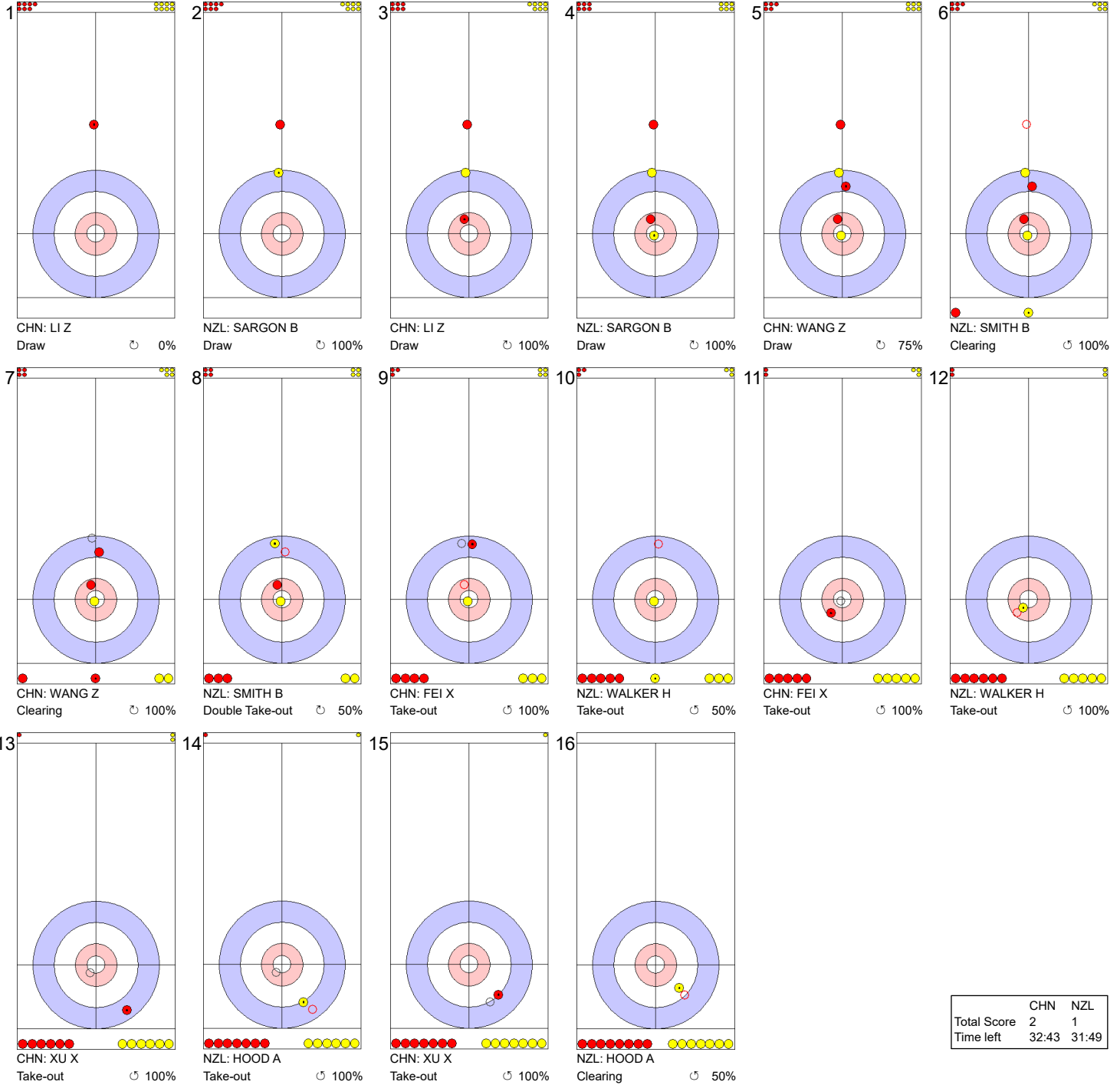
Legend:
 ↻ Clockwise ↺ Counter-clockwise - Not considered





Game - Shot by Shot

End 2 **CHN - China 2 + 0 (this end) = 2** **NZL - New Zealand 0 + 1 (this end) = 1**



Legend:
 Clockwise Counter-clockwise - Not considered





Game - Shot by Shot

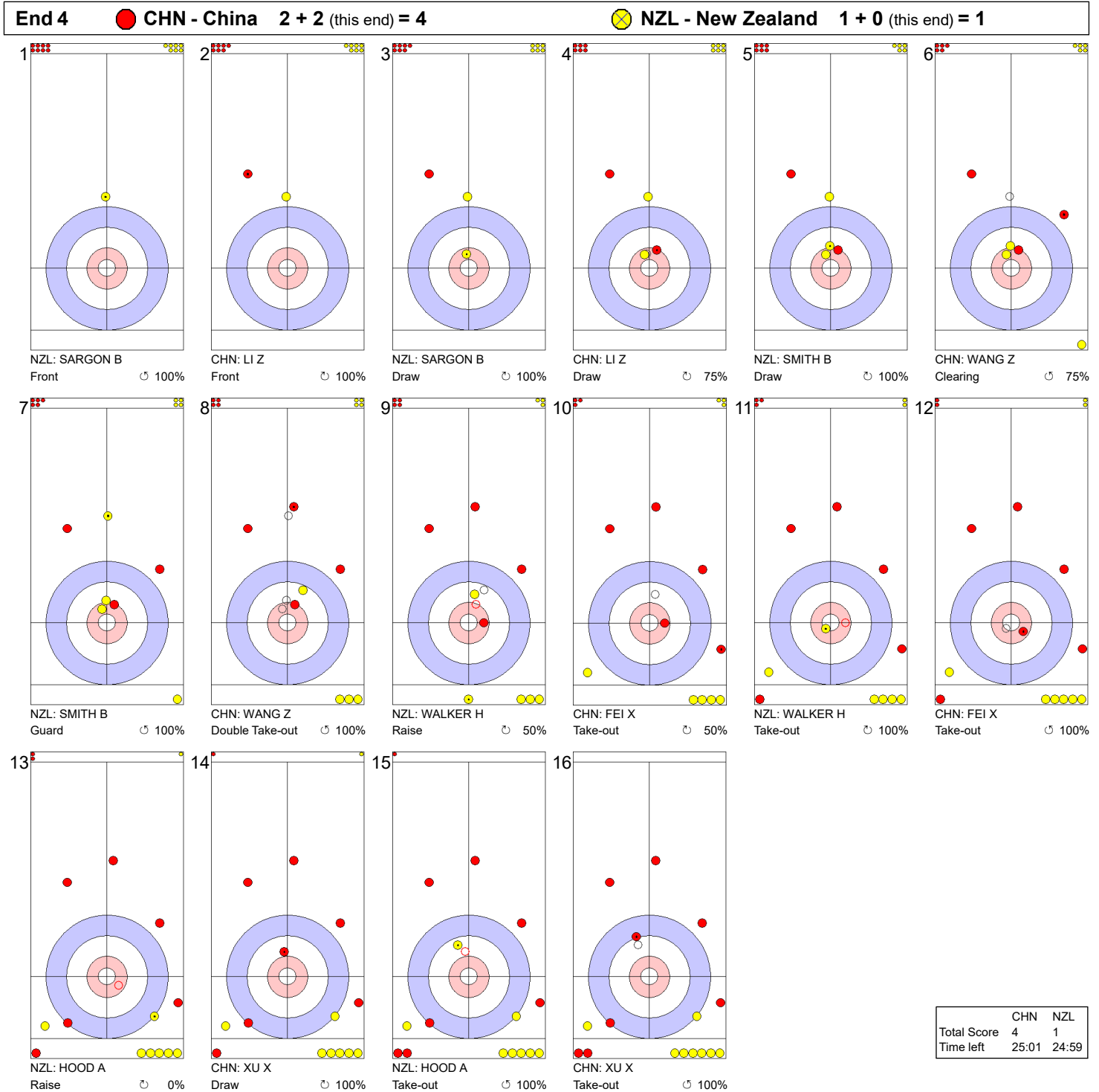


Legend:
 ↻ Clockwise ↺ Counter-clockwise - Not considered





Game - Shot by Shot

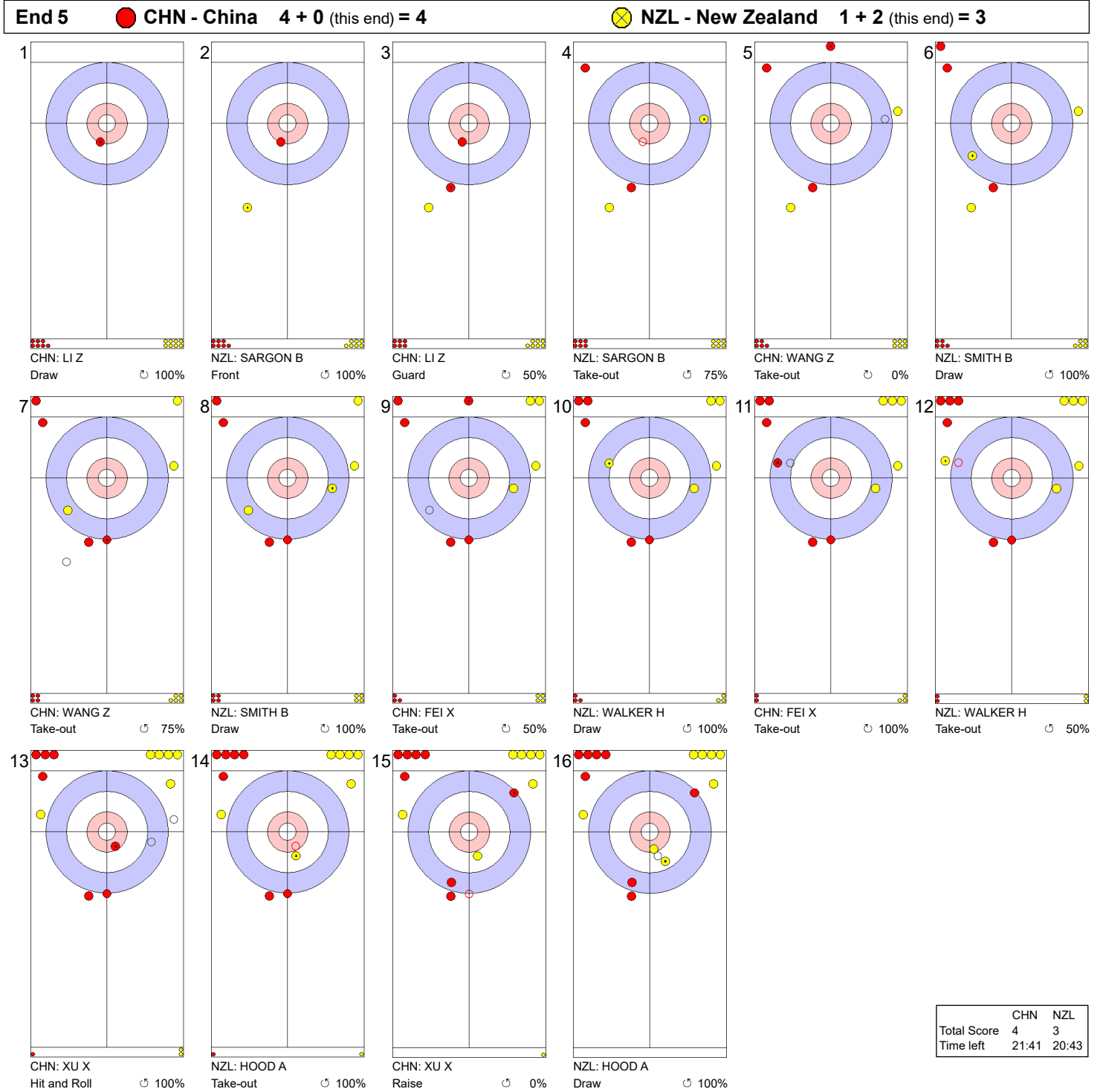


Legend:
 ↻ Clockwise ↺ Counter-clockwise - Not considered





Game - Shot by Shot



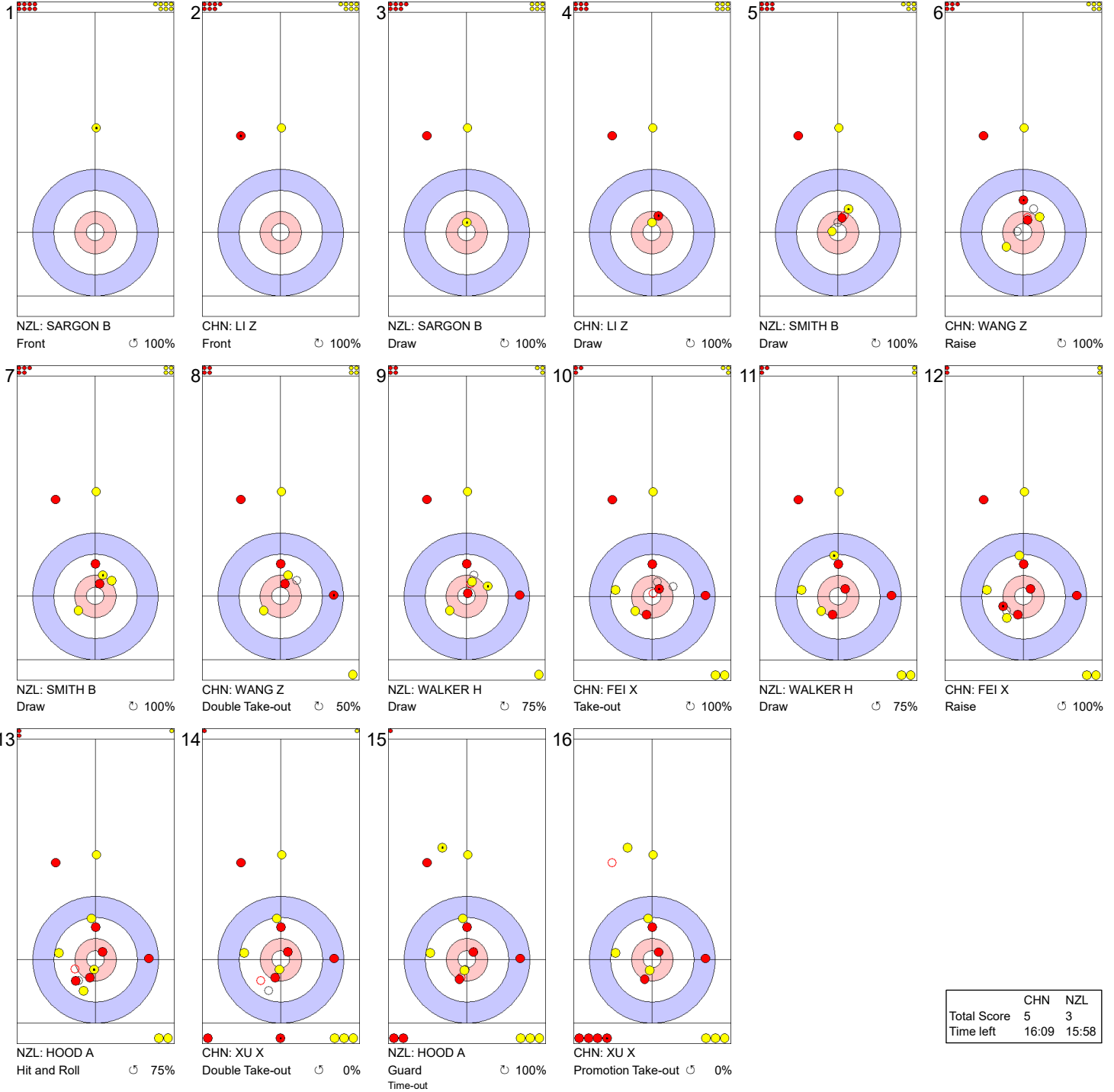
Legend:
 ↻ Clockwise ↺ Counter-clockwise - Not considered





Game - Shot by Shot

End 6 ● CHN - China 4 + 1 (this end) = 5 ● NZL - New Zealand 3 + 0 (this end) = 3



	CHN	NZL
Total Score	5	3
Time left	16:09	15:58

Legend:
 ↻ Clockwise ↺ Counter-clockwise - Not considered





Game - Shot by Shot

End 7 **CHN - China 5 + 0 (this end) = 5** **NZL - New Zealand 3 + 1 (this end) = 4**



	CHN	NZL
Total Score	5	4
Time left	12:38	11:16

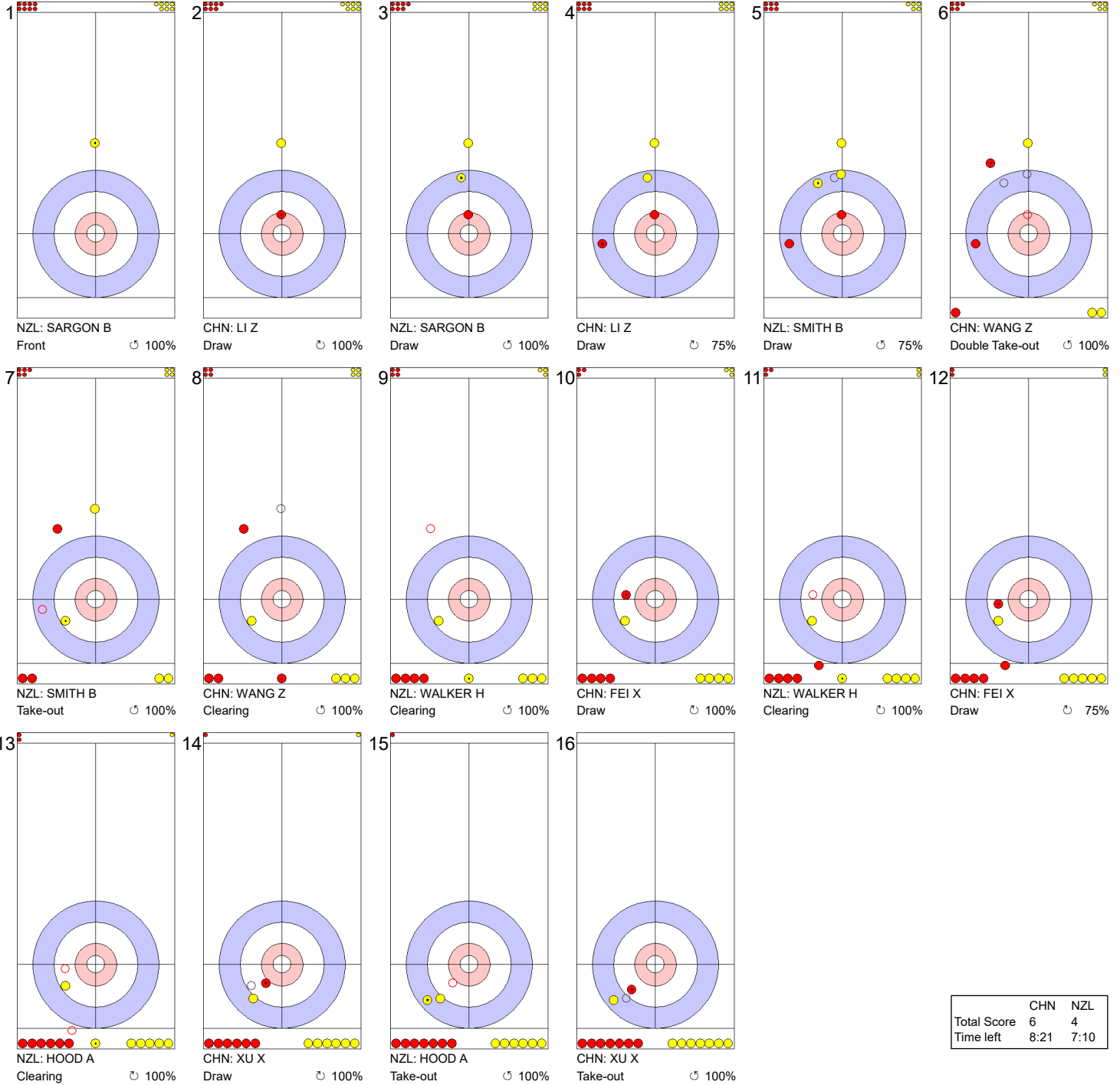
Legend:
 ↻ Clockwise ↺ Counter-clockwise - Not considered





Game - Shot by Shot

End 8 **CHN - China 5 + 1 (this end) = 6** **NZL - New Zealand 4 + 0 (this end) = 4**



Legend:
 ↻ Clockwise ↺ Counter-clockwise - Not considered





Game - Shot by Shot

End 9 **CHN - China 6 + 0 (this end) = 6** **NZL - New Zealand 4 + 1 (this end) = 5**



	CHN	NZL
Total Score	6	5
Time left	4:26	3:50

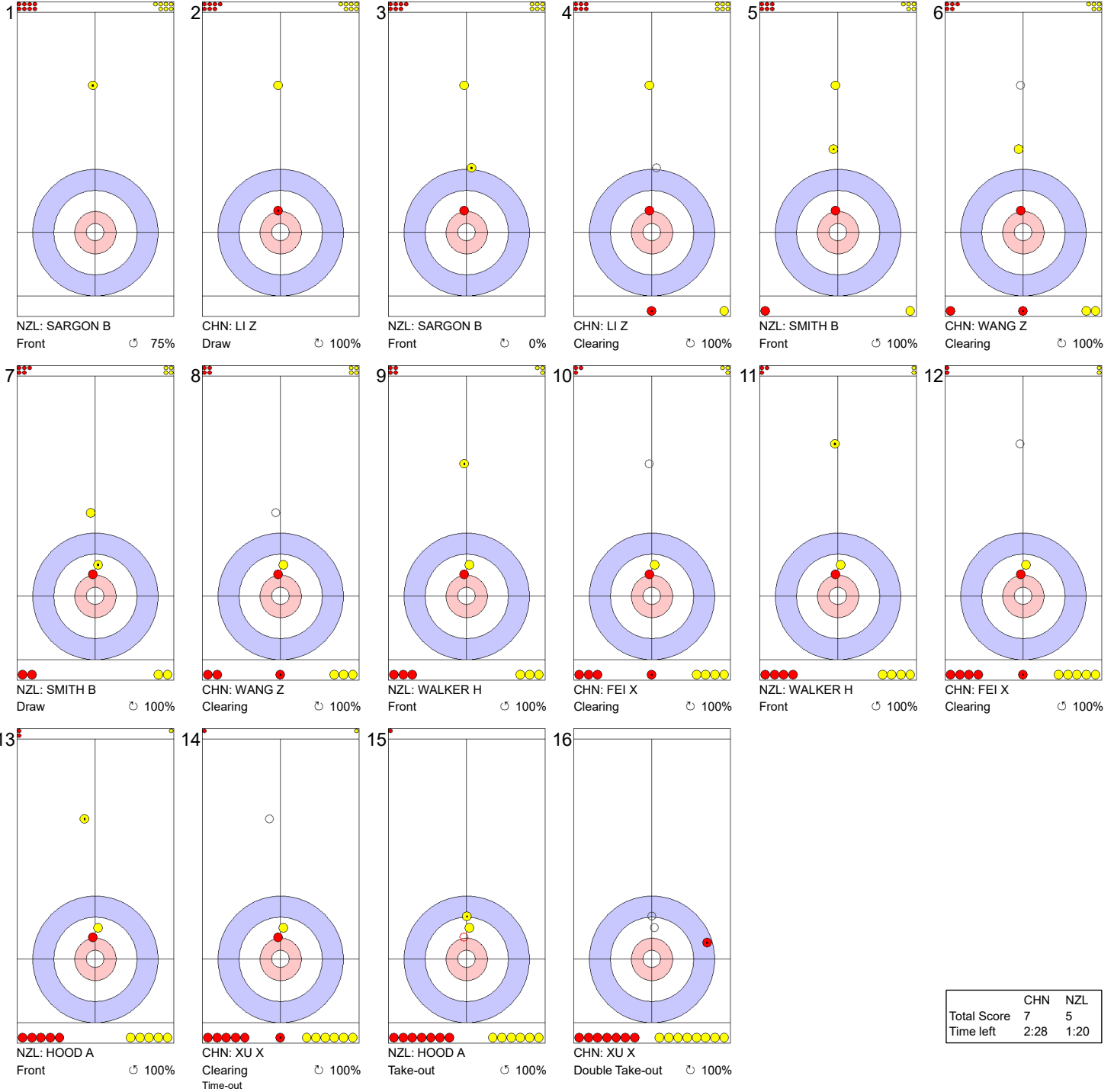
Legend:
 ↻ Clockwise ↺ Counter-clockwise - Not considered





Game - Shot by Shot

End 10 ● CHN - China 6 + 1 (this end) = 7 ● NZL - New Zealand 5 + 0 (this end) = 5



	CHN	NZL
Total Score	7	5
Time left	2:28	1:20

Legend:
 ↻ Clockwise ↺ Counter-clockwise - Not considered





Session Results and Standings

Sheet	Team	LSD/LSFE	1	2	3	4	5	6	7	8	9	10	Extra Ends	Total
A	AUS - Australia	55.9cm *	0	0	1	0	0	1	1	0	1	X		4
	CHN - China	242.1cm	0	2	0	2	1	0	0	3	0	X		8
B	CAN - Canada	171.4cm *	1	0	2	2	1	0	4	X	X	X		10
	KOR - Korea	216.5cm	0	1	0	0	0	2	0	X	X	X		3
C	NZL - New Zealand	28.5cm *	0	1	0	0	1	0	X	X	X	X		2
	USA - United States	79.9cm	1	0	3	3	0	3	X	X	X	X		10
D	JPN - Japan	21.4cm *	1	0	3	2	2	1	X	X	X	X		9
	TPE - Chinese Taipei	393.1cm	0	1	0	0	0	0	X	X	X	X		1

Current Standings

Rank	Team	Games	Wins	Losses
1	CAN - Canada	1	1	0
1	CHN - China	1	1	0
1	JPN - Japan	1	1	0
1	USA - United States	1	1	0
5	AUS - Australia	1	0	1
5	KOR - Korea	1	0	1
5	NZL - New Zealand	1	0	1
5	TPE - Chinese Taipei	1	0	1

Note:
Under World Curling rules, tie-breaking rules for standings are not applied until after the last game of the round robin.

Legend:
LSD Last Stone Draw **LSFE(*)** Last Stone First End **X** Unplayed/unfinished end due to concession



SUN 27 OCT 2024
Start Time 8:30

Round Robin Session 1 - Sheet A

Game Results

Sheet	Team	LSFE	1	2	3	4	5	6	7	8	9	10	Extra Ends	Total
A	AUS - Australia	*	0	0	1	0	0	1	1	0	1	X		4
	CHN - China		0	2	0	2	1	0	0	3	0	X		8

AUS - Australia		Shot Success	Game	All
4	HEWITT Dean	78%	78%	
3	DAVIS Tanner	82%	82%	
2 V	JOHNS Steve	78%	78%	
1 S	MILLIKIN Hugh	89%	89%	
A	HEWITT Steve	-	-	
Team Total		82%	82%	

CHN - China		Shot Success	Game	All
4 S	XU Xiaoming	79%	79%	
3 V	FEI Xueqing	88%	88%	
2	WANG Zhiyu	89%	89%	
1	LI Zhichao	92%	92%	
A	YE Jianjun	-	-	
Team Total		87%	87%	

Last Stone Draw Distance

↻	MILLIKIN Hugh	29.4cm
↻	HEWITT Dean	26.5cm
Total		55.9cm

Last Stone Draw Distance

↻	WANG Zhiyu	88.9cm
↻	XU Xiaoming	153.2cm
Total		242.1cm

Time remaining: 2 minutes 36 seconds

Time remaining: 5 minutes 38 seconds

Time-out: End 8 - CHN stone 7

Shot Success Analysis

AUS - Australia		↻	↻	Game
4	HEWITT Dean	Draws 5 95%	7 82%	12 88%
		Take-outs 2 100%	4 38%	6 58%
		Total 7 96%	11 66%	18 78%
3	DAVIS Tanner	Draws 2 88%	10 85%	12 85%
		Take-outs 2 75%	4 75%	6 75%
		Total 4 81%	14 82%	18 82%
2	JOHNS Steve	Draws 6 92%	7 71%	13 81%
		Take-outs 3 67%	2 75%	5 70%
		Total 9 83%	9 72%	18 78%
1	MILLIKIN Hugh	Draws 10 88%	6 96%	16 91%
		Take-outs 0 -	2 75%	2 75%
		Total 10 88%	8 91%	18 89%
A	HEWITT Steve	Draws 0 -	0 -	0 -
		Take-outs 0 -	0 -	0 -
		Total 0 -	0 -	0 -
Team		Draws 23 90%	30 83%	53 86%
		Take-outs 7 79%	12 63%	19 68%
		Total 30 88%	42 77%	72 82%

CHN - China		↻	↻	Game
4	XU Xiaoming	Draws 4 94%	0 -	4 94%
		Take-outs 8 75%	6 75%	14 75%
		Total 12 81%	6 75%	18 79%
3	FEI Xueqing	Draws 2 63%	2 100%	4 81%
		Take-outs 6 92%	8 88%	14 89%
		Total 8 84%	10 90%	18 88%
2	WANG Zhiyu	Draws 3 100%	4 75%	7 86%
		Take-outs 3 100%	8 88%	11 91%
		Total 6 100%	12 83%	18 89%
1	LI Zhichao	Draws 11 91%	5 90%	16 91%
		Take-outs 2 100%	0 -	2 100%
		Total 13 92%	5 90%	18 92%
A	YE Jianjun	Draws 0 -	0 -	0 -
		Take-outs 0 -	0 -	0 -
		Total 0 -	0 -	0 -
Team		Draws 20 90%	11 86%	31 89%
		Take-outs 19 87%	22 84%	41 85%
		Total 39 88%	33 85%	72 87%

Note:
Position and function for each team member:
4 = Fourth, 3 = Third, 2 = Second, 1 = Lead, A = Alternate, S = Skip, V = Vice-Skip

Legend:
↻ Clockwise ↻ Counter-clockwise LSFE(*) Last Stone First End
X Unplayed/unfinished end due to concession





Game - Shot by Shot

End 1 ● **AUS - Australia** 0 + 0 (this end) = 0 ● **CHN - China** 0 + 0 (this end) = 0

1 CHN: LI Z Draw ⤵ 75%	2 AUS: MILLIKIN H Take-out ⤵ 50%	3 CHN: LI Z Draw ⤵ 100%	4 AUS: MILLIKIN H Take-out ⤵ 100%	5 CHN: WANG Z Take-out ⤵ 100%	6 AUS: JOHNS S Take-out ⤵ 50%
7 CHN: WANG Z Draw ⤵ 100%	8 AUS: JOHNS S Take-out ⤵ 100%	9 CHN: FEI X Take-out ⤵ 50%	10 AUS: DAVIS T Draw ⤵ 100%	11 CHN: FEI X Take-out ⤵ 100%	12 AUS: DAVIS T Take-out ⤵ 50%
13 CHN: XU X Draw ⤵ 75%	14 AUS: HEWITT D Take-out ⤵ 100%	15 CHN: XU X Take-out ⤵ 100%	16 AUS: HEWITT D Clearing ⤵ 100%		

	AUS	CHN
Total Score	0	0
Time left	35:48	36:23

Legend:
 ⤵ Clockwise ⤴ Counter-clockwise - Not considered



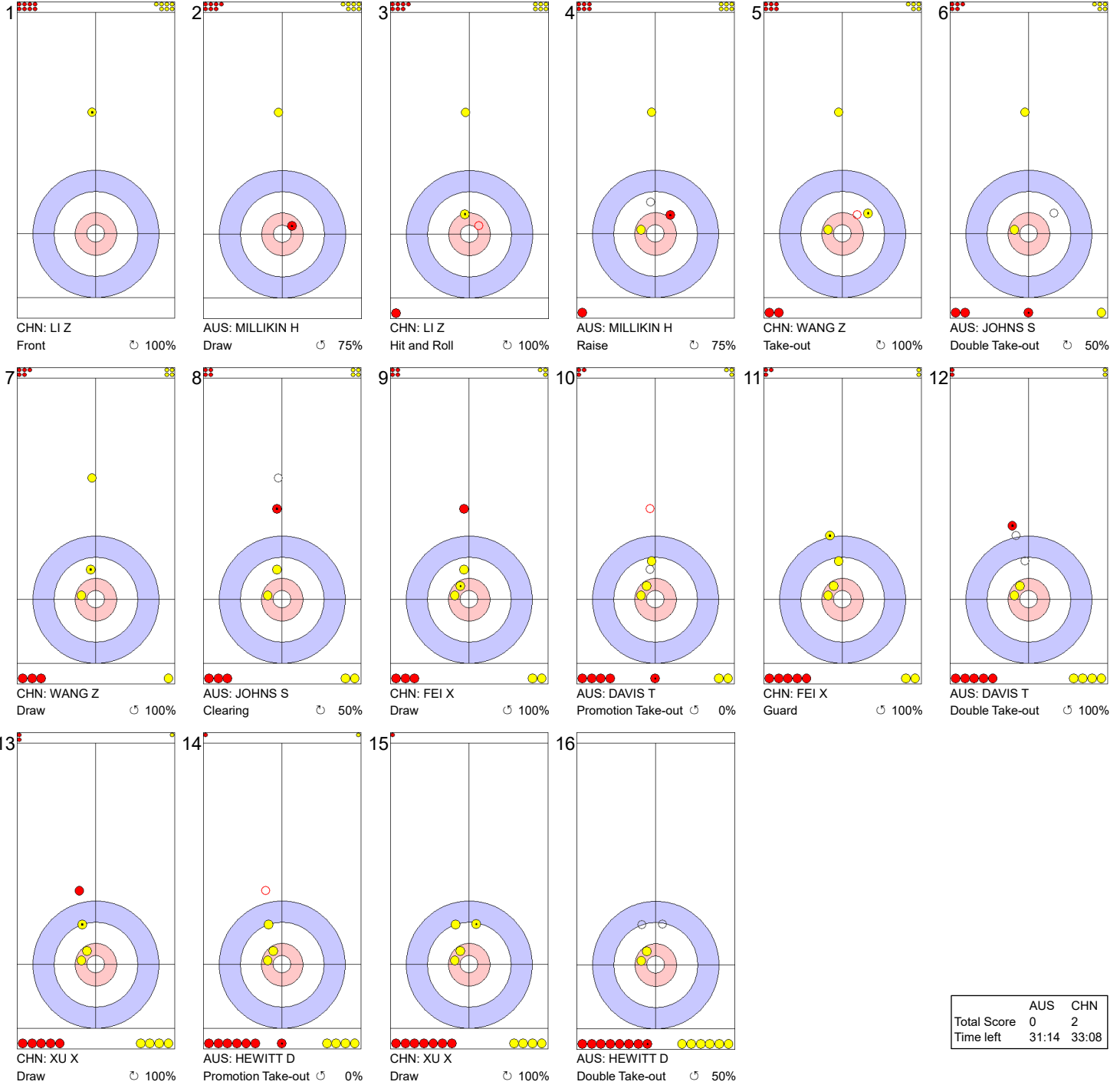


SUN 27 OCT 2024
Start Time 8:30

Round Robin Session 1 - Sheet A

Game - Shot by Shot

End 2 **AUS - Australia 0 + 0 (this end) = 0** **CHN - China 0 + 2 (this end) = 2**



	AUS	CHN
Total Score	0	2
Time left	31:14	33:08

Legend:
 ↻ Clockwise ↺ Counter-clockwise - Not considered





Game - Shot by Shot

End 3 ● AUS - Australia 0 + 1 (this end) = 1 ⊗ CHN - China 2 + 0 (this end) = 2



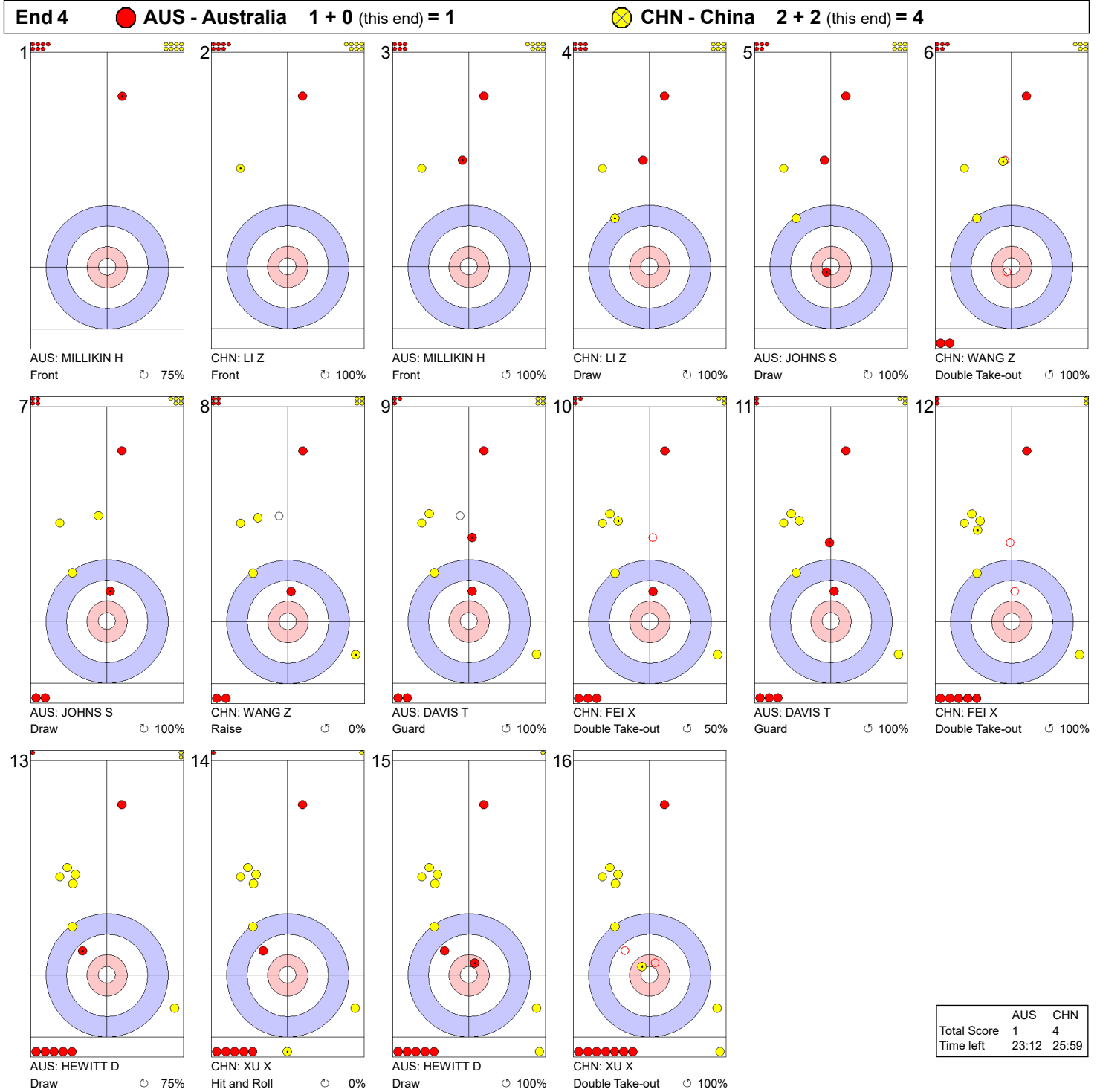
	AUS	CHN
Total Score	1	2
Time left	27:24	29:44

Legend:
 ↻ Clockwise ↺ Counter-clockwise - Not considered





Game - Shot by Shot



	AUS	CHN
Total Score	1	4
Time left	23:12	25:59

Legend:
 ↻ Clockwise ↺ Counter-clockwise - Not considered





Game - Shot by Shot

End 5 ● AUS - Australia 1 + 0 (this end) = 1 ● CHN - China 4 + 1 (this end) = 5



	AUS	CHN
Total Score	1	5
Time left	19:08	23:33

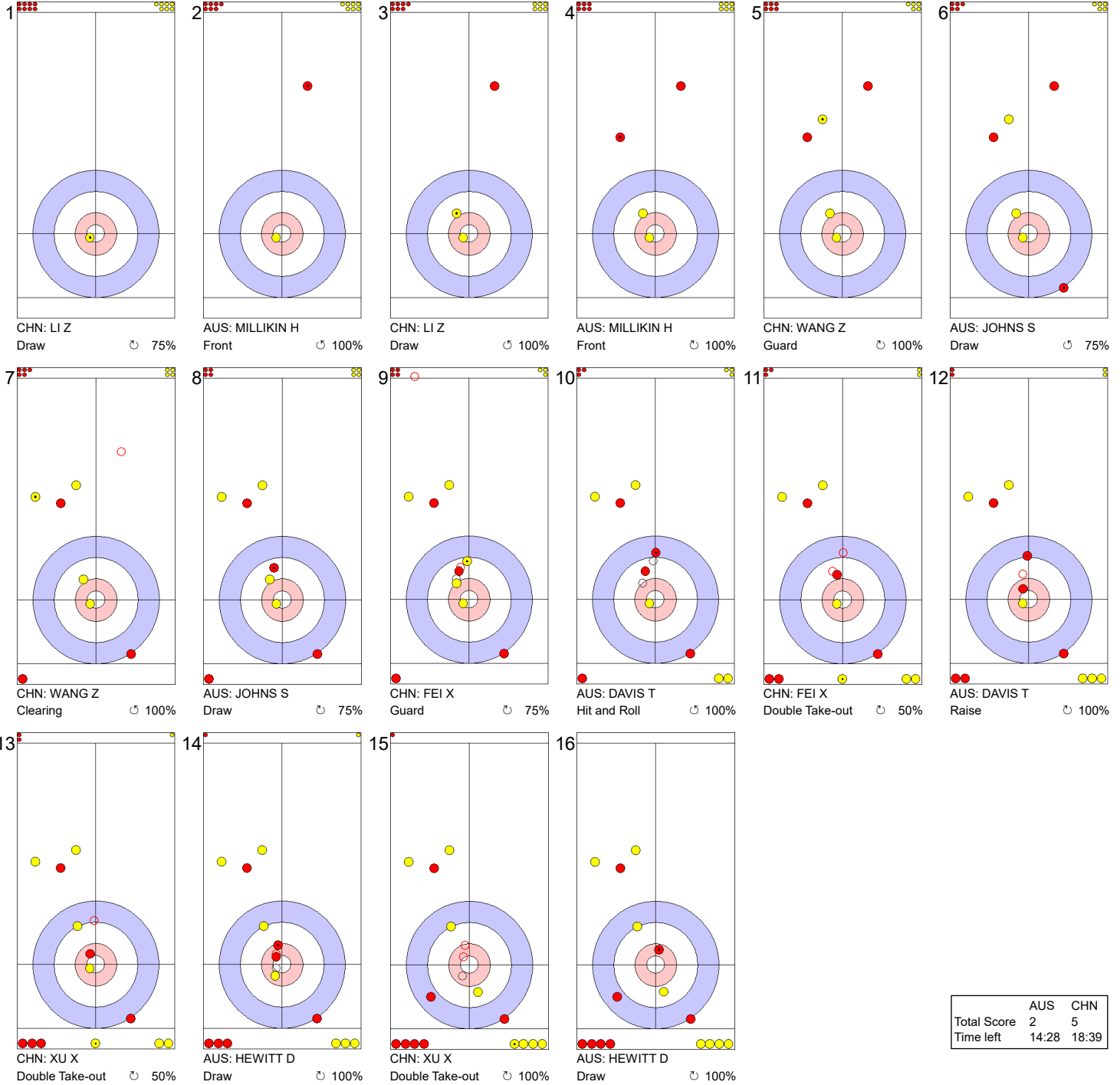
Legend:
 ↻ Clockwise ↺ Counter-clockwise - Not considered





Game - Shot by Shot

End 6 ● AUS - Australia 1 + 1 (this end) = 2 ⊗ CHN - China 5 + 0 (this end) = 5



	AUS	CHN
Total Score	2	5
Time left	14:28	18:39

Legend:
 ↻ Clockwise ↺ Counter-clockwise - Not considered





Game - Shot by Shot



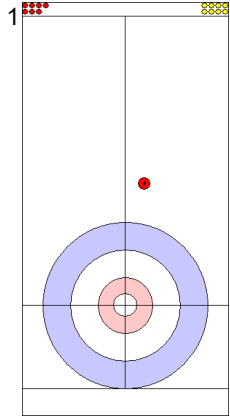
Legend:
 ↻ Clockwise ↺ Counter-clockwise - Not considered



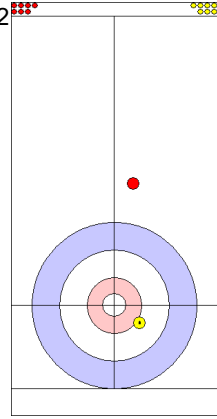


Game - Shot by Shot

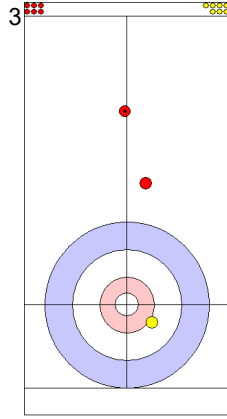
End 8 ● AUS - Australia 3 + 0 (this end) = 3 ⊗ CHN - China 5 + 3 (this end) = 8



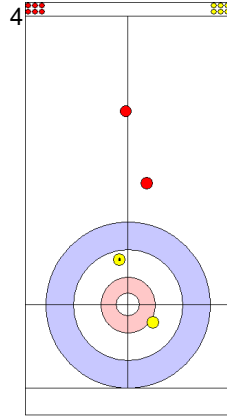
AUS: MILLIKIN H
Front 75%



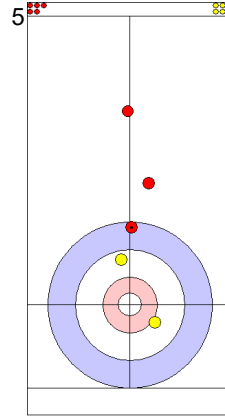
CHN: LI Z
Draw 75%



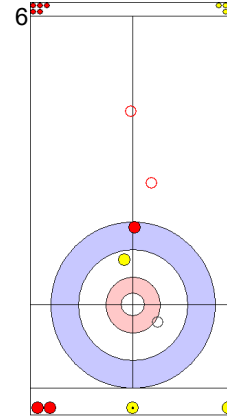
AUS: MILLIKIN H
Front 100%



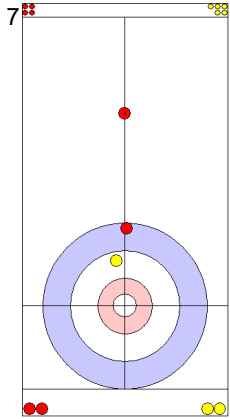
CHN: LI Z
Draw 100%



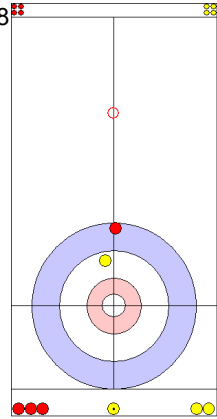
AUS: JOHNS S
Draw 75%



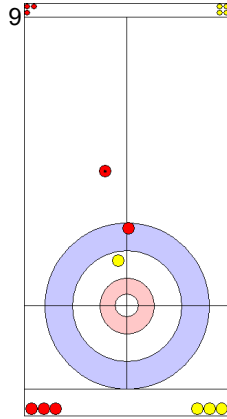
CHN: WANG Z
Clearing 100%



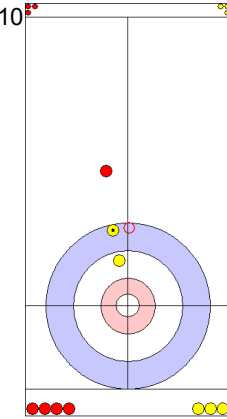
AUS: JOHNS S
Guard 100%



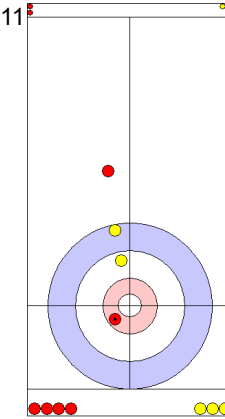
CHN: WANG Z
Clearing 100%



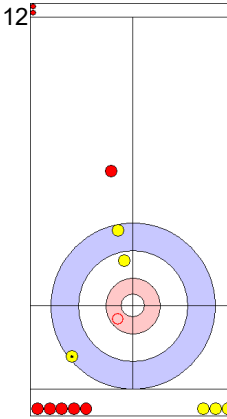
AUS: DAVIS T
Guard 25%



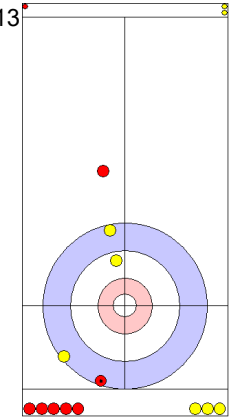
CHN: FEI X
Take-out 100%



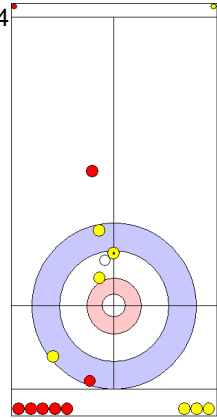
AUS: DAVIS T
Draw 100%



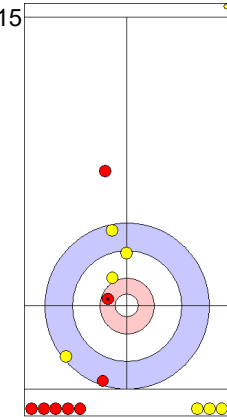
CHN: FEI X
Take-out 100%



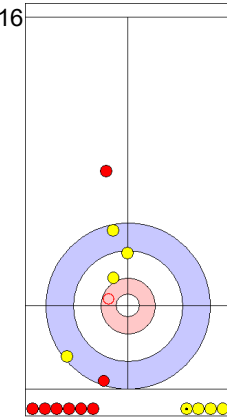
AUS: HEWITT D
Draw 25%



CHN: XU X
Draw Time-out 100%



AUS: HEWITT D
Draw 100%



CHN: XU X
Clearing 100%

	AUS	CHN
Total Score	3	8
Time left	7:40	9:13

Legend:
 ↻ Clockwise ↺ Counter-clockwise - Not considered





Game - Shot by Shot

End 9 ● AUS - Australia 3 + 1 (this end) = 4 ⊗ CHN - China 8 + 0 (this end) = 8



	AUS	CHN
Total Score	4	8
Time left	2:36	5:38

Legend:
 ↻ Clockwise ↺ Counter-clockwise - Not considered





Game - Shot by Shot

End 1 ● **CAN - Canada** 0 + 1 (this end) = 1 ● **KOR - Korea** 0 + 0 (this end) = 0

1 KOR: KIM E Draw ⤵ 100%	2 CAN: WALKER G Take-out ⤵ 100%	3 KOR: KIM E Take-out ⤵ 100%	4 CAN: WALKER G Front ⤵ 100%	5 KOR: PYO J Draw ⤵ 75%	6 CAN: BOTTCHE B Double Take-out ⤵ 50%
7 KOR: PYO J Clearing ⤵ 100%	8 CAN: BOTTCHE B Take-out ⤵ 100%	9 KOR: KIM H Take-out ⤵ 100%	10 CAN: NICHOLS M Take-out ⤵ 100%	11 KOR: KIM H Draw ⤵ 100%	12 CAN: NICHOLS M Promotion Take-out ⤵ 25%
13 KOR: LEE J Draw ⤵ 50%	14 CAN: GUSHUE B Double Take-out ⤵ 100%	15 KOR: LEE J Take-out ⤵ 100%	16 CAN: GUSHUE B Take-out ⤵ 100%		

	CAN	KOR
Total Score	1	0
Time left	35:29	34:55

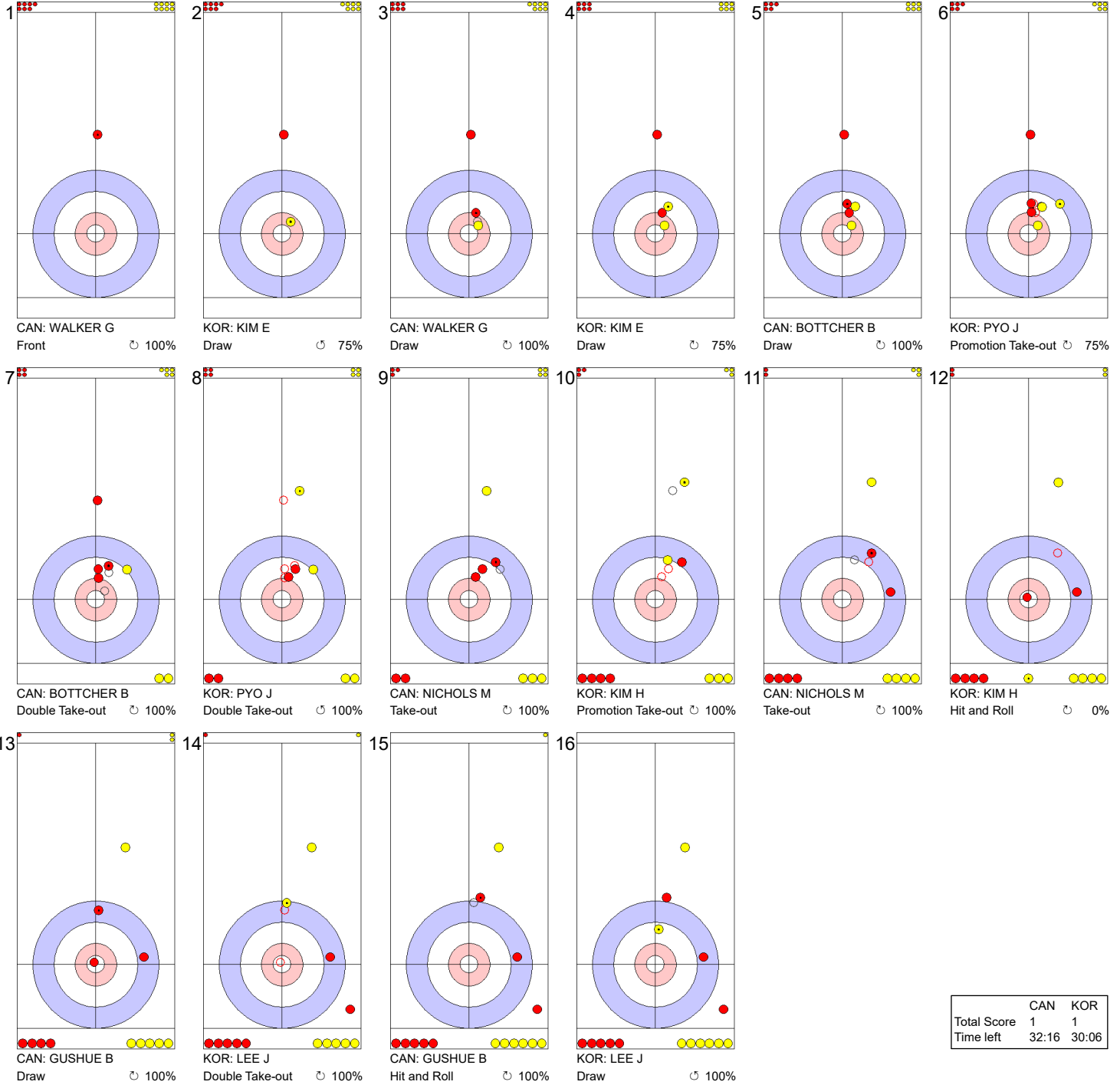
Legend:
 ⤵ Clockwise ⤴ Counter-clockwise - Not considered





Game - Shot by Shot

End 2 ● CAN - Canada 1 + 0 (this end) = 1 ● KOR - Korea 0 + 1 (this end) = 1



	CAN	KOR
Total Score	1	1
Time left	32:16	30:06

Legend:
 ↻ Clockwise ↺ Counter-clockwise - Not considered





Game - Shot by Shot

End 3 **CAN - Canada** 1 + 2 (this end) = 3 **KOR - Korea** 1 + 0 (this end) = 1



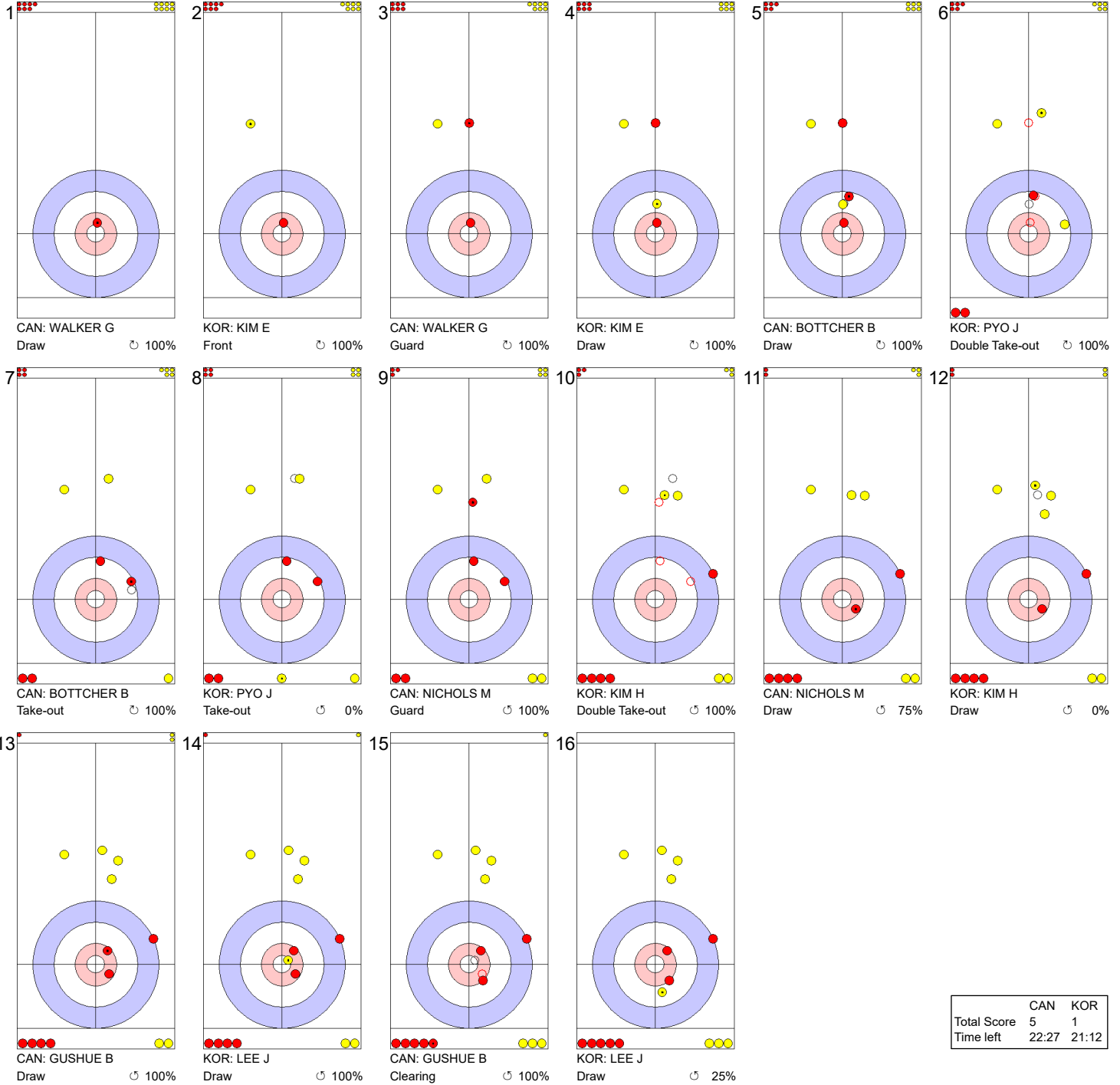
Legend:
↻ Clockwise ↺ Counter-clockwise - Not considered





Game - Shot by Shot

End 4 **CAN - Canada 3 + 2 (this end) = 5** **KOR - Korea 1 + 0 (this end) = 1**



	CAN	KOR
Total Score	5	1
Time left	22:27	21:12

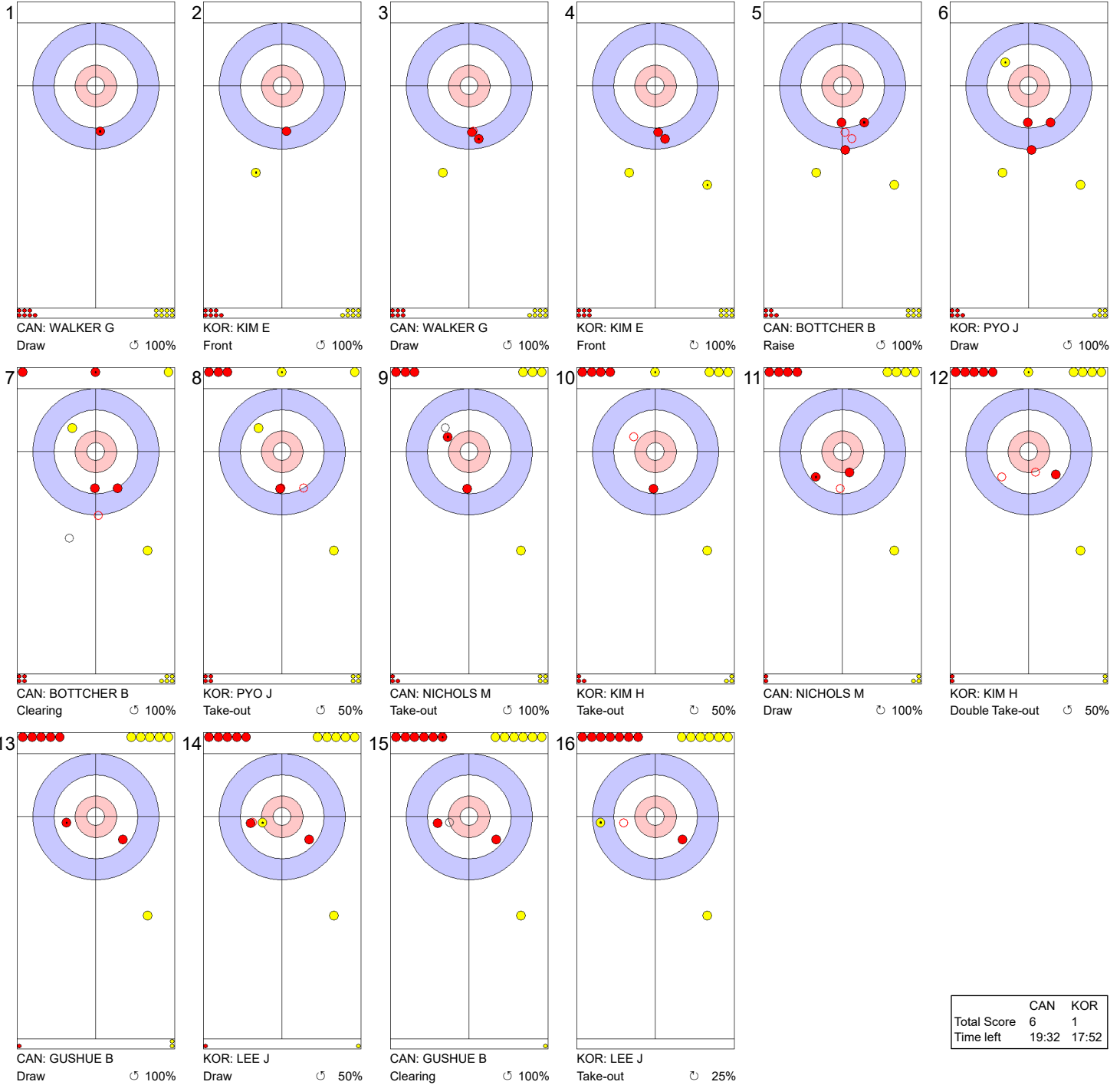
Legend:
 ↻ Clockwise ↺ Counter-clockwise - Not considered





Game - Shot by Shot

End 5 ● CAN - Canada 5 + 1 (this end) = 6 ● KOR - Korea 1 + 0 (this end) = 1



	CAN	KOR
Total Score	6	1
Time left	19:32	17:52

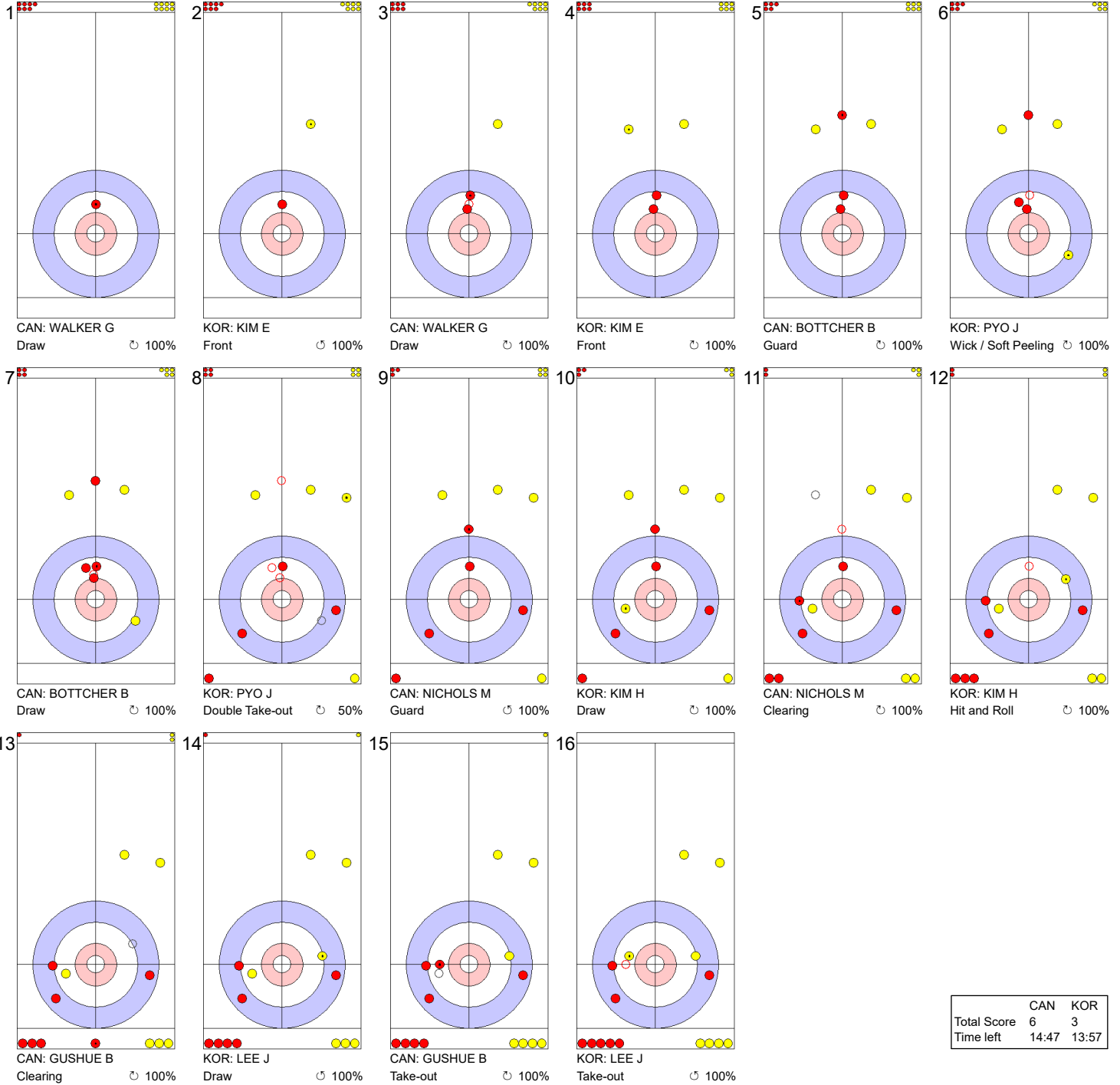
Legend:
 ↻ Clockwise ↺ Counter-clockwise - Not considered





Game - Shot by Shot

End 6 **CAN - Canada 6 + 0 (this end) = 6** **KOR - Korea 1 + 2 (this end) = 3**



	CAN	KOR
Total Score	6	3
Time left	14:47	13:57

Legend:
 ↻ Clockwise ↺ Counter-clockwise - Not considered





Game - Shot by Shot

End 7 ● CAN - Canada 6 + 4 (this end) = 10 ⊗ KOR - Korea 3 + 0 (this end) = 3



	CAN	KOR
Total Score	10	3
Time left	10:19	8:13

Legend:
↻ Clockwise ↺ Counter-clockwise - Not considered





Game - Shot by Shot

End 1 NZL - New Zealand 0 + 0 (this end) = 0 USA - United States 0 + 1 (this end) = 1



	NZL	USA
Total Score	0	1
Time left	34:40	35:03

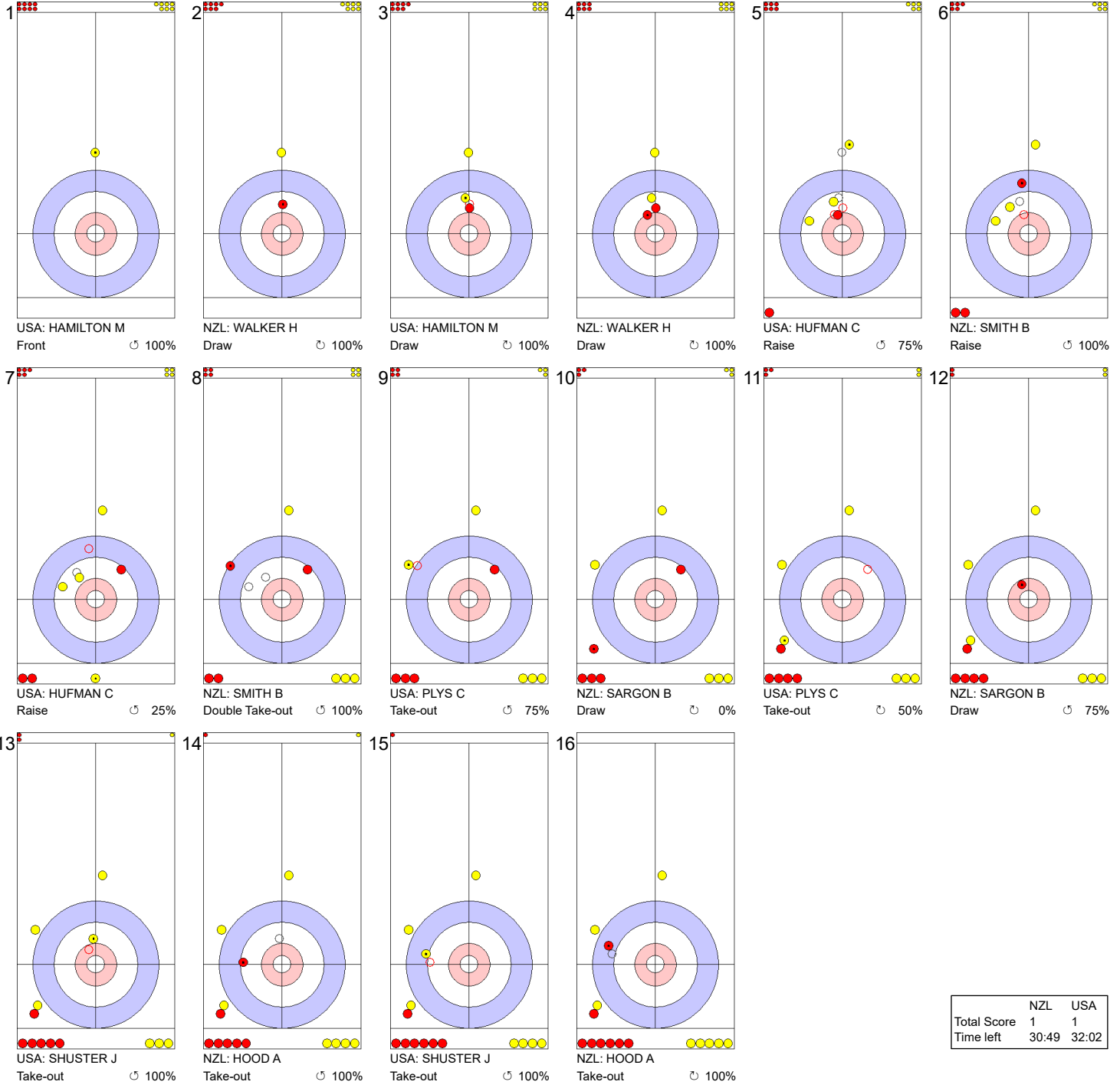
Legend:
 ↻ Clockwise ↺ Counter-clockwise - Not considered





Game - Shot by Shot

End 2 NZL - New Zealand 0 + 1 (this end) = 1 USA - United States 1 + 0 (this end) = 1



	NZL	USA
Total Score	1	1
Time left	30:49	32:02

Legend:
 ↻ Clockwise ↺ Counter-clockwise - Not considered





Game - Shot by Shot

End 3 ● NZL - New Zealand 1 + 0 (this end) = 1 ● USA - United States 1 + 3 (this end) = 4



	NZL	USA
Total Score	1	4
Time left	27:11	28:54

Legend:
 ↻ Clockwise ↺ Counter-clockwise - Not considered



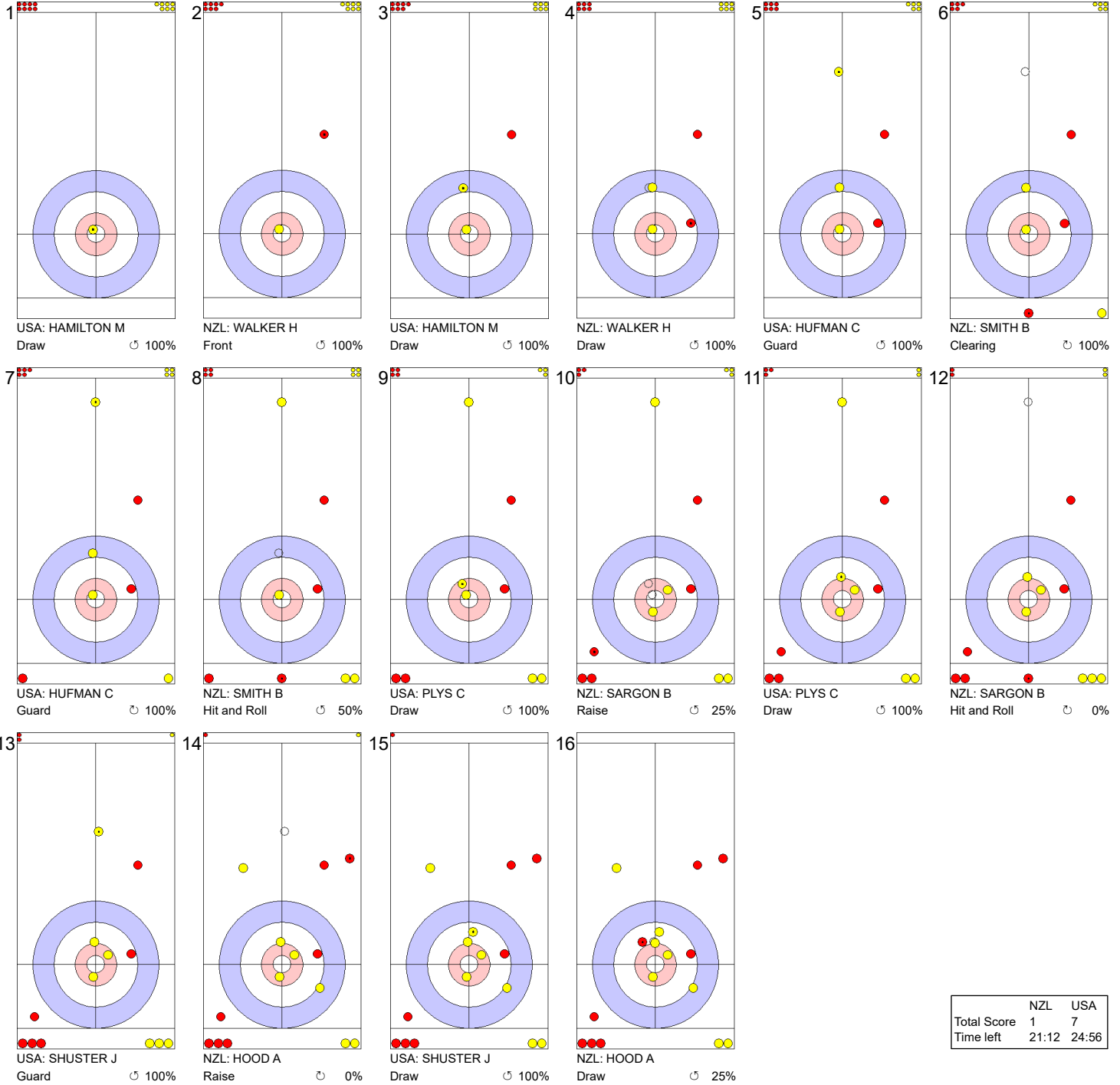


SUN 27 OCT 2024
Start Time 8:30

Round Robin Session 1 - Sheet C

Game - Shot by Shot

End 4 ● **NZL - New Zealand** 1 + 0 (this end) = 1 ● **USA - United States** 4 + 3 (this end) = 7



	NZL	USA
Total Score	1	7
Time left	21:12	24:56

Legend:
 ↻ Clockwise ↺ Counter-clockwise - Not considered





Game - Shot by Shot

End 5 **NZL - New Zealand 1 + 1 (this end) = 2** **USA - United States 7 + 0 (this end) = 7**



	NZL	USA
Total Score	2	7
Time left	17:29	22:05

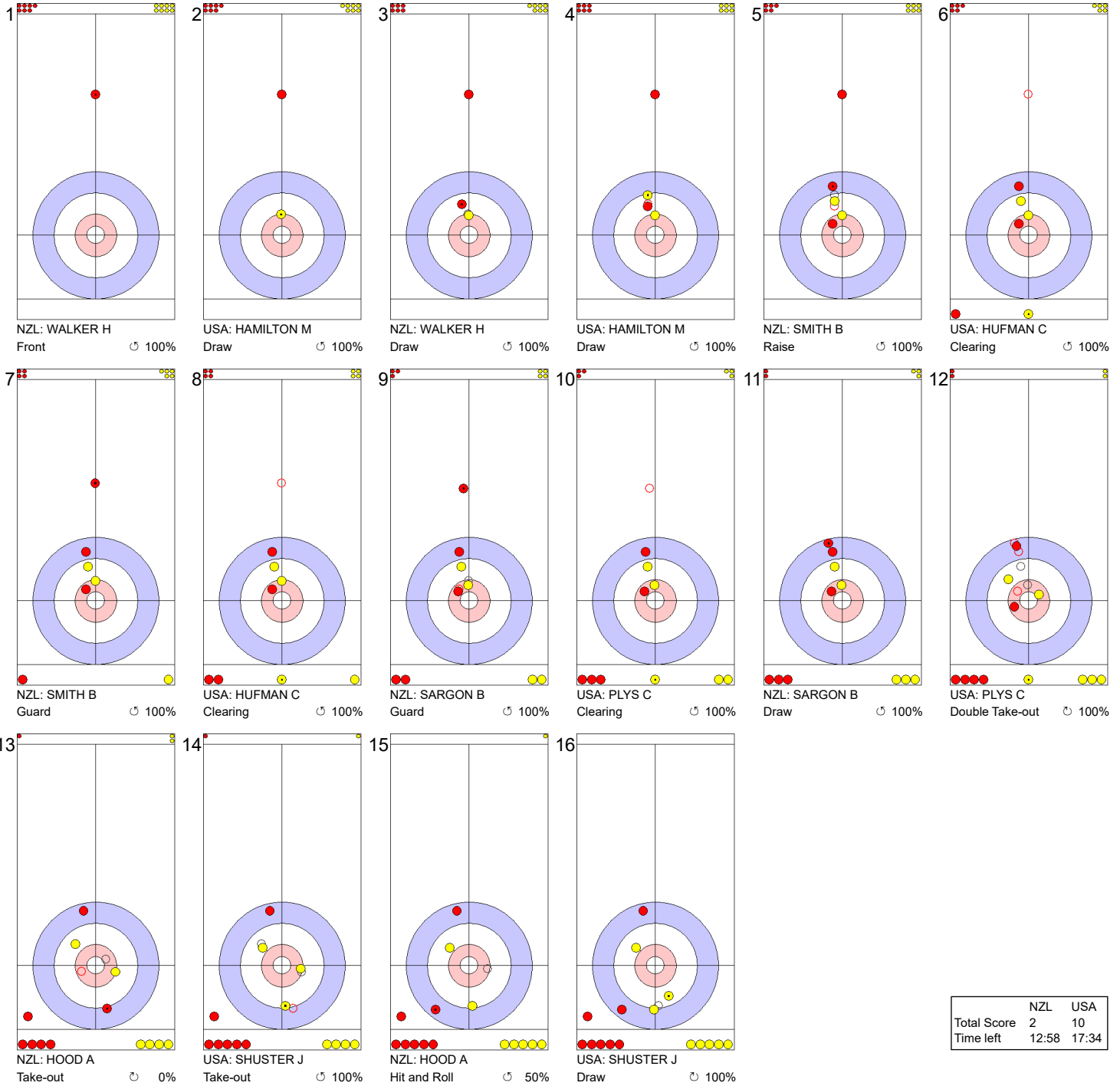
Legend:
 ↻ Clockwise ↺ Counter-clockwise - Not considered





Game - Shot by Shot

End 6 ● NZL - New Zealand 2 + 0 (this end) = 2 ● USA - United States 7 + 3 (this end) = 10



	NZL	USA
Total Score	2	10
Time left	12:58	17:34

Legend:
 ↻ Clockwise ↺ Counter-clockwise - Not considered





SUN 27 OCT 2024
Start Time 8:30

Round Robin Session 1 - Sheet D

Game Results

Sheet	Team	LSFE	1	2	3	4	5	6	7	8	9	10	Extra Ends	Total
D	JPN - Japan	*	1	0	3	2	2	1	X	X	X	X		9
	TPE - Chinese Taipei		0	1	0	0	0	0	X	X	X	X		1

JPN - Japan		Shot Success	Game	All
4 V	SHIMIZU Tetsuro	77%	77%	
3 S	ABE Shinya	81%	81%	
2	SATO Hayato	77%	77%	
1	TSURUGA Sota	75%	75%	
A	OUCHI Haruto	-	-	
Team Total		78%	78%	

TPE - Chinese Taipei		Shot Success	Game	All
4 V	STEVENS Eric	48%	48%	
3	YIN LIU Luis	81%	81%	
2	LEE Victor	52%	52%	
1 S	HSU Ken	71%	71%	
A	HSU Nicholas	-	-	
Team Total		63%	63%	

Last Stone Draw Distance

↻	TSURUGA Sota	16.6cm
↻	SHIMIZU Tetsuro	4.8cm
Total		21.4cm

Last Stone Draw Distance

↻	STEVENS Eric	193.5cm
↻	HSU Ken	199.6cm
Total		393.1cm

Time remaining: 15 minutes 51 seconds

Time remaining: 17 minutes 31 seconds

Shot Success Analysis

JPN - Japan		↻	↻	Game
4	SHIMIZU Tetsuro	Draws	1 100%	3 58% 4 69%
		Take-outs	5 80%	3 83% 8 81%
		Total	6 83%	6 71% 12 77%
3	ABE Shinya	Draws	0 -	4 81% 4 81%
		Take-outs	4 75%	4 88% 8 81%
		Total	4 75%	8 84% 12 81%
2	SATO Hayato	Draws	4 81%	0 - 4 81%
		Take-outs	5 80%	3 67% 8 75%
		Total	9 81%	3 67% 12 77%
1	TSURUGA Sota	Draws	7 93%	2 75% 9 89%
		Take-outs	1 0%	2 50% 3 33%
		Total	8 81%	4 63% 12 75%
A	OUCHI Haruto	Draws	0 -	0 - 0 -
		Take-outs	0 -	0 - 0 -
		Total	0 -	0 - 0 -
Team		Draws	12 90%	9 72% 21 82%
		Take-outs	15 73%	12 75% 27 74%
		Total	27 81%	21 74% 48 78%

TPE - Chinese Taipei		↻	↻	Game
4	STEVENS Eric	Draws	2 38%	7 57% 9 53%
		Take-outs	2 13%	1 75% 3 33%
		Total	4 25%	8 59% 12 48%
3	YIN LIU Luis	Draws	3 92%	6 75% 9 81%
		Take-outs	2 75%	1 100% 3 83%
		Total	5 85%	7 79% 12 81%
2	LEE Victor	Draws	3 25%	2 75% 5 45%
		Take-outs	4 63%	3 50% 7 57%
		Total	7 46%	5 60% 12 52%
1	HSU Ken	Draws	11 68%	1 100% 12 71%
		Take-outs	0 -	0 - 0 -
		Total	11 68%	1 100% 12 71%
A	HSU Nicholas	Draws	0 -	0 - 0 -
		Take-outs	0 -	0 - 0 -
		Total	0 -	0 - 0 -
Team		Draws	19 62%	16 69% 35 65%
		Take-outs	8 53%	5 65% 13 58%
		Total	27 59%	21 68% 48 63%

Note:
Position and function for each team member:
4 = Fourth, 3 = Third, 2 = Second, 1 = Lead, A = Alternate, S = Skip, V = Vice-Skip

Legend:
↻ Clockwise ↻ Counter-clockwise LSFE(*) Last Stone First End
X Unplayed/unfinished end due to concession





Game - Shot by Shot

End 1 ● JPN - Japan 0 + 1 (this end) = 1 ⊗ TPE - Chinese Taipei 0 + 0 (this end) = 0



	JPN	TPE
Total Score	1	0
Time left	34:57	35:57

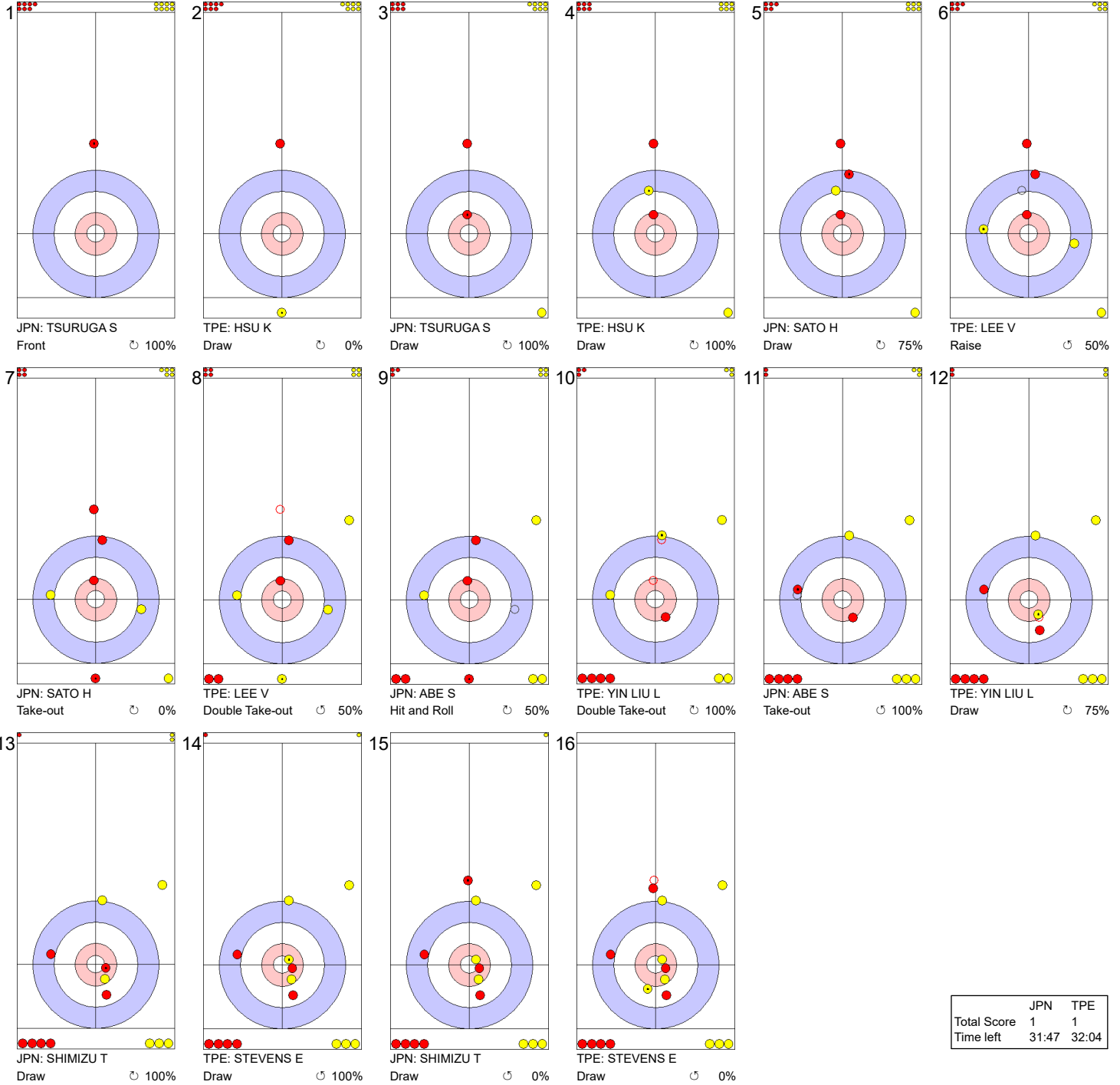
Legend:
 ↻ Clockwise ↺ Counter-clockwise - Not considered





Game - Shot by Shot

End 2 ● JPN - Japan 1 + 0 (this end) = 1 ⊗ TPE - Chinese Taipei 0 + 1 (this end) = 1



	JPN	TPE
Total Score	1	1
Time left	31:47	32:04

Legend:
 ↻ Clockwise ↺ Counter-clockwise - Not considered





Game - Shot by Shot



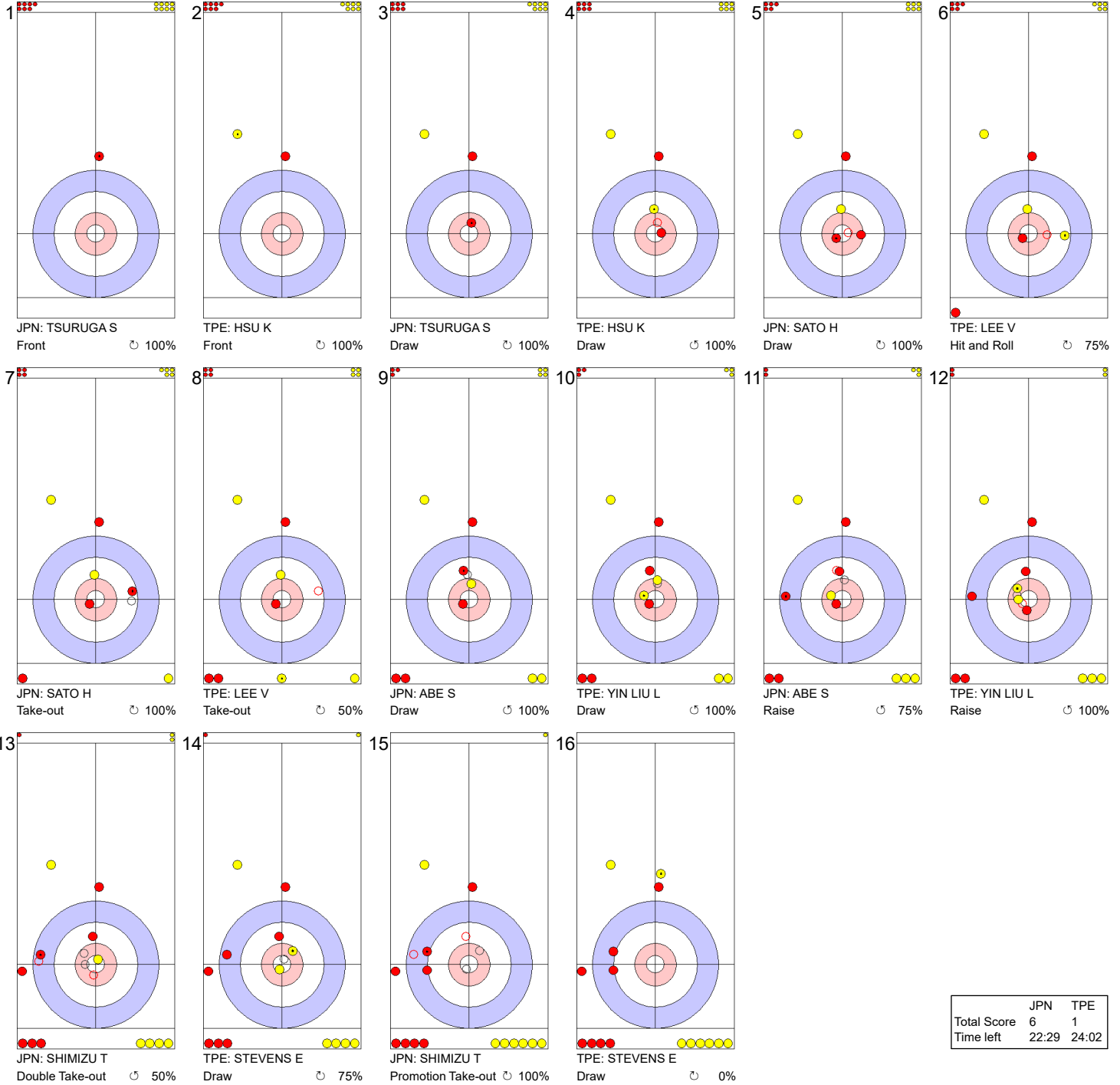
Legend:
 ↻ Clockwise ↺ Counter-clockwise - Not considered





Game - Shot by Shot

End 4 **JPN - Japan 4 + 2 (this end) = 6** **TPE - Chinese Taipei 1 + 0 (this end) = 1**



	JPN	TPE
Total Score	6	1
Time left	22:29	24:02

Legend:
 ↻ Clockwise ↺ Counter-clockwise - Not considered





SUN 27 OCT 2024
Start Time 8:30

Round Robin Session 1 - Sheet D

Game - Shot by Shot

End 5 ● JPN - Japan 6 + 2 (this end) = 8 ⊗ TPE - Chinese Taipei 1 + 0 (this end) = 1



	JPN	TPE
Total Score	8	1
Time left	18:59	20:47

Legend:
 ↻ Clockwise ↺ Counter-clockwise - Not considered



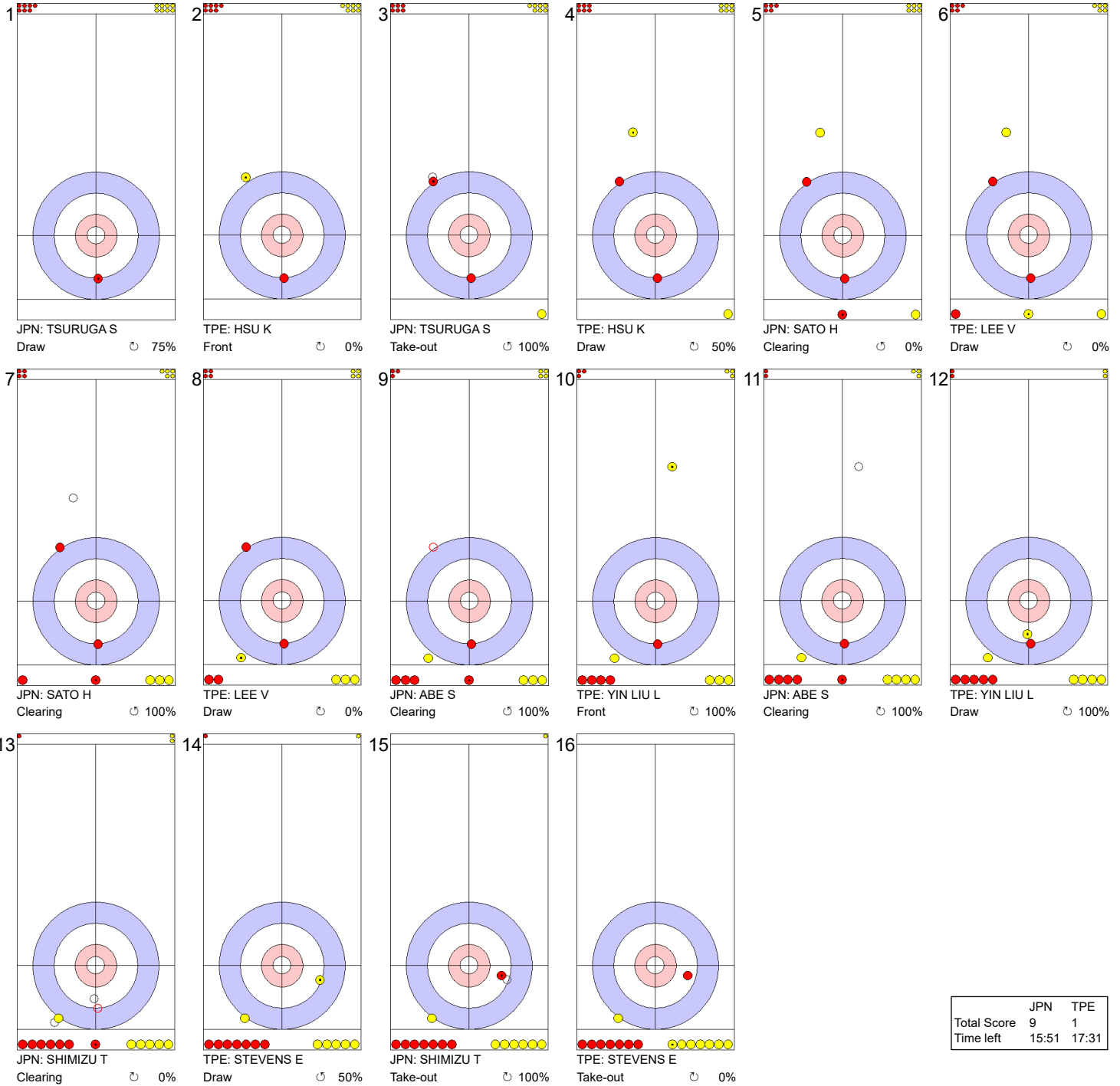


SUN 27 OCT 2024
Start Time 8:30

Round Robin Session 1 - Sheet D

Game - Shot by Shot

End 6 ● **JPN - Japan 8 + 1 (this end) = 9** ● **TPE - Chinese Taipei 1 + 0 (this end) = 1**



	JPN	TPE
Total Score	9	1
Time left	15:51	17:31

Legend:
 ↻ Clockwise ↺ Counter-clockwise - Not considered





Entry List by Event

As of SAT 26 OCT 2024

AUS - Australia		
4	HEWITT Dean	R
3	DAVIS Tanner	R
2 V	JOHNS Steve	R
1 S	MILLIKIN Hugh	R
A	HEWITT Steve	R
C	MARSHALL Perry (CAN)	
O	-	
O	-	

CAN - Canada		
4 S	GUSHUE Brad	R
3 V	NICHOLS Mark	R
2	BOTTCHEER Brendan	R
1	WALKER Geoff	R
A	CASEY Adam	R
C	HOFFART Jeff	
NC	STOUGHTON Jeff	
O	BOONE Kate	

CHN - China		
4 S	XU Xiaoming	R
3 V	FEI Xueqing	R
2	WANG Zhiyu	R
1	LI Zhichao	R
A	YE Jianjun	R
C	TAN Weidong	
T	NING Bowen	
O	LI Dongyan	

JPN - Japan		
4 V	SHIMIZU Tetsuro	R
3 S	ABE Shinya	R
2	SATO Hayato	R
1	OUCHI Haruto	R
A	TSURUGA Sota	R
C	URSEL Bob (CAN)	
2C	TSURUGA Makoto	
O	WAKIMOTO Takanobu	

KOR - Korea		
4 S	LEE Jaebeom	R
3 V	KIM Hyojun	R
2	PYO Jeongmin	R
1	KIM Eunbin	R
A	KIM Jinhun	R
C	LEE Dongkeun	
T	LEE Min (CAN)	
O	LEE Hoseung	

NZL - New Zealand		
4 S	HOOD Anton	R
3 V	SARGON Brett	R
2	SMITH Ben	R
1	WALKER Hunter	R
A	PALANUIK Jared	R
C	McRORIE Carolyn (CAN)	
O	-	
O	-	

TPE - Chinese Taipei		
4 V	STEVENS Eric	R
3	YIN LIU Luis	R
2	LEE Victor	R
1 S	HSU Ken	R
A	HSU Nicholas	R
C	VIOLETTE Tom (USA)	
2C	RUTAN Duane (USA)	
O	-	

USA - United States		
4 S	SHUSTER John	R
3 V	PLYS Chris	R
2	HUFMAN Colin	R
1	HAMILTON Matt	R
A	LANDSTEINER John	L
C	MICHAELIS Theran	
NC	DROBNICK Phill	
O	GULENCHYN Michael	

Note:

Position and function for each team member:

4 = Fourth, **3** = Third, **2** = Second, **1** = Lead, **A** = Alternate, **S** = Skip, **V** = Vice-Skip

C = Coach, **2C** = 2nd Team Coach, **NC** = National Coach, **T** = Translator, **O** = Team Official

Legend:

L Left-handed

R Right-handed



Competition Officials

As of SAT 26 OCT 2024

Function	Name	Organisation
World Curling President:	WELLING Beau	USA - United States
World Curling Head of Competition:	ROETHLISBERGER Eeva	SUI - Switzerland
World Curling Technical Delegate:	WILLMS Karri	CAN - Canada
Chief Umpire:	WALDROFF Brett	CAN - Canada
Deputy Chief Umpire:	CALDWELL Patti	CAN - Canada
Game Umpires:	LESSARD Andy	CAN - Canada
	MINNS Cheryl	CAN - Canada
	SAARIMAKI Karen	CAN - Canada
	TONIS Angela	USA - United States
Chief Timer:	DEMICK Darrell	CAN - Canada
Deputy Chief Timer:	JENSEN Larry	CAN - Canada
Chief Ice Technician:	WUTHRICH Hans	CAN - Canada
Deputy Chief Ice Technician:	RANKINE Matt	CAN - Canada

