



RESULTS BOOK



**Pan Continental
Curling Championships 2024
B-Division - Men
Lacombe, AB, Canada**

26 October - 2 November 2024





PCCC-B 2024
Lacombe, AB, Canada

Pan Continental Curling Championships 2024
Gary Moe Sportsplex
B-Division Men



SAT 2 NOV 2024

Medallists

Medal	Country	Name	Position - Function
GOLD	PHI - Philippines	PFISTER Marc	4 S
		HALLER Christian	3
		PFISTER Enrico	2
		FREI Alan	1
		DELARMENTE Benjo	A
		GUTIERREZ Miguel	C
SILVER	KAZ - Kazakhstan	ZHUZBAY Abylaikhan	4 S
		KORABAYEV Madiyar	3
		ALLIYAR Aidos	2
		TASTEMIR Ibragim	1
		IRJANOV Arman	A
		BATUGIN Anton	C
BRONZE	HKG - Hong Kong, China	CHANG Jason	4 S
		YAN Martin	3
		CHENG Woody	2
		CHUNG Jacky	1
		MA Ronnie	A
		SMALL Nathan	C

Note:

Position and function for each team member:

4 = Fourth, **3** = Third, **2** = Second, **1** = Lead, **A** = Alternate, **S** = Skip, **C** = Coach



Final Standings

Rank	Team	Players	Position - Function	
1	PHI - Philippines	PFISTER Marc	4 S	>A
		HALLER Christian	3 V	
		PFISTER Enrico	2	
		FREI Alan	1	
		DELARMENTE Benjo	A	
		GUTIERREZ Miguel	C	
2	KAZ - Kazakhstan	ZHUZBAY Abylaikhan	4 S	
		KORABAYEV Madiyar	3 V	
		ALLIYAR Aidos	2	
		TASTEMIR Ibragim	1	
		IRJANOV Arman	A	
		BATUGIN Anton	C	
3	HKG - Hong Kong, China	CHANG Jason	4 S	
		YAN Martin	3	
		CHENG Woody	2	
		CHUNG Jacky	1 V	
		MA Ronnie	A	
		SMALL Nathan	C	
4	JAM - Jamaica	ROBERTSON Ian	4 S	
		WALKER Andrew	3 V	
		JOHNSTON Don	2	
		SAMUELS Luke	1	
		-	A	
		ROBERTSON Peggy	C	
5	IND - India	RAJU P. N.	4 S	
		ANTHAY SUTHAKARAN Girithar	3 V	
		REDDY Sudheer	2	
		VASANT Kishan	1	
		GOENKA Vinay	A	
		-	C	
6	BRA - Brazil	CABRAL DE MELLO Marcelo	4 S	
		RODRIGUES Marcio	3 V	
		SARTI Bruno	2	
		NUNES Filipe	1	
		YAMASHITA Arnaldo	A	
		GALLAUGHER Robbie	C	
7	PUR - Puerto Rico	VARGAS Jonathan	4 S	
		FISHER Kyle	3 V	
		ACOSTA Israel	2	
		SEPULVEDA Jose	1	
		PAPPATERRA Emanuel	A	
		MARZIALI Pierre	C	
8	QAT - Qatar	ALYAFEI Nasser	4 S	
		BELLELI Lajos	3 V	
		MOHSEN Abdulrahman	2	
		ALNAIMI Mohammed	1	
		-	A	
		WILLS David	C	



Final Standings

Rank	Team	Players	Position - Function
9	KSA - Saudi Arabia	MASALMEH Amar	4 S
		HAGAWI Hussain	3 V
		ALDARAAN Mohammad	2
		ALBEEBISI Munir	1
		ALAQEL Suleiman	A
		FYFE Alastair	C
10	NGR - Nigeria	WOODS III Harold	4 S
		COLE T. J.	3 V
		JOHNSON Chad	2
		BRIANNE Robert	1
		-	A
		-	C
11	KEN - Kenya	OGAK Haggai Odhiambo	4 S
		ODHIAMBO Daniel	3 V
		KARANJA Simon	2
		MWANGI Joseph	1
		KINOTI Evans	A
		OGUTA Laventer	C

Note:

Position and function for each team member:

4 = Fourth, **3** = Third, **2** = Second, **1** = Lead, **A** = Alternate, **S** = Skip, **V** = Vice-Skip, **C** = Coach

Legend:

>**A** To A-Division




Competition Summary

Session	Date	Time	Sheet E	Sheet F	Sheet G	Sheet H	Sheet J
Session 1	26 OCT	9:00	KAZ 8 - 9 JAM	QAT 3 - 8 BRA	KSA 0 - 15 PHI	PUR 8 - 7 NGR	HKG 9 - 1 KEN
Session 2	26 OCT	19:00	BRA 13 - 3 PUR	HKG 5 - 9 JAM	NGR 3 - 12 KAZ	QAT 10 - 2 KEN	PHI 10 - 2 IND
Session 3	27 OCT	8:30	HKG 9 - 4 NGR	IND 11 - 5 PUR	KEN 0 - 11 JAM	BRA 2 - 7 KAZ	KSA 6 - 4 QAT
Session 4	27 OCT	19:30	KEN 0 - 15 IND	NGR 2 - 18 PHI	PUR 7 - 8 QAT	KSA 2 - 11 HKG	JAM 5 - 4 BRA
Session 5	28 OCT	9:00	QAT 1 - 12 PHI	KEN 3 - 11 KSA	HKG 8 - 2 BRA	IND 11 - 5 JAM	KAZ 11 - 3 PUR
Session 6	28 OCT	19:00	JAM 11 - 3 KSA	KAZ 7 - 6 HKG	QAT 3 - 8 IND	PHI 11 - 2 PUR	KEN 0 - 13 NGR
Session 7	29 OCT	14:00	IND 5 - 10 KAZ	KSA 3 - 9 NGR	JAM 7 - 4 PUR	HKG 10 - 2 QAT	BRA 1 - 8 PHI
Session 8	30 OCT	9:00	NGR 2 - 16 QAT	BRA 6 - 11 IND	KAZ 17 - 0 KEN	JAM 5 - 7 PHI	PUR 10 - 7 KSA
Session 9	30 OCT	19:00	PHI 16 - 0 KEN	JAM 8 - 6 QAT	BRA 12 - 0 NGR	KAZ 9 - 2 KSA	IND 2 - 9 HKG
Session 10	31 OCT	9:00	KSA 9 - 5 BRA	PUR 10 - 7 KEN	PHI 9 - 4 HKG	NGR 3 - 12 IND	QAT 4 - 9 KAZ
Session 11	31 OCT	19:00	PUR 5 - 10 HKG	PHI 6 - 5 KAZ	IND 12 - 5 KSA	KEN 3 - 7 BRA	NGR L - W JAM
Semi-finals	1 NOV	19:00	JAM 3 - 10 KAZ		PHI 6 - 1 HKG		
Bronze Medal	2 NOV	10:00		HKG 8 - 7 JAM			
Gold Medal	2 NOV	14:00		PHI 9 - 3 KAZ			

Standings after Round Robin

Rank	Team	Games	Wins	Losses		
1	PHI - Philippines	10	10	0	Q	
2	JAM - Jamaica	10	8	2	Q	w1
3	KAZ - Kazakhstan	10	8	2	Q	w0
4	HKG - Hong Kong, China	10	7	3	Q	w1
5	IND - India	10	7	3		w0
6	BRA - Brazil	10	4	6		
7	PUR - Puerto Rico	10	3	7		w1 DSC 106.41cm
8	QAT - Qatar	10	3	7		w1 DSC 115.81cm
9	KSA - Saudi Arabia	10	3	7		w1 DSC 147.86cm
10	NGR - Nigeria	10	2	8		
11	KEN - Kenya	10	0	10		

Play-offs Bracket





PCCC-B 2024
Lacombe, AB, Canada

Pan Continental Curling Championships 2024
Gary Moe Sportsplex
B-Division Men



After Gold Medal Game

**WORLD
CURLING**

Competition Summary

Legend:

>A To A-Division

L Loss

wn Number of wins (n) against tied teams

DSC Draw Shot Challenge

Q Qualified for the play-offs

EE Extra End

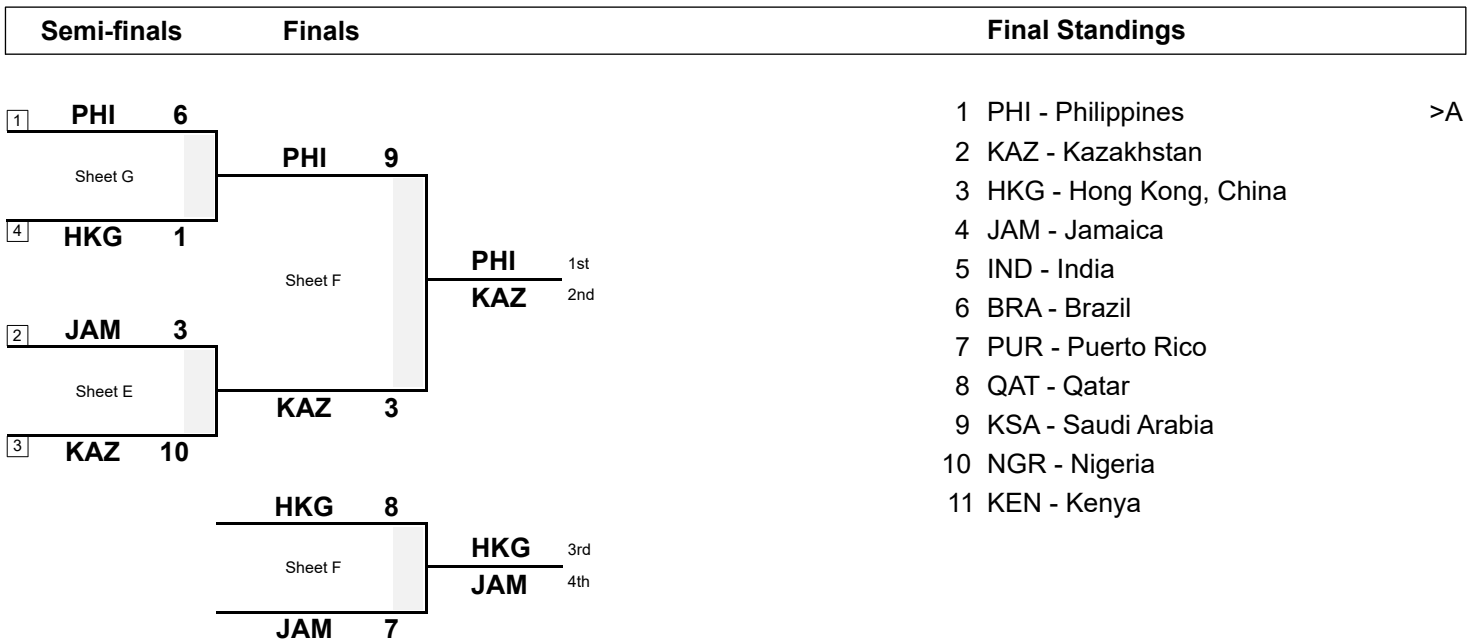
W Win



Session Results and Standings

Sheet	Team	LSFE	1	2	3	4	5	6	7	8	9	10	Extra Ends	Total
F	PHI - Philippines	*	3	1	0	1	0	1	0	2	1	X		9
	KAZ - Kazakhstan		0	0	1	0	1	0	1	0	0	X		3

Play-offs Bracket



Legend:	LSFE(*) Last Stone First End	X Unplayed/unfinished end due to concession
----------------	-------------------------------------	--



Game Results

Sheet	Team	LSFE	1	2	3	4	5	6	7	8	9	10	Extra Ends	Total
F	PHI - Philippines	*	3	1	0	1	0	1	0	2	1	X		9
	KAZ - Kazakhstan		0	0	1	0	1	0	1	0	0	X		3

PHI - Philippines	
4 S	PFISTER Marc
3 V	HALLER Christian
2	PFISTER Enrico
1	FREI Alan
A	DELARMENTE Benjo

KAZ - Kazakhstan	
4 S	ZHUZBAY Abylaikhan
3 V	KORABAYEV Madiyar
2	ALLIYAR Aidos
1	TASTEMIR Ibragim
A	IRJANOV Arman

Time remaining: 5 minutes 17 seconds

Time remaining: 8 minutes 53 seconds

Time-out: End 9

Note:
Position and function for each team member:
4 = Fourth, 3 = Third, 2 = Second, 1 = Lead, A = Alternate, S = Skip, V = Vice-Skip

Legend:
LSFE(*) Last Stone First End X Unplayed/unfinished end due to concession





Scoring Analysis

Team	Games	LSFE	Stolen Ends	Last Stone Eff.	Force Eff.	Points Scored							Total	Plus / Minus
						0	1	2	3	4	>4			
PHI	12	For	10	31	65%	90%	7	17	24	13	3	2	127	+101
		Against	2	3			2	22	2	0	0	0	26	
KAZ	12	For	7	24	43%	62%	2	23	20	5	5	2	108	+56
		Against	5	9			1	27	8	3	0	0	52	
HKG	12	For	7	18	36%	62%	4	28	12	5	3	2	90	+34
		Against	5	10			6	23	15	1	0	0	56	
IND	10	For	6	12	50%	48%	0	12	11	13	1	2	89	+33
		Against	4	9			6	18	7	5	1	1	56	
JAM	12	For	7	31	30%	54%	4	38	13	7	2	0	93	+27
		Against	5	11			5	17	16	1	2	1	66	
BRA	10	For	5	13	24%	57%	4	21	3	11	0	0	60	+3
		Against	5	12			3	20	9	5	1	0	57	
QAT	10	For	4	10	20%	48%	3	21	6	4	1	1	57	-15
		Against	6	17			1	23	16	3	2	0	72	
PUR	10	For	4	12	24%	48%	1	19	11	4	1	0	57	-35
		Against	6	23			2	22	8	11	4	1	92	
KSA	10	For	3	13	14%	45%	2	23	4	3	2	0	48	-41
		Against	7	24			2	21	15	6	2	2	89	
NGR	10	For	5	9	15%	38%	1	16	7	3	1	0	43	-60
		Against	5	21			1	17	5	12	4	4	103	
KEN	10	For	1	7	0%	14%	1	12	0	0	1	0	16	-103
		Against	9	41			0	20	10	21	4	0	119	
Total	59			180			29	230	111	68	20	9	788	

Note:

Stolen ends are the ends won without the last stone advantage.

Last Stone Efficiency: Scoring two or more points with last stone advantage.

Force Efficiency: Forcing the opponent team to score only one point when they have the last stone advantage.

Legend:

>4 More than four points scored

Eff. Efficiency

LSFE Last Stone First End



Summary of Big Ends

Points Scored	By	Against	Session	End	Game Result
8	QAT - Qatar	NGR - Nigeria	8	5	16 : 2
6	IND - India	KSA - Saudi Arabia	11	8	12 : 5
6	IND - India	JAM - Jamaica	5	8	11 : 5
6	HKG - Hong Kong, China	KSA - Saudi Arabia	4	7	11 : 2
6	PHI - Philippines	NGR - Nigeria	4	1	18 : 2
5	KAZ - Kazakhstan	PUR - Puerto Rico	5	4	11 : 3
5	KAZ - Kazakhstan	NGR - Nigeria	2	5	12 : 3
5	HKG - Hong Kong, China	NGR - Nigeria	3	1	9 : 4
5	PHI - Philippines	IND - India	2	6	10 : 2
4	KAZ - Kazakhstan	QAT - Qatar	10	3	9 : 4
4	KAZ - Kazakhstan	KSA - Saudi Arabia	9	3	9 : 2
4	KAZ - Kazakhstan	KEN - Kenya	8	3	17 : 0
4	KAZ - Kazakhstan	KEN - Kenya	8	2	17 : 0
4	KAZ - Kazakhstan	JAM - Jamaica	1	3	8 : 9
4	HKG - Hong Kong, China	JAM - Jamaica	BM	5	8 : 7
4	HKG - Hong Kong, China	PUR - Puerto Rico	11	2	10 : 5
4	HKG - Hong Kong, China	IND - India	9	1	9 : 2
4	PHI - Philippines	PUR - Puerto Rico	6	2	11 : 2
4	PHI - Philippines	QAT - Qatar	5	4	12 : 1
4	PHI - Philippines	NGR - Nigeria	4	2	18 : 2
4	JAM - Jamaica	NGR - Nigeria	11	2	W : L
4	JAM - Jamaica	KSA - Saudi Arabia	6	8	11 : 3
4	KSA - Saudi Arabia	BRA - Brazil	10	3	9 : 5
4	KSA - Saudi Arabia	KEN - Kenya	5	4	11 : 3
4	IND - India	PUR - Puerto Rico	3	9	11 : 5
4	KEN - Kenya	PUR - Puerto Rico	10	2	7 : 10
4	NGR - Nigeria	KEN - Kenya	6	5	13 : 0
4	PUR - Puerto Rico	NGR - Nigeria	1	6	8 : 7
4	QAT - Qatar	NGR - Nigeria	8	3	16 : 2

Note:
Big ends are defined as ends with a score of four or more points.

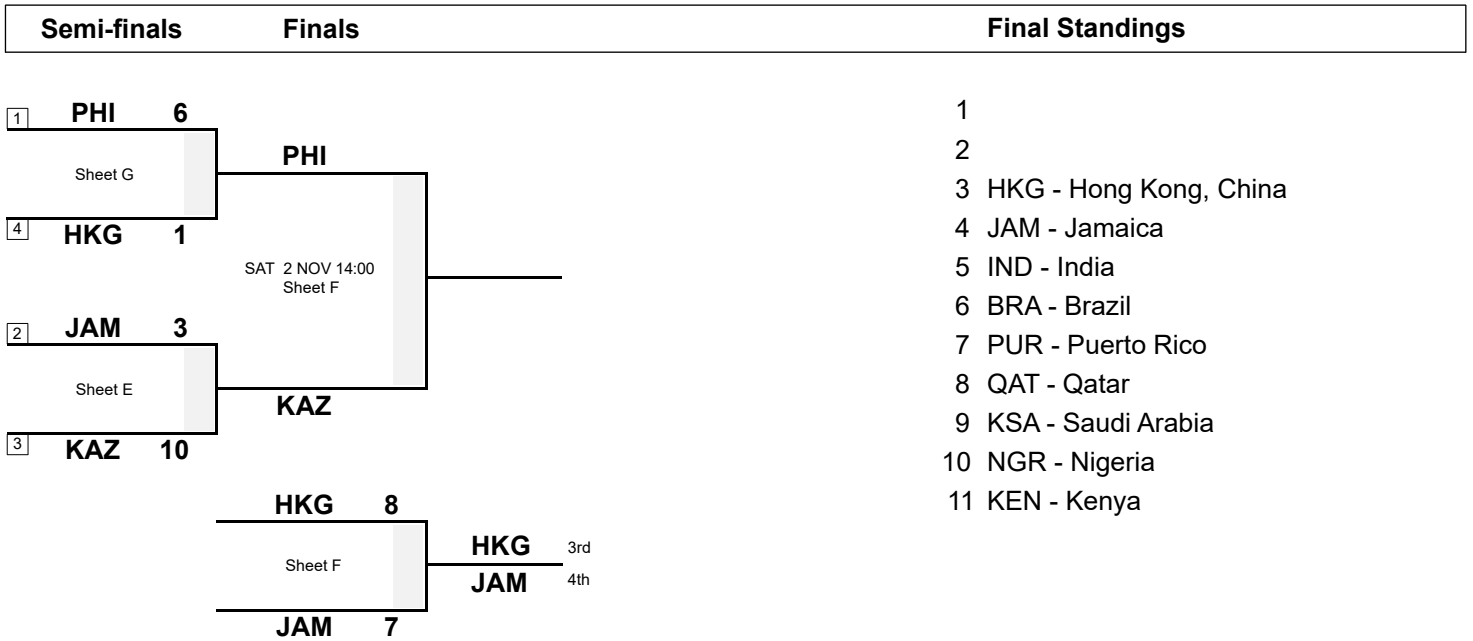
Legend:
BM Bronze Medal Game **L** Loss **W** Win



Session Results and Standings

Sheet	Team	LSFE	1	2	3	4	5	6	7	8	9	10	Extra Ends	Total
F	HKG - Hong Kong, China		0	0	2	0	4	0	0	1	0	1		8
	JAM - Jamaica	*	0	0	0	1	0	2	2	0	2	0		7

Play-offs Bracket



Legend:
LSFE(*) Last Stone First End



Game Results

Sheet	Team	LSFE	1	2	3	4	5	6	7	8	9	10	Extra Ends	Total
F	HKG - Hong Kong, China		0	0	2	0	4	0	0	1	0	1		8
	JAM - Jamaica	*	0	0	0	1	0	2	2	0	2	0		7

HKG - Hong Kong, China	
4 S	CHANG Jason
3	YAN Martin
2	CHENG Woody
1 V	CHUNG Jacky
A	MA Ronnie

JAM - Jamaica	
4 S	ROBERTSON Ian
3	JOHNSTON Don
2 V	WALKER Andrew
1	SAMUELS Luke
A	-

Time remaining: 1 minute 57 seconds

Time-out: End 8

Time remaining: 0 minutes 47 seconds

Time-out: End 10

Note:
Position and function for each team member:
4 = Fourth, 3 = Third, 2 = Second, 1 = Lead, A = Alternate, S = Skip, V = Vice-Skip

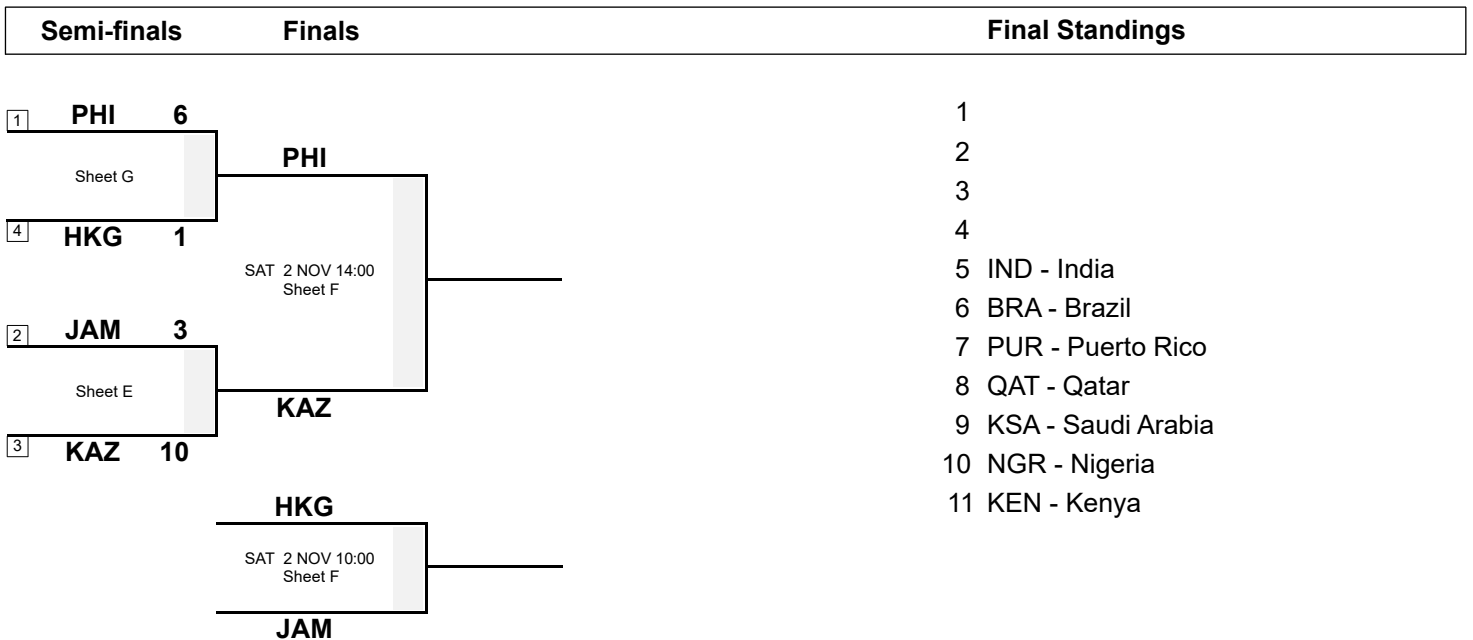
Legend:
LSFE(*) Last Stone First End



Session Results and Standings

Sheet	Team	LSFE	1	2	3	4	5	6	7	8	9	10	Extra Ends	Total
E	JAM - Jamaica	*	1	0	0	0	0	0	1	1	X	X		3
	KAZ - Kazakhstan		0	2	2	2	2	2	0	0	X	X		10
G	PHI - Philippines	*	0	2	0	1	0	0	1	2	X	X		6
	HKG - Hong Kong, China		0	0	0	0	1	0	0	0	X	X		1

Play-offs Bracket



Legend:
LSFE(*) Last Stone First End **X** Unplayed/unfinished end due to concession



Game Results

Sheet	Team	LSFE	1	2	3	4	5	6	7	8	9	10	Extra Ends	Total
E	JAM - Jamaica	*	1	0	0	0	0	0	1	1	X	X		3
	KAZ - Kazakhstan		0	2	2	2	2	2	0	0	X	X		10

JAM - Jamaica	
4 S	ROBERTSON Ian
3	JOHNSTON Don
2 V	WALKER Andrew
1	SAMUELS Luke
A	-

KAZ - Kazakhstan	
4 S	ZHUZBAY Abylaikhan
3 V	KORABAYEV Madiyar
2	ALLIYAR Aidos
1	TASTEMIR Ibragim
A	IRJANOV Arman

Time remaining: 9 minutes 42 seconds

Time remaining: 16 minutes 4 seconds

Note:
Position and function for each team member:
4 = Fourth, 3 = Third, 2 = Second, 1 = Lead, A = Alternate, S = Skip, V = Vice-Skip

Legend:
LSFE(*) Last Stone First End X Unplayed/unfinished end due to concession



Game Results

Sheet	Team	LSFE	1	2	3	4	5	6	7	8	9	10	Extra Ends	Total
G	PHI - Philippines	*	0	2	0	1	0	0	1	2	X	X		6
	HKG - Hong Kong, China		0	0	0	0	1	0	0	0	X	X		1

PHI - Philippines	
4 S	PFISTER Marc
3 V	HALLER Christian
2	PFISTER Enrico
1	FREI Alan
A	DELARMENTE Benjo

HKG - Hong Kong, China	
4 S	CHANG Jason
3	YAN Martin
2	CHENG Woody
1 V	CHUNG Jacky
A	MA Ronnie

Time remaining: 7 minutes 9 seconds

Time remaining: 4 minutes 39 seconds

Time-out: End 8

Note:
Position and function for each team member:
4 = Fourth, 3 = Third, 2 = Second, 1 = Lead, A = Alternate, S = Skip, V = Vice-Skip

Legend:
LSFE(*) Last Stone First End X Unplayed/unfinished end due to concession



Competition Matrix

Team	BRA	HKG	IND	JAM	KAZ	KEN	KSA	NGR	PHI	PUR	QAT
BRA		2 - 8	6 - 11	4 - 5	2 - 7	7 - 3	5 - 9	12 - 0	1 - 8	13 - 3	8 - 3
HKG	8 - 2		9 - 2	5 - 9	6 - 7	9 - 1	11 - 2	9 - 4	4 - 9	10 - 5	10 - 2
IND	11 - 6	2 - 9		11 - 5	5 - 10	15 - 0	12 - 5	12 - 3	2 - 10	11 - 5	8 - 3
JAM	5 - 4	9 - 5	5 - 11		9 - 8	11 - 0	11 - 3	W - L	5 - 7	7 - 4	8 - 6
KAZ	7 - 2	7 - 6	10 - 5	8 - 9		17 - 0	9 - 2	12 - 3	5 - 6	11 - 3	9 - 4
KEN	3 - 7	1 - 9	0 - 15	0 - 11	0 - 17		3 - 11	0 - 13	0 - 16	7 - 10	2 - 10
KSA	9 - 5	2 - 11	5 - 12	3 - 11	2 - 9	11 - 3		3 - 9	0 - 15	7 - 10	6 - 4
NGR	0 - 12	4 - 9	3 - 12	L - W	3 - 12	13 - 0	9 - 3		2 - 18	7 - 8	2 - 16
PHI	8 - 1	9 - 4	10 - 2	7 - 5	6 - 5	16 - 0	15 - 0	18 - 2		11 - 2	12 - 1
PUR	3 - 13	5 - 10	5 - 11	4 - 7	3 - 11	10 - 7	10 - 7	8 - 7	2 - 11		7 - 8
QAT	3 - 8	2 - 10	3 - 8	6 - 8	4 - 9	10 - 2	4 - 6	16 - 2	1 - 12	8 - 7	

Standings after Round Robin

Rank	Team	Games	Wins	Losses		
1	PHI - Philippines	10	10	0	Q	
2	JAM - Jamaica	10	8	2	Q	w1
3	KAZ - Kazakhstan	10	8	2	Q	w0
4	HKG - Hong Kong, China	10	7	3	Q	w1
5	IND - India	10	7	3		w0
6	BRA - Brazil	10	4	6		
7	PUR - Puerto Rico	10	3	7		w1 DSC 106.41cm
8	QAT - Qatar	10	3	7		w1 DSC 115.81cm
9	KSA - Saudi Arabia	10	3	7		w1 DSC 147.86cm
10	NGR - Nigeria	10	2	8		
11	KEN - Kenya	10	0	10		

Legend:			
DSC Draw Shot Challenge	L Loss	Q Qualified for the play-offs	
W Win	wn Number of wins (n) against tied teams		



Draw Shot Challenge

Rank Team	Stone Rotation	Last Stone Draw in each Round Robin Game										DSC
		1	2	3	4	5	6	7	8	9	10	
1 PHI - Philippines	↻	85.1	28.2	54.0	18.2	47.2	31.0	51.3	18.3	85.8	56.6	41.26cm
	↻	13.1	13.2	28.6	13.7	55.7	16.4	91.7	160.7	50.5	75.8	
2 IND - India	↻	199.6	199.6	1.7	37.6	12.2	75.0	33.1	35.8	199.6	101.6	47.32cm
	↻	26.6	47.2	35.4	45.4	24.0	32.7	12.3	46.7	69.8	15.1	
3 KAZ - Kazakhstan	↻	63.5	8.5	134.8	65.6	61.9	51.8	16.0	30.6	199.6	21.9	50.42cm
	↻	45.8	199.6	30.3	66.3	6.5	166.3	31.9	30.5	42.9	32.4	
4 HKG - Hong Kong, China	↻	199.6	51.5	32.5	141.9	24.1	181.0	42.8	40.2	148.5	23.4	62.36cm
	↻	67.8	12.4	131.7	123.8	62.8	34.2	23.7	36.5	83.7	41.0	
5 BRA - Brazil	↻	68.8	63.1	76.6	160.0	20.3	20.4	199.6	28.0	154.5	199.6	87.75cm
	↻	137.9	199.6	56.7	129.2	125.6	83.5	12.6	101.1	42.7	98.9	
6 JAM - Jamaica	↻	18.8	199.6	188.3	119.1	37.9	199.6	127.2	49.5	135.6	90.7	106.15cm
	↻	42.8	78.0	199.6	199.6	147.6	199.6	35.4	34.7	66.1	140.2	
7 PUR - Puerto Rico	↻	136.1	199.6	182.1	199.6	87.3	46.8	82.6	115.8	67.3	199.6	106.41cm
	↻	40.5	73.8	18.1	199.6	120.6	199.6	37.2	115.8	68.9	123.7	
8 QAT - Qatar	↻	113.1	32.5	168.0	18.1	25.0	66.0	199.6	66.7	199.6	167.6	115.81cm
	↻	75.6	199.6	199.6	52.6	199.6	141.2	199.6	199.6	43.2	117.0	
9 NGR - Nigeria	↻	73.5	199.6	199.6	199.6	120.8	117.0	199.6	185.4	80.8	199.6	125.25cm
	↻	49.3	189.6	14.2	199.6	20.0	119.4	23.7	121.2	141.6	199.6	
10 KSA - Saudi Arabia	↻	199.6	199.6	37.2	199.6	199.6	184.2	199.6	46.8	189.6	174.0	147.86cm
	↻	177.5	183.4	44.4	199.6	26.2	199.6	145.6	199.6	72.8	182.1	
11 KEN - Kenya	↻	120.2	161.1	199.6	199.6	199.6	58.2	199.6	199.6	183.9	180.0	155.51cm
	↻	199.6	107.0	199.6	10.8	199.6	199.6	199.6	199.6	146.2	35.4	

Note:
The Draw Shot Challenge (DSC) is the average distance of all the individual Last Stone Draws (LSD), which were delivered by a team during the round robin. The two least favourable results will be eliminated before calculating the average distance. The team with the lesser DSC receives the higher ranking. If the DSCs are equal then the team with the best non-equal counting LSD receives the higher ranking. In the case where all counting LSDs are equal, the team ranked higher in the official World Curling World Ranking is ranked higher.

Legend:
 ↻ Clockwise ↻ Counter-clockwise **DSC** Draw Shot Challenge
~~nnn.n~~ Eliminated Last Stone Draw



Scoring Analysis

Team	Games	LSFE	Stolen Ends	Last Stone Eff.	Force Eff.	Points Scored							Total	Plus / Minus
						0	1	2	3	4	>4			
PHI	For	8	27	68%	88%	5	11	21	12	3	2	112	+90	
	Against	2	3			1	18	2	0	0	0	22		
KAZ	For	7	20	48%	61%	2	20	15	5	5	2	95	+55	
	Against	3	6			1	20	7	2	0	0	40		
HKG	For	7	17	40%	67%	3	25	11	5	2	2	81	+38	
	Against	3	7			2	20	10	1	0	0	43		
JAM	For	5	29	33%	55%	2	34	10	7	2	0	83	+35	
	Against	5	6			5	15	10	1	1	1	48		
IND	For	6	12	50%	48%	0	12	11	13	1	2	89	+33	
	Against	4	9			6	18	7	5	1	1	56		
BRA	For	5	13	24%	57%	4	21	3	11	0	0	60	+3	
	Against	5	12			3	20	9	5	1	0	57		
QAT	For	4	10	20%	48%	3	21	6	4	1	1	57	-15	
	Against	6	17			1	23	16	3	2	0	72		
PUR	For	4	12	24%	48%	1	19	11	4	1	0	57	-35	
	Against	6	23			2	22	8	11	4	1	92		
KSA	For	3	13	14%	45%	2	23	4	3	2	0	48	-41	
	Against	7	24			2	21	15	6	2	2	89		
NGR	For	5	9	15%	38%	1	16	7	3	1	0	43	-60	
	Against	5	21			1	17	5	12	4	4	103		
KEN	For	1	7	0%	14%	1	12	0	0	1	0	16	-103	
	Against	9	41			0	20	10	21	4	0	119		
Total	55		169			24	214	99	67	19	9	741		

Note:

Stolen ends are the ends won without the last stone advantage.
 Last Stone Efficiency: Scoring two or more points with last stone advantage.
 Force Efficiency: Forcing the opponent team to score only one point when they have the last stone advantage.

Legend:

>4 More than four points scored **Eff.** Efficiency **LSFE** Last Stone First End



Summary of Big Ends

Points Scored	By	Against	Session	End	Game Result
8	QAT - Qatar	NGR - Nigeria	8	5	16 : 2
6	IND - India	KSA - Saudi Arabia	11	8	12 : 5
6	IND - India	JAM - Jamaica	5	8	11 : 5
6	HKG - Hong Kong, China	KSA - Saudi Arabia	4	7	11 : 2
6	PHI - Philippines	NGR - Nigeria	4	1	18 : 2
5	KAZ - Kazakhstan	PUR - Puerto Rico	5	4	11 : 3
5	KAZ - Kazakhstan	NGR - Nigeria	2	5	12 : 3
5	HKG - Hong Kong, China	NGR - Nigeria	3	1	9 : 4
5	PHI - Philippines	IND - India	2	6	10 : 2
4	KAZ - Kazakhstan	QAT - Qatar	10	3	9 : 4
4	KAZ - Kazakhstan	KSA - Saudi Arabia	9	3	9 : 2
4	KAZ - Kazakhstan	KEN - Kenya	8	3	17 : 0
4	KAZ - Kazakhstan	KEN - Kenya	8	2	17 : 0
4	KAZ - Kazakhstan	JAM - Jamaica	1	3	8 : 9
4	PHI - Philippines	PUR - Puerto Rico	6	2	11 : 2
4	PHI - Philippines	QAT - Qatar	5	4	12 : 1
4	PHI - Philippines	NGR - Nigeria	4	2	18 : 2
4	HKG - Hong Kong, China	PUR - Puerto Rico	11	2	10 : 5
4	HKG - Hong Kong, China	IND - India	9	1	9 : 2
4	JAM - Jamaica	NGR - Nigeria	11	2	W : L
4	JAM - Jamaica	KSA - Saudi Arabia	6	8	11 : 3
4	KSA - Saudi Arabia	BRA - Brazil	10	3	9 : 5
4	KSA - Saudi Arabia	KEN - Kenya	5	4	11 : 3
4	IND - India	PUR - Puerto Rico	3	9	11 : 5
4	KEN - Kenya	PUR - Puerto Rico	10	2	7 : 10
4	NGR - Nigeria	KEN - Kenya	6	5	13 : 0
4	PUR - Puerto Rico	NGR - Nigeria	1	6	8 : 7
4	QAT - Qatar	NGR - Nigeria	8	3	16 : 2

Note:

Big ends are defined as ends with a score of four or more points.

Legend:

L Loss W Win



Session Results and Standings

Sheet	Team	LSD/LSFE	1	2	3	4	5	6	7	8	9	10	Extra Ends	Total
E	PUR - Puerto Rico	323.3cm	0	0	1	2	0	0	2	0	X	X		5
	HKG - Hong Kong, China	64.4cm *	1	4	0	0	1	1	0	3	X	X		10
F	PHI - Philippines	132.4cm	0	2	0	1	0	1	0	0	0	2		6
	KAZ - Kazakhstan	54.3cm *	1	0	1	0	1	0	0	1	1	0		5
G	IND - India	116.7cm *	1	1	0	2	0	2	0	6	X	X		12
	KSA - Saudi Arabia	356.1cm	0	0	3	0	1	0	1	0	X	X		5
H	KEN - Kenya	215.4cm *	1	0	1	0	1	0	X	X	X	X		3
	BRA - Brazil	298.5cm	0	1	0	3	0	3	X	X	X	X		7
J	NGR - Nigeria	399.2cm	0	0	0	0	0							L
	JAM - Jamaica	230.9cm *	3	4	1	2	3							W

Standings after Round Robin

Rank	Team	Games	Wins	Losses		
1	PHI - Philippines	10	10	0	Q	
2	JAM - Jamaica	10	8	2	Q	w1
3	KAZ - Kazakhstan	10	8	2	Q	w0
4	HKG - Hong Kong, China	10	7	3	Q	w1
5	IND - India	10	7	3		w0
6	BRA - Brazil	10	4	6		
7	PUR - Puerto Rico	10	3	7		w1 DSC 106.41cm
8	QAT - Qatar	10	3	7		w1 DSC 115.81cm
9	KSA - Saudi Arabia	10	3	7		w1 DSC 147.86cm
10	NGR - Nigeria	10	2	8		
11	KEN - Kenya	10	0	10		

Legend:		
DSC Draw Shot Challenge	L Loss	LSD Last Stone Draw
LSFE(*) Last Stone First End	Q Qualified for the play-offs	W Win
wn Number of wins (n) against tied teams	X Unplayed/unfinished end due to concession	





Game Results

Sheet	Team	LSFE	1	2	3	4	5	6	7	8	9	10	Extra Ends	Total
F	PHI - Philippines		0	2	0	1	0	1	0	0	0	2		6
	KAZ - Kazakhstan	*	1	0	1	0	1	0	0	1	1	0		5

PHI - Philippines	
4 S	PFISTER Marc
3 V	HALLER Christian
2	PFISTER Enrico
1	FREI Alan
A	DELARMENTE Benjo

KAZ - Kazakhstan	
4 S	ZHUZBAY Abylaikhan
3 V	KORABAYEV Madiyar
2	ALLIYAR Aidos
1	TASTEMIR Ibragim
A	IRJANOV Arman

Last Stone Draw		Distance
↻	HALLER Christian	56.6cm
↻	PFISTER Marc	75.8cm
Total		132.4cm

Last Stone Draw		Distance
↻	ALLIYAR Aidos	21.9cm
↻	KORABAYEV Madiyar	32.4cm
Total		54.3cm

Time remaining: 0 minutes 56 seconds

Time-out: End 10

Time remaining: 1 minute 36 seconds

Time-out: End 10

Note:
Position and function for each team member:
4 = Fourth, 3 = Third, 2 = Second, 1 = Lead, A = Alternate, S = Skip, V = Vice-Skip

Legend:
↻ Clockwise ↻ Counter-clockwise **LSFE(*)** Last Stone First End



Game Results

Sheet	Team	LSFE	1	2	3	4	5	6	7	8	9	10	Extra Ends	Total
G	IND - India	*	1	1	0	2	0	2	0	6	X	X		12
	KSA - Saudi Arabia		0	0	3	0	1	0	1	0	X	X		5

IND - India	
4 S	RAJU P. N.
3 V	ANTHAY SUTHAKARAN Girithar
2	REDDY Sudheer
1	VASANT Kishan
A	GOENKA Vinay

KSA - Saudi Arabia	
4 S	MASALMEH Amar
3 V	HAGAWI Hussain
2	ALDARAAN Mohammad
1	ALAQEL Suleiman
A	ALBEELBISI Munir

Last Stone Draw	Distance
⌚ REDDY Sudheer	101.6cm
⌚ VASANT Kishan	15.1cm
Total	116.7cm

Last Stone Draw	Distance
⌚ MASALMEH Amar	174.0cm
⌚ ALAQEL Suleiman	182.1cm
Total	356.1cm

Time remaining: 10 minutes 24 seconds

Time remaining: 8 minutes 32 seconds

Note:
Position and function for each team member:
4 = Fourth, 3 = Third, 2 = Second, 1 = Lead, A = Alternate, S = Skip, V = Vice-Skip

Legend:
⌚ Clockwise ⌚ Counter-clockwise LSFE(*) Last Stone First End
X Unplayed/unfinished end due to concession



Game Results

Sheet	Team	LSFE	1	2	3	4	5	6	7	8	9	10	Extra Ends	Total
H	KEN - Kenya	*	1	0	1	0	1	0	X	X	X	X		3
	BRA - Brazil		0	1	0	3	0	3	X	X	X	X		7

KEN - Kenya	
4 S	ODHIAMBO Daniel
3 V	KARANJA Simon
2	KINOTI Evans
1	OGAK Haggai Odhiambo
A	MWANGI Joseph

BRA - Brazil	
4 S	CABRAL DE MELLO Marcelo
3	NUNES Filipe
2	YAMASHITA Arnaldo
1 V	SARTI Bruno
A	RODRIGUES Marcio

Last Stone Draw		Distance
↻	OGAK Haggai Odhiambo	180.0cm
↻	KINOTI Evans	35.4cm
Total		215.4cm

Last Stone Draw		Distance
↻	YAMASHITA Arnaldo	199.6cm
↻	SARTI Bruno	98.9cm
Total		298.5cm

Time remaining: 16 minutes 18 seconds

Time remaining: 18 minutes 35 seconds

RODRIGUES M replaced SARTI B at the beginning of end 6
Revised line-up: (4 S) CABRAL DE MELLO M, (3 V) RODRIGUES M, (2) YAMASHITAA, (1) NUNES F

Note: Position and function for each team member: 4 = Fourth, 3 = Third, 2 = Second, 1 = Lead, A = Alternate, S = Skip, V = Vice-Skip
Legend: ↻ Clockwise ↻ Counter-clockwise LSFE(*) Last Stone First End X Unplayed/unfinished end due to concession



THU 31 OCT 2024
Start Time 19:00

Round Robin Session 11 - Sheet J



Game Results

Sheet	Team	LSFE	1	2	3	4	5	6	7	8	9	10	Extra Ends	Total
J	NGR - Nigeria		0	0	0	0	0							L
	JAM - Jamaica	*	3	4	1	2	3							W

NGR - Nigeria	
4 S	WOODS III Harold
3 V	JOHNSON Chad
1	BRIANNE Robert
A	COLE T. J.
A	-

JAM - Jamaica	
4 S	ROBERTSON Ian
3	JOHNSTON Don
2 V	WALKER Andrew
1	SAMUELS Luke
A	-

Last Stone Draw		Distance
↻	BRIANNE Robert	199.6cm
↻	JOHNSON Chad	199.6cm
Total		399.2cm

Last Stone Draw		Distance
↻	WALKER Andrew	90.7cm
↻	ROBERTSON Ian	140.2cm
Total		230.9cm

Time remaining: 17 minutes 41 seconds

Time remaining: 24 minutes 10 seconds

NGR playing with only three players - Lead and Third play three stones each.

Note:
Position and function for each team member:
4 = Fourth, 3 = Third, 2 = Second, 1 = Lead, A = Alternate, S = Skip, V = Vice-Skip

Legend:
↻ Clockwise ↻ Counter-clockwise L Loss
LSFE(*) Last Stone First End W Win



Session Results and Standings

Sheet	Team	LSD/LSFE	1	2	3	4	5	6	7	8	9	10	Extra Ends	Total
E	KSA - Saudi Arabia	262.4cm	0	0	4	1	0	2	0	1	1	X		9
	BRA - Brazil	197.2cm *	1	3	0	0	1	0	0	0	0	X		5
F	PUR - Puerto Rico	136.2cm *	0	0	0	2	1	0	3	1	1	2		10
	KEN - Kenya	330.1cm	1	4	1	0	0	1	0	0	0	0		7
G	PHI - Philippines	136.3cm *	2	1	0	2	0	2	0	0	2	X		9
	HKG - Hong Kong, China	232.2cm	0	0	1	0	1	0	2	0	0	X		4
H	NGR - Nigeria	222.4cm *	0	2	0	1	0	0	X	X	X	X		3
	IND - India	269.4cm	3	0	3	0	3	3	X	X	X	X		12
J	QAT - Qatar	284.6cm	0	1	0	0	2	0	1	0	X	X		4
	KAZ - Kazakhstan	242.5cm *	1	0	4	1	0	1	0	2	X	X		9

Current Standings

Rank	Team	Games	Wins	Losses	
1	PHI - Philippines	9	9	0	Q
2	KAZ - Kazakhstan	9	8	1	Q
3	JAM - Jamaica	9	7	2	
4	HKG - Hong Kong, China	9	6	3	
4	IND - India	9	6	3	
6	BRA - Brazil	9	3	6	
6	KSA - Saudi Arabia	9	3	6	
6	PUR - Puerto Rico	9	3	6	
9	QAT - Qatar	10	3	7	
10	NGR - Nigeria	9	2	7	
11	KEN - Kenya	9	0	9	

Note:
Under World Curling rules, tie-breaking rules for standings are not applied until after the last game of the round robin.

Legend:
LSD Last Stone Draw **LSFE(*)** Last Stone First End **Q** Qualified for the play-offs
X Unplayed/unfinished end due to concession



THU 31 OCT 2024
Start Time 9:00

Round Robin Session 10 - Sheet E

Game Results

Sheet	Team	LSFE	1	2	3	4	5	6	7	8	9	10	Extra Ends	Total
E	KSA - Saudi Arabia		0	0	4	1	0	2	0	1	1	X		9
	BRA - Brazil	*	1	3	0	0	1	0	0	0	0	X		5

KSA - Saudi Arabia	
4 S	MASALMEH Amar
3 V	HAGAWI Hussain
2	ALDARAAN Mohammad
1	ALBEELBISI Munir
A	ALAQEL Suleiman

BRA - Brazil	
4 S	CABRAL DE MELLO Marcelo
3 V	RODRIGUES Marcio
2	SARTI Bruno
1	NUNES Filipe
A	YAMASHITA Arnaldo

Last Stone Draw		Distance
↻	ALBEELBISI Munir	189.6cm
↻	MASALMEH Amar	72.8cm
Total		262.4cm

Time remaining: 8 minutes 38 seconds

Last Stone Draw		Distance
↻	CABRAL DE MELLO Marcelo	154.5cm
↻	NUNES Filipe	42.7cm
Total		197.2cm

Time remaining: 1 minute 29 seconds

Time-out: End 10

Note: Position and function for each team member: 4 = Fourth, 3 = Third, 2 = Second, 1 = Lead, A = Alternate, S = Skip, V = Vice-Skip	
Legend: ↻ Clockwise X Unplayed/unfinished end due to concession	↻ Counter-clockwise LSFE(*) Last Stone First End



Game Results

Sheet	Team	LSFE	1	2	3	4	5	6	7	8	9	10	Extra Ends	Total
F	PUR - Puerto Rico	*	0	0	0	2	1	0	3	1	1	2		10
	KEN - Kenya		1	4	1	0	0	1	0	0	0	0		7

PUR - Puerto Rico	
4 S	ACOSTA Israel
3	PAPPATERRA Emanuel
2 V	VARGAS Jonathan
1	SEPULVEDA Jose
A	FISHER Kyle

KEN - Kenya	
4 S	ODHIAMBO Daniel
3 V	KARANJA Simon
2	KINOTI Evans
1	OGAK Haggai Odhiambo
A	MWANGI Joseph

Last Stone Draw		Distance
↻	ACOSTA Israel	67.3cm
↻	SEPULVEDA Jose	68.9cm
Total		136.2cm

Last Stone Draw		Distance
↻	ODHIAMBO Daniel	183.9cm
↻	KARANJA Simon	146.2cm
Total		330.1cm

Time remaining: 3 minutes 10 seconds

Time remaining: 2 minutes 36 seconds

Time-out: End 10

Note:
Position and function for each team member:
4 = Fourth, 3 = Third, 2 = Second, 1 = Lead, A = Alternate, S = Skip, V = Vice-Skip

Legend:
↻ Clockwise ↻ Counter-clockwise **LSFE(*)** Last Stone First End



Game Results

Sheet	Team	LSFE	1	2	3	4	5	6	7	8	9	10	Extra Ends	Total
G	PHI - Philippines	*	2	1	0	2	0	2	0	0	2	X		9
	HKG - Hong Kong, China		0	0	1	0	1	0	2	0	0	X		4

PHI - Philippines	
4 S	PFISTER Marc
3 V	HALLER Christian
2	PFISTER Enrico
1	FREI Alan
A	DELARMENTE Benjo

HKG - Hong Kong, China	
4 S	CHANG Jason
3	YAN Martin
2	CHENG Woody
1 V	CHUNG Jacky
A	MA Ronnie

Last Stone Draw	Distance
↻ HALLER Christian	85.8cm
↻ PFISTER Marc	50.5cm
Total	136.3cm

Last Stone Draw	Distance
↻ YAN Martin	148.5cm
↻ CHANG Jason	83.7cm
Total	232.2cm

Time remaining: 3 minutes 46 seconds

Time remaining: 3 minutes 57 seconds

MA R replaced CHENG W at the beginning of end 10
Revised line-up: (4 S) CHANG J, (3) YAN M, (2 V) CHUNG J, (1) MA R

Note:
Position and function for each team member:
4 = Fourth, 3 = Third, 2 = Second, 1 = Lead, A = Alternate, S = Skip, V = Vice-Skip

Legend:
↻ Clockwise ↻ Counter-clockwise LSFE(*) Last Stone First End
X Unplayed/unfinished end due to concession



Game Results

Sheet	Team	LSFE	1	2	3	4	5	6	7	8	9	10	Extra Ends	Total
H	NGR - Nigeria	*	0	2	0	1	0	0	X	X	X	X		3
	IND - India		3	0	3	0	3	3	X	X	X	X		12

NGR - Nigeria	
4 S	WOODS III Harold
3 V	JOHNSON Chad
1	BRIANNE Robert
A	COLE T. J.
A	-

IND - India	
4 S	RAJU P. N.
3 V	ANTHAY SUTHAKARAN Girithar
2	REDDY Sudheer
1	VASANT Kishan
A	GOENKA Vinay

Last Stone Draw	Distance
↺ WOODS III Harold	80.8cm
↻ JOHNSON Chad	141.6cm
Total	222.4cm

Last Stone Draw	Distance
↺ RAJU P. N.	199.6cm
↻ VASANT Kishan	69.8cm
Total	269.4cm

Time remaining: 14 minutes 14 seconds
Time-out: End 5

Time remaining: 20 minutes 31 seconds

NGR playing with only three players - Lead and Third play three stones each.

Note:
Position and function for each team member:
4 = Fourth, 3 = Third, 2 = Second, 1 = Lead, A = Alternate, S = Skip, V = Vice-Skip

Legend:
↻ Clockwise ↺ Counter-clockwise **LSFE(*)** Last Stone First End
X Unplayed/unfinished end due to concession





THU 31 OCT 2024
Start Time 9:00

Round Robin Session 10 - Sheet J

**WORLD
CURLING**

Game Results

Sheet	Team	LSFE	1	2	3	4	5	6	7	8	9	10	Extra Ends	Total
J	QAT - Qatar		0	1	0	0	2	0	1	0	X	X		4
	KAZ - Kazakhstan	*	1	0	4	1	0	1	0	2	X	X		9

QAT - Qatar	
4 S	ALYAFEI Nasser
3 V	BELLELI Lajos
2	MOHSEN Abdulrahman
1	ALNAIMI Mohammed
A	-

KAZ - Kazakhstan	
4 S	ZHUZBAY Abylaikhan
3 V	KORABAYEV Madiyar
2	ALLIYAR Aidos
1	TASTEMIR Ibragim
A	IRJANOV Arman

Last Stone Draw		Distance
↻	MOHSEN Abdulrahman	167.6cm
↻	ALYAFEI Nasser	117.0cm
Total		284.6cm

Last Stone Draw		Distance
↻	TASTEMIR Ibragim	199.6cm
↻	IRJANOV Arman	42.9cm
Total		242.5cm

Time remaining: 9 minutes 35 seconds

Time remaining: 9 minutes 57 seconds

ALNAIMI M left the game after end 2, no replacement
Revised line-up: (4 S) ALYAFEI N, (3 V) BELLELI L, (1) MOHSEN A

Note:
Position and function for each team member:
4 = Fourth, **3** = Third, **2** = Second, **1** = Lead, **A** = Alternate, **S** = Skip, **V** = Vice-Skip

Legend:
↻ Clockwise ↻ Counter-clockwise **LSFE(*)** Last Stone First End
X Unplayed/unfinished end due to concession





Session Results and Standings

Sheet	Team	LSD/LSFE	1	2	3	4	5	6	7	8	9	10	Extra Ends	Total
E	PHI - Philippines	179.0cm *	3	3	2	3	3	2	X	X	X	X		16
	KEN - Kenya	399.2cm	0	0	0	0	0	0	X	X	X	X		0
F	JAM - Jamaica	201.7cm *	0	0	1	0	0	3	1	1	1	1		8
	QAT - Qatar	242.8cm	2	1	0	2	1	0	0	0	0	0		6
G	BRA - Brazil	129.1cm *	3	3	1	1	3	1	X	X	X	X		12
	NGR - Nigeria	306.6cm	0	0	0	0	0	0	X	X	X	X		0
H	KAZ - Kazakhstan	61.1cm *	2	1	4	0	2	0	X	X	X	X		9
	KSA - Saudi Arabia	246.4cm	0	0	0	1	0	1	X	X	X	X		2
J	IND - India	82.5cm	0	1	0	0	0	1	0	0	X	X		2
	HKG - Hong Kong, China	76.7cm *	4	0	1	1	1	0	1	1	X	X		9

Current Standings

Rank	Team	Games	Wins	Losses	
1	PHI - Philippines	8	8	0	Q
2	KAZ - Kazakhstan	8	7	1	
3	JAM - Jamaica	9	7	2	
4	HKG - Hong Kong, China	8	6	2	
5	IND - India	8	5	3	
6	BRA - Brazil	8	3	5	
7	QAT - Qatar	9	3	6	
8	KSA - Saudi Arabia	8	2	6	
8	NGR - Nigeria	8	2	6	
8	PUR - Puerto Rico	8	2	6	
11	KEN - Kenya	8	0	8	

Note:
Under World Curling rules, tie-breaking rules for standings are not applied until after the last game of the round robin.

Legend:
LSD Last Stone Draw **LSFE(*)** Last Stone First End **Q** Qualified for the play-offs
X Unplayed/unfinished end due to concession



Game Results

Sheet	Team	LSFE	1	2	3	4	5	6	7	8	9	10	Extra Ends	Total
E	PHI - Philippines	*	3	3	2	3	3	2	X	X	X	X		16
	KEN - Kenya		0	0	0	0	0	0	X	X	X	X		0

PHI - Philippines	
4 S	PFISTER Marc
3 V	HALLER Christian
2	PFISTER Enrico
1	FREI Alan
A	DELARMENTE Benjo

KEN - Kenya	
4 V	ODHIAMBO Daniel
3 S	KARANJA Simon
2	KINOTI Evans
1	MWANGI Joseph
A	OGAK Haggai Odhiambo

Last Stone Draw		Distance
↻	HALLER Christian	18.3cm
↻	FREI Alan	160.7cm
Total		179.0cm

Last Stone Draw		Distance
↻	KINOTI Evans	199.6cm
↻	MWANGI Joseph	199.6cm
Total		399.2cm

Time remaining: 22 minutes 3 seconds

Time remaining: 8 minutes 26 seconds

Note:
Position and function for each team member:
4 = Fourth, 3 = Third, 2 = Second, 1 = Lead, A = Alternate, S = Skip, V = Vice-Skip

Legend:
↻ Clockwise ↻ Counter-clockwise **LSFE(*)** Last Stone First End
X Unplayed/unfinished end due to concession



Game Results

Sheet	Team	LSFE	1	2	3	4	5	6	7	8	9	10	Extra Ends	Total
F	JAM - Jamaica	*	0	0	1	0	0	3	1	1	1	1		8
	QAT - Qatar		2	1	0	2	1	0	0	0	0	0		6

JAM - Jamaica	
4 S	ROBERTSON Ian
3	JOHNSTON Don
2 V	WALKER Andrew
1	SAMUELS Luke
A	-

QAT - Qatar	
4 S	ALYAFEI Nasser
3 V	BELLELI Lajos
2	MOHSEN Abdulrahman
1	ALNAIMI Mohammed
A	-

Last Stone Draw		Distance
↻	SAMUELS Luke	135.6cm
↻	ROBERTSON Ian	66.1cm
Total		201.7cm
Time remaining: 0 minutes 55 seconds		
Time-out: End 8		

Last Stone Draw		Distance
↻	ALNAIMI Mohammed	199.6cm
↻	BELLELI Lajos	43.2cm
Total		242.8cm
Time remaining: 0 minutes 39 seconds		
Time-out: End 10		

Note:
Position and function for each team member:
4 = Fourth, 3 = Third, 2 = Second, 1 = Lead, A = Alternate, S = Skip, V = Vice-Skip

Legend:
↻ Clockwise ↻ Counter-clockwise **LSFE(*)** Last Stone First End



PCCC-B 2024
Lacombe, AB, Canada

Pan Continental Curling Championships 2024
Gary Moe Sportsplex
B-Division Men



WED 30 OCT 2024
Start Time 19:00

Round Robin Session 9 - Sheet G

WORLD CURLING

Game Results

Sheet	Team	LSFE	1	2	3	4	5	6	7	8	9	10	Extra Ends	Total
G	BRA - Brazil	*	3	3	1	1	3	1	X	X	X	X		12
	NGR - Nigeria		0	0	0	0	0	0	X	X	X	X		0

BRA - Brazil	
4 S	CABRAL DE MELLO Marcelo
3 V	RODRIGUES Marcio
2	YAMASHITA Arnaldo
1	NUNES Filipe
A	SARTI Bruno

NGR - Nigeria	
4 S	WOODS III Harold
3 V	JOHNSON Chad
1	BRIANNE Robert
A	COLE T. J.
A	-

Last Stone Draw		Distance
↻	RODRIGUES Marcio	28.0cm
↻	YAMASHITA Arnaldo	101.1cm
Total		129.1cm

Last Stone Draw		Distance
↻	JOHNSON Chad	185.4cm
↻	WOODS III Harold	121.2cm
Total		306.6cm

Time remaining: 18 minutes 59 seconds

SARTI B replaced NUNES F at the beginning of end 6

Time remaining: 14 minutes 36 seconds

Time-out: End 6

NGR playing with only three players - Lead and Third play three stones each.

Note:
Position and function for each team member:
4 = Fourth, 3 = Third, 2 = Second, 1 = Lead, A = Alternate, S = Skip, V = Vice-Skip

Legend:
↻ Clockwise ↻ Counter-clockwise **LSFE(*)** Last Stone First End
X Unplayed/unfinished end due to concession





Game Results

Sheet	Team	LSFE	1	2	3	4	5	6	7	8	9	10	Extra Ends	Total
H	KAZ - Kazakhstan	*	2	1	4	0	2	0	X	X	X	X		9
	KSA - Saudi Arabia		0	0	0	1	0	1	X	X	X	X		2

KAZ - Kazakhstan	
4 S	ZHUZBAY Abylaikhan
3 V	KORABAYEV Madiyar
2	ALLIYAR Aidos
1	IRJANOV Arman
A	TASTEMIR Ibragim

KSA - Saudi Arabia	
4 S	MASALMEH Amar
3 V	HAGAWI Hussain
2	ALDARAAN Mohammad
1	ALBEELBISI Munir
A	ALAQEL Suleiman

Last Stone Draw		Distance
↻	ALLIYAR Aidos	30.6cm
↻	KORABAYEV Madiyar	30.5cm
Total		61.1cm

Last Stone Draw		Distance
↻	MASALMEH Amar	46.8cm
↻	ALDARAAN Mohammad	199.6cm
Total		246.4cm

Time remaining: 20 minutes 22 seconds

Time remaining: 16 minutes 26 seconds

Note:
Position and function for each team member:
4 = Fourth, 3 = Third, 2 = Second, 1 = Lead, A = Alternate, S = Skip, V = Vice-Skip

Legend:
↻ Clockwise ↻ Counter-clockwise LSFE(*) Last Stone First End
X Unplayed/unfinished end due to concession



WED 30 OCT 2024
Start Time 19:00

Round Robin Session 9 - Sheet J



Game Results

Sheet	Team	LSFE	1	2	3	4	5	6	7	8	9	10	Extra Ends	Total
J	IND - India		0	1	0	0	0	1	0	0	X	X		2
	HKG - Hong Kong, China	*	4	0	1	1	1	0	1	1	X	X		9

IND - India	
4 S	RAJU P. N.
3 V	ANTHAY SUTHAKARAN Girithar
2	REDDY Sudheer
1	VASANT Kishan
A	GOENKA Vinay

HKG - Hong Kong, China	
4 S	CHANG Jason
3	YAN Martin
2	CHENG Woody
1 V	CHUNG Jacky
A	MA Ronnie

Last Stone Draw		Distance
↻	RAJU P. N.	35.8cm
↻	ANTHAY SUTHAKARAN Girithar	46.7cm
Total		82.5cm

Last Stone Draw		Distance
↻	CHANG Jason	40.2cm
↻	CHUNG Jacky	36.5cm
Total		76.7cm

Time remaining: 8 minutes 6 seconds

Time remaining: 7 minutes 14 seconds

Time-out: End 6

Note:
Position and function for each team member:
4 = Fourth, 3 = Third, 2 = Second, 1 = Lead, A = Alternate, S = Skip, V = Vice-Skip

Legend:
↻ Clockwise ↻ Counter-clockwise **LSFE(*)** Last Stone First End
X Unplayed/unfinished end due to concession



Session Results and Standings

Sheet	Team	LSD/LSFE	1	2	3	4	5	6	7	8	9	10	Extra Ends	Total
E	NGR - Nigeria	223.3cm *	0	1	0	1	0	0	X	X	X	X		2
	QAT - Qatar	266.3cm	3	0	4	0	8	1	X	X	X	X		16
F	BRA - Brazil	212.2cm	0	1	0	3	1	0	0	1	0	X		6
	IND - India	45.4cm *	1	0	2	0	0	2	3	0	3	X		11
G	KAZ - Kazakhstan	47.9cm *	3	4	4	2	3	1	X	X	X	X		17
	KEN - Kenya	399.2cm	0	0	0	0	0	0	X	X	X	X		0
H	JAM - Jamaica	84.2cm *	1	0	0	1	0	1	1	0	1	0		5
	PHI - Philippines	143.0cm	0	0	2	0	2	0	0	2	0	1		7
J	PUR - Puerto Rico	231.6cm *	0	1	0	3	0	2	0	0	2	2		10
	KSA - Saudi Arabia	345.2cm	1	0	0	0	1	0	3	2	0	0		7

Current Standings

Rank	Team	Games	Wins	Losses
1	PHI - Philippines	7	7	0
2	KAZ - Kazakhstan	7	6	1
3	JAM - Jamaica	8	6	2
4	HKG - Hong Kong, China	7	5	2
4	IND - India	7	5	2
6	QAT - Qatar	8	3	5
7	BRA - Brazil	7	2	5
7	KSA - Saudi Arabia	7	2	5
7	NGR - Nigeria	7	2	5
10	PUR - Puerto Rico	8	2	6
11	KEN - Kenya	7	0	7

Note:
Under World Curling rules, tie-breaking rules for standings are not applied until after the last game of the round robin.

Legend:
LSD Last Stone Draw **LSFE(*)** Last Stone First End **X** Unplayed/unfinished end due to concession



PCCC-B 2024
Lacombe, AB, Canada

Pan Continental Curling Championships 2024
Gary Moe Sportsplex
B-Division Men



WORLD CURLING

WED 30 OCT 2024
Start Time 9:00

Round Robin Session 8 - Sheet E

Game Results

Sheet	Team	LSFE	1	2	3	4	5	6	7	8	9	10	Extra Ends	Total
E	NGR - Nigeria	*	0	1	0	1	0	0	X	X	X	X		2
	QAT - Qatar		3	0	4	0	8	1	X	X	X	X		16

NGR - Nigeria	
4 S	WOODS III Harold
3 V	JOHNSON Chad
1	BRIANNE Robert
A	COLE T. J.
A	-

QAT - Qatar	
4 S	ALYAFEI Nasser
3 V	BELLELI Lajos
2	MOHSEN Abdulrahman
1	ALNAIMI Mohammed
A	-

Last Stone Draw		Distance
↻	BRIANNE Robert	199.6cm
↻	JOHNSON Chad	23.7cm
Total		223.3cm

Last Stone Draw		Distance
↻	ALYAFEI Nasser	66.7cm
↻	ALNAIMI Mohammed	199.6cm
Total		266.3cm

Time remaining: 14 minutes 18 seconds

Time remaining: 16 minutes 47 seconds

NGR playing with only three players - Lead and Third play three stones each.

Time-out: End 5

Note:
Position and function for each team member:
4 = Fourth, **3** = Third, **2** = Second, **1** = Lead, **A** = Alternate, **S** = Skip, **V** = Vice-Skip

Legend:
↻ Clockwise ↻ Counter-clockwise **LSFE(*)** Last Stone First End
X Unplayed/unfinished end due to concession



PCCC-B 2024
Lacombe, AB, Canada

Pan Continental Curling Championships 2024
Gary Moe Sportsplex
B-Division Men



WED 30 OCT 2024
Start Time 9:00

Round Robin Session 8 - Sheet F

WORLD CURLING

Game Results

Sheet	Team	LSFE	1	2	3	4	5	6	7	8	9	10	Extra Ends	Total
F	BRA - Brazil		0	1	0	3	1	0	0	1	0	X		6
	IND - India	*	1	0	2	0	0	2	3	0	3	X		11

BRA - Brazil	
4 S	CABRAL DE MELLO Marcelo
3 V	RODRIGUES Marcio
2	SARTI Bruno
1	NUNES Filipe
A	YAMASHITA Arnaldo

IND - India	
4 S	RAJU P. N.
3 V	ANTHAY SUTHAKARAN Girithar
2	REDDY Sudheer
1	VASANT Kishan
A	GOENKA Vinay

Last Stone Draw		Distance
↻	NUNES Filipe	199.6cm
↻	CABRAL DE MELLO Marcelo	12.6cm
Total		212.2cm
Time remaining: 3 minutes 25 seconds		
Time-out: End 9		

Last Stone Draw		Distance
↻	RAJU P. N.	33.1cm
↻	REDDY Sudheer	12.3cm
Total		45.4cm
Time remaining: 9 minutes 36 seconds		

Note: Position and function for each team member: 4 = Fourth, 3 = Third, 2 = Second, 1 = Lead, A = Alternate, S = Skip, V = Vice-Skip	
Legend: ↻ Clockwise ↻ Counter-clockwise LSFE(*) Last Stone First End X Unplayed/unfinished end due to concession	



PCCC-B 2024
Lacombe, AB, Canada

Pan Continental Curling Championships 2024
Gary Moe Sportsplex
B-Division Men



WORLD CURLING

WED 30 OCT 2024
Start Time 9:00

Round Robin Session 8 - Sheet G

Game Results

Sheet	Team	LSFE	1	2	3	4	5	6	7	8	9	10	Extra Ends	Total
G	KAZ - Kazakhstan	*	3	4	4	2	3	1	X	X	X	X		17
	KEN - Kenya		0	0	0	0	0	0	X	X	X	X		0

KAZ - Kazakhstan	
4 S	ALLIYAR Aidos
3 V	IRJANOV Arman
2	ZHUZBAY Abylaikhan
1	TASTEMIR Ibragim
A	KORABAYEV Madiyar

KEN - Kenya	
4 S	ODHIAMBO Daniel
3 V	KARANJA Simon
2	OGAK Haggai Odhiambo
1	MWANGI Joseph
A	KINOTI Evans

Last Stone Draw		Distance
⌚	ZHUZBAY Abylaikhan	16.0cm
⌚	TASTEMIR Ibragim	31.9cm
Total		47.9cm

Last Stone Draw		Distance
⌚	KARANJA Simon	199.6cm
⌚	ODHIAMBO Daniel	199.6cm
Total		399.2cm

Time remaining: 16 minutes 55 seconds

Time remaining: 11 minutes 27 seconds

Note:
Position and function for each team member:
4 = Fourth, **3** = Third, **2** = Second, **1** = Lead, **A** = Alternate, **S** = Skip, **V** = Vice-Skip

Legend:
 ⌚ Clockwise
 ⌚ Counter-clockwise
 X Unplayed/unfinished end due to concession
LSFE(*) Last Stone First End





Game Results

Sheet	Team	LSFE	1	2	3	4	5	6	7	8	9	10	Extra Ends	Total
H	JAM - Jamaica	*	1	0	0	1	0	1	1	0	1	0		5
	PHI - Philippines		0	0	2	0	2	0	0	2	0	1		7

JAM - Jamaica	
4 S	ROBERTSON Ian
3	JOHNSTON Don
2 V	WALKER Andrew
1	SAMUELS Luke
A	-

PHI - Philippines	
4 S	PFISTER Marc
3 V	HALLER Christian
2	PFISTER Enrico
1	FREI Alan
A	DELARMENTE Benjo

Last Stone Draw		Distance
↻	ROBERTSON Ian	49.5cm
↻	WALKER Andrew	34.7cm
Total		84.2cm
Time remaining: 1 minute 16 seconds		

Last Stone Draw		Distance
↻	PFISTER Marc	51.3cm
↻	PFISTER Enrico	91.7cm
Total		143.0cm
Time remaining: 3 minutes 26 seconds		
Time-out: End 8		

Note:
Position and function for each team member:
4 = Fourth, 3 = Third, 2 = Second, 1 = Lead, A = Alternate, S = Skip, V = Vice-Skip

Legend:
↻ Clockwise ↻ Counter-clockwise **LSFE(*)** Last Stone First End





Game Results

Sheet	Team	LSFE	1	2	3	4	5	6	7	8	9	10	Extra Ends	Total
J	PUR - Puerto Rico	*	0	1	0	3	0	2	0	0	2	2		10
	KSA - Saudi Arabia		1	0	0	0	1	0	3	2	0	0		7

PUR - Puerto Rico	
4 S	ACOSTA Israel
3 V	FISHER Kyle
2	PAPPATERRA Emanuel
1	VARGAS Jonathan
A	SEPULVEDA Jose

KSA - Saudi Arabia	
4 S	MASALMEH Amar
3 V	HAGAWI Hussain
2	ALBEELBISI Munir
1	ALAQEL Suleiman
A	ALDARAAN Mohammad

Last Stone Draw		Distance
↻	FISHER Kyle	115.8cm
↻	PAPPATERRA Emanuel	115.8cm
Total		231.6cm
Time remaining: 2 minutes 5 seconds		
Time-out: End 8		

Last Stone Draw		Distance
↻	HAGAWI Hussain	199.6cm
↻	MASALMEH Amar	145.6cm
Total		345.2cm
Time remaining: 1 minute 44 seconds		
Time-out: End 8		

Note:
Position and function for each team member:
4 = Fourth, **3** = Third, **2** = Second, **1** = Lead, **A** = Alternate, **S** = Skip, **V** = Vice-Skip

Legend:
↻ Clockwise ↻ Counter-clockwise **LSFE(*)** Last Stone First End



Session Results and Standings

Sheet	Team	LSD/LSFE	1	2	3	4	5	6	7	8	9	10	Extra Ends	Total
E	IND - India	107.7cm *	2	0	0	1	0	0	2	0	X	X		5
	KAZ - Kazakhstan	218.1cm	0	0	2	0	2	3	0	3	X	X		10
F	KSA - Saudi Arabia	383.8cm	0	1	0	0	0	0	1	1	0	X		3
	NGR - Nigeria	236.4cm *	1	0	1	1	1	2	0	0	3	X		9
G	JAM - Jamaica	162.6cm	1	0	3	0	0	1	1	1	0	X		7
	PUR - Puerto Rico	119.8cm *	0	1	0	1	1	0	0	0	1	X		4
H	HKG - Hong Kong, China	66.5cm *	2	1	0	3	0	2	2	X	X	X		10
	QAT - Qatar	399.2cm	0	0	1	0	1	0	0	X	X	X		2
J	BRA - Brazil	103.9cm	0	1	0	0	0	0	0	X	X	X		1
	PHI - Philippines	47.4cm *	2	0	0	1	3	1	1	X	X	X		8

Current Standings

Rank	Team	Games	Wins	Losses
1	PHI - Philippines	6	6	0
2	JAM - Jamaica	7	6	1
3	KAZ - Kazakhstan	6	5	1
4	HKG - Hong Kong, China	7	5	2
5	IND - India	6	4	2
6	BRA - Brazil	6	2	4
6	KSA - Saudi Arabia	6	2	4
6	NGR - Nigeria	6	2	4
9	QAT - Qatar	7	2	5
10	PUR - Puerto Rico	7	1	6
11	KEN - Kenya	6	0	6

Note:
Under World Curling rules, tie-breaking rules for standings are not applied until after the last game of the round robin.

Legend:
LSD Last Stone Draw **LSFE(*)** Last Stone First End **X** Unplayed/unfinished end due to concession



PCCC-B 2024
Lacombe, AB, Canada

Pan Continental Curling Championships 2024
Gary Moe Sportsplex
B-Division Men



TUE 29 OCT 2024
Start Time 14:00

Round Robin Session 7 - Sheet E

**WORLD
CURLING**

Game Results

Sheet	Team	LSFE	1	2	3	4	5	6	7	8	9	10	Extra Ends	Total
E	IND - India	*	2	0	0	1	0	0	2	0	X	X		5
	KAZ - Kazakhstan		0	0	2	0	2	3	0	3	X	X		10

IND - India	
4 S	RAJU P. N.
3 V	ANTHAY SUTHAKARAN Girithar
2	REDDY Sudheer
1	VASANT Kishan
A	GOENKA Vinay

KAZ - Kazakhstan	
4 S	ZHUZBAY Abylaikhan
3 V	KORABAYEV Madiyar
2	ALLIYAR Aidos
1	TASTEMIR Ibragim
A	IRJANOV Arman

Last Stone Draw	Distance
🕒 ANTHAY SUTHAKARAN Girithar	75.0cm
🕒 RAJU P. N.	32.7cm
Total	107.7cm

Last Stone Draw	Distance
🕒 KORABAYEV Madiyar	51.8cm
🕒 ALLIYAR Aidos	166.3cm
Total	218.1cm

Time remaining: 9 minutes 54 seconds

Time remaining: 12 minutes 58 seconds

Note:
Position and function for each team member:
4 = Fourth, 3 = Third, 2 = Second, 1 = Lead, A = Alternate, S = Skip, V = Vice-Skip

Legend:
🕒 Clockwise 🕒 Counter-clockwise **LSFE(*)** Last Stone First End
X Unplayed/unfinished end due to concession





Game Results

Sheet	Team	LSFE	1	2	3	4	5	6	7	8	9	10	Extra Ends	Total
F	KSA - Saudi Arabia		0	1	0	0	0	0	1	1	0	X		3
	NGR - Nigeria	*	1	0	1	1	1	2	0	0	3	X		9

KSA - Saudi Arabia	
4 S	MASALMEH Amar
3 V	HAGAWI Hussain
2	ALDARAAN Mohammad
1	ALAQEL Suleiman
A	ALBEELBISI Munir

NGR - Nigeria	
4 S	WOODS III Harold
3 V	COLE T. J.
2	JOHNSON Chad
1	BRIANNE Robert
A	-

Last Stone Draw	Distance
🕒 ALDARAAN Mohammad	184.2cm
🕒 HAGAWI Hussain	199.6cm
Total	383.8cm

Last Stone Draw	Distance
🕒 COLE T. J.	117.0cm
🕒 BRIANNE Robert	119.4cm
Total	236.4cm

Time remaining: 5 minutes 6 seconds
Time-out: End 4

Time remaining: 5 minutes 55 seconds

Note: Position and function for each team member: 4 = Fourth, 3 = Third, 2 = Second, 1 = Lead, A = Alternate, S = Skip, V = Vice-Skip
Legend: 🕒 Clockwise 🕒 Counter-clockwise LSFE(*) Last Stone First End X Unplayed/unfinished end due to concession



PCCC-B 2024
Lacombe, AB, Canada

Pan Continental Curling Championships 2024
Gary Moe Sportsplex
B-Division Men



TUE 29 OCT 2024
Start Time 14:00

Round Robin Session 7 - Sheet J

WORLD CURLING

Game Results

Sheet	Team	LSFE	1	2	3	4	5	6	7	8	9	10	Extra Ends	Total
J	BRA - Brazil		0	1	0	0	0	0	0	X	X	X		1
	PHI - Philippines	*	2	0	0	1	3	1	1	X	X	X		8

BRA - Brazil	
4 S	CABRAL DE MELLO Marcelo
3 V	RODRIGUES Marcio
2	SARTI Bruno
1	NUNES Filipe
A	YAMASHITA Arnaldo

PHI - Philippines	
4 S	PFISTER Marc
3 V	HALLER Christian
2	PFISTER Enrico
1	FREI Alan
A	DELARMENTE Benjo

Last Stone Draw	Distance
↻ SARTI Bruno	20.4cm
↻ RODRIGUES Marcio	83.5cm
Total	103.9cm

Last Stone Draw	Distance
↻ HALLER Christian	31.0cm
↻ FREI Alan	16.4cm
Total	47.4cm

Time remaining: 11 minutes 29 seconds

Time remaining: 13 minutes 13 seconds

YAMASHITA A replaced NUNES F at the beginning of end 6

Note:
Position and function for each team member:
4 = Fourth, 3 = Third, 2 = Second, 1 = Lead, A = Alternate, S = Skip, V = Vice-Skip

Legend:
↻ Clockwise ↺ Counter-clockwise **LSFE(*)** Last Stone First End
X Unplayed/unfinished end due to concession



Session Results and Standings

Sheet	Team	LSD/LSFE	1	2	3	4	5	6	7	8	9	10	Extra Ends	Total
E	JAM - Jamaica	399.2cm	0	0	2	1	1	2	1	4	X	X		11
	KSA - Saudi Arabia	225.8cm *	1	2	0	0	0	0	0	0	X	X		3
F	KAZ - Kazakhstan	68.4cm *	1	0	0	0	2	1	0	0	1	2		7
	HKG - Hong Kong, China	215.2cm	0	2	1	1	0	0	1	1	0	0		6
G	QAT - Qatar	207.2cm	0	0	0	2	0	0	1	0	X	X		3
	IND - India	36.2cm *	2	0	0	0	3	1	0	2	X	X		8
H	PHI - Philippines	102.9cm *	0	4	3	2	2	0	X	X	X	X		11
	PUR - Puerto Rico	246.4cm	1	0	0	0	0	1	X	X	X	X		2
J	KEN - Kenya	257.8cm	0	0	0	0	0	0	X	X	X	X		0
	NGR - Nigeria	140.8cm *	2	0	3	3	4	1	X	X	X	X		13

Current Standings

Rank	Team	Games	Wins	Losses
1	PHI - Philippines	5	5	0
2	JAM - Jamaica	6	5	1
3	IND - India	5	4	1
3	KAZ - Kazakhstan	5	4	1
5	HKG - Hong Kong, China	6	4	2
6	BRA - Brazil	5	2	3
6	KSA - Saudi Arabia	5	2	3
8	QAT - Qatar	6	2	4
9	NGR - Nigeria	5	1	4
10	PUR - Puerto Rico	6	1	5
11	KEN - Kenya	6	0	6

Note:
Under World Curling rules, tie-breaking rules for standings are not applied until after the last game of the round robin.

Legend:
LSD Last Stone Draw **LSFE(*)** Last Stone First End **X** Unplayed/unfinished end due to concession



PCCC-B 2024
Lacombe, AB, Canada

Pan Continental Curling Championships 2024
Gary Moe Sportsplex
B-Division Men



MON 28 OCT 2024
Start Time 19:00

Round Robin Session 6 - Sheet E

WORLD CURLING

Game Results

Sheet	Team	LSFE	1	2	3	4	5	6	7	8	9	10	Extra Ends	Total
E	JAM - Jamaica		0	0	2	1	1	2	1	4	X	X		11
	KSA - Saudi Arabia	*	1	2	0	0	0	0	0	0	X	X		3

JAM - Jamaica	
4 S	ROBERTSON Ian
3	JOHNSTON Don
2 V	WALKER Andrew
1	SAMUELS Luke
A	-

KSA - Saudi Arabia	
4 S	MASALMEH Amar
3 V	HAGAWI Hussain
2	ALDARAAN Mohammad
1	ALBEELBISI Munir
A	ALAQEL Suleiman

Last Stone Draw

	Distance
⌚ JOHNSTON Don	199.6cm
⌚ SAMUELS Luke	199.6cm
Total	399.2cm

Time remaining: 8 minutes 58 seconds

Last Stone Draw

	Distance
⌚ ALBEELBISI Munir	199.6cm
⌚ MASALMEH Amar	26.2cm
Total	225.8cm

Time remaining: 8 minutes 32 seconds
Time-out: End 6

Note:
Position and function for each team member:
4 = Fourth, 3 = Third, 2 = Second, 1 = Lead, A = Alternate, S = Skip, V = Vice-Skip

Legend:
 ⌚ Clockwise ⌚ Counter-clockwise **LSFE(*)** Last Stone First End
 X Unplayed/unfinished end due to concession





Game Results

Sheet	Team	LSFE	1	2	3	4	5	6	7	8	9	10	Extra Ends	Total
F	KAZ - Kazakhstan	*	1	0	0	0	2	1	0	0	1	2		7
	HKG - Hong Kong, China		0	2	1	1	0	0	1	1	0	0		6

KAZ - Kazakhstan	
4 S	ZHUZBAY Abylaikhan
3 V	KORABAYEV Madiyar
2	ALLIYAR Aidos
1	TASTEMIR Ibragim
A	IRJANOV Arman

HKG - Hong Kong, China	
4 S	CHANG Jason
3	YAN Martin
2	CHENG Woody
1 V	CHUNG Jacky
A	MA Ronnie

Last Stone Draw		Distance
↻	TASTEMIR Ibragim	61.9cm
↻	ZHUZBAY Abylaikhan	6.5cm
Total		68.4cm
Time remaining: 0 minutes 19 seconds		
Time-out: End 8		

Last Stone Draw		Distance
↻	CHUNG Jacky	181.0cm
↻	CHANG Jason	34.2cm
Total		215.2cm
Time remaining: 0 minutes 13 seconds		
Time-out: End 10		

Note:
Position and function for each team member:
4 = Fourth, 3 = Third, 2 = Second, 1 = Lead, A = Alternate, S = Skip, V = Vice-Skip

Legend:
↻ Clockwise ↻ Counter-clockwise **LSFE(*)** Last Stone First End





Game Results

Sheet	Team	LSFE	1	2	3	4	5	6	7	8	9	10	Extra Ends	Total
G	QAT - Qatar		0	0	0	2	0	0	1	0	X	X		3
	IND - India	*	2	0	0	0	3	1	0	2	X	X		8

QAT - Qatar	
4 S	ALYAFEI Nasser
3 V	BELLELI Lajos
2	MOHSEN Abdulrahman
1	ALNAIMI Mohammed
A	-

IND - India	
4 S	RAJU P. N.
3 V	ANTHAY SUTHAKARAN Girithar
2	REDDY Sudheer
1	VASANT Kishan
A	GOENKA Vinay

Last Stone Draw Distance

🕒 BELLELI Lajos	66.0cm
🕒 MOHSEN Abdulrahman	141.2cm
Total	207.2cm

Last Stone Draw Distance

🕒 REDDY Sudheer	12.2cm
🕒 RAJU P. N.	24.0cm
Total	36.2cm

Time remaining: 8 minutes 40 seconds

Time remaining: 12 minutes 36 seconds

Note:
Position and function for each team member:
4 = Fourth, 3 = Third, 2 = Second, 1 = Lead, A = Alternate, S = Skip, V = Vice-Skip

Legend:
🕒 Clockwise 🕒 Counter-clockwise **LSFE(*)** Last Stone First End
X Unplayed/unfinished end due to concession



Game Results

Sheet	Team	LSFE	1	2	3	4	5	6	7	8	9	10	Extra Ends	Total
H	PHI - Philippines	*	0	4	3	2	2	0	X	X	X	X		11
	PUR - Puerto Rico		1	0	0	0	0	1	X	X	X	X		2

PHI - Philippines	
4 S	PFISTER Marc
3 V	HALLER Christian
2	PFISTER Enrico
1	FREI Alan
A	DELARMENTE Benjo

PUR - Puerto Rico	
4	ACOSTA Israel
3 V	FISHER Kyle
2	PAPPATERRA Emanuel
1 S	VARGAS Jonathan
A	SEPULVEDA Jose

Last Stone Draw		Distance
↻	PFISTER Marc	47.2cm
↻	PFISTER Enrico	55.7cm
Total		102.9cm

Last Stone Draw		Distance
↻	FISHER Kyle	46.8cm
↻	VARGAS Jonathan	199.6cm
Total		246.4cm

Time remaining: 16 minutes 19 seconds

Time remaining: 11 minutes 6 seconds

Time-out: End 6

Note:
 Position and function for each team member:
4 = Fourth, **3** = Third, **2** = Second, **1** = Lead, **A** = Alternate, **S** = Skip, **V** = Vice-Skip

Legend:
 ↻ Clockwise ↻ Counter-clockwise **LSFE(*)** Last Stone First End
X Unplayed/unfinished end due to concession



MON 28 OCT 2024
Start Time 19:00

Round Robin Session 6 - Sheet J

Game Results

Sheet	Team	LSFE	1	2	3	4	5	6	7	8	9	10	Extra Ends	Total
J	KEN - Kenya		0	0	0	0	0	0	X	X	X	X		0
	NGR - Nigeria	*	2	0	3	3	4	1	X	X	X	X		13

KEN - Kenya	
4 S	OGAK Haggai Odhiambo
3 V	ODHIAMBO Daniel
2	KARANJA Simon
1	MWANGI Joseph
A	KINOTI Evans

NGR - Nigeria	
4 S	WOODS III Harold
3 V	COLE T. J.
2	JOHNSON Chad
1	BRIANNE Robert
A	-

Last Stone Draw		Distance
↻	MWANGI Joseph	58.2cm
↻	OGAK Haggai Odhiambo	199.6cm
Total		257.8cm

Last Stone Draw		Distance
↻	WOODS III Harold	120.8cm
↻	COLE T. J.	20.0cm
Total		140.8cm

Time remaining: 11 minutes 3 seconds

Time remaining: 17 minutes 59 seconds

Note:
Position and function for each team member:
4 = Fourth, 3 = Third, 2 = Second, 1 = Lead, A = Alternate, S = Skip, V = Vice-Skip

Legend:
↻ Clockwise ↻ Counter-clockwise **LSFE(*)** Last Stone First End
X Unplayed/unfinished end due to concession





Session Results and Standings

Sheet	Team	LSD/LSFE	1	2	3	4	5	6	7	8	9	10	Extra Ends	Total
E	QAT - Qatar	224.6cm	0	0	0	0	0	0	1	X	X	X		1
	PHI - Philippines	31.9cm *	0	2	2	4	2	2	0	X	X	X		12
F	KEN - Kenya	399.2cm	1	1	1	0	0	0	0	0	0	X		3
	KSA - Saudi Arabia	399.2cm *	0	0	0	4	1	3	1	1	1	X		11
G	HKG - Hong Kong, China	86.9cm *	0	0	3	0	1	2	2	X	X	X		8
	BRA - Brazil	145.9cm	0	1	0	1	0	0	0	X	X	X		2
H	IND - India	83.0cm *	0	1	0	2	0	0	2	6	X	X		11
	JAM - Jamaica	185.5cm	2	0	1	0	0	2	0	0	X	X		5
J	KAZ - Kazakhstan	131.9cm *	1	2	0	5	2	1	X	X	X	X		11
	PUR - Puerto Rico	207.9cm	0	0	3	0	0	0	X	X	X	X		3

Current Standings

Rank	Team	Games	Wins	Losses
1	PHI - Philippines	4	4	0
2	HKG - Hong Kong, China	5	4	1
2	JAM - Jamaica	5	4	1
4	IND - India	4	3	1
4	KAZ - Kazakhstan	4	3	1
6	KSA - Saudi Arabia	4	2	2
7	BRA - Brazil	5	2	3
7	QAT - Qatar	5	2	3
9	PUR - Puerto Rico	5	1	4
10	NGR - Nigeria	4	0	4
11	KEN - Kenya	5	0	5

Note:
Under World Curling rules, tie-breaking rules for standings are not applied until after the last game of the round robin.

Legend:
LSD Last Stone Draw **LSFE(*)** Last Stone First End **X** Unplayed/unfinished end due to concession



MON 28 OCT 2024
Start Time 9:00

Round Robin Session 5 - Sheet E

Game Results

Sheet	Team	LSFE	1	2	3	4	5	6	7	8	9	10	Extra Ends	Total
E	QAT - Qatar		0	0	0	0	0	0	1	X	X	X		1
	PHI - Philippines	*	0	2	2	4	2	2	0	X	X	X		12

QAT - Qatar	
4 S	ALYAFEI Nasser
3 V	BELLELI Lajos
2	MOHSEN Abdulrahman
1	ALNAIMI Mohammed
A	-

PHI - Philippines	
4 S	PFISTER Marc
3 V	HALLER Christian
2	PFISTER Enrico
1	FREI Alan
A	DELARMENTE Benjo

Last Stone Draw		Distance
🕒	ALNAIMI Mohammed	25.0cm
🕒	ALYAFEI Nasser	199.6cm
Total		224.6cm

Last Stone Draw		Distance
🕒	FREI Alan	18.2cm
🕒	HALLER Christian	13.7cm
Total		31.9cm

Time remaining: 9 minutes 38 seconds

Time remaining: 18 minutes 6 seconds

DELARMENTE B replaced FREI A at the beginning of end 6

Note:
Position and function for each team member:
4 = Fourth, 3 = Third, 2 = Second, 1 = Lead, A = Alternate, S = Skip, V = Vice-Skip

Legend:
🕒 Clockwise 🕒 Counter-clockwise **LSFE(*)** Last Stone First End
X Unplayed/unfinished end due to concession





Game Results

Sheet	Team	LSFE	1	2	3	4	5	6	7	8	9	10	Extra Ends	Total
F	KEN - Kenya		1	1	1	0	0	0	0	0	0	X		3
	KSA - Saudi Arabia	*	0	0	0	4	1	3	1	1	1	X		11

KEN - Kenya	
4 S	ODHIAMBO Daniel
3 V	KARANJA Simon
2	OGAK Haggai Odhiambo
1	MWANGI Joseph
A	KINOTI Evans

KSA - Saudi Arabia	
4 S	MASALMEH Amar
3 V	ALDARAAN Mohammad
2	ALBEELBISI Munir
1	ALAQEL Suleiman
A	HAGAWI Hussain

Last Stone Draw	Distance
↻ KARANJA Simon	199.6cm
↻ ODHIAMBO Daniel	199.6cm
Total	399.2cm
Time remaining: 7 minutes 28 seconds	

Last Stone Draw	Distance
↻ ALDARAAN Mohammad	199.6cm
↻ ALBEELBISI Munir	199.6cm
Total	(toss) 399.2cm
Time remaining: 12 minutes 48 seconds	

Note:
Position and function for each team member:
4 = Fourth, 3 = Third, 2 = Second, 1 = Lead, A = Alternate, S = Skip, V = Vice-Skip

Legend:
↻ Clockwise ↺ Counter-clockwise LSFE(*) Last Stone First End
X Unplayed/unfinished end due to concession



Session Results and Standings

Sheet	Team	LSD/LSFE	1	2	3	4	5	6	7	8	9	10	Extra Ends	Total
E	KEN - Kenya	210.4cm	0	0	0	0	0	0	X	X	X	X		0
	IND - India	37.1cm *	3	1	3	3	2	3	X	X	X	X		15
F	NGR - Nigeria	399.2cm	0	0	0	0	2	0	0	X	X	X		2
	PHI - Philippines	82.6cm *	6	4	1	3	0	1	3	X	X	X		18
G	PUR - Puerto Rico	399.2cm	0	0	2	0	1	0	1	2	0	1		7
	QAT - Qatar	70.7cm *	2	1	0	1	0	1	0	0	3	0		8
H	KSA - Saudi Arabia	81.6cm *	1	0	0	0	0	1	0	X	X	X		2
	HKG - Hong Kong, China	265.7cm	0	2	0	2	1	0	6	X	X	X		11
J	JAM - Jamaica	318.7cm	0	0	1	0	0	1	0	0	2	0	1	5
	BRA - Brazil	289.2cm *	0	1	0	1	0	0	0	1	0	1	0	4

Current Standings

Rank	Team	Games	Wins	Losses
1	JAM - Jamaica	4	4	0
2	PHI - Philippines	3	3	0
3	HKG - Hong Kong, China	4	3	1
4	IND - India	3	2	1
4	KAZ - Kazakhstan	3	2	1
6	BRA - Brazil	4	2	2
6	QAT - Qatar	4	2	2
8	KSA - Saudi Arabia	3	1	2
9	PUR - Puerto Rico	4	1	3
10	KEN - Kenya	4	0	4
10	NGR - Nigeria	4	0	4

Note:
Under World Curling rules, tie-breaking rules for standings are not applied until after the last game of the round robin.

Legend:
LSD Last Stone Draw **LSFE(*)** Last Stone First End **X** Unplayed/unfinished end due to concession



SUN 27 OCT 2024
Start Time 19:30

Round Robin Session 4 - Sheet F



Game Results

Sheet	Team	LSFE	1	2	3	4	5	6	7	8	9	10	Extra Ends	Total
F	NGR - Nigeria		0	0	0	0	2	0	0	X	X	X		2
	PHI - Philippines	*	6	4	1	3	0	1	3	X	X	X		18

NGR - Nigeria	
4 S	WOODS III Harold
3 V	COLE T. J.
2	JOHNSON Chad
1	BRIANNE Robert
A	-

PHI - Philippines	
4 S	PFISTER Marc
3 V	HALLER Christian
2	PFISTER Enrico
1	FREI Alan
A	DELARMENTE Benjo

Last Stone Draw		Distance
↻	JOHNSON Chad	199.6cm
↻	BRIANNE Robert	199.6cm
Total		399.2cm

Last Stone Draw		Distance
↻	PFISTER Enrico	54.0cm
↻	PFISTER Marc	28.6cm
Total		82.6cm

Time remaining: 14 minutes 25 seconds

Time remaining: 19 minutes 27 seconds

DELARMENTE B replaced PFISTER E at the beginning of end 6

Note:
Position and function for each team member:
4 = Fourth, **3** = Third, **2** = Second, **1** = Lead, **A** = Alternate, **S** = Skip, **V** = Vice-Skip

Legend:
↻ Clockwise ↻ Counter-clockwise **LSFE(*)** Last Stone First End
X Unplayed/unfinished end due to concession





Game Results

Sheet	Team	LSFE	1	2	3	4	5	6	7	8	9	10	Extra Ends	Total
G	PUR - Puerto Rico		0	0	2	0	1	0	1	2	0	1		7
	QAT - Qatar	*	2	1	0	1	0	1	0	0	3	0		8

PUR - Puerto Rico	
4 S	ACOSTA Israel
3 V	FISHER Kyle
2	VARGAS Jonathan
1	PAPPATERRA Emanuel
A	SEPULVEDA Jose

QAT - Qatar	
4 S	ALYAFEI Nasser
3 V	BELLELI Lajos
2	MOHSEN Abdulrahman
1	ALNAIMI Mohammed
A	-

Last Stone Draw		Distance
↻	VARGAS Jonathan	199.6cm
↻	ACOSTA Israel	199.6cm
Total		399.2cm

Last Stone Draw		Distance
↻	ALYAFEI Nasser	18.1cm
↻	ALNAIMI Mohammed	52.6cm
Total		70.7cm

Time remaining: 4 minutes 16 seconds

Time remaining: 2 minutes 9 seconds

Time-out: End 4

Note:
Position and function for each team member:
4 = Fourth, 3 = Third, 2 = Second, 1 = Lead, A = Alternate, S = Skip, V = Vice-Skip

Legend:
↻ Clockwise ↻ Counter-clockwise **LSFE(*)** Last Stone First End





Game Results

Sheet	Team	LSFE	1	2	3	4	5	6	7	8	9	10	Extra Ends	Total
J	JAM - Jamaica		0	0	1	0	0	1	0	0	2	0	1	5
	BRA - Brazil	*	0	1	0	1	0	0	0	1	0	1	0	4

JAM - Jamaica	
4 S	ROBERTSON Ian
3 V	WALKER Andrew
2	JOHNSTON Don
1	SAMUELS Luke
A	-

BRA - Brazil	
4 S	CABRAL DE MELLO Marcelo
3 V	RODRIGUES Marcio
2	SARTI Bruno
1	NUNES Filipe
A	YAMASHITA Arnaldo

Last Stone Draw		Distance
↻	WALKER Andrew	119.1cm
↻	ROBERTSON Ian	199.6cm
Total		318.7cm

Last Stone Draw		Distance
↻	RODRIGUES Marcio	160.0cm
↻	SARTI Bruno	129.2cm
Total		289.2cm

Time remaining: 4 minutes 30 seconds
1 minute 13 seconds (after extra end)

Time remaining: 4 minutes 30 seconds
0 minutes 33 seconds (after extra end)

Time-out: End 9; End 11

Time-out: End 8

Note:
Position and function for each team member:
4 = Fourth, 3 = Third, 2 = Second, 1 = Lead, A = Alternate, S = Skip, V = Vice-Skip

Legend:
↻ Clockwise ↻ Counter-clockwise **LSFE(*)** Last Stone First End





Session Results and Standings

Sheet	Team	LSD/LSFE	1	2	3	4	5	6	7	8	9	10	Extra Ends	Total
E	HKG - Hong Kong, China	164.2cm *	5	0	1	0	1	0	1	0	1	X		9
	NGR - Nigeria	213.8cm	0	1	0	1	0	1	0	1	0	X		4
F	IND - India	246.8cm	0	1	0	0	3	0	3	0	4	X		11
	PUR - Puerto Rico	200.2cm *	2	0	1	1	0	0	0	1	0	X		5
G	KEN - Kenya	399.2cm	0	0	0	0	0	0	0	X	X	X		0
	JAM - Jamaica	387.9cm *	2	2	1	3	1	1	1	X	X	X		11
H	BRA - Brazil	133.3cm *	1	0	0	0	1	0	0	0	X	X		2
	KAZ - Kazakhstan	165.1cm	0	1	0	1	0	2	2	1	X	X		7
J	KSA - Saudi Arabia	383.0cm	0	1	0	1	0	2	0	1	0	1		6
	QAT - Qatar	367.6cm *	1	0	0	0	1	0	1	0	1	0		4

Current Standings

Rank	Team	Games	Wins	Losses
1	JAM - Jamaica	3	3	0
2	PHI - Philippines	2	2	0
3	BRA - Brazil	3	2	1
3	HKG - Hong Kong, China	3	2	1
3	KAZ - Kazakhstan	3	2	1
6	IND - India	2	1	1
6	KSA - Saudi Arabia	2	1	1
8	PUR - Puerto Rico	3	1	2
8	QAT - Qatar	3	1	2
10	KEN - Kenya	3	0	3
10	NGR - Nigeria	3	0	3

Note:
Under World Curling rules, tie-breaking rules for standings are not applied until after the last game of the round robin.

Legend:
LSD Last Stone Draw **LSFE(*)** Last Stone First End **X** Unplayed/unfinished end due to concession



Game Results

Sheet	Team	LSFE	1	2	3	4	5	6	7	8	9	10	Extra Ends	Total
J	KSA - Saudi Arabia		0	1	0	1	0	2	0	1	0	1		6
	QAT - Qatar	*	1	0	0	0	1	0	1	0	1	0		4

KSA - Saudi Arabia	
4 S	MASALMEH Amar
3 V	HAGAWI Hussain
2	ALDARAAN Mohammad
1	ALBEELBISI Munir
A	ALAQEL Suleiman

QAT - Qatar	
4 S	ALYAFEI Nasser
3 V	BELLELI Lajos
2	MOHSEN Abdulrahman
1	ALNAIMI Mohammed
A	-

Last Stone Draw		Distance
↻	HAGAWI Hussain	199.6cm
↻	MASALMEH Amar	183.4cm
Total		383.0cm

Last Stone Draw		Distance
↻	MOHSEN Abdulrahman	168.0cm
↻	BELLELI Lajos	199.6cm
Total		367.6cm

Time remaining: 1 minute 51 seconds
Time-out: End 6

Time remaining: 3 minutes 17 seconds
Time-out: End 5

Note:
Position and function for each team member:
4 = Fourth, 3 = Third, 2 = Second, 1 = Lead, A = Alternate, S = Skip, V = Vice-Skip

Legend:
↻ Clockwise ↻ Counter-clockwise **LSFE(*)** Last Stone First End



Session Results and Standings

Sheet	Team	LSD/LSFE	1	2	3	4	5	6	7	8	9	10	Extra Ends	Total
E	BRA - Brazil	262.7cm *	3	0	3	3	3	1	X	X	X	X		13
	PUR - Puerto Rico	273.4cm	0	3	0	0	0	0	X	X	X	X		3
F	HKG - Hong Kong, China	63.9cm *	0	2	0	1	0	2	0	0	0	0		5
	JAM - Jamaica	277.6cm	0	0	2	0	2	0	1	1	0	3		9
G	NGR - Nigeria	389.2cm	0	0	0	1	0	2	0	X	X	X		3
	KAZ - Kazakhstan	208.1cm *	2	1	2	0	5	0	2	X	X	X		12
H	QAT - Qatar	232.1cm *	0	3	2	1	3	1	0	X	X	X		10
	KEN - Kenya	268.1cm	1	0	0	0	0	0	1	X	X	X		2
J	PHI - Philippines	41.4cm *	3	1	1	0	0	5	0	X	X	X		10
	IND - India	226.2cm	0	0	0	1	0	0	1	X	X	X		2

Current Standings

Rank	Team	Games	Wins	Losses
1	BRA - Brazil	2	2	0
1	JAM - Jamaica	2	2	0
1	PHI - Philippines	2	2	0
4	HKG - Hong Kong, China	2	1	1
4	KAZ - Kazakhstan	2	1	1
4	PUR - Puerto Rico	2	1	1
4	QAT - Qatar	2	1	1
8	IND - India	1	0	1
8	KSA - Saudi Arabia	1	0	1
10	KEN - Kenya	2	0	2
10	NGR - Nigeria	2	0	2

Note:
Under World Curling rules, tie-breaking rules for standings are not applied until after the last game of the round robin.

Legend:
LSD Last Stone Draw LSFE(*) Last Stone First End X Unplayed/unfinished end due to concession



Game Results

Sheet	Team	LSFE	1	2	3	4	5	6	7	8	9	10	Extra Ends	Total
F	HKG - Hong Kong, China	*	0	2	0	1	0	2	0	0	0	0		5
	JAM - Jamaica		0	0	2	0	2	0	1	1	0	3		9

HKG - Hong Kong, China	
4 S	CHANG Jason
3	YAN Martin
2	CHENG Woody
1 V	CHUNG Jacky
A	MA Ronnie

JAM - Jamaica	
4 S	ROBERTSON Ian
3 V	WALKER Andrew
2	JOHNSTON Don
1	SAMUELS Luke
A	-

Last Stone Draw		Distance
↻	CHANG Jason	51.5cm
↻	CHUNG Jacky	12.4cm
Total		63.9cm

Last Stone Draw		Distance
↻	ROBERTSON Ian	199.6cm
↻	JOHNSTON Don	78.0cm
Total		277.6cm

Time remaining: 0 minutes 38 seconds

Time remaining: 2 minutes 19 seconds

Time-out: End 5

Note:
Position and function for each team member:
4 = Fourth, 3 = Third, 2 = Second, 1 = Lead, A = Alternate, S = Skip, V = Vice-Skip

Legend:
↻ Clockwise ↻ Counter-clockwise **LSFE(*)** Last Stone First End





SAT 26 OCT 2024
Start Time 19:00

Round Robin Session 2 - Sheet J



Game Results

Sheet	Team	LSFE	1	2	3	4	5	6	7	8	9	10	Extra Ends	Total
J	PHI - Philippines	*	3	1	1	0	0	5	0	X	X	X		10
	IND - India		0	0	0	1	0	0	1	X	X	X		2

PHI - Philippines	
4 S	PFISTER Marc
3 V	HALLER Christian
2	PFISTER Enrico
1	FREI Alan
A	DELARMENTE Benjo

IND - India	
4 S	RAJU P. N.
3 V	ANTHAY SUTHAKARAN Girithar
2	REDDY Sudheer
1	VASANT Kishan
A	GOENKA Vinay

Last Stone Draw		Distance
⌚	FREI Alan	28.2cm
⌚	HALLER Christian	13.2cm
Total		41.4cm

Last Stone Draw		Distance
⌚	RAJU P. N.	199.6cm
⌚	VASANT Kishan	26.6cm
Total		226.2cm

Time remaining: 12 minutes 5 seconds

Time remaining: 10 minutes 29 seconds

Note:
Position and function for each team member:
4 = Fourth, 3 = Third, 2 = Second, 1 = Lead, A = Alternate, S = Skip, V = Vice-Skip

Legend:
⌚ Clockwise ⌚ Counter-clockwise LSFE(*) Last Stone First End
X Unplayed/unfinished end due to concession





Session Results and Standings

Sheet	Team	LSD/LSFE	1	2	3	4	5	6	7	8	9	10	Extra Ends	Total
E	KAZ - Kazakhstan	109.3cm	0	0	4	0	0	0	3	0	1	0		8
	JAM - Jamaica	61.6cm *	1	1	0	3	1	1	0	1	0	1		9
F	QAT - Qatar	188.7cm *	1	0	1	0	0	0	1	0	X	X		3
	BRA - Brazil	206.7cm	0	2	0	2	1	2	0	1	X	X		8
G	KSA - Saudi Arabia	377.1cm	0	0	0	0	0	0	X	X	X	X		0
	PHI - Philippines	98.2cm *	3	3	2	2	3	2	X	X	X	X		15
H	PUR - Puerto Rico	176.6cm	0	0	0	2	0	4	1	0	1	0		8
	NGR - Nigeria	122.8cm *	2	1	2	0	1	0	0	1	0	0		7
J	HKG - Hong Kong, China	267.4cm *	1	1	0	3	1	3	X	X	X	X		9
	KEN - Kenya	319.8cm	0	0	1	0	0	0	X	X	X	X		1

Current Standings

Rank	Team	Games	Wins	Losses
1	BRA - Brazil	1	1	0
1	HKG - Hong Kong, China	1	1	0
1	JAM - Jamaica	1	1	0
1	PHI - Philippines	1	1	0
1	PUR - Puerto Rico	1	1	0
6	KAZ - Kazakhstan	1	0	1
6	KEN - Kenya	1	0	1
6	KSA - Saudi Arabia	1	0	1
6	NGR - Nigeria	1	0	1
6	QAT - Qatar	1	0	1
	IND - India	0		

Note:
Under World Curling rules, tie-breaking rules for standings are not applied until after the last game of the round robin.

Legend:
LSD Last Stone Draw **LSFE(*)** Last Stone First End **X** Unplayed/unfinished end due to concession



SAT 26 OCT 2024
Start Time 9:00

Round Robin Session 1 - Sheet E



Game Results

Sheet	Team	LSFE	1	2	3	4	5	6	7	8	9	10	Extra Ends	Total
E	KAZ - Kazakhstan		0	0	4	0	0	0	3	0	1	0		8
	JAM - Jamaica	*	1	1	0	3	1	1	0	1	0	1		9

KAZ - Kazakhstan	
4 S	ZHUZBAY Abylaikhan
3 V	KORABAYEV Madiyar
2	ALLIYAR Aidos
1	TASTEMIR Ibragim
A	IRJANOV Arman

JAM - Jamaica	
4 S	ROBERTSON Ian
3 V	WALKER Andrew
2	JOHNSTON Don
1	SAMUELS Luke
A	-

Last Stone Draw		Distance
↻	TASTEMIR Ibragim	63.5cm
↻	ZHUZBAY Abylaikhan	45.8cm
Total		109.3cm

Last Stone Draw		Distance
↻	ROBERTSON Ian	18.8cm
↻	WALKER Andrew	42.8cm
Total		61.6cm

Time remaining: 2 minutes 20 seconds

Time-out: End 10

Time remaining: 0 minutes 25 seconds

Time-out: End 10

Note:
Position and function for each team member:
4 = Fourth, 3 = Third, 2 = Second, 1 = Lead, A = Alternate, S = Skip, V = Vice-Skip

Legend:
↻ Clockwise ↻ Counter-clockwise **LSFE(*)** Last Stone First End



SAT 26 OCT 2024
Start Time 9:00

Round Robin Session 1 - Sheet G



Game Results

Sheet	Team	LSFE	1	2	3	4	5	6	7	8	9	10	Extra Ends	Total
G	KSA - Saudi Arabia		0	0	0	0	0	0	X	X	X	X		0
	PHI - Philippines	*	3	3	2	2	3	2	X	X	X	X		15

KSA - Saudi Arabia	
4 S	MASALMEH Amar
3 V	HAGAWI Hussain
2	ALDARAAN Mohammad
1	ALBEELBISI Munir
A	ALAQEL Suleiman

PHI - Philippines	
4 S	PFISTER Marc
3 V	HALLER Christian
2	PFISTER Enrico
1	FREI Alan
A	DELARMENTE Benjo

Last Stone Draw		Distance
↻	MASALMEH Amar	199.6cm
↻	ALBEELBISI Munir	177.5cm
Total		377.1cm

Last Stone Draw		Distance
↻	PFISTER Enrico	85.1cm
↻	PFISTER Marc	13.1cm
Total		98.2cm

Time remaining: 16 minutes 35 seconds
Time-out: End 5

Time remaining: 18 minutes 2 seconds
DELARMENTE B replaced HALLER C at the beginning of end 6
Revised line-up: (4 S) PFISTER M, (3) PFISTER E, (2 V) DELARMENTE B, (1) FREI A

Note: Position and function for each team member: 4 = Fourth, 3 = Third, 2 = Second, 1 = Lead, A = Alternate, S = Skip, V = Vice-Skip		
Legend:	↻ Clockwise	↻ Counter-clockwise
X	Unplayed/unfinished end due to concession	
		LSFE(*) Last Stone First End



Game Results

Sheet	Team	LSFE	1	2	3	4	5	6	7	8	9	10	Extra Ends	Total
H	PUR - Puerto Rico		0	0	0	2	0	4	1	0	1	0		8
	NGR - Nigeria	*	2	1	2	0	1	0	0	1	0	0		7

PUR - Puerto Rico	
4 S	VARGAS Jonathan
3 V	FISHER Kyle
2	ACOSTA Israel
1	SEPULVEDA Jose
A	PAPPATERRA Emanuel

NGR - Nigeria	
4 S	WOODS III Harold
3 V	COLE T. J.
2	JOHNSON Chad
1	BRIANNE Robert
A	HARRIS-EZE Ben

Last Stone Draw		Distance
↻	SEPULVEDA Jose	136.1cm
↻	VARGAS Jonathan	40.5cm
Total		176.6cm

Last Stone Draw		Distance
↻	COLE T. J.	73.5cm
↻	WOODS III Harold	49.3cm
Total		122.8cm

Time remaining: 2 minutes 30 seconds

Time remaining: 2 minutes 36 seconds

Time-out: End 10

Note:
Position and function for each team member:
4 = Fourth, **3** = Third, **2** = Second, **1** = Lead, **A** = Alternate, **S** = Skip, **V** = Vice-Skip

Legend:
↻ Clockwise ↻ Counter-clockwise **LSFE(*)** Last Stone First End



Game Results

Sheet	Team	LSFE	1	2	3	4	5	6	7	8	9	10	Extra Ends	Total
J	HKG - Hong Kong, China	*	1	1	0	3	1	3	X	X	X	X		9
	KEN - Kenya		0	0	1	0	0	0	X	X	X	X		1

HKG - Hong Kong, China	
4 S	CHANG Jason
3	YAN Martin
2	CHENG Woody
1 V	CHUNG Jacky
A	MA Ronnie

KEN - Kenya	
4 S	ODHIAMBO Daniel
3 V	KARANJA Simon
2	MWANGI Joseph
1	KINOTI Evans
A	OGAK Haggai Odhiambo

Last Stone Draw	Distance
↻ CHENG Woody	199.6cm
↻ YAN Martin	67.8cm
Total	267.4cm

Last Stone Draw	Distance
↻ ODHIAMBO Daniel	120.2cm
↻ KINOTI Evans	199.6cm
Total	319.8cm

Time remaining: 18 minutes 50 seconds

Time remaining: 12 minutes 38 seconds

Note:
Position and function for each team member:
4 = Fourth, **3** = Third, **2** = Second, **1** = Lead, **A** = Alternate, **S** = Skip, **V** = Vice-Skip

Legend:
↻ Clockwise ↻ Counter-clockwise **LSFE(*)** Last Stone First End
X Unplayed/unfinished end due to concession





Entry List by Event

REVISED
26 OCT 20:10

As of SAT 26 OCT 2024

BRA - Brazil		
4 S	CABRAL DE MELLO Marcelo	R
3 V	RODRIGUES Marcio	R
2	SARTI Bruno	R
1	NUNES Filipe	L
A	YAMASHITA Arnaldo	R
C	GALLAUGHER Robbie (CAN)	
O	SUMI Elen Naomi	
O	-	

KEN - Kenya		
4 S	OGAK Haggai Odhiambo	R
3 V	ODHIAMBO Daniel	L
2	KARANJA Simon	R
1	MWANGI Joseph	R
A	KINOTI Evans	R
C	OGUTA Laventer	
O	-	
O	-	

HKG - Hong Kong, China		
4 S	CHANG Jason	R
3	YAN Martin	R
2	CHENG Woody	R
1 V	CHUNG Jacky	R
A	MA Ronnie	R
C	SMALL Nathan (CAN)	
O	COLLINS Rick (CAN)	
O	-	

KSA - Saudi Arabia		
4 S	MASALMEH Amar	R
3 V	HAGAWI Hussain	R
2	ALDARAAN Mohammad	R
1	ALBEELBISI Munir	R
A	ALAQEL Suleiman	R
C	FYFE Alastair (ENG)	
T	ALAQEL Karrie (USA)	
O	ALZAHrani Abdullah	

IND - India		
4 S	RAJU P. N.	R
3 V	ANTHAY SUTHAKARAN Girithar	R
2	REDDY Sudheer	R
1	VASANT Kishan	R
A	GOENKA Vinay	R
C	-	
O	-	
O	-	

NGR - Nigeria		
4 S	WOODS III Harold	R
3 V	COLE T. J.	L
2	JOHNSON Chad	R
1	BRIANNE Robert	R
A	-	
C	-	
O	-	
O	-	

JAM - Jamaica		
4 S	ROBERTSON Ian	R
3 V	WALKER Andrew	R
2	JOHNSTON Don	R
1	SAMUELS Luke	R
A	-	
C	ROBERTSON Peggy	
O	-	
O	-	

PHI - Philippines		
4 S	PFISTER Marc	R
3 V	HALLER Christian	R
2	PFISTER Enrico	R
1	FREI Alan	R
A	DELARMENTE Benjo	R
C	GUTIERREZ Miguel (USA)	
2C	PFISTER Jessica (SUI)	
O	CRUZ Joselito	

KAZ - Kazakhstan		
4 S	ZHUZBAY Abylaikhan	R
3 V	KORABAYEV Madiyar	R
2	ALLIYAR Aidos	R
1	TASTEMIR Ibragim	R
A	IRJANOV Arman	R
C	BATUGIN Anton (RUS)	
O	EBAUYER Angelina	
O	-	

PUR - Puerto Rico		
4 S	VARGAS Jonathan	R
3 V	FISHER Kyle	R
2	ACOSTA Israel	R
1	SEPULVEDA Jose	R
A	PAPPATERRA Emanuel	R
C	MARZIALI Pierre (CAN)	
O	-	
O	-	



Entry List by Event

REVISED
26 OCT 20:10

As of SAT 26 OCT 2024

QAT - Qatar		
4 S	ALYAFEI Nasser	R
3 V	BELLELI Lajos	R
2	MOHSEN Abdulrahman	R
1	ALNAIMI Mohammed	R
A	-	
C	WILLS David (CAN)	
O	-	
O	-	

Note:

Position and function for each team member:

4 = Fourth, **3** = Third, **2** = Second, **1** = Lead, **A** = Alternate, **S** = Skip, **V** = Vice-Skip

C = Coach, **2C** = 2nd Team Coach, **NC** = National Coach, **T** = Translator, **O** = Team Official

Legend:

L Left-handed

R Right-handed

REVISED

Team JAM: Team Official removed
Team NGR: Alternate removed



Competition Officials

As of FRI 25 OCT 2024

Function	Name	Organisation
World Curling President:	WELLING Beau	USA - United States
World Curling Head of Competition:	ROETHLISBERGER Eeva	SUI - Switzerland
World Curling Head of Development & TD:	ARNOLD Scott	CAN - Canada
Chief Umpire:	GOWER Michele	CAN - Canada
Deputy Chief Umpire:	CZARNETZKI Randy	USA - United States
Game Umpires:	CORMIER Sherry	CAN - Canada
	DESMARAIS Alexandre	CAN - Canada
	GLESSING Kevin	CAN - Canada
	HASHIMUKAI Toshikatsu	JPN - Japan
	WHITE Marg	CAN - Canada
Chief Timer:	DEMICK Darrell	CAN - Canada
Deputy Chief Timer:	FETZER Fred	USA - United States
Chief Ice Technician:	MERKLINGER Mike	CAN - Canada
Deputy Chief Ice Technician:	CUTHBERTSON Lewis	CAN - Canada

Legend:
TD Technical Delegate

