



# RESULTS BOOK



**Pan Continental  
Curling Championships 2024  
A-Division - Women  
Lacombe, AB, Canada**

**27 October - 2 November 2024**





**PCCC-A 2024**  
Lacombe, AB, Canada

**Pan Continental Curling Championships 2024**  
Gary Moe Sportsplex  
**A-Division Women**



SAT 2 NOV 2024

## Medallists

Medal	Country	Name	Position - Function
GOLD	CAN - Canada	HOMAN Rachel	4 S
		FLEURY Tracy	3
		MISKEW Emma	2
		WILKES Sarah	1
		BROWN Rachel	A
		KJELL Viktor	C
SILVER	KOR - Korea	GIM Eunji	4 S
		KIM Minji	3
		KIM Suji	2
		SEOL Yeeun	1
		SEOL Yeji	A
		SHIN Dong Ho	C
BRONZE	CHN - China	WANG Rui	4 S
		HAN Yu	3
		DONG Ziqi	2
		JIANG Jiayi	1
		SU Tingyu	A
		ZANG Jialiang	C

**Note:**

Position and function for each team member:

**4** = Fourth, **3** = Third, **2** = Second, **1** = Lead, **A** = Alternate, **S** = Skip, **C** = Coach



## Final Standings

Rank	Team	Players	Position - Function	
1	CAN - Canada	HOMAN Rachel	4 S	
		FLEURY Tracy	3 V	
		MISKEW Emma	2	
		WILKES Sarah	1	
		BROWN Rachel	A	
		KJELL Viktor	C	
2	KOR - Korea	GIM Eunji	4 S	
		KIM Minji	3 V	
		KIM Suji	2	
		SEOL Yeeun	1	
		SEOL Yeji	A	
		SHIN Dong Ho	C	
3	CHN - China	WANG Rui	4 S	
		HAN Yu	3 V	
		DONG Ziqi	2	
		JIANG Jiayi	1	
		SU Tingyu	A	
		ZANG Jialiang	C	
4	JPN - Japan	UENO Miyu	4 S	
		UENO Yui	3	
		NISHIMURO Junko	2	
		KANAI Asuka	1 V	
		ONODERA Kaho	A	
		NISHIMURO Yuji	C	
5	USA - United States	THIESSE Cory	4 S	
		PERSINGER Vicky	3	
		PETERSON Tara	2 V	
		ANDERSON-HEIDE Taylor	1	
		GEVING Aileen	A	
		OVERTON-CLAPHAM Cathy	C	
6	NZL - New Zealand	SUDDENS Chelsea	4 S	
		HEALD Eleanor	3 V	
		TRAN Sophie	2	
		WEBER Ariel	1	
		APUWAI-BISHOP Grace	A	
		WEBER Jim	C	
7	MEX - Mexico	CAMARENA Adriana	4 S	
		KNEPPER Karla	3 V	
		HUERTA Veronica	2	
		MARTINEZ Karla	1	
		QUINTERO Estefana	A	
		DALZIEL Doug	C	
8	TPE - Chinese Taipei	YANG Ko	4 S	>B
		LEE Stephanie	3 V	
		LIU I Ling	2	
		CHANG Chia-Chi	1	
		LEE Ming Chieh	A	
		MELLERUP Dennis	C	

**Note:**

Position and function for each team member:

**4** = Fourth, **3** = Third, **2** = Second, **1** = Lead, **A** = Alternate, **S** = Skip, **V** = Vice-Skip, **C** = Coach

**Legend:**

**>B** To B-Division




### Competition Summary

Session	Date	Time	Sheet A	Sheet B	Sheet C	Sheet D
Session 1	SUN 27 OCT	13:30	USA 2-9 CAN	MEX 9-8 TPE	KOR 5-2 CHN	NZL 4-7 JPN
Session 2	MON 28 OCT	9:00	CHN 6-11 JPN	KOR 13-3 NZL	CAN 13-0 TPE	USA 10-2 MEX
Session 3	MON 28 OCT	19:00	KOR 11-1 TPE	USA 5-6 <sup>EE</sup> JPN	NZL 10-9 <sup>EE</sup> MEX	CAN 7-5 CHN
Session 4	TUE 29 OCT	14:00	MEX 0-14 CHN	NZL 2-9 CAN	USA 8-10 KOR	JPN 12-1 TPE
Session 5	WED 30 OCT	9:00	NZL 2-6 USA	TPE 2-14 CHN	MEX 3-11 JPN	KOR 2-8 CAN
Session 6	WED 30 OCT	19:00	CAN 10-1 MEX	JPN 6-4 KOR	TPE 0-19 USA	CHN 9-4 NZL
Session 7	THU 31 OCT	14:00	TPE 3-10 NZL	CHN 9-4 USA	JPN 6-8 CAN	MEX 4-11 KOR
Semi-finals	FRI 1 NOV	9:00	CHN 5-6 <sup>EE</sup> CAN		JPN 6-7 KOR	
Bronze Medal	FRI 1 NOV	19:00		JPN 3-7 CHN		
Gold Medal	SAT 2 NOV	15:00		KOR 5-6 CAN		

### Standings after Round Robin

Rank	Team	Games	Wins	Losses	
1	CAN - Canada	7	7	0	Q
2	JPN - Japan	7	6	1	Q
3	KOR - Korea	7	5	2	Q
4	CHN - China	7	4	3	Q
5	USA - United States	7	3	4	
6	NZL - New Zealand	7	2	5	
7	MEX - Mexico	7	1	6	
8	TPE - Chinese Taipei	7	0	7	>B

### Play-offs Bracket



<b>Legend:</b>	<b>&gt;B</b> To B-Division	<b>EE</b> Extra End	<b>Q</b> Qualified for the play-offs
----------------	----------------------------	---------------------	--------------------------------------





**PCCC-A 2024**  
Lacombe, AB, Canada

**Pan Continental Curling Championships 2024**  
Gary Moe Sportsplex  
**A-Division Women**



SAT 2 NOV 2024  
Start Time 15:00

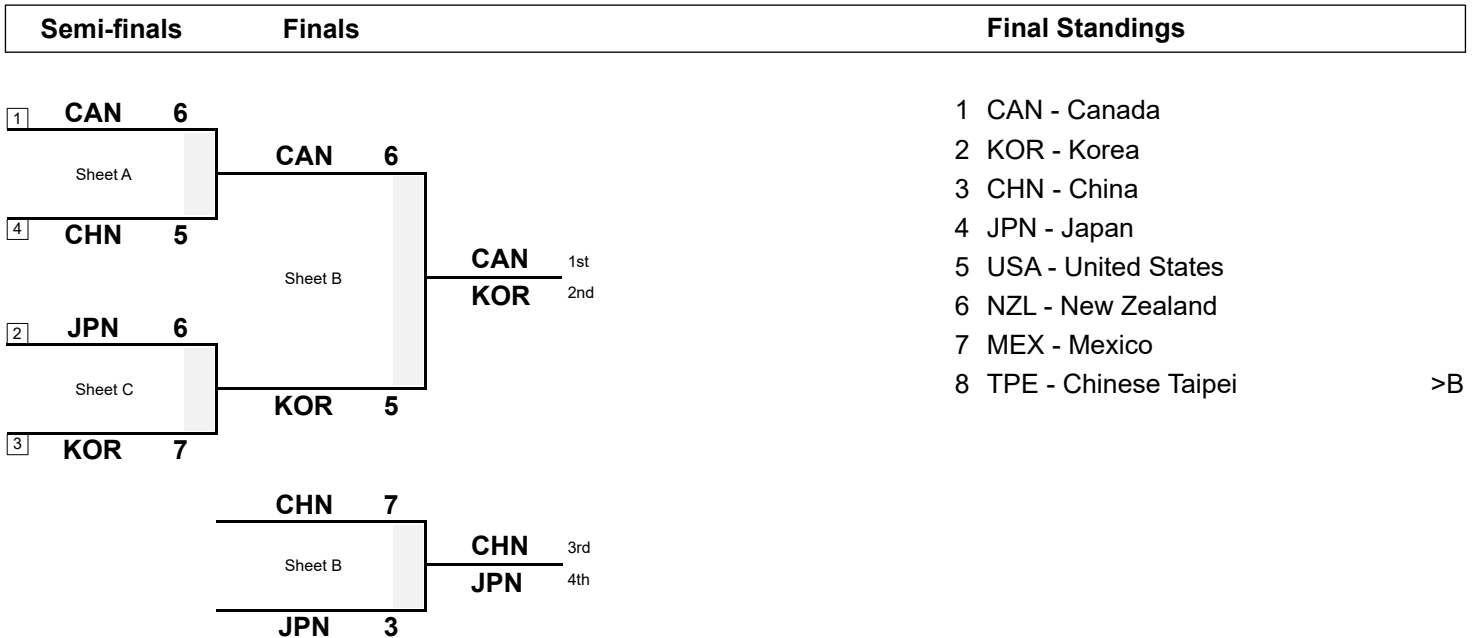
**Gold Medal Game**



### Session Results and Standings

Sheet	Team	LSFE	1	2	3	4	5	6	7	8	9	10	Extra Ends	Total
B	KOR - Korea		0	2	0	0	0	1	0	2	0	0		5
	CAN - Canada	*	2	0	0	0	1	0	1	0	1	1		6

### Play-offs Bracket



**Legend:**  
>B To B-Division      LSFE(\*) Last Stone First End





SAT 2 NOV 2024  
Start Time 15:00

**Gold Medal Game**



### Game Results

Sheet	Team	LSFE	1	2	3	4	5	6	7	8	9	10	Extra Ends	Total
B	KOR - Korea		0	2	0	0	0	1	0	2	0	0		5
	CAN - Canada	*	2	0	0	0	1	0	1	0	1	1		6

KOR - Korea		Shot Success	Game	All
4 S	GIM Eunji	75%	74%	
3 V	KIM Minji	78%	82%	
2	KIM Suji	76%	82%	
1	SEOL Yeeun	89%	88%	
A	SEOL Yeji	-	77%	
Team Total		79%	82%	

CAN - Canada		Shot Success	Game	All
4 S	HOMAN Rachel	89%	86%	
3 V	FLEURY Tracy	78%	87%	
2	MISKEW Emma	85%	84%	
1	WILKES Sarah	88%	88%	
A	BROWN Rachel	-	71%	
Team Total		85%	86%	

Time remaining: 0 minutes 39 seconds

Time-out: End 10 - KOR stone 7

Time remaining: 1 minute 11 seconds

Time-out: End 10 - CAN stone 5

### Shot Success Analysis

KOR - Korea		↻	↺	Game
4	GIM Eunji	Draws 4 63%	4 88%	8 75%
		Take-outs 3 67%	9 78%	12 75%
		Total 7 64%	13 81%	20 75%
3	KIM Minji	Draws 1 75%	7 93%	8 91%
		Take-outs 6 71%	6 67%	12 69%
		Total 7 71%	13 81%	20 78%
2	KIM Suji	Draws 2 63%	7 82%	9 78%
		Take-outs 6 71%	5 80%	11 75%
		Total 8 69%	12 81%	20 76%
1	SEOL Yeeun	Draws 0 -	19 89%	19 89%
		Take-outs 1 75%	0 -	1 75%
		Total 1 75%	19 89%	20 89%
A	SEOL Yeji	Draws 0 -	0 -	0 -
		Take-outs 0 -	0 -	0 -
		Total 0 -	0 -	0 -
Team		Draws 7 64%	37 89%	44 85%
		Take-outs 16 70%	20 75%	36 73%
		Total 23 68%	57 84%	80 79%

CAN - Canada		↻	↺	Game
4	HOMAN Rachel	Draws 6 100%	4 75%	10 90%
		Take-outs 3 83%	7 89%	10 88%
		Total 9 94%	11 84%	20 89%
3	FLEURY Tracy	Draws 6 75%	5 75%	11 75%
		Take-outs 5 85%	4 75%	9 81%
		Total 11 80%	9 75%	20 78%
2	MISKEW Emma	Draws 3 100%	8 84%	11 89%
		Take-outs 9 81%	0 -	9 81%
		Total 12 85%	8 84%	20 85%
1	WILKES Sarah	Draws 15 90%	4 88%	19 89%
		Take-outs 1 50%	0 -	1 50%
		Total 16 88%	4 88%	20 88%
A	BROWN Rachel	Draws 0 -	0 -	0 -
		Take-outs 0 -	0 -	0 -
		Total 0 -	0 -	0 -
Team		Draws 30 90%	21 81%	51 86%
		Take-outs 18 81%	11 84%	29 82%
		Total 48 86%	32 82%	80 85%

**Note:**  
Position and function for each team member:  
4 = Fourth, 3 = Third, 2 = Second, 1 = Lead, A = Alternate, S = Skip, V = Vice-Skip

**Legend:**  
↻ Clockwise      ↺ Counter-clockwise      LSFE(\*) Last Stone First End



Game - Shot by Shot

End 1 ● KOR - Korea 0 + 0 (this end) = 0      ● CAN - Canada 0 + 2 (this end) = 2



	KOR	CAN
Total Score	0	2
Time left	33:52	33:46

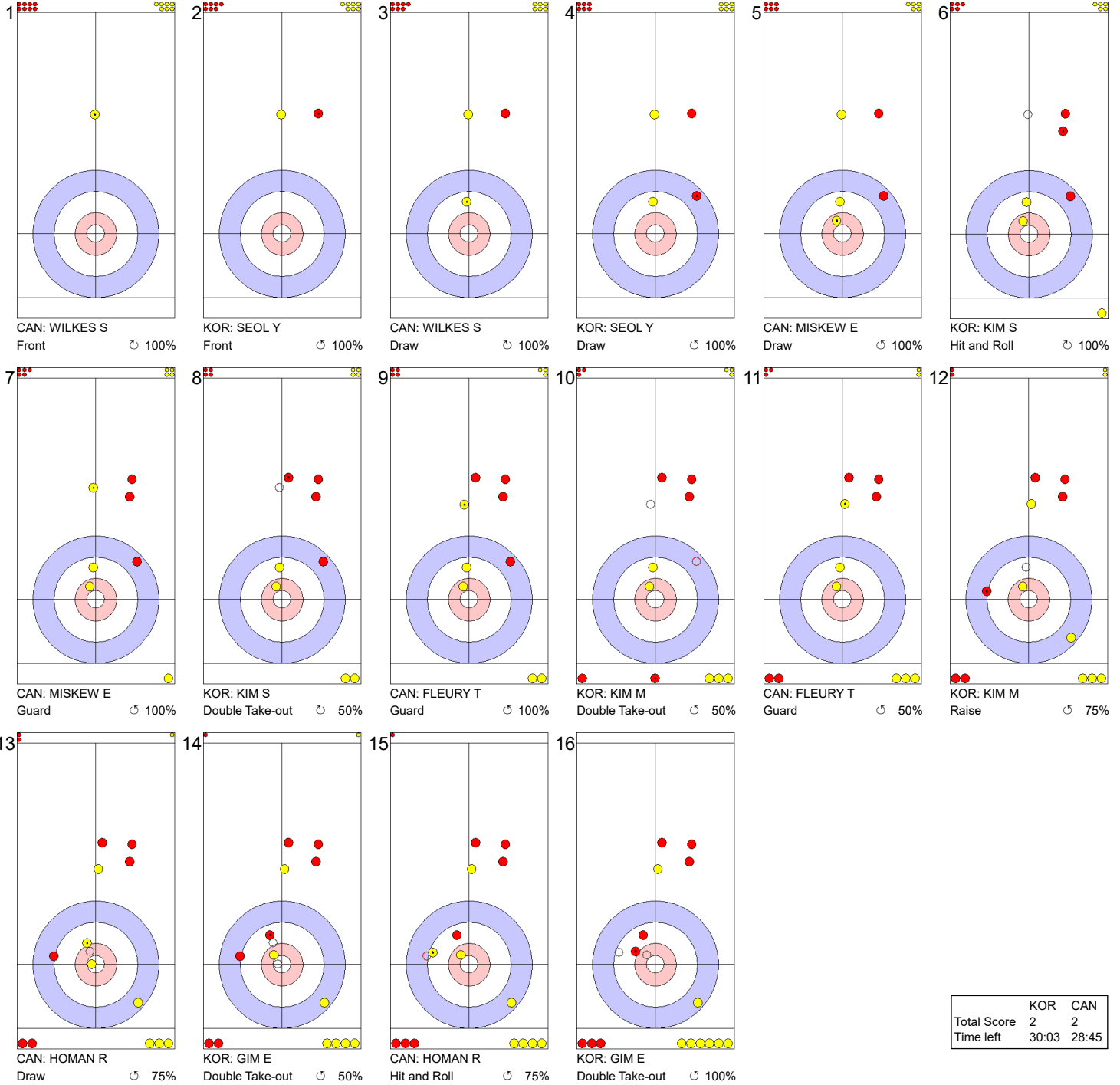
**Legend:**  
 ↻ Clockwise      ↺ Counter-clockwise      - Not considered





Game - Shot by Shot

End 2 ● KOR - Korea 0 + 2 (this end) = 2      ● CAN - Canada 2 + 0 (this end) = 2



	KOR	CAN
Total Score	2	2
Time left	30:03	28:45

**Legend:**  
 ↻ Clockwise      ↺ Counter-clockwise      - Not considered

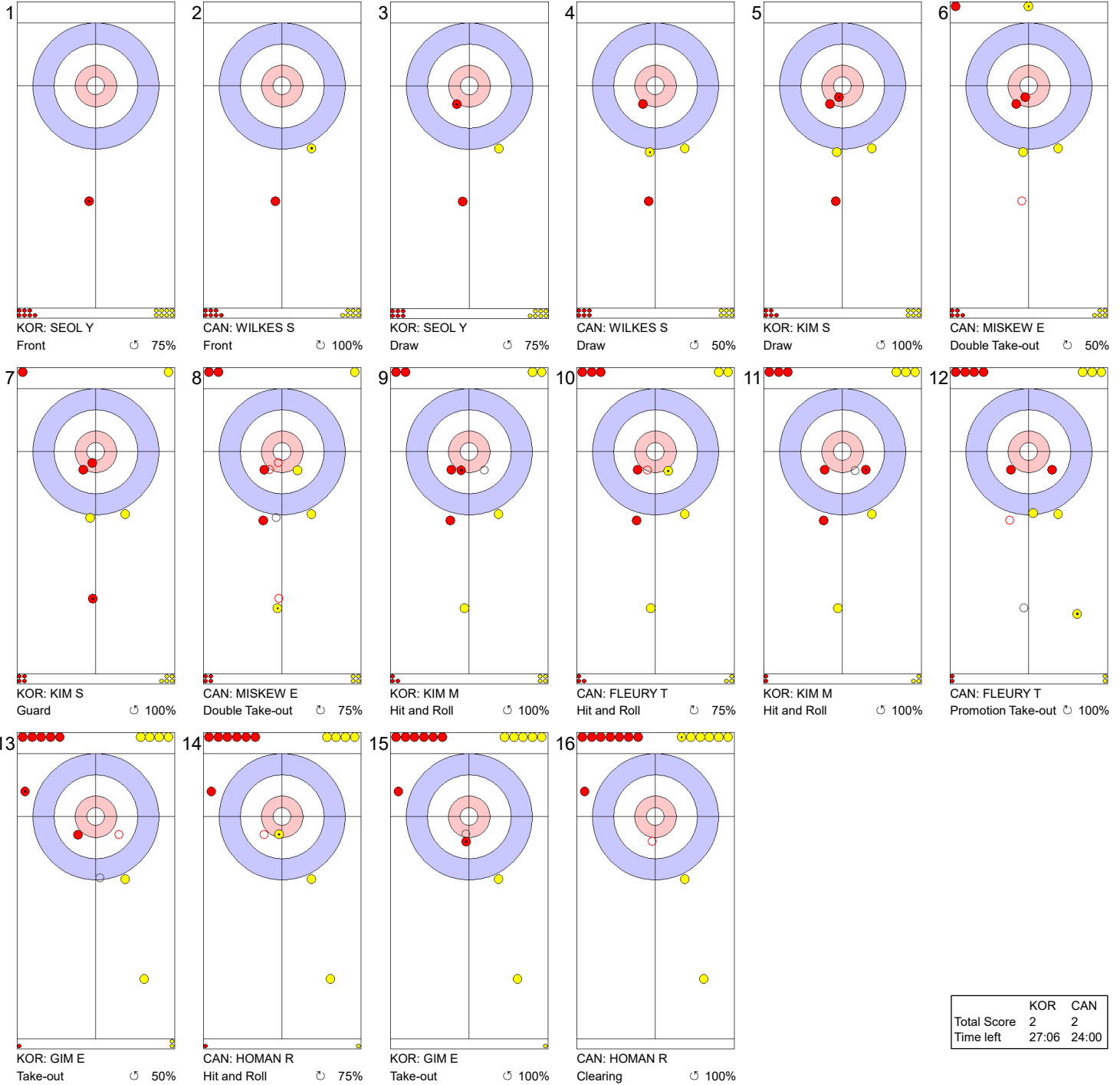






Game - Shot by Shot

End 3 **KOR - Korea 2 + 0 (this end) = 2** **CAN - Canada 2 + 0 (this end) = 2**



	KOR	CAN
Total Score	2	2
Time left	27:06	24:00

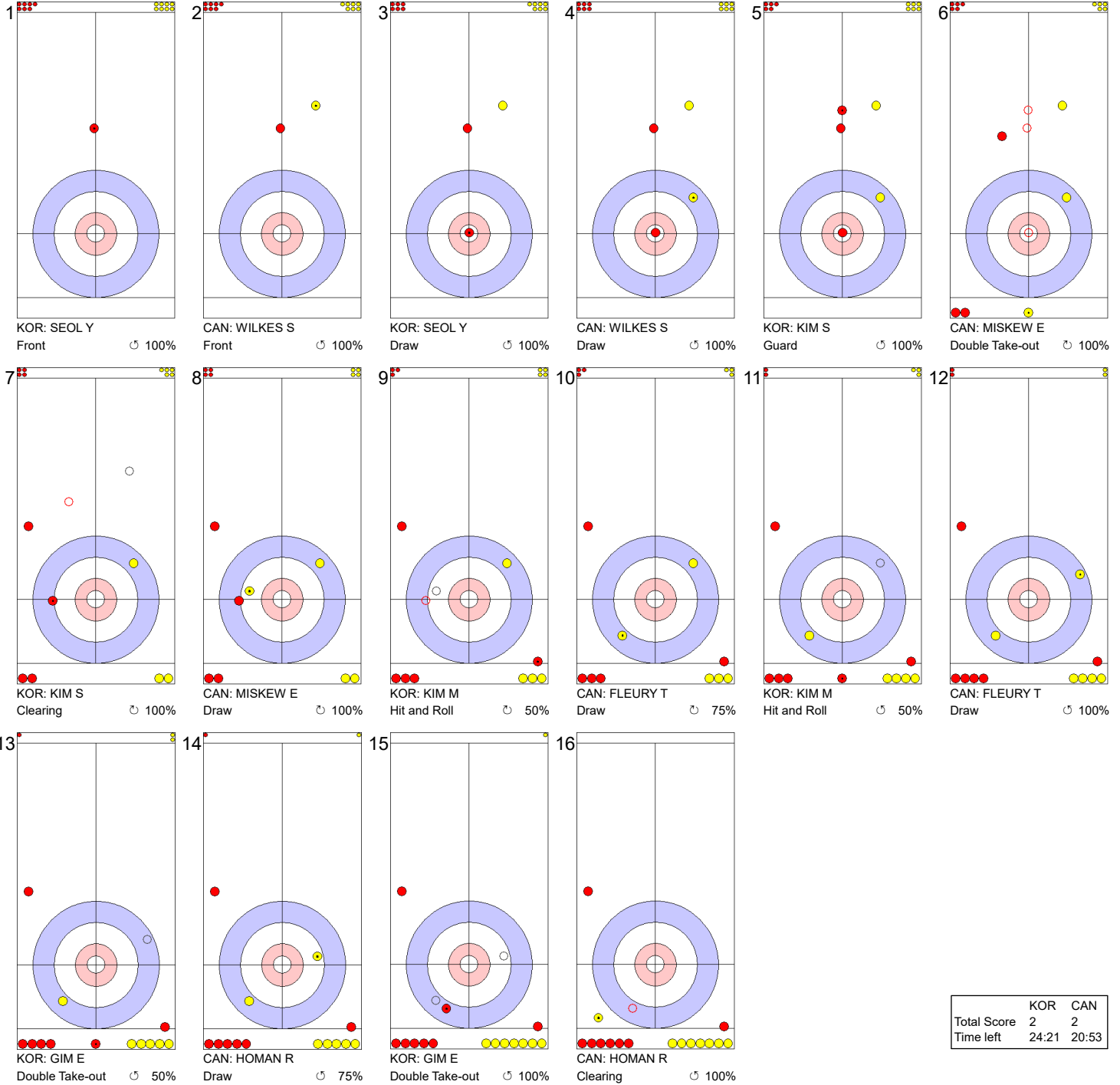
**Legend:**  
 ↻ Clockwise      ↺ Counter-clockwise      - Not considered





Game - Shot by Shot

End 4 **KOR - Korea 2 + 0 (this end) = 2** **CAN - Canada 2 + 0 (this end) = 2**



	KOR	CAN
Total Score	2	2
Time left	24:21	20:53

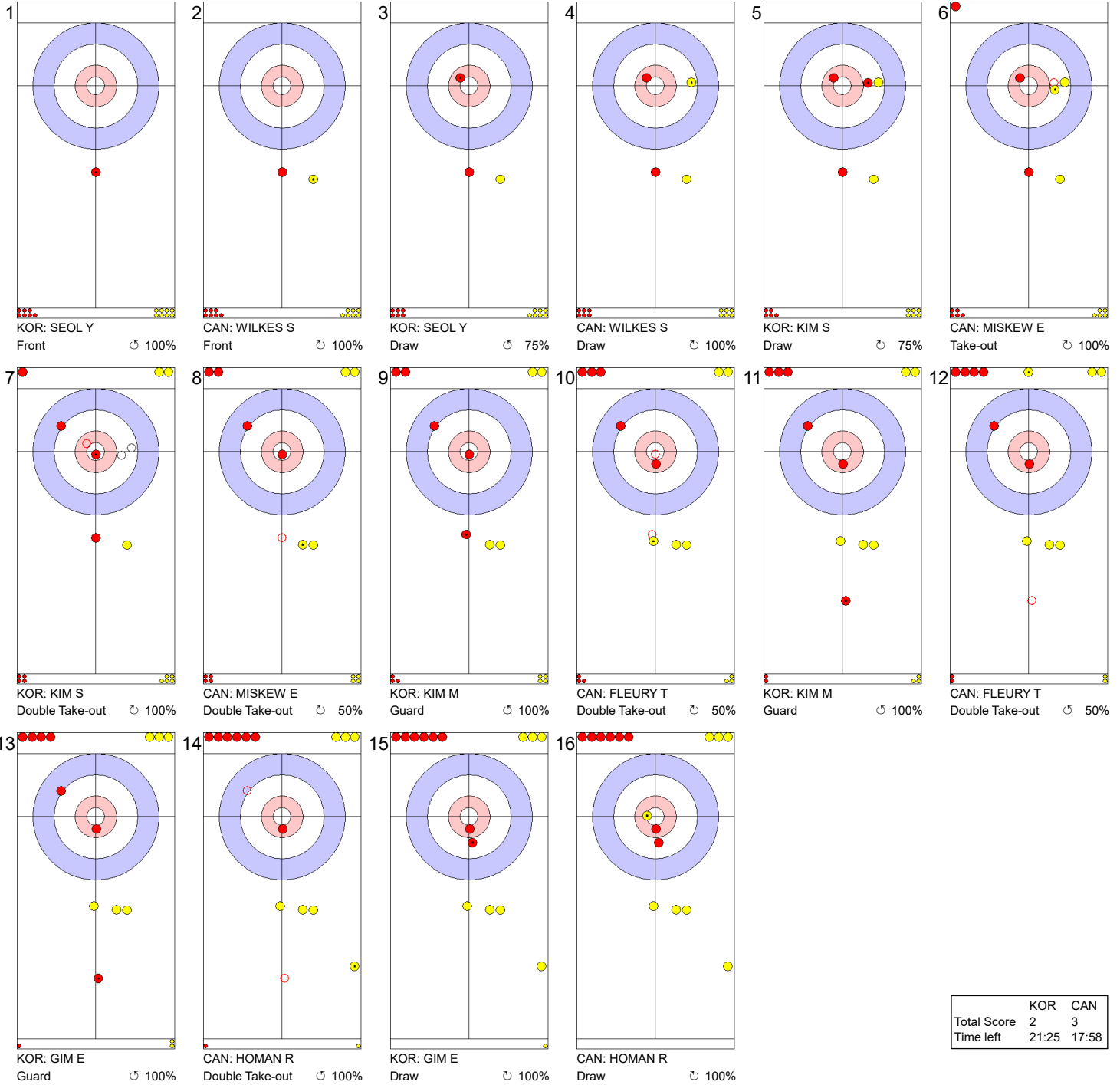
**Legend:**  
 ↻ Clockwise      ↺ Counter-clockwise      - Not considered





Game - Shot by Shot

End 5 **KOR - Korea 2 + 0 (this end) = 2** **CAN - Canada 2 + 1 (this end) = 3**



	KOR	CAN
Total Score	2	3
Time left	21:25	17:58

**Legend:**  
 ↻ Clockwise      ↺ Counter-clockwise      - Not considered





Game - Shot by Shot

End 6 **KOR - Korea 2 + 1 (this end) = 3** **CAN - Canada 3 + 0 (this end) = 3**



	KOR	CAN
Total Score	3	3
Time left	18:15	15:37

**Legend:**  
 ↻ Clockwise      ↺ Counter-clockwise      - Not considered







Game - Shot by Shot

End 8 **KOR - Korea 3 + 2 (this end) = 5** **CAN - Canada 4 + 0 (this end) = 4**



	KOR	CAN
Total Score	5	4
Time left	9:29	8:51

**Legend:**  
 ↻ Clockwise      ↺ Counter-clockwise      - Not considered











### Cumulative Player Statistics by Team

#### CAN - Canada

HOMAN Rachel 4 S Right-handed

Type	↻	%	↺	%	Total	%
Draw	16	97	30	78	46	85
Front	0	-	0	-	0	-
Guard	7	93	3	92	10	93
Raise	2	100	2	88	4	94
Wick / Soft Peeling	0	-	0	-	0	-
Freeze	0	-	1	100	1	100
Take-out	12	88	19	87	31	87
Hit and Roll	10	85	5	75	15	82
Clearing	7	89	9	83	16	86
Double Take-out	6	83	5	90	11	86
Promotion Take-out	2	100	3	83	5	90
All Draws	25	96	36	81	61	87
All Take-outs	37	87	41	85	78	86
<b>Total</b>	<b>62</b>	<b>91</b>	<b>77</b>	<b>83</b>	<b>139</b>	<b>86</b>
Not considered					2	-

WILKES Sarah 1 Right-handed

Type	↻	%	↺	%	Total	%
Draw	40	89	39	92	79	91
Front	18	90	12	94	30	92
Guard	2	88	3	83	5	85
Raise	0	-	1	75	1	75
Wick / Soft Peeling	3	8	2	100	5	45
Freeze	0	-	0	-	0	-
Take-out	13	81	6	100	19	87
Hit and Roll	1	50	0	-	1	50
Clearing	0	-	1	100	1	100
Double Take-out	0	-	0	-	0	-
Promotion Take-out	1	50	0	-	1	50
All Draws	63	86	57	92	120	89
All Take-outs	15	77	7	100	22	84
<b>Total</b>	<b>78</b>	<b>84</b>	<b>64</b>	<b>93</b>	<b>142</b>	<b>88</b>
Not considered					0	-

FLEURY Tracy 3 V Right-handed

Type	↻	%	↺	%	Total	%
Draw	8	91	21	77	29	81
Front	0	-	0	-	0	-
Guard	9	100	5	90	14	96
Raise	5	65	2	88	7	71
Wick / Soft Peeling	0	-	0	-	0	-
Freeze	0	-	0	-	0	-
Take-out	20	90	15	90	35	90
Hit and Roll	5	65	2	88	7	71
Clearing	8	100	15	97	23	98
Double Take-out	3	67	4	63	7	64
Promotion Take-out	5	80	3	100	8	88
All Draws	22	89	28	80	50	84
All Take-outs	41	86	39	90	80	88
<b>Total</b>	<b>63</b>	<b>87</b>	<b>67</b>	<b>86</b>	<b>130</b>	<b>87</b>
Not considered					0	-

BROWN Rachel A Right-handed

Type	↻	%	↺	%	Total	%
Draw	1	100	3	67	4	75
Front	0	-	0	-	0	-
Guard	2	75	0	-	2	75
Raise	0	-	0	-	0	-
Wick / Soft Peeling	0	-	0	-	0	-
Freeze	0	-	0	-	0	-
Take-out	1	50	3	83	4	75
Hit and Roll	0	-	0	-	0	-
Clearing	0	-	1	0	1	0
Double Take-out	0	-	0	-	0	-
Promotion Take-out	1	100	0	-	1	100
All Draws	3	83	3	67	6	75
All Take-outs	2	75	4	63	6	67
<b>Total</b>	<b>5</b>	<b>80</b>	<b>7</b>	<b>64</b>	<b>12</b>	<b>71</b>
Not considered					0	-

MISKEW Emma 2 Right-handed

Type	↻	%	↺	%	Total	%
Draw	21	90	20	85	41	88
Front	0	-	0	-	0	-
Guard	3	100	6	88	9	92
Raise	1	100	2	38	3	58
Wick / Soft Peeling	2	0	0	-	2	0
Freeze	0	-	0	-	0	-
Take-out	19	95	17	72	36	84
Hit and Roll	1	100	6	63	7	68
Clearing	10	100	16	95	26	97
Double Take-out	9	75	6	75	15	75
Promotion Take-out	1	100	2	25	3	50
All Draws	27	85	28	82	55	84
All Take-outs	40	92	47	77	87	84
<b>Total</b>	<b>67</b>	<b>89</b>	<b>75</b>	<b>79</b>	<b>142</b>	<b>84</b>
Not considered					0	-

Team: CAN - Canada

Type	↻	%	↺	%	Total	%
Draw	86	91	113	84	199	87
Front	18	90	12	94	30	92
Guard	23	95	17	88	40	92
Raise	8	78	7	71	15	75
Wick / Soft Peeling	5	5	2	100	7	32
Freeze	0	-	1	100	1	100
Take-out	65	88	60	85	125	87
Hit and Roll	17	78	13	71	30	75
Clearing	25	97	42	91	67	93
Double Take-out	18	76	15	77	33	77
Promotion Take-out	10	85	8	75	18	81
All Draws	140	88	152	85	292	86
All Take-outs	135	87	138	84	273	85
<b>Total</b>	<b>275</b>	<b>87</b>	<b>290</b>	<b>84</b>	<b>565</b>	<b>86</b>
Not considered					2	-

**Note:**  
Position and function for each team member:  
**4** = Fourth, **3** = Third, **2** = Second, **1** = Lead, **A** = Alternate, **S** = Skip, **V** = Vice-Skip

**Legend:**  
↻ Clockwise      ↺ Counter-clockwise





**Cumulative Player Statistics by Team**

**KOR - Korea**

**GIM Eunji** 4 S Right-handed

Type	↻	%	↺	%	Total	%
Draw	22	85	27	70	49	77
Front	0	-	0	-	0	-
Guard	6	96	6	92	12	94
Raise	6	25	4	88	10	50
Wick / Soft Peeling	0	-	0	-	0	-
Freeze	0	-	0	-	0	-
Take-out	17	78	26	81	43	80
Hit and Roll	6	46	5	55	11	50
Clearing	3	67	2	50	5	60
Double Take-out	5	75	8	72	13	73
Promotion Take-out	3	83	4	63	7	71
All Draws	34	76	37	76	71	76
All Take-outs	34	71	45	73	79	72
<b>Total</b>	<b>68</b>	<b>74</b>	<b>82</b>	<b>74</b>	<b>150</b>	<b>74</b>
Not considered					2	-

**SEOL Yeeun** 1 Left-handed

Type	↻	%	↺	%	Total	%
Draw	16	78	44	91	60	88
Front	18	99	42	90	60	93
Guard	2	100	1	75	3	92
Raise	1	100	1	100	2	100
Wick / Soft Peeling	0	-	0	-	0	-
Freeze	0	-	0	-	0	-
Take-out	9	83	13	77	22	80
Hit and Roll	2	88	0	-	2	88
Clearing	0	-	1	100	1	100
Double Take-out	0	-	1	50	1	50
Promotion Take-out	0	-	1	75	1	75
All Draws	37	90	88	90	125	90
All Take-outs	11	84	16	77	27	80
<b>Total</b>	<b>48</b>	<b>89</b>	<b>104</b>	<b>88</b>	<b>152</b>	<b>88</b>
Not considered					0	-

**KIM Minji** 3 V Right-handed

Type	↻	%	↺	%	Total	%
Draw	17	66	27	84	44	77
Front	2	100	2	100	4	100
Guard	7	93	11	80	18	85
Raise	3	75	5	90	8	84
Wick / Soft Peeling	0	-	0	-	0	-
Freeze	0	-	0	-	0	-
Take-out	16	88	16	80	32	84
Hit and Roll	7	68	8	84	15	77
Clearing	10	93	7	82	17	88
Double Take-out	6	75	4	88	10	80
Promotion Take-out	4	94	0	-	4	94
All Draws	29	76	45	84	74	81
All Take-outs	43	84	35	82	78	83
<b>Total</b>	<b>72</b>	<b>81</b>	<b>80</b>	<b>83</b>	<b>152</b>	<b>82</b>
Not considered					0	-

**SEOL Yeji** A Right-handed

Type	↻	%	↺	%	Total	%
Draw	2	100	6	83	8	88
Front	0	-	0	-	0	-
Guard	0	-	3	75	3	75
Raise	0	-	1	100	1	100
Wick / Soft Peeling	0	-	0	-	0	-
Freeze	0	-	0	-	0	-
Take-out	8	75	3	50	11	68
Hit and Roll	0	-	0	-	0	-
Clearing	3	67	1	75	4	69
Double Take-out	0	-	1	100	1	100
Promotion Take-out	0	-	0	-	0	-
All Draws	2	100	10	83	12	85
All Take-outs	11	73	5	65	16	70
<b>Total</b>	<b>13</b>	<b>77</b>	<b>15</b>	<b>77</b>	<b>28</b>	<b>77</b>
Not considered					0	-

**KIM Suji** 2 Left-handed

Type	↻	%	↺	%	Total	%
Draw	8	88	31	87	39	87
Front	1	100	1	100	2	100
Guard	3	83	10	100	13	96
Raise	4	63	1	75	5	65
Wick / Soft Peeling	0	-	0	-	0	-
Freeze	0	-	0	-	0	-
Take-out	14	79	11	86	25	82
Hit and Roll	2	100	1	100	3	100
Clearing	12	73	11	89	23	80
Double Take-out	7	57	3	83	10	65
Promotion Take-out	2	63	2	38	4	50
All Draws	16	81	43	90	59	88
All Take-outs	37	73	28	84	65	78
<b>Total</b>	<b>53</b>	<b>75</b>	<b>71</b>	<b>88</b>	<b>124</b>	<b>82</b>
Not considered					0	-

**Team: KOR - Korea**

Type	↻	%	↺	%	Total	%
Draw	65	79	135	84	200	83
Front	21	99	45	91	66	93
Guard	18	93	31	88	49	90
Raise	14	52	12	90	26	69
Wick / Soft Peeling	0	-	0	-	0	-
Freeze	0	-	0	-	0	-
Take-out	64	81	69	79	133	80
Hit and Roll	17	66	14	75	31	70
Clearing	28	79	22	83	50	81
Double Take-out	18	68	17	78	35	73
Promotion Take-out	9	83	7	57	16	72
All Draws	118	82	223	86	341	85
All Take-outs	136	77	129	78	265	78
<b>Total</b>	<b>254</b>	<b>79</b>	<b>352</b>	<b>83</b>	<b>606</b>	<b>82</b>
Not considered					2	-

**Note:**  
Position and function for each team member:  
**4** = Fourth, **3** = Third, **2** = Second, **1** = Lead, **A** = Alternate, **S** = Skip, **V** = Vice-Skip

**Legend:**  
↻ Clockwise      ↺ Counter-clockwise





### Scoring Analysis

Team	Games	LSFE	Stolen Ends	Last Stone Eff.	Force Eff.	Points Scored							Total	Plus / Minus
						0	1	2	3	4	>4			
CAN	For	8	14	46%	65%	5	21	7	12	0	1	76	+48	
	Against	1	1			4	14	7	0	0	0	28		
CHN	For	4	16	39%	55%	5	17	13	5	2	1	71	+29	
	Against	5	6			8	17	8	3	0	0	42		
KOR	For	6	11	44%	62%	3	13	15	4	2	1	68	+24	
	Against	3	10			7	22	6	2	1	0	44		
JPN	For	8	12	46%	56%	6	23	16	1	1	1	68	+23	
	Against	1	5			3	18	9	3	0	0	45		
USA	For	2	15	33%	50%	2	17	6	3	1	2	54	+16	
	Against	5	4			3	10	8	4	0	0	38		
NZL	For	2	7	22%	41%	3	14	7	1	1	0	35	-21	
	Against	5	11			1	12	8	5	2	1	56		
MEX	For	1	3	22%	33%	1	10	5	0	2	0	28	-46	
	Against	6	18			0	12	14	7	2	1	74		
TPE	For	1	0	16%	20%	1	4	4	1	0	0	15	-73	
	Against	6	23			0	14	13	3	4	4	88		
Total	32		78			26	119	73	27	9	6	415		

**Note:**

Stolen ends are the ends won without the last stone advantage.

Last Stone Efficiency: Scoring two or more points with last stone advantage.

Force Efficiency: Forcing the opponent team to score only one point when they have the last stone advantage.

**Legend:**

>4 More than four points scored

Eff. Efficiency

LSFE Last Stone First End



### Summary of Big Ends

Points Scored	By	Against	Session	End	Game Result
7	USA - United States	TPE - Chinese Taipei	6	1	19 : 0
6	JPN - Japan	TPE - Chinese Taipei	4	1	12 : 1
5	CAN - Canada	TPE - Chinese Taipei	2	1	13 : 0
5	CHN - China	MEX - Mexico	4	5	14 : 0
5	KOR - Korea	NZL - New Zealand	2	1	13 : 3
5	USA - United States	TPE - Chinese Taipei	6	5	19 : 0
4	CHN - China	TPE - Chinese Taipei	5	7	14 : 2
4	CHN - China	TPE - Chinese Taipei	5	2	14 : 2
4	KOR - Korea	MEX - Mexico	7	2	11 : 4
4	KOR - Korea	TPE - Chinese Taipei	3	2	11 : 1
4	MEX - Mexico	NZL - New Zealand	3	10	9 : 10
4	MEX - Mexico	NZL - New Zealand	3	8	9 : 10
4	JPN - Japan	MEX - Mexico	5	5	11 : 3
4	NZL - New Zealand	TPE - Chinese Taipei	7	1	10 : 3
4	USA - United States	KOR - Korea	4	6	8 : 10

**Note:**  
Big ends are defined as ends with a score of four or more points.



### Time-out Statistics

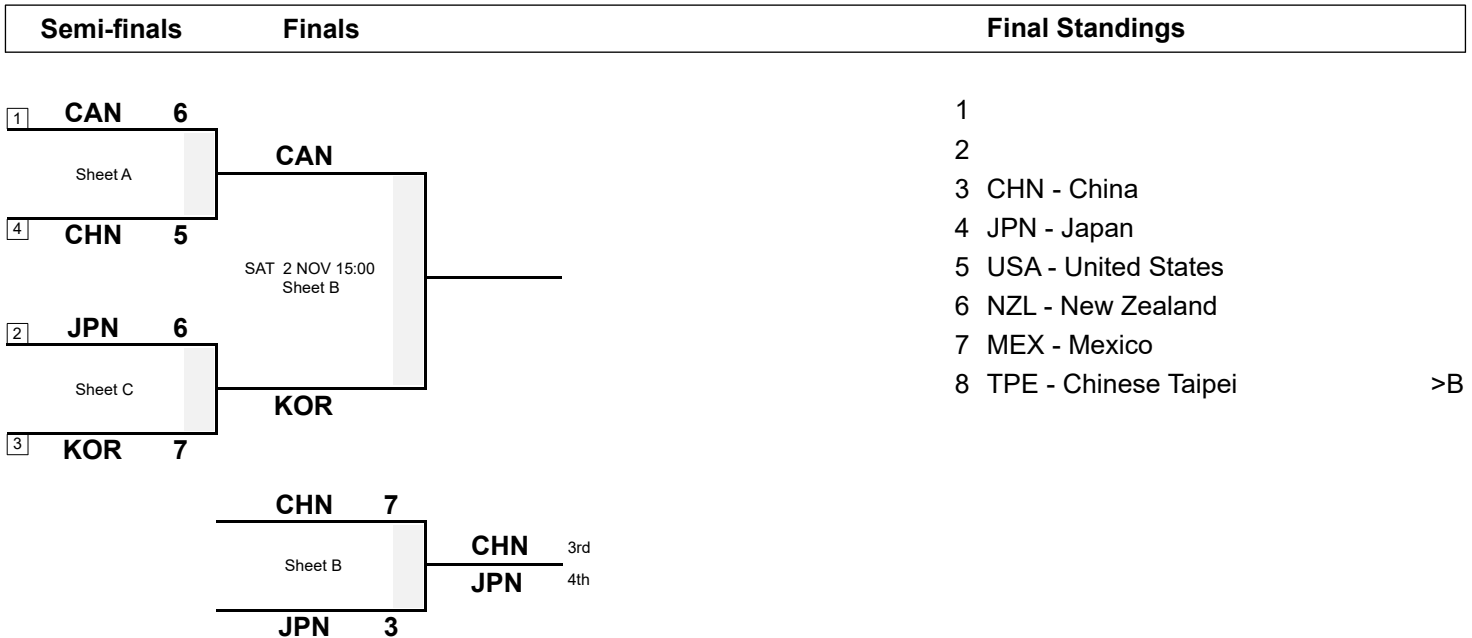
Team	Games	Number of Time-outs	Average Shot Success on Next Stone
USA - United States	7	4	100%
JPN - Japan	9	7	96%
CAN - Canada	9	5	80%
KOR - Korea	9	5	80%
CHN - China	9	5	70%
NZL - New Zealand	7	6	58%
MEX - Mexico	7	3	50%
TPE - Chinese Taipei	7	2	0%
Total	32	37	73%



### Session Results and Standings

Sheet	Team	LSFE	1	2	3	4	5	6	7	8	9	10	Extra Ends	Total
B	JPN - Japan	*	1	0	0	1	0	1	0	0	0	X		3
	CHN - China		0	2	0	0	0	0	2	1	2	X		7

### Play-offs Bracket



<b>Legend:</b>	<b>LSFE(*)</b> Last Stone First End	<b>X</b> Unplayed/unfinished end due to concession
>B To B-Division		





### Game - Shot by Shot

End 1 ● JPN - Japan 0 + 1 (this end) = 1      ⊗ CHN - China 0 + 0 (this end) = 0



	JPN	CHN
Total Score	1	0
Time left	35:28	34:49

**Legend:**  
 ↻ Clockwise      ↺ Counter-clockwise      - Not considered







### Game - Shot by Shot



**Legend:**  
 ↻ Clockwise      ↺ Counter-clockwise      - Not considered





### Game - Shot by Shot

End 3 **JPN - Japan 1 + 0 (this end) = 1** **CHN - China 2 + 0 (this end) = 2**



	JPN	CHN
Total Score	1	2
Time left	30:10	28:35

**Legend:**  
 ↻ Clockwise      ↺ Counter-clockwise      - Not considered





**Game - Shot by Shot**

**End 4**   ● **JPN - Japan** 1 + 1 (this end) = 2   ● **CHN - China** 2 + 0 (this end) = 2



**Legend:**  
 ↻ Clockwise   ↺ Counter-clockwise   - Not considered





Game - Shot by Shot



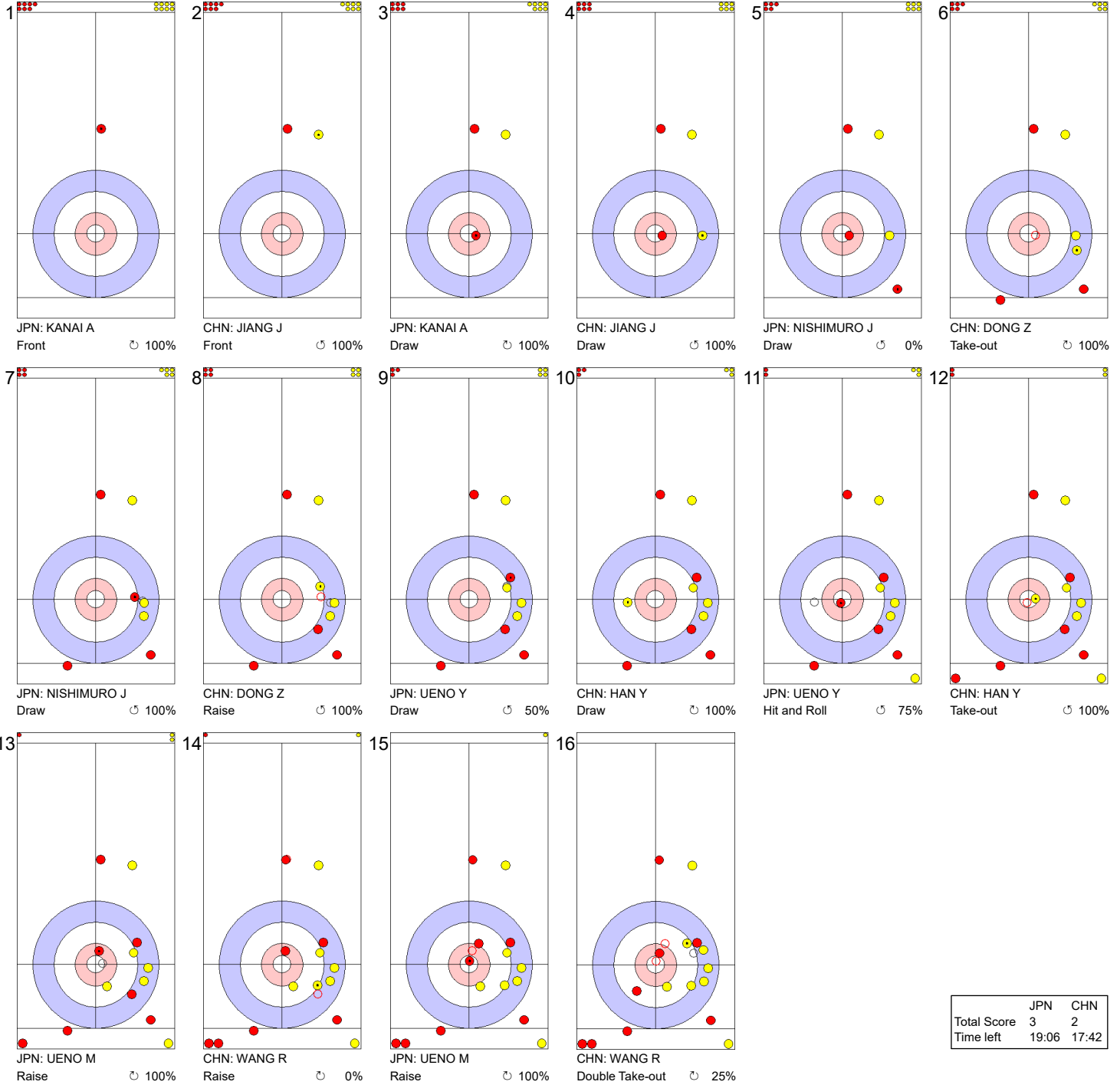
**Legend:**  
 ↻ Clockwise      ↺ Counter-clockwise      - Not considered





### Game - Shot by Shot

**End 6**   ● **JPN - Japan** 2 + 1 (this end) = 3   ● **CHN - China** 2 + 0 (this end) = 2



	JPN	CHN
Total Score	3	2
Time left	19:06	17:42

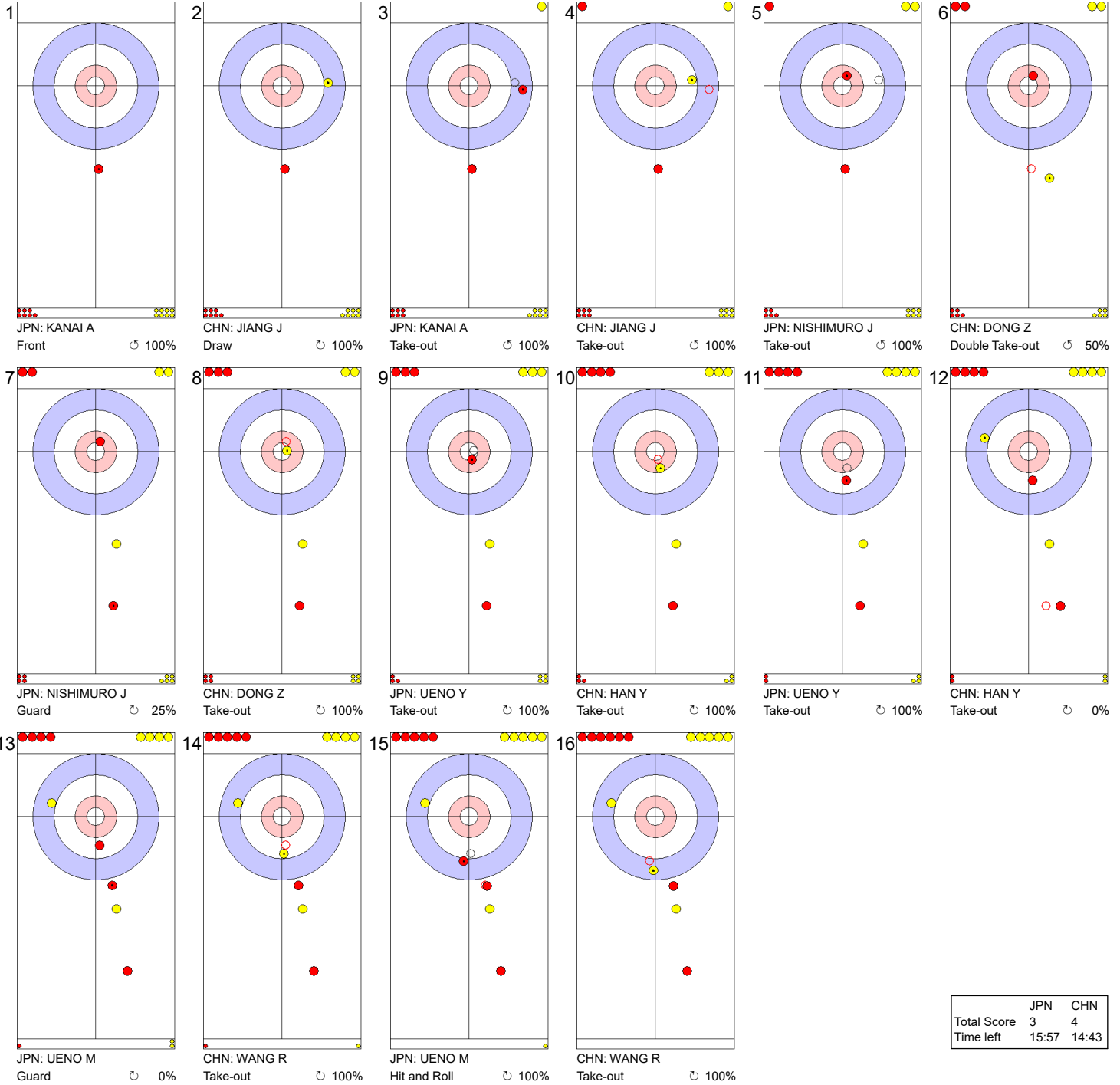
**Legend:**  
 ↻ Clockwise      ↺ Counter-clockwise      - Not considered





### Game - Shot by Shot

**End 7**   ● **JPN - Japan** 3 + 0 (this end) = 3   ● **CHN - China** 2 + 2 (this end) = 4



	JPN	CHN
Total Score	3	4
Time left	15:57	14:43

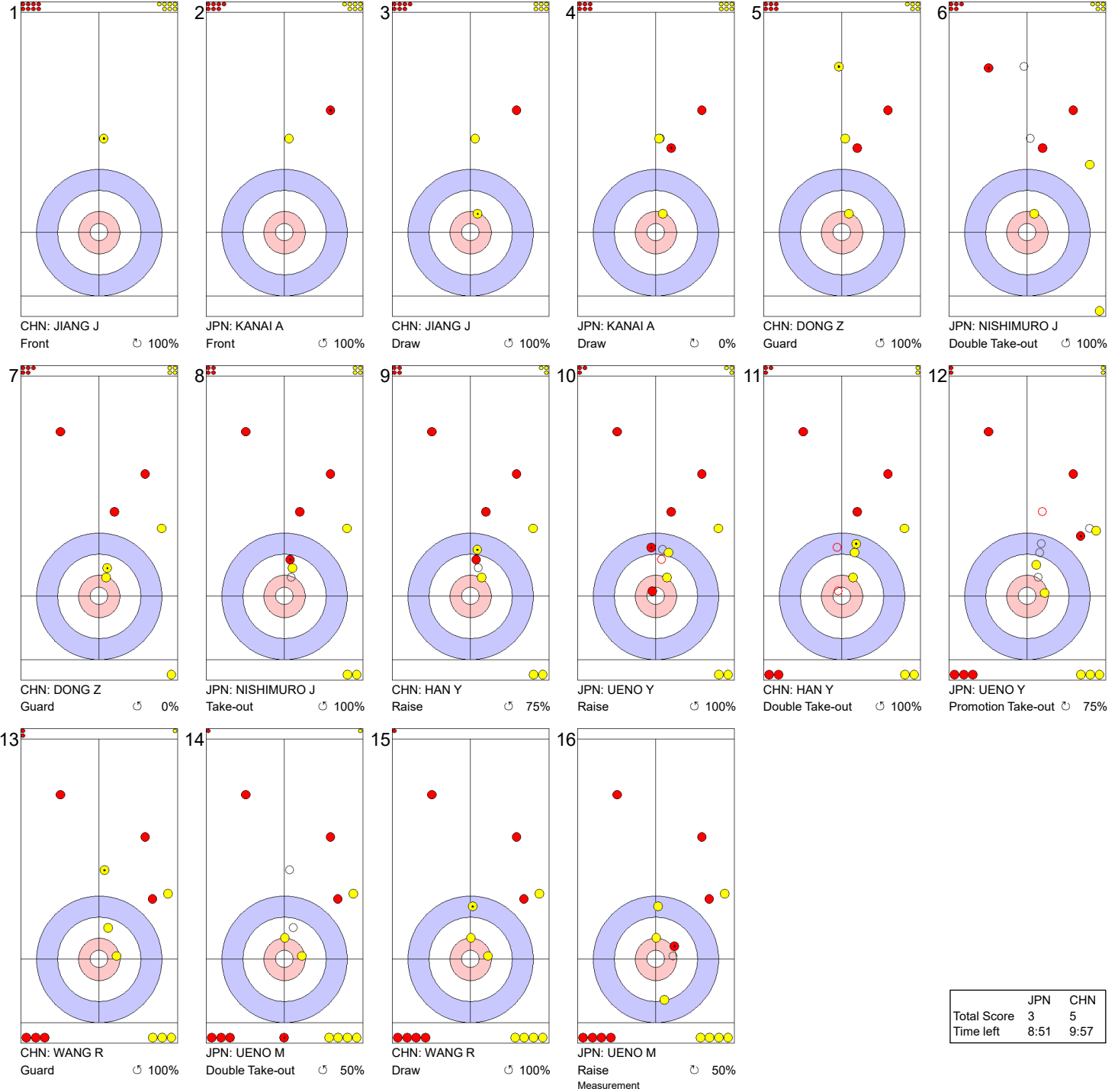
**Legend:**  
 ↻ Clockwise      ↺ Counter-clockwise      - Not considered





Game - Shot by Shot

End 8 **JPN - Japan 3 + 0 (this end) = 3** **CHN - China 4 + 1 (this end) = 5**



	JPN	CHN
Total Score	3	5
Time left	8:51	9:57

**Legend:**  
 ↻ Clockwise      ↺ Counter-clockwise      - Not considered





Game - Shot by Shot

End 9 ● JPN - Japan 3 + 0 (this end) = 3      ⊗ CHN - China 5 + 2 (this end) = 7



	JPN	CHN
Total Score	3	7
Time left	4:31	6:10

**Legend:**  
 ↻ Clockwise      ↺ Counter-clockwise      - Not considered

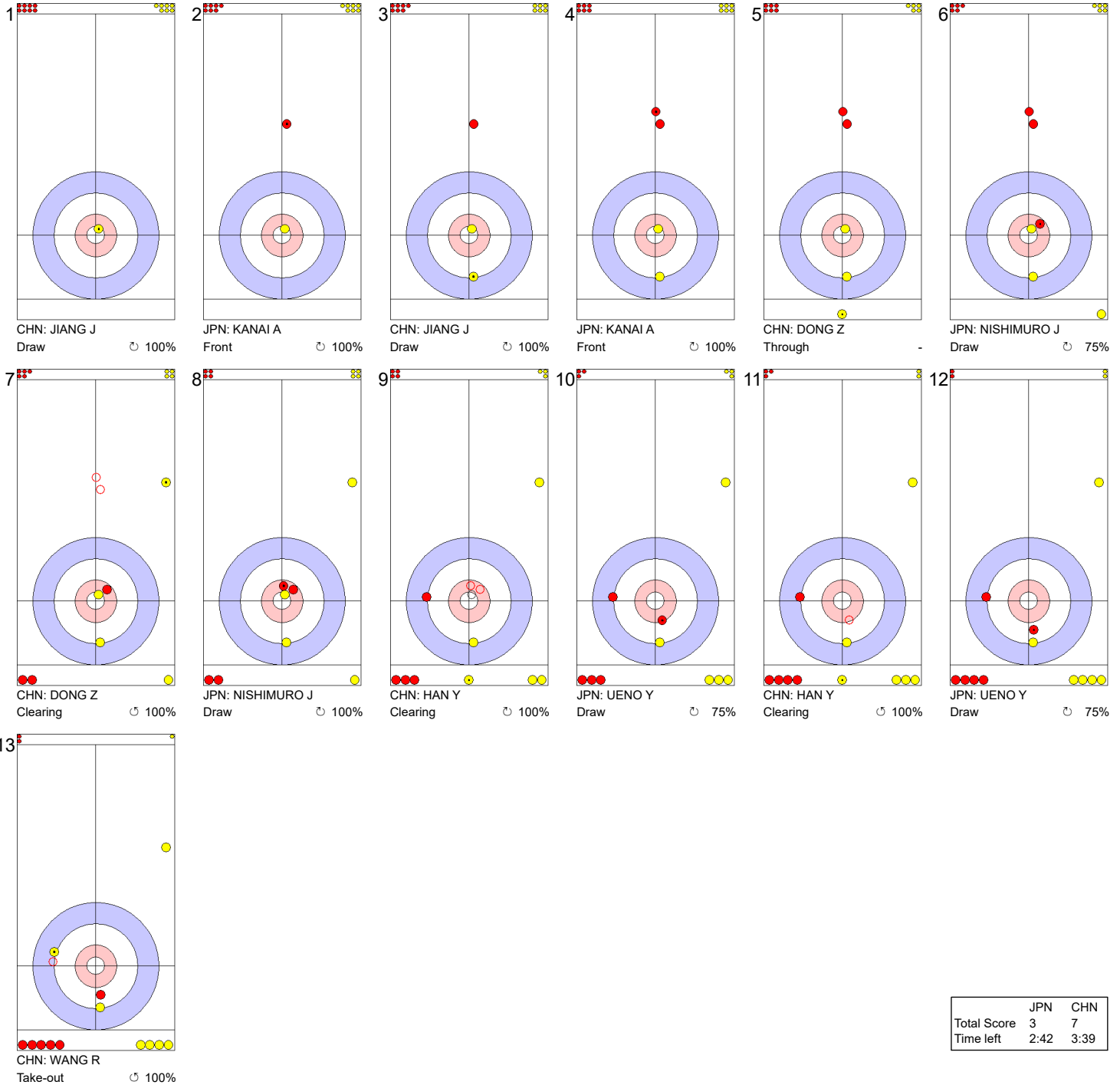






### Game - Shot by Shot

End 10 ● JPN - Japan 3 + X (this end) = 3 ⊗ CHN - China 7 + X (this end) = 7



	JPN	CHN
Total Score	3	7
Time left	2:42	3:39

**Legend:**  
↻ Clockwise      ↺ Counter-clockwise      - Not considered  
X Unfinished end due to concession





## Cumulative Player Statistics by Team

### CHN - China

WANG Rui 4 S Right-handed

Type	🔄	%	↻	%	Total	%
Draw	45	81	29	76	74	79
Front	0	-	1	100	1	100
Guard	10	90	5	90	15	90
Raise	5	35	2	100	7	54
Wick / Soft Peeling	0	-	0	-	0	-
Freeze	0	-	0	-	0	-
Take-out	21	71	18	79	39	75
Hit and Roll	2	63	2	63	4	63
Clearing	4	56	3	83	7	68
Double Take-out	4	44	3	50	7	46
Promotion Take-out	1	0	1	100	2	50
All Draws	60	79	37	80	97	79
All Take-outs	32	63	27	76	59	69
<b>Total</b>	<b>92</b>	<b>73</b>	<b>64</b>	<b>78</b>	<b>156</b>	<b>75</b>
Not considered					3	-

JIANG Jiayi 1 Right-handed

Type	🔄	%	↻	%	Total	%
Draw	29	95	36	91	65	93
Front	23	95	38	97	61	96
Guard	3	92	2	75	5	85
Raise	2	88	1	75	3	83
Wick / Soft Peeling	0	-	0	-	0	-
Freeze	0	-	0	-	0	-
Take-out	9	100	11	77	20	88
Hit and Roll	3	67	0	-	3	67
Clearing	0	-	0	-	0	-
Double Take-out	1	100	1	50	2	75
Promotion Take-out	0	-	1	75	1	75
All Draws	57	94	77	93	134	94
All Take-outs	13	92	13	75	26	84
<b>Total</b>	<b>70</b>	<b>94</b>	<b>90</b>	<b>91</b>	<b>160</b>	<b>92</b>
Not considered					0	-

HAN Yu 3 V Right-handed

Type	🔄	%	↻	%	Total	%
Draw	24	84	17	71	41	79
Front	0	-	5	100	5	100
Guard	14	89	11	93	25	91
Raise	3	92	4	94	7	93
Wick / Soft Peeling	0	-	0	-	0	-
Freeze	0	-	0	-	0	-
Take-out	25	81	24	77	49	79
Hit and Roll	3	83	6	75	9	78
Clearing	3	100	4	75	7	86
Double Take-out	9	83	5	90	14	86
Promotion Take-out	2	75	1	100	3	83
All Draws	41	87	37	84	78	85
All Take-outs	42	83	40	79	82	81
<b>Total</b>	<b>83</b>	<b>85</b>	<b>77</b>	<b>81</b>	<b>160</b>	<b>83</b>
Not considered					0	-

SU Tingyu A Right-handed

Type	🔄	%	↻	%	Total	%
Draw	0	-	2	100	2	100
Front	0	-	0	-	0	-
Guard	0	-	0	-	0	-
Raise	0	-	0	-	0	-
Wick / Soft Peeling	0	-	0	-	0	-
Freeze	0	-	0	-	0	-
Take-out	2	75	0	-	2	75
Hit and Roll	0	-	0	-	0	-
Clearing	0	-	0	-	0	-
Double Take-out	0	-	0	-	0	-
Promotion Take-out	0	-	0	-	0	-
All Draws	0	-	2	100	2	100
All Take-outs	2	75	0	-	2	75
<b>Total</b>	<b>2</b>	<b>75</b>	<b>2</b>	<b>100</b>	<b>4</b>	<b>88</b>
Not considered					0	-

DONG Ziqi 2 Right-handed

Type	🔄	%	↻	%	Total	%
Draw	25	79	28	87	53	83
Front	0	-	1	100	1	100
Guard	3	100	17	81	20	84
Raise	2	88	2	63	4	75
Wick / Soft Peeling	0	-	0	-	0	-
Freeze	0	-	0	-	0	-
Take-out	20	78	17	75	37	76
Hit and Roll	4	88	5	65	9	75
Clearing	8	78	5	85	13	81
Double Take-out	5	60	8	75	13	69
Promotion Take-out	1	100	4	63	5	70
All Draws	30	82	48	84	78	83
All Take-outs	38	77	39	74	77	75
<b>Total</b>	<b>68</b>	<b>79</b>	<b>87</b>	<b>79</b>	<b>155</b>	<b>79</b>
Not considered					1	-

Team: CHN - China

Type	🔄	%	↻	%	Total	%
Draw	123	85	112	83	235	84
Front	23	95	45	97	68	96
Guard	30	91	35	86	65	88
Raise	12	67	9	86	21	75
Wick / Soft Peeling	0	-	0	-	0	-
Freeze	0	-	0	-	0	-
Take-out	77	80	70	77	147	78
Hit and Roll	12	77	13	69	25	73
Clearing	15	77	12	81	27	79
Double Take-out	19	70	17	74	36	72
Promotion Take-out	4	63	7	75	11	70
All Draws	188	86	201	87	389	86
All Take-outs	127	77	119	76	246	77
<b>Total</b>	<b>315</b>	<b>82</b>	<b>320</b>	<b>83</b>	<b>635</b>	<b>82</b>
Not considered					4	-

**Note:**

Position and function for each team member:

**4** = Fourth, **3** = Third, **2** = Second, **1** = Lead, **A** = Alternate, **S** = Skip, **V** = Vice-Skip

**Legend:**

🔄 Clockwise

↻ Counter-clockwise



### Cumulative Player Statistics by Team

#### JPN - Japan

UENO Miyu

4 S Right-handed

Type	🔄	%	↻	%	Total	%
Draw	35	91	31	90	66	91
Front	0	-	0	-	0	-
Guard	6	83	4	100	10	90
Raise	7	75	7	79	14	77
Wick / Soft Peeling	0	-	0	-	0	-
Freeze	0	-	0	-	0	-
Take-out	15	88	22	70	37	78
Hit and Roll	4	88	1	75	5	85
Clearing	3	42	7	86	10	73
Double Take-out	10	65	4	81	14	70
Promotion Take-out	2	13	3	8	5	10
All Draws	48	88	42	89	90	88
All Take-outs	34	73	37	70	71	71
<b>Total</b>	<b>82</b>	<b>81</b>	<b>79</b>	<b>80</b>	<b>161</b>	<b>81</b>
Not considered					2	-

KANAI Asuka

1 V Right-handed

Type	🔄	%	↻	%	Total	%
Draw	58	89	27	86	85	88
Front	31	91	11	100	42	93
Guard	7	79	1	75	8	78
Raise	0	-	0	-	0	-
Wick / Soft Peeling	2	100	1	100	3	100
Freeze	0	-	0	-	0	-
Take-out	14	75	8	81	22	77
Hit and Roll	4	63	0	-	4	63
Clearing	1	100	0	-	1	100
Double Take-out	0	-	1	100	1	100
Promotion Take-out	0	-	0	-	0	-
All Draws	98	89	40	90	138	89
All Take-outs	19	74	9	83	28	77
<b>Total</b>	<b>117</b>	<b>87</b>	<b>49</b>	<b>89</b>	<b>166</b>	<b>87</b>
Not considered					0	-

UENO Yui

3 Right-handed

Type	🔄	%	↻	%	Total	%
Draw	23	76	22	67	45	72
Front	0	-	0	-	0	-
Guard	4	100	8	84	12	90
Raise	4	88	5	75	9	81
Wick / Soft Peeling	0	-	1	100	1	100
Freeze	0	-	0	-	0	-
Take-out	23	78	17	82	40	80
Hit and Roll	9	64	7	71	16	67
Clearing	8	75	15	97	23	89
Double Take-out	8	78	7	75	15	77
Promotion Take-out	3	67	2	63	5	65
All Draws	31	81	36	73	67	76
All Take-outs	51	75	48	83	99	79
<b>Total</b>	<b>82</b>	<b>77</b>	<b>84</b>	<b>79</b>	<b>166</b>	<b>78</b>
Not considered					0	-

ONODERA Kaho

A Right-handed

Type	🔄	%	↻	%	Total	%
Draw	6	79	11	80	17	79
Front	1	100	1	100	2	100
Guard	10	100	4	100	14	100
Raise	1	100	2	63	3	75
Wick / Soft Peeling	0	-	0	-	0	-
Freeze	0	-	0	-	0	-
Take-out	14	73	6	100	20	81
Hit and Roll	3	83	3	92	6	88
Clearing	4	94	5	100	9	97
Double Take-out	1	50	1	50	2	50
Promotion Take-out	0	-	1	25	1	25
All Draws	18	93	18	83	36	88
All Take-outs	22	77	16	91	38	83
<b>Total</b>	<b>40</b>	<b>84</b>	<b>34</b>	<b>87</b>	<b>74</b>	<b>85</b>
Not considered					0	-

NISHIMURO Junko

2 Right-handed

Type	🔄	%	↻	%	Total	%
Draw	18	90	8	78	26	87
Front	0	-	1	100	1	100
Guard	6	79	0	-	6	79
Raise	0	-	1	25	1	25
Wick / Soft Peeling	0	-	0	-	0	-
Freeze	0	-	0	-	0	-
Take-out	13	58	9	89	22	70
Hit and Roll	1	50	1	100	2	75
Clearing	14	86	13	83	27	84
Double Take-out	4	75	1	100	5	80
Promotion Take-out	1	75	1	75	2	75
All Draws	24	88	10	75	34	84
All Take-outs	33	72	25	86	58	78
<b>Total</b>	<b>57</b>	<b>79</b>	<b>35</b>	<b>83</b>	<b>92</b>	<b>80</b>
Not considered					0	-

Team: JPN - Japan

Type	🔄	%	↻	%	Total	%
Draw	140	87	99	82	239	85
Front	32	91	13	100	45	94
Guard	33	89	17	91	50	90
Raise	12	81	15	72	27	76
Wick / Soft Peeling	2	100	2	100	4	100
Freeze	0	-	0	-	0	-
Take-out	79	75	62	81	141	78
Hit and Roll	21	70	12	79	33	73
Clearing	30	80	40	91	70	86
Double Take-out	23	71	14	79	37	74
Promotion Take-out	6	50	7	36	13	42
All Draws	219	88	146	84	365	86
All Take-outs	159	74	135	81	294	77
<b>Total</b>	<b>378</b>	<b>82</b>	<b>281</b>	<b>82</b>	<b>659</b>	<b>82</b>
Not considered					2	-

**Note:**

Position and function for each team member:

**4** = Fourth, **3** = Third, **2** = Second, **1** = Lead, **A** = Alternate, **S** = Skip, **V** = Vice-Skip

**Legend:**

🔄 Clockwise

↻ Counter-clockwise





**Game Results**

Sheet	Team	LSFE	1	2	3	4	5	6	7	8	9	10	Extra Ends	Total
A	CHN - China		0	0	0	0	2	0	0	1	0	2	0	5
	CAN - Canada	*	0	1	0	1	0	1	0	0	2	0	1	6

CHN - China		Shot Success	Game	All
4 S	WANG Rui	85%	75%	
3 V	HAN Yu	90%	83%	
2	DONG Ziqi	75%	80%	
1	JIANG Jiayi	91%	91%	
A	SU Tingyu	-	88%	
Team Total		85%	82%	

CAN - Canada		Shot Success	Game	All
4 S	HOMAN Rachel	80%	86%	
3 V	FLEURY Tracy	95%	88%	
2	MISKEW Emma	81%	84%	
1	WILKES Sarah	85%	88%	
A	BROWN Rachel	-	71%	
Team Total		85%	86%	

Time remaining: 4 minutes 12 seconds  
1 minute 9 seconds (after extra end)

Time remaining: 0 minutes 59 seconds  
2 minutes 18 seconds (after extra end)

Time-out: End 9 - CHN stone 7; End 11 - CHN stone 7

Time-out: End 10 - CAN stone 7; End 11 - CAN stone 7

**Shot Success Analysis**

CHN - China		↻	↺	Game	
4	WANG Rui	Draws	5 85%	7 96%	12 92%
		Take-outs	4 88%	5 65%	9 75%
		Total	9 86%	12 83%	21 85%
3	HAN Yu	Draws	3 83%	4 88%	7 86%
		Take-outs	10 90%	5 95%	15 92%
		Total	13 88%	9 92%	22 90%
2	DONG Ziqi	Draws	4 75%	7 93%	11 86%
		Take-outs	5 80%	6 50%	11 64%
		Total	9 78%	13 73%	22 75%
1	JIANG Jiayi	Draws	9 94%	10 100%	19 97%
		Take-outs	0 -	3 50%	3 50%
		Total	9 94%	13 88%	22 91%
A	SU Tingyu	Draws	0 -	0 -	0 -
		Take-outs	0 -	0 -	0 -
		Total	0 -	0 -	0 -
Team		Draws	21 87%	28 96%	49 92%
		Take-outs	19 87%	19 66%	38 76%
		Total	40 87%	47 84%	87 85%

CAN - Canada		↻	↺	Game	
4	HOMAN Rachel	Draws	3 92%	2 88%	5 90%
		Take-outs	6 79%	9 75%	15 77%
		Total	9 83%	11 77%	20 80%
3	FLEURY Tracy	Draws	3 100%	3 100%	6 100%
		Take-outs	8 88%	8 100%	16 94%
		Total	11 91%	11 100%	22 95%
2	MISKEW Emma	Draws	9 72%	5 95%	14 80%
		Take-outs	1 100%	7 79%	8 81%
		Total	10 75%	12 85%	22 81%
1	WILKES Sarah	Draws	13 79%	7 93%	20 84%
		Take-outs	2 100%	0 -	2 100%
		Total	15 82%	7 93%	22 85%
A	BROWN Rachel	Draws	0 -	0 -	0 -
		Take-outs	0 -	0 -	0 -
		Total	0 -	0 -	0 -
Team		Draws	28 80%	17 94%	45 86%
		Take-outs	17 87%	24 84%	41 85%
		Total	45 83%	41 88%	86 85%

**Note:**  
Position and function for each team member:  
4 = Fourth, 3 = Third, 2 = Second, 1 = Lead, A = Alternate, S = Skip, V = Vice-Skip

**Legend:**  
↻ Clockwise      ↺ Counter-clockwise      LSFE(\*) Last Stone First End





Game - Shot by Shot

End 2 **CHN - China** 0 + 0 (this end) = 0 **CAN - Canada** 0 + 1 (this end) = 1



	CHN	CAN
Total Score	0	1
Time left	32:39	31:31

**Legend:**  
 ↻ Clockwise      ↺ Counter-clockwise      - Not considered





Game - Shot by Shot



**Legend:**  
 ↻ Clockwise      ↺ Counter-clockwise      - Not considered







Game - Shot by Shot

End 4 **CHN - China** 0 + 0 (this end) = 0 **CAN - Canada** 1 + 1 (this end) = 2



	CHN	CAN
Total Score	0	2
Time left	25:43	25:35

**Legend:**  
 ↻ Clockwise      ↺ Counter-clockwise      - Not considered





**Game - Shot by Shot**

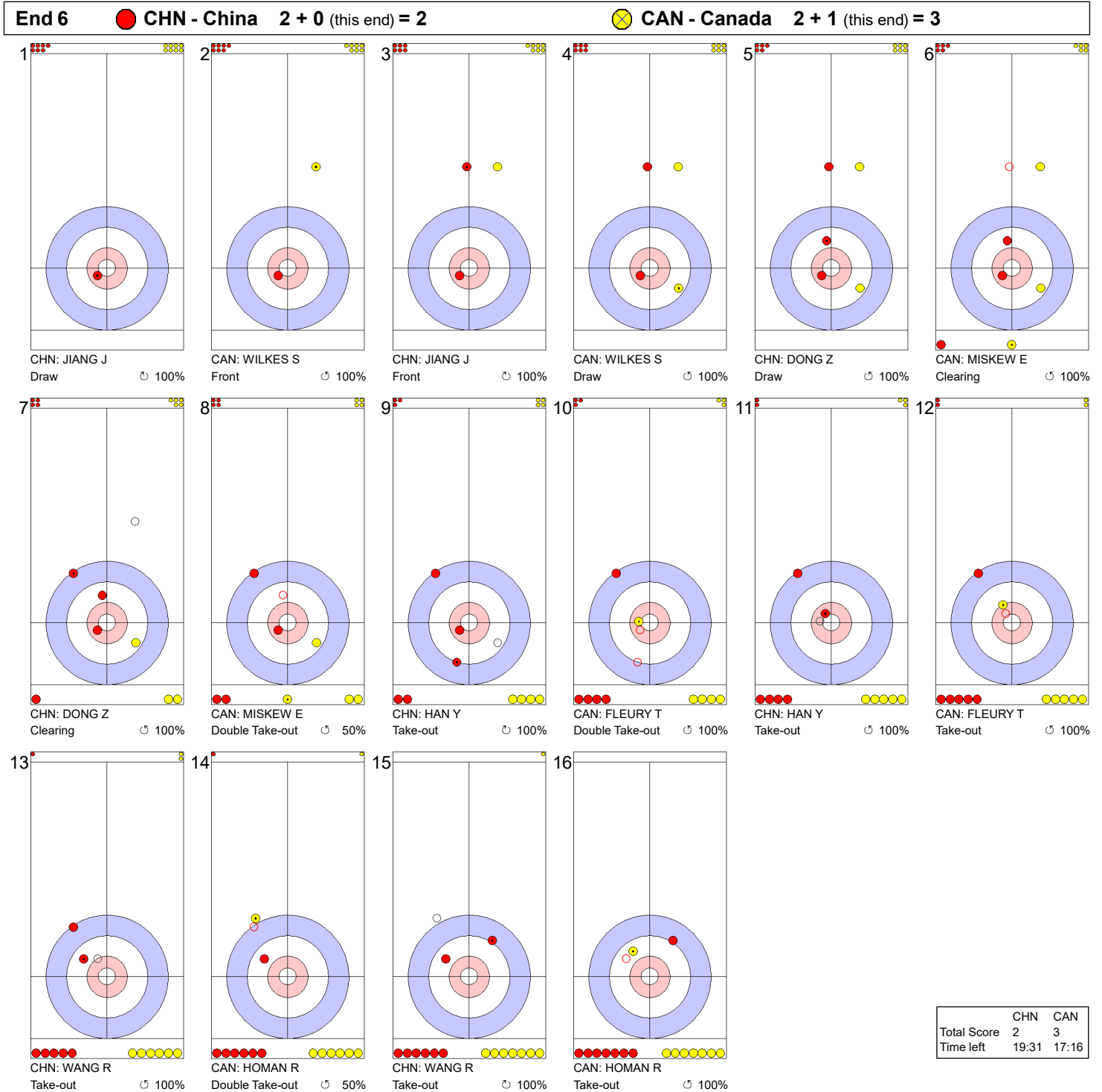


**Legend:**  
 ↻ Clockwise      ↺ Counter-clockwise      - Not considered





Game - Shot by Shot

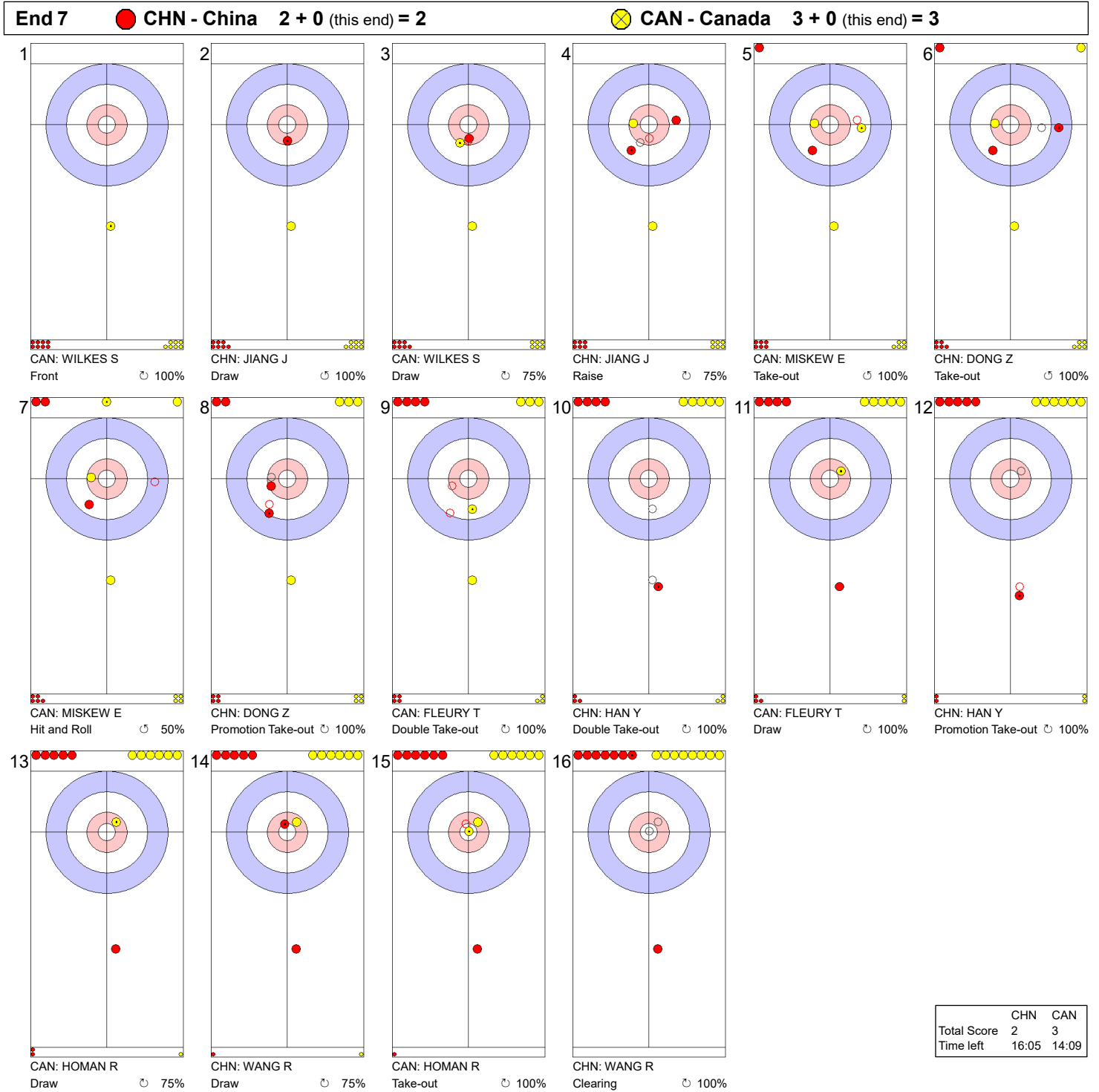


**Legend:**  
 ↻ Clockwise   ↺ Counter-clockwise   - Not considered





Game - Shot by Shot



**Legend:**  
 ↻ Clockwise      ↺ Counter-clockwise      - Not considered







Game - Shot by Shot

End 9 **CHN - China 3 + 0 (this end) = 3** **CAN - Canada 3 + 2 (this end) = 5**



	CHN	CAN
Total Score	3	5
Time left	9:20	3:29

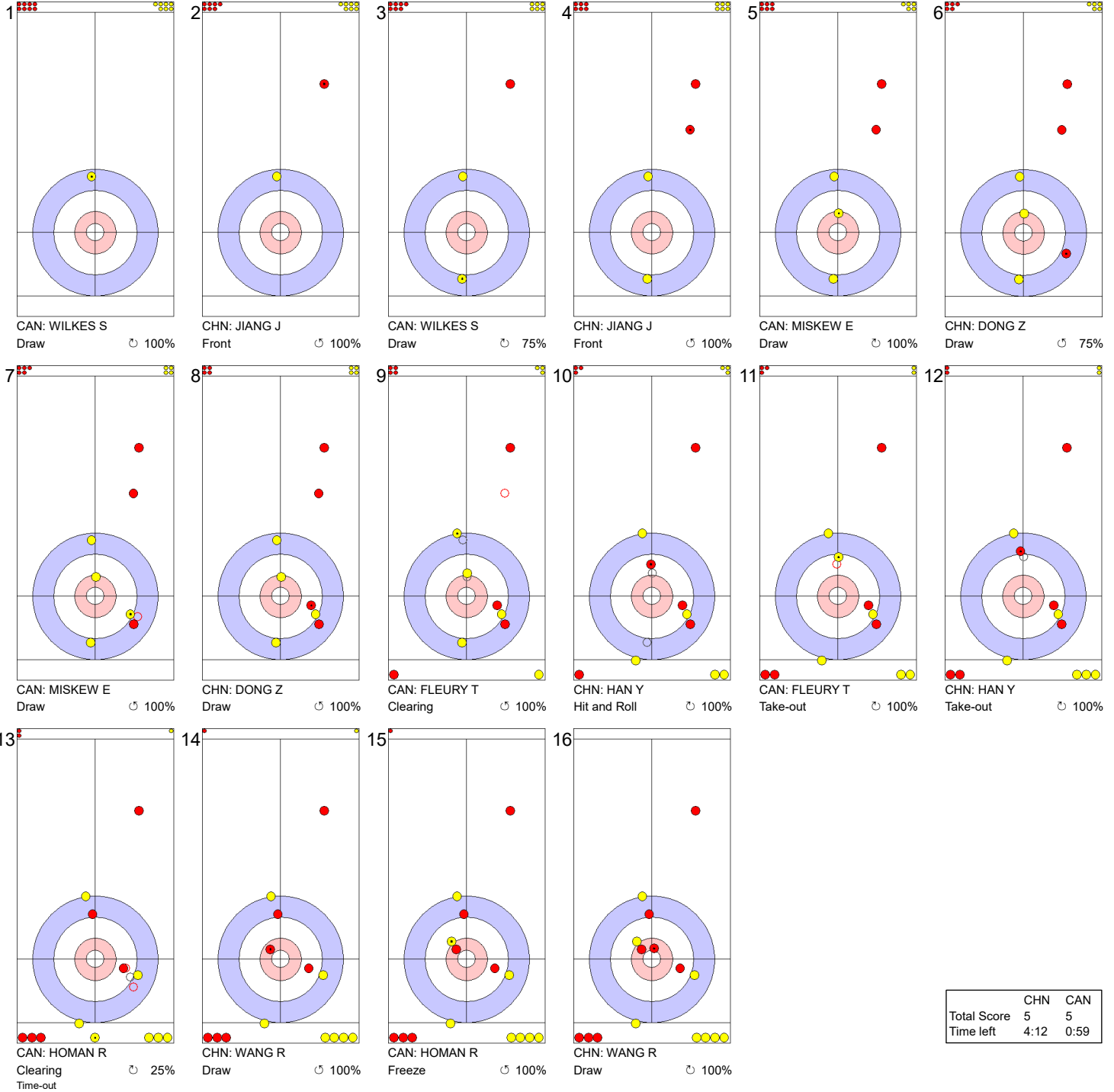
**Legend:**  
 ↻ Clockwise      ↺ Counter-clockwise      - Not considered





Game - Shot by Shot

End 10 **CHN - China 3 + 2 (this end) = 5** **CAN - Canada 5 + 0 (this end) = 5**



	CHN	CAN
Total Score	5	5
Time left	4:12	0:59

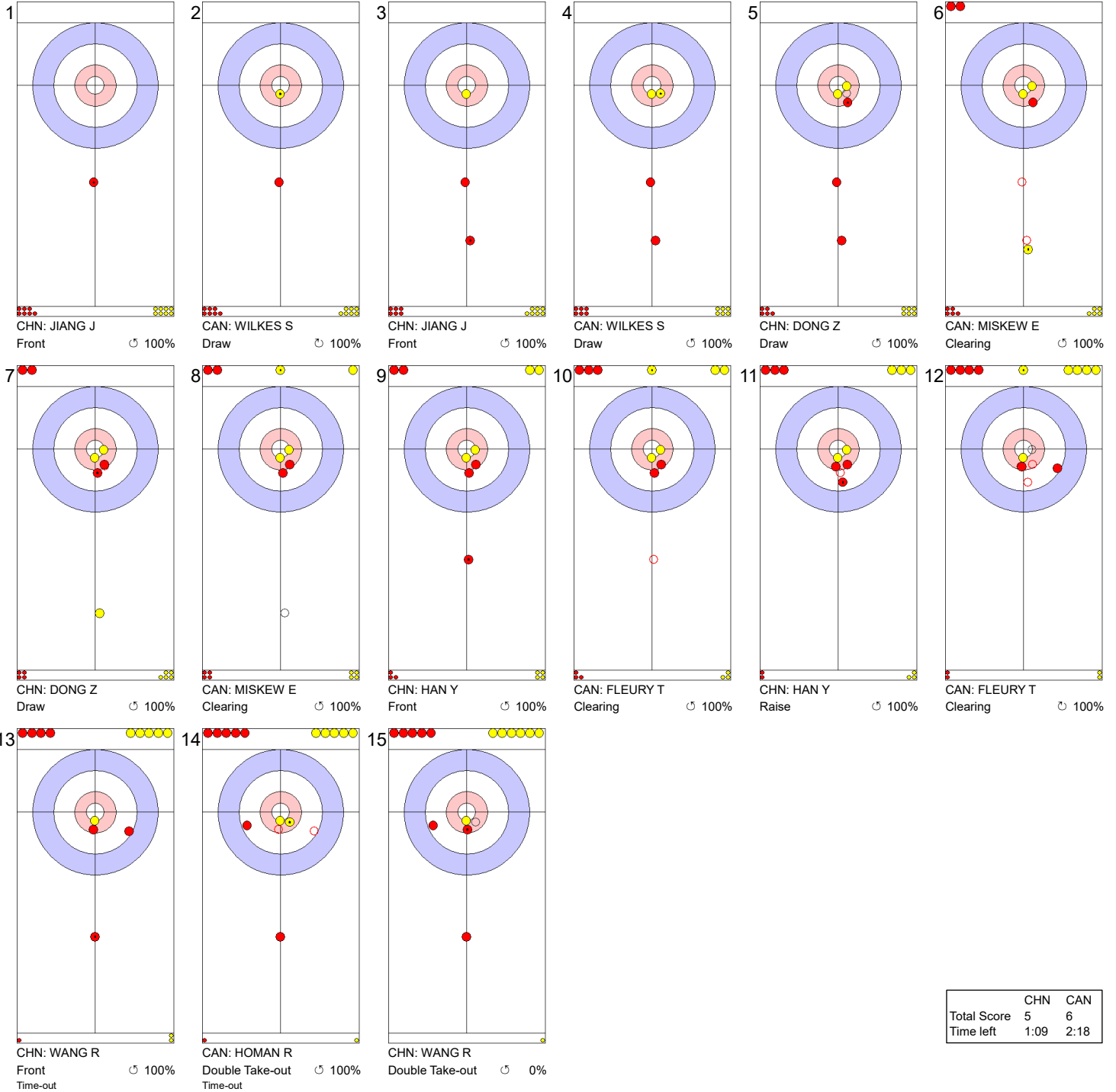
**Legend:**  
 Clockwise      Counter-clockwise      - Not considered





### Game - Shot by Shot

End 11 **CHN - China 5 + 0 (this end) = 5** **CAN - Canada 5 + 1 (this end) = 6**



	CHN	CAN
Total Score	5	6
Time left	1:09	2:18

**Legend:**  
 ↻ Clockwise      ↺ Counter-clockwise      - Not considered







### Game Results

Sheet	Team	LSFE	1	2	3	4	5	6	7	8	9	10	Extra Ends	Total
C	JPN - Japan	*	0	2	1	0	0	1	1	0	1	0		6
	KOR - Korea		0	0	0	3	1	0	0	2	0	1		7

JPN - Japan		Shot Success	Game	All
4 S	UENO Miyu	80%	82%	
3	UENO Yui	78%	77%	
2	ONODERA Kaho	73%	85%	
1 V	KANAI Asuka	85%	88%	
A	NISHIMURO Junko	-	82%	
Team Total		79%	83%	

KOR - Korea		Shot Success	Game	All
4 S	GIM Eunji	78%	74%	
3 V	KIM Minji	81%	83%	
2	KIM Suji	83%	84%	
1	SEOL Yeeun	81%	88%	
A	SEOL Yeji	-	77%	
Team Total		81%	82%	

Time remaining: 1 minute 15 seconds

Time-out: End 10 - JPN stone 4

Time remaining: 1 minute 6 seconds

Time-out: End 10 - KOR stone 6

### Shot Success Analysis

JPN - Japan		↻	↺	Game
4	UENO Miyu	Draws 7 93%	4 94%	11 93%
		Take-outs 4 75%	4 50%	8 63%
		Total 11 86%	8 72%	19 80%
3	UENO Yui	Draws 6 92%	6 75%	12 83%
		Take-outs 5 80%	3 50%	8 69%
		Total 11 86%	9 67%	20 78%
2	ONODERA Kaho	Draws 5 90%	7 61%	12 73%
		Take-outs 6 63%	2 100%	8 72%
		Total 11 75%	9 69%	20 73%
1	KANAI Asuka	Draws 14 86%	3 100%	17 88%
		Take-outs 3 67%	0 -	3 67%
		Total 17 82%	3 100%	20 85%
A	NISHIMURO Junko	Draws 0 -	0 -	0 -
		Take-outs 0 -	0 -	0 -
		Total 0 -	0 -	0 -
Team		Draws 32 89%	20 78%	52 85%
		Take-outs 18 71%	9 61%	27 68%
		Total 50 83%	29 72%	79 79%

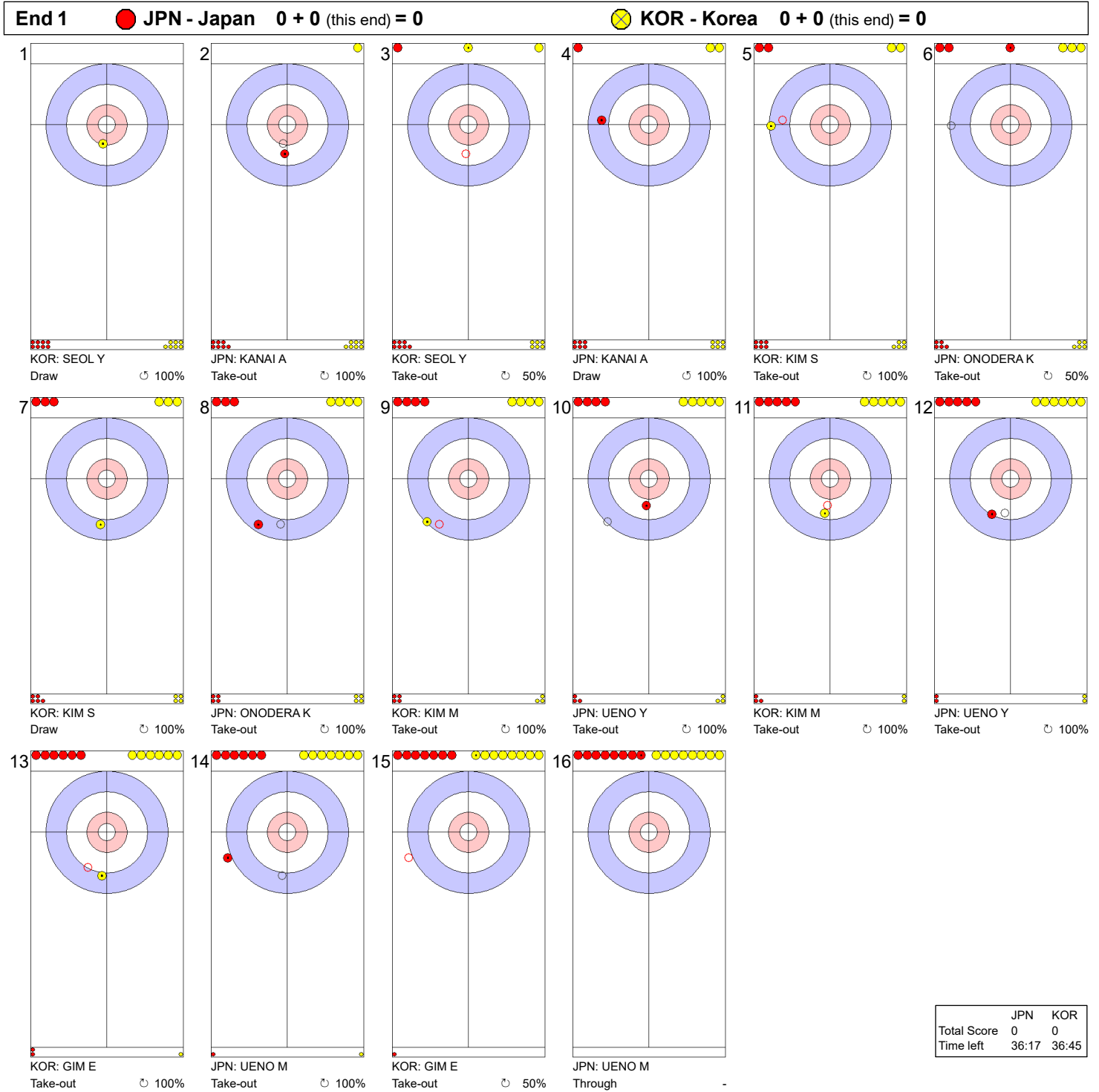
KOR - Korea		↻	↺	Game
4	GIM Eunji	Draws 6 92%	1 100%	7 93%
		Take-outs 8 75%	5 60%	13 69%
		Total 14 82%	6 67%	20 78%
3	KIM Minji	Draws 3 83%	3 75%	6 79%
		Take-outs 10 85%	4 75%	14 82%
		Total 13 85%	7 75%	20 81%
2	KIM Suji	Draws 2 100%	7 89%	9 92%
		Take-outs 6 71%	5 80%	11 75%
		Total 8 78%	12 85%	20 83%
1	SEOL Yeeun	Draws 3 83%	14 86%	17 85%
		Take-outs 1 50%	2 63%	3 58%
		Total 4 75%	16 83%	20 81%
A	SEOL Yeji	Draws 0 -	0 -	0 -
		Take-outs 0 -	0 -	0 -
		Total 0 -	0 -	0 -
Team		Draws 14 89%	25 86%	39 87%
		Take-outs 25 77%	16 70%	41 74%
		Total 39 81%	41 80%	80 81%

**Note:**  
Position and function for each team member:  
4 = Fourth, 3 = Third, 2 = Second, 1 = Lead, A = Alternate, S = Skip, V = Vice-Skip

**Legend:**  
↻ Clockwise      ↺ Counter-clockwise      LSFE(\*) Last Stone First End



### Game - Shot by Shot

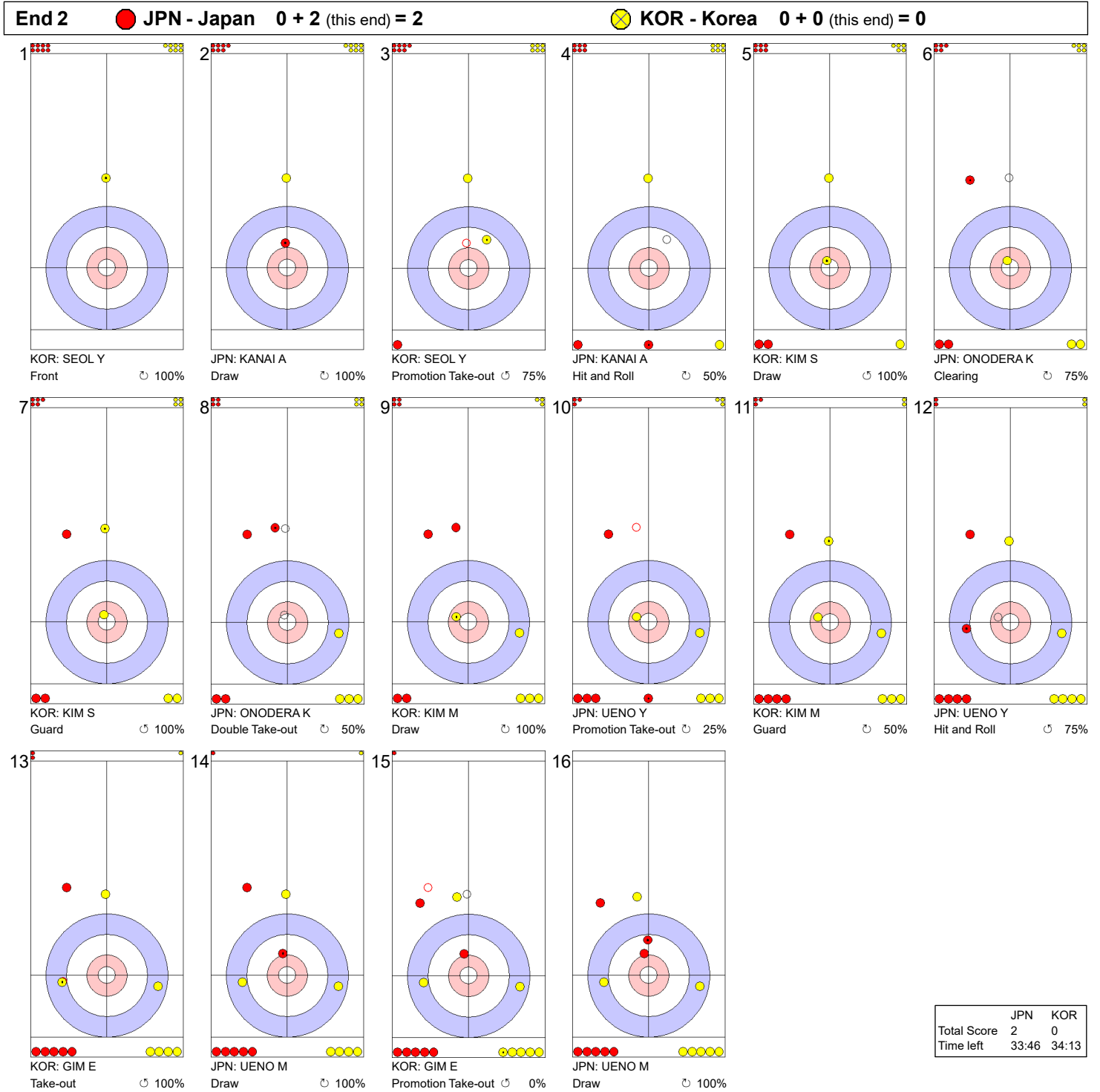


**Legend:**  
 ↻ Clockwise      ↺ Counter-clockwise      - Not considered





Game - Shot by Shot



	JPN	KOR
Total Score	2	0
Time left	33:46	34:13

**Legend:**  
 ↻ Clockwise      ↺ Counter-clockwise      - Not considered





Game - Shot by Shot



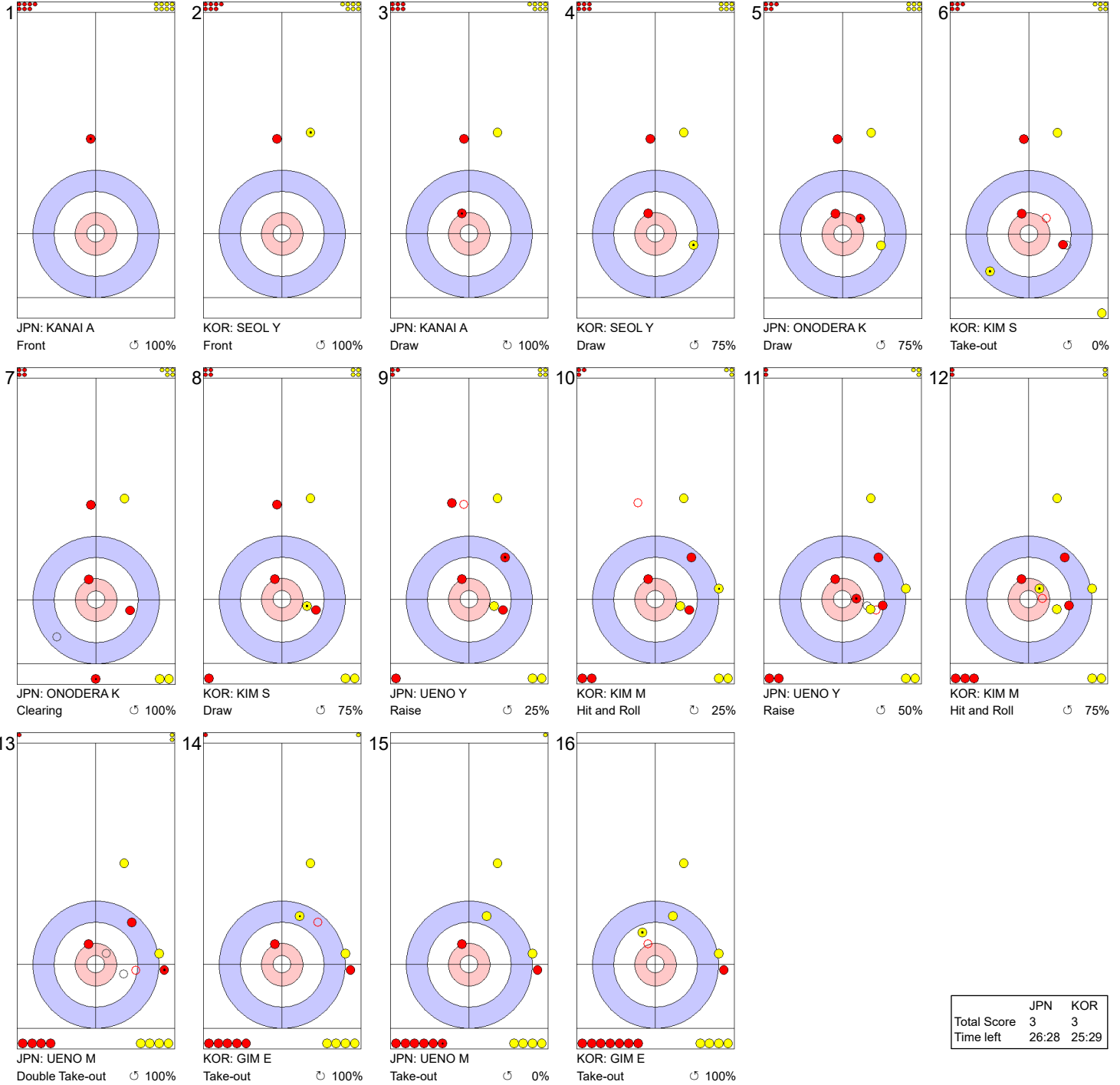
**Legend:**  
 ↻ Clockwise      ↺ Counter-clockwise      - Not considered





Game - Shot by Shot

End 4 ● JPN - Japan 3 + 0 (this end) = 3      ⊗ KOR - Korea 0 + 3 (this end) = 3



	JPN	KOR
Total Score	3	3
Time left	26:28	25:29

**Legend:**  
 ↻ Clockwise      ↺ Counter-clockwise      - Not considered





Game - Shot by Shot

End 5 ● JPN - Japan 3 + 0 (this end) = 3 ⊗ KOR - Korea 3 + 1 (this end) = 4



	JPN	KOR
Total Score	3	4
Time left	21:57	18:37

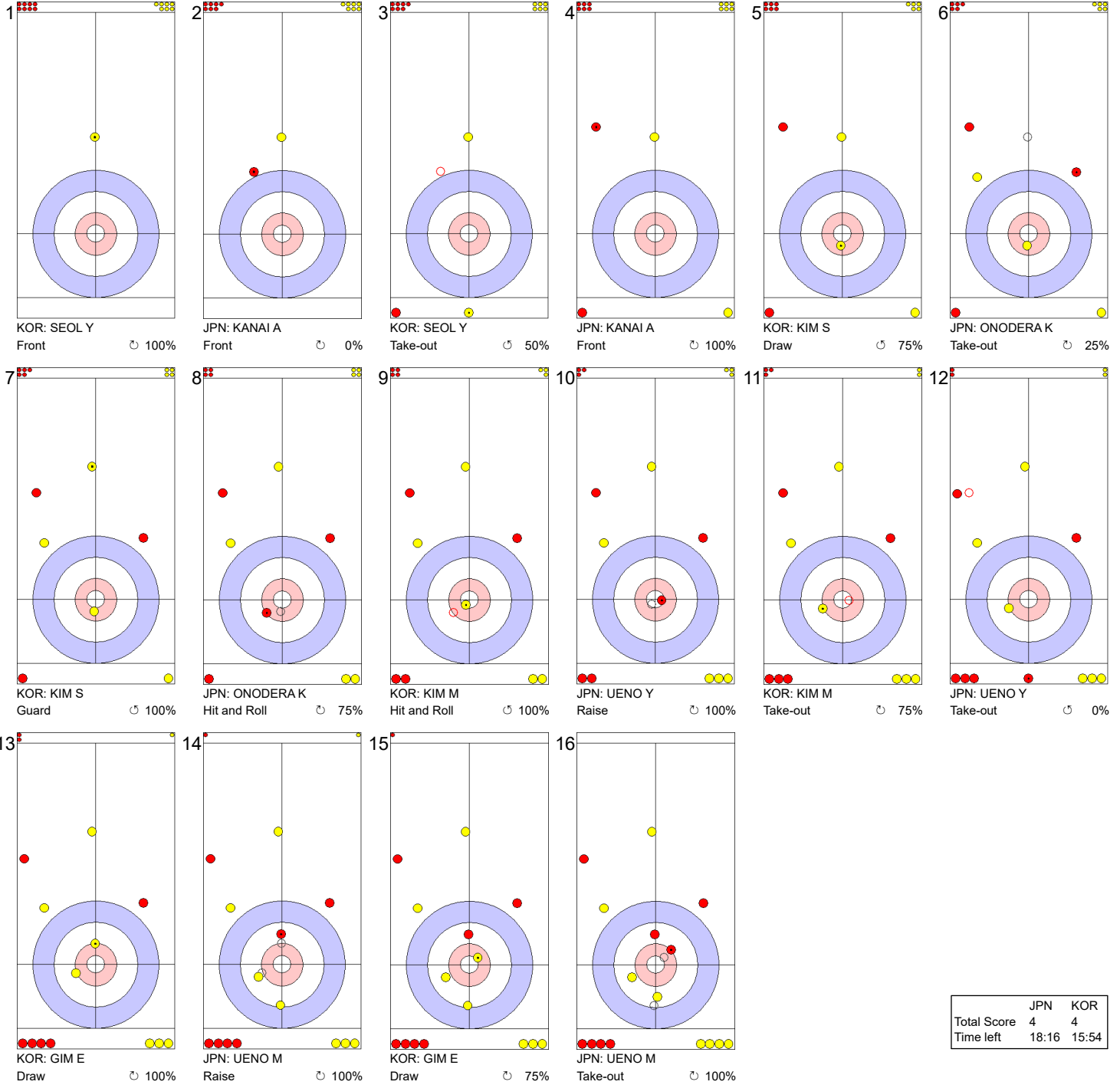
**Legend:**  
↻ Clockwise      ↺ Counter-clockwise      - Not considered





### Game - Shot by Shot

**End 6**   ● **JPN - Japan** 3 + 1 (this end) = 4      ● **KOR - Korea** 4 + 0 (this end) = 4



	JPN	KOR
Total Score	4	4
Time left	18:16	15:54

**Legend:**  
 ↻ Clockwise      ↺ Counter-clockwise      - Not considered





Game - Shot by Shot

End 7 ● JPN - Japan 4 + 1 (this end) = 5      ● KOR - Korea 4 + 0 (this end) = 4



	JPN	KOR
Total Score	5	4
Time left	12:09	10:34

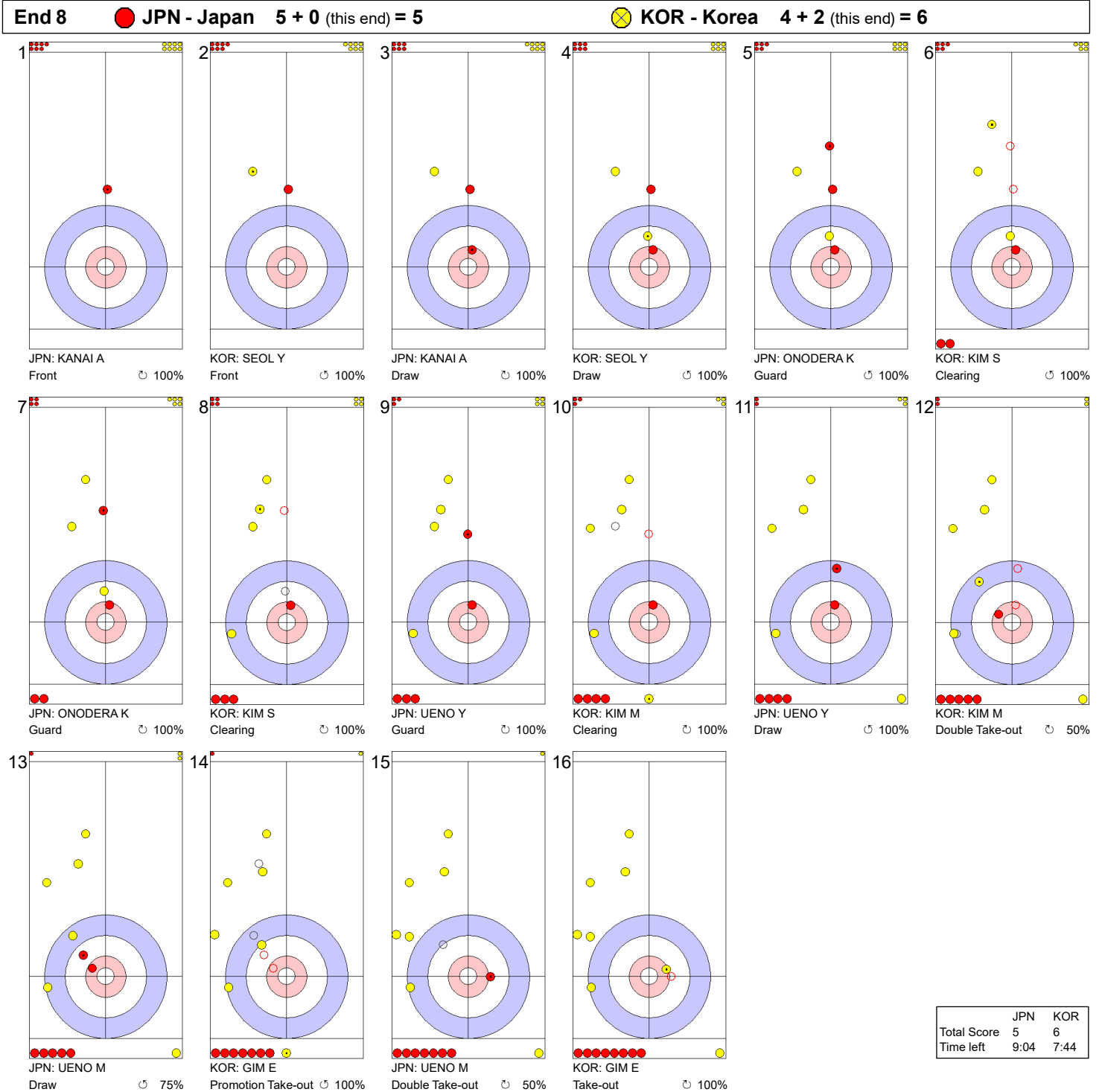
**Legend:**  
 ↻ Clockwise      ↺ Counter-clockwise      - Not considered







**Game - Shot by Shot**



**Legend:**  
 ↻ Clockwise   ↺ Counter-clockwise   - Not considered





### Game - Shot by Shot

**End 9**   ● **JPN - Japan** 5 + 1 (this end) = 6      ⊗ **KOR - Korea** 6 + 0 (this end) = 6



	JPN	KOR
Total Score	6	6
Time left	4:25	4:37

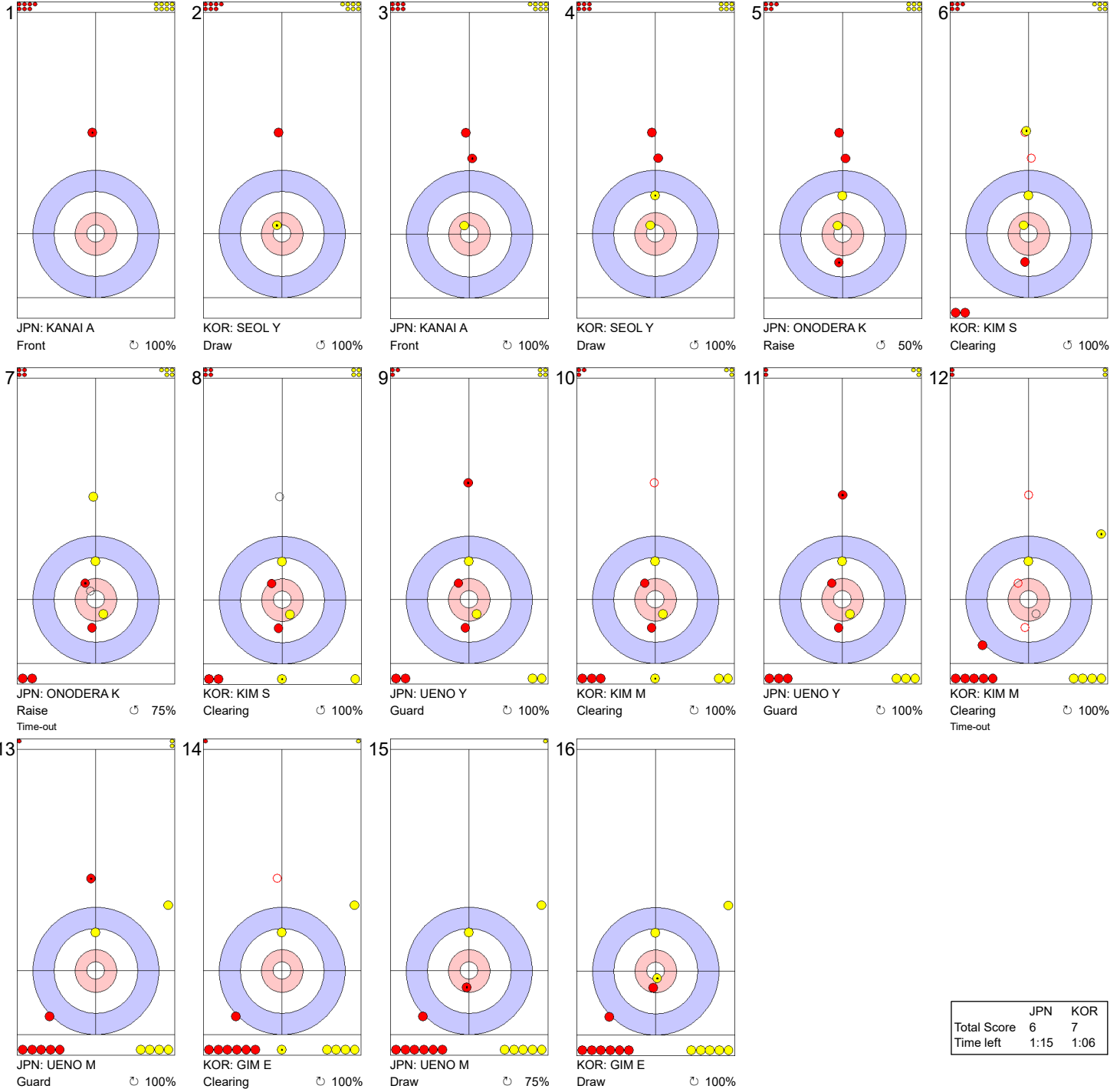
**Legend:**  
 ↻ Clockwise      ↺ Counter-clockwise      - Not considered





### Game - Shot by Shot

End 10 **JPN - Japan 6 + 0 (this end) = 6** **KOR - Korea 6 + 1 (this end) = 7**



	JPN	KOR
Total Score	6	7
Time left	1:15	1:06

**Legend:**  
 ↻ Clockwise      ↺ Counter-clockwise      - Not considered





### Competition Matrix

Team	CAN	CHN	JPN	KOR	MEX	NZL	TPE	USA
<b>CAN</b>		7 - 5	8 - 6	8 - 2	10 - 1	9 - 2	13 - 0	9 - 2
<b>CHN</b>	5 - 7		6 - 11	2 - 5	14 - 0	9 - 4	14 - 2	9 - 4
<b>JPN</b>	6 - 8	11 - 6		6 - 4	11 - 3	7 - 4	12 - 1	6 - 5
<b>KOR</b>	2 - 8	5 - 2	4 - 6		11 - 4	13 - 3	11 - 1	10 - 8
<b>MEX</b>	1 - 10	0 - 14	3 - 11	4 - 11		9 - 10	9 - 8	2 - 10
<b>NZL</b>	2 - 9	4 - 9	4 - 7	3 - 13	10 - 9		10 - 3	2 - 6
<b>TPE</b>	0 - 13	2 - 14	1 - 12	1 - 11	8 - 9	3 - 10		0 - 19
<b>USA</b>	2 - 9	4 - 9	5 - 6	8 - 10	10 - 2	6 - 2	19 - 0	

### Standings after Round Robin

Rank	Team	Games	Wins	Losses	
1	CAN - Canada	7	7	0	Q
2	JPN - Japan	7	6	1	Q
3	KOR - Korea	7	5	2	Q
4	CHN - China	7	4	3	Q
5	USA - United States	7	3	4	
6	NZL - New Zealand	7	2	5	
7	MEX - Mexico	7	1	6	
8	TPE - Chinese Taipei	7	0	7	>B

**Legend:**

>B To B-Division

Q Qualified for the play-offs





### Shot Success Percentage by Position

Fourth		Game >	1	2	3	4	5	6	7	Avg.
1	HOMAN Rachel	CAN	88	98	82	83	96	96	78	87.1
2	UENO Miyu	JPN	89	81	77	100	80	81	74	82.3
3	THIESSE Cory	USA	73	96	58	76	78	96	75	76.6
4	GIM Eunji	KOR	75	81	79	74	69	65	75	73.4
5	WANG Rui	CHN	69	58	69	85	82	78	78	73.3
6	SUDDENS Chelsea	NZL	75	48	50	61	42		58	56.1
7	CAMARENA Adriana	MEX	53	56	39	27	48	42	66	47.4
8	YANG Ko	TPE	43	17	38	46	34	21	35	34.0

Third		Game >	1	2	3	4	5	6	7	Avg.
1	FLEURY Tracy	CAN	100	92	78	96	92		75	86.4
2	KIM Minji	KOR	93	88	98	68	75	83	84	83.3
3	HAN Yu	CHN	83	85	75	81	73	86	86	81.4
4	PERSINGER Vicky	USA	71	94	83	76	83	92	63	79.2
5	UENO Yui	JPN	83	89	86	73	61	75	66	77.0
6	HEALD Eleanor	NZL	54	50	51	63	66	(4) 56	73	58.6
7	KNEPPER Karla	MEX	31	56	50	44	38	44	47	43.8
8	LEE Stephanie	TPE	38	17	50	50	29	40	55	39.8

Second		Game >	1	2	3	4	5	6	7	Avg.
1	PETERSON Tara	USA	79	98		75	97		79	84.6
2	MISKEW Emma	CAN	83	88	86	90	69	90	84	84.3
3	KIM Suji	KOR	84	98		83	81	79		83.9
4	NISHIMURO Junko	JPN	90	81	76	79				81.6
5	DONG Ziqi	CHN	86	85	71	81	70	94	74	80.5
6	TRAN Sophie	NZL	70	42	57		56	83	64	62.7
7	HUERTA Veronica	MEX	60	52	40	44	82	67	71	59.6
	LIU I Ling	TPE	(1) 33	(1) 54			48	(1) 71		48.7

Lead		Game >	1	2	3	4	5	6	7	Avg.
1	JIANG Jiayi	CHN	85	97	95	92	93	89	88	91.1
2	SEOL Yeeun	KOR	84	90	90	91	96	91	88	89.5
3	WILKES Sarah	CAN	94	83	88	88	75	98	93	88.5
4	ANDERSON-HEIDE T	USA	90	85	98	95	80	73	86	87.9
4	KANAI Asuka	JPN	88	85	88	88	89	93	86	87.9
6	WEBER Ariel	NZL	56	71	56	69	59	67		61.7
7	CHANG Chia-Chi	TPE			54	73	61		56	60.6
8	MARTINEZ Karla	MEX	51	75	61	25	57	54	61	54.0



### Shot Success Percentage by Position

Alternate	Game >	1	2	3	4	5	6	7	Avg.
ONODERA Kaho	JPN					(2) 77	(2) 98	(2) 93	90.3
SU Tingyu	CHN					(2) 88			87.5
GEVING Aileen	USA			(2) 83			(2) 77		80.9
SEOL Yeji	KOR			(2) 75				(2) 78	76.8
BROWN Rachel	CAN						(3) 71		70.8
APUWAI-BISHOP Grace	NZL				(2) 60		(3) 69	(1) 77	69.3
QUINTERO Estefana	MEX		(1) 50	(2) 50			(1) 58	(2) 65	55.6
LEE Ming Chieh	TPE	(2) 43	(2) 31	(2) 44	(2) 46		(2) 27	(2) 44	39.6

Team	Game >	1	2	3	4	5	6	7	Avg.
1 CAN - Canada		91	90	83	89	83	89	82	86.1
2 JPN - Japan		87	84	82	85	77	87	80	83.1
3 KOR - Korea		84	89	85	79	80	79	81	82.1
4 USA - United States		78	93	80	81	84	84	76	81.8
5 CHN - China		81	81	78	85	81	87	81	81.6
6 NZL - New Zealand		64	53	53	63	56	69	68	60.7
7 MEX - Mexico		49	56	49	35	56	52	60	51.0
8 TPE - Chinese Taipei		39	30	46	54	43	40	48	42.5

**Note:**

"(n)" denotes a position different from original line-up position: (4) - Fourth, (3) - Third, (2) - Second, (1) - Lead

To be eligible to be ranked, a player must have played in the original position for more than half of the number of games that the team played.

**Legend:**

**Avg.** Average



### Scoring Analysis

Team	Games	LSFE	Stolen Ends	Last Stone Eff.	Force Eff.	Points Scored							Total	Plus / Minus
						0	1	2	3	4	>4			
CAN	For	6	12	55%	79%	2	13	5	12	0	1	64	+46	
	Against	1	1			2	12	3	0	0	0	18		
JPN	For	6	9	56%	65%	4	16	15	1	1	1	59	+28	
	Against	1	2			2	15	5	2	0	0	31		
CHN	For	4	14	33%	44%	2	15	8	5	2	1	59	+26	
	Against	3	4			6	10	7	3	0	0	33		
KOR	For	6	10	44%	57%	3	10	12	3	2	1	56	+24	
	Against	1	7			4	14	4	2	1	0	32		
USA	For	2	15	33%	50%	2	17	6	3	1	2	54	+16	
	Against	5	4			3	10	8	4	0	0	38		
NZL	For	2	7	22%	41%	3	14	7	1	1	0	35	-21	
	Against	5	11			1	12	8	5	2	1	56		
MEX	For	1	3	22%	33%	1	10	5	0	2	0	28	-46	
	Against	6	18			0	12	14	7	2	1	74		
TPE	For	1	0	16%	20%	1	4	4	1	0	0	15	-73	
	Against	6	23			0	14	13	3	4	4	88		
Total	28		70			18	99	62	26	9	6	370		

**Note:**

Stolen ends are the ends won without the last stone advantage.

Last Stone Efficiency: Scoring two or more points with last stone advantage.

Force Efficiency: Forcing the opponent team to score only one point when they have the last stone advantage.

**Legend:**

>4 More than four points scored

Eff. Efficiency

LSFE Last Stone First End





## Summary of Big Ends

Points Scored	By	Against	Session	End	Game Result
7	USA - United States	TPE - Chinese Taipei	6	1	19 : 0
6	JPN - Japan	TPE - Chinese Taipei	4	1	12 : 1
5	CAN - Canada	TPE - Chinese Taipei	2	1	13 : 0
5	CHN - China	MEX - Mexico	4	5	14 : 0
5	KOR - Korea	NZL - New Zealand	2	1	13 : 3
5	USA - United States	TPE - Chinese Taipei	6	5	19 : 0
4	CHN - China	TPE - Chinese Taipei	5	7	14 : 2
4	CHN - China	TPE - Chinese Taipei	5	2	14 : 2
4	KOR - Korea	MEX - Mexico	7	2	11 : 4
4	KOR - Korea	TPE - Chinese Taipei	3	2	11 : 1
4	MEX - Mexico	NZL - New Zealand	3	10	9 : 10
4	MEX - Mexico	NZL - New Zealand	3	8	9 : 10
4	JPN - Japan	MEX - Mexico	5	5	11 : 3
4	NZL - New Zealand	TPE - Chinese Taipei	7	1	10 : 3
4	USA - United States	KOR - Korea	4	6	8 : 10

**Note:**  
Big ends are defined as ends with a score of four or more points.



## Time-out Statistics

Team	Games	Number of Time-outs	Average Shot Success on Next Stone
JPN - Japan	7	6	100%
KOR - Korea	7	3	100%
USA - United States	7	4	100%
CAN - Canada	7	2	87%
NZL - New Zealand	7	6	58%
CHN - China	7	3	50%
MEX - Mexico	7	3	50%
TPE - Chinese Taipei	7	2	0%
Total	28	29	73%



### Cumulative Player Statistics by Team

#### CAN - Canada

HOMAN Rachel 4 S Right-handed

Type	↻	%	↺	%	Total	%
Draw	10	98	26	79	36	84
Front	0	-	0	-	0	-
Guard	5	90	3	92	8	91
Raise	1	100	1	100	2	100
Wick / Soft Peeling	0	-	0	-	0	-
Freeze	0	-	0	-	0	-
Take-out	11	86	14	86	25	86
Hit and Roll	7	86	1	75	8	84
Clearing	6	100	6	92	12	96
Double Take-out	2	75	2	100	4	88
Promotion Take-out	2	100	2	75	4	88
All Draws	16	95	30	81	46	86
All Take-outs	28	89	25	87	53	88
<b>Total</b>	<b>44</b>	<b>91</b>	<b>55</b>	<b>84</b>	<b>99</b>	<b>87</b>
Not considered					1	-

WILKES Sarah 1 Right-handed

Type	↻	%	↺	%	Total	%
Draw	28	91	31	93	59	92
Front	3	92	9	92	12	92
Guard	2	88	3	83	5	85
Raise	0	-	1	75	1	75
Wick / Soft Peeling	2	13	2	100	4	56
Freeze	0	-	0	-	0	-
Take-out	11	77	6	100	17	85
Hit and Roll	0	-	0	-	0	-
Clearing	0	-	1	100	1	100
Double Take-out	0	-	0	-	0	-
Promotion Take-out	1	50	0	-	1	50
All Draws	35	86	46	92	81	90
All Take-outs	12	75	7	100	19	84
<b>Total</b>	<b>47</b>	<b>84</b>	<b>53</b>	<b>93</b>	<b>100</b>	<b>89</b>
Not considered					0	-

FLEURY Tracy 3 V Right-handed

Type	↻	%	↺	%	Total	%
Draw	5	100	17	75	22	81
Front	0	-	0	-	0	-
Guard	5	100	2	100	7	100
Raise	3	67	1	100	4	75
Wick / Soft Peeling	0	-	0	-	0	-
Freeze	0	-	0	-	0	-
Take-out	14	86	11	89	25	87
Hit and Roll	3	67	1	100	4	75
Clearing	7	100	12	96	19	97
Double Take-out	0	-	1	0	1	0
Promotion Take-out	4	75	2	100	6	83
All Draws	13	92	20	79	33	84
All Take-outs	28	86	27	90	55	88
<b>Total</b>	<b>41</b>	<b>88</b>	<b>47</b>	<b>85</b>	<b>88</b>	<b>86</b>
Not considered					0	-

BROWN Rachel A Right-handed

Type	↻	%	↺	%	Total	%
Draw	1	100	3	67	4	75
Front	0	-	0	-	0	-
Guard	2	75	0	-	2	75
Raise	0	-	0	-	0	-
Wick / Soft Peeling	0	-	0	-	0	-
Freeze	0	-	0	-	0	-
Take-out	1	50	3	83	4	75
Hit and Roll	0	-	0	-	0	-
Clearing	0	-	1	0	1	0
Double Take-out	0	-	0	-	0	-
Promotion Take-out	1	100	0	-	1	100
All Draws	3	83	3	67	6	75
All Take-outs	2	75	4	63	6	67
<b>Total</b>	<b>5</b>	<b>80</b>	<b>7</b>	<b>64</b>	<b>12</b>	<b>71</b>
Not considered					0	-

MISKEW Emma 2 Right-handed

Type	↻	%	↺	%	Total	%
Draw	10	95	10	85	20	90
Front	0	-	0	-	0	-
Guard	3	100	3	75	6	88
Raise	1	100	2	38	3	58
Wick / Soft Peeling	1	0	0	-	1	0
Freeze	0	-	0	-	0	-
Take-out	15	93	16	70	31	81
Hit and Roll	1	100	5	65	6	71
Clearing	9	100	13	94	22	97
Double Take-out	4	88	4	88	8	88
Promotion Take-out	1	100	2	25	3	50
All Draws	15	90	15	77	30	83
All Take-outs	30	95	40	77	70	85
<b>Total</b>	<b>45</b>	<b>93</b>	<b>55</b>	<b>77</b>	<b>100</b>	<b>84</b>
Not considered					0	-

Team: CAN - Canada

Type	↻	%	↺	%	Total	%
Draw	54	94	87	83	141	87
Front	3	92	9	92	12	92
Guard	17	93	11	86	28	90
Raise	5	80	5	70	10	75
Wick / Soft Peeling	3	8	2	100	5	45
Freeze	0	-	0	-	0	-
Take-out	52	86	50	83	102	84
Hit and Roll	11	82	7	71	18	78
Clearing	22	100	33	92	55	95
Double Take-out	6	83	7	79	13	81
Promotion Take-out	9	83	6	67	15	77
All Draws	82	90	114	84	196	86
All Take-outs	100	88	103	84	203	86
<b>Total</b>	<b>182</b>	<b>89</b>	<b>217</b>	<b>84</b>	<b>399</b>	<b>86</b>
Not considered					1	-

**Note:**  
Position and function for each team member:  
**4** = Fourth, **3** = Third, **2** = Second, **1** = Lead, **A** = Alternate, **S** = Skip, **V** = Vice-Skip

**Legend:**  
↻ Clockwise      ↺ Counter-clockwise



## Cumulative Player Statistics by Team

### CHN - China

WANG Rui 4 S Right-handed

Type	↻	%	↺	%	Total	%
Draw	38	86	21	68	59	79
Front	0	-	0	-	0	-
Guard	9	89	3	83	12	88
Raise	4	44	1	100	5	55
Wick / Soft Peeling	0	-	0	-	0	-
Freeze	0	-	0	-	0	-
Take-out	15	63	10	70	25	66
Hit and Roll	1	50	2	63	3	58
Clearing	3	42	2	75	5	55
Double Take-out	3	50	2	75	5	60
Promotion Take-out	1	0	1	100	2	50
All Draws	51	83	25	71	76	79
All Take-outs	23	55	17	72	40	63
<b>Total</b>	<b>74</b>	<b>74</b>	<b>42</b>	<b>71</b>	<b>116</b>	<b>73</b>
Not considered					2	-

JIANG Jiayi 1 Right-handed

Type	↻	%	↺	%	Total	%
Draw	21	93	26	88	47	90
Front	17	94	27	95	44	95
Guard	3	92	2	75	5	85
Raise	1	100	1	75	2	88
Wick / Soft Peeling	0	-	0	-	0	-
Freeze	0	-	0	-	0	-
Take-out	9	100	7	86	16	94
Hit and Roll	2	50	0	-	2	50
Clearing	0	-	0	-	0	-
Double Take-out	1	100	1	50	2	75
Promotion Take-out	0	-	0	-	0	-
All Draws	42	93	56	91	98	92
All Take-outs	12	92	8	81	20	88
<b>Total</b>	<b>54</b>	<b>93</b>	<b>64</b>	<b>89</b>	<b>118</b>	<b>91</b>
Not considered					0	-

HAN Yu 3 V Right-handed

Type	↻	%	↺	%	Total	%
Draw	21	85	15	73	36	80
Front	0	-	4	100	4	100
Guard	14	89	8	97	22	92
Raise	2	88	1	100	3	92
Wick / Soft Peeling	0	-	0	-	0	-
Freeze	0	-	0	-	0	-
Take-out	18	85	17	68	35	76
Hit and Roll	1	75	4	69	5	70
Clearing	1	100	3	67	4	75
Double Take-out	5	70	4	88	9	78
Promotion Take-out	0	-	0	-	0	-
All Draws	37	86	28	85	65	86
All Take-outs	25	82	28	71	53	76
<b>Total</b>	<b>62</b>	<b>85</b>	<b>56</b>	<b>78</b>	<b>118</b>	<b>81</b>
Not considered					0	-

SU Tingyu A Right-handed

Type	↻	%	↺	%	Total	%
Draw	0	-	2	100	2	100
Front	0	-	0	-	0	-
Guard	0	-	0	-	0	-
Raise	0	-	0	-	0	-
Wick / Soft Peeling	0	-	0	-	0	-
Freeze	0	-	0	-	0	-
Take-out	2	75	0	-	2	75
Hit and Roll	0	-	0	-	0	-
Clearing	0	-	0	-	0	-
Double Take-out	0	-	0	-	0	-
Promotion Take-out	0	-	0	-	0	-
All Draws	0	-	2	100	2	100
All Take-outs	2	75	0	-	2	75
<b>Total</b>	<b>2</b>	<b>75</b>	<b>2</b>	<b>100</b>	<b>4</b>	<b>88</b>
Not considered					0	-

DONG Ziqi 2 Right-handed

Type	↻	%	↺	%	Total	%
Draw	22	80	19	84	41	82
Front	0	-	1	100	1	100
Guard	3	100	13	85	16	88
Raise	1	100	1	25	2	63
Wick / Soft Peeling	0	-	0	-	0	-
Freeze	0	-	0	-	0	-
Take-out	17	76	11	84	28	79
Hit and Roll	4	88	3	75	7	82
Clearing	7	75	2	100	9	81
Double Take-out	2	50	6	75	8	69
Promotion Take-out	0	-	2	63	2	63
All Draws	26	83	34	83	60	83
All Take-outs	30	76	24	80	54	78
<b>Total</b>	<b>56</b>	<b>79</b>	<b>58</b>	<b>82</b>	<b>114</b>	<b>80</b>
Not considered					0	-

Team: CHN - China

Type	↻	%	↺	%	Total	%
Draw	102	86	83	80	185	83
Front	17	94	32	96	49	95
Guard	29	91	26	88	55	89
Raise	8	69	4	75	12	71
Wick / Soft Peeling	0	-	0	-	0	-
Freeze	0	-	0	-	0	-
Take-out	61	79	45	75	106	77
Hit and Roll	8	72	9	69	17	71
Clearing	11	68	7	79	18	72
Double Take-out	11	64	13	77	24	71
Promotion Take-out	1	0	3	75	4	56
All Draws	156	87	145	84	301	86
All Take-outs	92	74	77	75	169	75
<b>Total</b>	<b>248</b>	<b>82</b>	<b>222</b>	<b>81</b>	<b>470</b>	<b>82</b>
Not considered					2	-

**Note:**

Position and function for each team member:

**4** = Fourth, **3** = Third, **2** = Second, **1** = Lead, **A** = Alternate, **S** = Skip, **V** = Vice-Skip

**Legend:**

↻ Clockwise

↺ Counter-clockwise



### Cumulative Player Statistics by Team

#### JPN - Japan

UENO Miyu 4 S Right-handed

Type	🔄	%	↻	%	Total	%
Draw	28	91	28	91	56	91
Front	0	-	0	-	0	-
Guard	4	100	3	100	7	100
Raise	3	58	4	88	7	75
Wick / Soft Peeling	0	-	0	-	0	-
Freeze	0	-	0	-	0	-
Take-out	12	92	17	74	29	81
Hit and Roll	3	83	1	75	4	81
Clearing	3	42	5	80	8	66
Double Take-out	7	64	2	88	9	69
Promotion Take-out	2	13	2	13	4	13
All Draws	35	89	35	91	70	90
All Take-outs	27	72	27	71	54	72
<b>Total</b>	<b>62</b>	<b>82</b>	<b>62</b>	<b>83</b>	<b>124</b>	<b>82</b>
Not considered					1	-

KANAI Asuka 1 V Right-handed

Type	🔄	%	↻	%	Total	%
Draw	45	92	24	84	69	89
Front	17	96	7	100	24	97
Guard	7	79	1	75	8	78
Raise	0	-	0	-	0	-
Wick / Soft Peeling	2	100	1	100	3	100
Freeze	0	-	0	-	0	-
Take-out	11	73	7	79	18	75
Hit and Roll	2	63	0	-	2	63
Clearing	1	100	0	-	1	100
Double Take-out	0	-	1	100	1	100
Promotion Take-out	0	-	0	-	0	-
All Draws	71	92	33	88	104	90
All Take-outs	14	73	8	81	22	76
<b>Total</b>	<b>85</b>	<b>89</b>	<b>41</b>	<b>87</b>	<b>126</b>	<b>88</b>
Not considered					0	-

UENO Yui 3 Right-handed

Type	🔄	%	↻	%	Total	%
Draw	19	74	18	64	37	69
Front	0	-	0	-	0	-
Guard	1	100	7	86	8	88
Raise	2	100	0	-	2	100
Wick / Soft Peeling	0	-	1	100	1	100
Freeze	0	-	0	-	0	-
Take-out	19	74	13	85	32	78
Hit and Roll	8	63	4	69	12	65
Clearing	8	75	13	96	21	88
Double Take-out	5	90	6	75	11	82
Promotion Take-out	0	-	2	63	2	63
All Draws	22	77	26	71	48	74
All Take-outs	40	74	38	84	78	79
<b>Total</b>	<b>62</b>	<b>75</b>	<b>64</b>	<b>79</b>	<b>126</b>	<b>77</b>
Not considered					0	-

ONODERA Kaho A Right-handed

Type	🔄	%	↻	%	Total	%
Draw	5	85	7	96	12	92
Front	1	100	1	100	2	100
Guard	7	100	3	100	10	100
Raise	0	-	0	-	0	-
Wick / Soft Peeling	0	-	0	-	0	-
Freeze	0	-	0	-	0	-
Take-out	11	77	6	100	17	85
Hit and Roll	2	88	3	92	5	90
Clearing	3	100	3	100	6	100
Double Take-out	0	-	1	50	1	50
Promotion Take-out	0	-	1	25	1	25
All Draws	13	94	11	98	24	96
All Take-outs	16	83	14	89	30	86
<b>Total</b>	<b>29</b>	<b>88</b>	<b>25</b>	<b>93</b>	<b>54</b>	<b>90</b>
Not considered					0	-

NISHIMURO Junko 2 Right-handed

Type	🔄	%	↻	%	Total	%
Draw	14	91	6	88	20	90
Front	0	-	1	100	1	100
Guard	5	90	0	-	5	90
Raise	0	-	1	25	1	25
Wick / Soft Peeling	0	-	0	-	0	-
Freeze	0	-	0	-	0	-
Take-out	10	55	6	83	16	66
Hit and Roll	1	50	1	100	2	75
Clearing	11	89	13	83	24	85
Double Take-out	1	100	0	-	1	100
Promotion Take-out	1	75	1	75	2	75
All Draws	19	91	8	81	27	88
All Take-outs	24	73	21	83	45	78
<b>Total</b>	<b>43</b>	<b>81</b>	<b>29</b>	<b>83</b>	<b>72</b>	<b>82</b>
Not considered					0	-

Team: JPN - Japan

Type	🔄	%	↻	%	Total	%
Draw	111	88	83	83	194	86
Front	18	96	9	100	27	97
Guard	24	92	14	91	38	91
Raise	5	75	5	75	10	75
Wick / Soft Peeling	2	100	2	100	4	100
Freeze	0	-	0	-	0	-
Take-out	63	75	49	82	112	78
Hit and Roll	16	69	9	81	25	73
Clearing	26	81	34	89	60	85
Double Take-out	13	77	10	78	23	77
Promotion Take-out	3	33	6	42	9	39
All Draws	160	89	113	86	273	88
All Take-outs	121	74	108	81	229	78
<b>Total</b>	<b>281</b>	<b>83</b>	<b>221</b>	<b>83</b>	<b>502</b>	<b>83</b>
Not considered					1	-

**Note:**  
Position and function for each team member:  
**4** = Fourth, **3** = Third, **2** = Second, **1** = Lead, **A** = Alternate, **S** = Skip, **V** = Vice-Skip

**Legend:**  
🔄 Clockwise      ↻ Counter-clockwise



**Cumulative Player Statistics by Team**

**KOR - Korea**

GIM Eunji		4 S Right-handed					
Type	↻	%	↺	%	Total	%	
Draw	16	84	25	68	41	74	
Front	0	-	0	-	0	-	
Guard	3	100	4	100	7	100	
Raise	5	30	3	83	8	50	
Wick / Soft Peeling	0	-	0	-	0	-	
Freeze	0	-	0	-	0	-	
Take-out	11	80	20	78	31	78	
Hit and Roll	4	56	3	75	7	64	
Clearing	2	50	2	50	4	50	
Double Take-out	3	58	4	69	7	64	
Promotion Take-out	3	83	2	75	5	80	
All Draws	24	75	32	73	56	74	
All Take-outs	23	71	31	74	54	73	
<b>Total</b>	<b>47</b>	<b>73</b>	<b>63</b>	<b>74</b>	<b>110</b>	<b>73</b>	
Not considered					2	-	

SEOL Yeeun		1 Left-handed					
Type	↻	%	↺	%	Total	%	
Draw	15	80	27	94	42	89	
Front	16	98	26	90	42	93	
Guard	2	100	1	75	3	92	
Raise	1	100	1	100	2	100	
Wick / Soft Peeling	0	-	0	-	0	-	
Freeze	0	-	0	-	0	-	
Take-out	8	88	12	79	20	83	
Hit and Roll	1	100	0	-	1	100	
Clearing	0	-	1	100	1	100	
Double Take-out	0	-	1	50	1	50	
Promotion Take-out	0	-	0	-	0	-	
All Draws	34	90	55	92	89	91	
All Take-outs	9	89	14	79	23	83	
<b>Total</b>	<b>43</b>	<b>90</b>	<b>69</b>	<b>89</b>	<b>112</b>	<b>90</b>	
Not considered					0	-	

KIM Minji		3 V Right-handed					
Type	↻	%	↺	%	Total	%	
Draw	15	63	21	85	36	76	
Front	2	100	2	100	4	100	
Guard	5	100	9	75	14	84	
Raise	3	75	3	92	6	83	
Wick / Soft Peeling	0	-	0	-	0	-	
Freeze	0	-	0	-	0	-	
Take-out	12	85	13	88	25	87	
Hit and Roll	4	81	2	75	6	79	
Clearing	6	88	7	82	13	85	
Double Take-out	1	100	3	100	4	100	
Promotion Take-out	4	94	0	-	4	94	
All Draws	25	75	35	84	60	80	
All Take-outs	27	87	25	87	52	87	
<b>Total</b>	<b>52</b>	<b>81</b>	<b>60</b>	<b>85</b>	<b>112</b>	<b>83</b>	
Not considered					0	-	

SEOL Yeji		A Right-handed					
Type	↻	%	↺	%	Total	%	
Draw	2	100	6	83	8	88	
Front	0	-	0	-	0	-	
Guard	0	-	3	75	3	75	
Raise	0	-	1	100	1	100	
Wick / Soft Peeling	0	-	0	-	0	-	
Freeze	0	-	0	-	0	-	
Take-out	8	75	3	50	11	68	
Hit and Roll	0	-	0	-	0	-	
Clearing	3	67	1	75	4	69	
Double Take-out	0	-	1	100	1	100	
Promotion Take-out	0	-	0	-	0	-	
All Draws	2	100	10	83	12	85	
All Take-outs	11	73	5	65	16	70	
<b>Total</b>	<b>13</b>	<b>77</b>	<b>15</b>	<b>77</b>	<b>28</b>	<b>77</b>	
Not considered					0	-	

KIM Suji		2 Left-handed					
Type	↻	%	↺	%	Total	%	
Draw	5	85	22	91	27	90	
Front	1	100	1	100	2	100	
Guard	2	100	5	100	7	100	
Raise	4	63	1	75	5	65	
Wick / Soft Peeling	0	-	0	-	0	-	
Freeze	0	-	0	-	0	-	
Take-out	13	77	8	94	21	83	
Hit and Roll	1	100	1	100	2	100	
Clearing	7	79	7	82	14	80	
Double Take-out	4	50	1	100	5	60	
Promotion Take-out	0	-	1	25	1	25	
All Draws	12	81	29	92	41	89	
All Take-outs	25	74	18	86	43	79	
<b>Total</b>	<b>37</b>	<b>76</b>	<b>47</b>	<b>90</b>	<b>84</b>	<b>84</b>	
Not considered					0	-	

Team: KOR - Korea							
Type	↻	%	↺	%	Total	%	
Draw	53	78	101	84	154	82	
Front	19	99	29	91	48	94	
Guard	12	100	22	85	34	90	
Raise	13	56	9	89	22	69	
Wick / Soft Peeling	0	-	0	-	0	-	
Freeze	0	-	0	-	0	-	
Take-out	52	81	56	81	108	81	
Hit and Roll	10	75	6	79	16	77	
Clearing	18	76	18	79	36	78	
Double Take-out	8	59	10	83	18	72	
Promotion Take-out	7	89	3	58	10	80	
All Draws	97	82	161	86	258	84	
All Take-outs	95	78	93	80	188	79	
<b>Total</b>	<b>192</b>	<b>80</b>	<b>254</b>	<b>84</b>	<b>446</b>	<b>82</b>	
Not considered					2	-	

**Note:**  
Position and function for each team member:  
**4** = Fourth, **3** = Third, **2** = Second, **1** = Lead, **A** = Alternate, **S** = Skip, **V** = Vice-Skip

**Legend:**  
↻ Clockwise      ↺ Counter-clockwise





### Cumulative Player Statistics by Team

#### MEX - Mexico

CAMARENA Adriana 4 S Right-handed

Type	↻	%	↺	%	Total	%
Draw	29	45	22	59	51	51
Front	0	-	0	-	0	-
Guard	2	75	2	38	4	56
Raise	3	25	3	50	6	38
Wick / Soft Peeling	0	-	0	-	0	-
Freeze	0	-	0	-	0	-
Take-out	11	32	16	61	27	49
Hit and Roll	4	44	2	63	6	50
Clearing	2	50	0	-	2	50
Double Take-out	5	30	3	50	8	38
Promotion Take-out	2	0	1	0	3	0
All Draws	34	45	27	56	61	50
All Take-outs	24	32	22	57	46	44
<b>Total</b>	<b>58</b>	<b>40</b>	<b>49</b>	<b>57</b>	<b>107</b>	<b>47</b>
Not considered					1	-

MARTINEZ Karla 1 Right-handed

Type	↻	%	↺	%	Total	%
Draw	18	57	19	58	37	57
Front	13	67	4	94	17	74
Guard	1	50	1	0	2	25
Raise	0	-	1	0	1	0
Wick / Soft Peeling	0	-	0	-	0	-
Freeze	0	-	0	-	0	-
Take-out	8	38	26	46	34	44
Hit and Roll	0	-	0	-	0	-
Clearing	0	-	0	-	0	-
Double Take-out	0	-	3	50	3	50
Promotion Take-out	0	-	0	-	0	-
All Draws	32	61	25	59	57	60
All Take-outs	8	38	29	47	37	45
<b>Total</b>	<b>40</b>	<b>56</b>	<b>54</b>	<b>52</b>	<b>94</b>	<b>54</b>
Not considered					0	-

KNEPPER Karla 3 V Right-handed

Type	↻	%	↺	%	Total	%
Draw	17	26	21	51	38	40
Front	1	100	1	100	2	100
Guard	5	60	4	75	9	67
Raise	0	-	0	-	0	-
Wick / Soft Peeling	0	-	0	-	0	-
Freeze	0	-	0	-	0	-
Take-out	15	42	22	38	37	39
Hit and Roll	4	44	3	33	7	39
Clearing	1	0	4	81	5	65
Double Take-out	3	17	6	50	9	39
Promotion Take-out	1	0	0	-	1	0
All Draws	23	37	26	57	49	47
All Take-outs	24	35	35	44	59	41
<b>Total</b>	<b>47</b>	<b>36</b>	<b>61</b>	<b>50</b>	<b>108</b>	<b>44</b>
Not considered					0	-

QUINTERO Estefana A Right-handed

Type	↻	%	↺	%	Total	%
Draw	8	47	11	45	19	46
Front	1	50	1	100	2	75
Guard	0	-	0	-	0	-
Raise	0	-	0	-	0	-
Wick / Soft Peeling	0	-	0	-	0	-
Freeze	0	-	0	-	0	-
Take-out	2	75	10	65	12	67
Hit and Roll	0	-	0	-	0	-
Clearing	0	-	0	-	0	-
Double Take-out	0	-	2	75	2	75
Promotion Take-out	0	-	1	25	1	25
All Draws	9	47	12	50	21	49
All Take-outs	2	75	13	63	15	65
<b>Total</b>	<b>11</b>	<b>52</b>	<b>25</b>	<b>57</b>	<b>36</b>	<b>56</b>
Not considered					0	-

HUERTA Veronica 2 Right-handed

Type	↻	%	↺	%	Total	%
Draw	12	67	7	61	19	64
Front	2	75	0	-	2	75
Guard	0	-	2	0	2	0
Raise	0	-	0	-	0	-
Wick / Soft Peeling	0	-	0	-	0	-
Freeze	0	-	0	-	0	-
Take-out	16	53	30	66	46	61
Hit and Roll	0	-	2	75	2	75
Clearing	4	25	3	67	7	43
Double Take-out	1	100	4	63	5	70
Promotion Take-out	1	0	2	63	3	42
All Draws	14	68	9	47	23	60
All Take-outs	22	48	41	66	63	60
<b>Total</b>	<b>36</b>	<b>56</b>	<b>50</b>	<b>63</b>	<b>86</b>	<b>60</b>
Not considered					0	-

Team: MEX - Mexico

Type	↻	%	↺	%	Total	%
Draw	84	47	80	55	164	51
Front	17	69	6	96	23	76
Guard	8	63	9	42	17	51
Raise	3	25	4	38	7	32
Wick / Soft Peeling	0	-	0	-	0	-
Freeze	0	-	0	-	0	-
Take-out	52	44	104	54	156	51
Hit and Roll	8	44	7	54	15	48
Clearing	7	29	7	75	14	52
Double Take-out	9	33	18	56	27	48
Promotion Take-out	4	0	4	38	8	19
All Draws	112	51	99	56	211	53
All Take-outs	80	39	140	55	220	49
<b>Total</b>	<b>192</b>	<b>46</b>	<b>239</b>	<b>55</b>	<b>431</b>	<b>51</b>
Not considered					1	-

**Note:**

Position and function for each team member:

**4** = Fourth, **3** = Third, **2** = Second, **1** = Lead, **A** = Alternate, **S** = Skip, **V** = Vice-Skip

**Legend:**

↻ Clockwise

↺ Counter-clockwise



**Cumulative Player Statistics by Team**

**NZL - New Zealand**

**SUDDENS Chelsea**

4 S Right-handed

Type	↻	%	↺	%	Total	%
Draw	27	53	16	55	43	53
Front	0	-	0	-	0	-
Guard	2	100	2	63	4	81
Raise	4	69	0	-	4	69
Wick / Soft Peeling	0	-	0	-	0	-
Freeze	0	-	0	-	0	-
Take-out	14	52	17	59	31	56
Hit and Roll	4	56	1	0	5	45
Clearing	1	100	0	-	1	100
Double Take-out	3	67	2	50	5	60
Promotion Take-out	1	25	0	-	1	25
All Draws	33	58	18	56	51	57
All Take-outs	23	55	20	55	43	55
<b>Total</b>	<b>56</b>	<b>57</b>	<b>38</b>	<b>55</b>	<b>94</b>	<b>56</b>
Not considered					2	-

**WEBER Ariel**

1 Right-handed

Type	↻	%	↺	%	Total	%
Draw	38	68	14	34	52	59
Front	19	89	8	63	27	81
Guard	1	0	0	-	1	0
Raise	0	-	1	75	1	75
Wick / Soft Peeling	0	-	1	0	1	0
Freeze	0	-	0	-	0	-
Take-out	12	50	3	33	15	47
Hit and Roll	0	-	0	-	0	-
Clearing	0	-	0	-	0	-
Double Take-out	1	0	0	-	1	0
Promotion Take-out	0	-	0	-	0	-
All Draws	58	74	24	44	82	65
All Take-outs	13	46	3	33	16	44
<b>Total</b>	<b>71</b>	<b>69</b>	<b>27</b>	<b>43</b>	<b>98</b>	<b>62</b>
Not considered					0	-

**HEALD Eleanor**

3 V Right-handed

Type	↻	%	↺	%	Total	%
Draw	24	59	13	56	37	58
Front	0	-	0	-	0	-
Guard	2	100	2	75	4	88
Raise	2	13	1	0	3	8
Wick / Soft Peeling	0	-	0	-	0	-
Freeze	0	-	0	-	0	-
Take-out	25	72	23	49	48	61
Hit and Roll	2	88	2	25	4	56
Clearing	3	67	0	-	3	67
Double Take-out	10	55	5	50	15	53
Promotion Take-out	0	-	0	-	0	-
All Draws	28	59	16	55	44	57
All Take-outs	40	68	30	48	70	59
<b>Total</b>	<b>68</b>	<b>64</b>	<b>46</b>	<b>50</b>	<b>114</b>	<b>59</b>
Not considered					0	-

**APUWAI-BISHOP Grace**

A Right-handed

Type	↻	%	↺	%	Total	%
Draw	11	80	3	75	14	79
Front	1	100	1	0	2	50
Guard	1	25	0	-	1	25
Raise	0	-	0	-	0	-
Wick / Soft Peeling	0	-	0	-	0	-
Freeze	0	-	0	-	0	-
Take-out	9	78	6	46	15	65
Hit and Roll	1	100	1	100	2	100
Clearing	1	50	4	75	5	70
Double Take-out	3	50	1	50	4	50
Promotion Take-out	1	100	0	-	1	100
All Draws	13	77	4	56	17	72
All Take-outs	15	73	12	60	27	68
<b>Total</b>	<b>28</b>	<b>75</b>	<b>16</b>	<b>59</b>	<b>44</b>	<b>69</b>
Not considered					0	-

**TRAN Sophie**

2 Right-handed

Type	↻	%	↺	%	Total	%
Draw	20	76	9	42	29	66
Front	0	-	2	50	2	50
Guard	4	75	1	100	5	80
Raise	0	-	0	-	0	-
Wick / Soft Peeling	0	-	0	-	0	-
Freeze	0	-	0	-	0	-
Take-out	24	49	16	52	40	50
Hit and Roll	2	75	1	100	3	83
Clearing	3	100	11	77	14	82
Double Take-out	6	75	3	50	9	67
Promotion Take-out	0	-	0	-	0	-
All Draws	24	76	12	48	36	67
All Take-outs	35	59	31	62	66	61
<b>Total</b>	<b>59</b>	<b>66</b>	<b>43</b>	<b>58</b>	<b>102</b>	<b>63</b>
Not considered					0	-

**Team: NZL - New Zealand**

Type	↻	%	↺	%	Total	%
Draw	120	65	55	49	175	60
Front	20	90	11	55	31	77
Guard	10	73	5	75	15	73
Raise	6	50	2	38	8	47
Wick / Soft Peeling	0	-	1	0	1	0
Freeze	0	-	0	-	0	-
Take-out	84	60	65	51	149	56
Hit and Roll	9	72	5	50	14	64
Clearing	8	81	15	77	23	78
Double Take-out	23	59	11	50	34	56
Promotion Take-out	2	63	0	-	2	63
All Draws	156	68	74	50	230	63
All Take-outs	126	62	96	55	222	59
<b>Total</b>	<b>282</b>	<b>65</b>	<b>170</b>	<b>53</b>	<b>452</b>	<b>61</b>
Not considered					2	-

**Note:**

Position and function for each team member:

**4** = Fourth, **3** = Third, **2** = Second, **1** = Lead, **A** = Alternate, **S** = Skip, **V** = Vice-Skip

**Legend:**

↻ Clockwise

↺ Counter-clockwise





## Cumulative Player Statistics by Team

### TPE - Chinese Taipei

**YANG Ko** 4 S Right-handed

Type	↻	%	↺	%	Total	%
Draw	25	28	22	30	47	29
Front	0	-	0	-	0	-
Guard	1	50	2	75	3	67
Raise	6	17	1	50	7	21
Wick / Soft Peeling	0	-	0	-	0	-
Freeze	0	-	0	-	0	-
Take-out	13	27	12	58	25	42
Hit and Roll	2	50	4	38	6	42
Clearing	1	100	0	-	1	100
Double Take-out	1	0	4	50	5	40
Promotion Take-out	1	0	2	0	3	0
All Draws	32	27	25	34	57	30
All Take-outs	18	31	22	48	40	40
<b>Total</b>	<b>50</b>	<b>28</b>	<b>47</b>	<b>40</b>	<b>97</b>	<b>34</b>
Not considered					0	-

**CHANG Chia-Chi** 1 Right-handed

Type	↻	%	↺	%	Total	%
Draw	7	57	14	36	21	43
Front	9	75	15	65	24	69
Guard	0	-	0	-	0	-
Raise	0	-	0	-	0	-
Wick / Soft Peeling	0	-	0	-	0	-
Freeze	0	-	0	-	0	-
Take-out	4	100	4	69	8	84
Hit and Roll	0	-	0	-	0	-
Clearing	0	-	0	-	0	-
Double Take-out	1	50	0	-	1	50
Promotion Take-out	0	-	0	-	0	-
All Draws	16	67	29	51	45	57
All Take-outs	5	90	4	69	9	81
<b>Total</b>	<b>21</b>	<b>73</b>	<b>33</b>	<b>53</b>	<b>54</b>	<b>61</b>
Not considered					0	-

**LEE Stephanie** 3 V Right-handed

Type	↻	%	↺	%	Total	%
Draw	32	42	18	43	50	43
Front	0	-	0	-	0	-
Guard	0	-	1	100	1	100
Raise	3	83	2	25	5	60
Wick / Soft Peeling	0	-	0	-	0	-
Freeze	0	-	0	-	0	-
Take-out	14	45	13	21	27	33
Hit and Roll	3	33	3	50	6	42
Clearing	2	25	4	0	6	8
Double Take-out	0	-	1	100	1	100
Promotion Take-out	2	38	0	-	2	38
All Draws	35	46	21	44	56	45
All Take-outs	21	40	21	25	42	33
<b>Total</b>	<b>56</b>	<b>44</b>	<b>42</b>	<b>35</b>	<b>98</b>	<b>40</b>
Not considered					0	-

**LEE Ming Chieh** A Right-handed

Type	↻	%	↺	%	Total	%
Draw	21	39	26	47	47	44
Front	1	100	1	25	2	63
Guard	1	100	1	100	2	100
Raise	0	-	0	-	0	-
Wick / Soft Peeling	0	-	0	-	0	-
Freeze	0	-	0	-	0	-
Take-out	9	6	15	35	24	24
Hit and Roll	0	-	2	38	2	38
Clearing	0	-	0	-	0	-
Double Take-out	2	50	4	50	6	50
Promotion Take-out	1	0	0	-	1	0
All Draws	23	45	28	48	51	47
All Take-outs	12	13	21	38	33	29
<b>Total</b>	<b>35</b>	<b>34</b>	<b>49</b>	<b>44</b>	<b>84</b>	<b>40</b>
Not considered					0	-

**LIU I Ling** 2 Right-handed

Type	↻	%	↺	%	Total	%
Draw	17	38	11	68	28	50
Front	9	67	9	28	18	47
Guard	0	-	0	-	0	-
Raise	0	-	0	-	0	-
Wick / Soft Peeling	0	-	0	-	0	-
Freeze	0	-	0	-	0	-
Take-out	3	67	5	60	8	63
Hit and Roll	0	-	0	-	0	-
Clearing	1	50	1	0	2	25
Double Take-out	1	0	0	-	1	0
Promotion Take-out	0	-	1	25	1	25
All Draws	26	48	20	50	46	49
All Take-outs	5	50	7	46	12	48
<b>Total</b>	<b>31</b>	<b>48</b>	<b>27</b>	<b>49</b>	<b>58</b>	<b>49</b>
Not considered					0	-

**Team: TPE - Chinese Taipei**

Type	↻	%	↺	%	Total	%
Draw	102	38	91	43	193	41
Front	19	72	25	50	44	60
Guard	2	75	4	88	6	83
Raise	9	39	3	33	12	38
Wick / Soft Peeling	0	-	0	-	0	-
Freeze	0	-	0	-	0	-
Take-out	43	38	49	42	92	40
Hit and Roll	5	40	9	42	14	41
Clearing	4	50	5	0	9	22
Double Take-out	5	30	9	56	14	46
Promotion Take-out	4	19	3	8	7	14
All Draws	132	44	123	46	255	45
All Take-outs	61	37	75	40	136	38
<b>Total</b>	<b>193</b>	<b>42</b>	<b>198</b>	<b>43</b>	<b>391</b>	<b>43</b>
Not considered					0	-

**Note:**  
Position and function for each team member:  
**4** = Fourth, **3** = Third, **2** = Second, **1** = Lead, **A** = Alternate, **S** = Skip, **V** = Vice-Skip

**Legend:**  
↻ Clockwise      ↺ Counter-clockwise



## Cumulative Player Statistics by Team

### USA - United States

THIESSE Cory 4 S Right-handed

Type	↻	%	↺	%	Total	%
Draw	21	74	24	89	45	82
Front	0	-	0	-	0	-
Guard	4	56	4	94	8	75
Raise	1	50	4	88	5	80
Wick / Soft Peeling	0	-	0	-	0	-
Freeze	0	-	1	100	1	100
Take-out	13	85	12	83	25	84
Hit and Roll	6	71	5	70	11	70
Clearing	2	75	2	100	4	88
Double Take-out	5	50	4	56	9	53
Promotion Take-out	1	100	3	0	4	25
All Draws	26	70	33	89	59	81
All Take-outs	27	75	26	68	53	72
<b>Total</b>	<b>53</b>	<b>73</b>	<b>59</b>	<b>80</b>	<b>112</b>	<b>77</b>
Not considered					0	-

ANDERSON-HEIDE Taylor 1 Right-handed

Type	↻	%	↺	%	Total	%
Draw	32	94	28	86	60	90
Front	18	93	18	96	36	94
Guard	2	100	0	-	2	100
Raise	0	-	0	-	0	-
Wick / Soft Peeling	0	-	0	-	0	-
Freeze	0	-	0	-	0	-
Take-out	10	70	4	38	14	61
Hit and Roll	0	-	0	-	0	-
Clearing	0	-	0	-	0	-
Double Take-out	0	-	0	-	0	-
Promotion Take-out	0	-	0	-	0	-
All Draws	52	94	46	90	98	92
All Take-outs	10	70	4	38	14	61
<b>Total</b>	<b>62</b>	<b>90</b>	<b>50</b>	<b>86</b>	<b>112</b>	<b>88</b>
Not considered					0	-

PERSINGER Vicky 3 Right-handed

Type	↻	%	↺	%	Total	%
Draw	17	76	16	75	33	76
Front	0	-	0	-	0	-
Guard	11	82	9	97	20	89
Raise	1	100	0	-	1	100
Wick / Soft Peeling	0	-	0	-	0	-
Freeze	0	-	0	-	0	-
Take-out	17	84	18	72	35	78
Hit and Roll	2	75	3	75	5	75
Clearing	8	94	2	100	10	95
Double Take-out	1	50	6	50	7	50
Promotion Take-out	1	100	0	-	1	100
All Draws	29	79	25	83	54	81
All Take-outs	29	85	29	70	58	78
<b>Total</b>	<b>58</b>	<b>82</b>	<b>54</b>	<b>76</b>	<b>112</b>	<b>79</b>
Not considered					0	-

GEVING Aileen A Right-handed

Type	↻	%	↺	%	Total	%
Draw	9	92	1	100	10	93
Front	0	-	0	-	0	-
Guard	2	88	0	-	2	88
Raise	1	100	0	-	1	100
Wick / Soft Peeling	0	-	0	-	0	-
Freeze	0	-	0	-	0	-
Take-out	6	75	2	0	8	56
Hit and Roll	0	-	1	100	1	100
Clearing	5	95	4	94	9	94
Double Take-out	2	50	0	-	2	50
Promotion Take-out	0	-	1	50	1	50
All Draws	12	92	1	100	13	92
All Take-outs	13	79	8	66	21	74
<b>Total</b>	<b>25</b>	<b>85</b>	<b>9</b>	<b>69</b>	<b>34</b>	<b>81</b>
Not considered					0	-

PETERSON Tara 2 V Right-handed

Type	↻	%	↺	%	Total	%
Draw	17	76	13	88	30	82
Front	0	-	0	-	0	-
Guard	5	80	7	96	12	90
Raise	1	100	3	92	4	94
Wick / Soft Peeling	0	-	0	-	0	-
Freeze	0	-	0	-	0	-
Take-out	4	100	12	83	16	88
Hit and Roll	0	-	2	63	2	63
Clearing	3	92	6	83	9	86
Double Take-out	0	-	3	67	3	67
Promotion Take-out	1	100	1	100	2	100
All Draws	23	78	23	91	46	85
All Take-outs	8	97	24	80	32	84
<b>Total</b>	<b>31</b>	<b>83</b>	<b>47</b>	<b>86</b>	<b>78</b>	<b>85</b>
Not considered					0	-

Team: USA - United States

Type	↻	%	↺	%	Total	%
Draw	96	83	82	85	178	84
Front	18	93	18	96	36	94
Guard	24	79	20	96	44	87
Raise	4	88	7	89	11	89
Wick / Soft Peeling	0	-	0	-	0	-
Freeze	0	-	1	100	1	100
Take-out	50	82	48	72	98	77
Hit and Roll	8	72	11	73	19	72
Clearing	18	92	14	91	32	91
Double Take-out	8	50	13	56	21	54
Promotion Take-out	3	100	5	30	8	56
All Draws	142	84	128	89	270	86
All Take-outs	87	80	91	70	178	75
<b>Total</b>	<b>229</b>	<b>83</b>	<b>219</b>	<b>81</b>	<b>448</b>	<b>82</b>
Not considered					0	-

**Note:**

Position and function for each team member:

**4** = Fourth, **3** = Third, **2** = Second, **1** = Lead, **A** = Alternate, **S** = Skip, **V** = Vice-Skip

**Legend:**

↻ Clockwise

↺ Counter-clockwise



### Session Results and Standings

Sheet	Team	LSD/LSFE	1	2	3	4	5	6	7	8	9	10	Extra Ends	Total
A	TPE - Chinese Taipei	170.2cm	0	0	2	0	1	0	0	X	X	X		3
	NZL - New Zealand	152.7cm *	4	1	0	1	0	2	2	X	X	X		10
B	CHN - China	19.1cm *	1	1	0	2	0	1	0	2	2	X		9
	USA - United States	27.6cm	0	0	1	0	2	0	1	0	0	X		4
C	JPN - Japan	26.3cm *	1	0	1	0	2	0	1	0	1	0		6
	CAN - Canada	60.2cm	0	1	0	3	0	2	0	1	0	1		8
D	MEX - Mexico	219.7cm	0	0	1	1	0	2	0	0	X	X		4
	KOR - Korea	59.4cm *	2	4	0	0	2	0	1	2	X	X		11

### Standings after Round Robin

Rank	Team	Games	Wins	Losses	
1	CAN - Canada	7	7	0	Q
2	JPN - Japan	7	6	1	Q
3	KOR - Korea	7	5	2	Q
4	CHN - China	7	4	3	Q
5	USA - United States	7	3	4	
6	NZL - New Zealand	7	2	5	
7	MEX - Mexico	7	1	6	
8	TPE - Chinese Taipei	7	0	7	>B

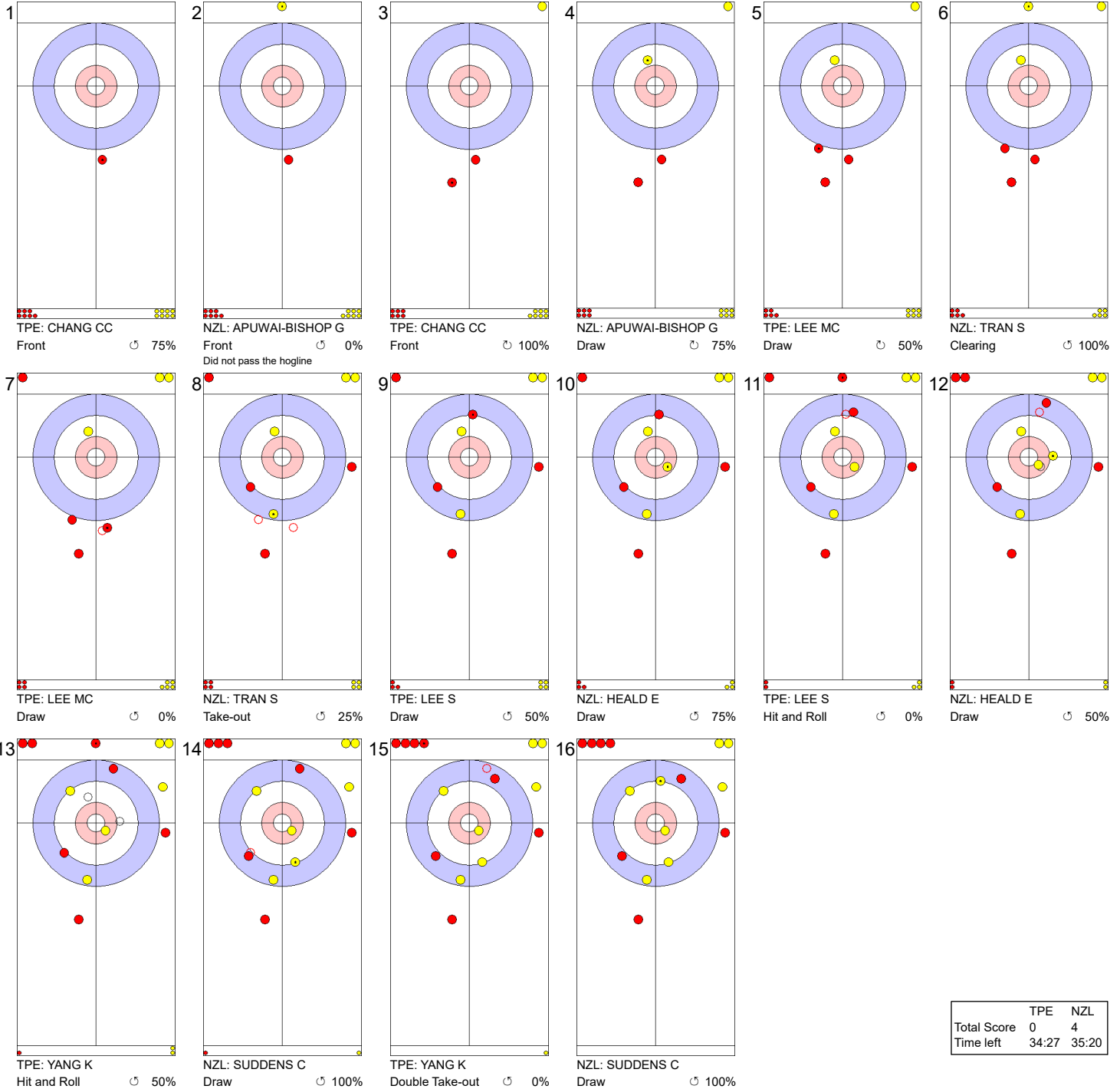
<b>Legend:</b>		
>B To B-Division	LSD Last Stone Draw	LSFE(*) Last Stone First End
Q Qualified for the play-offs	X Unplayed/unfinished end due to concession	





**Game - Shot by Shot**

**End 1** ● **TPE - Chinese Taipei** 0 + 0 (this end) = 0      ● **NZL - New Zealand** 0 + 4 (this end) = 4



	TPE	NZL
Total Score	0	4
Time left	34:27	35:20

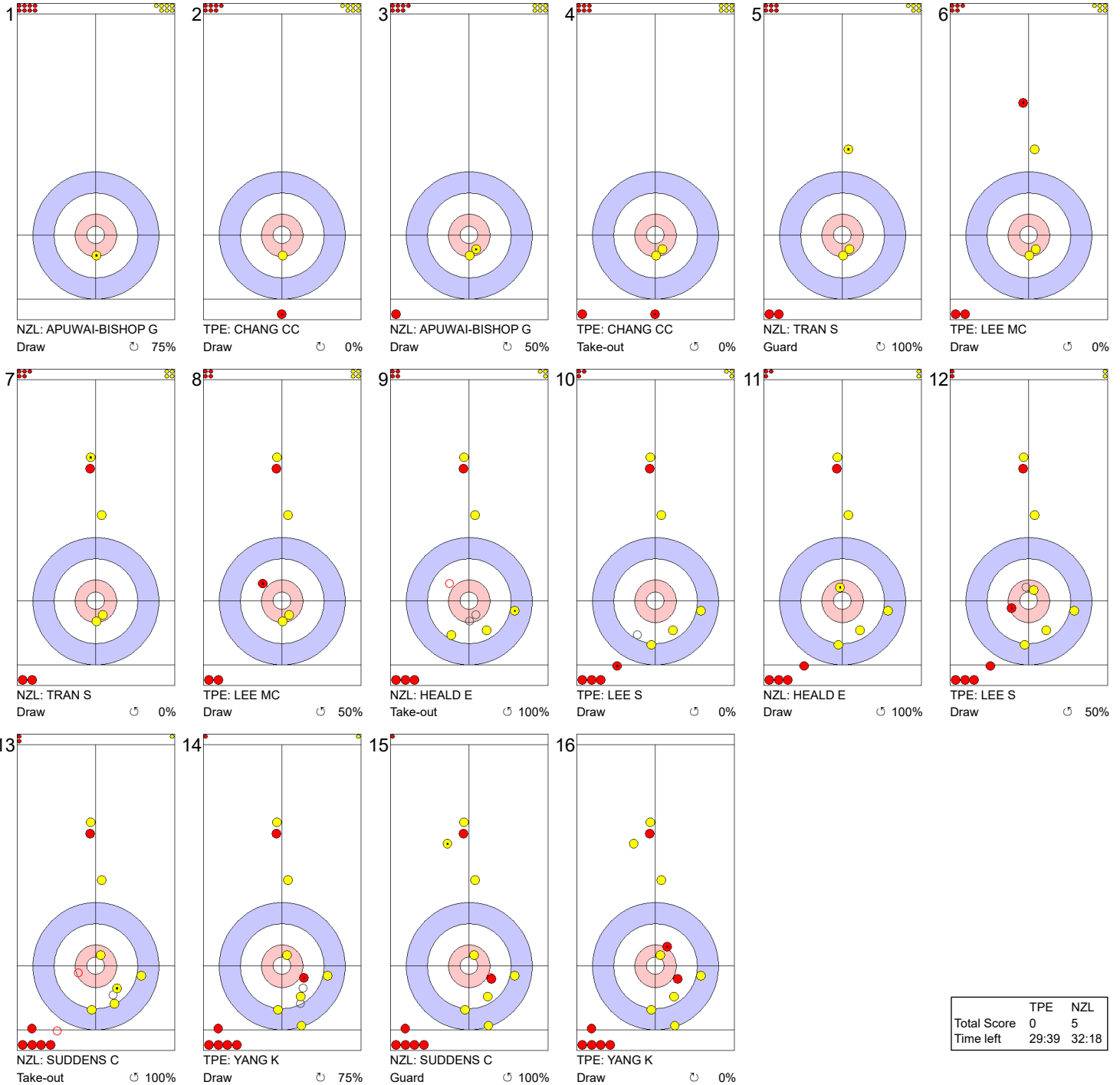
**Legend:**  
 ↻ Clockwise      ↺ Counter-clockwise      - Not considered





Game - Shot by Shot

End 2 ● TPE - Chinese Taipei 0 + 0 (this end) = 0      ● NZL - New Zealand 4 + 1 (this end) = 5



	TPE	NZL
Total Score	0	5
Time left	29:39	32:18

**Legend:**  
 ↻ Clockwise      ↺ Counter-clockwise      - Not considered





Game - Shot by Shot

End 3 ● TPE - Chinese Taipei 0 + 2 (this end) = 2      ● NZL - New Zealand 5 + 0 (this end) = 5



	TPE	NZL
Total Score	2	5
Time left	25:12	29:06

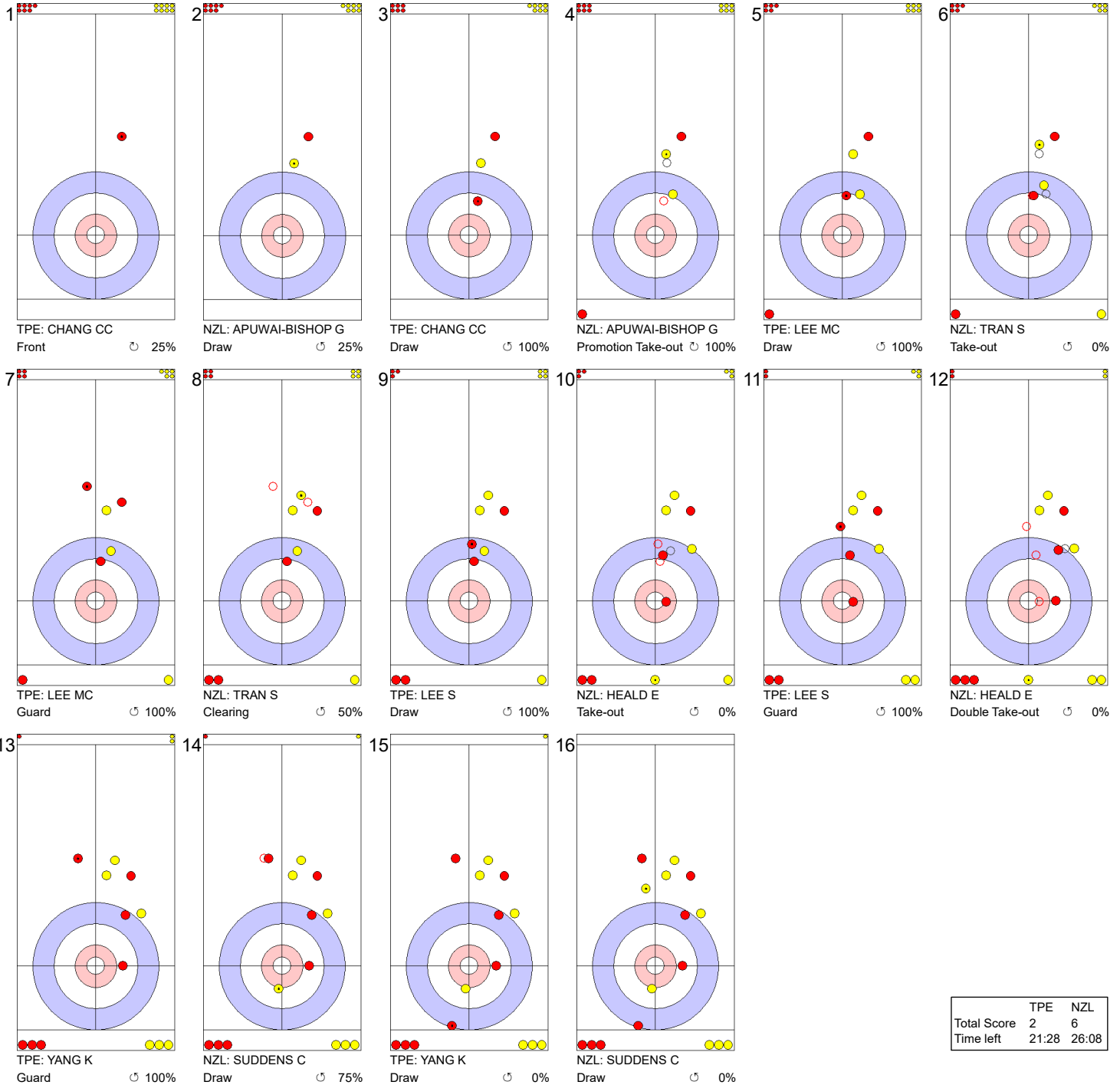
**Legend:**  
 ↻ Clockwise      ↺ Counter-clockwise      - Not considered





### Game - Shot by Shot

**End 4**   ● **TPE - Chinese Taipei** 2 + 0 (this end) = 2   ● **NZL - New Zealand** 5 + 1 (this end) = 6



	TPE	NZL
Total Score	2	6
Time left	21:28	26:08

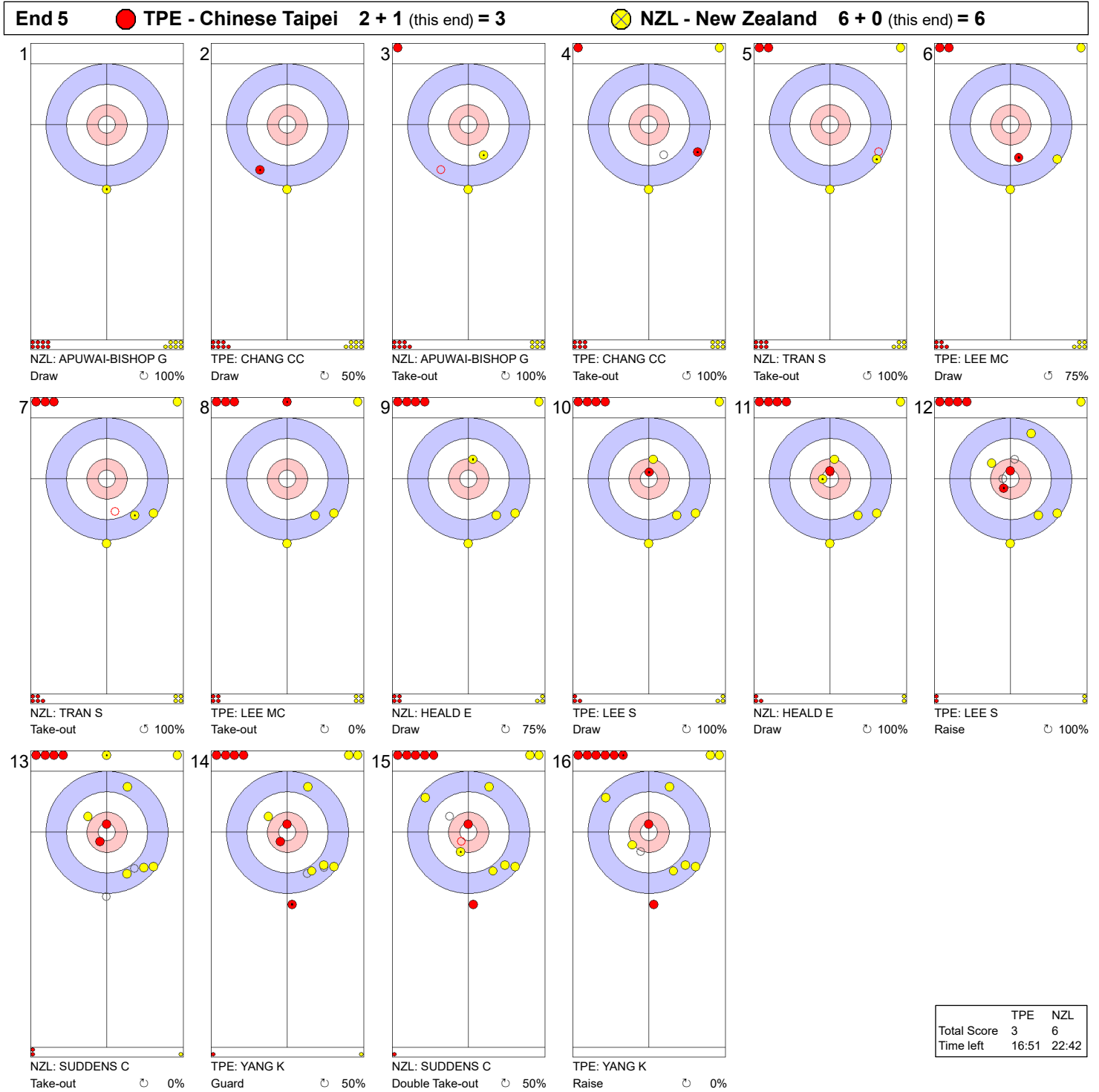
**Legend:**  
 ↻ Clockwise      ↺ Counter-clockwise      - Not considered







Game - Shot by Shot



**Legend:**  
 ↻ Clockwise      ↺ Counter-clockwise      - Not considered





### Game - Shot by Shot

**End 6**   ● **TPE - Chinese Taipei** 3 + 0 (this end) = 3   ● **NZL - New Zealand** 6 + 2 (this end) = 8



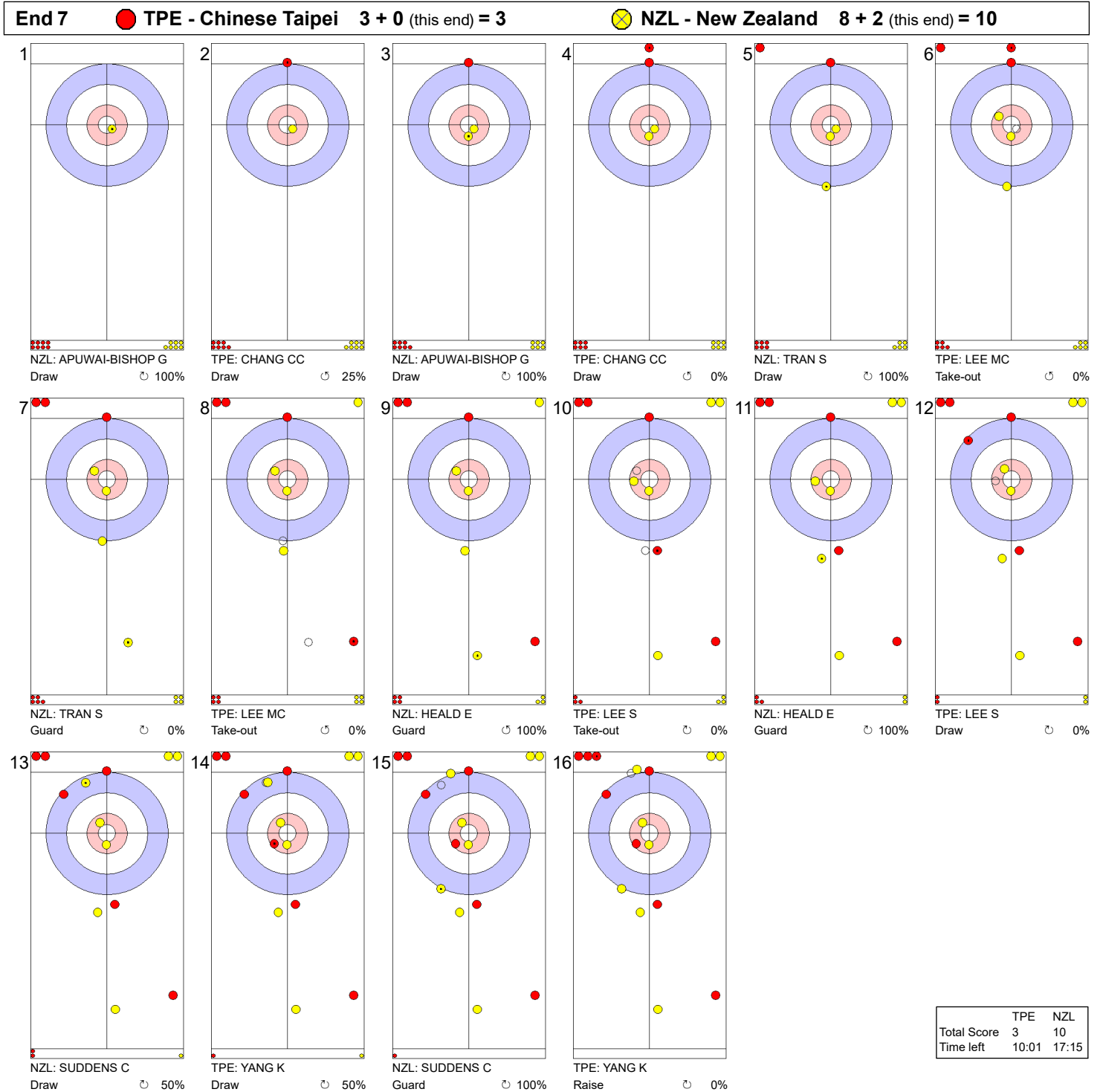
	TPE	NZL
Total Score	3	8
Time left	14:19	20:06

**Legend:**  
 ↻ Clockwise      ↺ Counter-clockwise      - Not considered





### Game - Shot by Shot



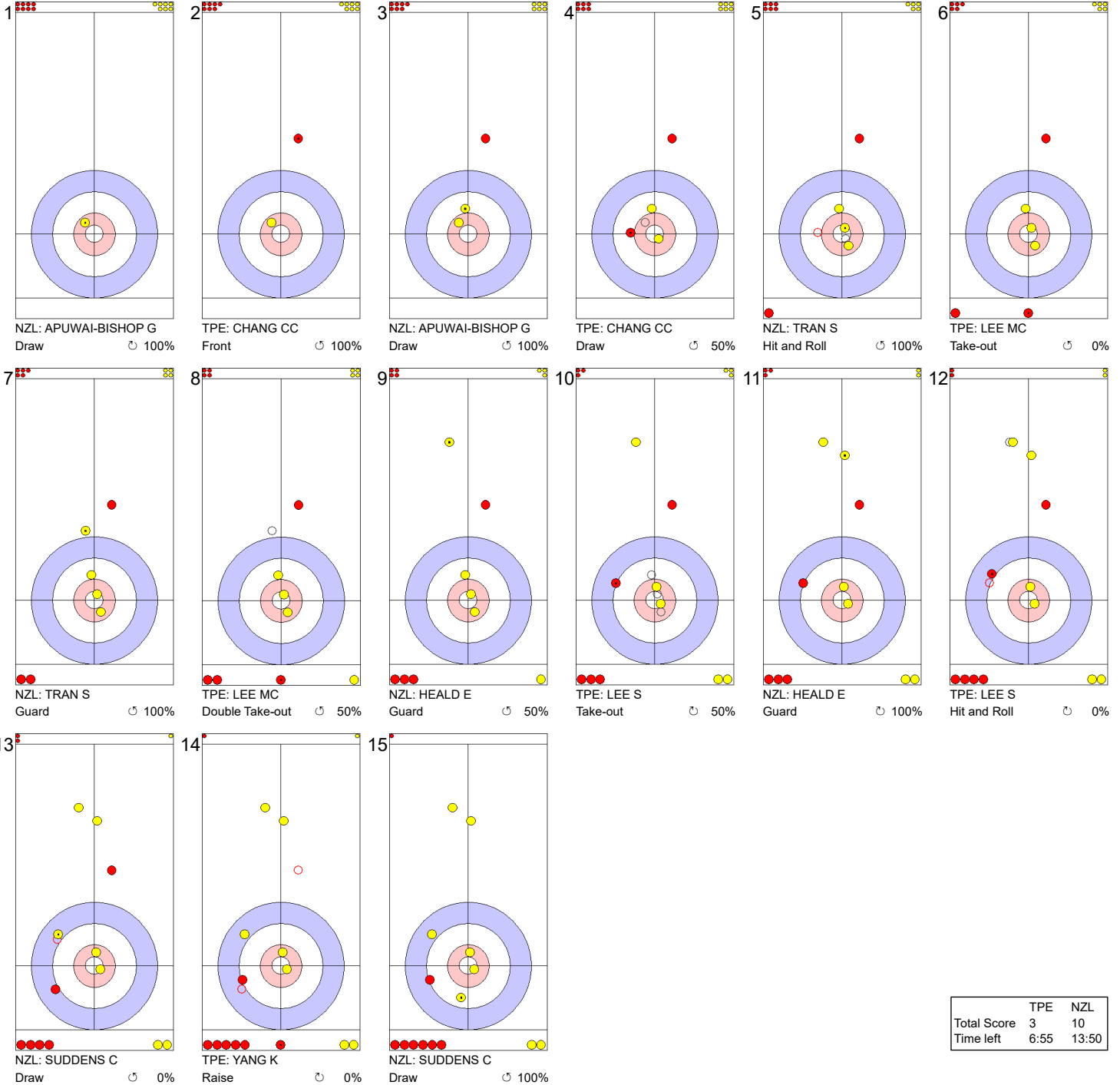
**Legend:**  
 ↻ Clockwise      ↺ Counter-clockwise      - Not considered





**Game - Shot by Shot**

**End 8** ● **TPE - Chinese Taipei 3 + X (this end) = 3** ● **NZL - New Zealand 10 + X (this end) = 10**



	TPE	NZL
Total Score	3	10
Time left	6:55	13:50

**Legend:**  
 ↻ Clockwise      ↺ Counter-clockwise      - Not considered  
 X Unfinished end due to concession







Game - Shot by Shot

**End 1**   ● **CHN - China** 0 + 1 (this end) = 1      ● **USA - United States** 0 + 0 (this end) = 0

1  USA: ANDERSON-HEIDE T Draw      ⤵ 100%	2  CHN: JIANG J Take-out      ⤵ 50%	3  USA: ANDERSON-HEIDE T Draw      ⤵ 100%	4  CHN: JIANG J Take-out      ⤵ 100%	5  USA: PETERSON T Take-out      ⤵ 100%	6  CHN: DONG Z Take-out      ⤵ 100%
7  USA: PETERSON T Take-out      ⤵ 100%	8  CHN: DONG Z Take-out      ⤵ 100%	9  USA: PERSINGER V Take-out      ⤵ 100%	10  CHN: HAN Y Take-out      ⤵ 100%	11  USA: PERSINGER V Take-out      ⤵ 100%	12  CHN: HAN Y Take-out      ⤵ 100%
13  USA: THIESSE C Take-out      ⤵ 100%	14  CHN: WANG R Take-out      ⤵ 50%	15  USA: THIESSE C Draw      ⤵ 100%	16  CHN: WANG R Clearing      ⤵ 50%		

	CHN	USA
Total Score	1	0
Time left	35:57	36:18

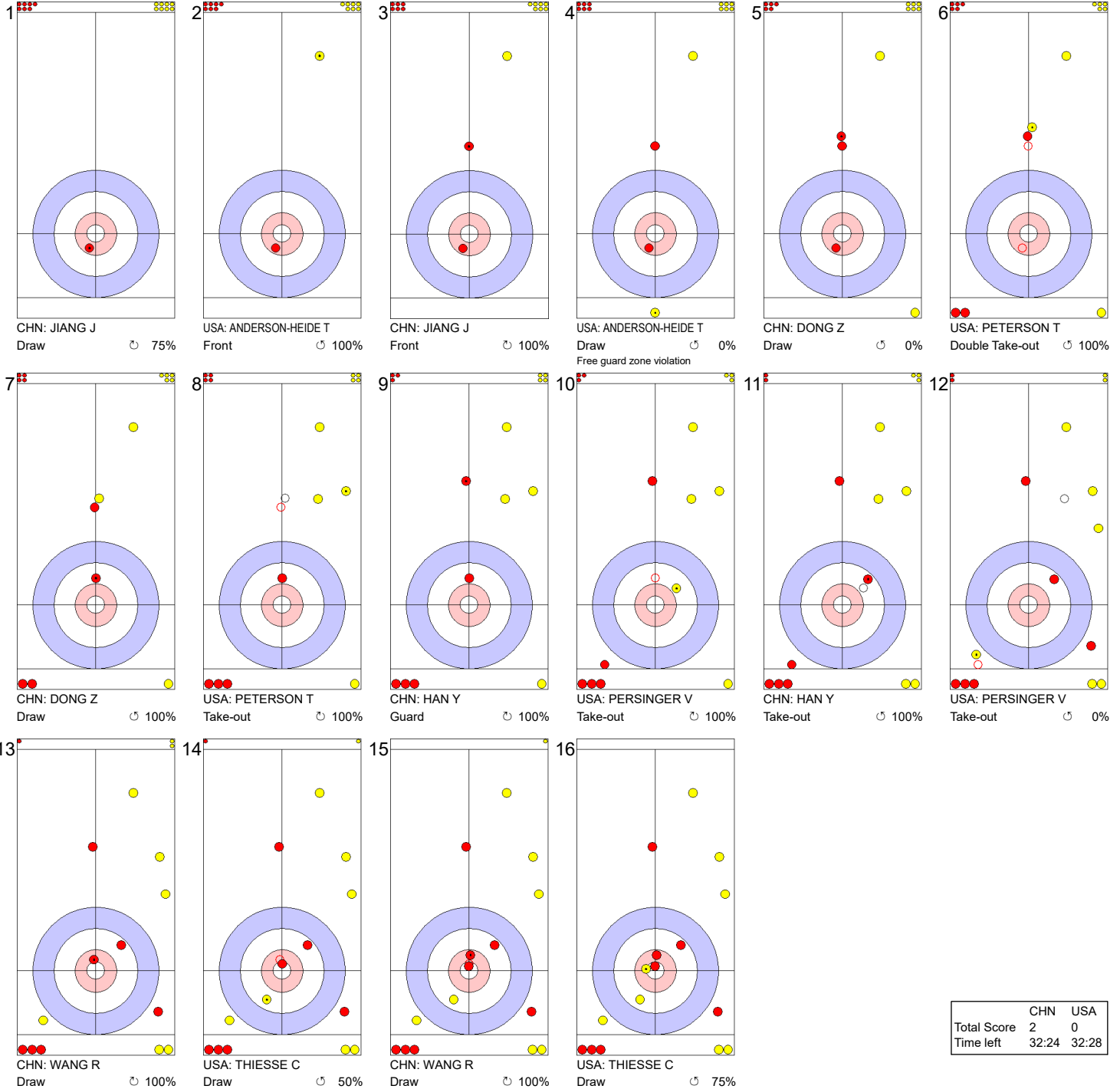
**Legend:**  
 ⤵ Clockwise      ⤴ Counter-clockwise      - Not considered





**Game - Shot by Shot**

**End 2**   **● CHN - China 1 + 1 (this end) = 2**   **● USA - United States 0 + 0 (this end) = 0**



	CHN	USA
Total Score	2	0
Time left	32:24	32:28

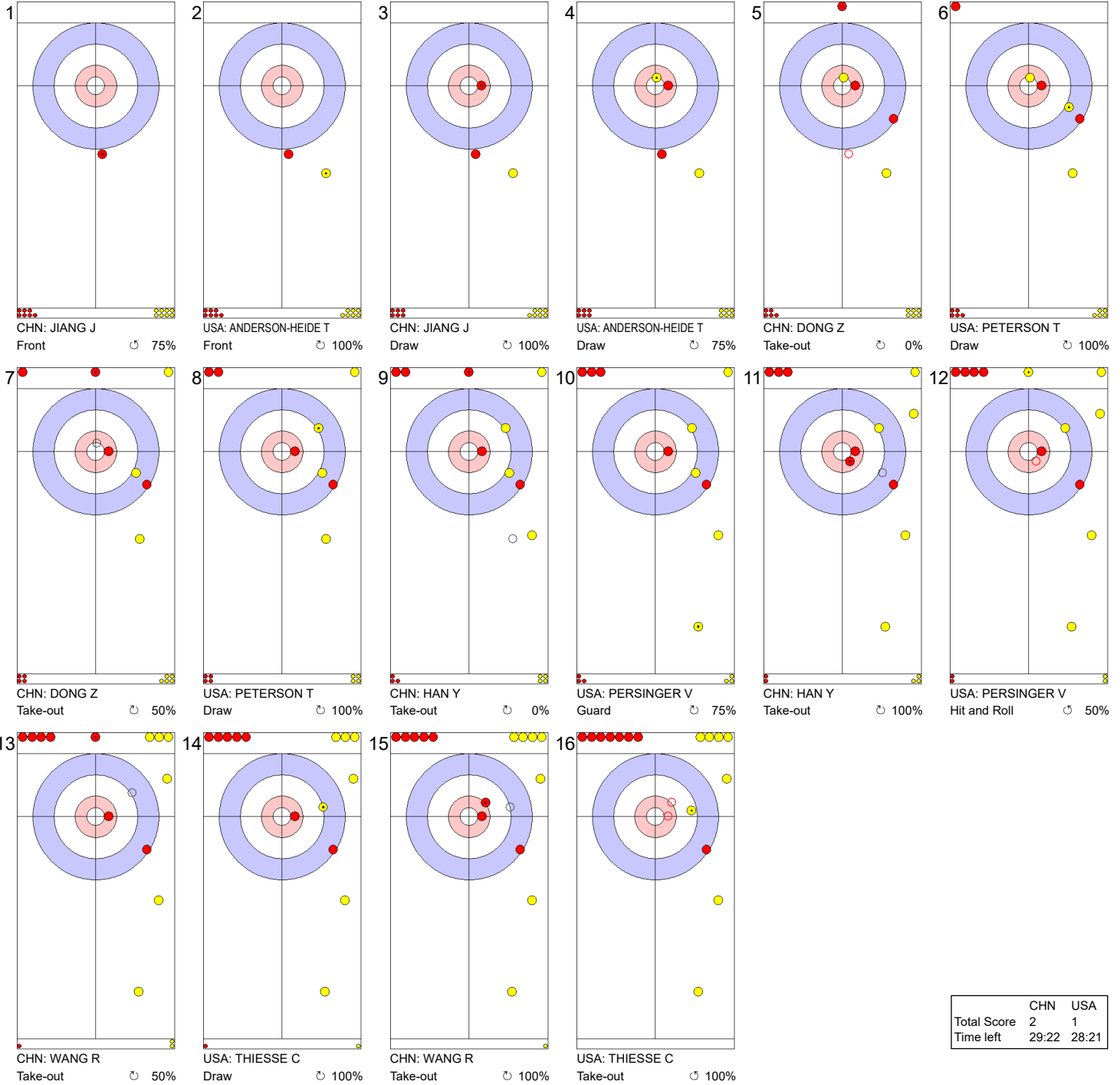
**Legend:**  
 ↻ Clockwise      ↺ Counter-clockwise      - Not considered





Game - Shot by Shot

End 3 ● CHN - China 2 + 0 (this end) = 2      ● USA - United States 0 + 1 (this end) = 1



	CHN	USA
Total Score	2	1
Time left	29:22	28:21

**Legend:**  
 ↻ Clockwise      ↺ Counter-clockwise      - Not considered

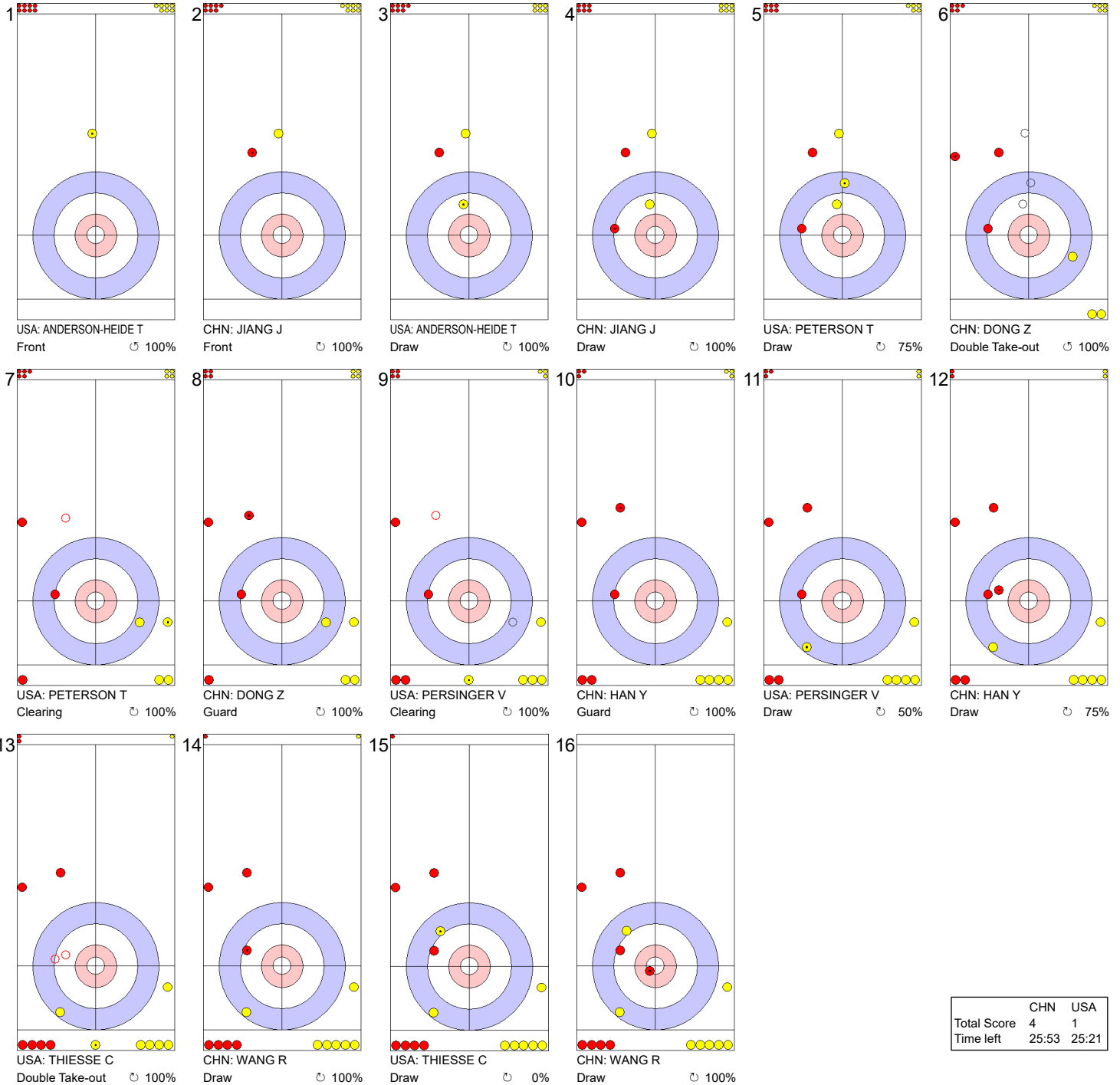






Game - Shot by Shot

End 4 **CHN - China 2 + 2 (this end) = 4** **USA - United States 1 + 0 (this end) = 1**



	CHN	USA
Total Score	4	1
Time left	25:53	25:21

**Legend:**  
 ↻ Clockwise      ↺ Counter-clockwise      - Not considered





Game - Shot by Shot

End 5 **CHN - China 4 + 0 (this end) = 4** **USA - United States 1 + 2 (this end) = 3**



	CHN	USA
Total Score	4	3
Time left	21:48	20:58

**Legend:**  
 ↻ Clockwise      ↺ Counter-clockwise      - Not considered





Game - Shot by Shot

End 6 **CHN - China 4 + 1 (this end) = 5** **USA - United States 3 + 0 (this end) = 3**



	CHN	USA
Total Score	5	3
Time left	18:46	17:04

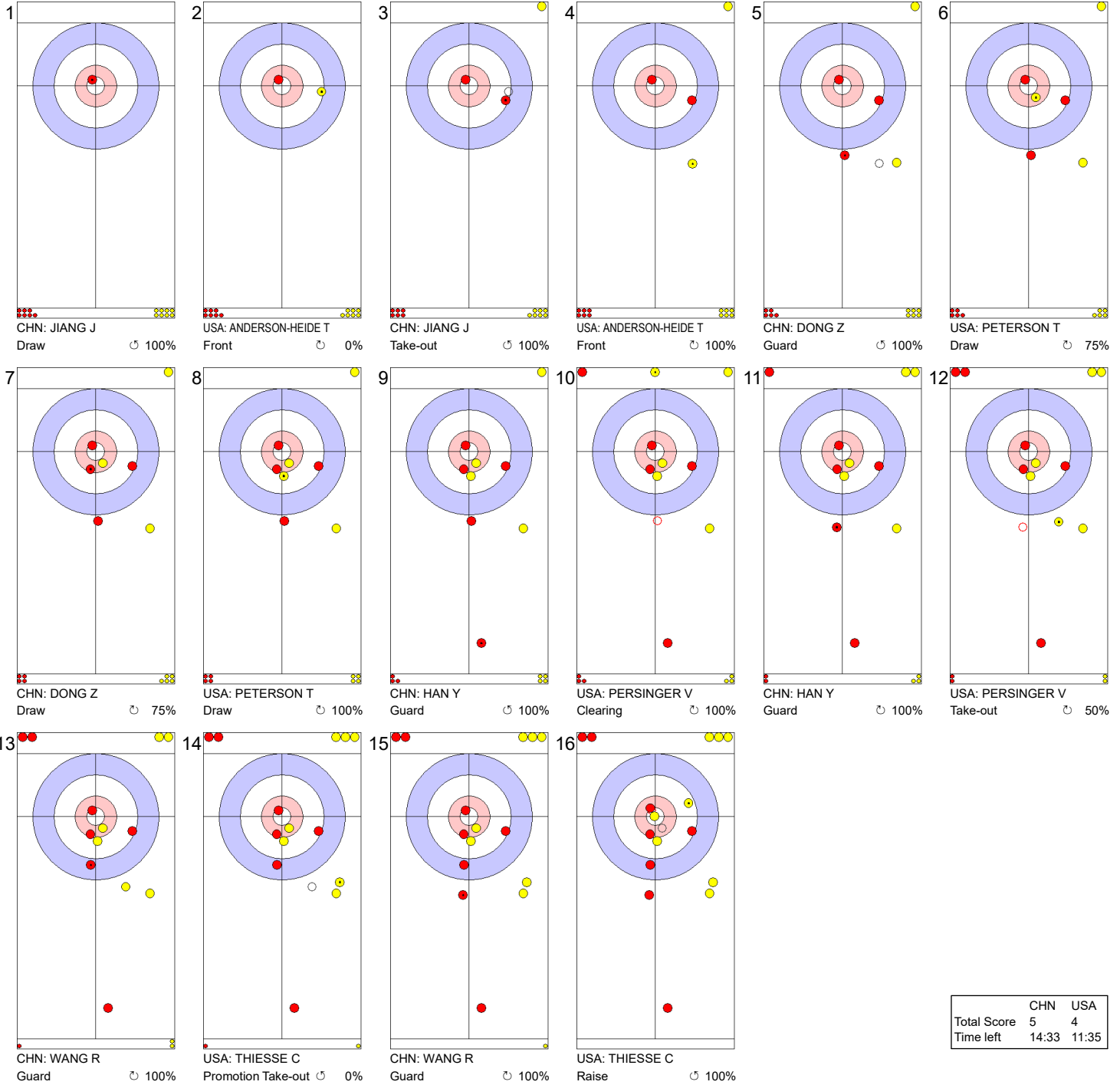
**Legend:**  
 ↻ Clockwise      ↺ Counter-clockwise      - Not considered





Game - Shot by Shot

End 7 **CHN - China 5 + 0 (this end) = 5** **USA - United States 3 + 1 (this end) = 4**



	CHN	USA
Total Score	5	4
Time left	14:33	11:35

**Legend:**  
 ↻ Clockwise      ↺ Counter-clockwise      - Not considered





Game - Shot by Shot

End 8 **CHN - China** 5 + 2 (this end) = 7 **USA - United States** 4 + 0 (this end) = 4



	CHN	USA
Total Score	7	4
Time left	10:57	7:48

**Legend:**  
 ↻ Clockwise      ↺ Counter-clockwise      - Not considered





Game - Shot by Shot

End 9 ● CHN - China 7 + 2 (this end) = 9 ⊗ USA - United States 4 + 0 (this end) = 4



	CHN	USA
Total Score	9	4
Time left	7:26	2:17

**Legend:**  
↻ Clockwise      ↺ Counter-clockwise      - Not considered





THU 31 OCT 2024  
Start Time 14:00

Round Robin Session 7 - Sheet C



### Game Results

Sheet	Team	LSFE	1	2	3	4	5	6	7	8	9	10	Extra Ends	Total
C	JPN - Japan	*	1	0	1	0	2	0	1	0	1	0		6
	CAN - Canada		0	1	0	3	0	2	0	1	0	1		8

JPN - Japan		Shot Success Game	All
4 S	UENO Miyu	74 %	82 %
3	UENO Yui	66 %	77 %
2	ONODERA Kaho	93 %	90 %
1 V	KANAI Asuka	86 %	88 %
A	NISHIMURO Junko	-	82 %
Team Total		80 %	83 %

CAN - Canada		Shot Success Game	All
4 S	HOMAN Rachel	78 %	87 %
3 V	FLEURY Tracy	75 %	86 %
2	MISKEW Emma	84 %	84 %
1	WILKES Sarah	93 %	89 %
A	BROWN Rachel	-	71 %
Team Total		82 %	86 %

Last Stone Draw		Distance
☺	ONODERA Kaho	15.8cm
☹	UENO Miyu	10.5cm
<b>Total</b>		<b>26.3cm</b>

Last Stone Draw		Distance
☺	HOMAN Rachel	57.9cm
☹	WILKES Sarah	2.3cm
<b>Total</b>		<b>60.2cm</b>

Time remaining: 0 minutes 58 seconds

Time remaining: 0 minutes 27 seconds

Time-out: End 10 - JPN stone 4

Time-out: End 8 - CAN stone 7

### Shot Success Analysis

JPN - Japan		☺	☹	Game
4	UENO Miyu	Draws 3 83%	9 92%	12 90%
		Take-outs 7 50%	1 50%	8 50%
		Total 10 60%	10 88%	20 74%
3	UENO Yui	Draws 1 0%	10 55%	11 50%
		Take-outs 5 80%	4 94%	9 86%
		Total 6 67%	14 66%	20 66%
2	ONODERA Kaho	Draws 8 91%	4 94%	12 92%
		Take-outs 4 94%	4 94%	8 94%
		Total 12 92%	8 94%	20 93%
1	KANAI Asuka	Draws 11 86%	8 84%	19 86%
		Take-outs 1 100%	0 -	1 100%
		Total 12 88%	8 84%	20 86%
A	NISHIMURO Junko	Draws 0 -	0 -	0 -
		Take-outs 0 -	0 -	0 -
		Total 0 -	0 -	0 -
Team		Draws 23 84%	31 78%	54 81%
		Take-outs 17 72%	9 89%	26 78%
		Total 40 79%	40 81%	80 80%

CAN - Canada		☺	☹	Game
4	HOMAN Rachel	Draws 2 100%	9 67%	11 73%
		Take-outs 8 84%	1 75%	9 83%
		Total 10 88%	10 68%	20 78%
3	FLEURY Tracy	Draws 2 50%	2 75%	4 63%
		Take-outs 10 75%	6 83%	16 78%
		Total 12 71%	8 81%	20 75%
2	MISKEW Emma	Draws 1 100%	3 92%	4 94%
		Take-outs 9 94%	7 64%	16 81%
		Total 10 95%	10 73%	20 84%
1	WILKES Sarah	Draws 6 88%	13 98%	19 95%
		Take-outs 1 50%	0 -	1 50%
		Total 7 82%	13 98%	20 93%
A	BROWN Rachel	Draws 0 -	0 -	0 -
		Take-outs 0 -	0 -	0 -
		Total 0 -	0 -	0 -
Team		Draws 11 84%	27 85%	38 85%
		Take-outs 28 83%	14 73%	42 80%
		Total 39 83%	41 81%	80 82%

**Note:**  
Position and function for each team member:  
4 = Fourth, 3 = Third, 2 = Second, 1 = Lead, A = Alternate, S = Skip, V = Vice-Skip

**Legend:**  
☺ Clockwise      ☹ Counter-clockwise      LSFE(\*) Last Stone First End



Game - Shot by Shot



**Legend:**  
 ↻ Clockwise      ↺ Counter-clockwise      - Not considered







Game - Shot by Shot

End 2 ● JPN - Japan 1 + 0 (this end) = 1      ● CAN - Canada 0 + 1 (this end) = 1



	JPN	CAN
Total Score	1	1
Time left	32:02	32:09

**Legend:**  
 ↻ Clockwise      ↺ Counter-clockwise      - Not considered





Game - Shot by Shot

End 3 ● JPN - Japan 1 + 1 (this end) = 2      ● CAN - Canada 1 + 0 (this end) = 1



	JPN	CAN
Total Score	2	1
Time left	27:00	26:39

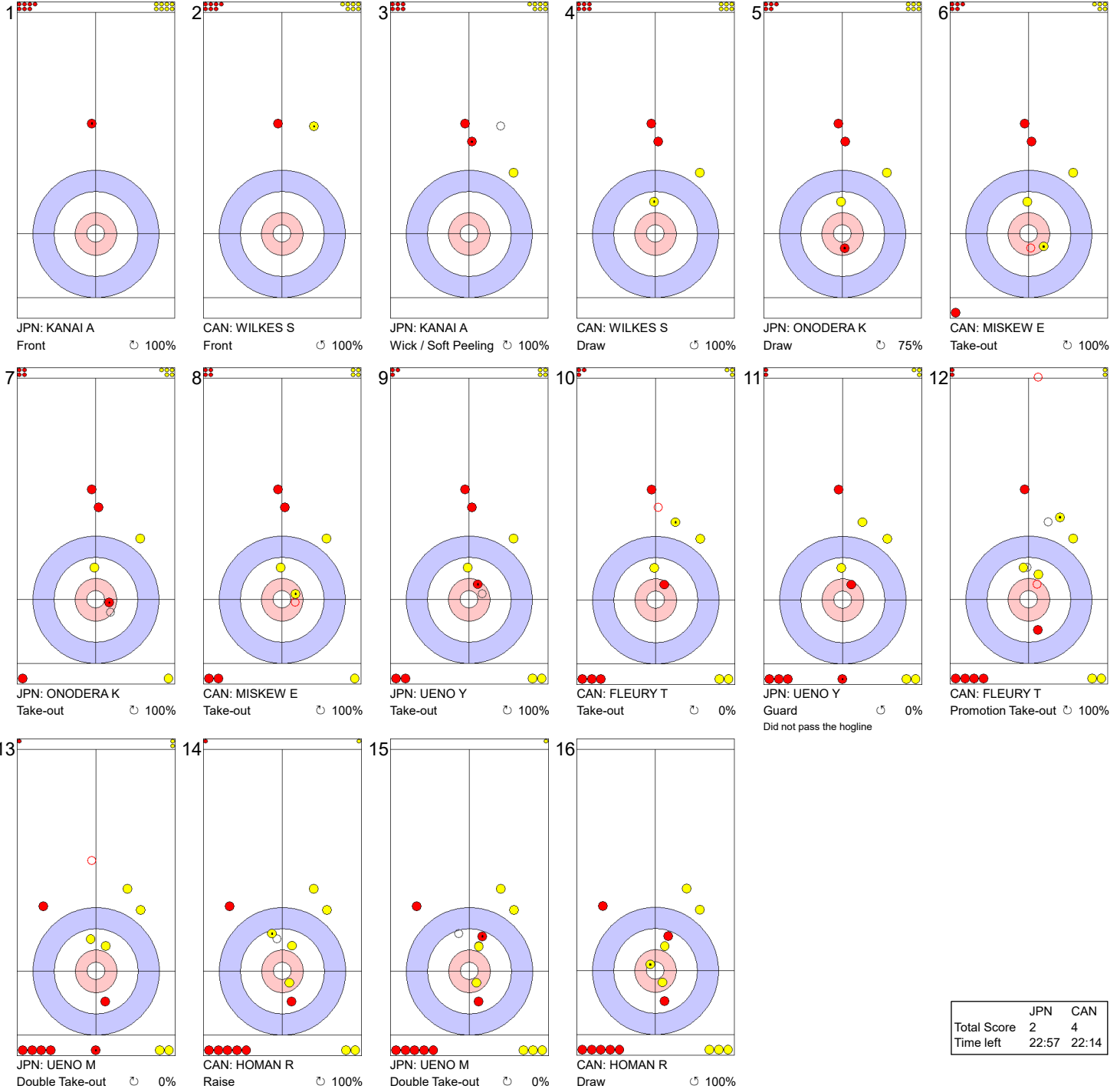
**Legend:**  
 ↻ Clockwise      ↺ Counter-clockwise      - Not considered





Game - Shot by Shot

End 4 ● JPN - Japan 2 + 0 (this end) = 2      ● CAN - Canada 1 + 3 (this end) = 4



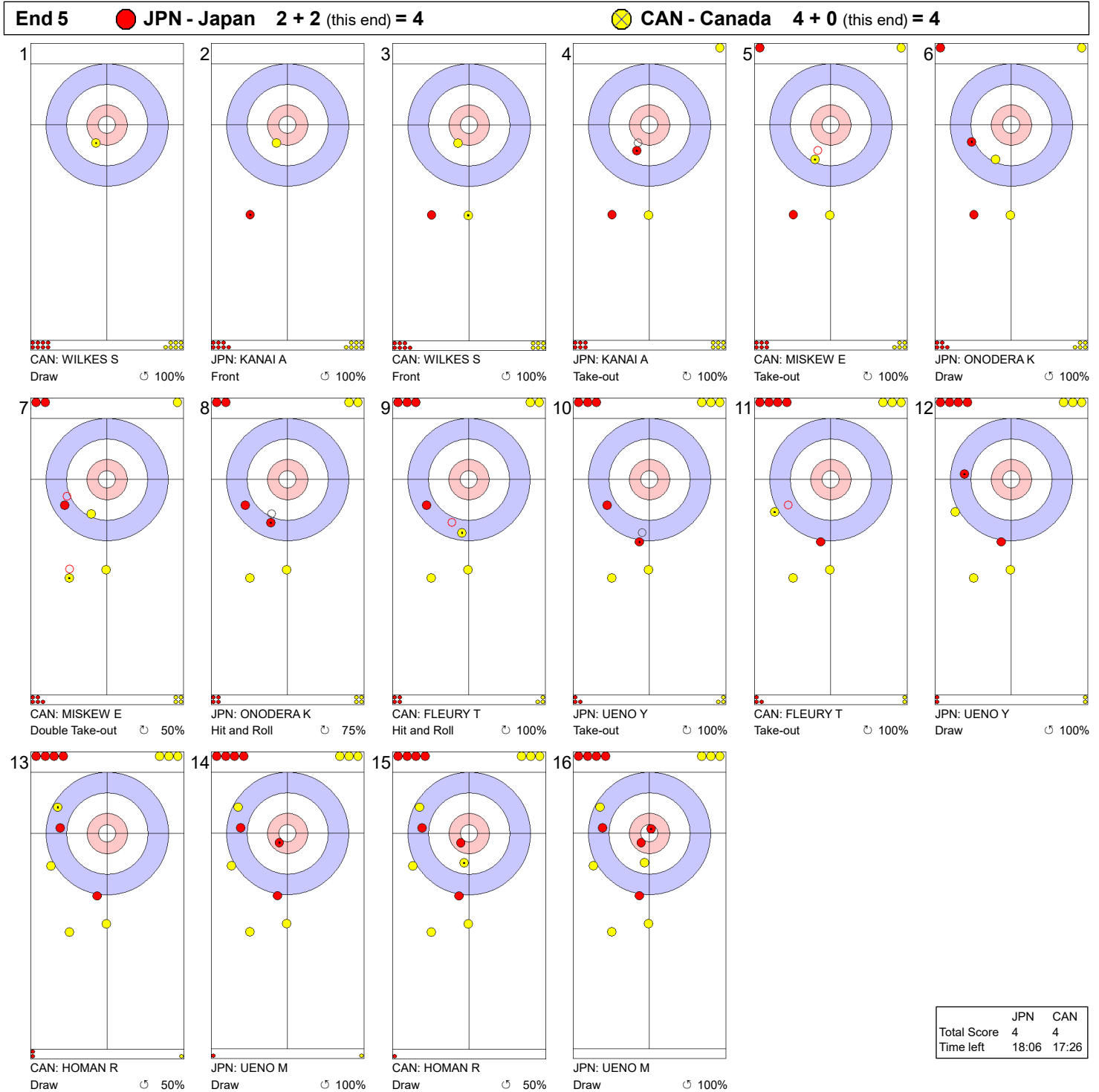
	JPN	CAN
Total Score	2	4
Time left	22:57	22:14

**Legend:**  
 ↻ Clockwise      ↺ Counter-clockwise      - Not considered





Game - Shot by Shot



**Legend:**  
 ↻ Clockwise      ↺ Counter-clockwise      - Not considered





Game - Shot by Shot

End 6 **JPN - Japan 4 + 0 (this end) = 4** **CAN - Canada 4 + 2 (this end) = 6**



	JPN	CAN
Total Score	4	6
Time left	12:55	13:29

**Legend:**  
 ↻ Clockwise      ↺ Counter-clockwise      - Not considered





Game - Shot by Shot

End 7 ● JPN - Japan 4 + 1 (this end) = 5 ⊗ CAN - Canada 6 + 0 (this end) = 6



	JPN	CAN
Total Score	5	6
Time left	10:23	9:50

**Legend:**  
↻ Clockwise      ↺ Counter-clockwise      - Not considered





Game - Shot by Shot

End 8 **JPN - Japan 5 + 0 (this end) = 5** **CAN - Canada 6 + 1 (this end) = 7**



	JPN	CAN
Total Score	5	7
Time left	7:27	5:38

**Legend:**  
 ↻ Clockwise      ↺ Counter-clockwise      - Not considered





Game - Shot by Shot

End 9 ● JPN - Japan 5 + 1 (this end) = 6      ⊗ CAN - Canada 7 + 0 (this end) = 7



	JPN	CAN
Total Score	6	7
Time left	4:01	3:53

**Legend:**  
 ↻ Clockwise      ↺ Counter-clockwise      - Not considered

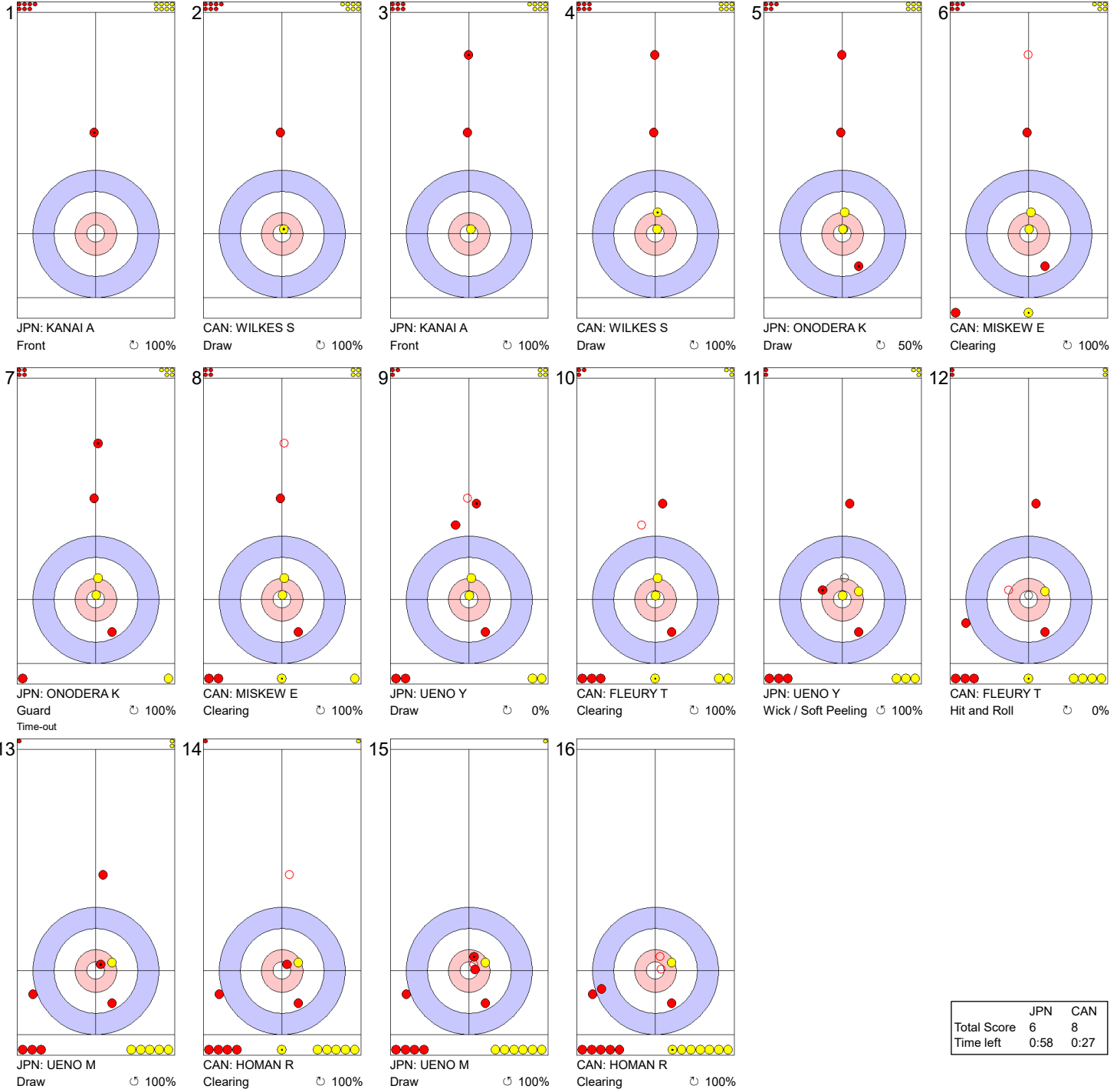






Game - Shot by Shot

End 10 **JPN - Japan 6 + 0 (this end) = 6** **CAN - Canada 7 + 1 (this end) = 8**



	JPN	CAN
Total Score	6	8
Time left	0:58	0:27

**Legend:**  
 ↻ Clockwise      ↺ Counter-clockwise      - Not considered





THU 31 OCT 2024  
Start Time 14:00

Round Robin Session 7 - Sheet D



### Game Results

Sheet	Team	LSFE	1	2	3	4	5	6	7	8	9	10	Extra Ends	Total
D	MEX - Mexico		0	0	1	1	0	2	0	0	X	X		4
	KOR - Korea	*	2	4	0	0	2	0	1	2	X	X		11

MEX - Mexico		Shot Success	Game	All
4 S	CAMARENA Adriana	66%	47%	
3 V	KNEPPER Karla	47%	44%	
2	HUERTA Veronica	71%	60%	
1	MARTINEZ Karla	61%	54%	
A	QUINTERO Estefana	65%	56%	
Team Total		60%	51%	

KOR - Korea		Shot Success	Game	All
4 S	GIM Eunji	75%	73%	
3 V	KIM Minji	84%	83%	
2	SEOL Yeji	78%	77%	
1	SEOL Yeeun	88%	90%	
A	KIM Suji	-	84%	
Team Total		81%	82%	

**Last Stone Draw** Distance

⌚	MARTINEZ Karla	110.5cm
⌚	CAMARENA Adriana	109.2cm
<b>Total</b>		<b>219.7cm</b>

**Last Stone Draw** Distance

⌚	SEOL Yeji	33.8cm
⌚	SEOL Yeeun	25.6cm
<b>Total</b>		<b>59.4cm</b>

Time remaining: 7 minutes 5 seconds

Time remaining: 9 minutes 17 seconds

QUINTERO E replaced HUERTA V at the beginning of end 4

### Shot Success Analysis

MEX - Mexico		⌚	⌚	Game
4	CAMARENA Adriana	Draws 7 46%	5 75%	12 58%
		Take-outs 0 -	4 88%	4 88%
		Total 7 46%	9 81%	16 66%
3	KNEPPER Karla	Draws 0 -	8 53%	8 53%
		Take-outs 0 -	8 41%	8 41%
		Total 0 -	16 47%	16 47%
2	HUERTA Veronica	Draws 0 -	2 88%	2 88%
		Take-outs 0 -	4 63%	4 63%
		Total 0 -	6 71%	6 71%
1	MARTINEZ Karla	Draws 6 88%	4 63%	10 78%
		Take-outs 2 25%	4 38%	6 33%
		Total 8 72%	8 50%	16 61%
A	QUINTERO Estefana	Draws 1 100%	4 56%	5 65%
		Take-outs 1 50%	4 69%	5 65%
		Total 2 75%	8 63%	10 65%
Team		Draws 14 68%	23 63%	37 65%
		Take-outs 3 33%	24 56%	27 54%
		Total 17 62%	47 60%	64 60%

KOR - Korea		⌚	⌚	Game
4	GIM Eunji	Draws 4 100%	3 83%	7 93%
		Take-outs 4 50%	5 70%	9 61%
		Total 8 75%	8 75%	16 75%
3	KIM Minji	Draws 2 100%	6 92%	8 94%
		Take-outs 6 83%	2 50%	8 75%
		Total 8 88%	8 81%	16 84%
2	SEOL Yeji	Draws 2 100%	4 81%	6 88%
		Take-outs 7 86%	3 42%	10 73%
		Total 9 89%	7 64%	16 78%
1	SEOL Yeeun	Draws 7 96%	5 95%	12 96%
		Take-outs 0 -	4 63%	4 63%
		Total 7 96%	9 81%	16 88%
A	KIM Suji	Draws 0 -	0 -	0 -
		Take-outs 0 -	0 -	0 -
		Total 0 -	0 -	0 -
Team		Draws 15 98%	18 89%	33 93%
		Take-outs 17 76%	14 59%	31 69%
		Total 32 87%	32 76%	64 81%

**Note:**  
Position and function for each team member:  
4 = Fourth, 3 = Third, 2 = Second, 1 = Lead, A = Alternate, S = Skip, V = Vice-Skip

**Legend:**  
⌚ Clockwise      ⌚ Counter-clockwise      LSFE(\*) Last Stone First End  
X Unplayed/unfinished end due to concession



Game - Shot by Shot



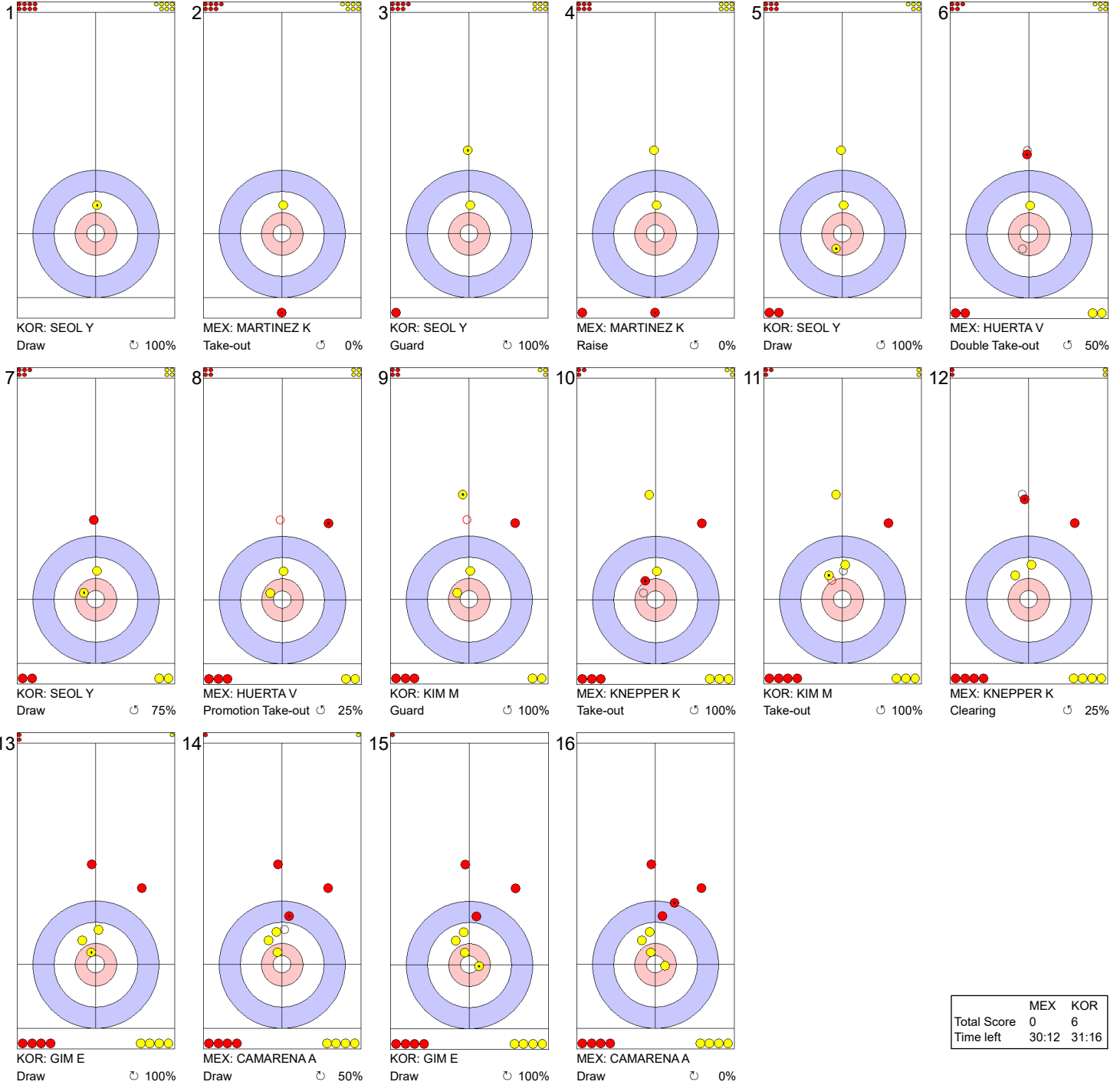
**Legend:**  
 ↻ Clockwise      ↺ Counter-clockwise      - Not considered





Game - Shot by Shot

End 2 **MEX - Mexico 0 + 0 (this end) = 0** **KOR - Korea 2 + 4 (this end) = 6**



	MEX	KOR
Total Score	0	6
Time left	30:12	31:16

**Legend:**  
 ↻ Clockwise      ↺ Counter-clockwise      - Not considered





Game - Shot by Shot

End 3 **MEX - Mexico 0 + 1 (this end) = 1** **KOR - Korea 6 + 0 (this end) = 6**



	MEX	KOR
Total Score	1	6
Time left	24:46	28:00

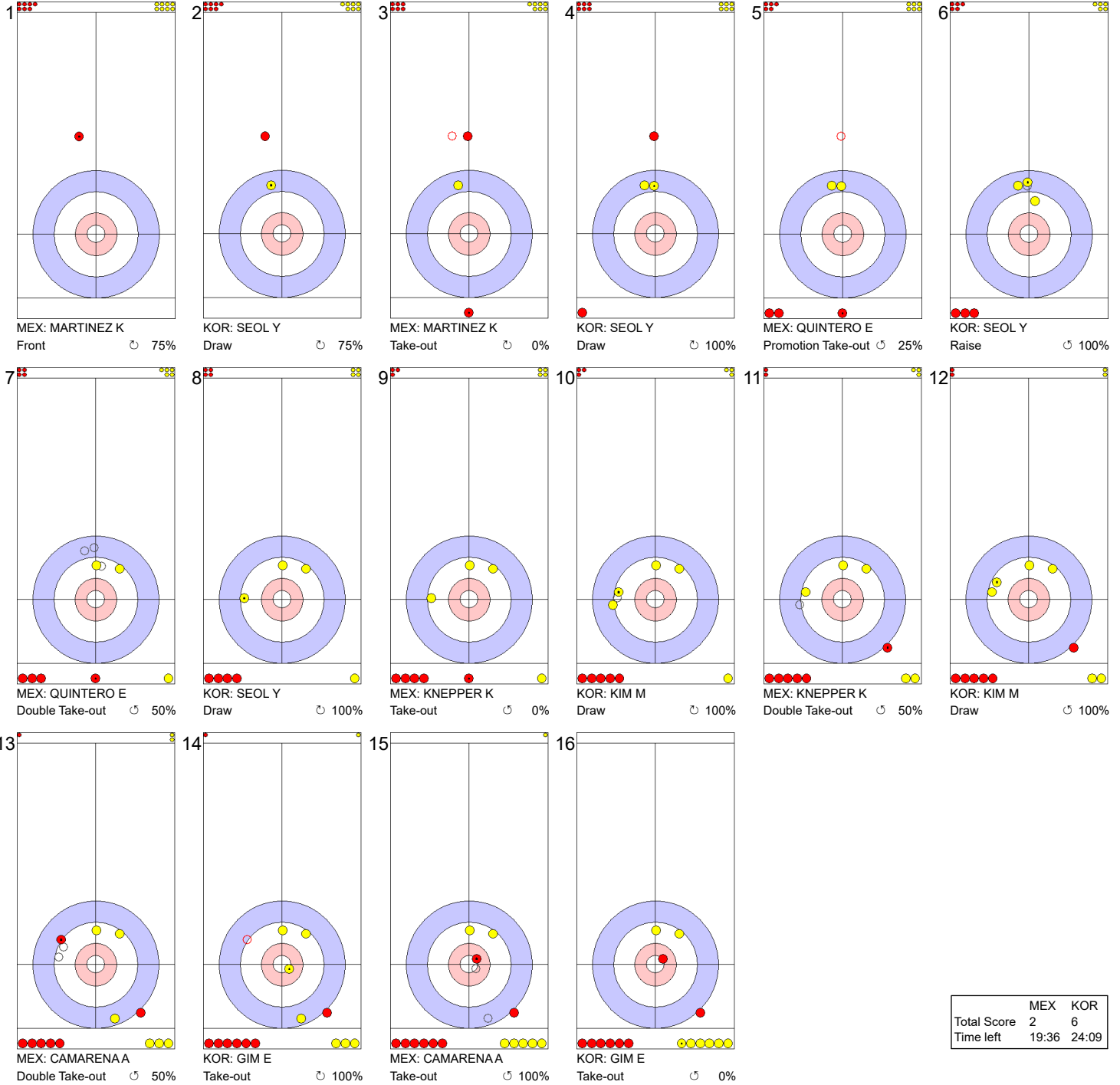
**Legend:**  
 ↻ Clockwise      ↺ Counter-clockwise      - Not considered





Game - Shot by Shot

End 4 **MEX - Mexico 1 + 1 (this end) = 2** **KOR - Korea 6 + 0 (this end) = 6**



	MEX	KOR
Total Score	2	6
Time left	19:36	24:09

**Legend:**  
 ↻ Clockwise      ↺ Counter-clockwise      - Not considered





Game - Shot by Shot

End 5 **MEX - Mexico 2 + 0 (this end) = 2** **KOR - Korea 6 + 2 (this end) = 8**



	MEX	KOR
Total Score	2	8
Time left	15:32	20:34

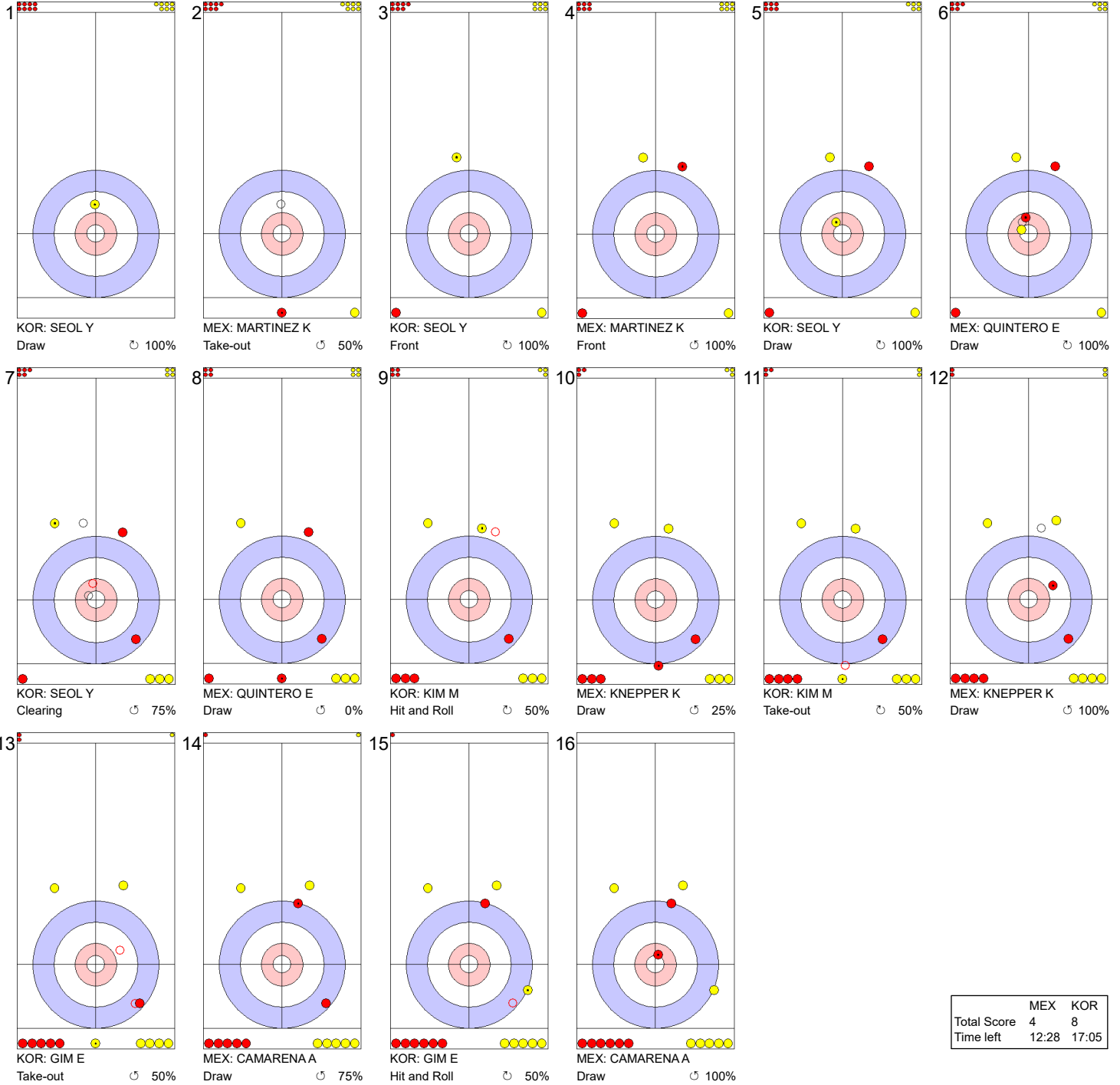
**Legend:**  
 ↻ Clockwise      ↺ Counter-clockwise      - Not considered





Game - Shot by Shot

End 6 **MEX - Mexico 2 + 2 (this end) = 4** **KOR - Korea 8 + 0 (this end) = 8**



	MEX	KOR
Total Score	4	8
Time left	12:28	17:05

**Legend:**  
 ↻ Clockwise      ↺ Counter-clockwise      - Not considered

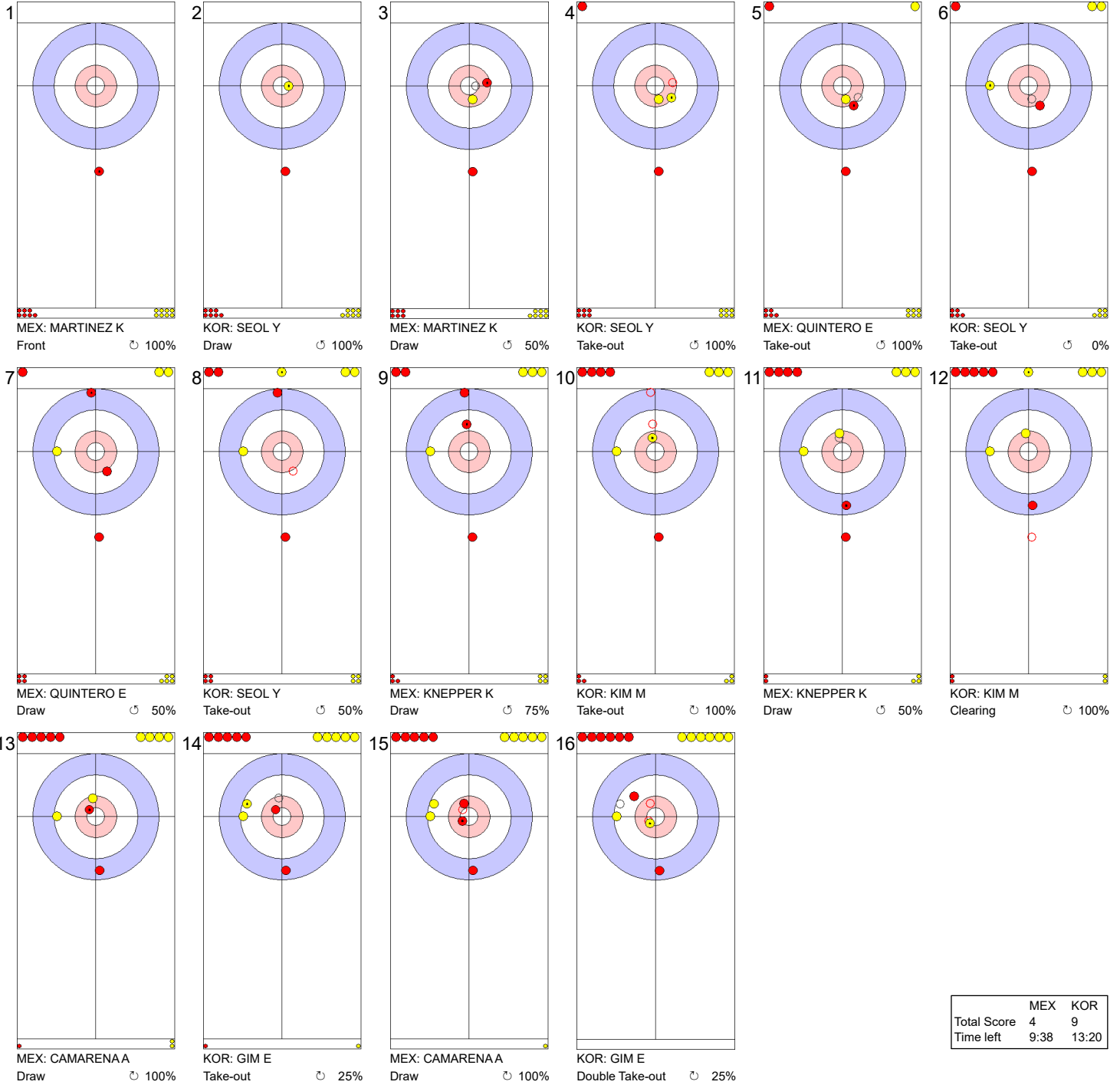






Game - Shot by Shot

End 7 ● MEX - Mexico 4 + 0 (this end) = 4      ⊗ KOR - Korea 8 + 1 (this end) = 9



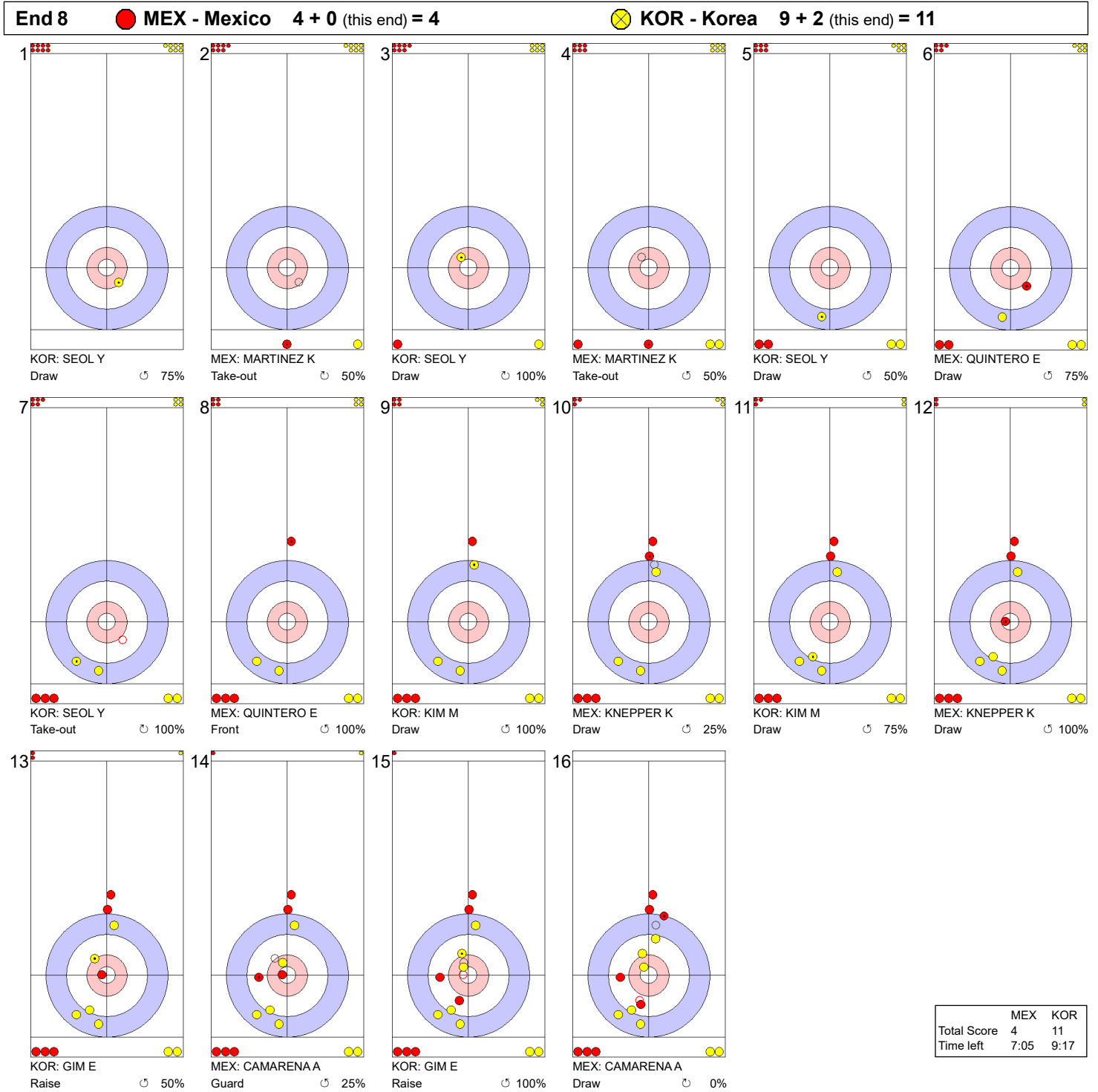
	MEX	KOR
Total Score	4	9
Time left	9:38	13:20

**Legend:**  
 ↻ Clockwise      ↺ Counter-clockwise      - Not considered





Game - Shot by Shot



**Legend:**  
 ⤴ Clockwise                      ⤵ Counter-clockwise                      - Not considered





### Session Results and Standings

Sheet	Team	LSD/LSFE	1	2	3	4	5	6	7	8	9	10	Extra Ends	Total
A	CAN - Canada	26.8cm *	3	1	0	2	3	1	X	X	X	X		10
	MEX - Mexico	244.6cm	0	0	1	0	0	0	X	X	X	X		1
B	JPN - Japan	85.5cm	1	1	0	1	1	0	0	1	0	1		6
	KOR - Korea	40.7cm *	0	0	1	0	0	2	0	0	1	0		4
C	TPE - Chinese Taipei	234.2cm	0	0	0	0	0	0	X	X	X	X		0
	USA - United States	22.1cm *	7	1	1	3	5	2	X	X	X	X		19
D	CHN - China	42.4cm *	0	1	3	2	0	1	1	1	X	X		9
	NZL - New Zealand	134.8cm	1	0	0	0	3	0	0	0	X	X		4

### Current Standings

Rank	Team	Games	Wins	Losses	
1	CAN - Canada	6	6	0	Q
1	JPN - Japan	6	6	0	Q
3	KOR - Korea	6	4	2	Q
4	CHN - China	6	3	3	
4	USA - United States	6	3	3	
6	MEX - Mexico	6	1	5	
6	NZL - New Zealand	6	1	5	
8	TPE - Chinese Taipei	6	0	6	

**Note:**  
Under World Curling rules, tie-breaking rules for standings are not applied until after the last game of the round robin.

**Legend:**  
**LSD** Last Stone Draw                      **LSFE(\*)** Last Stone First End                      **Q** Qualified for the play-offs  
**X** Unplayed/unfinished end due to concession

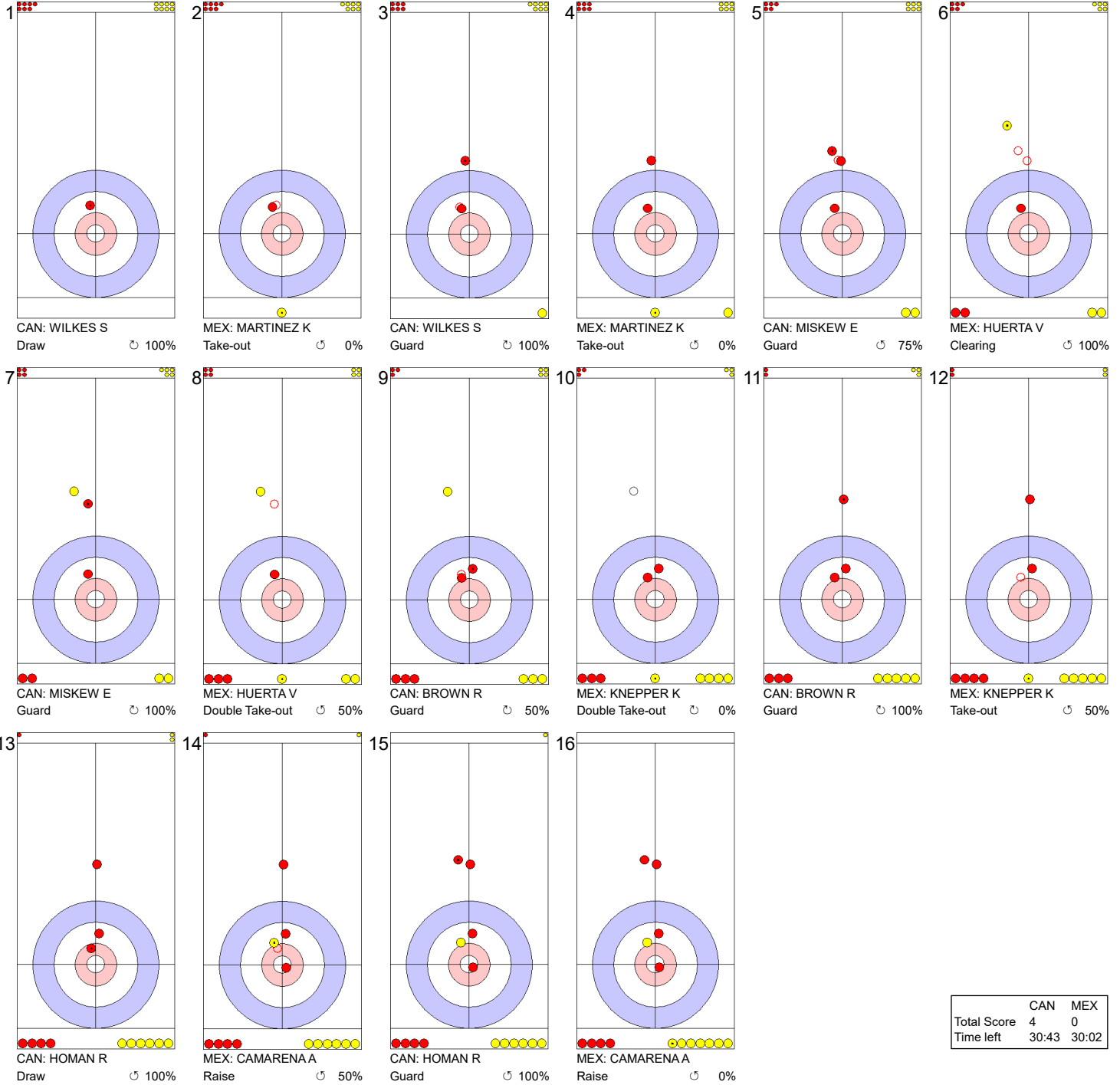






Game - Shot by Shot

End 2 **CAN - Canada 3 + 1 (this end) = 4** **MEX - Mexico 0 + 0 (this end) = 0**



	CAN	MEX
Total Score	4	0
Time left	30:43	30:02

**Legend:**  
 ↻ Clockwise      ↺ Counter-clockwise      - Not considered





Game - Shot by Shot

End 3 **CAN - Canada 4 + 0 (this end) = 4** **MEX - Mexico 0 + 1 (this end) = 1**



	CAN	MEX
Total Score	4	1
Time left	28:05	26:07

**Legend:**  
 ↻ Clockwise      ↺ Counter-clockwise      - Not considered





Game - Shot by Shot

End 4 **CAN - Canada 4 + 2 (this end) = 6** **MEX - Mexico 1 + 0 (this end) = 1**



	CAN	MEX
Total Score	6	1
Time left	25:44	22:38

**Legend:**  
 ↻ Clockwise      ↺ Counter-clockwise      - Not considered



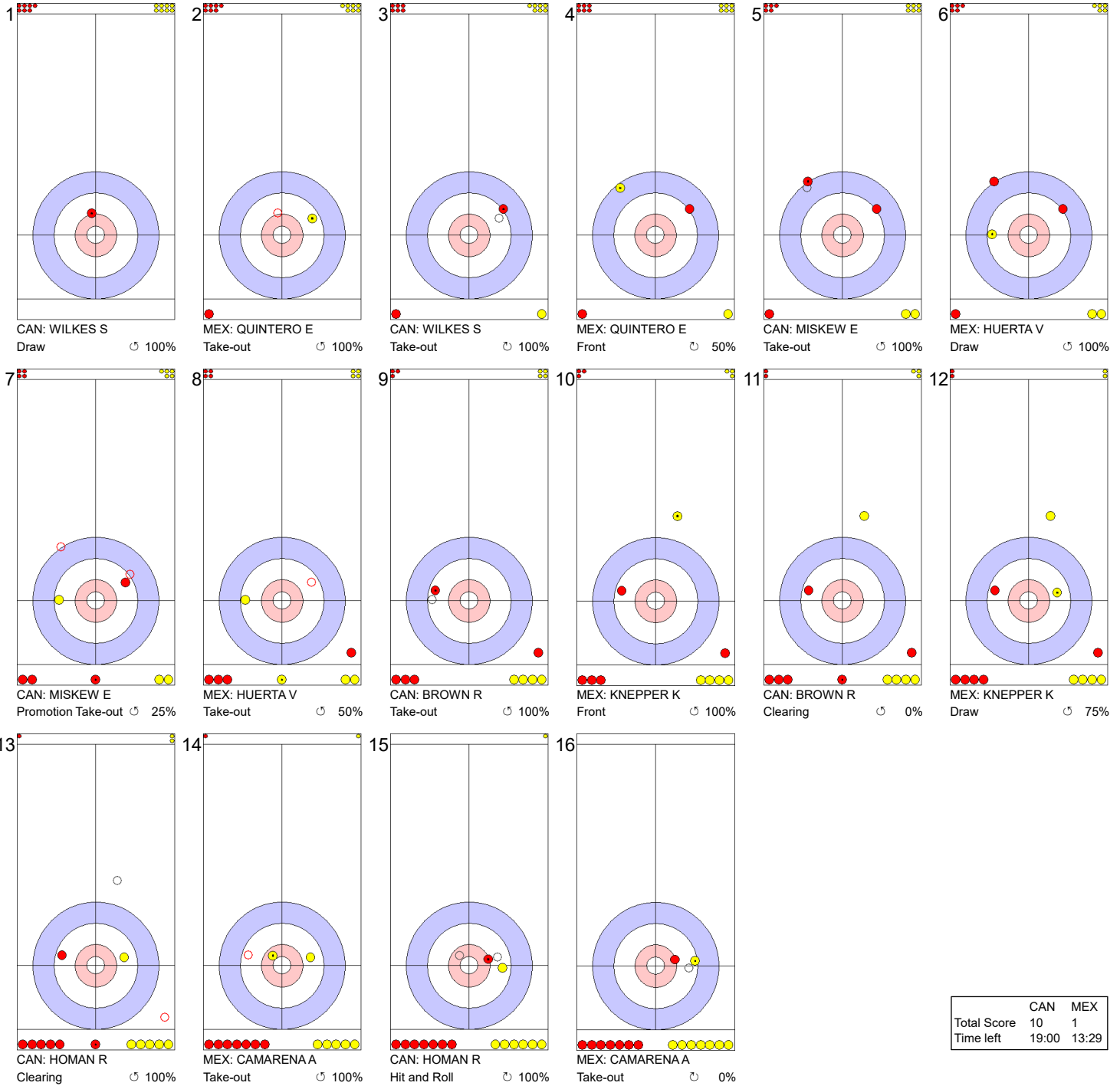






Game - Shot by Shot

End 6 **CAN - Canada 9 + 1 (this end) = 10** **MEX - Mexico 1 + 0 (this end) = 1**



	CAN	MEX
Total Score	10	1
Time left	19:00	13:29

**Legend:**  
 ↻ Clockwise      ↺ Counter-clockwise      - Not considered





**Game Results**

Sheet	Team	LSFE	1	2	3	4	5	6	7	8	9	10	Extra Ends	Total
B	JPN - Japan		1	1	0	1	1	0	0	1	0	1		6
	KOR - Korea	*	0	0	1	0	0	2	0	0	1	0		4

JPN - Japan		Shot Success	Game	All
4 S	UENO Miyu	81%	81%	
3	UENO Yui	75%	79%	
2	ONODERA Kaho	98%	89%	
1 V	KANAI Asuka	93%	88%	
A	NISHIMURO Junko	-	82%	
Team Total		87%	84%	

KOR - Korea		Shot Success	Game	All
4 S	GIM Eunji	65%	73%	
3 V	KIM Minji	83%	83%	
2	KIM Suji	79%	84%	
1	SEOL Yeeun	91%	90%	
A	SEOL Yeji	-	75%	
Team Total		79%	82%	

**Last Stone Draw** Distance

☺	KANAI Asuka	62.0cm
☹	UENO Miyu	23.5cm
<b>Total</b>		<b>85.5cm</b>

**Last Stone Draw** Distance

☺	KIM Minji	15.7cm
☹	GIM Eunji	25.0cm
<b>Total</b>		<b>40.7cm</b>

Time remaining: 0 minutes 17 seconds

Time-out: End 10 - JPN stone 5

Time remaining: 1 minute 2 seconds

Time-out: End 10 - KOR stone 8

**Shot Success Analysis**

JPN - Japan		☺	☹	Game
4	UENO Miyu	Draws 6 79%	2 88%	8 81%
		Take-outs 7 93%	5 65%	12 81%
		Total 13 87%	7 71%	20 81%
3	UENO Yui	Draws 2 88%	3 67%	5 75%
		Take-outs 9 72%	6 79%	15 75%
		Total 11 75%	9 75%	20 75%
2	ONODERA Kaho	Draws 4 100%	5 100%	9 100%
		Take-outs 4 88%	7 100%	11 95%
		Total 8 94%	12 100%	20 98%
1	KANAI Asuka	Draws 14 93%	4 100%	18 94%
		Take-outs 1 100%	1 50%	2 75%
		Total 15 93%	5 90%	20 93%
A	NISHIMURO Junko	Draws 0 -	0 -	0 -
		Take-outs 0 -	0 -	0 -
		Total 0 -	0 -	0 -
Team		Draws 26 90%	14 91%	40 91%
		Take-outs 21 83%	19 82%	40 83%
		Total 47 87%	33 86%	80 87%

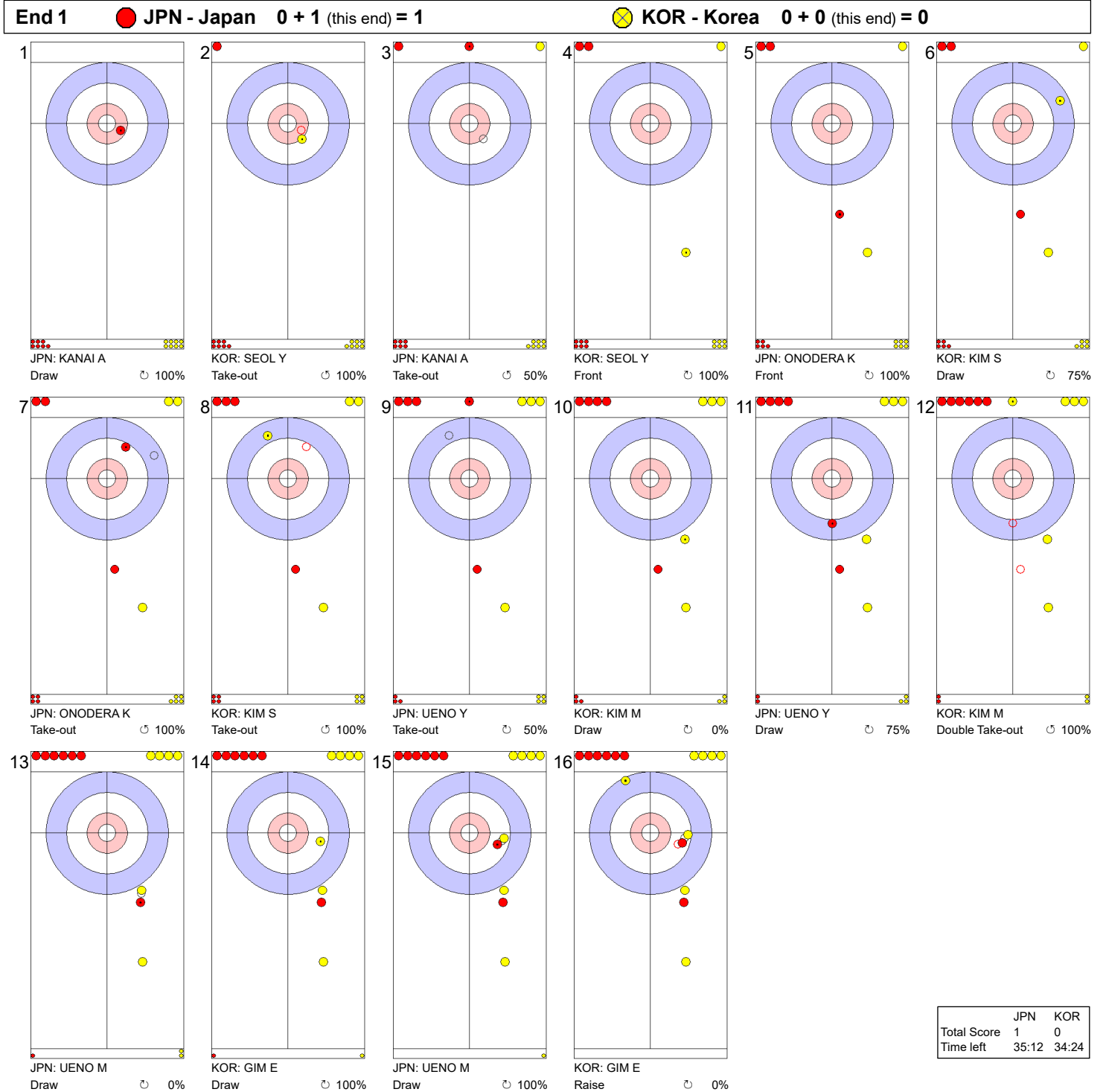
KOR - Korea		☺	☹	Game
4	GIM Eunji	Draws 7 50%	4 69%	11 57%
		Take-outs 5 85%	4 63%	9 75%
		Total 12 65%	8 66%	20 65%
3	KIM Minji	Draws 4 50%	5 85%	9 69%
		Take-outs 5 95%	6 92%	11 93%
		Total 9 75%	11 89%	20 83%
2	KIM Suji	Draws 4 81%	5 95%	9 89%
		Take-outs 6 58%	5 85%	11 70%
		Total 10 68%	10 90%	20 79%
1	SEOL Yeeun	Draws 8 94%	9 86%	17 90%
		Take-outs 1 100%	2 100%	3 100%
		Total 9 94%	11 89%	20 91%
A	SEOL Yeji	Draws 0 -	0 -	0 -
		Take-outs 0 -	0 -	0 -
		Total 0 -	0 -	0 -
Team		Draws 23 71%	23 85%	46 78%
		Take-outs 17 79%	17 84%	34 82%
		Total 40 74%	40 84%	80 79%

**Note:**  
Position and function for each team member:  
4 = Fourth, 3 = Third, 2 = Second, 1 = Lead, A = Alternate, S = Skip, V = Vice-Skip

**Legend:**  
☺ Clockwise      ☹ Counter-clockwise      LSFE(\*) Last Stone First End



Game - Shot by Shot



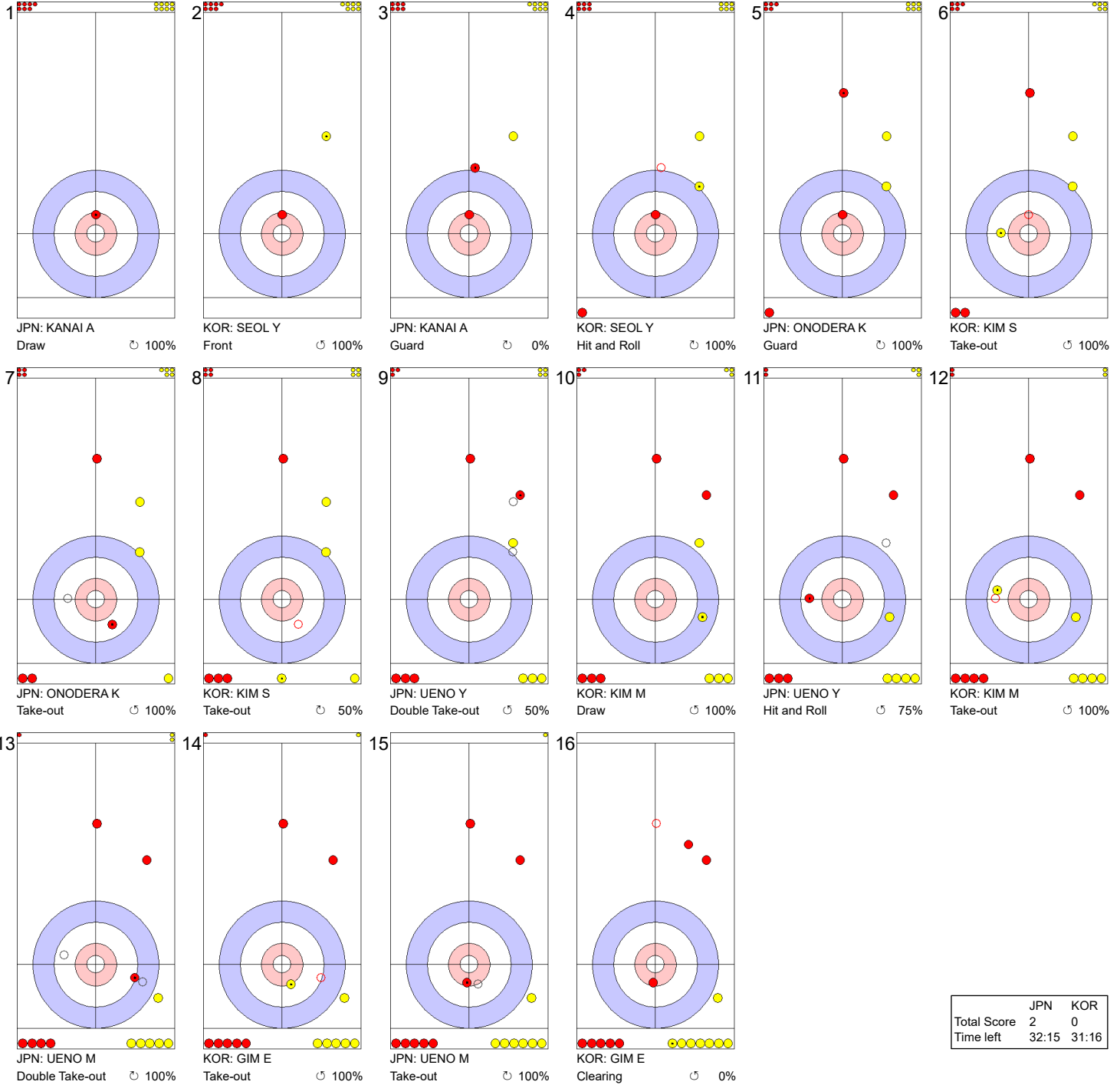
**Legend:**  
 ↻ Clockwise      ↺ Counter-clockwise      - Not considered





Game - Shot by Shot

End 2 ● JPN - Japan 1 + 1 (this end) = 2      ⊗ KOR - Korea 0 + 0 (this end) = 0



	JPN	KOR
Total Score	2	0
Time left	32:15	31:16

**Legend:**  
 ↻ Clockwise      ↺ Counter-clockwise      - Not considered





Game - Shot by Shot

End 3 ● JPN - Japan 2 + 0 (this end) = 2      ● KOR - Korea 0 + 1 (this end) = 1



	JPN	KOR
Total Score	2	1
Time left	28:57	27:33

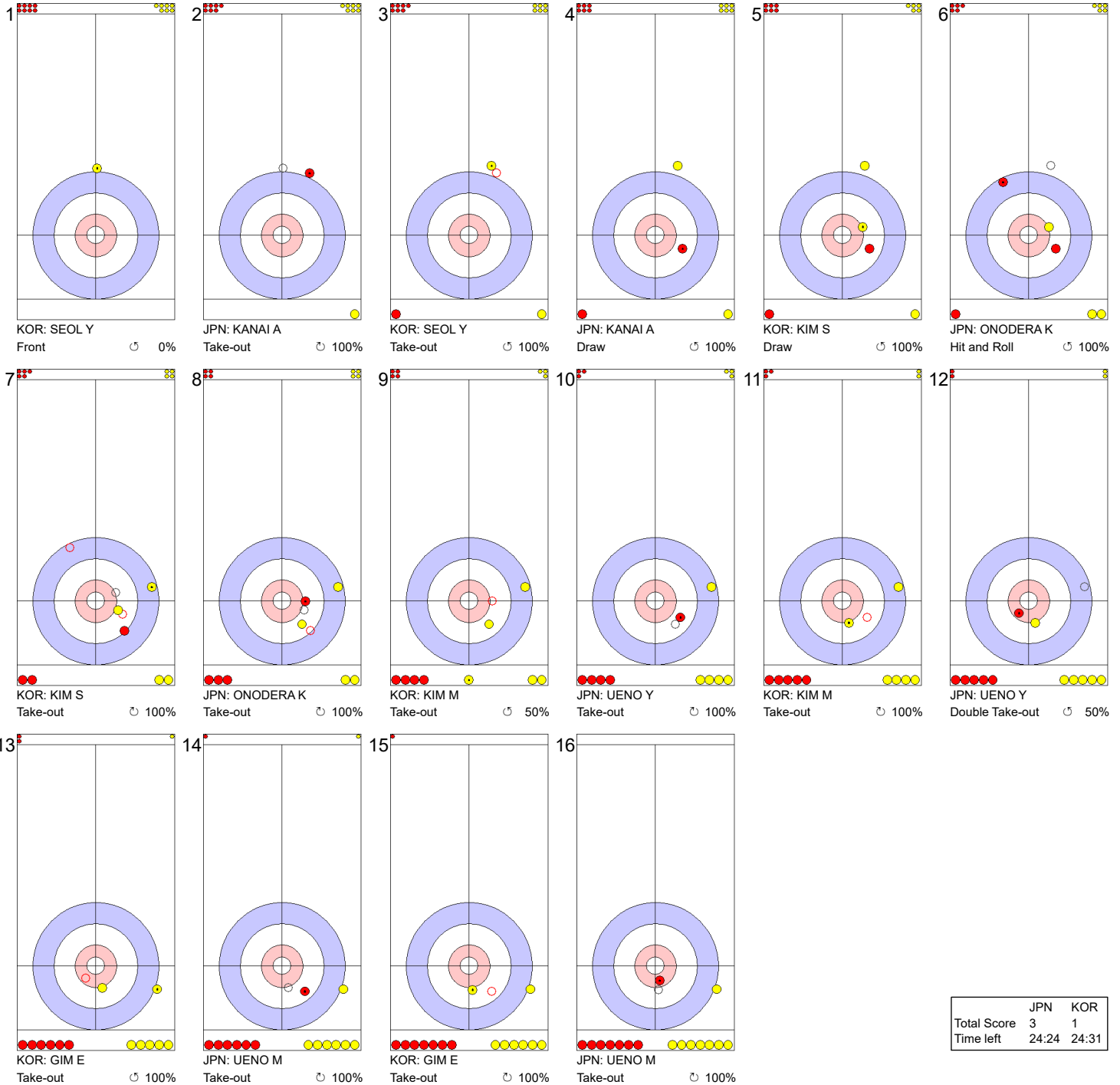
**Legend:**  
 ↻ Clockwise      ↺ Counter-clockwise      - Not considered





### Game - Shot by Shot

**End 4**   ● **JPN - Japan 2 + 1 (this end) = 3**   ● **KOR - Korea 1 + 0 (this end) = 1**



	JPN	KOR
Total Score	3	1
Time left	24:24	24:31

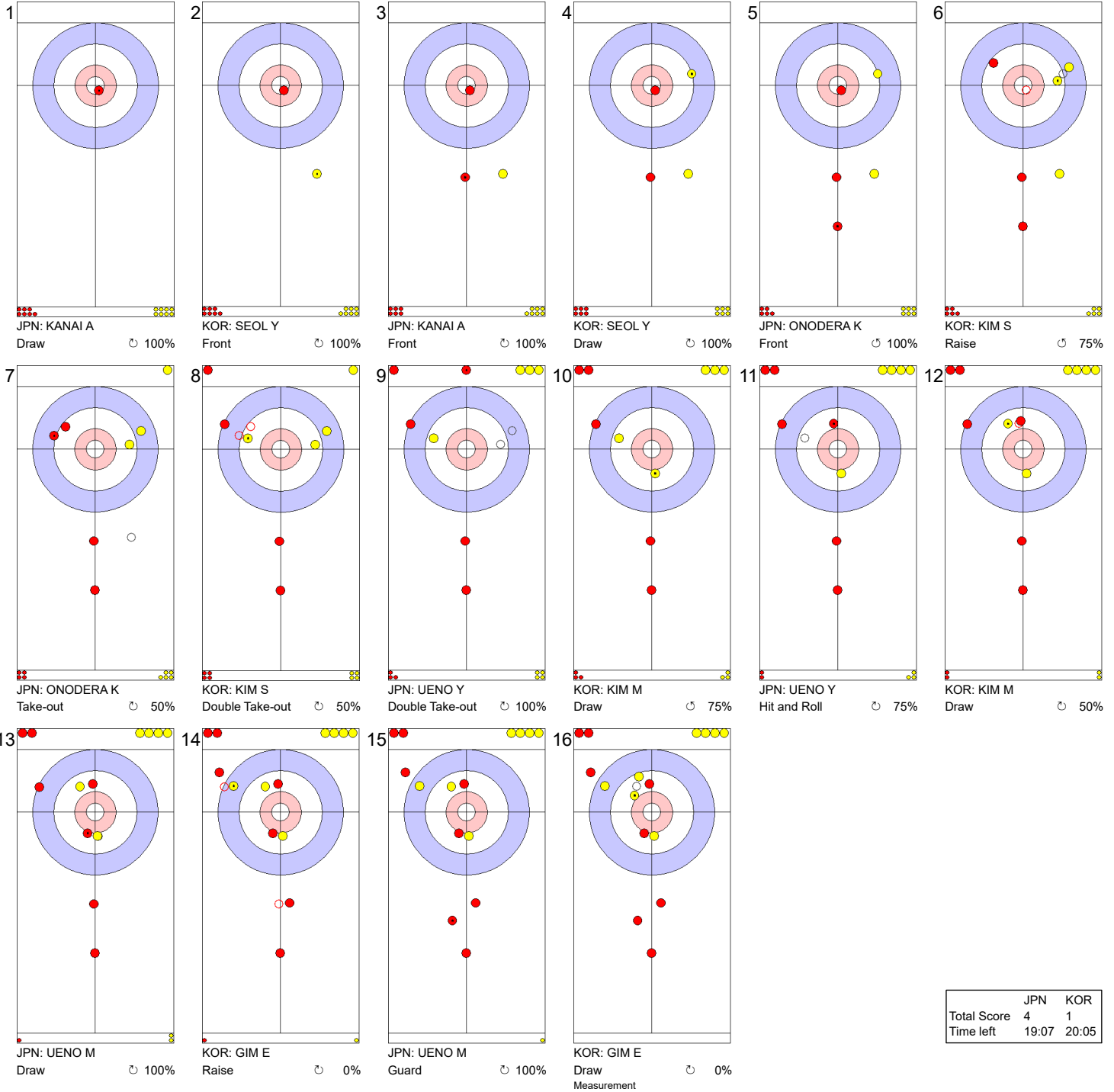
**Legend:**  
 ↻ Clockwise      ↺ Counter-clockwise      - Not considered





Game - Shot by Shot

End 5 ● JPN - Japan 3 + 1 (this end) = 4      ⊗ KOR - Korea 1 + 0 (this end) = 1



	JPN	KOR
Total Score	4	1
Time left	19:07	20:05

**Legend:**  
 ↻ Clockwise      ↺ Counter-clockwise      - Not considered

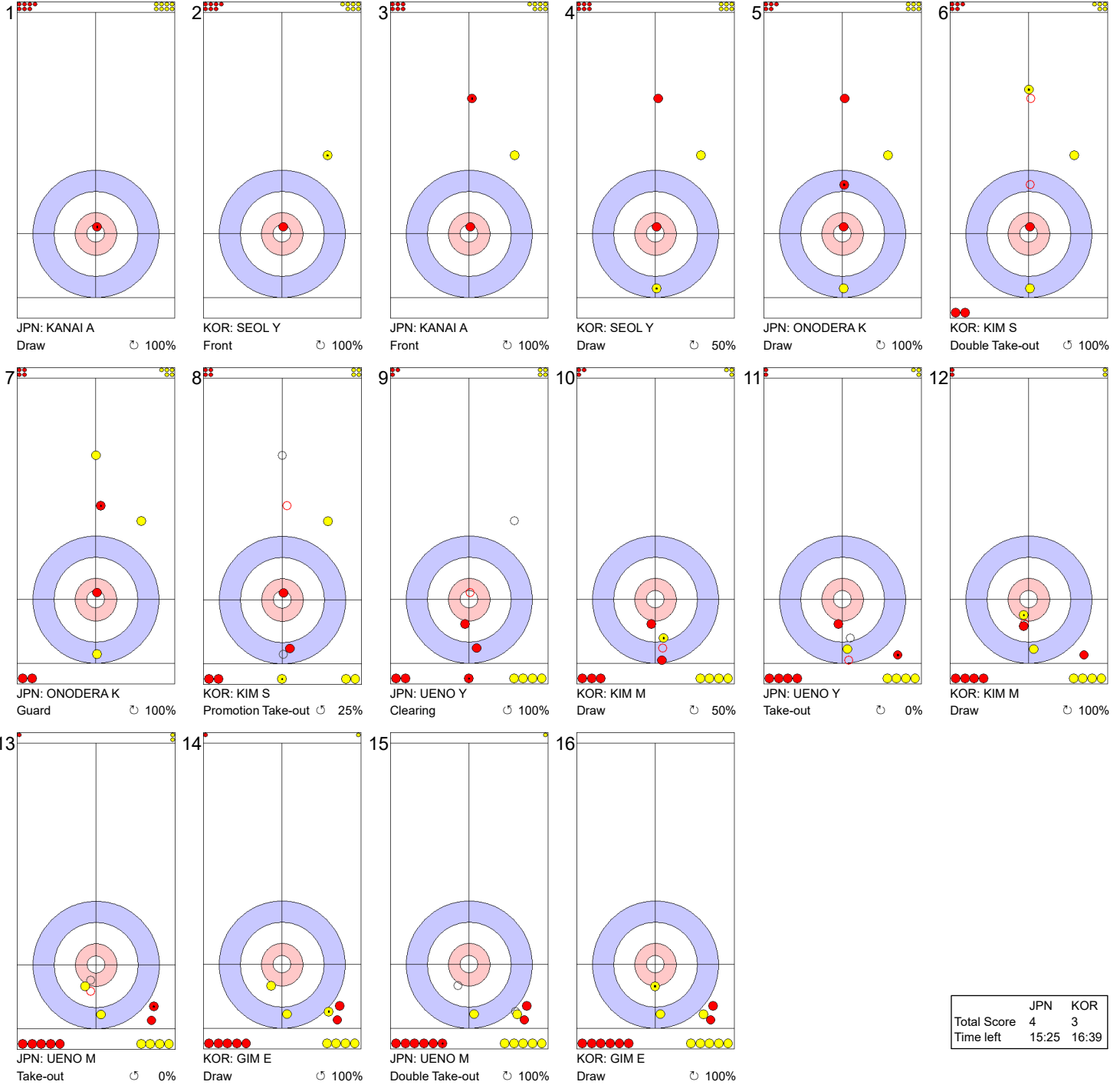






Game - Shot by Shot

End 6 ● JPN - Japan 4 + 0 (this end) = 4      ⊗ KOR - Korea 1 + 2 (this end) = 3



	JPN	KOR
Total Score	4	3
Time left	15:25	16:39

**Legend:**  
 ↻ Clockwise      ↺ Counter-clockwise      - Not considered





Game - Shot by Shot

End 7 ● JPN - Japan 4 + 0 (this end) = 4      ⊗ KOR - Korea 3 + 0 (this end) = 3



	JPN	KOR
Total Score	4	3
Time left	11:20	12:17

**Legend:**  
 ↻ Clockwise      ↺ Counter-clockwise      - Not considered





**Game - Shot by Shot**

**End 8**   ● **JPN - Japan** 4 + 1 (this end) = 5   ● **KOR - Korea** 3 + 0 (this end) = 3



	JPN	KOR
Total Score	5	3
Time left	7:15	7:15

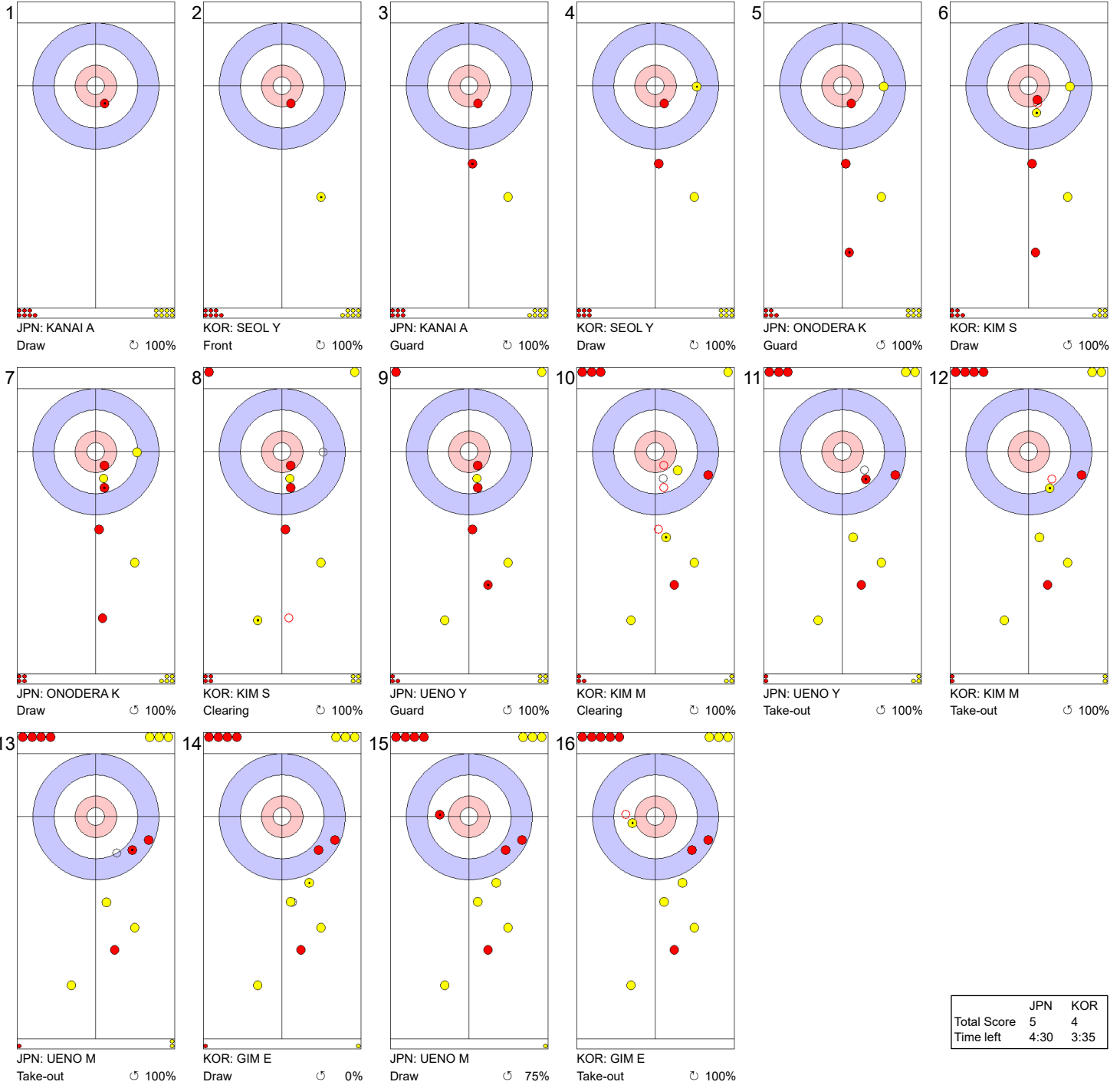
**Legend:**  
 ↻ Clockwise      ↺ Counter-clockwise      - Not considered





Game - Shot by Shot

End 9 ● JPN - Japan 5 + 0 (this end) = 5      ● KOR - Korea 3 + 1 (this end) = 4



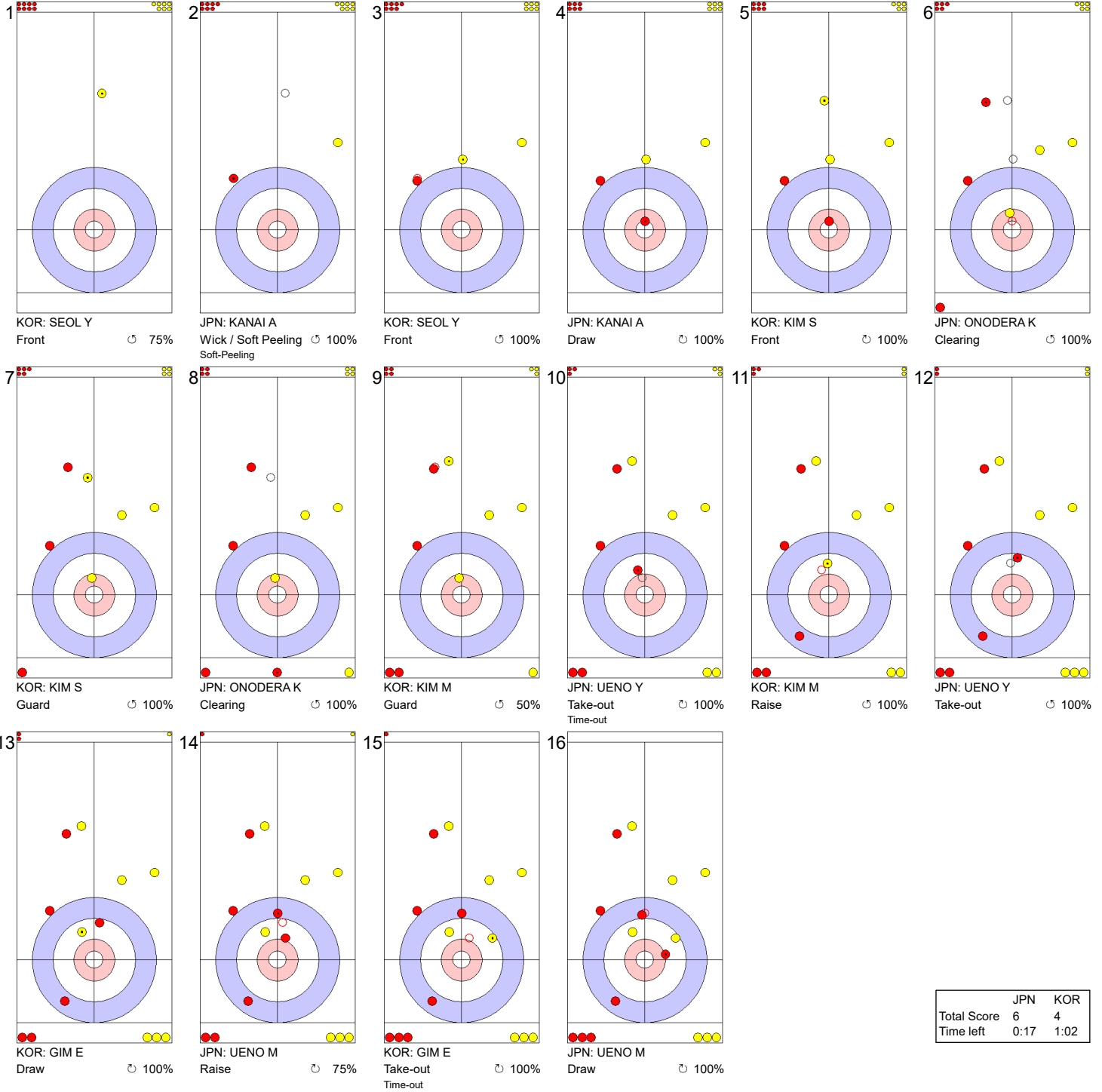
**Legend:**  
 ↻ Clockwise      ↺ Counter-clockwise      - Not considered





Game - Shot by Shot

End 10 **JPN - Japan 5 + 1 (this end) = 6** **KOR - Korea 4 + 0 (this end) = 4**



	JPN	KOR
Total Score	6	4
Time left	0:17	1:02

**Legend:**  
 ↻ Clockwise      ↺ Counter-clockwise      - Not considered





WED 30 OCT 2024  
Start Time 19:00

Round Robin Session 6 - Sheet C



### Game Results

Sheet	Team	LSFE	1	2	3	4	5	6	7	8	9	10	Extra Ends	Total
C	TPE - Chinese Taipei		0	0	0	0	0	0	X	X	X	X		0
	USA - United States	*	7	1	1	3	5	2	X	X	X	X		19

TPE - Chinese Taipei		Shot Success	Game	All
4 S	YANG Ko	21%	34%	
3 V	LEE Stephanie	40%	37%	
2	LEE Ming Chieh	27%	39%	
1	LIU I Ling	71%	49%	
A	CHANG Chia-Chi	-	63%	
Team Total		40%	42%	

USA - United States		Shot Success	Game	All
4 S	THIESSE Cory	96%	77%	
3	PERSINGER Vicky	92%	82%	
2 V	GEVING Aileen	77%	81%	
1	ANDERSON-HEIDE Taylor	73%	88%	
A	PETERSON Tara	-	86%	
Team Total		84%	83%	

Last Stone Draw		Distance
↻	LIU I Ling	199.6cm
↻	LEE Stephanie	34.6cm
<b>Total</b>		<b>234.2cm</b>

Last Stone Draw		Distance
↻	ANDERSON-HEIDE Taylor	17.6cm
↻	PERSINGER Vicky	4.5cm
<b>Total</b>		<b>22.1cm</b>

Time remaining: 9 minutes 46 seconds

Time remaining: 20 minutes 9 seconds

### Shot Success Analysis

TPE - Chinese Taipei		↻	↻	Game
4	YANG Ko	Draws 5 30%	5 10%	10 20%
		Take-outs 1 50%	1 0%	2 25%
		Total 6 33%	6 8%	12 21%
3	LEE Stephanie	Draws 7 46%	5 30%	12 40%
		Take-outs 0 -	0 -	0 -
		Total 7 46%	5 30%	12 40%
2	LEE Ming Chieh	Draws 7 21%	2 88%	9 36%
		Take-outs 1 0%	2 0%	3 0%
		Total 8 19%	4 44%	12 27%
1	LIU I Ling	Draws 7 64%	4 75%	11 68%
		Take-outs 0 -	1 100%	1 100%
		Total 7 64%	5 80%	12 71%
A	CHANG Chia-Chi	Draws 0 -	0 -	0 -
		Take-outs 0 -	0 -	0 -
		Total 0 -	0 -	0 -
Team		Draws 26 41%	16 42%	42 42%
		Take-outs 2 25%	4 25%	6 25%
		Total 28 40%	20 39%	48 40%

USA - United States		↻	↻	Game
4	THIESSE Cory	Draws 3 100%	2 100%	5 100%
		Take-outs 7 93%	0 -	7 93%
		Total 10 95%	2 100%	12 96%
3	PERSINGER Vicky	Draws 5 95%	1 100%	6 96%
		Take-outs 3 75%	3 100%	6 88%
		Total 8 88%	4 100%	12 92%
2	GEVING Aileen	Draws 3 100%	0 -	3 100%
		Take-outs 5 90%	4 44%	9 69%
		Total 8 94%	4 44%	12 77%
1	ANDERSON-HEIDE Taylor	Draws 5 95%	3 67%	8 84%
		Take-outs 4 50%	0 -	4 50%
		Total 9 75%	3 67%	12 73%
A	PETERSON Tara	Draws 0 -	0 -	0 -
		Take-outs 0 -	0 -	0 -
		Total 0 -	0 -	0 -
Team		Draws 16 97%	6 83%	22 93%
		Take-outs 19 80%	7 68%	26 77%
		Total 35 88%	13 75%	48 84%

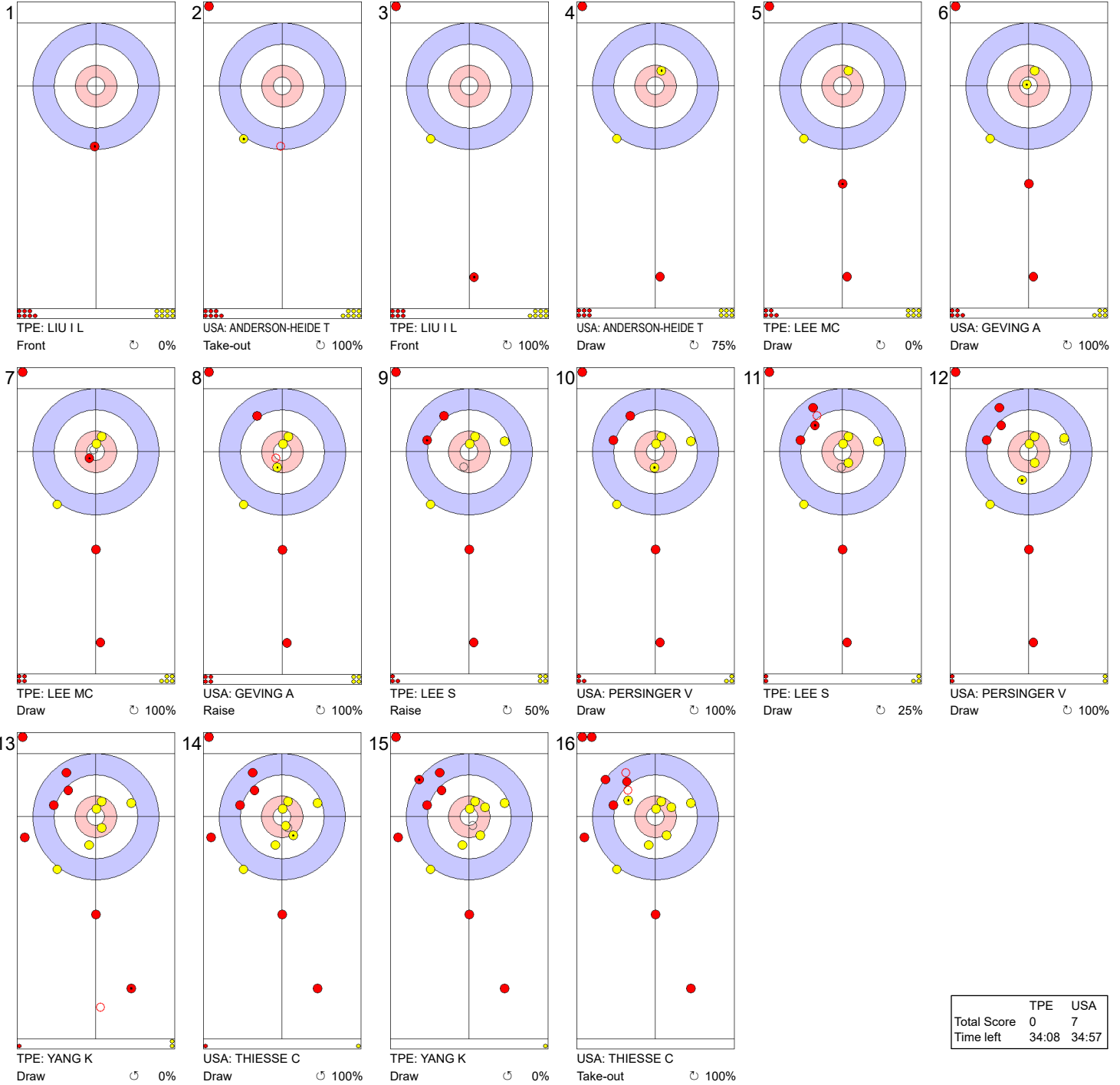
**Note:**  
Position and function for each team member:  
4 = Fourth, 3 = Third, 2 = Second, 1 = Lead, A = Alternate, S = Skip, V = Vice-Skip

**Legend:**  
↻ Clockwise      ↻ Counter-clockwise      LSFE(\*) Last Stone First End  
X Unplayed/unfinished end due to concession



Game - Shot by Shot

End 1 ● TPE - Chinese Taipei 0 + 0 (this end) = 0      ● USA - United States 0 + 7 (this end) = 7



	TPE	USA
Total Score	0	7
Time left	34:08	34:57

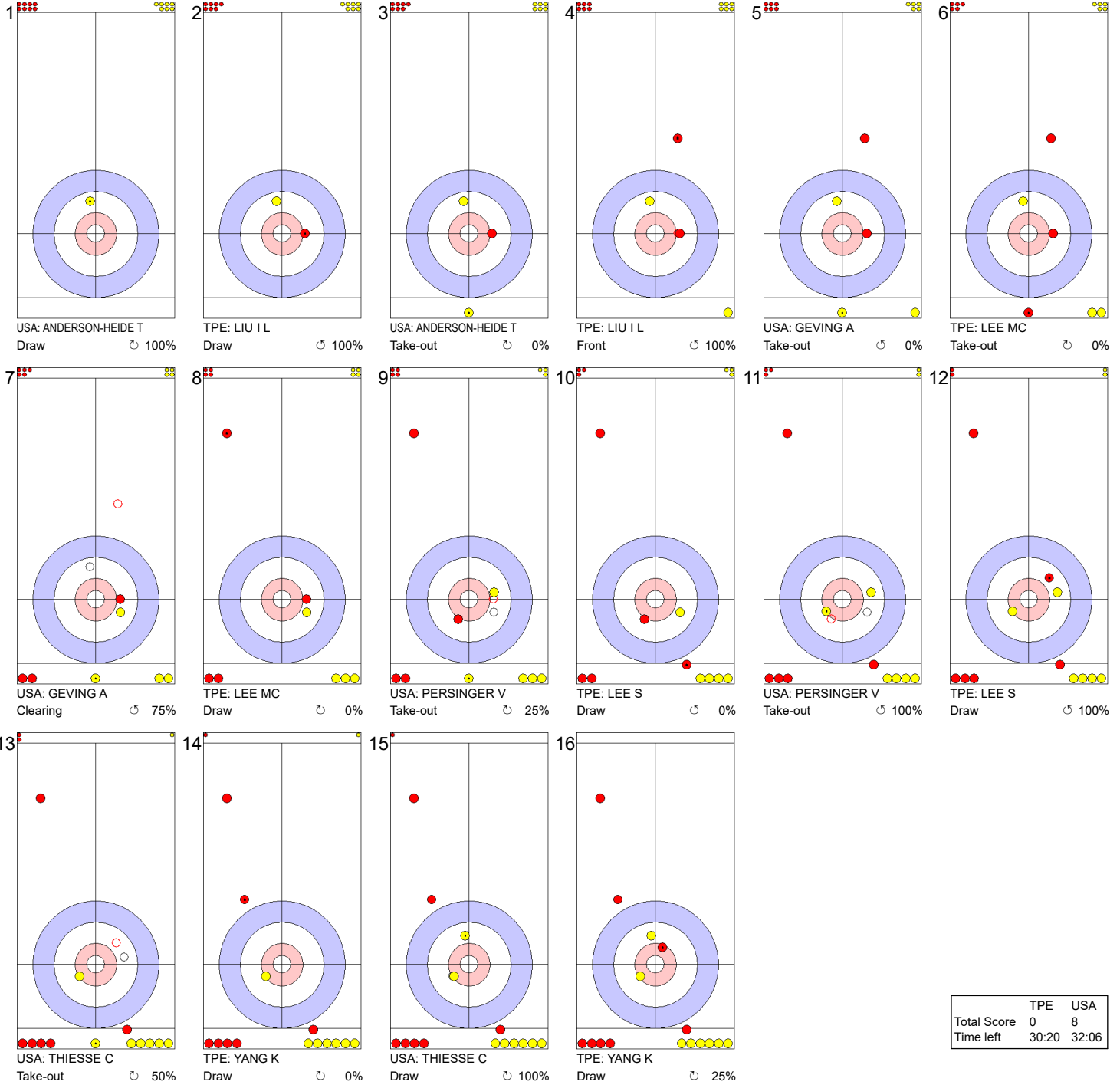
**Legend:**  
 ↻ Clockwise      ↺ Counter-clockwise      - Not considered





Game - Shot by Shot

End 2 TPE - Chinese Taipei 0 + 0 (this end) = 0 USA - United States 7 + 1 (this end) = 8



	TPE	USA
Total Score	0	8
Time left	30:20	32:06

**Legend:**  
 ↻ Clockwise      ↺ Counter-clockwise      - Not considered







**Game - Shot by Shot**

**End 3** ● **TPE - Chinese Taipei** 0 + 0 (this end) = 0      ● **USA - United States** 8 + 1 (this end) = 9



	TPE	USA
Total Score	0	9
Time left	24:51	29:32

**Legend:**  
 ↻ Clockwise      ↺ Counter-clockwise      - Not considered





Game - Shot by Shot

End 4 **TPE - Chinese Taipei 0 + 0 (this end) = 0** **USA - United States 9 + 3 (this end) = 12**



	TPE	USA
Total Score	0	12
Time left	18:43	25:29

**Legend:**  
 ↻ Clockwise      ↺ Counter-clockwise      - Not considered





Game - Shot by Shot

End 5 ● TPE - Chinese Taipei 0 + 0 (this end) = 0      ⊗ USA - United States 12 + 5 (this end) = 17



	TPE	USA
Total Score	0	17
Time left	14:02	22:57

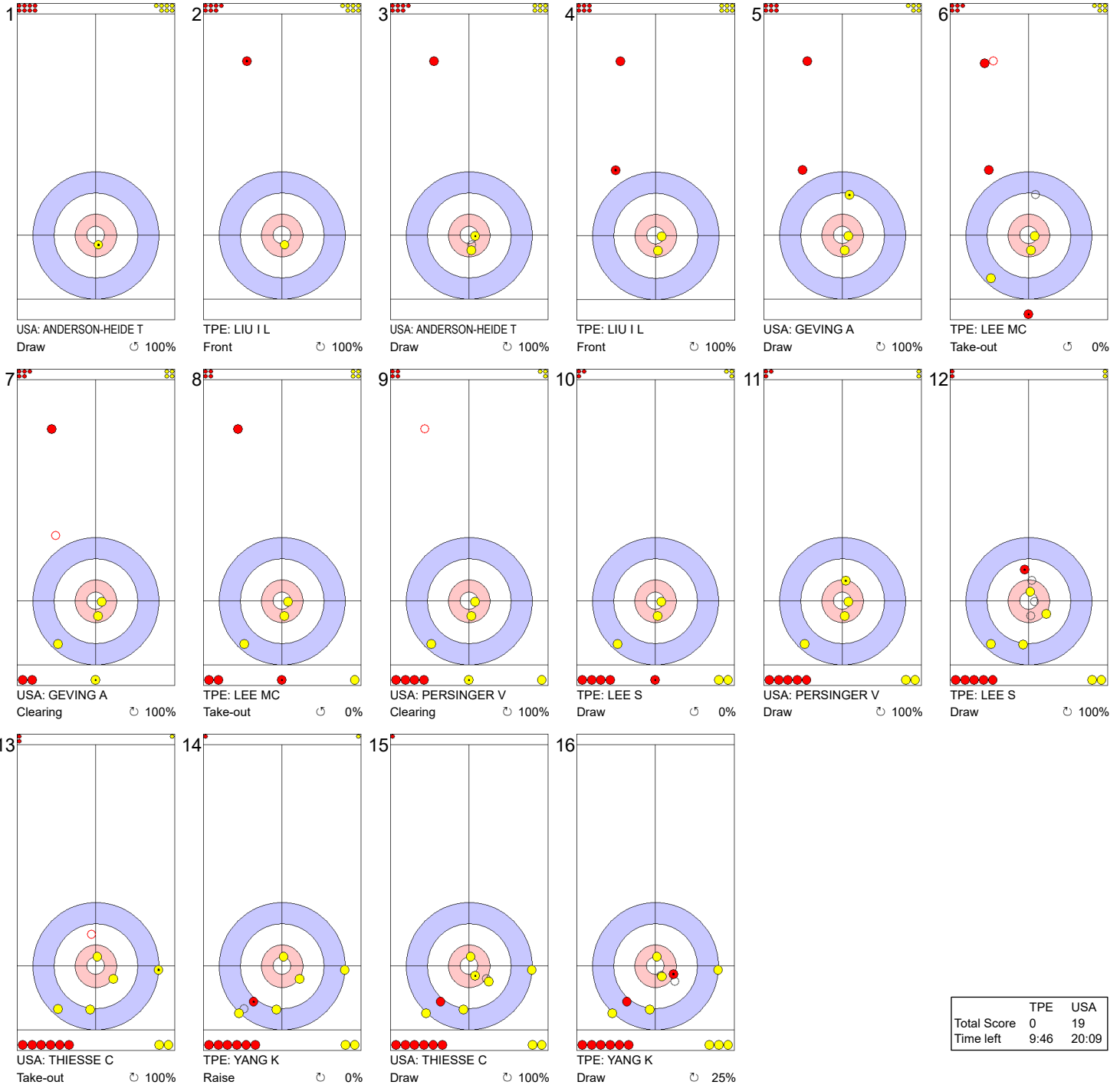
**Legend:**  
 ↻ Clockwise      ↺ Counter-clockwise      - Not considered





### Game - Shot by Shot

**End 6**   ● **TPE - Chinese Taipei** 0 + 0 (this end) = 0   ● **USA - United States** 17 + 2 (this end) = 19



	TPE	USA
Total Score	0	19
Time left	9:46	20:09

**Legend:**  
 ↻ Clockwise      ↻ Counter-clockwise      - Not considered







Game - Shot by Shot

End 1 ● CHN - China 0 + 0 (this end) = 0      ● NZL - New Zealand 0 + 1 (this end) = 1



	CHN	NZL
Total Score	0	1
Time left	34:42	35:24

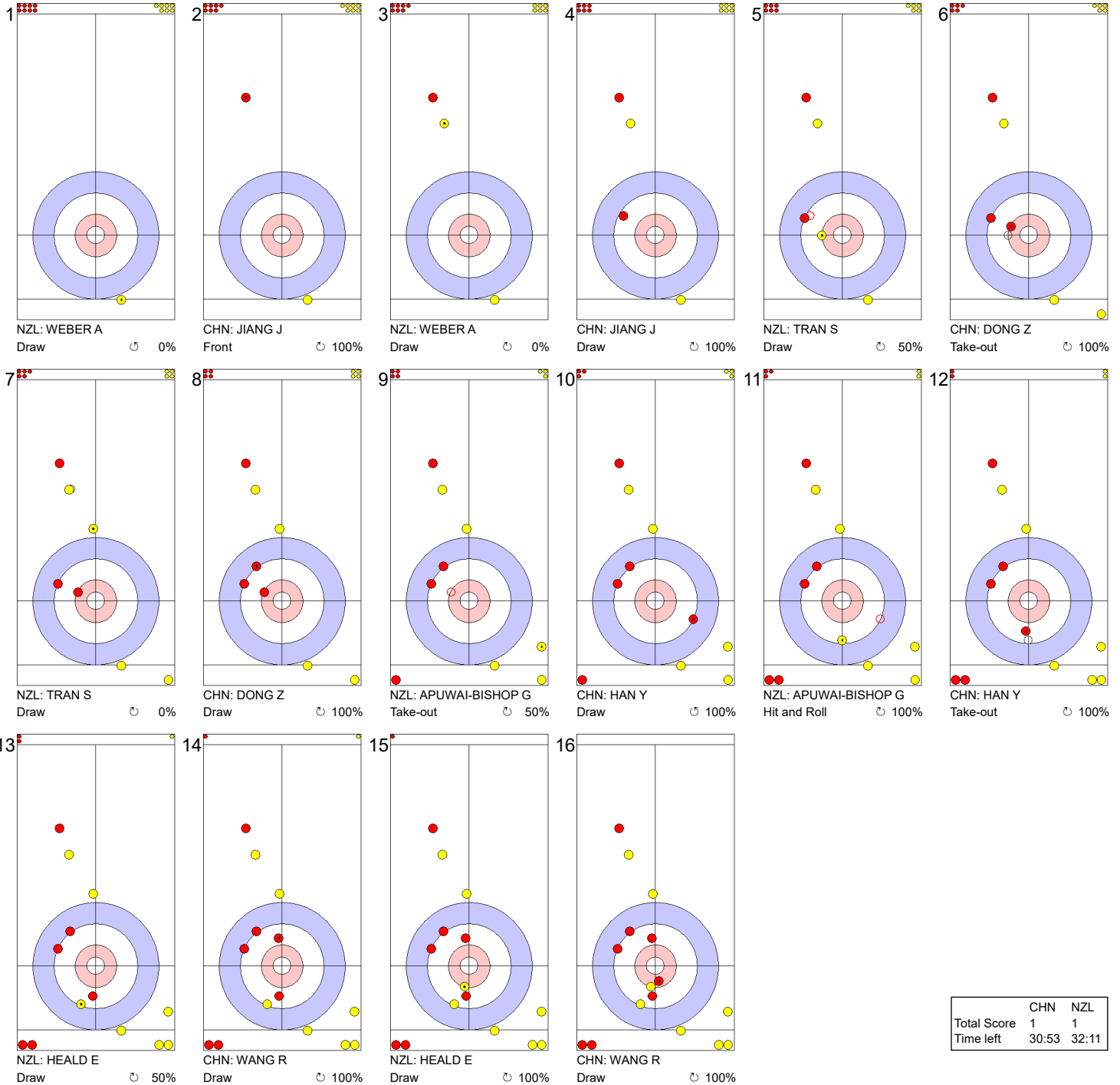
**Legend:**  
 ↻ Clockwise      ↺ Counter-clockwise      - Not considered





Game - Shot by Shot

End 2 ● CHN - China 0 + 1 (this end) = 1      ● NZL - New Zealand 1 + 0 (this end) = 1



	CHN	NZL
Total Score	1	1
Time left	30:53	32:11

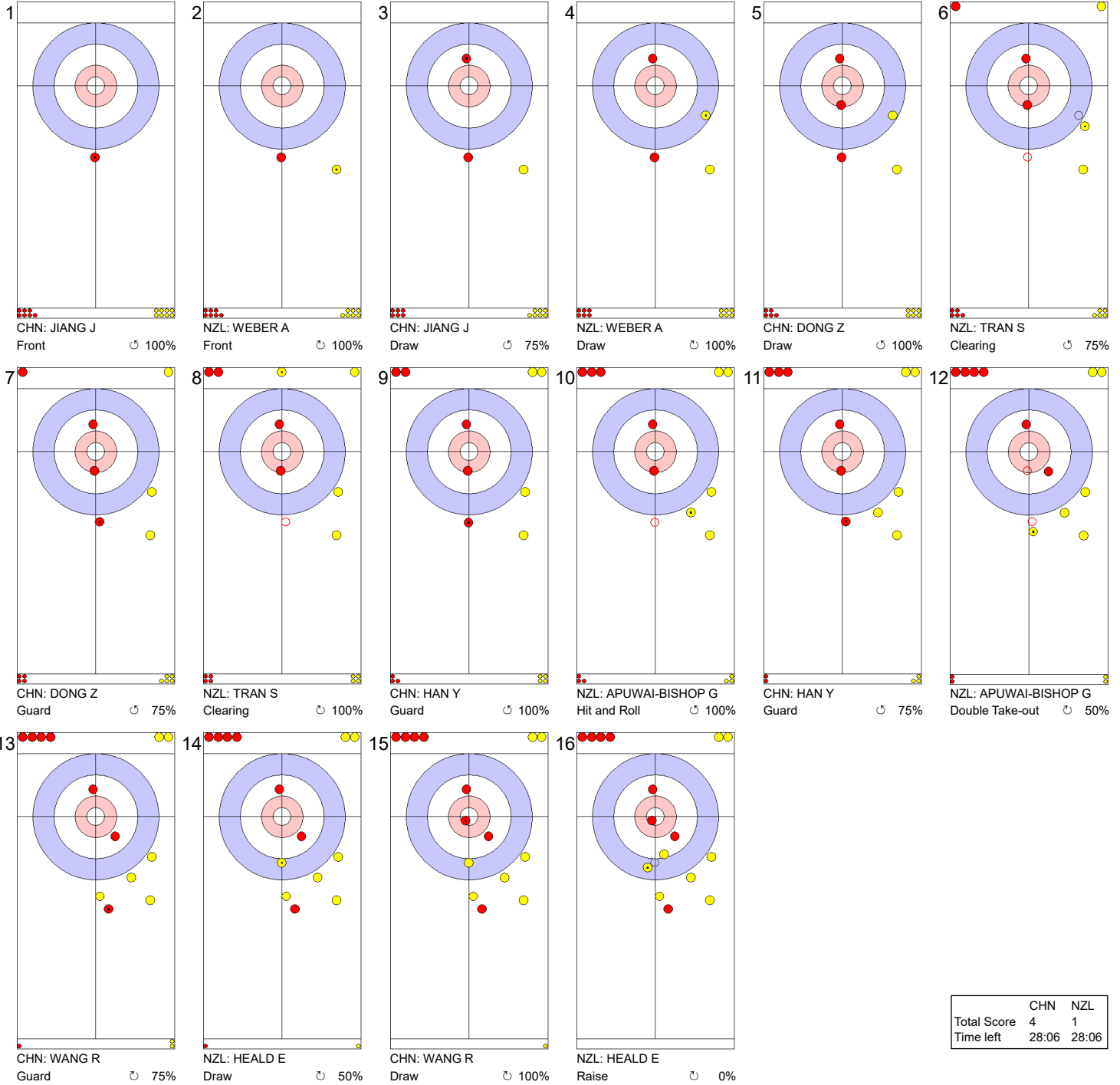
**Legend:**  
 ↻ Clockwise      ↺ Counter-clockwise      - Not considered





Game - Shot by Shot

End 3 ● CHN - China 1 + 3 (this end) = 4      ● NZL - New Zealand 1 + 0 (this end) = 1



	CHN	NZL
Total Score	4	1
Time left	28:06	28:06

**Legend:**  
 ↻ Clockwise      ↺ Counter-clockwise      - Not considered

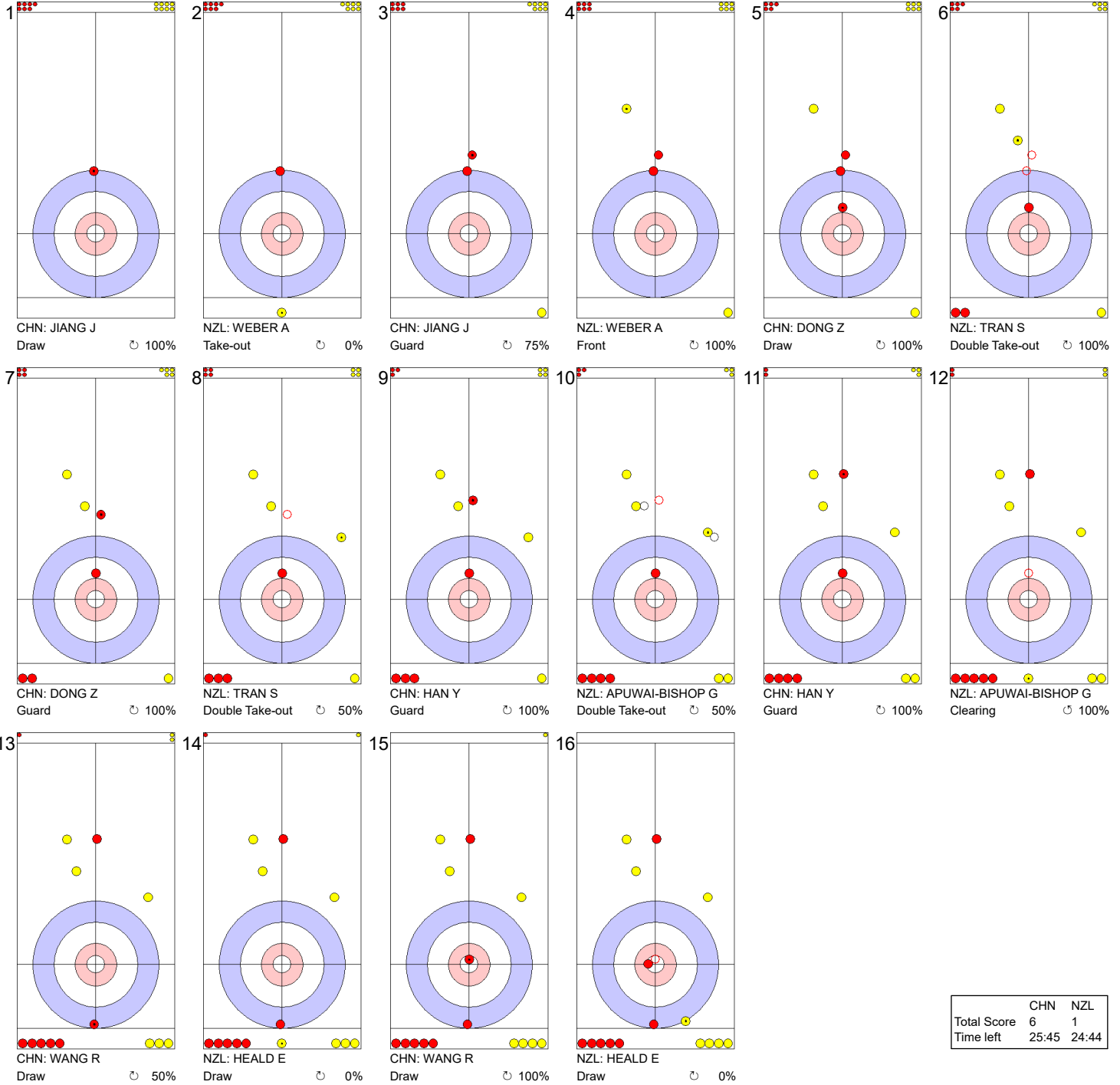






Game - Shot by Shot

End 4 **CHN - China 4 + 2 (this end) = 6** **NZL - New Zealand 1 + 0 (this end) = 1**



	CHN	NZL
Total Score	6	1
Time left	25:45	24:44

**Legend:**  
 ↻ Clockwise      ↺ Counter-clockwise      - Not considered





Game - Shot by Shot

End 5 **CHN - China 6 + 0 (this end) = 6** **NZL - New Zealand 1 + 3 (this end) = 4**



	CHN	NZL
Total Score	6	4
Time left	22:54	21:59

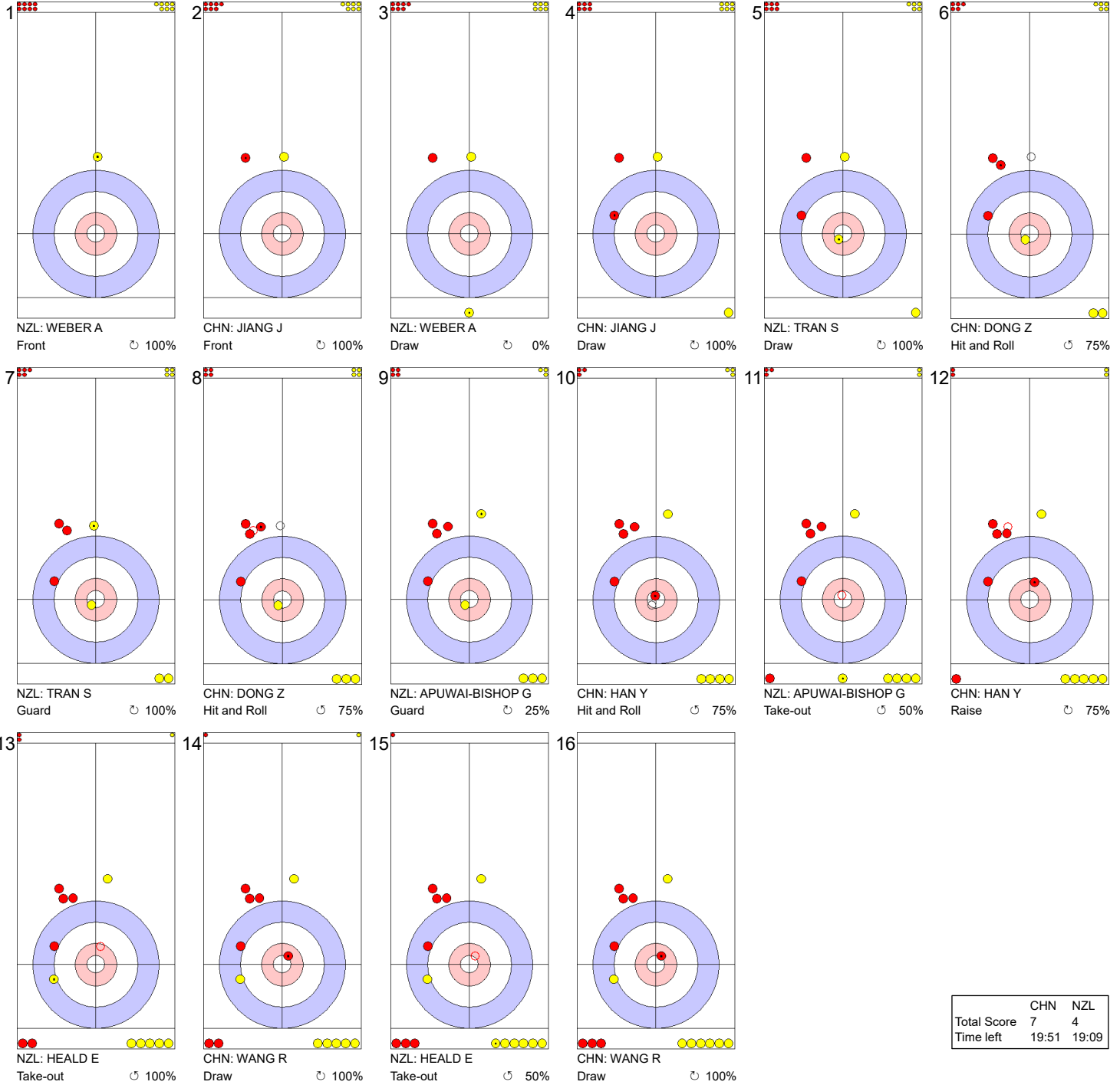
**Legend:**  
 ↻ Clockwise      ↺ Counter-clockwise      - Not considered





**Game - Shot by Shot**

**End 6**   ● **CHN - China** 6 + 1 (this end) = 7   ● **NZL - New Zealand** 4 + 0 (this end) = 4



	CHN	NZL
Total Score	7	4
Time left	19:51	19:09

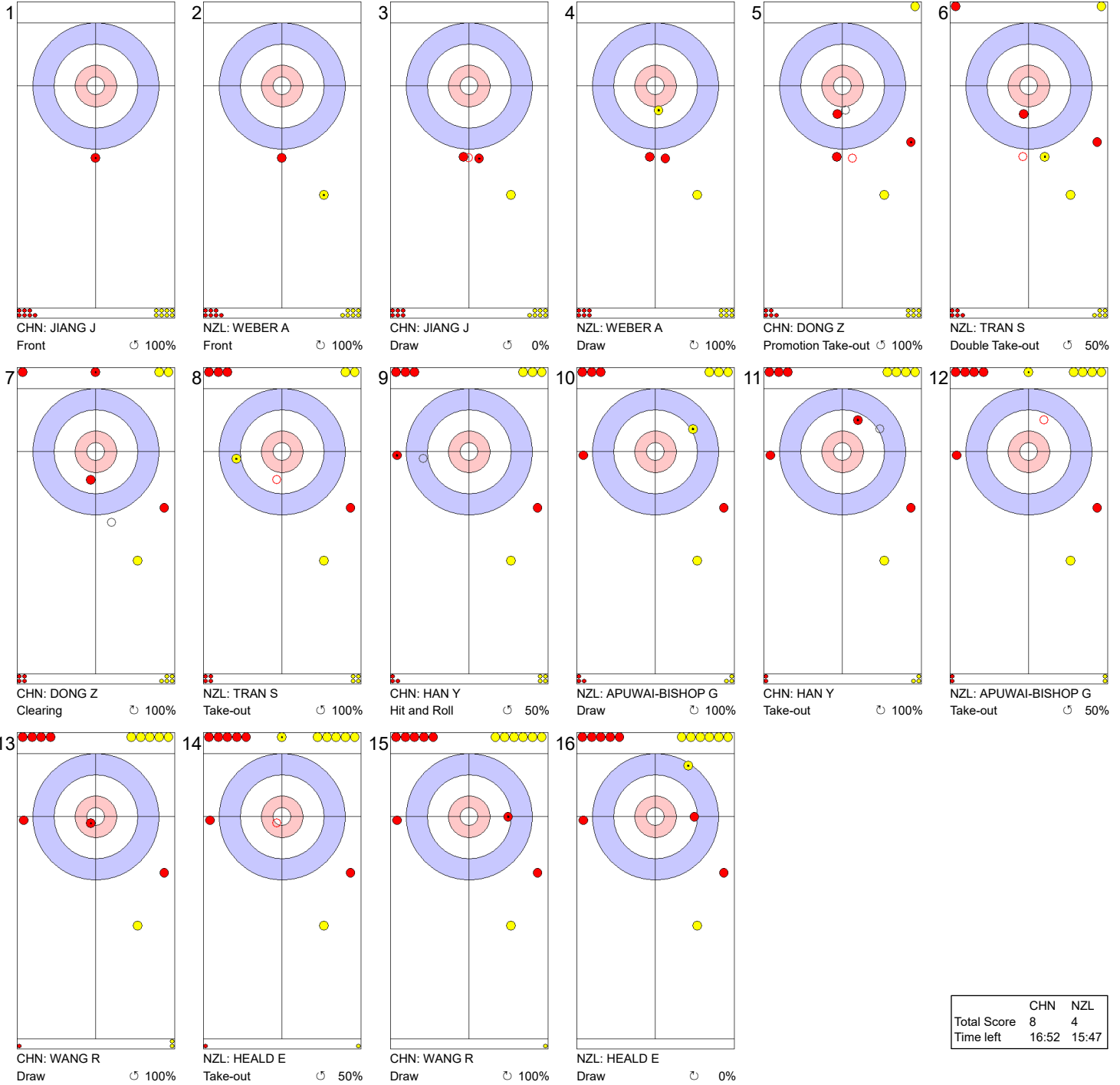
**Legend:**  
 ↻ Clockwise   ↺ Counter-clockwise   - Not considered





Game - Shot by Shot

End 7 **CHN - China 7 + 1 (this end) = 8** **NZL - New Zealand 4 + 0 (this end) = 4**



	CHN	NZL
Total Score	8	4
Time left	16:52	15:47

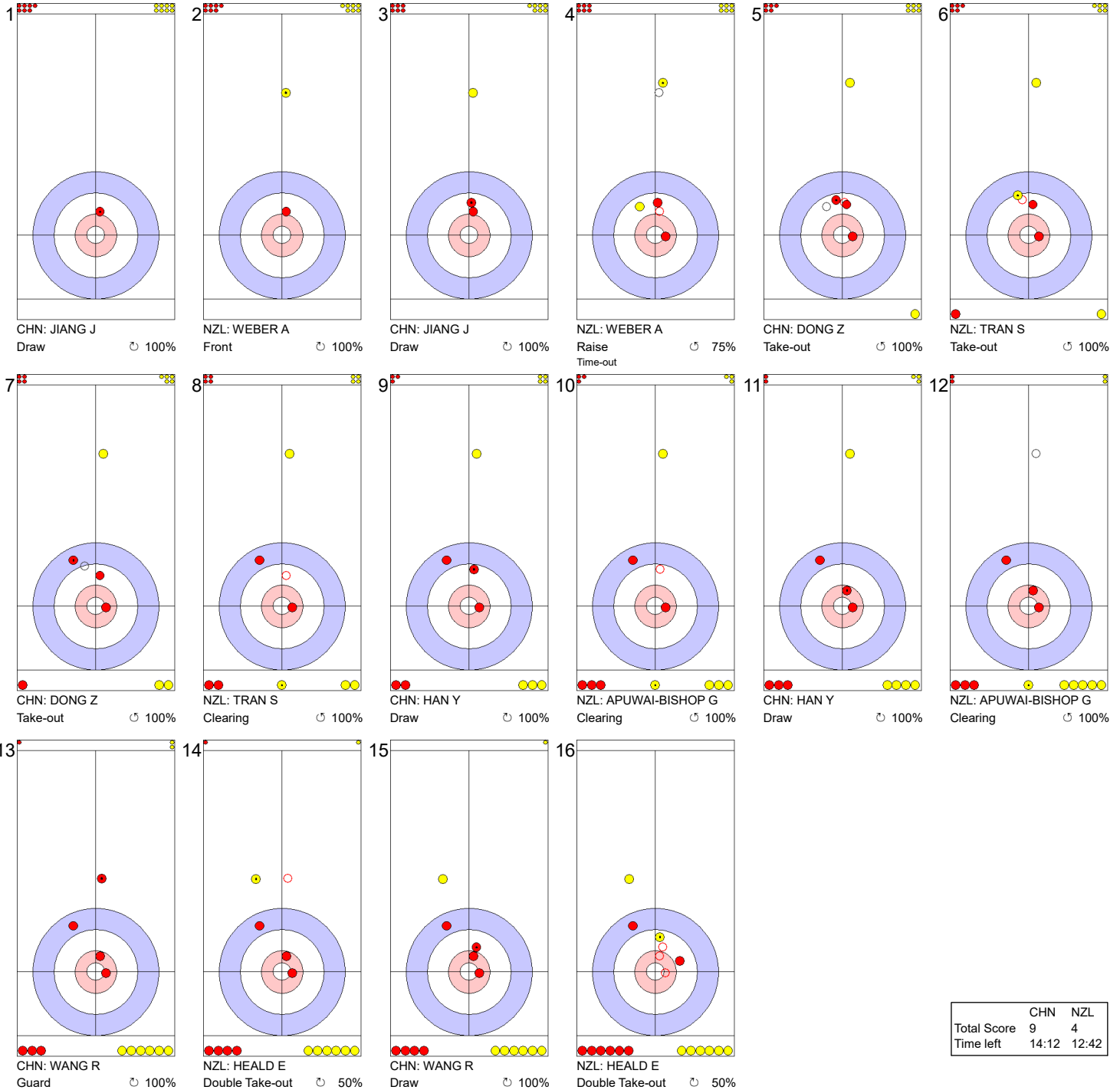
**Legend:**  
 ↻ Clockwise      ↺ Counter-clockwise      - Not considered





Game - Shot by Shot

End 8 **CHN - China 8 + 1 (this end) = 9** **NZL - New Zealand 4 + 0 (this end) = 4**



	CHN	NZL
Total Score	9	4
Time left	14:12	12:42

**Legend:**  
 ↻ Clockwise      ↺ Counter-clockwise      - Not considered





### Session Results and Standings

Sheet	Team	LSD/LSFE	1	2	3	4	5	6	7	8	9	10	Extra Ends	Total
A	NZL - New Zealand	58.1cm	0	0	0	1	0	0	0	1	X	X		2
	USA - United States	38.4cm *	1	1	0	0	2	1	1	0	X	X		6
B	TPE - Chinese Taipei	184.3cm	0	0	2	0	0	0	0	X	X	X		2
	CHN - China	172.2cm *	3	4	0	1	2	0	4	X	X	X		14
C	MEX - Mexico	134.3cm	0	0	0	1	0	2	0	X	X	X		3
	JPN - Japan	114.3cm *	2	2	1	0	4	0	2	X	X	X		11
D	KOR - Korea	31.1cm	0	0	0	1	0	1	X	X	X	X		2
	CAN - Canada	28.7cm *	0	2	3	0	3	0	X	X	X	X		8

### Current Standings

Rank	Team	Games	Wins	Losses	
1	CAN - Canada	5	5	0	Q
1	JPN - Japan	5	5	0	Q
3	KOR - Korea	5	4	1	Q
4	CHN - China	5	2	3	
4	USA - United States	5	2	3	
6	MEX - Mexico	5	1	4	
6	NZL - New Zealand	5	1	4	
8	TPE - Chinese Taipei	5	0	5	

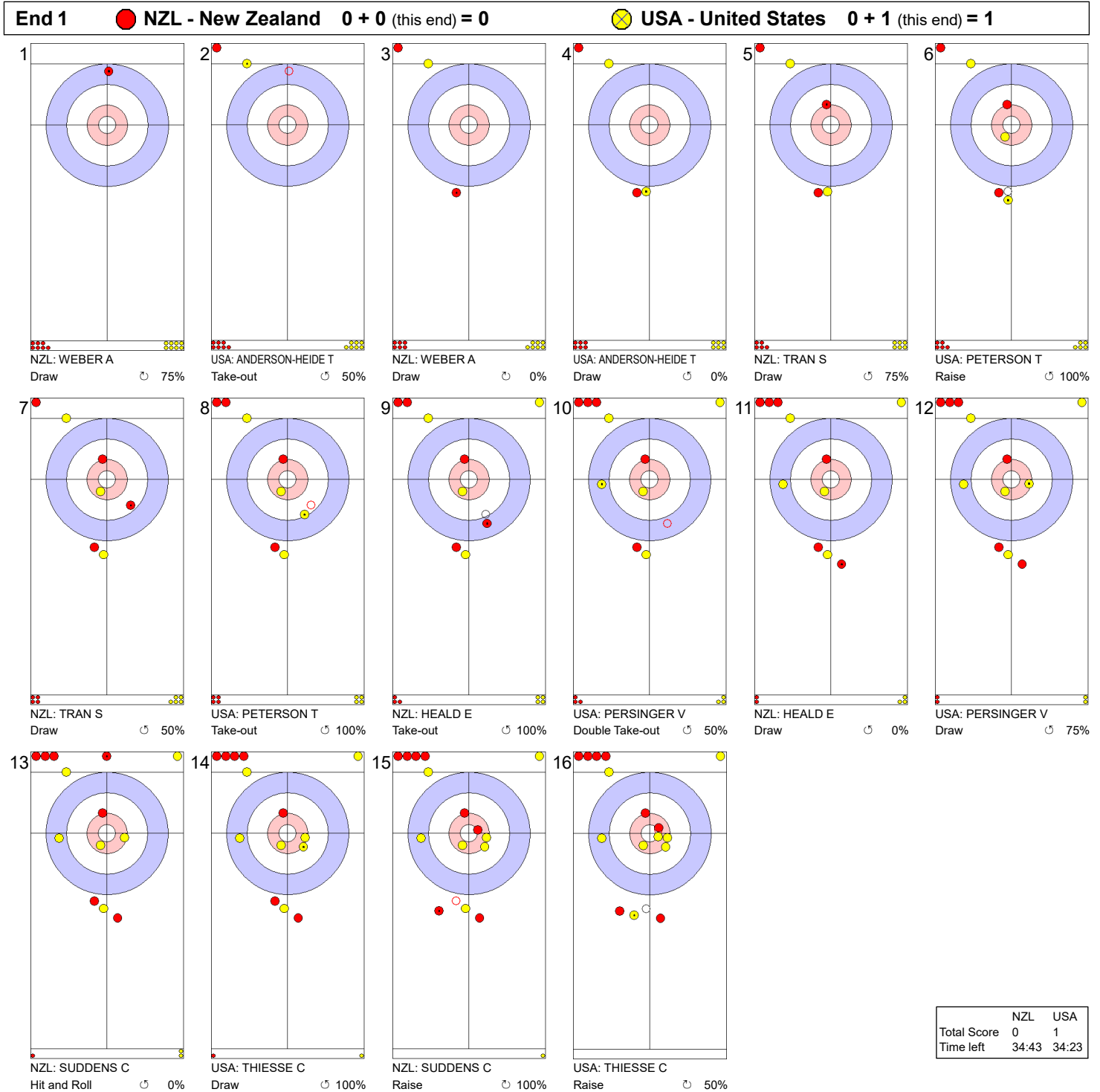
**Note:**  
Under World Curling rules, tie-breaking rules for standings are not applied until after the last game of the round robin.

**Legend:**  
**LSD** Last Stone Draw                      **LSFE(\*)** Last Stone First End                      **Q** Qualified for the play-offs  
**X** Unplayed/unfinished end due to concession





Game - Shot by Shot



**Legend:**  
 ↻ Clockwise      ↺ Counter-clockwise      - Not considered

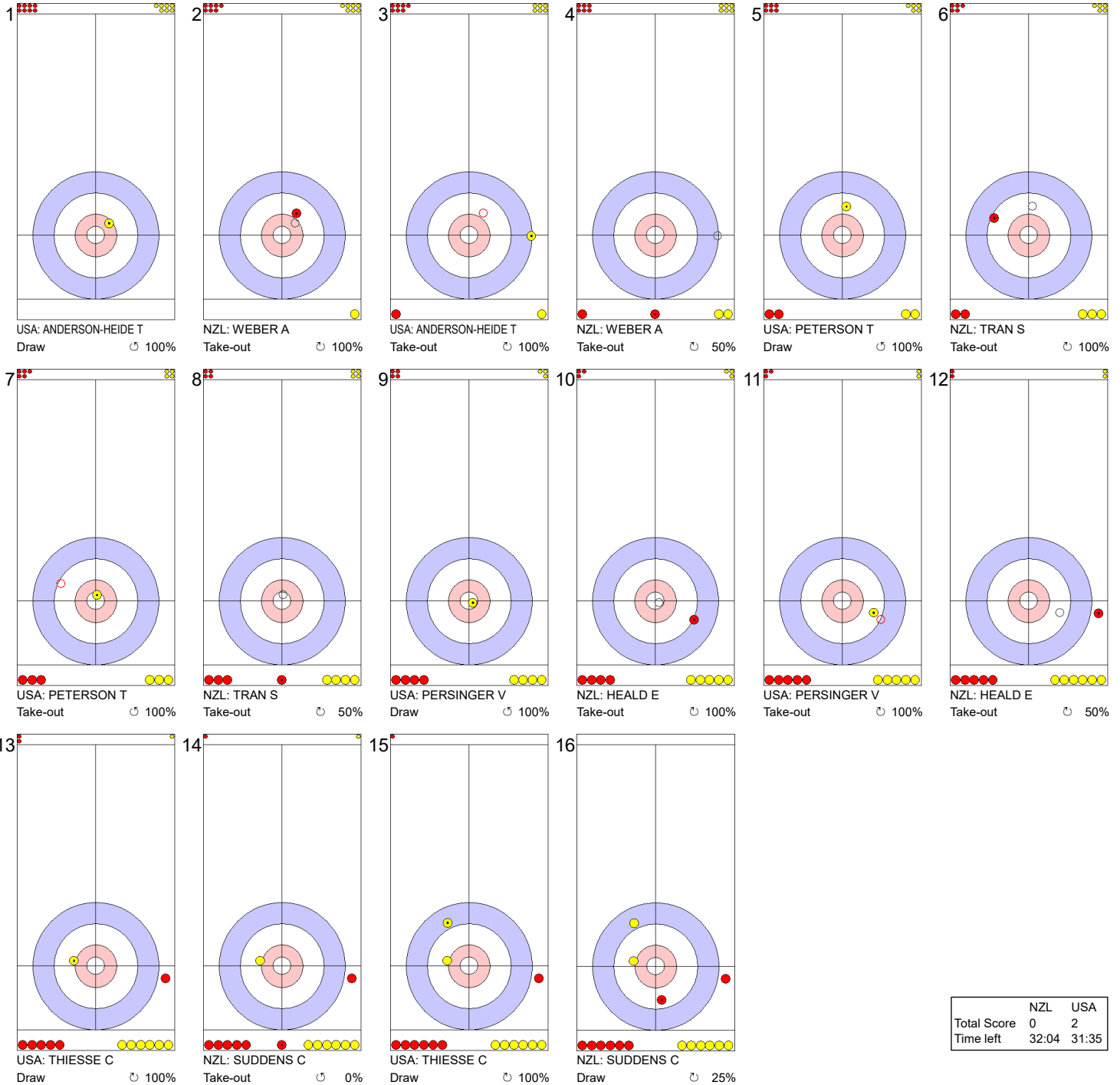






**Game - Shot by Shot**

**End 2**   **NZL - New Zealand 0 + 0 (this end) = 0**   **USA - United States 1 + 1 (this end) = 2**



	NZL	USA
Total Score	0	2
Time left	32:04	31:35

**Legend:**  
 Clockwise    
 Counter-clockwise    
 - Not considered





**Game - Shot by Shot**

**End 3**   ● **NZL - New Zealand** 0 + 0 (this end) = 0      ● **USA - United States** 2 + 0 (this end) = 2



	NZL	USA
Total Score	0	2
Time left	29:20	29:21

**Legend:**  
 ↻ Clockwise      ↺ Counter-clockwise      - Not considered





**Game - Shot by Shot**

**End 4**   **NZL - New Zealand 0 + 1 (this end) = 1**   **USA - United States 2 + 0 (this end) = 2**



	NZL	USA
Total Score	1	2
Time left	25:44	27:15

**Legend:**  
 Clockwise     
 Counter-clockwise     
 - Not considered





Game - Shot by Shot

End 5 **NZL - New Zealand 1 + 0 (this end) = 1** **USA - United States 2 + 2 (this end) = 4**



	NZL	USA
Total Score	1	4
Time left	23:00	23:49

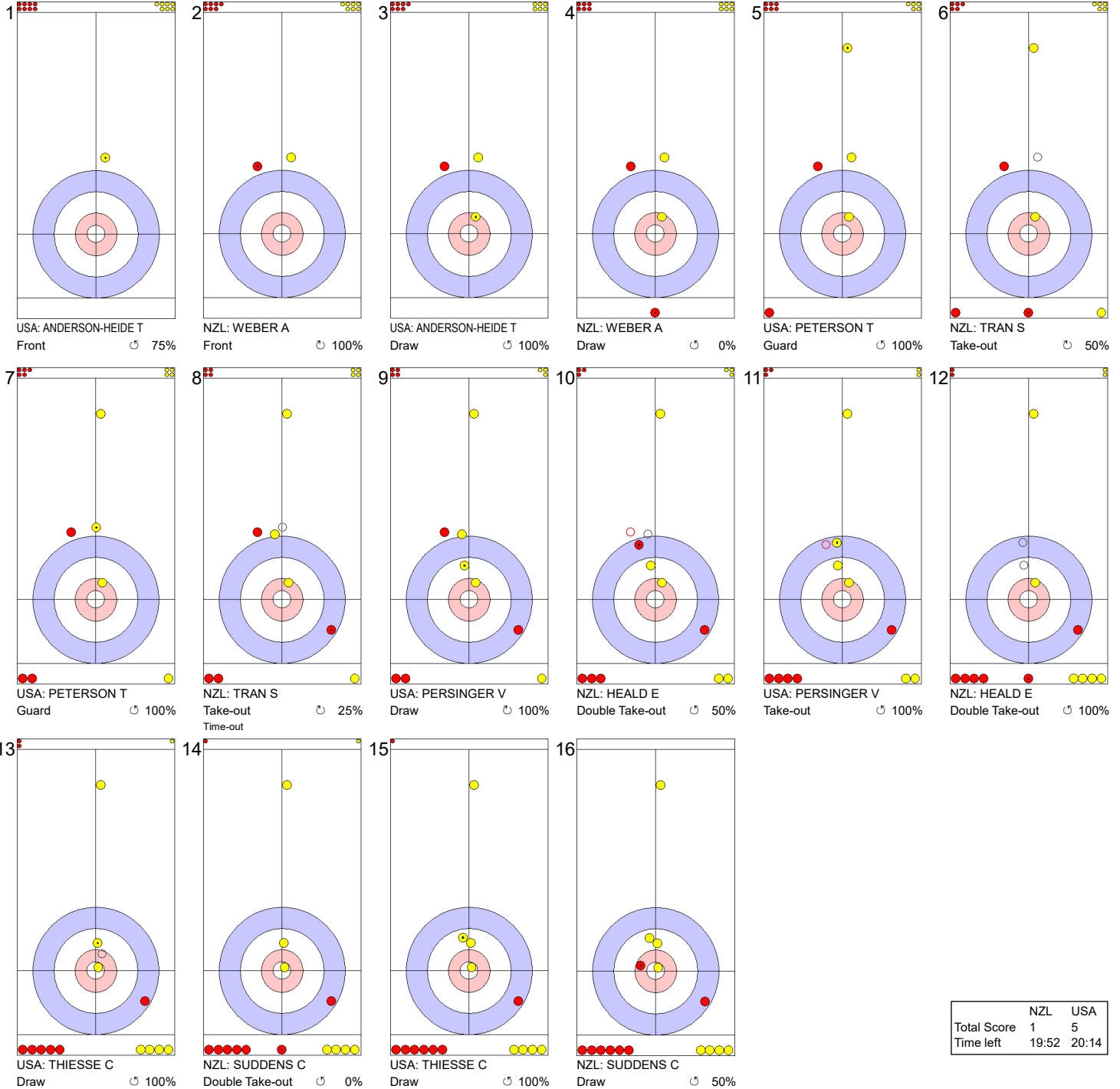
**Legend:**  
 Clockwise      Counter-clockwise      - Not considered





Game - Shot by Shot

End 6 NZL - New Zealand 1 + 0 (this end) = 1 USA - United States 4 + 1 (this end) = 5



	NZL	USA
Total Score	1	5
Time left	19:52	20:14

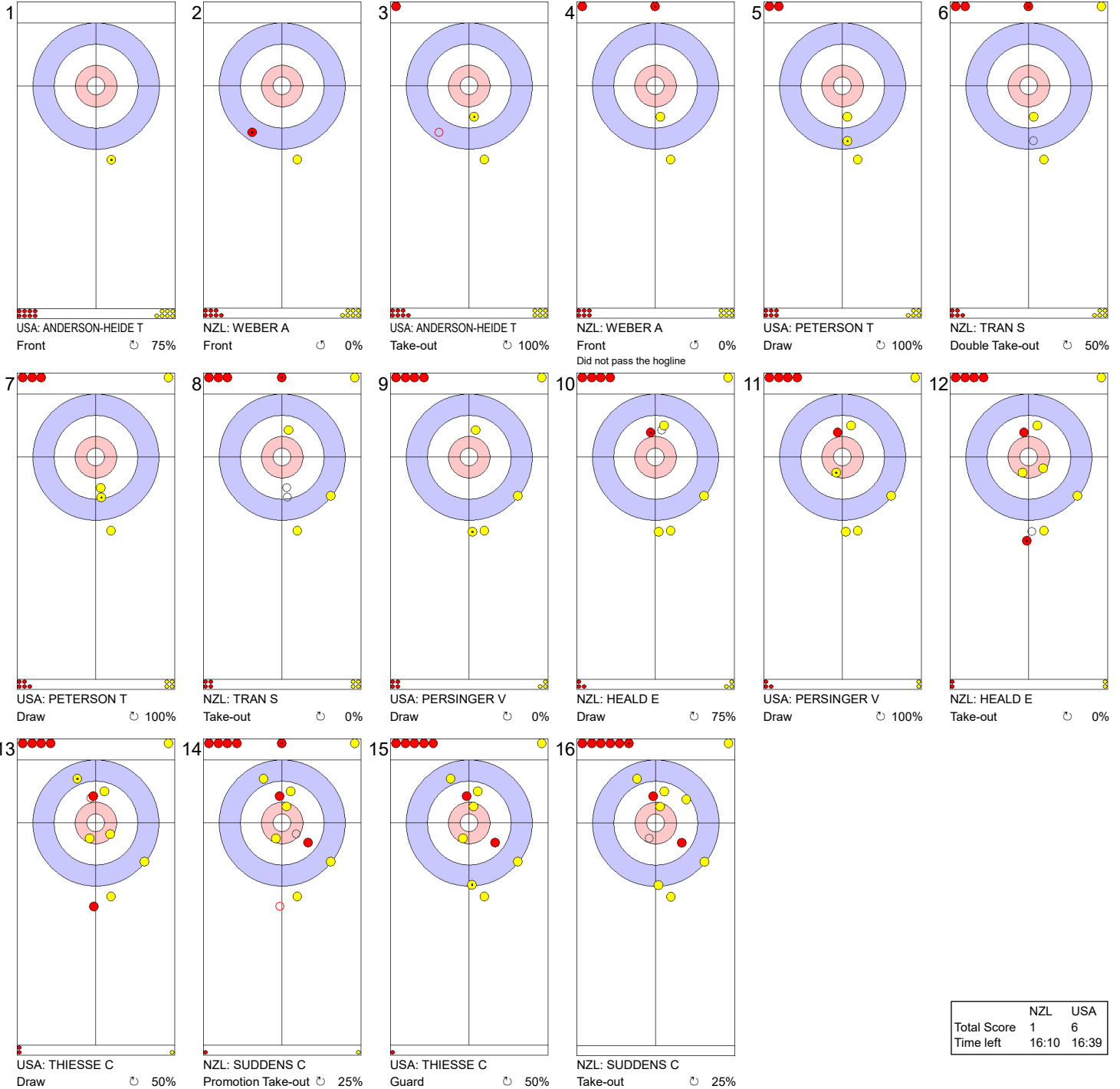
**Legend:**  
 ↻ Clockwise      ↺ Counter-clockwise      - Not considered





Game - Shot by Shot

End 7 **NZL - New Zealand 1 + 0 (this end) = 1** **USA - United States 5 + 1 (this end) = 6**



	NZL	USA
Total Score	1	6
Time left	16:10	16:39

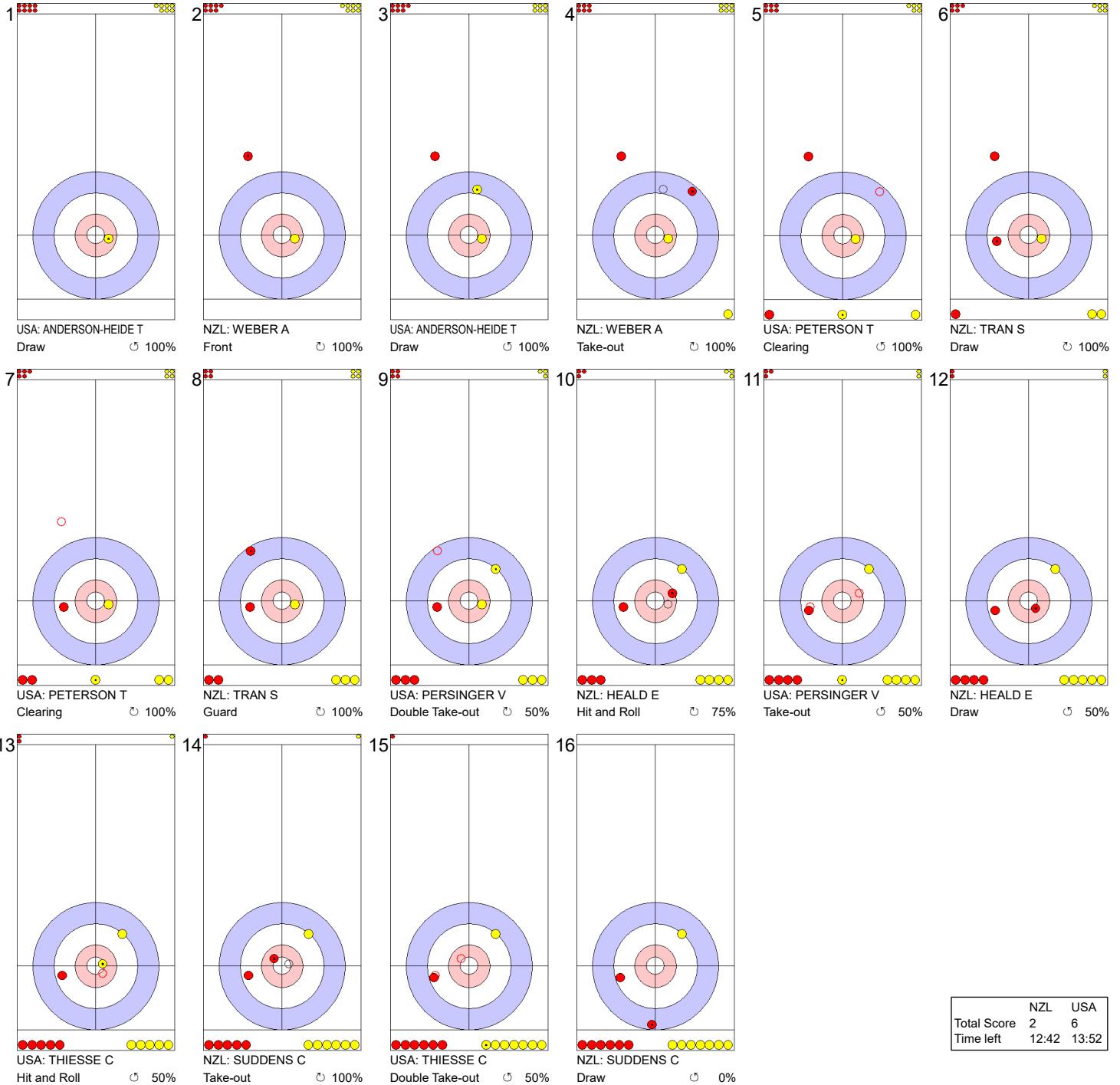
**Legend:**  
 ↻ Clockwise      ↺ Counter-clockwise      - Not considered





### Game - Shot by Shot

**End 8**   **NZL - New Zealand 1 + 1 (this end) = 2**   **USA - United States 6 + 0 (this end) = 6**



	NZL	USA
Total Score	2	6
Time left	12:42	13:52

**Legend:**  
 ↻ Clockwise      ↺ Counter-clockwise      - Not considered









Game - Shot by Shot



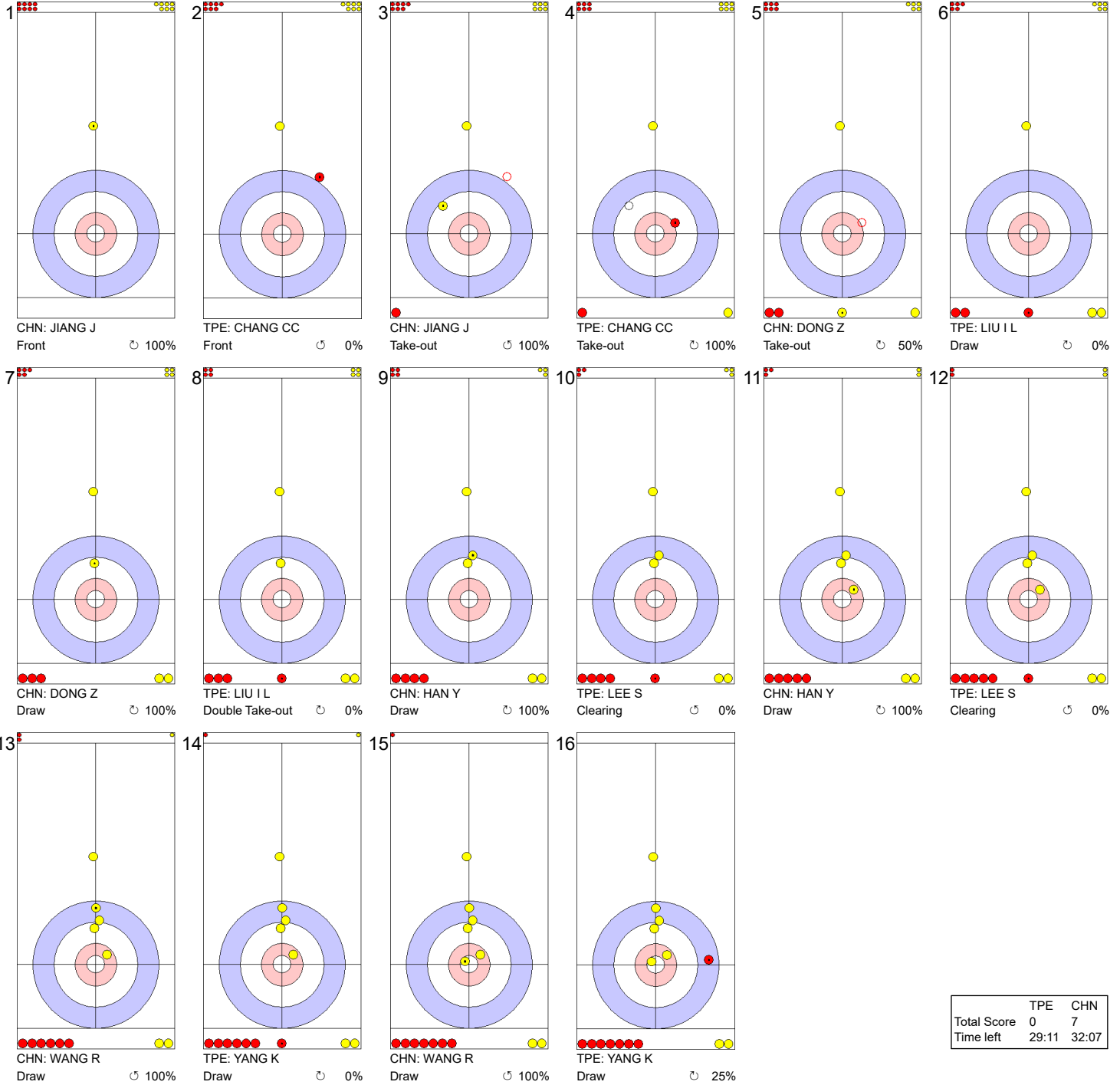
**Legend:**  
 ↻ Clockwise      ↺ Counter-clockwise      - Not considered





Game - Shot by Shot

End 2 TPE - Chinese Taipei 0 + 0 (this end) = 0 CHN - China 3 + 4 (this end) = 7



	TPE	CHN
Total Score	0	7
Time left	29:11	32:07

**Legend:**  
 ↻ Clockwise      ↺ Counter-clockwise      - Not considered





Game - Shot by Shot

End 3 ● TPE - Chinese Taipei 0 + 2 (this end) = 2      ⊗ CHN - China 7 + 0 (this end) = 7



	TPE	CHN
Total Score	2	7
Time left	24:55	28:52

**Legend:**  
 ↻ Clockwise      ↺ Counter-clockwise      - Not considered





### Game - Shot by Shot

**End 4** ● TPE - Chinese Taipei 2 + 0 (this end) = 2      ⊗ CHN - China 7 + 1 (this end) = 8



	TPE	CHN
Total Score	2	8
Time left	20:45	25:57

**Legend:**  
 ↻ Clockwise      ↺ Counter-clockwise      - Not considered





Game - Shot by Shot

End 5 ● TPE - Chinese Taipei 2 + 0 (this end) = 2      ● CHN - China 8 + 2 (this end) = 10



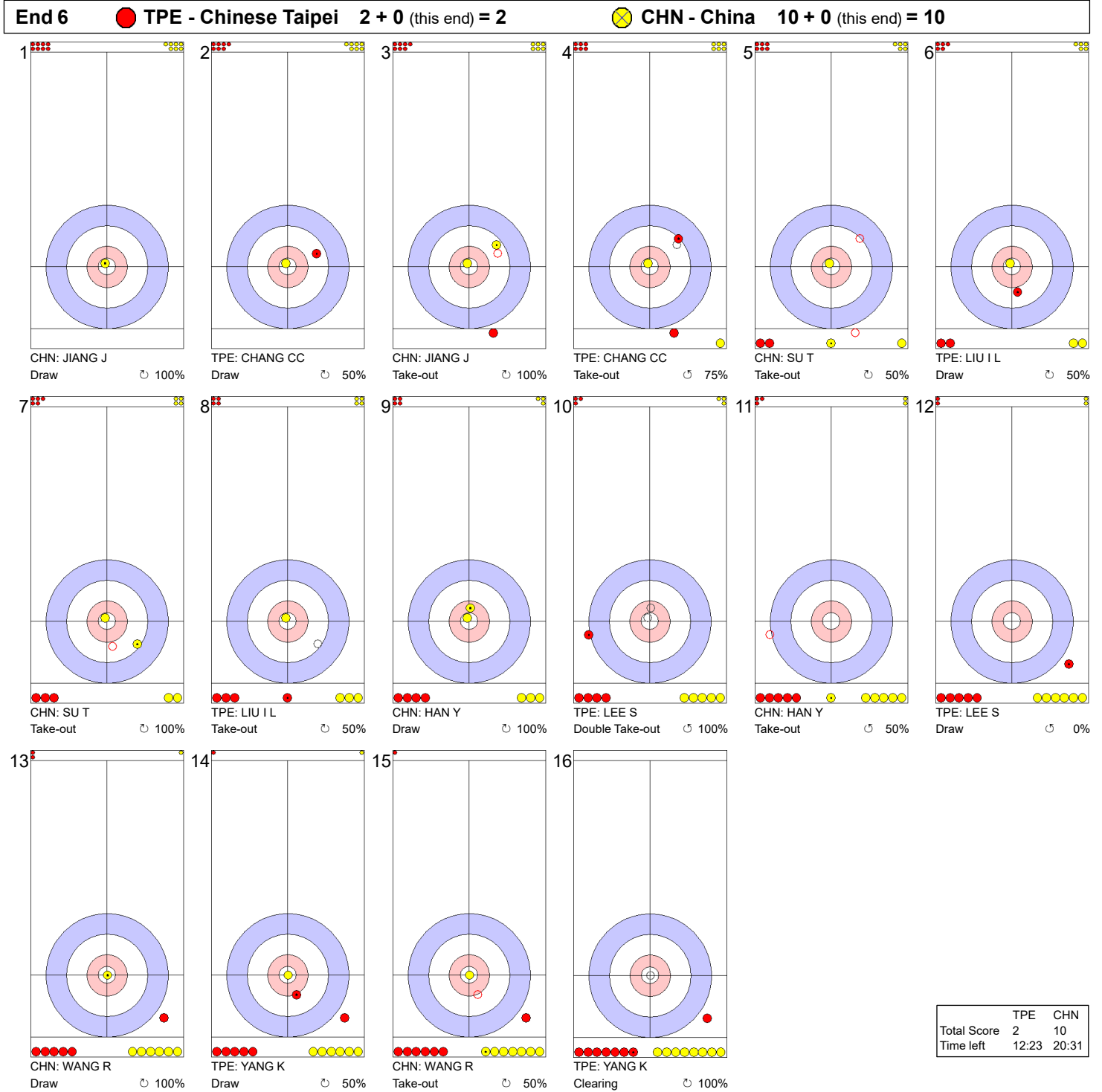
	TPE	CHN
Total Score	2	10
Time left	16:25	23:08

**Legend:**  
 ↻ Clockwise      ↺ Counter-clockwise      - Not considered





Game - Shot by Shot



**Legend:**  
 ↻ Clockwise      ↺ Counter-clockwise      - Not considered





**Game - Shot by Shot**

**End 7**   ● **TPE - Chinese Taipei 2 + 0 (this end) = 2**   ● **CHN - China 10 + 4 (this end) = 14**



	TPE	CHN
Total Score	2	14
Time left	8:39	18:05

**Legend:**  
 ↻ Clockwise      ↺ Counter-clockwise      - Not considered





**Game Results**

Sheet	Team	LSFE	1	2	3	4	5	6	7	8	9	10	Extra Ends	Total
C	MEX - Mexico		0	0	0	1	0	2	0	X	X	X		3
	JPN - Japan	*	2	2	1	0	4	0	2	X	X	X		11

MEX - Mexico		Shot Success	Game	All
4 S	CAMARENA Adriana	48%	45%	
3 V	KNEPPER Karla	38%	43%	
2	HUERTA Veronica	82%	57%	
1	MARTINEZ Karla	57%	52%	
A	QUINTERO Estefana	-	50%	
Team Total		56%	49%	

JPN - Japan		Shot Success	Game	All
4 S	UENO Miyu	80%	85%	
3	UENO Yui	61%	80%	
2	ONODERA Kaho	77%	77%	
1 V	KANAI Asuka	89%	87%	
A	NISHIMURO Junko	-	82%	
Team Total		77%	83%	

Last Stone Draw		Distance
☺	CAMARENA Adriana	36.8cm
☹	MARTINEZ Karla	97.5cm
<b>Total</b>		<b>134.3cm</b>

Last Stone Draw		Distance
☺	UENO Yui	10.8cm
☹	ONODERA Kaho	103.5cm
<b>Total</b>		<b>114.3cm</b>

Time remaining: 13 minutes 53 seconds

Time remaining: 15 minutes 56 seconds

**Shot Success Analysis**

MEX - Mexico		☺	☹	Game
4	CAMARENA Adriana	Draws 4 50%	4 63%	8 56%
		Take-outs 4 31%	2 50%	6 38%
		Total 8 41%	6 58%	14 48%
3	KNEPPER Karla	Draws 5 50%	4 19%	9 36%
		Take-outs 3 33%	2 50%	5 40%
		Total 8 44%	6 29%	14 38%
2	HUERTA Veronica	Draws 3 100%	0 -	3 100%
		Take-outs 7 79%	4 75%	11 77%
		Total 10 85%	4 75%	14 82%
1	MARTINEZ Karla	Draws 6 33%	2 100%	8 50%
		Take-outs 0 -	6 67%	6 67%
		Total 6 33%	8 75%	14 57%
A	QUINTERO Estefana	Draws 0 -	0 -	0 -
		Take-outs 0 -	0 -	0 -
		Total 0 -	0 -	0 -
Team		Draws 18 53%	10 53%	28 53%
		Take-outs 14 55%	14 64%	28 60%
		Total 32 54%	24 59%	56 56%

JPN - Japan		☺	☹	Game
4	UENO Miyu	Draws 7 100%	1 100%	8 100%
		Take-outs 3 67%	3 42%	6 54%
		Total 10 90%	4 56%	14 80%
3	UENO Yui	Draws 5 65%	2 50%	7 61%
		Take-outs 4 44%	3 83%	7 61%
		Total 9 56%	5 70%	14 61%
2	ONODERA Kaho	Draws 1 100%	2 100%	3 100%
		Take-outs 8 75%	3 58%	11 70%
		Total 9 78%	5 75%	14 77%
1	KANAI Asuka	Draws 7 93%	1 100%	8 94%
		Take-outs 2 75%	4 88%	6 83%
		Total 9 89%	5 90%	14 89%
A	NISHIMURO Junko	Draws 0 -	0 -	0 -
		Take-outs 0 -	0 -	0 -
		Total 0 -	0 -	0 -
Team		Draws 20 89%	6 83%	26 88%
		Take-outs 17 66%	13 69%	30 68%
		Total 37 78%	19 74%	56 77%

**Note:**  
Position and function for each team member:  
4 = Fourth, 3 = Third, 2 = Second, 1 = Lead, A = Alternate, S = Skip, V = Vice-Skip

**Legend:**  
☺ Clockwise ☹ Counter-clockwise LSFE(\*) Last Stone First End  
X Unplayed/unfinished end due to concession





Game - Shot by Shot



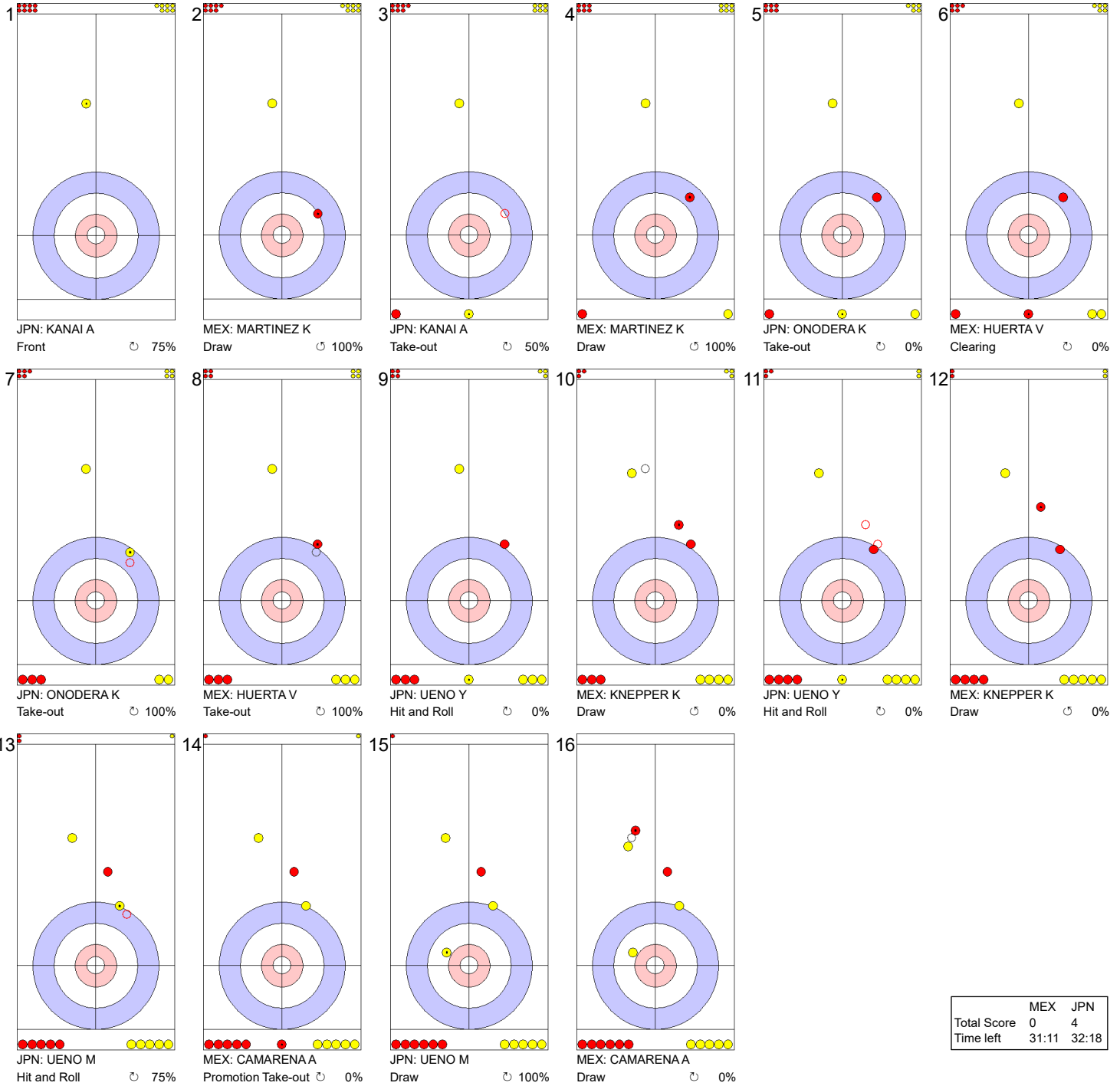
**Legend:**  
 ↻ Clockwise      ↺ Counter-clockwise      - Not considered





Game - Shot by Shot

End 2 ● MEX - Mexico 0 + 0 (this end) = 0      ⊗ JPN - Japan 2 + 2 (this end) = 4



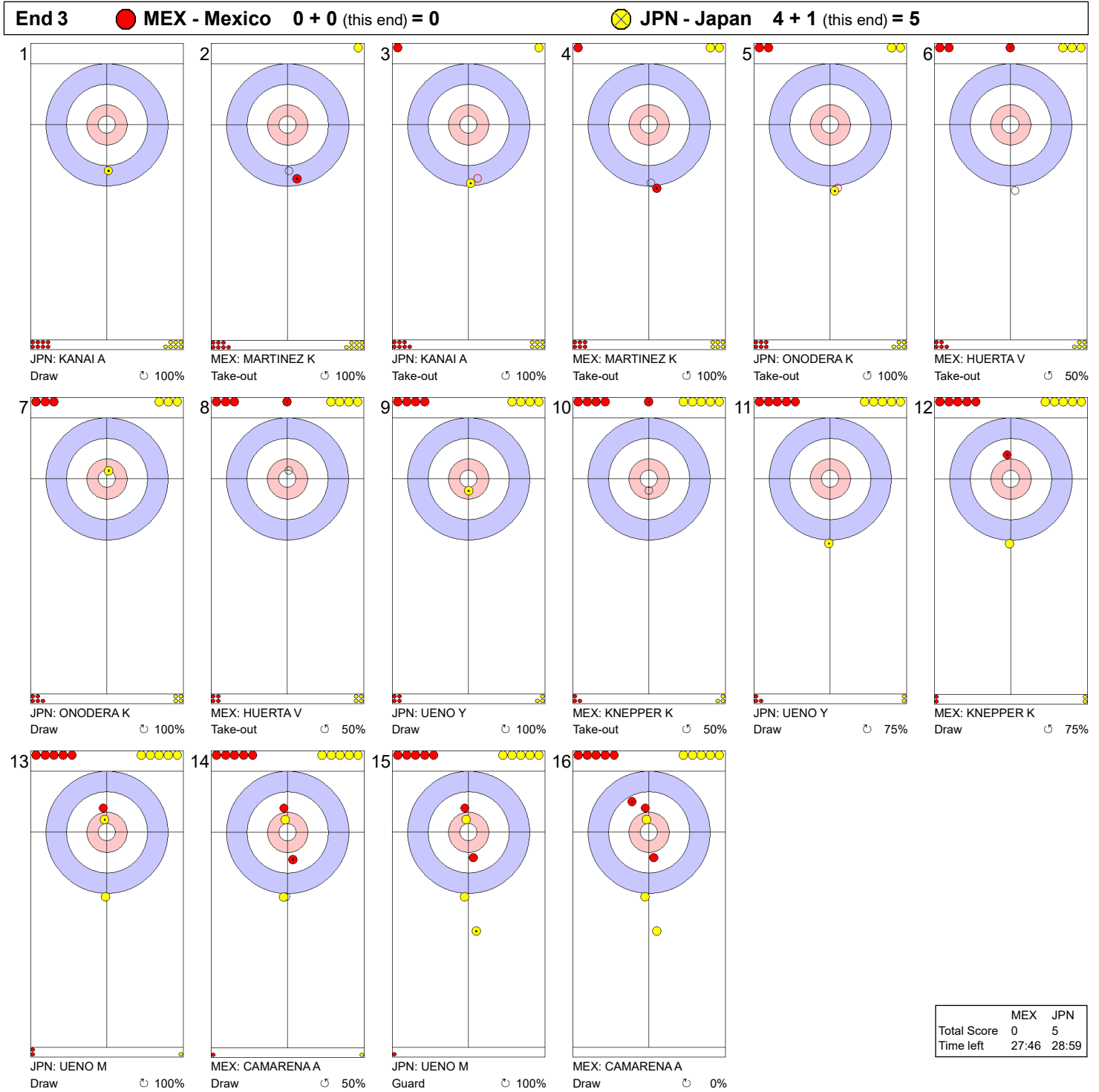
	MEX	JPN
Total Score	0	4
Time left	31:11	32:18

**Legend:**  
 ↻ Clockwise      ↺ Counter-clockwise      - Not considered





Game - Shot by Shot



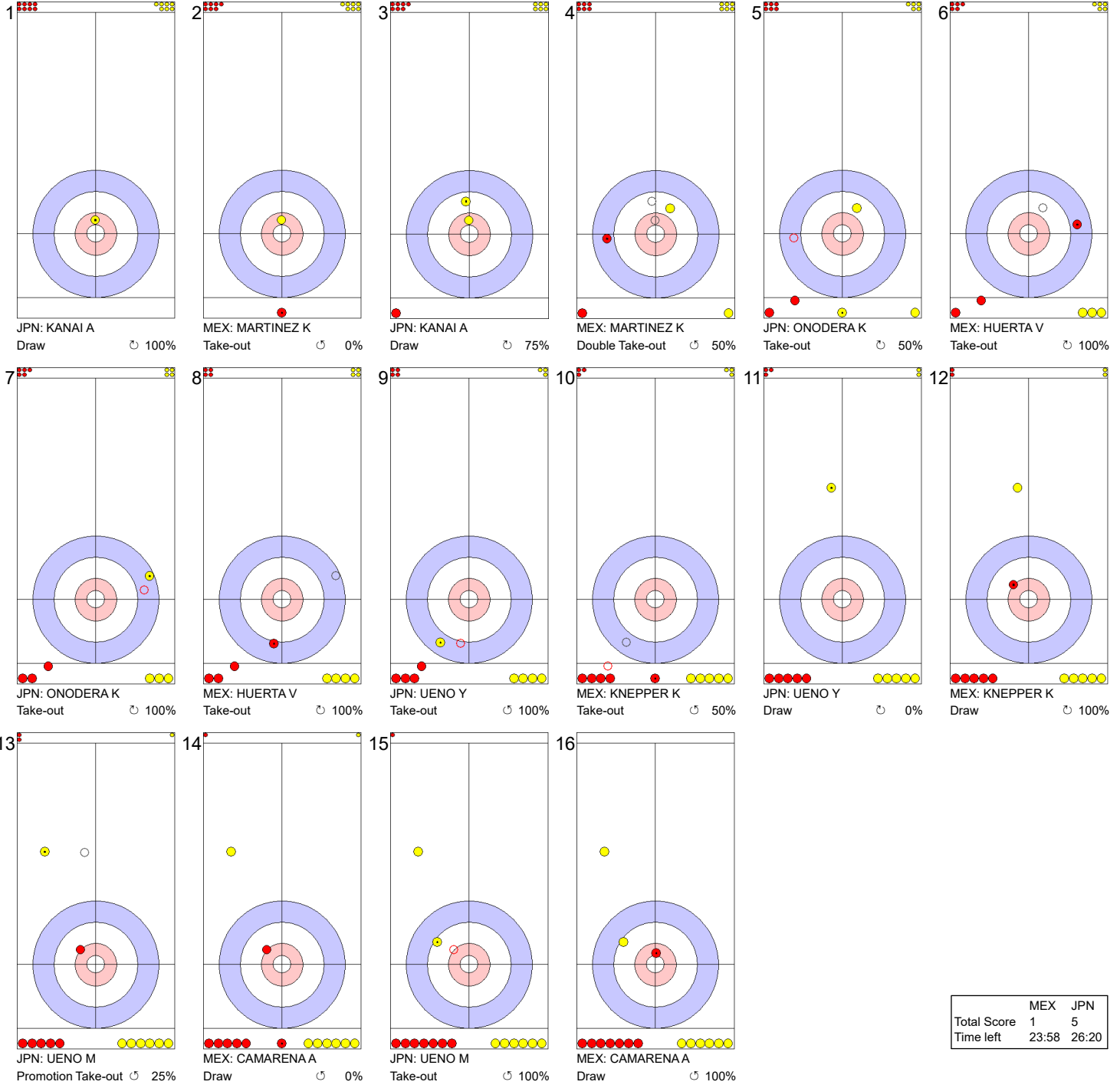
**Legend:**  
 ↻ Clockwise      ↺ Counter-clockwise      - Not considered





Game - Shot by Shot

End 4 **MEX - Mexico 0 + 1 (this end) = 1** **JPN - Japan 5 + 0 (this end) = 5**



	MEX	JPN
Total Score	1	5
Time left	23:58	26:20

**Legend:**  
 ↻ Clockwise      ↺ Counter-clockwise      - Not considered





Game - Shot by Shot

End 5 ● MEX - Mexico 1 + 0 (this end) = 1      ⊗ JPN - Japan 5 + 4 (this end) = 9



	MEX	JPN
Total Score	1	9
Time left	20:45	21:43

**Legend:**  
 ↻ Clockwise      ↺ Counter-clockwise      - Not considered





Game - Shot by Shot



	MEX	JPN
Total Score	3	9
Time left	17:51	19:04

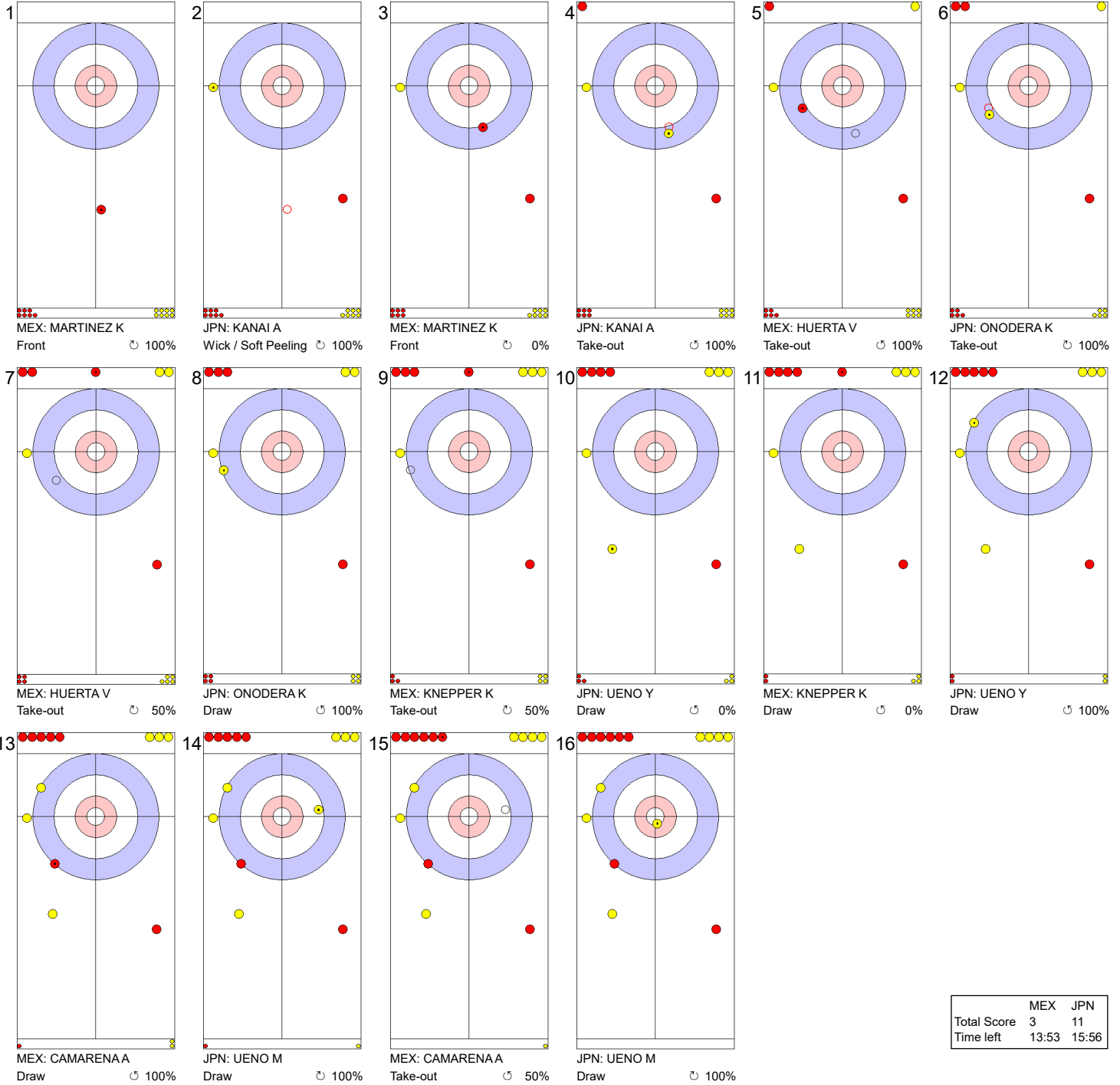
**Legend:**  
 ↻ Clockwise      ↺ Counter-clockwise      - Not considered





Game - Shot by Shot

End 7 **MEX - Mexico 3 + 0 (this end) = 3** **JPN - Japan 9 + 2 (this end) = 11**



	MEX	JPN
Total Score	3	11
Time left	13:53	15:56

**Legend:**  
 ↻ Clockwise      ↺ Counter-clockwise      - Not considered









Game - Shot by Shot

End 1 ● KOR - Korea 0 + 0 (this end) = 0      ● CAN - Canada 0 + 0 (this end) = 0



	KOR	CAN
Total Score	0	0
Time left	36:37	35:16

**Legend:**  
 ↻ Clockwise      ↺ Counter-clockwise      - Not considered





Game - Shot by Shot

End 2 ● KOR - Korea 0 + 0 (this end) = 0      ● CAN - Canada 0 + 2 (this end) = 2



	KOR	CAN
Total Score	0	2
Time left	32:49	27:38

**Legend:**  
 ↻ Clockwise      ↺ Counter-clockwise      - Not considered





Game - Shot by Shot

End 3 **KOR - Korea 0 + 0 (this end) = 0** **CAN - Canada 2 + 3 (this end) = 5**



	KOR	CAN
Total Score	0	5
Time left	28:00	23:53

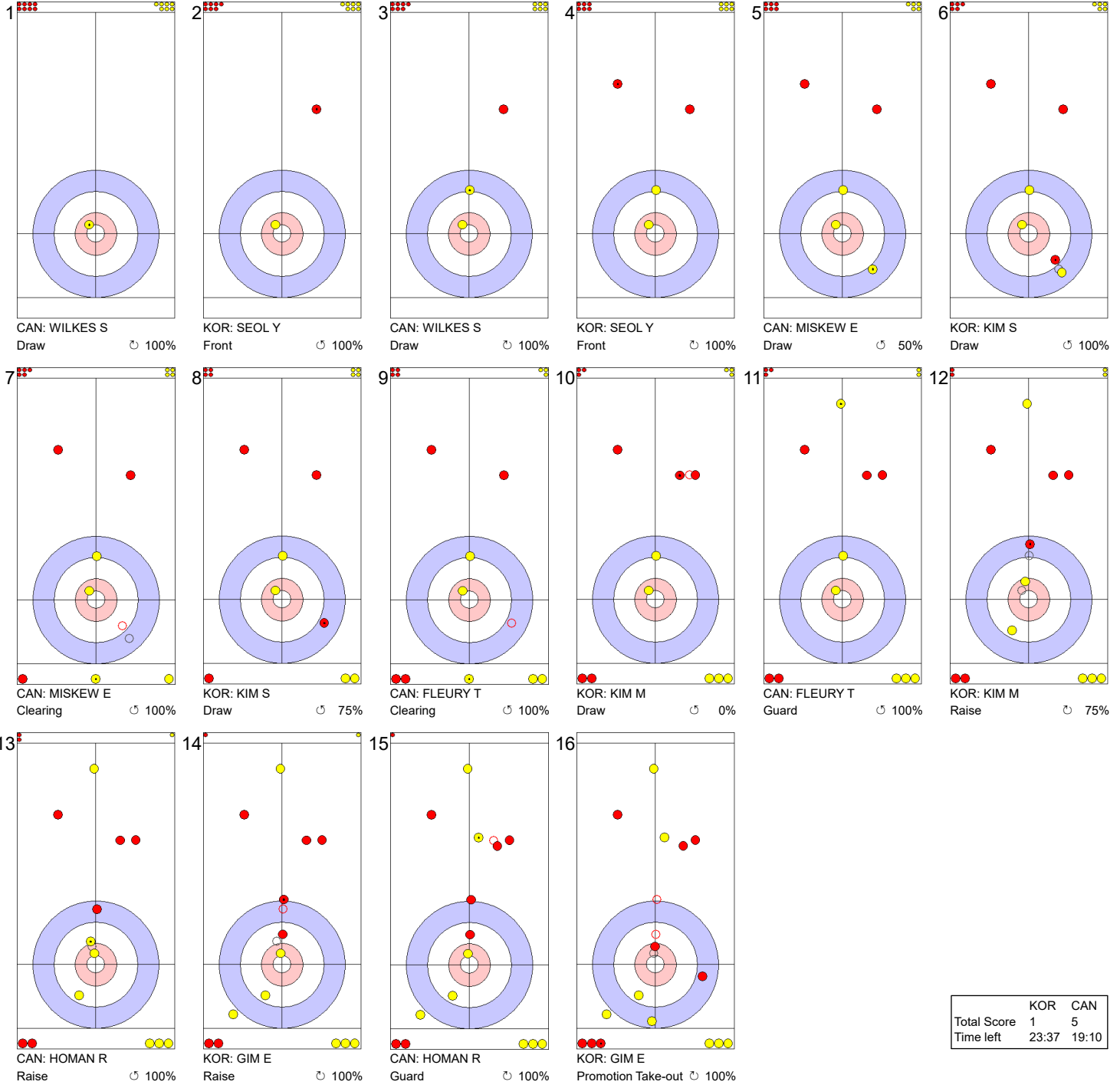
**Legend:**  
 ↻ Clockwise      ↺ Counter-clockwise      - Not considered





**Game - Shot by Shot**

**End 4**   ● **KOR - Korea** 0 + 1 (this end) = 1      ● **CAN - Canada** 5 + 0 (this end) = 5



	KOR	CAN
Total Score	1	5
Time left	23:37	19:10

**Legend:**  
 ↻ Clockwise      ↺ Counter-clockwise      - Not considered





Game - Shot by Shot

End 5 ● KOR - Korea 1 + 0 (this end) = 1      ● CAN - Canada 5 + 3 (this end) = 8



	KOR	CAN
Total Score	1	8
Time left	19:42	17:19

**Legend:**  
 ↻ Clockwise      ↺ Counter-clockwise      - Not considered





Game - Shot by Shot

End 6 **KOR - Korea 1 + 1 (this end) = 2** **CAN - Canada 8 + 0 (this end) = 8**



	KOR	CAN
Total Score	2	8
Time left	16:09	13:47

**Legend:**  
 ↻ Clockwise      ↺ Counter-clockwise      - Not considered





### Session Results and Standings

Sheet	Team	LSD/LSFE	1	2	3	4	5	6	7	8	9	10	Extra Ends	Total
A	MEX - Mexico	209.6cm	0	0	0	0	0	0	X	X	X	X		0
	CHN - China	75.0cm *	2	3	3	1	5	0	X	X	X	X		14
B	NZL - New Zealand	116.3cm	0	0	0	0	2	0	X	X	X	X		2
	CAN - Canada	24.3cm *	3	2	0	3	0	1	X	X	X	X		9
C	USA - United States	26.0cm	0	0	1	1	0	4	0	2	0	0		8
	KOR - Korea	17.6cm *	0	2	0	0	2	0	1	0	3	2		10
D	JPN - Japan	79.0cm *	6	1	0	2	1	2	X	X	X	X		12
	TPE - Chinese Taipei	301.4cm	0	0	1	0	0	0	X	X	X	X		1

### Current Standings

Rank	Team	Games	Wins	Losses
1	CAN - Canada	4	4	0
1	JPN - Japan	4	4	0
1	KOR - Korea	4	4	0
4	CHN - China	4	1	3
4	MEX - Mexico	4	1	3
4	NZL - New Zealand	4	1	3
4	USA - United States	4	1	3
8	TPE - Chinese Taipei	4	0	4

**Note:**  
Under World Curling rules, tie-breaking rules for standings are not applied until after the last game of the round robin.

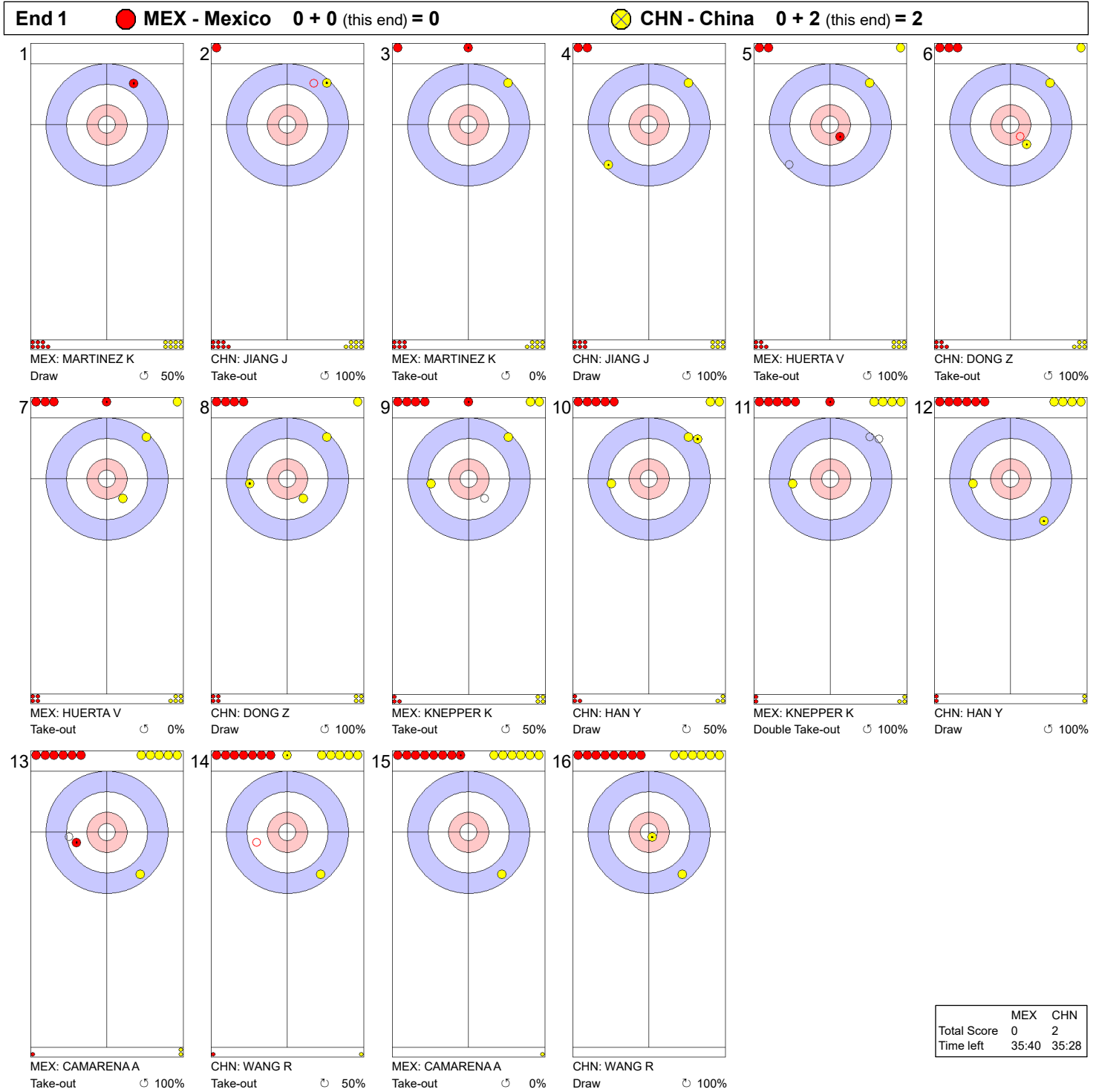
**Legend:**  
**LSD** Last Stone Draw                      **LSFE(\*)** Last Stone First End                      **X** Unplayed/unfinished end due to concession







Game - Shot by Shot



**Legend:**  
 ↻ Clockwise      ↺ Counter-clockwise      - Not considered





Game - Shot by Shot

End 2 ● MEX - Mexico 0 + 0 (this end) = 0      ● CHN - China 2 + 3 (this end) = 5



	MEX	CHN
Total Score	0	5
Time left	32:00	32:29

**Legend:**  
 ↻ Clockwise      ↺ Counter-clockwise      - Not considered





Game - Shot by Shot



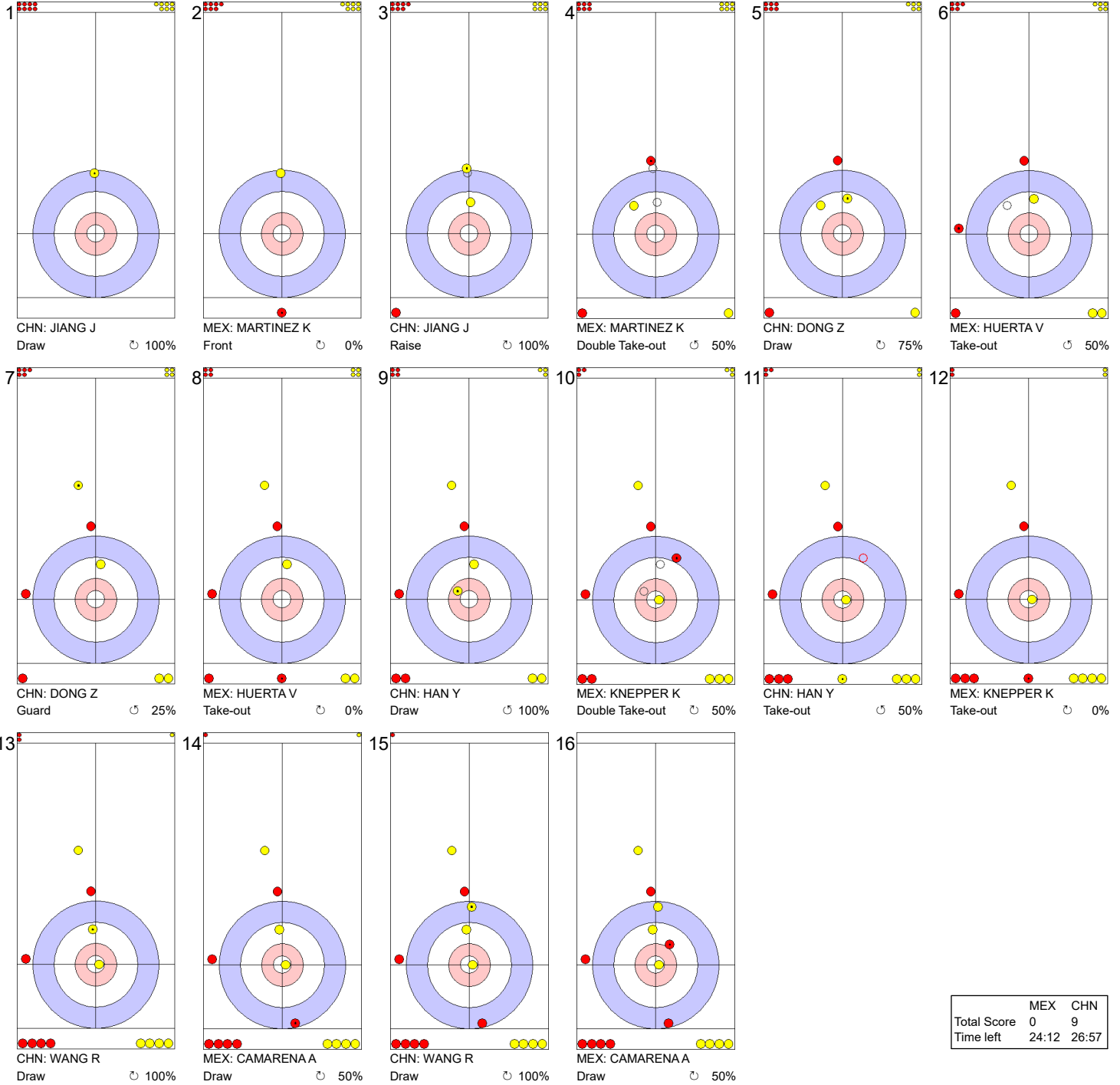
**Legend:**  
 ↻ Clockwise   ↺ Counter-clockwise   - Not considered





### Game - Shot by Shot

End 4 **MEX - Mexico 0 + 0 (this end) = 0** **CHN - China 8 + 1 (this end) = 9**



	MEX	CHN
Total Score	0	9
Time left	24:12	26:57

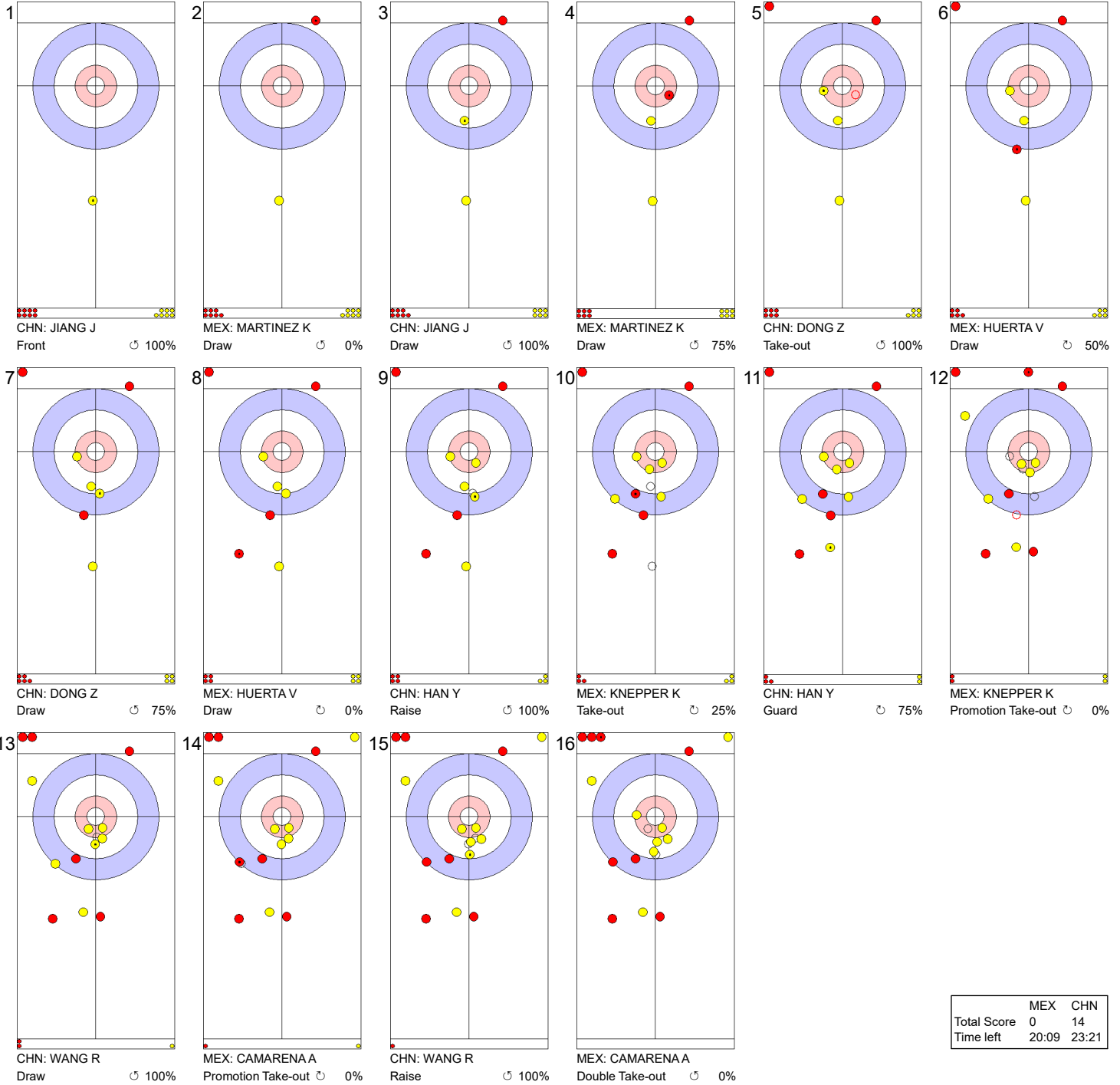
**Legend:**  
 ↻ Clockwise      ↺ Counter-clockwise      - Not considered





Game - Shot by Shot

End 5 **MEX - Mexico 0 + 0 (this end) = 0** **CHN - China 9 + 5 (this end) = 14**



	MEX	CHN
Total Score	0	14
Time left	20:09	23:21

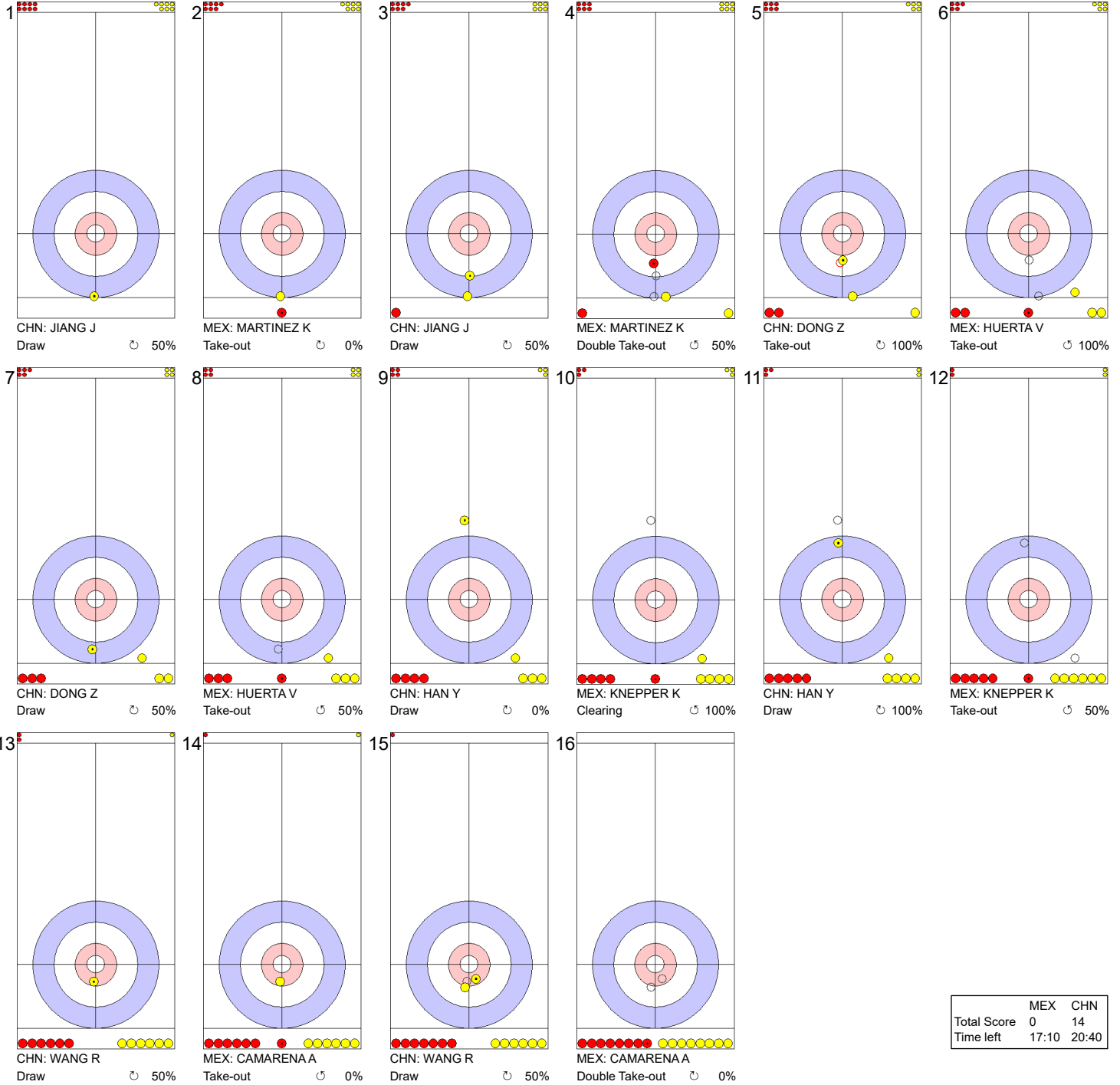
**Legend:**  
 ↻ Clockwise      ↺ Counter-clockwise      - Not considered





Game - Shot by Shot

End 6 **MEX - Mexico 0 + 0 (this end) = 0** **CHN - China 14 + 0 (this end) = 14**



	MEX	CHN
Total Score	0	14
Time left	17:10	20:40

**Legend:**  
 ↻ Clockwise      ↺ Counter-clockwise      - Not considered





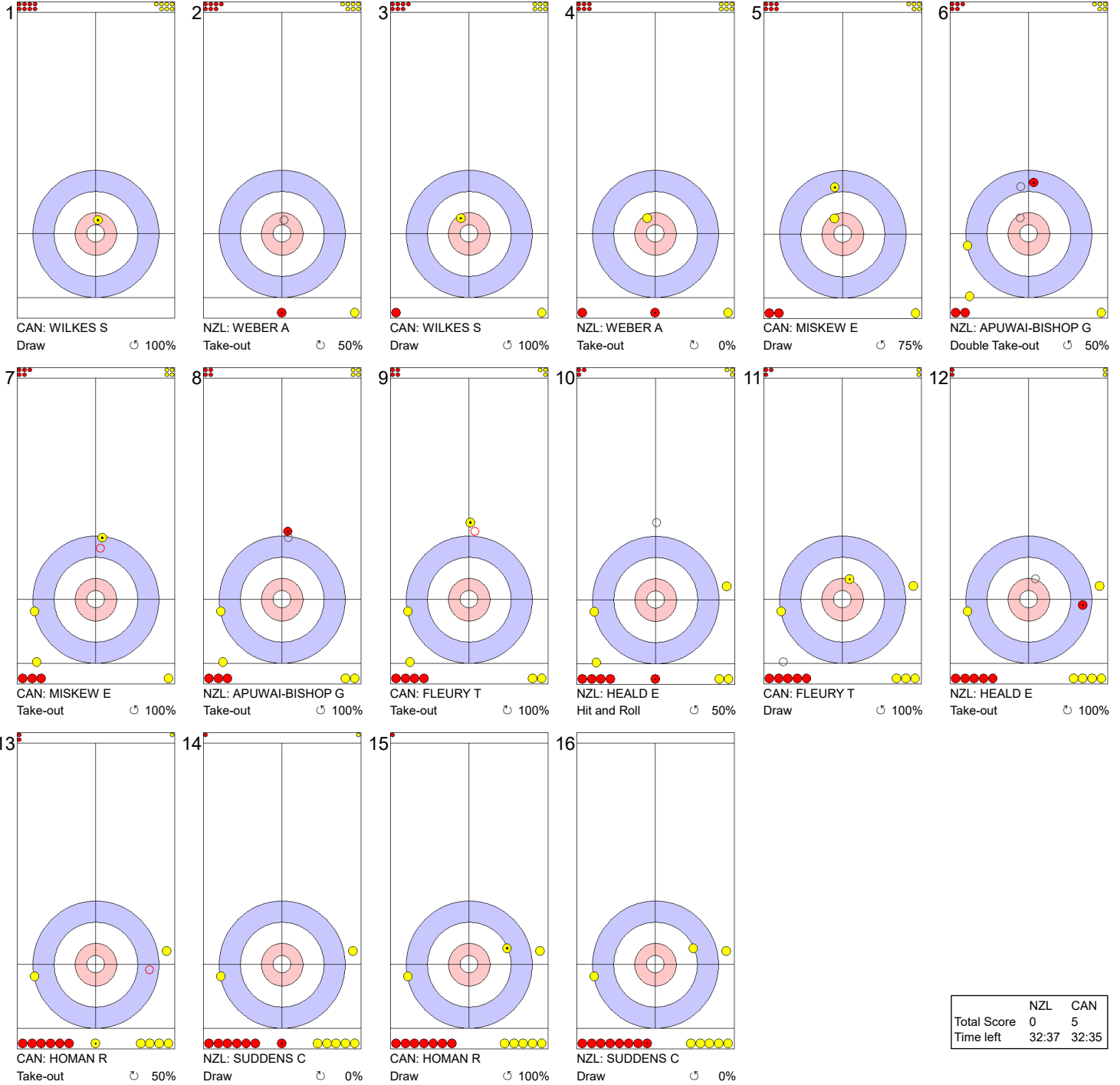






Game - Shot by Shot

End 2 NZL - New Zealand 0 + 0 (this end) = 0 CAN - Canada 3 + 2 (this end) = 5



	NZL	CAN
Total Score	0	5
Time left	32:37	32:35

**Legend:**  
 ↻ Clockwise      ↺ Counter-clockwise      - Not considered





Game - Shot by Shot



**Legend:**  
 ↻ Clockwise      ↺ Counter-clockwise      - Not considered





Game - Shot by Shot

End 4 **NZL - New Zealand 0 + 0 (this end) = 0** **CAN - Canada 5 + 3 (this end) = 8**



	NZL	CAN
Total Score	0	8
Time left	26:09	27:14

**Legend:**  
 ↻ Clockwise      ↺ Counter-clockwise      - Not considered





Game - Shot by Shot

End 5 **NZL - New Zealand 0 + 2 (this end) = 2** **CAN - Canada 8 + 0 (this end) = 8**



	NZL	CAN
Total Score	2	8
Time left	23:12	23:23

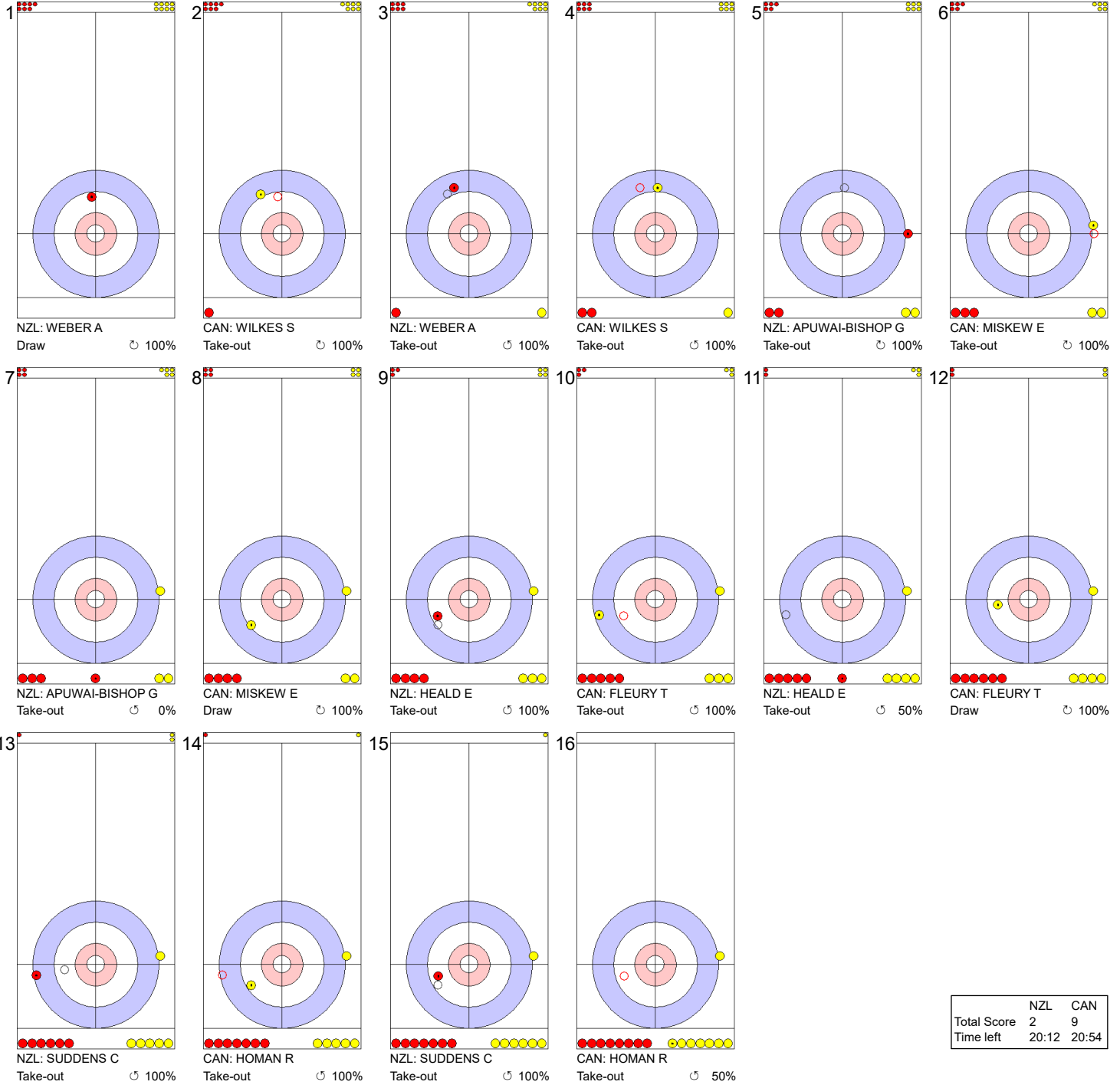
**Legend:**  
 ↻ Clockwise      ↺ Counter-clockwise      - Not considered





Game - Shot by Shot

End 6 NZL - New Zealand 2 + 0 (this end) = 2 CAN - Canada 8 + 1 (this end) = 9



	NZL	CAN
Total Score	2	9
Time left	20:12	20:54

**Legend:**  
 ↻ Clockwise      ↺ Counter-clockwise      - Not considered





TUE 29 OCT 2024  
Start Time 14:00

Round Robin Session 4 - Sheet C



### Game Results

Sheet	Team	LSFE	1	2	3	4	5	6	7	8	9	10	Extra Ends	Total
C	USA - United States		0	0	1	1	0	4	0	2	0	0		8
	KOR - Korea	*	0	2	0	0	2	0	1	0	3	2		10

USA - United States		Shot Success	Game	All
4 S	THIESSE Cory	76%	76%	73%
3	PERSINGER Vicky	76%	76%	81%
2 V	PETERSON Tara	75%	75%	82%
1	ANDERSON-HEIDE Taylor	95%	95%	93%
A	GEVING Aileen	-	-	83%
Team Total		81%	81%	82%

KOR - Korea		Shot Success	Game	All
4 S	GIM Eunji	74%	74%	77%
3 V	KIM Minji	68%	68%	85%
2	KIM Suji	83%	83%	87%
1	SEOL Yeeun	91%	91%	88%
A	SEOL Yeji	-	-	75%
Team Total		79%	79%	84%

Last Stone Draw		Distance
☺	THIESSE Cory	22.0cm
☹	ANDERSON-HEIDE Taylor	4.0cm
<b>Total</b>		<b>26.0cm</b>

Last Stone Draw		Distance
☺	SEOL Yeeun	8.6cm
☹	KIM Suji	9.0cm
<b>Total</b>		<b>17.6cm</b>

Time remaining: 0 minutes 9 seconds

Time-out: End 6 - USA stone 5

Time remaining: 0 minutes 29 seconds

Time-out: End 10 - KOR stone 7

### Shot Success Analysis

USA - United States		☺	☹	Game
4 THIESSE Cory	Draws	3 83%	8 91%	11 89%
	Take-outs	5 60%	4 63%	9 61%
	Total	8 69%	12 81%	20 76%
3 PERSINGER Vicky	Draws	4 81%	5 80%	9 81%
	Take-outs	6 100%	5 40%	11 73%
	Total	10 93%	10 60%	20 76%
2 PETERSON Tara	Draws	4 75%	6 75%	10 75%
	Take-outs	2 88%	8 72%	10 75%
	Total	6 79%	14 73%	20 75%
1 ANDERSON-HEIDE Taylor	Draws	11 100%	8 100%	19 100%
	Take-outs	0 -	1 0%	1 0%
	Total	11 100%	9 89%	20 95%
A GEVING Aileen	Draws	0 -	0 -	0 -
	Take-outs	0 -	0 -	0 -
	Total	0 -	0 -	0 -
Team	Draws	22 90%	27 88%	49 89%
	Take-outs	13 83%	18 57%	31 68%
	Total	35 87%	45 76%	80 81%

KOR - Korea		☺	☹	Game
4 GIM Eunji	Draws	3 58%	7 75%	10 70%
	Take-outs	2 25%	7 93%	9 78%
	Total	5 45%	14 84%	19 74%
3 KIM Minji	Draws	4 44%	6 88%	10 70%
	Take-outs	6 71%	4 56%	10 65%
	Total	10 60%	10 75%	20 68%
2 KIM Suji	Draws	2 63%	6 88%	8 81%
	Take-outs	9 83%	3 83%	12 83%
	Total	11 80%	9 86%	20 83%
1 SEOL Yeeun	Draws	8 78%	11 100%	19 91%
	Take-outs	1 100%	0 -	1 100%
	Total	9 81%	11 100%	20 91%
A SEOL Yeji	Draws	0 -	0 -	0 -
	Take-outs	0 -	0 -	0 -
	Total	0 -	0 -	0 -
Team	Draws	17 65%	30 89%	47 80%
	Take-outs	18 74%	14 80%	32 77%
	Total	35 69%	44 86%	79 79%

**Note:**  
Position and function for each team member:  
4 = Fourth, 3 = Third, 2 = Second, 1 = Lead, A = Alternate, S = Skip, V = Vice-Skip

**Legend:**  
☺ Clockwise      ☹ Counter-clockwise      LSFE(\*) Last Stone First End



Game - Shot by Shot



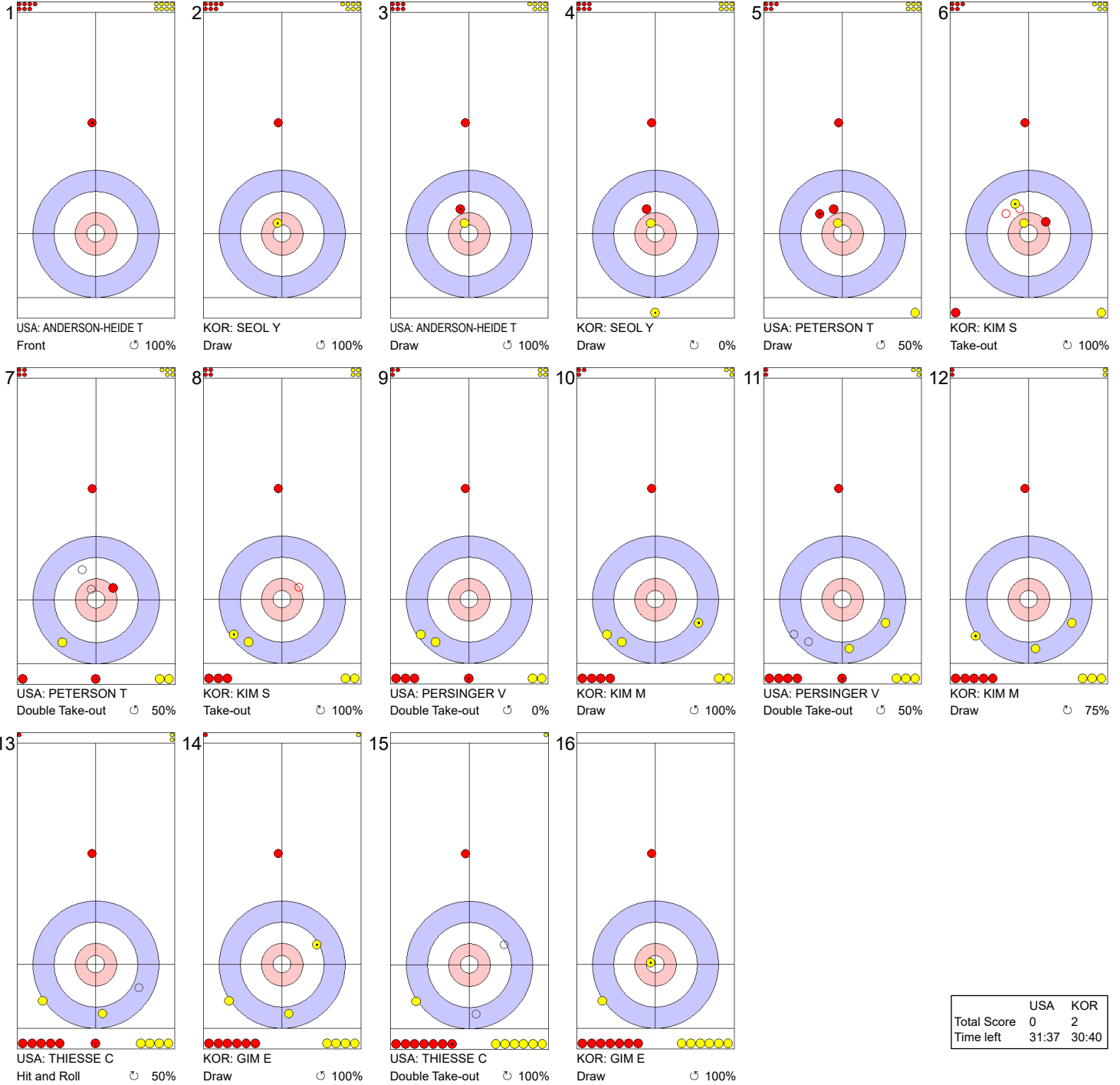
**Legend:**  
 ↻ Clockwise      ↺ Counter-clockwise      - Not considered





Game - Shot by Shot

End 2 **USA - United States 0 + 0 (this end) = 0** **KOR - Korea 0 + 2 (this end) = 2**



	USA	KOR
Total Score	0	2
Time left	31:37	30:40

**Legend:**  
 ↻ Clockwise      ↺ Counter-clockwise      - Not considered







Game - Shot by Shot

End 3 ● USA - United States 0 + 1 (this end) = 1      ● KOR - Korea 2 + 0 (this end) = 2



	USA	KOR
Total Score	1	2
Time left	27:19	26:59

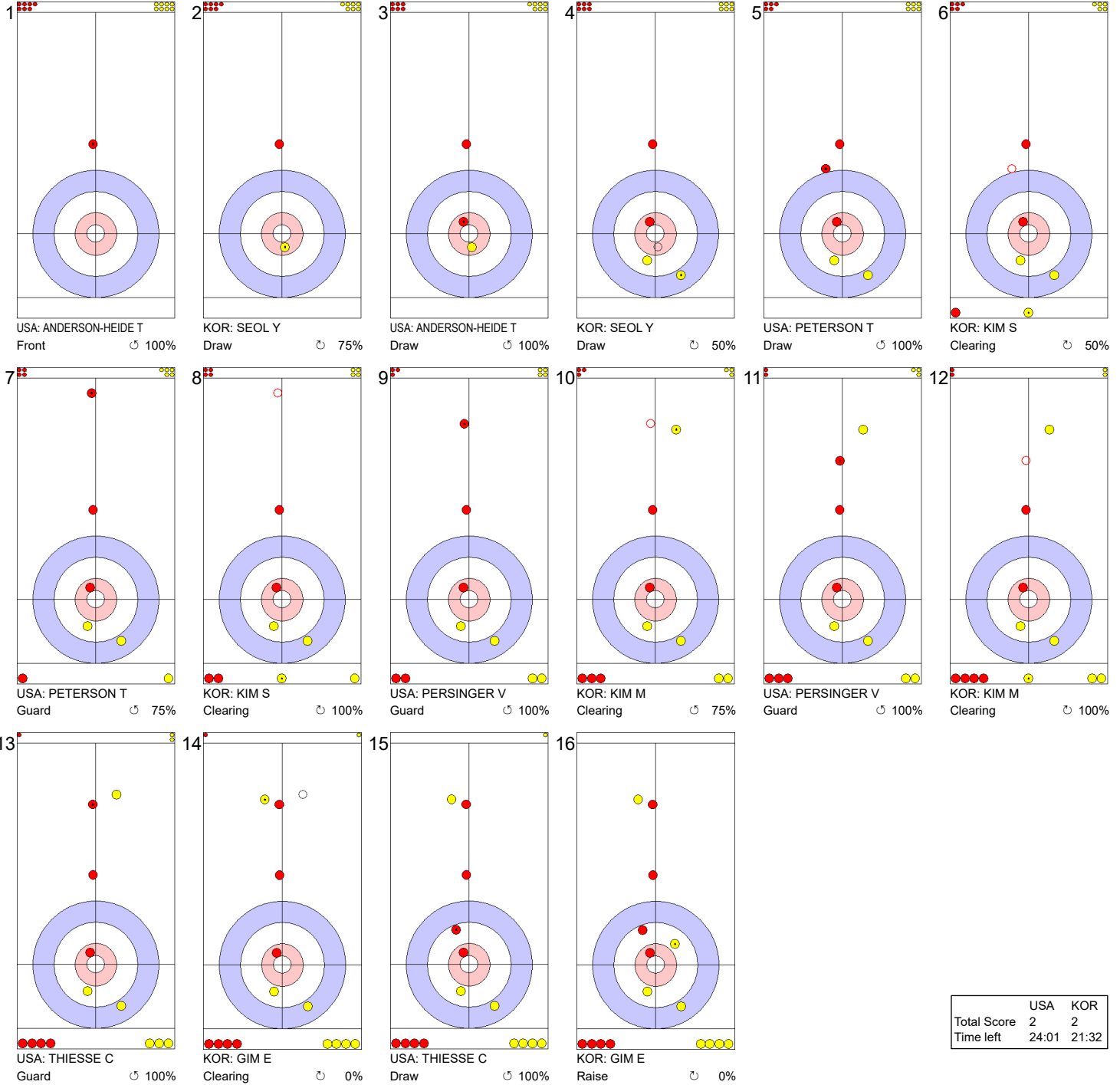
**Legend:**  
 ↻ Clockwise      ↺ Counter-clockwise      - Not considered





Game - Shot by Shot

End 4 ● USA - United States 1 + 1 (this end) = 2      ● KOR - Korea 2 + 0 (this end) = 2



	USA	KOR
Total Score	2	2
Time left	24:01	21:32

**Legend:**  
 ↻ Clockwise      ↺ Counter-clockwise      - Not considered





Game - Shot by Shot

End 5 ● USA - United States 2 + 0 (this end) = 2      ● KOR - Korea 2 + 2 (this end) = 4



	USA	KOR
Total Score	2	4
Time left	17:17	16:39

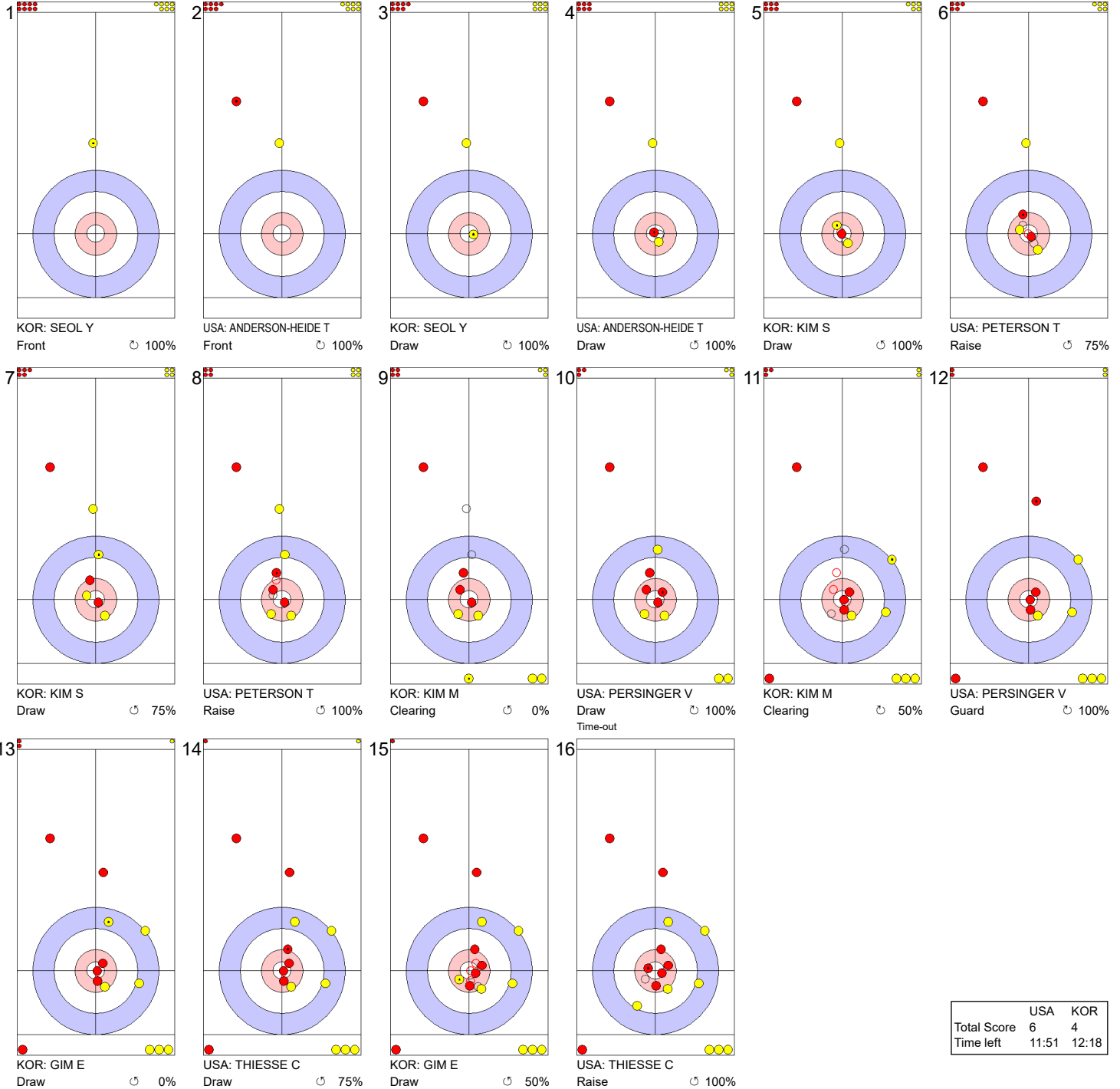
**Legend:**  
 ↻ Clockwise      ↺ Counter-clockwise      - Not considered





Game - Shot by Shot

End 6 **USA - United States 2 + 4 (this end) = 6** **KOR - Korea 4 + 0 (this end) = 4**



	USA	KOR
Total Score	6	4
Time left	11:51	12:18

**Legend:**  
 ↻ Clockwise      ↺ Counter-clockwise      - Not considered





Game - Shot by Shot

End 7 **USA - United States 6 + 0 (this end) = 6** **KOR - Korea 4 + 1 (this end) = 5**



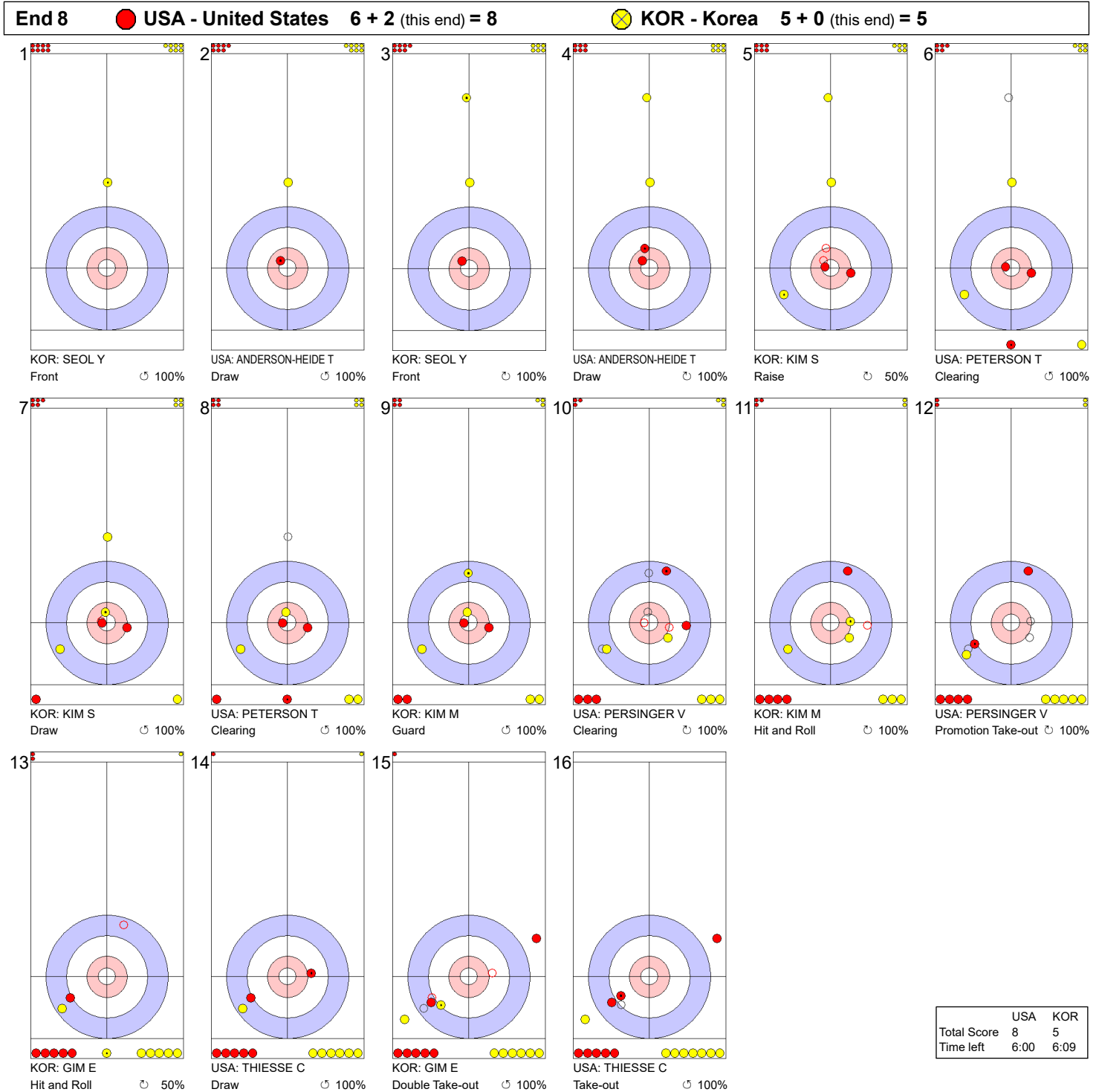
	USA	KOR
Total Score	6	5
Time left	9:11	9:25

**Legend:**  
 ↻ Clockwise      ↺ Counter-clockwise      - Not considered





**Game - Shot by Shot**



	USA	KOR
Total Score	8	5
Time left	6:00	6:09

**Legend:**  
 Clockwise     
 Counter-clockwise     
 - Not considered





Game - Shot by Shot

End 9 ● USA - United States 8 + 0 (this end) = 8      ● KOR - Korea 5 + 3 (this end) = 8



	USA	KOR
Total Score	8	8
Time left	2:55	3:19

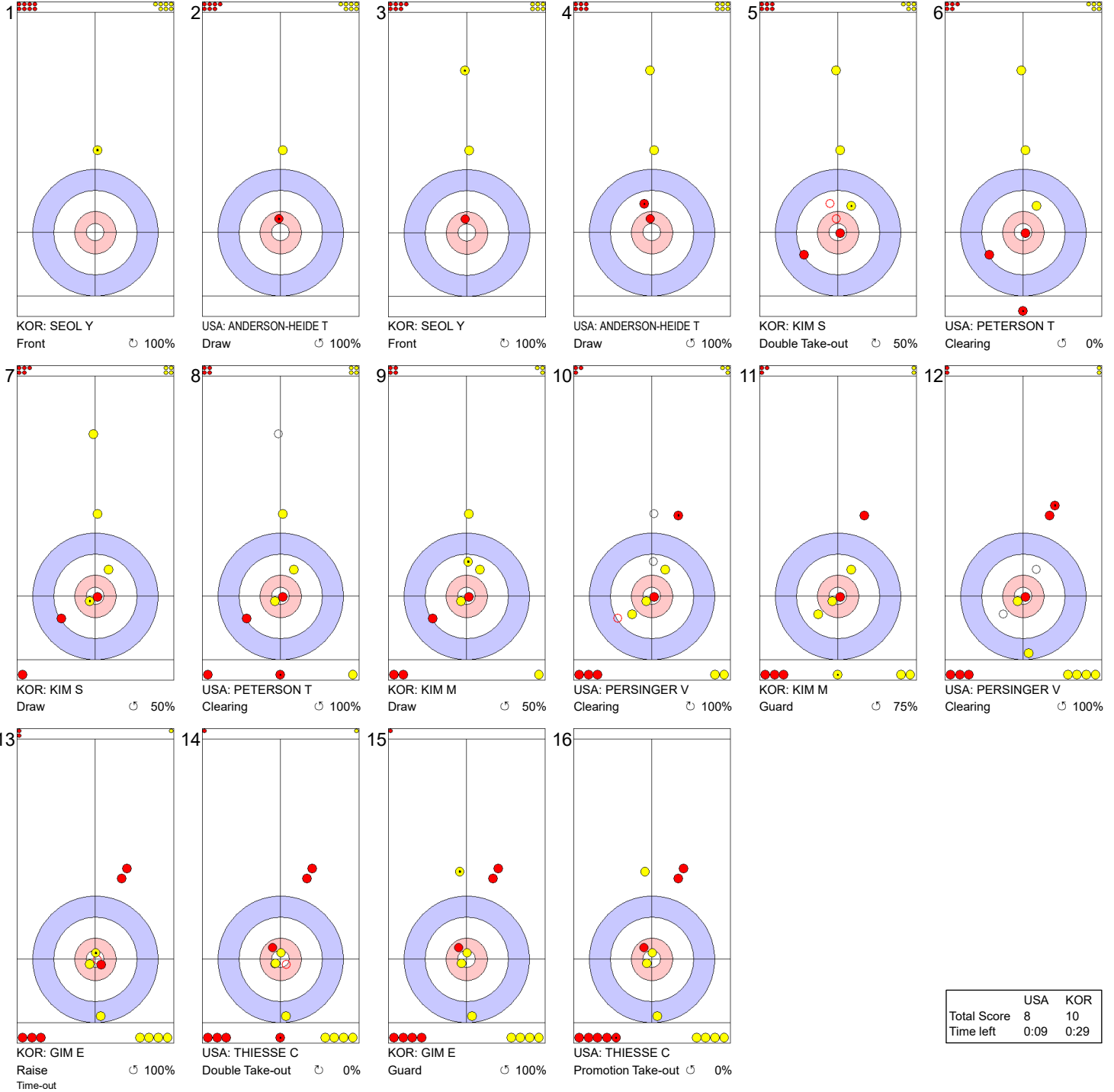
**Legend:**  
 ↻ Clockwise      ↺ Counter-clockwise      - Not considered





Game - Shot by Shot

End 10 **USA - United States 8 + 0 (this end) = 8** **KOR - Korea 8 + 2 (this end) = 10**



	USA	KOR
Total Score	8	10
Time left	0:09	0:29

**Legend:**  
 ↻ Clockwise      ↺ Counter-clockwise      - Not considered









Game - Shot by Shot

End 1 ● JPN - Japan 0 + 6 (this end) = 6      ⊗ TPE - Chinese Taipei 0 + 0 (this end) = 0



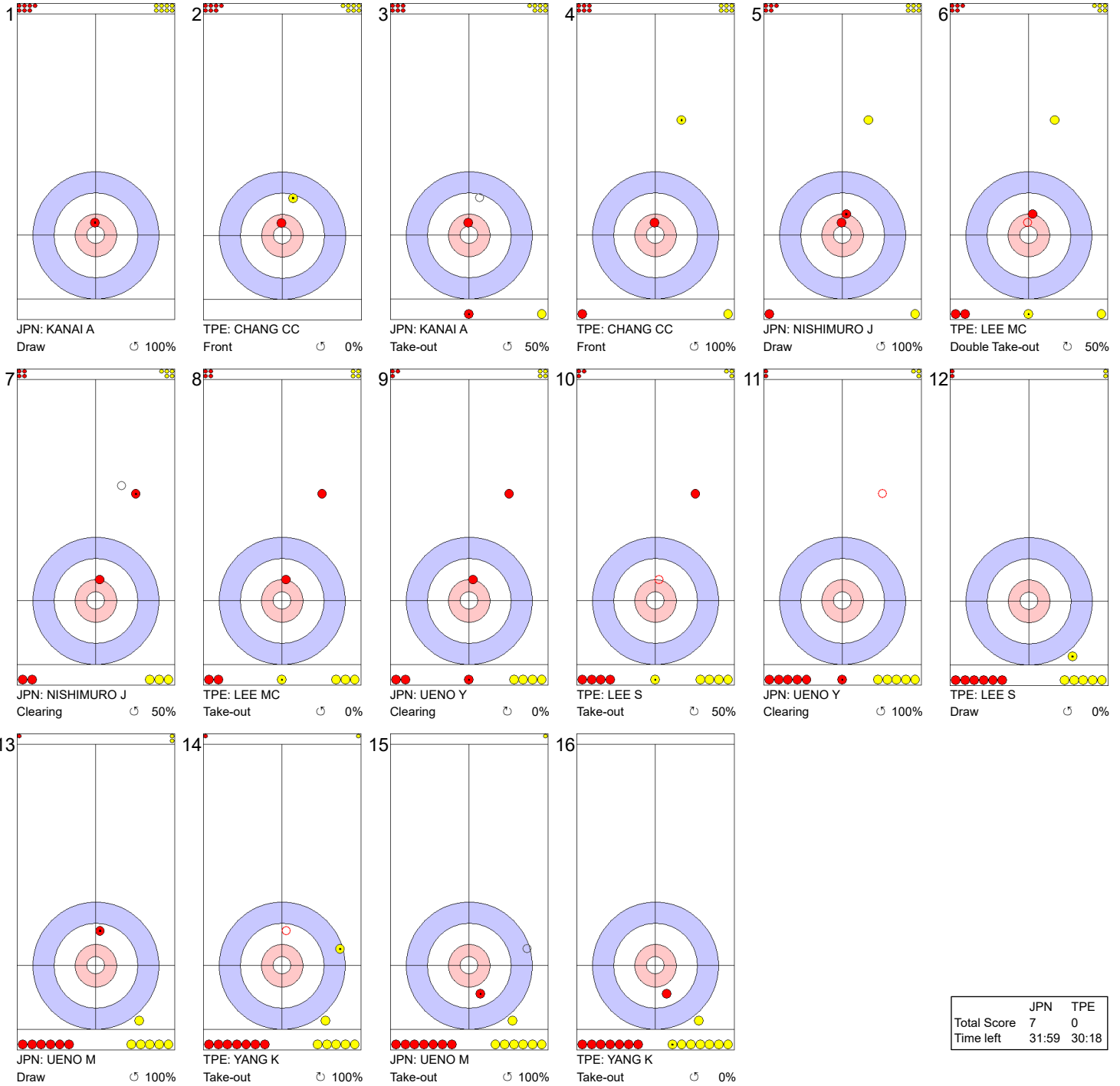
**Legend:**  
 ↻ Clockwise      ↺ Counter-clockwise      - Not considered





Game - Shot by Shot

End 2 **JPN - Japan 6 + 1 (this end) = 7** **TPE - Chinese Taipei 0 + 0 (this end) = 0**



	JPN	TPE
Total Score	7	0
Time left	31:59	30:18

**Legend:**  
 ↻ Clockwise      ↺ Counter-clockwise      - Not considered





Game - Shot by Shot

End 3 ● JPN - Japan 7 + 0 (this end) = 7      ⊗ TPE - Chinese Taipei 0 + 1 (this end) = 1



	JPN	TPE
Total Score	7	1
Time left	28:22	26:17

**Legend:**  
 ↻ Clockwise      ↺ Counter-clockwise      - Not considered





### Game - Shot by Shot

**End 4** ● JPN - Japan 7 + 2 (this end) = 9      ⊗ TPE - Chinese Taipei 1 + 0 (this end) = 1



	JPN	TPE
Total Score	9	1
Time left	23:38	21:07

**Legend:**  
 ↻ Clockwise      ↺ Counter-clockwise      - Not considered





Game - Shot by Shot

End 5 **JPN - Japan 9 + 1 (this end) = 10** **TPE - Chinese Taipei 1 + 0 (this end) = 1**



	JPN	TPE
Total Score	10	1
Time left	20:39	16:35

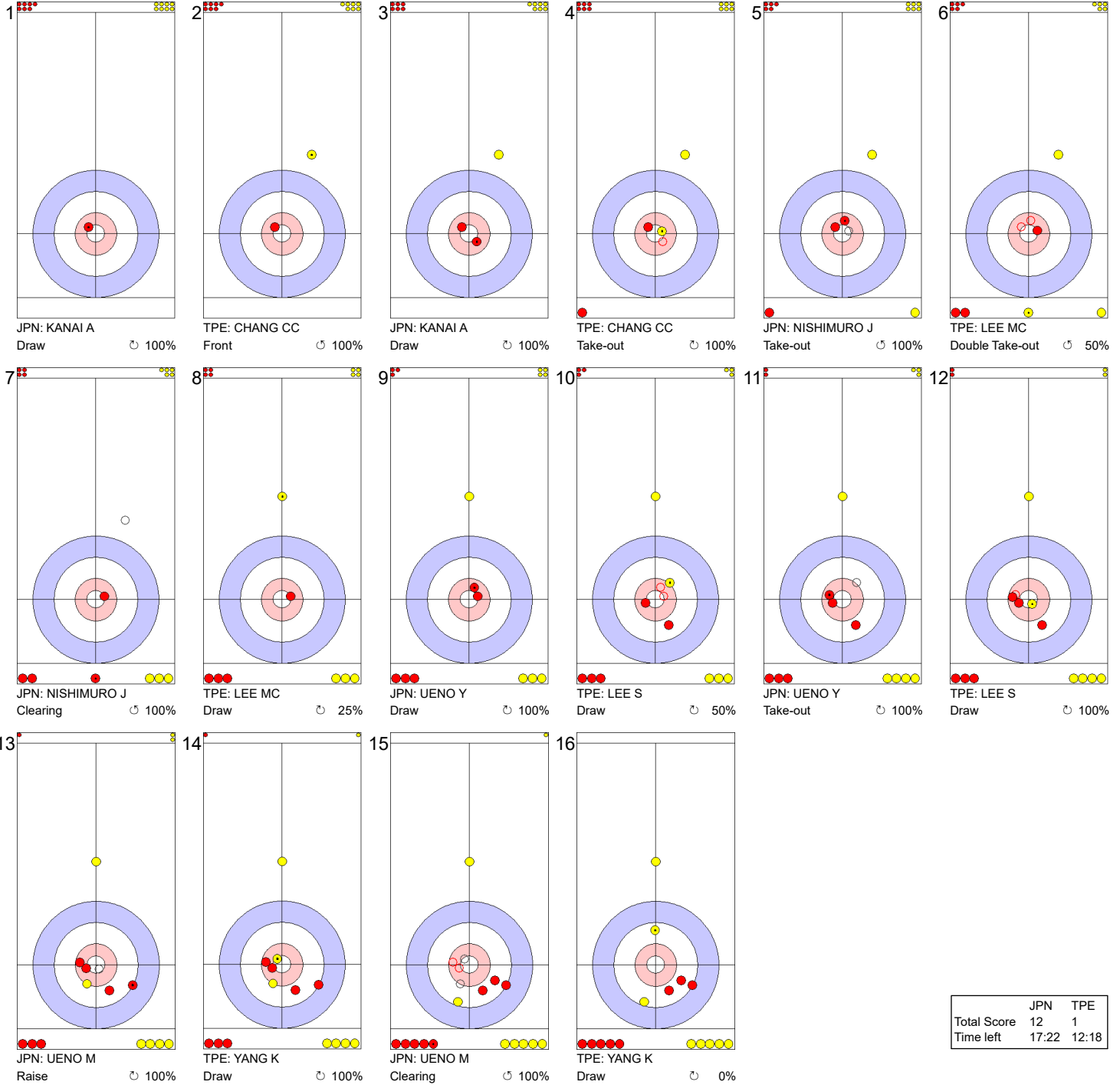
**Legend:**  
 ↻ Clockwise      ↺ Counter-clockwise      - Not considered





Game - Shot by Shot

End 6 ● JPN - Japan 10 + 2 (this end) = 12      ⊗ TPE - Chinese Taipei 1 + 0 (this end) = 1



**Legend:**  
 ↻ Clockwise      ↺ Counter-clockwise      - Not considered





### Session Results and Standings

Sheet	Team	LSD/LSFE	1	2	3	4	5	6	7	8	9	10	Extra Ends	Total
A	KOR - Korea	131.7cm *	2	4	2	1	0	2	X	X	X	X		11
	TPE - Chinese Taipei	154.2cm	0	0	0	0	1	0	X	X	X	X		1
B	USA - United States	105.7cm	0	1	0	1	1	0	1	0	0	1	0	5
	JPN - Japan	48.8cm *	0	0	2	0	0	2	0	1	0	0	1	6
C	NZL - New Zealand	131.6cm *	1	2	1	1	2	0	1	0	1	0	1	10
	MEX - Mexico	198.9cm	0	0	0	0	0	1	0	4	0	4	0	9
D	CAN - Canada	26.7cm *	3	0	1	0	0	1	0	1	0	1		7
	CHN - China	156.6cm	0	1	0	2	0	0	1	0	1	0		5

### Current Standings

Rank	Team	Games	Wins	Losses
1	CAN - Canada	3	3	0
1	JPN - Japan	3	3	0
1	KOR - Korea	3	3	0
4	MEX - Mexico	3	1	2
4	NZL - New Zealand	3	1	2
4	USA - United States	3	1	2
7	CHN - China	3	0	3
7	TPE - Chinese Taipei	3	0	3

**Note:**  
Under World Curling rules, tie-breaking rules for standings are not applied until after the last game of the round robin.

**Legend:**  
**LSD** Last Stone Draw                      **LSFE(\*)** Last Stone First End                      **X** Unplayed/unfinished end due to concession



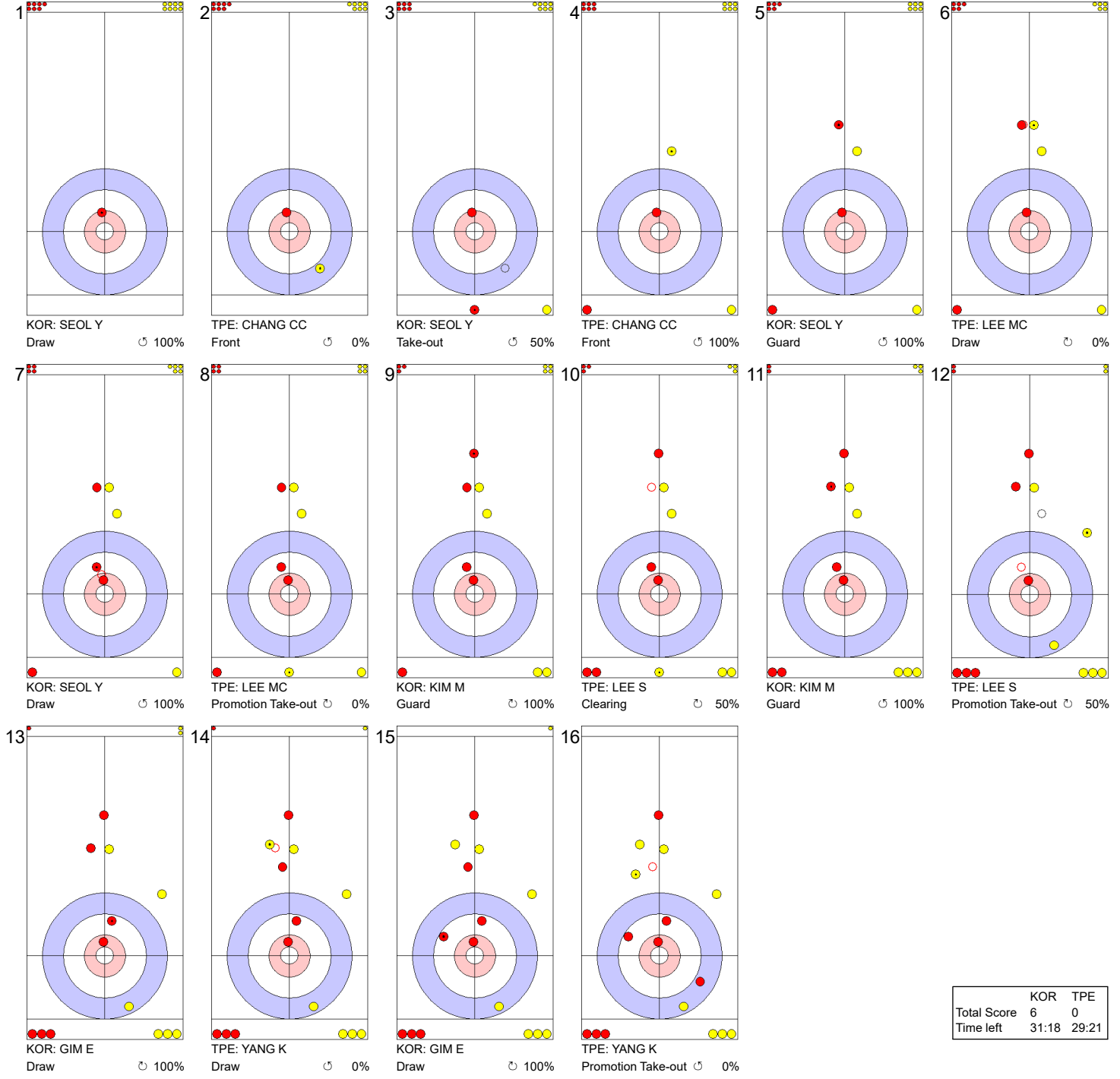






Game - Shot by Shot

End 2 ● KOR - Korea 2 + 4 (this end) = 6      ● TPE - Chinese Taipei 0 + 0 (this end) = 0



	KOR	TPE
Total Score	6	0
Time left	31:18	29:21

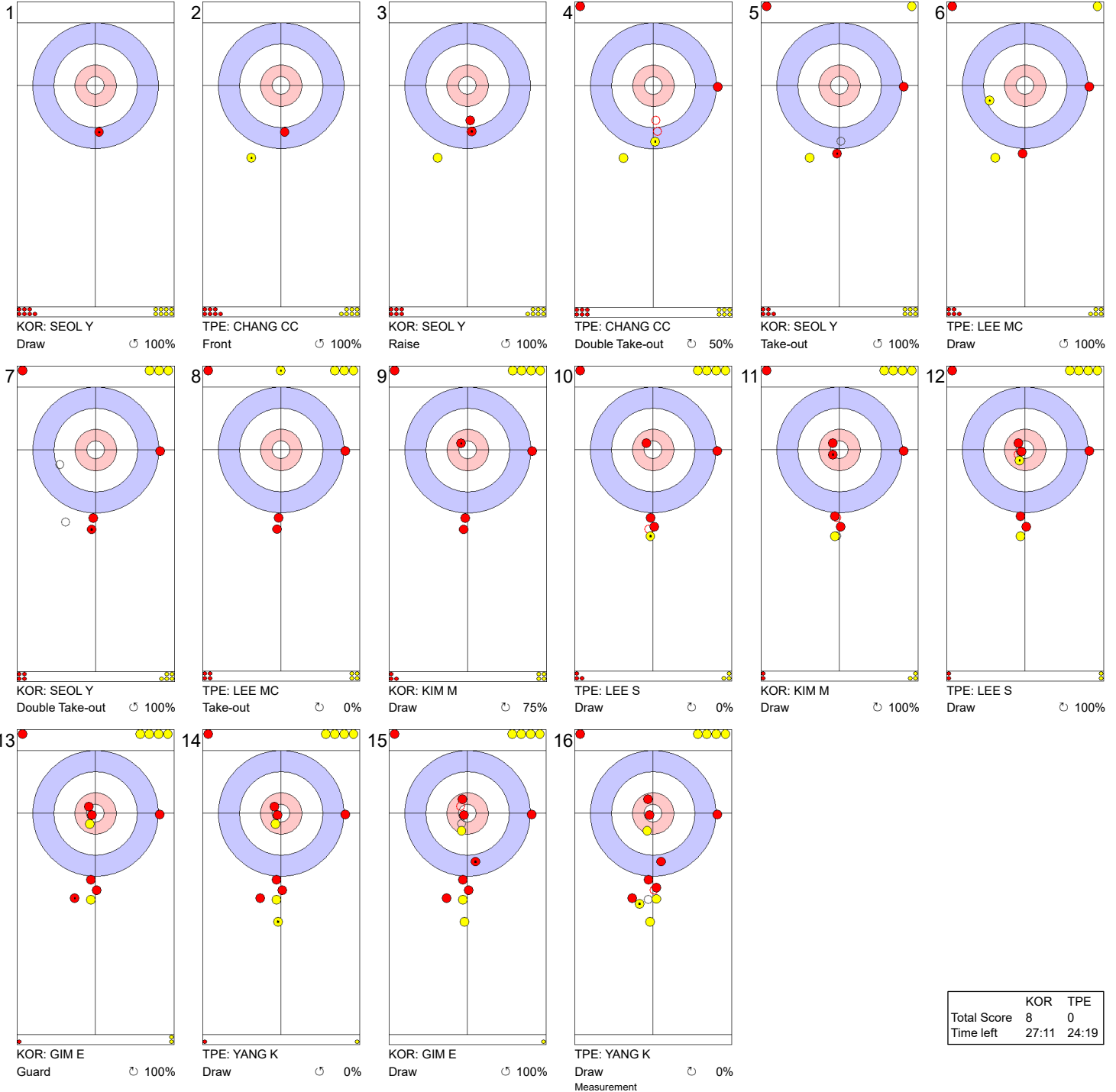
**Legend:**  
 ↻ Clockwise      ↺ Counter-clockwise      - Not considered





Game - Shot by Shot

End 3 ● KOR - Korea 6 + 2 (this end) = 8      ⊗ TPE - Chinese Taipei 0 + 0 (this end) = 0



	KOR	TPE
Total Score	8	0
Time left	27:11	24:19

**Legend:**  
 ↻ Clockwise      ↺ Counter-clockwise      - Not considered







### Game - Shot by Shot

End 5 **KOR - Korea 9 + 0 (this end) = 9** **TPE - Chinese Taipei 0 + 1 (this end) = 1**



	KOR	TPE
Total Score	9	1
Time left	19:43	13:22

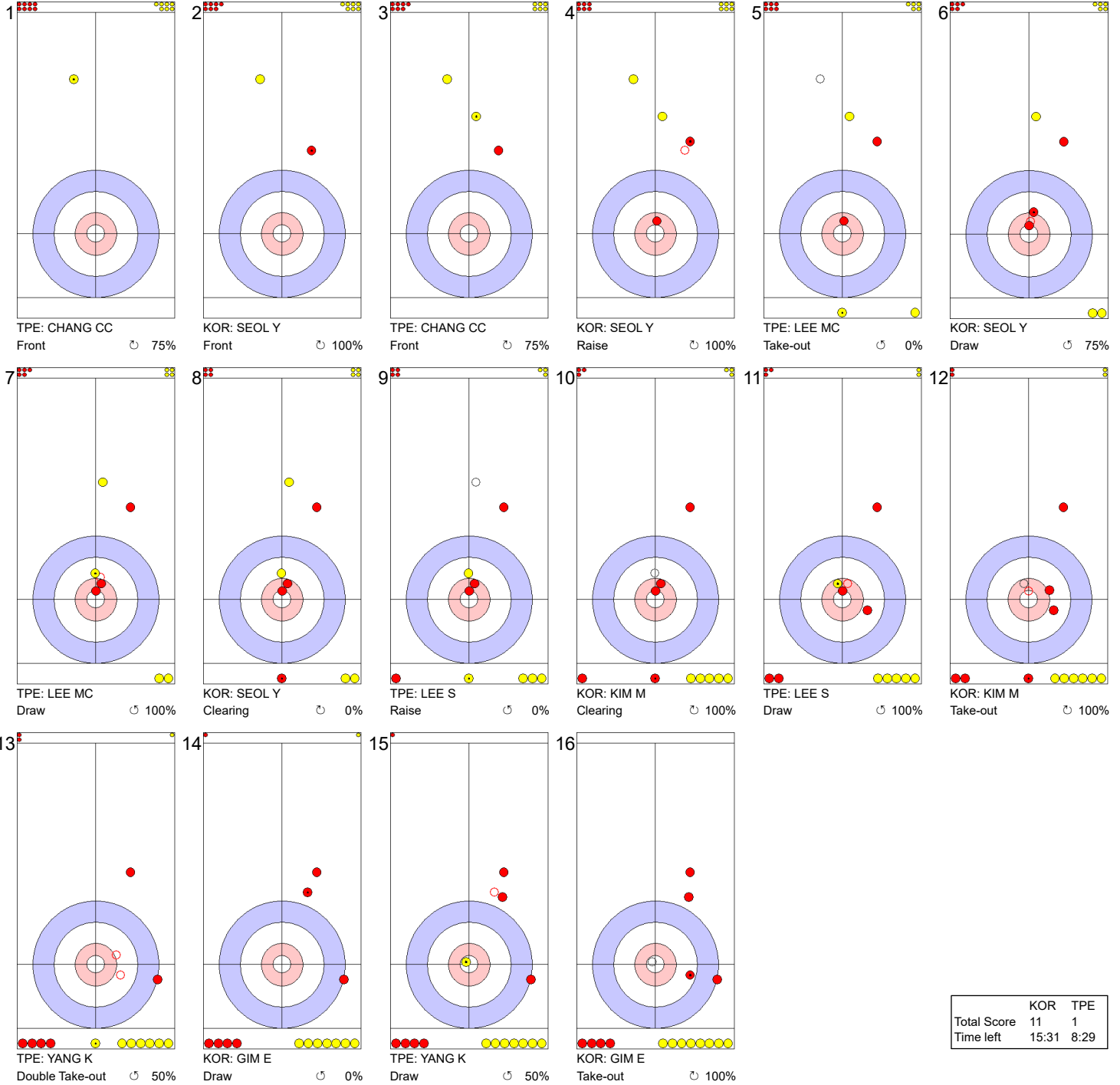
**Legend:**  
 ↻ Clockwise      ↺ Counter-clockwise      - Not considered





Game - Shot by Shot

End 6 ● KOR - Korea 9 + 2 (this end) = 11      ● TPE - Chinese Taipei 1 + 0 (this end) = 1



	KOR	TPE
Total Score	11	1
Time left	15:31	8:29

**Legend:**  
 ↻ Clockwise      ↺ Counter-clockwise      - Not considered





MON 28 OCT 2024  
Start Time 19:00

Round Robin Session 3 - Sheet B



### Game Results

Sheet	Team	LSFE	1	2	3	4	5	6	7	8	9	10	Extra Ends	Total
B	USA - United States		0	1	0	1	1	0	1	0	0	1	0	5
	JPN - Japan	*	0	0	2	0	0	2	0	1	0	0	1	6

USA - United States		Shot Success	Game	All
4 S	THIESSE Cory	58%	72%	
3	PERSINGER Vicky	83%	83%	
2 V	GEVING Aileen	83%	83%	
1	ANDERSON-HEIDE Taylor	98%	92%	
A	PETERSON Tara	-	89%	
Team Total		80%	83%	

JPN - Japan		Shot Success	Game	All
4 S	UENO Miyu	77%	82%	
3	UENO Yui	86%	86%	
2	NISHIMURO Junko	76%	82%	
1 V	KANAI Asuka	88%	87%	
A	ONODERA Kaho	-	-	
Team Total		82%	84%	

Last Stone Draw		Distance
↻	GEVING Aileen	43.8cm
↺	THIESSE Cory	61.9cm
<b>Total</b>		<b>105.7cm</b>

Last Stone Draw		Distance
↻	UENO Yui	28.3cm
↺	KANAI Asuka	20.5cm
<b>Total</b>		<b>48.8cm</b>

Time remaining: 0 minutes 12 seconds  
0 minutes 59 seconds (after extra end)

Time remaining: 0 minutes 59 seconds  
2 minutes 36 seconds (after extra end)

Time-out: End 8 - USA stone 7; End 11 - USA stone 7

Time-out: End 10 - JPN stone 8; End 11 - JPN stone 7

### Shot Success Analysis

USA - United States		↻	↺	Game
4 THIESSE Cory	Draws	6 29%	2 100%	8 47%
	Take-outs	5 55%	9 69%	14 64%
	Total	11 41%	11 75%	22 58%
3 PERSINGER Vicky	Draws	6 67%	5 75%	11 70%
	Take-outs	5 100%	6 92%	11 95%
	Total	11 82%	11 84%	22 83%
2 GEVING Aileen	Draws	9 89%	1 100%	10 90%
	Take-outs	8 72%	4 88%	12 77%
	Total	17 81%	5 90%	22 83%
1 ANDERSON-HEIDE Taylor	Draws	17 97%	5 100%	22 98%
	Take-outs	0 -	0 -	0 -
	Total	17 97%	5 100%	22 98%
A PETERSON Tara	Draws	0 -	0 -	0 -
	Take-outs	0 -	0 -	0 -
	Total	0 -	0 -	0 -
Team	Draws	38 80%	13 90%	51 82%
	Take-outs	18 75%	19 80%	37 78%
	Total	56 78%	32 84%	88 80%

JPN - Japan		↻	↺	Game
4 UENO Miyu	Draws	7 86%	5 85%	12 85%
	Take-outs	2 88%	7 61%	9 67%
	Total	9 86%	12 71%	21 77%
3 UENO Yui	Draws	2 100%	4 100%	6 100%
	Take-outs	9 83%	7 79%	16 81%
	Total	11 86%	11 86%	22 86%
2 NISHIMURO Junko	Draws	7 96%	2 38%	9 83%
	Take-outs	9 69%	4 75%	13 71%
	Total	16 81%	6 63%	22 76%
1 KANAI Asuka	Draws	16 91%	2 100%	18 92%
	Take-outs	4 69%	0 -	4 69%
	Total	20 86%	2 100%	22 88%
A ONODERA Kaho	Draws	0 -	0 -	0 -
	Take-outs	0 -	0 -	0 -
	Total	0 -	0 -	0 -
Team	Draws	32 91%	13 85%	45 89%
	Take-outs	24 76%	18 71%	42 74%
	Total	56 85%	31 77%	87 82%

**Note:**  
Position and function for each team member:  
4 = Fourth, 3 = Third, 2 = Second, 1 = Lead, A = Alternate, S = Skip, V = Vice-Skip

**Legend:**  
↻ Clockwise      ↺ Counter-clockwise      LSFE(\*) Last Stone First End





Game - Shot by Shot

End 1 USA - United States 0 + 0 (this end) = 0 JPN - Japan 0 + 0 (this end) = 0



	USA	JPN
Total Score	0	0
Time left	35:50	35:32

**Legend:**  
 ↻ Clockwise      ↺ Counter-clockwise      - Not considered





Game - Shot by Shot

End 2 **USA - United States 0 + 1 (this end) = 1** **JPN - Japan 0 + 0 (this end) = 0**



	USA	JPN
Total Score	1	0
Time left	32:27	31:25

**Legend:**  
 ↻ Clockwise      ↺ Counter-clockwise      - Not considered





Game - Shot by Shot

End 3 **USA - United States 1 + 0 (this end) = 1** **JPN - Japan 0 + 2 (this end) = 2**



	USA	JPN
Total Score	1	2
Time left	28:20	28:30

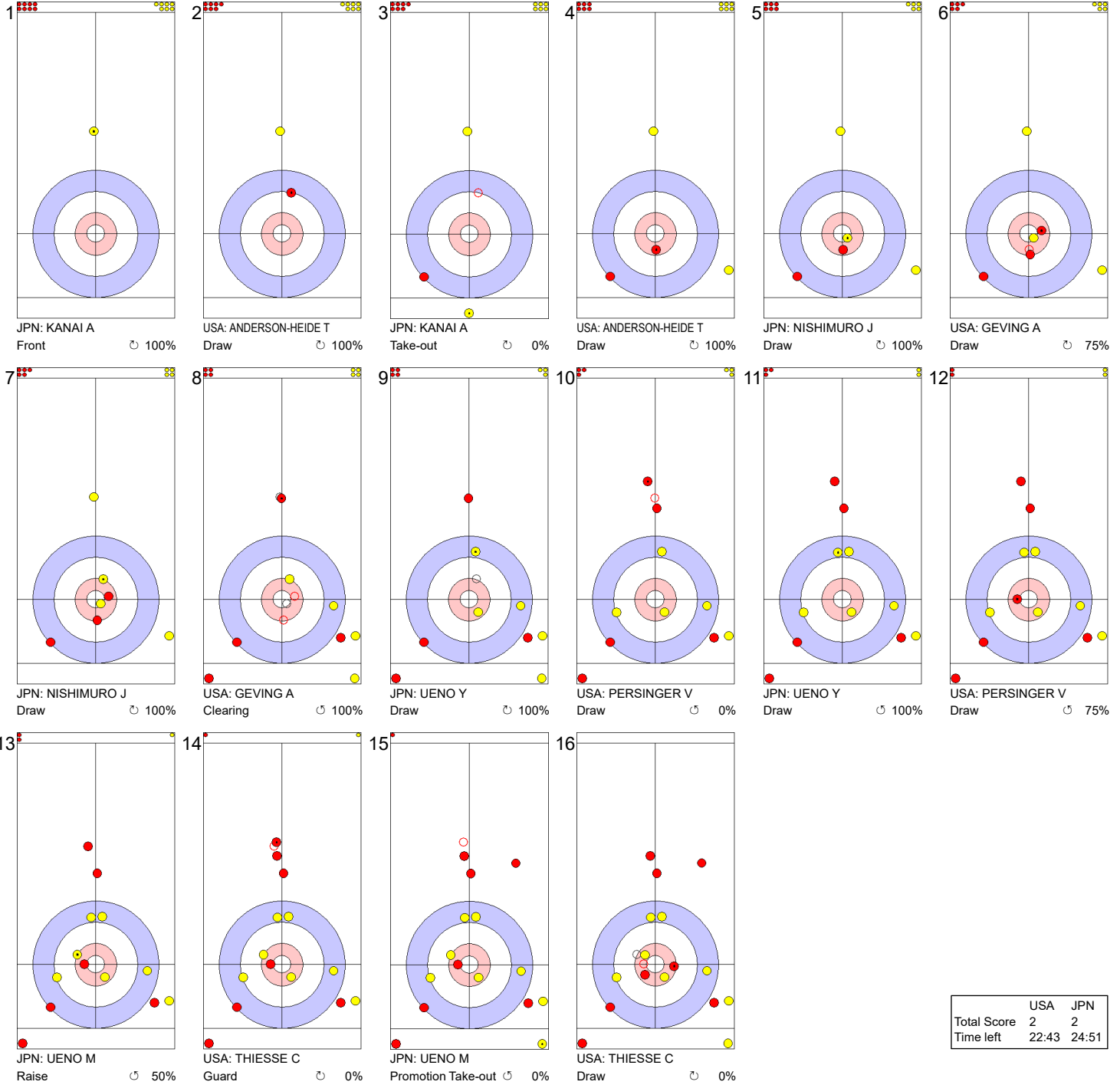
**Legend:**  
 ↻ Clockwise      ↺ Counter-clockwise      - Not considered





Game - Shot by Shot

End 4 **USA - United States 1 + 1 (this end) = 2** **JPN - Japan 2 + 0 (this end) = 2**



	USA	JPN
Total Score	2	2
Time left	22:43	24:51

**Legend:**  
 ↻ Clockwise      ↺ Counter-clockwise      - Not considered





Game - Shot by Shot

End 5 **USA - United States 2 + 1 (this end) = 3** **JPN - Japan 2 + 0 (this end) = 2**



	USA	JPN
Total Score	3	2
Time left	18:51	19:59

**Legend:**  
 ↻ Clockwise      ↺ Counter-clockwise      - Not considered





Game - Shot by Shot

End 6 ● USA - United States 3 + 0 (this end) = 3      ⊗ JPN - Japan 2 + 2 (this end) = 4



	USA	JPN
Total Score	3	4
Time left	16:14	16:37

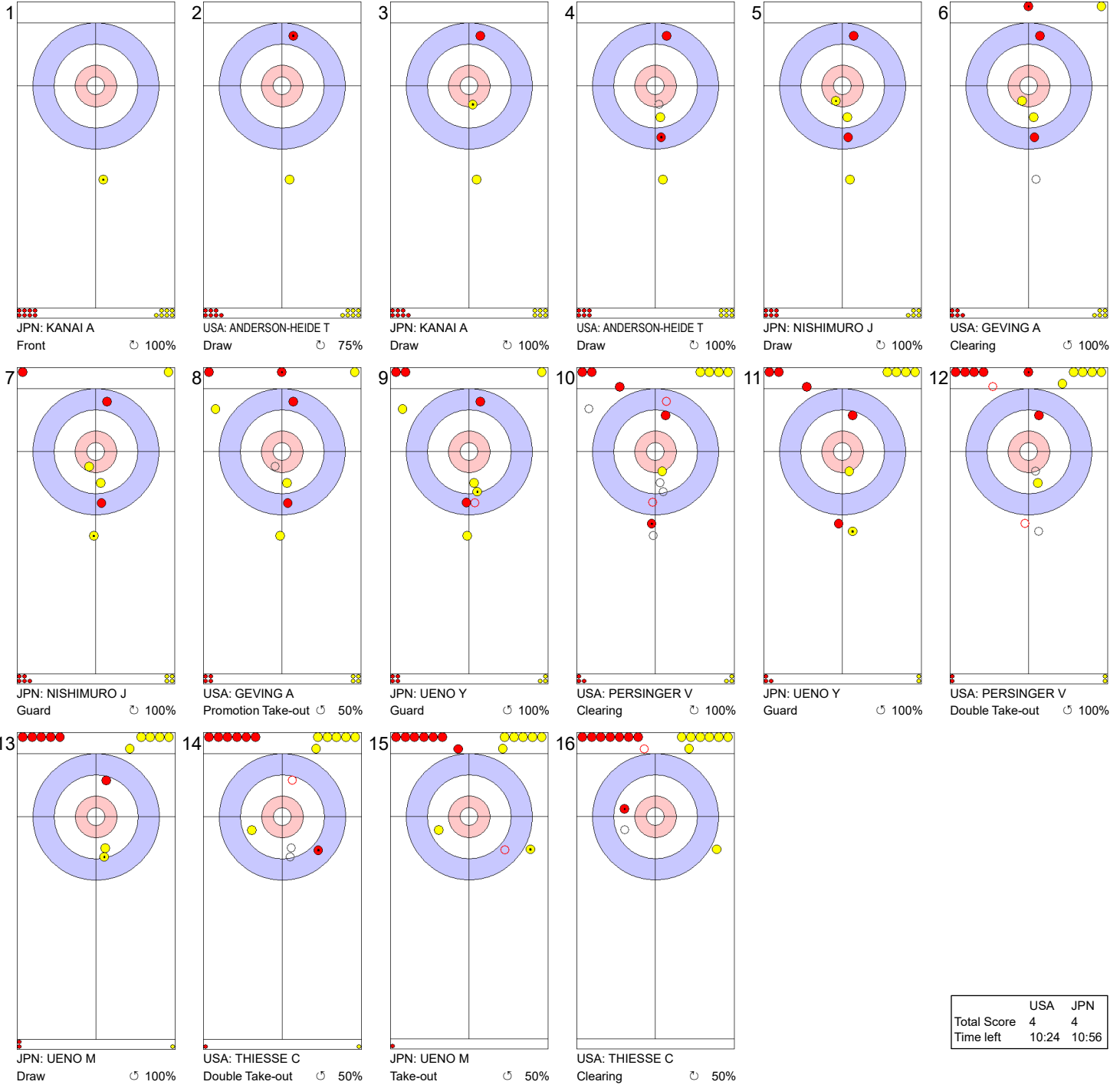
**Legend:**  
 ↻ Clockwise      ↺ Counter-clockwise      - Not considered





Game - Shot by Shot

End 7 ● USA - United States 3 + 1 (this end) = 4 ⊗ JPN - Japan 4 + 0 (this end) = 4



	USA	JPN
Total Score	4	4
Time left	10:24	10:56

**Legend:**  
↻ Clockwise      ↺ Counter-clockwise      - Not considered





Game - Shot by Shot

End 8 **USA - United States 4 + 0 (this end) = 4** **JPN - Japan 4 + 1 (this end) = 5**



	USA	JPN
Total Score	4	5
Time left	5:51	6:59

**Legend:**  
 ↻ Clockwise      ↺ Counter-clockwise      - Not considered







Game - Shot by Shot

End 9 ● USA - United States 4 + 0 (this end) = 4      ⊗ JPN - Japan 5 + 0 (this end) = 5



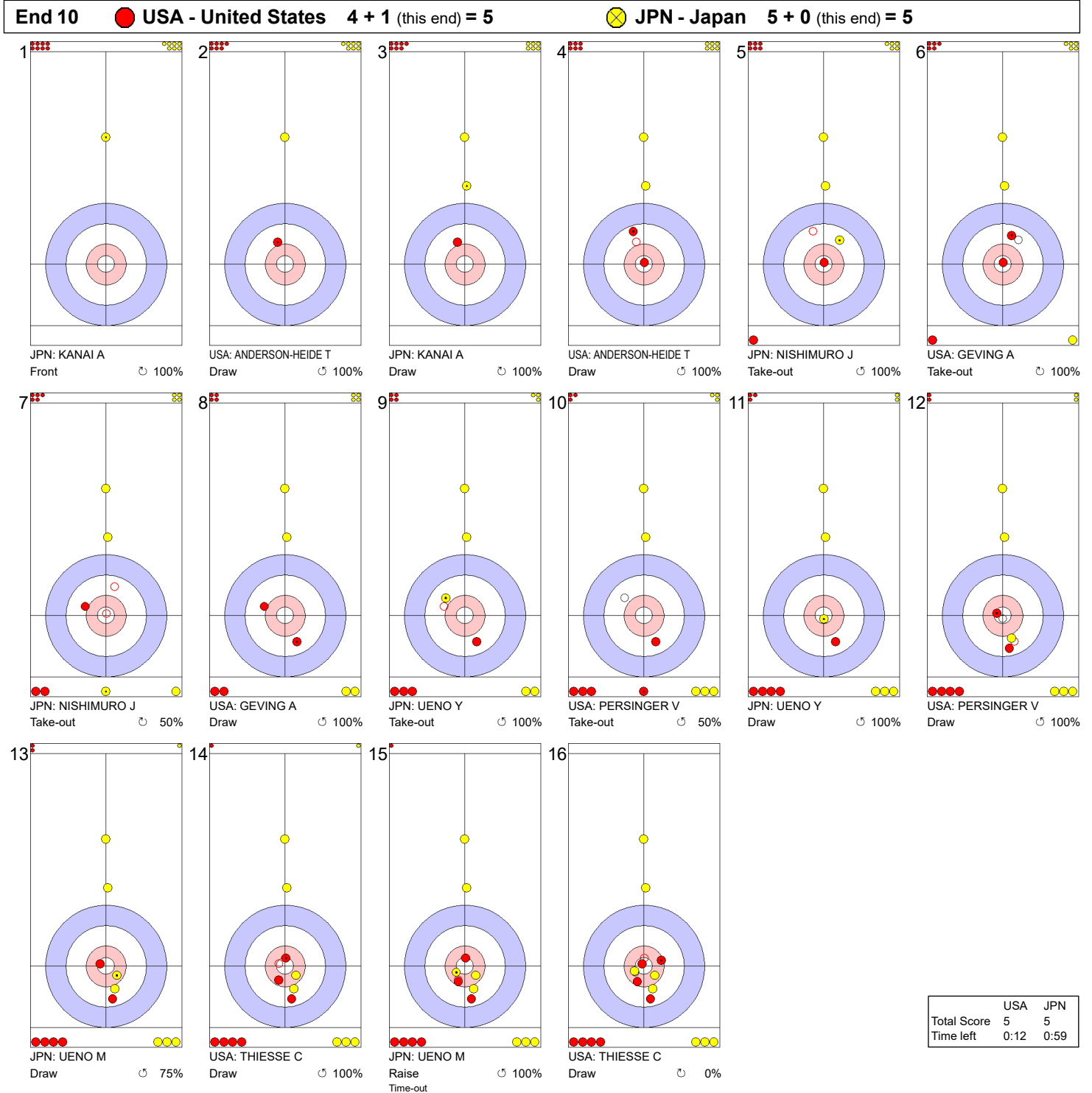
	USA	JPN
Total Score	4	5
Time left	2:30	4:08

**Legend:**  
 ↻ Clockwise      ↺ Counter-clockwise      - Not considered





**Game - Shot by Shot**



**Legend:**  
 ↻ Clockwise      ↺ Counter-clockwise      - Not considered





Game - Shot by Shot

End 11 **USA - United States 5 + 0 (this end) = 5** **JPN - Japan 5 + 1 (this end) = 6**



	USA	JPN
Total Score	5	6
Time left	0:59	2:36

**Legend:**  
 ↻ Clockwise      ↺ Counter-clockwise      - Not considered





MON 28 OCT 2024  
Start Time 19:00

Round Robin Session 3 - Sheet C



### Game Results

Sheet	Team	LSFE	1	2	3	4	5	6	7	8	9	10	Extra Ends	Total
C	NZL - New Zealand	*	1	2	1	1	2	0	1	0	1	0	1	10
	MEX - Mexico		0	0	0	0	0	1	0	4	0	4	0	9

NZL - New Zealand		Shot Success	Game	All
4 S	SUDDENS Chelsea	50%	59%	
3 V	HEALD Eleanor	51%	52%	
2	TRAN Sophie	57%	58%	
1	WEBER Ariel	56%	59%	
A	APUWAI-BISHOP Grace	-	-	
Team Total		53%	57%	

MEX - Mexico		Shot Success	Game	All
4 S	CAMARENA Adriana	39%	48%	
3 V	KNEPPER Karla	50%	44%	
2	HUERTA Veronica	40%	53%	
1	MARTINEZ Karla	61%	58%	
A	QUINTERO Estefana	50%	50%	
Team Total		49%	50%	

**Last Stone Draw** Distance

☺	SUDDENS Chelsea	86.0cm
☹	HEALD Eleanor	45.6cm
<b>Total</b>		<b>131.6cm</b>

**Last Stone Draw** Distance

☺	CAMARENA Adriana	170.3cm
☹	MARTINEZ Karla	28.6cm
<b>Total</b>		<b>198.9cm</b>

Time remaining: 9 minutes 22 seconds  
2 minutes 29 seconds (after extra end)

Time remaining: 1 minute 51 seconds  
0 minutes 19 seconds (after extra end)

Time-out: End 8 - NZL stone 6; End 11 - NZL stone 5

Time-out: End 10 - MEX stone 6; End 11 - MEX stone 5

QUINTERO E replaced HUERTA V at the beginning of end 6

### Shot Success Analysis

NZL - New Zealand		☺	☹	Game
4	SUDDENS Chelsea	9 58%	6 54%	15 57%
	Take-outs	2 50%	4 25%	6 33%
	Total	11 57%	10 43%	21 50%
3	HEALD Eleanor	7 61%	0 -	7 61%
	Take-outs	8 56%	7 36%	15 47%
	Total	15 58%	7 36%	22 51%
2	TRAN Sophie	6 92%	1 50%	7 86%
	Take-outs	9 56%	6 25%	15 43%
	Total	15 70%	7 29%	22 57%
1	WEBER Ariel	15 68%	6 25%	21 56%
	Take-outs	1 50%	0 -	1 50%
	Total	16 67%	6 25%	22 56%
A	APUWAI-BISHOP Grace	0 -	0 -	0 -
	Take-outs	0 -	0 -	0 -
	Total	0 -	0 -	0 -
Team	Draws	37 68%	13 40%	50 61%
	Take-outs	20 55%	17 29%	37 43%
	Total	57 64%	30 34%	87 53%

MEX - Mexico		☺	☹	Game
4	CAMARENA Adriana	7 39%	10 43%	17 41%
	Take-outs	3 33%	2 25%	5 30%
	Total	10 38%	12 40%	22 39%
3	KNEPPER Karla	9 25%	7 82%	16 50%
	Take-outs	3 42%	3 58%	6 50%
	Total	12 29%	10 75%	22 50%
2	HUERTA Veronica	0 -	2 0%	2 0%
	Take-outs	2 50%	6 50%	8 50%
	Total	2 50%	8 38%	10 40%
1	MARTINEZ Karla	10 68%	3 92%	13 73%
	Take-outs	1 0%	8 50%	9 44%
	Total	11 61%	11 61%	22 61%
A	QUINTERO Estefana	5 45%	7 54%	12 50%
	Take-outs	0 -	0 -	0 -
	Total	5 45%	7 54%	12 50%
Team	Draws	31 45%	29 57%	60 51%
	Take-outs	9 36%	19 49%	28 45%
	Total	40 43%	48 54%	88 49%

**Note:**  
Position and function for each team member:  
4 = Fourth, 3 = Third, 2 = Second, 1 = Lead, A = Alternate, S = Skip, V = Vice-Skip

**Legend:**  
☺ Clockwise      ☹ Counter-clockwise      LSFE(\*) Last Stone First End



Game - Shot by Shot



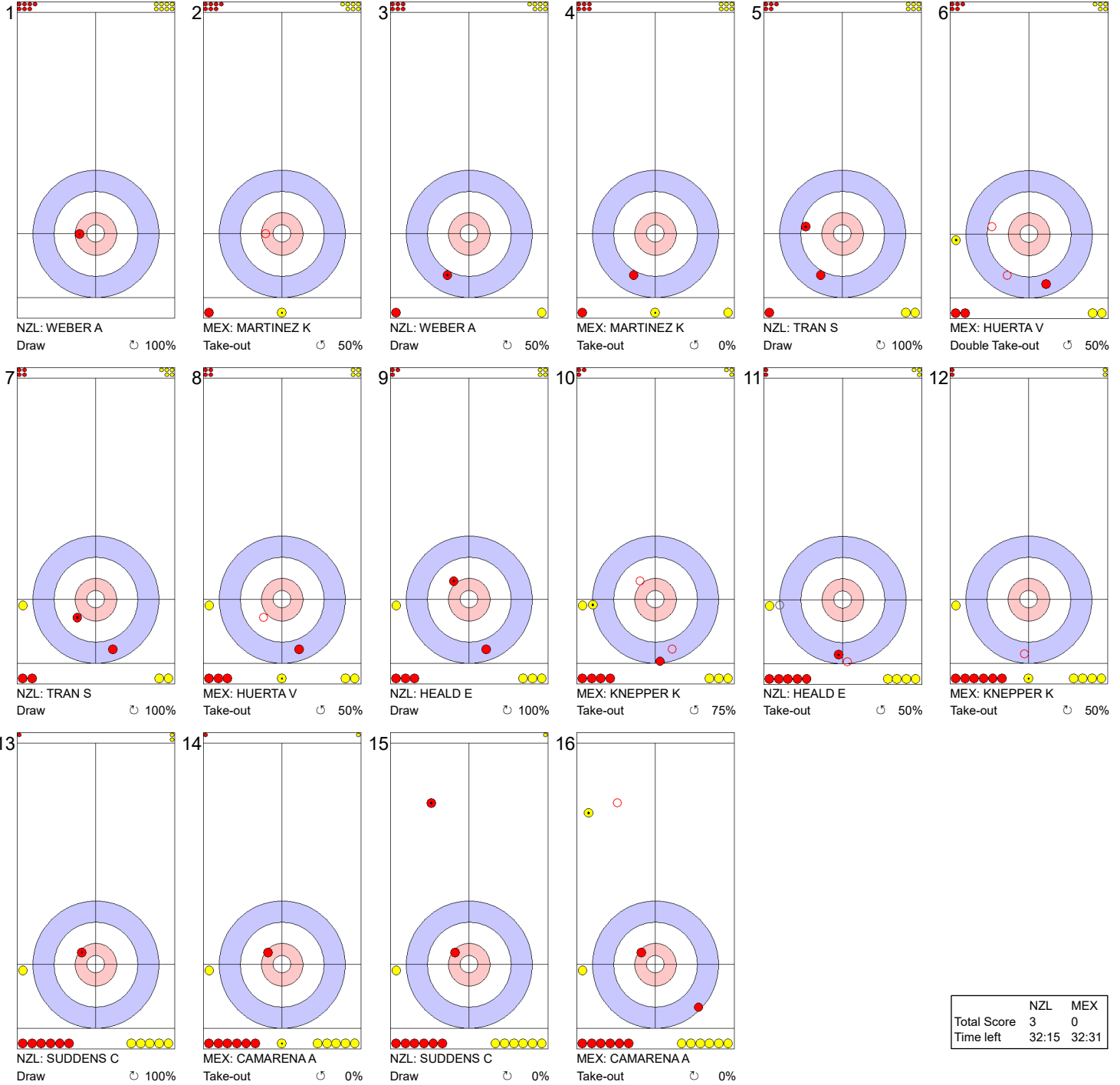
**Legend:**  
 ↻ Clockwise      ↺ Counter-clockwise      - Not considered





Game - Shot by Shot

End 2 NZL - New Zealand 1 + 2 (this end) = 3 MEX - Mexico 0 + 0 (this end) = 0



	NZL	MEX
Total Score	3	0
Time left	32:15	32:31

**Legend:**  
 ↻ Clockwise      ↺ Counter-clockwise      - Not considered





Game - Shot by Shot

End 3 **NZL - New Zealand 3 + 1 (this end) = 4** **MEX - Mexico 0 + 0 (this end) = 0**



	NZL	MEX
Total Score	4	0
Time left	29:43	29:31

**Legend:**  
 ↻ Clockwise      ↺ Counter-clockwise      - Not considered





Game - Shot by Shot

End 4 **NZL - New Zealand 4 + 1 (this end) = 5** **MEX - Mexico 0 + 0 (this end) = 0**



	NZL	MEX
Total Score	5	0
Time left	27:03	24:43

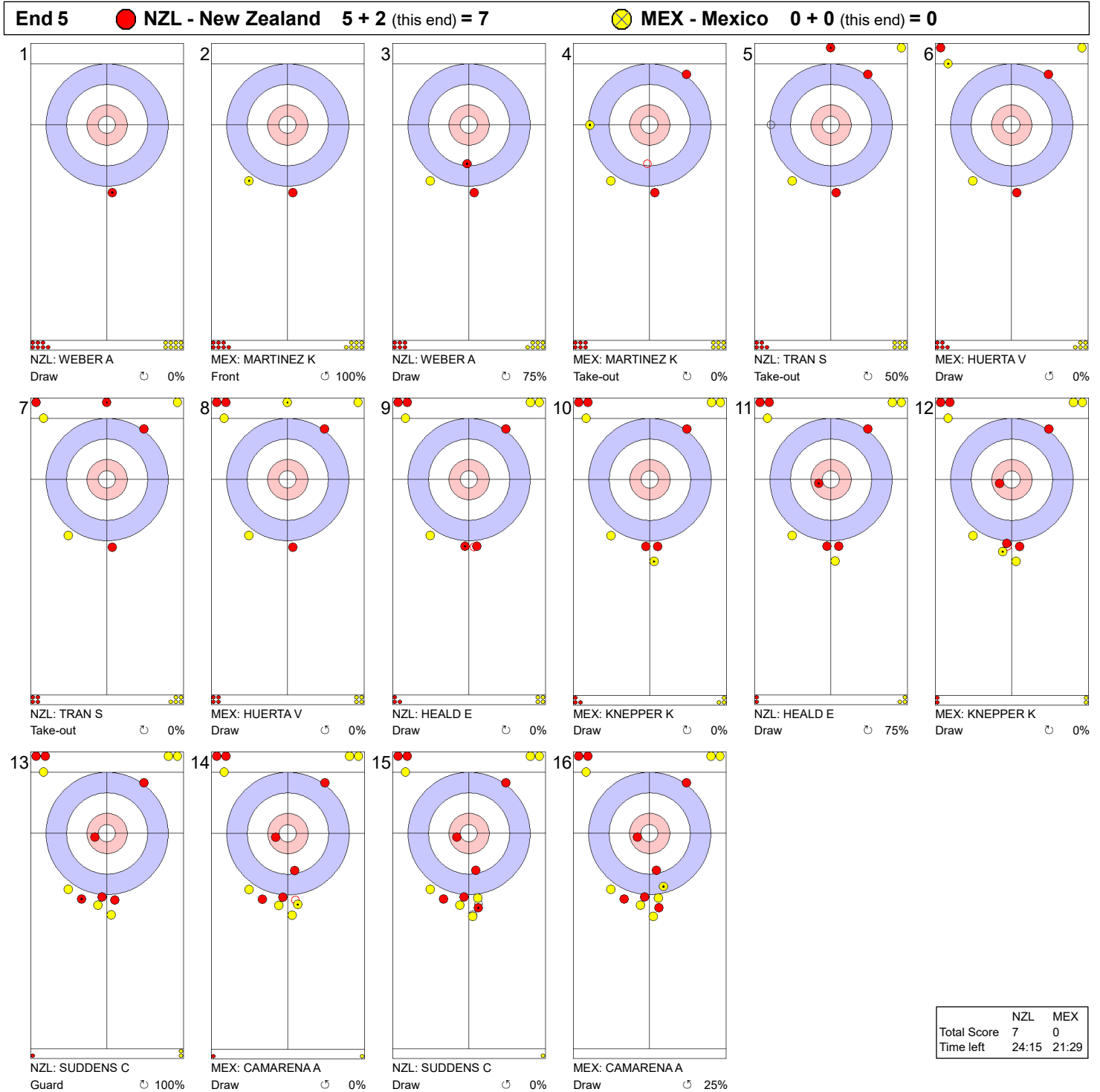
**Legend:**  
 ↻ Clockwise      ↺ Counter-clockwise      - Not considered







Game - Shot by Shot



	NZL	MEX
Total Score	7	0
Time left	24:15	21:29

**Legend:**  
 ↻ Clockwise      ↺ Counter-clockwise      - Not considered

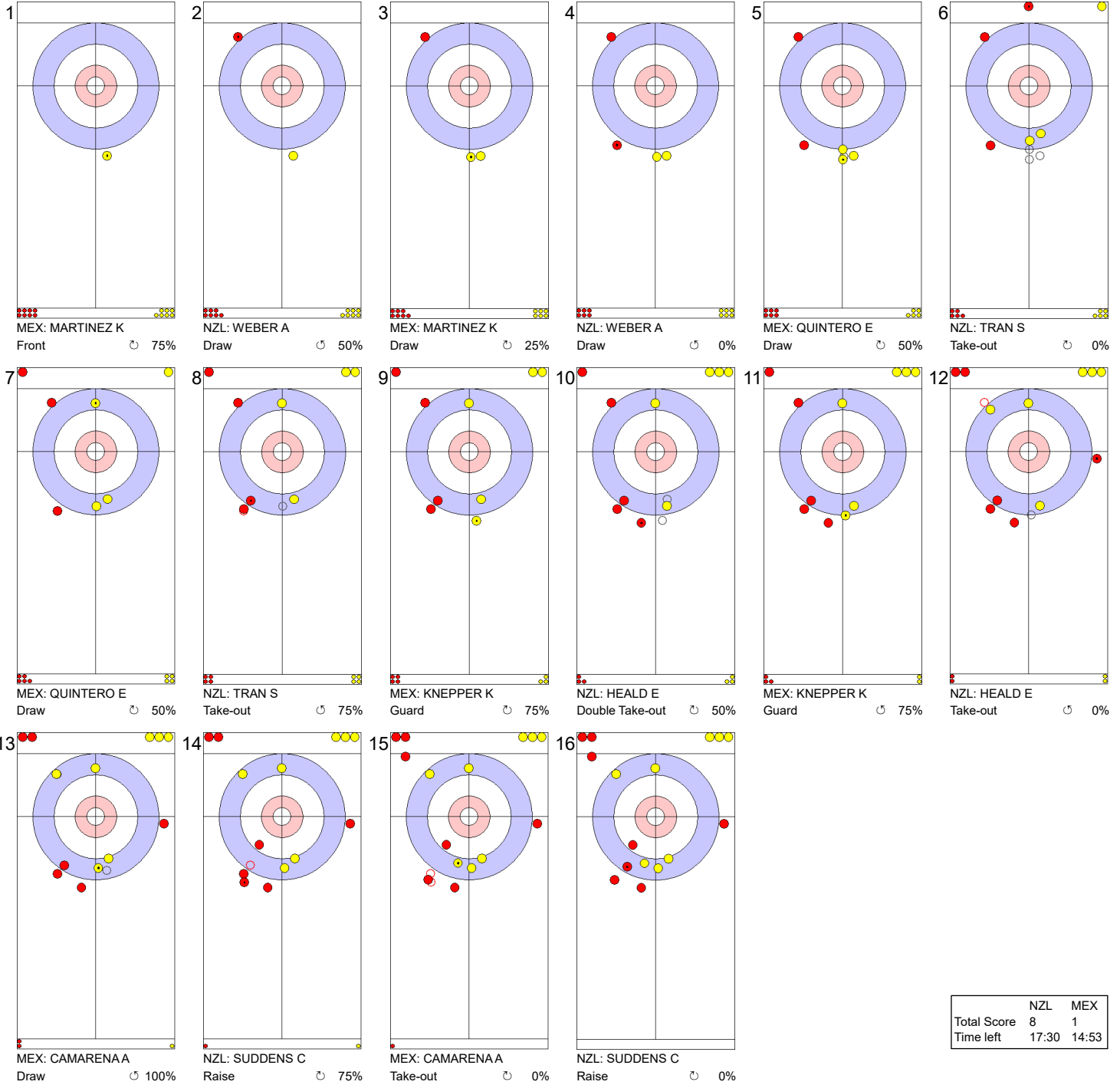






Game - Shot by Shot

End 7 **NZL - New Zealand 7 + 1 (this end) = 8** **MEX - Mexico 1 + 0 (this end) = 1**



	NZL	MEX
Total Score	8	1
Time left	17:30	14:53

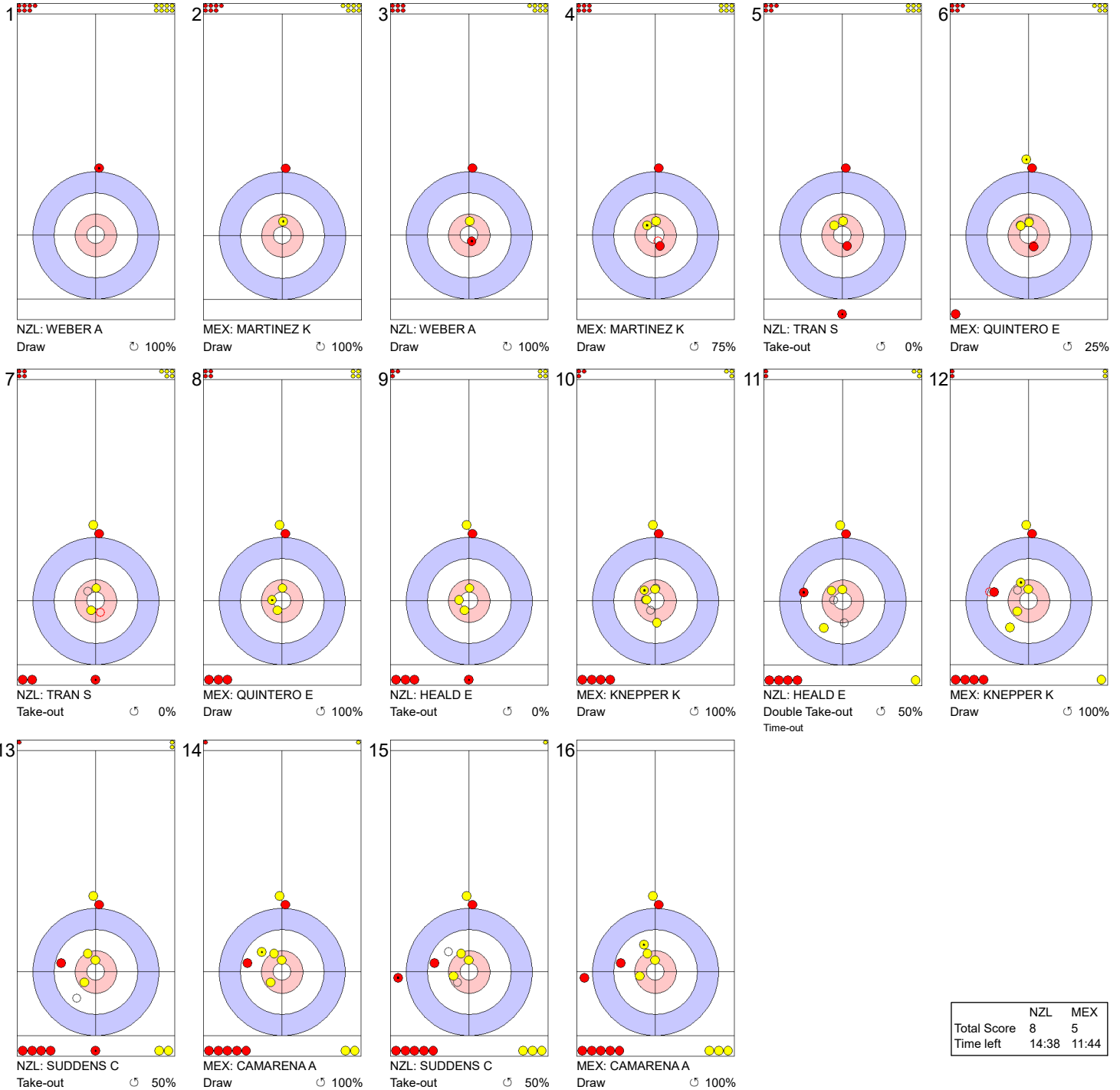
**Legend:**  
 ↻ Clockwise      ↺ Counter-clockwise      - Not considered





Game - Shot by Shot

End 8 **NZL - New Zealand 8 + 0 (this end) = 8** **MEX - Mexico 1 + 4 (this end) = 5**



	NZL	MEX
Total Score	8	5
Time left	14:38	11:44

**Legend:**  
 ↻ Clockwise      ↺ Counter-clockwise      - Not considered







### Game - Shot by Shot

**End 10**   ● **NZL - New Zealand** 9 + 0 (this end) = 9   ● **MEX - Mexico** 5 + 4 (this end) = 9



	NZL	MEX
Total Score	9	9
Time left	9:22	1:51

**Legend:**  
 ↻ Clockwise      ↺ Counter-clockwise      - Not considered





Game - Shot by Shot

End 11 **NZL - New Zealand 9 + 1 (this end) = 10** **MEX - Mexico 9 + 0 (this end) = 9**



	NZL	MEX
Total Score	10	9
Time left	2:29	0:19

**Legend:**  
 ↻ Clockwise      ↺ Counter-clockwise      - Not considered





**Game Results**

Sheet	Team	LSFE	1	2	3	4	5	6	7	8	9	10	Extra Ends	Total
D	CAN - Canada	*	3	0	1	0	0	1	0	1	0	1		7
	CHN - China		0	1	0	2	0	0	1	0	1	0		5

CAN - Canada		Shot Success	Game	All
4 S	HOMAN Rachel	82%	88%	
3 V	FLEURY Tracy	78%	88%	
2	MISKEW Emma	86%	86%	
1	WILKES Sarah	88%	88%	
A	BROWN Rachel	-	-	
Team Total		83%	87%	

CHN - China		Shot Success	Game	All
4 S	WANG Rui	69%	66%	
3 V	HAN Yu	75%	81%	
2	DONG Ziqi	71%	81%	
1	JIANG Jiayi	95%	92%	
A	SU Tingyu	-	-	
Team Total		78%	80%	

**Last Stone Draw** Distance

⌚	MISKEW Emma	15.6cm
⌚	HOMAN Rachel	11.1cm
<b>Total</b>		<b>26.7cm</b>

**Last Stone Draw** Distance

⌚	DONG Ziqi	16.6cm
⌚	WANG Rui	140.0cm
<b>Total</b>		<b>156.6cm</b>

Time remaining: 1 minute 10 seconds

Time-out: End 8 - CAN stone 5

Time remaining: 1 minute 12 seconds

Time-out: End 9 - CHN stone 6

**Shot Success Analysis**

CAN - Canada		⌚	⌚	Game
4	HOMAN Rachel	Draws 2 100%	9 86%	11 89%
		Take-outs 4 81%	4 63%	8 72%
		Total 6 88%	13 79%	19 82%
3	FLEURY Tracy	Draws 4 100%	3 33%	7 71%
		Take-outs 7 86%	6 75%	13 81%
		Total 11 91%	9 61%	20 78%
2	MISKEW Emma	Draws 2 100%	2 88%	4 94%
		Take-outs 3 100%	13 81%	16 84%
		Total 5 100%	15 82%	20 86%
1	WILKES Sarah	Draws 5 90%	14 86%	19 87%
		Take-outs 0 -	1 100%	1 100%
		Total 5 90%	15 87%	20 88%
A	BROWN Rachel	Draws 0 -	0 -	0 -
		Take-outs 0 -	0 -	0 -
		Total 0 -	0 -	0 -
Team		Draws 13 96%	28 80%	41 85%
		Take-outs 14 88%	24 77%	38 81%
		Total 27 92%	52 79%	79 83%

CHN - China		⌚	⌚	Game
4	WANG Rui	Draws 9 83%	5 55%	14 73%
		Take-outs 2 50%	4 63%	6 58%
		Total 11 77%	9 58%	20 69%
3	HAN Yu	Draws 4 88%	8 78%	12 81%
		Take-outs 3 58%	5 70%	8 66%
		Total 7 75%	13 75%	20 75%
2	DONG Ziqi	Draws 2 38%	9 92%	11 82%
		Take-outs 6 67%	3 42%	9 58%
		Total 8 59%	12 79%	20 71%
1	JIANG Jiayi	Draws 3 100%	14 93%	17 94%
		Take-outs 2 100%	1 100%	3 100%
		Total 5 100%	15 93%	20 95%
A	SU Tingyu	Draws 0 -	0 -	0 -
		Take-outs 0 -	0 -	0 -
		Total 0 -	0 -	0 -
Team		Draws 18 82%	36 84%	54 83%
		Take-outs 13 67%	13 63%	26 65%
		Total 31 76%	49 79%	80 78%

**Note:**  
Position and function for each team member:  
4 = Fourth, 3 = Third, 2 = Second, 1 = Lead, A = Alternate, S = Skip, V = Vice-Skip

**Legend:**  
⌚ Clockwise      ⌚ Counter-clockwise      LSFE(\*) Last Stone First End





Game - Shot by Shot

End 1 **CAN - Canada 0 + 3 (this end) = 3** **CHN - China 0 + 0 (this end) = 0**



	CAN	CHN
Total Score	3	0
Time left	33:55	35:02

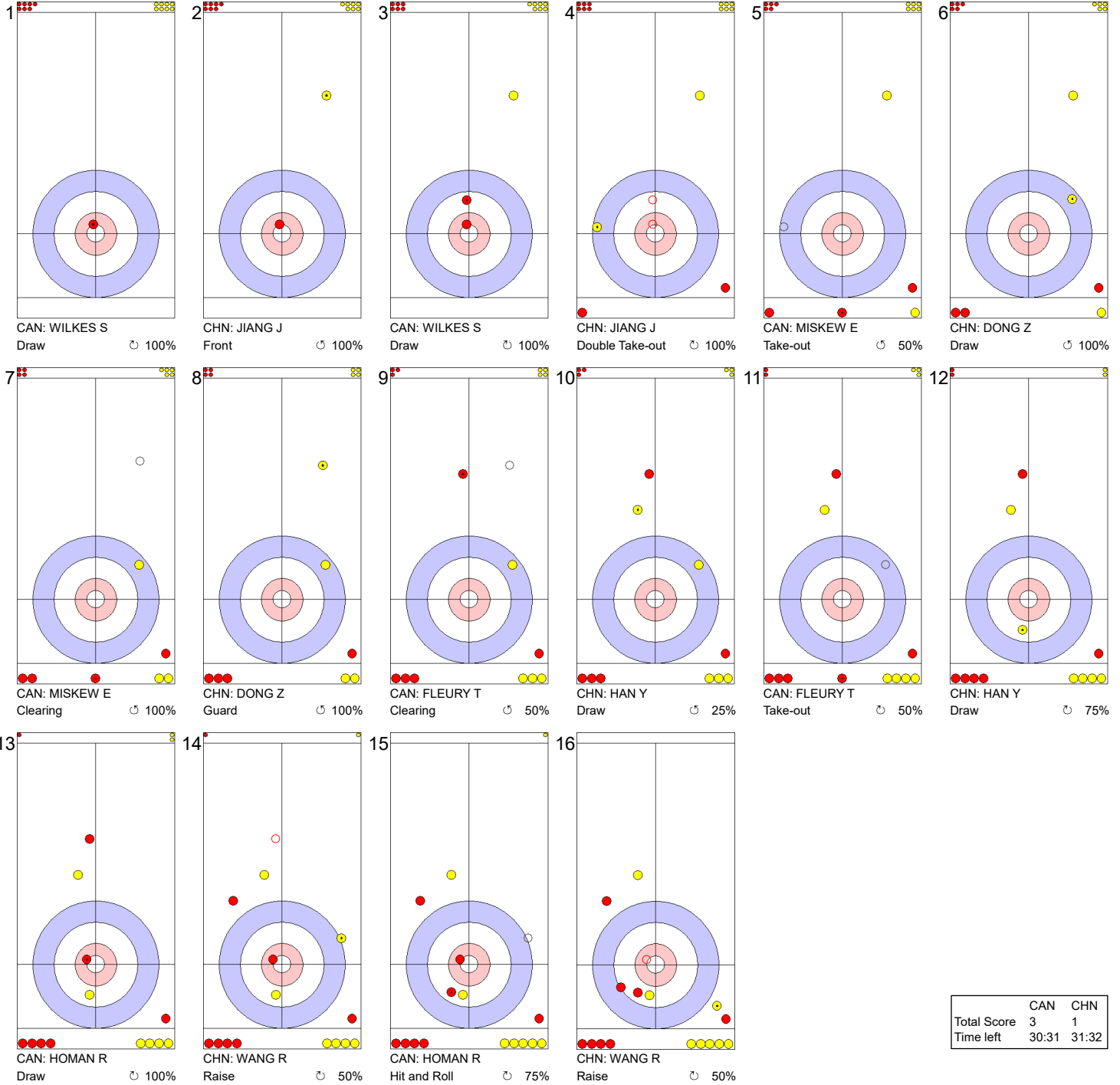
**Legend:**  
 ↻ Clockwise      ↺ Counter-clockwise      - Not considered





Game - Shot by Shot

End 2 ● CAN - Canada 3 + 0 (this end) = 3      ● CHN - China 0 + 1 (this end) = 1



	CAN	CHN
Total Score	3	1
Time left	30:31	31:32

**Legend:**  
 ↻ Clockwise      ↺ Counter-clockwise      - Not considered





Game - Shot by Shot

End 3 **CAN - Canada 3 + 1 (this end) = 4** **CHN - China 1 + 0 (this end) = 1**



	CAN	CHN
Total Score	4	1
Time left	27:06	27:57

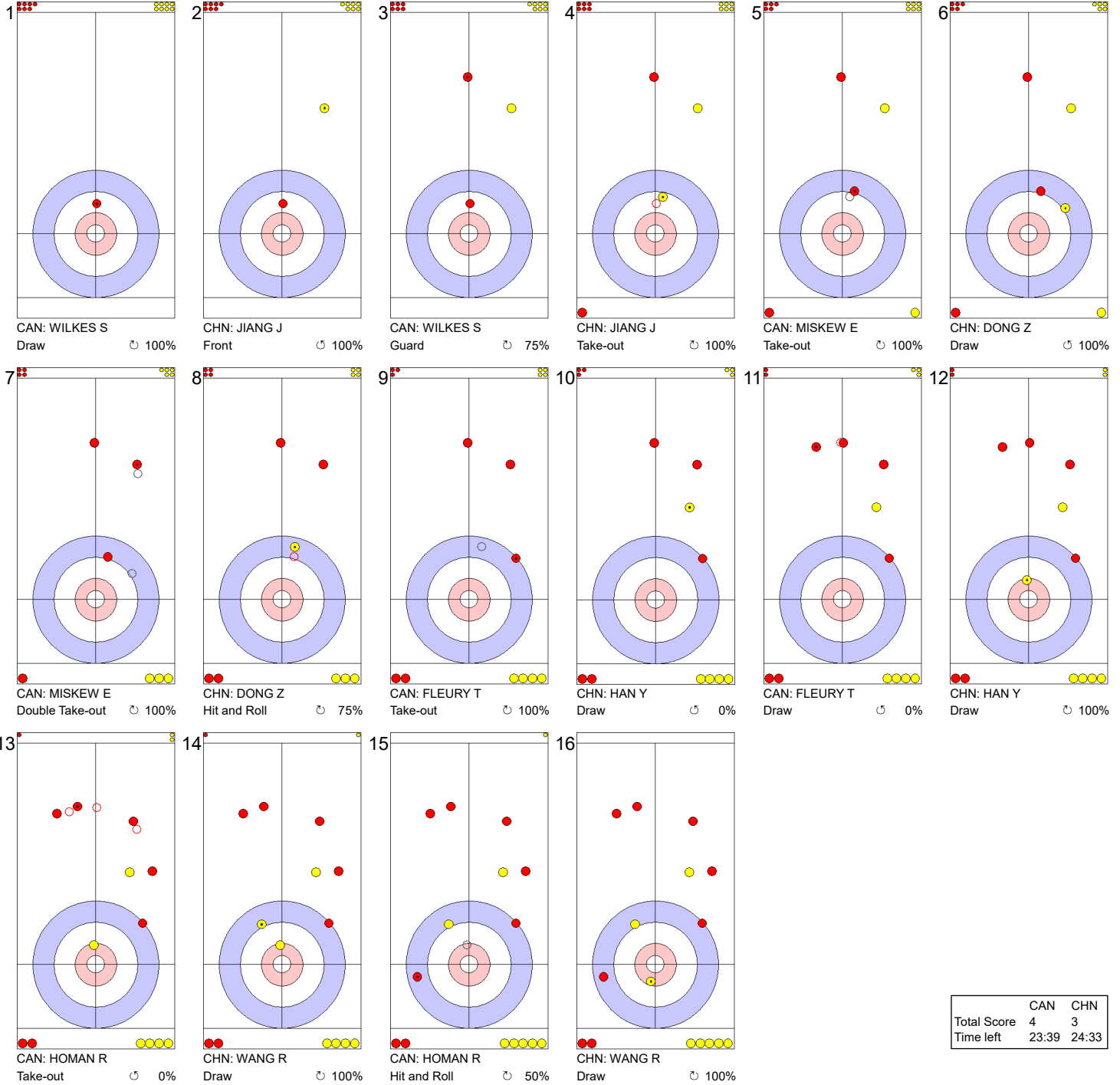
**Legend:**  
 ↻ Clockwise      ↺ Counter-clockwise      - Not considered





Game - Shot by Shot

End 4 **CAN - Canada 4 + 0 (this end) = 4** **CHN - China 1 + 2 (this end) = 3**



	CAN	CHN
Total Score	4	3
Time left	23:39	24:33

**Legend:**  
 ↻ Clockwise      ↺ Counter-clockwise      - Not considered

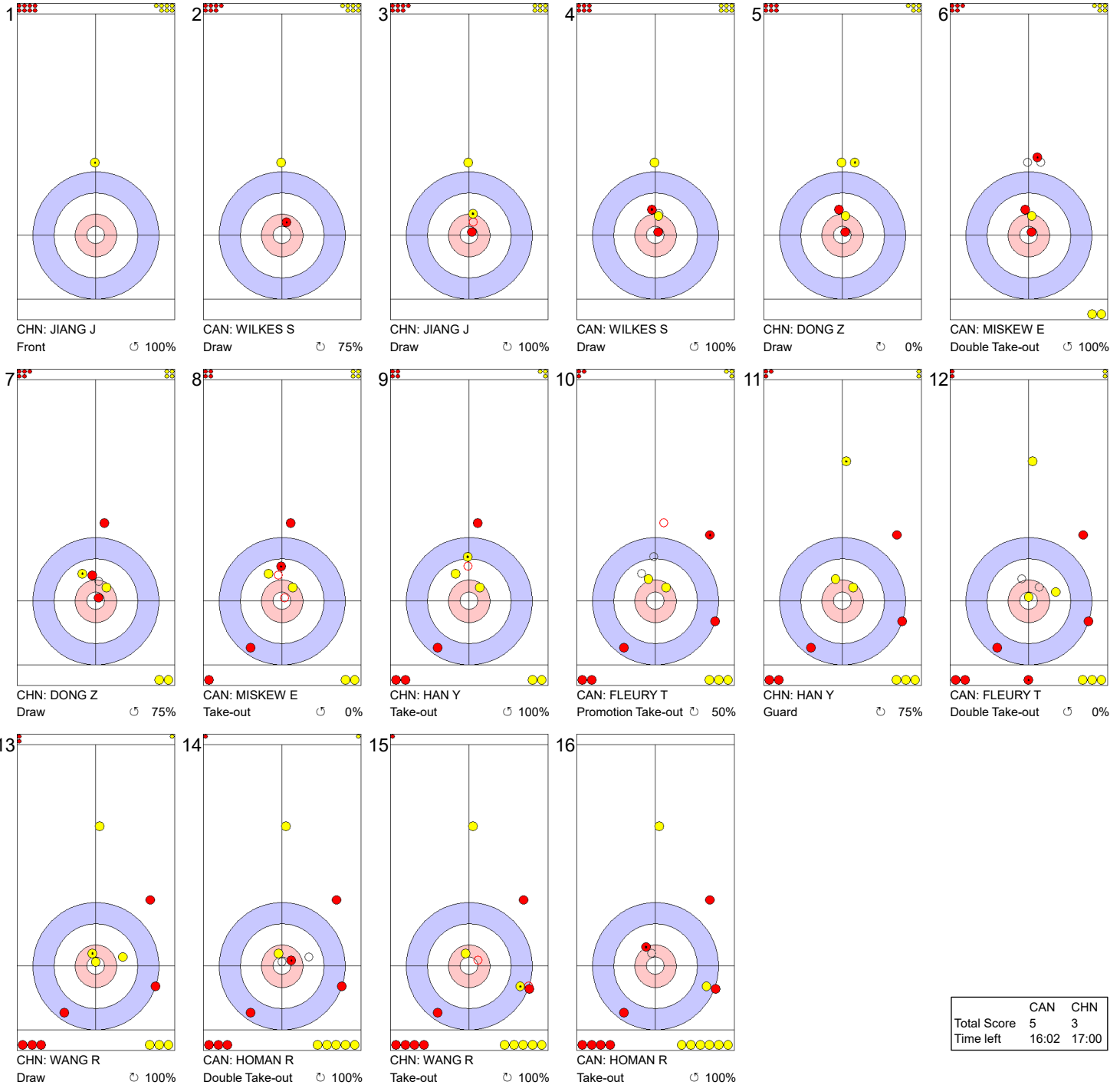






Game - Shot by Shot

End 6 **CAN - Canada** 4 + 1 (this end) = 5 **CHN - China** 3 + 0 (this end) = 3



	CAN	CHN
Total Score	5	3
Time left	16:02	17:00

**Legend:**  
 ↻ Clockwise      ↺ Counter-clockwise      - Not considered





Game - Shot by Shot

End 7 **CAN - Canada 5 + 0 (this end) = 5** **CHN - China 3 + 1 (this end) = 4**



	CAN	CHN
Total Score	5	4
Time left	13:19	13:06

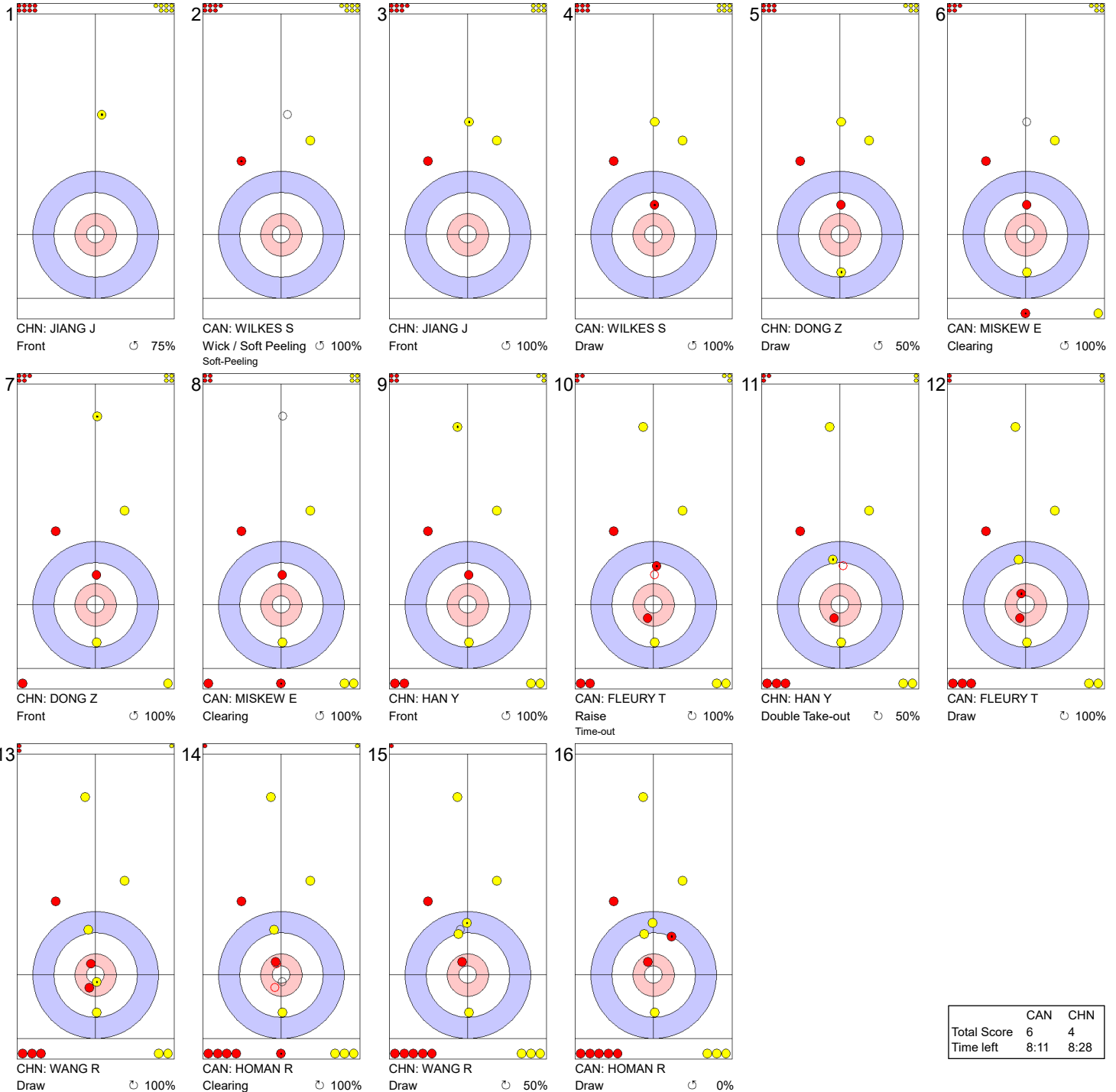
**Legend:**  
 ↻ Clockwise      ↺ Counter-clockwise      - Not considered





Game - Shot by Shot

End 8 **CAN - Canada 5 + 1 (this end) = 6** **CHN - China 4 + 0 (this end) = 4**



	CAN	CHN
Total Score	6	4
Time left	8:11	8:28

**Legend:**  
 ↻ Clockwise      ↺ Counter-clockwise      - Not considered







Game - Shot by Shot

End 9 **CAN - Canada 6 + 0 (this end) = 6** **CHN - China 4 + 1 (this end) = 5**



	CAN	CHN
Total Score	6	5
Time left	4:12	4:07

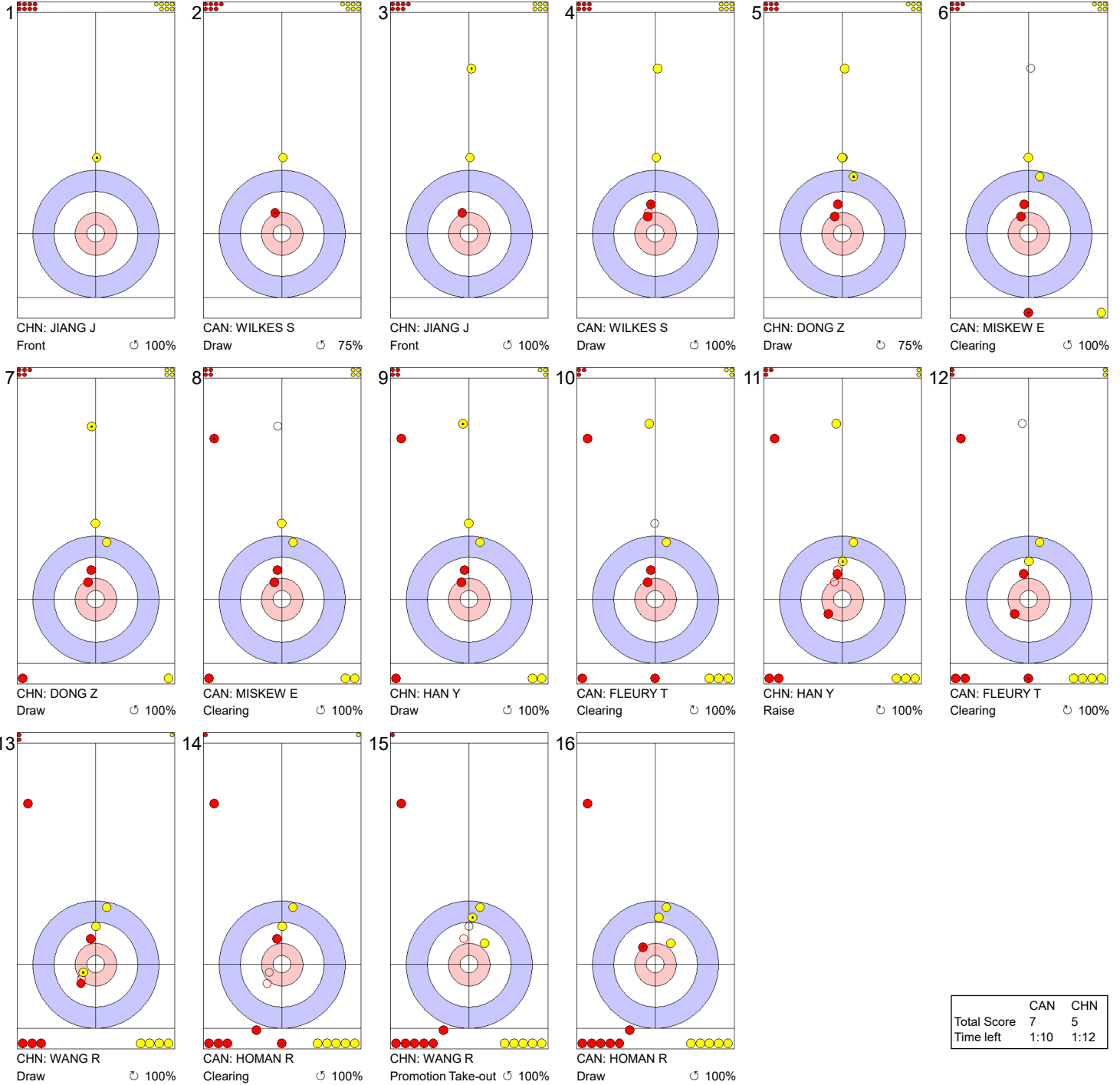
**Legend:**  
 ↻ Clockwise      ↺ Counter-clockwise      - Not considered





Game - Shot by Shot

End 10 **CAN - Canada 6 + 1 (this end) = 7** **CHN - China 5 + 0 (this end) = 5**



	CAN	CHN
Total Score	7	5
Time left	1:10	1:12

**Legend:**  
 Clockwise      Counter-clockwise      - Not considered





### Session Results and Standings

Sheet	Team	LSD/LSFE	1	2	3	4	5	6	7	8	9	10	Extra Ends	Total
A	CHN - China	96.5cm	0	0	3	0	2	0	0	1	0	X		6
	JPN - Japan	55.6cm *	2	2	0	2	0	0	3	0	2	X		11
B	KOR - Korea	28.4cm *	5	3	3	0	2	0	X	X	X	X		13
	NZL - New Zealand	136.8cm	0	0	0	2	0	1	X	X	X	X		3
C	CAN - Canada	106.4cm *	5	2	1	1	3	1	X	X	X	X		13
	TPE - Chinese Taipei	292.5cm	0	0	0	0	0	0	X	X	X	X		0
D	USA - United States	239.6cm	0	2	3	2	3	0	X	X	X	X		10
	MEX - Mexico	175.6cm *	1	0	0	0	0	1	X	X	X	X		2

### Current Standings

Rank	Team	Games	Wins	Losses
1	CAN - Canada	2	2	0
1	JPN - Japan	2	2	0
1	KOR - Korea	2	2	0
4	MEX - Mexico	2	1	1
4	USA - United States	2	1	1
6	CHN - China	2	0	2
6	NZL - New Zealand	2	0	2
6	TPE - Chinese Taipei	2	0	2

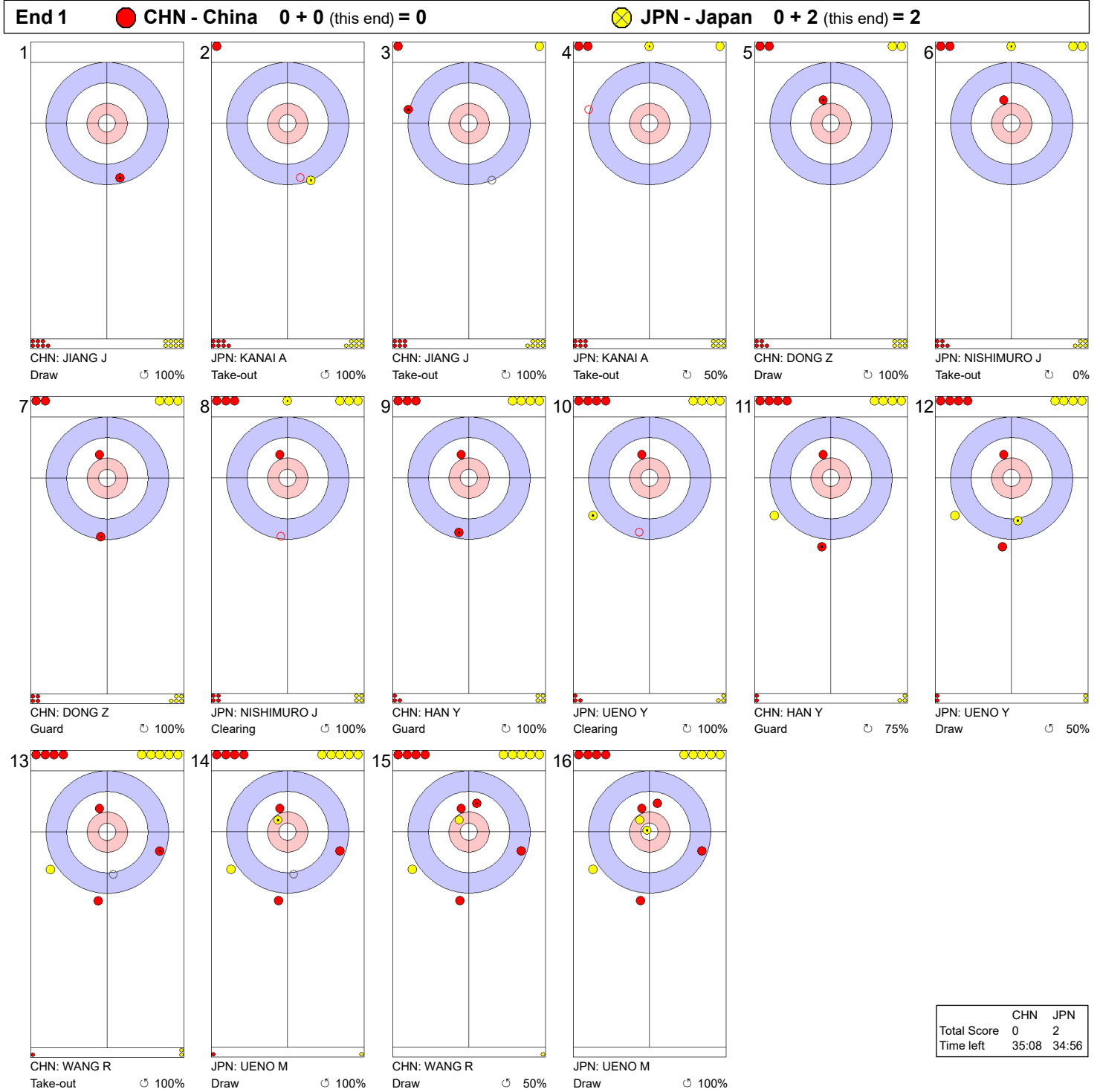
**Note:**  
Under World Curling rules, tie-breaking rules for standings are not applied until after the last game of the round robin.

**Legend:**  
**LSD** Last Stone Draw                      **LSFE(\*)** Last Stone First End                      **X** Unplayed/unfinished end due to concession





Game - Shot by Shot



**Legend:**  
 ↻ Clockwise      ↺ Counter-clockwise      - Not considered





Game - Shot by Shot

End 2 ● CHN - China 0 + 0 (this end) = 0      ⊗ JPN - Japan 2 + 2 (this end) = 4



	CHN	JPN
Total Score	0	4
Time left	28:34	29:49

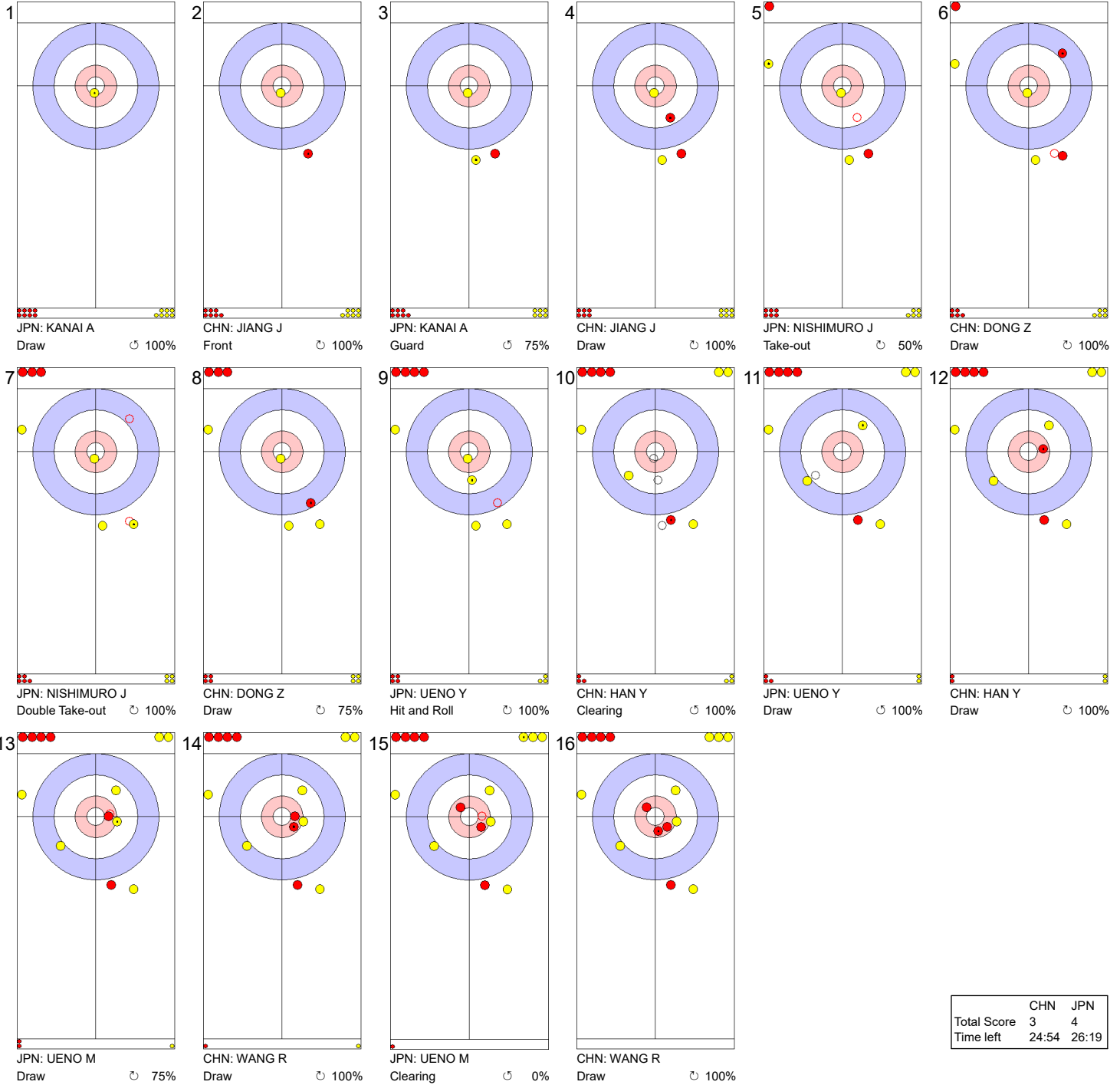
**Legend:**  
 ↻ Clockwise      ↺ Counter-clockwise      - Not considered





Game - Shot by Shot

End 3 ● CHN - China 0 + 3 (this end) = 3      ⊗ JPN - Japan 4 + 0 (this end) = 4



	CHN	JPN
Total Score	3	4
Time left	24:54	26:19

**Legend:**  
 ↻ Clockwise      ↺ Counter-clockwise      - Not considered





### Game - Shot by Shot

End 4 **CHN - China 3 + 0 (this end) = 3** **JPN - Japan 4 + 2 (this end) = 6**



	CHN	JPN
Total Score	3	6
Time left	19:30	22:13

**Legend:**  
 ↻ Clockwise      ↺ Counter-clockwise      - Not considered

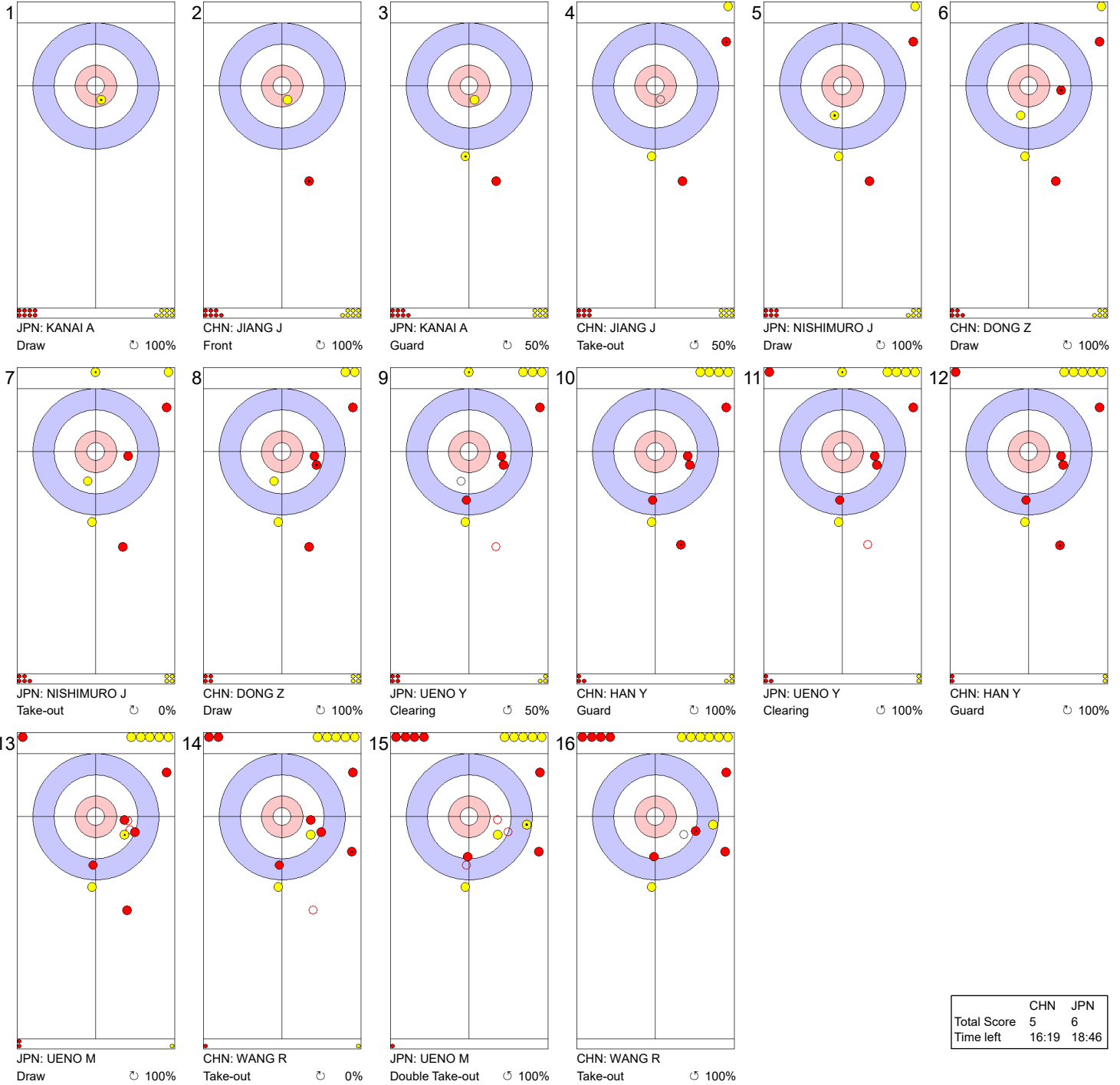






Game - Shot by Shot

End 5 **CHN - China 3 + 2 (this end) = 5** **JPN - Japan 6 + 0 (this end) = 6**



	CHN	JPN
Total Score	5	6
Time left	16:19	18:46

**Legend:**  
 ↻ Clockwise      ↺ Counter-clockwise      - Not considered





**Game - Shot by Shot**



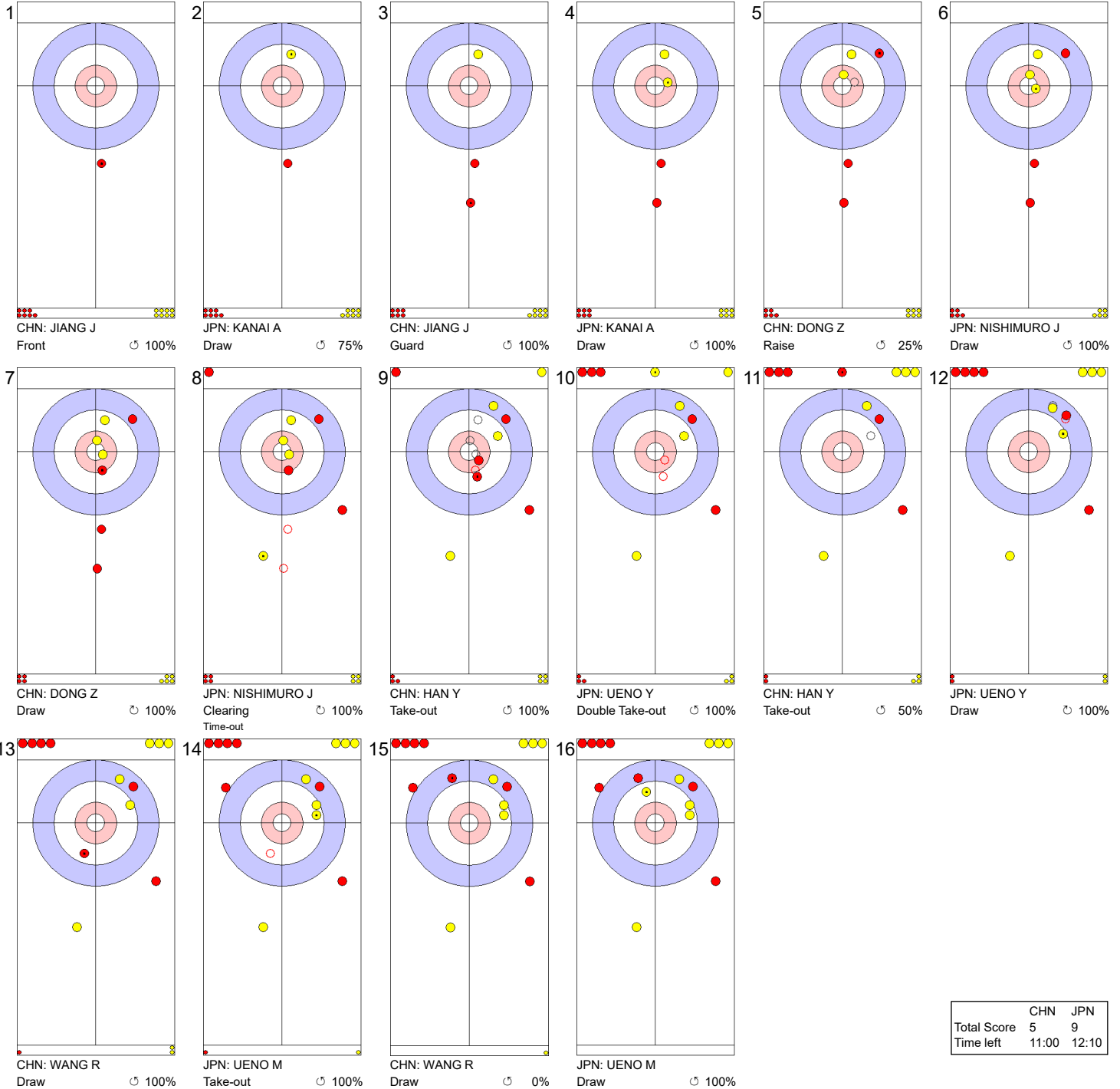
**Legend:**  
 ↻ Clockwise      ↺ Counter-clockwise      - Not considered





Game - Shot by Shot

End 7 ● CHN - China 5 + 0 (this end) = 5 ⊗ JPN - Japan 6 + 3 (this end) = 9



	CHN	JPN
Total Score	5	9
Time left	11:00	12:10

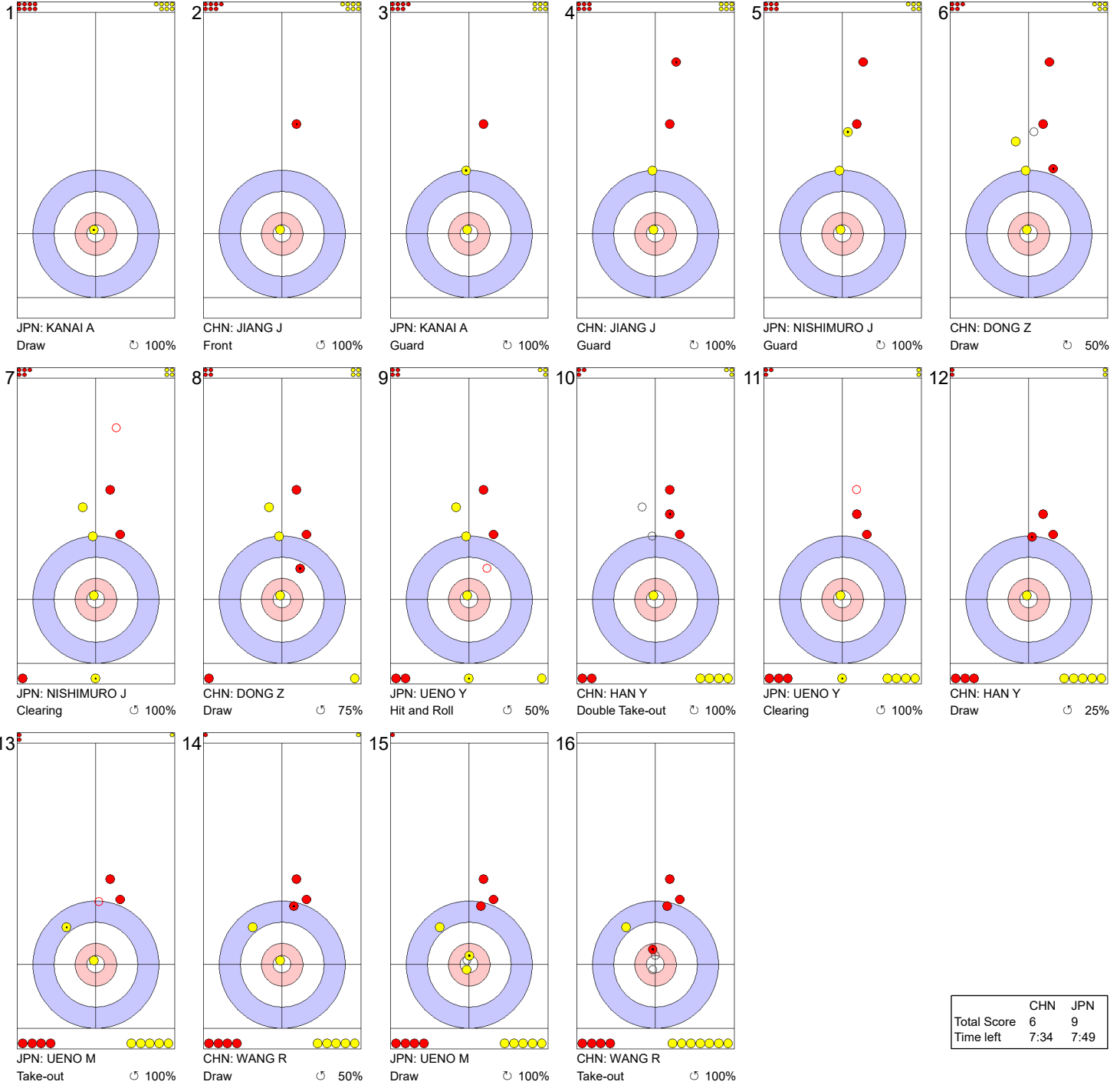
**Legend:**  
↻ Clockwise      ↺ Counter-clockwise      - Not considered





Game - Shot by Shot

End 8 ● CHN - China 5 + 1 (this end) = 6      ⊗ JPN - Japan 9 + 0 (this end) = 9



	CHN	JPN
Total Score	6	9
Time left	7:34	7:49

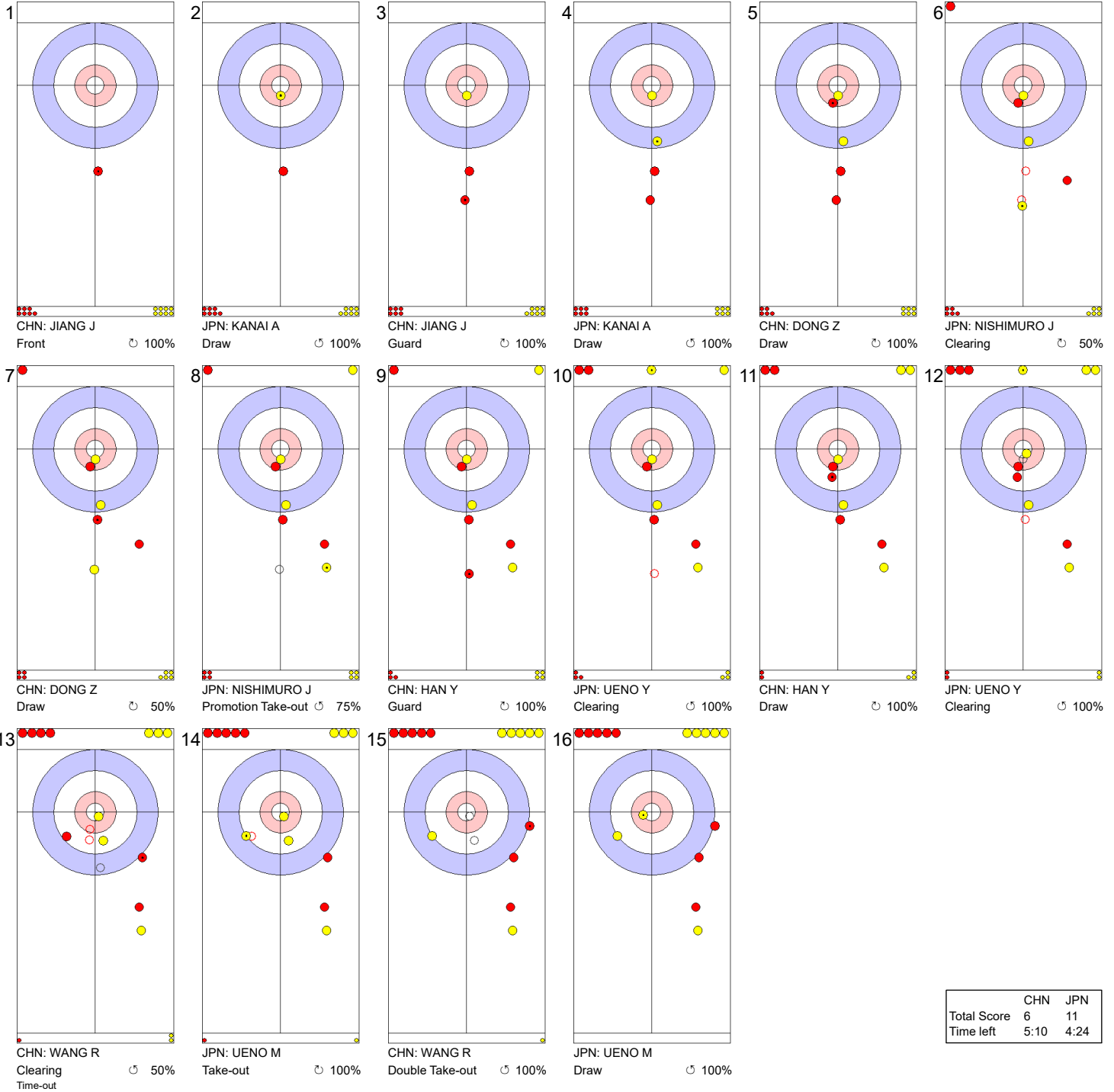
**Legend:**  
 ↻ Clockwise      ↺ Counter-clockwise      - Not considered





Game - Shot by Shot

End 9 ● CHN - China 6 + 0 (this end) = 6      ⊗ JPN - Japan 9 + 2 (this end) = 11



**Legend:**  
 ↻ Clockwise      ↺ Counter-clockwise      - Not considered



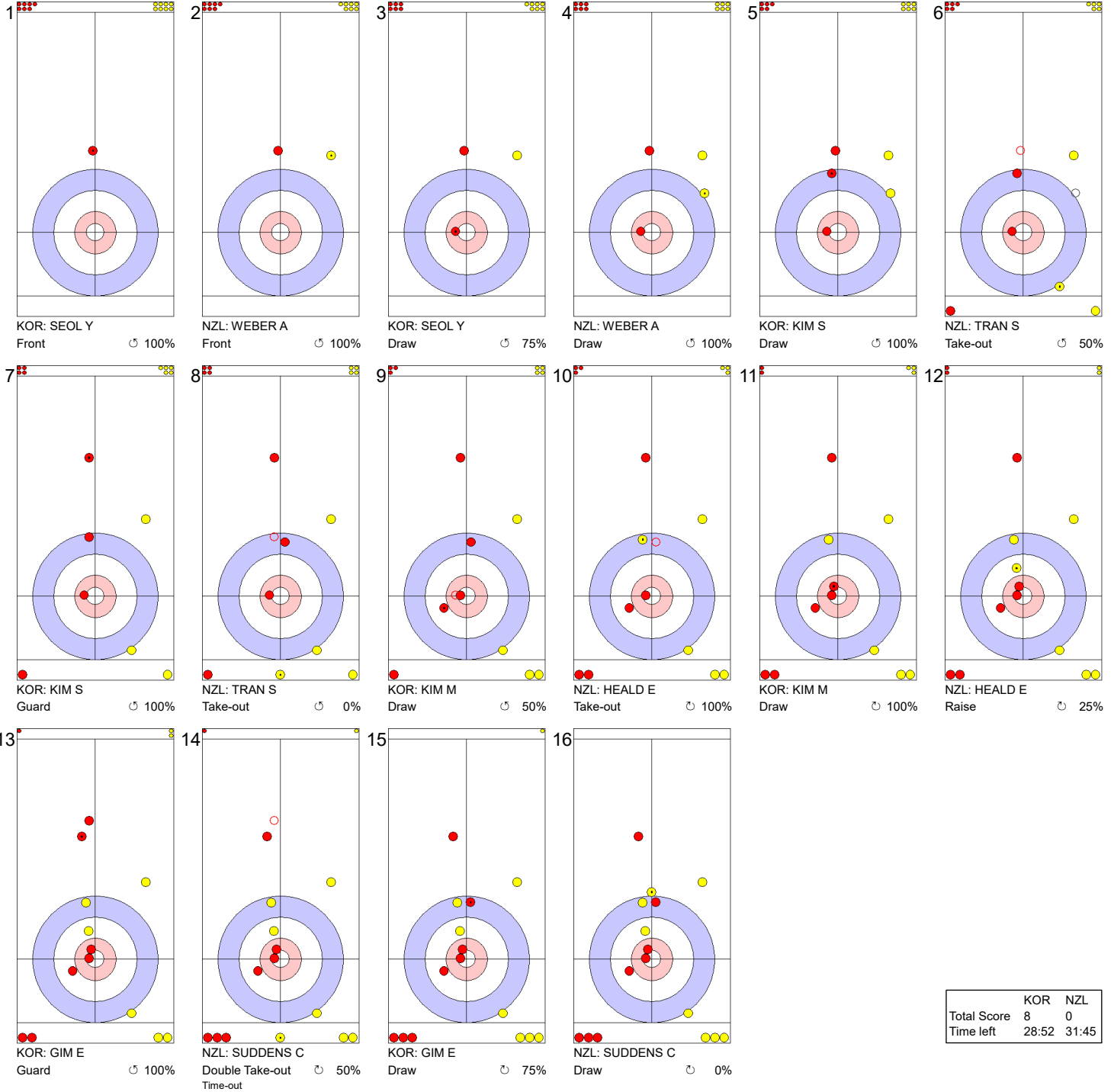






Game - Shot by Shot

End 2 ● KOR - Korea 5 + 3 (this end) = 8      ● NZL - New Zealand 0 + 0 (this end) = 0



	KOR	NZL
Total Score	8	0
Time left	28:52	31:45

**Legend:**  
 ↻ Clockwise      ↺ Counter-clockwise      - Not considered







Game - Shot by Shot

End 3 ● KOR - Korea 8 + 3 (this end) = 11      ● NZL - New Zealand 0 + 0 (this end) = 0



	KOR	NZL
Total Score	11	0
Time left	25:30	28:56

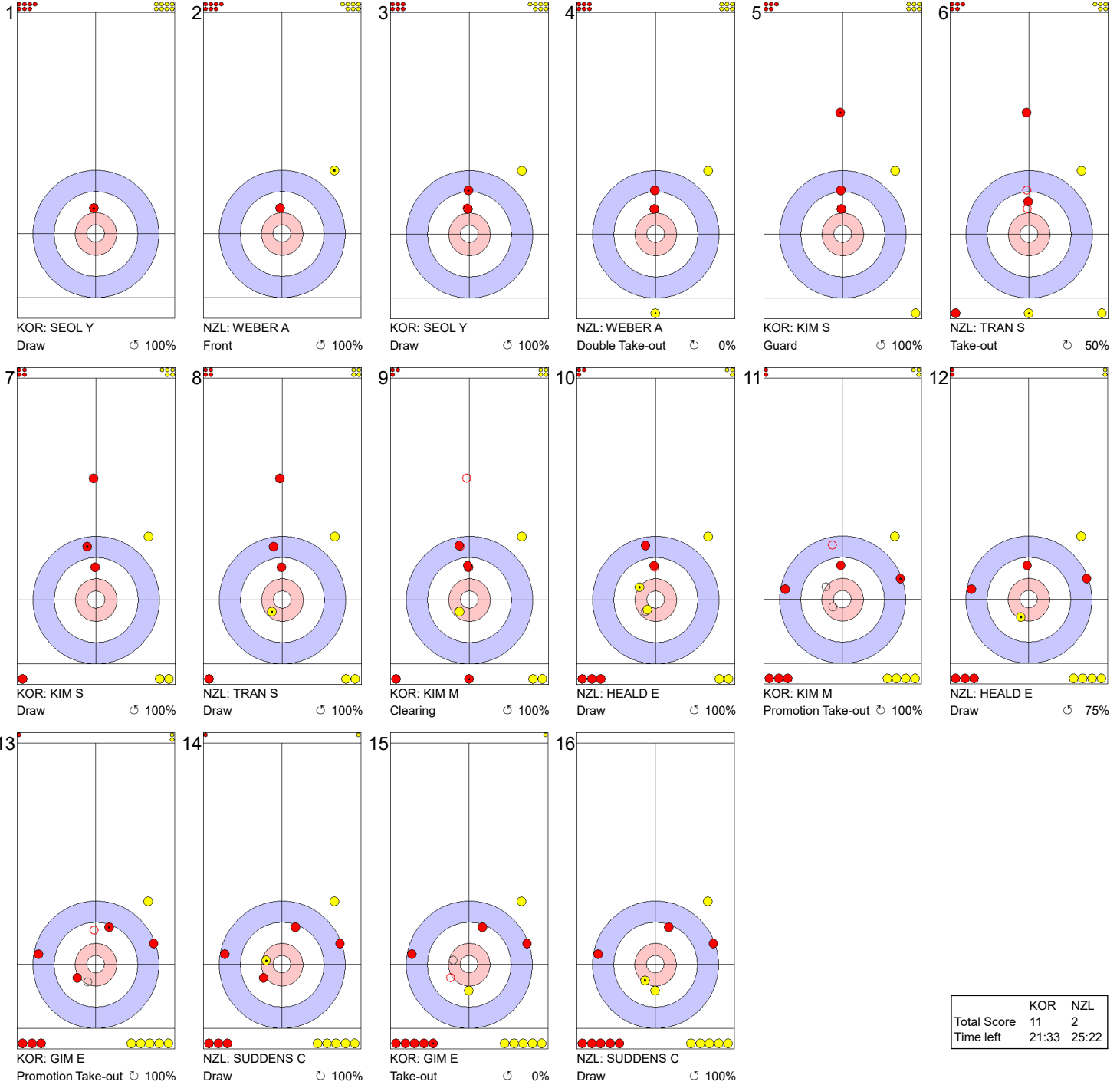
**Legend:**  
 ↻ Clockwise      ↺ Counter-clockwise      - Not considered





Game - Shot by Shot

End 4 **KOR - Korea 11 + 0 (this end) = 11** **NZL - New Zealand 0 + 2 (this end) = 2**



	KOR	NZL
Total Score	11	2
Time left	21:33	25:22

**Legend:**  
 ↻ Clockwise      ↺ Counter-clockwise      - Not considered





Game - Shot by Shot

End 5 **KOR - Korea 11 + 2 (this end) = 13** **NZL - New Zealand 2 + 0 (this end) = 2**



	KOR	NZL
Total Score	13	2
Time left	18:08	22:44

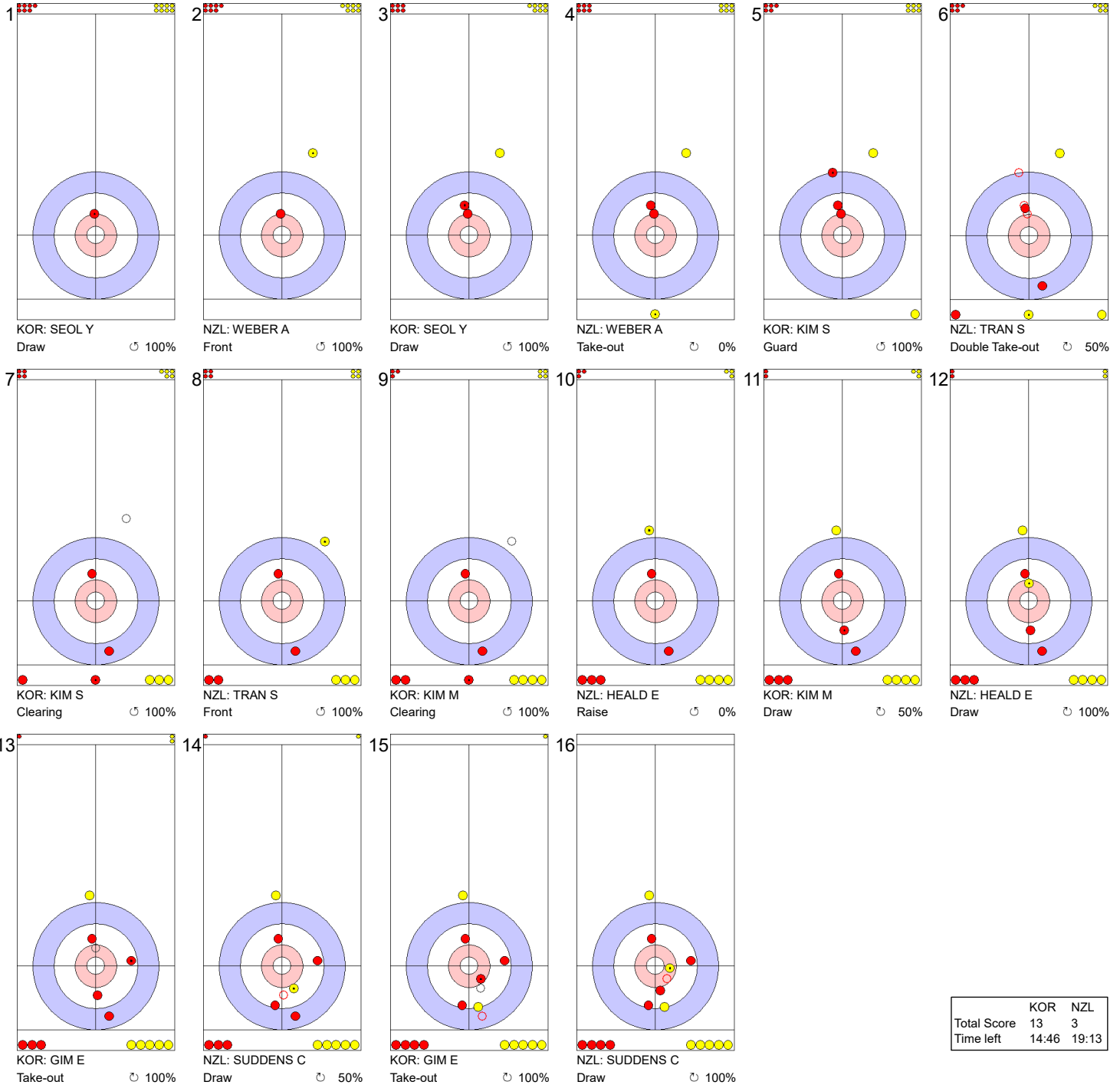
**Legend:**  
 ↻ Clockwise      ↺ Counter-clockwise      - Not considered





Game - Shot by Shot

End 6 **KOR - Korea 13 + 0 (this end) = 13** **NZL - New Zealand 2 + 1 (this end) = 3**



	KOR	NZL
Total Score	13	3
Time left	14:46	19:13

**Legend:**  
 ↻ Clockwise      ↺ Counter-clockwise      - Not considered





**Game Results**

Sheet	Team	LSFE	1	2	3	4	5	6	7	8	9	10	Extra Ends	Total
C	CAN - Canada	*	5	2	1	1	3	1	X	X	X	X		13
	TPE - Chinese Taipei		0	0	0	0	0	0	X	X	X	X		0

CAN - Canada		Shot Success	Game	All
4 S	HOMAN Rachel	98%	98%	93%
3 V	FLEURY Tracy	92%	92%	96%
2	MISKEW Emma	88%	88%	85%
1	WILKES Sarah	83%	83%	89%
A	BROWN Rachel	-	-	-
Team Total		90%	90%	91%

TPE - Chinese Taipei		Shot Success	Game	All
4 S	YANG Ko	17%	17%	33%
3 V	LEE Stephanie	17%	17%	30%
2	LEE Ming Chieh	31%	31%	38%
1	LIU I Ling	54%	54%	41%
A	CHANG Chia-Chi	-	-	-
Team Total		30%	30%	35%

**Last Stone Draw** Distance

⌚	FLEURY Tracy	96.7cm
⌚	WILKES Sarah	9.7cm
<b>Total</b>		<b>106.4cm</b>

**Last Stone Draw** Distance

⌚	LIU I Ling	199.6cm
⌚	LEE Stephanie	92.9cm
<b>Total</b>		<b>292.5cm</b>

Time remaining: 16 minutes 18 seconds

Time remaining: 14 minutes 34 seconds

**Shot Success Analysis**

CAN - Canada		⌚	⌚	Game
4	HOMAN Rachel	Draws	6 96%	2 100% 8 97%
		Take-outs	0 -	4 100% 4 100%
		Total	6 96%	6 100% 12 98%
3	FLEURY Tracy	Draws	3 100%	8 91% 11 93%
		Take-outs	0 -	1 75% 1 75%
		Total	3 100%	9 89% 12 92%
2	MISKEW Emma	Draws	3 83%	0 - 3 83%
		Take-outs	8 88%	1 100% 9 89%
		Total	11 86%	1 100% 12 88%
1	WILKES Sarah	Draws	8 88%	0 - 8 88%
		Take-outs	3 67%	1 100% 4 75%
		Total	11 82%	1 100% 12 83%
A	BROWN Rachel	Draws	0 -	0 - 0 -
		Take-outs	0 -	0 - 0 -
		Total	0 -	0 - 0 -
Team		Draws	20 91%	10 93% 30 92%
		Take-outs	11 82%	7 96% 18 88%
		Total	31 88%	17 94% 48 90%

TPE - Chinese Taipei		⌚	⌚	Game
4	YANG Ko	Draws	3 0%	3 33% 6 17%
		Take-outs	2 13%	4 19% 6 17%
		Total	5 5%	7 25% 12 17%
3	LEE Stephanie	Draws	1 0%	2 75% 3 50%
		Take-outs	3 0%	6 8% 9 6%
		Total	4 0%	8 25% 12 17%
2	LEE Ming Chieh	Draws	2 50%	7 25% 9 31%
		Take-outs	3 33%	0 - 3 33%
		Total	5 40%	7 25% 12 31%
1	LIU I Ling	Draws	6 58%	4 25% 10 45%
		Take-outs	1 100%	1 100% 2 100%
		Total	7 64%	5 40% 12 54%
A	CHANG Chia-Chi	Draws	0 -	0 - 0 -
		Take-outs	0 -	0 - 0 -
		Total	0 -	0 - 0 -
Team		Draws	12 38%	16 33% 28 35%
		Take-outs	9 25%	11 20% 20 23%
		Total	21 32%	27 28% 48 30%

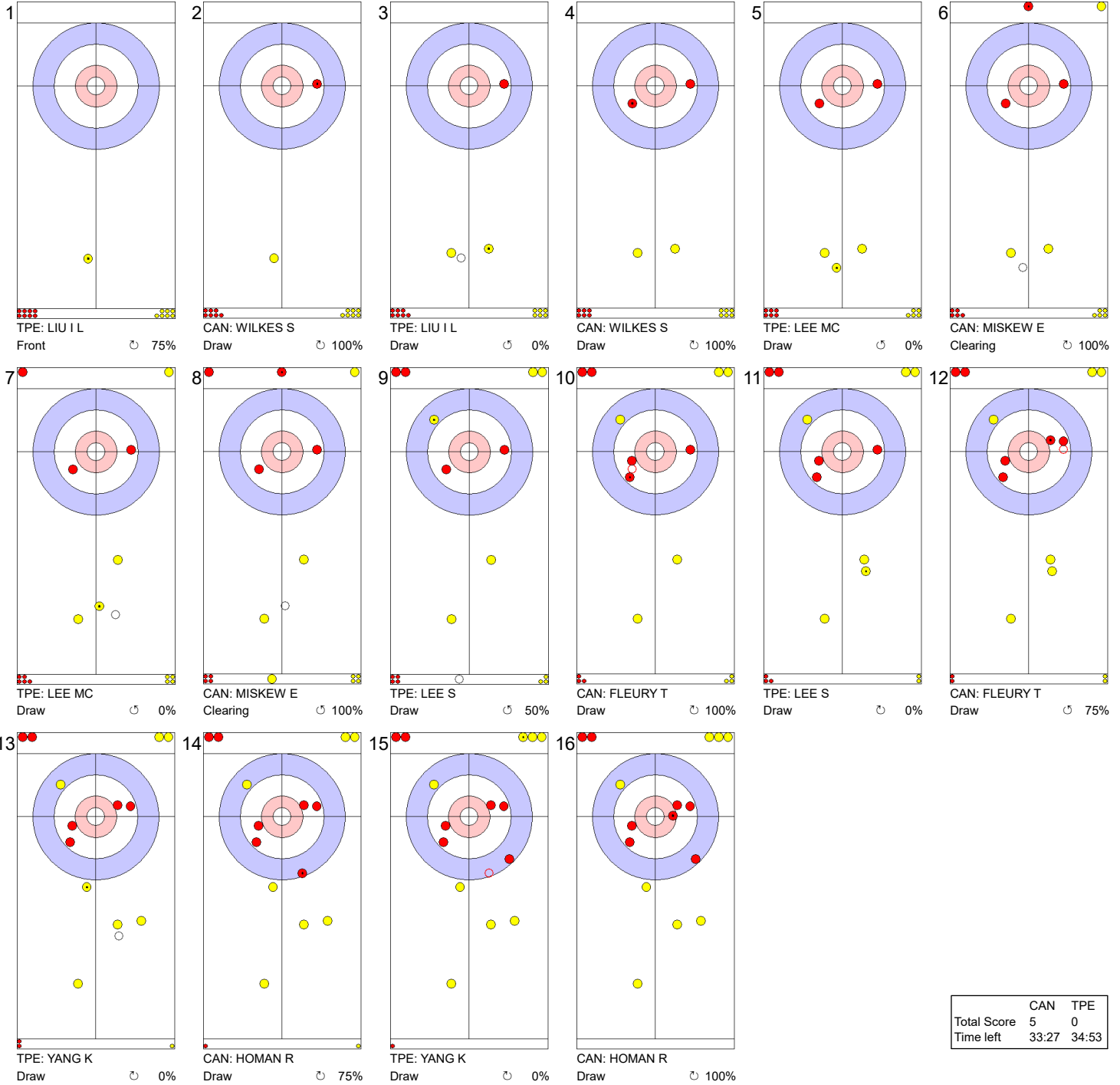
**Note:**  
Position and function for each team member:  
4 = Fourth, 3 = Third, 2 = Second, 1 = Lead, A = Alternate, S = Skip, V = Vice-Skip

**Legend:**  
⌚ Clockwise      ⌚ Counter-clockwise      LSFE(\*) Last Stone First End  
X Unplayed/unfinished end due to concession



Game - Shot by Shot

End 1 **CAN - Canada 0 + 5 (this end) = 5** **TPE - Chinese Taipei 0 + 0 (this end) = 0**



	CAN	TPE
Total Score	5	0
Time left	33:27	34:53

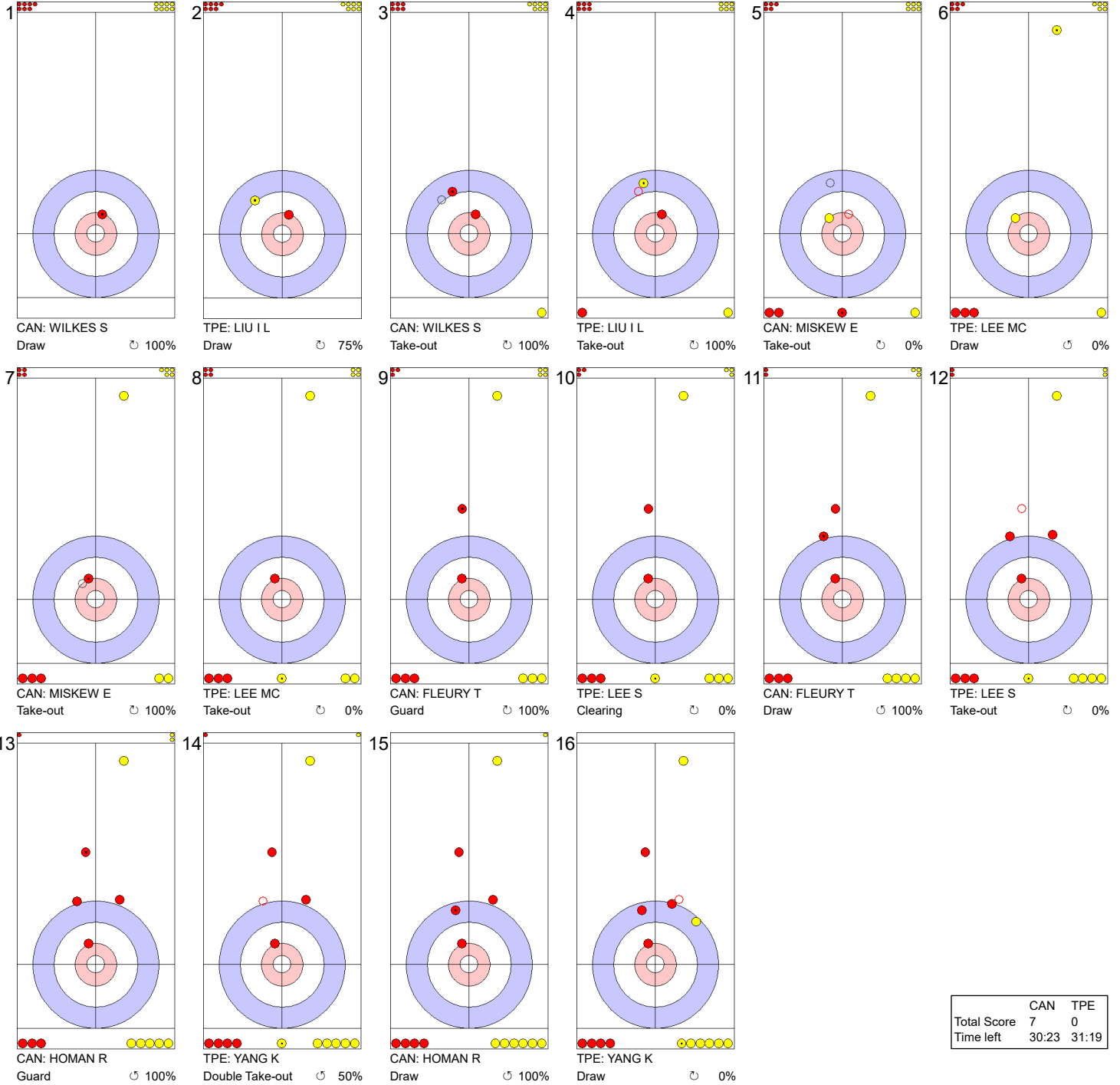
**Legend:**  
 ↻ Clockwise      ↺ Counter-clockwise      - Not considered





Game - Shot by Shot

End 2 ● CAN - Canada 5 + 2 (this end) = 7      ⊗ TPE - Chinese Taipei 0 + 0 (this end) = 0



	CAN	TPE
Total Score	7	0
Time left	30:23	31:19

**Legend:**  
 ↻ Clockwise      ↺ Counter-clockwise      - Not considered



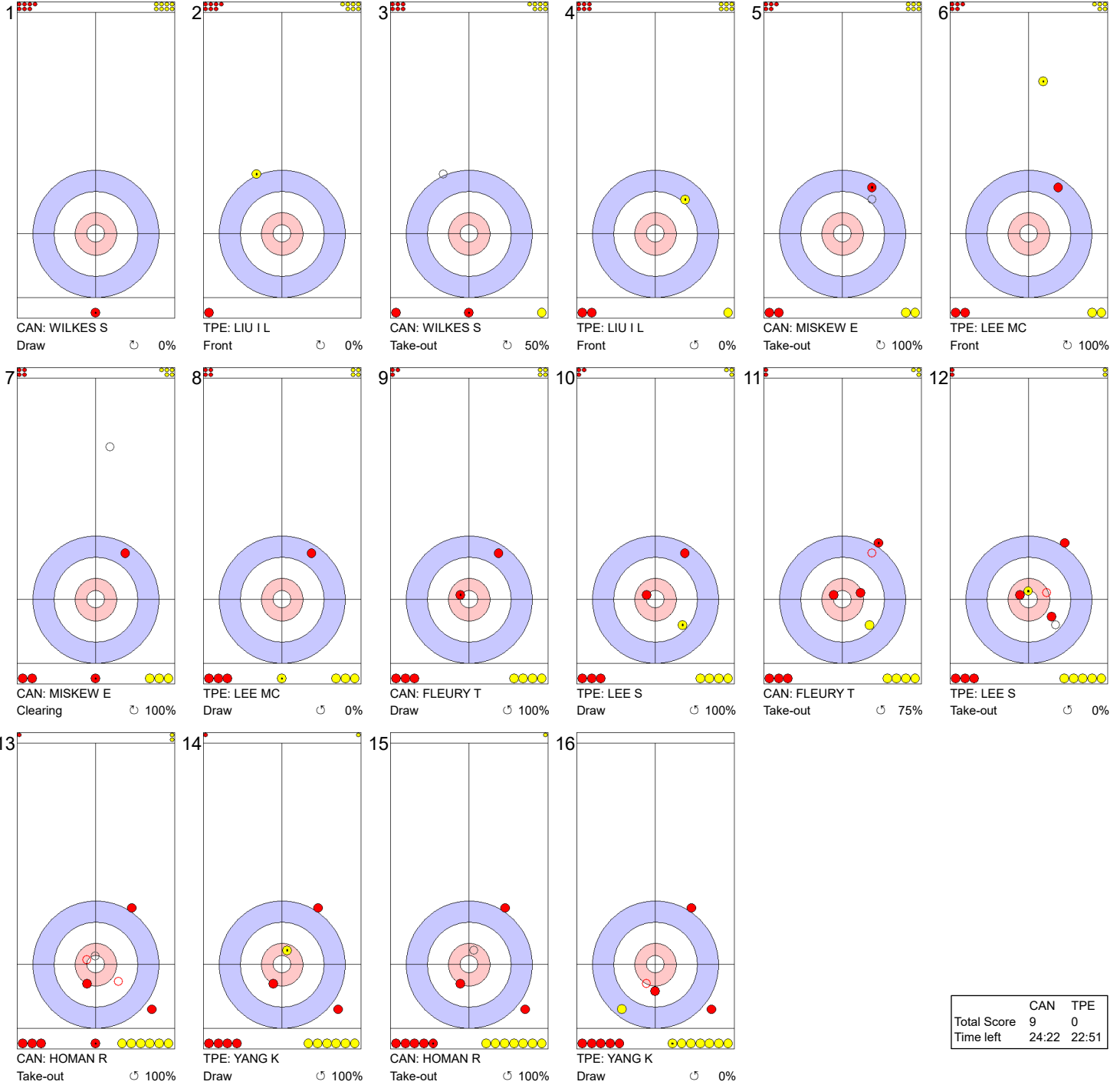






Game - Shot by Shot

End 4 **CAN - Canada 8 + 1 (this end) = 9** **TPE - Chinese Taipei 0 + 0 (this end) = 0**



	CAN	TPE
Total Score	9	0
Time left	24:22	22:51

**Legend:**  
 ↻ Clockwise      ↺ Counter-clockwise      - Not considered





Game - Shot by Shot

End 5 **CAN - Canada 9 + 3 (this end) = 12** **TPE - Chinese Taipei 0 + 0 (this end) = 0**



	CAN	TPE
Total Score	12	0
Time left	20:58	18:59

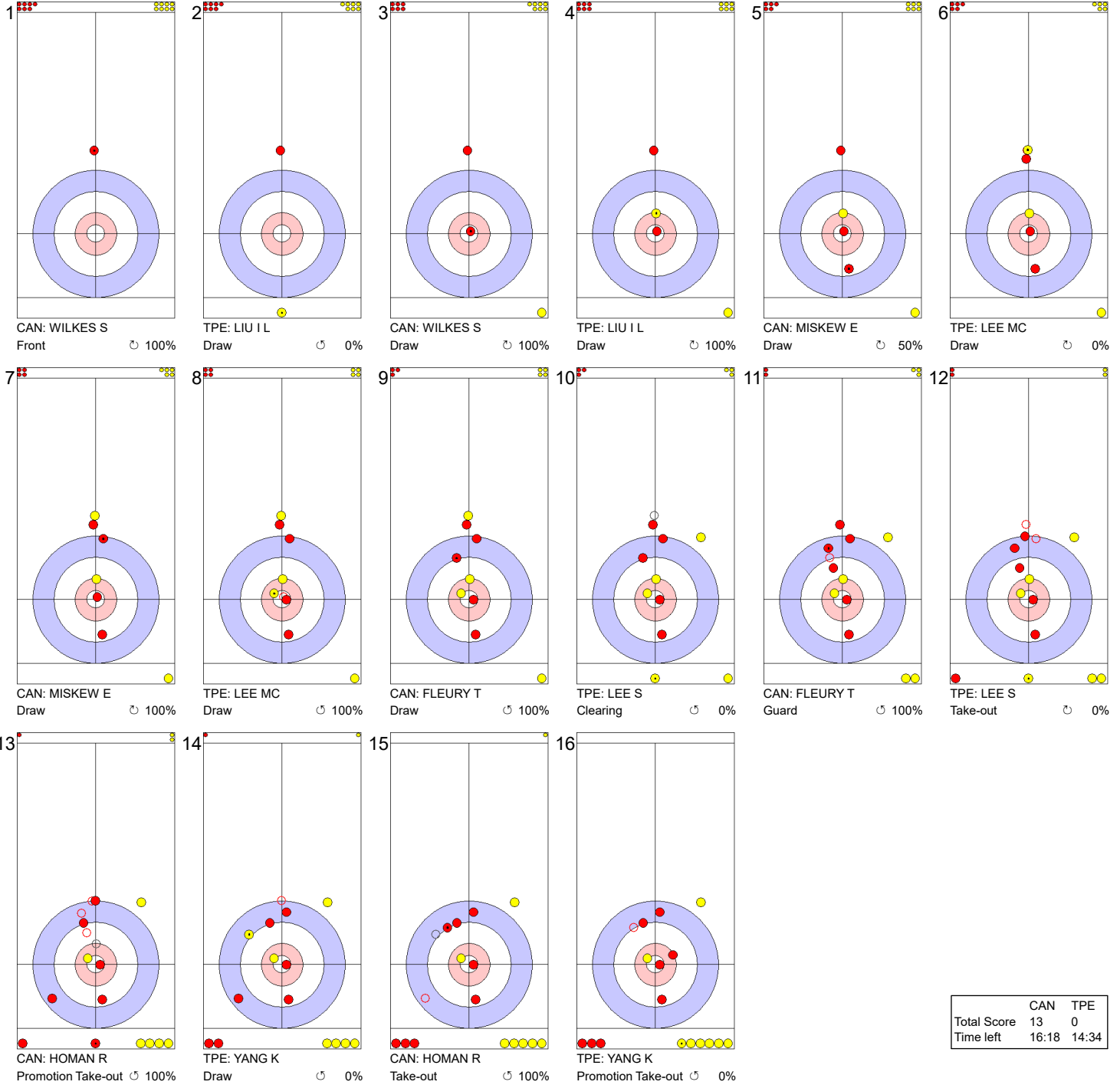
**Legend:**  
 ↻ Clockwise      ↺ Counter-clockwise      - Not considered





Game - Shot by Shot

End 6 **CAN - Canada 12 + 1 (this end) = 13** **TPE - Chinese Taipei 0 + 0 (this end) = 0**



	CAN	TPE
Total Score	13	0
Time left	16:18	14:34

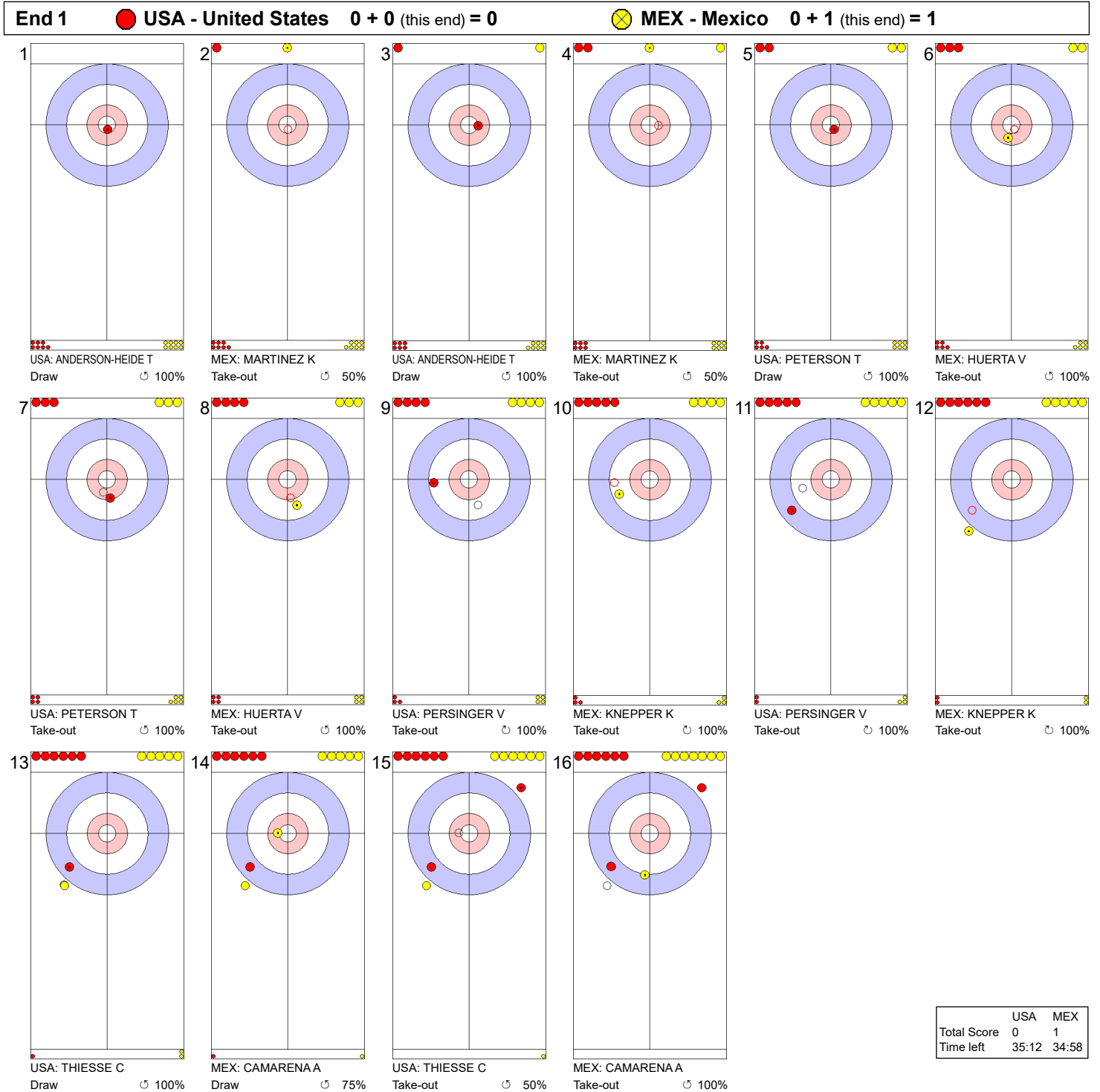
**Legend:**  
 ↻ Clockwise      ↺ Counter-clockwise      - Not considered







Game - Shot by Shot



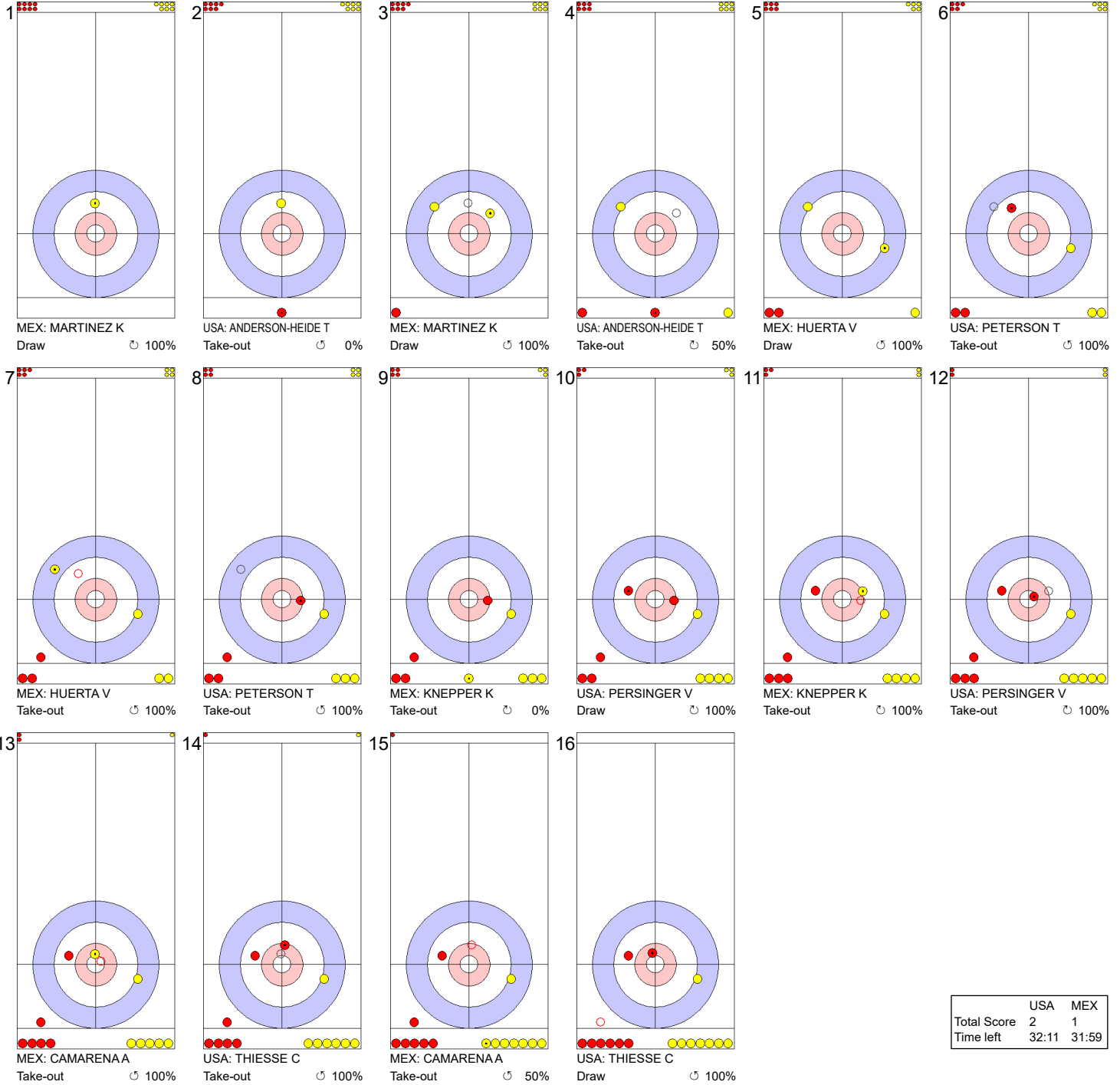
**Legend:**  
 ⌚ Clockwise   ⌚ Counter-clockwise   - Not considered





Game - Shot by Shot

End 2 **USA - United States 0 + 2 (this end) = 2** **MEX - Mexico 1 + 0 (this end) = 1**



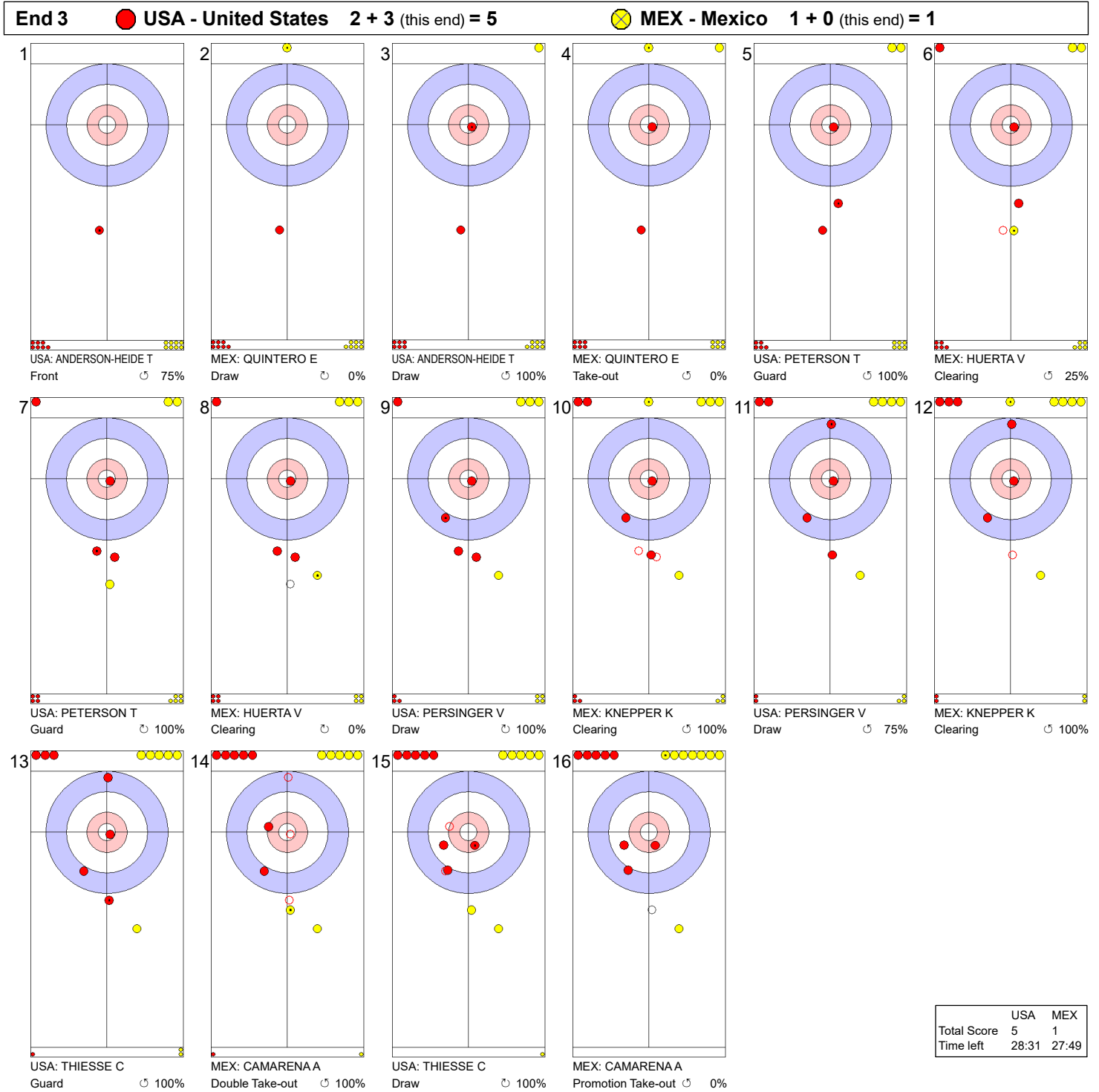
	USA	MEX
Total Score	2	1
Time left	32:11	31:59

**Legend:**  
 ↻ Clockwise      ↺ Counter-clockwise      - Not considered





Game - Shot by Shot



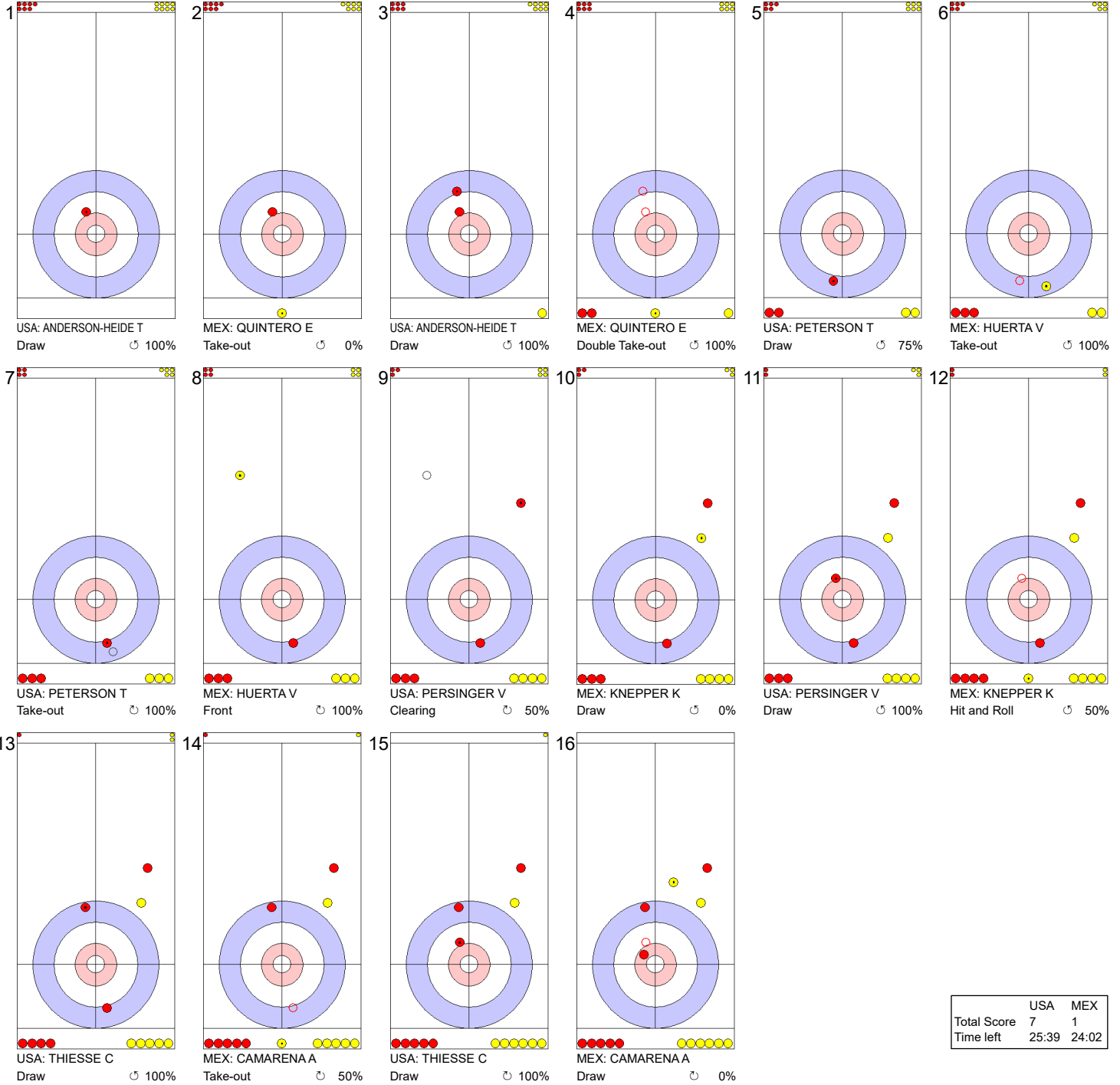
**Legend:**  
 ↻ Clockwise      ↺ Counter-clockwise      - Not considered





Game - Shot by Shot

End 4 **USA - United States 5 + 2 (this end) = 7** **MEX - Mexico 1 + 0 (this end) = 1**



	USA	MEX
Total Score	7	1
Time left	25:39	24:02

**Legend:**  
 ↻ Clockwise      ↺ Counter-clockwise      - Not considered









Game - Shot by Shot

End 6 **USA - United States 10 + 0 (this end) = 10** **MEX - Mexico 1 + 1 (this end) = 2**



	USA	MEX
Total Score	10	2
Time left	19:39	15:28

**Legend:**  
 ↻ Clockwise      ↺ Counter-clockwise      - Not considered





### Session Results and Standings

Sheet	Team	LSD/LSFE	1	2	3	4	5	6	7	8	9	10	Extra Ends	Total
A	USA - United States	110.5cm	0	0	0	1	1	0	X	X	X	X		2
	CAN - Canada	108.4cm *	3	0	3	0	0	3	X	X	X	X		9
B	MEX - Mexico	217.3cm	0	1	1	0	2	0	2	1	0	2		9
	TPE - Chinese Taipei	119.7cm *	1	0	0	3	0	2	0	0	2	0		8
C	KOR - Korea	102.6cm *	0	0	0	2	0	0	1	1	0	1		5
	CHN - China	290.5cm	0	0	1	0	0	1	0	0	0	0		2
D	NZL - New Zealand	380.0cm	0	1	0	0	0	1	0	2	0	X		4
	JPN - Japan	68.8cm *	1	0	0	2	0	0	2	0	2	X		7

### Current Standings

Rank	Team	Games	Wins	Losses
1	CAN - Canada	1	1	0
1	JPN - Japan	1	1	0
1	KOR - Korea	1	1	0
1	MEX - Mexico	1	1	0
5	CHN - China	1	0	1
5	NZL - New Zealand	1	0	1
5	TPE - Chinese Taipei	1	0	1
5	USA - United States	1	0	1

**Note:**  
Under World Curling rules, tie-breaking rules for standings are not applied until after the last game of the round robin.

**Legend:**  
**LSD** Last Stone Draw                      **LSFE(\*)** Last Stone First End                      **X** Unplayed/unfinished end due to concession





### Game - Shot by Shot

**End 1**   ● **USA - United States** 0 + 0 (this end) = 0   ● **CAN - Canada** 0 + 3 (this end) = 3

1  USA: ANDERSON-HEIDE T Draw   100%	2  CAN: WILKES S Take-out   100%	3  USA: ANDERSON-HEIDE T Take-out   50%	4  CAN: WILKES S Draw   100%	5  USA: PETERSON T Take-out   0%	6  CAN: MISKEW E Draw   100%
7  USA: PETERSON T Take-out   100%	8  CAN: MISKEW E Take-out   100%	9  USA: PERSINGER V Take-out   50%	10  CAN: FLEURY T Draw   100%	11  USA: PERSINGER V Take-out   0%	12  CAN: FLEURY T Draw   100%
13  USA: THIESSE C Hit and Roll   75%	14  CAN: HOMAN R Hit and Roll   100%	15  USA: THIESSE C Double Take-out   50%	16  CAN: HOMAN R Draw   100%		

	USA	CAN
Total Score	0	3
Time left	35:06	34:52

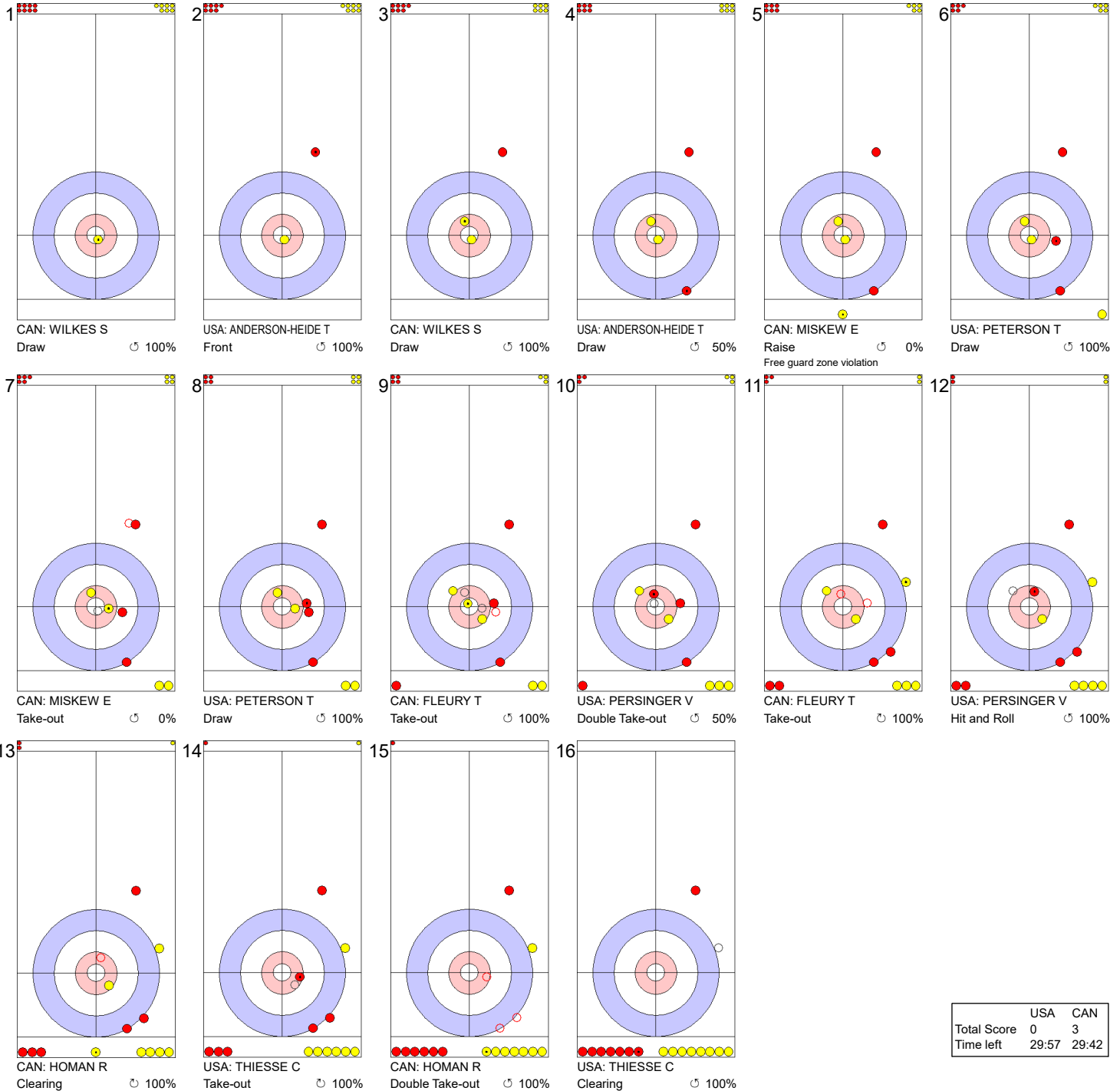
**Legend:**  
 ↻ Clockwise   ↺ Counter-clockwise   - Not considered





**Game - Shot by Shot**

**End 2**    **USA - United States 0 + 0 (this end) = 0**    **CAN - Canada 3 + 0 (this end) = 3**



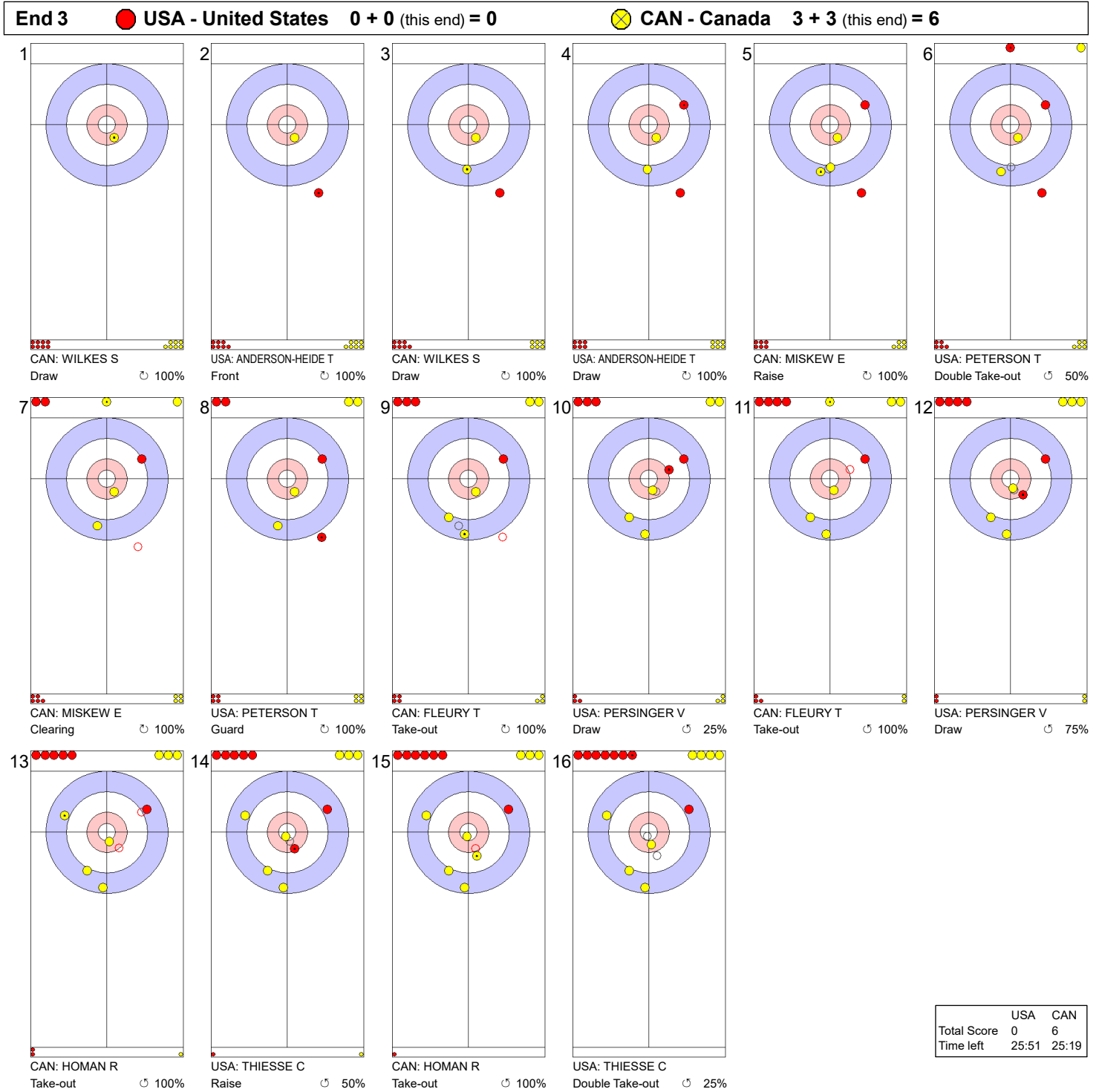
	USA	CAN
Total Score	0	3
Time left	29:57	29:42

**Legend:**  
 Clockwise      Counter-clockwise      - Not considered





**Game - Shot by Shot**



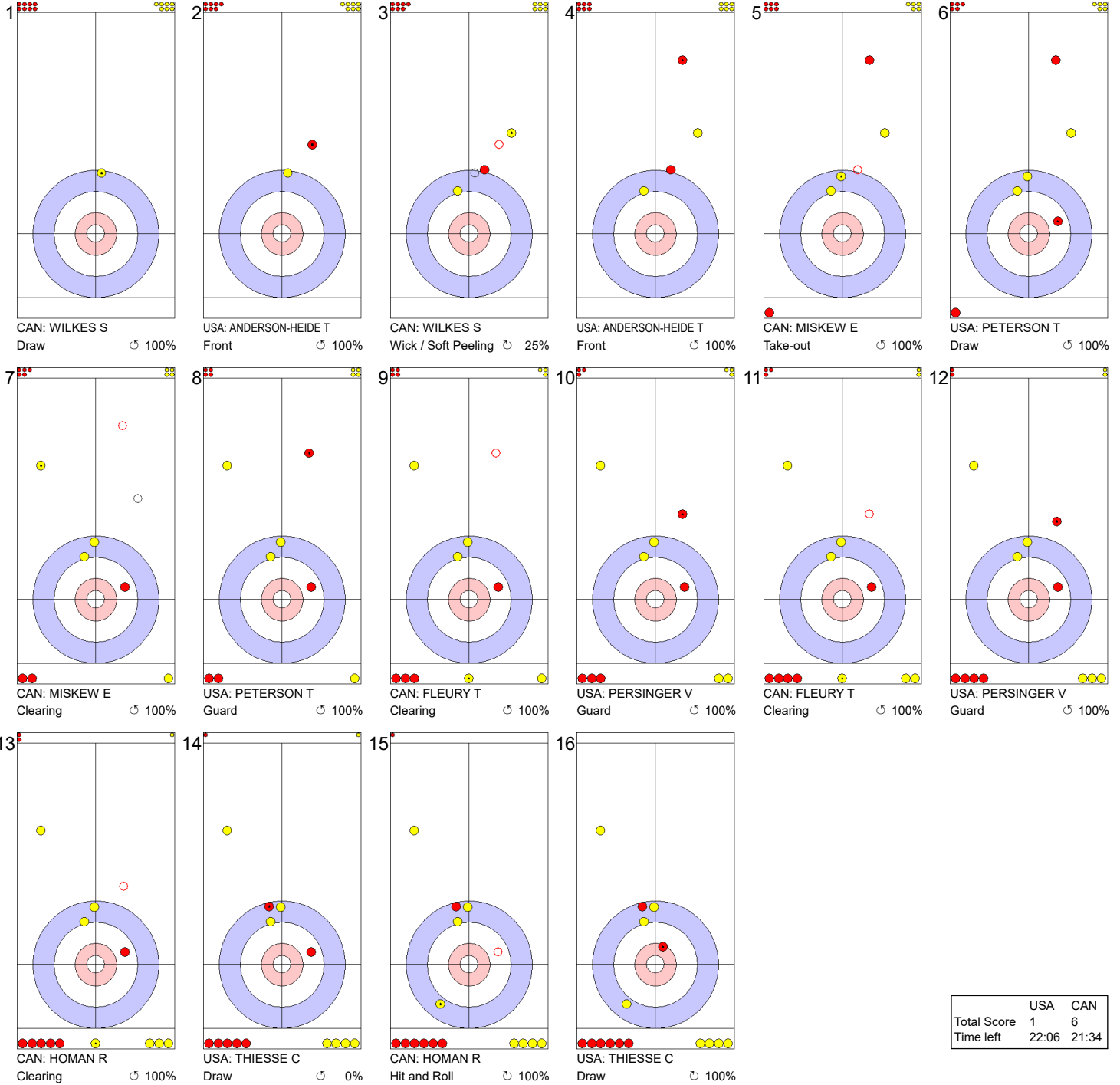
**Legend:**  
 ↻ Clockwise      ↺ Counter-clockwise      - Not considered





Game - Shot by Shot

End 4 **USA - United States 0 + 1 (this end) = 1** **CAN - Canada 6 + 0 (this end) = 6**



	USA	CAN
Total Score	1	6
Time left	22:06	21:34

**Legend:**  
 ↻ Clockwise      ↺ Counter-clockwise      - Not considered







Game - Shot by Shot

End 5 **USA - United States 1 + 1 (this end) = 2** **CAN - Canada 6 + 0 (this end) = 6**



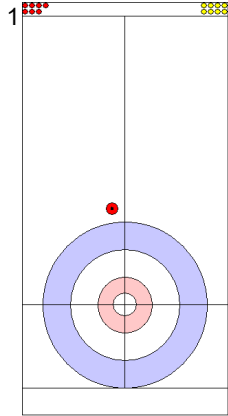
**Legend:**  
 ↻ Clockwise      ↺ Counter-clockwise      - Not considered



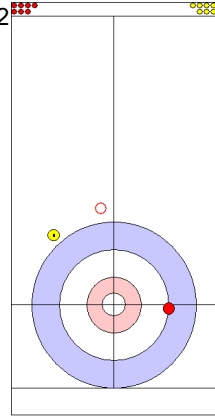


Game - Shot by Shot

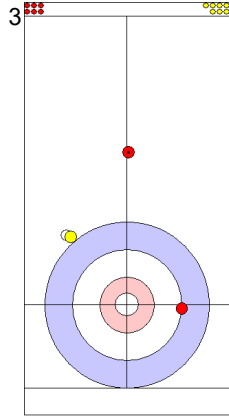
End 6 **USA - United States 2 + 0 (this end) = 2** **CAN - Canada 6 + 3 (this end) = 9**



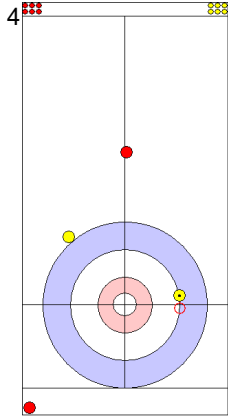
USA: ANDERSON-HEIDE T  
Front 75%



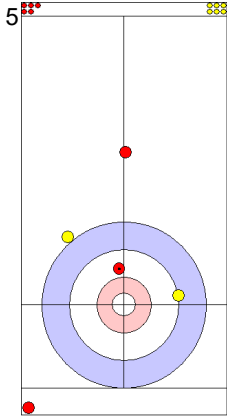
CAN: WILKES S  
Wick / Soft Peeling 100%



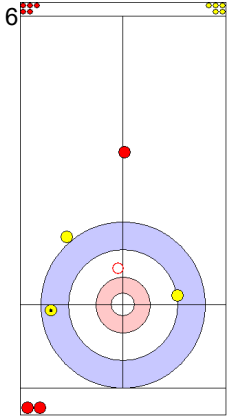
USA: ANDERSON-HEIDE T  
Front 100%



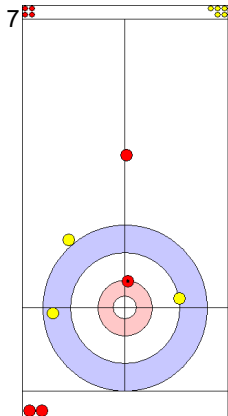
CAN: WILKES S  
Take-out 100%



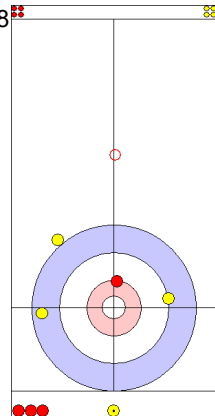
USA: PETERSON T  
Draw 75%



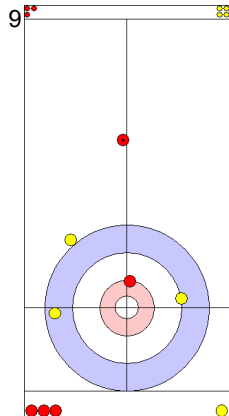
CAN: MISKEW E  
Take-out 100%



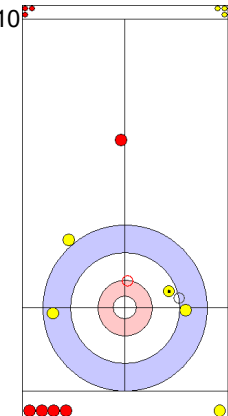
USA: PETERSON T  
Draw 100%



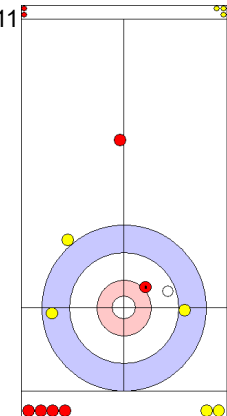
CAN: MISKEW E  
Clearing 100%



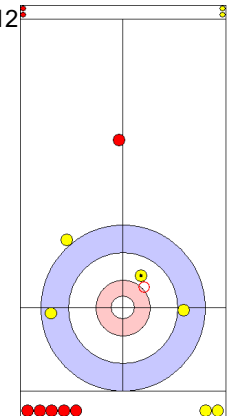
USA: PERSINGER V  
Guard 75%



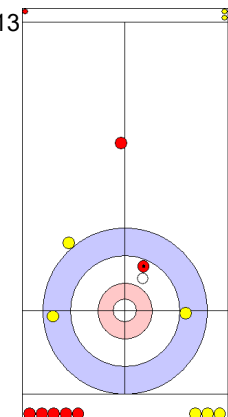
CAN: FLEURY T  
Take-out 100%



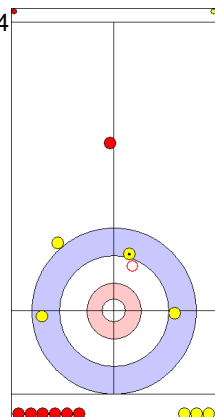
USA: PERSINGER V  
Hit and Roll 75%



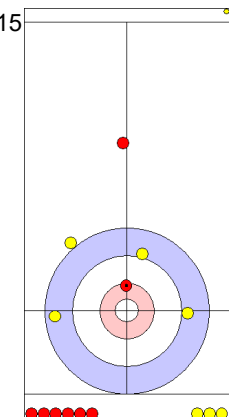
CAN: FLEURY T  
Take-out 100%



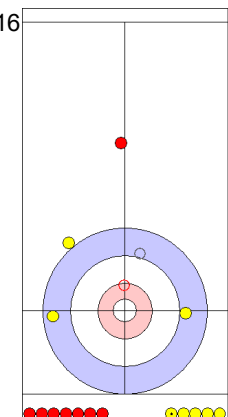
USA: THIESSE C  
Hit and Roll 75%



CAN: HOMAN R  
Take-out 100%



USA: THIESSE C  
Draw 100%



CAN: HOMAN R  
Promotion Take-out Measurement 100%

	USA	CAN
Total Score	2	9
Time left	13:57	13:19

Legend:   
 Clockwise   
 Counter-clockwise   
- Not considered





SUN 27 OCT 2024  
Start Time 13:30

Round Robin Session 1 - Sheet B



### Game Results

Sheet	Team	LSFE	1	2	3	4	5	6	7	8	9	10	Extra Ends	Total
B	MEX - Mexico		0	1	1	0	2	0	2	1	0	2		9
	TPE - Chinese Taipei	*	1	0	0	3	0	2	0	0	2	0		8

MEX - Mexico		Shot Success	Game	All
4 S	CAMARENA Adriana	53%	53%	
3 V	KNEPPER Karla	31%	31%	
2	HUERTA Veronica	60%	60%	
1	MARTINEZ Karla	51%	51%	
A	QUINTERO Estefana	-	-	
Team Total		49%	49%	

TPE - Chinese Taipei		Shot Success	Game	All
4 S	YANG Ko	43%	43%	
3 V	LEE Stephanie	38%	38%	
2	LEE Ming Chieh	43%	43%	
1	LIU I Ling	33%	33%	
A	CHANG Chia-Chi	-	-	
Team Total		39%	39%	

**Last Stone Draw** Distance

☺	MARTINEZ Karla	199.6cm
☹	CAMARENA Adriana	17.7cm
<b>Total</b>		<b>217.3cm</b>

**Last Stone Draw** Distance

☺	YANG Ko	48.4cm
☹	LEE Ming Chieh	71.3cm
<b>Total</b>		<b>119.7cm</b>

Time remaining: 2 minutes 50 seconds

Time remaining: 1 minute 41 seconds

Time-out: End 10 - MEX stone 7

Time-out: End 10 - TPE stone 8

### Shot Success Analysis

MEX - Mexico		☺	☹	Game
4	CAMARENA Adriana	9 67%	5 70%	14 68%
	Take-outs	4 0%	1 50%	5 10%
	Total	13 46%	6 67%	19 53%
3	KNEPPER Karla	7 50%	3 42%	10 48%
	Take-outs	7 21%	3 0%	10 15%
	Total	14 36%	6 21%	20 31%
2	HUERTA Veronica	7 64%	2 0%	9 50%
	Take-outs	3 33%	8 81%	11 68%
	Total	10 55%	10 65%	20 60%
1	MARTINEZ Karla	7 61%	9 39%	16 48%
	Take-outs	4 63%	0 -	4 63%
	Total	11 61%	9 39%	20 51%
A	QUINTERO Estefana	0 -	0 -	0 -
	Take-outs	0 -	0 -	0 -
	Total	0 -	0 -	0 -
Team	Draws	30 61%	19 43%	49 54%
	Take-outs	18 28%	12 58%	30 40%
	Total	48 48%	31 49%	79 49%

TPE - Chinese Taipei		☺	☹	Game
4	YANG Ko	7 43%	3 42%	10 43%
	Take-outs	5 25%	5 60%	10 43%
	Total	12 35%	8 53%	20 43%
3	LEE Stephanie	12 42%	2 25%	14 39%
	Take-outs	3 42%	3 25%	6 33%
	Total	15 42%	5 25%	20 38%
2	LEE Ming Chieh	8 50%	7 50%	15 50%
	Take-outs	2 0%	3 33%	5 20%
	Total	10 40%	10 45%	20 43%
1	LIU I Ling	10 33%	9 36%	19 34%
	Take-outs	0 -	1 0%	1 0%
	Total	10 33%	10 33%	20 33%
A	CHANG Chia-Chi	0 -	0 -	0 -
	Take-outs	0 -	0 -	0 -
	Total	0 -	0 -	0 -
Team	Draws	37 41%	21 40%	58 41%
	Take-outs	10 25%	12 40%	22 33%
	Total	47 38%	33 40%	80 39%

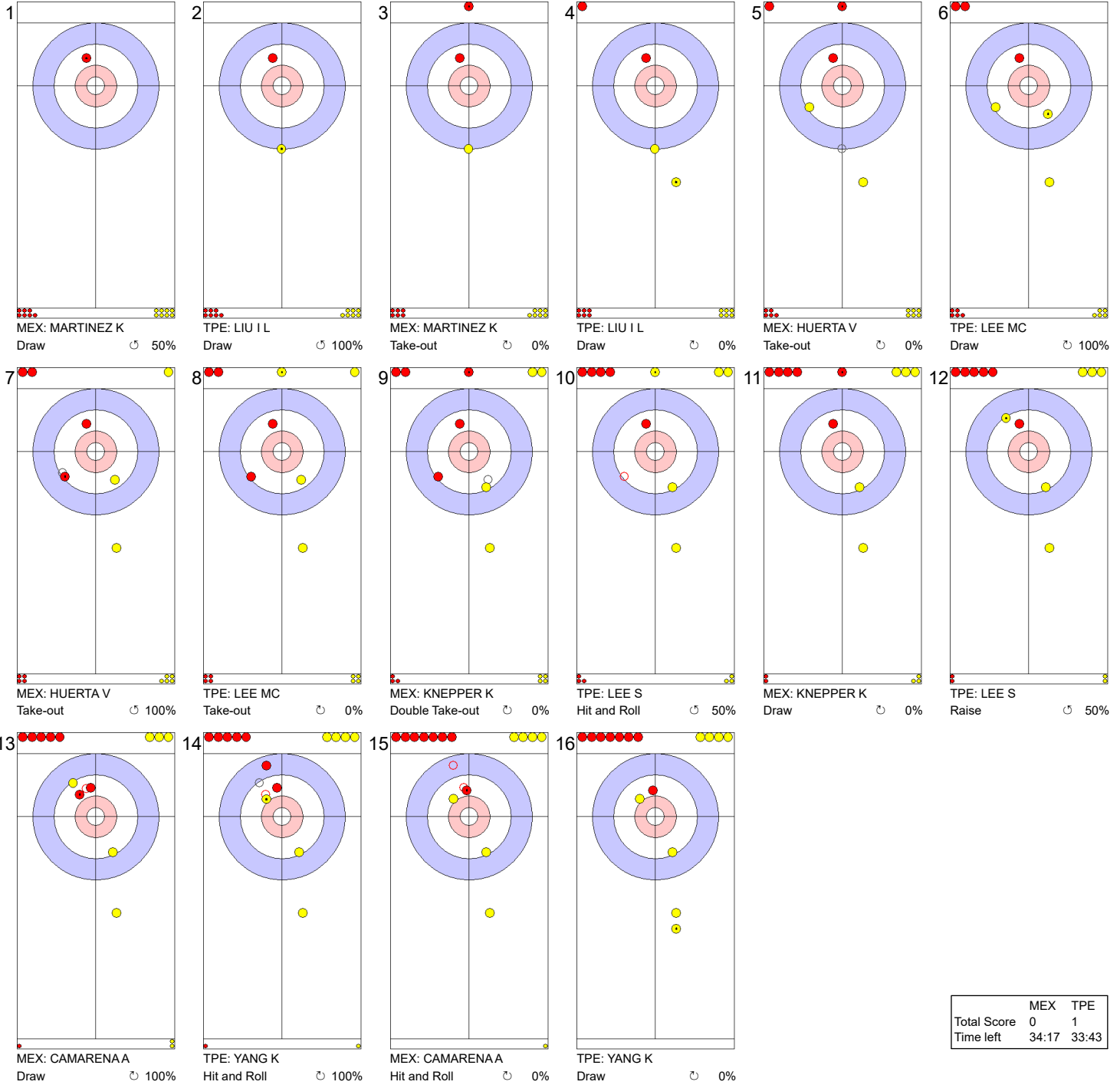
**Note:**  
Position and function for each team member:  
4 = Fourth, 3 = Third, 2 = Second, 1 = Lead, A = Alternate, S = Skip, V = Vice-Skip

**Legend:**  
☺ Clockwise      ☹ Counter-clockwise      LSFE(\*) Last Stone First End



Game - Shot by Shot

End 1 ● MEX - Mexico 0 + 0 (this end) = 0      ⊗ TPE - Chinese Taipei 0 + 1 (this end) = 1



	MEX	TPE
Total Score	0	1
Time left	34:17	33:43


**Legend:**  
 ↻ Clockwise      ↺ Counter-clockwise      - Not considered





Game - Shot by Shot

End 2 **MEX - Mexico 0 + 1 (this end) = 1** **TPE - Chinese Taipei 1 + 0 (this end) = 1**



	MEX	TPE
Total Score	1	1
Time left	30:31	30:06

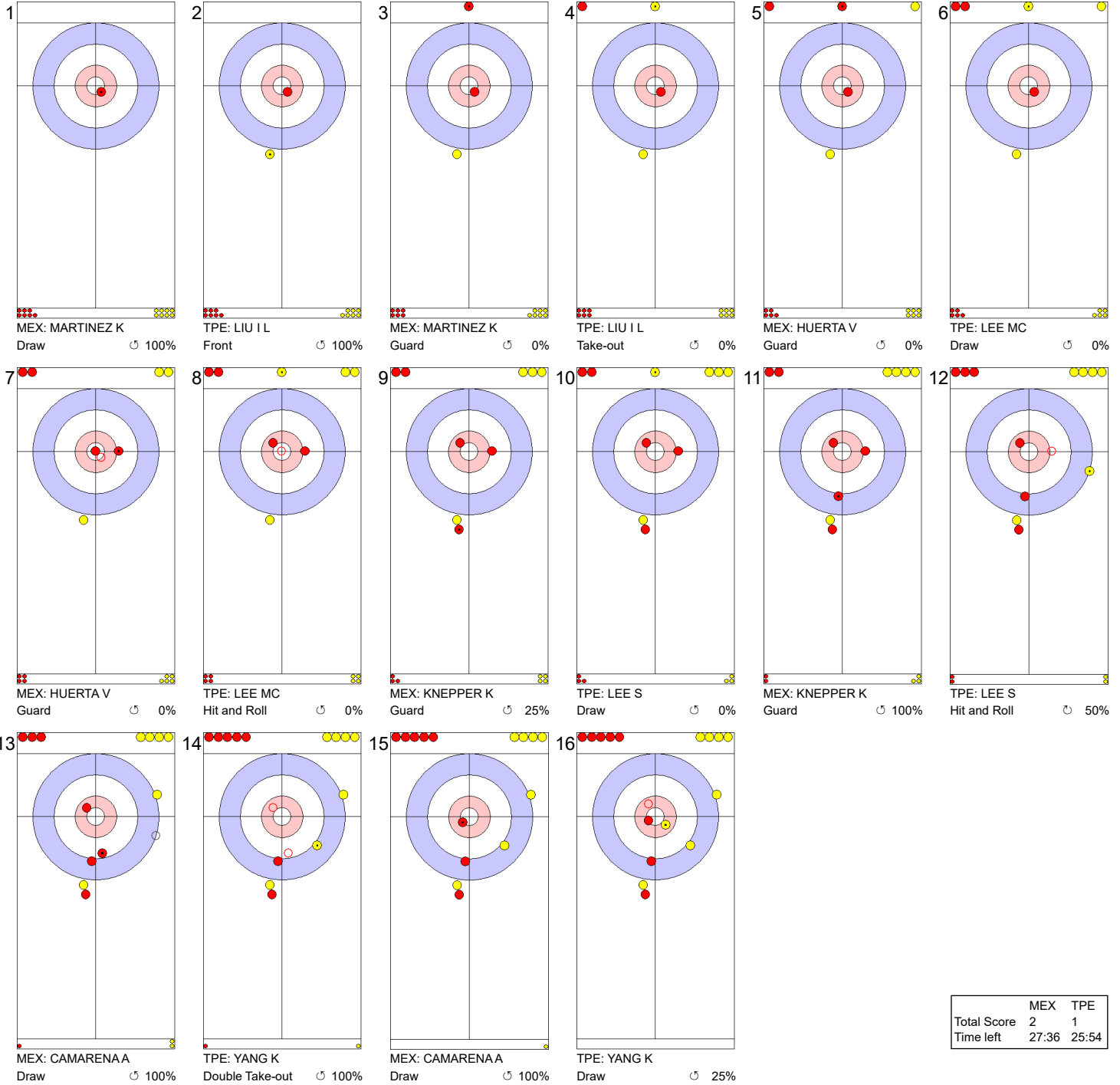
**Legend:**  
 ↻ Clockwise      ↺ Counter-clockwise      - Not considered





Game - Shot by Shot

End 3 ● MEX - Mexico 1 + 1 (this end) = 2      ⊗ TPE - Chinese Taipei 1 + 0 (this end) = 1



	MEX	TPE
Total Score	2	1
Time left	27:36	25:54

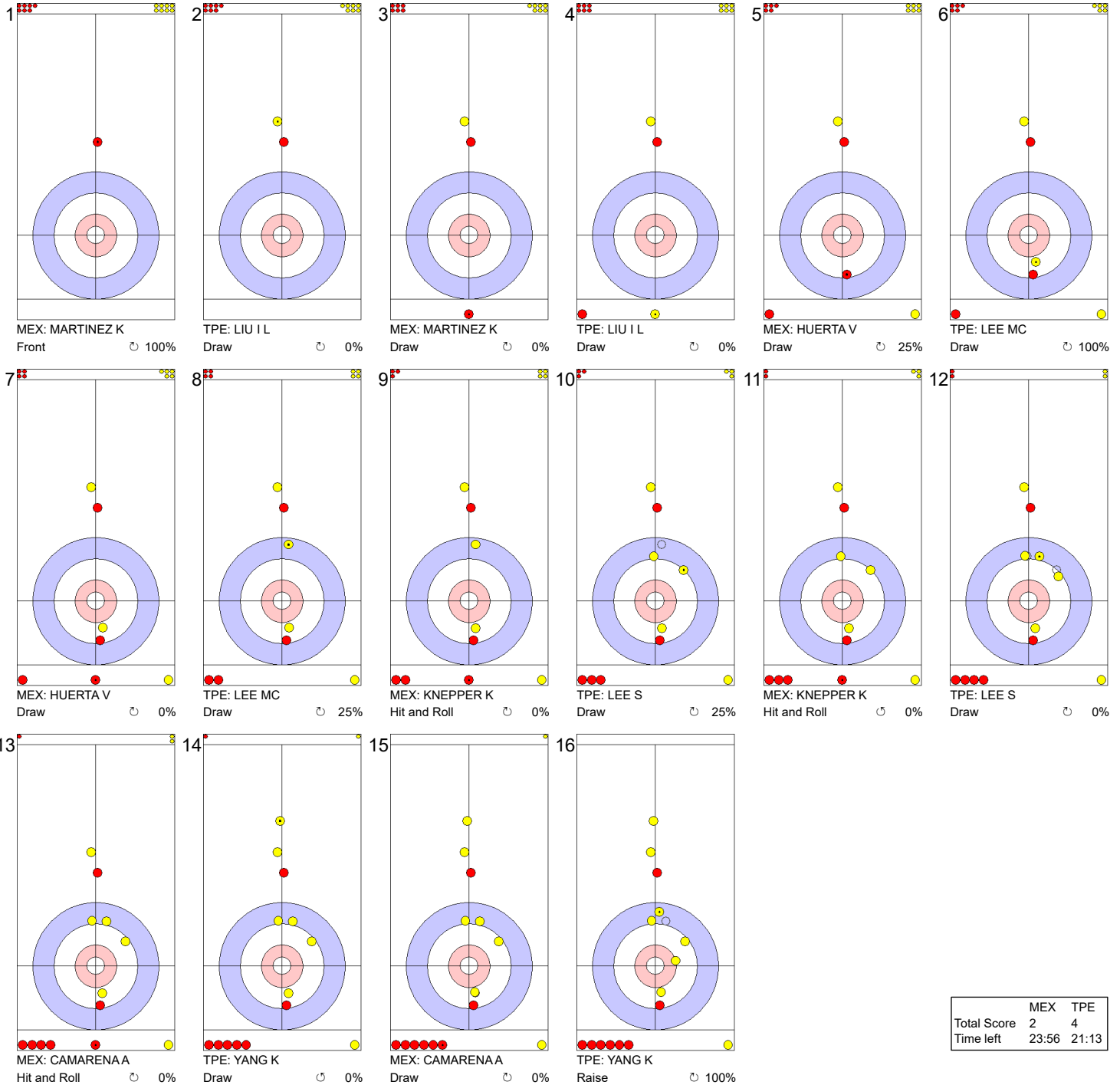
**Legend:**  
 ↻ Clockwise      ↺ Counter-clockwise      - Not considered





Game - Shot by Shot

End 4 ● MEX - Mexico 2 + 0 (this end) = 2      ⊗ TPE - Chinese Taipei 1 + 3 (this end) = 4



	MEX	TPE
Total Score	2	4
Time left	23:56	21:13

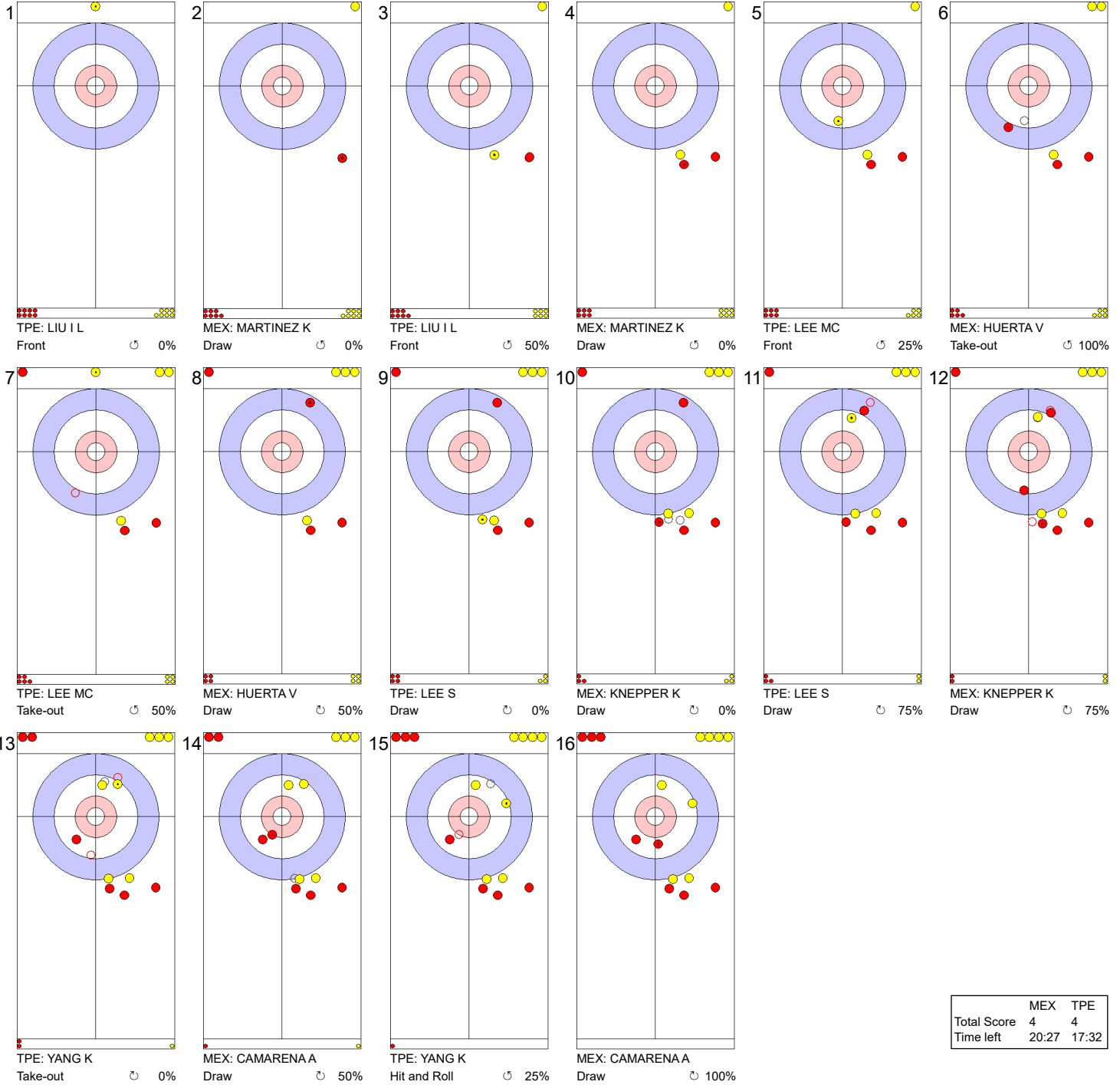
**Legend:**  
 ↻ Clockwise      ↺ Counter-clockwise      - Not considered





Game - Shot by Shot

End 5 ● MEX - Mexico 2 + 2 (this end) = 4      ⊗ TPE - Chinese Taipei 4 + 0 (this end) = 4



	MEX	TPE
Total Score	4	4
Time left	20:27	17:32

**Legend:**  
 ↻ Clockwise      ↺ Counter-clockwise      - Not considered

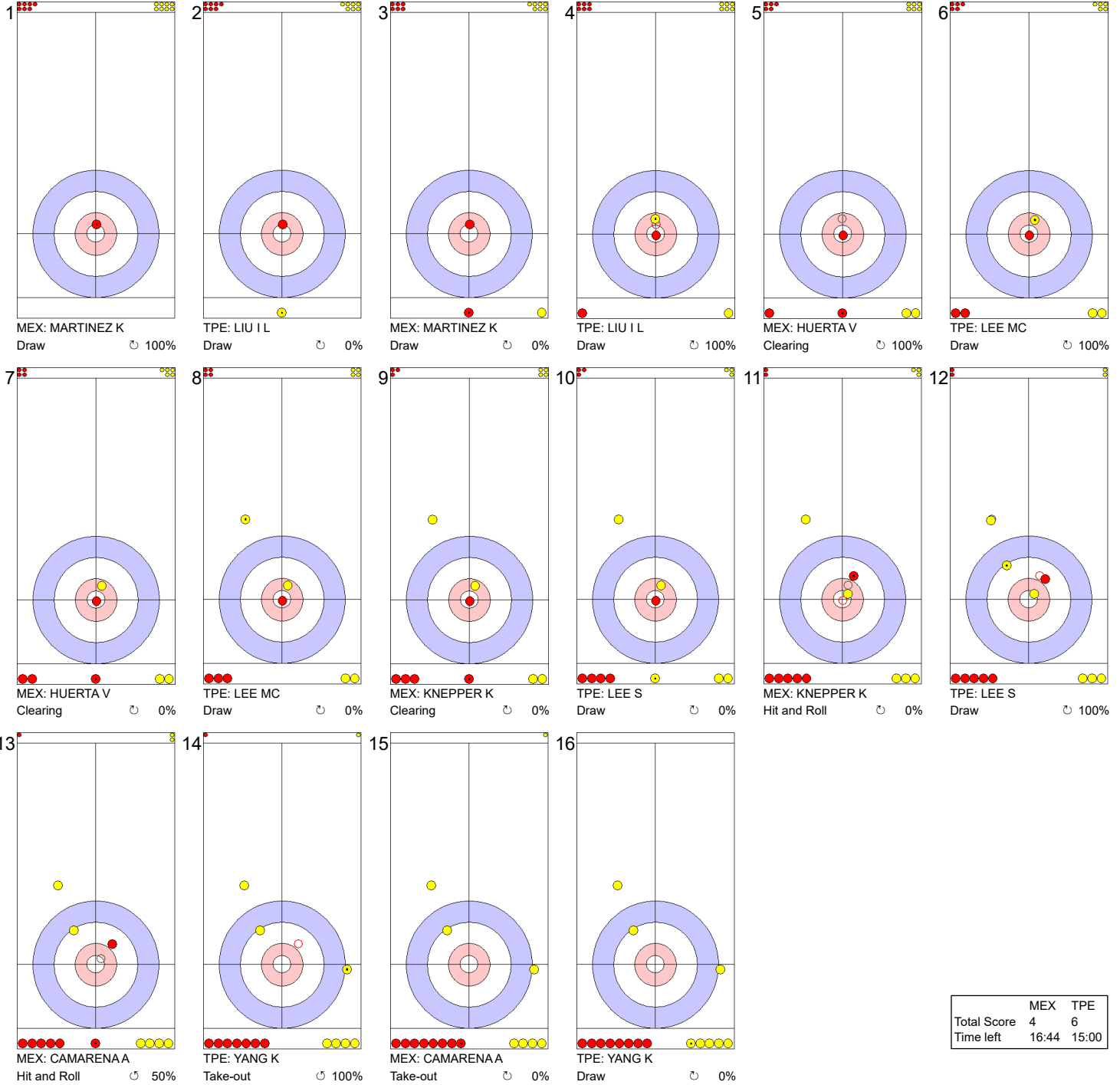






Game - Shot by Shot

End 6 **MEX - Mexico 4 + 0 (this end) = 4** **TPE - Chinese Taipei 4 + 2 (this end) = 6**



	MEX	TPE
Total Score	4	6
Time left	16:44	15:00

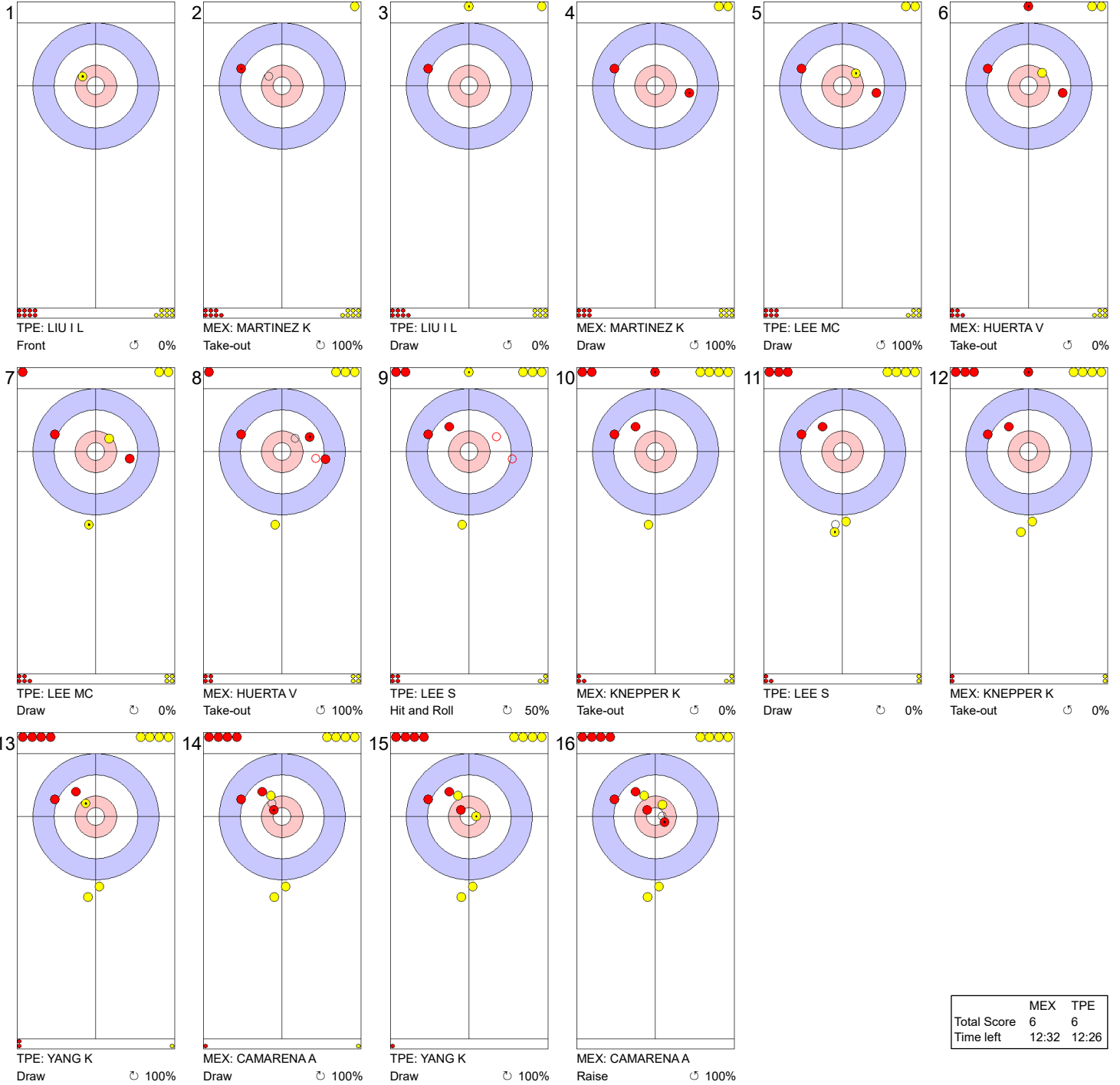
**Legend:**  
 ↻ Clockwise      ↺ Counter-clockwise      - Not considered





Game - Shot by Shot

End 7 **MEX - Mexico 4 + 2 (this end) = 6** **TPE - Chinese Taipei 6 + 0 (this end) = 6**



	MEX	TPE
Total Score	6	6
Time left	12:32	12:26

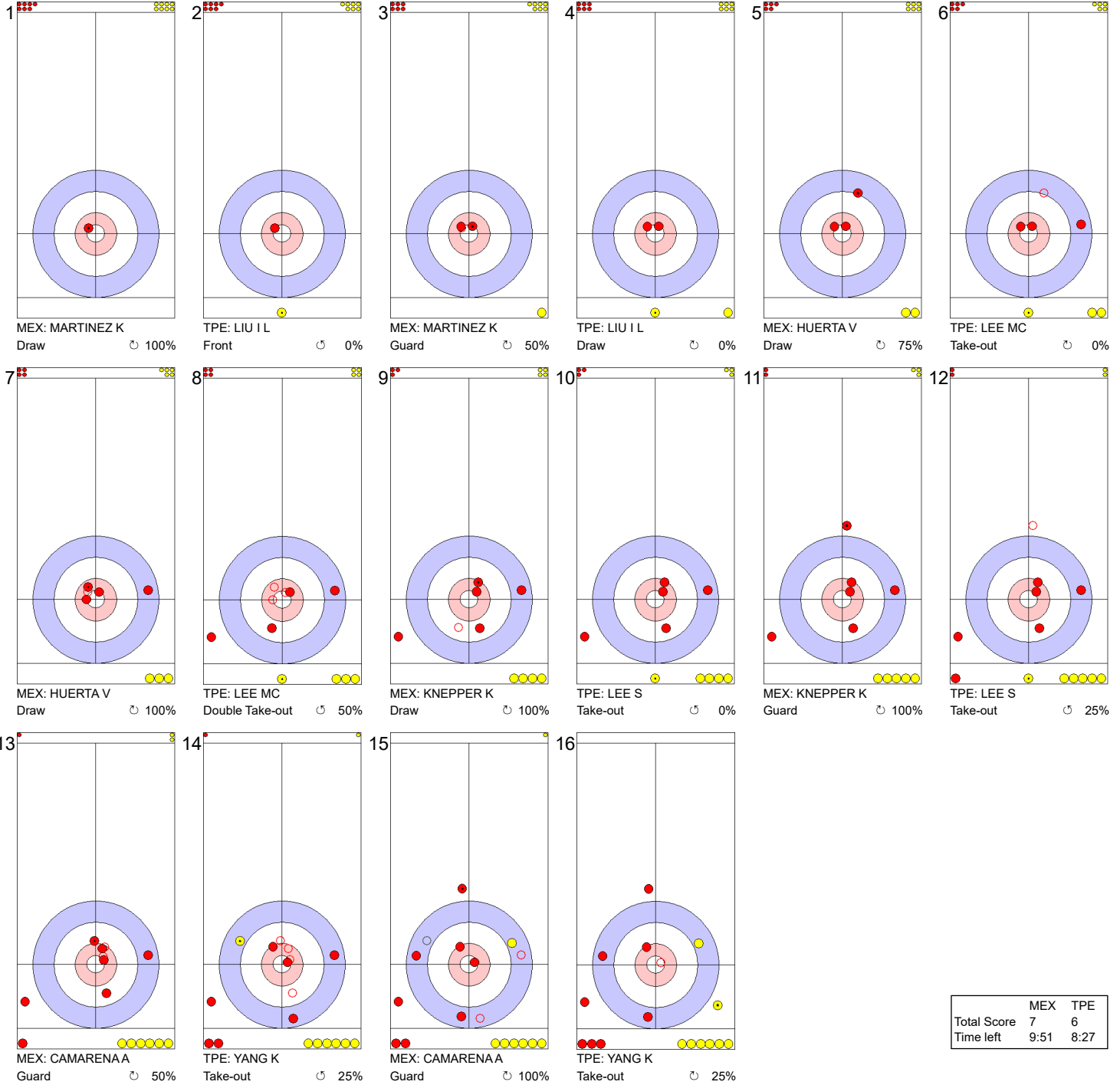
**Legend:**  
 ↻ Clockwise      ↺ Counter-clockwise      - Not considered





Game - Shot by Shot

End 8 **MEX - Mexico 6 + 1 (this end) = 7** **TPE - Chinese Taipei 6 + 0 (this end) = 6**



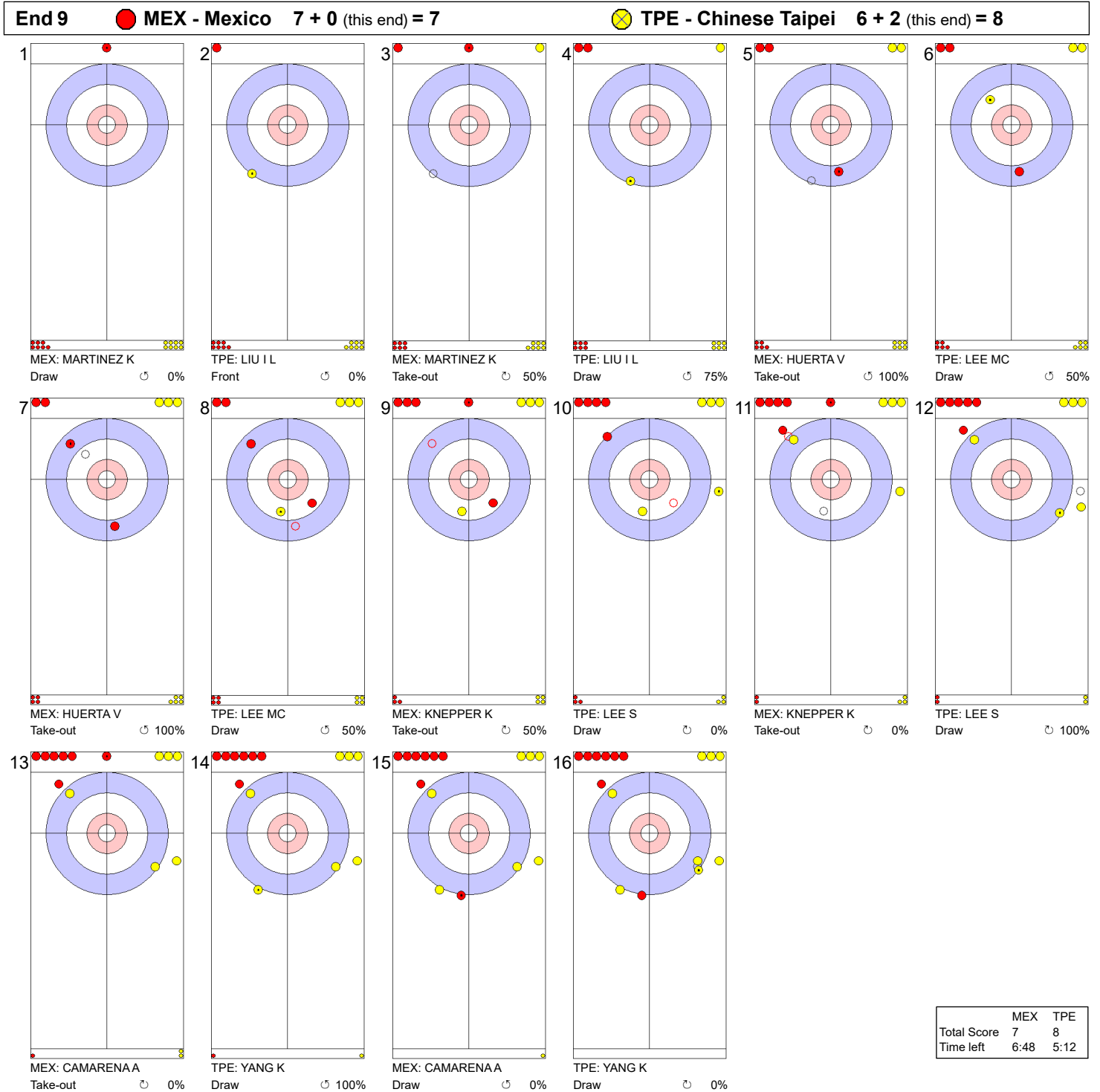
	MEX	TPE
Total Score	7	6
Time left	9:51	8:27

**Legend:**  
 ↻ Clockwise      ↺ Counter-clockwise      - Not considered





Game - Shot by Shot



**Legend:**  
 ↻ Clockwise      ↺ Counter-clockwise      - Not considered





### Game - Shot by Shot

**End 10**   ● **MEX - Mexico** 7 + 2 (this end) = 9   ● **TPE - Chinese Taipei** 8 + 0 (this end) = 8



	MEX	TPE
Total Score	9	8
Time left	2:50	1:41

**Legend:**  
 ↻ Clockwise      ↺ Counter-clockwise      - Not considered





### Game Results

Sheet	Team	LSFE	1	2	3	4	5	6	7	8	9	10	Extra Ends	Total
C	KOR - Korea	*	0	0	0	2	0	0	1	1	0	1		5
	CHN - China		0	0	1	0	0	1	0	0	0	0		2

KOR - Korea		Shot Success	Game	All
4 S	GIM Eunji	75%	75%	
3 V	KIM Minji	93%	93%	
2	KIM Suji	84%	84%	
1	SEOL Yeeun	84%	84%	
A	SEOL Yeji	-	-	
Team Total		84%	84%	

CHN - China		Shot Success	Game	All
4 S	WANG Rui	69%	69%	
3 V	HAN Yu	83%	83%	
2	DONG Ziqi	86%	86%	
1	JIANG Jiayi	85%	85%	
A	SU Tingyu	-	-	
Team Total		81%	81%	

Last Stone Draw		Distance
⌚	KIM Minji	6.1cm
⌚	GIM Eunji	96.5cm
<b>Total</b>		<b>102.6cm</b>

Last Stone Draw		Distance
⌚	WANG Rui	199.6cm
⌚	DONG Ziqi	90.9cm
<b>Total</b>		<b>290.5cm</b>

Time remaining: 2 minutes 27 seconds

Time-out: End 10 - KOR stone 4

Time remaining: 1 minute 25 seconds

Time-out: End 10 - CHN stone 7

### Shot Success Analysis

KOR - Korea		⌚	⌚	Game	
4	GIM Eunji	Draws	1 100%	8 72%	9 75%
		Take-outs	4 75%	6 75%	10 75%
		Total	5 80%	14 73%	19 75%
3	KIM Minji	Draws	7 86%	3 100%	10 90%
		Take-outs	5 90%	5 100%	10 95%
		Total	12 88%	8 100%	20 93%
2	KIM Suji	Draws	2 100%	5 80%	7 86%
		Take-outs	5 80%	8 84%	13 83%
		Total	7 86%	13 83%	20 84%
1	SEOL Yeeun	Draws	7 93%	5 75%	12 85%
		Take-outs	3 83%	5 80%	8 81%
		Total	10 90%	10 78%	20 84%
A	SEOL Yeji	Draws	0 -	0 -	0 -
		Take-outs	0 -	0 -	0 -
		Total	0 -	0 -	0 -
Team		Draws	17 91%	21 79%	38 84%
		Take-outs	17 82%	24 84%	41 84%
		Total	34 87%	45 82%	79 84%

CHN - China		⌚	⌚	Game	
4	WANG Rui	Draws	2 75%	7 71%	9 72%
		Take-outs	6 54%	3 92%	9 67%
		Total	8 59%	10 78%	18 69%
3	HAN Yu	Draws	2 100%	6 83%	8 88%
		Take-outs	6 100%	6 58%	12 79%
		Total	8 100%	12 71%	20 83%
2	DONG Ziqi	Draws	2 88%	5 100%	7 96%
		Take-outs	8 81%	5 80%	13 81%
		Total	10 83%	10 90%	20 86%
1	JIANG Jiayi	Draws	6 83%	9 89%	15 87%
		Take-outs	5 80%	0 -	5 80%
		Total	11 82%	9 89%	20 85%
A	SU Tingyu	Draws	0 -	0 -	0 -
		Take-outs	0 -	0 -	0 -
		Total	0 -	0 -	0 -
Team		Draws	12 85%	27 85%	39 85%
		Take-outs	25 79%	14 73%	39 77%
		Total	37 81%	41 81%	78 81%

**Note:**  
Position and function for each team member:  
4 = Fourth, 3 = Third, 2 = Second, 1 = Lead, A = Alternate, S = Skip, V = Vice-Skip

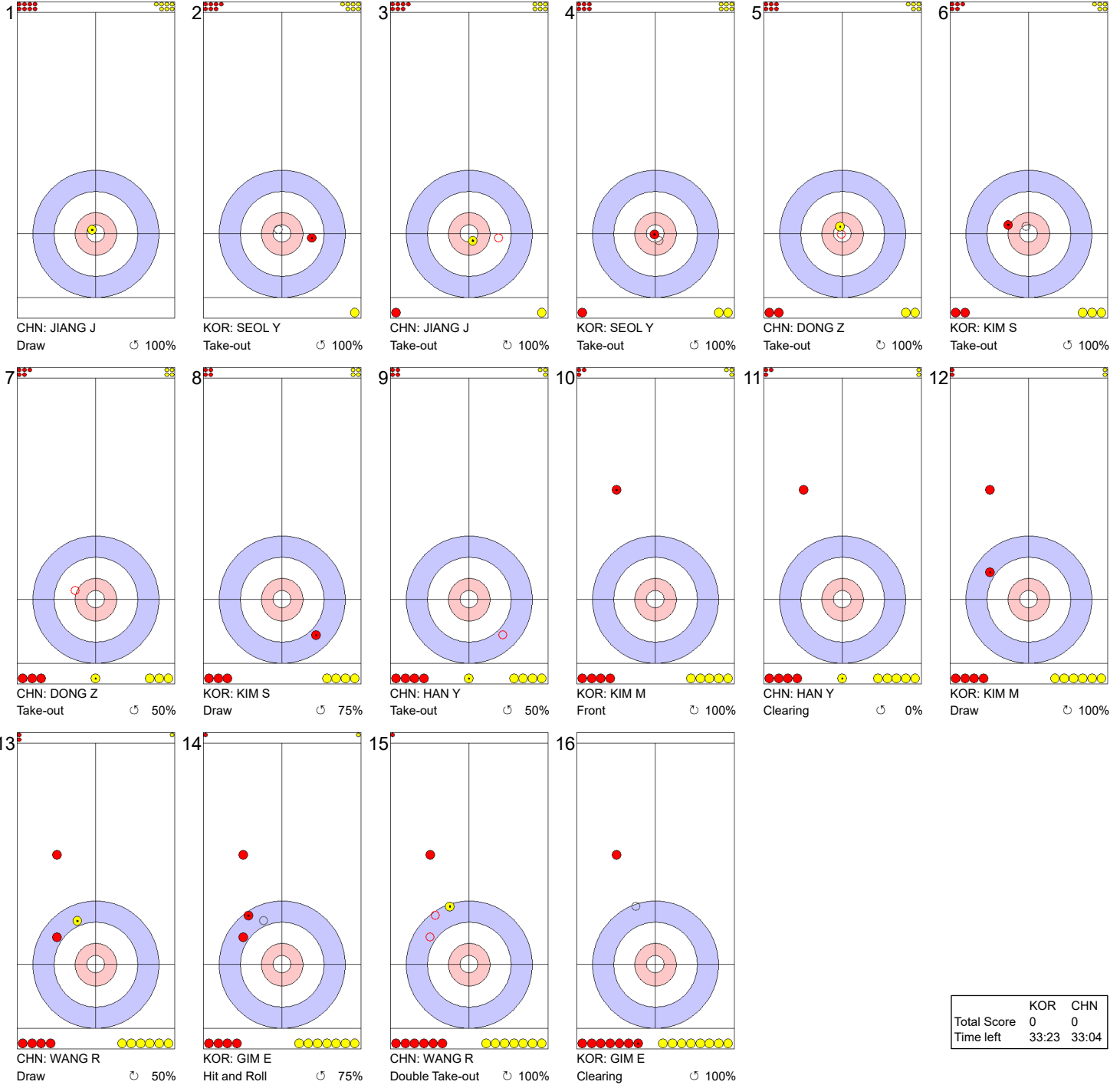
**Legend:**  
⌚ Clockwise      ⌚ Counter-clockwise      LSFE(\*) Last Stone First End





Game - Shot by Shot

End 2 **KOR - Korea 0 + 0 (this end) = 0** **CHN - China 0 + 0 (this end) = 0**



	KOR	CHN
Total Score	0	0
Time left	33:23	33:04

**Legend:**  
 ↻ Clockwise      ↺ Counter-clockwise      - Not considered



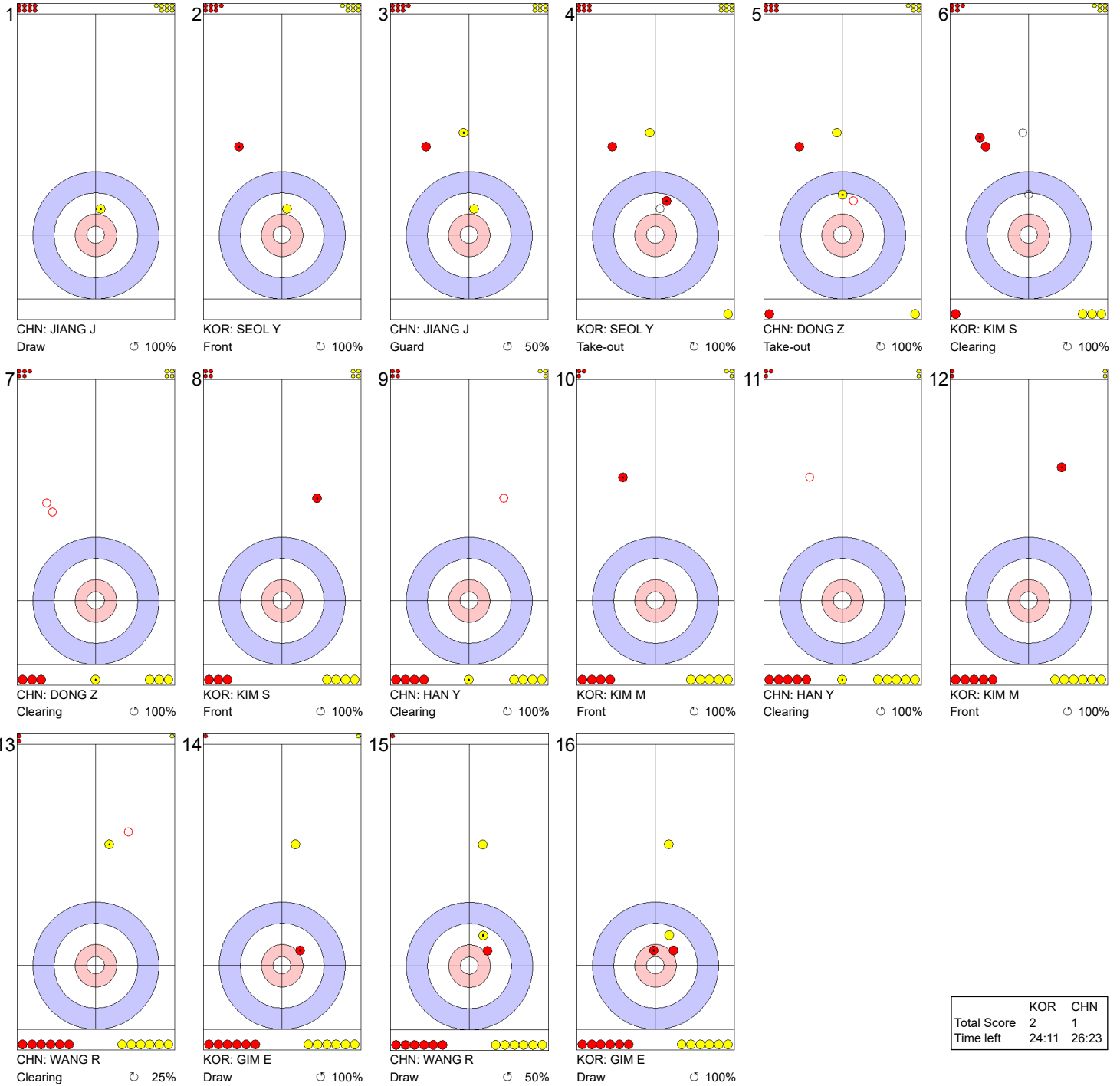






### Game - Shot by Shot

**End 4**   ● **KOR - Korea** 0 + 2 (this end) = 2      ● **CHN - China** 1 + 0 (this end) = 1



	KOR	CHN
Total Score	2	1
Time left	24:11	26:23

**Legend:**  
 ↻ Clockwise      ↺ Counter-clockwise      - Not considered

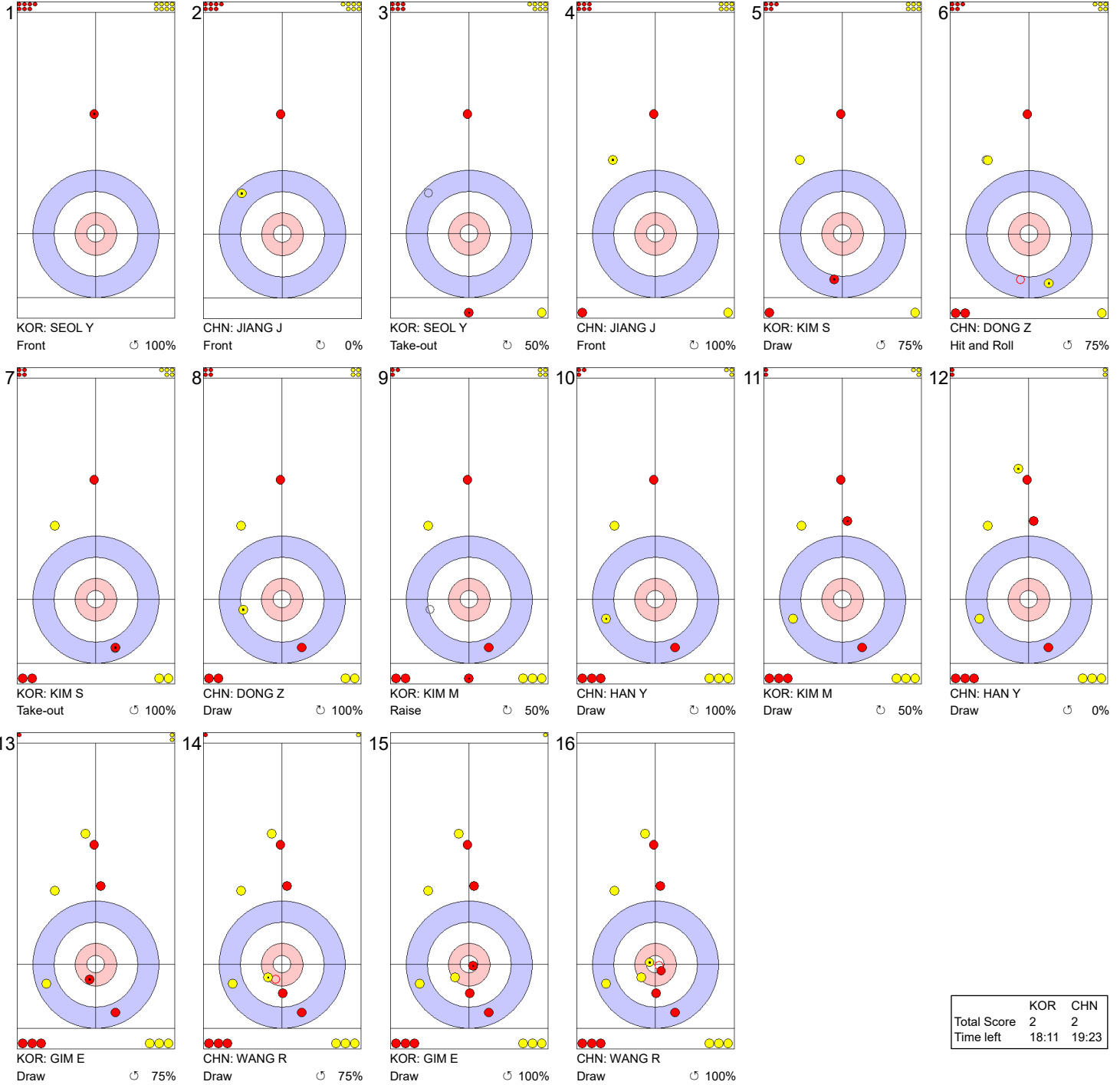






Game - Shot by Shot

End 6 **KOR - Korea 2 + 0 (this end) = 2** **CHN - China 1 + 1 (this end) = 2**



	KOR	CHN
Total Score	2	2
Time left	18:11	19:23

**Legend:**  
 ↻ Clockwise      ↺ Counter-clockwise      - Not considered





Game - Shot by Shot



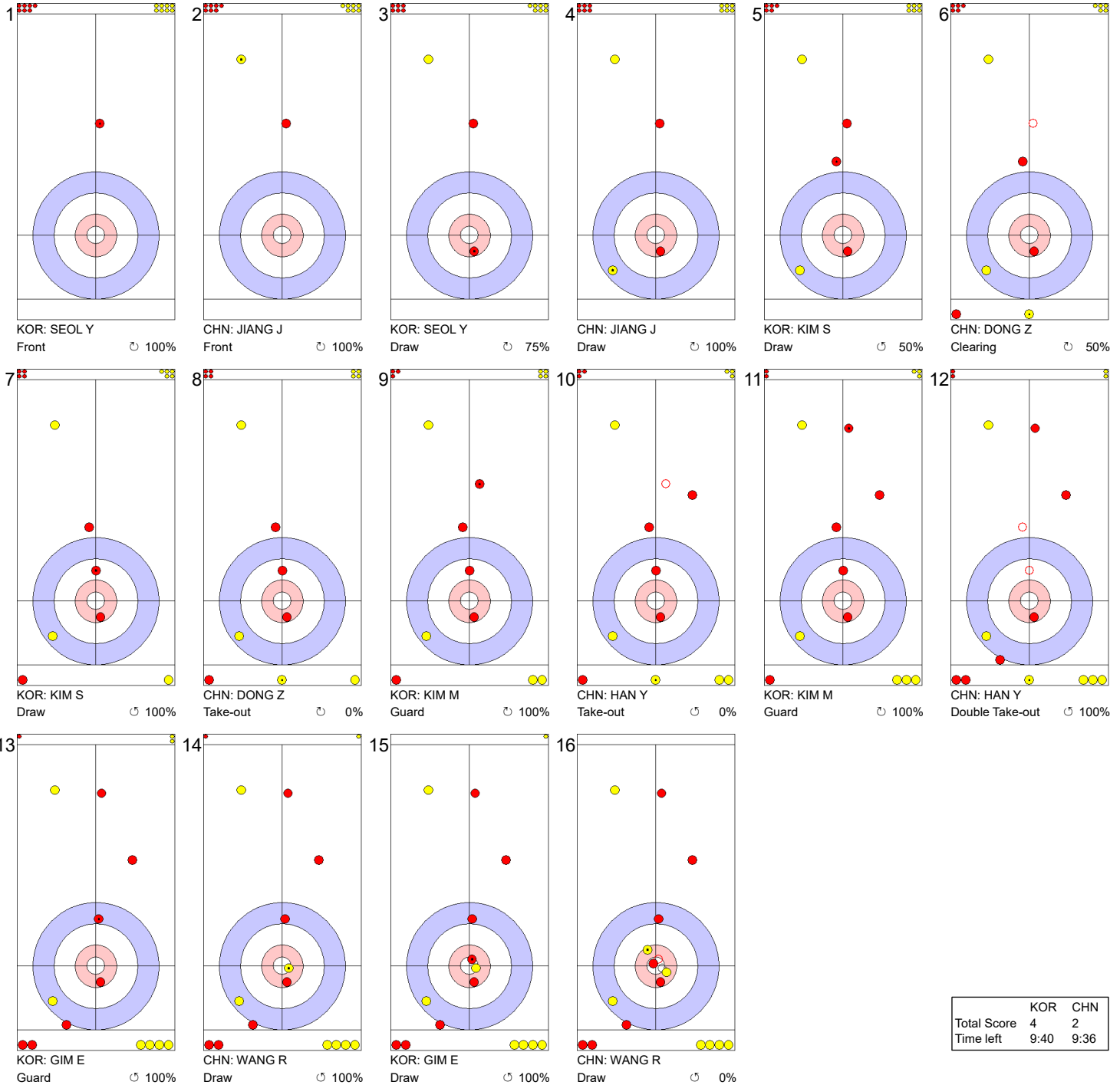
**Legend:**  
 ↻ Clockwise      ↺ Counter-clockwise      - Not considered





Game - Shot by Shot

End 8 **KOR - Korea 3 + 1 (this end) = 4** **CHN - China 2 + 0 (this end) = 2**



	KOR	CHN
Total Score	4	2
Time left	9:40	9:36

**Legend:**  
 ↻ Clockwise      ↺ Counter-clockwise      - Not considered





Game - Shot by Shot

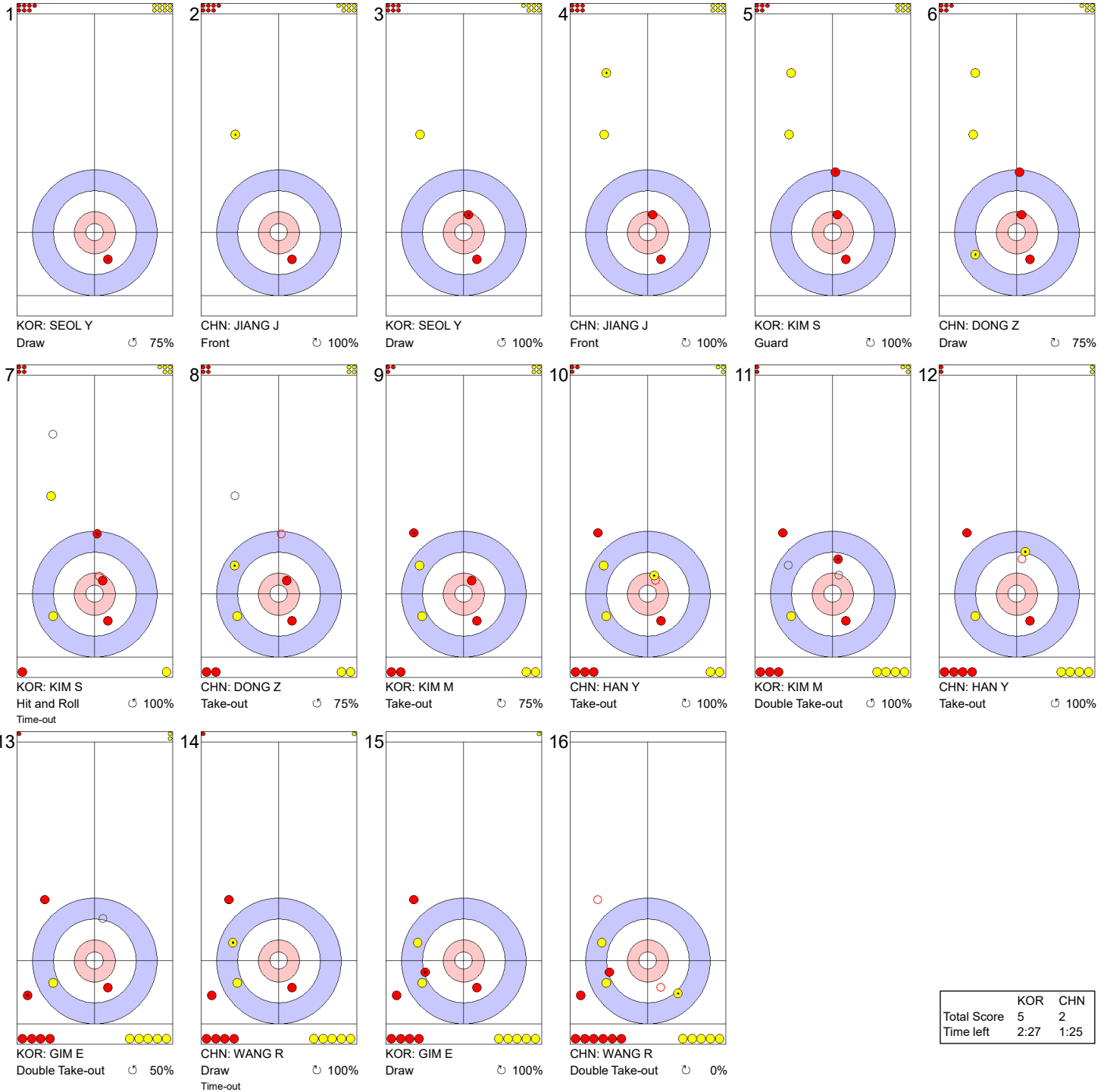


**Legend:**  
 Clockwise     
 Counter-clockwise     
 - Not considered



**Game - Shot by Shot**

**End 10**   **KOR - Korea 4 + 1 (this end) = 5**   **CHN - China 2 + 0 (this end) = 2**



**Legend:**  
 ↻ Clockwise      ↺ Counter-clockwise      - Not considered

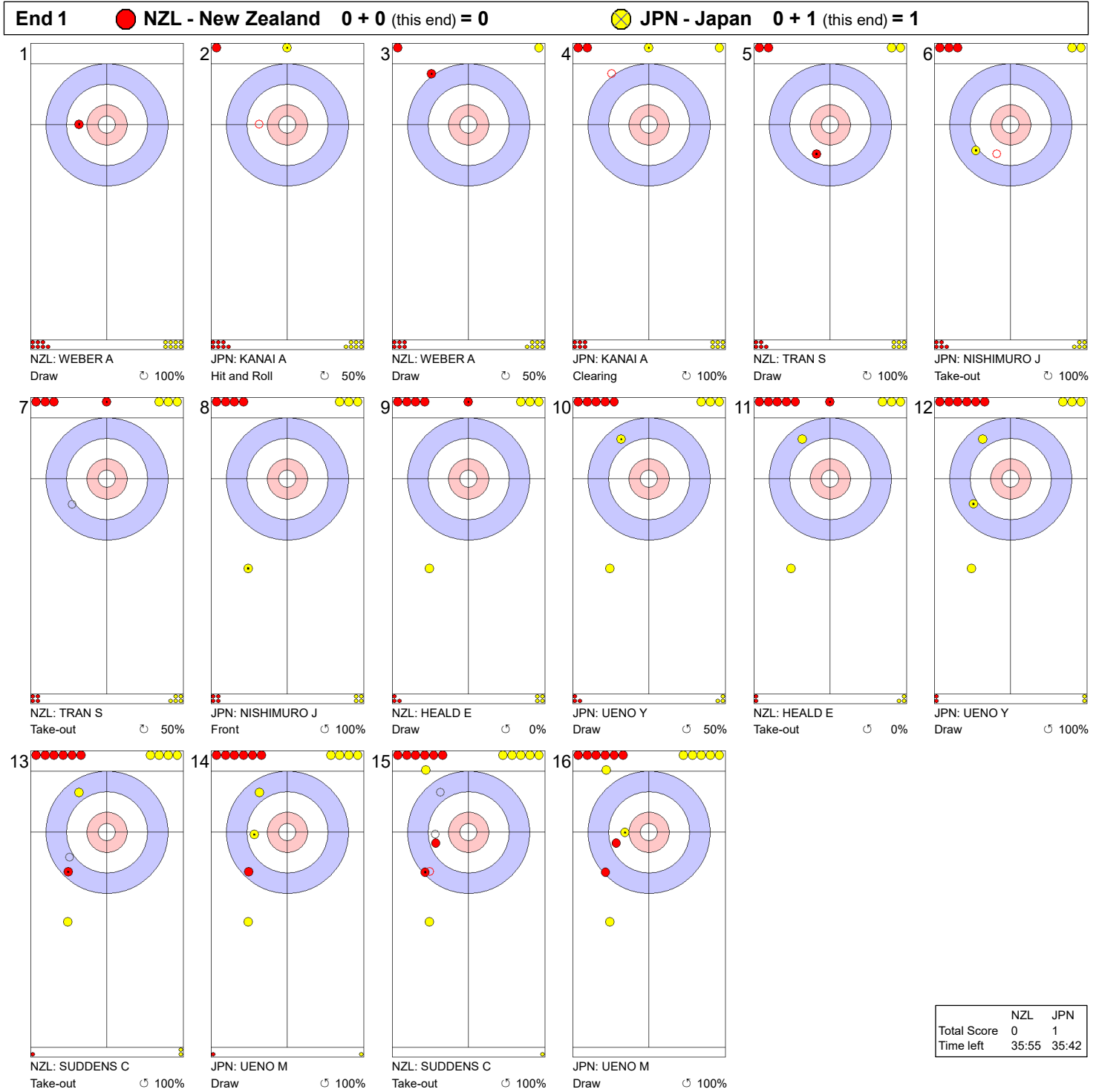








Game - Shot by Shot



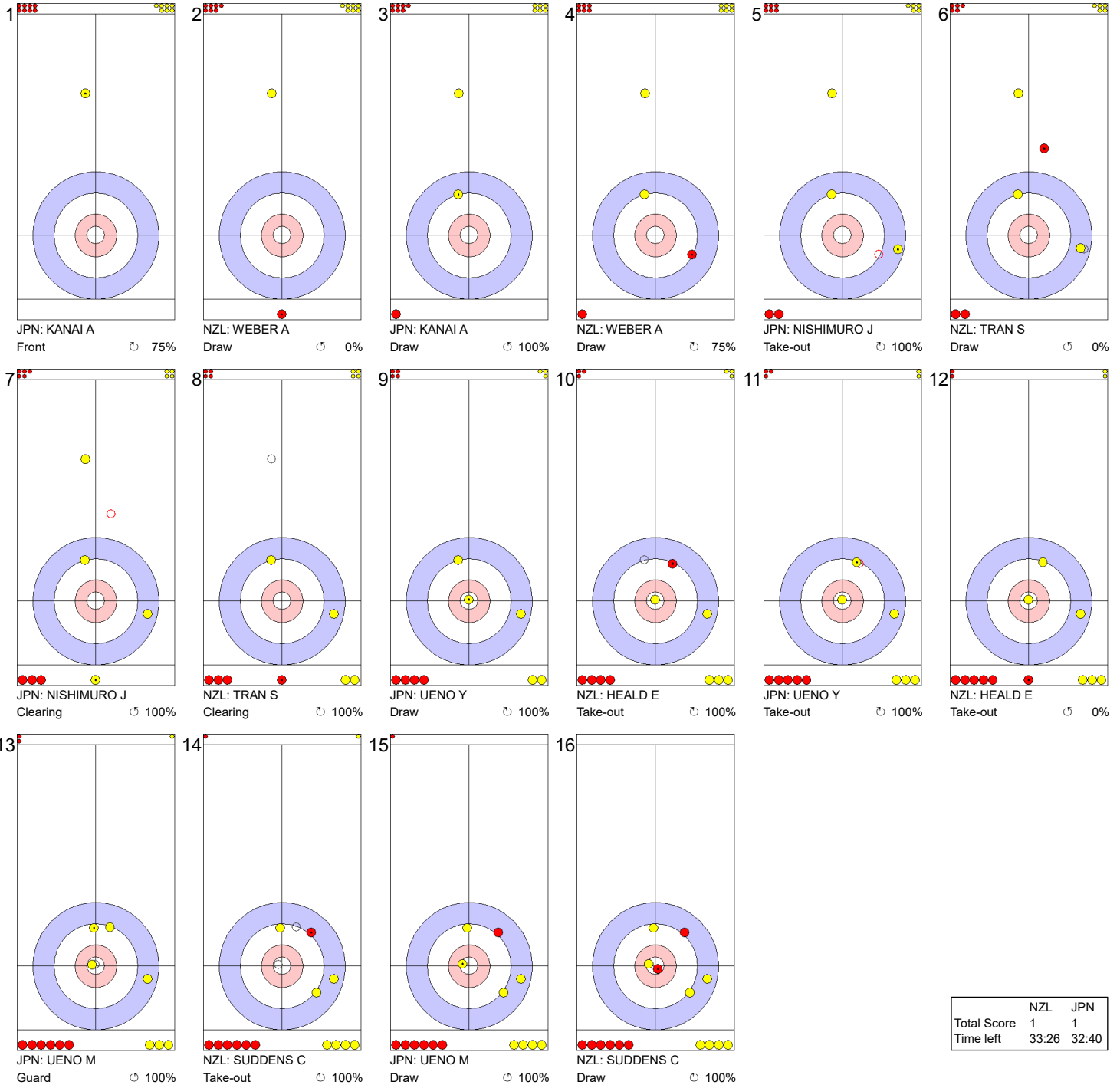
**Legend:**  
 ↻ Clockwise      ↺ Counter-clockwise      - Not considered





Game - Shot by Shot

End 2 NZL - New Zealand 0 + 1 (this end) = 1 JPN - Japan 1 + 0 (this end) = 1



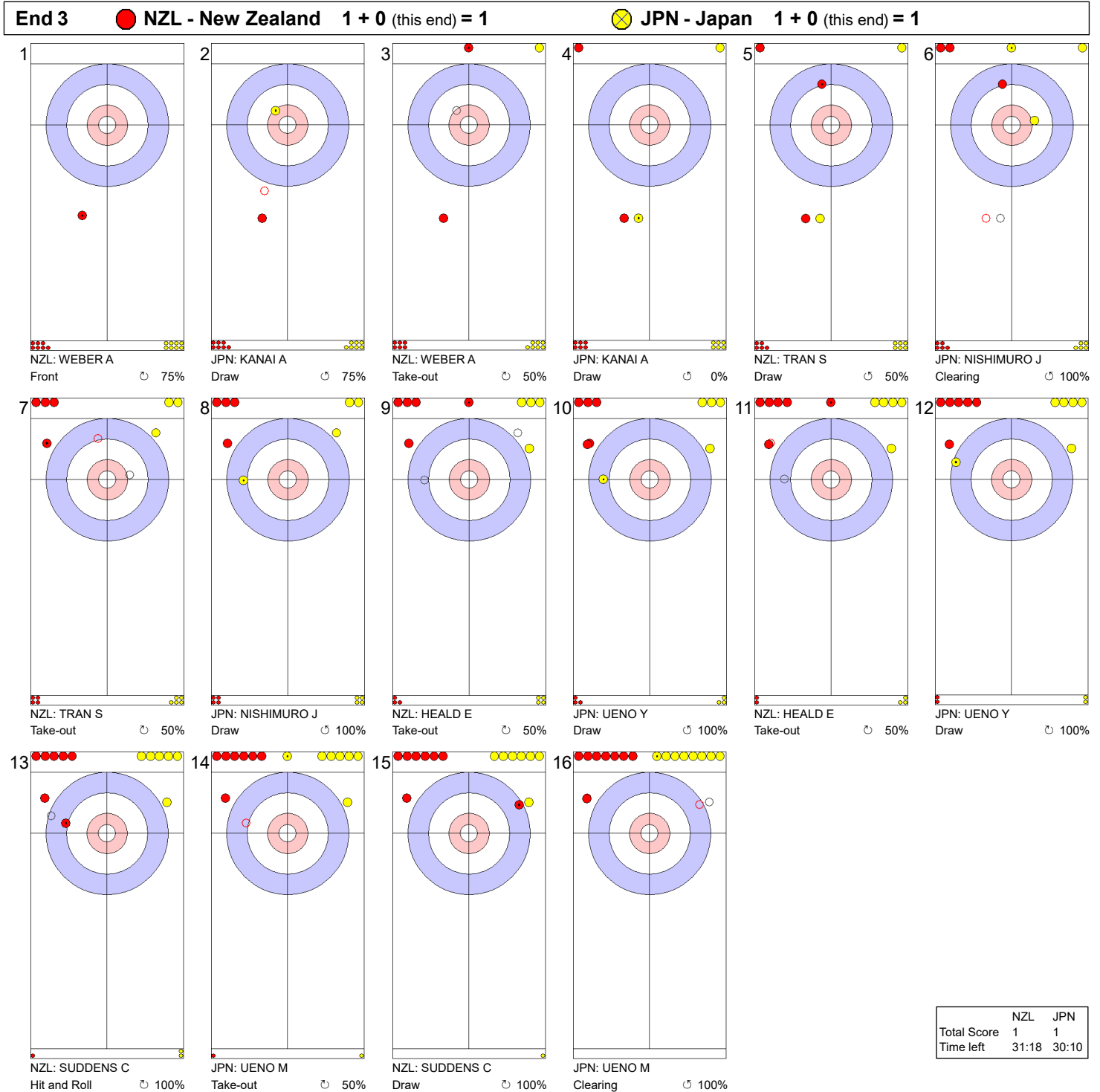
	NZL	JPN
Total Score	1	1
Time left	33:26	32:40

**Legend:**  
 ↻ Clockwise      ↺ Counter-clockwise      - Not considered





Game - Shot by Shot



**Legend:**  
 ↻ Clockwise      ↺ Counter-clockwise      - Not considered





Game - Shot by Shot

End 4 ● NZL - New Zealand 1 + 0 (this end) = 1      ⊗ JPN - Japan 1 + 2 (this end) = 3



	NZL	JPN
Total Score	1	3
Time left	28:32	26:28

**Legend:**  
 ↻ Clockwise      ↺ Counter-clockwise      - Not considered





Game - Shot by Shot

End 5 **NZL - New Zealand 1 + 0 (this end) = 1** **JPN - Japan 3 + 0 (this end) = 3**



	NZL	JPN
Total Score	1	3
Time left	25:54	23:54

**Legend:**  
 ↻ Clockwise      ↺ Counter-clockwise      - Not considered





**Game - Shot by Shot**

**End 6**   ● **NZL - New Zealand 1 + 1 (this end) = 2**   ● **JPN - Japan 3 + 0 (this end) = 3**



	NZL	JPN
Total Score	2	3
Time left	22:29	20:43

**Legend:**  
 ↻ Clockwise      ↺ Counter-clockwise      - Not considered





Game - Shot by Shot

End 7 **NZL - New Zealand 2 + 0 (this end) = 2** **JPN - Japan 3 + 2 (this end) = 5**



	NZL	JPN
Total Score	2	5
Time left	19:49	18:01

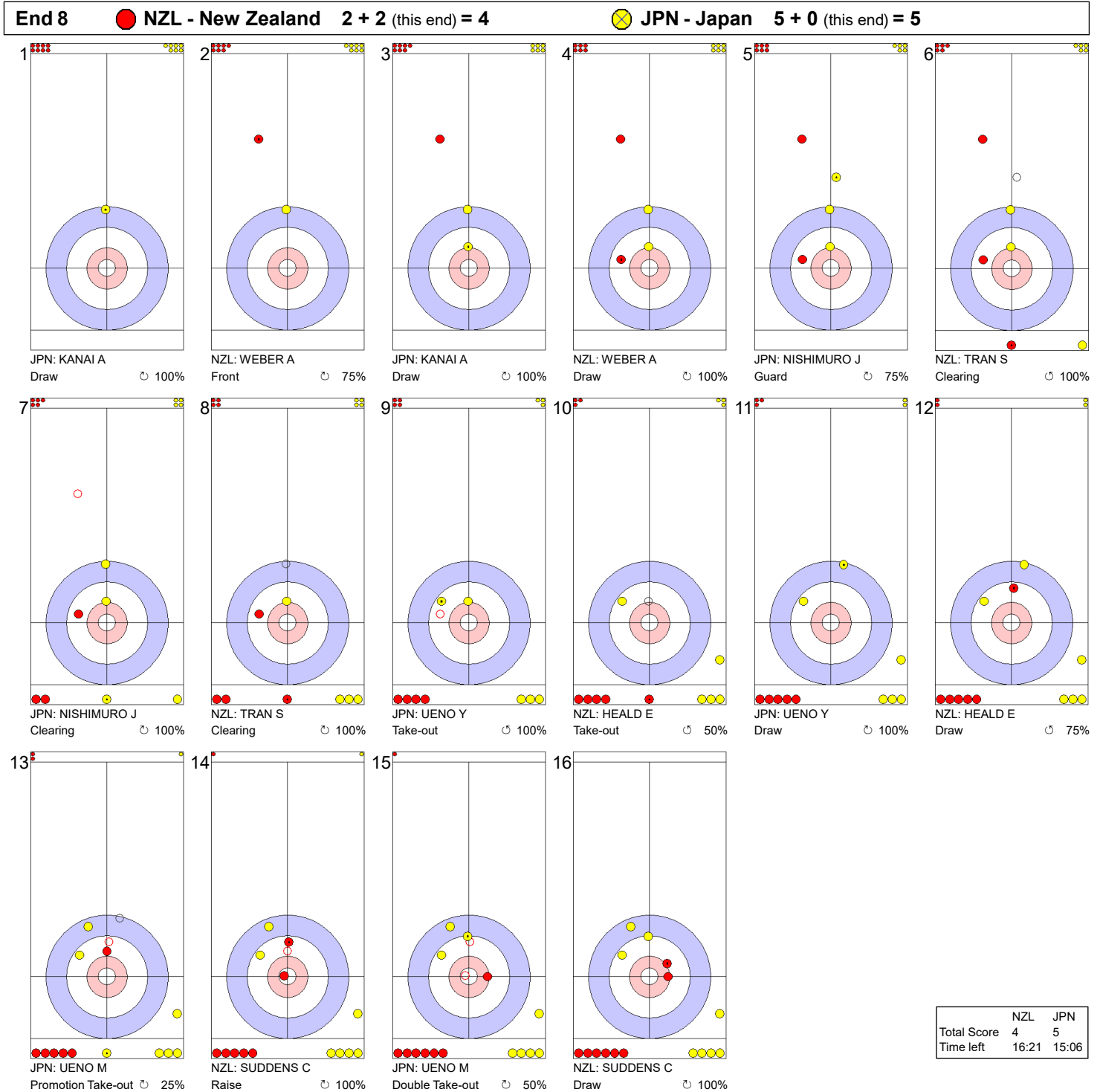
**Legend:**  
 ↻ Clockwise      ↺ Counter-clockwise      - Not considered







**Game - Shot by Shot**



**Legend:**  
 ↻ Clockwise      ↺ Counter-clockwise      - Not considered





Game - Shot by Shot



**Legend:**  
 ↻ Clockwise      ↺ Counter-clockwise      - Not considered







## Entry List by Event

**REVISED**  
26 OCT 19:07

As of SAT 26 OCT 2024

CAN - Canada		
4 S	HOMAN Rachel	R
3 V	FLEURY Tracy	R
2	MISKEW Emma	R
1	WILKES Sarah	R
A	BROWN Rachel	R
C	KJELL Viktor (SWE)	
NC	SONNENBERG Renee	
O	-	

MEX - Mexico		
4 S	CAMARENA Adriana	R
3 V	KNEPPER Karla	R
2	HUERTA Veronica	R
1	MARTINEZ Karla	R
A	QUINTERO Estefana	R
C	DALZIEL Doug (CAN)	
O	-	
O	-	

CHN - China		
4 S	WANG Rui	R
3 V	HAN Yu	R
2	DONG Ziqi	R
1	JIANG Jiayi	R
A	SU Tingyu	R
C	ZANG Jialiang	
NC	TAN Weidong	
O	WU Di	

NZL - New Zealand		
4 S	SUDDENS Chelsea	R
3 V	HEALD Eleanor	R
2	TRAN Sophie	R
1	WEBER Ariel	R
A	APUWAI-BISHOP Grace	R
C	WEBER Jim (CAN)	
O	SHEARD William (CAN)	
O	-	

JPN - Japan		
4 S	UENO Miyu	R
3	UENO Yui	R
2	NISHIMURO Junko	R
1 V	KANAI Asuka	R
A	ONODERA Kaho	R
C	NISHIMURO Yuji	
NC	OGASAWARA Ayumi	
O	KITANO Tomohisa	

TPE - Chinese Taipei		
4 S	YANG Ko	R
3 V	LEE Stephanie	R
2	LIU I Ling	R
1	CHANG Chia-Chi	R
A	LEE Ming Chieh	R
C	MELLERUP Dennis (USA)	
2C	RAULIUK Lisa (USA)	
O	-	

KOR - Korea		
4 S	GIM Eunji	R
3 V	KIM Minji	R
2	KIM Suji	L
1	SEOL Yeeun	L
A	SEOL Yeji	R
C	SHIN Dong Ho	
2C	HEMMINGS Guy (CAN)	
O	KIM Geunhwa	

USA - United States		
4 S	THIESSE Cory	R
3	PERSINGER Vicky	R
2 V	PETERSON Tara	R
1	ANDERSON-HEIDE Taylor	R
A	GEVING Aileen	R
C	OVERTON-CLAPHAM Cathy (CAN)	
NC	DROBNICK Phill	
O	GULENCHYN Michael	

**Note:**

Position and function for each team member:

**4** = Fourth, **3** = Third, **2** = Second, **1** = Lead, **A** = Alternate, **S** = Skip, **V** = Vice-Skip

**C** = Coach, **2C** = 2nd Team Coach, **NC** = National Coach, **T** = Translator, **O** = Team Official

**Legend:**

**L** Left-handed **R** Right-handed

**REVISED**

Team TPE: 2nd Team Coach added



## Competition Officials

As of SAT 26 OCT 2024

Function	Name	Organisation
<b>World Curling President:</b>	WELLING Beau	USA - United States
<b>World Curling Head of Competition:</b>	ROETHLISBERGER Eeva	SUI - Switzerland
<b>World Curling Technical Delegate:</b>	WILLMS Karri	CAN - Canada
<b>Chief Umpire:</b>	WALDROFF Brett	CAN - Canada
<b>Deputy Chief Umpire:</b>	CALDWELL Patti	CAN - Canada
<b>Game Umpires:</b>	LESSARD Andy	CAN - Canada
	MINNS Cheryl	CAN - Canada
	SAARIMAKI Karen	CAN - Canada
	TONIS Angela	USA - United States
<b>Chief Timer:</b>	DEMICK Darrell	CAN - Canada
<b>Deputy Chief Timer:</b>	JENSEN Larry	CAN - Canada
<b>Chief Ice Technician:</b>	WUTHRICH Hans	CAN - Canada
<b>Deputy Chief Ice Technician:</b>	RANKINE Matt	CAN - Canada

