



## RESULTS SUMMARY



**Pan Continental  
Curling Championships 2024  
A-Division - Men  
Lacombe, AB, Canada**

**27 October - 2 November 2024**





**PCCC-A 2024**  
Lacombe, AB, Canada

**Pan Continental Curling Championships 2024**  
Gary Moe Sportsplex  
**A-Division Men**



SAT 2 NOV 2024

## Medallists

Medal	Country	Name	Position - Function
GOLD	CHN - China	XU Xiaoming	4 S
		FEI Xueqing	3
		WANG Zhiyu	2
		LI Zhichao	1
		YE Jianjun	A
		TAN Weidong	C
SILVER	JPN - Japan	ABE Shinya	3 S
		SHIMIZU Tetsuro	4
		SATO Hayato	2
		OUCHI Haruto	1
		TSURUGA Sota	A
		URSEL Bob	C
BRONZE	USA - United States	SHUSTER John	4 S
		PLYS Chris	3
		HUFMAN Colin	2
		HAMILTON Matt	1
		LANDSTEINER John	A
		MICHAELIS Theran	C

**Note:**

Position and function for each team member:

**4** = Fourth, **3** = Third, **2** = Second, **1** = Lead, **A** = Alternate, **S** = Skip, **C** = Coach



## Final Standings

Rank	Team	Players	Position - Function	
1	CHN - China	XU Xiaoming	4 S	
		FEI Xueqing	3 V	
		WANG Zhiyu	2	
		LI Zhichao	1	
		YE Jianjun	A	
		TAN Weidong	C	
2	JPN - Japan	SHIMIZU Tetsuro	4 V	
		ABE Shinya	3 S	
		SATO Hayato	2	
		OUCHI Haruto	1	
		TSURUGA Sota	A	
		URSEL Bob	C	
3	USA - United States	SHUSTER John	4 S	
		PLYS Chris	3 V	
		HUFMAN Colin	2	
		HAMILTON Matt	1	
		LANDSTEINER John	A	
		MICHAELIS Theran	C	
4	CAN - Canada	GUSHUE Brad	4 S	
		NICHOLS Mark	3 V	
		BOTTCHEER Brendan	2	
		WALKER Geoff	1	
		CASEY Adam	A	
		HOFFART Jeff	C	
5	KOR - Korea	LEE Jaebeom	4 S	
		KIM Hyojun	3 V	
		PYO Jeongmin	2	
		KIM Eunbin	1	
		KIM Jinhun	A	
		LEE Dongkeun	C	
6	AUS - Australia	HEWITT Dean	4	
		DAVIS Tanner	3	
		JOHNS Steve	2 V	
		MILLIKIN Hugh	1 S	
		HEWITT Steve	A	
		MARSHALL Perry	C	
7	NZL - New Zealand	HOOD Anton	4 S	
		SARGON Brett	3 V	
		SMITH Ben	2	
		WALKER Hunter	1	
		PALANUIK Jared	A	
		McRORIE Carolyn	C	
8	TPE - Chinese Taipei	STEVENS Eric	4 V	>B
		YIN LIU Luis	3	
		LEE Victor	2	
		HSU Ken	1 S	
		HSU Nicholas	A	
		VIOLETTE Tom	C	

**Note:**

Position and function for each team member:

**4** = Fourth, **3** = Third, **2** = Second, **1** = Lead, **A** = Alternate, **S** = Skip, **V** = Vice-Skip, **C** = Coach

**Legend:**

**>B** To B-Division




### Competition Summary

Session	Date	Time	Sheet A	Sheet B	Sheet C	Sheet D
Session 1	SUN 27 OCT	8:30	AUS 4-8 CHN	CAN 10-3 KOR	NZL 2-10 USA	JPN 9-1 TPE
Session 2	SUN 27 OCT	19:30	KOR 6-7 USA	JPN 7-4 AUS	TPE 1-17 CAN	CHN 7-5 NZL
Session 3	MON 28 OCT	14:00	CAN 10-5 NZL	TPE 4-12 CHN	USA 9-2 AUS	KOR 4-6 JPN
Session 4	TUE 29 OCT	9:00	TPE 2-11 AUS	KOR 1-9 NZL	CHN 5-4 JPN	USA 5-7 CAN
Session 5	TUE 29 OCT	19:00	JPN 5-7 CAN	CHN 6-8 USA	KOR 19-1 TPE	NZL 6-8 AUS
Session 6	WED 30 OCT	14:00	CHN 4-5 KOR	AUS 8-13 CAN	JPN 9-1 NZL	TPE 3-9 USA
Session 7	THU 31 OCT	9:00	USA 8-2 JPN	NZL 13-3 TPE	AUS 7-9 KOR	CAN 7-4 CHN
Semi-finals	THU 31 OCT	19:00	JPN 8-4 CAN		USA 4-7 CHN	
Bronze Medal	FRI 1 NOV	14:00		USA 10-8 CAN		
Gold Medal	SAT 2 NOV	10:00		JPN 4-6 CHN		

### Standings after Round Robin

Rank	Team	Games	Wins	Losses	
1	CAN - Canada	7	7	0	Q
2	USA - United States	7	6	1	Q
3	CHN - China	7	4	3	Q w1
4	JPN - Japan	7	4	3	Q w0
5	KOR - Korea	7	3	4	
6	AUS - Australia	7	2	5	w1
7	NZL - New Zealand	7	2	5	w0
8	TPE - Chinese Taipei	7	0	7	>B

### Play-offs Bracket



**Legend:**  
 >B To B-Division      Q Qualified for the play-offs      wn Number of wins (n) against tied teams

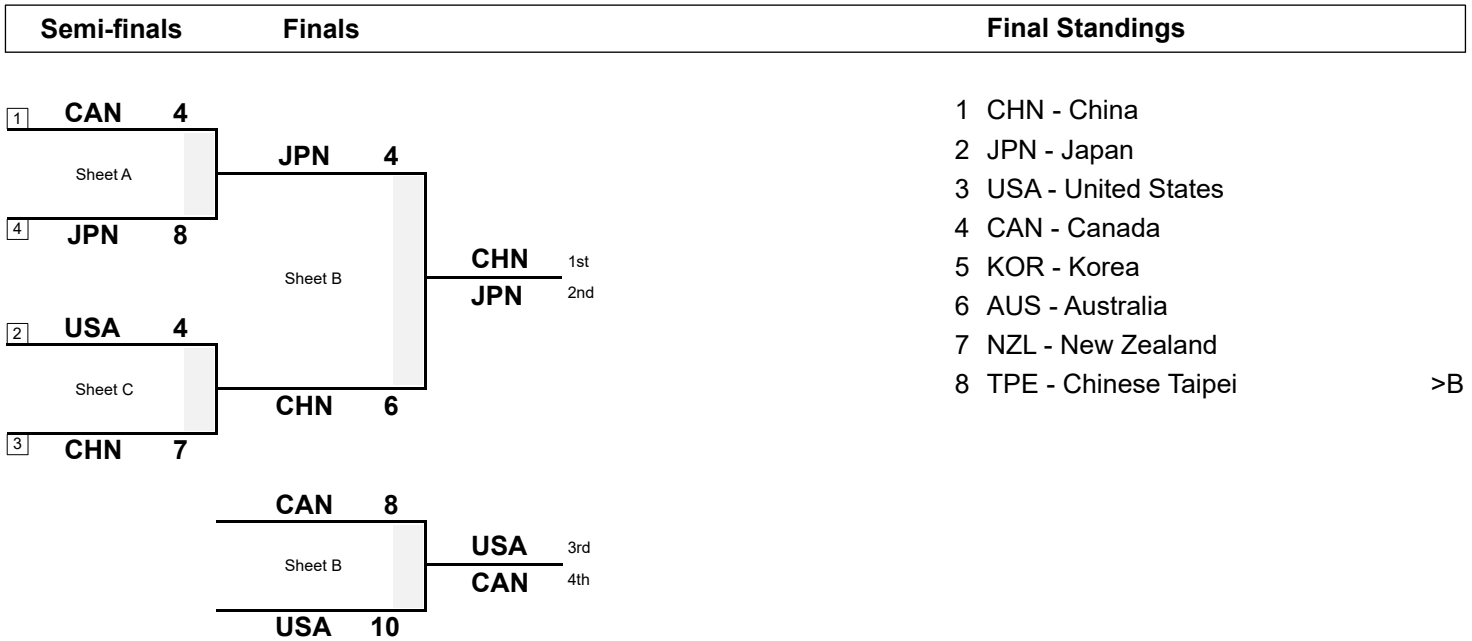




**Session Results and Standings**

Sheet	Team	LSFE	1	2	3	4	5	6	7	8	9	10	Extra Ends	Total
B	JPN - Japan		0	0	0	1	0	0	2	0	1	0		4
	CHN - China	*	0	0	2	0	1	1	0	1	0	1		6

**Play-offs Bracket**



**Legend:**  
>B To B-Division      LSFE(\*) Last Stone First End





**PCCC-A 2024**  
Lacombe, AB, Canada

**Pan Continental Curling Championships 2024**  
Gary Moe Sportsplex  
**A-Division Men**



FRI 1 NOV 2024  
Start Time 14:00

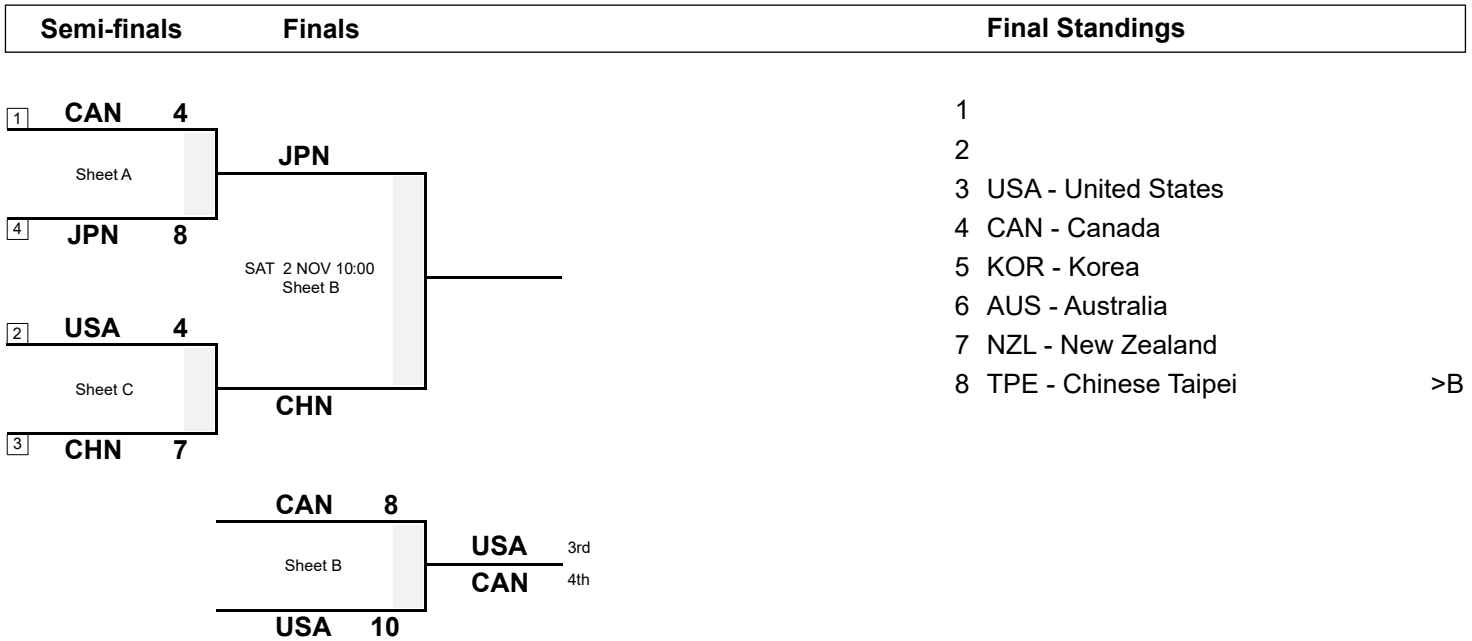
**Bronze Medal Game**

**WORLD CURLING**

### Session Results and Standings

Sheet	Team	LSFE	1	2	3	4	5	6	7	8	9	10	Extra Ends	Total
B	USA - United States		0	2	0	3	0	2	0	2	0	1		10
	CAN - Canada	*	2	0	2	0	1	0	2	0	1	0		8

### Play-offs Bracket



**Legend:**  
>B To B-Division      LSFE(\*) Last Stone First End

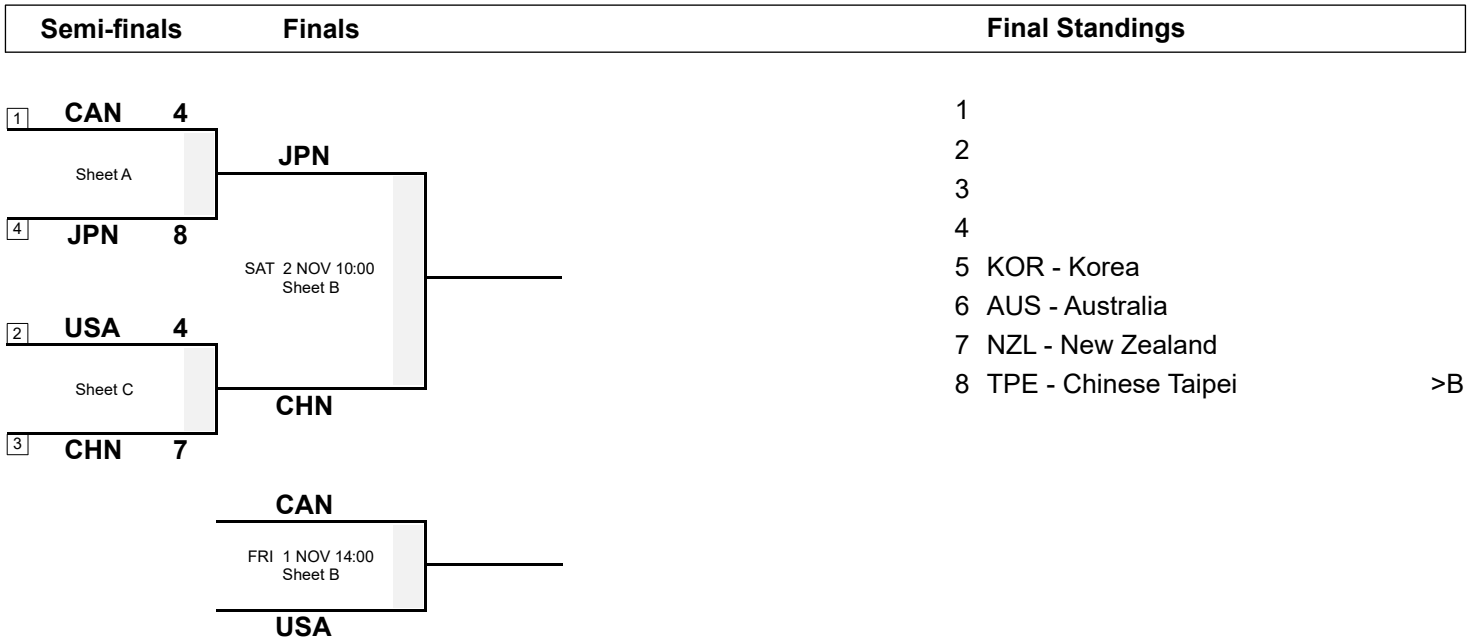




### Session Results and Standings

Sheet	Team	LSFE	1	2	3	4	5	6	7	8	9	10	Extra Ends	Total
A	JPN - Japan		2	0	1	0	2	0	0	1	2	X		8
	CAN - Canada	*	0	2	0	1	0	1	0	0	0	X		4
C	USA - United States	*	1	0	1	0	0	0	1	0	1	X		4
	CHN - China		0	1	0	2	1	1	0	2	0	X		7

### Play-offs Bracket



**Legend:**  
 >B To B-Division      LSFE(\*) Last Stone First End      X Unplayed/unfinished end due to concession





### Competition Matrix

Team	AUS	CAN	CHN	JPN	KOR	NZL	TPE	USA
<b>AUS</b>		8 - 13	4 - 8	4 - 7	7 - 9	8 - 6	11 - 2	2 - 9
<b>CAN</b>	13 - 8		7 - 4	7 - 5	10 - 3	10 - 5	17 - 1	7 - 5
<b>CHN</b>	8 - 4	4 - 7		5 - 4	4 - 5	7 - 5	12 - 4	6 - 8
<b>JPN</b>	7 - 4	5 - 7	4 - 5		6 - 4	9 - 1	9 - 1	2 - 8
<b>KOR</b>	9 - 7	3 - 10	5 - 4	4 - 6		1 - 9	19 - 1	6 - 7
<b>NZL</b>	6 - 8	5 - 10	5 - 7	1 - 9	9 - 1		13 - 3	2 - 10
<b>TPE</b>	2 - 11	1 - 17	4 - 12	1 - 9	1 - 19	3 - 13		3 - 9
<b>USA</b>	9 - 2	5 - 7	8 - 6	8 - 2	7 - 6	10 - 2	9 - 3	

### Standings after Round Robin

Rank	Team	Games	Wins	Losses	
1	CAN - Canada	7	7	0	Q
2	USA - United States	7	6	1	Q
3	CHN - China	7	4	3	Q w1
4	JPN - Japan	7	4	3	Q w0
5	KOR - Korea	7	3	4	
6	AUS - Australia	7	2	5	w1
7	NZL - New Zealand	7	2	5	w0
8	TPE - Chinese Taipei	7	0	7	>B

**Legend:**  
**>B** To B-Division                      **Q** Qualified for the play-offs                      **wn** Number of wins (n) against tied teams





### Draw Shot Challenge

Rank	Team	Stone Rotation	Last Stone Draw in each Round Robin Game							DSC
			1	2	3	4	5	6	7	
1	CAN - Canada	↻	<del>136.2</del>	13.5	6.7	<del>109.2</del>	71.0	17.9	11.8	<b>20.78cm</b>
		↻	35.2	24.3	8.3	16.3	12.9	16.4	15.0	
2	USA - United States	↻	<del>46.7</del>	14.7	14.6	<del>199.6</del>	12.4	17.3	23.1	<b>21.63cm</b>
		↻	33.2	12.2	29.8	3.0	34.1	25.3	39.9	
3	NZL - New Zealand	↻	18.3	<del>62.6</del>	17.4	27.5	26.1	22.2	<del>165.1</del>	<b>21.74cm</b>
		↻	10.2	18.3	10.1	7.2	35.7	8.7	59.2	
4	JPN - Japan	↻	16.6	17.7	37.3	2.9	16.4	40.6	39.1	<b>23.96cm</b>
		↻	4.8	28.8	6.3	4.6	72.4	<del>79.7</del>	<del>181.1</del>	
5	AUS - Australia	↻	29.4	9.0	24.3	22.8	<del>199.6</del>	<del>99.6</del>	4.7	<b>24.08cm</b>
		↻	26.5	60.8	6.6	30.1	12.6	48.0	14.2	
6	CHN - China	↻	88.9	22.3	<del>159.8</del>	16.8	13.2	30.4	26.9	<b>29.35cm</b>
		↻	<del>153.2</del>	51.2	5.7	13.2	5.9	13.3	64.4	
7	KOR - Korea	↻	16.9	7.4	42.6	19.6	<del>199.6</del>	20.3	27.0	<b>39.89cm</b>
		↻	<del>199.6</del>	12.1	57.1	100.9	5.7	78.8	90.3	
8	TPE - Chinese Taipei	↻	193.5	68.0	17.1	104.7	145.1	101.8	30.4	<b>90.49cm</b>
		↻	<del>199.6</del>	156.8	29.9	41.4	80.3	116.9	<del>199.6</del>	

**Note:**  
The Draw Shot Challenge (DSC) is the average distance of all the individual Last Stone Draws (LSD), which were delivered by a team during the round robin. The two least favourable results will be eliminated before calculating the average distance. The team with the lesser DSC receives the higher ranking. If the DSCs are equal then the team with the best non-equal counting LSD receives the higher ranking. In the case where all counting LSDs are equal, the team ranked higher in the official World Curling World Ranking is ranked higher.

**Legend:**  
↻ Clockwise      ↻ Counter-clockwise      **DSC** Draw Shot Challenge  
~~nnn.n~~ Eliminated Last Stone Draw



### Shot Success Percentage by Position

Fourth	Game >	1	2	3	4	5	6	7	Avg.
1 SHUSTER John	USA	100	74	80	82	94	84	90	85.2
2 GUSHUE Brad	CAN	100	75	84	79	89	83	84	84.9
3 XU Xiaoming	CHN	79	85	88	90	83	80	79	83.3
4 SHIMIZU Tetsuro	JPN	77	79	72	86	80	85	56	77.3
5 HOOD Anton	NZL	65	85	78	98	76	29	91	76.2
6 HEWITT Dean	AUS	78	61	67	84	78	74	81	74.6
7 LEE Jaebeom	KOR	77	64	70	38	94	88	72	72.2
8 STEVENS Eric	TPE	48	40	38	62	35	63	61	49.7

Third	Game >	1	2	3	4	5	6	7	Avg.
1 NICHOLS Mark	CAN	86	88	84	85	85	86	89	86.0
2 PLYS Chris	USA	85	91	78	81	88	89	81	85.1
3 FEI Xueqing	CHN	88	80	84	86	68	89	90	83.4
5 KIM Hyojun	KOR	70	81	85	75	79	80	86	80.3
6 ABE Shinya	JPN	81	74	85	76	83	73	83	79.3
7 DAVIS Tanner	AUS	82	76	66	77	81	86	74	77.6
8 YIN LIU Luis	TPE	81	48	52	52	33	45	61	53.1
SARGON Brett	NZL	60	(1) 80	(1) 83	(1) 96	(1) 91	(1) 92	(1) 75	82.7

Second	Game >	1	2	3	4	5	6	7	Avg.
1 BOTTCHEER Brendan	CAN	82	100	92	86	94	94	100	92.7
2 SATO Hayato	JPN	77	83	95	84	81	77	88	84.1
2 WANG Zhiyu	CHN	89	81	69	90	81	91	85	84.1
4 PYO Jeongmin	KOR	80	83	78	63		(1) 93	(1) 90	83.5
5 SMITH Ben	NZL	79	88	88	88	88	63	77	82.2
6 HUFMAN Colin	USA	77	90	72	88	78	86	81	82.0
7 JOHNS Steve	AUS	78	81	73	70	75	76	68	74.6
8 LEE Victor	TPE	52	48		61	69	68	73	62.5

Lead	Game >	1	2	3	4	5	6	7	Avg.
1 WALKER Geoff	CAN	100	97	95	86	91	89	93	92.2
2 LI Zhichao	CHN	92	86		88	83	95	96	89.8
3 HAMILTON Matt	USA	98	94	89	84	86	88	88	89.0
4 MILLIKIN Hugh	AUS	89	94		88	83		86	87.8
5 KIM Eunbin	KOR	96	86	88	92	(2) 85	(2) 83	(2) 88	87.7
7 HSU Ken	TPE	71	81	70	79	71	80	73	75.0
WALKER Hunter	NZL	92	(3) 89	(3) 86	(3) 75	(3) 76	(3) 67	(3) 85	81.6



### Shot Success Percentage by Position

Alternate	Game >	1	2	3	4	5	6	7	Avg.
CASEY Adam	CAN		(1) 100						100.0
PALANUIK Jared	NZL			(1) 100				(3) 100	100.0
YE Jianjun	CHN			(1) 91					90.6
KIM Jinhun	KOR				(1) 100	(1) 83			88.9
TSURUGA Sota	JPN	(1) 75	(1) 86	(1) 83	(1) 88	(1) 89	(1) 88	(1) 98	86.4
HEWITT Steve	AUS			(1) 77			(1) 83		80.1
HSU Nicholas	TPE			(2) 63					62.5

Team	Game >	1	2	3	4	5	6	7	Avg.
1 CAN - Canada		92	90	89	84	90	88	91	89.0
2 USA - United States		90	87	80	84	86	87	85	85.3
3 CHN - China		87	83	83	88	78	89	88	85.2
4 JPN - Japan		78	80	84	83	83	81	81	81.8
5 KOR - Korea		81	78	80	71	85	86	84	81.2
6 NZL - New Zealand		74	85	85	89	83	63	83	81.1
7 AUS - Australia		82	79	71	79	79	80	77	78.1
8 TPE - Chinese Taipei		63	54	55	63	52	64	67	60.1

**Note:**

"(n)" denotes a position different from original line-up position: (4) - Fourth, (3) - Third, (2) - Second, (1) - Lead

To be eligible to be ranked, a player must have played in the original position for more than half of the number of games that the team played.

**Legend:**

**Avg.** Average



### Scoring Analysis

Team	Games	LSFE	Stolen Ends	Last Stone Eff.	Force Eff.	Points Scored							Total	Plus / Minus
						0	1	2	3	4	>4			
CAN	For	7	9	61%	58%	1	13	12	5	2	2	71	+40	
	Against	0	3			3	14	7	1	0	0	31		
USA	For	2	15	58%	67%	2	17	8	5	2	0	56	+28	
	Against	5	2			3	13	6	1	0	0	28		
JPN	For	4	10	29%	71%	6	17	8	3	0	0	42	+12	
	Against	3	6			0	17	5	1	0	0	30		
CHN	For	3	5	38%	68%	5	13	10	3	1	0	46	+9	
	Against	4	7			6	21	8	0	0	0	37		
KOR	For	2	8	35%	47%	4	11	6	3	2	1	47	+3	
	Against	5	8			7	13	7	3	2	0	44		
NZL	For	5	5	35%	39%	4	12	5	5	1	0	41	-7	
	Against	2	8			1	12	6	8	0	0	48		
AUS	For	4	9	29%	16%	2	19	6	3	1	0	44	-10	
	Against	3	8			4	9	11	5	2	0	54		
TPE	For	1	0	13%	19%	1	7	4	0	0	0	15	-75	
	Against	6	19			1	10	9	8	5	3	90		
<b>Total</b>	<b>28</b>		<b>61</b>			<b>25</b>	<b>109</b>	<b>59</b>	<b>27</b>	<b>9</b>	<b>3</b>	<b>362</b>		

**Note:**

Stolen ends are the ends won without the last stone advantage.

Last Stone Efficiency: Scoring two or more points with last stone advantage.

Force Efficiency: Forcing the opponent team to score only one point when they have the last stone advantage.

**Legend:**

>4 More than four points scored

Eff. Efficiency

LSFE Last Stone First End



### Summary of Big Ends

Points Scored	By	Against	Session	End	Game Result
7	KOR - Korea	TPE - Chinese Taipei	5	1	19 : 1
6	CAN - Canada	TPE - Chinese Taipei	2	6	17 : 1
5	CAN - Canada	TPE - Chinese Taipei	2	2	17 : 1
4	CAN - Canada	AUS - Australia	6	7	13 : 8
4	CAN - Canada	KOR - Korea	1	7	10 : 3
4	KOR - Korea	AUS - Australia	7	5	9 : 7
4	KOR - Korea	TPE - Chinese Taipei	5	4	19 : 1
4	USA - United States	TPE - Chinese Taipei	6	6	9 : 3
4	USA - United States	KOR - Korea	2	9	7 : 6
4	AUS - Australia	TPE - Chinese Taipei	4	7	11 : 2
4	CHN - China	TPE - Chinese Taipei	3	2	12 : 4
4	NZL - New Zealand	TPE - Chinese Taipei	7	8	13 : 3

**Note:**  
Big ends are defined as ends with a score of four or more points.



### Session Results and Standings

Sheet	Team	LSD/LSFE	1	2	3	4	5	6	7	8	9	10	Extra Ends	Total
A	USA - United States	63.0cm *	2	1	1	3	0	1	X	X	X	X		8
	JPN - Japan	220.2cm	0	0	0	0	2	0	X	X	X	X		2
B	NZL - New Zealand	224.3cm *	2	1	0	3	3	0	0	4	X	X		13
	TPE - Chinese Taipei	230.0cm	0	0	1	0	0	2	0	0	X	X		3
C	AUS - Australia	18.9cm *	1	0	2	1	0	0	1	2	0	0		7
	KOR - Korea	117.3cm	0	1	0	0	4	1	0	0	0	3		9
D	CAN - Canada	26.8cm *	2	1	2	0	0	0	0	1	0	1		7
	CHN - China	91.3cm	0	0	0	0	2	0	1	0	1	0		4

### Standings after Round Robin

Rank	Team	Games	Wins	Losses	
1	CAN - Canada	7	7	0	Q
2	USA - United States	7	6	1	Q
3	CHN - China	7	4	3	Q w1
4	JPN - Japan	7	4	3	Q w0
5	KOR - Korea	7	3	4	
6	AUS - Australia	7	2	5	w1
7	NZL - New Zealand	7	2	5	w0
8	TPE - Chinese Taipei	7	0	7	>B

<b>Legend:</b>	<b>LSD</b> Last Stone Draw	<b>LSFE(*)</b> Last Stone First End
<b>&gt;B</b> To B-Division	<b>wn</b> Number of wins (n) against tied teams	<b>X</b> Unplayed/unfinished end due to concession
<b>Q</b> Qualified for the play-offs		



### Session Results and Standings

Sheet	Team	LSD/LSFE	1	2	3	4	5	6	7	8	9	10	Extra Ends	Total
A	CHN - China	43.7cm *	0	0	2	0	0	2	0	0	0	0		4
	KOR - Korea	99.1cm	0	0	0	0	1	0	0	2	1	1		5
B	AUS - Australia	147.6cm	0	3	0	2	0	2	0	1	0	X		8
	CAN - Canada	34.3cm *	2	0	3	0	2	0	4	0	2	X		13
C	JPN - Japan	120.3cm	1	2	1	2	0	3	X	X	X	X		9
	NZL - New Zealand	30.9cm *	0	0	0	0	1	0	X	X	X	X		1
D	TPE - Chinese Taipei	218.7cm	0	0	0	2	0	0	1	X	X	X		3
	USA - United States	42.6cm *	1	1	1	0	2	4	0	X	X	X		9

### Current Standings

Rank	Team	Games	Wins	Losses	
1	CAN - Canada	6	6	0	Q
2	USA - United States	6	5	1	Q
3	CHN - China	6	4	2	Q
3	JPN - Japan	6	4	2	Q
5	AUS - Australia	6	2	4	
5	KOR - Korea	6	2	4	
7	NZL - New Zealand	6	1	5	
8	TPE - Chinese Taipei	6	0	6	

**Note:**  
Under World Curling rules, tie-breaking rules for standings are not applied until after the last game of the round robin.

**Legend:**  
**LSD** Last Stone Draw                      **LSFE(\*)** Last Stone First End                      **Q** Qualified for the play-offs  
**X** Unplayed/unfinished end due to concession



### Session Results and Standings

Sheet	Team	LSD/LSFE	1	2	3	4	5	6	7	8	9	10	Extra Ends	Total
A	JPN - Japan	88.8cm	0	1	0	1	0	0	1	1	0	1		5
	CAN - Canada	83.9cm *	2	0	2	0	1	1	0	0	1	0		7
B	CHN - China	19.1cm *	1	0	0	3	0	0	0	1	0	1		6
	USA - United States	46.5cm	0	2	0	0	2	1	1	0	2	0		8
C	KOR - Korea	205.3cm *	7	2	3	4	0	3	X	X	X	X		19
	TPE - Chinese Taipei	225.4cm	0	0	0	0	1	0	X	X	X	X		1
D	NZL - New Zealand	61.8cm *	2	0	3	0	0	0	0	1	0	0		6
	AUS - Australia	212.2cm	0	3	0	2	1	0	0	0	1	1		8

### Current Standings

Rank	Team	Games	Wins	Losses	
1	CAN - Canada	5	5	0	Q
2	CHN - China	5	4	1	Q
2	USA - United States	5	4	1	Q
4	JPN - Japan	5	3	2	
5	AUS - Australia	5	2	3	
6	KOR - Korea	5	1	4	
6	NZL - New Zealand	5	1	4	
8	TPE - Chinese Taipei	5	0	5	

**Note:**  
Under World Curling rules, tie-breaking rules for standings are not applied until after the last game of the round robin.

**Legend:**  
**LSD** Last Stone Draw                      **LSFE(\*)** Last Stone First End                      **Q** Qualified for the play-offs  
**X** Unplayed/unfinished end due to concession





### Session Results and Standings

Sheet	Team	LSD/LSFE	1	2	3	4	5	6	7	8	9	10	Extra Ends	Total
A	TPE - Chinese Taipei	146.1cm	0	0	2	0	0	0	0	X	X	X		2
	AUS - Australia	52.9cm *	3	1	0	2	1	0	4	X	X	X		11
B	KOR - Korea	120.5cm	0	0	0	0	1	0	X	X	X	X		1
	NZL - New Zealand	34.7cm *	1	1	1	3	0	3	X	X	X	X		9
C	CHN - China	30.0cm	0	0	1	0	1	0	0	2	0	1		5
	JPN - Japan	7.5cm *	0	1	0	1	0	0	1	0	1	0		4
D	USA - United States	202.6cm	0	0	2	0	1	1	0	1	0	0		5
	CAN - Canada	125.5cm *	1	0	0	2	0	0	2	0	1	1		7

### Current Standings

Rank	Team	Games	Wins	Losses
1	CAN - Canada	4	4	0
1	CHN - China	4	4	0
3	JPN - Japan	4	3	1
3	USA - United States	4	3	1
5	AUS - Australia	4	1	3
5	NZL - New Zealand	4	1	3
7	KOR - Korea	4	0	4
7	TPE - Chinese Taipei	4	0	4

**Note:**  
Under World Curling rules, tie-breaking rules for standings are not applied until after the last game of the round robin.

**Legend:**  
**LSD** Last Stone Draw                      **LSFE(\*)** Last Stone First End                      **X** Unplayed/unfinished end due to concession



### Session Results and Standings

Sheet	Team	LSD/LSFE	1	2	3	4	5	6	7	8	9	10	Extra Ends	Total
A	CAN - Canada	15.0cm *	3	0	1	0	0	3	0	3	X	X		10
	NZL - New Zealand	27.5cm	0	1	0	0	2	0	2	0	X	X		5
B	TPE - Chinese Taipei	47.0cm *	1	0	0	0	1	0	2	0	X	X		4
	CHN - China	165.5cm	0	4	3	2	0	2	0	1	X	X		12
C	USA - United States	44.4cm	1	1	0	2	0	0	2	3	X	X		9
	AUS - Australia	30.9cm *	0	0	1	0	0	1	0	0	X	X		2
D	KOR - Korea	99.7cm	0	1	0	1	0	0	0	0	2	0		4
	JPN - Japan	43.6cm *	0	0	2	0	0	0	0	3	0	1		6

### Current Standings

Rank	Team	Games	Wins	Losses
1	CAN - Canada	3	3	0
1	CHN - China	3	3	0
1	JPN - Japan	3	3	0
1	USA - United States	3	3	0
5	AUS - Australia	3	0	3
5	KOR - Korea	3	0	3
5	NZL - New Zealand	3	0	3
5	TPE - Chinese Taipei	3	0	3

**Note:**  
Under World Curling rules, tie-breaking rules for standings are not applied until after the last game of the round robin.

**Legend:**  
**LSD** Last Stone Draw                      **LSFE(\*)** Last Stone First End                      **X** Unplayed/unfinished end due to concession



### Session Results and Standings

Sheet	Team	LSD/LSFE	1	2	3	4	5	6	7	8	9	10	Extra Ends	Total
A	KOR - Korea	19.5cm *	2	0	1	0	0	1	0	2	0	0		6
	USA - United States	26.9cm	0	1	0	1	0	0	0	0	4	1		7
B	JPN - Japan	46.5cm *	2	1	1	0	2	0	0	1	0	X		7
	AUS - Australia	69.8cm	0	0	0	1	0	1	1	0	1	X		4
C	TPE - Chinese Taipei	224.8cm	0	0	1	0	0	0	X	X	X	X		1
	CAN - Canada	37.8cm *	3	5	0	2	1	6	X	X	X	X		17
D	CHN - China	73.5cm *	2	0	0	2	0	1	0	1	0	1		7
	NZL - New Zealand	80.9cm	0	1	0	0	2	0	1	0	1	0		5

### Current Standings

Rank	Team	Games	Wins	Losses
1	CAN - Canada	2	2	0
1	CHN - China	2	2	0
1	JPN - Japan	2	2	0
1	USA - United States	2	2	0
5	AUS - Australia	2	0	2
5	KOR - Korea	2	0	2
5	NZL - New Zealand	2	0	2
5	TPE - Chinese Taipei	2	0	2

**Note:**  
Under World Curling rules, tie-breaking rules for standings are not applied until after the last game of the round robin.

**Legend:**  
**LSD** Last Stone Draw                      **LSFE(\*)** Last Stone First End                      **X** Unplayed/unfinished end due to concession



### Session Results and Standings

Sheet	Team	LSD/LSFE	1	2	3	4	5	6	7	8	9	10	Extra Ends	Total
A	AUS - Australia	55.9cm *	0	0	1	0	0	1	1	0	1	X		4
	CHN - China	242.1cm	0	2	0	2	1	0	0	3	0	X		8
B	CAN - Canada	171.4cm *	1	0	2	2	1	0	4	X	X	X		10
	KOR - Korea	216.5cm	0	1	0	0	0	2	0	X	X	X		3
C	NZL - New Zealand	28.5cm *	0	1	0	0	1	0	X	X	X	X		2
	USA - United States	79.9cm	1	0	3	3	0	3	X	X	X	X		10
D	JPN - Japan	21.4cm *	1	0	3	2	2	1	X	X	X	X		9
	TPE - Chinese Taipei	393.1cm	0	1	0	0	0	0	X	X	X	X		1

### Current Standings

Rank	Team	Games	Wins	Losses
1	CAN - Canada	1	1	0
1	CHN - China	1	1	0
1	JPN - Japan	1	1	0
1	USA - United States	1	1	0
5	AUS - Australia	1	0	1
5	KOR - Korea	1	0	1
5	NZL - New Zealand	1	0	1
5	TPE - Chinese Taipei	1	0	1

**Note:**  
Under World Curling rules, tie-breaking rules for standings are not applied until after the last game of the round robin.

**Legend:**  
**LSD** Last Stone Draw                      **LSFE(\*)** Last Stone First End                      **X** Unplayed/unfinished end due to concession



## Entry List by Event

As of SAT 26 OCT 2024

AUS - Australia		
4	HEWITT Dean	R
3	DAVIS Tanner	R
2 V	JOHNS Steve	R
1 S	MILLIKIN Hugh	R
A	HEWITT Steve	R
C	MARSHALL Perry (CAN)	
O	-	
O	-	

CAN - Canada		
4 S	GUSHUE Brad	R
3 V	NICHOLS Mark	R
2	BOTTCHER Brendan	R
1	WALKER Geoff	R
A	CASEY Adam	R
C	HOFFART Jeff	
NC	STOUGHTON Jeff	
O	BOONE Kate	

CHN - China		
4 S	XU Xiaoming	R
3 V	FEI Xueqing	R
2	WANG Zhiyu	R
1	LI Zhichao	R
A	YE Jianjun	R
C	TAN Weidong	
T	NING Bowen	
O	LI Dongyan	

JPN - Japan		
4 V	SHIMIZU Tetsuro	R
3 S	ABE Shinya	R
2	SATO Hayato	R
1	OUCHI Haruto	R
A	TSURUGA Sota	R
C	URSEL Bob (CAN)	
2C	TSURUGA Makoto	
O	WAKIMOTO Takanobu	

KOR - Korea		
4 S	LEE Jaebeom	R
3 V	KIM Hyojun	R
2	PYO Jeongmin	R
1	KIM Eunbin	R
A	KIM Jinhun	R
C	LEE Dongkeun	
T	LEE Min (CAN)	
O	LEE Hoseung	

NZL - New Zealand		
4 S	HOOD Anton	R
3 V	SARGON Brett	R
2	SMITH Ben	R
1	WALKER Hunter	R
A	PALANUIK Jared	R
C	McRORIE Carolyn (CAN)	
O	-	
O	-	

TPE - Chinese Taipei		
4 V	STEVENS Eric	R
3	YIN LIU Luis	R
2	LEE Victor	R
1 S	HSU Ken	R
A	HSU Nicholas	R
C	VIOLETTE Tom (USA)	
2C	RUTAN Duane (USA)	
O	-	

USA - United States		
4 S	SHUSTER John	R
3 V	PLYS Chris	R
2	HUFMAN Colin	R
1	HAMILTON Matt	R
A	LANDSTEINER John	L
C	MICHAELIS Theran	
NC	DROBNICK Phill	
O	GULENCHYN Michael	

**Note:**

Position and function for each team member:

**4** = Fourth, **3** = Third, **2** = Second, **1** = Lead, **A** = Alternate, **S** = Skip, **V** = Vice-Skip

**C** = Coach, **2C** = 2nd Team Coach, **NC** = National Coach, **T** = Translator, **O** = Team Official

**Legend:**

**L** Left-handed

**R** Right-handed



## Competition Officials

As of SAT 26 OCT 2024

Function	Name	Organisation
<b>World Curling President:</b>	WELLING Beau	USA - United States
<b>World Curling Head of Competition:</b>	ROETHLISBERGER Eeva	SUI - Switzerland
<b>World Curling Technical Delegate:</b>	WILLMS Karri	CAN - Canada
<b>Chief Umpire:</b>	WALDROFF Brett	CAN - Canada
<b>Deputy Chief Umpire:</b>	CALDWELL Patti	CAN - Canada
<b>Game Umpires:</b>	LESSARD Andy	CAN - Canada
	MINNS Cheryl	CAN - Canada
	SAARIMAKI Karen	CAN - Canada
	TONIS Angela	USA - United States
<b>Chief Timer:</b>	DEMICK Darrell	CAN - Canada
<b>Deputy Chief Timer:</b>	JENSEN Larry	CAN - Canada
<b>Chief Ice Technician:</b>	WUTHRICH Hans	CAN - Canada
<b>Deputy Chief Ice Technician:</b>	RANKINE Matt	CAN - Canada



## Competition Schedule

As of THU 19 SEP 2024

Date	Start Time	Session	Sheet A	Sheet B	Sheet C	Sheet D	
SUN 27 OCT	8:30	M1	AUS - CHN	CAN - KOR	NZL - USA	JPN - TPE	
	13:30	w1	usa - can	mex - tpe	kor - chn	nzl - jpn	
	19:30	M2	KOR - USA	JPN - AUS	TPE - CAN	CHN - NZL	
MON 28 OCT	9:00	w2	chn - jpn	kor - nzl	can - tpe	usa - mex	
	14:00	M3	CAN - NZL	TPE - CHN	USA - AUS	KOR - JPN	
	19:00	w3	kor - tpe	usa - jpn	nzl - mex	can - chn	
TUE 29 OCT	9:00	M4	TPE - AUS	KOR - NZL	CHN - JPN	USA - CAN	
	14:00	w4	mex - chn	nzl - can	usa - kor	jpn - tpe	
	19:00	M5	JPN - CAN	CHN - USA	KOR - TPE	NZL - AUS	
WED 30 OCT	9:00	w5	nzl - usa	tpe - chn	mex - jpn	kor - can	
	14:00	M6	CHN - KOR	AUS - CAN	JPN - NZL	TPE - USA	
	19:00	w6	can - mex	jpn - kor	tpe - usa	chn - nzl	
THU 31 OCT	9:00	M7	USA - JPN	NZL - TPE	AUS - KOR	CAN - CHN	
	14:00	w7	tpe - nzl	chn - usa	jpn - can	mex - kor	
	19:00	Men's Semi-finals					
FRI 1 NOV	9:00	Women's Semi-finals					
	14:00	Men's Bronze Medal Game					
	19:00	Women's Bronze Medal Game					
SAT 2 NOV	10:00	Men's Gold Medal Game					
	15:00	Women's Gold Medal Game					

**Note:**  
For NOC codes, lowercase is used for Women, and uppercase is used for Men.  
First named team in each game plays red-handled stones and wears dark coloured upper playing garments.  
Please check online for more details and the latest updates.

**Legend:**  
**Mn** Men's session n                                **wn** Women's session n