



Pre-Olympic Qualification Event 2021
Erzurum, Turkey

5 – 15 October 2021

RESULTS SUMMARY

Women

Competition Summary

Session	Date	Time	Sheet A	Sheet B	Sheet C	Sheet D	Sheet E
Session 3	11 OCT	9:00	KAZ 4 - 13 HUN	BRA 2 - 12 TUR	LAT 12 - 3 SLO		
Session 4	11 OCT	14:00					AUT 3 - 10 SVK
Session 5	11 OCT	19:00			TUR 11 - 1 AUT	ESP 3 - 7 LAT	
Session 6	12 OCT	9:00	BRA 10 - 5 AUT				
Session 7	12 OCT	14:00			ESP 2 - 12 HUN	SLO 4 - 11 KAZ	NOR 8 - 3 TUR
Session 8	12 OCT	19:00		HUN 8 - 7 SLO			
Session 9	13 OCT	9:00	SVK 6 - 5 NOR				
Session 10	13 OCT	14:00		KAZ 13 - 6 ESP	SVK 11 - 4 BRA	AUT 2 - 15 NOR	HUN 2 - 6 LAT
Session 12	14 OCT	9:00					SLO 4 - 8 ESP
Session 14	14 OCT	19:00	LAT 12 - 4 KAZ	NOR 10 - 1 BRA		TUR 10 - 4 SVK	
Play-off 1	15 OCT	9:00	TUR 6 - 5 HUN	LAT 9 - 7 SVK			
Play-off 2	15 OCT	16:00			SVK 3 - 12 TUR		

Standings after Round Robin

Group A

Rank	Team	Games	Wins	Losses	
1	LAT - Latvia	4	4	0	Q
2	HUN - Hungary	4	3	1	Q
3	KAZ - Kazakhstan	4	2	2	
4	ESP - Spain	4	1	3	
5	SLO - Slovenia	4	0	4	

Group B

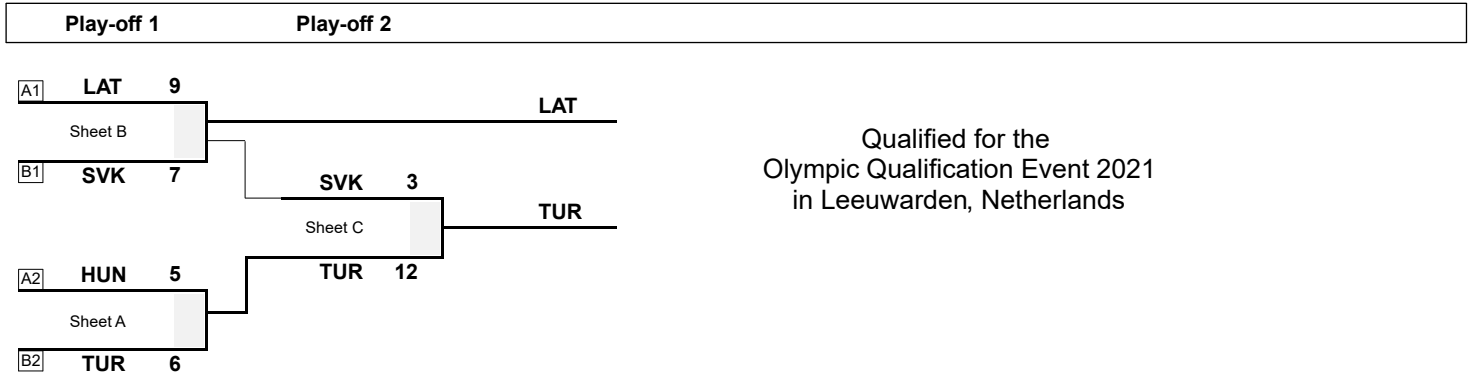
Rank	Team	Games	Wins	Losses				
1	SVK - Slovakia	4	3	1	Q	w1	DSC	53.56cm
2	TUR - Turkey	4	3	1	Q	w1	DSC	63.10cm
3	NOR - Norway	4	3	1		w1	DSC	76.23cm
4	BRA - Brazil	4	1	3				
5	AUT - Austria	4	0	4				

Merged Group Standings

Rank	Team	Round Robin Results			Rank	Team	Round Robin Results		
		Group	Rank	DSC			Group	Rank	DSC
1	SVK - Slovakia	B	1	53.56cm	6	NOR - Norway	B	3	76.23cm
2	LAT - Latvia	A	1	81.30cm	7	BRA - Brazil	B	4	94.39cm
3	TUR - Turkey	B	2	63.10cm	8	ESP - Spain	A	4	101.77cm
4	HUN - Hungary	A	2	88.33cm	9	SLO - Slovenia	A	5	68.51cm
5	KAZ - Kazakhstan	A	3	74.99cm	10	AUT - Austria	B	5	102.76cm

Competition Summary

Play-offs Bracket



Legend:

DSC Draw Shot Challenge

EE Extra End


Q Qualified for the play-offs

wn Number of wins (n) against tied teams

Session Results and Standings

Sheet	Game	Team	LSFE	1	2	3	4	5	6	7	8	9	10	Extra Ends	Total
C	6	SVK - Slovakia		0	0	2	0	1	0	0	0	X	X		3
	6	TUR - Turkey	*	5	0	0	1	0	2	1	3	X	X		12

Play-offs Bracket



Legend:
LSFE(*) Last Stone First End X Unplayed/unfinished end due to concession

Scoring Analysis

Team	Games		LSFE	Stolen Ends	Last Stone Eff.	Force Eff.	Points Scored						Total	Plus / Minus
							0	1	2	3	4	>4		
TUR	6	For	4	12	45%	79%	0	14	8	5	1	1	54	+31
		Against	2	3			3	13	3	0	1	0	23	
LAT	5	For	2	11	53%	83%	1	11	6	5	2	0	46	+27
		Against	3	4			2	14	1	1	0	0	19	
NOR	4	For	1	8	42%	100%	1	9	3	2	1	2	38	+26
		Against	3	3			1	10	1	0	0	0	12	
HUN	5	For	3	6	30%	79%	2	12	2	3	1	2	40	+15
		Against	2	6			1	16	3	1	0	0	25	
SVK	6	For	4	10	32%	38%	2	14	9	3	0	0	41	-2
		Against	2	6			2	10	5	6	0	1	43	
KAZ	4	For	4	6	42%	44%	0	6	8	2	1	0	32	-3
		Against	0	8			0	10	1	2	3	1	35	
ESP	4	For	1	0	25%	43%	2	8	2	1	1	0	19	-17
		Against	3	4			1	7	8	1	1	1	36	
BRA	4	For	1	3	17%	30%	0	7	2	2	0	0	17	-21
		Against	3	10			0	7	8	5	0	0	38	
SLO	4	For	2	4	5%	33%	1	15	0	1	0	0	18	-21
		Against	2	7			0	7	5	6	1	0	39	
AUT	4	For	1	1	12%	20%	1	5	3	0	0	0	11	-35
		Against	3	10			0	7	8	2	1	2	46	
Total	23			61			10	101	43	24	7	5	316	

Note:

Stolen ends are the ends won without the last stone advantage.

Last Stone Efficiency: Scoring two or more points with last stone advantage.

Force Efficiency: Forcing the opponent team to score only one point when they have the last stone advantage.

Legend:

>4 More than four points scored

Eff. Efficiency

LSFE Last Stone First End

Summary of Big Ends

Points Scored	By	Against	Session	End	Game Result
7	NOR - Norway	AUT - Austria	10	1	15 : 2
6	HUN - Hungary	ESP - Spain	7	4	12 : 2
6	NOR - Norway	AUT - Austria	10	6	15 : 2
5	HUN - Hungary	KAZ - Kazakhstan	3	4	13 : 4
5	TUR - Turkey	SVK - Slovakia	PO2	1	12 : 3
4	LAT - Latvia	KAZ - Kazakhstan	14	6	12 : 4
4	LAT - Latvia	KAZ - Kazakhstan	14	2	12 : 4
4	ESP - Spain	KAZ - Kazakhstan	10	3	6 : 13
4	HUN - Hungary	ESP - Spain	7	6	12 : 2
4	KAZ - Kazakhstan	SLO - Slovenia	7	5	11 : 4
4	NOR - Norway	TUR - Turkey	7	7	8 : 3
4	TUR - Turkey	AUT - Austria	5	1	11 : 1


Note:
Big ends are defined as ends with a score of four or more points.

Legend:
PO2 Play-off 2

Session Results and Standings

Sheet	Game	Team	LSFE	1	2	3	4	5	6	7	8	9	10	Extra Ends	Total
A	5	TUR - Turkey		0	0	1	0	0	1	2	0	1	0	1	6
	5	HUN - Hungary	*	0	1	0	1	1	0	0	1	0	1	0	5
B	5	LAT - Latvia	*	3	0	0	3	0	0	2	0	0	1		9
	5	SVK - Slovakia		0	1	1	0	1	1	0	3	0	0		7

Play-offs Bracket



Legend:
LSFE(*) Last Stone First End

Competition Matrix

Group A

Team	ESP	HUN	KAZ	LAT	SLO
ESP		2 - 12	6 - 13	3 - 7	8 - 4
HUN	12 - 2		13 - 4	2 - 6	8 - 7
KAZ	13 - 6	4 - 13		4 - 12	11 - 4
LAT	7 - 3	6 - 2	12 - 4		12 - 3
SLO	4 - 8	7 - 8	4 - 11	3 - 12	

Standings after Round Robin

Rank	Team	Games	Wins	Losses	
1	LAT - Latvia	4	4	0	Q
2	HUN - Hungary	4	3	1	Q
3	KAZ - Kazakhstan	4	2	2	
4	ESP - Spain	4	1	3	
5	SLO - Slovenia	4	0	4	

Group B

Team	AUT	BRA	NOR	SVK	TUR
AUT		5 - 10	2 - 15	3 - 10	1 - 11
BRA	10 - 5		1 - 10	4 - 11	2 - 12
NOR	15 - 2	10 - 1		5 - 6	8 - 3
SVK	10 - 3	11 - 4	6 - 5		4 - 10
TUR	11 - 1	12 - 2	3 - 8	10 - 4	

Standings after Round Robin

Rank	Team	Games	Wins	Losses				
1	SVK - Slovakia	4	3	1	Q	w1	DSC	53.56cm
2	TUR - Turkey	4	3	1	Q	w1	DSC	63.10cm
3	NOR - Norway	4	3	1		w1	DSC	76.23cm
4	BRA - Brazil	4	1	3				
5	AUT - Austria	4	0	4				

Legend:

DSC Draw Shot Challenge

Q Qualified for the play-offs

wn Number of wins (n) against tied teams

Draw Shot Challenge by Group

Group A		Stone Rotation	Last Stone Draw in each Round Robin Game				DSC
Rank	Team		1	2	3	4	
1	SLO - Slovenia	↻	46.3	199.6	101.3	59.4	68.51cm
		↻	24.4	34.2	80.7	133.3	
2	KAZ - Kazakhstan	↻	32.9	158.0	199.6	50.7	74.99cm
		↻	199.6	18.3	44.0	21.4	
3	LAT - Latvia	↻	199.6	17.1	136.7	80.1	81.30cm
		↻	51.7	199.6	79.9	4.0	
4	HUN - Hungary	↻	96.0	195.9	141.7	90.1	88.33cm
		↻	199.6	49.7	23.4	21.5	
5	ESP - Spain	↻	72.7	58.5	154.7	28.4	101.77cm
		↻	199.6	21.4	199.6	177.1	

Group B		Stone Rotation	Last Stone Draw in each Round Robin Game				DSC
Rank	Team		1	2	3	4	
1	SVK - Slovakia	↻	72.2	28.1	133.4	23.9	53.56cm
		↻	36.2	84.7	27.4	102.4	
2	TUR - Turkey	↻	57.7	78.1	30.3	109.8	63.10cm
		↻	13.4	103.2	49.2	199.6	
3	NOR - Norway	↻	87.9	186.4	25.9	199.6	76.23cm
		↻	79.7	100.9	26.6	26.2	
4	BRA - Brazil	↻	43.2	199.6	42.9	25.8	94.39cm
		↻	199.6	124.1	186.5	38.6	
5	AUT - Austria	↻	199.6	179.5	139.6	49.7	102.76cm
		↻	36.8	76.0	38.1	199.6	

Note:

The Draw Shot Challenge (DSC) is the average distance of all the individual Last Stone Draws (LSD), which were delivered by a team during the round robin. The least favourable result will be eliminated before calculating the average distance. The team with the lesser DSC receives the higher ranking. If the DSCs are equal then the team with the best non-equal counting LSD receives the higher ranking. In the case where all counting LSDs are equal, the team ranked higher in the official WCF World Rankings is ranked higher.

Legend:

↻ Clockwise

↻ Counter-clockwise

DSC Draw Shot Challenge

Scoring Analysis

Team	Games		LSFE	Stolen Ends	Last Stone Eff.	Force Eff.	Points Scored						Total	Plus / Minus
							0	1	2	3	4	>4		
NOR	4	For	1	8	42%	100%	1	9	3	2	1	2	38	+26
		Against	3	3			1	10	1	0	0	0	12	
LAT	4	For	1	11	55%	89%	0	10	5	3	2	0	37	+25
		Against	3	2			2	10	1	0	0	0	12	
TUR	4	For	3	9	58%	75%	0	8	6	4	1	0	36	+21
		Against	1	2			1	7	2	0	1	0	15	
HUN	4	For	2	5	40%	70%	1	7	2	3	1	2	35	+16
		Against	2	5			1	12	2	1	0	0	19	
SVK	4	For	4	8	33%	44%	1	9	8	2	0	0	31	+9
		Against	0	4			1	7	3	3	0	0	22	
KAZ	4	For	4	6	42%	44%	0	6	8	2	1	0	32	-3
		Against	0	8			0	10	1	2	3	1	35	
ESP	4	For	1	0	25%	43%	2	8	2	1	1	0	19	-17
		Against	3	4			1	7	8	1	1	1	36	
BRA	4	For	1	3	17%	30%	0	7	2	2	0	0	17	-21
		Against	3	10			0	7	8	5	0	0	38	
SLO	4	For	2	4	5%	33%	1	15	0	1	0	0	18	-21
		Against	2	7			0	7	5	6	1	0	39	
AUT	4	For	1	1	12%	20%	1	5	3	0	0	0	11	-35
		Against	3	10			0	7	8	2	1	2	46	
Total	20			55			7	84	39	20	7	4	274	

Note:

Stolen ends are the ends won without the last stone advantage.

Last Stone Efficiency: Scoring two or more points with last stone advantage.

Force Efficiency: Forcing the opponent team to score only one point when they have the last stone advantage.

Legend:

>4 More than four points scored

Eff. Efficiency

LSFE Last Stone First End

Summary of Big Ends

Points Scored	By	Against	Session	End	Game Result
7	NOR - Norway	AUT - Austria	10	1	15 : 2
6	HUN - Hungary	ESP - Spain	7	4	12 : 2
6	NOR - Norway	AUT - Austria	10	6	15 : 2
5	HUN - Hungary	KAZ - Kazakhstan	3	4	13 : 4
4	LAT - Latvia	KAZ - Kazakhstan	14	6	12 : 4
4	LAT - Latvia	KAZ - Kazakhstan	14	2	12 : 4
4	ESP - Spain	KAZ - Kazakhstan	10	3	6 : 13
4	HUN - Hungary	ESP - Spain	7	6	12 : 2
4	KAZ - Kazakhstan	SLO - Slovenia	7	5	11 : 4
4	NOR - Norway	TUR - Turkey	7	7	8 : 3
4	TUR - Turkey	AUT - Austria	5	1	11 : 1

Note:
Big ends are defined as ends with a score of four or more points.

Session Results and Standings

Sheet	Game	Team	LSFE	1	2	3	4	5	6	7	8	9	10	Extra Ends	Total
A	4	LAT - Latvia		0	4	1	0	0	4	2	1	X	X		12
	4	KAZ - Kazakhstan	*	2	0	0	1	1	0	0	0	X	X		4
B	4	NOR - Norway		3	2	0	3	1	1	X	X	X	X		10
	4	BRA - Brazil	*	0	0	1	0	0	0	X	X	X	X		1
D	4	TUR - Turkey		1	0	2	1	0	3	0	3	X	X		10
	4	SVK - Slovakia	*	0	2	0	0	1	0	1	0	X	X		4

Standings after Round Robin

Group A

Rank	Team	Games	Wins	Losses	
1	LAT - Latvia	4	4	0	Q
2	HUN - Hungary	4	3	1	Q
3	KAZ - Kazakhstan	4	2	2	
4	ESP - Spain	4	1	3	
5	SLO - Slovenia	4	0	4	

Group B

Rank	Team	Games	Wins	Losses				
1	SVK - Slovakia	4	3	1	Q	w1	DSC	53.56cm
2	TUR - Turkey	4	3	1	Q	w1	DSC	63.10cm
3	NOR - Norway	4	3	1		w1	DSC	76.23cm
4	BRA - Brazil	4	1	3				
5	AUT - Austria	4	0	4				

Legend:

DSC Draw Shot Challenge

LSFE(*) Last Stone First End

Q Qualified for the play-offs

wn Number of wins (n) against tied teams

X Unplayed/unfinished end due to concession

Session Results and Standings

Sheet	Game	Team	LSFE	1	2	3	4	5	6	7	8	9	10	Extra Ends	Total
E	4	SLO - Slovenia	*	1	0	1	0	1	0	0	1	0	X		4
	4	ESP - Spain		0	2	0	2	0	3	0	0	1	X		8

Current Standings

Group A

Rank	Team	Games	Wins	Losses
1	LAT - Latvia	3	3	0
2	HUN - Hungary	4	3	1
3	KAZ - Kazakhstan	3	2	1
4	ESP - Spain	4	1	3
5	SLO - Slovenia	4	0	4

Group B

Rank	Team	Games	Wins	Losses
1	SVK - Slovakia	3	3	0
2	NOR - Norway	3	2	1
2	TUR - Turkey	3	2	1
4	BRA - Brazil	3	1	2
5	AUT - Austria	4	0	4

Note:

Under WCF rules, tie-breaking rules for standings are not applied until after the last game of the round robin.

Legend:

LSFE(*) Last Stone First End **X** Unplayed/unfinished end due to concession

Session Results and Standings

Sheet	Game	Team	LSFE	1	2	3	4	5	6	7	8	9	10	Extra Ends	Total
B	3	KAZ - Kazakhstan	*	2	2	0	2	0	3	0	2	2	X		13
	3	ESP - Spain		0	0	4	0	1	0	1	0	0	X		6
C	3	SVK - Slovakia	*	2	1	3	0	2	2	0	1	X	X		11
	3	BRA - Brazil		0	0	0	1	0	0	3	0	X	X		4
D	4	AUT - Austria		0	0	1	0	1	0	X	X	X	X		2
	3	NOR - Norway	*	7	1	0	1	0	6	X	X	X	X		15
E	4	HUN - Hungary	*	0	1	0	0	0	0	1	0	X	X		2
	3	LAT - Latvia		1	0	1	0	1	1	0	2	X	X		6

Current Standings

Group A

Rank	Team	Games	Wins	Losses
1	LAT - Latvia	3	3	0
2	HUN - Hungary	4	3	1
3	KAZ - Kazakhstan	3	2	1
4	ESP - Spain	3	0	3
4	SLO - Slovenia	3	0	3

Group B

Rank	Team	Games	Wins	Losses
1	SVK - Slovakia	3	3	0
2	NOR - Norway	3	2	1
2	TUR - Turkey	3	2	1
4	BRA - Brazil	3	1	2
5	AUT - Austria	4	0	4

Note:

Under WCF rules, tie-breaking rules for standings are not applied until after the last game of the round robin.

Legend:

LSFE(*) Last Stone First End X Unplayed/unfinished end due to concession

Session Results and Standings

Sheet	Game	Team	LSFE	1	2	3	4	5	6	7	8	9	10	Extra Ends	Total
A	2	SVK - Slovakia	*	0	0	1	2	1	0	1	0	1	0		6
	2	NOR - Norway		1	0	0	0	0	1	0	1	0	2		5

Current Standings

Group A

Rank	Team	Games	Wins	Losses
1	HUN - Hungary	3	3	0
2	LAT - Latvia	2	2	0
3	KAZ - Kazakhstan	2	1	1
4	ESP - Spain	2	0	2
5	SLO - Slovenia	3	0	3

Group B

Rank	Team	Games	Wins	Losses
1	SVK - Slovakia	2	2	0
2	TUR - Turkey	3	2	1
3	BRA - Brazil	2	1	1
3	NOR - Norway	2	1	1
5	AUT - Austria	3	0	3

Note:
Under WCF rules, tie-breaking rules for standings are not applied until after the last game of the round robin.

Legend:
LSFE(*) Last Stone First End

Session Results and Standings

Sheet	Game	Team	LSFE	1	2	3	4	5	6	7	8	9	10	Extra Ends	Total
B	3	HUN - Hungary	*	1	0	3	1	0	2	0	1	0	0		8
	3	SLO - Slovenia		0	1	0	0	3	0	1	0	1	1		7

Current Standings

Group A

Rank	Team	Games	Wins	Losses
1	HUN - Hungary	3	3	0
2	LAT - Latvia	2	2	0
3	KAZ - Kazakhstan	2	1	1
4	ESP - Spain	2	0	2
5	SLO - Slovenia	3	0	3

Group B

Rank	Team	Games	Wins	Losses
1	TUR - Turkey	3	2	1
2	NOR - Norway	1	1	0
2	SVK - Slovakia	1	1	0
4	BRA - Brazil	2	1	1
5	AUT - Austria	3	0	3

Note:

Under WCF rules, tie-breaking rules for standings are not applied until after the last game of the round robin.

Legend:

LSFE(*) Last Stone First End

Session Results and Standings

Sheet	Game	Team	LSFE	1	2	3	4	5	6	7	8	9	10	Extra Ends	Total
C	2	ESP - Spain	*	0	0	1	0	1	0	X	X	X	X		2
	2	HUN - Hungary		0	2	0	6	0	4	X	X	X	X		12
D	2	SLO - Slovenia		1	1	0	0	0	1	0	1	0	X		4
	2	KAZ - Kazakhstan	*	0	0	1	1	4	0	3	0	2	X		11
E	1	NOR - Norway		0	1	2	0	0	0	4	1	X	X		8
	3	TUR - Turkey	*	1	0	0	1	0	1	0	0	X	X		3

Current Standings

Group A

Rank	Team	Games	Wins	Losses
1	HUN - Hungary	2	2	0
1	LAT - Latvia	2	2	0
3	KAZ - Kazakhstan	2	1	1
4	ESP - Spain	2	0	2
4	SLO - Slovenia	2	0	2

Group B

Rank	Team	Games	Wins	Losses
1	TUR - Turkey	3	2	1
2	NOR - Norway	1	1	0
2	SVK - Slovakia	1	1	0
4	BRA - Brazil	2	1	1
5	AUT - Austria	3	0	3

Note:
Under WCF rules, tie-breaking rules for standings are not applied until after the last game of the round robin.

Legend:
LSFE(*) Last Stone First End X Unplayed/unfinished end due to concession

Session Results and Standings

Sheet	Game	Team	LSFE	1	2	3	4	5	6	7	8	9	10	Extra Ends	Total
A	2	BRA - Brazil		0	1	1	1	3	0	2	0	2	X		10
	3	AUT - Austria	*	2	0	0	0	0	2	0	1	0	X		5

Current Standings

Group A

Rank	Team	Games	Wins	Losses
1	LAT - Latvia	2	2	0
2	HUN - Hungary	1	1	0
3	ESP - Spain	1	0	1
3	KAZ - Kazakhstan	1	0	1
3	SLO - Slovenia	1	0	1

Group B

Rank	Team	Games	Wins	Losses
1	TUR - Turkey	2	2	0
2	SVK - Slovakia	1	1	0
3	BRA - Brazil	2	1	1
4	AUT - Austria	3	0	3
	NOR - Norway	0		

Note:
Under WCF rules, tie-breaking rules for standings are not applied until after the last game of the round robin.

Legend:
LSFE(*) Last Stone First End X Unplayed/unfinished end due to concession

Session Results and Standings

Sheet	Game	Team	LSFE	1	2	3	4	5	6	7	8	9	10	Extra Ends	Total
C	2	TUR - Turkey	*	4	2	1	2	0	2	X	X	X	X		11
	2	AUT - Austria		0	0	0	0	1	0	X	X	X	X		1
D	1	ESP - Spain		0	0	0	1	0	1	0	1	0	X		3
	2	LAT - Latvia	*	1	0	1	0	2	0	1	0	2	X		7

Current Standings

Group A

Rank	Team	Games	Wins	Losses
1	LAT - Latvia	2	2	0
2	HUN - Hungary	1	1	0
3	ESP - Spain	1	0	1
3	KAZ - Kazakhstan	1	0	1
3	SLO - Slovenia	1	0	1

Group B

Rank	Team	Games	Wins	Losses
1	TUR - Turkey	2	2	0
2	SVK - Slovakia	1	1	0
3	BRA - Brazil	1	0	1
4	AUT - Austria	2	0	2
	NOR - Norway	0		

Note:
Under WCF rules, tie-breaking rules for standings are not applied until after the last game of the round robin.

Legend:
LSFE(*) Last Stone First End X Unplayed/unfinished end due to concession

Session Results and Standings

Sheet	Game	Team	LSFE	1	2	3	4	5	6	7	8	9	10	Extra Ends	Total
E	1	AUT - Austria		0	1	2	0	0	0	0	0	X	X		3
	1	SVK - Slovakia	*	3	0	0	2	1	0	2	2	X	X		10

Current Standings

Group A

Rank	Team	Games	Wins	Losses
1	HUN - Hungary	1	1	0
1	LAT - Latvia	1	1	0
3	KAZ - Kazakhstan	1	0	1
3	SLO - Slovenia	1	0	1
	ESP - Spain	0		

Group B

Rank	Team	Games	Wins	Losses
1	SVK - Slovakia	1	1	0
1	TUR - Turkey	1	1	0
3	AUT - Austria	1	0	1
3	BRA - Brazil	1	0	1
	NOR - Norway	0		

Note:

Under WCF rules, tie-breaking rules for standings are not applied until after the last game of the round robin.

Legend:

LSFE(*) Last Stone First End **X** Unplayed/unfinished end due to concession

Session Results and Standings

Sheet	Game	Team	LSFE	1	2	3	4	5	6	7	8	9	10	Extra Ends	Total
A	1	KAZ - Kazakhstan	*	0	0	1	0	2	1	0	0	X	X		4
	1	HUN - Hungary		3	1	0	5	0	0	3	1	X	X		13
B	1	BRA - Brazil		0	1	0	0	0	1	0	0	X	X		2
	1	TUR - Turkey	*	1	0	2	2	1	0	3	3	X	X		12
C	1	LAT - Latvia		2	0	0	3	3	3	1	0	X	X		12
	1	SLO - Slovenia	*	0	1	1	0	0	0	0	1	X	X		3

Current Standings

Group A

Rank	Team	Games	Wins	Losses
1	HUN - Hungary	1	1	0
1	LAT - Latvia	1	1	0
3	KAZ - Kazakhstan	1	0	1
3	SLO - Slovenia	1	0	1
	ESP - Spain	0		

Group B

Rank	Team	Games	Wins	Losses
1	TUR - Turkey	1	1	0
2	BRA - Brazil	1	0	1
	AUT - Austria	0		
	NOR - Norway	0		
	SVK - Slovakia	0		

Note:
Under WCF rules, tie-breaking rules for standings are not applied until after the last game of the round robin.

Legend:
LSFE(*) Last Stone First End X Unplayed/unfinished end due to concession

Entry List by Country

As of THU 9 DEC 2021

AUT - Austria		Group B
4 S	REITSMA Marijke	R
3 V	PFLUEGLER Verena	R
2	WITSCHEN Jill	R
1	HOESS Johanna	R
A	KOTEK Julia	R
C	SCHROEDER Bjoern (GER)	
O	-	
O	-	

BRA - Brazil		Group B
4 S	SHIBUYA Anne	R
3 V	BARRELLA Luciana	R
2	MONTEIRO Debora	R
1	CID Leticia	R
A	-	
C	ZBEETNOFF Barbara (CAN)	
O	-	
O	-	

ESP - Spain		Group A
4 S	GARCIA Irantzu	R
3 V	GOMEZ Maria	R
2	FERNANDEZ Maria	R
1	VAZQUEZ Ana	R
A	TORRALBA Nerea	L
C	GARCIA Gontzal	
O	-	
O	-	

HUN - Hungary		Group A
4 V	MIKLAI Henrietta	R
3 S	KALOCSAI-VAN DORP Vera	L
2	SANDOR Nikolett	L
1	MICHELLER Dorottya	R
A	HAMVAS Villo	R
C	PALANCSA Zoltan	
O	-	
O	-	

KAZ - Kazakhstan		Group A
4 S	EBAUYER Angelina	R
3 V	ALLIYAROVA Sitora	R
2	ALLIYAROVA Tilsimay	R
1	KUMAR Akgul	R
A	EBAUYER Regina	R
C	LILL Erkki (EST)	
O	KORABAYEV Madiyar	
O	ZHUMAGOZHA Adil	

LAT - Latvia		Group A
4 V	BARONE Evelina	R
3 S	BLUMBERGA-BERZINA Santa	R
2	RUDZITE Ieva	R
1	KRUSTA Ieva	R
A	SILINA Tina	R
C	GULBIS Ritvars	
2C	KRUSTS Roberts	
O	-	

NOR - Norway		Group B
4 S	ROERVIK Marianne	R
3	HASLEV NORDBYE Mille	R
2	SKASLIEN Eli	R
1 V	ROENNING Martine	L
A	-	
C	STEEN HANSEN Rune	
O	-	
O	-	

SLO - Slovenia		Group A
4 V	ZEMLJA Lea	R
3 S	ZAVELJCINA Ajda	R
2	KAVCIC Ema	R
1	KUCINA Maja	R
A	CERNE Nika	R
C	ZELINKA Urban	
2C	SEVER Eva	
O	-	

SVK - Slovakia		Group B
4 S	MATULOVA Daniela	R
3	OROKOCKA Lucia	L
2	MAKOVNIKOVA Slavka	R
1 V	SCEPKOVA Martina	R
A	-	
C	GALLO Juraj	
O	-	
O	-	

TUR - Turkey		Group B
4 S	YILDIZ Dilsat	R
3 V	POLAT Oznur	R
2	SENGUL Berfin	R
1	GOZUTOK Ayse	R
A	POLAT Mihriban	R
C	CAKIR Bilal Omer	
2C	ZENGİN Muhammet Oguz	
2C	TOPALOGLU Sadik	

Note:

Position and function for each team member:

4 = Fourth, **3** = Third, **2** = Second, **1** = Lead, **A** = Alternate, **S** = Skip, **V** = Vice-Skip

C = Coach, **2C** = 2nd Team Coach, **NC** = National Coach, **T** = Translator, **O** = Team Official

Legend:

L Left-handed

R Right-handed

Competition Officials

As of TUE 5 OCT 2021

Function	Name	Organisation
WCF President:	CAITHNESS Kate	SCO - Scotland
WCF Head of Competitions:	ROETHLISBERGER Eeva	SUI - Switzerland
WCF Technical Delegate:	WILLMS Karri	CAN - Canada
Chief Umpire:	CZARNETZKI Susie	USA - United States
Deputy Chief Umpire:	CZARNETZKI Randy	USA - United States
Game Umpires:	DASDEN Murat	TUR - Turkey
	DUMLU Yusuf	TUR - Turkey
	MATAU Gheorghe	ROU - Romania
	SOKOLOVA Evgenia	RUS - Russia
	YETIMOGULLARI Tuba Betul	TUR - Turkey
Chief Ice Technician:	FRITZ Joe	GER - Germany
Deputy Chief Ice Technician:	MOGLIA Ivan	ITA - Italy
Chief Timer:	ERIKSSON Ingemar	SWE - Sweden
Deputy Chief Timer:	DURMUS Mustafa	TUR - Turkey

Competition Schedule

As of THU 30 SEP 2021

Date	Start Time	Session	Sheet A	Sheet B	Sheet C	Sheet D	Sheet E	
TUE 5 OCT	9:00	MD1			DEN - MEX	KAZ - BRA		
	14:00	MD2		KGZ - POR	BLR - LAT	SVK - LTU		
	19:00	MD3	SLO - TUR	NGR - KAZ	AUT - TPE	DEN - BEL		
WED 6 OCT	9:00	MD4	KGZ - SVK	TPE - BEL	SLO - NGR	POR - LAT	LTU - BLR	
	14:00	MD5		TUR - BRA			KAZ - SLO	
	19:00	MD6	LTU - LAT	BEL - MEX	KGZ - BLR	AUT - DEN	SVK - POR	
THU 7 OCT	9:00	MD7	MEX - AUT	POR - BLR	LAT - SVK	LTU - KGZ	TPE - DEN	
	14:00	MD8		MEX - TPE	BRA - SLO	NGR - TUR	BEL - AUT	
	19:00	MD9	BRA - NGR	LAT - KGZ	POR - LTU	BLR - SVK	TUR - KAZ	
FRI 8 OCT	9:00	Mixed Doubles Play-off Session 1						
	15:00	Mixed Doubles Play-off Session 2						
SUN 10 OCT	14:00	1		CZE - NGR	AUT - HUN	TPE - BRA	TUR - KGZ	
	19:00	2	SVK - LAT	BEL - ESP		FIN - SLO	EST - ROU	
MON 11 OCT	9:00	3	kaz - hun	bra - tur	lat - slo	NGR - AUT	HUN - FIN	
	14:00	4	SLO - CZE	LAT - ROU	BEL - SVK		aut - svk	
	19:00	5	ESP - EST	KGZ - TPE	tur - aut	esp - lat	KAZ - BRA	
TUE 12 OCT	9:00	6	bra - aut		SLO - NGR	HUN - CZE		
	14:00	7	KGZ - KAZ	ESP - LAT	esp - hun	slo - kaz	nor - tur	
	19:00	8	TPE - TUR	hun - slo	FIN - AUT	EST - BEL	ROU - SVK	
WED 13 OCT	9:00	9	svk - nor	ROU - BEL	LAT - EST	SVK - ESP		
	14:00	10		kaz - esp	svk - bra	aut - nor	hun - lat	
	19:00	11	CZE - AUT	SLO - HUN	TUR - KAZ	BRA - KGZ	FIN - NGR	
THU 14 OCT	9:00	12		BRA - TUR	ESP - ROU		slo - esp	
	14:00	13	NGR - HUN	EST - SVK	CZE - FIN	KAZ - TPE	BEL - LAT	
	19:00	14	lat - kaz	nor - bra		tur - svk	AUT - SLO	
FRI 15 OCT	9:00	Men's and Women's Play-off Session 1						
	16:00	Men's and Women's Play-off Session 2						

Note:

Lowercase - women UPPERCASE - MEN, MIXED DOUBLES
First named team in each game plays red-handled stones and wears dark coloured upper playing garments.
Please check online for more details and the latest updates.

Legend:

MDn Mixed Doubles session n