



RESULTS SUMMARY

CURLING
PRE-OLYMPIC
QUALIFICATION EVENT
ABERDEEN | SCOTLAND 2025

Pre-Olympic Qualification Event 2025

Men

Aberdeen, Scotland

7 - 11 October 2025



Final Standings

Rank	Team	Players	Position - Function	
1	PHI - Philippines	PFISTER Marc	4 S	>OQE
		HALLER Christian	3 V	
		PFISTER Enrico	2	
		CARPENTER Brayden	1	
		FREI Alan	A	
		WERTHEMANN Bernhard	C	
2	POL - Poland	STYCH Konrad	4 S	>OQE
		DOMIN Krzysztof	3 V	
		CIEMINSKI Marcin	2	
		LOBAZA Bartosz	1	
		GRZELKA Maksym	A	
		BARES Jakub	C	
3	NZL - New Zealand	HOOD Anton	4 S	>OQE
		WALKER Hunter	3	
		SMITH Ben	2	
		SARGON Brett	1 V	
		PALANUIK Jared	A	
		CORMACK Graham	C	
4	DEN - Denmark	VILANDT Jonathan	4 V	
		SCHMIDT Jacob	3 S	
		QVIST Alexander	2	
		JURLANDER BOEGE Kasper	1	
		NOERGAARD Mads	A	
		VILANDT Lars	C	
5	AUT - Austria	GENNER Mathias	4 S	
		BACKOFEN Jonas	3 V	
		REICHEL Martin	2	
		MAVEC Florian	1	
		KRAMLINGER Florian	A	
		JENTSCH Daniela	C	
6	AUS - Australia	DAVIS Tanner	4	
		JOHNS Steve	3 V	
		PANOUSI Matt	2	
		MILLIKIN Hugh	1 S	
		DAVIS Geoff	A	
		-	C	
7	TPE - Chinese Taipei	LIN Ting-Li	4 S	
		CHANG Che-Lun	3 V	
		LIN Chen-Han	2	
		HOU Yi-Ler	1	
		-	A	
		-	C	

Note:

Position and function for each team member:

4 = Fourth, **3** = Third, **2** = Second, **1** = Lead, **A** = Alternate, **S** = Skip, **V** = Vice-Skip, **C** = Coach

>OQE = Qualified for the Olympic Qualification Event in December in Kelowna, Canada

Competition Summary

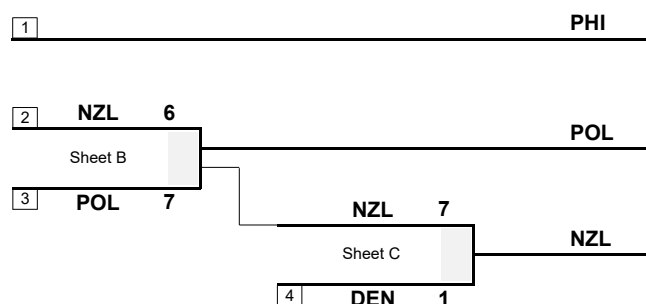
Session	Date	Time	Sheet A	Sheet B	Sheet C
Session 1	TUE 7 OCT	17:30	NZL 8 - 1 AUS	DEN 4 - 7 PHI	TPE 3 - 12 POL
Session 2	WED 8 OCT	10:30	PHI 10 - 0 TPE	NZL 9 - 8 POL	AUT 5 - 9 DEN
Session 3	WED 8 OCT	17:30	AUS 3 - 8 POL	AUT 10 - 3 TPE	PHI 6 - 5 NZL
Session 4	THU 9 OCT	10:30	AUT 4 - 9 PHI	POL 6 - 5 DEN ^{EE}	AUS 6 - 4 TPE
Session 5	THU 9 OCT	17:30	TPE 0 - 10 DEN	PHI 11 - 2 AUS	NZL 8 - 5 AUT
Session 6	FRI 10 OCT	10:30	POL 5 - 4 AUT	TPE 3 - 10 NZL	DEN 12 - 5 AUS
Session 7	FRI 10 OCT	17:30	DEN 4 - 11 NZL	AUS 7 - 11 AUT	POL 2 - 7 PHI
Qualifications 1	SAT 11 OCT	10:30		POL 7 - 6 NZL ^{EE}	
Qualifications 2	SAT 11 OCT	17:30			DEN 1 - 7 NZL

Standings after Round Robin

Rank	Team	Games	Wins	Losses	
1	PHI - Philippines	6	6	0	>OQE
2	NZL - New Zealand	6	5	1	Q
3	POL - Poland	6	4	2	Q
4	DEN - Denmark	6	3	3	Q
5	AUT - Austria	6	2	4	
6	AUS - Australia	6	1	5	
7	TPE - Chinese Taipei	6	0	6	

Play-offs Bracket

Play-off 1	Play-off 2
------------	------------



Qualified for
Olympic Qualification Event 2025
in Kelowna, BC, Canada

Legend:

EE Extra End

Q Qualified for the play-offs

>OQE = Qualified for the Olympic Qualification Event in December in Kelowna, Canada



Pre-OQE 2025
Aberdeen, Scotland

SAT 11 OCT 2025
Start Time 17:30

Pre-Olympic Qualification Event 2025
Curl Aberdeen
Men



Qualification Game 2

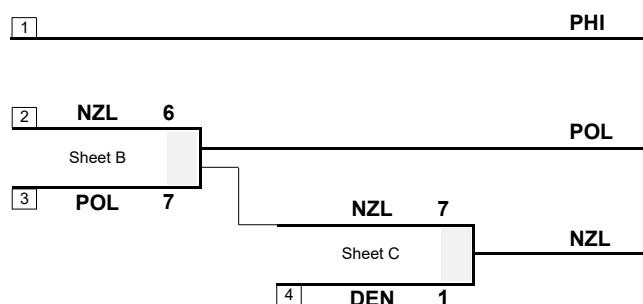
WORLD
CURLING

Session Results and Standings

Sheet	Team	LSFE	1	2	3	4	5	6	7	8	9	10	Extra Ends	Total
C	DEN - Denmark		0	0	0	0	0	0	1	0	X	X		1
	NZL - New Zealand	*	1	1	1	0	1	0	0	3	X	X		7

Play-offs Bracket

Play-off 1	Play-off 2
------------	------------



Qualified for
Olympic Qualification Event 2025
in Kelowna, BC, Canada

Legend:
LSFE(*) Last Stone First End TBD To Be Defined X Unplayed/unfinished end due to concession



Pre-OQE 2025
Aberdeen, Scotland

SAT 11 OCT 2025
Start Time 10:30

Pre-Olympic Qualification Event 2025
Curl Aberdeen
Men



Qualification Game 1

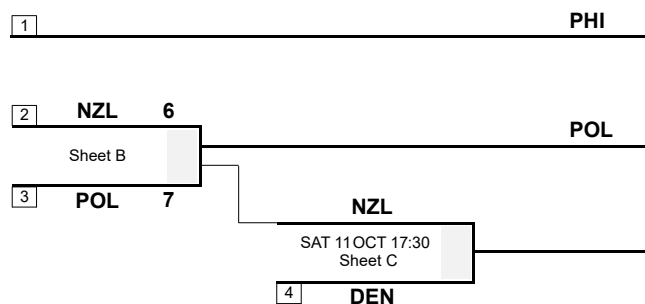
WORLD
CURLING

Session Results and Standings

Sheet	Team	LSFE	1	2	3	4	5	6	7	8	9	10	Extra Ends	Total
B	POL - Poland		1	0	0	1	0	0	0	0	4	0	1	7
	NZL - New Zealand	*	0	1	1	0	2	0	1	0	0	1	0	6

Play-offs Bracket

Play-off 1	Play-off 2
------------	------------



Qualified for
Olympic Qualification Event 2025
in Kelowna, BC, Canada

Legend:
LSFE(*) Last Stone First End

TBD To Be Defined

Competition Matrix

Team	AUS	AUT	DEN	NZL	PHI	POL	TPE
AUS		7 - 11	5 - 12	1 - 8	2 - 11	3 - 8	6 - 4
AUT	11 - 7		5 - 9	5 - 8	4 - 9	4 - 5	10 - 3
DEN	12 - 5	9 - 5		4 - 11	4 - 7	5 - 6	10 - 0
NZL	8 - 1	8 - 5	11 - 4		5 - 6	9 - 8	10 - 3
PHI	11 - 2	9 - 4	7 - 4	6 - 5		7 - 2	10 - 0
POL	8 - 3	5 - 4	6 - 5	8 - 9	2 - 7		12 - 3
TPE	4 - 6	3 - 10	0 - 10	3 - 10	0 - 10	3 - 12	

Standings after Round Robin

Rank	Team	Games	Wins	Losses	
1	PHI - Philippines	6	6	0	>OQE
2	NZL - New Zealand	6	5	1	Q
3	POL - Poland	6	4	2	Q
4	DEN - Denmark	6	3	3	Q
5	AUT - Austria	6	2	4	
6	AUS - Australia	6	1	5	
7	TPE - Chinese Taipei	6	0	6	

Legend:

Q Qualified for the play-offs

>OQE = Qualified for the Olympic Qualification Event in December in Kelowna, Canada

Draw Shot Challenge

Rank	Team	Stone Rotation	Last Stone Draw in each Round Robin Game						DSC
			1	2	3	4	5	6	
1	NZL - New Zealand	↻	11.7	40.3	17.3	24.7	23.3	199.6	23.900cm
		↻	53.0	8.0	30.5	18.7	11.5	109.4	
2	PHI - Philippines	↻	12.9	19.3	46.0	45.1	22.4	48.0	27.780cm
		↻	199.6	5.3	17.9	175.7	46.7	14.2	
3	AUT - Austria	↻	20.7	51.7	9.8	16.0	81.8	28.9	38.130cm
		↻	43.4	102.3	34.8	7.8	193.5	86.4	
4	DEN - Denmark	↻	101.0	7.7	49.2	176.5	124.3	9.2	44.210cm
		↻	67.2	168.7	6.4	39.7	23.3	14.1	
5	POL - Poland	↻	50.1	124.0	158.3	59.5	79.5	33.7	82.030cm
		↻	34.7	199.6	157.4	67.4	180.7	55.7	
6	AUS - Australia	↻	26.5	4.8	53.2	199.6	156.5	50.4	92.550cm
		↻	199.6	138.8	199.6	199.6	70.3	25.8	
7	TPE - Chinese Taipei	↻	36.4	184.0	33.7	155.4	199.6	176.0	111.970cm
		↻	47.5	118.8	91.7	76.6	199.6	199.6	

Note:

The Draw Shot Challenge (DSC) is the average distance of all the individual Last Stone Draws (LSD), which were delivered by a team during the round robin. The two least favourable results will be eliminated before calculating the average distance. The team with the lesser DSC receives the higher ranking. If the DSCs are equal then the team with the best non-equal counting LSD receives the higher ranking. In the case where all counting LSDs are equal, the team ranked higher in the official World Curling World Ranking is ranked higher.

Legend:

↻ Clockwise

↻ Counter-clockwise

DSC Draw Shot Challenge

~~nnn.n~~ Eliminated Last Stone Draw

Scoring Analysis

Team	Games	LSFE	Stolen Ends	Last Stone Eff.	Force Eff.	0	1	2	3	4	>4	Total	Plus / Minus
PHI	6 For	3	13	65%	82%	3	11	8	6	0	1	50	+33
	Against	3	4			5	13	2	0	0	0	17	
NZL	6 For	4	10	47%	57%	5	12	5	5	2	1	51	+24
	Against	2	4			1	11	5	2	0	0	27	
DEN	6 For	5	9	43%	53%	4	14	7	4	1	0	44	+10
	Against	1	4			1	11	4	3	0	1	34	
POL	6 For	1	9	40%	63%	4	13	7	3	0	1	41	+10
	Against	5	5			7	15	3	2	1	0	31	
AUT	6 For	3	7	24%	50%	1	15	5	2	2	0	39	-2
	Against	3	8			3	14	9	3	0	0	41	
AUS	6 For	2	2	20%	53%	2	11	5	1	0	0	24	-30
	Against	4	10			2	14	4	5	3	1	54	
TPE	6 For	3	1	0%	23%	1	13	0	0	0	0	13	-45
	Against	3	16			1	11	10	6	1	1	58	
Total	21		51			20	89	37	21	5	3	262	

Note:

Stolen ends are the ends won without the last stone advantage.

Last Stone Efficiency: Scoring two or more points with last stone advantage.

Force Efficiency: Forcing the opponent team to score only one point when they have the last stone advantage.

Legend:

>4 More than four points scored

Eff. Efficiency

LSFE Last Stone First End



Summary of Big Ends

Points Scored	By	Against	Session	End	Game Result
6	NZL - New Zealand	DEN - Denmark	7	6	11 : 4
5	PHI - Philippines	AUS - Australia	5	5	11 : 2
5	POL - Poland	TPE - Chinese Taipei	1	6	12 : 3
4	AUT - Austria	AUS - Australia	7	2	11 : 7
4	AUT - Austria	TPE - Chinese Taipei	3	8	10 : 3
4	NZL - New Zealand	POL - Poland	2	7	9 : 8
4	NZL - New Zealand	AUS - Australia	1	4	8 : 1
4	DEN - Denmark	AUS - Australia	6	8	12 : 5

Note:
Big ends are defined as ends with a score of four or more points.

Session Results and Standings

Sheet	Team	LSD/LSFE	1	2	3	4	5	6	7	8	9	10	Extra Ends	Total
A	DEN - Denmark	23.3cm *	0	2	0	0	2	0	X	X	X	X		4
	NZL - New Zealand	309.0cm	0	0	2	3	0	6	X	X	X	X		11
B	AUS - Australia	76.2cm *	2	0	1	0	1	1	0	2	0	0		7
	AUT - Austria	115.3cm	0	4	0	1	0	0	3	0	1	2		11
C	POL - Poland	89.4cm	0	0	0	1	1	0	0	0	0	X		2
	PHI - Philippines	62.2cm *	0	2	1	0	0	0	0	3	1	X		7

Standings after Round Robin

Rank	Team	Games	Wins	Losses	
1	PHI - Philippines	6	6	0	>OQE
2	NZL - New Zealand	6	5	1	Q
3	POL - Poland	6	4	2	Q
4	DEN - Denmark	6	3	3	Q
5	AUT - Austria	6	2	4	
6	AUS - Australia	6	1	5	
7	TPE - Chinese Taipei	6	0	6	

Legend:

LSD Last Stone Draw

LSFE(*) Last Stone First End

Q Qualified for the play-offs

X Unplayed/unfinished end due to concession

>OQE = Qualified for the Olympic Qualification Event in December in Kelowna, Canada

Session Results and Standings

Sheet	Team	LSD/LSFE	1	2	3	4	5	6	7	8	9	10	Extra Ends	Total
A	POL - Poland	260.2cm *	1	0	0	1	0	0	0	0	2	1		5
	AUT - Austria	275.3cm	0	1	1	0	1	0	0	1	0	0		4
B	TPE - Chinese Taipei	375.6cm	0	1	1	0	0	1	0	X	X	X		3
	NZL - New Zealand	34.8cm *	3	0	0	3	2	0	2	X	X	X		10
C	DEN - Denmark	147.6cm *	1	0	1	0	3	3	0	4	X	X		12
	AUS - Australia	226.8cm	0	3	0	1	0	0	1	0	X	X		5

Current Standings

Rank	Team	Games	Wins	Losses	
1	PHI - Philippines	5	5	0	Q
2	NZL - New Zealand	5	4	1	Q
2	POL - Poland	5	4	1	Q
4	DEN - Denmark	5	3	2	Q
5	AUS - Australia	5	1	4	
5	AUT - Austria	5	1	4	
7	TPE - Chinese Taipei	6	0	6	

Note:
Under World Curling rules, tie-breaking rules for standings are not applied until after the last game of the round robin.

Legend:
LSD Last Stone Draw **LSFE(*)** Last Stone First End **Q** Qualified for the play-offs
X Unplayed/unfinished end due to concession

Session Results and Standings

Sheet	Team	LSD/LSFE	1	2	3	4	5	6	7	8	9	10	Extra Ends	Total
A	TPE - Chinese Taipei	399.2cm	0	0	0	0	0	0	X	X	X	X		0
	DEN - Denmark	216.2cm *	3	2	2	1	1	1	X	X	X	X		10
B	PHI - Philippines	69.1cm *	2	1	3	0	5	0	X	X	X	X		11
	AUS - Australia	399.2cm	0	0	0	1	0	1	X	X	X	X		2
C	NZL - New Zealand	43.4cm	2	0	1	0	0	0	1	0	3	1		8
	AUT - Austria	23.8cm *	0	1	0	1	2	0	0	1	0	0		5

Current Standings

Rank	Team	Games	Wins	Losses	
1	PHI - Philippines	5	5	0	Q
2	NZL - New Zealand	4	3	1	
2	POL - Poland	4	3	1	
4	DEN - Denmark	4	2	2	
5	AUS - Australia	4	1	3	
5	AUT - Austria	4	1	3	
7	TPE - Chinese Taipei	5	0	5	

Note:
Under World Curling rules, tie-breaking rules for standings are not applied until after the last game of the round robin.

Legend:
LSD Last Stone Draw **LSFE(*)** Last Stone First End **Q** Qualified for the play-offs
X Unplayed/unfinished end due to concession

Session Results and Standings

Sheet	Team	LSD/LSFE	1	2	3	4	5	6	7	8	9	10	Extra Ends	Total
A	AUT - Austria	44.6cm *	1	0	0	2	1	0	0	X	X	X		4
	PHI - Philippines	220.8cm	0	2	2	0	0	3	2	X	X	X		9
B	POL - Poland	126.9cm	0	0	1	0	0	1	0	2	1	0	1	6
	DEN - Denmark	55.6cm *	0	2	0	1	0	0	1	0	0	1	0	5
C	AUS - Australia	252.8cm	0	1	0	0	1	2	0	2	0	X		6
	TPE - Chinese Taipei	232.0cm *	1	0	0	1	0	0	1	0	1	X		4

Current Standings

Rank	Team	Games	Wins	Losses
1	PHI - Philippines	4	4	0
2	POL - Poland	4	3	1
3	NZL - New Zealand	3	2	1
4	AUS - Australia	3	1	2
4	AUT - Austria	3	1	2
4	DEN - Denmark	3	1	2
7	TPE - Chinese Taipei	4	0	4

Note:
Under World Curling rules, tie-breaking rules for standings are not applied until after the last game of the round robin.

Legend:
LSD Last Stone Draw **LSFE(*)** Last Stone First End **X** Unplayed/unfinished end due to concession

Session Results and Standings

Sheet	Team	LSD/LSFE	1	2	3	4	5	6	7	8	9	10	Extra Ends	Total
A	AUS - Australia	143.6cm *	0	0	0	1	0	0	0	2	0	X		3
	POL - Poland	315.7cm	0	0	3	0	0	2	1	0	2	X		8
B	AUT - Austria	154.0cm	2	0	1	0	3	0	0	4	X	X		10
	TPE - Chinese Taipei	125.4cm *	0	1	0	1	0	1	0	0	X	X		3
C	PHI - Philippines	63.9cm	0	0	3	0	0	1	0	0	0	2		6
	NZL - New Zealand	47.8cm *	0	1	0	0	2	0	0	1	1	0		5

Current Standings

Rank	Team	Games	Wins	Losses
1	PHI - Philippines	3	3	0
2	NZL - New Zealand	3	2	1
2	POL - Poland	3	2	1
4	AUT - Austria	2	1	1
4	DEN - Denmark	2	1	1
6	AUS - Australia	2	0	2
7	TPE - Chinese Taipei	3	0	3

Note:
Under World Curling rules, tie-breaking rules for standings are not applied until after the last game of the round robin.

Legend:
LSD Last Stone Draw **LSFE(*)** Last Stone First End **X** Unplayed/unfinished end due to concession

Session Results and Standings

Sheet	Team	LSD/LSFE	1	2	3	4	5	6	7	8	9	10	Extra Ends	Total
A	PHI - Philippines	24.6cm *	2	1	1	1	1	1	3	X	X	X		10
	TPE - Chinese Taipei	302.8cm	0	0	0	0	0	0	0	X	X	X		0
B	NZL - New Zealand	48.3cm *	1	1	0	3	0	0	4	0	0	0		9
	POL - Poland	323.6cm	0	0	1	0	2	0	0	3	1	1		8
C	AUT - Austria	64.1cm *	2	1	0	0	1	0	1	0	0	X		5
	DEN - Denmark	176.4cm	0	0	3	1	0	2	0	2	1	X		9

Current Standings

Rank	Team	Games	Wins	Losses
1	NZL - New Zealand	2	2	0
1	PHI - Philippines	2	2	0
3	DEN - Denmark	2	1	1
3	POL - Poland	2	1	1
5	AUS - Australia	1	0	1
5	AUT - Austria	1	0	1
7	TPE - Chinese Taipei	2	0	2

Note:
Under World Curling rules, tie-breaking rules for standings are not applied until after the last game of the round robin.

Legend:
LSD Last Stone Draw **LSFE(*)** Last Stone First End **X** Unplayed/unfinished end due to concession

Session Results and Standings

Sheet	Team	LSD/LSFE	1	2	3	4	5	6	7	8	9	10	Extra Ends	Total
A	NZL - New Zealand	64.7cm *	1	1	1	4	1	0	X	X	X	X		8
	AUS - Australia	226.1cm	0	0	0	0	0	1	X	X	X	X		1
B	DEN - Denmark	168.2cm *	0	1	1	0	1	0	1	0	0	0		4
	PHI - Philippines	212.5cm	0	0	0	3	0	2	0	1	0	1		7
C	TPE - Chinese Taipei	83.9cm *	0	1	0	1	0	0	1	X	X	X		3
	POL - Poland	84.8cm	2	0	3	0	2	5	0	X	X	X		12

Current Standings

Rank	Team	Games	Wins	Losses
1	NZL - New Zealand	1	1	0
1	PHI - Philippines	1	1	0
1	POL - Poland	1	1	0
4	AUS - Australia	1	0	1
4	DEN - Denmark	1	0	1
4	TPE - Chinese Taipei	1	0	1
	AUT - Austria	0		

Note:
Under World Curling rules, tie-breaking rules for standings are not applied until after the last game of the round robin.

Legend:
LSD Last Stone Draw LSFE(*) Last Stone First End X Unplayed/unfinished end due to concession

Entry List by Event

As of TUE 7 OCT 2025

AUS - Australia		
4	DAVIS Tanner	R
3 V	JOHNS Steve	R
2	PANOUSI Matt	R
1 S	MILLIKIN Hugh	R
A	DAVIS Geoff	R
C	-	
O	-	
O	-	

AUT - Austria		
4 S	GENNER Mathias	L
3 V	BACKOFEN Jonas	R
2	REICHEL Martin	R
1	MAVEC Florian	R
A	KRAMLINGER Florian	R
C	JENTSCH Daniela (GER)	
O	PINGER Jakob	
O	-	

DEN - Denmark		
4 V	VILANDT Jonathan	R
3 S	SCHMIDT Jacob	R
2	QVIST Alexander	R
1	JURLANDER BOEGE Kasper	R
A	NOERGAARD Mads	R
C	VILANDT Lars	
NC	SCHMIDT Ulrik	
O	-	

NZL - New Zealand		
4 S	HOOD Anton	R
3	WALKER Hunter	R
2	SMITH Ben	R
1 V	SARGON Brett	R
A	PALANUIK Jared	R
C	CORMACK Graham (SCO)	
O	CORMACK Iain (SCO)	
O	CORMACK Julia (SCO)	

PHI - Philippines		
4 S	PFISTER Marc	R
3 V	HALLER Christian	R
2	PFISTER Enrico	R
1	CARPENTER Brayden	R
A	FREI Alan	R
C	WERTHEMANN Bernhard (SUI)	
O	GUTIERREZ Miguel (USA)	
O	-	

POL - Poland		
4 S	STYCH Konrad	R
3 V	DOMIN Krzysztof	R
2	CIEMINSKI Marcin	R
1	LOBAZA Bartosz	R
A	GRZELKA Maksym	R
C	BARES Jakub (CZE)	
O	-	
O	-	

TPE - Chinese Taipei		
4 S	LIN Ting-Li	R
3 V	CHANG Che-Lun	R
2	LIN Chen-Han	L
1	HOU Yi-Ler	L
A	-	
C	-	
O	CHEN Yun-Shan	
O	-	

Note:

Position and function for each team member:

4 = Fourth, **3** = Third, **2** = Second, **1** = Lead, **A** = Alternate, **S** = Skip, **V** = Vice-Skip

C = Coach, **2C** = 2nd Team Coach, **NC** = National Coach, **T** = Translator, **O** = Team Official

Legend:

L Left-handed

R Right-handed



Competition Officials

As of TUE 7 OCT 2025

Function	Name	Organisation
World Curling President:	WELLING Beau	USA - United States
WCF Head of Competitions:	ROETHLISBERGER Eeva	SUI - Switzerland
World Curling Technical Delegate:	MUTCH Laura	SCO - Scotland
Chief Umpire:	AUGUSTYNIAK Wojciech	POL - Poland
Deputy Chief Umpire:	MELROSE Colin	SCO - Scotland
Game Umpires:	FYFE Alastair	IRL - Ireland
	GIBB Kay	SCO - Scotland
	McGOWAN John	SCO - Scotland
	PETERS Lisa	WAL - Wales
	STEWART Jim	SCO - Scotland
Chief Timer:	YEATS Brian	SCO - Scotland
Deputy Chief Timer:	YOUNG Robin	SCO - Scotland
Chief Ice Technician:	CALLAN Mark	SCO - Scotland
Deputy Chief Ice Technician:	McLAIN Kyle	SCO - Scotland



Competition Schedule

As of TUE 7 OCT 2025

Date	Start Time	Session	Sheet A	Sheet B	Sheet C	Sheet D	Sheet E	Sheet F
TUE 7 OCT	17:30	1	NZL - AUS	DEN - PHI	TPE - POL	ger - aus	hun - itu	tpe - mex
WED 8 OCT	10:30	2	PHI - TPE	NZL - POL	AUT - DEN	itu - tpe	ger - mex	cze - hun
	17:30	3	AUS - POL	AUT - TPE	PHI - NZL	aus - mex	cze - tpe	itu - ger
THU 9 OCT	10:30	4	AUT - PHI	POL - DEN	AUS - TPE	cze - itu	mex - hun	aus - tpe
	17:30	5	TPE - DEN	PHI - AUS	NZL - AUT	tpe - hun	itu - aus	ger - cze
FRI 10 OCT	10:30	6	POL - AUT	TPE - NZL	DEN - AUS	mex - cze	tpe - ger	hun - aus
	17:30	7	DEN - NZL	AUS - AUT	POL - PHI	hun - ger	aus - cze	mex - itu
SAT 11 OCT	10:30	Men's and Women's Qualification Games 1						
	17:30	Men's and Women's Qualification Games 2						

Note:

For NOC codes, lowercase is used for Women, and uppercase is used for Men.
First named team in each game plays red-handled stones and wears dark coloured upper playing garments.
Please check online for more details and the latest updates.