



**World Junior-B Curling Championships 2019-2020
Lohja, Finland**

11 – 18 December 2019

RESULTS SUMMARY

Men

Medallists

Medal	Country	Name
GOLD	SWE - Sweden	MAGNUSSON Daniel AHLBERG Robin REGOSA Anton JONES Sebastian ISRAELSSON Rasmus KRAUPP Sebastian
SILVER	ITA - Italy	COLLI Giacomo ZISA Alberto DE ZANNA Francesco GOTTARDI Giovanni PIFFER Simone GASPARI Diana
BRONZE	GER - Germany	TOTZEK Sixten SUTOR Joshua HAAG Jan-Luca SUTOR Magnus KAPP Benjamin BURBA Wolfgang

Final Standings

Rank	Team	Players	Position - Function	Group Rank	DSC
Gold	SWE - Sweden	MAGNUSSON Daniel AHLBERG Robin REGOSA Anton JONES Sebastian ISRAELSSON Rasmus KRAUPP Sebastian	4 S 3 V 2 1 A C		>A
Silver	ITA - Italy	COLLI Giacomo ZISA Alberto DE ZANNA Francesco GOTTARDI Giovanni PIFFER Simone GASPARI Diana	4 S 3 V 2 1 A C		>A
Bronze	GER - Germany	TOTZEK Sixten SUTOR Joshua HAAG Jan-Luca SUTOR Magnus KAPP Benjamin BURBA Wolfgang	4 S 3 V 2 1 A C		>A
4	FRA - France	MORARD Quentin MERCIER Eddy TUAZ Leo GAUDIN Killian GROS-SOUBZMAIGNE Merlin MERCIER Thierry	4 V 3 S 2 1 A C		
5	CZE - Czech Republic	PODOLKA Adam BLAHOVEC Martin SVARC Dominik JIRAL Frantisek KOBIAN Oliver VEDRAL Jaroslav	4 V 3 2 S 1 A C		
5	JPN - Japan	AOKI Go KAMADA Kei NIINO Kazushi SASAKI Ayato SHIMIZUNO Rinki DOI Takayuki	4 V 3 S 2 1 A C		
5	KOR - Korea	LEE Jaebeom OH Gyunam PARK Yeongho LEE Yoonwoo PARK Jeonghwan PARK Man	4 S 3 V 2 1 A C		

Final Standings

Rank	Team	Players	Position - Function	Group Rank	DSC
5	TUR - Turkey	KARAKURT Oguzhan	4 S		
		YUCE Orhun	3 V		
		DEMIREL Haydar	2		
		KAVAZ Faruk	1		
		YILDIZ Eren	A		
		CELIK Ahmet	C		
9	DEN - Denmark	VILANDT Jonathan	4 S	C3	70.35 cm
		SCHMIDT Jacob	3 V		
		PALMELUND Matthias	2		
		THUNE Kilian	1		
		QVIST Alexander	A		
		VILANDT Lars	C		
10	KAZ - Kazakhstan	NADIRBAYEV Azizbek	4 S	B4	66.90 cm
		ZHUMAGOZHA Adil	3 V		
		KORABAYEV Madiyar	2		
		SHISHKIN Nikita	1		
		ALLIYAR Aidos	A		
		KIM Viktor	C		
11	SVK - Slovakia	CERVENKA Jakub	4 S	C4	67.80 cm
		HORACEK Jan	3 V		
		SYKORA Marek	2		
		VIDLAR Karol	1		
		KAJAN David	A		
		MAKOVNIKOVA Slavka	C		
12	SLO - Slovenia	SEVER Stefan	4 S	A4	107.12 cm
		LANGUS Simon	3		
		SEVER Bine	2 V		
		OMERZEL Jakob	1		
		ZELINKA Gaber Bor	A		
		SEVER Eva	C		
13	NED - Netherlands	VAN DEN HURK Tobias	4 V	A5	50.26 cm
		KLOMP Bart	3 S		
		SPITS Simon	2		
		SPITS Maarten	1		
		-	A		
		BRUINSMA Joey	C		
14	ENG - England	SUGDEN Jotham	4 S	C5	70.03 cm
		PRICE Felix	3 V		
		WOODS Archer	2		
		PINNELL Harry	1		
		-	A		
		HAVERCROFT Jonathan	C		

Final Standings

Rank	Team	Players	Position - Function	Group Rank	DSC
15	AUT - Austria	BACKOFEN Jonas MAVEC Florian SEIWALD Martin PURCELL Sean WITTIBSCHLAEGER Thomas SCHROEDER Bjoern	4 V 3 S 2 1 A C	B5	89.52 cm
16	HUN - Hungary	SZARVAS Kristof TATAR Lorinc KALOCSAY Otto GAZDAG Zsombor TUSKE Milan SZARVAS Gabor	4 V 3 S 2 1 A C	B6	58.54 cm
17	LAT - Latvia	VONDA Kriss JUCERS Reinis JEKABSONS Deivids VONDA Ricards BUNCIS Roberts PETERSONE Anita	4 S 3 2 1 V A C	C6	68.27 cm
18	POL - Poland	GRZELKA Maksym KAROLEWSKI Jan KOWALCZYK Dawid MUCHA Dawid KOWALCZYK Jakub TELAJ Jeremi	4 S 3 V 2 1 A C	A6	71.38 cm
19	ESP - Spain	GOMEZ Luis MUNTE Javier RAUBERT Aleix GASTO Oriol RUIZ Joel STUCKI Martin	4 S 3 V 2 1 A C	A7	72.13 cm
20	AUS - Australia	IMLAH Jonathan ENSINGER Jordan COOPER Emil BOLAND Zach BENCE Thomas IMLAH David	4 S 3 V 2 1 A C	C7	84.69 cm
21	FIN - Finland	LITMANEN Eero VIRTAALA Juuso LUNDBERG Melker HOKKANEN Jaakko JESKANEN Tommi HAKUNTI Kasper	4 3 V 2 S 1 A C	B7	95.09 cm

Final Standings

Rank	Team	Players	Position - Function	Group Rank	DSC
22	CHN - China	DUAN Yu WANG Zhen JI Mingyu GUAN Yuxin FENG Yuyang MA Yanlong	4 S 3 2 V 1 A C	B8	62.38 cm
23	TPE - Chinese Taipei	WANG Nelson CHANG Samuel LEE Darren CHEUNG Kyle HUNG Ethan LIGHTBODY Craig	4 S 3 V 2 1 A C	C8	91.39 cm
24	CRO - Croatia	PRINCIC Sven MALOVIC Anton VALECIC Kresimir CALOPEK Luka VOLODER Jakov PUFNIK Neven	4 S 3 V 2 1 A C	A8	157.93 cm

Note:

Position and function for each team member:

4 = Fourth, **3** = Third, **2** = Second, **1** = Lead, **A** = Alternate, **S** = Skip, **V** = Vice-Skip, **C** = Coach

Legend:

>A To A-Division

GER, ITA and SWE qualified for the World Junior Curling Championships 2020 in Krasnoyarsk, Russia

Competition Summary

Session	Date Time	Sheet A	Sheet B	Sheet C	Sheet D	Sheet E	Sheet F
Session 1	11 DEC 8:00	JPN 8-3 TUR	ITA 4-3 SVK	ESP 10-2 CRO	KOR 7-4 NED	DEN 13-0 AUS	SLO 5-3 POL
Session 2	11 DEC 12:00	AUT 9-3 CHN	LAT 1-8 ENG	FIN 7-5 CZE	FRA 1-6 SWE	GER 7-2 TPE	KAZ 7-5 HUN
Session 3	11 DEC 16:30	NED 12-1 CRO	SLO 1-9 JPN	AUS 6-9 SVK	DEN 3-7 ITA	POL 0-8 TUR	KOR 7-3 ESP
Session 4	11 DEC 20:30	SWE 9-1 FIN	CHN 2-9 KAZ	TPE 4-7 ENG	LAT 0-7 GER	HUN 6-8 AUT	CZE 5-1 FRA
Session 6	12 DEC 12:00	SLO 6-3 ESP	POL 13-2 CRO	KOR 3-5 JPN	AUS 4-10 ENG	ITA 5-6 ^{EE} LAT	TUR 5-3 NED
Session 7	12 DEC 16:00	FRA 7-6 KAZ	DEN 5-7 GER	SWE 5-2 HUN	SVK 7-4 TPE	CZE 8-2 CHN	FIN 8-4 AUT
Session 9	13 DEC 8:00	SVK 3-7 GER	HUN 8-6 FIN	CHN 4-6 FRA	AUT 5-4 CZE	KAZ 1-6 SWE	TPE 1-10 ITA
Session 11	13 DEC 16:00	ENG 4-5 ^{EE} DEN	TUR 5-2 KOR	NED 8-1 POL	CRO 3-8 SLO	JPN 7-2 ESP	AUS 3-9 LAT
Session 13	14 DEC 8:00	DEN 13-0 TPE	JPN 7-3 NED	CRO 2-8 TUR	SLO 2-8 KOR	ESP 3-10 POL	
Session 14	14 DEC 12:00						GER 11-1 AUS
Session 15	14 DEC 16:00						ITA 8-7 ^{EE} ENG
Session 16	14 DEC 20:00	LAT 3-4 SVK	FIN 3-5 CHN	CZE 7-4 KAZ	SWE 9-2 AUT	FRA 4-5 HUN	
Session 18	15 DEC 12:00	HUN 2-5 CZE	AUT 5-6 FRA	LAT 8-6 DEN	KAZ 8-4 FIN		CHN 2-9 SWE
Session 19	15 DEC 16:00					ENG 1-3 SVK	
Session 20	15 DEC 20:00	POL 3-8 KOR	TPE 5-7 AUS	GER 6-4 ITA	ESP 5-6 TUR	NED 2-6 SLO	CRO 0-12 JPN
Session 22	16 DEC 12:00	ITA 13-2 AUS	NED 14-0 ESP	TUR 4-6 SLO	JPN 7-3 POL	CRO 2-11 KOR	SVK 3-7 DEN
Session 24	16 DEC 20:00	TPE 7-6 ^{EE} LAT	CZE 3-8 SWE	KAZ 7-6 ^{EE} AUT	HUN 9-1 CHN	FIN 5-10 FRA	ENG 2-8 GER
Quarter-finals	17 DEC 13:30	KOR 3-9 GER		SWE 8-3 CZE		JPN 2-3 ^{EE} FRA	ITA 7-4 TUR
Semi-finals	18 DEC 9:00	SWE 9-1 FRA		GER 5-9 ITA			
Finals	18 DEC 14:00		ITA 5-6 SWE		FRA 4-5 GER		

Standings after Round Robin

Group A

Rank	Team	Games	Wins	Losses			
1	JPN - Japan	7	7	0	Q	DSC	45.78cm
2	TUR - Turkey	7	5	2	Q	w1 DSC	47.99cm
3	KOR - Korea	7	5	2	Q	w1 DSC	64.28cm
4	SLO - Slovenia	7	5	2	w1	DSC	107.12cm
5	NED - Netherlands	7	3	4			
6	POL - Poland	7	2	5			
7	ESP - Spain	7	1	6			
8	CRO - Croatia	7	0	7			

Group B

Rank	Team	Games	Wins	Losses			
1	SWE - Sweden	7	7	0	Q	DSC	49.44cm
2	CZE - Czech Republic	7	4	3	Q	w2 DSC	82.98cm
3	FRA - France	7	4	3	Q	w1 DSC	54.93cm
4	KAZ - Kazakhstan	7	4	3	w0		
5	AUT - Austria	7	3	4	w1		
6	HUN - Hungary	7	3	4	w0		
7	FIN - Finland	7	2	5			
8	CHN - China	7	1	6			

Group C

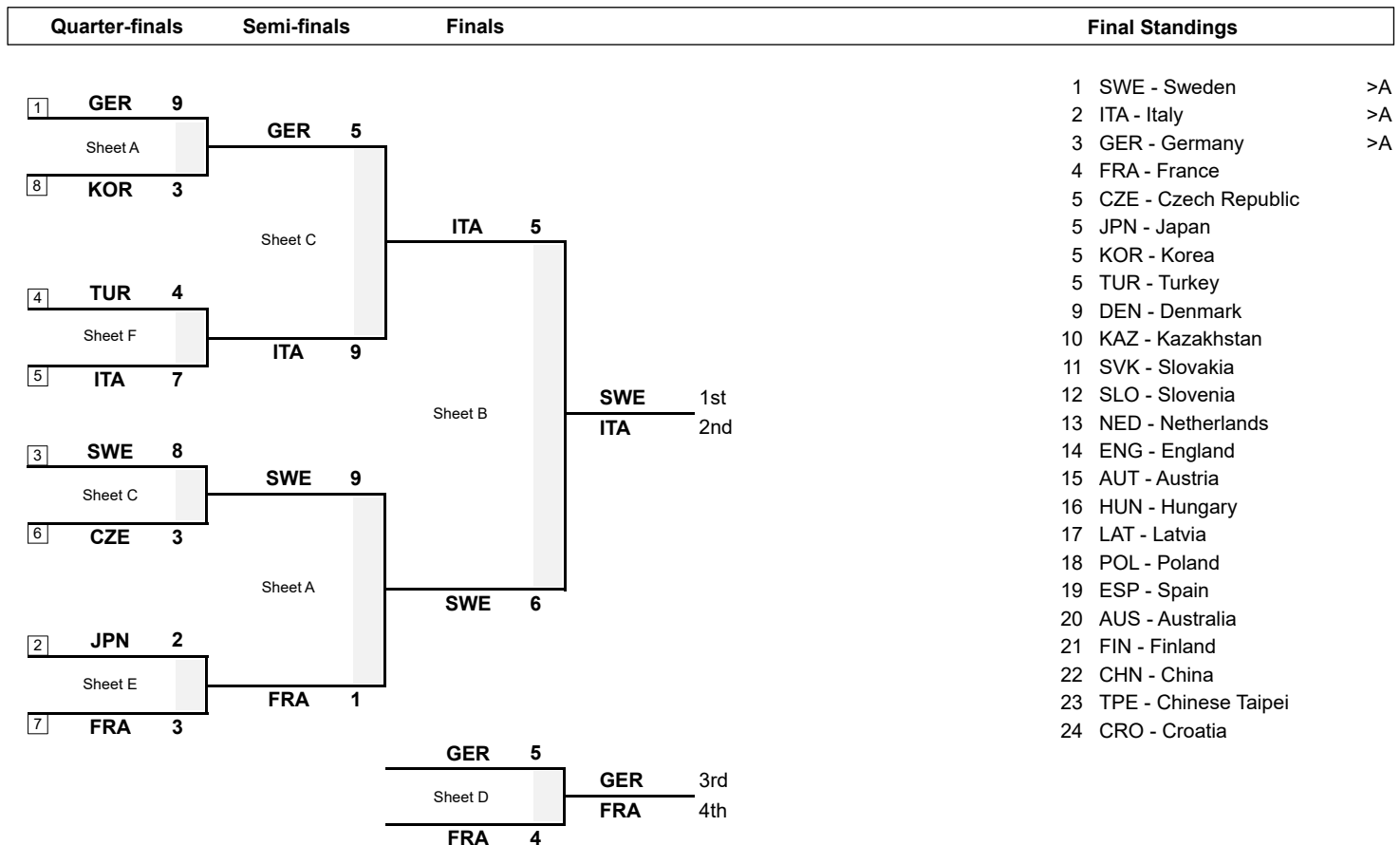
Rank	Team	Games	Wins	Losses			
1	GER - Germany	7	7	0	Q	DSC	43.65cm
2	ITA - Italy	7	5	2	Q	DSC	53.86cm
3	DEN - Denmark	7	4	3	w1	DSC	70.35cm
4	SVK - Slovakia	7	4	3	w0		
5	ENG - England	7	3	4	w1		
6	LAT - Latvia	7	3	4	w0		
7	AUS - Australia	7	1	6	w1		
8	TPE - Chinese Taipei	7	1	6	w0		

Competition Summary

Merged Group Standings

Rank Team	Round Robin Results		Rank Team	Round Robin Results		Rank Team	Round Robin Results				
	Group Rank	DSC		Group Rank	DSC		Group Rank	DSC			
1 GER - Germany	C	1	43.65cm	9 DEN - Denmark	C	3	70.35cm	17 LAT - Latvia	C	6	68.27cm
2 JPN - Japan	A	1	45.78cm	10 KAZ - Kazakhstan	B	4	66.90cm	18 POL - Poland	A	6	71.38cm
3 SWE - Sweden	B	1	49.44cm	11 SVK - Slovakia	C	4	67.80cm	19 ESP - Spain	A	7	72.13cm
4 TUR - Turkey	A	2	47.99cm	12 SLO - Slovenia	A	4	107.12cm	20 AUS - Australia	C	7	84.69cm
5 ITA - Italy	C	2	53.86cm	13 NED - Netherlands	A	5	50.26cm	21 FIN - Finland	B	7	95.09cm
6 CZE - Czech Republic	B	2	82.98cm	14 ENG - England	C	5	70.03cm	22 CHN - China	B	8	62.38cm
7 FRA - France	B	3	54.93cm	15 AUT - Austria	B	5	89.52cm	23 TPE - Chinese Taipei	C	8	91.39cm
8 KOR - Korea	A	3	64.28cm	16 HUN - Hungary	B	6	58.54cm	24 CRO - Croatia	A	8	157.93cm

Play-offs Bracket



Legend:
 >A To A-Division
 Q Qualified for the quarter-finals
 DSC Draw Shot Challenge
 wn Number of wins (n) against tied teams
 EE Extra End

GER, ITA and SWE qualified for the World Junior Curling Championships 2020 in Krasnoyarsk, Russia

Session Results and Standings

Sheet	Game	Team	LSFE	1	2	3	4	5	6	7	8	Extra Ends	Total
B	10	ITA - Italy	*	1	0	1	1	1	0	1	0		5
	10	SWE - Sweden		0	2	0	0	0	3	0	1		6
D	10	FRA - France		0	1	0	2	0	0	1	0		4
	10	GER - Germany	*	2	0	2	0	0	1	0	0		5

Play-offs Bracket

Quarter-finals	Semi-finals	Finals	Final Standings
<p>1 GER 9 Sheet A</p> <p>8 KOR 3</p> <p>4 TUR 4 Sheet F</p> <p>5 ITA 7</p> <p>3 SWE 8 Sheet C</p> <p>6 CZE 3</p> <p>2 JPN 2 Sheet E</p> <p>7 FRA 3</p>	<p>GER 5</p> <p>ITA 9</p> <p>SWE 9</p> <p>FRA 1</p>	<p>ITA 5</p> <p>SWE 6</p> <p>GER 5</p> <p>FRA 4</p>	<p>1 SWE - Sweden >A</p> <p>2 ITA - Italy >A</p> <p>3 GER - Germany >A</p> <p>4 FRA - France</p> <p>5 CZE - Czech Republic</p> <p>5 JPN - Japan</p> <p>5 KOR - Korea</p> <p>5 TUR - Turkey</p> <p>9 DEN - Denmark</p> <p>10 KAZ - Kazakhstan</p> <p>11 SVK - Slovakia</p> <p>12 SLO - Slovenia</p> <p>13 NED - Netherlands</p> <p>14 ENG - England</p> <p>15 AUT - Austria</p> <p>16 HUN - Hungary</p> <p>17 LAT - Latvia</p> <p>18 POL - Poland</p> <p>19 ESP - Spain</p> <p>20 AUS - Australia</p> <p>21 FIN - Finland</p> <p>22 CHN - China</p> <p>23 TPE - Chinese Taipei</p> <p>24 CRO - Croatia</p>
		<p>SWE 1st</p> <p>ITA 2nd</p> <p>GER 3rd</p> <p>FRA 4th</p>	

Legend:
>A To A-Division
LSFE(*) Last Stone First End

GER, ITA and SWE qualified for the World Junior Curling Championships 2020 in Krasnoyarsk, Russia

Scoring Analysis

Team	Games		LSFE	Stolen Ends	Last Stone Eff.	Force Eff.	Points Scored						Total	Plus / Minus
							0	1	2	3	4	>4		
SWE	10	For	6	19	64%	94%	2	15	16	8	1	0	75	+54
		Against	4	4			5	19	1	0	0	0	21	
GER	10	For	8	14	65%	65%	7	13	10	9	3	0	72	+39
		Against	2	5			4	14	5	3	0	0	33	
JPN	8	For	5	18	53%	69%	3	15	11	4	2	0	57	+39
		Against	3	1			6	10	4	0	0	0	18	
ITA	10	For	5	15	42%	56%	3	22	13	4	3	0	72	+29
		Against	5	4			3	17	10	2	0	0	43	
DEN	7	For	4	15	39%	42%	3	13	9	3	3	0	52	+23
		Against	3	5			3	9	5	2	1	0	29	
NED	7	For	5	16	27%	50%	4	14	6	4	2	0	46	+19
		Against	2	5			4	7	4	4	0	0	27	
KOR	8	For	2	11	42%	71%	3	10	9	5	0	1	49	+16
		Against	6	5			2	14	5	3	0	0	33	
TUR	8	For	6	12	30%	31%	5	16	10	1	1	0	43	+10
		Against	2	4			5	7	5	4	1	0	33	
ENG	7	For	2	9	44%	56%	3	10	13	1	0	0	39	+6
		Against	5	3			4	13	5	2	1	0	33	
KAZ	7	For	4	12	23%	25%	4	16	6	2	2	0	42	+5
		Against	3	8			2	8	8	3	1	0	37	
CZE	8	For	3	9	38%	72%	5	15	9	1	1	0	40	+3
		Against	5	7			1	16	6	3	0	0	37	
SLO	7	For	1	6	27%	71%	3	9	2	7	0	0	34	+2
		Against	6	10			4	18	4	2	0	0	32	
HUN	7	For	5	6	25%	47%	1	14	4	2	1	1	37	+1
		Against	2	8			7	12	10	0	1	0	36	
SVK	7	For	5	7	30%	57%	5	15	4	3	0	0	32	0
		Against	2	5			7	12	2	4	1	0	32	
AUT	7	For	1	10	33%	41%	3	13	8	2	1	0	39	-4
		Against	6	7			2	11	7	6	0	0	43	
LAT	7	For	4	7	21%	69%	2	11	5	4	0	0	33	-7
		Against	3	16			2	21	6	1	1	0	40	
POL	7	For	4	8	12%	44%	5	11	4	2	2	0	33	-8
		Against	3	14			1	11	7	4	1	0	41	
FRA	10	For	5	5	36%	43%	9	15	11	2	0	0	43	-9
		Against	5	10			7	17	14	1	1	0	52	

Scoring Analysis

Team	Games		LSFE	Stolen Ends	Last Stone Eff.	Force Eff.	Points Scored						Total	Plus / Minus
							0	1	2	3	4	>4		
FIN	7	For	3	5	32%	44%	2	9	8	3	0	0	34	-15
		Against	4	13			1	16	8	3	2	0	49	
ESP	7	For	4	3	17%	73%	2	7	3	3	1	0	26	-26
		Against	3	18			1	15	7	5	2	0	52	
CHN	7	For	4	4	7%	29%	1	13	3	0	0	0	19	-34
		Against	3	15			4	13	11	3	1	1	53	
TPE	7	For	1	6	10%	38%	1	11	6	0	0	0	23	-34
		Against	6	18			0	12	13	5	1	0	57	
AUS	7	For	3	3	17%	19%	0	11	3	2	0	0	23	-47
		Against	4	17			0	8	16	6	3	0	70	
CRO	7	For	2	3	0%	27%	0	12	0	0	0	0	12	-62
		Against	5	21			1	10	10	6	5	1	74	
Total	92			223			76	310	173	72	23	2	975	

Note:

Stolen ends are the ends won without the last stone advantage.

Last Stone Efficiency: Scoring two or more points with last stone advantage.

Force Efficiency: Forcing the opponent team to score only one point when they have the last stone advantage.

Legend:

>4 More than four points scored

Eff. Efficiency

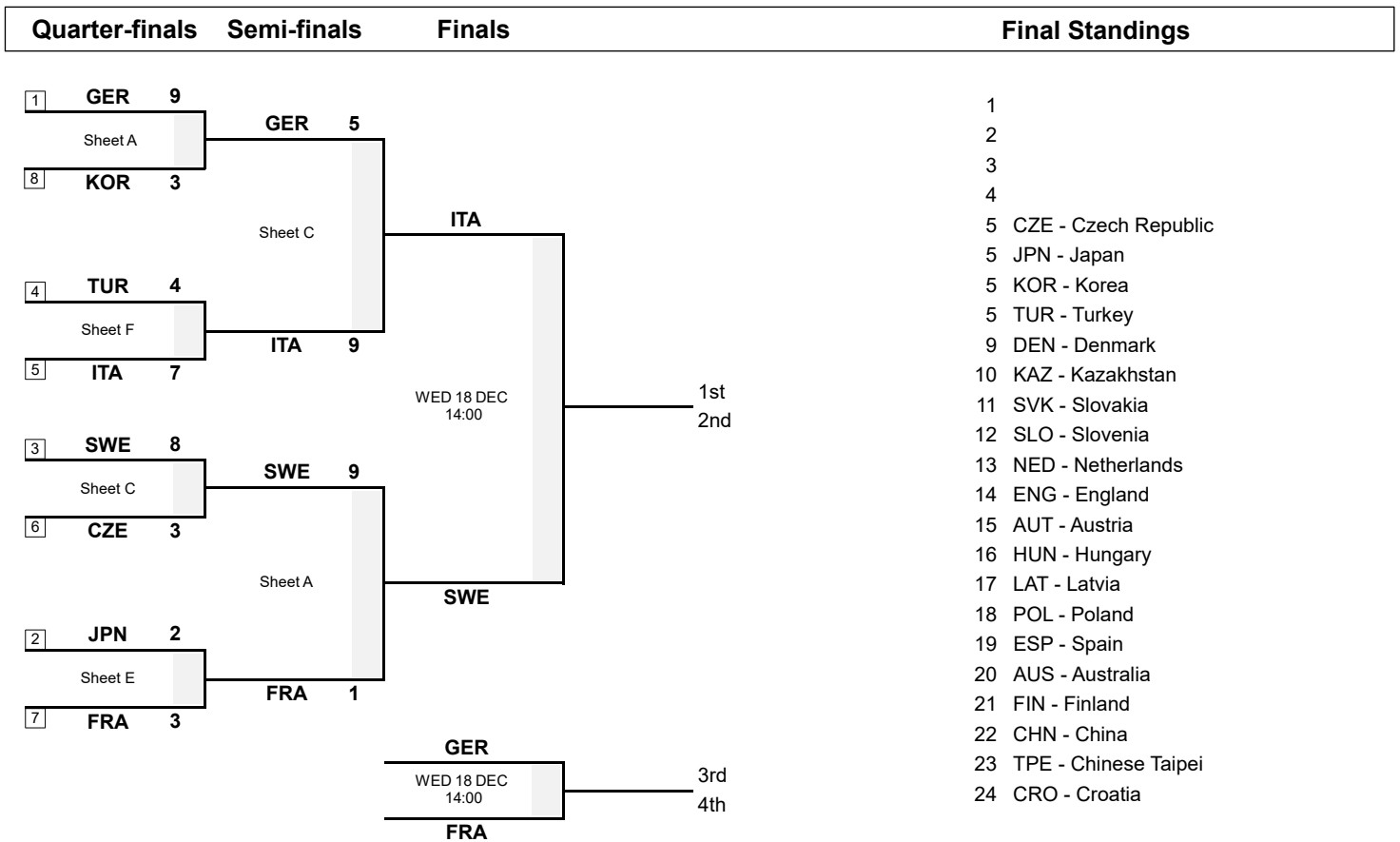
LSFE Last Stone First End



Session Results and Standings

Sheet	Game	Team	LSFE	1	2	3	4	5	6	7	8	Extra Ends	Total
A	9	SWE - Sweden	*	1	0	2	2	0	4	X	X		9
	9	FRA - France		0	0	0	0	1	0	X	X		1
C	9	GER - Germany	*	0	2	0	2	0	1	0	X		5
	9	ITA - Italy		3	0	1	0	2	0	3	X		9

Play-offs Bracket



Legend:

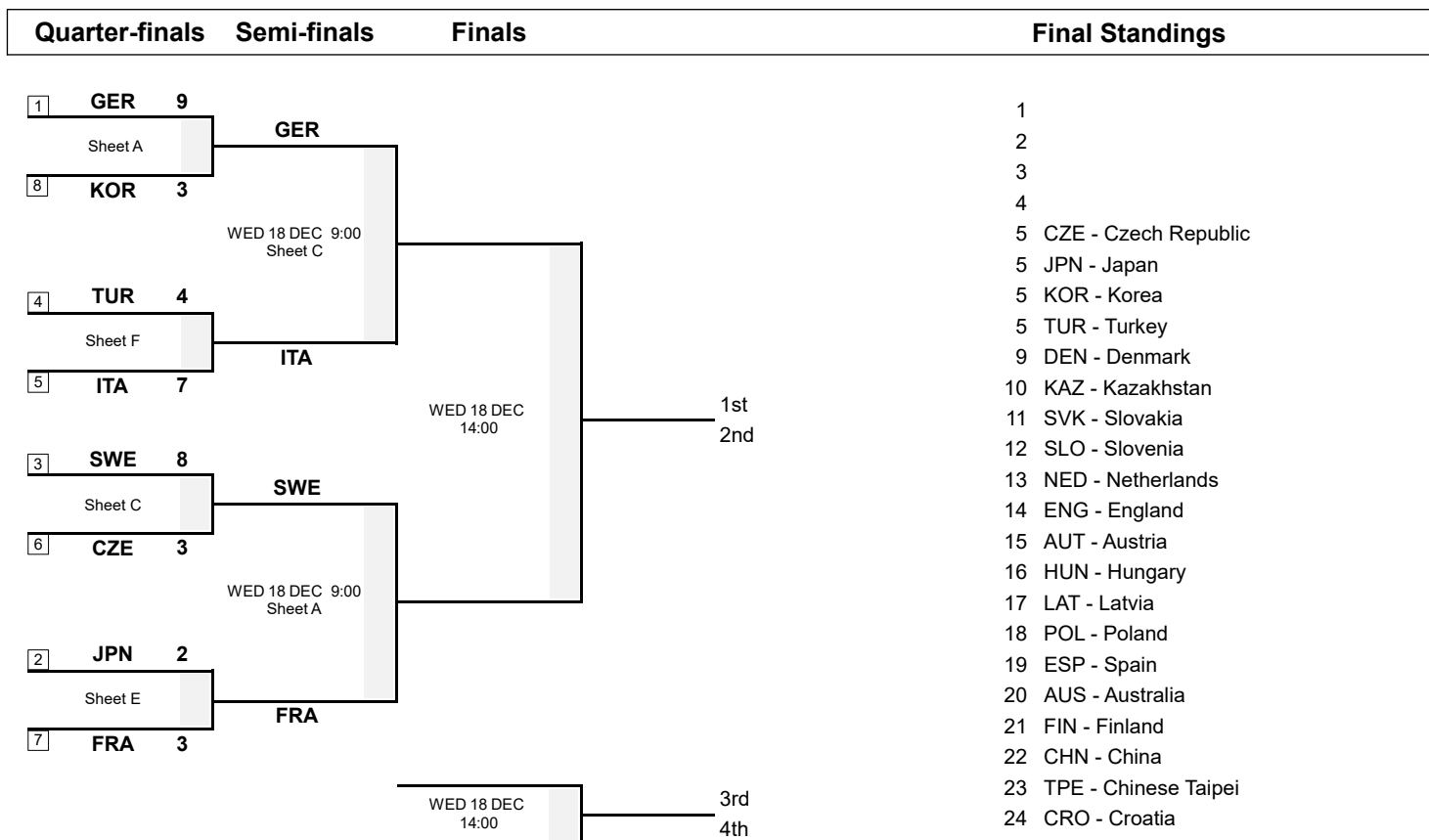
LSFE(*) Last Stone First End X Unplayed/unfinished end due to concession

ITA and SWE qualified for the World Junior Curling Championships 2020 in Krasnoyarsk, Russia

Session Results and Standings

Sheet	Game	Team	LSFE	1	2	3	4	5	6	7	8	Extra Ends	Total
A	8	KOR - Korea		0	1	0	0	0	2	X	X		3
	8	GER - Germany	*	2	0	3	1	3	0	X	X		9
C	8	SWE - Sweden	*	2	2	3	0	1	0	X	X		8
	8	CZE - Czech Republic		0	0	0	1	0	2	X	X		3
E	8	JPN - Japan		0	0	0	0	1	0	0	1	0	2
	8	FRA - France	*	0	1	0	0	0	0	1	0	1	3
F	8	ITA - Italy		0	0	2	0	4	0	0	1		7
	8	TUR - Turkey	*	0	1	0	1	0	1	1	0		4

Play-offs Bracket



Legend:

LSFE(*) Last Stone First End

X Unplayed/unfinished end due to concession

Competition Matrix

Group A

Team	CRO	ESP	JPN	KOR	NED	POL	SLO	TUR
CRO		2 - 10	0 - 12	2 - 11	1 - 12	2 - 13	3 - 8	2 - 8
ESP	10 - 2		2 - 7	3 - 7	0 - 14	3 - 10	3 - 6	5 - 6
JPN	12 - 0	7 - 2		5 - 3	7 - 3	7 - 3	9 - 1	8 - 3
KOR	11 - 2	7 - 3	3 - 5		7 - 4	8 - 3	8 - 2	2 - 5
NED	12 - 1	14 - 0	3 - 7	4 - 7		8 - 1	2 - 6	3 - 5
POL	13 - 2	10 - 3	3 - 7	3 - 8	1 - 8		3 - 5	0 - 8
SLO	8 - 3	6 - 3	1 - 9	2 - 8	6 - 2	5 - 3		6 - 4
TUR	8 - 2	6 - 5	3 - 8	5 - 2	5 - 3	8 - 0	4 - 6	

Standings after Round Robin

Rank	Team	Games	Wins	Losses			
1	JPN - Japan	7	7	0	Q		DSC 45.78cm
2	TUR - Turkey	7	5	2	Q	w1	DSC 47.99cm
3	KOR - Korea	7	5	2	Q	w1	DSC 64.28cm
4	SLO - Slovenia	7	5	2		w1	DSC 107.12cm
5	NED - Netherlands	7	3	4			
6	POL - Poland	7	2	5			
7	ESP - Spain	7	1	6			
8	CRO - Croatia	7	0	7			

Competition Matrix

Group B

Team	AUT	CHN	CZE	FIN	FRA	HUN	KAZ	SWE
AUT		9 - 3	5 - 4	4 - 8	5 - 6	8 - 6	6 - 7	2 - 9
CHN	3 - 9		2 - 8	5 - 3	4 - 6	1 - 9	2 - 9	2 - 9
CZE	4 - 5	8 - 2		5 - 7	5 - 1	5 - 2	7 - 4	3 - 8
FIN	8 - 4	3 - 5	7 - 5		5 - 10	6 - 8	4 - 8	1 - 9
FRA	6 - 5	6 - 4	1 - 5	10 - 5		4 - 5	7 - 6	1 - 6
HUN	6 - 8	9 - 1	2 - 5	8 - 6	5 - 4		5 - 7	2 - 5
KAZ	7 - 6	9 - 2	4 - 7	8 - 4	6 - 7	7 - 5		1 - 6
SWE	9 - 2	9 - 2	8 - 3	9 - 1	6 - 1	5 - 2	6 - 1	

Standings after Round Robin

Rank	Team	Games	Wins	Losses			
1	SWE - Sweden	7	7	0	Q		DSC 49.44cm
2	CZE - Czech Republic	7	4	3	Q	w2	DSC 82.98cm
3	FRA - France	7	4	3	Q	w1	DSC 54.93cm
4	KAZ - Kazakhstan	7	4	3		w0	
5	AUT - Austria	7	3	4		w1	
6	HUN - Hungary	7	3	4		w0	
7	FIN - Finland	7	2	5			
8	CHN - China	7	1	6			

Competition Matrix

Group C

Team	AUS	DEN	ENG	GER	ITA	LAT	SVK	TPE
AUS		0 - 13	4 - 10	1 - 11	2 - 13	3 - 9	6 - 9	7 - 5
DEN	13 - 0		5 - 4	5 - 7	3 - 7	6 - 8	7 - 3	13 - 0
ENG	10 - 4	4 - 5		2 - 8	7 - 8	8 - 1	1 - 3	7 - 4
GER	11 - 1	7 - 5	8 - 2		6 - 4	7 - 0	7 - 3	7 - 2
ITA	13 - 2	7 - 3	8 - 7	4 - 6		5 - 6	4 - 3	10 - 1
LAT	9 - 3	8 - 6	1 - 8	0 - 7	6 - 5		3 - 4	6 - 7
SVK	9 - 6	3 - 7	3 - 1	3 - 7	3 - 4	4 - 3		7 - 4
TPE	5 - 7	0 - 13	4 - 7	2 - 7	1 - 10	7 - 6	4 - 7	

Standings after Round Robin

Rank	Team	Games	Wins	Losses		
1	GER - Germany	7	7	0	Q	DSC 43.65cm
2	ITA - Italy	7	5	2	Q	DSC 53.86cm
3	DEN - Denmark	7	4	3	w1	DSC 70.35cm
4	SVK - Slovakia	7	4	3	w0	
5	ENG - England	7	3	4	w1	
6	LAT - Latvia	7	3	4	w0	
7	AUS - Australia	7	1	6	w1	
8	TPE - Chinese Taipei	7	1	6	w0	

Legend:

DSC Draw Shot Challenge

Q Qualified for the quarter-finals

wn Number of wins (n) against tied teams

Draw Shot Challenge by Group

Group A		Stone Rotation	Last Stone Draw in each Round Robin Game							DSC
Rank	Team		1	2	3	4	5	6	7	
1	JPN - Japan	☺	67.7	46.1	136.6	29.8	24.4	50.5	106.3	45.78cm
		☹	34.6	68.4	39.0	55.3	52.0	60.3	21.3	
2	TUR - Turkey	☺	103.4	120.8	25.6	71.9	47.7	115.9	67.1	47.99cm
		☹	23.9	107.4	4.2	56.5	21.0	37.9	9.3	
3	NED - Netherlands	☺	99.7	103.2	105.4	52.0	9.6	32.4	13.8	50.26cm
		☹	49.7	44.2	31.9	81.6	65.1	199.6	19.9	
4	KOR - Korea	☺	46.8	163.9	31.0	199.6	19.0	15.0	31.7	64.28cm
		☹	187.5	98.1	147.5	54.4	47.3	24.1	92.6	
5	POL - Poland	☺	32.9	69.7	129.8	63.4	56.1	51.7	17.9	71.38cm
		☹	145.7	162.7	89.4	51.8	173.8	63.1	85.0	
6	ESP - Spain	☺	199.6	7.1	82.3	100.0	51.2	199.6	109.3	72.13cm
		☹	55.9	129.0	57.0	104.0	72.2	66.2	31.4	
7	SLO - Slovenia	☺	110.6	140.1	111.5	199.6	129.6	199.6	51.6	107.12cm
		☹	199.6	199.6	60.3	159.8	45.1	69.8	7.8	
8	CRO - Croatia	☺	199.6	199.6	199.6	126.2	199.6	199.6	99.8	157.93cm
		☹	199.6	104.5	199.6	196.8	157.8	187.6	24.5	

Group B		Stone Rotation	Last Stone Draw in each Round Robin Game							DSC
Rank	Team		1	2	3	4	5	6	7	
1	SWE - Sweden	☺	41.8	64.5	160.1	199.6	85.5	39.7	136.2	49.44cm
		☹	93.3	19.1	6.2	4.0	14.3	23.0	65.7	
2	FRA - France	☺	102.6	157.9	28.0	91.2	40.7	14.0	26.4	54.93cm
		☹	14.5	115.3	72.8	193.8	103.5	32.2	18.0	
3	HUN - Hungary	☺	199.6	114.0	199.6	25.1	24.0	21.3	151.6	58.54cm
		☹	18.2	91.9	39.4	66.9	60.5	39.3	50.3	
4	CHN - China	☺	199.6	14.9	65.2	71.2	59.3	19.6	45.8	62.38cm
		☹	119.3	91.6	9.5	21.2	199.6	31.3	199.6	
5	KAZ - Kazakhstan	☺	27.6	199.6	157.5	91.7	40.0	63.8	161.6	66.90cm
		☹	16.5	68.0	44.7	90.5	25.5	199.6	15.4	
6	CZE - Czech Republic	☺	43.4	145.1	83.3	17.5	138.2	88.2	199.6	82.98cm
		☹	47.1	53.5	83.3	82.0	148.7	199.6	65.4	
7	AUT - Austria	☺	87.4	199.6	199.6	12.0	11.0	30.5	176.4	89.52cm
		☹	88.3	64.6	192.3	144.3	165.0	28.7	73.7	
8	FIN - Finland	☺	199.6	122.7	199.6	173.4	156.5	93.3	67.9	95.09cm
		☹	83.3	8.0	96.8	51.6	90.7	61.1	135.8	

Draw Shot Challenge by Group

Group C		Stone Rotation	Last Stone Draw in each Round Robin Game							DSC
Rank	Team		1	2	3	4	5	6	7	
1	GER - Germany	↻	17.8	45.2	17.6	108.3	20.4	85.4	104.3	43.65cm
		↻	73.0	122.4	50.5	4.0	33.3	26.6	45.7	
2	ITA - Italy	↻	84.4	51.3	52.6	48.8	84.5	110.9	100.3	53.86cm
		↻	184.3	27.8	22.8	49.7	4.8	8.4	169.9	
3	SVK - Slovakia	↻	91.3	123.9	195.8	15.9	60.1	99.9	24.4	67.80cm
		↻	47.5	13.7	37.9	64.5	129.7	199.6	104.8	
4	LAT - Latvia	↻	199.6	44.0	199.6	119.2	199.6	125.2	80.2	68.27cm
		↻	13.9	27.5	36.3	37.4	21.1	69.2	45.6	
5	ENG - England	↻	56.6	38.9	23.5	199.6	199.6	99.6	14.8	70.03cm
		↻	194.7	82.6	90.4	4.1	12.1	23.4	199.6	
6	DEN - Denmark	↻	91.7	30.7	152.1	66.9	55.4	68.7	186.5	70.35cm
		↻	191.7	56.6	196.6	14.3	59.0	27.8	34.5	
7	AUS - Australia	↻	199.6	92.9	163.0	98.4	184.1	12.1	62.9	84.69cm
		↻	199.6	28.7	108.0	122.5	59.8	47.7	36.2	
8	TPE - Chinese Taipei	↻	199.6	87.1	199.6	129.3	36.7	199.6	199.6	91.39cm
		↻	89.1	29.2	39.3	13.0	94.4	152.8	26.6	

Note:

The Draw Shot Challenge (DSC) is the average distance of all the individual Last Stone Draws (LSD), which were delivered by a team during the round robin. The two least favourable results will be eliminated before calculating the average distance. The team with the lesser DSC receives the higher ranking. If the DSCs are equal then the team with the best non-equal counting LSD receives the higher ranking. In the case where all counting LSDs are equal, the team ranked higher in the WCF World Rankings is ranked higher.

Legend:

↻ Clockwise

↻ Counter-clockwise

DSC Draw Shot Challenge

Scoring Analysis

Team	Games	LSFE	Stolen Ends	Last Stone Eff.	Force Eff.	Points Scored							Total	Plus / Minus
						0	1	2	3	4	>4			
JPN	For	5	18	62%	60%	1	13	11	4	2	0	55	+40	
	Against	2	1			4	7	4	0	0	0	15		
SWE	For	4	15	75%	100%	2	12	11	6	0	0	52	+40	
	Against	3	2			4	12	0	0	0	0	12		
GER	For	5	12	65%	78%	5	10	5	7	3	0	53	+36	
	Against	2	4			4	10	2	1	0	0	17		
DEN	For	4	15	39%	42%	3	13	9	3	3	0	52	+23	
	Against	3	5			3	9	5	2	1	0	29		
ITA	For	4	12	43%	56%	3	15	11	2	2	0	51	+23	
	Against	3	3			2	11	7	1	0	0	28		
KOR	For	2	11	47%	80%	3	9	8	5	0	1	46	+22	
	Against	5	3			2	13	4	1	0	0	24		
NED	For	5	16	27%	50%	4	14	6	4	2	0	46	+19	
	Against	2	5			4	7	4	4	0	0	27		
TUR	For	5	11	35%	30%	4	12	10	1	1	0	39	+13	
	Against	2	4			5	6	4	4	0	0	26		
CZE	For	3	9	40%	75%	5	14	8	1	1	0	37	+8	
	Against	4	5			1	15	4	2	0	0	29		
ENG	For	2	9	44%	56%	3	10	13	1	0	0	39	+6	
	Against	5	3			4	13	5	2	1	0	33		
KAZ	For	4	12	23%	25%	4	16	6	2	2	0	42	+5	
	Against	3	8			2	8	8	3	1	0	37		
SLO	For	1	6	27%	71%	3	9	2	7	0	0	34	+2	
	Against	6	10			4	18	4	2	0	0	32		
HUN	For	5	6	25%	47%	1	14	4	2	1	1	37	+1	
	Against	2	8			7	12	10	0	1	0	36		
SVK	For	5	7	30%	57%	5	15	4	3	0	0	32	0	
	Against	2	5			7	12	2	4	1	0	32		
FRA	For	4	5	46%	38%	6	9	10	2	0	0	35	-1	
	Against	3	8			3	13	10	1	0	0	36		
AUT	For	1	10	33%	41%	3	13	8	2	1	0	39	-4	
	Against	6	7			2	11	7	6	0	0	43		
LAT	For	4	7	21%	69%	2	11	5	4	0	0	33	-7	
	Against	3	16			2	21	6	1	1	0	40		
POL	For	4	8	12%	44%	5	11	4	2	2	0	33	-8	
	Against	3	14			1	11	7	4	1	0	41		
FIN	For	3	5	32%	44%	2	9	8	3	0	0	34	-15	
	Against	4	13			1	16	8	3	2	0	49		
ESP	For	4	3	17%	73%	2	7	3	3	1	0	26	-26	
	Against	3	18			1	15	7	5	2	0	52		

Scoring Analysis

Team	Games		LSFE	Stolen Ends	Last Stone Eff.	Force Eff.	Points Scored						Total	Plus / Minus
							0	1	2	3	4	>4		
CHN	7	For	4	4	7%	29%	1	13	3	0	0	0	19	-34
		Against	3	15			4	13	11	3	1	1	53	
TPE	7	For	1	6	10%	38%	1	11	6	0	0	0	23	-34
		Against	6	18			0	12	13	5	1	0	57	
AUS	7	For	3	3	17%	19%	0	11	3	2	0	0	23	-47
		Against	4	17			0	8	16	6	3	0	70	
CRO	7	For	2	3	0%	27%	0	12	0	0	0	0	12	-62
		Against	5	21			1	10	10	6	5	1	74	
Total	84			213			68	283	158	66	21	2	892	

Note:

Stolen ends are the ends won without the last stone advantage.

Last Stone Efficiency: Scoring two or more points with last stone advantage.

Force Efficiency: Forcing the opponent team to score only one point when they have the last stone advantage.

Legend:

>4 More than four points scored

Eff. Efficiency

LSFE Last Stone First End

Summary of Big Ends

Points Scored	By	Against	Session	End	Game Result
6	KOR - Korea	CRO - Croatia	22	3	11 : 2
5	HUN - Hungary	CHN - China	24	6	9 : 1
4	AUT - Austria	HUN - Hungary	4	5	8 : 6
4	CZE - Czech Republic	KAZ - Kazakhstan	16	3	7 : 4
4	DEN - Denmark	AUS - Australia	1	1	13 : 0
4	DEN - Denmark	TPE - Chinese Taipei	13	6	13 : 0
4	DEN - Denmark	LAT - Latvia	18	4	6 : 8
4	ESP - Spain	CRO - Croatia	1	4	10 : 2
4	GER - Germany	SVK - Slovakia	9	3	7 : 3
4	GER - Germany	AUS - Australia	14	4	11 : 1
4	GER - Germany	ENG - England	24	3	8 : 2
4	HUN - Hungary	FIN - Finland	9	1	8 : 6
4	ITA - Italy	DEN - Denmark	3	3	7 : 3
4	ITA - Italy	AUS - Australia	22	7	13 : 2
4	JPN - Japan	CRO - Croatia	20	5	12 : 0
4	JPN - Japan	POL - Poland	22	6	7 : 3
4	KAZ - Kazakhstan	CHN - China	4	5	9 : 2
4	KAZ - Kazakhstan	FIN - Finland	18	6	8 : 4
4	NED - Netherlands	ESP - Spain	22	4	14 : 0
4	NED - Netherlands	ESP - Spain	22	6	14 : 0
4	POL - Poland	CRO - Croatia	6	6	13 : 2
4	POL - Poland	CRO - Croatia	6	7	13 : 2
4	TUR - Turkey	CRO - Croatia	13	1	8 : 2

Note:
Big ends are defined as ends with a score of four or more points.

Session Results and Standings

Sheet	Game	Team	LSFE	1	2	3	4	5	6	7	8	Extra	Ends	Total
A	7	TPE - Chinese Taipei		2	0	0	1	1	0	0	2	1		7
	7	LAT - Latvia	*	0	1	2	0	0	1	2	0	0		6
B	7	CZE - Czech Republic		0	1	0	1	0	1	0	X			3
	7	SWE - Sweden	*	2	0	2	0	3	0	1	X			8
C	7	KAZ - Kazakhstan	*	2	1	0	3	0	0	0	0	1		7
	7	AUT - Austria		0	0	1	0	2	2	0	1	0		6
D	7	HUN - Hungary	*	1	0	1	1	1	5	X	X			9
	7	CHN - China		0	1	0	0	0	0	X	X			1
E	7	FIN - Finland		0	2	1	0	0	2	0	0			5
	7	FRA - France	*	2	0	0	2	1	0	2	3			10
F	7	ENG - England		0	1	0	1	0	0	X	X			2
	7	GER - Germany	*	3	0	4	0	0	1	X	X			8

Standings after Round Robin

Group A

Rank	Team	Games	Wins	Losses	Q	DSC
1	JPN - Japan	7	7	0	Q	DSC 45.78cm
2	TUR - Turkey	7	5	2	Q w1	DSC 47.99cm
3	KOR - Korea	7	5	2	Q w1	DSC 64.28cm
4	SLO - Slovenia	7	5	2	w1	DSC 107.12cm
5	NED - Netherlands	7	3	4		
6	POL - Poland	7	2	5		
7	ESP - Spain	7	1	6		
8	CRO - Croatia	7	0	7		

Group B

Rank	Team	Games	Wins	Losses	Q	DSC
1	SWE - Sweden	7	7	0	Q	DSC 49.44cm
2	CZE - Czech Republic	7	4	3	Q w2	DSC 82.98cm
3	FRA - France	7	4	3	Q w1	DSC 54.93cm
4	KAZ - Kazakhstan	7	4	3	w0	
5	AUT - Austria	7	3	4	w1	
6	HUN - Hungary	7	3	4	w0	
7	FIN - Finland	7	2	5		
8	CHN - China	7	1	6		

Group C

Rank	Team	Games	Wins	Losses	Q	DSC
1	GER - Germany	7	7	0	Q	DSC 43.65cm
2	ITA - Italy	7	5	2	Q	DSC 53.86cm
3	DEN - Denmark	7	4	3	w1	DSC 70.35cm
4	SVK - Slovakia	7	4	3	w0	
5	ENG - England	7	3	4	w1	
6	LAT - Latvia	7	3	4	w0	
7	AUS - Australia	7	1	6	w1	
8	TPE - Chinese Taipei	7	1	6	w0	

Legend:

DSC Draw Shot Challenge **LSFE(*)** Last Stone First End **Q** Qualified for the quarter-finals
wn Number of wins (n) against tied teams **X** Unplayed/unfinished end due to concession

Session Results and Standings

Sheet	Game	Team	LSFE	1	2	3	4	5	6	7	8	Extra	Ends	Total
A	7	ITA - Italy		2	0	2	3	0	2	4	X			13
	7	AUS - Australia	*	0	1	0	0	1	0	0	X			2
B	7	NED - Netherlands	*	1	2	2	4	1	4	X	X			14
	7	ESP - Spain		0	0	0	0	0	0	X	X			0
C	7	TUR - Turkey		0	1	0	2	0	0	1	X			4
	7	SLO - Slovenia	*	0	0	3	0	3	0	0	X			6
D	7	JPN - Japan		0	0	2	0	1	4	0	X			7
	7	POL - Poland	*	0	1	0	0	0	0	2	X			3
E	7	CRO - Croatia	*	1	0	0	0	0	1	X	X			2
	7	KOR - Korea		0	1	6	2	2	0	X	X			11
F	7	SVK - Slovakia	*	0	1	0	1	0	1	0	X			3
	7	DEN - Denmark		1	0	1	0	2	0	3	X			7

Current Standings

Group A							Group B					
Rank	Team	Games	Wins	Losses			Rank	Team	Games	Wins	Losses	
1	JPN - Japan	7	7	0	Q	DSC 45.78cm	1	SWE - Sweden	6	6	0	Q
2	TUR - Turkey	7	5	2	Q	w1 DSC 47.99cm	2	CZE - Czech Republic	6	4	2	
3	KOR - Korea	7	5	2	w1	DSC 64.28cm	3	AUT - Austria	6	3	3	
4	SLO - Slovenia	7	5	2	w1	DSC 107.12cm	3	FRA - France	6	3	3	
5	NED - Netherlands	7	3	4			3	KAZ - Kazakhstan	6	3	3	
6	POL - Poland	7	2	5			6	FIN - Finland	6	2	4	
7	ESP - Spain	7	1	6			6	HUN - Hungary	6	2	4	
8	CRO - Croatia	7	0	7			8	CHN - China	6	1	5	

Group C					
Rank	Team	Games	Wins	Losses	
1	GER - Germany	6	6	0	Q
2	ITA - Italy	7	5	2	Q
3	DEN - Denmark	7	4	3	
3	SVK - Slovakia	7	4	3	
5	ENG - England	6	3	3	
5	LAT - Latvia	6	3	3	
7	AUS - Australia	7	1	6	
8	TPE - Chinese Taipei	6	0	6	

Note:
Under WCF rules, tie-breaking rules for standings are not applied until after the last game of the round robin.

Legend:
DSC Draw Shot Challenge **LSFE(*)** Last Stone First End **Q** Qualified for the quarter-finals
wn Number of wins (n) against tied teams **X** Unplayed/unfinished end due to concession

Session Results and Standings

Sheet	Game	Team	LSFE	1	2	3	4	5	6	7	8	Extra Ends	Total
A	6	POL - Poland		0	1	0	0	1	0	1	X		3
	6	KOR - Korea	*	2	0	3	2	0	1	0	X		8
B	6	TPE - Chinese Taipei		0	1	2	0	0	2	0	0		5
	6	AUS - Australia	*	1	0	0	1	1	0	3	1		7
C	6	GER - Germany	*	0	3	0	0	0	2	0	1		6
	6	ITA - Italy		1	0	0	0	1	0	2	0		4
D	6	ESP - Spain		2	0	0	0	3	0	0	0		5
	6	TUR - Turkey	*	0	0	1	0	0	1	2	2		6
E	6	NED - Netherlands	*	0	1	0	1	0	0	0	0		2
	6	SLO - Slovenia		0	0	0	0	2	1	0	3		6
F	6	CRO - Croatia		0	0	0	0	0	0	X	X		0
	6	JPN - Japan	*	2	1	1	2	4	2	X	X		12

Current Standings

Group A					Group B						
Rank	Team	Games	Wins	Losses	Rank	Team	Games	Wins	Losses		
1	JPN - Japan	6	6	0	Q	1	SWE - Sweden	6	6	0	Q
2	TUR - Turkey	6	5	1		2	CZE - Czech Republic	6	4	2	
3	KOR - Korea	6	4	2		3	AUT - Austria	6	3	3	
3	SLO - Slovenia	6	4	2		3	FRA - France	6	3	3	
5	NED - Netherlands	6	2	4		3	KAZ - Kazakhstan	6	3	3	
5	POL - Poland	6	2	4		6	FIN - Finland	6	2	4	
7	ESP - Spain	6	1	5		6	HUN - Hungary	6	2	4	
8	CRO - Croatia	6	0	6		8	CHN - China	6	1	5	

Group C					
Rank	Team	Games	Wins	Losses	
1	GER - Germany	6	6	0	Q
2	ITA - Italy	6	4	2	
2	SVK - Slovakia	6	4	2	
4	DEN - Denmark	6	3	3	
4	ENG - England	6	3	3	
4	LAT - Latvia	6	3	3	
7	AUS - Australia	6	1	5	
8	TPE - Chinese Taipei	6	0	6	

Note:
Under WCF rules, tie-breaking rules for standings are not applied until after the last game of the round robin.

Legend:
LSFE(*) Last Stone First End **Q** Qualified for the quarter-finals **X** Unplayed/unfinished end due to concession

Session Results and Standings

Sheet	Game	Team	LSFE	1	2	3	4	5	6	7	8	Extra Ends	Total
E	6	ENG - England	*	0	1	0	0	0	0	0	0		1
	6	SVK - Slovakia		0	0	0	1	0	1	0	1		3

Current Standings

Group A					Group B				
Rank	Team	Games	Wins	Losses	Rank	Team	Games	Wins	Losses
1	JPN - Japan	5	5	0	1	SWE - Sweden	6	6	0
2	TUR - Turkey	5	4	1	2	CZE - Czech Republic	6	4	2
3	KOR - Korea	5	3	2	3	AUT - Austria	6	3	3
3	SLO - Slovenia	5	3	2	3	FRA - France	6	3	3
5	NED - Netherlands	5	2	3	3	KAZ - Kazakhstan	6	3	3
5	POL - Poland	5	2	3	6	FIN - Finland	6	2	4
7	ESP - Spain	5	1	4	6	HUN - Hungary	6	2	4
8	CRO - Croatia	5	0	5	8	CHN - China	6	1	5

Group C				
Rank	Team	Games	Wins	Losses
1	GER - Germany	5	5	0
2	ITA - Italy	5	4	1
3	SVK - Slovakia	6	4	2
4	DEN - Denmark	6	3	3
4	ENG - England	6	3	3
4	LAT - Latvia	6	3	3
7	AUS - Australia	5	0	5
7	TPE - Chinese Taipei	5	0	5

Note:
Under WCF rules, tie-breaking rules for standings are not applied until after the last game of the round robin.

Legend:
LSFE(*) Last Stone First End Q Qualified for the quarter-finals

Session Results and Standings

Sheet	Game	Team	LSFE	1	2	3	4	5	6	7	8	Extra Ends	Total
A	6	HUN - Hungary	*	0	1	0	0	0	1	0	X		2
	6	CZE - Czech Republic		2	0	0	1	1	0	1	X		5
B	6	AUT - Austria		1	0	1	1	0	2	0	0		5
	6	FRA - France	*	0	1	0	0	2	0	2	1		6
C	6	LAT - Latvia		1	0	3	0	1	1	0	2		8
	6	DEN - Denmark	*	0	1	0	4	0	0	1	0		6
D	6	KAZ - Kazakhstan		0	1	0	1	2	4	0	X		8
	6	FIN - Finland	*	0	0	2	0	0	0	2	X		4
F	6	CHN - China	*	0	1	0	1	0	0	0	X		2
	6	SWE - Sweden		1	0	2	0	3	2	1	X		9

Current Standings

Group A					Group B						
Rank	Team	Games	Wins	Losses	Rank	Team	Games	Wins	Losses		
1	JPN - Japan	5	5	0	Q	1	SWE - Sweden	6	6	0	Q
2	TUR - Turkey	5	4	1		2	CZE - Czech Republic	6	4	2	
3	KOR - Korea	5	3	2		3	AUT - Austria	6	3	3	
3	SLO - Slovenia	5	3	2		3	FRA - France	6	3	3	
5	NED - Netherlands	5	2	3		3	KAZ - Kazakhstan	6	3	3	
5	POL - Poland	5	2	3		6	FIN - Finland	6	2	4	
7	ESP - Spain	5	1	4		6	HUN - Hungary	6	2	4	
8	CRO - Croatia	5	0	5		8	CHN - China	6	1	5	

Group C				
Rank	Team	Games	Wins	Losses
1	GER - Germany	5	5	0
2	ITA - Italy	5	4	1
3	ENG - England	5	3	2
3	SVK - Slovakia	5	3	2
5	DEN - Denmark	6	3	3
5	LAT - Latvia	6	3	3
7	AUS - Australia	5	0	5
7	TPE - Chinese Taipei	5	0	5

Note:
Under WCF rules, tie-breaking rules for standings are not applied until after the last game of the round robin.

Legend:
LSFE(*) Last Stone First End **Q** Qualified for the quarter-finals **X** Unplayed/unfinished end due to concession

Session Results and Standings

Sheet	Game	Team	LSFE	1	2	3	4	5	6	7	8	Extra Ends	Total
A	5	LAT - Latvia		0	0	0	0	3	0	0	0		3
	5	SVK - Slovakia	*	0	0	1	1	0	1	0	1		4
B	5	FIN - Finland	*	0	0	0	1	0	0	2	0		3
	5	CHN - China		0	1	1	0	1	1	0	1		5
C	5	CZE - Czech Republic		0	0	4	0	2	1	0	X		7
	5	KAZ - Kazakhstan	*	1	1	0	1	0	0	1	X		4
D	5	SWE - Sweden	*	3	0	0	3	2	1	X	X		9
	5	AUT - Austria		0	1	1	0	0	0	X	X		2
E	5	FRA - France		0	0	2	0	0	0	2	0		4
	5	HUN - Hungary	*	1	0	0	1	0	1	0	2		5

Current Standings

Group A					Group B					
Rank	Team	Games	Wins	Losses	Rank	Team	Games	Wins	Losses	
1	JPN - Japan	5	5	0	Q	1	SWE - Sweden	5	5	0
2	TUR - Turkey	5	4	1		2	AUT - Austria	5	3	2
3	KOR - Korea	5	3	2		2	CZE - Czech Republic	5	3	2
3	SLO - Slovenia	5	3	2		4	FIN - Finland	5	2	3
5	NED - Netherlands	5	2	3		4	FRA - France	5	2	3
5	POL - Poland	5	2	3		4	HUN - Hungary	5	2	3
7	ESP - Spain	5	1	4		4	KAZ - Kazakhstan	5	2	3
8	CRO - Croatia	5	0	5		8	CHN - China	5	1	4

Group C				
Rank	Team	Games	Wins	Losses
1	GER - Germany	5	5	0
2	ITA - Italy	5	4	1
3	DEN - Denmark	5	3	2
3	ENG - England	5	3	2
3	SVK - Slovakia	5	3	2
6	LAT - Latvia	5	2	3
7	AUS - Australia	5	0	5
7	TPE - Chinese Taipei	5	0	5

Note:
Under WCF rules, tie-breaking rules for standings are not applied until after the last game of the round robin.

Legend:
LSFE(*) Last Stone First End **Q** Qualified for the quarter-finals **X** Unplayed/unfinished end due to concession

Session Results and Standings

Sheet	Game	Team	LSFE	1	2	3	4	5	6	7	8	Extra Ends	Total
F	5	ITA - Italy	*	1	0	2	0	3	0	1	0	1	8
	5	ENG - England		0	2	0	2	0	1	0	2	0	7

Current Standings

Group A					Group B				
Rank	Team	Games	Wins	Losses	Rank	Team	Games	Wins	Losses
1	JPN - Japan	5	5	0	1	SWE - Sweden	4	4	0
2	TUR - Turkey	5	4	1	2	AUT - Austria	4	3	1
3	KOR - Korea	5	3	2	3	CZE - Czech Republic	4	2	2
3	SLO - Slovenia	5	3	2	3	FIN - Finland	4	2	2
5	NED - Netherlands	5	2	3	3	FRA - France	4	2	2
5	POL - Poland	5	2	3	3	KAZ - Kazakhstan	4	2	2
7	ESP - Spain	5	1	4	7	HUN - Hungary	4	1	3
8	CRO - Croatia	5	0	5	8	CHN - China	4	0	4

Group C				
Rank	Team	Games	Wins	Losses
1	GER - Germany	5	5	0
2	ITA - Italy	5	4	1
3	DEN - Denmark	5	3	2
3	ENG - England	5	3	2
5	LAT - Latvia	4	2	2
5	SVK - Slovakia	4	2	2
7	AUS - Australia	5	0	5
7	TPE - Chinese Taipei	5	0	5

Note:
Under WCF rules, tie-breaking rules for standings are not applied until after the last game of the round robin.

Legend:
LSFE(*) Last Stone First End Q Qualified for the quarter-finals

Session Results and Standings

Sheet	Game	Team	LSFE	1	2	3	4	5	6	7	8	Extra Ends	Total
F	5	GER - Germany	*	2	1	0	4	1	3	X	X		11
	5	AUS - Australia		0	0	1	0	0	0	X	X		1

Current Standings

Group A					Group B				
Rank	Team	Games	Wins	Losses	Rank	Team	Games	Wins	Losses
1	JPN - Japan	5	5	0	1	SWE - Sweden	4	4	0
2	TUR - Turkey	5	4	1	2	AUT - Austria	4	3	1
3	KOR - Korea	5	3	2	3	CZE - Czech Republic	4	2	2
3	SLO - Slovenia	5	3	2	3	FIN - Finland	4	2	2
5	NED - Netherlands	5	2	3	3	FRA - France	4	2	2
5	POL - Poland	5	2	3	3	KAZ - Kazakhstan	4	2	2
7	ESP - Spain	5	1	4	7	HUN - Hungary	4	1	3
8	CRO - Croatia	5	0	5	8	CHN - China	4	0	4

Group C

Rank	Team	Games	Wins	Losses
1	GER - Germany	5	5	0
2	ENG - England	4	3	1
2	ITA - Italy	4	3	1
4	DEN - Denmark	5	3	2
5	LAT - Latvia	4	2	2
5	SVK - Slovakia	4	2	2
7	AUS - Australia	5	0	5
7	TPE - Chinese Taipei	5	0	5

Note:

Under WCF rules, tie-breaking rules for standings are not applied until after the last game of the round robin.

Legend:

LSFE(*) Last Stone First End Q Qualified for the quarter-finals X Unplayed/unfinished end due to concession

Session Results and Standings

Sheet	Game	Team	LSFE	1	2	3	4	5	6	7	8	Extra Ends	Total
A	5	DEN - Denmark	*	3	1	2	2	1	4	X	X		13
	5	TPE - Chinese Taipei		0	0	0	0	0	0	X	X		0
B	5	JPN - Japan		1	2	0	0	1	0	1	2		7
	5	NED - Netherlands	*	0	0	0	2	0	1	0	0		3
C	5	CRO - Croatia		0	0	1	0	0	1	X	X		2
	5	TUR - Turkey	*	4	1	0	2	1	0	X	X		8
D	5	SLO - Slovenia		0	0	0	0	0	2	X	X		2
	5	KOR - Korea	*	2	1	1	3	1	0	X	X		8
E	5	ESP - Spain	*	0	0	0	3	0	0	X	X		3
	5	POL - Poland		1	3	3	0	2	1	X	X		10

Current Standings

Group A					Group B					
Rank	Team	Games	Wins	Losses	Rank	Team	Games	Wins	Losses	
1	JPN - Japan	5	5	0	Q	1	SWE - Sweden	4	4	0
2	TUR - Turkey	5	4	1		2	AUT - Austria	4	3	1
3	KOR - Korea	5	3	2		3	CZE - Czech Republic	4	2	2
3	SLO - Slovenia	5	3	2		3	FIN - Finland	4	2	2
5	NED - Netherlands	5	2	3		3	FRA - France	4	2	2
5	POL - Poland	5	2	3		3	KAZ - Kazakhstan	4	2	2
7	ESP - Spain	5	1	4		7	HUN - Hungary	4	1	3
8	CRO - Croatia	5	0	5		8	CHN - China	4	0	4

Group C				
Rank	Team	Games	Wins	Losses
1	GER - Germany	4	4	0
2	ENG - England	4	3	1
2	ITA - Italy	4	3	1
4	DEN - Denmark	5	3	2
5	LAT - Latvia	4	2	2
5	SVK - Slovakia	4	2	2
7	AUS - Australia	4	0	4
8	TPE - Chinese Taipei	5	0	5

Note:
Under WCF rules, tie-breaking rules for standings are not applied until after the last game of the round robin.

Legend:
LSFE(*) Last Stone First End **Q** Qualified for the quarter-finals **X** Unplayed/unfinished end due to concession

Session Results and Standings

Sheet	Game	Team	LSFE	1	2	3	4	5	6	7	8	Extra	Ends	Total
A	4	ENG - England		0	1	0	0	0	2	0	1	0		4
	4	DEN - Denmark	*	0	0	0	2	1	0	1	0	1		5
B	4	TUR - Turkey	*	1	0	0	2	1	0	1	X			5
	4	KOR - Korea		0	0	0	0	0	2	0	X			2
C	4	NED - Netherlands		1	2	0	0	3	1	1	X			8
	4	POL - Poland	*	0	0	0	1	0	0	0	X			1
D	4	CRO - Croatia	*	0	1	1	0	0	1	0	X			3
	4	SLO - Slovenia		1	0	0	3	3	0	1	X			8
E	4	JPN - Japan	*	0	2	1	1	3	0	X	X			7
	4	ESP - Spain		1	0	0	0	0	1	X	X			2
F	4	AUS - Australia		0	2	0	1	0	0	0	X			3
	4	LAT - Latvia	*	3	0	3	0	1	1	1	X			9

Current Standings

Group A					Group B				
Rank	Team	Games	Wins	Losses	Rank	Team	Games	Wins	Losses
1	JPN - Japan	4	4	0	1	SWE - Sweden	4	4	0
2	SLO - Slovenia	4	3	1	2	AUT - Austria	4	3	1
2	TUR - Turkey	4	3	1	3	CZE - Czech Republic	4	2	2
4	KOR - Korea	4	2	2	3	FIN - Finland	4	2	2
4	NED - Netherlands	4	2	2	3	FRA - France	4	2	2
6	ESP - Spain	4	1	3	3	KAZ - Kazakhstan	4	2	2
6	POL - Poland	4	1	3	7	HUN - Hungary	4	1	3
8	CRO - Croatia	4	0	4	8	CHN - China	4	0	4

Group C				
Rank	Team	Games	Wins	Losses
1	GER - Germany	4	4	0
2	ENG - England	4	3	1
2	ITA - Italy	4	3	1
4	DEN - Denmark	4	2	2
4	LAT - Latvia	4	2	2
4	SVK - Slovakia	4	2	2
7	AUS - Australia	4	0	4
7	TPE - Chinese Taipei	4	0	4

Note:
Under WCF rules, tie-breaking rules for standings are not applied until after the last game of the round robin.

Legend:
LSFE(*) Last Stone First End X Unplayed/unfinished end due to concession

Session Results and Standings

Sheet	Game	Team	LSFE	1	2	3	4	5	6	7	8	Extra	Ends	Total
A	4	SVK - Slovakia	*	0	2	0	1	0	0	0	X			3
	4	GER - Germany		0	0	4	0	0	0	3	X			7
B	4	HUN - Hungary	*	4	0	0	2	0	1	0	1			8
	4	FIN - Finland		0	1	1	0	2	0	2	0			6
C	4	CHN - China	*	1	0	0	1	0	2	0	0			4
	4	FRA - France		0	0	1	0	2	0	2	1			6
D	4	AUT - Austria		0	0	1	0	0	1	1	2			5
	4	CZE - Czech Republic	*	2	1	0	0	1	0	0	0			4
E	4	KAZ - Kazakhstan	*	0	0	0	0	1	0	X	X			1
	4	SWE - Sweden		1	1	0	3	0	1	X	X			6
F	4	TPE - Chinese Taipei		0	0	1	0	0	0	X	X			1
	4	ITA - Italy	*	2	2	0	2	2	2	X	X			10

Current Standings

Group A					Group B				
Rank	Team	Games	Wins	Losses	Rank	Team	Games	Wins	Losses
1	JPN - Japan	3	3	0	1	SWE - Sweden	4	4	0
2	KOR - Korea	3	2	1	2	AUT - Austria	4	3	1
2	SLO - Slovenia	3	2	1	3	CZE - Czech Republic	4	2	2
2	TUR - Turkey	3	2	1	3	FIN - Finland	4	2	2
5	ESP - Spain	3	1	2	3	FRA - France	4	2	2
5	NED - Netherlands	3	1	2	3	KAZ - Kazakhstan	4	2	2
5	POL - Poland	3	1	2	7	HUN - Hungary	4	1	3
8	CRO - Croatia	3	0	3	8	CHN - China	4	0	4

Group C				
Rank	Team	Games	Wins	Losses
1	GER - Germany	4	4	0
2	ENG - England	3	3	0
3	ITA - Italy	4	3	1
4	SVK - Slovakia	4	2	2
5	DEN - Denmark	3	1	2
5	LAT - Latvia	3	1	2
7	AUS - Australia	3	0	3
8	TPE - Chinese Taipei	4	0	4

Note:
Under WCF rules, tie-breaking rules for standings are not applied until after the last game of the round robin.

Legend:
LSFE(*) Last Stone First End X Unplayed/unfinished end due to concession

Session Results and Standings

Sheet	Game	Team	LSFE	1	2	3	4	5	6	7	8	Extra	Ends	Total
A	3	FRA - France	*	3	1	0	2	0	1	0	0			7
	3	KAZ - Kazakhstan		0	0	2	0	1	0	3	0			6
B	3	DEN - Denmark		3	1	0	0	1	0	0	0			5
	3	GER - Germany	*	0	0	3	2	0	0	0	2			7
C	3	SWE - Sweden	*	0	2	0	1	0	0	0	2			5
	3	HUN - Hungary		0	0	0	0	1	1	0	0			2
D	3	SVK - Slovakia	*	3	1	0	0	0	3	0	X			7
	3	TPE - Chinese Taipei		0	0	0	1	2	0	1	X			4
E	3	CZE - Czech Republic		0	3	2	0	0	2	1	X			8
	3	CHN - China	*	1	0	0	0	1	0	0	X			2
F	3	FIN - Finland	*	1	0	3	0	3	0	1	X			8
	3	AUT - Austria		0	0	0	1	0	3	0	X			4

Current Standings

Group A					Group B				
Rank	Team	Games	Wins	Losses	Rank	Team	Games	Wins	Losses
1	JPN - Japan	3	3	0	1	SWE - Sweden	3	3	0
2	KOR - Korea	3	2	1	2	AUT - Austria	3	2	1
2	SLO - Slovenia	3	2	1	2	CZE - Czech Republic	3	2	1
2	TUR - Turkey	3	2	1	2	FIN - Finland	3	2	1
5	ESP - Spain	3	1	2	2	KAZ - Kazakhstan	3	2	1
5	NED - Netherlands	3	1	2	6	FRA - France	3	1	2
5	POL - Poland	3	1	2	7	CHN - China	3	0	3
8	CRO - Croatia	3	0	3	7	HUN - Hungary	3	0	3

Group C				
Rank	Team	Games	Wins	Losses
1	ENG - England	3	3	0
1	GER - Germany	3	3	0
3	ITA - Italy	3	2	1
3	SVK - Slovakia	3	2	1
5	DEN - Denmark	3	1	2
5	LAT - Latvia	3	1	2
7	AUS - Australia	3	0	3
7	TPE - Chinese Taipei	3	0	3

Note:
Under WCF rules, tie-breaking rules for standings are not applied until after the last game of the round robin.

Legend:
LSFE(*) Last Stone First End X Unplayed/unfinished end due to concession

Session Results and Standings

Sheet	Game	Team	LSFE	1	2	3	4	5	6	7	8	Extra Ends	Total
A	3	SLO - Slovenia		1	0	1	0	1	0	3	X		6
	3	ESP - Spain	*	0	1	0	1	0	1	0	X		3
B	3	POL - Poland	*	0	0	2	1	2	4	4	X		13
	3	CRO - Croatia		1	1	0	0	0	0	0	X		2
C	3	KOR - Korea		0	0	0	1	0	0	2	X		3
	3	JPN - Japan	*	1	0	3	0	0	1	0	X		5
D	3	AUS - Australia		0	0	2	0	2	0	0	X		4
	3	ENG - England	*	2	2	0	3	0	1	2	X		10
E	3	ITA - Italy	*	1	0	1	1	1	0	0	1	0	5
	3	LAT - Latvia		0	1	0	0	0	2	2	0	1	6
F	3	TUR - Turkey	*	0	0	2	0	0	0	3	X		5
	3	NED - Netherlands		0	0	0	1	1	1	0	X		3

Current Standings

Group A					Group B				
Rank	Team	Games	Wins	Losses	Rank	Team	Games	Wins	Losses
1	JPN - Japan	3	3	0	1	AUT - Austria	2	2	0
2	KOR - Korea	3	2	1	1	KAZ - Kazakhstan	2	2	0
2	SLO - Slovenia	3	2	1	1	SWE - Sweden	2	2	0
2	TUR - Turkey	3	2	1	4	CZE - Czech Republic	2	1	1
5	ESP - Spain	3	1	2	4	FIN - Finland	2	1	1
5	NED - Netherlands	3	1	2	6	CHN - China	2	0	2
5	POL - Poland	3	1	2	6	FRA - France	2	0	2
8	CRO - Croatia	3	0	3	6	HUN - Hungary	2	0	2

Group C				
Rank	Team	Games	Wins	Losses
1	ENG - England	3	3	0
2	GER - Germany	2	2	0
3	ITA - Italy	3	2	1
4	DEN - Denmark	2	1	1
4	SVK - Slovakia	2	1	1
6	LAT - Latvia	3	1	2
7	TPE - Chinese Taipei	2	0	2
8	AUS - Australia	3	0	3

Note:
Under WCF rules, tie-breaking rules for standings are not applied until after the last game of the round robin.

Legend:
LSFE(*) Last Stone First End X Unplayed/unfinished end due to concession

Session Results and Standings

Sheet	Game	Team	LSFE	1	2	3	4	5	6	7	8	Extra	Ends	Total
A	2	SWE - Sweden	*	3	2	1	1	0	2	X	X			9
	2	FIN - Finland		0	0	0	0	1	0	X	X			1
B	2	CHN - China	*	0	0	2	0	0	0	0	X			2
	2	KAZ - Kazakhstan		2	1	0	0	4	1	1	X			9
C	2	TPE - Chinese Taipei	*	2	0	0	0	1	0	1	X			4
	2	ENG - England		0	2	2	2	0	1	0	X			7
D	2	LAT - Latvia	*	0	0	0	0	0	0	X	X			0
	2	GER - Germany		1	1	0	1	3	1	X	X			7
E	2	HUN - Hungary	*	2	0	0	1	0	0	3	0			6
	2	AUT - Austria		0	0	2	0	4	1	0	1			8
F	2	CZE - Czech Republic	*	0	0	0	2	0	2	1	X			5
	2	FRA - France		0	0	0	0	1	0	0	X			1

Current Standings

Group A					Group B				
Rank	Team	Games	Wins	Losses	Rank	Team	Games	Wins	Losses
1	JPN - Japan	2	2	0	1	AUT - Austria	2	2	0
1	KOR - Korea	2	2	0	1	KAZ - Kazakhstan	2	2	0
3	ESP - Spain	2	1	1	1	SWE - Sweden	2	2	0
3	NED - Netherlands	2	1	1	4	CZE - Czech Republic	2	1	1
3	SLO - Slovenia	2	1	1	4	FIN - Finland	2	1	1
3	TUR - Turkey	2	1	1	6	CHN - China	2	0	2
7	CRO - Croatia	2	0	2	6	FRA - France	2	0	2
7	POL - Poland	2	0	2	6	HUN - Hungary	2	0	2

Group C				
Rank	Team	Games	Wins	Losses
1	ENG - England	2	2	0
1	GER - Germany	2	2	0
1	ITA - Italy	2	2	0
4	DEN - Denmark	2	1	1
4	SVK - Slovakia	2	1	1
6	AUS - Australia	2	0	2
6	LAT - Latvia	2	0	2
6	TPE - Chinese Taipei	2	0	2

Note:
Under WCF rules, tie-breaking rules for standings are not applied until after the last game of the round robin.

Legend:
LSFE(*) Last Stone First End X Unplayed/unfinished end due to concession

Session Results and Standings

Sheet	Game	Team	LSFE	1	2	3	4	5	6	7	8	Extra	Ends	Total
A	2	NED - Netherlands	*	3	3	1	3	2	0	X	X			12
	2	CRO - Croatia		0	0	0	0	0	1	X	X			1
B	2	SLO - Slovenia		0	0	0	1	0	0	X	X			1
	2	JPN - Japan	*	2	2	1	0	3	1	X	X			9
C	2	AUS - Australia	*	1	0	1	0	3	1	0	0			6
	2	SVK - Slovakia		0	2	0	2	0	0	3	2			9
D	2	DEN - Denmark		1	0	0	0	2	0	0	X			3
	2	ITA - Italy	*	0	0	4	0	0	2	1	X			7
E	2	POL - Poland		0	0	0	0	0	0	X	X			0
	2	TUR - Turkey	*	1	2	1	0	2	2	X	X			8
F	2	KOR - Korea		0	1	1	2	3	0	X	X			7
	2	ESP - Spain	*	1	0	0	0	0	2	X	X			3

Current Standings

Group A					Group B				
Rank	Team	Games	Wins	Losses	Rank	Team	Games	Wins	Losses
1	JPN - Japan	2	2	0	1	AUT - Austria	1	1	0
1	KOR - Korea	2	2	0	1	FIN - Finland	1	1	0
3	ESP - Spain	2	1	1	1	KAZ - Kazakhstan	1	1	0
3	NED - Netherlands	2	1	1	1	SWE - Sweden	1	1	0
3	SLO - Slovenia	2	1	1	5	CHN - China	1	0	1
3	TUR - Turkey	2	1	1	5	CZE - Czech Republic	1	0	1
7	CRO - Croatia	2	0	2	5	FRA - France	1	0	1
7	POL - Poland	2	0	2	5	HUN - Hungary	1	0	1

Group C				
Rank	Team	Games	Wins	Losses
1	ITA - Italy	2	2	0
2	ENG - England	1	1	0
2	GER - Germany	1	1	0
4	DEN - Denmark	2	1	1
4	SVK - Slovakia	2	1	1
6	LAT - Latvia	1	0	1
6	TPE - Chinese Taipei	1	0	1
8	AUS - Australia	2	0	2

Note:
Under WCF rules, tie-breaking rules for standings are not applied until after the last game of the round robin.

Legend:
LSFE(*) Last Stone First End X Unplayed/unfinished end due to concession

Session Results and Standings

Sheet	Game	Team	LSFE	1	2	3	4	5	6	7	8	Extra Ends	Total
A	1	AUT - Austria	*	0	3	2	0	0	2	2	X		9
	1	CHN - China		0	0	0	1	2	0	0	X		3
B	1	LAT - Latvia	*	0	0	1	0	0	0	X	X		1
	1	ENG - England		1	2	0	2	1	2	X	X		8
C	1	FIN - Finland		1	0	3	2	0	0	0	1		7
	1	CZE - Czech Republic	*	0	1	0	0	2	1	1	0		5
D	1	FRA - France	*	1	0	0	0	0	0	0	X		1
	1	SWE - Sweden		0	2	0	1	1	0	2	X		6
E	1	GER - Germany	*	0	2	3	1	1	0	X	X		7
	1	TPE - Chinese Taipei		1	0	0	0	0	1	X	X		2
F	1	KAZ - Kazakhstan	*	1	1	2	2	0	0	0	1		7
	1	HUN - Hungary		0	0	0	0	3	2	0	0		5

Current Standings

Group A					Group B				
Rank	Team	Games	Wins	Losses	Rank	Team	Games	Wins	Losses
1	ESP - Spain	1	1	0	1	AUT - Austria	1	1	0
1	JPN - Japan	1	1	0	1	FIN - Finland	1	1	0
1	KOR - Korea	1	1	0	1	KAZ - Kazakhstan	1	1	0
1	SLO - Slovenia	1	1	0	1	SWE - Sweden	1	1	0
5	CRO - Croatia	1	0	1	5	CHN - China	1	0	1
5	NED - Netherlands	1	0	1	5	CZE - Czech Republic	1	0	1
5	POL - Poland	1	0	1	5	FRA - France	1	0	1
5	TUR - Turkey	1	0	1	5	HUN - Hungary	1	0	1

Group C				
Rank	Team	Games	Wins	Losses
1	DEN - Denmark	1	1	0
1	ENG - England	1	1	0
1	GER - Germany	1	1	0
1	ITA - Italy	1	1	0
5	AUS - Australia	1	0	1
5	LAT - Latvia	1	0	1
5	SVK - Slovakia	1	0	1
5	TPE - Chinese Taipei	1	0	1

Note:
Under WCF rules, tie-breaking rules for standings are not applied until after the last game of the round robin.

Legend:
LSFE(*) Last Stone First End X Unplayed/unfinished end due to concession

Session Results and Standings

Sheet	Game	Team	LSFE	1	2	3	4	5	6	7	8	Extra	Ends	Total
A	1	JPN - Japan	*	2	0	3	0	2	1	X	X			8
	1	TUR - Turkey		0	1	0	2	0	0	X	X			3
B	1	ITA - Italy		0	1	0	1	1	0	0	1			4
	1	SVK - Slovakia	*	1	0	0	0	0	1	1	0			3
C	1	ESP - Spain	*	1	0	0	4	0	2	3	X			10
	1	CRO - Croatia		0	1	0	0	1	0	0	X			2
D	1	KOR - Korea		0	3	0	0	1	0	3	X			7
	1	NED - Netherlands	*	1	0	0	2	0	1	0	X			4
E	1	DEN - Denmark	*	4	2	2	1	2	2	X	X			13
	1	AUS - Australia		0	0	0	0	0	0	X	X			0
F	1	SLO - Slovenia		3	0	1	0	1	0	0	0			5
	1	POL - Poland	*	0	1	0	1	0	0	1	0			3

Current Standings

Group A					Group B				
Rank	Team	Games	Wins	Losses	Rank	Team	Games	Wins	Losses
1	ESP - Spain	1	1	0		AUT - Austria			
1	JPN - Japan	1	1	0		CHN - China			
1	KOR - Korea	1	1	0		CZE - Czech Republic			
1	SLO - Slovenia	1	1	0		FIN - Finland			
5	CRO - Croatia	1	0	1		FRA - France			
5	NED - Netherlands	1	0	1		HUN - Hungary			
5	POL - Poland	1	0	1		KAZ - Kazakhstan			
5	TUR - Turkey	1	0	1		SWE - Sweden			
Group C									
Rank	Team	Games	Wins	Losses					
1	DEN - Denmark	1	1	0					
1	ITA - Italy	1	1	0					
3	AUS - Australia	1	0	1					
3	SVK - Slovakia	1	0	1					
	ENG - England	0							
	GER - Germany	0							
	LAT - Latvia	0							
	TPE - Chinese Taipei	0							

Note:
Under WCF rules, tie-breaking rules for standings are not applied until after the last game of the round robin.

Legend:
LSFE(*) Last Stone First End X Unplayed/unfinished end due to concession

Entry List by Country

As of TUE 10 DEC 2019

AUS - Australia		Group C
4 S	IMLAH Jonathan	
3 V	ENSINGER Jordan	
2	COOPER Emil	
1	BOLAND Zach	
A	BENCE Thomas	
C	IMLAH David	
O	HAWLEY Alisa	
O	-	

AUT - Austria		Group B
4 V	BACKOFEN Jonas	
3 S	MAVEC Florian	
2	SEIWALD Martin	
1	PURCELL Sean	
A	WITTIBSCHLAEGER Thomas	
C	SCHROEDER Bjoern (GER)	
2C	HIGATZBERGER Gernot	
O	-	

CHN - China		Group B
4 S	DUAN Yu	
3	WANG Zhen	
2 V	JI Mingyu	
1	GUAN Yuxin	
A	FENG Yuyang	
C	MA Yanlong	
T	GU Tianyu	
O	-	

CRO - Croatia		Group A
4 S	PRINCIC Sven	
3 V	MALOVIC Anton	
2	VALECIC Kresimir	
1	CALOPEK Luka	
A	VOLODER Jakov	
C	PUFNIK Neven	
O	-	
O	-	

CZE - Czech Republic		Group B
4 V	PODOLKA Adam	
3	BLAHOVEC Martin	
2 S	SVARC Dominik	
1	JIRAL Frantisek	
A	KOBIAN Oliver	
C	VEDRAL Jaroslav	
NC	ASKEW Brad (CAN)	
O	-	

DEN - Denmark		Group C
4 S	VILANDT Jonathan	
3 V	SCHMIDT Jacob	
2	PALMELUND Matthias	
1	THUNE Kilian	
A	QVIST Alexander	
C	VILANDT Lars	
O	QVIST Mikael	
O	-	

ENG - England		Group C
4 S	SUGDEN Jotham	
3 V	PRICE Felix	
2	WOODS Archer	
1	PINNELL Harry	
A	-	
C	HAVERCROFT Jonathan	
2C	BURMAN James	
O	-	

ESP - Spain		Group A
4 S	GOMEZ Luis	
3 V	MUNTE Javier	
2	RAUBERT Aleix	
1	GASTO Oriol	
A	RUIZ Joel	
C	STUCKI Martin (SUI)	
O	PRAT Xavi	
O	-	

FIN - Finland		Group B
4	LITMANEN Eero	
3 V	VIRTAALA Juuso	
2 S	LUNDBERG Melker	
1	HOKKANEN Jaakko	
A	JESKANEN Tommi	
C	HAKUNTI Kasper	
O	OUNI Leo	
O	-	

FRA - France		Group B
4 V	MORARD Quentin	
3 S	MERCIER Eddy	
2	TUAZ Leo	
1	GAUDIN Killian	
A	GROS-SOUBZMAIGNE Merlin	
C	MERCIER Thierry	
O	DAMBIER Frederic	
O	-	

Entry List by Country

As of TUE 10 DEC 2019

GER - Germany		Group C
4 S	TOTZEK Sixten	
3 V	SUTOR Joshua	
2	HAAG Jan-Luca	
1	SUTOR Magnus	
A	KAPP Benjamin	
C	BURBA Wolfgang	
O	-	
O	-	

HUN - Hungary		Group B
4 V	SZARVAS Kristof	
3 S	TATAR Lorinc	
2	KALOCSAY Otto	
1	GAZDAG Zsombor	
A	TUSKE Milan	
C	SZARVAS Gabor	
O	-	
O	-	

ITA - Italy		Group C
4 S	COLLI Giacomo	
3 V	ZISA Alberto	
2	DE ZANNA Francesco	
1	GOTTARDI Giovanni	
A	PIFFER Simone	
C	GASPARI Diana	
2C	CALDART Violetta	
O	SCHMIDT Ulrik (DEN)	

JPN - Japan		Group A
4 V	AOKI Go	
3 S	KAMADA Kei	
2	NIINO Kazushi	
1	SASAKI Ayato	
A	SHIMIZUNO Rinki	
C	DOI Takayuki	
NC	OGASAWARA Ayumi	
O	ARAI Mitsugu	

KAZ - Kazakhstan		Group B
4 S	NADIRBAYEV Azizbek	
3 V	ZHUMAGOZHA Adil	
2	KORABAYEV Madiyar	
1	SHISHKIN Nikita	
A	ALLIYAR Aidos	
C	KIM Viktor	
2C	LILL Erkki (EST)	
O	EBAUYER Angelina	

KOR - Korea		Group A
4 S	LEE Jaebeom	
3 V	OH Gyunam	
2	PARK Yeongho	
1	LEE Yoonwoo	
A	PARK Jeonghwan	
C	PARK Man	
O	-	
O	-	

LAT - Latvia		Group C
4 S	VONDA Kriss	
3	JUCERS Reinis	
2	JEKABSONS Deivids	
1 V	VONDA Ricards	
A	BUNCIS Roberts	
C	PETERSONE Anita	
O	-	
O	-	

NED - Netherlands		Group A
4 V	VAN DEN HURK Tobias	
3 S	KLOMP Bart	
2	SPITS Simon	
1	SPITS Maarten	
A	-	
C	BRUINSMA Joey	
O	-	
O	-	

POL - Poland		Group A
4 S	GRZELKA Maksym	
3 V	KAROLEWSKI Jan	
2	KOWALCZYK Dawid	
1	MUCHA Dawid	
A	KOWALCZYK Jakub	
C	TELAJ Jeremi	
O	LIPINSKA Aneta	
O	-	

SLO - Slovenia		Group A
4 S	SEVER Stefan	
3	LANGUS Simon	
2 V	SEVER Bine	
1	OMERZEL Jakob	
A	ZELINKA Gaber Bor	
C	SEVER Eva	
O	RESMAN Mitja	
O	-	

Entry List by Country

As of TUE 10 DEC 2019

SVK - Slovakia		Group C
4 S	CERVENKA Jakub	
3 V	HORACEK Jan	
2	SYKORA Marek	
1	VIDLAR Karol	
A	KAJAN David	
C	MAKOVNIKOVA Slavka	
O	-	
O	-	

TPE - Chinese Taipei		Group C
4 S	WANG Nelson	
3 V	CHANG Samuel	
2	LEE Darren	
1	CHEUNG Kyle	
A	HUNG Ethan	
C	LIGHTBODY Craig	
O	CHEUNG Paul	
2C	LIU Brendon	

SWE - Sweden		Group B
4 S	MAGNUSSON Daniel	
3 V	AHLBERG Robin	
2	REGOSA Anton	
1	JONES Sebastian	
A	ISRAELSSON Rasmus	
C	KRAUPP Sebastian	
NC	KREVIAZUK Alison	
O	-	

TUR - Turkey		Group A
4 S	KARAKURT Oguzhan	
3 V	YUCE Orhun	
2	DEMIREL Haydar	
1	KAVAZ Faruk	
A	YILDIZ Eren	
C	CELIK Ahmet	
2C	ZUMMACK Tony (CAN)	
O	YALCIN Utku	

Note:

Position and function for each team member:

4 = Fourth, **3** = Third, **2** = Second, **1** = Lead, **A** = Alternate, **S** = Skip, **V** = Vice-Skip

C = Coach, **NC** = National Coach, **2C** = 2nd Team Coach, **O** = Team Official, **T** = Translator

Competition Officials

As of FRI 13 DEC 2019

Function	Name	Organisation
WCF President:	CAITHNESS Kate	SCO - Scotland
WCF Head of Competitions:	ROETHLISBERGER Eeva	SUI - Switzerland
WCF Technical Delegate:	WILLMS Karri	CAN - Canada
Chief Ice Technician:	LARSEN Jorgen	DEN - Denmark
Deputy Chief Ice Technician:	MUNRO George	SCO - Scotland
Chief Umpire:	LAROY Brad	CAN - Canada
Deputy Chief Umpire:	WHITE Marg	CAN - Canada
Game Umpires:	FRANSSON Cecilia	SWE - Sweden
	FUCHS Rene	SUI - Switzerland
	KOKKONEN Kari	FIN - Finland
	LAINE Arto	FIN - Finland
	SYKOROVA Silvia	SVK - Slovakia
Chief Timer:	VELTSMAN Eduard	EST - Estonia
Deputy Chief Timer:	PALSYNAHO Maarit	FIN - Finland

Competition Schedule

As of TUE 10 DEC 2019

Date	Start Time	Session	Sheet A	Sheet B	Sheet C	Sheet D	Sheet E	Sheet F
WED 11 DEC	8:00	1	JPN - TUR	ITA - SVK	ESP - CRO	KOR - NED	DEN - AUS	SLO - POL
	12:00	2	AUT - CHN	LAT - ENG	FIN - CZE	FRA - SWE	GER - TPE	KAZ - HUN
	16:30	3	NED - CRO	SLO - JPN	AUS - SVK	DEN - ITA	POL - TUR	KOR - ESP
	20:30	4	SWE - FIN	CHN - KAZ	TPE - ENG	LAT - GER	HUN - AUT	CZE - FRA
THU 12 DEC	8:00	5	ger - nzl		aut - tur	ita - esp	den - sco	aus - lat
	12:00	6	SLO - ESP	POL - CRO	KOR - JPN	AUS - ENG	ITA - LAT	TUR - NED
	16:00	7	FRA - KAZ	DEN - GER	SWE - HUN	SVK - TPE	CZE - CHN	FIN - AUT
	20:00	8		usa - cze	eng - pol	kaz - fin	aus - slo	hun - jpn
FRI 13 DEC	8:00	9	SVK - GER	HUN - FIN	CHN - FRA	AUT - CZE	KAZ - SWE	TPE - ITA
	12:00	10	sco - slo	pol - jpn	hun - kaz	fin - eng		
	16:00	11	ENG - DEN	TUR - KOR	NED - POL	CRO - SLO	JPN - ESP	AUS - LAT
	20:00	12	ita - usa	den - ger	slo - lat	tur - cze	nzl - aus	esp - aut
SAT 14 DEC	8:00	13	DEN - TPE	JPN - NED	CRO - TUR	SLO - KOR	ESP - POL	
	12:00	14	fin - pol	aus - den		lat - sco	jpn - kaz	GER - AUS
	16:00	15	tur - esp	eng - hun	usa - aut	slo - ger	cze - ita	ITA - ENG
	20:00	16	LAT - SVK	FIN - CHN	CZE - KAZ	SWE - AUT	FRA - HUN	den - nzl
SUN 15 DEC	8:00	17	kaz - eng		esp - cze	aut - ita	sco - ger	tur - usa
	12:00	18	HUN - CZE	AUT - FRA	LAT - DEN	KAZ - FIN	slo - den	CHN - SWE
	16:00	19		lat - nzl	jpn - fin	pol - hun	ENG - SVK	ger - aus
	20:00	20	POL - KOR	TPE - AUS	GER - ITA	ESP - TUR	NED - SLO	CRO - JPN
MON 16 DEC	8:00	21	lat - den	jpn - eng		sco - aus	hun - fin	nzl - slo
	12:00	22	ITA - AUS	NED - ESP	TUR - SLO	JPN - POL	CRO - KOR	SVK - DEN
	16:00	23	cze - aut	ita - tur	nzl - sco	ger - lat	usa - esp	kaz - pol
	20:00	24	TPE - LAT	CZE - SWE	KAZ - AUT	HUN - CHN	FIN - FRA	ENG - GER
TUE 17 DEC	13:30	Men's Quarter-finals						
	18:00	Women's Quarter-finals						
WED 18 DEC	9:00	Men's and Women's Semi-finals						
	14:00	Men's and Women's Finals						

Note:

Lowercase - women; UPPERCASE - MEN

First named team in each game plays red-handled stones and wears dark coloured upper playing garments.