



World Junior-B Curling Championships 2022-2023
Lohja, Finland

8 – 19 November 2022

RESULTS BOOK

Women

**Medallists**

Medal	Country	Name	Position - Function
GOLD	CAN - Canada	DESCHENES Emily	4 S
		FERGUSON Lauren	3 V
		UMLAH Alison	2
		FITZGERALD Catherine	1
		MATTATALL Mary	C
SILVER	SCO - Scotland	HENDERSON Fay	4 S
		MUNRO Robyn	3 V
		WILKIE-MILNE Holly	2
		WATT Laura	1
		MITCHELL Amy	A
		MORRISON Colin	C
BRONZE	KOR - Korea	KANG Bo Bae	4 S
		JO Ju Hee	3
		KIM Nayeon	2
		LEE You Sun	1 V
		CHEON Heeseo	A
		LEE Hyein	C

Note:

Position and function for each team member:

4 = Fourth, **3** = Third, **2** = Second, **1** = Lead, **A** = Alternate, **S** = Skip, **V** = Vice-Skip, **C** = Coach



Final Standings

Rank	Team	Players	Position - Function	Group Rank	DSC
1	CAN - Canada	DESCHENES Emily FERGUSON Lauren UMLAH Alison FITZGERALD Catherine - MATTATALL Mary	4 S 3 V 2 1 A C		>A
2	SCO - Scotland	HENDERSON Fay MUNRO Robyn WILKIE-MILNE Holly WATT Laura MITCHELL Amy MORRISON Colin	4 S 3 V 2 1 A C		>A
3	KOR - Korea	KANG Bo Bae JO Ju Hee KIM Nayeon LEE You Sun CHEON Heeseo LEE Hyein	4 S 3 2 1 V A C		>A
4	TUR - Türkiye	SENGUL Berfin ARZIK Nilay KARAMAN Iclal URUSAN Ilknur KAYA Nisanur ZENGIN Muhammet Oguz	4 V 3 2 1 S A C		
5	CHN - China	ZHANG Jiaqi TAN Siting WEN Xinyue LI Jiayu - XU Xiaoming	4 S 3 V 2 1 A C		
5	CZE - Czech Republic	FARKOVA Kristyna ZELINGROVA Julie NEMCOVA Karolina SVITAKOVA Stella KOSCELANSKA Klara HORAK Petr	4 S 3 V 2 1 A C		
5	DEN - Denmark	JENSEN Karolina QVIST Gabriella WIKSTEN Natalie NYBOE Maja SCHMIDT Katrine TIDMAND Soeren	4 S 3 2 V 1 A C		



Final Standings

Rank	Team	Players	Position - Function	Group Rank	DSC
5	HUN - Hungary	JOO Linda	4 S		
		NAGY Laura Karolina	3 V		
		NAGY Lola Olimpia	2		
		LAUCHSZ Laura Ildiko	1		
		ORBAN Hanna Regina	A		
		JAKAB Zoltan	C		
9	ESP - Spain	PEREZ Carmen	4 S	C3	89.81 cm
		GOMEZ Maria	3 V		
		GARCIA Daniela	2		
		TORRALBA VIELA Nerea	1		
		CARASA LAZARO Leire	A		
		LABRADOR AMO Estrella	C		
10	KAZ - Kazakhstan	EBAUYER Angelina	4 S	B3	93.97 cm
		KOLYKHALOVA Yekaterina	3 V		
		ALLIYAROVA Tilsimay	2		
		EBAUYER Regina	1		
		TASTEMIR Merey	A		
		HARDER Armin	C		
11	ITA - Italy	LO DESERTO Marta	4 S	A3	96.93 cm
		MARIANI Rebecca	3		
		GRANDE Lucrezia	2		
		GILBERTI Camilla	1 V		
		ZAMBELLI Giada	A		
		MARIANI Marco	C		
12	UKR - Ukraine	PUTINTSEVA Polina	4 S	D3	111.78 cm
		KALINICHENKO Yaroslava	3 V		
		KOTOVA Anastasiia	2		
		MOSKALENKO Diana	1		
		-	A		
		LILL Erkki	C		
13	NZL - New Zealand	APUWAI-BISHOP Grace	4 S	D4	90.49 cm
		PITTS Rachael	3 V		
		KINNEY Ruby	2		
		NEILSON Lucy	1		
		APUWAI-BISHOP Temika	A		
		EDE Nelson	C		
14	POL - Poland	SZMIDT Klaudia	4 V	A4	92.92 cm
		WOSINSKA Monika	3 S		
		FRYSZ Paulina	2		
		HERMAN Magdalena	1		
		DZIEWIRZ Marlena	A		
		HERMAN Damian	C		

Final Standings

Rank	Team	Players	Position - Function	Group Rank	DSC
15	NED - Netherlands	BOMAS Lisenka BOMAS Anandi VAN VALKENHOEF Marit NAS Linde - BOMAS Bob	4 S 3 2 V 1 A C	B4	113.57 cm
16	ENG - England	ANDELL Mia MARTIN Annabelle HOWEY Anna DAVIES Phoenix - BURMAN James	4 S 3 V 2 1 A C	C4	147.82 cm
17	AUT - Austria	TREICHL Teresa PFLUEGLER Astrid MUELLER Emma WITTIBSCHLAEGER Hannah KAAR Elisa SCHROEDER Bjoern	4 V 3 S 2 1 A C	D5	87.54 cm
18	SLO - Slovenia	ZEMLJA Lea ZAVELJCINA Ajda KAVCIC Pavla KAVCIC Ema KUCINA Maja SEVER Stefan	4 V 3 S 2 1 A C	C5	113.92 cm
19	SVK - Slovakia	SUMMEROVA Nina KOVACIKOVA Melania HAJDUK Paulina REILLY Zora - OROKOCKA Lucia	4 S 3 V 2 1 A C	A5	127.41 cm
20	FIN - Finland	MATERO Nea EIVOLA Ella SATTO Josefina PIPPURI Peppi ERONEN Venla LAURIKKA Jaana	4 V 3 S 2 1 A C	B5	153.88 cm
21	BRA - Brazil	ROGIC FARIAS Gabriela REGADAS ABREU Isis DE CASTRO SAMPAIO Melissa CID Leticia - ZBEETNOFF Barbara	4 S 3 V 2 1 A C	A6	111.37 cm



Final Standings

Rank	Team	Players	Position - Function	Group Rank	DSC
22	MGL - Mongolia	GANBAT Enkhzaya	4 S	D6	159.57 cm
		GANBAT Munkhzaya	3 V		
		BATTULGA Khulan	2		
		BULGAN Jargalmaa	1		
		-	A		
		BULGANKHUU Bayar	C		
23	QAT - Qatar	AL-QAET Amna	4 S	C6	169.51 cm
		AL-QAET Sara	3 V		
		METWALLI Nour	2		
		METWALLI Hend	1		
		ALMASRY Rawan	A		
		BELLELI Lajos	C		
24	NGR - Nigeria	UCHEGBU Gift	4 S	B6	191.34 cm
		UCHEGBU Nelly	3 V		
		KALEJAIYE Deborah	2		
		WALE-ADEOGUN Nimi	1		
		OKU Jasmine	A		
		HILL Scott	C		

Note:

Position and function for each team member:

4 = Fourth, **3** = Third, **2** = Second, **1** = Lead, **A** = Alternate, **S** = Skip, **V** = Vice-Skip, **C** = Coach

Legend:

>**A** To A-Division



Competition Summary

Session	Date Time	Sheet A	Sheet B	Sheet C	Sheet D	Sheet E	Sheet F
Session 1	15 DEC 9:00	CHN 4 - 7 DEN	ENG 2 - 10 ESP	ITA 1 - 11 CAN	QAT 2 - 12 SLO	POL 14 - 2 BRA	TUR 12 - 2 SVK
Session 2	15 DEC 14:00	MGL 2 - 11 HUN	SCO 11 - 3 UKR	NED 24 - 0 NGR	AUT 3 - 6 NZL	CZE 3 - 6 KOR	KAZ 11 - 4 FIN
Session 3	15 DEC 19:00	SLO 5 - 6 ENG	ITA 5 - 6 ^{EE} TUR	ESP 1 - 11 CHN	SVK 3 - 6 POL	DEN 20 - 2 QAT	BRA 3 - 8 CAN
Session 4	16 DEC 9:00	NZL 3 - 6 SCO	NED 6 - 3 KAZ	UKR 20 - 0 MGL	FIN 1 - 19 CZE	HUN 9 - 4 AUT	KOR 18 - 1 NGR
Session 5	16 DEC 14:00	QAT 0 - 15 ESP	SVK 8 - 3 BRA	SLO 4 - 11 DEN	ENG 4 - 7 CHN	CAN 5 - 4 TUR	POL 3 - 5 ITA
Session 6	16 DEC 19:00	AUT 3 - 8 UKR	FIN 1 - 14 KOR	NZL 4 - 7 HUN	SCO 11 - 1 MGL	NGR 0 - 14 KAZ	CZE 7 - 2 NED
Session 7	17 DEC 9:00	SVK 2 - 5 CAN	CHN 15 - 3 QAT	POL 5 - 9 TUR	BRA 4 - 10 ITA	SLO 4 - 7 ESP	DEN 8 - 6 ENG
Session 8	17 DEC 14:00	FIN 12 - 2 NGR	MGL 1 - 14 AUT	CZE 4 - 5 KAZ	KOR 12 - 3 NED	NZL 6 - 7 UKR	HUN 3 - 5 SCO
Session 9	17 DEC 19:00	TUR 9 - 3 BRA	CAN 8 - 6 POL	ENG 6 - 4 QAT	ESP 4 - 7 DEN	ITA 8 - 2 SVK	CHN 9 - 5 SLO
Session 10	18 DEC 9:00	KAZ 2 - 11 KOR	NGR 1 - 20 CZE	SCO 7 - 4 AUT	UKR 3 - 8 HUN	NED 12 - 3 FIN	MGL 1 - 11 NZL
Quarter-finals	18 DEC 17:00	CZE 5 - 7 SCO	CHN 4 - 6 KOR			DEN 6 - 8 TUR	HUN 6 - 8 CAN
Semi-finals	19 DEC 9:00		SCO 7 - 2 TUR			CAN 6 - 4 KOR	
Finals	19 DEC 14:00			CAN 5 - 4 SCO	KOR 11 - 10 TUR		

Standings after Round Robin

Group A					Group B				
Rank	Team	Games	Wins	Losses	Rank	Team	Games	Wins	Losses
1	CAN - Canada	5	5	0 Q	1	KOR - Korea	5	5	0 Q
2	TUR - Türkiye	5	4	1 Q	2	CZE - Czech Republic	5	3	2 Q
3	ITA - Italy	5	3	2	3	KAZ - Kazakhstan	5	3	2
4	POL - Poland	5	2	3	4	NED - Netherlands	5	3	2
5	SVK - Slovakia	5	1	4	5	FIN - Finland	5	1	4
6	BRA - Brazil	5	0	5	6	NGR - Nigeria	5	0	5

Group C					Group D				
Rank	Team	Games	Wins	Losses	Rank	Team	Games	Wins	Losses
1	DEN - Denmark	5	5	0 Q	1	SCO - Scotland	5	5	0 Q
2	CHN - China	5	4	1 Q	2	HUN - Hungary	5	4	1 Q
3	ESP - Spain	5	3	2	3	UKR - Ukraine	5	3	2
4	ENG - England	5	2	3	4	NZL - New Zealand	5	2	3
5	SLO - Slovenia	5	1	4	5	AUT - Austria	5	1	4
6	QAT - Qatar	5	0	5	6	MGL - Mongolia	5	0	5

Merged Group Standings

Rank	Team	Round Robin Results			Rank	Team	Round Robin Results		
		Group	Rank	DSC			Group	Rank	DSC
1	CAN - Canada	A	1	53.22cm	13	NZL - New Zealand	D	4	90.49cm
2	KOR - Korea	B	1	65.16cm	14	POL - Poland	A	4	92.92cm
3	DEN - Denmark	C	1	87.30cm	15	NED - Netherlands	B	4	113.57cm
4	SCO - Scotland	D	1	114.58cm	16	ENG - England	C	4	147.82cm
5	TUR - Türkiye	A	2	73.96cm	17	AUT - Austria	D	5	87.54cm
6	CZE - Czech Republic	B	2	74.82cm	18	SLO - Slovenia	C	5	113.92cm
7	HUN - Hungary	D	2	85.37cm	19	SVK - Slovakia	A	5	127.41cm
8	CHN - China	C	2	105.62cm	20	FIN - Finland	B	5	153.88cm
9	ESP - Spain	C	3	89.81cm	21	BRA - Brazil	A	6	111.37cm
10	KAZ - Kazakhstan	B	3	93.97cm	22	MGL - Mongolia	D	6	159.57cm
11	ITA - Italy	A	3	96.93cm	23	QAT - Qatar	C	6	169.51cm
12	UKR - Ukraine	D	3	111.78cm	24	NGR - Nigeria	B	6	191.34cm

Competition Summary

Play-offs Bracket

Quarter-finals	Semi-finals	Finals	Final Standings
<p>A1 CAN 8 Sheet F</p> <p>D2 HUN 6</p> <p>B1 KOR 6 Sheet B</p> <p>C2 CHN 4</p> <p>C1 DEN 6 Sheet E</p> <p>A2 TUR 8</p> <p>D1 SCO 7 Sheet A</p> <p>B2 CZE 5</p>	<p>CAN 6 Sheet E</p> <p>KOR 4</p> <p>TUR 2 Sheet B</p> <p>SCO 7</p>	<p>CAN 5 Sheet C</p> <p>SCO 4</p> <p>KOR 11 Sheet D</p> <p>TUR 10</p>	<p>1 CAN - Canada >A</p> <p>2 SCO - Scotland >A</p> <p>3 KOR - Korea >A</p> <p>4 TUR - Türkiye</p> <p>5 CHN - China</p> <p>5 CZE - Czech Republic</p> <p>5 DEN - Denmark</p> <p>5 HUN - Hungary</p> <p>9 ESP - Spain</p> <p>10 KAZ - Kazakhstan</p> <p>11 ITA - Italy</p> <p>12 UKR - Ukraine</p> <p>13 NZL - New Zealand</p> <p>14 POL - Poland</p> <p>15 NED - Netherlands</p> <p>16 ENG - England</p> <p>17 AUT - Austria</p> <p>18 SLO - Slovenia</p> <p>19 SVK - Slovakia</p> <p>20 FIN - Finland</p> <p>21 BRA - Brazil</p> <p>22 MGL - Mongolia</p> <p>23 QAT - Qatar</p> <p>24 NGR - Nigeria</p>

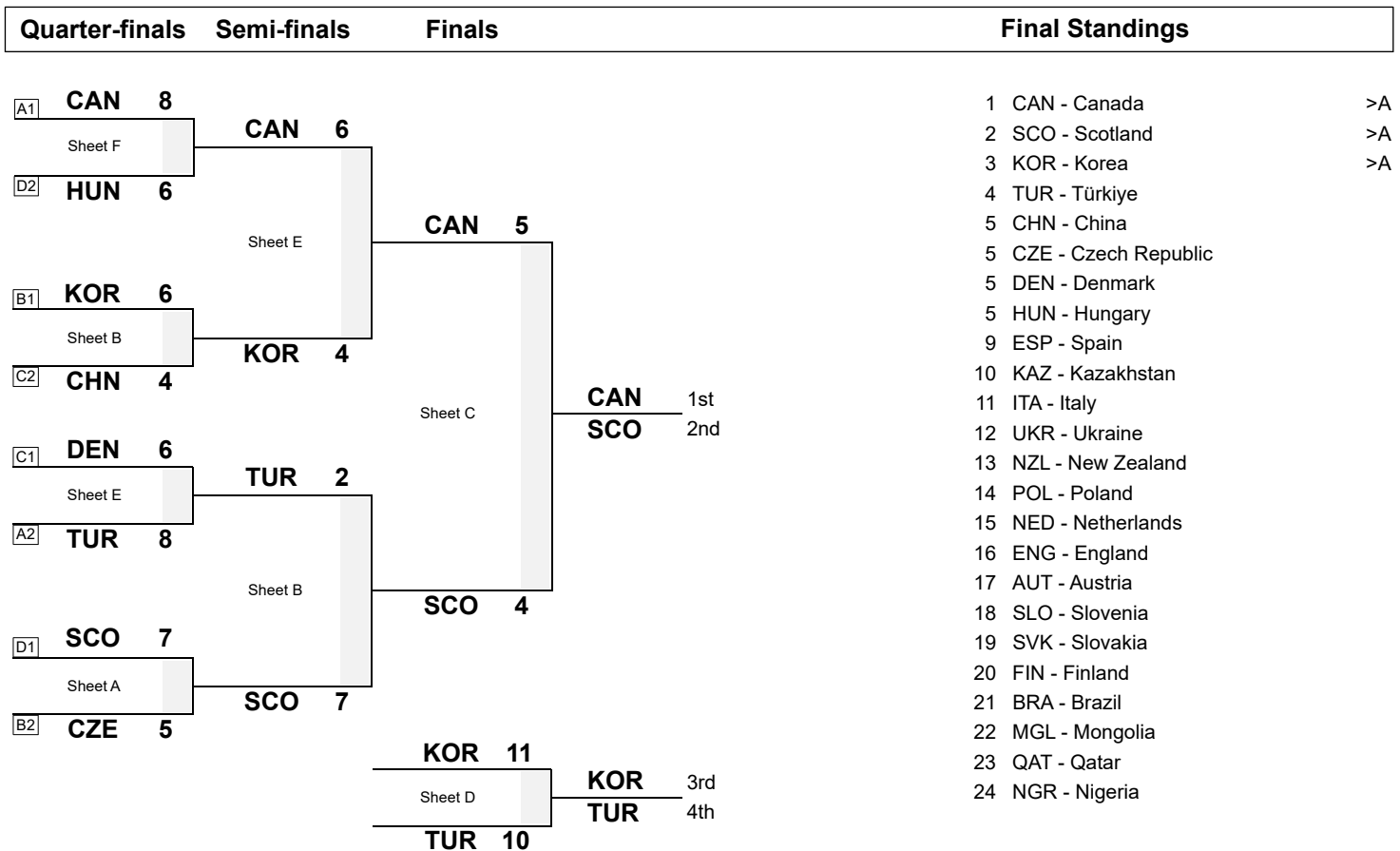
Legend:		
>A	To A-Division	An Final rank in Group A
Cn	Final rank in Group C	Dn Final rank in Group D
EE	Extra End	Q Qualified for the quarter-finals
		Bn Final rank in Group B
		DSC Draw Shot Challenge
		wn Number of wins (n) against tied teams



Session Results and Standings

Sheet	Game	Team	LSFE	1	2	3	4	5	6	7	8	Extra Ends	Total
C	8	CAN - Canada	*	1	2	0	0	0	2	0	0		5
	8	SCO - Scotland		0	0	1	0	1	0	1	1		4
D	8	KOR - Korea	*	3	0	4	0	3	0	0	1		11
	8	TUR - Türkiye		0	3	0	4	0	1	2	0		10

Play-offs Bracket



Legend:

>A To A-Division

Cn Final rank in Group C

An Final rank in Group A

Dn Final rank in Group D

Bn Final rank in Group B

LSFE(*) Last Stone First End



Game Results

Sheet	Game	Team	LSFE	1	2	3	4	5	6	7	8	Extra Ends	Total
C	8	CAN - Canada	*	1	2	0	0	0	2	0	0		5
	8	SCO - Scotland		0	0	1	0	1	0	1	1		4

CAN - Canada	
4 S	DESCHENES Emily
3 V	FERGUSON Lauren
2	UMLAH Alison
1	FITZGERALD Catherine
A	-

SCO - Scotland	
4 S	HENDERSON Fay
3 V	MUNRO Robyn
2	WILKIE-MILNE Holly
1	WATT Laura
A	MITCHELL Amy

Last Stone Draw		Distance
⌚	DESCHENES Emily	42.9cm
⌚	FITZGERALD Catherine	80.1cm
Total		123.0cm

Last Stone Draw		Distance
⌚	MUNRO Robyn	51.0cm
⌚	HENDERSON Fay	138.7cm
Total		189.7cm

Time remaining: 2 minutes 48 seconds

Time remaining: 4 minutes 5 seconds

Note:
Position and function for each team member:
4 = Fourth, **3** = Third, **2** = Second, **1** = Lead, **A** = Alternate, **S** = Skip, **V** = Vice-Skip

Legend:
⌚ Clockwise ⌚ Counter-clockwise **LSFE(*)** Last Stone First End



Game Results

Sheet	Game	Team	LSFE	1	2	3	4	5	6	7	8	Extra Ends	Total
D	8	KOR - Korea	*	3	0	4	0	3	0	0	1		11
	8	TUR - Türkiye		0	3	0	4	0	1	2	0		10

KOR - Korea	
4 S	KANG Bo Bae
3	JO Ju Hee
2	KIM Nayeon
1 V	LEE You Sun
A	CHEON Heeseo

TUR - Türkiye	
4 V	SENGUL Berfin
3	ARZIK Nilay
2	KARAMAN Iclal
1 S	URUSAN Ilknur
A	KAYA Nisanur

Last Stone Draw		Distance
↻	JO Ju Hee	89.6cm
↻	KIM Nayeon	55.0cm
Total		144.6cm

Last Stone Draw		Distance
↻	URUSAN Ilknur	133.3cm
↻	KARAMAN Iclal	128.1cm
Total		261.4cm

Time remaining: 3 minutes 39 seconds

Time remaining: 5 minutes 19 seconds

Note:
Position and function for each team member:
4 = Fourth, 3 = Third, 2 = Second, 1 = Lead, A = Alternate, S = Skip, V = Vice-Skip

Legend:
↻ Clockwise ↻ Counter-clockwise **LSFE(*)** Last Stone First End

Scoring Analysis

Team	Games	LSFE	Stolen Ends	Last Stone Eff.	Force Eff.	Points Scored							Total	Plus / Minus
						0	1	2	3	4	>4			
KOR	For	7	15	50%	73%	1	13	7	8	5	2	82	+52	
	Against	1	4			2	13	3	1	2	0	30		
CZE	For	4	12	37%	67%	3	11	4	4	0	5	58	+36	
	Against	2	7			0	11	4	1	0	0	22		
SCO	For	3	14	50%	63%	4	16	7	6	1	1	58	+32	
	Against	5	3			4	12	7	0	0	0	26		
DEN	For	3	8	43%	57%	0	11	5	1	4	3	59	+31	
	Against	3	5			0	11	7	1	0	0	28		
CAN	For	7	9	38%	81%	3	13	10	2	3	1	56	+26	
	Against	1	9			2	21	3	1	0	0	30		
CHN	For	3	15	36%	55%	2	11	7	4	2	1	50	+24	
	Against	3	4			0	7	6	1	1	0	26		
NED	For	1	11	33%	44%	1	5	5	2	5	1	47	+22	
	Against	4	5			1	8	2	3	1	0	25		
HUN	For	3	12	44%	50%	0	11	7	5	1	0	44	+18	
	Against	3	6			0	12	5	0	1	0	26		
TUR	For	5	8	43%	53%	1	13	7	7	3	0	60	+16	
	Against	3	8			1	17	4	5	1	0	44		
ESP	For	3	11	25%	57%	0	8	6	3	2	0	37	+13	
	Against	2	8			0	7	7	1	0	0	24		
UKR	For	3	10	20%	25%	0	8	6	1	2	2	41	+13	
	Against	2	6			1	6	5	2	0	1	28		
KAZ	For	3	10	29%	57%	0	12	3	2	0	2	35	+10	
	Against	2	8			1	9	5	0	0	1	25		
POL	For	3	8	50%	42%	2	10	3	4	0	1	34	+7	
	Against	2	2			1	6	4	3	1	0	27		
NZL	For	3	8	36%	55%	0	13	5	1	1	0	30	+6	
	Against	2	2			2	8	2	1	1	1	24		
ITA	For	2	8	33%	70%	1	10	3	3	1	0	29	+3	
	Against	3	6			3	12	1	1	1	1	26		
AUT	For	3	7	28%	50%	1	8	4	0	3	0	28	-3	
	Against	2	10			1	8	7	3	0	0	31		
SLO	For	2	6	31%	46%	0	7	6	2	0	1	30	-5	
	Against	3	6			0	11	4	2	1	1	35		
ENG	For	2	5	22%	57%	0	13	4	1	0	0	24	-10	
	Against	3	5			0	10	4	4	1	0	34		
SVK	For	2	2	17%	36%	2	7	3	0	1	0	17	-17	
	Against	3	9			2	10	7	2	1	0	34		
BRA	For	0	2	17%	25%	1	9	3	0	0	0	15	-34	
	Against	5	8			0	5	6	6	2	1	49		



Scoring Analysis

Team	Games	LSFE	Stolen Ends	Last Stone Eff.	Force Eff.	Points Scored							Total	Plus / Minus
						0	1	2	3	4	>4			
FIN	For	3	4	11%	13%	0	7	3	0	2	0	21	-37	
	Against	2	11			0	3	6	3	3	4	58		
QAT	For	2	2	9%	33%	0	5	3	0	0	0	11	-57	
	Against	3	17			0	6	5	3	5	4	68		
MGL	For	1	1	0%	13%	0	5	0	0	0	0	5	-62	
	Against	4	19			0	9	5	5	7	1	67		
NGR	For	0	1	0%	25%	0	4	0	0	0	0	4	-84	
	Against	5	21			1	8	2	7	7	5	88		
Total	68		189			22	230	111	56	36	20	875		

Note:

Stolen ends are the ends won without the last stone advantage.

Last Stone Efficiency: Scoring two or more points with last stone advantage.

Force Efficiency: Forcing the opponent team to score only one point when they have the last stone advantage.

Legend:

>4 More than four points scored

Eff. Efficiency

LSFE Last Stone First End



Summary of Big Ends

Points Scored	By	Against	Session	End	Game Result
7	DEN - Denmark	QAT - Qatar	3	3	20 : 2
6	CZE - Czech Republic	NGR - Nigeria	10	2	20 : 1
6	CZE - Czech Republic	FIN - Finland	4	4	19 : 1
6	DEN - Denmark	SLO - Slovenia	5	3	11 : 4
6	DEN - Denmark	QAT - Qatar	3	6	20 : 2
6	KAZ - Kazakhstan	FIN - Finland	2	4	11 : 4
6	KOR - Korea	KAZ - Kazakhstan	10	3	11 : 2
6	NED - Netherlands	NGR - Nigeria	2	5	24 : 0
6	POL - Poland	BRA - Brazil	1	5	14 : 2
6	SCO - Scotland	UKR - Ukraine	2	6	11 : 3
5	CZE - Czech Republic	NGR - Nigeria	10	7	20 : 1
5	CZE - Czech Republic	NGR - Nigeria	10	5	20 : 1
5	CZE - Czech Republic	FIN - Finland	4	6	19 : 1
5	UKR - Ukraine	NZL - New Zealand	8	5	7 : 6
5	UKR - Ukraine	MGL - Mongolia	4	2	20 : 0
5	CAN - Canada	ITA - Italy	1	3	11 : 1
5	CHN - China	QAT - Qatar	7	2	15 : 3
5	KAZ - Kazakhstan	NGR - Nigeria	6	7	14 : 0
5	KOR - Korea	FIN - Finland	6	2	14 : 1
5	SLO - Slovenia	QAT - Qatar	1	4	12 : 2
4	KOR - Korea	TUR - Türkiye	BM	3	11 : 10
4	KOR - Korea	NED - Netherlands	8	7	12 : 3
4	KOR - Korea	FIN - Finland	6	6	14 : 1
4	KOR - Korea	NGR - Nigeria	4	7	18 : 1
4	KOR - Korea	NGR - Nigeria	4	5	18 : 1
4	NED - Netherlands	FIN - Finland	10	3	12 : 3
4	NED - Netherlands	FIN - Finland	10	1	12 : 3
4	NED - Netherlands	NGR - Nigeria	2	6	24 : 0
4	NED - Netherlands	NGR - Nigeria	2	4	24 : 0
4	NED - Netherlands	NGR - Nigeria	2	1	24 : 0
4	DEN - Denmark	ENG - England	7	6	8 : 6
4	DEN - Denmark	SLO - Slovenia	5	6	11 : 4
4	DEN - Denmark	QAT - Qatar	3	2	20 : 2
4	DEN - Denmark	CHN - China	1	7	7 : 4
4	AUT - Austria	MGL - Mongolia	8	6	14 : 1
4	AUT - Austria	MGL - Mongolia	8	2	14 : 1
4	AUT - Austria	MGL - Mongolia	8	1	14 : 1
4	CAN - Canada	KOR - Korea	SF	4	6 : 4



Summary of Big Ends

Points Scored	By	Against	Session	End	Game Result
4	CAN - Canada	HUN - Hungary	QF	7	8 : 6
4	CAN - Canada	ITA - Italy	1	2	11 : 1
4	TUR - Türkiye	KOR - Korea	BM	4	10 : 11
4	TUR - Türkiye	POL - Poland	7	6	9 : 5
4	TUR - Türkiye	SVK - Slovakia	1	7	12 : 2
4	CHN - China	QAT - Qatar	7	4	15 : 3
4	CHN - China	QAT - Qatar	7	3	15 : 3
4	ESP - Spain	QAT - Qatar	5	2	15 : 0
4	ESP - Spain	QAT - Qatar	5	1	15 : 0
4	FIN - Finland	NGR - Nigeria	8	4	12 : 2
4	FIN - Finland	NGR - Nigeria	8	3	12 : 2
4	UKR - Ukraine	MGL - Mongolia	4	5	20 : 0
4	UKR - Ukraine	MGL - Mongolia	4	4	20 : 0
4	HUN - Hungary	MGL - Mongolia	2	5	11 : 2
4	ITA - Italy	BRA - Brazil	7	1	10 : 4
4	NZL - New Zealand	MGL - Mongolia	10	3	11 : 1
4	SCO - Scotland	NZL - New Zealand	4	4	6 : 3
4	SVK - Slovakia	BRA - Brazil	5	4	8 : 3

Note:
Big ends are defined as ends with a score of four or more points.

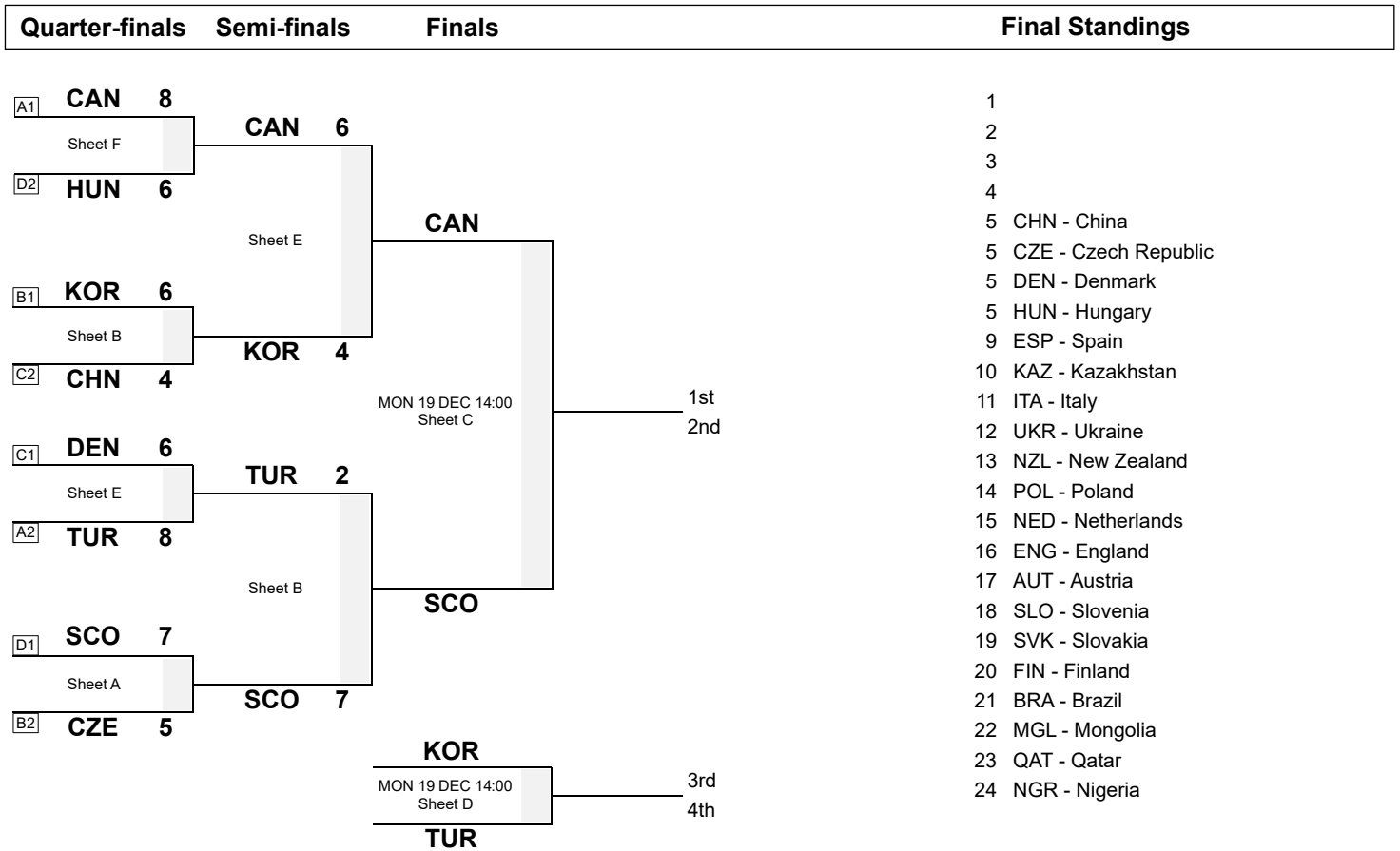
Legend:
BM Bronze medal game **QF** Quarter-final **SF** Semi-final



Session Results and Standings

Sheet	Game	Team	LSFE	1	2	3	4	5	6	7	8	Extra Ends	Total
B	7	SCO - Scotland		0	0	1	1	2	0	3	X		7
	7	TUR - Türkiye	*	0	1	0	0	0	1	0	X		2
E	7	CAN - Canada		1	0	0	4	0	0	1	0		6
	7	KOR - Korea	*	0	0	1	0	1	1	0	1		4

Play-offs Bracket



Legend:	An Final rank in Group A	Bn Final rank in Group B	Cn Final rank in Group C
	Dn Final rank in Group D	LSFE(*) Last Stone First End	X Unplayed/unfinished end due to concession





Game Results

Sheet	Game	Team	LSFE	1	2	3	4	5	6	7	8	Extra Ends	Total
B	7	SCO - Scotland		0	0	1	1	2	0	3	X		7
	7	TUR - Türkiye	*	0	1	0	0	0	1	0	X		2

SCO - Scotland	
4 S	HENDERSON Fay
3 V	MUNRO Robyn
2	WILKIE-MILNE Holly
1	WATT Laura
A	MITCHELL Amy

TUR - Türkiye	
4 V	SENGUL Berfin
3	ARZIK Nilay
2	KARAMAN Iclal
1 S	URUSAN Ilknur
A	KAYA Nisanur

Last Stone Draw		Distance
⌚	MUNRO Robyn	134.6cm
⌚	HENDERSON Fay	45.6cm
Total		180.2cm

Last Stone Draw		Distance
⌚	ARZIK Nilay	137.7cm
⌚	SENGUL Berfin	39.7cm
Total		177.4cm

Time remaining: 9 minutes 45 seconds

Time remaining: 13 minutes 38 seconds

Note:
Position and function for each team member:
4 = Fourth, **3** = Third, **2** = Second, **1** = Lead, **A** = Alternate, **S** = Skip, **V** = Vice-Skip

Legend:
⌚ Clockwise ⌚ Counter-clockwise **LSFE(*)** Last Stone First End
X Unplayed/unfinished end due to concession



Game Results

Sheet	Game	Team	LSFE	1	2	3	4	5	6	7	8	Extra Ends	Total
E	7	CAN - Canada		1	0	0	4	0	0	1	0		6
	7	KOR - Korea	*	0	0	1	0	1	1	0	1		4

CAN - Canada	
4 S	DESCHENES Emily
3 V	FERGUSON Lauren
2	UMLAH Alison
1	FITZGERALD Catherine
A	-

KOR - Korea	
4 S	KANG Bo Bae
3	JO Ju Hee
2	KIM Nayeon
1 V	LEE You Sun
A	CHEON Heeseo

Last Stone Draw		Distance
⌚	DESCHENES Emily	199.6cm
⌚	FITZGERALD Catherine	94.1cm
Total		293.7cm

Last Stone Draw		Distance
⌚	KIM Nayeon	107.5cm
⌚	JO Ju Hee	92.4cm
Total		199.9cm

Time remaining: 0 minutes 55 seconds

Time remaining: 2 minutes 40 seconds

Note:
Position and function for each team member:
4 = Fourth, **3** = Third, **2** = Second, **1** = Lead, **A** = Alternate, **S** = Skip, **V** = Vice-Skip

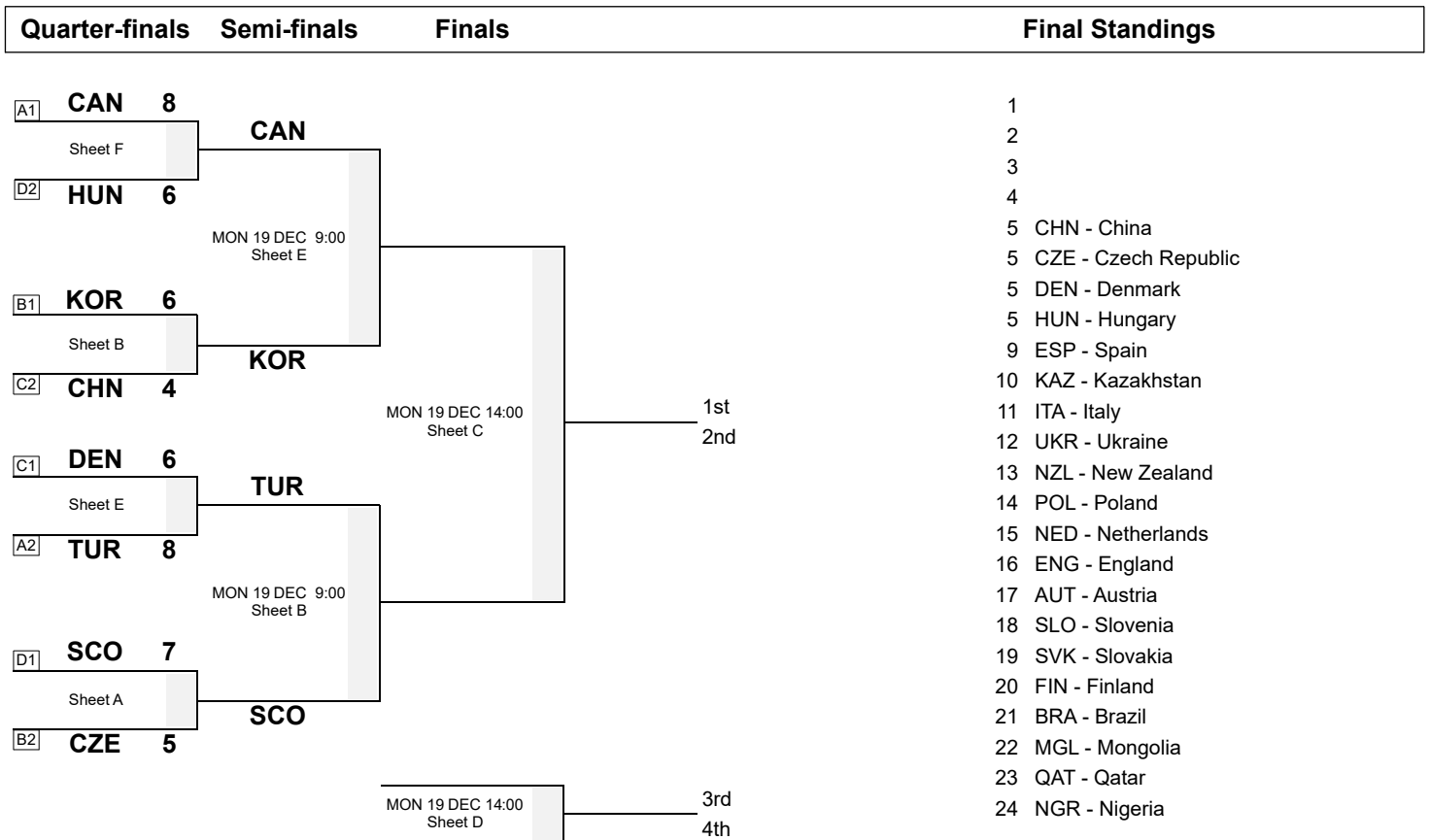
Legend:
⌚ Clockwise ⌚ Counter-clockwise **LSFE(*)** Last Stone First End



Session Results and Standings

Sheet	Game	Team	LSFE	1	2	3	4	5	6	7	8	Extra Ends	Total
A	6	CZE - Czech Republic		0	0	2	0	0	1	0	2		5
	6	SCO - Scotland	*	1	0	0	2	3	0	1	0		7
B	6	CHN - China		2	0	0	0	0	1	1	0		4
	6	KOR - Korea	*	0	1	0	2	0	0	0	3		6
E	6	DEN - Denmark		0	1	1	1	0	0	3	0		6
	6	TUR - Türkiye	*	1	0	0	0	2	3	0	2		8
F	6	HUN - Hungary		0	1	0	2	1	2	0	X		6
	6	CAN - Canada	*	2	0	2	0	0	0	4	X		8

Play-offs Bracket



Legend:
An Final rank in Group A **Bn** Final rank in Group B **Cn** Final rank in Group C
Dn Final rank in Group D **LSFE(*)** Last Stone First End **X** Unplayed/unfinished end due to concession





Game Results

Sheet	Game	Team	LSFE	1	2	3	4	5	6	7	8	Extra Ends	Total
A	6	CZE - Czech Republic		0	0	2	0	0	1	0	2		5
	6	SCO - Scotland	*	1	0	0	2	3	0	1	0		7

CZE - Czech Republic	
4 S	FARKOVA Kristyna
3 V	ZELINGROVA Julie
2	NEMCOVA Karolina
1	SVITAKOVA Stella
A	KOSCELANSKA Klara

SCO - Scotland	
4 S	HENDERSON Fay
3 V	MUNRO Robyn
2	WILKIE-MILNE Holly
1	WATT Laura
A	MITCHELL Amy

Last Stone Draw		Distance
⌚	ZELINGROVA Julie	47.0cm
⌚	FARKOVA Kristyna	191.7cm
Total		238.7cm

Last Stone Draw		Distance
⌚	MUNRO Robyn	109.0cm
⌚	HENDERSON Fay	47.2cm
Total		156.2cm

Time remaining: 4 minutes 55 seconds

Time remaining: 8 minutes 46 seconds

Note:
Position and function for each team member:
4 = Fourth, **3** = Third, **2** = Second, **1** = Lead, **A** = Alternate, **S** = Skip, **V** = Vice-Skip

Legend:
⌚ Clockwise ⌚ Counter-clockwise **LSFE(*)** Last Stone First End



Game Results

Sheet	Game	Team	LSFE	1	2	3	4	5	6	7	8	Extra Ends	Total
B	6	CHN - China		2	0	0	0	0	1	1	0		4
	6	KOR - Korea	*	0	1	0	2	0	0	0	3		6

CHN - China	
4 S	ZHANG Jiaqi
3 V	TAN Siting
2	WEN Xinyue
1	LI Jiayu
A	-

KOR - Korea	
4 S	KANG Bo Bae
3	JO Ju Hee
2	KIM Nayeon
1 V	LEE You Sun
A	CHEON Heeseo

Last Stone Draw		Distance
↻	TAN Siting	28.6cm
↻	ZHANG Jiaqi	199.6cm
Total		228.2cm

Last Stone Draw		Distance
↻	KANG Bo Bae	65.1cm
↻	LEE You Sun	66.3cm
Total		131.4cm

Time remaining: 0 minutes 36 seconds

Time remaining: 2 minutes 28 seconds

Note:
Position and function for each team member:
4 = Fourth, **3** = Third, **2** = Second, **1** = Lead, **A** = Alternate, **S** = Skip, **V** = Vice-Skip

Legend:
↻ Clockwise ↻ Counter-clockwise **LSFE(*)** Last Stone First End



Game Results

Sheet	Game	Team	LSFE	1	2	3	4	5	6	7	8	Extra Ends	Total
E	6	DEN - Denmark		0	1	1	1	0	0	3	0		6
	6	TUR - Türkiye	*	1	0	0	0	2	3	0	2		8

DEN - Denmark	
4 S	JENSEN Karolina
3	QVIST Gabriella
2 V	WIKSTEN Natalie
1	SCHMIDT Katrine
A	NYBOE Maja

TUR - Türkiye	
4 V	SENGUL Berfin
3	ARZIK Nilay
2	KARAMAN Iclal
1 S	URUSAN Ilknur
A	KAYA Nisanur

Last Stone Draw		Distance
↻	JENSEN Karolina	139.7cm
↺	QVIST Gabriella	12.1cm
Total		151.8cm

Last Stone Draw		Distance
↻	ARZIK Nilay	32.8cm
↺	SENGUL Berfin	118.3cm
Total		151.1cm

Time remaining: 3 minutes 19 seconds

Time remaining: 10 minutes 30 seconds

Note:
Position and function for each team member:
4 = Fourth, **3** = Third, **2** = Second, **1** = Lead, **A** = Alternate, **S** = Skip, **V** = Vice-Skip

Legend:
↻ Clockwise ↺ Counter-clockwise **LSFE(*)** Last Stone First End



Game Results

Sheet	Game	Team	LSFE	1	2	3	4	5	6	7	8	Extra Ends	Total
F	6	HUN - Hungary		0	1	0	2	1	2	0	X		6
	6	CAN - Canada	*	2	0	2	0	0	0	4	X		8

HUN - Hungary	
4 S	JOO Linda
3 V	NAGY Laura Karolina
2	NAGY Lola Olimpia
1	LAUCHSZ Laura Ildiko
A	ORBAN Hanna Regina

CAN - Canada	
4 S	DESCHENES Emily
3 V	FERGUSON Lauren
2	UMLAH Alison
1	FITZGERALD Catherine
A	-

Last Stone Draw		Distance
↻	NAGY Laura Karolina	57.1cm
↻	JOO Linda	193.6cm
Total		250.7cm

Last Stone Draw		Distance
↻	DESCHENES Emily	111.6cm
↻	FITZGERALD Catherine	27.1cm
Total		138.7cm

Time remaining: 3 minutes 1 second

Time remaining: 2 minutes 8 seconds

Note:
Position and function for each team member:
4 = Fourth, 3 = Third, 2 = Second, 1 = Lead, A = Alternate, S = Skip, V = Vice-Skip

Legend:
↻ Clockwise ↻ Counter-clockwise LSFE(*) Last Stone First End
X Unplayed/unfinished end due to concession

Competition Matrix

Group A

Team	BRA	CAN	ITA	POL	SVK	TUR
BRA		3 - 8	4 - 10	2 - 14	3 - 8	3 - 9
CAN	8 - 3		11 - 1	8 - 6	5 - 2	5 - 4
ITA	10 - 4	1 - 11		5 - 3	8 - 2	5 - 6
POL	14 - 2	6 - 8	3 - 5		6 - 3	5 - 9
SVK	8 - 3	2 - 5	2 - 8	3 - 6		2 - 12
TUR	9 - 3	4 - 5	6 - 5	9 - 5	12 - 2	

Standings after Round Robin

Rank	Team	Games	Wins	Losses	
1	CAN - Canada	5	5	0	Q
2	TUR - Türkiye	5	4	1	Q
3	ITA - Italy	5	3	2	
4	POL - Poland	5	2	3	
5	SVK - Slovakia	5	1	4	
6	BRA - Brazil	5	0	5	

Group B

Team	CZE	FIN	KAZ	KOR	NED	NGR
CZE		19 - 1	4 - 5	3 - 6	7 - 2	20 - 1
FIN	1 - 19		4 - 11	1 - 14	3 - 12	12 - 2
KAZ	5 - 4	11 - 4		2 - 11	3 - 6	14 - 0
KOR	6 - 3	14 - 1	11 - 2		12 - 3	18 - 1
NED	2 - 7	12 - 3	6 - 3	3 - 12		24 - 0
NGR	1 - 20	2 - 12	0 - 14	1 - 18	0 - 24	

Standings after Round Robin

Rank	Team	Games	Wins	Losses				
1	KOR - Korea	5	5	0	Q			
2	CZE - Czech Republic	5	3	2	Q	w1	DSC	74.82cm
3	KAZ - Kazakhstan	5	3	2		w1	DSC	93.97cm
4	NED - Netherlands	5	3	2		w1	DSC	113.57cm
5	FIN - Finland	5	1	4				
6	NGR - Nigeria	5	0	5				

Competition Matrix

Group C

Team	CHN	DEN	ENG	ESP	QAT	SLO
CHN		4 - 7	7 - 4	11 - 1	15 - 3	9 - 5
DEN	7 - 4		8 - 6	7 - 4	20 - 2	11 - 4
ENG	4 - 7	6 - 8		2 - 10	6 - 4	6 - 5
ESP	1 - 11	4 - 7	10 - 2		15 - 0	7 - 4
QAT	3 - 15	2 - 20	4 - 6	0 - 15		2 - 12
SLO	5 - 9	4 - 11	5 - 6	4 - 7	12 - 2	

Standings after Round Robin

Rank	Team	Games	Wins	Losses	
1	DEN - Denmark	5	5	0	Q
2	CHN - China	5	4	1	Q
3	ESP - Spain	5	3	2	
4	ENG - England	5	2	3	
5	SLO - Slovenia	5	1	4	
6	QAT - Qatar	5	0	5	

Group D

Team	AUT	HUN	MGL	NZL	SCO	UKR
AUT		4 - 9	14 - 1	3 - 6	4 - 7	3 - 8
HUN	9 - 4		11 - 2	7 - 4	3 - 5	8 - 3
MGL	1 - 14	2 - 11		1 - 11	1 - 11	0 - 20
NZL	6 - 3	4 - 7	11 - 1		3 - 6	6 - 7
SCO	7 - 4	5 - 3	11 - 1	6 - 3		11 - 3
UKR	8 - 3	3 - 8	20 - 0	7 - 6	3 - 11	

Standings after Round Robin

Rank	Team	Games	Wins	Losses	
1	SCO - Scotland	5	5	0	Q
2	HUN - Hungary	5	4	1	Q
3	UKR - Ukraine	5	3	2	
4	NZL - New Zealand	5	2	3	
5	AUT - Austria	5	1	4	
6	MGL - Mongolia	5	0	5	

Legend:

DSC Draw Shot Challenge

Q Qualified for the quarter-finals

wn Number of wins (n) against tied teams

Draw Shot Challenge by Group

Group A		Stone Rotation	Last Stone Draw in each Round Robin Game					DSC
Rank	Team		1	2	3	4	5	
1	CAN - Canada	☺	70.4	28.2	44.5	91.9	58.5	53.22cm
		☹	132.8	5.2	63.2	83.3	33.8	
2	TUR - Türkiye	☺	194.3	111.2	66.7	67.6	36.8	73.96cm
		☹	21.6	182.1	79.2	23.0	77.4	
3	POL - Poland	☺	20.2	56.5	199.6	199.6	26.2	92.92cm
		☹	91.6	170.4	27.0	105.2	139.6	
4	ITA - Italy	☺	186.0	51.3	199.6	61.9	199.6	96.93cm
		☹	109.3	10.9	186.9	25.8	40.7	
5	BRA - Brazil	☺	84.9	34.5	199.6	66.1	199.6	111.37cm
		☹	199.6	160.9	98.0	59.6	99.1	
6	SVK - Slovakia	☺	199.6	199.6	54.1	199.6	33.9	127.41cm
		☹	151.3	199.6	199.6	69.7	39.3	

Group B		Stone Rotation	Last Stone Draw in each Round Robin Game					DSC
Rank	Team		1	2	3	4	5	
1	KOR - Korea	☺	56.6	25.1	183.6	39.3	101.7	65.16cm
		☹	147.1	117.8	12.4	39.6	46.8	
2	CZE - Czech Republic	☺	133.2	199.6	25.8	38.2	66.3	74.82cm
		☹	67.5	180.1	59.3	55.7	47.3	
3	KAZ - Kazakhstan	☺	148.1	21.0	199.6	71.8	161.8	93.97cm
		☹	147.8	40.5	27.7	93.0	134.0	
4	NED - Netherlands	☺	108.4	174.9	199.6	169.9	199.6	113.57cm
		☹	185.7	35.7	53.0	41.6	53.3	
5	FIN - Finland	☺	193.4	199.6	199.6	176.3	54.9	153.88cm
		☹	199.6	111.1	199.6	199.6	50.8	
6	NGR - Nigeria	☺	199.6	199.6	199.6	199.6	176.1	191.34cm
		☹	148.8	199.6	199.6	199.6	199.6	

Group C		Stone Rotation	Last Stone Draw in each Round Robin Game					DSC
Rank	Team		1	2	3	4	5	
1	DEN - Denmark	☺	17.0	122.8	14.8	87.6	118.1	87.30cm
		☹	199.6	163.5	70.0	114.4	77.5	
2	ESP - Spain	☺	82.2	131.7	199.6	28.7	24.6	89.81cm
		☹	199.6	24.3	199.6	116.4	1.2	
3	CHN - China	☺	113.0	176.4	36.8	135.3	199.6	105.62cm
		☹	18.5	52.2	19.2	199.6	199.6	
4	SLO - Slovenia	☺	110.3	199.6	199.6	199.6	56.5	113.92cm
		☹	57.0	199.6	97.6	82.5	22.6	
5	ENG - England	☺	174.6	199.6	105.9	85.1	185.3	147.82cm
		☹	51.7	140.9	199.6	187.7	199.6	
6	QAT - Qatar	☺	199.6	199.6	199.6	136.4	199.6	169.51cm
		☹	199.6	199.6	161.3	199.6	30.3	



Draw Shot Challenge by Group

Group D		Stone Rotation	Last Stone Draw in each Round Robin Game					DSC
Rank	Team		1	2	3	4	5	
1	HUN - Hungary	↻	17.6	12.3	71.4	199.6	158.7	85.37cm
		↻	74.5	199.6	55.2	86.5	92.5	
2	AUT - Austria	↻	120.8	49.3	99.3	199.6	57.6	87.54cm
		↻	165.5	4.4	38.5	199.6	52.9	
3	NZL - New Zealand	↻	29.5	167.0	199.6	8.6	25.7	90.49cm
		↻	74.5	78.6	199.6	31.3	199.6	
4	UKR - Ukraine	↻	50.0	128.8	23.4	199.6	199.6	111.78cm
		↻	152.5	199.6	120.8	109.6	21.7	
5	SCO - Scotland	↻	124.8	79.3	199.6	199.6	74.5	114.58cm
		↻	155.1	71.5	71.8	154.1	100.5	
6	MGL - Mongolia	↻	173.0	199.6	84.0	199.6	199.6	159.57cm
		↻	199.6	199.6	199.6	68.6	112.5	

Note:

The Draw Shot Challenge (DSC) is the average distance of all the individual Last Stone Draws (LSD), which were delivered by a team during the round robin. The least favourable result will be eliminated before calculating the average distance. The team with the lesser DSC receives the higher ranking. If the DSCs are equal then the team with the best non-equal counting LSD receives the higher ranking. In the case where all counting LSDs are equal, the team ranked higher in the official WCF World Rankings is ranked higher.

Legend:

↻ Clockwise

↻ Counter-clockwise

DSC Draw Shot Challenge



Scoring Analysis

Team	Games	LSFE	Stolen Ends	Last Stone Eff.	Force Eff.	Points Scored							Total	Plus / Minus
						0	1	2	3	4	>4			
KOR	For	4	13	73%	89%	0	7	6	5	4	2	61	+51	
	Against	1	0			0	8	1	0	0	0	10		
CZE	For	4	12	33%	67%	2	10	2	4	0	5	53	+38	
	Against	1	6			0	9	3	0	0	0	15		
DEN	For	3	6	44%	64%	0	8	5	0	4	3	53	+33	
	Against	2	4			0	10	5	0	0	0	20		
CHN	For	3	13	42%	56%	0	9	6	4	2	1	46	+26	
	Against	2	3			0	6	5	0	1	0	20		
SCO	For	2	9	67%	67%	4	8	5	4	1	1	40	+26	
	Against	3	2			1	8	3	0	0	0	14		
NED	For	1	11	33%	44%	1	5	5	2	5	1	47	+22	
	Against	4	5			1	8	2	3	1	0	25		
CAN	For	5	7	35%	78%	2	10	6	2	1	1	37	+21	
	Against	0	4			1	11	1	1	0	0	16		
HUN	For	3	10	44%	67%	0	9	5	5	1	0	38	+20	
	Against	2	6			0	12	3	0	0	0	18		
TUR	For	3	6	50%	64%	0	9	4	5	2	0	40	+20	
	Against	2	4			1	11	3	1	0	0	20		
ESP	For	3	11	25%	57%	0	8	6	3	2	0	37	+13	
	Against	2	8			0	7	7	1	0	0	24		
UKR	For	3	10	20%	25%	0	8	6	1	2	2	41	+13	
	Against	2	6			1	6	5	2	0	1	28		
KAZ	For	3	10	29%	57%	0	12	3	2	0	2	35	+10	
	Against	2	8			1	9	5	0	0	1	25		
POL	For	3	8	50%	42%	2	10	3	4	0	1	34	+7	
	Against	2	2			1	6	4	3	1	0	27		
NZL	For	3	8	36%	55%	0	13	5	1	1	0	30	+6	
	Against	2	2			2	8	2	1	1	1	24		
ITA	For	2	8	33%	70%	1	10	3	3	1	0	29	+3	
	Against	3	6			3	12	1	1	1	1	26		
AUT	For	3	7	28%	50%	1	8	4	0	3	0	28	-3	
	Against	2	10			1	8	7	3	0	0	31		
SLO	For	2	6	31%	46%	0	7	6	2	0	1	30	-5	
	Against	3	6			0	11	4	2	1	1	35		
ENG	For	2	5	22%	57%	0	13	4	1	0	0	24	-10	
	Against	3	5			0	10	4	4	1	0	34		
SVK	For	2	2	17%	36%	2	7	3	0	1	0	17	-17	
	Against	3	9			2	10	7	2	1	0	34		
BRA	For	0	2	17%	25%	1	9	3	0	0	0	15	-34	
	Against	5	8			0	5	6	6	2	1	49		



Scoring Analysis

Team	Games	LSFE	Stolen Ends	Last Stone Eff.	Force Eff.	Points Scored							Total	Plus / Minus
						0	1	2	3	4	>4			
FIN	For	3	4	11%	13%	0	7	3	0	2	0	21	-37	
	Against	2	11			0	3	6	3	3	4	58		
QAT	For	2	2	9%	33%	0	5	3	0	0	0	11	-57	
	Against	3	17			0	6	5	3	5	4	68		
MGL	For	1	1	0%	13%	0	5	0	0	0	0	5	-62	
	Against	4	19			0	9	5	5	7	1	67		
NGR	For	0	1	0%	25%	0	4	0	0	0	0	4	-84	
	Against	5	21			1	8	2	7	7	5	88		
Total	60		172			16	201	96	48	32	20	776		

Note:

Stolen ends are the ends won without the last stone advantage.

Last Stone Efficiency: Scoring two or more points with last stone advantage.

Force Efficiency: Forcing the opponent team to score only one point when they have the last stone advantage.

Legend:

>4 More than four points scored

Eff. Efficiency

LSFE Last Stone First End



Summary of Big Ends

Points Scored	By	Against	Session	End	Game Result
7	DEN - Denmark	QAT - Qatar	3	3	20 : 2
6	CZE - Czech Republic	NGR - Nigeria	10	2	20 : 1
6	CZE - Czech Republic	FIN - Finland	4	4	19 : 1
6	DEN - Denmark	SLO - Slovenia	5	3	11 : 4
6	DEN - Denmark	QAT - Qatar	3	6	20 : 2
6	KAZ - Kazakhstan	FIN - Finland	2	4	11 : 4
6	KOR - Korea	KAZ - Kazakhstan	10	3	11 : 2
6	NED - Netherlands	NGR - Nigeria	2	5	24 : 0
6	POL - Poland	BRA - Brazil	1	5	14 : 2
6	SCO - Scotland	UKR - Ukraine	2	6	11 : 3
5	CZE - Czech Republic	NGR - Nigeria	10	7	20 : 1
5	CZE - Czech Republic	NGR - Nigeria	10	5	20 : 1
5	CZE - Czech Republic	FIN - Finland	4	6	19 : 1
5	UKR - Ukraine	NZL - New Zealand	8	5	7 : 6
5	UKR - Ukraine	MGL - Mongolia	4	2	20 : 0
5	CAN - Canada	ITA - Italy	1	3	11 : 1
5	CHN - China	QAT - Qatar	7	2	15 : 3
5	KAZ - Kazakhstan	NGR - Nigeria	6	7	14 : 0
5	KOR - Korea	FIN - Finland	6	2	14 : 1
5	SLO - Slovenia	QAT - Qatar	1	4	12 : 2
4	NED - Netherlands	FIN - Finland	10	3	12 : 3
4	NED - Netherlands	FIN - Finland	10	1	12 : 3
4	NED - Netherlands	NGR - Nigeria	2	6	24 : 0
4	NED - Netherlands	NGR - Nigeria	2	4	24 : 0
4	NED - Netherlands	NGR - Nigeria	2	1	24 : 0
4	DEN - Denmark	ENG - England	7	6	8 : 6
4	DEN - Denmark	SLO - Slovenia	5	6	11 : 4
4	DEN - Denmark	QAT - Qatar	3	2	20 : 2
4	DEN - Denmark	CHN - China	1	7	7 : 4
4	KOR - Korea	NED - Netherlands	8	7	12 : 3
4	KOR - Korea	FIN - Finland	6	6	14 : 1
4	KOR - Korea	NGR - Nigeria	4	7	18 : 1
4	KOR - Korea	NGR - Nigeria	4	5	18 : 1
4	AUT - Austria	MGL - Mongolia	8	6	14 : 1
4	AUT - Austria	MGL - Mongolia	8	2	14 : 1
4	AUT - Austria	MGL - Mongolia	8	1	14 : 1
4	CHN - China	QAT - Qatar	7	4	15 : 3
4	CHN - China	QAT - Qatar	7	3	15 : 3



Summary of Big Ends

Points Scored	By	Against	Session	End	Game Result
4	ESP - Spain	QAT - Qatar	5	2	15 : 0
4	ESP - Spain	QAT - Qatar	5	1	15 : 0
4	FIN - Finland	NGR - Nigeria	8	4	12 : 2
4	FIN - Finland	NGR - Nigeria	8	3	12 : 2
4	TUR - Türkiye	POL - Poland	7	6	9 : 5
4	TUR - Türkiye	SVK - Slovakia	1	7	12 : 2
4	UKR - Ukraine	MGL - Mongolia	4	5	20 : 0
4	UKR - Ukraine	MGL - Mongolia	4	4	20 : 0
4	CAN - Canada	ITA - Italy	1	2	11 : 1
4	HUN - Hungary	MGL - Mongolia	2	5	11 : 2
4	ITA - Italy	BRA - Brazil	7	1	10 : 4
4	NZL - New Zealand	MGL - Mongolia	10	3	11 : 1
4	SCO - Scotland	NZL - New Zealand	4	4	6 : 3
4	SVK - Slovakia	BRA - Brazil	5	4	8 : 3

Note:
Big ends are defined as ends with a score of four or more points.



Session Results and Standings

Sheet	Game	Team	LSFE	1	2	3	4	5	6	7	8	Extra Ends	Total
A	5	KAZ - Kazakhstan		0	1	0	0	0	1	X	X		2
	5	KOR - Korea	*	2	0	6	1	2	0	X	X		11
B	5	NGR - Nigeria		0	0	0	0	0	1	0	X		1
	5	CZE - Czech Republic	*	0	6	3	1	5	0	5	X		20
C	5	SCO - Scotland		0	2	0	1	1	0	0	3		7
	5	AUT - Austria	*	0	0	2	0	0	2	0	0		4
D	5	UKR - Ukraine	*	1	0	0	0	1	1	0	X		3
	5	HUN - Hungary		0	3	2	1	0	0	2	X		8
E	5	NED - Netherlands		4	0	4	2	2	0	X	X		12
	5	FIN - Finland	*	0	1	0	0	0	2	X	X		3
F	5	MGL - Mongolia		0	1	0	0	0	0	X	X		1
	5	NZL - New Zealand	*	1	0	4	1	3	2	X	X		11

Standings after Round Robin

Group A

Rank	Team	Games	Wins	Losses	
1	CAN - Canada	5	5	0	Q
2	TUR - Türkiye	5	4	1	Q
3	ITA - Italy	5	3	2	
4	POL - Poland	5	2	3	
5	SVK - Slovakia	5	1	4	
6	BRA - Brazil	5	0	5	

Group B

Rank	Team	Games	Wins	Losses	
1	KOR - Korea	5	5	0	Q
2	CZE - Czech Republic	5	3	2	Q w1 DSC 74.82cm
3	KAZ - Kazakhstan	5	3	2	w1 DSC 93.97cm
4	NED - Netherlands	5	3	2	w1 DSC 113.57cm
5	FIN - Finland	5	1	4	
6	NGR - Nigeria	5	0	5	

Group C

Rank	Team	Games	Wins	Losses	
1	DEN - Denmark	5	5	0	Q
2	CHN - China	5	4	1	Q
3	ESP - Spain	5	3	2	
4	ENG - England	5	2	3	
5	SLO - Slovenia	5	1	4	
6	QAT - Qatar	5	0	5	

Group D

Rank	Team	Games	Wins	Losses	
1	SCO - Scotland	5	5	0	Q
2	HUN - Hungary	5	4	1	Q
3	UKR - Ukraine	5	3	2	
4	NZL - New Zealand	5	2	3	
5	AUT - Austria	5	1	4	
6	MGL - Mongolia	5	0	5	

Legend:	DSC Draw Shot Challenge	LSFE(*) Last Stone First End	Q Qualified for the quarter-finals
	wn Number of wins (n) against tied teams	X Unplayed/unfinished end due to concession	



Game Results

Sheet	Game	Team	LSFE	1	2	3	4	5	6	7	8	Extra Ends	Total
B	5	NGR - Nigeria		0	0	0	0	0	1	0	X		1
	5	CZE - Czech Republic	*	0	6	3	1	5	0	5	X		20

NGR - Nigeria	
4 S	UCHEGBU Nelly
3 V	OKU Jasmine
2	UCHEGBU Gift
1	WALE-ADEOGUN Nimi
A	KALEJAIYE Deborah

CZE - Czech Republic	
4 S	FARKOVA Kristyna
3 V	ZELINGROVA Julie
2	NEMCOVA Karolina
1	SVITAKOVA Stella
A	KOSCELANSKA Klara

Last Stone Draw		Distance
🕒	UCHEGBU Nelly	176.1cm
🕒	UCHEGBU Gift	199.6cm
Total		375.7cm

Time remaining: 6 minutes 20 seconds

Last Stone Draw		Distance
🕒	ZELINGROVA Julie	66.3cm
🕒	FARKOVA Kristyna	47.3cm
Total		113.6cm

Time remaining: 10 minutes 48 seconds

Note: Position and function for each team member: 4 = Fourth, 3 = Third, 2 = Second, 1 = Lead, A = Alternate, S = Skip, V = Vice-Skip		
Legend:	🕒 Clockwise	🕒 Counter-clockwise
X	Unplayed/unfinished end due to concession	
	LSFE(*) Last Stone First End	



Game Results

Sheet	Game	Team	LSFE	1	2	3	4	5	6	7	8	Extra Ends	Total
C	5	SCO - Scotland		0	2	0	1	1	0	0	3		7
	5	AUT - Austria	*	0	0	2	0	0	2	0	0		4

SCO - Scotland	
4 S	HENDERSON Fay
3 V	MUNRO Robyn
2	WILKIE-MILNE Holly
1	WATT Laura
A	MITCHELL Amy

AUT - Austria	
4 V	TREICHL Teresa
3 S	PFLUEGLER Astrid
2	MUELLER Emma
1	WITTIBSCHLAEGER Hannah
A	KAAR Elisa

Last Stone Draw		Distance
☺	HENDERSON Fay	74.5cm
☹	MUNRO Robyn	100.5cm
Total		175.0cm
Time remaining: 3 minutes 20 seconds		

Last Stone Draw		Distance
☺	PFLUEGLER Astrid	57.6cm
☹	WITTIBSCHLAEGER Hannah	52.9cm
Total		110.5cm
Time remaining: 0 minutes 39 seconds		

Note:
Position and function for each team member:
4 = Fourth, 3 = Third, 2 = Second, 1 = Lead, A = Alternate, S = Skip, V = Vice-Skip

Legend:
☺ Clockwise ☹ Counter-clockwise LSFE(*) Last Stone First End



Game Results

Sheet	Game	Team	LSFE	1	2	3	4	5	6	7	8	Extra Ends	Total
D	5	UKR - Ukraine	*	1	0	0	0	1	1	0	X		3
	5	HUN - Hungary		0	3	2	1	0	0	2	X		8

UKR - Ukraine	
4 S	PUTINTSEVA Polina
3 V	KALINICHENKO Yaroslava
2	KOTOVA Anastasiia
1	MOSKALENKO Diana
A	-

HUN - Hungary	
4 S	JOO Linda
3 V	NAGY Laura Karolina
2	NAGY Lola Olimpia
1	ORBAN Hanna Regina
A	LAUCHSZ Laura Ildiko

Last Stone Draw		Distance
↻	PUTINTSEVA Polina	199.6cm
↻	KALINICHENKO Yaroslava	21.7cm
Total		221.3cm

Last Stone Draw		Distance
↻	ORBAN Hanna Regina	158.7cm
↻	NAGY Lola Olimpia	92.5cm
Total		251.2cm

Time remaining: 9 minutes 42 seconds

Time remaining: 11 minutes 36 seconds

Note:
Position and function for each team member:
4 = Fourth, **3** = Third, **2** = Second, **1** = Lead, **A** = Alternate, **S** = Skip, **V** = Vice-Skip

Legend:
↻ Clockwise ↻ Counter-clockwise LSFE(*) Last Stone First End
X Unplayed/unfinished end due to concession



Game Results

Sheet	Game	Team	LSFE	1	2	3	4	5	6	7	8	Extra Ends	Total
E	5	NED - Netherlands		4	0	4	2	2	0	X	X		12
	5	FIN - Finland	*	0	1	0	0	0	2	X	X		3

NED - Netherlands	
4 S	BOMAS Lisenka
3	BOMAS Anandi
2 V	VAN VALKENHOEF Marit
1	NAS Linde
A	-

FIN - Finland	
4 S	EIVOLA Ella
3 V	MATERO Nea
2	SATTO Josefina
1	PIPPURI Peppi
A	ERONEN Venla

Last Stone Draw		Distance
🕒	BOMAS Lisenka	199.6cm
🕒	BOMAS Anandi	53.3cm
Total		252.9cm

Last Stone Draw		Distance
🕒	PIPPURI Peppi	54.9cm
🕒	EIVOLA Ella	50.8cm
Total		105.7cm

Time remaining: 13 minutes 32 seconds

Time remaining: 10 minutes 39 seconds

Note:
Position and function for each team member:
4 = Fourth, 3 = Third, 2 = Second, 1 = Lead, A = Alternate, S = Skip, V = Vice-Skip

Legend:
🕒 Clockwise 🕒 Counter-clockwise **LSFE(*)** Last Stone First End
X Unplayed/unfinished end due to concession



Game Results

Sheet	Game	Team	LSFE	1	2	3	4	5	6	7	8	Extra Ends	Total
F	5	MGL - Mongolia		0	1	0	0	0	0	X	X		1
	5	NZL - New Zealand	*	1	0	4	1	3	2	X	X		11

MGL - Mongolia	
4 S	GANBAT Enkhzaya
3 V	GANBAT Munkhzaya
2	BULGAN Jargalmaa
1	BATTULGA Khulan
A	-

NZL - New Zealand	
4 S	APUWAI-BISHOP Grace
3 V	PITTS Rachael
1	APUWAI-BISHOP Temika
A	KINNEY Ruby
A	NEILSON Lucy

Last Stone Draw		Distance
↻	GANBAT Munkhzaya	199.6cm
↻	GANBAT Enkhzaya	112.5cm
Total		312.1cm

Time remaining: 14 minutes 19 seconds

Last Stone Draw		Distance
↻	APUWAI-BISHOP Temika	25.7cm
↻	APUWAI-BISHOP Grace	199.6cm
Total		225.3cm

Time remaining: 11 minutes 36 seconds

NZL playing with only three players - Lead and Third play three stones each.

Note:
Position and function for each team member:
4 = Fourth, 3 = Third, 2 = Second, 1 = Lead, A = Alternate, S = Skip, V = Vice-Skip

Legend:
↻ Clockwise ↻ Counter-clockwise **LSFE(*)** Last Stone First End
X Unplayed/unfinished end due to concession



Session Results and Standings

Sheet	Game	Team	LSFE	1	2	3	4	5	6	7	8	Extra	Ends	Total
A	5	TUR - Türkiye	*	3	3	0	2	0	1	X	X			9
	5	BRA - Brazil		0	0	1	0	2	0	X	X			3
B	5	CAN - Canada	*	0	0	2	2	0	3	0	1			8
	5	POL - Poland		1	1	0	0	3	0	1	0			6
C	5	ENG - England		1	0	3	0	1	1	0	X			6
	5	QAT - Qatar	*	0	1	0	1	0	0	2	X			4
D	5	ESP - Spain	*	1	0	1	0	0	2	0	0			4
	5	DEN - Denmark		0	2	0	1	1	0	2	1			7
E	5	ITA - Italy		0	1	0	3	1	2	1	X			8
	5	SVK - Slovakia	*	1	0	1	0	0	0	0	X			2
F	5	CHN - China		1	0	3	1	0	1	0	3			9
	5	SLO - Slovenia	*	0	2	0	0	1	0	2	0			5

Current Standings

Group A					Group B				
Rank	Team	Games	Wins	Losses	Rank	Team	Games	Wins	Losses
1	CAN - Canada	5	5	0 Q	1	KOR - Korea	4	4	0 Q
2	TUR - Türkiye	5	4	1 Q	2	KAZ - Kazakhstan	4	3	1
3	ITA - Italy	5	3	2	3	CZE - Czech Republic	4	2	2
4	POL - Poland	5	2	3	3	NED - Netherlands	4	2	2
5	SVK - Slovakia	5	1	4	5	FIN - Finland	4	1	3
6	BRA - Brazil	5	0	5	6	NGR - Nigeria	4	0	4
Group C					Group D				
Rank	Team	Games	Wins	Losses	Rank	Team	Games	Wins	Losses
1	DEN - Denmark	5	5	0 Q	1	SCO - Scotland	4	4	0 Q
2	CHN - China	5	4	1 Q	2	HUN - Hungary	4	3	1
3	ESP - Spain	5	3	2	2	UKR - Ukraine	4	3	1
4	ENG - England	5	2	3	4	AUT - Austria	4	1	3
5	SLO - Slovenia	5	1	4	4	NZL - New Zealand	4	1	3
6	QAT - Qatar	5	0	5	6	MGL - Mongolia	4	0	4

Note:
Under WCF rules, tie-breaking rules for standings are not applied until after the last game of the round robin.

Legend:
LSFE(*) Last Stone First End **Q** Qualified for the quarter-finals **X** Unplayed/unfinished end due to concession



Game Results

Sheet	Game	Team	LSFE	1	2	3	4	5	6	7	8	Extra Ends	Total
A	5	TUR - Türkiye	*	3	3	0	2	0	1	X	X		9
	5	BRA - Brazil		0	0	1	0	2	0	X	X		3

TUR - Türkiye	
4 V	SENGUL Berfin
3	ARZIK Nilay
2	KARAMAN Iclal
1 S	URUSAN Ilknur
A	KAYA Nisanur

BRA - Brazil	
4 S	ROGIC FARIAS Gabriela
3 V	REGADAS ABREU Isis
2	DE CASTRO SAMPAIO Melissa
1	CID Leticia
A	-

Last Stone Draw		Distance
🕒	ARZIK Nilay	36.8cm
🕒	SENGUL Berfin	77.4cm
Total		114.2cm

Last Stone Draw		Distance
🕒	ROGIC FARIAS Gabriela	199.6cm
🕒	CID Leticia	99.1cm
Total		298.7cm

Time remaining: 16 minutes 27 seconds

Time remaining: 7 minutes 41 seconds

Note:
Position and function for each team member:
4 = Fourth, 3 = Third, 2 = Second, 1 = Lead, A = Alternate, S = Skip, V = Vice-Skip

Legend:
🕒 Clockwise 🕒 Counter-clockwise **LSFE(*)** Last Stone First End
X Unplayed/unfinished end due to concession



Game Results

Sheet	Game	Team	LSFE	1	2	3	4	5	6	7	8	Extra Ends	Total
B	5	CAN - Canada	*	0	0	2	2	0	3	0	1		8
	5	POL - Poland		1	1	0	0	3	0	1	0		6

CAN - Canada	
4 S	DESCHENES Emily
3 V	FERGUSON Lauren
2	UMLAH Alison
1	FITZGERALD Catherine
A	-

POL - Poland	
4 V	SZMIDT Klaudia
3 S	WOSINSKA Monika
2	FRYSZ Paulina
1	HERMAN Magdalena
A	DZIEWIRZ Marlena

Last Stone Draw		Distance
⌚	DESCHENES Emily	58.5cm
⌚	FITZGERALD Catherine	33.8cm
Total		92.3cm

Last Stone Draw		Distance
⌚	SZMIDT Klaudia	26.2cm
⌚	HERMAN Magdalena	139.6cm
Total		165.8cm

Time remaining: 1 minute 40 seconds

Time remaining: 0 minutes 21 seconds

Note:
Position and function for each team member:
4 = Fourth, **3** = Third, **2** = Second, **1** = Lead, **A** = Alternate, **S** = Skip, **V** = Vice-Skip

Legend:
⌚ Clockwise ⌚ Counter-clockwise **LSFE(*)** Last Stone First End



Game Results

Sheet	Game	Team	LSFE	1	2	3	4	5	6	7	8	Extra Ends	Total
C	5	ENG - England		1	0	3	0	1	1	0	X		6
	5	QAT - Qatar	*	0	1	0	1	0	0	2	X		4

ENG - England	
4 S	ANDELL Mia
3 V	MARTIN Annabelle
2	HOWEY Anna
1	DAVIES Phoenix
A	-

QAT - Qatar	
4 S	AL-QAET Amna
3 V	AL-QAET Sara
2	METWALLI Nour
1	METWALLI Hend
A	ALMASRY Rawan

Last Stone Draw		Distance
☺	ANDELL Mia	185.3cm
☻	HOWEY Anna	199.6cm
Total		384.9cm

Last Stone Draw		Distance
☺	METWALLI Hend	199.6cm
☻	AL-QAET Amna	30.3cm
Total		229.9cm

Time remaining: 10 minutes 27 seconds

Time remaining: 1 minute 47 seconds

ALMASRY R replaced METWALLI H at the beginning of end 7

Note:
Position and function for each team member:
4 = Fourth, 3 = Third, 2 = Second, 1 = Lead, A = Alternate, S = Skip, V = Vice-Skip

Legend:
☺ Clockwise ☻ Counter-clockwise **LSFE(*)** Last Stone First End
X Unplayed/unfinished end due to concession



Game Results

Sheet	Game	Team	LSFE	1	2	3	4	5	6	7	8	Extra Ends	Total
D	5	ESP - Spain	*	1	0	1	0	0	2	0	0		4
	5	DEN - Denmark		0	2	0	1	1	0	2	1		7

ESP - Spain	
4 S	PEREZ Carmen
3 V	GOMEZ Maria
2	GARCIA Daniela
1	TORRALBA VIELA Nerea
A	CARASA LAZARO Leire

DEN - Denmark	
4 S	JENSEN Karolina
3	QVIST Gabriella
2 V	WIKSTEN Natalie
1	SCHMIDT Katrine
A	NYBOE Maja

Last Stone Draw

- ⌚ GARCIA Daniela
- ⌚ GOMEZ Maria

Distance

- 24.6cm
- 1.2cm

Total

25.8cm

Time remaining: 2 minutes 3 seconds

Last Stone Draw

- ⌚ SCHMIDT Katrine
- ⌚ JENSEN Karolina

Distance

- 118.1cm
- 77.5cm

Total

195.6cm

Time remaining: 2 minutes 14 seconds

Note:

Position and function for each team member:

4 = Fourth, **3** = Third, **2** = Second, **1** = Lead, **A** = Alternate, **S** = Skip, **V** = Vice-Skip

Legend:

⌚ Clockwise

⌚ Counter-clockwise

LSFE(*) Last Stone First End



Game Results

Sheet	Game	Team	LSFE	1	2	3	4	5	6	7	8	Extra Ends	Total
E	5	ITA - Italy		0	1	0	3	1	2	1	X		8
	5	SVK - Slovakia	*	1	0	1	0	0	0	0	X		2

ITA - Italy	
4 S	GILBERTI Camilla
3	MARIANI Rebecca
2	GRANDE Lucrezia
1 V	ZAMBELLI Giada
A	LO DESERTO Marta

SVK - Slovakia	
4 V	SUMMEROVA Nina
3 S	KOVACIKOVA Melania
2	HAJDUK Paulina
1	REILLY Zora
A	-

Last Stone Draw		Distance
🕒	ZAMBELLI Giada	199.6cm
🕒	GILBERTI Camilla	40.7cm
Total		240.3cm

Last Stone Draw		Distance
🕒	REILLY Zora	33.9cm
🕒	SUMMEROVA Nina	39.3cm
Total		73.2cm

Time remaining: 4 minutes 40 seconds

Time remaining: 4 minutes 58 seconds

Note:
Position and function for each team member:
4 = Fourth, 3 = Third, 2 = Second, 1 = Lead, A = Alternate, S = Skip, V = Vice-Skip

Legend:
🕒 Clockwise 🕒 Counter-clockwise **LSFE(*)** Last Stone First End
X Unplayed/unfinished end due to concession



Game Results

Sheet	Game	Team	LSFE	1	2	3	4	5	6	7	8	Extra Ends	Total
F	5	CHN - China		1	0	3	1	0	1	0	3		9
	5	SLO - Slovenia	*	0	2	0	0	1	0	2	0		5

CHN - China	
4 S	ZHANG Jiaqi
3 V	TAN Siting
2	WEN Xinyue
1	LI Jiayu
A	-

SLO - Slovenia	
4 S	ZEMLJA Lea
3 V	KAVCIC Pavla
1	KAVCIC Ema
A	ZAVELJCINA Ajda
A	KUCINA Maja

Last Stone Draw		Distance
↻	TAN Siting	199.6cm
↻	ZHANG Jiaqi	199.6cm
Total		399.2cm

Time remaining: 2 minutes 24 seconds

Last Stone Draw		Distance
↻	ZAVELJCINA Ajda	56.5cm
↻	ZEMLJA Lea	22.6cm
Total		79.1cm

Time remaining: 6 minutes 32 seconds

SLO playing with only three players - Lead and Third play three stones each.

Note:
Position and function for each team member:
4 = Fourth, 3 = Third, 2 = Second, 1 = Lead, A = Alternate, S = Skip, V = Vice-Skip

Legend:
↻ Clockwise ↻ Counter-clockwise **LSFE(*)** Last Stone First End



Session Results and Standings

Sheet	Game	Team	LSFE	1	2	3	4	5	6	7	8	Extra Ends	Total
A	4	FIN - Finland	*	0	2	4	4	1	0	1	X		12
	4	NGR - Nigeria		1	0	0	0	0	1	0	X		2
B	4	MGL - Mongolia	*	0	0	0	0	1	0	X	X		1
	4	AUT - Austria		4	4	1	1	0	4	X	X		14
C	4	CZE - Czech Republic	*	0	2	1	1	0	0	0	0		4
	4	KAZ - Kazakhstan		1	0	0	0	1	1	1	1		5
D	4	KOR - Korea	*	3	0	1	0	3	1	4	X		12
	4	NED - Netherlands		0	1	0	2	0	0	0	X		3
E	4	NZL - New Zealand	*	2	1	0	1	0	1	1	0		6
	4	UKR - Ukraine		0	0	1	0	5	0	0	1		7
F	4	HUN - Hungary	*	0	1	1	0	1	0	0	X		3
	4	SCO - Scotland		1	0	0	1	0	2	1	X		5

Current Standings

Group A					Group B				
Rank	Team	Games	Wins	Losses	Rank	Team	Games	Wins	Losses
1	CAN - Canada	4	4	0 Q	1	KOR - Korea	4	4	0 Q
2	TUR - Türkiye	4	3	1 Q	2	KAZ - Kazakhstan	4	3	1
3	ITA - Italy	4	2	2	3	CZE - Czech Republic	4	2	2
3	POL - Poland	4	2	2	3	NED - Netherlands	4	2	2
5	SVK - Slovakia	4	1	3	5	FIN - Finland	4	1	3
6	BRA - Brazil	4	0	4	6	NGR - Nigeria	4	0	4
Group C					Group D				
Rank	Team	Games	Wins	Losses	Rank	Team	Games	Wins	Losses
1	DEN - Denmark	4	4	0	1	SCO - Scotland	4	4	0 Q
2	CHN - China	4	3	1	2	HUN - Hungary	4	3	1
2	ESP - Spain	4	3	1	2	UKR - Ukraine	4	3	1
4	ENG - England	4	1	3	4	AUT - Austria	4	1	3
4	SLO - Slovenia	4	1	3	4	NZL - New Zealand	4	1	3
6	QAT - Qatar	4	0	4	6	MGL - Mongolia	4	0	4

Note:
Under WCF rules, tie-breaking rules for standings are not applied until after the last game of the round robin.

Legend:
LSFE(*) Last Stone First End **Q** Qualified for the quarter-finals **X** Unplayed/unfinished end due to concession



Game Results

Sheet	Game	Team	LSFE	1	2	3	4	5	6	7	8	Extra Ends	Total
A	4	FIN - Finland	*	0	2	4	4	1	0	1	X		12
	4	NGR - Nigeria		1	0	0	0	0	1	0	X		2

FIN - Finland

4 S EIVOLA Ella
3 V SATTO Josefina
2 MATERO Nea
1 ERONEN Venla
A PIPPURI Peppi

NGR - Nigeria

4 S UCHEGBU Gift
3 V UCHEGBU Nelly
2 WALE-ADEOGUN Nimi
1 OKU Jasmine
A KALEJAIYE Deborah

Last Stone Draw

☺ MATERO Nea
☻ SATTO Josefina

Distance

176.3cm
199.6cm

Total

375.9cm

Time remaining: 12 minutes 16 seconds

Last Stone Draw

☺ WALE-ADEOGUN Nimi
☻ UCHEGBU Gift

Distance

199.6cm
199.6cm

Total

399.2cm

Time remaining: 8 minutes 10 seconds

Note:

Position and function for each team member:

4 = Fourth, **3** = Third, **2** = Second, **1** = Lead, **A** = Alternate, **S** = Skip, **V** = Vice-Skip

Legend:

☺ Clockwise

☻ Counter-clockwise

LSFE(*) Last Stone First End

X Unplayed/unfinished end due to concession

Game Results

Sheet	Game	Team	LSFE	1	2	3	4	5	6	7	8	Extra Ends	Total
B	4	MGL - Mongolia	*	0	0	0	0	1	0	X	X		1
	4	AUT - Austria		4	4	1	1	0	4	X	X		14

MGL - Mongolia	
4 S	GANBAT Enkhzaya
3 V	GANBAT Munkhzaya
2	BULGAN Jargalmaa
1	BATTULGA Khulan
A	-

AUT - Austria	
4 V	TREICHL Teresa
3 S	PFLUEGLER Astrid
2	MUELLER Emma
1	KAAR Elisa
A	WITTIBSCHLAEGER Hannah

Last Stone Draw		Distance
⌚	BATTULGA Khulan	199.6cm
⌚	BULGAN Jargalmaa	68.6cm
Total		268.2cm

Last Stone Draw		Distance
⌚	MUELLER Emma	199.6cm
⌚	KAAR Elisa	199.6cm
Total		399.2cm

Time remaining: 14 minutes 31 seconds

Time remaining: 12 minutes 8 seconds

Note:
Position and function for each team member:
4 = Fourth, **3** = Third, **2** = Second, **1** = Lead, **A** = Alternate, **S** = Skip, **V** = Vice-Skip

Legend:
⌚ Clockwise ⌚ Counter-clockwise **LSFE(*)** Last Stone First End
X Unplayed/unfinished end due to concession



Game Results

Sheet	Game	Team	LSFE	1	2	3	4	5	6	7	8	Extra Ends	Total
C	4	CZE - Czech Republic	*	0	2	1	1	0	0	0	0		4
	4	KAZ - Kazakhstan		1	0	0	0	1	1	1	1		5

CZE - Czech Republic	
4 S	FARKOVA Kristyna
3 V	ZELINGROVA Julie
2	NEMCOVA Karolina
1	SVITAKOVA Stella
A	KOSCELANSKA Klara

KAZ - Kazakhstan	
4 S	EBAUYER Angelina
3 V	KOLYKHALOVA Yekaterina
2	ALLIYAROVA Tilsimay
1	EBAUYER Regina
A	TASTEMIR Meray

Last Stone Draw		Distance
⌚	ZELINGROVA Julie	38.2cm
⌚	NEMCOVA Karolina	55.7cm
Total		93.9cm

Time remaining: 4 minutes 58 seconds

Last Stone Draw		Distance
⌚	ALLIYAROVA Tilsimay	71.8cm
⌚	KOLYKHALOVA Yekaterina	93.0cm
Total		164.8cm

Time remaining: 5 minutes 32 seconds

Note:
Position and function for each team member:
4 = Fourth, **3** = Third, **2** = Second, **1** = Lead, **A** = Alternate, **S** = Skip, **V** = Vice-Skip

Legend:
⌚ Clockwise ⌚ Counter-clockwise **LSFE(*)** Last Stone First End



WJBCC 2022-2023
Lohja, Finland

SAT 17 DEC 2022
Start Time 14:00

World Junior-B Curling Championships 2022-2023
Kisakallio Sports Institute
Women

Round Robin Session 8
Group B - Sheet D



Game Results

Sheet	Game	Team	LSFE	1	2	3	4	5	6	7	8	Extra Ends	Total
D	4	KOR - Korea	*	3	0	1	0	3	1	4	X		12
	4	NED - Netherlands		0	1	0	2	0	0	0	X		3

KOR - Korea	
4 S	KANG Bo Bae
3	JO Ju Hee
2	KIM Nayeon
1 V	LEE You Sun
A	CHEON Heeseo

NED - Netherlands	
4 S	BOMAS Lisenka
3	BOMAS Anandi
2 V	VAN VALKENHOEF Marit
1	NAS Linde
A	-

Last Stone Draw	Distance
⌚ KIM Nayeon	39.3cm
⌚ KANG Bo Bae	39.6cm
Total	78.9cm

Time remaining: 6 minutes 57 seconds

Last Stone Draw	Distance
⌚ BOMAS Anandi	169.9cm
⌚ VAN VALKENHOEF Marit	41.6cm
Total	211.5cm

Time remaining: 5 minutes 35 seconds

Note:
Position and function for each team member:
4 = Fourth, **3** = Third, **2** = Second, **1** = Lead, **A** = Alternate, **S** = Skip, **V** = Vice-Skip

Legend:
 ⌚ Clockwise ⌚ Counter-clockwise **LSFE(*)** Last Stone First End
X Unplayed/unfinished end due to concession



Game Results

Sheet	Game	Team	LSFE	1	2	3	4	5	6	7	8	Extra Ends	Total
E	4	NZL - New Zealand	*	2	1	0	1	0	1	1	0		6
	4	UKR - Ukraine		0	0	1	0	5	0	0	1		7

NZL - New Zealand	
4 S	APUWAI-BISHOP Grace
3 V	PITTS Rachael
2	APUWAI-BISHOP Temika
1	NEILSON Lucy
A	KINNEY Ruby

UKR - Ukraine	
4 S	PUTINTSEVA Polina
3 V	KALINICHENKO Yaroslava
2	KOTOVA Anastasiia
1	MOSKALENKO Diana
A	-

Last Stone Draw

- ⌚ APUWAI-BISHOP Grace
- ⌚ NEILSON Lucy

Distance

- 8.6cm
- 31.3cm

Total

39.9cm

Time remaining: 1 minute 7 seconds

Last Stone Draw

- ⌚ KOTOVA Anastasiia
- ⌚ PUTINTSEVA Polina

Distance

- 199.6cm
- 109.6cm

Total

309.2cm

Time remaining: 2 minutes 37 seconds

Note:

Position and function for each team member:

4 = Fourth, **3** = Third, **2** = Second, **1** = Lead, **A** = Alternate, **S** = Skip, **V** = Vice-Skip

Legend:

⌚ Clockwise

⌚ Counter-clockwise

LSFE(*) Last Stone First End



Game Results

Sheet	Game	Team	LSFE	1	2	3	4	5	6	7	8	Extra Ends	Total
F	4	HUN - Hungary	*	0	1	1	0	1	0	0	X		3
	4	SCO - Scotland		1	0	0	1	0	2	1	X		5

HUN - Hungary

4 S JOO Linda
 3 V NAGY Laura Karolina
 2 NAGY Lola Olimpia
 1 LAUCHSZ Laura Ildiko
 A ORBAN Hanna Regina

SCO - Scotland

4 S HENDERSON Fay
 3 V MUNRO Robyn
 2 WILKIE-MILNE Holly
 1 WATT Laura
 A MITCHELL Amy

Last Stone Draw

☺ LAUCHSZ Laura Ildiko
 ☹ NAGY Laura Karolina

Distance

199.6cm
 86.5cm

Total

286.1cm

Time remaining: 1 minute 52 seconds

Last Stone Draw

☺ WATT Laura
 ☹ WILKIE-MILNE Holly

Distance

199.6cm
 154.1cm

Total

353.7cm

Time remaining: 4 minutes 36 seconds

Note:

Position and function for each team member:

4 = Fourth, 3 = Third, 2 = Second, 1 = Lead, A = Alternate, S = Skip, V = Vice-Skip

Legend:

☺ Clockwise ☹ Counter-clockwise
 X Unplayed/unfinished end due to concession

LSFE(*) Last Stone First End



Session Results and Standings

Sheet	Game	Team	LSFE	1	2	3	4	5	6	7	8	Extra Ends	Total
A	4	SVK - Slovakia		0	0	1	0	1	0	0	X		2
	4	CAN - Canada	*	2	0	0	0	0	1	2	X		5
B	4	CHN - China	*	0	5	4	4	2	0	X	X		15
	4	QAT - Qatar		2	0	0	0	0	1	X	X		3
C	4	POL - Poland		0	3	0	1	1	0	X	X		5
	4	TUR - Türkiye	*	2	0	3	0	0	4	X	X		9
D	4	BRA - Brazil		0	0	0	1	0	2	1	X		4
	4	ITA - Italy	*	4	1	2	0	3	0	0	X		10
E	4	SLO - Slovenia		1	2	0	0	0	1	0	X		4
	4	ESP - Spain	*	0	0	2	1	2	0	2	X		7
F	4	DEN - Denmark	*	2	0	0	1	0	4	0	1		8
	4	ENG - England		0	1	2	0	2	0	1	0		6

Current Standings

Group A					Group B				
Rank	Team	Games	Wins	Losses	Rank	Team	Games	Wins	Losses
1	CAN - Canada	4	4	0 Q	1	KOR - Korea	3	3	0
2	TUR - Türkiye	4	3	1 Q	2	CZE - Czech Republic	3	2	1
3	ITA - Italy	4	2	2	2	KAZ - Kazakhstan	3	2	1
3	POL - Poland	4	2	2	2	NED - Netherlands	3	2	1
5	SVK - Slovakia	4	1	3	5	FIN - Finland	3	0	3
6	BRA - Brazil	4	0	4	5	NGR - Nigeria	3	0	3
Group C					Group D				
Rank	Team	Games	Wins	Losses	Rank	Team	Games	Wins	Losses
1	DEN - Denmark	4	4	0	1	HUN - Hungary	3	3	0
2	CHN - China	4	3	1	1	SCO - Scotland	3	3	0
2	ESP - Spain	4	3	1	3	UKR - Ukraine	3	2	1
4	ENG - England	4	1	3	4	NZL - New Zealand	3	1	2
4	SLO - Slovenia	4	1	3	5	AUT - Austria	3	0	3
6	QAT - Qatar	4	0	4	5	MGL - Mongolia	3	0	3

Note:
Under WCF rules, tie-breaking rules for standings are not applied until after the last game of the round robin.

Legend:
LSFE(*) Last Stone First End **Q** Qualified for the quarter-finals **X** Unplayed/unfinished end due to concession



Game Results

Sheet	Game	Team	LSFE	1	2	3	4	5	6	7	8	Extra Ends	Total
A	4	SVK - Slovakia		0	0	1	0	1	0	0	X		2
	4	CAN - Canada	*	2	0	0	0	0	1	2	X		5

SVK - Slovakia	
4 V	SUMMEROVA Nina
3 S	KOVACIKOVA Melania
2	HAJDUK Paulina
1	REILLY Zora
A	-

CAN - Canada	
4 S	DESCHENES Emily
3 V	FERGUSON Lauren
2	UMLAH Alison
1	FITZGERALD Catherine
A	-

Last Stone Draw		Distance
🕒	REILLY Zora	199.6cm
🕒	KOVACIKOVA Melania	69.7cm
Total		269.3cm

Time remaining: 4 minutes 6 seconds

Last Stone Draw		Distance
🕒	UMLAH Alison	91.9cm
🕒	FERGUSON Lauren	83.3cm
Total		175.2cm

Time remaining: 1 minute 39 seconds

Note:
Position and function for each team member:
4 = Fourth, 3 = Third, 2 = Second, 1 = Lead, A = Alternate, S = Skip, V = Vice-Skip

Legend:
🕒 Clockwise 🕒 Counter-clockwise **LSFE(*)** Last Stone First End
X Unplayed/unfinished end due to concession



Game Results

Sheet	Game	Team	LSFE	1	2	3	4	5	6	7	8	Extra Ends	Total
B	4	CHN - China	*	0	5	4	4	2	0	X	X		15
	4	QAT - Qatar		2	0	0	0	0	1	X	X		3

CHN - China	
4 S	TAN Siting
3 V	LI Jiayu
1	WEN Xinyue
A	ZHANG Jiaqi
A	-

QAT - Qatar	
4 S	AL-QAET Amna
3 V	AL-QAET Sara
2	METWALLI Nour
1	ALMASRY Rawan
A	METWALLI Hend

Last Stone Draw		Distance
☺	TAN Siting	135.3cm
☺	WEN Xinyue	199.6cm
Total		334.9cm

Last Stone Draw		Distance
☺	METWALLI Nour	136.4cm
☺	AL-QAET Sara	199.6cm
Total		336.0cm

Time remaining: 11 minutes 58 seconds

Time remaining: 1 minute 11 seconds

CHN playing with only three players - Lead and Third play three stones each.

Note:		
Position and function for each team member: 4 = Fourth, 3 = Third, 2 = Second, 1 = Lead, A = Alternate, S = Skip, V = Vice-Skip		
Legend:		
☺	Clockwise	☻
		☺ Counter-clockwise
X	Unplayed/unfinished end due to concession	
		LSFE(*) Last Stone First End



Game Results

Sheet	Game	Team	LSFE	1	2	3	4	5	6	7	8	Extra Ends	Total
C	4	POL - Poland		0	3	0	1	1	0	X	X		5
	4	TUR - Türkiye	*	2	0	3	0	0	4	X	X		9

POL - Poland	
4 V	SZMIDT Klaudia
3 S	WOSINSKA Monika
2	HERMAN Magdalena
1	DZIEWIRZ Marlena
A	FRYSZ Paulina

TUR - Türkiye	
4 V	SENGUL Berfin
3	ARZIK Nilay
2	KARAMAN Iclal
1 S	URUSAN Ilknur
A	KAYA Nisanur

Last Stone Draw		Distance
↻	WOSINSKA Monika	199.6cm
↻	HERMAN Magdalena	105.2cm
Total		304.8cm

Last Stone Draw		Distance
↻	KARAMAN Iclal	67.6cm
↻	URUSAN Ilknur	23.0cm
Total		90.6cm

Time remaining: 6 minutes 38 seconds

Time remaining: 10 minutes 38 seconds

Note:
Position and function for each team member:
4 = Fourth, 3 = Third, 2 = Second, 1 = Lead, A = Alternate, S = Skip, V = Vice-Skip

Legend:
↻ Clockwise ↻ Counter-clockwise **LSFE(*)** Last Stone First End
X Unplayed/unfinished end due to concession



Game Results

Sheet	Game	Team	LSFE	1	2	3	4	5	6	7	8	Extra Ends	Total
D	4	BRA - Brazil		0	0	0	1	0	2	1	X		4
	4	ITA - Italy	*	4	1	2	0	3	0	0	X		10

BRA - Brazil	
4 S	ROGIC FARIAS Gabriela
3 V	REGADAS ABREU Isis
2	DE CASTRO SAMPAIO Melissa
1	CID Leticia
A	-

ITA - Italy	
4 S	LO DESERTO Marta
3	MARIANI Rebecca
2	GRANDE Lucrezia
1 V	GILBERTI Camilla
A	ZAMBELLI Giada

Last Stone Draw

⌚	DE CASTRO SAMPAIO Melissa
⌚	REGADAS ABREU Isis

Distance

66.1cm
59.6cm

Total

125.7cm

Time remaining: 3 minutes 58 seconds

Last Stone Draw

⌚	GRANDE Lucrezia
⌚	MARIANI Rebecca

Distance

61.9cm
25.8cm

Total

87.7cm

Time remaining: 6 minutes 24 seconds

ZAMBELLI G replaced MARIANI R at the beginning of end 4
Revised line-up: (4 S) LO DESERTO M, (3) GRANDE L, (2 V) GILBERTI C, (1) ZAMBELLI G

Note:

Position and function for each team member:

4 = Fourth, **3** = Third, **2** = Second, **1** = Lead, **A** = Alternate, **S** = Skip, **V** = Vice-Skip

Legend:

⌚ Clockwise

⌚ Counter-clockwise

LSFE(*) Last Stone First End

X Unplayed/unfinished end due to concession



Game Results

Sheet	Game	Team	LSFE	1	2	3	4	5	6	7	8	Extra Ends	Total
E	4	SLO - Slovenia		1	2	0	0	0	1	0	X		4
	4	ESP - Spain	*	0	0	2	1	2	0	2	X		7

SLO - Slovenia	
4 V	ZEMLJA Lea
3 S	ZAVELJCINA Ajda
2	KAVCIC Pavla
1	KAVCIC Ema
A	KUCINA Maja

ESP - Spain	
4 S	PEREZ Carmen
3 V	GOMEZ Maria
2	GARCIA Daniela
1	CARASA LAZARO Leire
A	TORRALBA VIELA Nerea

Last Stone Draw		Distance
↻	KAVCIC Ema	199.6cm
↺	ZEMLJA Lea	82.5cm
Total		282.1cm

Time remaining: 1 minute 1 second

Last Stone Draw		Distance
↻	CARASA LAZARO Leire	28.7cm
↺	GARCIA Daniela	116.4cm
Total		145.1cm

Time remaining: 1 minute 2 seconds

Note: Position and function for each team member: 4 = Fourth, 3 = Third, 2 = Second, 1 = Lead, A = Alternate, S = Skip, V = Vice-Skip
Legend: ↻ Clockwise ↺ Counter-clockwise LSFE(*) Last Stone First End X Unplayed/unfinished end due to concession



Game Results

Sheet	Game	Team	LSFE	1	2	3	4	5	6	7	8	Extra Ends	Total
F	4	DEN - Denmark	*	2	0	0	1	0	4	0	1		8
	4	ENG - England		0	1	2	0	2	0	1	0		6

DEN - Denmark	
4 S	JENSEN Karolina
3	QVIST Gabriella
2 V	WIKSTEN Natalie
1	NYBOE Maja
A	SCHMIDT Katrine

ENG - England	
4 S	ANDELL Mia
3 V	MARTIN Annabelle
2	HOWEY Anna
1	DAVIES Phoenix
A	-

Last Stone Draw		Distance
↻	WIKSTEN Natalie	87.6cm
↻	JENSEN Karolina	114.4cm
Total		202.0cm

Last Stone Draw		Distance
↻	DAVIES Phoenix	85.1cm
↻	MARTIN Annabelle	187.7cm
Total		272.8cm

Time remaining: 6 minutes 7 seconds

Time remaining: 3 minutes 52 seconds

SCHMIDT K replaced NYBOE M at the beginning of end 5

Note:
Position and function for each team member:
4 = Fourth, **3** = Third, **2** = Second, **1** = Lead, **A** = Alternate, **S** = Skip, **V** = Vice-Skip

Legend:
↻ Clockwise ↻ Counter-clockwise **LSFE(*)** Last Stone First End



Session Results and Standings

Sheet	Game	Team	LSFE	1	2	3	4	5	6	7	8	Extra Ends	Total
A	3	AUT - Austria	*	0	0	0	2	1	0	0	X		3
	3	UKR - Ukraine		1	2	2	0	0	1	2	X		8
B	3	FIN - Finland		0	0	0	0	1	0	X	X		1
	3	KOR - Korea	*	2	5	2	1	0	4	X	X		14
C	3	NZL - New Zealand		0	2	1	0	0	1	0	X		4
	3	HUN - Hungary	*	1	0	0	3	1	0	2	X		7
D	3	SCO - Scotland	*	3	1	2	1	1	0	3	X		11
	3	MGL - Mongolia		0	0	0	0	0	1	0	X		1
E	3	NGR - Nigeria		0	0	0	0	0	0	0	X		0
	3	KAZ - Kazakhstan	*	3	1	1	1	1	2	5	X		14
F	3	CZE - Czech Republic	*	3	0	0	1	1	1	1	X		7
	3	NED - Netherlands		0	2	0	0	0	0	0	X		2

Current Standings

Group A					Group B				
Rank	Team	Games	Wins	Losses	Rank	Team	Games	Wins	Losses
1	CAN - Canada	3	3	0	1	KOR - Korea	3	3	0
2	POL - Poland	3	2	1	2	CZE - Czech Republic	3	2	1
2	TUR - Türkiye	3	2	1	2	KAZ - Kazakhstan	3	2	1
4	ITA - Italy	3	1	2	2	NED - Netherlands	3	2	1
4	SVK - Slovakia	3	1	2	5	FIN - Finland	3	0	3
6	BRA - Brazil	3	0	3	5	NGR - Nigeria	3	0	3

Group C					Group D				
Rank	Team	Games	Wins	Losses	Rank	Team	Games	Wins	Losses
1	DEN - Denmark	3	3	0	1	HUN - Hungary	3	3	0
2	CHN - China	3	2	1	1	SCO - Scotland	3	3	0
2	ESP - Spain	3	2	1	3	UKR - Ukraine	3	2	1
4	ENG - England	3	1	2	4	NZL - New Zealand	3	1	2
4	SLO - Slovenia	3	1	2	5	AUT - Austria	3	0	3
6	QAT - Qatar	3	0	3	5	MGL - Mongolia	3	0	3

Note:
Under WCF rules, tie-breaking rules for standings are not applied until after the last game of the round robin.

Legend:
LSFE(*) Last Stone First End X Unplayed/unfinished end due to concession

**WJBCC 2022-2023**

Lohja, Finland

FRI 16 DEC 2022

Start Time 19:00

World Junior-B Curling Championships 2022-2023

Kisakallio Sports Institute

Women**Round Robin Session 6****Group D - Sheet A****Game Results**

Sheet	Game	Team	LSFE	1	2	3	4	5	6	7	8	Extra Ends	Total
A	3	AUT - Austria	*	0	0	0	2	1	0	0	X		3
	3	UKR - Ukraine		1	2	2	0	0	1	2	X		8

AUT - Austria	
4	V TREICHL Teresa
3	S PFLUEGLER Astrid
2	MUELLER Emma
1	WITTIBSCHLAEGER Hannah
A	KAAR Elisa

UKR - Ukraine	
4	S PUTINTSEVA Polina
3	V KALINICHENKO Yaroslava
2	KOTOVA Anastasiia
1	MOSKALENKO Diana
A	-

Last Stone Draw

⌚	WITTIBSCHLAEGER Hannah
🕒	TREICHL Teresa

Distance

99.3cm
38.5cm**Total****137.8cm**

Time remaining: 8 minutes 18 seconds

Last Stone Draw

⌚	MOSKALENKO Diana
🕒	KALINICHENKO Yaroslava

Distance

23.4cm
120.8cm**Total****144.2cm**

Time remaining: 9 minutes 50 seconds

Note:

Position and function for each team member:

4 = Fourth, 3 = Third, 2 = Second, 1 = Lead, A = Alternate, S = Skip, V = Vice-Skip

Legend:

⌚	Clockwise	🕒	Counter-clockwise
X	Unplayed/unfinished end due to concession		

LSFE(*) Last Stone First End



WJBCC 2022-2023
Lohja, Finland

FRI 16 DEC 2022
Start Time 19:00

World Junior-B Curling Championships 2022-2023

Kisakallio Sports Institute

Women

Round Robin Session 6
Group B - Sheet B



Game Results

Sheet	Game	Team	LSFE	1	2	3	4	5	6	7	8	Extra Ends	Total
B	3	FIN - Finland		0	0	0	0	1	0	X	X		1
	3	KOR - Korea	*	2	5	2	1	0	4	X	X		14

FIN - Finland	
4 S	EIVOLA Ella
3 V	SATTO Josefina
2	ERONEN Venla
1	PIPPURI Peppi
A	MATERO Nea

KOR - Korea	
4 S	KANG Bo Bae
3	JO Ju Hee
2	KIM Nayeon
1 V	LEE You Sun
A	CHEON Heeseo

Last Stone Draw		Distance
☹	SATTO Josefina	199.6cm
☹	ERONEN Venla	199.6cm
Total		399.2cm

Last Stone Draw		Distance
☹	LEE You Sun	183.6cm
☹	JO Ju Hee	12.4cm
Total		196.0cm

Time remaining: 9 minutes 25 seconds

Time remaining: 7 minutes 49 seconds

CHEON H replaced LEE YS at the beginning of end 5
Revised line-up: (4 S) KANG BB, (3 V) JO JH, (2) KIM N, (1) CHEON H

Note: Position and function for each team member: 4 = Fourth, 3 = Third, 2 = Second, 1 = Lead, A = Alternate, S = Skip, V = Vice-Skip	
Legend: ☹ Clockwise X Unplayed/unfinished end due to concession	☹ Counter-clockwise LSFE(*) Last Stone First End



Game Results

Sheet	Game	Team	LSFE	1	2	3	4	5	6	7	8	Extra Ends	Total
C	3	NZL - New Zealand		0	2	1	0	0	1	0	X		4
	3	HUN - Hungary	*	1	0	0	3	1	0	2	X		7

NZL - New Zealand	
4 S	APUWAI-BISHOP Grace
3 V	PITTS Rachael
2	APUWAI-BISHOP Temika
1	NEILSON Lucy
A	KINNEY Ruby

HUN - Hungary	
4 S	JOO Linda
3 V	NAGY Laura Karolina
2	NAGY Lola Olimpia
1	ORBAN Hanna Regina
A	LAUCHSZ Laura Ildiko

Last Stone Draw		Distance
↻	PITTS Rachael	199.6cm
↺	APUWAI-BISHOP Temika	199.6cm
Total		399.2cm

Last Stone Draw		Distance
↻	NAGY Lola Olimpia	71.4cm
↺	JOO Linda	55.2cm
Total		126.6cm

Time remaining: 6 minutes 29 seconds

Time remaining: 4 minutes 41 seconds

Note:
Position and function for each team member:
4 = Fourth, 3 = Third, 2 = Second, 1 = Lead, A = Alternate, S = Skip, V = Vice-Skip

Legend:
↻ Clockwise ↺ Counter-clockwise **LSFE(*)** Last Stone First End
X Unplayed/unfinished end due to concession



Game Results

Sheet	Game	Team	LSFE	1	2	3	4	5	6	7	8	Extra Ends	Total
D	3	SCO - Scotland	*	3	1	2	1	1	0	3	X		11
	3	MGL - Mongolia		0	0	0	0	0	1	0	X		1

SCO - Scotland	
4 S	HENDERSON Fay
3 V	MUNRO Robyn
2	WILKIE-MILNE Holly
1	WATT Laura
A	MITCHELL Amy

MGL - Mongolia	
4 S	GANBAT Enkhzaya
3 V	GANBAT Munkhzaya
2	BULGAN Jargalmaa
1	BATTULGA Khulan
A	-

Last Stone Draw		Distance
🕒	MUNRO Robyn	199.6cm
🕒	HENDERSON Fay	71.8cm
Total		271.4cm

Last Stone Draw		Distance
🕒	GANBAT Munkhzaya	84.0cm
🕒	GANBAT Enkhzaya	199.6cm
Total		283.6cm

Time remaining: 12 minutes 29 seconds

Time remaining: 10 minutes 3 seconds

MITCHELL A replaced MUNRO R at the beginning of end 5
Revised line-up: (4 S) HENDERSON F, (3) WILKIE-MILNE H, (2) WATT L, (1 V) MITCHELL A

Note:
Position and function for each team member:
4 = Fourth, 3 = Third, 2 = Second, 1 = Lead, A = Alternate, S = Skip, V = Vice-Skip

Legend:
🕒 Clockwise 🕒 Counter-clockwise **LSFE(*)** Last Stone First End
X Unplayed/unfinished end due to concession



Game Results

Sheet	Game	Team	LSFE	1	2	3	4	5	6	7	8	Extra Ends	Total
E	3	NGR - Nigeria		0	0	0	0	0	0	0	X		0
	3	KAZ - Kazakhstan	*	3	1	1	1	1	2	5	X		14

NGR - Nigeria	
4 S	UCHEGBU Gift
3 V	UCHEGBU Nelly
2	KALEJAIYE Deborah
1	OKU Jasmine
A	WALE-ADEOGUN Nimi

KAZ - Kazakhstan	
4 S	EBAUYER Angelina
3 V	KOLYKHALOVA Yekaterina
2	ALLIYAROVA Tilsimay
1	EBAUYER Regina
A	TASTEMIR Meray

Last Stone Draw		Distance
↻	KALEJAIYE Deborah	199.6cm
↻	OKU Jasmine	199.6cm
Total		399.2cm

Last Stone Draw		Distance
↻	EBAUYER Regina	199.6cm
↻	EBAUYER Angelina	27.7cm
Total		227.3cm

Time remaining: 3 minutes 51 seconds

Time remaining: 17 minutes 53 seconds

Note:
Position and function for each team member:
4 = Fourth, 3 = Third, 2 = Second, 1 = Lead, A = Alternate, S = Skip, V = Vice-Skip

Legend:
↻ Clockwise ↻ Counter-clockwise **LSFE(*)** Last Stone First End
X Unplayed/unfinished end due to concession



Game Results

Sheet	Game	Team	LSFE	1	2	3	4	5	6	7	8	Extra Ends	Total
F	3	CZE - Czech Republic	*	3	0	0	1	1	1	1	X		7
	3	NED - Netherlands		0	2	0	0	0	0	0	X		2

CZE - Czech Republic	
4 S	FARKOVA Kristyna
3 V	ZELINGROVA Julie
2	NEMCOVA Karolina
1	SVITAKOVA Stella
A	KOSCELANSKA Klara

NED - Netherlands	
4 S	BOMAS Lisenka
3	BOMAS Anandi
2 V	VAN VALKENHOEF Marit
1	NAS Linde
A	-

Last Stone Draw		Distance
☺	FARKOVA Kristyna	25.8cm
☹	SVITAKOVA Stella	59.3cm
Total		85.1cm

Time remaining: 6 minutes 29 seconds

Last Stone Draw		Distance
☺	NAS Linde	199.6cm
☹	BOMAS Lisenka	53.0cm
Total		252.6cm

Time remaining: 5 minutes 31 seconds

Note:
Position and function for each team member:
4 = Fourth, 3 = Third, 2 = Second, 1 = Lead, A = Alternate, S = Skip, V = Vice-Skip

Legend:
☺ Clockwise ☹ Counter-clockwise **LSFE(*)** Last Stone First End
X Unplayed/unfinished end due to concession



Session Results and Standings

Sheet	Game	Team	LSFE	1	2	3	4	5	6	7	8	Extra Ends	Total
A	3	QAT - Qatar	*	0	0	0	0	0	0	X	X		0
	3	ESP - Spain		4	4	1	3	1	2	X	X		15
B	3	SVK - Slovakia	*	2	2	0	4	0	0	0	X		8
	3	BRA - Brazil		0	0	1	0	0	1	1	X		3
C	3	SLO - Slovenia		0	2	0	1	1	0	X	X		4
	3	DEN - Denmark	*	1	0	6	0	0	4	X	X		11
D	3	ENG - England		0	0	2	0	0	1	1	X		4
	3	CHN - China	*	1	1	0	2	3	0	0	X		7
E	3	CAN - Canada	*	1	1	0	2	0	0	1	0		5
	3	TUR - Türkiye		0	0	1	0	1	1	0	1		4
F	3	POL - Poland	*	0	0	1	0	0	1	1	0		3
	3	ITA - Italy		1	0	0	1	0	0	0	3		5

Current Standings

Group A					Group B				
Rank	Team	Games	Wins	Losses	Rank	Team	Games	Wins	Losses
1	CAN - Canada	3	3	0	1	KOR - Korea	2	2	0
2	POL - Poland	3	2	1	1	NED - Netherlands	2	2	0
2	TUR - Türkiye	3	2	1	3	CZE - Czech Republic	2	1	1
4	ITA - Italy	3	1	2	3	KAZ - Kazakhstan	2	1	1
4	SVK - Slovakia	3	1	2	5	FIN - Finland	2	0	2
6	BRA - Brazil	3	0	3	5	NGR - Nigeria	2	0	2

Group C					Group D				
Rank	Team	Games	Wins	Losses	Rank	Team	Games	Wins	Losses
1	DEN - Denmark	3	3	0	1	HUN - Hungary	2	2	0
2	CHN - China	3	2	1	1	SCO - Scotland	2	2	0
2	ESP - Spain	3	2	1	3	NZL - New Zealand	2	1	1
4	ENG - England	3	1	2	3	UKR - Ukraine	2	1	1
4	SLO - Slovenia	3	1	2	5	AUT - Austria	2	0	2
6	QAT - Qatar	3	0	3	5	MGL - Mongolia	2	0	2

Note:
Under WCF rules, tie-breaking rules for standings are not applied until after the last game of the round robin.

Legend:
LSFE(*) Last Stone First End X Unplayed/unfinished end due to concession

Game Results

Sheet	Game	Team	LSFE	1	2	3	4	5	6	7	8	Extra Ends	Total
A	3	QAT - Qatar	*	0	0	0	0	0	0	X	X		0
	3	ESP - Spain		4	4	1	3	1	2	X	X		15

QAT - Qatar	
4 S	AL-QAET Amna
3 V	AL-QAET Sara
2	METWALLI Nour
1	METWALLI Hend
A	ALMASRY Rawan

ESP - Spain	
4 S	PEREZ Carmen
3 V	GOMEZ Maria
2	GARCIA Daniela
1	CARASA LAZARO Leire
A	TORRALBA VIELA Nerea

Last Stone Draw		Distance
⌚	AL-QAET Amna	199.6cm
⌚	METWALLI Nour	161.3cm
Total		360.9cm

Last Stone Draw		Distance
⌚	GOMEZ Maria	199.6cm
⌚	CARASA LAZARO Leire	199.6cm
Total		399.2cm

Time remaining: 7 minutes 11 seconds

Time remaining: 10 minutes 49 seconds

AL-QAET A left at the beginning of end 2
 ALMASRY R entered at the beginning of end 3
 Revised line-up: (4 S) AL-QAET S, (3) METWALLI N, (2) METWALLI H, (1 V) ALMASRY R

Note:
 Position and function for each team member:
4 = Fourth, **3** = Third, **2** = Second, **1** = Lead, **A** = Alternate, **S** = Skip, **V** = Vice-Skip

Legend:
 ⌚ Clockwise ⌚ Counter-clockwise LSFE(*) Last Stone First End
X Unplayed/unfinished end due to concession



Game Results

Sheet	Game	Team	LSFE	1	2	3	4	5	6	7	8	Extra Ends	Total
B	3	SVK - Slovakia	*	2	2	0	4	0	0	0	X		8
	3	BRA - Brazil		0	0	1	0	0	1	1	X		3

SVK - Slovakia	
4	V SUMMEROVA Nina
3	S KOVACIKOVA Melania
2	HAJDUK Paulina
1	REILLY Zora
A	-

BRA - Brazil	
4	S ROGIC FARIAS Gabriela
3	V REGADAS ABREU Isis
2	DE CASTRO SAMPAIO Melissa
1	CID Leticia
A	-

Last Stone Draw	Distance
🕒 HAJDUK Paulina	54.1cm
🕒 SUMMEROVA Nina	199.6cm
Total	253.7cm

Last Stone Draw	Distance
🕒 CID Leticia	199.6cm
🕒 ROGIC FARIAS Gabriela	98.0cm
Total	297.6cm

Time remaining: 7 minutes 26 seconds

Time remaining: 2 minutes 51 seconds

Note:
Position and function for each team member:
4 = Fourth, 3 = Third, 2 = Second, 1 = Lead, A = Alternate, S = Skip, V = Vice-Skip

Legend:
🕒 Clockwise 🕒 Counter-clockwise **LSFE(*)** Last Stone First End
X Unplayed/unfinished end due to concession





Game Results

Sheet	Game	Team	LSFE	1	2	3	4	5	6	7	8	Extra Ends	Total
C	3	SLO - Slovenia		0	2	0	1	1	0	X	X		4
	3	DEN - Denmark	*	1	0	6	0	0	4	X	X		11

SLO - Slovenia	
4 V	ZEMLJA Lea
3 S	ZAVELJCINA Ajda
2	KAVCIC Pavla
1	KAVCIC Ema
A	KUCINA Maja

DEN - Denmark	
4 S	JENSEN Karolina
3	QVIST Gabriella
2 V	WIKSTEN Natalie
1	SCHMIDT Katrine
A	NYBOE Maja

Last Stone Draw

- 🕒 ZAVELJCINA Ajda
- 🕒 KAVCIC Pavla

Distance

- 199.6cm
- 97.6cm

Total

297.2cm

Time remaining: 9 minutes 49 seconds

Last Stone Draw

- 🕒 JENSEN Karolina
- 🕒 QVIST Gabriella

Distance

- 14.8cm
- 70.0cm

Total

84.8cm

Time remaining: 12 minutes 58 seconds

Note:

Position and function for each team member:

4 = Fourth, 3 = Third, 2 = Second, 1 = Lead, A = Alternate, S = Skip, V = Vice-Skip

Legend:

- 🕒 Clockwise
- 🕒 Counter-clockwise
- X Unplayed/unfinished end due to concession

LSFE(*) Last Stone First End



Game Results

Sheet	Game	Team	LSFE	1	2	3	4	5	6	7	8	Extra Ends	Total
D	3	ENG - England		0	0	2	0	0	1	1	X		4
	3	CHN - China	*	1	1	0	2	3	0	0	X		7

ENG - England	
4 S	ANDELL Mia
3 V	MARTIN Annabelle
2	HOWEY Anna
1	DAVIES Phoenix
A	-

CHN - China	
4 S	TAN Siting
3 V	LI Jiayu
1	WEN Xinyue
A	ZHANG Jiaqi
A	-

Last Stone Draw		Distance
🕒	HOWEY Anna	105.9cm
🕒	ANDELL Mia	199.6cm
Total		305.5cm

Last Stone Draw		Distance
🕒	WEN Xinyue	36.8cm
🕒	LI Jiayu	19.2cm
Total		56.0cm

Time remaining: 3 minutes 41 seconds

Time remaining: 5 minutes 33 seconds

CHN playing with only three players - Lead and Third play three stones each.

Note: Position and function for each team member: 4 = Fourth, 3 = Third, 2 = Second, 1 = Lead, A = Alternate, S = Skip, V = Vice-Skip		
Legend:	🕒 Clockwise	🕒 Counter-clockwise
X	Unplayed/unfinished end due to concession	
		LSFE(*) Last Stone First End



Game Results

Sheet	Game	Team	LSFE	1	2	3	4	5	6	7	8	Extra Ends	Total
E	3	CAN - Canada	*	1	1	0	2	0	0	1	0		5
	3	TUR - Türkiye		0	0	1	0	1	1	0	1		4

CAN - Canada	
4 S	DESCHENES Emily
3 V	FERGUSON Lauren
2	UMLAH Alison
1	FITZGERALD Catherine
A	-

TUR - Türkiye	
4 V	SENGUL Berfin
3	ARZIK Nilay
2	KARAMAN Iclal
1 S	URUSAN Ilknur
A	KAYA Nisanur

Last Stone Draw		Distance
🕒	DESCHENES Emily	44.5cm
🕒	FITZGERALD Catherine	63.2cm
Total		107.7cm

Last Stone Draw		Distance
🕒	SENGUL Berfin	66.7cm
🕒	ARZIK Nilay	79.2cm
Total		145.9cm

Time remaining: 0 minutes 54 seconds

Time remaining: 6 minutes 8 seconds

Note:
Position and function for each team member:
4 = Fourth, **3** = Third, **2** = Second, **1** = Lead, **A** = Alternate, **S** = Skip, **V** = Vice-Skip

Legend:
🕒 Clockwise 🕒 Counter-clockwise **LSFE(*)** Last Stone First End



Game Results

Sheet	Game	Team	LSFE	1	2	3	4	5	6	7	8	Extra Ends	Total
F	3	POL - Poland	*	0	0	1	0	0	1	1	0		3
	3	ITA - Italy		1	0	0	1	0	0	0	3		5

POL - Poland	
4 V	SZMIDT Klaudia
3 S	WOSINSKA Monika
2	FRYSZ Paulina
1	HERMAN Magdalena
A	DZIEWIRZ Marlena

ITA - Italy	
4 S	LO DESERTO Marta
3	MARIANI Rebecca
2	GRANDE Lucrezia
1 V	GILBERTI Camilla
A	ZAMBELLI Giada

Last Stone Draw		Distance
⌚	FRYSZ Paulina	199.6cm
⌚	SZMIDT Klaudia	27.0cm
Total		226.6cm

Last Stone Draw		Distance
⌚	GILBERTI Camilla	199.6cm
⌚	LO DESERTO Marta	186.9cm
Total		386.5cm

Time remaining: 3 minutes 41 seconds

Time remaining: 9 minutes 2 seconds

Note:
Position and function for each team member:
4 = Fourth, **3** = Third, **2** = Second, **1** = Lead, **A** = Alternate, **S** = Skip, **V** = Vice-Skip

Legend:
⌚ Clockwise ⌚ Counter-clockwise **LSFE(*)** Last Stone First End



Session Results and Standings

Sheet	Game	Team	LSFE	1	2	3	4	5	6	7	8	Extra Ends	Total
A	2	NZL - New Zealand		1	0	1	0	1	0	0	X		3
	2	SCO - Scotland	*	0	2	0	4	0	0	0	X		6
B	2	NED - Netherlands		1	1	0	0	1	2	0	1		6
	2	KAZ - Kazakhstan	*	0	0	1	0	0	0	2	0		3
C	2	UKR - Ukraine	*	2	5	2	4	4	3	X	X		20
	2	MGL - Mongolia		0	0	0	0	0	0	X	X		0
D	2	FIN - Finland	*	1	0	0	0	0	0	X	X		1
	2	CZE - Czech Republic		0	3	3	6	2	5	X	X		19
E	2	HUN - Hungary		0	3	3	1	2	0	0	X		9
	2	AUT - Austria	*	2	0	0	0	0	1	1	X		4
F	2	KOR - Korea	*	1	3	0	3	4	3	4	X		18
	2	NGR - Nigeria		0	0	1	0	0	0	0	X		1

Current Standings

Group A				Group B					
Rank	Team	Games	Wins	Losses	Rank	Team	Games	Wins	Losses
1	CAN - Canada	2	2	0	1	KOR - Korea	2	2	0
1	POL - Poland	2	2	0	1	NED - Netherlands	2	2	0
1	TUR - Türkiye	2	2	0	3	CZE - Czech Republic	2	1	1
4	BRA - Brazil	2	0	2	3	KAZ - Kazakhstan	2	1	1
4	ITA - Italy	2	0	2	5	FIN - Finland	2	0	2
4	SVK - Slovakia	2	0	2	5	NGR - Nigeria	2	0	2

Group C				Group D					
Rank	Team	Games	Wins	Losses	Rank	Team	Games	Wins	Losses
1	DEN - Denmark	2	2	0	1	HUN - Hungary	2	2	0
2	CHN - China	2	1	1	1	SCO - Scotland	2	2	0
2	ENG - England	2	1	1	3	NZL - New Zealand	2	1	1
2	ESP - Spain	2	1	1	3	UKR - Ukraine	2	1	1
2	SLO - Slovenia	2	1	1	5	AUT - Austria	2	0	2
6	QAT - Qatar	2	0	2	5	MGL - Mongolia	2	0	2

Note:
Under WCF rules, tie-breaking rules for standings are not applied until after the last game of the round robin.

Legend:
LSFE(*) Last Stone First End X Unplayed/unfinished end due to concession



Game Results

Sheet	Game	Team	LSFE	1	2	3	4	5	6	7	8	Extra Ends	Total
A	2	NZL - New Zealand		1	0	1	0	1	0	0	X		3
	2	SCO - Scotland	*	0	2	0	4	0	0	0	X		6

NZL - New Zealand

4 S APUWAI-BISHOP Grace
 3 V PITTS Rachael
 2 KINNEY Ruby
 1 NEILSON Lucy
 A APUWAI-BISHOP Temika

SCO - Scotland

4 S HENDERSON Fay
 3 V MUNRO Robyn
 2 WILKIE-MILNE Holly
 1 WATT Laura
 A MITCHELL Amy

Last Stone Draw

☺ APUWAI-BISHOP Grace
 ☹ KINNEY Ruby

Distance

167.0cm
 78.6cm

Total

245.6cm

Time remaining: 3 minutes 53 seconds

Last Stone Draw

☺ WILKIE-MILNE Holly
 ☹ WATT Laura

Distance

79.3cm
 71.5cm

Total

150.8cm

Time remaining: 3 minutes 41 seconds

Note:

Position and function for each team member:

4 = Fourth, 3 = Third, 2 = Second, 1 = Lead, A = Alternate, S = Skip, V = Vice-Skip

Legend:

☺ Clockwise

☹ Counter-clockwise

LSFE(*) Last Stone First End

X Unplayed/unfinished end due to concession



Game Results

Sheet	Game	Team	LSFE	1	2	3	4	5	6	7	8	Extra Ends	Total
B	2	NED - Netherlands		1	1	0	0	1	2	0	1		6
	2	KAZ - Kazakhstan	*	0	0	1	0	0	0	2	0		3

NED - Netherlands	
4 S	BOMAS Lisenka
3	BOMAS Anandi
2 V	VAN VALKENHOEF Marit
1	NAS Linde
A	-

KAZ - Kazakhstan	
4 S	EBAUYER Angelina
3 V	KOLYKHALOVA Yekaterina
2	ALLIYAROVA Tilsimay
1	EBAUYER Regina
A	TASTEMIR Meray

Last Stone Draw		Distance
↻	VAN VALKENHOEF Marit	174.9cm
↺	BOMAS Anandi	35.7cm
Total		210.6cm

Time remaining: 5 minutes 2 seconds

Last Stone Draw		Distance
↻	KOLYKHALOVA Yekaterina	21.0cm
↺	ALLIYAROVA Tilsimay	40.5cm
Total		61.5cm

Time remaining: 5 minutes 13 seconds

Note:
Position and function for each team member:
4 = Fourth, **3** = Third, **2** = Second, **1** = Lead, **A** = Alternate, **S** = Skip, **V** = Vice-Skip

Legend:
↻ Clockwise ↺ Counter-clockwise **LSFE(*)** Last Stone First End



Game Results

Sheet	Game	Team	LSFE	1	2	3	4	5	6	7	8	Extra Ends	Total
D	2	FIN - Finland	*	1	0	0	0	0	0	X	X		1
	2	CZE - Czech Republic		0	3	3	6	2	5	X	X		19

FIN - Finland	
4 S	MATERO Nea
3 V	EIVOLA Ella
2	ERONEN Venla
1	PIPPURI Peppi
A	SATTO Josefina

CZE - Czech Republic	
4 S	FARKOVA Kristyna
3 V	ZELINGROVA Julie
2	NEMCOVA Karolina
1	SVITAKOVA Stella
A	KOSCELANSKA Klara

Last Stone Draw		Distance
🕒	PIPPURI Peppi	199.6cm
🕒	ERONEN Venla	111.1cm
Total		310.7cm

Time remaining: 8 minutes 38 seconds

Last Stone Draw		Distance
🕒	NEMCOVA Karolina	199.6cm
🕒	ZELINGROVA Julie	180.1cm
Total		379.7cm

Time remaining: 11 minutes 2 seconds

Note:
Position and function for each team member:
4 = Fourth, 3 = Third, 2 = Second, 1 = Lead, A = Alternate, S = Skip, V = Vice-Skip

Legend:
🕒 Clockwise 🕒 Counter-clockwise **LSFE(*)** Last Stone First End
X Unplayed/unfinished end due to concession



WJBCC 2022-2023
Lohja, Finland

FRI 16 DEC 2022
Start Time 9:00

World Junior-B Curling Championships 2022-2023

Kisakallio Sports Institute

Women

Round Robin Session 4
Group D - Sheet E



Game Results

Sheet	Game	Team	LSFE	1	2	3	4	5	6	7	8	Extra Ends	Total
E	2	HUN - Hungary		0	3	3	1	2	0	0	X		9
	2	AUT - Austria	*	2	0	0	0	0	1	1	X		4

HUN - Hungary	
4 S	JOO Linda
3 V	NAGY Laura Karolina
2	NAGY Lola Olimpia
1	LAUCHSZ Laura Ildiko
A	ORBAN Hanna Regina

AUT - Austria	
4 S	TREICHL Teresa
3	MUELLER Emma
2 V	PFLUEGLER Astrid
1	KAAR Elisa
A	WITTIBSCHLAEGER Hannah

Last Stone Draw	Distance
☺ NAGY Laura Karolina	12.3cm
☺ LAUCHSZ Laura Ildiko	199.6cm
Total	211.9cm

Time remaining: 5 minutes 31 seconds

Last Stone Draw	Distance
☺ KAAR Elisa	49.3cm
☺ PFLUEGLER Astrid	4.4cm
Total	53.7cm

Time remaining: 5 minutes 56 seconds

Note:
Position and function for each team member:
4 = Fourth, 3 = Third, 2 = Second, 1 = Lead, A = Alternate, S = Skip, V = Vice-Skip

Legend:
☺ Clockwise ☻ Counter-clockwise **LSFE(*)** Last Stone First End
X Unplayed/unfinished end due to concession



Game Results

Sheet	Game	Team	LSFE	1	2	3	4	5	6	7	8	Extra Ends	Total
F	2	KOR - Korea	*	1	3	0	3	4	3	4	X		18
	2	NGR - Nigeria		0	0	1	0	0	0	0	X		1

KOR - Korea	
4 S	KANG Bo Bae
3	JO Ju Hee
2	KIM Nayeon
1 V	LEE You Sun
A	CHEON Heeseo

NGR - Nigeria	
4 S	UCHEGBU Gift
3 V	UCHEGBU Nelly
2	OKU Jasmine
1	WALE-ADEOGUN Nimi
A	KALEJAIYE Deborah

Last Stone Draw		Distance
↻	JO Ju Hee	25.1cm
↻	LEE You Sun	117.8cm
Total		142.9cm

Last Stone Draw		Distance
↻	OKU Jasmine	199.6cm
↻	WALE-ADEOGUN Nimi	199.6cm
Total		399.2cm

Time remaining: 9 minutes 46 seconds

Time remaining: 5 minutes 17 seconds

Note:
Position and function for each team member:
4 = Fourth, 3 = Third, 2 = Second, 1 = Lead, A = Alternate, S = Skip, V = Vice-Skip

Legend:
↻ Clockwise ↻ Counter-clockwise **LSFE(*)** Last Stone First End
X Unplayed/unfinished end due to concession





Session Results and Standings

Sheet	Game	Team	LSFE	1	2	3	4	5	6	7	8	Extra Ends	Total
A	2	SLO - Slovenia		0	1	0	0	3	0	1	0		5
	2	ENG - England	*	1	0	1	1	0	2	0	1		6
B	2	ITA - Italy	*	2	1	0	0	0	0	1	1	0	5
	2	TUR - Türkiye		0	0	3	0	1	1	0	0	1	6
C	2	ESP - Spain	*	0	0	0	0	1	0	X	X		1
	2	CHN - China		2	3	2	2	0	2	X	X		11
D	2	SVK - Slovakia		0	0	0	0	1	0	2	X		3
	2	POL - Poland	*	2	1	0	1	0	2	0	X		6
E	2	DEN - Denmark	*	1	4	7	0	2	6	X	X		20
	2	QAT - Qatar		0	0	0	2	0	0	X	X		2
F	2	BRA - Brazil		0	0	1	0	0	2	0	X		3
	2	CAN - Canada	*	1	2	0	1	1	0	3	X		8

Current Standings

Group A				Group B					
Rank	Team	Games	Wins	Losses	Rank	Team	Games	Wins	Losses
1	CAN - Canada	2	2	0	1	KAZ - Kazakhstan	1	1	0
1	POL - Poland	2	2	0	1	KOR - Korea	1	1	0
1	TUR - Türkiye	2	2	0	1	NED - Netherlands	1	1	0
4	BRA - Brazil	2	0	2	4	CZE - Czech Republic	1	0	1
4	ITA - Italy	2	0	2	4	FIN - Finland	1	0	1
4	SVK - Slovakia	2	0	2	4	NGR - Nigeria	1	0	1
Group C				Group D					
Rank	Team	Games	Wins	Losses	Rank	Team	Games	Wins	Losses
1	DEN - Denmark	2	2	0	1	HUN - Hungary	1	1	0
2	CHN - China	2	1	1	1	NZL - New Zealand	1	1	0
2	ENG - England	2	1	1	1	SCO - Scotland	1	1	0
2	ESP - Spain	2	1	1	4	AUT - Austria	1	0	1
2	SLO - Slovenia	2	1	1	4	MGL - Mongolia	1	0	1
6	QAT - Qatar	2	0	2	4	UKR - Ukraine	1	0	1

Note:
Under WCF rules, tie-breaking rules for standings are not applied until after the last game of the round robin.

Legend:
LSFE(*) Last Stone First End X Unplayed/unfinished end due to concession



Game Results

Sheet	Game	Team	LSFE	1	2	3	4	5	6	7	8	Extra Ends	Total
A	2	SLO - Slovenia		0	1	0	0	3	0	1	0		5
	2	ENG - England	*	1	0	1	1	0	2	0	1		6

SLO - Slovenia	
4	V ZEMLJA Lea
3	S ZAVELJCINA Ajda
2	KAVCIC Pavla
1	KAVCIC Ema
A	KUCINA Maja

ENG - England	
4	S ANDELL Mia
3	V MARTIN Annabelle
2	HOWEY Anna
1	DAVIES Phoenix
A	-

Last Stone Draw

- ↻ KAVCIC Pavla
- ↻ KAVCIC Ema

Distance

- 199.6cm
- 199.6cm

Total

399.2cm

Time remaining: 1 minute 11 seconds

Last Stone Draw

- ↻ MARTIN Annabelle
- ↻ DAVIES Phoenix

Distance

- 199.6cm
- 140.9cm

Total

340.5cm

Time remaining: 3 minutes 58 seconds

Note:

Position and function for each team member:

4 = Fourth, **3** = Third, **2** = Second, **1** = Lead, **A** = Alternate, **S** = Skip, **V** = Vice-Skip

Legend:

↻ Clockwise

↻ Counter-clockwise

LSFE(*) Last Stone First End



Game Results

Sheet	Game	Team	LSFE	1	2	3	4	5	6	7	8	Extra Ends	Total
B	2	ITA - Italy	*	2	1	0	0	0	0	1	1	0	5
	2	TUR - Türkiye		0	0	3	0	1	1	0	0	1	6

ITA - Italy	
4 S	LO DESERTO Marta
3	MARIANI Rebecca
2	GRANDE Lucrezia
1 V	GILBERTI Camilla
A	ZAMBELLI Giada

TUR - Türkiye	
4 V	SENGUL Berfin
3	ARZIK Nilay
2	KARAMAN Iclal
1 S	URUSAN Ilknur
A	KAYA Nisanur

Last Stone Draw		Distance
↻	MARIANI Rebecca	51.3cm
↻	GRANDE Lucrezia	10.9cm
Total		62.2cm
Time remaining:	3 minutes 45 seconds	
	0 minutes 45 seconds (after extra end)	

Last Stone Draw		Distance
↻	URUSAN Ilknur	111.2cm
↻	KARAMAN Iclal	182.1cm
Total		293.3cm
Time remaining:	12 minutes 25 seconds	
	2 minutes 43 seconds (after extra end)	

Note:
Position and function for each team member:
4 = Fourth, **3** = Third, **2** = Second, **1** = Lead, **A** = Alternate, **S** = Skip, **V** = Vice-Skip

Legend:
↻ Clockwise ↻ Counter-clockwise **LSFE(*)** Last Stone First End



Game Results

Sheet	Game	Team	LSFE	1	2	3	4	5	6	7	8	Extra Ends	Total
C	2	ESP - Spain	*	0	0	0	0	1	0	X	X		1
	2	CHN - China		2	3	2	2	0	2	X	X		11

ESP - Spain	
4 S	PEREZ Carmen
3 V	GOMEZ Maria
2	GARCIA Daniela
1	TORRALBA VIELA Nerea
A	CARASA LAZARO Leire

CHN - China	
4 S	ZHANG Jiaqi
3 V	TAN Siting
2	WEN Xinyue
1	LI Jiayu
A	-

Last Stone Draw		Distance
🕒	TORRALBA VIELA Nerea	131.7cm
🕒	PEREZ Carmen	24.3cm
Total		156.0cm

Last Stone Draw		Distance
🕒	LI Jiayu	176.4cm
🕒	WEN Xinyue	52.2cm
Total		228.6cm

Time remaining: 9 minutes 7 seconds

Time remaining: 9 minutes 37 seconds

Note:
Position and function for each team member:
4 = Fourth, 3 = Third, 2 = Second, 1 = Lead, A = Alternate, S = Skip, V = Vice-Skip

Legend:
🕒 Clockwise 🕒 Counter-clockwise LSFE(*) Last Stone First End
X Unplayed/unfinished end due to concession



Game Results

Sheet	Game	Team	LSFE	1	2	3	4	5	6	7	8	Extra Ends	Total
D	2	SVK - Slovakia		0	0	0	0	1	0	2	X		3
	2	POL - Poland	*	2	1	0	1	0	2	0	X		6

SVK - Slovakia	
4	V SUMMEROVA Nina
3	S KOVACIKOVA Melania
2	HAJDUK Paulina
1	REILLY Zora
A	-

POL - Poland	
4	V SZMIDT Klaudia
3	S WOSINSKA Monika
2	FRYSZ Paulina
1	HERMAN Magdalena
A	DZIEWIRZ Marlana

Last Stone Draw		Distance
🕒	KOVACIKOVA Melania	199.6cm
🕒	REILLY Zora	199.6cm
Total		399.2cm

Time remaining: 6 minutes 8 seconds

Last Stone Draw		Distance
🕒	HERMAN Magdalena	56.5cm
🕒	WOSINSKA Monika	170.4cm
Total		226.9cm

Time remaining: 7 minutes 50 seconds

Note:
Position and function for each team member:
4 = Fourth, **3** = Third, **2** = Second, **1** = Lead, **A** = Alternate, **S** = Skip, **V** = Vice-Skip

Legend:
🕒 Clockwise 🕒 Counter-clockwise **LSFE(*)** Last Stone First End
X Unplayed/unfinished end due to concession



WJBCC 2022-2023
Lohja, Finland

THU 15 DEC 2022
Start Time 19:00

World Junior-B Curling Championships 2022-2023
Kisakallio Sports Institute
Women

Round Robin Session 3
Group C - Sheet E



Game Results

Sheet	Game	Team	LSFE	1	2	3	4	5	6	7	8	Extra Ends	Total
E	2	DEN - Denmark	*	1	4	7	0	2	6	X	X		20
	2	QAT - Qatar		0	0	0	2	0	0	X	X		2

DEN - Denmark	
4 S	JENSEN Karolina
3	QVIST Gabriella
2 V	WIKSTEN Natalie
1	NYBOE Maja
A	SCHMIDT Katrine

QAT - Qatar	
4 S	AL-QAET Amna
3 V	AL-QAET Sara
2	METWALLI Nour
1	METWALLI Hend
A	ALMASRY Rawan

Last Stone Draw		Distance
🕒	QVIST Gabriella	122.8cm
🕒	WIKSTEN Natalie	163.5cm
Total		286.3cm

Last Stone Draw		Distance
🕒	AL-QAET Sara	199.6cm
🕒	METWALLI Hend	199.6cm
Total		399.2cm

Time remaining: 12 minutes 51 seconds

Time remaining: 4 minutes 13 seconds

Note:
Position and function for each team member:
4 = Fourth, 3 = Third, 2 = Second, 1 = Lead, A = Alternate, S = Skip, V = Vice-Skip

Legend:
🕒 Clockwise 🕒 Counter-clockwise **LSFE(*)** Last Stone First End
X Unplayed/unfinished end due to concession



Game Results

Sheet	Game	Team	LSFE	1	2	3	4	5	6	7	8	Extra Ends	Total
F	2	BRA - Brazil		0	0	1	0	0	2	0	X		3
	2	CAN - Canada	*	1	2	0	1	1	0	3	X		8

BRA - Brazil	
4 S	ROGIC FARIAS Gabriela
3 V	REGADAS ABREU Isis
2	DE CASTRO SAMPAIO Melissa
1	CID Leticia
A	-

CAN - Canada	
4 S	DESCHENES Emily
3 V	FERGUSON Lauren
2	UMLAH Alison
1	FITZGERALD Catherine
A	-

Last Stone Draw		Distance
☺	REGADAS ABREU Isis	34.5cm
☹	DE CASTRO SAMPAIO Melissa	160.9cm
Total		195.4cm

Time remaining: 4 minutes 31 seconds

Last Stone Draw		Distance
☺	FERGUSON Lauren	28.2cm
☹	UMLAH Alison	5.2cm
Total		33.4cm

Time remaining: 4 minutes 39 seconds

Note:
Position and function for each team member:
4 = Fourth, 3 = Third, 2 = Second, 1 = Lead, A = Alternate, S = Skip, V = Vice-Skip

Legend:
☺ Clockwise ☹ Counter-clockwise **LSFE(*)** Last Stone First End
X Unplayed/unfinished end due to concession



Session Results and Standings

Sheet	Game	Team	LSFE	1	2	3	4	5	6	7	8	Extra Ends	Total
A	1	MGL - Mongolia		0	0	1	1	0	0	0	X		2
	1	HUN - Hungary	*	3	2	0	0	4	1	1	X		11
B	1	SCO - Scotland		0	3	2	0	0	6	X	X		11
	1	UKR - Ukraine	*	2	0	0	1	0	0	X	X		3
C	1	NED - Netherlands	*	4	3	3	4	6	4	X	X		24
	1	NGR - Nigeria		0	0	0	0	0	0	X	X		0
D	1	AUT - Austria		0	0	1	1	0	1	0	X		3
	1	NZL - New Zealand	*	1	1	0	0	2	0	2	X		6
E	1	CZE - Czech Republic	*	1	0	1	0	0	0	1	X		3
	1	KOR - Korea		0	2	0	1	2	1	0	X		6
F	1	KAZ - Kazakhstan	*	2	0	0	6	0	3	X	X		11
	1	FIN - Finland		0	1	2	0	1	0	X	X		4

Current Standings

Group A					Group B				
Rank	Team	Games	Wins	Losses	Rank	Team	Games	Wins	Losses
1	CAN - Canada	1	1	0	1	KAZ - Kazakhstan	1	1	0
1	POL - Poland	1	1	0	1	KOR - Korea	1	1	0
1	TUR - Türkiye	1	1	0	1	NED - Netherlands	1	1	0
4	BRA - Brazil	1	0	1	4	CZE - Czech Republic	1	0	1
4	ITA - Italy	1	0	1	4	FIN - Finland	1	0	1
4	SVK - Slovakia	1	0	1	4	NGR - Nigeria	1	0	1
Group C					Group D				
Rank	Team	Games	Wins	Losses	Rank	Team	Games	Wins	Losses
1	DEN - Denmark	1	1	0	1	HUN - Hungary	1	1	0
1	ESP - Spain	1	1	0	1	NZL - New Zealand	1	1	0
1	SLO - Slovenia	1	1	0	1	SCO - Scotland	1	1	0
4	CHN - China	1	0	1	4	AUT - Austria	1	0	1
4	ENG - England	1	0	1	4	MGL - Mongolia	1	0	1
4	QAT - Qatar	1	0	1	4	UKR - Ukraine	1	0	1

Note:
Under WCF rules, tie-breaking rules for standings are not applied until after the last game of the round robin.

Legend:
LSFE(*) Last Stone First End X Unplayed/unfinished end due to concession



Game Results

Sheet	Game	Team	LSFE	1	2	3	4	5	6	7	8	Extra Ends	Total
B	1	SCO - Scotland		0	3	2	0	0	6	X	X		11
	1	UKR - Ukraine	*	2	0	0	1	0	0	X	X		3

SCO - Scotland	
4 S	HENDERSON Fay
3 V	MUNRO Robyn
2	WILKIE-MILNE Holly
1	WATT Laura
A	MITCHELL Amy

UKR - Ukraine	
4 S	PUTINTSEVA Polina
3 V	KALINICHENKO Yaroslava
2	KOTOVA Anastasiia
1	MOSKALENKO Diana
A	-

Last Stone Draw		Distance
↻	HENDERSON Fay	124.8cm
↻	MUNRO Robyn	155.1cm
Total		279.9cm

Last Stone Draw		Distance
↻	PUTINTSEVA Polina	50.0cm
↻	KOTOVA Anastasiia	152.5cm
Total		202.5cm

Time remaining: 14 minutes 13 seconds

Time remaining: 9 minutes 44 seconds

Note:
Position and function for each team member:
4 = Fourth, **3** = Third, **2** = Second, **1** = Lead, **A** = Alternate, **S** = Skip, **V** = Vice-Skip

Legend:
↻ Clockwise ↻ Counter-clockwise **LSFE(*)** Last Stone First End
X Unplayed/unfinished end due to concession



Game Results

Sheet	Game	Team	LSFE	1	2	3	4	5	6	7	8	Extra Ends	Total
C	1	NED - Netherlands	*	4	3	3	4	6	4	X	X		24
	1	NGR - Nigeria		0	0	0	0	0	0	X	X		0

NED - Netherlands	
4 S	BOMAS Lisenka
3	BOMAS Anandi
2 V	VAN VALKENHOEF Marit
1	NAS Linde
A	-

NGR - Nigeria	
4 S	UCHEGBU Gift
3 V	UCHEGBU Nelly
2	KALEJAIYE Deborah
1	WALE-ADEOGUN Nimi
A	OKU Jasmine

Last Stone Draw

- ⌚ BOMAS Lisenka
- ⌚ NAS Linde

Distance

- 108.4cm
- 185.7cm

Total

294.1cm

Time remaining: 13 minutes 56 seconds

Last Stone Draw

- ⌚ UCHEGBU Gift
- ⌚ UCHEGBU Nelly

Distance

- 199.6cm
- 148.8cm

Total

348.4cm

Time remaining: 17 minutes 22 seconds

Note:

Position and function for each team member:

4 = Fourth, **3** = Third, **2** = Second, **1** = Lead, **A** = Alternate, **S** = Skip, **V** = Vice-Skip

Legend:

- ⌚ Clockwise
- ⌚ Counter-clockwise
- X** Unplayed/unfinished end due to concession

LSFE(*) Last Stone First End



WJBCC 2022-2023
Lohja, Finland

THU 15 DEC 2022
Start Time 14:00

World Junior-B Curling Championships 2022-2023
Kisakallio Sports Institute
Women

Round Robin Session 2
Group D - Sheet D



Game Results

Sheet	Game	Team	LSFE	1	2	3	4	5	6	7	8	Extra Ends	Total
D	1	AUT - Austria		0	0	1	1	0	1	0	X		3
	1	NZL - New Zealand	*	1	1	0	0	2	0	2	X		6

AUT - Austria	
4 S	TREICHL Teresa
3 V	MUELLER Emma
2	WITTIBSCHLAEGER Hannah
1	KAAR Elisa
A	PFLUEGLER Astrid

NZL - New Zealand	
4 S	APUWAI-BISHOP Grace
3 V	PITTS Rachael
2	KINNEY Ruby
1	NEILSON Lucy
A	APUWAI-BISHOP Temika

Last Stone Draw		Distance
⌚	TREICHL Teresa	120.8cm
⌚	MUELLER Emma	165.5cm
Total		286.3cm

Last Stone Draw		Distance
⌚	NEILSON Lucy	29.5cm
⌚	PITTS Rachael	74.5cm
Total		104.0cm

Time remaining: 6 minutes 49 seconds

Time remaining: 7 minutes 41 seconds

Note:
Position and function for each team member:
4 = Fourth, **3** = Third, **2** = Second, **1** = Lead, **A** = Alternate, **S** = Skip, **V** = Vice-Skip

Legend:
⌚ Clockwise ⌚ Counter-clockwise **LSFE(*)** Last Stone First End
X Unplayed/unfinished end due to concession





Game Results

Sheet	Game	Team	LSFE	1	2	3	4	5	6	7	8	Extra Ends	Total
E	1	CZE - Czech Republic	*	1	0	1	0	0	0	1	X		3
	1	KOR - Korea		0	2	0	1	2	1	0	X		6

CZE - Czech Republic	
4 S	FARKOVA Kristyna
3 V	ZELINGROVA Julie
2	NEMCOVA Karolina
1	SVITAKOVA Stella
A	KOSCELANSKA Klara

KOR - Korea	
4 S	KANG Bo Bae
3	JO Ju Hee
2	KIM Nayeon
1 V	LEE You Sun
A	CHEON Heeseo

Last Stone Draw		Distance
↻	SVITAKOVA Stella	133.2cm
↻	FARKOVA Kristyna	67.5cm
Total		200.7cm

Last Stone Draw		Distance
↻	KANG Bo Bae	56.6cm
↻	KIM Nayeon	147.1cm
Total		203.7cm

Time remaining: 6 minutes 8 seconds

Time remaining: 11 minutes 1 second

Note:
Position and function for each team member:
4 = Fourth, 3 = Third, 2 = Second, 1 = Lead, A = Alternate, S = Skip, V = Vice-Skip

Legend:
↻ Clockwise ↻ Counter-clockwise **LSFE(*)** Last Stone First End
X Unplayed/unfinished end due to concession



Game Results

Sheet	Game	Team	LSFE	1	2	3	4	5	6	7	8	Extra Ends	Total
F	1	KAZ - Kazakhstan	*	2	0	0	6	0	3	X	X		11
	1	FIN - Finland		0	1	2	0	1	0	X	X		4

KAZ - Kazakhstan	
4 S	EBAUYER Angelina
3 V	KOLYKHALOVA Yekaterina
2	ALLIYAROVA Tilsimay
1	EBAUYER Regina
A	TASTEMIR Merey

FIN - Finland	
4 V	MATERO Nea
3 S	EIVOLA Ella
2	SATTO Josefina
1	PIPPURI Peppi
A	ERONEN Venla

Last Stone Draw		Distance
⌚	EBAUYER Angelina	148.1cm
⌚	EBAUYER Regina	147.8cm
Total		295.9cm

Time remaining: 5 minutes 55 seconds

Last Stone Draw		Distance
⌚	EIVOLA Ella	193.4cm
⌚	MATERO Nea	199.6cm
Total		393.0cm

Time remaining: 5 minutes 53 seconds

Note:
Position and function for each team member:
4 = Fourth, 3 = Third, 2 = Second, 1 = Lead, A = Alternate, S = Skip, V = Vice-Skip

Legend:
⌚ Clockwise ⌚ Counter-clockwise LSFE(*) Last Stone First End
X Unplayed/unfinished end due to concession



Session Results and Standings

Sheet	Game	Team	LSFE	1	2	3	4	5	6	7	8	Extra	Ends	Total
A	1	CHN - China	*	1	1	0	1	1	0	0	X			4
	1	DEN - Denmark		0	0	1	0	0	2	4	X			7
B	1	ENG - England	*	1	0	1	0	0	0	0	X			2
	1	ESP - Spain		0	1	0	3	1	3	2	X			10
C	1	ITA - Italy		0	0	0	0	1	0	X	X			1
	1	CAN - Canada	*	0	4	5	1	0	1	X	X			11
D	1	QAT - Qatar		1	0	0	0	0	1	X	X			2
	1	SLO - Slovenia	*	0	3	2	5	2	0	X	X			12
E	1	POL - Poland	*	3	2	3	0	6	0	X	X			14
	1	BRA - Brazil		0	0	0	1	0	1	X	X			2
F	1	TUR - Türkiye	*	2	2	0	3	1	0	4	X			12
	1	SVK - Slovakia		0	0	1	0	0	1	0	X			2

Current Standings

Group A					Group B				
Rank	Team	Games	Wins	Losses	Rank	Team	Games	Wins	Losses
1	CAN - Canada	1	1	0		CZE - Czech Republic			
1	POL - Poland	1	1	0		FIN - Finland			
1	TUR - Türkiye	1	1	0		KAZ - Kazakhstan			
4	BRA - Brazil	1	0	1		KOR - Korea			
4	ITA - Italy	1	0	1		NED - Netherlands			
4	SVK - Slovakia	1	0	1		NGR - Nigeria			
Group C					Group D				
Rank	Team	Games	Wins	Losses	Rank	Team	Games	Wins	Losses
1	DEN - Denmark	1	1	0		AUT - Austria			
1	ESP - Spain	1	1	0		HUN - Hungary			
1	SLO - Slovenia	1	1	0		MGL - Mongolia			
4	CHN - China	1	0	1		NZL - New Zealand			
4	ENG - England	1	0	1		SCO - Scotland			
4	QAT - Qatar	1	0	1		UKR - Ukraine			

Note:
Under WCF rules, tie-breaking rules for standings are not applied until after the last game of the round robin.

Legend:
LSFE(*) Last Stone First End X Unplayed/unfinished end due to concession



Game Results

Sheet	Game	Team	LSFE	1	2	3	4	5	6	7	8	Extra Ends	Total
A	1	CHN - China	*	1	1	0	1	1	0	0	X		4
	1	DEN - Denmark		0	0	1	0	0	2	4	X		7

CHN - China	
4 S	ZHANG Jiaqi
3 V	TAN Siting
2	WEN Xinyue
1	LI Jiayu
A	-

DEN - Denmark	
4 S	JENSEN Karolina
3	QVIST Gabriella
2 V	WIKSTEN Natalie
1	SCHMIDT Katrine
A	NYBOE Maja

Last Stone Draw		Distance
↻	ZHANG Jiaqi	113.0cm
↻	TAN Siting	18.5cm
Total		131.5cm

Last Stone Draw		Distance
↻	JENSEN Karolina	17.0cm
↻	SCHMIDT Katrine	199.6cm
Total		216.6cm

Time remaining: 2 minutes 33 seconds

Time remaining: 6 minutes 50 seconds

Note:
Position and function for each team member:
4 = Fourth, 3 = Third, 2 = Second, 1 = Lead, A = Alternate, S = Skip, V = Vice-Skip

Legend:
↻ Clockwise ↻ Counter-clockwise **LSFE(*)** Last Stone First End
X Unplayed/unfinished end due to concession



Game Results

Sheet	Game	Team	LSFE	1	2	3	4	5	6	7	8	Extra Ends	Total
B	1	ENG - England	*	1	0	1	0	0	0	0	X		2
	1	ESP - Spain		0	1	0	3	1	3	2	X		10

ENG - England	
4 S	ANDELL Mia
3 V	MARTIN Annabelle
2	HOWEY Anna
1	DAVIES Phoenix
A	-

ESP - Spain	
4 S	PEREZ Carmen
3 V	GOMEZ Maria
2	GARCIA Daniela
1	TORRALBA VIELA Nerea
A	CARASA LAZARO Leire

Last Stone Draw		Distance
☺	ANDELL Mia	174.6cm
☻	HOWEY Anna	51.7cm
Total		226.3cm
Time remaining: 8 minutes 33 seconds		

Last Stone Draw		Distance
☺	PEREZ Carmen	82.2cm
☻	TORRALBA VIELA Nerea	199.6cm
Total		281.8cm
Time remaining: 6 minutes 12 seconds		

Note:
Position and function for each team member:
4 = Fourth, 3 = Third, 2 = Second, 1 = Lead, A = Alternate, S = Skip, V = Vice-Skip

Legend:
☺ Clockwise ☻ Counter-clockwise LSFE(*) Last Stone First End
X Unplayed/unfinished end due to concession



Game Results

Sheet	Game	Team	LSFE	1	2	3	4	5	6	7	8	Extra Ends	Total
C	1	ITA - Italy		0	0	0	0	1	0	X	X		1
	1	CAN - Canada	*	0	4	5	1	0	1	X	X		11

ITA - Italy	
4 S	LO DESERTO Marta
3	MARIANI Rebecca
2	GRANDE Lucrezia
1 V	GILBERTI Camilla
A	ZAMBELLI Giada

CAN - Canada	
4 S	DESCHENES Emily
3 V	FERGUSON Lauren
2	UMLAH Alison
1	FITZGERALD Catherine
A	-

Last Stone Draw		Distance
↻	LO DESERTO Marta	186.0cm
↻	GILBERTI Camilla	109.3cm
Total		295.3cm

Last Stone Draw		Distance
↻	FITZGERALD Catherine	70.4cm
↻	DESCHENES Emily	132.8cm
Total		203.2cm

Time remaining: 12 minutes 20 seconds

Time remaining: 10 minutes 36 seconds

Note:
Position and function for each team member:
4 = Fourth, **3** = Third, **2** = Second, **1** = Lead, **A** = Alternate, **S** = Skip, **V** = Vice-Skip

Legend:
↻ Clockwise ↻ Counter-clockwise **LSFE(*)** Last Stone First End
X Unplayed/unfinished end due to concession



Game Results

Sheet	Game	Team	LSFE	1	2	3	4	5	6	7	8	Extra Ends	Total
D	1	QAT - Qatar		1	0	0	0	0	1	X	X		2
	1	SLO - Slovenia	*	0	3	2	5	2	0	X	X		12

QAT - Qatar	
4 S	AL-QAET Amna
3 V	AL-QAET Sara
2	METWALLI Nour
1	METWALLI Hend
A	ALMASRY Rawan

SLO - Slovenia	
4 V	ZEMPLJA Lea
3 S	ZAVELJCINA Ajda
2	KAVCIC Pavla
1	KAVCIC Ema
A	KUCINA Maja

Last Stone Draw	Distance
🕒 AL-QAET Amna	199.6cm
🕒 METWALLI Nour	199.6cm
Total	399.2cm

Last Stone Draw	Distance
🕒 ZEMPLJA Lea	110.3cm
🕒 ZAVELJCINA Ajda	57.0cm
Total	167.3cm

Time remaining: 4 minutes 49 seconds

Time remaining: 12 minutes 20 seconds

Note:
Position and function for each team member:
4 = Fourth, 3 = Third, 2 = Second, 1 = Lead, A = Alternate, S = Skip, V = Vice-Skip

Legend:
🕒 Clockwise 🕒 Counter-clockwise LSFE(*) Last Stone First End
X Unplayed/unfinished end due to concession



Game Results

Sheet	Game	Team	LSFE	1	2	3	4	5	6	7	8	Extra Ends	Total
E	1	POL - Poland	*	3	2	3	0	6	0	X	X		14
	1	BRA - Brazil		0	0	0	1	0	1	X	X		2

POL - Poland	
4 V	SZMIDT Klaudia
3 S	WOSINSKA Monika
2	FRYSZ Paulina
1	HERMAN Magdalena
A	DZIEWIRZ Marlena

BRA - Brazil	
4 S	ROGIC FARIAS Gabriela
3 V	REGADAS ABREU Isis
2	DE CASTRO SAMPAIO Melissa
1	CID Leticia
A	-

Last Stone Draw

- ↻ SZMIDT Klaudia
- ↻ FRYSZ Paulina

Distance

- 20.2cm
- 91.6cm

Total

111.8cm

Time remaining: 15 minutes 10 seconds

Last Stone Draw

- ↻ ROGIC FARIAS Gabriela
- ↻ CID Leticia

Distance

- 84.9cm
- 199.6cm

Total

284.5cm

Time remaining: 7 minutes 24 seconds

Note:

Position and function for each team member:

4 = Fourth, 3 = Third, 2 = Second, 1 = Lead, A = Alternate, S = Skip, V = Vice-Skip

Legend:

- ↻ Clockwise
- ↻ Counter-clockwise
- X Unplayed/unfinished end due to concession

LSFE(*) Last Stone First End



Game Results

Sheet	Game	Team	LSFE	1	2	3	4	5	6	7	8	Extra Ends	Total
F	1	TUR - Türkiye	*	2	2	0	3	1	0	4	X		12
	1	SVK - Slovakia		0	0	1	0	0	1	0	X		2

TUR - Türkiye

4 V SENGUL Berfin
3 ARZIK Nilay
2 KARAMAN Iclal
1 S URUSAN Ilknur
A KAYA Nisanur

SVK - Slovakia

4 S SUMMEROVA Nina
3 V KOVACIKOVA Melania
2 HAJDUK Paulina
1 REILLY Zora
A -

Last Stone Draw

⌚ ARZIK Nilay
⌚ SENGUL Berfin

Distance

194.3cm
21.6cm

Total

215.9cm

Time remaining: 16 minutes 27 seconds

Last Stone Draw

⌚ SUMMEROVA Nina
⌚ HAJDUK Paulina

Distance

199.6cm
151.3cm

Total

350.9cm

Time remaining: 10 minutes 55 seconds

Note:

Position and function for each team member:

4 = Fourth, 3 = Third, 2 = Second, 1 = Lead, A = Alternate, S = Skip, V = Vice-Skip

Legend:

⌚ Clockwise

⌚ Counter-clockwise

LSFE(*) Last Stone First End

X Unplayed/unfinished end due to concession

Entry List by Country

As of WED 14 DEC 2022

AUT - Austria		Group D
4 V	TREICHL Teresa	L
3 S	PFLUEGLER Astrid	R
2	MUELLER Emma	R
1	WITTIBSCHLAEGER Hannah	R
A	KAAR Elisa	R
C	SCHROEDER Bjoern (GER)	
O	-	
O	-	

BRA - Brazil		Group A
4 S	ROGIC FARIAS Gabriela	R
3 V	REGADAS ABREU Isis	L
2	DE CASTRO SAMPAIO Melissa	R
1	CID Leticia	R
A	-	
C	ZBEETNOFF Barbara (CAN)	
O	OLIVEIRA Isis	
O	-	

CAN - Canada		Group A
4 S	DESCHENES Emily	R
3 V	FERGUSON Lauren	R
2	UMLAH Alison	R
1	FITZGERALD Catherine	R
A	-	
C	MATTATALL Mary	
2C	STEVENS Taylour	
NC	OLSON-JOHNS Lori	

CHN - China		Group C
4 S	ZHANG Jiaqi	R
3 V	TAN Siting	R
2	WEN Xinyue	R
1	LI Jiayu	R
A	-	
C	XU Xiaoming	
T	WU Meng	
O	DAI Yunshan	

CZE - Czech Republic		Group B
4 S	FARKOVA Kristyna	R
3 V	ZELINGROVA Julie	R
2	NEMCOVA Karolina	R
1	SVITAKOVA Stella	R
A	KOSCELANSKA Klara	L
C	HORAK Petr	
O	-	
O	-	

DEN - Denmark		Group C
4 S	JENSEN Karolina	R
3	QVIST Gabriella	L
2 V	WIKSTEN Natalie	R
1	NYBOE Maja	R
A	SCHMIDT Katrine	R
C	TIDMAND Soeren	
O	SCHMIDT Ulrik	
O	-	

ENG - England		Group C
4 S	ANDELL Mia	R
3 V	MARTIN Annabelle	R
2	HOWEY Anna	R
1	DAVIES Phoenix	R
A	-	
C	BURMAN James	
O	-	
O	-	

ESP - Spain		Group C
4 S	PEREZ Carmen	R
3 V	GOMEZ Maria	R
2	GARCIA Daniela	R
1	TORRALBA VIELA Nerea	L
A	CARASA LAZARO Leire	R
C	LABRADOR AMO Estrella	
O	-	
O	-	

FIN - Finland		Group B
4 V	MATERO Nea	R
3 S	EIVOLA Ella	R
2	SATTO Josefina	R
1	PIPPURI Peppi	R
A	ERONEN Venla	R
C	LAURIKKA Jaana	
O	-	
O	-	

HUN - Hungary		Group D
4 S	JOO Linda	R
3 V	NAGY Laura Karolina	R
2	NAGY Lola Olimpia	R
1	LAUCHSZ Laura Ildiko	R
A	ORBAN Hanna Regina	R
C	JAKAB Zoltan	
2C	NAGY Gyongyi	
O	-	

Entry List by Country

As of WED 14 DEC 2022

ITA - Italy		Group A
4 S	LO DESERTO Marta	R
3	MARIANI Rebecca	R
2	GRANDE Lucrezia	R
1 V	GILBERTI Camilla	R
A	ZAMBELLI Giada	R
C	MARIANI Marco	
O	PIMPINI Alberto	
O	-	

KAZ - Kazakhstan		Group B
4 S	EBAUYER Angelina	R
3 V	KOLYKHALOVA Yekaterina	R
2	ALLIYAROVA Tilsimay	R
1	EBAUYER Regina	R
A	TASTEMIR Merey	R
C	HARDER Armin (CAN)	
NC	KIM Viktor	
O	GARAGUL Dmitriy	

KOR - Korea		Group B
4 S	KANG Bo Bae	R
3	JO Ju Hee	R
2	KIM Nayeon	R
1 V	LEE You Sun	R
A	CHEON Heeseo	R
C	LEE Hyein	
O	-	
O	-	

MGL - Mongolia		Group D
4 S	GANBAT Enkhzaya	R
3 V	GANBAT Munkhzaya	R
2	BATTULGA Khulan	R
1	BULGAN Jargalmaa	R
A	-	
C	BULGANKHUU Bayar	
O	BYAMBAA Nyamtaishir	
O	PUREVDORJ Temuulen	

NED - Netherlands		Group B
4 S	BOMAS Lisenka	R
3	BOMAS Anandi	L
2 V	VAN VALKENHOEF Marit	R
1	NAS Linde	R
A	-	
C	BOMAS Bob	
NC	LEIBBRANDT Shari	
O	-	

NGR - Nigeria		Group B
4 S	UCHEGBU Gift	R
3 V	UCHEGBU Nelly	R
2	KALEJAIYE Deborah	R
1	WALE-ADEOGUN Nimi	R
A	OKU Jasmine	R
C	HILL Scott (CAN)	
2C	LAGANIERE Lyne (CAN)	
O	NEIMETH Charles	

NZL - New Zealand		Group D
4 S	APUWAI-BISHOP Grace	R
3 V	PITTS Rachael	R
2	KINNEY Ruby	L
1	NEILSON Lucy	R
A	APUWAI-BISHOP Temika	L
C	EDE Nelson	
2C	ADVIENTO Eleanor	
O	-	

POL - Poland		Group A
4 V	SZMIDT Klaudia	R
3 S	WOSINSKA Monika	R
2	FRYSZ Paulina	R
1	HERMAN Magdalena	R
A	DZIEWIRZ Marlena	R
C	HERMAN Damian	
O	-	
O	-	

QAT - Qatar		Group C
4 S	AL-QAET Amna	R
3 V	AL-QAET Sara	R
2	METWALLI Nour	R
1	METWALLI Hend	R
A	ALMASRY Rawan	R
C	BELLELI Lajos (HUN)	
O	AL-HEBABI Hassan	
O	AL-ABDULLA Mabarka	

SCO - Scotland		Group D
4 S	HENDERSON Fay	R
3 V	MUNRO Robyn	R
2	WILKIE-MILNE Holly	R
1	WATT Laura	R
A	MITCHELL Amy	R
C	MORRISON Colin	
NC	AITKEN David	
O	-	



Entry List by Country

As of WED 14 DEC 2022

SLO - Slovenia		Group C
4 V	ZEMLJA Lea	R
3 S	ZAVELJCINA Ajda	R
2	KAVCIC Pavla	R
1	KAVCIC Ema	R
A	KUCINA Maja	R
C	SEVER Stefan	
O	-	
O	-	

SVK - Slovakia		Group A
4 S	SUMMEROVA Nina	R
3 V	KOVACIKOVA Melania	R
2	HAJDUK Paulina	R
1	REILLY Zora	R
A	-	
C	OROKOCKA Lucia	
O	-	
O	-	

TUR - Türkiye		Group A
4 V	SENGUL Berfin	R
3	ARZIK Nilay	R
2	KARAMAN Iclal	R
1 S	URUSAN Ilknur	L
A	KAYA Nisanur	R
C	ZENGIN Muhammet Oguz	
O	PALABIYIK Zeyit	
O	-	

UKR - Ukraine		Group D
4 S	PUTINTSEVA Polina	R
3 V	KALINICHENKO Yaroslava	R
2	KOTOVA Anastasiia	R
1	MOSKALENKO Diana	R
A	-	
C	LILL Erkki (EST)	
O	-	
O	-	

Note:

Position and function for each team member:

4 = Fourth, **3** = Third, **2** = Second, **1** = Lead, **A** = Alternate, **S** = Skip, **V** = Vice-Skip

C = Coach, **2C** = 2nd Team Coach, **NC** = National Coach, **T** = Translator, **O** = Team Official

Legend:

L Left-handed

R Right-handed



Competition Officials

As of WED 7 DEC 2022

Function	Name	Organisation
WCF President:	WELLING Beau	USA - United States
WCF Head of Competitions:	ROETHLISBERGER Eeva	SUI - Switzerland
WCF Technical Delegate:	SNITIL Jiri	CZE - Czech Republic
Chief Umpire:	GOWER Michele	CAN - Canada
Deputy Chief Umpire:	LAURIDSEN Steen	DEN - Denmark
Game Umpires:	BRODIE Harry	SCO - Scotland
	HEINO Taina	FIN - Finland
	KOKKONEN Kari	FIN - Finland
	OKSANEN Taru	FIN - Finland
	ORTIZ Valentin	ESP - Spain
Chief Ice Technician:	DANBROOK Jamie	CAN - Canada
Deputy Chief Ice Technician:	KAPRALIK Patrik	SVK - Slovakia
Chief Timer:	ERIKSSON Ingemar	SWE - Sweden
Deputy Chief Timer:	HUCKLE Anja	GER - Germany



Competition Schedule

REVISED
13 DEC 14:35

As of TUE 13 DEC 2022

Date	Start Time	Session	Sheet A	Sheet B	Sheet C	Sheet D	Sheet E	Sheet F
THU 8 DEC	8:00	M1	AUT - HUN	ESP - ITA	NGR - LAT	SWE - NED	POL - TUR	
	12:00	M2		SLO - CZE	JPN - KEN	DEN - KAZ	HKG - NZL	ENG - CHN
	16:00	M3		SWE - MGL	POL - ESP	AUT - NGR	LAT - HUN	TUR - ITA
	20:00	M4	DEN - HKG	NED - KEN	CHN - UKR	SLO - JPN	KAZ - ENG	
FRI 9 DEC	8:00	M5		ITA - LAT	ESP - NGR	POL - AUT		HUN - TUR
	12:00	M6	KAZ - CHN	UKR - HKG	SLO - SWE	CZE - KEN	NZL - DEN	MGL - NED
	16:00	M7	ITA - NGR	HUN - POL	TUR - AUT			ESP - LAT
	20:00	M8	SWE - CZE		DEN - ENG	CHN - HKG	MGL - JPN	UKR - NZL
SAT 10 DEC	8:00	M9	ENG - UKR	CHN - DEN	CZE - MGL		JPN - SWE	KEN - SLO
	12:00	M10		AUT - ESP	HUN - ITA	LAT - TUR		NGR - POL
	16:00	M11	KEN - MGL	KAZ - UKR	NZL - CHN	HKG - ENG	NED - SLO	JPN - CZE
	20:00	M12	TUR - ESP		ITA - POL		HUN - NGR	LAT - AUT
SUN 11 DEC	9:00	M13		KEN - SWE		UKR - DEN	CZE - NED	NZL - KAZ
	14:00	M14	LAT - POL	NGR - TUR		ESP - HUN	ITA - AUT	
	19:00	M15	NED - JPN	ENG - NZL	HKG - KAZ	MGL - SLO		
MON 12 DEC	13:00	Men's Quarter-finals						
	18:00	Men's Semi-finals						
TUE 13 DEC	10:00	Men's Finals						
THU 15 DEC	9:00	w1	chn - den	eng - esp	ita - can	qat - slo	pol - bra	tur - svk
	14:00	w2	mgl - hun	sco - ukr	ned - ngr	aut - nzl	cze - kor	kaz - fin
	19:00	w3	slo - eng	ita - tur	esp - chn	svk - pol	den - qat	bra - can
FRI 16 DEC	9:00	w4	nzl - sco	ned - kaz	ukr - mgl	fin - cze	hun - aut	kor - ngr
	14:00	w5	qat - esp	svk - bra	slo - den	eng - chn	can - tur	pol - ita
	19:00	w6	aut - ukr	fin - kor	nzl - hun	sco - mgl	ngr - kaz	cze - ned
SAT 17 DEC	9:00	w7	svk - can	chn - qat	pol - tur	bra - ita	slo - esp	den - eng
	14:00	w8	fin - ngr	mgl - aut	cze - kaz	kor - ned	nzl - ukr	hun - sco
	19:00	w9	tur - bra	can - pol	eng - qat	esp - den	ita - svk	chn - slo
SUN 18 DEC	9:00	w10	kaz - kor	ngr - cze	sco - aut	ukr - hun	ned - fin	mgl - nzl
	17:00	Women's Quarter-finals						
MON 19 DEC	9:00	Women's Semi-finals						
	14:00	Women's Finals						

Note:

Lowercase - women UPPERCASE - MEN

First named team in each game plays red-handled stones and wears dark coloured upper playing garments.

Please check online for more details and the latest updates.

Legend:

Mn Men's session n

wn Women's session n

REVISED

Women's team KEN withdrew from the competition,
see <https://worldcurling.org/2022/12/kenya-wjbcc-withdrawal/>