



RESULTS BOOK



**World Junior-B
Curling Championships 2024
Lohja, Finland
Women
14 - 19 December 2024**





Medallists

Medal	Country	Name	Position - Function
GOLD	KOR - Korea	KANG Bobae	4 S
		KIM Jisoo	3
		SHIM Yujeong	2
		KIM Minseo	1
		KWON Young Il	C
SILVER	LAT - Latvia	BARONE Evelina	4 S
		IEVINA Rezija	3
		APSE Veronika	2
		SELIVERSTOVA Marija	1
		IEVINA Leticija	A
		STASA-SARSUNE Iveta	C
BRONZE	CHN - China	LI Ziru	4 S
		GAO Ya	3
		TIAN Dingning	2
		CHEN Zaoxue	1
		WANG Jiayi	A
		LI Hongchen	C

Note:

Position and function for each team member:

4 = Fourth, 3 = Third, 2 = Second, 1 = Lead, A = Alternate, S = Skip, C = Coach



Final Standings

Rank	Team	Players	Position - Function	Group Rank	DSC
1	KOR - Korea	KANG Bobae	4 S		>A
		KIM Jisoo	3		
		SHIM Yujeong	2		
		KIM Minseo	1 V		
		-	A		
		KWON Young Il	C		
2	LAT - Latvia	BARONE Evelina	4 S		>A
		IEVINA Rezija	3 V		
		APSE Veronika	2		
		SELIVERSTOVA Marija	1		
		IEVINA Leticija	A		
		STASA-SARSUNE Iveta	C		
3	CHN - China	LI Ziru	4 S		>A
		GAO Ya	3		
		TIAN Dingning	2		
		CHEN Zaoxue	1 V		
		WANG Jiayi	A		
		LI Hongchen	C		
4	SCO - Scotland	SOUTAR Callie	4 S		
		HARE Eva	3 V		
		CLEMIE Holly	2		
		HAMILTON Alison	1		
		DAVIDSON Cara	A		
		RANKIN Janice	C		
5	DEN - Denmark	SCHMIDT Katrine	4 S		
		HOLTERMANN Emilie	3		
		VILANDT Ninne	2 V		
		NYBOE Maja	1		
		CELINE CHANG Sophie	A		
		DALL Julie	C		
5	HUN - Hungary	LAUCHSZ Laura Ildiko	4		
		ORBAN Hanna Regina	3 S		
		DENCZO Dorina	2 V		
		SZURMAY Emma	1		
		BARNA Panna	A		
		JAKAB Zoltan	C		
5	TUR - Türkiye	YASARBAS Nurefsan	4 S		
		OZTURK Sudenur	3 V		
		HASIL Burcu	2		
		GENC Zeynep	1		
		MORKOC Seydanur	A		
		YILDIZ Selami	C		



Final Standings

Rank	Team	Players	Position - Function	Group Rank	DSC
5	USA - United States	GIROUX Allie	4 S		
		THURLOW Tessa	3 V		
		FLEMING Ella	2		
		KOCH Savannah	1		
		GIROUX Brooke	A		
		MOORE Michael	C		
9	CZE - Czechia	ZELINGROVA Julie	4 V	C3	72.12 cm
		FARKOVA Kristyna	3 S		
		KOSAKOVA Ema	2		
		SVITAKOVA Stella	1		
		KRUPICKOVA Sofie	A		
		HORAK Petr	C		
10	ESP - Spain	TORRALBA VIELA Leyre	4 S	B4	43.13 cm
		GARCIA REVUELTO Daniela	3 V		
		CARASA LAZARO Leire	2		
		RODRIGUEZ ROMEO Laura	1		
		LOPEZ PEREZ Emma	A		
		LABRADOR AMO Estrella	C		
11	ENG - England	OPEL Lina	4 V	A4	104.03 cm
		WARD Marianna	3 S		
		MACDOUGALL Anna	2		
		KIGGELL Helena	1		
		DAVIES Phoenix	A		
		OPEL Michael	C		
12	LTU - Lithuania	KIUDYTE Migle	4 S	C4	108.90 cm
		SHILOVA Nika	3 V		
		VENSLAVICIUTE Urte	2		
		KIUDYTE Meda	1		
		-	A		
		VAICEKONYTE Asta	C		
13	BRA - Brazil	REGADAS ABREU Isis	4 V	A5	43.51 cm
		GENTILE Julia	3 S		
		DE CASTRO SAMPAIO Melissa	2		
		TEODORO Ana	1		
		LADEIRA Rafaela	A		
		ZBEETNOFF Barbara	C		
14	SLO - Slovenia	KAVCIC Ema	4 S	B5	77.03 cm
		KAVCIC Pavla	3		
		KUCINA Maja	2		
		ZAVELJCINA Lana	1 V		
		GMAJNAR Neza Brina	A		
		SEVER Stefan	C		

Final Standings

Rank	Team	Players	Position - Function	Group Rank	DSC
15	POL - Poland	HERMAN Magdalena FRYSZ Paulina JAWIEN Julia FRYSZ Malgorzata - HERMAN Damian	4 S 3 2 V 1 A C	C5	87.15 cm
16	AUT - Austria	MUELLER Emma WITTIBSCHLAEGER Hannah KAAR Elisa FUCHS Leonie - JENTSCH Daniela	4 S 3 V 2 1 A C	C6	89.78 cm
17	FIN - Finland	SAJANIEMI Lara KIISKINEN Mariia OLSZEWSKA Maria KOKKONEN Ida SAJANIEMI Elaina EIVOLA Ilkka	4 V 3 S 2 1 A C	A6	130.19 cm
18	ROU - Romania	POP Sorana GANEA Emma BACALI Ania ISAI Emma GUTTMAN Elisa COLCERIU Bogdan	4 V 3 2 S 1 A C	B6	150.53 cm
19	NZL - New Zealand	RUSSELL Olivia McKENZIE Ellie COWIE Trinity DAY Isobel JAMES Tylah EDE Nelson	4 S 3 V 2 1 A C	C7	92.13 cm
20	AUS - Australia	DOUGLAS Holly BAKER Molly DOUGLAS Brydie NATHAN Chiara FORGE Marcy DOUGLAS Elliott	4 S 3 V 2 1 A C	A7	116.22 cm
21	CRO - Croatia	PAVELKA Luci Ana PRINCIP Paula BUKVIC Jelena MATANIC Lucija CUZELA Morana PUFNIK Neven	4 S 3 V 2 1 A C	B7	143.94 cm

Note:

Position and function for each team member:

4 = Fourth, **3** = Third, **2** = Second, **1** = Lead, **A** = Alternate, **S** = Skip, **V** = Vice-Skip, **C** = Coach

Legend:

>**A** To A-Division



Competition Summary

Session	Date Time	Sheet A	Sheet B	Sheet C	Sheet D	Sheet E	Sheet F
Session 1	15 DEC 8:00	CHN 11-2 ROU	SLO 11-10 CRO ^{EE}	FIN 4-7 BRA	DEN 4-10 SCO	HUN 7-6 ESP	AUS 6-11 ENG
Session 2	15 DEC 12:00	AUT 2-10 CZE	LAT 12-1 POL			NZL 1-12 KOR	
Session 3	15 DEC 16:00	TUR 2-9 SCO	ENG 7-3 FIN	USA 3-9 CHN	ESP 12-2 ROU	BRA 10-0 AUS	SLO 6-8 HUN
Session 4	15 DEC 20:00			POL 5-10 NZL	LTU 2-11 CZE		KOR 7-9 ^{EE} LAT
Session 5	16 DEC 8:00	FIN 0-12 DEN	AUS 5-10 TUR	ROU 1-12 SLO	CRO 1-15 CHN	SCO 8-5 ENG	ESP 2-7 USA
Session 6	16 DEC 12:00	POL 7-8 LTU	KOR 10-2 AUT			CZE 5-9 LAT	
Session 7	16 DEC 16:00	ENG 6-5 BRA	CHN 10-3 ESP	AUS 2-14 SCO	HUN 3-8 USA	TUR 6-7 ^{EE} DEN	ROU 6-3 CRO
Session 8	16 DEC 20:00			AUT 5-6 ^{EE} POL	CZE 4-3 NZL		LTU 1-10 KOR
Session 9	17 DEC 8:00		NZL 5-8 LTU		LAT 8-2 AUT		CZE 6-3 POL
Session 10	17 DEC 12:00	SLO 3-10 ESP	BRA 3-7 DEN	CRO 4-10 HUN	ENG 2-12 TUR	USA 13-1 ROU	SCO 9-4 FIN
Session 11	17 DEC 16:00	LAT 7-1 NZL		KOR 7-2 CZE		AUT 3-8 LTU	
Session 12	17 DEC 20:00	HUN 0-8 CHN	USA 10-2 SLO	TUR 13-5 FIN	SCO 6-3 BRA	ESP 8-4 CRO	DEN 7-2 AUS
Session 13	18 DEC 8:00			LTU 3-9 LAT	POL 2-9 KOR		NZL 6-10 AUT
Session 14	18 DEC 12:00	CRO 2-13 USA	ROU 7-3 HUN	DEN 8-4 ENG	FIN 15-5 AUS	CHN 7-2 SLO	BRA 2-9 TUR
Quarter-finals	18 DEC 19:00	KOR 6-4 DEN	CHN 13-0 TUR			SCO 9-2 HUN	USA 3-7 LAT
Semi-finals	19 DEC 10:00		LAT 9-5 SCO			CHN 6-9 KOR	
Finals	19 DEC 16:00			SCO 4-8 CHN	KOR 7-3 LAT		

Standings after Round Robin

Group A						Group B					
Rank	Team	Games	Wins	Losses		Rank	Team	Games	Wins	Losses	
1	SCO - Scotland	6	6	0	Q	1	CHN - China	6	6	0	Q
2	DEN - Denmark	6	5	1	Q	2	USA - United States	6	5	1	Q
3	TUR - Türkiye	6	4	2	Q	3	HUN - Hungary	6	3	3	Q w1
4	ENG - England	6	3	3		4	ESP - Spain	6	3	3	w0
5	BRA - Brazil	6	2	4		5	SLO - Slovenia	6	2	4	w1
6	FIN - Finland	6	1	5		6	ROU - Romania	6	2	4	w0
7	AUS - Australia	6	0	6		7	CRO - Croatia	6	0	6	

Group C					
Rank	Team	Games	Wins	Losses	
1	LAT - Latvia	6	6	0	Q
2	KOR - Korea	6	5	1	Q
3	CZE - Czechia	6	4	2	
4	LTU - Lithuania	6	3	3	
5	POL - Poland	6	1	5	w1
6	AUT - Austria	6	1	5	w1
7	NZL - New Zealand	6	1	5	w1

Competition Summary

Merged Group Standings

Rank	Team	Round Robin Results			Rank	Team	Round Robin Results		
		Group	Rank	DSC			Group	Rank	DSC
1	CHN - China	B	1	43.32cm	12	LTU - Lithuania	C	4	108.90cm
2	SCO - Scotland	A	1	52.93cm	13	BRA - Brazil	A	5	43.51cm
3	LAT - Latvia	C	1	53.75cm	14	SLO - Slovenia	B	5	77.03cm
4	KOR - Korea	C	2	34.52cm	15	POL - Poland	C	5	87.15cm
5	DEN - Denmark	A	2	44.58cm	16	AUT - Austria	C	6	89.78cm
6	USA - United States	B	2	48.91cm	17	FIN - Finland	A	6	130.19cm
7	HUN - Hungary	B	3	51.39cm	18	ROU - Romania	B	6	150.53cm
8	TUR - Türkiye	A	3	54.00cm	19	NZL - New Zealand	C	7	92.13cm
9	CZE - Czechia	C	3	72.12cm	20	AUS - Australia	A	7	116.22cm
10	ESP - Spain	B	4	43.13cm	21	CRO - Croatia	B	7	143.94cm
11	ENG - England	A	4	104.03cm					

Play-offs Bracket

Quarter-finals	Semi-finals	Finals	Final Standings
<p>1 CHN 13 Sheet B</p> <p>8 TUR 0 Sheet E</p> <p>4 KOR 6 Sheet A</p> <p>5 DEN 4 Sheet D</p> <p>3 LAT 7 Sheet F</p> <p>6 USA 3 Sheet B</p> <p>2 SCO 9 Sheet E</p> <p>7 HUN 2 Sheet E</p>	<p>CHN 6</p> <p>KOR 9</p> <p>LAT 9</p> <p>SCO 5</p>	<p>KOR 7</p> <p>KOR 1st LAT 2nd</p> <p>CHN 8 Sheet C</p> <p>SCO 4</p>	<p>1 KOR - Korea >A</p> <p>2 LAT - Latvia >A</p> <p>3 CHN - China >A</p> <p>4 SCO - Scotland</p> <p>5 DEN - Denmark</p> <p>5 HUN - Hungary</p> <p>5 TUR - Türkiye</p> <p>5 USA - United States</p> <p>9 CZE - Czechia</p> <p>10 ESP - Spain</p> <p>11 ENG - England</p> <p>12 LTU - Lithuania</p> <p>13 BRA - Brazil</p> <p>14 SLO - Slovenia</p> <p>15 POL - Poland</p> <p>16 AUT - Austria</p> <p>17 FIN - Finland</p> <p>18 ROU - Romania</p> <p>19 NZL - New Zealand</p> <p>20 AUS - Australia</p> <p>21 CRO - Croatia</p>

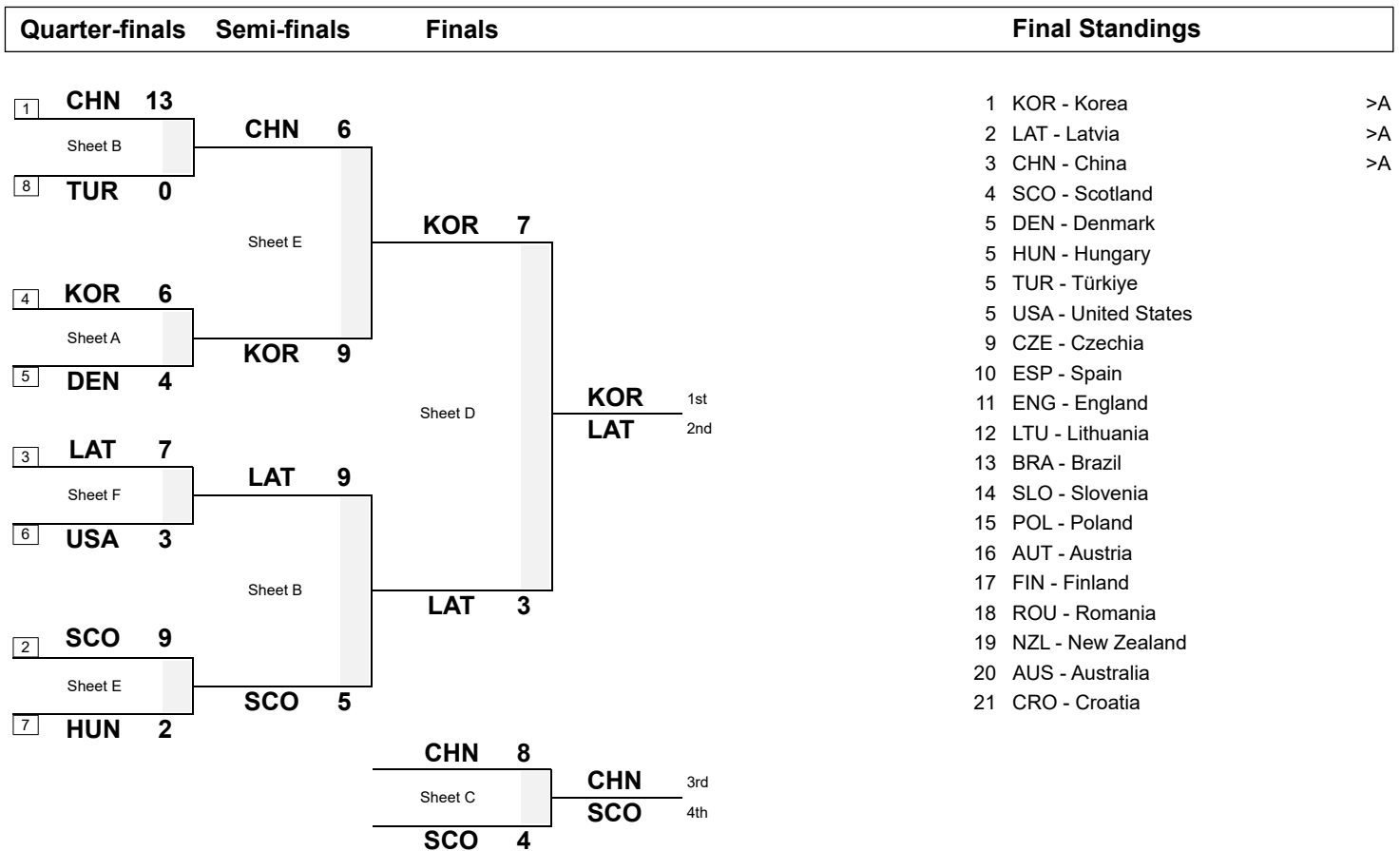
Legend:	>A To A-Division	DSC Draw Shot Challenge	EE Extra End
Q Qualified for the play-offs	wn Number of wins (n) against tied teams		



Session Results and Standings

Sheet	Team	LSD/LSFE	1	2	3	4	5	6	7	8	Extra Ends	Total
C	SCO - Scotland	150.9cm *	1	0	0	0	2	0	1	0		4
	CHN - China	212.9cm	0	1	0	2	0	3	0	2		8
D	KOR - Korea	16.2cm *	0	3	1	0	1	2	X	X		7
	LAT - Latvia	65.9cm	0	0	0	3	0	0	X	X		3

Play-offs Bracket



Legend:
 >A To A-Division LSD Last Stone Draw LSFE(*) Last Stone First End
 X Unplayed/unfinished end due to concession



Game Results

Sheet	Team	LSFE	1	2	3	4	5	6	7	8	Extra Ends	Total
C	SCO - Scotland	*	1	0	0	0	2	0	1	0		4
	CHN - China		0	1	0	2	0	3	0	2		8

SCO - Scotland	
4 S	SOUTAR Callie
3 V	HARE Eva
2	CLEMIE Holly
1	HAMILTON Alison
A	DAVIDSON Cara

CHN - China	
4 S	LI Ziru
3	GAO Ya
2	TIAN Dingning
1 V	CHEN Zaoxue
A	WANG Jiayi

Last Stone Draw		Distance
↻	CLEMIE Holly	98.7cm
↻	SOUTAR Callie	52.2cm
Total		150.9cm
Time remaining: 7 minutes 14 seconds		
Time-out: End 8		

Last Stone Draw		Distance
↻	GAO Ya	121.2cm
↻	LI Ziru	91.7cm
Total		212.9cm
Time remaining: 8 minutes 30 seconds		
Time-out: End 8		

Note:
Position and function for each team member:
4 = Fourth, 3 = Third, 2 = Second, 1 = Lead, A = Alternate, S = Skip, V = Vice-Skip

Legend:
↻ Clockwise ↻ Counter-clockwise **LSFE(*)** Last Stone First End



Scoring Analysis

Team	Games	LSFE	Stolen Ends	Last Stone Eff.	Force Eff.	Points Scored							Total	Plus / Minus
						0	1	2	3	4	>4			
CHN	For	7	22	64%	64%	1	15	12	9	4	1	87	+63	
	Against	2	3			2	12	3	2	0	0	24		
KOR	For	6	15	72%	80%	2	11	15	8	3	0	77	+47	
	Against	3	3			0	18	3	2	0	0	30		
LAT	For	6	17	56%	53%	1	15	13	8	2	0	73	+39	
	Against	3	6			1	14	7	2	0	0	34		
SCO	For	5	12	63%	57%	3	12	12	5	2	3	74	+35	
	Against	4	5			0	15	9	2	0	0	39		
USA	For	4	10	65%	57%	2	7	8	5	2	2	57	+31	
	Against	3	3			2	11	3	3	0	0	26		
DEN	For	6	12	35%	71%	1	17	7	6	0	0	49	+18	
	Against	1	5			1	12	5	0	1	1	31		
CZE	For	2	8	53%	63%	2	11	10	1	1	0	38	+12	
	Against	4	2			0	12	5	0	1	0	26		
TUR	For	3	10	36%	46%	0	10	6	4	3	1	52	+9	
	Against	4	11			0	11	7	6	0	0	43		
ESP	For	4	9	41%	31%	2	9	8	4	1	0	41	+8	
	Against	2	4			1	6	7	3	1	0	33		
BRA	For	4	8	18%	42%	0	15	3	3	0	0	30	-2	
	Against	2	9			1	13	6	1	1	0	32		
ENG	For	3	14	26%	36%	0	16	8	1	0	0	35	-7	
	Against	3	8			1	8	4	3	3	1	42		
SLO	For	3	9	16%	33%	0	12	5	2	2	0	36	-10	
	Against	3	7			1	7	5	2	3	2	46		
HUN	For	3	6	15%	60%	0	14	1	3	2	0	33	-15	
	Against	4	13			2	17	5	4	1	1	48		
LTU	For	2	4	30%	57%	0	8	5	4	0	0	30	-15	
	Against	4	10			0	11	8	2	3	0	45		
NZL	For	4	2	19%	33%	0	9	3	1	2	0	26	-20	
	Against	2	13			3	11	8	5	1	0	46		
FIN	For	1	6	17%	31%	0	9	4	0	1	2	31	-22	
	Against	5	14			0	12	7	7	0	1	53		
AUT	For	1	6	10%	27%	0	14	2	2	0	0	24	-24	
	Against	5	9			0	8	9	6	1	0	48		
POL	For	3	1	16%	33%	1	12	3	2	0	0	24	-26	
	Against	3	9			0	11	10	5	1	0	50		
ROU	For	1	7	8%	44%	0	11	1	2	0	0	19	-35	
	Against	5	17			0	11	6	6	2	1	54		
CRO	For	1	2	15%	29%	0	10	1	1	1	1	24	-39	
	Against	5	14			0	11	6	5	5	1	63		



Scoring Analysis

Team	Games	LSFE	Stolen Ends	Last Stone Eff.	Force Eff.	Points Scored						Total	Plus / Minus	
						0	1	2	3	4	>4			
AUS	6	For	2	2	19%	23%	0	5	4	1	1	0	20	-47
		Against	4	17			0	11	8	6	3	2	67	
Total	71		182			15	242	131	72	27	10	880		

Note:

Stolen ends are the ends won without the last stone advantage.

Last Stone Efficiency: Scoring two or more points with last stone advantage.

Force Efficiency: Forcing the opponent team to score only one point when they have the last stone advantage.

Legend:

>4 More than four points scored

Eff. Efficiency

LSFE Last Stone First End



Summary of Big Ends

Points Scored	By	Against	Session	End	Game Result
6	TUR - Türkiye	FIN - Finland	12	3	13 : 5
6	USA - United States	SLO - Slovenia	12	1	10 : 2
5	SCO - Scotland	HUN - Hungary	QF	6	9 : 2
5	SCO - Scotland	ENG - England	5	2	8 : 5
5	SCO - Scotland	DEN - Denmark	1	7	10 : 4
5	FIN - Finland	AUS - Australia	14	3	15 : 5
5	FIN - Finland	AUS - Australia	14	2	15 : 5
5	CHN - China	ROU - Romania	1	4	11 : 2
5	CRO - Croatia	SLO - Slovenia	1	7	10 : 11
5	USA - United States	CRO - Croatia	14	3	13 : 2
4	CHN - China	ESP - Spain	7	7	10 : 3
4	CHN - China	CRO - Croatia	5	5	15 : 1
4	CHN - China	CRO - Croatia	5	3	15 : 1
4	CHN - China	CRO - Croatia	5	1	15 : 1
4	KOR - Korea	DEN - Denmark	QF	2	6 : 4
4	KOR - Korea	LTU - Lithuania	8	4	10 : 1
4	KOR - Korea	NZL - New Zealand	2	3	12 : 1
4	TUR - Türkiye	BRA - Brazil	14	7	9 : 2
4	TUR - Türkiye	ENG - England	10	6	12 : 2
4	TUR - Türkiye	ENG - England	10	5	12 : 2
4	HUN - Hungary	CRO - Croatia	10	6	10 : 4
4	HUN - Hungary	SLO - Slovenia	3	1	8 : 6
4	LAT - Latvia	LTU - Lithuania	13	4	9 : 3
4	LAT - Latvia	CZE - Czechia	6	7	9 : 5
4	NZL - New Zealand	AUT - Austria	13	4	6 : 10
4	NZL - New Zealand	POL - Poland	4	5	10 : 5
4	SCO - Scotland	AUS - Australia	7	6	14 : 2
4	SCO - Scotland	AUS - Australia	7	4	14 : 2
4	SLO - Slovenia	ROU - Romania	5	1	12 : 1
4	SLO - Slovenia	CRO - Croatia	1	8	11 : 10
4	USA - United States	ROU - Romania	10	5	13 : 1
4	USA - United States	HUN - Hungary	7	5	8 : 3
4	AUS - Australia	ENG - England	1	1	6 : 11
4	CRO - Croatia	SLO - Slovenia	1	3	10 : 11
4	CZE - Czechia	LTU - Lithuania	4	6	11 : 2
4	ESP - Spain	SLO - Slovenia	10	7	10 : 3
4	FIN - Finland	AUS - Australia	14	7	15 : 5



Summary of Big Ends

Note:
Big ends are defined as ends with a score of four or more points.

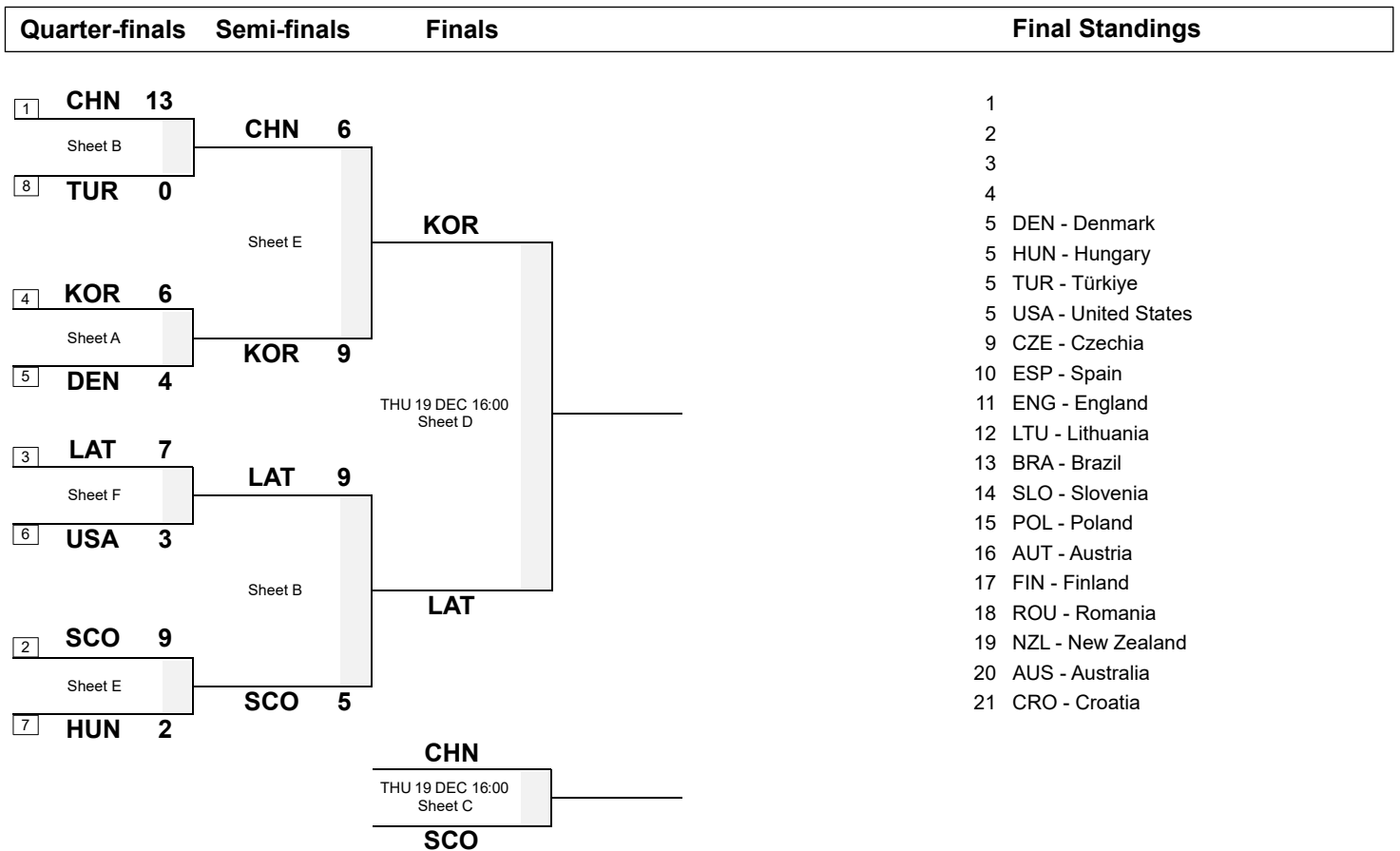
Legend:
QF Quarter-final



Session Results and Standings

Sheet	Team	LSD/LSFE	1	2	3	4	5	6	7	8	Extra Ends	Total
B	LAT - Latvia	194.8cm *	2	0	0	3	0	0	2	2		9
	SCO - Scotland	282.4cm	0	2	1	0	1	1	0	0		5
E	CHN - China	139.8cm *	1	0	0	2	0	2	0	1		6
	KOR - Korea	153.0cm	0	3	1	0	2	0	3	0		9

Play-offs Bracket



Legend:

>A To A-Division

LSD Last Stone Draw

LSFE(*) Last Stone First End



Game Results

Sheet	Team	LSFE	1	2	3	4	5	6	7	8	Extra Ends	Total
B	LAT - Latvia	*	2	0	0	3	0	0	2	2		9
	SCO - Scotland		0	2	1	0	1	1	0	0		5

LAT - Latvia	
4 S	BARONE Evelina
3 V	IEVINA Rezija
2	APSE Veronika
1	SELIVERSTOVA Marija
A	IEVINA Leticija

SCO - Scotland	
4 S	SOUTAR Callie
3 V	HARE Eva
2	CLEMIE Holly
1	HAMILTON Alison
A	DAVIDSON Cara

Last Stone Draw		Distance
↻	SELIVERSTOVA Marija	165.2cm
↻	BARONE Evelina	29.6cm
Total		194.8cm
Time remaining: 1 minute 35 seconds		
Time-out: End 8		

Last Stone Draw		Distance
↻	CLEMIE Holly	82.8cm
↻	SOUTAR Callie	199.6cm
Total		282.4cm
Time remaining: 0 minutes 5 seconds		
Time-out: End 7		

Note:
Position and function for each team member:
4 = Fourth, **3** = Third, **2** = Second, **1** = Lead, **A** = Alternate, **S** = Skip, **V** = Vice-Skip

Legend:
↻ Clockwise ↻ Counter-clockwise **LSFE(*)** Last Stone First End



Game Results

Sheet	Team	LSFE	1	2	3	4	5	6	7	8	Extra Ends	Total
E	CHN - China	*	1	0	0	2	0	2	0	1		6
	KOR - Korea		0	3	1	0	2	0	3	0		9

CHN - China	
4 S	LI Ziru
3	GAO Ya
2	TIAN Dingning
1 V	CHEN Zaoxue
A	WANG Jiayi

KOR - Korea	
4 S	KANG Bobae
3	KIM Jisoo
2	SHIM Yujeong
1 V	KIM Minseo
A	-

Last Stone Draw	Distance
↻ GAO Ya	95.6cm
↻ LI Ziru	44.2cm
Total	139.8cm

Time remaining: 1 minute 42 seconds

Last Stone Draw	Distance
↻ SHIM Yujeong	6.9cm
↻ KIM Minseo	146.1cm
Total	153.0cm

Time remaining: 2 minutes 7 seconds

Note:
Position and function for each team member:
4 = Fourth, 3 = Third, 2 = Second, 1 = Lead, A = Alternate, S = Skip, V = Vice-Skip

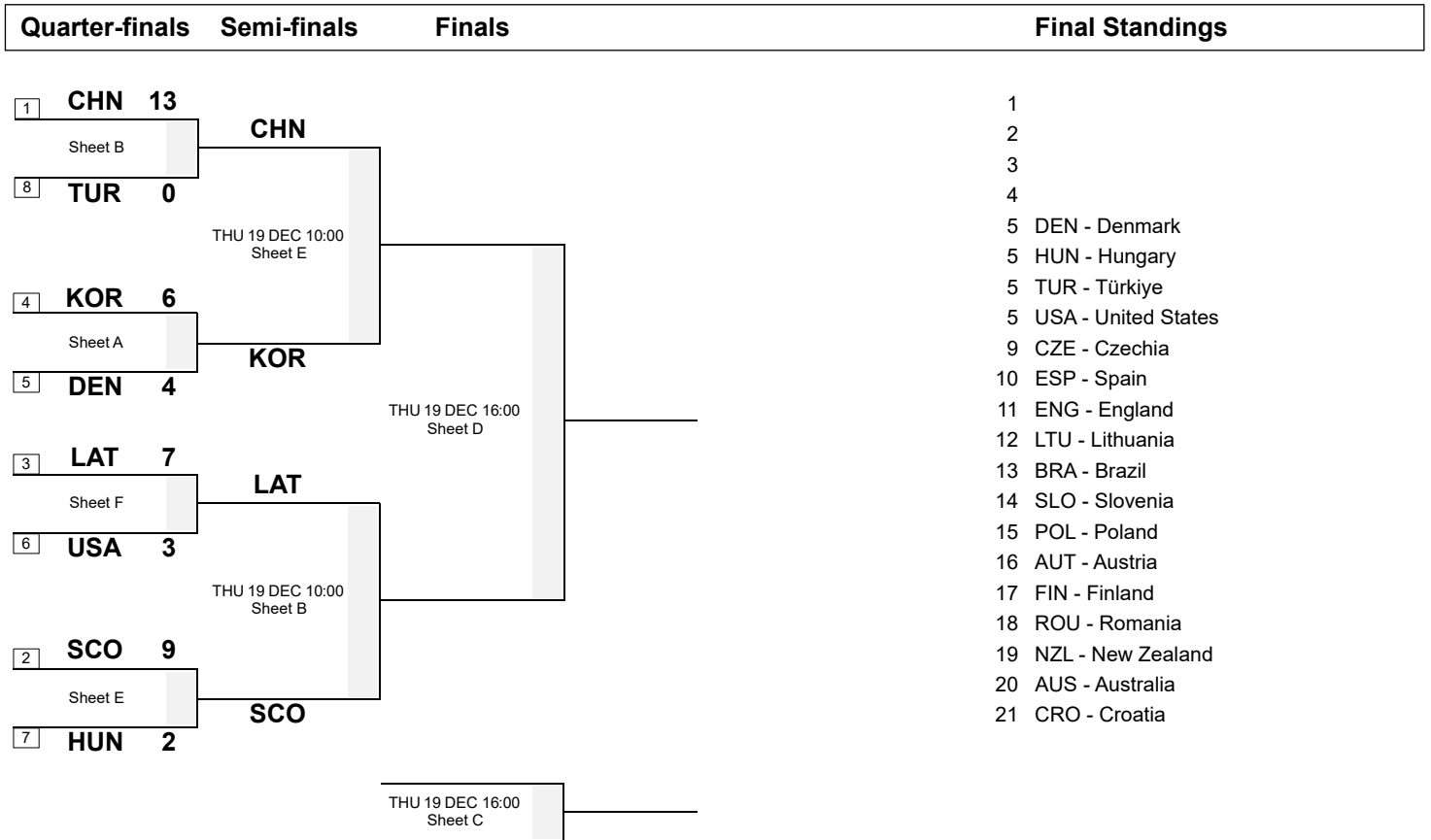
Legend:
↻ Clockwise ↻ Counter-clockwise **LSFE(*)** Last Stone First End



Session Results and Standings

Sheet	Team	LSD/LSFE	1	2	3	4	5	6	7	8	Extra Ends	Total
A	KOR - Korea	190.2cm	0	4	0	0	1	1	0	0		6
	DEN - Denmark	188.0cm *	1	0	1	0	0	0	1	1		4
B	CHN - China	123.2cm *	1	1	2	3	3	3	X	X		13
	TUR - Türkiye	130.2cm	0	0	0	0	0	0	X	X		0
E	SCO - Scotland	73.6cm *	0	2	0	2	0	5	X	X		9
	HUN - Hungary	399.2cm	0	0	1	0	1	0	X	X		2
F	USA - United States	122.8cm	0	0	0	2	1	0	0	X		3
	LAT - Latvia	87.8cm *	0	2	1	0	0	3	1	X		7

Play-offs Bracket



Legend:
LSD Last Stone Draw **LSFE(*)** Last Stone First End **X** Unplayed/unfinished end due to concession



Game Results

Sheet	Team	LSFE	1	2	3	4	5	6	7	8	Extra Ends	Total
A	KOR - Korea		0	4	0	0	1	1	0	0		6
	DEN - Denmark	*	1	0	1	0	0	0	1	1		4

KOR - Korea	
4 S	KANG Bobae
3	KIM Jisoo
2	SHIM Yujeong
1 V	KIM Minseo
A	-

DEN - Denmark	
4 S	SCHMIDT Katrine
3	HOLTERMANN Emilie
2 V	VILANDT Ninne
1	NYBOE Maja
A	CELINE CHANG Sophie

Last Stone Draw		Distance
↻	KANG Bobae	60.8cm
↻	KIM Jisoo	129.4cm
Total		190.2cm

Time remaining: 6 minutes 56 seconds

Last Stone Draw		Distance
↻	HOLTERMANN Emilie	29.7cm
↻	SCHMIDT Katrine	158.3cm
Total		188.0cm

Time remaining: 5 minutes 30 seconds

Time-out: End 8

Note:
Position and function for each team member:
4 = Fourth, 3 = Third, 2 = Second, 1 = Lead, A = Alternate, S = Skip, V = Vice-Skip

Legend:
↻ Clockwise ↻ Counter-clockwise **LSFE(*)** Last Stone First End

Competition Matrix

Group A

Team	AUS	BRA	DEN	ENG	FIN	SCO	TUR
AUS		0 - 10	2 - 7	6 - 11	5 - 15	2 - 14	5 - 10
BRA	10 - 0		3 - 7	5 - 6	7 - 4	3 - 6	2 - 9
DEN	7 - 2	7 - 3		8 - 4	12 - 0	4 - 10	7 - 6
ENG	11 - 6	6 - 5	4 - 8		7 - 3	5 - 8	2 - 12
FIN	15 - 5	4 - 7	0 - 12	3 - 7		4 - 9	5 - 13
SCO	14 - 2	6 - 3	10 - 4	8 - 5	9 - 4		9 - 2
TUR	10 - 5	9 - 2	6 - 7	12 - 2	13 - 5	2 - 9	

Standings after Round Robin

Rank	Team	Games	Wins	Losses		
1	SCO - Scotland	6	6	0	Q	DSC 52.93cm
2	DEN - Denmark	6	5	1	Q	DSC 44.58cm
3	TUR - Türkiye	6	4	2	Q	DSC 54.00cm
4	ENG - England	6	3	3		
5	BRA - Brazil	6	2	4		
6	FIN - Finland	6	1	5		
7	AUS - Australia	6	0	6		

Competition Matrix

Group B

Team	CHN	CRO	ESP	HUN	ROU	SLO	USA
CHN		15 - 1	10 - 3	8 - 0	11 - 2	7 - 2	9 - 3
CRO	1 - 15		4 - 8	4 - 10	3 - 6	10 - 11	2 - 13
ESP	3 - 10	8 - 4		6 - 7	12 - 2	10 - 3	2 - 7
HUN	0 - 8	10 - 4	7 - 6		3 - 7	8 - 6	3 - 8
ROU	2 - 11	6 - 3	2 - 12	7 - 3		1 - 12	1 - 13
SLO	2 - 7	11 - 10	3 - 10	6 - 8	12 - 1		2 - 10
USA	3 - 9	13 - 2	7 - 2	8 - 3	13 - 1	10 - 2	

Standings after Round Robin

Rank	Team	Games	Wins	Losses		
1	CHN - China	6	6	0	Q	DSC 43.32cm
2	USA - United States	6	5	1	Q	DSC 48.91cm
3	HUN - Hungary	6	3	3	Q	w1 DSC 51.39cm
4	ESP - Spain	6	3	3		w0
5	SLO - Slovenia	6	2	4		w1
6	ROU - Romania	6	2	4		w0
7	CRO - Croatia	6	0	6		

Competition Matrix

Group C

Team	AUT	CZE	KOR	LAT	LTU	NZL	POL
AUT		2 - 10	2 - 10	2 - 8	3 - 8	10 - 6	5 - 6
CZE	10 - 2		2 - 7	5 - 9	11 - 2	4 - 3	6 - 3
KOR	10 - 2	7 - 2		7 - 9	10 - 1	12 - 1	9 - 2
LAT	8 - 2	9 - 5	9 - 7		9 - 3	7 - 1	12 - 1
LTU	8 - 3	2 - 11	1 - 10	3 - 9		8 - 5	8 - 7
NZL	6 - 10	3 - 4	1 - 12	1 - 7	5 - 8		10 - 5
POL	6 - 5	3 - 6	2 - 9	1 - 12	7 - 8	5 - 10	

Standings after Round Robin

Rank	Team	Games	Wins	Losses		
1	LAT - Latvia	6	6	0	Q	DSC 53.75cm
2	KOR - Korea	6	5	1	Q	DSC 34.52cm
3	CZE - Czechia	6	4	2		DSC 72.12cm
4	LTU - Lithuania	6	3	3		
5	POL - Poland	6	1	5	w1	DSC 87.15cm
6	AUT - Austria	6	1	5	w1	DSC 89.78cm
7	NZL - New Zealand	6	1	5	w1	DSC 92.13cm

Legend:

DSC Draw Shot Challenge

Q Qualified for the play-offs

wn Number of wins (n) against tied teams



Draw Shot Challenge by Group

Group A		Stone Rotation	Last Stone Draw in each Round Robin Game						DSC
Rank	Team		1	2	3	4	5	6	
1	BRA - Brazil	☺	109.7	24.9	41.9	36.9	100.5	67.9	43.51cm
		☹	21.7	26.3	41.9	103.4	3.9	69.2	
2	DEN - Denmark	☺	13.6	92.4	79.5	9.6	65.4	20.9	44.58cm
		☹	34.3	64.6	199.6	13.1	173.1	52.4	
3	SCO - Scotland	☺	40.5	5.1	21.9	137.6	61.6	93.1	52.93cm
		☹	84.1	43.7	140.2	64.9	79.2	35.2	
4	TUR - Türkiye	☺	39.2	149.3	9.0	199.6	10.5	26.6	54.00cm
		☹	62.9	74.1	65.3	103.6	59.7	89.1	
5	ENG - England	☺	156.0	112.2	22.7	14.1	199.6	62.9	104.03cm
		☹	199.6	172.3	129.9	195.9	78.2	96.1	
6	AUS - Australia	☺	160.1	19.7	129.0	199.6	88.5	121.7	116.22cm
		☹	199.6	78.3	56.7	151.5	157.1	199.6	
7	FIN - Finland	☺	199.6	68.4	152.2	127.5	41.4	199.6	130.19cm
		☹	147.4	199.6	68.0	98.2	199.6	199.6	

Group B		Stone Rotation	Last Stone Draw in each Round Robin Game						DSC
Rank	Team		1	2	3	4	5	6	
1	ESP - Spain	☺	23.4	43.9	160.4	117.7	135.6	39.7	43.13cm
		☹	10.5	61.7	28.3	27.0	54.3	24.8	
2	CHN - China	☺	107.3	31.1	22.4	51.5	14.0	66.9	43.32cm
		☹	46.2	48.6	71.8	33.1	47.6	73.1	
3	USA - United States	☺	152.7	80.9	62.2	68.2	4.1	63.8	48.91cm
		☹	19.4	16.5	114.5	69.2	48.3	56.5	
4	HUN - Hungary	☺	156.4	23.5	84.0	76.2	84.6	47.9	51.39cm
		☹	70.6	144.7	43.7	32.2	14.7	36.5	
5	SLO - Slovenia	☺	100.5	53.3	105.1	199.6	36.4	33.6	77.03cm
		☹	109.7	94.1	187.0	34.5	137.7	65.4	
6	CRO - Croatia	☺	78.7	199.6	199.6	199.6	79.2	134.6	143.94cm
		☹	148.2	127.4	199.6	72.9	199.6	199.6	
7	ROU - Romania	☺	199.6	19.4	78.5	199.6	199.6	199.6	150.53cm
		☹	164.4	199.6	163.6	199.6	199.6	81.4	

Draw Shot Challenge by Group

Group C Rank	Team	Stone Rotation	Last Stone Draw in each Round Robin Game						DSC
			1	2	3	4	5	6	
1	KOR - Korea	↻	23.1	97.3	14.5	12.9	94.1	59.8	34.52cm
		↻	35.2	175.7	18.2	46.2	4.1	37.1	
2	LAT - Latvia	↻	25.3	104.4	10.2	75.3	149.0	39.5	53.75cm
		↻	90.0	18.9	52.7	17.5	103.7	109.1	
3	CZE - Czechia	↻	158.1	199.6	46.8	197.0	29.5	77.9	72.12cm
		↻	23.4	24.0	25.3	199.6	101.1	38.1	
4	POL - Poland	↻	199.6	199.6	53.5	25.0	68.7	59.7	87.15cm
		↻	176.9	199.6	105.6	103.8	35.4	43.3	
5	AUT - Austria	↻	27.1	199.6	151.6	88.1	171.1	50.0	89.78cm
		↻	199.6	120.3	99.2	12.9	35.7	141.8	
6	NZL - New Zealand	↻	29.8	199.6	199.6	89.4	66.6	199.6	92.13cm
		↻	34.3	121.3	117.8	21.8	114.7	126.0	
7	LTU - Lithuania	↻	199.6	156.0	60.4	159.0	52.0	55.6	108.90cm
		↻	199.6	21.9	199.6	199.6	110.1	74.8	

Note:

The Draw Shot Challenge (DSC) is the average distance of all the individual Last Stone Draws (LSD), which were delivered by a team during the round robin. The two least favourable results will be eliminated before calculating the average distance. The team with the lesser DSC receives the higher ranking. If the DSCs are equal then the team with the best non-equal counting LSD receives the higher ranking. In the case where all counting LSDs are equal, the team ranked higher in the official World Curling World Ranking is ranked higher.

Legend:

↻ Clockwise

↻ Counter-clockwise

DSC Draw Shot Challenge

~~nnn.n~~ Eliminated Last Stone Draw



Scoring Analysis

Team	Games	LSFE	Stolen Ends	Last Stone Eff.	Force Eff.	Points Scored						Total	Plus / Minus
						0	1	2	3	4	>4		
CHN	For	5	16	77%	88%	1	10	7	5	4	1	60	+49
	Against	1	2			1	9	1	0	0	0	11	
KOR	For	5	11	76%	92%	0	6	13	5	2	0	55	+38
	Against	1	2			0	12	1	1	0	0	17	
SCO	For	3	10	71%	69%	1	7	8	5	2	2	56	+36
	Against	3	3			0	12	4	0	0	0	20	
LAT	For	4	14	56%	58%	0	13	9	5	2	0	54	+35
	Against	2	1			0	8	4	1	0	0	19	
USA	For	4	9	71%	67%	2	6	7	5	2	2	54	+35
	Against	2	1			1	9	2	2	0	0	19	
TUR	For	3	10	45%	42%	0	10	6	4	3	1	52	+22
	Against	3	6			0	9	6	3	0	0	30	
DEN	For	5	11	42%	75%	1	13	7	6	0	0	45	+20
	Against	1	4			0	10	5	0	0	1	25	
CZE	For	2	8	53%	63%	2	11	10	1	1	0	38	+12
	Against	4	2			0	12	5	0	1	0	26	
ESP	For	4	9	41%	31%	2	9	8	4	1	0	41	+8
	Against	2	4			1	6	7	3	1	0	33	
BRA	For	4	8	18%	42%	0	15	3	3	0	0	30	-2
	Against	2	9			1	13	6	1	1	0	32	
ENG	For	3	14	26%	36%	0	16	8	1	0	0	35	-7
	Against	3	8			1	8	4	3	3	1	42	
HUN	For	3	6	16%	75%	0	12	1	3	2	0	31	-8
	Against	3	13			1	17	3	4	1	0	39	
SLO	For	3	9	16%	33%	0	12	5	2	2	0	36	-10
	Against	3	7			1	7	5	2	3	2	46	
LTU	For	2	4	30%	57%	0	8	5	4	0	0	30	-15
	Against	4	10			0	11	8	2	3	0	45	
NZL	For	4	2	19%	33%	0	9	3	1	2	0	26	-20
	Against	2	13			3	11	8	5	1	0	46	
FIN	For	1	6	17%	31%	0	9	4	0	1	2	31	-22
	Against	5	14			0	12	7	7	0	1	53	
AUT	For	1	6	10%	27%	0	14	2	2	0	0	24	-24
	Against	5	9			0	8	9	6	1	0	48	
POL	For	3	1	16%	33%	1	12	3	2	0	0	24	-26
	Against	3	9			0	11	10	5	1	0	50	
ROU	For	1	7	8%	44%	0	11	1	2	0	0	19	-35
	Against	5	17			0	11	6	6	2	1	54	
CRO	For	1	2	15%	29%	0	10	1	1	1	1	24	-39
	Against	5	14			0	11	6	5	5	1	63	



Scoring Analysis

Team	Games	LSFE	Stolen Ends	Last Stone Eff.	Force Eff.	Points Scored						Total	Plus / Minus	
						0	1	2	3	4	>4			
AUS	6	For	2	2	19%	23%	0	5	4	1	1	0	20	-47
		Against	4	17			0	11	8	6	3	2	67	
Total	63			165			10	218	115	62	26	9	785	

Note:

Stolen ends are the ends won without the last stone advantage.

Last Stone Efficiency: Scoring two or more points with last stone advantage.

Force Efficiency: Forcing the opponent team to score only one point when they have the last stone advantage.

Legend:

>4 More than four points scored

Eff. Efficiency

LSFE Last Stone First End



Summary of Big Ends

Points Scored	By	Against	Session	End	Game Result
6	TUR - Türkiye	FIN - Finland	12	3	13 : 5
6	USA - United States	SLO - Slovenia	12	1	10 : 2
5	FIN - Finland	AUS - Australia	14	3	15 : 5
5	FIN - Finland	AUS - Australia	14	2	15 : 5
5	SCO - Scotland	ENG - England	5	2	8 : 5
5	SCO - Scotland	DEN - Denmark	1	7	10 : 4
5	CHN - China	ROU - Romania	1	4	11 : 2
5	CRO - Croatia	SLO - Slovenia	1	7	10 : 11
5	USA - United States	CRO - Croatia	14	3	13 : 2
4	CHN - China	ESP - Spain	7	7	10 : 3
4	CHN - China	CRO - Croatia	5	5	15 : 1
4	CHN - China	CRO - Croatia	5	3	15 : 1
4	CHN - China	CRO - Croatia	5	1	15 : 1
4	TUR - Türkiye	BRA - Brazil	14	7	9 : 2
4	TUR - Türkiye	ENG - England	10	6	12 : 2
4	TUR - Türkiye	ENG - England	10	5	12 : 2
4	HUN - Hungary	CRO - Croatia	10	6	10 : 4
4	HUN - Hungary	SLO - Slovenia	3	1	8 : 6
4	KOR - Korea	LTU - Lithuania	8	4	10 : 1
4	KOR - Korea	NZL - New Zealand	2	3	12 : 1
4	LAT - Latvia	LTU - Lithuania	13	4	9 : 3
4	LAT - Latvia	CZE - Czechia	6	7	9 : 5
4	NZL - New Zealand	AUT - Austria	13	4	6 : 10
4	NZL - New Zealand	POL - Poland	4	5	10 : 5
4	SCO - Scotland	AUS - Australia	7	6	14 : 2
4	SCO - Scotland	AUS - Australia	7	4	14 : 2
4	SLO - Slovenia	ROU - Romania	5	1	12 : 1
4	SLO - Slovenia	CRO - Croatia	1	8	11 : 10
4	USA - United States	ROU - Romania	10	5	13 : 1
4	USA - United States	HUN - Hungary	7	5	8 : 3
4	AUS - Australia	ENG - England	1	1	6 : 11
4	CRO - Croatia	SLO - Slovenia	1	3	10 : 11
4	CZE - Czechia	LTU - Lithuania	4	6	11 : 2
4	ESP - Spain	SLO - Slovenia	10	7	10 : 3
4	FIN - Finland	AUS - Australia	14	7	15 : 5

Note:
Big ends are defined as ends with a score of four or more points.



Session Results and Standings

Sheet	Team	LSD/LSFE	1	2	3	4	5	6	7	8	Extra Ends	Total
A	CRO - Croatia	334.2cm	0	1	0	1	0	0	X	X		2
	USA - United States	120.3cm *	3	0	5	0	3	2	X	X		13
B	ROU - Romania	281.0cm	1	1	1	3	0	0	0	1		7
	HUN - Hungary	84.4cm *	0	0	0	0	1	1	1	0		3
C	DEN - Denmark	73.3cm *	3	0	3	2	0	0	0	X		8
	ENG - England	159.0cm	0	2	0	0	1	1	0	X		4
D	FIN - Finland	399.2cm	0	5	5	0	0	1	4	X		15
	AUS - Australia	321.3cm *	3	0	0	1	1	0	0	X		5
E	CHN - China	140.0cm	2	0	2	2	1	0	X	X		7
	SLO - Slovenia	99.0cm *	0	1	0	0	0	1	X	X		2
F	BRA - Brazil	137.1cm	0	0	1	0	0	1	0	X		2
	TUR - Türkiye	115.7cm *	2	1	0	1	1	0	4	X		9

Standings after Round Robin

Group A

Rank	Team	Games	Wins	Losses	Q	DSC	LSD
1	SCO - Scotland	6	6	0	Q	DSC	52.93cm
2	DEN - Denmark	6	5	1	Q	DSC	44.58cm
3	TUR - Türkiye	6	4	2	Q	DSC	54.00cm
4	ENG - England	6	3	3			
5	BRA - Brazil	6	2	4			
6	FIN - Finland	6	1	5			
7	AUS - Australia	6	0	6			

Group B

Rank	Team	Games	Wins	Losses	Q	DSC	LSD
1	CHN - China	6	6	0	Q	DSC	43.32cm
2	USA - United States	6	5	1	Q	DSC	48.91cm
3	HUN - Hungary	6	3	3	Q	w1	DSC 51.39cm
4	ESP - Spain	6	3	3		w0	
5	SLO - Slovenia	6	2	4		w1	
6	ROU - Romania	6	2	4		w0	
7	CRO - Croatia	6	0	6			

Group C

Rank	Team	Games	Wins	Losses	Q	DSC	LSD
1	LAT - Latvia	6	6	0	Q	DSC	53.75cm
2	KOR - Korea	6	5	1	Q	DSC	34.52cm
3	CZE - Czechia	6	4	2		DSC	72.12cm
4	LTU - Lithuania	6	3	3			
5	POL - Poland	6	1	5	w1	DSC	87.15cm
6	AUT - Austria	6	1	5	w1	DSC	89.78cm
7	NZL - New Zealand	6	1	5	w1	DSC	92.13cm

Legend:	DSC Draw Shot Challenge	LSD Last Stone Draw	LSFE(*) Last Stone First End
Q Qualified for the play-offs	wn Number of wins (n) against tied teams	X Unplayed/unfinished end due to concession	



Game Results

Sheet	Team	LSFE	1	2	3	4	5	6	7	8	Extra Ends	Total
B	ROU - Romania		1	1	1	3	0	0	0	1		7
	HUN - Hungary	*	0	0	0	0	1	1	1	0		3

ROU - Romania	
4 V	POP Sorana
3 S	BACALI Ania
2	GANEA Emma
1	GUTTMAN Elisa
A	ISAI Emma

HUN - Hungary	
4	LAUCHSZ Laura Ildiko
3 S	ORBAN Hanna Regina
2 V	DENCZO Dorina
1	BARNA Panna
A	SZURMAY Emma

Last Stone Draw		Distance
↻	GUTTMAN Elisa	199.6cm
↻	POP Sorana	81.4cm
Total		281.0cm
Time remaining: 0 minutes 44 seconds		
Time-out: End 6		

Last Stone Draw		Distance
↻	LAUCHSZ Laura Ildiko	47.9cm
↻	ORBAN Hanna Regina	36.5cm
Total		84.4cm
Time remaining: 1 minute 19 seconds		
Time-out: End 3		

Note:
Position and function for each team member:
4 = Fourth, **3** = Third, **2** = Second, **1** = Lead, **A** = Alternate, **S** = Skip, **V** = Vice-Skip

Legend:
↻ Clockwise ↻ Counter-clockwise **LSFE(*)** Last Stone First End



Session Results and Standings

Sheet	Team	LSD/LSFE	1	2	3	4	5	6	7	8	Extra Ends	Total
C	LTU - Lithuania	130.4cm *	1	0	1	0	1	0	0	X		3
	LAT - Latvia	148.6cm	0	1	0	4	0	2	2	X		9
D	POL - Poland	103.0cm	0	0	1	0	1	0	X	X		2
	KOR - Korea	96.9cm *	2	3	0	2	0	2	X	X		9
F	NZL - New Zealand	325.6cm	0	0	0	4	1	0	1	X		6
	AUT - Austria	191.8cm *	3	3	2	0	0	2	0	X		10

Current Standings

Group A					Group B				
Rank	Team	Games	Wins	Losses	Rank	Team	Games	Wins	Losses
1	SCO - Scotland	6	6	0 Q	1	CHN - China	5	5	0 Q
2	DEN - Denmark	5	4	1	2	USA - United States	5	4	1 Q
3	ENG - England	5	3	2	3	HUN - Hungary	5	3	2
3	TUR - Türkiye	5	3	2	4	ESP - Spain	6	3	3
5	BRA - Brazil	5	2	3	5	SLO - Slovenia	5	2	3
6	AUS - Australia	5	0	5	6	ROU - Romania	5	1	4
6	FIN - Finland	5	0	5	7	CRO - Croatia	5	0	5

Group C				
Rank	Team	Games	Wins	Losses
1	LAT - Latvia	6	6	0 Q
2	KOR - Korea	6	5	1 Q
3	CZE - Czechia	6	4	2
4	LTU - Lithuania	6	3	3
5	POL - Poland	6	1	5 w1
6	AUT - Austria	6	1	5 w1
7	NZL - New Zealand	6	1	5 w1

Note:
Under World Curling rules, tie-breaking rules for standings are not applied until after the last game of the round robin.

Legend:
DSC Draw Shot Challenge **LSD** Last Stone Draw **LSFE(*)** Last Stone First End
Q Qualified for the play-offs **wn** Number of wins (n) against tied teams **X** Unplayed/unfinished end due to concession



Game Results

Sheet	Team	LSFE	1	2	3	4	5	6	7	8	Extra Ends	Total
F	CZE - Czechia		0	1	1	0	2	0	1	1		6
	POL - Poland	*	1	0	0	1	0	1	0	0		3

CZE - Czechia	
4 V	ZELINGROVA Julie
3 S	FARKOVA Kristyna
2	KOSAKOVA Ema
1	SVITAKOVA Stella
A	KRUPICKOVA Sofie

POL - Poland	
4 S	HERMAN Magdalena
3	FRYSZ Paulina
2 V	JAWIEN Julia
1	FRYSZ Malgorzata
A	-

Last Stone Draw		Distance
↻	FARKOVA Kristyna	29.5cm
↻	ZELINGROVA Julie	101.1cm
Total		130.6cm
Time remaining: 1 minute 18 seconds		
Time-out: End 7		

Last Stone Draw		Distance
↻	HERMAN Magdalena	68.7cm
↻	JAWIEN Julia	35.4cm
Total		104.1cm
Time remaining: 1 minute 9 seconds		
Time-out: End 8		

Note:
Position and function for each team member:
4 = Fourth, 3 = Third, 2 = Second, 1 = Lead, A = Alternate, S = Skip, V = Vice-Skip

Legend:
↻ Clockwise ↻ Counter-clockwise **LSFE(*)** Last Stone First End



Game Results

Sheet	Team	LSFE	1	2	3	4	5	6	7	8	Extra Ends	Total
C	AUT - Austria		0	1	0	1	1	0	1	1	0	5
	POL - Poland	*	1	0	1	0	0	3	0	0	1	6

AUT - Austria	
4 S	MUELLER Emma
3 V	WITTIBSCHLAEGER Hannah
2	KAAR Elisa
1	FUCHS Leonie
A	-

POL - Poland	
4 S	HERMAN Magdalena
3	FRYSZ Paulina
2 V	JAWIEN Julia
1	FRYSZ Malgorzata
A	-

Last Stone Draw		Distance
↻	KAAR Elisa	151.6cm
↻	WITTIBSCHLAEGER Hannah	99.2cm
Total		250.8cm

Last Stone Draw		Distance
↻	JAWIEN Julia	25.0cm
↻	FRYSZ Malgorzata	103.8cm
Total		128.8cm

Time remaining: 5 minutes 7 seconds
1 minute 40 seconds (after extra end)

Time remaining: 0 minutes 48 seconds
0 minutes 21 seconds (after extra end)

Time-out: End 4; End 9

Time-out: End 6; End 9

Note:
Position and function for each team member:
4 = Fourth, **3** = Third, **2** = Second, **1** = Lead, **A** = Alternate, **S** = Skip, **V** = Vice-Skip

Legend:
↻ Clockwise ↻ Counter-clockwise **LSFE(*)** Last Stone First End



Game Results

Sheet	Team	LSFE	1	2	3	4	5	6	7	8	Extra Ends	Total
D	CZE - Czechia		0	0	1	1	0	2	0	0		4
	NZL - New Zealand	*	1	0	0	0	1	0	1	0		3

CZE - Czechia	
4 V	ZELINGROVA Julie
3 S	FARKOVA Kristyna
2	KOSAKOVA Ema
1	KRUPICKOVA Sofie
A	SVITAKOVA Stella

NZL - New Zealand	
4 S	RUSSELL Olivia
3 V	McKENZIE Ellie
2	COWIE Trinity
1	DAY Isobel
A	JAMES Tylah

Last Stone Draw		Distance
↻	FARKOVA Kristyna	197.0cm
↻	KOSAKOVA Ema	199.6cm
Total		396.6cm
Time remaining: 5 minutes 53 seconds		
Time-out: End 7		

Last Stone Draw		Distance
↻	DAY Isobel	199.6cm
↻	McKENZIE Ellie	117.8cm
Total		317.4cm
Time remaining: 8 minutes 40 seconds		
Time-out: End 8		

Note:
Position and function for each team member:
4 = Fourth, **3** = Third, **2** = Second, **1** = Lead, **A** = Alternate, **S** = Skip, **V** = Vice-Skip

Legend:
↻ Clockwise ↻ Counter-clockwise **LSFE(*)** Last Stone First End



Game Results

Sheet	Team	LSFE	1	2	3	4	5	6	7	8	Extra Ends	Total
A	ENG - England		1	1	1	0	0	2	1	0		6
	BRA - Brazil	*	0	0	0	3	1	0	0	1		5

ENG - England	
4 V	OPEL Lina
3 S	WARD Marianna
2	MACDOUGALL Anna
1	DAVIES Phoenix
A	KIGGELL Helena

BRA - Brazil	
4 V	REGADAS ABREU Isis
3 S	GENTILE Julia
2	DE CASTRO SAMPAIO Melissa
1	LADEIRA Rafaela
A	TEODORO Ana

Last Stone Draw		Distance
↻	OPEL Lina	14.1cm
↻	WARD Marianna	195.9cm
Total		210.0cm

Last Stone Draw		Distance
↻	LADEIRA Rafaela	41.9cm
↻	REGADAS ABREU Isis	41.9cm
Total		83.8cm

Time remaining: 1 minute 48 seconds

Time remaining: 1 minute 13 seconds

Time-out: End 5

Note:
Position and function for each team member:
4 = Fourth, **3** = Third, **2** = Second, **1** = Lead, **A** = Alternate, **S** = Skip, **V** = Vice-Skip

Legend:
↻ Clockwise ↻ Counter-clockwise **LSFE(*)** Last Stone First End



Game Results

Sheet	Team	LSFE	1	2	3	4	5	6	7	8	Extra Ends	Total
E	TUR - Türkiye	*	1	2	2	0	0	0	1	0	0	6
	DEN - Denmark		0	0	0	3	1	1	0	1	1	7

TUR - Türkiye	
4 S	YASARBAS Nurefsan
3 V	OZTURK Sudenur
2	GENC Zeynep
1	MORKOC Seydanur
A	HASIL Burcu

DEN - Denmark	
4 S	SCHMIDT Katrine
3	HOLTERMANN Emilie
2 V	VILANDT Ninne
1	CELINE CHANG Sophie
A	NYBOE Maja

Last Stone Draw		Distance
↻	MORKOC Seydanur	9.0cm
↻	YASARBAS Nurefsan	65.3cm
Total		74.3cm

Last Stone Draw		Distance
↻	SCHMIDT Katrine	79.5cm
↻	CELINE CHANG Sophie	199.6cm
Total		279.1cm

Time remaining: 2 minutes 24 seconds
0 minutes 15 seconds (after extra end)

Time remaining: 3 minutes 28 seconds
1 minute 54 seconds (after extra end)

Time-out: End 6; End 9

Time-out: End 6; End 9

Note:
Position and function for each team member:
4 = Fourth, **3** = Third, **2** = Second, **1** = Lead, **A** = Alternate, **S** = Skip, **V** = Vice-Skip

Legend:
↻ Clockwise ↻ Counter-clockwise **LSFE(*)** Last Stone First End



Game Results

Sheet	Team	LSFE	1	2	3	4	5	6	7	8	Extra Ends	Total
A	POL - Poland	*	1	0	0	3	0	1	2	0		7
	LTU - Lithuania		0	2	3	0	1	0	0	2		8

POL - Poland	
4 S	HERMAN Magdalena
3	FRYSZ Paulina
2 V	JAWIEN Julia
1	FRYSZ Malgorzata
A	-

LTU - Lithuania	
4 S	KIUDYTE Migle
3 V	SHILOVA Nika
2	VENSLAVICIUTE Urte
1	KIUDYTE Meda
A	-

Last Stone Draw	Distance
⌚ FRYSZ Paulina	53.5cm
⌚ HERMAN Magdalena	105.6cm
Total	159.1cm

Time remaining: 4 minutes 35 seconds

Last Stone Draw	Distance
⌚ KIUDYTE Meda	156.0cm
⌚ SHILOVA Nika	21.9cm
Total	177.9cm

Time remaining: 0 minutes 14 seconds

Time-out: End 8

Note:
Position and function for each team member:
4 = Fourth, **3** = Third, **2** = Second, **1** = Lead, **A** = Alternate, **S** = Skip, **V** = Vice-Skip

Legend:
⌚ Clockwise ⌚ Counter-clockwise **LSFE(*)** Last Stone First End



Game Results

Sheet	Team	LSFE	1	2	3	4	5	6	7	8	Extra Ends	Total
E	SCO - Scotland		0	5	0	0	0	2	0	1		8
	ENG - England	*	1	0	1	1	1	0	1	0		5

SCO - Scotland	
4 S	SOUTAR Callie
3 V	HARE Eva
2	CLEMIE Holly
1	HAMILTON Alison
A	DAVIDSON Cara

ENG - England	
4 V	OPEL Lina
3 S	WARD Marianna
2	KIGGELL Helena
1	DAVIES Phoenix
A	MACDOUGALL Anna

Last Stone Draw		Distance
↻	HAMILTON Alison	21.9cm
↻	HARE Eva	140.2cm
Total		162.1cm

Last Stone Draw		Distance
↻	DAVIES Phoenix	22.7cm
↻	KIGGELL Helena	129.9cm
Total		152.6cm

Time remaining: 2 minutes 25 seconds

Time remaining: 3 minutes 51 seconds

Note:
Position and function for each team member:
4 = Fourth, **3** = Third, **2** = Second, **1** = Lead, **A** = Alternate, **S** = Skip, **V** = Vice-Skip

Legend:
↻ Clockwise ↻ Counter-clockwise **LSFE(*)** Last Stone First End



Game Results

Sheet	Team	LSFE	1	2	3	4	5	6	7	8	Extra Ends	Total
C	POL - Poland		0	2	0	2	0	0	1	0		5
	NZL - New Zealand	*	2	0	2	0	4	0	0	2		10

POL - Poland	
4 S	HERMAN Magdalena
3	FRYSZ Paulina
2 V	JAWIEN Julia
1	FRYSZ Malgorzata
A	-

NZL - New Zealand	
4 S	RUSSELL Olivia
3 V	McKENZIE Ellie
2	COWIE Trinity
1	JAMES Tylah
A	DAY Isobel

Last Stone Draw		Distance
↻	FRYSZ Malgorzata	199.6cm
↻	JAWIEN Julia	199.6cm
Total		399.2cm

Last Stone Draw		Distance
↻	RUSSELL Olivia	199.6cm
↻	JAMES Tylah	121.3cm
Total		320.9cm

Time remaining: 3 minutes 10 seconds

Time remaining: 5 minutes 54 seconds

Time-out: End 8

Note:
Position and function for each team member:
4 = Fourth, **3** = Third, **2** = Second, **1** = Lead, **A** = Alternate, **S** = Skip, **V** = Vice-Skip

Legend:
↻ Clockwise ↻ Counter-clockwise **LSFE(*)** Last Stone First End



Game Results

Sheet	Team	LSFE	1	2	3	4	5	6	7	8	Extra Ends	Total
F	KOR - Korea		0	2	0	0	3	0	2	0		7
	LAT - Latvia	*	1	0	3	1	0	1	0	1	2	9

KOR - Korea	
4 S	KANG Bobae
3	KIM Jisoo
2	SHIM Yujeong
1 V	KIM Minseo
A	-

LAT - Latvia	
4 S	BARONE Evelina
3 V	IEVINA Rezija
2	APSE Veronika
1	SELIVERSTOVA Marija
A	IEVINA Leticija

Last Stone Draw		Distance
↻	KIM Minseo	97.3cm
↻	SHIM Yujeong	175.7cm
Total		273.0cm

Last Stone Draw		Distance
↻	IEVINA Rezija	104.4cm
↻	APSE Veronika	18.9cm
Total		123.3cm

Time remaining: 0 minutes 28 seconds
0 minutes 23 seconds (after extra end)

Time-out: End 5; End 9

Time remaining: 0 minutes 35 seconds
1 minute 15 seconds (after extra end)

Time-out: End 3; End 9

Note:
Position and function for each team member:
4 = Fourth, **3** = Third, **2** = Second, **1** = Lead, **A** = Alternate, **S** = Skip, **V** = Vice-Skip

Legend:
↻ Clockwise ↻ Counter-clockwise **LSFE(*)** Last Stone First End



Game Results

Sheet	Team	LSFE	1	2	3	4	5	6	7	8	Extra Ends	Total
B	ENG - England		0	0	1	2	1	0	1	2		7
	FIN - Finland	*	1	1	0	0	0	1	0	0		3

ENG - England	
4 V	OPEL Lina
3 S	WARD Marianna
2	MACDOUGALL Anna
1	DAVIES Phoenix
A	KIGGELL Helena

FIN - Finland	
4 V	SAJANIEMI Lara
3 S	KIISKINEN Mariia
2	OLSZEWSKA Maria
1	KOKKONEN Ida
A	SAJANIEMI Elaina

Last Stone Draw		Distance
↻	MACDOUGALL Anna	112.2cm
↻	DAVIES Phoenix	172.3cm
Total		284.5cm
Time remaining: 5 minutes 52 seconds		
Time-out: End 7		

Last Stone Draw		Distance
↻	KOKKONEN Ida	68.4cm
↻	OLSZEWSKA Maria	199.6cm
Total		268.0cm
Time remaining: 0 minutes 40 seconds		
Time-out: End 8		

Note:
Position and function for each team member:
4 = Fourth, **3** = Third, **2** = Second, **1** = Lead, **A** = Alternate, **S** = Skip, **V** = Vice-Skip

Legend:
↻ Clockwise ↻ Counter-clockwise **LSFE(*)** Last Stone First End



Session Results and Standings

Sheet	Team	LSD/LSFE	1	2	3	4	5	6	7	8	Extra Ends	Total
A	CHN - China	153.5cm *	2	1	0	5	0	3	X	X		11
	ROU - Romania	364.0cm	0	0	1	0	1	0	X	X		2
B	SLO - Slovenia	210.2cm *	2	2	0	0	1	1	0	4	1	11
	CRO - Croatia	226.9cm	0	0	4	1	0	0	5	0	0	10
C	FIN - Finland	347.0cm	0	0	1	0	1	1	1	0		4
	BRA - Brazil	131.4cm *	2	1	0	3	0	0	0	1		7
D	DEN - Denmark	47.9cm *	1	0	1	0	2	0	0	X		4
	SCO - Scotland	124.6cm	0	2	0	2	0	1	5	X		10
E	HUN - Hungary	227.0cm	0	3	0	0	1	1	0	2		7
	ESP - Spain	33.9cm *	1	0	1	2	0	0	2	0		6
F	AUS - Australia	359.7cm	4	0	2	0	0	0	0	0		6
	ENG - England	355.6cm *	0	3	0	2	2	2	1	1		11

Current Standings

Group A					Group B				
Rank	Team	Games	Wins	Losses	Rank	Team	Games	Wins	Losses
1	BRA - Brazil	1	1	0	1	CHN - China	1	1	0
1	ENG - England	1	1	0	1	HUN - Hungary	1	1	0
1	SCO - Scotland	1	1	0	1	SLO - Slovenia	1	1	0
4	AUS - Australia	1	0	1	4	CRO - Croatia	1	0	1
4	DEN - Denmark	1	0	1	4	ESP - Spain	1	0	1
4	FIN - Finland	1	0	1	4	ROU - Romania	1	0	1
	TUR - Türkiye	0				USA - United States	0		

Group C				
Rank	Team	Games	Wins	Losses
	AUT - Austria			
	CZE - Czechia			
	KOR - Korea			
	LAT - Latvia			
	LTU - Lithuania			
	NZL - New Zealand			
	POL - Poland			

Note:
Under World Curling rules, tie-breaking rules for standings are not applied until after the last game of the round robin.

Legend:
LSD Last Stone Draw **LSFE(*)** Last Stone First End **X** Unplayed/unfinished end due to concession



Game Results

Sheet	Team	LSFE	1	2	3	4	5	6	7	8	Extra Ends	Total
B	SLO - Slovenia	*	2	2	0	0	1	1	0	4	1	11
	CRO - Croatia		0	0	4	1	0	0	5	0	0	10

SLO - Slovenia	
4 S	KAVCIC Ema
3	KUCINA Maja
2	KAVCIC Pavla
1 V	ZAVELJCINA Lana
A	GMAJNAR Neza Brina

CRO - Croatia	
4 S	PAVELKA Luci Ana
3 V	PRINCIP Paula
2	MATANIC Lucija
1	BUKVIC Jelena
A	CUZELA Morana

Last Stone Draw		Distance
↻	ZAVELJCINA Lana	100.5cm
↻	KAVCIC Ema	109.7cm
Total		210.2cm

Last Stone Draw		Distance
↻	PRINCIP Paula	78.7cm
↻	BUKVIC Jelena	148.2cm
Total		226.9cm

Time remaining: 3 minutes 54 seconds
0 minutes 16 seconds (after extra end)

Time remaining: 0 minutes 35 seconds
0 minutes 56 seconds (after extra end)

Time-out: End 7; End 9

Time-out: End 2

Note:
Position and function for each team member:
4 = Fourth, 3 = Third, 2 = Second, 1 = Lead, A = Alternate, S = Skip, V = Vice-Skip

Legend:
↻ Clockwise ↻ Counter-clockwise **LSFE(*)** Last Stone First End



Game Results

Sheet	Team	LSFE	1	2	3	4	5	6	7	8	Extra Ends	Total
C	FIN - Finland		0	0	1	0	1	1	1	0		4
	BRA - Brazil	*	2	1	0	3	0	0	0	1		7

FIN - Finland	
4 V	SAJANIEMI Lara
3 S	KIISKINEN Mariia
2	OLSZEWSKA Maria
1	KOKKONEN Ida
A	SAJANIEMI Elaina

BRA - Brazil	
4 V	REGADAS ABREU Isis
3 S	GENTILE Julia
2	DE CASTRO SAMPAIO Melissa
1	TEODORO Ana
A	LADEIRA Rafaela

Last Stone Draw	Distance
↻ SAJANIEMI Lara	199.6cm
↻ KIISKINEN Mariia	147.4cm
Total	347.0cm

Last Stone Draw	Distance
↻ REGADAS ABREU Isis	109.7cm
↻ TEODORO Ana	21.7cm
Total	131.4cm

Time remaining: 0 minutes 30 seconds

Time remaining: 0 minutes 52 seconds

Note:
Position and function for each team member:
4 = Fourth, 3 = Third, 2 = Second, 1 = Lead, A = Alternate, S = Skip, V = Vice-Skip

Legend:
↻ Clockwise ↻ Counter-clockwise **LSFE(*)** Last Stone First End



Game Results

Sheet	Team	LSFE	1	2	3	4	5	6	7	8	Extra Ends	Total
E	HUN - Hungary		0	3	0	0	1	1	0	2		7
	ESP - Spain	*	1	0	1	2	0	0	2	0		6

HUN - Hungary	
4	LAUCHSZ Laura Ildiko
3 S	ORBAN Hanna Regina
2 V	DENCZO Dorina
1	SZURMAY Emma
A	BARNA Panna

ESP - Spain	
4 S	TORRALBA VIELA Leyre
3 V	GARCIA REVUELTO Daniela
2	CARASA LAZARO Leire
1	RODRIGUEZ ROMEO Laura
A	LOPEZ PEREZ Emma

Last Stone Draw		Distance
↻	LAUCHSZ Laura Ildiko	156.4cm
↻	DENCZO Dorina	70.6cm
Total		227.0cm
Time remaining: 1 minute 59 seconds		
Time-out: End 5		

Last Stone Draw		Distance
↻	CARASA LAZARO Leire	23.4cm
↻	GARCIA REVUELTO Daniela	10.5cm
Total		33.9cm
Time remaining: 2 minutes 2 seconds		
Time-out: End 8		

Note:
Position and function for each team member:
4 = Fourth, **3** = Third, **2** = Second, **1** = Lead, **A** = Alternate, **S** = Skip, **V** = Vice-Skip

Legend:
↻ Clockwise ↻ Counter-clockwise **LSFE(*)** Last Stone First End



Game Results

Sheet	Team	LSFE	1	2	3	4	5	6	7	8	Extra Ends	Total
F	AUS - Australia		4	0	2	0	0	0	0	0		6
	ENG - England	*	0	3	0	2	2	2	1	1		11

AUS - Australia	
4 S	DOUGLAS Holly
3 V	BAKER Molly
2	DOUGLAS Brydie
1	NATHAN Chiara
A	FORGE Marcy

ENG - England	
4 V	OPEL Lina
3 S	WARD Marianna
2	DAVIES Phoenix
1	KIGGELL Helena
A	MACDOUGALL Anna

Last Stone Draw		Distance
↻	BAKER Molly	160.1cm
↻	DOUGLAS Holly	199.6cm
Total		359.7cm
Time remaining: 0 minutes 48 seconds		
Time-out: End 7		

Last Stone Draw		Distance
↻	WARD Marianna	156.0cm
↻	OPEL Lina	199.6cm
Total		355.6cm
Time remaining: 5 minutes 13 seconds		
Time-out: End 8		

Note:
Position and function for each team member:
4 = Fourth, 3 = Third, 2 = Second, 1 = Lead, A = Alternate, S = Skip, V = Vice-Skip

Legend:
↻ Clockwise ↻ Counter-clockwise **LSFE(*)** Last Stone First End



Entry List by Event

REVISED
14 DEC 19:50

As of SAT 14 DEC 2024

AUS - Australia		Group A
4 S	DOUGLAS Holly	R
3 V	BAKER Molly	R
2	DOUGLAS Brydie	R
1	NATHAN Chiara	R
A	FORGE Marcy	R
C	DOUGLAS Elliott	
O	BAKER Michael	
O	DOUGLAS Tracy	

CZE - Czechia		Group C
4 V	ZELINGROVA Julie	R
3 S	FARKOVA Kristyna	R
2	KOSAKOVA Ema	R
1	SVITAKOVA Stella	R
A	KRUPICKOVA Sofie	R
C	HORAK Petr	
NC	SCOFFIN Wade (CAN)	
O	PODRABSKA Kristina	

AUT - Austria		Group C
4 S	MUELLER Emma	R
3 V	WITTIBSCHLAEGER Hannah	R
2	KAAR Elisa	R
1	FUCHS Leonie	R
A	-	
C	JENTSCH Daniela (GER)	
2C	PFLUEGLER Verena	
O	-	

DEN - Denmark		Group A
4 S	SCHMIDT Katrine	R
3	HOLTERMANN Emilie	R
2 V	VILANDT Ninne	R
1	NYBOE Maja	R
A	CELINE CHANG Sophie	R
C	DALL Julie	
O	-	
O	-	

BRA - Brazil		Group A
4 V	REGADAS ABREU Isis	L
3 S	GENTILE Julia	R
2	DE CASTRO SAMPAIO Melissa	R
1	TEODORO Ana	R
A	LADEIRA Rafaela	R
C	ZBEETNOFF Barbara (CAN)	
O	-	
O	-	

ENG - England		Group A
4 V	OPEL Lina	R
3 S	WARD Marianna	R
2	MACDOUGALL Anna	R
1	KIGGELL Helena	R
A	DAVIES Phoenix	R
C	OPEL Michael	
O	KIGGELL Julia	
O	-	

CHN - China		Group B
4 S	LI Ziru	R
3	GAO Ya	R
2	TIAN Dingning	R
1 V	CHEN Zaoxue	R
A	WANG Jiayi	R
C	LI Hongchen	
T	JIA Ye	
O	BAI Yanzhou	

ESP - Spain		Group B
4 S	TORRALBA VIELA Leyre	R
3 V	GARCIA REVUELTO Daniela	R
2	CARASA LAZARO Leire	R
1	RODRIGUEZ ROMEO Laura	R
A	LOPEZ PEREZ Emma	R
C	LABRADOR AMO Estrella	
O	-	
O	-	

CRO - Croatia		Group B
4 S	PAVELKA Luci Ana	R
3 V	PRINCIP Paula	R
2	BUKVIC Jelena	R
1	MATANIC Lucija	R
A	CUZELA Morana	R
C	PUFNIK Neven	
O	PRINCIC Sven	
O	POSAVEC Ema	

FIN - Finland		Group A
4 V	SAJANIEMI Lara	L
3 S	KIISKINEN Mariia	R
2	OLSZEWSKA Maria	R
1	KOKKONEN Ida	R
A	SAJANIEMI Elaina	R
C	EIVOLA Iikka	
O	NILHAMN-KUOSMANEN Bonnie (SWE)	
O	-	



Entry List by Event

REVISED
14 DEC 19:50

As of SAT 14 DEC 2024

HUN - Hungary		Group B
4	LAUCHSZ Laura Ildiko	R
3 S	ORBAN Hanna Regina	R
2 V	DENCZO Dorina	R
1	SZURMAY Emma	R
A	BARNA Panna	L
C	JAKAB Zoltan	
2C	NAGY Gyoengyi	
O	-	

KOR - Korea		Group C
4 S	KANG Bobae	R
3	KIM Jisoo	R
2	SHIM Yujeong	R
1 V	KIM Minseo	R
A	-	
C	KWON Young Il	
T	JEONG Yerin	
O	-	

LAT - Latvia		Group C
4 S	BARONE Evelina	R
3 V	IEVINA Rezija	R
2	APSE Veronika	R
1	SELIVERSTOVA Marija	R
A	IEVINA Leticija	R
C	STASA-SARSUNE Iveta	
O	-	
O	-	

LTU - Lithuania		Group C
4 S	KIUDYTE Migle	R
3 V	SHILOVA Nika	R
2	VENSLAVICIUTE Urte	R
1	KIUDYTE Meda	R
A	-	
C	VAICEKONYTE Asta	
O	-	
O	-	

NZL - New Zealand		Group C
4 S	RUSSELL Olivia	R
3 V	McKENZIE Ellie	R
2	COWIE Trinity	R
1	DAY Isobel	R
A	JAMES Tylah	R
C	EDE Nelson	
O	BECKER Lauren	
O	-	

POL - Poland		Group C
4 S	HERMAN Magdalena	R
3	FRYSZ Paulina	R
2 V	JAWIEN Julia	R
1	FRYSZ Malgorzata	R
A	-	
C	HERMAN Damian	
O	-	
O	-	

ROU - Romania		Group B
4 V	POP Sorana	L
3	GANEA Emma	R
2 S	BACALI Ania	R
1	ISAI Emma	R
A	GUTTMAN Elisa	R
C	COLCERIU Bogdan	
2C	TRAILA Octavia	
O	BACALI Alexandru	

SCO - Scotland		Group A
4 S	SOUTAR Callie	R
3 V	HARE Eva	R
2	CLEMIE Holly	R
1	HAMILTON Alison	R
A	DAVIDSON Cara	R
C	RANKIN Janice	
NC	SMITH Nancy	
O	CLARK Aimee	

SLO - Slovenia		Group B
4 S	KAVCIC Ema	R
3	KAVCIC Pavla	R
2	KUCINA Maja	R
1 V	ZAVELJCINA Lana	R
A	GMAJNAR Neza Brina	R
C	SEVER Stefan	
NC	-	
O	-	

TUR - Türkiye		Group A
4 S	YASARBAS Nurefsan	R
3 V	OZTURK Sudenur	R
2	HASIL Burcu	R
1	GENC Zeynep	R
A	MORKOC Seydanur	R
C	YILDIZ Selami	
2C	DALAZ Mukaddes	
O	SANCI Taner	



Entry List by Event

REVISED
14 DEC 19:50

As of SAT 14 DEC 2024

USA - United States		Group B
4 S	GIROUX Allie	R
3 V	THURLOW Tessa	R
2	FLEMING Ella	R
1	KOCH Savannah	R
A	GIROUX Brooke	R
C	MOORE Michael	
NC	SWISSHELM Ann	
O	-	

Note:

Position and function for each team member:

4 = Fourth, **3** = Third, **2** = Second, **1** = Lead, **A** = Alternate, **S** = Skip, **V** = Vice-Skip

C = Coach, **2C** = 2nd Team Coach, **NC** = National Coach, **T** = Translator, **O** = Team Official

Legend:

L Left-handed

R Right-handed

REVISED

Team AUS: Line-up adjusted



Competition Officials

REVISED
11 DEC 12:21

As of WED 11 DEC 2024

Function	Name	Organisation
World Curling President:	WELLING Beau	USA - United States
World Curling Head of Competitions:	ROETHLISBERGER Eeva	SUI - Switzerland
World Curling Technical Delegate:	SNITIL Jiri	CZE - Czechia
Chief Umpire:	BOMAS Bob	NED - Netherlands
Deputy Chief Umpire:	GOWER Michele	CAN - Canada
Game Umpires:	AULD David	SCO - Scotland
	BOULEANU Razvan	ROU - Romania
	GRUFMAN Ingemar	SWE - Sweden
	SYKORA Marek	SVK - Slovakia
Game Umpire (Men):	TRAILA Octavia	ROU - Romania
Game Umpire (Women):	KADLEC Tomas	CZE - Czechia
Chief Timer:	ERIKSSON Ingemar	SWE - Sweden
Deputy Chief Timer:	SCHALLER Christian	SUI - Switzerland
Chief Ice Technician:	HERON John	SCO - Scotland
Deputy Chief Ice Technician:	RASMUSSEN Oliver	DEN - Denmark

REVISED

OKSANEN Taru replaced by TRAILA Octavia (Men) and KADLEC Tomas (Women)

