

WORLD JUNIOR CURLING CHAMPIONSHIPS

KRASNOYARSK 2020 RUSSIA

15 - 22 FEBRUARY 2020

RESULTS BOOK
MEN

WORLD CURLING FEDERATION

CURLIT
Curling Information Technology Ltd.

Medallists

Medal	Country	Name	Position / Function
GOLD	CAN - Canada	GAUTHIER Jacques	4 S
		PETERS Jordan	3 V
		PAYETTE Brayden	2
		BILAWKA Zachary	1
		DUNLOP Thomas	A
		LUND John	C
SILVER	SUI - Switzerland	STOCKER Yves	4 V
		WAGENSEIL Yves	3 S
		EBERHARD Felix	2
		GERTSCH Marcel	1
		HOESLI Marco	A
		SCHMIDT Rodger	C
BRONZE	SCO - Scotland	CRAIK James	4 S
		WATT Mark	3 V
		HASWELL Blair	2
		RYDER Niall	1
		BRYCE Angus	A
		WATT Iain	C

Note:
Position and function for each team member:
4 = Fourth, **3** = Third, **2** = Second, **1** = Lead, **A** = Alternate, **S** = Skip, **V** = Vice-Skip, **C** = Coach

Final Standings

Rank	Team	Players	Position - Function	
Gold	CAN - Canada	GAUTHIER Jacques	4 S	
		PETERS Jordan	3 V	
		PAYETTE Brayden	2	
		BILAWKA Zachary	1	
		DUNLOP Thomas	A	
		LUND John	C	
Silver	SUI - Switzerland	STOCKER Yves	4 V	
		WAGENSEIL Yves	3 S	
		EBERHARD Felix	2	
		GERTSCH Marcel	1	
		HOESLI Marco	A	
		SCHMIDT Rodger	C	
Bronze	SCO - Scotland	CRAIK James	4 S	
		WATT Mark	3 V	
		HASWELL Blair	2	
		RYDER Niall	1	
		BRYCE Angus	A	
		WATT Iain	C	
4	GER - Germany	TOTZEK Sixten	4 S	
		SUTOR Joshua	3 V	
		HAAG Jan-Luca	2	
		SUTOR Magnus	1	
		HARSCH Klaudius	A	
		BURBA Wolfgang	C	
5	SWE - Sweden	MAGNUSSON Daniel	4 S	
		AHLBERG Robin	3 V	
		REGOSA Anton	2	
		JONES Sebastian	1	
		ISRAELSSON Rasmus	A	
		KRAUPP Sebastian	C	
6	RUS - Russia	DUDOV Andrey	4 S	
		KAZACHKOV Ivan	3 V	
		VLASENKO Mikhail	2	
		LYSAKOV Nikolai	1	
		KARETNIKOV Artem	A	
		DRON Petr	C	
7	USA - United States	VIOLETTE Luc	4 S	>B
		RICHARDSON Ben	3	
		HARSTAD Jon	2	
		FENSON Graem	1 V	
		TUMA Kevin	A	
		GEORGE Tyler	C	
8	NZL - New Zealand	HOOD Anton	4 V	>B
		SMITH Ben	3	
		NEILSON Matthew	2 S	
		WALKER Hunter	1	
		APUWAI-BISHOP Jayden	A	
		EDE Nelson	C	
9	ITA - Italy	COLLI Giacomo	4 S	>B
		ZISA Alberto	3 V	
		DE ZANNA Francesco	2	
		PIFFER Simone	1	
		CASAGRANDE Luca	A	
		GASPARI Diana	C	

Final Standings

Rank	Team	Players	Position - Function	
10	NOR - Norway	OEY Eirik	4 S	>B
		FAGERVOLL Brage	3	
		HERFJORD Johan	2	
		BRUSETH Martin	1 V	
		BJOERNSTAD Ingebrigt	A	
		MELLEM Haavard	C	

Note:
Position and function for each team member:
4 = Fourth, **3** = Third, **2** = Second, **1** = Lead, **A** = Alternate, **S** = Skip, **V** = Vice-Skip, **C** = Coach

Legend:
>B To B-Division

Competition Summary

Session	Date	Time	Sheet A			Sheet B			Sheet C			Sheet D			Sheet E		
Session 1	15 FEB	9:00	CAN	4 - 5	USA	RUS	7 - 8 EE	NZL	SCO	4 - 5 EE	ITA	GER	7 - 5	NOR	SWE	7 - 3	SUI
Session 2	15 FEB	19:30	NZL	2 - 7	GER	USA	8 - 3	NOR	SWE	3 - 8	CAN	SUI	8 - 3	ITA	RUS	8 - 5	SCO
Session 3	16 FEB	14:00	ITA	4 - 6	RUS	CAN	7 - 5	SUI	USA	5 - 8	GER	SCO	7 - 3	SWE	NZL	9 - 4	NOR
Session 4	17 FEB	9:00	NOR	7 - 8 EE	SWE	SCO	5 - 4	GER	SUI	4 - 7	NZL	ITA	2 - 7	CAN	USA	4 - 7	RUS
Session 5	17 FEB	19:00	SCO	8 - 4	NZL	SWE	9 - 8 EE	USA	CAN	9 - 3	NOR	RUS	9 - 10 EE	SUI	GER	9 - 7 EE	ITA
Session 6	18 FEB	14:00	SWE	5 - 4	ITA	NZL	1 - 7	CAN	GER	10 - 6	RUS	NOR	2 - 7	SCO	SUI	7 - 4	USA
Session 7	19 FEB	9:00	RUS	8 - 7	NOR	SUI	2 - 7	SCO	ITA	7 - 8	USA	SWE	6 - 2	NZL	CAN	8 - 5	GER
Session 8	19 FEB	19:00	USA	6 - 7 EE	SCO	GER	8 - 2	SWE	NOR	3 - 6	SUI	CAN	6 - 1	RUS	ITA	7 - 5	NZL
Session 9	20 FEB	14:00	GER	4 - 9	SUI	NOR	7 - 3	ITA	RUS	6 - 4	SWE	NZL	2 - 8	USA	SCO	6 - 5 EE	CAN
Semi-finals	21 FEB	14:00				SUI	9 - 6	SCO				CAN	7 - 4	GER			
Finals	22 FEB	9:00	SCO	6 - 5	GER				CAN	7 - 2	SUI						

Standings after Round Robin

Rank	Team	Games	Wins	Losses				
1	SCO - Scotland	9	7	2	Q	w1		
2	CAN - Canada	9	7	2	Q	w0		
3	GER - Germany	9	6	3	Q			
4	SUI - Switzerland	9	5	4	Q	w1	DSC	45.29cm
5	SWE - Sweden	9	5	4		w1	DSC	51.95cm
6	RUS - Russia	9	5	4		w1	DSC	63.76cm
7	USA - United States	9	4	5	>B			
8	NZL - New Zealand	9	3	6	>B			
9	ITA - Italy	9	2	7	>B			
10	NOR - Norway	9	1	8	>B			

Play-offs Bracket

Semi-finals | **Finals** | **Final Standings**

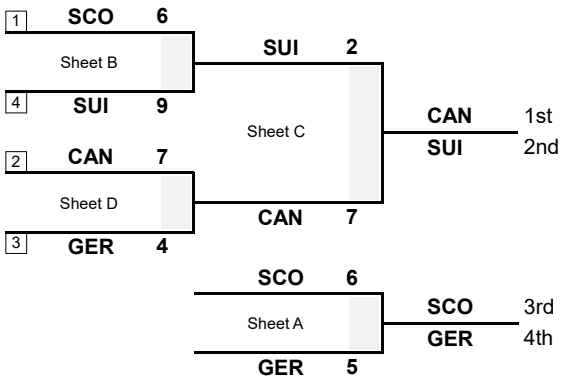

1 CAN - Canada
2 SUI - Switzerland
3 SCO - Scotland
4 GER - Germany
5 SWE - Sweden
6 RUS - Russia
7 USA - United States >B
8 NZL - New Zealand >B
9 ITA - Italy >B
10 NOR - Norway >B

Legend:
>B To B-Division
Q Qualified for the semi-finals
DSC Draw Shot Challenge
wn Number of wins (n) against tied teams
EE Extra End

Session Results and Standings

Sheet	Game	Team	LSFE	1	2	3	4	5	6	7	8	9	10	Extra Ends				Total
A	11	SCO - Scotland	*	0	2	0	0	0	0	3	1	0	0					6
	11	GER - Germany		0	0	0	2	0	1	0	0	2	0					5
C	11	CAN - Canada	*	0	1	0	1	0	2	2	1	0	X					7
	11	SUI - Switzerland		0	0	0	0	1	0	0	0	1	X					2

Play-offs Bracket

Semi-finals | **Finals** | **Final Standings**

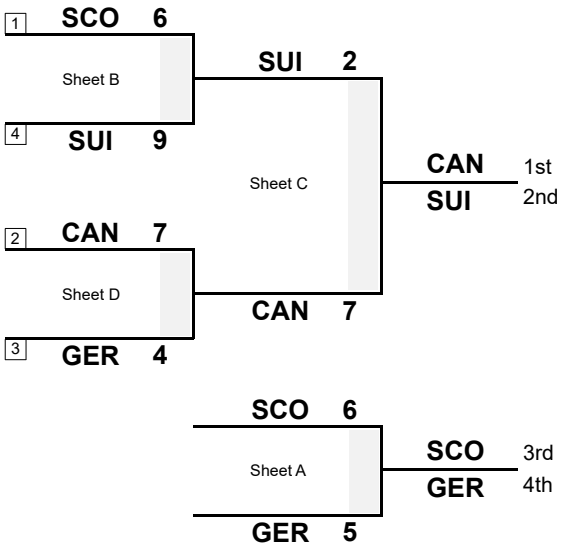

1	CAN - Canada	
2	SUI - Switzerland	
3	SCO - Scotland	
4	GER - Germany	
5	SWE - Sweden	
6	RUS - Russia	
7	USA - United States	>B
8	NZL - New Zealand	>B
9	ITA - Italy	>B
10	NOR - Norway	>B

Legend:
>B To B-Division **LSFE(*)** Last Stone First End **X** Unplayed/unfinished end due to concession

Game Results

Sheet	Game	Team	LSFE	1	2	3	4	5	6	7	8	9	10	Extra Ends				Total
C	11	CAN - Canada	*	0	1	0	1	0	2	2	1	0	X					7
	11	SUI - Switzerland		0	0	0	0	1	0	0	0	1	X					2

CAN - Canada		Shot Success Game	All
4 S	GAUTHIER Jacques	93 %	84 %
3 V	PETERS Jordan	93 %	86 %
2	PAYETTE Brayden	88 %	80 %
1	BILAWKA Zachary	85 %	81%
A	DUNLOP Thomas	-	-
	Team Total	90 %	83 %

Time remaining: 15 minutes 39 seconds

Time-out: End 8 - CAN stone 6

SUI - Switzerland		Shot Success Game	All
4 V	STOCKER Yves	71%	71%
3 S	HOESLI Marco	72 %	75 %
2	EBERHARD Felix	91%	78 %
1	GERTSCH Marcel	96 %	84 %
A	WAGENSEIL Yves	-	71%
	Team Total	82 %	77 %

Time remaining: 11 minutes 29 seconds

CAN - Canada		↻		↺		Game	
4 GAUTHIER Jacques	Draws	2	38 %	4	100 %	6	79 %
	Take-outs	8	100 %	4	100 %	12	100 %
	Total	10	88 %	8	100 %	18	93 %
3 PETERS Jordan	Draws	3	75 %	3	100 %	6	88 %
	Take-outs	7	93 %	5	100 %	12	96 %
	Total	10	88 %	8	100 %	18	93 %
2 PAYETTE Brayden	Draws	2	100 %	3	100 %	5	100 %
	Take-outs	7	86 %	5	80 %	12	83 %
	Total	9	89 %	8	88 %	17	88 %
1 BILAWKA Zachary	Draws	14	86 %	0	-	14	86 %
	Take-outs	1	100 %	2	75 %	3	83 %
	Total	15	87 %	2	75 %	17	85 %
A DUNLOP Thomas	Draws	0	-	0	-	0	-
	Take-outs	0	-	0	-	0	-
	Total	0	-	0	-	0	-
Team	Draws	21	81 %	10	100 %	31	87 %
	Take-outs	23	93 %	16	91 %	39	92 %
	Total	44	88 %	26	94 %	70	90 %

SUI - Switzerland		↻		↺		Game	
4 STOCKER Yves	Draws	4	100 %	5	40 %	9	67 %
	Take-outs	3	92 %	6	67 %	9	75 %
	Total	7	96 %	11	55 %	18	71 %
3 HOESLI Marco	Draws	6	75 %	5	65 %	11	70 %
	Take-outs	4	88 %	3	58 %	7	75 %
	Total	10	80 %	8	63 %	18	72 %
2 EBERHARD Felix	Draws	2	100 %	5	85 %	7	89 %
	Take-outs	2	100 %	8	91 %	10	93 %
	Total	4	100 %	13	88 %	17	91 %
1 GERTSCH Marcel	Draws	7	96 %	9	100 %	16	98 %
	Take-outs	1	100 %	1	50 %	2	75 %
	Total	8	97 %	10	95 %	18	96 %
A WAGENSEIL Yves	Draws	0	-	0	-	0	-
	Take-outs	0	-	0	-	0	-
	Total	0	-	0	-	0	-
Team	Draws	19	91 %	24	77 %	43	83 %
	Take-outs	10	93 %	18	75 %	28	81 %
	Total	29	91 %	42	76 %	71	82 %

Note:
Position and function for each team member:
4 = Fourth, **3** = Third, **2** = Second, **1** = Lead, **A** = Alternate, **S** = Skip, **V** = Vice-Skip

Legend:
↻ Clockwise ↺ Counter-clockwise **LSFE(*)** Last Stone First End
X Unplayed/unfinished end due to concession

Game - Shot by Shot

End 1 — **CAN - Canada 0 + 0** (this end) **= 0** — **SUI - Switzerland 0 + 0** (this end) **= 0**

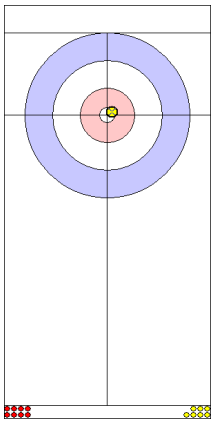
1
SUI: GERTSCH M
Draw ↻ 100%

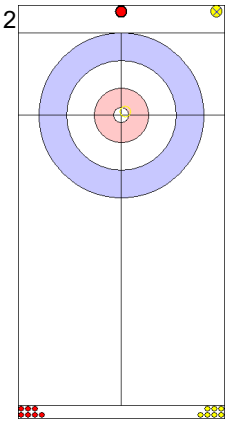
2
CAN: BILAWKA Z
Take-out ↺ 50%

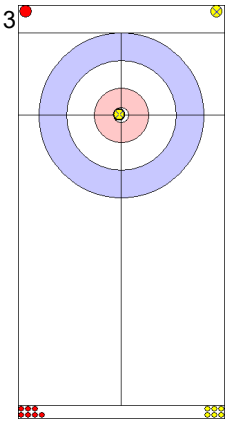
3
SUI: GERTSCH M
Draw ↻ 100%

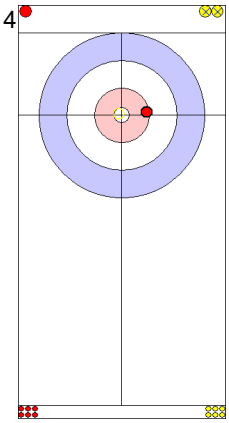
4
CAN: BILAWKA Z
Take-out ↻ 100%

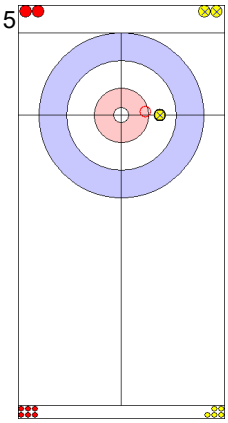
5
SUI: EBERHARD F
Take-out ↻ 100%

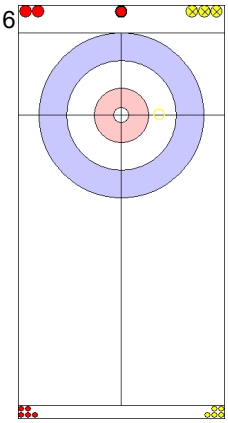
6
CAN: PAYETTE B
Take-out ↺ 50%

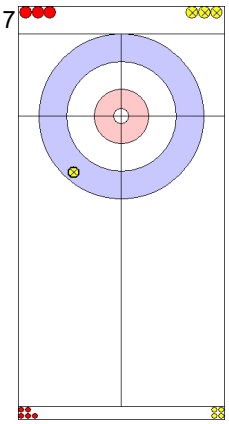
7
SUI: EBERHARD F
Draw ↻ 100%

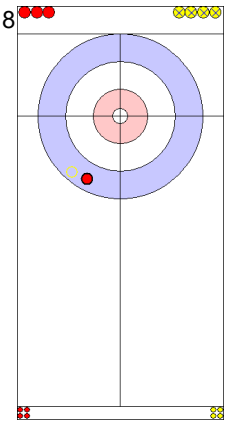
8
CAN: PAYETTE B
Take-out ↻ 100%

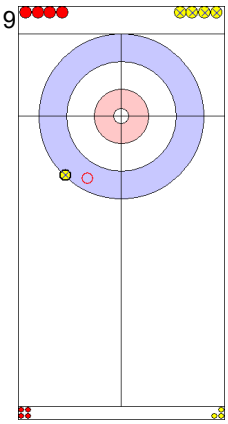
9
SUI: HOESLI M
Take-out ↻ 100%

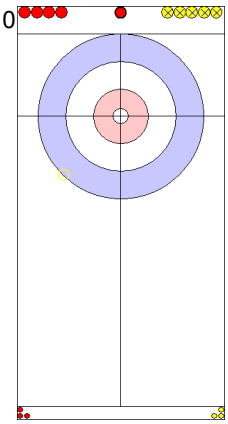
10
CAN: PETERS J
Take-out ↺ 50%

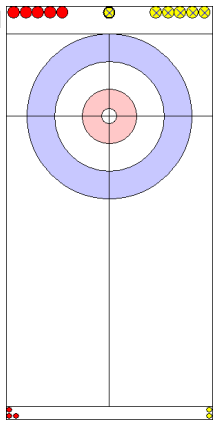
11
SUI: HOESLI M
Draw ↻ 0%

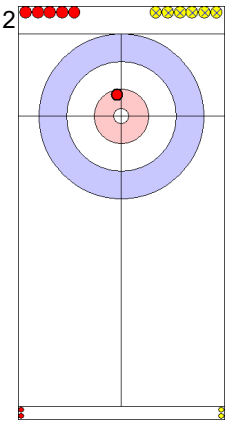
12
CAN: PETERS J
Draw ↺ 100%

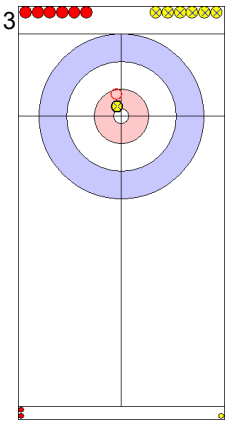
13
SUI: STOCKER Y
Take-out ↻ 100%

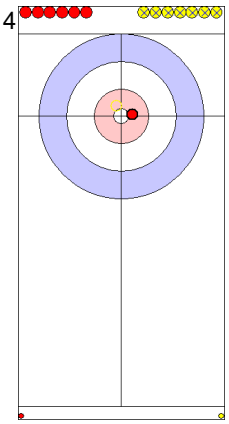
14
CAN: GAUTHIER J
Take-out ↻ 100%

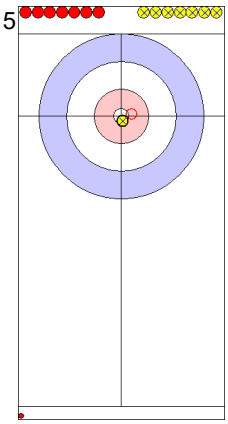
15
SUI: STOCKER Y
Take-out ↻ 100%

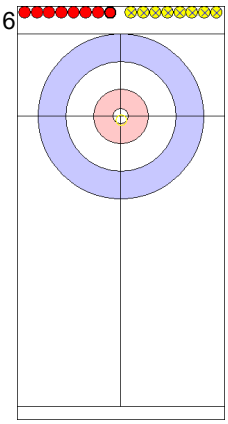
16
CAN: GAUTHIER J
Clearing ↻ 100%

	CAN	SUI
Total Score	0	0
Time left	36:57	35:48

Legend:
↻ Clockwise ↺ Counter-clockwise - Not considered

Game - Shot by Shot

End 2 — **CAN - Canada 0 + 1** (this end) **= 1** — **SUI - Switzerland 0 + 0** (this end) **= 0**

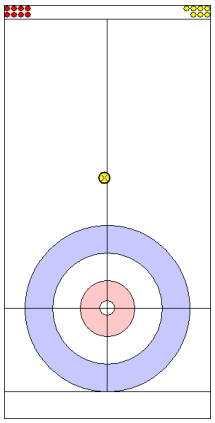

1 SUI: GERTSCH M
Front ↻ 100%

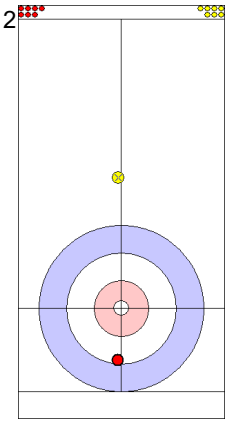

2 CAN: BILAWKA Z
Draw ↻ 75%

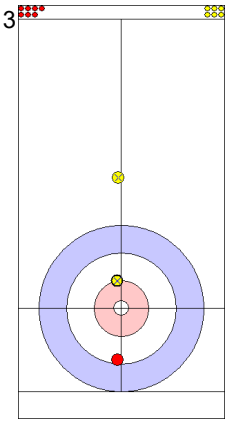

3 SUI: GERTSCH M
Draw ↻ 100%

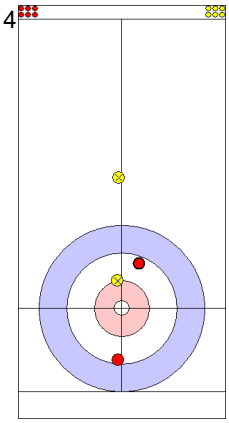

4 CAN: BILAWKA Z
Draw ↺ 50%

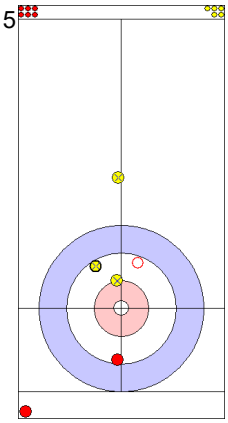

5 SUI: EBERHARD F
Take-out ↻ 100%

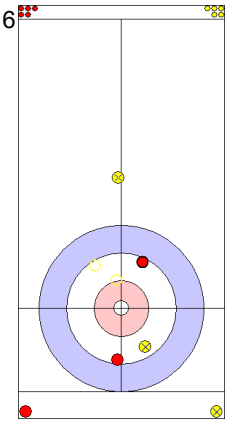

6 CAN: PAYETTE B
Double Take-out ↺ 50%

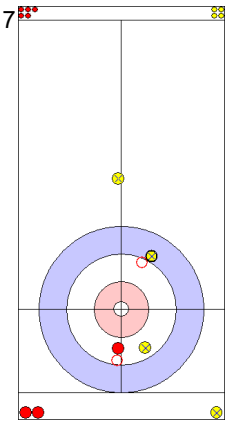

7 SUI: EBERHARD F
Take-out ↻ 100%

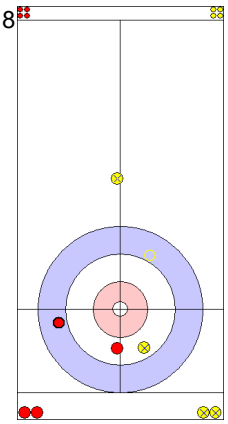

8 CAN: PAYETTE B
Take-out ↻ 100%

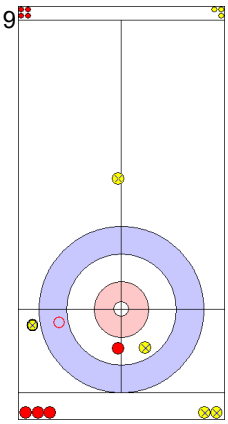

9 SUI: HOESLI M
Take-out ↺ 50%

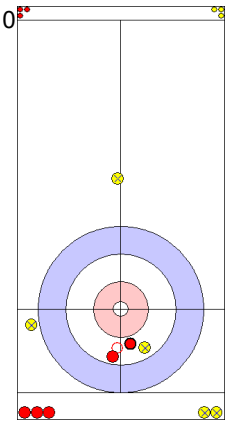

10 CAN: PETERS J
Draw ↺ 50%

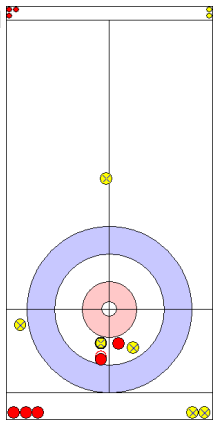

11 SUI: HOESLI M
Draw ↻ 100%

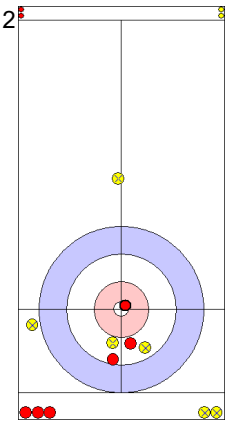

12 CAN: PETERS J
Draw ↻ 100%

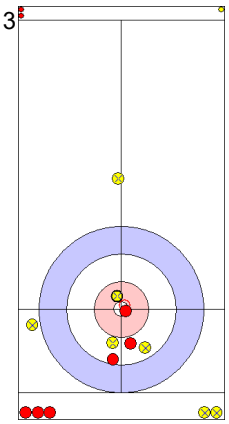

13 SUI: STOCKER Y
Draw ↻ 100%

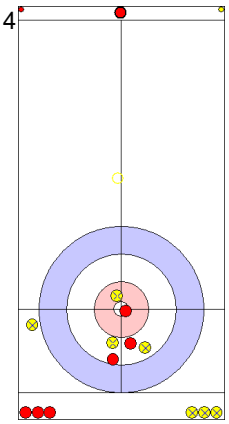

14 CAN: GAUTHIER J
Clearing ↻ 100%

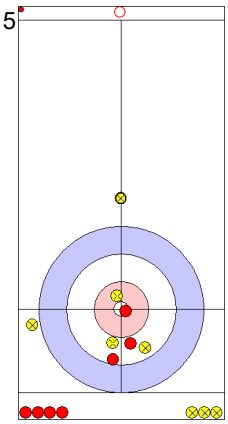

15 SUI: STOCKER Y
Guard ↻ 100%

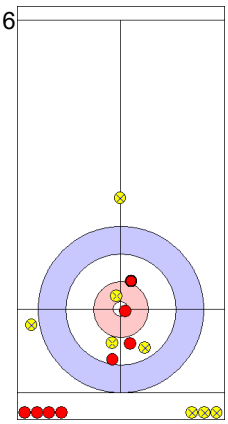

16 CAN: GAUTHIER J
Draw ↺ 0%

	CAN	SUI
Total Score	1	0
Time left	33:37	32:53

Legend:
↻ Clockwise ↺ Counter-clockwise - Not considered

Game - Shot by Shot

End 3 **CAN - Canada 1 + 0** (this end) **= 1** **SUI - Switzerland 0 + 0** (this end) **= 0**

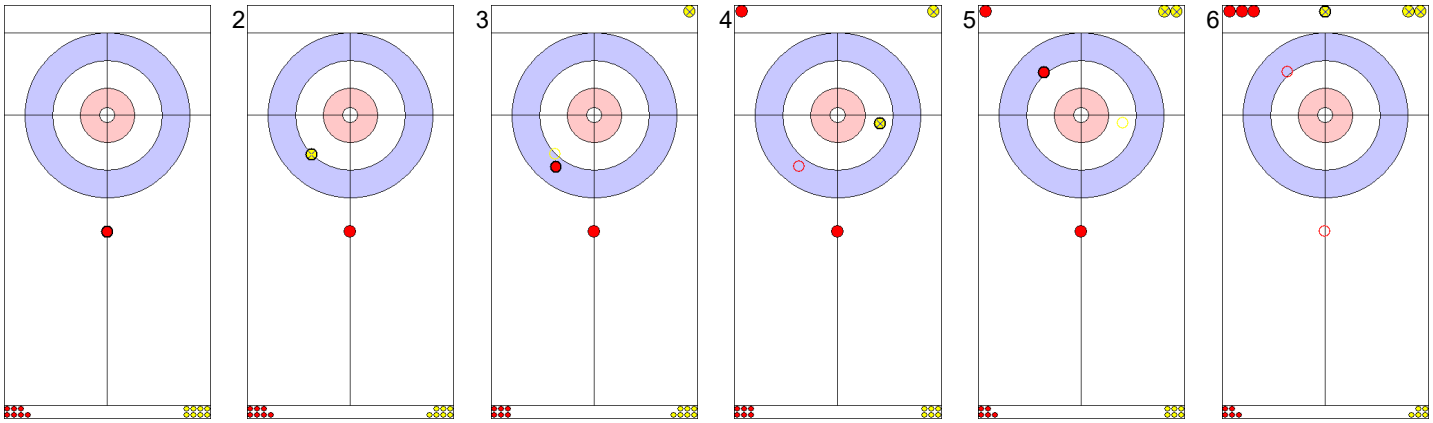

1	2	3	4	5	6
CAN: BILAWKA Z	SUI: GERTSCH M	CAN: BILAWKA Z	SUI: GERTSCH M	CAN: PAYETTE B	SUI: EBERHARD F
Front ↻ 100%	Draw ↺ 100%	Take-out ↻ 100%	Take-out ↺ 100%	Take-out ↻ 100%	Double Take-out ↺ 100%

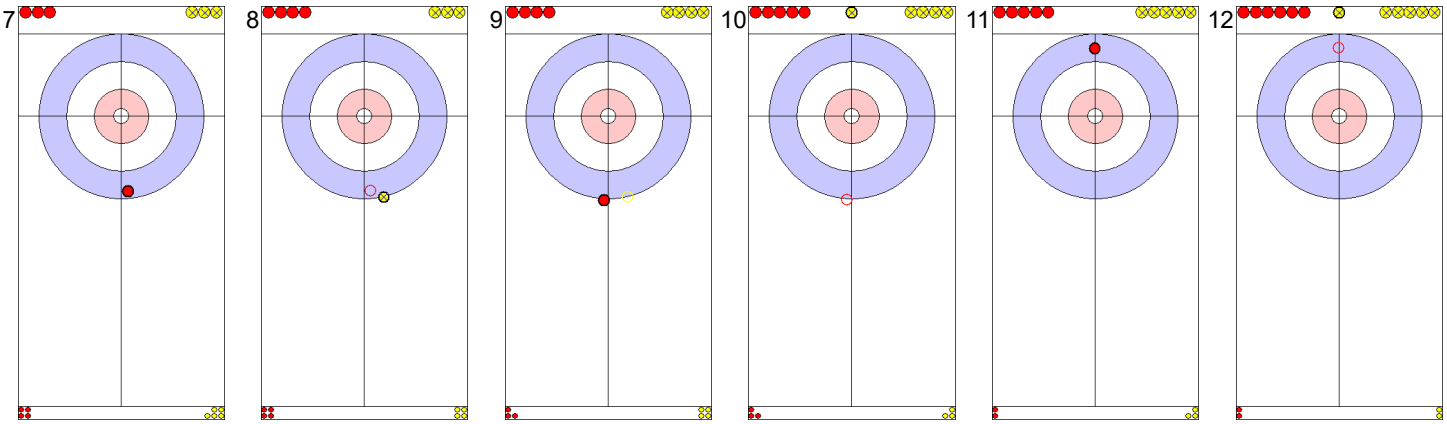

7	8	9	10	11	12
CAN: PAYETTE B	SUI: EBERHARD F	CAN: PETERS J	SUI: HOESLI M	CAN: PETERS J	SUI: HOESLI M
Draw ↻ 100%	Take-out ↺ 100%	Take-out ↻ 100%	Clearing ↺ 100%	Draw ↻ 75%	Take-out ↺ 50%

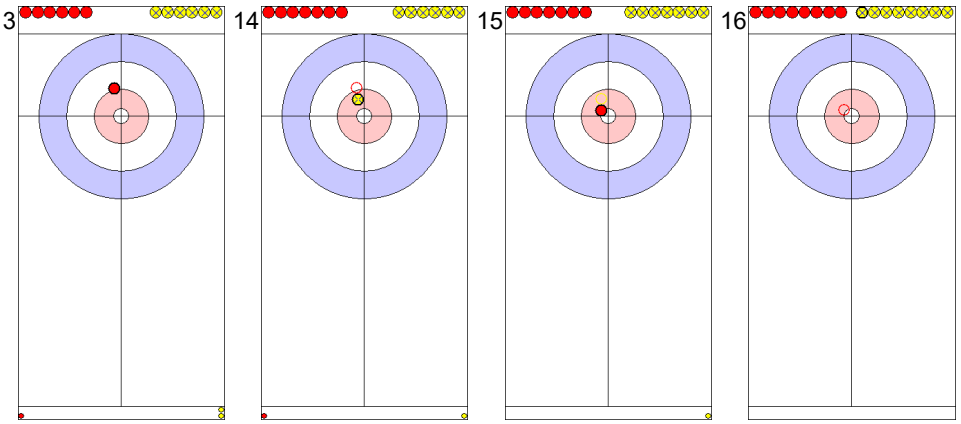

13	14	15	16
CAN: GAUTHIER J	SUI: STOCKER Y	CAN: GAUTHIER J	SUI: STOCKER Y
Draw ↻ 75%	Take-out ↺ 100%	Take-out ↻ 100%	Clearing ↺ 100%

	CAN	SUI
Total Score	1	0
Time left	32:12	30:59

Legend:
↻ Clockwise ↺ Counter-clockwise - Not considered

Game - Shot by Shot

End 4 — **CAN - Canada 1 + 1** (this end) **= 2** — **SUI - Switzerland 0 + 0** (this end) **= 0**

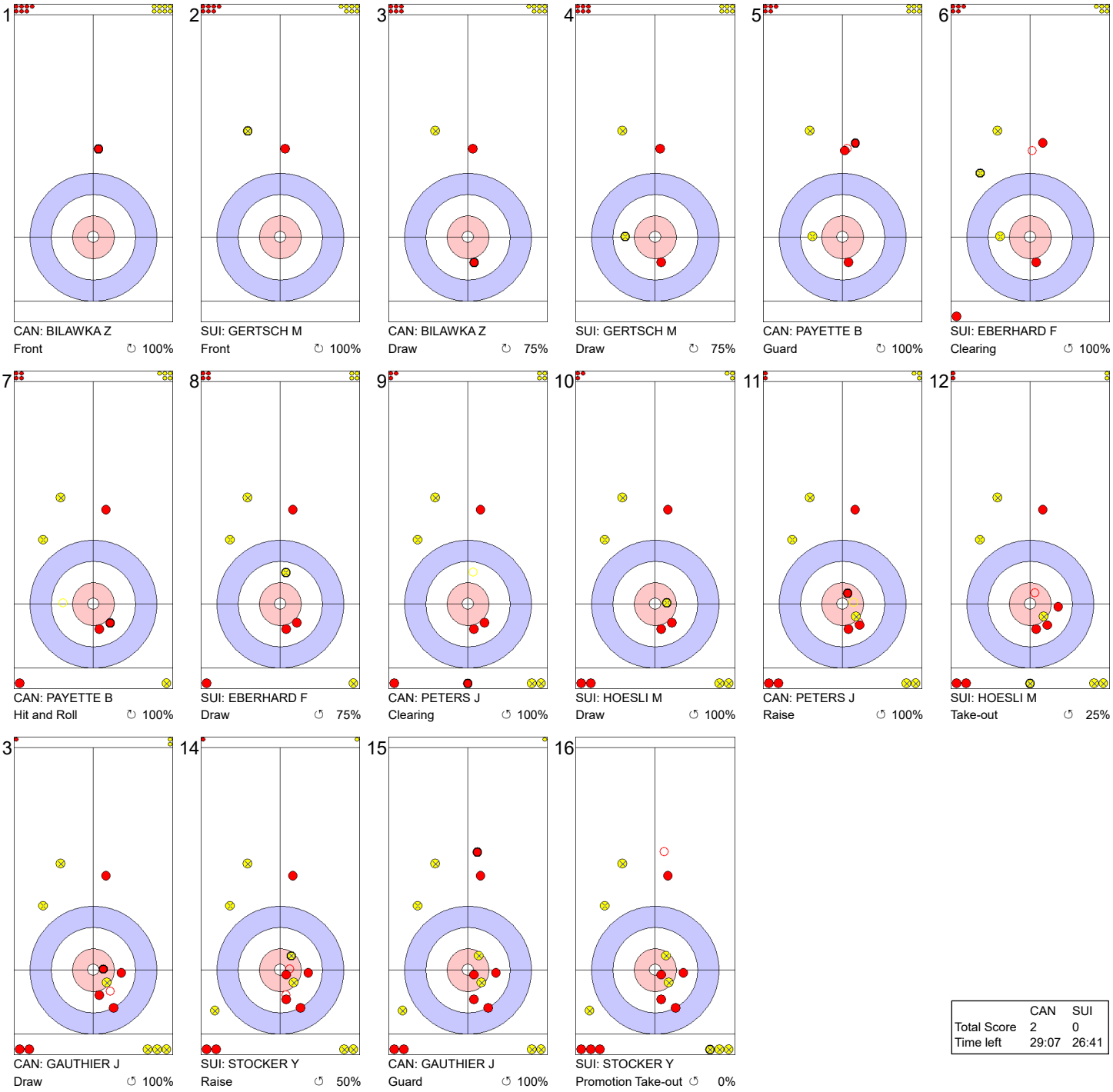

	1	2	3	4	5	6
	CAN: BILAWKA Z	SUI: GERTSCH M	CAN: BILAWKA Z	SUI: GERTSCH M	CAN: PAYETTE B	SUI: EBERHARD F
	Front ↻ 100%	Front ↻ 100%	Draw ↻ 75%	Draw ↻ 75%	Guard ↻ 100%	Clearing ↺ 100%
	7	8	9	10	11	12
	CAN: PAYETTE B	SUI: EBERHARD F	CAN: PETERS J	SUI: HOESLI M	CAN: PETERS J	SUI: HOESLI M
	Hit and Roll ↻ 100%	Draw ↺ 75%	Clearing ↺ 100%	Draw ↺ 100%	Raise ↺ 100%	Take-out ↺ 25%
	13	14	15	16		
	CAN: GAUTHIER J	SUI: STOCKER Y	CAN: GAUTHIER J	SUI: STOCKER Y		
	Draw ↻ 100%	Raise ↺ 50%	Guard ↺ 100%	Promotion Take-out ↺ 0%		

	CAN	SUI
Total Score	2	0
Time left	29:07	26:41

Legend:
↻ Clockwise ↺ Counter-clockwise - Not considered

Game - Shot by Shot

End 5 **CAN - Canada 2 + 0** (this end) **= 2** **SUI - Switzerland 0 + 1** (this end) **= 1**

1
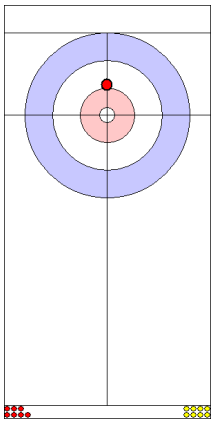
CAN: BILAWKA Z
Draw ↻ 75%

2
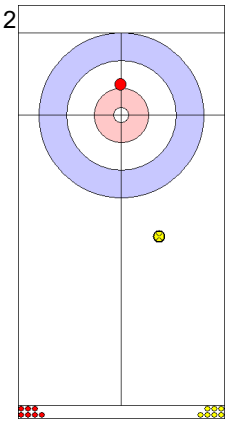
SUI: GERTSCH M
Front ↻ 100%

3
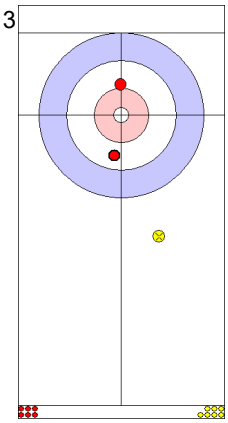
CAN: BILAWKA Z
Draw ↻ 100%

4
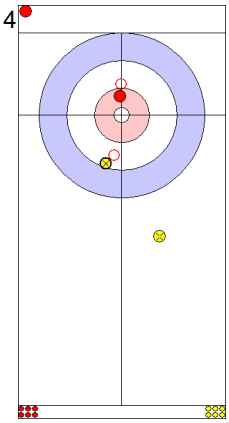
SUI: GERTSCH M
Double Take-out ↺ 50%

5
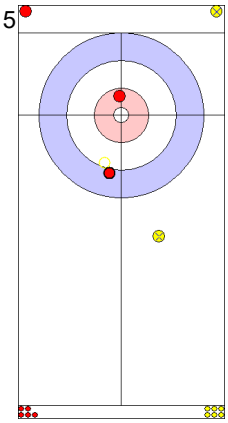
CAN: PAYETTE B
Take-out ↻ 100%

6
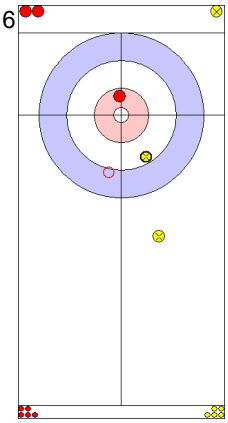
SUI: EBERHARD F
Hit and Roll ↺ 75%

7
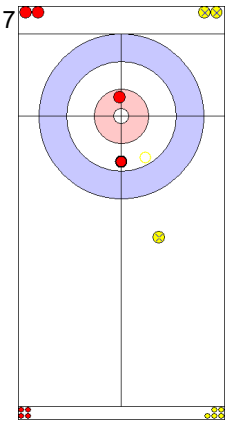
CAN: PAYETTE B
Hit and Roll ↻ 100%

8
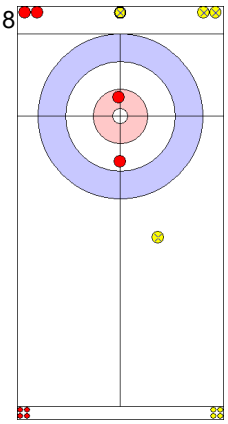
SUI: EBERHARD F
Hit and Roll ↺ -
picked up debris

9
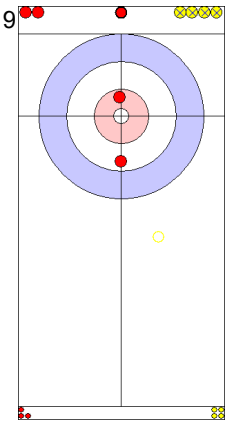
CAN: PETERS J
Clearing ↻ 100%

10
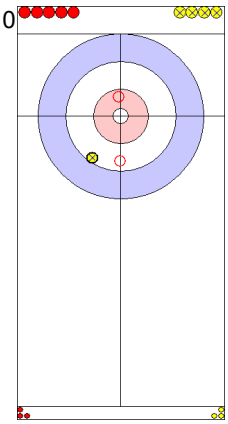
SUI: HOESLI M
Double Take-out ↻ 100%

11
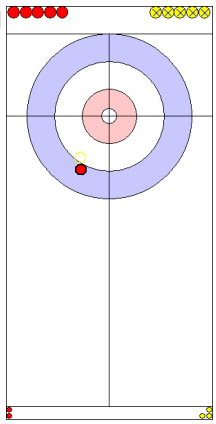
CAN: PETERS J
Take-out ↻ 100%

12
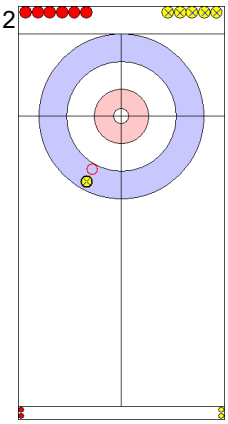
SUI: HOESLI M
Take-out ↻ 100%

13
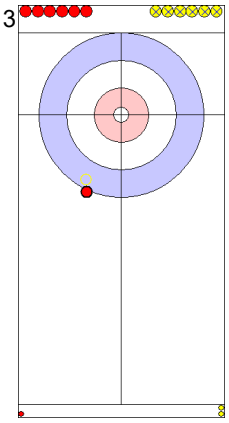
CAN: GAUTHIER J
Take-out ↻ 100%

14
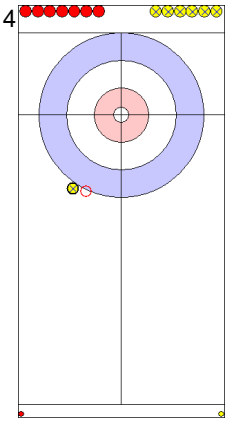
SUI: STOCKER Y
Take-out ↻ 100%

15
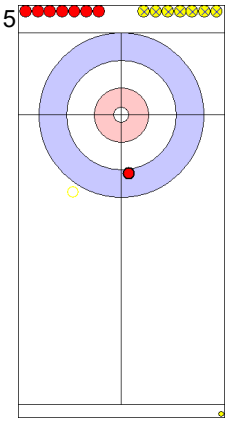
CAN: GAUTHIER J
Take-out ↻ 100%

16
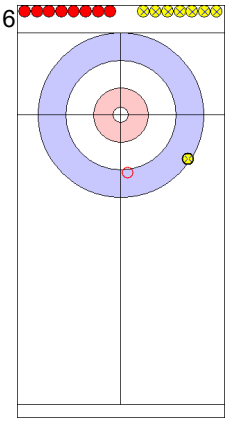
SUI: STOCKER Y
Clearing ↺ 50%

	CAN	SUI
Total Score	2	1
Time left	27:46	24:17

Legend:
↻ Clockwise ↺ Counter-clockwise - Not considered

Game - Shot by Shot

End 6 **CAN - Canada 2 + 2** (this end) **= 4** **SUI - Switzerland 1 + 0** (this end) **= 1**

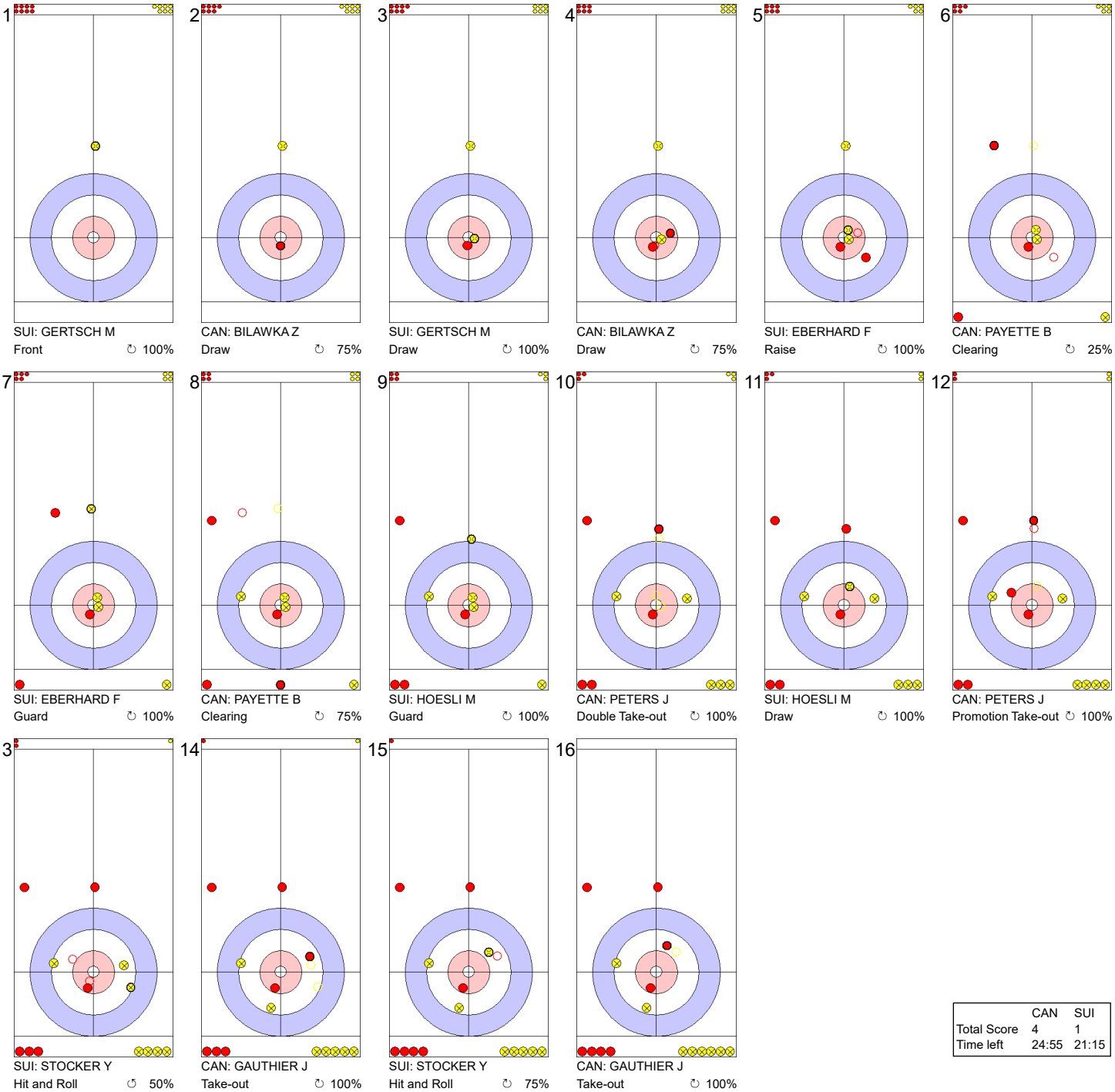

1 SUI: GERTSCH M — Front ↻ 100%
2 CAN: BILAWKA Z — Draw ↻ 75%
3 SUI: GERTSCH M — Draw ↻ 100%
4 CAN: BILAWKA Z — Draw ↻ 75%
5 SUI: EBERHARD F — Raise ↻ 100%
6 CAN: PAYETTE B — Clearing ↻ 25%
7 SUI: EBERHARD F — Guard ↻ 100%
8 CAN: PAYETTE B — Clearing ↻ 75%
9 SUI: HOESLI M — Guard ↻ 100%
10 CAN: PETERS J — Double Take-out ↻ 100%
11 SUI: HOESLI M — Draw ↻ 100%
12 CAN: PETERS J — Promotion Take-out ↻ 100%
13 SUI: STOCKER Y — Hit and Roll ↻ 50%
14 CAN: GAUTHIER J — Take-out ↻ 100%
15 SUI: STOCKER Y — Hit and Roll ↻ 75%
16 CAN: GAUTHIER J — Take-out ↻ 100%

	CAN	SUI
Total Score	4	1
Time left	24:55	21:15

Legend:
↻ Clockwise ↺ Counter-clockwise - Not considered

Game - Shot by Shot

End 7 — **CAN - Canada** 4 + 2 (this end) = 6 — **SUI - Switzerland** 1 + 0 (this end) = 1



	CAN	SUI
Total Score	6	1
Time left	20:52	17:54

Legend:

↻ Clockwise ↺ Counter-clockwise - Not considered

Game - Shot by Shot

End 8 **CAN - Canada 6 + 1** (this end) **= 7** **SUI - Switzerland 1 + 0** (this end) **= 1**

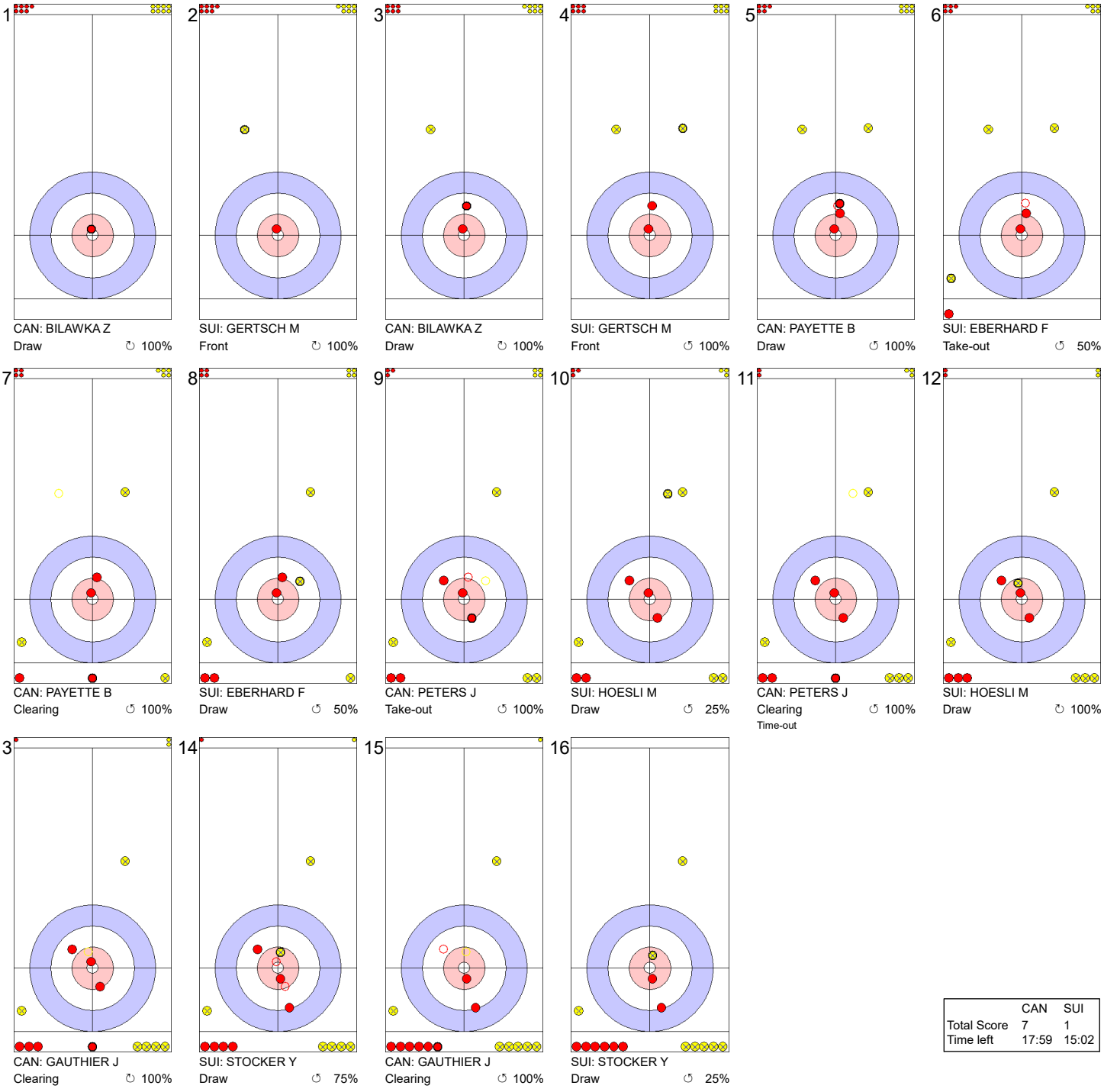

	CAN	SUI
Total Score	7	1
Time left	17:59	15:02

Legend:

↻ Clockwise ↺ Counter-clockwise - Not considered

Game - Shot by Shot

End 9 **CAN - Canada 7 + 0** (this end) **= 7** **SUI - Switzerland 1 + 1** (this end) **= 2**

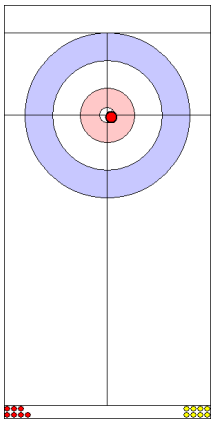
1
CAN: BILAWKA Z
Draw ↻ 100%

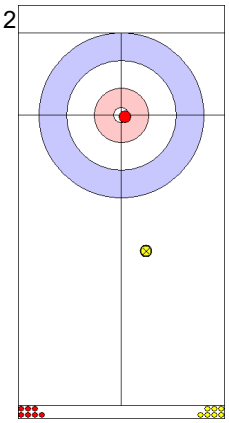
2
SUI: GERTSCH M
Front ↻ 100%

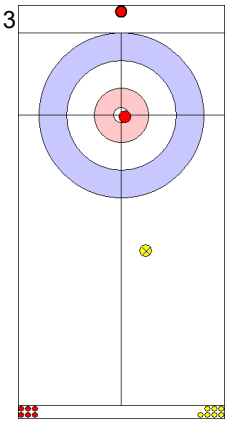
3
CAN: BILAWKA Z
Through -

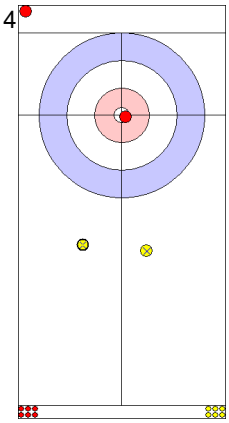
4
SUI: GERTSCH M
Front ↻ 100%

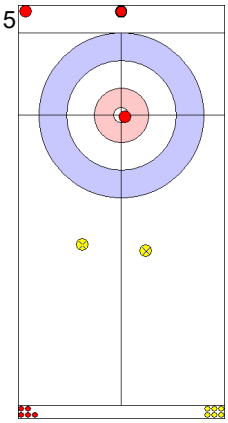
5
CAN: PAYETTE B
Through -

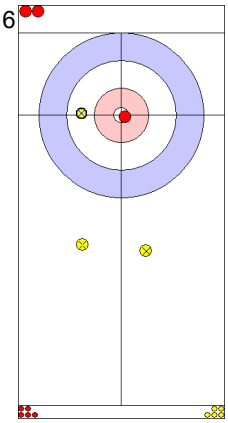
6
SUI: EBERHARD F
Draw ↻ 100%

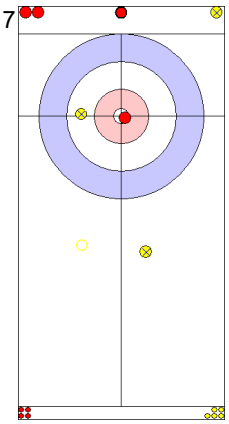
7
CAN: PAYETTE B
Clearing ↻ 100%

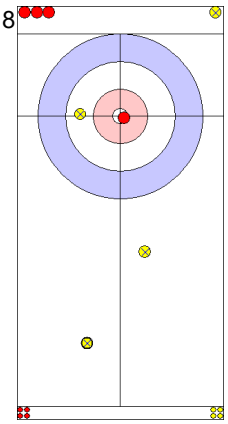
8
SUI: EBERHARD F
Guard ↻ 100%

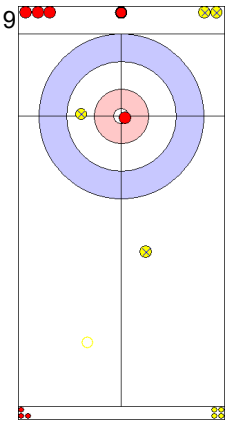
9
CAN: PETERS J
Clearing ↻ 100%

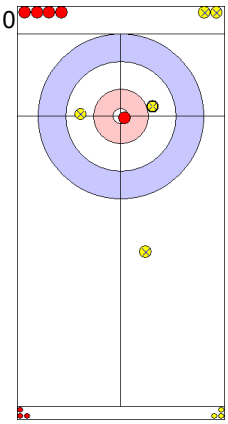
10
SUI: HOESLI M
Draw ↻ 100%

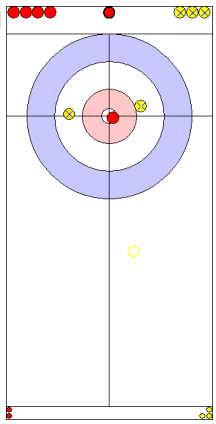
11
CAN: PETERS J
Clearing ↻ 100%

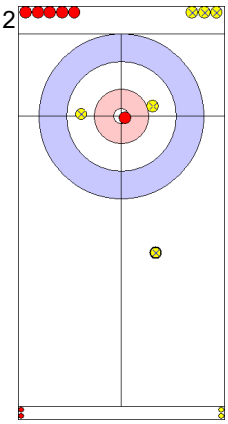
12
SUI: HOESLI M
Guard ↻ 50%

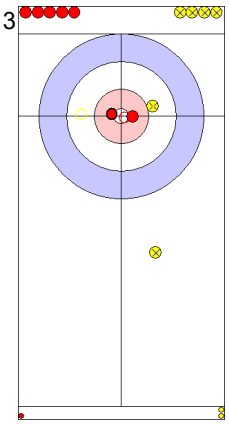
13
CAN: GAUTHIER J
Take-out ↻ 100%

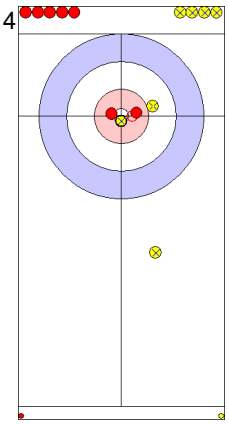
14
SUI: STOCKER Y
Draw ↻ 100%

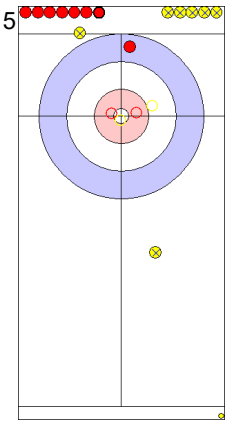
15
CAN: GAUTHIER J
Double Take-out ↻ 100%

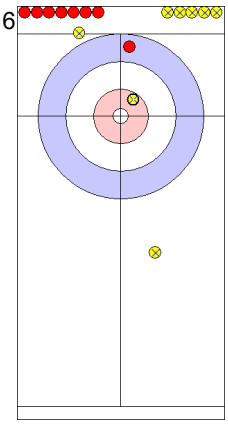
16
SUI: STOCKER Y
Draw ↻ 100%

	CAN	SUI
Total Score	7	2
Time left	15:39	11:29

Legend:
↻ Clockwise ↺ Counter-clockwise - Not considered

Game Results

Sheet	Game	Team	LSFE	1	2	3	4	5	6	7	8	9	10	Extra Ends				Total
A	11	SCO - Scotland	*	0	2	0	0	0	0	3	1	0	0					6
	11	GER - Germany		0	0	0	2	0	1	0	0	2	0					5

SCO - Scotland		Shot Success Game	All
4 S	CRAIK James	75%	79%
3 V	WATT Mark	86%	81%
2	HASWELL Blair	89%	83%
1	BRYCE Angus	84%	83%
A	RYDER Niall	-	84%
	Team Total	84%	82%

Time remaining: 4 minutes 37 seconds

Time-out: End 8 - SCO stone 7

GER - Germany		Shot Success Game	All
4 S	TOTZEK Sixten	70%	75%
3 V	SUTOR Joshua	88%	73%
2	HAAG Jan-Luca	83%	77%
1	SUTOR Magnus	89%	85%
A	HARSCH Klaudius	-	73%
	Team Total	82%	77%

Time remaining: 0 minutes 19 seconds

Time-out: End 8 - GER stone 7

SCO - Scotland		↻		↺		Game	
4 CRAIK James	Draws	2	75%	3	92%	5	85%
	Take-outs	7	57%	7	86%	14	71%
	Total	9	61%	10	88%	19	75%
3 WATT Mark	Draws	2	88%	2	50%	4	69%
	Take-outs	10	88%	6	96%	16	91%
	Total	12	88%	8	84%	20	86%
2 HASWELL Blair	Draws	4	75%	3	83%	7	79%
	Take-outs	3	92%	10	95%	13	94%
	Total	7	82%	13	92%	20	89%
1 BRYCE Angus	Draws	13	75%	5	100%	18	82%
	Take-outs	2	100%	0	-	2	100%
	Total	15	78%	5	100%	20	84%
A RYDER Niall	Draws	0	-	0	-	0	-
	Take-outs	0	-	0	-	0	-
	Total	0	-	0	-	0	-
Team	Draws	21	76%	13	87%	34	80%
	Take-outs	22	80%	23	92%	45	86%
	Total	43	78%	36	90%	79	84%

GER - Germany		↻		↺		Game	
4 TOTZEK Sixten	Draws	6	96%	3	50%	9	81%
	Take-outs	6	71%	5	50%	11	61%
	Total	12	83%	8	50%	20	70%
3 SUTOR Joshua	Draws	4	100%	7	93%	11	95%
	Take-outs	1	50%	8	81%	9	78%
	Total	5	90%	15	87%	20	88%
2 HAAG Jan-Luca	Draws	4	100%	7	79%	11	86%
	Take-outs	3	67%	6	83%	9	78%
	Total	7	86%	13	81%	20	83%
1 SUTOR Magnus	Draws	2	88%	15	95%	17	94%
	Take-outs	1	75%	2	50%	3	58%
	Total	3	83%	17	90%	20	89%
A HARSCH Klaudius	Draws	0	-	0	-	0	-
	Take-outs	0	-	0	-	0	-
	Total	0	-	0	-	0	-
Team	Draws	16	97%	32	87%	48	90%
	Take-outs	11	68%	21	71%	32	70%
	Total	27	85%	53	81%	80	82%

Note:
Position and function for each team member:
4 = Fourth, **3** = Third, **2** = Second, **1** = Lead, **A** = Alternate, **S** = Skip, **V** = Vice-Skip

Legend:
↻ Clockwise ↺ Counter-clockwise **LSFE(*)** Last Stone First End

Game - Shot by Shot

End 1 — **SCO - Scotland 0 + 0** (this end) **= 0** — **GER - Germany 0 + 0** (this end) **= 0**

1 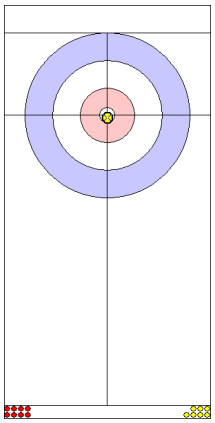 GER: SUTOR M Draw ↻ 100%	2 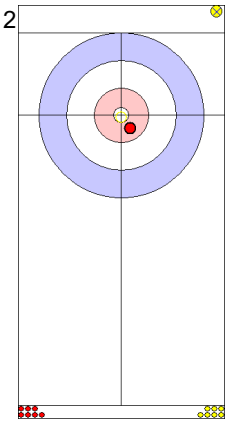 SCO: BRYCE A Take-out ↻ 100%	3 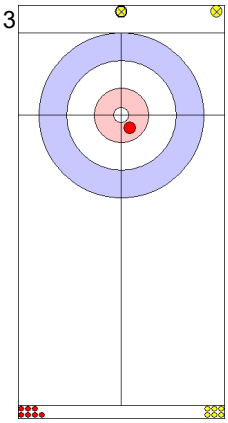 GER: SUTOR M Take-out ↺ 0%	4 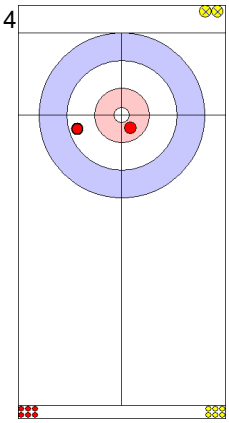 SCO: BRYCE A Draw ↺ 100%	5 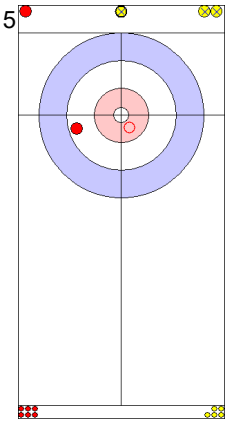 GER: HAAG JL Take-out ↺ 50%	6 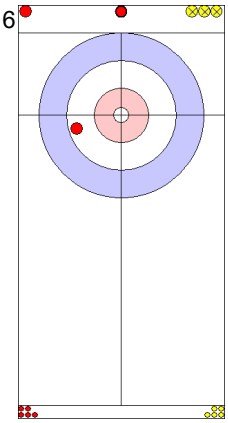 SCO: HASWELL B Draw ↻ 0%
7 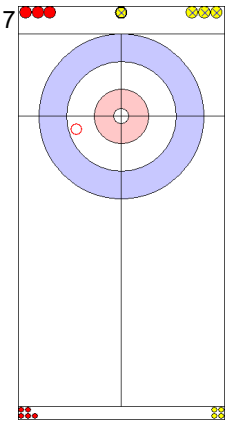 GER: HAAG JL Take-out ↻ 50%	8 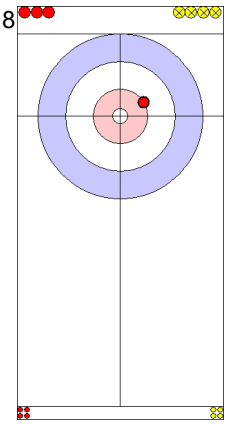 SCO: HASWELL B Draw ↻ 100%	9 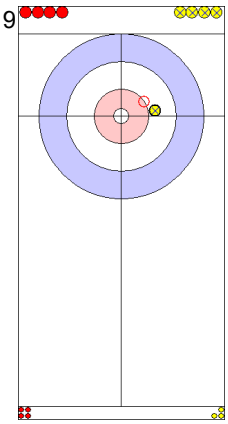 GER: SUTOR J Take-out ↺ 100%	10 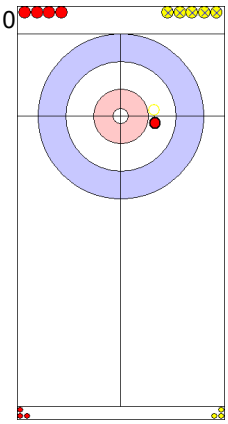 SCO: WATT M Take-out ↺ 100%	11 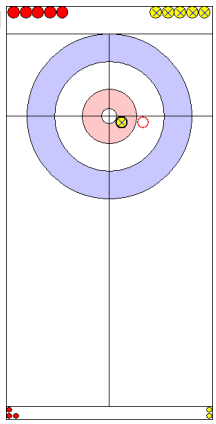 GER: SUTOR J Take-out ↺ 100%	12 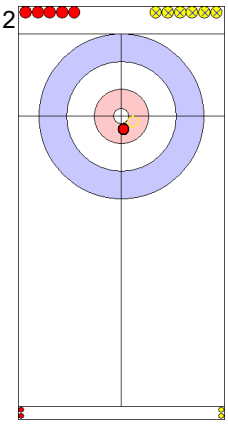 SCO: WATT M Take-out ↺ 100%
13 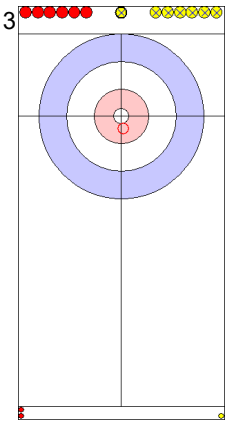 GER: TOTZEK S Take-out ↺ 50%	14 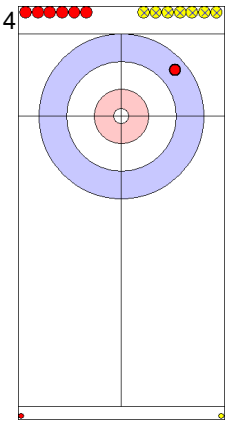 SCO: CRAIK J Draw ↻ 100%	15 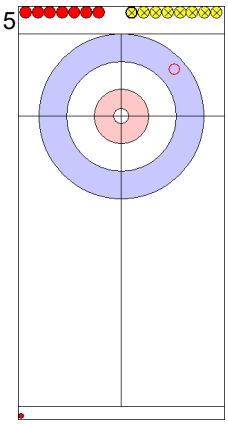 GER: TOTZEK S Take-out ↺ 50%	16 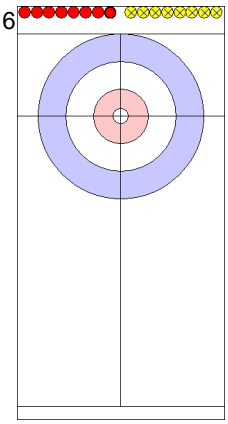 SCO: CRAIK J Through -		

	SCO	GER
Total Score	0	0
Time left	36:21	35:40

Legend:

↻ Clockwise ↺ Counter-clockwise - Not considered

Game - Shot by Shot

End 2 — **SCO - Scotland 0 + 2** (this end) **= 2** — **GER - Germany 0 + 0** (this end) **= 0**

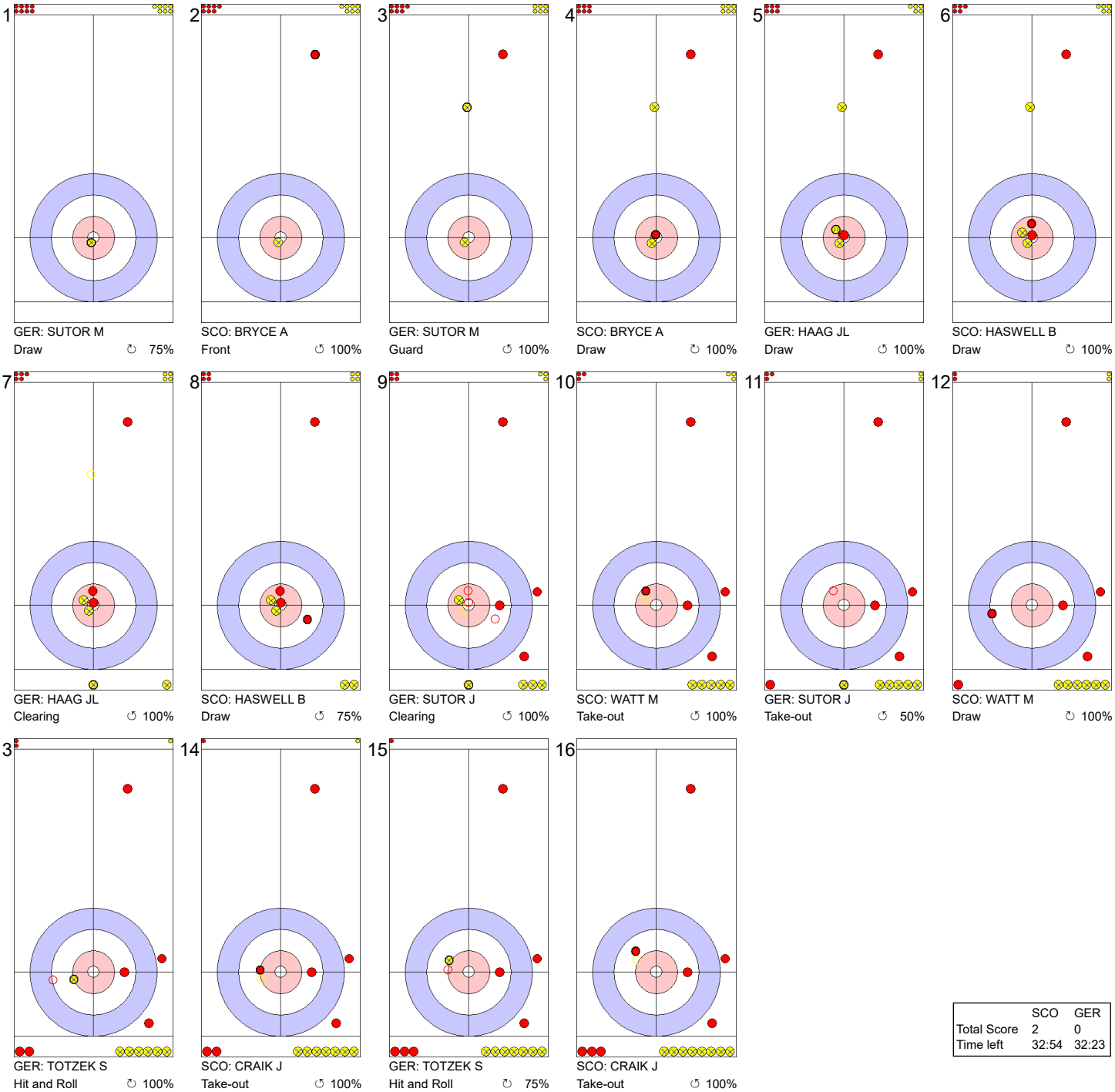

	1	2	3	4	5	6	7	8	9	10	11	12	13	14	15	16
	GER: SUTOR M	SCO: BRYCE A	GER: SUTOR M	SCO: BRYCE A	GER: HAAG JL	SCO: HASWELL B	GER: HAAG JL	SCO: HASWELL B	GER: SUTOR J	SCO: WATT M	GER: SUTOR J	SCO: WATT M	GER: TOTZEK S	SCO: CRAIK J	GER: TOTZEK S	SCO: CRAIK J
	Draw ↻ 75%	Front ↺ 100%	Guard ↺ 100%	Draw ↻ 100%	Draw ↺ 100%	Draw ↻ 100%	Clearing ↺ 100%	Draw ↺ 75%	Clearing ↺ 100%	Take-out ↻ 100%	Take-out ↺ 50%	Draw ↻ 100%	Hit and Roll ↻ 100%	Take-out ↺ 100%	Hit and Roll ↻ 75%	Take-out ↻ 100%

	SCO	GER
Total Score	2	0
Time left	32:54	32:23

Legend:
↻ Clockwise ↺ Counter-clockwise - Not considered

Game - Shot by Shot

End 3 — **SCO - Scotland 2 + 0** (this end) **= 2** — **GER - Germany 0 + 0** (this end) **= 0**



	SCO	GER
Total Score	2	0
Time left	30:48	30:12

Legend:
↻ Clockwise ↺ Counter-clockwise - Not considered

Game - Shot by Shot

End 4 — **SCO - Scotland 2 + 0** (this end) **= 2** — **GER - Germany 0 + 2** (this end) **= 2**



	SCO	GER
Total Score	2	2
Time left	26:08	24:17

Legend:
↻ Clockwise ↺ Counter-clockwise - Not considered

Game - Shot by Shot

End 5 — **SCO - Scotland 2 + 0** (this end) **= 2** — **GER - Germany 2 + 0** (this end) **= 2**



1	2	3	4	5	6
GER: SUTOR M	SCO: BRYCE A	GER: SUTOR M	SCO: BRYCE A	GER: HAAG JL	SCO: HASWELL B
Front ↻ 100%	Draw ↺ 100%	Hit and Roll ↻ 100%	Take-out ↻ 100%	Hit and Roll ↻ 100%	Clearing ↺ 100%
7	**8**	**9**	**10**	**11**	**12**
GER: HAAG JL	SCO: HASWELL B	GER: SUTOR J	SCO: WATT M	GER: SUTOR J	SCO: WATT M
Guard ↻ 100%	Double Take-out ↺ 100%	Draw ↺ 100%	Promotion Take-out ↻ 50%	Draw ↺ 100%	Clearing ↻ 100%
13	**14**	**15**	**16**		
GER: TOTZEK S	SCO: CRAIK J	GER: TOTZEK S	SCO: CRAIK J		
Guard ↺ 50%	Hit and Roll ↻ 0%	Draw ↺ 75%	Double Take-out ↻ 100%		

	SCO	GER
Total Score	2	2
Time left	23:13	20:32

Legend:
↻ Clockwise ↺ Counter-clockwise - Not considered

Game - Shot by Shot

End 6 — **SCO - Scotland 2 + 0** (this end) **= 2** — **GER - Germany 2 + 1** (this end) **= 3**

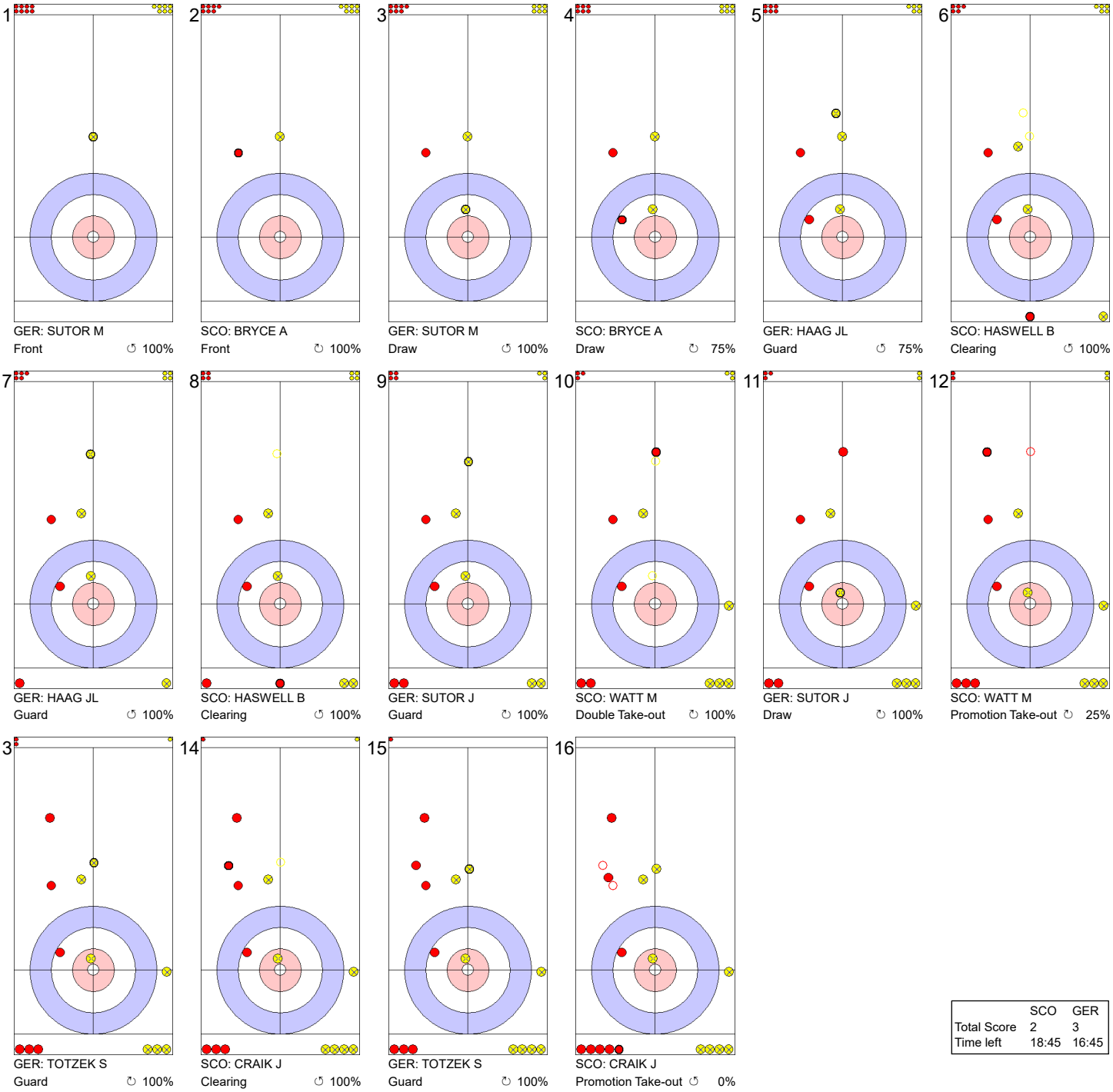

	SCO	GER
Total Score	2	3
Time left	18:45	16:45

Legend:
↻ Clockwise ↺ Counter-clockwise - Not considered

Game - Shot by Shot

End 7 — **SCO - Scotland 2 + 3** (this end) **= 5** — **GER - Germany 3 + 0** (this end) **= 3**

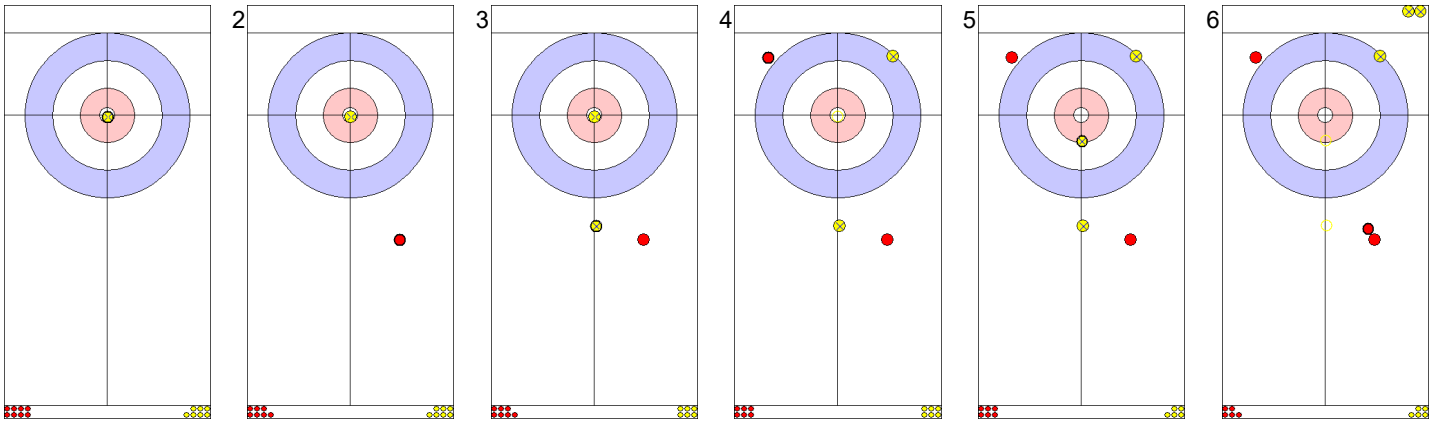

1	2	3	4	5	6
GER: SUTOR M	SCO: BRYCE A	GER: SUTOR M	SCO: BRYCE A	GER: HAAG JL	SCO: HASWELL B
Draw ↻ 100%	Front ↻ 100%	Guard ↺ 75%	Raise ↻ 25%	Draw ↻ 100%	Double Take-out ↺ 100%

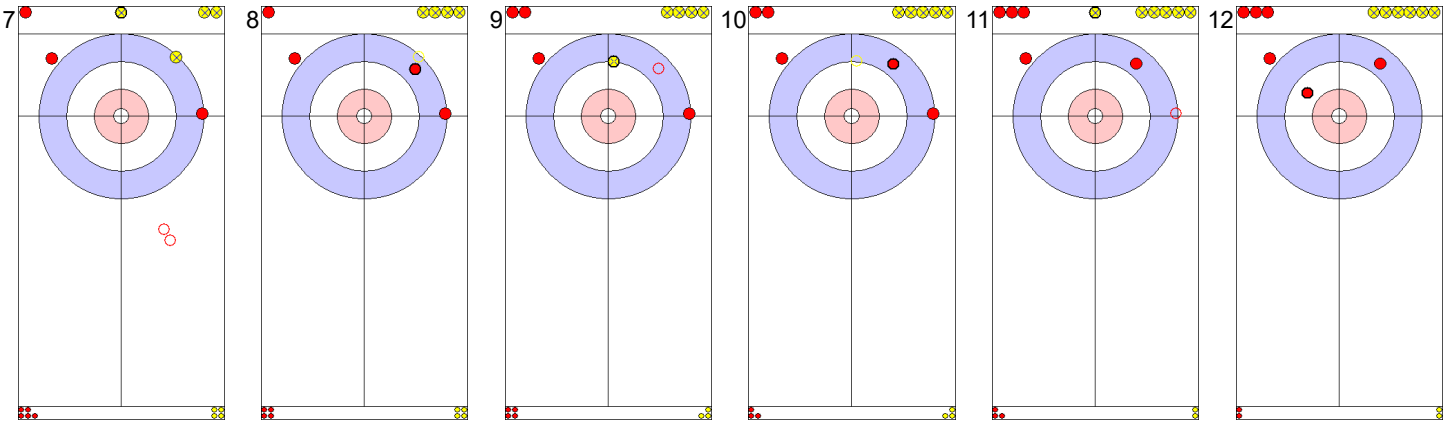

7	8	9	10	11	12
GER: HAAG JL	SCO: HASWELL B	GER: SUTOR J	SCO: WATT M	GER: SUTOR J	SCO: WATT M
Clearing ↺ 50%	Take-out ↻ 100%	Take-out ↺ 100%	Take-out ↻ 100%	Take-out ↻ 50%	Draw ↺ 100%

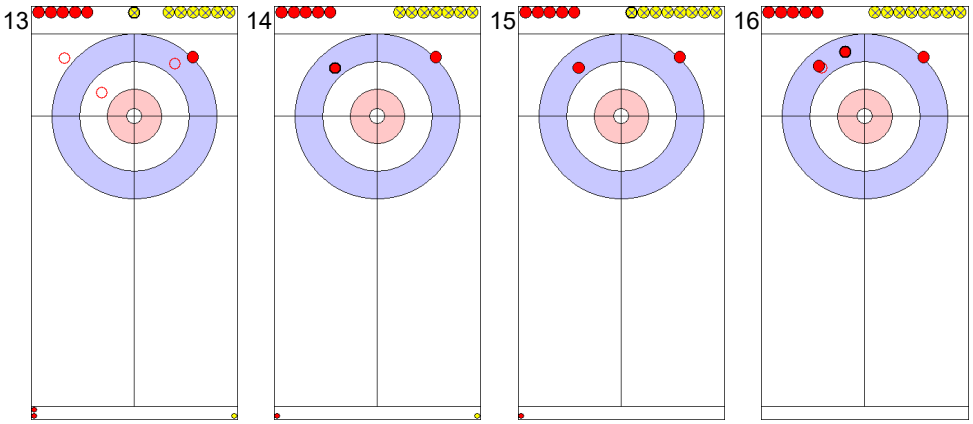

13	14	15	16
GER: TOTZEK S	SCO: CRAIK J	GER: TOTZEK S	SCO: CRAIK J
Double Take-out ↺ 50%	Draw ↻ 100%	Take-out ↺ 0%	Draw ↻ 100%

	SCO	GER
Total Score	5	3
Time left	15:07	13:18

Legend:
↻ Clockwise ↺ Counter-clockwise - Not considered

Game - Shot by Shot

End 8 **SCO - Scotland 5 + 1** (this end) **= 6** **GER - Germany 3 + 0** (this end) **= 3**



	SCO	GER
Total Score	6	3
Time left	10:37	08:22

Legend:
↻ Clockwise ↺ Counter-clockwise - Not considered

Game - Shot by Shot

End 9 — **SCO - Scotland 6 + 0** (this end) **= 6** — **GER - Germany 3 + 2** (this end) **= 5**



	1	2	3	4	5	6
	SCO: BRYCE A	GER: SUTOR M	SCO: BRYCE A	GER: SUTOR M	SCO: HASWELL B	GER: HAAG JL
	Draw ↻ 100%	Front ↺ 100%	Draw ↻ 100%	Front ↺ 100%	Draw ↻ 100%	Double Take-out ↺ 100%
	7	8	9	10	11	12
	SCO: HASWELL B	GER: HAAG JL	SCO: WATT M	GER: SUTOR J	SCO: WATT M	GER: SUTOR J
	Take-out ↻ 100%	Draw ↻ 100%	Clearing ↻ 100%	Draw ↺ 100%	Double Take-out ↻ 100%	Draw ↺ 100%
	13	14	15	16		
	SCO: CRAIK J	GER: TOTZEK S	SCO: CRAIK J	GER: TOTZEK S		
	Clearing ↻ 100%	Double Take-out ↺ 100%	Double Take-out ↻ 100%	Take-out ↺ 100%		

	SCO	GER
Total Score	6	5
Time left	07:32	04:26

Legend:
↻ Clockwise ↺ Counter-clockwise - Not considered

Game - Shot by Shot

End 10 **SCO - Scotland** **6 + 0** (this end) **= 6** **GER - Germany** **5 + 0** (this end) **= 5**

1
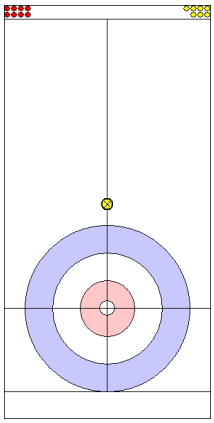
GER: SUTOR M
Front ↺ 100%

2
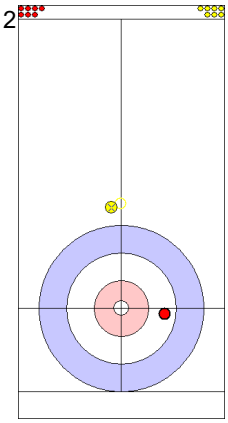
SCO: BRYCE A
Wick / Soft Peeling ↻ 25%

3
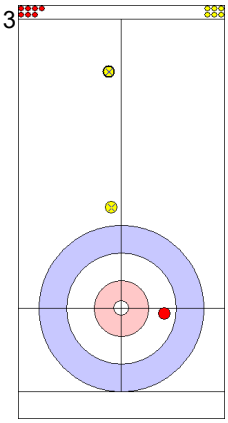
GER: SUTOR M
Front ↺ 100%

4
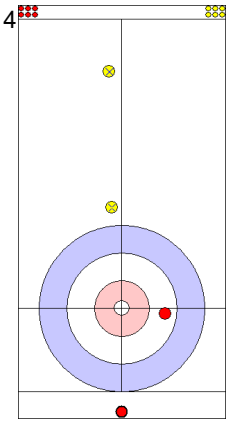
SCO: BRYCE A
Wick / Soft Peeling ↻ 0%
Soft-Peeling Free guard zone violation

5
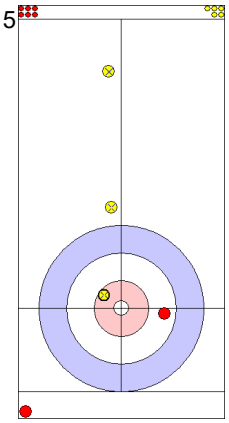
GER: HAAG JL
Draw ↺ 100%

6
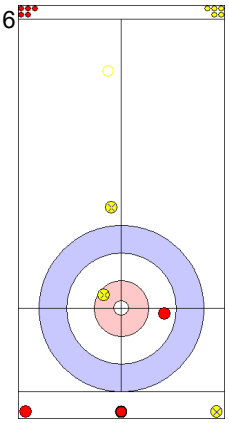
SCO: HASWELL B
Clearing ↺ 100%

7
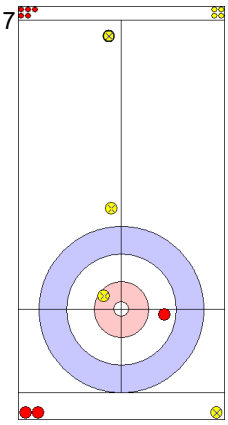
GER: HAAG JL
Guard ↺ 100%

8
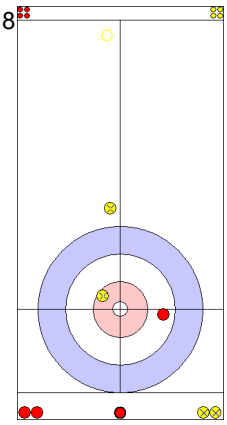
SCO: HASWELL B
Clearing ↻ 100%

9
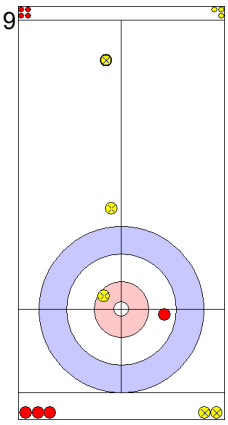
GER: SUTOR J
Guard ↺ 100%

10
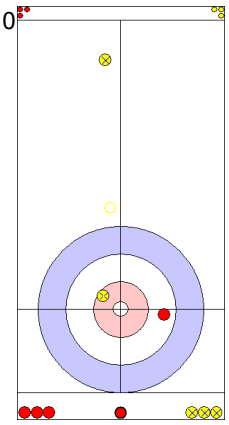
SCO: WATT M
Clearing ↻ 100%

11
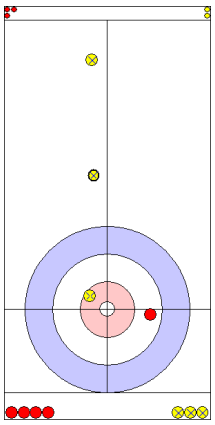
GER: SUTOR J
Guard ↺ 100%

12
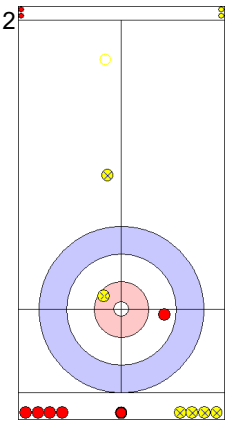
SCO: WATT M
Clearing ↺ 100%

13
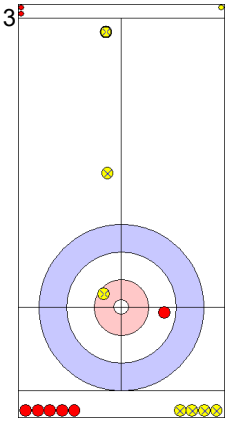
GER: TOTZEK S
Guard ↺ 100%

14
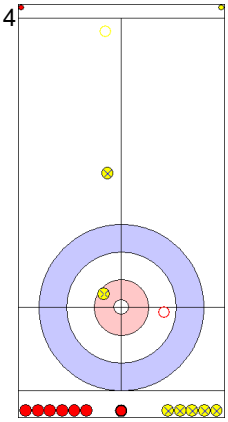
SCO: CRAIK J
Clearing ↺ 100%

15
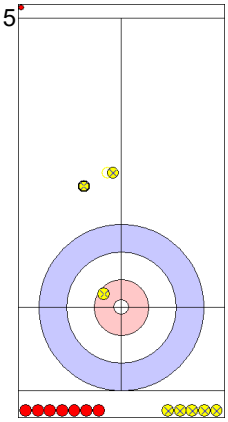
GER: TOTZEK S
Draw ↺ 0%

16
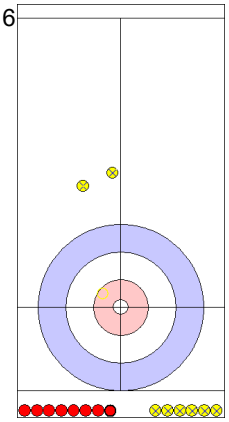
SCO: CRAIK J
Clearing ↺ 100%

	SCO	GER
Total Score	6	5
Time left	04:37	00:19

Legend:
↻ Clockwise ↺ Counter-clockwise - Not considered

Cumulative Player Statistics by Team

CAN - Canada

GAUTHIER Jacques — Fourth Skip — Right-handed

Type	↻	%	↺	%	Total	%
Draw	24	68	25	92	49	80
Front	1	100	1	50	2	75
Guard	3	100	3	100	6	100
Raise	5	60	4	56	9	58
Wick / Soft Peeling	0	-	0	-	0	-
Freeze	0	-	0	-	0	-
Take-out	30	95	19	89	49	93
Hit and Roll	10	78	10	90	20	84
Clearing	10	80	9	100	19	89
Double Take-out	18	82	13	81	31	81
Promotion Take-out	2	25	3	67	5	50
Not considered	0	-	6	-	6	-
All Draws	33	70	33	87	66	79
All Take-outs	70	85	54	88	124	86
Total	103	80	87	88	190	84

BILAWKA Zachary — Lead — Right-handed

Type	↻	%	↺	%	Total	%
Draw	97	80	15	68	112	79
Front	40	88	5	100	45	89
Guard	4	69	0	-	4	69
Raise	3	75	2	100	5	85
Wick / Soft Peeling	0	-	0	-	0	-
Freeze	0	-	0	-	0	-
Take-out	9	100	10	70	19	84
Hit and Roll	1	75	4	69	5	70
Clearing	0	-	0	-	0	-
Double Take-out	1	50	3	83	4	75
Promotion Take-out	0	-	0	-	0	-
Not considered	1	-	1	-	2	-
All Draws	144	82	22	78	166	81
All Take-outs	11	93	17	72	28	80
Total	155	83	39	76	194	81

PETERS Jordan — Third V-Skip — Right-handed

Type	↻	%	↺	%	Total	%
Draw	20	83	10	78	30	81
Front	1	100	2	100	3	100
Guard	7	71	5	80	12	75
Raise	2	100	3	83	5	90
Wick / Soft Peeling	0	-	0	-	0	-
Freeze	0	-	0	-	0	-
Take-out	36	90	31	90	67	90
Hit and Roll	9	86	6	67	15	78
Clearing	22	100	20	94	42	97
Double Take-out	7	71	9	83	16	78
Promotion Take-out	4	31	2	63	6	42
Not considered	0	-	0	-	0	-
All Draws	30	82	20	81	50	82
All Take-outs	78	88	68	88	146	88
Total	108	86	88	86	196	86

DUNLOP Thomas — Alternate — Left-handed

Type	↻	%	↺	%	Total	%
Draw	0	-	0	-	0	-
Front	0	-	0	-	0	-
Guard	0	-	0	-	0	-
Raise	0	-	0	-	0	-
Wick / Soft Peeling	0	-	0	-	0	-
Freeze	0	-	0	-	0	-
Take-out	0	-	0	-	0	-
Hit and Roll	0	-	0	-	0	-
Clearing	0	-	0	-	0	-
Double Take-out	0	-	0	-	0	-
Promotion Take-out	0	-	0	-	0	-
Not considered	0	-	0	-	0	-
All Draws	0	-	0	-	0	-
All Take-outs	0	-	0	-	0	-
Total	0	-	0	-	0	-

PAYETTE Brayden — Second — Right-handed

Type	↻	%	↺	%	Total	%
Draw	36	79	20	79	56	79
Front	2	100	1	0	3	67
Guard	7	96	8	91	15	93
Raise	4	44	8	63	12	56
Wick / Soft Peeling	0	-	0	-	0	-
Freeze	0	-	0	-	0	-
Take-out	15	90	15	75	30	83
Hit and Roll	13	79	6	71	19	76
Clearing	12	85	23	98	35	94
Double Take-out	10	78	10	75	20	76
Promotion Take-out	2	38	2	50	4	44
Not considered	0	-	2	-	2	-
All Draws	49	80	37	76	86	78
All Take-outs	52	82	56	83	108	82
Total	101	81	93	80	194	80

Team: CAN - Canada

Type	↻	%	↺	%	Total	%
Draw	177	79	70	81	247	79
Front	44	89	9	83	53	88
Guard	21	83	16	89	37	86
Raise	14	64	17	69	31	67
Wick / Soft Peeling	0	-	0	-	0	-
Freeze	0	-	0	-	0	-
Take-out	90	93	75	84	165	89
Hit and Roll	33	80	26	77	59	79
Clearing	44	91	52	97	96	94
Double Take-out	36	78	35	80	71	79
Promotion Take-out	8	31	7	61	15	45
Not considered	1	-	9	-	10	-
All Draws	256	80	112	81	368	80
All Take-outs	211	86	195	85	406	85
Total	467	82	307	83	774	83

Legend:
↻ Clockwise ↺ Counter-clockwise

CURLIT Curling Information Technology Ltd.

Cumulative Player Statistics by Team

GER - Germany

TOTZEK Sixten — Fourth Skip — Right-handed

Type	↻	%	↺	%	Total	%
Draw	34	71	25	62	59	67
Front	0	-	0	-	0	-
Guard	7	93	10	80	17	85
Raise	3	100	1	100	4	100
Wick / Soft Peeling	0	-	0	-	0	-
Freeze	1	0	1	75	2	38
Take-out	29	82	29	81	58	81
Hit and Roll	4	69	14	75	18	74
Clearing	10	90	6	88	16	89
Double Take-out	8	69	11	68	19	68
Promotion Take-out	4	44	4	50	8	47
Not considered	0	-	0	-	0	-
All Draws	45	75	37	68	82	72
All Take-outs	55	78	64	76	119	77
Total	100	77	101	73	201	75

SUTOR Magnus — Lead — Right-handed

Type	↻	%	↺	%	Total	%
Draw	49	74	53	87	102	81
Front	24	96	33	96	57	96
Guard	3	75	6	92	9	86
Raise	1	75	0	-	1	75
Wick / Soft Peeling	2	88	2	50	4	69
Freeze	0	-	0	-	0	-
Take-out	11	91	2	25	13	81
Hit and Roll	8	84	5	70	13	79
Clearing	0	-	0	-	0	-
Double Take-out	0	-	0	-	0	-
Promotion Take-out	0	-	0	-	0	-
Not considered	0	-	1	-	1	-
All Draws	79	81	94	90	173	86
All Take-outs	19	88	7	57	26	80
Total	98	83	101	88	199	85

SUTOR Joshua — Third V-Skip — Right-handed

Type	↻	%	↺	%	Total	%
Draw	35	66	36	62	71	64
Front	0	-	1	100	1	100
Guard	9	92	8	84	17	88
Raise	4	75	2	38	6	63
Wick / Soft Peeling	0	-	1	100	1	100
Freeze	2	100	0	-	2	100
Take-out	21	71	32	84	53	79
Hit and Roll	7	54	8	72	15	63
Clearing	3	83	17	94	20	93
Double Take-out	9	56	7	71	16	63
Promotion Take-out	1	0	4	63	5	50
Not considered	0	-	0	-	0	-
All Draws	50	73	48	66	98	70
All Take-outs	41	64	68	82	109	75
Total	91	69	116	76	207	73

HARSCH Klaudius — Alternate — Right-handed

Type	↻	%	↺	%	Total	%
Draw	8	69	3	67	11	68
Front	3	50	2	100	5	70
Guard	1	75	1	100	2	88
Raise	0	-	1	100	1	100
Wick / Soft Peeling	0	-	0	-	0	-
Freeze	0	-	0	-	0	-
Take-out	1	100	3	50	4	63
Hit and Roll	0	-	0	-	0	-
Clearing	1	100	1	75	2	88
Double Take-out	0	-	1	100	1	100
Promotion Take-out	0	-	0	-	0	-
Not considered	0	-	0	-	0	-
All Draws	12	65	7	86	19	72
All Take-outs	2	100	5	65	7	75
Total	14	70	12	77	26	73

HAAG Jan-Luca — Second — Right-handed

Type	↻	%	↺	%	Total	%
Draw	33	86	34	72	67	79
Front	0	-	1	75	1	75
Guard	11	80	12	90	23	85
Raise	4	81	2	63	6	75
Wick / Soft Peeling	0	-	0	-	0	-
Freeze	0	-	0	-	0	-
Take-out	18	56	20	88	38	72
Hit and Roll	9	81	5	80	14	80
Clearing	7	79	17	79	24	79
Double Take-out	6	63	7	68	13	65
Promotion Take-out	0	-	0	-	0	-
Not considered	0	-	0	-	0	-
All Draws	48	84	49	76	97	80
All Take-outs	40	66	49	81	89	74
Total	88	76	98	79	186	77

Team: GER - Germany

Type	↻	%	↺	%	Total	%
Draw	159	74	151	73	310	74
Front	27	91	37	96	64	94
Guard	31	85	37	86	68	86
Raise	12	83	6	67	18	78
Wick / Soft Peeling	2	88	3	67	5	75
Freeze	3	67	1	75	4	69
Take-out	80	75	86	81	166	78
Hit and Roll	28	73	32	74	60	74
Clearing	21	86	41	87	62	86
Double Take-out	23	62	26	70	49	66
Promotion Take-out	5	35	8	56	13	48
Not considered	0	-	1	-	1	-
All Draws	234	78	235	79	469	78
All Take-outs	157	73	193	79	350	76
Total	391	76	428	79	819	77

Legend:
↻ Clockwise ↺ Counter-clockwise

CURLIT Curling Information Technology Ltd.

Cumulative Player Statistics by Team

SCO - Scotland

CRAIK James — Fourth Skip — Right-handed

Type	↻	%	↺	%	Total	%
Draw	37	84	39	74	76	79
Front	0	-	1	100	1	100
Guard	2	75	7	82	9	81
Raise	2	25	3	67	5	50
Wick / Soft Peeling	0	-	0	-	0	-
Freeze	0	-	0	-	0	-
Take-out	28	76	23	91	51	83
Hit and Roll	13	73	12	83	25	78
Clearing	13	85	6	100	19	89
Double Take-out	8	91	7	86	15	88
Promotion Take-out	4	0	3	33	7	14
Not considered	0	-	5	-	5	-
All Draws	41	80	50	75	91	77
All Take-outs	66	74	51	86	117	79
Total	107	77	101	81	208	79

RYDER Niall — Lead — Right-handed

Type	↻	%	↺	%	Total	%
Draw	50	90	14	71	64	86
Front	16	94	14	82	30	88
Guard	5	75	1	100	6	79
Raise	2	88	3	75	5	80
Wick / Soft Peeling	9	56	0	-	9	56
Freeze	0	-	0	-	0	-
Take-out	8	88	1	100	9	89
Hit and Roll	1	100	1	50	2	75
Clearing	1	100	0	-	1	100
Double Take-out	0	-	0	-	0	-
Promotion Take-out	0	-	0	-	0	-
Not considered	0	-	2	-	2	-
All Draws	82	86	32	77	114	84
All Take-outs	10	90	2	75	12	88
Total	92	86	34	77	126	84

WATT Mark — Third V-Skip — Right-handed

Type	↻	%	↺	%	Total	%
Draw	30	72	16	64	46	69
Front	2	75	0	-	2	75
Guard	13	85	4	81	17	84
Raise	1	100	0	-	1	100
Wick / Soft Peeling	0	-	0	-	0	-
Freeze	0	-	1	100	1	100
Take-out	26	87	27	90	53	88
Hit and Roll	11	77	6	79	17	78
Clearing	17	87	21	92	38	89
Double Take-out	9	78	15	85	24	82
Promotion Take-out	7	68	7	68	14	68
Not considered	2	-	1	-	3	-
All Draws	46	76	21	69	67	74
All Take-outs	70	82	76	87	146	84
Total	116	80	97	83	213	81

BRYCE Angus — Alternate — Right-handed

Type	↻	%	↺	%	Total	%
Draw	33	81	6	88	39	82
Front	20	94	2	100	22	94
Guard	6	75	0	-	6	75
Raise	1	25	0	-	1	25
Wick / Soft Peeling	6	29	0	-	6	29
Freeze	0	-	0	-	0	-
Take-out	6	100	5	100	11	100
Hit and Roll	0	-	0	-	0	-
Clearing	2	100	1	100	3	100
Double Take-out	0	-	0	-	0	-
Promotion Take-out	0	-	0	-	0	-
Not considered	0	-	0	-	0	-
All Draws	66	79	8	91	74	80
All Take-outs	8	100	6	100	14	100
Total	74	81	14	95	88	83

HASWELL Blair — Second — Right-handed

Type	↻	%	↺	%	Total	%
Draw	31	65	24	80	55	71
Front	4	75	1	100	5	80
Guard	17	85	3	100	20	88
Raise	2	88	1	100	3	92
Wick / Soft Peeling	0	-	0	-	0	-
Freeze	0	-	0	-	0	-
Take-out	23	88	25	86	48	87
Hit and Roll	9	94	8	81	17	88
Clearing	15	83	24	96	39	91
Double Take-out	11	86	11	75	22	81
Promotion Take-out	4	88	2	38	6	71
Not considered	0	-	1	-	1	-
All Draws	54	73	29	84	83	77
All Take-outs	62	88	70	86	132	87
Total	116	81	99	85	215	83

Team: SCO - Scotland

Type	↻	%	↺	%	Total	%
Draw	181	80	99	74	280	78
Front	42	91	18	86	60	90
Guard	43	82	15	87	58	83
Raise	8	66	7	75	15	70
Wick / Soft Peeling	15	45	0	-	15	45
Freeze	0	-	1	100	1	100
Take-out	91	85	81	90	172	87
Hit and Roll	34	81	27	81	61	81
Clearing	48	86	52	95	100	91
Double Take-out	28	85	33	82	61	83
Promotion Take-out	15	55	12	54	27	55
Not considered	2	-	9	-	11	-
All Draws	289	79	140	77	429	79
All Take-outs	216	82	205	86	421	84
Total	505	81	345	83	850	82

Legend:
↻ Clockwise ↺ Counter-clockwise

CURLIT Curling Information Technology Ltd.

Cumulative Player Statistics by Team

SUI - Switzerland

STOCKER Yves — Fourth V-Skip — Right-handed

Type	↻	%	↺	%	Total	%
Draw	42	73	29	74	71	73
Front	0	-	0	-	0	-
Guard	8	97	6	96	14	96
Raise	6	71	10	58	16	63
Wick / Soft Peeling	1	0	0	-	1	0
Freeze	0	-	1	100	1	100
Take-out	17	59	23	74	40	68
Hit and Roll	11	61	12	75	23	68
Clearing	1	50	9	94	10	90
Double Take-out	12	54	9	83	21	67
Promotion Take-out	4	56	3	17	7	39
Not considered	0	-	4	-	4	-
All Draws	57	75	46	74	103	74
All Take-outs	45	58	56	76	101	68
Total	102	67	102	75	204	71

GERTSCH Marcel — Lead — Right-handed

Type	↻	%	↺	%	Total	%
Draw	30	81	46	82	76	82
Front	44	88	48	88	92	88
Guard	3	92	2	88	5	90
Raise	1	50	1	50	2	50
Wick / Soft Peeling	4	88	4	75	8	81
Freeze	0	-	0	-	0	-
Take-out	7	86	8	88	15	87
Hit and Roll	1	100	5	60	6	67
Clearing	0	-	1	100	1	100
Double Take-out	0	-	3	67	3	67
Promotion Take-out	0	-	0	-	0	-
Not considered	0	-	2	-	2	-
All Draws	82	85	101	84	183	85
All Take-outs	8	88	17	76	25	80
Total	90	85	118	83	208	84

WAGENSEIL Yves — Third Skip — Right-handed

Type	↻	%	↺	%	Total	%
Draw	13	65	9	86	22	74
Front	2	50	0	-	2	50
Guard	9	78	2	100	11	82
Raise	3	50	0	-	3	50
Wick / Soft Peeling	0	-	0	-	0	-
Freeze	0	-	0	-	0	-
Take-out	5	75	5	80	10	78
Hit and Roll	5	80	4	81	9	81
Clearing	0	-	0	-	0	-
Double Take-out	6	75	8	69	14	71
Promotion Take-out	2	13	2	25	4	19
Not considered	0	-	1	-	1	-
All Draws	27	67	11	89	38	73
All Take-outs	18	69	19	70	37	70
Total	45	68	30	77	75	71

HOESLI Marco — Alternate — Right-handed

Type	↻	%	↺	%	Total	%
Draw	17	69	29	68	46	68
Front	0	-	2	100	2	100
Guard	7	82	7	96	14	89
Raise	0	-	2	88	2	88
Wick / Soft Peeling	2	63	0	-	2	63
Freeze	0	-	0	-	0	-
Take-out	19	79	14	70	33	75
Hit and Roll	3	83	6	83	9	83
Clearing	9	89	2	100	11	91
Double Take-out	4	63	7	64	11	64
Promotion Take-out	3	50	0	-	3	50
Not considered	0	-	0	-	0	-
All Draws	26	72	40	76	66	74
All Take-outs	38	78	29	73	67	76
Total	64	75	69	75	133	75

EBERHARD Felix — Second — Right-handed

Type	↻	%	↺	%	Total	%
Draw	24	86	33	80	57	82
Front	6	100	6	100	12	100
Guard	15	78	7	68	22	75
Raise	6	63	1	50	7	61
Wick / Soft Peeling	0	-	0	-	0	-
Freeze	0	-	0	-	0	-
Take-out	17	82	15	80	32	81
Hit and Roll	11	75	15	53	26	63
Clearing	8	84	20	96	28	93
Double Take-out	7	71	10	75	17	74
Promotion Take-out	1	0	5	30	6	25
Not considered	0	-	3	-	3	-
All Draws	51	83	47	80	98	81
All Take-outs	44	77	65	74	109	75
Total	95	80	112	77	207	78

Team: SUI - Switzerland

Type	↻	%	↺	%	Total	%
Draw	126	76	146	77	272	77
Front	52	88	56	89	108	89
Guard	42	83	24	88	66	85
Raise	16	63	14	61	30	62
Wick / Soft Peeling	7	68	4	75	11	70
Freeze	0	-	1	100	1	100
Take-out	65	75	65	77	130	76
Hit and Roll	31	73	42	67	73	70
Clearing	18	85	32	96	50	92
Double Take-out	29	64	37	73	66	69
Promotion Take-out	10	40	10	25	20	33
Not considered	0	-	10	-	10	-
All Draws	243	79	245	80	488	79
All Take-outs	153	71	186	74	339	73
Total	396	76	431	78	827	77

Legend:
↻ Clockwise ↺ Counter-clockwise

CURLIT Curling Information Technology Ltd.

Scoring Analysis

Team	Games		LSFE	Stolen Ends	Last Stone Eff.	Force Eff.	Points Scored 0	1	2	3	4	>4	Total	Plus / Minus
CAN	11	For	9	17	46%	83%	11	21	18	6	0	0	75	+38
		Against	2	9			9	27	5	0	0	0	37	
SCO	11	For	7	13	44%	57%	11	24	19	2	0	0	68	+15
		Against	4	7			13	24	10	3	0	0	53	
GER	11	For	4	12	53%	40%	9	20	17	3	2	0	71	+9
		Against	7	8			11	18	16	4	0	0	62	
USA	9	For	6	8	36%	57%	4	20	12	4	0	0	56	+2
		Against	3	11			7	26	11	2	0	0	54	
SUI	11	For	3	15	24%	53%	9	34	6	5	1	0	65	+1
		Against	8	11			5	24	17	2	0	0	64	
RUS	9	For	4	10	38%	62%	7	23	10	5	0	0	58	0
		Against	5	9			5	23	11	3	1	0	58	
SWE	9	For	5	11	29%	55%	11	22	9	1	1	0	47	-6
		Against	4	12			1	20	9	5	0	0	53	
ITA	9	For	2	4	18%	52%	5	23	5	3	0	0	42	-17
		Against	7	11			10	24	14	1	1	0	59	
NZL	9	For	5	8	16%	42%	4	23	7	1	0	0	40	-18
		Against	4	15			6	24	11	4	0	0	58	
NOR	9	For	4	9	26%	43%	4	19	11	0	0	0	41	-24
		Against	5	14			8	19	10	6	2	0	65	
Total	49			107			75	229	114	30	4	0	563	

Note:
Stolen ends are the ends won without the last stone advantage.
Last Stone Efficiency: Scoring two or more points with last stone advantage.
Force Efficiency: Forcing the opponent team to score only one point when they have the last stone advantage.

Legend:
>4 More than four points scored **Eff.** Efficiency **LSFE** Last Stone First End

Summary of Big Ends

Points Scored	By	Against	Session	End	Game Result
4	GER - Germany	NOR - Norway	1	4	7 : 5
4	GER - Germany	RUS - Russia	6	8	10 : 6
4	SUI - Switzerland	ITA - Italy	2	9	8 : 3
4	SWE - Sweden	NOR - Norway	4	5	8 : 7

Note:
Big ends are defined as ends with a score of four or more points.

Time-out Statistics

Team	Games	Number of Time-outs	Average Shot Success on Next Stone
NZL - New Zealand	9	6	95%
USA - United States	9	10	95%
CAN - Canada	11	5	90%
SWE - Sweden	9	3	83%
GER - Germany	11	11	79%
SCO - Scotland	11	10	77%
SUI - Switzerland	11	9	77%
RUS - Russia	9	10	72%
ITA - Italy	9	9	62%
NOR - Norway	9	3	33%
Total	49	76	78%

Session Results and Standings

Sheet	Game	Team	LSFE	1	2	3	4	5	6	7	8	9	10	Extra Ends				Total
B	10	SUI - Switzerland		0	1	0	0	0	3	0	3	0	2					9
	10	SCO - Scotland	*	1	0	2	0	0	0	1	0	2	0					6
D	10	CAN - Canada	*	0	2	0	0	1	0	0	2	0	2					7
	10	GER - Germany		0	0	0	1	0	2	1	0	0	0					4

Play-offs Bracket

Semi-finals **Finals** **Final Standings**

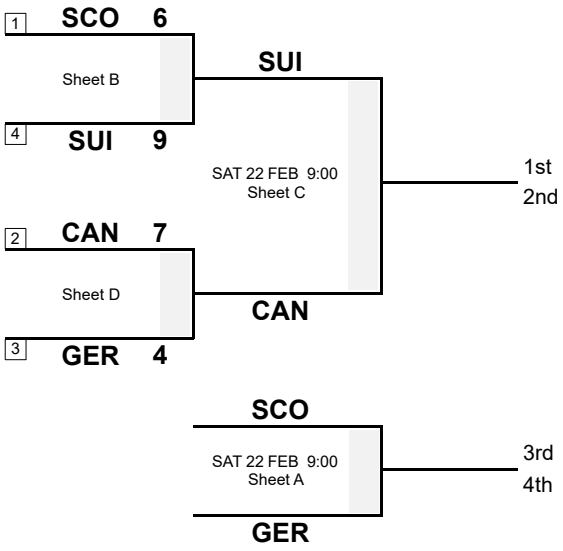

1		
2		
3		
4		
5	SWE - Sweden	
6	RUS - Russia	
7	USA - United States	>B
8	NZL - New Zealand	>B
9	ITA - Italy	>B
10	NOR - Norway	>B

Legend:
>B To B-Division **LSFE(*)** Last Stone First End

Game Results

Sheet	Game	Team	LSFE	1	2	3	4	5	6	7	8	9	10	Extra Ends				Total
B	10	SUI - Switzerland		0	1	0	0	0	3	0	3	0	2					9
	10	SCO - Scotland	*	1	0	2	0	0	0	1	0	2	0					6

SUI - Switzerland		Shot Success Game	All
4 V	STOCKER Yves	85 %	71%
3 S	HOESLI Marco	79 %	75 %
2	EBERHARD Felix	86 %	77 %
1	GERTSCH Marcel	90 %	83 %
A	WAGENSEIL Yves	-	71%
	Team Total	85 %	76 %

Time remaining: 2 minutes 25 seconds

Time-out: End 8 - SUI stone 7

SCO - Scotland		Shot Success Game	All
4 S	CRAIK James	86 %	79 %
3 V	WATT Mark	83 %	81%
2	HASWELL Blair	70 %	82 %
1	BRYCE Angus	96 %	83 %
A	RYDER Niall	-	84 %
	Team Total	84 %	81%

Time remaining: 4 minutes 10 seconds

Time-out: End 10 - SCO stone 6

SUI - Switzerland		↻		↺		Game	
4 STOCKER Yves	Draws	1	50 %	4	94 %	5	85 %
	Take-outs	2	38 %	13	92 %	15	85 %
	Total	3	42 %	17	93 %	20	85 %
3 HOESLI Marco	Draws	1	100 %	4	56 %	5	65 %
	Take-outs	7	93 %	8	75 %	15	83 %
	Total	8	94 %	12	69 %	20	79 %
2 EBERHARD Felix	Draws	3	67 %	6	88 %	9	81 %
	Take-outs	6	88 %	5	95 %	11	91 %
	Total	9	81 %	11	91 %	20	86 %
1 GERTSCH Marcel	Draws	3	83 %	13	88 %	16	88 %
	Take-outs	1	100 %	3	100 %	4	100 %
	Total	4	88 %	16	91 %	20	90 %
A WAGENSEIL Yves	Draws	0	-	0	-	0	-
	Take-outs	0	-	0	-	0	-
	Total	0	-	0	-	0	-
Team	Draws	8	75 %	27	84 %	35	82 %
	Take-outs	16	84 %	29	89 %	45	87 %
	Total	24	81 %	56	87 %	80	85 %

SCO - Scotland		↻		↺		Game	
4 CRAIK James	Draws	2	100 %	10	78 %	12	81 %
	Take-outs	3	100 %	5	90 %	8	94 %
	Total	5	100 %	15	82 %	20	86 %
3 WATT Mark	Draws	1	50 %	4	69 %	5	65 %
	Take-outs	7	82 %	8	94 %	15	88 %
	Total	8	78 %	12	85 %	20	83 %
2 HASWELL Blair	Draws	5	65 %	1	50 %	6	63 %
	Take-outs	5	80 %	9	69 %	14	73 %
	Total	10	73 %	10	68 %	20	70 %
1 BRYCE Angus	Draws	15	95 %	0	-	15	95 %
	Take-outs	4	100 %	1	100 %	5	100 %
	Total	19	96 %	1	100 %	20	96 %
A RYDER Niall	Draws	0	-	0	-	0	-
	Take-outs	0	-	0	-	0	-
	Total	0	-	0	-	0	-
Team	Draws	23	87 %	15	73 %	38	82 %
	Take-outs	19	88 %	23	84 %	42	86 %
	Total	42	88 %	38	80 %	80	84 %

Note:
Position and function for each team member:
4 = Fourth, **3** = Third, **2** = Second, **1** = Lead, **A** = Alternate, **S** = Skip, **V** = Vice-Skip

Legend:
↻ Clockwise ↺ Counter-clockwise **LSFE(*)** Last Stone First End

Game - Shot by Shot

End 1 — **SUI - Switzerland 0 + 0** (this end) **= 0** — **SCO - Scotland 0 + 1** (this end) **= 1**

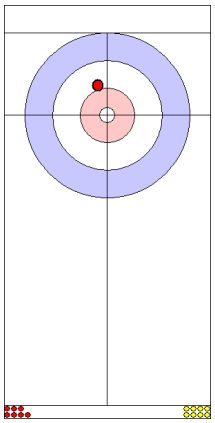
1
SUI: GERTSCH M
Draw ↻ 100%

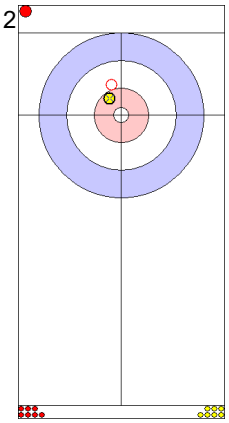
2
SCO: BRYCE A
Take-out ↻ 100%

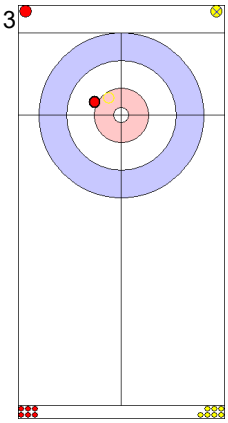
3
SUI: GERTSCH M
Take-out ↻ 100%

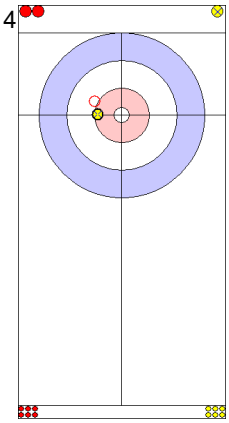
4
SCO: BRYCE A
Take-out ↻ 100%

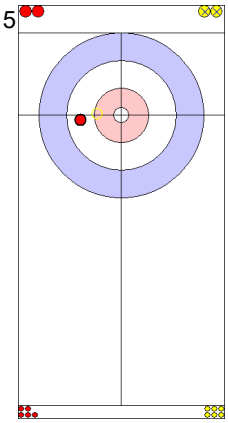
5
SUI: EBERHARD F
Take-out ↻ 100%

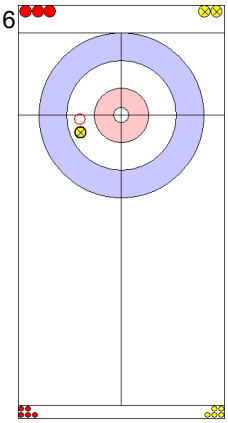
6
SCO: HASWELL B
Take-out ↻ 100%

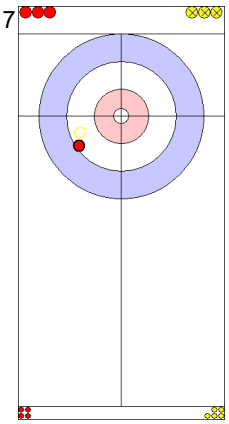
7
SUI: EBERHARD F
Take-out ↻ 100%

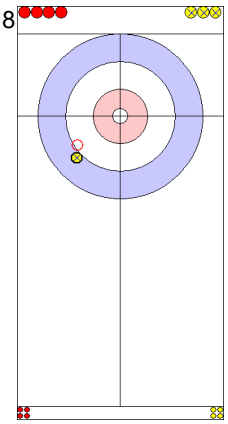
8
SCO: HASWELL B
Take-out ↻ 100%

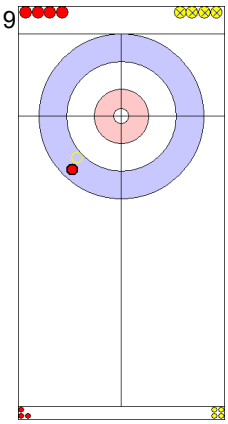
9
SUI: HOESLI M
Take-out ↻ 100%

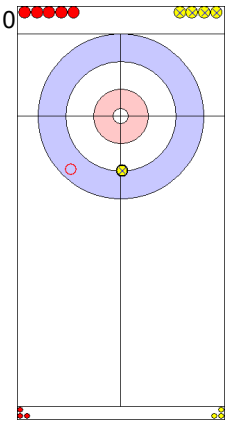
10
SCO: WATT M
Hit and Roll ↻ 100%

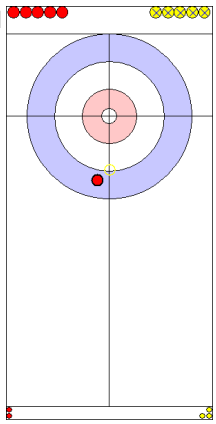
11
SUI: HOESLI M
Take-out ↻ 100%

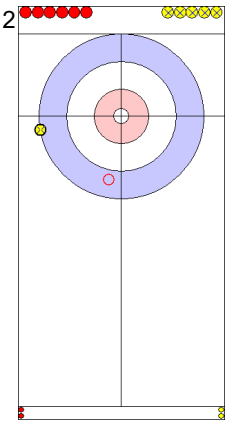
12
SCO: WATT M
Take-out ↻ 100%

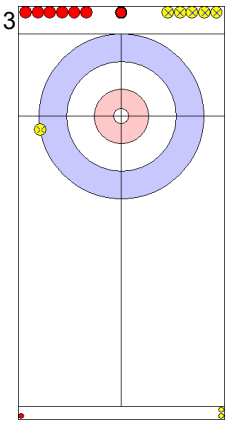
13
SUI: STOCKER Y
Take-out ↻ 0%

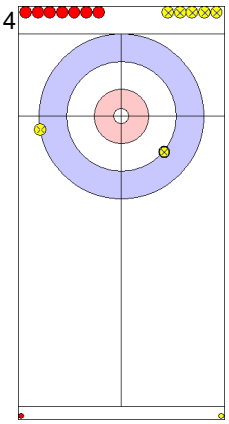
14
SCO: CRAIK J
Draw ↻ 100%

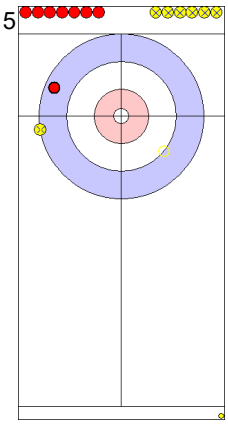
15
SUI: STOCKER Y
Hit and Roll ↻ 100%

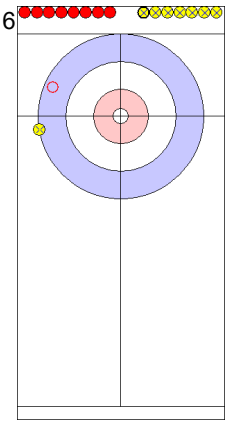
16
SCO: CRAIK J
Take-out ↺ 50%

	SUI	SCO
Total Score	0	1
Time left	35:43	35:39

Legend:
↻ Clockwise ↺ Counter-clockwise - Not considered

Game - Shot by Shot

End 2 — **SUI - Switzerland** **0 + 1** (this end) **= 1** — **SCO - Scotland** **1 + 0** (this end) **= 1**

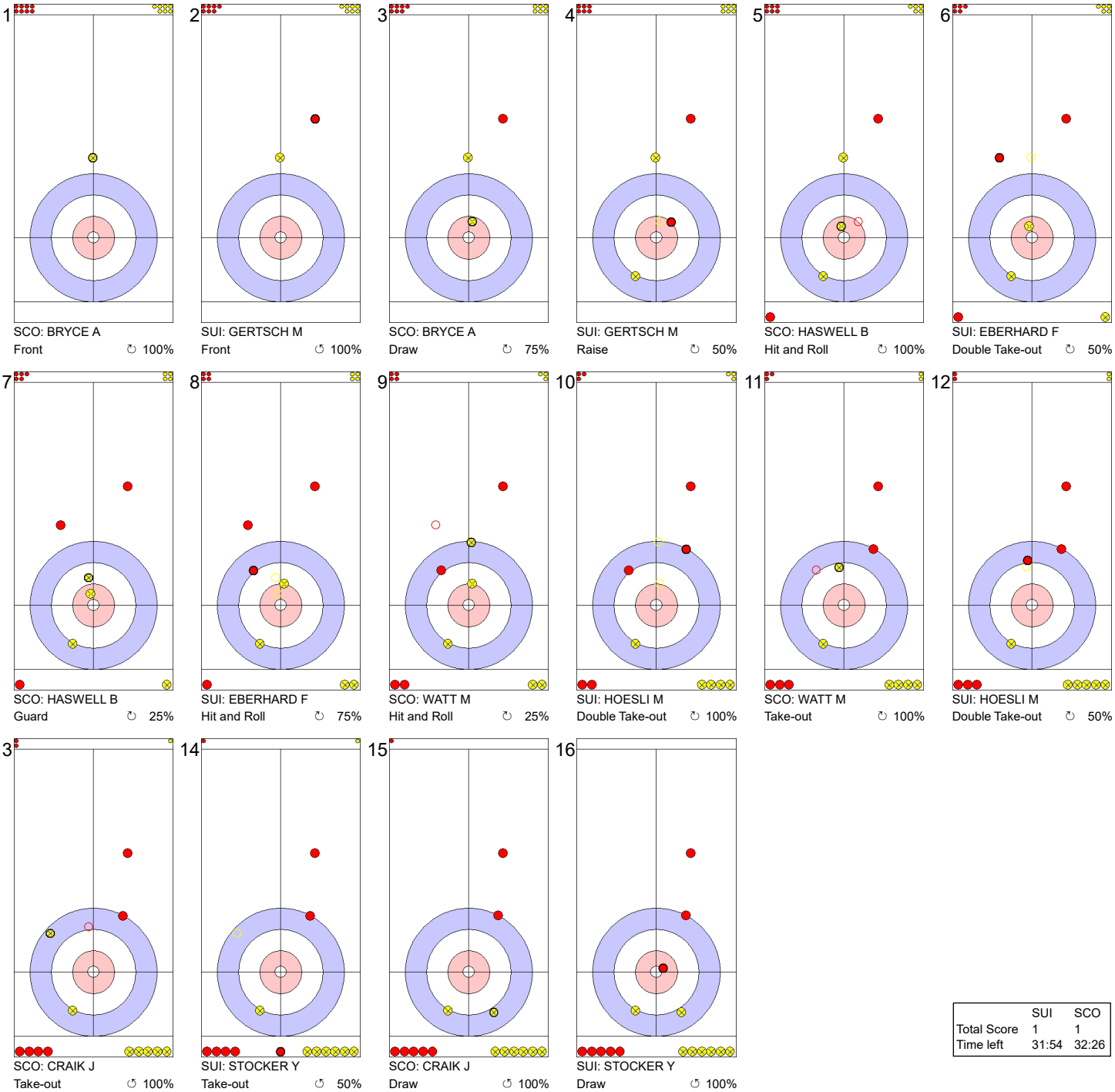

	SUI	SCO
Total Score	1	1
Time left	31:54	32:26

Legend:
↻ Clockwise ↺ Counter-clockwise - Not considered

Game - Shot by Shot

End 3 **SUI - Switzerland 1 + 0** (this end) **= 1** **SCO - Scotland 1 + 2** (this end) **= 3**

1
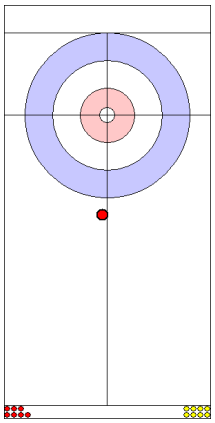
SUI: GERTSCH M
Front ↻ 100%

2
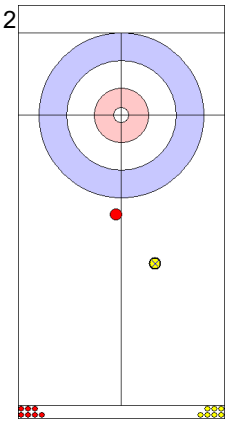
SCO: BRYCE A
Front ↻ 100%

3
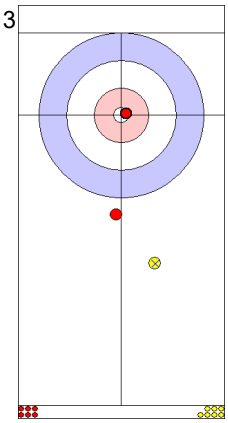
SUI: GERTSCH M
Draw ↺ 75%

4
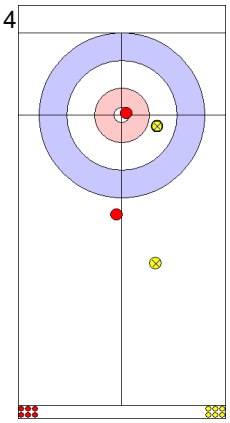
SCO: BRYCE A
Draw ↻ 100%

5
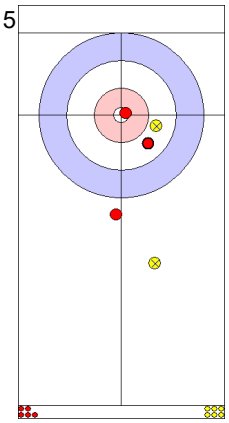
SUI: EBERHARD F
Draw ↻ 100%

6
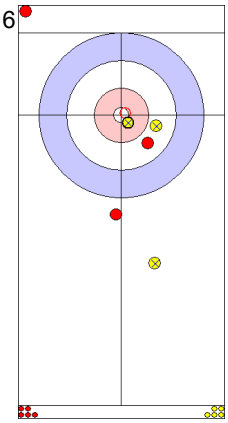
SCO: HASWELL B
Hit and Roll ↺ 75%

7
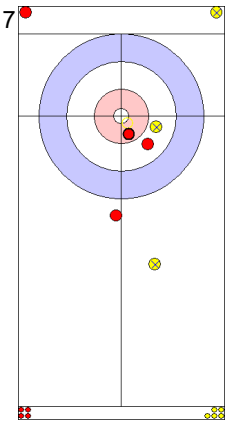
SUI: EBERHARD F
Take-out ↻ 100%

8
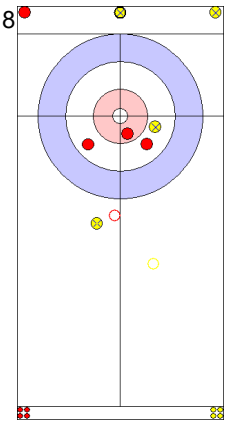
SCO: HASWELL B
Take-out ↺ 0%

9
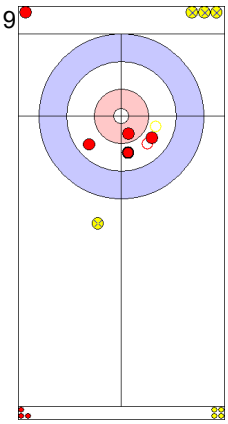
SUI: HOESLI M
Promotion Take-out ↻ 100%

10
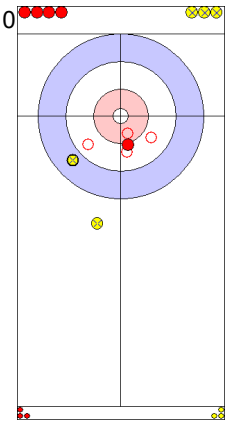
SCO: WATT M
Double Take-out ↻ 100%

11
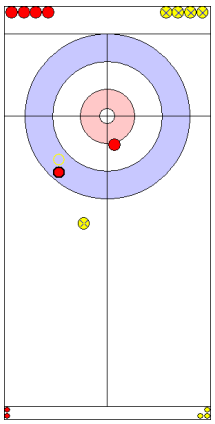
SUI: HOESLI M
Take-out ↻ 100%

12
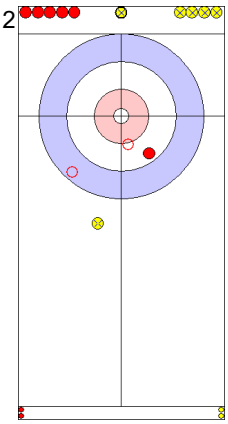
SCO: WATT M
Double Take-out ↺ 50%

13
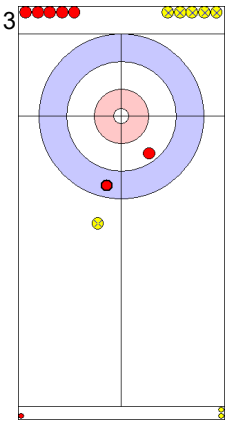
SUI: STOCKER Y
Draw ↺ 75%

14
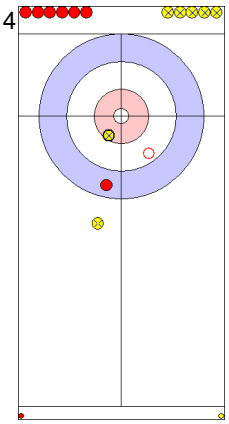
SCO: CRAIK J
Hit and Roll ↻ 100%

15
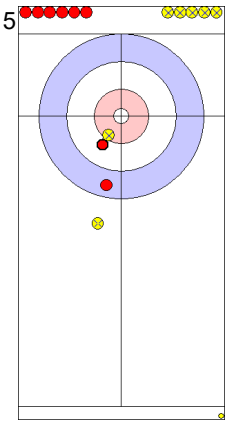
SUI: STOCKER Y
Draw ↺ 50%

16
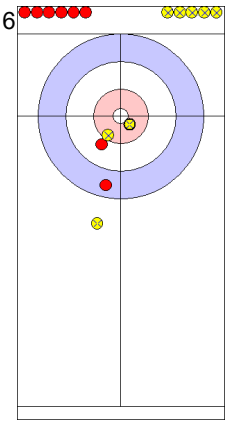
SCO: CRAIK J
Draw ↻ 100%

	SUI	SCO
Total Score	1	3
Time left	28:11	28:26

Legend:
↻ Clockwise ↺ Counter-clockwise - Not considered

Game - Shot by Shot

End 4 — **SUI - Switzerland 1 + 0** (this end) **= 1** — **SCO - Scotland 3 + 0** (this end) **= 3**

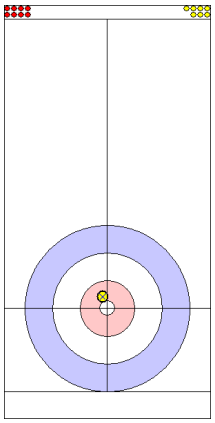

1
SCO: BRYCE A
Draw ↻ 100%

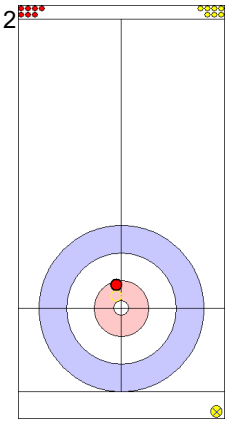

2
SUI: GERTSCH M
Take-out ↺ 100%

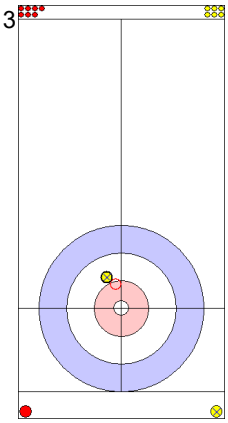

3
SCO: BRYCE A
Take-out ↻ 100%

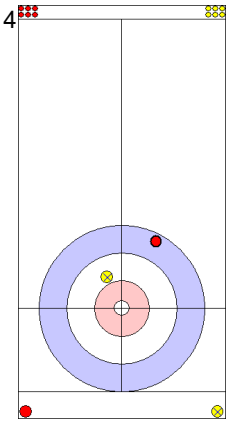

4
SUI: GERTSCH M
Front ↺ 0%

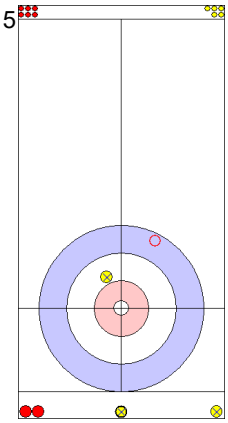

5
SCO: HASWELL B
Take-out ↻ 50%

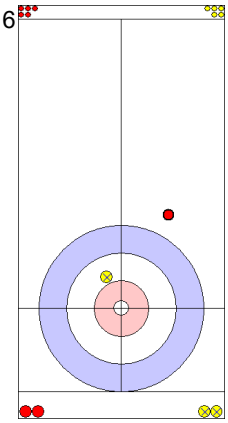

6
SUI: EBERHARD F
Front ↺ 100%

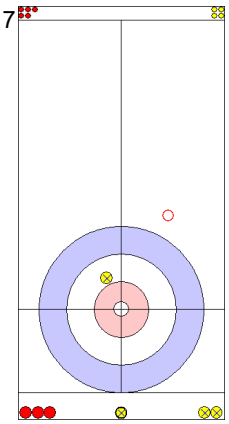

7
SCO: HASWELL B
Clearing ↻ 100%

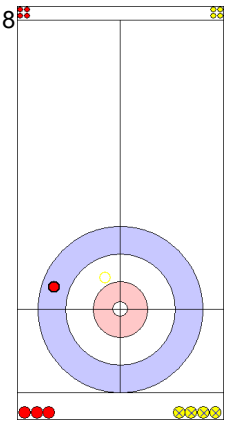

8
SUI: EBERHARD F
Hit and Roll ↺ 100%

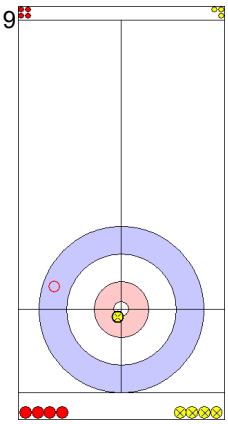

9
SCO: WATT M
Take-out ↻ 100%

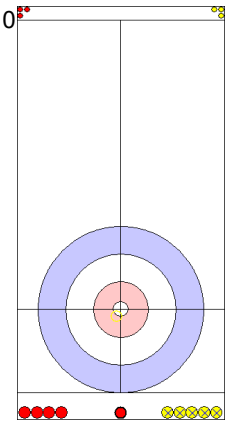

10
SUI: HOESLI M
Take-out ↺ 50%

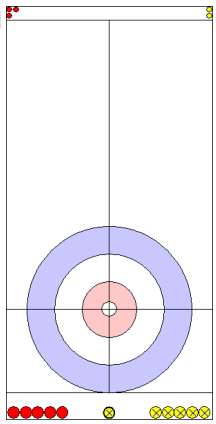

11
SCO: WATT M
Draw ↺ 0%
Measurement

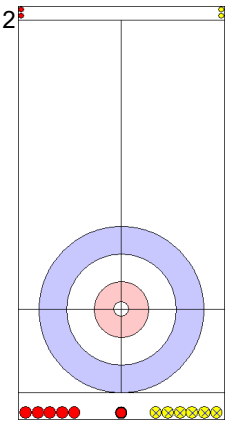

12
SUI: HOESLI M
Draw ↺ 0%

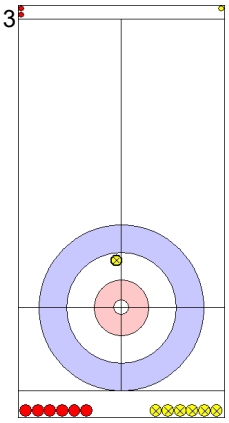

13
SCO: CRAIK J
Draw ↻ 100%

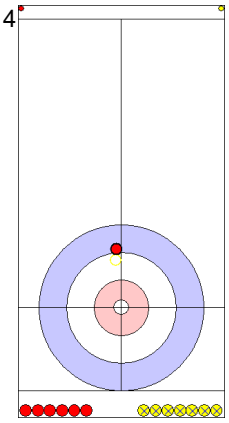

14
SUI: STOCKER Y
Take-out ↺ 100%

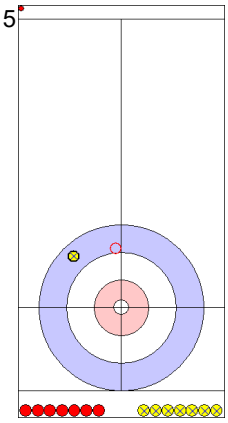

15
SCO: CRAIK J
Take-out ↻ 100%

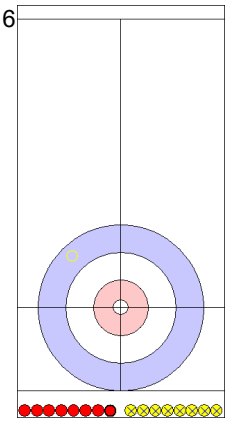

16
SUI: STOCKER Y
Clearing ↺ 100%

	SUI	SCO
Total Score	1	3
Time left	26:15	25:59

Legend:
↻ Clockwise ↺ Counter-clockwise - Not considered

Game - Shot by Shot

End 5 **SUI - Switzerland 1 + 0** (this end) **= 1** **SCO - Scotland 3 + 0** (this end) **= 3**

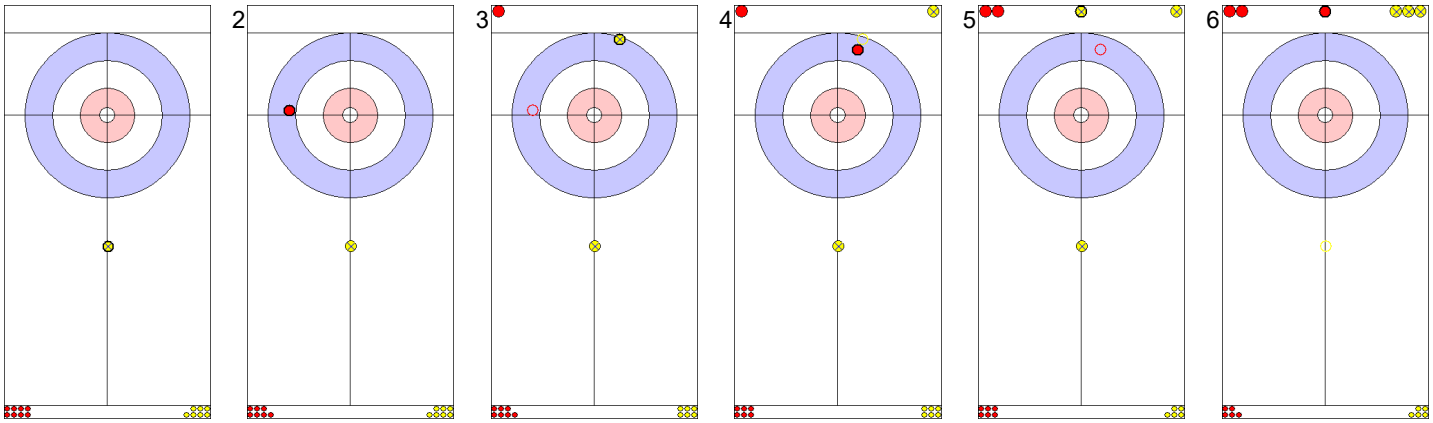

1	2	3	4	5	6
SCO: BRYCE A	SUI: GERTSCH M	SCO: BRYCE A	SUI: GERTSCH M	SCO: HASWELL B	SUI: EBERHARD F
Front ↻ 100%	Draw ↺ 100%	Take-out ↻ 100%	Take-out ↺ 100%	Take-out ↺ 50%	Clearing ↺ 100%

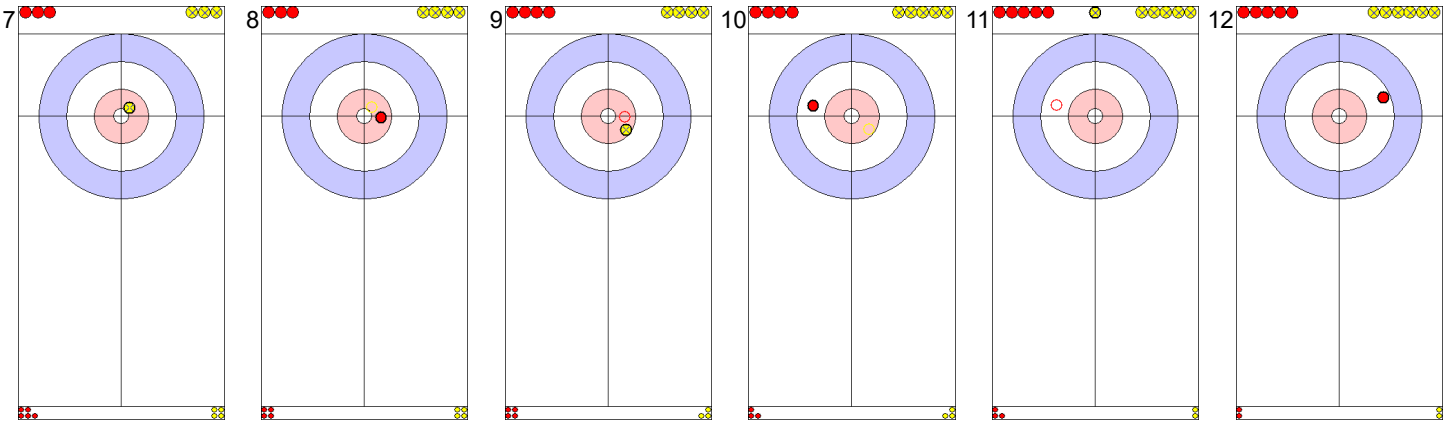

7	8	9	10	11	12
SCO: HASWELL B	SUI: EBERHARD F	SCO: WATT M	SUI: HOESLI M	SCO: WATT M	SUI: HOESLI M
Draw ↻ 100%	Take-out ↺ 100%	Take-out ↻ 100%	Take-out ↺ 100%	Take-out ↺ 50%	Draw ↺ 100%

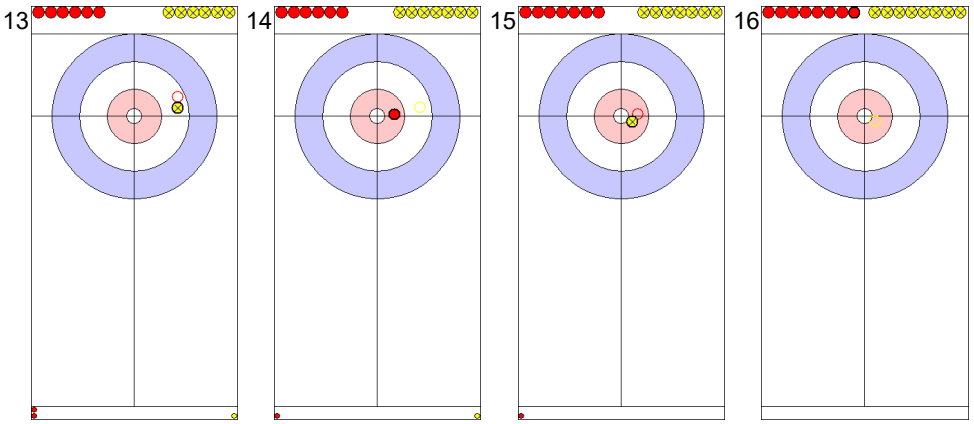

13	14	15	16
SCO: CRAIK J	SUI: STOCKER Y	SCO: CRAIK J	SUI: STOCKER Y
Take-out ↻ 100%	Take-out ↺ 100%	Take-out ↻ 100%	Clearing ↺ 100%

	SUI	SCO
Total Score	1	3
Time left	23:29	23:43

Legend:
↻ Clockwise ↺ Counter-clockwise - Not considered

Game - Shot by Shot

End 6 — **SUI - Switzerland** **1 + 3** (this end) **= 4** — **SCO - Scotland** **3 + 0** (this end) **= 3**

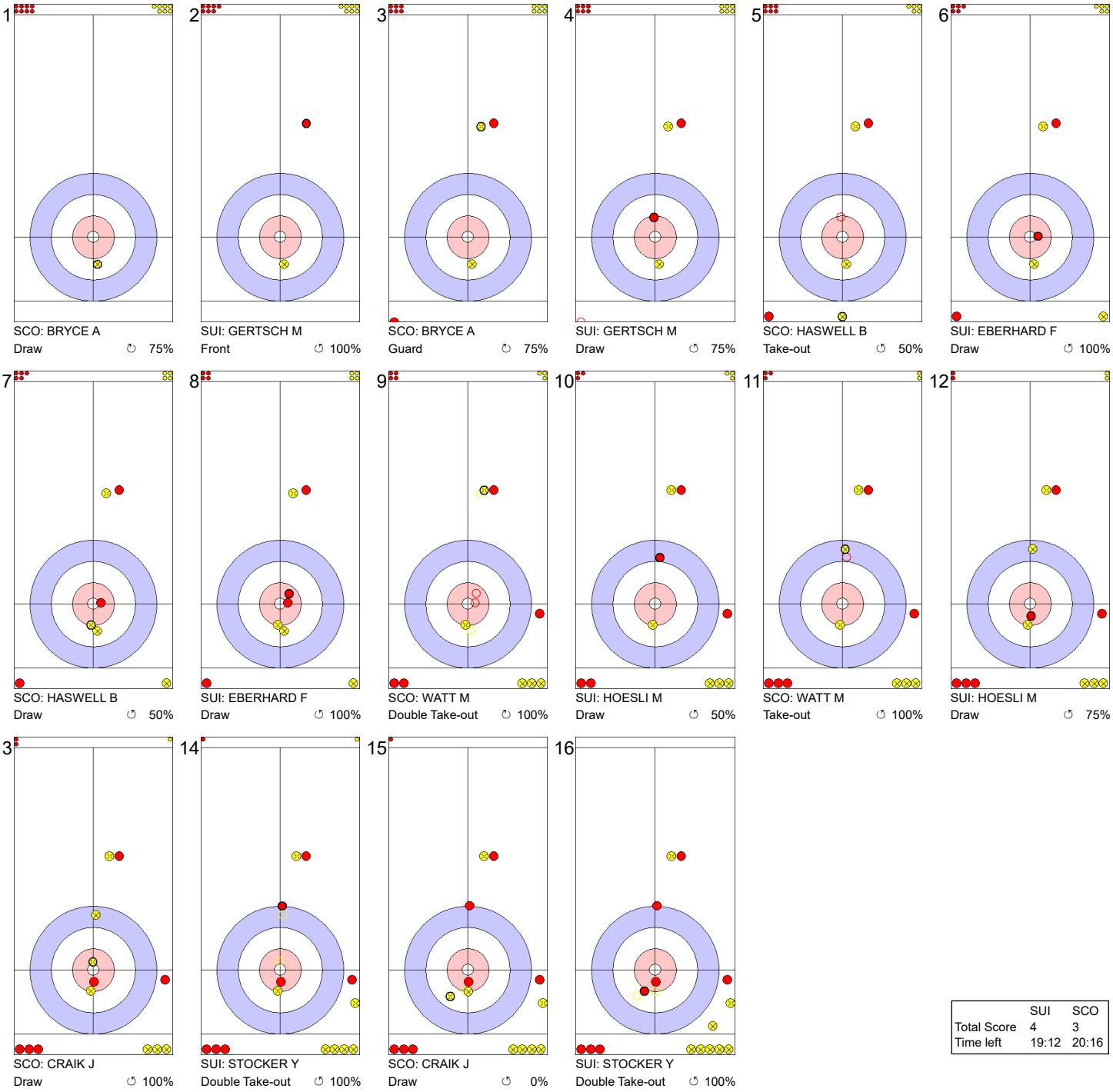

	SUI	SCO
Total Score	4	3
Time left	19:12	20:16

Legend:
↻ Clockwise ↺ Counter-clockwise - Not considered

Game - Shot by Shot

End 7 — **SUI - Switzerland 4 + 0** (this end) **= 4** — **SCO - Scotland 3 + 1** (this end) **= 4**



	SUI	SCO
Total Score	4	4
Time left	14:39	16:53

Legend:

↻ Clockwise ↺ Counter-clockwise - Not considered

Game - Shot by Shot

End 8 — **SUI - Switzerland 4 + 3** (this end) **= 7** — **SCO - Scotland 4 + 0** (this end) **= 4**

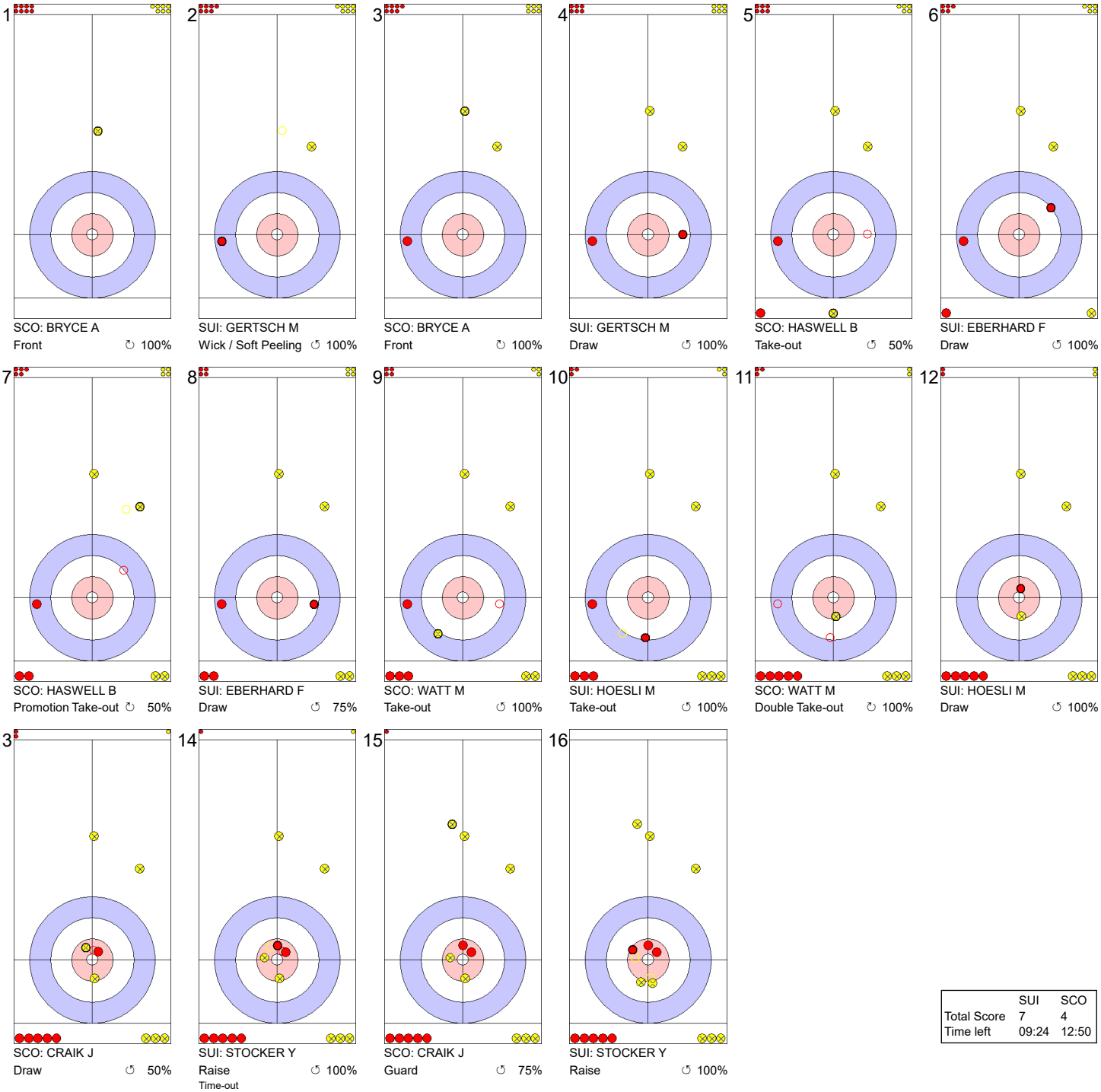

	SUI	SCO
Total Score	7	4
Time left	09:24	12:50

Legend:
↻ Clockwise ↺ Counter-clockwise - Not considered

Game - Shot by Shot

End 9 — **SUI - Switzerland 7 + 0** (this end) **= 7** — **SCO - Scotland 4 + 2** (this end) **= 6**



	1	2	3	4	5	6
	SUI: GERTSCH M	SCO: BRYCE A	SUI: GERTSCH M	SCO: BRYCE A	SUI: EBERHARD F	SCO: HASWELL B
	Draw ↻ 100%	Front ↻ 100%	Draw ↻ 100%	Draw ↻ 100%	Guard ↻ 50%	Raise ↻ 100%
	7	8	9	10	11	12
	SUI: EBERHARD F	SCO: HASWELL B	SUI: HOESLI M	SCO: WATT M	SUI: HOESLI M	SCO: WATT M
	Raise ↻ 50%	Double Take-out ↻ 100%	Double Take-out ↻ 0%	Draw ↻ 100%	Double Take-out ↻ 100%	Draw ↻ 75%
	13	14	15	16		
	SUI: STOCKER Y	SCO: CRAIK J	SUI: STOCKER Y	SCO: CRAIK J		
	Hit and Roll ↻ 100%	Hit and Roll ↻ 100%	Take-out ↻ 50%	Draw ↻ 100%		

	SUI	SCO
Total Score	7	6
Time left	05:22	08:17

Legend:
↻ Clockwise ↺ Counter-clockwise - Not considered

Game - Shot by Shot

End 10 — **SUI - Switzerland 7 + 2** (this end) **= 9** — **SCO - Scotland 6 + 0** (this end) **= 6**

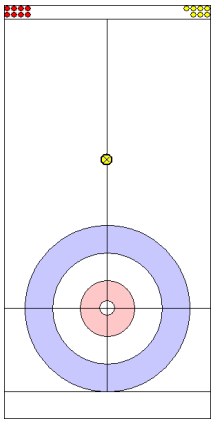
1
SCO: BRYCE A
Front ↻ 100%

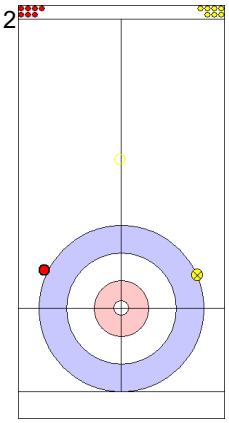
2
SUI: GERTSCH M
Wick / Soft Peeling ↺ 100%

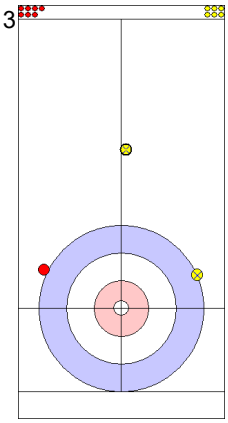
3
SCO: BRYCE A
Front ↻ 100%

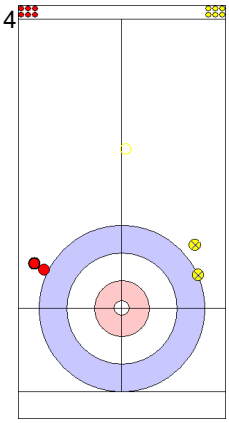
4
SUI: GERTSCH M
Wick / Soft Peeling ↺ 100%

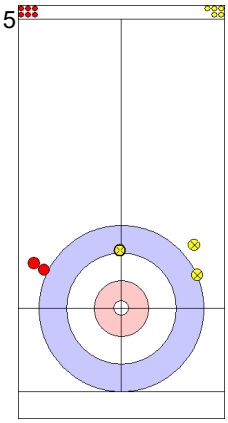
5
SCO: HASWELL B
Front ↻ 0%

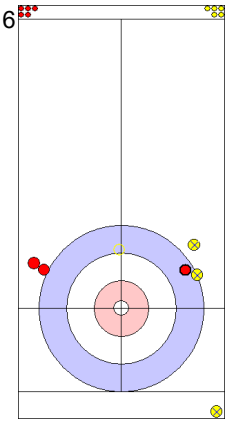
6
SUI: EBERHARD F
Hit and Roll ↻ 100%

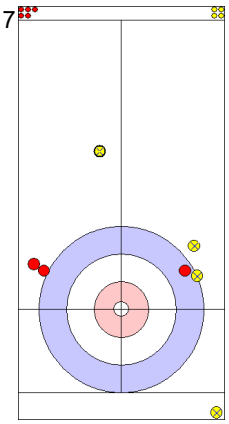
7
SCO: HASWELL B
Front ↻ 100%

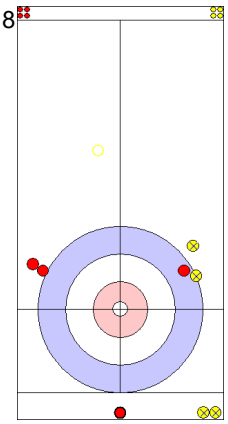
8
SUI: EBERHARD F
Clearing ↻ 100%

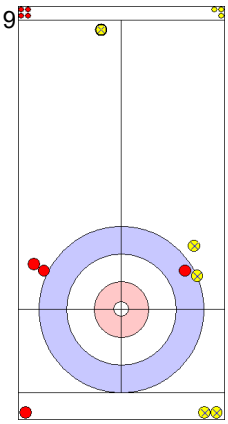
9
SCO: WATT M
Front ↻ 50%

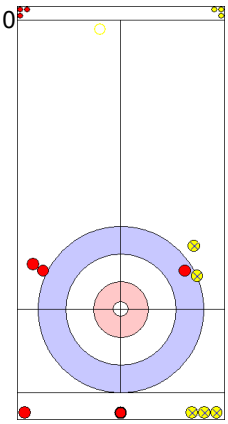
10
SUI: HOESLI M
Clearing ↻ 100%

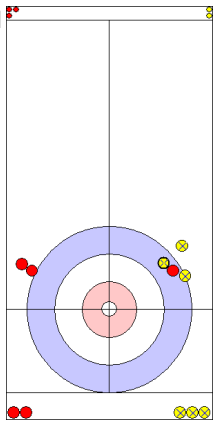
11
SCO: WATT M
Freeze ↺ 100%
Time-out

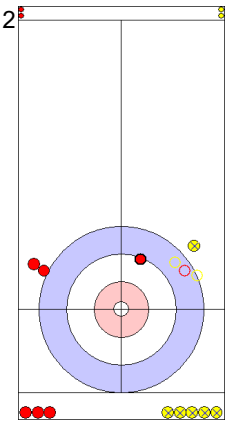
12
SUI: HOESLI M
Double Take-out ↺ 100%

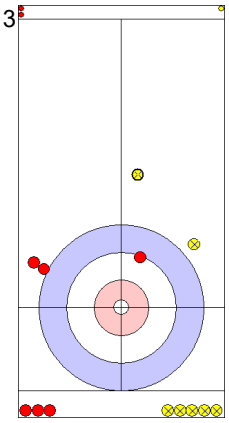
13
SCO: CRAIK J
Front ↻ 100%

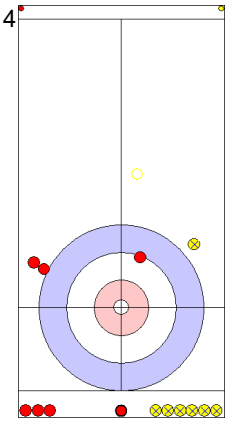
14
SUI: STOCKER Y
Clearing ↺ 100%

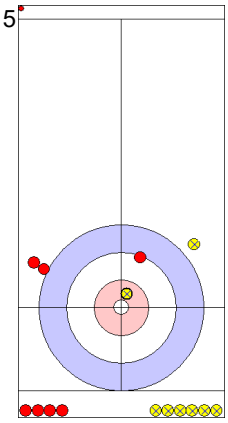
15
SCO: CRAIK J
Draw ↺ 50%

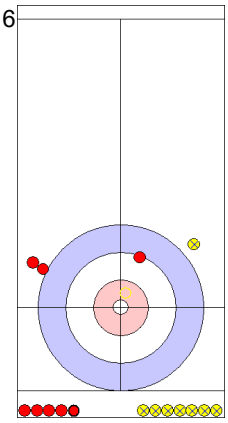
16
SUI: STOCKER Y
Clearing ↻ 100%

	SUI	SCO
Total Score	9	6
Time left	02:25	04:10

Legend:
↻ Clockwise ↺ Counter-clockwise - Not considered

Game Results

Sheet	Game	Team	LSFE	1	2	3	4	5	6	7	8	9	10	Extra Ends				Total
D	10	CAN - Canada	*	0	2	0	0	1	0	0	2	0	2					7
	10	GER - Germany		0	0	0	1	0	2	1	0	0	0					4

CAN - Canada		Shot Success Game	All
4 S	GAUTHIER Jacques	83 %	83 %
3 V	PETERS Jordan	91%	85 %
2	PAYETTE Brayden	74 %	80 %
1	BILAWKA Zachary	80 %	81%
A	DUNLOP Thomas	-	-
	Team Total	82 %	82 %

Time remaining: 1 minute 41 seconds

Time-out: End 10 - CAN stone 7

GER - Germany		Shot Success Game	All
4 S	TOTZEK Sixten	78 %	75 %
3 V	SUTOR Joshua	80 %	71%
2	HAAG Jan-Luca	86 %	77 %
1	SUTOR Magnus	88 %	85 %
A	HARSCH Klaudius	-	73 %
	Team Total	83 %	77 %

Time remaining: 0 minutes 7 seconds

Time-out: End 7 - GER stone 7

CAN - Canada		↻		↺		Game	
4 GAUTHIER Jacques	Draws	1	50 %	6	71 %	7	68 %
	Take-outs	7	82 %	6	100 %	13	90 %
	Total	8	78 %	12	85 %	20	83 %
3 PETERS Jordan	Draws	2	75 %	1	100 %	3	83 %
	Take-outs	6	96 %	11	91 %	17	93 %
	Total	8	91 %	12	92 %	20	91 %
2 PAYETTE Brayden	Draws	5	55 %	4	69 %	9	61 %
	Take-outs	3	83 %	8	84 %	11	84 %
	Total	8	66 %	12	79 %	20	74 %
1 BILAWKA Zachary	Draws	13	83 %	3	92 %	16	84 %
	Take-outs	1	100 %	3	50 %	4	63 %
	Total	14	84 %	6	71 %	20	80 %
A DUNLOP Thomas	Draws	0	-	0	-	0	-
	Take-outs	0	-	0	-	0	-
	Total	0	-	0	-	0	-
Team	Draws	21	74 %	14	77 %	35	75 %
	Take-outs	17	88 %	28	87 %	45	87 %
	Total	38	80 %	42	83 %	80	82 %

GER - Germany		↻		↺		Game	
4 TOTZEK Sixten	Draws	4	100 %	5	95 %	9	97 %
	Take-outs	4	63 %	7	61 %	11	61 %
	Total	8	81 %	12	75 %	20	78 %
3 SUTOR Joshua	Draws	4	88 %	5	85 %	9	86 %
	Take-outs	4	69 %	7	79 %	11	75 %
	Total	8	78 %	12	81 %	20	80 %
2 HAAG Jan-Luca	Draws	6	96 %	6	83 %	12	90 %
	Take-outs	3	83 %	5	80 %	8	81 %
	Total	9	92 %	11	82 %	20	86 %
1 SUTOR Magnus	Draws	11	91 %	8	91 %	19	91 %
	Take-outs	0	-	1	25 %	1	25 %
	Total	11	91 %	9	83 %	20	88 %
A HARSCH Klaudius	Draws	0	-	0	-	0	-
	Take-outs	0	-	0	-	0	-
	Total	0	-	0	-	0	-
Team	Draws	25	93 %	24	89 %	49	91 %
	Take-outs	11	70 %	20	70 %	31	70 %
	Total	36	86 %	44	80 %	80	83 %

Note:
Position and function for each team member:
4 = Fourth, **3** = Third, **2** = Second, **1** = Lead, **A** = Alternate, **S** = Skip, **V** = Vice-Skip

Legend:
↻ Clockwise ↺ Counter-clockwise **LSFE(*)** Last Stone First End

Game - Shot by Shot

End 1 — **CAN - Canada 0 + 0** (this end) **= 0** — **GER - Germany 0 + 0** (this end) **= 0**



	1	2	3	4	5	6
	GER: SUTOR M	CAN: BILAWKA Z	GER: SUTOR M	CAN: BILAWKA Z	GER: HAAG JL	CAN: PAYETTE B
	Draw ↻ 100%	Take-out ↺ 50%	Draw ↻ 100%	Take-out ↺ 100%	Take-out ↺ 100%	Take-out ↻ 100%

	7	8	9	10	11	12
	GER: HAAG JL	CAN: PAYETTE B	GER: SUTOR J	CAN: PETERS J	GER: SUTOR J	CAN: PETERS J
	Take-out ↻ 100%	Take-out ↻ 100%	Take-out ↻ 100%	Take-out ↻ 100%	Take-out ↺ 50%	Clearing ↻ 100%

	13	14	15	16
	GER: TOTZEK S	CAN: GAUTHIER J	GER: TOTZEK S	CAN: GAUTHIER J
	Draw ↻ 100%	Clearing ↺ 100%	Draw ↻ 100%	Clearing ↺ 100%

	CAN	GER
Total Score	0	0
Time left	36:58	36:19

Legend:
↻ Clockwise ↺ Counter-clockwise - Not considered

Game - Shot by Shot

End 2 — **CAN - Canada** **0 + 2** (this end) **= 2** — **GER - Germany** **0 + 0** (this end) **= 0**

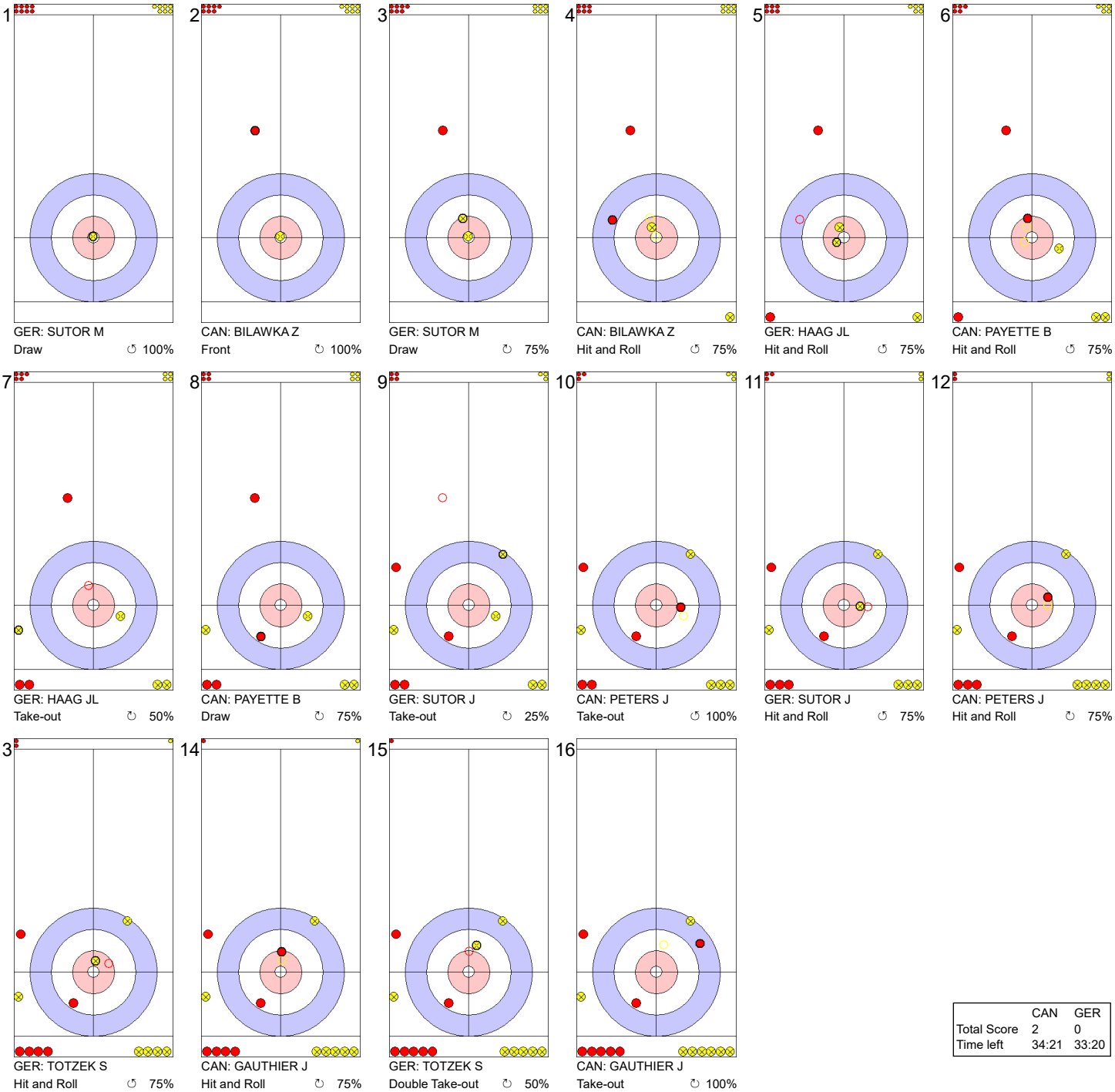

	CAN	GER
Total Score	2	0
Time left	34:21	33:20

Legend:
↻ Clockwise ↺ Counter-clockwise - Not considered

Game - Shot by Shot

End 3 **CAN - Canada 2 + 0** (this end) **= 2** **GER - Germany 0 + 0** (this end) **= 0**

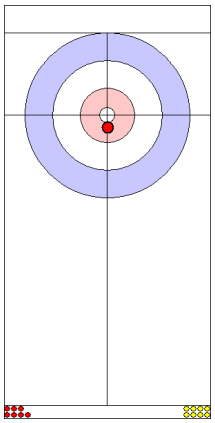

CAN: BILAWKA Z
Draw ↻ 100%

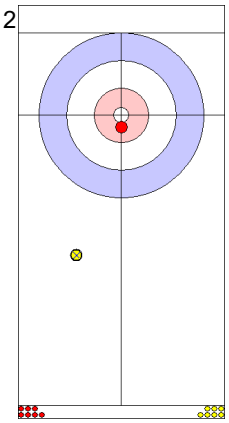

GER: SUTOR M
Front ↺ 100%

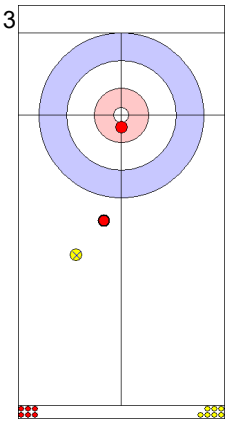

CAN: BILAWKA Z
Guard ↻ 50%

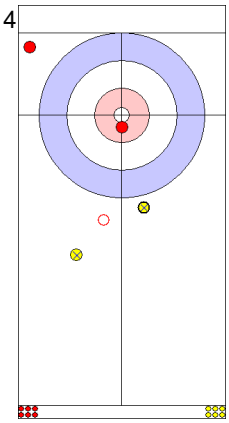

GER: SUTOR M
Hit and Roll ↺ 25%

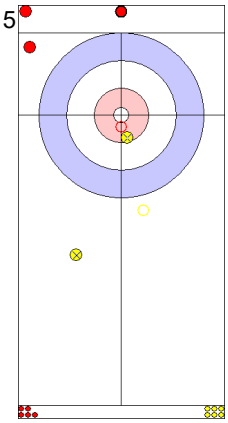

CAN: PAYETTE B
Hit and Roll ↺ 0%

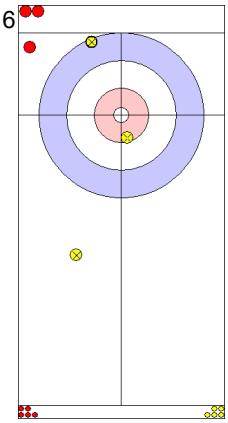

GER: HAAG JL
Draw ↺ 75%

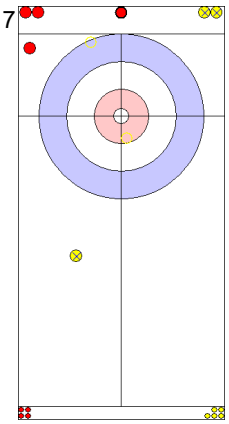

CAN: PAYETTE B
Double Take-out ↻ 100%

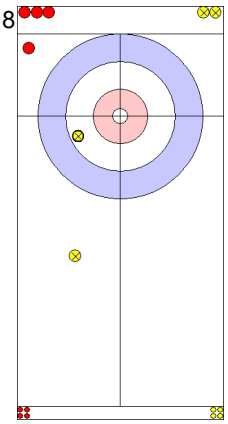

GER: HAAG JL
Draw ↺ 100%

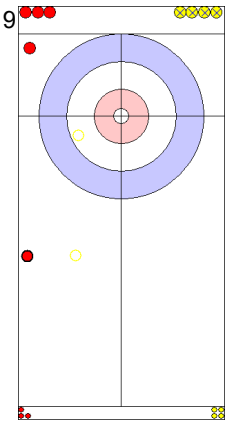

CAN: PETERS J
Double Take-out ↻ 100%

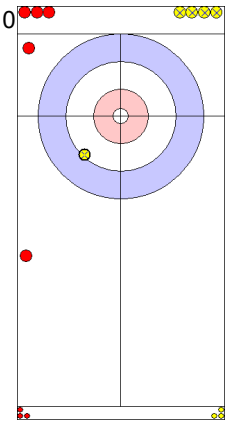

GER: SUTOR J
Draw ↺ 100%

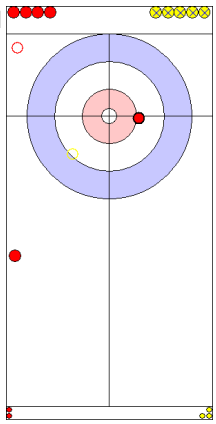

CAN: PETERS J
Take-out ↻ 100%

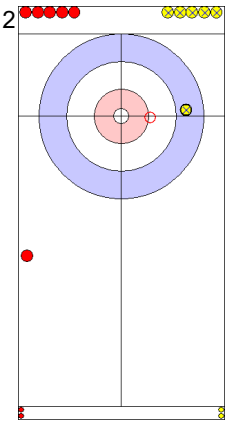

GER: SUTOR J
Take-out ↺ 100%

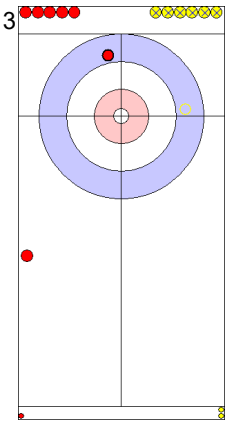

CAN: GAUTHIER J
Take-out ↻ 100%

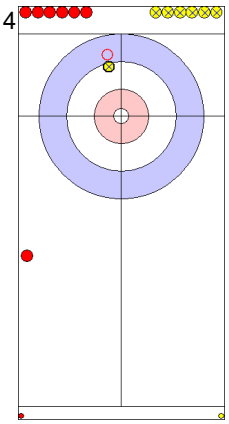

GER: TOTZEK S
Take-out ↺ 100%

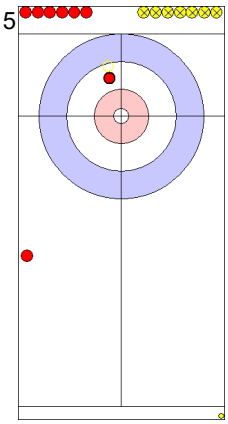

CAN: GAUTHIER J
Take-out ↻ 100%

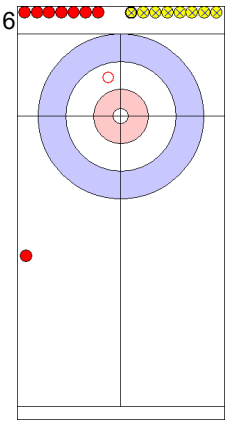

GER: TOTZEK S
Clearing ↺ 100%

	CAN	GER
Total Score	2	0
Time left	32:52	30:59

Legend:
↻ Clockwise ↺ Counter-clockwise - Not considered

Game - Shot by Shot

End 4 — **CAN - Canada 2 + 0** (this end) **= 2** — **GER - Germany 0 + 1** (this end) **= 1**

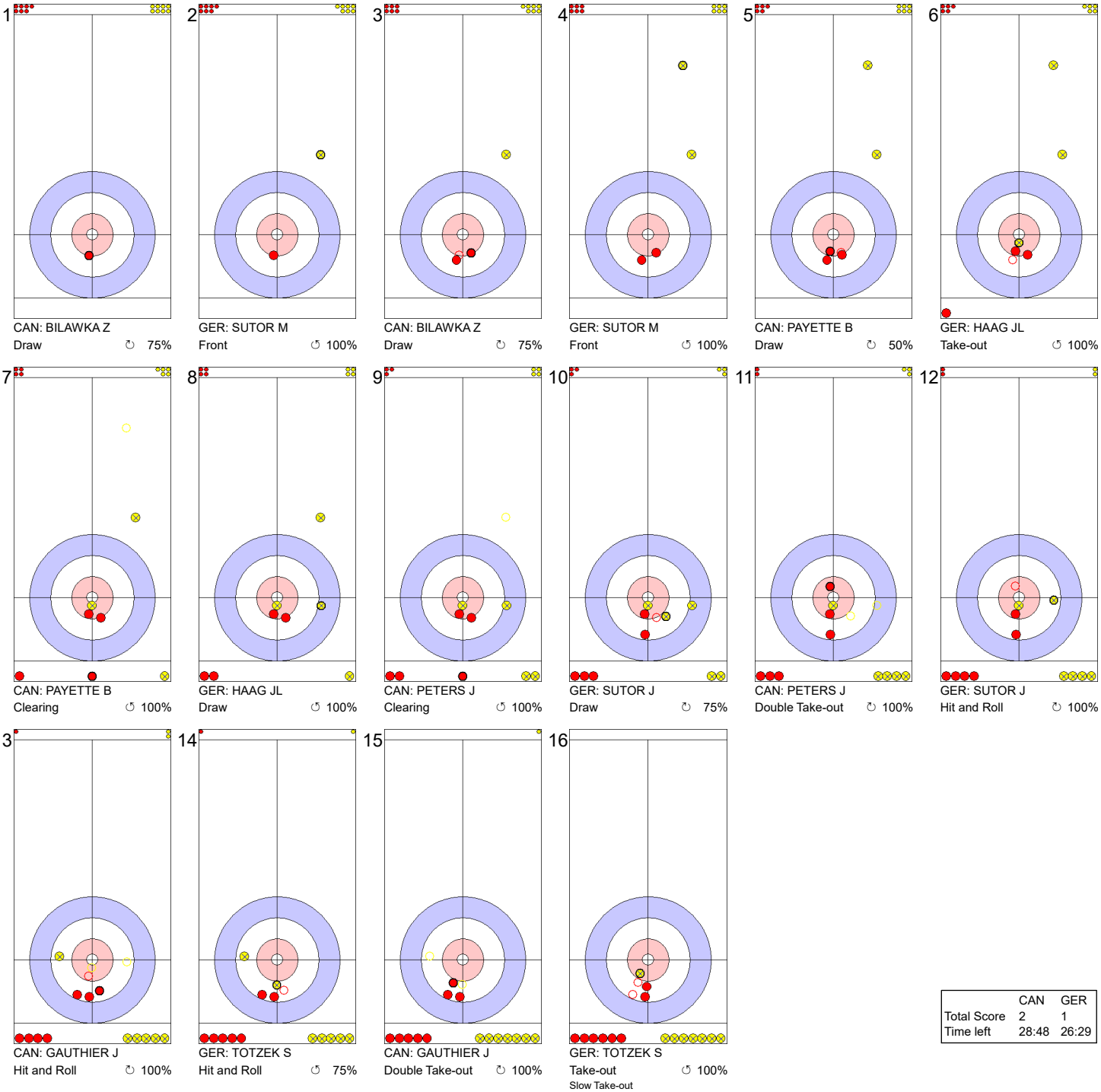

	CAN	GER
Total Score	2	1
Time left	28:48	26:29

Legend:

↻ Clockwise ↺ Counter-clockwise - Not considered

Game - Shot by Shot

End 5 — **CAN - Canada 2 + 1** (this end) **= 3** — **GER - Germany 1 + 0** (this end) **= 1**



	CAN	GER
Total Score	3	1
Time left	24:06	21:12

Legend:

↻ Clockwise ↺ Counter-clockwise - Not considered

Game - Shot by Shot

End 6 — **CAN - Canada** 3 + 0 (this end) = 3 — **GER - Germany** 1 + 2 (this end) = 3

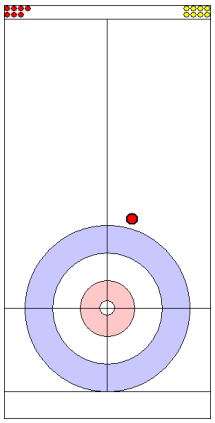
1
CAN: BILAWKA Z
Draw ↻ 0%

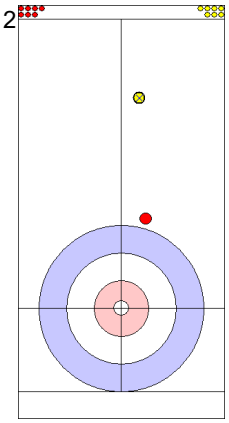
2
GER: SUTOR M
Front ↺ 75%

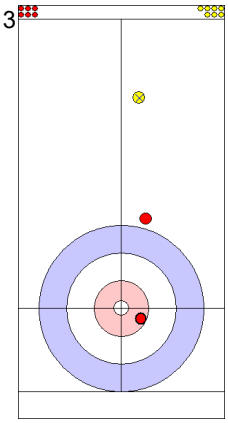
3
CAN: BILAWKA Z
Draw ↺ 75%

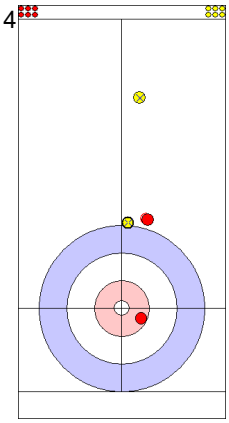
4
GER: SUTOR M
Draw ↺ 50%

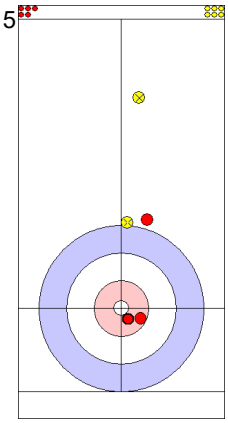
5
CAN: PAYETTE B
Draw ↺ 75%

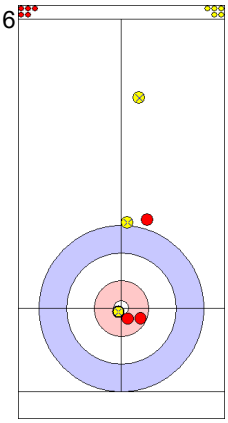
6
GER: HAAG JL
Draw ↺ 75%

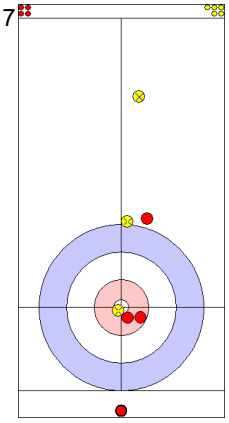
7
CAN: PAYETTE B
Raise ↻ 0%

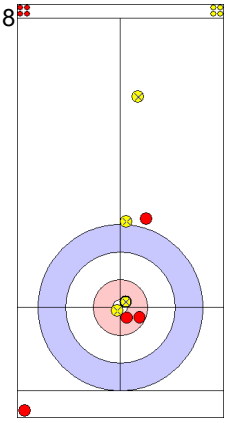
8
GER: HAAG JL
Draw ↺ 100%

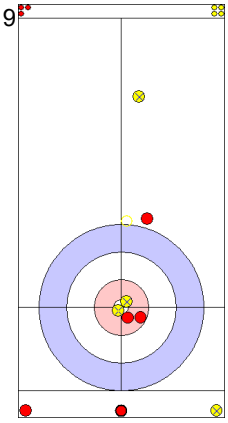
9
CAN: PETERS J
Hit and Roll ↺ 50%

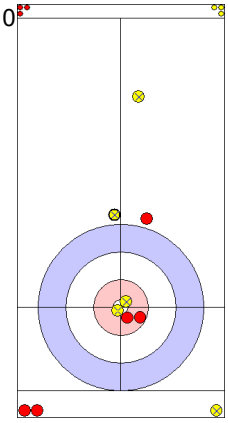
10
GER: SUTOR J
Guard ↺ 100%

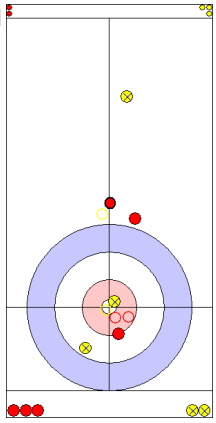
11
CAN: PETERS J
Double Take-out ↺ 50%

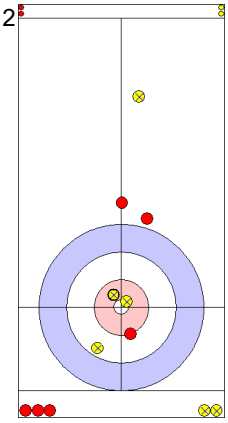
12
GER: SUTOR J
Draw ↺ 75%

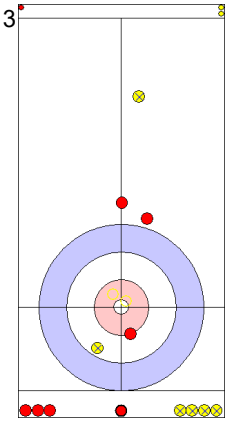
13
CAN: GAUTHIER J
Double Take-out ↺ 100%

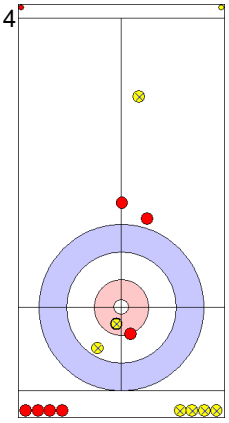
14
GER: TOTZEK S
Draw ↺ 75%

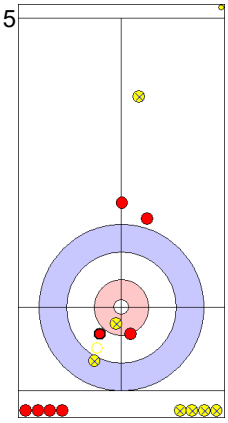
15
CAN: GAUTHIER J
Draw ↺ 25%

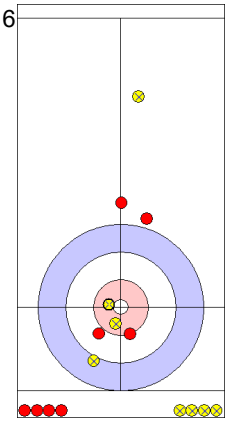
16
GER: TOTZEK S
Draw ↺ 100%

	CAN	GER
Total Score	3	3
Time left	20:38	17:01

Legend:
↻ Clockwise ↺ Counter-clockwise - Not considered

Game - Shot by Shot

End 7 — **CAN - Canada 3 + 0** (this end) **= 3** — **GER - Germany 3 + 1** (this end) **= 4**

1
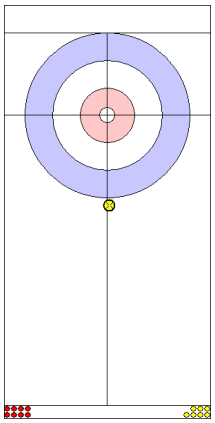
GER: SUTOR M
Front ↻ 100%

2
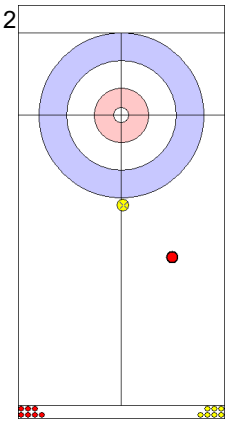
CAN: BILAWKA Z
Front ↻ 100%

3
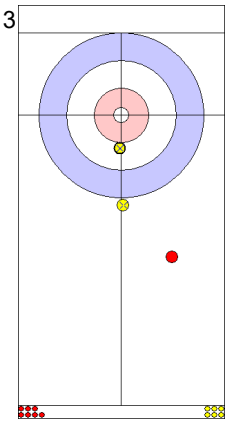
GER: SUTOR M
Draw ↻ 100%

4
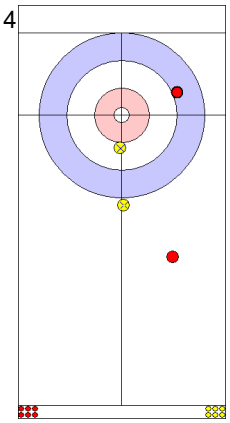
CAN: BILAWKA Z
Draw ↻ 75%

5
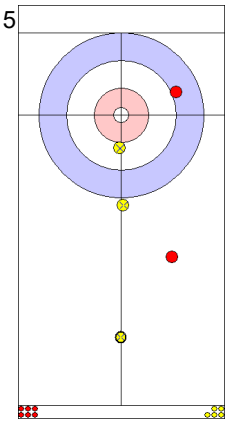
GER: HAAG JL
Guard ↻ 100%

6
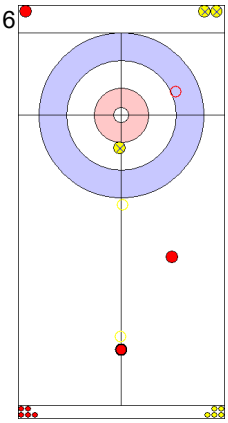
CAN: PAYETTE B
Double Take-out ↻ 50%

7
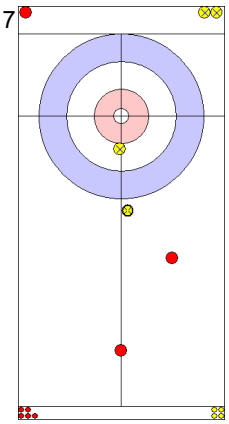
GER: HAAG JL
Guard ↻ 75%

8
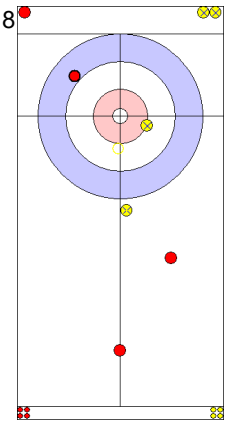
CAN: PAYETTE B
Raise ↻ 50%

9
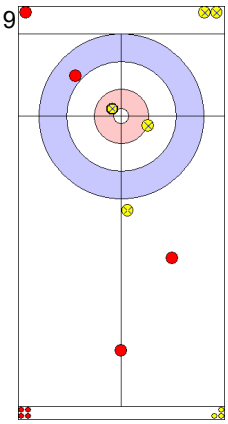
GER: SUTOR J
Draw ↻ 75%

10
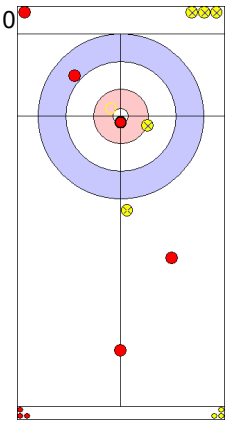
CAN: PETERS J
Take-out ↻ 100%

11
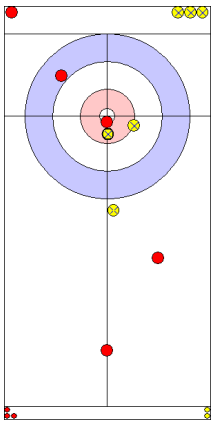
GER: SUTOR J
Freeze ↻ 100%

12
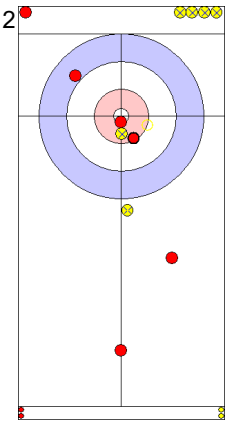
CAN: PETERS J
Hit and Roll ↺ 100%

13
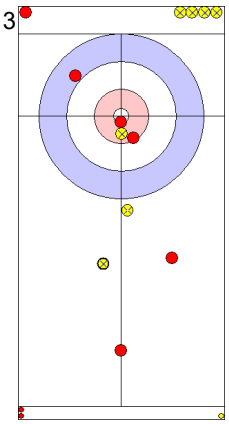
GER: TOTZEK S
Guard ↻ 100%
Time-out

14
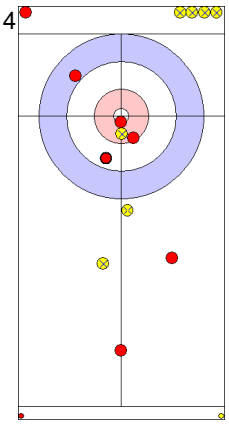
CAN: GAUTHIER J
Draw ↻ 50%

15
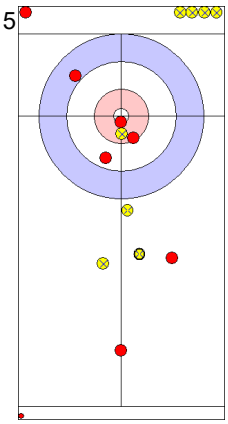
GER: TOTZEK S
Guard ↺ 100%

16
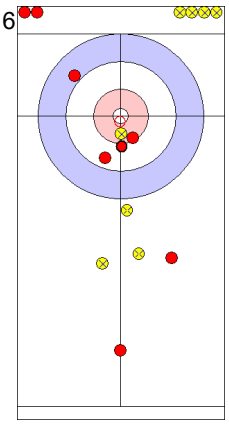
CAN: GAUTHIER J
Raise ↺ 0%

	CAN	GER
Total Score	3	4
Time left	15:01	12:52

Legend:
↻ Clockwise ↺ Counter-clockwise - Not considered

Game - Shot by Shot

End 8 — **CAN - Canada** **3 + 2** (this end) **= 5** — **GER - Germany** **4 + 0** (this end) **= 4**

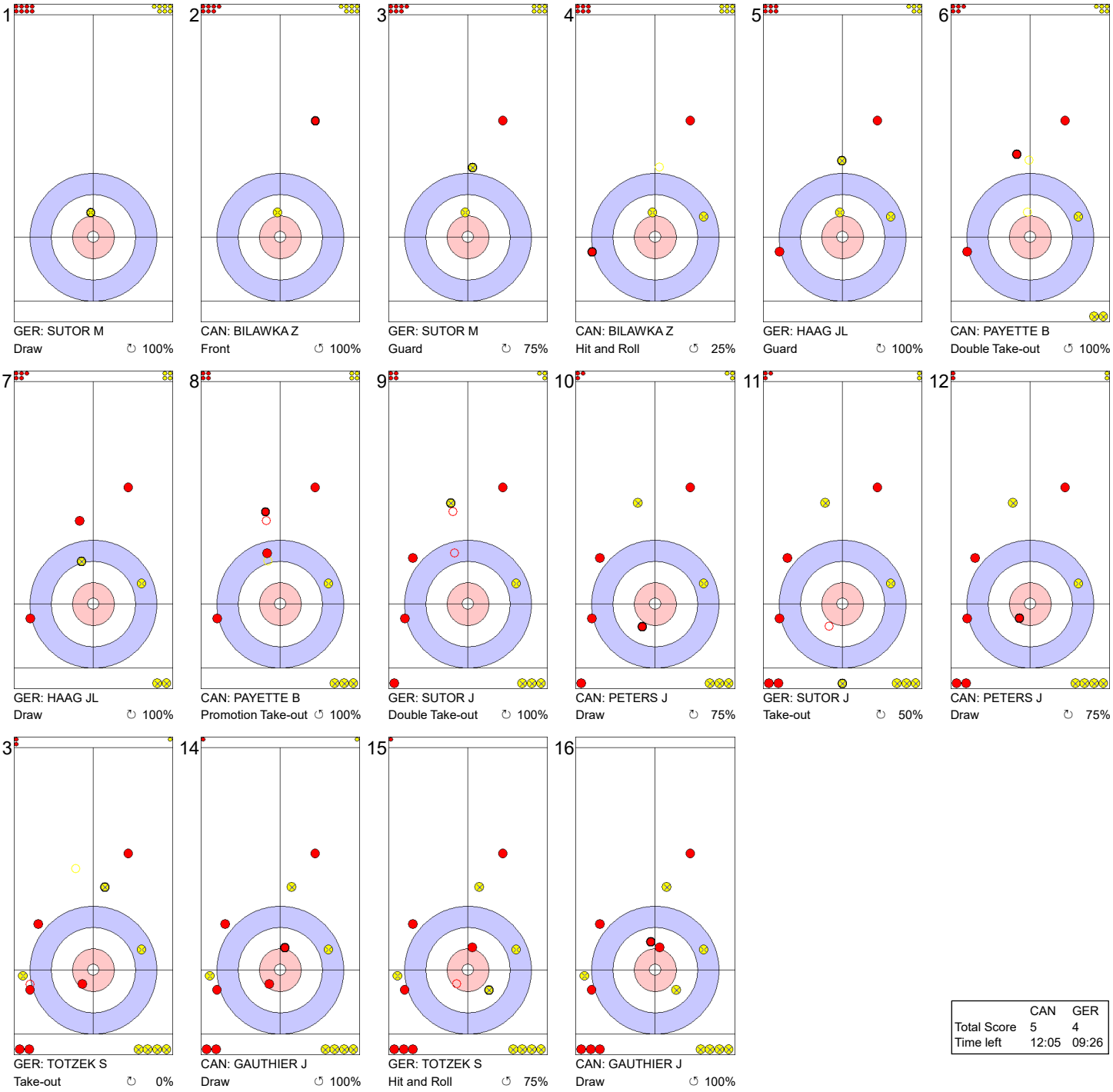

	CAN	GER
Total Score	5	4
Time left	12:05	09:26

Legend:
↻ Clockwise ↺ Counter-clockwise - Not considered

Game - Shot by Shot

End 9 **CAN - Canada 5 + 0** (this end) **= 5** **GER - Germany 4 + 0** (this end) **= 4**

1
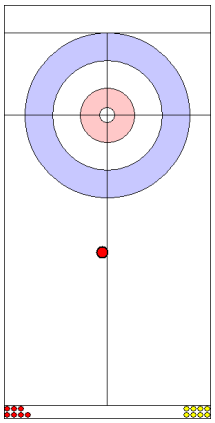
CAN: BILAWKA Z
Front ↻ 100%

2
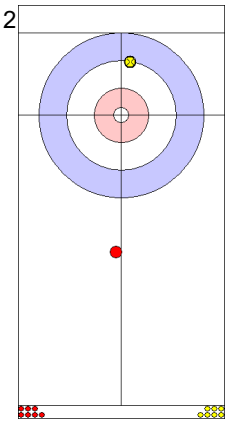
GER: SUTOR M
Draw ↻ 50%

3
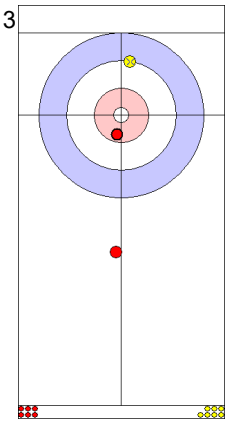
CAN: BILAWKA Z
Draw ↻ 100%

4
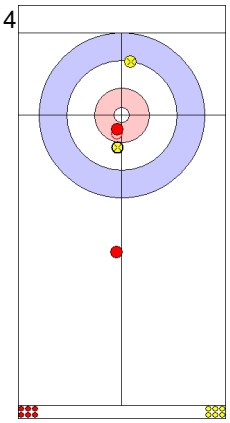
GER: SUTOR M
Draw ↻ 100%

5
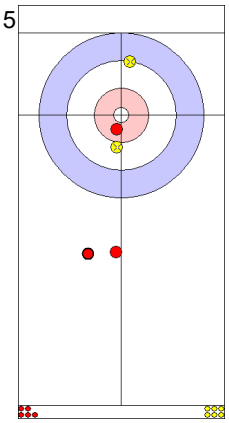
CAN: PAYETTE B
Draw ↻ 0%

6
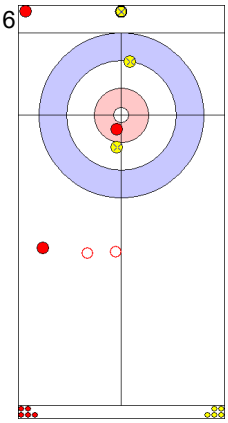
GER: HAAG JL
Clearing ↻ 100%

7
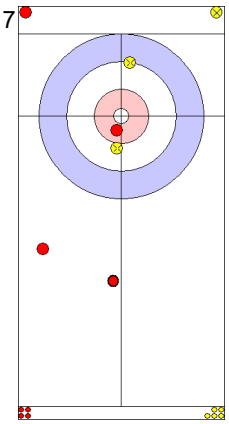
CAN: PAYETTE B
Guard ↻ 100%

8
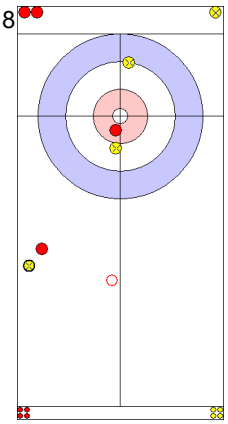
GER: HAAG JL
Clearing ↻ 100%

9
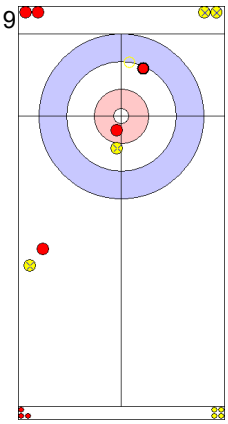
CAN: PETERS J
Take-out ↻ 100%

10
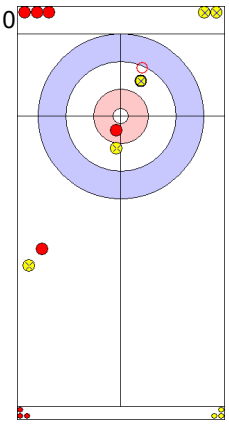
GER: SUTOR J
Take-out ↻ 100%

11
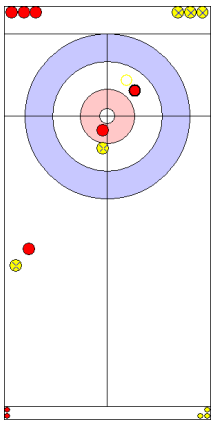
CAN: PETERS J
Take-out ↻ 100%

12
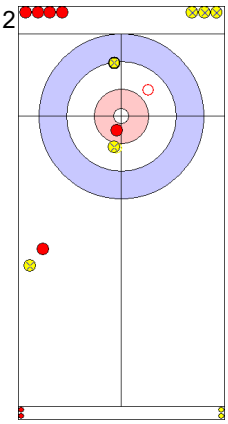
GER: SUTOR J
Take-out ↻ 100%

13
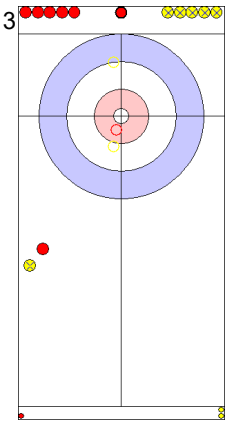
CAN: GAUTHIER J
Double Take-out ↻ 100%

14
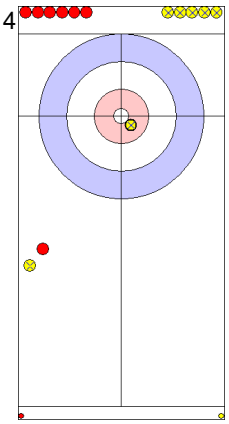
GER: TOTZEK S
Draw ↻ 100%

15
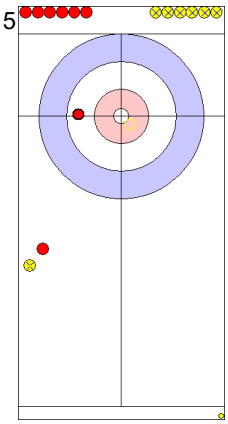
CAN: GAUTHIER J
Take-out ↻ 100%

16
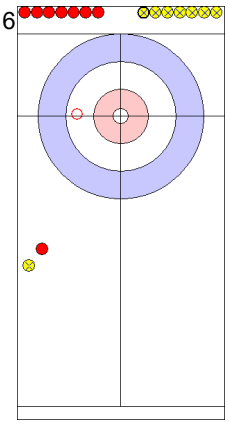
GER: TOTZEK S
Clearing ↻ 100%

	CAN	GER
Total Score	5	4
Time left	09:01	04:45

Legend:
↻ Clockwise ↺ Counter-clockwise - Not considered

Game - Shot by Shot

End 10 — **CAN - Canada** **5 + 2** (this end) **= 7** — **GER - Germany** **4 + 0** (this end) **= 4**

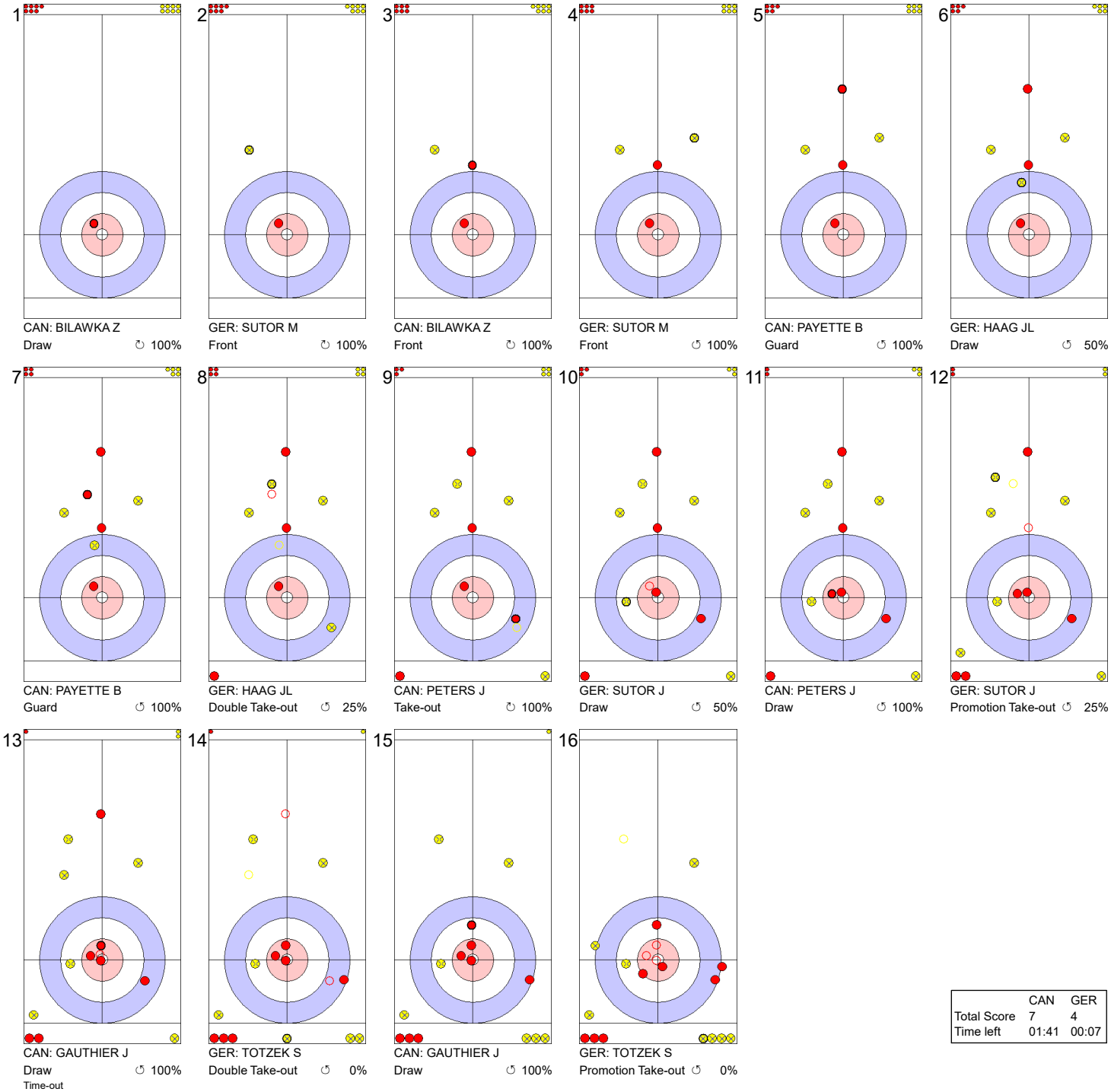

	CAN	GER
Total Score	7	4
Time left	01:41	00:07

Legend:
↻ Clockwise ↺ Counter-clockwise - Not considered

Competition Matrix

Team	CAN	GER	ITA	NOR	NZL	RUS	SCO	SUI	SWE	USA
CAN		8 - 5	7 - 2	9 - 3	7 - 1	6 - 1	5 - 6	7 - 5	8 - 3	4 - 5
GER	5 - 8		9 - 7	7 - 5	7 - 2	10 - 6	4 - 5	4 - 9	8 - 2	8 - 5
ITA	2 - 7	7 - 9		3 - 7	7 - 5	4 - 6	5 - 4	3 - 8	4 - 5	7 - 8
NOR	3 - 9	5 - 7	7 - 3		4 - 9	7 - 8	2 - 7	3 - 6	7 - 8	3 - 8
NZL	1 - 7	2 - 7	5 - 7	9 - 4		8 - 7	4 - 8	7 - 4	2 - 6	2 - 8
RUS	1 - 6	6 - 10	6 - 4	8 - 7	7 - 8		8 - 5	9 - 10	6 - 4	7 - 4
SCO	6 - 5	5 - 4	4 - 5	7 - 2	8 - 4	5 - 8		7 - 2	7 - 3	7 - 6
SUI	5 - 7	9 - 4	8 - 3	6 - 3	4 - 7	10 - 9	2 - 7		3 - 7	7 - 4
SWE	3 - 8	2 - 8	5 - 4	8 - 7	6 - 2	4 - 6	3 - 7	7 - 3		9 - 8
USA	5 - 4	5 - 8	8 - 7	8 - 3	8 - 2	4 - 7	6 - 7	4 - 7	8 - 9	

Standings after Round Robin

Rank	Team	Games	Wins	Losses			
1	SCO - Scotland	9	7	2	Q	w1	
2	CAN - Canada	9	7	2	Q	w0	
3	GER - Germany	9	6	3	Q		
4	SUI - Switzerland	9	5	4	Q	w1	DSC 45.29cm
5	SWE - Sweden	9	5	4		w1	DSC 51.95cm
6	RUS - Russia	9	5	4		w1	DSC 63.76cm
7	USA - United States	9	4	5	>B		
8	NZL - New Zealand	9	3	6	>B		
9	ITA - Italy	9	2	7	>B		
10	NOR - Norway	9	1	8	>B		

Legend:
>B To B-Division
DSC Draw Shot Challenge
Q Qualified for the semi-finals
wn Number of wins (n) against tied teams

Draw Shot Challenge

Rank	Team	Stone Rotation	Last Stone Draw in each Round Robin Game 1	2	3	4	5	6	7	8	9	DSC
1	CAN - Canada	↻	~~199.6~~	18.0	66.6	35.9	~~132.6~~	20.3	33.2	30.3	62.3	**34.23cm**
		↺	22.7	14.4	62.4	20.8	30.2	22.8	79.1	12.3	16.3	
2	USA - United States	↻	67.0	33.0	10.7	27.6	66.4	20.1	41.7	41.6	24.8	**35.71cm**
		↺	89.5	27.8	43.7	17.9	12.0	33.2	14.4	~~96.3~~	~~110.5~~	
3	SCO - Scotland	↻	62.2	28.1	4.7	19.1	10.4	59.4	18.1	10.1	53.0	**38.68cm**
		↺	13.3	88.1	~~193.1~~	62.4	18.4	~~199.6~~	17.4	38.8	115.4	
4	SUI - Switzerland	↻	21.7	20.1	~~157.4~~	94.3	18.5	13.0	5.5	36.8	132.0	**45.29cm**
		↺	30.8	47.6	26.3	24.4	32.5	81.9	100.2	~~146.2~~	39.0	
5	NZL - New Zealand	↻	~~96.8~~	6.7	34.9	38.4	76.5	41.5	46.7	20.6	36.5	**46.41cm**
		↺	76.2	79.9	16.7	77.2	~~90.2~~	14.5	65.2	76.4	34.6	
6	GER - Germany	↻	22.8	19.8	69.8	12.3	~~138.4~~	45.8	11.4	64.2	67.8	**46.76cm**
		↺	96.9	80.3	~~184.3~~	32.0	7.6	133.5	25.6	23.1	35.3	
7	NOR - Norway	↻	63.6	20.5	32.7	114.9	57.4	9.1	24.1	85.4	33.5	**48.32cm**
		↺	14.0	~~199.6~~	56.8	27.9	~~199.6~~	17.8	104.4	11.5	99.5	
8	SWE - Sweden	↻	76.7	142.9	23.8	31.0	11.2	96.4	16.8	72.2	21.5	**51.95cm**
		↺	~~199.6~~	12.0	6.7	29.8	21.2	22.1	60.8	~~199.6~~	186.1	
9	RUS - Russia	↻	95.3	78.9	64.7	72.2	22.7	107.3	19.4	24.3	38.2	**63.76cm**
		↺	116.8	~~199.6~~	16.5	80.7	85.6	57.6	105.9	~~199.6~~	34.1	
10	ITA - Italy	↻	~~199.6~~	49.5	23.8	108.3	57.7	76.3	31.2	22.2	163.5	**83.21cm**
		↺	61.1	~~199.6~~	66.4	46.0	81.2	117.9	185.3	41.4	199.6	

Note:
The Draw Shot Challenge (DSC) is the average distance of all the individual Last Stone Draws (LSD), which were delivered by a team during the round robin. The two least favourable results for each team will be eliminated before calculating the average distance. The team with the lesser DSC receives the higher ranking. If the DSCs are equal then the team with the best non-equal counting LSD receives the higher ranking. In the case where all counting LSDs are equal, the team ranked higher in the WCF World Rankings is ranked higher.

Legend:
↻ Clockwise ↺ Counter-clockwise **DSC** Draw Shot Challenge

Shot Success Percentage by Position

Fourth	Game >	1	2	3	4	5	6	7	8	9	Avg.
1 GAUTHIER Jacques	CAN	83	88	74	91	86	96	81	84	74	82.7
2 CRAIK James	SCO	79	59	77	88	71	95	91	74	77	78.1
3 TOTZEK Sixten	GER	83	81	84	74	81	72	62	85	58	75.2
4 DUDOV Andrey	RUS	69	90	70	84	66	73	73	72	70	73.9
5 HOOD Anton	NZL	75	68	78	74	64	70	76	79	62	71.9
6 VIOLETTE Luc	USA	80	59	54	57	68	71	79	74	86	70.2
7 MAGNUSSON Daniel	SWE	82	75	59	65	70	71	82	54	67	70.0
8 STOCKER Yves	SUI	57	78	63	60	52	84	68	83	87	69.4
9 COLLI Giacomo	ITA	80	60	65	48	74	60	68	76	75	68.3
10 OEY Eirik	NOR	71	45	61	69	68	56	69	50	78	64.1

Third	Game >	1	2	3	4	5	6	7	8	9	Avg.
1 PETERS Jordan	CAN	68	94	96	96	89	75	78	83	86	84.5
2 WATT Mark	SCO	68	91	86	89	80	66	84	73	85	80.3
3 AHLBERG Robin	SWE	81	81	64	73	88	88				77.9
4 RICHARDSON Ben	USA	76	88	75	83	81	63	70	76	75	75.9
5 SMITH Ben	NZL	75	50	71	69	89	66	64	83	78	72.6
6 WAGENSEIL Yves	SUI	63	75	76	71						71.3
7 SUTOR Joshua	GER	78	78	79	56	63	65	71	77	69	70.1
8 FAGERVOLL Brage	NOR	81	61	71	67	60	75	54	63	99	70.0
9 ZISA Alberto	ITA	80	61	73	55	70	81	66	68	68	69.8
10 KAZACHKOV Ivan	RUS	67									66.7

Second	Game >	1	2	3	4	5	6	7	8	9	Avg.
1 HASWELL Blair	SCO	78	78	91	91	85	64	86	88	86	83.4
2 PAYETTE Brayden	CAN	74	96	86	70	76	86	79	86	76	80.4
3 EBERHARD Felix	SUI	67	69	74	73	82	80	83	78	78	76.0
4 HAAG Jan-Luca	GER	89	71	76	80	58	86	64	77	63	75.5
5 HARSTAD Jon	USA	69	73	69	71	80	80	81	77		75.2
6 HERFJORD Johan	NOR	73		67	67	81		59	80	86	72.5
7 DE ZANNA Francesco	ITA	72	64	75	57	69	64	(1) 79	84	79	72.0
8 REGOSA Anton	SWE	58	60	63	84	80	85	74	56	69	71.7
9 VLASENKO Mikhail	RUS	73	60	84	63	63	66	65	74	84	69.9
10 NEILSON Matthew	NZL	68	52	76	83	46	73	65	60	85	67.7

Shot Success Percentage by Position

Lead	Game >	1	2	3	4	5	6	7	8	9	Avg.
1 SUTOR Magnus	GER	76	77	88	83	89	91	93	94	72	84.4
2 RYDER Niall	SCO	77	93	95	81	70	83	92			83.9
3 LYSAKOV Nikolai	RUS	81	79	91	86	80	84	83	89	80	83.4
4 GERTSCH Marcel	SUI	68	79	95	76	89	81	93	75	78	82.1
5 BILAWKA Zachary	CAN	71	88	81	83	81	89	65	90	88	81.1
5 JONES Sebastian	SWE	78	83	89			83	82	69	81	81.1
7 PIFFER Simone	ITA	90	83	78	82	89	74	(2) 58		93	80.7
8 FENSON Graem	USA	79	73	79	78		76	84	78	88	79.4
9 WALKER Hunter	NZL	73	88	79	63	64	88	85	93	81	78.2
10 BRUSETH Martin	NOR	75	63	67	81	90	75	78	81	79	76.9

Alternate	Game >	1	2	3	4	5	6	7	8	9	Avg.
1 ISRAELSSON Rasmus	SWE		(2) 88		(1) 92	(1) 94	(1) 76	(3) 89	(3) 63	(3) 71	82.5
2 BRYCE Angus	SCO						(1) 88		(1) 74	(1) 80	77.6
3 KARETNIKOV Artem	RUS	(3) 61	(3) 66	(3) 79	(3) 69	(3) 83	(3) 81	(3) 70	(3) 85	(3) 83	75.4
4 HOESLI Marco	SUI					(3) 80	(3) 73	(3) 67	(3) 72	(3) 82	74.7
5 TUMA Kevin	USA					(1) 76				(2) 72	74.4
6 HARSCH Klaudius	GER					(2) 81		(1) 75		(2) 59	73.1
7 BJOERNSTAD Ingebrigt	NOR		(2) 59				(2) 63				60.7
8 CASAGRANDE Luca	ITA								(1) 46		46.3

Team	Game >	1	2	3	4	5	6	7	8	9	Avg.
1 CAN - Canada		74	91	84	85	83	86	76	86	81	82.2
2 SCO - Scotland		76	80	87	87	77	77	88	77	82	81.0
3 GER - Germany		81	77	82	73	76	79	71	83	65	76.1
4 SWE - Sweden		75	76	69	79	83	79	82	60	72	75.8
5 RUS - Russia		71	74	81	75	73	76	73	80	79	75.6
6 SUI - Switzerland		64	75	77	70	76	79	78	77	81	75.2
7 USA - United States		76	73	69	72	76	73	78	76	80	75.0
8 NZL - New Zealand		73	64	76	72	66	74	73	78	76	72.6
9 ITA - Italy		80	67	73	61	76	70	68	68	79	71.7
10 NOR - Norway		75	57	66	71	75	67	65	68	85	70.4

Note:
"(n)" denotes a position different from original line-up position: (4) - Fourth, (3) - Third, (2) - Second, (1) - Lead

Legend:
Avg. Average

Scoring Analysis

Team	Games		LSFE	Stolen Ends	Last Stone Eff.	Force Eff.	Points Scored 0	1	2	3	4	>4	Total	Plus / Minus
CAN	9	For	7	13	45%	84%	9	17	13	6	0	0	61	+30
		Against	2	8			6	23	4	0	0	0	31	
SCO	9	For	5	12	41%	67%	8	21	16	1	0	0	56	+17
		Against	4	6			10	22	7	1	0	0	39	
GER	9	For	4	10	53%	44%	6	17	14	3	2	0	62	+13
		Against	5	6			7	16	12	3	0	0	49	
SUI	9	For	3	15	21%	54%	6	31	5	3	1	0	54	+3
		Against	6	8			4	19	13	2	0	0	51	
USA	9	For	6	8	36%	57%	4	20	12	4	0	0	56	+2
		Against	3	11			7	26	11	2	0	0	54	
RUS	9	For	4	10	38%	62%	7	23	10	5	0	0	58	0
		Against	5	9			5	23	11	3	1	0	58	
SWE	9	For	5	11	29%	55%	11	22	9	1	1	0	47	-6
		Against	4	12			1	20	9	5	0	0	53	
ITA	9	For	2	4	18%	52%	5	23	5	3	0	0	42	-17
		Against	7	11			10	24	14	1	1	0	59	
NZL	9	For	5	8	16%	42%	4	23	7	1	0	0	40	-18
		Against	4	15			6	24	11	4	0	0	58	
NOR	9	For	4	9	26%	43%	4	19	11	0	0	0	41	-24
		Against	5	14			8	19	10	6	2	0	65	
Total	45			100			64	216	102	27	4	0	517	

Note:
Stolen ends are the ends won without the last stone advantage.
Last Stone Efficiency: Scoring two or more points with last stone advantage.
Force Efficiency: Forcing the opponent team to score only one point when they have the last stone advantage.

Legend:
>4 More than four points scored **Eff.** Efficiency **LSFE** Last Stone First End

Summary of Big Ends

Points Scored	By	Against	Session	End	Game Result
4	GER - Germany	NOR - Norway	1	4	7 : 5
4	GER - Germany	RUS - Russia	6	8	10 : 6
4	SUI - Switzerland	ITA - Italy	2	9	8 : 3
4	SWE - Sweden	NOR - Norway	4	5	8 : 7

Note:
Big ends are defined as ends with a score of four or more points.

Time-out Statistics

Team	Games	Number of Time-outs	Average Shot Success on Next Stone
NZL - New Zealand	9	6	95%
USA - United States	9	10	95%
CAN - Canada	9	3	83%
SWE - Sweden	9	3	83%
GER - Germany	9	9	80%
SCO - Scotland	9	8	75%
SUI - Switzerland	9	8	75%
RUS - Russia	9	10	72%
ITA - Italy	9	9	62%
NOR - Norway	9	3	33%
Total	45	69	77%

Cumulative Player Statistics by Team

CAN - Canada

GAUTHIER Jacques — Fourth Skip — Right-handed

Type	↻	%	↺	%	Total	%
Draw	21	71	17	93	38	81
Front	1	100	1	50	2	75
Guard	3	100	2	100	5	100
Raise	5	60	3	75	8	66
Wick / Soft Peeling	0	-	0	-	0	-
Freeze	0	-	0	-	0	-
Take-out	22	93	16	88	38	91
Hit and Roll	8	75	10	90	18	83
Clearing	8	88	4	100	12	92
Double Take-out	15	78	12	79	27	79
Promotion Take-out	2	25	2	50	4	38
Not considered	0	-	6	-	6	-
All Draws	30	73	23	89	53	80
All Take-outs	55	83	44	85	99	84
Total	85	80	67	87	152	83

BILAWKA Zachary — Lead — Right-handed

Type	↻	%	↺	%	Total	%
Draw	77	80	13	65	90	78
Front	34	85	4	100	38	87
Guard	3	75	0	-	3	75
Raise	3	75	2	100	5	85
Wick / Soft Peeling	0	-	0	-	0	-
Freeze	0	-	0	-	0	-
Take-out	7	100	7	71	14	86
Hit and Roll	1	75	2	88	3	83
Clearing	0	-	0	-	0	-
Double Take-out	1	50	3	83	4	75
Promotion Take-out	0	-	0	-	0	-
Not considered	1	-	0	-	1	-
All Draws	117	81	19	76	136	81
All Take-outs	9	92	12	77	21	83
Total	126	82	31	77	157	81

PETERS Jordan — Third V-Skip — Right-handed

Type	↻	%	↺	%	Total	%
Draw	15	85	8	72	23	80
Front	1	100	2	100	3	100
Guard	7	71	5	80	12	75
Raise	2	100	1	50	3	83
Wick / Soft Peeling	0	-	0	-	0	-
Freeze	0	-	0	-	0	-
Take-out	31	90	25	88	56	89
Hit and Roll	8	88	4	63	12	79
Clearing	19	100	15	92	34	96
Double Take-out	4	50	7	86	11	73
Promotion Take-out	3	8	1	25	4	13
Not considered	0	-	0	-	0	-
All Draws	25	83	16	77	41	80
All Take-outs	65	86	52	86	117	86
Total	90	85	68	83	158	84

DUNLOP Thomas — Alternate — Left-handed

Type	↻	%	↺	%	Total	%
Draw	0	-	0	-	0	-
Front	0	-	0	-	0	-
Guard	0	-	0	-	0	-
Raise	0	-	0	-	0	-
Wick / Soft Peeling	0	-	0	-	0	-
Freeze	0	-	0	-	0	-
Take-out	0	-	0	-	0	-
Hit and Roll	0	-	0	-	0	-
Clearing	0	-	0	-	0	-
Double Take-out	0	-	0	-	0	-
Promotion Take-out	0	-	0	-	0	-
Not considered	0	-	0	-	0	-
All Draws	0	-	0	-	0	-
All Take-outs	0	-	0	-	0	-
Total	0	-	0	-	0	-

PAYETTE Brayden — Second — Right-handed

Type	↻	%	↺	%	Total	%
Draw	32	82	18	78	50	81
Front	2	100	1	0	3	67
Guard	5	95	4	81	9	89
Raise	3	42	7	71	10	63
Wick / Soft Peeling	0	-	0	-	0	-
Freeze	0	-	0	-	0	-
Take-out	10	85	13	75	23	79
Hit and Roll	11	75	4	88	15	78
Clearing	10	93	18	97	28	96
Double Take-out	9	81	7	71	16	77
Promotion Take-out	2	38	1	0	3	25
Not considered	0	-	1	-	1	-
All Draws	42	82	30	74	72	78
All Take-outs	42	81	43	83	85	82
Total	84	81	73	79	157	80

Team: CAN - Canada

Type	↻	%	↺	%	Total	%
Draw	145	80	56	79	201	79
Front	38	87	8	81	46	86
Guard	18	83	11	84	29	84
Raise	13	65	13	75	26	70
Wick / Soft Peeling	0	-	0	-	0	-
Freeze	0	-	0	-	0	-
Take-out	70	91	61	83	131	87
Hit and Roll	28	79	20	84	48	81
Clearing	37	95	37	95	74	95
Double Take-out	29	74	29	79	58	77
Promotion Take-out	7	21	4	31	11	25
Not considered	1	-	7	-	8	-
All Draws	214	80	88	79	302	80
All Take-outs	171	84	151	84	322	84
Total	385	82	239	82	624	82

Legend:
↻ Clockwise ↺ Counter-clockwise

CURLIT Curling Information Technology Ltd.

Cumulative Player Statistics by Team

GER - Germany

TOTZEK Sixten — Fourth Skip — Right-handed

Type	↻	%	↺	%	Total	%
Draw	28	66	21	61	49	64
Front	0	-	0	-	0	-
Guard	4	88	6	75	10	80
Raise	2	100	1	100	3	100
Wick / Soft Peeling	0	-	0	-	0	-
Freeze	1	0	1	75	2	38
Take-out	27	84	24	85	51	85
Hit and Roll	2	50	11	75	13	71
Clearing	7	86	6	88	13	87
Double Take-out	7	71	8	75	15	73
Promotion Take-out	2	63	3	67	5	65
Not considered	0	-	0	-	0	-
All Draws	35	69	29	66	64	67
All Take-outs	45	80	52	81	97	80
Total	80	75	81	75	161	75

SUTOR Magnus — Lead — Right-handed

Type	↻	%	↺	%	Total	%
Draw	41	72	46	88	87	80
Front	20	95	19	95	39	95
Guard	2	75	4	94	6	88
Raise	1	75	0	-	1	75
Wick / Soft Peeling	2	88	2	50	4	69
Freeze	0	-	0	-	0	-
Take-out	11	91	1	50	12	88
Hit and Roll	7	86	3	75	10	83
Clearing	0	-	0	-	0	-
Double Take-out	0	-	0	-	0	-
Promotion Take-out	0	-	0	-	0	-
Not considered	0	-	1	-	1	-
All Draws	66	80	71	89	137	84
All Take-outs	18	89	4	69	22	85
Total	84	82	75	88	159	84

SUTOR Joshua — Third V-Skip — Right-handed

Type	↻	%	↺	%	Total	%
Draw	31	64	27	54	58	59
Front	0	-	1	100	1	100
Guard	7	89	5	75	12	83
Raise	3	67	2	38	5	55
Wick / Soft Peeling	0	-	1	100	1	100
Freeze	1	100	0	-	1	100
Take-out	18	76	21	80	39	78
Hit and Roll	6	46	6	83	12	65
Clearing	3	83	16	94	19	92
Double Take-out	8	50	7	71	15	60
Promotion Take-out	1	0	3	75	4	56
Not considered	0	-	0	-	0	-
All Draws	42	69	36	58	78	64
All Take-outs	36	64	53	83	89	75
Total	78	67	89	73	167	70

HARSCH Klaudius — Alternate — Right-handed

Type	↻	%	↺	%	Total	%
Draw	8	69	3	67	11	68
Front	3	50	2	100	5	70
Guard	1	75	1	100	2	88
Raise	0	-	1	100	1	100
Wick / Soft Peeling	0	-	0	-	0	-
Freeze	0	-	0	-	0	-
Take-out	1	100	3	50	4	63
Hit and Roll	0	-	0	-	0	-
Clearing	1	100	1	75	2	88
Double Take-out	0	-	1	100	1	100
Promotion Take-out	0	-	0	-	0	-
Not considered	0	-	0	-	0	-
All Draws	12	65	7	86	19	72
All Take-outs	2	100	5	65	7	75
Total	14	70	12	77	26	73

HAAG Jan-Luca — Second — Right-handed

Type	↻	%	↺	%	Total	%
Draw	29	84	24	70	53	78
Front	0	-	1	75	1	75
Guard	6	67	9	89	15	80
Raise	3	75	2	63	5	70
Wick / Soft Peeling	0	-	0	-	0	-
Freeze	0	-	0	-	0	-
Take-out	16	56	15	87	31	71
Hit and Roll	9	81	3	75	12	79
Clearing	5	70	15	80	20	78
Double Take-out	4	56	5	70	9	64
Promotion Take-out	0	-	0	-	0	-
Not considered	0	-	0	-	0	-
All Draws	38	81	36	74	74	78
All Take-outs	34	65	38	81	72	73
Total	72	73	74	78	146	76

Team: GER - Germany

Type	↻	%	↺	%	Total	%
Draw	137	71	121	71	258	71
Front	23	89	23	95	46	92
Guard	20	80	25	84	45	82
Raise	9	78	6	67	15	73
Wick / Soft Peeling	2	88	3	67	5	75
Freeze	2	50	1	75	3	58
Take-out	73	77	64	82	137	79
Hit and Roll	24	71	23	77	47	74
Clearing	16	81	38	87	54	85
Double Take-out	19	59	21	74	40	67
Promotion Take-out	3	42	6	71	9	61
Not considered	0	-	1	-	1	-
All Draws	193	75	179	76	372	75
All Take-outs	135	73	152	81	287	77
Total	328	74	331	78	659	76

Legend:
↻ Clockwise ↺ Counter-clockwise

Cumulative Player Statistics by Team

ITA - Italy

COLLI Giacomo — Fourth Skip — Right-handed

Type	↻	%	↺	%	Total	%
Draw	25	63	38	59	63	60
Front	0	-	0	-	0	-
Guard	3	58	5	60	8	59
Raise	4	31	1	75	5	40
Wick / Soft Peeling	0	-	0	-	0	-
Freeze	0	-	2	75	2	75
Take-out	16	72	30	81	46	78
Hit and Roll	5	70	11	75	16	73
Clearing	4	75	8	81	12	79
Double Take-out	6	58	9	78	15	70
Promotion Take-out	2	50	2	100	4	75
Not considered	0	-	2	-	2	-
All Draws	32	59	46	60	78	59
All Take-outs	33	68	60	80	93	76
Total	65	63	106	71	171	68

PIFFER Simone — Lead — Right-handed

Type	↻	%	↺	%	Total	%
Draw	20	85	41	80	61	82
Front	14	93	39	82	53	85
Guard	0	-	6	75	6	75
Raise	2	63	3	50	5	55
Wick / Soft Peeling	0	-	0	-	0	-
Freeze	0	-	0	-	0	-
Take-out	6	58	5	100	11	77
Hit and Roll	5	70	7	79	12	75
Clearing	1	100	2	100	3	100
Double Take-out	1	50	1	50	2	50
Promotion Take-out	0	-	1	50	1	50
Not considered	0	-	0	-	0	-
All Draws	36	87	89	80	125	82
All Take-outs	13	65	16	84	29	76
Total	49	81	105	80	154	81

ZISA Alberto — Third V-Skip — Right-handed

Type	↻	%	↺	%	Total	%
Draw	14	70	25	44	39	53
Front	1	100	7	86	8	88
Guard	6	92	12	79	18	83
Raise	3	75	4	75	7	75
Wick / Soft Peeling	0	-	0	-	0	-
Freeze	0	-	0	-	0	-
Take-out	14	73	29	70	43	71
Hit and Roll	10	70	14	66	24	68
Clearing	3	75	14	88	17	85
Double Take-out	5	80	10	75	15	77
Promotion Take-out	0	-	3	25	3	25
Not considered	0	-	0	-	0	-
All Draws	24	77	48	61	72	67
All Take-outs	32	73	70	71	102	72
Total	56	75	118	67	174	70

CASAGRANDE Luca — Alternate — Right-handed

Type	↻	%	↺	%	Total	%
Draw	9	47	5	50	14	48
Front	0	-	0	-	0	-
Guard	0	-	0	-	0	-
Raise	1	100	1	0	2	50
Wick / Soft Peeling	2	0	0	-	2	0
Freeze	0	-	0	-	0	-
Take-out	2	75	0	-	2	75
Hit and Roll	0	-	0	-	0	-
Clearing	0	-	0	-	0	-
Double Take-out	0	-	0	-	0	-
Promotion Take-out	0	-	0	-	0	-
Not considered	0	-	0	-	0	-
All Draws	12	44	6	42	18	43
All Take-outs	2	75	0	-	2	75
Total	14	48	6	42	20	46

DE ZANNA Francesco — Second — Right-handed

Type	↻	%	↺	%	Total	%
Draw	16	63	49	69	65	67
Front	3	100	8	84	11	89
Guard	3	83	8	75	11	77
Raise	0	-	0	-	0	-
Wick / Soft Peeling	0	-	0	-	0	-
Freeze	0	-	0	-	0	-
Take-out	14	75	12	71	26	73
Hit and Roll	10	65	13	69	23	67
Clearing	5	75	13	94	18	89
Double Take-out	7	71	11	64	18	67
Promotion Take-out	0	-	1	0	1	0
Not considered	1	-	0	-	1	-
All Draws	22	70	65	72	87	71
All Take-outs	36	72	50	74	86	73
Total	58	71	115	72	173	72

Team: ITA - Italy

Type	↻	%	↺	%	Total	%
Draw	84	68	158	65	242	66
Front	18	94	54	83	72	86
Guard	12	81	31	74	43	76
Raise	10	58	9	58	19	58
Wick / Soft Peeling	2	0	0	-	2	0
Freeze	0	-	2	75	2	75
Take-out	52	72	76	76	128	74
Hit and Roll	30	68	45	71	75	70
Clearing	13	77	37	89	50	86
Double Take-out	19	68	31	71	50	70
Promotion Take-out	2	50	7	46	9	47
Not considered	1	-	2	-	3	-
All Draws	126	71	254	70	380	70
All Take-outs	116	70	196	76	312	74
Total	242	71	450	72	692	72

Legend:
↻ Clockwise ↺ Counter-clockwise

Cumulative Player Statistics by Team

NOR - Norway

OEY Eirik — Fourth Skip — Right-handed

Type	↻	%	↺	%	Total	%
Draw	21	43	33	76	54	63
Front	0	-	0	-	0	-
Guard	6	96	5	60	11	80
Raise	2	13	3	33	5	25
Wick / Soft Peeling	0	-	0	-	0	-
Freeze	1	75	0	-	1	75
Take-out	15	75	20	69	35	71
Hit and Roll	7	68	6	54	13	62
Clearing	4	69	6	83	10	78
Double Take-out	7	50	18	61	25	58
Promotion Take-out	1	0	3	42	4	31
Not considered	1	-	0	-	1	-
All Draws	30	53	41	71	71	63
All Take-outs	34	65	53	65	87	65
Total	64	59	94	67	158	64

BRUSETH Martin — Lead V-Skip — Right-handed

Type	↻	%	↺	%	Total	%
Draw	44	80	25	57	69	71
Front	34	87	23	77	57	83
Guard	5	65	0	-	5	65
Raise	2	75	0	-	2	75
Wick / Soft Peeling	2	100	0	-	2	100
Freeze	0	-	0	-	0	-
Take-out	14	71	8	94	22	80
Hit and Roll	0	-	1	100	1	100
Clearing	0	-	0	-	0	-
Double Take-out	1	50	0	-	1	50
Promotion Take-out	0	-	0	-	0	-
Not considered	0	-	1	-	1	-
All Draws	87	82	48	67	135	76
All Take-outs	15	70	9	94	24	79
Total	102	80	57	71	159	77

FAGERVOLL Brage — Third — Right-handed

Type	↻	%	↺	%	Total	%
Draw	22	65	20	61	42	63
Front	4	100	3	100	7	100
Guard	6	88	6	88	12	88
Raise	5	25	4	81	9	50
Wick / Soft Peeling	0	-	0	-	0	-
Freeze	0	-	0	-	0	-
Take-out	20	69	30	65	50	67
Hit and Roll	7	50	10	80	17	68
Clearing	9	100	3	58	12	90
Double Take-out	5	90	5	50	10	70
Promotion Take-out	0	-	1	100	1	100
Not considered	0	-	0	-	0	-
All Draws	37	67	33	72	70	69
All Take-outs	41	75	49	67	90	71
Total	78	71	82	69	160	70

BJOERNSTAD Ingebrigt — Alternate — Right-handed

Type	↻	%	↺	%	Total	%
Draw	8	53	5	70	13	60
Front	1	100	0	-	1	100
Guard	1	0	0	-	1	0
Raise	1	75	1	50	2	63
Wick / Soft Peeling	0	-	0	-	0	-
Freeze	0	-	0	-	0	-
Take-out	2	75	0	-	2	75
Hit and Roll	1	0	1	75	2	38
Clearing	1	100	0	-	1	100
Double Take-out	1	25	5	70	6	63
Promotion Take-out	0	-	0	-	0	-
Not considered	0	-	0	-	0	-
All Draws	11	55	6	67	17	59
All Take-outs	5	55	6	71	11	64
Total	16	55	12	69	28	61

HERFJORD Johan — Second — Right-handed

Type	↻	%	↺	%	Total	%
Draw	19	64	23	72	42	68
Front	5	80	2	50	7	71
Guard	1	50	3	58	4	56
Raise	5	80	3	83	8	81
Wick / Soft Peeling	0	-	0	-	0	-
Freeze	0	-	0	-	0	-
Take-out	9	69	20	63	29	65
Hit and Roll	6	67	9	86	15	78
Clearing	13	100	3	42	16	89
Double Take-out	3	100	5	60	8	75
Promotion Take-out	0	-	2	88	2	88
Not considered	0	-	1	-	1	-
All Draws	30	69	31	70	61	70
All Take-outs	31	85	39	67	70	75
Total	61	77	70	69	131	73

Team: NOR - Norway

Type	↻	%	↺	%	Total	%
Draw	114	66	106	67	220	66
Front	44	88	28	78	72	84
Guard	19	78	14	71	33	75
Raise	15	52	11	66	26	58
Wick / Soft Peeling	2	100	0	-	2	100
Freeze	1	75	0	-	1	75
Take-out	60	71	78	68	138	70
Hit and Roll	21	58	27	77	48	69
Clearing	27	95	12	67	39	87
Double Take-out	17	69	33	61	50	64
Promotion Take-out	1	0	6	67	7	57
Not considered	1	-	2	-	3	-
All Draws	195	71	159	69	354	70
All Take-outs	126	73	156	68	282	70
Total	321	72	315	69	636	70

Legend:
↻ Clockwise ↺ Counter-clockwise

Cumulative Player Statistics by Team

NZL - New Zealand

HOOD Anton — Fourth V-Skip — Right-handed

Type	↻	%	↺	%	Total	%
Draw	45	68	20	75	65	70
Front	1	75	0	-	1	75
Guard	3	100	6	83	9	89
Raise	4	56	3	100	7	75
Wick / Soft Peeling	0	-	0	-	0	-
Freeze	1	0	0	-	1	0
Take-out	15	67	17	69	32	68
Hit and Roll	4	81	3	58	7	71
Clearing	2	100	3	100	5	100
Double Take-out	16	72	11	70	27	71
Promotion Take-out	4	50	3	100	7	71
Not considered	0	-	1	-	1	-
All Draws	54	68	29	79	83	72
All Take-outs	41	70	37	74	78	72
Total	95	69	66	76	161	72

WALKER Hunter — Lead — Right-handed

Type	↻	%	↺	%	Total	%
Draw	50	75	24	73	74	74
Front	43	91	19	95	62	92
Guard	1	50	0	-	1	50
Raise	2	50	1	75	3	58
Wick / Soft Peeling	4	13	1	25	5	15
Freeze	0	-	0	-	0	-
Take-out	7	79	6	58	13	69
Hit and Roll	4	94	0	-	4	94
Clearing	1	0	0	-	1	0
Double Take-out	0	-	0	-	0	-
Promotion Take-out	1	75	0	-	1	75
Not considered	0	-	0	-	0	-
All Draws	100	78	45	81	145	79
All Take-outs	13	77	6	58	19	71
Total	113	78	51	78	164	78

SMITH Ben — Third — Right-handed

Type	↻	%	↺	%	Total	%
Draw	35	72	17	69	52	71
Front	3	92	1	0	4	69
Guard	9	75	9	86	18	81
Raise	3	42	2	50	5	45
Wick / Soft Peeling	0	-	0	-	0	-
Freeze	0	-	0	-	0	-
Take-out	23	72	19	64	42	68
Hit and Roll	7	93	1	100	8	94
Clearing	9	94	8	91	17	93
Double Take-out	4	88	8	63	12	71
Promotion Take-out	3	33	3	33	6	33
Not considered	0	-	0	-	0	-
All Draws	50	72	29	71	79	72
All Take-outs	46	78	39	68	85	74
Total	96	75	68	69	164	73

APUWAI-BISHOP Jayden — Alternate — Right-handed

Type	↻	%	↺	%	Total	%
Draw	0	-	0	-	0	-
Front	0	-	0	-	0	-
Guard	0	-	0	-	0	-
Raise	0	-	0	-	0	-
Wick / Soft Peeling	0	-	0	-	0	-
Freeze	0	-	0	-	0	-
Take-out	0	-	0	-	0	-
Hit and Roll	0	-	0	-	0	-
Clearing	0	-	0	-	0	-
Double Take-out	0	-	0	-	0	-
Promotion Take-out	0	-	0	-	0	-
Not considered	0	-	0	-	0	-
All Draws	0	-	0	-	0	-
All Take-outs	0	-	0	-	0	-
Total	0	-	0	-	0	-

NEILSON Matthew — Second Skip — Right-handed

Type	↻	%	↺	%	Total	%
Draw	27	55	31	69	58	63
Front	3	50	1	100	4	63
Guard	7	82	7	79	14	80
Raise	1	50	2	75	3	67
Wick / Soft Peeling	0	-	1	75	1	75
Freeze	0	-	0	-	0	-
Take-out	14	71	14	46	28	59
Hit and Roll	12	75	10	68	22	72
Clearing	14	80	11	91	25	85
Double Take-out	3	33	6	63	9	53
Promotion Take-out	0	-	0	-	0	-
Not considered	0	-	0	-	0	-
All Draws	38	59	42	72	80	66
All Take-outs	43	73	41	66	84	69
Total	81	66	83	69	164	68

Team: NZL - New Zealand

Type	↻	%	↺	%	Total	%
Draw	157	69	92	71	249	70
Front	50	88	21	90	71	89
Guard	20	80	22	83	42	82
Raise	10	50	8	78	18	63
Wick / Soft Peeling	4	13	2	50	6	25
Freeze	1	0	0	-	1	0
Take-out	59	71	56	61	115	66
Hit and Roll	27	83	14	68	41	78
Clearing	26	84	22	92	48	88
Double Take-out	23	70	25	66	48	68
Promotion Take-out	8	47	6	67	14	55
Not considered	0	-	1	-	1	-
All Draws	242	72	145	76	387	73
All Take-outs	143	74	123	68	266	72
Total	385	73	268	73	653	73

Legend:
↻ Clockwise ↺ Counter-clockwise

Cumulative Player Statistics by Team

RUS - Russia

DUDOV Andrey — Fourth Skip — Right-handed

Type	↻	%	↺	%	Total	%
Draw	29	73	49	82	78	79
Front	0	-	0	-	0	-
Guard	3	83	6	71	9	75
Raise	6	29	4	56	10	40
Wick / Soft Peeling	1	100	0	-	1	100
Freeze	1	100	1	100	2	100
Take-out	8	69	19	84	27	80
Hit and Roll	7	82	6	58	13	71
Clearing	10	95	6	92	16	94
Double Take-out	9	78	11	45	20	60
Promotion Take-out	2	50	4	13	6	25
Not considered	0	-	0	-	0	-
All Draws	40	69	60	80	100	75
All Take-outs	36	80	46	66	82	72
Total	76	74	106	74	182	74

LYSAKOV Nikolai — Lead — Right-handed

Type	↻	%	↺	%	Total	%
Draw	23	85	42	85	65	85
Front	24	97	47	90	71	92
Guard	1	50	10	83	11	80
Raise	3	75	0	-	3	75
Wick / Soft Peeling	1	0	4	25	5	20
Freeze	0	-	0	-	0	-
Take-out	9	83	9	72	18	78
Hit and Roll	4	56	4	50	8	53
Clearing	0	-	0	-	0	-
Double Take-out	1	100	0	-	1	100
Promotion Take-out	0	-	0	-	0	-
Not considered	0	-	0	-	0	-
All Draws	52	88	103	84	155	85
All Take-outs	14	77	13	65	27	71
Total	66	85	116	82	182	83

KAZACHKOV Ivan — Third V-Skip — Right-handed

Type	↻	%	↺	%	Total	%
Draw	1	50	0	-	1	50
Front	0	-	0	-	0	-
Guard	0	-	0	-	0	-
Raise	0	-	0	-	0	-
Wick / Soft Peeling	0	-	0	-	0	-
Freeze	0	-	0	-	0	-
Take-out	2	75	1	0	3	50
Hit and Roll	1	100	0	-	1	100
Clearing	1	100	0	-	1	100
Double Take-out	0	-	0	-	0	-
Promotion Take-out	0	-	0	-	0	-
Not considered	0	-	0	-	0	-
All Draws	1	50	0	-	1	50
All Take-outs	4	88	1	0	5	70
Total	5	80	1	0	6	67

KARETNIKOV Artem — Alternate — Right-handed

Type	↻	%	↺	%	Total	%
Draw	23	65	33	77	56	72
Front	1	100	1	100	2	100
Guard	6	88	12	98	18	94
Raise	2	100	6	83	8	88
Wick / Soft Peeling	1	0	0	-	1	0
Freeze	0	-	0	-	0	-
Take-out	16	70	15	65	31	68
Hit and Roll	14	84	7	82	21	83
Clearing	7	82	9	69	16	75
Double Take-out	8	66	10	78	18	72
Promotion Take-out	3	75	2	38	5	60
Not considered	0	-	0	-	0	-
All Draws	33	70	52	83	85	78
All Take-outs	48	76	43	70	91	73
Total	81	73	95	77	176	75

VLASENKO Mikhail — Second — Right-handed

Type	↻	%	↺	%	Total	%
Draw	18	50	26	63	44	58
Front	3	100	3	100	6	100
Guard	5	75	10	65	15	68
Raise	5	50	4	31	9	42
Wick / Soft Peeling	0	-	0	-	0	-
Freeze	0	-	0	-	0	-
Take-out	19	82	16	80	35	81
Hit and Roll	15	68	16	75	31	72
Clearing	11	84	12	92	23	88
Double Take-out	8	63	5	60	13	62
Promotion Take-out	0	-	5	45	5	45
Not considered	0	-	1	-	1	-
All Draws	31	59	43	63	74	61
All Take-outs	53	75	54	76	107	76
Total	84	69	97	70	181	70

Team: RUS - Russia

Type	↻	%	↺	%	Total	%
Draw	94	69	150	78	244	75
Front	28	97	51	91	79	93
Guard	15	80	38	81	53	81
Raise	16	53	14	61	30	57
Wick / Soft Peeling	3	33	4	25	7	29
Freeze	1	100	1	100	2	100
Take-out	54	76	60	75	114	76
Hit and Roll	41	76	33	70	74	73
Clearing	29	88	27	84	56	86
Double Take-out	26	70	26	61	52	65
Promotion Take-out	5	65	11	32	16	42
Not considered	0	-	1	-	1	-
All Draws	157	73	258	79	415	77
All Take-outs	155	77	157	70	312	74
Total	312	75	415	76	727	76

Legend:
↻ Clockwise ↺ Counter-clockwise

Cumulative Player Statistics by Team

SCO - Scotland

CRAIK James — Fourth Skip — Right-handed

Type	↻	%	↺	%	Total	%
Draw	34	82	29	72	63	77
Front	0	-	0	-	0	-
Guard	1	100	5	85	6	88
Raise	2	25	3	67	5	50
Wick / Soft Peeling	0	-	0	-	0	-
Freeze	0	-	0	-	0	-
Take-out	25	75	16	91	41	81
Hit and Roll	9	83	12	83	21	83
Clearing	13	85	2	100	15	87
Double Take-out	5	95	7	86	12	90
Promotion Take-out	4	0	2	50	6	17
Not considered	0	-	4	-	4	-
All Draws	37	80	37	73	74	76
All Take-outs	56	75	39	86	95	79
Total	93	77	76	80	169	78

RYDER Niall — Lead — Right-handed

Type	↻	%	↺	%	Total	%
Draw	50	90	14	71	64	86
Front	16	94	14	82	30	88
Guard	5	75	1	100	6	79
Raise	2	88	3	75	5	80
Wick / Soft Peeling	9	56	0	-	9	56
Freeze	0	-	0	-	0	-
Take-out	8	88	1	100	9	89
Hit and Roll	1	100	1	50	2	75
Clearing	1	100	0	-	1	100
Double Take-out	0	-	0	-	0	-
Promotion Take-out	0	-	0	-	0	-
Not considered	0	-	2	-	2	-
All Draws	82	86	32	77	114	84
All Take-outs	10	90	2	75	12	88
Total	92	86	34	77	126	84

WATT Mark — Third V-Skip — Right-handed

Type	↻	%	↺	%	Total	%
Draw	28	71	11	68	39	70
Front	1	100	0	-	1	100
Guard	13	85	4	81	17	84
Raise	1	100	0	-	1	100
Wick / Soft Peeling	0	-	0	-	0	-
Freeze	0	-	0	-	0	-
Take-out	21	86	18	85	39	85
Hit and Roll	8	78	4	75	12	77
Clearing	14	84	20	91	34	88
Double Take-out	5	60	13	87	18	79
Promotion Take-out	5	80	7	68	12	73
Not considered	2	-	1	-	3	-
All Draws	43	76	15	72	58	75
All Take-outs	53	81	62	85	115	83
Total	96	79	77	82	173	80

BRYCE Angus — Alternate — Right-handed

Type	↻	%	↺	%	Total	%
Draw	20	74	3	75	23	74
Front	10	88	0	-	10	88
Guard	4	75	0	-	4	75
Raise	0	-	0	-	0	-
Wick / Soft Peeling	4	38	0	-	4	38
Freeze	0	-	0	-	0	-
Take-out	0	-	4	100	4	100
Hit and Roll	0	-	0	-	0	-
Clearing	2	100	1	100	3	100
Double Take-out	0	-	0	-	0	-
Promotion Take-out	0	-	0	-	0	-
Not considered	0	-	0	-	0	-
All Draws	38	74	3	75	41	74
All Take-outs	2	100	5	100	7	100
Total	40	75	8	91	48	78

HASWELL Blair — Second — Right-handed

Type	↻	%	↺	%	Total	%
Draw	26	62	21	82	47	71
Front	2	100	1	100	3	100
Guard	16	89	2	100	18	90
Raise	1	75	1	100	2	88
Wick / Soft Peeling	0	-	0	-	0	-
Freeze	0	-	0	-	0	-
Take-out	20	89	17	94	37	91
Hit and Roll	7	96	6	79	13	88
Clearing	14	82	17	97	31	90
Double Take-out	10	85	9	69	19	78
Promotion Take-out	3	100	2	38	5	75
Not considered	0	-	1	-	1	-
All Draws	45	73	25	85	70	78
All Take-outs	54	88	51	87	105	87
Total	99	81	76	86	175	83

Team: SCO - Scotland

Type	↻	%	↺	%	Total	%
Draw	158	78	78	74	236	77
Front	29	92	15	83	44	89
Guard	39	85	12	88	51	85
Raise	6	67	7	75	13	71
Wick / Soft Peeling	13	50	0	-	13	50
Freeze	0	-	0	-	0	-
Take-out	74	83	56	91	130	86
Hit and Roll	25	86	23	79	48	83
Clearing	44	85	40	94	84	89
Double Take-out	20	81	29	81	49	81
Promotion Take-out	12	58	11	59	23	59
Not considered	2	-	8	-	10	-
All Draws	245	79	112	77	357	78
All Take-outs	175	82	159	86	334	84
Total	420	80	271	82	691	81

Legend:
↻ Clockwise ↺ Counter-clockwise

CURLIT Curling Information Technology Ltd.

Cumulative Player Statistics by Team

SUI - Switzerland

STOCKER Yves — Fourth V-Skip — Right-handed

Type	↻	%	↺	%	Total	%
Draw	38	71	24	76	62	73
Front	0	-	0	-	0	-
Guard	7	96	6	96	13	96
Raise	6	71	6	54	12	63
Wick / Soft Peeling	1	0	0	-	1	0
Freeze	0	-	1	100	1	100
Take-out	14	57	17	71	31	65
Hit and Roll	10	60	8	69	18	64
Clearing	1	50	3	100	4	88
Double Take-out	12	54	7	79	19	63
Promotion Take-out	3	50	2	25	5	40
Not considered	0	-	4	-	4	-
All Draws	52	73	37	76	89	74
All Take-outs	40	56	37	72	77	64
Total	92	66	74	74	166	69

GERTSCH Marcel — Lead — Right-handed

Type	↻	%	↺	%	Total	%
Draw	27	80	36	78	63	79
Front	38	86	39	87	77	87
Guard	3	92	2	88	5	90
Raise	0	-	1	50	1	50
Wick / Soft Peeling	4	88	1	0	5	70
Freeze	0	-	0	-	0	-
Take-out	5	80	5	80	10	80
Hit and Roll	1	100	5	60	6	67
Clearing	0	-	1	100	1	100
Double Take-out	0	-	2	75	2	75
Promotion Take-out	0	-	0	-	0	-
Not considered	0	-	2	-	2	-
All Draws	72	84	79	82	151	83
All Take-outs	6	83	13	73	19	76
Total	78	84	92	80	170	82

WAGENSEIL Yves — Third Skip — Right-handed

Type	↻	%	↺	%	Total	%
Draw	13	65	9	86	22	74
Front	2	50	0	-	2	50
Guard	9	78	2	100	11	82
Raise	3	50	0	-	3	50
Wick / Soft Peeling	0	-	0	-	0	-
Freeze	0	-	0	-	0	-
Take-out	5	75	5	80	10	78
Hit and Roll	5	80	4	81	9	81
Clearing	0	-	0	-	0	-
Double Take-out	6	75	8	69	14	71
Promotion Take-out	2	13	2	25	4	19
Not considered	0	-	1	-	1	-
All Draws	27	67	11	89	38	73
All Take-outs	18	69	19	70	37	70
Total	45	68	30	77	75	71

HOESLI Marco — Alternate — Right-handed

Type	↻	%	↺	%	Total	%
Draw	12	65	20	71	32	69
Front	0	-	2	100	2	100
Guard	5	85	7	96	12	92
Raise	0	-	2	88	2	88
Wick / Soft Peeling	2	63	0	-	2	63
Freeze	0	-	0	-	0	-
Take-out	13	73	9	72	22	73
Hit and Roll	3	83	4	88	7	86
Clearing	7	86	2	100	9	89
Double Take-out	2	50	3	50	5	50
Promotion Take-out	2	25	0	-	2	25
Not considered	0	-	0	-	0	-
All Draws	19	70	31	80	50	76
All Take-outs	27	72	18	75	45	73
Total	46	71	49	78	95	75

EBERHARD Felix — Second — Right-handed

Type	↻	%	↺	%	Total	%
Draw	23	86	25	77	48	81
Front	6	100	5	100	11	100
Guard	13	79	6	63	19	74
Raise	4	56	0	-	4	56
Wick / Soft Peeling	0	-	0	-	0	-
Freeze	0	-	0	-	0	-
Take-out	13	77	9	72	22	75
Hit and Roll	9	72	12	46	21	57
Clearing	7	82	18	96	25	92
Double Take-out	6	75	8	69	14	71
Promotion Take-out	1	0	5	30	6	25
Not considered	0	-	2	-	2	-
All Draws	46	83	36	78	82	81
All Take-outs	36	74	52	70	88	72
Total	82	79	88	73	170	76

Team: SUI - Switzerland

Type	↻	%	↺	%	Total	%
Draw	113	75	114	77	227	76
Front	46	86	46	89	92	88
Guard	37	84	23	87	60	85
Raise	13	62	9	61	22	61
Wick / Soft Peeling	7	68	1	0	8	59
Freeze	0	-	1	100	1	100
Take-out	50	71	45	73	95	72
Hit and Roll	28	71	33	63	61	67
Clearing	15	82	24	97	39	91
Double Take-out	26	63	28	70	54	67
Promotion Take-out	8	28	9	28	17	28
Not considered	0	-	9	-	9	-
All Draws	216	78	194	80	410	79
All Take-outs	127	68	139	71	266	70
Total	343	74	333	76	676	75

Legend:
↻ Clockwise ↺ Counter-clockwise

Cumulative Player Statistics by Team

SWE - Sweden

MAGNUSSON Daniel — Fourth Skip — Right-handed

Type	↻	%	↺	%	Total	%
Draw	26	66	29	69	55	68
Front	0	-	0	-	0	-
Guard	3	100	12	94	15	95
Raise	1	100	2	50	3	67
Wick / Soft Peeling	0	-	0	-	0	-
Freeze	0	-	1	25	1	25
Take-out	16	69	19	71	35	70
Hit and Roll	1	100	2	50	3	67
Clearing	5	80	7	86	12	83
Double Take-out	11	59	15	58	26	59
Promotion Take-out	1	100	5	55	6	63
Not considered	0	-	3	-	3	-
All Draws	30	71	44	74	74	73
All Take-outs	34	69	48	67	82	68
Total	64	70	92	70	156	70

JONES Sebastian — Lead — Right-handed

Type	↻	%	↺	%	Total	%
Draw	9	78	37	77	46	77
Front	8	100	33	92	41	94
Guard	0	-	4	81	4	81
Raise	0	-	0	-	0	-
Wick / Soft Peeling	1	100	2	50	3	67
Freeze	0	-	0	-	0	-
Take-out	4	38	7	86	11	68
Hit and Roll	2	25	2	88	4	56
Clearing	0	-	0	-	0	-
Double Take-out	1	50	1	50	2	50
Promotion Take-out	0	-	0	-	0	-
Not considered	0	-	1	-	1	-
All Draws	18	89	76	83	94	84
All Take-outs	7	36	10	83	17	63
Total	25	74	86	83	111	81

AHLBERG Robin — Third V-Skip — Right-handed

Type	↻	%	↺	%	Total	%
Draw	9	69	19	72	28	71
Front	2	100	4	100	6	100
Guard	3	100	6	92	9	94
Raise	1	50	2	100	3	83
Wick / Soft Peeling	0	-	0	-	0	-
Freeze	0	-	0	-	0	-
Take-out	11	77	6	83	17	79
Hit and Roll	10	75	4	94	14	80
Clearing	2	100	4	69	6	79
Double Take-out	4	88	2	75	6	83
Promotion Take-out	3	50	2	13	5	35
Not considered	0	-	0	-	0	-
All Draws	15	78	31	81	46	80
All Take-outs	30	77	18	74	48	76
Total	45	77	49	79	94	78

ISRAELSSON Rasmus — Alternate — Right-handed

Type	↻	%	↺	%	Total	%
Draw	11	68	17	81	28	76
Front	2	100	13	96	15	97
Guard	3	100	6	100	9	100
Raise	2	13	3	92	5	60
Wick / Soft Peeling	0	-	1	100	1	100
Freeze	0	-	0	-	0	-
Take-out	10	95	15	75	25	83
Hit and Roll	2	75	2	88	4	81
Clearing	7	93	11	89	18	90
Double Take-out	3	83	3	58	6	71
Promotion Take-out	1	75	4	44	5	50
Not considered	0	-	0	-	0	-
All Draws	18	71	40	90	58	84
All Take-outs	23	90	35	75	58	81
Total	41	82	75	83	116	83

REGOSA Anton — Second — Right-handed

Type	↻	%	↺	%	Total	%
Draw	13	67	25	66	38	66
Front	1	100	7	100	8	100
Guard	3	42	7	57	10	53
Raise	5	50	4	50	9	50
Wick / Soft Peeling	1	0	0	-	1	0
Freeze	0	-	0	-	0	-
Take-out	21	74	11	64	32	70
Hit and Roll	6	88	6	71	12	79
Clearing	18	83	16	91	34	87
Double Take-out	6	75	4	63	10	70
Promotion Take-out	2	50	1	0	3	33
Not considered	0	-	1	-	1	-
All Draws	23	59	43	69	66	65
All Take-outs	53	78	38	74	91	76
Total	76	72	81	71	157	72

Team: SWE - Sweden

Type	↻	%	↺	%	Total	%
Draw	68	69	127	73	195	71
Front	13	100	57	95	70	96
Guard	12	85	35	86	47	86
Raise	9	47	11	70	20	60
Wick / Soft Peeling	2	50	3	67	5	60
Freeze	0	-	1	25	1	25
Take-out	62	74	58	74	120	74
Hit and Roll	21	75	16	78	37	76
Clearing	32	86	38	87	70	86
Double Take-out	25	70	25	60	50	65
Promotion Take-out	7	61	12	40	19	47
Not considered	0	-	5	-	5	-
All Draws	104	72	234	80	338	77
All Take-outs	147	76	149	72	296	74
Total	251	74	383	77	634	76

Legend:
↻ Clockwise ↺ Counter-clockwise

CURLIT Curling Information Technology Ltd.

Cumulative Player Statistics by Team

USA - United States

VIOLETTE Luc — Fourth Skip — Right-handed

Type	↻	%	↺	%	Total	%
Draw	42	65	27	54	69	61
Front	0	-	1	100	1	100
Guard	2	75	4	81	6	79
Raise	5	55	5	35	10	45
Wick / Soft Peeling	0	-	1	100	1	100
Freeze	1	100	0	-	1	100
Take-out	16	89	19	92	35	91
Hit and Roll	8	91	12	65	20	75
Clearing	3	83	3	83	6	83
Double Take-out	8	56	7	75	15	65
Promotion Take-out	5	60	4	75	9	67
Not considered	0	-	1	-	1	-
All Draws	50	65	38	57	88	61
All Take-outs	40	79	45	80	85	79
Total	90	71	83	69	173	70

FENSON Graem — Lead V-Skip — Right-handed

Type	↻	%	↺	%	Total	%
Draw	48	80	15	62	63	75
Front	62	90	10	68	72	87
Guard	3	83	0	-	3	83
Raise	1	100	3	67	4	75
Wick / Soft Peeling	0	-	1	100	1	100
Freeze	0	-	0	-	0	-
Take-out	3	58	5	40	8	47
Hit and Roll	1	50	2	63	3	58
Clearing	0	-	0	-	0	-
Double Take-out	0	-	0	-	0	-
Promotion Take-out	0	-	0	-	0	-
Not considered	0	-	0	-	0	-
All Draws	114	86	29	66	143	82
All Take-outs	4	56	7	46	11	50
Total	118	85	36	62	154	79

RICHARDSON Ben — Third — Right-handed

Type	↻	%	↺	%	Total	%
Draw	39	77	18	72	57	75
Front	7	82	0	-	7	82
Guard	5	85	4	69	9	78
Raise	3	75	7	57	10	63
Wick / Soft Peeling	0	-	0	-	0	-
Freeze	0	-	0	-	0	-
Take-out	13	77	9	67	22	73
Hit and Roll	13	87	9	72	22	81
Clearing	10	83	7	100	17	90
Double Take-out	10	65	9	72	19	68
Promotion Take-out	6	75	7	71	13	73
Not considered	0	-	0	-	0	-
All Draws	54	78	29	68	83	75
All Take-outs	52	78	41	76	93	77
Total	106	78	70	73	176	76

TUMA Kevin — Alternate — Right-handed

Type	↻	%	↺	%	Total	%
Draw	10	70	2	25	12	63
Front	12	83	0	-	12	83
Guard	2	75	0	-	2	75
Raise	0	-	1	0	1	0
Wick / Soft Peeling	1	100	0	-	1	100
Freeze	0	-	0	-	0	-
Take-out	1	100	1	50	2	75
Hit and Roll	2	100	0	-	2	100
Clearing	2	100	3	67	5	80
Double Take-out	1	100	0	-	1	100
Promotion Take-out	1	50	0	-	1	50
Not considered	0	-	1	-	1	-
All Draws	25	78	3	17	28	71
All Take-outs	7	93	4	63	11	82
Total	32	81	7	43	39	74

HARSTAD Jon — Second — Right-handed

Type	↻	%	↺	%	Total	%
Draw	36	69	15	77	51	71
Front	7	96	0	-	7	96
Guard	6	67	2	75	8	69
Raise	6	54	6	79	12	67
Wick / Soft Peeling	0	-	1	100	1	100
Freeze	0	-	0	-	0	-
Take-out	9	89	13	69	22	77
Hit and Roll	14	80	6	75	20	79
Clearing	9	89	2	75	11	86
Double Take-out	13	69	8	88	21	76
Promotion Take-out	3	75	2	38	5	60
Not considered	0	-	0	-	0	-
All Draws	55	70	24	78	79	73
All Take-outs	48	80	31	73	79	78
Total	103	75	55	75	158	75

Team: USA - United States

Type	↻	%	↺	%	Total	%
Draw	175	73	77	63	252	70
Front	88	89	11	70	99	87
Guard	18	76	10	75	28	76
Raise	15	62	22	57	37	59
Wick / Soft Peeling	1	100	3	100	4	100
Freeze	1	100	0	-	1	100
Take-out	42	83	47	74	89	79
Hit and Roll	38	85	29	69	67	78
Clearing	24	86	15	87	39	87
Double Take-out	32	66	24	78	56	71
Promotion Take-out	15	68	13	67	28	68
Not considered	0	-	2	-	2	-
All Draws	298	77	123	65	421	74
All Take-outs	151	79	128	75	279	77
Total	449	78	251	70	700	75

Legend:
↻ Clockwise ↺ Counter-clockwise

Session Results and Standings

Sheet	Game	Team	LSFE	1	2	3	4	5	6	7	8	9	10	Extra Ends				Total
A	9	GER - Germany	*	2	0	0	0	0	0	0	2	0	X					4
	9	SUI - Switzerland		0	0	2	0	3	1	1	0	2	X					9
B	9	NOR - Norway	*	0	1	0	2	0	2	0	2	0	X					7
	9	ITA - Italy		0	0	0	0	1	0	1	0	1	X					3
C	9	RUS - Russia	*	1	1	0	1	0	0	1	0	2	X					6
	9	SWE - Sweden		0	0	2	0	0	1	0	1	0	X					4
D	9	NZL - New Zealand	*	0	0	1	0	0	1	0	0	0	X					2
	9	USA - United States		0	1	0	1	1	0	2	1	2	X					8
E	9	SCO - Scotland		0	0	2	0	0	0	1	2	0	0	1				6
	9	CAN - Canada	*	1	0	0	0	1	1	0	0	0	2	0				5

Standings after Round Robin

Rank	Team	Games	Wins	Losses				
1	SCO - Scotland	9	7	2	Q	w1		
2	CAN - Canada	9	7	2	Q	w0		
3	GER - Germany	9	6	3	Q			
4	SUI - Switzerland	9	5	4	Q	w1	DSC	45.29cm
5	SWE - Sweden	9	5	4		w1	DSC	51.95cm
6	RUS - Russia	9	5	4		w1	DSC	63.76cm
7	USA - United States	9	4	5	>B			
8	NZL - New Zealand	9	3	6	>B			
9	ITA - Italy	9	2	7	>B			
10	NOR - Norway	9	1	8	>B			

Legend:

>B	To B-Division	**DSC**	Draw Shot Challenge	**LSFE(*)**	Last Stone First End
Q	Qualified for the semi-finals	**wn**	Number of wins (n) against tied teams	**X**	Unplayed/unfinished end due to concession

Game Results

Sheet	Game	Team	LSFE	1	2	3	4	5	6	7	8	9	10	Extra Ends				Total
A	9	GER - Germany	*	2	0	0	0	0	0	0	2	0	X					4
	9	SUI - Switzerland		0	0	2	0	3	1	1	0	2	X					9

GER - Germany		Shot Success Game	All
4 S	TOTZEK Sixten	58 %	75 %
3 V	SUTOR Joshua	69 %	70 %
2	HAAG Jan-Luca	63 %	76 %
1	SUTOR Magnus	72 %	84 %
A	HARSCH Klaudius	59 %	73 %
	Team Total	65 %	76 %

Last Stone Draw		Distance
↻	SUTOR Magnus	67.8cm
↺	HAAG Jan-Luca	35.3cm
Total		**103.1cm**

Time remaining: 5 minutes 10 seconds

HARSCH K replaced HAAG JL at the beginning of end 6

SUI - Switzerland		Shot Success Game	All
4 V	STOCKER Yves	87 %	69 %
3 S	HOESLI Marco	82 %	75 %
2	EBERHARD Felix	78 %	76 %
1	GERTSCH Marcel	78 %	82 %
A	WAGENSEIL Yves	-	71%
	Team Total	81%	75 %

Last Stone Draw		Distance
↻	HOESLI Marco	132.0cm
↺	STOCKER Yves	39.0cm
Total		**171.0cm**

Time remaining: 5 minutes 50 seconds

Time-out: End 7 - SUI stone 4

GER - Germany		↻		↺		Game	
4 TOTZEK Sixten	Draws	4	25 %	2	0 %	6	17 %
	Take-outs	4	56 %	8	91 %	12	79 %
	Total	8	41 %	10	73 %	18	58 %
3 SUTOR Joshua	Draws	6	71 %	1	100 %	7	75 %
	Take-outs	1	100 %	10	63 %	11	66 %
	Total	7	75 %	11	66 %	18	69 %
2 HAAG Jan-Luca	Draws	3	58 %	0	-	3	58 %
	Take-outs	1	0 %	6	75 %	7	64 %
	Total	4	44 %	6	75 %	10	63 %
1 SUTOR Magnus	Draws	10	68 %	5	95 %	15	77 %
	Take-outs	2	50 %	1	50 %	3	50 %
	Total	12	65 %	6	88 %	18	72 %
A HARSCH Klaudius	Draws	8	59 %	0	-	8	59 %
	Take-outs	0	-	0	-	0	-
	Total	8	59 %	0	-	8	59 %
Team	Draws	31	60 %	8	72 %	39	62 %
	Take-outs	8	53 %	25	74 %	33	69 %
	Total	39	58 %	33	73 %	72	65 %

SUI - Switzerland		↻		↺		Game	
4 STOCKER Yves	Draws	5	90 %	3	100 %	8	94 %
	Take-outs	2	75 %	7	82 %	9	81 %
	Total	7	86 %	10	88 %	17	87 %
3 HOESLI Marco	Draws	4	100 %	3	42 %	7	75 %
	Take-outs	5	75 %	6	96 %	11	86 %
	Total	9	86 %	9	78 %	18	82 %
2 EBERHARD Felix	Draws	3	83 %	4	50 %	7	64 %
	Take-outs	3	100 %	7	82 %	10	88 %
	Total	6	92 %	11	70 %	17	78 %
1 GERTSCH Marcel	Draws	7	79 %	6	63 %	13	71 %
	Take-outs	1	100 %	3	100 %	4	100 %
	Total	8	81 %	9	75 %	17	78 %
A WAGENSEIL Yves	Draws	0	-	0	-	0	-
	Take-outs	0	-	0	-	0	-
	Total	0	-	0	-	0	-
Team	Draws	19	87 %	16	63 %	35	76 %
	Take-outs	11	84 %	23	88 %	34	87 %
	Total	30	86 %	39	78 %	69	81 %

Note:
Position and function for each team member:
4 = Fourth, **3** = Third, **2** = Second, **1** = Lead, **A** = Alternate, **S** = Skip, **V** = Vice-Skip

Legend:
↻ Clockwise ↺ Counter-clockwise **LSFE(*)** Last Stone First End
X Unplayed/unfinished end due to concession

Game - Shot by Shot

End 1 — **GER - Germany** 0 + 2 (this end) = 2 — **SUI - Switzerland** 0 + 0 (this end) = 0



	GER	SUI
Total Score	2	0
Time left	35:21	35:08

Legend:

↻ Clockwise ↺ Counter-clockwise - Not considered

Game - Shot by Shot

End 2 — **GER - Germany** **2 + 0** (this end) **= 2** — **SUI - Switzerland** **0 + 0** (this end) **= 0**



	GER	SUI
Total Score	2	0
Time left	32:51	31:54

Legend:

↻ Clockwise ↺ Counter-clockwise - Not considered

Game - Shot by Shot

End 3 — **GER - Germany** 2 + 0 (this end) = 2 — **SUI - Switzerland** 0 + 2 (this end) = 2

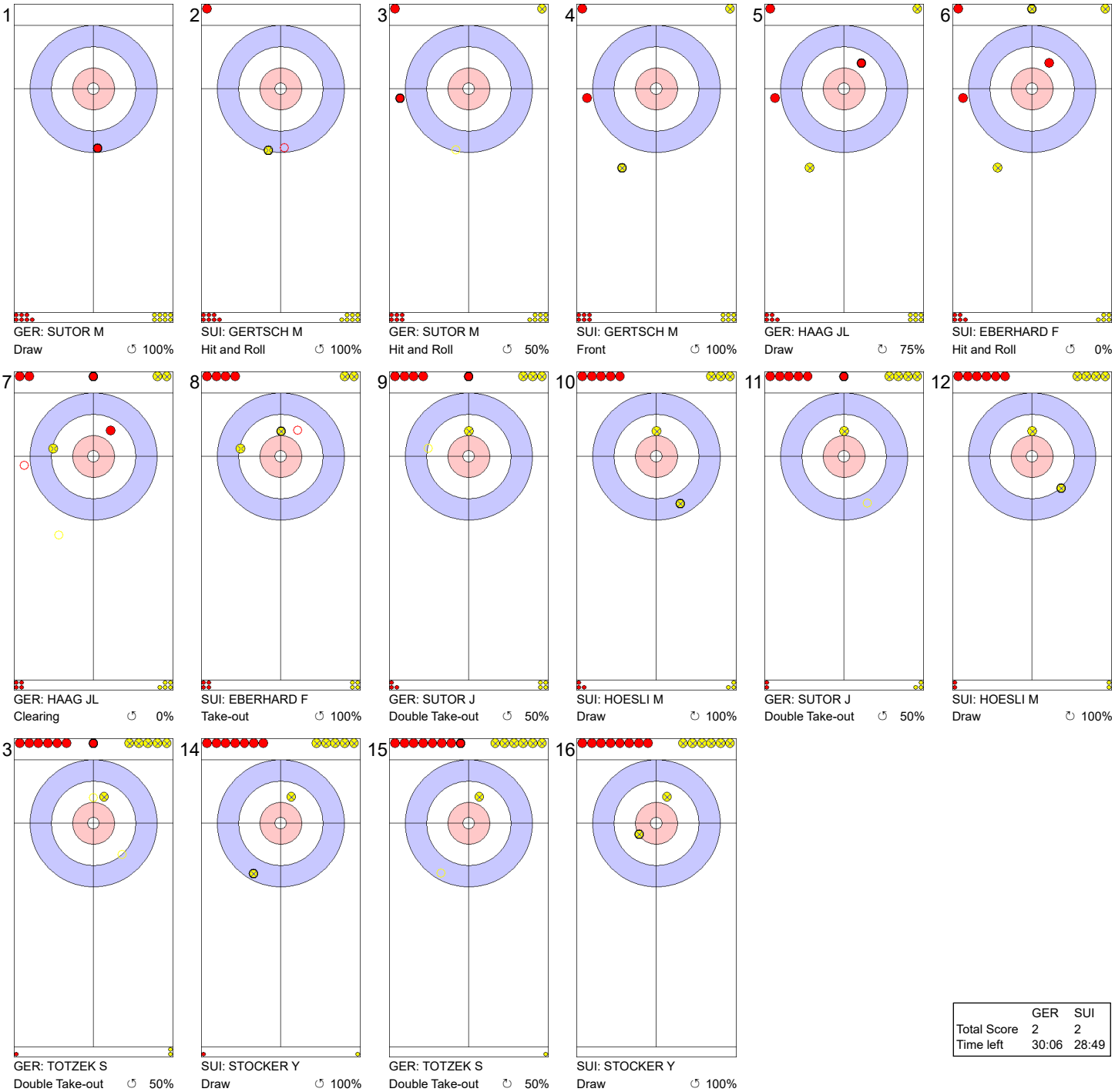

	GER	SUI
Total Score	2	2
Time left	30:06	28:49

Legend:

↻ Clockwise ↺ Counter-clockwise - Not considered

Game - Shot by Shot

End 4 — **GER - Germany** **2 + 0** (this end) **= 2** — **SUI - Switzerland** **2 + 0** (this end) **= 2**

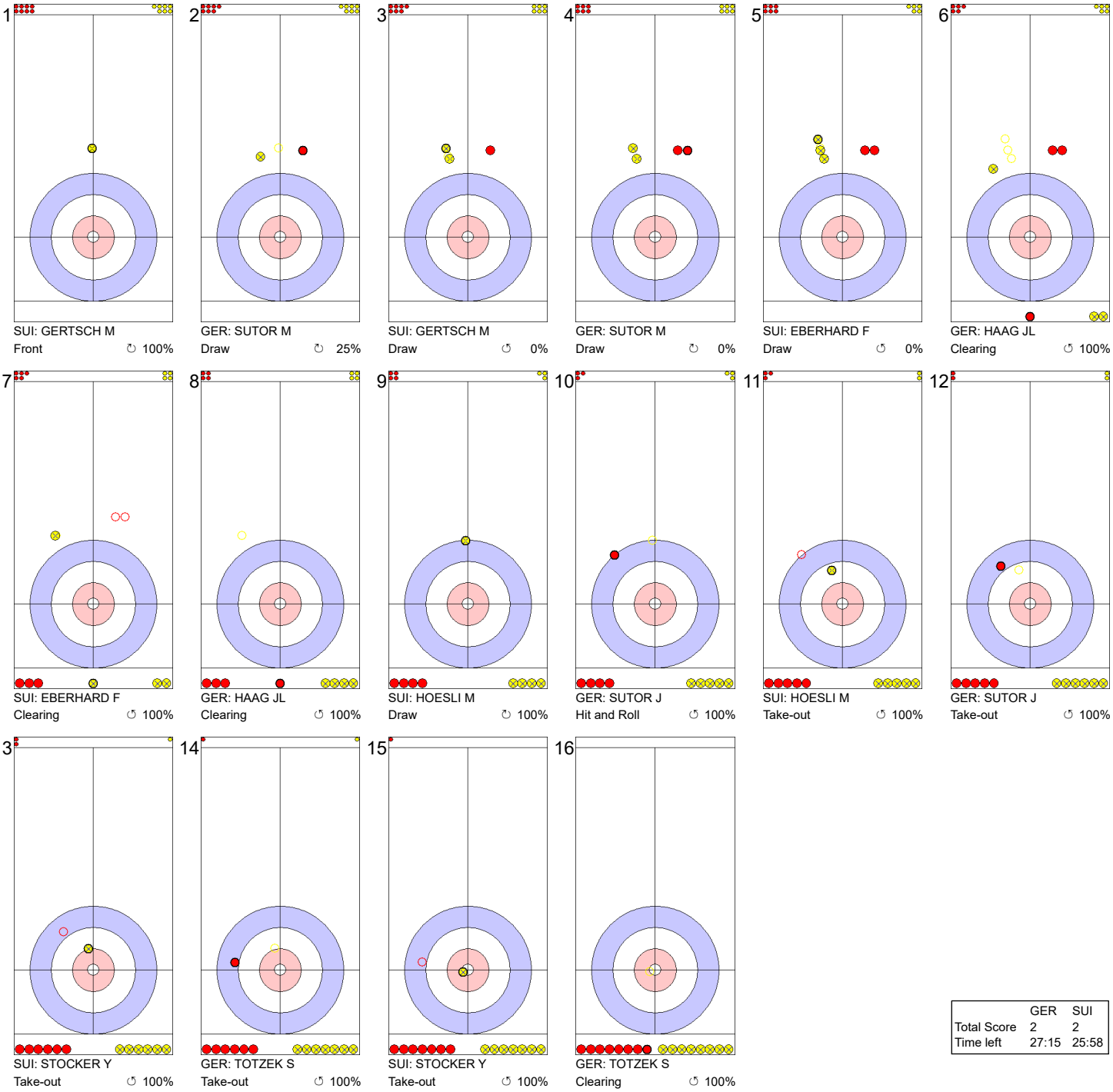

	GER	SUI
Total Score	2	2
Time left	27:15	25:58

Legend:
↻ Clockwise ↺ Counter-clockwise - Not considered

Game - Shot by Shot

End 5 | **GER - Germany** 2 + 0 (this end) = 2 | **SUI - Switzerland** 2 + 3 (this end) = 5

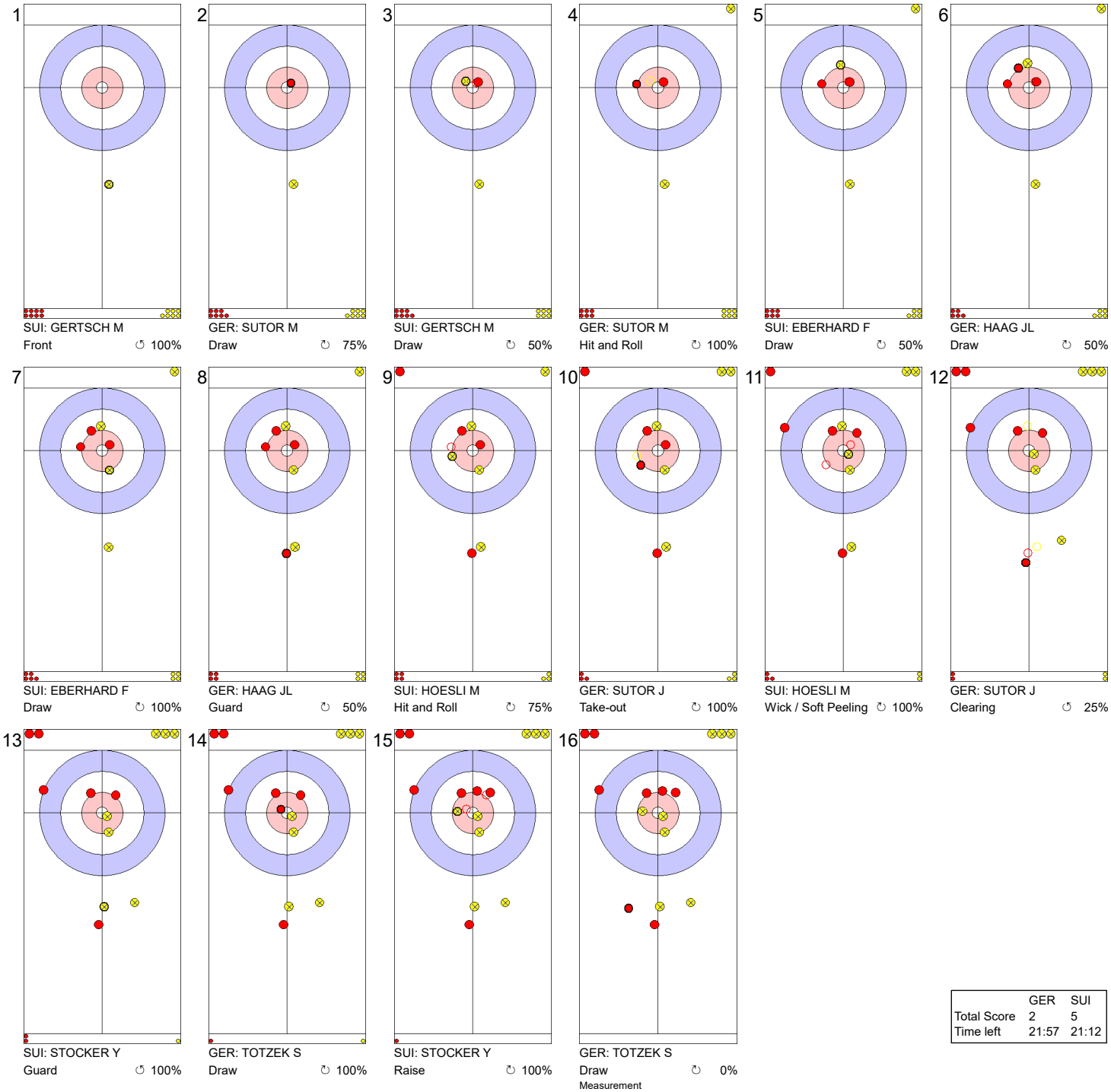

	GER	SUI
Total Score	2	5
Time left	21:57	21:12

Legend:
↻ Clockwise ↺ Counter-clockwise - Not considered

Game - Shot by Shot

End 6 — **GER - Germany** **2 + 0** (this end) **= 2** — **SUI - Switzerland** **5 + 1** (this end) **= 6**

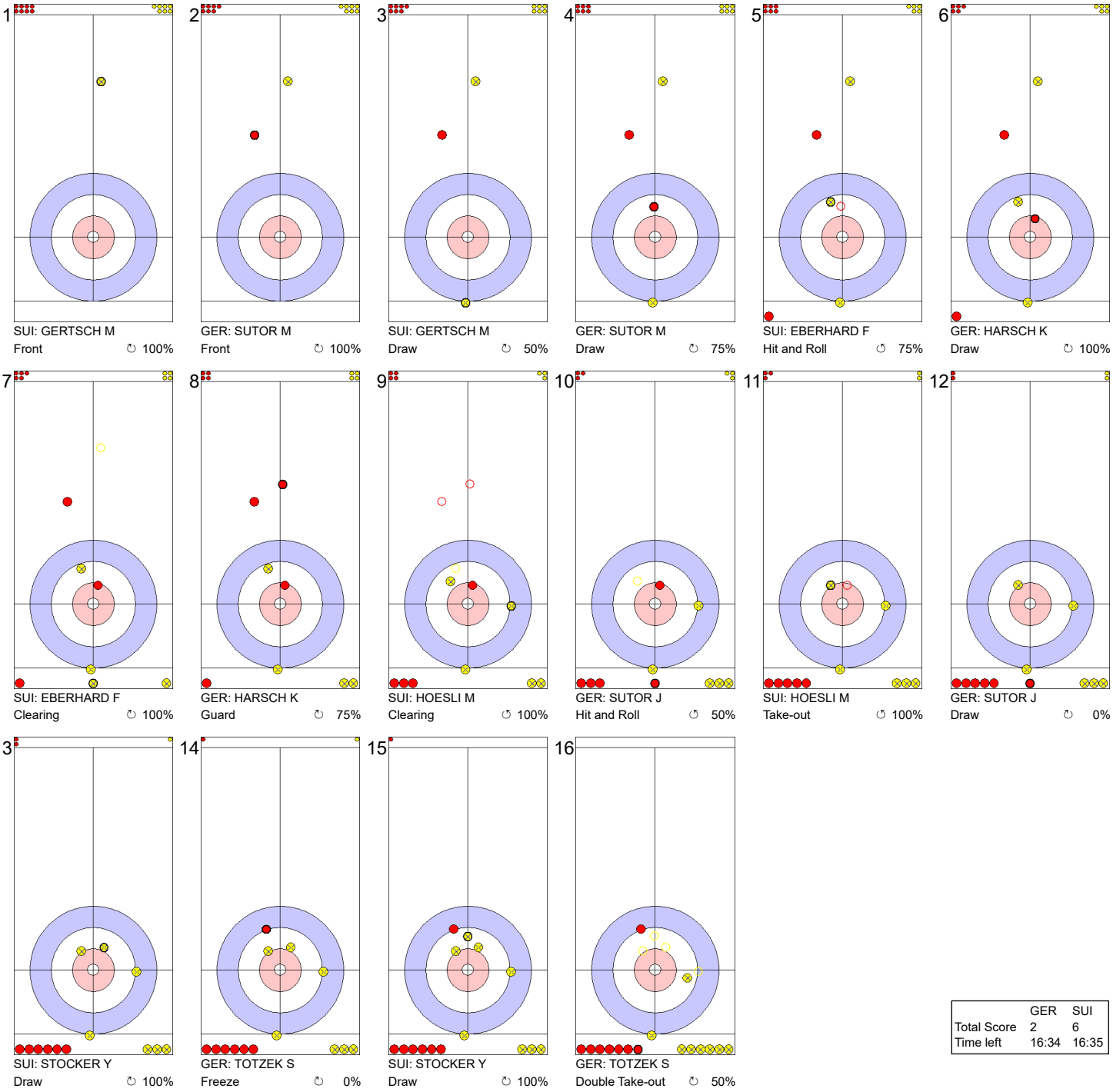

	GER	SUI
Total Score	2	6
Time left	16:34	16:35

Legend:
↻ Clockwise ↺ Counter-clockwise - Not considered

Game - Shot by Shot

End 7 | **GER - Germany** 2 + 0 (this end) = 2 | **SUI - Switzerland** 6 + 1 (this end) = 7



	GER	SUI
Total Score	2	7
Time left	11:42	11:30

Legend:

↻ Clockwise ↺ Counter-clockwise - Not considered

Game - Shot by Shot

End 8 — **GER - Germany 2 + 2** (this end) **= 4** — **SUI - Switzerland 7 + 0** (this end) **= 7**

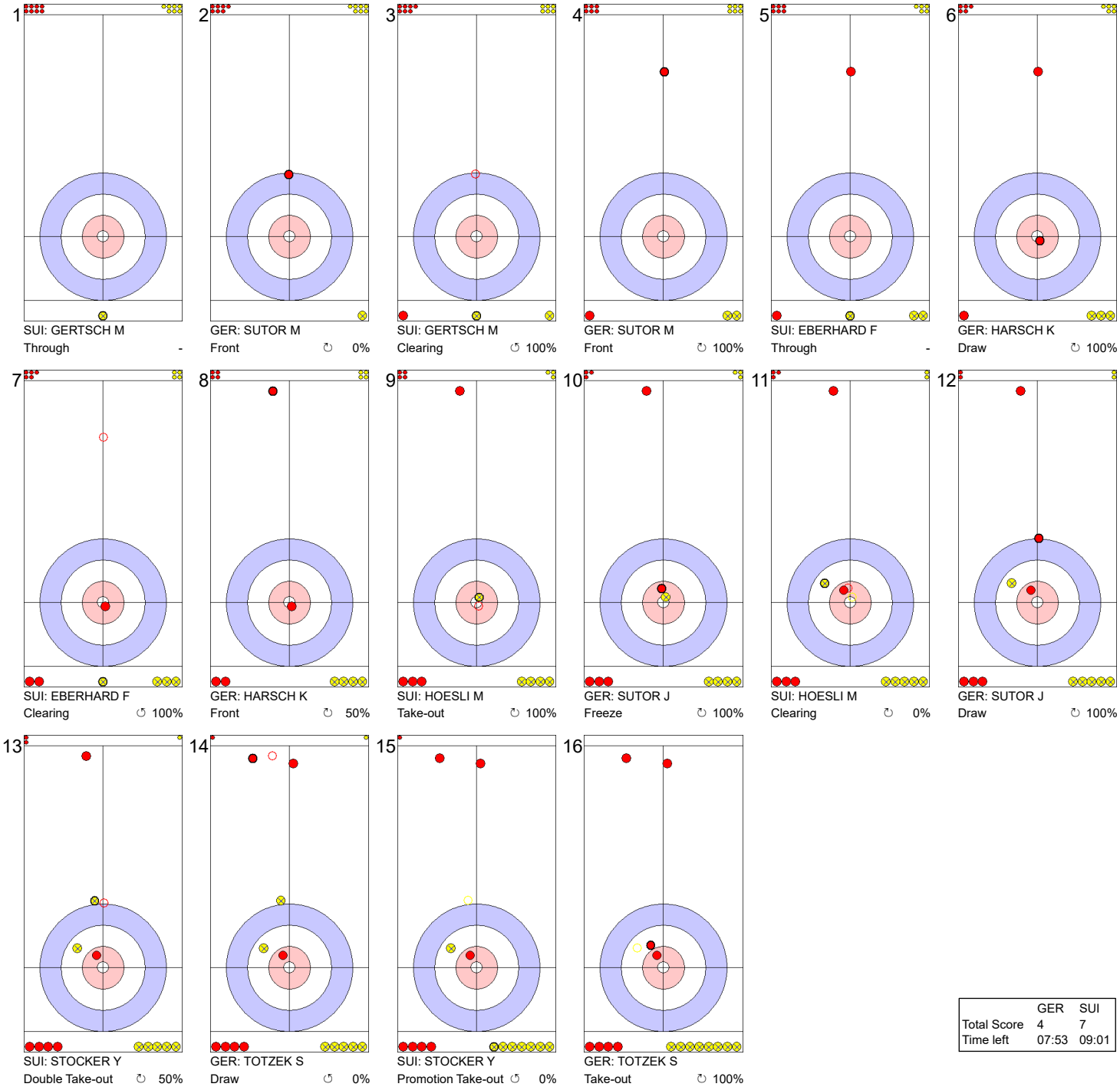

	GER	SUI
Total Score	4	7
Time left	07:53	09:01

Legend:

↻ Clockwise ↺ Counter-clockwise - Not considered

Game - Shot by Shot

End 9 | **GER - Germany** **4 + 0** (this end) **= 4** | **SUI - Switzerland** **7 + 2** (this end) **= 9**



	GER	SUI
Total Score	4	9
Time left	05:10	05:50

Legend:
↻ Clockwise ↺ Counter-clockwise - Not considered

Game Results

Sheet	Game	Team	LSFE	1	2	3	4	5	6	7	8	9	10	Extra Ends				Total
B	9	NOR - Norway	*	0	1	0	2	0	2	0	2	0	X					7
	9	ITA - Italy		0	0	0	0	1	0	1	0	1	X					3

NOR - Norway		Shot Success Game	All
4 S	OEY Eirik	78 %	64 %
3	FAGERVOLL Brage	99 %	70 %
2	HERFJORD Johan	86 %	73 %
1 V	BRUSETH Martin	79 %	77 %
A	BJOERNSTAD Ingebrigt	-	61 %
	Team Total	85 %	70 %

Last Stone Draw		Distance
↻	FAGERVOLL Brage	33.5cm
↺	BRUSETH Martin	99.5cm
Total		**133.0cm**

Time remaining: 14 minutes 24 seconds

ITA - Italy		Shot Success Game	All
4 S	COLLI Giacomo	75 %	68 %
3 V	ZISA Alberto	68 %	70 %
2	DE ZANNA Francesco	79 %	72 %
1	PIFFER Simone	93 %	81 %
A	CASAGRANDE Luca	-	46 %
	Team Total	79 %	72 %

Last Stone Draw		Distance
↻	COLLI Giacomo	163.5cm
↺	DE ZANNA Francesco	199.6cm
Total		**363.1cm**

Time remaining: 13 minutes 36 seconds

Time-out: End 8 - ITA stone 8

NOR - Norway		↻		↺		Game	
4 OEY Eirik	Draws	3	33 %	3	83 %	6	58 %
	Take-outs	5	90 %	7	86 %	12	88 %
	Total	8	69 %	10	85 %	18	78 %
3 FAGERVOLL Brage	Draws	1	75 %	2	100 %	3	92 %
	Take-outs	10	100 %	5	100 %	15	100 %
	Total	11	98 %	7	100 %	18	99 %
2 HERFJORD Johan	Draws	3	92 %	3	83 %	6	88 %
	Take-outs	6	92 %	6	79 %	12	85 %
	Total	9	92 %	9	81 %	18	86 %
1 BRUSETH Martin	Draws	9	97 %	7	57 %	16	80 %
	Take-outs	1	100 %	1	50 %	2	75 %
	Total	10	98 %	8	56 %	18	79 %
A BJOERNSTAD Ingebrigt	Draws	0	-	0	-	0	-
	Take-outs	0	-	0	-	0	-
	Total	0	-	0	-	0	-
Team	Draws	16	83 %	15	73 %	31	78 %
	Take-outs	22	95 %	19	86 %	41	91 %
	Total	38	90 %	34	80 %	72	85 %

ITA - Italy		↻		↺		Game	
4 COLLI Giacomo	Draws	3	58 %	7	86 %	10	78 %
	Take-outs	2	100 %	6	63 %	8	72 %
	Total	5	75 %	13	75 %	18	75 %
3 ZISA Alberto	Draws	5	75 %	3	33 %	8	59 %
	Take-outs	5	65 %	5	85 %	10	75 %
	Total	10	70 %	8	66 %	18	68 %
2 DE ZANNA Francesco	Draws	5	85 %	6	88 %	11	86 %
	Take-outs	1	100 %	6	63 %	7	68 %
	Total	6	88 %	12	75 %	18	79 %
1 PIFFER Simone	Draws	12	90 %	4	100 %	16	92 %
	Take-outs	1	100 %	1	100 %	2	100 %
	Total	13	90 %	5	100 %	18	93 %
A CASAGRANDE Luca	Draws	0	-	0	-	0	-
	Take-outs	0	-	0	-	0	-
	Total	0	-	0	-	0	-
Team	Draws	25	82 %	20	81 %	45	82 %
	Take-outs	9	81 %	18	71 %	27	74 %
	Total	34	82 %	38	76 %	72	79 %

Note:
Position and function for each team member:
4 = Fourth, **3** = Third, **2** = Second, **1** = Lead, **A** = Alternate, **S** = Skip, **V** = Vice-Skip

Legend:
↻ Clockwise ↺ Counter-clockwise **LSFE(*)** Last Stone First End
X Unplayed/unfinished end due to concession

Game - Shot by Shot

End 1 — **NOR - Norway 0 + 0** (this end) **= 0** — **ITA - Italy 0 + 0** (this end) **= 0**



	NOR	ITA
Total Score	0	0
Time left	35:15	37:03

Legend:

↻ Clockwise ↺ Counter-clockwise - Not considered

Game - Shot by Shot

End 2 — **NOR - Norway 0 + 1** (this end) **= 1** — **ITA - Italy 0 + 0** (this end) **= 0**



	NOR	ITA
Total Score	1	0
Time left	32:58	33:21

Legend:

↻ Clockwise ↺ Counter-clockwise - Not considered

Game - Shot by Shot

End 3 — **NOR - Norway 1 + 0** (this end) **= 1** — **ITA - Italy 0 + 0** (this end) **= 0**

1	2	3	4	5	6
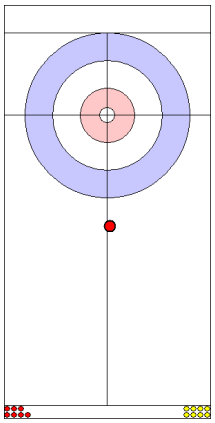	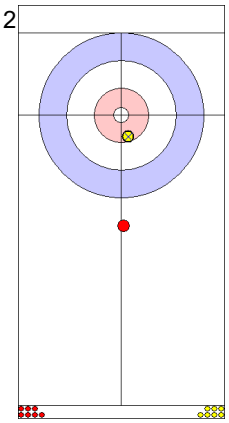	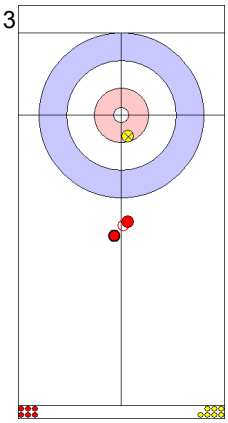	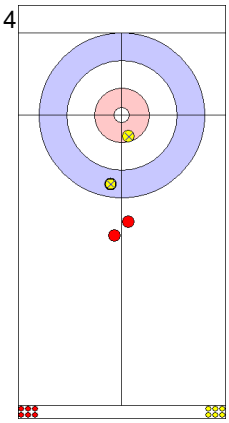	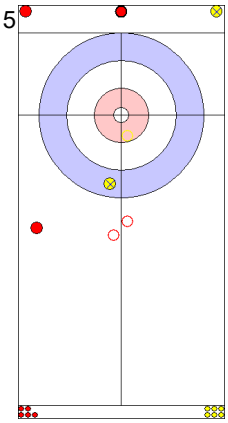	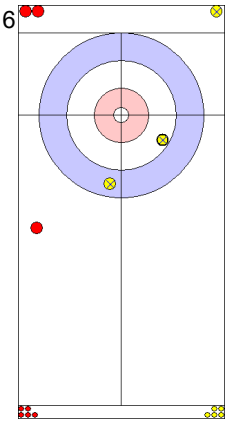
NOR: BRUSETH M Front ↻ 100%	ITA: PIFFER S Draw ↻ 100%	NOR: BRUSETH M Draw ↺ 0%	ITA: PIFFER S Draw ↻ 100%	NOR: HERFJORD J Promotion Take-out ↻ 75%	ITA: DE ZANNA F Draw ↻ 100%
7	**8**	**9**	**10**	**11**	**12**
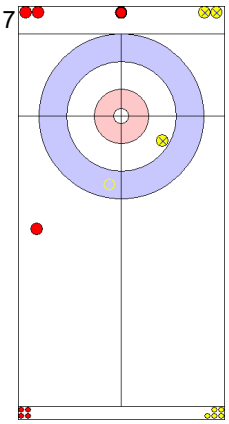	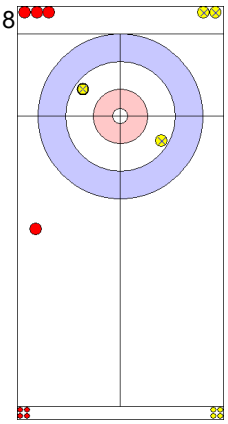	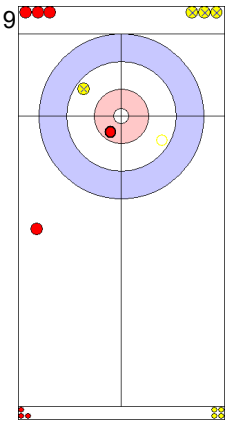	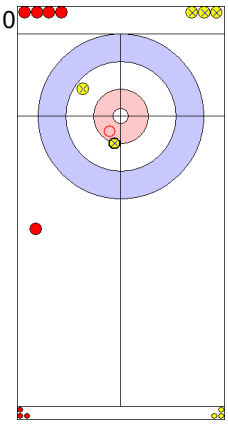	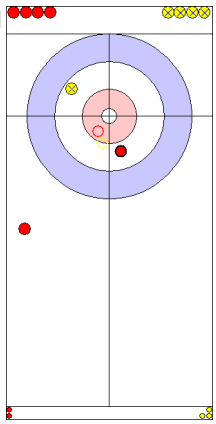	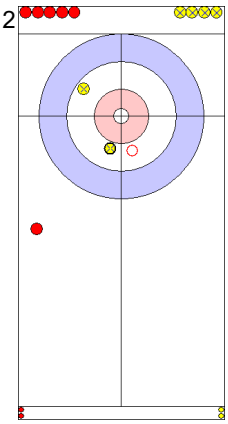
NOR: HERFJORD J Double Take-out ↻ 50%	ITA: DE ZANNA F Draw ↺ 75%	NOR: FAGERVOLL B Take-out ↻ 100%	ITA: ZISA A Take-out ↻ 100%	NOR: FAGERVOLL B Take-out ↺ 100%	ITA: ZISA A Take-out ↺ 100%
13	**14**	**15**	**16**		
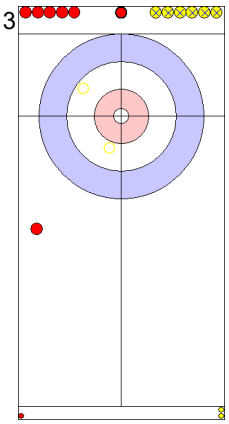	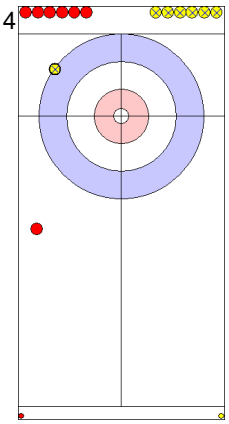	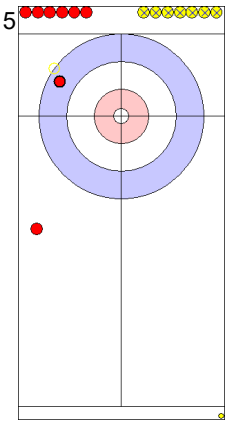	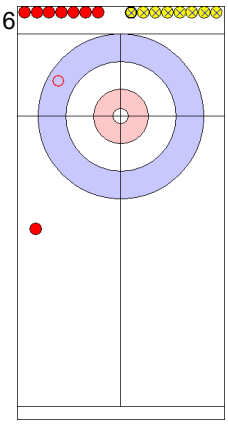		
NOR: OEY E Double Take-out ↻ 100%	ITA: COLLI G Draw ↺ 75%	NOR: OEY E Take-out ↺ 100%	ITA: COLLI G Clearing ↺ 100%		

	NOR	ITA
Total Score	1	0
Time left	30:29	31:07

Legend:
↻ Clockwise ↺ Counter-clockwise - Not considered

Game - Shot by Shot

End 4 — **NOR - Norway 1 + 2** (this end) **= 3** — **ITA - Italy 0 + 0** (this end) **= 0**

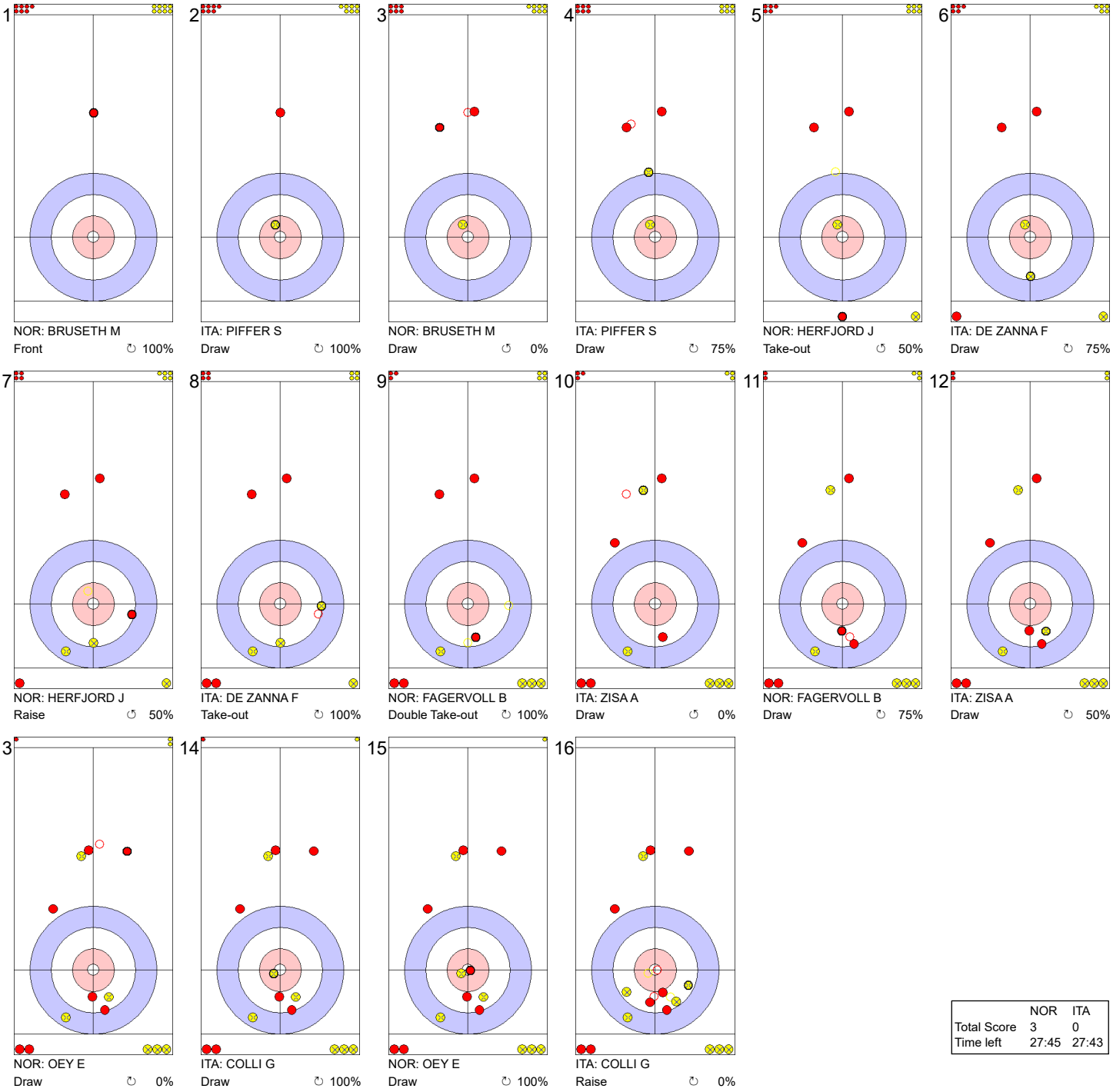

	NOR	ITA
Total Score	3	0
Time left	27:45	27:43

Legend:
↻ Clockwise ↺ Counter-clockwise - Not considered

Game - Shot by Shot

End 5 — **NOR - Norway 3 + 0** (this end) **= 3** — **ITA - Italy 0 + 1** (this end) **= 1**



	NOR	ITA
Total Score	3	1
Time left	24:59	24:58

Legend:

↻ Clockwise ↺ Counter-clockwise - Not considered

Game - Shot by Shot

End 6 — **NOR - Norway** **3 + 2** (this end) **= 5** — **ITA - Italy** **1 + 0** (this end) **= 1**

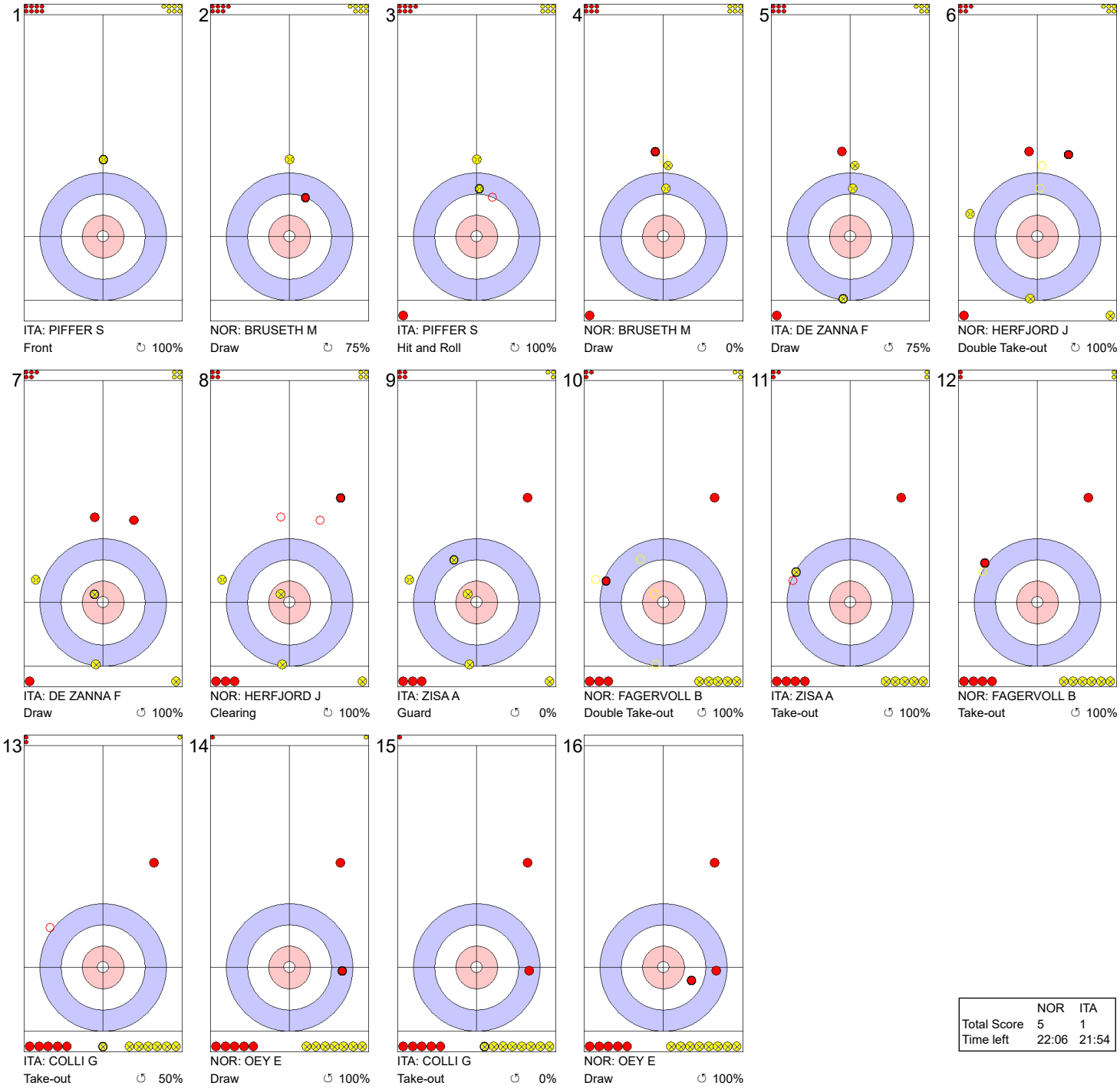

	NOR	ITA
Total Score	5	1
Time left	22:06	21:54

Legend:

↻ Clockwise ↺ Counter-clockwise - Not considered

Game - Shot by Shot

End 7 — **NOR - Norway 5 + 0** (this end) **= 5** — **ITA - Italy 1 + 1** (this end) **= 2**



	NOR	ITA
Total Score	5	2
Time left	19:43	19:12

Legend:

↻ Clockwise ↺ Counter-clockwise - Not considered

Game - Shot by Shot

End 8 — **NOR - Norway** **5 + 2** (this end) **= 7** — **ITA - Italy** **2 + 0** (this end) **= 2**



	NOR	ITA
Total Score	7	2
Time left	16:54	16:15

Legend:

↻ Clockwise ↺ Counter-clockwise - Not considered

Game - Shot by Shot

End 9 — **NOR - Norway 7 + 0** (this end) **= 7** — **ITA - Italy 2 + 1** (this end) **= 3**

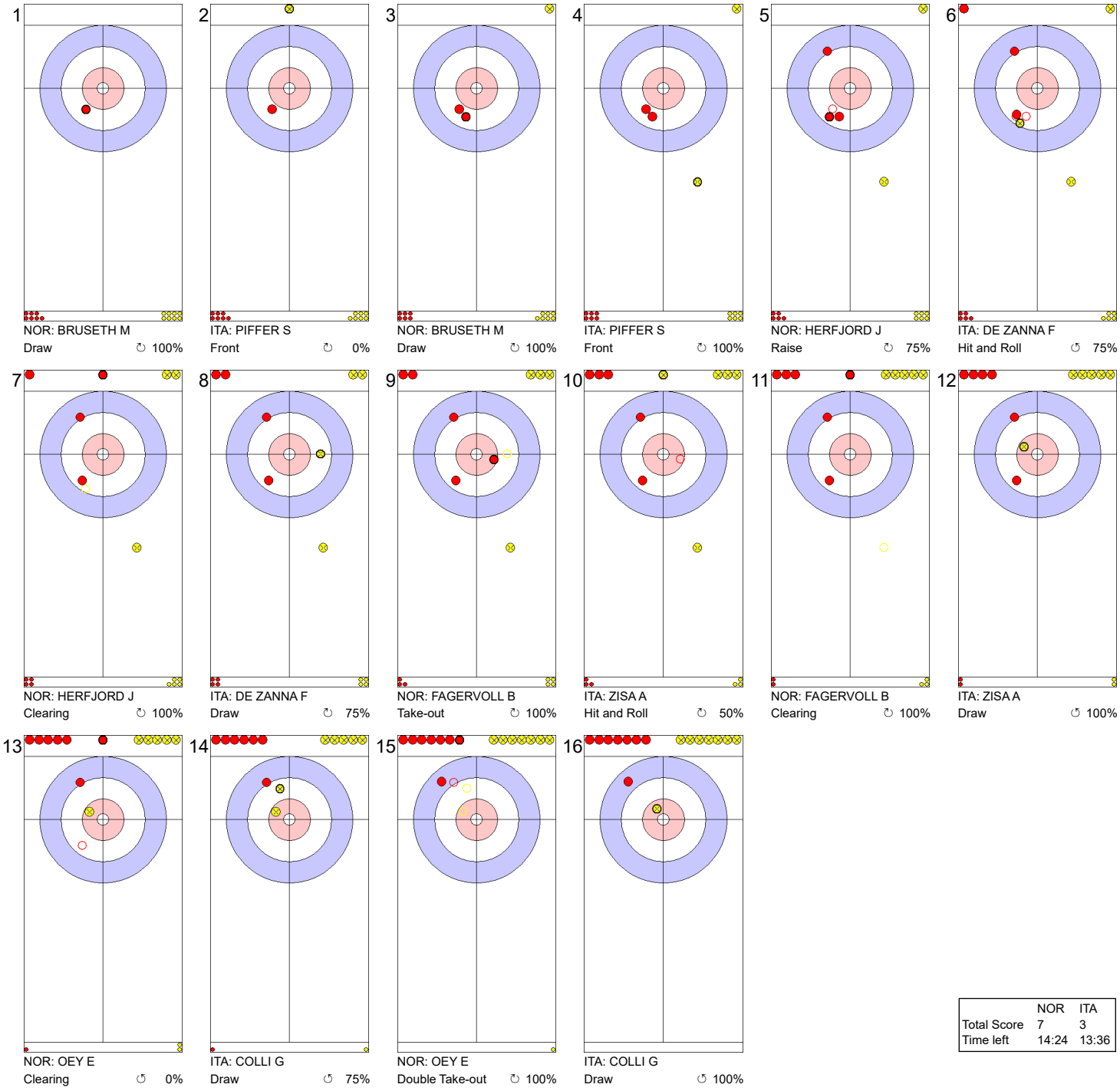

	NOR	ITA
Total Score	7	3
Time left	14:24	13:36

Legend:
↻ Clockwise ↺ Counter-clockwise - Not considered

Game Results

Sheet	Game	Team	LSFE	1	2	3	4	5	6	7	8	9	10	Extra Ends				Total
C	9	RUS - Russia	*	1	1	0	1	0	0	1	0	2	X					6
	9	SWE - Sweden		0	0	2	0	0	1	0	1	0	X					4

RUS - Russia		Shot Success Game	Shot Success All
4 V	DUDOV Andrey	70 %	74 %
3 S	KARETNIKOV Artem	83 %	75 %
2	VLASENKO Mikhail	84 %	70 %
1	LYSAKOV Nikolai	80 %	83 %
A	KAZACHKOV Ivan	-	67 %
	Team Total	79 %	76 %

Last Stone Draw		Distance
↻	LYSAKOV Nikolai	38.2cm
↺	DUDOV Andrey	34.1cm
Total		**72.3cm**

Time remaining: 5 minutes 31 seconds

Time-out: End 6 - RUS stone 8

SWE - Sweden		Shot Success Game	Shot Success All
4 S	MAGNUSSON Daniel	67 %	70 %
3 V	ISRAELSSON Rasmus	71%	83 %
2	REGOSA Anton	69 %	72 %
1	JONES Sebastian	81%	81%
A	AHLBERG Robin	-	78 %
	Team Total	72 %	76 %

Last Stone Draw		Distance
↻	MAGNUSSON Daniel	21.5cm
↺	JONES Sebastian	186.1cm
Total		**207.6cm**

Time remaining: 3 minutes 47 seconds

Time-out: End 8 - SWE stone 7

RUS - Russia		↻	↺	Game
4 DUDOV Andrey	Draws	1 50 %	6 79 %	7 75 %
	Take-outs	5 75 %	8 63 %	13 67 %
	Total	6 71 %	14 70 %	20 70 %
3 KARETNIKOV Artem	Draws	3 83 %	8 94 %	11 91 %
	Take-outs	4 88 %	5 60 %	9 72 %
	Total	7 86 %	13 81 %	20 83 %
2 VLASENKO Mikhail	Draws	1 25 %	8 91 %	9 83 %
	Take-outs	3 83 %	7 86 %	10 85 %
	Total	4 69 %	15 88 %	19 84 %
1 LYSAKOV Nikolai	Draws	9 78 %	8 78 %	17 78 %
	Take-outs	2 100 %	1 75 %	3 92 %
	Total	11 82 %	9 78 %	20 80 %
A KAZACHKOV Ivan	Draws	0 -	0 -	0 -
	Take-outs	0 -	0 -	0 -
	Total	0 -	0 -	0 -
Team	Draws	14 73 %	30 86 %	44 82 %
	Take-outs	14 84 %	21 70 %	35 76 %
	Total	28 79 %	51 79 %	79 79 %

SWE - Sweden		↻	↺	Game
4 MAGNUSSON Daniel	Draws	7 64 %	6 63 %	13 63 %
	Take-outs	4 75 %	2 75 %	6 75 %
	Total	11 68 %	8 66 %	19 67 %
3 ISRAELSSON Rasmus	Draws	6 67 %	5 80 %	11 73 %
	Take-outs	2 88 %	7 64 %	9 69 %
	Total	8 72 %	12 71 %	20 71 %
2 REGOSA Anton	Draws	7 71 %	5 55 %	12 65 %
	Take-outs	4 75 %	4 75 %	8 75 %
	Total	11 73 %	9 64 %	20 69 %
1 JONES Sebastian	Draws	3 67 %	14 82 %	17 79 %
	Take-outs	1 100 %	2 88 %	3 92 %
	Total	4 75 %	16 83 %	20 81 %
A AHLBERG Robin	Draws	0 -	0 -	0 -
	Take-outs	0 -	0 -	0 -
	Total	0 -	0 -	0 -
Team	Draws	23 67 %	30 73 %	53 71 %
	Take-outs	11 80 %	15 72 %	26 75 %
	Total	34 71 %	45 73 %	79 72 %

Note:
Position and function for each team member:
4 = Fourth, **3** = Third, **2** = Second, **1** = Lead, **A** = Alternate, **S** = Skip, **V** = Vice-Skip

Legend:
↻ Clockwise ↺ Counter-clockwise **LSFE(*)** Last Stone First End
X Unplayed/unfinished end due to concession

Game - Shot by Shot

End 1 — **RUS - Russia** 0 + 1 (this end) = **1** — **SWE - Sweden** 0 + 0 (this end) = **0**

1 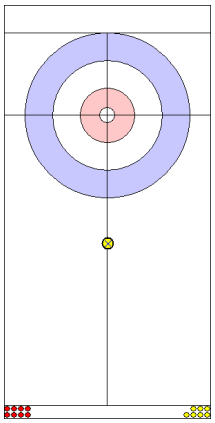 SWE: JONES S Front ↻ 100%	2 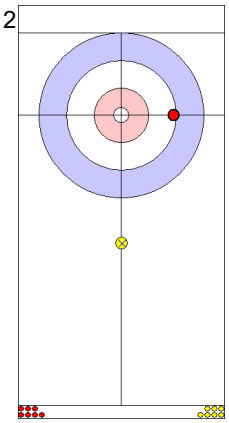 RUS: LYSAKOV N Draw ↻ 100%	3 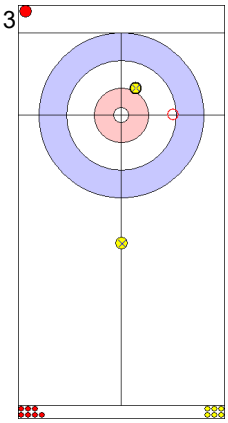 SWE: JONES S Hit and Roll ↺ 75%	4 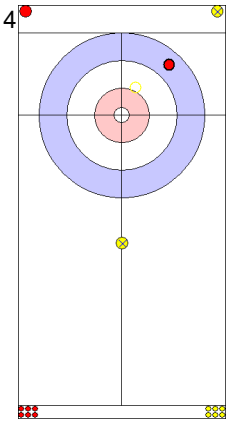 RUS: LYSAKOV N Hit and Roll ↺ 75%	5 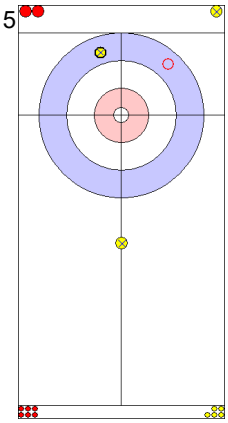 SWE: REGOSA A Hit and Roll ↺ 75%	6 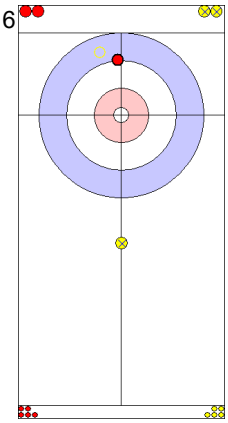 RUS: VLASENKO M Hit and Roll ↻ 100%
7 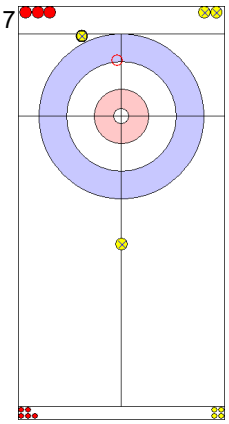 SWE: REGOSA A Take-out ↻ 50%	8 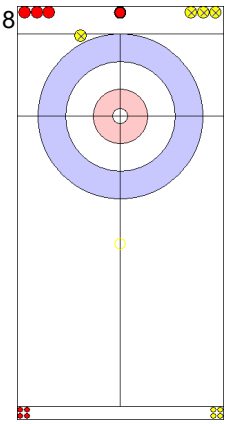 RUS: VLASENKO M Clearing ↺ 100%	9 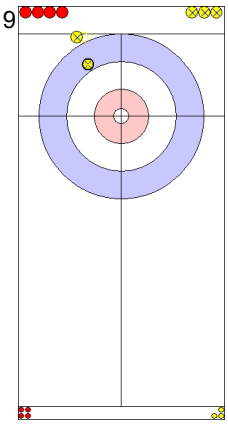 SWE: ISRAELSSON R Draw ↺ 100%	10 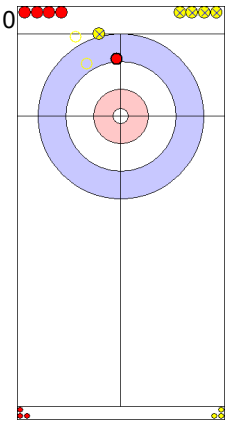 RUS: KARETNIKOV A Double Take-out ↺ 50%	11 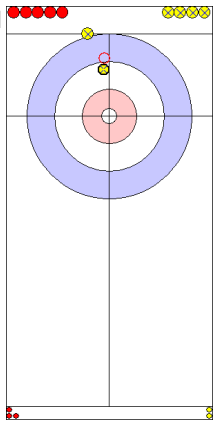 SWE: ISRAELSSON R Take-out ↺ 100%	12 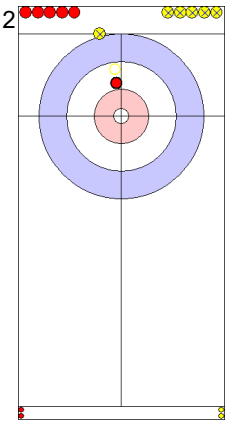 RUS: KARETNIKOV A Double Take-out ↺ 50%
13 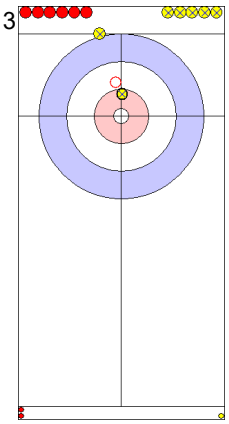 SWE: MAGNUSSON D Take-out ↻ 100%	14 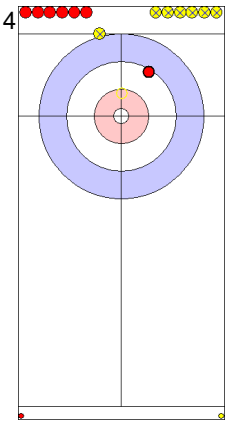 RUS: DUDOV A Double Take-out ↺ 50%	15 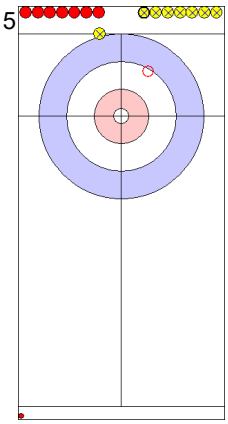 SWE: MAGNUSSON D Take-out ↺ 50%	16 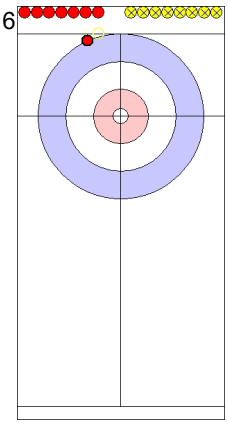 RUS: DUDOV A Clearing ↺ 50%		

	RUS	SWE
Total Score	1	0
Time left	35:55	36:15

Legend:
↻ Clockwise ↺ Counter-clockwise - Not considered

Game - Shot by Shot

End 2 — **RUS - Russia** 1 + 1 (this end) = 2 — **SWE - Sweden** 0 + 0 (this end) = 0



	RUS	SWE
Total Score	2	0
Time left	33:24	33:26

Legend:
↻ Clockwise ↺ Counter-clockwise - Not considered

Game - Shot by Shot

End 3 — **RUS - Russia 2 + 0** (this end) **= 2** — **SWE - Sweden 0 + 2** (this end) **= 2**



	RUS	SWE
Total Score	2	2
Time left	30:33	30:18

Legend:

↻ Clockwise ↺ Counter-clockwise - Not considered

Game - Shot by Shot

End 4 — **RUS - Russia 2 + 1** (this end) **= 3** — **SWE - Sweden 2 + 0** (this end) **= 2**



	RUS	SWE
Total Score	3	2
Time left	25:51	27:03

Legend:
↻ Clockwise ↺ Counter-clockwise - Not considered

Game - Shot by Shot

End 5 **RUS - Russia 3 + 0** (this end) **= 3** **SWE - Sweden 2 + 0** (this end) **= 2**



	RUS	SWE
Total Score	3	2
Time left	24:19	24:33

Legend:
↻ Clockwise ↺ Counter-clockwise - Not considered

Game - Shot by Shot

End 6 — **RUS - Russia 3 + 0** (this end) **= 3** — **SWE - Sweden 2 + 1** (this end) **= 3**

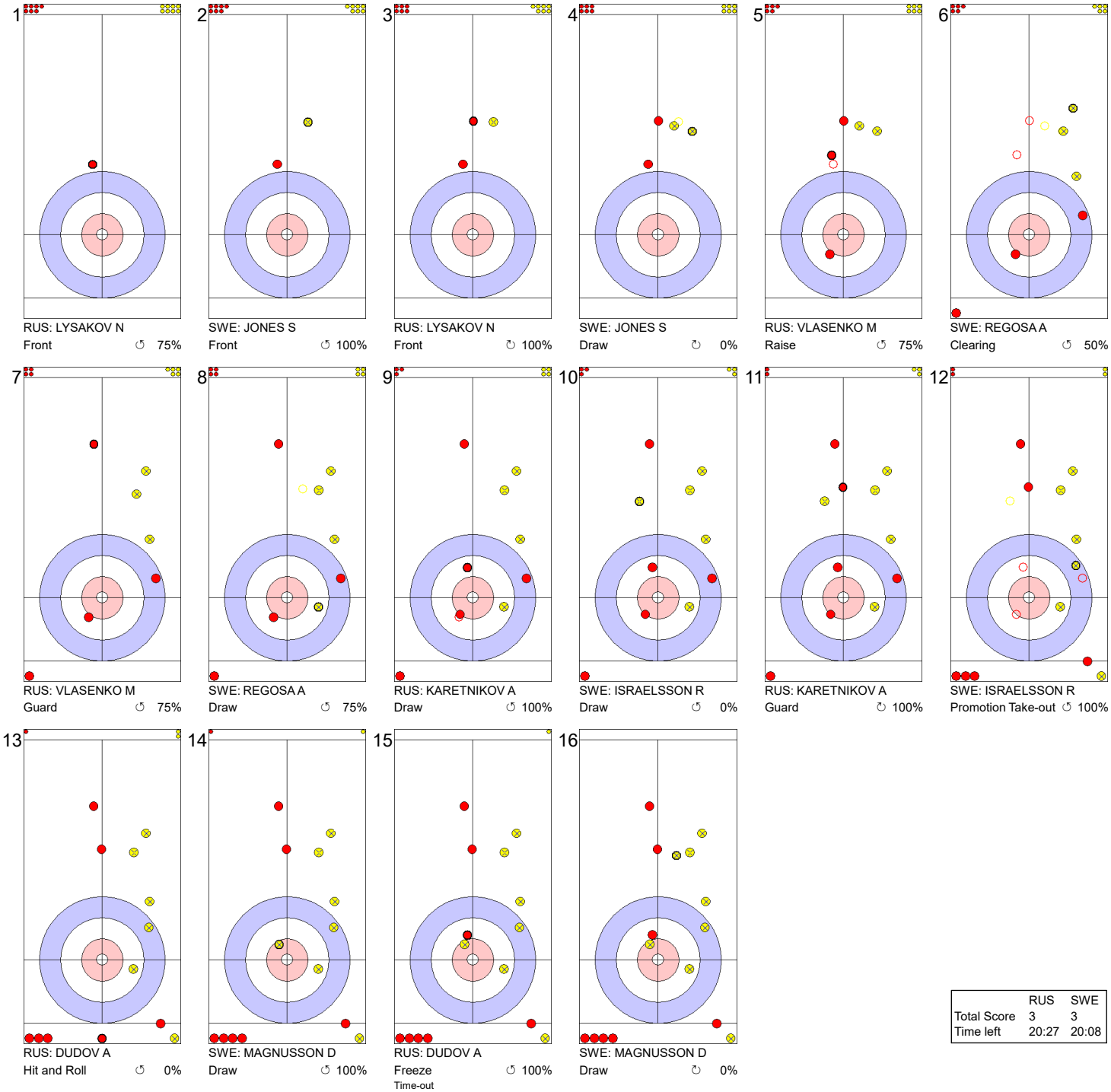

	RUS	SWE
Total Score	3	3
Time left	20:27	20:08

Legend:

↻ Clockwise ↺ Counter-clockwise - Not considered

Game - Shot by Shot

End 7 — **RUS - Russia 3 + 1** (this end) **= 4** — **SWE - Sweden 3 + 0** (this end) **= 3**

1
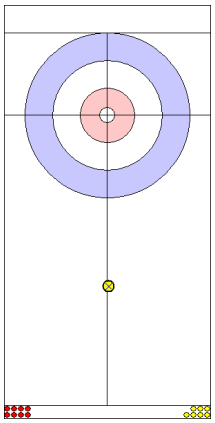
SWE: JONES S
Front ↻ 100%

2
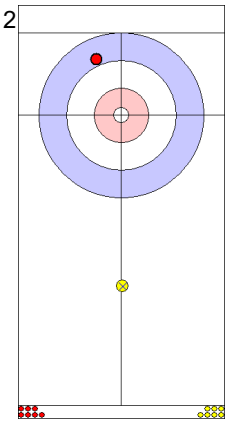
RUS: LYSAKOV N
Wick / Soft Peeling ↺ 0%

3
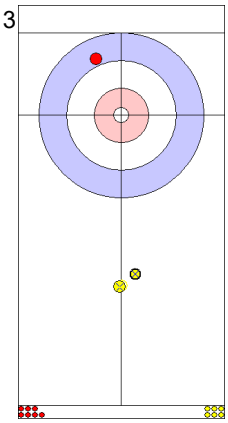
SWE: JONES S
Draw ↻ 25%

4
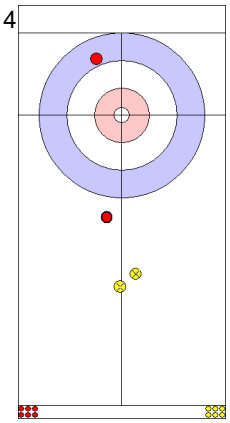
RUS: LYSAKOV N
Draw ↻ 0%

5
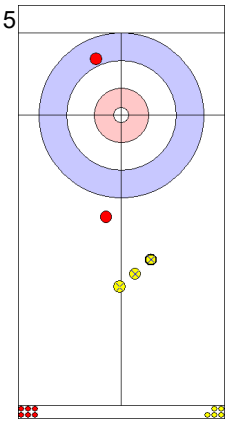
SWE: REGOSA A
Draw ↺ 0%

6
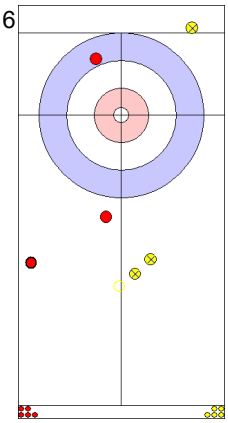
RUS: VLASENKO M
Clearing ↻ 50%

7
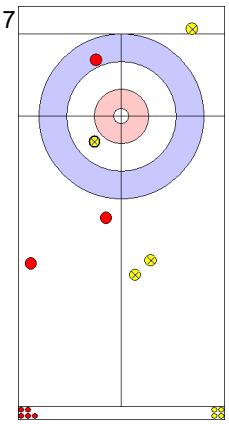
SWE: REGOSA A
Draw ↻ 75%

8
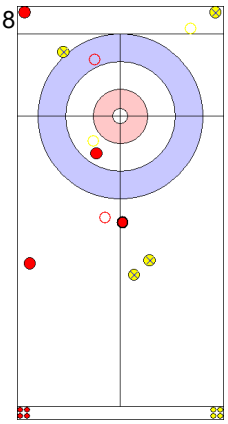
RUS: VLASENKO M
Promotion Take-out ↺ 50%

9
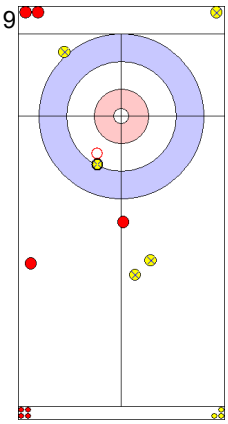
SWE: ISRAELSSON R
Hit and Roll ↻ 75%

10
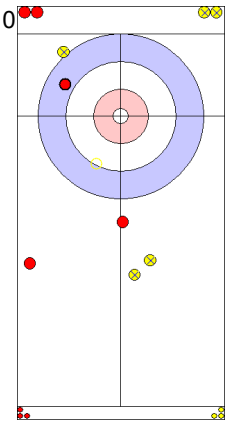
RUS: KARETNIKOV A
Take-out ↻ 100%

11
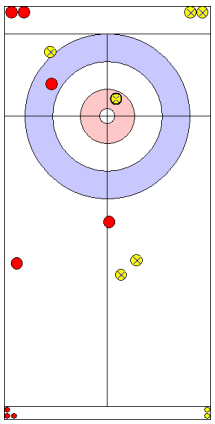
SWE: ISRAELSSON R
Draw ↻ 75%

12
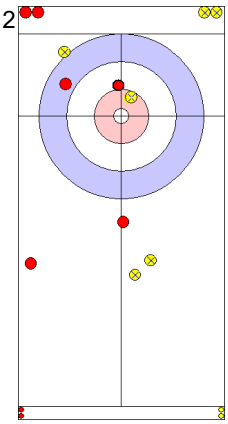
RUS: KARETNIKOV A
Draw ↻ 50%

13
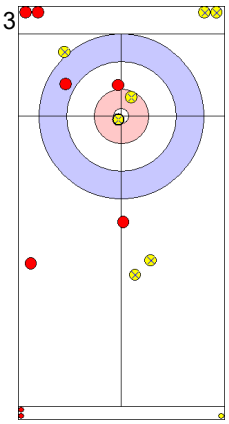
SWE: MAGNUSSON D
Draw ↻ 100%

14
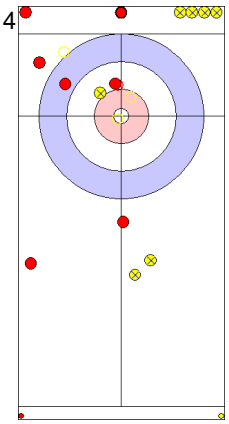
RUS: DUDOV A
Clearing ↻ 100%

15
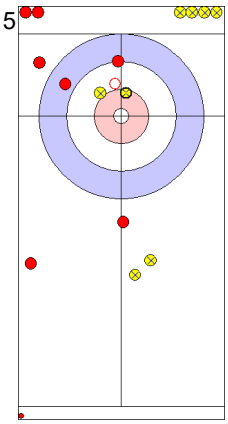
SWE: MAGNUSSON D
Draw ↻ 50%

16
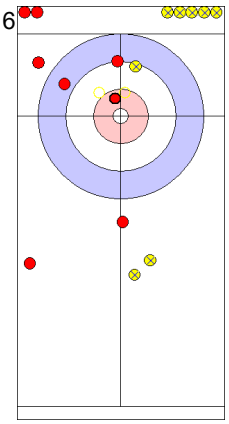
RUS: DUDOV A
Double Take-out ↻ 50%

	RUS	SWE
Total Score	4	3
Time left	16:36	17:11

Legend:
↻ Clockwise ↺ Counter-clockwise - Not considered

Game - Shot by Shot

End 8 **RUS - Russia 4 + 0** (this end) **= 4** **SWE - Sweden 3 + 1** (this end) **= 4**

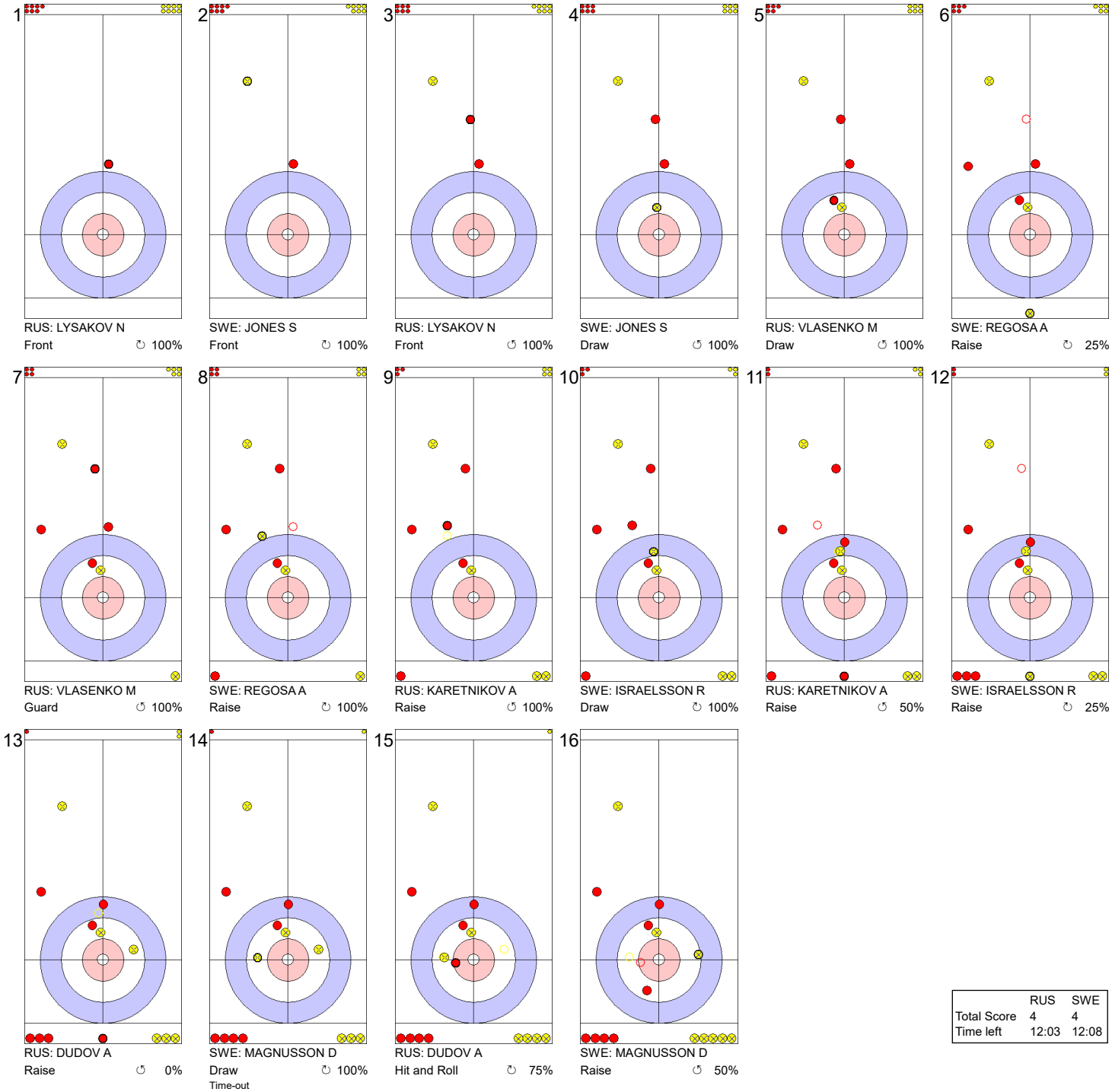

	RUS	SWE
Total Score	4	4
Time left	12:03	12:08

Legend:
↻ Clockwise ↺ Counter-clockwise - Not considered

Game - Shot by Shot

End 9 — **RUS - Russia 4 + 2** (this end) **= 6** — **SWE - Sweden 4 + 0** (this end) **= 4**

1
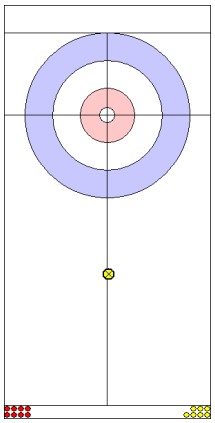
SWE: JONES S
Front ↺ 100%

2
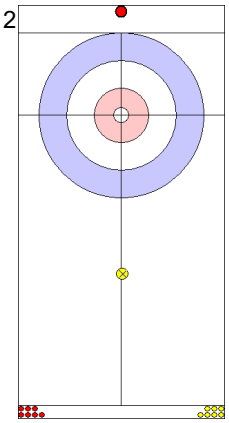
RUS: LYSAKOV N
Wick / Soft Peeling ↻ 0%

3
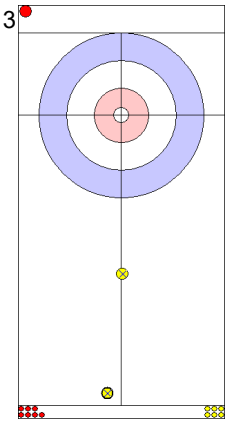
SWE: JONES S
Front ↺ 100%

4
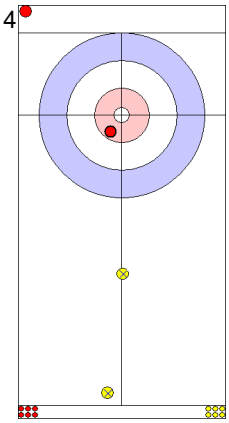
RUS: LYSAKOV N
Draw ↺ 100%

5
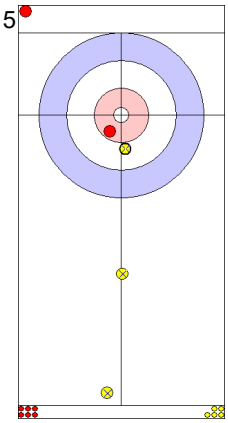
SWE: REGOSA A
Draw ↺ 75%

6
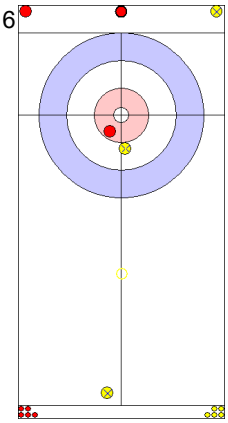
RUS: VLASENKO M
Clearing ↺ 100%

7
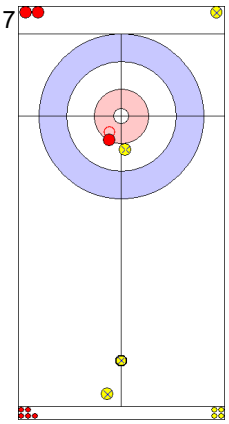
SWE: REGOSA A
Guard ↺ 75%

8
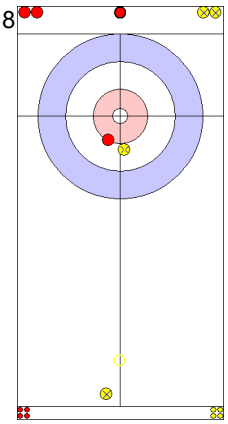
RUS: VLASENKO M
Clearing ↺ 100%

9
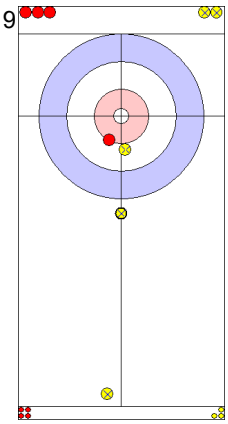
SWE: ISRAELSSON R
Guard ↺ 100%

10
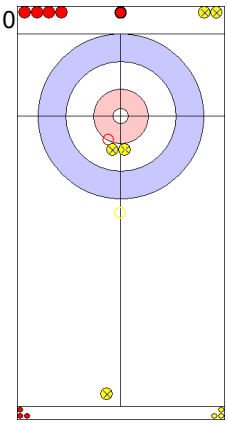
RUS: KARETNIKOV A
Clearing ↺ 0%

11
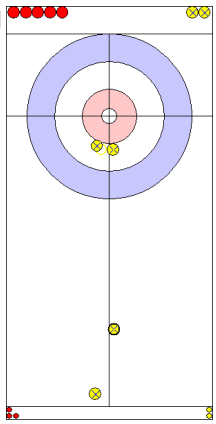
SWE: ISRAELSSON R
Guard ↺ 100%

12
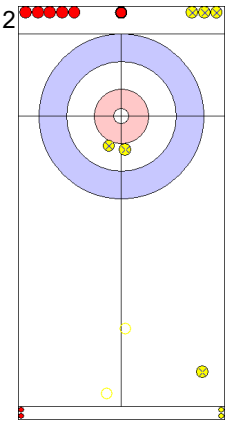
RUS: KARETNIKOV A
Double Take-out ↻ 100%

13
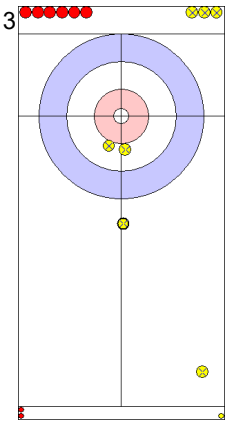
SWE: MAGNUSSON D
Guard ↺ 100%

14
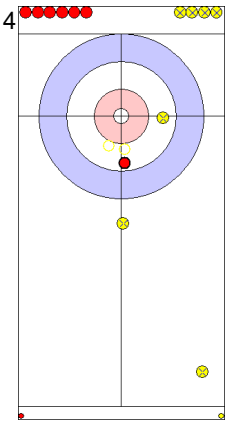
RUS: DUDOV A
Double Take-out ↻ 50%

15
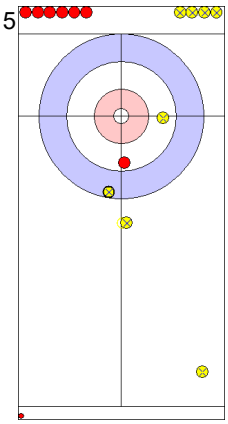
SWE: MAGNUSSON D
Draw ↻ 0%

16
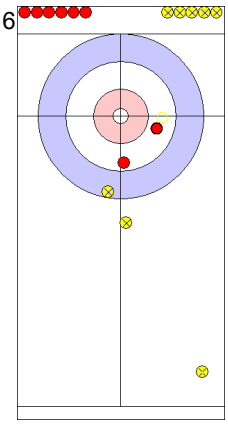
RUS: DUDOV A
Take-out ↺ 100%

	RUS	SWE
Total Score	6	4
Time left	08:45	08:56

Legend:
↻ Clockwise ↺ Counter-clockwise - Not considered

Game - Shot by Shot

End 10 — **RUS - Russia** 6 + X (this end) = 6 — **SWE - Sweden** 4 + X (this end) = 4

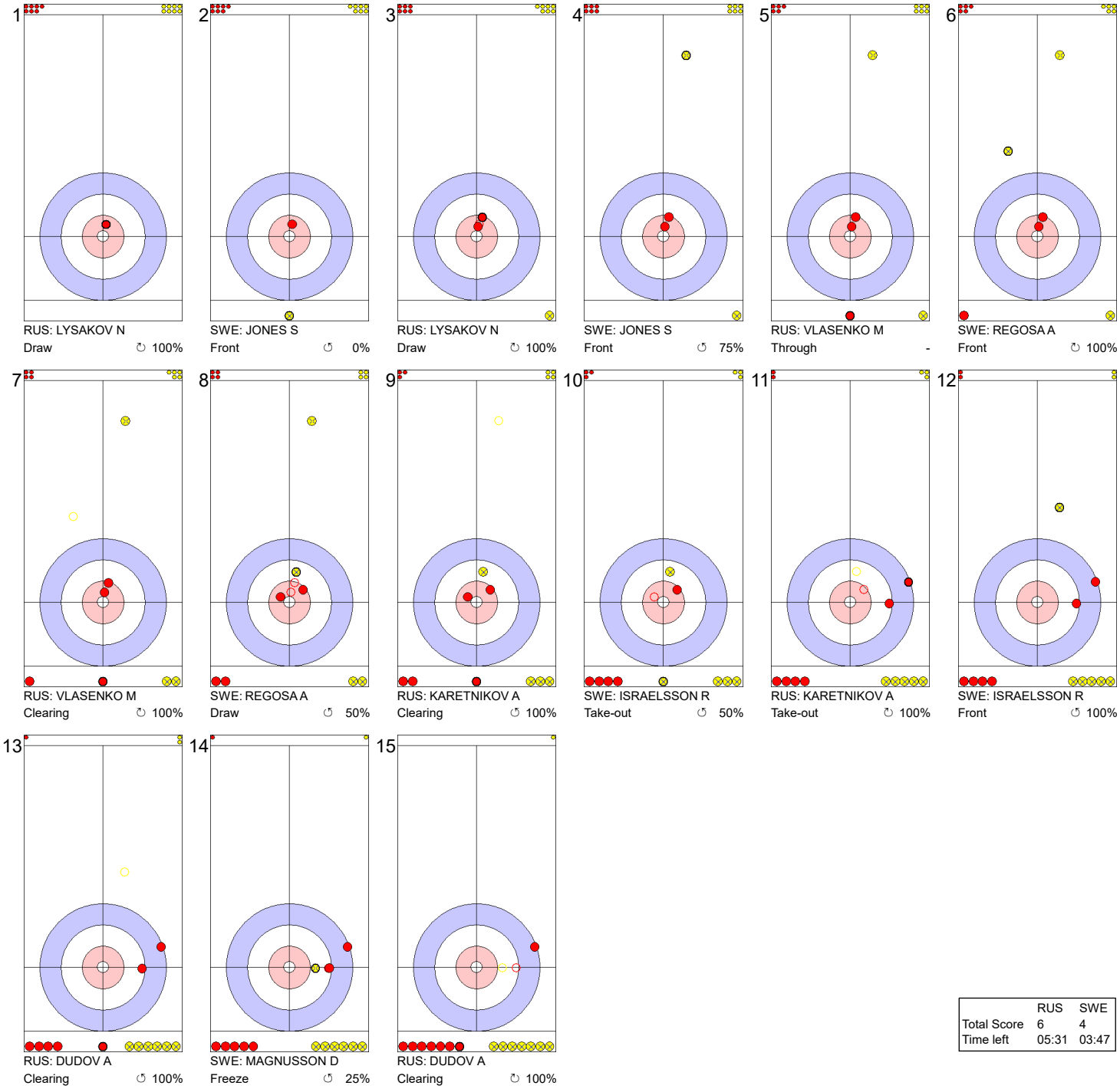

	RUS	SWE
Total Score	6	4
Time left	05:31	03:47

Legend:

↻ Clockwise ↺ Counter-clockwise - Not considered

X Unfinished end due to concession

Game Results

Sheet	Game	Team	LSFE	1	2	3	4	5	6	7	8	9	10	Extra Ends				Total
D	9	NZL - New Zealand	*	0	0	1	0	0	1	0	0	0	X					2
	9	USA - United States		0	1	0	1	1	0	2	1	2	X					8

NZL - New Zealand		Shot Success Game	All
4 V	HOOD Anton	62 %	72 %
3	SMITH Ben	78 %	73 %
2 S	NEILSON Matthew	85 %	68 %
1	WALKER Hunter	81%	78 %
A	APUWAI-BISHOP Jayden	-	-
	Team Total	76 %	73 %

Last Stone Draw		Distance
↻	HOOD Anton	36.5cm
↺	SMITH Ben	34.6cm
Total		**71.1cm**

Time remaining: 5 minutes 45 seconds

USA - United States		Shot Success Game	All
4 S	VIOLETTE Luc	86 %	70 %
3	RICHARDSON Ben	75 %	76 %
2	TUMA Kevin	72 %	74 %
1 V	FENSON Graem	88 %	79 %
A	HARSTAD Jon	-	75 %
	Team Total	80 %	75 %

Last Stone Draw		Distance
↻	FENSON Graem	24.8cm
↺	TUMA Kevin	110.5cm
Total		**135.3cm**

Time remaining: 6 minutes 35 seconds

Time-out: End 9 - USA stone 7

NZL - New Zealand		↻		↺		Game	
4 HOOD Anton	Draws	5	65 %	3	67 %	8	66 %
	Take-outs	3	67 %	6	54 %	9	58 %
	Total	8	66 %	9	58 %	17	62 %
3 SMITH Ben	Draws	7	82 %	3	92 %	10	85 %
	Take-outs	3	67 %	5	70 %	8	69 %
	Total	10	78 %	8	78 %	18	78 %
2 NEILSON Matthew	Draws	6	92 %	4	88 %	10	90 %
	Take-outs	3	83 %	5	75 %	8	78 %
	Total	9	89 %	9	81 %	18	85 %
1 WALKER Hunter	Draws	8	72 %	10	88 %	18	81 %
	Take-outs	0	-	0	-	0	-
	Total	8	72 %	10	88 %	18	81 %
A APUWAI-BISHOP Jayden	Draws	0	-	0	-	0	-
	Take-outs	0	-	0	-	0	-
	Total	0	-	0	-	0	-
Team	Draws	26	78 %	20	85 %	46	81 %
	Take-outs	9	72 %	16	66 %	25	68 %
	Total	35	76 %	36	76 %	71	76 %

USA - United States		↻		↺		Game	
4 VIOLETTE Luc	Draws	6	67 %	1	100 %	7	71 %
	Take-outs	3	83 %	8	100 %	11	95 %
	Total	9	72 %	9	100 %	18	86 %
3 RICHARDSON Ben	Draws	1	100 %	1	100 %	2	100 %
	Take-outs	11	68 %	5	80 %	16	72 %
	Total	12	71 %	6	83 %	18	75 %
2 TUMA Kevin	Draws	6	79 %	2	0 %	8	59 %
	Take-outs	6	92 %	3	67 %	9	83 %
	Total	12	85 %	5	40 %	17	72 %
1 FENSON Graem	Draws	15	95 %	1	100 %	16	95 %
	Take-outs	0	-	2	25 %	2	25 %
	Total	15	95 %	3	50 %	18	88 %
A HARSTAD Jon	Draws	0	-	0	-	0	-
	Take-outs	0	-	0	-	0	-
	Total	0	-	0	-	0	-
Team	Draws	28	86 %	5	60 %	33	82 %
	Take-outs	20	78 %	18	81 %	38	79 %
	Total	48	82 %	23	76 %	71	80 %

Note:
Position and function for each team member:
4 = Fourth, **3** = Third, **2** = Second, **1** = Lead, **A** = Alternate, **S** = Skip, **V** = Vice-Skip

Legend:
↻ Clockwise ↺ Counter-clockwise **LSFE(*)** Last Stone First End
X Unplayed/unfinished end due to concession

Game - Shot by Shot

End 1 — **NZL - New Zealand** 0 + 0 (this end) = 0 — **USA - United States** 0 + 0 (this end) = 0

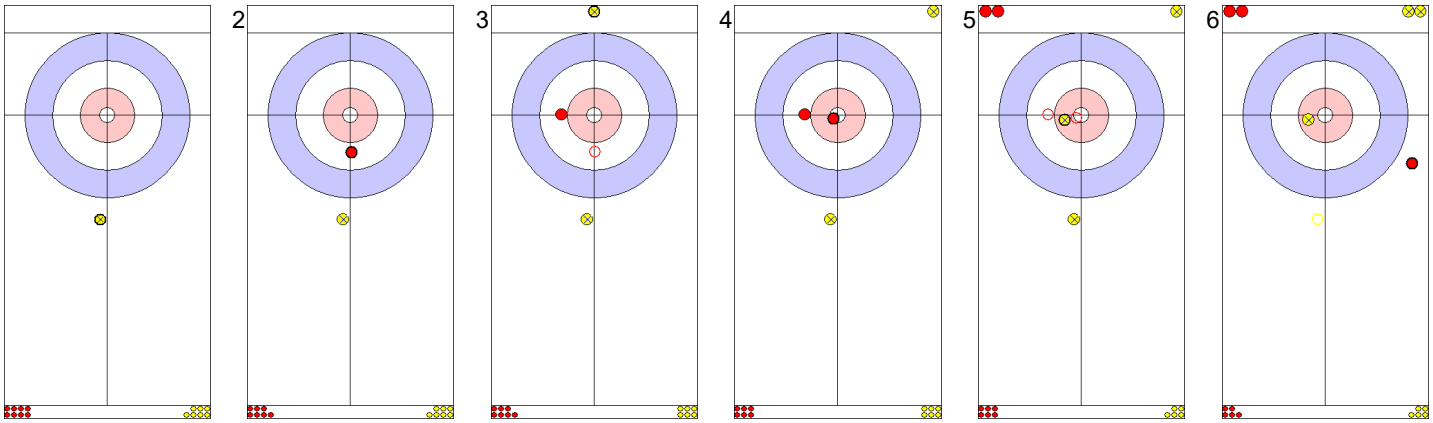

1 — USA: FENSON G — Front — ↻ 100%
2 — NZL: WALKER H — Draw — ↺ 75%
3 — USA: FENSON G — Take-out — ↺ 0%
4 — NZL: WALKER H — Draw — ↺ 100%
5 — USA: TUMA K — Double Take-out — ↻ 100%
6 — NZL: NEILSON M — Clearing — ↺ 100%

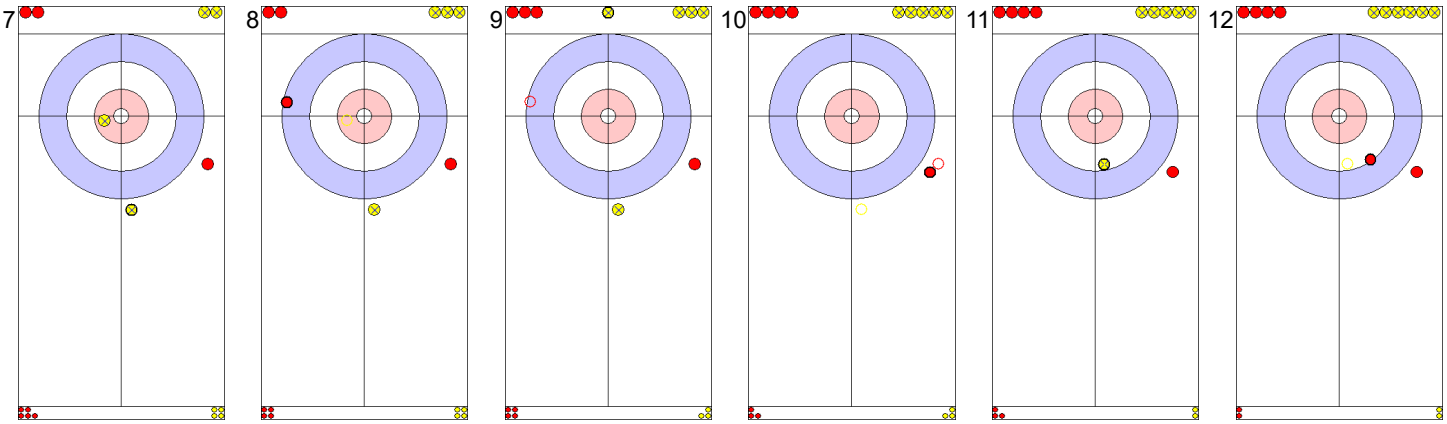

7 — USA: TUMA K — Guard — ↻ 50%
8 — NZL: NEILSON M — Take-out — ↻ 100%
9 — USA: RICHARDSON B — Take-out — ↻ 50%
10 — NZL: SMITH B — Clearing — ↺ 100%
11 — USA: RICHARDSON B — Draw — ↻ 100%
12 — NZL: SMITH B — Take-out — ↺ 100%

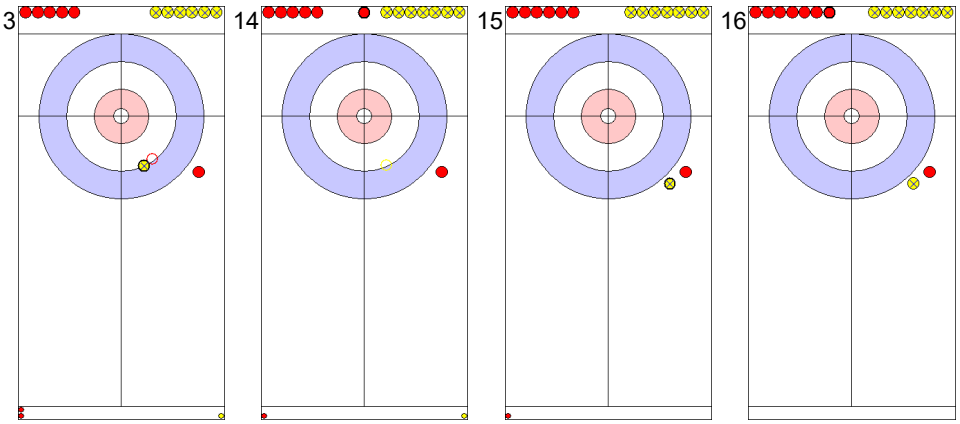

13 — USA: VIOLETTE L — Take-out — ↻ 100%
14 — NZL: HOOD A — Take-out — ↺ 50%
15 — USA: VIOLETTE L — Draw — ↻ 0%
16 — NZL: HOOD A — Through — -

	NZL	USA
Total Score	0	0
Time left	35:56	35:38

Legend:
↻ Clockwise ↺ Counter-clockwise - Not considered

Game - Shot by Shot

End 2 | **NZL - New Zealand** 0 + 0 (this end) = 0 | **USA - United States** 0 + 1 (this end) = 1

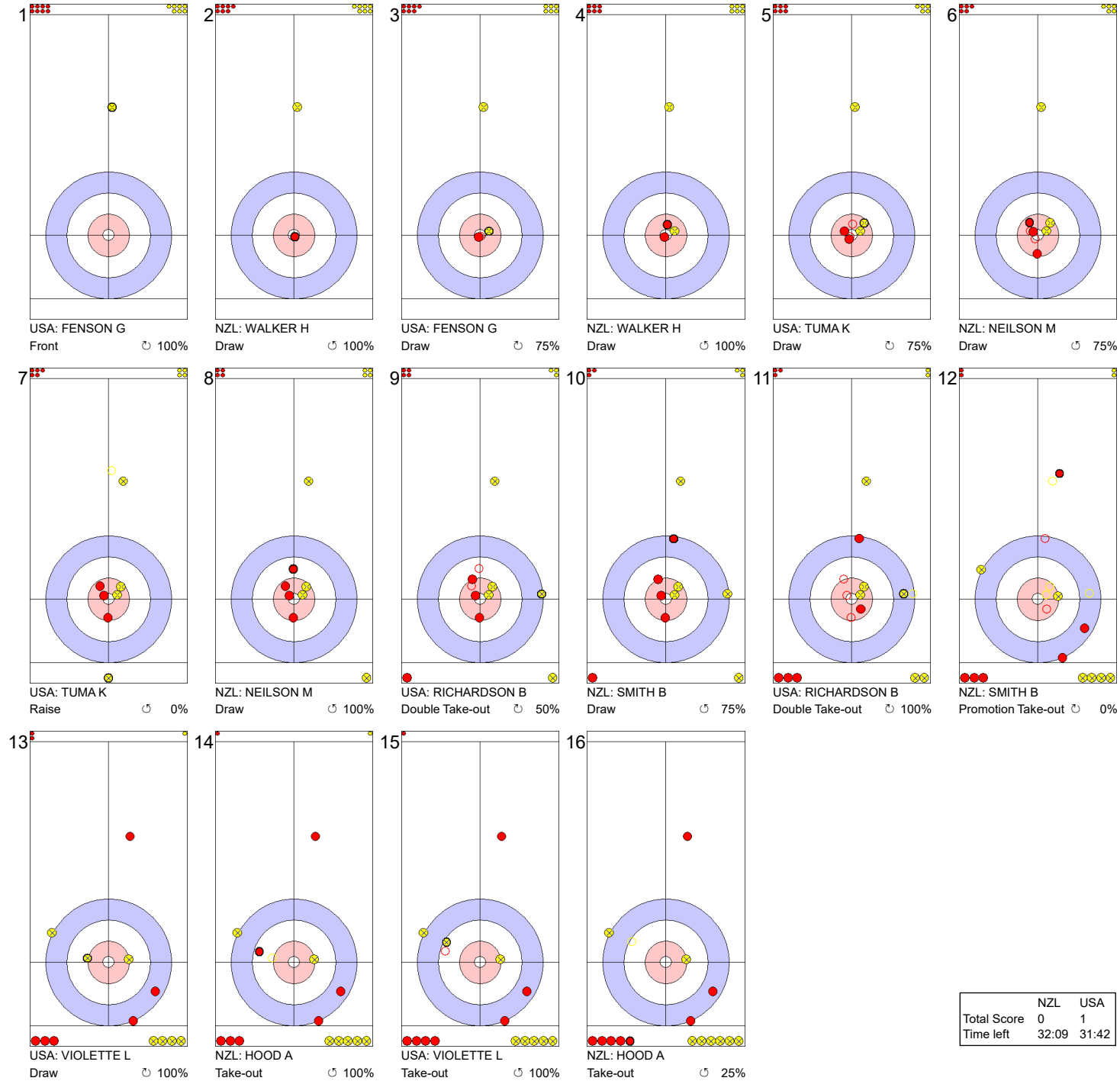

	NZL	USA
Total Score	0	1
Time left	32:09	31:42

Legend:

↻ Clockwise ↺ Counter-clockwise - Not considered

Game - Shot by Shot

End 3 — **NZL - New Zealand** 0 + 1 (this end) = 1 — **USA - United States** 1 + 0 (this end) = 1



	NZL	USA
Total Score	1	1
Time left	27:16	28:07

Legend:

↻ Clockwise ↺ Counter-clockwise - Not considered

Game - Shot by Shot

End 4 | **NZL - New Zealand** 1 + 0 (this end) = 1 | **USA - United States** 1 + 1 (this end) = 2

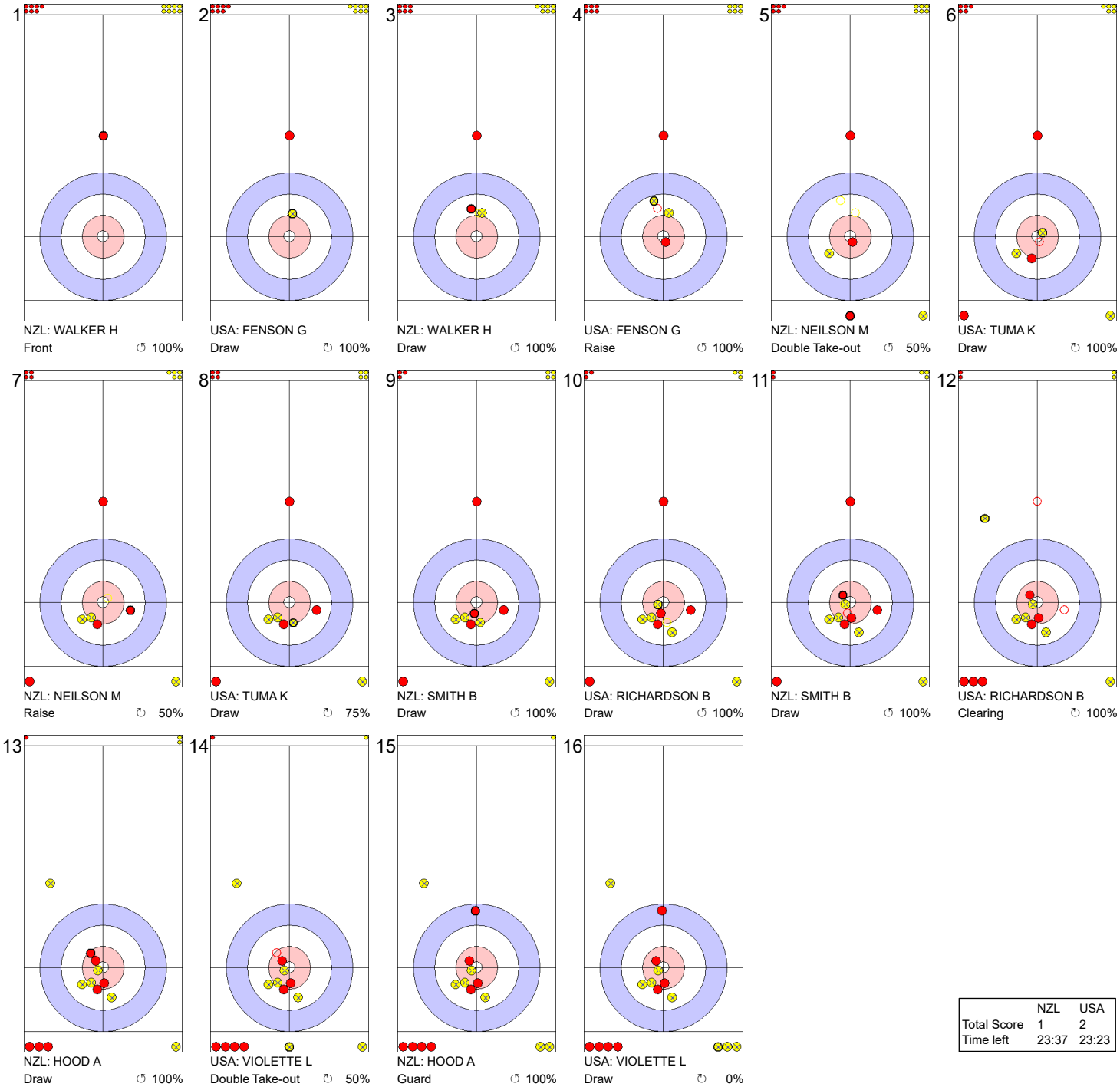

	NZL	USA
Total Score	1	2
Time left	23:37	23:23

Legend:

↻ Clockwise ↺ Counter-clockwise - Not considered

Game - Shot by Shot

End 5 | **NZL - New Zealand** 1 + 0 (this end) = 1 | **USA - United States** 2 + 1 (this end) = 3



	NZL	USA
Total Score	1	3
Time left	18:34	20:23

Legend:

↻ Clockwise ↺ Counter-clockwise - Not considered

Game - Shot by Shot

End 6 — **NZL - New Zealand** 1 + 1 (this end) = 2 — **USA - United States** 3 + 0 (this end) = 3

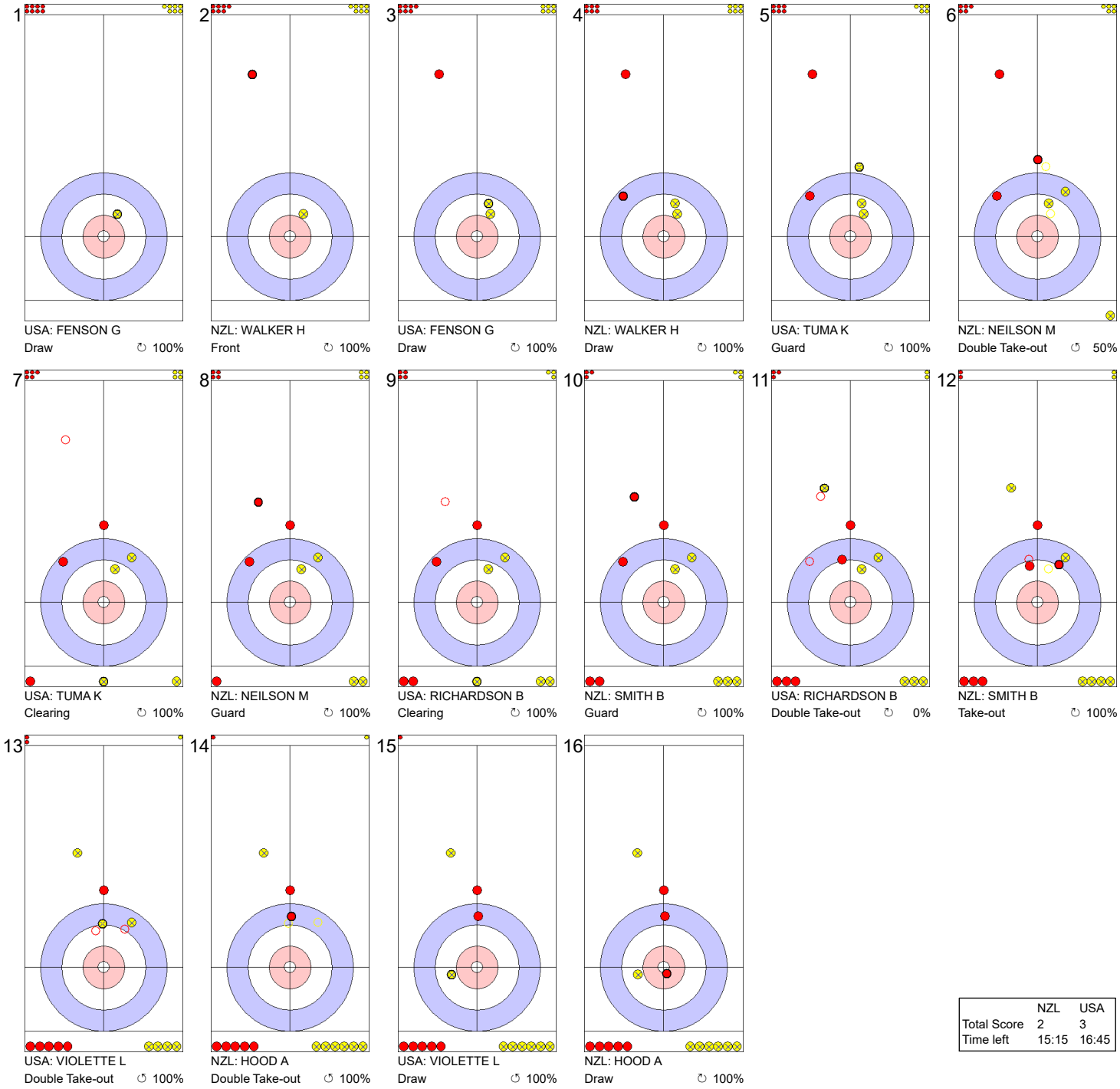

	NZL	USA
Total Score	2	3
Time left	15:15	16:45

Legend:

↻ Clockwise ↺ Counter-clockwise - Not considered

Game - Shot by Shot

End 7 — **NZL - New Zealand** **2 + 0** (this end) **= 2** — **USA - United States** **3 + 2** (this end) **= 5**

1
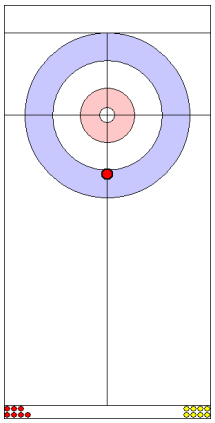
NZL: WALKER H
Front ↻ 0%

2
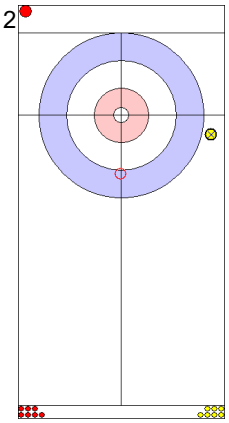
USA: FENSON G
Take-out ↺ 50%

3
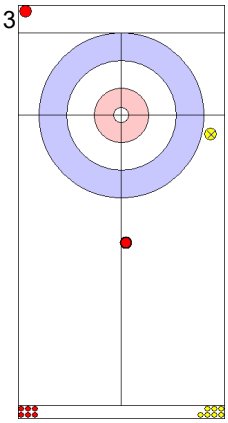
NZL: WALKER H
Front ↻ 100%

4
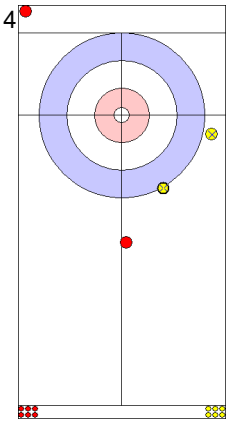
USA: FENSON G
Draw ↻ 100%

5
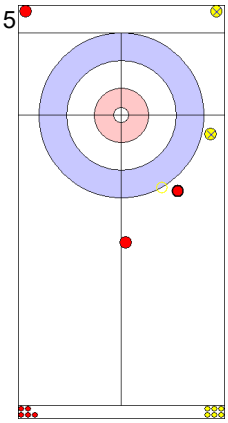
NZL: NEILSON M
Take-out ↺ 100%

6
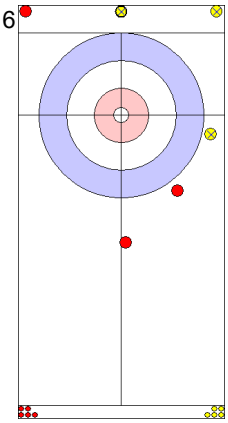
USA: TUMA K
Clearing ↺ 0%

7
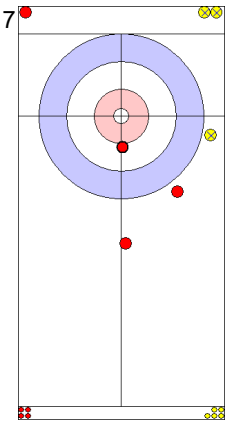
NZL: NEILSON M
Draw ↻ 100%

8
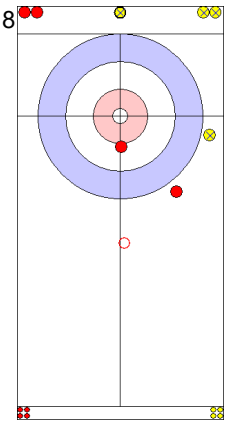
USA: TUMA K
Clearing ↺ 100%

9
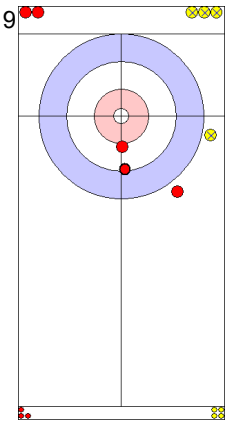
NZL: SMITH B
Draw ↻ 100%

10
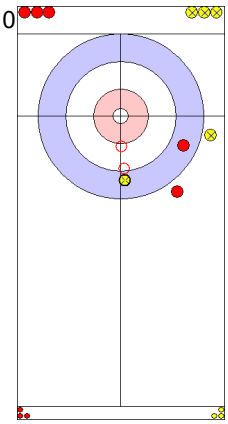
USA: RICHARDSON B
Double Take-out ↺ 50%

11
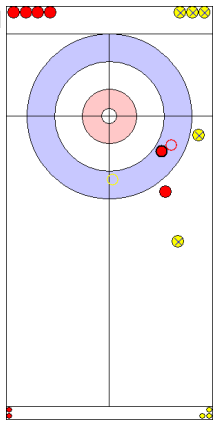
NZL: SMITH B
Take-out ↺ 50%

12
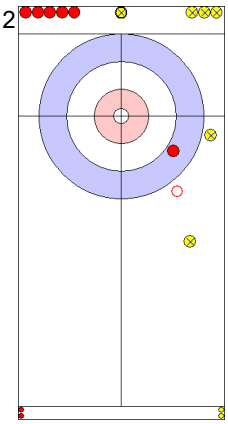
USA: RICHARDSON B
Clearing ↺ 100%

13
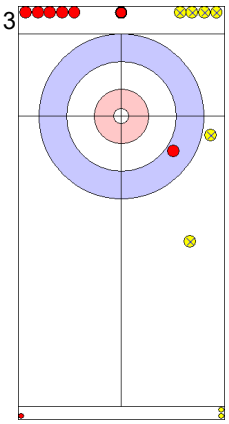
NZL: HOOD A
Draw ↻ 0%

14
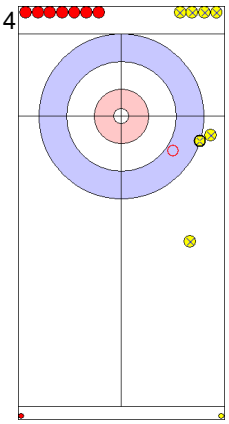
USA: VIOLETTE L
Take-out ↺ 100%

15
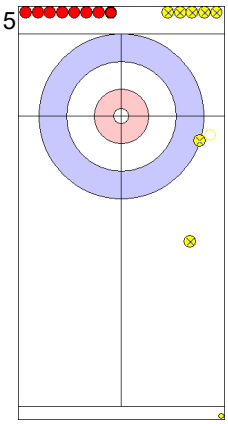
NZL: HOOD A
Take-out ↻ 0%

16
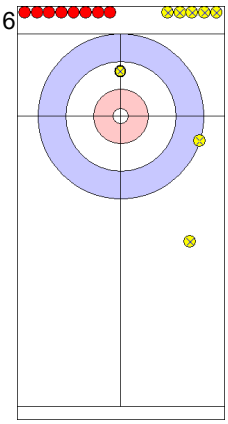
USA: VIOLETTE L
Draw ↻ 100%

	NZL	USA
Total Score	2	5
Time left	12:45	13:11

Legend:
↻ Clockwise ↺ Counter-clockwise - Not considered

Game - Shot by Shot

End 8 | **NZL - New Zealand** **2 + 0** (this end) **= 2** | **USA - United States** **5 + 1** (this end) **= 6**



	NZL	USA
Total Score	2	6
Time left	09:07	09:54

Legend:
↻ Clockwise ↺ Counter-clockwise - Not considered

Game - Shot by Shot

End 9 | **NZL - New Zealand** 2 + 0 (this end) = 2 | **USA - United States** 6 + 2 (this end) = 8

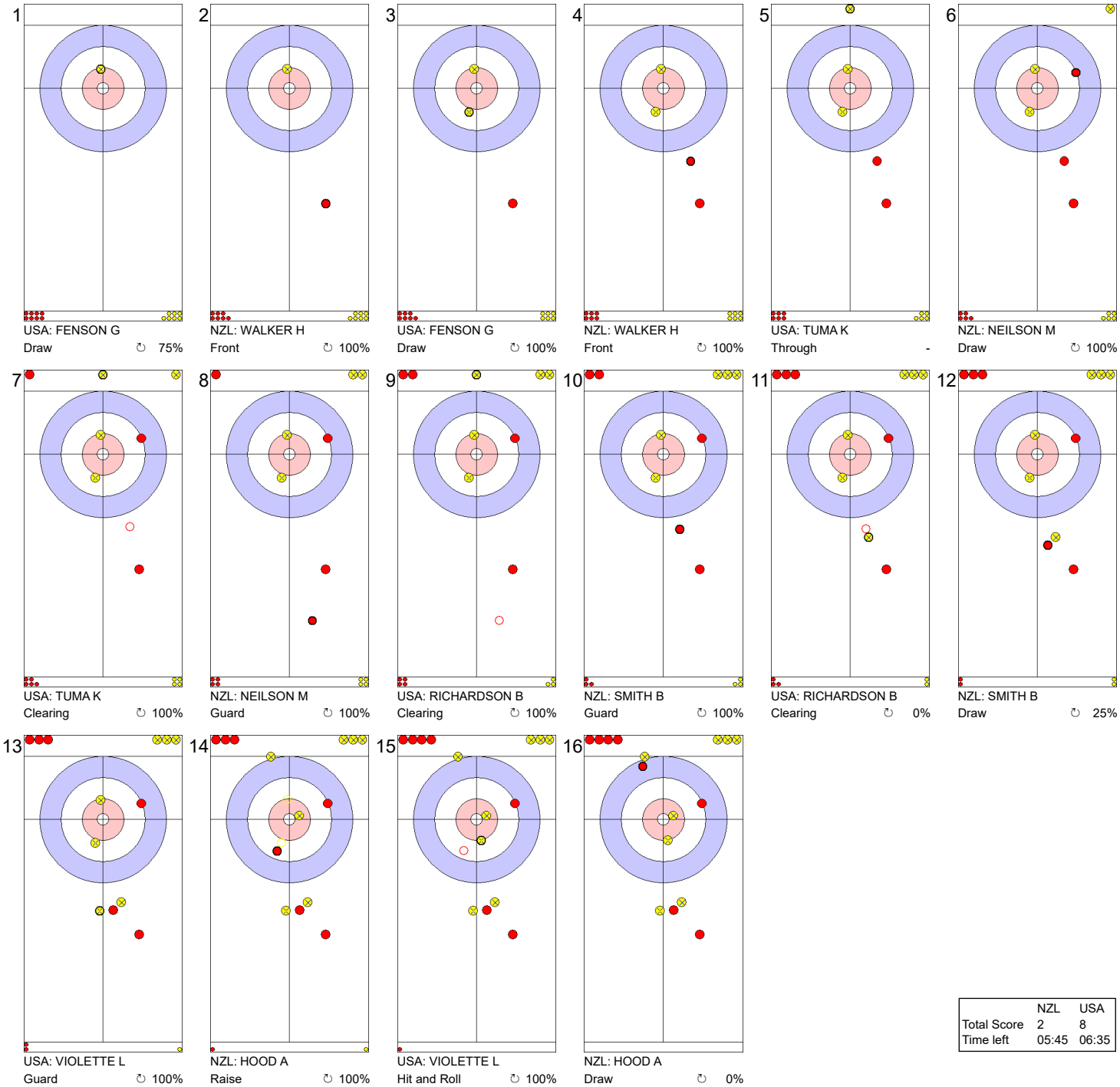

	NZL	USA
Total Score	2	8
Time left	05:45	06:35

Legend:
↻ Clockwise ↺ Counter-clockwise - Not considered

Game Results

Sheet	Game	Team	LSFE	1	2	3	4	5	6	7	8	9	10	Extra Ends			Total
E	9	SCO - Scotland		0	0	2	0	0	0	1	2	0	0	1				6
	9	CAN - Canada	*	1	0	0	0	1	1	0	0	0	2	0				5

SCO - Scotland		Shot Success Game	All
4 S	CRAIK James	77 %	78 %
3 V	WATT Mark	85 %	80 %
2	HASWELL Blair	86 %	83 %
1	BRYCE Angus	80 %	78 %
A	RYDER Niall	-	84 %
	Team Total	82 %	81%

Last Stone Draw		Distance
↻	BRYCE Angus	53.0cm
↺	CRAIK James	115.4cm
Total		**168.4cm**

Time remaining: 2 minutes 40 seconds
1 minute 41 seconds (after extra end)

CAN - Canada		Shot Success Game	All
4 S	GAUTHIER Jacques	74 %	83 %
3 V	PETERS Jordan	86 %	84 %
2	PAYETTE Brayden	76 %	80 %
1	BILAWKA Zachary	88 %	81%
A	DUNLOP Thomas	-	-
	Team Total	81%	82 %

Last Stone Draw		Distance
↻	PETERS Jordan	62.3cm
↺	GAUTHIER Jacques	16.3cm
Total		**78.6cm**

Time remaining: 10 minutes 10 seconds
2 minutes 6 seconds (after extra end)

Time-out: End 11 - CAN stone 7

SCO - Scotland		↻		↺		Game	
4 CRAIK James	Draws	5	80 %	5	80 %	10	80 %
	Take-outs	5	60 %	6	88 %	11	75 %
	Total	10	70 %	11	84 %	21	77 %
3 WATT Mark	Draws	3	92 %	3	58 %	6	75 %
	Take-outs	6	83 %	10	93 %	16	89 %
	Total	9	86 %	13	85 %	22	85 %
2 HASWELL Blair	Draws	5	85 %	3	75 %	8	81 %
	Take-outs	5	95 %	9	86 %	14	89 %
	Total	10	90 %	12	83 %	22	86 %
1 BRYCE Angus	Draws	18	75 %	1	100 %	19	76 %
	Take-outs	0	-	3	100 %	3	100 %
	Total	18	75 %	4	100 %	22	80 %
A RYDER Niall	Draws	0	-	0	-	0	-
	Take-outs	0	-	0	-	0	-
	Total	0	-	0	-	0	-
Team	Draws	31	79 %	12	75 %	43	78 %
	Take-outs	16	80 %	28	90 %	44	86 %
	Total	47	79 %	40	86 %	87	82 %

CAN - Canada		↻		↺		Game	
4 GAUTHIER Jacques	Draws	8	66 %	3	83 %	11	70 %
	Take-outs	3	100 %	7	68 %	10	78 %
	Total	11	75 %	10	73 %	21	74 %
3 PETERS Jordan	Draws	5	95 %	3	83 %	8	91 %
	Take-outs	6	92 %	8	78 %	14	84 %
	Total	11	93 %	11	80 %	22	86 %
2 PAYETTE Brayden	Draws	4	94 %	6	71 %	10	80 %
	Take-outs	5	75 %	7	71 %	12	73 %
	Total	9	83 %	13	71 %	22	76 %
1 BILAWKA Zachary	Draws	14	89 %	5	75 %	19	86 %
	Take-outs	0	-	3	100 %	3	100 %
	Total	14	89 %	8	84 %	22	88 %
A DUNLOP Thomas	Draws	0	-	0	-	0	-
	Take-outs	0	-	0	-	0	-
	Total	0	-	0	-	0	-
Team	Draws	31	85 %	17	76 %	48	82 %
	Take-outs	14	88 %	25	76 %	39	80 %
	Total	45	86 %	42	76 %	87	81 %

Note:
Position and function for each team member:
4 = Fourth, **3** = Third, **2** = Second, **1** = Lead, **A** = Alternate, **S** = Skip, **V** = Vice-Skip

Legend:
↻ Clockwise ↺ Counter-clockwise **LSFE(*)** Last Stone First End

Game - Shot by Shot

End 1 **SCO - Scotland 0 + 0** (this end) **= 0** **CAN - Canada 0 + 1** (this end) **= 1**

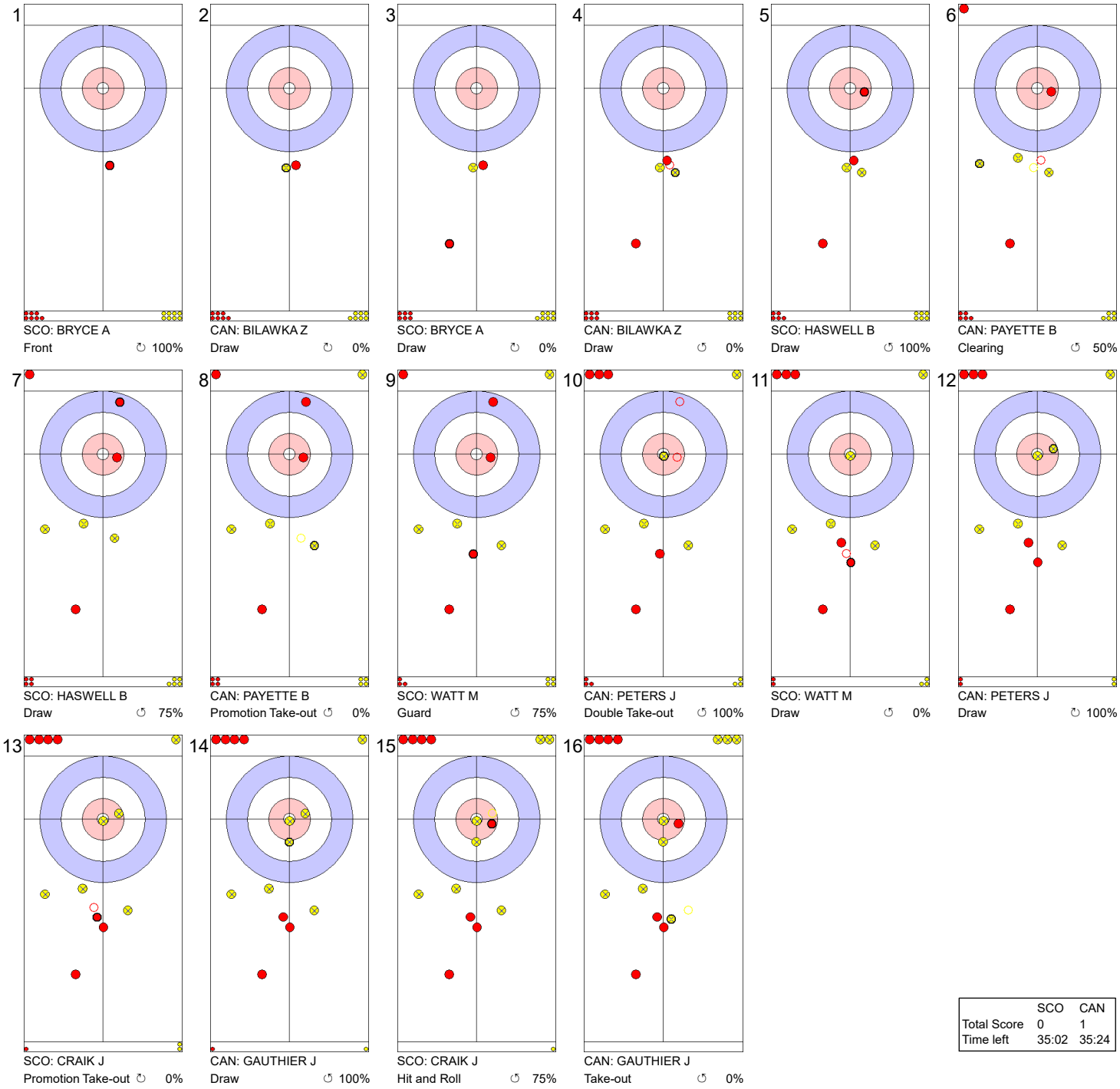

	SCO	CAN
Total Score	0	1
Time left	35:02	35:24

Legend:

↻ Clockwise ↺ Counter-clockwise - Not considered

Game - Shot by Shot

End 2 — **SCO - Scotland 0 + 0** (this end) **= 0** — **CAN - Canada 1 + 0** (this end) **= 1**



	1	2	3	4	5	6
	CAN: BILAWKA Z	SCO: BRYCE A	CAN: BILAWKA Z	SCO: BRYCE A	CAN: PAYETTE B	SCO: HASWELL B
	Front ↻ 100%	Draw ↻ 100%	Raise ↻ 100%	Take-out ↺ 100%	Take-out ↺ 100%	Take-out ↺ 100%
	7	8	9	10	11	12
	CAN: PAYETTE B	SCO: HASWELL B	CAN: PETERS J	SCO: WATT M	CAN: PETERS J	SCO: WATT M
	Hit and Roll ↻ 100%	Promotion Take-out ↺ 25%	Take-out ↺ 50%	Take-out ↺ 100%	Take-out ↺ 100%	Take-out ↺ 100%
	13	14	15	16		
	CAN: GAUTHIER J	SCO: CRAIK J	CAN: GAUTHIER J	SCO: CRAIK J		
	Take-out ↺ 100%	Take-out ↺ 100%	Take-out ↺ 50%	Through -		

	SCO	CAN
Total Score	0	1
Time left	31:56	33:36

Legend:
↻ Clockwise ↺ Counter-clockwise - Not considered

Game - Shot by Shot

End 3 **SCO - Scotland 0 + 2** (this end) **= 2** **CAN - Canada 1 + 0** (this end) **= 1**



	SCO	CAN
Total Score	2	1
Time left	28:06	30:30

Legend:

↻ Clockwise ↺ Counter-clockwise - Not considered

Game - Shot by Shot

End 4 — **SCO - Scotland 2 + 0** (this end) **= 2** — **CAN - Canada 1 + 0** (this end) **= 1**

1
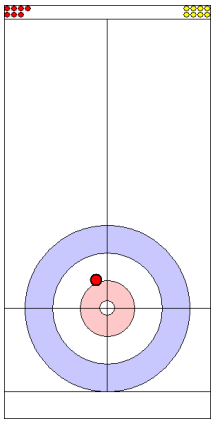
SCO: BRYCE A
Draw ↻ 100%

2
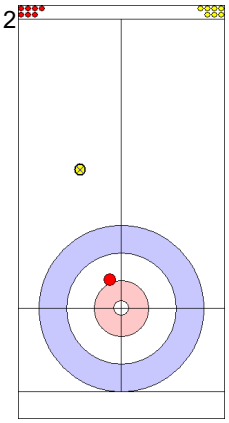
CAN: BILAWKA Z
Front ↻ 100%

3
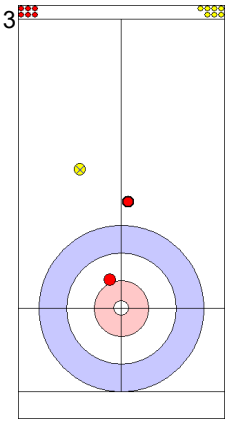
SCO: BRYCE A
Guard ↻ 50%

4
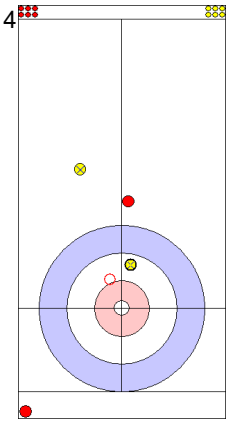
CAN: BILAWKA Z
Hit and Roll ↺ 100%

5
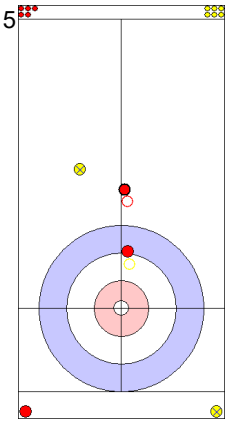
SCO: HASWELL B
Promotion Take-out ↻ 100%

6
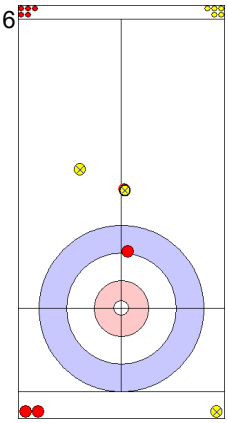
CAN: PAYETTE B
Double Take-out ↻ 50%

7
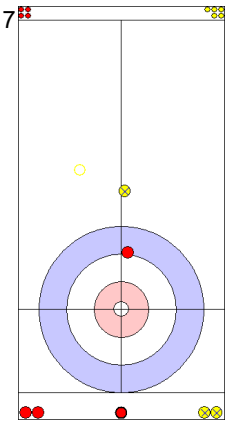
SCO: HASWELL B
Clearing ↻ 100%

8
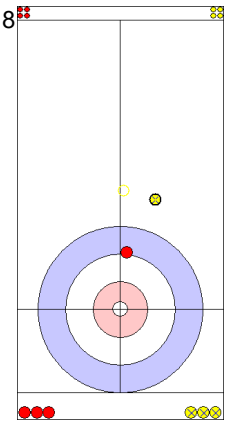
CAN: PAYETTE B
Promotion Take-out ↻ 25%

9
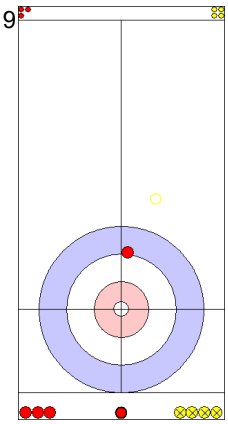
SCO: WATT M
Clearing ↻ 100%

10
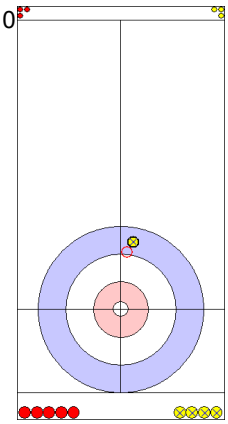
CAN: PETERS J
Take-out ↻ 100%

11
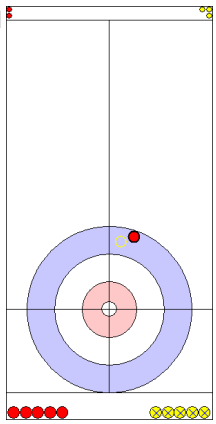
SCO: WATT M
Take-out ↻ 100%

12
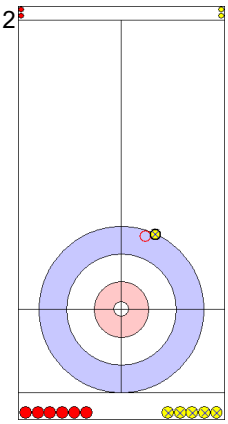
CAN: PETERS J
Take-out ↻ 100%

13
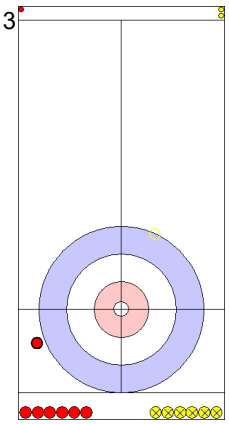
SCO: CRAIK J
Take-out ↻ 50%

14
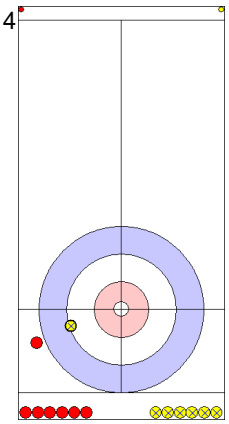
CAN: GAUTHIER J
Draw ↻ 100%

15
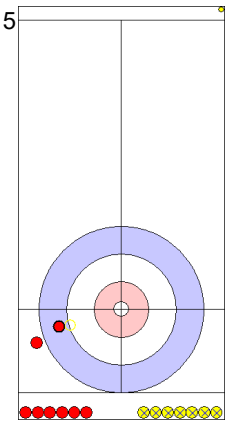
SCO: CRAIK J
Take-out ↻ 100%

16
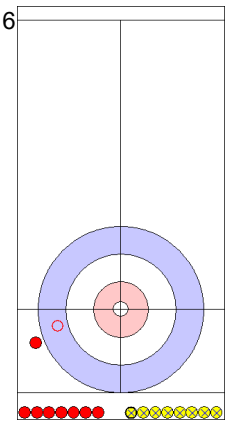
CAN: GAUTHIER J
Clearing ↻ 100%

	SCO	CAN
Total Score	2	1
Time left	25:52	28:46

Legend:
↻ Clockwise ↺ Counter-clockwise - Not considered

Game - Shot by Shot

End 5 **SCO - Scotland 2 + 0** (this end) **= 2** **CAN - Canada 1 + 1** (this end) **= 2**

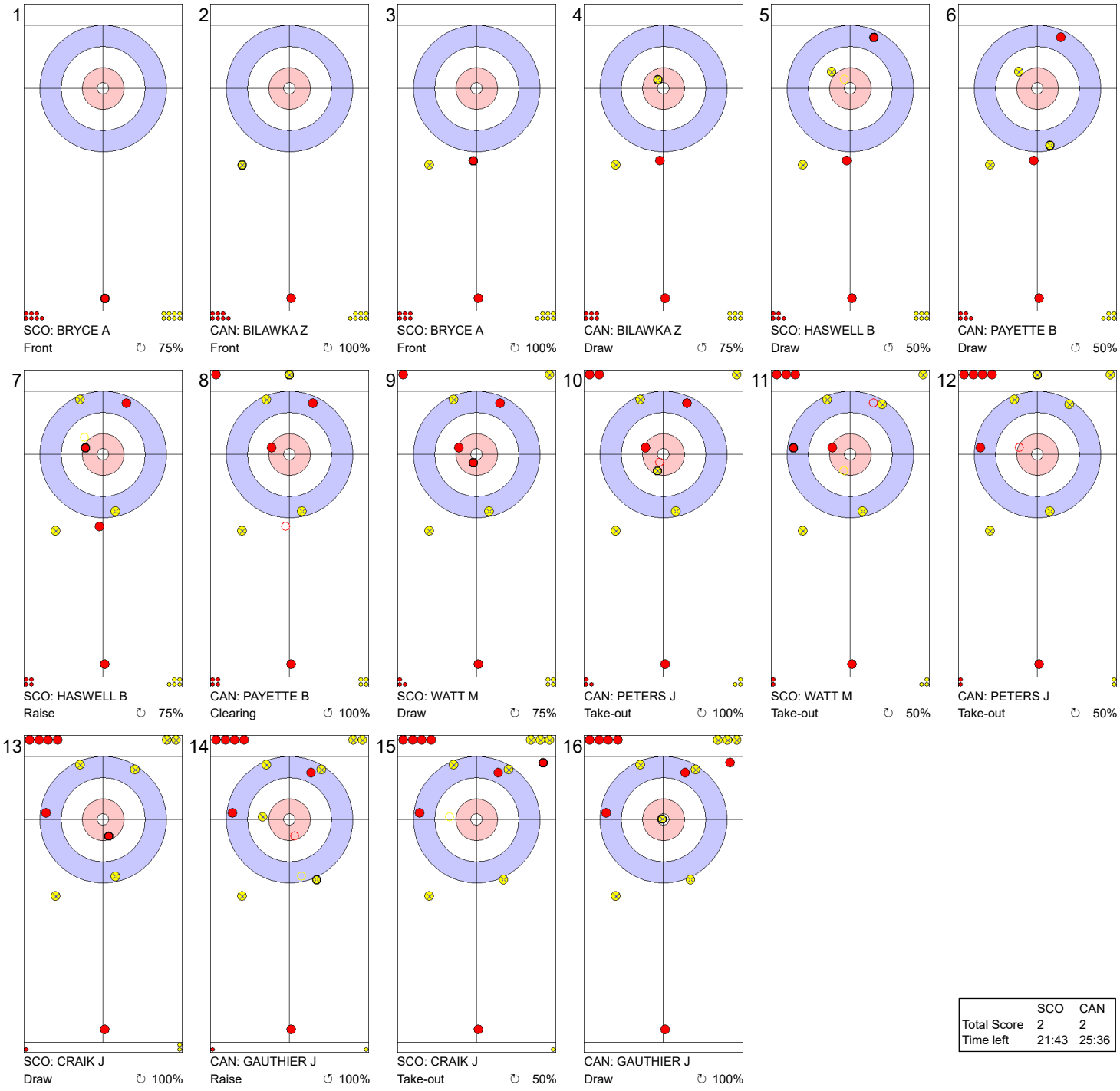

1	2	3	4	5	6
SCO: BRYCE A	CAN: BILAWKA Z	SCO: BRYCE A	CAN: BILAWKA Z	SCO: HASWELL B	CAN: PAYETTE B
Front ↻ 75%	Front ↻ 100%	Front ↻ 100%	Draw ↺ 75%	Draw ↺ 50%	Draw ↺ 50%
7	**8**	**9**	**10**	**11**	**12**
SCO: HASWELL B	CAN: PAYETTE B	SCO: WATT M	CAN: PETERS J	SCO: WATT M	CAN: PETERS J
Raise ↻ 75%	Clearing ↺ 100%	Draw ↻ 75%	Take-out ↻ 100%	Take-out ↺ 50%	Take-out ↺ 50%
13	**14**	**15**	**16**		
SCO: CRAIK J	CAN: GAUTHIER J	SCO: CRAIK J	CAN: GAUTHIER J		
Draw ↻ 100%	Raise ↺ 100%	Take-out ↻ 50%	Draw ↺ 100%		

	SCO	CAN
Total Score	2	2
Time left	21:43	25:36

Legend:
↻ Clockwise ↺ Counter-clockwise - Not considered

Game - Shot by Shot

End 6 **SCO - Scotland 2 + 0 (this end) = 2** **CAN - Canada 2 + 1 (this end) = 3**

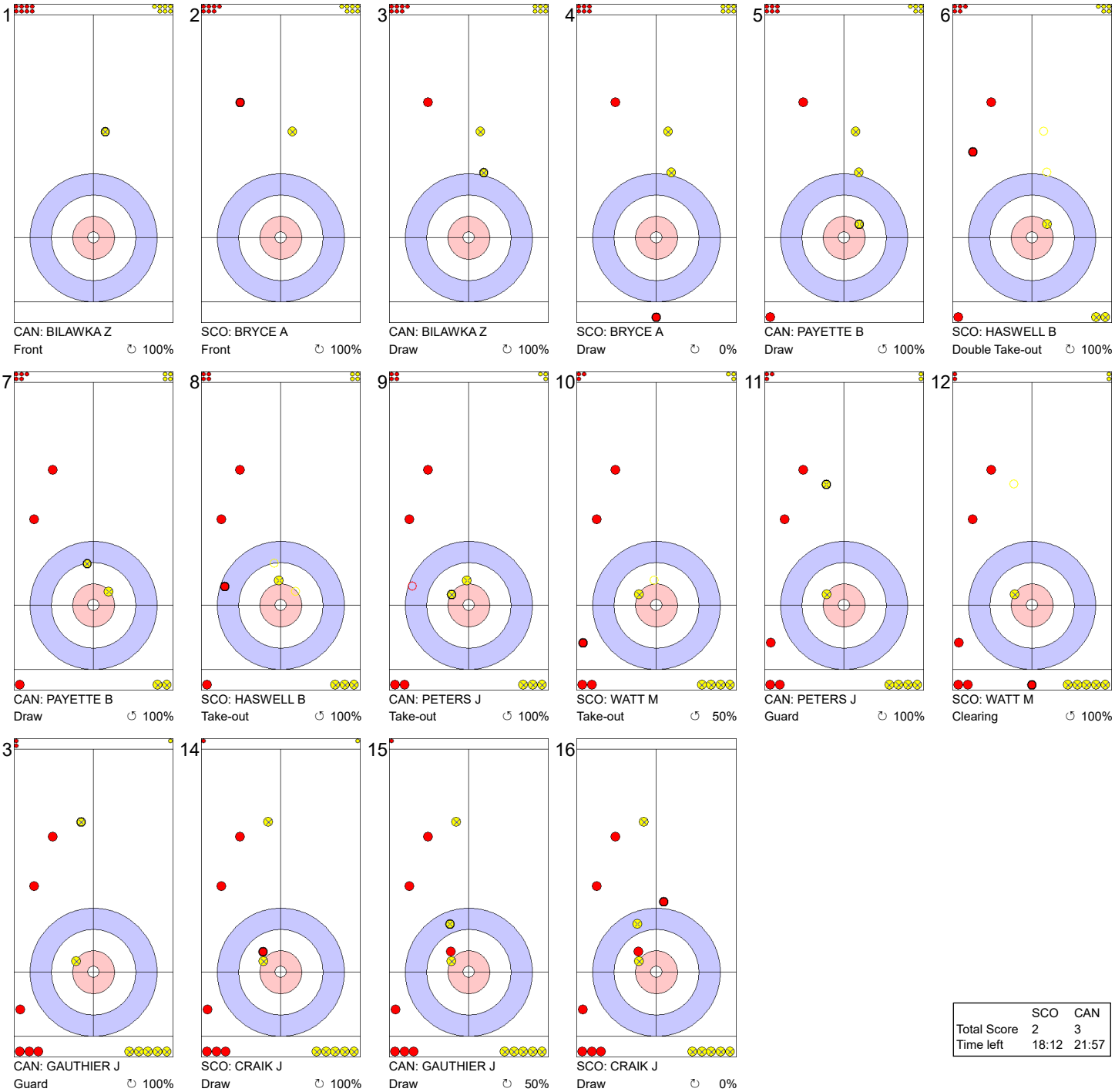

	SCO	CAN
Total Score	2	3
Time left	18:12	21:57

Legend:

↻ Clockwise ↺ Counter-clockwise - Not considered

Game - Shot by Shot

End 7 — **SCO - Scotland 2 + 1** (this end) **= 3** — **CAN - Canada 3 + 0** (this end) **= 3**



	1	2	3	4	5	6
	CAN: BILAWKA Z	SCO: BRYCE A	CAN: BILAWKA Z	SCO: BRYCE A	CAN: PAYETTE B	SCO: HASWELL B
	Front ↻ 100%	Front ↺ 0%	Take-out ↻ 100%	Take-out ↻ 100%	Take-out ↻ 100%	Take-out ↺ 50%
	7	8	9	10	11	12
	CAN: PAYETTE B	SCO: HASWELL B	CAN: PETERS J	SCO: WATT M	CAN: PETERS J	SCO: WATT M
	Draw ↻ 75%	Take-out ↻ 100%	Take-out ↻ 100%	Take-out ↻ 100%	Take-out ↻ 100%	Take-out ↺ 50%
	13	14	15	16		
	CAN: GAUTHIER J	SCO: CRAIK J	CAN: GAUTHIER J	SCO: CRAIK J		
	Draw ↻ 75%	Draw ↺ 50%	Take-out ↻ 100%	Draw ↻ 100%		

	SCO	CAN
Total Score	3	3
Time left	14:09	19:43

Legend:
↻ Clockwise ↺ Counter-clockwise - Not considered

Game - Shot by Shot

End 8 — **SCO - Scotland 3 + 2** (this end) **= 5** — **CAN - Canada 3 + 0** (this end) **= 3**

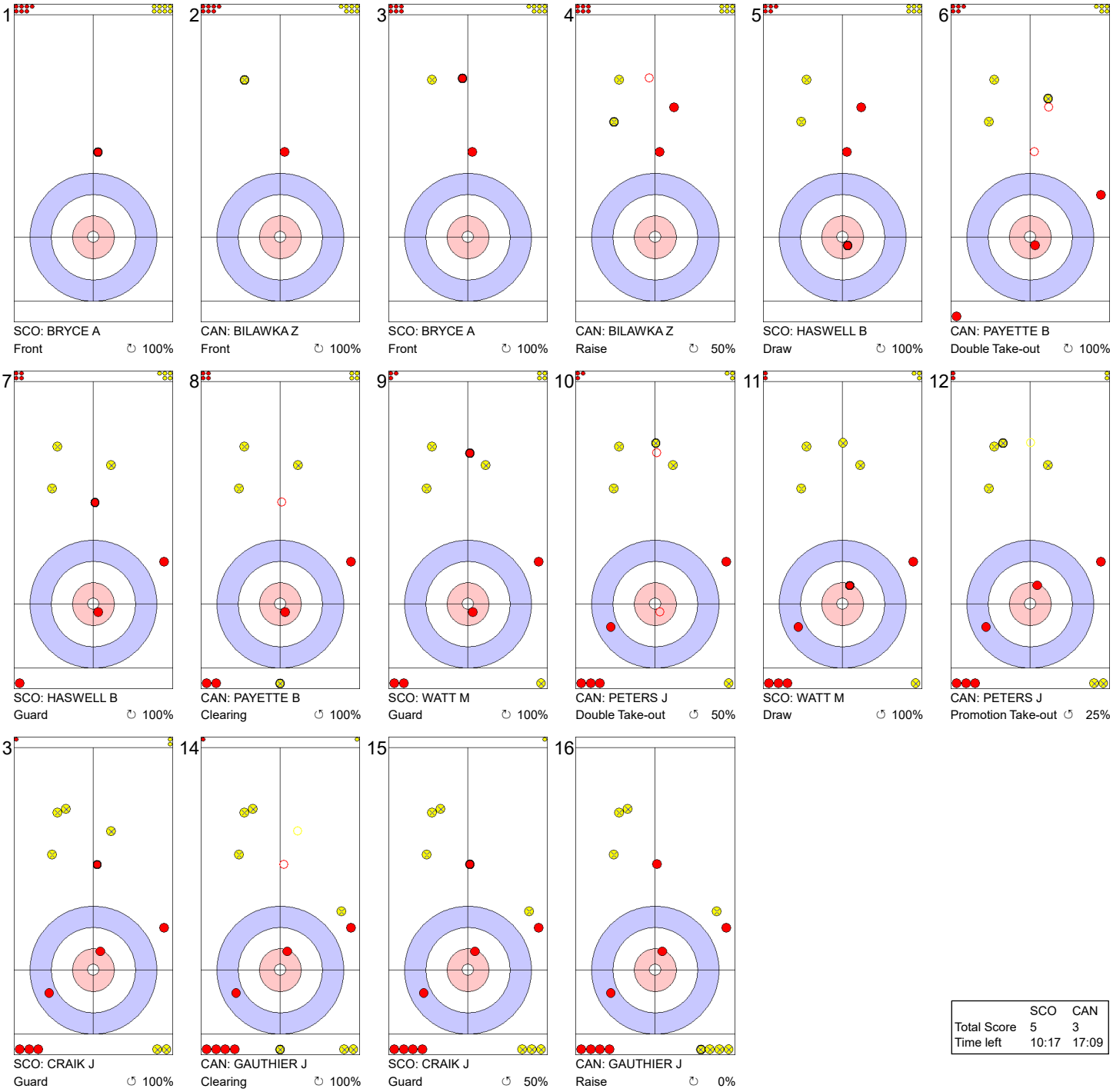

1 SCO: BRYCE A — Front ↻ 100%
2 CAN: BILAWKA Z — Front ↻ 100%
3 SCO: BRYCE A — Front ↻ 100%
4 CAN: BILAWKA Z — Raise ↻ 50%
5 SCO: HASWELL B — Draw ↻ 100%
6 CAN: PAYETTE B — Double Take-out ↻ 100%
7 SCO: HASWELL B — Guard ↻ 100%
8 CAN: PAYETTE B — Clearing ↺ 100%
9 SCO: WATT M — Guard ↻ 100%
10 CAN: PETERS J — Double Take-out ↺ 50%
11 SCO: WATT M — Draw ↺ 100%
12 CAN: PETERS J — Promotion Take-out ↺ 25%
13 SCO: CRAIK J — Guard ↺ 100%
14 CAN: GAUTHIER J — Clearing ↻ 100%
15 SCO: CRAIK J — Guard ↺ 50%
16 CAN: GAUTHIER J — Raise ↻ 0%

	SCO	CAN
Total Score	5	3
Time left	10:17	17:09

Legend:
↻ Clockwise ↺ Counter-clockwise - Not considered

Game - Shot by Shot

End 9 **SCO - Scotland 5 + 0 (this end) = 5** **CAN - Canada 3 + 0 (this end) = 3**

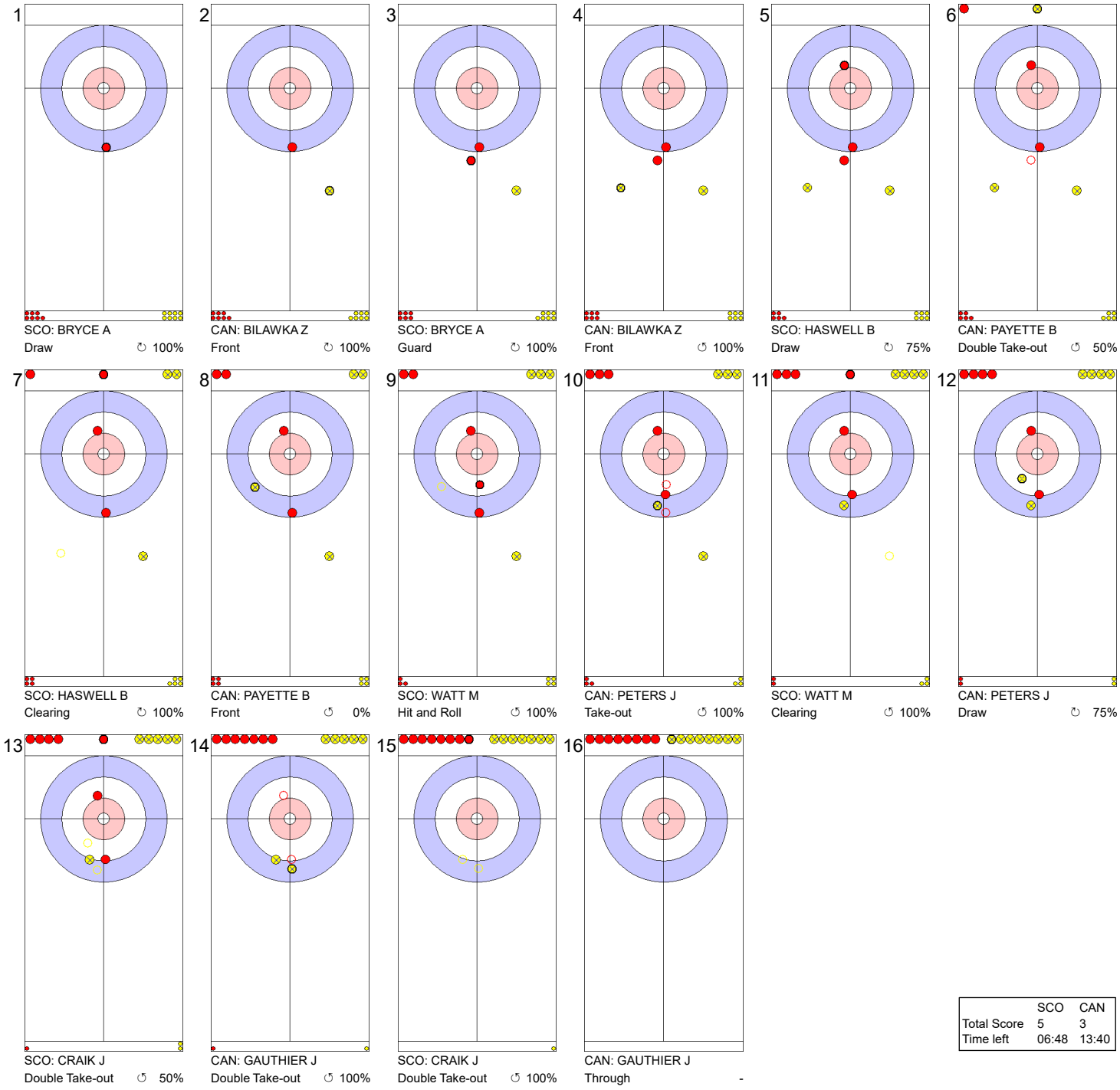

	SCO	CAN
Total Score	5	3
Time left	06:48	13:40

Legend:

↻ Clockwise ↺ Counter-clockwise - Not considered

Game - Shot by Shot

End 10 — **SCO - Scotland** **5 + 0** (this end) **= 5** — **CAN - Canada** **3 + 2** (this end) **= 5**

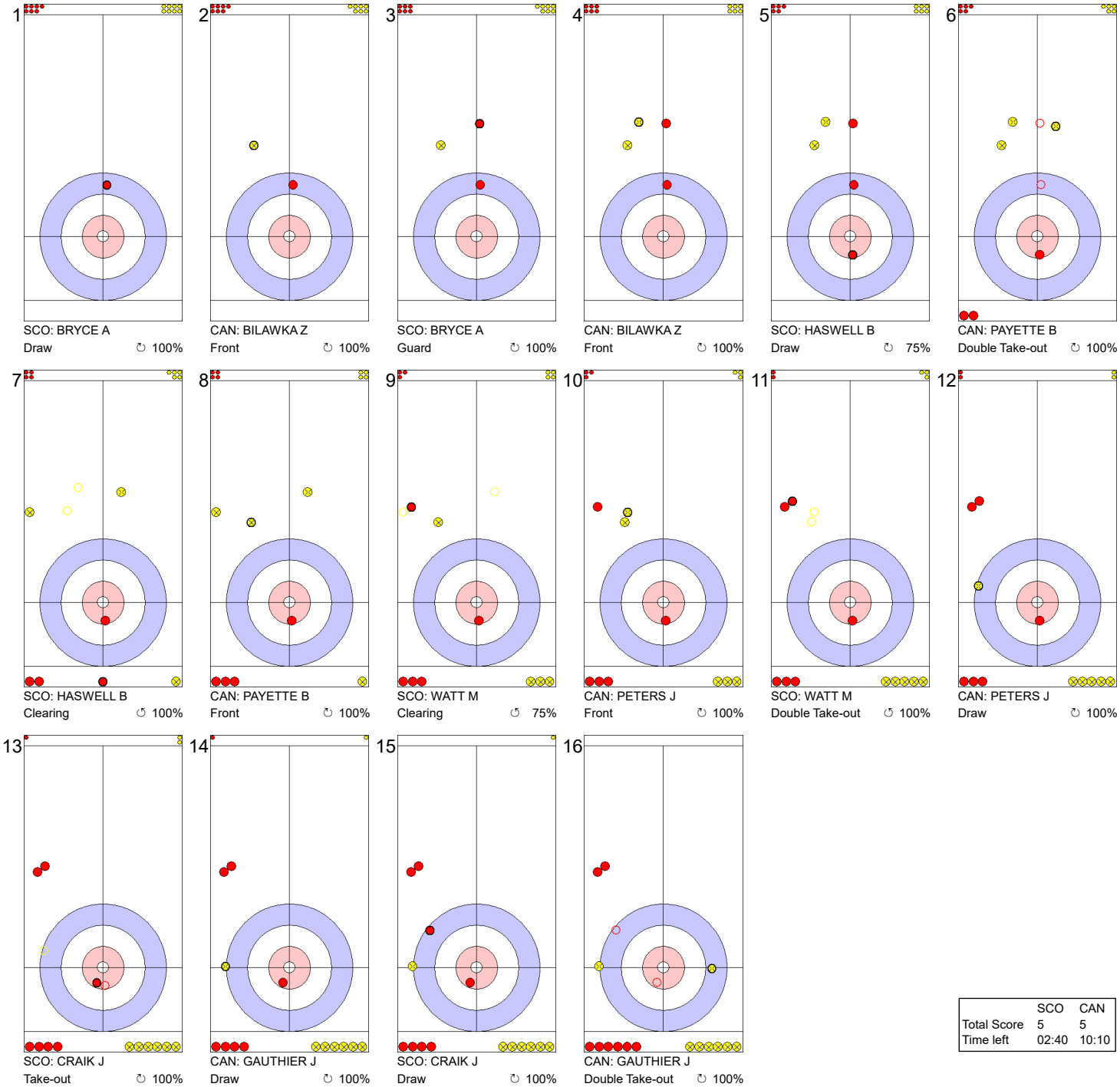

	SCO	CAN
Total Score	5	5
Time left	02:40	10:10

Legend:

↻ Clockwise ↺ Counter-clockwise - Not considered

Game - Shot by Shot

End 11 — **SCO - Scotland** **5 + 1** (this end) **= 6** — **CAN - Canada** **5 + 0** (this end) **= 5**

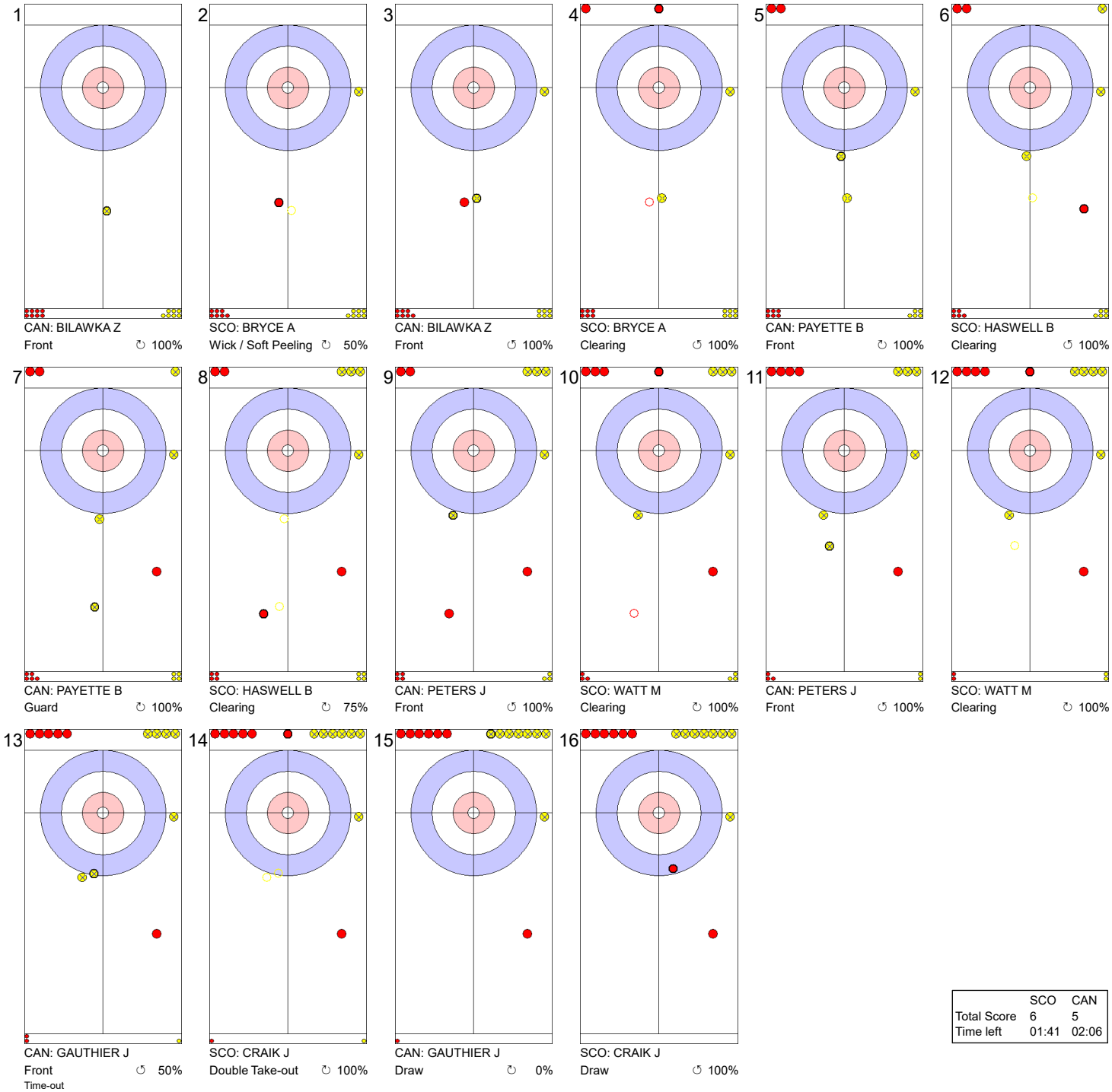

	SCO	CAN
Total Score	6	5
Time left	01:41	02:06

Legend:
↻ Clockwise ↺ Counter-clockwise - Not considered

Session Results and Standings

Sheet	Game	Team	LSFE	1	2	3	4	5	6	7	8	9	10	Extra Ends			Total
A	8	USA - United States		1	0	0	1	0	2	0	1	0	1	0				6
	8	SCO - Scotland	*	0	1	0	0	2	0	1	0	2	0	1				7
B	8	GER - Germany	*	1	0	2	1	3	1	X	X	X	X					8
	8	SWE - Sweden		0	2	0	0	0	0	X	X	X	X					2
C	8	NOR - Norway	*	0	1	0	1	0	0	0	1	X	X					3
	8	SUI - Switzerland		0	0	1	0	3	1	1	0	X	X					6
D	8	CAN - Canada	*	0	0	1	0	0	2	0	1	2	X					6
	8	RUS - Russia		0	0	0	0	0	0	1	0	0	X					1
E	8	ITA - Italy	*	3	0	0	0	3	0	0	1	0	X					7
	8	NZL - New Zealand		0	1	0	1	0	1	1	0	1	X					5

Current Standings

Rank	Team	Games	Wins	Losses	
1	CAN - Canada	8	7	1	Q
2	GER - Germany	8	6	2	Q
2	SCO - Scotland	8	6	2	Q
4	SWE - Sweden	8	5	3	
5	RUS - Russia	8	4	4	
5	SUI - Switzerland	8	4	4	
7	NZL - New Zealand	8	3	5	
7	USA - United States	8	3	5	
9	ITA - Italy	8	2	6	
10	NOR - Norway	8	0	8	

Note:
Under WCF rules, tie-breaking rules for standings are not applied until after the last game of the round robin.

Legend:
LSFE(*) Last Stone First End **Q** Qualified for the semi-finals **X** Unplayed/unfinished end due to concession

Game Results

Sheet	Game	Team	LSFE	1	2	3	4	5	6	7	8	9	10	Extra Ends			Total
A	8	USA - United States		1	0	0	1	0	2	0	1	0	1	0				6
	8	SCO - Scotland	*	0	1	0	0	2	0	1	0	2	0	1				7

USA - United States		Shot Success Game	All
4 S	VIOLETTE Luc	74%	68%
3	RICHARDSON Ben	76%	76%
2	HARSTAD Jon	77%	75%
1 V	FENSON Graem	78%	78%
A	TUMA Kevin	-	76%
	Team Total	76%	74%

Last Stone Draw		Distance
↻	HARSTAD Jon	41.6cm
↺	FENSON Graem	96.3cm
Total		**137.9cm**

Time remaining: 0 minutes 29 seconds
0 minutes 10 seconds (after extra end)

Time-out: End 7 - USA stone 8; End 11 - USA stone 7

SCO - Scotland		Shot Success Game	All
4 S	CRAIK James	74%	78%
3 V	WATT Mark	73%	80%
2	HASWELL Blair	88%	83%
1	BRYCE Angus	74%	76%
A	RYDER Niall	-	84%
	Team Total	77%	81%

Last Stone Draw		Distance
↻	WATT Mark	10.1cm
↺	CRAIK James	38.8cm
Total		**48.9cm**

Time remaining: 2 minutes 25 seconds
1 minute 43 seconds (after extra end)

Time-out: End 7 - SCO stone 7

USA - United States		↻		↺		Game	
4 VIOLETTE Luc	Draws	3	42%	6	75%	9	64%
	Take-outs	12	83%	1	50%	13	81%
	Total	15	75%	7	71%	22	74%
3 RICHARDSON Ben	Draws	4	75%	6	63%	10	68%
	Take-outs	5	80%	7	86%	12	83%
	Total	9	78%	13	75%	22	76%
2 HARSTAD Jon	Draws	4	69%	1	75%	5	70%
	Take-outs	6	67%	11	86%	17	79%
	Total	10	68%	12	85%	22	77%
1 FENSON Graem	Draws	15	90%	5	45%	20	79%
	Take-outs	1	100%	1	50%	2	75%
	Total	16	91%	6	46%	22	78%
A TUMA Kevin	Draws	0	-	0	-	0	-
	Take-outs	0	-	0	-	0	-
	Total	0	-	0	-	0	-
Team	Draws	26	79%	18	63%	44	72%
	Take-outs	24	79%	20	83%	44	81%
	Total	50	79%	38	73%	88	76%

SCO - Scotland		↻		↺		Game	
4 CRAIK James	Draws	4	63%	5	90%	9	78%
	Take-outs	9	58%	4	100%	13	71%
	Total	13	60%	9	94%	22	74%
3 WATT Mark	Draws	6	71%	0	-	6	71%
	Take-outs	7	75%	7	71%	14	73%
	Total	13	73%	7	71%	20	73%
2 HASWELL Blair	Draws	5	70%	2	88%	7	75%
	Take-outs	9	94%	6	92%	15	93%
	Total	14	86%	8	91%	22	88%
1 BRYCE Angus	Draws	18	71%	1	50%	19	70%
	Take-outs	1	100%	2	100%	3	100%
	Total	19	72%	3	83%	22	74%
A RYDER Niall	Draws	0	-	0	-	0	-
	Take-outs	0	-	0	-	0	-
	Total	0	-	0	-	0	-
Team	Draws	33	70%	8	84%	41	73%
	Take-outs	26	77%	19	87%	45	81%
	Total	59	73%	27	86%	86	77%

Note:
Position and function for each team member:
4 = Fourth, **3** = Third, **2** = Second, **1** = Lead, **A** = Alternate, **S** = Skip, **V** = Vice-Skip

Legend:
↻ Clockwise ↺ Counter-clockwise **LSFE(*)** Last Stone First End

CURLIT Curling Information Technology Ltd.

Game - Shot by Shot

End 1 — **USA - United States 0 + 1** (this end) **= 1** — **SCO - Scotland 0 + 0** (this end) **= 0**

1
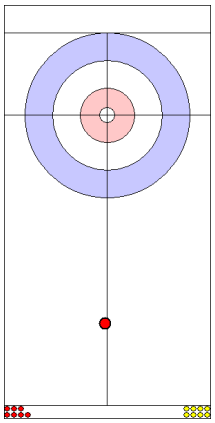
USA: FENSON G
Front ↻ 100%

2
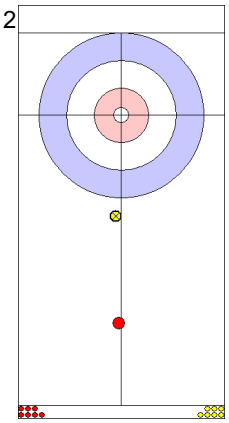
SCO: BRYCE A
Draw ↻ 0%

3
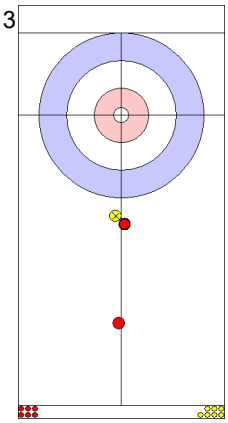
USA: FENSON G
Draw ↻ 0%

4
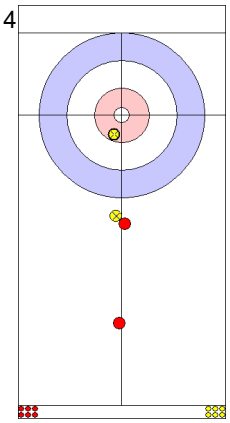
SCO: BRYCE A
Draw ↻ 100%

5
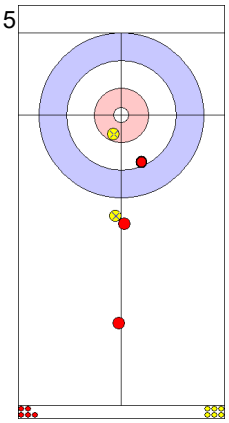
USA: HARSTAD J
Draw ↺ 75%

6
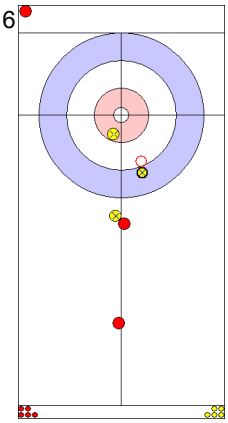
SCO: HASWELL B
Hit and Roll ↺ 75%

7
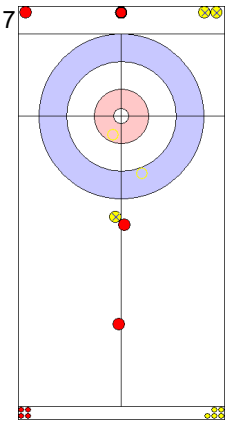
USA: HARSTAD J
Double Take-out ↻ 100%

8
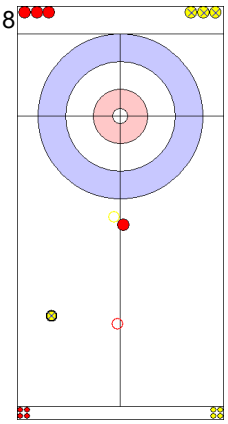
SCO: HASWELL B
Clearing ↻ 100%

9
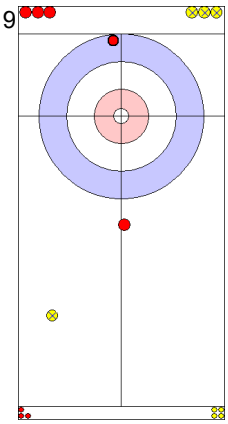
USA: RICHARDSON B
Draw ↺ 50%

10
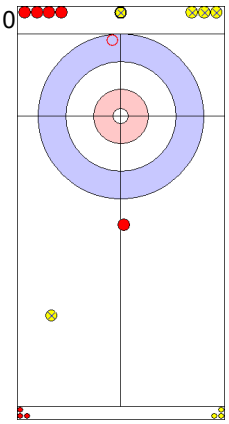
SCO: WATT M
Take-out ↻ 50%

11
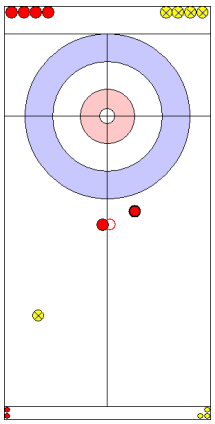
USA: RICHARDSON B
Draw ↺ 0%

12
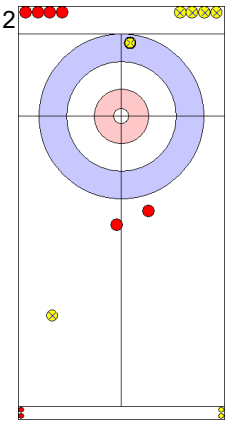
SCO: WATT M
Draw ↺ 50%

13
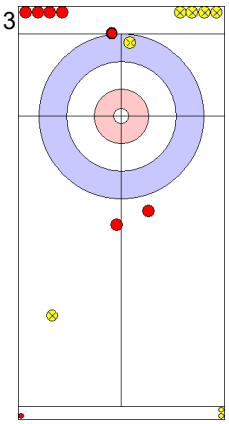
USA: VIOLETTE L
Draw ↻ 25%

14
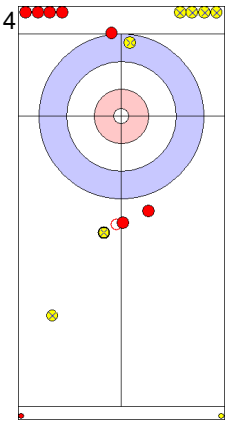
SCO: CRAIK J
Draw ↻ 0%

15
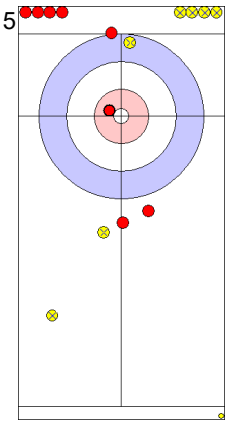
USA: VIOLETTE L
Draw ↺ 100%

16
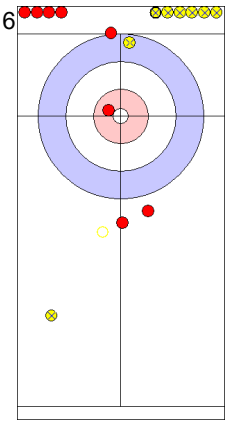
SCO: CRAIK J
Promotion Take-out ↻ 0%

	USA	SCO
Total Score	1	0
Time left	34:59	34:44

Legend:
↻ Clockwise ↺ Counter-clockwise - Not considered

Game - Shot by Shot

End 2 — **USA - United States 1 + 0** (this end) **= 1** — **SCO - Scotland 0 + 1** (this end) **= 1**

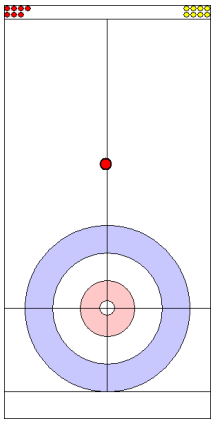
1
USA: FENSON G
Front ↻ 100%

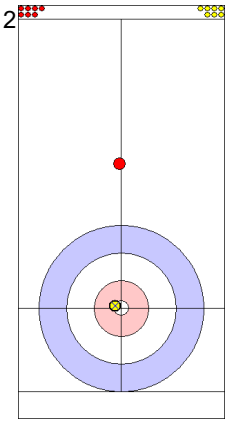
2
SCO: BRYCE A
Draw ↻ 100%

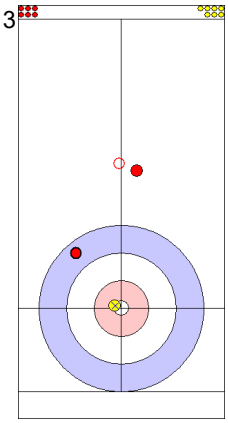
3
USA: FENSON G
Draw ↺ 50%

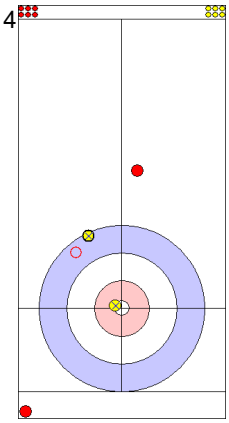
4
SCO: BRYCE A
Take-out ↻ 100%

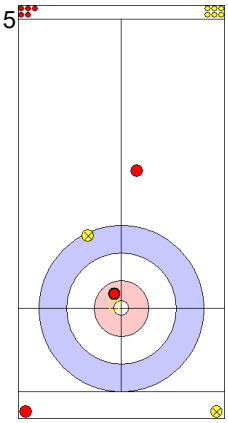
5
USA: HARSTAD J
Take-out ↻ 100%

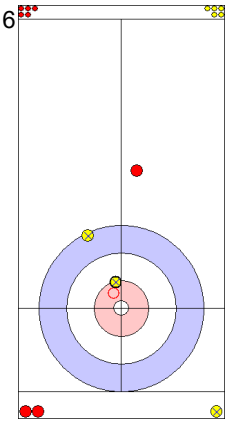
6
SCO: HASWELL B
Take-out ↺ 100%

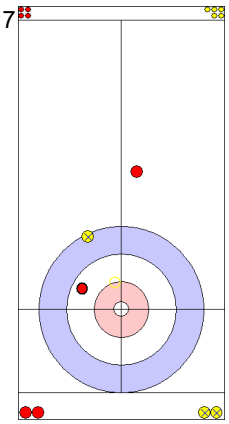
7
USA: HARSTAD J
Take-out ↻ 100%

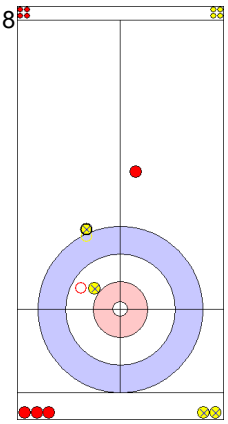
8
SCO: HASWELL B
Promotion Take-out ↻ 100%

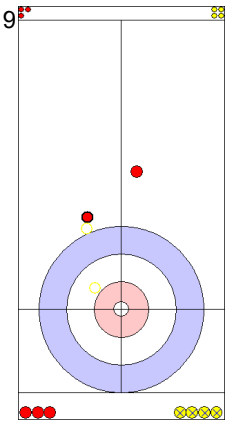
9
USA: RICHARDSON B
Double Take-out ↺ 100%

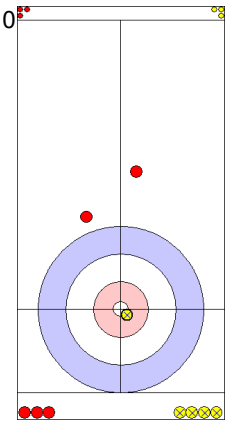
10
SCO: WATT M
Draw ↺ 75%

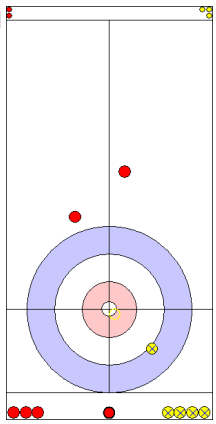
11
USA: RICHARDSON B
Take-out ↺ 0%

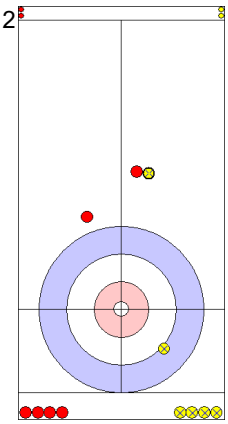
12
SCO: WATT M
Draw ↺ 0%

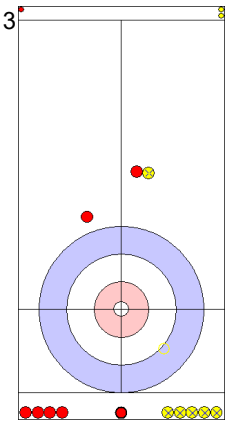
13
USA: VIOLETTE L
Take-out ↻ 50%

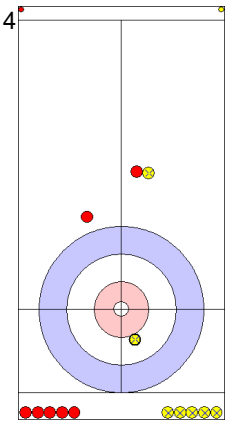
14
SCO: CRAIK J
Draw ↺ 75%

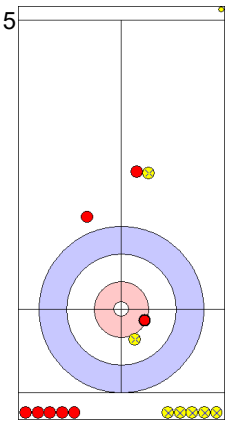
15
USA: VIOLETTE L
Draw ↺ 75%

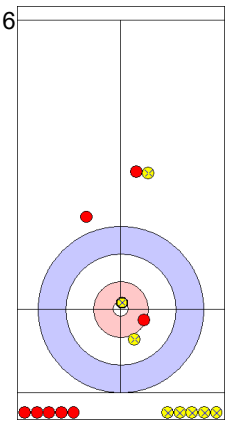
16
SCO: CRAIK J
Draw ↺ 100%

	USA	SCO
Total Score	1	1
Time left	31:38	30:40

Legend:
↻ Clockwise ↺ Counter-clockwise - Not considered

Game - Shot by Shot

End 3 — **USA - United States 1 + 0** (this end) **= 1** — **SCO - Scotland 1 + 0** (this end) **= 1**

1
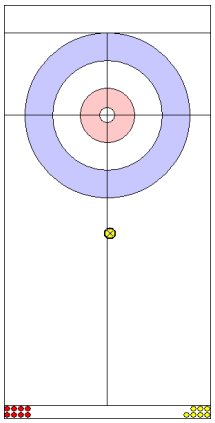
SCO: BRYCE A
Front ↻ 100%

2
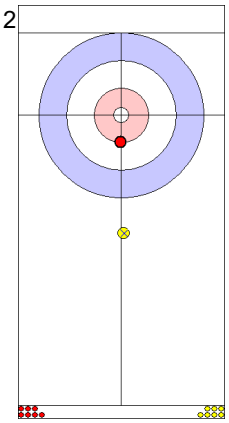
USA: FENSON G
Draw ↻ 100%

3
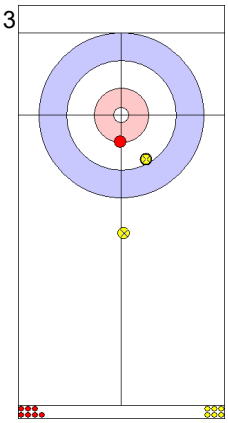
SCO: BRYCE A
Draw ↺ 50%

4
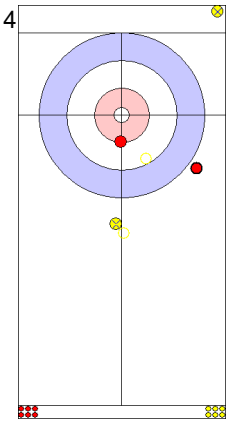
USA: FENSON G
Take-out ↺ 50%

5
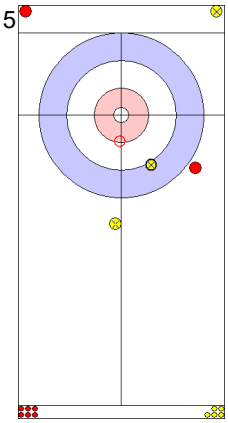
SCO: HASWELL B
Take-out ↻ 100%

6
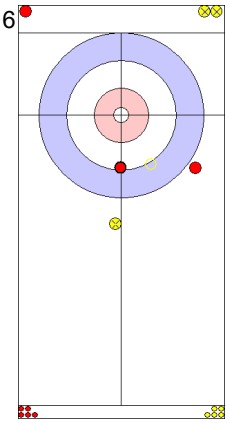
USA: HARSTAD J
Take-out ↺ 100%

7
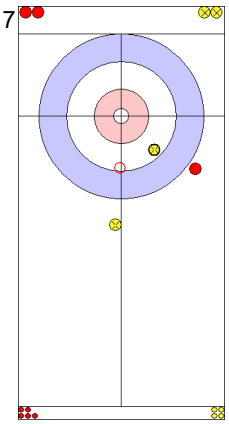
SCO: HASWELL B
Take-out ↻ 100%

8
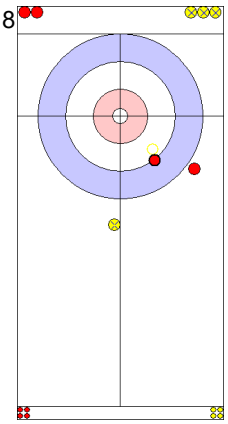
USA: HARSTAD J
Take-out ↺ 100%

9
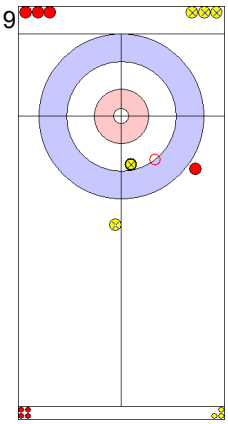
SCO: WATT M
Take-out ↺ 100%

10
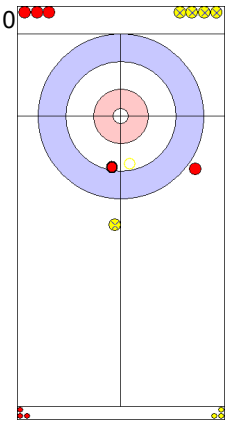
USA: RICHARDSON B
Take-out ↺ 100%

11
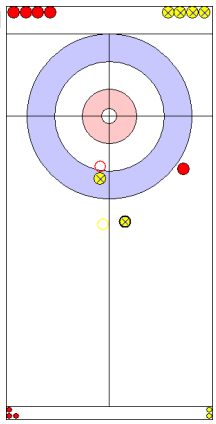
SCO: WATT M
Promotion Take-out ↻ 75%

12
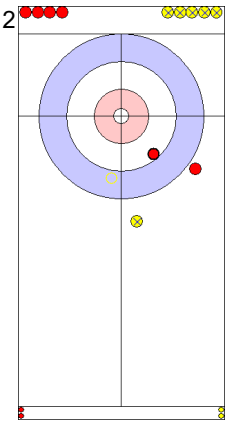
USA: RICHARDSON B
Hit and Roll ↻ 75%

13
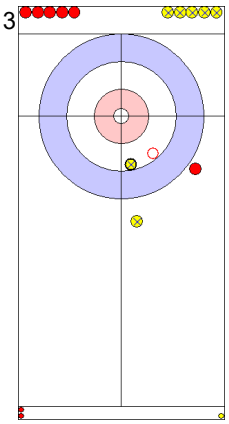
SCO: CRAIK J
Hit and Roll ↻ 100%

14
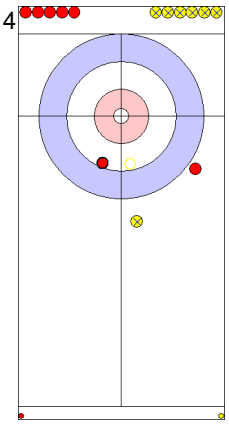
USA: VIOLETTE L
Take-out ↻ 100%

15
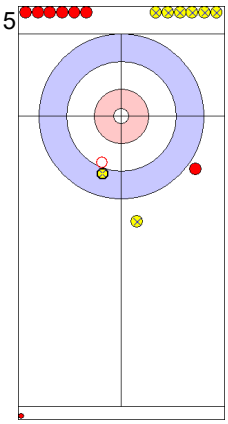
SCO: CRAIK J
Hit and Roll ↺ 75%

16
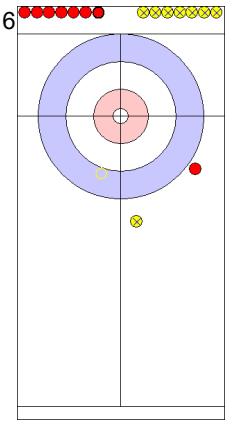
USA: VIOLETTE L
Clearing ↺ 100%

	USA	SCO
Total Score	1	1
Time left	29:16	27:45

Legend:
↻ Clockwise ↺ Counter-clockwise - Not considered

Game - Shot by Shot

End 4 — **USA - United States 1 + 1** (this end) **= 2** — **SCO - Scotland 1 + 0** (this end) **= 1**

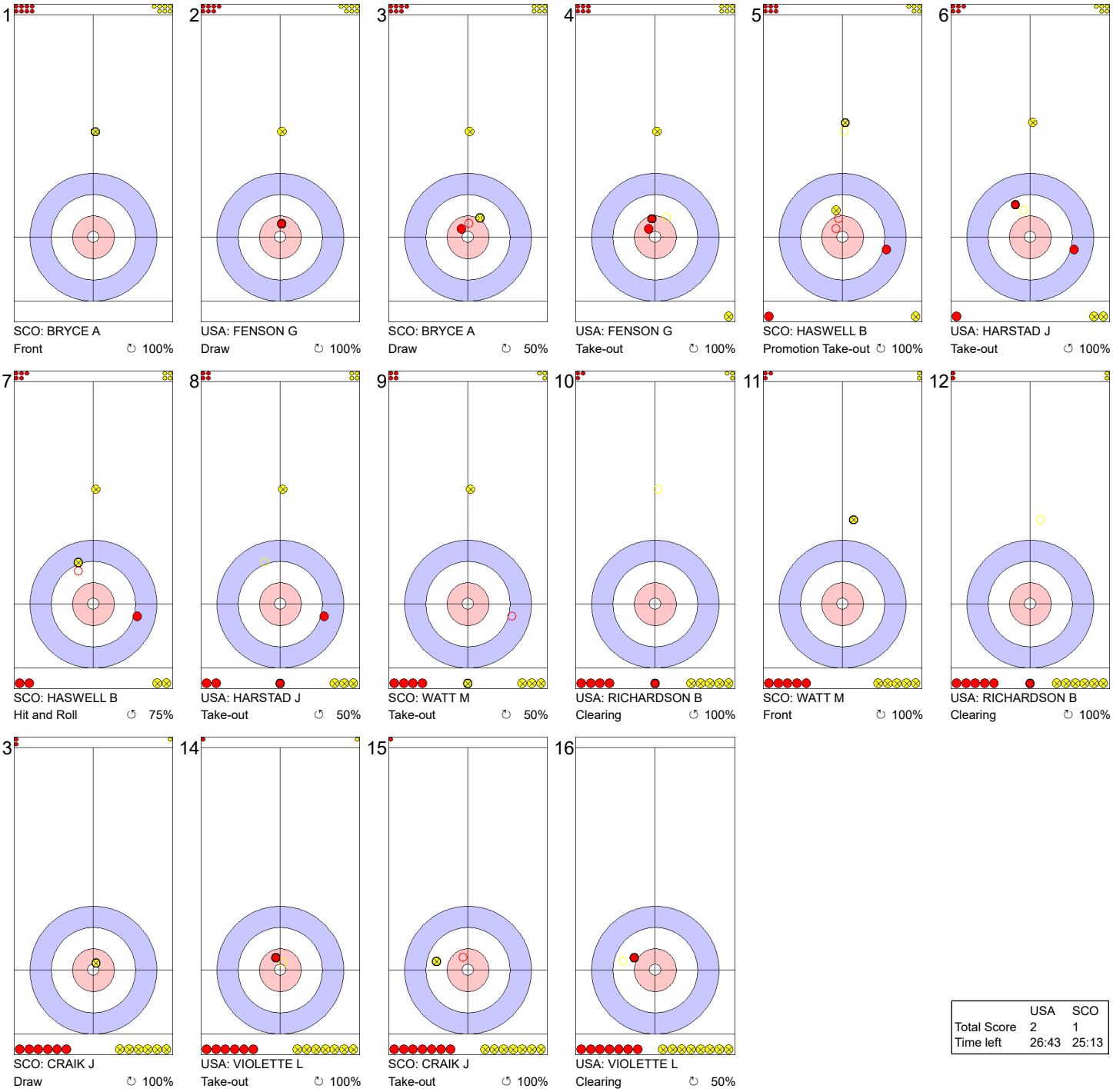

	1	2	3	4	5	6
	SCO: BRYCE A	USA: FENSON G	SCO: BRYCE A	USA: FENSON G	SCO: HASWELL B	USA: HARSTAD J
	Front ↻ 100%	Draw ↻ 100%	Draw ↻ 50%	Take-out ↻ 100%	Promotion Take-out ↻ 100%	Take-out ↺ 100%

	7	8	9	10	11	12
	SCO: HASWELL B	USA: HARSTAD J	SCO: WATT M	USA: RICHARDSON B	SCO: WATT M	USA: RICHARDSON B
	Hit and Roll ↺ 75%	Take-out ↺ 50%	Take-out ↺ 50%	Clearing ↺ 100%	Front ↻ 100%	Clearing ↻ 100%

	13	14	15	16
	SCO: CRAIK J	USA: VIOLETTE L	SCO: CRAIK J	USA: VIOLETTE L
	Draw ↻ 100%	Take-out ↺ 100%	Take-out ↺ 100%	Clearing ↺ 50%

	USA	SCO
Total Score	2	1
Time left	26:43	25:13

Legend:
↻ Clockwise ↺ Counter-clockwise - Not considered

Game - Shot by Shot

End 5 **USA - United States 2 + 0** (this end) **= 2** **SCO - Scotland 1 + 2** (this end) **= 3**

1
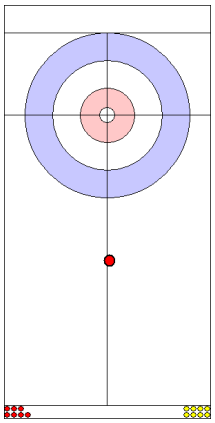
USA: FENSON G
Front ↻ 100%

2
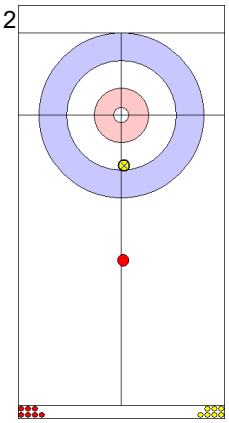
SCO: BRYCE A
Draw ↻ 100%

3
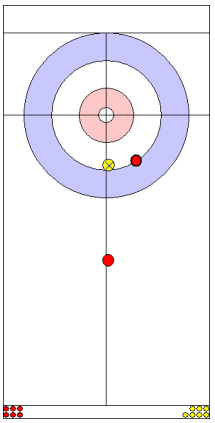
USA: FENSON G
Draw ↺ 50%

4
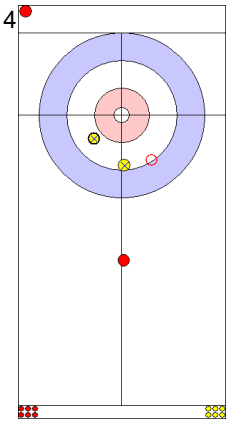
SCO: BRYCE A
Take-out ↺ 100%

5
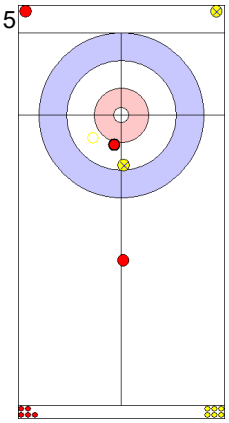
USA: HARSTAD J
Hit and Roll ↻ 75%

6
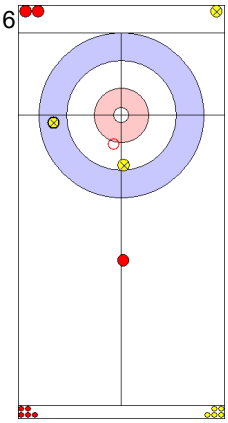
SCO: HASWELL B
Take-out ↺ 100%

7
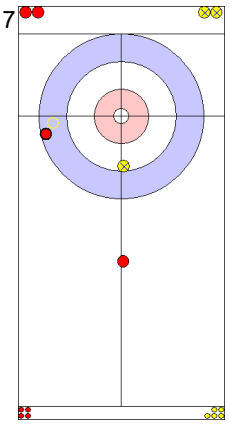
USA: HARSTAD J
Hit and Roll ↻ 75%

8
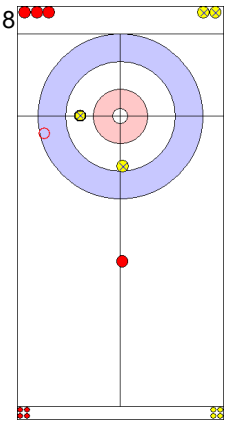
SCO: HASWELL B
Take-out ↺ 100%

9
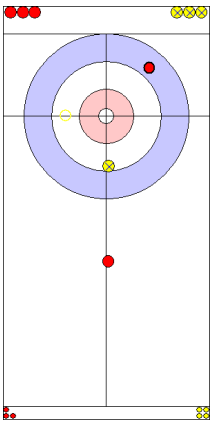
USA: RICHARDSON B
Hit and Roll ↺ 75%

10
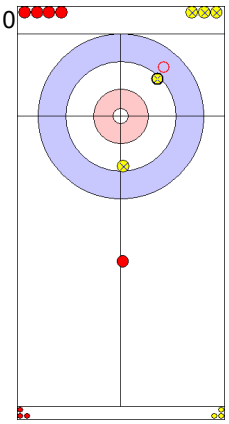
SCO: WATT M
Take-out ↺ 100%

11
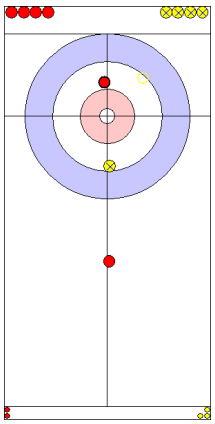
USA: RICHARDSON B
Hit and Roll ↺ 100%

12
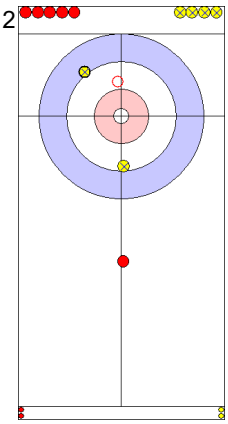
SCO: WATT M
Take-out ↺ 100%

13
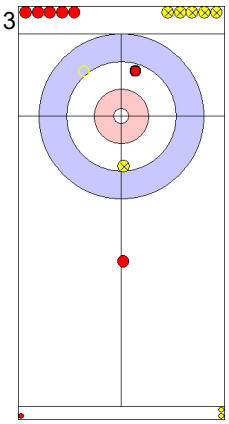
USA: VIOLETTE L
Hit and Roll ↻ 100%

14
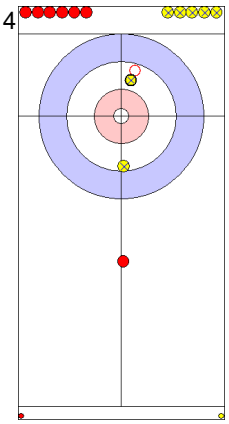
SCO: CRAIK J
Take-out ↺ 100%

15
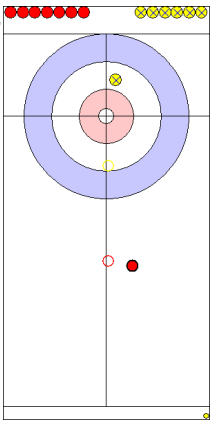
USA: VIOLETTE L
Promotion Take-out ↺ 50%

16
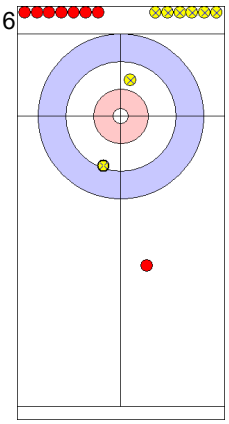
SCO: CRAIK J
Draw ↺ 100%

	USA	SCO
Total Score	2	3
Time left	23:53	21:33

Legend:
↻ Clockwise ↺ Counter-clockwise - Not considered

Game - Shot by Shot

End 6 — **USA - United States 2 + 2** (this end) **= 4** — **SCO - Scotland 3 + 0** (this end) **= 3**

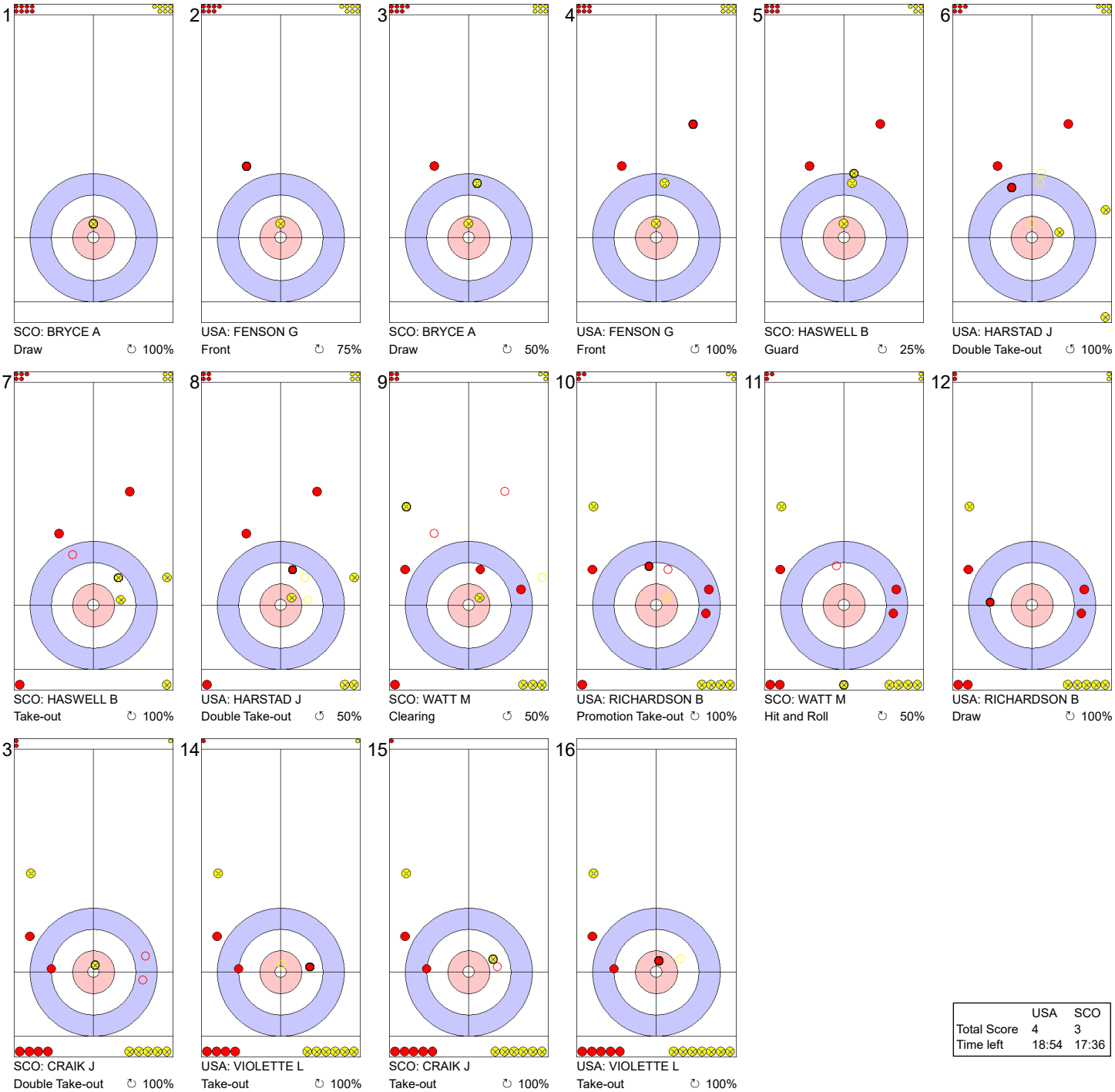

	1	2	3	4	5	6
	SCO: BRYCE A	USA: FENSON G	SCO: BRYCE A	USA: FENSON G	SCO: HASWELL B	USA: HARSTAD J
	Draw ↻ 100%	Front ↻ 75%	Draw ↻ 50%	Front ↺ 100%	Guard ↻ 25%	Double Take-out ↺ 100%
	7	8	9	10	11	12
	SCO: HASWELL B	USA: HARSTAD J	SCO: WATT M	USA: RICHARDSON B	SCO: WATT M	USA: RICHARDSON B
	Take-out ↻ 100%	Double Take-out ↺ 50%	Clearing ↺ 50%	Promotion Take-out ↻ 100%	Hit and Roll ↻ 50%	Draw ↻ 100%
	13	14	15	16		
	SCO: CRAIK J	USA: VIOLETTE L	SCO: CRAIK J	USA: VIOLETTE L		
	Double Take-out ↻ 100%	Take-out ↻ 100%	Take-out ↻ 100%	Take-out ↺ 100%		

	USA	SCO
Total Score	4	3
Time left	18:54	17:36

Legend:
↻ Clockwise ↺ Counter-clockwise - Not considered

Game - Shot by Shot

End 7 — **USA - United States 4 + 0** (this end) **= 4** — **SCO - Scotland 3 + 1** (this end) **= 4**

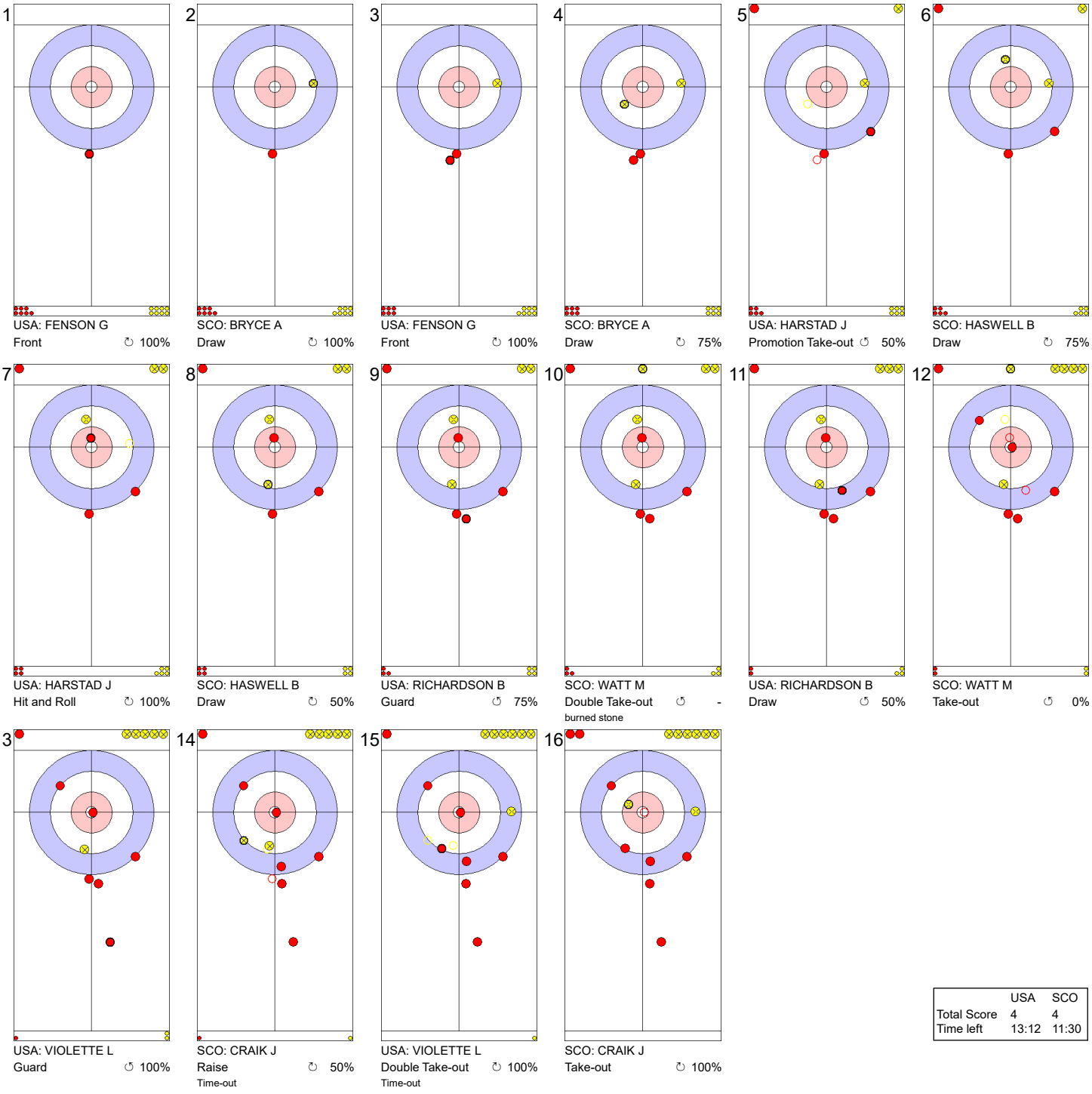

	1	2	3	4	5	6
	USA: FENSON G	SCO: BRYCE A	USA: FENSON G	SCO: BRYCE A	USA: HARSTAD J	SCO: HASWELL B
	Front ↻ 100%	Draw ↻ 100%	Front ↻ 100%	Draw ↻ 75%	Promotion Take-out ↺ 50%	Draw ↻ 75%
	7	8	9	10	11	12
	USA: HARSTAD J	SCO: HASWELL B	USA: RICHARDSON B	SCO: WATT M	USA: RICHARDSON B	SCO: WATT M
	Hit and Roll ↻ 100%	Draw ↻ 50%	Guard ↺ 75%	Double Take-out ↺ - burned stone	Draw ↺ 50%	Take-out ↺ 0%
	13	14	15	16		
	USA: VIOLETTE L	SCO: CRAIK J	USA: VIOLETTE L	SCO: CRAIK J		
	Guard ↻ 100%	Raise ↻ 50% Time-out	Double Take-out ↻ 100% Time-out	Take-out ↻ 100%		

	USA	SCO
Total Score	4	4
Time left	13:12	11:30

Legend:
↻ Clockwise ↺ Counter-clockwise - Not considered

Game - Shot by Shot

End 8 — **USA - United States** **4 + 1** (this end) **= 5** — **SCO - Scotland** **4 + 0** (this end) **= 4**

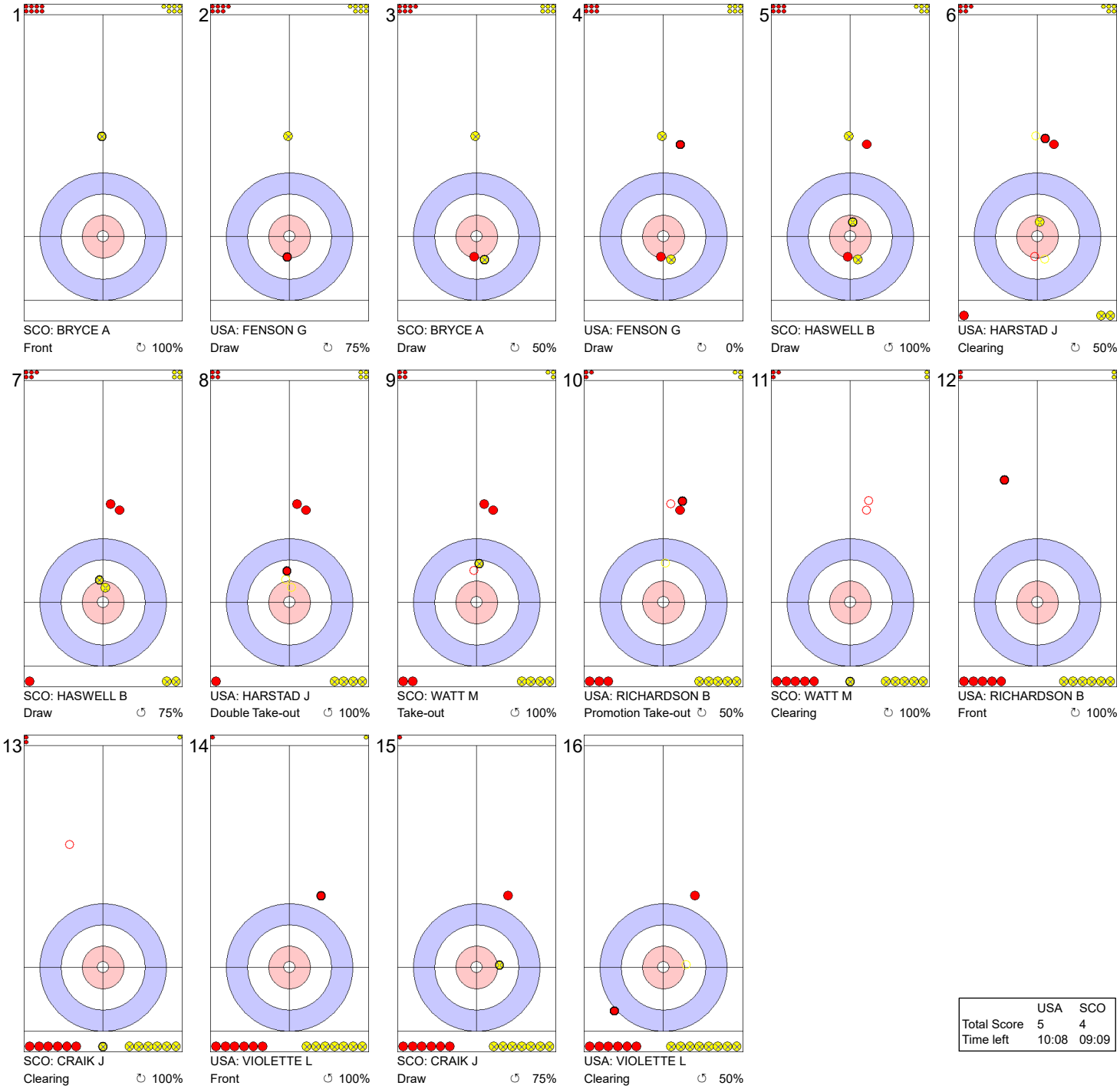

	USA	SCO
Total Score	5	4
Time left	10:08	09:09

Legend:
↻ Clockwise ↺ Counter-clockwise - Not considered

Game - Shot by Shot

End 9 — **USA - United States 5 + 0** (this end) **= 5** — **SCO - Scotland 4 + 2** (this end) **= 6**

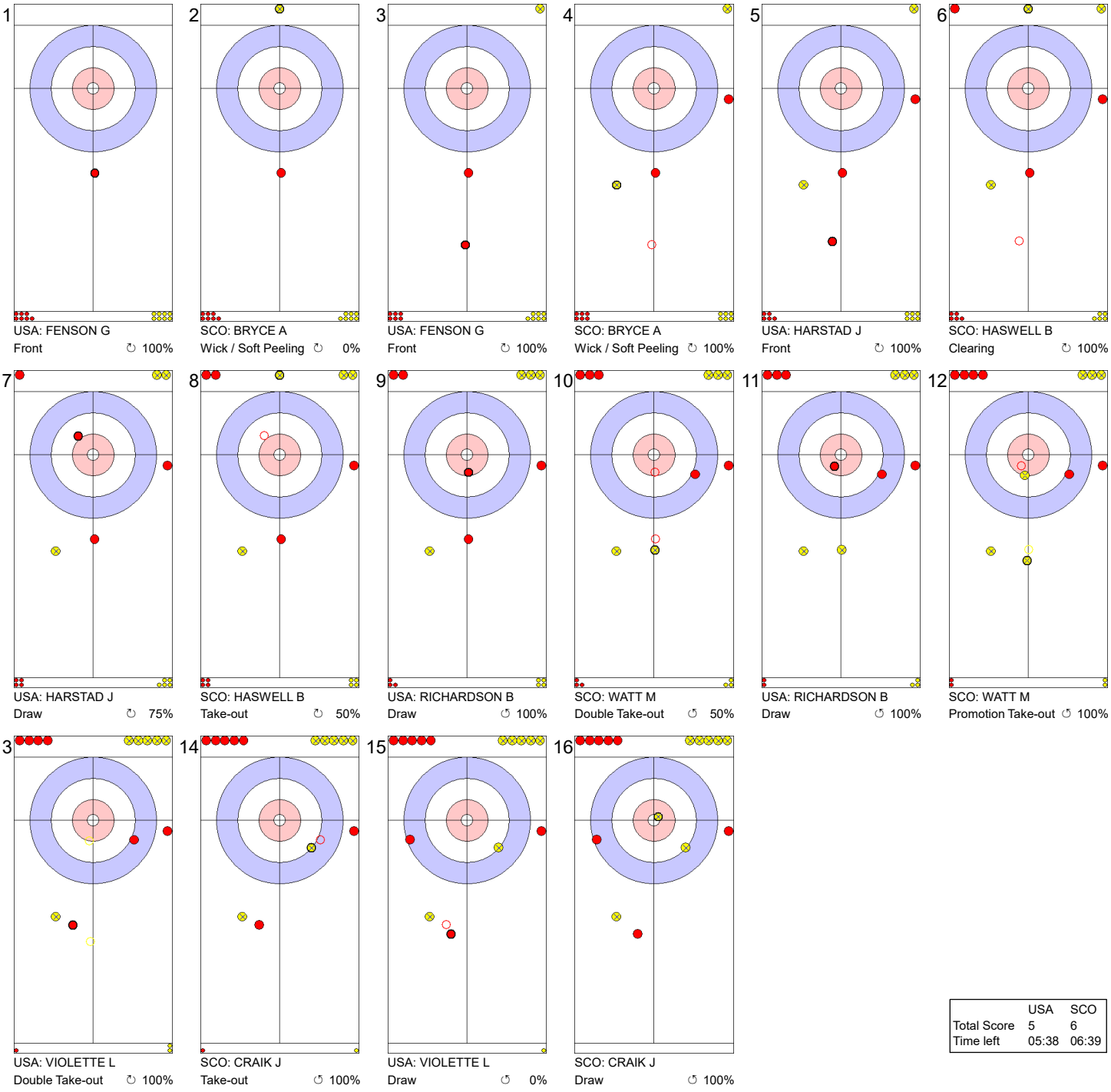

1
USA: FENSON G
Front ↻ 100%

2
SCO: BRYCE A
Wick / Soft Peeling ↻ 0%

3
USA: FENSON G
Front ↻ 100%

4
SCO: BRYCE A
Wick / Soft Peeling ↻ 100%

5
USA: HARSTAD J
Front ↻ 100%

6
SCO: HASWELL B
Clearing ↻ 100%

7
USA: HARSTAD J
Draw ↻ 75%

8
SCO: HASWELL B
Take-out ↻ 50%

9
USA: RICHARDSON B
Draw ↻ 100%

10
SCO: WATT M
Double Take-out ↺ 50%

11
USA: RICHARDSON B
Draw ↺ 100%

12
SCO: WATT M
Promotion Take-out ↺ 100%

13
USA: VIOLETTE L
Double Take-out ↻ 100%

14
SCO: CRAIK J
Take-out ↺ 100%

15
USA: VIOLETTE L
Draw ↺ 0%

16
SCO: CRAIK J
Draw ↺ 100%

	USA	SCO
Total Score	5	6
Time left	05:38	06:39

Legend:
↻ Clockwise ↺ Counter-clockwise - Not considered

Game - Shot by Shot

End 10 **USA - United States 5 + 1** (this end) **= 6** **SCO - Scotland 6 + 0** (this end) **= 6**

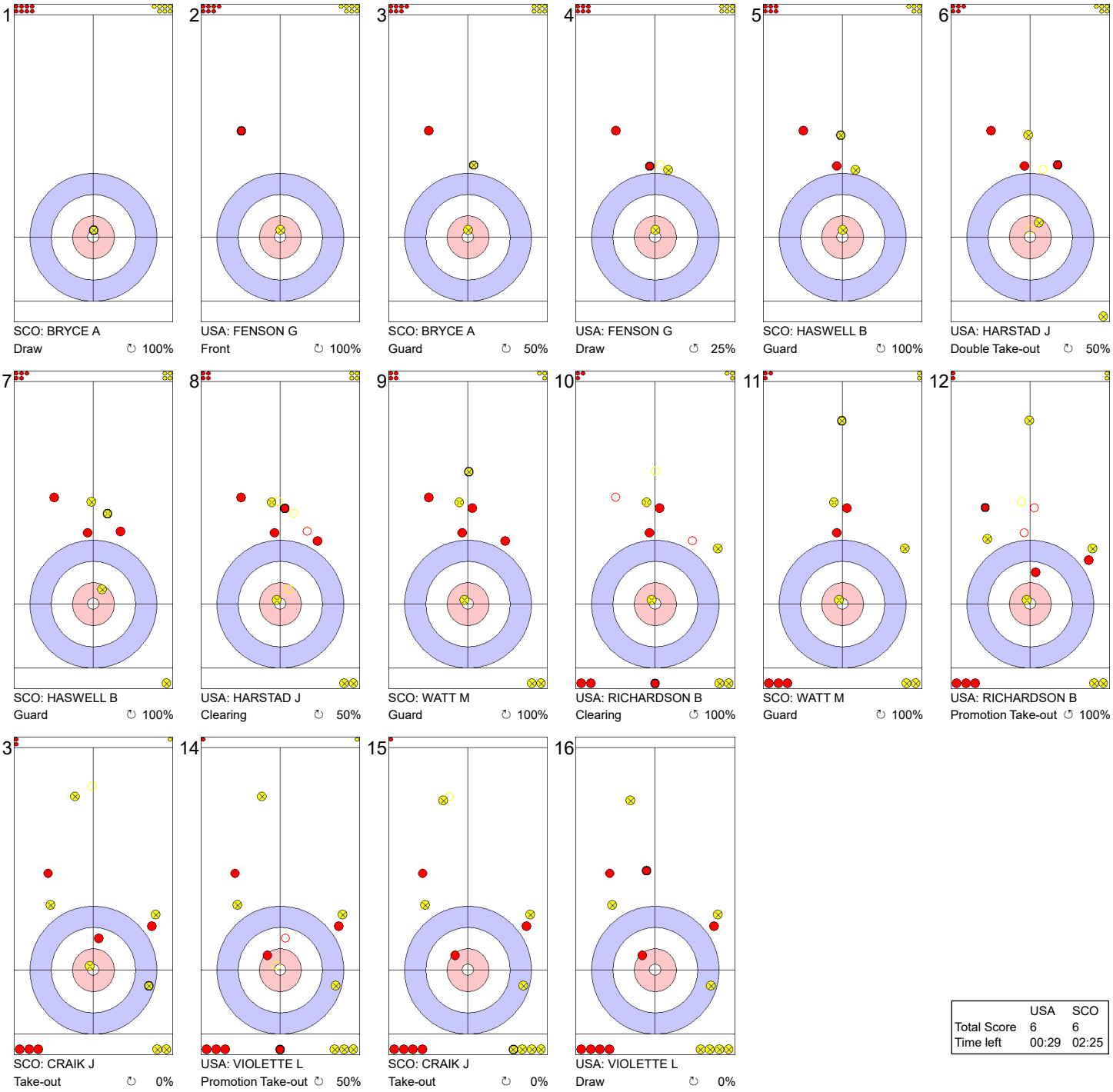

	USA	SCO
Total Score	6	6
Time left	00:29	02:25

Legend:

↻ Clockwise ↺ Counter-clockwise - Not considered

Game - Shot by Shot

End 11 — **USA - United States 6 + 0** (this end) **= 6** — **SCO - Scotland 6 + 1** (this end) **= 7**

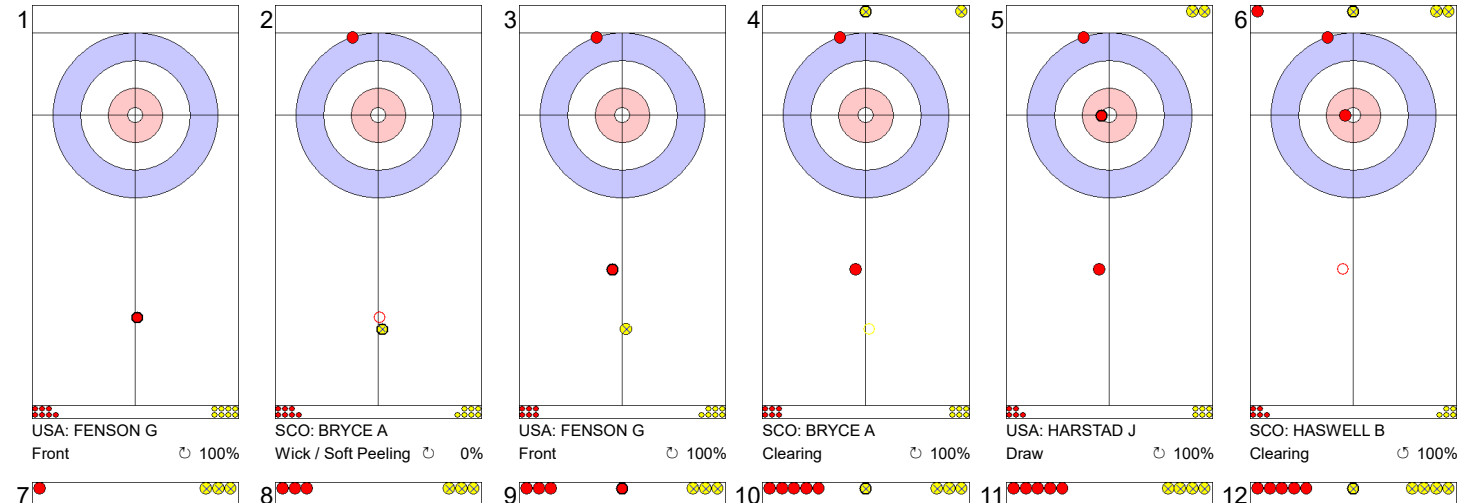

1	2	3	4	5	6
USA: FENSON G Front ↻ 100%	SCO: BRYCE A Wick / Soft Peeling ↻ 0%	USA: FENSON G Front ↻ 100%	SCO: BRYCE A Clearing ↻ 100%	USA: HARSTAD J Draw ↻ 100%	SCO: HASWELL B Clearing ↺ 100%
7	**8**	**9**	**10**	**11**	**12**
USA: HARSTAD J Guard ↻ 0%	SCO: HASWELL B Double Take-out ↻ 100%	USA: RICHARDSON B Front ↻ 0%	SCO: WATT M Clearing ↻ 100%	USA: RICHARDSON B Front ↻ 100%	SCO: WATT M Clearing ↻ - picked up debris
13	**14**	**15**	**16**		
USA: VIOLETTE L Raise ↺ 75% Time-out	SCO: CRAIK J Clearing ↻ 50%	USA: VIOLETTE L Guard ↺ 100%	SCO: CRAIK J Draw ↺ 100%		

	USA	SCO
Total Score	6	7
Time left	00:10	01:43

Legend:
↻ Clockwise ↺ Counter-clockwise - Not considered

Game Results

Sheet	Game	Team	LSFE	1	2	3	4	5	6	7	8	9	10	Extra Ends				Total
B	8	GER - Germany	*	1	0	2	1	3	1	X	X	X	X					8
	8	SWE - Sweden		0	2	0	0	0	0	X	X	X	X					2

GER - Germany		Shot Success Game	All
4 S	TOTZEK Sixten	85 %	77 %
3 V	SUTOR Joshua	77 %	70 %
2	HAAG Jan-Luca	77 %	76 %
1	SUTOR Magnus	94 %	86 %
A	HARSCH Klaudius	-	79 %
	Team Total	83 %	77 %

Last Stone Draw		Distance
↻	HAAG Jan-Luca	64.2cm
↺	SUTOR Magnus	23.1cm
Total		**87.3cm**

Time remaining: 18 minutes 52 seconds

Time-out: End 6 - GER stone 7

SWE - Sweden		Shot Success Game	All
4 S	MAGNUSSON Daniel	54 %	70 %
3 V	ISRAELSSON Rasmus	63 %	85 %
2	REGOSA Anton	56 %	72 %
1	JONES Sebastian	69 %	81 %
A	AHLBERG Robin	-	78 %
	Team Total	60 %	76 %

Last Stone Draw		Distance
↻	JONES Sebastian	72.2cm
↺	REGOSA Anton	199.6cm
Total		**271.8cm**

Time remaining: 15 minutes 50 seconds

GER - Germany		↻		↺		Game	
4 TOTZEK Sixten	Draws	0	-	6	79 %	6	79 %
	Take-outs	2	75 %	4	100 %	6	92 %
	Total	2	75 %	10	88 %	12	85 %
3 SUTOR Joshua	Draws	1	75 %	6	63 %	7	64 %
	Take-outs	1	100 %	4	94 %	5	95 %
	Total	2	88 %	10	75 %	12	77 %
2 HAAG Jan-Luca	Draws	1	100 %	9	81 %	10	83 %
	Take-outs	1	100 %	1	0 %	2	50 %
	Total	2	100 %	10	73 %	12	77 %
1 SUTOR Magnus	Draws	0	-	10	95 %	10	95 %
	Take-outs	0	-	2	88 %	2	88 %
	Total	0	-	12	94 %	12	94 %
A HARSCH Klaudius	Draws	0	-	0	-	0	-
	Take-outs	0	-	0	-	0	-
	Total	0	-	0	-	0	-
Team	Draws	2	88 %	31	81 %	33	82 %
	Take-outs	4	88 %	11	86 %	15	87 %
	Total	6	88 %	42	83 %	48	83 %

SWE - Sweden		↻		↺		Game	
4 MAGNUSSON Daniel	Draws	1	0 %	3	50 %	4	38 %
	Take-outs	5	70 %	3	50 %	8	63 %
	Total	6	58 %	6	50 %	12	54 %
3 ISRAELSSON Rasmus	Draws	1	75 %	2	88 %	3	83 %
	Take-outs	4	69 %	5	45 %	9	56 %
	Total	5	70 %	7	57 %	12	63 %
2 REGOSA Anton	Draws	1	75 %	3	50 %	4	56 %
	Take-outs	2	50 %	6	58 %	8	56 %
	Total	3	58 %	9	56 %	12	56 %
1 JONES Sebastian	Draws	1	100 %	10	73 %	11	75 %
	Take-outs	1	0 %	0	-	1	0 %
	Total	2	50 %	10	73 %	12	69 %
A AHLBERG Robin	Draws	0	-	0	-	0	-
	Take-outs	0	-	0	-	0	-
	Total	0	-	0	-	0	-
Team	Draws	4	63 %	18	67 %	22	66 %
	Take-outs	12	60 %	14	52 %	26	56 %
	Total	16	61 %	32	60 %	48	60 %

Note:
Position and function for each team member:
4 = Fourth, **3** = Third, **2** = Second, **1** = Lead, **A** = Alternate, **S** = Skip, **V** = Vice-Skip

Legend:
↻ Clockwise ↺ Counter-clockwise **LSFE(*)** Last Stone First End
X Unplayed/unfinished end due to concession

Game - Shot by Shot

End 1 — **GER - Germany 0 + 1** (this end) **= 1** — **SWE - Sweden 0 + 0** (this end) **= 0**



	GER	SWE
Total Score	1	0
Time left	34:54	35:13

Legend:

↻ Clockwise ↺ Counter-clockwise - Not considered

Game - Shot by Shot

End 2 — **GER - Germany 1 + 0** (this end) **= 1** — **SWE - Sweden 0 + 2** (this end) **= 2**



	GER	SWE
Total Score	1	2
Time left	31:50	30:09

Legend:

↻ Clockwise ↺ Counter-clockwise - Not considered

Game - Shot by Shot

End 3 — **GER - Germany 1 + 2** (this end) **= 3** — **SWE - Sweden 2 + 0** (this end) **= 2**

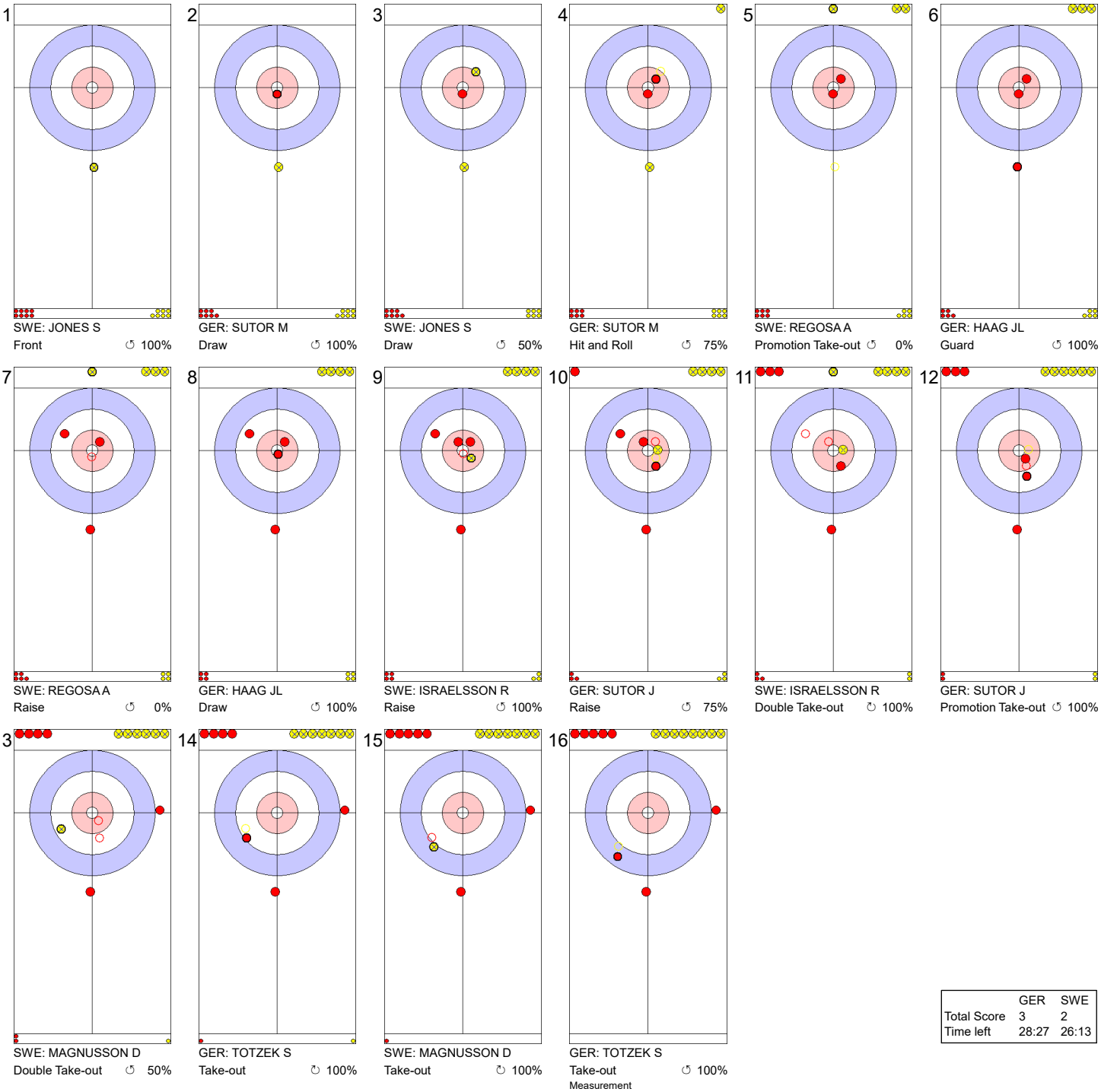

	GER	SWE
Total Score	3	2
Time left	28:27	26:13

Legend:

↻ Clockwise ↺ Counter-clockwise - Not considered

Game - Shot by Shot

End 4 — **GER - Germany 3 + 1** (this end) **= 4** — **SWE - Sweden 2 + 0** (this end) **= 2**



	GER	SWE
Total Score	4	2
Time left	26:17	23:46

Legend:

↻ Clockwise ↺ Counter-clockwise - Not considered

Game - Shot by Shot

End 5 — **GER - Germany 4 + 3** (this end) **= 7** — **SWE - Sweden 2 + 0** (this end) **= 2**

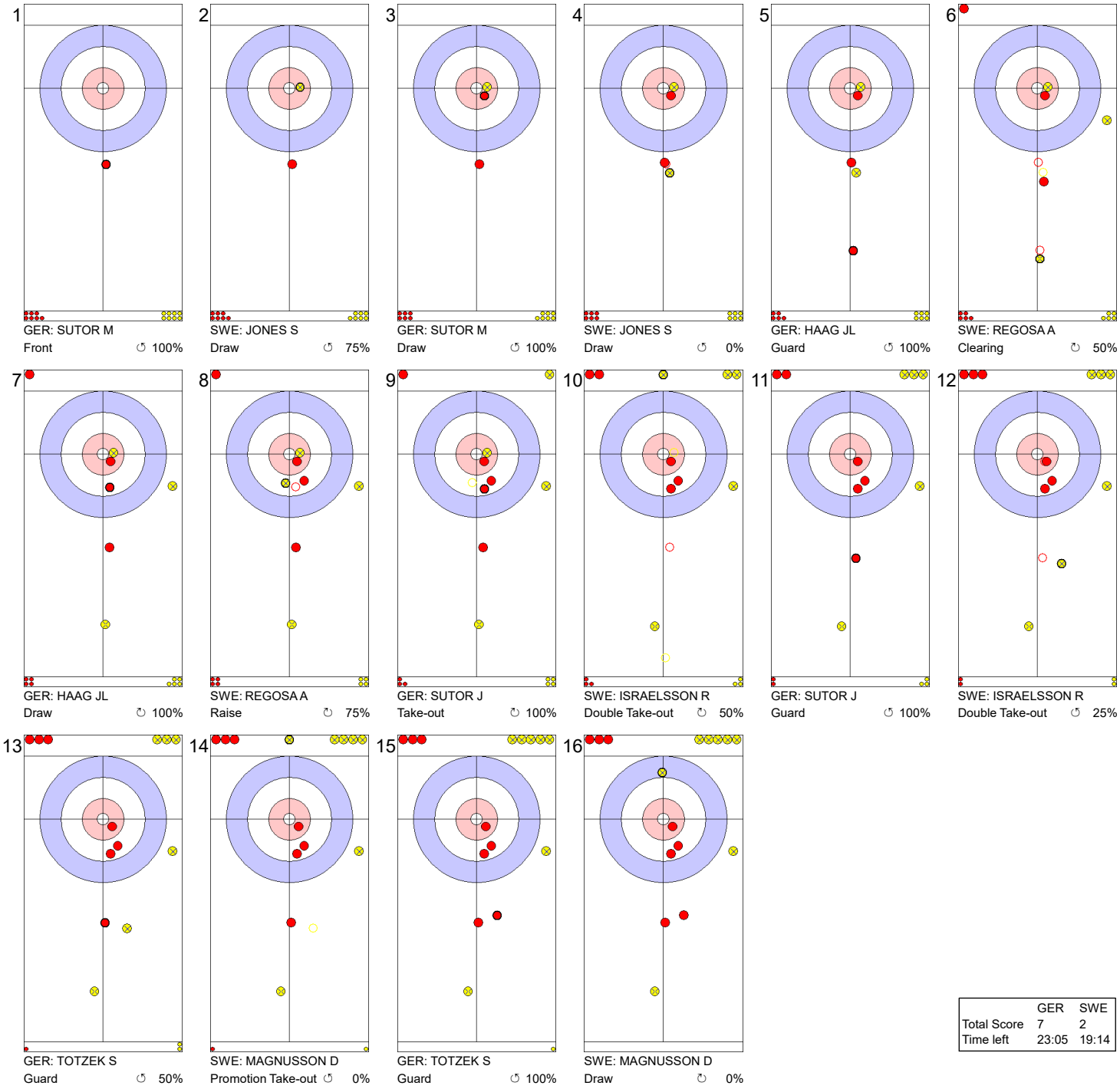

	GER	SWE
Total Score	7	2
Time left	23:05	19:14

Legend:

↻ Clockwise ↺ Counter-clockwise - Not considered

Game - Shot by Shot

End 6 — **GER - Germany 7 + 1** (this end) **= 8** — **SWE - Sweden 2 + 0** (this end) **= 2**

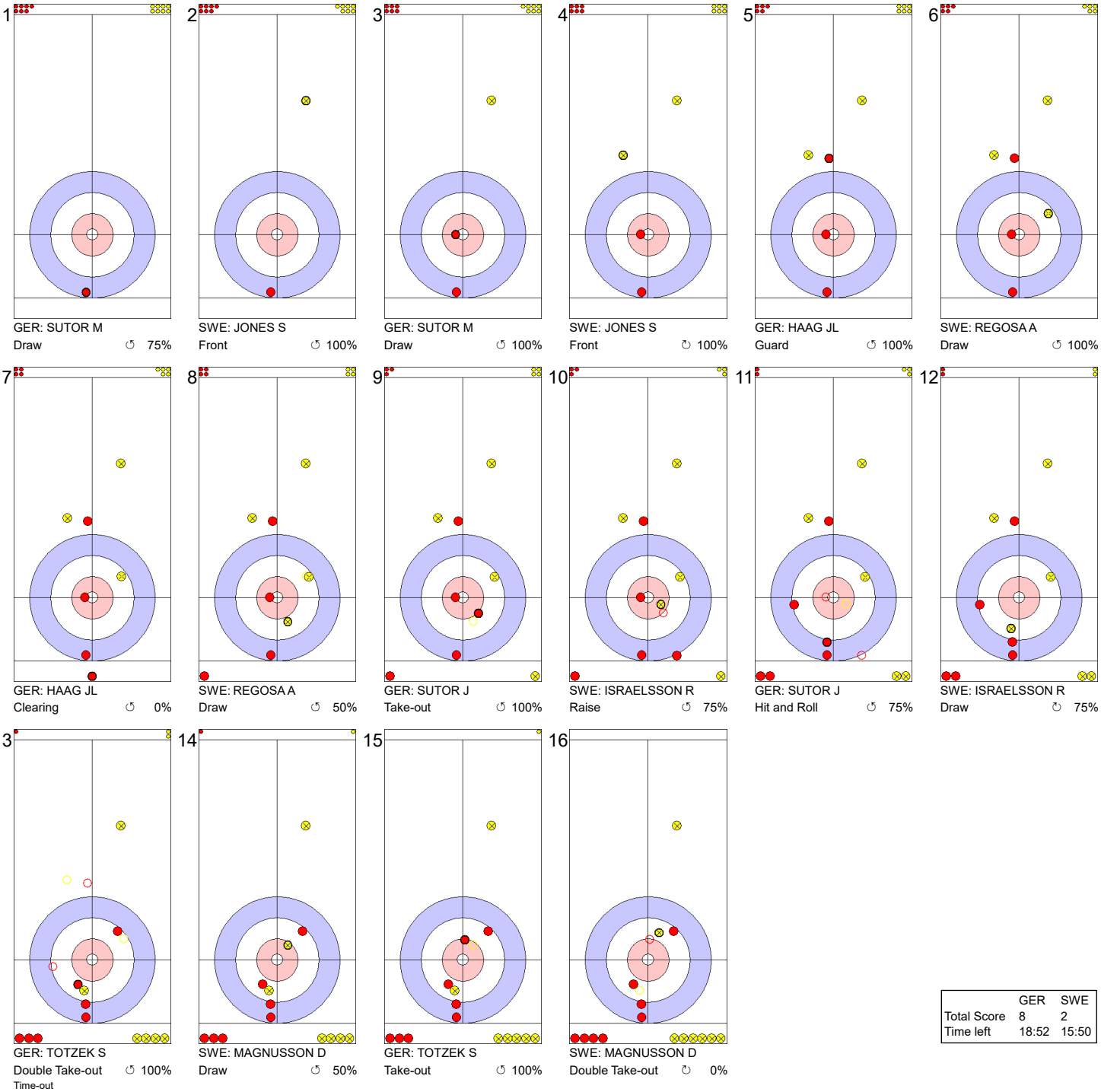

	GER	SWE
Total Score	8	2
Time left	18:52	15:50

Legend:
↻ Clockwise ↺ Counter-clockwise - Not considered

Game Results

Sheet	Game	Team	LSFE	1	2	3	4	5	6	7	8	9	10	Extra Ends				Total
C	8	NOR - Norway	*	0	1	0	1	0	0	0	1	X	X					3
	8	SUI - Switzerland		0	0	1	0	3	1	1	0	X	X					6

NOR - Norway		Shot Success Game	All
4 S	OEY Eirik	50 %	62 %
3	FAGERVOLL Brage	63 %	66 %
2	HERFJORD Johan	80 %	70 %
1 V	BRUSETH Martin	81%	77 %
A	BJOERNSTAD Ingebrigt	-	61%
	Team Total	68 %	68 %

Last Stone Draw		Distance
↻	BRUSETH Martin	85.4cm
↺	OEY Eirik	11.5cm
Total		**96.9cm**

Time remaining: 7 minutes 40 seconds

SUI - Switzerland		Shot Success Game	All
4 V	STOCKER Yves	83 %	67 %
3 S	HOESLI Marco	72 %	73 %
2	EBERHARD Felix	78 %	76 %
1	GERTSCH Marcel	75 %	83 %
A	WAGENSEIL Yves	-	71%
	Team Total	77 %	75 %

Last Stone Draw		Distance
↻	STOCKER Yves	36.8cm
↺	EBERHARD Felix	146.2cm
Total		**183.0cm**

Time remaining: 8 minutes 16 seconds

Time-out: End 8 - SUI stone 6

NOR - Norway		↻		↺		Game	
4 OEY Eirik	Draws	4	38 %	3	50 %	7	43 %
	Take-outs	5	55 %	4	56 %	9	56 %
	Total	9	47 %	7	54 %	16	50 %
3 FAGERVOLL Brage	Draws	3	75 %	4	56 %	7	64 %
	Take-outs	4	69 %	5	55 %	9	61 %
	Total	7	71 %	9	56 %	16	63 %
2 HERFJORD Johan	Draws	3	83 %	6	83 %	9	83 %
	Take-outs	5	75 %	2	75 %	7	75 %
	Total	8	78 %	8	81 %	16	80 %
1 BRUSETH Martin	Draws	4	75 %	8	81 %	12	79 %
	Take-outs	2	75 %	2	100 %	4	88 %
	Total	6	75 %	10	85 %	16	81 %
A BJOERNSTAD Ingebrigt	Draws	0	-	0	-	0	-
	Take-outs	0	-	0	-	0	-
	Total	0	-	0	-	0	-
Team	Draws	14	66 %	21	73 %	35	70 %
	Take-outs	16	67 %	13	65 %	29	66 %
	Total	30	67 %	34	70 %	64	68 %

SUI - Switzerland		↻		↺		Game	
4 STOCKER Yves	Draws	6	79 %	4	63 %	10	73 %
	Take-outs	2	100 %	4	100 %	6	100 %
	Total	8	84 %	8	81 %	16	83 %
3 HOESLI Marco	Draws	4	75 %	5	80 %	9	78 %
	Take-outs	4	63 %	3	67 %	7	64 %
	Total	8	69 %	8	75 %	16	72 %
2 EBERHARD Felix	Draws	3	92 %	3	75 %	6	83 %
	Take-outs	4	88 %	6	67 %	10	75 %
	Total	7	89 %	9	69 %	16	78 %
1 GERTSCH Marcel	Draws	2	100 %	12	67 %	14	71 %
	Take-outs	2	100 %	0	-	2	100 %
	Total	4	100 %	12	67 %	16	75 %
A WAGENSEIL Yves	Draws	0	-	0	-	0	-
	Take-outs	0	-	0	-	0	-
	Total	0	-	0	-	0	-
Team	Draws	15	83 %	24	70 %	39	75 %
	Take-outs	12	83 %	13	77 %	25	80 %
	Total	27	83 %	37	72 %	64	77 %

Note:
Position and function for each team member:
4 = Fourth, **3** = Third, **2** = Second, **1** = Lead, **A** = Alternate, **S** = Skip, **V** = Vice-Skip

Legend:
↻ Clockwise ↺ Counter-clockwise **LSFE(*)** Last Stone First End
X Unplayed/unfinished end due to concession

Game - Shot by Shot

End 1 — **NOR - Norway 0 + 0** (this end) **= 0** — **SUI - Switzerland 0 + 0** (this end) **= 0**

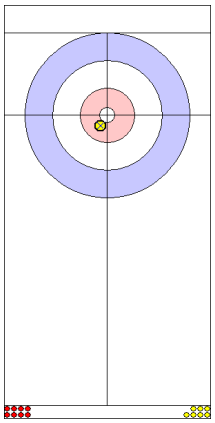
1
SUI: GERTSCH M
Draw ↻ 100%

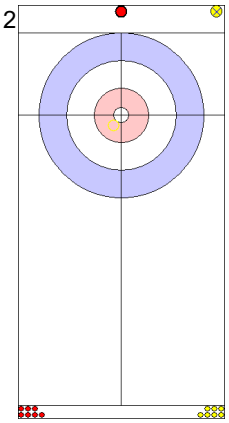
2
NOR: BRUSETH M
Take-out ↻ 50%

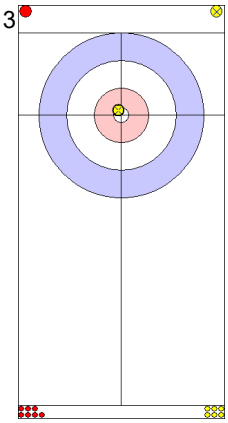
3
SUI: GERTSCH M
Draw ↻ 100%

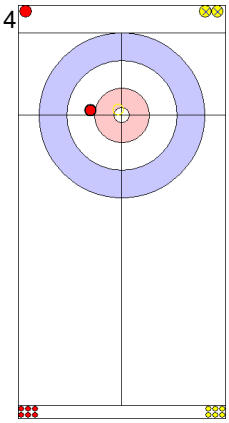
4
NOR: BRUSETH M
Take-out ↻ 100%

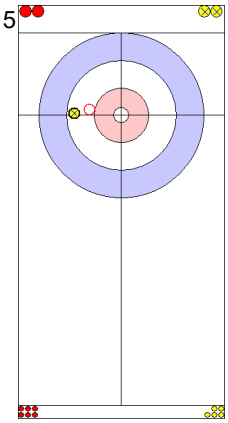
5
SUI: EBERHARD F
Take-out ↻ 100%

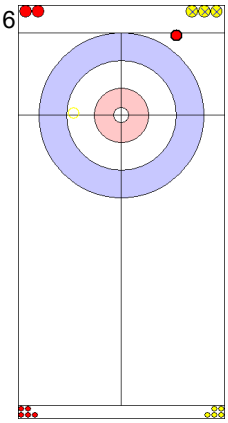
6
NOR: HERFJORD J
Take-out ↻ 50%

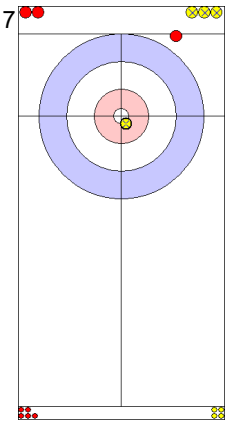
7
SUI: EBERHARD F
Draw ↻ 100%

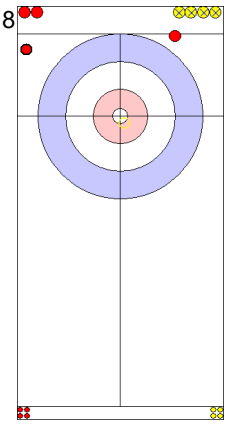
8
NOR: HERFJORD J
Take-out ↻ 50%

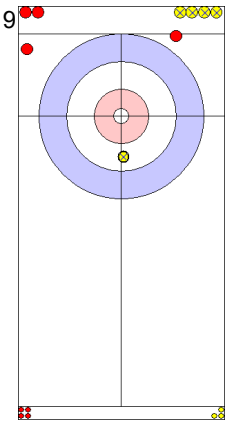
9
SUI: HOESLI M
Draw ↻ 100%

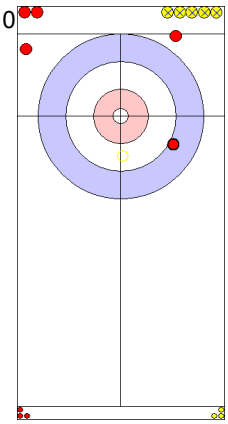
10
NOR: FAGERVOLL B
Take-out ↻ 100%

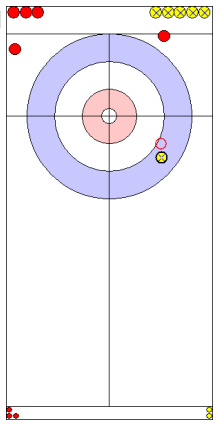
11
SUI: HOESLI M
Take-out ↻ 100%

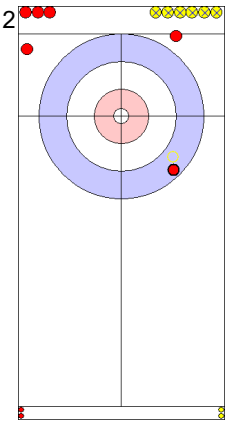
12
NOR: FAGERVOLL B
Take-out ↻ 100%

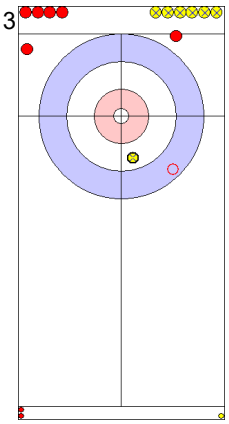
13
SUI: STOCKER Y
Take-out ↻ 100%

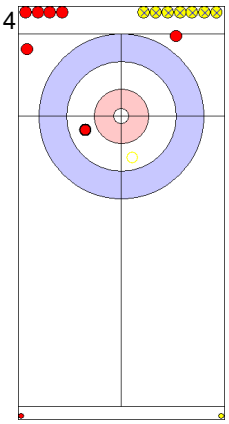
14
NOR: OEY E
Take-out ↻ 100%

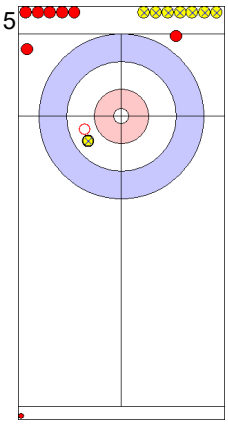
15
SUI: STOCKER Y
Take-out ↻ 100%

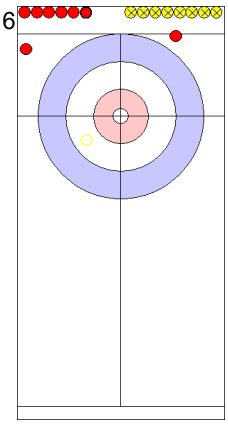
16
NOR: OEY E
Clearing ↻ 100%

	NOR	SUI
Total Score	0	0
Time left	36:10	35:54

Legend:
↻ Clockwise ↺ Counter-clockwise - Not considered

Game - Shot by Shot

End 2 — **NOR - Norway 0 + 1** (this end) **= 1** — **SUI - Switzerland 0 + 0** (this end) **= 0**



	1	2	3	4	5	6
	SUI: GERTSCH M	NOR: BRUSETH M	SUI: GERTSCH M	NOR: BRUSETH M	SUI: EBERHARD F	NOR: HERFJORD J
	Front ↻ 100%	Draw ↻ 0%	Draw ↺ 25%	Hit and Roll ↺ 100%	Promotion Take-out ↺ 0%	Draw ↺ 100%
	7	8	9	10	11	12
	SUI: EBERHARD F	NOR: HERFJORD J	SUI: HOESLI M	NOR: FAGERVOLL B	SUI: HOESLI M	NOR: FAGERVOLL B
	Hit and Roll ↻ 100%	Draw ↻ 100%	Draw ↺ 50%	Double Take-out ↺ 0%	Draw ↺ 75%	Double Take-out ↺ 0%
	13	14	15	16		
	SUI: STOCKER Y	NOR: OEY E	SUI: STOCKER Y	NOR: OEY E		
	Draw ↺ 0%	Draw ↺ 50%	Draw ↺ 50%	Hit and Roll ↺ 0%		

	NOR	SUI
Total Score	1	0
Time left	32:46	32:46

Legend:
↻ Clockwise ↺ Counter-clockwise - Not considered

Game - Shot by Shot

End 3 — **NOR - Norway 1 + 0** (this end) **= 1** — **SUI - Switzerland 0 + 1** (this end) **= 1**

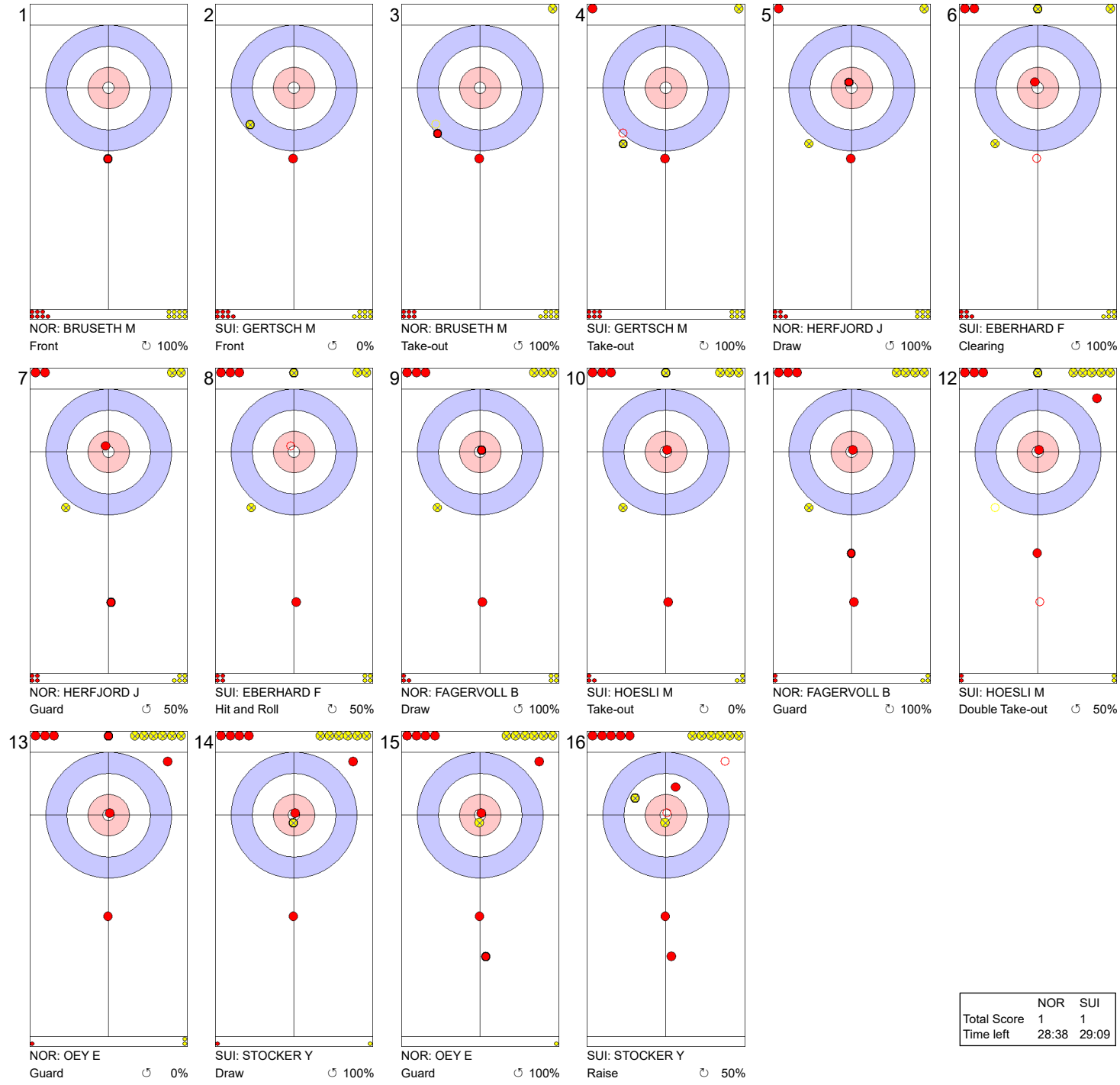

	NOR	SUI
Total Score	1	1
Time left	28:38	29:09

Legend:

↻ Clockwise ↺ Counter-clockwise - Not considered

Game - Shot by Shot

End 4 — **NOR - Norway** **1 + 1** (this end) **= 2** — **SUI - Switzerland** **1 + 0** (this end) **= 1**



	NOR	SUI
Total Score	2	1
Time left	24:04	25:41

Legend:

↻ Clockwise ↺ Counter-clockwise - Not considered

Game - Shot by Shot

End 5 — **NOR - Norway 2 + 0** (this end) **= 2** — **SUI - Switzerland 1 + 3** (this end) **= 4**



	NOR	SUI
Total Score	2	4
Time left	19:30	20:32

Legend:

↻ Clockwise ↺ Counter-clockwise - Not considered

Game - Shot by Shot

End 6 — **NOR - Norway 2 + 0** (this end) **= 2** — **SUI - Switzerland 4 + 1** (this end) **= 5**



	NOR	SUI
Total Score	2	5
Time left	14:38	16:46

Legend:

↻ Clockwise ↺ Counter-clockwise - Not considered

Game - Shot by Shot

End 7 — **NOR - Norway 2 + 0** (this end) **= 2** — **SUI - Switzerland 5 + 1** (this end) **= 6**

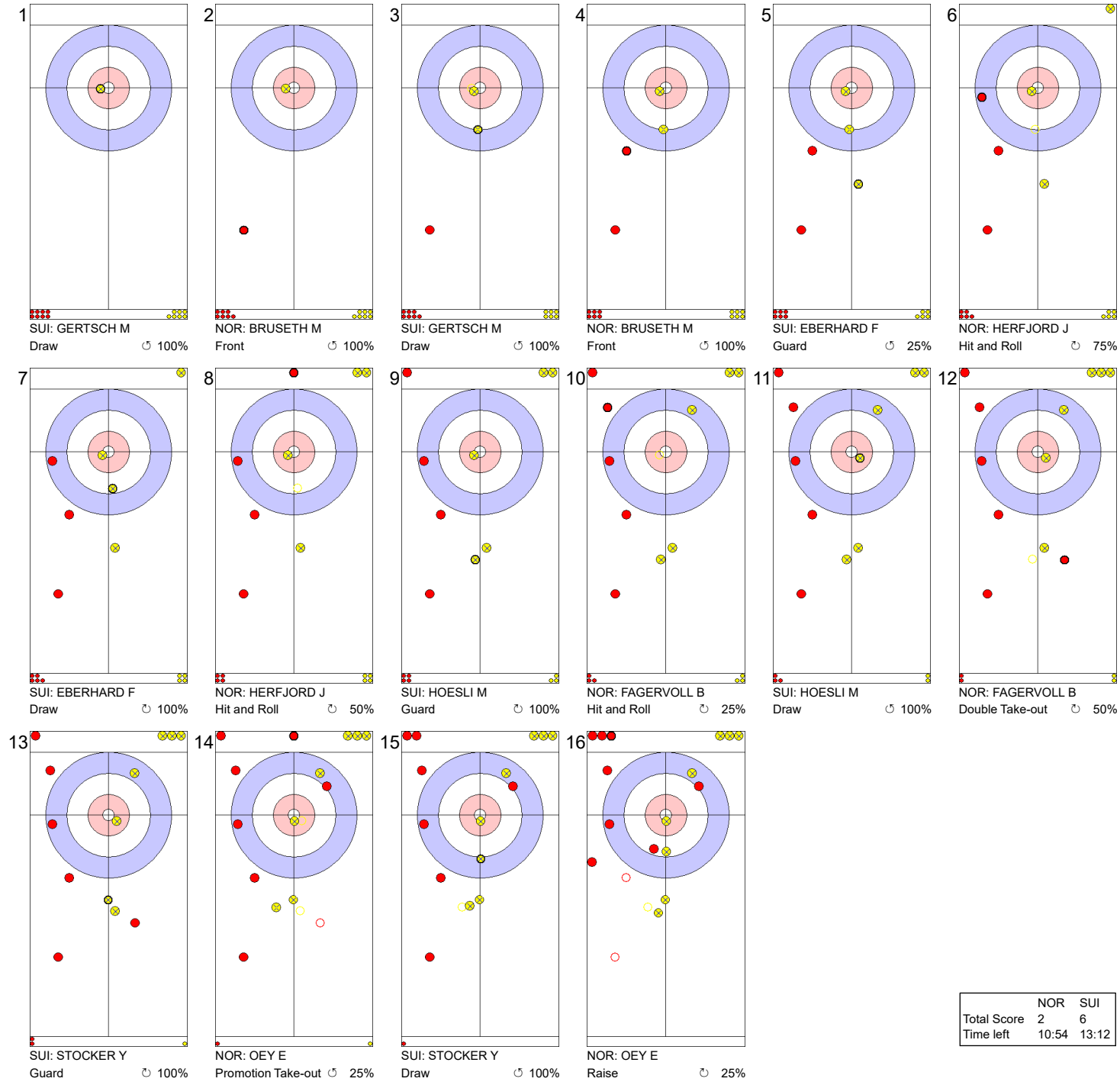

	NOR	SUI
Total Score	2	6
Time left	10:54	13:12

Legend:
↻ Clockwise ↺ Counter-clockwise - Not considered

Game - Shot by Shot

End 8 — **NOR - Norway 2 + 1** (this end) **= 3** — **SUI - Switzerland 6 + 0** (this end) **= 6**

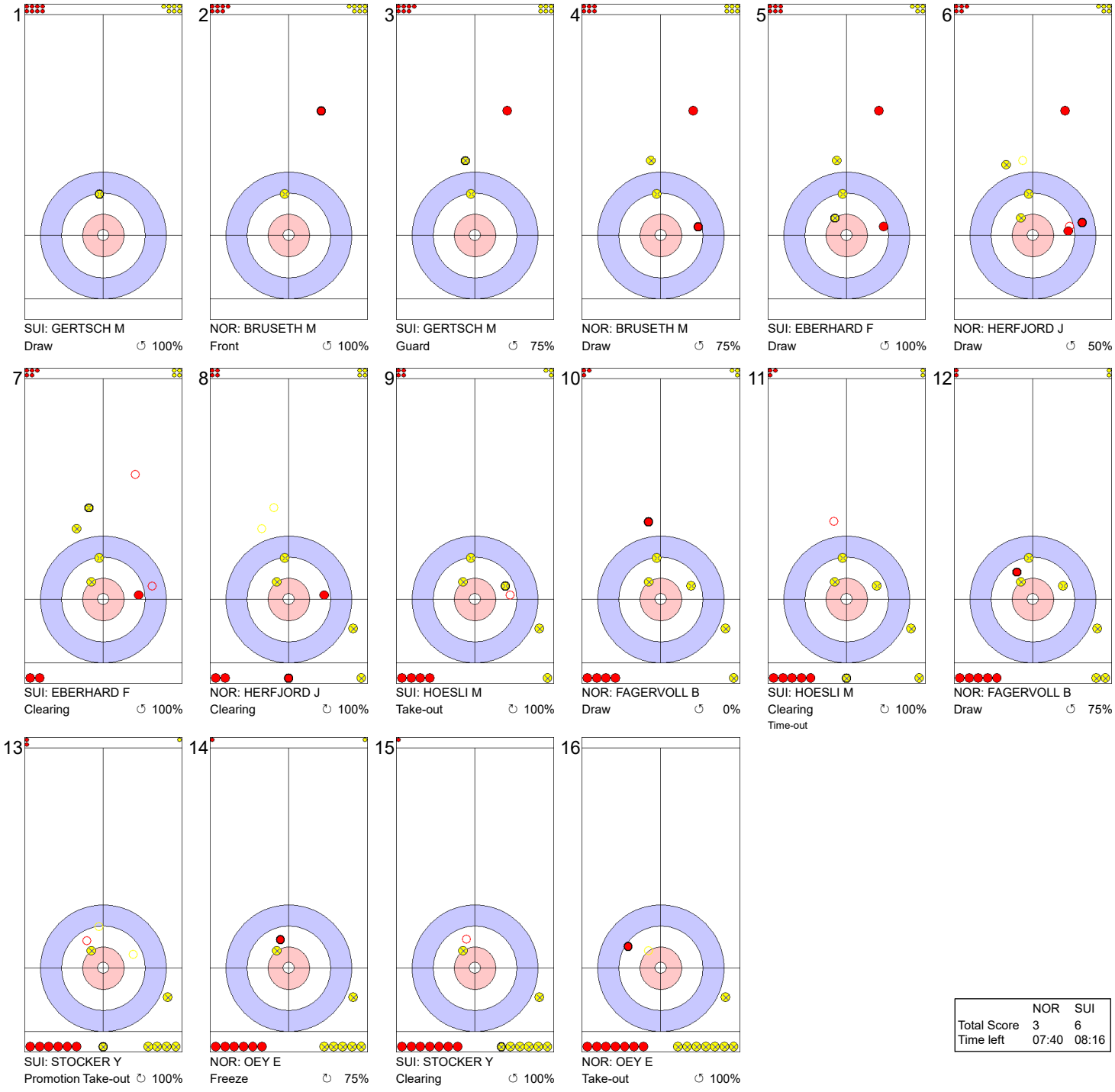

	1	2	3	4	5	6
	SUI: GERTSCH M	NOR: BRUSETH M	SUI: GERTSCH M	NOR: BRUSETH M	SUI: EBERHARD F	NOR: HERFJORD J
	Draw ↺ 100%	Front ↺ 100%	Guard ↺ 75%	Draw ↺ 75%	Draw ↺ 100%	Draw ↺ 50%
	7	8	9	10	11	12
	SUI: EBERHARD F	NOR: HERFJORD J	SUI: HOESLI M	NOR: FAGERVOLL B	SUI: HOESLI M	NOR: FAGERVOLL B
	Clearing ↺ 100%	Clearing ↺ 100%	Take-out ↺ 100%	Draw ↺ 0%	Clearing ↺ 100% Time-out	Draw ↺ 75%
	13	14	15	16		
	SUI: STOCKER Y	NOR: OEY E	SUI: STOCKER Y	NOR: OEY E		
	Promotion Take-out ↺ 100%	Freeze ↺ 75%	Clearing ↺ 100%	Take-out ↺ 100%		

	NOR	SUI
Total Score	3	6
Time left	07:40	08:16

Legend:
↻ Clockwise ↺ Counter-clockwise - Not considered

Game Results

Sheet	Game	Team	LSFE	1	2	3	4	5	6	7	8	9	10	Extra Ends				Total
D	8	CAN - Canada	*	0	0	1	0	0	2	0	1	2	X					6
	8	RUS - Russia		0	0	0	0	0	0	1	0	0	X					1

CAN - Canada		Shot Success Game	Shot Success All
4 S	GAUTHIER Jacques	84 %	84 %
3 V	PETERS Jordan	83 %	84 %
2	PAYETTE Brayden	86 %	81 %
1	BILAWKA Zachary	90 %	80 %
A	DUNLOP Thomas	-	-
	Team Total	86 %	82 %

Last Stone Draw		Distance
↻	GAUTHIER Jacques	30.3cm
↺	PETERS Jordan	12.3cm
Total		**42.6cm**

Time remaining: 16 minutes 36 seconds

RUS - Russia		Shot Success Game	Shot Success All
4 V	DUDOV Andrey	72 %	74 %
3 S	KARETNIKOV Artem	85 %	75 %
2	VLASENKO Mikhail	74 %	68 %
1	LYSAKOV Nikolai	89 %	84 %
A	KAZACHKOV Ivan	-	67 %
	Team Total	80 %	75 %

Last Stone Draw		Distance
↻	VLASENKO Mikhail	24.3cm
↺	KARETNIKOV Artem	199.6cm
Total		**223.9cm**

Time remaining: 11 minutes 18 seconds

CAN - Canada		↻		↺		Game	
4 GAUTHIER Jacques	Draws	4	63 %	2	88 %	6	71 %
	Take-outs	5	100 %	6	83 %	11	91 %
	Total	9	83 %	8	84 %	17	84 %
3 PETERS Jordan	Draws	1	75 %	1	100 %	2	88 %
	Take-outs	9	97 %	7	64 %	16	83 %
	Total	10	95 %	8	69 %	18	83 %
2 PAYETTE Brayden	Draws	5	90 %	5	70 %	10	80 %
	Take-outs	3	100 %	5	90 %	8	94 %
	Total	8	94 %	10	80 %	18	86 %
1 BILAWKA Zachary	Draws	12	85 %	2	100 %	14	88 %
	Take-outs	2	100 %	2	100 %	4	100 %
	Total	14	88 %	4	100 %	18	90 %
A DUNLOP Thomas	Draws	0	-	0	-	0	-
	Take-outs	0	-	0	-	0	-
	Total	0	-	0	-	0	-
Team	Draws	22	82 %	10	83 %	32	82 %
	Take-outs	19	99 %	20	80 %	39	89 %
	Total	41	90 %	30	81 %	71	86 %

RUS - Russia		↻		↺		Game	
4 DUDOV Andrey	Draws	4	63 %	2	50 %	6	58 %
	Take-outs	5	80 %	7	79 %	12	79 %
	Total	9	72 %	9	72 %	18	72 %
3 KARETNIKOV Artem	Draws	3	92 %	5	80 %	8	84 %
	Take-outs	7	79 %	3	100 %	10	85 %
	Total	10	83 %	8	88 %	18	85 %
2 VLASENKO Mikhail	Draws	3	58 %	3	75 %	6	67 %
	Take-outs	7	71 %	5	85 %	12	77 %
	Total	10	68 %	8	81 %	18	74 %
1 LYSAKOV Nikolai	Draws	6	100 %	8	88 %	14	93 %
	Take-outs	2	75 %	2	75 %	4	75 %
	Total	8	94 %	10	85 %	18	89 %
A KAZACHKOV Ivan	Draws	0	-	0	-	0	-
	Take-outs	0	-	0	-	0	-
	Total	0	-	0	-	0	-
Team	Draws	16	81 %	18	79 %	34	80 %
	Take-outs	21	76 %	17	84 %	38	80 %
	Total	37	78 %	35	81 %	72	80 %

Note:
Position and function for each team member:
4 = Fourth, **3** = Third, **2** = Second, **1** = Lead, **A** = Alternate, **S** = Skip, **V** = Vice-Skip

Legend:
↻ Clockwise ↺ Counter-clockwise **LSFE(*)** Last Stone First End
X Unplayed/unfinished end due to concession

Game - Shot by Shot

End 1 — **CAN - Canada 0 + 0** (this end) **= 0** — **RUS - Russia 0 + 0** (this end) **= 0**



	CAN	RUS
Total Score	0	0
Time left	36:57	36:26

Legend:

↻ Clockwise ↺ Counter-clockwise - Not considered

Game - Shot by Shot

End 2 — **CAN - Canada 0 + 0** (this end) **= 0** — **RUS - Russia 0 + 0** (this end) **= 0**

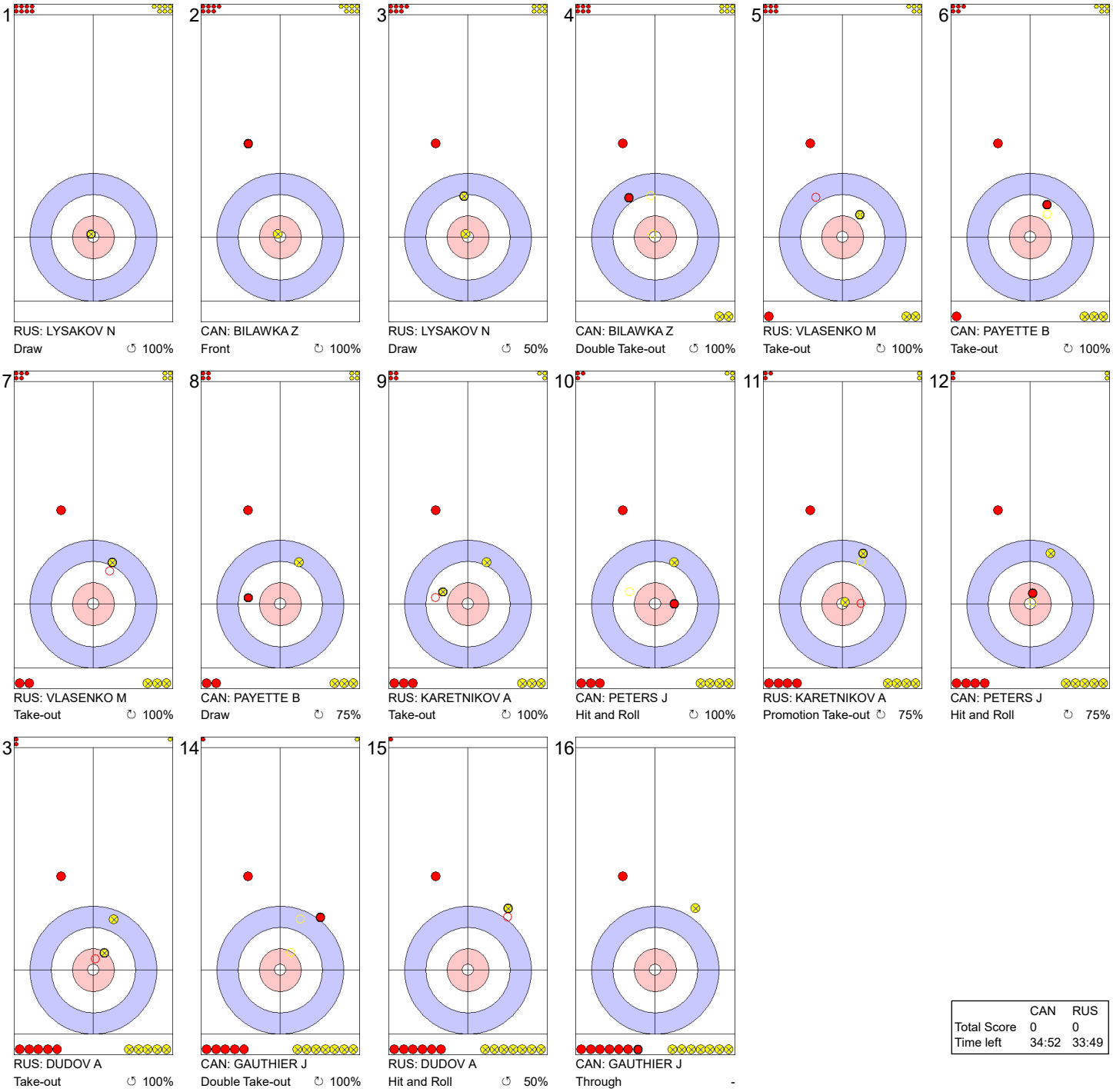

	1	2	3	4	5	6
	RUS: LYSAKOV N	CAN: BILAWKA Z	RUS: LYSAKOV N	CAN: BILAWKA Z	RUS: VLASENKO M	CAN: PAYETTE B
	Draw ↻ 100%	Front ↻ 100%	Draw ↺ 50%	Double Take-out ↻ 100%	Take-out ↻ 100%	Take-out ↻ 100%
	7	8	9	10	11	12
	RUS: VLASENKO M	CAN: PAYETTE B	RUS: KARETNIKOV A	CAN: PETERS J	RUS: KARETNIKOV A	CAN: PETERS J
	Take-out ↻ 100%	Draw ↻ 75%	Take-out ↻ 100%	Hit and Roll ↻ 100%	Promotion Take-out ↻ 75%	Hit and Roll ↻ 75%
	13	14	15	16		
	RUS: DUDOV A	CAN: GAUTHIER J	RUS: DUDOV A	CAN: GAUTHIER J		
	Take-out ↻ 100%	Double Take-out ↻ 100%	Hit and Roll ↺ 50%	Through -		

	CAN	RUS
Total Score	0	0
Time left	34:52	33:49

Legend:
↻ Clockwise ↺ Counter-clockwise - Not considered

Game - Shot by Shot

End 3 **CAN - Canada 0 + 1** (this end) **= 1** **RUS - Russia 0 + 0** (this end) **= 0**



	CAN	RUS
Total Score	1	0
Time left	30:45	29:16

Legend:
↻ Clockwise ↺ Counter-clockwise - Not considered

Game - Shot by Shot

End 4 — **CAN - Canada 1 + 0** (this end) **= 1** — **RUS - Russia 0 + 0** (this end) **= 0**

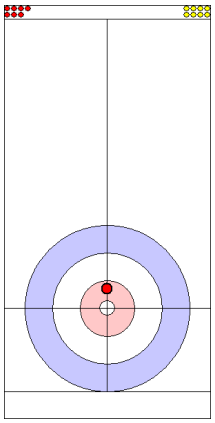

1 CAN: BILAWKA Z
Draw ↻ 100%

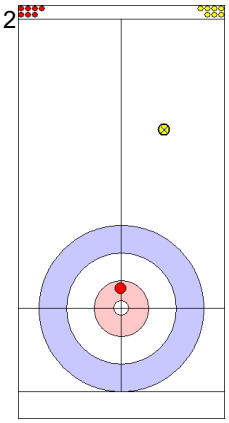

2 RUS: LYSAKOV N
Front ↺ 100%

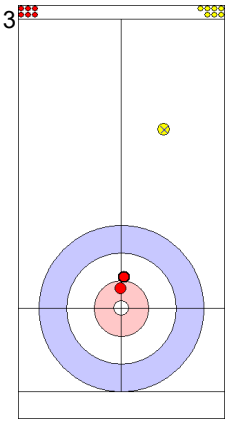

3 CAN: BILAWKA Z
Draw ↻ 50%

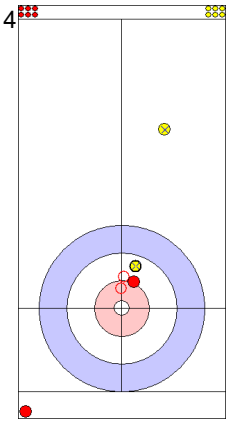

4 RUS: LYSAKOV N
Take-out ↻ 100%

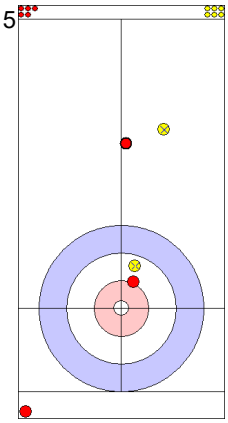

5 CAN: PAYETTE B
Guard ↺ 75%

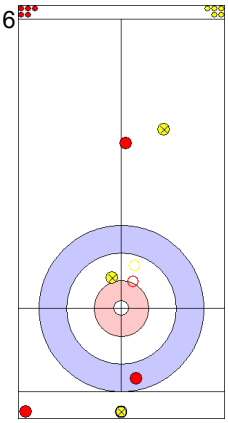

6 RUS: VLASENKO M
Raise ↻ 75%

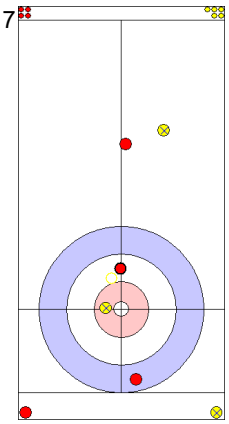

7 CAN: PAYETTE B
Raise ↺ 100%

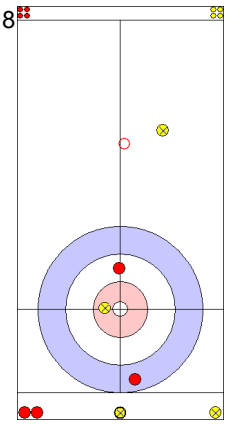

8 RUS: VLASENKO M
Clearing ↺ 100%

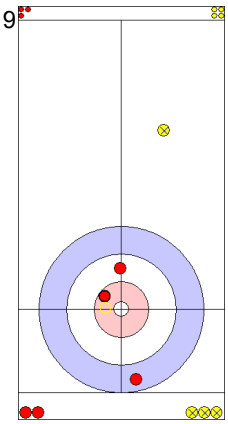

9 CAN: PETERS J
Take-out ↻ 100%

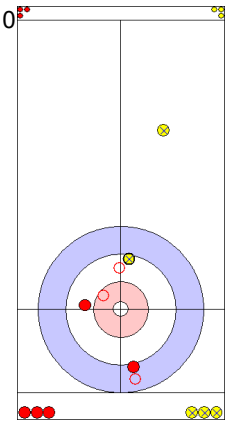

10 RUS: KARETNIKOV A
Double Take-out ↻ 50%

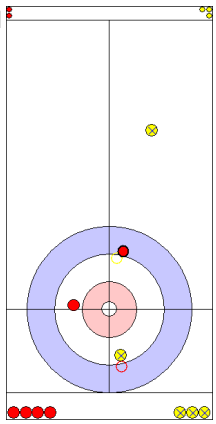

11 CAN: PETERS J
Take-out ↺ 0%

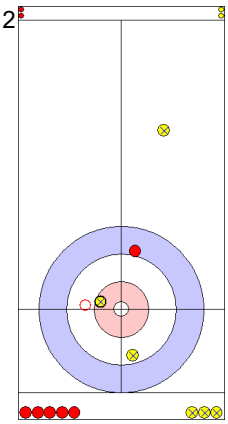

12 RUS: KARETNIKOV A
Hit and Roll ↻ 75%

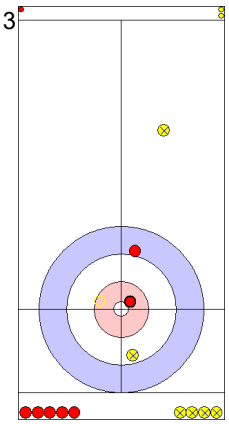

13 CAN: GAUTHIER J
Hit and Roll ↺ 100%

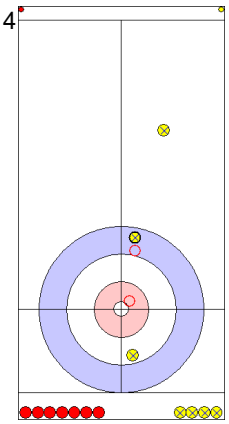

14 RUS: DUDOV A
Double Take-out ↺ 100%

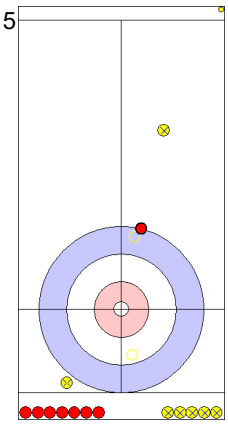

15 CAN: GAUTHIER J
Double Take-out ↺ 100%

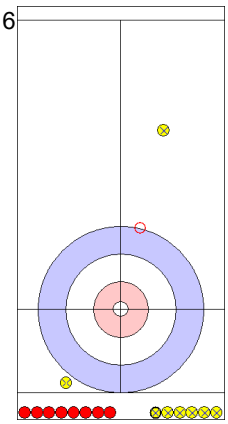

16 RUS: DUDOV A
Clearing ↺ 100%

	CAN	RUS
Total Score	1	0
Time left	28:07	26:03

Legend:
↻ Clockwise ↺ Counter-clockwise - Not considered

Game - Shot by Shot

End 5 — **CAN - Canada 1 + 0** (this end) **= 1** — **RUS - Russia 0 + 0** (this end) **= 0**

1
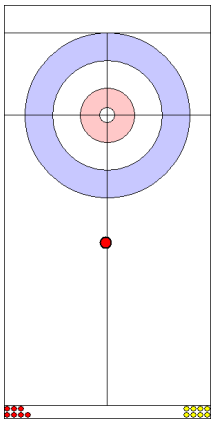
CAN: BILAWKA Z
Front ↻ 100%

2
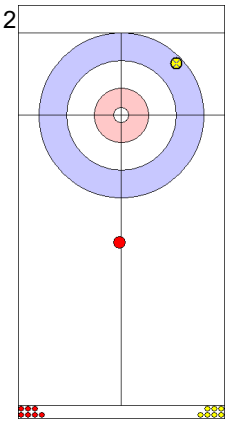
RUS: LYSAKOV N
Draw ↻ 100%

3
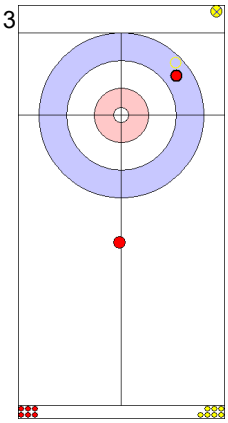
CAN: BILAWKA Z
Take-out ↻ 100%

4
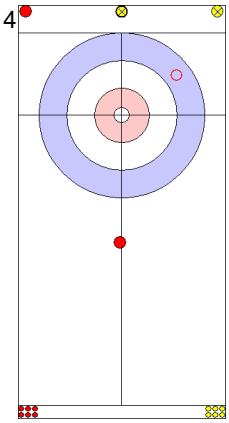
RUS: LYSAKOV N
Take-out ↻ 50%

5
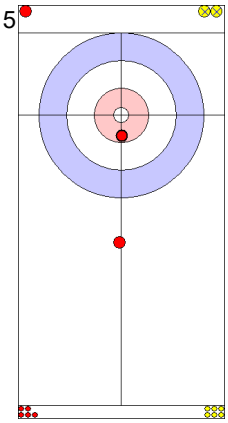
CAN: PAYETTE B
Draw ↻ 100%

6
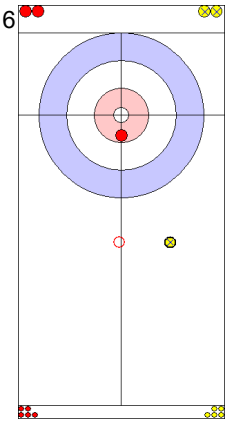
RUS: VLASENKO M
Double Take-out ↻ 50%

7
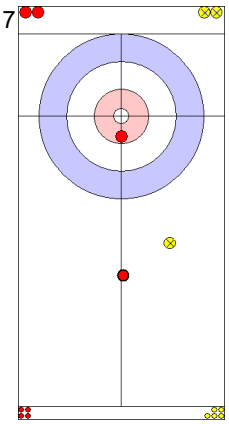
CAN: PAYETTE B
Guard ↻ 100%

8
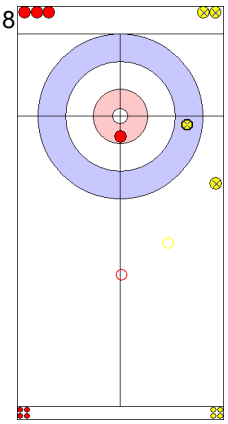
RUS: VLASENKO M
Clearing ↻ 100%

9
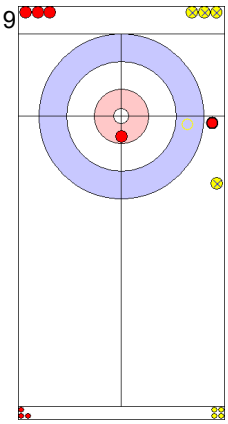
CAN: PETERS J
Take-out ↻ 50%

10
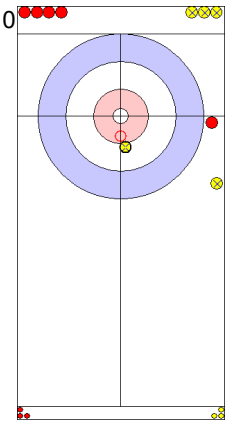
RUS: KARETNIKOV A
Take-out ↻ 100%

11
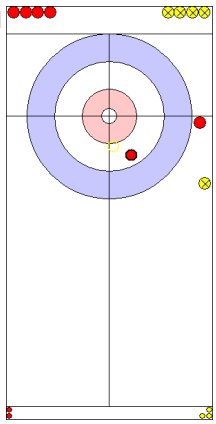
CAN: PETERS J
Take-out ↻ 100%

12
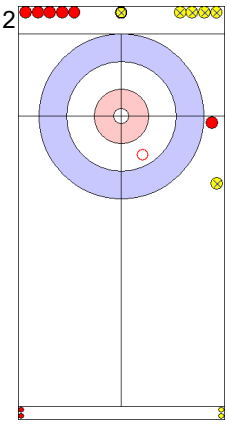
RUS: KARETNIKOV A
Take-out ↻ 50%

13
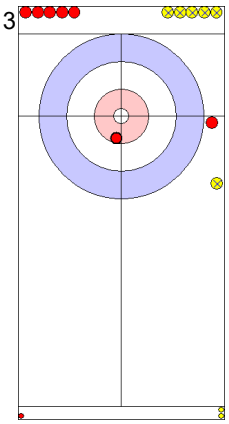
CAN: GAUTHIER J
Draw ↻ 100%

14
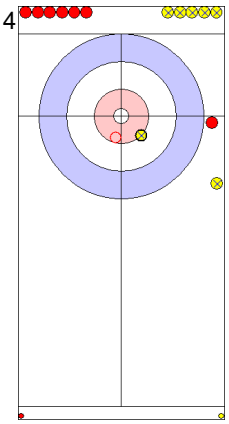
RUS: DUDOV A
Take-out ↻ 100%

15
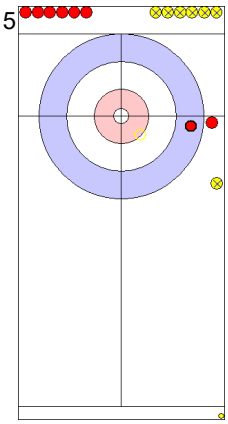
CAN: GAUTHIER J
Take-out ↻ 100%

16
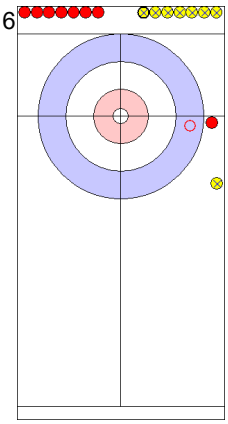
RUS: DUDOV A
Clearing ↻ 100%

	CAN	RUS
Total Score	1	0
Time left	27:02	24:20

Legend:
↻ Clockwise ↺ Counter-clockwise - Not considered

Game - Shot by Shot

End 6 — **CAN - Canada 1 + 2** (this end) **= 3** — **RUS - Russia 0 + 0** (this end) **= 0**

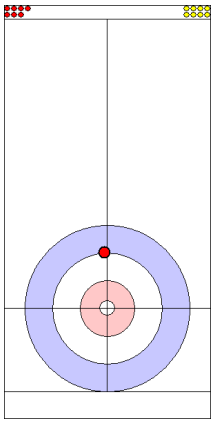

1 CAN: BILAWKA Z
Draw ↻ 100%

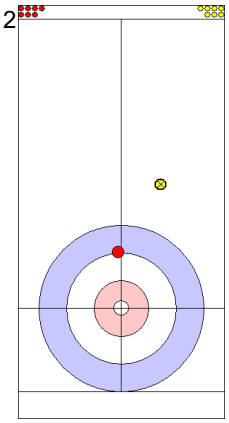

2 RUS: LYSAKOV N
Front ↺ 100%

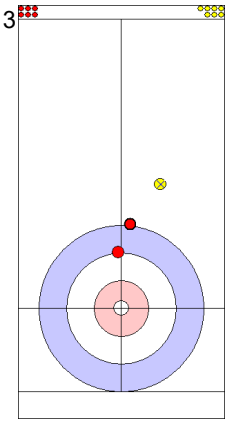

3 CAN: BILAWKA Z
Guard ↻ 25%

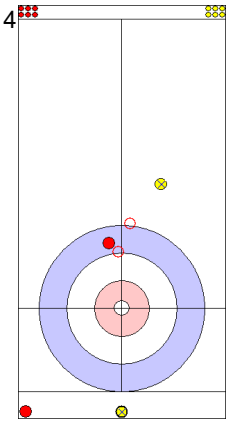

4 RUS: LYSAKOV N
Hit and Roll ↻ 50%

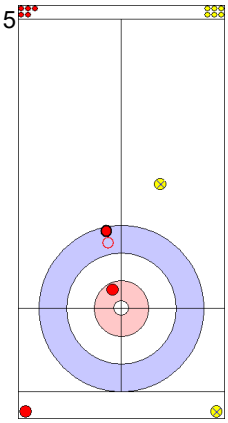

5 CAN: PAYETTE B
Raise ↺ 100%

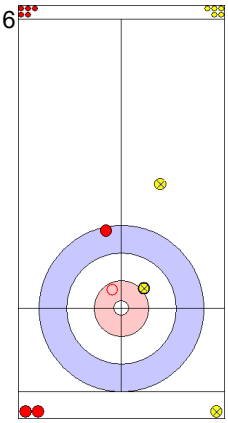

6 RUS: VLASENKO M
Hit and Roll ↻ 75%

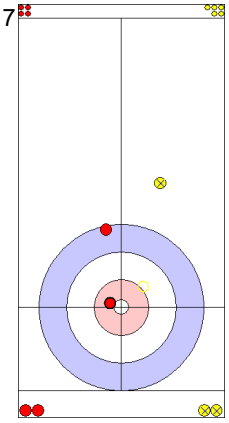

7 CAN: PAYETTE B
Hit and Roll ↺ 100%

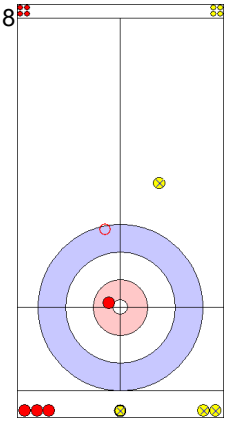

8 RUS: VLASENKO M
Hit and Roll ↻ 50%

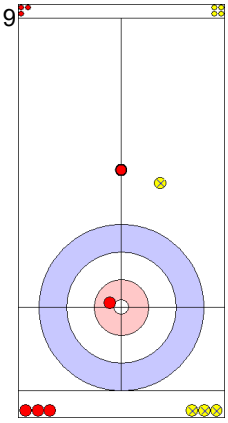

9 CAN: PETERS J
Guard ↻ 75%

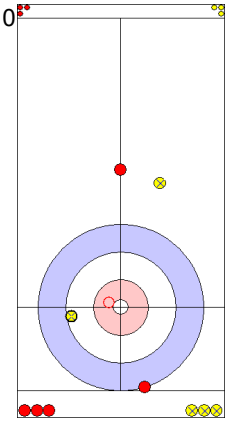

10 RUS: KARETNIKOV A
Hit and Roll ↺ 100%

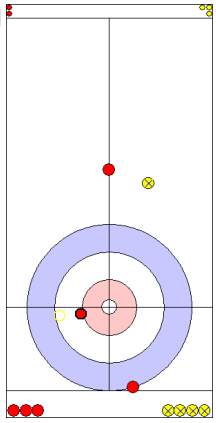

11 CAN: PETERS J
Take-out ↺ 100%

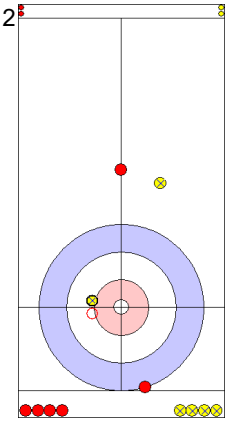

12 RUS: KARETNIKOV A
Take-out ↻ 100%

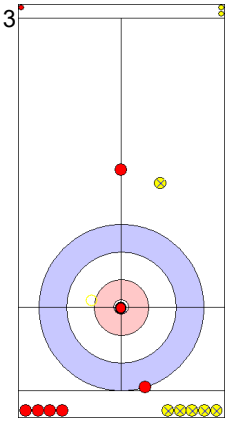

13 CAN: GAUTHIER J
Hit and Roll ↺ 100%

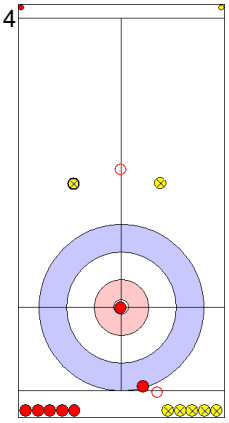

14 RUS: DUDOV A
Double Take-out ↺ 0%

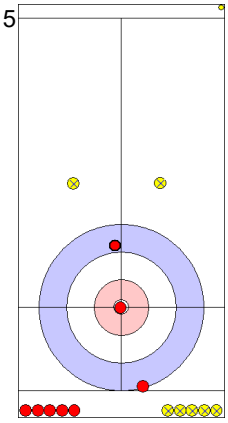

15 CAN: GAUTHIER J
Draw ↻ 75%

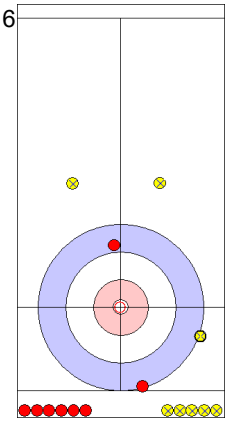

16 RUS: DUDOV A
Raise ↻ 25%

	CAN	RUS
Total Score	3	0
Time left	24:42	21:11

Legend:
↻ Clockwise ↺ Counter-clockwise - Not considered

Game - Shot by Shot

End 7 — **CAN - Canada 3 + 0** (this end) **= 3** — **RUS - Russia 0 + 1** (this end) **= 1**

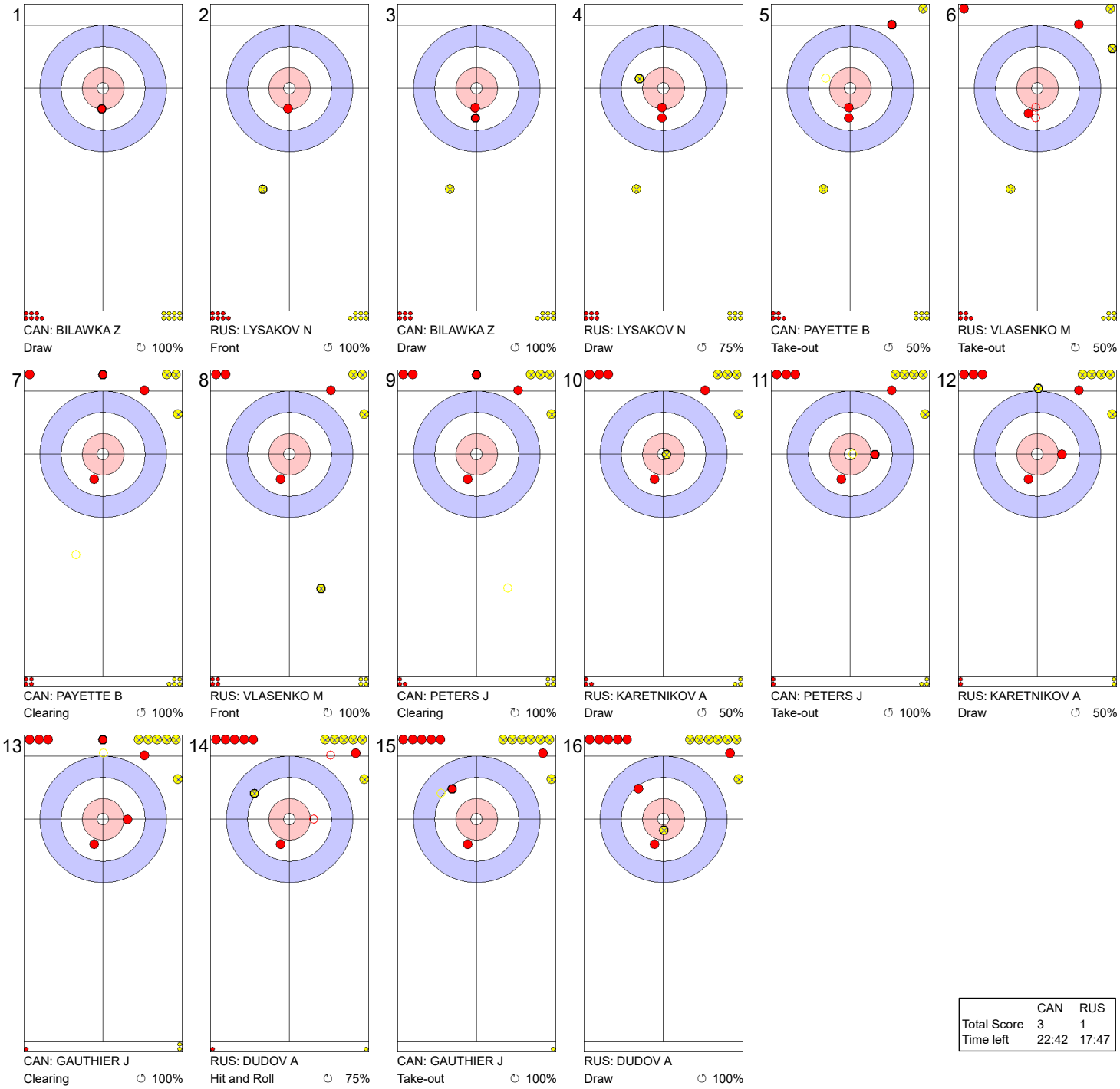

1
CAN: BILAWKA Z
Draw ↻ 100%

2
RUS: LYSAKOV N
Front ↺ 100%

3
CAN: BILAWKA Z
Draw ↻ 100%

4
RUS: LYSAKOV N
Draw ↺ 75%

5
CAN: PAYETTE B
Take-out ↺ 50%

6
RUS: VLASENKO M
Take-out ↻ 50%

7
CAN: PAYETTE B
Clearing ↻ 100%

8
RUS: VLASENKO M
Front ↺ 100%

9
CAN: PETERS J
Clearing ↻ 100%

10
RUS: KARETNIKOV A
Draw ↺ 50%

11
CAN: PETERS J
Take-out ↺ 100%

12
RUS: KARETNIKOV A
Draw ↺ 50%

13
CAN: GAUTHIER J
Clearing ↻ 100%

14
RUS: DUDOV A
Hit and Roll ↺ 75%

15
CAN: GAUTHIER J
Take-out ↻ 100%

16
RUS: DUDOV A
Draw ↺ 100%

	CAN	RUS
Total Score	3	1
Time left	22:42	17:47

Legend:
↻ Clockwise ↺ Counter-clockwise - Not considered

Game - Shot by Shot

End 8 — **CAN - Canada 3 + 1** (this end) **= 4** — **RUS - Russia 1 + 0** (this end) **= 1**

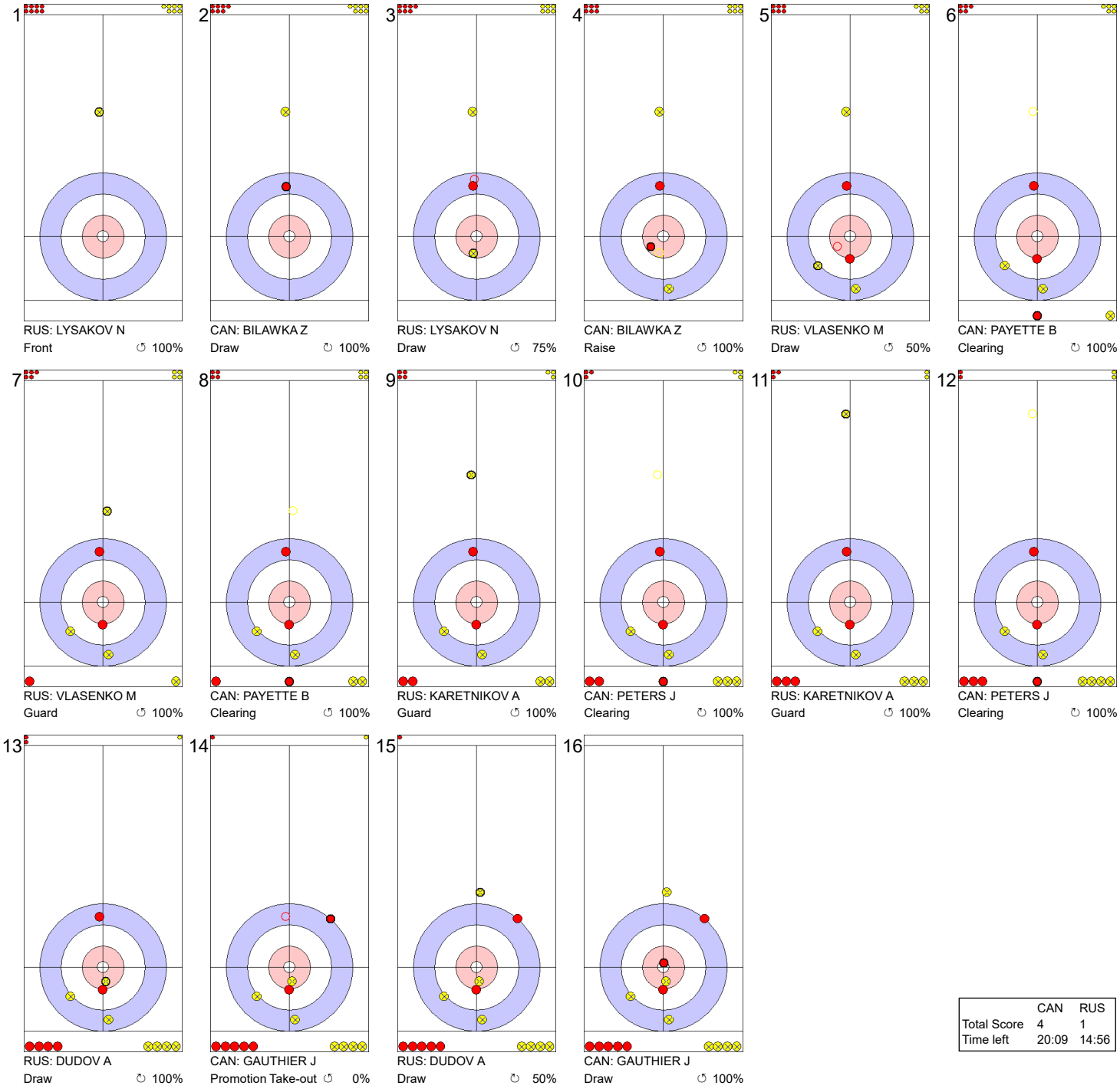

	CAN	RUS
Total Score	4	1
Time left	20:09	14:56

Legend:

↻ Clockwise ↺ Counter-clockwise - Not considered

Game - Shot by Shot

End 9 **CAN - Canada 4 + 2** (this end) **= 6** **RUS - Russia 1 + 0** (this end) **= 1**



	CAN	RUS
Total Score	6	1
Time left	16:36	11:18

Legend:
↻ Clockwise ↺ Counter-clockwise - Not considered

Game Results

Sheet	Game	Team	LSFE	1	2	3	4	5	6	7	8	9	10	Extra Ends	Total
E	8	ITA - Italy	*	3	0	0	0	3	0	0	1	0	X		7
	8	NZL - New Zealand		0	1	0	1	0	1	1	0	1	X		5

ITA - Italy		Shot Success Game	Shot Success All
4 S	COLLI Giacomo	76 %	67 %
3 V	ZISA Alberto	68 %	70 %
2	DE ZANNA Francesco	84 %	71%
1	CASAGRANDE Luca	46 %	46 %
A	PIFFER Simone	-	79 %
	Team Total	68 %	71%

Last Stone Draw		Distance
↻	ZISA Alberto	22.2cm
↺	CASAGRANDE Luca	41.4cm
Total		**63.6cm**

Time remaining: 3 minutes 55 seconds

Time-out: End 8 - ITA stone 7

NZL - New Zealand		Shot Success Game	Shot Success All
4 V	HOOD Anton	79 %	73 %
3	SMITH Ben	83 %	72 %
2 S	NEILSON Matthew	60 %	66 %
1	WALKER Hunter	93 %	78 %
A	APUWAI-BISHOP Jayden	-	-
	Team Total	78 %	72 %

Last Stone Draw		Distance
↻	SMITH Ben	20.6cm
↺	NEILSON Matthew	76.4cm
Total		**97.0cm**

Time remaining: 2 minutes 40 seconds

Time-out: End 8 - NZL stone 8

ITA - Italy		↻		↺		Game	
4 COLLI Giacomo	Draws	0	-	5	70 %	5	70 %
	Take-outs	7	64 %	7	93 %	14	79 %
	Total	7	64 %	12	83 %	19	76 %
3 ZISA Alberto	Draws	1	0 %	1	100 %	2	50 %
	Take-outs	5	75 %	13	67 %	18	69 %
	Total	6	63 %	14	70 %	20	68 %
2 DE ZANNA Francesco	Draws	0	-	1	100 %	1	100 %
	Take-outs	10	78 %	9	89 %	19	83 %
	Total	10	78 %	10	90 %	20	84 %
1 CASAGRANDE Luca	Draws	12	44 %	6	42 %	18	43 %
	Take-outs	2	75 %	0	-	2	75 %
	Total	14	48 %	6	42 %	20	46 %
A PIFFER Simone	Draws	0	-	0	-	0	-
	Take-outs	0	-	0	-	0	-
	Total	0	-	0	-	0	-
Team	Draws	13	40 %	13	62 %	26	51 %
	Take-outs	24	73 %	29	80 %	53	77 %
	Total	37	61 %	42	74 %	79	68 %

NZL - New Zealand		↻		↺		Game	
4 HOOD Anton	Draws	9	78 %	4	88 %	13	81 %
	Take-outs	2	75 %	4	75 %	6	75 %
	Total	11	77 %	8	81 %	19	79 %
3 SMITH Ben	Draws	11	91 %	5	90 %	16	91 %
	Take-outs	2	75 %	2	25 %	4	50 %
	Total	13	88 %	7	71 %	20	83 %
2 NEILSON Matthew	Draws	10	38 %	7	89 %	17	59 %
	Take-outs	2	100 %	1	0 %	3	67 %
	Total	12	48 %	8	78 %	20	60 %
1 WALKER Hunter	Draws	10	90 %	10	95 %	20	93 %
	Take-outs	0	-	0	-	0	-
	Total	10	90 %	10	95 %	20	93 %
A APUWAI-BISHOP Jayden	Draws	0	-	0	-	0	-
	Take-outs	0	-	0	-	0	-
	Total	0	-	0	-	0	-
Team	Draws	40	74 %	26	91 %	66	81 %
	Take-outs	6	83 %	7	50 %	13	65 %
	Total	46	76 %	33	83 %	79	78 %

Note:
Position and function for each team member:
4 = Fourth, **3** = Third, **2** = Second, **1** = Lead, **A** = Alternate, **S** = Skip, **V** = Vice-Skip

Legend:
↻ Clockwise ↺ Counter-clockwise **LSFE(*)** Last Stone First End
X Unplayed/unfinished end due to concession

Game - Shot by Shot

End 1 — **ITA - Italy 0 + 3** (this end) **= 3** — **NZL - New Zealand 0 + 0** (this end) **= 0**



	ITA - Italy	NZL - New Zealand
1		NZL: WALKER H Front ↻ 75%
2	ITA: CASAGRANDE L Draw ↻ 100%	
3		NZL: WALKER H Draw ↻ 75%
4	ITA: CASAGRANDE L Take-out ↻ 100%	
5		NZL: NEILSON M Hit and Roll ↻ 100%
6	ITA: DE ZANNA F Take-out ↺ 0%	
7		NZL: NEILSON M Draw ↻ 0%
8	ITA: DE ZANNA F Double Take-out ↻ 50%	
9		NZL: SMITH B Guard ↻ 100%
10	ITA: ZISA A Clearing ↻ 100%	
11		NZL: SMITH B Guard ↻ 75%
12	ITA: ZISA A Clearing ↺ 50%	
13		NZL: HOOD A Draw ↻ 75%
14	ITA: COLLI G Promotion Take-out ↻ 100%	
15		NZL: HOOD A Draw ↻ 0%
16	ITA: COLLI G Take-out ↻ 100% Slow Take-out	

	ITA	NZL
Total Score	3	0
Time left	35:20	35:16

Legend:
↻ Clockwise ↺ Counter-clockwise - Not considered

Game - Shot by Shot

End 2 — **ITA - Italy 3 + 0** (this end) **= 3** — **NZL - New Zealand 0 + 1** (this end) **= 1**



	ITA	NZL
Total Score	3	1
Time left	33:08	31:40

Legend:

↻ Clockwise ↺ Counter-clockwise - Not considered

Game - Shot by Shot

End 3 — **ITA - Italy 3 + 0** (this end) **= 3** — **NZL - New Zealand 1 + 0** (this end) **= 1**



	ITA	NZL
Total Score	3	1
Time left	30:54	29:33

Legend:

↻ Clockwise ↺ Counter-clockwise - Not considered

Game - Shot by Shot

End 4 — **ITA - Italy 3 + 0** (this end) **= 3** — **NZL - New Zealand 1 + 1** (this end) **= 2**

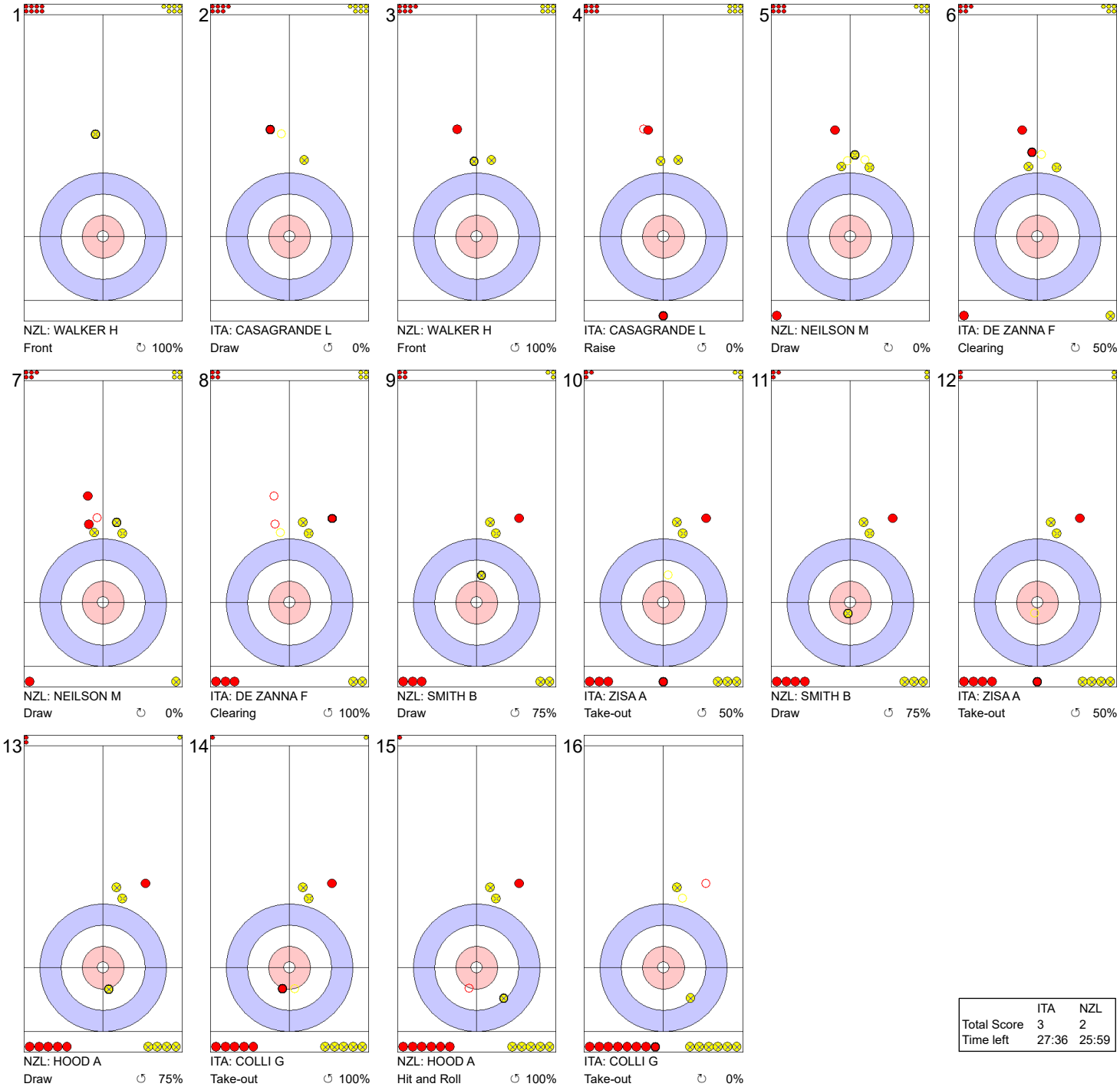

	ITA	NZL
Total Score	3	2
Time left	27:36	25:59

Legend:

↻ Clockwise ↺ Counter-clockwise - Not considered

Game - Shot by Shot

End 5 — **ITA - Italy 3 + 3** (this end) **= 6** — **NZL - New Zealand 2 + 0** (this end) **= 2**

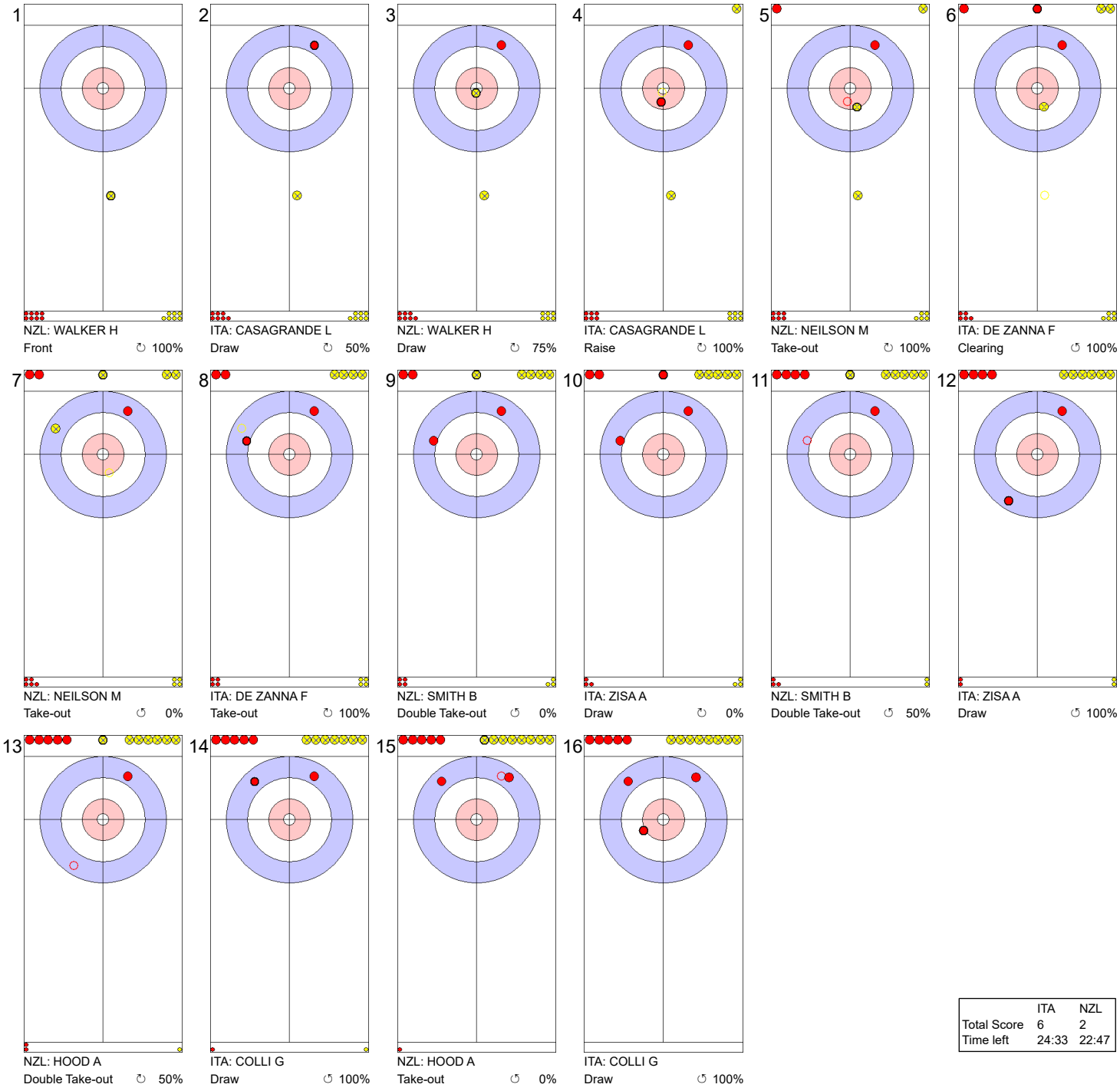

	ITA	NZL
Total Score	6	2
Time left	24:33	22:47

Legend:

↻ Clockwise ↺ Counter-clockwise - Not considered

Game - Shot by Shot

End 6 — **ITA - Italy 6 + 0** (this end) **= 6** — **NZL - New Zealand 2 + 1** (this end) **= 3**

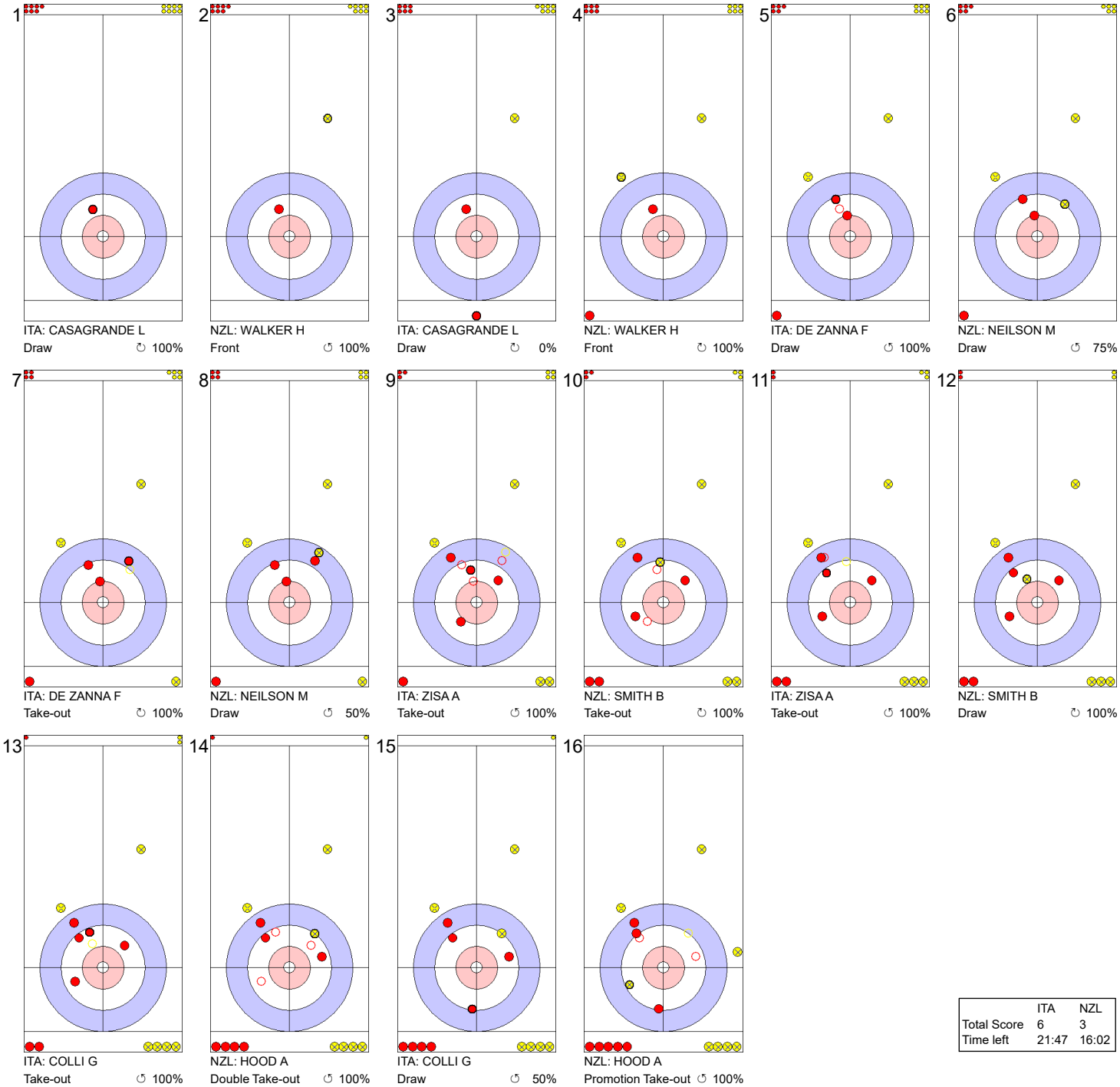

	ITA	NZL
Total Score	6	3
Time left	21:47	16:02

Legend:

↻ Clockwise ↺ Counter-clockwise - Not considered

Game - Shot by Shot

End 7 — **ITA - Italy 6 + 0** (this end) **= 6** — **NZL - New Zealand 3 + 1** (this end) **= 4**



	ITA	NZL
Total Score	6	4
Time left	15:58	12:48

Legend:

↻ Clockwise ↺ Counter-clockwise - Not considered

Game - Shot by Shot

End 8 — **ITA - Italy 6 + 1** (this end) **= 7** — **NZL - New Zealand 4 + 0** (this end) **= 4**

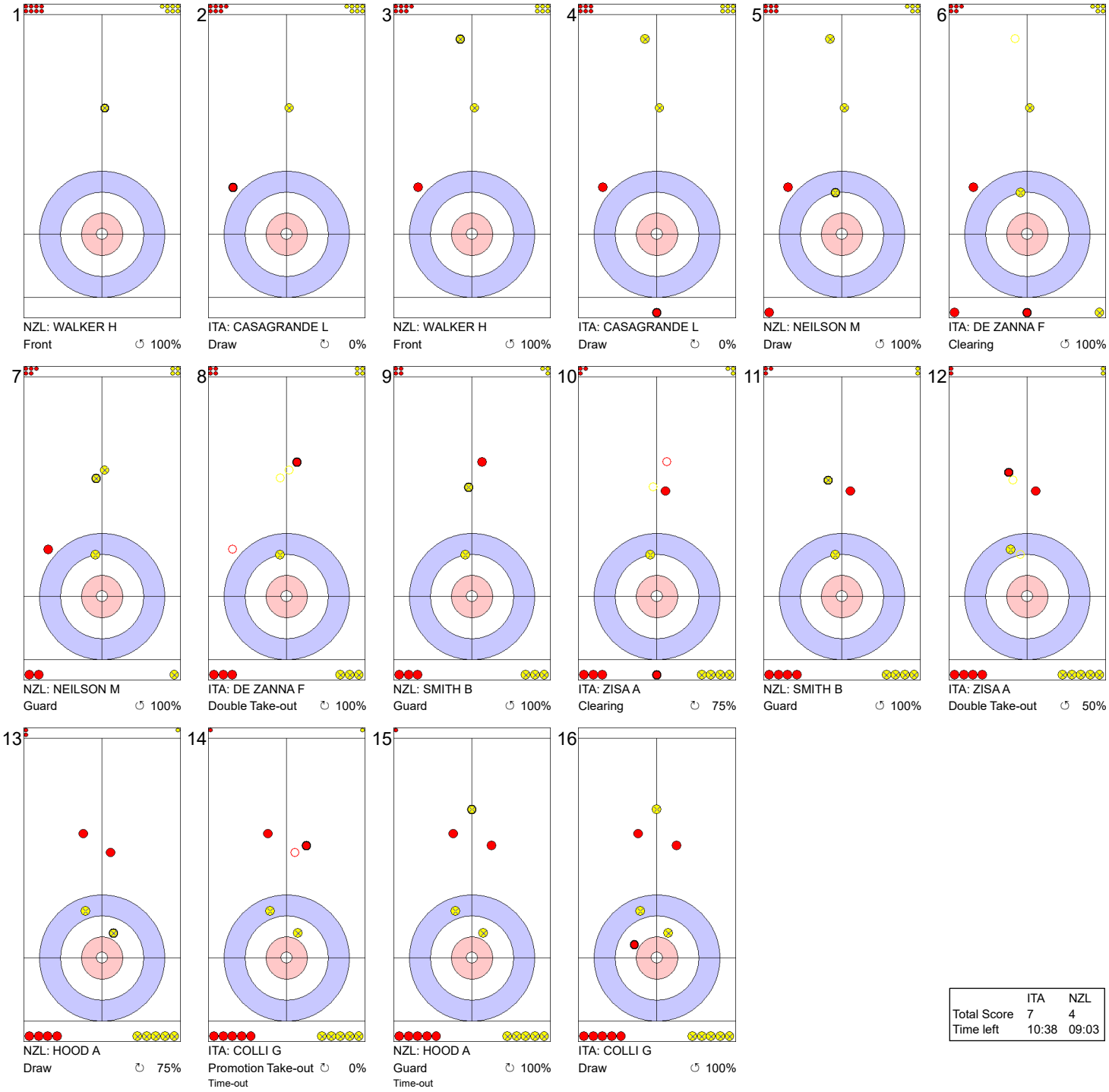

	ITA	NZL
Total Score	7	4
Time left	10:38	09:03

Legend:
↻ Clockwise ↺ Counter-clockwise - Not considered

Game - Shot by Shot

End 9 — **ITA - Italy 7 + 0** (this end) **= 7** — **NZL - New Zealand 4 + 1** (this end) **= 5**



	ITA	NZL
1	ITA: CASAGRANDE L Draw ↻ 100%	NZL: WALKER H Front ↺ 100%
2	ITA: CASAGRANDE L Draw ↻ 75%	NZL: WALKER H Draw ↺ 50%
3	ITA: DE ZANNA F Hit and Roll ↺ 100%	NZL: NEILSON M Draw ↻ 50%
4	ITA: DE ZANNA F Take-out ↻ 100%	NZL: NEILSON M Draw ↻ 50%
5	ITA: ZISA A Clearing ↻ 0%	NZL: SMITH B Draw ↻ 100%
6	ITA: ZISA A Clearing ↺ 100%	NZL: SMITH B Draw ↻ 100%
7	ITA: COLLI G Double Take-out ↻ 50%	NZL: HOOD A Draw ↻ 100%
8	ITA: COLLI G Promotion Take-out ↺ 100%	NZL: HOOD A Take-out ↺ 100%

	ITA	NZL
Total Score	7	5
Time left	05:56	04:52

Legend:

↻ Clockwise ↺ Counter-clockwise - Not considered

Game - Shot by Shot

End 10 — **ITA - Italy** **7 + X** (this end) **= 7** — **NZL - New Zealand** **5 + X** (this end) **= 5**



	ITA	NZL
Total Score	7	5
Time left	03:55	02:40

Legend:

↻ Clockwise ↺ Counter-clockwise - Not considered

X Unfinished end due to concession

Session Results and Standings

Sheet	Game	Team	LSFE	1	2	3	4	5	6	7	8	9	10	Extra Ends				Total
A	7	RUS - Russia	*	1	0	0	0	3	0	2	0	2	0					8
	7	NOR - Norway		0	1	1	1	0	1	0	2	0	1					7
B	7	SUI - Switzerland		0	0	0	1	0	0	1	0	0	X					2
	7	SCO - Scotland	*	2	2	0	0	0	1	0	0	2	X					7
C	7	ITA - Italy		0	2	0	3	0	0	0	1	0	1					7
	7	USA - United States	*	1	0	2	0	2	0	0	0	3	0					8
D	7	SWE - Sweden	*	1	0	1	0	2	0	0	1	1	X					6
	7	NZL - New Zealand		0	0	0	1	0	1	0	0	0	X					2
E	7	CAN - Canada		0	0	0	3	0	3	0	2	0	X					8
	7	GER - Germany	*	1	1	1	0	1	0	1	0	0	X					5

Current Standings

Rank	Team	Games	Wins	Losses
1	CAN - Canada	7	6	1
2	GER - Germany	7	5	2
2	SCO - Scotland	7	5	2
2	SWE - Sweden	7	5	2
5	RUS - Russia	7	4	3
6	NZL - New Zealand	7	3	4
6	SUI - Switzerland	7	3	4
6	USA - United States	7	3	4
9	ITA - Italy	7	1	6
10	NOR - Norway	7	0	7

Note:
Under WCF rules, tie-breaking rules for standings are not applied until after the last game of the round robin.

Legend:
LSFE(*) Last Stone First End
X Unplayed/unfinished end due to concession

Game Results

Sheet	Game	Team	LSFE	1	2	3	4	5	6	7	8	9	10	Extra Ends				Total
A	7	RUS - Russia	*	1	0	0	0	3	0	2	0	2	0					8
	7	NOR - Norway		0	1	1	1	0	1	0	2	0	1					7

RUS - Russia		Shot Success Game	All
4 V	DUDOV Andrey	73 %	75 %
3 S	KARETNIKOV Artem	70 %	73 %
2	VLASENKO Mikhail	65 %	68 %
1	LYSAKOV Nikolai	83 %	83 %
A	KAZACHKOV Ivan	-	67 %
	Team Total	73 %	75 %

Last Stone Draw		Distance
↻	DUDOV Andrey	19.4cm
↺	LYSAKOV Nikolai	105.9cm
Total		**125.3cm**

Time remaining: 2 minutes 35 seconds

Time-out: End 10 - RUS stone 6

NOR - Norway		Shot Success Game	All
4 S	OEY Eirik	69 %	64 %
3	FAGERVOLL Brage	54 %	67 %
2	HERFJORD Johan	59 %	69 %
1 V	BRUSETH Martin	78 %	76 %
A	BJOERNSTAD Ingebrigt	-	61%
	Team Total	65 %	68 %

Last Stone Draw		Distance
↻	FAGERVOLL Brage	24.1cm
↺	HERFJORD Johan	104.4cm
Total		**128.5cm**

Time remaining: 1 minute 54 seconds

Time-out: End 10 - NOR stone 8

RUS - Russia		↻		↺		Game	
4 DUDOV Andrey	Draws	4	50 %	9	83 %	13	73 %
	Take-outs	5	70 %	2	75 %	7	71 %
	Total	9	61 %	11	82 %	20	73 %
3 KARETNIKOV Artem	Draws	5	80 %	3	67 %	8	75 %
	Take-outs	8	63 %	4	75 %	12	67 %
	Total	13	69 %	7	71 %	20	70 %
2 VLASENKO Mikhail	Draws	1	25 %	8	50 %	9	47 %
	Take-outs	4	81 %	7	79 %	11	80 %
	Total	5	70 %	15	63 %	20	65 %
1 LYSAKOV Nikolai	Draws	7	89 %	9	81 %	16	84 %
	Take-outs	1	100 %	3	67 %	4	75 %
	Total	8	91 %	12	77 %	20	83 %
A KAZACHKOV Ivan	Draws	0	-	0	-	0	-
	Take-outs	0	-	0	-	0	-
	Total	0	-	0	-	0	-
Team	Draws	17	74 %	29	72 %	46	72 %
	Take-outs	18	71 %	16	75 %	34	73 %
	Total	35	72 %	45	73 %	80	73 %

NOR - Norway		↻		↺		Game	
4 OEY Eirik	Draws	3	83 %	5	90 %	8	88 %
	Take-outs	5	50 %	7	61 %	12	56 %
	Total	8	63 %	12	73 %	20	69 %
3 FAGERVOLL Brage	Draws	4	56 %	5	70 %	9	64 %
	Take-outs	5	25 %	6	63 %	11	45 %
	Total	9	39 %	11	66 %	20	54 %
2 HERFJORD Johan	Draws	2	88 %	10	63 %	12	67 %
	Take-outs	4	56 %	4	38 %	8	47 %
	Total	6	67 %	14	55 %	20	59 %
1 BRUSETH Martin	Draws	6	79 %	12	73 %	18	75 %
	Take-outs	1	100 %	1	100 %	2	100 %
	Total	7	82 %	13	75 %	20	78 %
A BJOERNSTAD Ingebrigt	Draws	0	-	0	-	0	-
	Take-outs	0	-	0	-	0	-
	Total	0	-	0	-	0	-
Team	Draws	15	75 %	32	72 %	47	73 %
	Take-outs	15	47 %	18	58 %	33	53 %
	Total	30	61 %	50	67 %	80	65 %

Note:
Position and function for each team member:
4 = Fourth, **3** = Third, **2** = Second, **1** = Lead, **A** = Alternate, **S** = Skip, **V** = Vice-Skip

Legend:
↻ Clockwise ↺ Counter-clockwise **LSFE(*)** Last Stone First End

Game - Shot by Shot

End 1 — **RUS - Russia** 0 + 1 (this end) = **1** — **NOR - Norway** 0 + 0 (this end) = **0**



	RUS	NOR
Total Score	1	0
Time left	35:23	35:39

Legend:

↻ Clockwise ↺ Counter-clockwise - Not considered

Game - Shot by Shot

End 2 — **RUS - Russia 1 + 0** (this end) **= 1** — **NOR - Norway 0 + 1** (this end) **= 1**

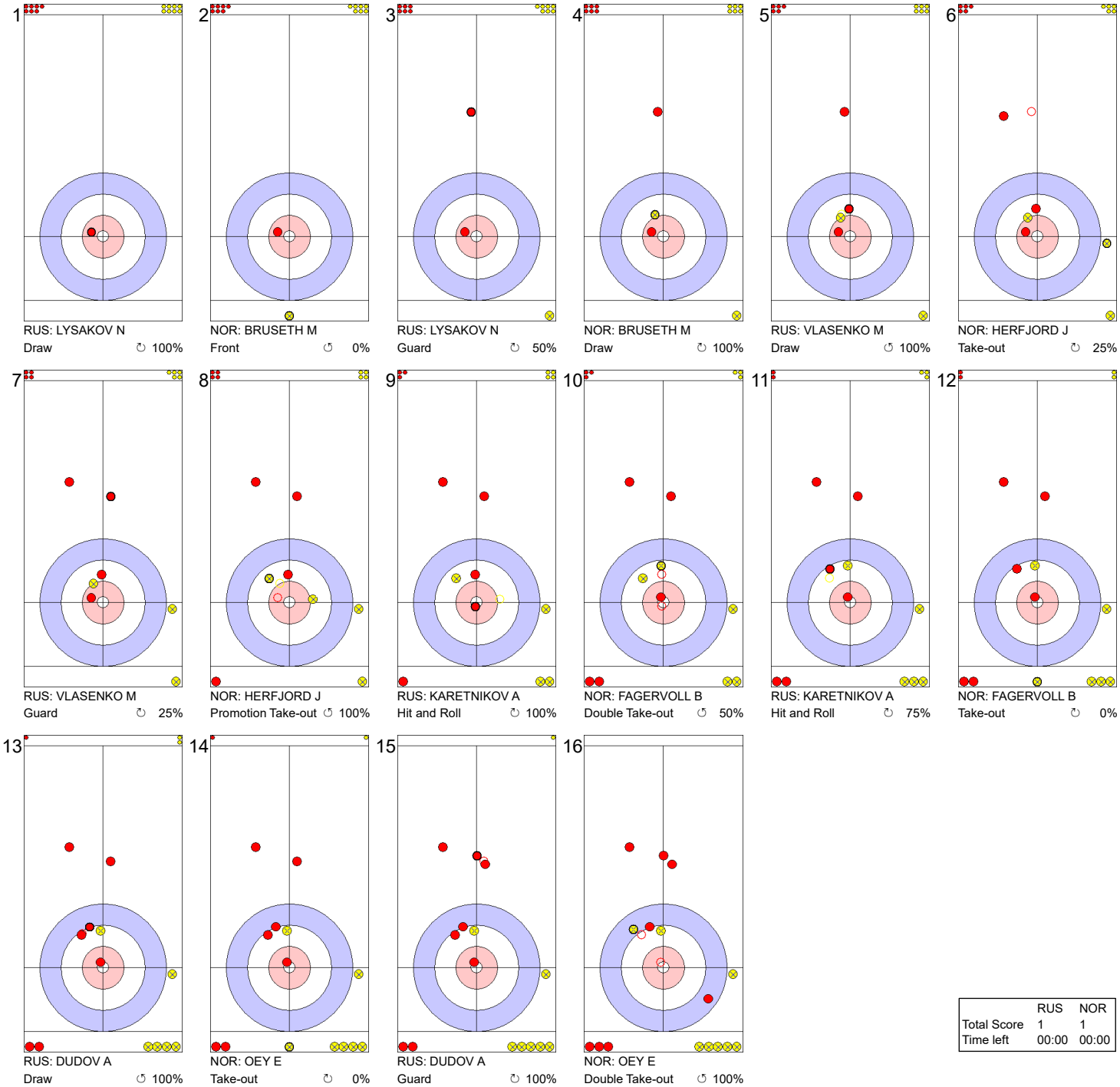

	RUS	NOR
Total Score	1	1
Time left	00:00	00:00

Legend:

↻ Clockwise ↺ Counter-clockwise - Not considered

Game - Shot by Shot

End 3 **RUS - Russia 1 + 0** (this end) **= 1** **NOR - Norway 1 + 1** (this end) **= 2**

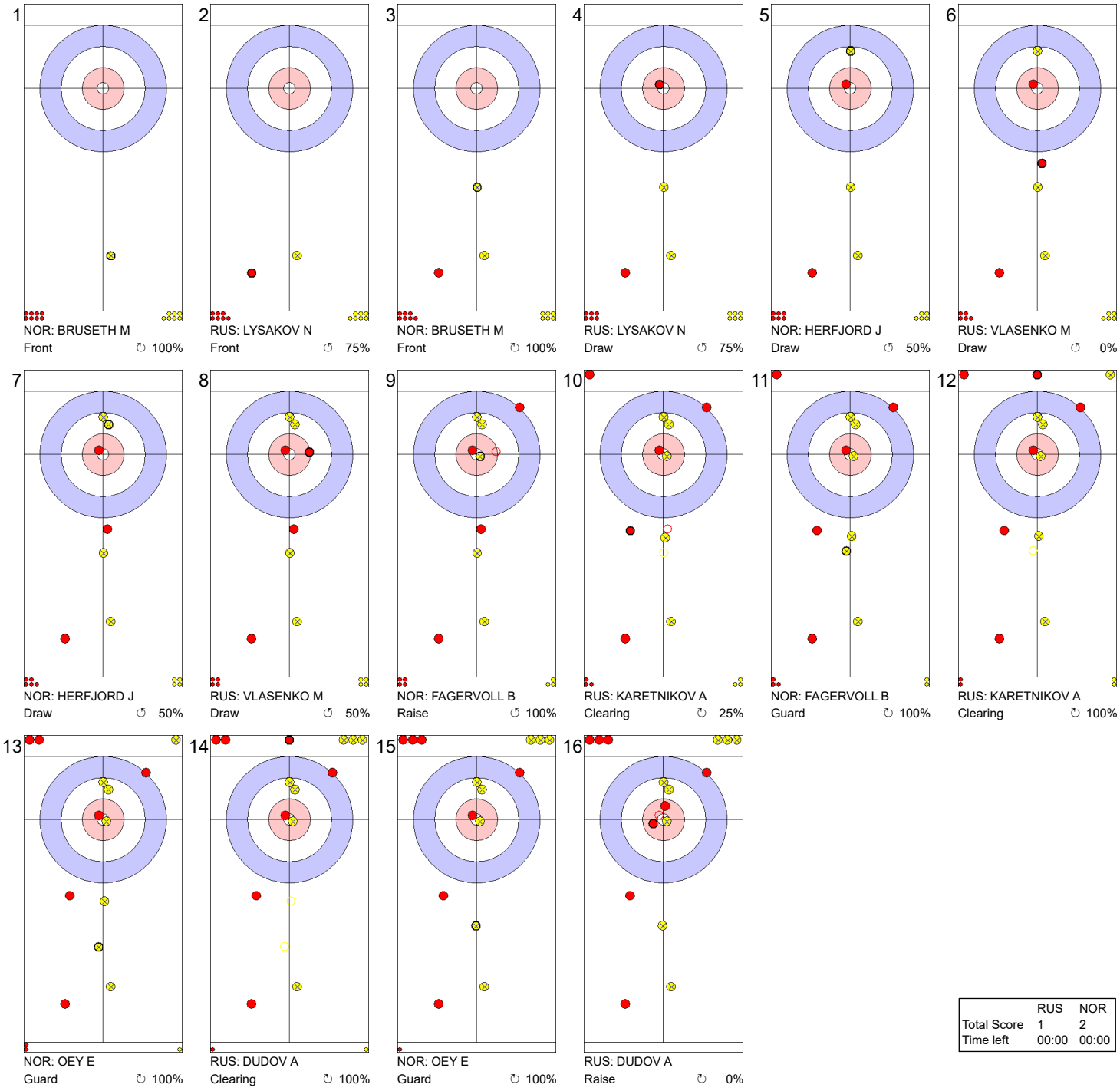

	RUS	NOR
Total Score	1	2
Time left	00:00	00:00

Legend:
↻ Clockwise ↺ Counter-clockwise - Not considered

Game - Shot by Shot

End 4 — **RUS - Russia** 1 + 0 (this end) = 1 — **NOR - Norway** 2 + 1 (this end) = 3

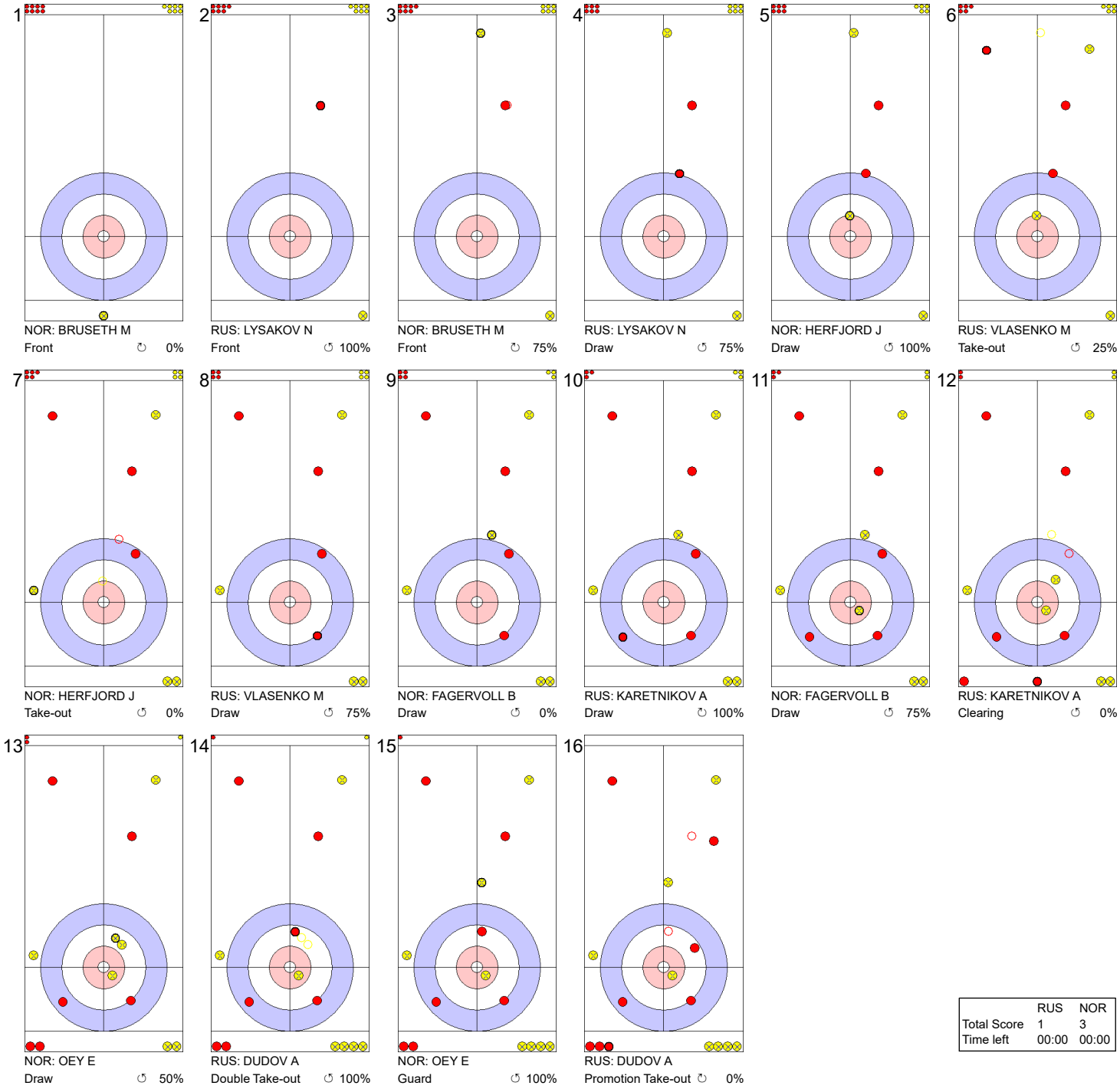

	RUS	NOR
Total Score	1	3
Time left	00:00	00:00

Legend:
↻ Clockwise ↺ Counter-clockwise - Not considered

Game - Shot by Shot

End 5 — **RUS - Russia 1 + 3** (this end) **= 4** — **NOR - Norway 3 + 0** (this end) **= 3**



1	2	3	4	5	6
NOR: BRUSETH M	RUS: LYSAKOV N	NOR: BRUSETH M	RUS: LYSAKOV N	NOR: HERFJORD J	RUS: VLASENKO M
Front ↻ 0%	Front ↺ 100%	Front ↺ 100%	Draw ↺ 0%	Draw ↺ 100%	Clearing ↺ 100%
7	**8**	**9**	**10**	**11**	**12**
NOR: HERFJORD J	RUS: VLASENKO M	NOR: FAGERVOLL B	RUS: KARETNIKOV A	NOR: FAGERVOLL B	RUS: KARETNIKOV A
Guard ↺ 25%	Hit and Roll ↻ 75%	Take-out ↺ 25%	Draw ↺ 100%	Hit and Roll ↻ 0%	Wick / Soft Peeling ↻ 0%
13	**14**	**15**	**16**		
NOR: OEY E	RUS: DUDOV A	NOR: OEY E	RUS: DUDOV A		
Hit and Roll ↺ 0%	Draw ↺ 100%	Double Take-out ↺ 50%	Draw ↺ 100%		

	RUS	NOR
Total Score	4	3
Time left	00:00	00:00

Legend:
↻ Clockwise ↺ Counter-clockwise - Not considered

Game - Shot by Shot

End 6 — **RUS - Russia 4 + 0** (this end) **= 4** — **NOR - Norway 3 + 1** (this end) **= 4**



	RUS	NOR
Total Score	4	4
Time left	00:00	00:00

Legend:

↻ Clockwise ↺ Counter-clockwise - Not considered

Game - Shot by Shot

End 7 — **RUS - Russia 4 + 2** (this end) **= 6** — **NOR - Norway 4 + 0** (this end) **= 4**



	RUS	NOR
Total Score	6	4
Time left	00:00	00:00

Legend:

↻ Clockwise ↺ Counter-clockwise - Not considered

Game - Shot by Shot

End 8 — **RUS - Russia 6 + 0** (this end) **= 6** — **NOR - Norway 4 + 2** (this end) **= 6**

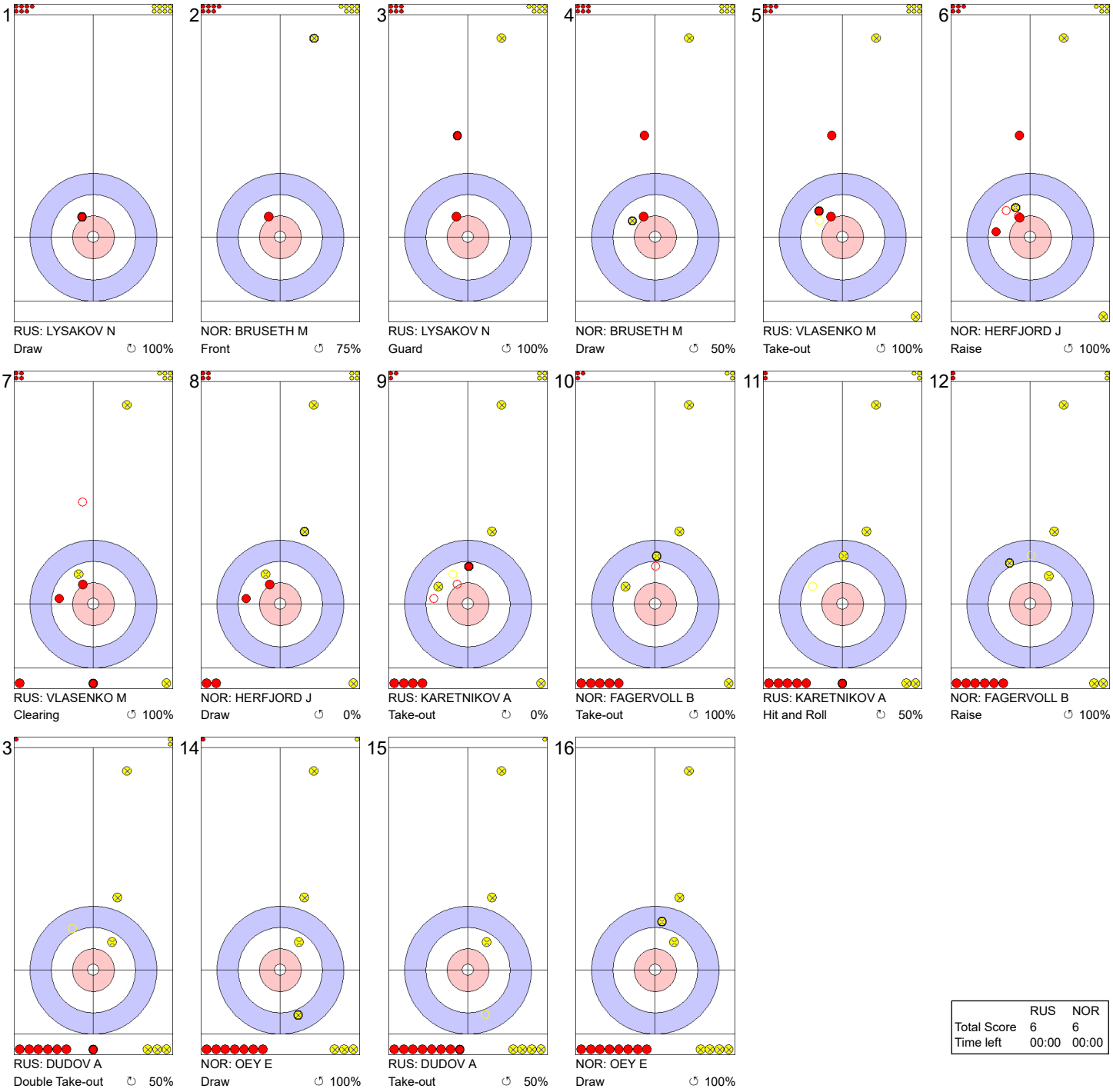

	RUS	NOR
Total Score	6	6
Time left	00:00	00:00

Legend:

↻ Clockwise ↺ Counter-clockwise - Not considered

Game - Shot by Shot

End 9 — **RUS - Russia 6 + 2** (this end) **= 8** — **NOR - Norway 6 + 0** (this end) **= 6**



1	2	3	4	5	6
NOR: BRUSETH M	RUS: LYSAKOV N	NOR: BRUSETH M	RUS: LYSAKOV N	NOR: HERFJORD J	RUS: VLASENKO M
Front ↻ 100%	Draw ↻ 100%	Draw ↻ 75%	Hit and Roll ↺ 0%	Draw ↻ 100%	Double Take-out ↺ 50%
7	**8**	**9**	**10**	**11**	**12**
NOR: HERFJORD J	RUS: VLASENKO M	NOR: FAGERVOLL B	RUS: KARETNIKOV A	NOR: FAGERVOLL B	RUS: KARETNIKOV A
Take-out ↺ 0%	Hit and Roll ↻ 50%	Take-out ↺ 100%	Clearing ↺ 100%	Draw ↺ 75%	Hit and Roll ↺ 100%
13	**14**	**15**	**16**		
NOR: OEY E	RUS: DUDOV A	NOR: OEY E	RUS: DUDOV A		
Double Take-out ↺ 50%	Draw ↻ 100%	Double Take-out ↺ 50%	Draw ↺ 100%		

	RUS	NOR
Total Score	8	6
Time left	00:00	00:00

Legend:
↻ Clockwise ↺ Counter-clockwise - Not considered

Game - Shot by Shot

End 10 — **RUS - Russia** 8 + 0 (this end) = 8 — **NOR - Norway** 6 + 1 (this end) = 7



	RUS	NOR
Total Score	8	7
Time left	02:35	01:54

Legend:
↻ Clockwise ↺ Counter-clockwise - Not considered

Game Results

Sheet	Game	Team	LSFE	1	2	3	4	5	6	7	8	9	10	Extra Ends				Total
B	7	SUI - Switzerland		0	0	0	1	0	0	1	0	0	X					2
	7	SCO - Scotland	*	2	2	0	0	0	1	0	0	2	X					7

SUI - Switzerland		Shot Success Game	All
4 V	STOCKER Yves	68 %	66 %
3 S	HOESLI Marco	67 %	73 %
2	EBERHARD Felix	83 %	76 %
1	GERTSCH Marcel	93 %	83 %
A	WAGENSEIL Yves	-	71%
	Team Total	78 %	74 %

Last Stone Draw		Distance
↻	HOESLI Marco	5.5cm
↺	GERTSCH Marcel	100.2cm
Total		**105.7cm**

Time remaining: 7 minutes 42 seconds

Time-out: End 9 - SUI stone 7

SCO - Scotland		Shot Success Game	All
4 S	CRAIK James	91%	79 %
3 V	WATT Mark	84 %	81%
2	HASWELL Blair	86 %	82 %
1	RYDER Niall	92 %	84 %
A	BRYCE Angus	-	88 %
	Team Total	88 %	82 %

Last Stone Draw		Distance
↻	CRAIK James	18.1cm
↺	HASWELL Blair	17.4cm
Total		**35.5cm**

Time remaining: 11 minutes 27 seconds

Time-out: End 10 - SCO stone 3

SUI - Switzerland		↻		↺		Game	
4 STOCKER Yves	Draws	7	82 %	3	58 %	10	75 %
	Take-outs	4	81 %	4	38 %	8	59 %
	Total	11	82 %	7	46 %	18	68 %
3 HOESLI Marco	Draws	9	50 %	7	93 %	16	69 %
	Take-outs	3	58 %	0	-	3	58 %
	Total	12	52 %	7	93 %	19	67 %
2 EBERHARD Felix	Draws	9	94 %	6	88 %	15	92 %
	Take-outs	3	67 %	1	0 %	4	50 %
	Total	12	88 %	7	75 %	19	83 %
1 GERTSCH Marcel	Draws	7	100 %	10	95 %	17	97 %
	Take-outs	0	-	3	67 %	3	67 %
	Total	7	100 %	13	88 %	20	93 %
A WAGENSEIL Yves	Draws	0	-	0	-	0	-
	Take-outs	0	-	0	-	0	-
	Total	0	-	0	-	0	-
Team	Draws	32	80 %	26	88 %	58	84 %
	Take-outs	10	70 %	8	44 %	18	58 %
	Total	42	78 %	34	78 %	76	78 %

SCO - Scotland		↻		↺		Game	
4 CRAIK James	Draws	6	83 %	0	-	6	83 %
	Take-outs	7	100 %	3	83 %	10	95 %
	Total	13	92 %	3	83 %	16	91 %
3 WATT Mark	Draws	2	88 %	0	-	2	88 %
	Take-outs	9	83 %	9	83 %	18	83 %
	Total	11	84 %	9	83 %	20	84 %
2 HASWELL Blair	Draws	4	75 %	0	-	4	75 %
	Take-outs	9	86 %	6	92 %	15	88 %
	Total	13	83 %	6	92 %	19	86 %
1 RYDER Niall	Draws	14	89 %	1	100 %	15	90 %
	Take-outs	3	100 %	0	-	3	100 %
	Total	17	91 %	1	100 %	18	92 %
A BRYCE Angus	Draws	0	-	0	-	0	-
	Take-outs	0	-	0	-	0	-
	Total	0	-	0	-	0	-
Team	Draws	26	86 %	1	100 %	27	86 %
	Take-outs	28	90 %	18	86 %	46	89 %
	Total	54	88 %	19	87 %	73	88 %

Note:
Position and function for each team member:
4 = Fourth, **3** = Third, **2** = Second, **1** = Lead, **A** = Alternate, **S** = Skip, **V** = Vice-Skip

Legend:
↻ Clockwise ↺ Counter-clockwise **LSFE(*)** Last Stone First End
X Unplayed/unfinished end due to concession

Game - Shot by Shot

End 1 — **SUI - Switzerland 0 + 0** (this end) **= 0** — **SCO - Scotland 0 + 2** (this end) **= 2**

1
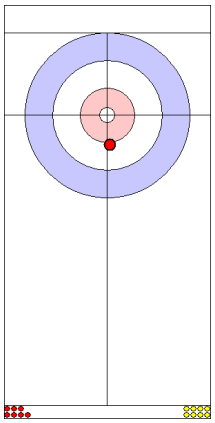
SUI: GERTSCH M
Draw ↻ 100%

2
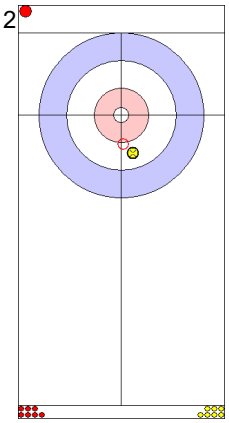
SCO: RYDER N
Take-out ↻ 100%

3
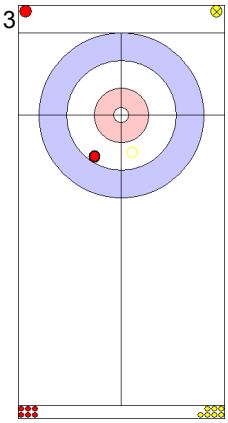
SUI: GERTSCH M
Take-out ↻ 100%

4
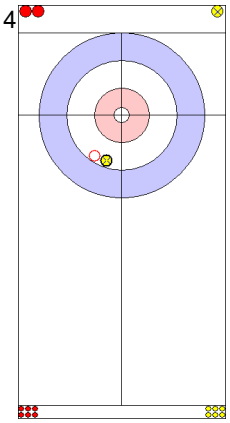
SCO: RYDER N
Take-out ↻ 100%

5
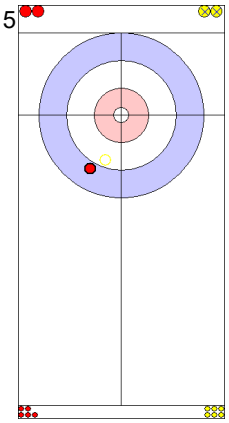
SUI: EBERHARD F
Take-out ↻ 100%

6
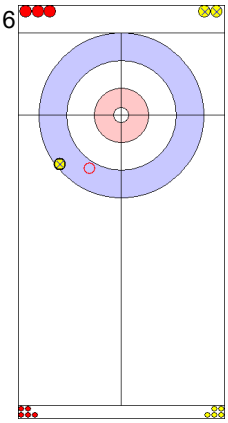
SCO: HASWELL B
Take-out ↻ 100%

7
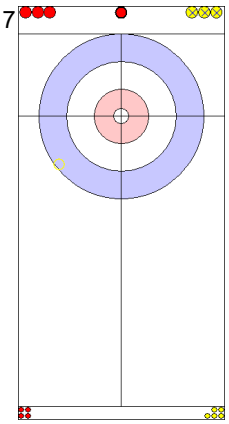
SUI: EBERHARD F
Take-out ↻ 50%

8
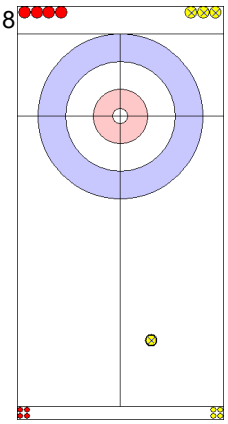
SCO: HASWELL B
Front ↻ 100%

9
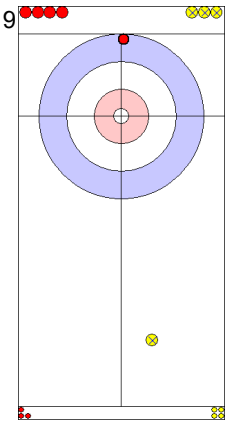
SUI: HOESLI M
Draw ↻ 50%

10
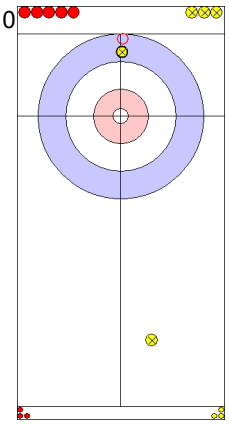
SCO: WATT M
Take-out ↻ 100%

11
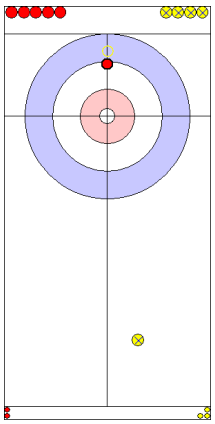
SUI: HOESLI M
Take-out ↻ 100%

12
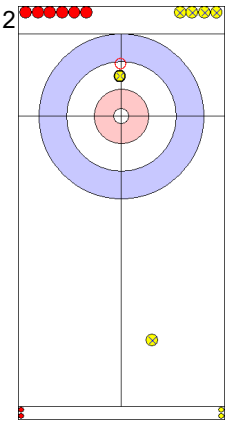
SCO: WATT M
Take-out ↻ 100%

13
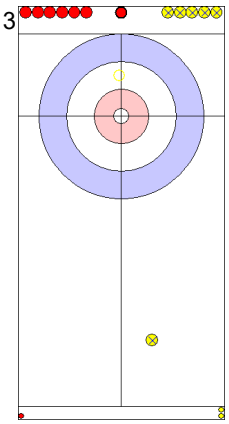
SUI: STOCKER Y
Take-out ↻ 50%

14
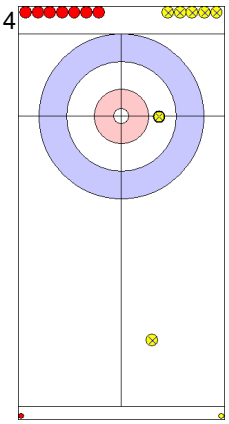
SCO: CRAIK J
Draw ↻ 100%

15
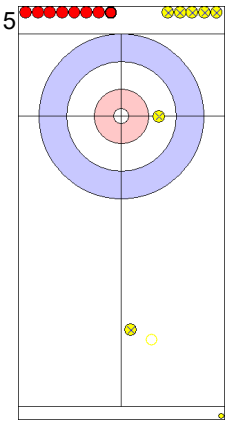
SUI: STOCKER Y
Take-out ↺ 0%

16
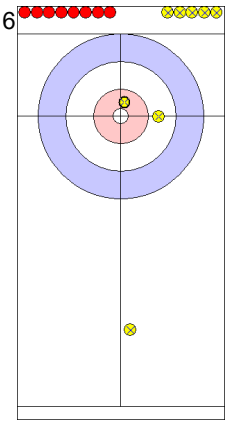
SCO: CRAIK J
Draw ↻ 100%

	SUI	SCO
Total Score	0	2
Time left	35:37	35:22

Legend:
↻ Clockwise ↺ Counter-clockwise - Not considered

Game - Shot by Shot

End 2 — **SUI - Switzerland** **0 + 0** (this end) **= 0** — **SCO - Scotland** **2 + 2** (this end) **= 4**



	SUI	SCO
Total Score	0	4
Time left	00:00	00:00

Legend:
↻ Clockwise ↺ Counter-clockwise - Not considered

Game - Shot by Shot

End 3 — **SUI - Switzerland** **0 + 0** (this end) **= 0** — **SCO - Scotland** **4 + 0** (this end) **= 4**

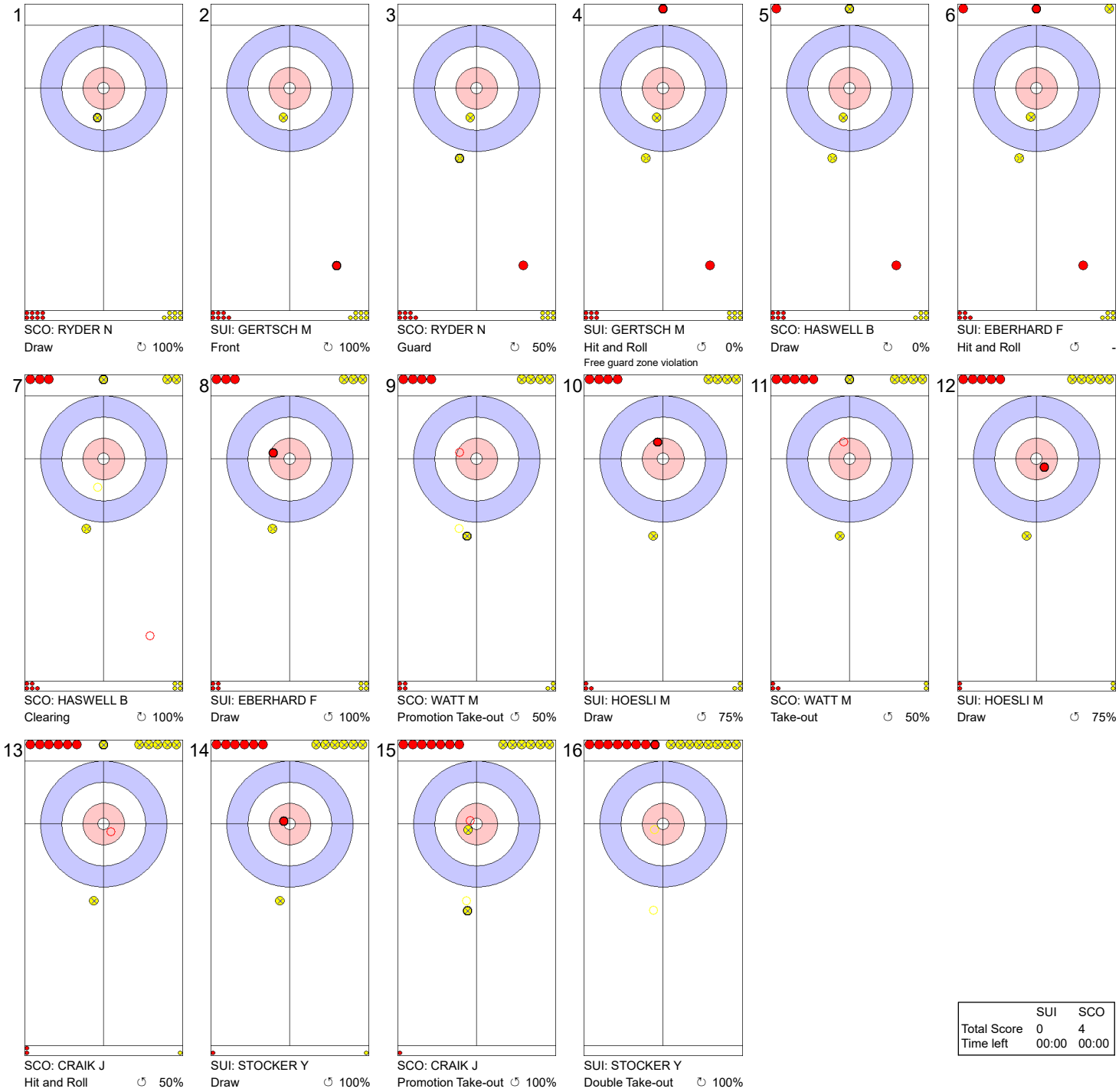

	SUI	SCO
Total Score	0	4
Time left	00:00	00:00

Legend:

↻ Clockwise ↺ Counter-clockwise - Not considered

Game - Shot by Shot

End 4 — **SUI - Switzerland 0 + 1** (this end) **= 1** — **SCO - Scotland 4 + 0** (this end) **= 4**



	SUI	SCO
Total Score	1	4
Time left	00:00	00:00

Legend:
↻ Clockwise ↺ Counter-clockwise - Not considered

Game - Shot by Shot

End 5 — **SUI - Switzerland 1 + 0** (this end) **= 1** — **SCO - Scotland 4 + 0** (this end) **= 4**



	1	2	3	4	5	6
	SUI: GERTSCH M	SCO: RYDER N	SUI: GERTSCH M	SCO: RYDER N	SUI: EBERHARD F	SCO: HASWELL B
	Front ↻ 100%	Draw ↻ 100%	Draw ↻ 100%	Draw ↻ 100%	Draw ↻ 100%	Clearing ↺ 100%
	7	8	9	10	11	12
	SUI: EBERHARD F	SCO: HASWELL B	SUI: HOESLI M	SCO: WATT M	SUI: HOESLI M	SCO: WATT M
	Guard ↻ 100%	Clearing ↺ 100%	Guard ↻ 100%	Clearing ↺ 100%	Guard ↻ 100%	Clearing ↺ 100%
	13	14	15	16		
	SUI: STOCKER Y	SCO: CRAIK J	SUI: STOCKER Y	SCO: CRAIK J		
	Take-out ↻ 0%	Double Take-out ↺ 100%	Double Take-out ↺ 100%	Through -		

	SUI	SCO
Total Score	1	4
Time left	00:00	00:00

Legend:
↻ Clockwise ↺ Counter-clockwise - Not considered

Game - Shot by Shot

End 6 — **SUI - Switzerland** **1 + 0** (this end) **= 1** — **SCO - Scotland** **4 + 1** (this end) **= 5**



	SUI	SCO
Total Score	1	5
Time left	00:00	00:00

Legend:

↻ Clockwise ↺ Counter-clockwise - Not considered

Game - Shot by Shot

End 7 | **SUI - Switzerland 1 + 1** (this end) **= 2** | **SCO - Scotland 5 + 0** (this end) **= 5**

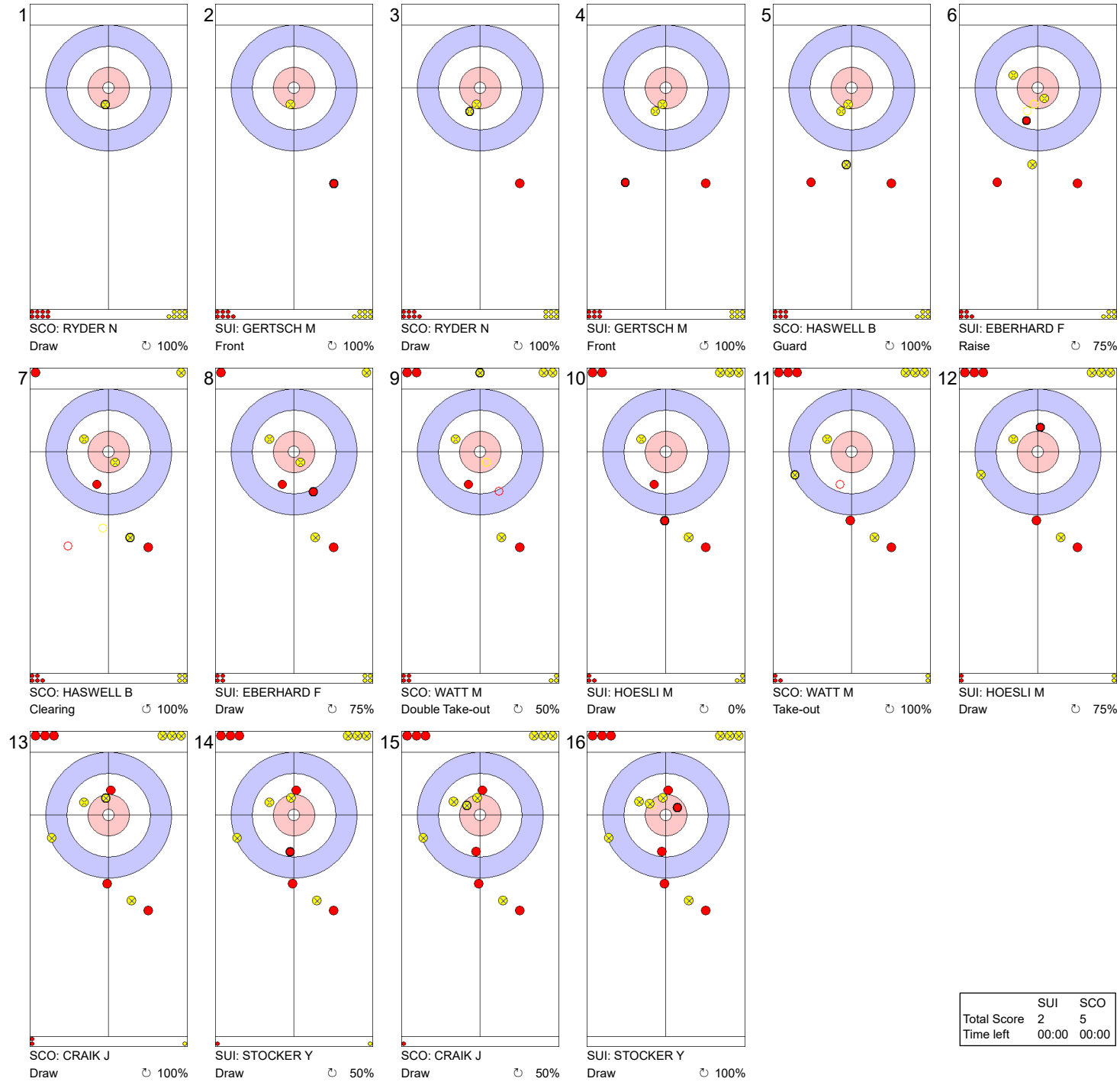

	SUI	SCO
Total Score	2	5
Time left	00:00	00:00

Legend:

↻ Clockwise ↺ Counter-clockwise - Not considered

Game - Shot by Shot

End 8 — **SUI - Switzerland 2 + 0** (this end) **= 2** — **SCO - Scotland 5 + 0** (this end) **= 5**

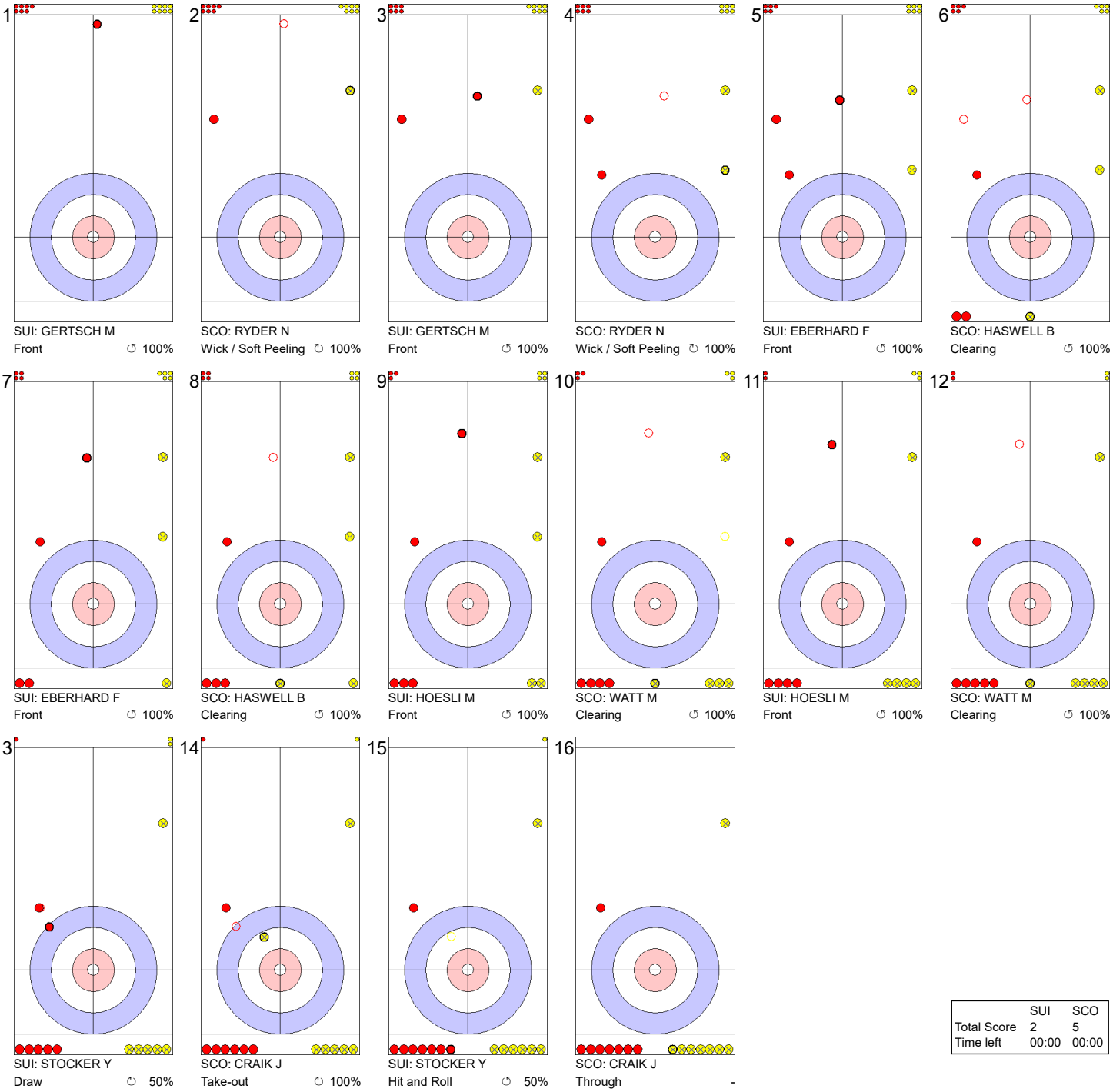

	SUI	SCO
Total Score	2	5
Time left	00:00	00:00

Legend:

↻ Clockwise ↺ Counter-clockwise - Not considered

Game - Shot by Shot

End 9 | **SUI - Switzerland 2 + 0** (this end) **= 2** | **SCO - Scotland 5 + 2** (this end) **= 7**

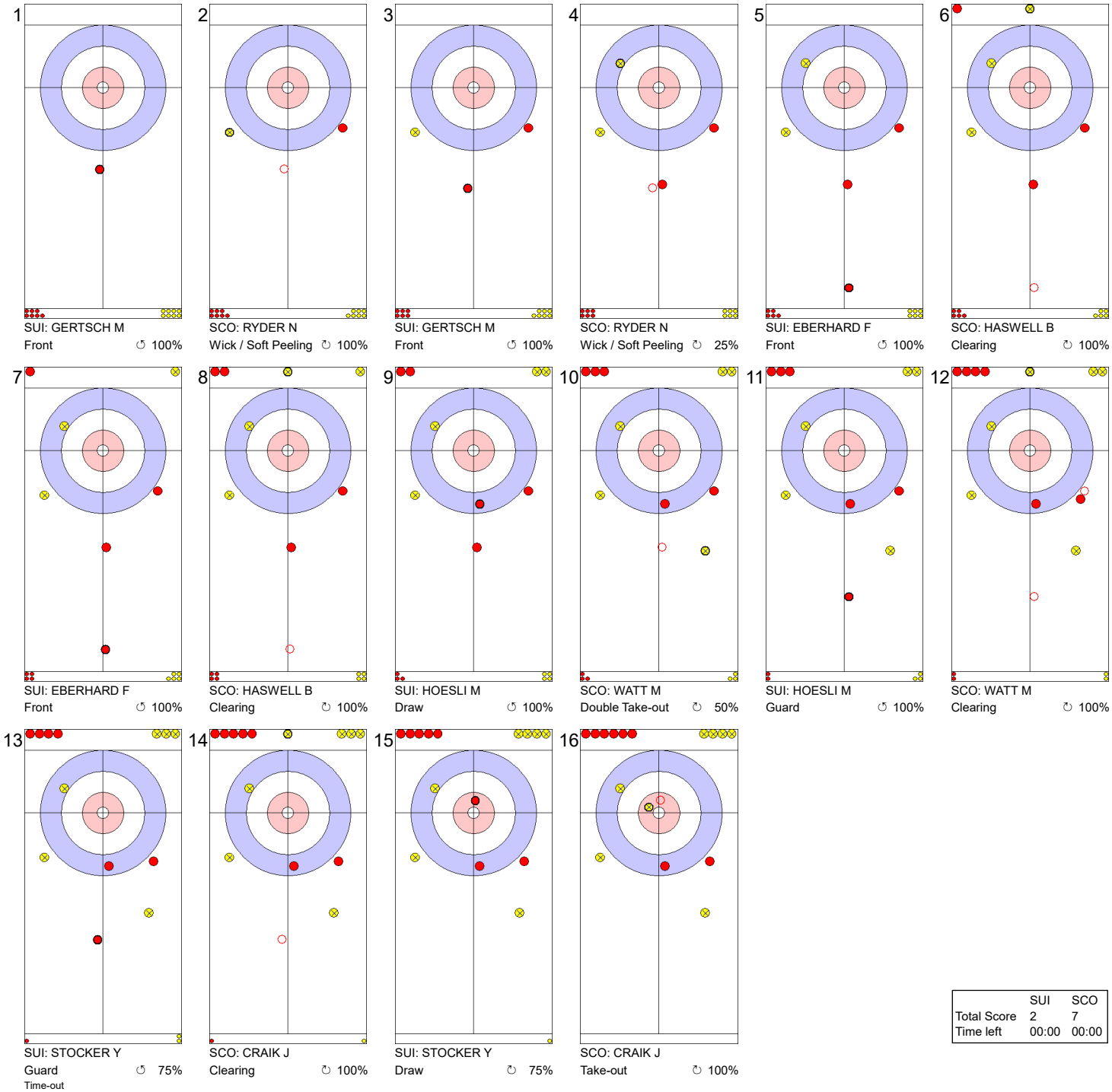

	SUI	SCO
Total Score	2	7
Time left	00:00	00:00

Legend:

↻ Clockwise ↺ Counter-clockwise - Not considered

Game - Shot by Shot

End 10 **SUI - Switzerland** **2 + X** (this end) **= 2** **SCO - Scotland** **7 + X** (this end) **= 7**

1
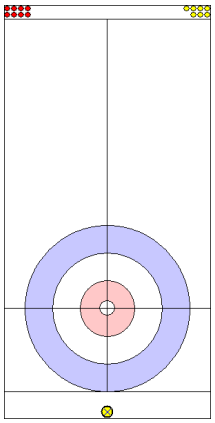
SCO: RYDER N
Through -

2
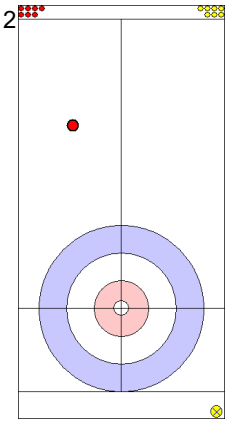
SUI: GERTSCH M
Front ↻ 100%

3
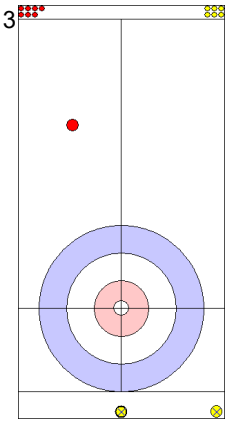
SCO: RYDER N
Through -

4
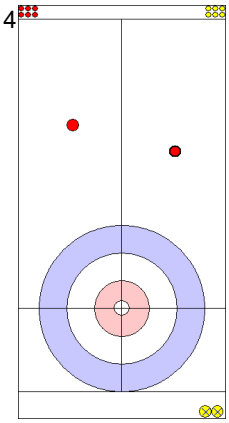
SUI: GERTSCH M
Front ↺ 100%

5
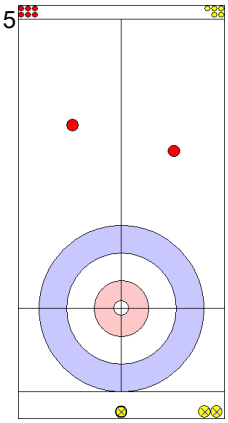
SCO: HASWELL B
Through -
Time-out

6
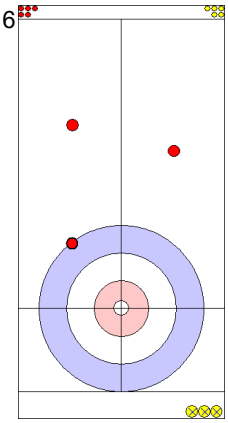
SUI: EBERHARD F
Draw ↻ 100%

7
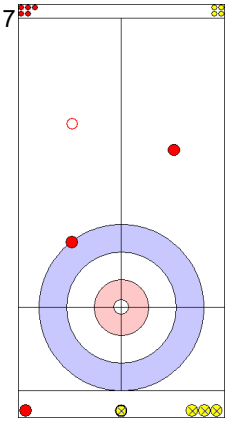
SCO: HASWELL B
Clearing ↻ 100%

8
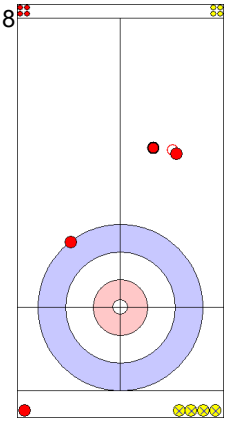
SUI: EBERHARD F
Draw ↺ 25%

9
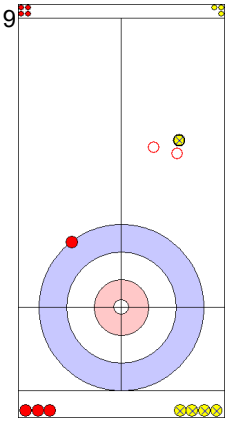
SCO: WATT M
Clearing ↻ 75%

10
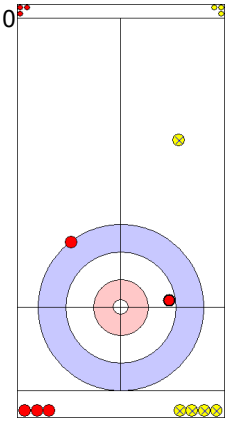
SUI: HOESLI M
Draw ↺ 100%

11
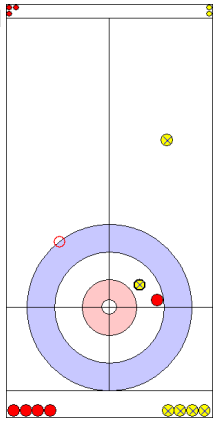
SCO: WATT M
Take-out ↺ 100%

	SUI	SCO
Total Score	2	7
Time left	07:42	11:27

Legend:
↻ Clockwise ↺ Counter-clockwise - Not considered
X Unfinished end due to concession

Game Results

Sheet	Game	Team	LSFE	1	2	3	4	5	6	7	8	9	10	Extra Ends				Total
C	7	ITA - Italy		0	2	0	3	0	0	0	1	0	1					7
	7	USA - United States	*	1	0	2	0	2	0	0	0	3	0					8

ITA - Italy		Shot Success Game	Shot Success All
4 S	COLLI Giacomo	68 %	66 %
3 V	ZISA Alberto	66 %	70 %
2	PIFFER Simone	58 %	79 %
1	DE ZANNA Francesco	79 %	69 %
A	CASAGRANDE Luca	-	-
	Team Total	68 %	71%

Last Stone Draw		Distance
↻	PIFFER Simone	31.2cm
↺	COLLI Giacomo	185.3cm
Total		**216.5cm**

Time remaining: 0 minutes 35 seconds

Time-out: End 9 - ITA stone 5

USA - United States		Shot Success Game	Shot Success All
4 S	VIOLETTE Luc	79 %	67 %
3	RICHARDSON Ben	70 %	76 %
2	HARSTAD Jon	81%	75 %
1 V	FENSON Graem	84 %	78 %
A	TUMA Kevin	-	76 %
	Team Total	78 %	74 %

Last Stone Draw		Distance
↻	VIOLETTE Luc	41.7cm
↺	RICHARDSON Ben	14.4cm
Total		**56.1cm**

Time remaining: 0 minutes 24 seconds

Time-out: End 9 - USA stone 7

ITA - Italy		↻		↺		Game	
4 COLLI Giacomo	Draws	3	33 %	3	58 %	6	46 %
	Take-outs	5	75 %	8	81 %	13	79 %
	Total	8	59 %	11	75 %	19	68 %
3 ZISA Alberto	Draws	4	94 %	5	60 %	9	75 %
	Take-outs	7	68 %	4	44 %	11	59 %
	Total	11	77 %	9	53 %	20	66 %
2 PIFFER Simone	Draws	1	50 %	6	54 %	7	54 %
	Take-outs	6	42 %	7	75 %	13	60 %
	Total	7	43 %	13	65 %	20	58 %
1 DE ZANNA Francesco	Draws	4	69 %	16	81 %	20	79 %
	Take-outs	0	-	0	-	0	-
	Total	4	69 %	16	81 %	20	79 %
A CASAGRANDE Luca	Draws	0	-	0	-	0	-
	Take-outs	0	-	0	-	0	-
	Total	0	-	0	-	0	-
Team	Draws	12	67 %	30	70 %	42	69 %
	Take-outs	18	61 %	19	71 %	37	66 %
	Total	30	63 %	49	70 %	79	68 %

USA - United States		↻		↺		Game	
4 VIOLETTE Luc	Draws	5	75 %	5	55 %	10	65 %
	Take-outs	3	92 %	7	93 %	10	93 %
	Total	8	81 %	12	77 %	20	79 %
3 RICHARDSON Ben	Draws	5	70 %	9	72 %	14	71 %
	Take-outs	3	75 %	3	58 %	6	67 %
	Total	8	72 %	12	69 %	20	70 %
2 HARSTAD Jon	Draws	6	79 %	7	89 %	13	85 %
	Take-outs	3	58 %	4	88 %	7	75 %
	Total	9	72 %	11	89 %	20	81 %
1 FENSON Graem	Draws	17	90 %	2	38 %	19	84 %
	Take-outs	0	-	1	75 %	1	75 %
	Total	17	90 %	3	50 %	20	84 %
A TUMA Kevin	Draws	0	-	0	-	0	-
	Take-outs	0	-	0	-	0	-
	Total	0	-	0	-	0	-
Team	Draws	33	83 %	23	71 %	56	78 %
	Take-outs	9	75 %	15	83 %	24	80 %
	Total	42	81 %	38	76 %	80	78 %

Note:
Position and function for each team member:
4 = Fourth, **3** = Third, **2** = Second, **1** = Lead, **A** = Alternate, **S** = Skip, **V** = Vice-Skip

Legend:
↻ Clockwise ↺ Counter-clockwise **LSFE(*)** Last Stone First End

Game - Shot by Shot

End 1 — **ITA - Italy 0 + 0** (this end) **= 0** — **USA - United States 0 + 1** (this end) **= 1**



	ITA	USA	ITA	USA	ITA	USA	ITA	USA
1	ITA: DE ZANNA F Draw ↻ 75%							
2		USA: FENSON G Front ↻ 100%						
3	ITA: DE ZANNA F Draw ↻ 100%							
4		USA: FENSON G Hit and Roll ↺ 75%						
5	ITA: PIFFER S Hit and Roll ↺ 50%							
6		USA: HARSTAD J Hit and Roll ↺ 75%						
7	ITA: PIFFER S Hit and Roll ↺ 75%							
8		USA: HARSTAD J Hit and Roll ↺ 75%						
9	ITA: ZISA A Hit and Roll ↻ 50%							
10		USA: RICHARDSON B Draw ↻ 100%						
11	ITA: ZISA A Hit and Roll ↻ 25%							
12		USA: RICHARDSON B Draw ↺ 100%						
13	ITA: COLLI G Hit and Roll ↺ 75%							
14		USA: VIOLETTE L Take-out ↺ 50%						
15	ITA: COLLI G Take-out ↻ 100%							
16		USA: VIOLETTE L Draw ↺ 100%						

	ITA	USA
Total Score	0	1
Time left	36:09	34:54

Legend:

↻ Clockwise ↺ Counter-clockwise - Not considered

Game - Shot by Shot

End 2 — **ITA - Italy 0 + 2** (this end) **= 2** — **USA - United States 1 + 0** (this end) **= 1**

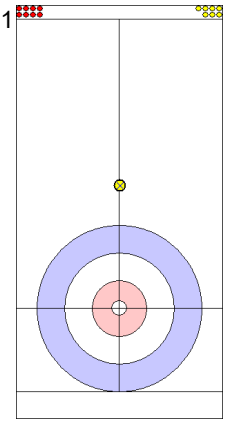

1 USA: FENSON G
Front ↻ 100%

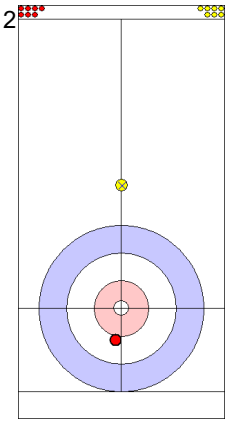

2 ITA: DE ZANNA F
Draw ↺ 75%

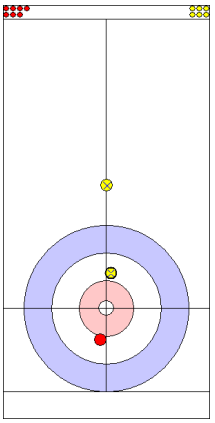

3 USA: FENSON G
Draw ↻ 100%

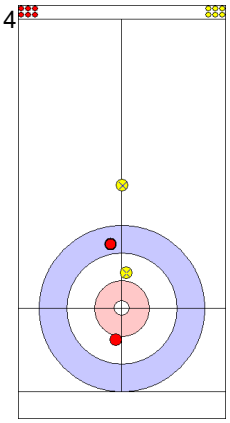

4 ITA: DE ZANNA F
Draw ↺ 75%

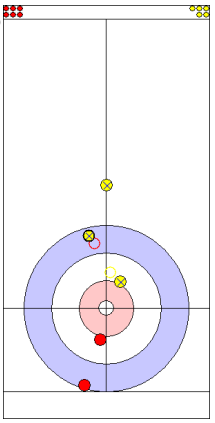

5 USA: HARSTAD J
Raise ↺ 100%

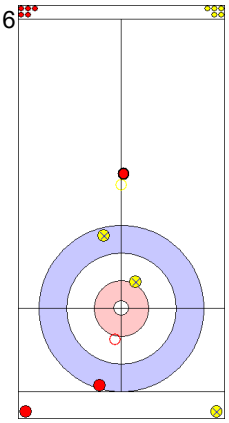

6 ITA: PIFFER S
Take-out ↻ 0%

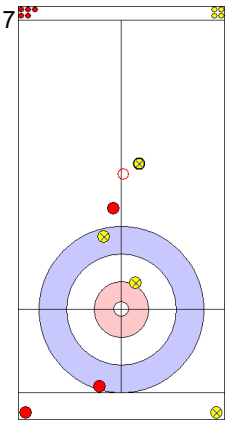

7 USA: HARSTAD J
Guard ↻ 75%

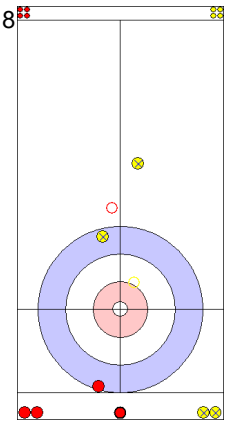

8 ITA: PIFFER S
Promotion Take-out ↺ 50%

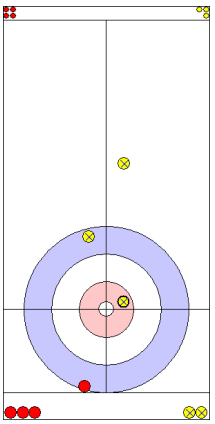

9 USA: RICHARDSON B
Draw ↻ 100%

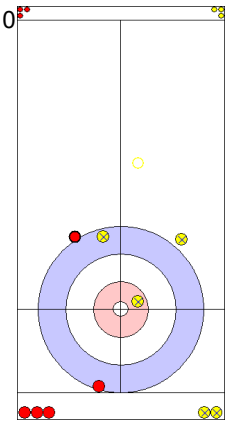

10 ITA: ZISA A
Draw ↺ 50%

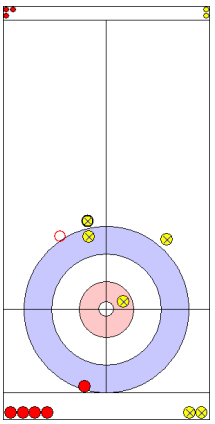

11 USA: RICHARDSON B
Take-out ↺ 100%

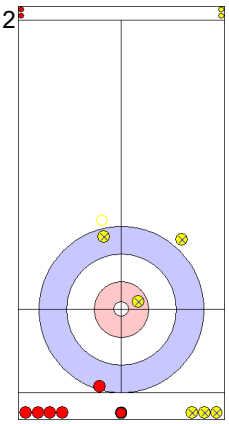

12 ITA: ZISA A
Double Take-out ↻ 50%

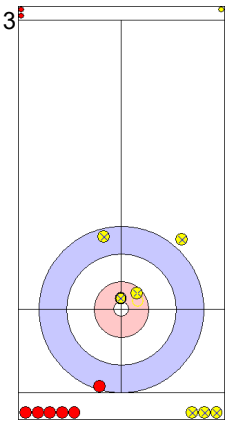

13 USA: VIOLETTE L
Draw ↻ 50%

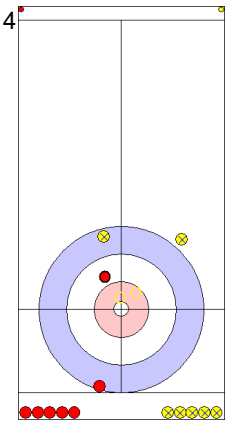

14 ITA: COLLI G
Double Take-out ↺ 100%

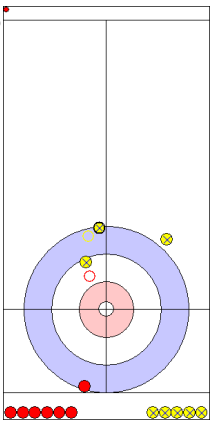

15 USA: VIOLETTE L
Promotion Take-out ↻ 100%

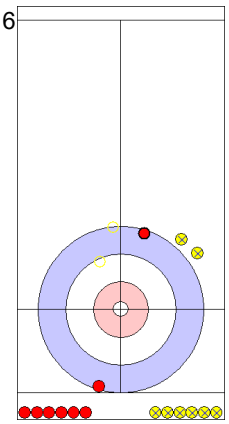

16 ITA: COLLI G
Double Take-out ↺ 100%

	ITA	USA
Total Score	2	1
Time left	00:00	00:00

Legend:
↻ Clockwise ↺ Counter-clockwise - Not considered

Game - Shot by Shot

End 3 — **ITA - Italy 2 + 0** (this end) **= 2** — **USA - United States 1 + 2** (this end) **= 3**

1
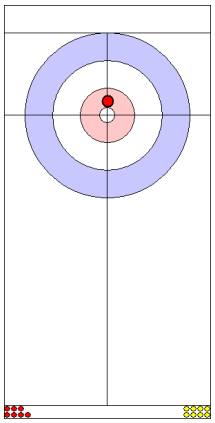
ITA: DE ZANNA F
Draw ↻ 75%

2
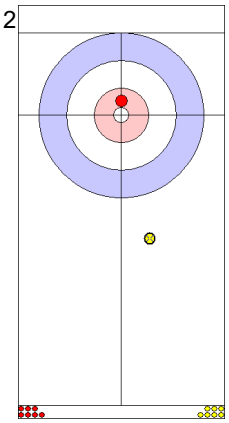
USA: FENSON G
Front ↻ 100%

3
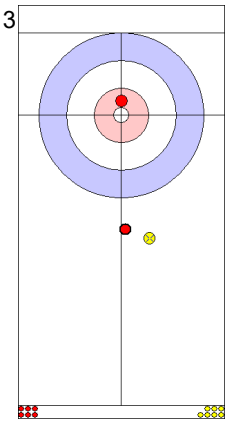
ITA: DE ZANNA F
Guard ↻ 100%

4
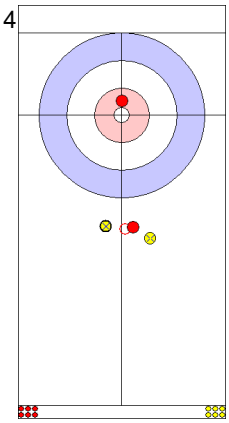
USA: FENSON G
Draw ↻ 0%

5
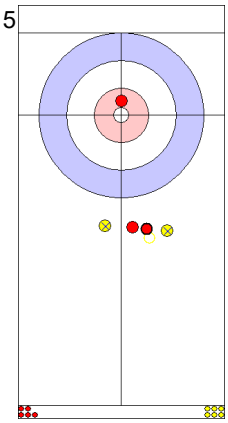
ITA: PIFFER S
Raise ↺ 50%

6
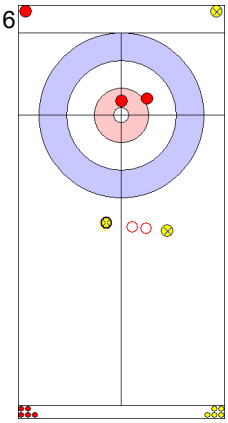
USA: HARSTAD J
Double Take-out ↻ 50%

7
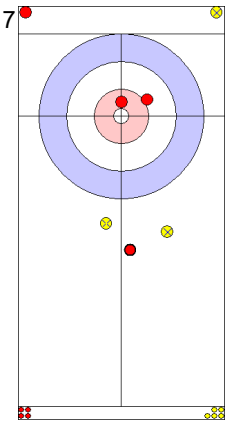
ITA: PIFFER S
Guard ↺ 100%

8
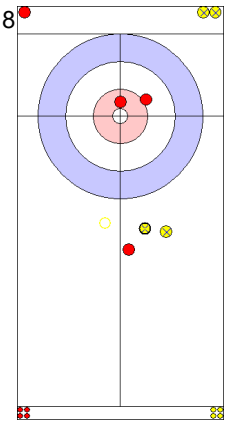
USA: HARSTAD J
Promotion Take-out ↻ 25%

9
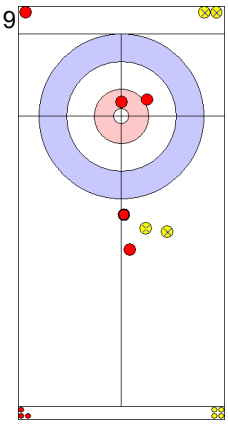
ITA: ZISA A
Guard ↻ 100%

10
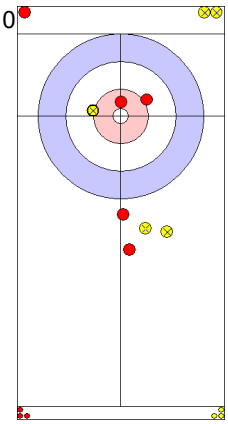
USA: RICHARDSON B
Draw ↻ 50%

11
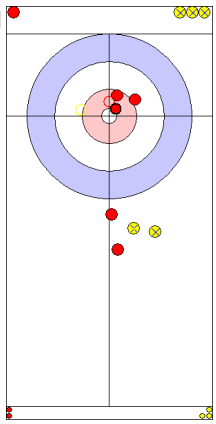
ITA: ZISA A
Hit and Roll ↻ 100%

12
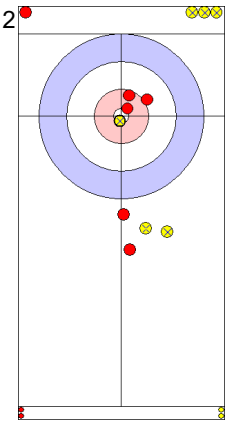
USA: RICHARDSON B
Draw ↻ 100%

13
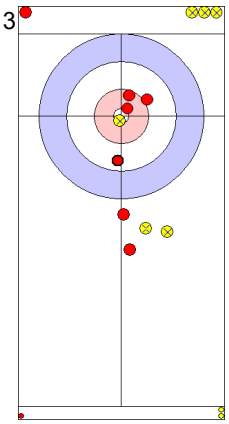
ITA: COLLI G
Draw ↻ 75%

14
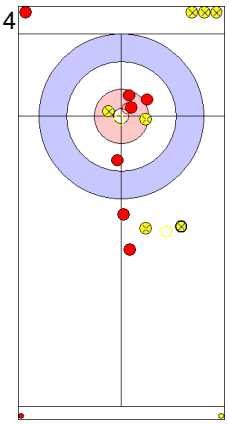
USA: VIOLETTE L
Promotion Take-out ↺ 100%

15
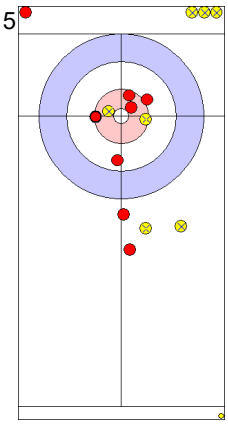
ITA: COLLI G
Draw ↻ 0%

16
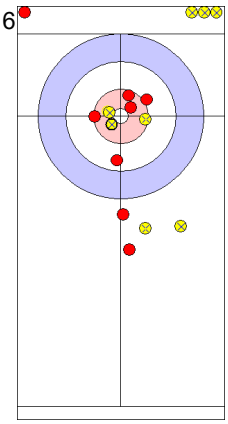
USA: VIOLETTE L
Draw ↻ 100%

	ITA	USA
Total Score	2	3
Time left	00:00	00:00

Legend:
↻ Clockwise ↺ Counter-clockwise - Not considered

Game - Shot by Shot

End 4 — **ITA - Italy 2 + 3** (this end) **= 5** — **USA - United States 3 + 0** (this end) **= 3**



	ITA	USA
Total Score	5	3
Time left	00:00	00:00

Legend:

↻ Clockwise ↺ Counter-clockwise - Not considered

Game - Shot by Shot

End 5 — **ITA - Italy 5 + 0** (this end) **= 5** — **USA - United States 3 + 2** (this end) **= 5**

1
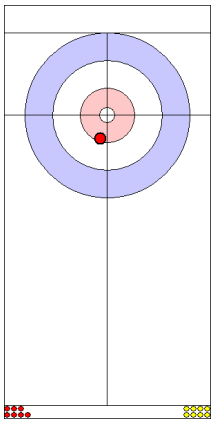
ITA: DE ZANNA F
Draw ↻ 100%

2
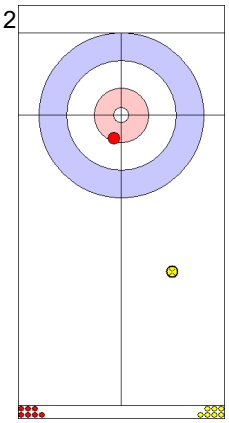
USA: FENSON G
Front ↻ 100%

3
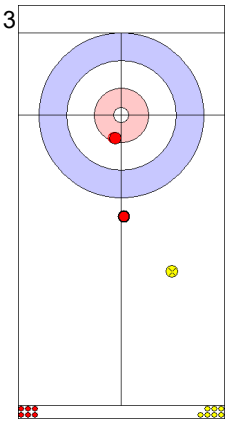
ITA: DE ZANNA F
Guard ↺ 75%

4
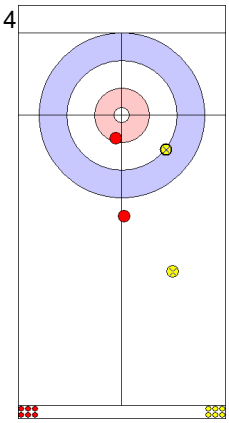
USA: FENSON G
Draw ↻ 100%

5
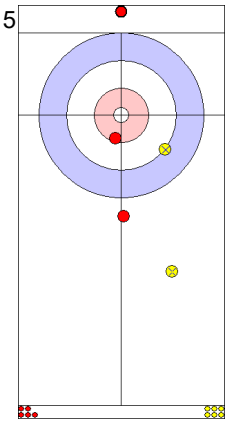
ITA: PIFFER S
Hit and Roll ↻ 0%

6
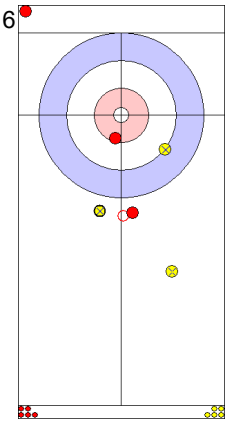
USA: HARSTAD J
Draw ↻ 0%

7
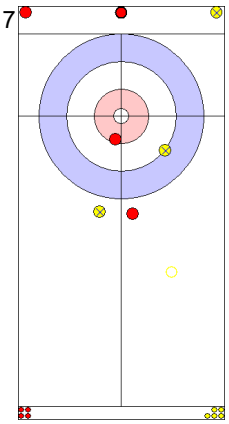
ITA: PIFFER S
Take-out ↻ 50%

8
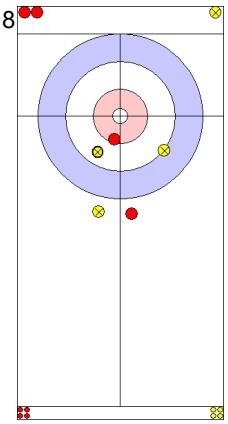
USA: HARSTAD J
Draw ↻ 100%

9
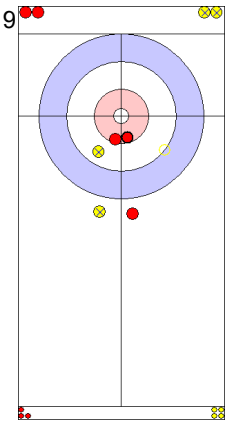
ITA: ZISA A
Hit and Roll ↺ 100%

10
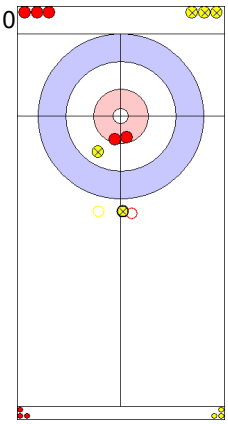
USA: RICHARDSON B
Double Take-out ↺ 0%

11
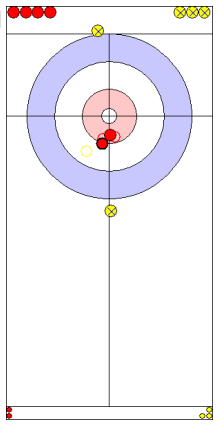
ITA: ZISA A
Take-out ↻ 50%

12
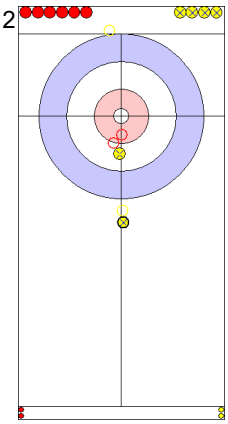
USA: RICHARDSON B
Promotion Take-out ↻ 100%

13
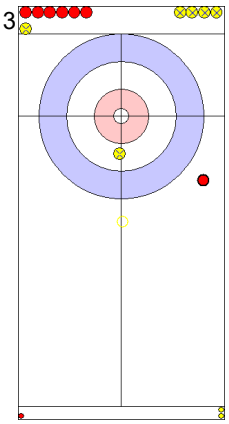
ITA: COLLI G
Double Take-out ↻ 50%

14
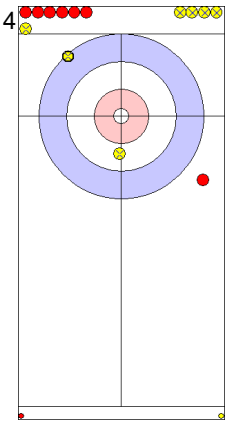
USA: VIOLETTE L
Draw ↺ 75%

15
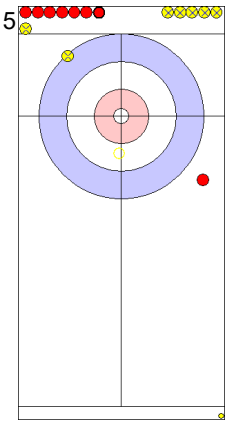
ITA: COLLI G
Take-out ↺ 50%

16
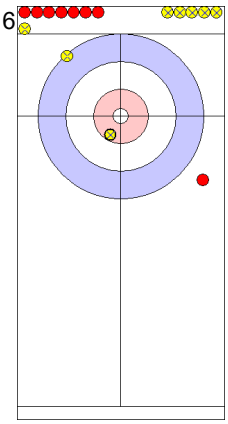
USA: VIOLETTE L
Draw ↻ 100%

	ITA	USA
Total Score	5	5
Time left	00:00	00:00

Legend:
↻ Clockwise ↺ Counter-clockwise - Not considered

Game - Shot by Shot

End 6 — **ITA - Italy 5 + 0** (this end) **= 5** — **USA - United States 5 + 0** (this end) **= 5**



	ITA	USA
Total Score	5	5
Time left	00:00	00:00

Legend:

↻ Clockwise ↺ Counter-clockwise - Not considered

Game - Shot by Shot

End 7 — **ITA - Italy 5 + 0** (this end) **= 5** — **USA - United States 5 + 0** (this end) **= 5**

1

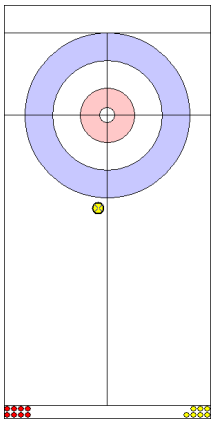

USA: FENSON G
Front ↻ 100%

2

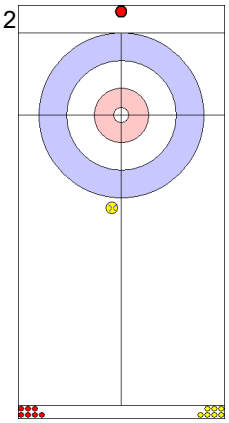

ITA: DE ZANNA F
Draw ↻ 0%

3

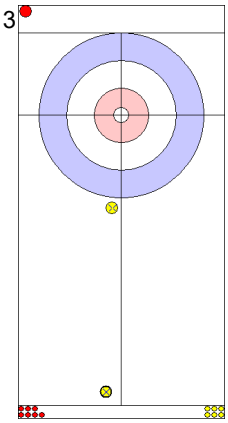

USA: FENSON G
Front ↻ 75%

4

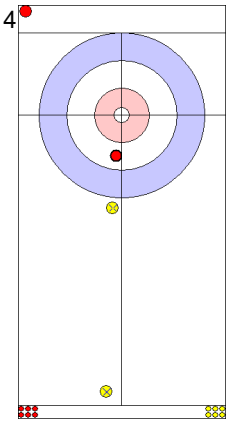

ITA: DE ZANNA F
Draw ↺ 75%

5

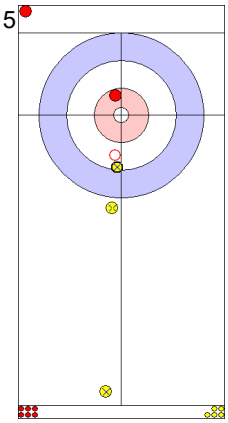

USA: HARSTAD J
Raise ↺ 75%

6

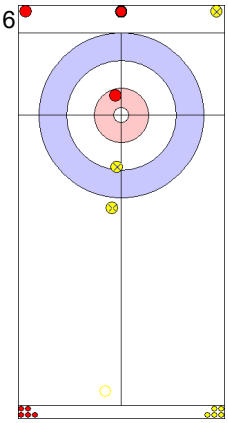

ITA: PIFFER S
Double Take-out ↻ 50%

7

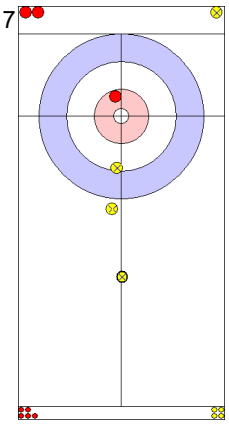

USA: HARSTAD J
Guard ↻ 100%

8

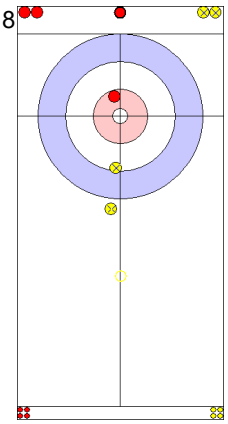

ITA: PIFFER S
Clearing ↻ 100%

9

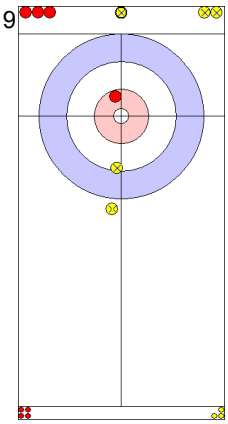

USA: RICHARDSON B
Draw ↻ 0%

10

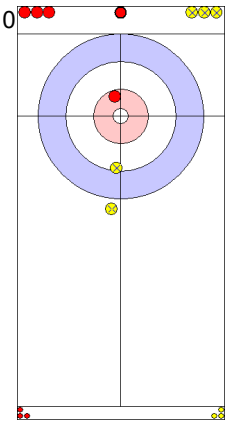

ITA: ZISA A
Take-out ↺ 0%

11

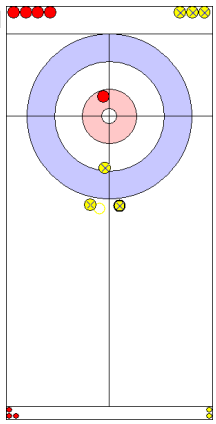

USA: RICHARDSON B
Draw ↺ 25%

12

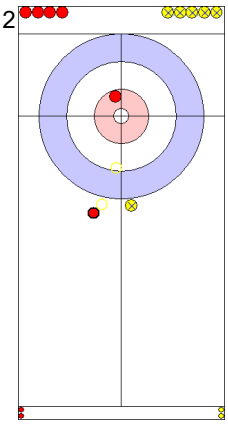

ITA: ZISA A
Double Take-out ↻ 100%

13

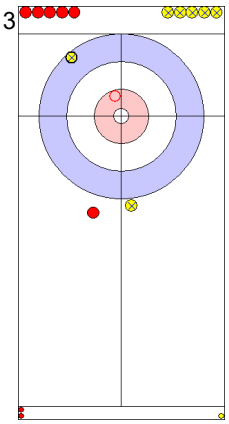

USA: VIOLETTE L
Take-out ↺ 100%

14

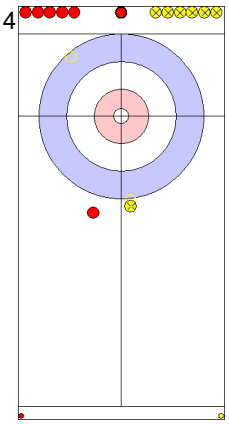

ITA: COLLI G
Take-out ↻ 50%

15

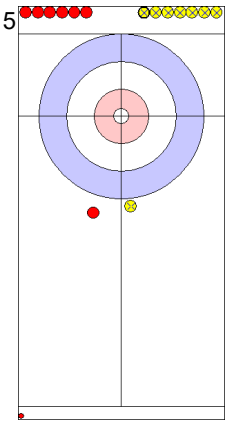

USA: VIOLETTE L
Draw ↻ 0%

16

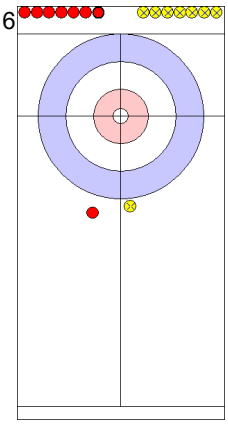

ITA: COLLI G
Through -

	ITA	USA
Total Score	5	5
Time left	00:00	00:00

Legend:
↻ Clockwise ↺ Counter-clockwise - Not considered

Game - Shot by Shot

End 8 — **ITA - Italy 5 + 1** (this end) **= 6** — **USA - United States 5 + 0** (this end) **= 5**

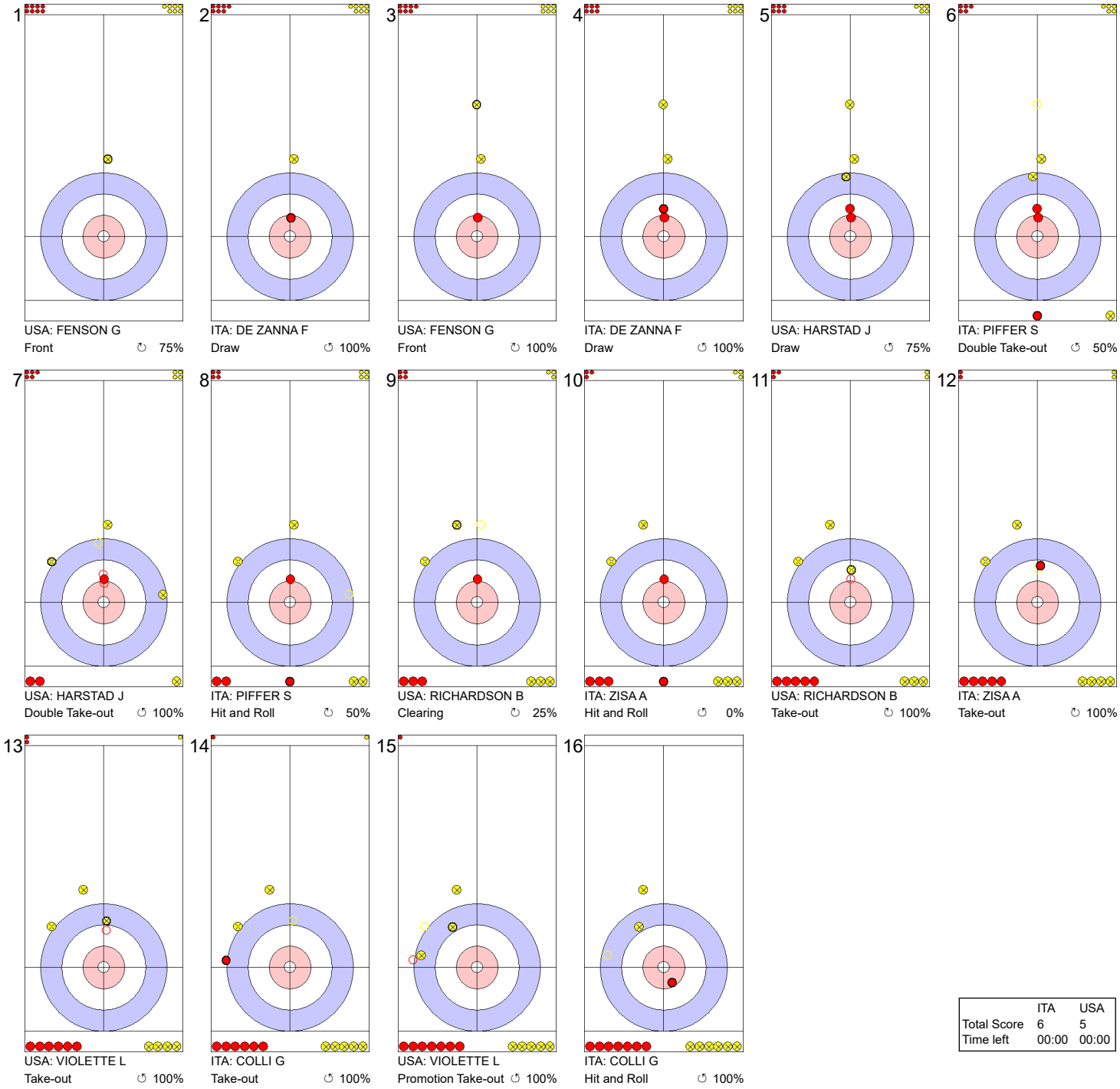

	ITA	USA
Total Score	6	5
Time left	00:00	00:00

Legend:

↻ Clockwise ↺ Counter-clockwise - Not considered

Game - Shot by Shot

End 9 — **ITA - Italy 6 + 0** (this end) **= 6** — **USA - United States 5 + 3** (this end) **= 8**

1
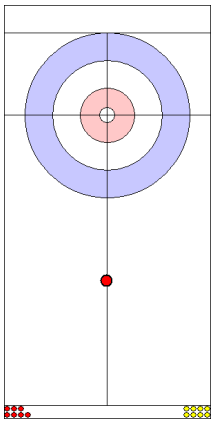
ITA: DE ZANNA F
Front ↺ 100%

2
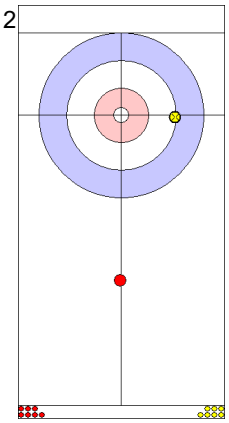
USA: FENSON G
Draw ↻ 100%

3
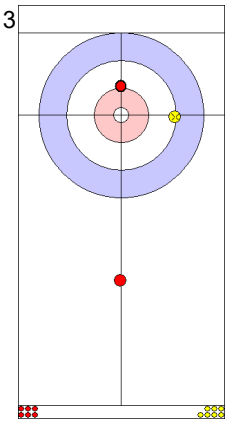
ITA: DE ZANNA F
Draw ↺ 75%

4
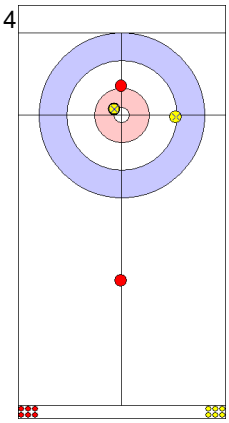
USA: FENSON G
Draw ↺ 75%

5
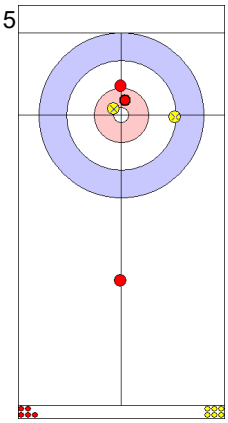
ITA: PIFFER S
Draw ↺ 75%

6
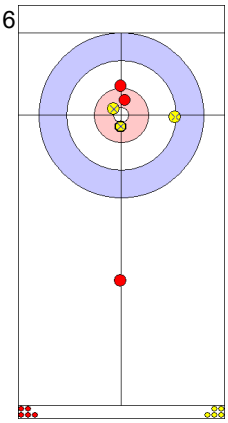
USA: HARSTAD J
Draw ↺ 100%

7
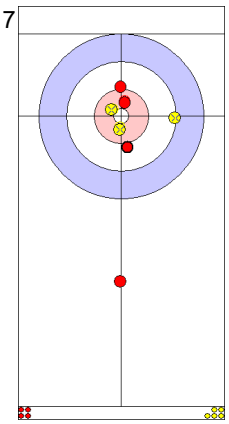
ITA: PIFFER S
Draw ↺ 100%

8
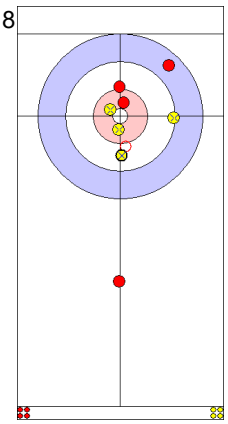
USA: HARSTAD J
Raise ↺ 100%

9
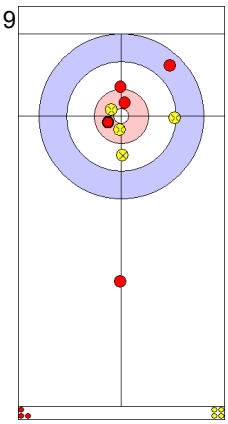
ITA: ZISA A
Draw ↺ 100%
Time-out

10
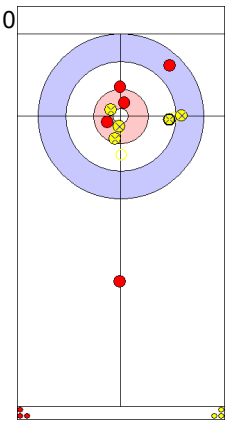
USA: RICHARDSON B
Raise ↺ 100%

11
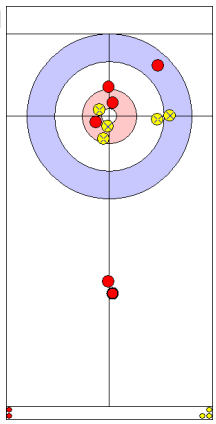
ITA: ZISA A
Draw ↺ 0%

12
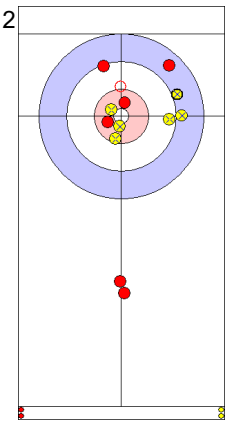
USA: RICHARDSON B
Raise ↺ 50%

13
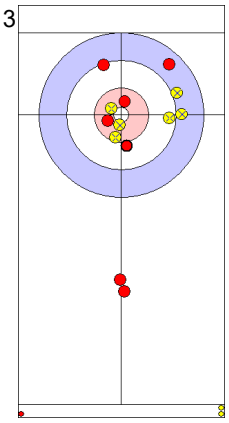
ITA: COLLI G
Draw ↺ 75%

14
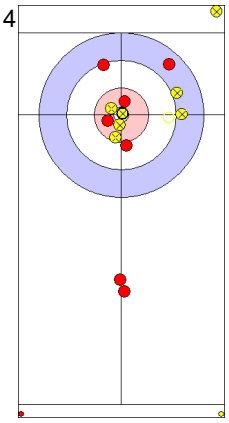
USA: VIOLETTE L
Hit and Roll ↻ 100%
Time-out

15
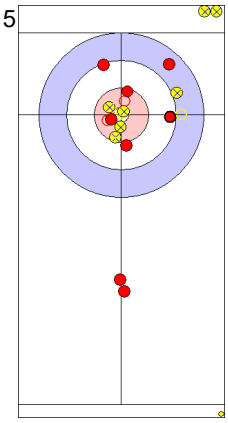
ITA: COLLI G
Hit and Roll ↺ 25%

16
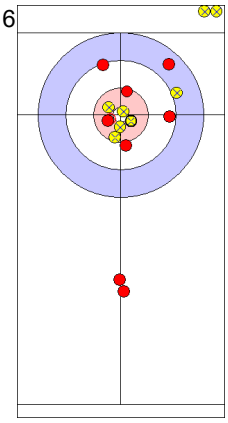
USA: VIOLETTE L
Draw ↺ 100%

	ITA	USA
Total Score	6	8
Time left	00:00	00:00

Legend:
↻ Clockwise ↺ Counter-clockwise - Not considered

Game - Shot by Shot

End 10 — **ITA - Italy 6 + 1** (this end) **= 7** — **USA - United States 8 + 0** (this end) **= 8**



	ITA	USA
Total Score	7	8
Time left	00:35	00:24

Legend:
↻ Clockwise ↺ Counter-clockwise - Not considered

Game Results

Sheet	Game	Team	LSFE	1	2	3	4	5	6	7	8	9	10	Extra Ends	Total
D	7	SWE - Sweden	*	1	0	1	0	2	0	0	1	1	X		6
	7	NZL - New Zealand		0	0	0	1	0	1	0	0	0	X		2

SWE - Sweden		Shot Success Game	Shot Success All
4 S	MAGNUSSON Daniel	82%	72%
3 V	ISRAELSSON Rasmus	89%	88%
2	REGOSA Anton	74%	74%
1	JONES Sebastian	82%	83%
A	AHLBERG Robin	-	78%
	Team Total	82%	78%

Last Stone Draw		Distance
↻	MAGNUSSON Daniel	16.8cm
↺	ISRAELSSON Rasmus	60.8cm
Total		**77.6cm**

Time remaining: 9 minutes 48 seconds

NZL - New Zealand		Shot Success Game	Shot Success All
4 V	HOOD Anton	76%	72%
3	SMITH Ben	64%	70%
2 S	NEILSON Matthew	65%	66%
1	WALKER Hunter	85%	76%
A	APUWAI-BISHOP Jayden	-	-
	Team Total	73%	71%

Last Stone Draw		Distance
↻	HOOD Anton	46.7cm
↺	WALKER Hunter	65.2cm
Total		**111.9cm**

Time remaining: 3 minutes 1 second

SWE - Sweden		↻		↺		Game	
4 MAGNUSSON Daniel	Draws	2	100%	5	85%	7	89%
	Take-outs	6	75%	5	80%	11	77%
	Total	8	81%	10	83%	18	82%
3 ISRAELSSON Rasmus	Draws	2	88%	3	100%	5	95%
	Take-outs	8	97%	5	70%	13	87%
	Total	10	95%	8	81%	18	89%
2 REGOSA Anton	Draws	0	-	4	69%	4	69%
	Take-outs	10	70%	4	88%	14	75%
	Total	10	70%	8	78%	18	74%
1 JONES Sebastian	Draws	3	100%	11	84%	14	88%
	Take-outs	1	0%	3	83%	4	63%
	Total	4	75%	14	84%	18	82%
A AHLBERG Robin	Draws	0	-	0	-	0	-
	Take-outs	0	-	0	-	0	-
	Total	0	-	0	-	0	-
Team	Draws	7	96%	23	84%	30	87%
	Take-outs	25	77%	17	79%	42	78%
	Total	32	81%	40	82%	72	82%

NZL - New Zealand		↻		↺		Game	
4 HOOD Anton	Draws	4	50%	1	100%	5	60%
	Take-outs	7	79%	6	88%	13	83%
	Total	11	68%	7	89%	18	76%
3 SMITH Ben	Draws	2	88%	4	75%	6	79%
	Take-outs	10	55%	2	63%	12	56%
	Total	12	60%	6	71%	18	64%
2 NEILSON Matthew	Draws	5	45%	8	75%	13	63%
	Take-outs	1	100%	4	63%	5	70%
	Total	6	54%	12	71%	18	65%
1 WALKER Hunter	Draws	10	80%	4	81%	14	80%
	Take-outs	2	100%	2	100%	4	100%
	Total	12	83%	6	88%	18	85%
A APUWAI-BISHOP Jayden	Draws	0	-	0	-	0	-
	Take-outs	0	-	0	-	0	-
	Total	0	-	0	-	0	-
Team	Draws	21	67%	17	78%	38	72%
	Take-outs	20	70%	14	79%	34	74%
	Total	41	68%	31	78%	72	73%

Note:
Position and function for each team member:
4 = Fourth, **3** = Third, **2** = Second, **1** = Lead, **A** = Alternate, **S** = Skip, **V** = Vice-Skip

Legend:
↻ Clockwise ↺ Counter-clockwise **LSFE(*)** Last Stone First End
X Unplayed/unfinished end due to concession

Game - Shot by Shot

End 1 — **SWE - Sweden** 0 + 1 (this end) = 1 — **NZL - New Zealand** 0 + 0 (this end) = 0

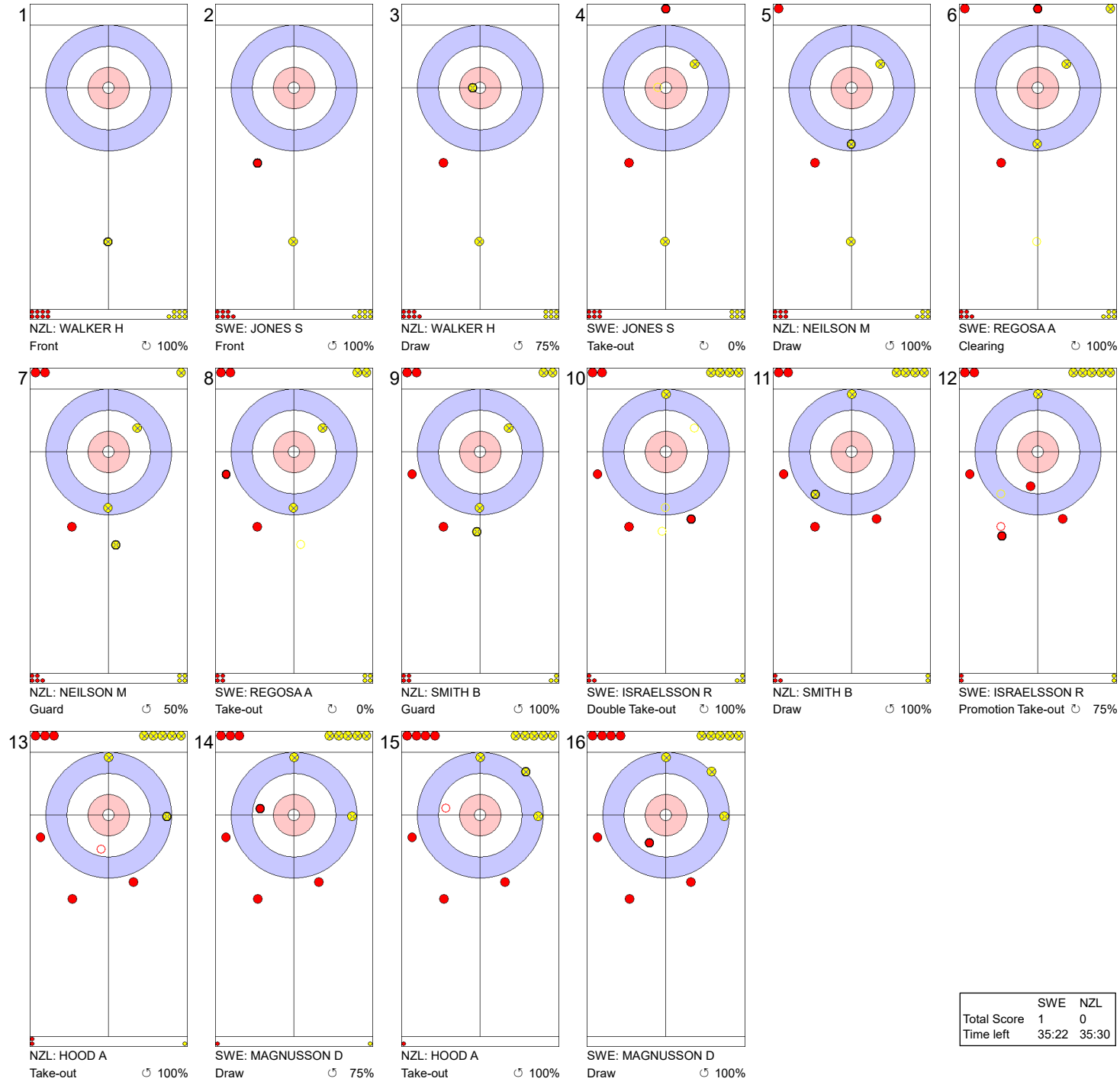

	SWE	NZL
Total Score	1	0
Time left	35:22	35:30

Legend:

↻ Clockwise ↺ Counter-clockwise - Not considered

Game - Shot by Shot

End 2 — **SWE - Sweden 1 + 0** (this end) **= 1** — **NZL - New Zealand 0 + 0** (this end) **= 0**

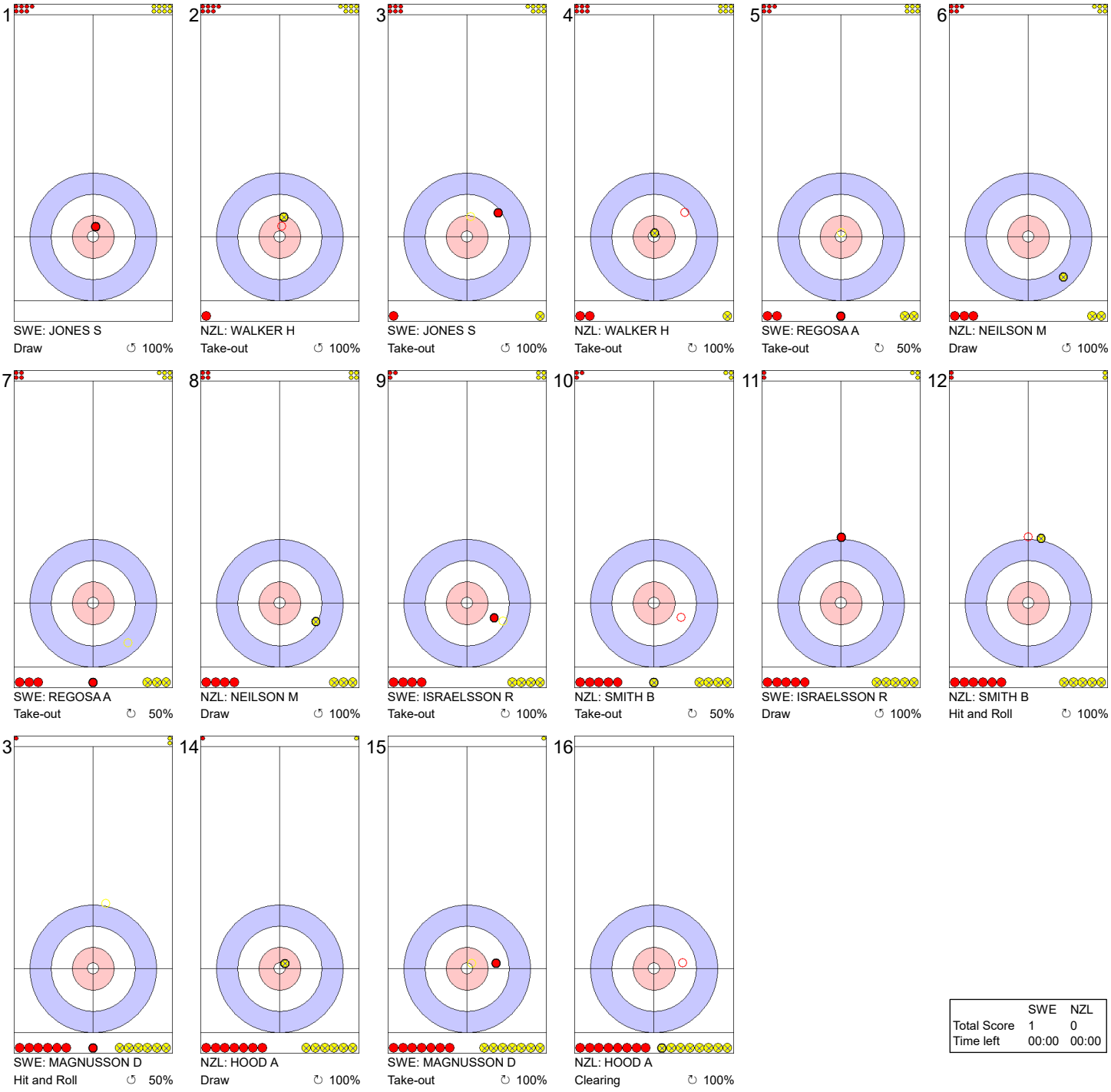

	SWE	NZL
Total Score	1	0
Time left	00:00	00:00

Legend:

↻ Clockwise ↺ Counter-clockwise - Not considered

Game - Shot by Shot

End 3 **SWE - Sweden 1 + 1** (this end) **= 2** **NZL - New Zealand 0 + 0** (this end) **= 0**



	SWE	NZL
Total Score	2	0
Time left	00:00	00:00

Legend:
↻ Clockwise ↺ Counter-clockwise - Not considered

Game - Shot by Shot

End 4 — **SWE - Sweden 2 + 0** (this end) **= 2** — **NZL - New Zealand 0 + 1** (this end) **= 1**

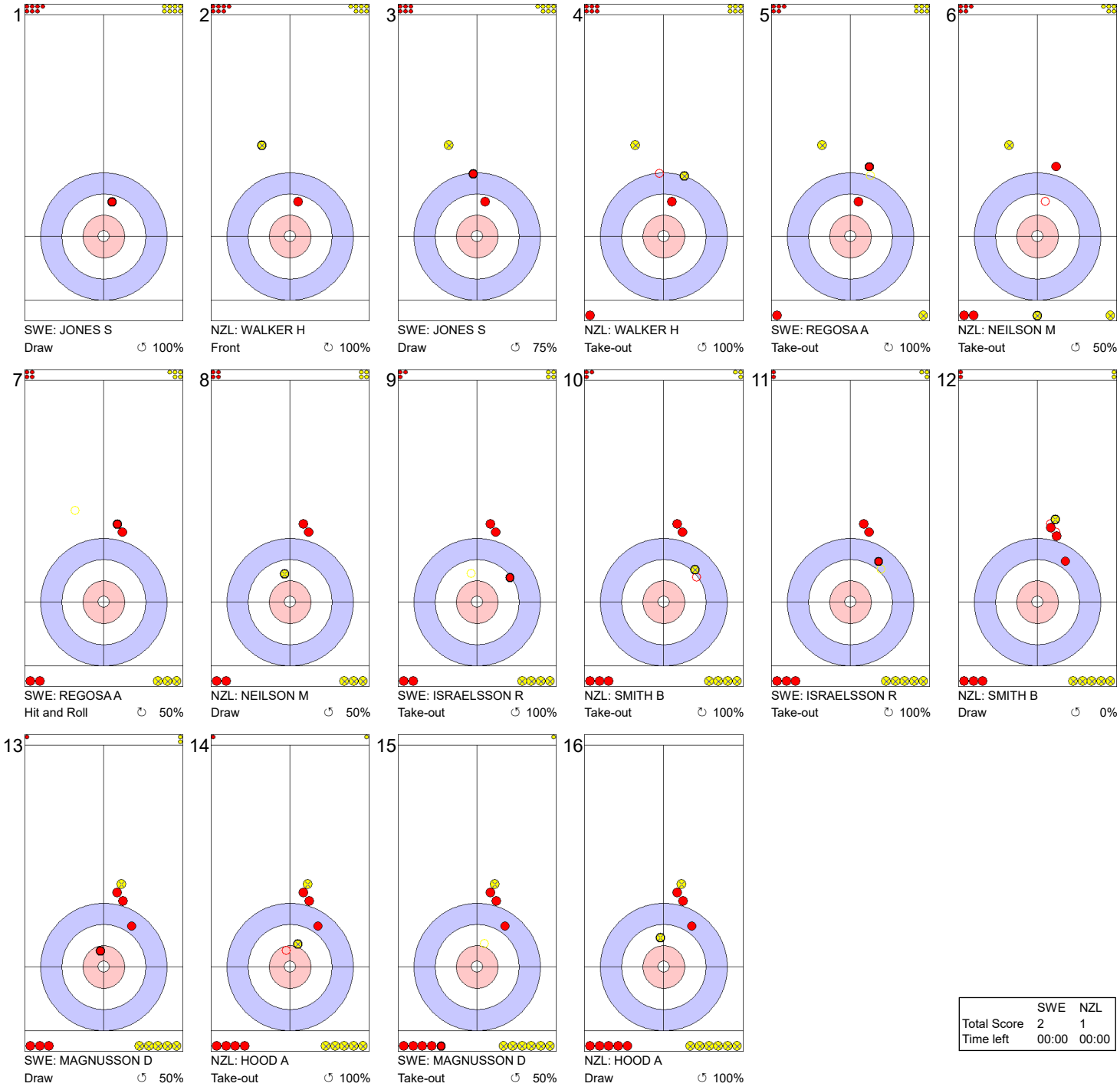

	SWE	NZL
Total Score	2	1
Time left	00:00	00:00

Legend:

↻ Clockwise ↺ Counter-clockwise - Not considered

Game - Shot by Shot

End 5 **SWE - Sweden 2 + 2** (this end) **= 4** **NZL - New Zealand 1 + 0** (this end) **= 1**

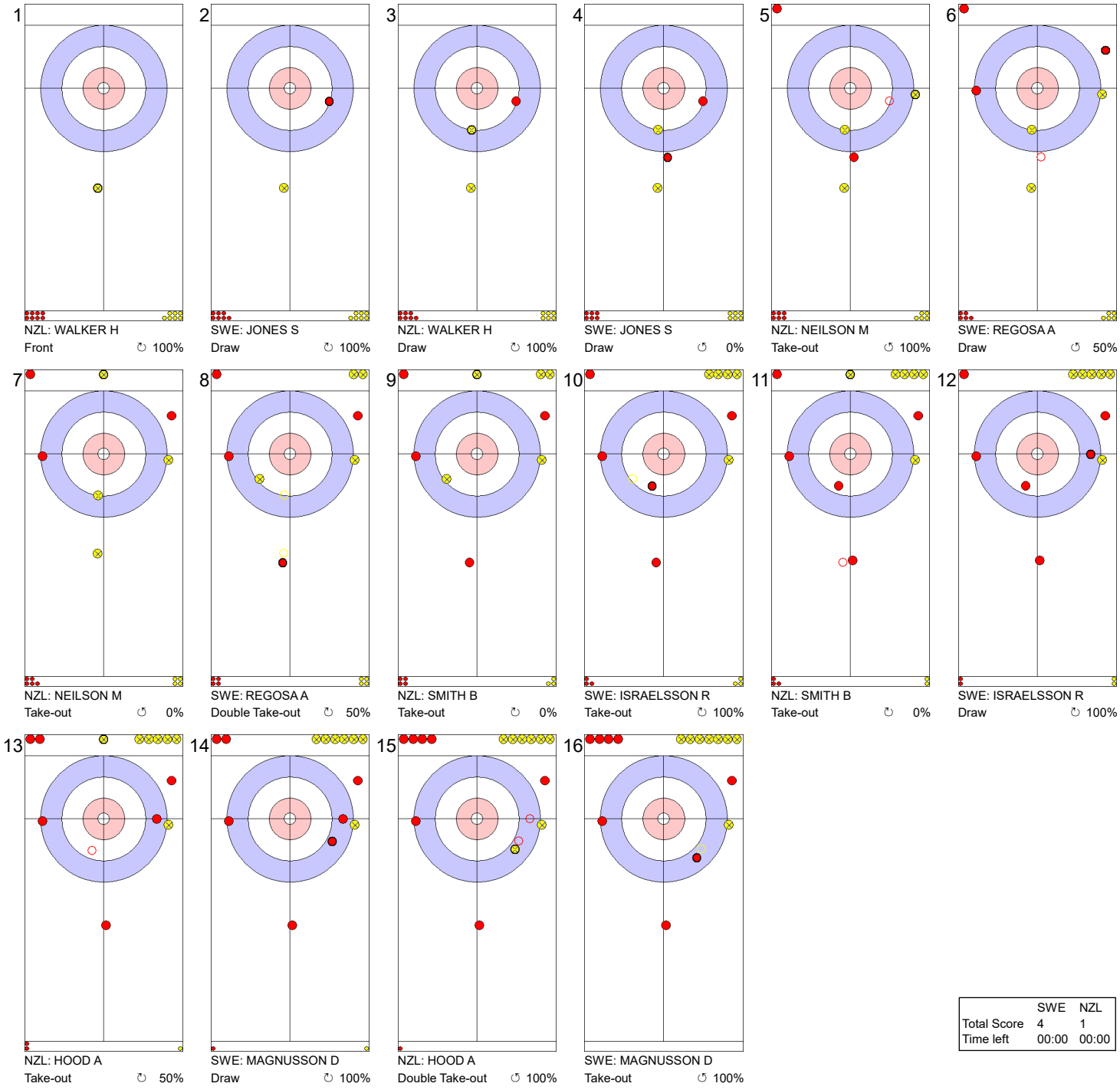

	SWE	NZL
Total Score	4	1
Time left	00:00	00:00

Legend:

↻ Clockwise ↺ Counter-clockwise - Not considered

Game - Shot by Shot

End 6 — **SWE - Sweden 4 + 0** (this end) **= 4** — **NZL - New Zealand 1 + 1** (this end) **= 2**

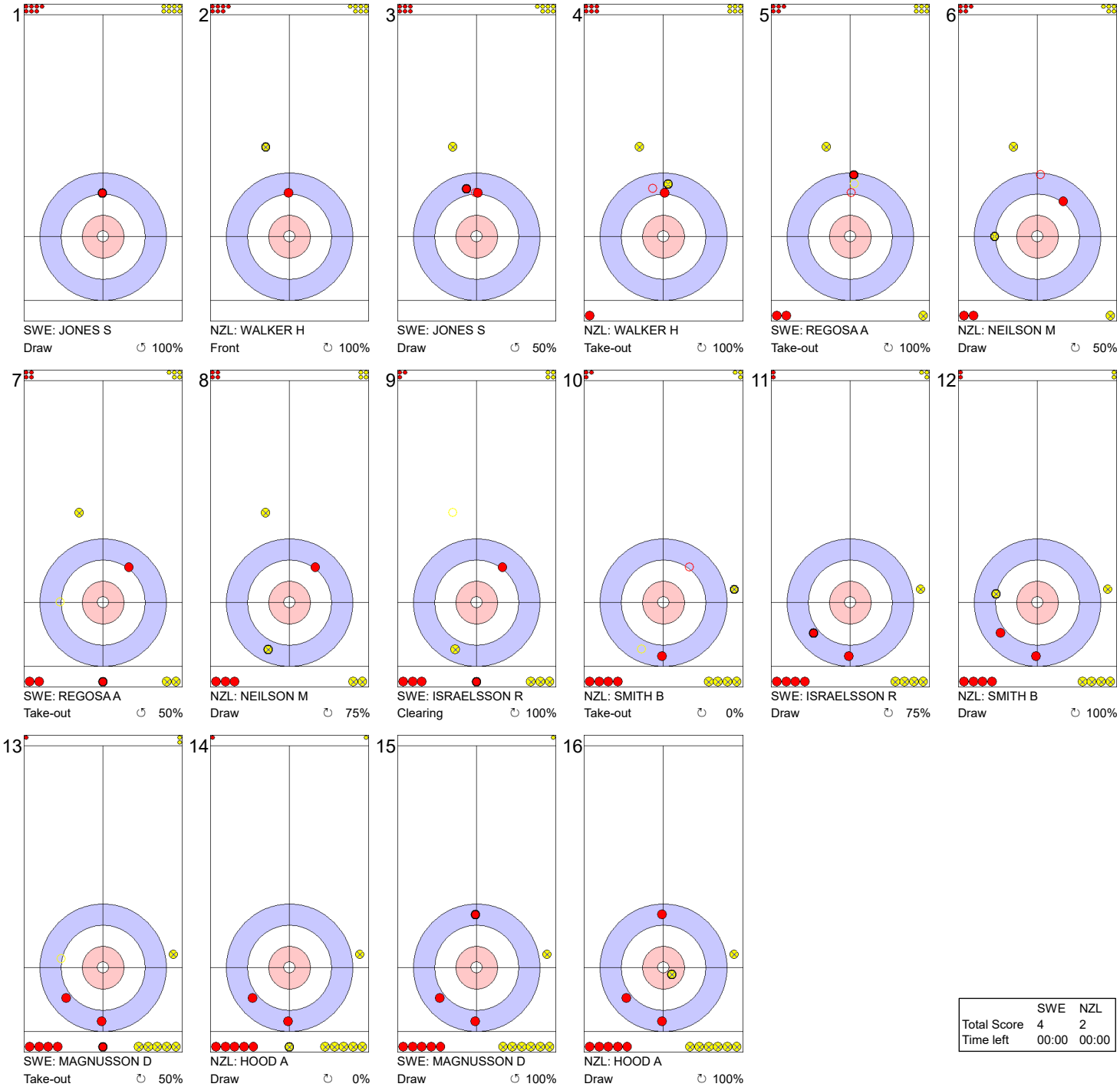

	SWE	NZL
Total Score	4	2
Time left	00:00	00:00

Legend:

↻ Clockwise ↺ Counter-clockwise - Not considered

Game - Shot by Shot

End 7 | **SWE - Sweden 4 + 0** (this end) **= 4** | **NZL - New Zealand 2 + 0** (this end) **= 2**



	SWE	NZL
Total Score	4	2
Time left	00:00	00:00

Legend:

↻ Clockwise ↺ Counter-clockwise - Not considered

Game - Shot by Shot

End 8 — **SWE - Sweden** **4 + 1** (this end) **= 5** — **NZL - New Zealand** **2 + 0** (this end) **= 2**



	SWE	NZL
Total Score	5	2
Time left	00:00	00:00

Legend:

↻ Clockwise ↺ Counter-clockwise - Not considered

Game - Shot by Shot

End 9 **SWE - Sweden 5 + 1** (this end) **= 6** **NZL - New Zealand 2 + 0** (this end) **= 2**



	SWE	NZL
Total Score	6	2
Time left	09:48	03:01

Legend:
↻ Clockwise ↺ Counter-clockwise - Not considered

Game Results

Sheet	Game	Team	LSFE	1	2	3	4	5	6	7	8	9	10	Extra Ends				Total
E	7	CAN - Canada		0	0	0	3	0	3	0	2	0	X					8
	7	GER - Germany	*	1	1	1	0	1	0	1	0	0	X					5

CAN - Canada		Shot Success Game	Shot Success All
4 S	GAUTHIER Jacques	81%	84%
3 V	PETERS Jordan	78%	84%
2	PAYETTE Brayden	79%	80%
1	BILAWKA Zachary	65%	78%
A	DUNLOP Thomas	-	-
	Team Total	76%	82%

Last Stone Draw		Distance
↻	GAUTHIER Jacques	33.2cm
↺	PETERS Jordan	79.1cm
Total		**112.3cm**

Time remaining: 7 minutes 7 seconds

GER - Germany		Shot Success Game	Shot Success All
4 S	TOTZEK Sixten	62%	77%
3 V	SUTOR Joshua	71%	70%
2	HAAG Jan-Luca	64%	76%
1	SUTOR Magnus	93%	85%
A	HARSCH Klaudius	75%	79%
	Team Total	71%	77%

Last Stone Draw		Distance
↻	TOTZEK Sixten	11.4cm
↺	SUTOR Joshua	25.6cm
Total		**37.0cm**

Time remaining: 4 minutes 5 seconds

Time-out: End 10 - GER stone 6

HARSCH K replaced SUTOR M at the beginning of end 8

CAN - Canada		↻		↺		Game	
4 GAUTHIER Jacques	Draws	3	100%	2	88%	5	95%
	Take-outs	11	70%	4	94%	15	77%
	Total	14	77%	6	92%	20	81%
3 PETERS Jordan	Draws	4	81%	0	-	4	81%
	Take-outs	9	75%	7	79%	16	77%
	Total	13	77%	7	79%	20	78%
2 PAYETTE Brayden	Draws	7	68%	1	50%	8	66%
	Take-outs	6	92%	6	83%	12	88%
	Total	13	79%	7	79%	20	79%
1 BILAWKA Zachary	Draws	17	71%	1	0%	18	67%
	Take-outs	0	-	2	50%	2	50%
	Total	17	71%	3	33%	20	65%
A DUNLOP Thomas	Draws	0	-	0	-	0	-
	Take-outs	0	-	0	-	0	-
	Total	0	-	0	-	0	-
Team	Draws	31	74%	4	56%	35	72%
	Take-outs	26	77%	19	80%	45	78%
	Total	57	75%	23	76%	80	76%

GER - Germany		↻		↺		Game	
4 TOTZEK Sixten	Draws	10	65%	0	-	10	65%
	Take-outs	5	75%	4	38%	9	58%
	Total	15	68%	4	38%	19	62%
3 SUTOR Joshua	Draws	7	75%	4	56%	11	68%
	Take-outs	5	75%	4	75%	9	75%
	Total	12	75%	8	66%	20	71%
2 HAAG Jan-Luca	Draws	4	94%	8	59%	12	71%
	Take-outs	5	40%	3	75%	8	53%
	Total	9	64%	11	64%	20	64%
1 SUTOR Magnus	Draws	6	88%	7	96%	13	92%
	Take-outs	1	100%	0	-	1	100%
	Total	7	89%	7	96%	14	93%
A HARSCH Klaudius	Draws	2	50%	4	88%	6	75%
	Take-outs	0	-	0	-	0	-
	Total	2	50%	4	88%	6	75%
Team	Draws	29	75%	23	75%	52	75%
	Take-outs	16	66%	11	61%	27	64%
	Total	45	72%	34	71%	79	71%

Note:
Position and function for each team member:
4 = Fourth, **3** = Third, **2** = Second, **1** = Lead, **A** = Alternate, **S** = Skip, **V** = Vice-Skip

Legend:
↻ Clockwise ↺ Counter-clockwise **LSFE(*)** Last Stone First End
X Unplayed/unfinished end due to concession

Game - Shot by Shot

End 1 — **CAN - Canada 0 + 0** (this end) **= 0** — **GER - Germany 0 + 1** (this end) **= 1**



	CAN	GER
Total Score	0	1
Time left	36:08	35:15

Legend:

↻ Clockwise ↺ Counter-clockwise - Not considered

Game - Shot by Shot

End 2 — **CAN - Canada 0 + 0** (this end) **= 0** — **GER - Germany 1 + 1** (this end) **= 2**

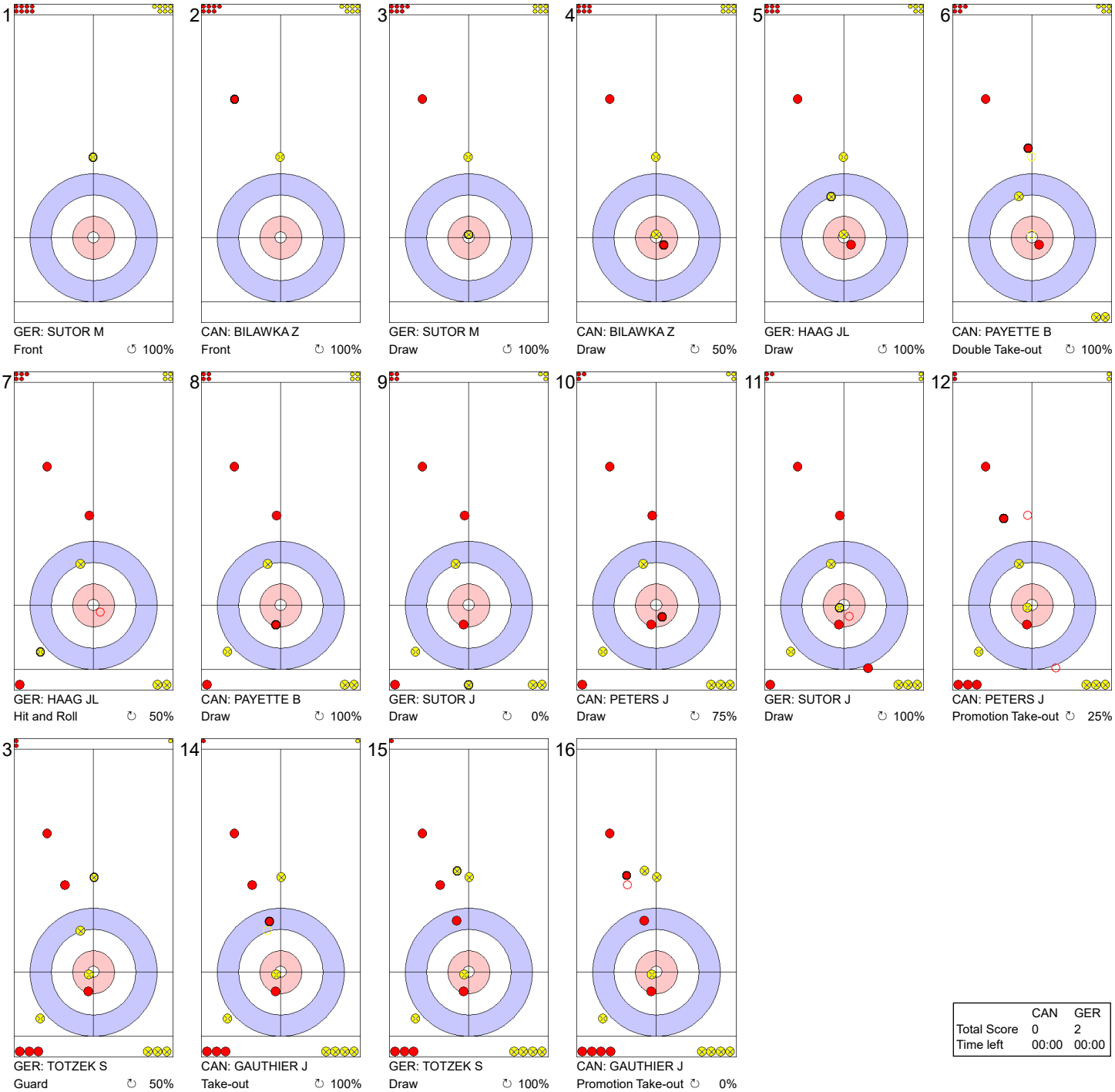

	1	2	3	4	5	6
	GER: SUTOR M	CAN: BILAWKA Z	GER: SUTOR M	CAN: BILAWKA Z	GER: HAAG JL	CAN: PAYETTE B
	Front ↺ 100%	Front ↻ 100%	Draw ↺ 100%	Draw ↻ 50%	Draw ↺ 100%	Double Take-out ↻ 100%
	7	8	9	10	11	12
	GER: HAAG JL	CAN: PAYETTE B	GER: SUTOR J	CAN: PETERS J	GER: SUTOR J	CAN: PETERS J
	Hit and Roll ↻ 50%	Draw ↻ 100%	Draw ↻ 0%	Draw ↻ 75%	Draw ↻ 100%	Promotion Take-out ↻ 25%
	13	14	15	16		
	GER: TOTZEK S	CAN: GAUTHIER J	GER: TOTZEK S	CAN: GAUTHIER J		
	Guard ↻ 50%	Take-out ↻ 100%	Draw ↺ 100%	Promotion Take-out ↻ 0%		

	CAN	GER
Total Score	0	2
Time left	00:00	00:00

Legend:
↻ Clockwise ↺ Counter-clockwise - Not considered

Game - Shot by Shot

End 3 **CAN - Canada 0 + 0** (this end) **= 0** **GER - Germany 2 + 1** (this end) **= 3**

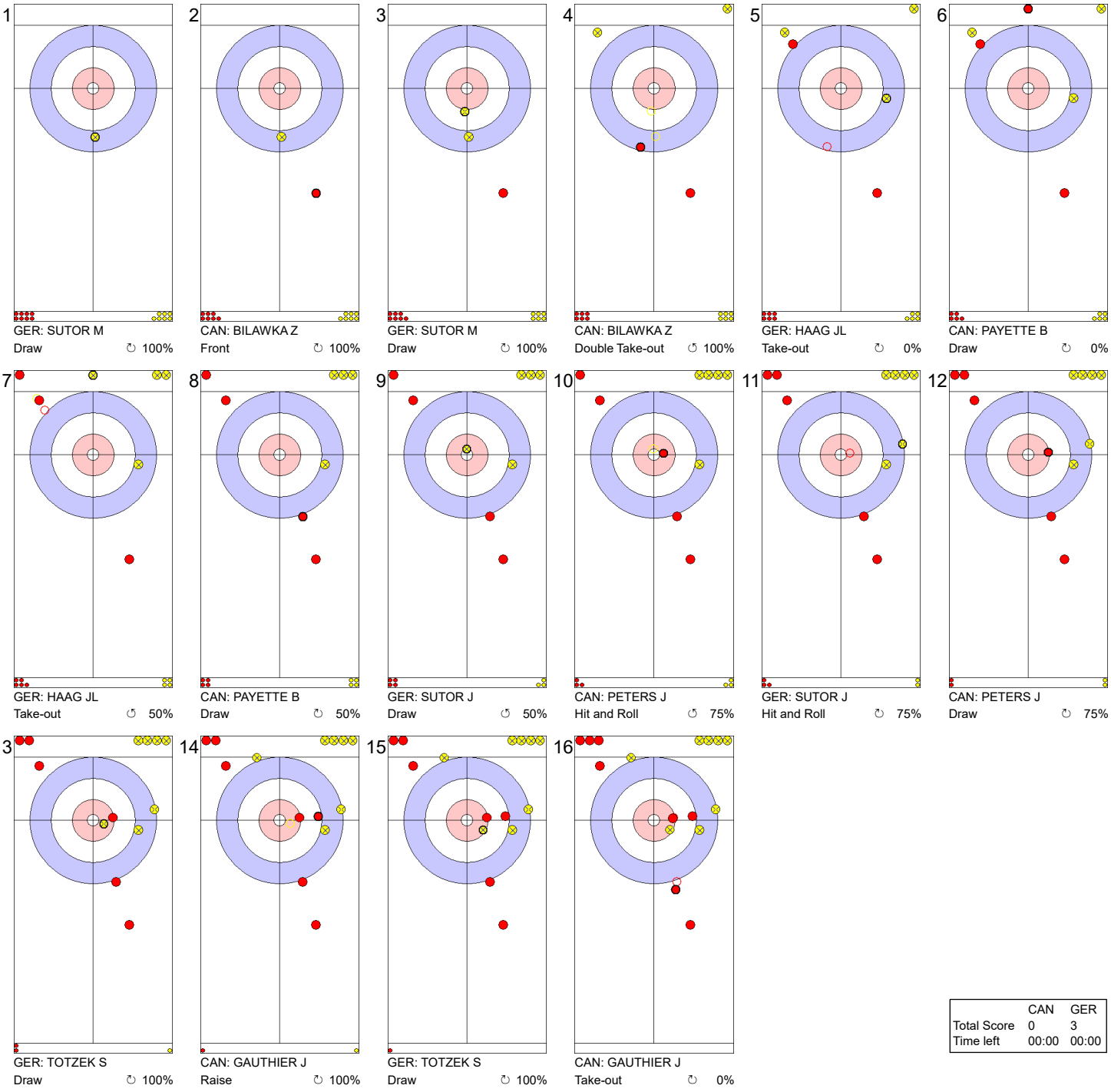

	CAN	GER
Total Score	0	3
Time left	00:00	00:00

Legend:
↻ Clockwise ↺ Counter-clockwise - Not considered

Game - Shot by Shot

End 4 — **CAN - Canada 0 + 3** (this end) **= 3** — **GER - Germany 3 + 0** (this end) **= 3**

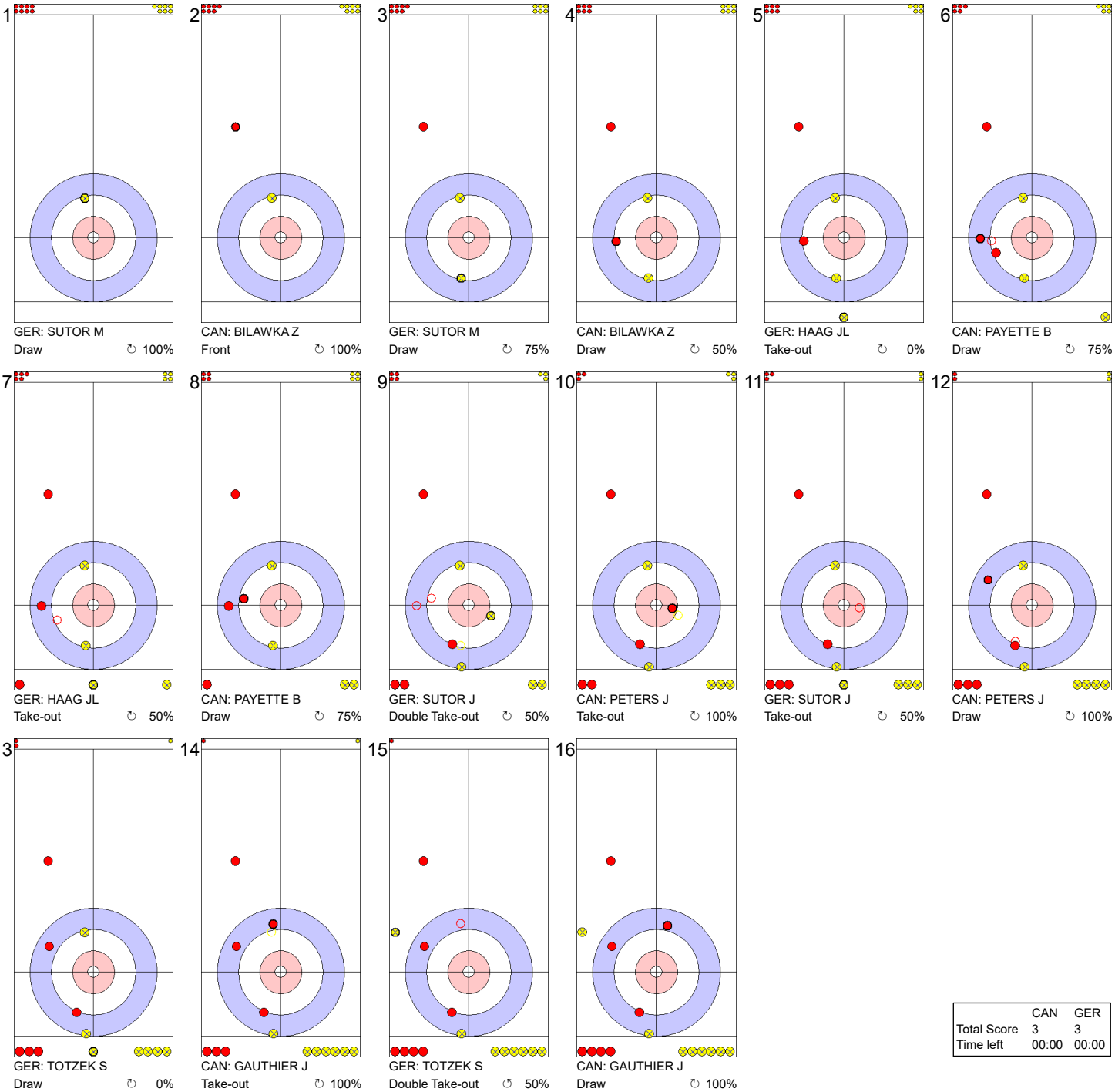

	CAN	GER
Total Score	3	3
Time left	00:00	00:00

Legend:

↻ Clockwise ↺ Counter-clockwise - Not considered

Game - Shot by Shot

End 5 **CAN - Canada 3 + 0** (this end) **= 3** **GER - Germany 3 + 1** (this end) **= 4**

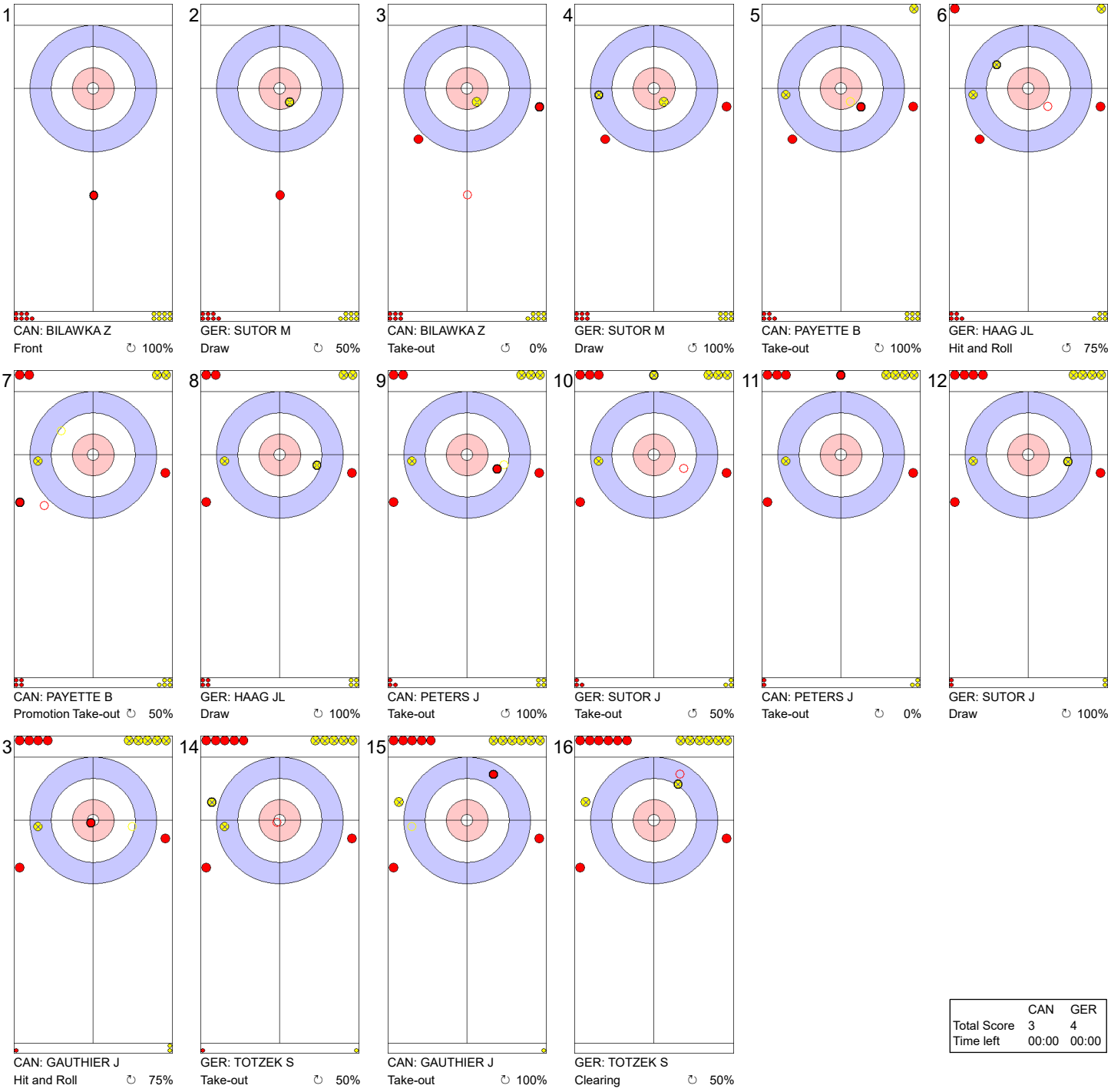

	CAN	GER
Total Score	3	4
Time left	00:00	00:00

Legend:

↻ Clockwise ↺ Counter-clockwise - Not considered

Game - Shot by Shot

End 6 — **CAN - Canada 3 + 3** (this end) **= 6** — **GER - Germany 4 + 0** (this end) **= 4**

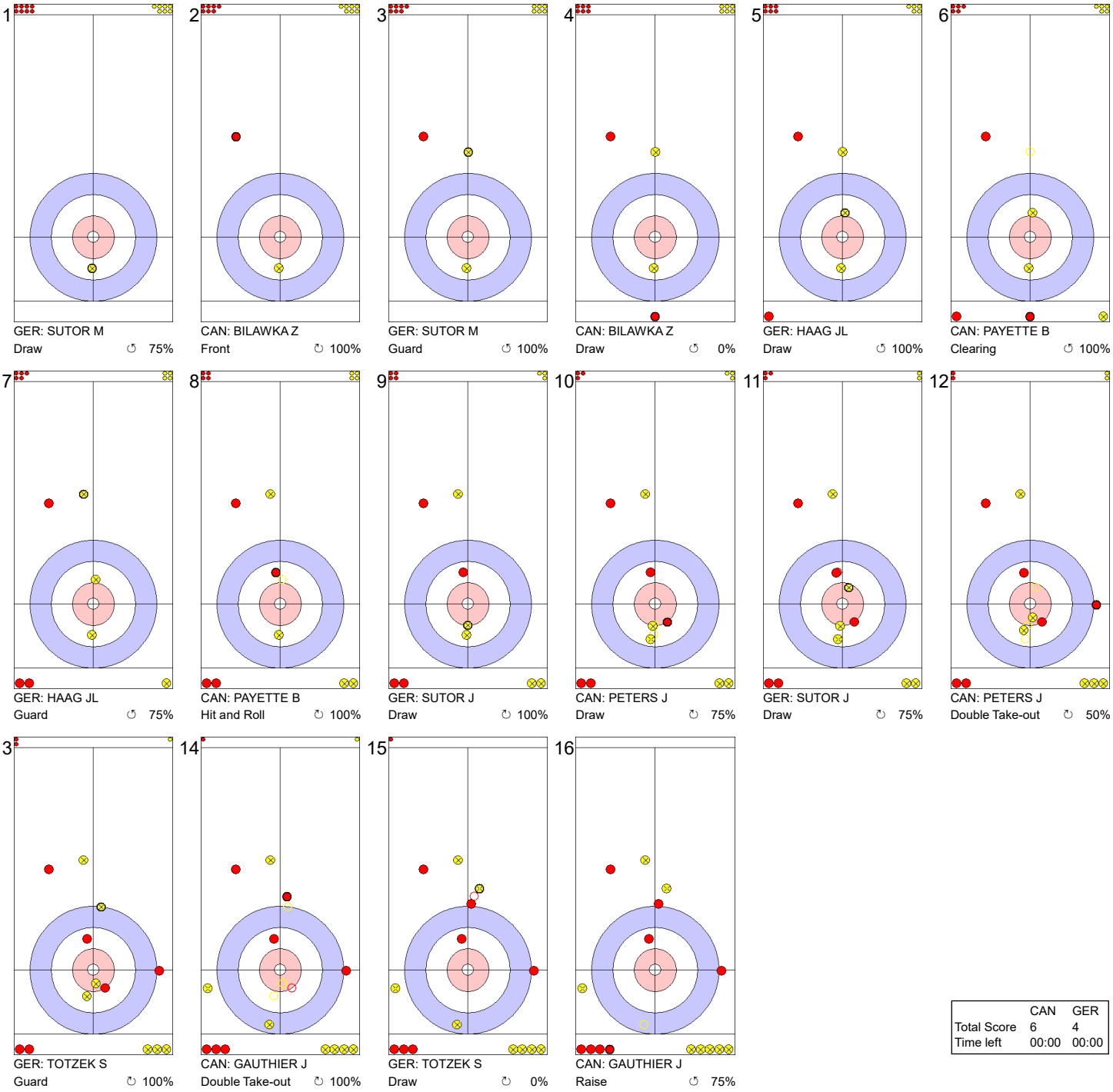

	1	2	3	4	5	6
	GER: SUTOR M	CAN: BILAWKA Z	GER: SUTOR M	CAN: BILAWKA Z	GER: HAAG JL	CAN: PAYETTE B
	Draw ↺ 75%	Front ↻ 100%	Guard ↺ 100%	Draw ↺ 0%	Draw ↻ 100%	Clearing ↺ 100%

	7	8	9	10	11	12
	GER: HAAG JL	CAN: PAYETTE B	GER: SUTOR J	CAN: PETERS J	GER: SUTOR J	CAN: PETERS J
	Guard ↺ 75%	Hit and Roll ↻ 100%	Draw ↻ 100%	Draw ↺ 75%	Draw ↻ 75%	Double Take-out ↺ 50%

	13	14	15	16
	GER: TOTZEK S	CAN: GAUTHIER J	GER: TOTZEK S	CAN: GAUTHIER J
	Guard ↻ 100%	Double Take-out ↻ 100%	Draw ↻ 0%	Raise ↺ 75%

	CAN	GER
Total Score	6	4
Time left	00:00	00:00

Legend:
↻ Clockwise ↺ Counter-clockwise - Not considered

Game - Shot by Shot

End 7 **CAN - Canada 6 + 0** (this end) **= 6** **GER - Germany 4 + 1** (this end) **= 5**

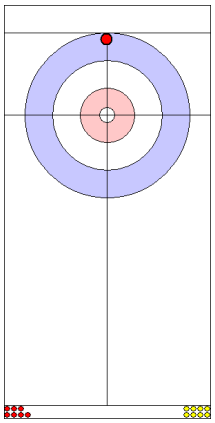

1 CAN: BILAWKA Z
Draw ↻ 50%

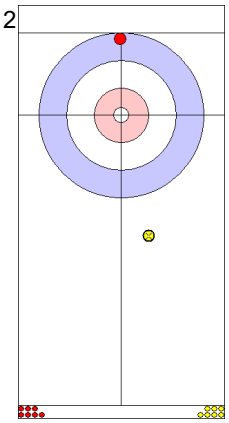

2 GER: SUTOR M
Front ↻ 100%

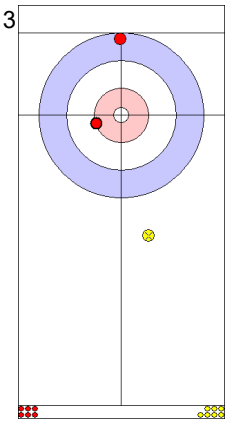

3 CAN: BILAWKA Z
Draw ↻ 75%

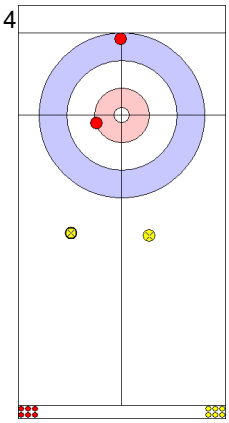

4 GER: SUTOR M
Front ↻ 100%

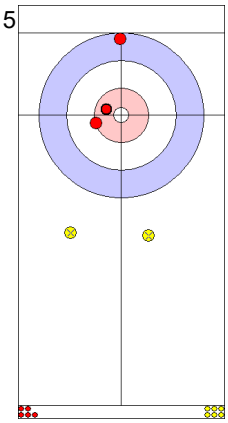

5 CAN: PAYETTE B
Draw ↻ 50%

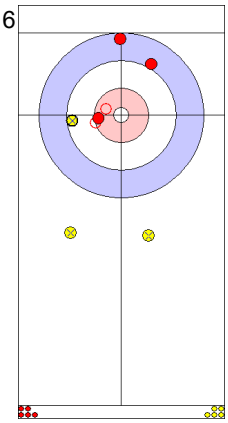

6 GER: HAAG JL
Raise ↻ 50%

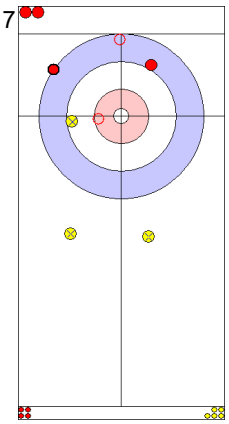

7 CAN: PAYETTE B
Take-out ↻ 0%

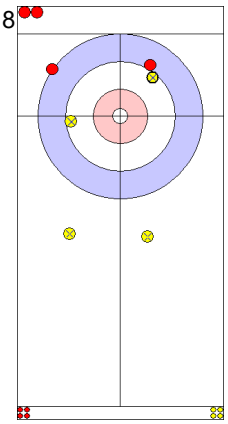

8 GER: HAAG JL
Draw ↻ 100%

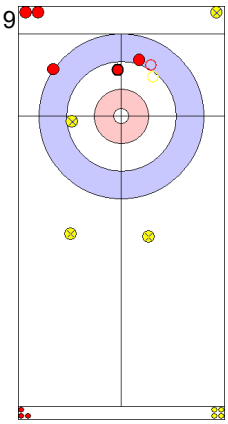

9 CAN: PETERS J
Take-out ↻ 100%

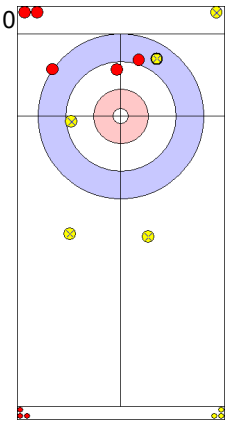

10 GER: SUTOR J
Draw ↻ 50%

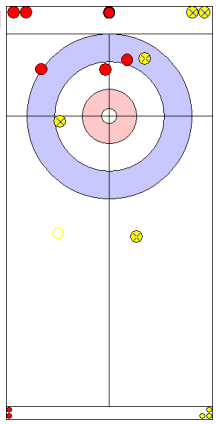

11 CAN: PETERS J
Clearing ↻ 100%

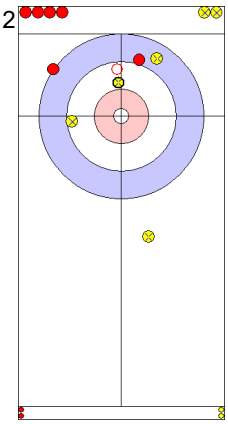

12 GER: SUTOR J
Take-out ↻ 100%

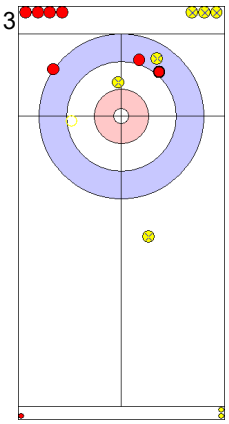

13 CAN: GAUTHIER J
Hit and Roll ↻ 75%

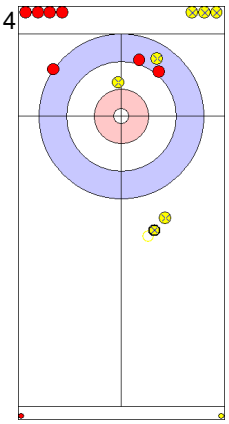

14 GER: TOTZEK S
Draw ↻ 0%

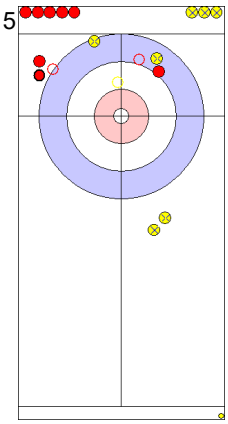

15 CAN: GAUTHIER J
Take-out ↻ 50%

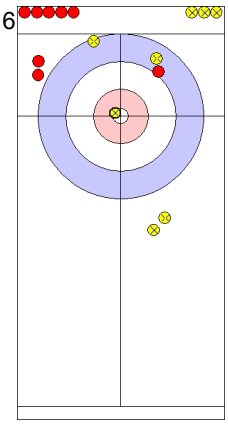

16 GER: TOTZEK S
Draw ↻ 100%

	CAN	GER
Total Score	6	5
Time left	00:00	00:00

Legend:
↻ Clockwise ↺ Counter-clockwise - Not considered

Game - Shot by Shot

End 8 — **CAN - Canada 6 + 2** (this end) **= 8** — **GER - Germany 5 + 0** (this end) **= 5**

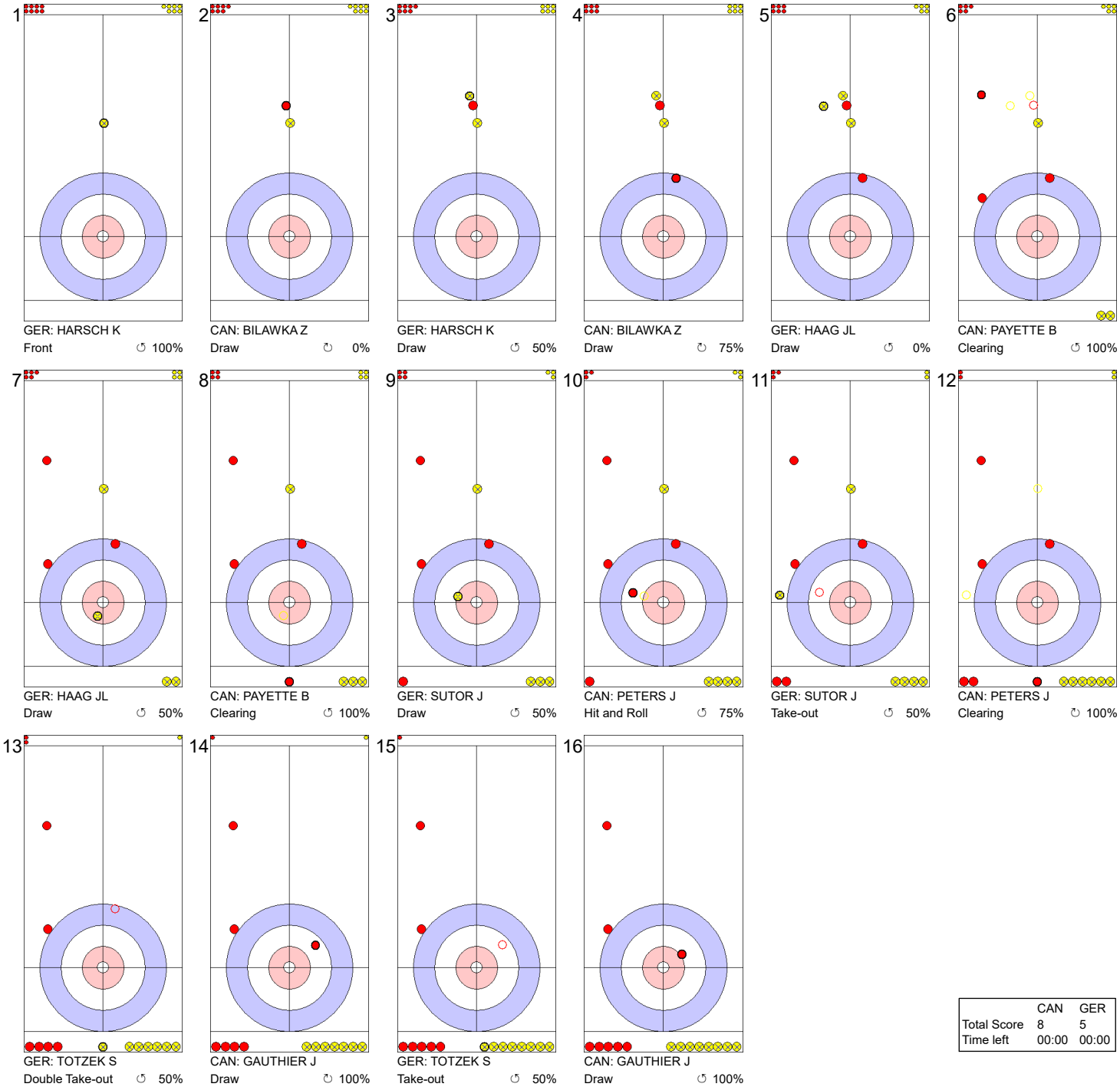

	1	2	3	4	5	6
	GER: HARSCH K	CAN: BILAWKA Z	GER: HARSCH K	CAN: BILAWKA Z	GER: HAAG JL	CAN: PAYETTE B
	Front ↻ 100%	Draw ↻ 0%	Draw ↻ 50%	Draw ↻ 75%	Draw ↻ 0%	Clearing ↻ 100%
	7	8	9	10	11	12
	GER: HAAG JL	CAN: PAYETTE B	GER: SUTOR J	CAN: PETERS J	GER: SUTOR J	CAN: PETERS J
	Draw ↻ 50%	Clearing ↻ 100%	Draw ↻ 50%	Hit and Roll ↻ 75%	Take-out ↻ 50%	Clearing ↻ 100%
	13	14	15	16		
	GER: TOTZEK S	CAN: GAUTHIER J	GER: TOTZEK S	CAN: GAUTHIER J		
	Double Take-out ↻ 50%	Draw ↻ 100%	Take-out ↻ 50%	Draw ↻ 100%		

	CAN	GER
Total Score	8	5
Time left	00:00	00:00

Legend:
↻ Clockwise ↺ Counter-clockwise - Not considered

Game - Shot by Shot

End 9 **CAN - Canada 8 + 0** (this end) **= 8** **GER - Germany 5 + 0** (this end) **= 5**

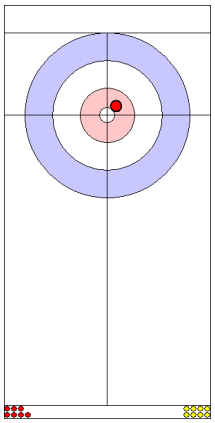
1
CAN: BILAWKA Z
Draw ↻ 75%

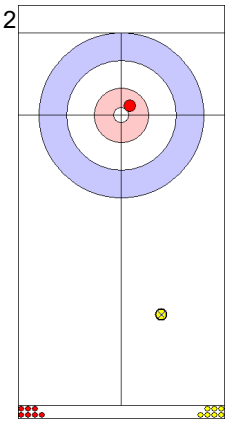
2
GER: HARSCH K
Front ↻ 100%

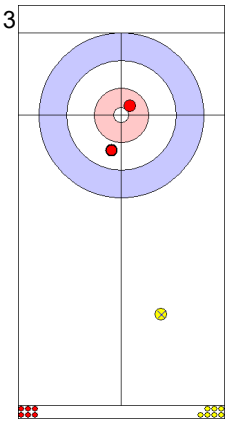
3
CAN: BILAWKA Z
Draw ↻ 100%

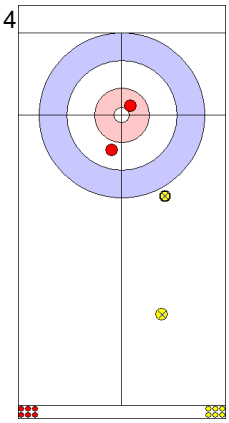
4
GER: HARSCH K
Draw ↻ 0%

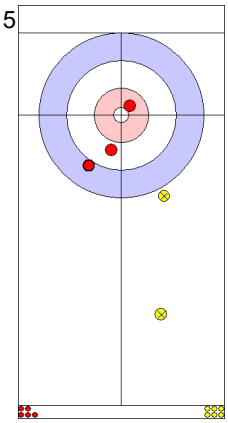
5
CAN: PAYETTE B
Draw ↻ 75%

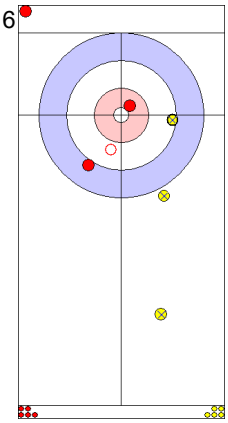
6
GER: HAAG JL
Hit and Roll ↻ 100%

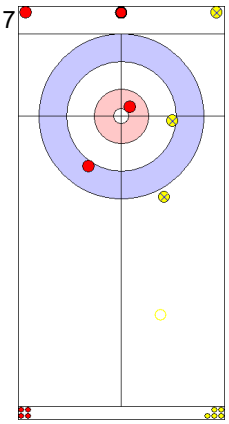
7
CAN: PAYETTE B
Clearing ↻ 100%

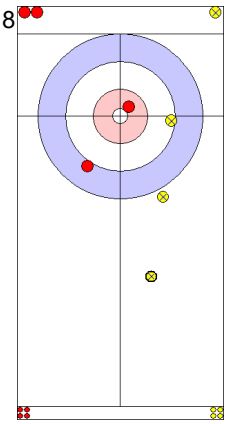
8
GER: HAAG JL
Guard ↻ 100%

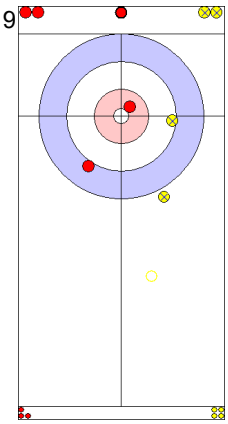
9
CAN: PETERS J
Clearing ↻ 100%

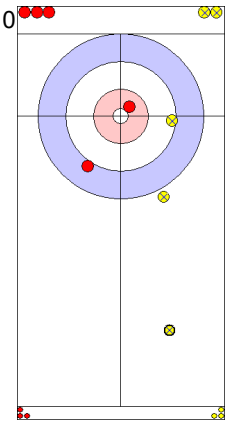
10
GER: SUTOR J
Guard ↻ 100%

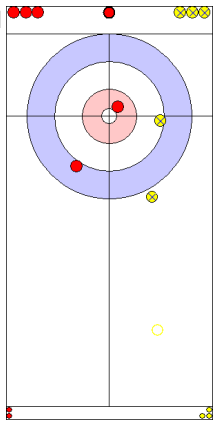
11
CAN: PETERS J
Clearing ↻ 100%

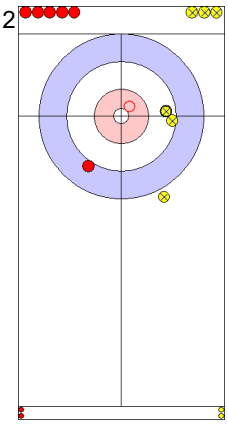
12
GER: SUTOR J
Hit and Roll ↻ 100%

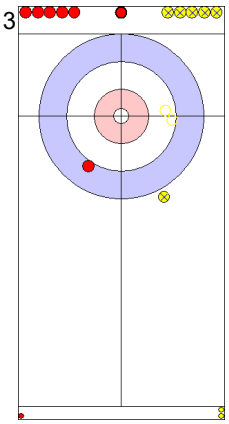
13
CAN: GAUTHIER J
Double Take-out ↻ 100%

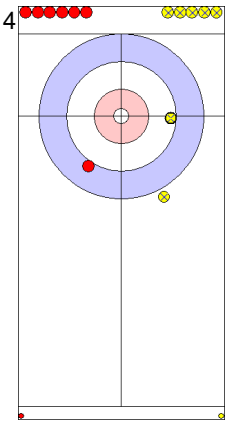
14
GER: TOTZEK S
Draw ↻ 100%

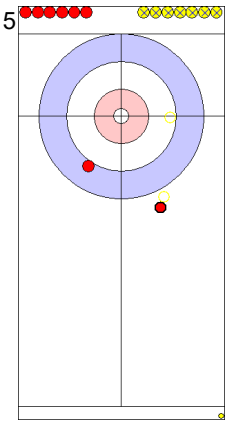
15
CAN: GAUTHIER J
Double Take-out ↻ 100%

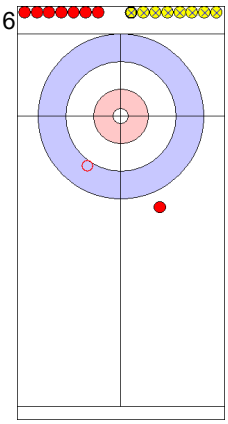
16
GER: TOTZEK S
Clearing ↻ 100%

	CAN	GER
Total Score	8	5
Time left	00:00	00:00

Legend:
↻ Clockwise ↺ Counter-clockwise - Not considered

Game - Shot by Shot

End 10 **CAN - Canada 8 + X** (this end) **= 8** **GER - Germany 5 + X** (this end) **= 5**

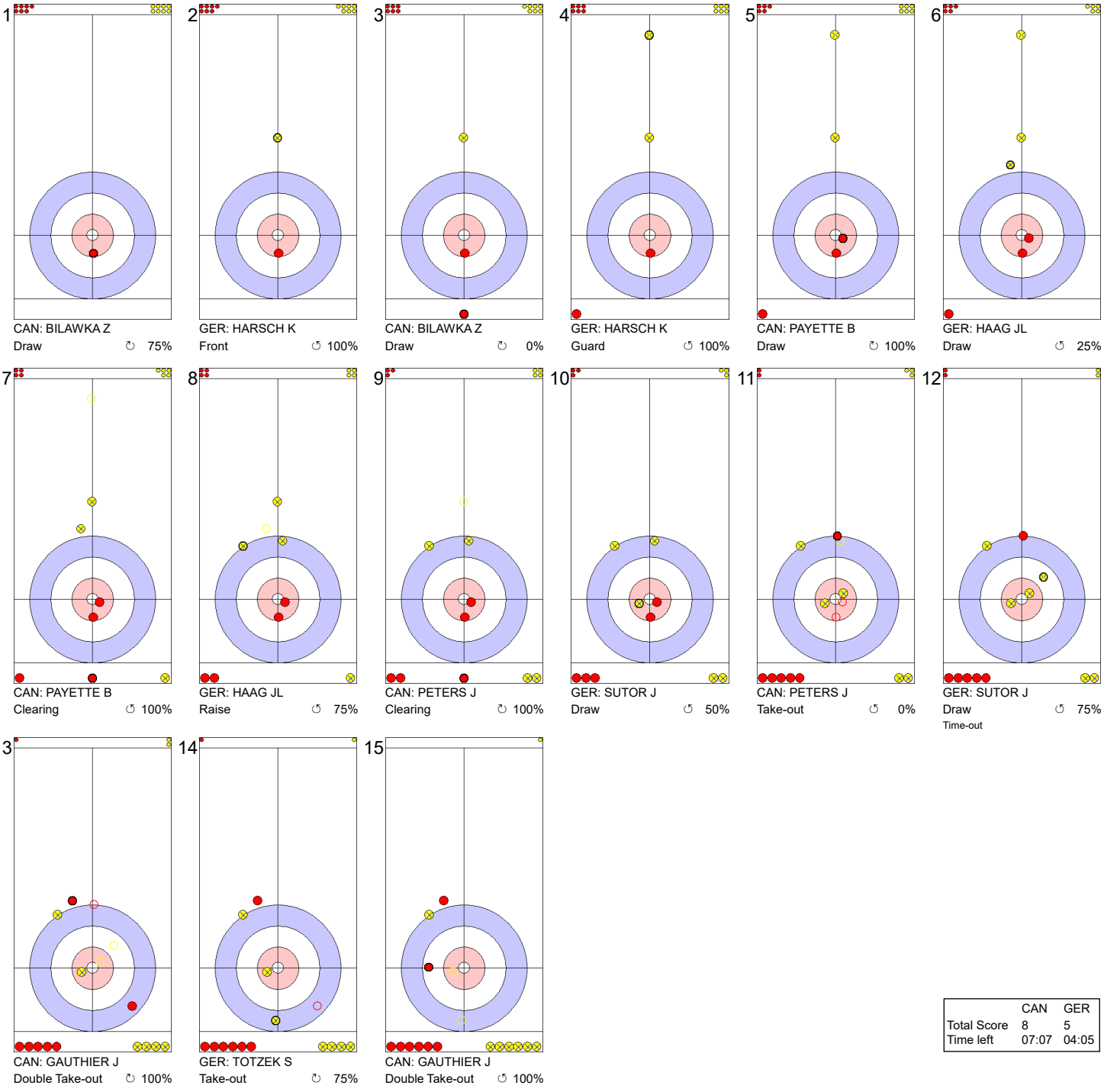

	CAN	GER
Total Score	8	5
Time left	07:07	04:05

Legend:
↻ Clockwise ↺ Counter-clockwise - Not considered
X Unfinished end due to concession

Session Results and Standings

Sheet	Game	Team	LSFE	1	2	3	4	5	6	7	8	9	10	Extra Ends				Total
A	6	SWE - Sweden	*	2	1	1	0	0	0	0	1	0	0					5
	6	ITA - Italy		0	0	0	1	1	0	0	0	2	0					4
B	6	NZL - New Zealand		0	0	0	1	0	0	0	X	X	X					1
	6	CAN - Canada	*	0	0	2	0	3	1	1	X	X	X					7
C	6	GER - Germany		0	0	2	0	0	1	0	4	0	3					10
	6	RUS - Russia	*	0	1	0	2	1	0	1	0	1	0					6
D	6	NOR - Norway	*	0	0	0	0	0	2	0	X	X	X					2
	6	SCO - Scotland		0	1	1	1	2	0	2	X	X	X					7
E	6	SUI - Switzerland		0	1	1	1	0	1	0	0	2	1					7
	6	USA - United States	*	1	0	0	0	1	0	2	0	0	0					4

Current Standings

Rank	Team	Games	Wins	Losses
1	CAN - Canada	6	5	1
1	GER - Germany	6	5	1
3	SCO - Scotland	6	4	2
3	SWE - Sweden	6	4	2
5	NZL - New Zealand	6	3	3
5	RUS - Russia	6	3	3
5	SUI - Switzerland	6	3	3
8	USA - United States	6	2	4
9	ITA - Italy	6	1	5
10	NOR - Norway	6	0	6

Note:
Under WCF rules, tie-breaking rules for standings are not applied until after the last game of the round robin.

Legend:
LSFE(*) Last Stone First End
X Unplayed/unfinished end due to concession

Game Results

Sheet	Game	Team	LSFE	1	2	3	4	5	6	7	8	9	10	Extra Ends				Total
A	6	SWE - Sweden	*	2	1	1	0	0	0	0	1	0	0					5
	6	ITA - Italy		0	0	0	1	1	0	0	0	2	0					4

SWE - Sweden		Shot Success Game	All
4 S	MAGNUSSON Daniel	71%	70%
3 V	AHLBERG Robin	88%	78%
2	REGOSA Anton	85%	74%
1	ISRAELSSON Rasmus	76%	88%
A	JONES Sebastian	83%	83%
	Team Total	79%	77%

Last Stone Draw		Distance
↻	REGOSA Anton	96.4cm
↺	AHLBERG Robin	22.1cm
Total		**118.5cm**

Time remaining: 5 minutes 12 seconds

Time-out: End 5 - SWE stone 7

JONES S replaced AHLBERG R at the beginning of end 3
Revised line-up: (4 S) MAGNUSSON D, (3 V) ISRAELSSON R, (2) REGOSA A, (1) JONES S

ITA - Italy		Shot Success Game	All
4 S	COLLI Giacomo	60%	66%
3 V	ZISA Alberto	81%	71%
2	DE ZANNA Francesco	64%	68%
1	PIFFER Simone	74%	83%
A	CASAGRANDE Luca	-	-
	Team Total	70%	72%

Last Stone Draw		Distance
↻	DE ZANNA Francesco	76.3cm
↺	ZISA Alberto	117.9cm
Total		**194.2cm**

Time remaining: 1 minute 29 seconds

Time-out: End 7 - ITA stone 6

SWE - Sweden		↻		↺		Game	
4 MAGNUSSON Daniel	Draws	4	88%	4	88%	8	88%
	Take-outs	4	75%	7	50%	11	59%
	Total	8	81%	11	64%	19	71%
3 AHLBERG Robin	Draws	2	75%	2	100%	4	88%
	Take-outs	0	-	0	-	0	-
	Total	2	75%	2	100%	4	88%
2 REGOSA Anton	Draws	2	50%	0	-	2	50%
	Take-outs	12	92%	6	83%	18	89%
	Total	14	86%	6	83%	20	85%
1 ISRAELSSON Rasmus	Draws	2	0%	2	63%	4	31%
	Take-outs	5	90%	11	86%	16	88%
	Total	7	64%	13	83%	20	76%
A JONES Sebastian	Draws	4	88%	10	80%	14	82%
	Take-outs	0	-	1	100%	1	100%
	Total	4	88%	11	82%	15	83%
Team	Draws	14	68%	18	82%	32	76%
	Take-outs	21	88%	25	76%	46	82%
	Total	35	80%	43	78%	78	79%

ITA - Italy		↻		↺		Game	
4 COLLI Giacomo	Draws	3	25%	8	63%	11	52%
	Take-outs	5	65%	4	75%	9	69%
	Total	8	50%	12	67%	20	60%
3 ZISA Alberto	Draws	3	100%	7	96%	10	98%
	Take-outs	4	81%	6	54%	10	65%
	Total	7	89%	13	77%	20	81%
2 DE ZANNA Francesco	Draws	6	63%	8	75%	14	70%
	Take-outs	2	50%	3	50%	5	50%
	Total	8	59%	11	68%	19	64%
1 PIFFER Simone	Draws	4	94%	13	73%	17	78%
	Take-outs	1	0%	2	75%	3	50%
	Total	5	75%	15	73%	20	74%
A CASAGRANDE Luca	Draws	0	-	0	-	0	-
	Take-outs	0	-	0	-	0	-
	Total	0	-	0	-	0	-
Team	Draws	16	70%	36	76%	52	74%
	Take-outs	12	63%	15	62%	27	62%
	Total	28	67%	51	72%	79	70%

Note:
Position and function for each team member:
4 = Fourth, **3** = Third, **2** = Second, **1** = Lead, **A** = Alternate, **S** = Skip, **V** = Vice-Skip

Legend:
↻ Clockwise ↺ Counter-clockwise **LSFE(*)** Last Stone First End

CURLIT Curling Information Technology Ltd.

Game - Shot by Shot

End 1 — **SWE - Sweden** **0 + 2** (this end) **= 2** — **ITA - Italy** **0 + 0** (this end) **= 0**

1
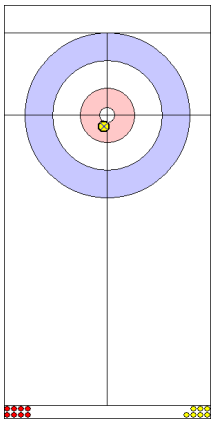
ITA: PIFFER S
Draw ↻ 100%

2
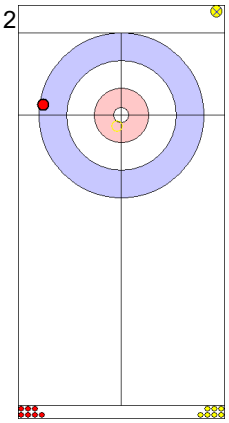
SWE: ISRAELSSON R
Take-out ↻ 100%

3
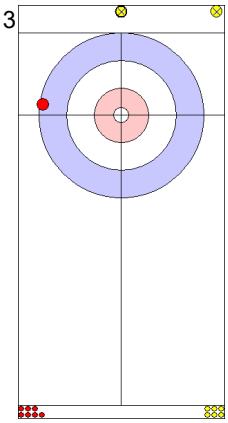
ITA: PIFFER S
Take-out ↻ 0%

4
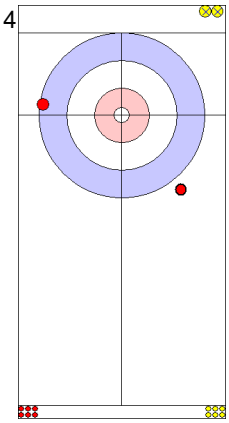
SWE: ISRAELSSON R
Draw ↻ 0%

5
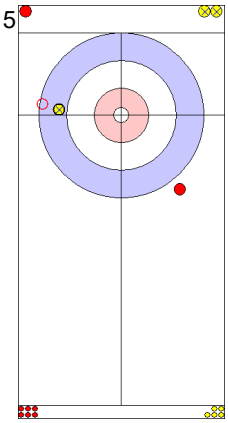
ITA: DE ZANNA F
Take-out ↻ 100%

6
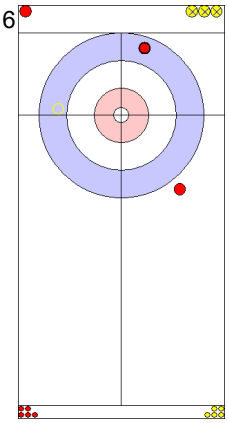
SWE: REGOSA A
Take-out ↻ 100%

7
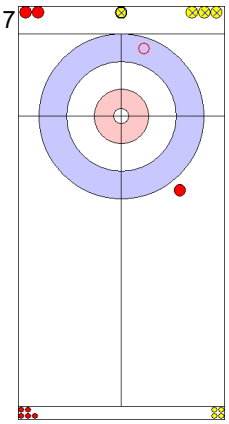
ITA: DE ZANNA F
Take-out ↺ 50%

8
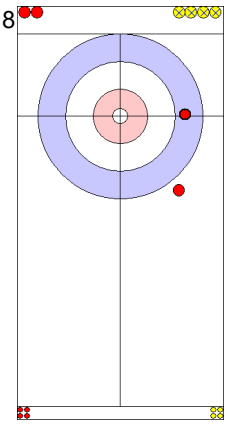
SWE: REGOSA A
Draw ↻ 100%

9
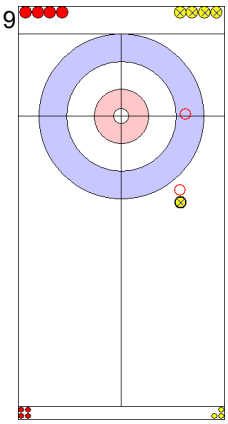
ITA: ZISA A
Double Take-out ↻ 100%

10
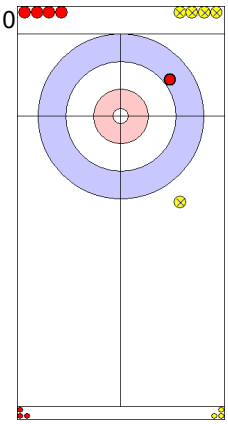
SWE: AHLBERG R
Draw ↻ 75%

11
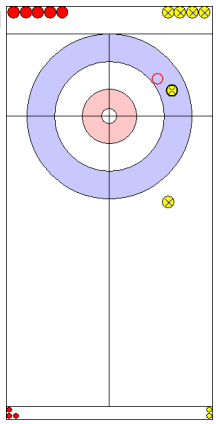
ITA: ZISA A
Take-out ↻ 100%

12
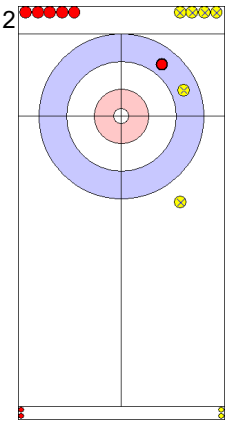
SWE: AHLBERG R
Draw ↻ 75%

13
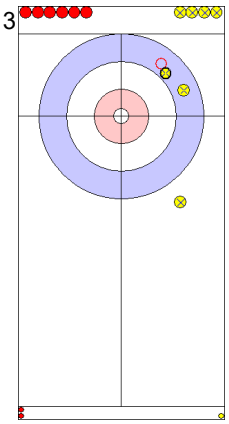
ITA: COLLI G
Take-out ↻ 100%

14
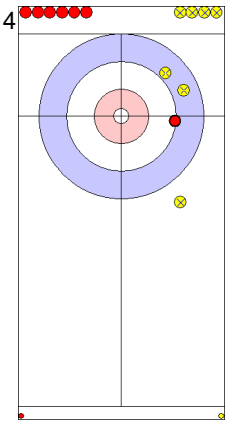
SWE: MAGNUSSON D
Draw ↻ 100%

15
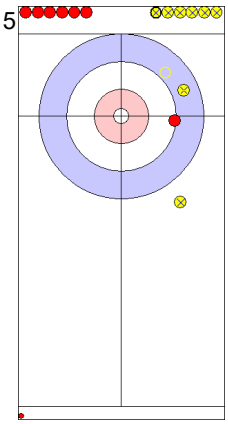
ITA: COLLI G
Clearing ↻ 0%

16
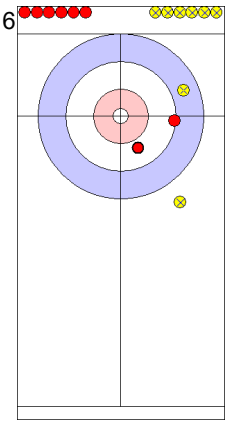
SWE: MAGNUSSON D
Draw ↻ 100%

	SWE	ITA
Total Score	2	0
Time left	00:00	00:00

Legend:
↻ Clockwise ↺ Counter-clockwise - Not considered

Game - Shot by Shot

End 2 — **SWE - Sweden** **2 + 1** (this end) **= 3** — **ITA - Italy** **0 + 0** (this end) **= 0**

1
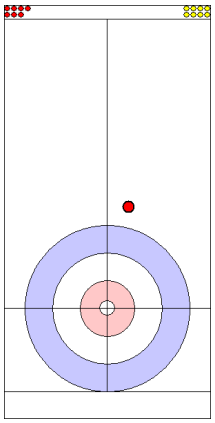
SWE: ISRAELSSON R
Front ↺ 50%

2
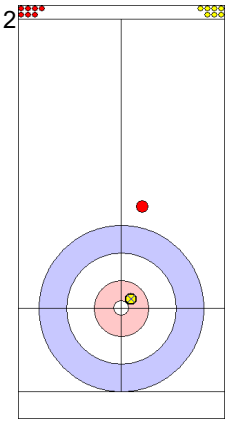
ITA: PIFFER S
Draw ↺ 75%

3
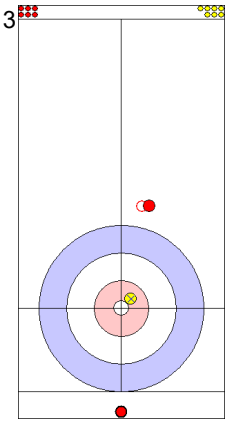
SWE: ISRAELSSON R
Take-out ↺ 0%

4
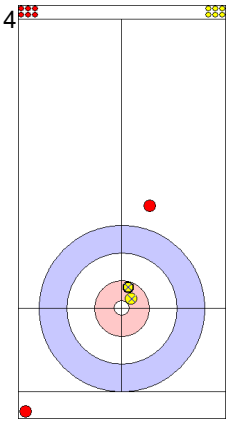
ITA: PIFFER S
Draw ↺ 75%

5
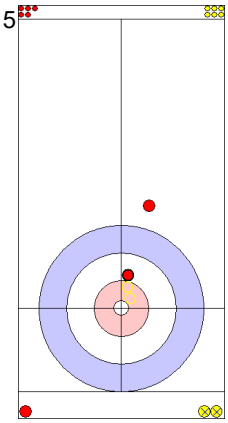
SWE: REGOSA A
Double Take-out ↻ 100%

6
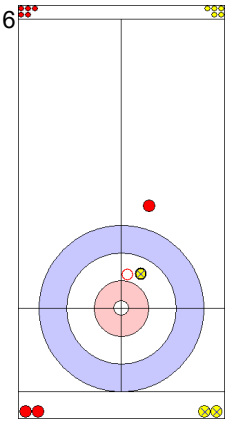
ITA: DE ZANNA F
Take-out ↺ 100%

7
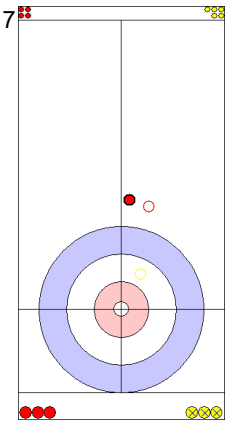
SWE: REGOSA A
Promotion Take-out ↻ 50%

8
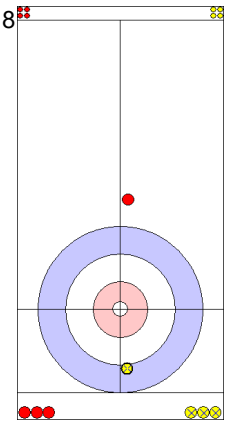
ITA: DE ZANNA F
Draw ↺ 50%

9
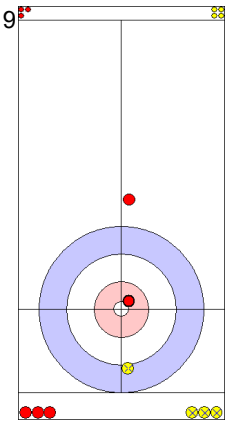
SWE: AHLBERG R
Draw ↺ 100%

10
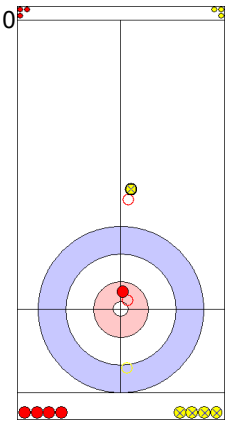
ITA: ZISA A
Double Take-out ↺ 50%

11
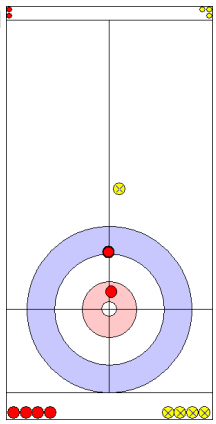
SWE: AHLBERG R
Draw ↻ 100%

12
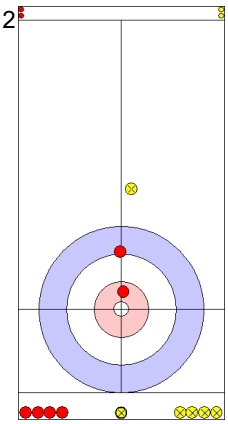
ITA: ZISA A
Take-out ↺ 0%

13
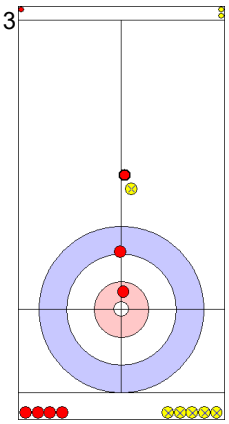
SWE: MAGNUSSON D
Guard ↺ 75%

14
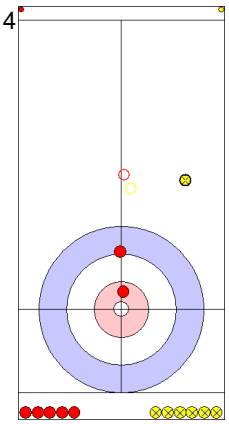
ITA: COLLI G
Clearing ↻ 100%

15
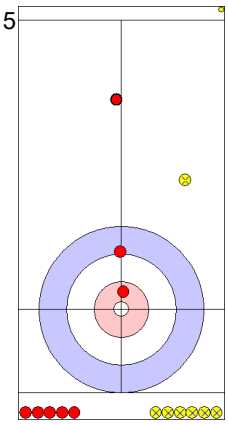
SWE: MAGNUSSON D
Guard ↺ 75%

16
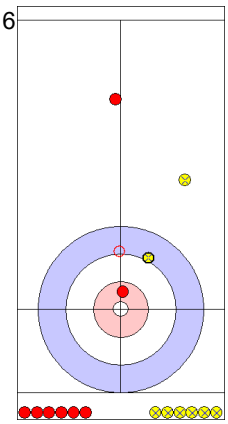
ITA: COLLI G
Double Take-out ↻ 25%

	SWE	ITA
Total Score	3	0
Time left	00:00	00:00

Legend:
↻ Clockwise ↺ Counter-clockwise - Not considered

Game - Shot by Shot

End 3 **SWE - Sweden 3 + 1** (this end) **= 4** **ITA - Italy 0 + 0** (this end) **= 0**

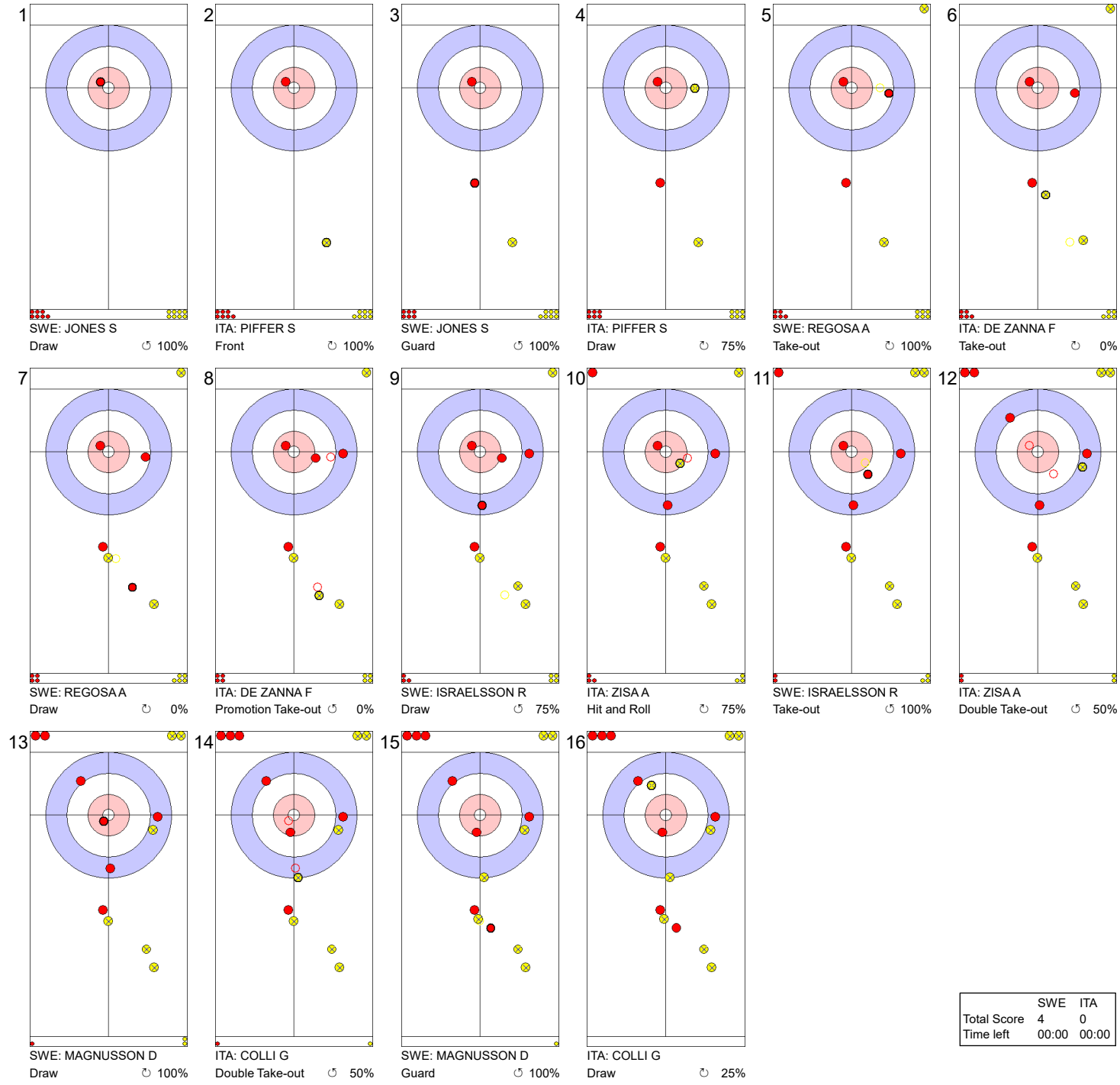

	SWE	ITA
Total Score	4	0
Time left	00:00	00:00

Legend:

↻ Clockwise ↺ Counter-clockwise - Not considered

Game - Shot by Shot

End 4 — **SWE - Sweden 4 + 0** (this end) **= 4** — **ITA - Italy 0 + 1** (this end) **= 1**

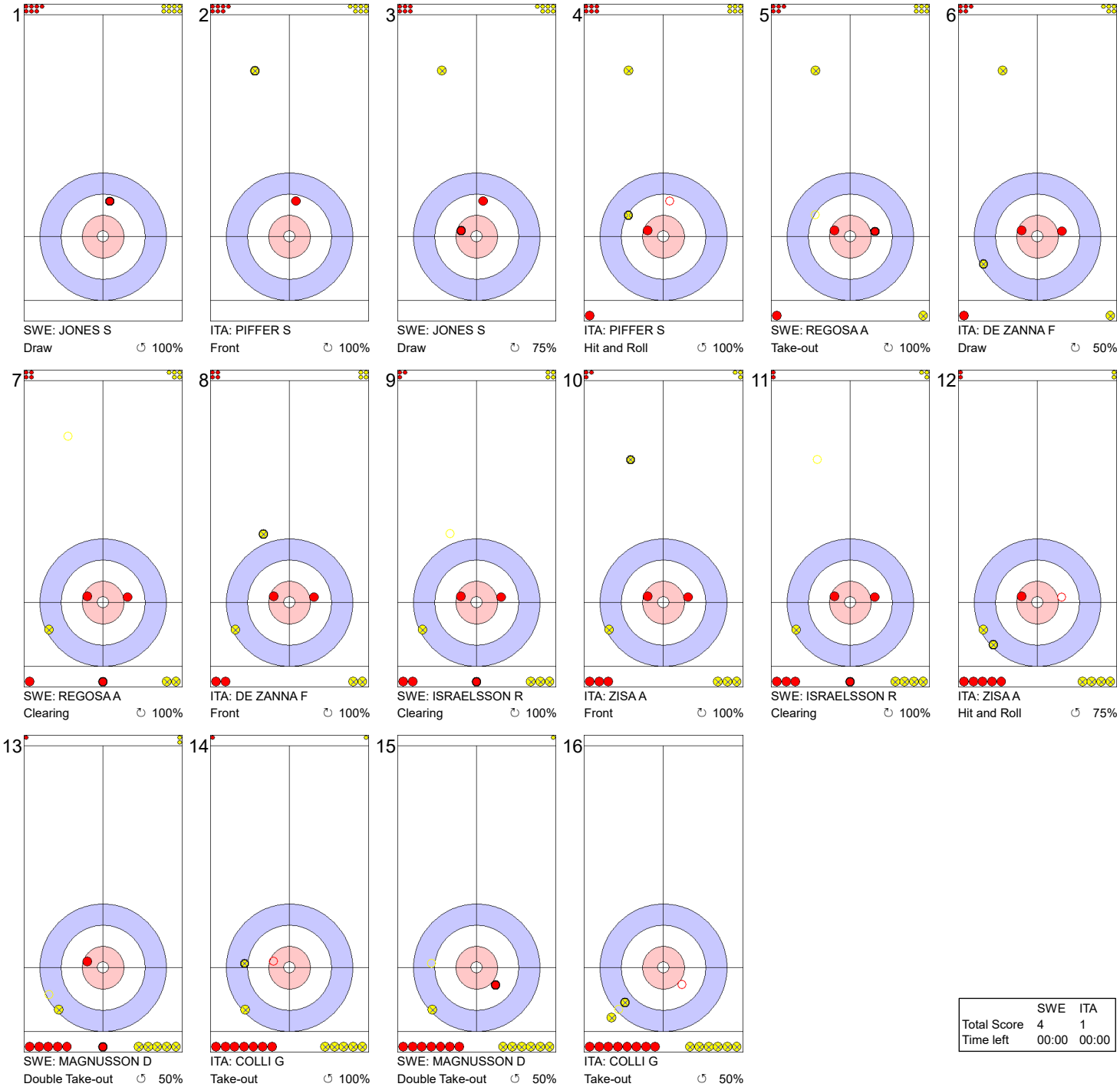

	SWE	ITA
Total Score	4	1
Time left	00:00	00:00

Legend:

↻ Clockwise ↺ Counter-clockwise - Not considered

Game - Shot by Shot

End 5 **SWE - Sweden 4 + 0** (this end) **= 4** **ITA - Italy 1 + 1** (this end) **= 2**



	SWE	ITA
Total Score	4	2
Time left	00:00	00:00

Legend:

↻ Clockwise ↺ Counter-clockwise - Not considered

Game - Shot by Shot

End 6 | **SWE - Sweden** **4 + 0** (this end) **= 4** | **ITA - Italy** **2 + 0** (this end) **= 2**

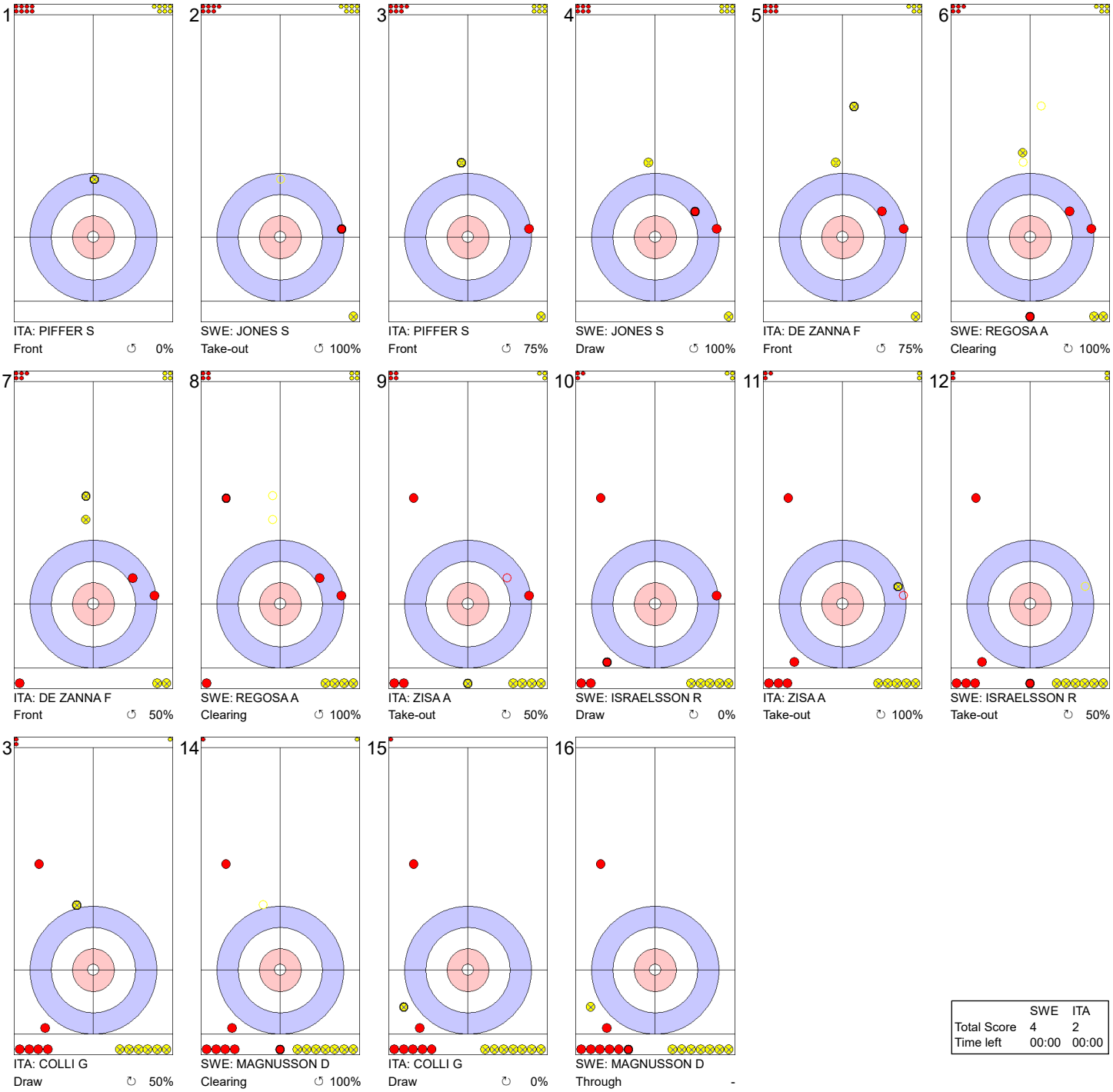

	SWE	ITA
Total Score	4	2
Time left	00:00	00:00

Legend:

↻ Clockwise ↺ Counter-clockwise - Not considered

Game - Shot by Shot

End 7 **SWE - Sweden 4 + 0** (this end) **= 4** **ITA - Italy 2 + 0** (this end) **= 2**

1
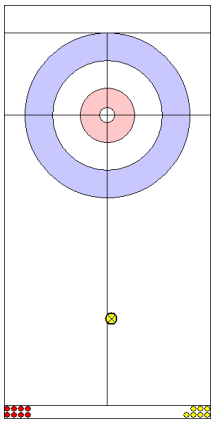
ITA: PIFFER S
Front ↻ 100%

2
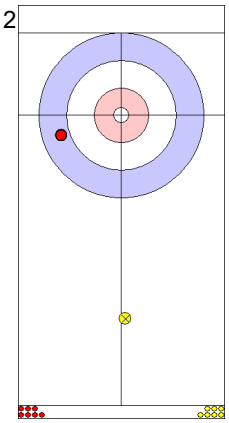
SWE: JONES S
Draw ↺ 100%

3
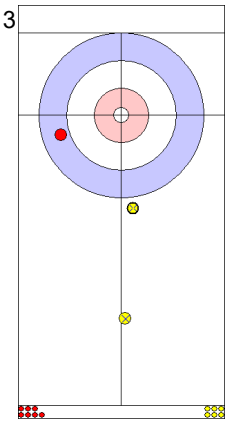
ITA: PIFFER S
Front ↺ 100%

4
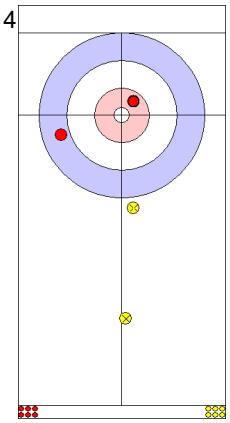
SWE: JONES S
Draw ↻ 75%

5
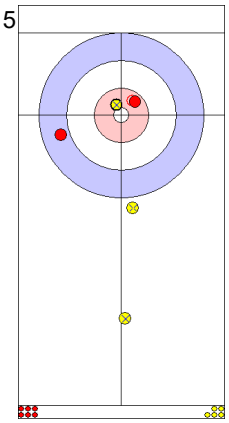
ITA: DE ZANNA F
Draw ↻ 75%

6
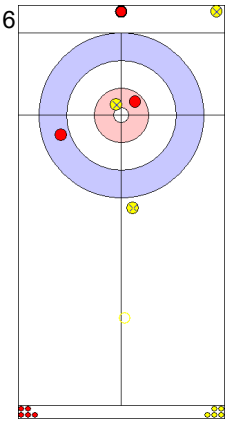
SWE: REGOSA A
Clearing ↻ 100%

7
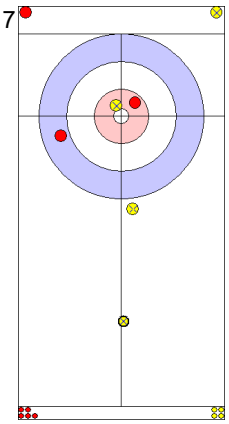
ITA: DE ZANNA F
Guard ↻ 100%

8
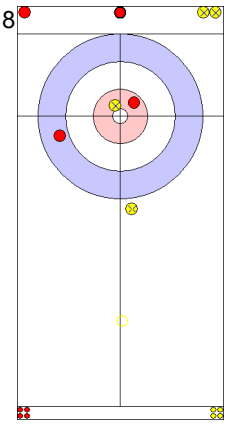
SWE: REGOSA A
Clearing ↻ 100%

9
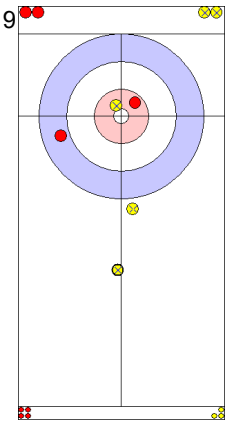
ITA: ZISA A
Guard ↻ 100%

10
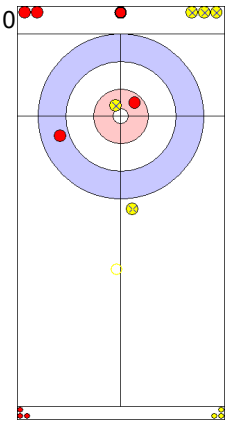
SWE: ISRAELSSON R
Clearing ↻ 100%

11
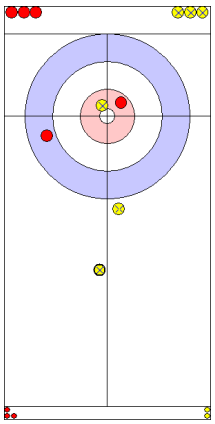
ITA: ZISA A
Guard ↻ 100%
Time-out

12
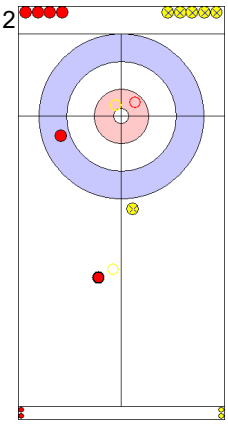
SWE: ISRAELSSON R
Clearing ↻ 100%

13
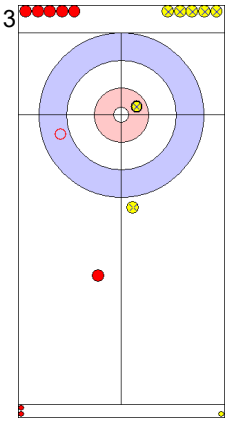
ITA: COLLI G
Hit and Roll ↻ 100%

14
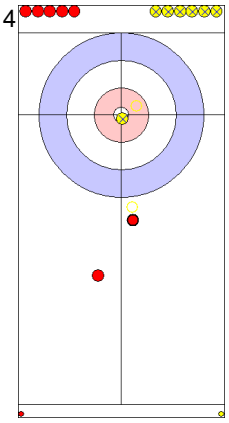
SWE: MAGNUSSON D
Double Take-out ↺ 50%

15
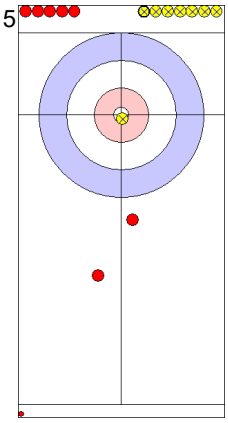
ITA: COLLI G
Guard ↺ 0%

16
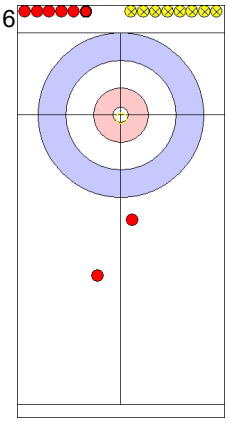
SWE: MAGNUSSON D
Clearing ↻ 100%

	SWE	ITA
Total Score	4	2
Time left	00:00	00:00

Legend:
↻ Clockwise ↺ Counter-clockwise - Not considered

Game - Shot by Shot

End 8 — **SWE - Sweden** **4 + 1** (this end) **= 5** — **ITA - Italy** **2 + 0** (this end) **= 2**



	SWE	ITA
Total Score	5	2
Time left	00:00	00:00

Legend:

↻ Clockwise ↺ Counter-clockwise - Not considered

Game - Shot by Shot

End 9 **SWE - Sweden 5 + 0** (this end) **= 5** **ITA - Italy 2 + 2** (this end) **= 4**



	SWE	ITA
Total Score	5	4
Time left	00:00	00:00

Legend:

↻ Clockwise ↺ Counter-clockwise - Not considered

Game - Shot by Shot

End 10 — **SWE - Sweden** **5 + 0** (this end) **= 5** — **ITA - Italy** **4 + 0** (this end) **= 4**

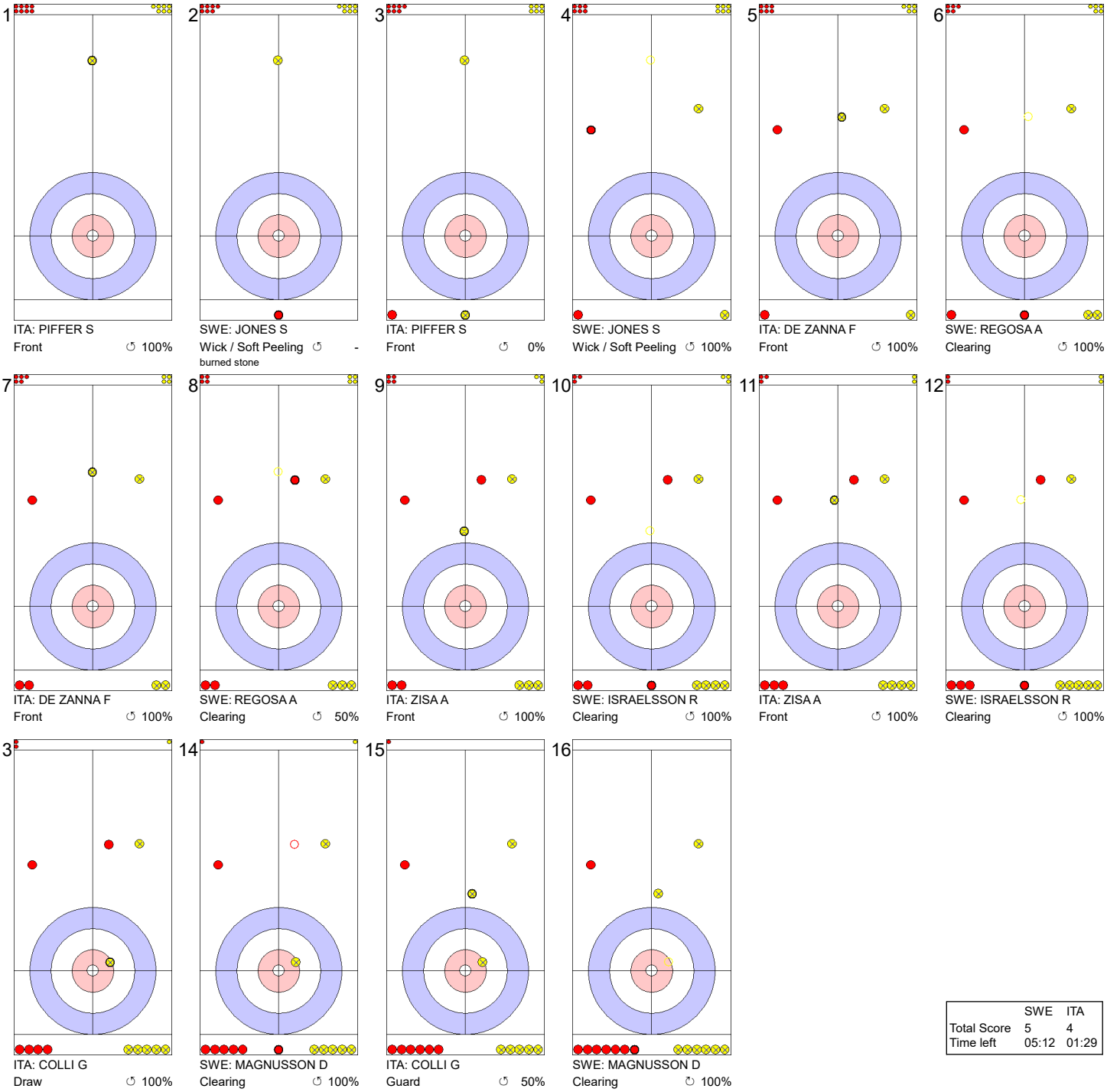

	SWE	ITA
Total Score	5	4
Time left	05:12	01:29

Legend:
↻ Clockwise ↺ Counter-clockwise - Not considered

Game Results

Sheet	Game	Team	LSFE	1	2	3	4	5	6	7	8	9	10	Extra Ends				Total
B	6	NZL - New Zealand		0	0	0	1	0	0	0	X	X	X					1
	6	CAN - Canada	*	0	0	2	0	3	1	1	X	X	X					7

NZL - New Zealand		Shot Success Game	Shot Success All
4 V	HOOD Anton	70 %	71 %
3	SMITH Ben	66 %	71 %
2 S	NEILSON Matthew	73 %	67 %
1	WALKER Hunter	88 %	74 %
A	APUWAI-BISHOP Jayden	-	-
	Team Total	74 %	71 %

Last Stone Draw		Distance
↻	NEILSON Matthew	41.5cm
↺	SMITH Ben	14.5cm
Total		**56.0cm**

Time remaining: 12 minutes 5 seconds

CAN - Canada		Shot Success Game	Shot Success All
4 S	GAUTHIER Jacques	96 %	85 %
3 V	PETERS Jordan	75 %	86 %
2	PAYETTE Brayden	86 %	81 %
1	BILAWKA Zachary	89 %	81 %
A	DUNLOP Thomas	-	-
	Team Total	86 %	83 %

Last Stone Draw		Distance
↻	PAYETTE Brayden	20.3cm
↺	BILAWKA Zachary	22.8cm
Total		**43.1cm**

Time remaining: 13 minutes 35 seconds

NZL - New Zealand		↻		↺		Game	
4 HOOD Anton	Draws	6	71 %	0	-	6	71 %
	Take-outs	3	92 %	5	55 %	8	69 %
	Total	9	78 %	5	55 %	14	70 %
3 SMITH Ben	Draws	5	60 %	2	50 %	7	57 %
	Take-outs	4	81 %	3	67 %	7	75 %
	Total	9	69 %	5	60 %	14	66 %
2 NEILSON Matthew	Draws	3	75 %	4	69 %	7	71 %
	Take-outs	2	63 %	5	80 %	7	75 %
	Total	5	70 %	9	75 %	14	73 %
1 WALKER Hunter	Draws	12	90 %	1	100 %	13	90 %
	Take-outs	1	50 %	0	-	1	50 %
	Total	13	87 %	1	100 %	14	88 %
A APUWAI-BISHOP Jayden	Draws	0	-	0	-	0	-
	Take-outs	0	-	0	-	0	-
	Total	0	-	0	-	0	-
Team	Draws	26	78 %	7	68 %	33	76 %
	Take-outs	10	78 %	13	67 %	23	72 %
	Total	36	78 %	20	68 %	56	74 %

CAN - Canada		↻		↺		Game	
4 GAUTHIER Jacques	Draws	2	75 %	1	100 %	3	83 %
	Take-outs	4	100 %	5	100 %	9	100 %
	Total	6	92 %	6	100 %	12	96 %
3 PETERS Jordan	Draws	2	63 %	3	25 %	5	40 %
	Take-outs	4	88 %	5	100 %	9	94 %
	Total	6	79 %	8	72 %	14	75 %
2 PAYETTE Brayden	Draws	3	100 %	4	88 %	7	93 %
	Take-outs	5	75 %	2	88 %	7	79 %
	Total	8	84 %	6	88 %	14	86 %
1 BILAWKA Zachary	Draws	10	98 %	2	50 %	12	90 %
	Take-outs	0	-	2	88 %	2	88 %
	Total	10	98 %	4	69 %	14	89 %
A DUNLOP Thomas	Draws	0	-	0	-	0	-
	Take-outs	0	-	0	-	0	-
	Total	0	-	0	-	0	-
Team	Draws	17	91 %	10	63 %	27	81 %
	Take-outs	13	87 %	14	96 %	27	92 %
	Total	30	89 %	24	82 %	54	86 %

Note:
Position and function for each team member:
4 = Fourth, **3** = Third, **2** = Second, **1** = Lead, **A** = Alternate, **S** = Skip, **V** = Vice-Skip

Legend:
↻ Clockwise ↺ Counter-clockwise **LSFE(*)** Last Stone First End
X Unplayed/unfinished end due to concession

Game - Shot by Shot

End 1 — **NZL - New Zealand 0 + 0** (this end) **= 0** — **CAN - Canada 0 + 0** (this end) **= 0**

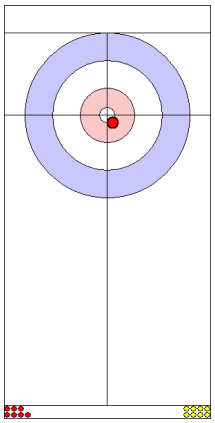

1 NZL: WALKER H
Draw ↻ 100%

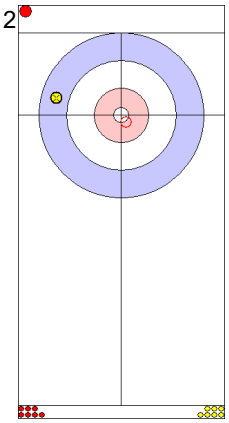

2 CAN: BILAWKA Z
Take-out ↺ 100%

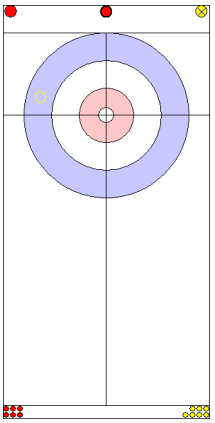

3 NZL: WALKER H
Take-out ↻ 50%

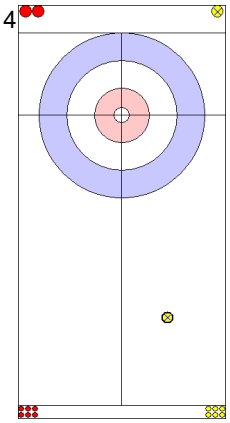

4 CAN: BILAWKA Z
Front ↻ 100%

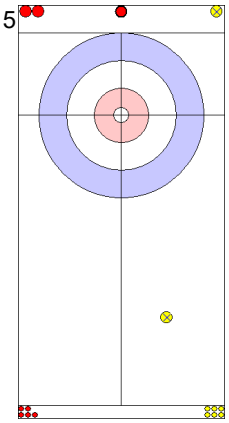

5 NZL: NEILSON M
Clearing ↺ 0%
Free guard zone violation

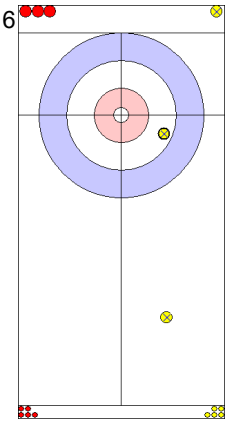

6 CAN: PAYETTE B
Draw ↻ 100%

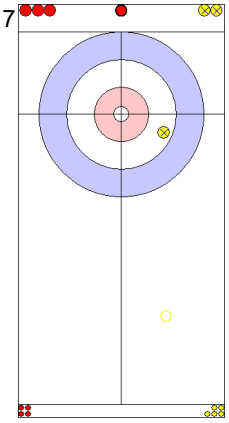

7 NZL: NEILSON M
Clearing ↺ 100%

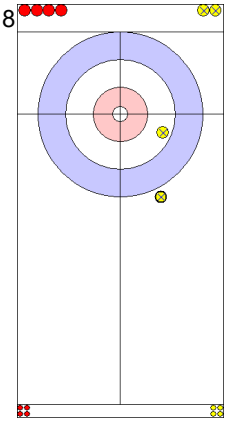

8 CAN: PAYETTE B
Guard ↻ 100%

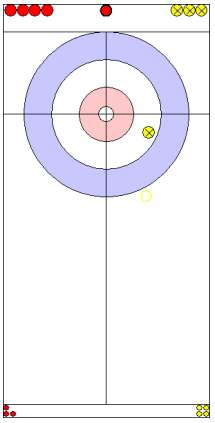

9 NZL: SMITH B
Clearing ↻ 100%

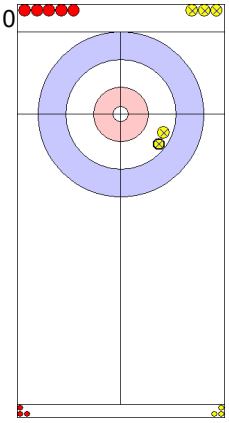

10 CAN: PETERS J
Guard ↻ 25%

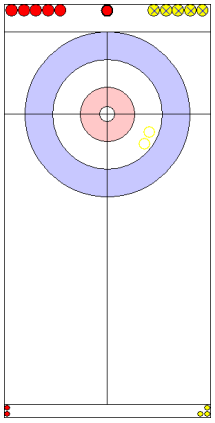

11 NZL: SMITH B
Double Take-out ↺ 100%

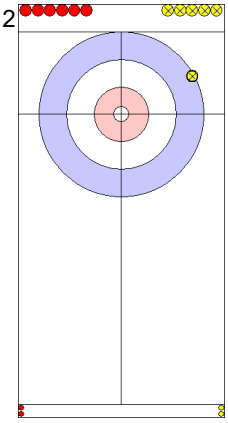

12 CAN: PETERS J
Draw ↻ 100%

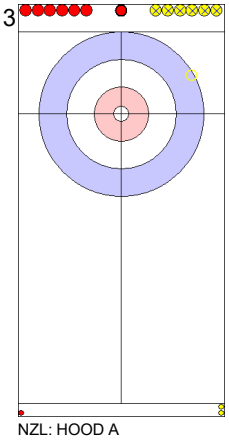

13 NZL: HOOD A
Take-out ↺ 50%

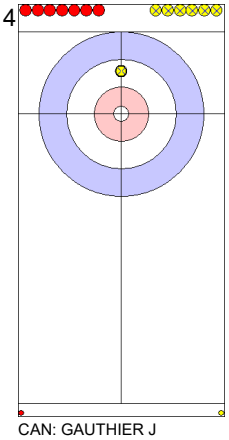

14 CAN: GAUTHIER J
Draw ↺ 100%

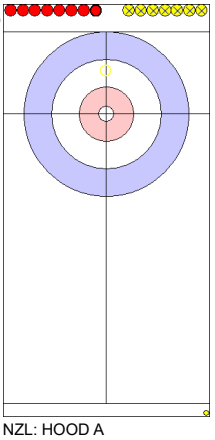

15 NZL: HOOD A
Take-out ↺ 50%

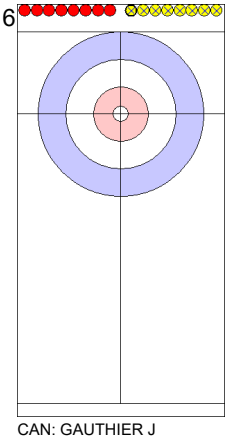

16 CAN: GAUTHIER J
Through -

	NZL	CAN
Total Score	0	0
Time left	00:00	00:00

Legend:
↻ Clockwise ↺ Counter-clockwise - Not considered

Game - Shot by Shot

End 2 — **NZL - New Zealand 0 + 0** (this end) **= 0** — **CAN - Canada 0 + 0** (this end) **= 0**



	NZL	CAN
1	NZL: WALKER H Draw ↻ 100%	CAN: BILAWKA Z Front ↺ 100%
2	NZL: WALKER H Draw ↻ 100%	CAN: BILAWKA Z Hit and Roll ↺ 75%
3	NZL: NEILSON M Take-out ↺ 100%	CAN: PAYETTE B Double Take-out ↺ 100%
4	NZL: NEILSON M Hit and Roll ↺ 100%	CAN: PAYETTE B Draw ↺ 75%
5	NZL: SMITH B Draw ↺ 50%	CAN: PETERS J Draw ↺ 0%
6	NZL: SMITH B Draw ↺ 50%	CAN: PETERS J Take-out ↻ 100%
7	NZL: HOOD A Hit and Roll ↺ 75%	CAN: GAUTHIER J Double Take-out ↺ 100%
8	NZL: HOOD A Double Take-out ↺ 100%	CAN: GAUTHIER J Through -

	NZL	CAN
Total Score	0	0
Time left	00:00	00:00

Legend:

↻ Clockwise ↺ Counter-clockwise - Not considered

Game - Shot by Shot

End 3 — **NZL - New Zealand 0 + 0** (this end) **= 0** — **CAN - Canada 0 + 2** (this end) **= 2**

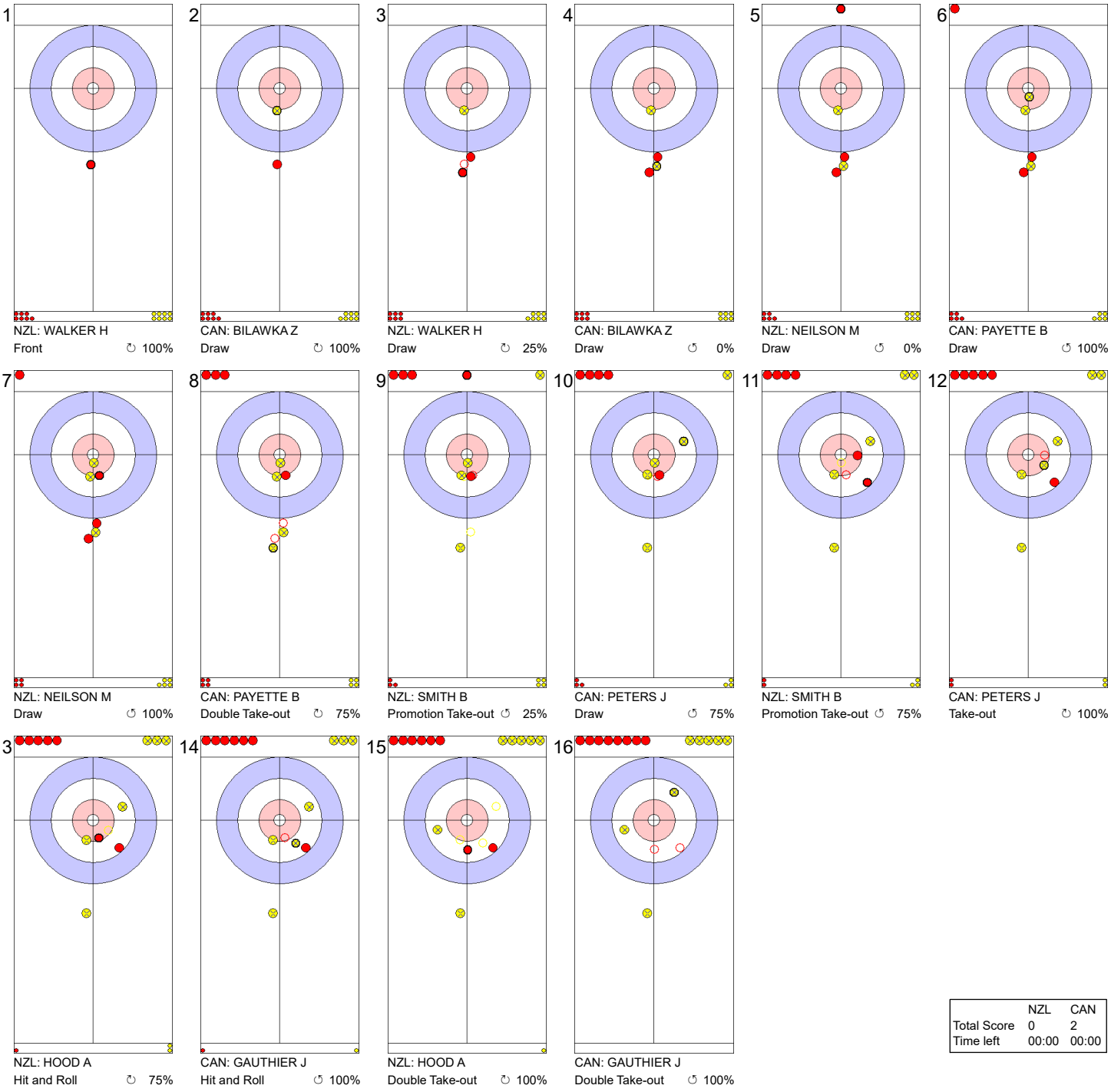

1	2	3	4	5	6
NZL: WALKER H Front ↻ 100%	CAN: BILAWKA Z Draw ↻ 100%	NZL: WALKER H Draw ↻ 25%	CAN: BILAWKA Z Draw ↺ 0%	NZL: NEILSON M Draw ↺ 0%	CAN: PAYETTE B Draw ↺ 100%
7	**8**	**9**	**10**	**11**	**12**
NZL: NEILSON M Draw ↺ 100%	CAN: PAYETTE B Double Take-out ↻ 75%	NZL: SMITH B Promotion Take-out ↺ 25%	CAN: PETERS J Draw ↺ 75%	NZL: SMITH B Promotion Take-out ↺ 75%	CAN: PETERS J Take-out ↻ 100%
13	**14**	**15**	**16**		
NZL: HOOD A Hit and Roll ↻ 75%	CAN: GAUTHIER J Hit and Roll ↺ 100%	NZL: HOOD A Double Take-out ↻ 100%	CAN: GAUTHIER J Double Take-out ↺ 100%		

	NZL	CAN
Total Score	0	2
Time left	00:00	00:00

Legend:

↻ Clockwise ↺ Counter-clockwise - Not considered

Game - Shot by Shot

End 4 — **NZL - New Zealand** **0 + 1** (this end) **= 1** — **CAN - Canada** **2 + 0** (this end) **= 2**

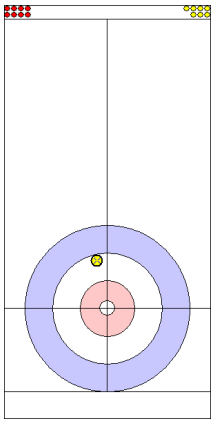

1
CAN: BILAWKA Z
Draw ↻ 100%

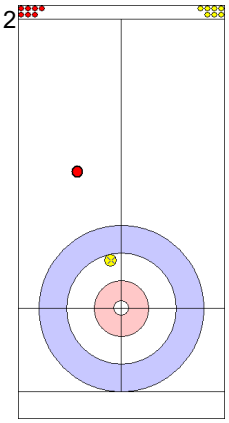

2
NZL: WALKER H
Front ↻ 100%

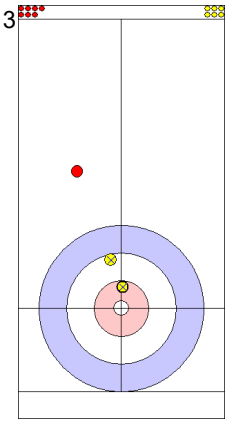

3
CAN: BILAWKA Z
Draw ↻ 100%

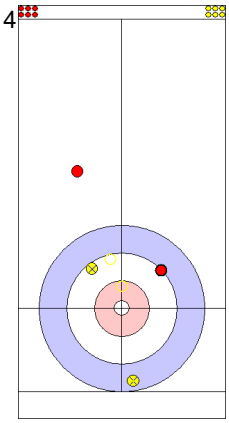

4
NZL: WALKER H
Raise ↻ 50%

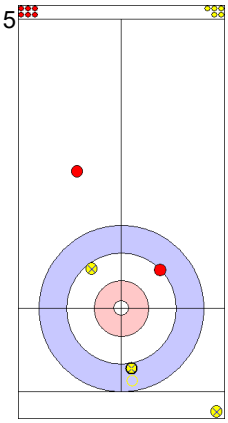

5
CAN: PAYETTE B
Take-out ↻ 0%

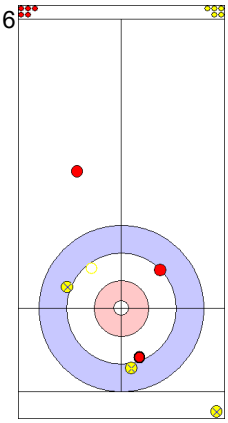

6
NZL: NEILSON M
Draw ↻ 50%

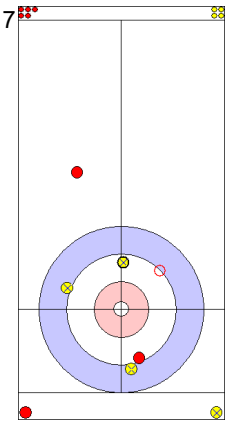

7
CAN: PAYETTE B
Hit and Roll ↻ 100%

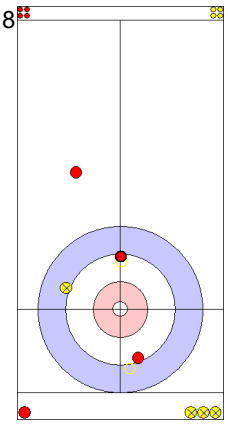

8
NZL: NEILSON M
Double Take-out ↻ 100%

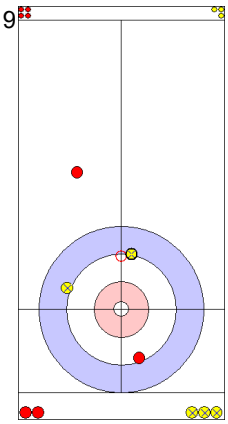

9
CAN: PETERS J
Take-out ↻ 100%

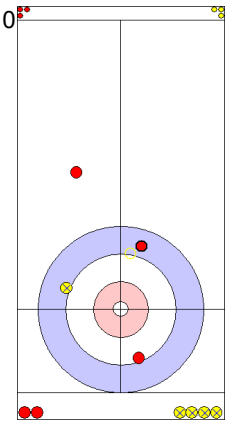

10
NZL: SMITH B
Hit and Roll ↻ 100%

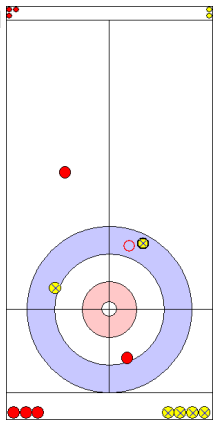

11
CAN: PETERS J
Double Take-out ↻ 50%

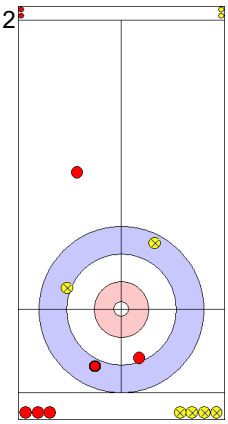

12
NZL: SMITH B
Draw ↻ 50%

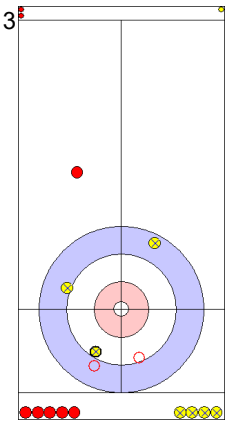

13
CAN: GAUTHIER J
Double Take-out ↻ 100%

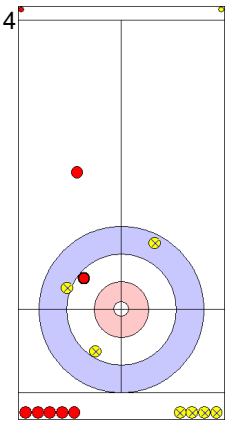

14
NZL: HOOD A
Draw ↻ 75%

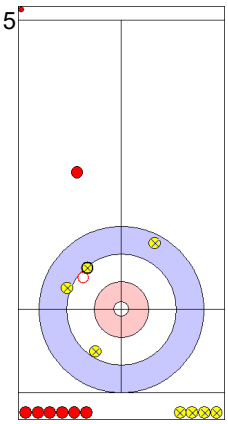

15
CAN: GAUTHIER J
Take-out ↻ 100%

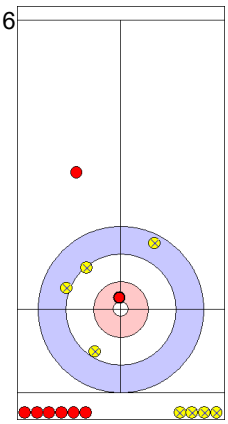

16
NZL: HOOD A
Draw ↻ 100%

	NZL	CAN
Total Score	1	2
Time left	00:00	00:00

Legend:
↻ Clockwise ↺ Counter-clockwise - Not considered

Game - Shot by Shot

End 5 — **NZL - New Zealand 1 + 0** (this end) **= 1** — **CAN - Canada 2 + 3** (this end) **= 5**



1
NZL: WALKER H
Front ↻ 100%

2
CAN: BILAWKA Z
Front ↻ 100%

3
NZL: WALKER H
Draw ↻ 100%

4
CAN: BILAWKA Z
Draw ↻ 100%

5
NZL: NEILSON M
Draw ↻ 75%

6
CAN: PAYETTE B
Raise ↺ 75%

7
NZL: NEILSON M
Hit and Roll ↻ 75%

8
CAN: PAYETTE B
Double Take-out ↻ 100%

9
NZL: SMITH B
Hit and Roll ↻ 75%

10
CAN: PETERS J
Double Take-out ↺ 100%

11
NZL: SMITH B
Take-out ↻ 50%

12
CAN: PETERS J
Draw ↺ 0%

13
NZL: HOOD A
Draw ↻ 50%

14
CAN: GAUTHIER J
Draw ↻ 75%

15
NZL: HOOD A
Draw ↻ 100%

16
CAN: GAUTHIER J
Take-out ↺ 100%

	NZL	CAN
Total Score	1	5
Time left	00:00	00:00

Legend:

↻ Clockwise ↺ Counter-clockwise - Not considered

Game - Shot by Shot

End 6 — **NZL - New Zealand 1 + 0** (this end) **= 1** — **CAN - Canada 5 + 1** (this end) **= 6**

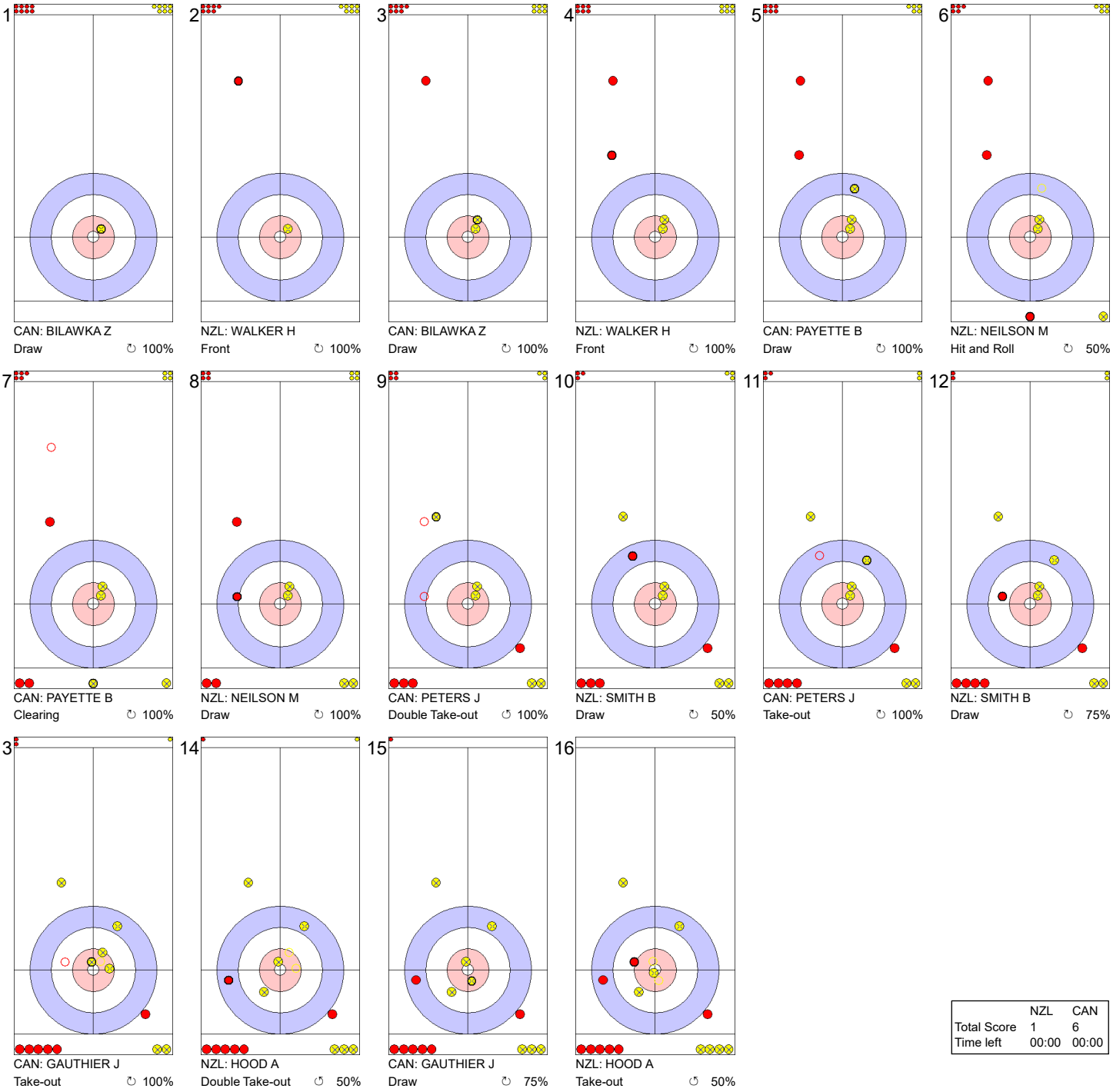

	NZL	CAN
Total Score	1	6
Time left	00:00	00:00

Legend:

↻ Clockwise ↺ Counter-clockwise - Not considered

Game - Shot by Shot

End 7 | **NZL - New Zealand** 1 + 0 (this end) = 1 | **CAN - Canada** 6 + 1 (this end) = 7

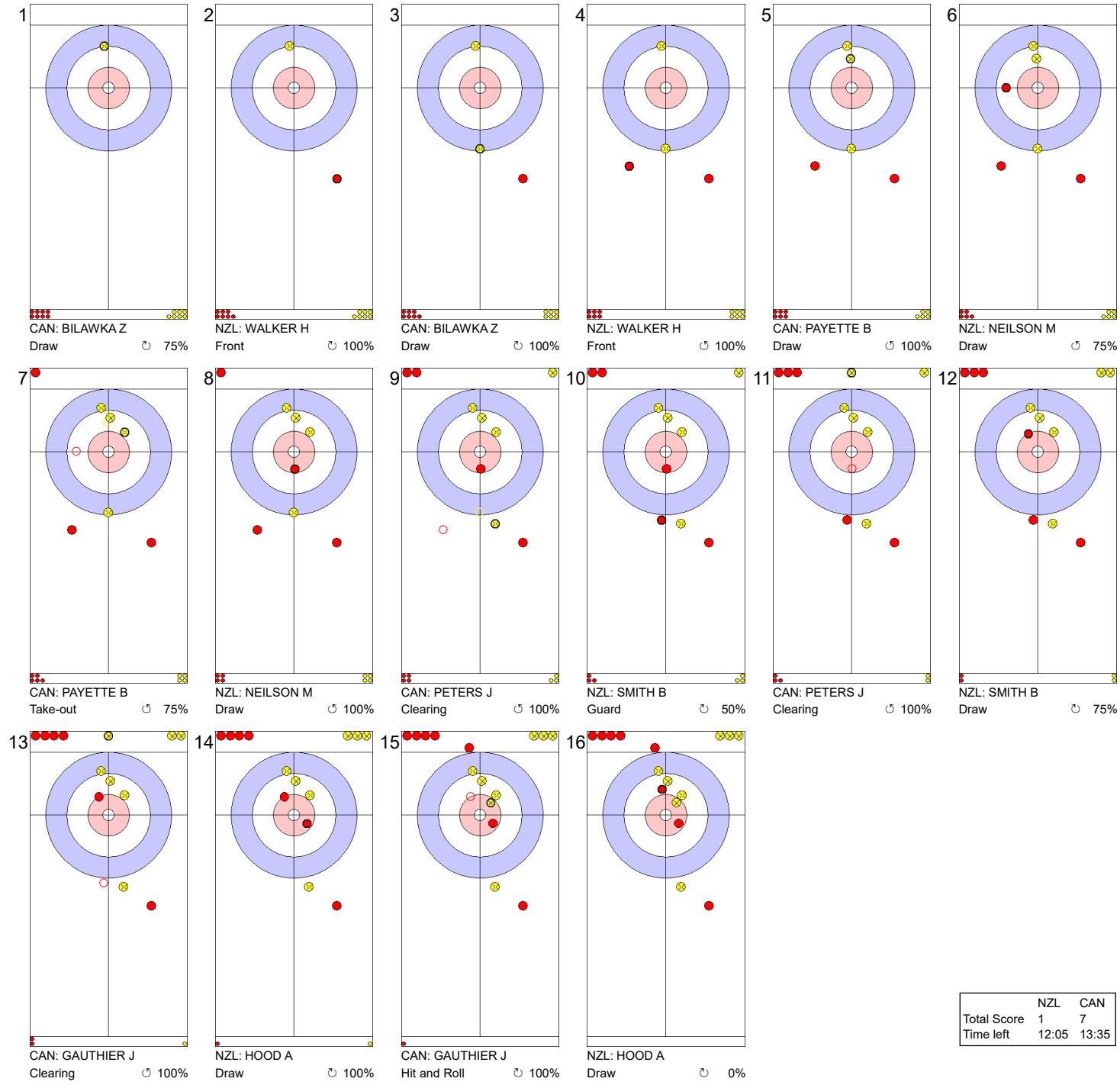

	NZL	CAN
Total Score	1	7
Time left	12:05	13:35

Legend:
↻ Clockwise ↺ Counter-clockwise - Not considered

Game Results

Sheet	Game	Team	LSFE	1	2	3	4	5	6	7	8	9	10	Extra Ends				Total
C	6	GER - Germany		0	0	2	0	0	1	0	4	0	3					10
	6	RUS - Russia	*	0	1	0	2	1	0	1	0	1	0					6

GER - Germany		Shot Success Game	All
4 S	TOTZEK Sixten	72%	79%
3 V	SUTOR Joshua	65%	69%
2	HAAG Jan-Luca	86%	79%
1	SUTOR Magnus	91%	84%
A	HARSCH Klaudius	-	81%
	Team Total	79%	78%

Last Stone Draw		Distance
↻	HAAG Jan-Luca	45.8cm
↺	SUTOR Magnus	133.5cm
Total		**179.3cm**

Time remaining: 1 minute 51 seconds

Time-out: End 10 - GER stone 7

RUS - Russia		Shot Success Game	All
4 V	DUDOV Andrey	73%	75%
3 S	KARETNIKOV Artem	81%	74%
2	VLASENKO Mikhail	66%	68%
1	LYSAKOV Nikolai	84%	83%
A	KAZACHKOV Ivan	-	67%
	Team Total	76%	75%

Last Stone Draw		Distance
↻	KARETNIKOV Artem	107.3cm
↺	VLASENKO Mikhail	57.6cm
Total		**164.9cm**

Time remaining: 0 minutes 47 seconds

Time-out: End 9 - RUS stone 5

GER - Germany		↻		↺		Game	
4 TOTZEK Sixten	Draws	3	67%	4	69%	7	68%
	Take-outs	5	90%	7	64%	12	75%
	Total	8	81%	11	66%	19	72%
3 SUTOR Joshua	Draws	2	38%	7	36%	9	36%
	Take-outs	5	75%	6	100%	11	89%
	Total	7	64%	13	65%	20	65%
2 HAAG Jan-Luca	Draws	5	85%	4	75%	9	81%
	Take-outs	5	85%	6	96%	11	91%
	Total	10	85%	10	88%	20	86%
1 SUTOR Magnus	Draws	5	95%	13	90%	18	92%
	Take-outs	2	88%	0	-	2	88%
	Total	7	93%	13	90%	20	91%
A HARSCH Klaudius	Draws	0	-	0	-	0	-
	Take-outs	0	-	0	-	0	-
	Total	0	-	0	-	0	-
Team	Draws	15	78%	28	71%	43	74%
	Take-outs	17	84%	19	86%	36	85%
	Total	32	81%	47	77%	79	79%

RUS - Russia		↻		↺		Game	
4 DUDOV Andrey	Draws	5	70%	9	64%	14	66%
	Take-outs	3	75%	3	100%	6	88%
	Total	8	72%	12	73%	20	73%
3 KARETNIKOV Artem	Draws	2	50%	10	98%	12	90%
	Take-outs	2	88%	6	63%	8	69%
	Total	4	69%	16	84%	20	81%
2 VLASENKO Mikhail	Draws	3	17%	4	69%	7	46%
	Take-outs	6	83%	7	71%	13	77%
	Total	9	61%	11	70%	20	66%
1 LYSAKOV Nikolai	Draws	2	88%	15	90%	17	90%
	Take-outs	0	-	3	50%	3	50%
	Total	2	88%	18	83%	20	84%
A KAZACHKOV Ivan	Draws	0	-	0	-	0	-
	Take-outs	0	-	0	-	0	-
	Total	0	-	0	-	0	-
Team	Draws	12	56%	38	84%	50	77%
	Take-outs	11	82%	19	70%	30	74%
	Total	23	68%	57	79%	80	76%

Note:
Position and function for each team member:
4 = Fourth, **3** = Third, **2** = Second, **1** = Lead, **A** = Alternate, **S** = Skip, **V** = Vice-Skip

Legend:
↻ Clockwise ↺ Counter-clockwise **LSFE(*)** Last Stone First End

CURLIT Curling Information Technology Ltd.

Game - Shot by Shot

End 1 — **GER - Germany** 0 + 0 (this end) = 0 — **RUS - Russia** 0 + 0 (this end) = 0

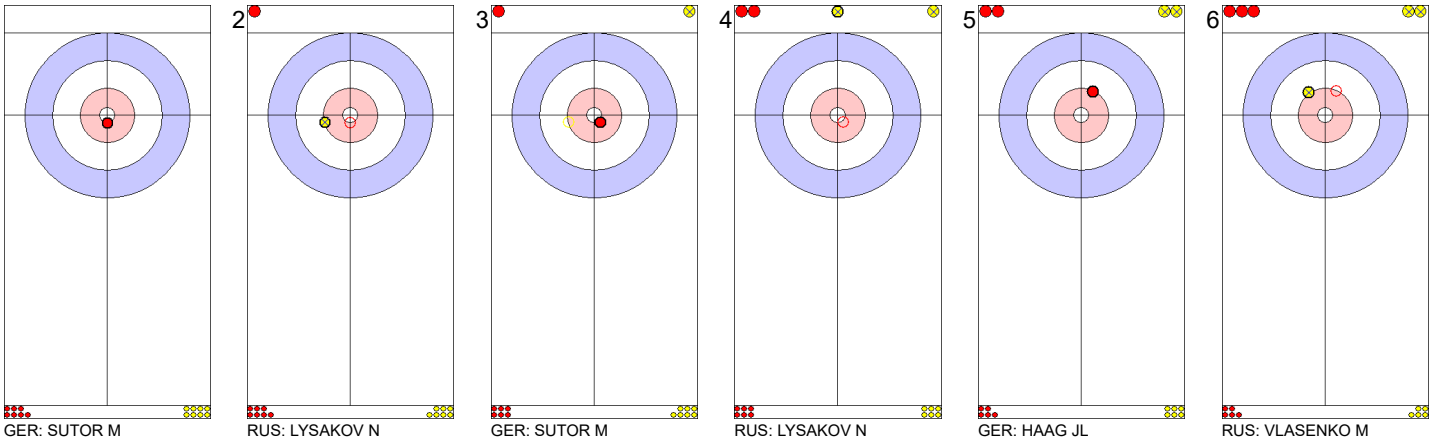

1	2	3	4	5	6
GER: SUTOR M	RUS: LYSAKOV N	GER: SUTOR M	RUS: LYSAKOV N	GER: HAAG JL	RUS: VLASENKO M
Draw ↻ 100%	Take-out ↺ 100%	Take-out ↻ 100%	Take-out ↺ 50%	Draw ↻ 75%	Take-out ↺ 100%

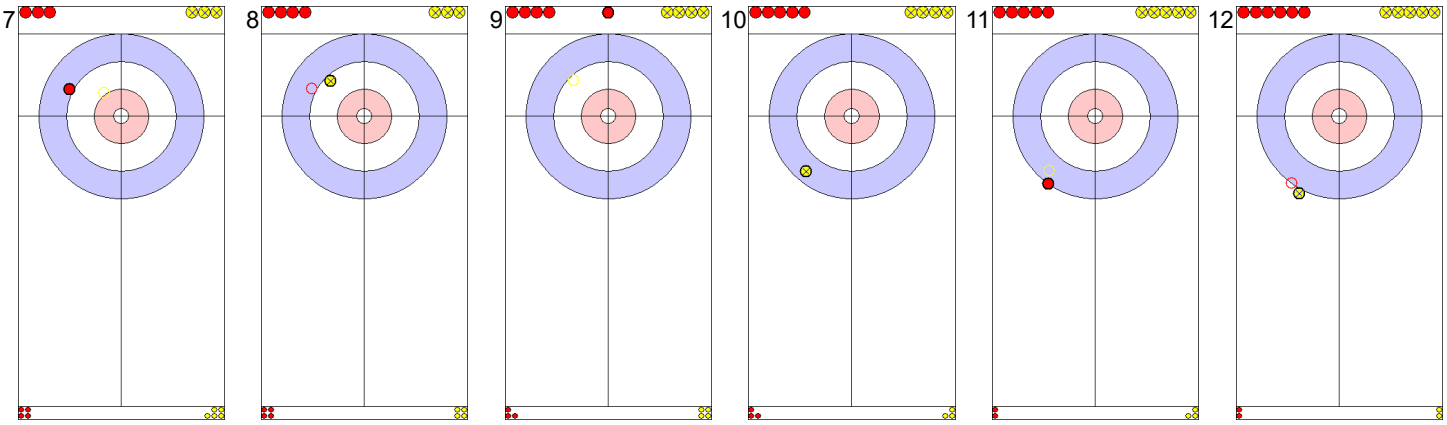

7	8	9	10	11	12
GER: HAAG JL	RUS: VLASENKO M	GER: SUTOR J	RUS: KARETNIKOV A	GER: SUTOR J	RUS: KARETNIKOV A
Take-out ↻ 100%	Take-out ↺ 100%	Take-out ↻ 50%	Draw ↺ 100%	Take-out ↺ 100%	Take-out ↺ 100%

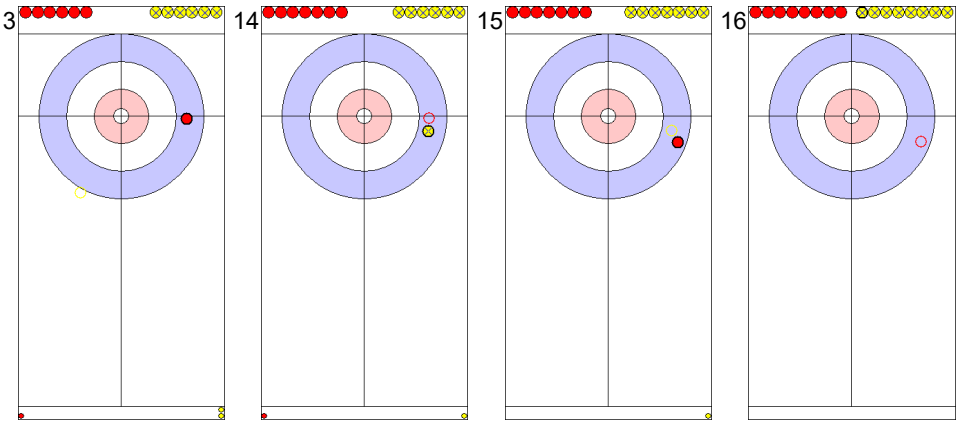

13	14	15	16
GER: TOTZEK S	RUS: DUDOV A	GER: TOTZEK S	RUS: DUDOV A
Take-out ↺ 100%	Take-out ↺ 100%	Take-out ↻ 100%	Clearing ↺ 100%

	GER	RUS
Total Score	0	0
Time left	00:00	00:00

Legend:
↻ Clockwise ↺ Counter-clockwise - Not considered

Game - Shot by Shot

End 2 — **GER - Germany 0 + 0** (this end) **= 0** — **RUS - Russia 0 + 1** (this end) **= 1**

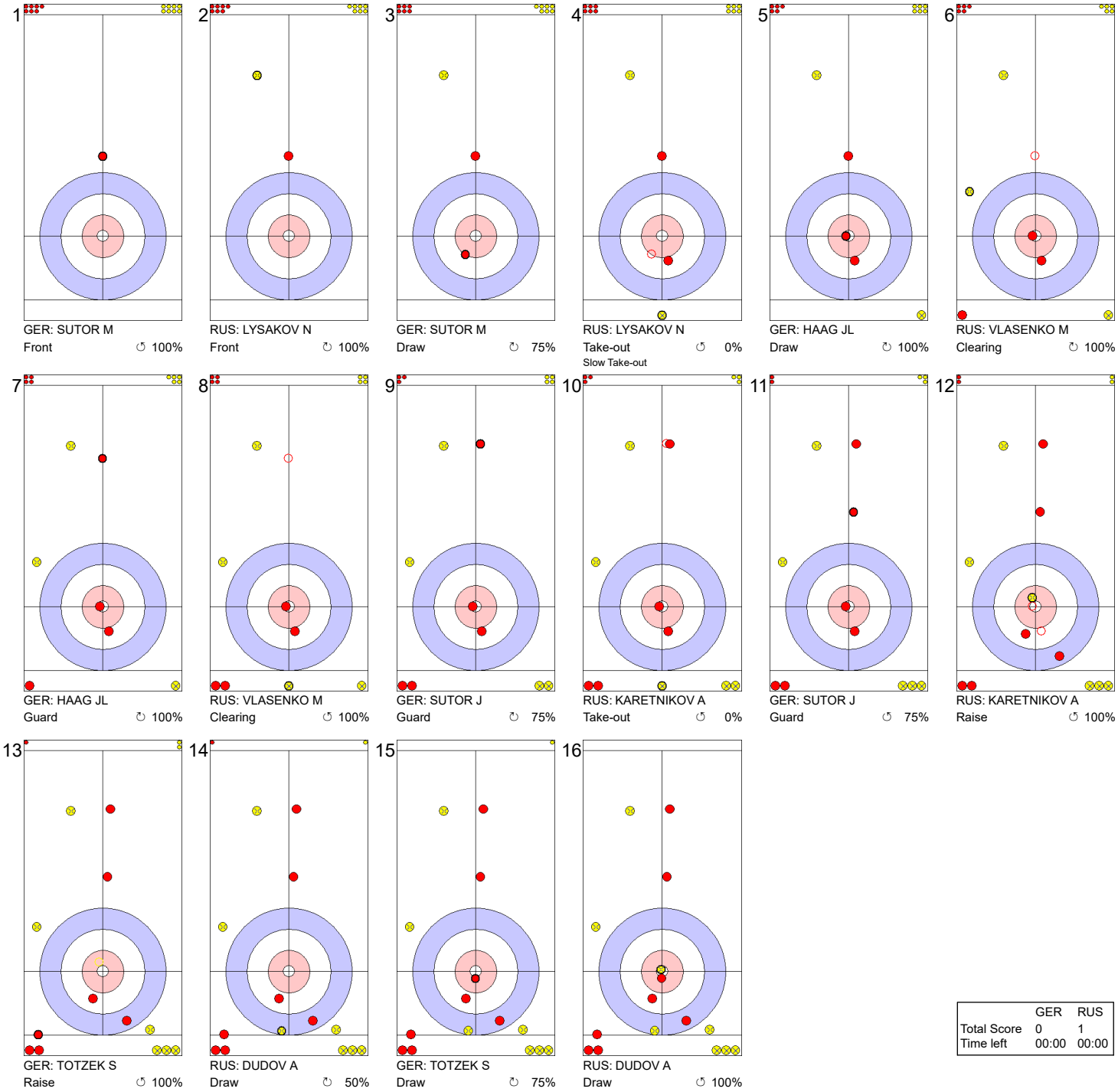

1	2	3	4	5	6
GER: SUTOR M	RUS: LYSAKOV N	GER: SUTOR M	RUS: LYSAKOV N	GER: HAAG JL	RUS: VLASENKO M
Front ↻ 100%	Front ↻ 100%	Draw ↻ 75%	Take-out ↺ 0%	Draw ↻ 100%	Clearing ↻ 100%
			Slow Take-out		

7	8	9	10	11	12
GER: HAAG JL	RUS: VLASENKO M	GER: SUTOR J	RUS: KARETNIKOV A	GER: SUTOR J	RUS: KARETNIKOV A
Guard ↻ 100%	Clearing ↻ 100%	Guard ↻ 75%	Take-out ↺ 0%	Guard ↺ 75%	Raise ↺ 100%

13	14	15	16
GER: TOTZEK S	RUS: DUDOV A	GER: TOTZEK S	RUS: DUDOV A
Raise ↺ 100%	Draw ↻ 50%	Draw ↻ 75%	Draw ↺ 100%

	GER	RUS
Total Score	0	1
Time left	00:00	00:00

Legend:
↻ Clockwise ↺ Counter-clockwise - Not considered

Game - Shot by Shot

End 3 — **GER - Germany** 0 + 2 (this end) = 2 — **RUS - Russia** 1 + 0 (this end) = 1

1
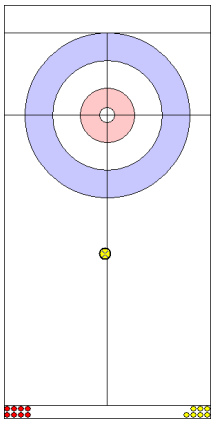
RUS: LYSAKOV N
Front ↺ 100%

2
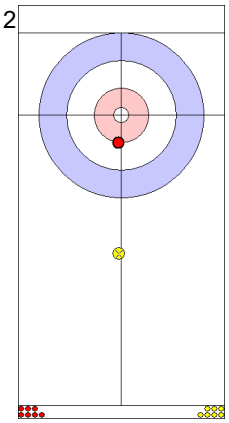
GER: SUTOR M
Draw ↺ 100%

3
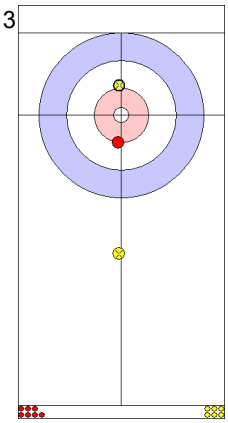
RUS: LYSAKOV N
Draw ↺ 75%

4
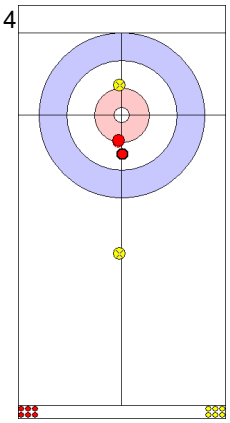
GER: SUTOR M
Draw ↺ 100%

5
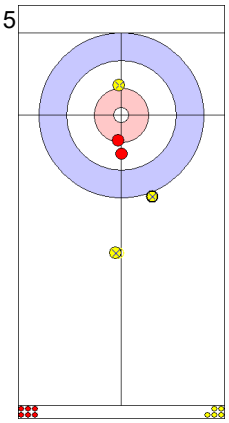
RUS: VLASENKO M
Draw ↺ 25%

6
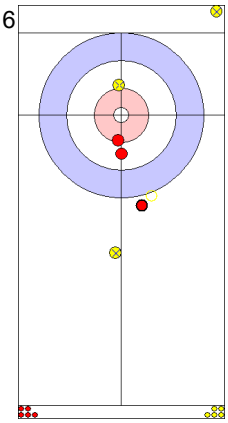
GER: HAAG JL
Hit and Roll ↺ 75%

7
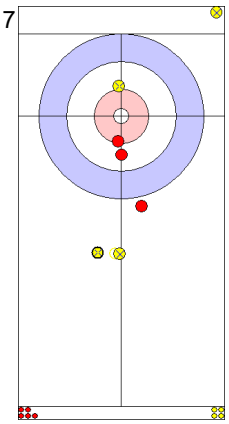
RUS: VLASENKO M
Draw ↻ 0%

8
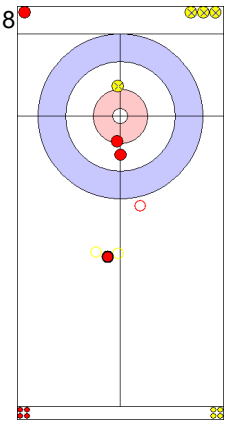
GER: HAAG JL
Double Take-out ↺ 100%

9
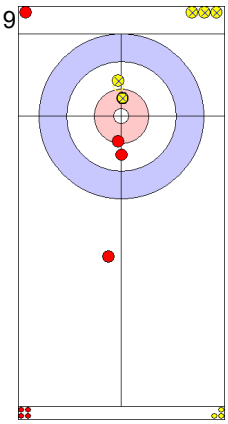
RUS: KARETNIKOV A
Draw ↺ 100%

10
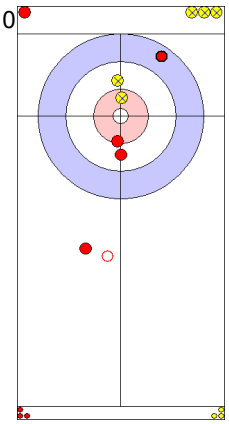
GER: SUTOR J
Raise ↺ 0%

11
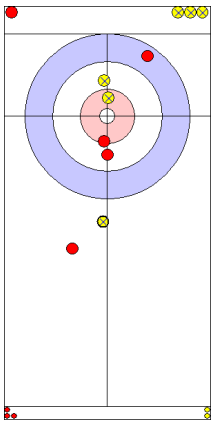
RUS: KARETNIKOV A
Guard ↺ 100%

12
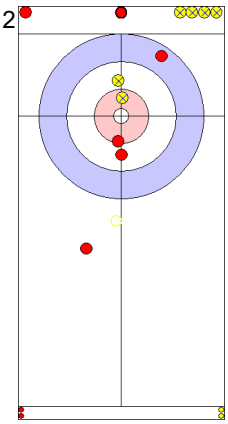
GER: SUTOR J
Clearing ↺ 100%

13
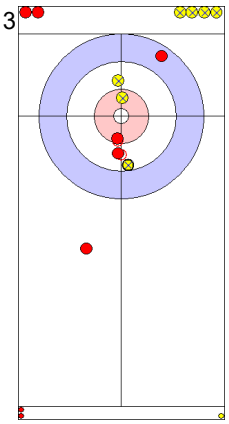
RUS: DUDOV A
Guard ↻ 0%

14
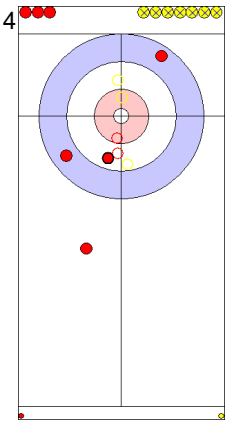
GER: TOTZEK S
Promotion Take-out ↺ 100%

15
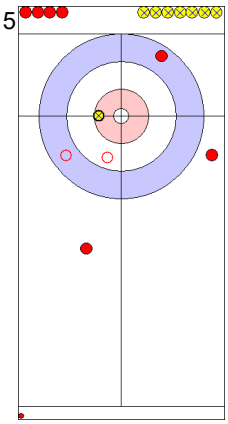
RUS: DUDOV A
Double Take-out ↺ 100%

16
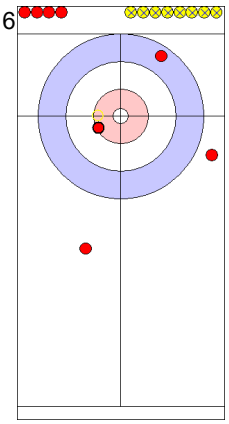
GER: TOTZEK S
Take-out ↺ 100%

	GER	RUS
Total Score	2	1
Time left	00:00	00:00

Legend:
↻ Clockwise ↺ Counter-clockwise - Not considered

Game - Shot by Shot

End 4 — **GER - Germany** **2 + 0** (this end) **= 2** — **RUS - Russia** **1 + 2** (this end) **= 3**



	GER	RUS
Total Score	2	3
Time left	00:00	00:00

Legend:

↻ Clockwise ↺ Counter-clockwise - Not considered

Game - Shot by Shot

End 5 — **GER - Germany 2 + 0** (this end) **= 2** — **RUS - Russia 3 + 1** (this end) **= 4**



1	2	3	4	5	6
RUS: LYSAKOV N	GER: SUTOR M	RUS: LYSAKOV N	GER: SUTOR M	RUS: VLASENKO M	GER: HAAG JL
Front ↺ 100%	Draw ↺ 100%	Draw ↺ 100%	Draw ↺ 100%	Hit and Roll ↻ 0%	Draw ↺ 75%
7	**8**	**9**	**10**	**11**	**12**
RUS: VLASENKO M	GER: HAAG JL	RUS: KARETNIKOV A	GER: SUTOR J	RUS: KARETNIKOV A	GER: SUTOR J
Double Take-out ↺ 50%	Draw ↺ 50%	Hit and Roll ↻ 75%	Take-out ↺ 100%	Take-out ↺ 75%	Draw ↺ 50%
13	**14**	**15**	**16**		
RUS: DUDOV A	GER: TOTZEK S	RUS: DUDOV A	GER: TOTZEK S		
Wick / Soft Peeling ↻ 100%	Promotion Take-out ↺ 0%	Draw ↺ 100%	Draw ↺ 25%		

	GER	RUS
Total Score	2	4
Time left	00:00	00:00

Legend:
↻ Clockwise ↺ Counter-clockwise - Not considered

Game - Shot by Shot

End 6 — **GER - Germany** **2 + 1** (this end) **= 3** — **RUS - Russia** **4 + 0** (this end) **= 4**

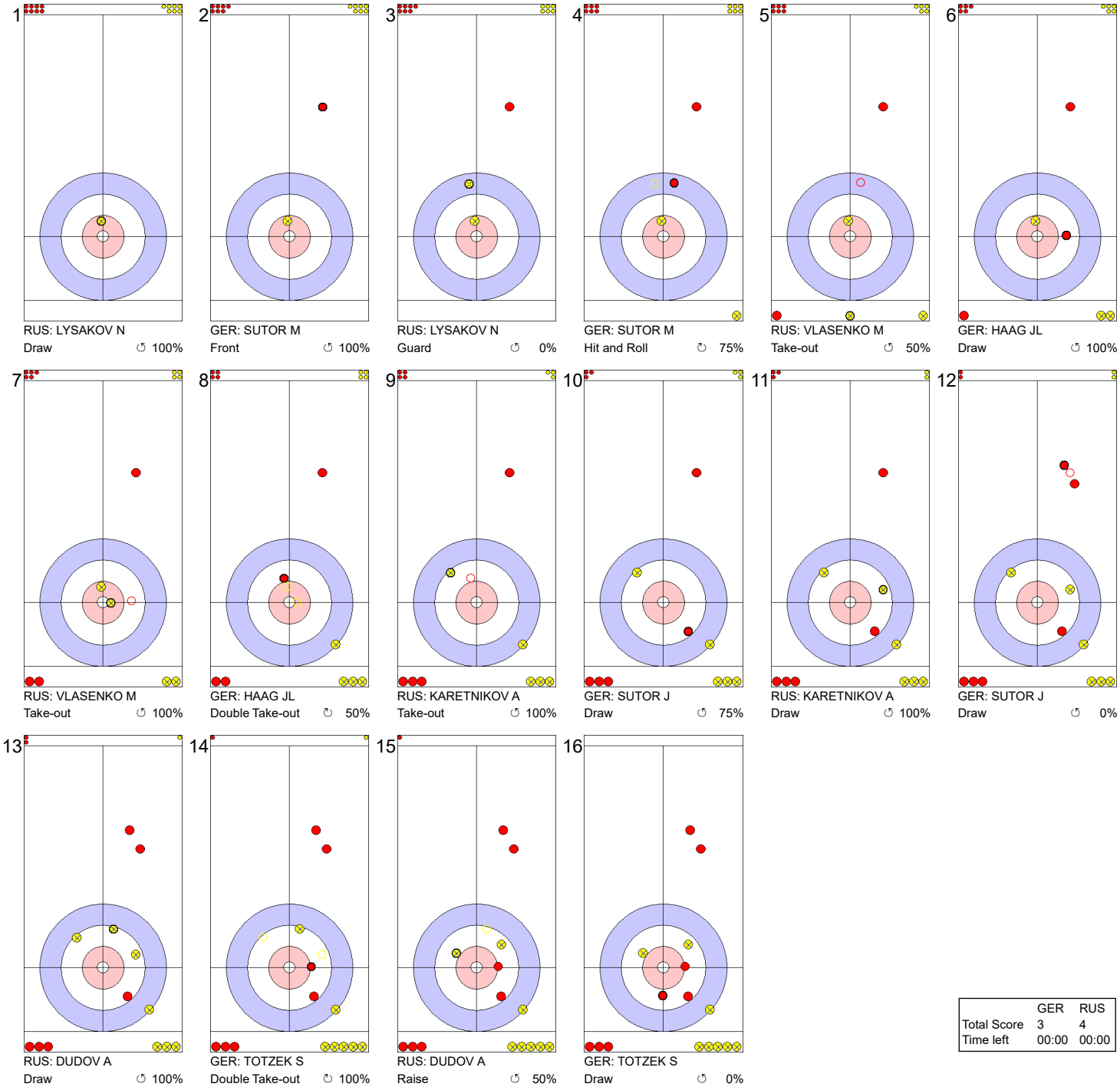

	GER	RUS
Total Score	3	4
Time left	00:00	00:00

Legend:

↻ Clockwise ↺ Counter-clockwise - Not considered

Game - Shot by Shot

End 7 — **GER - Germany** 3 + 0 (this end) = 3 — **RUS - Russia** 4 + 1 (this end) = 5



	GER	RUS
Total Score	3	5
Time left	00:00	00:00

Legend:

↻ Clockwise ↺ Counter-clockwise - Not considered

Game - Shot by Shot

End 8 — **GER - Germany** **3 + 4** (this end) **= 7** — **RUS - Russia** **5 + 0** (this end) **= 5**

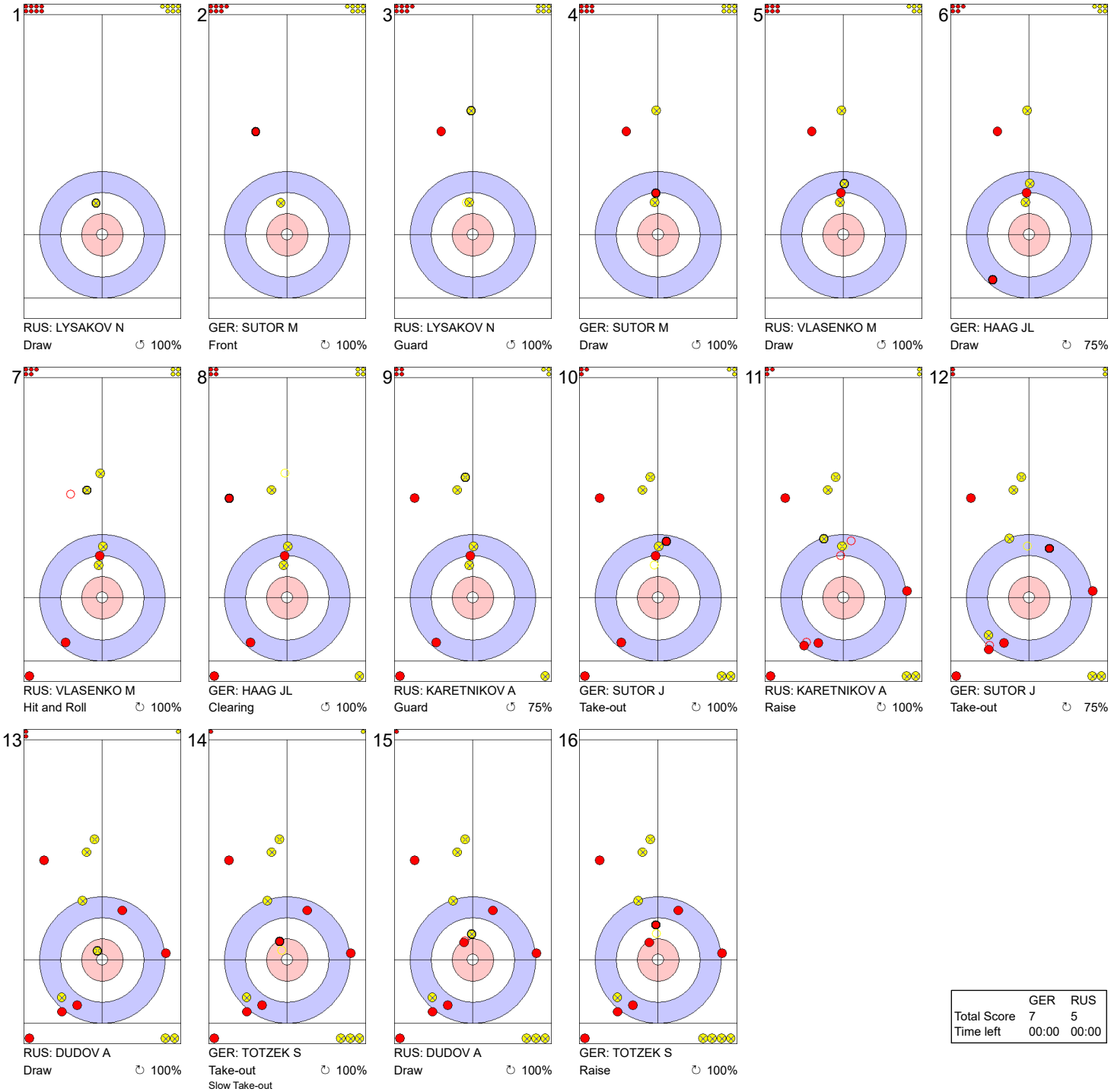

	GER	RUS
Total Score	7	5
Time left	00:00	00:00

Legend:

↻ Clockwise ↺ Counter-clockwise - Not considered

Game - Shot by Shot

End 9 — **GER - Germany 7 + 0** (this end) **= 7** — **RUS - Russia 5 + 1** (this end) **= 6**



	GER	RUS
Total Score	7	6
Time left	00:00	00:00

Legend:

↻ Clockwise ↺ Counter-clockwise - Not considered

Game - Shot by Shot

End 10 — **GER - Germany 7 + 3** (this end) **= 10** — **RUS - Russia 6 + 0** (this end) **= 6**

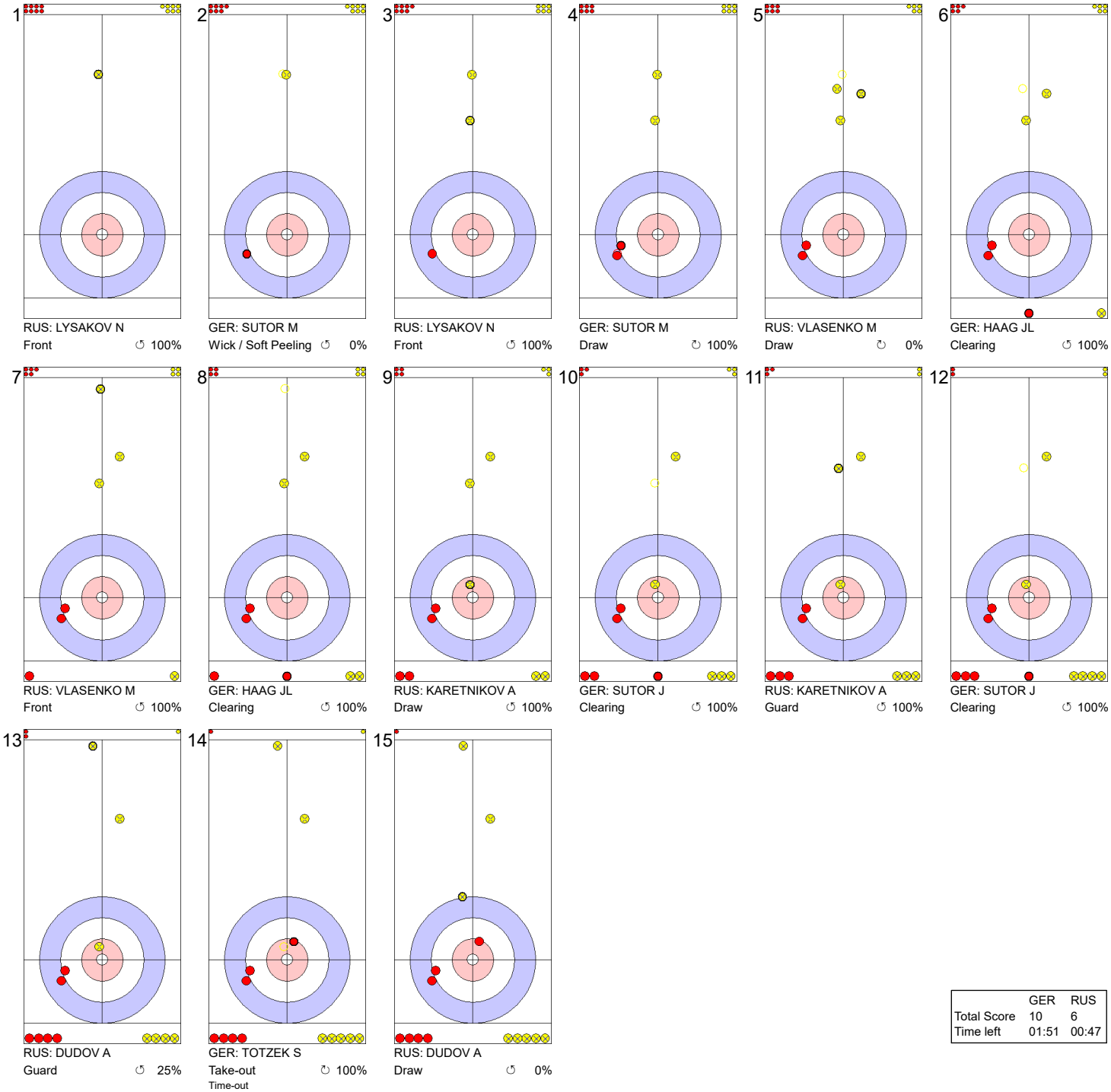

	GER	RUS
Total Score	10	6
Time left	01:51	00:47

Legend:
↻ Clockwise ↺ Counter-clockwise - Not considered

Game Results

Sheet	Game	Team	LSFE	1	2	3	4	5	6	7	8	9	10	Extra Ends				Total
D	6	NOR - Norway	*	0	0	0	0	0	2	0	X	X	X					2
	6	SCO - Scotland		0	1	1	1	2	0	2	X	X	X					7

NOR - Norway		Shot Success Game	All
4 V	OEY Eirik	56 %	63 %
3	FAGERVOLL Brage	75 %	69 %
2 S	BJOERNSTAD Ingebrigt	63 %	61%
1	BRUSETH Martin	75 %	76 %
A	HERFJORD Johan	-	71%
	Team Total	67 %	69 %

Last Stone Draw		Distance
↻	OEY Eirik	9.1cm
↺	BRUSETH Martin	17.8cm
Total		**26.9cm**

Time remaining: 15 minutes 30 seconds

SCO - Scotland		Shot Success Game	All
4 S	CRAIK James	95 %	77 %
3 V	WATT Mark	66 %	80 %
2	HASWELL Blair	64 %	82 %
1	RYDER Niall	83 %	83 %
A	BRYCE Angus	88 %	88 %
	Team Total	77 %	81%

Last Stone Draw		Distance
↻	WATT Mark	59.4cm
↺	RYDER Niall	199.6cm
Total		**259.0cm**

Time remaining: 15 minutes 43 seconds

BRYCE A replaced RYDER N at the beginning of end 6

NOR - Norway		↻		↺		Game	
4 OEY Eirik	Draws	3	17 %	2	13 %	5	15 %
	Take-outs	2	88 %	6	79 %	8	81 %
	Total	5	45 %	8	63 %	13	56 %
3 FAGERVOLL Brage	Draws	3	75 %	3	67 %	6	71 %
	Take-outs	4	69 %	4	88 %	8	78 %
	Total	7	71 %	7	79 %	14	75 %
2 BJOERNSTAD Ingebrigt	Draws	4	56 %	3	67 %	7	61 %
	Take-outs	3	50 %	4	75 %	7	64 %
	Total	7	54 %	7	71 %	14	63 %
1 BRUSETH Martin	Draws	8	72 %	4	69 %	12	71 %
	Take-outs	2	100 %	0	-	2	100 %
	Total	10	78 %	4	69 %	14	75 %
A HERFJORD Johan	Draws	0	-	0	-	0	-
	Take-outs	0	-	0	-	0	-
	Total	0	-	0	-	0	-
Team	Draws	18	60 %	12	58 %	30	59 %
	Take-outs	11	73 %	14	80 %	25	77 %
	Total	29	65 %	26	70 %	55	67 %

SCO - Scotland		↻		↺		Game	
4 CRAIK James	Draws	3	100 %	2	100 %	5	100 %
	Take-outs	5	90 %	4	94 %	9	92 %
	Total	8	94 %	6	96 %	14	95 %
3 WATT Mark	Draws	5	65 %	1	0 %	6	54 %
	Take-outs	4	63 %	4	88 %	8	75 %
	Total	9	64 %	5	70 %	14	66 %
2 HASWELL Blair	Draws	5	70 %	2	75 %	7	71 %
	Take-outs	5	60 %	2	50 %	7	57 %
	Total	10	65 %	4	63 %	14	64 %
1 RYDER Niall	Draws	6	75 %	3	92 %	9	81 %
	Take-outs	1	100 %	0	-	1	100 %
	Total	7	79 %	3	92 %	10	83 %
A BRYCE Angus	Draws	2	88 %	1	75 %	3	83 %
	Take-outs	1	100 %	0	-	1	100 %
	Total	3	92 %	1	75 %	4	88 %
Team	Draws	21	76 %	9	78 %	30	77 %
	Take-outs	16	75 %	10	83 %	26	78 %
	Total	37	76 %	19	80 %	56	77 %

Note:
Position and function for each team member:
4 = Fourth, **3** = Third, **2** = Second, **1** = Lead, **A** = Alternate, **S** = Skip, **V** = Vice-Skip

Legend:
↻ Clockwise ↺ Counter-clockwise **LSFE(*)** Last Stone First End
X Unplayed/unfinished end due to concession

Game - Shot by Shot

End 1 — **NOR - Norway 0 + 0** (this end) **= 0** — **SCO - Scotland 0 + 0** (this end) **= 0**

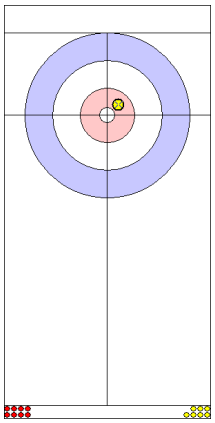

1
SCO: RYDER N
Draw ↻ 100%

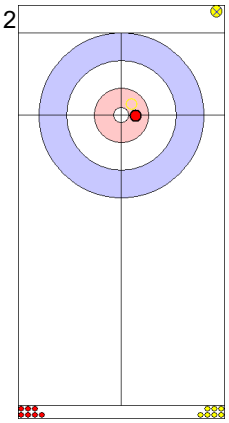

2
NOR: BRUSETH M
Take-out ↻ 100%

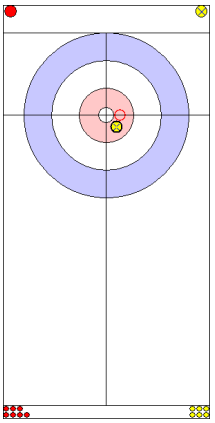

3
SCO: RYDER N
Take-out ↻ 100%

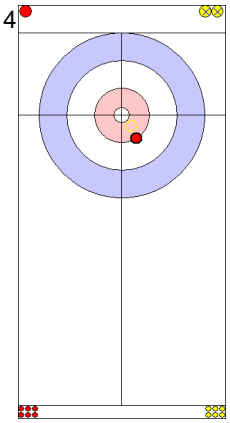

4
NOR: BRUSETH M
Take-out ↻ 100%

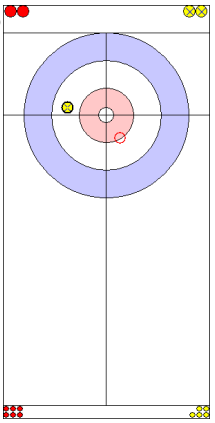

5
SCO: HASWELL B
Take-out ↻ 100%

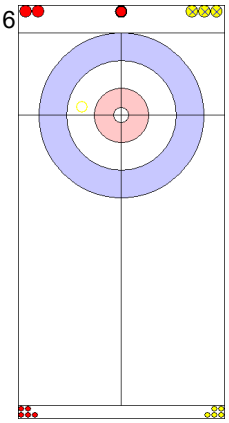

6
NOR: BJOERNSTAD I
Take-out ↻ 50%

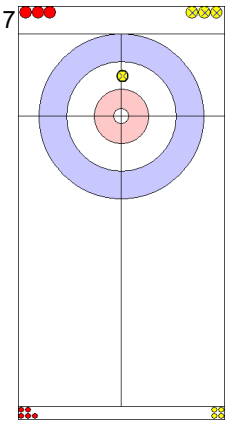

7
SCO: HASWELL B
Draw ↻ 100%

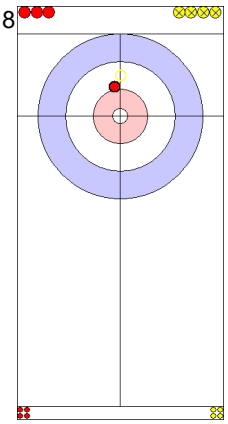

8
NOR: BJOERNSTAD I
Take-out ↻ 100%

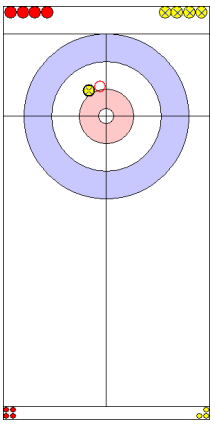

9
SCO: WATT M
Take-out ↻ 100%

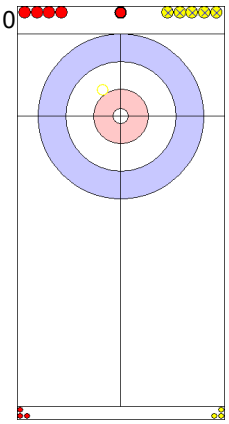

10
NOR: FAGERVOLL B
Take-out ↻ 50%

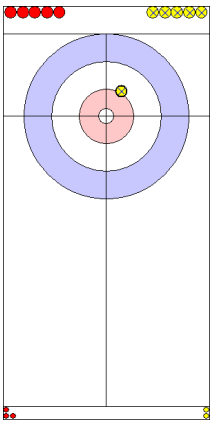

11
SCO: WATT M
Draw ↻ 100%

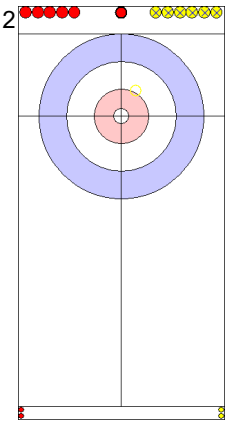

12
NOR: FAGERVOLL B
Take-out ↻ 50%

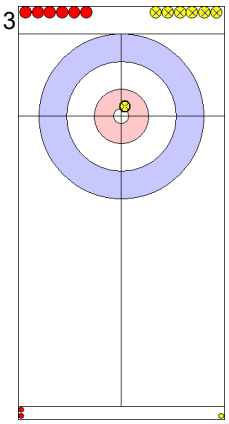

13
SCO: CRAIK J
Draw ↻ 100%

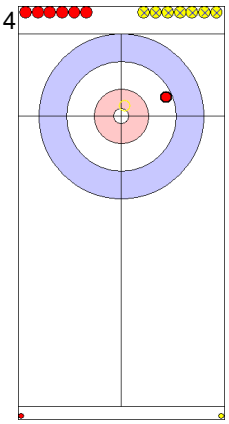

14
NOR: OEY E
Take-out ↻ 100%

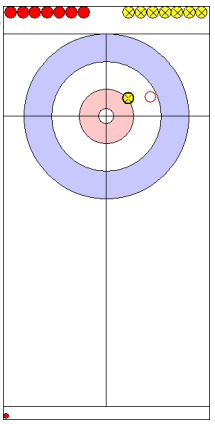

15
SCO: CRAIK J
Take-out ↻ 100%

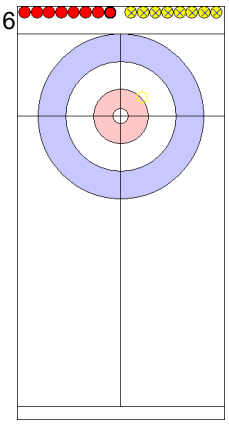

16
NOR: OEY E
Clearing ↻ 100%

	NOR	SCO
Total Score	0	0
Time left	00:00	00:00

Legend:
↻ Clockwise ↺ Counter-clockwise - Not considered

Game - Shot by Shot

End 2 — **NOR - Norway 0 + 0** (this end) **= 0** — **SCO - Scotland 0 + 1** (this end) **= 1**

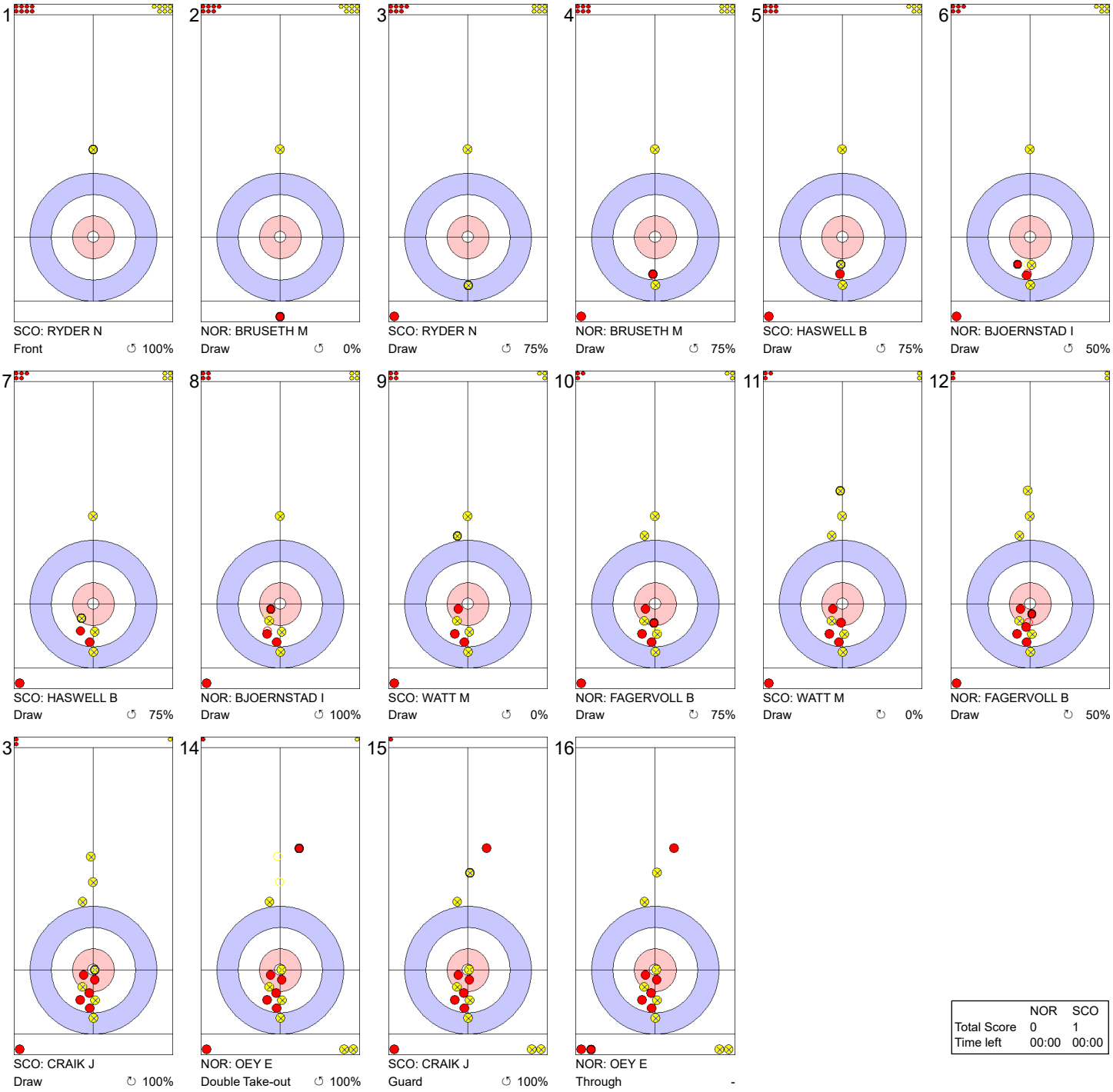

	NOR	SCO
Total Score	0	1
Time left	00:00	00:00

Legend:

↻ Clockwise ↺ Counter-clockwise - Not considered

Game - Shot by Shot

End 3 — **NOR - Norway 0 + 0** (this end) **= 0** — **SCO - Scotland 1 + 1** (this end) **= 2**

1
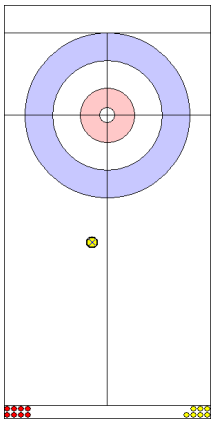
SCO: RYDER N
Front ↻ 75%

2
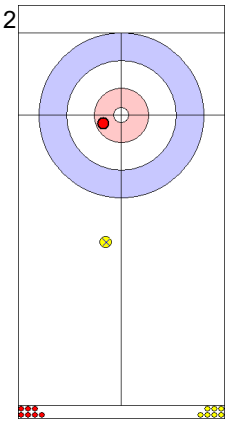
NOR: BRUSETH M
Draw ↺ 100%

3
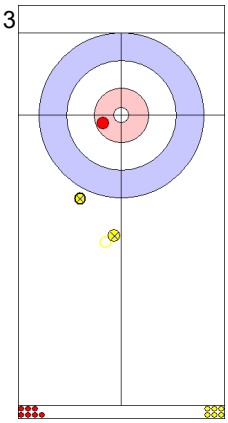
SCO: RYDER N
Draw ↻ 0%

4
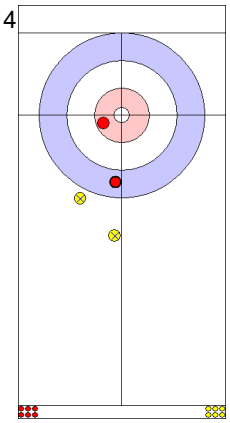
NOR: BRUSETH M
Draw ↺ 100%

5
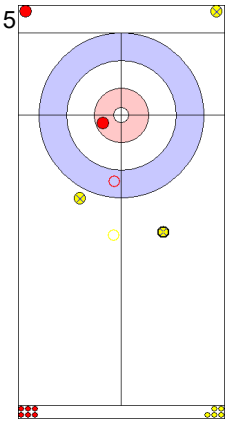
SCO: HASWELL B
Promotion Take-out ↺ 50%

6
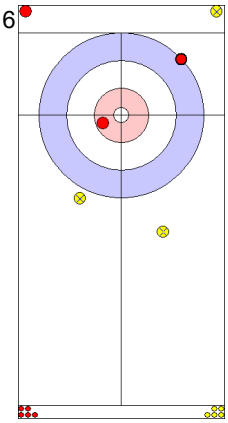
NOR: BJOERNSTAD I
Draw ↻ 50%

7
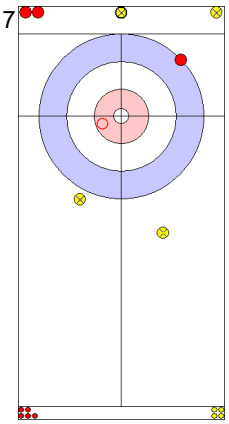
SCO: HASWELL B
Double Take-out ↺ 50%

8
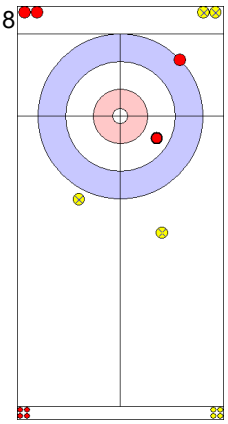
NOR: BJOERNSTAD I
Draw ↻ 75%

9
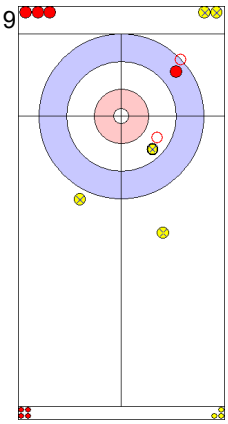
SCO: WATT M
Hit and Roll ↻ 75%

10
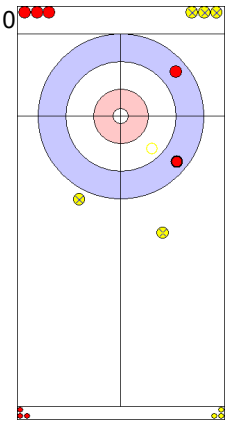
NOR: FAGERVOLL B
Hit and Roll ↻ 75%

11
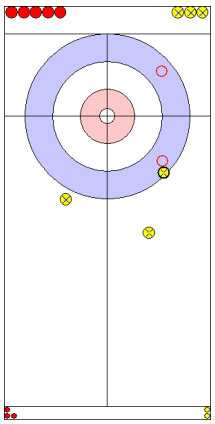
SCO: WATT M
Double Take-out ↺ 100%

12
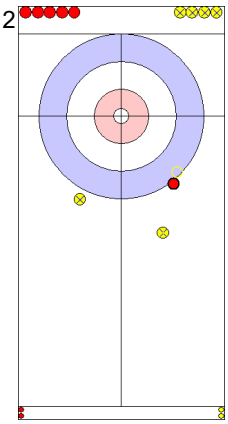
NOR: FAGERVOLL B
Hit and Roll ↻ 75%

13
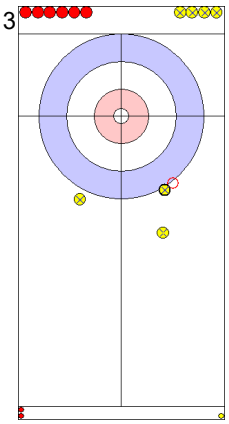
SCO: CRAIK J
Hit and Roll ↺ 100%

14
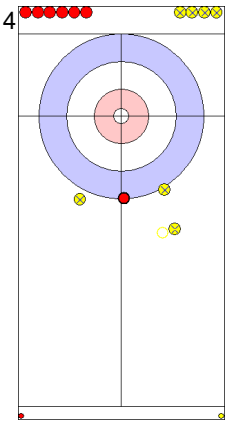
NOR: OEY E
Draw ↻ 50%

15
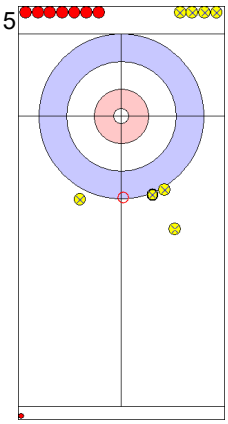
SCO: CRAIK J
Hit and Roll ↻ 75%

16
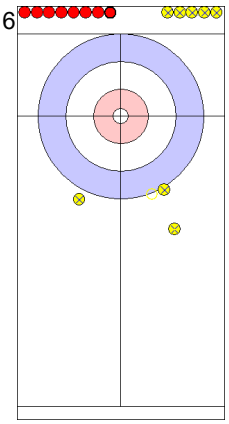
NOR: OEY E
Double Take-out ↺ 50%

	NOR	SCO
Total Score	0	2
Time left	00:00	00:00

Legend:
↻ Clockwise ↺ Counter-clockwise - Not considered

Game - Shot by Shot

End 4 — **NOR - Norway 0 + 0** (this end) **= 0** — **SCO - Scotland 2 + 1** (this end) **= 3**



	NOR	SCO
Total Score	0	3
Time left	00:00	00:00

Legend:

↻ Clockwise ↺ Counter-clockwise - Not considered

Game - Shot by Shot

End 5 — **NOR - Norway 0 + 0** (this end) **= 0** — **SCO - Scotland 3 + 2** (this end) **= 5**



	NOR	SCO
Total Score	0	5
Time left	00:00	00:00

Legend:

↻ Clockwise ↺ Counter-clockwise - Not considered

Game - Shot by Shot

End 6 **NOR - Norway** **0 + 2** (this end) **= 2** **SCO - Scotland** **5 + 0** (this end) **= 5**

1
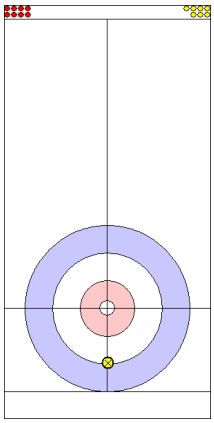
SCO: BRYCE A
Draw ↺ 75%

2
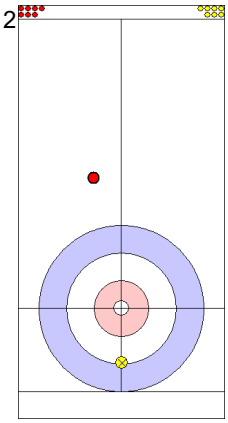
NOR: BRUSETH M
Front ↻ 100%

3
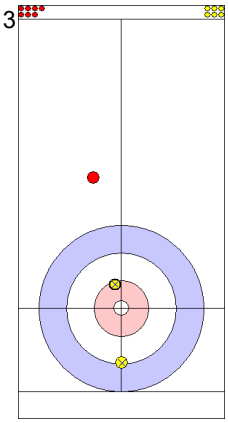
SCO: BRYCE A
Draw ↻ 100%

4
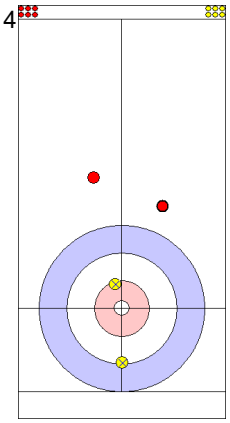
NOR: BRUSETH M
Front ↺ 100%

5
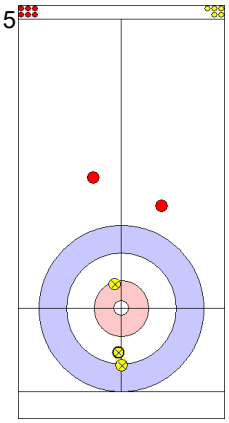
SCO: HASWELL B
Draw ↻ 50%

6
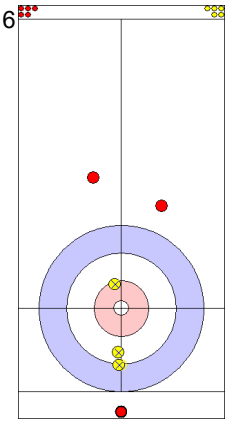
NOR: BJOERNSTAD I
Hit and Roll ↻ 0%

7
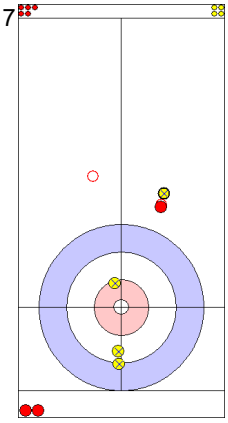
SCO: HASWELL B
Clearing ↻ 50%

8
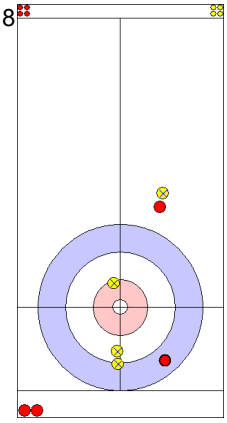
NOR: BJOERNSTAD I
Draw ↺ 50%

9
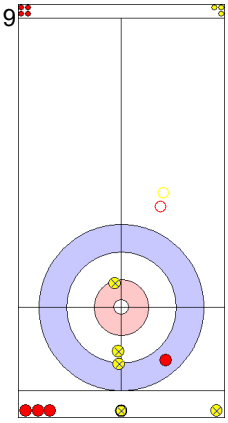
SCO: WATT M
Double Take-out ↺ 100%

10
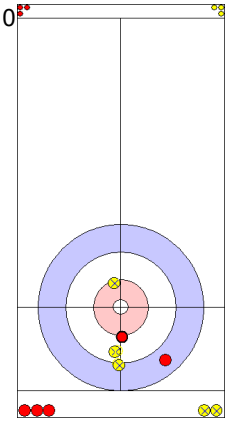
NOR: FAGERVOLL B
Draw ↻ 100%

11
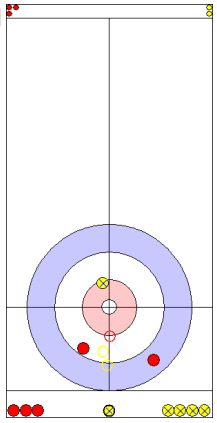
SCO: WATT M
Clearing ↻ 0%

12
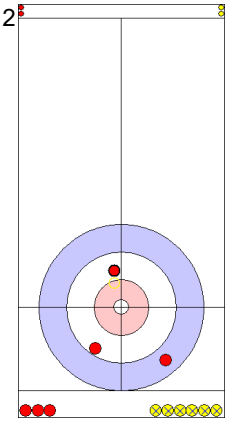
NOR: FAGERVOLL B
Take-out ↺ 100%

13
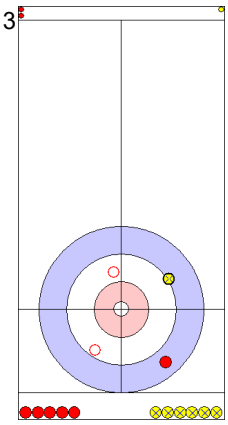
SCO: CRAIK J
Double Take-out ↻ 100%

14
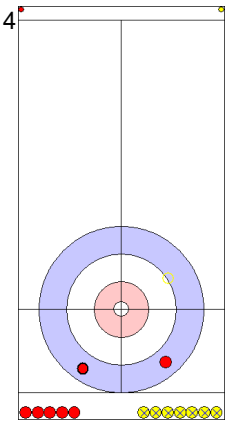
NOR: OEY E
Hit and Roll ↺ 100%

15
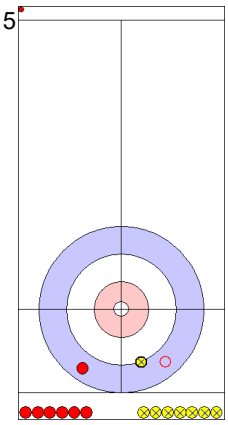
SCO: CRAIK J
Take-out ↻ 100%

16
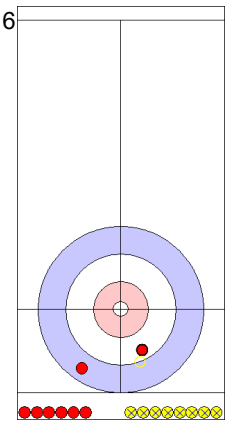
NOR: OEY E
Take-out ↻ 100%

	NOR	SCO
Total Score	2	5
Time left	00:00	00:00

Legend:
↻ Clockwise ↺ Counter-clockwise - Not considered

Game - Shot by Shot

End 7 — **NOR - Norway 2 + 0** (this end) **= 2** — **SCO - Scotland 5 + 2** (this end) **= 7**

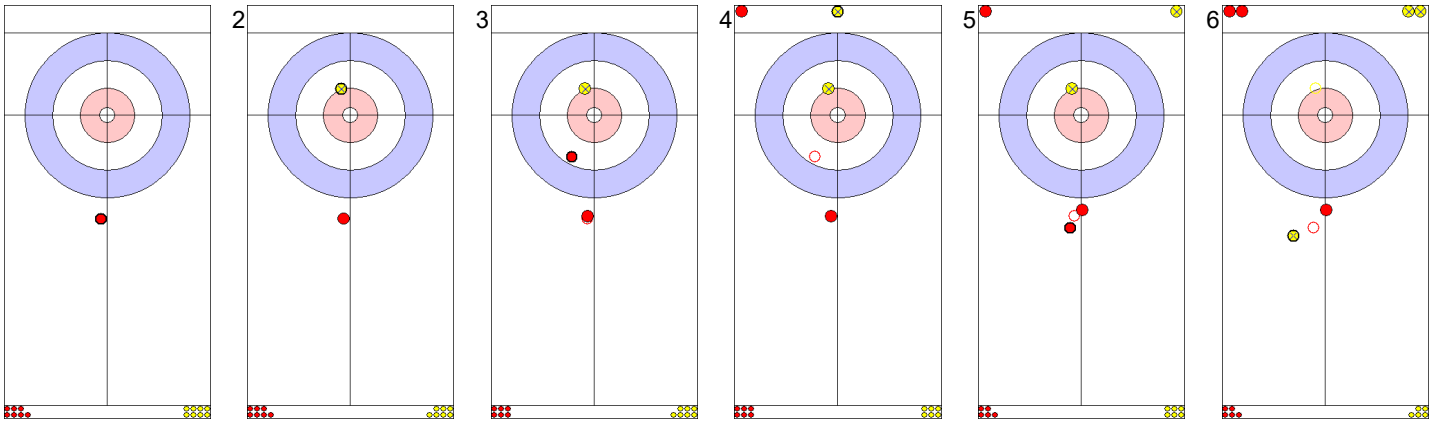

1 NOR: BRUSETH M — Front ↻ 100%
2 SCO: BRYCE A — Draw ↻ 75%
3 NOR: BRUSETH M — Draw ↻ 50%
4 SCO: BRYCE A — Clearing ↻ 100%
5 NOR: BJOERNSTAD I — Draw ↻ 0%
6 SCO: HASWELL B — Double Take-out ↻ 50%

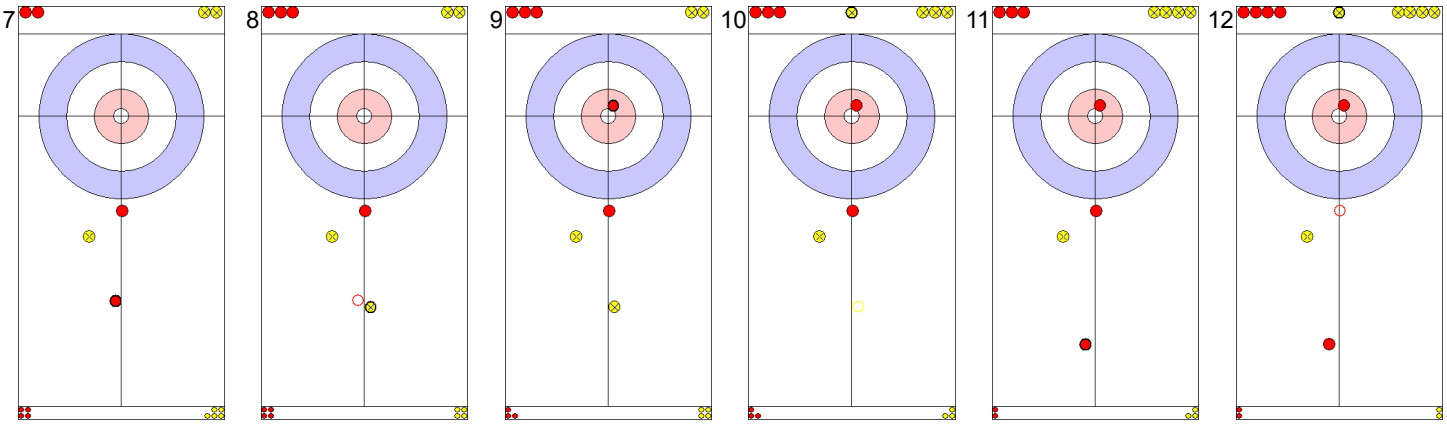

7 NOR: BJOERNSTAD I — Front ↻ 100%
8 SCO: HASWELL B — Clearing ↻ 0%
9 NOR: FAGERVOLL B — Draw ↺ 100%
10 SCO: WATT M — Double Take-out ↺ 50%
11 NOR: FAGERVOLL B — Guard ↺ 75%
12 SCO: WATT M — Clearing ↺ 100%

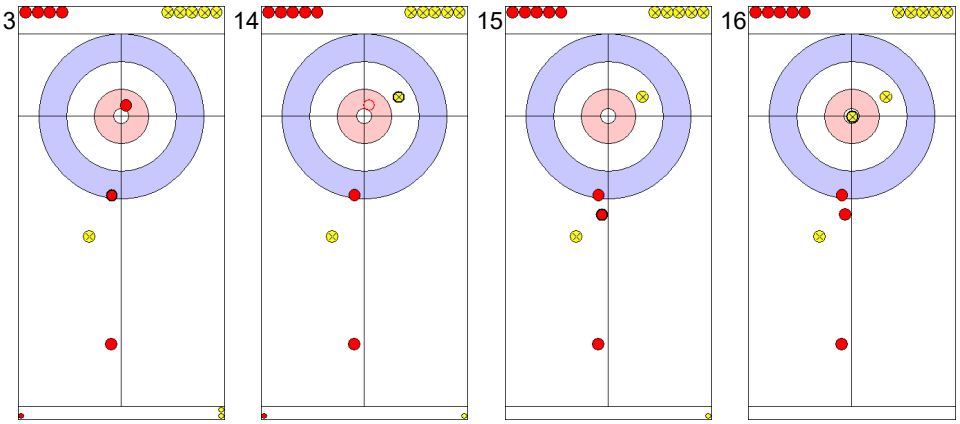

13 NOR: OEY E — Guard ↺ 25%
14 SCO: CRAIK J — Hit and Roll ↺ 75%
15 NOR: OEY E — Draw ↺ 0%
16 SCO: CRAIK J — Draw ↺ 100%

	NOR	SCO
Total Score	2	7
Time left	15:30	15:43

Legend:
↻ Clockwise ↺ Counter-clockwise - Not considered

Game Results

Sheet	Game	Team	LSFE	1	2	3	4	5	6	7	8	9	10	Extra Ends				Total
E	6	SUI - Switzerland		0	1	1	1	0	1	0	0	2	1					7
	6	USA - United States	*	1	0	0	0	1	0	2	0	0	0					4

SUI - Switzerland		Shot Success Game	Shot Success All
4 V	STOCKER Yves	84 %	65 %
3 S	HOESLI Marco	73 %	76 %
2	EBERHARD Felix	80 %	74 %
1	GERTSCH Marcel	81%	82 %
A	WAGENSEIL Yves	-	71%
	Team Total	79 %	74 %

Last Stone Draw		Distance
↻	STOCKER Yves	13.0cm
↺	EBERHARD Felix	81.9cm
Total		**94.9cm**

Time remaining: 2 minutes 5 seconds

Time-out: End 10 - SUI stone 5

USA - United States		Shot Success Game	Shot Success All
4 S	VIOLETTE Luc	71%	65 %
3	RICHARDSON Ben	63 %	77 %
2	HARSTAD Jon	80 %	74 %
1 V	FENSON Graem	76 %	77 %
A	TUMA Kevin	-	76 %
	Team Total	73 %	73 %

Last Stone Draw		Distance
↻	FENSON Graem	20.1cm
↺	HARSTAD Jon	33.2cm
Total		**53.3cm**

Time remaining: 0 minutes 34 seconds

Time-out: End 10 - USA stone 5

SUI - Switzerland		↻		↺		Game	
4 STOCKER Yves	Draws	4	56 %	5	100 %	9	81 %
	Take-outs	6	83 %	5	90 %	11	86 %
	Total	10	73 %	10	95 %	20	84 %
3 HOESLI Marco	Draws	1	100 %	4	69 %	5	75 %
	Take-outs	9	78 %	6	63 %	15	72 %
	Total	10	80 %	10	65 %	20	73 %
2 EBERHARD Felix	Draws	4	69 %	3	83 %	7	75 %
	Take-outs	6	75 %	7	89 %	13	83 %
	Total	10	73 %	10	88 %	20	80 %
1 GERTSCH Marcel	Draws	11	84 %	7	71 %	18	79 %
	Take-outs	1	100 %	1	100 %	2	100 %
	Total	12	85 %	8	75 %	20	81 %
A WAGENSEIL Yves	Draws	0	-	0	-	0	-
	Take-outs	0	-	0	-	0	-
	Total	0	-	0	-	0	-
Team	Draws	20	76 %	19	80 %	39	78 %
	Take-outs	22	80 %	19	82 %	41	80 %
	Total	42	78 %	38	81 %	80	79 %

USA - United States		↻		↺		Game	
4 VIOLETTE Luc	Draws	7	61 %	4	81 %	11	68 %
	Take-outs	6	79 %	3	67 %	9	75 %
	Total	13	69 %	7	75 %	20	71 %
3 RICHARDSON Ben	Draws	8	78 %	3	8 %	11	59 %
	Take-outs	4	63 %	5	70 %	9	67 %
	Total	12	73 %	8	47 %	20	63 %
2 HARSTAD Jon	Draws	8	88 %	3	92 %	11	89 %
	Take-outs	7	64 %	2	88 %	9	69 %
	Total	15	77 %	5	90 %	20	80 %
1 FENSON Graem	Draws	15	83 %	5	55 %	20	76 %
	Take-outs	0	-	0	-	0	-
	Total	15	83 %	5	55 %	20	76 %
A TUMA Kevin	Draws	0	-	0	-	0	-
	Take-outs	0	-	0	-	0	-
	Total	0	-	0	-	0	-
Team	Draws	38	79 %	15	60 %	53	74 %
	Take-outs	17	69 %	10	73 %	27	70 %
	Total	55	76 %	25	65 %	80	73 %

Note:
Position and function for each team member:
4 = Fourth, **3** = Third, **2** = Second, **1** = Lead, **A** = Alternate, **S** = Skip, **V** = Vice-Skip

Legend:
↻ Clockwise ↺ Counter-clockwise **LSFE(*)** Last Stone First End

CURLIT Curling Information Technology Ltd.

Game - Shot by Shot

End 1 — **SUI - Switzerland** 0 + 0 (this end) = 0 — **USA - United States** 0 + 1 (this end) = 1

1	2	3	4	5	6
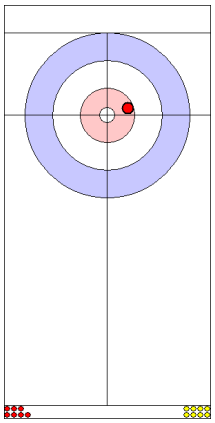	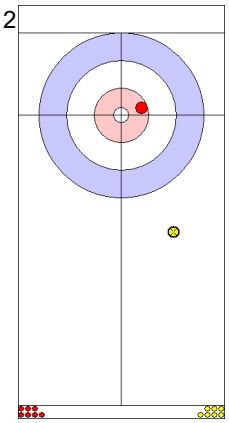	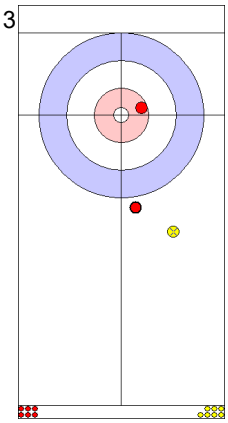	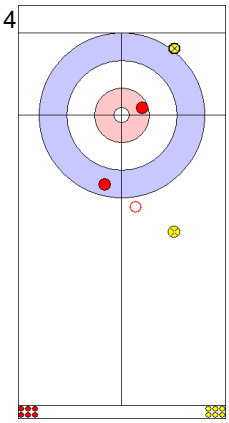	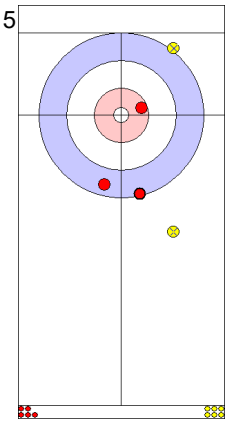	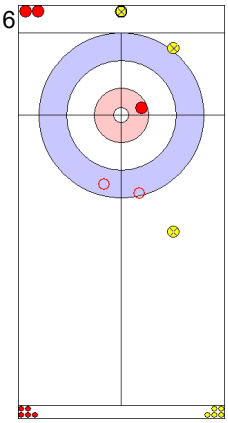
SUI: GERTSCH M	USA: FENSON G	SUI: GERTSCH M	USA: FENSON G	SUI: EBERHARD F	USA: HARSTAD J
Draw ↻ 100%	Front ↻ 100%	Guard ↻ 75%	Wick / Soft Peeling ↺ 100%	Guard ↻ 50%	Double Take-out ↺ 100%
7	8	9	10	11	12
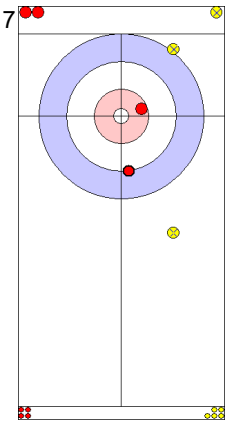	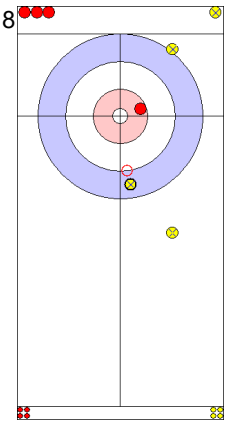	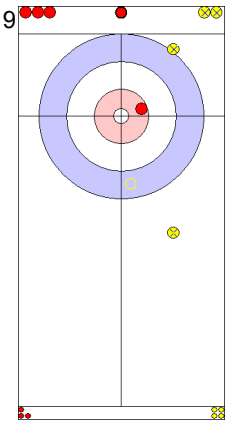	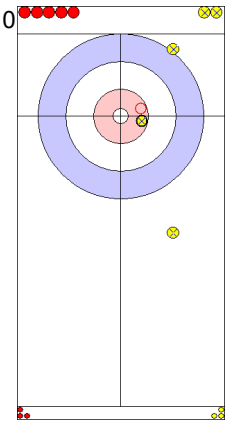	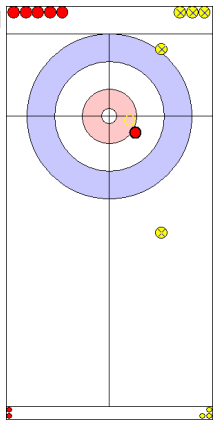	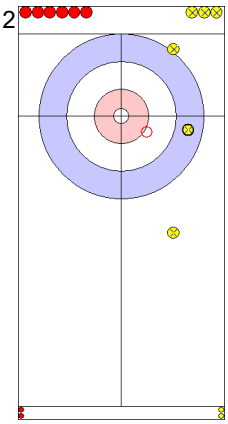
SUI: EBERHARD F	USA: HARSTAD J	SUI: HOESLI M	USA: RICHARDSON B	SUI: HOESLI M	USA: RICHARDSON B
Guard ↻ 25%	Hit and Roll ↺ 75%	Take-out ↻ 50%	Take-out ↺ 100%	Hit and Roll ↺ 75%	Hit and Roll ↺ 100%
13	14	15	16		
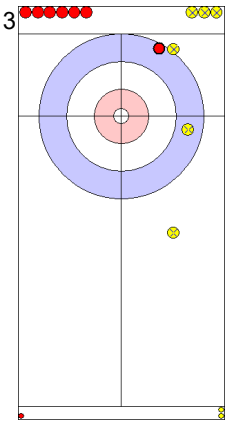	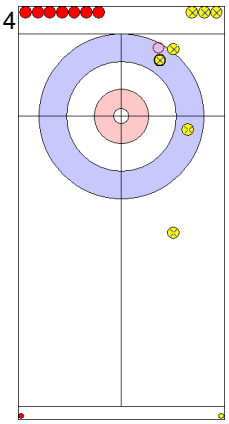	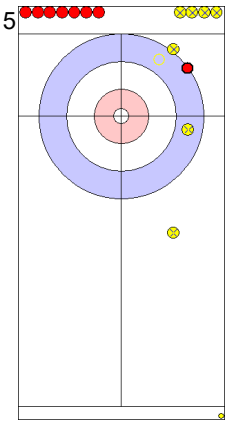	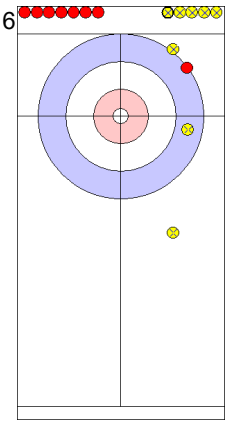		
SUI: STOCKER Y	USA: VIOLETTE L	SUI: STOCKER Y	USA: VIOLETTE L		
Draw ↻ 50%	Take-out ↺ 100%	Hit and Roll ↻ 100%	Draw ↻ 0%		

	SUI	USA
Total Score	0	1
Time left	00:00	00:00

Legend:
↻ Clockwise ↺ Counter-clockwise - Not considered

Game - Shot by Shot

End 2 | **SUI - Switzerland** **0 + 1** (this end) **= 1** | **USA - United States** **1 + 0** (this end) **= 1**



	SUI	USA
Total Score	1	1
Time left	00:00	00:00

Legend:
↻ Clockwise ↺ Counter-clockwise - Not considered

Game - Shot by Shot

End 3 — **SUI - Switzerland 1 + 1** (this end) **= 2** — **USA - United States 1 + 0** (this end) **= 1**

1
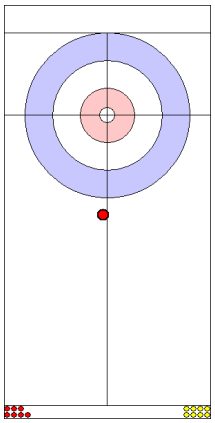
SUI: GERTSCH M
Front ↺ 100%

2
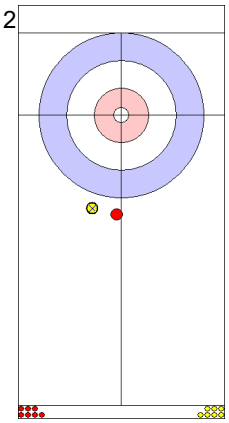
USA: FENSON G
Draw ↻ 0%

3
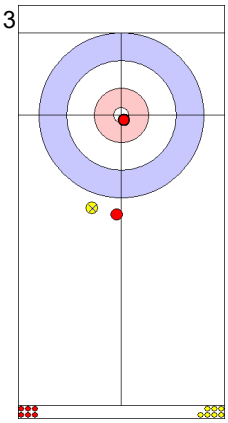
SUI: GERTSCH M
Draw ↺ 100%

4
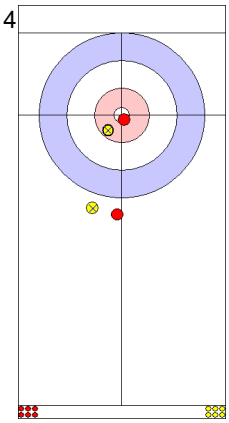
USA: FENSON G
Draw ↺ 75%

5
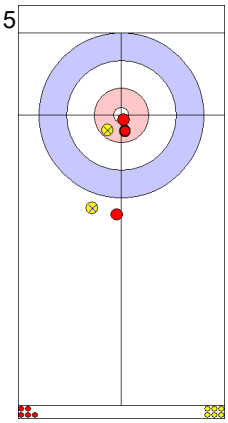
SUI: EBERHARD F
Draw ↺ 100%

6
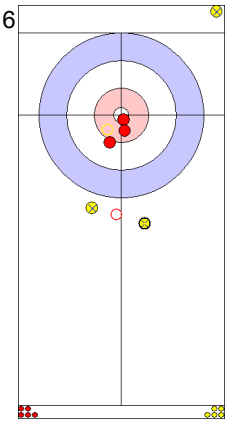
USA: HARSTAD J
Double Take-out ↻ 0%

7
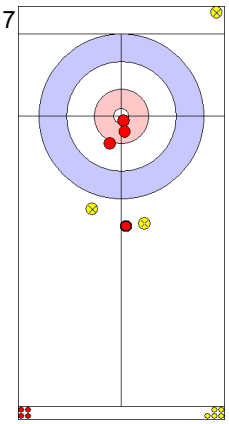
SUI: EBERHARD F
Guard ↺ 100%

8
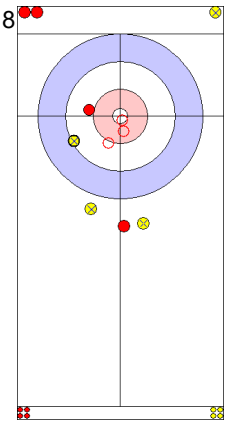
USA: HARSTAD J
Double Take-out ↻ 100%

9
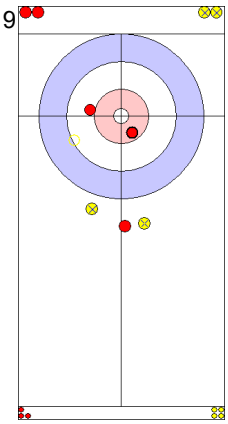
SUI: HOESLI M
Hit and Roll ↻ 100%

10
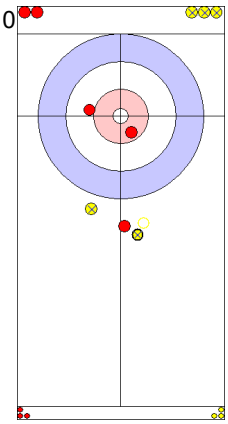
USA: RICHARDSON B
Promotion Take-out ↺ 0%

11
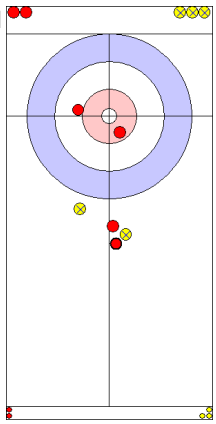
SUI: HOESLI M
Draw ↻ 0%

12
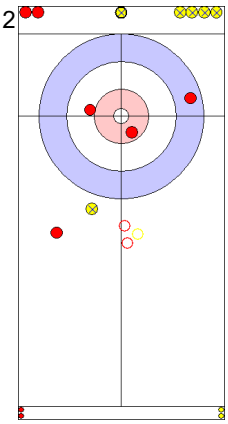
USA: RICHARDSON B
Clearing ↻ 100%

13
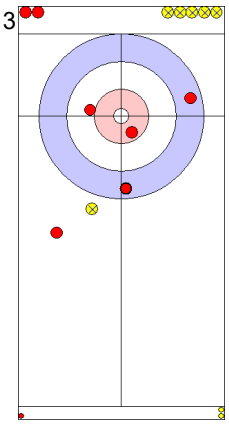
SUI: STOCKER Y
Draw ↺ 100%

14
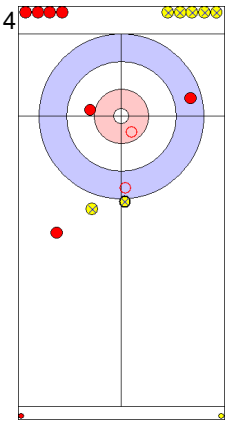
USA: VIOLETTE L
Double Take-out ↻ 100%

15
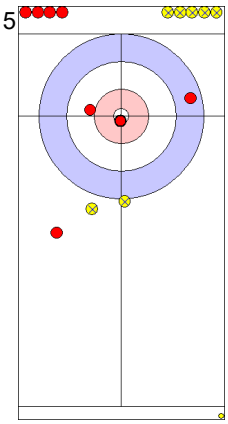
SUI: STOCKER Y
Draw ↺ 100%

16
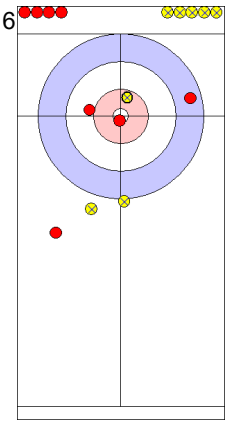
USA: VIOLETTE L
Draw ↺ 50%

	SUI	USA
Total Score	2	1
Time left	00:00	00:00

Legend:
↻ Clockwise ↺ Counter-clockwise - Not considered

Game - Shot by Shot

End 4 — **SUI - Switzerland 2 + 1** (this end) **= 3** — **USA - United States 1 + 0** (this end) **= 1**



	SUI	USA
Total Score	3	1
Time left	00:00	00:00

Legend:

↻ Clockwise ↺ Counter-clockwise - Not considered

Game - Shot by Shot

End 5 — **SUI - Switzerland 3 + 0** (this end) **= 3** — **USA - United States 1 + 1** (this end) **= 2**

1
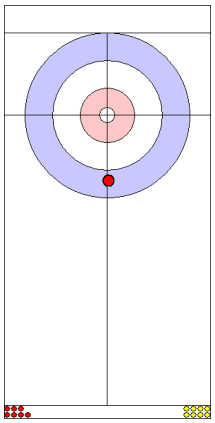
SUI: GERTSCH M
Draw ↻ 100%

2
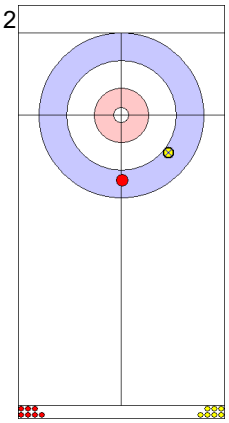
USA: FENSON G
Front ↺ 0%

3
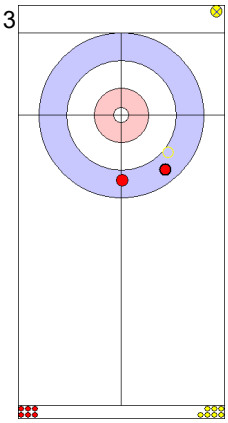
SUI: GERTSCH M
Take-out ↻ 100%

4
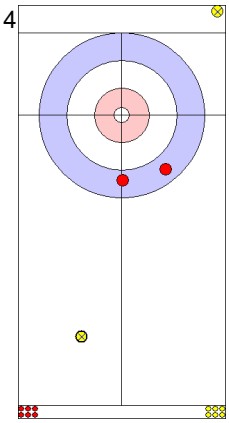
USA: FENSON G
Front ↻ 100%

5
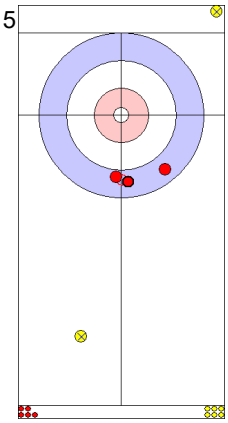
SUI: EBERHARD F
Draw ↻ 50%

6
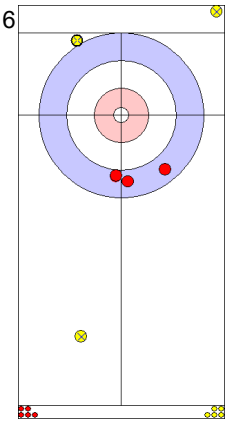
USA: HARSTAD J
Hit and Roll ↻ 0%

7
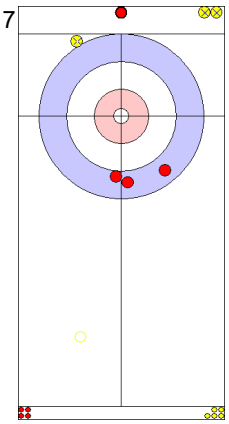
SUI: EBERHARD F
Clearing ↻ 100%

8
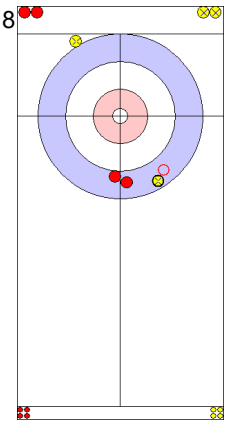
USA: HARSTAD J
Hit and Roll ↻ 75%

9
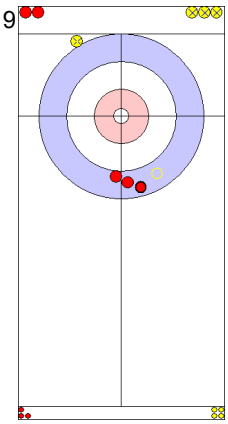
SUI: HOESLI M
Take-out ↻ 100%

10
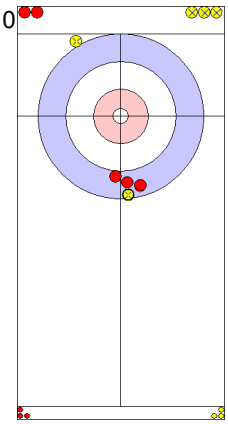
USA: RICHARDSON B
Draw ↻ 50%

11
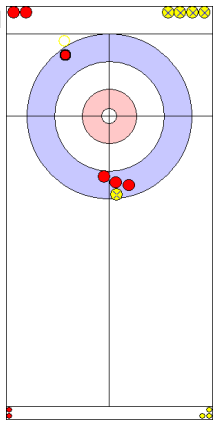
SUI: HOESLI M
Take-out ↻ 100%

12
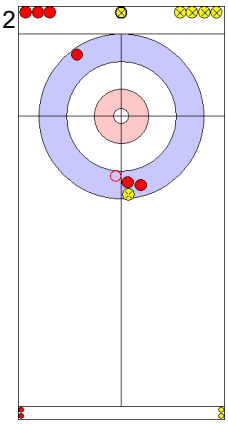
USA: RICHARDSON B
Take-out ↻ 50%

13
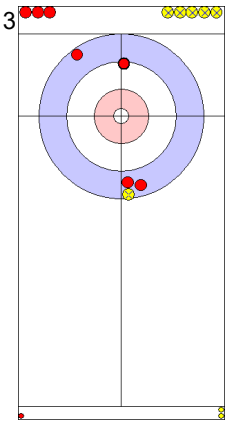
SUI: STOCKER Y
Draw ↻ 75%

14
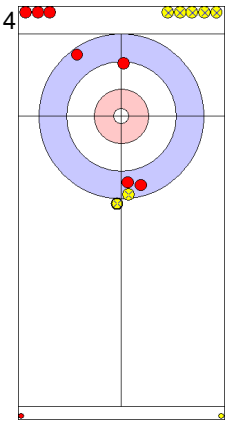
USA: VIOLETTE L
Draw ↺ 0%

15
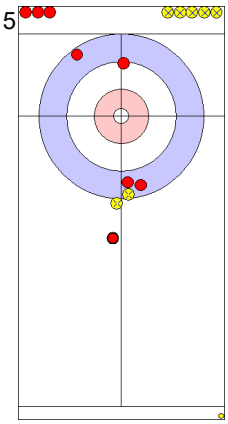
SUI: STOCKER Y
Draw ↻ 0%

16
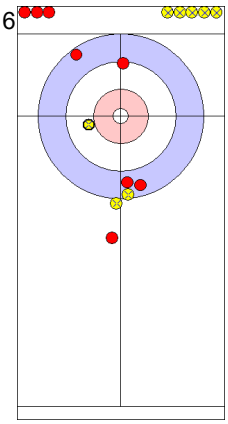
USA: VIOLETTE L
Draw ↻ 100%

	SUI	USA
Total Score	3	2
Time left	00:00	00:00

Legend:
↻ Clockwise ↺ Counter-clockwise - Not considered

Game - Shot by Shot

End 6 — **SUI - Switzerland 3 + 1** (this end) **= 4** — **USA - United States 2 + 0** (this end) **= 2**

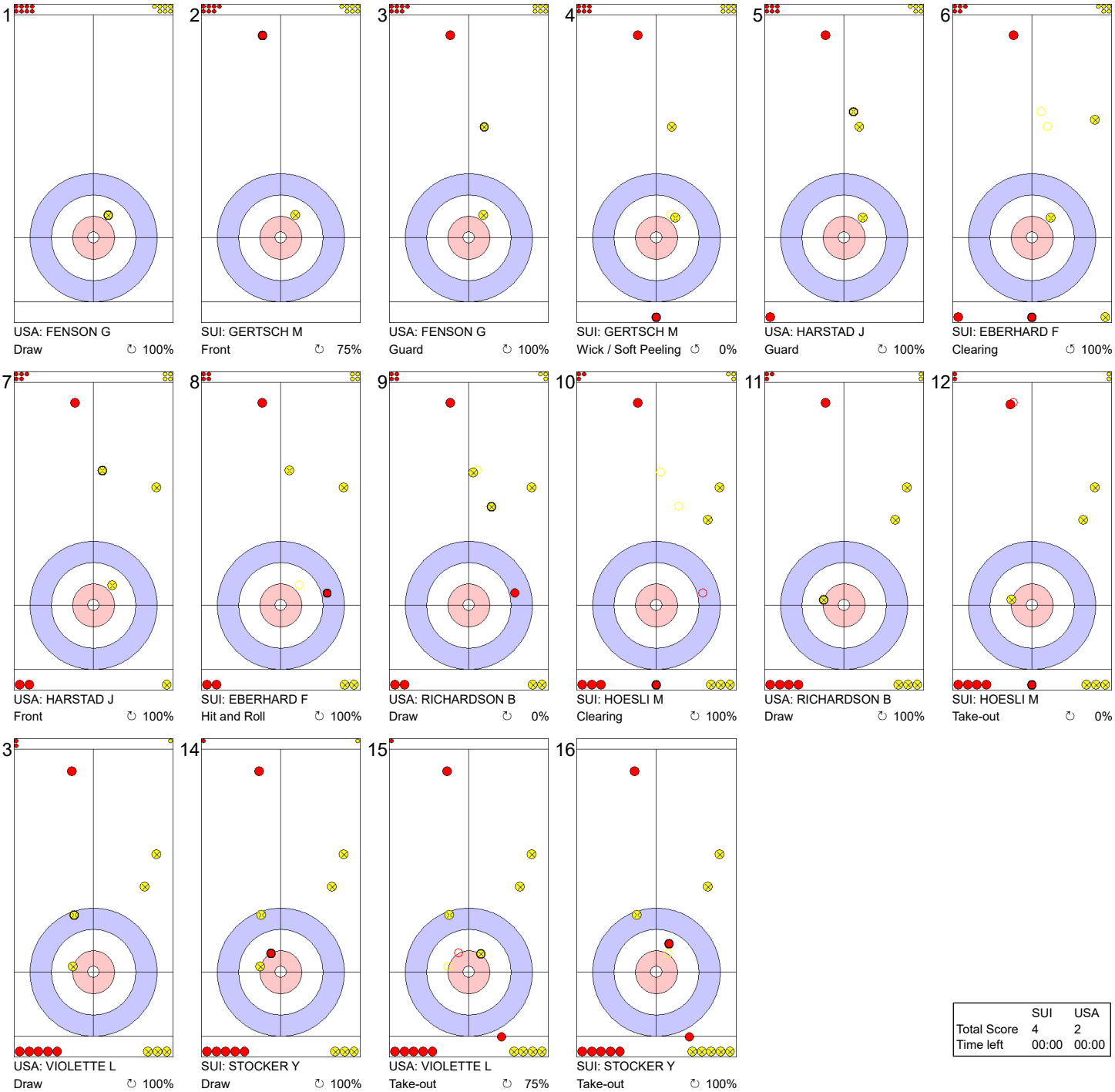

	SUI	USA
Total Score	4	2
Time left	00:00	00:00

Legend:

↻ Clockwise ↺ Counter-clockwise - Not considered

Game - Shot by Shot

End 7 — **SUI - Switzerland** **4 + 0** (this end) **= 4** — **USA - United States** **2 + 2** (this end) **= 4**

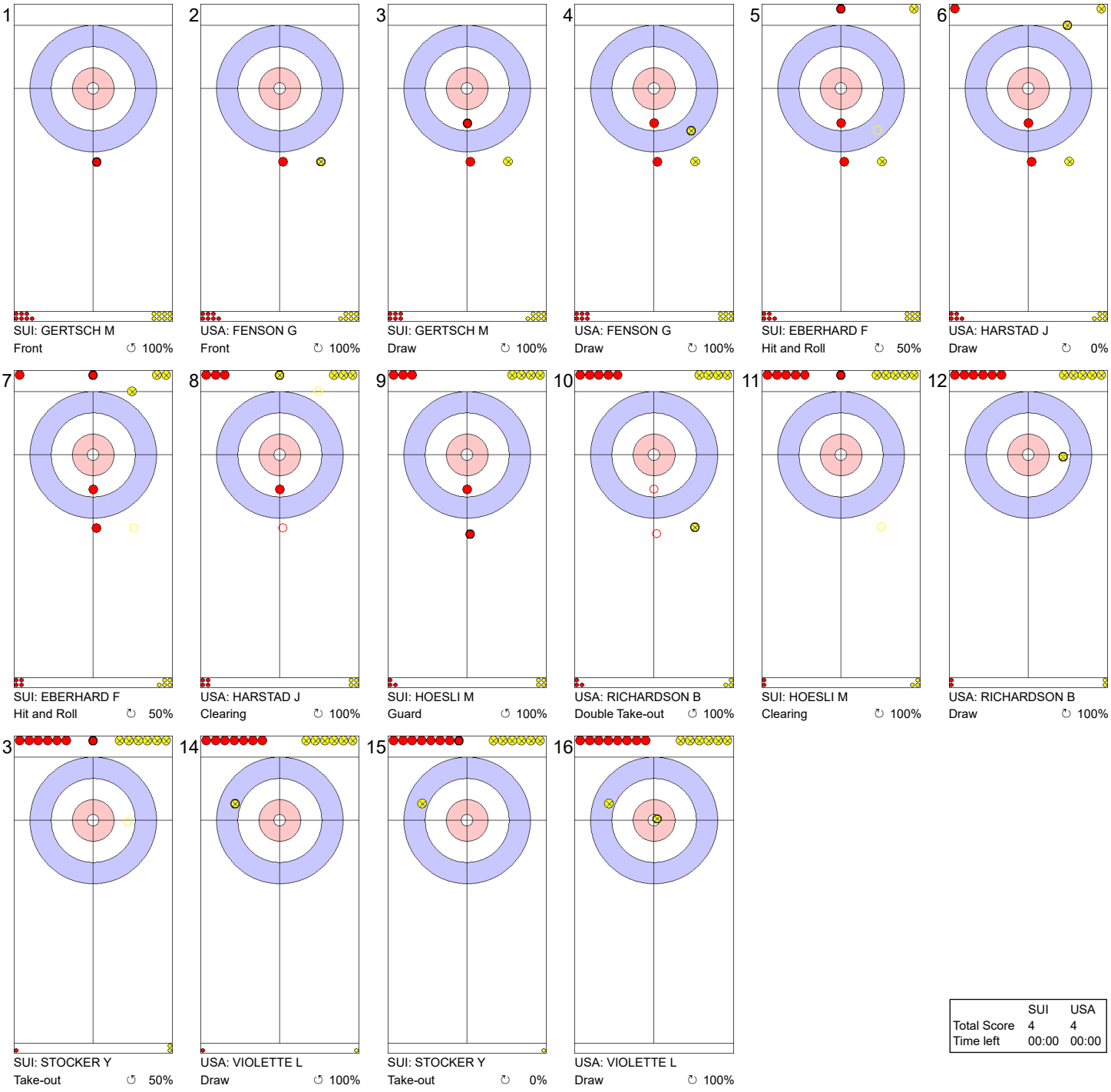

	SUI	USA
Total Score	4	4
Time left	00:00	00:00

Legend:

↻ Clockwise ↺ Counter-clockwise - Not considered

Game - Shot by Shot

End 8 | **SUI - Switzerland** **4 + 0** (this end) **= 4** | **USA - United States** **4 + 0** (this end) **= 4**

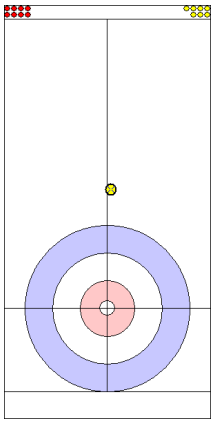
1
USA: FENSON G
Front ↻ 100%

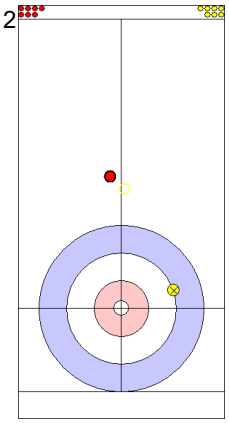
2
SUI: GERTSCH M
Draw ↺ 0%

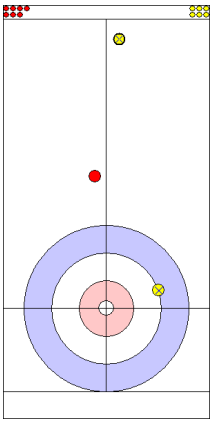
3
USA: FENSON G
Front ↻ 75%

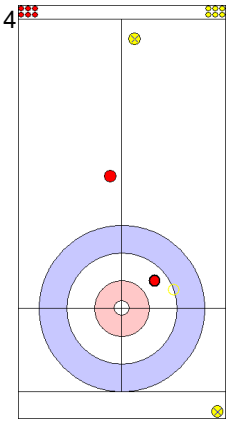
4
SUI: GERTSCH M
Take-out ↻ 100%

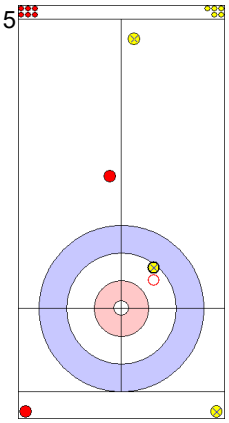
5
USA: HARSTAD J
Hit and Roll ↻ 75%

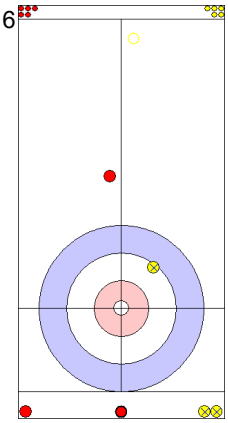
6
SUI: EBERHARD F
Clearing ↺ 100%

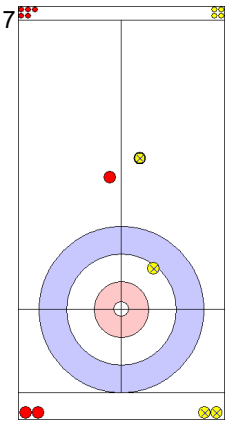
7
USA: HARSTAD J
Front ↻ 100%

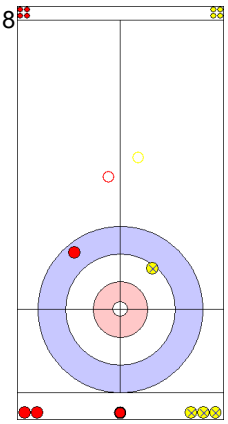
8
SUI: EBERHARD F
Clearing ↺ 100%

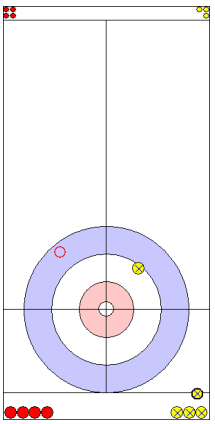
9
USA: RICHARDSON B
Take-out ↺ 50%

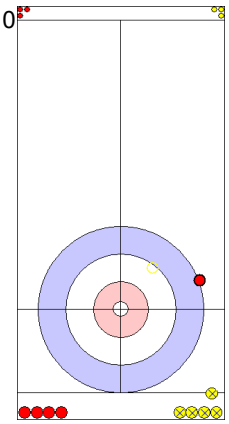
10
SUI: HOESLI M
Take-out ↻ 100%

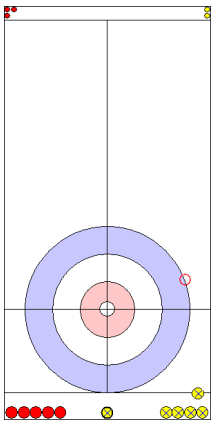
11
USA: RICHARDSON B
Hit and Roll ↻ 50%

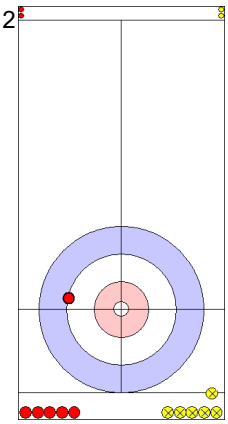
12
SUI: HOESLI M
Draw ↻ 100%

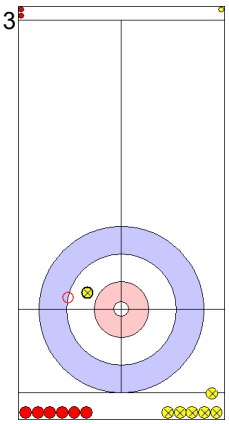
13
USA: VIOLETTE L
Take-out ↻ 100%

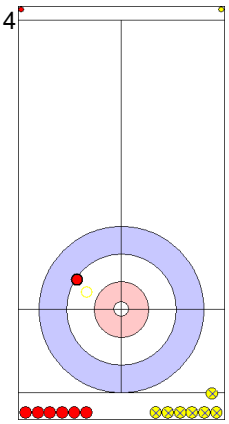
14
SUI: STOCKER Y
Take-out ↺ 100%

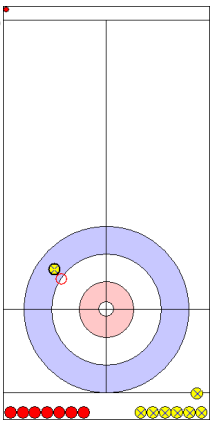
15
USA: VIOLETTE L
Take-out ↺ 100%

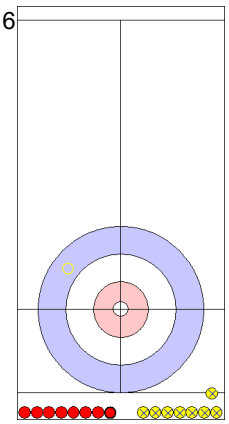
16
SUI: STOCKER Y
Clearing ↺ 100%

	SUI	USA
Total Score	4	4
Time left	00:00	00:00

Legend:
↻ Clockwise ↺ Counter-clockwise - Not considered

Game - Shot by Shot

End 9 | **SUI - Switzerland** **4 + 2** (this end) **= 6** | **USA - United States** **4 + 0** (this end) **= 4**

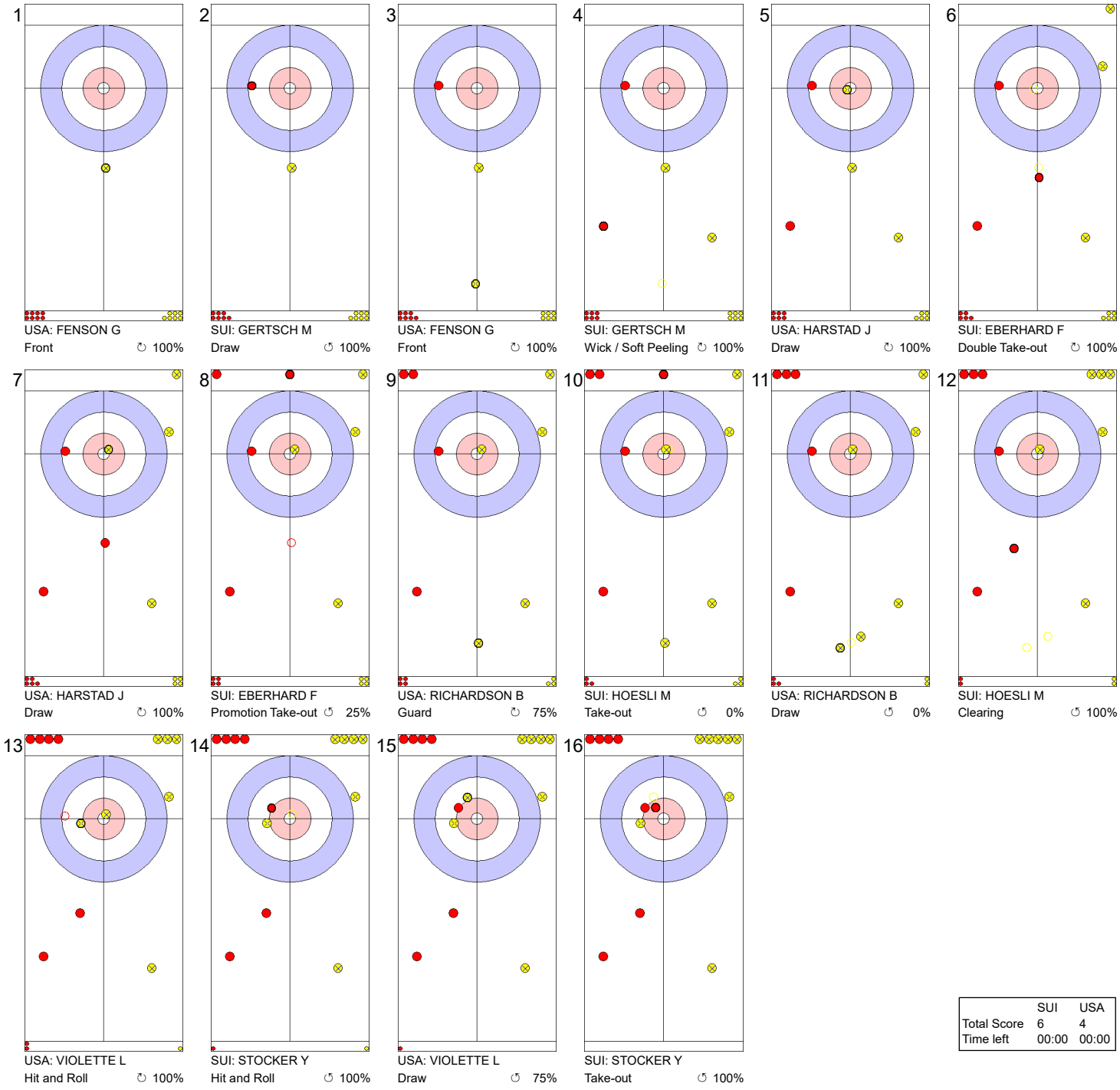

	SUI	USA
Total Score	6	4
Time left	00:00	00:00

Legend:

↻ Clockwise ↺ Counter-clockwise - Not considered

Game - Shot by Shot

End 10 — **SUI - Switzerland 6 + 1** (this end) **= 7** — **USA - United States 4 + 0** (this end) **= 4**

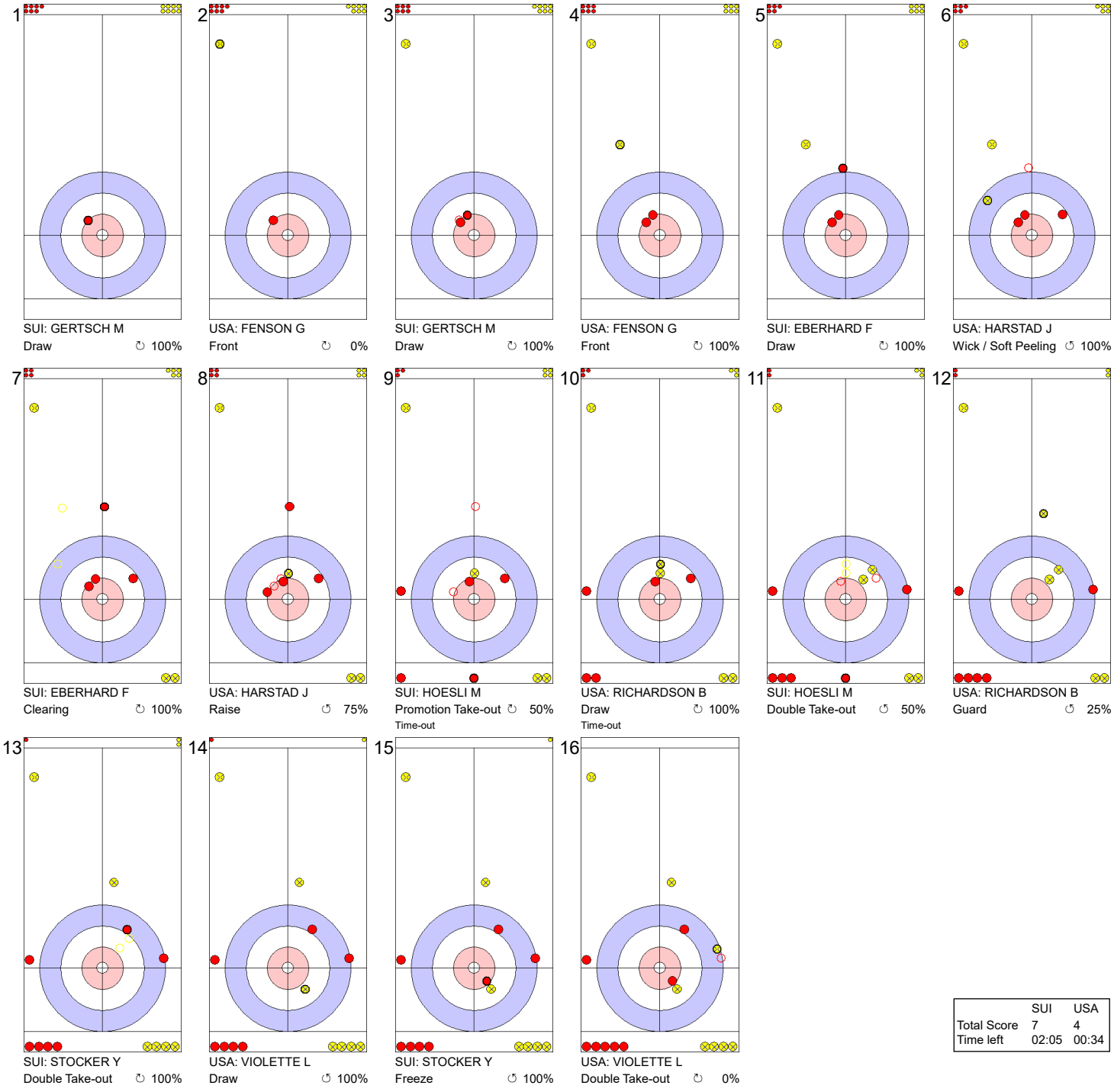

1	2	3	4	5	6
SUI: GERTSCH M	USA: FENSON G	SUI: GERTSCH M	USA: FENSON G	SUI: EBERHARD F	USA: HARSTAD J
Draw ↻ 100%	Front ↺ 0%	Draw ↻ 100%	Front ↻ 100%	Draw ↻ 100%	Wick / Soft Peeling ↺ 100%

7	8	9	10	11	12
SUI: EBERHARD F	USA: HARSTAD J	SUI: HOESLI M	USA: RICHARDSON B	SUI: HOESLI M	USA: RICHARDSON B
Clearing ↻ 100%	Raise ↺ 75%	Promotion Take-out ↻ 50%	Draw ↻ 100%	Double Take-out ↺ 50%	Guard ↺ 25%
		Time-out	Time-out		

13	14	15	16
SUI: STOCKER Y	USA: VIOLETTE L	SUI: STOCKER Y	USA: VIOLETTE L
Double Take-out ↻ 100%	Draw ↺ 100%	Freeze ↺ 100%	Double Take-out ↻ 0%

	SUI	USA
Total Score	7	4
Time left	02:05	00:34

Legend:
↻ Clockwise ↺ Counter-clockwise - Not considered

Session Results and Standings

Sheet	Game	Team	LSFE	1	2	3	4	5	6	7	8	9	10	Extra Ends			Total
A	5	SCO - Scotland	*	1	0	1	1	1	0	0	2	0	2				8
	5	NZL - New Zealand		0	1	0	0	0	2	0	0	1	0				4
B	5	SWE - Sweden	*	2	0	0	1	1	1	1	0	2	0	1			9
	5	USA - United States		0	3	0	0	0	0	0	2	0	3	0			8
C	5	CAN - Canada	*	0	3	0	0	0	3	0	1	2	X				9
	5	NOR - Norway		0	0	1	1	0	0	1	0	0	X				3
D	5	RUS - Russia		0	0	1	0	3	2	0	0	3	0	0			9
	5	SUI - Switzerland	*	1	3	0	1	0	0	1	1	0	2	1			10
E	5	GER - Germany		0	1	0	0	2	0	2	0	2	0	2			9
	5	ITA - Italy	*	1	0	0	2	0	1	0	2	0	1	0			7

Current Standings

Rank	Team	Games	Wins	Losses
1	CAN - Canada	5	4	1
1	GER - Germany	5	4	1
3	NZL - New Zealand	5	3	2
3	RUS - Russia	5	3	2
3	SCO - Scotland	5	3	2
3	SWE - Sweden	5	3	2
7	SUI - Switzerland	5	2	3
7	USA - United States	5	2	3
9	ITA - Italy	5	1	4
10	NOR - Norway	5	0	5

Note:
Under WCF rules, tie-breaking rules for standings are not applied until after the last game of the round robin.

Legend:
LSFE(*) Last Stone First End
X Unplayed/unfinished end due to concession

Game Results

Sheet	Game	Team	LSFE	1	2	3	4	5	6	7	8	9	10	Extra Ends				Total
A	5	SCO - Scotland	*	1	0	1	1	1	0	0	2	0	2					8
	5	NZL - New Zealand		0	1	0	0	0	2	0	0	1	0					4

SCO - Scotland		Shot Success Game	All
4 S	CRAIK James	71%	75%
3 V	WATT Mark	80%	82%
2	HASWELL Blair	85%	84%
1	RYDER Niall	70%	83%
A	BRYCE Angus	-	-
	Team Total	77%	81%

Last Stone Draw		Distance
↻	HASWELL Blair	10.4cm
↺	RYDER Niall	18.4cm
Total		**28.8cm**

Time remaining: 8 minutes 39 seconds

Time-out: End 9 - SCO stone 5

NZL - New Zealand		Shot Success Game	All
4 V	HOOD Anton	64%	72%
3	SMITH Ben	89%	72%
2 S	NEILSON Matthew	46%	66%
1	WALKER Hunter	64%	72%
A	APUWAI-BISHOP Jayden	-	-
	Team Total	66%	70%

Last Stone Draw		Distance
↻	WALKER Hunter	76.5cm
↺	HOOD Anton	90.2cm
Total		**166.7cm**

Time remaining: 4 minutes 46 seconds

Time-out: End 9 - NZL stone 7

SCO - Scotland		↻		↺		Game	
4 CRAIK James	Draws	2	88%	6	83%	8	84%
	Take-outs	6	63%	6	63%	12	63%
	Total	8	69%	12	73%	20	71%
3 WATT Mark	Draws	4	81%	4	88%	8	84%
	Take-outs	8	78%	4	75%	12	77%
	Total	12	79%	8	81%	20	80%
2 HASWELL Blair	Draws	4	69%	6	79%	10	75%
	Take-outs	4	88%	6	100%	10	95%
	Total	8	78%	12	90%	20	85%
1 RYDER Niall	Draws	8	81%	9	61%	17	71%
	Take-outs	3	67%	0	-	3	67%
	Total	11	77%	9	61%	20	70%
A BRYCE Angus	Draws	0	-	0	-	0	-
	Take-outs	0	-	0	-	0	-
	Total	0	-	0	-	0	-
Team	Draws	18	79%	25	75%	43	77%
	Take-outs	21	74%	16	80%	37	76%
	Total	39	76%	41	77%	80	77%

NZL - New Zealand		↻		↺		Game	
4 HOOD Anton	Draws	7	50%	2	75%	9	56%
	Take-outs	8	66%	3	83%	11	70%
	Total	15	58%	5	80%	20	64%
3 SMITH Ben	Draws	7	75%	1	100%	8	78%
	Take-outs	5	100%	7	93%	12	96%
	Total	12	85%	8	94%	20	89%
2 NEILSON Matthew	Draws	6	38%	4	13%	10	28%
	Take-outs	6	42%	4	100%	10	65%
	Total	12	40%	8	56%	20	46%
1 WALKER Hunter	Draws	13	67%	5	60%	18	65%
	Take-outs	1	50%	1	50%	2	50%
	Total	14	66%	6	58%	20	64%
A APUWAI-BISHOP Jayden	Draws	0	-	0	-	0	-
	Take-outs	0	-	0	-	0	-
	Total	0	-	0	-	0	-
Team	Draws	33	60%	12	50%	45	57%
	Take-outs	20	66%	15	90%	35	76%
	Total	53	62%	27	72%	80	66%

Note:
Position and function for each team member:
4 = Fourth, **3** = Third, **2** = Second, **1** = Lead, **A** = Alternate, **S** = Skip, **V** = Vice-Skip

Legend:
↻ Clockwise ↺ Counter-clockwise **LSFE(*)** Last Stone First End

Game - Shot by Shot

End 1 — **SCO - Scotland 0 + 1** (this end) **= 1** — **NZL - New Zealand 0 + 0** (this end) **= 0**

1 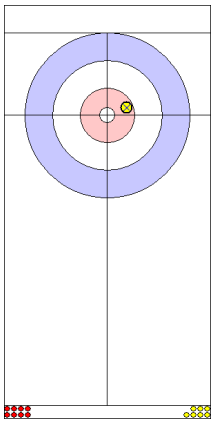 NZL: WALKER H Draw ↻ 100%	2 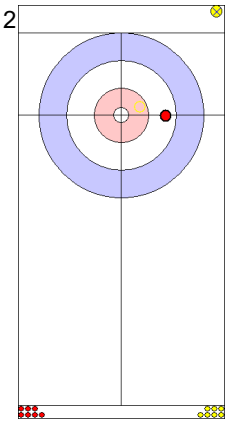 SCO: RYDER N Take-out ↻ 100%	3 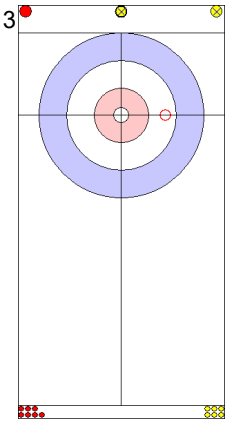 NZL: WALKER H Take-out ↺ 50%	4 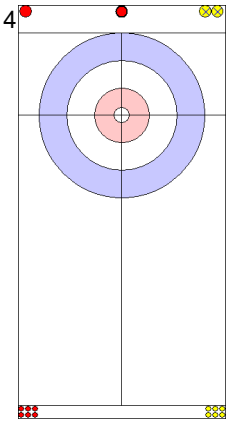 SCO: RYDER N Draw ↺ 0%	5 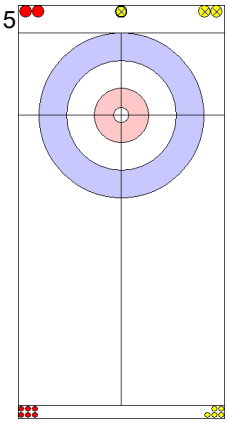 NZL: NEILSON M Draw ↺ 0%	6 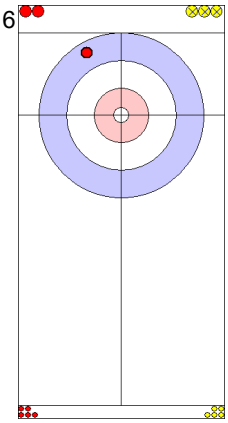 SCO: HASWELL B Draw ↺ 100%
7 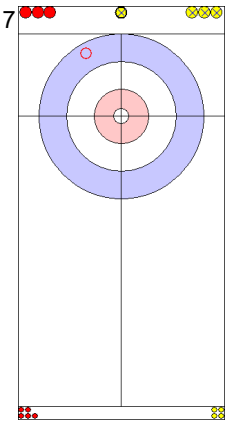 NZL: NEILSON M Take-out ↻ 50%	8 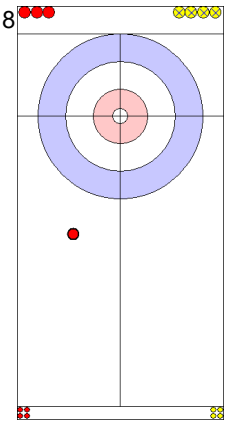 SCO: HASWELL B Front ↺ 100%	9 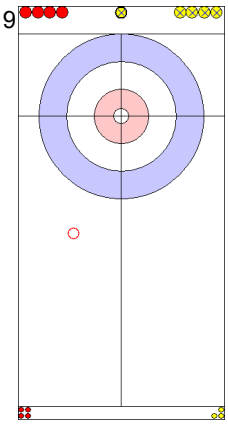 NZL: SMITH B Clearing ↺ 100%	10 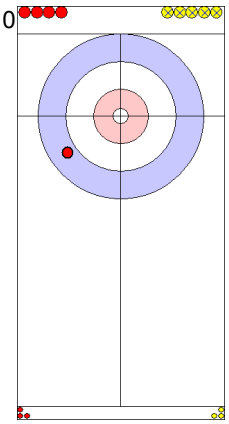 SCO: WATT M Draw ↺ 100%	11 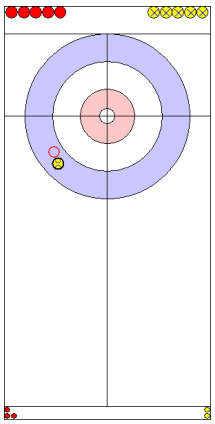 NZL: SMITH B Take-out ↻ 100%	12 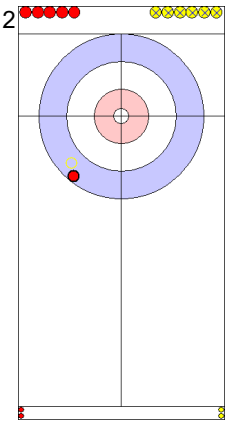 SCO: WATT M Take-out ↻ 100%
13 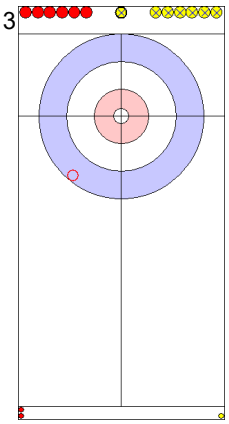 NZL: HOOD A Take-out ↻ 50%	14 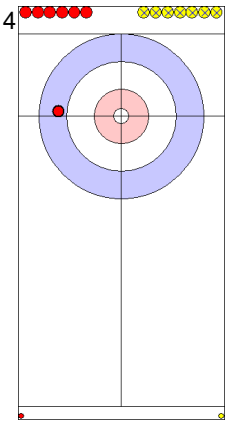 SCO: CRAIK J Draw ↺ 100%	15 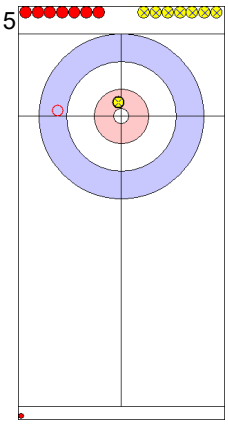 NZL: HOOD A Take-out ↺ 100%	16 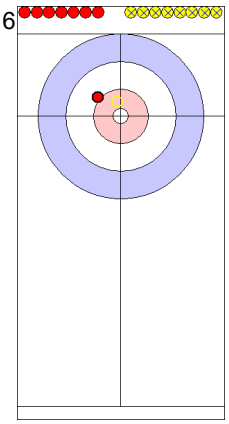 SCO: CRAIK J Clearing ↺ 50%		

	SCO	NZL
Total Score	1	0
Time left	00:00	00:00

Legend:

↻ Clockwise ↺ Counter-clockwise - Not considered

Game - Shot by Shot

End 2 — **SCO - Scotland 1 + 0** (this end) **= 1** — **NZL - New Zealand 0 + 1** (this end) **= 1**



	SCO	NZL
Total Score	1	1
Time left	00:00	00:00

Legend:

↻ Clockwise ↺ Counter-clockwise - Not considered

Game - Shot by Shot

End 3 **SCO - Scotland 1 + 1** (this end) **= 2** **NZL - New Zealand 1 + 0** (this end) **= 1**

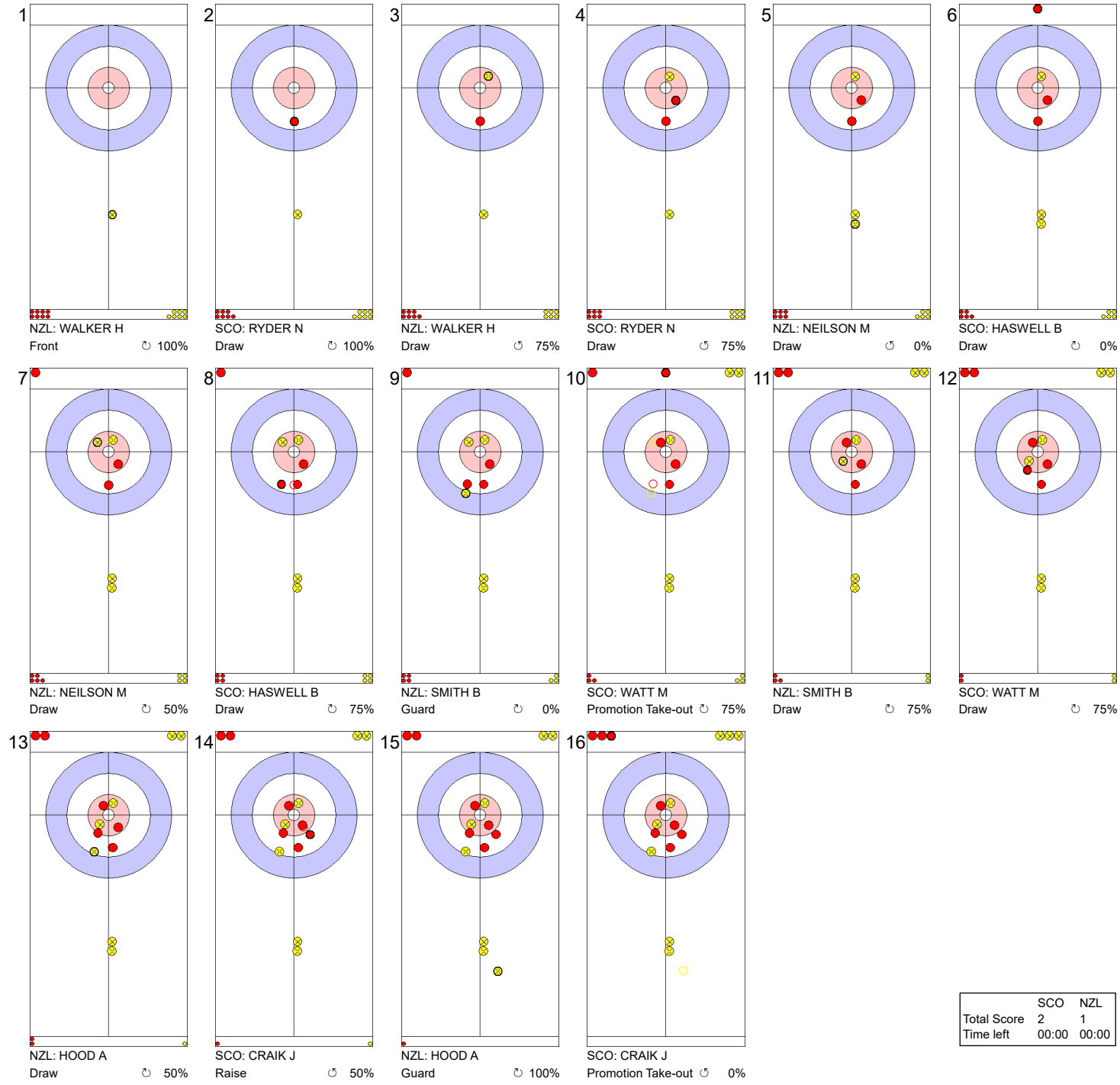

	SCO	NZL
Total Score	2	1
Time left	00:00	00:00

Legend:

↻ Clockwise ↺ Counter-clockwise - Not considered

Game - Shot by Shot

End 4 — **SCO - Scotland 2 + 1** (this end) **= 3** — **NZL - New Zealand 1 + 0** (this end) **= 1**



	SCO	NZL
Total Score	3	1
Time left	00:00	00:00

Legend:
↻ Clockwise ↺ Counter-clockwise - Not considered

Game - Shot by Shot

End 5 **SCO - Scotland 3 + 1** (this end) **= 4** **NZL - New Zealand 1 + 0** (this end) **= 1**

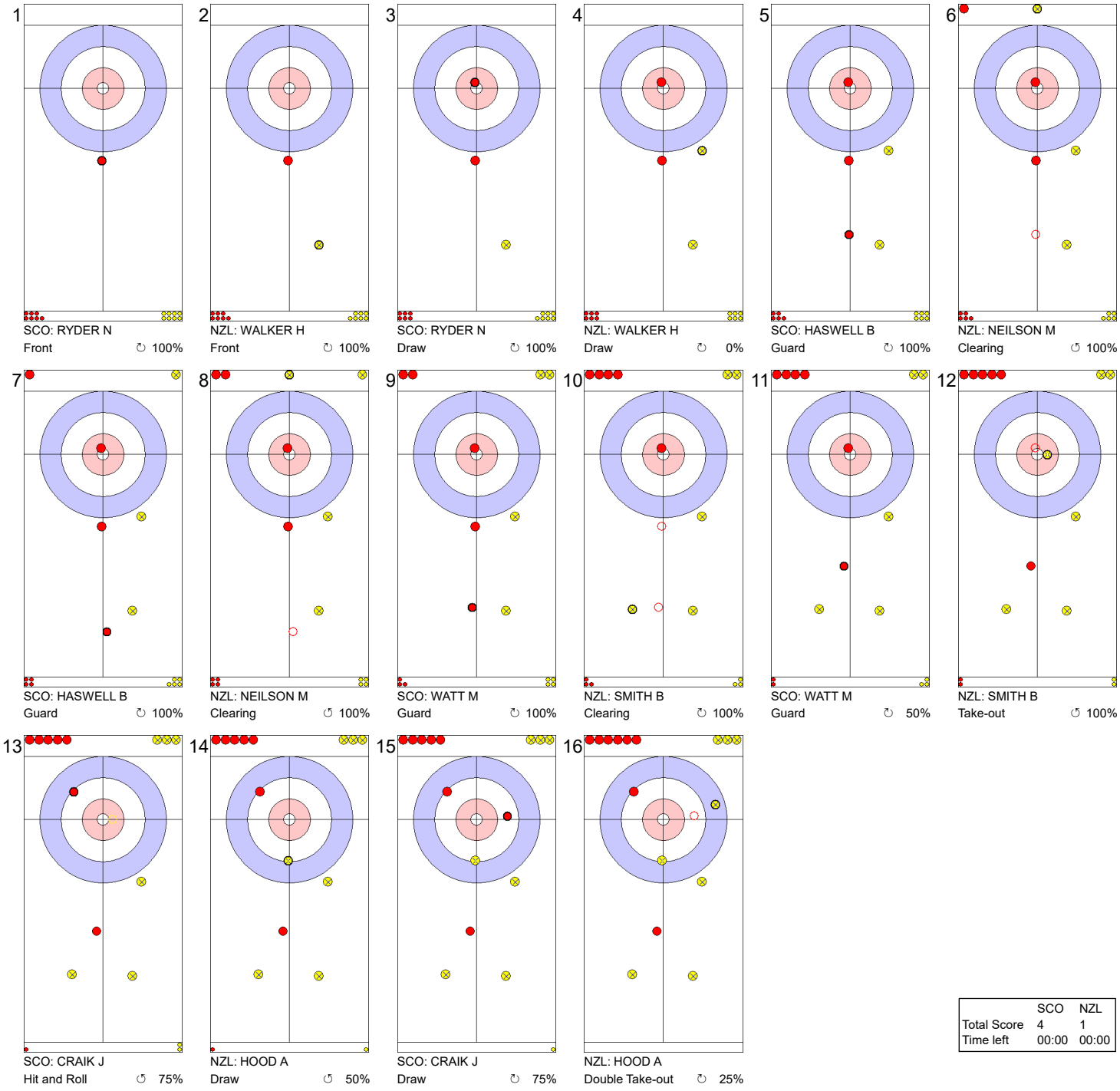

	SCO	NZL
Total Score	4	1
Time left	00:00	00:00

Legend:

↻ Clockwise ↺ Counter-clockwise - Not considered

Game - Shot by Shot

End 6 — **SCO - Scotland 4 + 0** (this end) **= 4** — **NZL - New Zealand 1 + 2** (this end) **= 3**

1
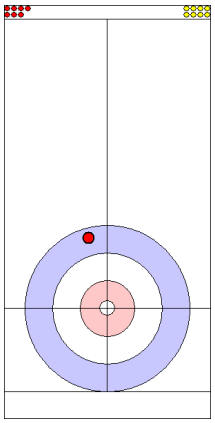
SCO: RYDER N
Draw ↺ 100%

2
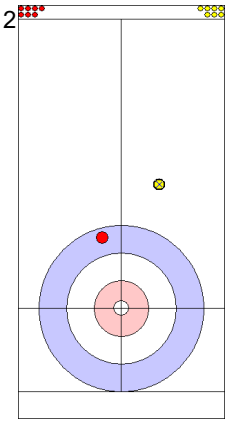
NZL: WALKER H
Front ↺ 100%

3
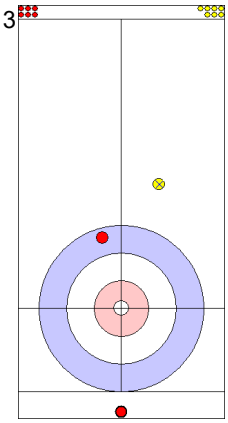
SCO: RYDER N
Draw ↺ 0%

4
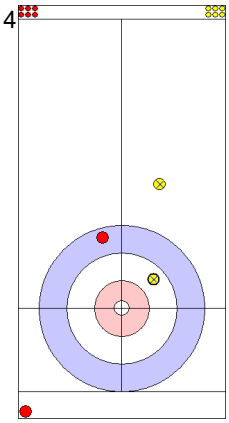
NZL: WALKER H
Draw ↺ 75%

5
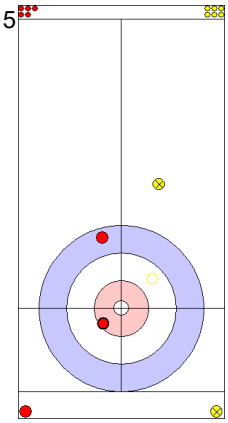
SCO: HASWELL B
Hit and Roll ↺ 100%

6
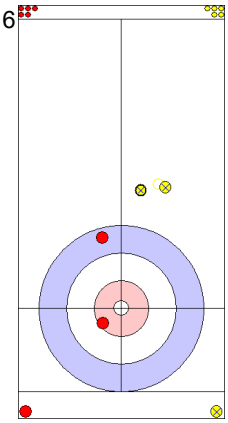
NZL: NEILSON M
Draw ↺ 0%

7
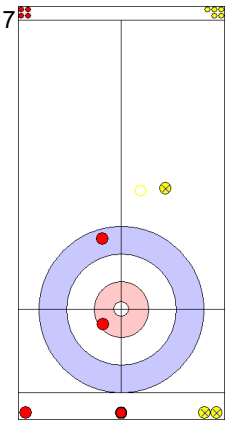
SCO: HASWELL B
Clearing ↺ 100%

8
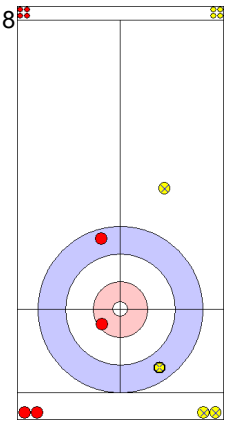
NZL: NEILSON M
Draw ↺ 50%

9
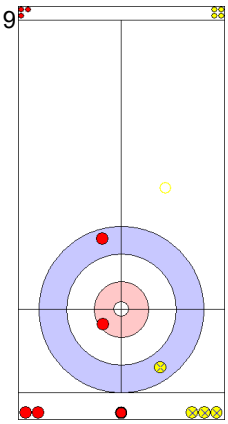
SCO: WATT M
Clearing ↺ 100%

10
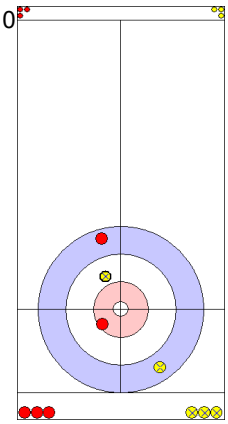
NZL: SMITH B
Draw ↺ 75%

11
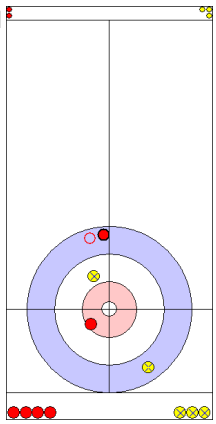
SCO: WATT M
Promotion Take-out ↺ 0%

12
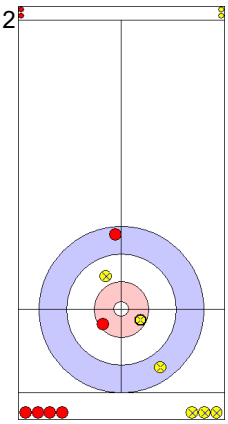
NZL: SMITH B
Draw ↺ 100%

13
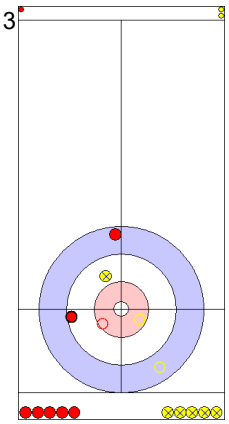
SCO: CRAIK J
Take-out ↺ 50%

14
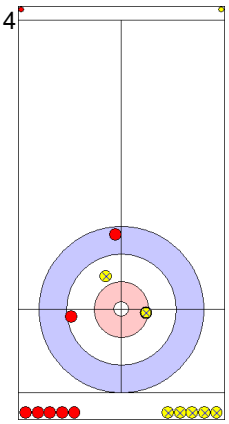
NZL: HOOD A
Draw ↺ 100%

15
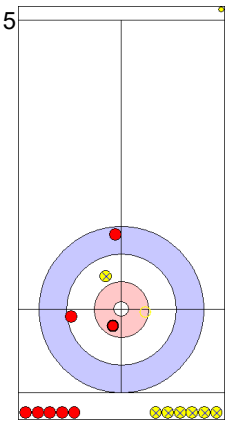
SCO: CRAIK J
Hit and Roll ↺ 75%

16
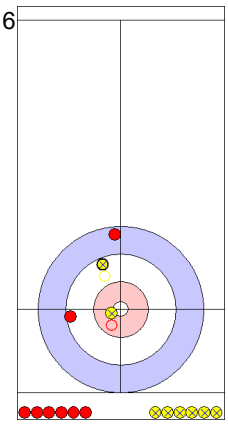
NZL: HOOD A
Promotion Take-out ↺ 100%

	SCO	NZL
Total Score	4	3
Time left	00:00	00:00

Legend:
↻ Clockwise ↺ Counter-clockwise - Not considered

Game - Shot by Shot

End 7 **SCO - Scotland 4 + 0** (this end) **= 4** **NZL - New Zealand 3 + 0** (this end) **= 3**



	SCO	NZL
Total Score	4	3
Time left	00:00	00:00

Legend:

↻ Clockwise ↺ Counter-clockwise - Not considered

Game - Shot by Shot

End 8 — **SCO - Scotland** **4 + 2** (this end) **= 6** — **NZL - New Zealand** **3 + 0** (this end) **= 3**



	SCO	NZL
Total Score	6	3
Time left	00:00	00:00

Legend:

↻ Clockwise ↺ Counter-clockwise - Not considered

Game - Shot by Shot

End 9 | **SCO - Scotland 6 + 0** (this end) **= 6** | **NZL - New Zealand 3 + 1** (this end) **= 4**



	SCO	NZL
Total Score	6	4
Time left	00:00	00:00

Legend:

↻ Clockwise ↺ Counter-clockwise - Not considered

CURLIT Curling Information Technology Ltd.

Game - Shot by Shot

End 10 — **SCO - Scotland** **6 + 2** (this end) **= 8** — **NZL - New Zealand** **4 + 0** (this end) **= 4**



	SCO	NZL
Total Score	8	4
Time left	08:39	04:46

Legend:
↻ Clockwise ↺ Counter-clockwise - Not considered

Game Results

Sheet	Game	Team	LSFE	1	2	3	4	5	6	7	8	9	10	Extra Ends			Total
B	5	SWE - Sweden	*	2	0	0	1	1	1	1	0	2	0	1				9
	5	USA - United States		0	3	0	0	0	0	0	2	0	3	0				8

SWE - Sweden		Shot Success Game	All
4 S	MAGNUSSON Daniel	70 %	70 %
3 V	AHLBERG Robin	88 %	78 %
2	REGOSA Anton	80 %	71 %
1	ISRAELSSON Rasmus	94 %	93 %
A	JONES Sebastian	-	83 %
	Team Total	83 %	77 %

Last Stone Draw		Distance
↻	AHLBERG Robin	11.2cm
↺	MAGNUSSON Daniel	21.2cm
Total		**32.4cm**

Time remaining: 3 minutes 33 seconds
2 minutes 10 seconds (after extra end)

USA - United States		Shot Success Game	All
4 S	VIOLETTE Luc	68 %	64 %
3	RICHARDSON Ben	81%	80 %
2	HARSTAD Jon	80 %	72 %
1 V	TUMA Kevin	76 %	76 %
A	FENSON Graem	-	77 %
	Team Total	76 %	73 %

Last Stone Draw		Distance
↻	RICHARDSON Ben	66.4cm
↺	VIOLETTE Luc	12.0cm
Total		**78.4cm**

Time remaining: 0 minutes 27 seconds
0 minutes 46 seconds (after extra end)

Time-out: End 10 - USA stone 6; End 11 - USA stone 6

SWE - Sweden		↻		↺		Game	
4 MAGNUSSON Daniel	Draws	2	100 %	5	75 %	7	82 %
	Take-outs	7	36 %	8	91 %	15	65 %
	Total	9	50 %	13	85 %	22	70 %
3 AHLBERG Robin	Draws	1	100 %	2	75 %	3	83 %
	Take-outs	14	88 %	5	90 %	19	88 %
	Total	15	88 %	7	86 %	22	88 %
2 REGOSA Anton	Draws	1	0 %	4	75 %	5	60 %
	Take-outs	12	85 %	4	88 %	16	86 %
	Total	13	79 %	8	81 %	21	80 %
1 ISRAELSSON Rasmus	Draws	3	92 %	15	93 %	18	93 %
	Take-outs	2	100 %	2	100 %	4	100 %
	Total	5	95 %	17	94 %	22	94 %
A JONES Sebastian	Draws	0	-	0	-	0	-
	Take-outs	0	-	0	-	0	-
	Total	0	-	0	-	0	-
Team	Draws	7	82 %	26	86 %	33	85 %
	Take-outs	35	77 %	19	91 %	54	82 %
	Total	42	78 %	45	88 %	87	83 %

USA - United States		↻		↺		Game	
4 VIOLETTE Luc	Draws	9	83 %	2	50 %	11	77 %
	Take-outs	6	54 %	5	65 %	11	59 %
	Total	15	72 %	7	61 %	22	68 %
3 RICHARDSON Ben	Draws	5	85 %	2	88 %	7	86 %
	Take-outs	9	83 %	6	71 %	15	78 %
	Total	14	84 %	8	75 %	22	81 %
2 HARSTAD Jon	Draws	11	80 %	4	69 %	15	77 %
	Take-outs	4	94 %	3	75 %	7	86 %
	Total	15	83 %	7	71 %	22	80 %
1 TUMA Kevin	Draws	19	78 %	1	50 %	20	76 %
	Take-outs	1	100 %	1	50 %	2	75 %
	Total	20	79 %	2	50 %	22	76 %
A FENSON Graem	Draws	0	-	0	-	0	-
	Take-outs	0	-	0	-	0	-
	Total	0	-	0	-	0	-
Team	Draws	44	80 %	9	67 %	53	78 %
	Take-outs	20	78 %	15	68 %	35	74 %
	Total	64	79 %	24	68 %	88	76 %

Note:
Position and function for each team member:
4 = Fourth, **3** = Third, **2** = Second, **1** = Lead, **A** = Alternate, **S** = Skip, **V** = Vice-Skip

Legend:
↻ Clockwise ↺ Counter-clockwise **LSFE(*)** Last Stone First End

Game - Shot by Shot

End 1 — **SWE - Sweden 0 + 2** (this end) **= 2** — **USA - United States 0 + 0** (this end) **= 0**



	SWE	USA
Total Score	2	0
Time left	00:00	00:00

Legend:

↻ Clockwise ↺ Counter-clockwise - Not considered

CURLIT Curling Information Technology Ltd.

Game - Shot by Shot

End 2 — **SWE - Sweden 2 + 0** (this end) **= 2** — **USA - United States 0 + 3** (this end) **= 3**



	SWE	USA
Total Score	2	3
Time left	00:00	00:00

Legend:

↻ Clockwise ↺ Counter-clockwise - Not considered

Game - Shot by Shot

End 3 **SWE - Sweden 2 + 0** (this end) **= 2** **USA - United States 3 + 0** (this end) **= 3**

1
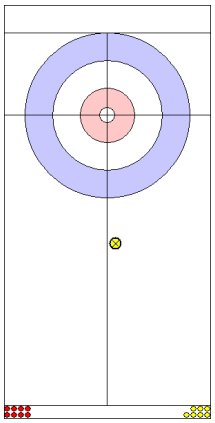
USA: TUMA K
Front ↻ 100%

2
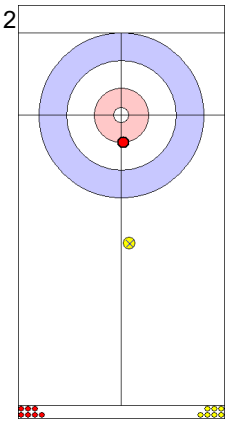
SWE: ISRAELSSON R
Draw ↻ 75%

3
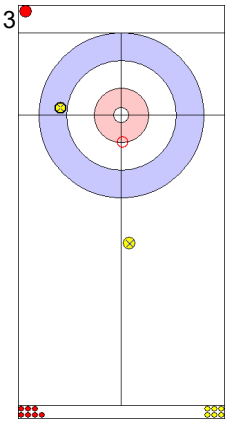
USA: TUMA K
Hit and Roll ↻ 100%

4
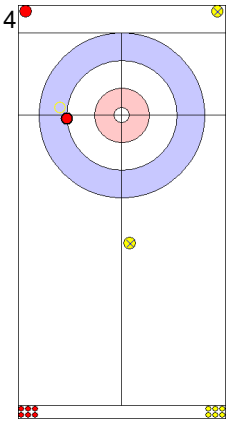
SWE: ISRAELSSON R
Take-out ↻ 100%

5
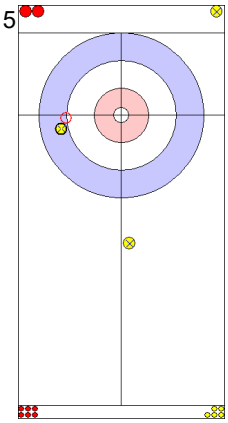
USA: HARSTAD J
Take-out ↻ 100%

6
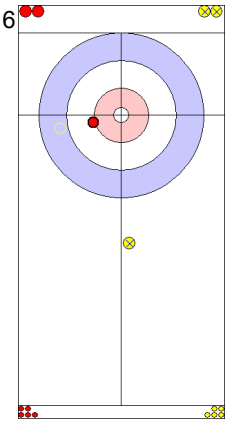
SWE: REGOSA A
Take-out ↻ 100%

7
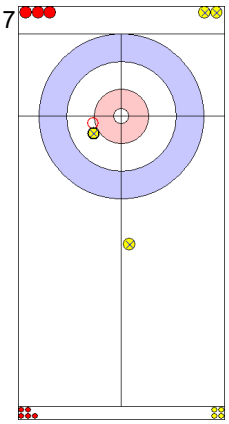
USA: HARSTAD J
Take-out ↻ 100%

8
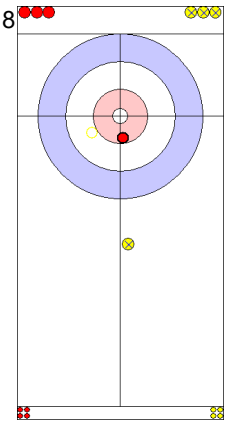
SWE: REGOSA A
Hit and Roll ↻ 100%

9
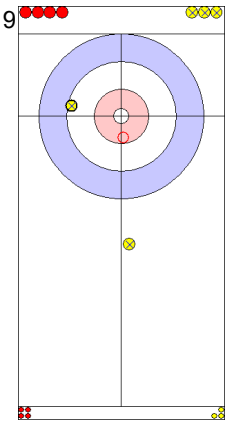
USA: RICHARDSON B
Hit and Roll ↻ 100%

10
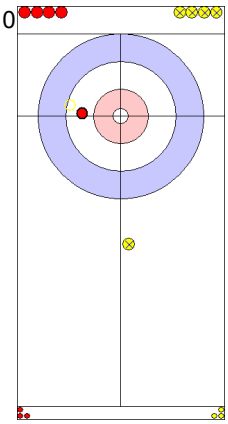
SWE: AHLBERG R
Take-out ↻ 100%

11
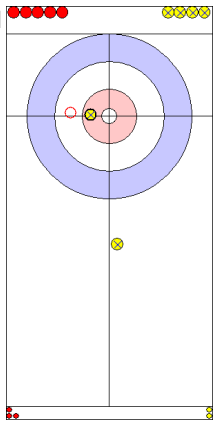
USA: RICHARDSON B
Hit and Roll ↻ 75%

12
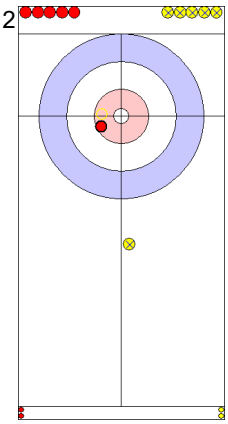
SWE: AHLBERG R
Hit and Roll ↻ 75%

13
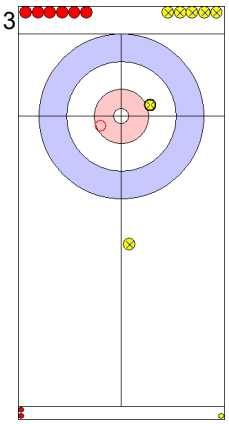
USA: VIOLETTE L
Hit and Roll ↻ 75%

14
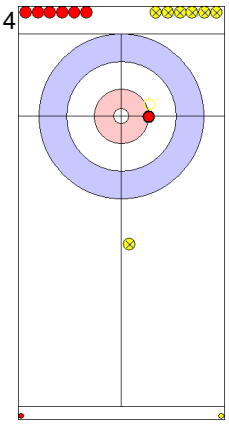
SWE: MAGNUSSON D
Take-out ↺ 100%

15
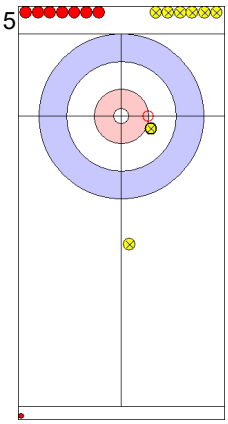
USA: VIOLETTE L
Hit and Roll ↺ 75%

16
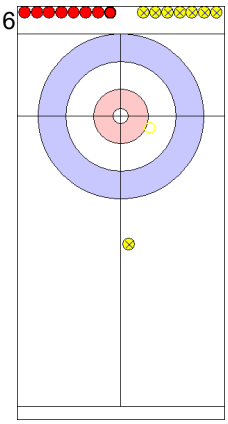
SWE: MAGNUSSON D
Clearing ↺ 100%

	SWE	USA
Total Score	2	3
Time left	00:00	00:00

Legend:
↻ Clockwise ↺ Counter-clockwise - Not considered

Game - Shot by Shot

End 4 — **SWE - Sweden** **2 + 1** (this end) **= 3** — **USA - United States** **3 + 0** (this end) **= 3**



	SWE	USA
Total Score	3	3
Time left	00:00	00:00

Legend:

↻ Clockwise ↺ Counter-clockwise - Not considered

Game - Shot by Shot

End 5 — **SWE - Sweden 3 + 1** (this end) **= 4** — **USA - United States 3 + 0** (this end) **= 3**



	SWE	USA
Total Score	4	3
Time left	00:00	00:00

Legend:

↻ Clockwise ↺ Counter-clockwise - Not considered

Game - Shot by Shot

End 6 — **SWE - Sweden** **4 + 1** (this end) **= 5** — **USA - United States** **3 + 0** (this end) **= 3**

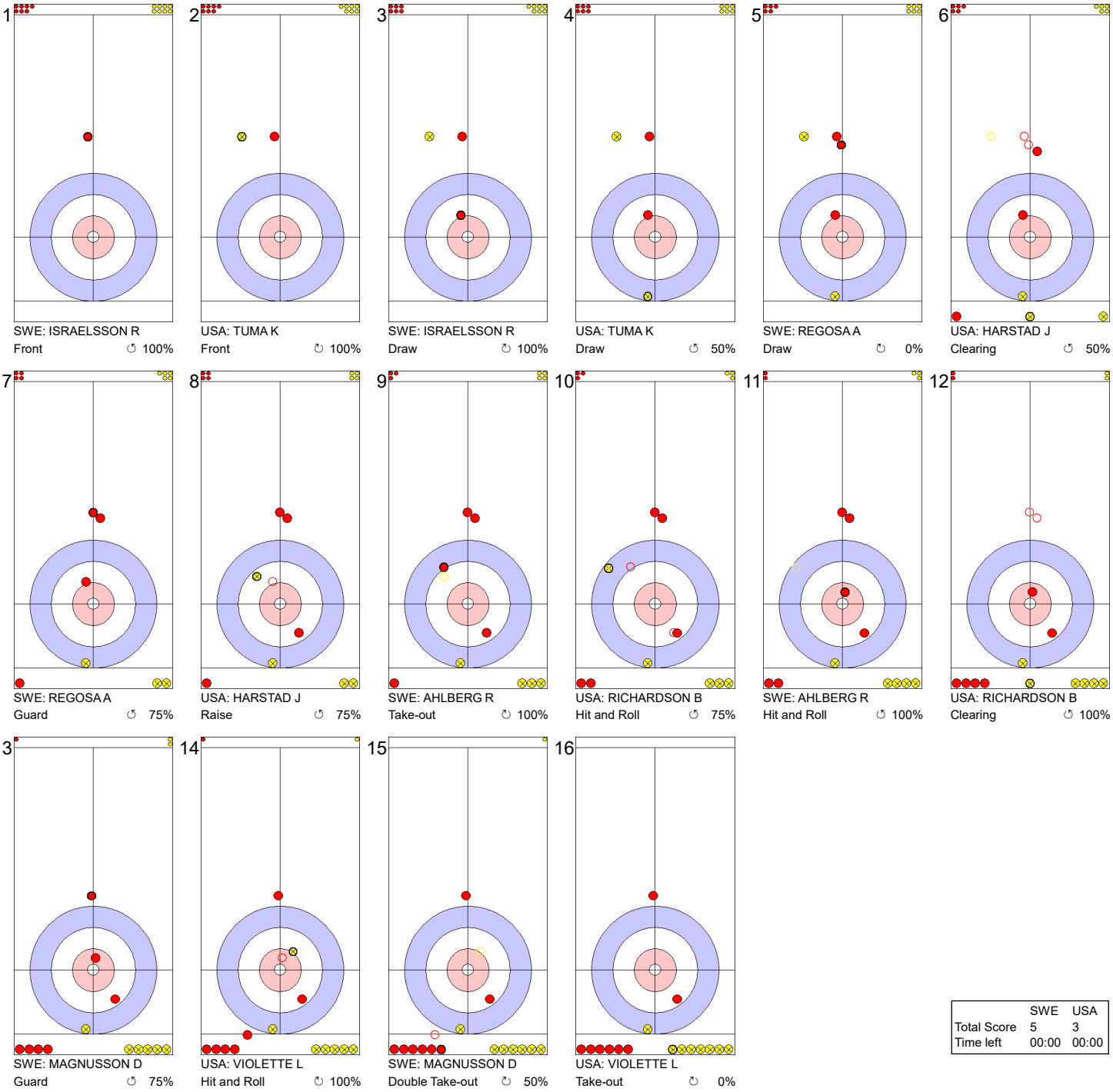

	SWE	USA
Total Score	5	3
Time left	00:00	00:00

Legend:
↻ Clockwise ↺ Counter-clockwise - Not considered

Game - Shot by Shot

End 7 — **SWE - Sweden 5 + 1** (this end) **= 6** — **USA - United States 3 + 0** (this end) **= 3**



	1	2	3	4	5	6
	SWE: ISRAELSSON R	USA: TUMA K	SWE: ISRAELSSON R	USA: TUMA K	SWE: REGOSA A	USA: HARSTAD J
	Draw ↻ 100%	Front ↻ 100%	Guard ↻ 100%	Draw ↻ 50%	Hit and Roll ↻ 100%	Draw ↻ 100%
	7	8	9	10	11	12
	SWE: REGOSA A	USA: HARSTAD J	SWE: AHLBERG R	USA: RICHARDSON B	SWE: AHLBERG R	USA: RICHARDSON B
	Raise ↻ 100%	Draw ↻ 50%	Hit and Roll ↻ 100%	Double Take-out ↻ 100%	Promotion Take-out ↻ 100%	Raise ↻ 25%
	13	14	15	16		
	SWE: MAGNUSSON D	USA: VIOLETTE L	SWE: MAGNUSSON D	USA: VIOLETTE L		
	Guard ↻ 100%	Double Take-out ↺ 50%	Guard ↻ 100%	Promotion Take-out ↻ 0%		

	SWE	USA
Total Score	6	3
Time left	00:00	00:00

Legend:
↻ Clockwise ↺ Counter-clockwise - Not considered

Game - Shot by Shot

End 8 — **SWE - Sweden 6 + 0** (this end) **= 6** — **USA - United States 3 + 2** (this end) **= 5**

1
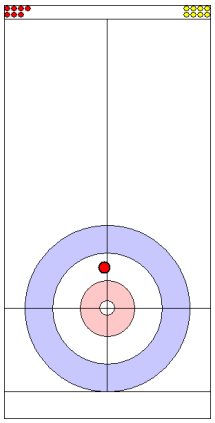
SWE: ISRAELSSON R
Draw ↻ 100%

2
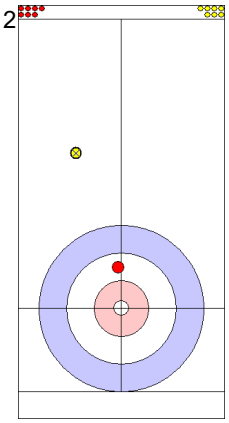
USA: TUMA K
Front ↻ 100%

3
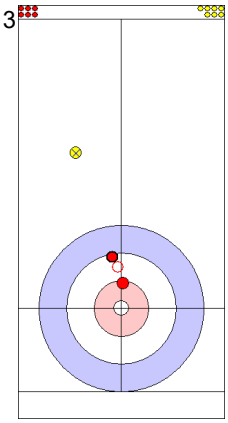
SWE: ISRAELSSON R
Raise ↻ 100%

4
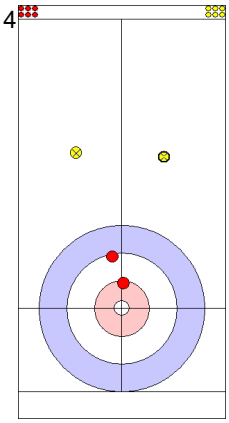
USA: TUMA K
Front ↻ 100%

5
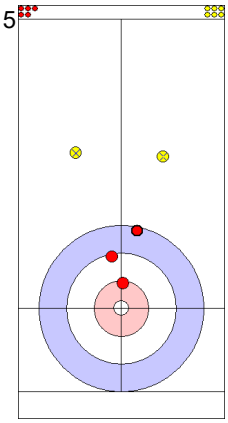
SWE: REGOSA A
Draw ↺ 75%

6
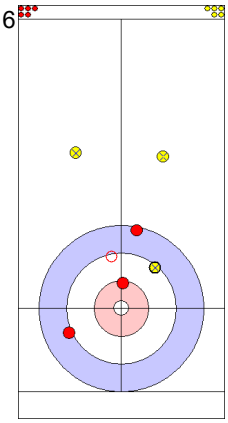
USA: HARSTAD J
Raise ↺ 75%

7
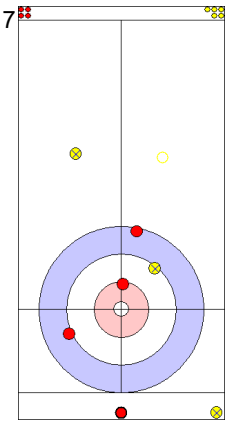
SWE: REGOSA A
Clearing ↻ 100%

8
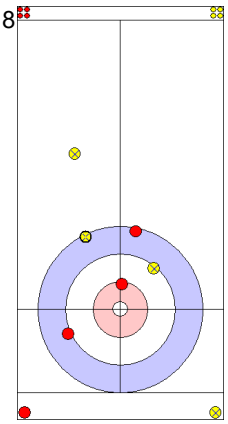
USA: HARSTAD J
Draw ↺ 75%

9
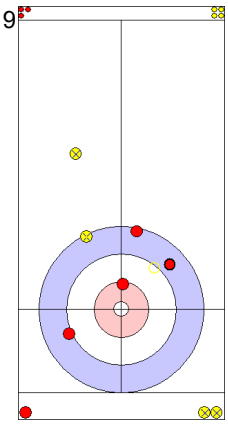
SWE: AHLBERG R
Take-out ↻ 100%

10
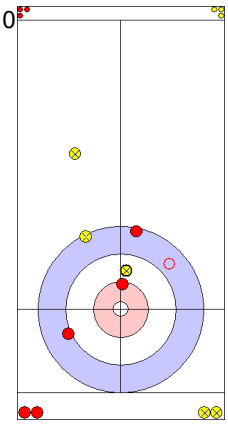
USA: RICHARDSON B
Hit and Roll ↻ 100%

11
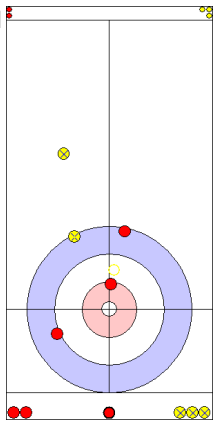
SWE: AHLBERG R
Clearing ↻ 100%

12
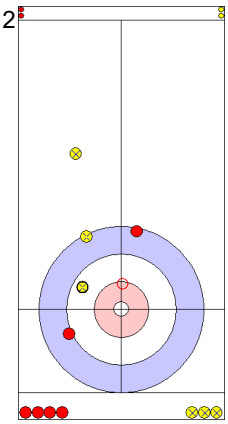
USA: RICHARDSON B
Hit and Roll ↺ 100%

13
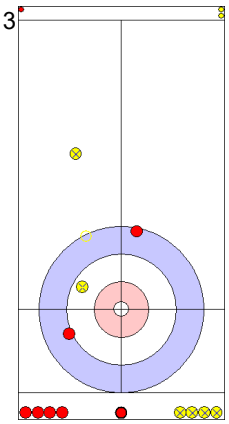
SWE: MAGNUSSON D
Double Take-out ↻ 50%

14
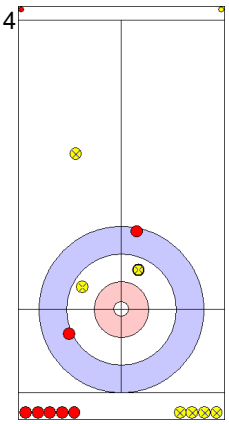
USA: VIOLETTE L
Draw ↻ 100%

15
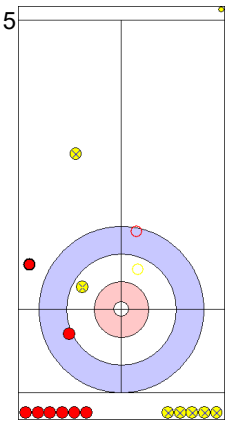
SWE: MAGNUSSON D
Double Take-out ↻ 50%

16
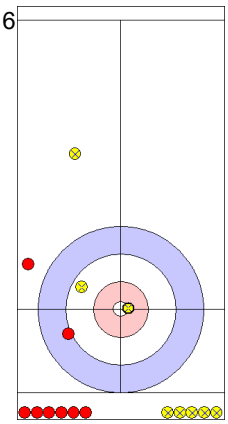
USA: VIOLETTE L
Draw ↻ 100%

	SWE	USA
Total Score	6	5
Time left	00:00	00:00

Legend:
↻ Clockwise ↺ Counter-clockwise - Not considered

Game - Shot by Shot

End 9 — **SWE - Sweden 6 + 2** (this end) **= 8** — **USA - United States 5 + 0** (this end) **= 5**

1
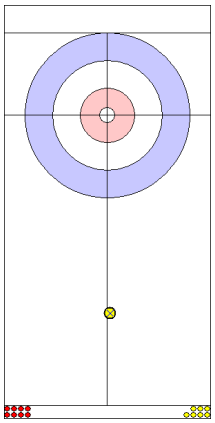
USA: TUMA K
Draw ↻ 100%

2
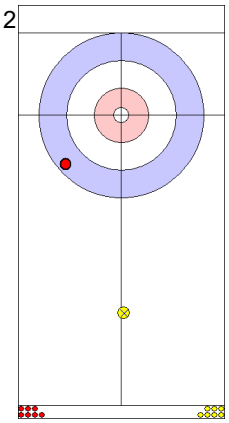
SWE: ISRAELSSON R
Draw ↺ 100%

3
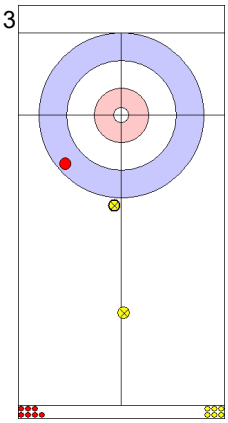
USA: TUMA K
Front ↻ 100%

4
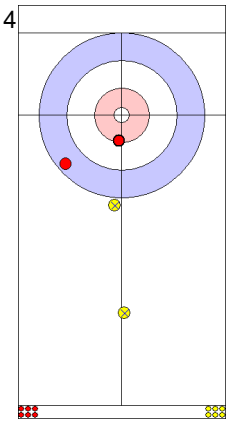
SWE: ISRAELSSON R
Draw ↺ 100%

5
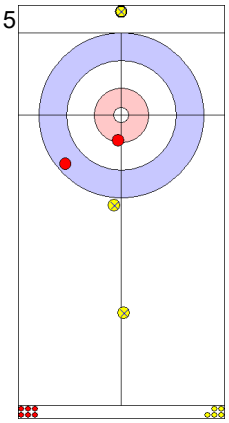
USA: HARSTAD J
Draw ↺ 0%

6
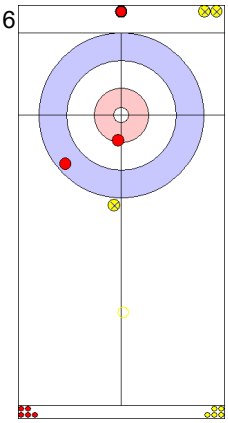
SWE: REGOSA A
Clearing ↻ 100%

7
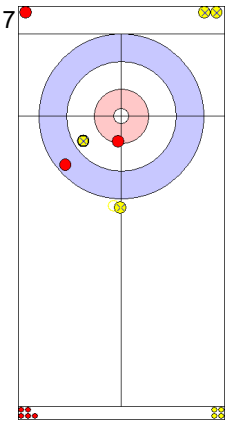
USA: HARSTAD J
Draw ↻ 25%

8
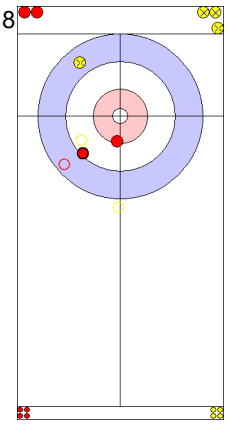
SWE: REGOSA A
Clearing ↻ 100%

9
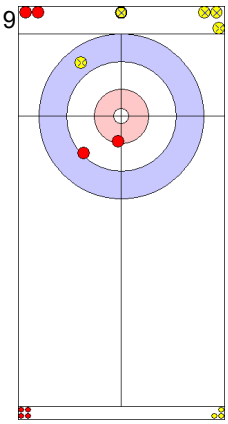
USA: RICHARDSON B
Hit and Roll ↺ 0%

10
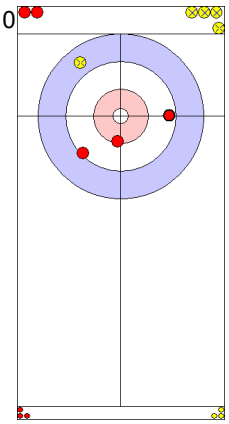
SWE: AHLBERG R
Draw ↺ 100%

11
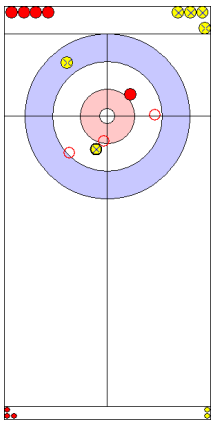
USA: RICHARDSON B
Double Take-out ↺ 100%

12
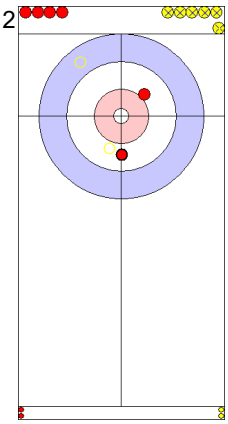
SWE: AHLBERG R
Double Take-out ↻ 100%

13
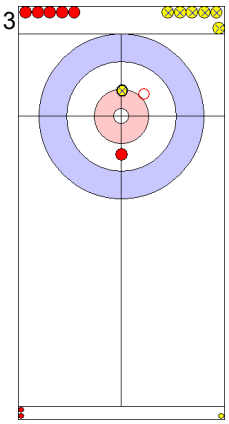
USA: VIOLETTE L
Hit and Roll ↺ 100%

14
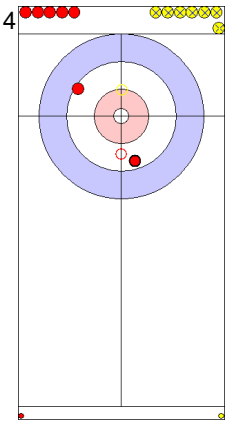
SWE: MAGNUSSON D
Promotion Take-out ↺ 75%

15
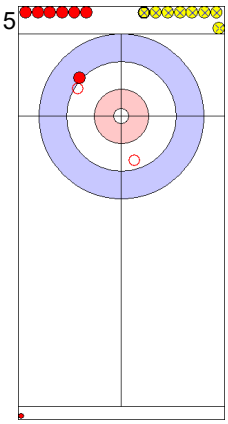
USA: VIOLETTE L
Double Take-out ↻ 50%

16
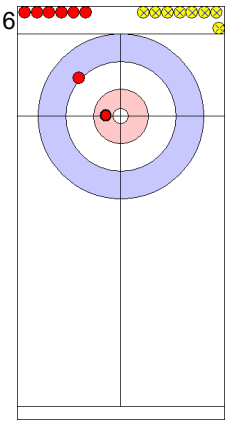
SWE: MAGNUSSON D
Draw ↺ 100%

	SWE	USA
Total Score	8	5
Time left	00:00	00:00

Legend:
↻ Clockwise ↺ Counter-clockwise - Not considered

Game - Shot by Shot

End 10 — **SWE - Sweden 8 + 0** (this end) **= 8** — **USA - United States 5 + 3** (this end) **= 8**



	SWE	USA
Total Score	8	8
Time left	03:33	00:27

Legend:

↻ Clockwise ↺ Counter-clockwise - Not considered

Game - Shot by Shot

End 11 — **SWE - Sweden 8 + 1** (this end) **= 9** — **USA - United States 8 + 0** (this end) **= 8**

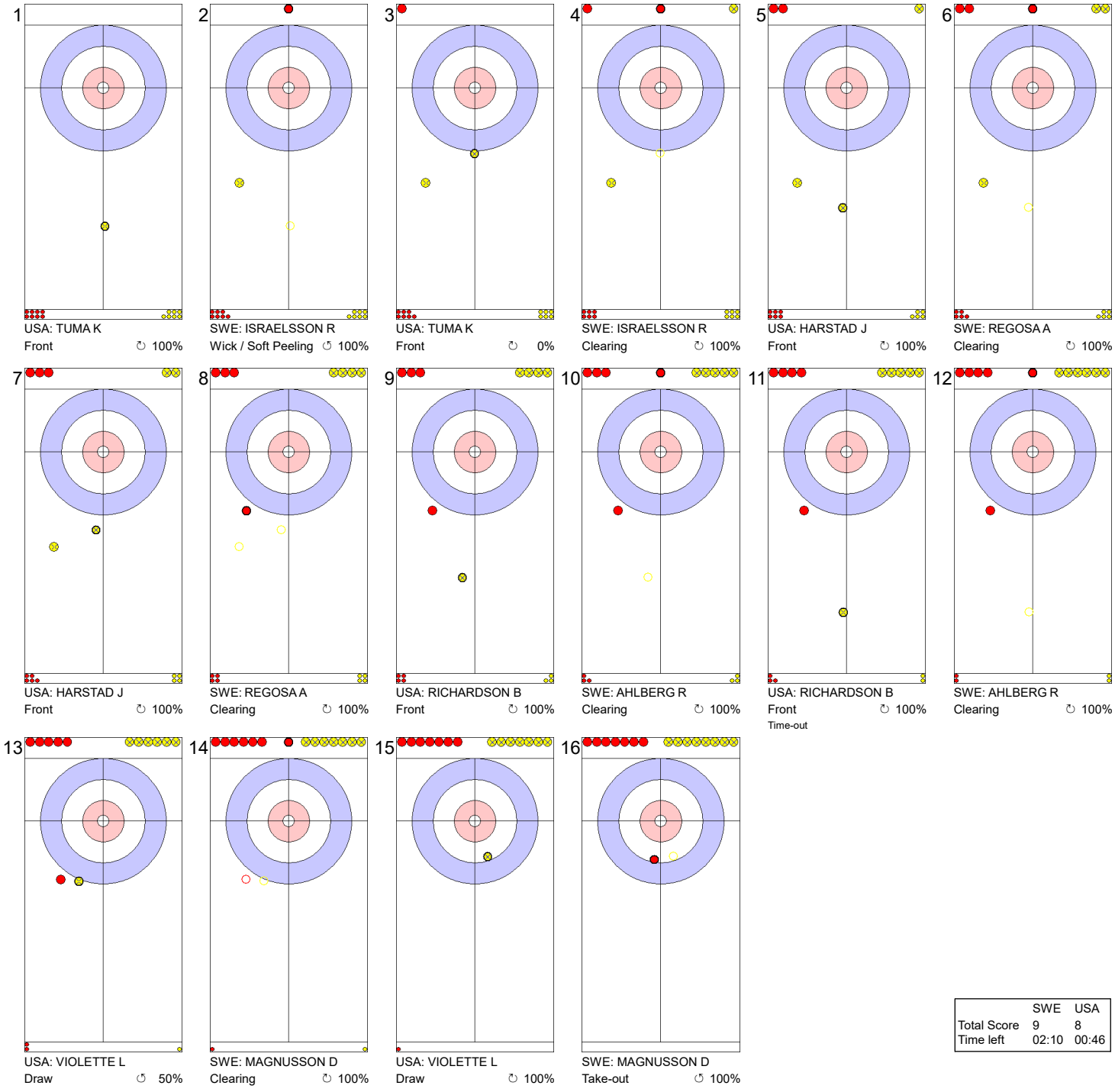

	SWE	USA
Total Score	9	8
Time left	02:10	00:46

Legend:
↻ Clockwise ↺ Counter-clockwise - Not considered

Game Results

Sheet	Game	Team	LSFE	1	2	3	4	5	6	7	8	9	10	Extra Ends				Total
C	5	CAN - Canada	*	0	3	0	0	0	3	0	1	2	X					9
	5	NOR - Norway		0	0	1	1	0	0	1	0	0	X					3

CAN - Canada		Shot Success Game	Shot Success All
4 S	GAUTHIER Jacques	86 %	83 %
3 V	PETERS Jordan	89 %	88 %
2	PAYETTE Brayden	76 %	80 %
1	BILAWKA Zachary	81%	80 %
A	DUNLOP Thomas	-	-
	Team Total	83 %	83 %

Last Stone Draw		Distance
↻	PETERS Jordan	132.6cm
↺	PAYETTE Brayden	30.2cm
Total		**162.8cm**

Time remaining: 10 minutes 43 seconds

NOR - Norway		Shot Success Game	Shot Success All
4 S	OEY Eirik	68 %	64 %
3	FAGERVOLL Brage	60 %	68 %
2	HERFJORD Johan	81%	71%
1 V	BRUSETH Martin	90 %	76 %
A	BJOERNSTAD Ingebrigt	-	59 %
	Team Total	75 %	69 %

Last Stone Draw		Distance
↻	HERFJORD Johan	57.4cm
↺	FAGERVOLL Brage	199.6cm
Total		**257.0cm**

Time remaining: 6 minutes 0 seconds

CAN - Canada		↻		↺		Game	
4 GAUTHIER Jacques	Draws	2	100 %	3	100 %	5	100 %
	Take-outs	6	71 %	5	90 %	11	80 %
	Total	8	78 %	8	94 %	16	86 %
3 PETERS Jordan	Draws	3	83 %	1	100 %	4	88 %
	Take-outs	8	94 %	6	83 %	14	89 %
	Total	11	91 %	7	86 %	18	89 %
2 PAYETTE Brayden	Draws	3	67 %	1	75 %	4	69 %
	Take-outs	4	69 %	9	83 %	13	79 %
	Total	7	68 %	10	83 %	17	76 %
1 BILAWKA Zachary	Draws	13	88 %	1	100 %	14	89 %
	Take-outs	2	75 %	2	25 %	4	50 %
	Total	15	87 %	3	50 %	18	81 %
A DUNLOP Thomas	Draws	0	-	0	-	0	-
	Take-outs	0	-	0	-	0	-
	Total	0	-	0	-	0	-
Team	Draws	21	86 %	6	96 %	27	88 %
	Take-outs	20	80 %	22	80 %	42	80 %
	Total	41	83 %	28	83 %	69	83 %

NOR - Norway		↻		↺		Game	
4 OEY Eirik	Draws	5	40 %	6	88 %	11	66 %
	Take-outs	4	75 %	3	67 %	7	71 %
	Total	9	56 %	9	81 %	18	68 %
3 FAGERVOLL Brage	Draws	5	40 %	3	58 %	8	47 %
	Take-outs	4	69 %	6	71 %	10	70 %
	Total	9	53 %	9	67 %	18	60 %
2 HERFJORD Johan	Draws	4	69 %	6	88 %	10	80 %
	Take-outs	2	75 %	6	83 %	8	81 %
	Total	6	71 %	12	85 %	18	81 %
1 BRUSETH Martin	Draws	14	93 %	4	81 %	18	90 %
	Take-outs	0	-	0	-	0	-
	Total	14	93 %	4	81 %	18	90 %
A BJOERNSTAD Ingebrigt	Draws	0	-	0	-	0	-
	Take-outs	0	-	0	-	0	-
	Total	0	-	0	-	0	-
Team	Draws	28	71 %	19	82 %	47	75 %
	Take-outs	10	73 %	15	75 %	25	74 %
	Total	38	71 %	34	79 %	72	75 %

Note:
Position and function for each team member:
4 = Fourth, **3** = Third, **2** = Second, **1** = Lead, **A** = Alternate, **S** = Skip, **V** = Vice-Skip

Legend:
↻ Clockwise ↺ Counter-clockwise **LSFE(*)** Last Stone First End
X Unplayed/unfinished end due to concession

Game - Shot by Shot

End 1 **CAN - Canada 0 + 0** (this end) **= 0** **NOR - Norway 0 + 0** (this end) **= 0**



	CAN	NOR
Total Score	0	0
Time left	00:00	00:00

Legend:

↻ Clockwise ↺ Counter-clockwise - Not considered

Game - Shot by Shot

End 2 — **CAN - Canada 0 + 3** (this end) **= 3** — **NOR - Norway 0 + 0** (this end) **= 0**

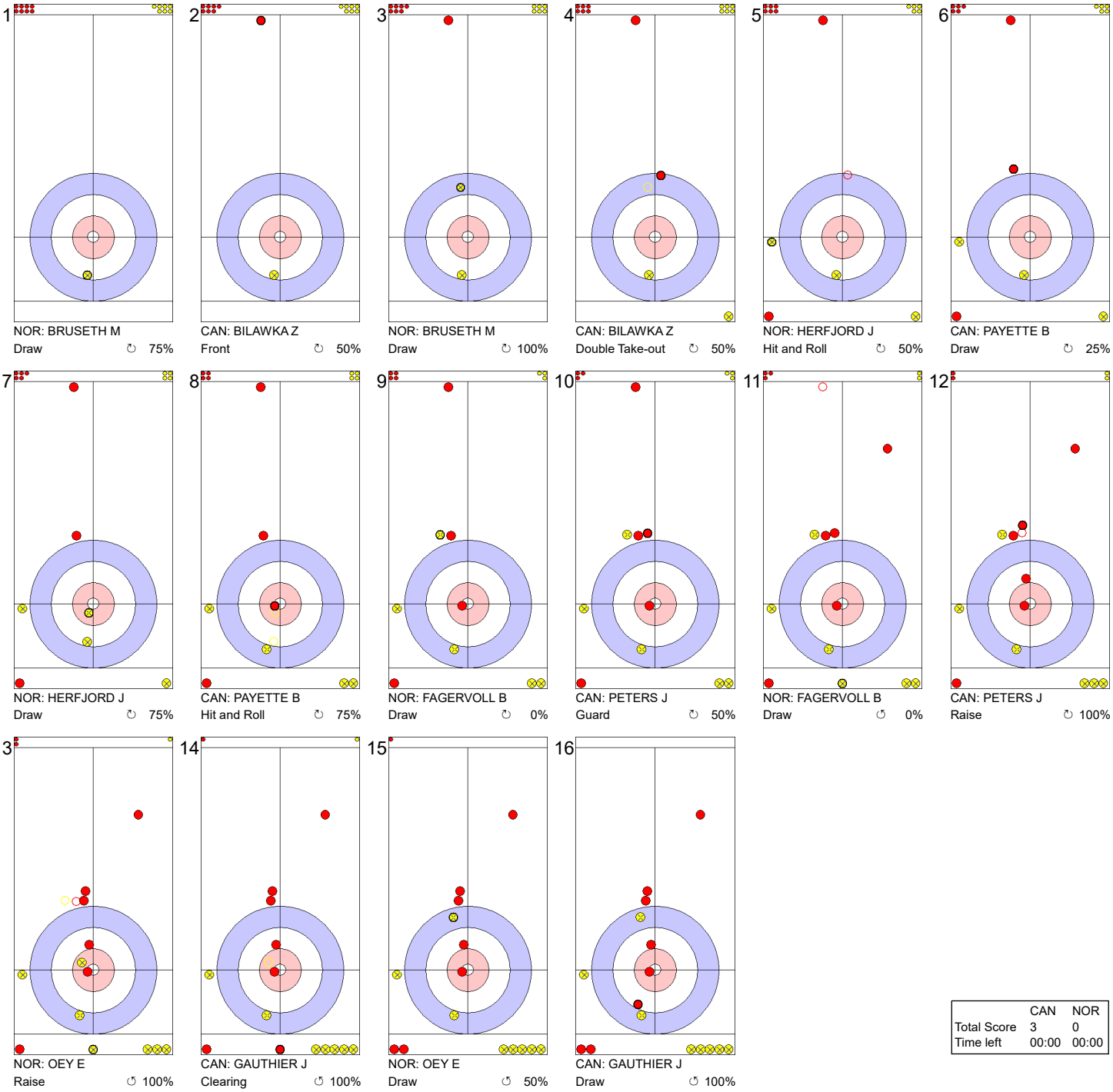

	CAN	NOR
Total Score	3	0
Time left	00:00	00:00

Legend:

↻ Clockwise ↺ Counter-clockwise - Not considered

Game - Shot by Shot

End 3 — **CAN - Canada 3 + 0** (this end) **= 3** — **NOR - Norway 0 + 1** (this end) **= 1**

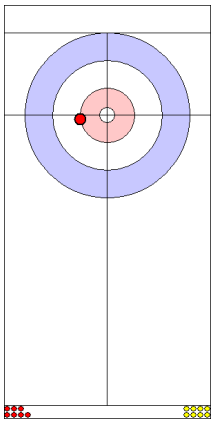

1 CAN: BILAWKA Z
Draw ↻ 100%

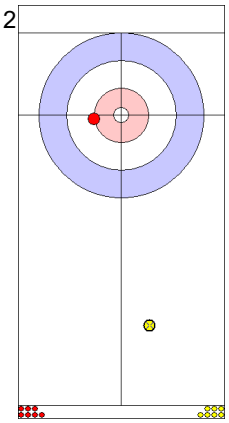

2 NOR: BRUSETH M
Front ↻ 100%

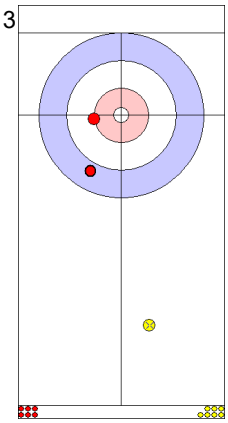

3 CAN: BILAWKA Z
Draw ↻ 100%

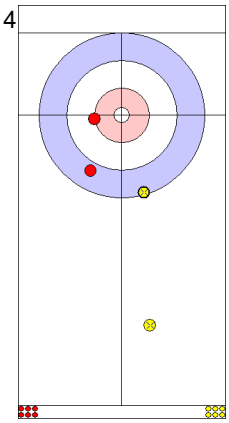

4 NOR: BRUSETH M
Draw ↻ 100%

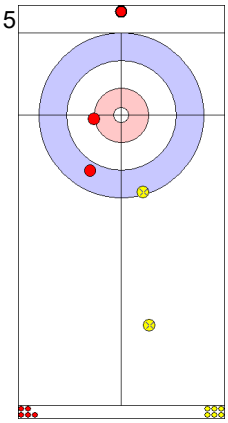

5 CAN: PAYETTE B
Hit and Roll ↻ 0%

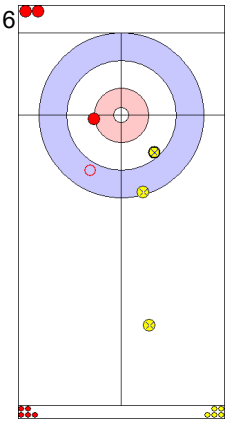

6 NOR: HERFJORD J
Hit and Roll ↺ 75%

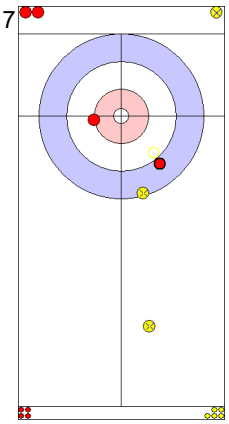

7 CAN: PAYETTE B
Take-out ↻ 100%

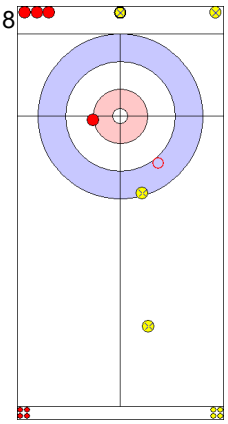

8 NOR: HERFJORD J
Take-out ↺ 50%

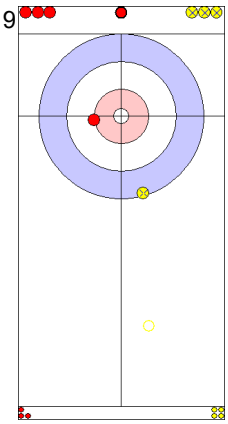

9 CAN: PETERS J
Clearing ↻ 100%

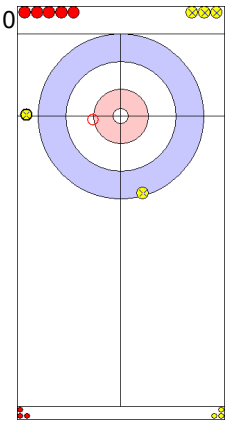

10 NOR: FAGERVOLL B
Hit and Roll ↺ 50%

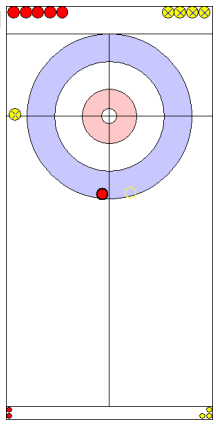

11 CAN: PETERS J
Hit and Roll ↻ 100%

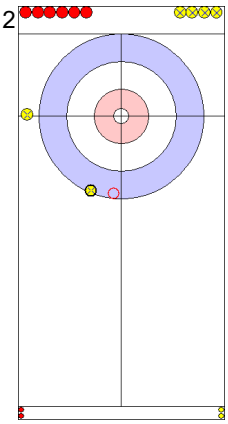

12 NOR: FAGERVOLL B
Hit and Roll ↺ 100%

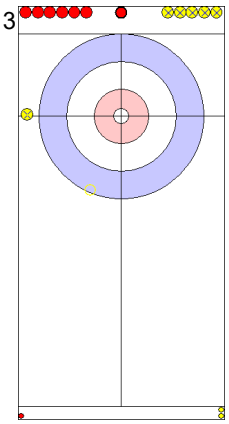

13 CAN: GAUTHIER J
Hit and Roll ↻ 50%

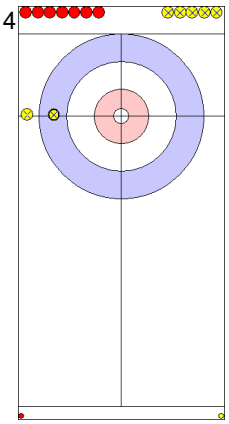

14 NOR: OEY E
Draw ↺ 100%

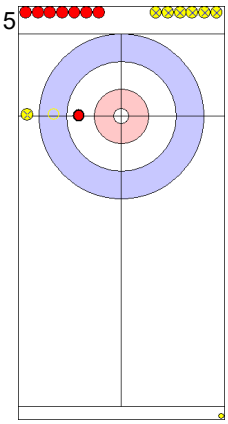

15 CAN: GAUTHIER J
Take-out ↻ 100%

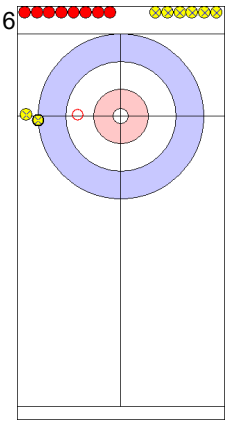

16 NOR: OEY E
Take-out ↺ 100%

	CAN	NOR
Total Score	3	1
Time left	00:00	00:00

Legend:
↻ Clockwise ↺ Counter-clockwise - Not considered

Game - Shot by Shot

End 4 — **CAN - Canada 3 + 0** (this end) **= 3** — **NOR - Norway 1 + 1** (this end) **= 2**

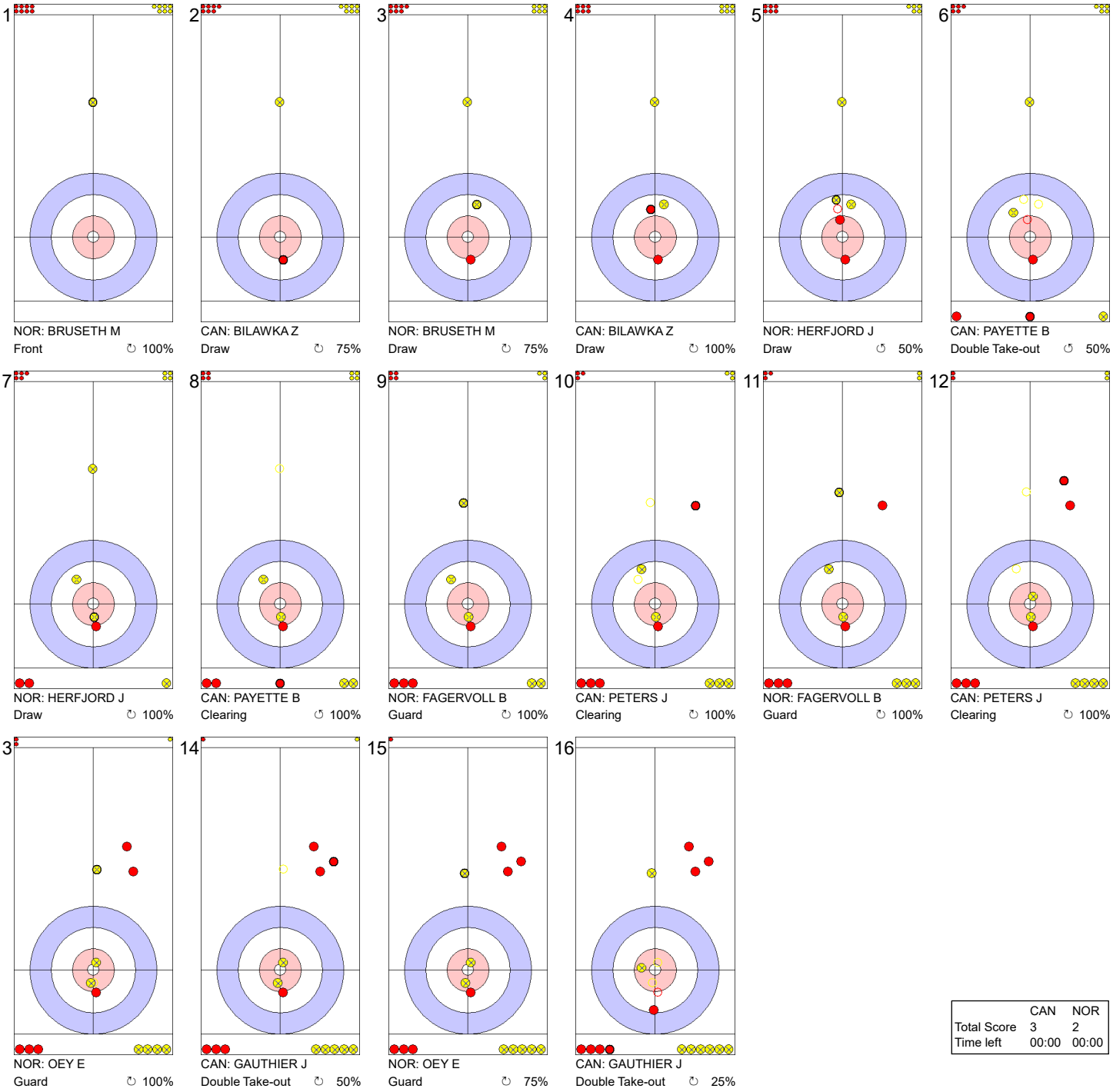

	CAN	NOR
Total Score	3	2
Time left	00:00	00:00

Legend:

↻ Clockwise ↺ Counter-clockwise - Not considered

Game - Shot by Shot

End 5 **CAN - Canada 3 + 0** (this end) **= 3** **NOR - Norway 2 + 0** (this end) **= 2**



	CAN	NOR
Total Score	3	2
Time left	00:00	00:00

Legend:

↻ Clockwise ↺ Counter-clockwise - Not considered

Game - Shot by Shot

End 6 — **CAN - Canada 3 + 3** (this end) **= 6** — **NOR - Norway 2 + 0** (this end) **= 2**

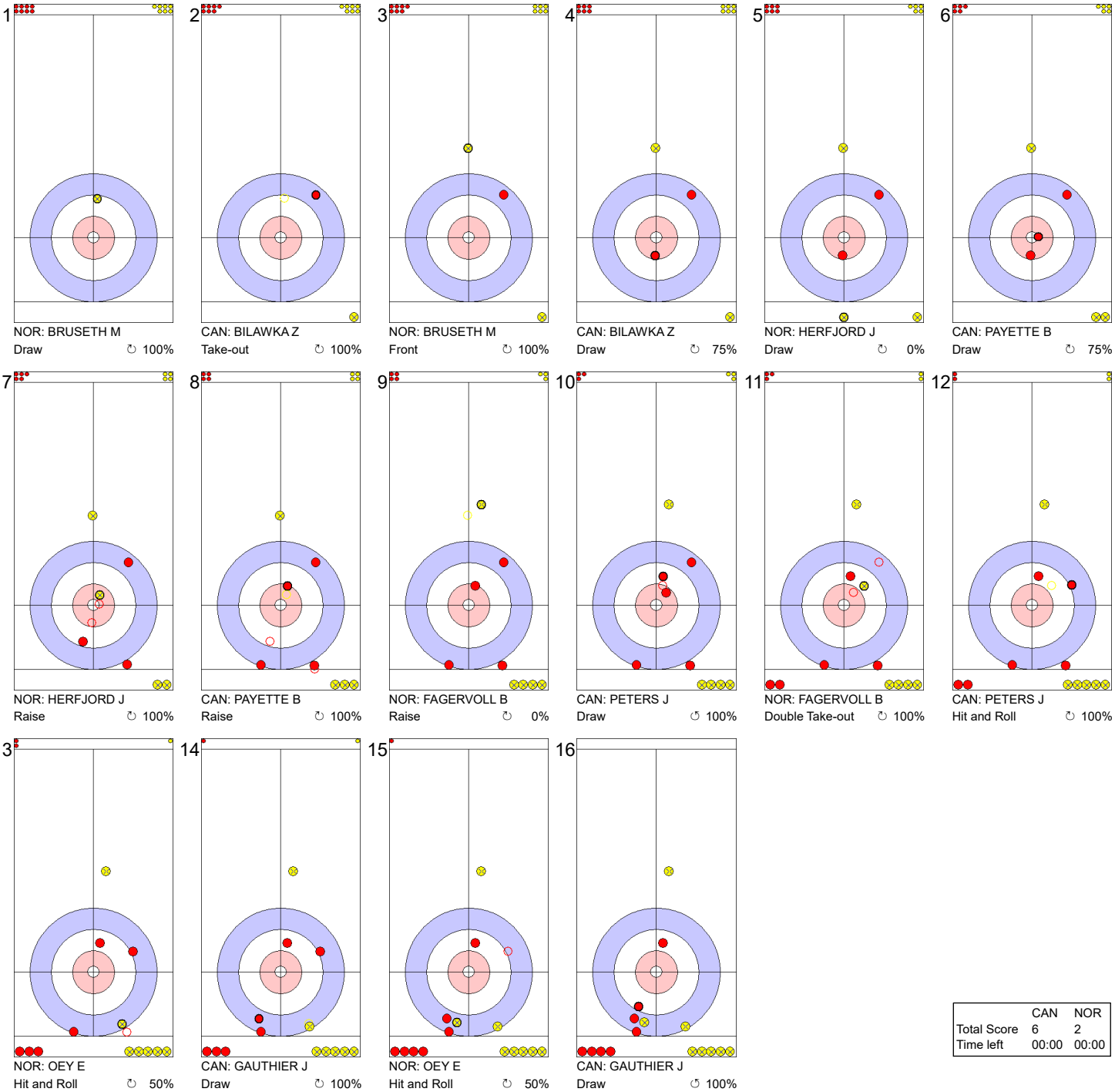

	1	2	3	4	5	6
	NOR: BRUSETH M	CAN: BILAWKA Z	NOR: BRUSETH M	CAN: BILAWKA Z	NOR: HERFJORD J	CAN: PAYETTE B
	Draw ↻ 100%	Take-out ↻ 100%	Front ↻ 100%	Draw ↻ 75%	Draw ↻ 0%	Draw ↻ 75%
	7	8	9	10	11	12
	NOR: HERFJORD J	CAN: PAYETTE B	NOR: FAGERVOLL B	CAN: PETERS J	NOR: FAGERVOLL B	CAN: PETERS J
	Raise ↻ 100%	Raise ↻ 100%	Raise ↻ 0%	Draw ↺ 100%	Double Take-out ↻ 100%	Hit and Roll ↻ 100%
	13	14	15	16		
	NOR: OEY E	CAN: GAUTHIER J	NOR: OEY E	CAN: GAUTHIER J		
	Hit and Roll ↻ 50%	Draw ↻ 100%	Hit and Roll ↻ 50%	Draw ↺ 100%		

	CAN	NOR
Total Score	6	2
Time left	00:00	00:00

Legend:

↻ Clockwise ↺ Counter-clockwise - Not considered

Game - Shot by Shot

End 7 — **CAN - Canada 6 + 0** (this end) **= 6** — **NOR - Norway 2 + 1** (this end) **= 3**



	1	2	3	4	5	6
	CAN: BILAWKA Z	NOR: BRUSETH M	CAN: BILAWKA Z	NOR: BRUSETH M	CAN: PAYETTE B	NOR: HERFJORD J
	Draw ↻ 75%	Front ↺ 100%	Draw ↺ 100%	Draw ↺ 100%	Take-out ↻ 100%	Hit and Roll ↺ 75%
	7	8	9	10	11	12
	CAN: PAYETTE B	NOR: HERFJORD J	CAN: PETERS J	NOR: FAGERVOLL B	CAN: PETERS J	NOR: FAGERVOLL B
	Take-out ↻ 50%	Draw ↺ 100%	Clearing ↺ 100%	Guard ↺ 100%	Clearing ↺ 100%	Guard ↺ 75%
	13	14	15	16		
	CAN: GAUTHIER J	NOR: OEY E	CAN: GAUTHIER J	NOR: OEY E		
	Take-out ↺ 100%	Draw ↺ 100%	Draw ↺ 100%	Draw ↺ 100%		

	CAN	NOR
Total Score	6	3
Time left	00:00	00:00

Legend:
↻ Clockwise ↺ Counter-clockwise - Not considered

Game - Shot by Shot

End 8 — **CAN - Canada 6 + 1** (this end) **= 7** — **NOR - Norway 3 + 0** (this end) **= 3**



	1	2	3	4	5	6
	NOR: BRUSETH M	CAN: BILAWKA Z	NOR: BRUSETH M	CAN: BILAWKA Z	NOR: HERFJORD J	CAN: PAYETTE B
	Front ↻ 75%	Draw ↻ 100%	Front ↻ 100%	Draw ↻ 100%	Draw ↺ 100%	Clearing ↺ 100%

	7	8	9	10	11	12
	NOR: HERFJORD J	CAN: PAYETTE B	NOR: FAGERVOLL B	CAN: PETERS J	NOR: FAGERVOLL B	CAN: PETERS J
	Draw ↺ 100%	Take-out ↺ 100%	Hit and Roll ↺ 75%	Take-out ↺ 100%	Hit and Roll ↺ 75%	Take-out ↺ 100%

	13	14	15	16
	NOR: OEY E	CAN: GAUTHIER J	NOR: OEY E	CAN: GAUTHIER J
	Draw ↺ 75%	Take-out ↺ 100%	Double Take-out ↺ 50%	Take-out ↺ 100%

	CAN	NOR
Total Score	7	3
Time left	00:00	00:00

Legend:
↻ Clockwise ↺ Counter-clockwise - Not considered

Game - Shot by Shot

End 9 — **CAN - Canada 7 + 2** (this end) **= 9** — **NOR - Norway 3 + 0** (this end) **= 3**



1	2	3	4	5	6
CAN: BILAWKA Z	NOR: BRUSETH M	CAN: BILAWKA Z	NOR: BRUSETH M	CAN: PAYETTE B	NOR: HERFJORD J
Draw ↻ 100%	Front ↺ 100%	Draw ↻ 100%	Draw ↺ 25%	Through -	Draw ↺ 100%
7	**8**	**9**	**10**	**11**	**12**
CAN: PAYETTE B	NOR: HERFJORD J	CAN: PETERS J	NOR: FAGERVOLL B	CAN: PETERS J	NOR: FAGERVOLL B
Clearing ↻ 100%	Hit and Roll ↺ 100%	Double Take-out ↻ 50%	Hit and Roll ↺ 75%	Take-out ↺ 100%	Draw ↺ 0%
13	**14**	**15**	**16**		
CAN: GAUTHIER J	NOR: OEY E	CAN: GAUTHIER J	NOR: OEY E		
Clearing ↻ 100%	Draw ↺ 0%	Draw ↻ 100%	Draw ↺ 25%		

	CAN	NOR
Total Score	9	3
Time left	10:43	06:00

Legend:
↻ Clockwise ↺ Counter-clockwise - Not considered

Game Results

Sheet	Game	Team	LSFE	1	2	3	4	5	6	7	8	9	10	Extra Ends			Total
D	5	RUS - Russia		0	0	1	0	3	2	0	0	3	0	0				9
	5	SUI - Switzerland	*	1	3	0	1	0	0	1	1	0	2	1				10

RUS - Russia		Shot Success Game	All
4 V	DUDOV Andrey	66 %	75 %
3 S	KARETNIKOV Artem	83 %	72 %
2	VLASENKO Mikhail	63 %	68 %
1	LYSAKOV Nikolai	80 %	83 %
A	KAZACHKOV Ivan	-	67 %
	Team Total	73 %	75 %

Last Stone Draw		Distance
↻	LYSAKOV Nikolai	22.7cm
↺	DUDOV Andrey	85.6cm
Total		**108.3cm**

Time remaining: 0 minutes 2 seconds
2 minutes 4 seconds (after extra end)

Time-out: End 6 - RUS stone 7; End 11 - RUS stone 8

SUI - Switzerland		Shot Success Game	All
4 V	STOCKER Yves	52 %	61%
3 S	HOESLI Marco	80 %	80 %
2	EBERHARD Felix	82 %	73 %
1	GERTSCH Marcel	89 %	82 %
A	WAGENSEIL Yves	-	71%
	Team Total	76 %	72 %

Last Stone Draw		Distance
↻	HOESLI Marco	18.5cm
↺	GERTSCH Marcel	32.5cm
Total		**51.0cm**

Time remaining: 0 minutes 27 seconds
2 minutes 7 seconds (after extra end)

Time-out: End 5 - SUI stone 5; End 11 - SUI stone 8

RUS - Russia		↻		↺		Game	
4 DUDOV Andrey	Draws	6	63 %	7	89 %	13	77 %
	Take-outs	2	100 %	7	36 %	9	50 %
	Total	8	72 %	14	63 %	22	66 %
3 KARETNIKOV Artem	Draws	2	88 %	9	83 %	11	84 %
	Take-outs	4	100 %	7	71 %	11	82 %
	Total	6	96 %	16	78 %	22	83 %
2 VLASENKO Mikhail	Draws	4	63 %	6	71 %	10	68 %
	Take-outs	6	67 %	6	50 %	12	58 %
	Total	10	65 %	12	60 %	22	63 %
1 LYSAKOV Nikolai	Draws	2	88 %	16	84 %	18	85 %
	Take-outs	3	58 %	1	50 %	4	56 %
	Total	5	70 %	17	82 %	22	80 %
A KAZACHKOV Ivan	Draws	0	-	0	-	0	-
	Take-outs	0	-	0	-	0	-
	Total	0	-	0	-	0	-
Team	Draws	14	70 %	38	83 %	52	79 %
	Take-outs	15	78 %	21	52 %	36	63 %
	Total	29	74 %	59	72 %	88	73 %

SUI - Switzerland		↻		↺		Game	
4 STOCKER Yves	Draws	5	35 %	6	79 %	11	59 %
	Take-outs	4	38 %	7	50 %	11	45 %
	Total	9	36 %	13	63 %	22	52 %
3 HOESLI Marco	Draws	1	75 %	12	85 %	13	85 %
	Take-outs	6	75 %	3	67 %	9	72 %
	Total	7	75 %	15	82 %	22	80 %
2 EBERHARD Felix	Draws	4	100 %	7	79 %	11	86 %
	Take-outs	6	96 %	5	55 %	11	77 %
	Total	10	98 %	12	69 %	22	82 %
1 GERTSCH Marcel	Draws	3	67 %	17	93 %	20	89 %
	Take-outs	1	100 %	0	-	1	100 %
	Total	4	75 %	17	93 %	21	89 %
A WAGENSEIL Yves	Draws	0	-	0	-	0	-
	Take-outs	0	-	0	-	0	-
	Total	0	-	0	-	0	-
Team	Draws	13	65 %	42	86 %	55	81 %
	Take-outs	17	75 %	15	55 %	32	66 %
	Total	30	71 %	57	78 %	87	76 %

Note:
Position and function for each team member:
4 = Fourth, **3** = Third, **2** = Second, **1** = Lead, **A** = Alternate, **S** = Skip, **V** = Vice-Skip

Legend:
↻ Clockwise ↺ Counter-clockwise **LSFE(*)** Last Stone First End

CURLIT Curling Information Technology Ltd.

Game - Shot by Shot

End 1 — **RUS - Russia 0 + 0** (this end) **= 0** — **SUI - Switzerland 0 + 1** (this end) **= 1**

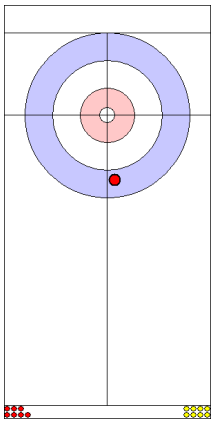

1 RUS: LYSAKOV N
Draw ↺ 100%

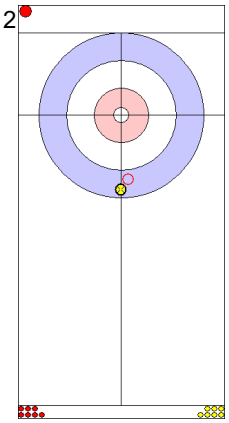

2 SUI: GERTSCH M
Take-out ↻ 100%

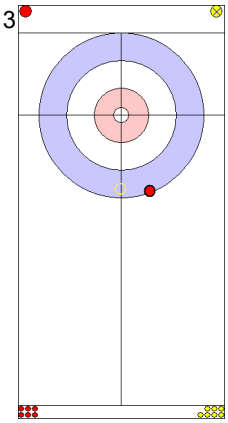

3 RUS: LYSAKOV N
Take-out ↻ 100%

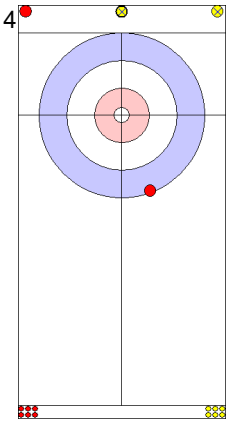

4 SUI: GERTSCH M
Front ↺ -
picked up debris

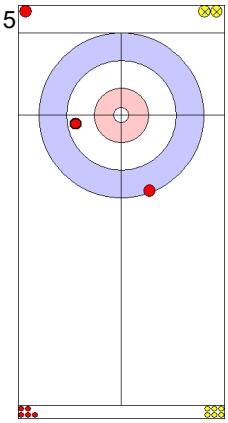

5 RUS: VLASENKO M
Draw ↺ 100%

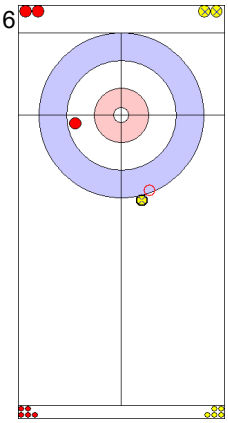

6 SUI: EBERHARD F
Hit and Roll ↻ 75%

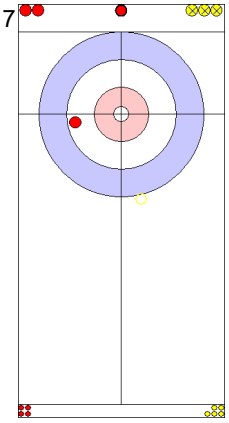

7 RUS: VLASENKO M
Hit and Roll ↺ 50%

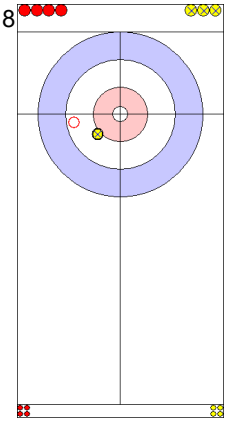

8 SUI: EBERHARD F
Take-out ↻ 100%

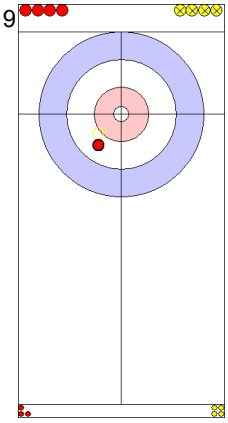

9 RUS: KARETNIKOV A
Take-out ↻ 100%

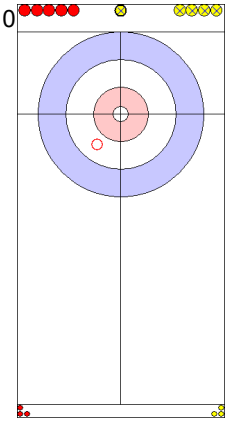

10 SUI: HOESLI M
Take-out ↻ 50%

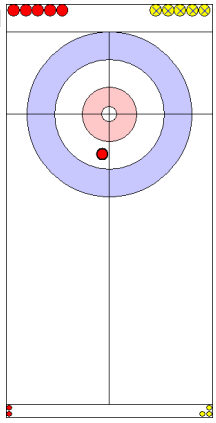

11 RUS: KARETNIKOV A
Draw ↺ 100%

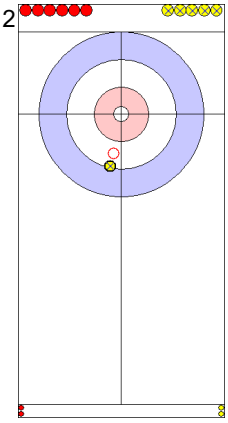

12 SUI: HOESLI M
Take-out ↻ 100%

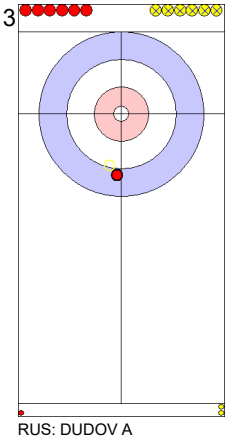

13 RUS: DUDOV A
Take-out ↺ 100%

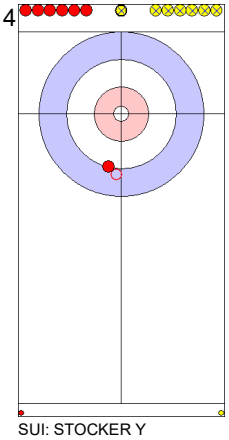

14 SUI: STOCKER Y
Take-out ↻ 0%

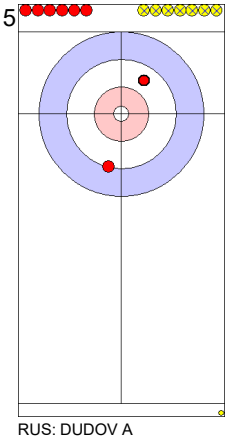

15 RUS: DUDOV A
Draw ↻ 100%

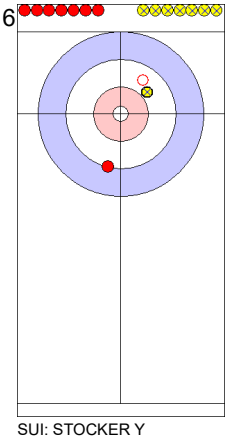

16 SUI: STOCKER Y
Take-out ↺ 100%

	RUS	SUI
Total Score	0	1
Time left	00:00	00:00

Legend:
↻ Clockwise ↺ Counter-clockwise - Not considered

Game - Shot by Shot

End 2 — **RUS - Russia** 0 + 0 (this end) = 0 — **SUI - Switzerland** 1 + 3 (this end) = 4

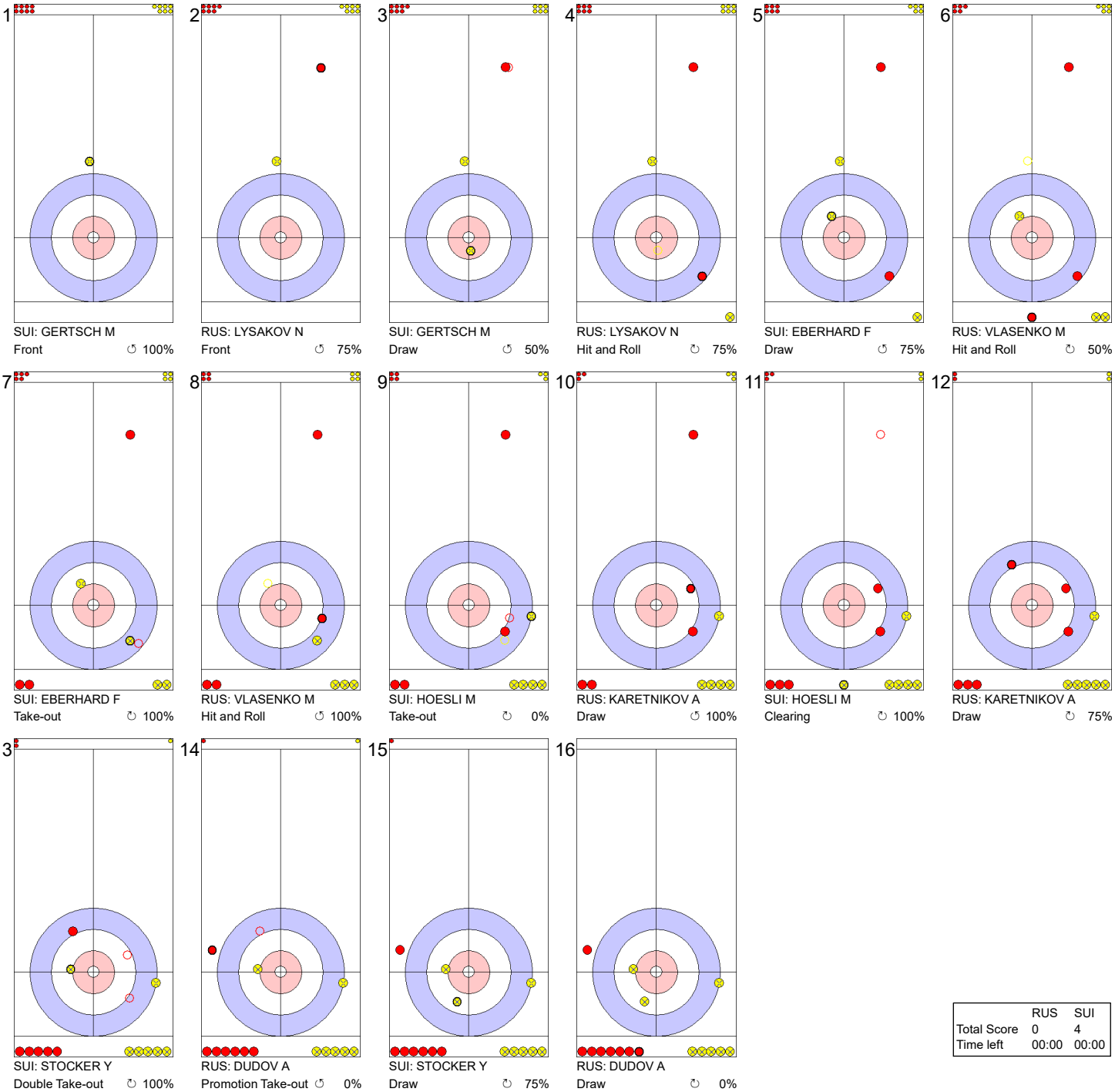

	RUS	SUI
Total Score	0	4
Time left	00:00	00:00

Legend:

↻ Clockwise ↺ Counter-clockwise - Not considered

Game - Shot by Shot

End 3 — **RUS - Russia** 0 + 1 (this end) = 1 — **SUI - Switzerland** 4 + 0 (this end) = 4



	RUS	SUI
Total Score	1	4
Time left	00:00	00:00

Legend:

↻ Clockwise ↺ Counter-clockwise - Not considered

Game - Shot by Shot

End 4 — **RUS - Russia** 1 + 0 (this end) = 1 — **SUI - Switzerland** 4 + 1 (this end) = 5

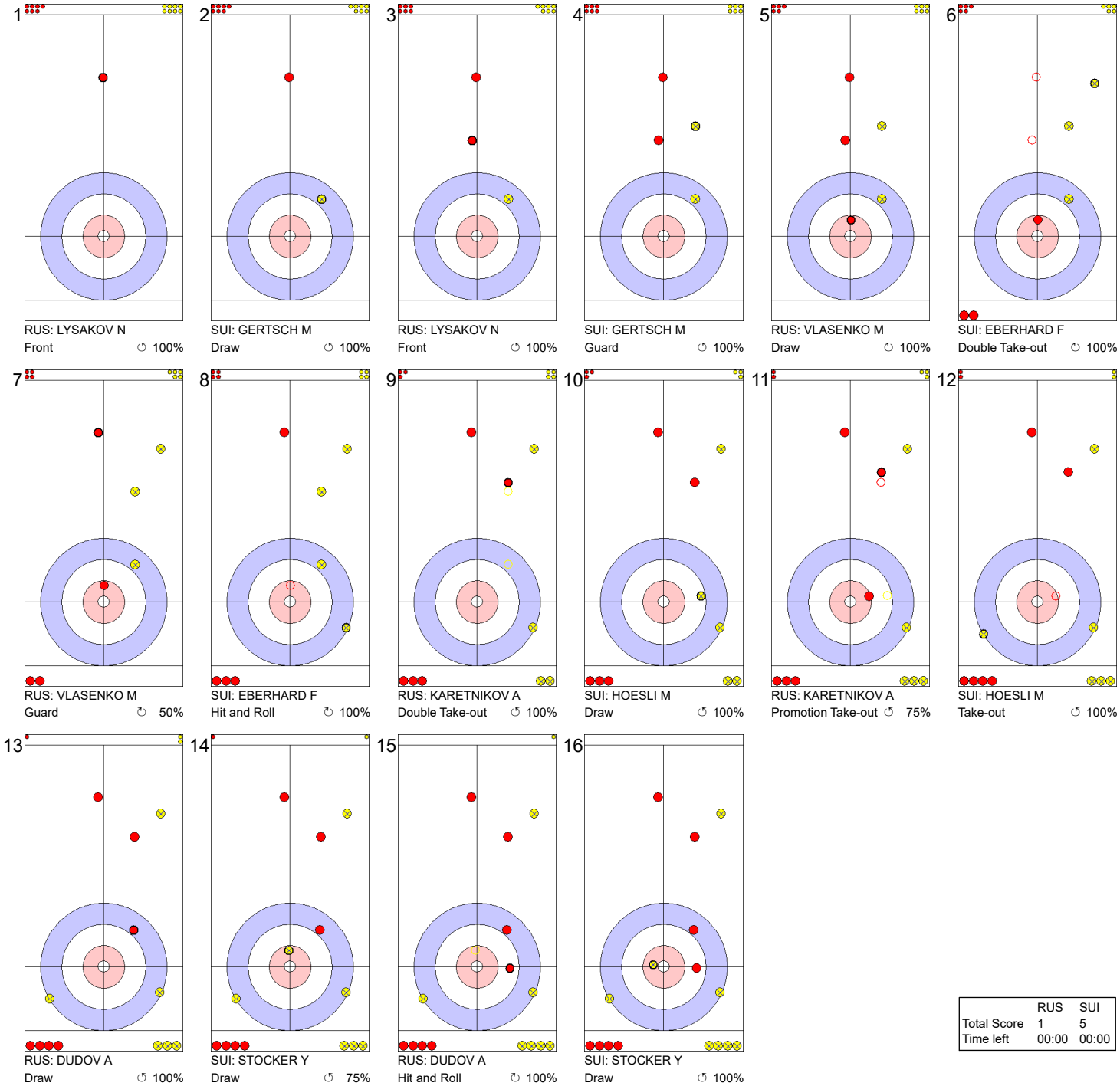

	RUS	SUI
Total Score	1	5
Time left	00:00	00:00

Legend:
↻ Clockwise ↺ Counter-clockwise - Not considered

Game - Shot by Shot

End 5 **RUS - Russia** **1 + 3** (this end) **= 4** **SUI - Switzerland** **5 + 0** (this end) **= 5**



	RUS	SUI
Total Score	4	5
Time left	00:00	00:00

Legend:

↻ Clockwise ↺ Counter-clockwise - Not considered

Game - Shot by Shot

End 6 — **RUS - Russia** **4 + 2** (this end) **= 6** — **SUI - Switzerland** **5 + 0** (this end) **= 5**

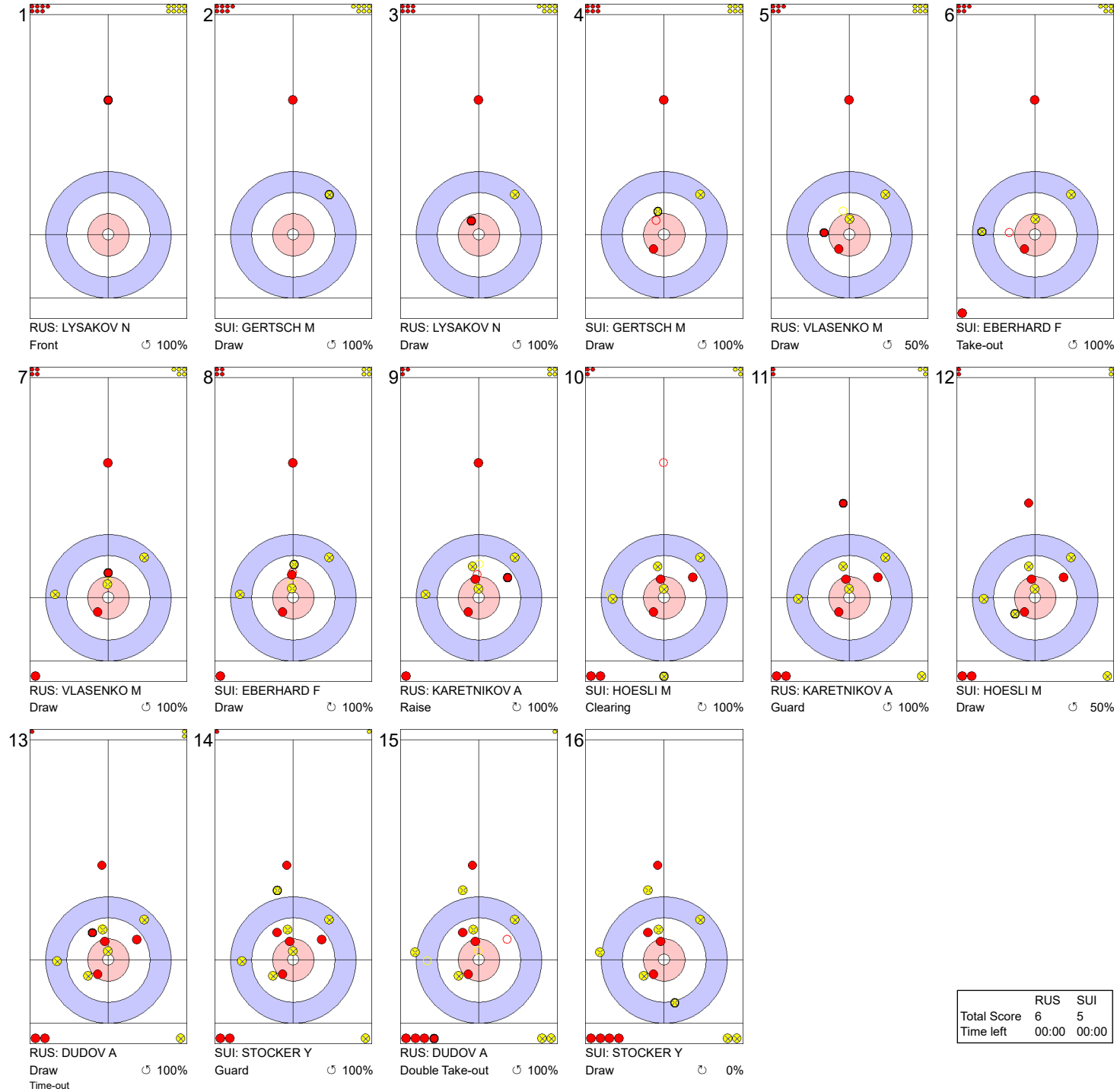

	RUS	SUI
Total Score	6	5
Time left	00:00	00:00

Legend:

↻ Clockwise ↺ Counter-clockwise - Not considered

Game - Shot by Shot

End 7 — **RUS - Russia** 6 + 0 (this end) = 6 — **SUI - Switzerland** 5 + 1 (this end) = 6



	RUS	SUI
Total Score	6	6
Time left	00:00	00:00

Legend:

↻ Clockwise ↺ Counter-clockwise - Not considered

Game - Shot by Shot

End 8 — **RUS - Russia 6 + 0** (this end) **= 6** — **SUI - Switzerland 6 + 1** (this end) **= 7**

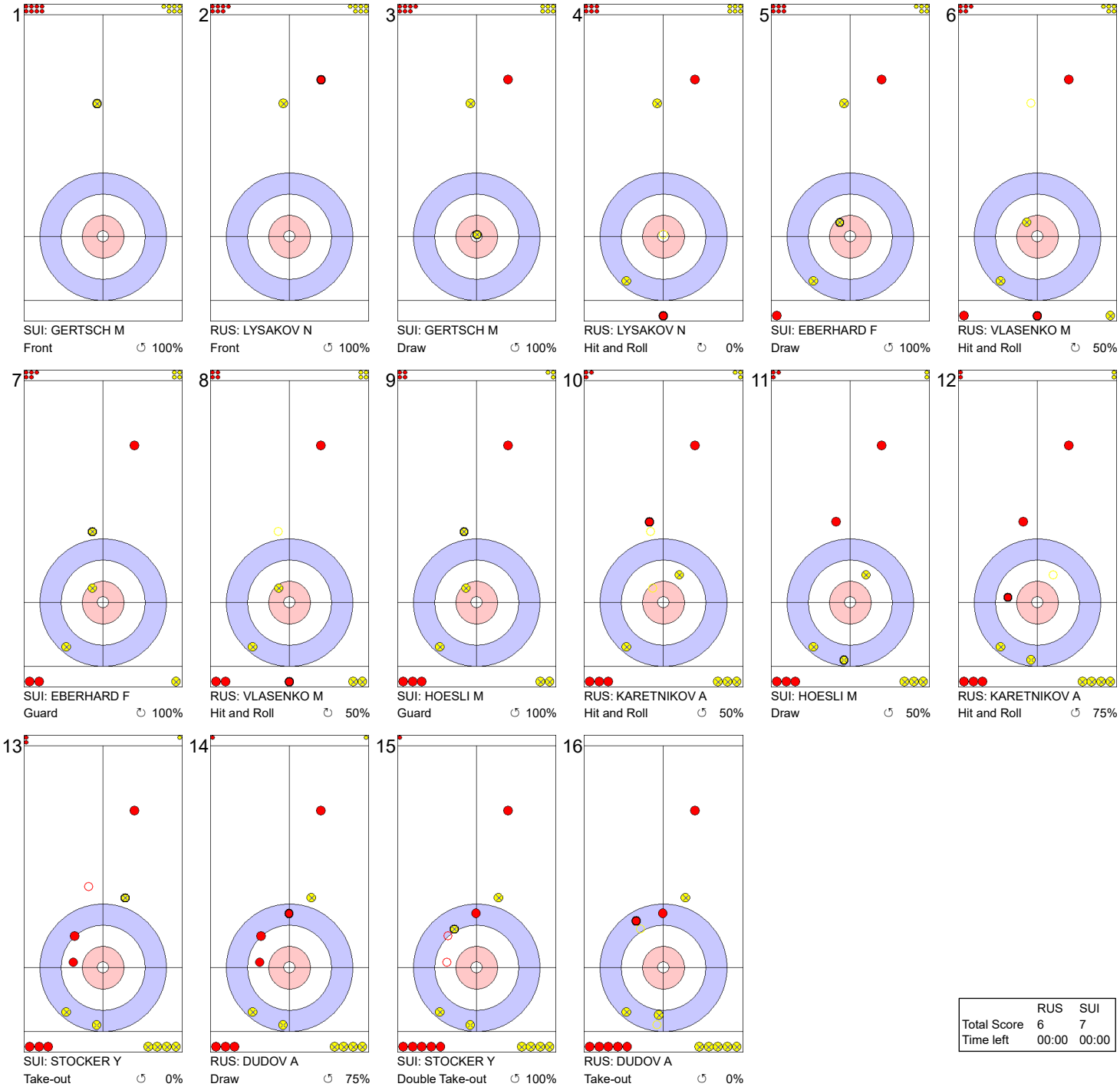

	RUS	SUI
Total Score	6	7
Time left	00:00	00:00

Legend:

↻ Clockwise ↺ Counter-clockwise - Not considered

Game - Shot by Shot

End 9 — **RUS - Russia 6 + 3** (this end) **= 9** — **SUI - Switzerland 7 + 0** (this end) **= 7**

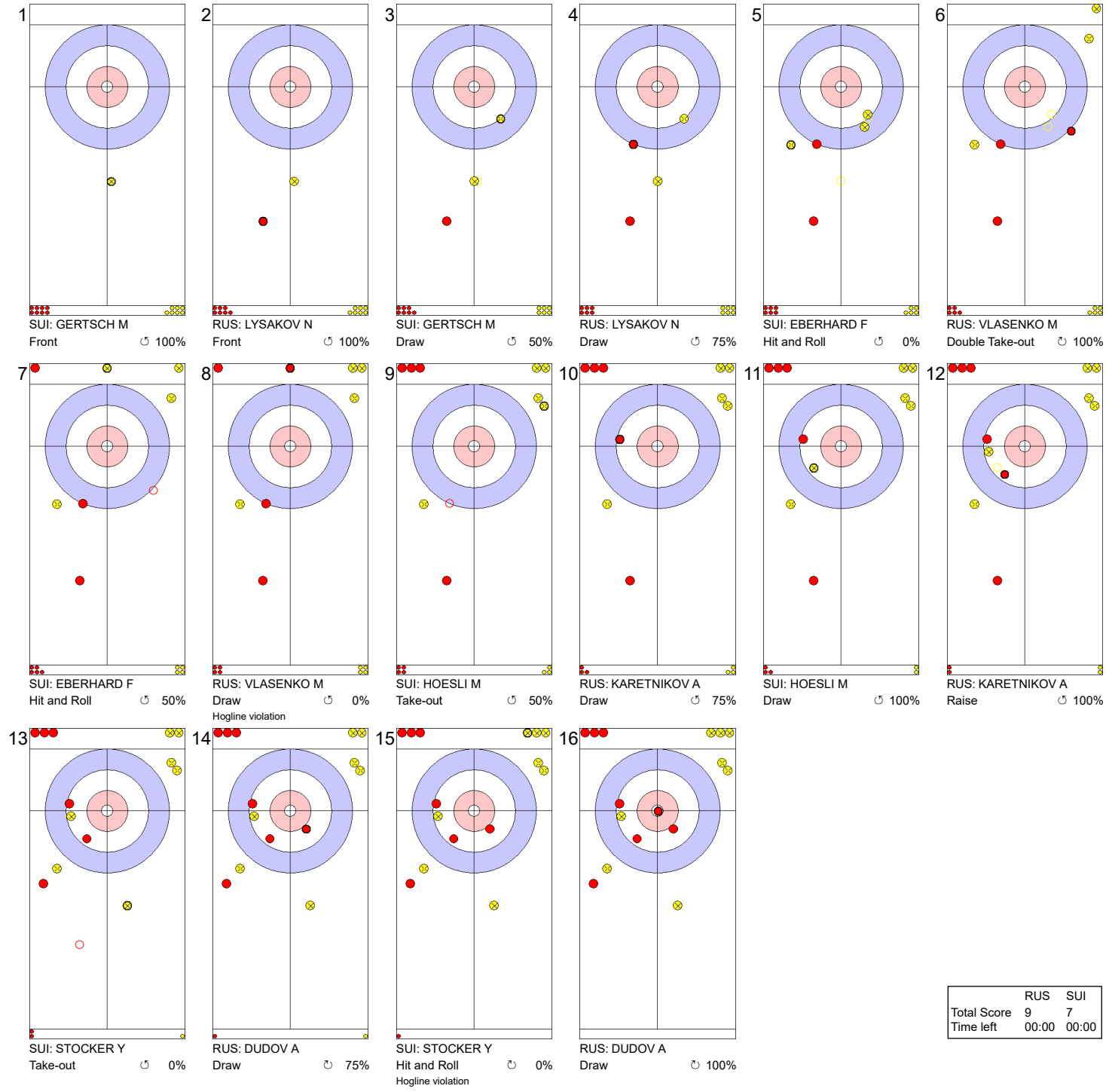

	1	2	3	4	5	6
	SUI: GERTSCH M	RUS: LYSAKOV N	SUI: GERTSCH M	RUS: LYSAKOV N	SUI: EBERHARD F	RUS: VLASENKO M
	Front ↻ 100%	Front ↻ 100%	Draw ↻ 50%	Draw ↻ 75%	Hit and Roll ↻ 0%	Double Take-out ↻ 100%
	7	8	9	10	11	12
	SUI: EBERHARD F	RUS: VLASENKO M	SUI: HOESLI M	RUS: KARETNIKOV A	SUI: HOESLI M	RUS: KARETNIKOV A
	Hit and Roll ↻ 50%	Draw ↻ 0%	Take-out ↻ 50%	Draw ↻ 75%	Draw ↻ 100%	Raise ↻ 100%
		Hogline violation				
	13	14	15	16		
	SUI: STOCKER Y	RUS: DUDOV A	SUI: STOCKER Y	RUS: DUDOV A		
	Take-out ↻ 0%	Draw ↻ 75%	Hit and Roll ↻ 0%	Draw ↻ 100%		
			Hogline violation			

	RUS	SUI
Total Score	9	7
Time left	00:00	00:00

Legend:
↻ Clockwise ↺ Counter-clockwise - Not considered

Game - Shot by Shot

End 10 **RUS - Russia 9 + 0** (this end) **= 9** **SUI - Switzerland 7 + 2** (this end) **= 9**



	RUS	SUI
Total Score	9	9
Time left	00:02	00:27

Legend:

↻ Clockwise ↺ Counter-clockwise - Not considered

Game - Shot by Shot

End 11 — **RUS - Russia 9 + 0** (this end) **= 9** — **SUI - Switzerland 9 + 1** (this end) **= 10**

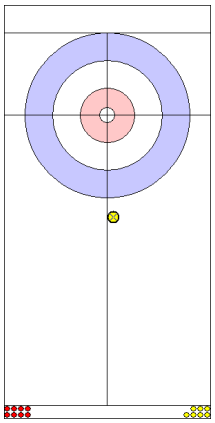

1
SUI: GERTSCH M
Front ↻ 100%

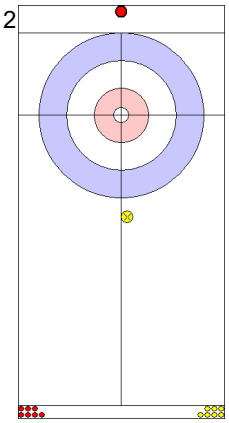

2
RUS: LYSAKOV N
Wick / Soft Peeling ↺ 0%
Soft-Peeling

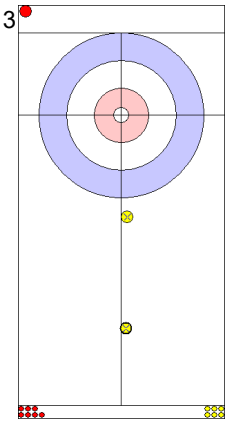

3
SUI: GERTSCH M
Front ↻ 100%

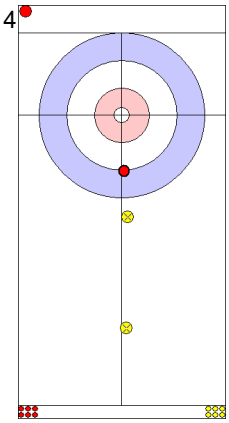

4
RUS: LYSAKOV N
Draw ↻ 75%

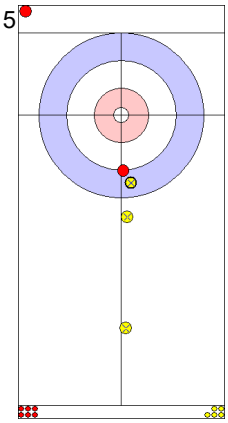

5
SUI: EBERHARD F
Draw ↺ 50%

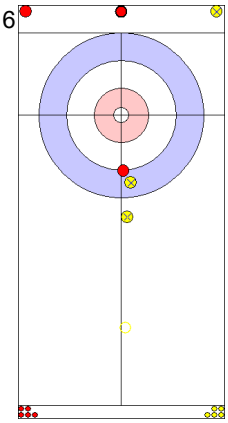

6
RUS: VLASENKO M
Double Take-out ↻ 50%

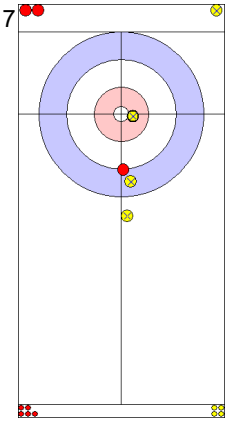

7
SUI: EBERHARD F
Draw ↺ 100%

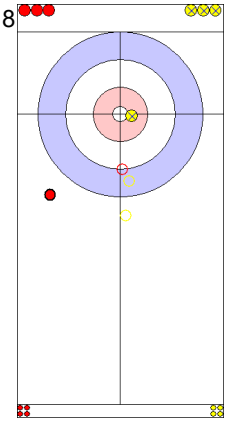

8
RUS: VLASENKO M
Double Take-out ↻ 100%

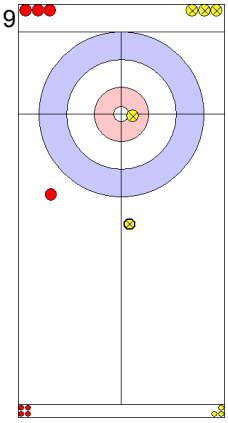

9
SUI: HOESLI M
Guard ↺ 100%

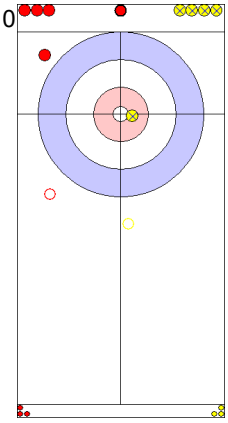

10
RUS: KARETNIKOV A
Clearing ↻ 100%

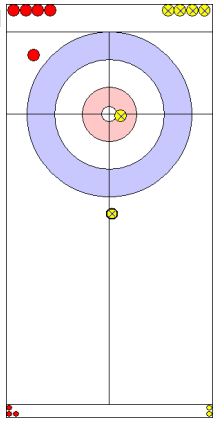

11
SUI: HOESLI M
Guard ↺ 75%

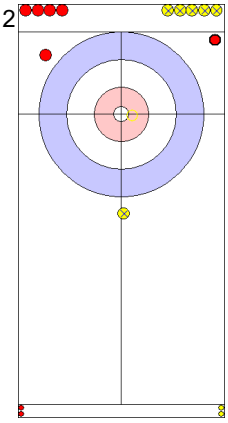

12
RUS: KARETNIKOV A
Take-out ↺ 50%

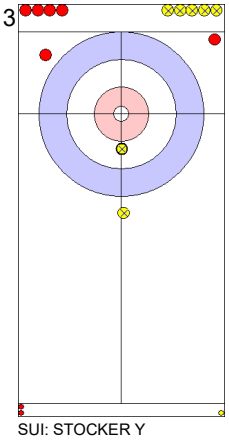

13
SUI: STOCKER Y
Draw ↺ 100%

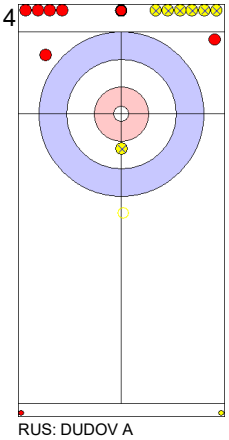

14
RUS: DUDOV A
Double Take-out ↺ 50%

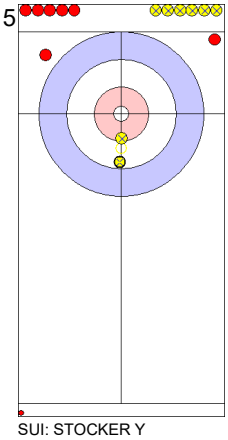

15
SUI: STOCKER Y
Raise ↺ 100%
Time-out

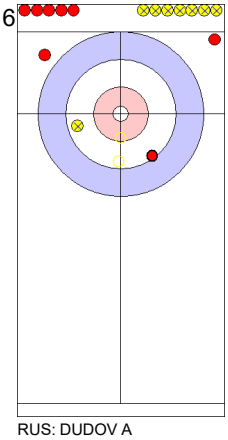

16
RUS: DUDOV A
Double Take-out ↺ 0%
Time-out

	RUS	SUI
Total Score	9	10
Time left	02:04	02:07

Legend:
↻ Clockwise ↺ Counter-clockwise - Not considered

Game Results

Sheet	Game	Team	LSFE	1	2	3	4	5	6	7	8	9	10	Extra Ends			Total
E	5	GER - Germany		0	1	0	0	2	0	2	0	2	0	2				9
	5	ITA - Italy	*	1	0	0	2	0	1	0	2	0	1	0				7

GER - Germany		Shot Success Game	All
4 S	TOTZEK Sixten	81%	80%
3 V	SUTOR Joshua	63%	70%
2	HAAG Jan-Luca	58%	77%
1	SUTOR Magnus	89%	83%
A	HARSCH Klaudius	81%	81%
	Team Total	76%	78%

Last Stone Draw		Distance
↻	SUTOR Magnus	138.4cm
↺	HAAG Jan-Luca	7.6cm
Total		**146.0cm**

Time remaining: 0 minutes 14 seconds
1 minute 58 seconds (after extra end)

Time-out: End 9 - GER stone 4; End 11 - GER stone 7

HARSCH K replaced HAAG JL at the beginning of end 6

ITA - Italy		Shot Success Game	All
4 S	COLLI Giacomo	74%	67%
3 V	ZISA Alberto	70%	69%
2	DE ZANNA Francesco	69%	68%
1	PIFFER Simone	89%	85%
A	CASAGRANDE Luca	-	-
	Team Total	76%	72%

Last Stone Draw		Distance
↻	COLLI Giacomo	57.7cm
↺	PIFFER Simone	81.2cm
Total		**138.9cm**

Time remaining: 0 minutes 54 seconds
1 minute 53 seconds (after extra end)

Time-out: End 9 - ITA stone 4; End 11 - ITA stone 7

GER - Germany		↻	↺	Game
4 TOTZEK Sixten	Draws	7 75%	2 50%	9 69%
	Take-outs	8 88%	4 94%	12 90%
	Total	15 82%	6 79%	21 81%
3 SUTOR Joshua	Draws	4 50%	6 58%	10 55%
	Take-outs	9 75%	3 50%	12 69%
	Total	13 67%	9 56%	22 63%
2 HAAG Jan-Luca	Draws	2 63%	2 88%	4 75%
	Take-outs	6 46%	0 -	6 46%
	Total	8 50%	2 88%	10 58%
1 SUTOR Magnus	Draws	7 89%	11 89%	18 89%
	Take-outs	3 100%	1 50%	4 88%
	Total	10 93%	12 85%	22 89%
A HARSCH Klaudius	Draws	2 100%	3 83%	5 90%
	Take-outs	2 100%	5 65%	7 75%
	Total	4 100%	8 72%	12 81%
Team	Draws	22 76%	24 77%	46 77%
	Take-outs	28 77%	13 69%	41 74%
	Total	50 77%	37 74%	87 76%

ITA - Italy		↻	↺	Game
4 COLLI Giacomo	Draws	6 79%	3 33%	9 64%
	Take-outs	5 75%	8 84%	13 81%
	Total	11 77%	11 70%	22 74%
3 ZISA Alberto	Draws	3 92%	5 50%	8 66%
	Take-outs	3 50%	11 80%	14 73%
	Total	6 71%	16 70%	22 70%
2 DE ZANNA Francesco	Draws	3 83%	9 64%	12 69%
	Take-outs	4 38%	6 92%	10 70%
	Total	7 57%	15 75%	22 69%
1 PIFFER Simone	Draws	6 100%	11 77%	17 85%
	Take-outs	1 100%	4 100%	5 100%
	Total	7 100%	15 83%	22 89%
A CASAGRANDE Luca	Draws	0 -	0 -	0 -
	Take-outs	0 -	0 -	0 -
	Total	0 -	0 -	0 -
Team	Draws	18 89%	28 63%	46 73%
	Take-outs	13 60%	29 86%	42 78%
	Total	31 77%	57 75%	88 76%

Note:
Position and function for each team member:
4 = Fourth, **3** = Third, **2** = Second, **1** = Lead, **A** = Alternate, **S** = Skip, **V** = Vice-Skip

Legend:
↻ Clockwise ↺ Counter-clockwise **LSFE(*)** Last Stone First End

Game - Shot by Shot

End 1 — **GER - Germany** **0 + 0** (this end) **= 0** — **ITA - Italy** **0 + 1** (this end) **= 1**

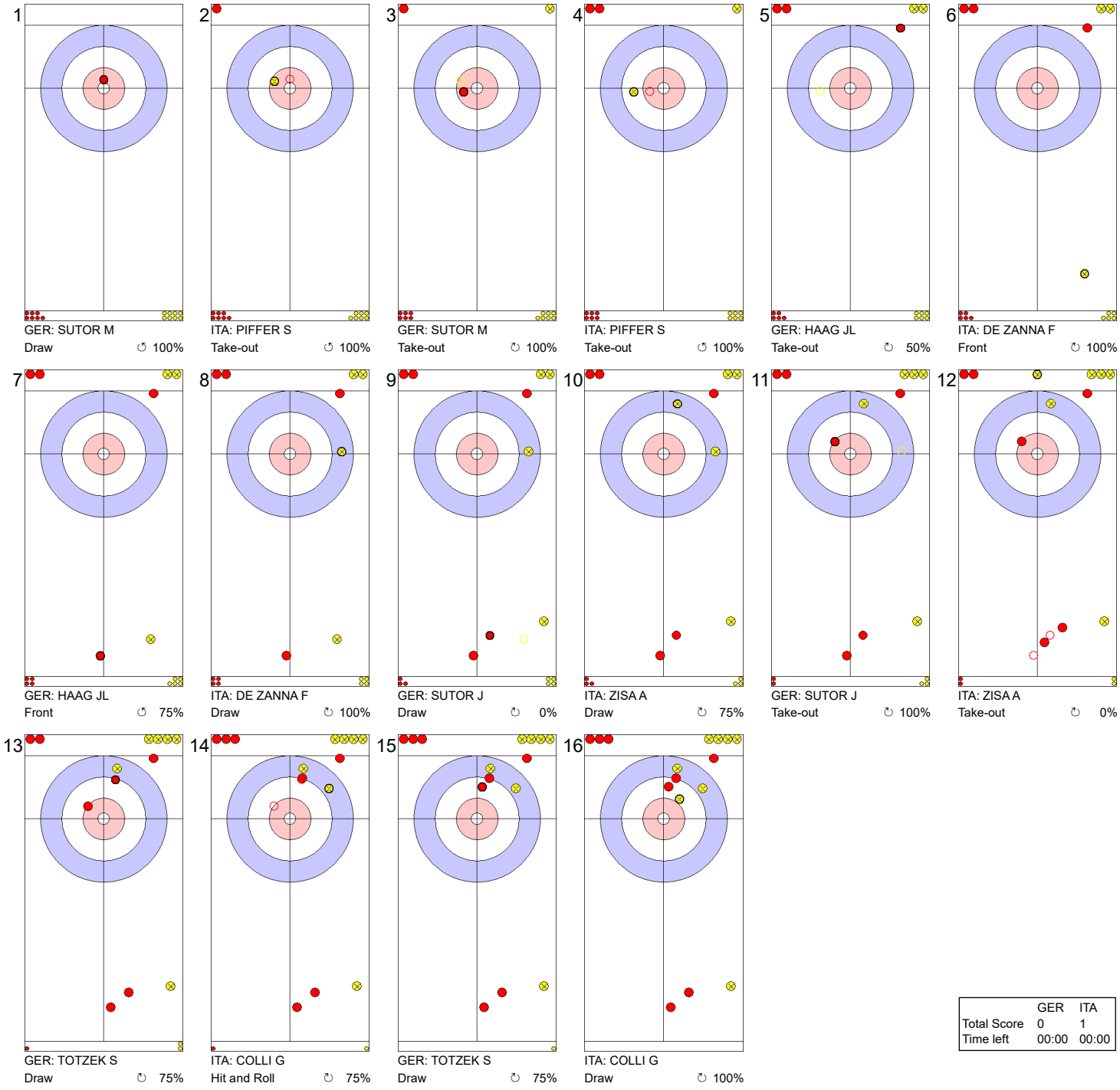

	GER	ITA
Total Score	0	1
Time left	00:00	00:00

Legend:

↻ Clockwise ↺ Counter-clockwise - Not considered

Game - Shot by Shot

End 2 — **GER - Germany** **0 + 1** (this end) **= 1** — **ITA - Italy** **1 + 0** (this end) **= 1**



	GER	ITA
Total Score	1	1
Time left	00:00	00:00

Legend:

↻ Clockwise ↺ Counter-clockwise - Not considered

Game - Shot by Shot

End 3 — **GER - Germany 1 + 0** (this end) **= 1** — **ITA - Italy 1 + 0** (this end) **= 1**

1
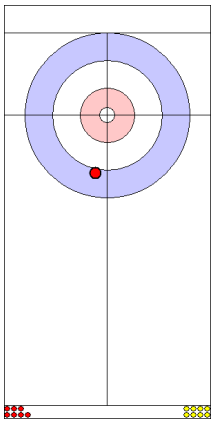
GER: SUTOR M
Draw ↻ 100%

2
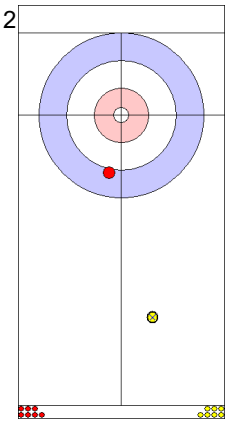
ITA: PIFFER S
Front ↻ 100%

3
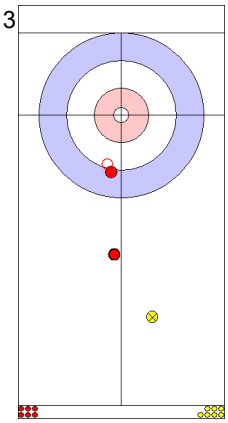
GER: SUTOR M
Guard ↻ 100%

4
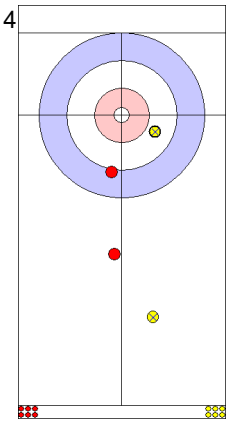
ITA: PIFFER S
Draw ↻ 100%

5
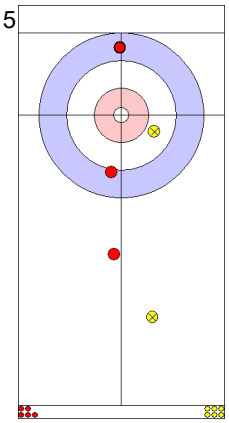
GER: HAAG JL
Draw ↻ 50%

6
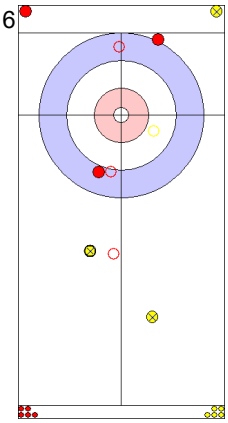
ITA: DE ZANNA F
Double Take-out ↻ 25%

7
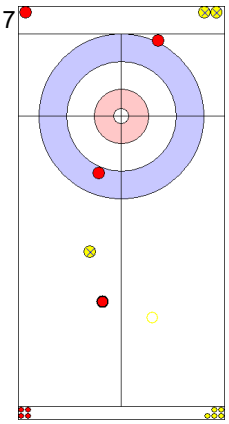
GER: HAAG JL
Clearing ↻ 50%

8
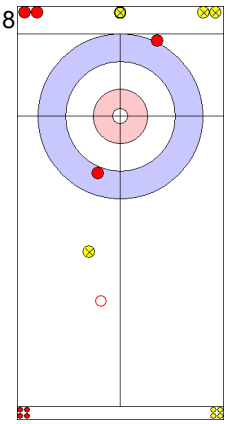
ITA: DE ZANNA F
Clearing ↻ 100%

9
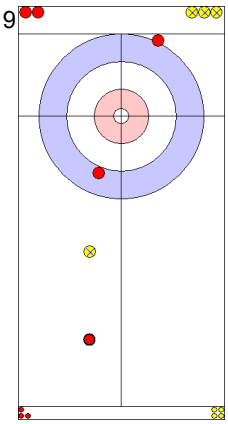
GER: SUTOR J
Draw ↻ 0%

10
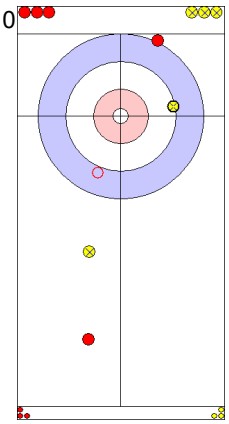
ITA: ZISA A
Take-out ↻ 100%

11
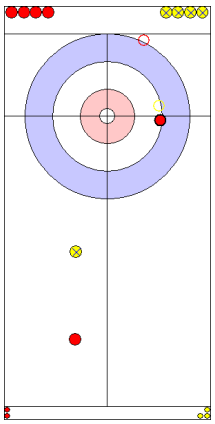
GER: SUTOR J
Take-out ↻ 50%

12
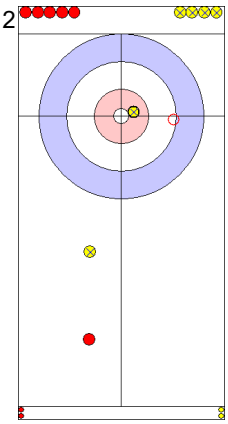
ITA: ZISA A
Take-out ↻ 100%

13
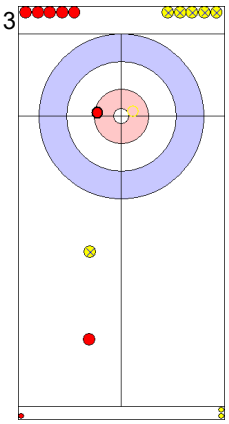
GER: TOTZEK S
Hit and Roll ↻ 75%

14
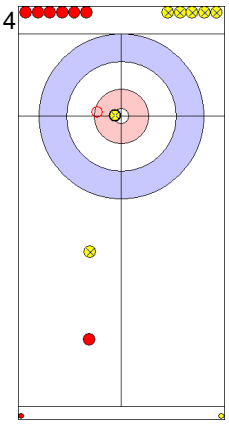
ITA: COLLI G
Take-out ↻ 100%

15
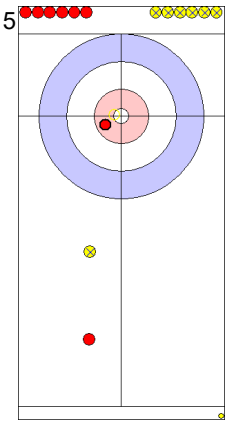
GER: TOTZEK S
Take-out ↻ 100%

16
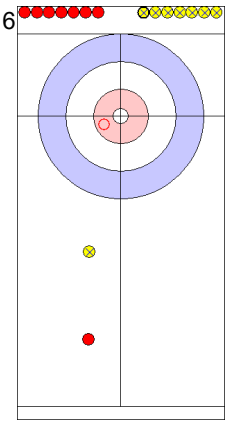
ITA: COLLI G
Clearing ↻ 100%

	GER	ITA
Total Score	1	1
Time left	00:00	00:00

Legend:
↻ Clockwise ↺ Counter-clockwise - Not considered

Game - Shot by Shot

End 4 | **GER - Germany** **1 + 0** (this end) **= 1** | **ITA - Italy** **1 + 2** (this end) **= 3**

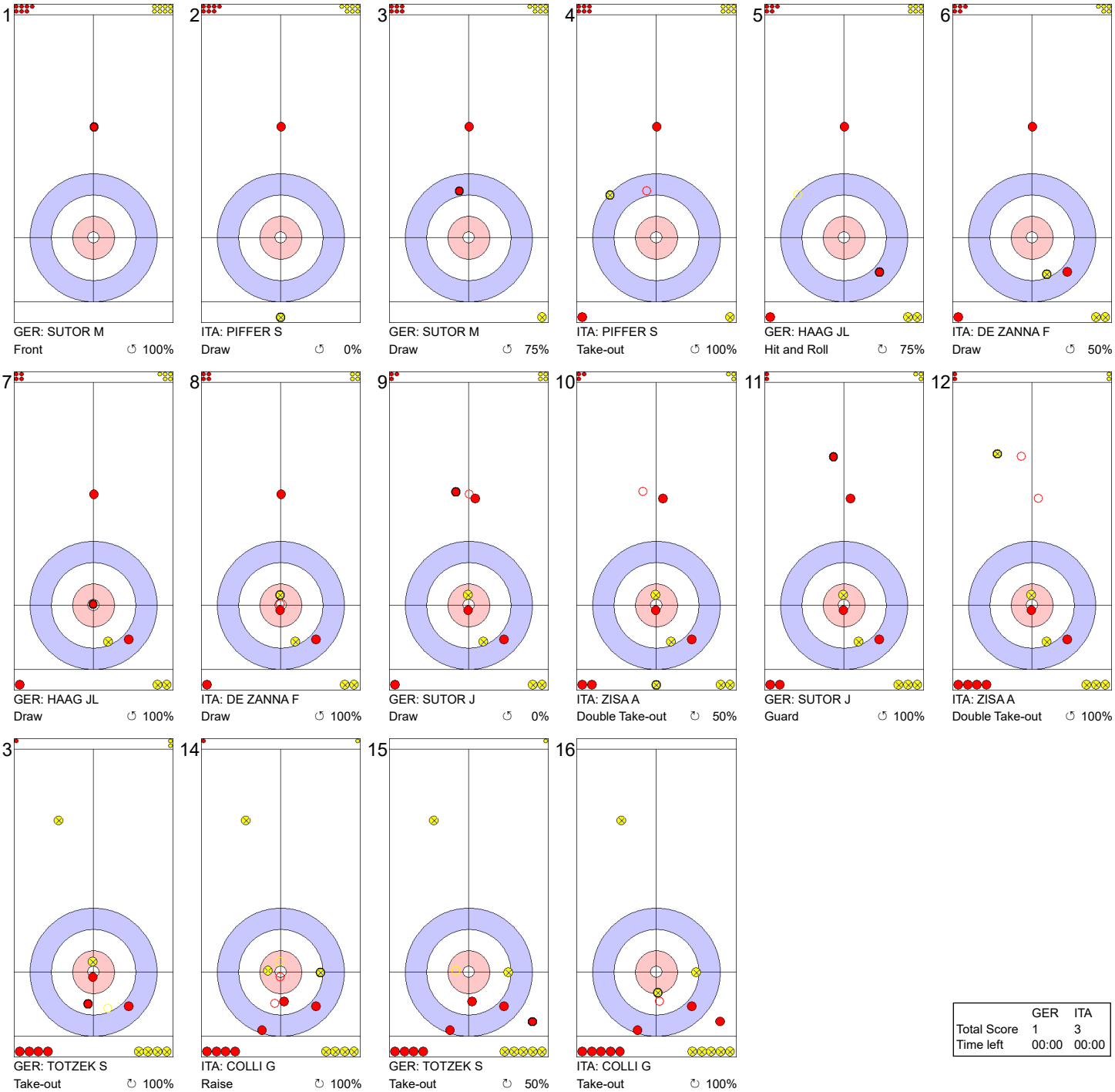

	GER	ITA
Total Score	1	3
Time left	00:00	00:00

Legend:

↻ Clockwise ↺ Counter-clockwise - Not considered

Game - Shot by Shot

End 5 — **GER - Germany** 1 + 2 (this end) = 3 — **ITA - Italy** 3 + 0 (this end) = 3

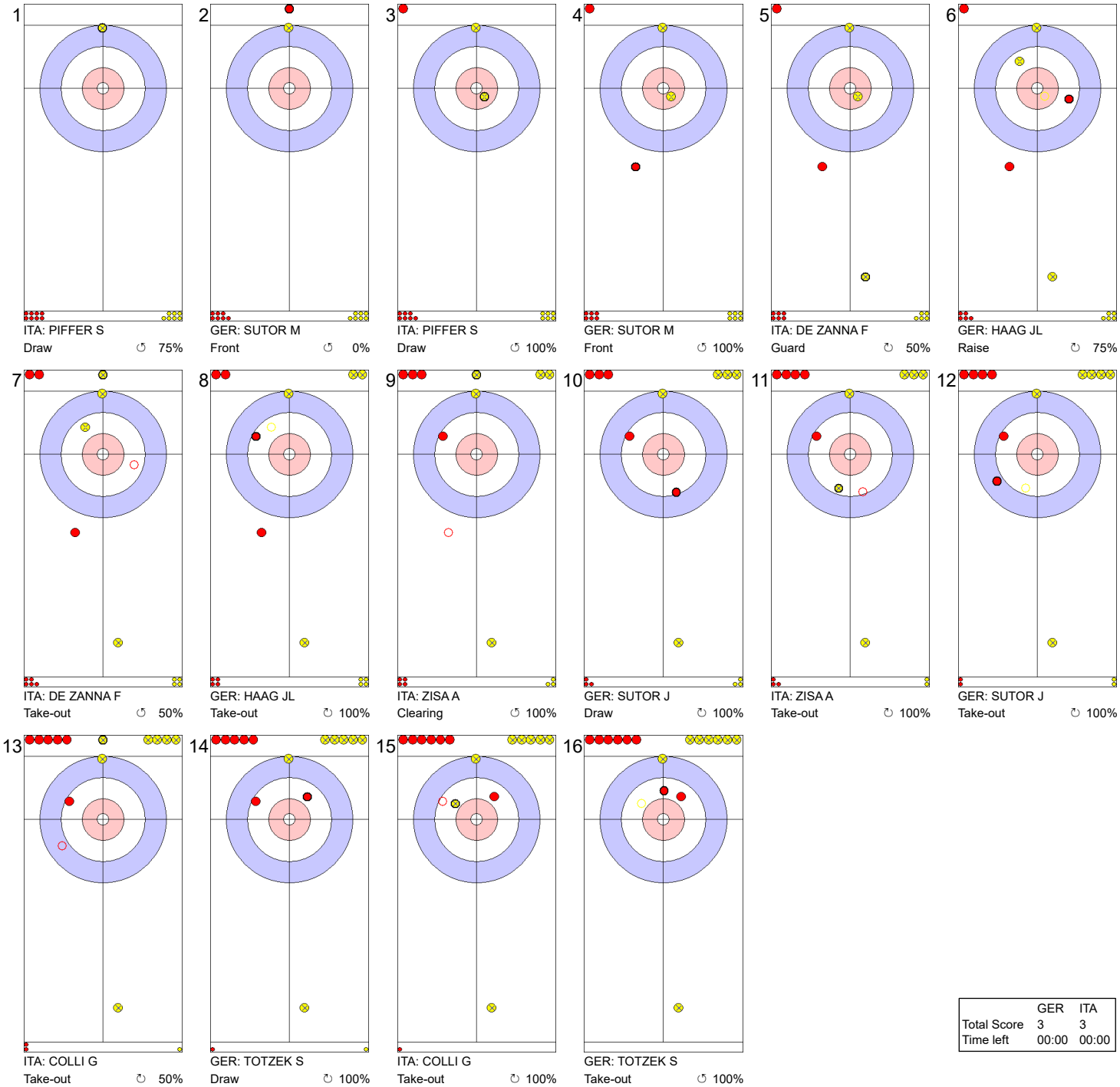

	GER	ITA
Total Score	3	3
Time left	00:00	00:00

Legend:

↻ Clockwise ↺ Counter-clockwise - Not considered

Game - Shot by Shot

End 6 — **GER - Germany** **3 + 0** (this end) **= 3** — **ITA - Italy** **3 + 1** (this end) **= 4**

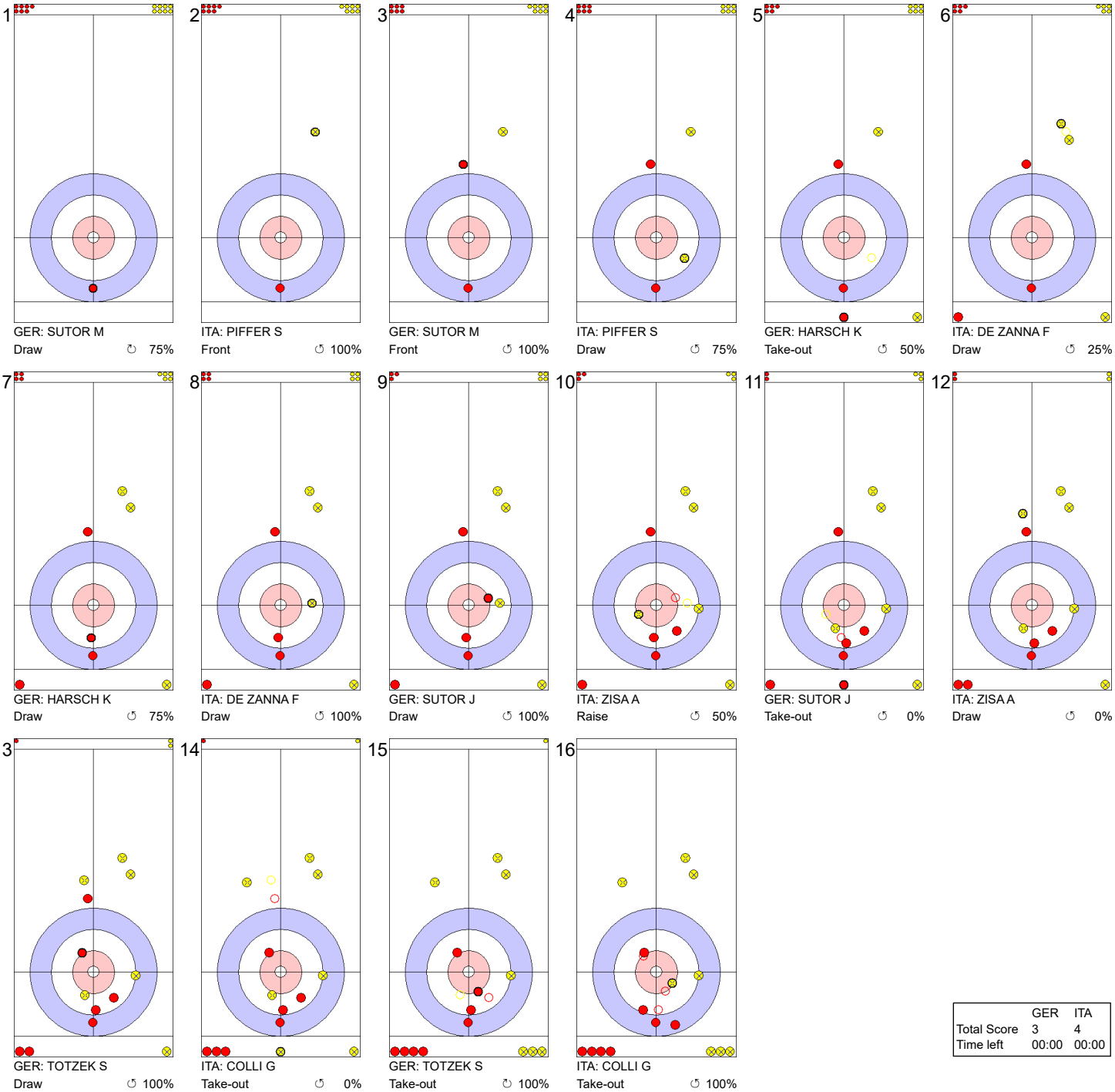

	GER	ITA
Total Score	3	4
Time left	00:00	00:00

Legend:
↻ Clockwise ↺ Counter-clockwise - Not considered

Game - Shot by Shot

End 7 — **GER - Germany** **3 + 2** (this end) **= 5** — **ITA - Italy** **4 + 0** (this end) **= 4**



	GER	ITA
Total Score	5	4
Time left	00:00	00:00

Legend:

↻ Clockwise ↺ Counter-clockwise - Not considered

Game - Shot by Shot

End 8 — **GER - Germany** **5 + 0** (this end) **= 5** — **ITA - Italy** **4 + 2** (this end) **= 6**

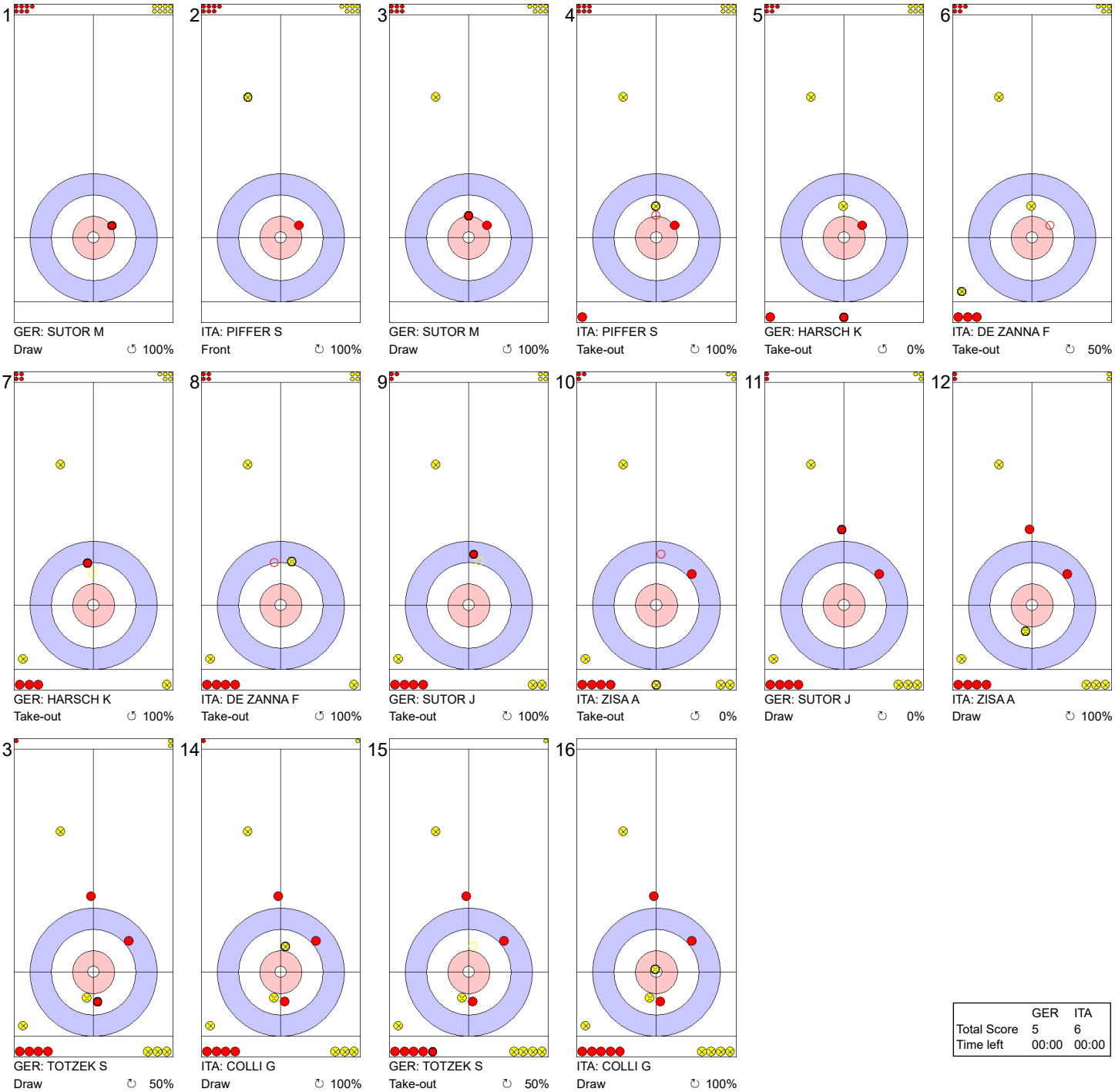

	GER	ITA
Total Score	5	6
Time left	00:00	00:00

Legend:

↻ Clockwise ↺ Counter-clockwise - Not considered

Game - Shot by Shot

End 9 — **GER - Germany 5 + 2** (this end) **= 7** — **ITA - Italy 6 + 0** (this end) **= 6**



	GER	ITA
Total Score	7	6
Time left	00:00	00:00

Legend:

↻ Clockwise ↺ Counter-clockwise - Not considered

Game - Shot by Shot

End 10 — **GER - Germany** **7 + 0** (this end) **= 7** — **ITA - Italy** **6 + 1** (this end) **= 7**



	GER	ITA
Total Score	7	7
Time left	00:14	00:54

Legend:
↻ Clockwise ↺ Counter-clockwise - Not considered

Game - Shot by Shot

End 11 — **GER - Germany** 7 + 2 (this end) = 9 — **ITA - Italy** 7 + 0 (this end) = 7

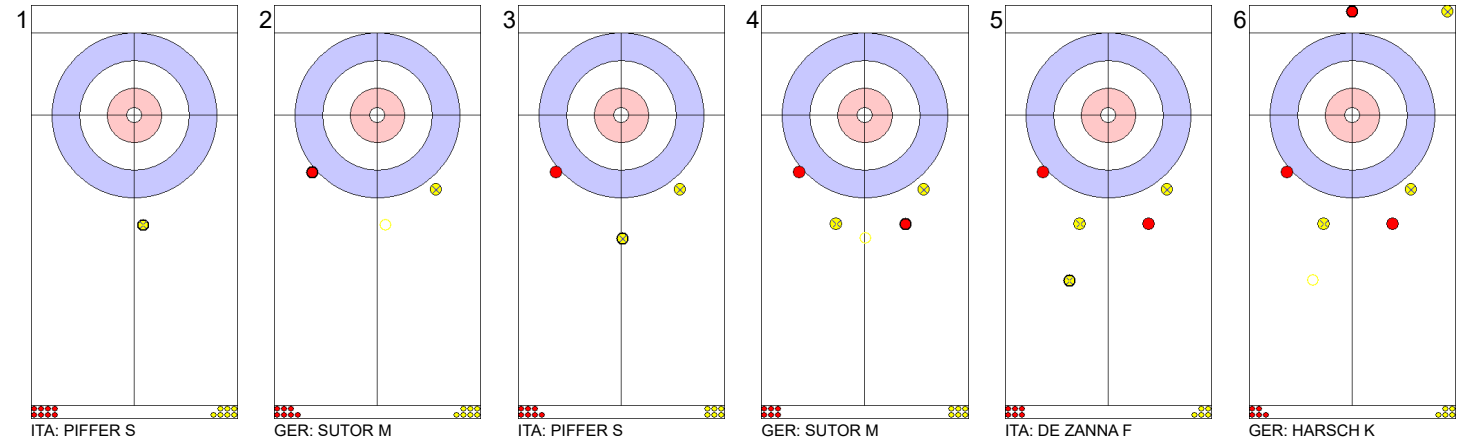

1 — ITA: PIFFER S — Draw ↻ 100%
2 — GER: SUTOR M — Wick / Soft Peeling ↻ 100%
3 — ITA: PIFFER S — Front ↻ 100%
4 — GER: SUTOR M — Wick / Soft Peeling ↻ 75%
5 — ITA: DE ZANNA F — Front ↺ 50%
6 — GER: HARSCH K — Clearing ↻ 100%

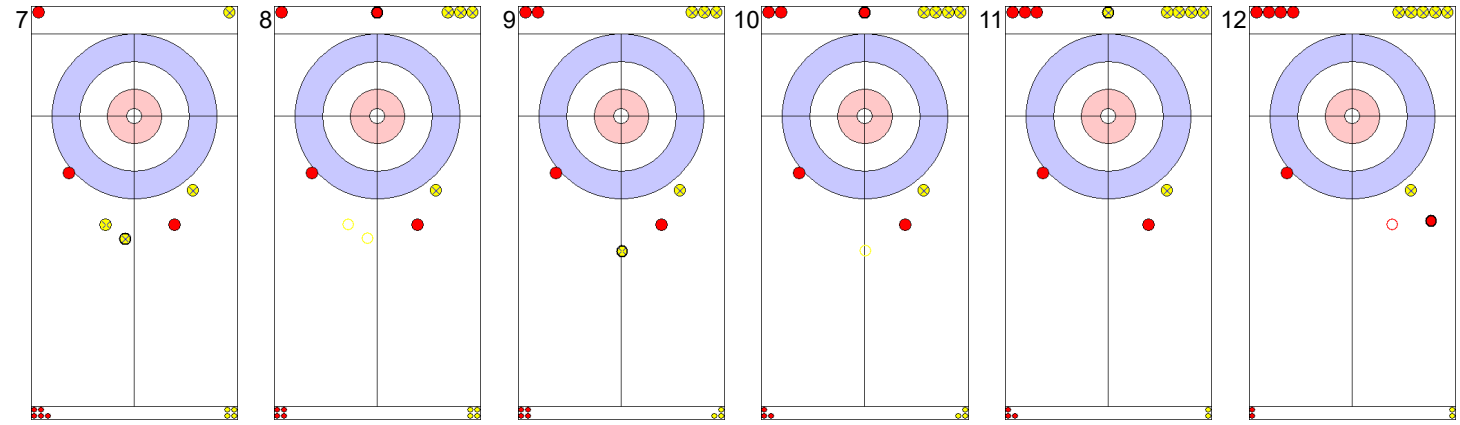

7 — ITA: DE ZANNA F — Front ↻ 100%
8 — GER: HARSCH K — Double Take-out ↻ 100%
9 — ITA: ZISA A — Front ↻ 100%
10 — GER: SUTOR J — Clearing ↻ 100%
11 — ITA: ZISA A — Front ↺ 0%
12 — GER: SUTOR J — Clearing ↺ 75%

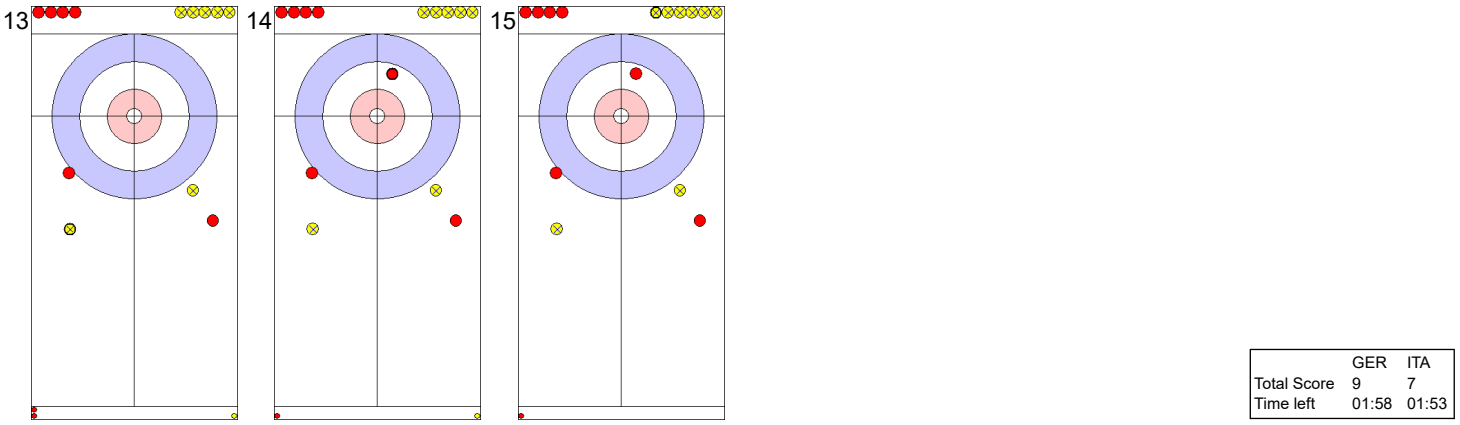

13 — ITA: COLLI G — Draw ↺ 0% — Time-out
14 — GER: TOTZEK S — Draw ↻ 75% — Time-out
15 — ITA: COLLI G — Draw ↻ 0%

	GER	ITA
Total Score	9	7
Time left	01:58	01:53

Legend:
↻ Clockwise ↺ Counter-clockwise - Not considered

Session Results and Standings

Sheet	Game	Team	LSFE	1	2	3	4	5	6	7	8	9	10	Extra Ends			Total
A	4	NOR - Norway		0	1	2	0	0	2	0	1	1	0	0				7
	4	SWE - Sweden	*	0	0	0	0	4	0	0	0	0	3	1				8
B	4	SCO - Scotland		0	1	0	0	2	0	0	2	0	0					5
	4	GER - Germany	*	0	0	1	0	0	0	2	0	1	0					4
C	4	SUI - Switzerland		0	1	1	0	1	0	0	0	1	X					4
	4	NZL - New Zealand	*	2	0	0	1	0	2	1	1	0	X					7
D	4	ITA - Italy		0	0	0	1	0	0	1	X	X	X					2
	4	CAN - Canada	*	2	1	1	0	1	2	0	X	X	X					7
E	4	USA - United States	*	2	0	1	0	0	0	0	1	0	X					4
	4	RUS - Russia		0	2	0	1	0	0	1	0	3	X					7

Current Standings

Rank	Team	Games	Wins	Losses
1	CAN - Canada	4	3	1
1	GER - Germany	4	3	1
1	NZL - New Zealand	4	3	1
1	RUS - Russia	4	3	1
5	SCO - Scotland	4	2	2
5	SWE - Sweden	4	2	2
5	USA - United States	4	2	2
8	ITA - Italy	4	1	3
8	SUI - Switzerland	4	1	3
10	NOR - Norway	4	0	4

Note:
Under WCF rules, tie-breaking rules for standings are not applied until after the last game of the round robin.

Legend:
LSFE(*) Last Stone First End
X Unplayed/unfinished end due to concession

Game Results

Sheet	Game	Team	LSFE	1	2	3	4	5	6	7	8	9	10	Extra Ends			Total
A	4	NOR - Norway		0	1	2	0	0	2	0	1	1	0	0				7
	4	SWE - Sweden	*	0	0	0	0	4	0	0	0	0	3	1				8

NOR - Norway			Shot Success Game	Shot Success All
4	S	OEY Eirik	69%	63%
3		FAGERVOLL Brage	67%	71%
2		HERFJORD Johan	67%	69%
1	V	BRUSETH Martin	81%	72%
A		BJOERNSTAD Ingebrigt	-	59%
		Team Total	71%	68%

Last Stone Draw		Distance
↻	OEY Eirik	114.9cm
↺	BRUSETH Martin	27.9cm
Total		**142.8cm**

Time remaining: 4 minutes 22 seconds
1 minute 8 seconds (after extra end)

Time-out: End 8 - NOR stone 7; End 11 - NOR stone 5

SWE - Sweden			Shot Success Game	Shot Success All
4	S	MAGNUSSON Daniel	65%	70%
3	V	AHLBERG Robin	73%	74%
2		REGOSA Anton	84%	68%
1		ISRAELSSON Rasmus	92%	92%
A		JONES Sebastian	-	83%
		Team Total	79%	75%

Last Stone Draw		Distance
↻	ISRAELSSON Rasmus	31.0cm
↺	REGOSA Anton	29.8cm
Total		**60.8cm**

Time remaining: 0 minutes 29 seconds
1 minute 17 seconds (after extra end)

Time-out: End 5 - SWE stone 7

NOR - Norway		↻		↺		Game	
4 OEY Eirik	Draws	3	67%	5	75%	8	72%
	Take-outs	4	63%	10	70%	14	68%
	Total	7	64%	15	72%	22	69%
3 FAGERVOLL Brage	Draws	2	100%	2	38%	4	69%
	Take-outs	8	88%	10	50%	18	67%
	Total	10	90%	12	48%	22	67%
2 HERFJORD Johan	Draws	3	33%	1	0%	4	25%
	Take-outs	9	94%	8	56%	17	76%
	Total	12	79%	9	50%	21	67%
1 BRUSETH Martin	Draws	15	93%	3	33%	18	83%
	Take-outs	3	67%	0	-	3	67%
	Total	18	89%	3	33%	21	81%
A BJOERNSTAD Ingebrigt	Draws	0	-	0	-	0	-
	Take-outs	0	-	0	-	0	-
	Total	0	-	0	-	0	-
Team	Draws	23	83%	11	50%	34	72%
	Take-outs	24	83%	28	59%	52	70%
	Total	47	83%	39	56%	86	71%

SWE - Sweden		↻		↺		Game	
4 MAGNUSSON Daniel	Draws	6	50%	3	100%	9	67%
	Take-outs	3	100%	8	50%	11	64%
	Total	9	67%	11	64%	20	65%
3 AHLBERG Robin	Draws	5	65%	10	73%	15	70%
	Take-outs	2	100%	5	70%	7	79%
	Total	7	75%	15	72%	22	73%
2 REGOSA Anton	Draws	1	100%	15	83%	16	84%
	Take-outs	4	88%	2	75%	6	83%
	Total	5	90%	17	82%	22	84%
1 ISRAELSSON Rasmus	Draws	2	88%	13	92%	15	92%
	Take-outs	2	100%	5	90%	7	93%
	Total	4	94%	18	92%	22	92%
A JONES Sebastian	Draws	0	-	0	-	0	-
	Take-outs	0	-	0	-	0	-
	Total	0	-	0	-	0	-
Team	Draws	14	64%	41	85%	55	80%
	Take-outs	11	95%	20	68%	31	77%
	Total	25	78%	61	79%	86	79%

Note:
Position and function for each team member:
4 = Fourth, **3** = Third, **2** = Second, **1** = Lead, **A** = Alternate, **S** = Skip, **V** = Vice-Skip

Legend:
↻ Clockwise ↺ Counter-clockwise **LSFE(*)** Last Stone First End

Game - Shot by Shot

End 1 — **NOR - Norway 0 + 0** (this end) **= 0** — **SWE - Sweden 0 + 0** (this end) **= 0**

1
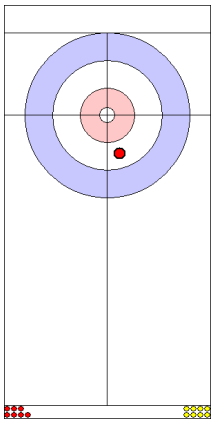
NOR: BRUSETH M
Draw ↻ 100%

2
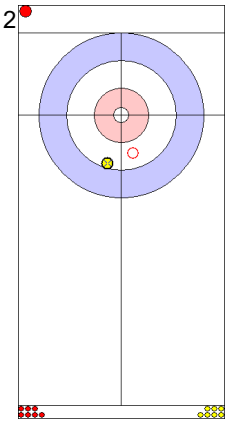
SWE: ISRAELSSON R
Take-out ↺ 100%

3
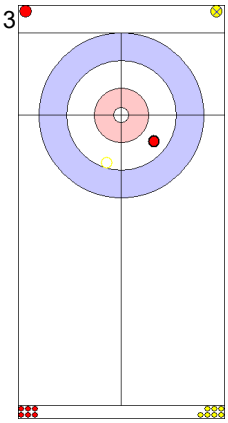
NOR: BRUSETH M
Take-out ↻ 100%

4
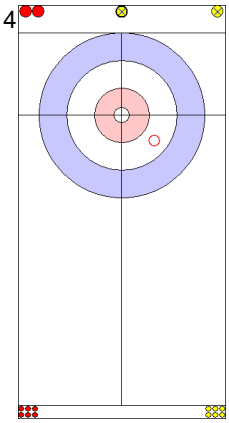
SWE: ISRAELSSON R
Take-out ↺ 50%

5
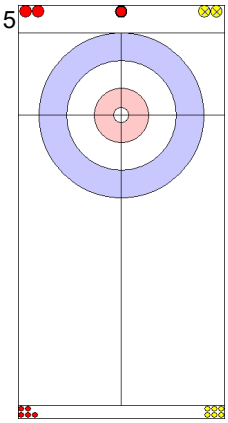
NOR: HERFJORD J
Draw ↻ 0%

6
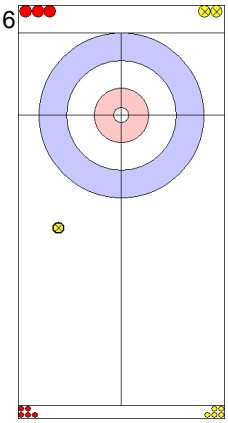
SWE: REGOSA A
Front ↺ 100%

7
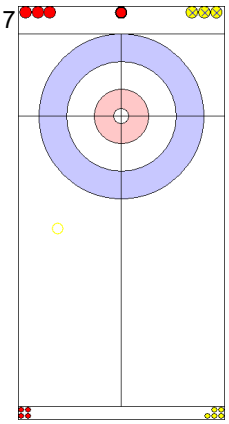
NOR: HERFJORD J
Clearing ↻ 100%

8
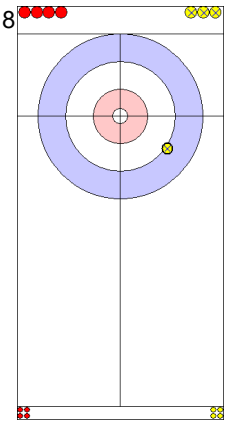
SWE: REGOSA A
Draw ↻ 100%

9
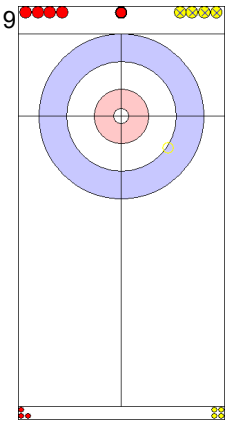
NOR: FAGERVOLL B
Take-out ↺ 50%

10
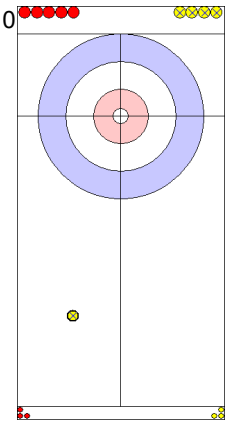
SWE: AHLBERG R
Front ↺ 100%

11
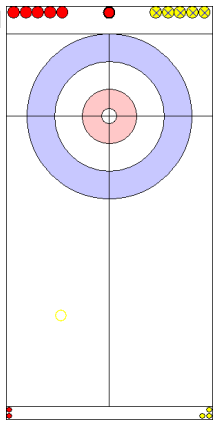
NOR: FAGERVOLL B
Clearing ↻ 100%

12
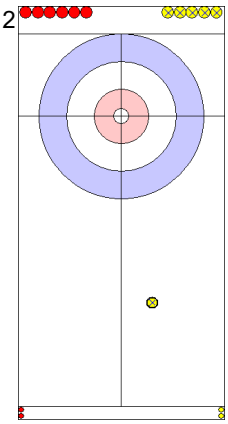
SWE: AHLBERG R
Front ↺ 100%

13
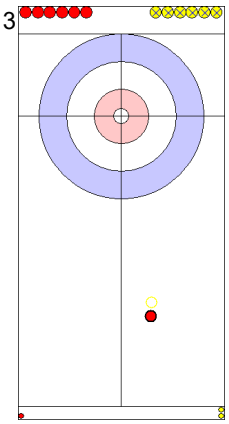
NOR: OEY E
Clearing ↻ 25%

14
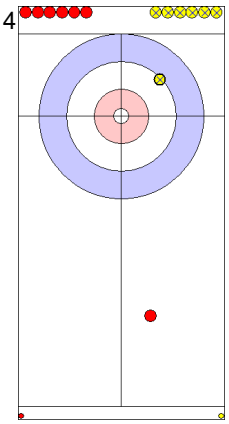
SWE: MAGNUSSON D
Draw ↻ 75%

15
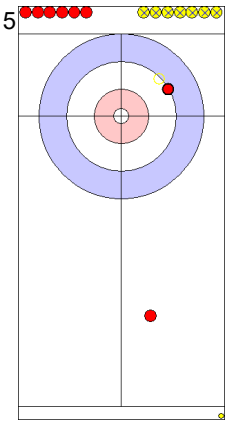
NOR: OEY E
Take-out ↺ 100%

16
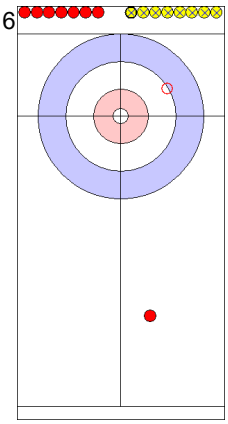
SWE: MAGNUSSON D
Clearing ↺ 100%

	NOR	SWE
Total Score	0	0
Time left	00:00	00:00

Legend:
↻ Clockwise ↺ Counter-clockwise - Not considered

Game - Shot by Shot

End 2 — **NOR - Norway 0 + 1** (this end) **= 1** — **SWE - Sweden 0 + 0** (this end) **= 0**

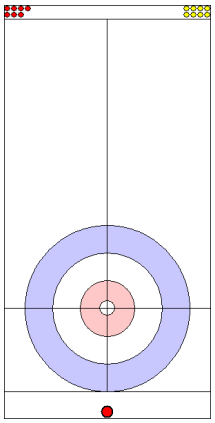
1
NOR: BRUSETH M
Draw ↻ 0%

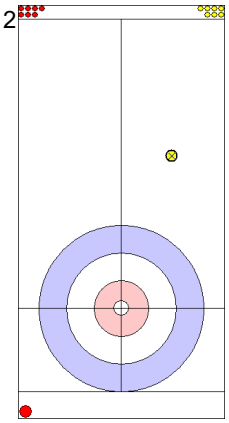
2
SWE: ISRAELSSON R
Front ↺ 100%

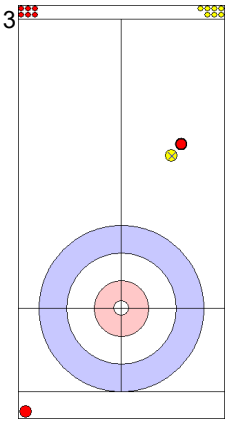
3
NOR: BRUSETH M
Draw ↻ 0%

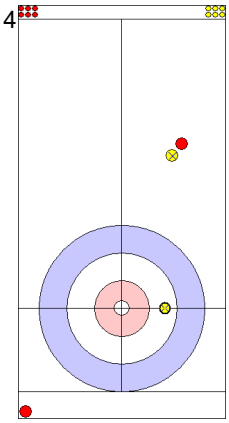
4
SWE: ISRAELSSON R
Draw ↺ 75%

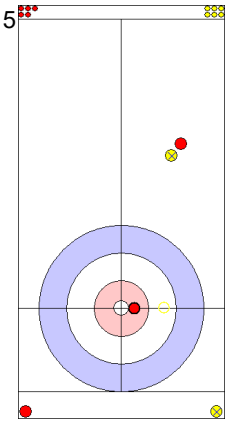
5
NOR: HERFJORD J
Take-out ↺ 100%

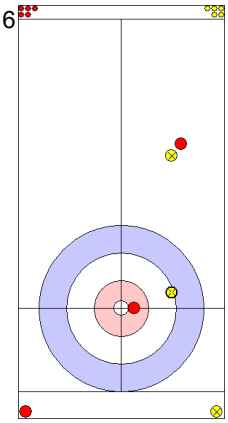
6
SWE: REGOSA A
Draw ↺ 100%

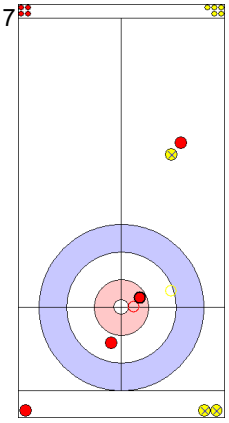
7
NOR: HERFJORD J
Take-out ↺ 100%

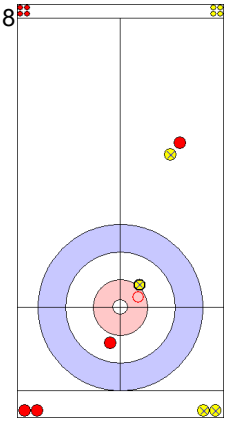
8
SWE: REGOSA A
Double Take-out ↻ 50%

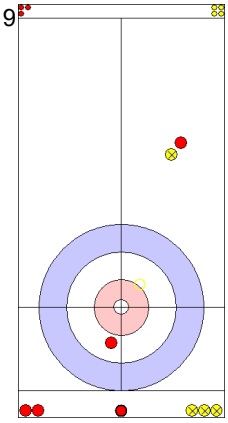
9
NOR: FAGERVOLL B
Take-out ↻ 50%

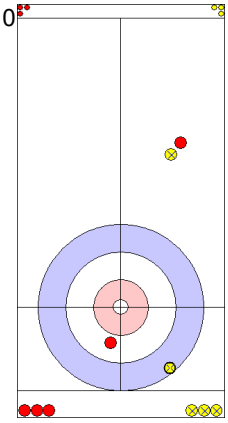
10
SWE: AHLBERG R
Draw ↺ 75%

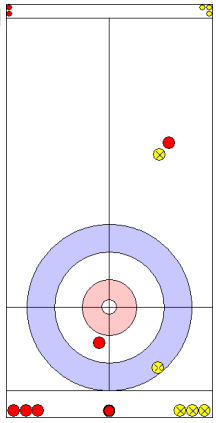
11
NOR: FAGERVOLL B
Draw ↻ 0%

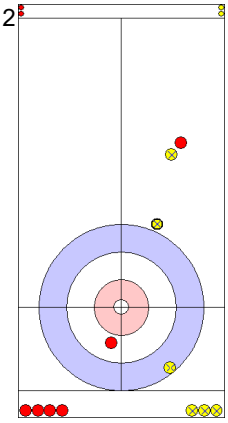
12
SWE: AHLBERG R
Draw ↺ 0%

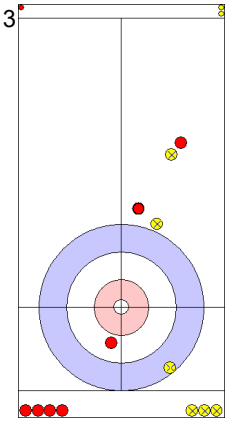
13
NOR: OEY E
Draw ↻ 0%

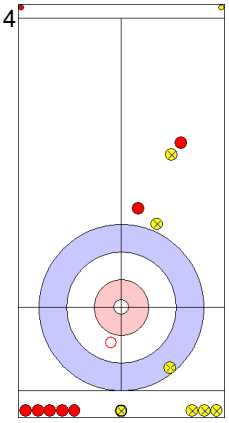
14
SWE: MAGNUSSON D
Hit and Roll ↺ 50%

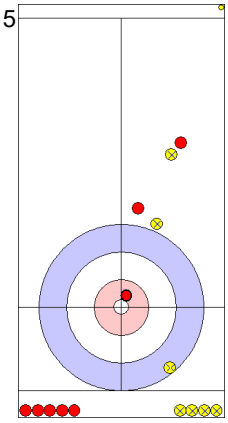
15
NOR: OEY E
Draw ↺ 75%

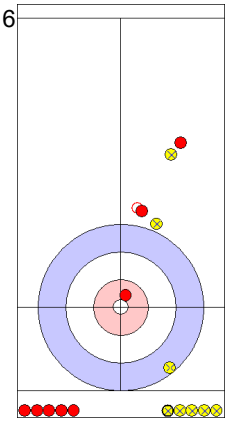
16
SWE: MAGNUSSON D
Take-out ↻ 0%

	NOR	SWE
Total Score	1	0
Time left	00:00	00:00

Legend:
↻ Clockwise ↺ Counter-clockwise - Not considered

Game - Shot by Shot

End 3 — **NOR - Norway 1 + 2** (this end) **= 3** — **SWE - Sweden 0 + 0** (this end) **= 0**

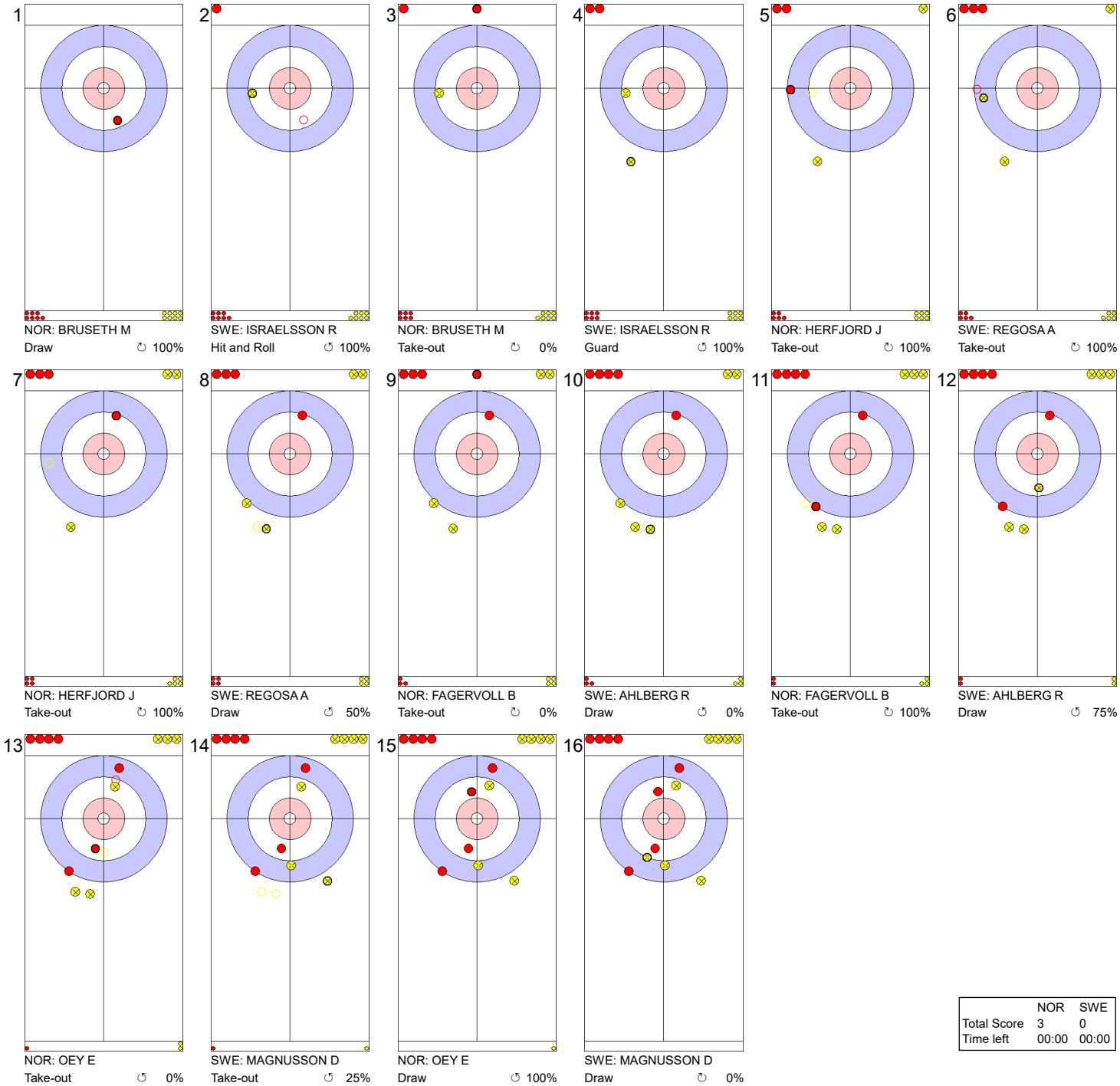

	NOR	SWE
Total Score	3	0
Time left	00:00	00:00

Legend:

↻ Clockwise ↺ Counter-clockwise - Not considered

Game - Shot by Shot

End 4 — **NOR - Norway 3 + 0** (this end) **= 3** — **SWE - Sweden 0 + 0** (this end) **= 0**

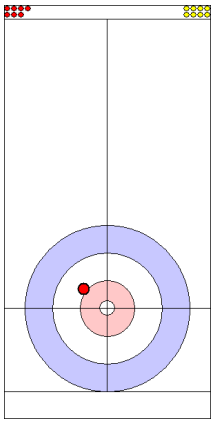
1
NOR: BRUSETH M
Draw ↻ 100%

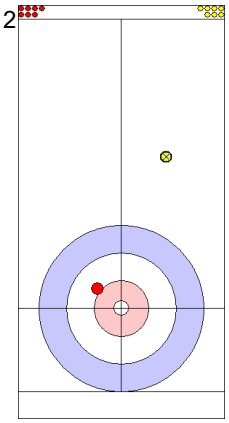
2
SWE: ISRAELSSON R
Front ↺ 100%

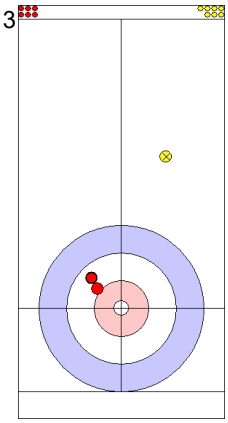
3
NOR: BRUSETH M
Draw ↻ 100%

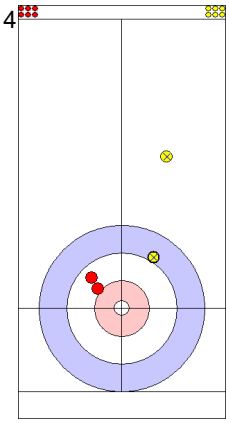
4
SWE: ISRAELSSON R
Draw ↺ 75%

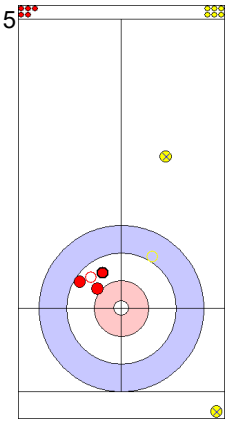
5
NOR: HERFJORD J
Hit and Roll ↺ 100%

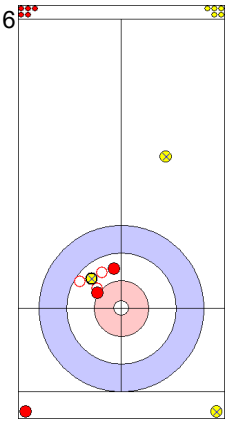
6
SWE: REGOSA A
Take-out ↺ 100%

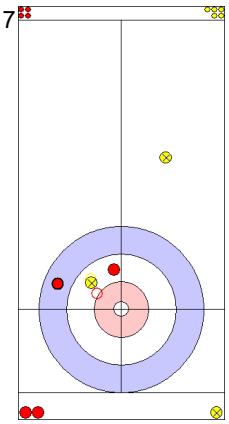
7
NOR: HERFJORD J
Take-out ↻ 0%

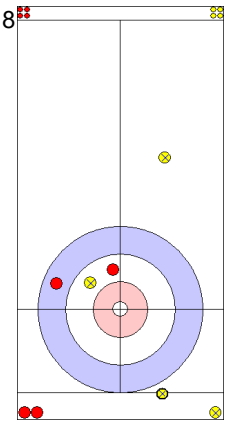
8
SWE: REGOSA A
Draw ↺ 0%

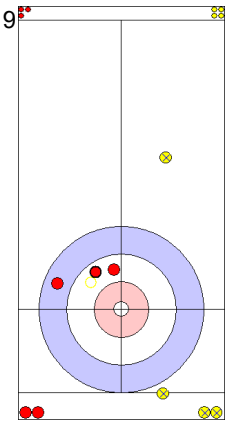
9
NOR: FAGERVOLL B
Take-out ↻ 100%

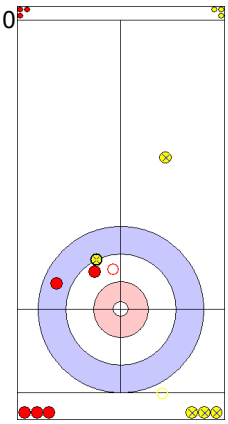
10
SWE: AHLBERG R
Hit and Roll ↺ 100%

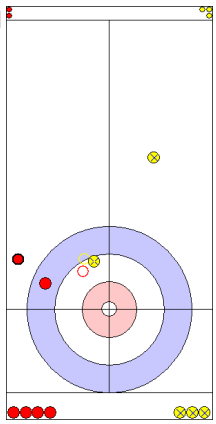
11
NOR: FAGERVOLL B
Take-out ↺ 50%

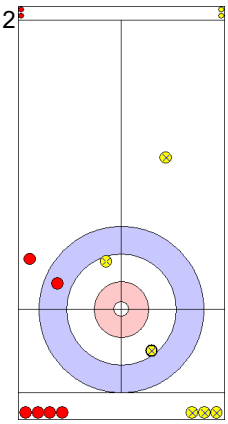
12
SWE: AHLBERG R
Draw ↺ 100%

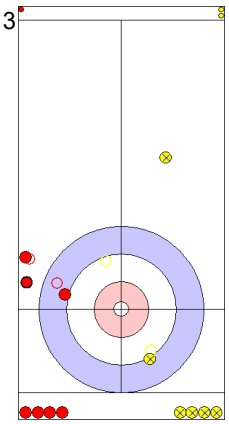
13
NOR: OEY E
Double Take-out ↺ 50%

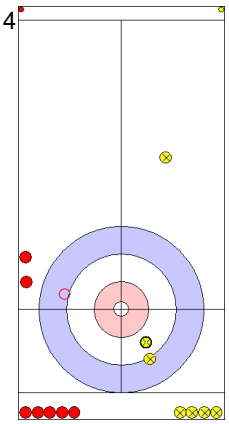
14
SWE: MAGNUSSON D
Take-out ↺ 75%

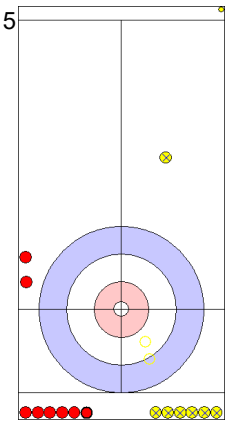
15
NOR: OEY E
Double Take-out ↻ 100%

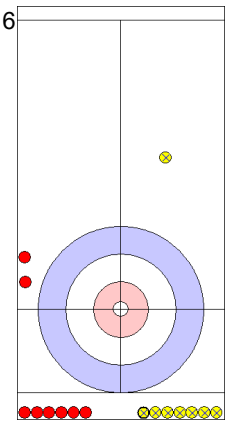
16
SWE: MAGNUSSON D
Through -

	NOR	SWE
Total Score	3	0
Time left	00:00	00:00

Legend:
↻ Clockwise ↺ Counter-clockwise - Not considered

Game - Shot by Shot

End 5 — **NOR - Norway 3 + 0** (this end) **= 3** — **SWE - Sweden 0 + 4** (this end) **= 4**

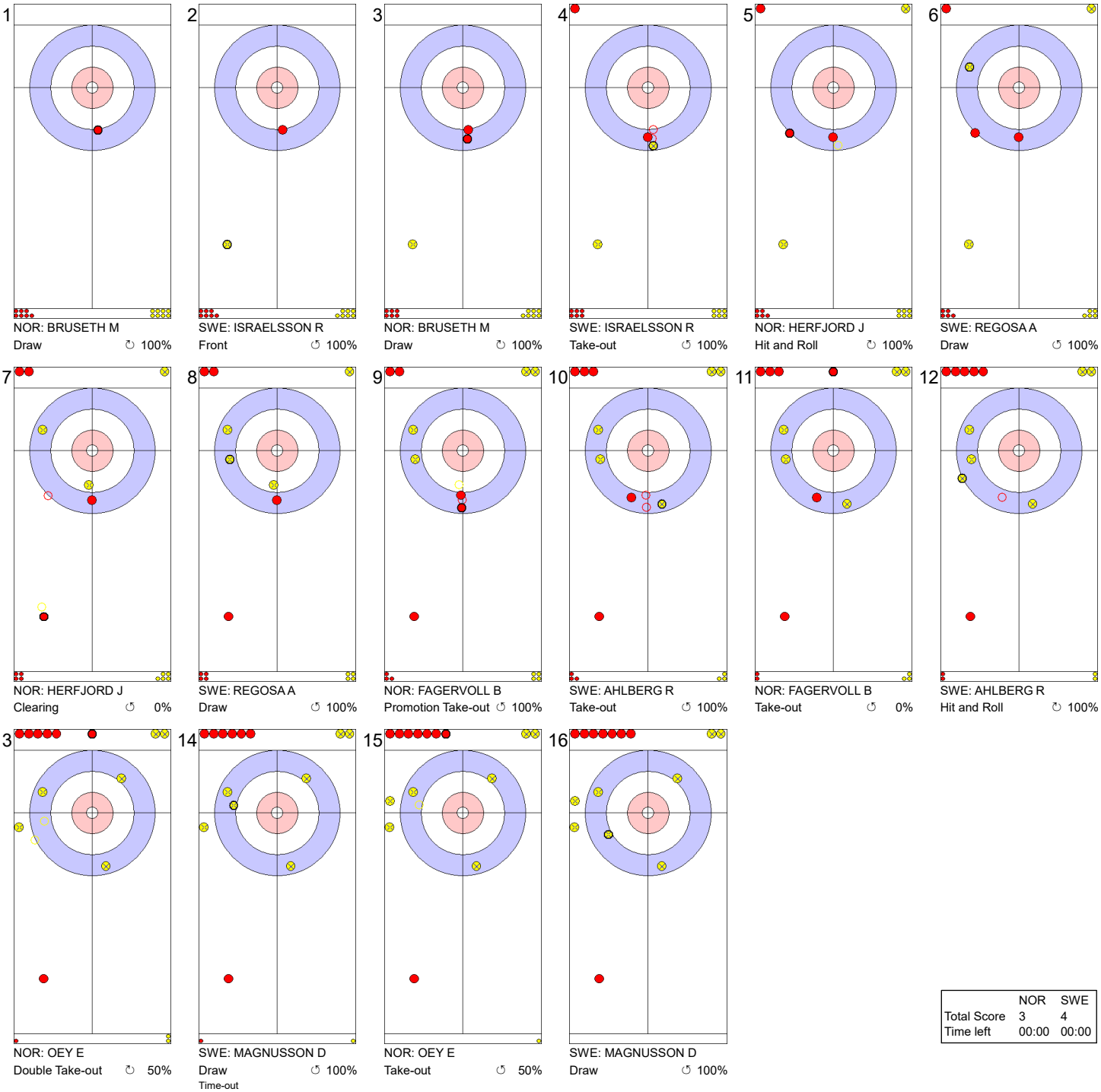

	NOR	SWE
Total Score	3	4
Time left	00:00	00:00

Legend:
↻ Clockwise ↺ Counter-clockwise - Not considered

Game - Shot by Shot

End 6 — **NOR - Norway 3 + 2** (this end) **= 5** — **SWE - Sweden 4 + 0** (this end) **= 4**

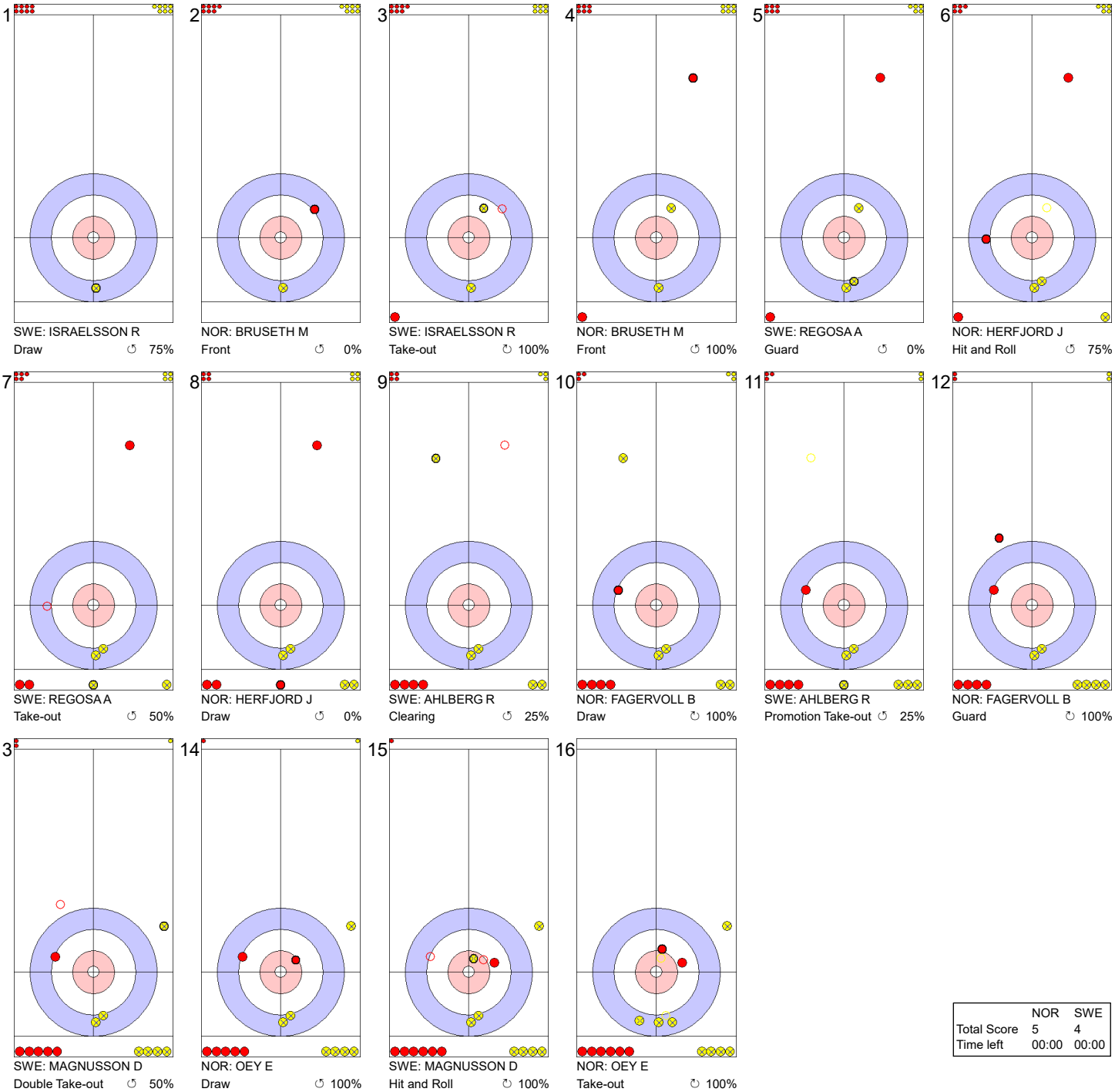

	NOR	SWE
Total Score	5	4
Time left	00:00	00:00

Legend:

↻ Clockwise ↺ Counter-clockwise - Not considered

Game - Shot by Shot

End 7 — **NOR - Norway 5 + 0** (this end) **= 5** — **SWE - Sweden 4 + 0** (this end) **= 4**



	NOR	SWE
Total Score	5	4
Time left	00:00	00:00

Legend:

↻ Clockwise ↺ Counter-clockwise - Not considered

Game - Shot by Shot

End 8 — **NOR - Norway 5 + 1** (this end) **= 6** — **SWE - Sweden 4 + 0** (this end) **= 4**

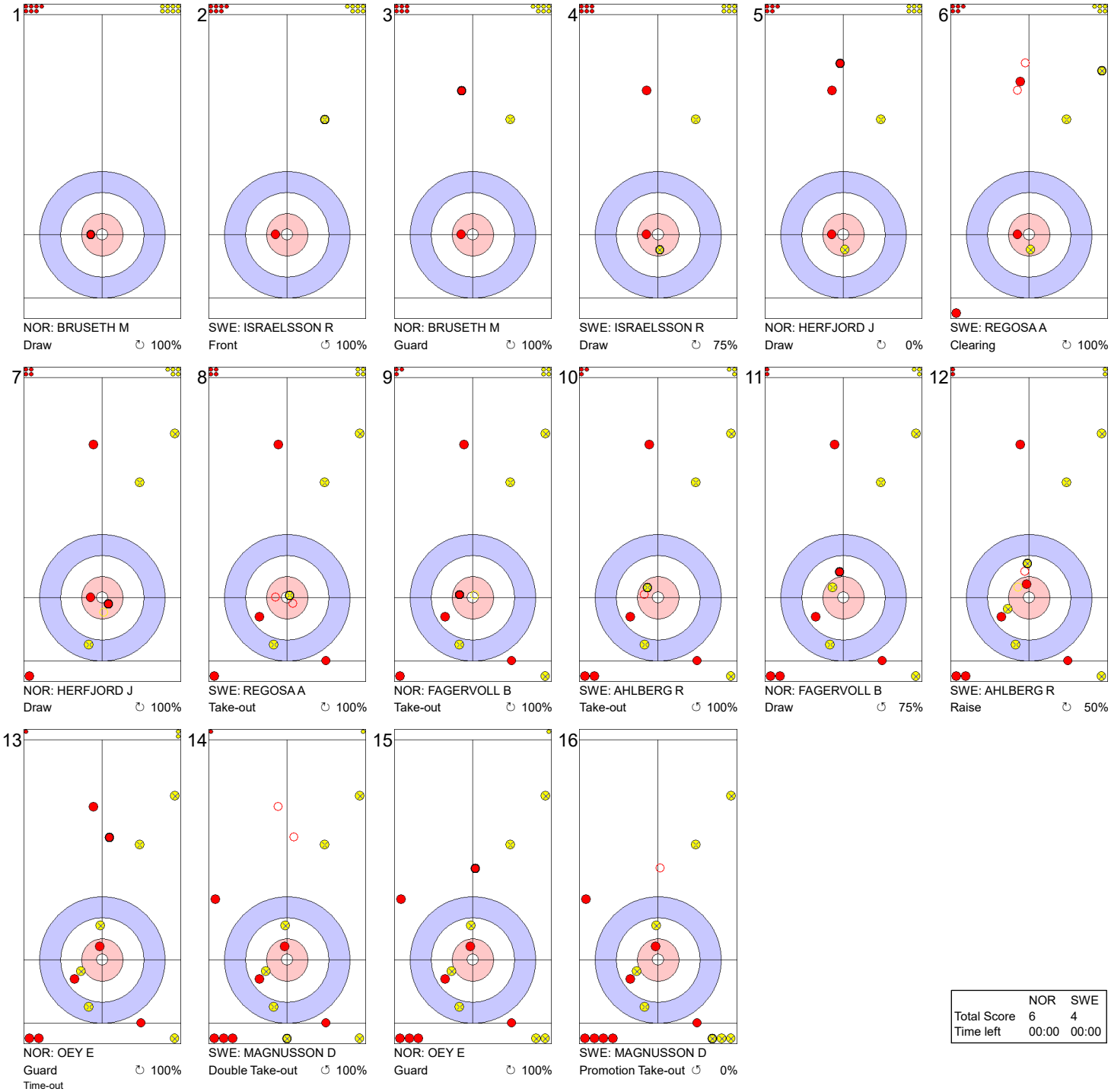

	NOR	SWE
Total Score	6	4
Time left	00:00	00:00

Legend:

↻ Clockwise ↺ Counter-clockwise - Not considered

Game - Shot by Shot

End 9 — **NOR - Norway 6 + 1** (this end) **= 7** — **SWE - Sweden 4 + 0** (this end) **= 4**

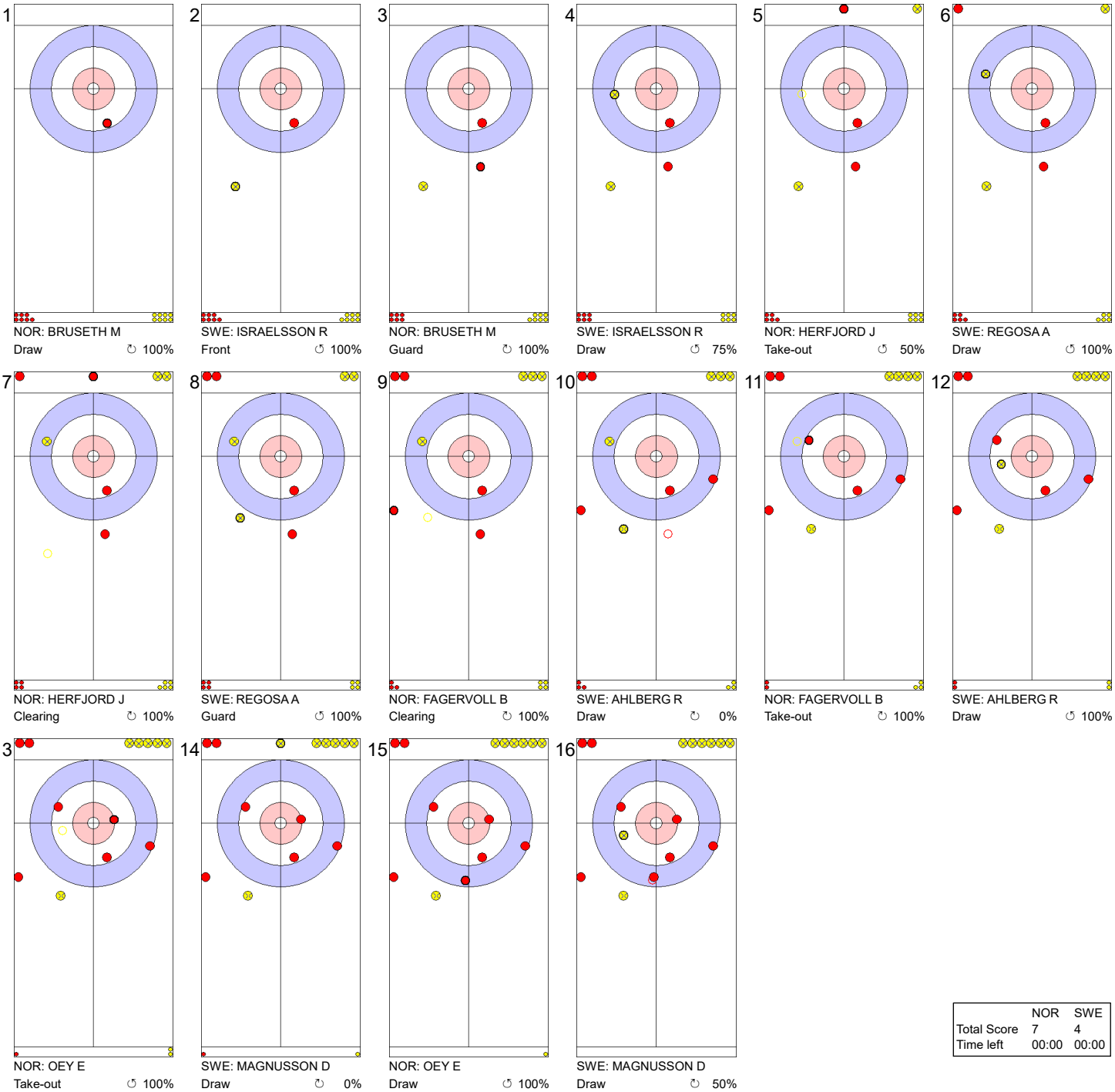

	NOR	SWE
Total Score	7	4
Time left	00:00	00:00

Legend:

↻ Clockwise ↺ Counter-clockwise - Not considered

Game - Shot by Shot

End 10 — **NOR - Norway 7 + 0** (this end) **= 7** — **SWE - Sweden 4 + 3** (this end) **= 7**



	NOR	SWE
Total Score	7	7
Time left	04:22	00:29

Legend:

↻ Clockwise ↺ Counter-clockwise - Not considered

Game - Shot by Shot

End 11 — **NOR - Norway 7 + 0** (this end) **= 7** — **SWE - Sweden 7 + 1** (this end) **= 8**

1
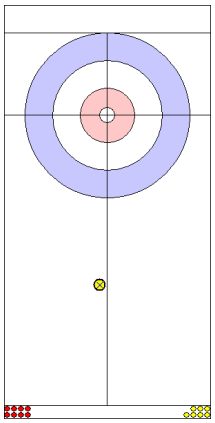
SWE: ISRAELSSON R
Front ↻ 100%

2
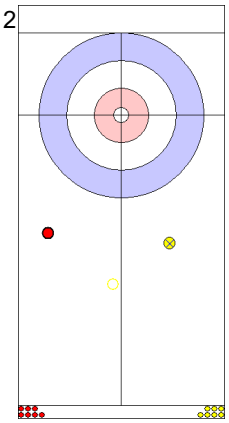
NOR: BRUSETH M
Wick / Soft Peeling ↻ 100%

3
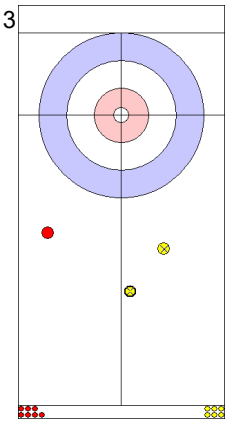
SWE: ISRAELSSON R
Front ↻ 100%

4
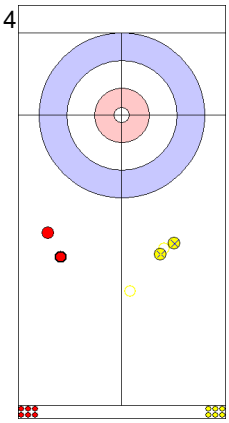
NOR: BRUSETH M
Wick / Soft Peeling ↻ 100%

5
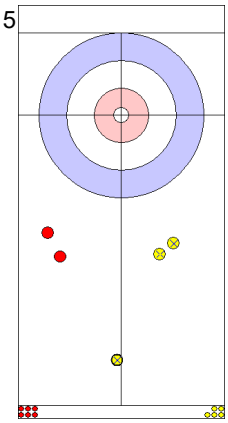
SWE: REGOSA A
Front ↻ 100%

6
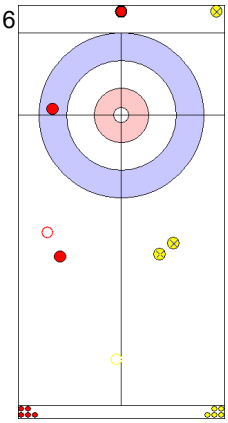
NOR: HERFJORD J
Clearing ↻ 100%

7
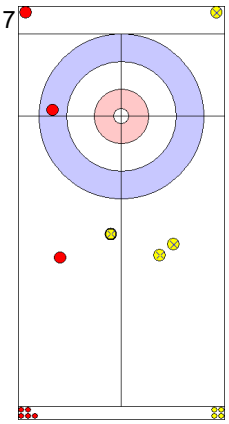
SWE: REGOSA A
Front ↻ 100%

8
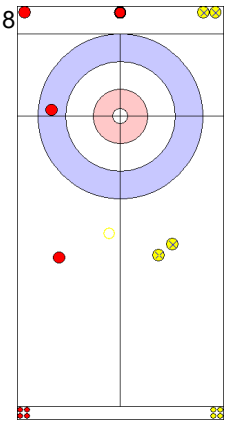
NOR: HERFJORD J
Clearing ↻ 100%

9
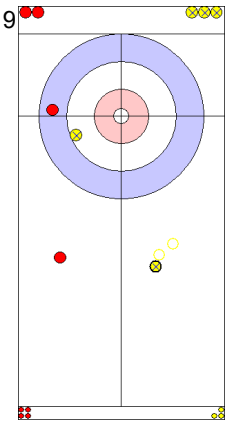
SWE: AHLBERG R
Double Take-out ↻ 100%

10
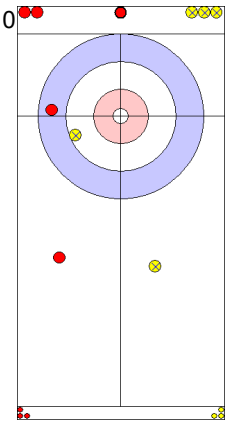
NOR: FAGERVOLL B
Clearing ↺ 0%
Time-out

11
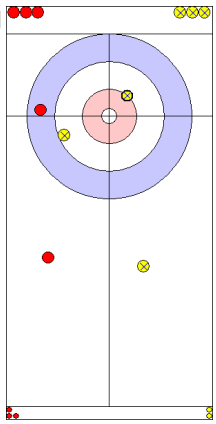
SWE: AHLBERG R
Draw ↻ 75%

12
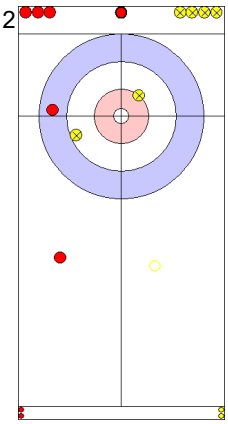
NOR: FAGERVOLL B
Clearing ↺ 100%

13
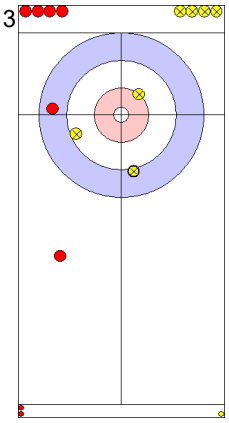
SWE: MAGNUSSON D
Draw ↻ 100%

14
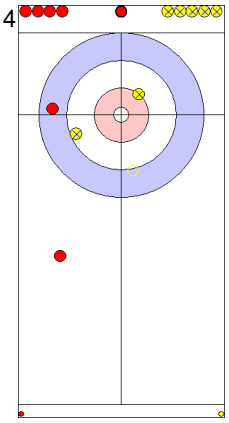
NOR: OEY E
Double Take-out ↺ 50%

15
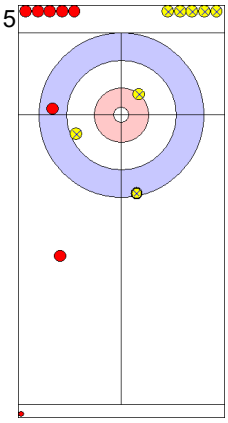
SWE: MAGNUSSON D
Draw ↻ 75%

16
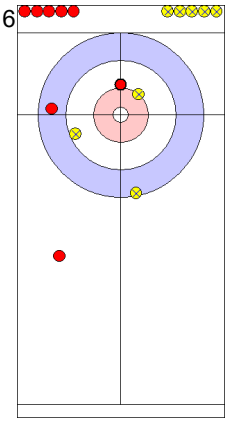
NOR: OEY E
Draw ↻ 0%

	NOR	SWE
Total Score	7	8
Time left	01:08	01:17

Legend:
↻ Clockwise ↺ Counter-clockwise - Not considered

Game Results

Sheet	Game	Team	LSFE	1	2	3	4	5	6	7	8	9	10	Extra Ends				Total
B	4	SCO - Scotland		0	1	0	0	2	0	0	2	0	0					5
	4	GER - Germany	*	0	0	1	0	0	0	2	0	1	0					4

SCO - Scotland		Shot Success Game	Shot Success All
4 S	CRAIK James	88%	76%
3 V	WATT Mark	89%	83%
2	HASWELL Blair	91%	84%
1	RYDER Niall	81%	86%
A	BRYCE Angus	-	-
	Team Total	87%	82%

Last Stone Draw		Distance
↻	RYDER Niall	19.1cm
↺	HASWELL Blair	62.4cm
Total		**81.5cm**

Time remaining: 0 minutes 57 seconds

Time-out: End 7 - SCO stone 6

GER - Germany		Shot Success Game	Shot Success All
4 S	TOTZEK Sixten	74%	80%
3 V	SUTOR Joshua	56%	72%
2	HAAG Jan-Luca	80%	80%
1	SUTOR Magnus	83%	81%
A	HARSCH Klaudius	-	-
	Team Total	73%	78%

Last Stone Draw		Distance
↻	SUTOR Joshua	12.3cm
↺	TOTZEK Sixten	32.0cm
Total		**44.3cm**

Time remaining: 0 minutes 31 seconds

Time-out: End 7 - GER stone 5

SCO - Scotland		↻	↺	Game
4 CRAIK James	Draws	5 95%	5 70%	10 83%
	Take-outs	3 100%	7 89%	10 93%
	Total	8 97%	12 81%	20 88%
3 WATT Mark	Draws	3 100%	2 100%	5 100%
	Take-outs	6 79%	9 89%	15 85%
	Total	9 86%	11 91%	20 89%
2 HASWELL Blair	Draws	4 81%	3 83%	7 82%
	Take-outs	10 95%	3 100%	13 96%
	Total	14 91%	6 92%	20 91%
1 RYDER Niall	Draws	16 84%	3 58%	19 80%
	Take-outs	1 100%	0 -	1 100%
	Total	17 85%	3 58%	20 81%
A BRYCE Angus	Draws	0 -	0 -	0 -
	Take-outs	0 -	0 -	0 -
	Total	0 -	0 -	0 -
Team	Draws	28 88%	13 75%	41 84%
	Take-outs	20 91%	19 91%	39 91%
	Total	48 89%	32 84%	80 87%

GER - Germany		↻	↺	Game
4 TOTZEK Sixten	Draws	2 100%	7 64%	9 72%
	Take-outs	6 67%	5 85%	11 75%
	Total	8 75%	12 73%	20 74%
3 SUTOR Joshua	Draws	4 69%	5 55%	9 61%
	Take-outs	8 38%	3 92%	11 52%
	Total	12 48%	8 69%	20 56%
2 HAAG Jan-Luca	Draws	6 75%	4 88%	10 80%
	Take-outs	5 65%	5 95%	10 80%
	Total	11 70%	9 92%	20 80%
1 SUTOR Magnus	Draws	10 78%	7 82%	17 79%
	Take-outs	3 100%	0 -	3 100%
	Total	13 83%	7 82%	20 83%
A HARSCH Klaudius	Draws	0 -	0 -	0 -
	Take-outs	0 -	0 -	0 -
	Total	0 -	0 -	0 -
Team	Draws	22 77%	23 72%	45 74%
	Take-outs	22 60%	13 90%	35 71%
	Total	44 69%	36 78%	80 73%

Note:
Position and function for each team member:
4 = Fourth, **3** = Third, **2** = Second, **1** = Lead, **A** = Alternate, **S** = Skip, **V** = Vice-Skip

Legend:
↻ Clockwise ↺ Counter-clockwise **LSFE(*)** Last Stone First End

CURLIT Curling Information Technology Ltd.

Game - Shot by Shot

End 1 **SCO - Scotland 0 + 0** (this end) **= 0** **GER - Germany 0 + 0** (this end) **= 0**



	SCO	GER
Total Score	0	0
Time left	00:00	00:00

Legend:

↻ Clockwise ↺ Counter-clockwise - Not considered

Game - Shot by Shot

End 2 — **SCO - Scotland 0 + 1** (this end) **= 1** — **GER - Germany 0 + 0** (this end) **= 0**



	SCO	GER
Total Score	1	0
Time left	00:00	00:00

Legend:

↻ Clockwise ↺ Counter-clockwise - Not considered

Game - Shot by Shot

End 3 | **SCO - Scotland** 1 + 0 (this end) = 1 | **GER - Germany** 0 + 1 (this end) = 1

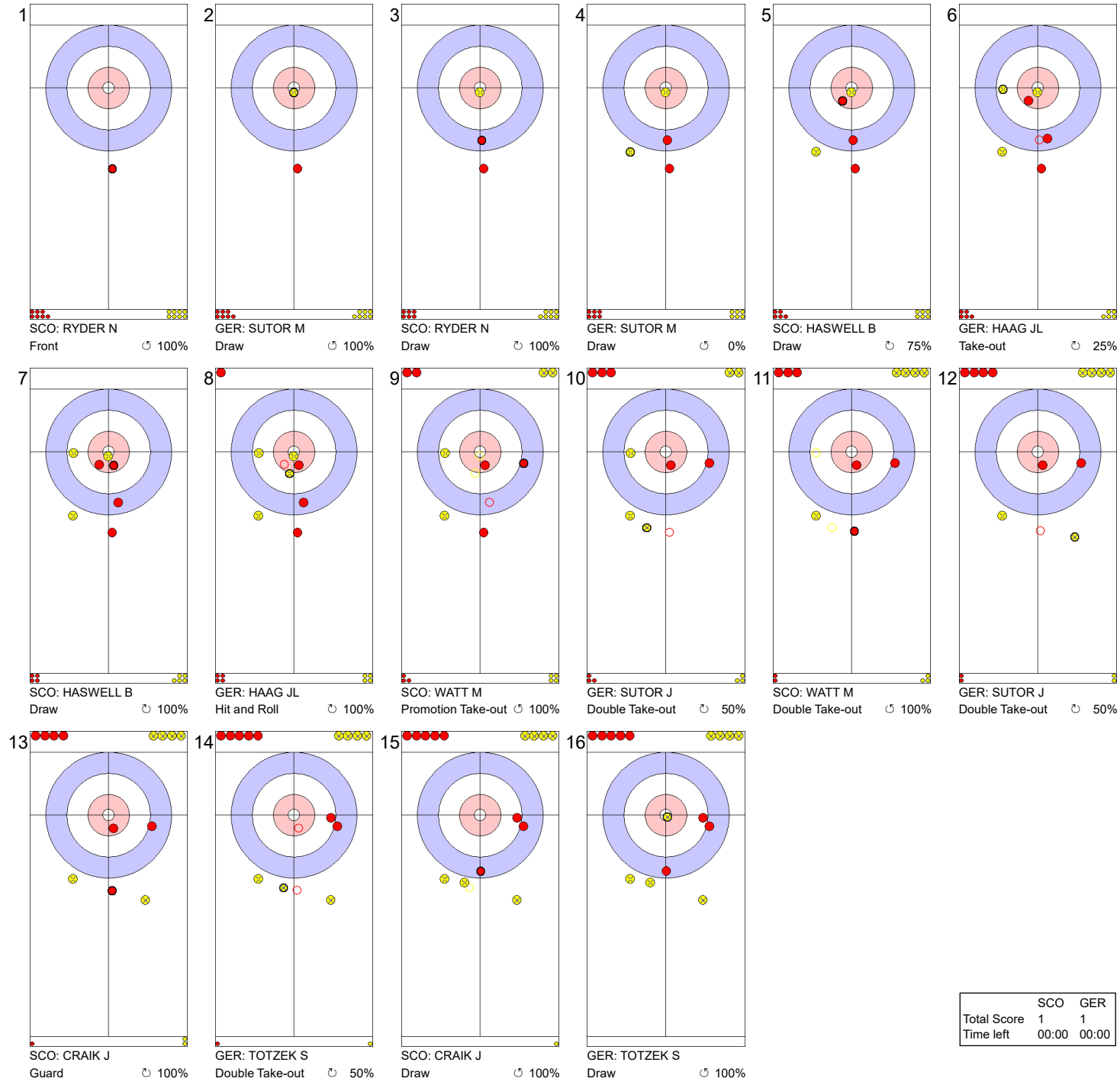

	SCO	GER
Total Score	1	1
Time left	00:00	00:00

Legend:

↻ Clockwise ↺ Counter-clockwise - Not considered

Game - Shot by Shot

End 4 — **SCO - Scotland 1 + 0** (this end) **= 1** — **GER - Germany 1 + 0** (this end) **= 1**

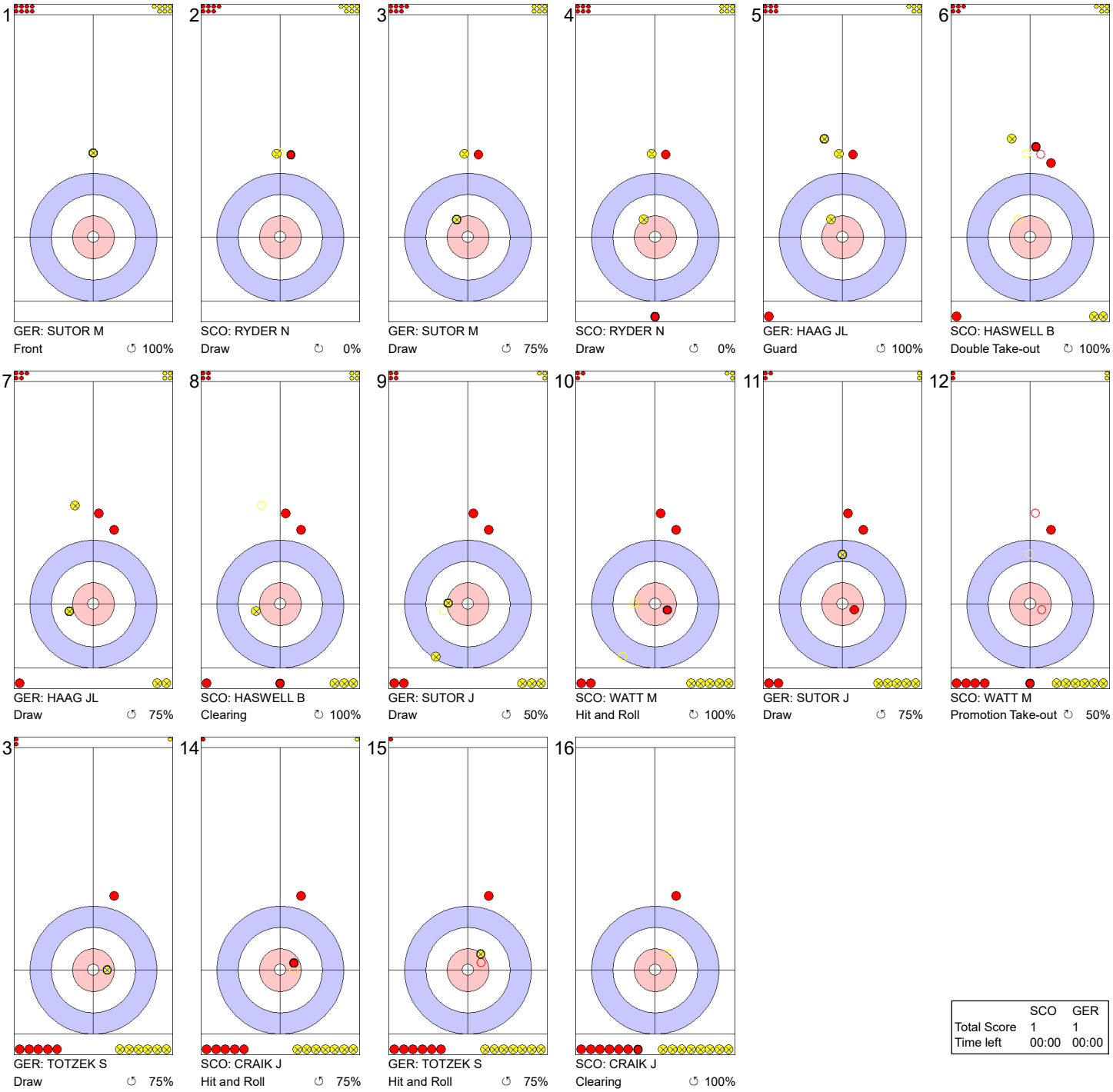

	SCO	GER
Total Score	1	1
Time left	00:00	00:00

Legend:

↻ Clockwise ↺ Counter-clockwise - Not considered

Game - Shot by Shot

End 5 **SCO - Scotland 1 + 2** (this end) **= 3** **GER - Germany 1 + 0** (this end) **= 1**

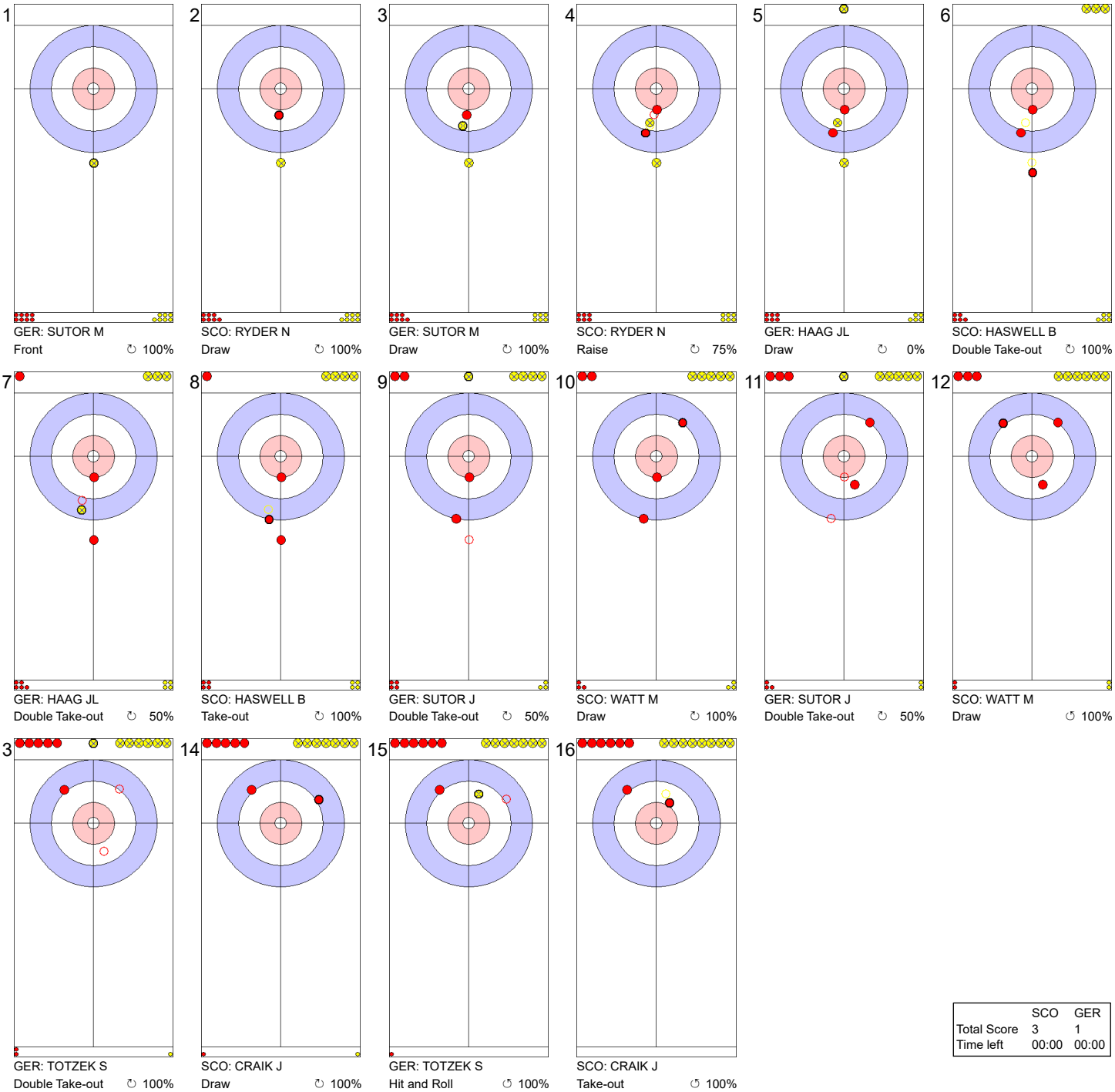

1	2	3	4	5	6
GER: SUTOR M	SCO: RYDER N	GER: SUTOR M	SCO: RYDER N	GER: HAAG JL	SCO: HASWELL B
Front ↻ 100%	Draw ↻ 100%	Draw ↻ 100%	Raise ↻ 75%	Draw ↻ 0%	Double Take-out ↻ 100%
7	8	9	10	11	12
GER: HAAG JL	SCO: HASWELL B	GER: SUTOR J	SCO: WATT M	GER: SUTOR J	SCO: WATT M
Double Take-out ↻ 50%	Take-out ↻ 100%	Double Take-out ↻ 50%	Draw ↻ 100%	Double Take-out ↻ 50%	Draw ↺ 100%
13	14	15	16		
GER: TOTZEK S	SCO: CRAIK J	GER: TOTZEK S	SCO: CRAIK J		
Double Take-out ↻ 100%	Draw ↻ 100%	Hit and Roll ↺ 100%	Take-out ↺ 100%		

	SCO	GER
Total Score	3	1
Time left	00:00	00:00

Legend:
↻ Clockwise ↺ Counter-clockwise - Not considered

Game - Shot by Shot

End 6 — **SCO - Scotland 3 + 0** (this end) **= 3** — **GER - Germany 1 + 0** (this end) **= 1**



	SCO	GER
Total Score	3	1
Time left	00:00	00:00

Legend:

↻ Clockwise ↺ Counter-clockwise - Not considered

Game - Shot by Shot

End 7 | **SCO - Scotland** 3 + 0 (this end) = 3 | **GER - Germany** 1 + 2 (this end) = 3



	SCO	GER
1	SCO: RYDER N Front ↻ 100%	GER: SUTOR M Front ↺ 100%
2	SCO: RYDER N Draw ↻ 75%	GER: SUTOR M Draw ↻ 0%
3	SCO: HASWELL B Draw ↺ 75%	GER: HAAG JL Draw ↺ 75%
4	SCO: HASWELL B Draw ↺ 100%	GER: HAAG JL Draw ↺ 100%
5	SCO: WATT M Guard ↺ 100%	GER: SUTOR J Promotion Take-out ↻ 0% Time-out
6	SCO: WATT M Guard ↺ 100% Time-out	GER: SUTOR J Double Take-out ↻ 50%
7	SCO: CRAIK J Hit and Roll ↺ 50%	GER: TOTZEK S Draw ↺ 75%
8	SCO: CRAIK J Draw ↺ 75%	GER: TOTZEK S Raise ↻ 100%

	SCO	GER
Total Score	3	3
Time left	00:00	00:00

Legend:
↻ Clockwise ↺ Counter-clockwise - Not considered

Game - Shot by Shot

End 8 — **SCO - Scotland 3 + 2** (this end) **= 5** — **GER - Germany 3 + 0** (this end) **= 3**



	SCO	GER
Total Score	5	3
Time left	00:00	00:00

Legend:

↻ Clockwise ↺ Counter-clockwise - Not considered

Game - Shot by Shot

End 9 **SCO - Scotland 5 + 0** (this end) **= 5** **GER - Germany 3 + 1** (this end) **= 4**



	SCO	GER
1	SCO: RYDER N Draw ↻ 100%	GER: SUTOR M Front ↺ 100%
2	SCO: RYDER N Draw ↻ 100%	GER: SUTOR M Front ↺ 100%
3	SCO: HASWELL B Guard ↺ 75%	GER: HAAG JL Raise ↺ 50%
4	SCO: HASWELL B Take-out ↻ 75%	GER: HAAG JL Draw ↺ 100%
5	SCO: WATT M Clearing ↻ 100%	GER: SUTOR J Draw ↻ 75%
6	SCO: WATT M Hit and Roll ↺ 100%	GER: SUTOR J Draw ↺ 0%
7	SCO: CRAIK J Draw ↻ 75%	GER: TOTZEK S Double Take-out ↺ 50%
8	SCO: CRAIK J Hit and Roll ↺ 100%	GER: TOTZEK S Promotion Take-out ↻ 100%

	SCO	GER
Total Score	5	4
Time left	00:00	00:00

Legend:
↻ Clockwise ↺ Counter-clockwise - Not considered

Game - Shot by Shot

End 10 **SCO - Scotland 5 + 0** (this end) **= 5** **GER - Germany 4 + 0** (this end) **= 4**

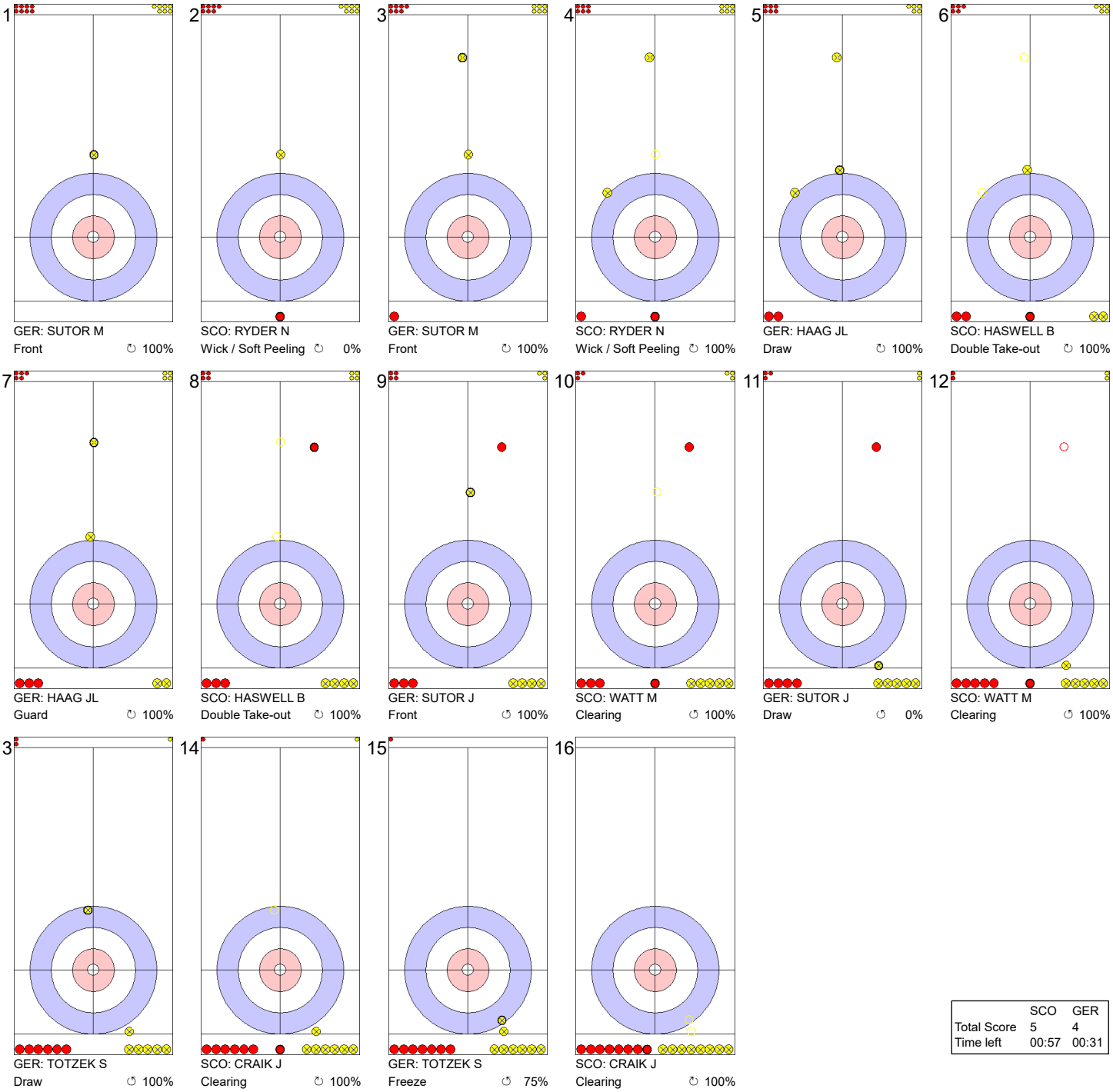

	SCO	GER
Total Score	5	4
Time left	00:57	00:31

Legend:
↻ Clockwise ↺ Counter-clockwise - Not considered

Game Results

Sheet	Game	Team	LSFE	1	2	3	4	5	6	7	8	9	10	Extra Ends				Total
C	4	SUI - Switzerland		0	1	1	0	1	0	0	0	1	X					4
	4	NZL - New Zealand	*	2	0	0	1	0	2	1	1	0	X					7

SUI - Switzerland		Shot Success Game	All
4 V	STOCKER Yves	60 %	64 %
3 S	WAGENSEIL Yves	71%	71%
2	EBERHARD Felix	73 %	71%
1	GERTSCH Marcel	76 %	80 %
A	HOESLI Marco	-	-
	Team Total	70 %	72 %

Last Stone Draw		Distance
↻	EBERHARD Felix	94.3cm
↺	STOCKER Yves	24.4cm
Total		**118.7cm**

Time remaining: 5 minutes 0 seconds

NZL - New Zealand		Shot Success Game	All
4 V	HOOD Anton	74 %	74 %
3	SMITH Ben	69 %	68 %
2 S	NEILSON Matthew	83 %	71%
1	WALKER Hunter	63 %	74 %
A	APUWAI-BISHOP Jayden	-	-
	Team Total	72 %	72 %

Last Stone Draw		Distance
↻	SMITH Ben	38.4cm
↺	NEILSON Matthew	77.2cm
Total		**115.6cm**

Time remaining: 2 minutes 4 seconds

Time-out: End 8 - NZL stone 8

SUI - Switzerland		↻		↺		Game	
4 STOCKER Yves	Draws	8	78 %	4	44 %	12	67 %
	Take-outs	7	50 %	1	50 %	8	50 %
	Total	15	65 %	5	45 %	20	60 %
3 WAGENSEIL Yves	Draws	11	61 %	2	100 %	13	67 %
	Take-outs	3	83 %	4	75 %	7	79 %
	Total	14	66 %	6	83 %	20	71 %
2 EBERHARD Felix	Draws	9	89 %	4	75 %	13	85 %
	Take-outs	2	50 %	5	50 %	7	50 %
	Total	11	82 %	9	61 %	20	73 %
1 GERTSCH Marcel	Draws	11	70 %	8	88 %	19	78 %
	Take-outs	0	-	1	50 %	1	50 %
	Total	11	70 %	9	83 %	20	76 %
A HOESLI Marco	Draws	0	-	0	-	0	-
	Take-outs	0	-	0	-	0	-
	Total	0	-	0	-	0	-
Team	Draws	39	74 %	18	76 %	57	75 %
	Take-outs	12	58 %	11	59 %	23	59 %
	Total	51	70 %	29	70 %	80	70 %

NZL - New Zealand		↻		↺		Game	
4 HOOD Anton	Draws	8	66 %	4	75 %	12	69 %
	Take-outs	3	92 %	4	75 %	7	82 %
	Total	11	73 %	8	75 %	19	74 %
3 SMITH Ben	Draws	2	75 %	7	75 %	9	75 %
	Take-outs	4	50 %	7	71 %	11	64 %
	Total	6	58 %	14	73 %	20	69 %
2 NEILSON Matthew	Draws	0	-	6	96 %	6	96 %
	Take-outs	9	92 %	5	50 %	14	77 %
	Total	9	92 %	11	75 %	20	83 %
1 WALKER Hunter	Draws	11	75 %	4	56 %	15	70 %
	Take-outs	3	50 %	2	25 %	5	40 %
	Total	14	70 %	6	46 %	20	63 %
A APUWAI-BISHOP Jayden	Draws	0	-	0	-	0	-
	Take-outs	0	-	0	-	0	-
	Total	0	-	0	-	0	-
Team	Draws	21	71 %	21	77 %	42	74 %
	Take-outs	19	76 %	18	61 %	37	69 %
	Total	40	74 %	39	70 %	79	72 %

Note:
Position and function for each team member:
4 = Fourth, **3** = Third, **2** = Second, **1** = Lead, **A** = Alternate, **S** = Skip, **V** = Vice-Skip

Legend:
↻ Clockwise ↺ Counter-clockwise **LSFE(*)** Last Stone First End
X Unplayed/unfinished end due to concession

Game - Shot by Shot

End 1 — **SUI - Switzerland 0 + 0** (this end) **= 0** — **NZL - New Zealand 0 + 2** (this end) **= 2**

1
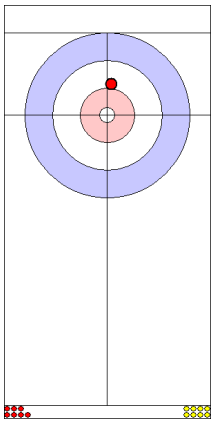
SUI: GERTSCH M
Draw ↻ 75%

2
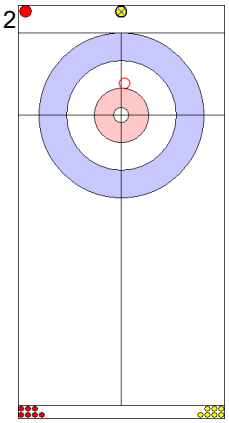
NZL: WALKER H
Take-out ↻ 50%

3
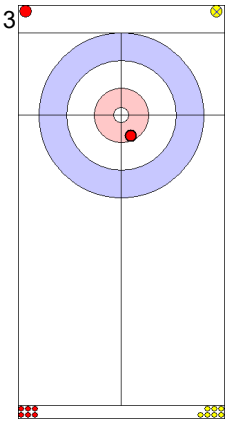
SUI: GERTSCH M
Draw ↻ 100%

4
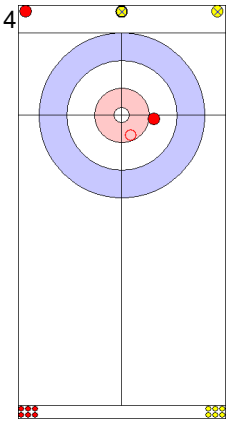
NZL: WALKER H
Take-out ↺ 0%

5
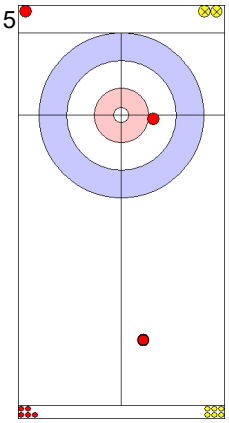
SUI: EBERHARD F
Guard ↻ 50%

6
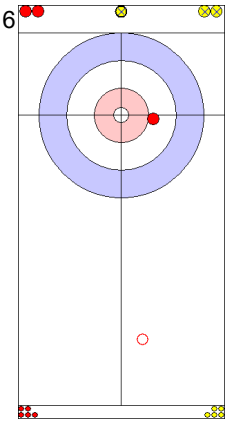
NZL: NEILSON M
Take-out ↺ 0%

7
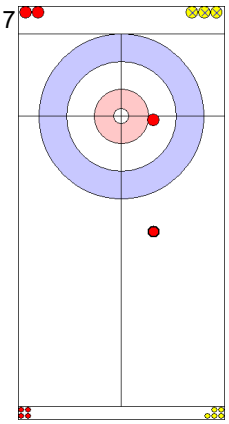
SUI: EBERHARD F
Guard ↻ 100%

8
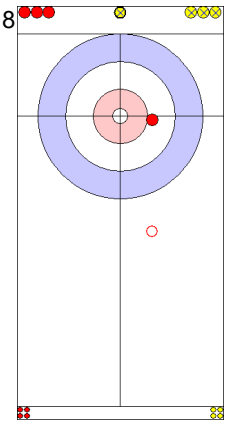
NZL: NEILSON M
Clearing ↺ 100%

9
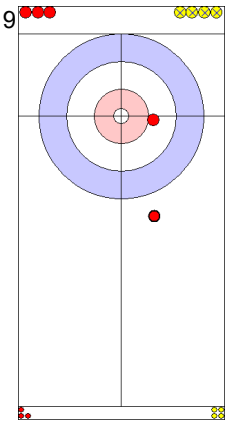
SUI: WAGENSEIL Y
Guard ↻ 100%

10
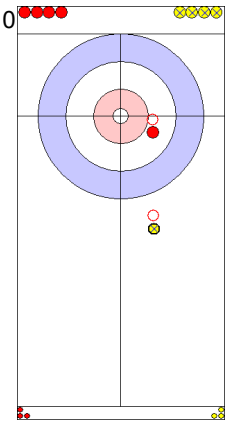
NZL: SMITH B
Double Take-out ↺ 50%

11
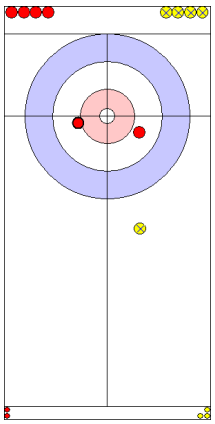
SUI: WAGENSEIL Y
Draw ↻ 100%

12
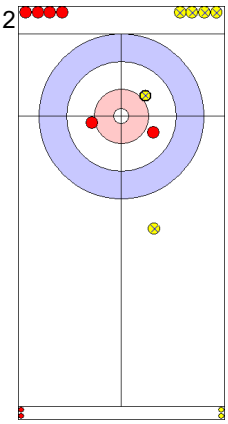
NZL: SMITH B
Draw ↻ 75%

13
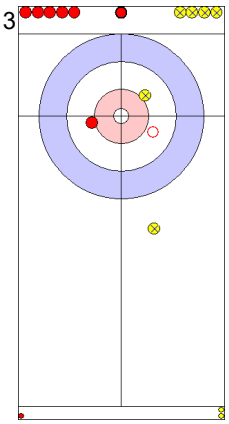
SUI: STOCKER Y
Take-out ↻ 0%

14
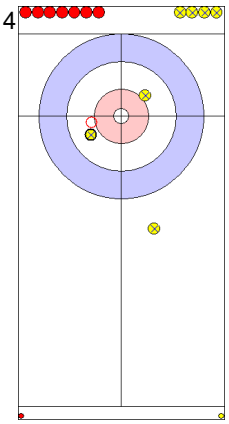
NZL: HOOD A
Take-out ↻ 100%

15
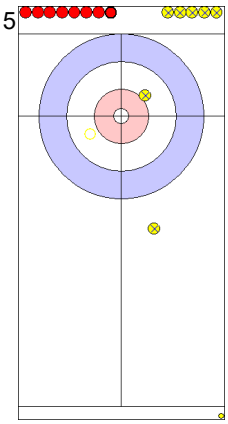
SUI: STOCKER Y
Double Take-out ↺ 50%

16
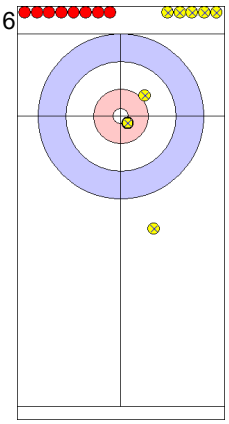
NZL: HOOD A
Draw ↻ 100%

	SUI	NZL
Total Score	0	2
Time left	00:00	00:00

Legend:
↻ Clockwise ↺ Counter-clockwise - Not considered

Game - Shot by Shot

End 2 — **SUI - Switzerland** **0 + 1** (this end) **= 1** — **NZL - New Zealand** **2 + 0** (this end) **= 2**

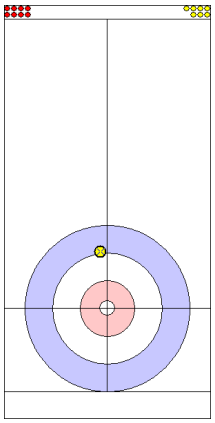

NZL: WALKER H
Draw ↻ 100%

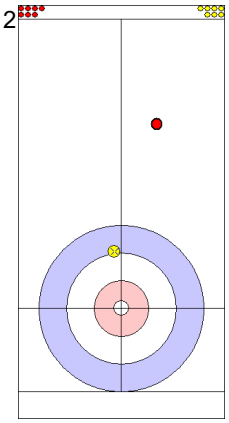

SUI: GERTSCH M
Front ↺ 100%

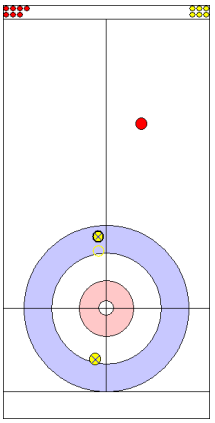

NZL: WALKER H
Raise ↺ 75%

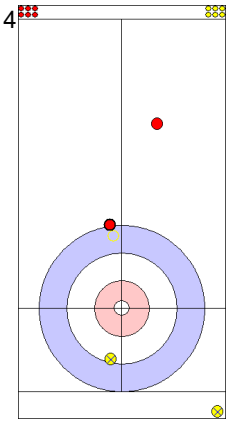

SUI: GERTSCH M
Double Take-out ↺ 50%

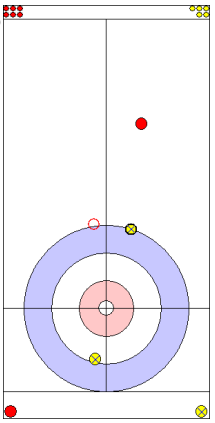

NZL: NEILSON M
Hit and Roll ↻ 100%

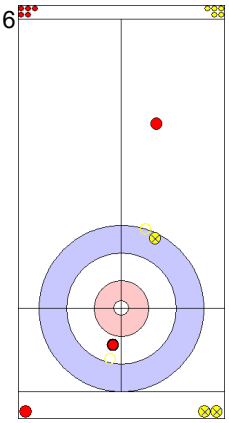

SUI: EBERHARD F
Hit and Roll ↺ 75%

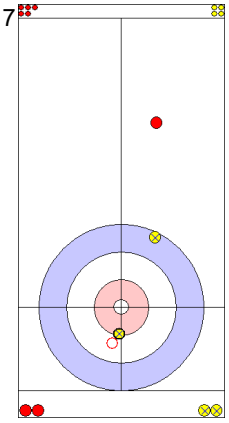

NZL: NEILSON M
Take-out ↻ 100%

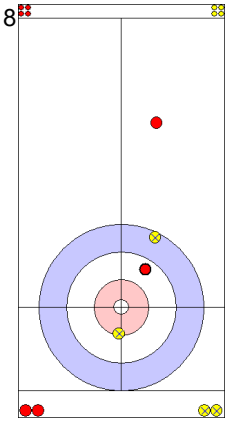

SUI: EBERHARD F
Draw ↺ 75%

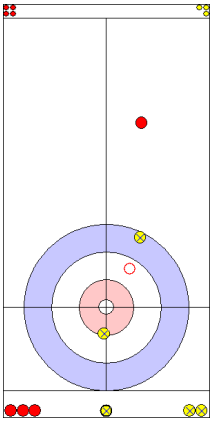

NZL: SMITH B
Take-out ↺ 50%

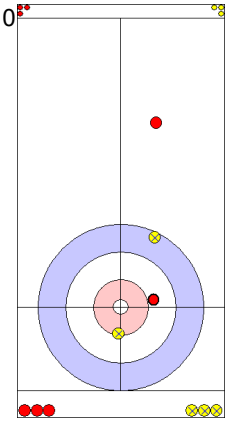

SUI: WAGENSEIL Y
Draw ↺ 100%

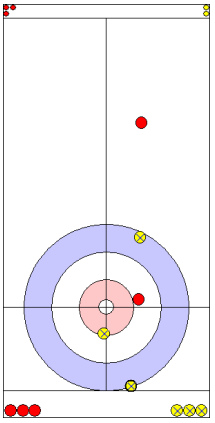

NZL: SMITH B
Draw ↺ 50%

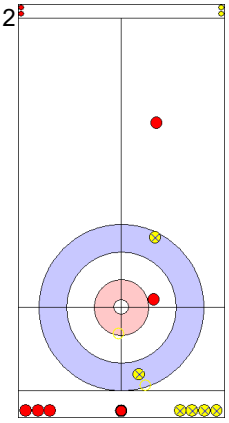

SUI: WAGENSEIL Y
Take-out ↺ 50%

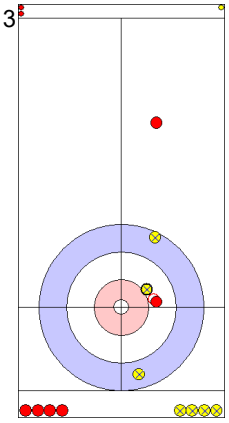

NZL: HOOD A
Draw ↻ 100%

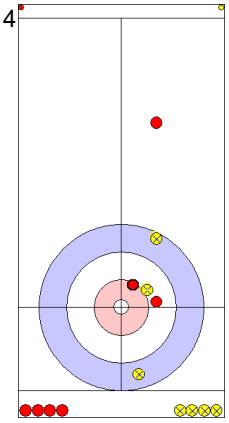

SUI: STOCKER Y
Draw ↺ 75%

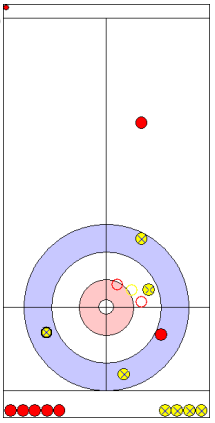

NZL: HOOD A
Double Take-out ↻ 100%

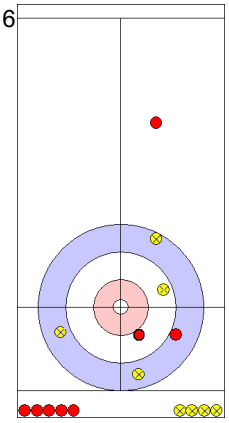

SUI: STOCKER Y
Draw ↺ 100%

	SUI	NZL
Total Score	1	2
Time left	00:00	00:00

Legend:
↻ Clockwise ↺ Counter-clockwise - Not considered

Game - Shot by Shot

End 3 — **SUI - Switzerland 1 + 1** (this end) **= 2** — **NZL - New Zealand 2 + 0** (this end) **= 2**

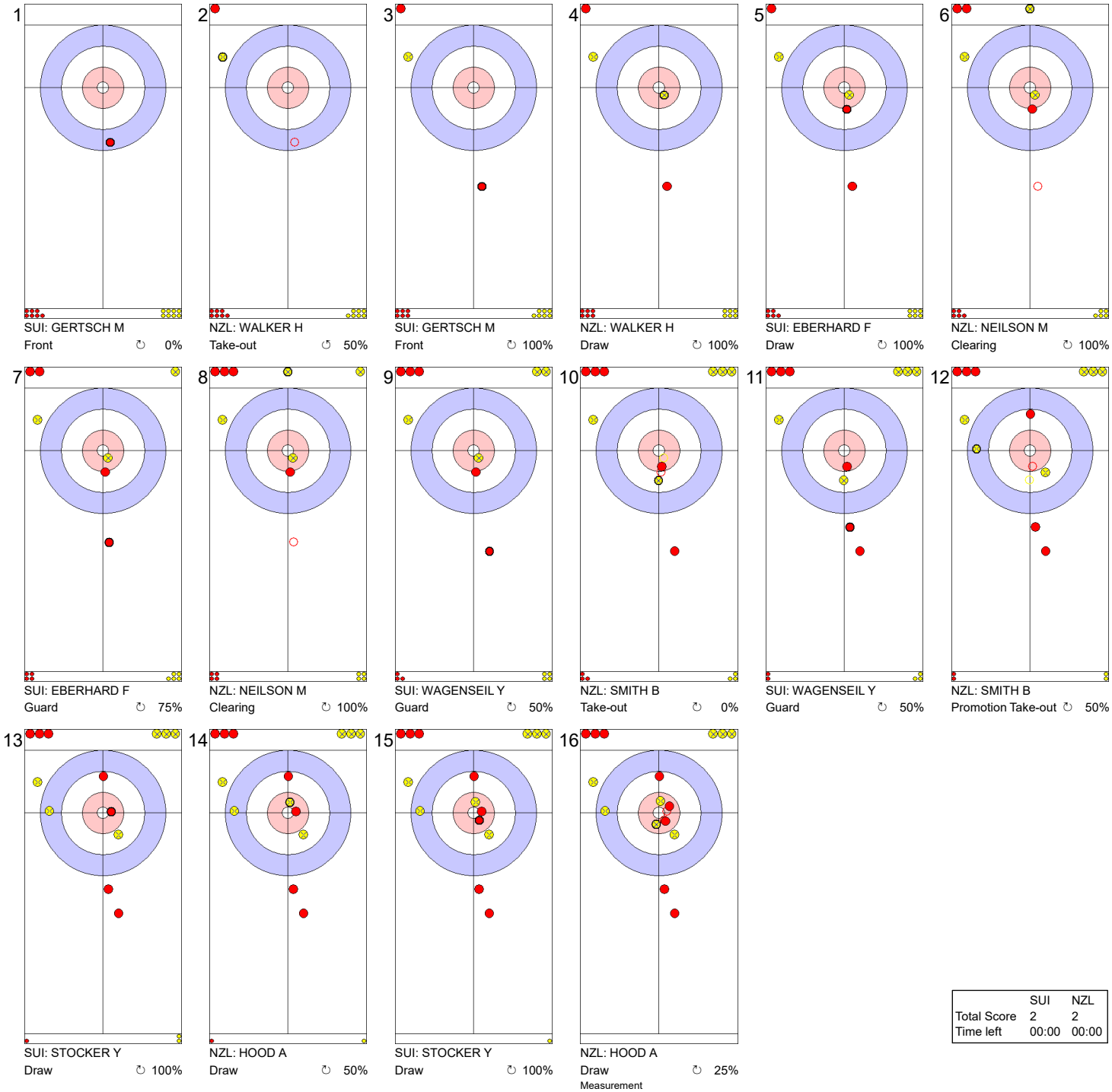

	SUI	NZL
Total Score	2	2
Time left	00:00	00:00

Legend:

↻ Clockwise ↺ Counter-clockwise - Not considered

Game - Shot by Shot

End 4 — **SUI - Switzerland 2 + 0** (this end) **= 2** — **NZL - New Zealand 2 + 1** (this end) **= 3**



	SUI	NZL
Total Score	2	3
Time left	00:00	00:00

Legend:

↻ Clockwise ↺ Counter-clockwise - Not considered

Game - Shot by Shot

End 5 **SUI - Switzerland 2 + 1** (this end) **= 3** **NZL - New Zealand 3 + 0** (this end) **= 3**

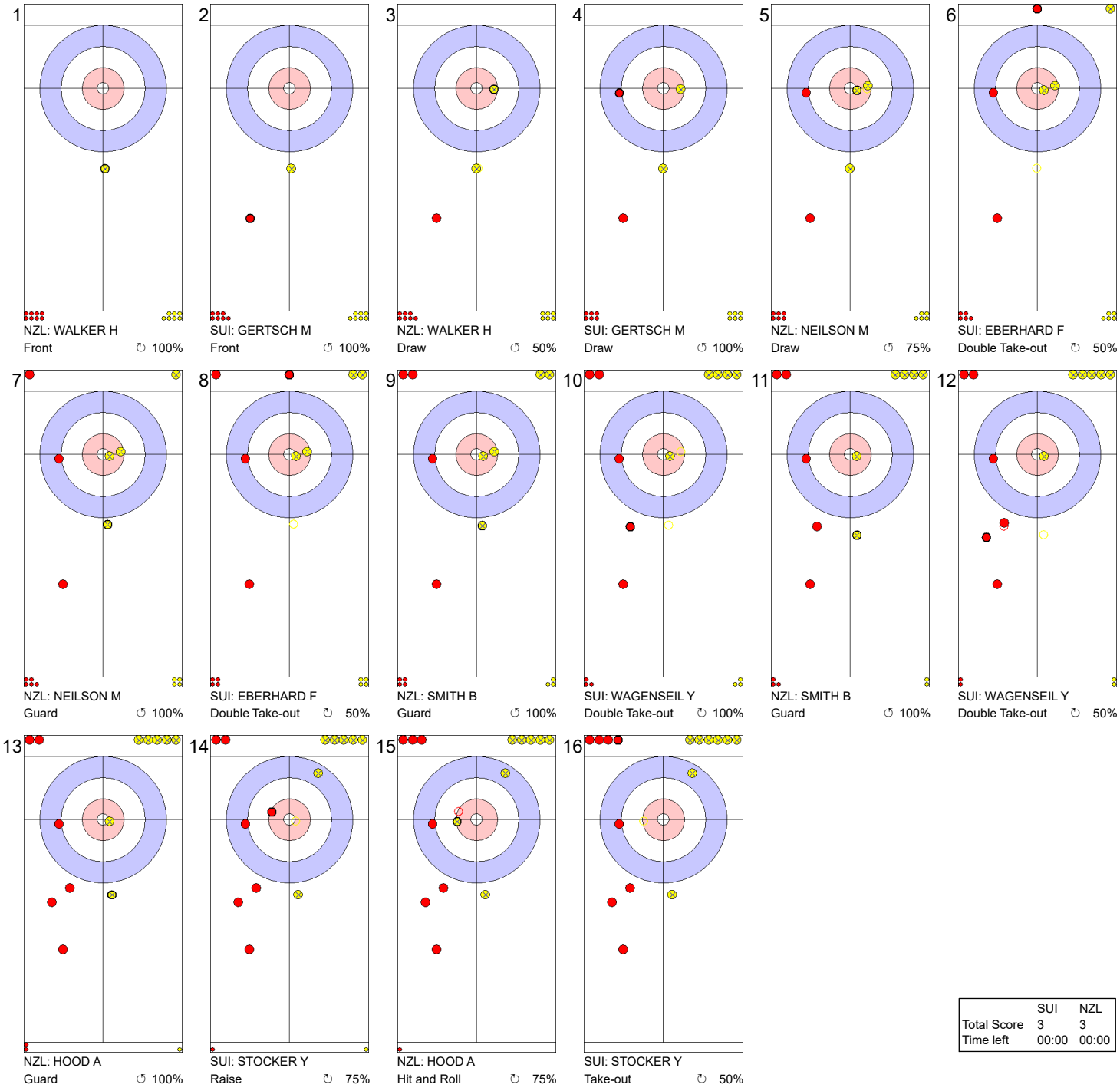

	SUI	NZL
Total Score	3	3
Time left	00:00	00:00

Legend:

↻ Clockwise ↺ Counter-clockwise - Not considered

Game - Shot by Shot

End 6 — **SUI - Switzerland 3 + 0** (this end) **= 3** — **NZL - New Zealand 3 + 2** (this end) **= 5**



	SUI	NZL
Total Score	3	5
Time left	00:00	00:00

Legend:

↻ Clockwise ↺ Counter-clockwise - Not considered

Game - Shot by Shot

End 7 | **SUI - Switzerland 3 + 0** (this end) **= 3** | **NZL - New Zealand 5 + 1** (this end) **= 6**

1
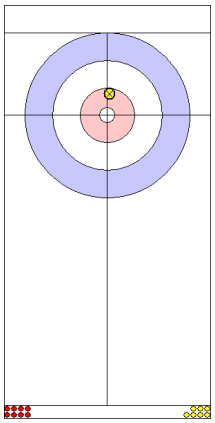
NZL: WALKER H
Draw ↻ 75%

2
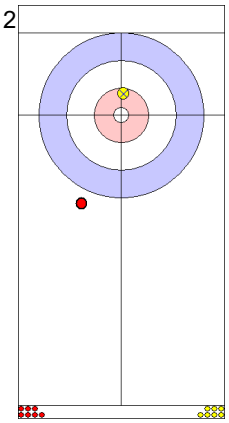
SUI: GERTSCH M
Front ↺ 100%

3
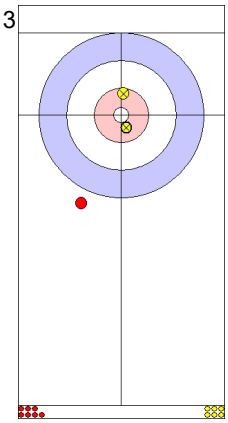
NZL: WALKER H
Draw ↻ 100%

4
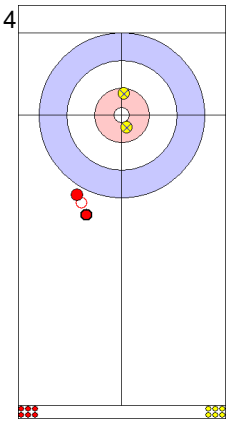
SUI: GERTSCH M
Draw ↺ 0%

5
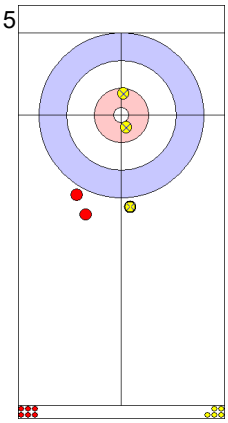
NZL: NEILSON M
Guard ↺ 100%

6
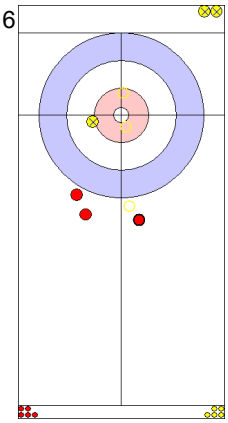
SUI: EBERHARD F
Double Take-out ↺ 100%

7
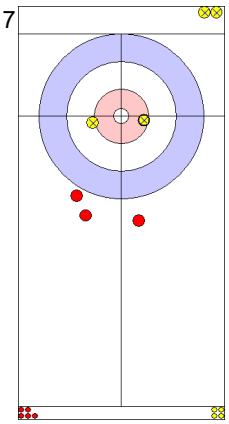
NZL: NEILSON M
Draw ↻ 100%

8
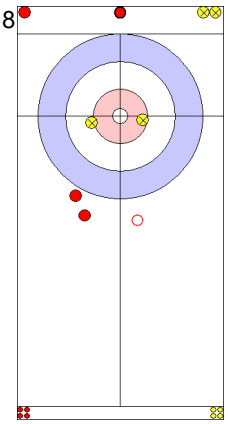
SUI: EBERHARD F
Promotion Take-out ↺ 0%

9
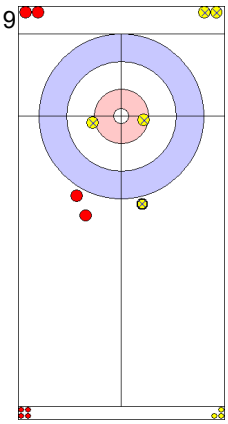
NZL: SMITH B
Guard ↻ 100%

10
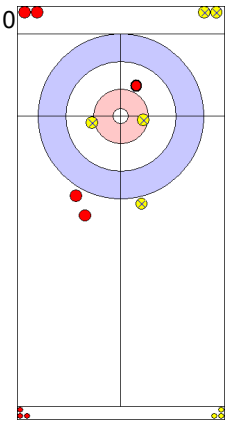
SUI: WAGENSEIL Y
Draw ↻ 50%

11
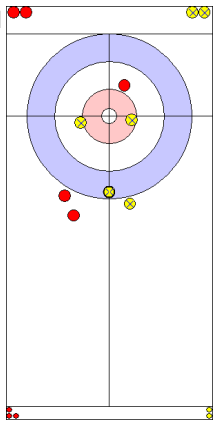
NZL: SMITH B
Guard ↺ 50%

12
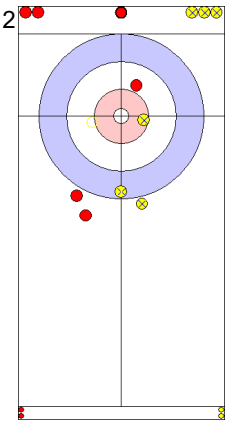
SUI: WAGENSEIL Y
Hit and Roll ↺ 75%

13
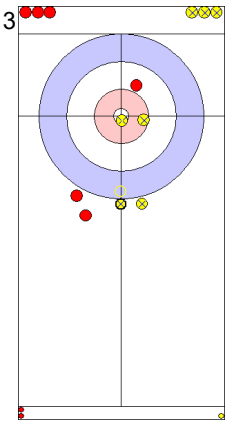
NZL: HOOD A
Raise ↻ 100%

14
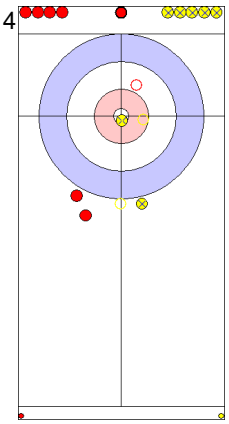
SUI: STOCKER Y
Double Take-out ↺ 100%

15
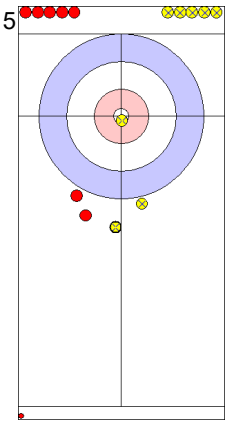
NZL: HOOD A
Guard ↻ 100%

16
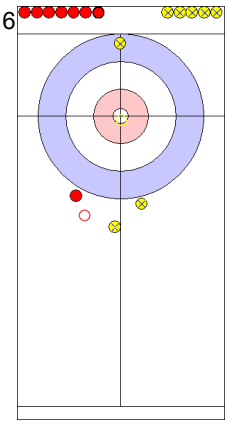
SUI: STOCKER Y
Promotion Take-out ↻ 0%

	SUI	NZL
Total Score	3	6
Time left	00:00	00:00

Legend:
↻ Clockwise ↺ Counter-clockwise - Not considered

Game - Shot by Shot

End 8 — **SUI - Switzerland 3 + 0** (this end) **= 3** — **NZL - New Zealand 6 + 1** (this end) **= 7**



	SUI	NZL
Total Score	3	7
Time left	00:00	00:00

Legend:

↻ Clockwise ↺ Counter-clockwise - Not considered

Game - Shot by Shot

End 9 — **SUI - Switzerland 3 + 1** (this end) **= 4** — **NZL - New Zealand 7 + 0** (this end) **= 7**

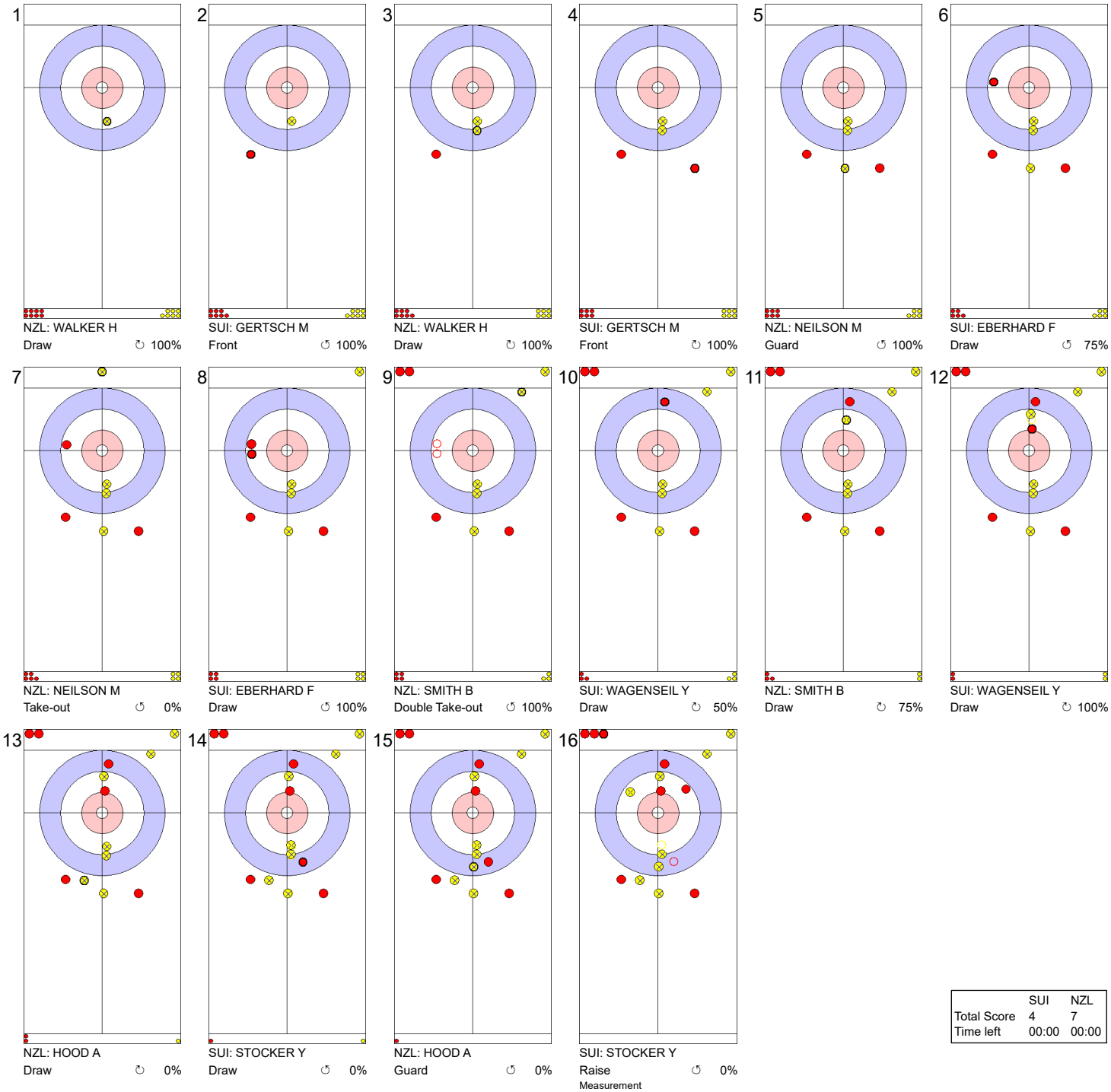

	SUI	NZL
Total Score	4	7
Time left	00:00	00:00

Legend:

↻ Clockwise ↺ Counter-clockwise - Not considered

Game - Shot by Shot

End 10 **SUI - Switzerland** **4 + X** (this end) **= 4** **NZL - New Zealand** **7 + X** (this end) **= 7**

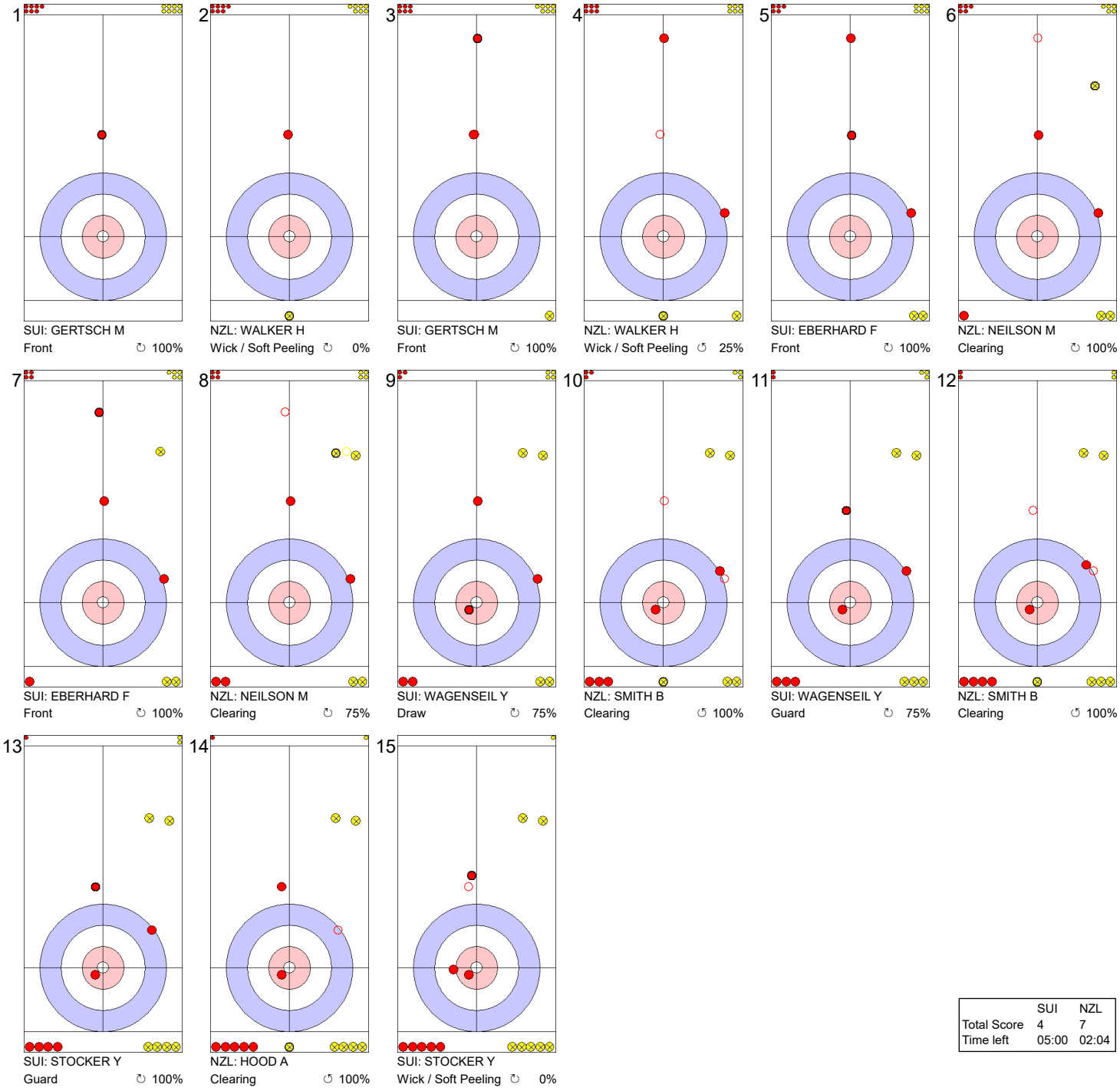

	SUI	NZL
Total Score	4	7
Time left	05:00	02:04

Legend:

↻ Clockwise ↺ Counter-clockwise - Not considered

X Unfinished end due to concession

Game Results

Sheet	Game	Team	LSFE	1	2	3	4	5	6	7	8	9	10	Extra Ends				Total
D	4	ITA - Italy		0	0	0	1	0	0	1	X	X	X					2
	4	CAN - Canada	*	2	1	1	0	1	2	0	X	X	X					7

ITA - Italy		Shot Success Game	Shot Success All
4 S	COLLI Giacomo	48 %	65 %
3 V	ZISA Alberto	55 %	69 %
2	DE ZANNA Francesco	57 %	68 %
1	PIFFER Simone	82 %	83 %
A	CASAGRANDE Luca	-	-
	Team Total	61%	71%

Last Stone Draw		Distance
↻	ZISA Alberto	108.3cm
↺	DE ZANNA Francesco	46.0cm
Total		**154.3cm**

Time remaining: 11 minutes 34 seconds

CAN - Canada		Shot Success Game	Shot Success All
4 S	GAUTHIER Jacques	91%	83 %
3 V	PETERS Jordan	96 %	87 %
2	PAYETTE Brayden	70 %	81%
1	BILAWKA Zachary	83 %	80 %
A	DUNLOP Thomas	-	-
	Team Total	85 %	83 %

Last Stone Draw		Distance
↻	BILAWKA Zachary	35.9cm
↺	PAYETTE Brayden	20.8cm
Total		**56.7cm**

Time remaining: 13 minutes 53 seconds

ITA - Italy		↻	↺	Game
4 COLLI Giacomo	Draws	2 75 %	7 46 %	9 53 %
	Take-outs	1 0 %	4 50 %	5 40 %
	Total	3 50 %	11 48 %	14 48 %
3 ZISA Alberto	Draws	1 25 %	11 52 %	12 50 %
	Take-outs	1 100 %	1 75 %	2 88 %
	Total	2 63 %	12 54 %	14 55 %
2 DE ZANNA Francesco	Draws	0 -	7 57 %	7 57 %
	Take-outs	1 75 %	6 54 %	7 57 %
	Total	1 75 %	13 56 %	14 57 %
1 PIFFER Simone	Draws	0 -	13 81 %	13 81 %
	Take-outs	1 100 %	0 -	1 100 %
	Total	1 100 %	13 81 %	14 82 %
A CASAGRANDE Luca	Draws	0 -	0 -	0 -
	Take-outs	0 -	0 -	0 -
	Total	0 -	0 -	0 -
Team	Draws	3 58 %	38 62 %	41 62 %
	Take-outs	4 69 %	11 55 %	15 58 %
	Total	7 64 %	49 60 %	56 61 %

CAN - Canada		↻	↺	Game
4 GAUTHIER Jacques	Draws	2 75 %	5 100 %	7 93 %
	Take-outs	4 81 %	3 100 %	7 89 %
	Total	6 79 %	8 100 %	14 91 %
3 PETERS Jordan	Draws	0 -	0 -	0 -
	Take-outs	7 96 %	7 96 %	14 96 %
	Total	7 96 %	7 96 %	14 96 %
2 PAYETTE Brayden	Draws	2 50 %	3 50 %	5 50 %
	Take-outs	3 100 %	6 71 %	9 81 %
	Total	5 80 %	9 64 %	14 70 %
1 BILAWKA Zachary	Draws	10 80 %	2 100 %	12 83 %
	Take-outs	1 75 %	0 -	1 75 %
	Total	11 80 %	2 100 %	13 83 %
A DUNLOP Thomas	Draws	0 -	0 -	0 -
	Take-outs	0 -	0 -	0 -
	Total	0 -	0 -	0 -
Team	Draws	14 75 %	10 85 %	24 79 %
	Take-outs	15 92 %	16 88 %	31 90 %
	Total	29 84 %	26 87 %	55 85 %

Note:
Position and function for each team member:
4 = Fourth, **3** = Third, **2** = Second, **1** = Lead, **A** = Alternate, **S** = Skip, **V** = Vice-Skip

Legend:
↻ Clockwise ↺ Counter-clockwise **LSFE(*)** Last Stone First End
X Unplayed/unfinished end due to concession

Game - Shot by Shot

End 1 — **ITA - Italy 0 + 0** (this end) **= 0** — **CAN - Canada 0 + 2** (this end) **= 2**

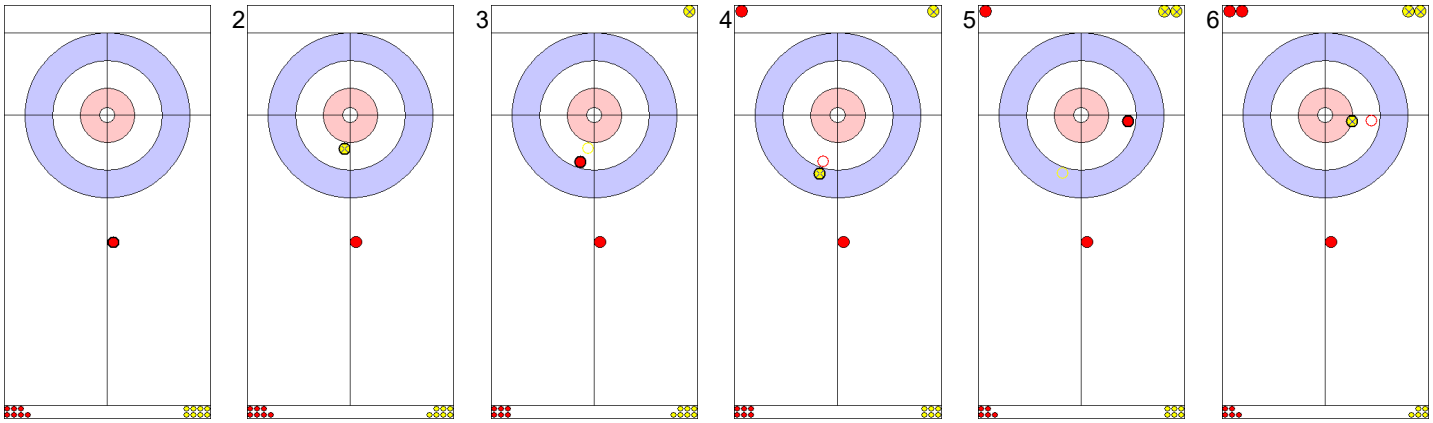

1	2	3	4	5	6
ITA: PIFFER S	CAN: BILAWKA Z	ITA: PIFFER S	CAN: BILAWKA Z	ITA: DE ZANNA F	CAN: PAYETTE B
Front ↻ 100%	Draw ↻ 75%	Take-out ↻ 100%	Hit and Roll ↻ 75%	Hit and Roll ↻ 75%	Take-out ↻ 100%

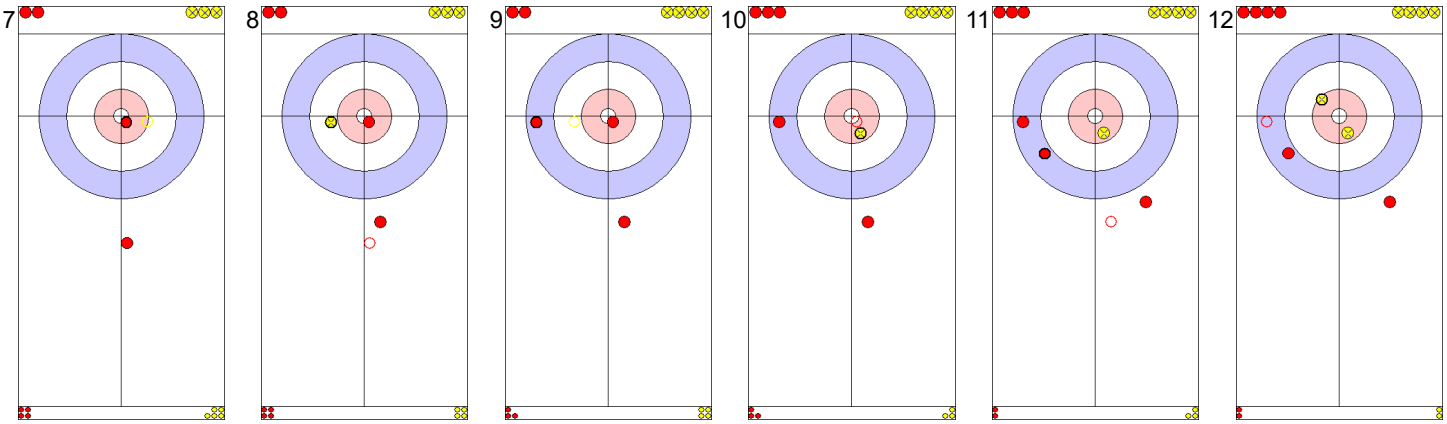

7	8	9	10	11	12
ITA: DE ZANNA F	CAN: PAYETTE B	ITA: ZISA A	CAN: PETERS J	ITA: ZISA A	CAN: PETERS J
Hit and Roll ↻ 100%	Raise ↻ 25%	Take-out ↻ 100%	Take-out ↻ 100%	Raise ↻ 25%	Hit and Roll ↻ 75%

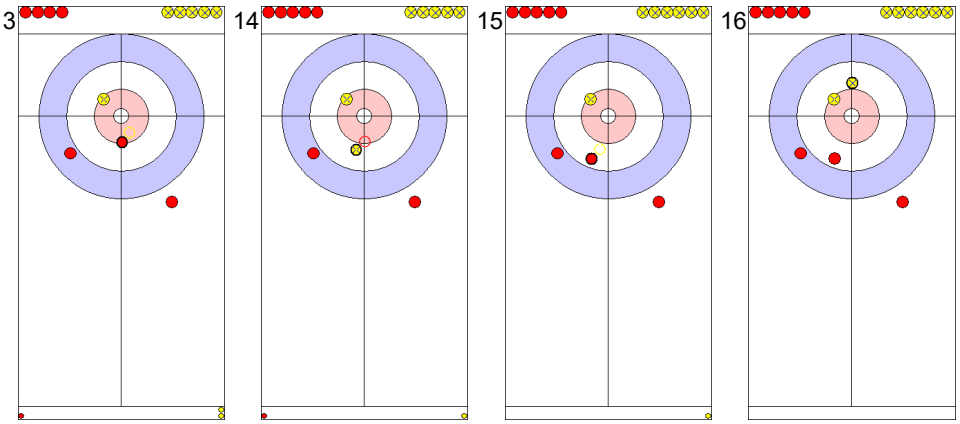

13	14	15	16
ITA: COLLI G	CAN: GAUTHIER J	ITA: COLLI G	CAN: GAUTHIER J
Double Take-out ↻ 50%	Hit and Roll ↻ 75%	Double Take-out ↻ 50%	Draw ↻ 100%

	ITA	CAN
Total Score	0	2
Time left	00:00	00:00

Legend:
↻ Clockwise ↺ Counter-clockwise - Not considered

Game - Shot by Shot

End 2 — **ITA - Italy 0 + 0** (this end) **= 0** — **CAN - Canada 2 + 1** (this end) **= 3**

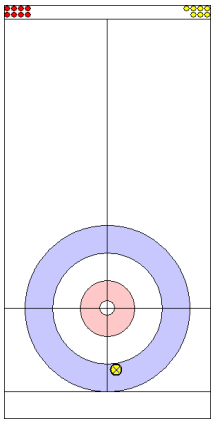

1 CAN: BILAWKA Z
Draw ↻ 50%

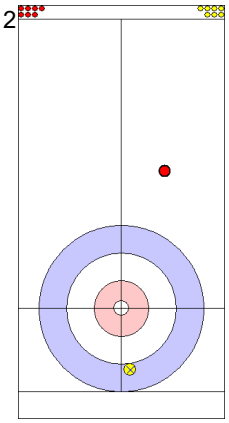

2 ITA: PIFFER S
Front ↺ 100%

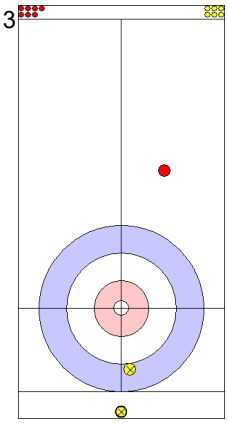

3 CAN: BILAWKA Z
Draw ↻ -
picked up debris

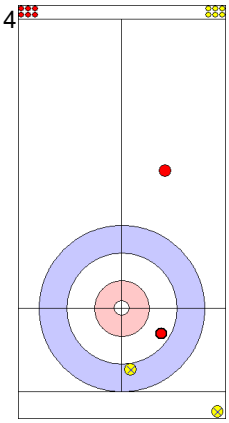

4 ITA: PIFFER S
Draw ↺ 75%

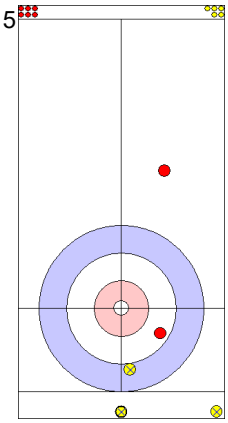

5 CAN: PAYETTE B
Take-out ↺ 0%

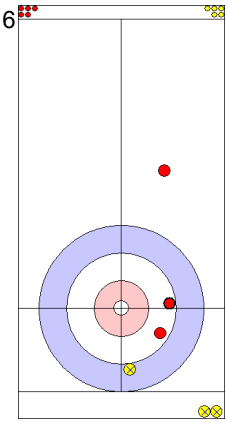

6 ITA: DE ZANNA F
Draw ↺ 100%

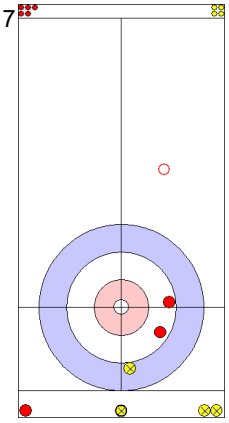

7 CAN: PAYETTE B
Clearing ↺ 100%

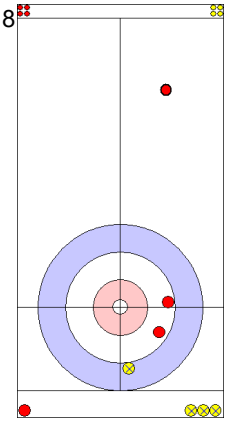

8 ITA: DE ZANNA F
Guard ↺ 100%

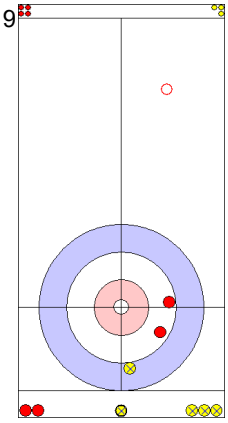

9 CAN: PETERS J
Clearing ↺ 100%

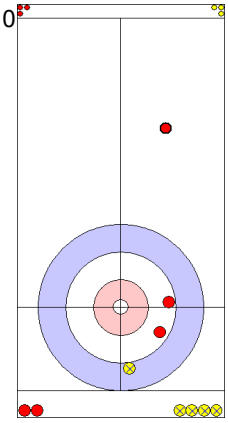

10 ITA: ZISA A
Guard ↺ 100%

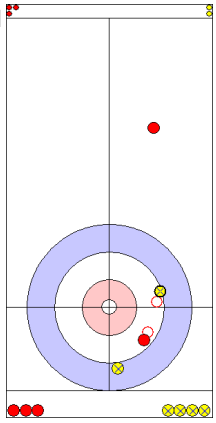

11 CAN: PETERS J
Take-out ↻ 100%

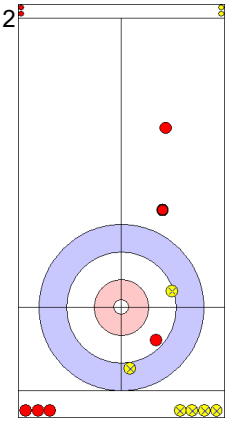

12 ITA: ZISA A
Draw ↺ 0%

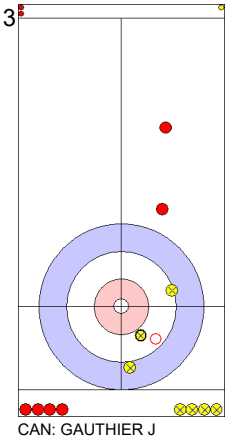

13 CAN: GAUTHIER J
Take-out ↻ 100%

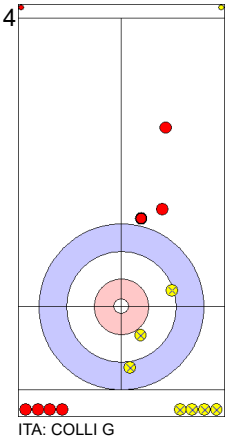

14 ITA: COLLI G
Draw ↺ 0%

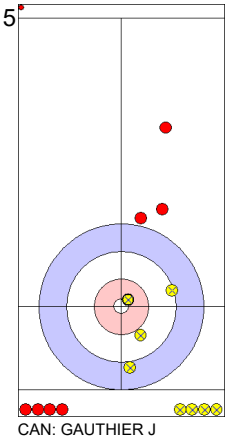

15 CAN: GAUTHIER J
Draw ↻ 100%

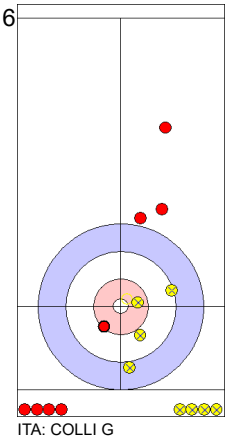

16 ITA: COLLI G
Draw ↺ 50%

	ITA	CAN
Total Score	0	3
Time left	00:00	00:00

Legend:
↻ Clockwise ↺ Counter-clockwise - Not considered

Game - Shot by Shot

End 3 — **ITA - Italy 0 + 0** (this end) **= 0** — **CAN - Canada 3 + 1** (this end) **= 4**

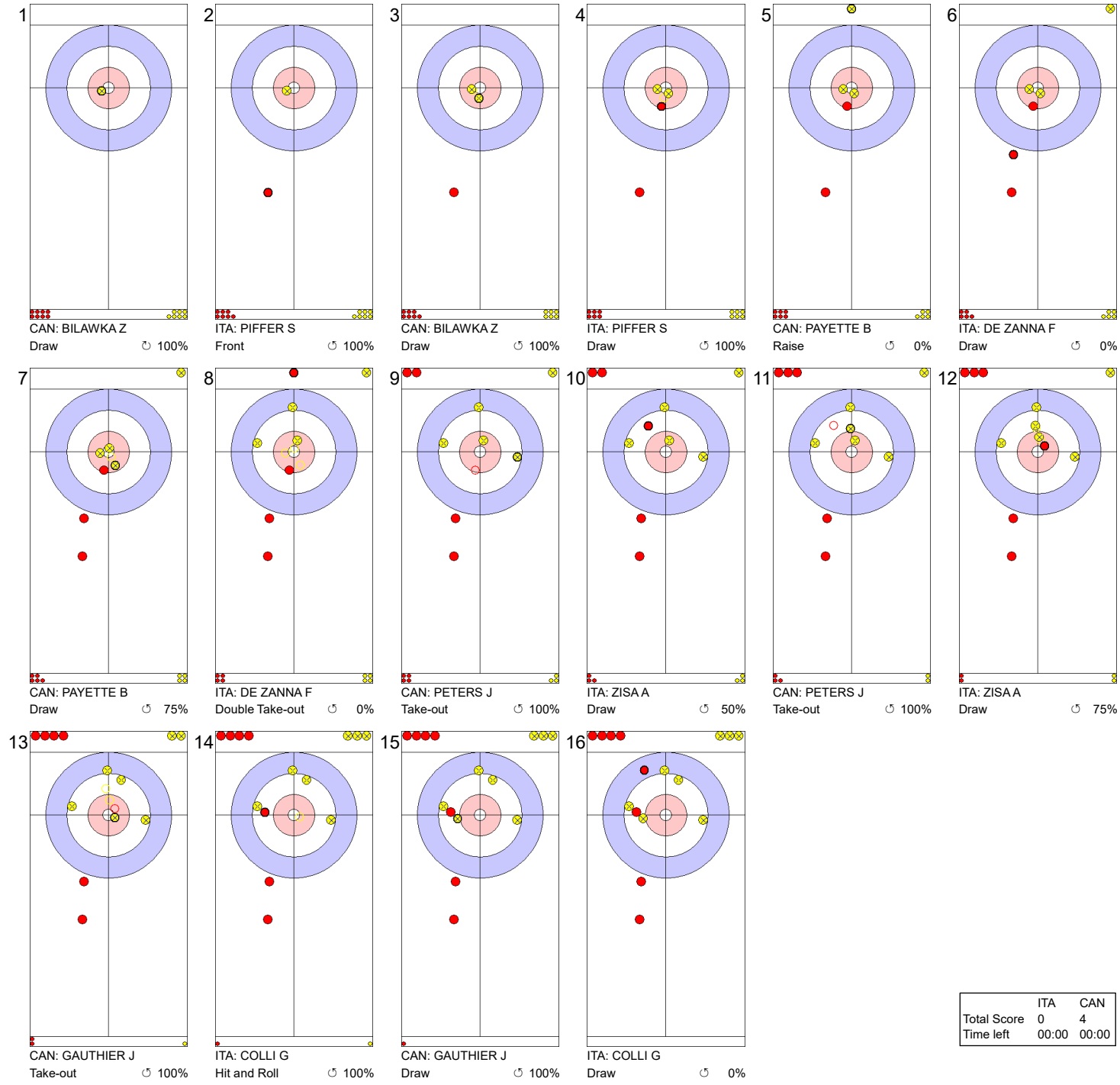

	ITA	CAN
Total Score	0	4
Time left	00:00	00:00

Legend:

↻ Clockwise ↺ Counter-clockwise - Not considered

Game - Shot by Shot

End 4 — **ITA - Italy 0 + 1** (this end) **= 1** — **CAN - Canada 4 + 0** (this end) **= 4**

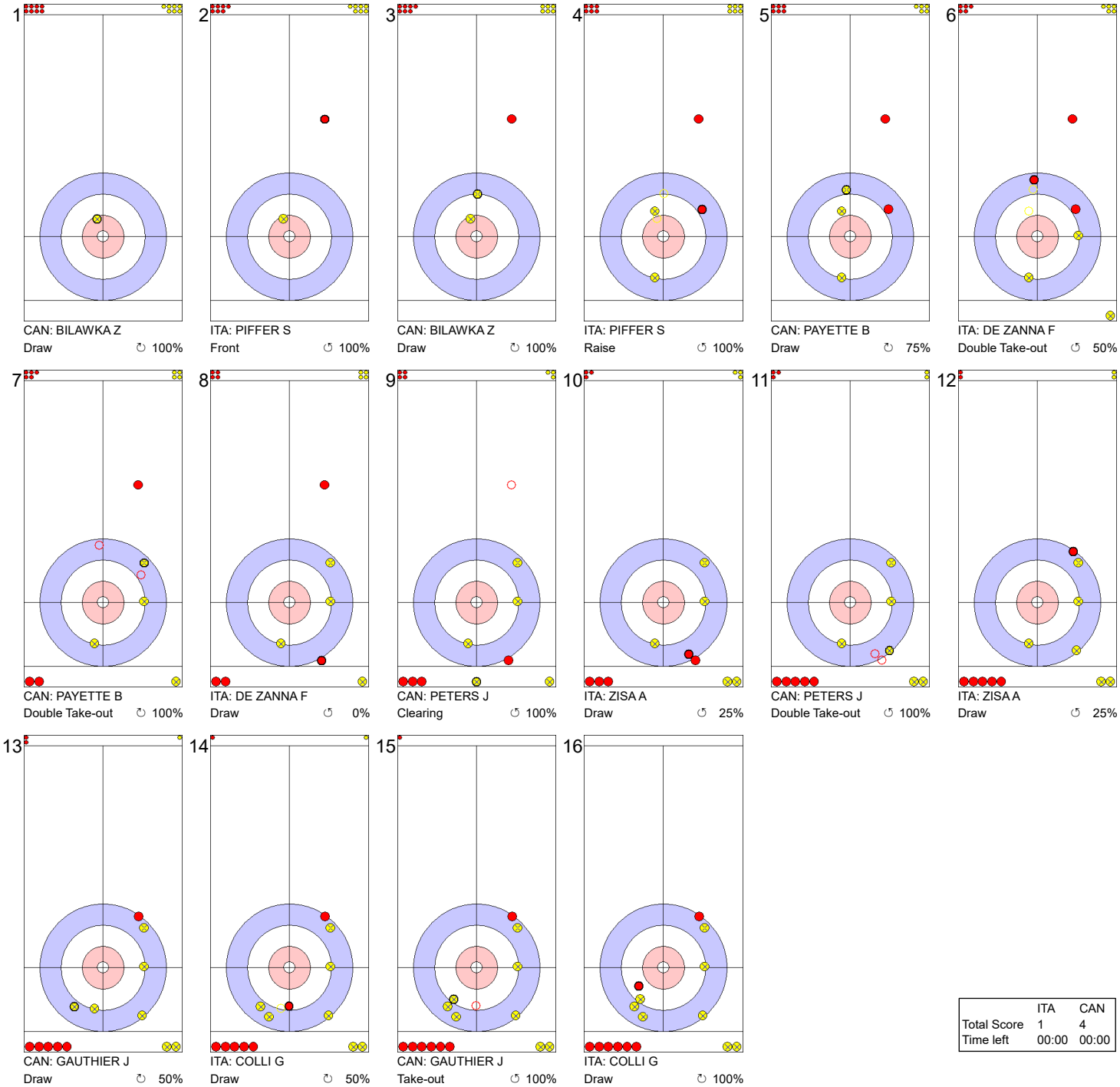

	ITA	CAN
Total Score	1	4
Time left	00:00	00:00

Legend:

↻ Clockwise ↺ Counter-clockwise - Not considered

Game - Shot by Shot

End 5 — **ITA - Italy 1 + 0** (this end) **= 1** — **CAN - Canada 4 + 1** (this end) **= 5**



	1	2	3	4	5	6
	ITA: PIFFER S	CAN: BILAWKA Z	ITA: PIFFER S	CAN: BILAWKA Z	ITA: DE ZANNA F	CAN: PAYETTE B
	Front ↻ 100%	Draw ↺ 75%	Draw ↻ 0%	Draw ↻ 100%	Draw ↺ 50%	Hit and Roll ↺ 75%
	7	8	9	10	11	12
	ITA: DE ZANNA F	CAN: PAYETTE B	ITA: ZISA A	CAN: PETERS J	ITA: ZISA A	CAN: PETERS J
	Hit and Roll ↻ 100%	Double Take-out ↺ 50%	Guard ↻ 100%	Clearing ↻ 100%	Guard ↺ 75%	Clearing ↺ 75%
	13	14	15	16		
	ITA: COLLI G	CAN: GAUTHIER J	ITA: COLLI G	CAN: GAUTHIER J		
	Hit and Roll ↻ 0%	Promotion Take-out ↺ 50%	Freeze ↻ 100%	Raise ↻ 100%		

	ITA	CAN
Total Score	1	5
Time left	00:00	00:00

Legend:
↻ Clockwise ↺ Counter-clockwise - Not considered

Game - Shot by Shot

End 6 — **ITA - Italy 1 + 0** (this end) **= 1** — **CAN - Canada 5 + 2** (this end) **= 7**

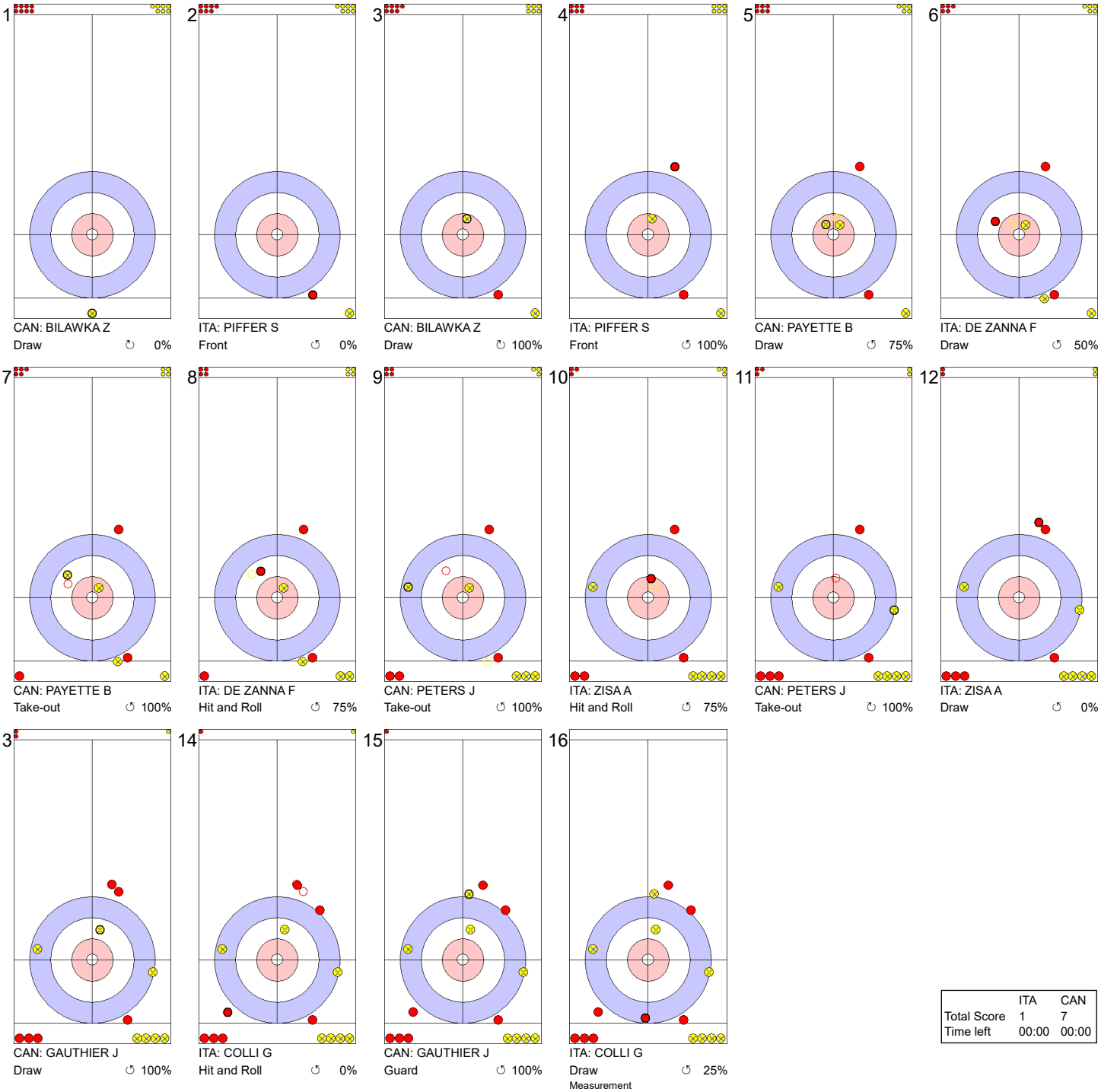

	ITA	CAN
Total Score	1	7
Time left	00:00	00:00

Legend:

↻ Clockwise ↺ Counter-clockwise - Not considered

CURLIT Curling Information Technology Ltd.

Game - Shot by Shot

End 7 — **ITA - Italy 1 + 1** (this end) **= 2** — **CAN - Canada 7 + 0** (this end) **= 7**



	ITA	CAN
Total Score	2	7
Time left	11:34	13:53

Legend:
↻ Clockwise ↺ Counter-clockwise - Not considered

Game Results

Sheet	Game	Team	LSFE	1	2	3	4	5	6	7	8	9	10	Extra Ends				Total
E	4	USA - United States	*	2	0	1	0	0	0	0	1	0	X					4
	4	RUS - Russia		0	2	0	1	0	0	1	0	3	X					7

USA - United States		Shot Success Game	All
4 S	VIOLETTE Luc	57%	63%
3	RICHARDSON Ben	83%	80%
2	HARSTAD Jon	71%	70%
1 V	FENSON Graem	78%	77%
A	TUMA Kevin	-	-
	Team Total	72%	73%

Last Stone Draw		Distance
↻	HARSTAD Jon	27.6cm
↺	FENSON Graem	17.9cm
Total		**45.5cm**

Time remaining: 1 minute 9 seconds

Time-out: End 7 - USA stone 6

RUS - Russia		Shot Success Game	All
4 V	DUDOV Andrey	84%	78%
3 S	KARETNIKOV Artem	69%	69%
2	VLASENKO Mikhail	63%	70%
1	LYSAKOV Nikolai	86%	84%
A	KAZACHKOV Ivan	-	67%
	Team Total	75%	75%

Last Stone Draw		Distance
↻	VLASENKO Mikhail	72.2cm
↺	KARETNIKOV Artem	80.7cm
Total		**152.9cm**

Time remaining: 1 minute 41 seconds

Time-out: End 10 - RUS stone 3

USA - United States		↻		↺		Game	
4 VIOLETTE Luc	Draws	3	50%	9	47%	12	48%
	Take-outs	2	75%	4	75%	6	75%
	Total	5	60%	13	56%	18	57%
3 RICHARDSON Ben	Draws	11	73%	2	100%	13	77%
	Take-outs	4	100%	3	83%	7	93%
	Total	15	80%	5	90%	20	83%
2 HARSTAD Jon	Draws	9	61%	2	63%	11	61%
	Take-outs	7	89%	2	63%	9	83%
	Total	16	73%	4	63%	20	71%
1 FENSON Graem	Draws	12	81%	8	72%	20	78%
	Take-outs	0	-	0	-	0	-
	Total	12	81%	8	72%	20	78%
A TUMA Kevin	Draws	0	-	0	-	0	-
	Take-outs	0	-	0	-	0	-
	Total	0	-	0	-	0	-
Team	Draws	35	71%	21	63%	56	68%
	Take-outs	13	90%	9	75%	22	84%
	Total	48	76%	30	67%	78	72%

RUS - Russia		↻		↺		Game	
4 DUDOV Andrey	Draws	2	88%	7	79%	9	81%
	Take-outs	5	100%	6	75%	11	86%
	Total	7	96%	13	77%	20	84%
3 KARETNIKOV Artem	Draws	3	50%	3	75%	6	63%
	Take-outs	8	63%	6	83%	14	71%
	Total	11	59%	9	81%	20	69%
2 VLASENKO Mikhail	Draws	4	31%	1	0%	5	25%
	Take-outs	12	75%	3	75%	15	75%
	Total	16	64%	4	56%	20	63%
1 LYSAKOV Nikolai	Draws	3	100%	15	92%	18	93%
	Take-outs	2	25%	0	-	2	25%
	Total	5	70%	15	92%	20	86%
A KAZACHKOV Ivan	Draws	0	-	0	-	0	-
	Take-outs	0	-	0	-	0	-
	Total	0	-	0	-	0	-
Team	Draws	12	63%	26	83%	38	76%
	Take-outs	27	72%	15	78%	42	74%
	Total	39	69%	41	81%	80	75%

Note:
Position and function for each team member:
4 = Fourth, **3** = Third, **2** = Second, **1** = Lead, **A** = Alternate, **S** = Skip, **V** = Vice-Skip

Legend:
↻ Clockwise ↺ Counter-clockwise **LSFE(*)** Last Stone First End
X Unplayed/unfinished end due to concession

Game - Shot by Shot

End 1 **USA - United States 0 + 2** (this end) **= 2** **RUS - Russia 0 + 0** (this end) **= 0**

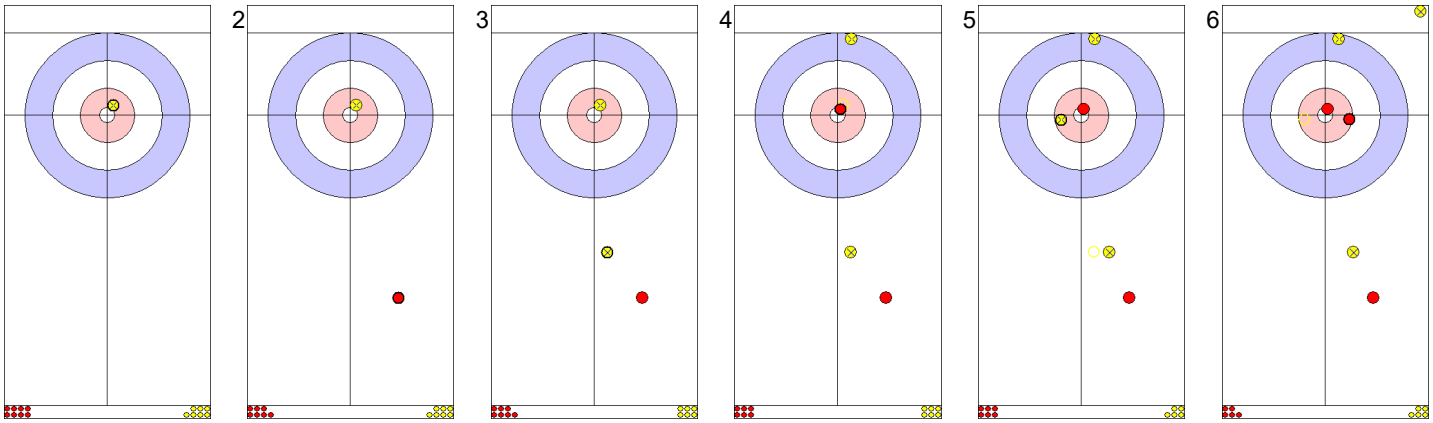

1 RUS: LYSAKOV N — Draw ↻ 100%
2 USA: FENSON G — Front ↻ 100%
3 RUS: LYSAKOV N — Guard ↺ 50%
4 USA: FENSON G — Raise ↻ 100%
5 RUS: VLASENKO M — Raise ↻ 25%
6 USA: HARSTAD J — Hit and Roll ↻ 100%
7 RUS: VLASENKO M — Take-out ↻ 100%
8 USA: HARSTAD J — Hit and Roll ↻ 100%
9 RUS: KARETNIKOV A — Clearing ↻ 100%
10 USA: RICHARDSON B — Guard ↻ 50%
11 RUS: KARETNIKOV A — Double Take-out ↻ 100%
12 USA: RICHARDSON B — Hit and Roll ↻ 100%
13 RUS: DUDOV A — Double Take-out ↺ 50%
14 USA: VIOLETTE L — Wick / Soft Peeling ↻ 100%
15 RUS: DUDOV A — Take-out ↻ 100%
16 USA: VIOLETTE L — Take-out ↻ 100%

	USA	RUS
Total Score	2	0
Time left	00:00	00:00

Legend:
↻ Clockwise ↺ Counter-clockwise - Not considered

Game - Shot by Shot

End 2 — **USA - United States 2 + 0** (this end) **= 2** — **RUS - Russia 0 + 2** (this end) **= 2**



	1	2	3	4	5	6
	USA: FENSON G	RUS: LYSAKOV N	USA: FENSON G	RUS: LYSAKOV N	USA: HARSTAD J	RUS: VLASENKO M
	Front ↻ 100%	Front ↻ 100%	Draw ↻ 75%	Take-out ↻ 0%	Draw ↻ 75%	Take-out ↻ 0%
	7	8	9	10	11	12
	USA: HARSTAD J	RUS: VLASENKO M	USA: RICHARDSON B	RUS: KARETNIKOV A	USA: RICHARDSON B	RUS: KARETNIKOV A
	Hit and Roll ↻ 75%	Hit and Roll ↻ 100%	Draw ↻ 100%	Double Take-out ↻ 50%	Take-out ↻ 100%	Hit and Roll ↻ 75%
	13	14	15	16		
	USA: VIOLETTE L	RUS: DUDOV A	USA: VIOLETTE L	RUS: DUDOV A		
	Draw ↻ 50%	Double Take-out ↻ 100%	Double Take-out ↻ 50%	Draw ↻ 100%		

	USA	RUS
Total Score	2	2
Time left	00:00	00:00

Legend:

↻ Clockwise ↺ Counter-clockwise - Not considered

Game - Shot by Shot

End 3 — **USA - United States** 2 + 1 (this end) = 3 — **RUS - Russia** 2 + 0 (this end) = 2

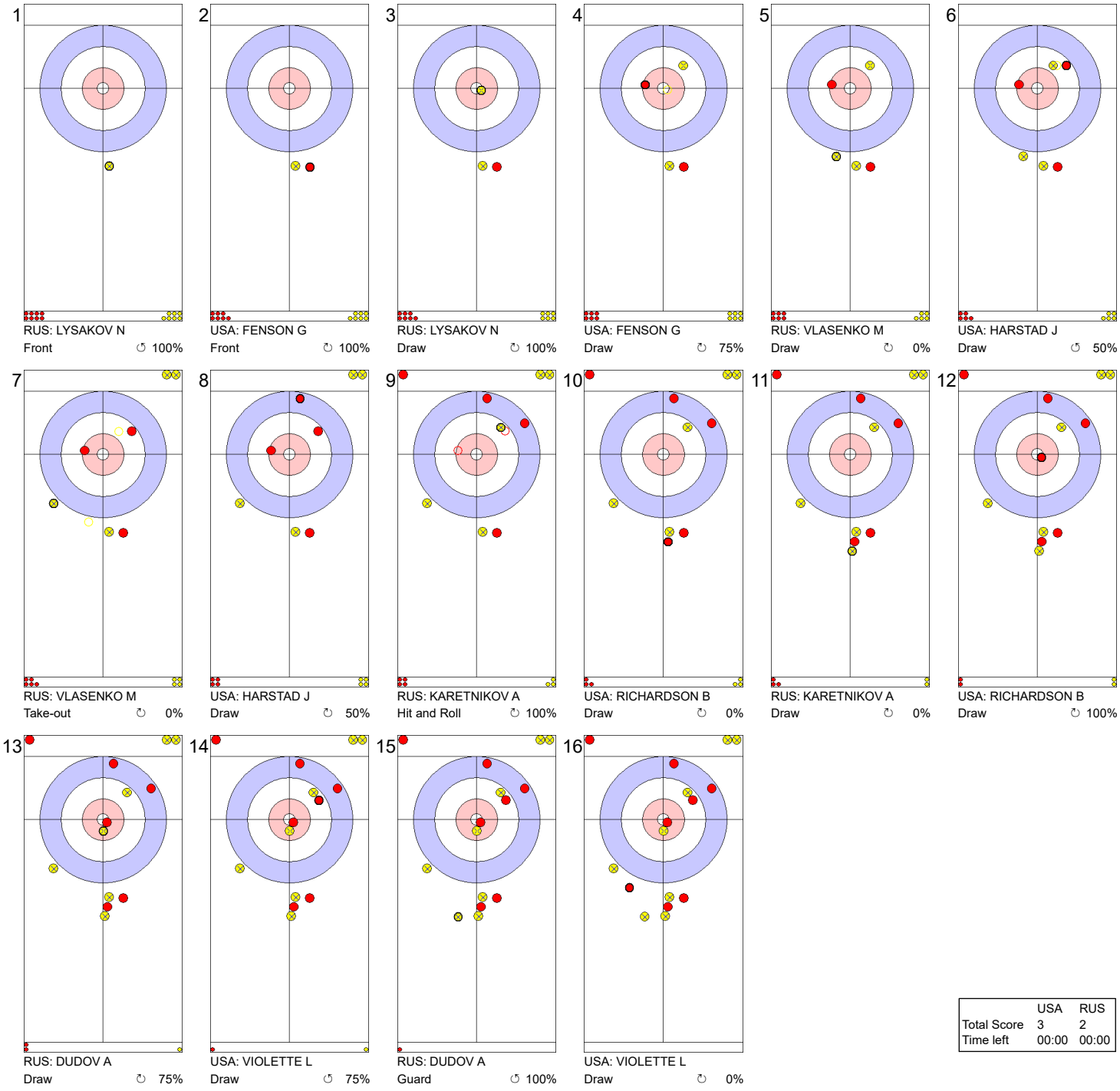

	USA	RUS
Total Score	3	2
Time left	00:00	00:00

Legend:

↻ Clockwise ↺ Counter-clockwise - Not considered

Game - Shot by Shot

End 4 — **USA - United States 3 + 0** (this end) **= 3** — **RUS - Russia 2 + 1** (this end) **= 3**

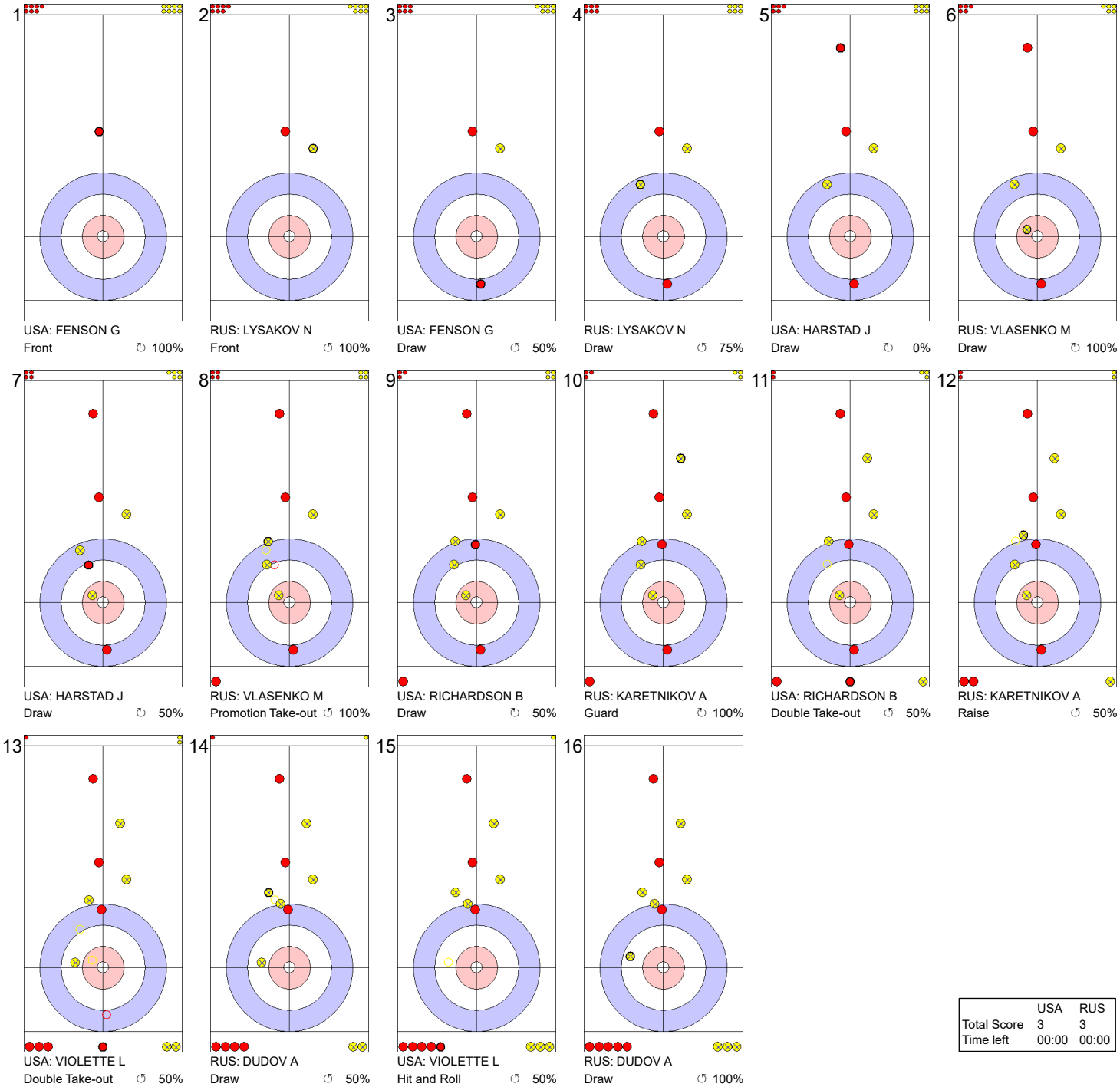

	USA	RUS
Total Score	3	3
Time left	00:00	00:00

Legend:

↻ Clockwise ↺ Counter-clockwise - Not considered

Game - Shot by Shot

End 5 **USA - United States 3 + 0** (this end) **= 3** **RUS - Russia 3 + 0** (this end) **= 3**



1	2	3	4	5	6
RUS: LYSAKOV N	USA: FENSON G	RUS: LYSAKOV N	USA: FENSON G	RUS: VLASENKO M	USA: HARSTAD J
Front ↻ 100%	Draw ↻ 0%	Front ↻ 100%	Draw ↻ 50%	Take-out ↻ 100%	Raise ↻ 100%
7	8	9	10	11	12
RUS: VLASENKO M	USA: HARSTAD J	RUS: KARETNIKOV A	USA: RICHARDSON B	RUS: KARETNIKOV A	USA: RICHARDSON B
Promotion Take-out ↻ 25%	Hit and Roll ↻ 75%	Take-out ↻ 50%	Hit and Roll ↻ 100%	Double Take-out ↻ 50%	Draw ↻ 75%
13	14	15	16		
RUS: DUDOV A	USA: VIOLETTE L	RUS: DUDOV A	USA: VIOLETTE L		
Double Take-out ↻ 100%	Take-out ↻ 100%	Clearing ↻ 100%	Through -		

	USA	RUS
Total Score	3	3
Time left	00:00	00:00

Legend:
↻ Clockwise ↺ Counter-clockwise - Not considered

Game - Shot by Shot

End 6 — **USA - United States 3 + 0** (this end) **= 3** — **RUS - Russia 3 + 0** (this end) **= 3**

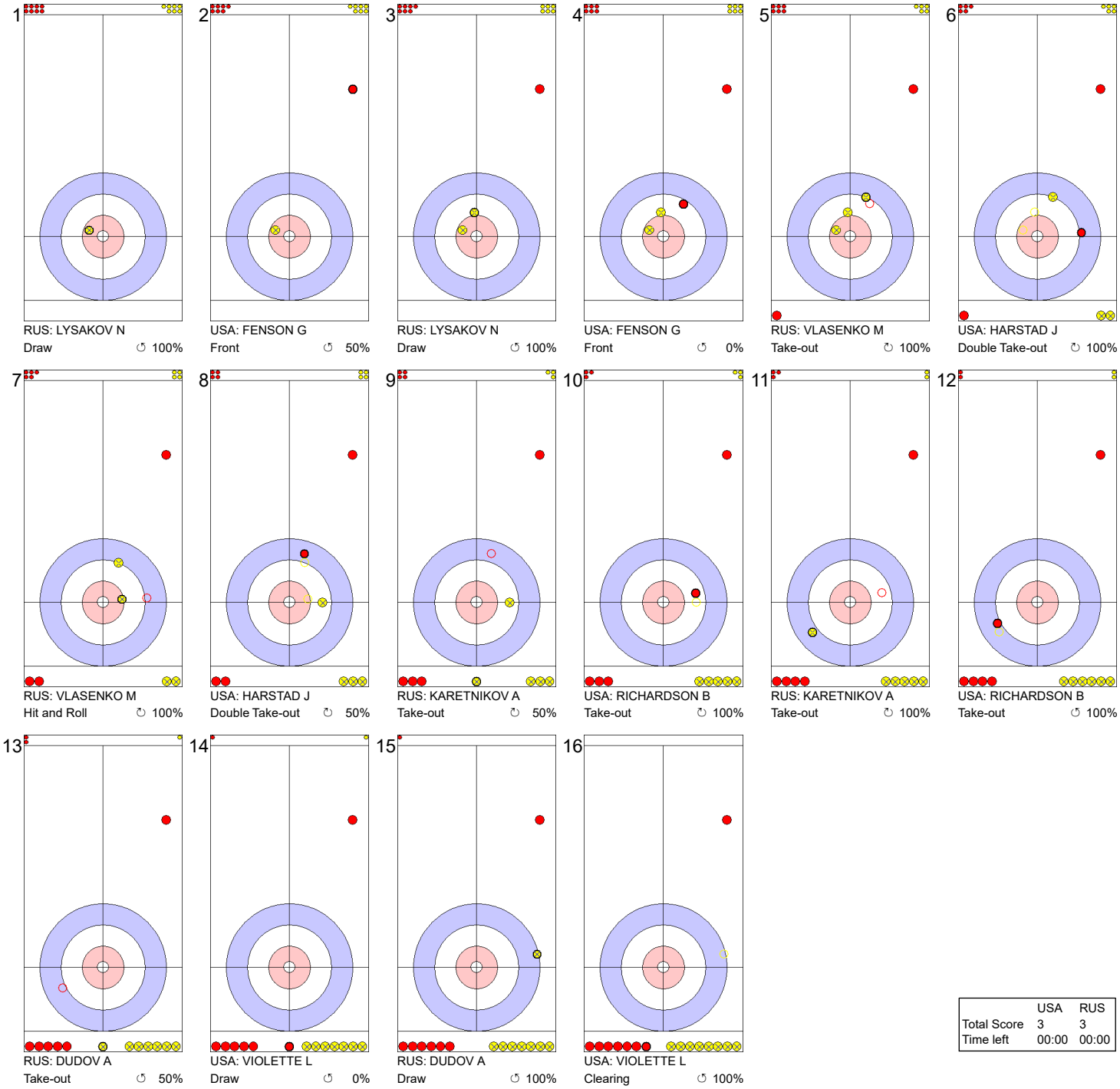

	USA	RUS
Total Score	3	3
Time left	00:00	00:00

Legend:

↻ Clockwise ↺ Counter-clockwise - Not considered

Game - Shot by Shot

End 7 — **USA - United States 3 + 0** (this end) **= 3** — **RUS - Russia 3 + 1** (this end) **= 4**



	1	2	3	4	5	6
	RUS: LYSAKOV N	USA: FENSON G	RUS: LYSAKOV N	USA: FENSON G	RUS: VLASENKO M	USA: HARSTAD J
	Front ↻ 100%	Draw ↺ 75%	Front ↻ 100%	Draw ↺ 100%	Take-out ↻ 50%	Take-out ↻ 100%
	7	8	9	10	11	12
	RUS: VLASENKO M	USA: HARSTAD J	RUS: KARETNIKOV A	USA: RICHARDSON B	RUS: KARETNIKOV A	USA: RICHARDSON B
	Take-out ↻ 100%	Hit and Roll ↻ 100%	Draw ↻ 50%	Draw ↻ 100%	Take-out ↻ 0%	Draw ↻ 75% Time-out
	13	14	15	16		
	RUS: DUDOV A	USA: VIOLETTE L	RUS: DUDOV A	USA: VIOLETTE L		
	Double Take-out ↺ 50%	Draw ↻ 100%	Draw ↺ 100%	Draw ↺ 0%		

	USA	RUS
Total Score	3	4
Time left	00:00	00:00

Legend:
↻ Clockwise ↺ Counter-clockwise - Not considered

Game - Shot by Shot

End 8 **USA - United States 3 + 1** (this end) **= 4** **RUS - Russia 4 + 0** (this end) **= 4**

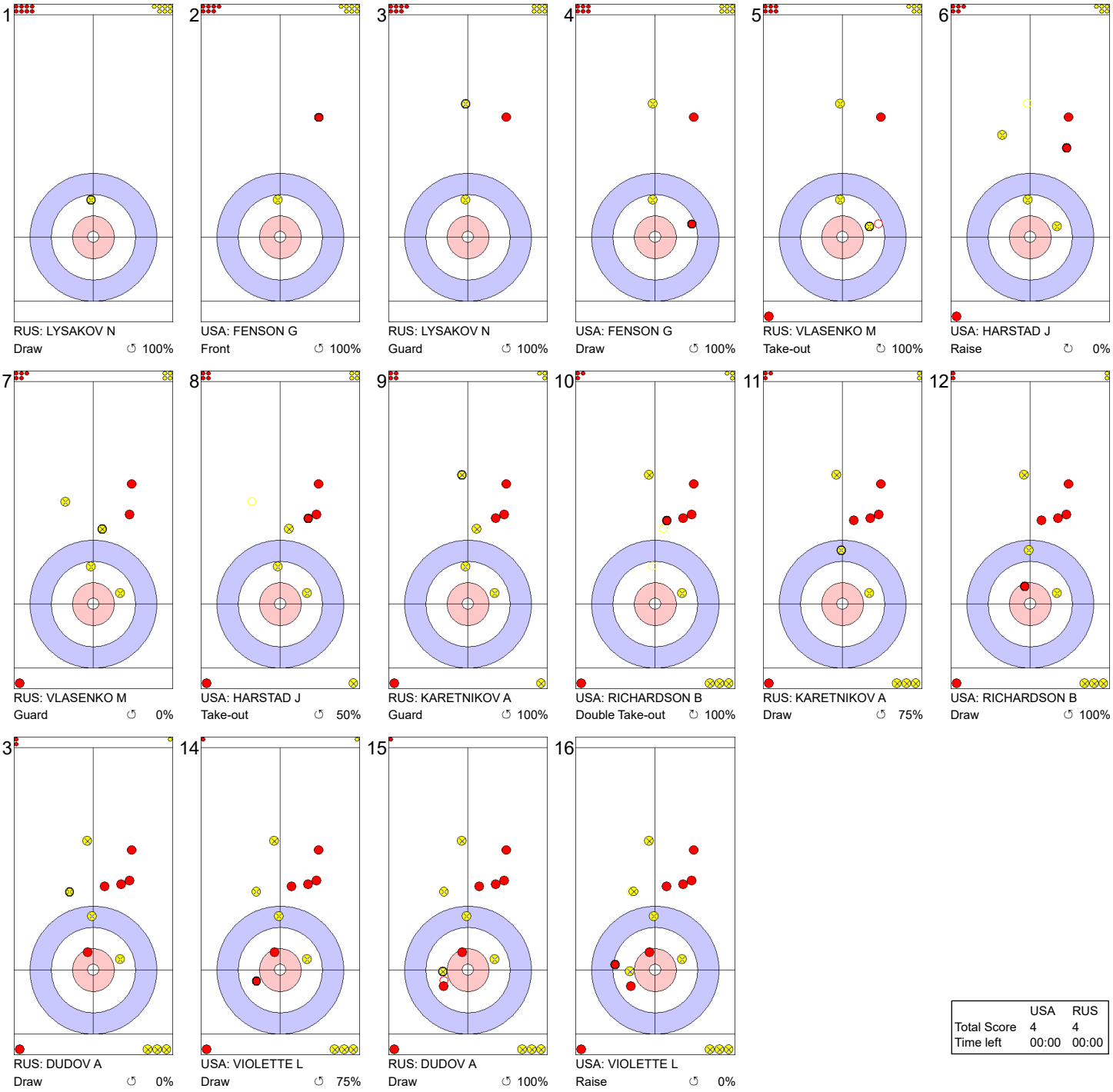

	USA	RUS
Total Score	4	4
Time left	00:00	00:00

Legend:

↻ Clockwise ↺ Counter-clockwise - Not considered

Game - Shot by Shot

End 9 — **USA - United States** 4 + 0 (this end) = 4 — **RUS - Russia** 4 + 3 (this end) = 7



	USA	RUS
Total Score	4	7
Time left	00:00	00:00

Legend:

↻ Clockwise ↺ Counter-clockwise - Not considered

Game - Shot by Shot

End 10 **USA - United States 4 + X** (this end) **= 4** **RUS - Russia 7 + X** (this end) **= 7**

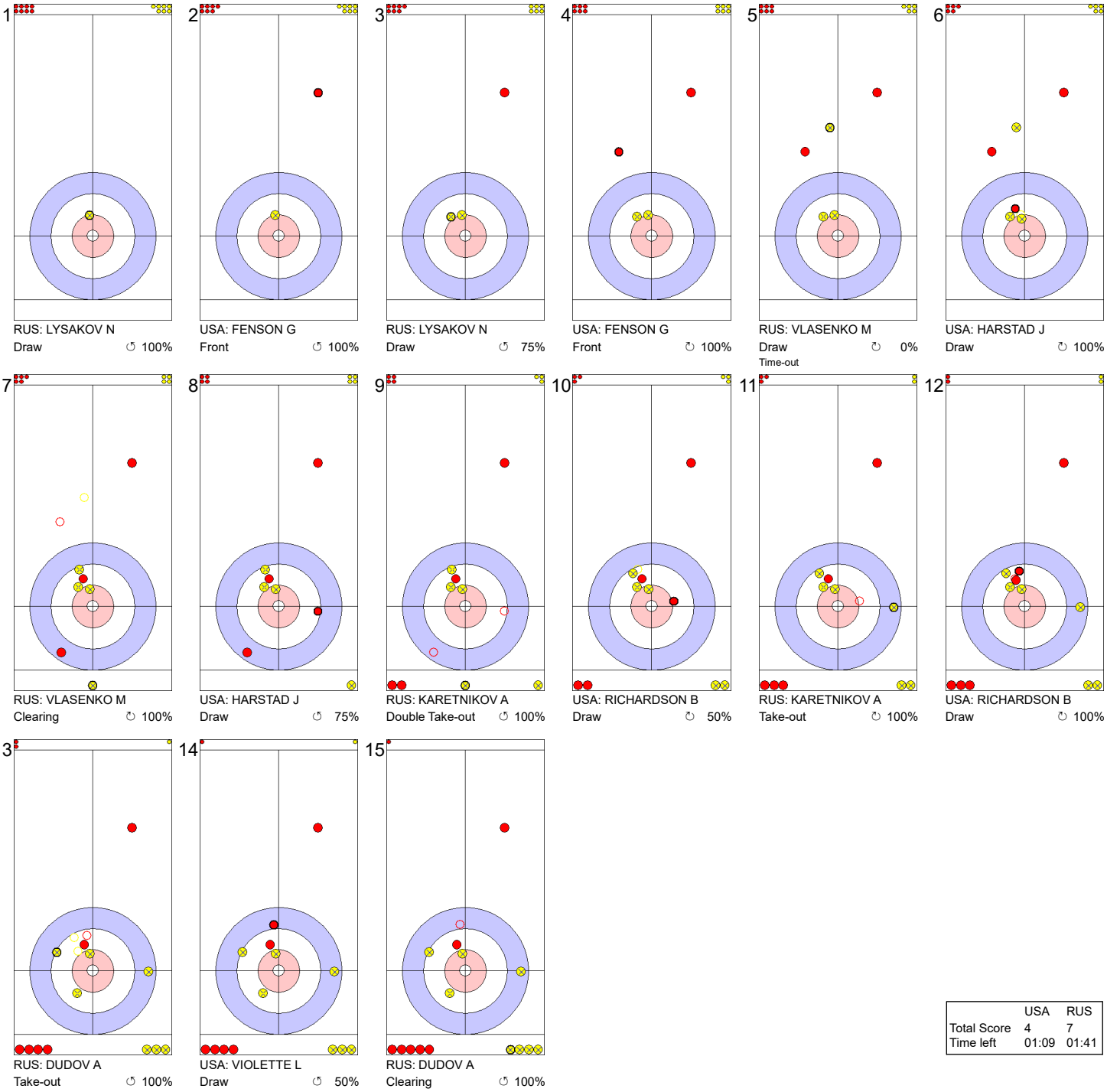

	USA	RUS
Total Score	4	7
Time left	01:09	01:41

Legend:

↻ Clockwise ↺ Counter-clockwise - Not considered

X Unfinished end due to concession

Session Results and Standings

Sheet	Game	Team	LSFE	1	2	3	4	5	6	7	8	9	10	Extra Ends				Total
A	3	ITA - Italy		0	2	0	1	0	0	1	0	0	0					4
	3	RUS - Russia	*	0	0	2	0	0	1	0	1	1	1					6
B	3	CAN - Canada	*	2	0	0	0	0	2	1	0	0	2					7
	3	SUI - Switzerland		0	0	1	1	1	0	0	1	1	0					5
C	3	USA - United States	*	2	0	0	0	0	2	0	1	0	X					5
	3	GER - Germany		0	0	2	1	2	0	1	0	2	X					8
D	3	SCO - Scotland		0	2	3	1	0	0	1	0	X	X					7
	3	SWE - Sweden	*	1	0	0	0	0	2	0	0	X	X					3
E	3	NZL - New Zealand	*	0	2	0	1	2	2	0	1	1	X					9
	3	NOR - Norway		0	0	2	0	0	0	2	0	0	X					4

Current Standings

Rank	Team	Games	Wins	Losses
1	GER - Germany	3	3	0
2	CAN - Canada	3	2	1
2	NZL - New Zealand	3	2	1
2	RUS - Russia	3	2	1
2	USA - United States	3	2	1
6	ITA - Italy	3	1	2
6	SCO - Scotland	3	1	2
6	SUI - Switzerland	3	1	2
6	SWE - Sweden	3	1	2
10	NOR - Norway	3	0	3

Note:
Under WCF rules, tie-breaking rules for standings are not applied until after the last game of the round robin.

Legend:
LSFE(*) Last Stone First End
X Unplayed/unfinished end due to concession

Game Results

Sheet	Game	Team	LSFE	1	2	3	4	5	6	7	8	9	10	Extra Ends				Total
A	3	ITA - Italy		0	2	0	1	0	0	1	0	0	0					4
	3	RUS - Russia	*	0	0	2	0	0	1	0	1	1	1					6

ITA - Italy		Shot Success Game	Shot Success All
4 S	COLLI Giacomo	65 %	69 %
3 V	ZISA Alberto	73 %	72 %
2	DE ZANNA Francesco	75 %	70 %
1	PIFFER Simone	78 %	84 %
A	CASAGRANDE Luca	-	-
	Team Total	73 %	74 %

Last Stone Draw		Distance
↻	PIFFER Simone	23.8cm
↺	COLLI Giacomo	66.4cm
Total		**90.2cm**

Time remaining: 4 minutes 48 seconds

Time-out: End 9 - ITA stone 8

RUS - Russia		Shot Success Game	Shot Success All
4 V	DUDOV Andrey	70 %	76 %
3 S	KARETNIKOV Artem	79 %	69 %
2	VLASENKO Mikhail	84 %	72 %
1	LYSAKOV Nikolai	91%	83 %
A	KAZACHKOV Ivan	-	67 %
	Team Total	81%	75 %

Last Stone Draw		Distance
↻	DUDOV Andrey	64.7cm
↺	LYSAKOV Nikolai	16.5cm
Total		**81.2cm**

Time remaining: 0 minutes 47 seconds

Time-out: End 7 - RUS stone 5

ITA - Italy		↻		↺		Game	
4 COLLI Giacomo	Draws	5	30 %	5	65 %	10	48 %
	Take-outs	3	75 %	7	86 %	10	83 %
	Total	8	47 %	12	77 %	20	65 %
3 ZISA Alberto	Draws	1	100 %	7	75 %	8	78 %
	Take-outs	1	25 %	11	73 %	12	69 %
	Total	2	63 %	18	74 %	20	73 %
2 DE ZANNA Francesco	Draws	0	-	5	65 %	5	65 %
	Take-outs	6	92 %	9	69 %	15	78 %
	Total	6	92 %	14	68 %	20	75 %
1 PIFFER Simone	Draws	6	83 %	12	73 %	18	76 %
	Take-outs	0	-	2	88 %	2	88 %
	Total	6	83 %	14	75 %	20	78 %
A CASAGRANDE Luca	Draws	0	-	0	-	0	-
	Take-outs	0	-	0	-	0	-
	Total	0	-	0	-	0	-
Team	Draws	12	63 %	29	71 %	41	68 %
	Take-outs	10	80 %	29	76 %	39	77 %
	Total	22	70 %	58	73 %	80	73 %

RUS - Russia		↻		↺		Game	
4 DUDOV Andrey	Draws	3	50 %	10	80 %	13	73 %
	Take-outs	5	70 %	2	50 %	7	64 %
	Total	8	63 %	12	75 %	20	70 %
3 KARETNIKOV Artem	Draws	3	92 %	9	67 %	12	73 %
	Take-outs	5	90 %	3	83 %	8	88 %
	Total	8	91 %	12	71 %	20	79 %
2 VLASENKO Mikhail	Draws	5	85 %	5	60 %	10	73 %
	Take-outs	4	94 %	6	96 %	10	95 %
	Total	9	89 %	11	80 %	20	84 %
1 LYSAKOV Nikolai	Draws	8	88 %	7	96 %	15	92 %
	Take-outs	3	100 %	2	75 %	5	90 %
	Total	11	91 %	9	92 %	20	91 %
A KAZACHKOV Ivan	Draws	0	-	0	-	0	-
	Take-outs	0	-	0	-	0	-
	Total	0	-	0	-	0	-
Team	Draws	19	82 %	31	77 %	50	79 %
	Take-outs	17	87 %	13	83 %	30	85 %
	Total	36	84 %	44	78 %	80	81 %

Note:
Position and function for each team member:
4 = Fourth, **3** = Third, **2** = Second, **1** = Lead, **A** = Alternate, **S** = Skip, **V** = Vice-Skip

Legend:
↻ Clockwise ↺ Counter-clockwise **LSFE(*)** Last Stone First End

CURLIT Curling Information Technology Ltd.

Game - Shot by Shot

End 1 — **ITA - Italy** 0 + 0 (this end) = **0** — **RUS - Russia** 0 + 0 (this end) = **0**

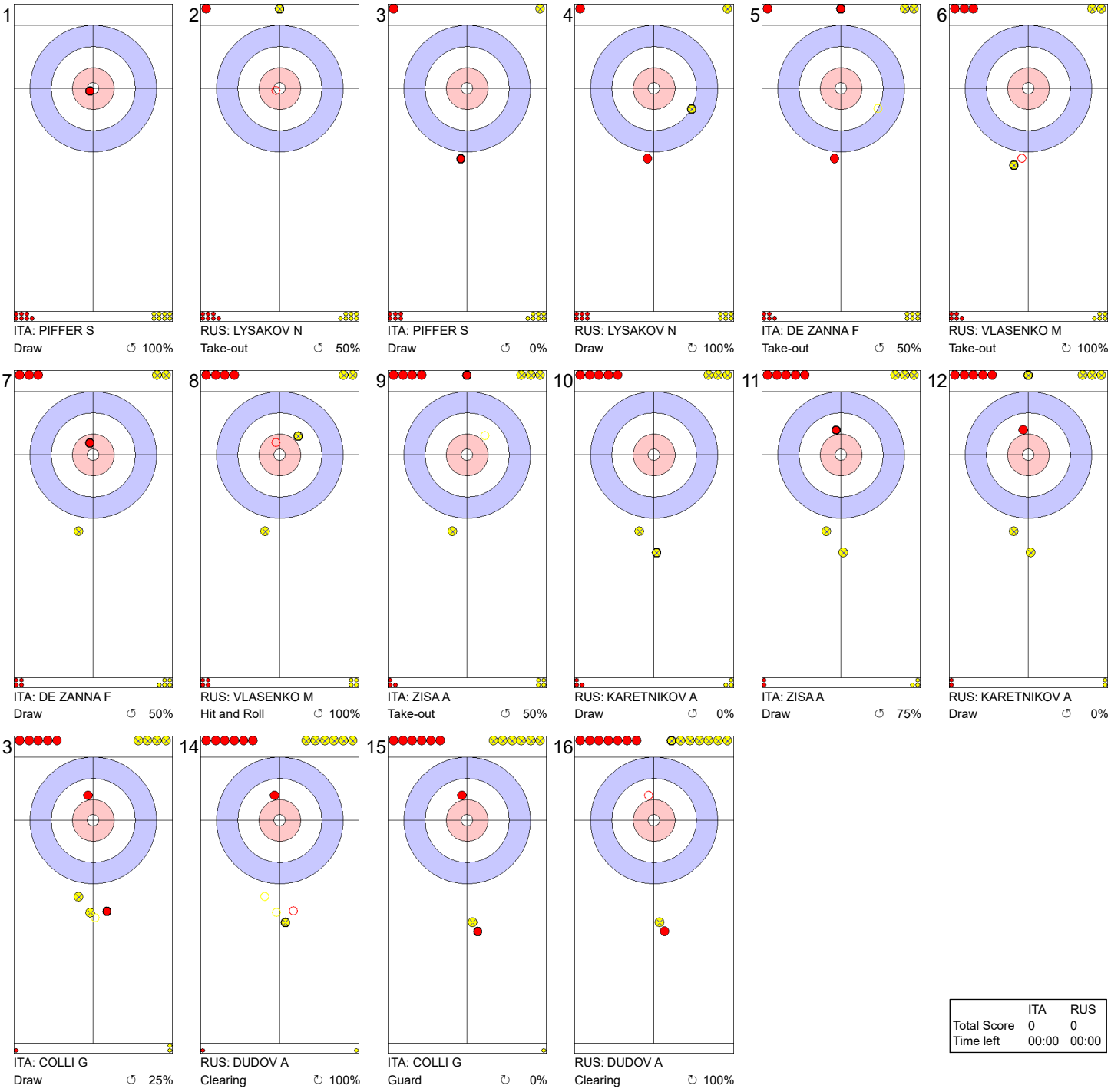

	ITA	RUS
Total Score	0	0
Time left	00:00	00:00

Legend:

↻ Clockwise ↺ Counter-clockwise - Not considered

Game - Shot by Shot

End 2 — **ITA - Italy 0 + 2** (this end) **= 2** — **RUS - Russia 0 + 0** (this end) **= 0**



	ITA	RUS
Total Score	2	0
Time left	00:00	00:00

Legend:

↻ Clockwise ↺ Counter-clockwise - Not considered

Game - Shot by Shot

End 3 — **ITA - Italy 2 + 0** (this end) **= 2** — **RUS - Russia 0 + 2** (this end) **= 2**

1
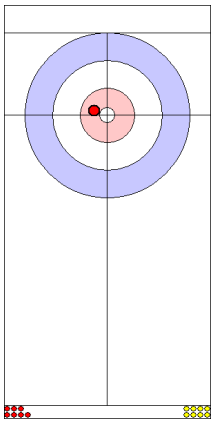
ITA: PIFFER S
Draw ↻ 100%

2
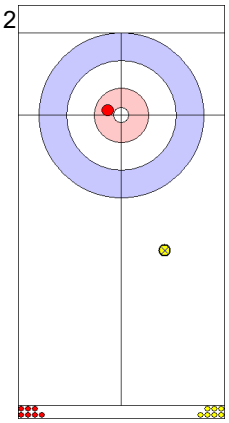
RUS: LYSAKOV N
Front ↻ 100%

3
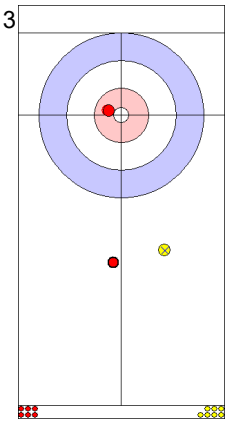
ITA: PIFFER S
Guard ↻ 100%

4
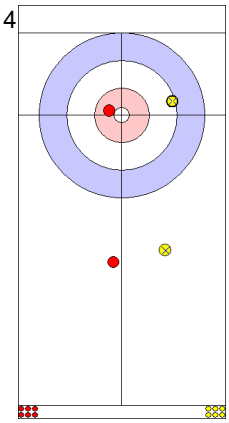
RUS: LYSAKOV N
Draw ↻ 100%

5
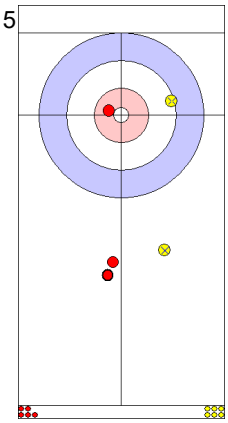
ITA: DE ZANNA F
Guard ↻ 100%

6
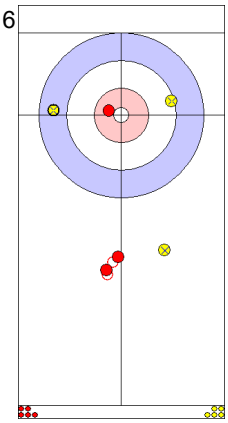
RUS: VLASENKO M
Raise ↻ 25%

7
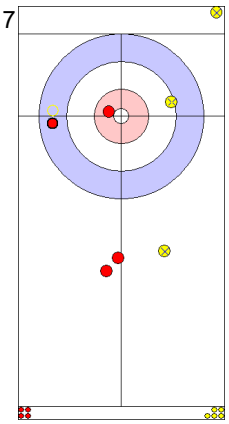
ITA: DE ZANNA F
Take-out ↻ 100%

8
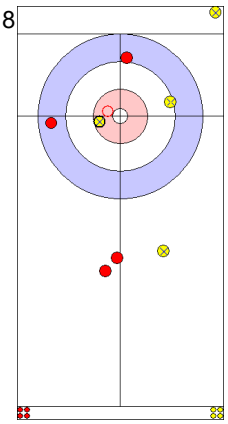
RUS: VLASENKO M
Raise ↻ 100%

9
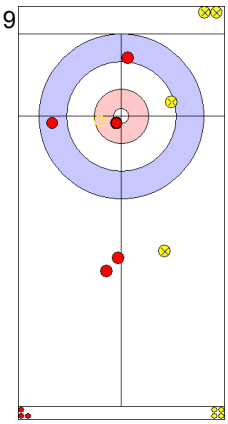
ITA: ZISA A
Raise ↻ 100%

10
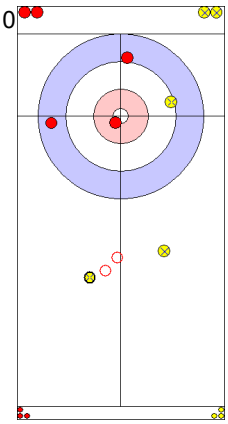
RUS: KARETNIKOV A
Clearing ↻ 100%

11
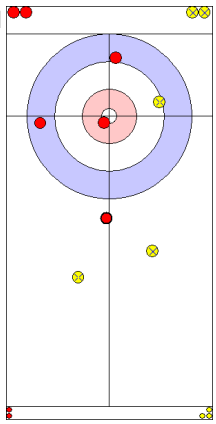
ITA: ZISA A
Guard ↻ 100%

12
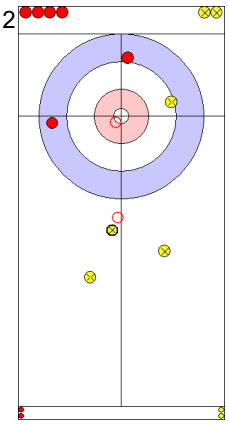
RUS: KARETNIKOV A
Double Take-out ↻ 100%

13
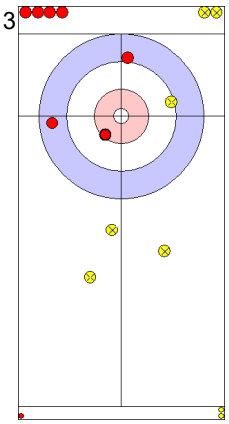
ITA: COLLI G
Draw ↻ 100%

14
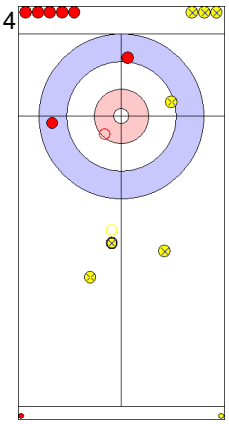
RUS: DUDOV A
Promotion Take-out ↻ 50%

15
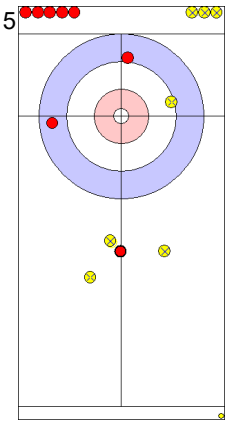
ITA: COLLI G
Draw ↻ 0%

16
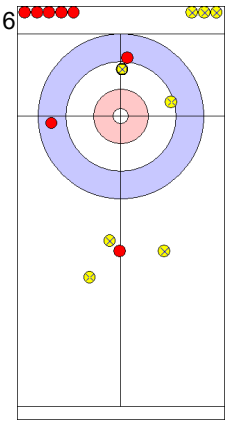
RUS: DUDOV A
Draw ↻ 100%

	ITA	RUS
Total Score	2	2
Time left	00:00	00:00

Legend:
↻ Clockwise ↺ Counter-clockwise - Not considered

Game - Shot by Shot

End 4 — **ITA - Italy 2 + 1** (this end) **= 3** — **RUS - Russia 2 + 0** (this end) **= 2**

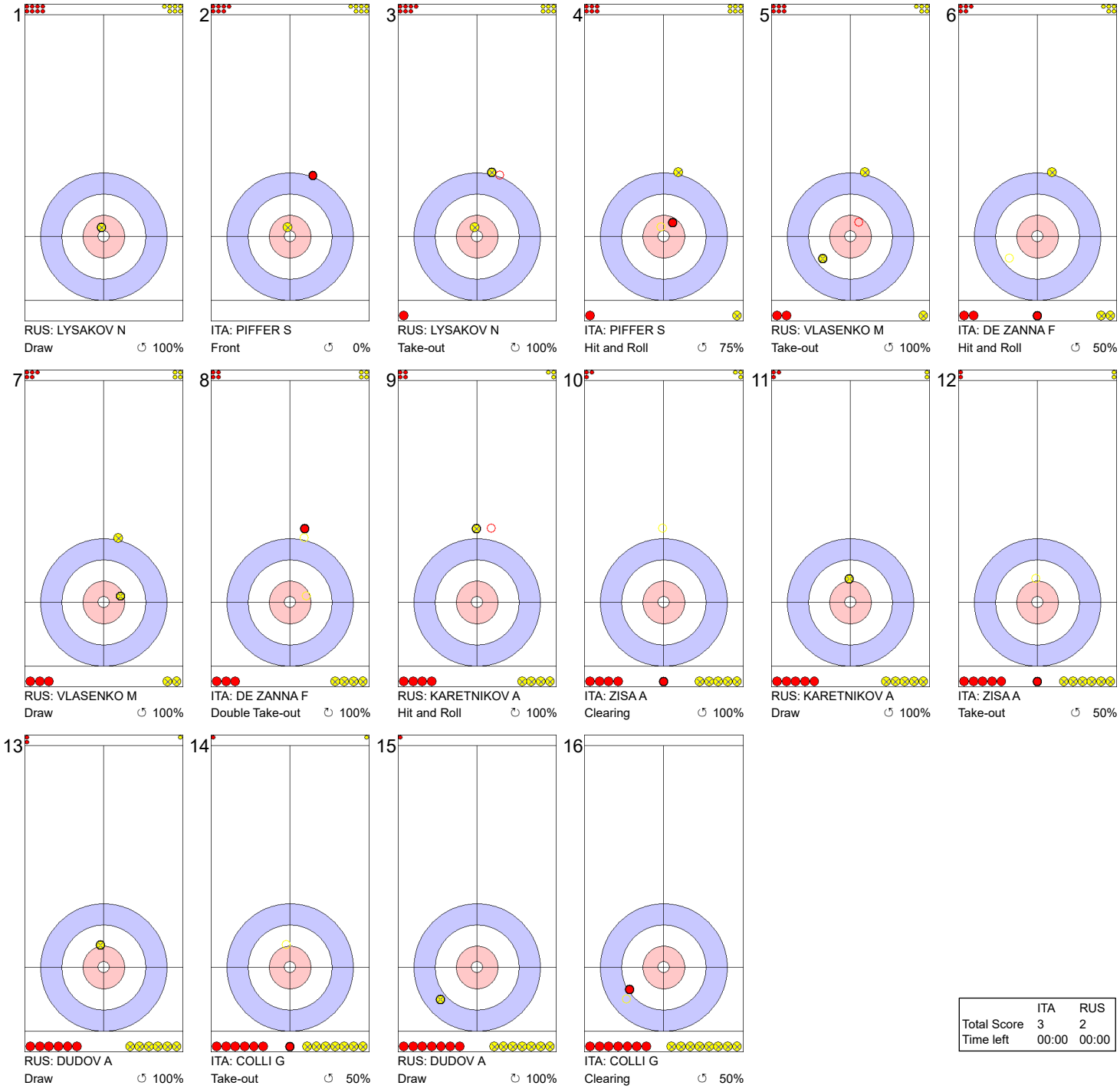

	ITA	RUS
Total Score	3	2
Time left	00:00	00:00

Legend:

↻ Clockwise ↺ Counter-clockwise - Not considered

Game - Shot by Shot

End 5 — **ITA - Italy 3 + 0** (this end) **= 3** — **RUS - Russia 2 + 0** (this end) **= 2**



	ITA	RUS
Total Score	3	2
Time left	00:00	00:00

Legend:

↻ Clockwise ↺ Counter-clockwise - Not considered

Game - Shot by Shot

End 6 — **ITA - Italy** 3 + 0 (this end) = 3 — **RUS - Russia** 2 + 1 (this end) = 3

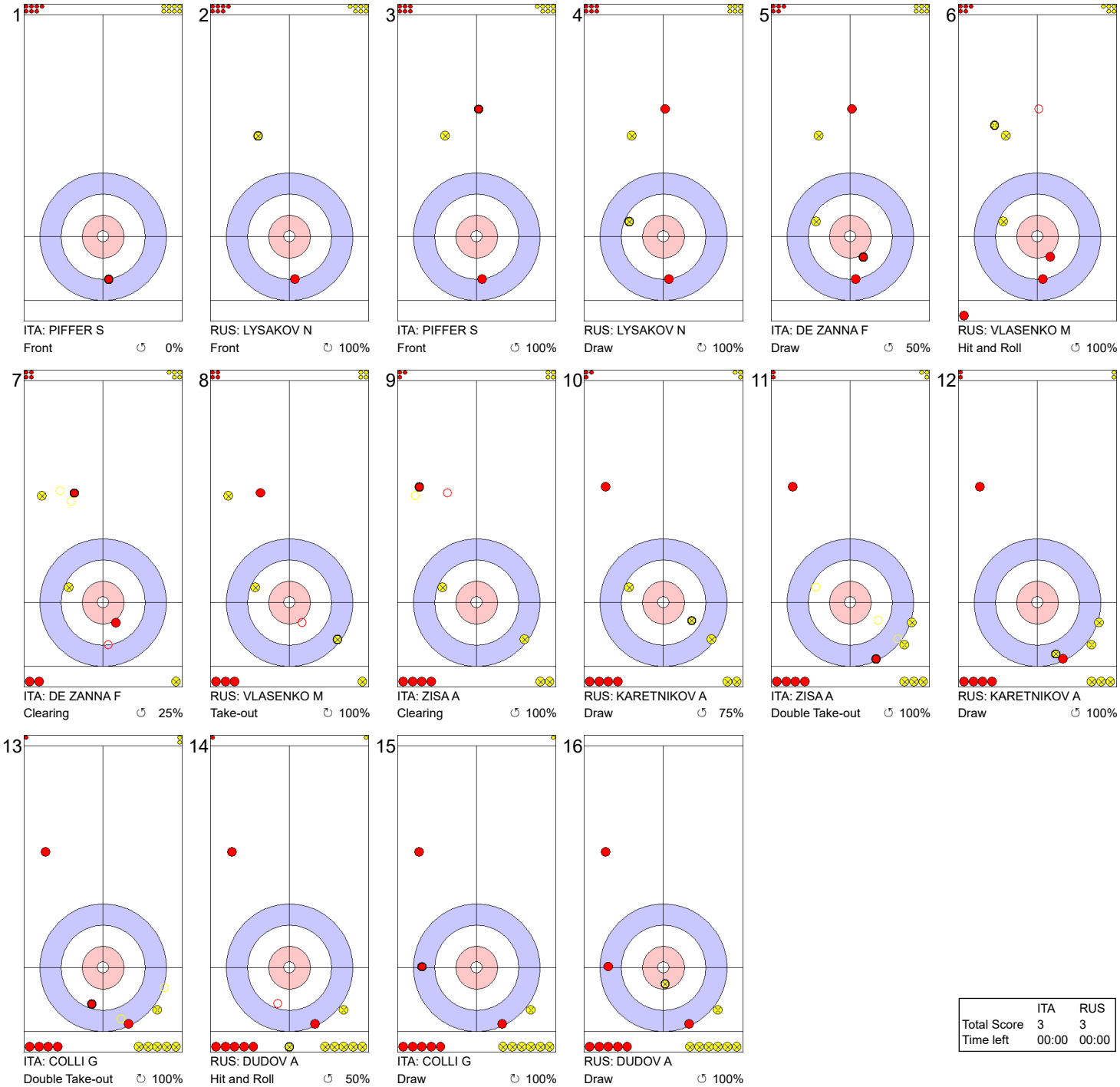

	ITA	RUS
Total Score	3	3
Time left	00:00	00:00

Legend:

↻ Clockwise ↺ Counter-clockwise - Not considered

Game - Shot by Shot

End 7 — **ITA - Italy 3 + 1** (this end) **= 4** — **RUS - Russia 3 + 0** (this end) **= 3**



	1	2	3	4	5	6
	RUS: LYSAKOV N	ITA: PIFFER S	RUS: LYSAKOV N	ITA: PIFFER S	RUS: VLASENKO M	ITA: DE ZANNA F
	Front ↻ 100%	Draw ↻ 100%	Draw ↻ 100%	Draw ↻ 100%	Draw ↻ 100%	Clearing ↻ 100%

	7	8	9	10	11	12
	RUS: VLASENKO M	ITA: DE ZANNA F	RUS: KARETNIKOV A	ITA: ZISA A	RUS: KARETNIKOV A	ITA: ZISA A
	Guard ↻ 100%	Clearing ↻ 100%	Guard ↻ 100% Time-out	Clearing ↻ 100%	Guard ↻ 100%	Double Take-out ↻ 100%

	13	14	15	16
	RUS: DUDOV A	ITA: COLLI G	RUS: DUDOV A	ITA: COLLI G
	Take-out ↻ 50%	Hit and Roll ↺ 100%	Draw ↻ 0%	Draw ↻ 0%

	ITA	RUS
Total Score	4	3
Time left	00:00	00:00

Legend:
↻ Clockwise ↺ Counter-clockwise - Not considered

Game - Shot by Shot

End 8 — **ITA - Italy 4 + 0** (this end) **= 4** — **RUS - Russia 3 + 1** (this end) **= 4**

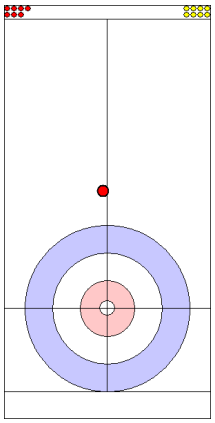
1
ITA: PIFFER S
Front ↺ 100%

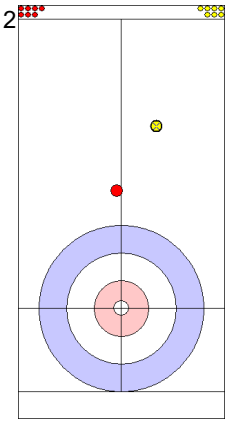
2
RUS: LYSAKOV N
Front ↺ 100%

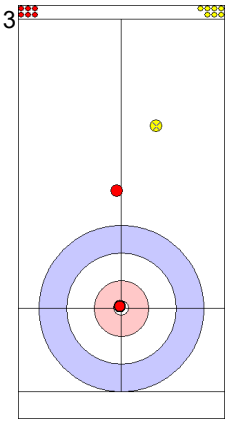
3
ITA: PIFFER S
Draw ↺ 100%

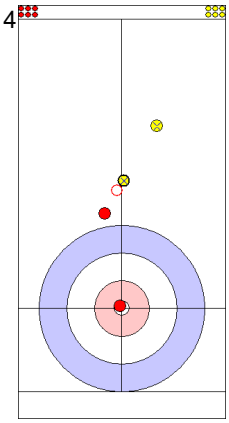
4
RUS: LYSAKOV N
Draw ↻ 0%

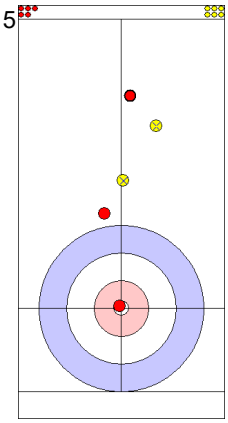
5
ITA: DE ZANNA F
Guard ↺ 100%

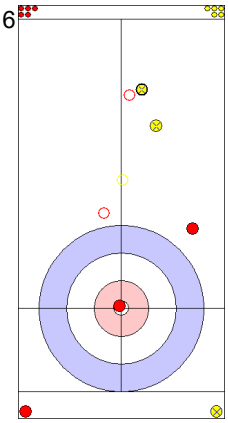
6
RUS: VLASENKO M
Clearing ↻ 75%

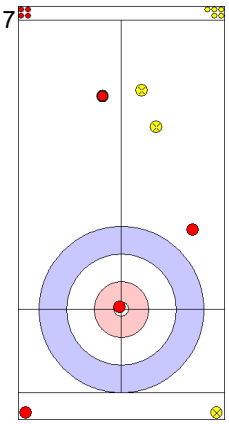
7
ITA: DE ZANNA F
Guard ↺ 25%

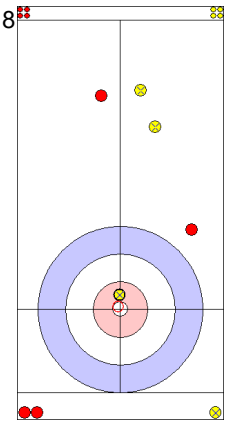
8
RUS: VLASENKO M
Take-out ↺ 100%

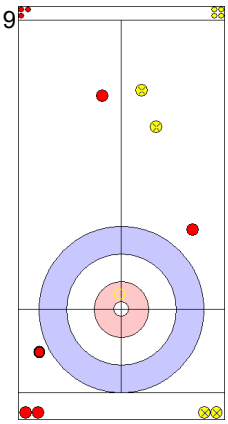
9
ITA: ZISA A
Take-out ↺ 50%

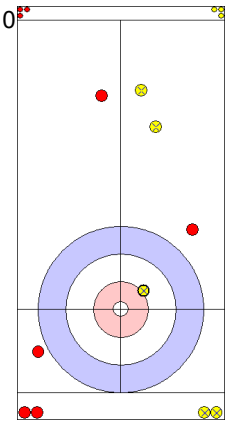
10
RUS: KARETNIKOV A
Draw ↺ 100%

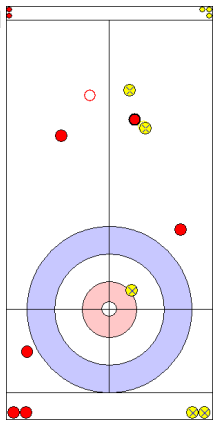
11
ITA: ZISA A
Draw ↺ 0%

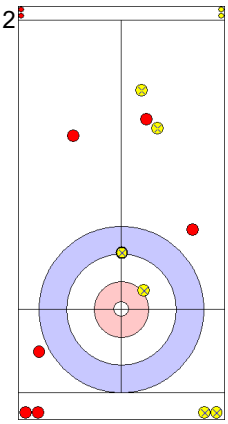
12
RUS: KARETNIKOV A
Draw ↺ 50%

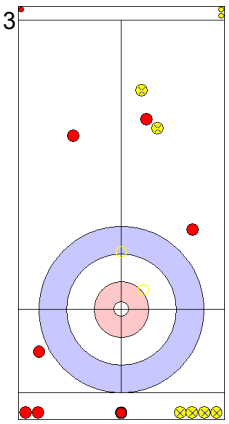
13
ITA: COLLI G
Double Take-out ↺ 100%

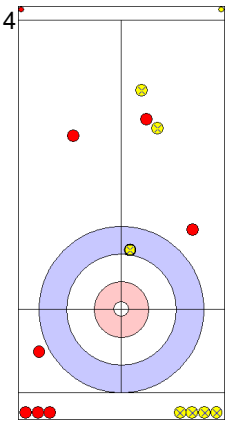
14
RUS: DUDOV A
Draw ↺ 50%

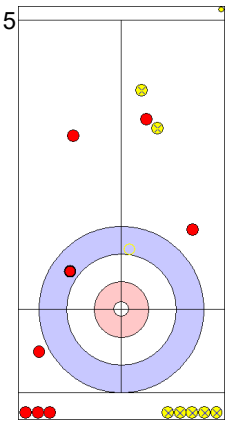
15
ITA: COLLI G
Hit and Roll ↺ 100%

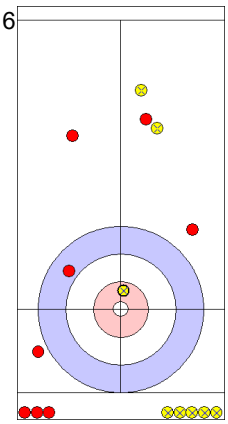
16
RUS: DUDOV A
Draw ↺ 100%

	ITA	RUS
Total Score	4	4
Time left	00:00	00:00

Legend:
↻ Clockwise ↺ Counter-clockwise - Not considered

Game - Shot by Shot

End 9 — **ITA - Italy 4 + 0** (this end) **= 4** — **RUS - Russia 4 + 1** (this end) **= 5**

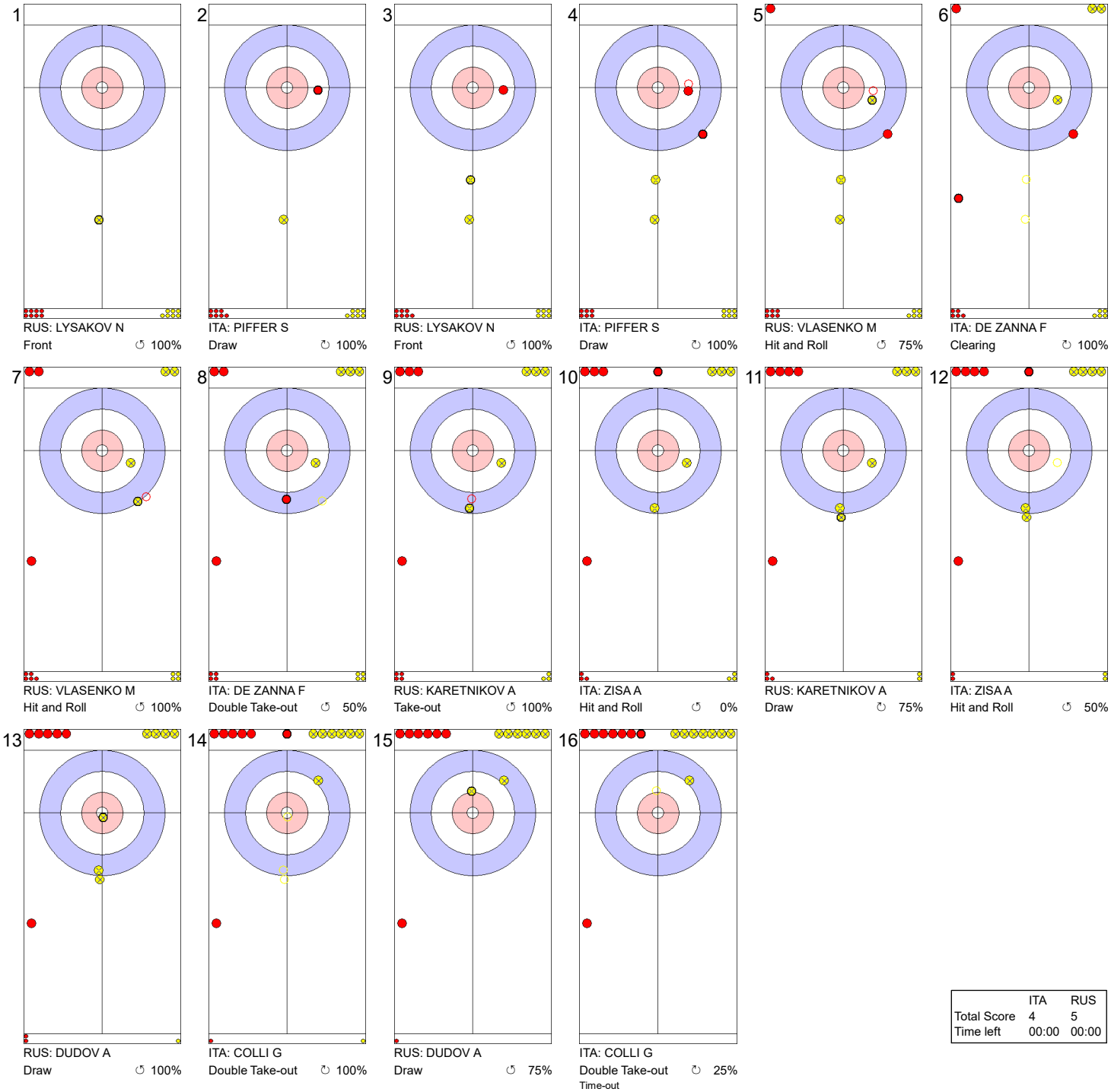

1	2	3	4	5	6
RUS: LYSAKOV N	ITA: PIFFER S	RUS: LYSAKOV N	ITA: PIFFER S	RUS: VLASENKO M	ITA: DE ZANNA F
Front ↻ 100%	Draw ↻ 100%	Front ↻ 100%	Draw ↻ 100%	Hit and Roll ↺ 75%	Clearing ↻ 100%
7	**8**	**9**	**10**	**11**	**12**
RUS: VLASENKO M	ITA: DE ZANNA F	RUS: KARETNIKOV A	ITA: ZISA A	RUS: KARETNIKOV A	ITA: ZISA A
Hit and Roll ↻ 100%	Double Take-out ↺ 50%	Take-out ↻ 100%	Hit and Roll ↺ 0%	Draw ↻ 75%	Hit and Roll ↺ 50%
13	**14**	**15**	**16**		
RUS: DUDOV A	ITA: COLLI G	RUS: DUDOV A	ITA: COLLI G		
Draw ↻ 100%	Double Take-out ↻ 100%	Draw ↺ 75%	Double Take-out ↻ 25%		
			Time-out		

	ITA	RUS
Total Score	4	5
Time left	00:00	00:00

Legend:

↻ Clockwise ↺ Counter-clockwise - Not considered

Game - Shot by Shot

End 10 — **ITA - Italy** **4 + 0** (this end) **= 4** — **RUS - Russia** **5 + 1** (this end) **= 6**

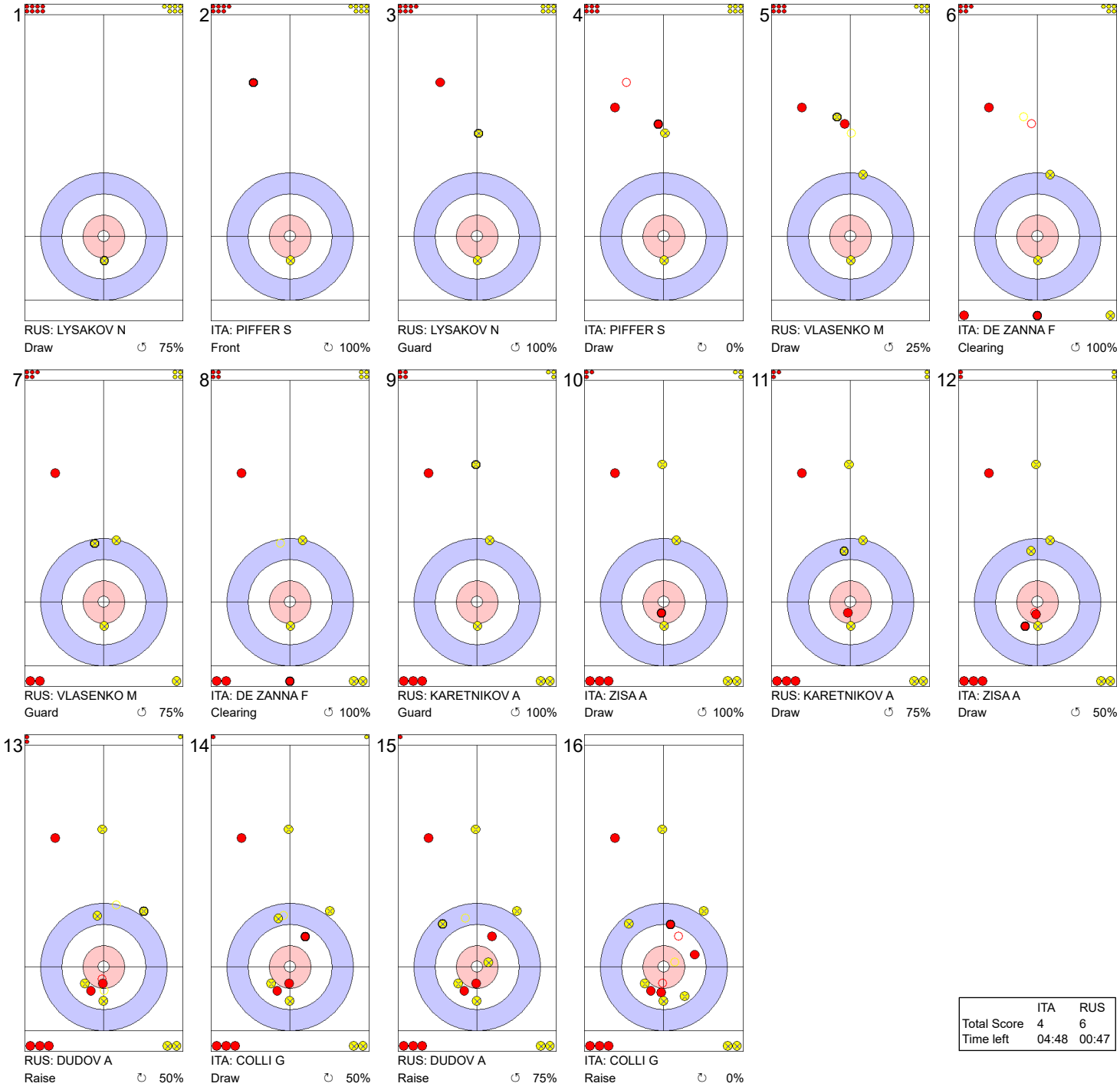

	ITA	RUS
Total Score	4	6
Time left	04:48	00:47

Legend:
↻ Clockwise ↺ Counter-clockwise - Not considered

Game Results

Sheet	Game	Team	LSFE	1	2	3	4	5	6	7	8	9	10	Extra Ends				Total
B	3	CAN - Canada	*	2	0	0	0	0	2	1	0	0	2					7
	3	SUI - Switzerland		0	0	1	1	1	0	0	1	1	0					5

CAN - Canada		Shot Success Game	Shot Success All
4 S	GAUTHIER Jacques	74 %	80 %
3 V	PETERS Jordan	96 %	85 %
2	PAYETTE Brayden	86 %	84 %
1	BILAWKA Zachary	81%	79 %
A	DUNLOP Thomas	-	-
	Team Total	84 %	82 %

Last Stone Draw		Distance
↻	PAYETTE Brayden	66.6cm
↺	GAUTHIER Jacques	62.4cm
Total		**129.0cm**

Time remaining: 4 minutes 1 second

Time-out: End 8 - CAN stone 5

SUI - Switzerland		Shot Success Game	Shot Success All
4 V	STOCKER Yves	63 %	66 %
3 S	WAGENSEIL Yves	76 %	71%
2	EBERHARD Felix	74 %	70 %
1	GERTSCH Marcel	95 %	81%
A	HOESLI Marco	-	-
	Team Total	77 %	72 %

Last Stone Draw		Distance
↻	GERTSCH Marcel	157.4cm
↺	WAGENSEIL Yves	26.3cm
Total		**183.7cm**

Time remaining: 0 minutes 59 seconds

Time-out: End 7 - SUI stone 5

CAN - Canada		↻		↺		Game	
4 GAUTHIER Jacques	Draws	4	56 %	0	-	4	56 %
	Take-outs	9	86 %	7	68 %	16	78 %
	Total	13	77 %	7	68 %	20	74 %
3 PETERS Jordan	Draws	3	100 %	1	100 %	4	100 %
	Take-outs	7	89 %	9	100 %	16	95 %
	Total	10	93 %	10	100 %	20	96 %
2 PAYETTE Brayden	Draws	8	91 %	3	75 %	11	86 %
	Take-outs	4	69 %	5	100 %	9	86 %
	Total	12	83 %	8	91 %	20	86 %
1 BILAWKA Zachary	Draws	17	79 %	1	75 %	18	79 %
	Take-outs	2	100 %	0	-	2	100 %
	Total	19	82 %	1	75 %	20	81 %
A DUNLOP Thomas	Draws	0	-	0	-	0	-
	Take-outs	0	-	0	-	0	-
	Total	0	-	0	-	0	-
Team	Draws	32	81 %	5	80 %	37	81 %
	Take-outs	22	85 %	21	89 %	43	87 %
	Total	54	83 %	26	88 %	80	84 %

SUI - Switzerland		↻		↺		Game	
4 STOCKER Yves	Draws	5	80 %	2	88 %	7	82 %
	Take-outs	8	41 %	4	75 %	12	52 %
	Total	13	56 %	6	79 %	19	63 %
3 WAGENSEIL Yves	Draws	5	95 %	1	100 %	6	96 %
	Take-outs	8	75 %	6	58 %	14	68 %
	Total	13	83 %	7	64 %	20	76 %
2 EBERHARD Felix	Draws	8	66 %	1	75 %	9	67 %
	Take-outs	3	92 %	8	75 %	11	80 %
	Total	11	73 %	9	75 %	20	74 %
1 GERTSCH Marcel	Draws	12	92 %	7	100 %	19	95 %
	Take-outs	0	-	1	100 %	1	100 %
	Total	12	92 %	8	100 %	20	95 %
A HOESLI Marco	Draws	0	-	0	-	0	-
	Take-outs	0	-	0	-	0	-
	Total	0	-	0	-	0	-
Team	Draws	30	83 %	11	95 %	41	87 %
	Take-outs	19	63 %	19	71 %	38	67 %
	Total	49	76 %	30	80 %	79	77 %

Note:
Position and function for each team member:
4 = Fourth, **3** = Third, **2** = Second, **1** = Lead, **A** = Alternate, **S** = Skip, **V** = Vice-Skip

Legend:
↻ Clockwise ↺ Counter-clockwise **LSFE(*)** Last Stone First End

CURLIT Curling Information Technology Ltd.

Game - Shot by Shot

End 1 — **CAN - Canada 0 + 2** (this end) **= 2** — **SUI - Switzerland 0 + 0** (this end) **= 0**

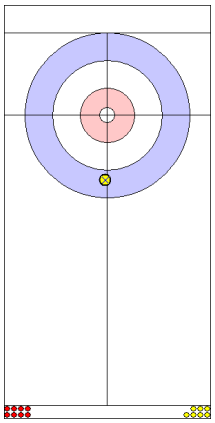

1 SUI: GERTSCH M
Draw ↻ 100%

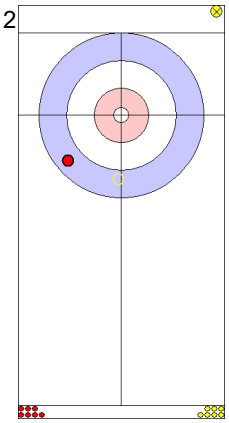

2 CAN: BILAWKA Z
Take-out ↻ 100%

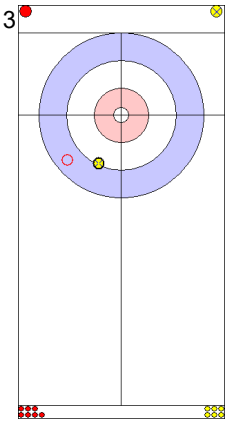

3 SUI: GERTSCH M
Take-out ↻ 100%

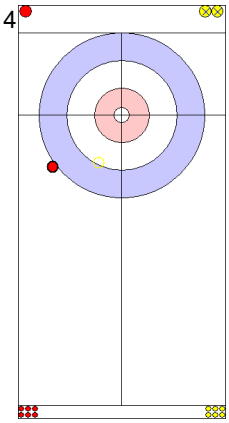

4 CAN: BILAWKA Z
Take-out ↻ 100%

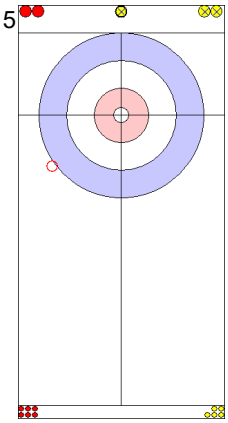

5 SUI: EBERHARD F
Take-out ↻ 50%

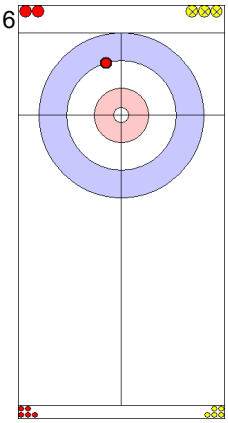

6 CAN: PAYETTE B
Draw ↻ 75%

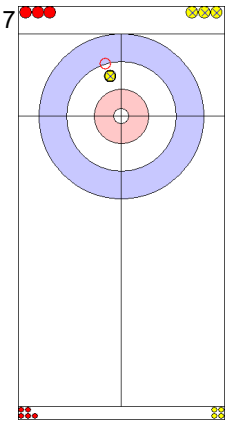

7 SUI: EBERHARD F
Take-out ↻ 100%

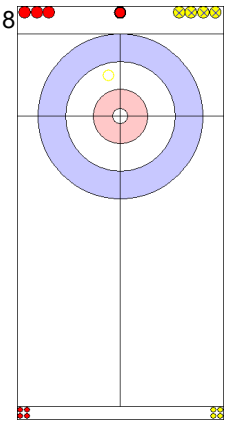

8 CAN: PAYETTE B
Take-out ↻ 50%

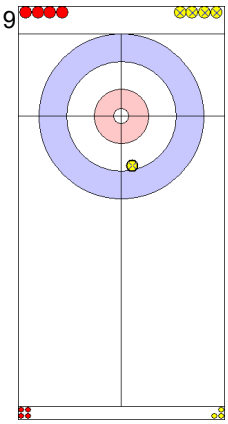

9 SUI: WAGENSEIL Y
Draw ↻ 100%

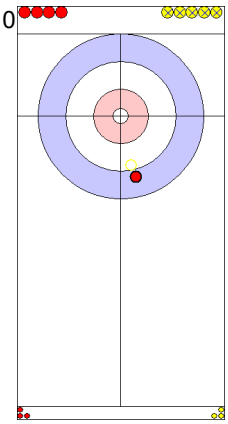

10 CAN: PETERS J
Take-out ↻ 100%

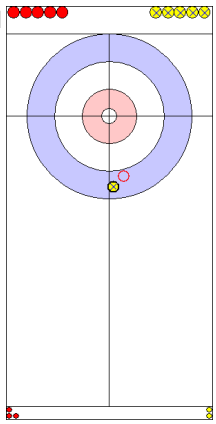

11 SUI: WAGENSEIL Y
Take-out ↻ 100%

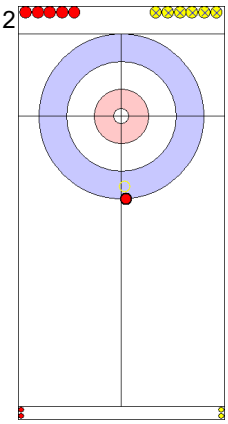

12 CAN: PETERS J
Take-out ↻ 100%

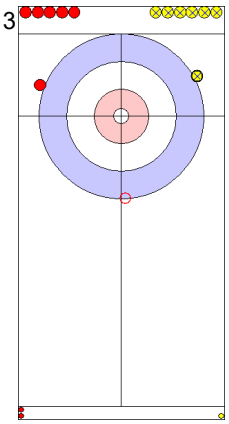

13 SUI: STOCKER Y
Hit and Roll ↻ 0%

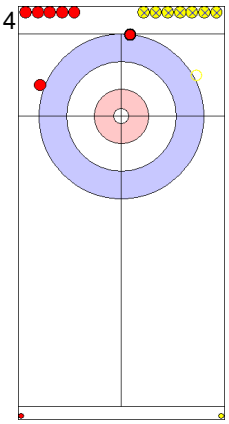

14 CAN: GAUTHIER J
Take-out ↻ 100%

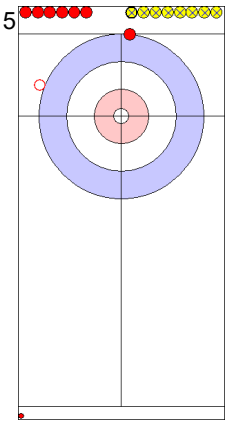

15 SUI: STOCKER Y
Double Take-out ↻ 50%

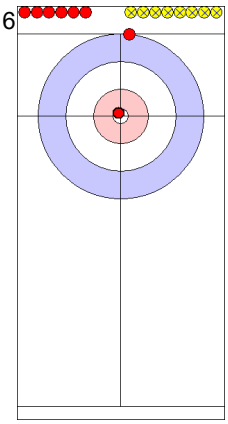

16 CAN: GAUTHIER J
Draw ↻ 100%

	CAN	SUI
Total Score	2	0
Time left	00:00	00:00

Legend:
↻ Clockwise ↺ Counter-clockwise - Not considered

Game - Shot by Shot

End 2 — **CAN - Canada 2 + 0** (this end) **= 2** — **SUI - Switzerland 0 + 0** (this end) **= 0**

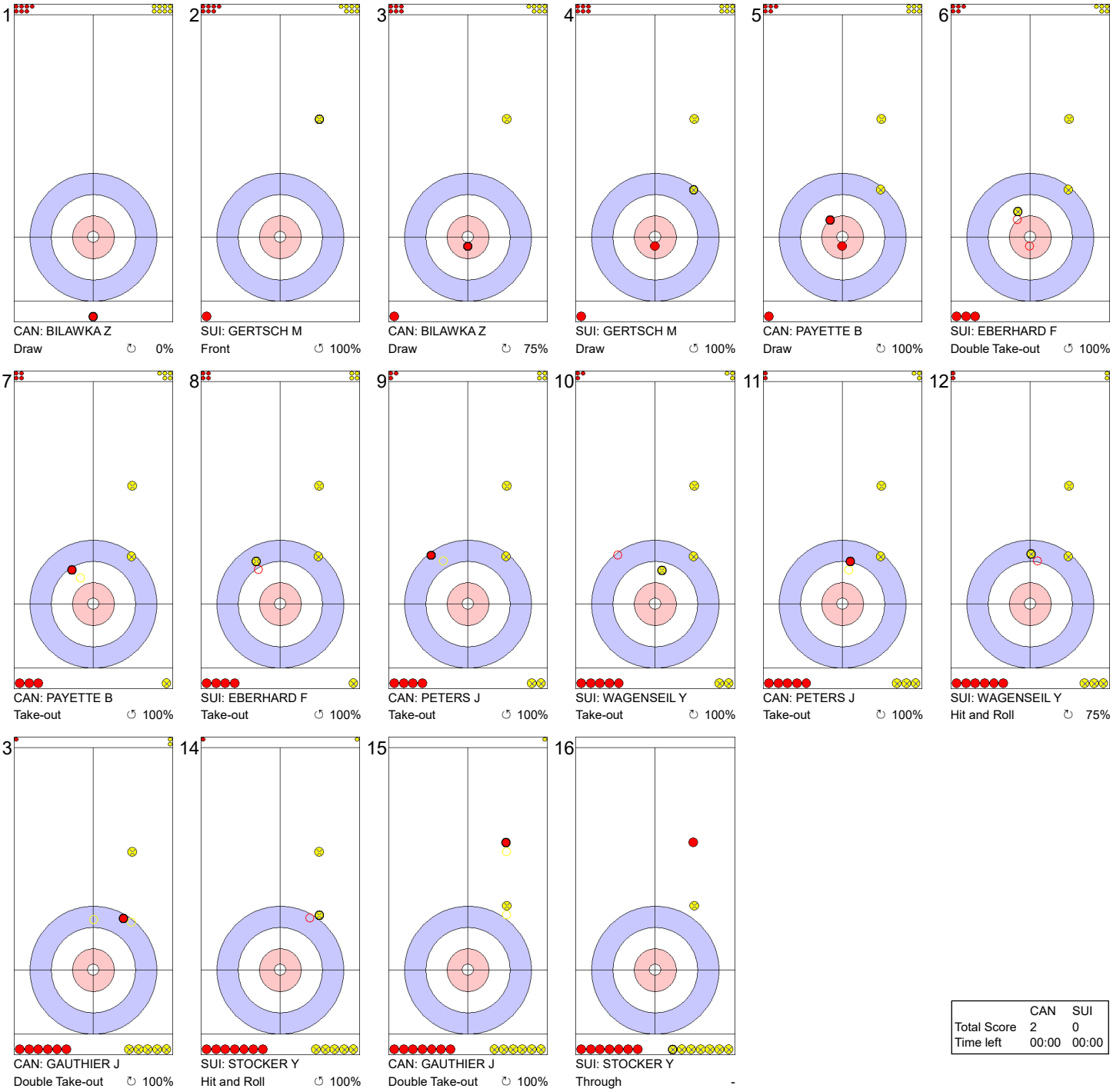

1 CAN: BILAWKA Z — Draw ↻ 0%
2 SUI: GERTSCH M — Front ↺ 100%
3 CAN: BILAWKA Z — Draw ↻ 75%
4 SUI: GERTSCH M — Draw ↺ 100%
5 CAN: PAYETTE B — Draw ↻ 100%
6 SUI: EBERHARD F — Double Take-out ↺ 100%
7 CAN: PAYETTE B — Take-out ↻ 100%
8 SUI: EBERHARD F — Take-out ↺ 100%
9 CAN: PETERS J — Take-out ↻ 100%
10 SUI: WAGENSEIL Y — Take-out ↺ 100%
11 CAN: PETERS J — Take-out ↻ 100%
12 SUI: WAGENSEIL Y — Hit and Roll ↻ 75%
13 CAN: GAUTHIER J — Double Take-out ↻ 100%
14 SUI: STOCKER Y — Hit and Roll ↺ 100%
15 CAN: GAUTHIER J — Double Take-out ↻ 100%
16 SUI: STOCKER Y — Through -

	CAN	SUI
Total Score	2	0
Time left	00:00	00:00

Legend:
↻ Clockwise ↺ Counter-clockwise - Not considered

Game - Shot by Shot

End 3 — **CAN - Canada 2 + 0** (this end) **= 2** — **SUI - Switzerland 0 + 1** (this end) **= 1**



	CAN	SUI
Total Score	2	1
Time left	00:00	00:00

Legend:

↻ Clockwise ↺ Counter-clockwise - Not considered

Game - Shot by Shot

End 4 — **CAN - Canada 2 + 0** (this end) **= 2** — **SUI - Switzerland 1 + 1** (this end) **= 2**

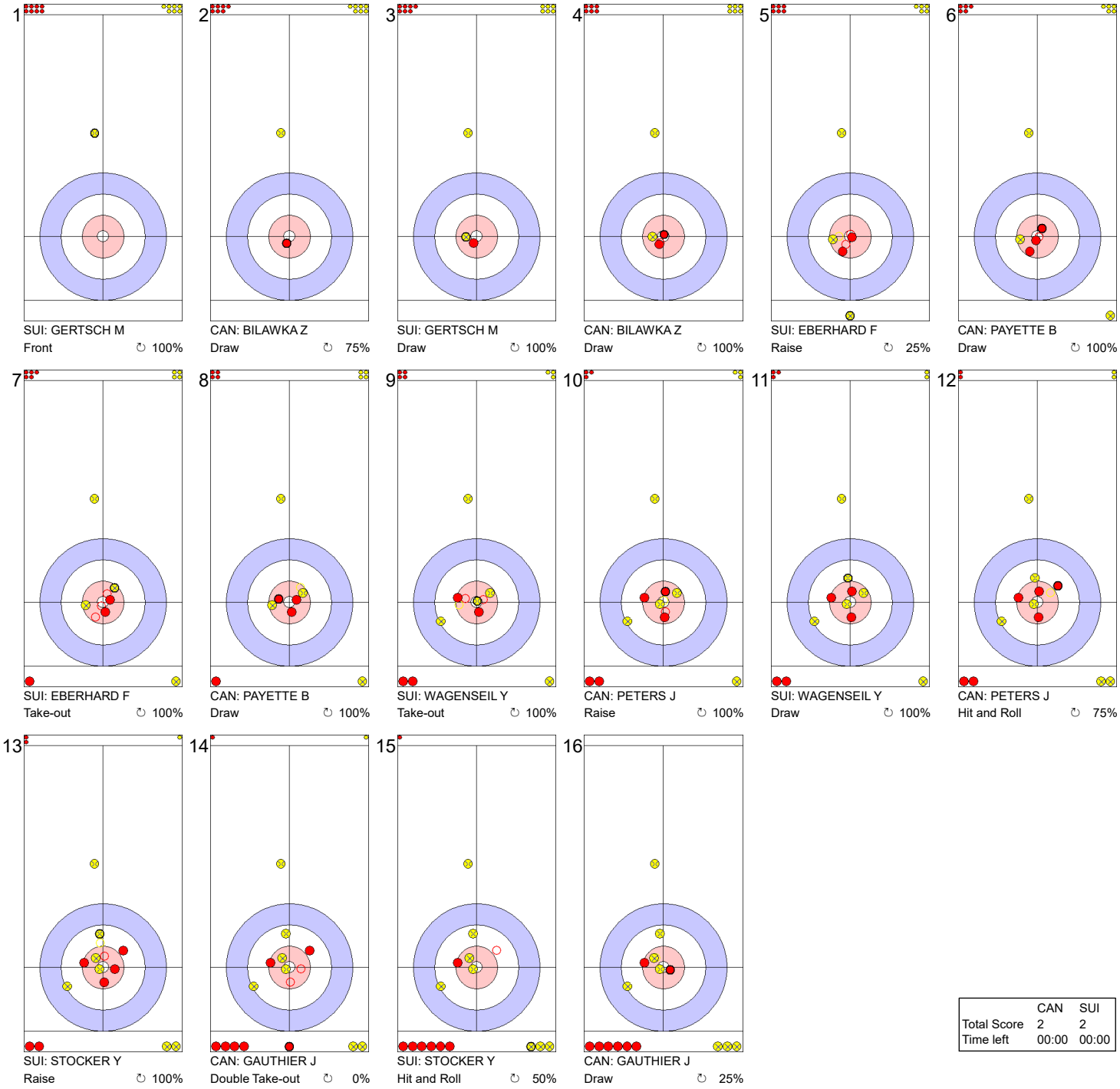

	CAN	SUI
Total Score	2	2
Time left	00:00	00:00

Legend:

↻ Clockwise ↺ Counter-clockwise - Not considered

Game - Shot by Shot

End 5 — **CAN - Canada** 2 + 0 (this end) = 2 — **SUI - Switzerland** 2 + 1 (this end) = 3

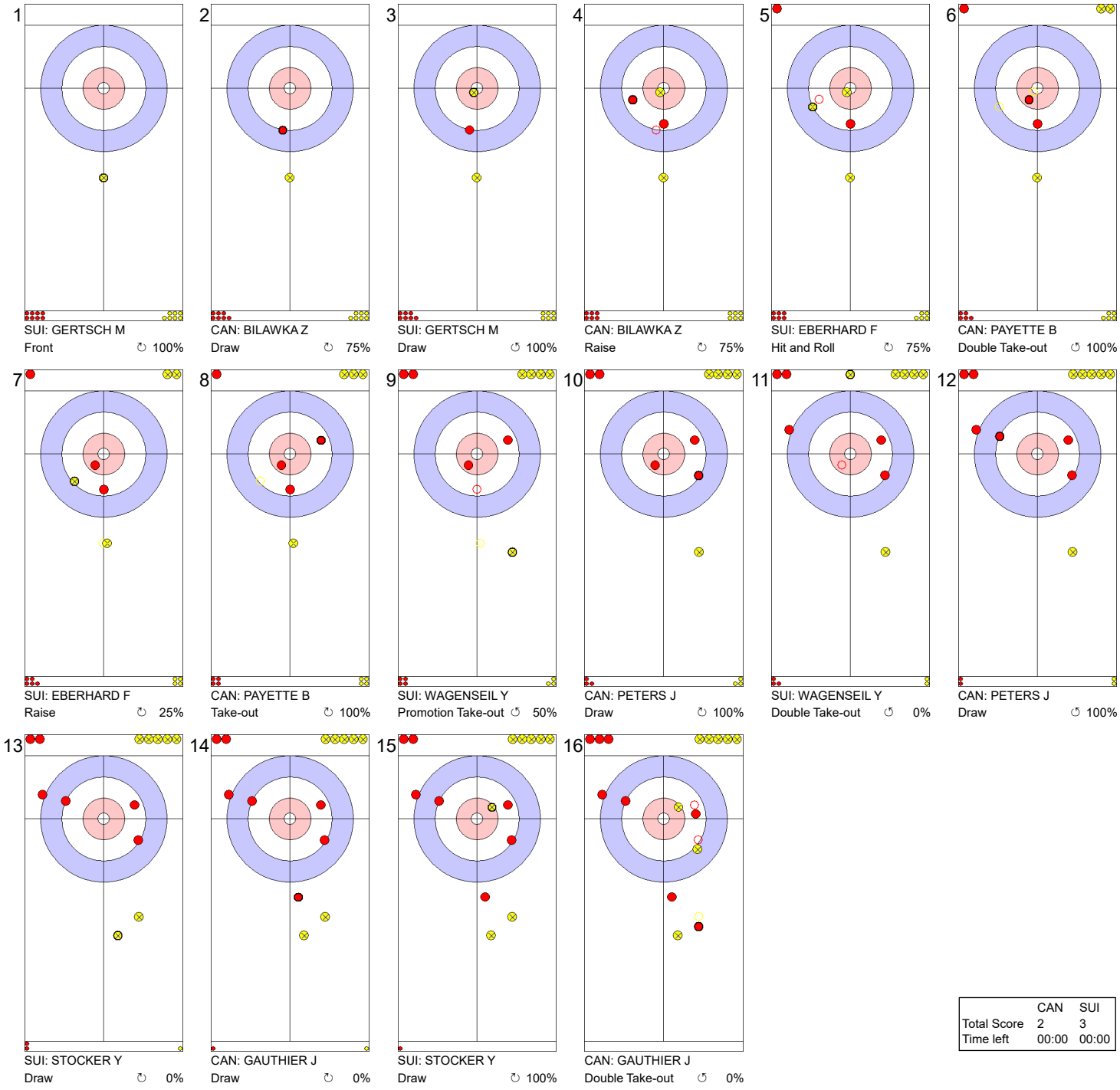

	1	2	3	4	5	6
	SUI: GERTSCH M	CAN: BILAWKA Z	SUI: GERTSCH M	CAN: BILAWKA Z	SUI: EBERHARD F	CAN: PAYETTE B
	Front ↻ 100%	Draw ↻ 75%	Draw ↻ 100%	Raise ↻ 75%	Hit and Roll ↻ 75%	Double Take-out ↺ 100%
	7	8	9	10	11	12
	SUI: EBERHARD F	CAN: PAYETTE B	SUI: WAGENSEIL Y	CAN: PETERS J	SUI: WAGENSEIL Y	CAN: PETERS J
	Raise ↻ 25%	Take-out ↻ 100%	Promotion Take-out ↺ 50%	Draw ↻ 100%	Double Take-out ↺ 0%	Draw ↺ 100%
	13	14	15	16		
	SUI: STOCKER Y	CAN: GAUTHIER J	SUI: STOCKER Y	CAN: GAUTHIER J		
	Draw ↻ 0%	Draw ↻ 0%	Draw ↺ 100%	Double Take-out ↺ 0%		

	CAN	SUI
Total Score	2	3
Time left	00:00	00:00

Legend:
↻ Clockwise ↺ Counter-clockwise - Not considered

Game - Shot by Shot

End 6 — **CAN - Canada 2 + 2** (this end) **= 4** — **SUI - Switzerland 3 + 0** (this end) **= 3**

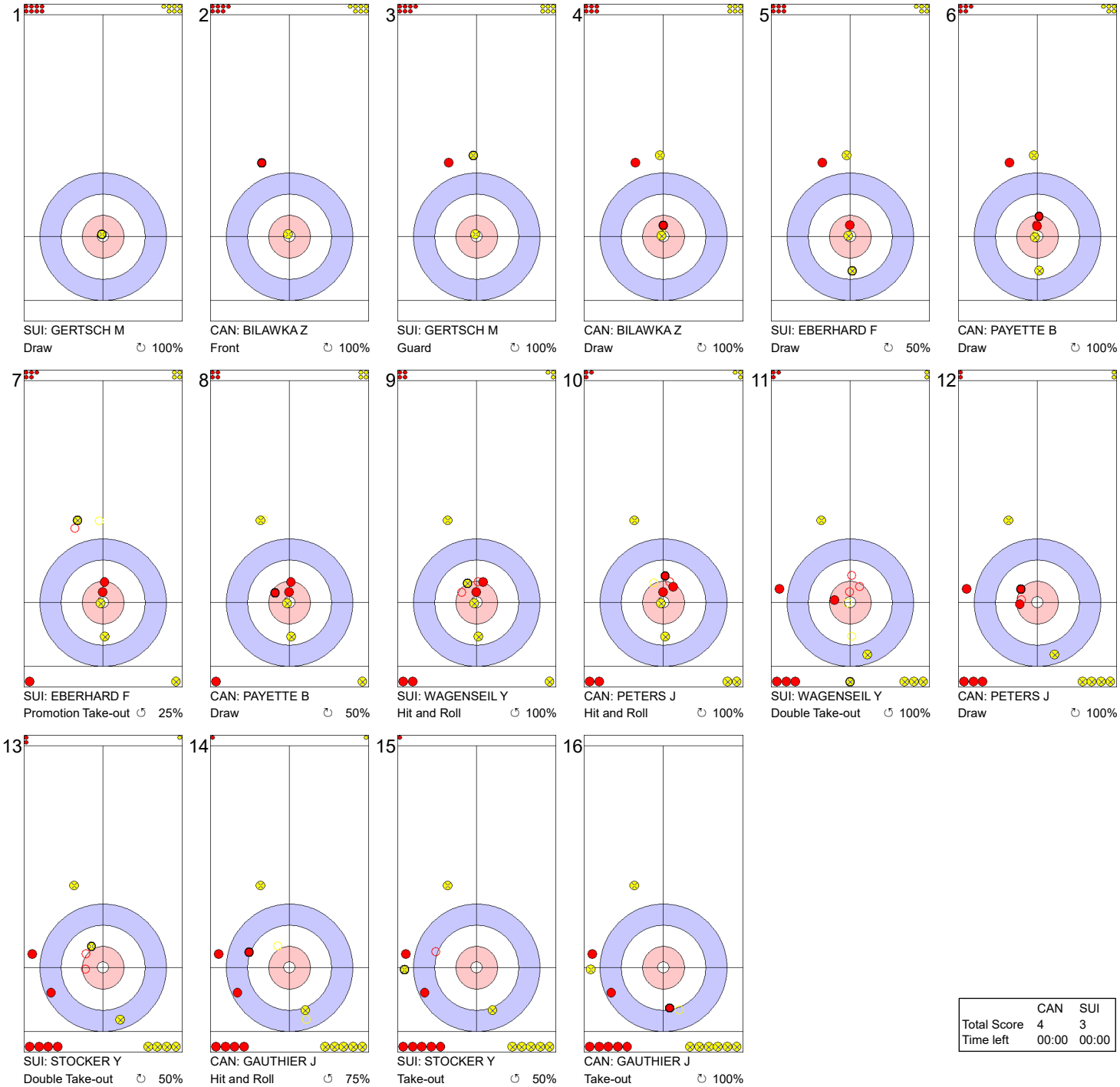

	CAN	SUI
Total Score	4	3
Time left	00:00	00:00

Legend:

↻ Clockwise ↺ Counter-clockwise - Not considered

Game - Shot by Shot

End 7 — **CAN - Canada** **4 + 1** (this end) **= 5** — **SUI - Switzerland** **3 + 0** (this end) **= 3**

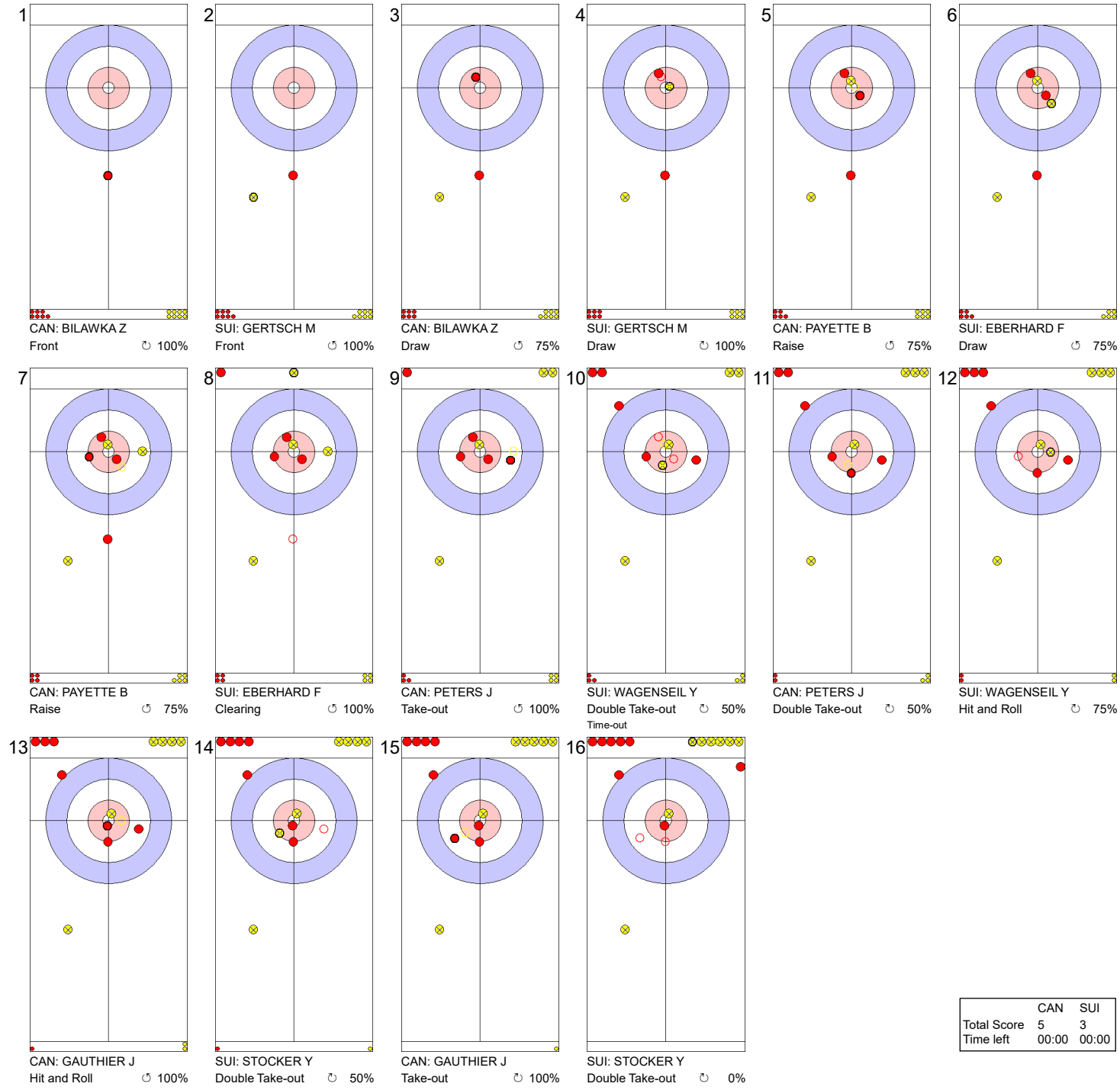

	CAN	SUI
Total Score	5	3
Time left	00:00	00:00

Legend:

↻ Clockwise ↺ Counter-clockwise - Not considered

Game - Shot by Shot

End 8 — **CAN - Canada 5 + 0** (this end) **= 5** — **SUI - Switzerland 3 + 1** (this end) **= 4**

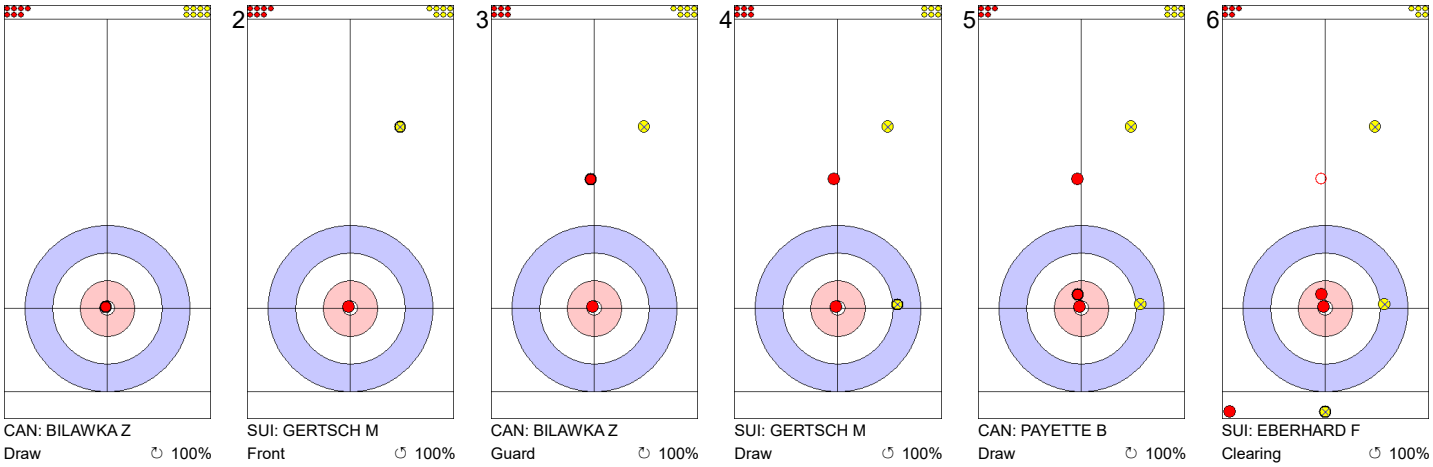

1 CAN: BILAWKA Z — Draw ↻ 100%
2 SUI: GERTSCH M — Front ↺ 100%
3 CAN: BILAWKA Z — Guard ↻ 100%
4 SUI: GERTSCH M — Draw ↺ 100%
5 CAN: PAYETTE B — Draw ↻ 100%
6 SUI: EBERHARD F — Clearing ↺ 100%

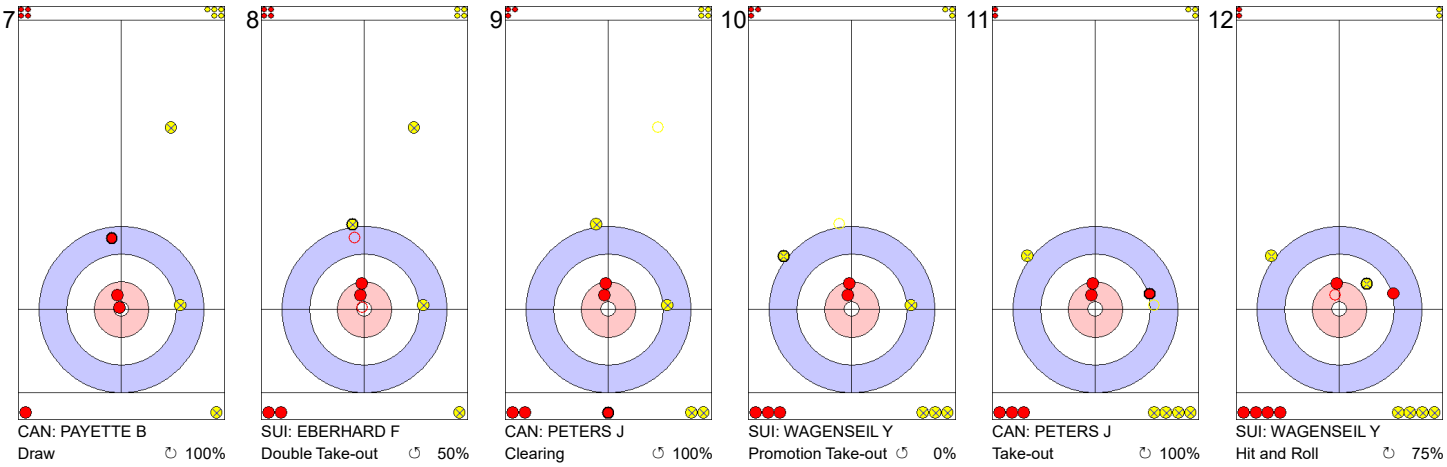

7 CAN: PAYETTE B — Draw ↻ 100%
8 SUI: EBERHARD F — Double Take-out ↺ 50%
9 CAN: PETERS J — Clearing ↻ 100% — Time-out
10 SUI: WAGENSEIL Y — Promotion Take-out ↺ 0%
11 CAN: PETERS J — Take-out ↻ 100%
12 SUI: WAGENSEIL Y — Hit and Roll ↻ 75%

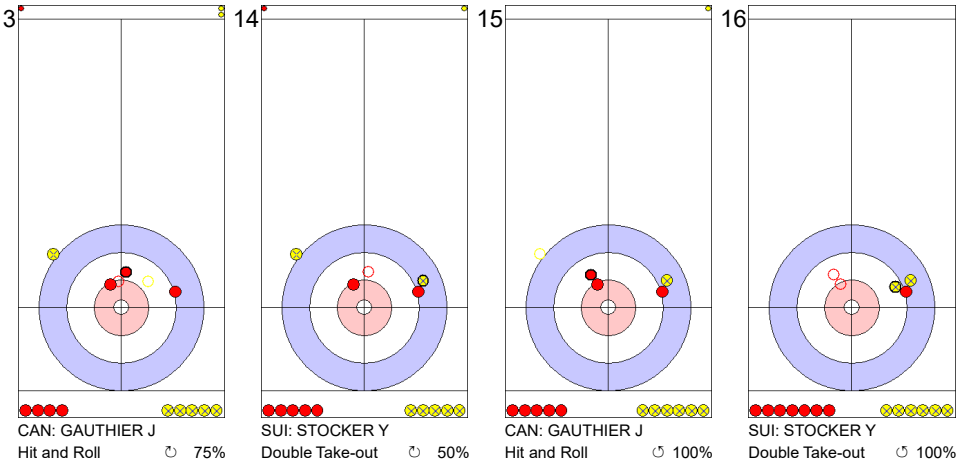

13 CAN: GAUTHIER J — Hit and Roll ↻ 75%
14 SUI: STOCKER Y — Double Take-out ↺ 50%
15 CAN: GAUTHIER J — Hit and Roll ↺ 100%
16 SUI: STOCKER Y — Double Take-out ↺ 100%

	CAN	SUI
Total Score	5	4
Time left	00:00	00:00

Legend:
↻ Clockwise ↺ Counter-clockwise - Not considered

Game - Shot by Shot

End 9 — **CAN - Canada 5 + 0** (this end) **= 5** — **SUI - Switzerland 4 + 1** (this end) **= 5**



	CAN	SUI
Total Score	5	5
Time left	00:00	00:00

Legend:

↻ Clockwise ↺ Counter-clockwise - Not considered

Game - Shot by Shot

End 10 — **CAN - Canada** **5 + 2** (this end) **= 7** — **SUI - Switzerland** **5 + 0** (this end) **= 5**



	CAN	SUI
Total Score	7	5
Time left	04:01	00:59

Legend:
↻ Clockwise ↺ Counter-clockwise - Not considered

Game Results

Sheet	Game	Team	LSFE	1	2	3	4	5	6	7	8	9	10	Extra Ends				Total
C	3	USA - United States	*	2	0	0	0	0	2	0	1	0	X					5
	3	GER - Germany		0	0	2	1	2	0	1	0	2	X					8

USA - United States		Shot Success Game	All
4 S	VIOLETTE Luc	54 %	65 %
3	RICHARDSON Ben	75 %	79 %
2	HARSTAD Jon	69 %	70 %
1 V	FENSON Graem	79 %	77 %
A	TUMA Kevin	-	-
	Team Total	69 %	73 %

Last Stone Draw		Distance
↻	VIOLETTE Luc	10.7cm
↺	RICHARDSON Ben	43.7cm
Total		**54.4cm**

Time remaining: 0 minutes 44 seconds

Time-out: End 10 - USA stone 5

GER - Germany		Shot Success Game	All
4 S	TOTZEK Sixten	84 %	83 %
3 V	SUTOR Joshua	79 %	78 %
2	HAAG Jan-Luca	76 %	80 %
1	SUTOR Magnus	88 %	81%
A	HARSCH Klaudius	-	-
	Team Total	82 %	80 %

Last Stone Draw		Distance
↻	TOTZEK Sixten	69.8cm
↺	SUTOR Joshua	184.3cm
Total		**254.1cm**

Time remaining: 2 minutes 12 seconds

Time-out: End 4 - GER stone 5

USA - United States		↻		↺		Game	
4 VIOLETTE Luc	Draws	7	43 %	2	63 %	9	47 %
	Take-outs	3	58 %	7	61 %	10	60 %
	Total	10	48 %	9	61 %	19	54 %
3 RICHARDSON Ben	Draws	8	72 %	3	50 %	11	66 %
	Take-outs	4	94 %	5	80 %	9	86 %
	Total	12	79 %	8	69 %	20	75 %
2 HARSTAD Jon	Draws	9	67 %	2	75 %	11	68 %
	Take-outs	5	75 %	4	63 %	9	69 %
	Total	14	70 %	6	67 %	20	69 %
1 FENSON Graem	Draws	14	79 %	5	85 %	19	80 %
	Take-outs	1	50 %	0	-	1	50 %
	Total	15	77 %	5	85 %	20	79 %
A TUMA Kevin	Draws	0	-	0	-	0	-
	Take-outs	0	-	0	-	0	-
	Total	0	-	0	-	0	-
Team	Draws	38	68 %	12	71 %	50	69 %
	Take-outs	13	75 %	16	67 %	29	71 %
	Total	51	70 %	28	69 %	79	69 %

GER - Germany		↻		↺		Game	
4 TOTZEK Sixten	Draws	6	88 %	2	50 %	8	78 %
	Take-outs	5	90 %	7	86 %	12	88 %
	Total	11	89 %	9	78 %	20	84 %
3 SUTOR Joshua	Draws	6	88 %	4	81 %	10	85 %
	Take-outs	3	25 %	7	93 %	10	73 %
	Total	9	67 %	11	89 %	20	79 %
2 HAAG Jan-Luca	Draws	10	80 %	4	63 %	14	75 %
	Take-outs	2	88 %	4	75 %	6	79 %
	Total	12	81 %	8	69 %	20	76 %
1 SUTOR Magnus	Draws	8	94 %	9	86 %	17	90 %
	Take-outs	3	75 %	0	-	3	75 %
	Total	11	89 %	9	86 %	20	88 %
A HARSCH Klaudius	Draws	0	-	0	-	0	-
	Take-outs	0	-	0	-	0	-
	Total	0	-	0	-	0	-
Team	Draws	30	87 %	19	76 %	49	83 %
	Take-outs	13	71 %	18	86 %	31	80 %
	Total	43	82 %	37	81 %	80	82 %

Note:
Position and function for each team member:
4 = Fourth, **3** = Third, **2** = Second, **1** = Lead, **A** = Alternate, **S** = Skip, **V** = Vice-Skip

Legend:
↻ Clockwise ↺ Counter-clockwise **LSFE(*)** Last Stone First End
X Unplayed/unfinished end due to concession

Game - Shot by Shot

End 1 — **USA - United States** 0 + 2 (this end) = 2 — **GER - Germany** 0 + 0 (this end) = 0



	USA	GER
Total Score	2	0
Time left	00:00	00:00

Legend:

↻ Clockwise ↺ Counter-clockwise - Not considered

Game - Shot by Shot

End 2 — **USA - United States 2 + 0** (this end) **= 2** — **GER - Germany 0 + 0** (this end) **= 0**

1
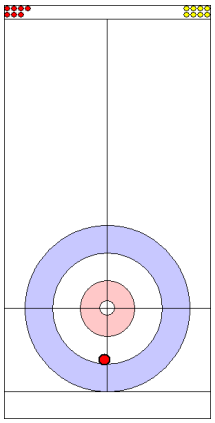
USA: FENSON G
Draw ↻ 75%

2
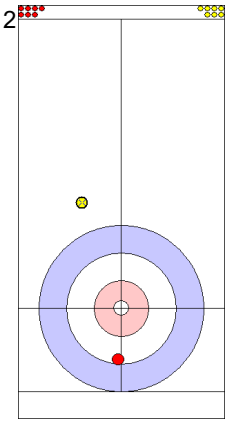
GER: SUTOR M
Front ↻ 100%

3
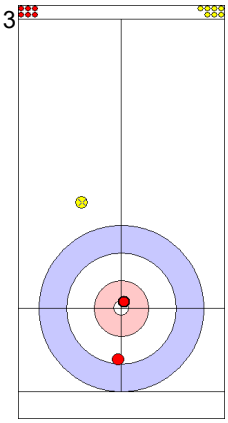
USA: FENSON G
Draw ↻ 100%

4
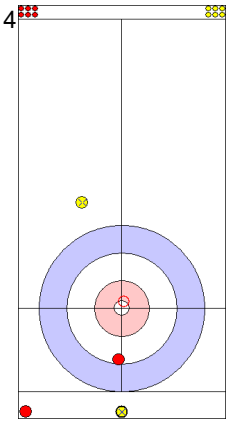
GER: SUTOR M
Hit and Roll ↻ 50%

5
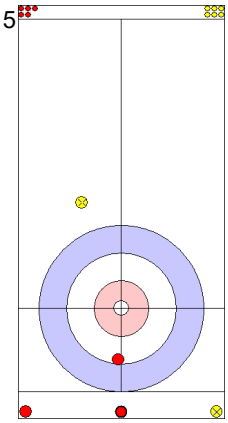
USA: HARSTAD J
Draw ↻ 0%

6
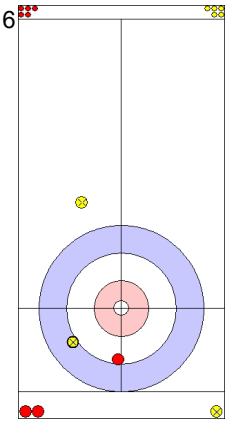
GER: HAAG JL
Draw ↻ 100%

7
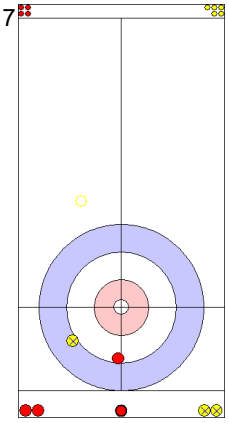
USA: HARSTAD J
Clearing ↻ 100%

8
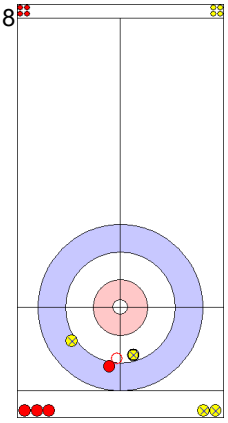
GER: HAAG JL
Draw ↻ 100%

9
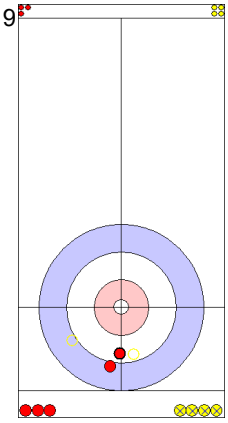
USA: RICHARDSON B
Double Take-out ↺ 100%

10
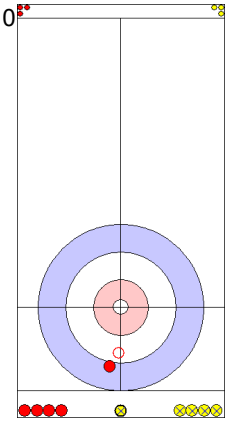
GER: SUTOR J
Double Take-out ↺ 50%

11
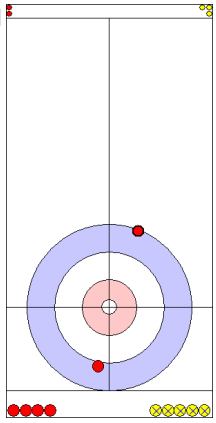
USA: RICHARDSON B
Draw ↺ 75%

12
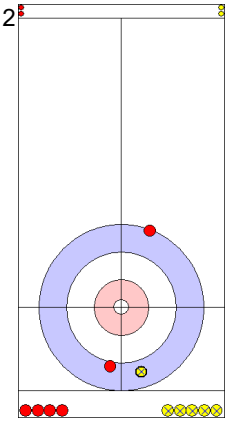
GER: SUTOR J
Draw ↺ 50%

13
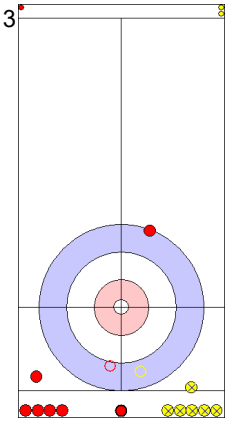
USA: VIOLETTE L
Hit and Roll ↺ 25%

14
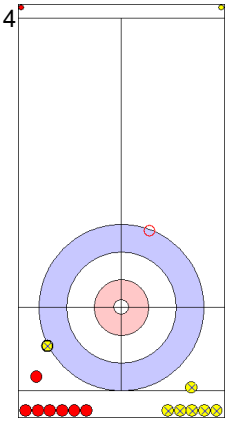
GER: TOTZEK S
Hit and Roll ↺ 100%

15
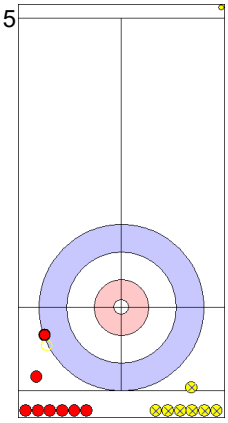
USA: VIOLETTE L
Take-out ↺ 100%

16
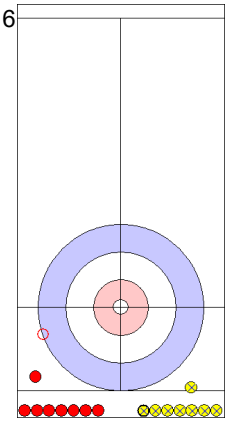
GER: TOTZEK S
Clearing ↺ 100%

	USA	GER
Total Score	2	0
Time left	00:00	00:00

Legend:
↻ Clockwise ↺ Counter-clockwise - Not considered

Game - Shot by Shot

End 3 — **USA - United States 2 + 0** (this end) **= 2** — **GER - Germany 0 + 2** (this end) **= 2**



	1	2	3	4	5	6
	USA: FENSON G	GER: SUTOR M	USA: FENSON G	GER: SUTOR M	USA: HARSTAD J	GER: HAAG JL
	Draw ↻ 100%	Front ↻ 100%	Draw ↻ 75%	Hit and Roll ↻ 100%	Promotion Take-out ↻ 100%	Take-out ↺ 50%
	7	8	9	10	11	12
	USA: HARSTAD J	GER: HAAG JL	USA: RICHARDSON B	GER: SUTOR J	USA: RICHARDSON B	GER: SUTOR J
	Draw ↻ 100%	Draw ↻ 75%	Draw ↻ 100%	Raise ↻ 50%	Hit and Roll ↻ 100%	Draw ↻ 100%
	13	14	15	16		
	USA: VIOLETTE L	GER: TOTZEK S	USA: VIOLETTE L	GER: TOTZEK S		
	Hit and Roll ↻ 0%	Hit and Roll ↻ 100%	Take-out ↺ 50%	Draw ↻ 100%		

	USA	GER
Total Score	2	2
Time left	00:00	00:00

Legend:
↻ Clockwise ↺ Counter-clockwise - Not considered

Game - Shot by Shot

End 4 — **USA - United States 2 + 0** (this end) **= 2** — **GER - Germany 2 + 1** (this end) **= 3**



	USA	GER
Total Score	2	3
Time left	00:00	00:00

Legend:

↻ Clockwise ↺ Counter-clockwise - Not considered

Game - Shot by Shot

End 5 **USA - United States 2 + 0** (this end) **= 2** **GER - Germany 3 + 2** (this end) **= 5**

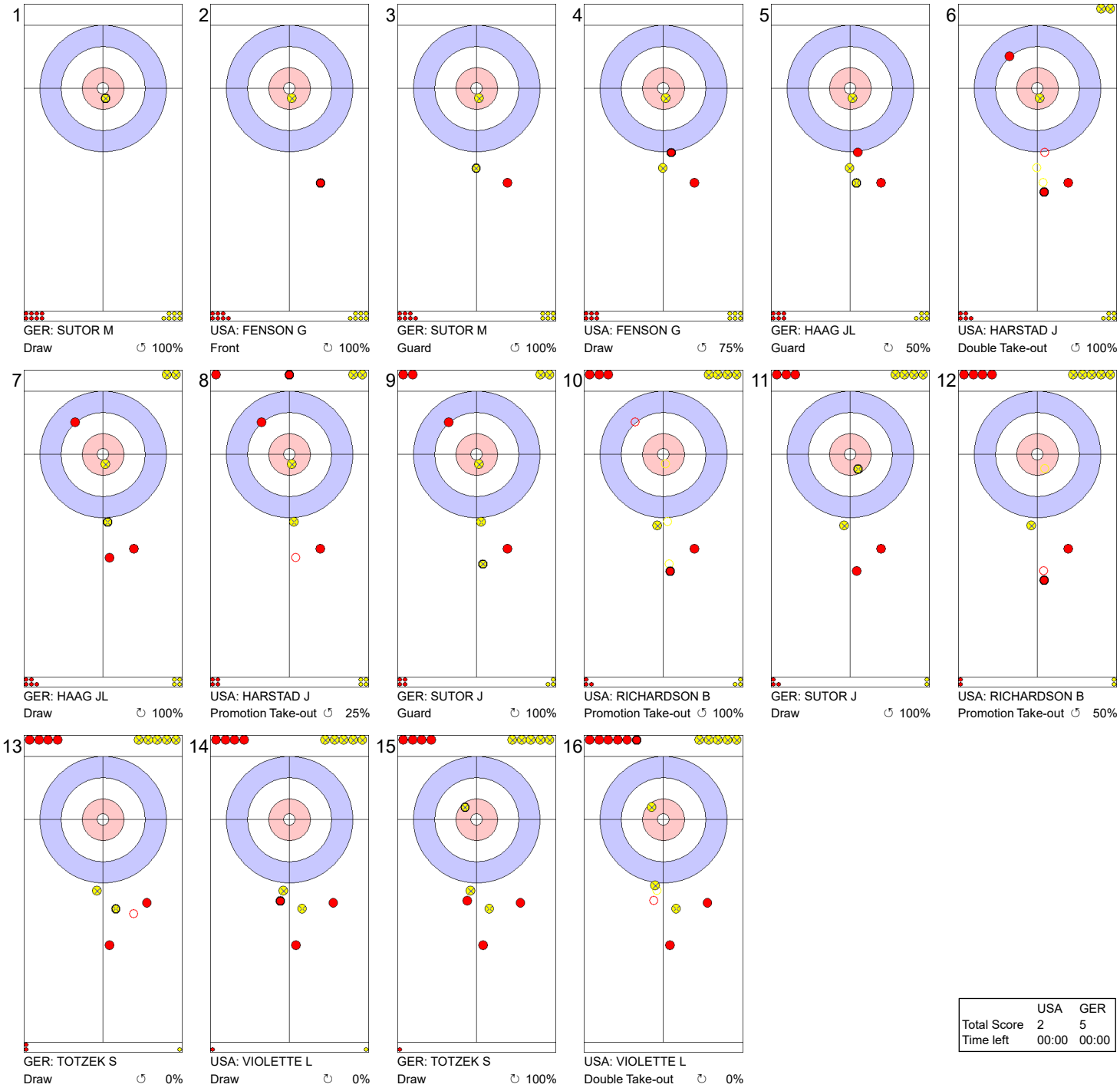

	USA	GER
Total Score	2	5
Time left	00:00	00:00

Legend:

↻ Clockwise ↺ Counter-clockwise - Not considered

Game - Shot by Shot

End 6 — **USA - United States** 2 + 2 (this end) = 4 — **GER - Germany** 5 + 0 (this end) = 5

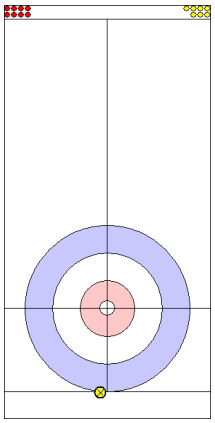
1
GER: SUTOR M
Draw ↺ 50%

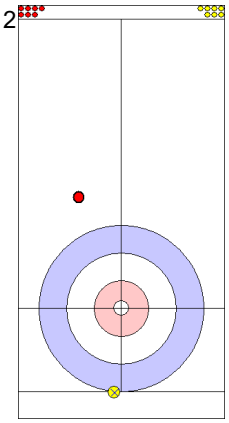
2
USA: FENSON G
Front ↺ 100%

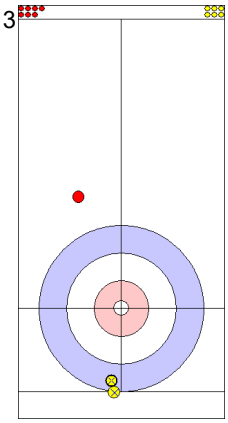
3
GER: SUTOR M
Draw ↺ 50%

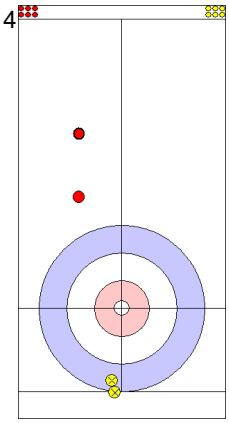
4
USA: FENSON G
Draw ↻ 0%

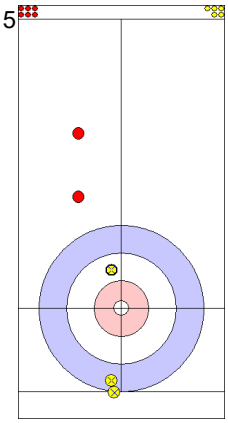
5
GER: HAAG JL
Draw ↺ 100%

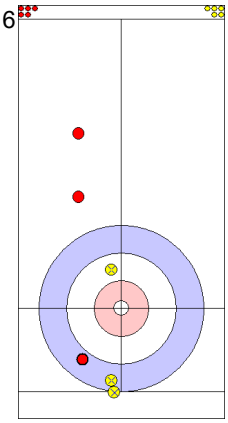
6
USA: HARSTAD J
Draw ↻ 75%

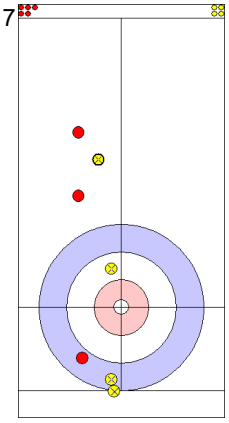
7
GER: HAAG JL
Guard ↺ 50%

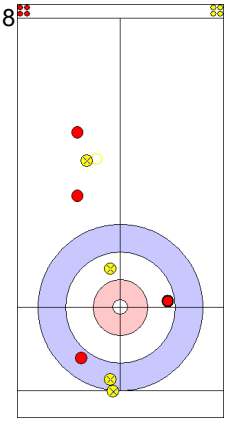
8
USA: HARSTAD J
Raise ↻ 50%

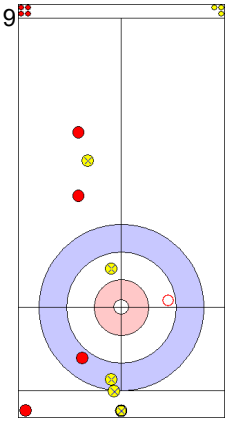
9
GER: SUTOR J
Hit and Roll ↻ 50%

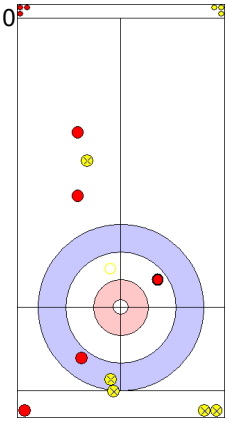
10
USA: RICHARDSON B
Hit and Roll ↻ 100%

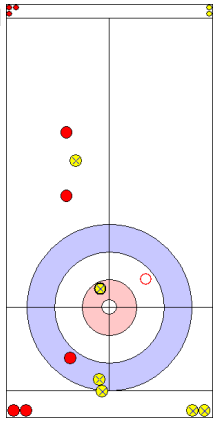
11
GER: SUTOR J
Hit and Roll ↺ 100%

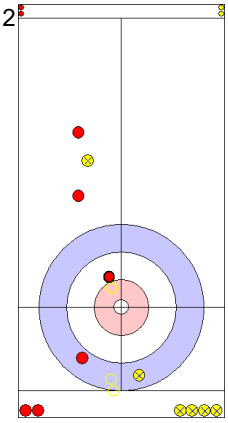
12
USA: RICHARDSON B
Double Take-out ↻ 100%

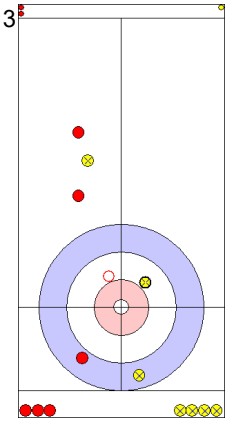
13
GER: TOTZEK S
Double Take-out ↻ 50%

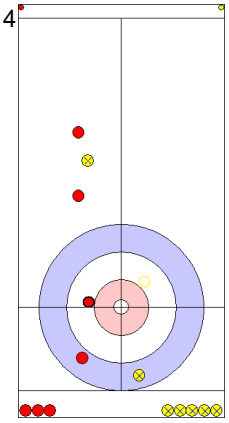
14
USA: VIOLETTE L
Hit and Roll ↺ 100%

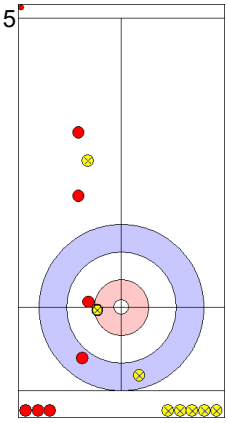
15
GER: TOTZEK S
Draw ↺ 75%

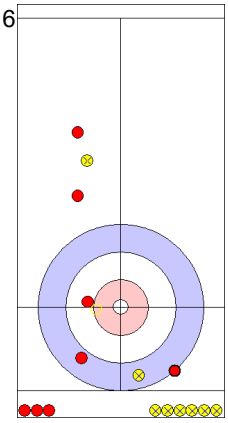
16
USA: VIOLETTE L
Raise ↻ 50%

	USA	GER
Total Score	4	5
Time left	00:00	00:00

Legend:
↻ Clockwise ↺ Counter-clockwise - Not considered

Game - Shot by Shot

End 7 — **USA - United States 4 + 0** (this end) **= 4** — **GER - Germany 5 + 1** (this end) **= 6**



1	2	3	4	5	6
USA: FENSON G	GER: SUTOR M	USA: FENSON G	GER: SUTOR M	USA: HARSTAD J	GER: HAAG JL
Front ↻ 100%	Draw ↺ 75%	Draw ↺ 50%	Draw ↺ 100%	Raise ↺ 50%	Draw ↺ 100%
7	**8**	**9**	**10**	**11**	**12**
USA: HARSTAD J	GER: HAAG JL	USA: RICHARDSON B	GER: SUTOR J	USA: RICHARDSON B	GER: SUTOR J
Draw ↻ 75%	Double Take-out ↺ 75%	Raise ↺ 25%	Draw ↺ 75%	Double Take-out ↺ 50%	Take-out ↺ 25%
13	**14**	**15**	**16**		
USA: VIOLETTE L	GER: TOTZEK S	USA: VIOLETTE L	GER: TOTZEK S		
Take-out ↺ 50%	Hit and Roll ↻ 100%	Double Take-out ↺ 100%	Hit and Roll ↺ 50%		

	USA	GER
Total Score	4	6
Time left	00:00	00:00

Legend:

↻ Clockwise ↺ Counter-clockwise - Not considered

Game - Shot by Shot

End 8 — **USA - United States** **4 + 1** (this end) **= 5** — **GER - Germany** **6 + 0** (this end) **= 6**

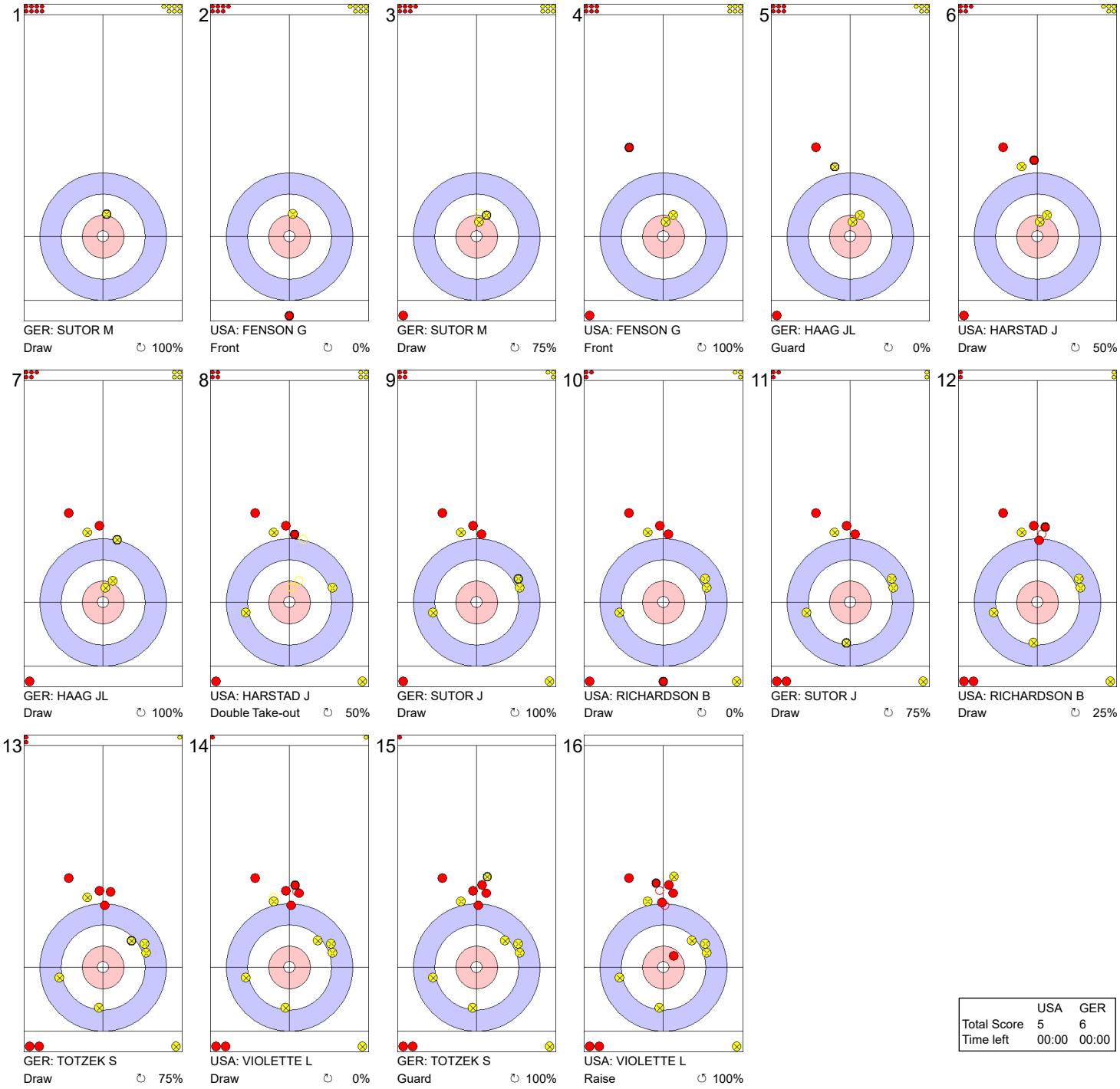

	USA	GER
Total Score	5	6
Time left	00:00	00:00

Legend:

↻ Clockwise ↺ Counter-clockwise - Not considered

Game - Shot by Shot

End 9 — **USA - United States 5 + 0** (this end) **= 5** — **GER - Germany 6 + 2** (this end) **= 8**



1
USA: FENSON G
Front ↻ 100%

2
GER: SUTOR M
Draw ↻ 100%

3
USA: FENSON G
Front ↻ 75%

4
GER: SUTOR M
Wick / Soft Peeling ↺ 100%

5
USA: HARSTAD J
Draw ↻ 75%

6
GER: HAAG JL
Double Take-out ↺ 50%

7
USA: HARSTAD J
Front ↻ 75%

8
GER: HAAG JL
Clearing ↺ 100%

9
USA: RICHARDSON B
Front ↻ 75%

10
GER: SUTOR J
Clearing ↺ 100%

11
USA: RICHARDSON B
Front ↻ 100%

12
GER: SUTOR J
Double Take-out ↺ 100%

13
USA: VIOLETTE L
Draw ↻ 100%

14
GER: TOTZEK S
Take-out ↻ 100%

15
USA: VIOLETTE L
Draw ↺ 25%

16
GER: TOTZEK S
Take-out ↺ 100%

	USA	GER
Total Score	5	8
Time left	00:00	00:00

Legend:
↻ Clockwise ↺ Counter-clockwise - Not considered

Game - Shot by Shot

End 10 — **USA - United States** 5 + X (this end) = 5 — **GER - Germany** 8 + X (this end) = 8

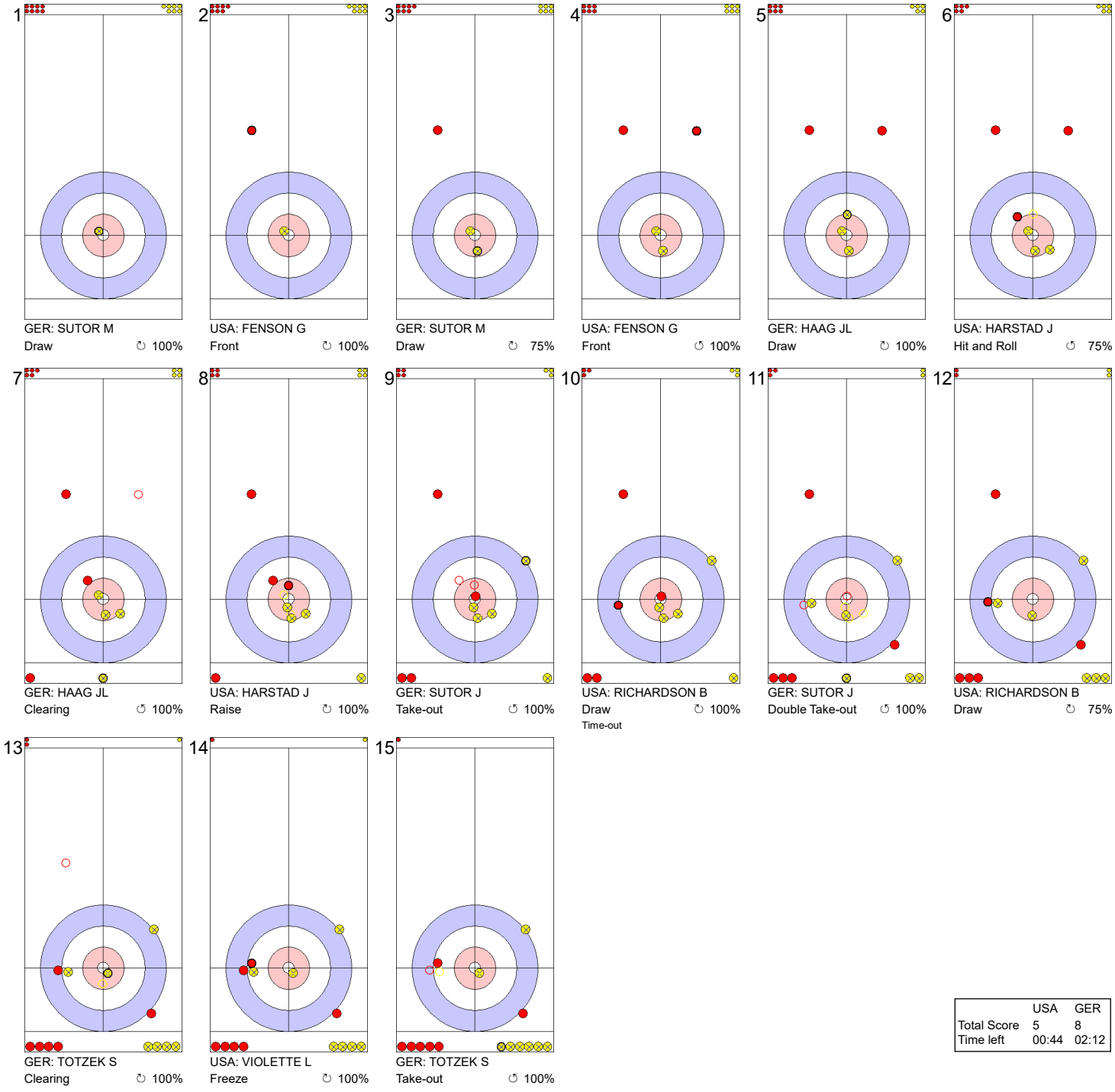

	USA	GER
Total Score	5	8
Time left	00:44	02:12

Legend:

↻ Clockwise ↺ Counter-clockwise - Not considered

X Unfinished end due to concession

Game Results

Sheet	Game	Team	LSFE	1	2	3	4	5	6	7	8	9	10	Extra Ends	Total
D	3	SCO - Scotland		0	2	3	1	0	0	1	0	X	X		7
	3	SWE - Sweden	*	1	0	0	0	0	2	0	0	X	X		3

SCO - Scotland		Shot Success Game	All
4 S	CRAIK James	77 %	71%
3 V	WATT Mark	86 %	81%
2	HASWELL Blair	91%	81%
1	RYDER Niall	95 %	88 %
A	BRYCE Angus	-	-
	Team Total	87 %	80 %

Last Stone Draw		Distance
↻	CRAIK James	4.7cm
↺	WATT Mark	193.1cm
Total		**197.8cm**

Time remaining: 7 minutes 25 seconds

Time-out: End 8 - SCO stone 5

SWE - Sweden		Shot Success Game	All
4 S	MAGNUSSON Daniel	59 %	72 %
3 V	AHLBERG Robin	64 %	75 %
2	REGOSA Anton	63 %	60 %
1	JONES Sebastian	89 %	83 %
A	ISRAELSSON Rasmus	-	88 %
	Team Total	69 %	73 %

Last Stone Draw		Distance
↻	REGOSA Anton	23.8cm
↺	AHLBERG Robin	6.7cm
Total		**30.5cm**

Time remaining: 8 minutes 19 seconds

SCO - Scotland		↻	↺	Game
4 CRAIK James	Draws	4 69 %	3 50 %	7 61 %
	Take-outs	5 100 %	4 75 %	9 89 %
	Total	9 86 %	7 64 %	16 77 %
3 WATT Mark	Draws	3 58 %	1 100 %	4 69 %
	Take-outs	2 100 %	10 90 %	12 92 %
	Total	5 75 %	11 91 %	16 86 %
2 HASWELL Blair	Draws	3 83 %	4 100 %	7 93 %
	Take-outs	1 100 %	8 88 %	9 89 %
	Total	4 88 %	12 92 %	16 91 %
1 RYDER Niall	Draws	13 94 %	3 100 %	16 95 %
	Take-outs	0 -	0 -	0 -
	Total	13 94 %	3 100 %	16 95 %
A BRYCE Angus	Draws	0 -	0 -	0 -
	Take-outs	0 -	0 -	0 -
	Total	0 -	0 -	0 -
Team	Draws	23 84 %	11 86 %	34 85 %
	Take-outs	8 100 %	22 86 %	30 90 %
	Total	31 88 %	33 86 %	64 87 %

SWE - Sweden		↻	↺	Game
4 MAGNUSSON Daniel	Draws	3 67 %	5 55 %	8 59 %
	Take-outs	2 50 %	6 63 %	8 59 %
	Total	5 60 %	11 59 %	16 59 %
3 AHLBERG Robin	Draws	3 75 %	8 75 %	11 75 %
	Take-outs	3 17 %	2 75 %	5 40 %
	Total	6 46 %	10 75 %	16 64 %
2 REGOSA Anton	Draws	3 33 %	7 71 %	10 60 %
	Take-outs	3 83 %	3 50 %	6 67 %
	Total	6 58 %	10 65 %	16 63 %
1 JONES Sebastian	Draws	3 83 %	11 98 %	14 95 %
	Take-outs	0 -	2 50 %	2 50 %
	Total	3 83 %	13 90 %	16 89 %
A ISRAELSSON Rasmus	Draws	0 -	0 -	0 -
	Take-outs	0 -	0 -	0 -
	Total	0 -	0 -	0 -
Team	Draws	12 65 %	31 79 %	43 75 %
	Take-outs	8 50 %	13 60 %	21 56 %
	Total	20 59 %	44 73 %	64 69 %

Note:
Position and function for each team member:
4 = Fourth, **3** = Third, **2** = Second, **1** = Lead, **A** = Alternate, **S** = Skip, **V** = Vice-Skip

Legend:
↻ Clockwise ↺ Counter-clockwise **LSFE(*)** Last Stone First End
X Unplayed/unfinished end due to concession

CURLIT Curling Information Technology Ltd.

Game - Shot by Shot

End 1 — **SCO - Scotland 0 + 0** (this end) **= 0** — **SWE - Sweden 0 + 1** (this end) **= 1**



	SCO	SWE
Total Score	0	1
Time left	00:00	00:00

Legend:

↻ Clockwise ↺ Counter-clockwise - Not considered

Game - Shot by Shot

End 2 — **SCO - Scotland 0 + 2** (this end) **= 2** — **SWE - Sweden 1 + 0** (this end) **= 1**

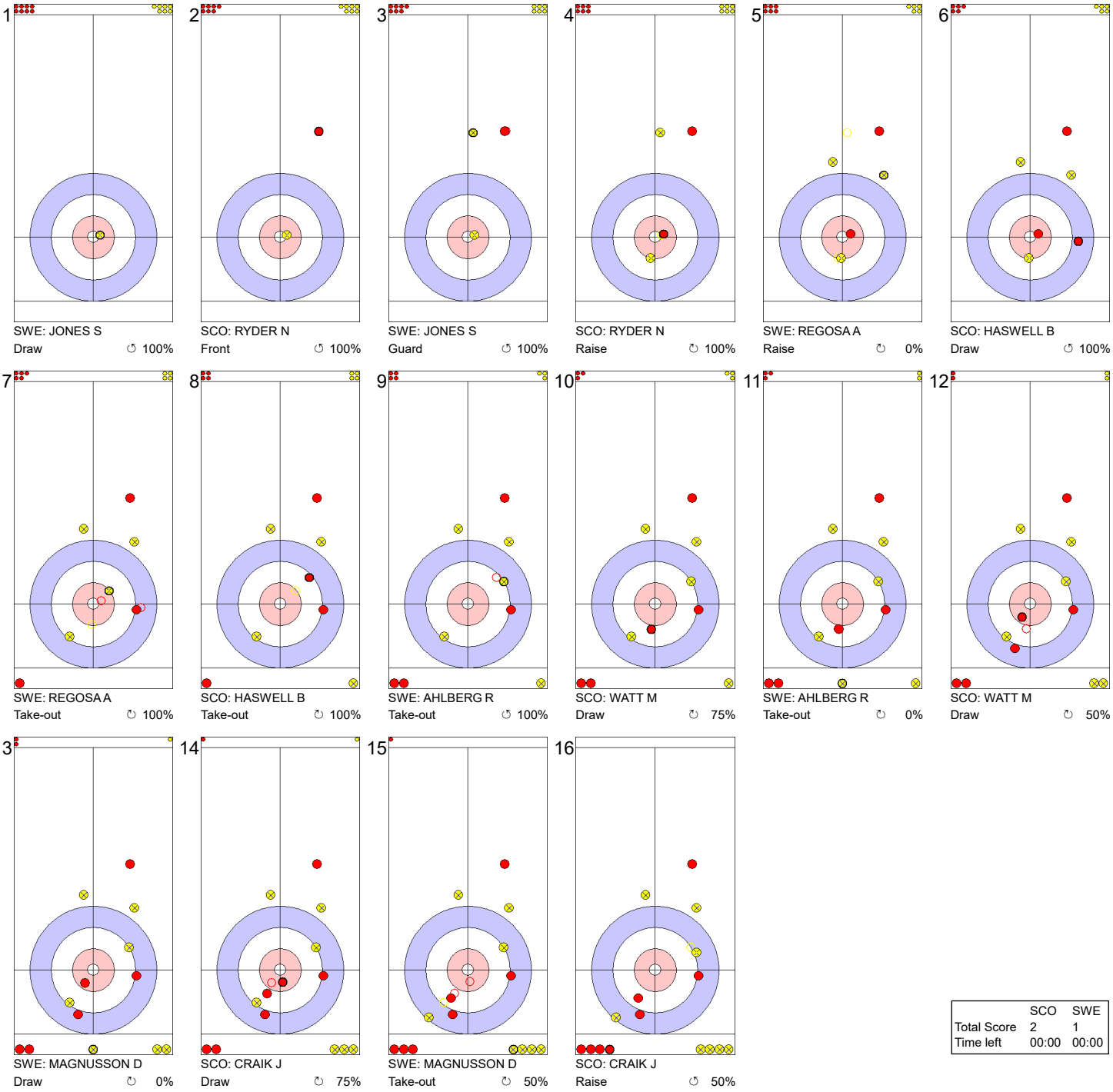

	SCO	SWE
Total Score	2	1
Time left	00:00	00:00

Legend:

↻ Clockwise ↺ Counter-clockwise - Not considered

Game - Shot by Shot

End 3 — **SCO - Scotland 2 + 3** (this end) **= 5** — **SWE - Sweden 1 + 0** (this end) **= 1**



	SCO	SWE
Total Score	5	1
Time left	00:00	00:00

Legend:

↻ Clockwise ↺ Counter-clockwise - Not considered

Game - Shot by Shot

End 4 — **SCO - Scotland 5 + 1** (this end) **= 6** — **SWE - Sweden 1 + 0** (this end) **= 1**



	SCO	SWE
Total Score	6	1
Time left	00:00	00:00

Legend:

↻ Clockwise ↺ Counter-clockwise - Not considered

Game - Shot by Shot

End 5 **SCO - Scotland 6 + 0 (this end) = 6** **SWE - Sweden 1 + 0 (this end) = 1**



	SCO	SWE
Total Score	6	1
Time left	00:00	00:00

Legend:

↻ Clockwise ↺ Counter-clockwise - Not considered

Game - Shot by Shot

End 6 **SCO - Scotland 6 + 0** (this end) **= 6** **SWE - Sweden 1 + 2** (this end) **= 3**



	SCO	SWE
Total Score	6	3
Time left	00:00	00:00

Legend:

↻ Clockwise ↺ Counter-clockwise - Not considered

Game - Shot by Shot

End 7 — **SCO - Scotland 6 + 1** (this end) **= 7** — **SWE - Sweden 3 + 0** (this end) **= 3**



	SCO	SWE
Total Score	7	3
Time left	00:00	00:00

Legend:

↻ Clockwise ↺ Counter-clockwise - Not considered

Game - Shot by Shot

End 8 **SCO - Scotland 7 + 0** (this end) **= 7** **SWE - Sweden 3 + 0** (this end) **= 3**



	SCO	SWE
Total Score	7	3
Time left	07:25	08:19

Legend:
↻ Clockwise ↺ Counter-clockwise - Not considered

Game Results

Sheet	Game	Team	LSFE	1	2	3	4	5	6	7	8	9	10	Extra Ends				Total
E	3	NZL - New Zealand	*	0	2	0	1	2	2	0	1	1	X					9
	3	NOR - Norway		0	0	2	0	0	0	2	0	0	X					4

NZL - New Zealand		Shot Success Game	All
4 V	HOOD Anton	78 %	74 %
3	SMITH Ben	71%	67 %
2 S	NEILSON Matthew	76 %	67 %
1	WALKER Hunter	79 %	79 %
A	APUWAI-BISHOP Jayden	-	-
	Team Total	76 %	72 %

Last Stone Draw		Distance
↻	HOOD Anton	34.9cm
↺	WALKER Hunter	16.7cm
Total		**51.6cm**

Time remaining: 12 minutes 40 seconds

Time-out: End 9 - NZL stone 8

NOR - Norway		Shot Success Game	All
4 S	OEY Eirik	61%	60 %
3	FAGERVOLL Brage	71%	72 %
2	HERFJORD Johan	67 %	70 %
1 V	BRUSETH Martin	67 %	69 %
A	BJOERNSTAD Ingebrigt	-	59 %
	Team Total	66 %	67 %

Last Stone Draw		Distance
↻	FAGERVOLL Brage	32.7cm
↺	HERFJORD Johan	56.8cm
Total		**89.5cm**

Time remaining: 7 minutes 59 seconds

NZL - New Zealand		↻		↺		Game	
4 HOOD Anton	Draws	4	94 %	3	83 %	7	89 %
	Take-outs	8	59 %	3	100 %	11	70 %
	Total	12	71 %	6	92 %	18	78 %
3 SMITH Ben	Draws	5	60 %	1	100 %	6	67 %
	Take-outs	7	93 %	5	45 %	12	73 %
	Total	12	79 %	6	54 %	18	71 %
2 NEILSON Matthew	Draws	0	-	3	100 %	3	100 %
	Take-outs	7	93 %	8	53 %	15	72 %
	Total	7	93 %	11	66 %	18	76 %
1 WALKER Hunter	Draws	12	75 %	3	83 %	15	77 %
	Take-outs	3	92 %	0	-	3	92 %
	Total	15	78 %	3	83 %	18	79 %
A APUWAI-BISHOP Jayden	Draws	0	-	0	-	0	-
	Take-outs	0	-	0	-	0	-
	Total	0	-	0	-	0	-
Team	Draws	21	75 %	10	90 %	31	80 %
	Take-outs	25	82 %	16	59 %	41	73 %
	Total	46	79 %	26	71 %	72	76 %

NOR - Norway		↻		↺		Game	
4 OEY Eirik	Draws	5	85 %	8	56 %	13	67 %
	Take-outs	2	38 %	3	50 %	5	45 %
	Total	7	71 %	11	55 %	18	61 %
3 FAGERVOLL Brage	Draws	6	58 %	6	96 %	12	77 %
	Take-outs	3	50 %	3	67 %	6	58 %
	Total	9	56 %	9	86 %	18	71 %
2 HERFJORD Johan	Draws	7	54 %	2	50 %	9	53 %
	Take-outs	3	92 %	6	75 %	9	81 %
	Total	10	65 %	8	69 %	18	67 %
1 BRUSETH Martin	Draws	10	75 %	2	50 %	12	71 %
	Take-outs	4	38 %	2	100 %	6	58 %
	Total	14	64 %	4	75 %	18	67 %
A BJOERNSTAD Ingebrigt	Draws	0	-	0	-	0	-
	Take-outs	0	-	0	-	0	-
	Total	0	-	0	-	0	-
Team	Draws	28	68 %	18	68 %	46	68 %
	Take-outs	12	54 %	14	71 %	26	63 %
	Total	40	64 %	32	70 %	72	66 %

Note:
Position and function for each team member:
4 = Fourth, **3** = Third, **2** = Second, **1** = Lead, **A** = Alternate, **S** = Skip, **V** = Vice-Skip

Legend:
↻ Clockwise ↺ Counter-clockwise **LSFE(*)** Last Stone First End
X Unplayed/unfinished end due to concession

Game - Shot by Shot

End 1 — **NZL - New Zealand** **0 + 0** (this end) **= 0** — **NOR - Norway** **0 + 0** (this end) **= 0**

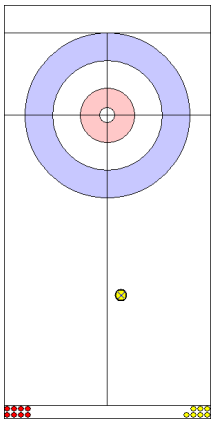

1
NOR: BRUSETH M
Front ↻ 100%

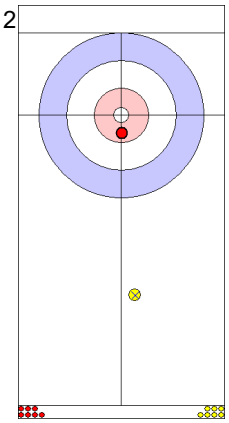

2
NZL: WALKER H
Draw ↻ 100%

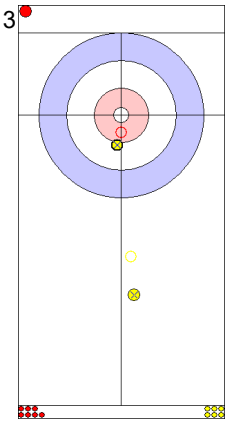

3
NOR: BRUSETH M
Take-out ↻ 100%

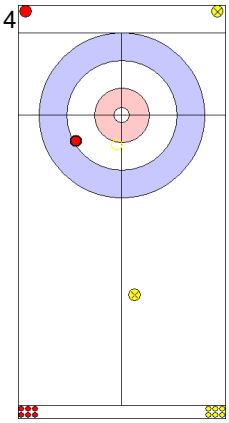

4
NZL: WALKER H
Hit and Roll ↻ 75%

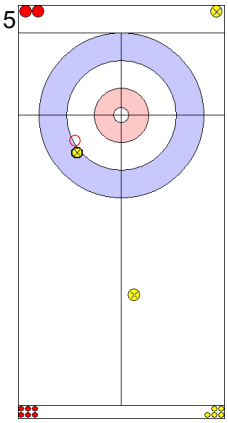

5
NOR: HERFJORD J
Take-out ↻ 100%

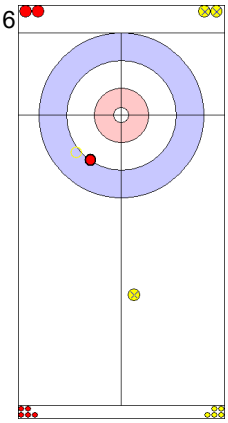

6
NZL: NEILSON M
Take-out ↻ 100%

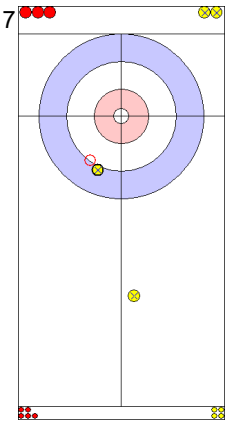

7
NOR: HERFJORD J
Hit and Roll ↻ 75%

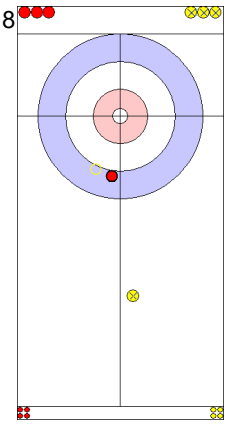

8
NZL: NEILSON M
Hit and Roll ↻ 75%

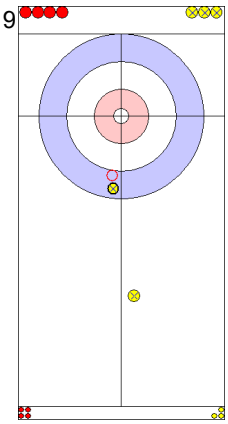

9
NOR: FAGERVOLL B
Take-out ↻ 100%

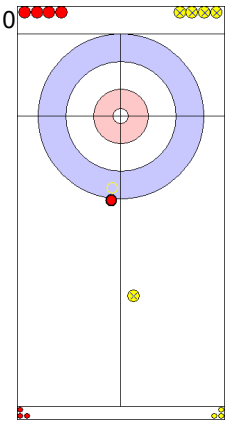

10
NZL: SMITH B
Take-out ↻ 100%

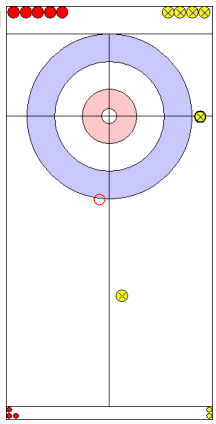

11
NOR: FAGERVOLL B
Hit and Roll ↻ 50%

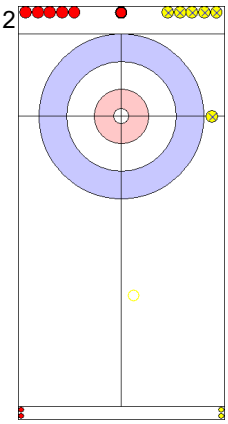

12
NZL: SMITH B
Clearing ↻ 100%

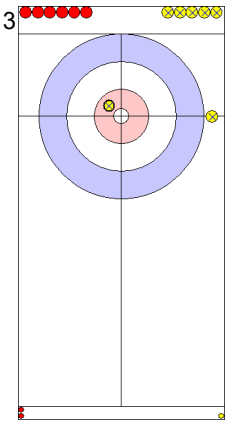

13
NOR: OEY E
Draw ↻ 100%

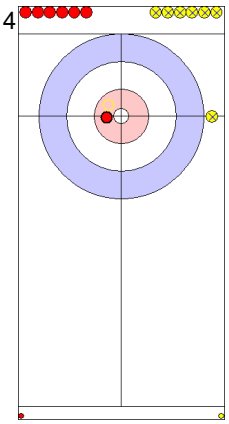

14
NZL: HOOD A
Take-out ↻ 100%

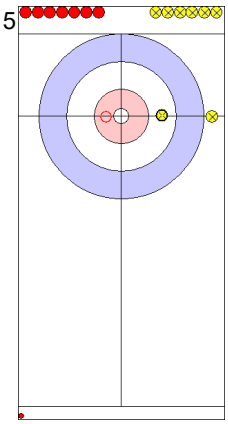

15
NOR: OEY E
Take-out ↻ 100%

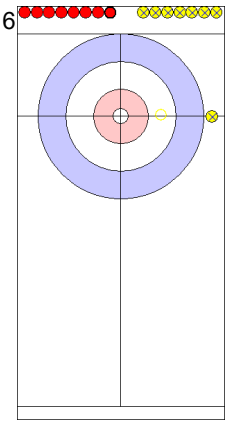

16
NZL: HOOD A
Clearing ↻ 100%

	NZL	NOR
Total Score	0	0
Time left	00:00	00:00

Legend:
↻ Clockwise ↺ Counter-clockwise - Not considered

Game - Shot by Shot

End 2 — **NZL - New Zealand** **0 + 2** (this end) **= 2** — **NOR - Norway** **0 + 0** (this end) **= 0**

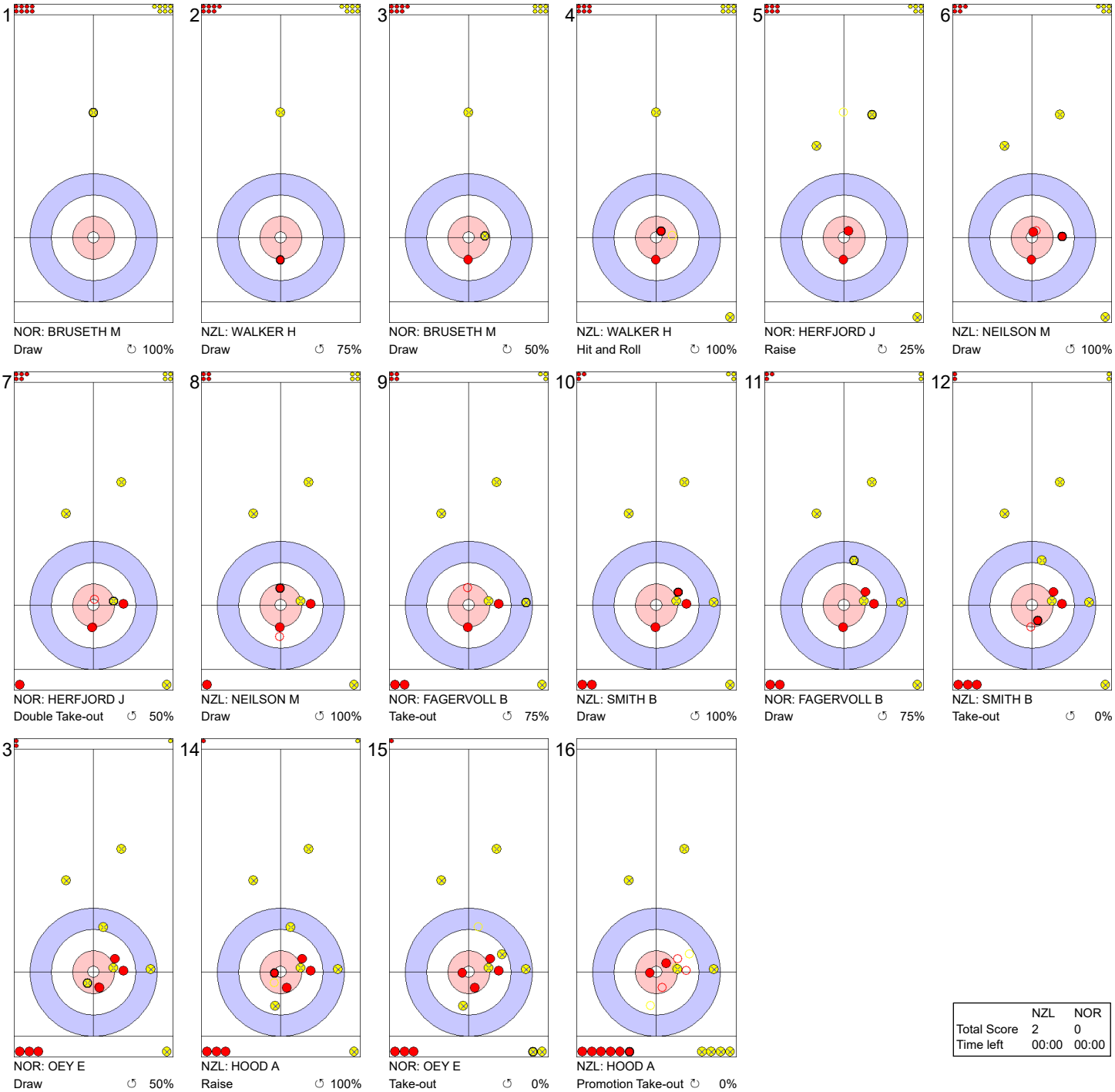

	NZL	NOR
Total Score	2	0
Time left	00:00	00:00

Legend:
↻ Clockwise ↺ Counter-clockwise - Not considered

Game - Shot by Shot

End 3 — **NZL - New Zealand** **2 + 0** (this end) **= 2** — **NOR - Norway** **0 + 2** (this end) **= 2**

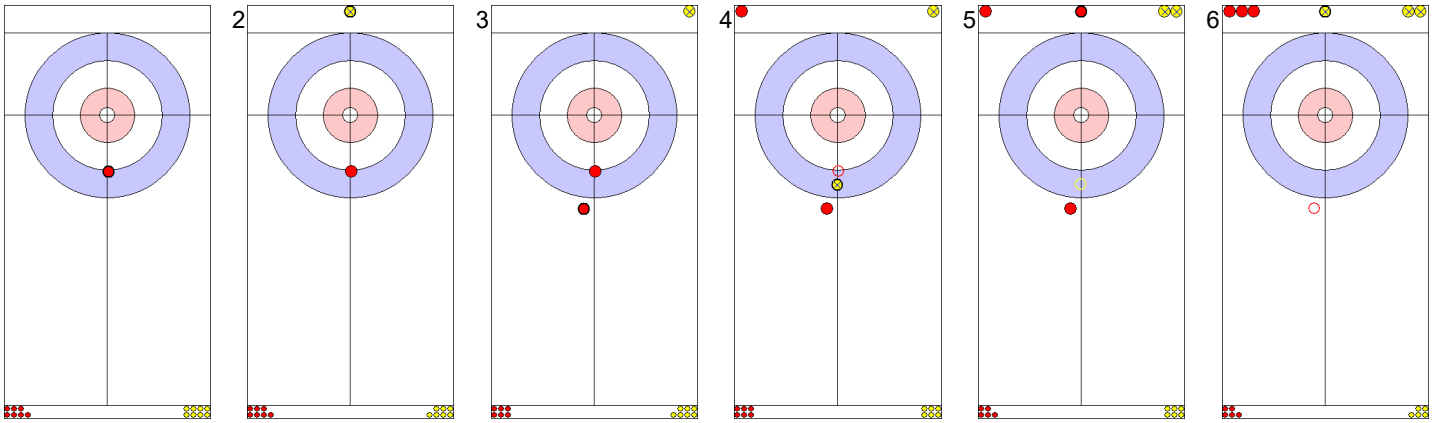

1
NZL: WALKER H
Draw ↻ 100%

2
NOR: BRUSETH M
Take-out ↻ 0%

3
NZL: WALKER H
Draw ↻ 50%

4
NOR: BRUSETH M
Take-out ↺ 100%

5
NZL: NEILSON M
Take-out ↺ 50%

6
NOR: HERFJORD J
Clearing ↻ 100%

7
NZL: NEILSON M
Draw ↻ 100%

8
NOR: HERFJORD J
Hit and Roll ↺ 100%

9
NZL: SMITH B
Hit and Roll ↺ 100%

10
NOR: FAGERVOLL B
Draw ↺ 100%

11
NZL: SMITH B
Take-out ↺ 0%

12
NOR: FAGERVOLL B
Draw ↻ 100%

13
NZL: HOOD A
Hit and Roll ↻ 75%

14
NOR: OEY E
Draw ↻ 50%

15
NZL: HOOD A
Double Take-out ↻ 50%

16
NOR: OEY E
Draw ↺ 100%

	NZL	NOR
Total Score	2	2
Time left	00:00	00:00

Legend:
↻ Clockwise ↺ Counter-clockwise - Not considered

Game - Shot by Shot

End 4 — **NZL - New Zealand** **2 + 1** (this end) **= 3** — **NOR - Norway** **2 + 0** (this end) **= 2**

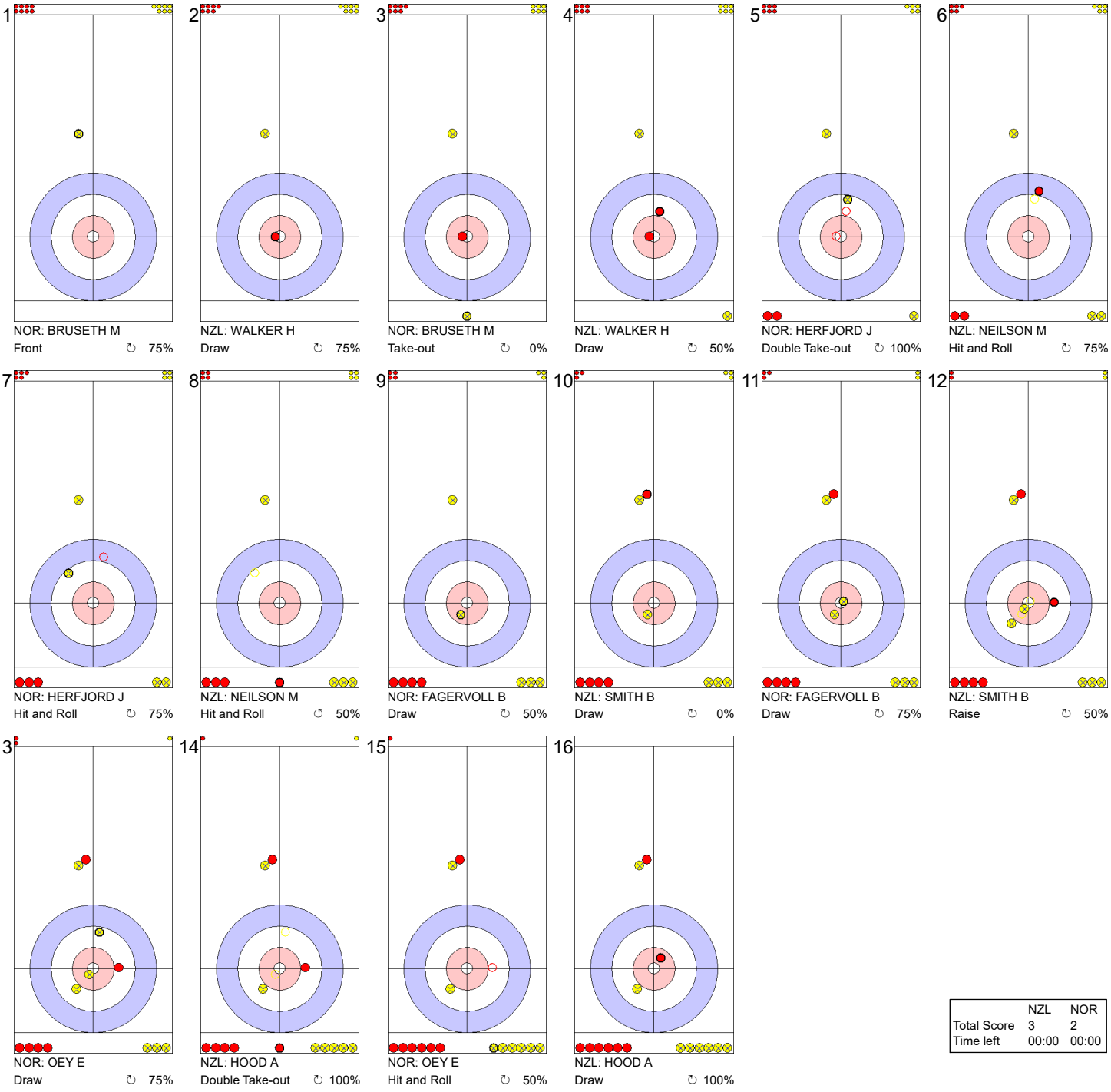

	NZL	NOR
Total Score	3	2
Time left	00:00	00:00

Legend:

↻ Clockwise ↺ Counter-clockwise - Not considered

Game - Shot by Shot

End 5 — **NZL - New Zealand** 3 + 2 (this end) = 5 — **NOR - Norway** 2 + 0 (this end) = 2

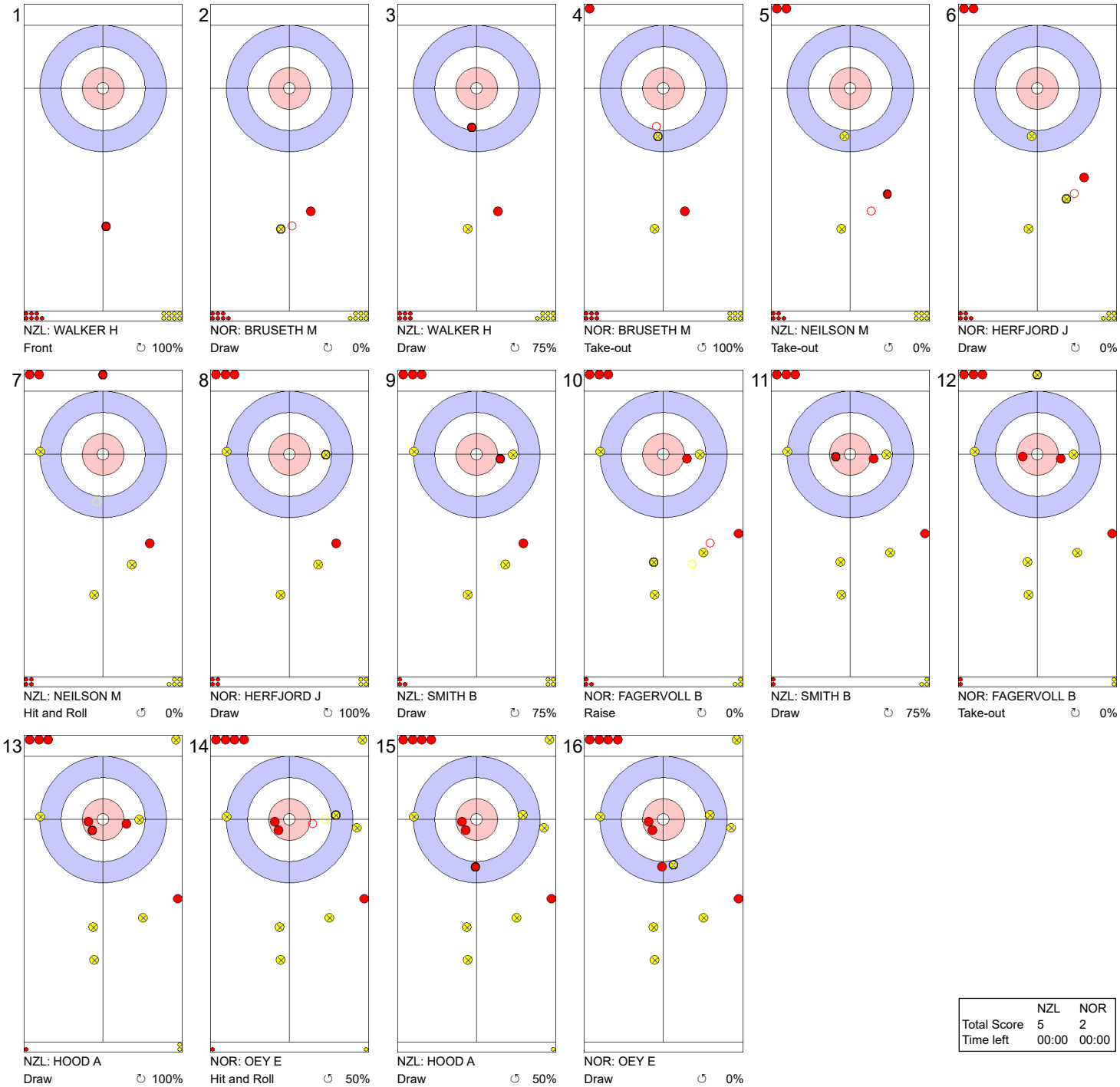

	NZL	NOR
Total Score	5	2
Time left	00:00	00:00

Legend:

↻ Clockwise ↺ Counter-clockwise - Not considered

Game - Shot by Shot

End 6 — **NZL - New Zealand 5 + 2** (this end) **= 7** — **NOR - Norway 2 + 0** (this end) **= 2**

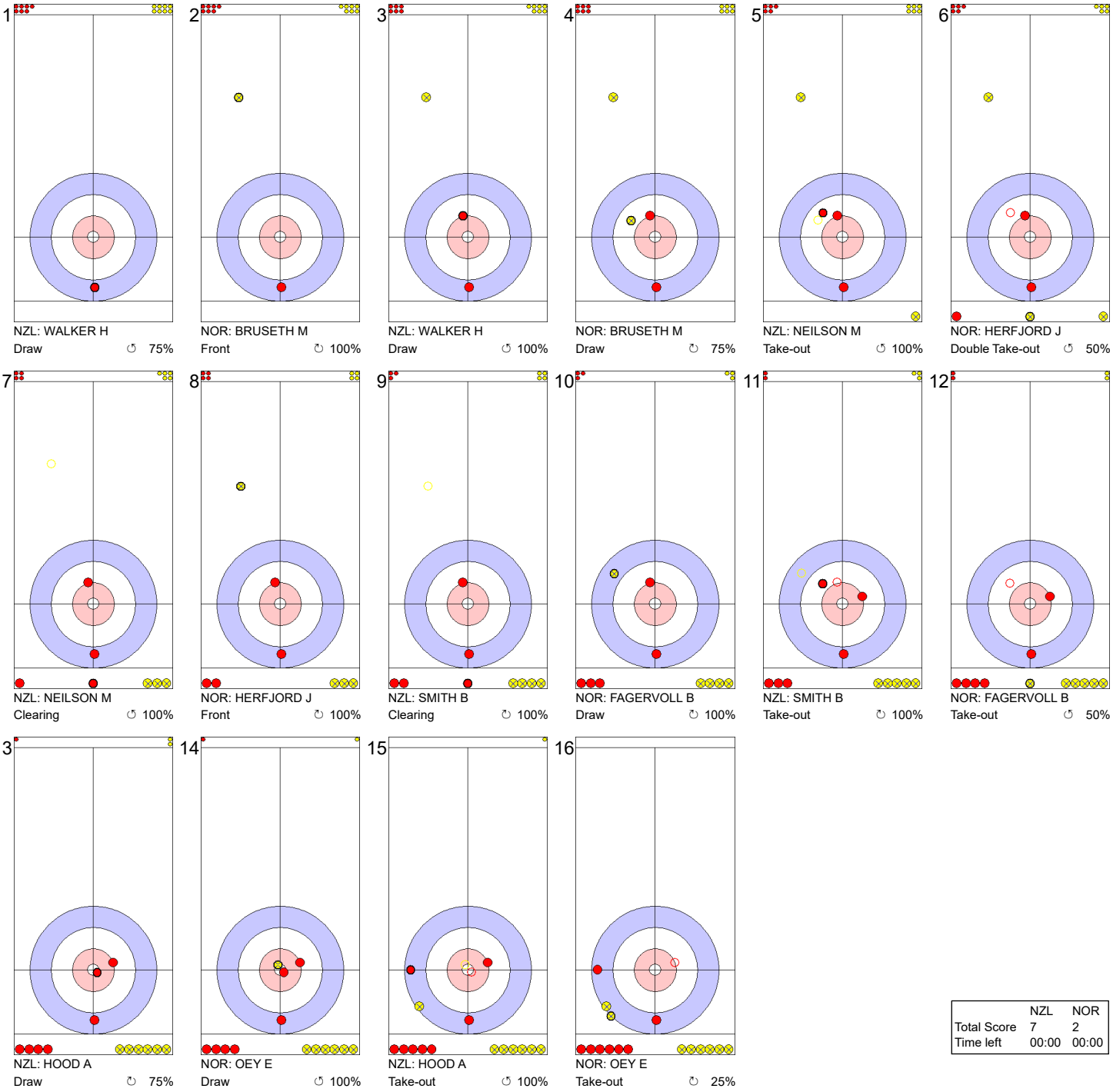

	1	2	3	4	5	6
	NZL: WALKER H	NOR: BRUSETH M	NZL: WALKER H	NOR: BRUSETH M	NZL: NEILSON M	NOR: HERFJORD J
	Draw ↻ 75%	Front ↻ 100%	Draw ↻ 100%	Draw ↻ 75%	Take-out ↻ 100%	Double Take-out ↺ 50%
	7	8	9	10	11	12
	NZL: NEILSON M	NOR: HERFJORD J	NZL: SMITH B	NOR: FAGERVOLL B	NZL: SMITH B	NOR: FAGERVOLL B
	Clearing ↻ 100%	Front ↻ 100%	Clearing ↻ 100%	Draw ↻ 100%	Take-out ↻ 100%	Take-out ↺ 50%
	13	14	15	16		
	NZL: HOOD A	NOR: OEY E	NZL: HOOD A	NOR: OEY E		
	Draw ↻ 75%	Draw ↻ 100%	Take-out ↻ 100%	Take-out ↻ 25%		

	NZL	NOR
Total Score	7	2
Time left	00:00	00:00

Legend:
↻ Clockwise ↺ Counter-clockwise - Not considered

Game - Shot by Shot

End 7 — **NZL - New Zealand 7 + 0** (this end) **= 7** — **NOR - Norway 2 + 2** (this end) **= 4**



1
NZL: WALKER H
Draw ↻ 100%

2
NOR: BRUSETH M
Front ↺ 100%

3
NZL: WALKER H
Draw ↻ 50%

4
NOR: BRUSETH M
Double Take-out ↻ 50%

5
NZL: NEILSON M
Take-out ↻ 100%

6
NOR: HERFJORD J
Hit and Roll ↺ 75%

7
NZL: NEILSON M
Take-out ↺ 50%

8
NOR: HERFJORD J
Draw ↺ 100%

9
NZL: SMITH B
Clearing ↺ 25%

10
NOR: FAGERVOLL B
Guard ↺ 100%

11
NZL: SMITH B
Clearing ↻ 100%

12
NOR: FAGERVOLL B
Guard ↺ 100%

13
NZL: HOOD A
Clearing ↻ 100%

14
NOR: OEY E
Draw ↺ 50%

15
NZL: HOOD A
Double Take-out ↻ 50%

16
NOR: OEY E
Draw ↻ 100%

	NZL	NOR
Total Score	7	4
Time left	00:00	00:00

Legend:
↻ Clockwise ↺ Counter-clockwise - Not considered

Game - Shot by Shot

End 8 — **NZL - New Zealand 7 + 1** (this end) **= 8** — **NOR - Norway 4 + 0** (this end) **= 4**



	NZL	NOR
Total Score	8	4
Time left	00:00	00:00

Legend:
↻ Clockwise ↺ Counter-clockwise - Not considered

Game - Shot by Shot

End 9 — **NZL - New Zealand 8 + 1** (this end) **= 9** — **NOR - Norway 4 + 0** (this end) **= 4**

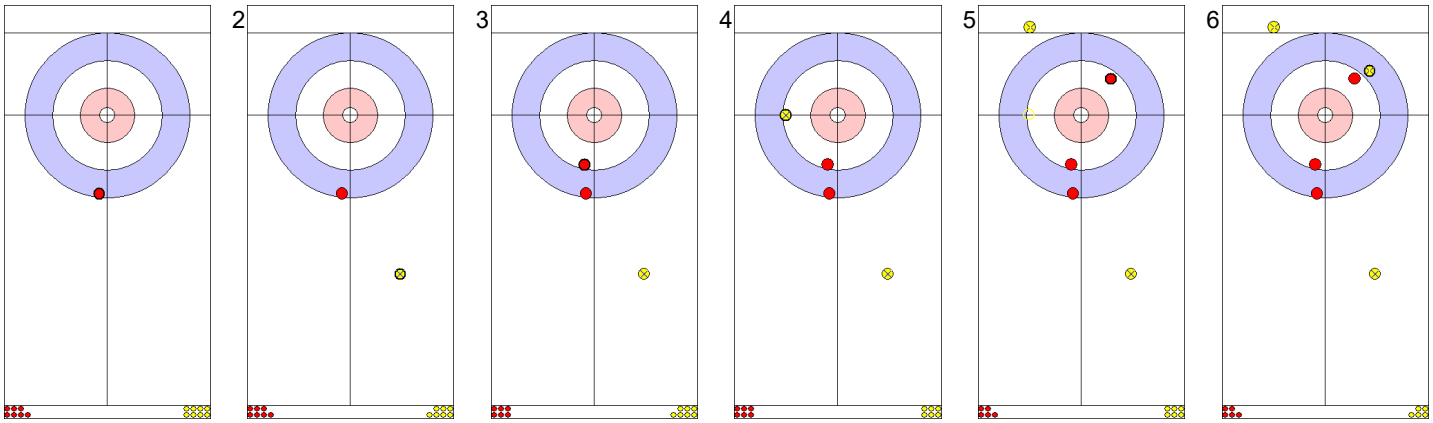

1 NZL: WALKER H — Draw ↻ 100%
2 NOR: BRUSETH M — Front ↻ 100%
3 NZL: WALKER H — Draw ↻ 100%
4 NOR: BRUSETH M — Front ↺ 0%
5 NZL: NEILSON M — Hit and Roll ↻ 75%
6 NOR: HERFJORD J — Draw ↻ 50%

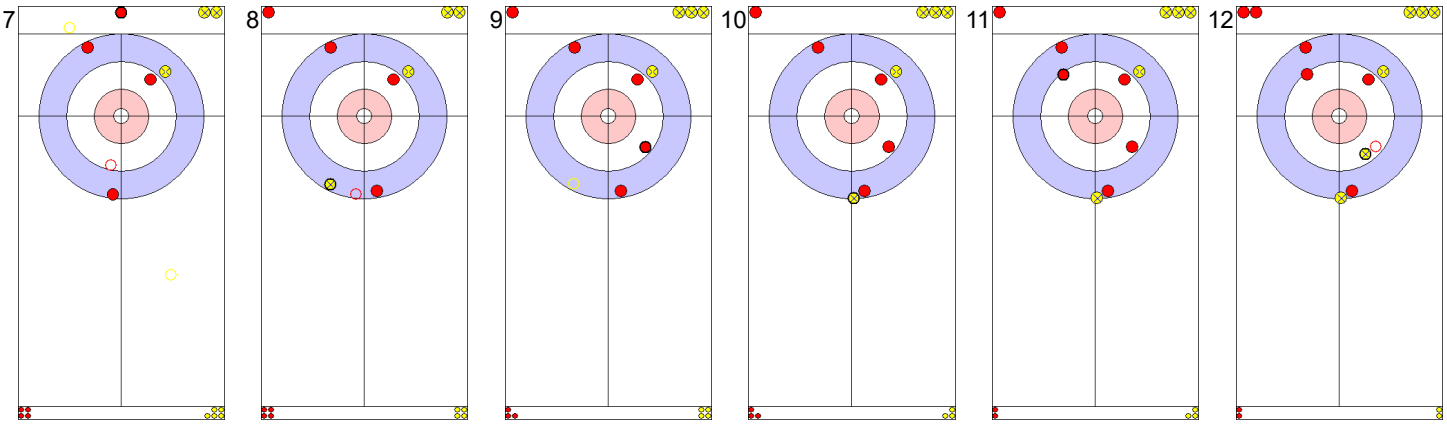

7 NZL: NEILSON M — Clearing ↻ 100%
8 NOR: HERFJORD J — Draw ↻ 50%
9 NZL: SMITH B — Hit and Roll ↻ 100%
10 NOR: FAGERVOLL B — Draw ↺ 25%
11 NZL: SMITH B — Draw ↻ 100%
12 NOR: FAGERVOLL B — Hit and Roll ↺ 75%

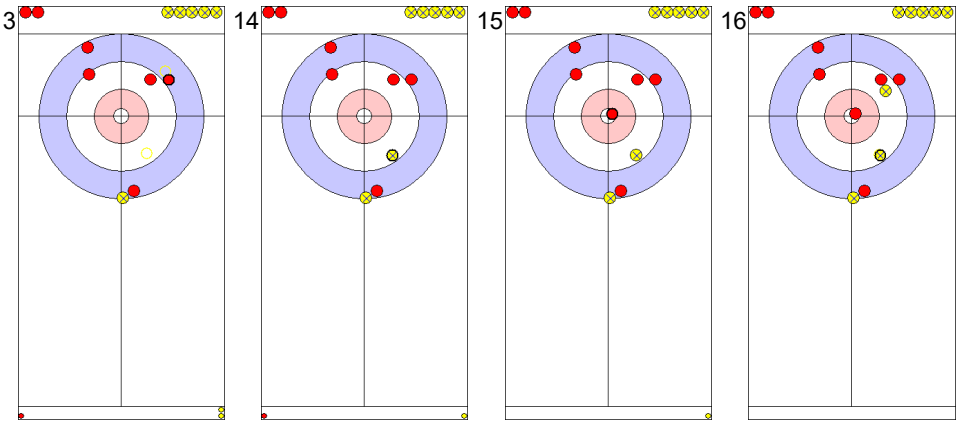

13 NZL: HOOD A — Double Take-out ↻ 100%
14 NOR: OEY E — Draw ↺ 75%
15 NZL: HOOD A — Draw ↻ 100% — Time-out
16 NOR: OEY E — Raise ↺ 0%

	NZL	NOR
Total Score	9	4
Time left	12:40	07:59

Legend:
↻ Clockwise ↺ Counter-clockwise - Not considered

Session Results and Standings

Sheet	Game	Team	LSFE	1	2	3	4	5	6	7	8	9	10	Extra Ends				Total
A	2	NZL - New Zealand	*	0	1	0	0	0	1	0	X	X	X					2
	2	GER - Germany		0	0	3	1	1	0	2	X	X	X					7
B	2	USA - United States	*	1	0	2	3	1	0	1	X	X	X					8
	2	NOR - Norway		0	2	0	0	0	1	0	X	X	X					3
C	2	SWE - Sweden		0	0	1	0	2	0	X	X	X	X					3
	2	CAN - Canada	*	2	3	0	2	0	1	X	X	X	X					8
D	2	SUI - Switzerland	*	0	0	2	0	1	0	1	0	4	X					8
	2	ITA - Italy		0	0	0	1	0	1	0	1	0	X					3
E	2	RUS - Russia		0	3	0	1	0	0	2	1	1	X					8
	2	SCO - Scotland	*	2	0	1	0	2	0	0	0	0	X					5

Current Standings

Rank	Team	Games	Wins	Losses
1	GER - Germany	2	2	0
1	USA - United States	2	2	0
3	CAN - Canada	2	1	1
3	ITA - Italy	2	1	1
3	NZL - New Zealand	2	1	1
3	RUS - Russia	2	1	1
3	SUI - Switzerland	2	1	1
3	SWE - Sweden	2	1	1
9	NOR - Norway	2	0	2
9	SCO - Scotland	2	0	2

Note:
Under WCF rules, tie-breaking rules for standings are not applied until after the last game of the round robin.

Legend:
LSFE(*) Last Stone First End
X Unplayed/unfinished end due to concession

Game Results

Sheet	Game	Team	LSFE	1	2	3	4	5	6	7	8	9	10	Extra Ends				Total
A	2	NZL - New Zealand	*	0	1	0	0	0	1	0	X	X	X					2
	2	GER - Germany		0	0	3	1	1	0	2	X	X	X					7

NZL - New Zealand		Shot Success Game	Shot Success All
4 V	HOOD Anton	68 %	72 %
3	SMITH Ben	50 %	65 %
2 S	NEILSON Matthew	52 %	62 %
1	WALKER Hunter	88 %	78 %
A	APUWAI-BISHOP Jayden	-	-
	Team Total	64 %	69 %

Last Stone Draw		Distance
↻	NEILSON Matthew	6.7cm
↺	SMITH Ben	79.9cm
Total		**86.6cm**

Time remaining: 12 minutes 2 seconds

GER - Germany		Shot Success Game	Shot Success All
4 S	TOTZEK Sixten	81%	82 %
3 V	SUTOR Joshua	78 %	78 %
2	HAAG Jan-Luca	71%	82 %
1	SUTOR Magnus	77 %	77 %
A	HARSCH Klaudius	-	-
	Team Total	77 %	79 %

Last Stone Draw		Distance
↻	TOTZEK Sixten	19.8cm
↺	SUTOR Joshua	80.3cm
Total		**100.1cm**

Time remaining: 12 minutes 56 seconds

Time-out: End 4 - GER stone 7

NZL - New Zealand		↻		↺		Game	
4 HOOD Anton	Draws	3	58 %	8	72 %	11	68 %
	Take-outs	1	100 %	2	50 %	3	67 %
	Total	4	69 %	10	68 %	14	68 %
3 SMITH Ben	Draws	5	45 %	3	33 %	8	41 %
	Take-outs	2	88 %	4	50 %	6	63 %
	Total	7	57 %	7	43 %	14	50 %
2 NEILSON Matthew	Draws	2	88 %	5	50 %	7	61 %
	Take-outs	5	45 %	2	38 %	7	43 %
	Total	7	57 %	7	46 %	14	52 %
1 WALKER Hunter	Draws	8	84 %	4	100 %	12	90 %
	Take-outs	1	100 %	1	50 %	2	75 %
	Total	9	86 %	5	90 %	14	88 %
A APUWAI-BISHOP Jayden	Draws	0	-	0	-	0	-
	Take-outs	0	-	0	-	0	-
	Total	0	-	0	-	0	-
Team	Draws	18	69 %	20	66 %	38	68 %
	Take-outs	9	67 %	9	47 %	18	57 %
	Total	27	69 %	29	60 %	56	64 %

GER - Germany		↻		↺		Game	
4 TOTZEK Sixten	Draws	1	100 %	2	50 %	3	67 %
	Take-outs	3	83 %	7	86 %	10	85 %
	Total	4	88 %	9	78 %	13	81 %
3 SUTOR Joshua	Draws	6	83 %	1	25 %	7	75 %
	Take-outs	3	83 %	5	80 %	8	81 %
	Total	9	83 %	6	71 %	15	78 %
2 HAAG Jan-Luca	Draws	3	92 %	3	100 %	6	96 %
	Take-outs	5	65 %	3	33 %	8	53 %
	Total	8	75 %	6	67 %	14	71 %
1 SUTOR Magnus	Draws	8	75 %	4	69 %	12	73 %
	Take-outs	2	100 %	0	-	2	100 %
	Total	10	80 %	4	69 %	14	77 %
A HARSCH Klaudius	Draws	0	-	0	-	0	-
	Take-outs	0	-	0	-	0	-
	Total	0	-	0	-	0	-
Team	Draws	18	82 %	10	70 %	28	78 %
	Take-outs	13	79 %	15	73 %	28	76 %
	Total	31	81 %	25	72 %	56	77 %

Note:
Position and function for each team member:
4 = Fourth, **3** = Third, **2** = Second, **1** = Lead, **A** = Alternate, **S** = Skip, **V** = Vice-Skip

Legend:
↻ Clockwise ↺ Counter-clockwise **LSFE(*)** Last Stone First End
X Unplayed/unfinished end due to concession

CURLIT Curling Information Technology Ltd.

Game - Shot by Shot

End 1 — **NZL - New Zealand** **0 + 0** (this end) **= 0** — **GER - Germany** **0 + 0** (this end) **= 0**



	NZL	GER
Total Score	0	0
Time left	00:00	00:00

Legend:

↻ Clockwise ↺ Counter-clockwise - Not considered

Game - Shot by Shot

End 2 — **NZL - New Zealand** **0 + 1** (this end) **= 1** — **GER - Germany** **0 + 0** (this end) **= 0**



	NZL	GER
Total Score	1	0
Time left	00:00	00:00

Legend:

↻ Clockwise ↺ Counter-clockwise - Not considered

Game - Shot by Shot

End 3 — **NZL - New Zealand 1 + 0** (this end) **= 1** — **GER - Germany 0 + 3** (this end) **= 3**

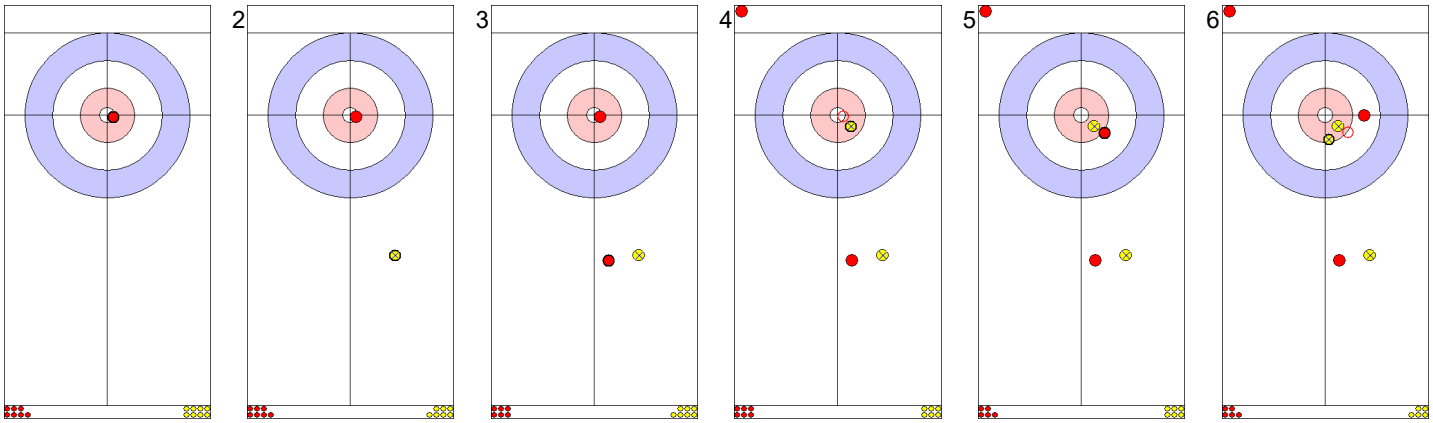

1	2	3	4	5	6
NZL: WALKER H	GER: SUTOR M	NZL: WALKER H	GER: SUTOR M	NZL: NEILSON M	GER: HAAG JL
Draw ↻ 100%	Front ↻ 100%	Guard ↻ 50%	Hit and Roll ↻ 100%	Draw ↻ 75%	Draw ↻ 75%

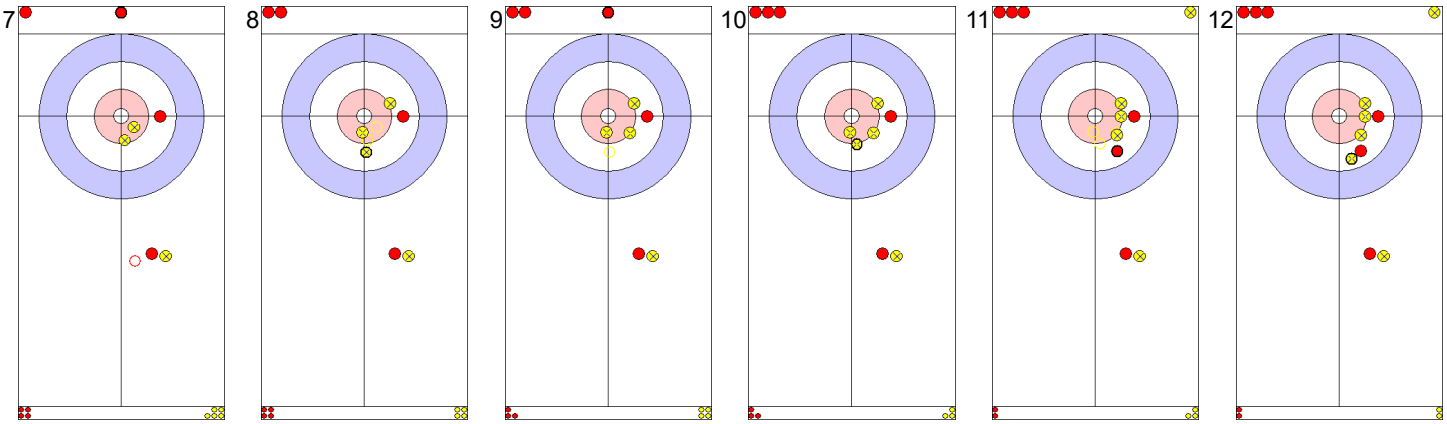

7	8	9	10	11	12
NZL: NEILSON M	GER: HAAG JL	NZL: SMITH B	GER: SUTOR J	NZL: SMITH B	GER: SUTOR J
Double Take-out ↻ 0%	Raise ↻ 100%	Take-out ↻ 0%	Draw ↻ 100%	Double Take-out ↻ 50%	Draw ↻ 100%

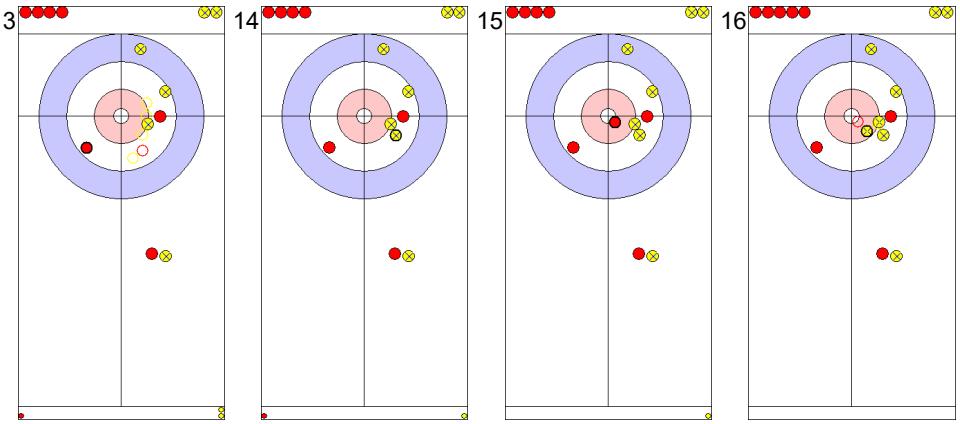

13	14	15	16
NZL: HOOD A	GER: TOTZEK S	NZL: HOOD A	GER: TOTZEK S
Double Take-out ↻ 100%	Draw ↻ 100%	Freeze ↻ 0%	Take-out ↻ 100%

	NZL	GER
Total Score	1	3
Time left	00:00	00:00

Legend:
↻ Clockwise ↺ Counter-clockwise - Not considered

Game - Shot by Shot

End 4 — **NZL - New Zealand 1 + 0** (this end) **= 1** — **GER - Germany 3 + 1** (this end) **= 4**



	NZL	GER
Total Score	1	4
Time left	00:00	00:00

Legend:

↻ Clockwise ↺ Counter-clockwise - Not considered

Game - Shot by Shot

End 5 | **NZL - New Zealand** 1 + 0 (this end) = 1 | **GER - Germany** 4 + 1 (this end) = 5



	NZL	GER
Total Score	1	5
Time left	00:00	00:00

Legend:
↻ Clockwise ↺ Counter-clockwise - Not considered

Game - Shot by Shot

End 6 — **NZL - New Zealand 1 + 1** (this end) **= 2** — **GER - Germany 5 + 0** (this end) **= 5**

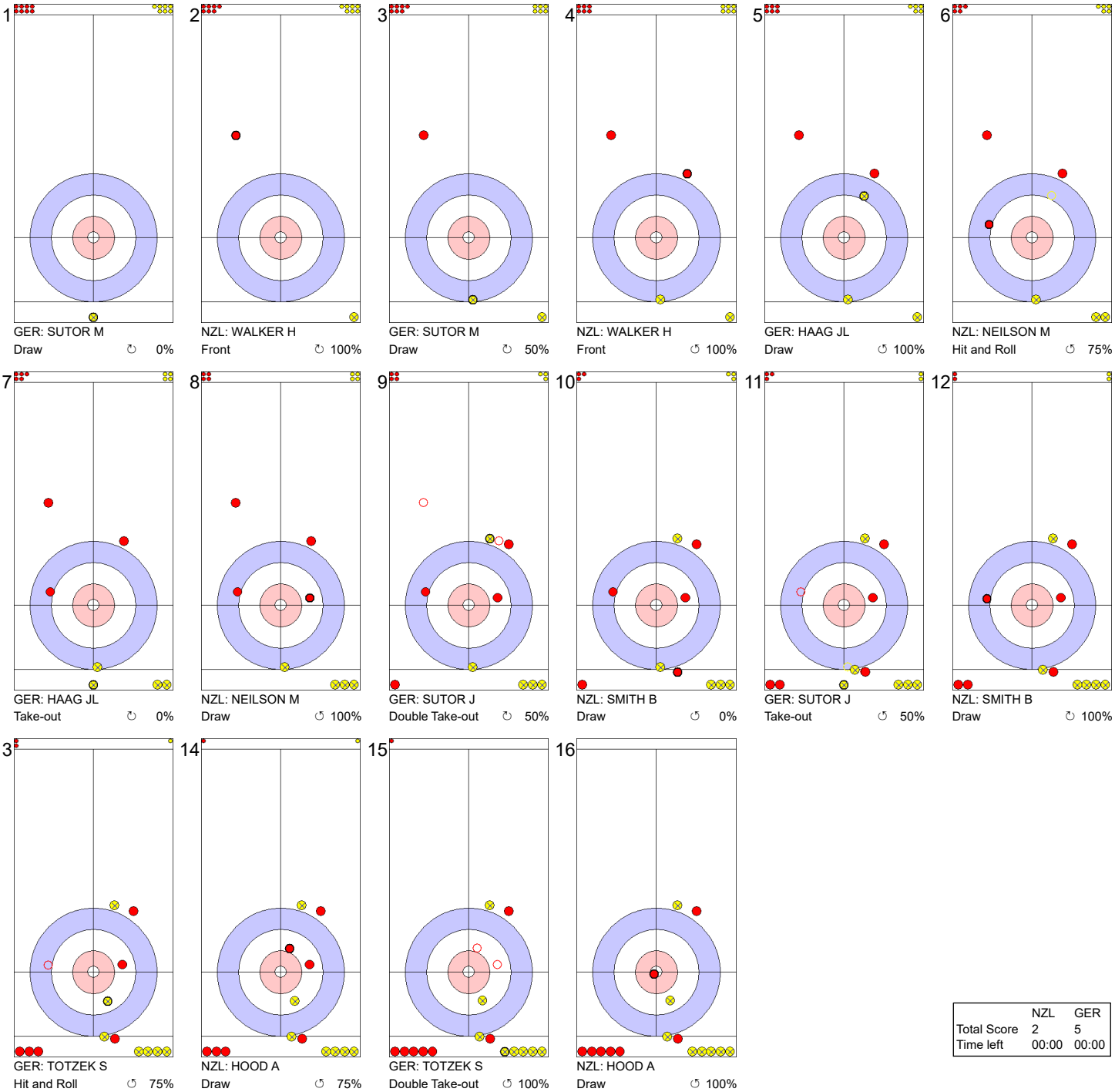

	NZL	GER
Total Score	2	5
Time left	00:00	00:00

Legend:

↻ Clockwise ↺ Counter-clockwise - Not considered

Game - Shot by Shot

End 7 — **NZL - New Zealand 2 + 0** (this end) **= 2** — **GER - Germany 5 + 2** (this end) **= 7**

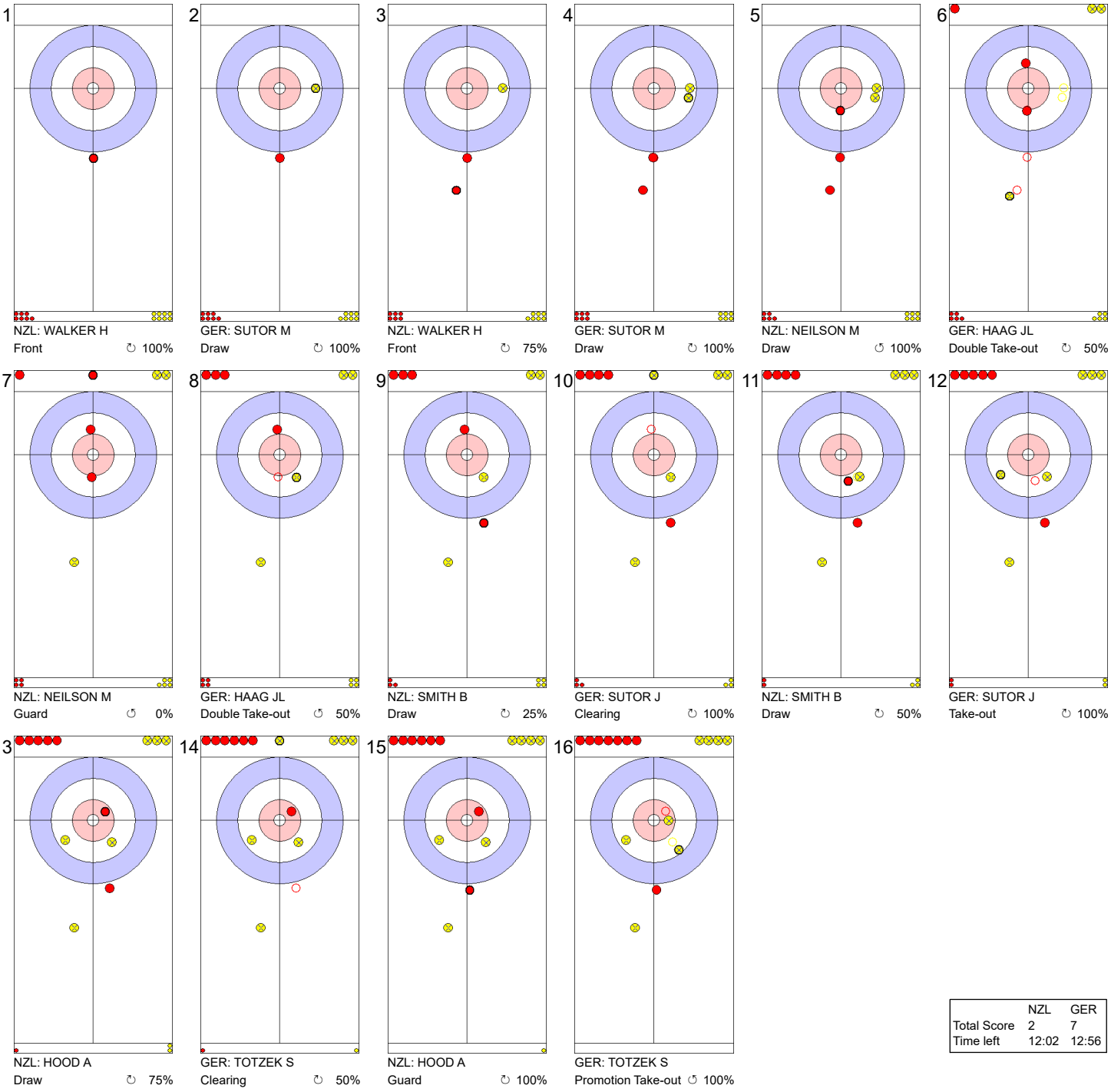

	1	2	3	4	5	6
	NZL: WALKER H	GER: SUTOR M	NZL: WALKER H	GER: SUTOR M	NZL: NEILSON M	GER: HAAG JL
	Front ↻ 100%	Draw ↻ 100%	Front ↻ 75%	Draw ↻ 100%	Draw ↻ 100%	Double Take-out ↻ 50%
	7	8	9	10	11	12
	NZL: NEILSON M	GER: HAAG JL	NZL: SMITH B	GER: SUTOR J	NZL: SMITH B	GER: SUTOR J
	Guard ↺ 0%	Double Take-out ↺ 50%	Draw ↻ 25%	Clearing ↻ 100%	Draw ↻ 50%	Take-out ↻ 100%
	13	14	15	16		
	NZL: HOOD A	GER: TOTZEK S	NZL: HOOD A	GER: TOTZEK S		
	Draw ↻ 75%	Clearing ↺ 50%	Guard ↻ 100%	Promotion Take-out ↺ 100%		

	NZL	GER
Total Score	2	7
Time left	12:02	12:56

Legend:
↻ Clockwise ↺ Counter-clockwise - Not considered

Game Results

Sheet	Game	Team	LSFE	1	2	3	4	5	6	7	8	9	10	Extra Ends				Total
B	2	USA - United States	*	1	0	2	3	1	0	1	X	X	X					8
	2	NOR - Norway		0	2	0	0	0	1	0	X	X	X					3

USA - United States		Shot Success Game	All
4 S	VIOLETTE Luc	59 %	71%
3	RICHARDSON Ben	88 %	81%
2	HARSTAD Jon	73 %	71%
1 V	FENSON Graem	73 %	76 %
A	TUMA Kevin	-	-
	Team Total	73 %	75 %

Last Stone Draw		Distance
↻	FENSON Graem	33.0cm
↺	HARSTAD Jon	27.8cm
Total		**60.8cm**

Time remaining: 11 minutes 13 seconds

NOR - Norway		Shot Success Game	All
4 S	OEY Eirik	45 %	60 %
3	FAGERVOLL Brage	61%	73 %
2 V	BJOERNSTAD Ingebrigt	59 %	59 %
1	BRUSETH Martin	63 %	70 %
A	HERFJORD Johan	-	73 %
	Team Total	57 %	67 %

Last Stone Draw		Distance
↻	BRUSETH Martin	20.5cm
↺	OEY Eirik	199.6cm
Total		**220.1cm**

Time remaining: 9 minutes 10 seconds

USA - United States		↻		↺		Game	
4 VIOLETTE Luc	Draws	5	70 %	7	39 %	12	52 %
	Take-outs	1	100 %	1	100 %	2	100 %
	Total	6	75 %	8	47 %	14	59 %
3 RICHARDSON Ben	Draws	6	96 %	0	-	6	96 %
	Take-outs	5	80 %	3	83 %	8	81 %
	Total	11	89 %	3	83 %	14	88 %
2 HARSTAD Jon	Draws	4	75 %	3	75 %	7	75 %
	Take-outs	6	83 %	1	0 %	7	71 %
	Total	10	80 %	4	56 %	14	73 %
1 FENSON Graem	Draws	10	85 %	2	63 %	12	81 %
	Take-outs	0	-	2	25 %	2	25 %
	Total	10	85 %	4	44 %	14	73 %
A TUMA Kevin	Draws	0	-	0	-	0	-
	Take-outs	0	-	0	-	0	-
	Total	0	-	0	-	0	-
Team	Draws	25	83 %	12	52 %	37	73 %
	Take-outs	12	83 %	7	57 %	19	74 %
	Total	37	83 %	19	54 %	56	73 %

NOR - Norway		↻		↺		Game	
4 OEY Eirik	Draws	2	50 %	4	69 %	6	63 %
	Take-outs	2	25 %	6	33 %	8	31 %
	Total	4	38 %	10	48 %	14	45 %
3 FAGERVOLL Brage	Draws	6	50 %	3	58 %	9	53 %
	Take-outs	2	88 %	3	67 %	5	75 %
	Total	8	59 %	6	63 %	14	61 %
2 BJOERNSTAD Ingebrigt	Draws	7	54 %	3	67 %	10	58 %
	Take-outs	2	63 %	2	63 %	4	63 %
	Total	9	56 %	5	65 %	14	59 %
1 BRUSETH Martin	Draws	12	65 %	2	50 %	14	63 %
	Take-outs	0	-	0	-	0	-
	Total	12	65 %	2	50 %	14	63 %
A HERFJORD Johan	Draws	0	-	0	-	0	-
	Take-outs	0	-	0	-	0	-
	Total	0	-	0	-	0	-
Team	Draws	27	57 %	12	63 %	39	59 %
	Take-outs	6	58 %	11	48 %	17	51 %
	Total	33	58 %	23	55 %	56	57 %

Note:
Position and function for each team member:
4 = Fourth, **3** = Third, **2** = Second, **1** = Lead, **A** = Alternate, **S** = Skip, **V** = Vice-Skip

Legend:
↻ Clockwise ↺ Counter-clockwise **LSFE(*)** Last Stone First End
X Unplayed/unfinished end due to concession

Game - Shot by Shot

End 1 — **USA - United States** 0 + 1 (this end) = 1 — **NOR - Norway** 0 + 0 (this end) = 0



	USA	NOR
Total Score	1	0
Time left	00:00	00:00

Legend:

↻ Clockwise ↺ Counter-clockwise - Not considered

Game - Shot by Shot

End 2 — **USA - United States 1 + 0** (this end) **= 1** — **NOR - Norway 0 + 2** (this end) **= 2**

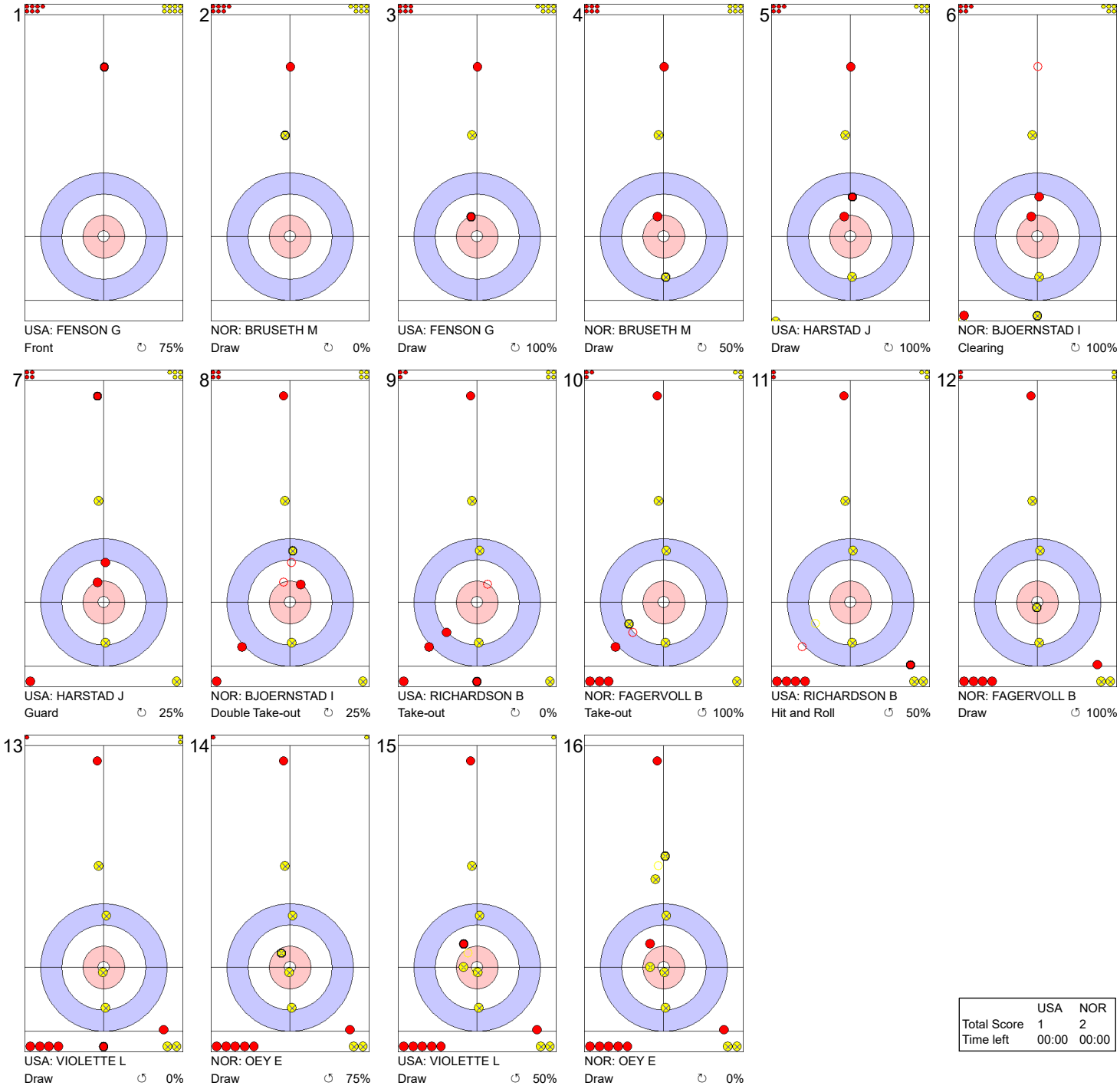

	1	2	3	4	5	6
	USA: FENSON G	NOR: BRUSETH M	USA: FENSON G	NOR: BRUSETH M	USA: HARSTAD J	NOR: BJOERNSTAD I
	Front ↻ 75%	Draw ↻ 0%	Draw ↻ 100%	Draw ↻ 50%	Draw ↻ 100%	Clearing ↻ 100%
	7	8	9	10	11	12
	USA: HARSTAD J	NOR: BJOERNSTAD I	USA: RICHARDSON B	NOR: FAGERVOLL B	USA: RICHARDSON B	NOR: FAGERVOLL B
	Guard ↻ 25%	Double Take-out ↻ 25%	Take-out ↻ 0%	Take-out ↺ 100%	Hit and Roll ↺ 50%	Draw ↺ 100%
	13	14	15	16		
	USA: VIOLETTE L	NOR: OEY E	USA: VIOLETTE L	NOR: OEY E		
	Draw ↺ 0%	Draw ↺ 75%	Draw ↺ 50%	Draw ↻ 0%		

	USA	NOR
Total Score	1	2
Time left	00:00	00:00

Legend:
↻ Clockwise ↺ Counter-clockwise - Not considered

Game - Shot by Shot

End 3 **USA - United States 1 + 2** (this end) **= 3** **NOR - Norway 2 + 0** (this end) **= 2**

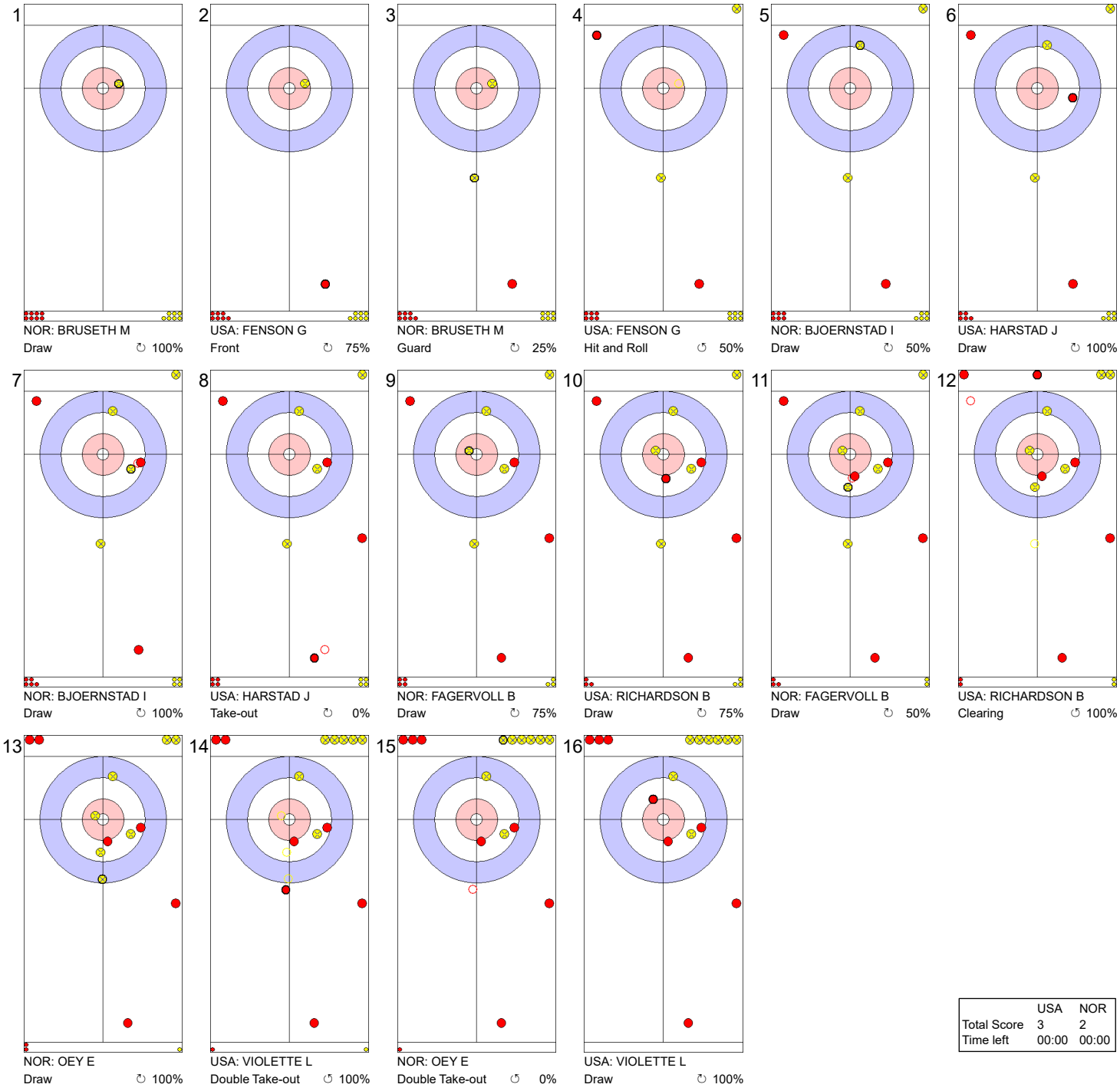

	USA	NOR
Total Score	3	2
Time left	00:00	00:00

Legend:

↻ Clockwise ↺ Counter-clockwise - Not considered

Game - Shot by Shot

End 4 — **USA - United States** 3 + 3 (this end) = 6 — **NOR - Norway** 2 + 0 (this end) = 2

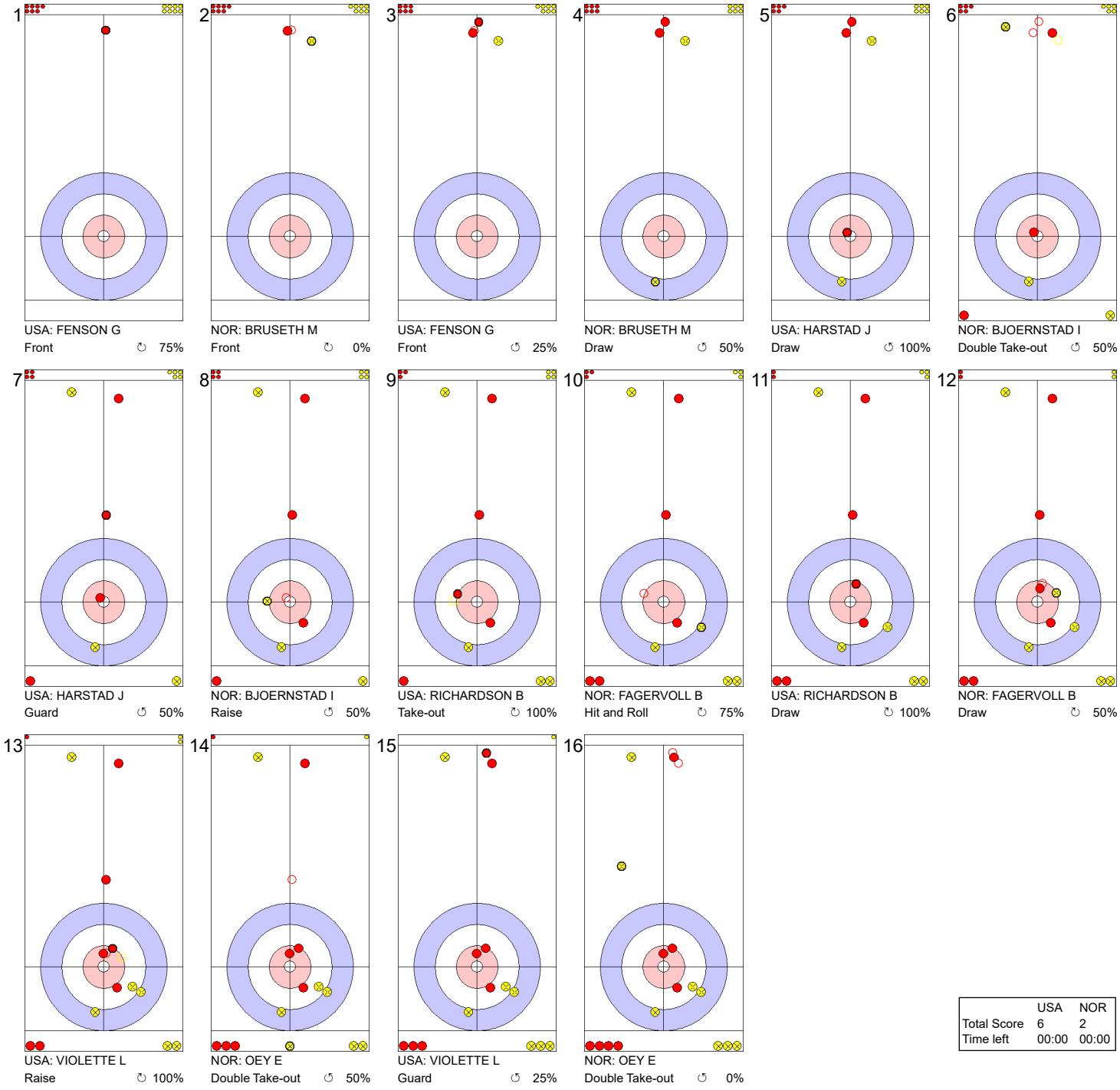

	USA	NOR
Total Score	6	2
Time left	00:00	00:00

Legend:

↻ Clockwise ↺ Counter-clockwise - Not considered

Game - Shot by Shot

End 5 — **USA - United States 6 + 1** (this end) **= 7** — **NOR - Norway 2 + 0** (this end) **= 2**

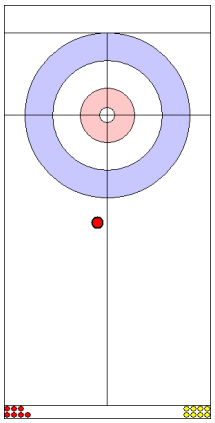
1
USA: FENSON G
Front ↻ 100%

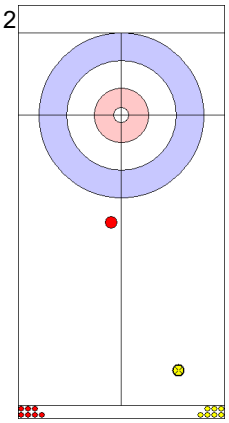
2
NOR: BRUSETH M
Front ↻ 100%

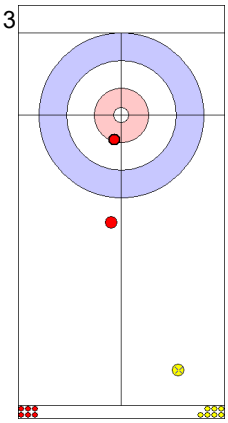
3
USA: FENSON G
Draw ↻ 100%

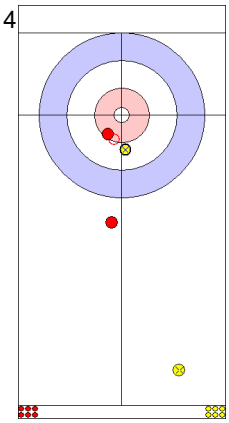
4
NOR: BRUSETH M
Draw ↺ 50%

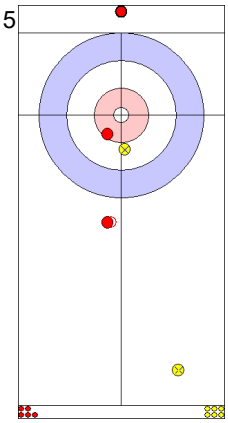
5
USA: HARSTAD J
Take-out ↺ 0%

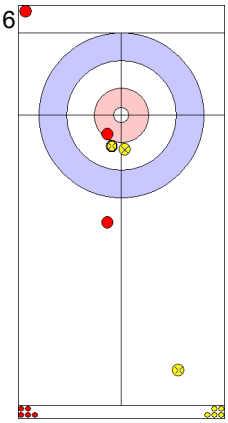
6
NOR: BJOERNSTAD I
Draw ↻ 100%

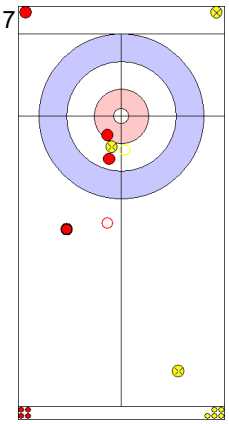
7
USA: HARSTAD J
Promotion Take-out ↻ 100%

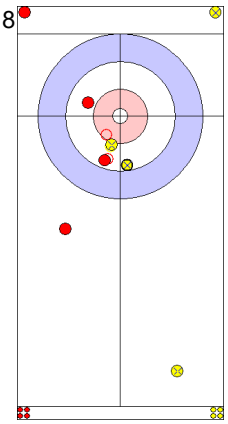
8
NOR: BJOERNSTAD I
Raise ↻ 75%

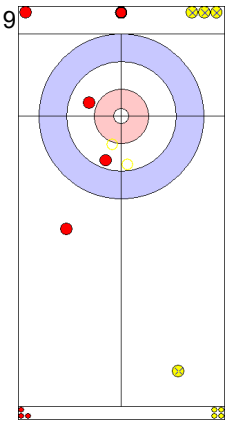
9
USA: RICHARDSON B
Double Take-out ↺ 100%

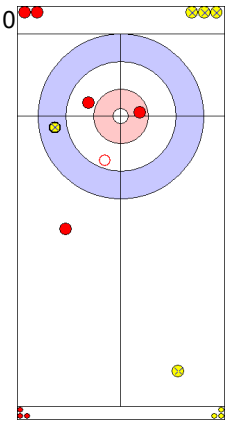
10
NOR: FAGERVOLL B
Raise ↺ 75%

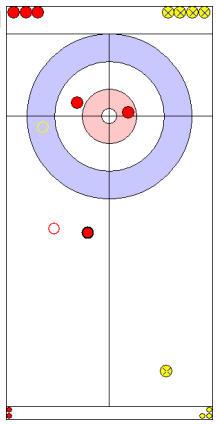
11
USA: RICHARDSON B
Promotion Take-out ↻ 100%

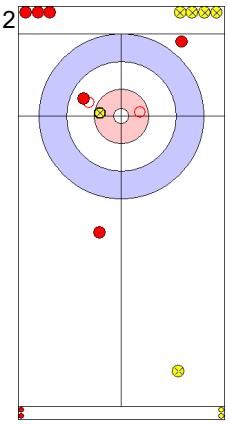
12
NOR: FAGERVOLL B
Hit and Roll ↺ 100%

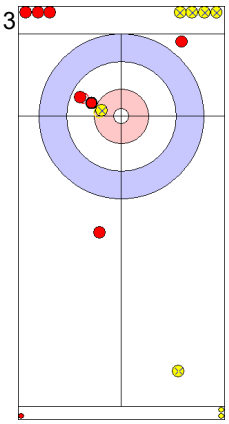
13
USA: VIOLETTE L
Draw ↻ 50%

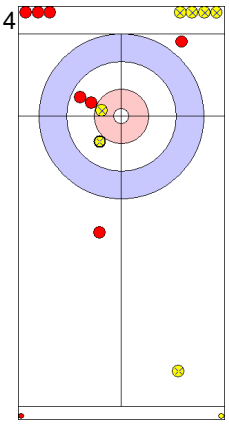
14
NOR: OEY E
Draw ↺ 100%

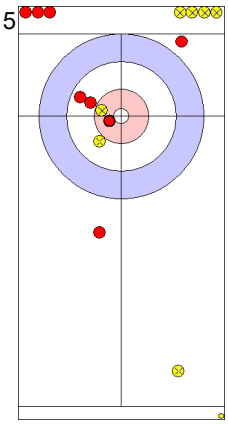
15
USA: VIOLETTE L
Draw ↺ 100%

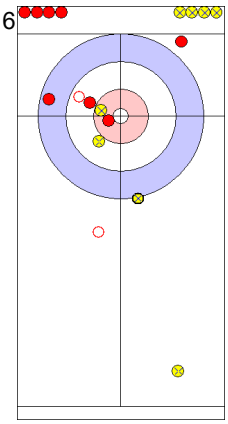
16
NOR: OEY E
Double Take-out ↻ 0%

	USA	NOR
Total Score	7	2
Time left	00:00	00:00

Legend:
↻ Clockwise ↺ Counter-clockwise - Not considered

Game - Shot by Shot

End 6 — **USA - United States 7 + 0** (this end) **= 7** — **NOR - Norway 2 + 1** (this end) **= 3**

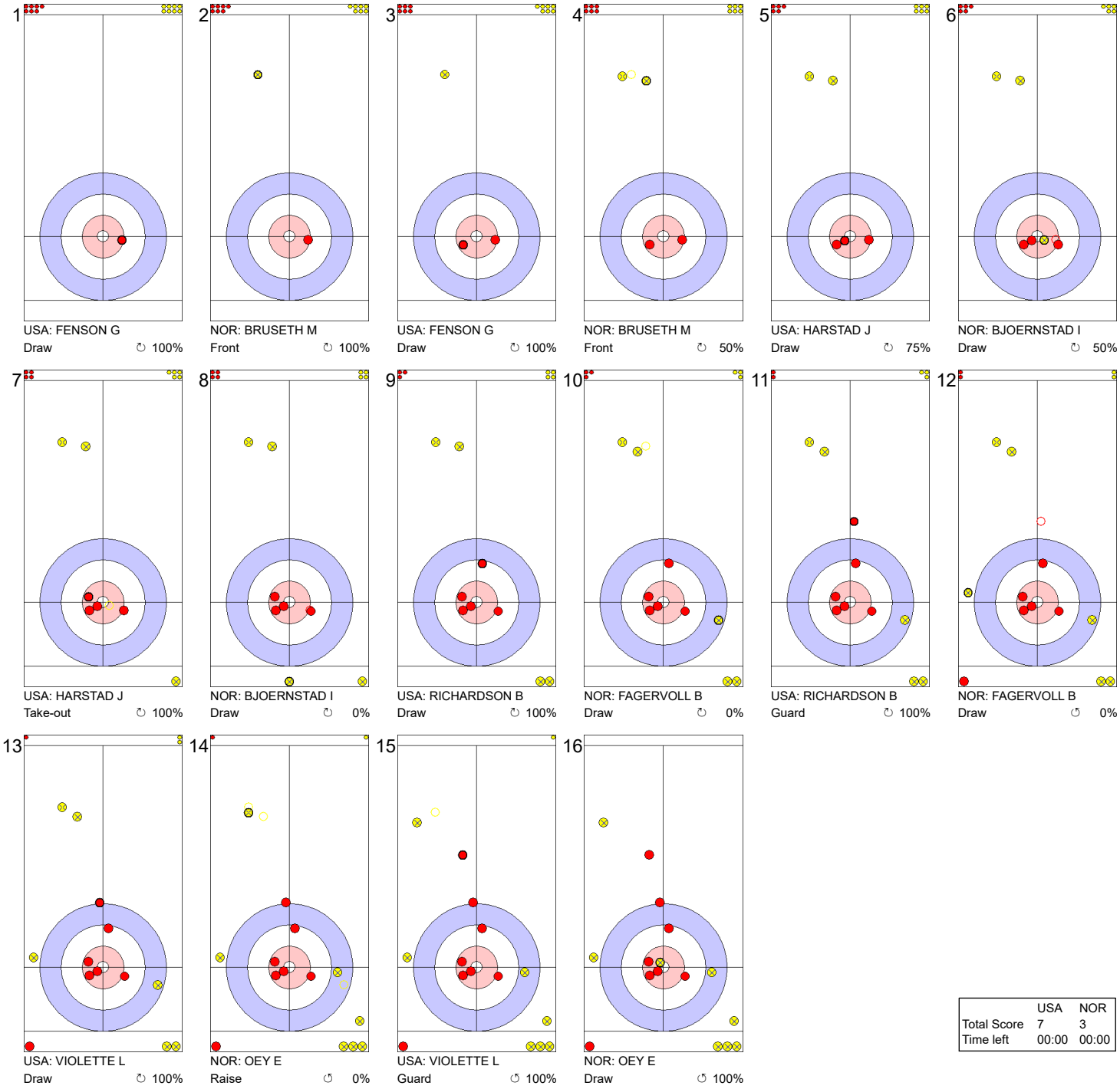

	USA	NOR
Total Score	7	3
Time left	00:00	00:00

Legend:
↻ Clockwise ↺ Counter-clockwise - Not considered

Game - Shot by Shot

End 7 — **USA - United States 7 + 1** (this end) **= 8** — **NOR - Norway 3 + 0** (this end) **= 3**

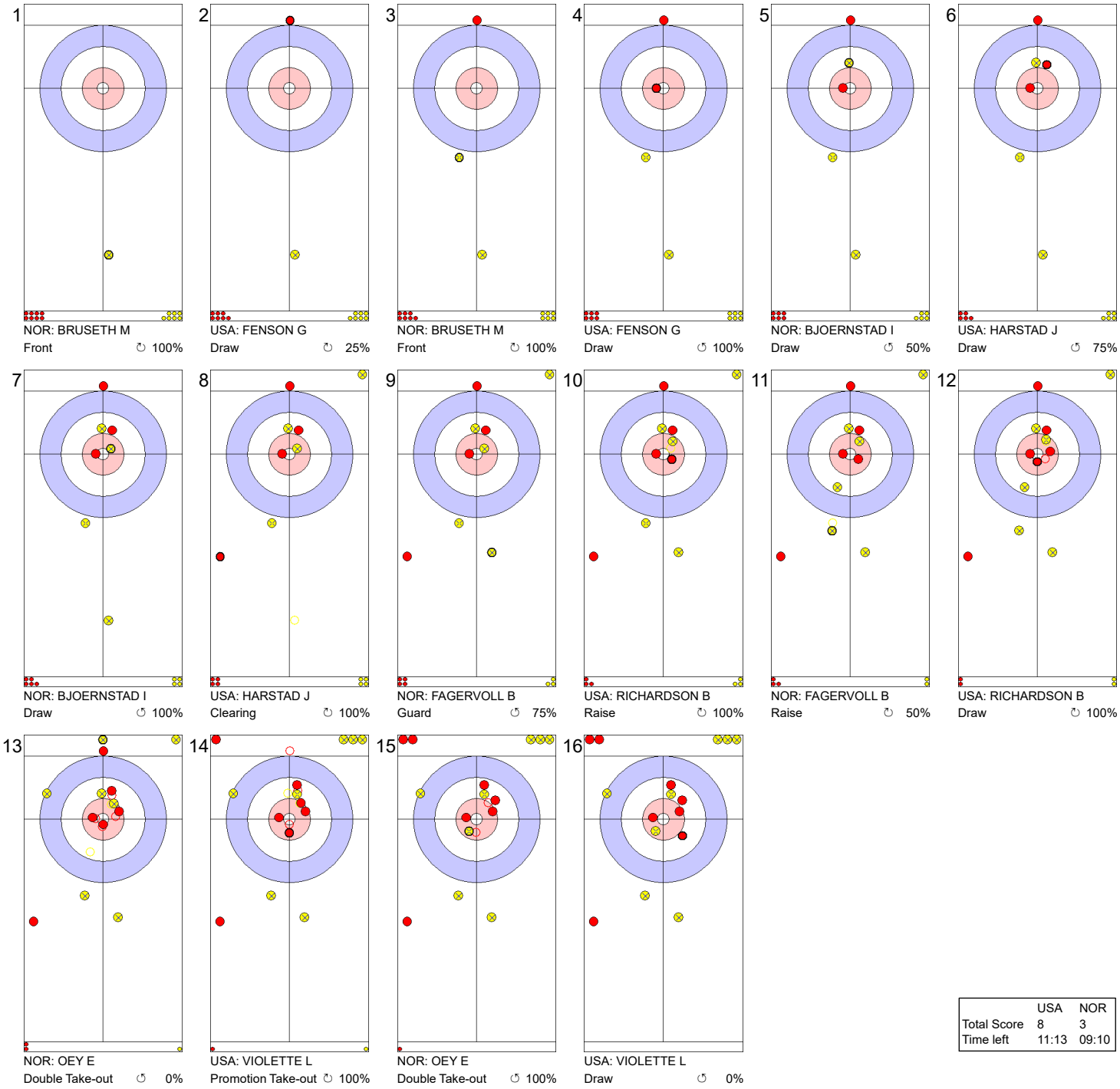

1	2	3	4	5	6
NOR: BRUSETH M	USA: FENSON G	NOR: BRUSETH M	USA: FENSON G	NOR: BJOERNSTAD I	USA: HARSTAD J
Front ↻ 100%	Draw ↻ 25%	Front ↻ 100%	Draw ↺ 100%	Draw ↺ 50%	Draw ↺ 75%
7	**8**	**9**	**10**	**11**	**12**
NOR: BJOERNSTAD I	USA: HARSTAD J	NOR: FAGERVOLL B	USA: RICHARDSON B	NOR: FAGERVOLL B	USA: RICHARDSON B
Draw ↺ 100%	Clearing ↻ 100%	Guard ↺ 75%	Raise ↻ 100%	Raise ↻ 50%	Draw ↻ 100%
13	**14**	**15**	**16**		
NOR: OEY E	USA: VIOLETTE L	NOR: OEY E	USA: VIOLETTE L		
Double Take-out ↺ 0%	Promotion Take-out ↻ 100%	Double Take-out ↺ 100%	Draw ↺ 0%		

	USA	NOR
Total Score	8	3
Time left	11:13	09:10

Legend:
↻ Clockwise ↺ Counter-clockwise - Not considered

Game Results

Sheet	Game	Team	LSFE	1	2	3	4	5	6	7	8	9	10	Extra Ends				Total
C	2	SWE - Sweden		0	0	1	0	2	0	X	X	X	X					3
	2	CAN - Canada	*	2	3	0	2	0	1	X	X	X	X					8

SWE - Sweden		Shot Success Game	Shot Success All
4 S	MAGNUSSON Daniel	75 %	79 %
3 V	AHLBERG Robin	81%	81%
2	REGOSA Anton	60 %	59 %
1	JONES Sebastian	83 %	80 %
A	ISRAELSSON Rasmus	88 %	88 %
	Team Total	76 %	75 %

Last Stone Draw		Distance
↻	JONES Sebastian	142.9cm
↺	MAGNUSSON Daniel	12.0cm
Total		**154.9cm**

Time remaining: 16 minutes 52 seconds

ISRAELSSON R replaced REGOSA A at the beginning of end 6

CAN - Canada		Shot Success Game	Shot Success All
4 S	GAUTHIER Jacques	88 %	84 %
3 V	PETERS Jordan	94 %	77 %
2	PAYETTE Brayden	96 %	82 %
1	BILAWKA Zachary	88 %	77 %
A	DUNLOP Thomas	-	-
	Team Total	91%	80 %

Last Stone Draw		Distance
↻	BILAWKA Zachary	18.0cm
↺	PETERS Jordan	14.4cm
Total		**32.4cm**

Time remaining: 19 minutes 22 seconds

SWE - Sweden		↻	↺	Game
4 MAGNUSSON Daniel	Draws	1 100 %	8 63 %	9 67 %
	Take-outs	1 100 %	2 100 %	3 100 %
	Total	2 100 %	10 70 %	12 75 %
3 AHLBERG Robin	Draws	2 100 %	4 94 %	6 96 %
	Take-outs	3 67 %	3 67 %	6 67 %
	Total	5 80 %	7 82 %	12 81 %
2 REGOSA Anton	Draws	5 60 %	1 50 %	6 58 %
	Take-outs	0 -	4 63 %	4 63 %
	Total	5 60 %	5 60 %	10 60 %
1 JONES Sebastian	Draws	4 100 %	7 86 %	11 91 %
	Take-outs	1 0 %	0 -	1 0 %
	Total	5 80 %	7 86 %	12 83 %
A ISRAELSSON Rasmus	Draws	2 88 %	0 -	2 88 %
	Take-outs	0 -	0 -	0 -
	Total	2 88 %	0 -	2 88 %
Team	Draws	14 84 %	20 76 %	34 79 %
	Take-outs	5 60 %	9 72 %	14 68 %
	Total	19 78 %	29 75 %	48 76 %

CAN - Canada		↻	↺	Game
4 GAUTHIER Jacques	Draws	1 100 %	4 100 %	5 100 %
	Take-outs	6 75 %	1 100 %	7 79 %
	Total	7 79 %	5 100 %	12 88 %
3 PETERS Jordan	Draws	1 100 %	3 92 %	4 94 %
	Take-outs	6 92 %	2 100 %	8 94 %
	Total	7 93 %	5 95 %	12 94 %
2 PAYETTE Brayden	Draws	4 88 %	2 100 %	6 92 %
	Take-outs	4 100 %	2 100 %	6 100 %
	Total	8 94 %	4 100 %	12 96 %
1 BILAWKA Zachary	Draws	6 92 %	4 75 %	10 85 %
	Take-outs	2 100 %	0 -	2 100 %
	Total	8 94 %	4 75 %	12 88 %
A DUNLOP Thomas	Draws	0 -	0 -	0 -
	Take-outs	0 -	0 -	0 -
	Total	0 -	0 -	0 -
Team	Draws	12 92 %	13 90 %	25 91 %
	Take-outs	18 89 %	5 100 %	23 91 %
	Total	30 90 %	18 93 %	48 91 %

Note:
Position and function for each team member:
4 = Fourth, **3** = Third, **2** = Second, **1** = Lead, **A** = Alternate, **S** = Skip, **V** = Vice-Skip

Legend:
↻ Clockwise ↺ Counter-clockwise **LSFE(*)** Last Stone First End
X Unplayed/unfinished end due to concession

Game - Shot by Shot

End 1 — **SWE - Sweden 0 + 0** (this end) **= 0** — **CAN - Canada 0 + 2** (this end) **= 2**



	SWE	CAN
Total Score	0	2
Time left	00:00	00:00

Legend:

↻ Clockwise ↺ Counter-clockwise - Not considered

Game - Shot by Shot

End 2 | **SWE - Sweden** 0 + 0 (this end) = 0 | **CAN - Canada** 2 + 3 (this end) = 5



	SWE	CAN
Total Score	0	5
Time left	00:00	00:00

Legend:

↻ Clockwise ↺ Counter-clockwise - Not considered

Game - Shot by Shot

End 3 — **SWE - Sweden 0 + 1** (this end) **= 1** — **CAN - Canada 5 + 0** (this end) **= 5**

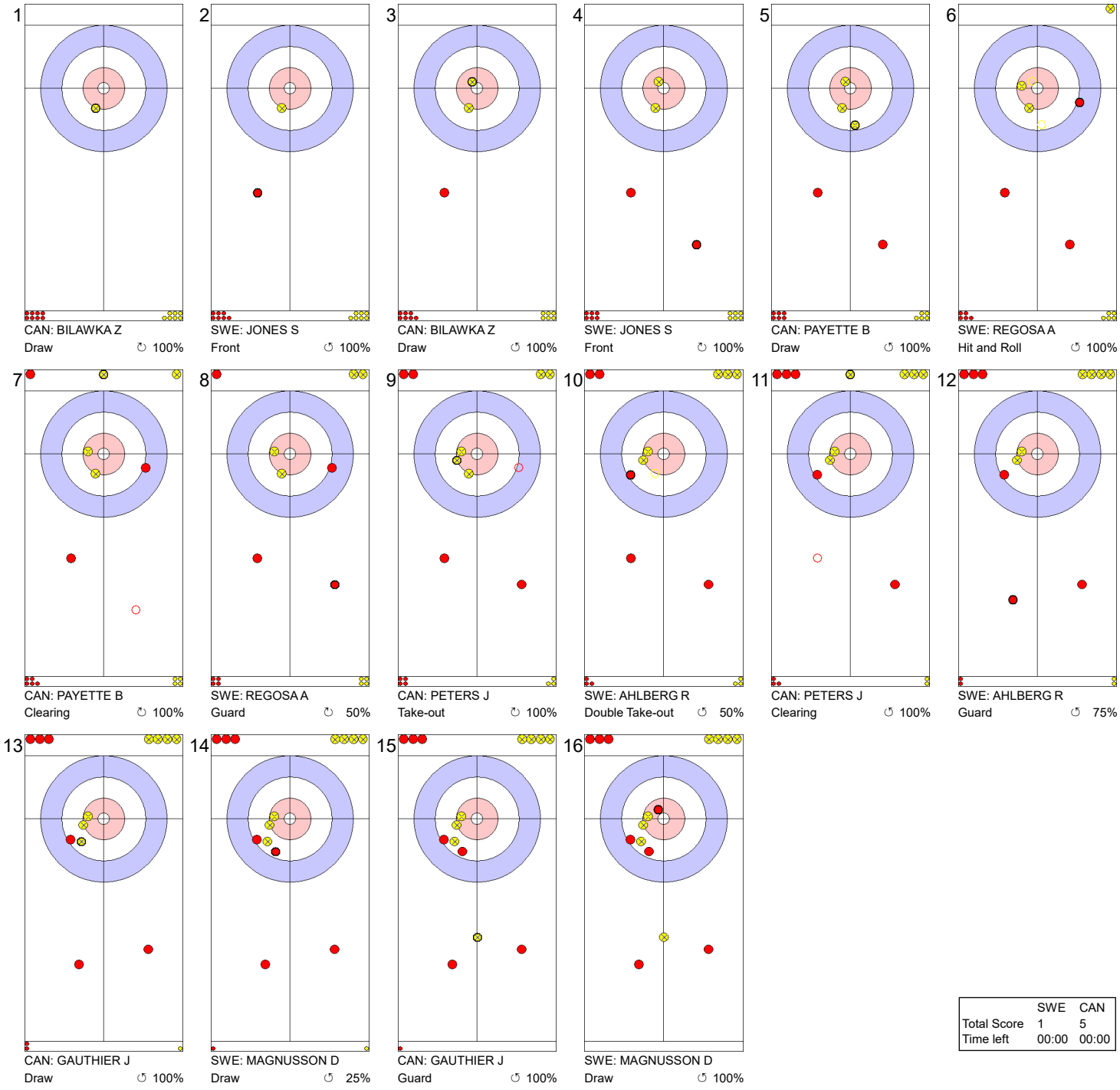

	SWE	CAN
Total Score	1	5
Time left	00:00	00:00

Legend:

↻ Clockwise ↺ Counter-clockwise - Not considered

Game - Shot by Shot

End 4 — **SWE - Sweden 1 + 0** (this end) **= 1** — **CAN - Canada 5 + 2** (this end) **= 7**



	SWE	CAN
Total Score	1	7
Time left	00:00	00:00

Legend:
↻ Clockwise ↺ Counter-clockwise - Not considered

Game - Shot by Shot

End 5 **SWE - Sweden 1 + 2** (this end) **= 3** **CAN - Canada 7 + 0** (this end) **= 7**

1

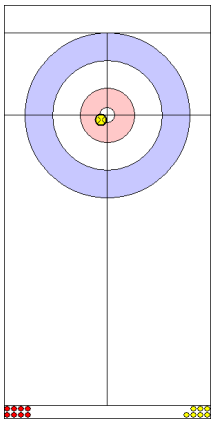

CAN: BILAWKA Z
Draw ↻ 100%

2

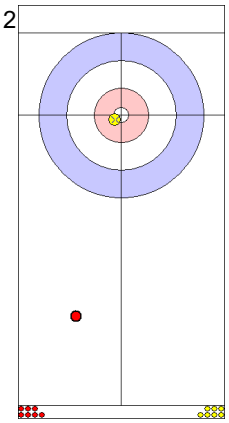

SWE: JONES S
Front ↺ 100%

3

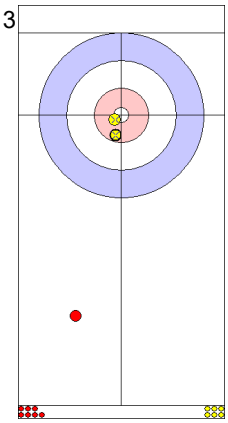

CAN: BILAWKA Z
Draw ↻ 100%

4

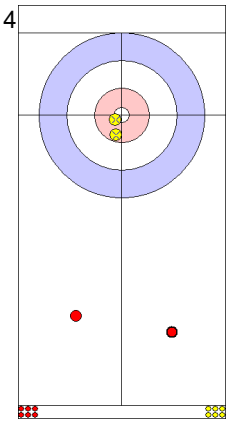

SWE: JONES S
Front ↺ 100%

5

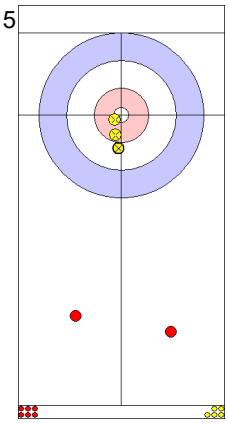

CAN: PAYETTE B
Draw ↺ 100%

6

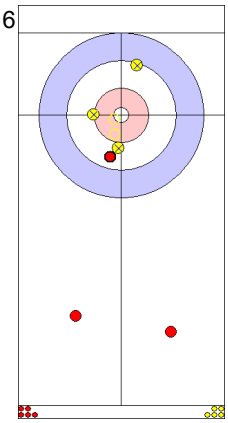

SWE: REGOSA A
Raise ↺ 50%

7

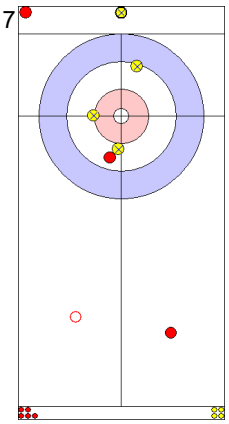

CAN: PAYETTE B
Clearing ↻ 100%

8

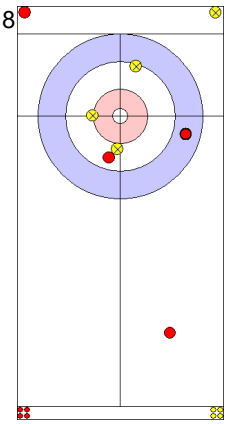

SWE: REGOSA A
Draw ↻ 100%

9

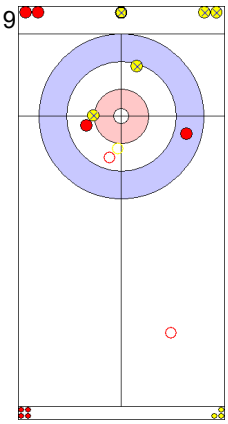

CAN: PETERS J
Clearing ↻ 100%

10

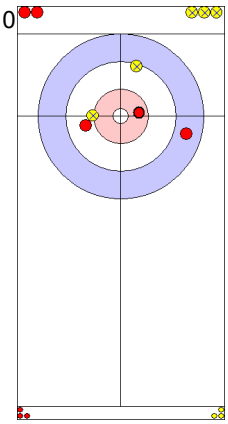

SWE: AHLBERG R
Draw ↻ 100%

11

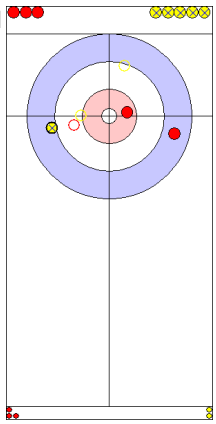

CAN: PETERS J
Take-out ↻ 50%

12

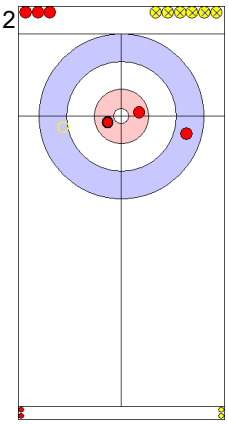

SWE: AHLBERG R
Take-out ↻ 100%

13

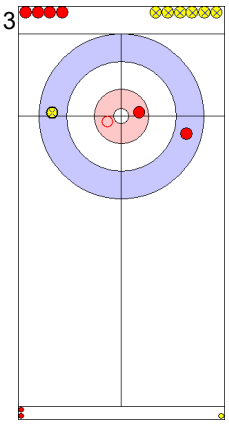

CAN: GAUTHIER J
Double Take-out ↻ 50%

14

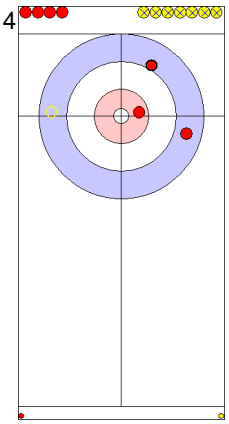

SWE: MAGNUSSON D
Take-out ↻ 100%

15

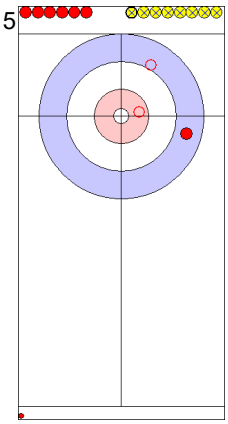

CAN: GAUTHIER J
Double Take-out ↺ 100%

16

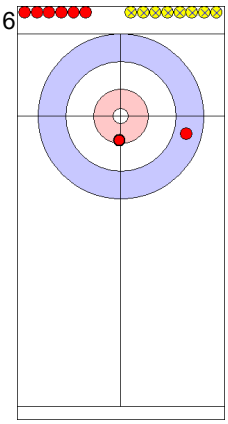

SWE: MAGNUSSON D
Draw ↻ 100%

	SWE	CAN
Total Score	3	7
Time left	00:00	00:00

Legend:
↻ Clockwise ↺ Counter-clockwise - Not considered

Game - Shot by Shot

End 6 — **SWE - Sweden 3 + 0** (this end) **= 3** — **CAN - Canada 7 + 1** (this end) **= 8**

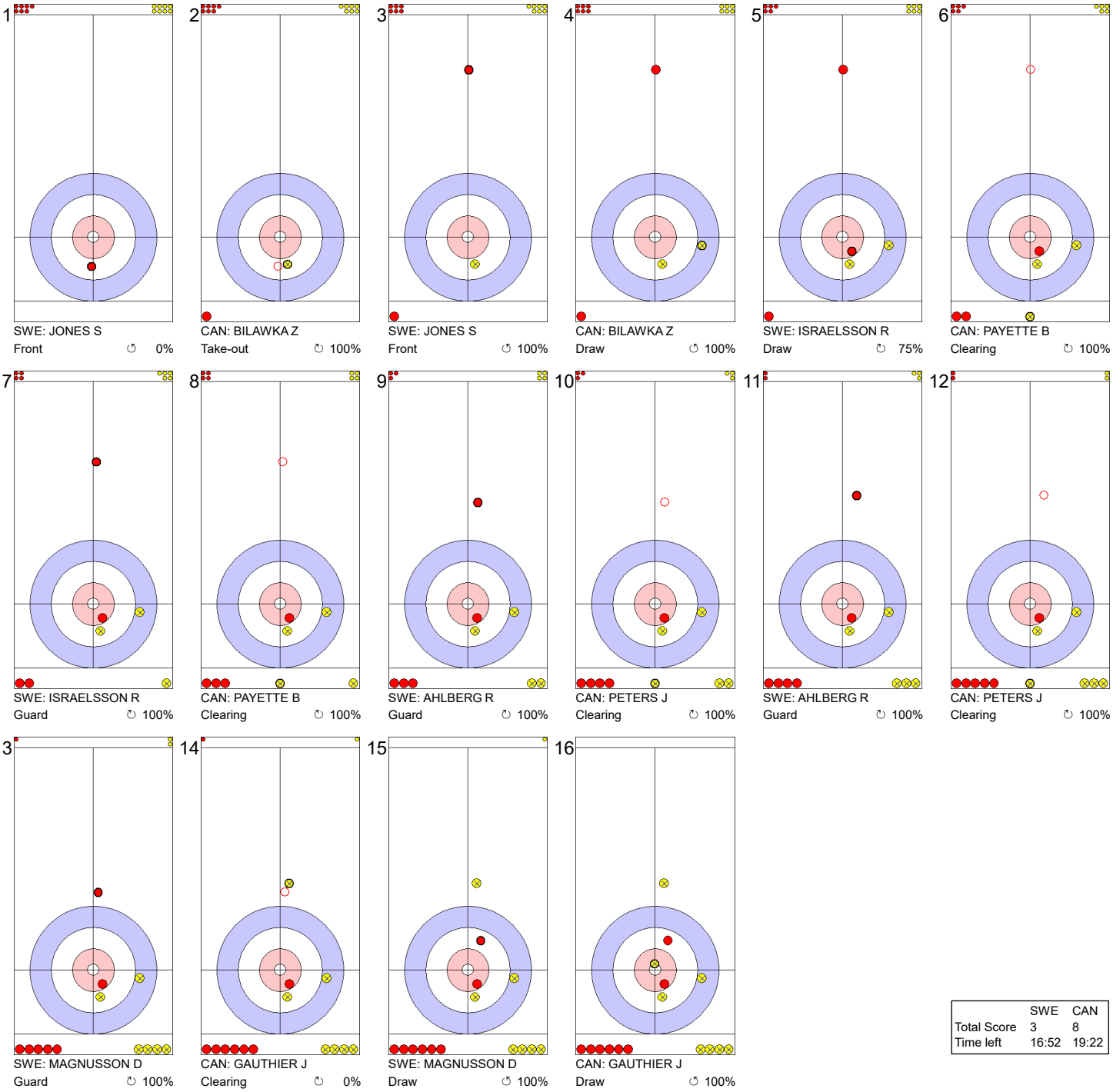

	SWE	CAN
Total Score	3	8
Time left	16:52	19:22

Legend:
↻ Clockwise ↺ Counter-clockwise - Not considered

Game Results

Sheet	Game	Team	LSFE	1	2	3	4	5	6	7	8	9	10	Extra Ends				Total
D	2	SUI - Switzerland	*	0	0	2	0	1	0	1	0	4	X					8
	2	ITA - Italy		0	0	0	1	0	1	0	1	0	X					3

SUI - Switzerland		Shot Success Game	All
4 V	STOCKER Yves	78 %	67 %
3 S	WAGENSEIL Yves	75 %	69 %
2	EBERHARD Felix	69 %	68 %
1	GERTSCH Marcel	79 %	74 %
A	HOESLI Marco	-	-
	Team Total	75 %	69 %

Last Stone Draw		Distance
↻	EBERHARD Felix	20.1cm
↺	STOCKER Yves	47.6cm
Total		**67.7cm**

Time remaining: 8 minutes 4 seconds

ITA - Italy		Shot Success Game	All
4 S	COLLI Giacomo	60 %	71%
3 V	ZISA Alberto	61%	71%
2	DE ZANNA Francesco	64 %	68 %
1	PIFFER Simone	83 %	87 %
A	CASAGRANDE Luca	-	-
	Team Total	67 %	74 %

Last Stone Draw		Distance
↻	DE ZANNA Francesco	49.5cm
↺	ZISA Alberto	199.6cm
Total		**249.1cm**

Time remaining: 8 minutes 23 seconds

Time-out: End 6 - ITA stone 8

SUI - Switzerland		↻		↺		Game	
4 STOCKER Yves	Draws	9	78 %	3	100 %	12	83 %
	Take-outs	2	50 %	2	75 %	4	63 %
	Total	11	73 %	5	90 %	16	78 %
3 WAGENSEIL Yves	Draws	5	65 %	4	100 %	9	81 %
	Take-outs	2	50 %	6	75 %	8	69 %
	Total	7	61 %	10	85 %	17	75 %
2 EBERHARD Felix	Draws	2	75 %	2	100 %	4	88 %
	Take-outs	4	38 %	10	75 %	14	64 %
	Total	6	50 %	12	79 %	18	69 %
1 GERTSCH Marcel	Draws	11	91 %	5	65 %	16	83 %
	Take-outs	0	-	2	50 %	2	50 %
	Total	11	91 %	7	61 %	18	79 %
A HOESLI Marco	Draws	0	-	0	-	0	-
	Take-outs	0	-	0	-	0	-
	Total	0	-	0	-	0	-
Team	Draws	27	81 %	14	88 %	41	83 %
	Take-outs	8	44 %	20	73 %	28	64 %
	Total	35	72 %	34	79 %	69	75 %

ITA - Italy		↻		↺		Game	
4 COLLI Giacomo	Draws	6	58 %	6	54 %	12	56 %
	Take-outs	1	50 %	4	75 %	5	70 %
	Total	7	57 %	10	63 %	17	60 %
3 ZISA Alberto	Draws	2	38 %	7	46 %	9	44 %
	Take-outs	1	100 %	8	75 %	9	78 %
	Total	3	58 %	15	62 %	18	61 %
2 DE ZANNA Francesco	Draws	0	-	9	61 %	9	61 %
	Take-outs	5	70 %	4	63 %	9	67 %
	Total	5	70 %	13	62 %	18	64 %
1 PIFFER Simone	Draws	2	100 %	16	81 %	18	83 %
	Take-outs	0	-	0	-	0	-
	Total	2	100 %	16	81 %	18	83 %
A CASAGRANDE Luca	Draws	0	-	0	-	0	-
	Take-outs	0	-	0	-	0	-
	Total	0	-	0	-	0	-
Team	Draws	10	63 %	38	66 %	48	65 %
	Take-outs	7	71 %	16	72 %	23	72 %
	Total	17	66 %	54	68 %	71	67 %

Note:
Position and function for each team member:
4 = Fourth, **3** = Third, **2** = Second, **1** = Lead, **A** = Alternate, **S** = Skip, **V** = Vice-Skip

Legend:
↻ Clockwise ↺ Counter-clockwise **LSFE(*)** Last Stone First End
X Unplayed/unfinished end due to concession

Game - Shot by Shot

End 1 — **SUI - Switzerland** **0 + 0** (this end) **= 0** — **ITA - Italy** **0 + 0** (this end) **= 0**

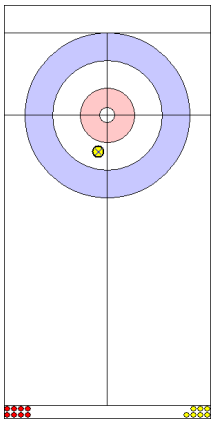

1
ITA: PIFFER S
Draw ↻ 100%

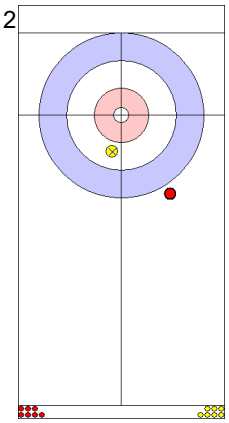

2
SUI: GERTSCH M
Front ↻ 100%

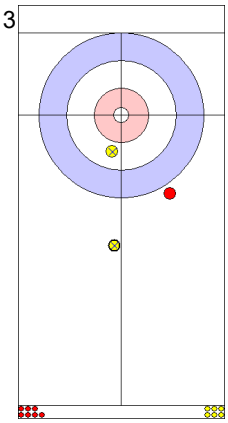

3
ITA: PIFFER S
Guard ↻ 100%

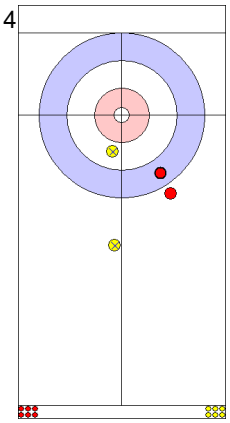

4
SUI: GERTSCH M
Draw ↻ 50%

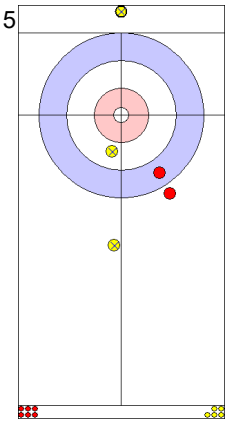

5
ITA: DE ZANNA F
Hit and Roll ↻ 0%
Free guard zone violation

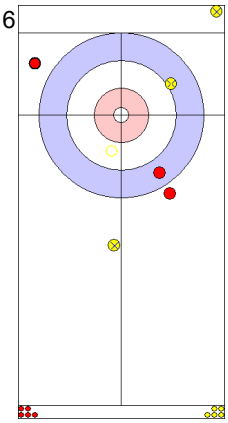

6
SUI: EBERHARD F
Take-out ↻ 0%

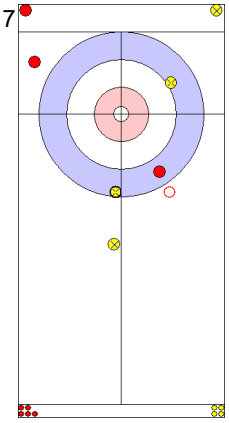

7
ITA: DE ZANNA F
Hit and Roll ↻ 100%

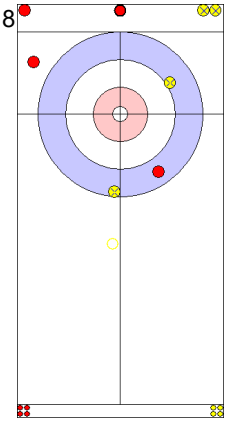

8
SUI: EBERHARD F
Clearing ↺ 100%

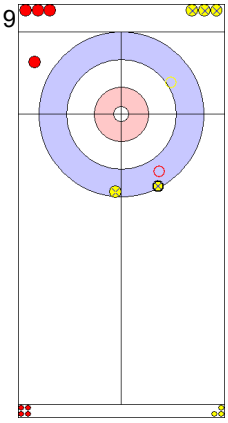

9
ITA: ZISA A
Take-out ↺ 50%

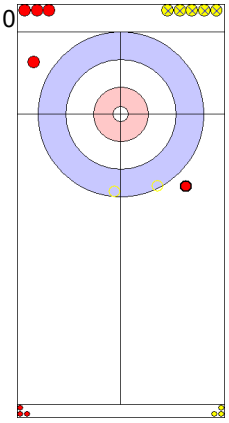

10
SUI: WAGENSEIL Y
Double Take-out ↺ 100%

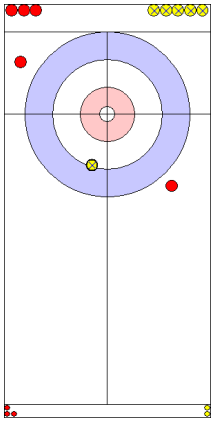

11
ITA: ZISA A
Draw ↺ 100%

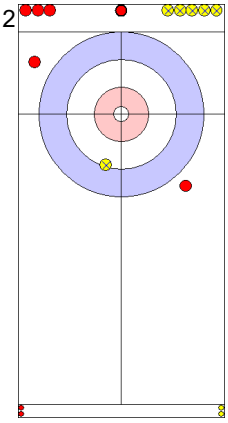

12
SUI: WAGENSEIL Y
Hit and Roll ↺ -
picked up debris

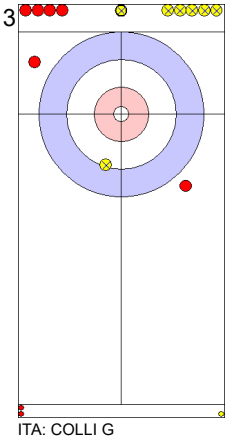

13
ITA: COLLI G
Draw ↻ 0%

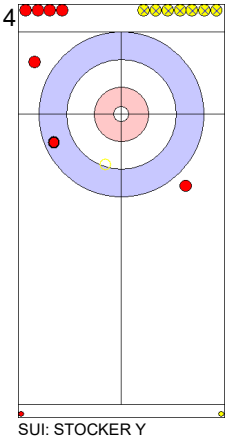

14
SUI: STOCKER Y
Take-out ↻ 100%

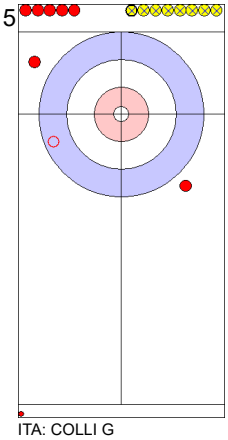

15
ITA: COLLI G
Take-out ↻ 50%

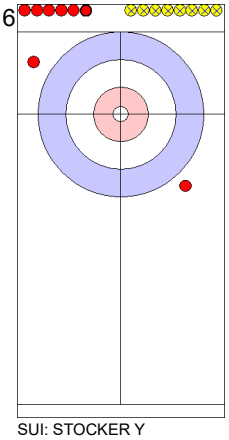

16
SUI: STOCKER Y
Through -

	SUI	ITA
Total Score	0	0
Time left	00:00	00:00

Legend:
↻ Clockwise ↺ Counter-clockwise - Not considered

Game - Shot by Shot

End 2 | **SUI - Switzerland** **0 + 0** (this end) **= 0** | **ITA - Italy** **0 + 0** (this end) **= 0**

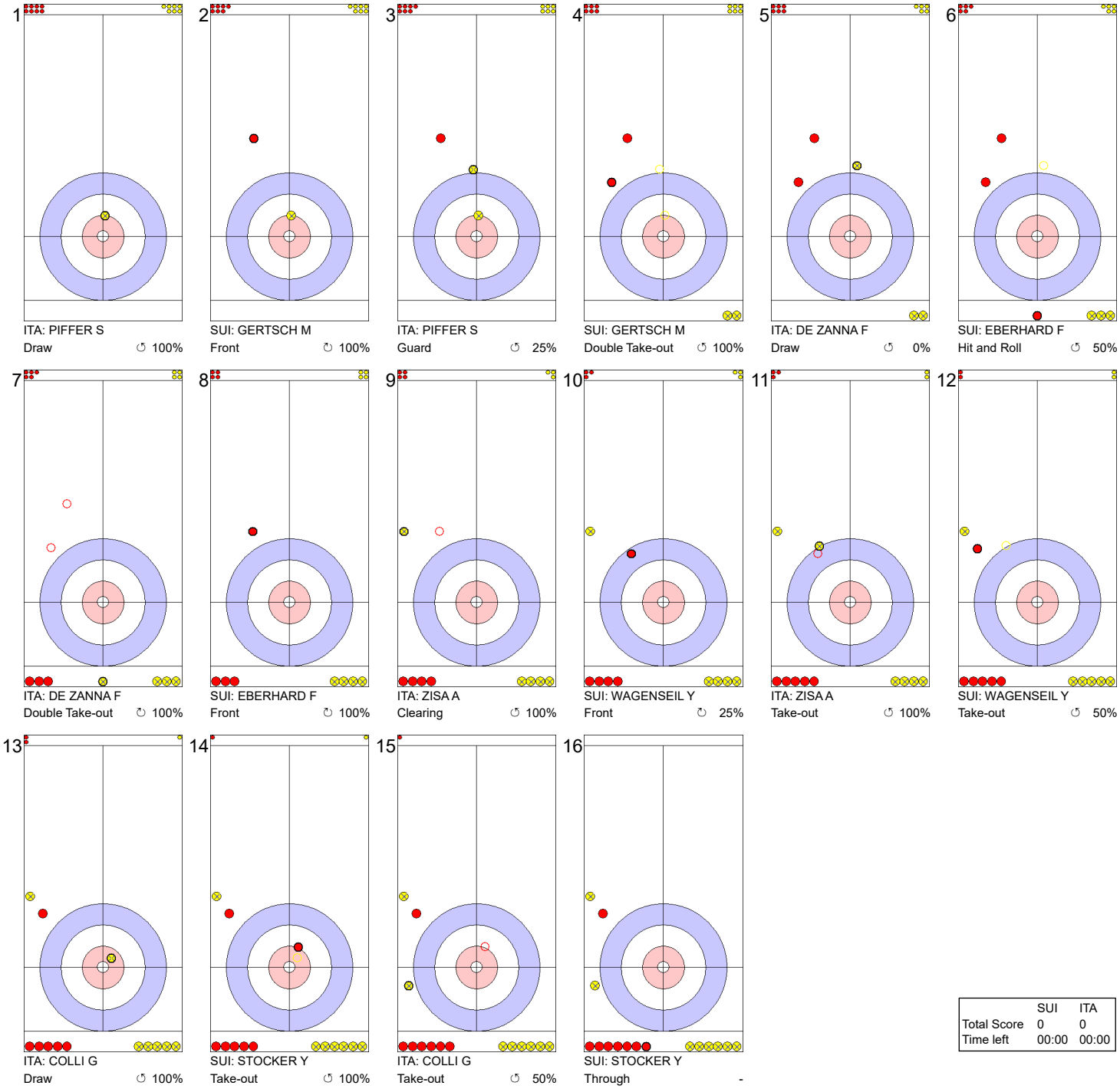

	SUI	ITA
Total Score	0	0
Time left	00:00	00:00

Legend:

↻ Clockwise ↺ Counter-clockwise - Not considered

Game - Shot by Shot

End 3 **SUI - Switzerland 0 + 2** (this end) **= 2** **ITA - Italy 0 + 0** (this end) **= 0**



	SUI	ITA
Total Score	2	0
Time left	00:00	00:00

Legend:

↻ Clockwise ↺ Counter-clockwise - Not considered

Game - Shot by Shot

End 4 — **SUI - Switzerland** **2 + 0** (this end) **= 2** — **ITA - Italy** **0 + 1** (this end) **= 1**



	SUI	ITA
Total Score	2	1
Time left	00:00	00:00

Legend:

↻ Clockwise ↺ Counter-clockwise - Not considered

Game - Shot by Shot

End 5 **SUI - Switzerland 2 + 1** (this end) **= 3** **ITA - Italy 1 + 0** (this end) **= 1**

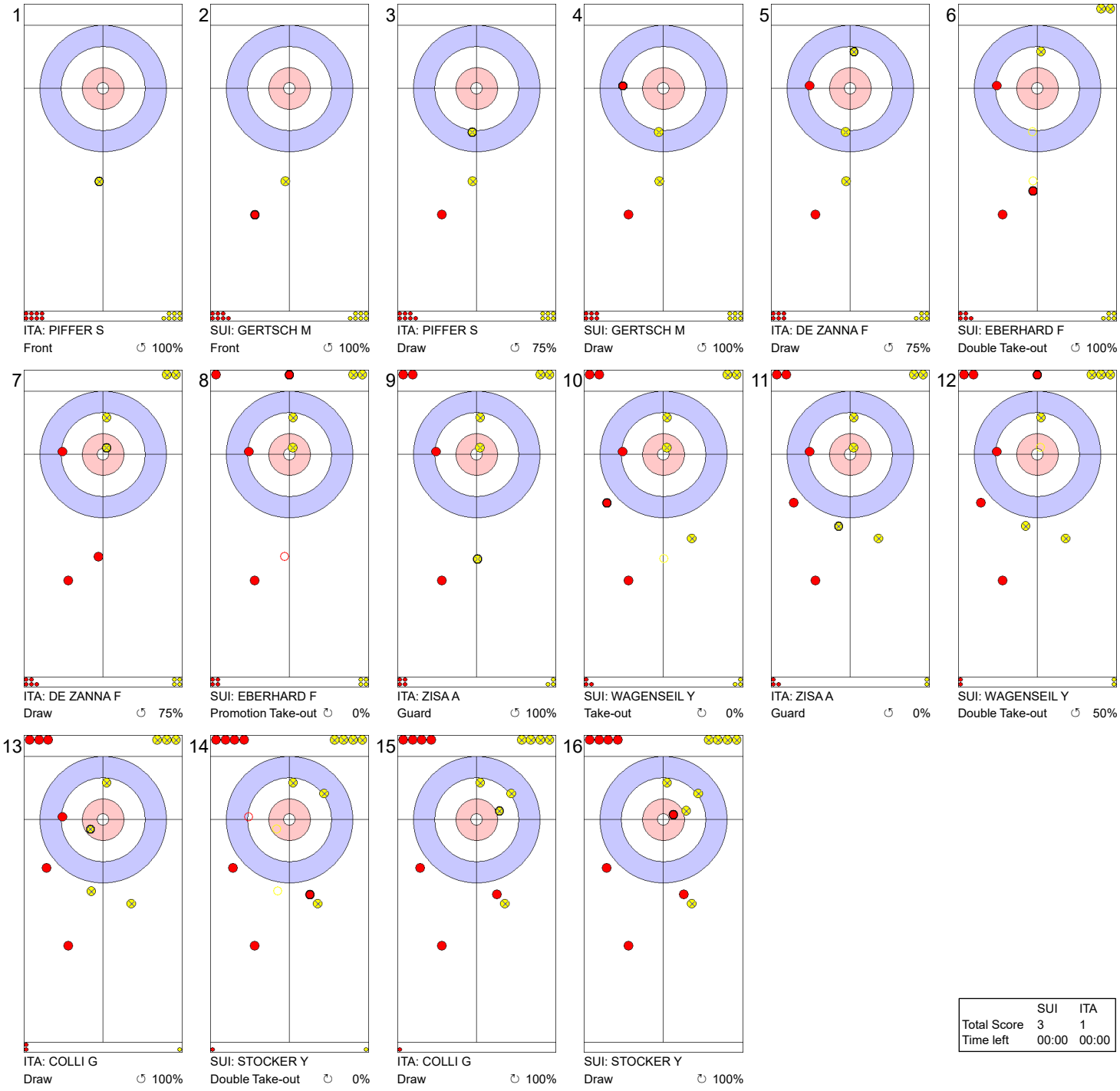

	SUI	ITA
Total Score	3	1
Time left	00:00	00:00

Legend:

↻ Clockwise ↺ Counter-clockwise - Not considered

Game - Shot by Shot

End 6 — **SUI - Switzerland** **3 + 0** (this end) **= 3** — **ITA - Italy** **1 + 1** (this end) **= 2**



	SUI	ITA
Total Score	3	2
Time left	00:00	00:00

Legend:

↻ Clockwise ↺ Counter-clockwise - Not considered

Game - Shot by Shot

End 7 — **SUI - Switzerland** **3 + 1** (this end) **= 4** — **ITA - Italy** **2 + 0** (this end) **= 2**

1
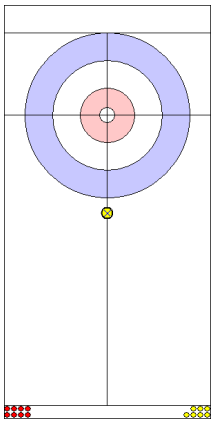
ITA: PIFFER S
Front ↺ 100%

2
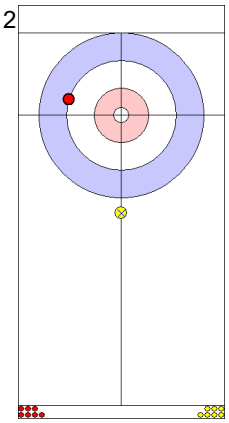
SUI: GERTSCH M
Draw ↺ 75%

3
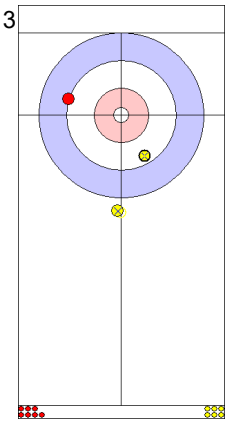
ITA: PIFFER S
Draw ↺ 50%

4
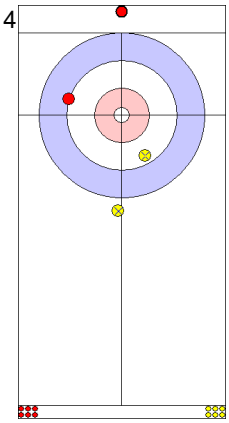
SUI: GERTSCH M
Take-out ↺ 0%

5
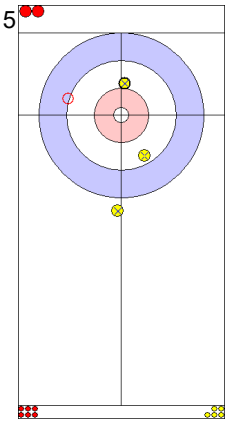
ITA: DE ZANNA F
Hit and Roll ↻ 100%

6
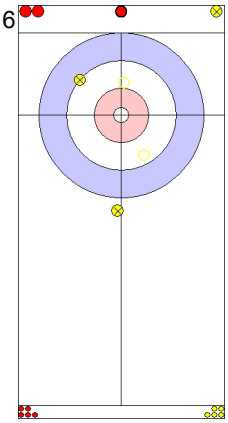
SUI: EBERHARD F
Double Take-out ↺ 50%

7
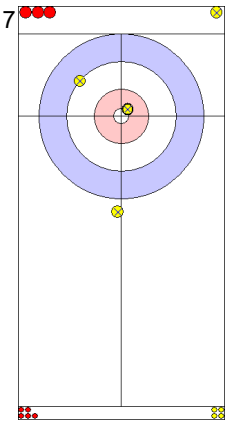
ITA: DE ZANNA F
Draw ↻ 100%

8
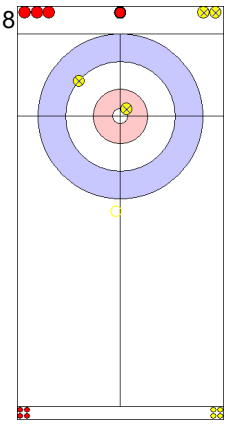
SUI: EBERHARD F
Double Take-out ↺ 50%

9
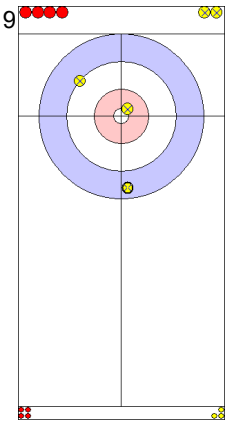
ITA: ZISA A
Guard ↺ 75%

10
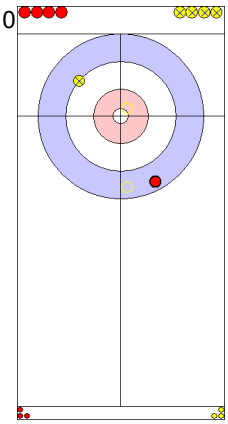
SUI: WAGENSEIL Y
Double Take-out ↺ 100%

11
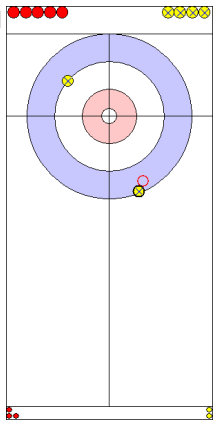
ITA: ZISA A
Take-out ↻ 100%

12
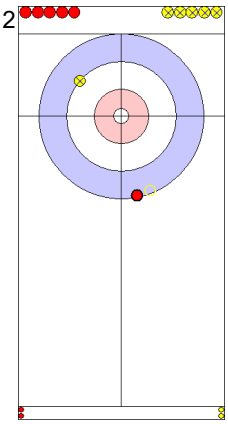
SUI: WAGENSEIL Y
Take-out ↺ 100%

13
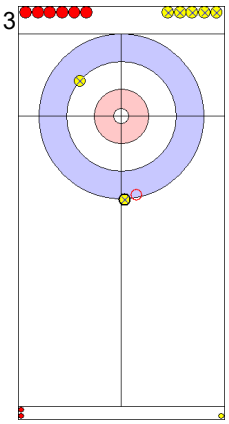
ITA: COLLI G
Take-out ↻ 100%

14
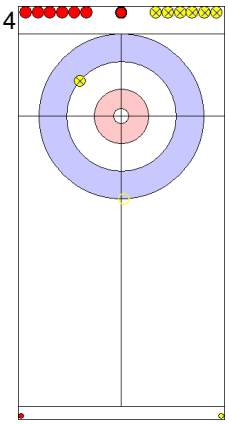
SUI: STOCKER Y
Double Take-out ↺ 50%

15
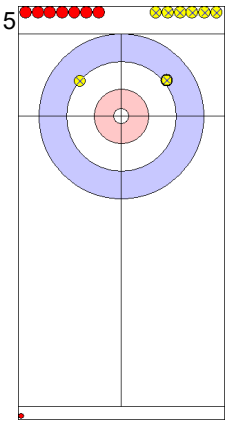
ITA: COLLI G
Draw ↻ 100%

16
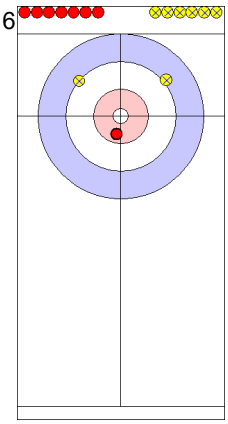
SUI: STOCKER Y
Draw ↺ 100%

	SUI	ITA
Total Score	4	2
Time left	00:00	00:00

Legend:
↻ Clockwise ↺ Counter-clockwise - Not considered

Game - Shot by Shot

End 8 **SUI - Switzerland 4 + 0** (this end) **= 4** **ITA - Italy 2 + 1** (this end) **= 3**

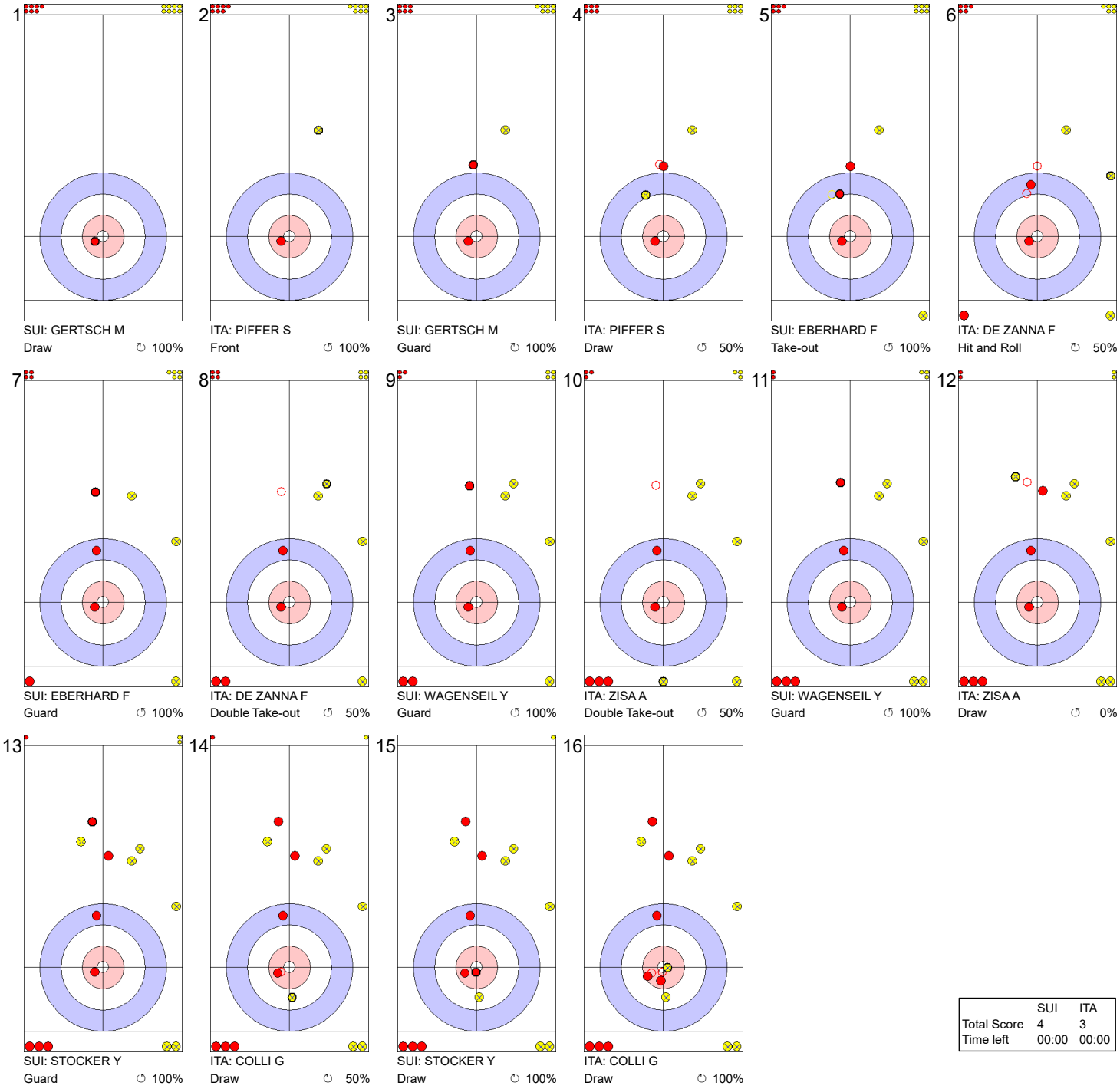

	SUI	ITA
Total Score	4	3
Time left	00:00	00:00

Legend:

↻ Clockwise ↺ Counter-clockwise - Not considered

Game - Shot by Shot

End 9 — **SUI - Switzerland** **4 + 4** (this end) **= 8** — **ITA - Italy** **3 + 0** (this end) **= 3**

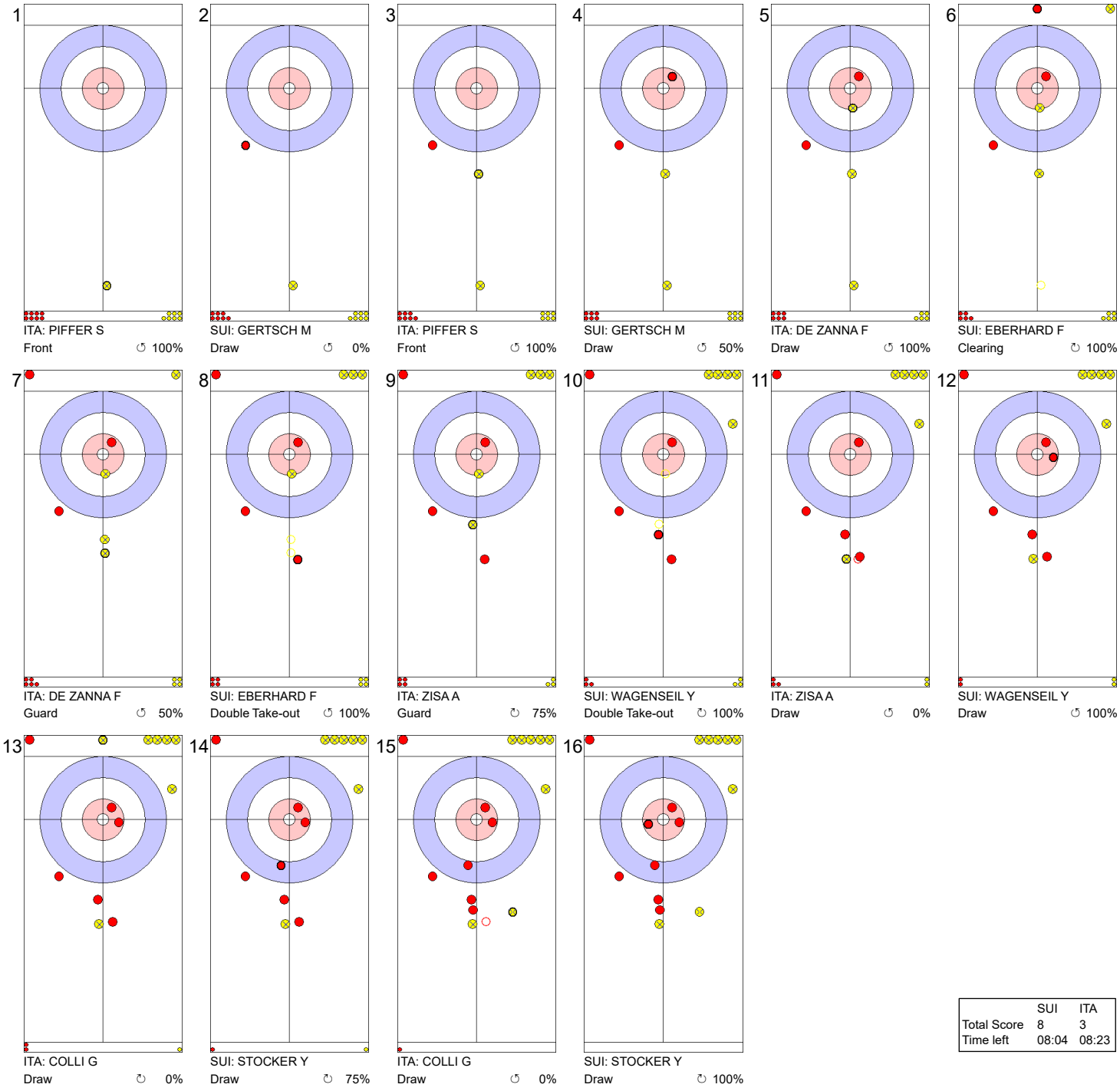

	SUI	ITA
Total Score	8	3
Time left	08:04	08:23

Legend:
↻ Clockwise ↺ Counter-clockwise - Not considered

Game Results

Sheet	Game	Team	LSFE	1	2	3	4	5	6	7	8	9	10	Extra Ends				Total
E	2	RUS - Russia		0	3	0	1	0	0	2	1	1	X					8
	2	SCO - Scotland	*	2	0	1	0	2	0	0	0	0	X					5

RUS - Russia		Shot Success Game	Shot Success All
4 V	DUDOV Andrey	90%	79%
3 S	KARETNIKOV Artem	66%	64%
2	VLASENKO Mikhail	60%	67%
1	LYSAKOV Nikolai	79%	80%
A	KAZACHKOV Ivan	-	67%
	Team Total	74%	72%

Last Stone Draw		Distance
↻	KARETNIKOV Artem	78.9cm
↺	VLASENKO Mikhail	199.6cm
Total		**278.5cm**

Time remaining: 1 minute 8 seconds

Time-out: End 10 - RUS stone 5

SCO - Scotland		Shot Success Game	Shot Success All
4 S	CRAIK James	59%	69%
3 V	WATT Mark	91%	79%
2	HASWELL Blair	78%	78%
1	RYDER Niall	93%	85%
A	BRYCE Angus	-	-
	Team Total	80%	78%

Last Stone Draw		Distance
↻	RYDER Niall	28.1cm
↺	WATT Mark	88.1cm
Total		**116.2cm**

Time remaining: 0 minutes 56 seconds

Time-out: End 5 - SCO stone 7

RUS - Russia		↻		↺		Game	
4 DUDOV Andrey	Draws	4	88%	8	94%	12	92%
	Take-outs	1	100%	7	86%	8	88%
	Total	5	90%	15	90%	20	90%
3 KARETNIKOV Artem	Draws	5	60%	3	67%	8	63%
	Take-outs	8	69%	4	69%	12	69%
	Total	13	65%	7	68%	20	66%
2 VLASENKO Mikhail	Draws	5	70%	4	38%	9	56%
	Take-outs	4	44%	7	75%	11	64%
	Total	9	58%	11	61%	20	60%
1 LYSAKOV Nikolai	Draws	5	90%	13	73%	18	78%
	Take-outs	1	100%	1	75%	2	88%
	Total	6	92%	14	73%	20	79%
A KAZACHKOV Ivan	Draws	0	-	0	-	0	-
	Take-outs	0	-	0	-	0	-
	Total	0	-	0	-	0	-
Team	Draws	19	76%	28	73%	47	74%
	Take-outs	14	66%	19	78%	33	73%
	Total	33	72%	47	75%	80	74%

SCO - Scotland		↻		↺		Game	
4 CRAIK James	Draws	5	75%	6	58%	11	66%
	Take-outs	8	50%	0	-	8	50%
	Total	13	60%	6	58%	19	59%
3 WATT Mark	Draws	8	94%	1	75%	9	92%
	Take-outs	6	100%	4	75%	10	90%
	Total	14	96%	5	75%	19	91%
2 HASWELL Blair	Draws	7	64%	4	88%	11	73%
	Take-outs	7	86%	2	75%	9	83%
	Total	14	75%	6	83%	20	78%
1 RYDER Niall	Draws	11	91%	8	94%	19	92%
	Take-outs	1	100%	0	-	1	100%
	Total	12	92%	8	94%	20	93%
A BRYCE Angus	Draws	0	-	0	-	0	-
	Take-outs	0	-	0	-	0	-
	Total	0	-	0	-	0	-
Team	Draws	31	83%	19	80%	50	82%
	Take-outs	22	77%	6	75%	28	77%
	Total	53	81%	25	79%	78	80%

Note:
Position and function for each team member:
4 = Fourth, **3** = Third, **2** = Second, **1** = Lead, **A** = Alternate, **S** = Skip, **V** = Vice-Skip

Legend:
↻ Clockwise ↺ Counter-clockwise **LSFE(*)** Last Stone First End
X Unplayed/unfinished end due to concession

CURLIT Curling Information Technology Ltd.

Game - Shot by Shot

End 1 — **RUS - Russia** 0 + 0 (this end) = 0 — **SCO - Scotland** 0 + 2 (this end) = 2

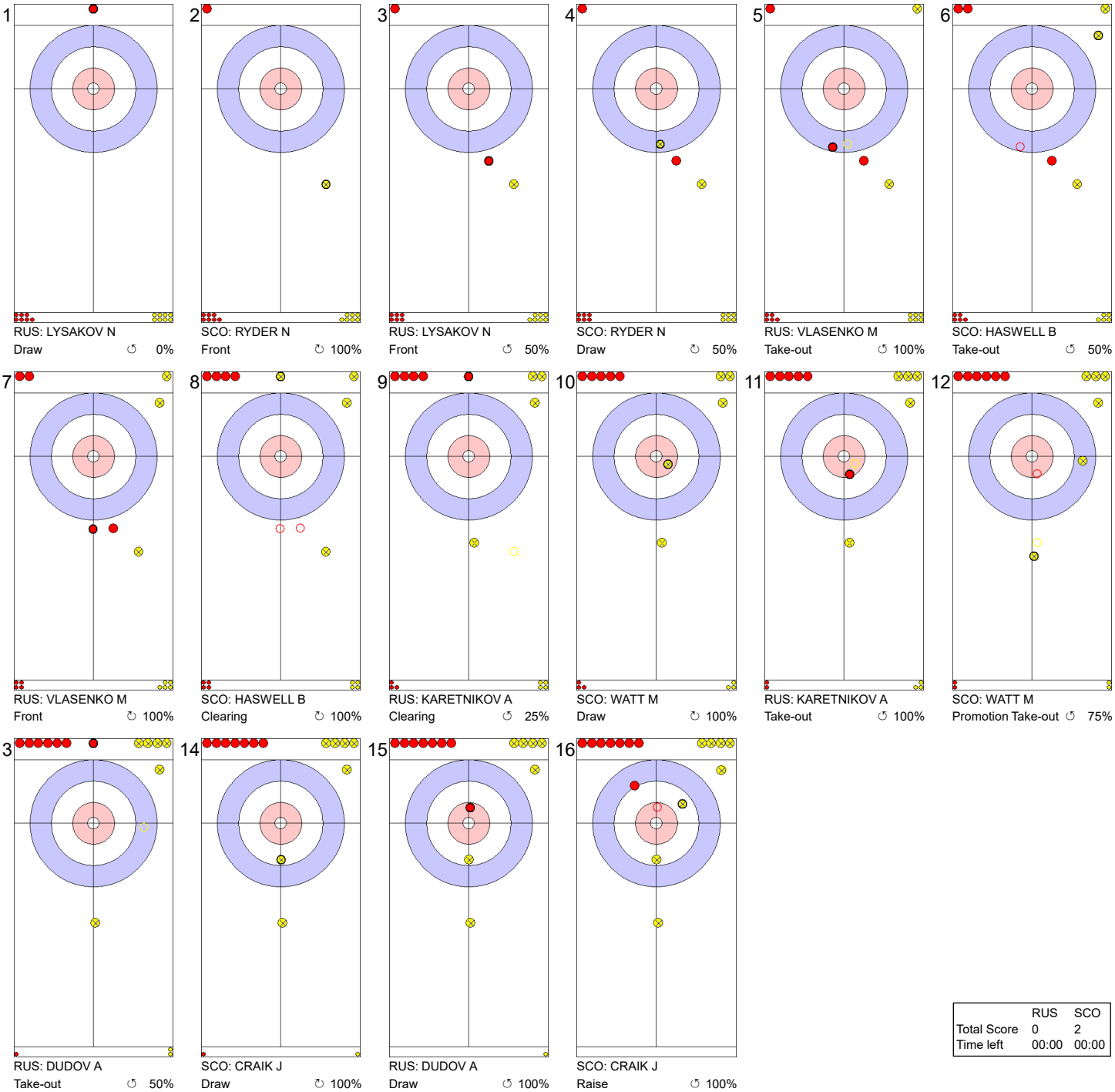

	RUS	SCO
Total Score	0	2
Time left	00:00	00:00

Legend:
↻ Clockwise ↺ Counter-clockwise - Not considered

Game - Shot by Shot

End 2 — **RUS - Russia** 0 + 3 (this end) = 3 — **SCO - Scotland** 2 + 0 (this end) = 2

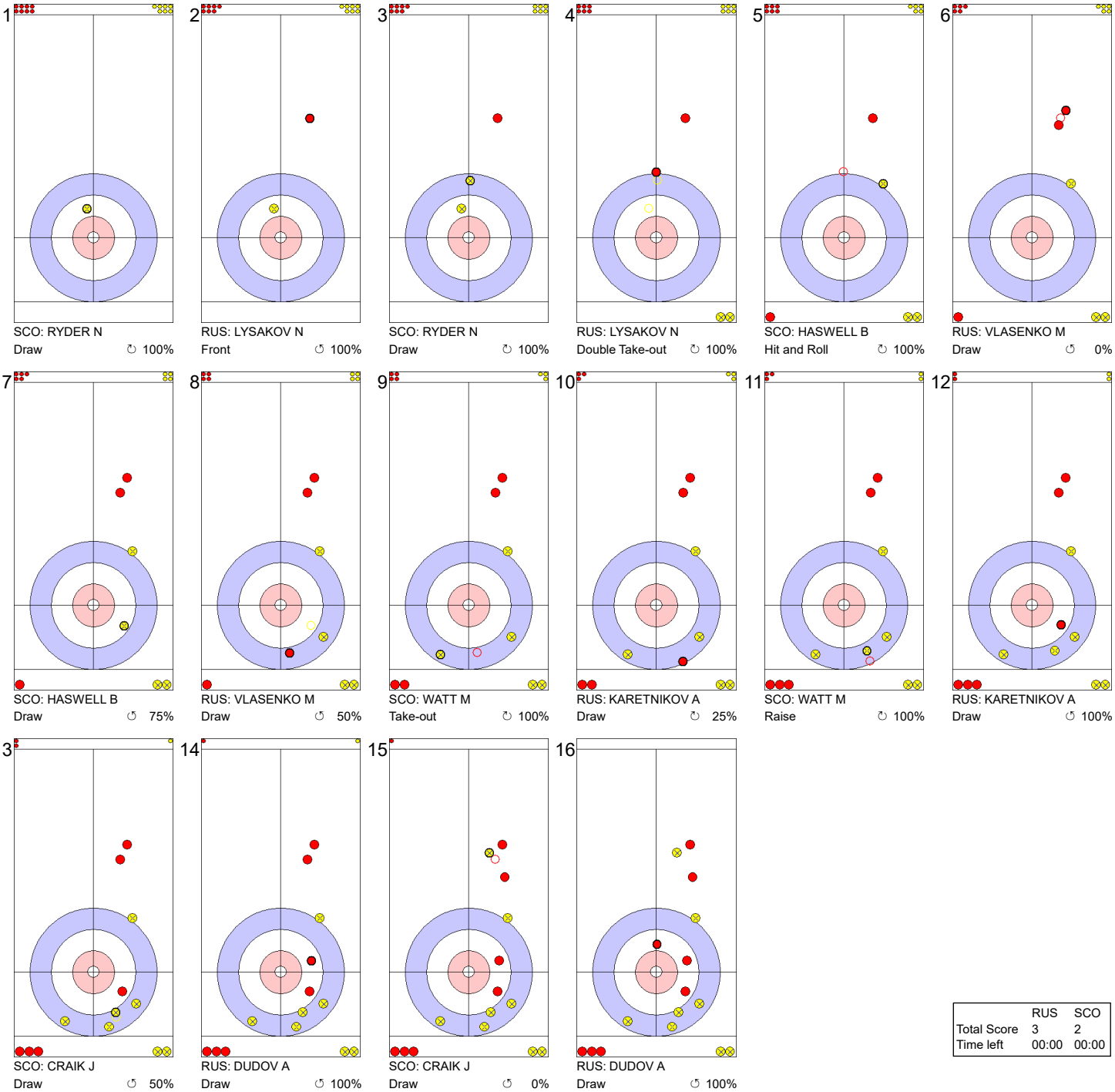

	RUS	SCO
Total Score	3	2
Time left	00:00	00:00

Legend:

↻ Clockwise ↺ Counter-clockwise - Not considered

Game - Shot by Shot

End 3 — **RUS - Russia** 3 + 0 (this end) = 3 — **SCO - Scotland** 2 + 1 (this end) = 3



	RUS	SCO
Total Score	3	3
Time left	00:00	00:00

Legend:

↻ Clockwise ↺ Counter-clockwise - Not considered

Game - Shot by Shot

End 4 — **RUS - Russia** 3 + 1 (this end) = 4 — **SCO - Scotland** 3 + 0 (this end) = 3



	RUS	SCO
Total Score	4	3
Time left	00:00	00:00

Legend:
↻ Clockwise ↺ Counter-clockwise - Not considered

Game - Shot by Shot

End 5 — **RUS - Russia** 4 + 0 (this end) = 4 — **SCO - Scotland** 3 + 2 (this end) = 5

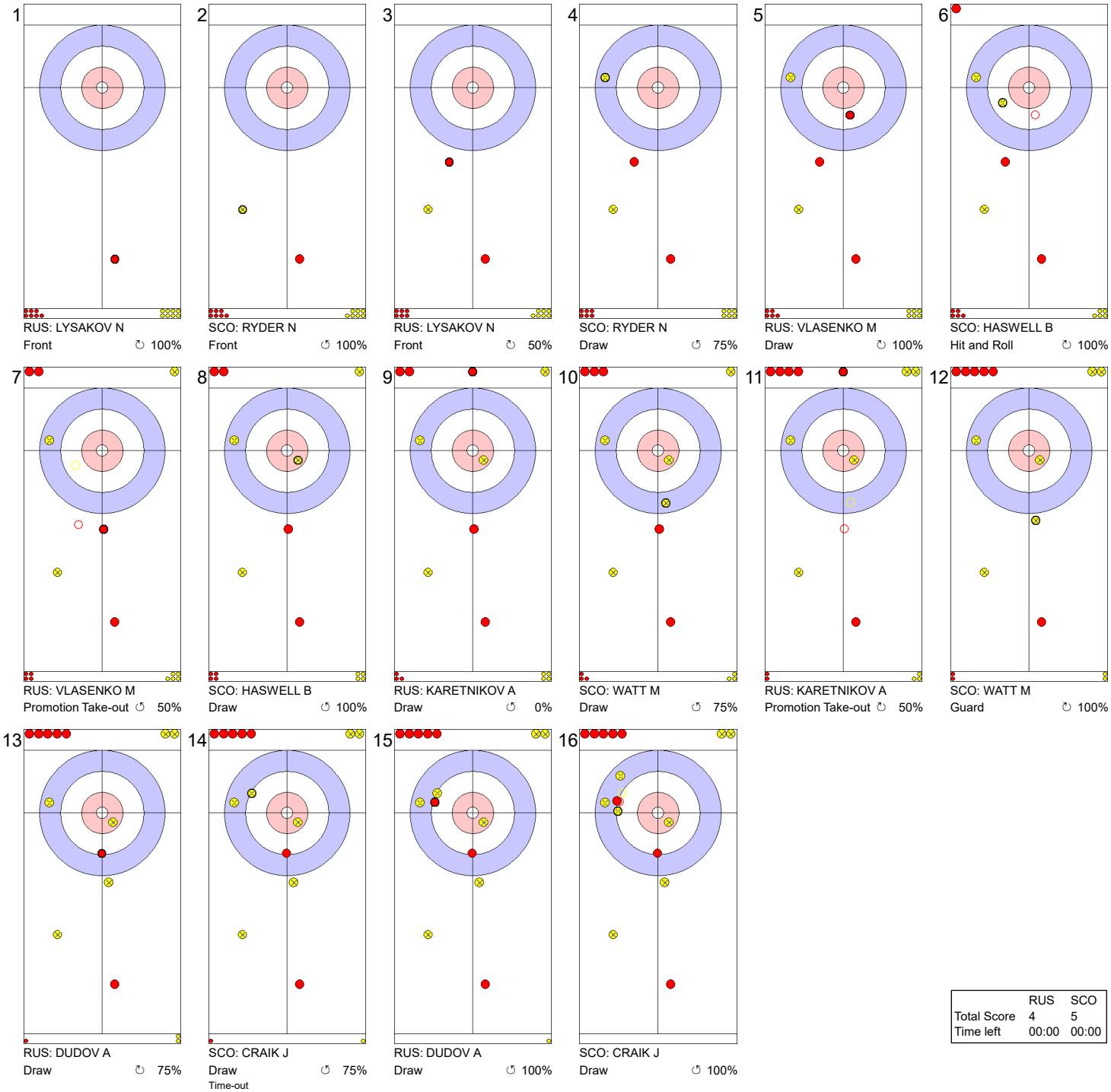

	RUS	SCO
Total Score	4	5
Time left	00:00	00:00

Legend:

↻ Clockwise ↺ Counter-clockwise - Not considered

Game - Shot by Shot

End 6 — **RUS - Russia 4 + 0** (this end) **= 4** — **SCO - Scotland 5 + 0** (this end) **= 5**

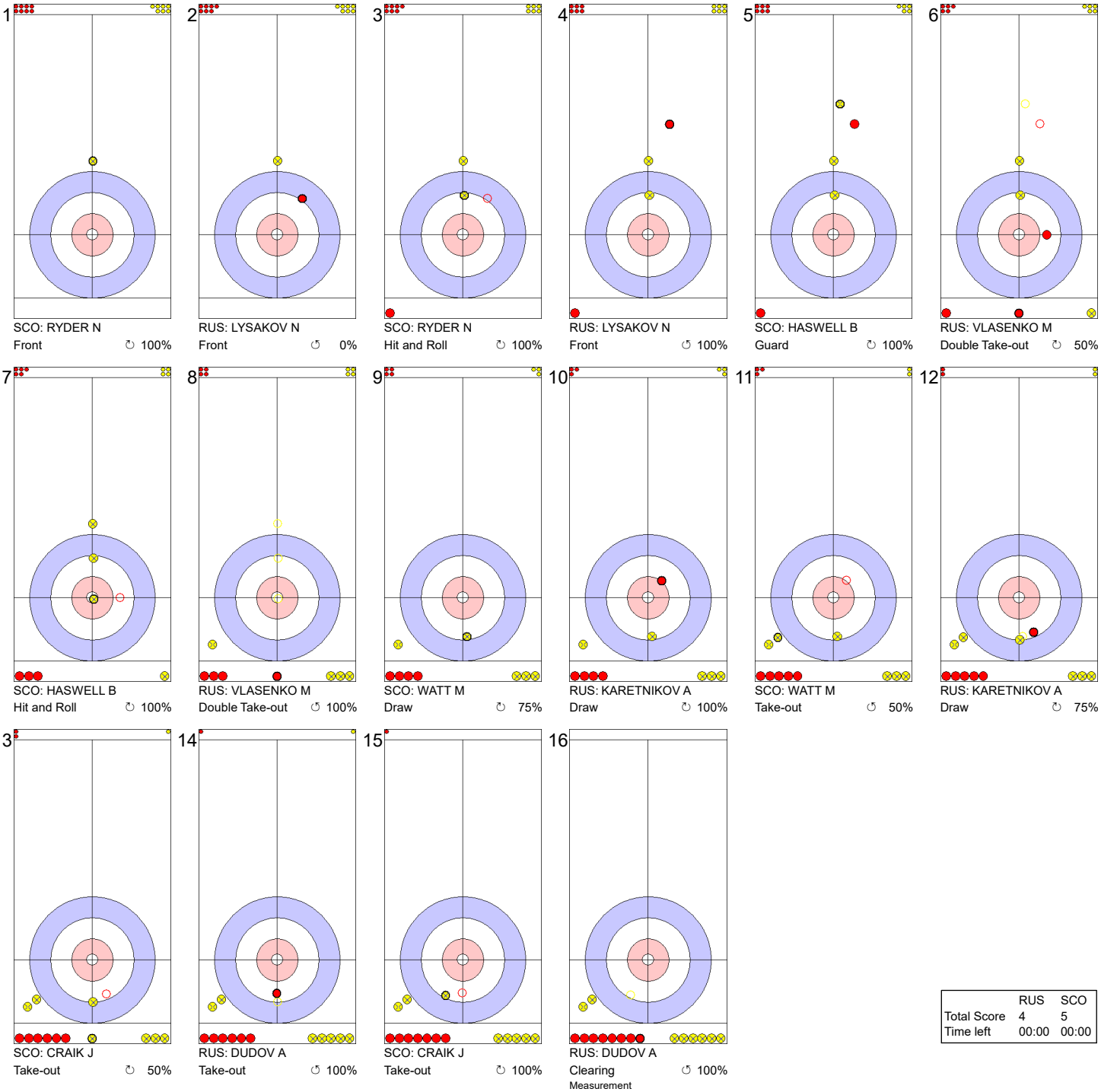

	RUS	SCO
Total Score	4	5
Time left	00:00	00:00

Legend:

↻ Clockwise ↺ Counter-clockwise - Not considered

Game - Shot by Shot

End 7 — **RUS - Russia 4 + 2** (this end) **= 6** — **SCO - Scotland 5 + 0** (this end) **= 5**

1
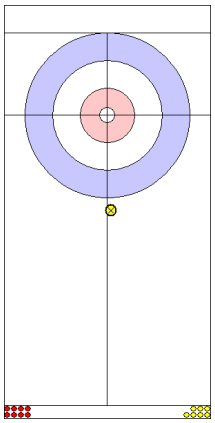
SCO: RYDER N
Front ↻ 100%

2
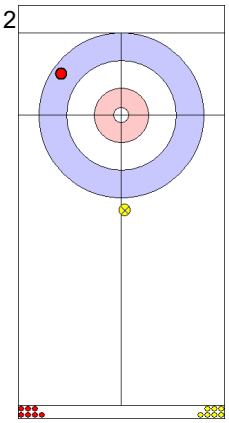
RUS: LYSAKOV N
Front ↺ 0%

3
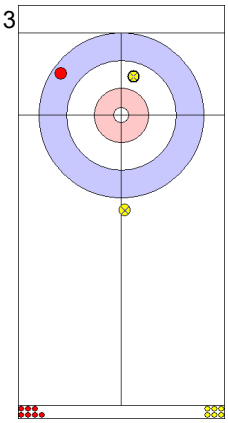
SCO: RYDER N
Draw ↻ 75%

4
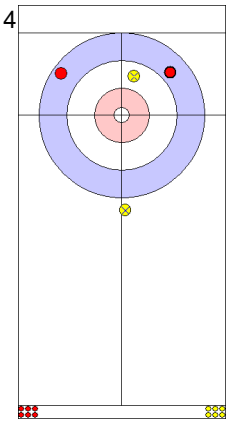
RUS: LYSAKOV N
Draw ↻ 100%

5
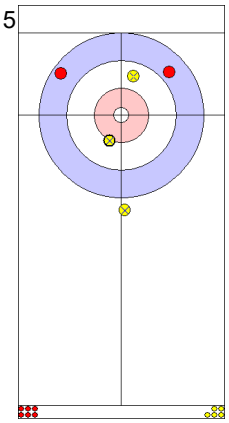
SCO: HASWELL B
Draw ↻ 75%

6
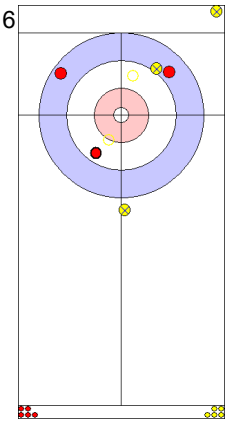
RUS: VLASENKO M
Double Take-out ↻ 50%

7
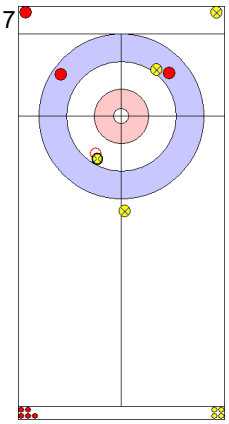
SCO: HASWELL B
Take-out ↻ 100%

8
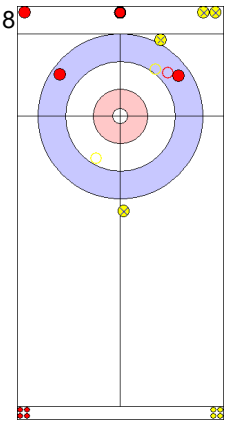
RUS: VLASENKO M
Take-out ↻ 50%

9
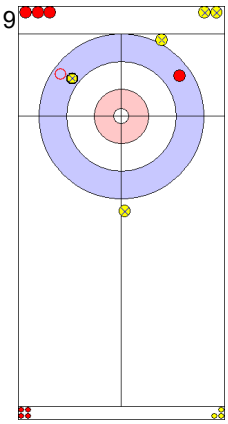
SCO: WATT M
Take-out ↻ 100%

10
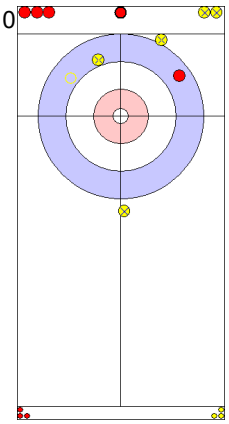
RUS: KARETNIKOV A
Take-out ↻ 0%

11
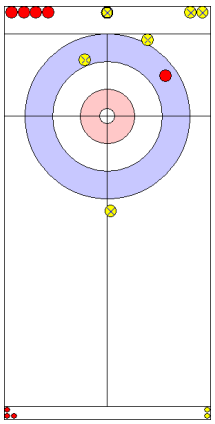
SCO: WATT M
Take-out ↻ -
picked up debris

12
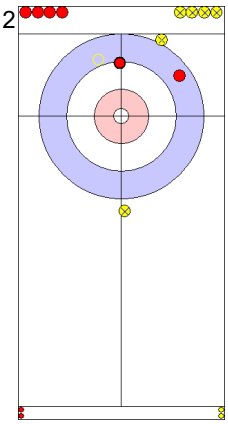
RUS: KARETNIKOV A
Take-out ↻ 100%

13
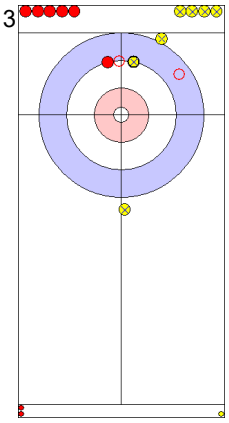
SCO: CRAIK J
Take-out ↻ 100%

14
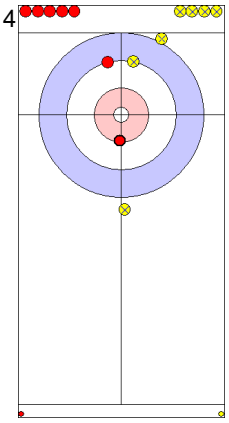
RUS: DUDOV A
Draw ↻ 100%

15
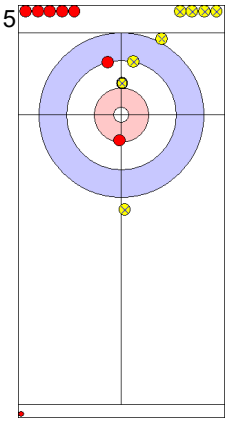
SCO: CRAIK J
Draw ↺ 25%

16
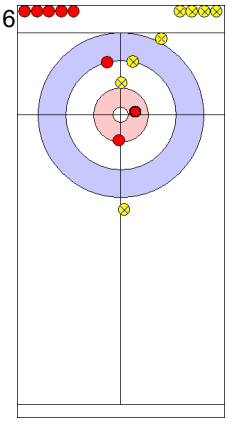
RUS: DUDOV A
Draw ↻ 100%

	RUS	SCO
Total Score	6	5
Time left	00:00	00:00

Legend:
↻ Clockwise ↺ Counter-clockwise - Not considered

Game - Shot by Shot

End 8 — **RUS - Russia 6 + 1** (this end) **= 7** — **SCO - Scotland 5 + 0** (this end) **= 5**

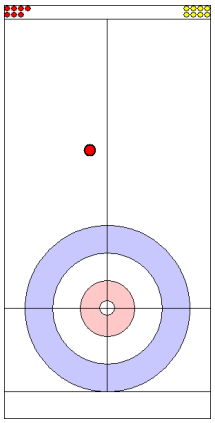
1
RUS: LYSAKOV N
Front ↻ 100%

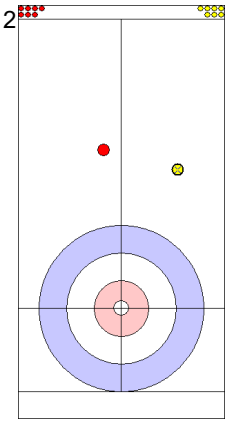
2
SCO: RYDER N
Front ↻ 100%

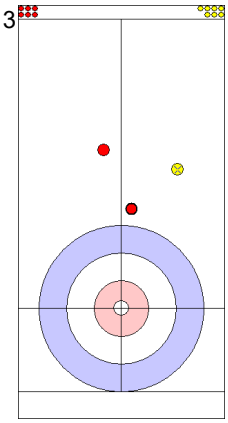
3
RUS: LYSAKOV N
Front ↻ 100%

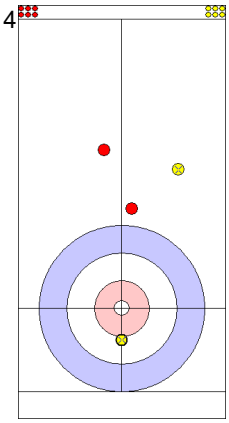
4
SCO: RYDER N
Draw ↻ 75%

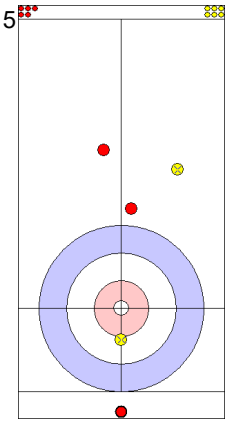
5
RUS: VLASENKO M
Draw ↻ 0%

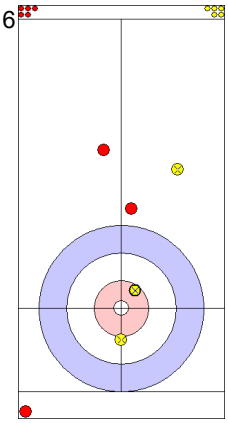
6
SCO: HASWELL B
Draw ↻ 100%

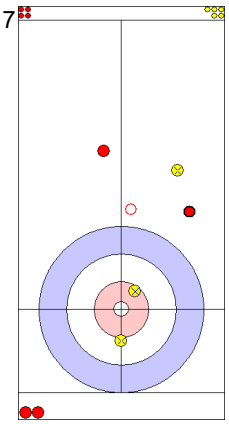
7
RUS: VLASENKO M
Promotion Take-out ↻ 0%

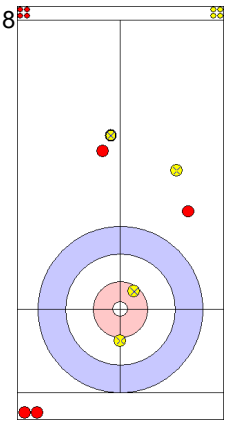
8
SCO: HASWELL B
Guard ↻ 25%

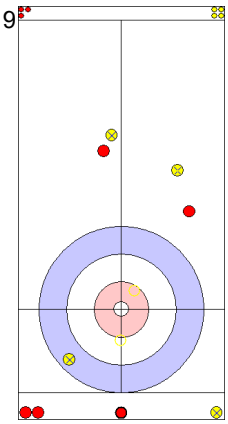
9
RUS: KARETNIKOV A
Double Take-out ↻ 50%

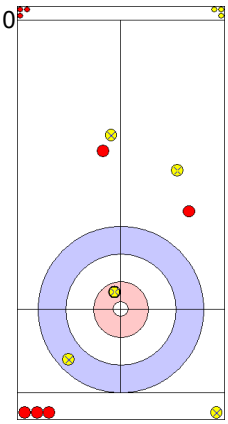
10
SCO: WATT M
Draw ↻ 100%

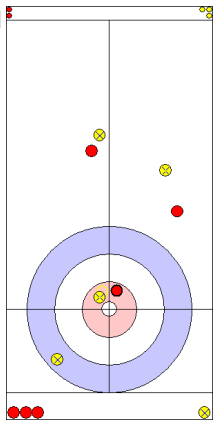
11
RUS: KARETNIKOV A
Draw ↻ 75%

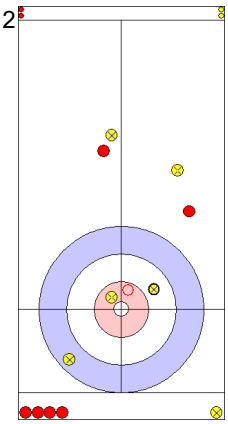
12
SCO: WATT M
Take-out ↻ 100%

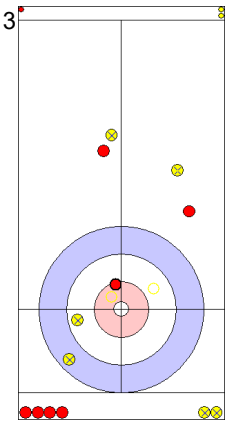
13
RUS: DUDOV A
Take-out ↻ 100%

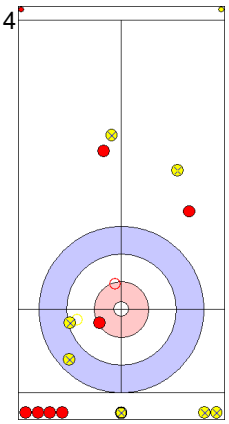
14
SCO: CRAIK J
Take-out ↻ 0%

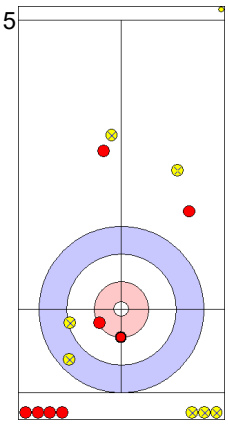
15
RUS: DUDOV A
Draw ↻ 75%

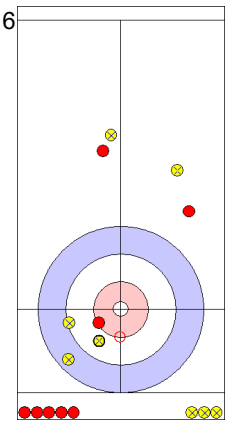
16
SCO: CRAIK J
Take-out ↻ 25%

	RUS	SCO
Total Score	7	5
Time left	00:00	00:00

Legend:
↻ Clockwise ↺ Counter-clockwise - Not considered

Game - Shot by Shot

End 9 — **RUS - Russia 7 + 1** (this end) **= 8** — **SCO - Scotland 5 + 0** (this end) **= 5**



1	2	3	4	5	6
RUS: LYSAKOV N	SCO: RYDER N	RUS: LYSAKOV N	SCO: RYDER N	RUS: VLASENKO M	SCO: HASWELL B
Draw ↺ 100%	Front ↺ 100%	Draw ↺ 100%	Draw ↺ 100%	Guard ↺ 0%	Draw ↻ 50%
7	8	9	10	11	12
RUS: VLASENKO M	SCO: HASWELL B	RUS: KARETNIKOV A	SCO: WATT M	RUS: KARETNIKOV A	SCO: WATT M
Clearing ↺ 100%	Draw ↻ 0%	Hit and Roll ↻ 100%	Double Take-out ↺ 75%	Guard ↺ 100%	Double Take-out ↻ 100%
13	14	15	16		
RUS: DUDOV A	SCO: CRAIK J	RUS: DUDOV A	SCO: CRAIK J		
Draw ↺ 100%	Draw ↻ 100%	Draw ↻ 100%	Promotion Take-out ↻ 0%		

	RUS	SCO
Total Score	8	5
Time left	00:00	00:00

Legend:

↻ Clockwise ↺ Counter-clockwise - Not considered

Game - Shot by Shot

End 10 **RUS - Russia** **8 + X** (this end) **= 8** **SCO - Scotland** **5 + X** (this end) **= 5**

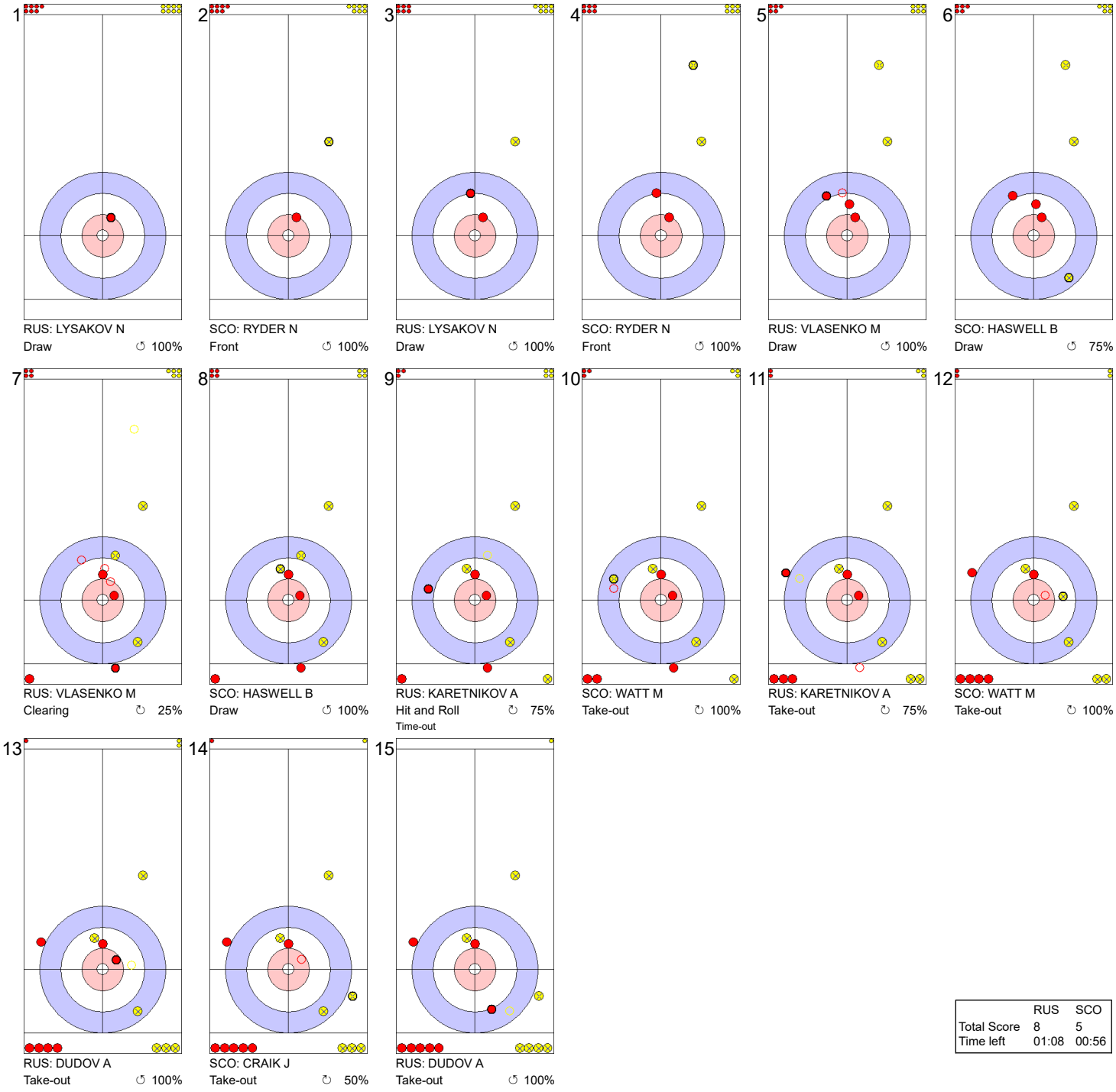

	RUS	SCO
Total Score	8	5
Time left	01:08	00:56

Legend:

↻ Clockwise ↺ Counter-clockwise - Not considered

X Unfinished end due to concession

Session Results and Standings

Sheet	Game	Team	LSFE	1	2	3	4	5	6	7	8	9	10	Extra Ends				Total
A	1	CAN - Canada		0	0	0	1	1	0	0	1	1	0					4
	1	USA - United States	*	0	1	1	0	0	2	0	0	0	1					5
B	1	RUS - Russia		0	1	0	0	2	0	2	1	1	0	0				7
	1	NZL - New Zealand	*	3	0	2	0	0	1	0	0	0	1	1				8
C	1	SCO - Scotland	*	0	0	1	0	0	1	0	1	1	0	0				4
	1	ITA - Italy		0	1	0	1	0	0	1	0	0	1	1				5
D	1	GER - Germany		0	0	0	4	0	0	2	1	0	X					7
	1	NOR - Norway	*	0	1	1	0	1	0	0	0	2	X					5
E	1	SWE - Sweden		0	1	0	1	2	0	1	1	1	X					7
	1	SUI - Switzerland	*	1	0	1	0	0	1	0	0	0	X					3

Current Standings

Rank	Team	Games	Wins	Losses
1	GER - Germany	1	1	0
1	ITA - Italy	1	1	0
1	NZL - New Zealand	1	1	0
1	SWE - Sweden	1	1	0
1	USA - United States	1	1	0
6	CAN - Canada	1	0	1
6	NOR - Norway	1	0	1
6	RUS - Russia	1	0	1
6	SCO - Scotland	1	0	1
6	SUI - Switzerland	1	0	1

Note:
Under WCF rules, tie-breaking rules for standings are not applied until after the last game of the round robin.

Legend:
LSFE(*) Last Stone First End
X Unplayed/unfinished end due to concession

Game Results

Sheet	Game	Team	LSFE	1	2	3	4	5	6	7	8	9	10	Extra Ends				Total
A	1	CAN - Canada		0	0	0	1	1	0	0	1	1	0					4
	1	USA - United States	*	0	1	1	0	0	2	0	0	0	1					5

CAN - Canada		Shot Success Game	Shot Success All
4 S	GAUTHIER Jacques	83 %	83 %
3 V	PETERS Jordan	68 %	68 %
2	PAYETTE Brayden	74 %	74 %
1	BILAWKA Zachary	71%	71%
A	DUNLOP Thomas	-	-
	Team Total	74 %	74 %

Last Stone Draw		Distance
↻	GAUTHIER Jacques	199.6cm
↺	BILAWKA Zachary	22.7cm
Total		**222.3cm**

Time remaining: 2 minutes 31 seconds

Time-out: End 10 - CAN stone 7

USA - United States		Shot Success Game	Shot Success All
4 S	VIOLETTE Luc	80 %	80 %
3	RICHARDSON Ben	76 %	76 %
2	HARSTAD Jon	69 %	69 %
1 V	FENSON Graem	79 %	79 %
A	TUMA Kevin	-	-
	Team Total	76 %	76 %

Last Stone Draw		Distance
↻	RICHARDSON Ben	67.0cm
↺	VIOLETTE Luc	89.5cm
Total		**156.5cm**

Time remaining: 1 minute 2 seconds

Time-out: End 10 - USA stone 6

CAN - Canada		↻		↺		Game	
4 GAUTHIER Jacques	Draws	4	75 %	3	50 %	7	64 %
	Take-outs	7	89 %	6	96 %	13	92 %
	Total	11	84 %	9	81 %	20	83 %
3 PETERS Jordan	Draws	6	71 %	4	81 %	10	75 %
	Take-outs	9	61 %	1	50 %	10	60 %
	Total	15	65 %	5	75 %	20	68 %
2 PAYETTE Brayden	Draws	6	75 %	5	80 %	11	77 %
	Take-outs	8	69 %	1	75 %	9	69 %
	Total	14	71 %	6	79 %	20	74 %
1 BILAWKA Zachary	Draws	18	68 %	1	100 %	19	70 %
	Take-outs	0	-	1	100 %	1	100 %
	Total	18	68 %	2	100 %	20	71 %
A DUNLOP Thomas	Draws	0	-	0	-	0	-
	Take-outs	0	-	0	-	0	-
	Total	0	-	0	-	0	-
Team	Draws	34	71 %	13	75 %	47	72 %
	Take-outs	24	72 %	9	89 %	33	77 %
	Total	58	71 %	22	81 %	80	74 %

USA - United States		↻		↺		Game	
4 VIOLETTE Luc	Draws	5	75 %	2	38 %	7	64 %
	Take-outs	4	100 %	9	83 %	13	88 %
	Total	9	86 %	11	75 %	20	80 %
3 RICHARDSON Ben	Draws	6	79 %	3	100 %	9	86 %
	Take-outs	7	71 %	4	63 %	11	68 %
	Total	13	75 %	7	79 %	20	76 %
2 HARSTAD Jon	Draws	4	25 %	2	63 %	6	38 %
	Take-outs	10	95 %	4	50 %	14	82 %
	Total	14	75 %	6	54 %	20	69 %
1 FENSON Graem	Draws	16	81 %	1	100 %	17	82 %
	Take-outs	2	38 %	1	100 %	3	58 %
	Total	18	76 %	2	100 %	20	79 %
A TUMA Kevin	Draws	0	-	0	-	0	-
	Take-outs	0	-	0	-	0	-
	Total	0	-	0	-	0	-
Team	Draws	31	73 %	8	75 %	39	73 %
	Take-outs	23	84 %	18	72 %	41	79 %
	Total	54	77 %	26	73 %	80	76 %

Note:
Position and function for each team member:
4 = Fourth, **3** = Third, **2** = Second, **1** = Lead, **A** = Alternate, **S** = Skip, **V** = Vice-Skip

Legend:
↻ Clockwise ↺ Counter-clockwise **LSFE(*)** Last Stone First End

CURLIT Curling Information Technology Ltd.

WJCC 2020
Krasnoyarsk, Russia

SAT 15 FEB 2020
Start Time 9:00

World Junior Curling Championships 2020
Crystal Ice Arena
Men

Round Robin Session 1 - Sheet A

Game - Shot by Shot

End 1 **CAN - Canada 0 + 0** (this end) **= 0** **USA - United States 0 + 0** (this end) **= 0**

1
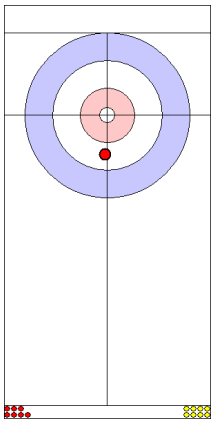
CAN: BILAWKA Z
Draw ↻ 100%

2
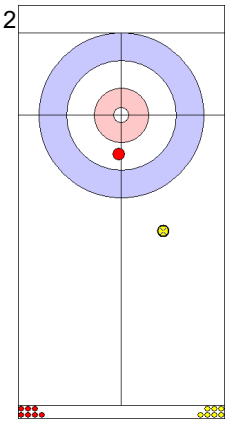
USA: FENSON G
Front ↻ 100%

3
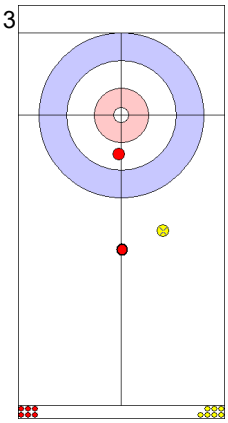
CAN: BILAWKA Z
Guard ↻ 100%

4
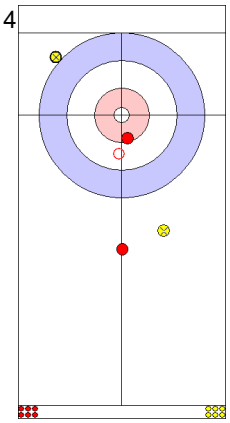
USA: FENSON G
Take-out ↻ 25%

5
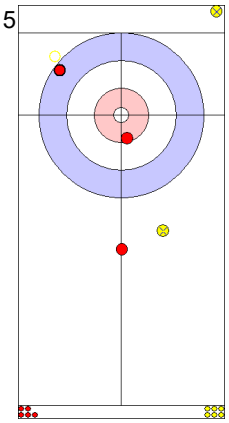
CAN: PAYETTE B
Take-out ↻ 100%

6
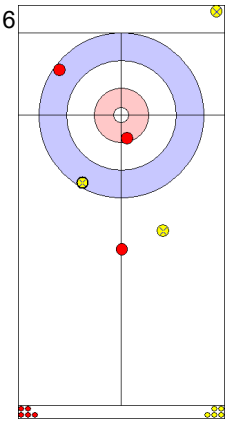
USA: HARSTAD J
Draw ↺ 100%

7
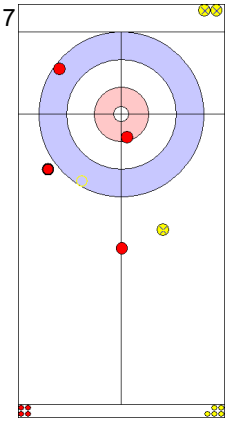
CAN: PAYETTE B
Hit and Roll ↻ 50%

8
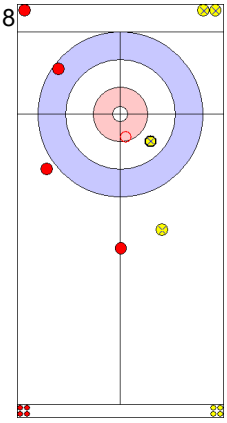
USA: HARSTAD J
Take-out ↺ 100%

9
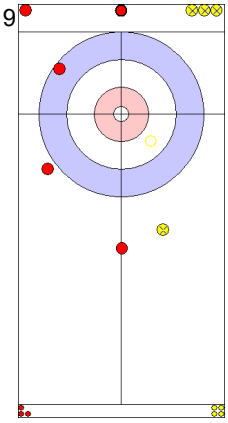
CAN: PETERS J
Take-out ↻ 50%

10
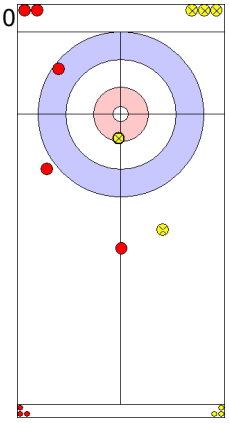
USA: RICHARDSON B
Draw ↻ 100%

11
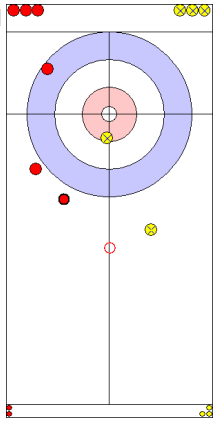
CAN: PETERS J
Promotion Take-out ↻ 0%

12
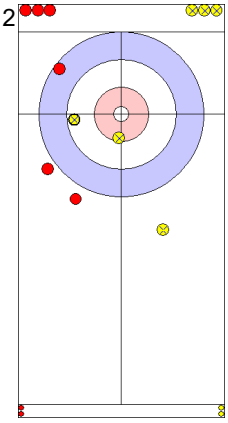
USA: RICHARDSON B
Draw ↺ 100%

13
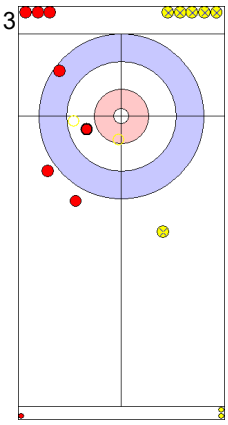
CAN: GAUTHIER J
Double Take-out ↻ 100%

14
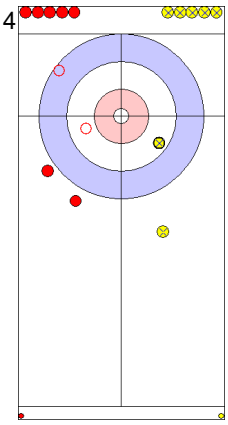
USA: VIOLETTE L
Take-out ↺ 100%

15
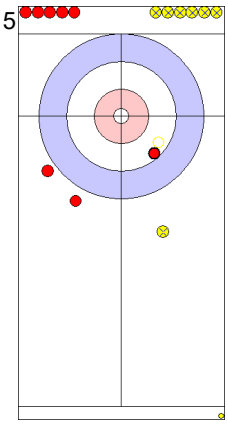
CAN: GAUTHIER J
Take-out ↻ 100%

16
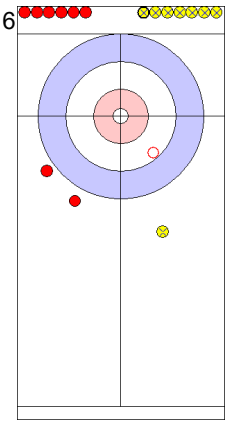
USA: VIOLETTE L
Clearing ↻ 100%

	CAN	USA
Total Score	0	0
Time left	00:00	00:00

Legend:
↻ Clockwise ↺ Counter-clockwise - Not considered

Game - Shot by Shot

End 2 — **CAN - Canada 0 + 0** (this end) **= 0** — **USA - United States 0 + 1** (this end) **= 1**

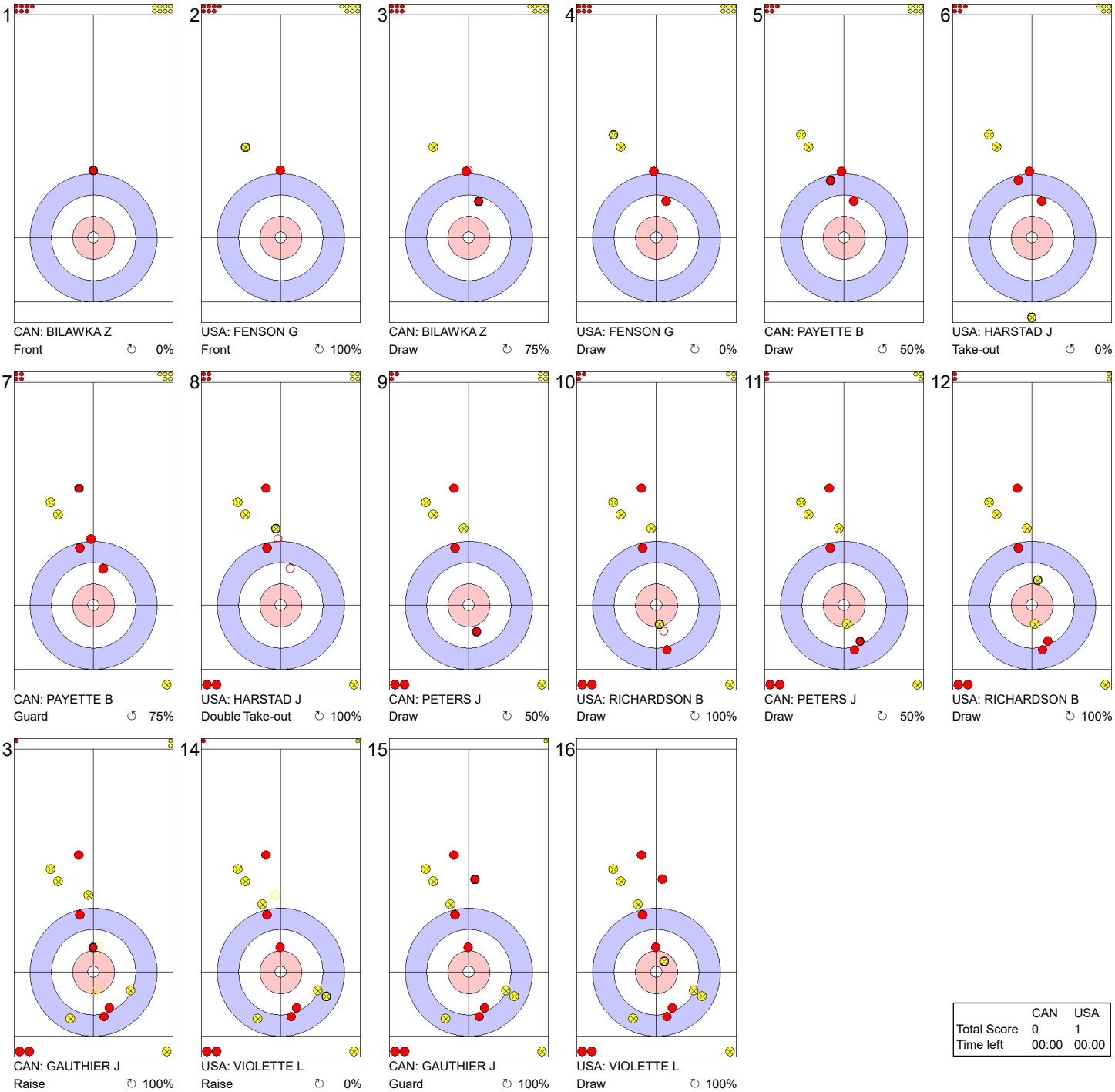

	CAN	USA
Total Score	0	1
Time left	00:00	00:00

Legend:

↻ Clockwise ↺ Counter-clockwise - Not considered

Game - Shot by Shot

End 3 **CAN - Canada 0 + 0** (this end) **= 0** **USA - United States 1 + 1** (this end) **= 2**



	CAN	USA
Total Score	0	2
Time left	00:00	00:00

Legend:

↻ Clockwise ↺ Counter-clockwise - Not considered

Game - Shot by Shot

End 4 — **CAN - Canada 0 + 1** (this end) **= 1** — **USA - United States 2 + 0** (this end) **= 2**

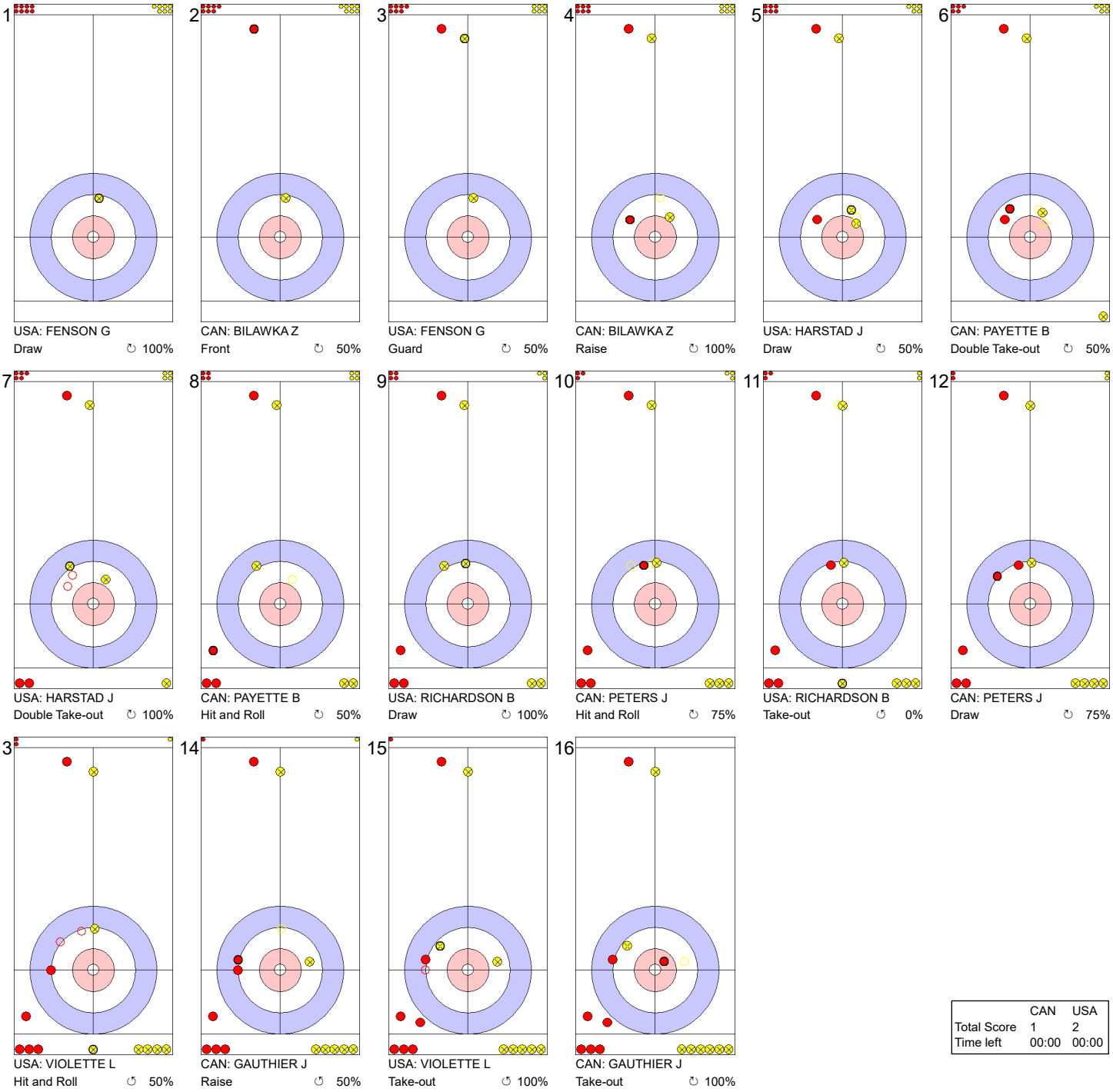

	CAN	USA
Total Score	1	2
Time left	00:00	00:00

Legend:

↻ Clockwise ↺ Counter-clockwise - Not considered

Game - Shot by Shot

End 5 **CAN - Canada 1 + 1** (this end) **= 2** **USA - United States 2 + 0** (this end) **= 2**



	CAN	USA
Total Score	2	2
Time left	00:00	00:00

Legend:

↻ Clockwise ↺ Counter-clockwise - Not considered

Game - Shot by Shot

End 6 — **CAN - Canada 2 + 0** (this end) **= 2** — **USA - United States 2 + 2** (this end) **= 4**

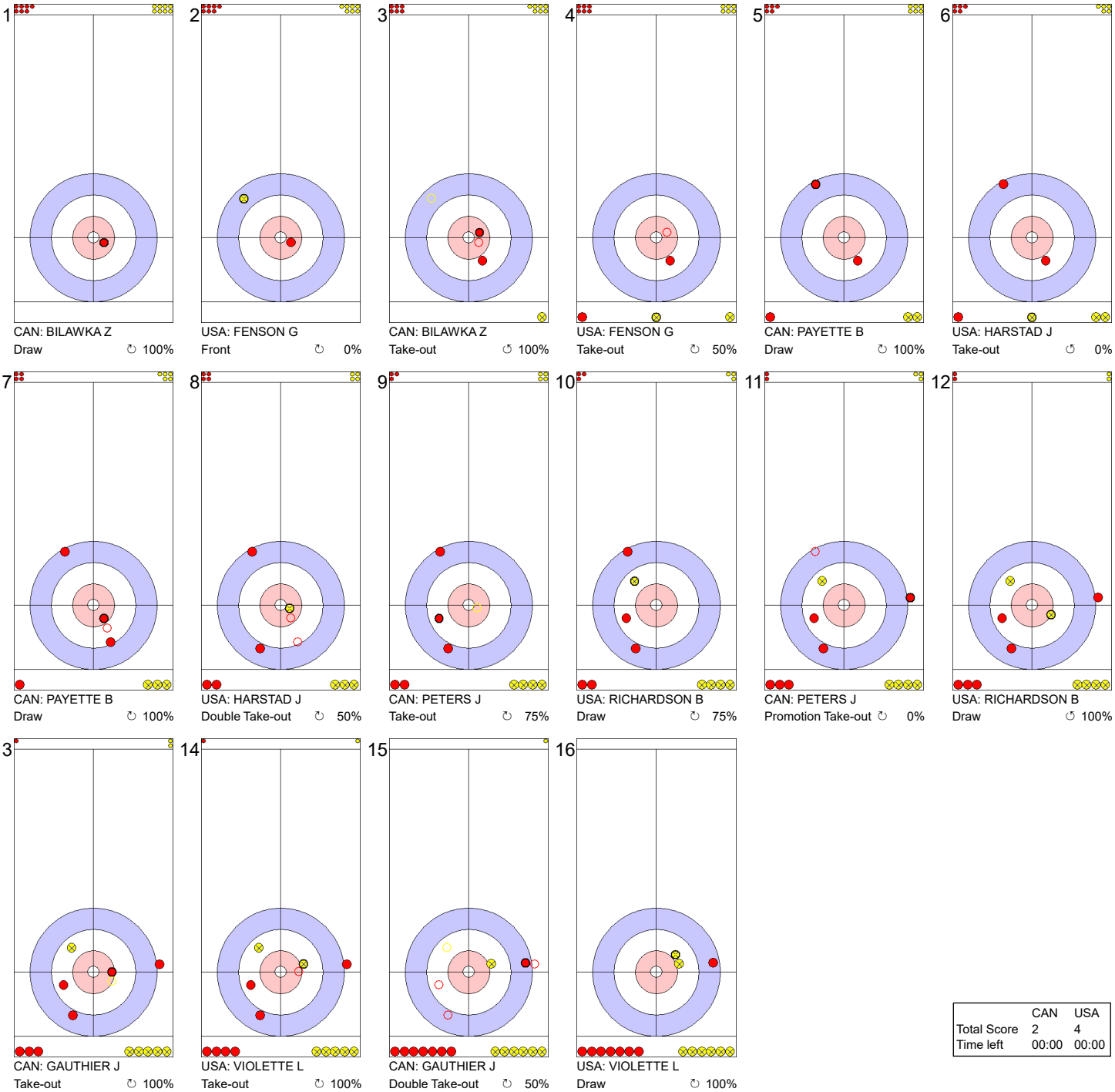

	CAN	USA
Total Score	2	4
Time left	00:00	00:00

Legend:
↻ Clockwise ↺ Counter-clockwise - Not considered

Game - Shot by Shot

End 7 — **CAN - Canada 2 + 0** (this end) **= 2** — **USA - United States 4 + 0** (this end) **= 4**

1

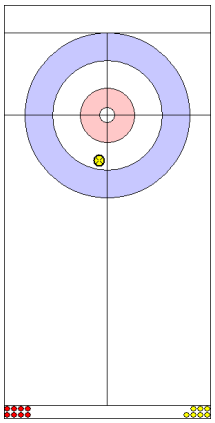

USA: FENSON G
Draw ↻ 100%

2

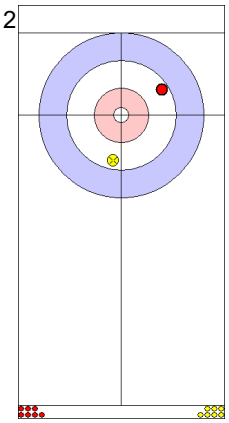

CAN: BILAWKA Z
Front ↻ 0%

3

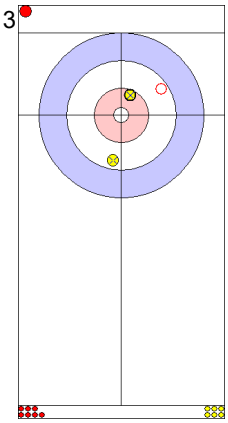

USA: FENSON G
Take-out ↻ 100%

4

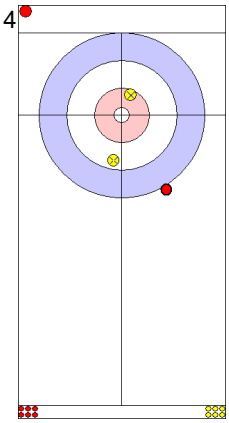

CAN: BILAWKA Z
Front ↻ 0%

5

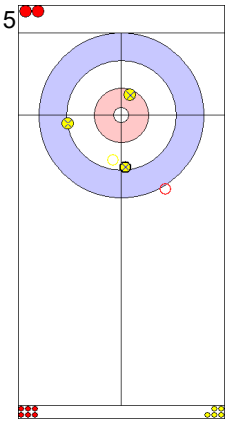

USA: HARSTAD J
Hit and Roll ↻ 100%

6

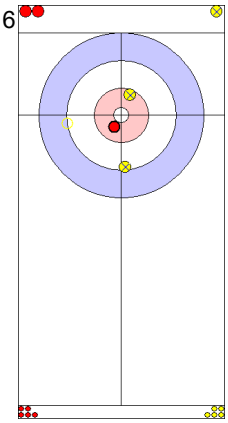

CAN: PAYETTE B
Hit and Roll ↻ 75%

7

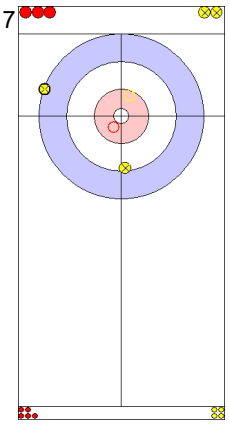

USA: HARSTAD J
Take-out ↻ 100%

8

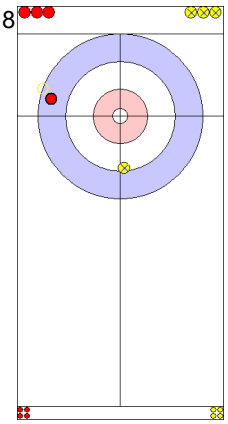

CAN: PAYETTE B
Take-out ↻ 100%

9

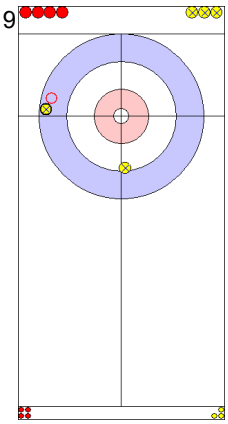

USA: RICHARDSON B
Take-out ↻ 100%

10

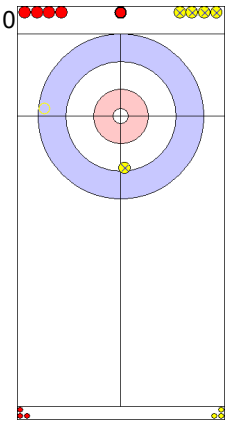

CAN: PETERS J
Take-out ↻ 50%

11

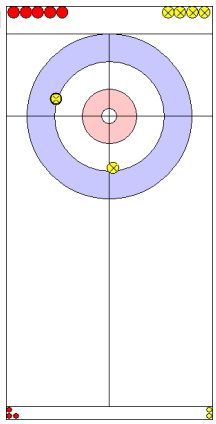

USA: RICHARDSON B
Draw ↺ 100%

12

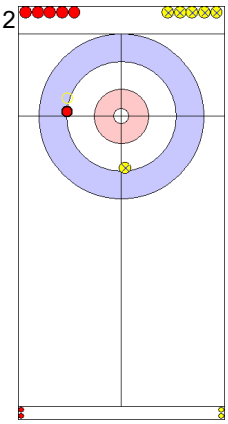

CAN: PETERS J
Take-out ↻ 100%

13

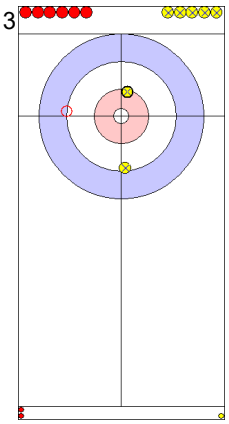

USA: VIOLETTE L
Take-out ↻ 100%

14

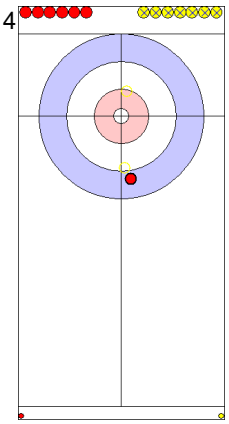

CAN: GAUTHIER J
Double Take-out ↺ 100%

15

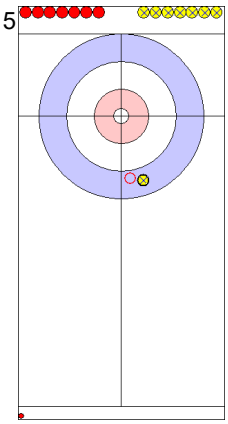

USA: VIOLETTE L
Take-out ↻ 100%

16

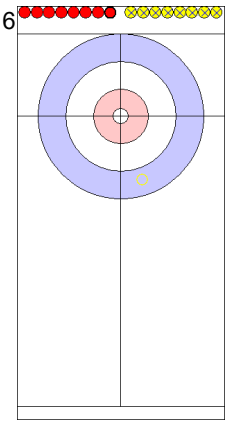

CAN: GAUTHIER J
Clearing ↺ 100%

	CAN	USA
Total Score	2	4
Time left	00:00	00:00

Legend:
↻ Clockwise ↺ Counter-clockwise - Not considered

Game - Shot by Shot

End 8 — **CAN - Canada 2 + 1** (this end) **= 3** — **USA - United States 4 + 0** (this end) **= 4**

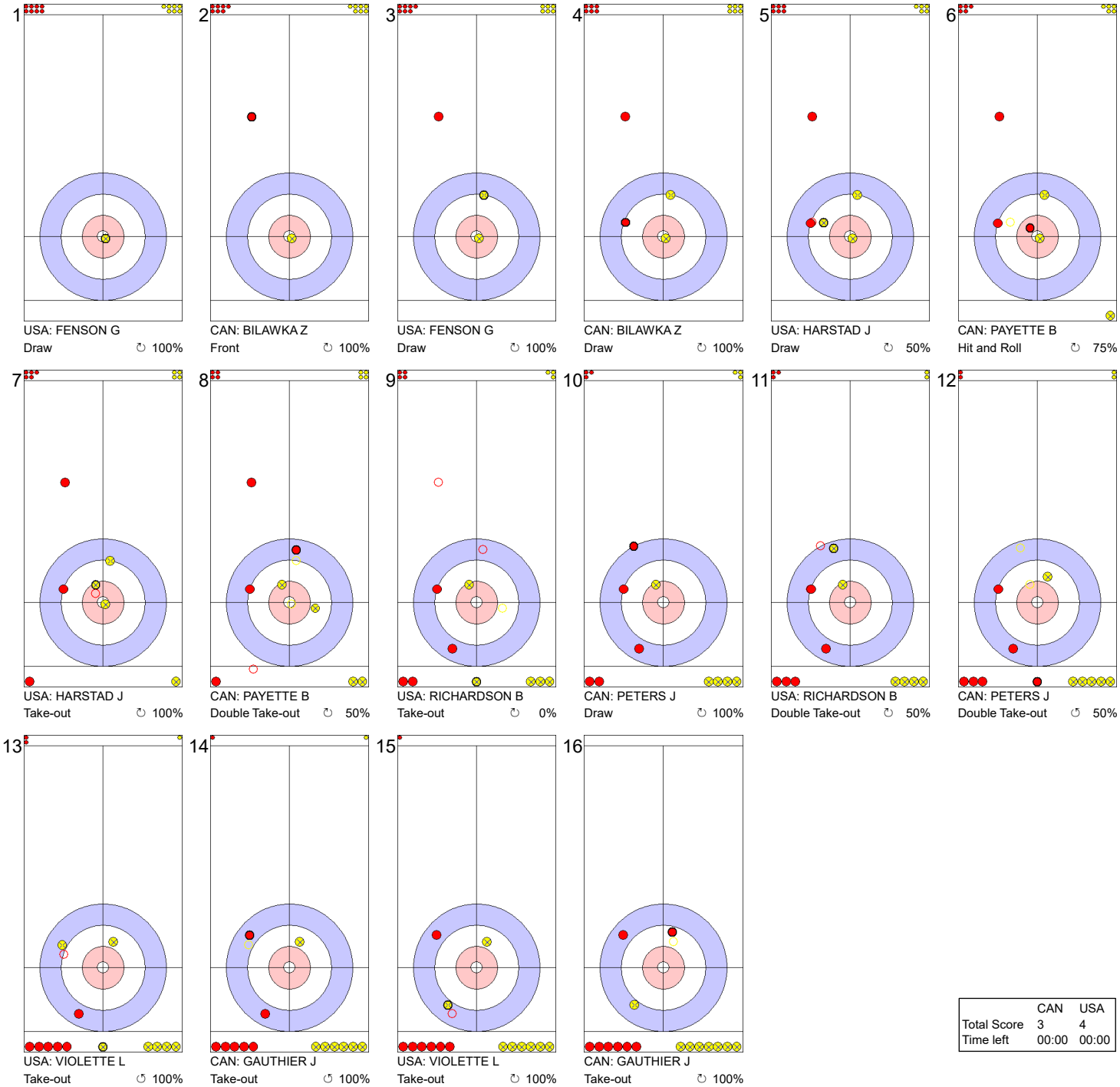

	CAN	USA
Total Score	3	4
Time left	00:00	00:00

Legend:

↻ Clockwise ↺ Counter-clockwise - Not considered

Game - Shot by Shot

End 9 — **CAN - Canada 3 + 1** (this end) **= 4** — **USA - United States 4 + 0** (this end) **= 4**

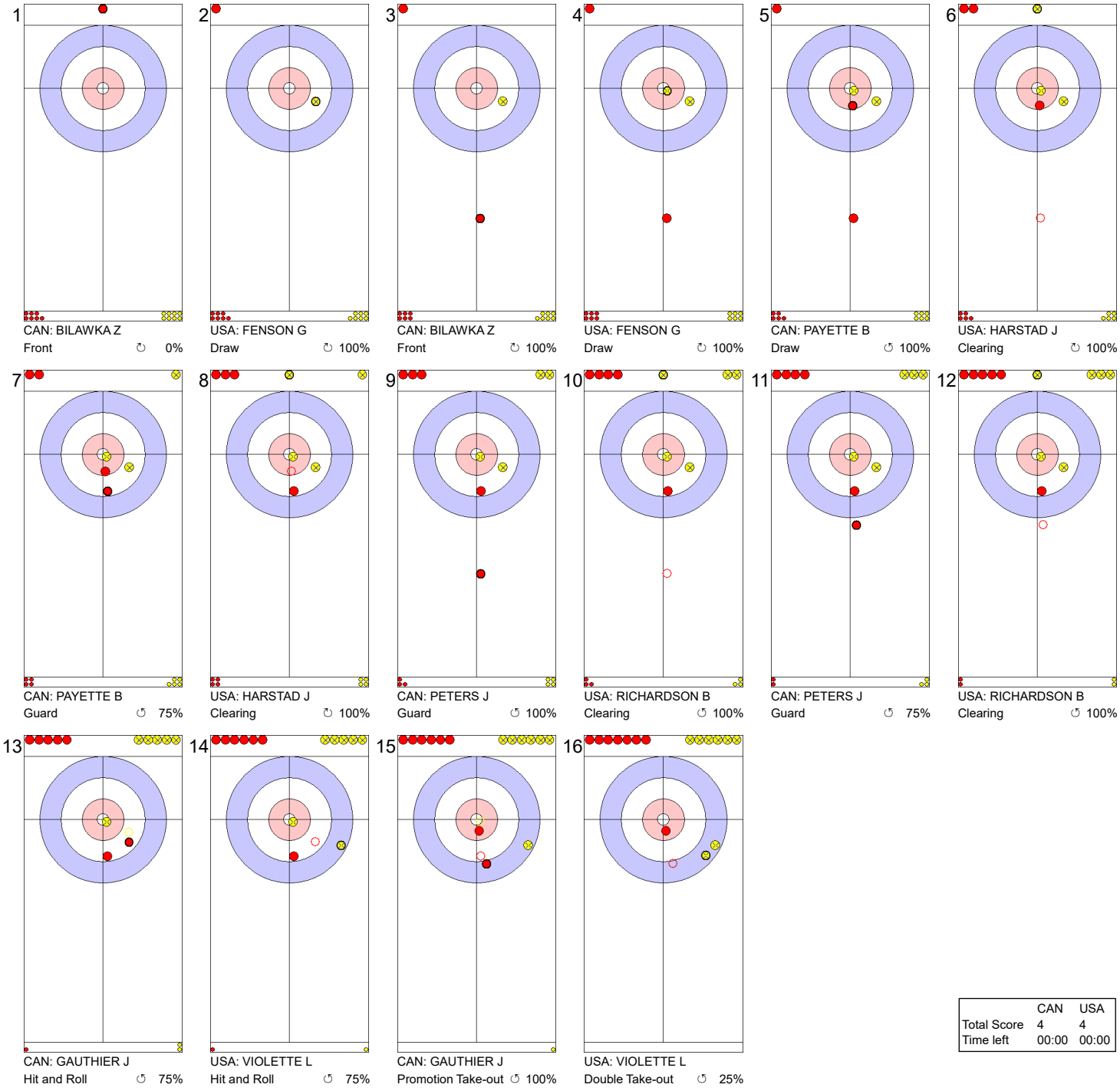

	CAN	USA
Total Score	4	4
Time left	00:00	00:00

Legend:

↻ Clockwise ↺ Counter-clockwise - Not considered

Game - Shot by Shot

End 10 **CAN - Canada 4 + 0** (this end) **= 4** **USA - United States 4 + 1** (this end) **= 5**

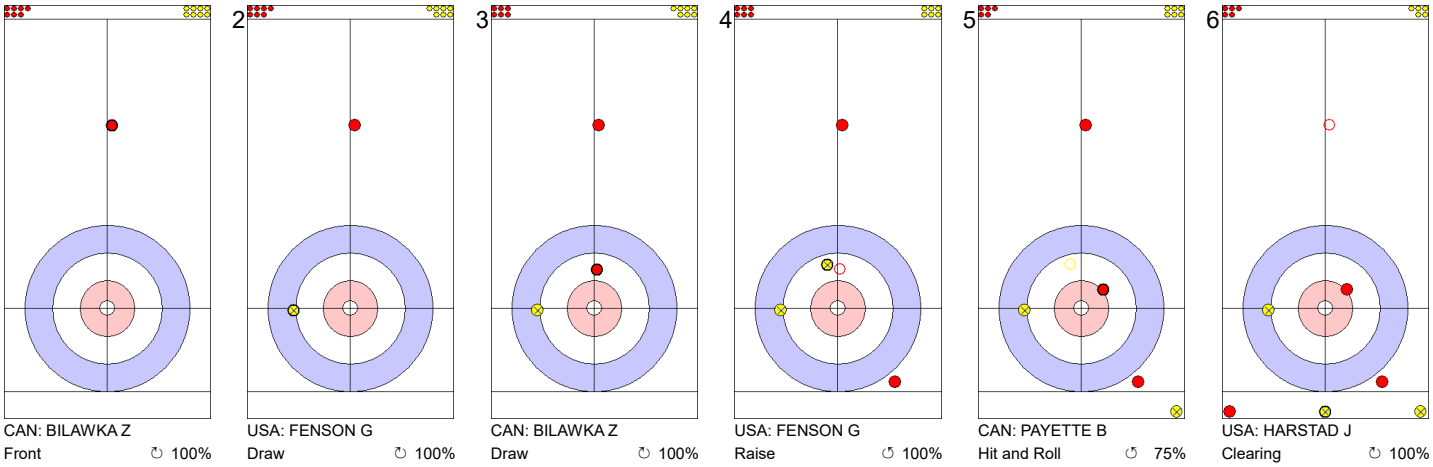

	1	2	3	4	5	6
	CAN: BILAWKA Z	USA: FENSON G	CAN: BILAWKA Z	USA: FENSON G	CAN: PAYETTE B	USA: HARSTAD J
	Front ↻ 100%	Draw ↻ 100%	Draw ↻ 100%	Raise ↺ 100%	Hit and Roll ↺ 75%	Clearing ↻ 100%

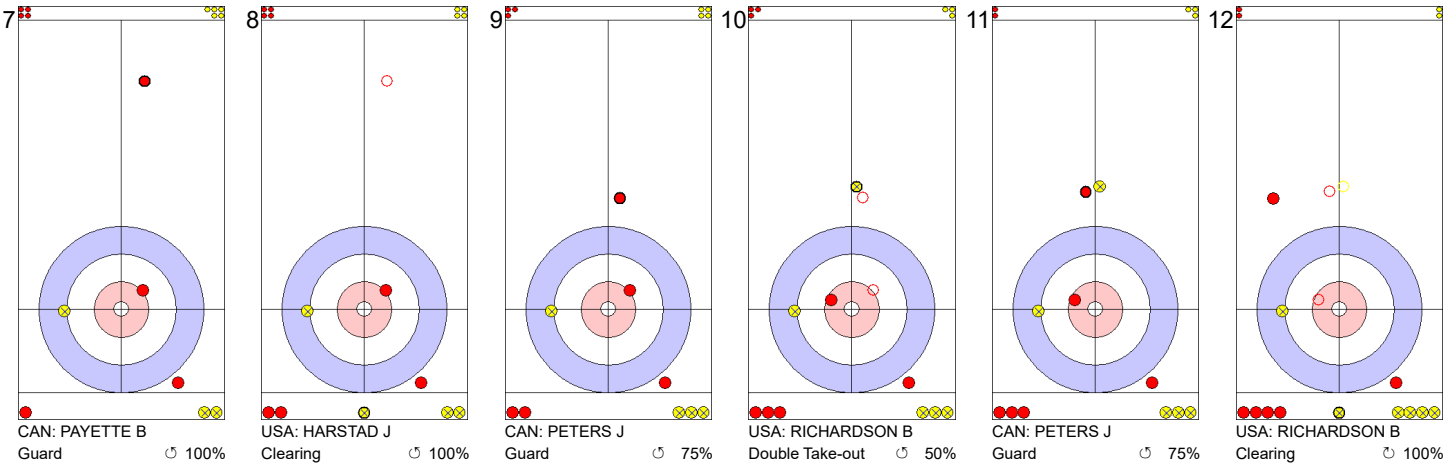

	7	8	9	10	11	12
	CAN: PAYETTE B	USA: HARSTAD J	CAN: PETERS J	USA: RICHARDSON B	CAN: PETERS J	USA: RICHARDSON B
	Guard ↻ 100%	Clearing ↻ 100%	Guard ↺ 75%	Double Take-out ↺ 50%	Guard ↺ 75%	Clearing ↻ 100%
						Time-out

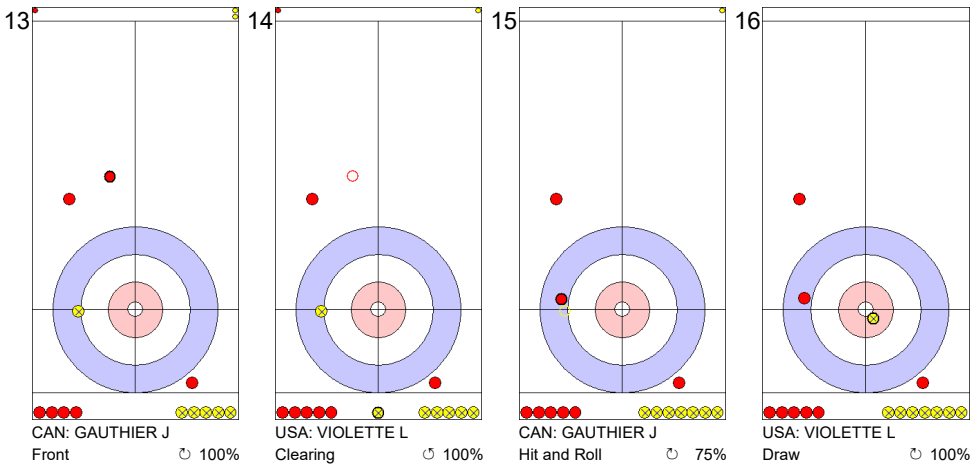

	13	14	15	16
	CAN: GAUTHIER J	USA: VIOLETTE L	CAN: GAUTHIER J	USA: VIOLETTE L
	Front ↻ 100%	Clearing ↻ 100%	Hit and Roll ↺ 75%	Draw ↻ 100%
	Time-out			

	CAN	USA
Total Score	4	5
Time left	02:31	01:02

Legend:
↻ Clockwise ↺ Counter-clockwise - Not considered

Game Results

Sheet	Game	Team	LSFE	1	2	3	4	5	6	7	8	9	10	Extra Ends			Total
B	1	RUS - Russia		0	1	0	0	2	0	2	1	1	0	0				7
	1	NZL - New Zealand	*	3	0	2	0	0	1	0	0	0	1	1				8

RUS - Russia		Shot Success Game	Shot Success All
4 S	DUDOV Andrey	69%	69%
3 V	KAZACHKOV Ivan	67%	67%
2	VLASENKO Mikhail	73%	73%
1	LYSAKOV Nikolai	81%	81%
A	KARETNIKOV Artem	61%	61%
	Team Total	71%	71%

Last Stone Draw		Distance
↻	LYSAKOV Nikolai	95.3cm
↺	DUDOV Andrey	116.8cm
Total		**212.1cm**

Time remaining: 3 minutes 43 seconds
0 minutes 16 seconds (after extra end)

Time-out: End 10 - RUS stone 5; End 11 - RUS stone 7

KARETNIKOV A replaced KAZACHKOV I at the beginning of end 4
Revised line-up: (4 V) DUDOV A, (3 S) KARETNIKOV A, (2) VLASENKO M, (1) LYSAKOV N

NZL - New Zealand		Shot Success Game	Shot Success All
4 V	HOOD Anton	75%	75%
3	SMITH Ben	75%	75%
2 S	NEILSON Matthew	68%	68%
1	WALKER Hunter	73%	73%
A	APUWAI-BISHOP Jayden	-	-
	Team Total	73%	73%

Last Stone Draw		Distance
↻	WALKER Hunter	96.8cm
↺	HOOD Anton	76.2cm
Total		**173.0cm**

Time remaining: 1 minute 53 seconds
1 minute 7 seconds (after extra end)

Time-out: End 9 - NZL stone 6; End 11 - NZL stone 7

RUS - Russia		↻		↺		Game	
4 DUDOV Andrey	Draws	11	77%	2	75%	13	77%
	Take-outs	5	75%	4	38%	9	58%
	Total	16	77%	6	50%	22	69%
3 KAZACHKOV Ivan	Draws	1	50%	0	-	1	50%
	Take-outs	4	88%	1	0%	5	70%
	Total	5	80%	1	0%	6	67%
2 VLASENKO Mikhail	Draws	5	80%	4	56%	9	69%
	Take-outs	7	82%	6	67%	13	75%
	Total	12	81%	10	63%	22	73%
1 LYSAKOV Nikolai	Draws	10	83%	12	79%	22	81%
	Take-outs	0	-	0	-	0	-
	Total	10	83%	12	79%	22	81%
A KARETNIKOV Artem	Draws	7	57%	2	100%	9	67%
	Take-outs	2	75%	5	45%	7	54%
	Total	9	61%	7	61%	16	61%
Team	Draws	34	74%	20	76%	54	75%
	Take-outs	18	81%	16	48%	34	65%
	Total	52	76%	36	64%	88	71%

NZL - New Zealand		↻		↺		Game	
4 HOOD Anton	Draws	8	75%	4	94%	12	81%
	Take-outs	6	54%	4	88%	10	68%
	Total	14	66%	8	91%	22	75%
3 SMITH Ben	Draws	6	58%	3	33%	9	50%
	Take-outs	9	94%	4	88%	13	92%
	Total	15	80%	7	64%	22	75%
2 NEILSON Matthew	Draws	6	79%	1	0%	7	68%
	Take-outs	8	63%	7	75%	15	68%
	Total	14	70%	8	66%	22	68%
1 WALKER Hunter	Draws	16	75%	4	56%	20	71%
	Take-outs	2	88%	0	-	2	88%
	Total	18	76%	4	56%	22	73%
A APUWAI-BISHOP Jayden	Draws	0	-	0	-	0	-
	Take-outs	0	-	0	-	0	-
	Total	0	-	0	-	0	-
Team	Draws	36	73%	12	58%	48	69%
	Take-outs	25	74%	15	82%	40	77%
	Total	61	73%	27	71%	88	73%

Note:
Position and function for each team member:
4 = Fourth, **3** = Third, **2** = Second, **1** = Lead, **A** = Alternate, **S** = Skip, **V** = Vice-Skip

Legend:
↻ Clockwise ↺ Counter-clockwise **LSFE(*)** Last Stone First End

CURLIT Curling Information Technology Ltd.

Game - Shot by Shot

End 1 — **RUS - Russia** 0 + 0 (this end) = 0 — **NZL - New Zealand** 0 + 3 (this end) = 3



	RUS	NZL
Total Score	0	3
Time left	00:00	00:00

Legend:

↻ Clockwise ↺ Counter-clockwise - Not considered

Game - Shot by Shot

End 2 — **RUS - Russia** **0 + 1** (this end) **= 1** — **NZL - New Zealand** **3 + 0** (this end) **= 3**

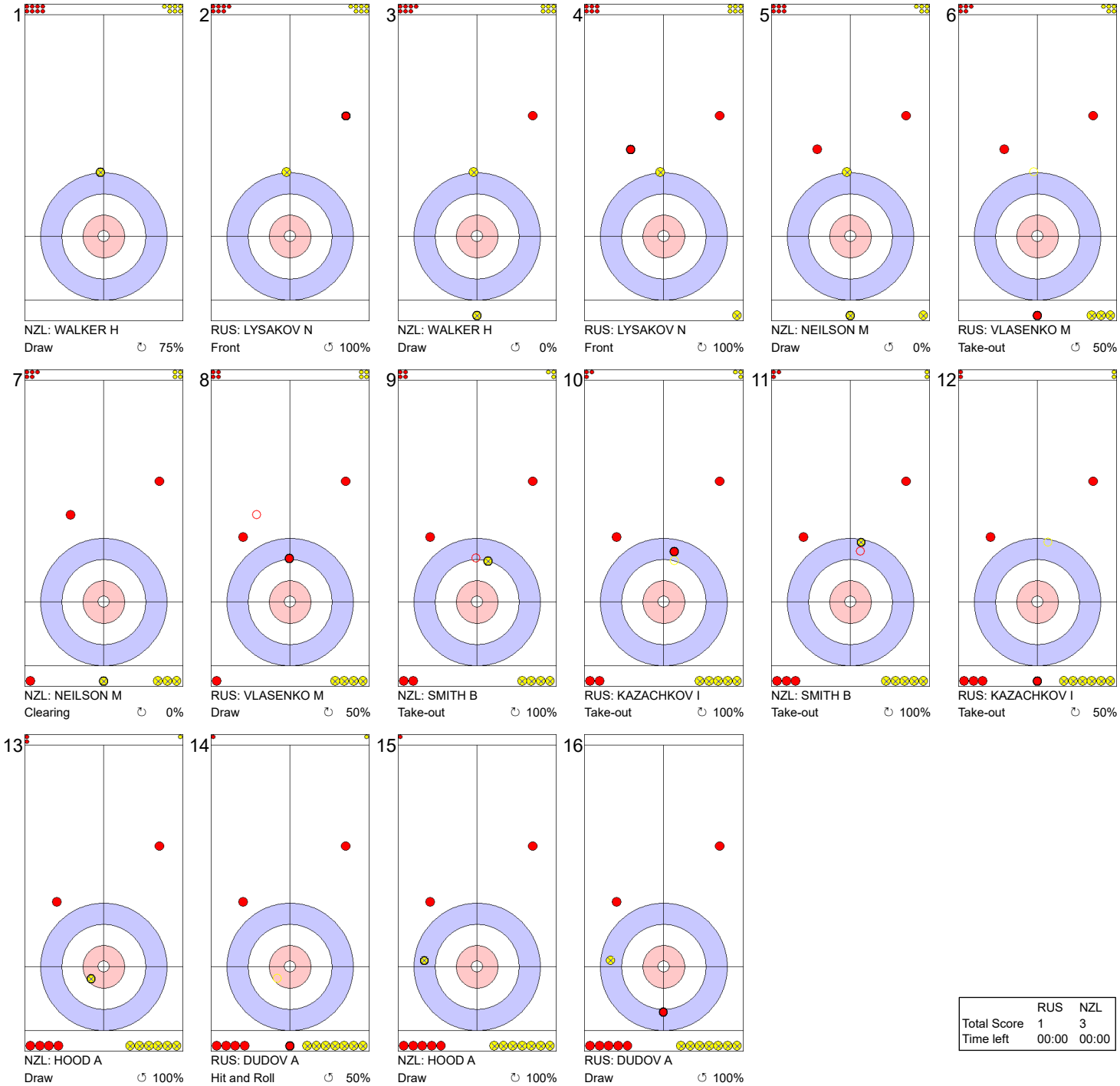

	RUS	NZL
Total Score	1	3
Time left	00:00	00:00

Legend:

↻ Clockwise ↺ Counter-clockwise - Not considered

Game - Shot by Shot

End 3 — **RUS - Russia 1 + 0** (this end) **= 1** — **NZL - New Zealand 3 + 2** (this end) **= 5**

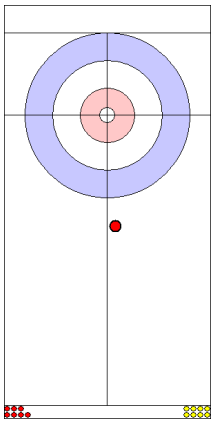

1 RUS: LYSAKOV N
Front ↻ 100%

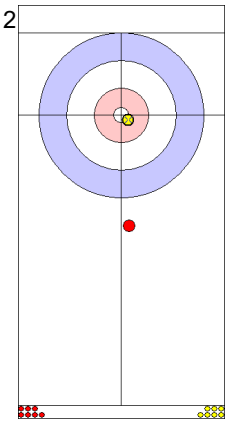

2 NZL: WALKER H
Draw ↻ 100%

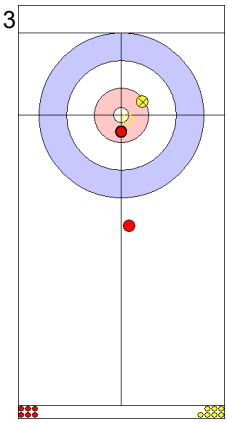

3 RUS: LYSAKOV N
Raise ↻ 100%

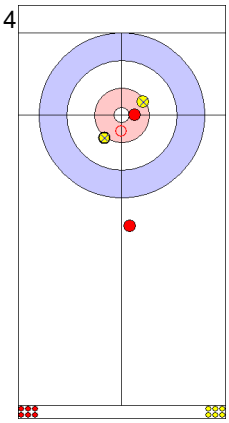

4 NZL: WALKER H
Raise ↻ 50%

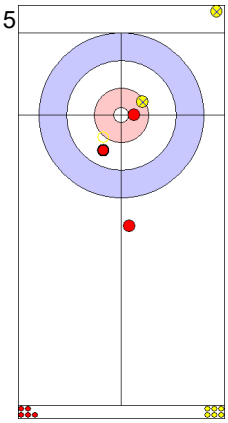

5 RUS: VLASENKO M
Take-out ↻ 100%

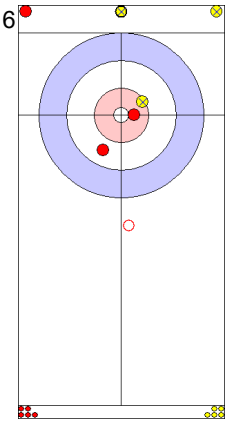

6 NZL: NEILSON M
Clearing ↺ 100%

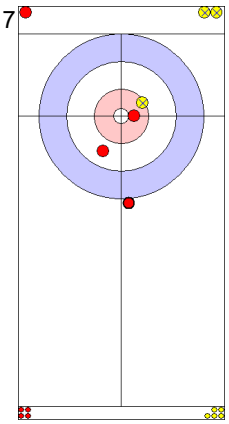

7 RUS: VLASENKO M
Guard ↻ 100%

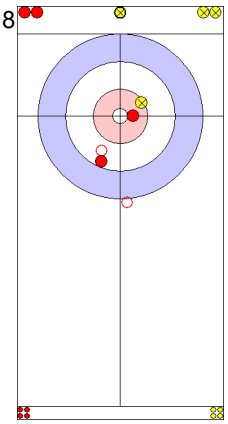

8 NZL: NEILSON M
Double Take-out ↺ 75%

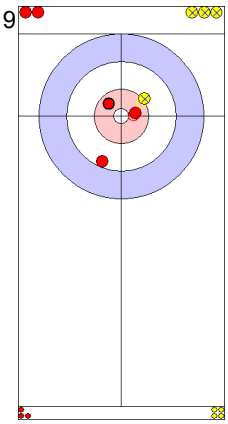

9 RUS: KAZACHKOV I
Draw ↻ 50%

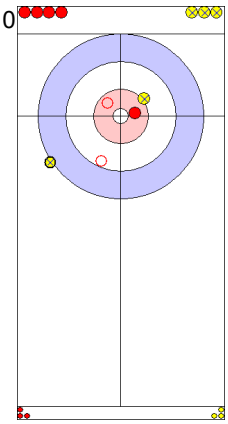

10 NZL: SMITH B
Double Take-out ↻ 100%

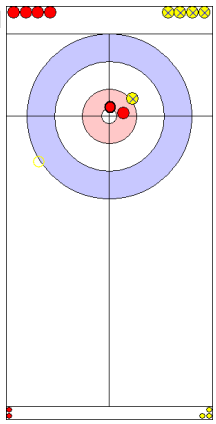

11 RUS: KAZACHKOV I
Hit and Roll ↻ 100%

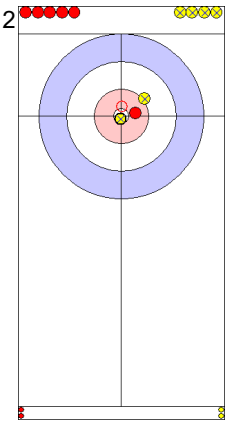

12 NZL: SMITH B
Take-out ↺ 100%

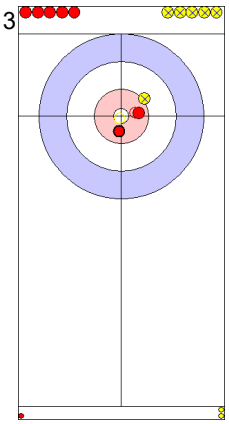

13 RUS: DUDOV A
Take-out ↻ 100%

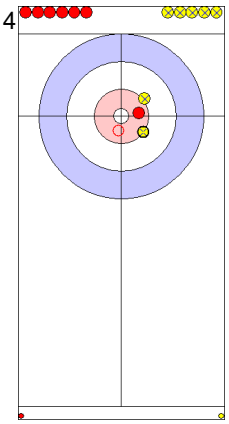

14 NZL: HOOD A
Double Take-out ↺ 50%

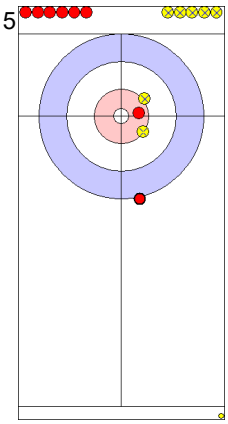

15 RUS: DUDOV A
Draw ↻ 75%

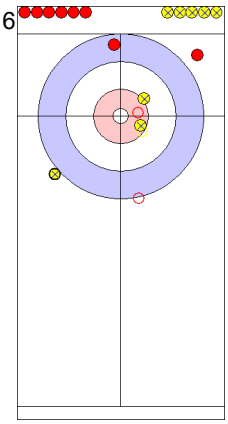

16 NZL: HOOD A
Promotion Take-out ↺ 100%

	RUS	NZL
Total Score	1	5
Time left	00:00	00:00

Legend:
↻ Clockwise ↺ Counter-clockwise - Not considered

Game - Shot by Shot

End 4 — **RUS - Russia 1 + 0** (this end) **= 1** — **NZL - New Zealand 5 + 0** (this end) **= 5**

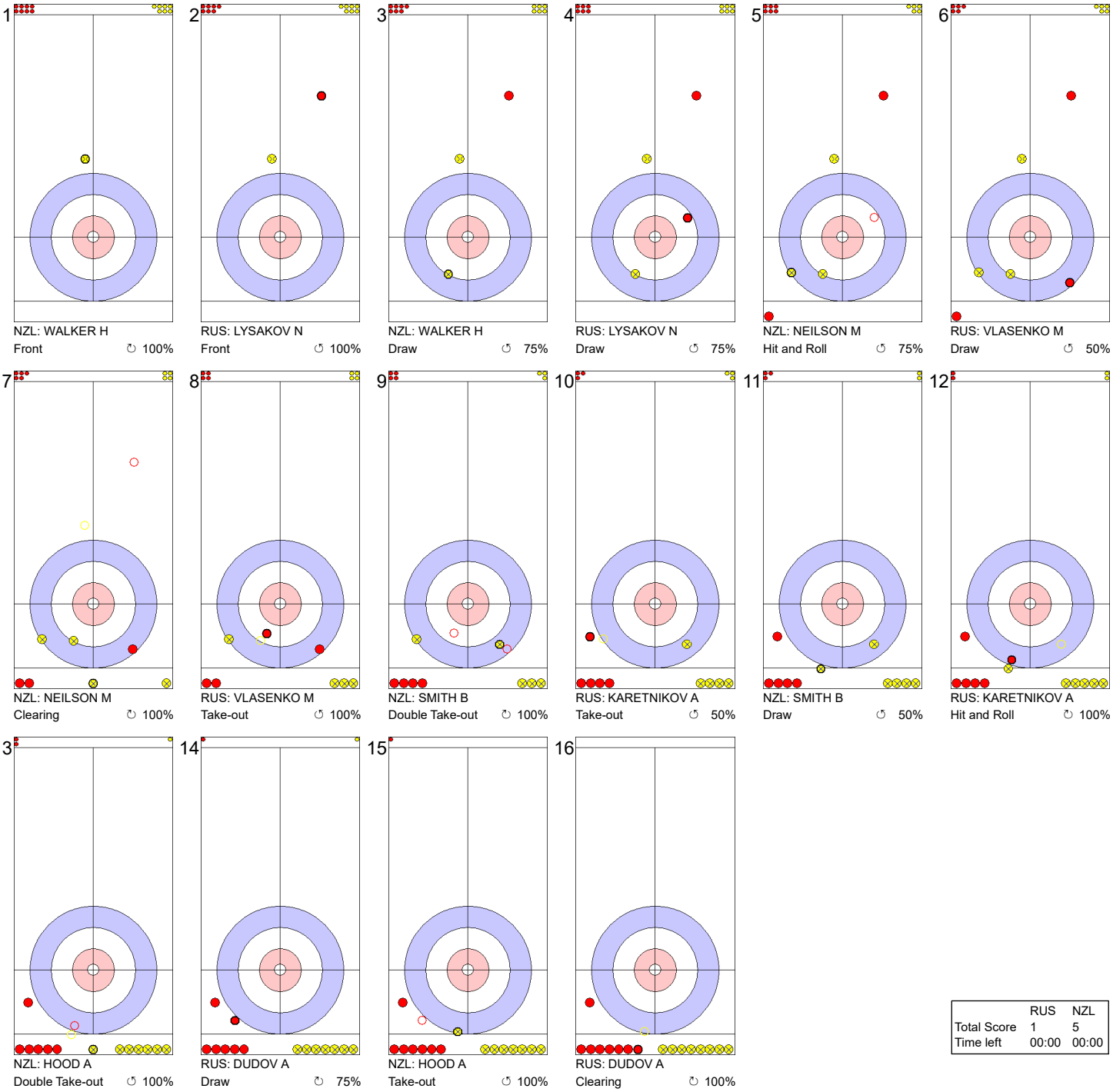

	RUS	NZL
Total Score	1	5
Time left	00:00	00:00

Legend:

↻ Clockwise ↺ Counter-clockwise - Not considered

Game - Shot by Shot

End 5 **RUS - Russia** **1 + 2** (this end) **= 3** **NZL - New Zealand** **5 + 0** (this end) **= 5**



	RUS	NZL
Total Score	3	5
Time left	00:00	00:00

Legend:
↻ Clockwise ↺ Counter-clockwise - Not considered

Game - Shot by Shot

End 6 — **RUS - Russia 3 + 0** (this end) **= 3** — **NZL - New Zealand 5 + 1** (this end) **= 6**

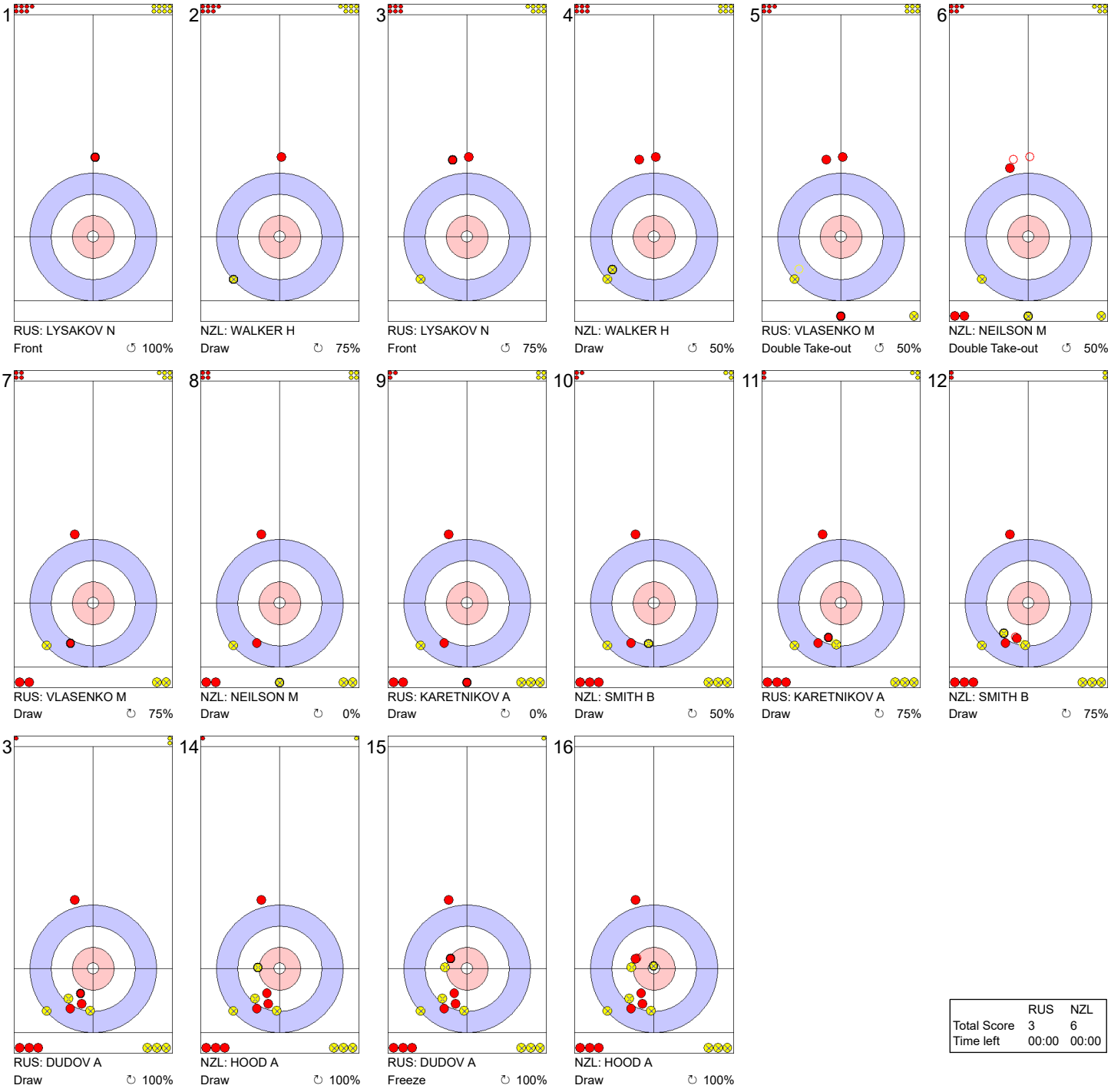

	RUS	NZL
Total Score	3	6
Time left	00:00	00:00

Legend:
↻ Clockwise ↺ Counter-clockwise - Not considered

Game - Shot by Shot

End 7 — **RUS - Russia** 3 + 2 (this end) = 5 — **NZL - New Zealand** 6 + 0 (this end) = 6

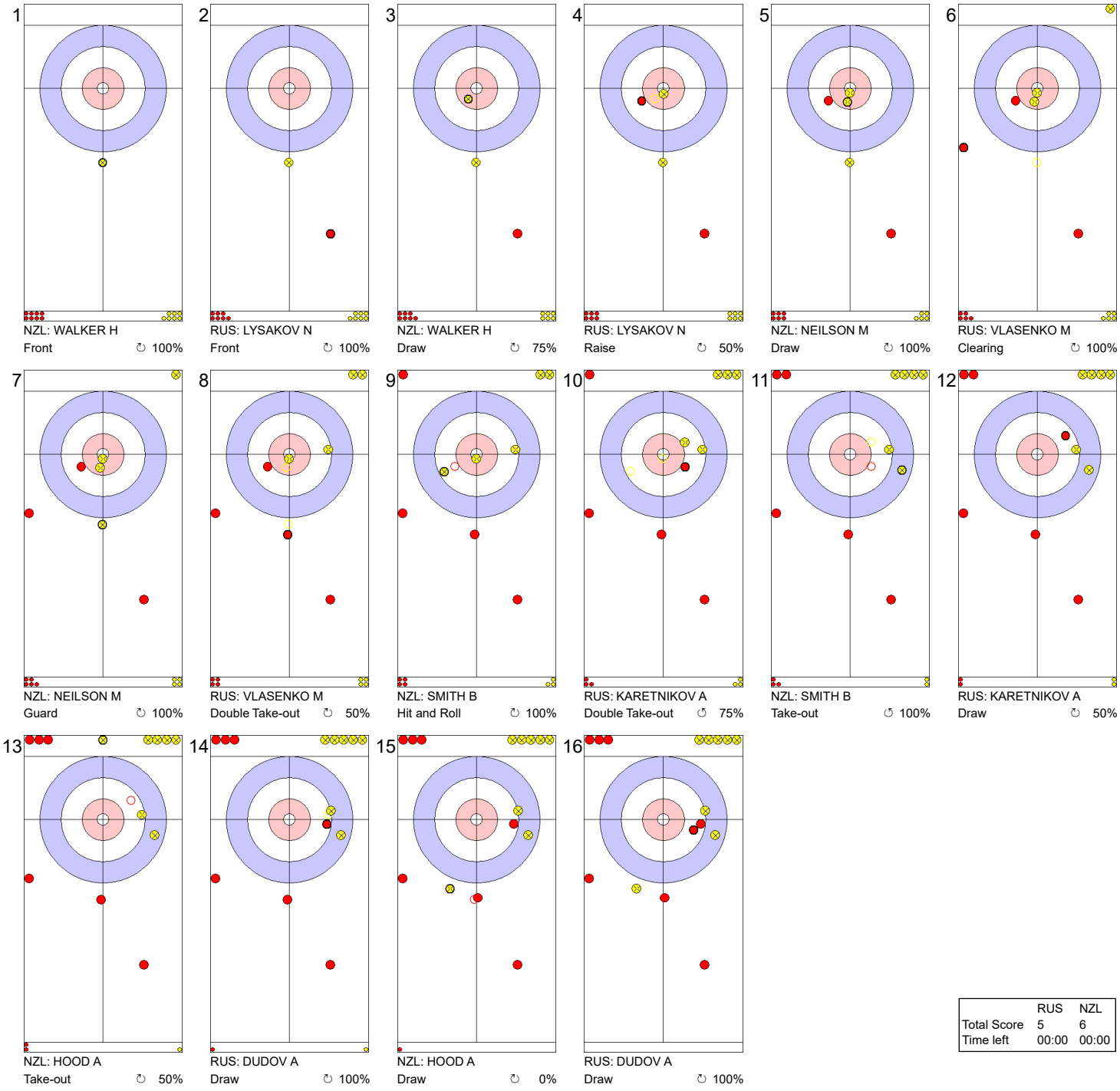

	RUS	NZL
Total Score	5	6
Time left	00:00	00:00

Legend:
↻ Clockwise ↺ Counter-clockwise - Not considered

Game - Shot by Shot

End 8 — **RUS - Russia 5 + 1** (this end) **= 6** — **NZL - New Zealand 6 + 0** (this end) **= 6**

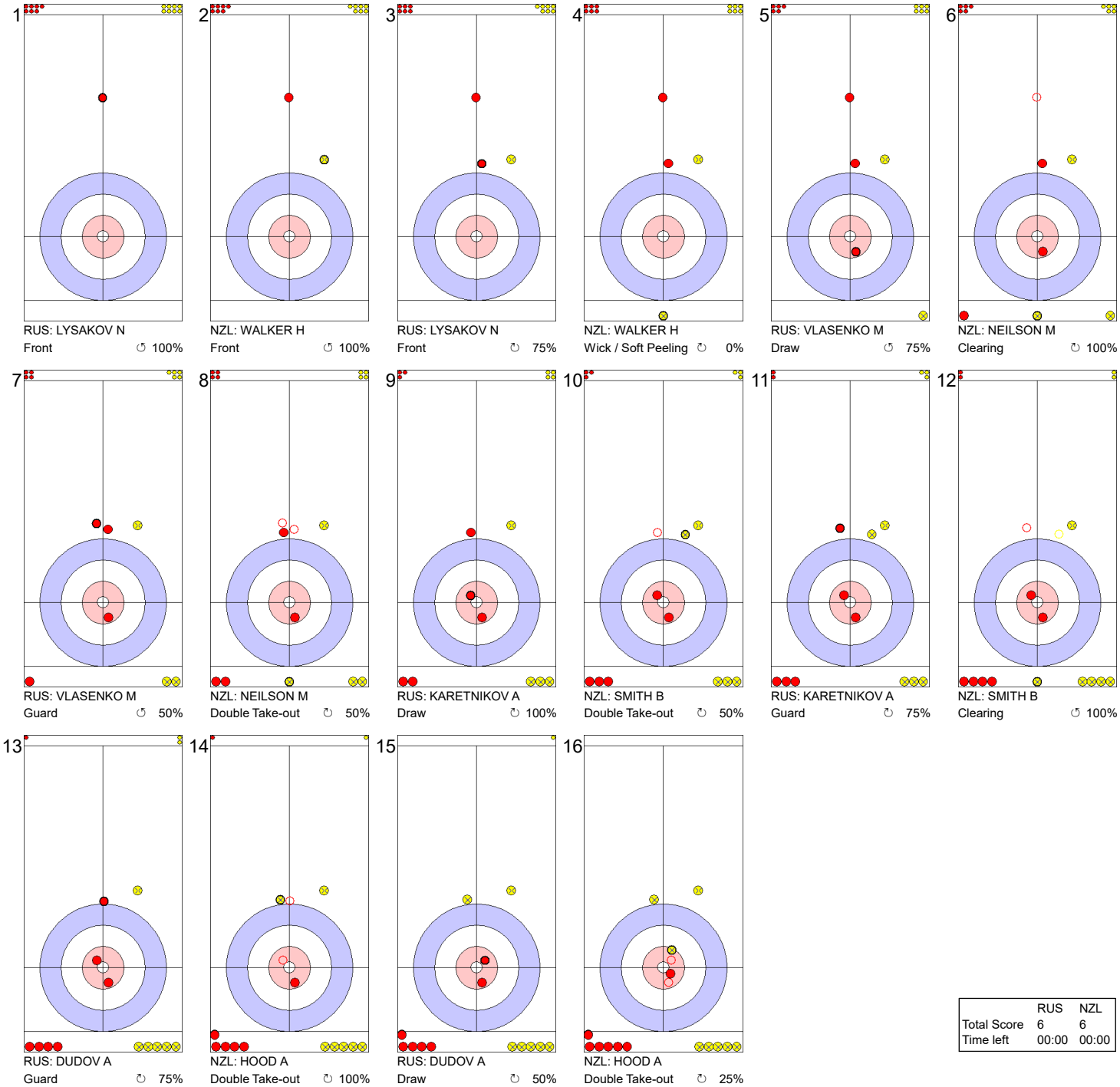

	RUS	NZL
1	RUS: LYSAKOV N Front ↻ 100%	NZL: WALKER H Front ↺ 100%
2	NZL: WALKER H Front ↺ 100%	RUS: LYSAKOV N Front ↻ 75%
3	RUS: LYSAKOV N Front ↻ 75%	NZL: WALKER H Wick / Soft Peeling ↻ 0%
4	NZL: WALKER H Wick / Soft Peeling ↻ 0%	RUS: VLASENKO M Draw ↺ 75%
5	RUS: VLASENKO M Draw ↺ 75%	NZL: NEILSON M Clearing ↻ 100%
6	NZL: NEILSON M Clearing ↻ 100%	RUS: VLASENKO M Guard ↺ 50%
7	RUS: VLASENKO M Guard ↺ 50%	NZL: NEILSON M Double Take-out ↻ 50%
8	NZL: NEILSON M Double Take-out ↻ 50%	RUS: KARETNIKOV A Draw ↻ 100%
9	RUS: KARETNIKOV A Draw ↻ 100%	NZL: SMITH B Double Take-out ↻ 50%
10	NZL: SMITH B Double Take-out ↻ 50%	RUS: KARETNIKOV A Guard ↺ 75%
11	RUS: KARETNIKOV A Guard ↺ 75%	NZL: SMITH B Clearing ↻ 100%
12	NZL: SMITH B Clearing ↻ 100%	RUS: DUDOV A Guard ↺ 75%
13	RUS: DUDOV A Guard ↺ 75%	NZL: HOOD A Double Take-out ↻ 100%
14	NZL: HOOD A Double Take-out ↻ 100%	RUS: DUDOV A Draw ↻ 50%
15	RUS: DUDOV A Draw ↻ 50%	NZL: HOOD A Double Take-out ↻ 25%
16	NZL: HOOD A Double Take-out ↻ 25%	

	RUS	NZL
Total Score	6	6
Time left	00:00	00:00

Legend:

↻ Clockwise ↺ Counter-clockwise - Not considered

Game - Shot by Shot

End 9 — **RUS - Russia 6 + 1** (this end) **= 7** — **NZL - New Zealand 6 + 0** (this end) **= 6**



	RUS	NZL
Total Score	7	6
Time left	00:00	00:00

Legend:

↻ Clockwise ↺ Counter-clockwise - Not considered

Game - Shot by Shot

End 10 **RUS - Russia 7 + 0** (this end) **= 7** **NZL - New Zealand 6 + 1** (this end) **= 7**



	RUS	NZL
Total Score	7	7
Time left	03:43	01:53

Legend:
↻ Clockwise ↺ Counter-clockwise - Not considered

Game - Shot by Shot

End 11 **RUS - Russia 7 + 0 (this end) = 7** **NZL - New Zealand 7 + 1 (this end) = 8**

1
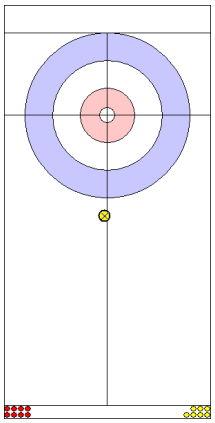
NZL: WALKER H
Front ↻ 100%

2
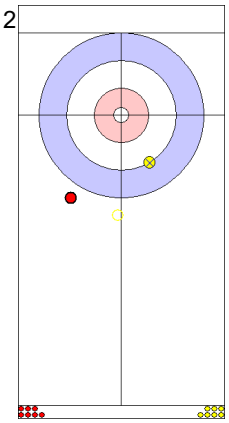
RUS: LYSAKOV N
Wick / Soft Peeling ↺ 100%

3
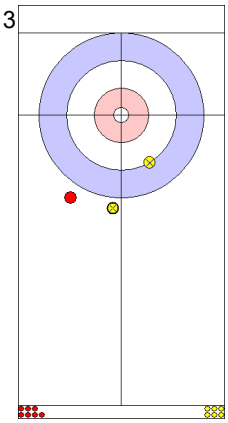
NZL: WALKER H
Front ↻ 100%

4
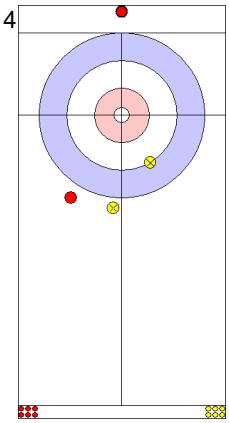
RUS: LYSAKOV N
Wick / Soft Peeling ↺ 0%

5
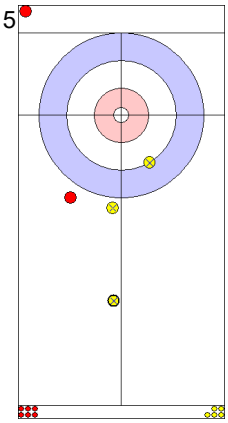
NZL: NEILSON M
Guard ↻ 100%

6
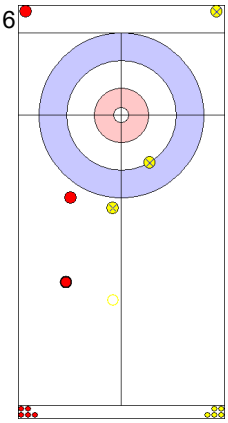
RUS: VLASENKO M
Clearing ↻ 75%

7
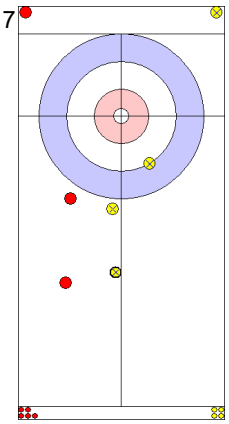
NZL: NEILSON M
Front ↻ 100%

8
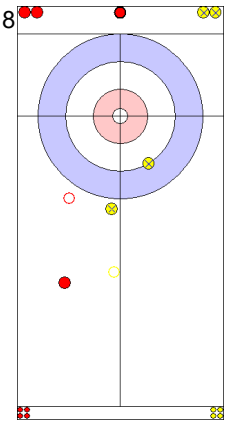
RUS: VLASENKO M
Clearing ↻ 100%

9
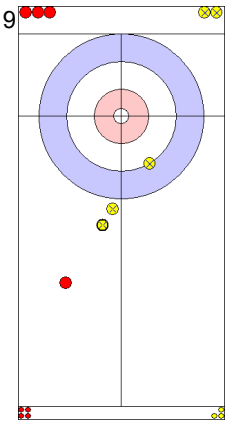
NZL: SMITH B
Front ↻ 75%

10
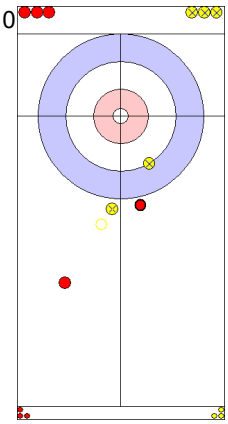
RUS: KARETNIKOV A
Clearing ↻ 50%

11
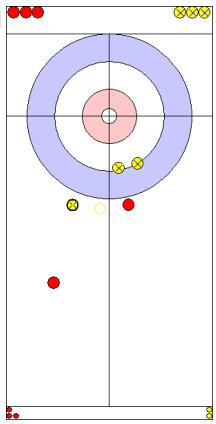
NZL: SMITH B
Raise ↻ 75%

12
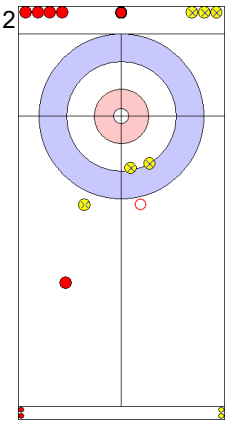
RUS: KARETNIKOV A
Promotion Take-out ↺ 0%

13
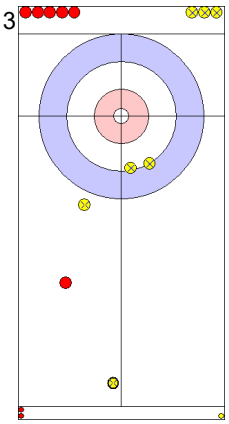
NZL: HOOD A
Front ↻ 75%
Time-out

14
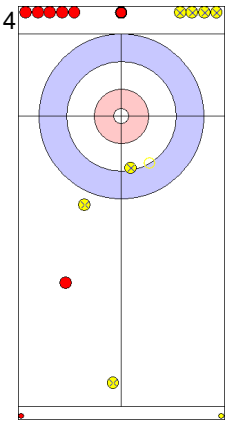
RUS: DUDOV A
Double Take-out ↺ 50%
Time-out

15
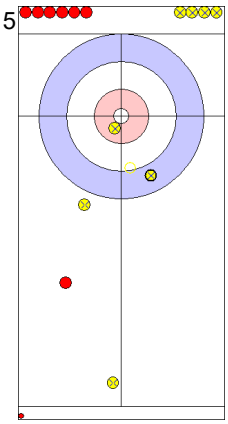
NZL: HOOD A
Raise ↻ 100%

16
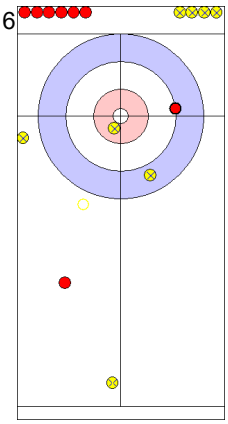
RUS: DUDOV A
Raise ↻ 0%

	RUS	NZL
Total Score	7	8
Time left	00:16	01:07

Legend:
↻ Clockwise ↺ Counter-clockwise - Not considered

Game Results

Sheet	Game	Team	LSFE	1	2	3	4	5	6	7	8	9	10	Extra Ends			Total
C	1	SCO - Scotland	*	0	0	1	0	0	1	0	1	1	0	0				4
	1	ITA - Italy		0	1	0	1	0	0	1	0	0	1	1				5

SCO - Scotland		Shot Success Game	All
4 S	CRAIK James	79 %	79 %
3 V	WATT Mark	68 %	68 %
2	HASWELL Blair	78 %	78 %
1	RYDER Niall	77 %	77 %
A	BRYCE Angus	-	-
	Team Total	76 %	76 %

Last Stone Draw		Distance
↻	HASWELL Blair	62.2cm
↺	CRAIK James	13.3cm
Total		**75.5cm**

Time remaining: 1 minute 3 seconds
1 minute 17 seconds (after extra end)

Time-out: End 10 - SCO stone 5; End 11 - SCO stone 8

ITA - Italy		Shot Success Game	All
4 S	COLLI Giacomo	80 %	80 %
3 V	ZISA Alberto	80 %	80 %
2	DE ZANNA Francesco	72 %	72 %
1	PIFFER Simone	90 %	90 %
A	CASAGRANDE Luca	-	-
	Team Total	80 %	80 %

Last Stone Draw		Distance
↻	COLLI Giacomo	199.6cm
↺	PIFFER Simone	61.1cm
Total		**260.7cm**

Time remaining: 1 minute 2 seconds
1 minute 47 seconds (after extra end)

Time-out: End 10 - ITA stone 6

SCO - Scotland		↻		↺		Game	
4 CRAIK James	Draws	3	67 %	5	60 %	8	63 %
	Take-outs	8	81 %	5	100 %	13	88 %
	Total	11	77 %	10	80 %	21	79 %
3 WATT Mark	Draws	9	58 %	3	58 %	12	58 %
	Take-outs	5	75 %	5	85 %	10	80 %
	Total	14	64 %	8	75 %	22	68 %
2 HASWELL Blair	Draws	8	72 %	1	100 %	9	75 %
	Take-outs	4	88 %	9	78 %	13	81 %
	Total	12	77 %	10	80 %	22	78 %
1 RYDER Niall	Draws	14	80 %	5	65 %	19	76 %
	Take-outs	1	100 %	2	75 %	3	83 %
	Total	15	82 %	7	68 %	22	77 %
A BRYCE Angus	Draws	0	-	0	-	0	-
	Take-outs	0	-	0	-	0	-
	Total	0	-	0	-	0	-
Team	Draws	34	71 %	14	64 %	48	69 %
	Take-outs	18	82 %	21	85 %	39	83 %
	Total	52	75 %	35	76 %	87	76 %

ITA - Italy		↻		↺		Game	
4 COLLI Giacomo	Draws	4	100 %	2	25 %	6	75 %
	Take-outs	4	63 %	12	88 %	16	81 %
	Total	8	81 %	14	79 %	22	80 %
3 ZISA Alberto	Draws	4	81 %	2	50 %	6	71 %
	Take-outs	5	95 %	11	77 %	16	83 %
	Total	9	89 %	13	73 %	22	80 %
2 DE ZANNA Francesco	Draws	4	56 %	4	69 %	8	63 %
	Take-outs	7	68 %	7	86 %	14	77 %
	Total	11	64 %	11	80 %	22	72 %
1 PIFFER Simone	Draws	5	65 %	14	96 %	19	88 %
	Take-outs	3	100 %	0	-	3	100 %
	Total	8	78 %	14	96 %	22	90 %
A CASAGRANDE Luca	Draws	0	-	0	-	0	-
	Take-outs	0	-	0	-	0	-
	Total	0	-	0	-	0	-
Team	Draws	17	75 %	22	81 %	39	78 %
	Take-outs	19	79 %	30	83 %	49	82 %
	Total	36	77 %	52	82 %	88	80 %

Note:
Position and function for each team member:
4 = Fourth, **3** = Third, **2** = Second, **1** = Lead, **A** = Alternate, **S** = Skip, **V** = Vice-Skip

Legend:
↻ Clockwise ↺ Counter-clockwise **LSFE(*)** Last Stone First End

CURLIT Curling Information Technology Ltd.

Game - Shot by Shot

End 1 — **SCO - Scotland 0 + 0** (this end) **= 0** — **ITA - Italy 0 + 0** (this end) **= 0**



1	2	3	4	5	6
ITA: PIFFER S	SCO: RYDER N	ITA: PIFFER S	SCO: RYDER N	ITA: DE ZANNA F	SCO: HASWELL B
Draw ↻ 100%	Take-out ↻ 100%	Take-out ↻ 100%	Take-out ↻ 100%	Take-out ↺ 50%	Front ↻ 100%
7	**8**	**9**	**10**	**11**	**12**
ITA: DE ZANNA F	SCO: HASWELL B	ITA: ZISA A	SCO: WATT M	ITA: ZISA A	SCO: WATT M
Clearing ↺ 100%	Draw ↻ 0%	Draw ↻ 0%	Draw ↻ 100%	Take-out ↺ 50%	Draw ↻ 75%
13	**14**	**15**	**16**		
ITA: COLLI G	SCO: CRAIK J	ITA: COLLI G	SCO: CRAIK J		
Take-out ↺ 50%	Draw ↻ 100%	Take-out ↻ 50%	Through -		

	SCO	ITA
Total Score	0	0
Time left	00:00	00:00

Legend:
↻ Clockwise ↺ Counter-clockwise - Not considered

Game - Shot by Shot

End 2 — **SCO - Scotland** **0 + 0** (this end) **= 0** — **ITA - Italy** **0 + 1** (this end) **= 1**

1	2	3	4	5	6
ITA: PIFFER S	SCO: RYDER N	ITA: PIFFER S	SCO: RYDER N	ITA: DE ZANNA F	SCO: HASWELL B
Draw ↻ 0%	Front ↻ 100%	Draw ↻ 100%	Draw ↻ 100%	Draw ↻ 75%	Double Take-out ↺ 50%

7	8	9	10	11	12
ITA: DE ZANNA F	SCO: HASWELL B	ITA: ZISA A	SCO: WATT M	ITA: ZISA A	SCO: WATT M
Double Take-out ↻ 25%	Take-out ↺ 100%	Take-out ↺ 50%	Draw ↺ 0%	Hit and Roll ↻ 100%	Promotion Take-out ↻ 100%

13	14	15	16
ITA: COLLI G	SCO: CRAIK J	ITA: COLLI G	SCO: CRAIK J
Hit and Roll ↻ 100%	Take-out ↺ 100%	Take-out ↺ 100%	Clearing ↻ 0%

	SCO	ITA
Total Score	0	1
Time left	00:00	00:00

Legend:
↻ Clockwise ↺ Counter-clockwise - Not considered

Game - Shot by Shot

End 3 — **SCO - Scotland 0 + 1** (this end) **= 1** — **ITA - Italy 1 + 0** (this end) **= 1**

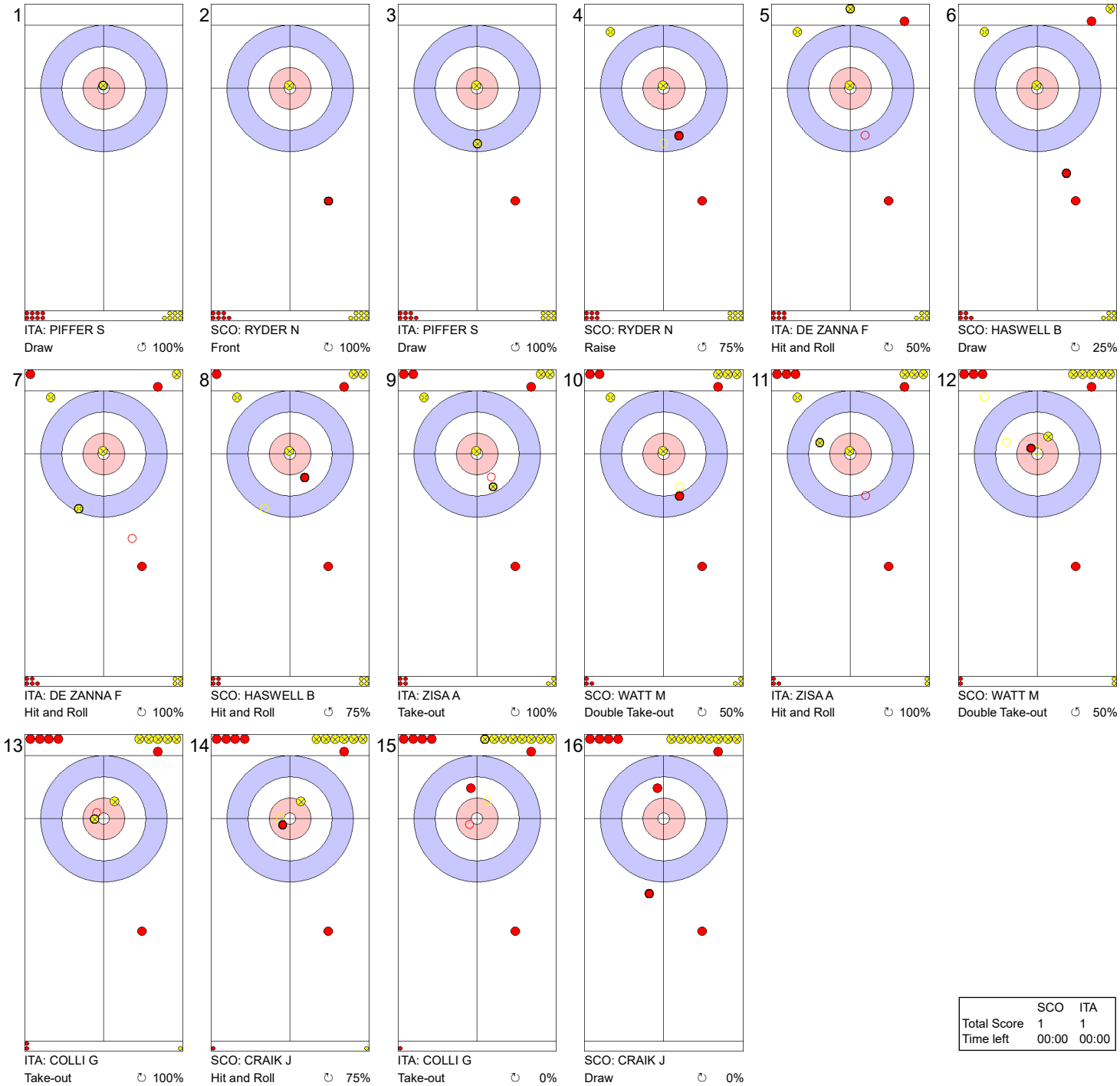

	1	2	3	4	5	6
	ITA: PIFFER S	SCO: RYDER N	ITA: PIFFER S	SCO: RYDER N	ITA: DE ZANNA F	SCO: HASWELL B
	Draw ↻ 100%	Front ↻ 100%	Draw ↻ 100%	Raise ↺ 75%	Hit and Roll ↻ 50%	Draw ↻ 25%
	7	8	9	10	11	12
	ITA: DE ZANNA F	SCO: HASWELL B	ITA: ZISA A	SCO: WATT M	ITA: ZISA A	SCO: WATT M
	Hit and Roll ↻ 100%	Hit and Roll ↺ 75%	Take-out ↻ 100%	Double Take-out ↺ 50%	Hit and Roll ↻ 100%	Double Take-out ↺ 50%
	13	14	15	16		
	ITA: COLLI G	SCO: CRAIK J	ITA: COLLI G	SCO: CRAIK J		
	Take-out ↻ 100%	Hit and Roll ↺ 75%	Take-out ↻ 0%	Draw ↺ 0%		

	SCO	ITA
Total Score	1	1
Time left	00:00	00:00

Legend:
↻ Clockwise ↺ Counter-clockwise - Not considered

Game - Shot by Shot

End 4 — **SCO - Scotland** **1 + 0** (this end) **= 1** — **ITA - Italy** **1 + 1** (this end) **= 2**

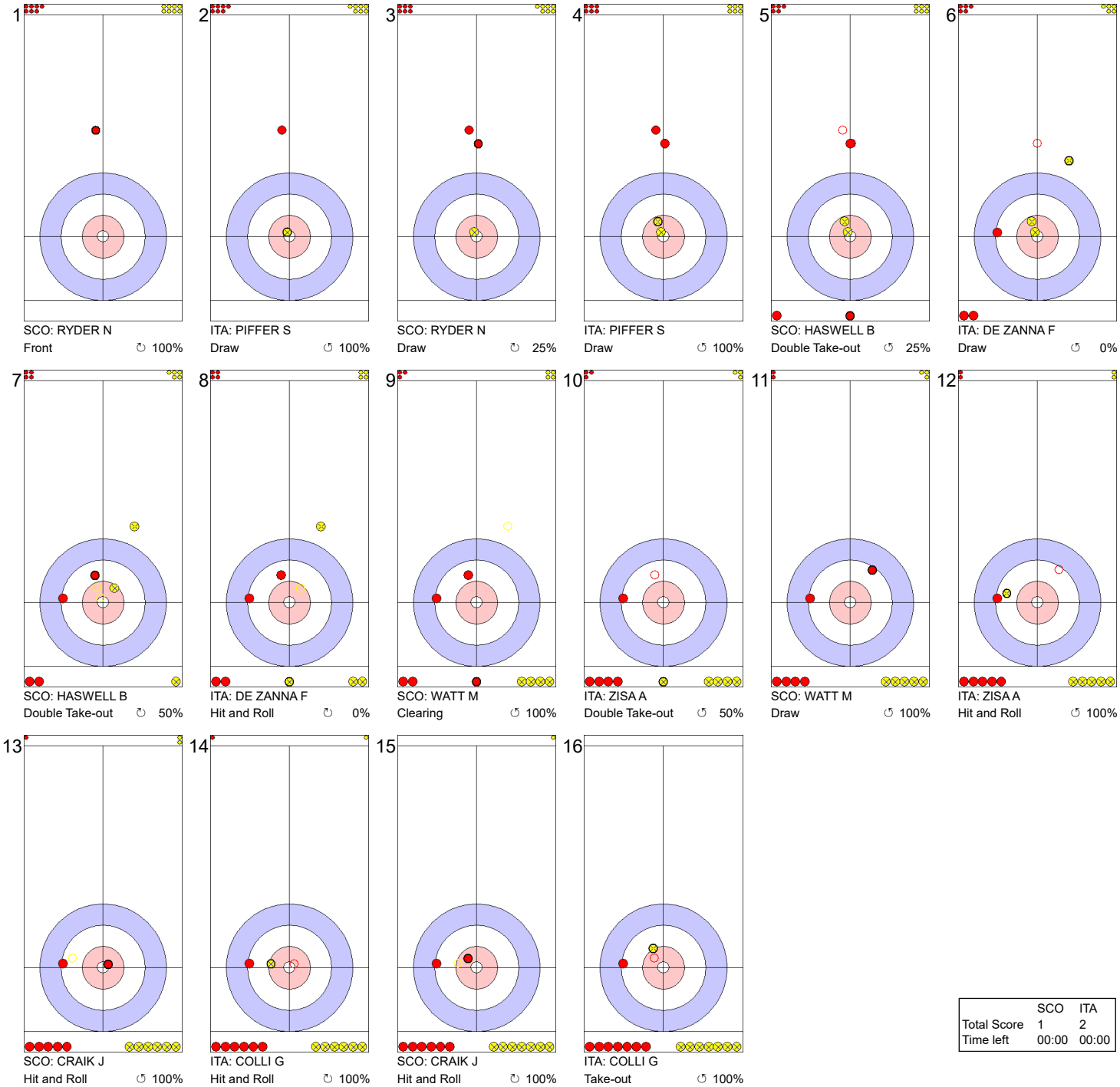

	SCO	ITA
Total Score	1	2
Time left	00:00	00:00

Legend:

↻ Clockwise ↺ Counter-clockwise - Not considered

Game - Shot by Shot

End 5 **SCO - Scotland 1 + 0** (this end) **= 1** **ITA - Italy 2 + 0** (this end) **= 2**

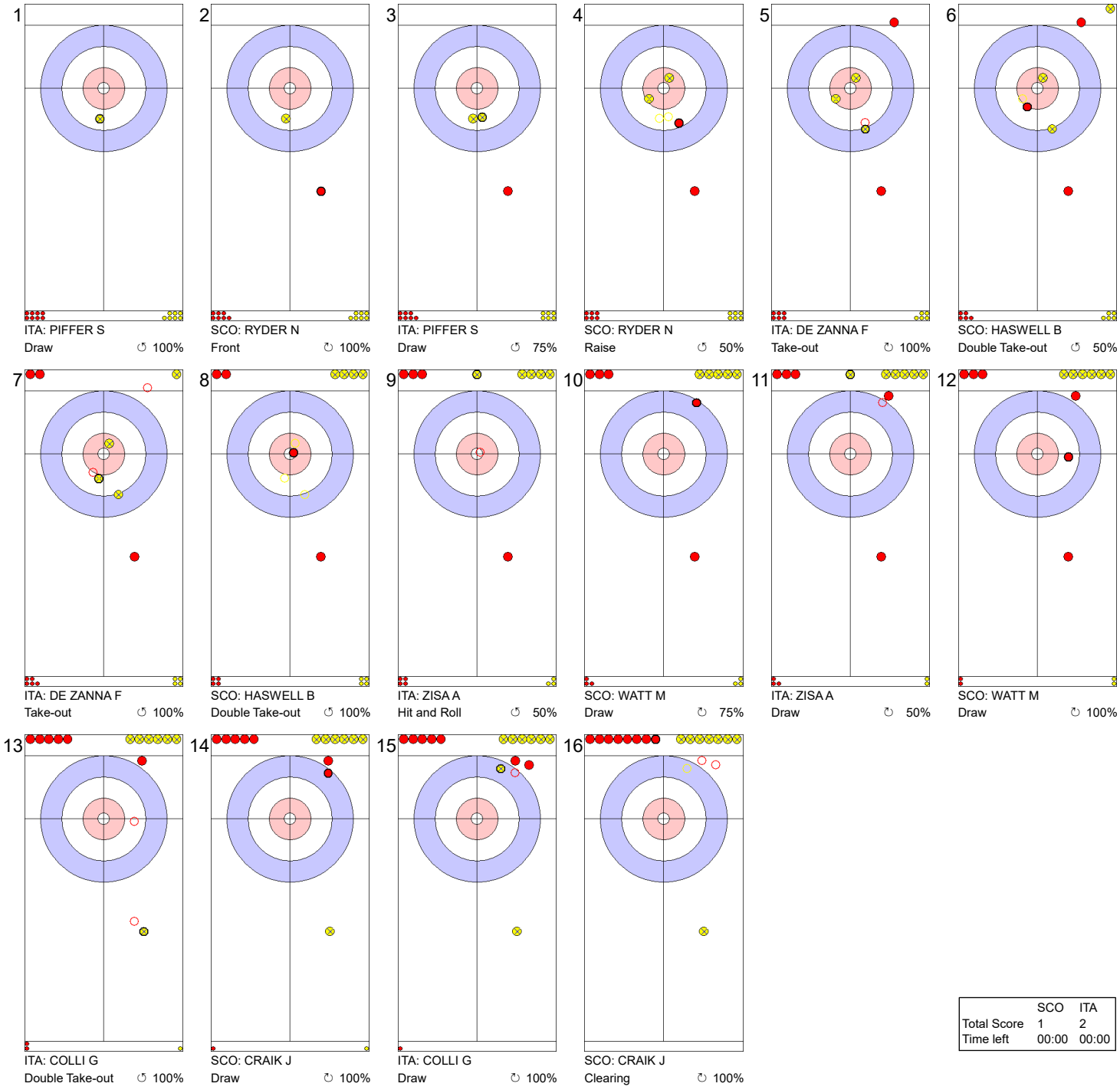

	SCO	ITA
Total Score	1	2
Time left	00:00	00:00

Legend:

↻ Clockwise ↺ Counter-clockwise - Not considered

Game - Shot by Shot

End 6 — **SCO - Scotland 1 + 1** (this end) **= 2** — **ITA - Italy 2 + 0** (this end) **= 2**

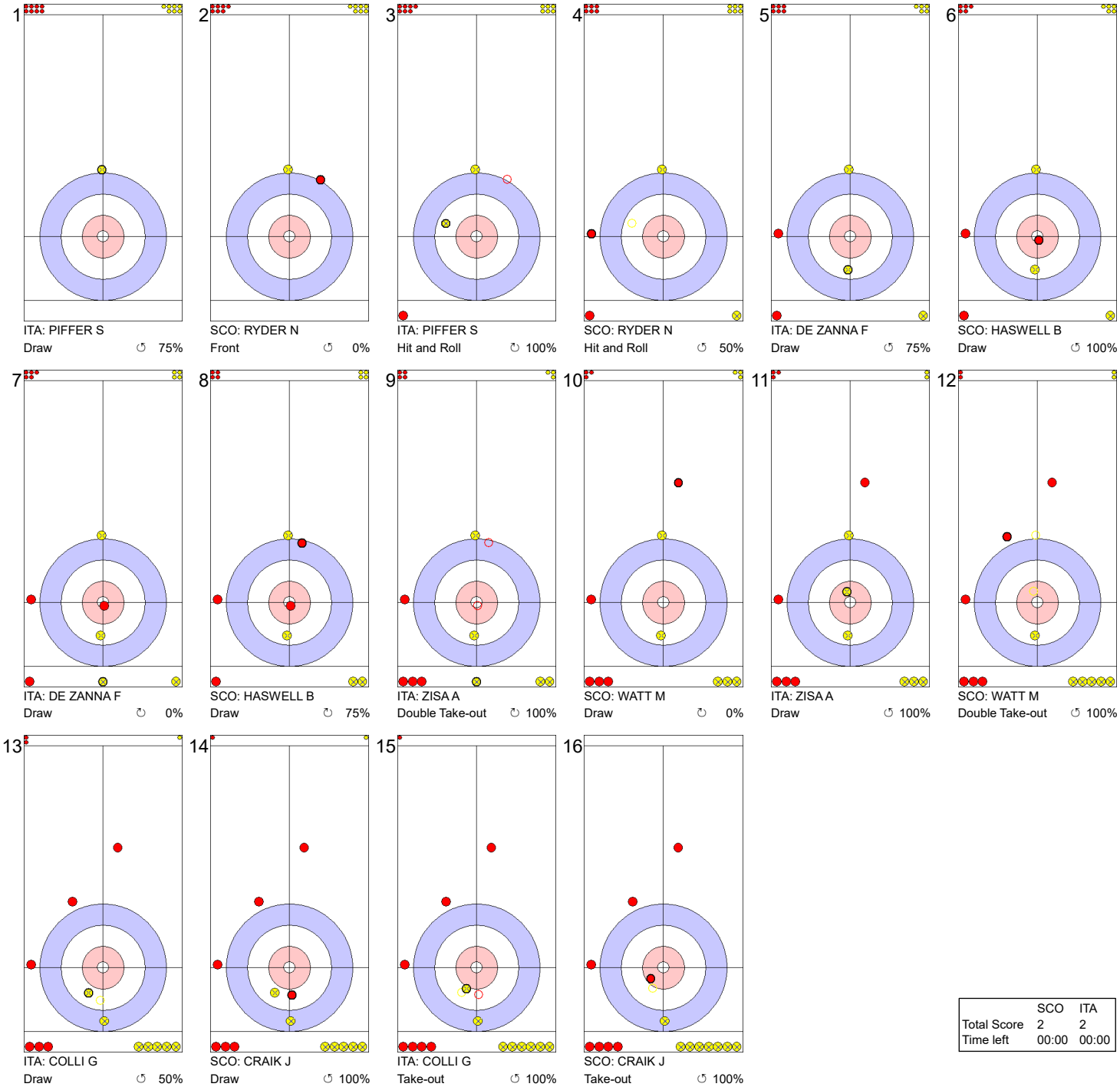

	SCO	ITA
Total Score	2	2
Time left	00:00	00:00

Legend:

↻ Clockwise ↺ Counter-clockwise - Not considered

Game - Shot by Shot

End 7 — **SCO - Scotland 2 + 0** (this end) **= 2** — **ITA - Italy 2 + 1** (this end) **= 3**

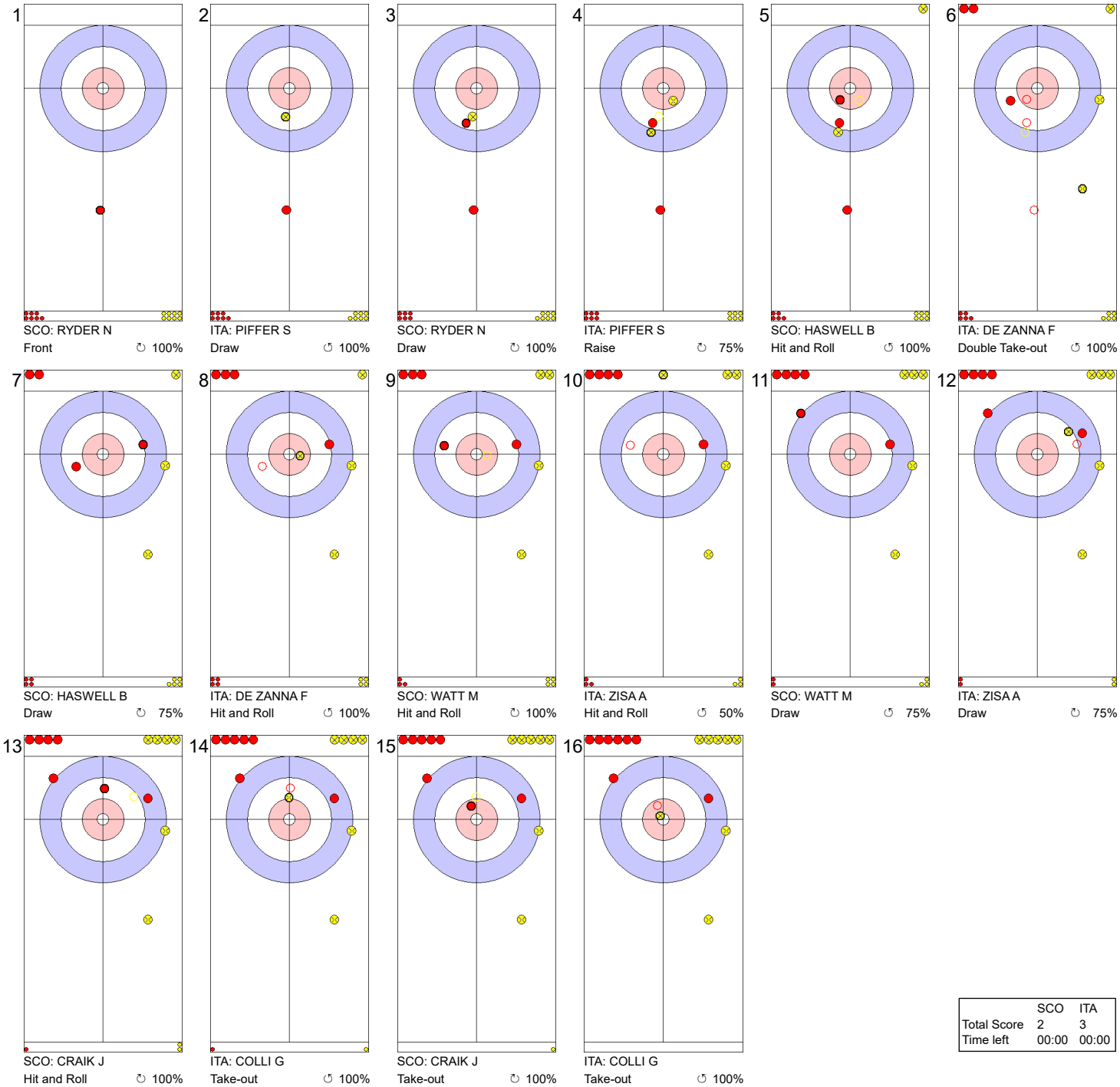

1	2	3	4	5	6
SCO: RYDER N	ITA: PIFFER S	SCO: RYDER N	ITA: PIFFER S	SCO: HASWELL B	ITA: DE ZANNA F
Front ↻ 100%	Draw ↺ 100%	Draw ↻ 100%	Raise ↻ 75%	Hit and Roll ↺ 100%	Double Take-out ↺ 100%
7	**8**	**9**	**10**	**11**	**12**
SCO: HASWELL B	ITA: DE ZANNA F	SCO: WATT M	ITA: ZISA A	SCO: WATT M	ITA: ZISA A
Draw ↻ 75%	Hit and Roll ↺ 100%	Hit and Roll ↻ 100%	Hit and Roll ↻ 50%	Draw ↺ 75%	Draw ↻ 75%
13	**14**	**15**	**16**		
SCO: CRAIK J	ITA: COLLI G	SCO: CRAIK J	ITA: COLLI G		
Hit and Roll ↻ 100%	Take-out ↺ 100%	Take-out ↻ 100%	Take-out ↻ 100%		

	SCO	ITA
Total Score	2	3
Time left	00:00	00:00

Legend:
↻ Clockwise ↺ Counter-clockwise - Not considered

Game - Shot by Shot

End 8 — **SCO - Scotland 2 + 1** (this end) **= 3** — **ITA - Italy 3 + 0** (this end) **= 3**

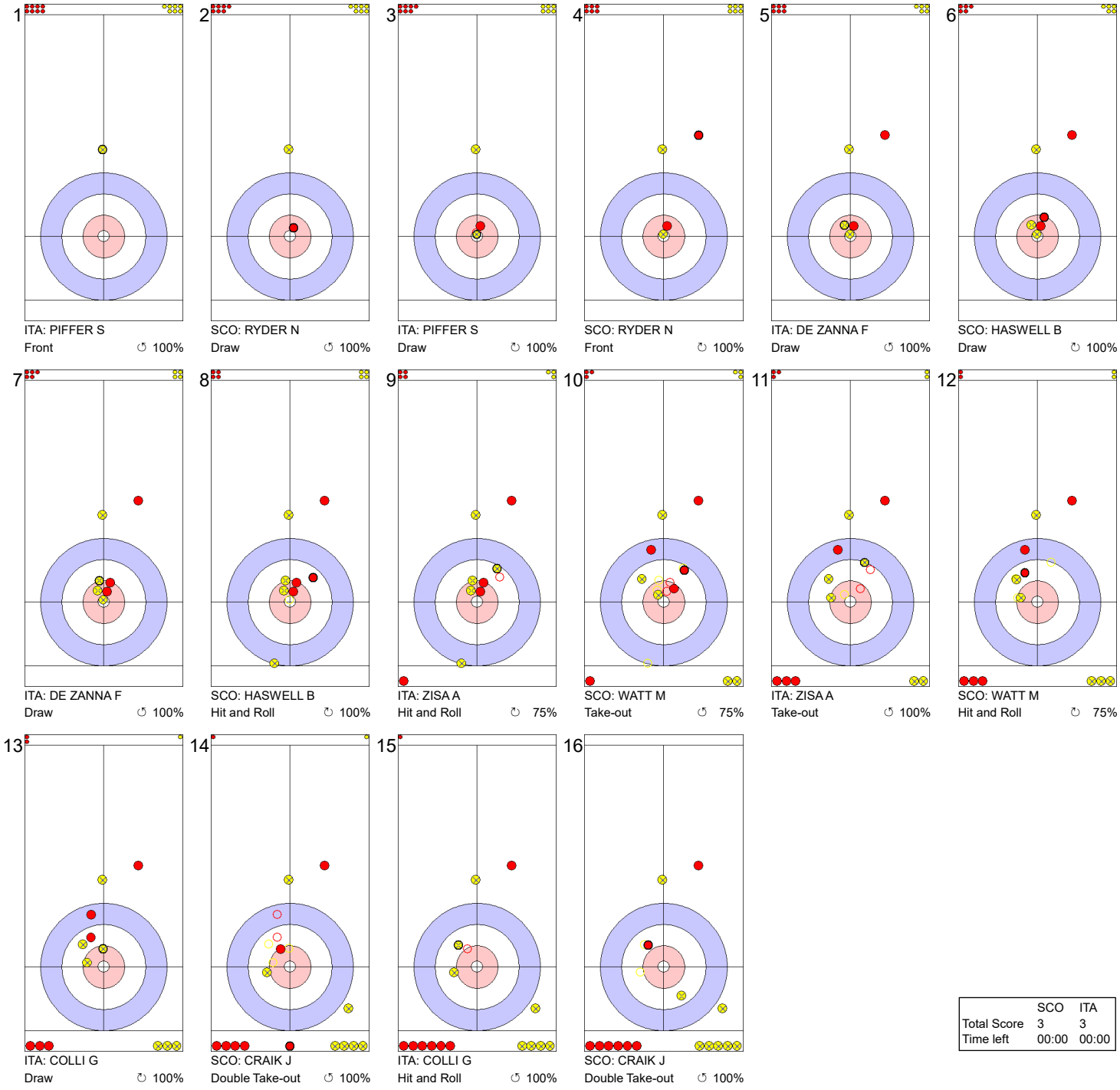

	SCO	ITA
Total Score	3	3
Time left	00:00	00:00

Legend:

↻ Clockwise ↺ Counter-clockwise - Not considered

Game - Shot by Shot

End 9 — **SCO - Scotland 3 + 1** (this end) **= 4** — **ITA - Italy 3 + 0** (this end) **= 3**

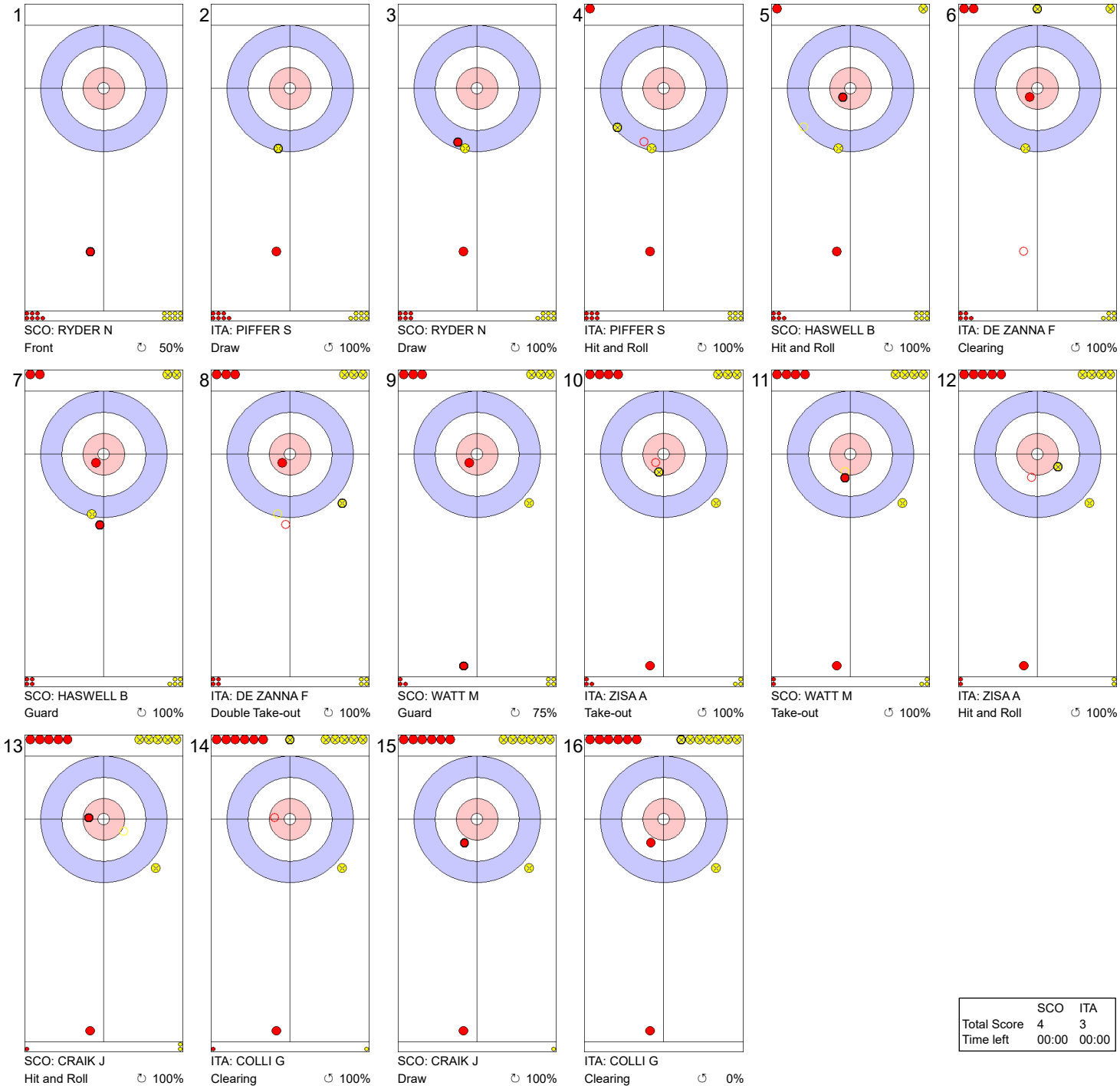

1	2	3	4	5	6
SCO: RYDER N	ITA: PIFFER S	SCO: RYDER N	ITA: PIFFER S	SCO: HASWELL B	ITA: DE ZANNA F
Front ↻ 50%	Draw ↺ 100%	Draw ↻ 100%	Hit and Roll ↺ 100%	Hit and Roll ↻ 100%	Clearing ↺ 100%
7	**8**	**9**	**10**	**11**	**12**
SCO: HASWELL B	ITA: DE ZANNA F	SCO: WATT M	ITA: ZISA A	SCO: WATT M	ITA: ZISA A
Guard ↻ 100%	Double Take-out ↺ 100%	Guard ↻ 75%	Take-out ↺ 100%	Take-out ↺ 100%	Hit and Roll ↺ 100%
13	**14**	**15**	**16**		
SCO: CRAIK J	ITA: COLLI G	SCO: CRAIK J	ITA: COLLI G		
Hit and Roll ↻ 100%	Clearing ↺ 100%	Draw ↻ 100%	Clearing ↺ 0%		

	SCO	ITA
Total Score	4	3
Time left	00:00	00:00

Legend:
↻ Clockwise ↺ Counter-clockwise - Not considered

Game - Shot by Shot

End 10 — **SCO - Scotland** **4 + 0** (this end) **= 4** — **ITA - Italy** **3 + 1** (this end) **= 4**

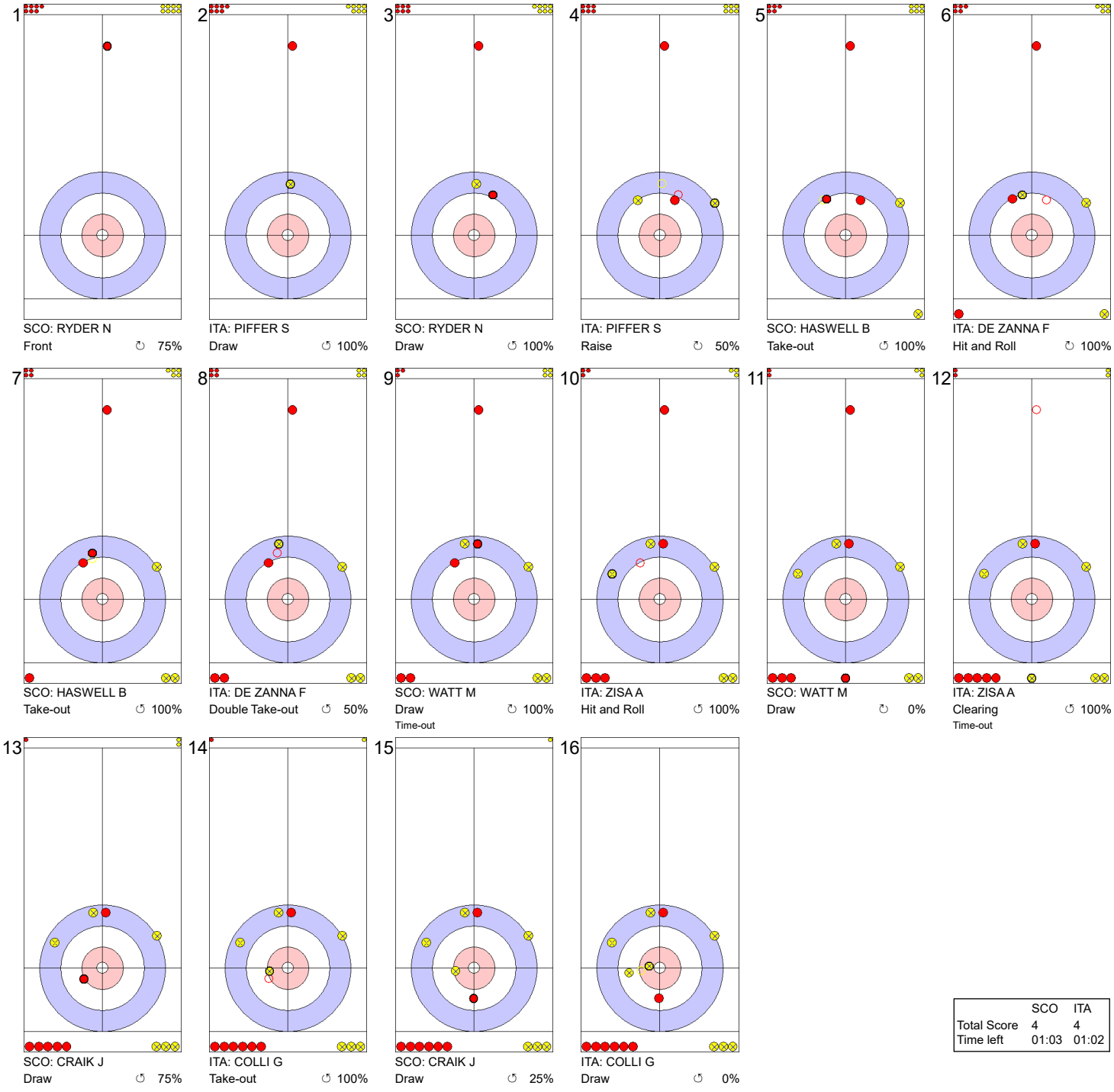

	SCO	ITA
Total Score	4	4
Time left	01:03	01:02

Legend:

↻ Clockwise ↺ Counter-clockwise - Not considered

Game - Shot by Shot

End 11 **SCO - Scotland 4 + 0** (this end) **= 4** **ITA - Italy 4 + 1** (this end) **= 5**

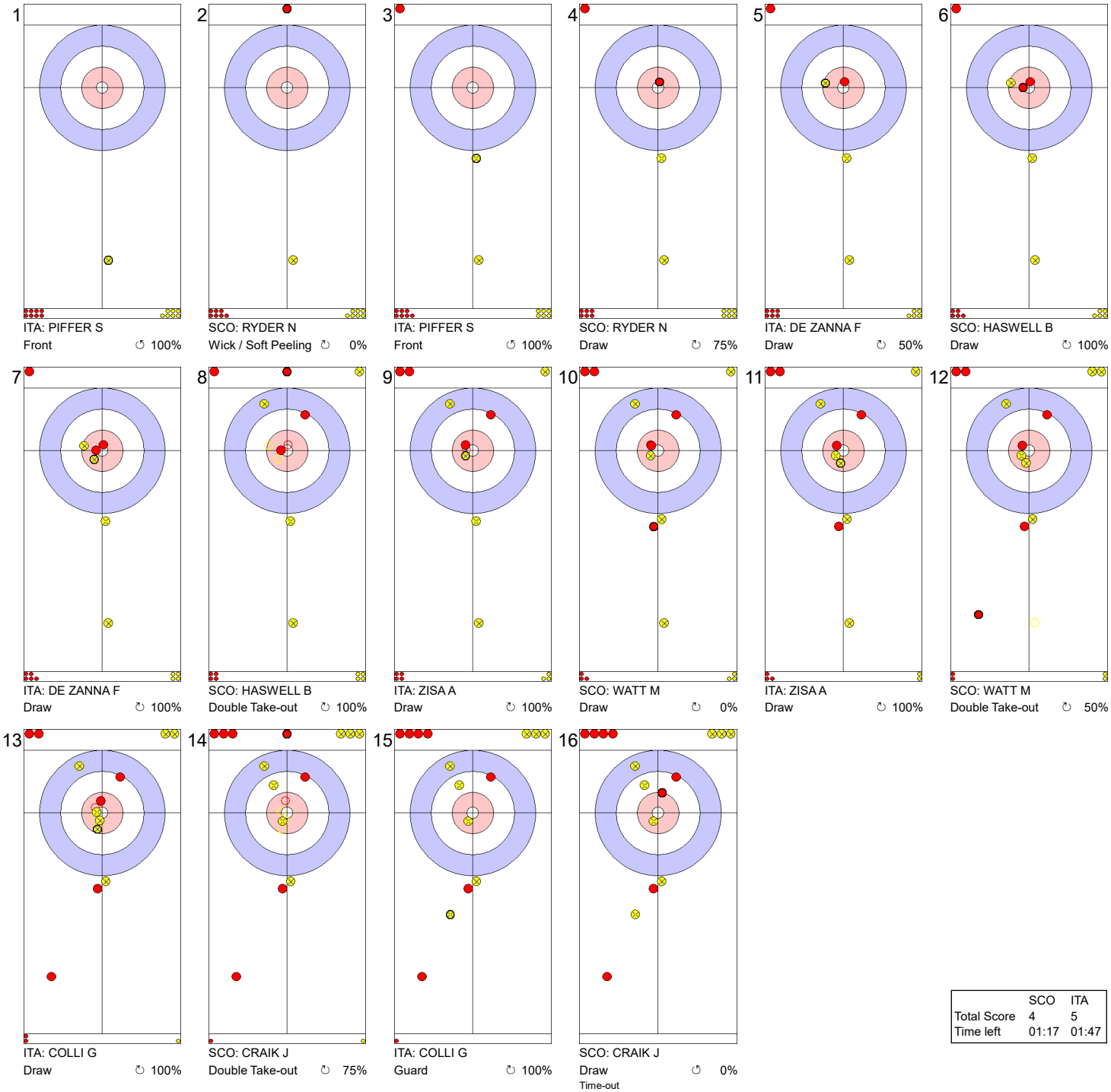

	SCO	ITA
Total Score	4	5
Time left	01:17	01:47

Legend:
↻ Clockwise ↺ Counter-clockwise - Not considered

Game Results

Sheet	Game	Team	LSFE	1	2	3	4	5	6	7	8	9	10	Extra Ends				Total
D	1	GER - Germany		0	0	0	4	0	0	2	1	0	X					7
	1	NOR - Norway	*	0	1	1	0	1	0	0	0	2	X					5

GER - Germany		Shot Success Game	Shot Success All
4 S	TOTZEK Sixten	83%	83%
3 V	SUTOR Joshua	78%	78%
2	HAAG Jan-Luca	89%	89%
1	SUTOR Magnus	76%	76%
A	HARSCH Klaudius	-	-
	Team Total	81%	81%

Last Stone Draw		Distance
↻	SUTOR Joshua	22.8cm
↺	TOTZEK Sixten	96.9cm
Total		**119.7cm**

Time remaining: 7 minutes 36 seconds

Time-out: End 4 - GER stone 5

NOR - Norway		Shot Success Game	Shot Success All
4 S	OEY Eirik	71%	71%
3	FAGERVOLL Brage	81%	81%
2	HERFJORD Johan	73%	73%
1 V	BRUSETH Martin	75%	75%
A	BJOERNSTAD Ingebrigt	-	-
	Team Total	75%	75%

Last Stone Draw		Distance
↻	HERFJORD Johan	63.6cm
↺	FAGERVOLL Brage	14.0cm
Total		**77.6cm**

Time remaining: 4 minutes 33 seconds

GER - Germany		↻		↺		Game	
4 TOTZEK Sixten	Draws	2	50%	4	100%	6	83%
	Take-outs	7	86%	6	79%	13	83%
	Total	9	78%	10	88%	19	83%
3 SUTOR Joshua	Draws	6	50%	2	88%	8	59%
	Take-outs	1	50%	11	93%	12	90%
	Total	7	50%	13	92%	20	78%
2 HAAG Jan-Luca	Draws	4	88%	2	50%	6	75%
	Take-outs	4	94%	10	95%	14	95%
	Total	8	91%	12	88%	20	89%
1 SUTOR Magnus	Draws	12	69%	5	85%	17	74%
	Take-outs	2	100%	0	-	2	100%
	Total	14	73%	5	85%	19	76%
A HARSCH Klaudius	Draws	0	-	0	-	0	-
	Take-outs	0	-	0	-	0	-
	Total	0	-	0	-	0	-
Team	Draws	24	66%	13	85%	37	72%
	Take-outs	14	88%	27	91%	41	90%
	Total	38	74%	40	89%	78	81%

NOR - Norway		↻		↺		Game	
4 OEY Eirik	Draws	2	50%	5	80%	7	71%
	Take-outs	5	80%	7	64%	12	71%
	Total	7	71%	12	71%	19	71%
3 FAGERVOLL Brage	Draws	7	96%	5	80%	12	90%
	Take-outs	1	100%	7	64%	8	69%
	Total	8	97%	12	71%	20	81%
2 HERFJORD Johan	Draws	8	78%	3	58%	11	73%
	Take-outs	2	100%	7	64%	9	72%
	Total	10	83%	10	63%	20	73%
1 BRUSETH Martin	Draws	9	75%	6	63%	15	70%
	Take-outs	2	75%	3	100%	5	90%
	Total	11	75%	9	75%	20	75%
A BJOERNSTAD Ingebrigt	Draws	0	-	0	-	0	-
	Take-outs	0	-	0	-	0	-
	Total	0	-	0	-	0	-
Team	Draws	26	80%	19	71%	45	76%
	Take-outs	10	85%	24	69%	34	74%
	Total	36	81%	43	70%	79	75%

Note:
Position and function for each team member:
4 = Fourth, **3** = Third, **2** = Second, **1** = Lead, **A** = Alternate, **S** = Skip, **V** = Vice-Skip

Legend:
↻ Clockwise ↺ Counter-clockwise **LSFE(*)** Last Stone First End
X Unplayed/unfinished end due to concession

Game - Shot by Shot

End 1 — **GER - Germany** 0 + 0 (this end) = 0 — **NOR - Norway** 0 + 0 (this end) = 0



	GER	NOR
Total Score	0	0
Time left	00:00	00:00

Legend:

↻ Clockwise ↺ Counter-clockwise - Not considered

Game - Shot by Shot

End 2 — **GER - Germany 0 + 0** (this end) **= 0** — **NOR - Norway 0 + 1** (this end) **= 1**

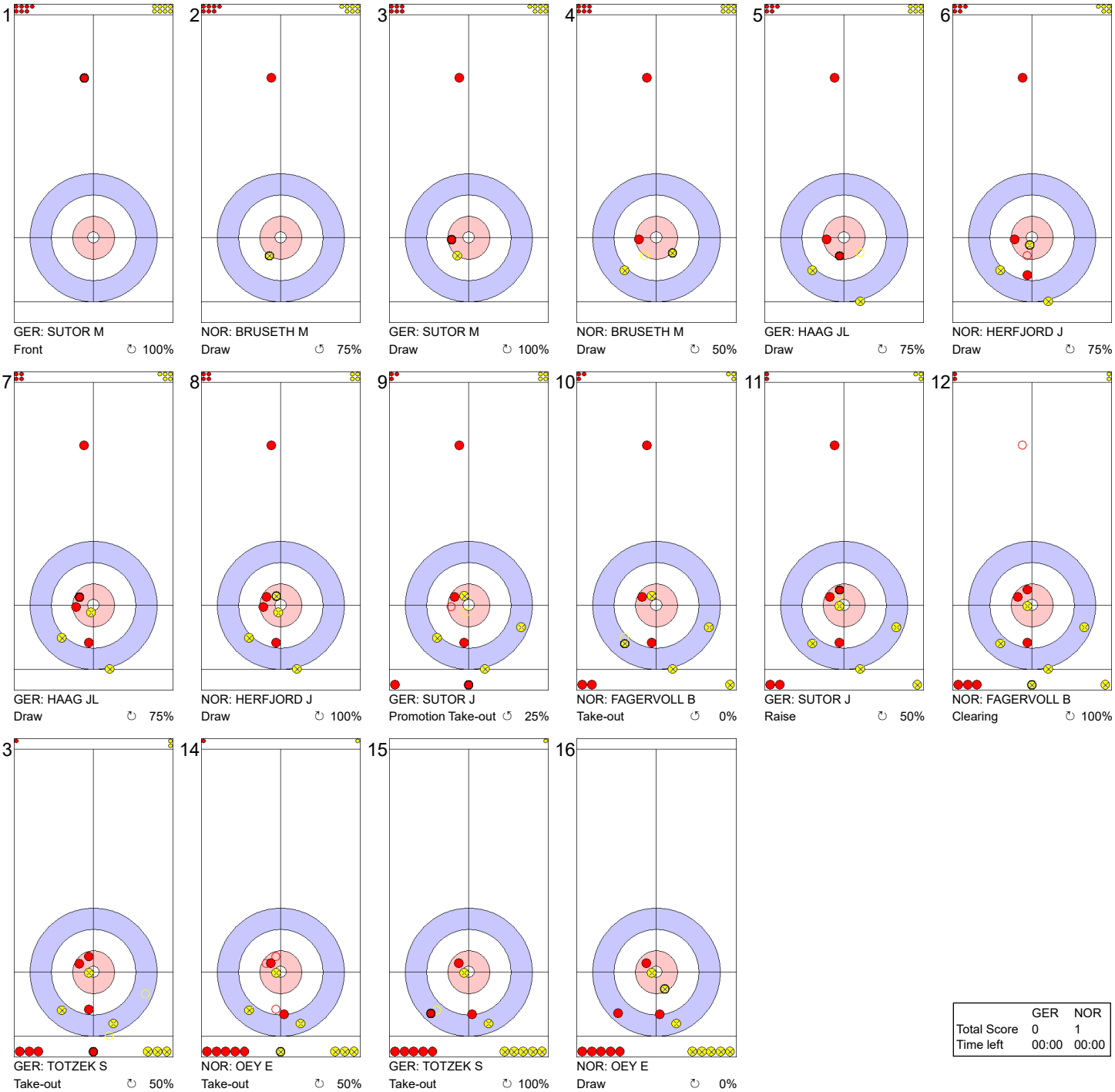

	GER	NOR
Total Score	0	1
Time left	00:00	00:00

Legend:

↻ Clockwise ↺ Counter-clockwise - Not considered

Game - Shot by Shot

End 3 — **GER - Germany 0 + 0** (this end) **= 0** — **NOR - Norway 1 + 1** (this end) **= 2**

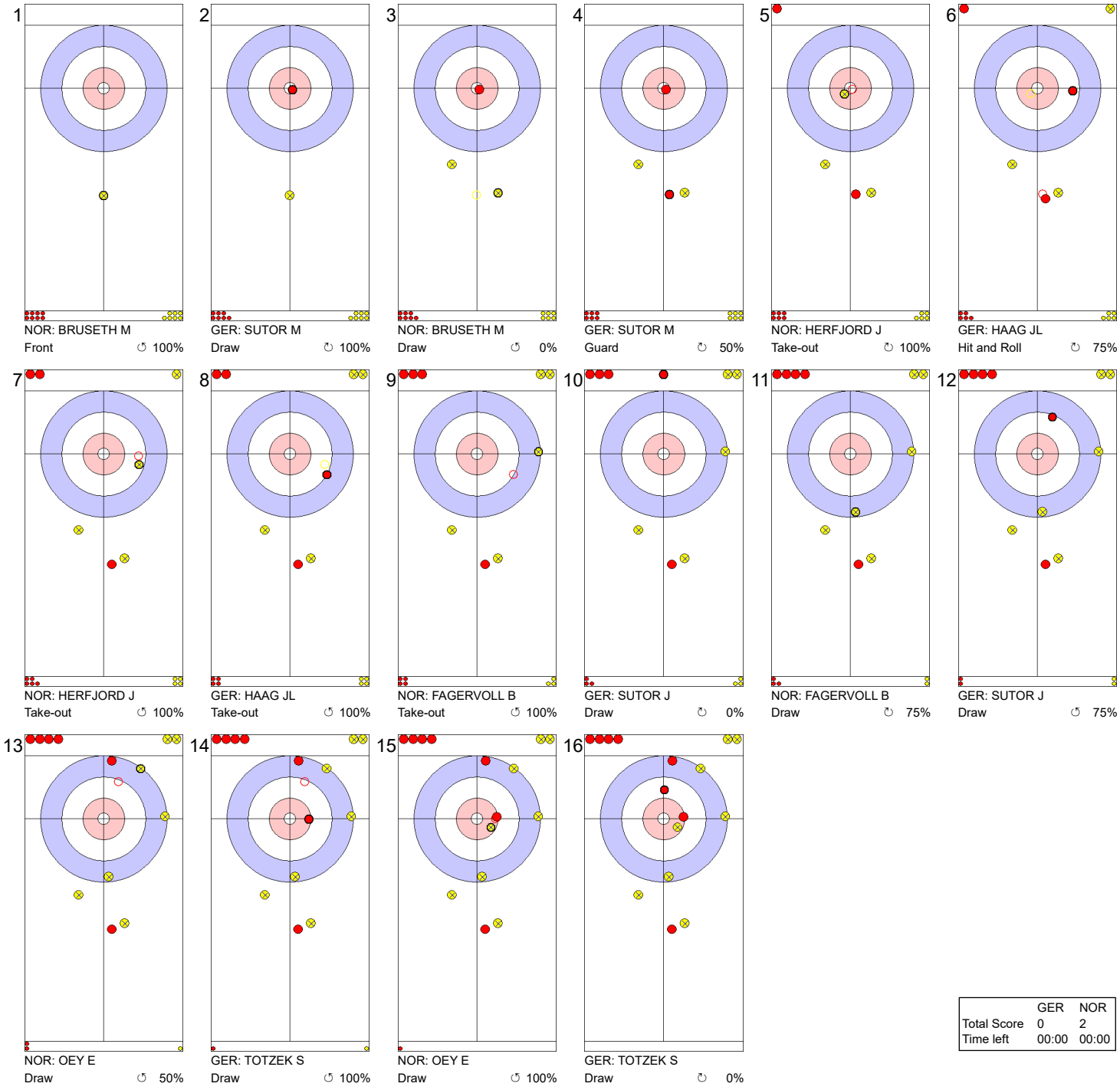

	GER	NOR
Total Score	0	2
Time left	00:00	00:00

Legend:
↻ Clockwise ↺ Counter-clockwise - Not considered

Game - Shot by Shot

End 4 — **GER - Germany** 0 + 4 (this end) = 4 — **NOR - Norway** 2 + 0 (this end) = 2

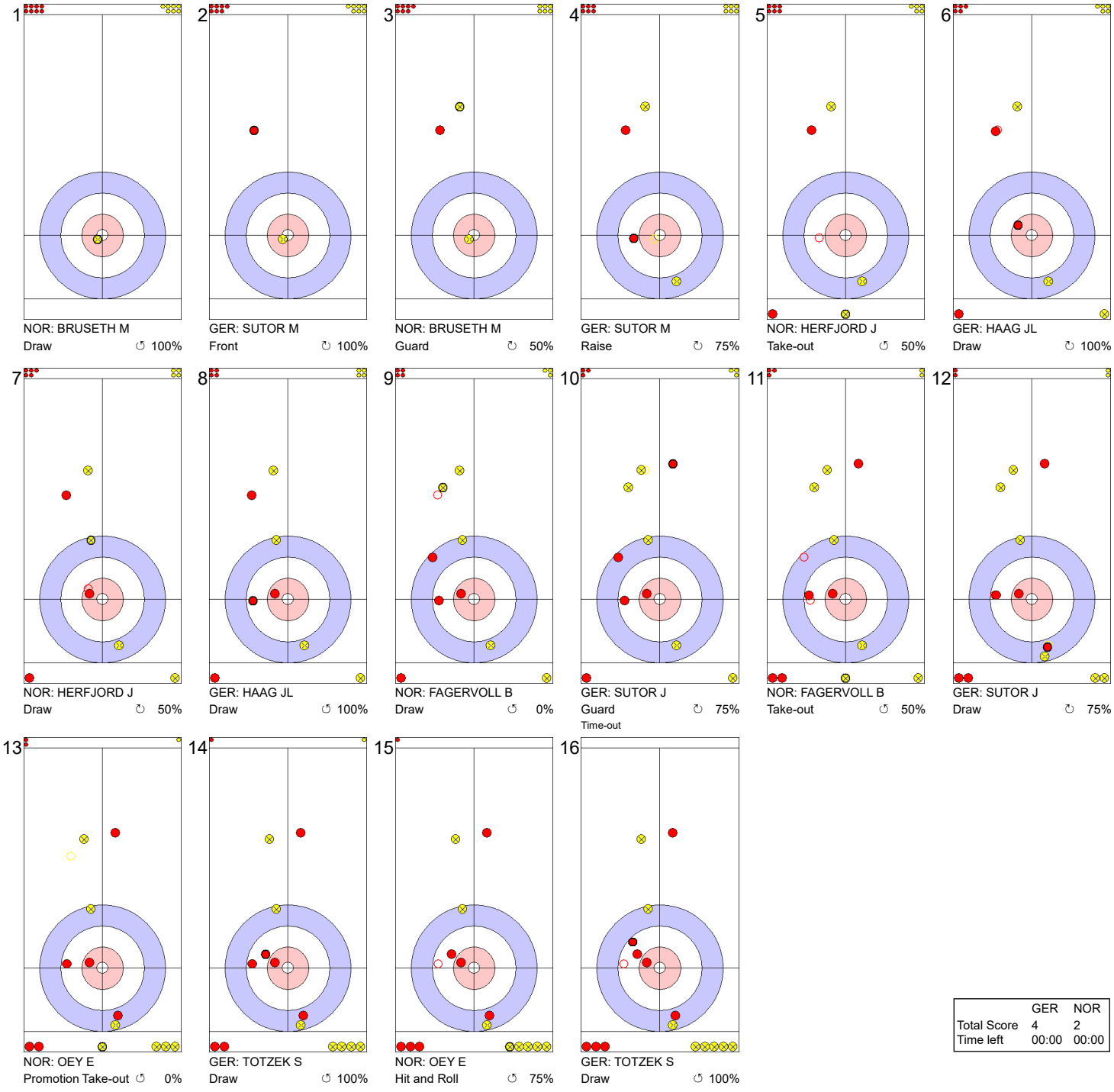

	GER	NOR
Total Score	4	2
Time left	00:00	00:00

Legend:

↻ Clockwise ↺ Counter-clockwise - Not considered

Game - Shot by Shot

End 5 — **GER - Germany 4 + 0** (this end) **= 4** — **NOR - Norway 2 + 1** (this end) **= 3**

1
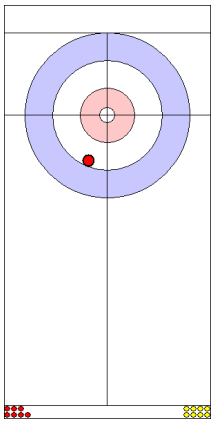
GER: SUTOR M
Draw ↻ 100%

2
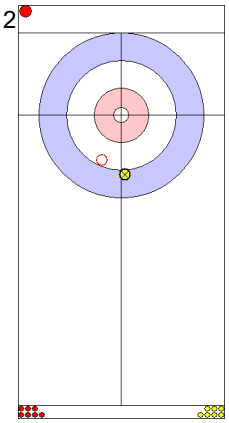
NOR: BRUSETH M
Take-out ↻ 100%

3
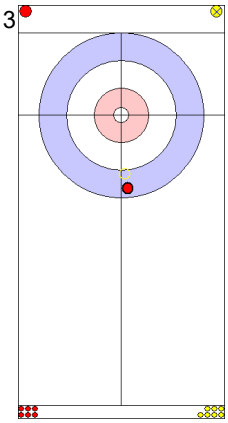
GER: SUTOR M
Take-out ↻ 100%

4
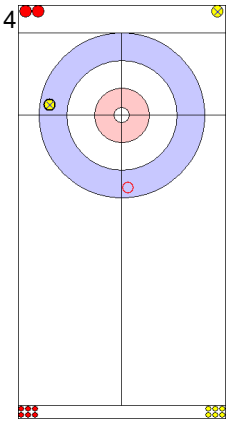
NOR: BRUSETH M
Take-out ↻ 100%

5
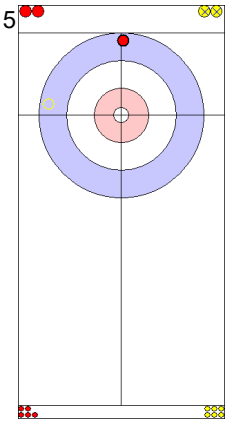
GER: HAAG JL
Take-out ↻ 100%

6
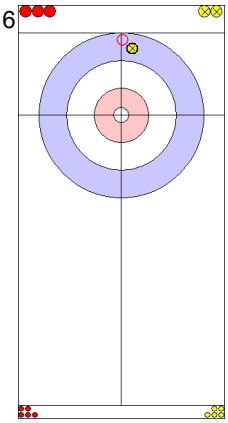
NOR: HERFJORD J
Take-out ↻ 100%

7
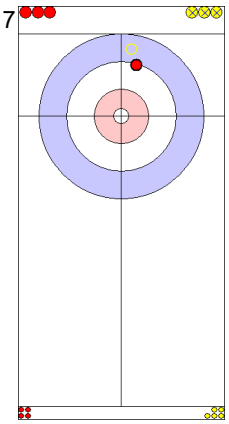
GER: HAAG JL
Take-out ↻ 100%

8
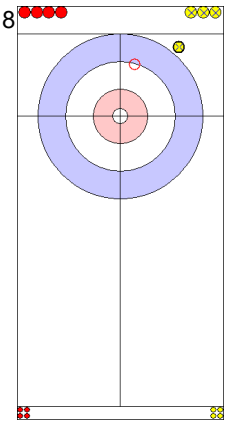
NOR: HERFJORD J
Take-out ↺ 50%

9
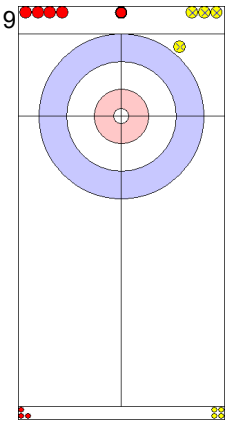
GER: SUTOR J
Draw ↻ 0%

10
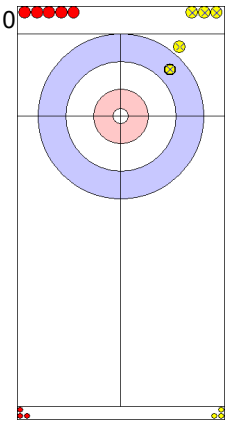
NOR: FAGERVOLL B
Draw ↻ 100%

11
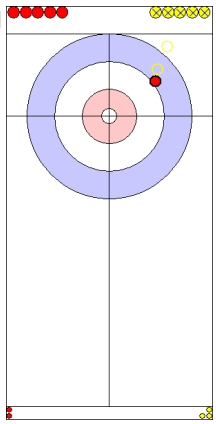
GER: SUTOR J
Take-out ↺ 100%

12
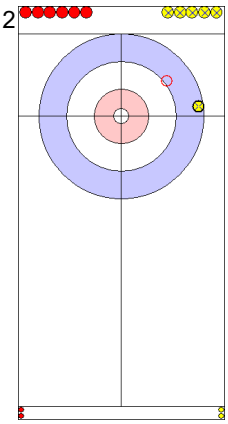
NOR: FAGERVOLL B
Take-out ↻ 100%

13
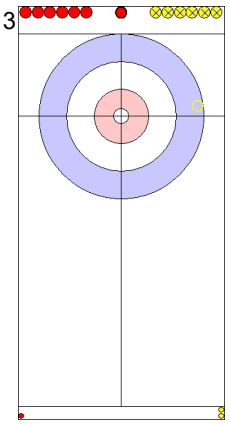
GER: TOTZEK S
Take-out ↺ 50%

14
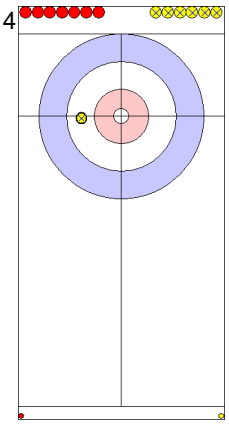
NOR: OEY E
Draw ↻ 100%

15
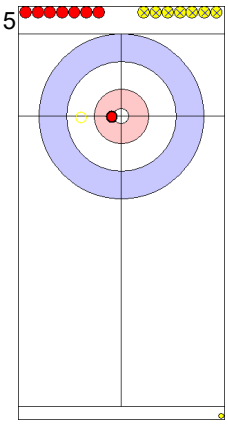
GER: TOTZEK S
Take-out ↻ 100%

16
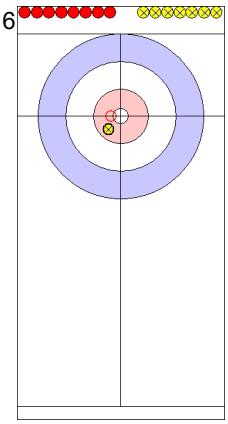
NOR: OEY E
Clearing ↺ 50%

	GER	NOR
Total Score	4	3
Time left	00:00	00:00

Legend:
↻ Clockwise ↺ Counter-clockwise - Not considered

Game - Shot by Shot

End 6 — **GER - Germany 4 + 0** (this end) **= 4** — **NOR - Norway 3 + 0** (this end) **= 3**

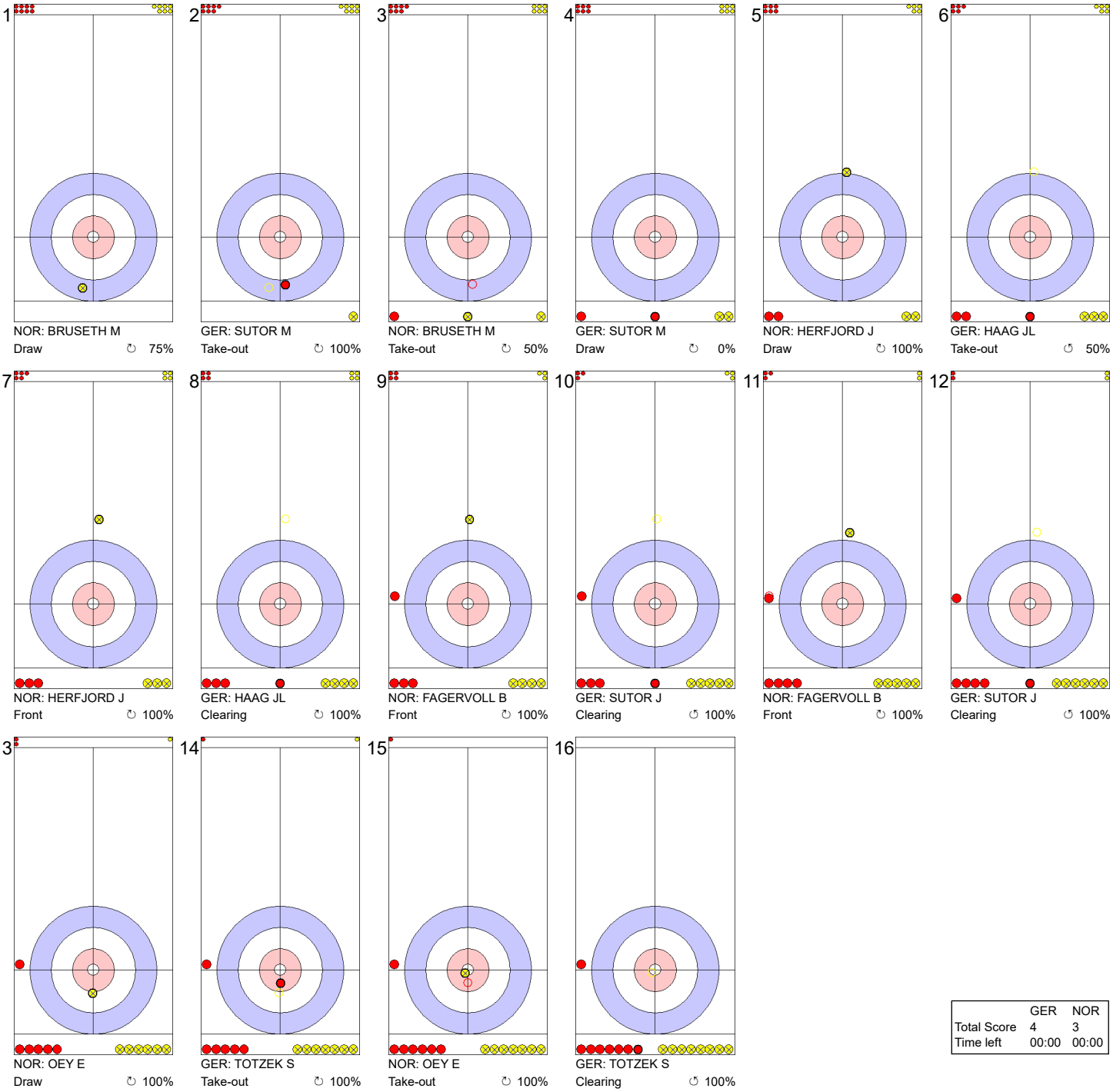

	GER	NOR
Total Score	4	3
Time left	00:00	00:00

Legend:
↻ Clockwise ↺ Counter-clockwise - Not considered

Game - Shot by Shot

End 7 — **GER - Germany** 4 + 2 (this end) = 6 — **NOR - Norway** 3 + 0 (this end) = 3

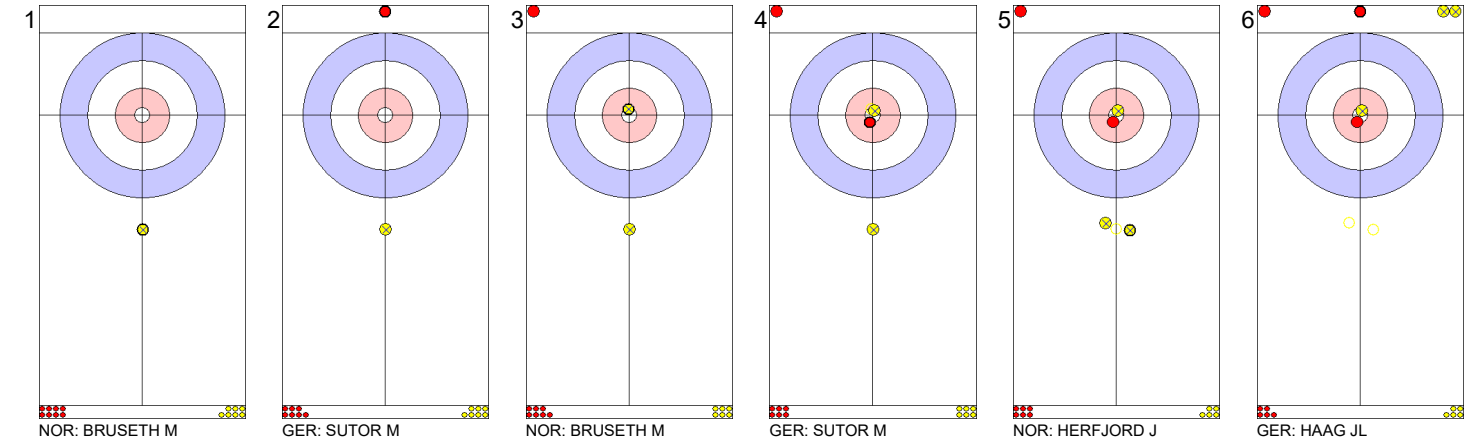

1	2	3	4	5	6
NOR: BRUSETH M	GER: SUTOR M	NOR: BRUSETH M	GER: SUTOR M	NOR: HERFJORD J	GER: HAAG JL
Front ↻ 100%	Draw ↻ 0%	Draw ↻ 100%	Draw ↻ 100%	Draw ↺ 25%	Clearing ↺ 100%

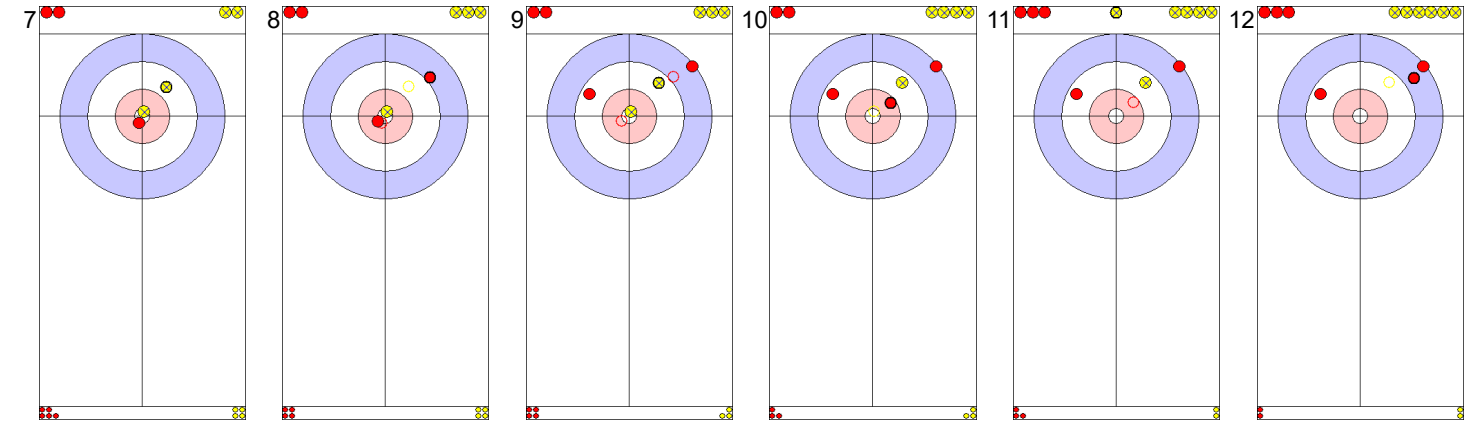

7	8	9	10	11	12
NOR: HERFJORD J	GER: HAAG JL	NOR: FAGERVOLL B	GER: SUTOR J	NOR: FAGERVOLL B	GER: SUTOR J
Draw ↺ 50%	Take-out ↺ 100%	Raise ↺ 100%	Take-out ↺ 100%	Take-out ↺ 50%	Take-out ↺ 100%

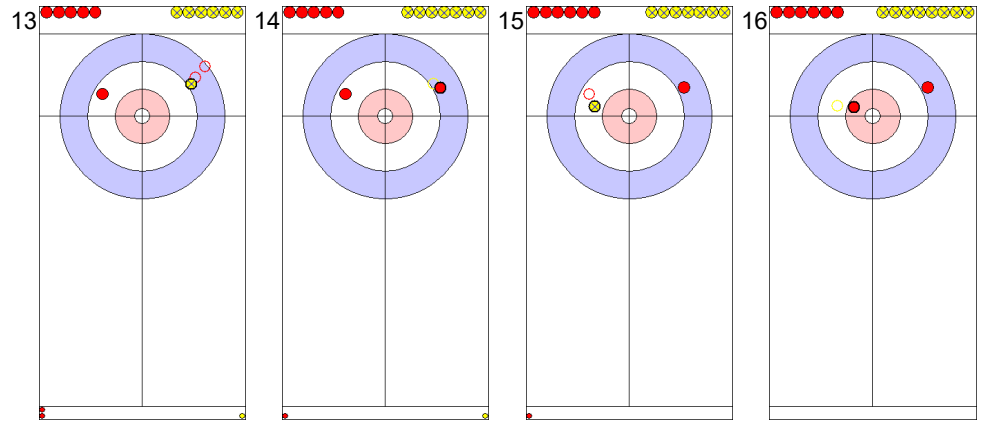

13	14	15	16
NOR: OEY E	GER: TOTZEK S	NOR: OEY E	GER: TOTZEK S
Double Take-out ↺ 100%	Take-out ↺ 100%	Take-out ↺ 100%	Take-out ↺ 100%

	GER	NOR
Total Score	6	3
Time left	00:00	00:00

Legend:
↻ Clockwise ↺ Counter-clockwise - Not considered

Game - Shot by Shot

End 8 — **GER - Germany 6 + 1** (this end) **= 7** — **NOR - Norway 3 + 0** (this end) **= 3**

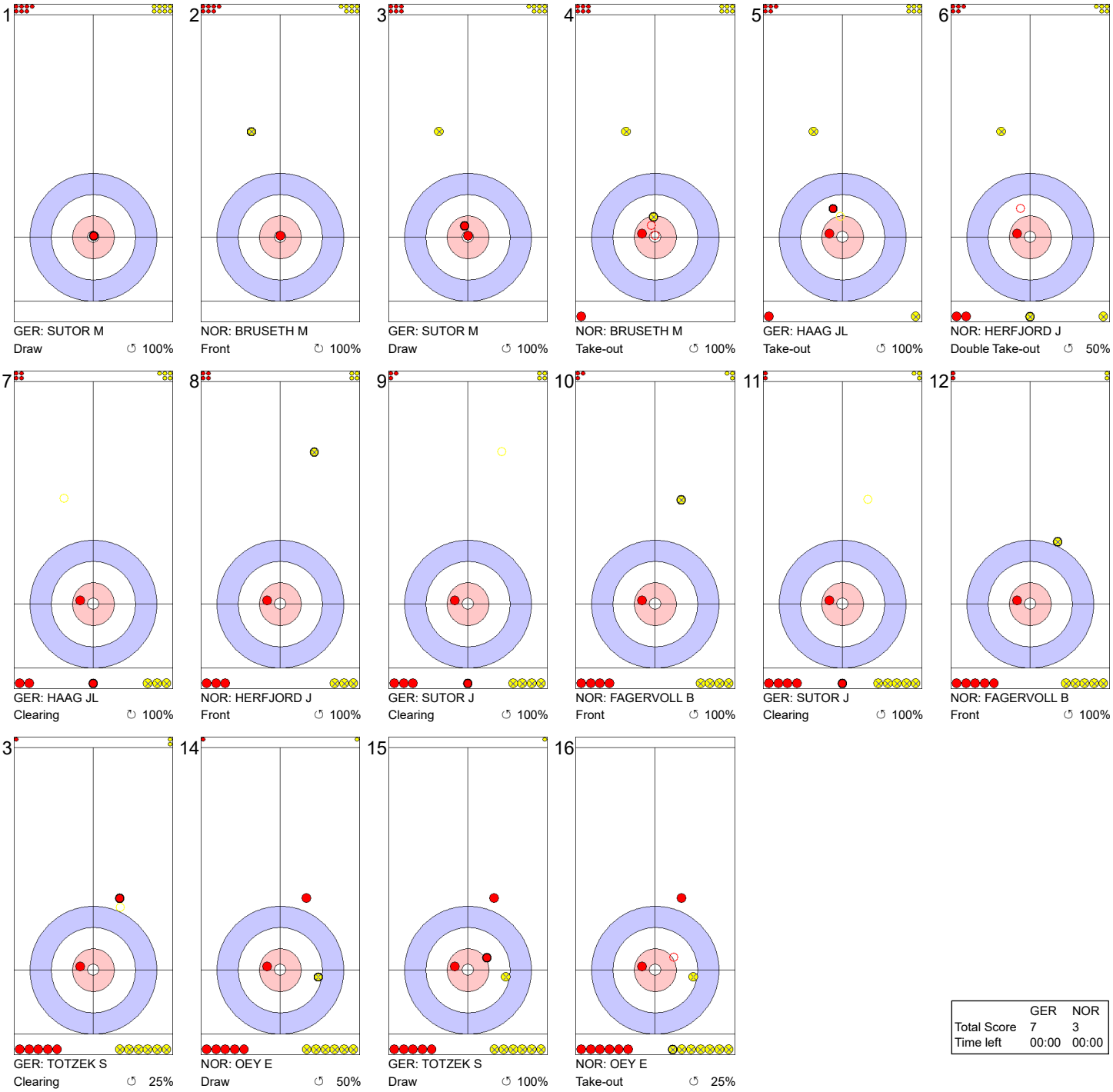

	GER	NOR
Total Score	7	3
Time left	00:00	00:00

Legend:

↻ Clockwise ↺ Counter-clockwise - Not considered

Game - Shot by Shot

End 9 — **GER - Germany 7 + 0** (this end) **= 7** — **NOR - Norway 3 + 2** (this end) **= 5**

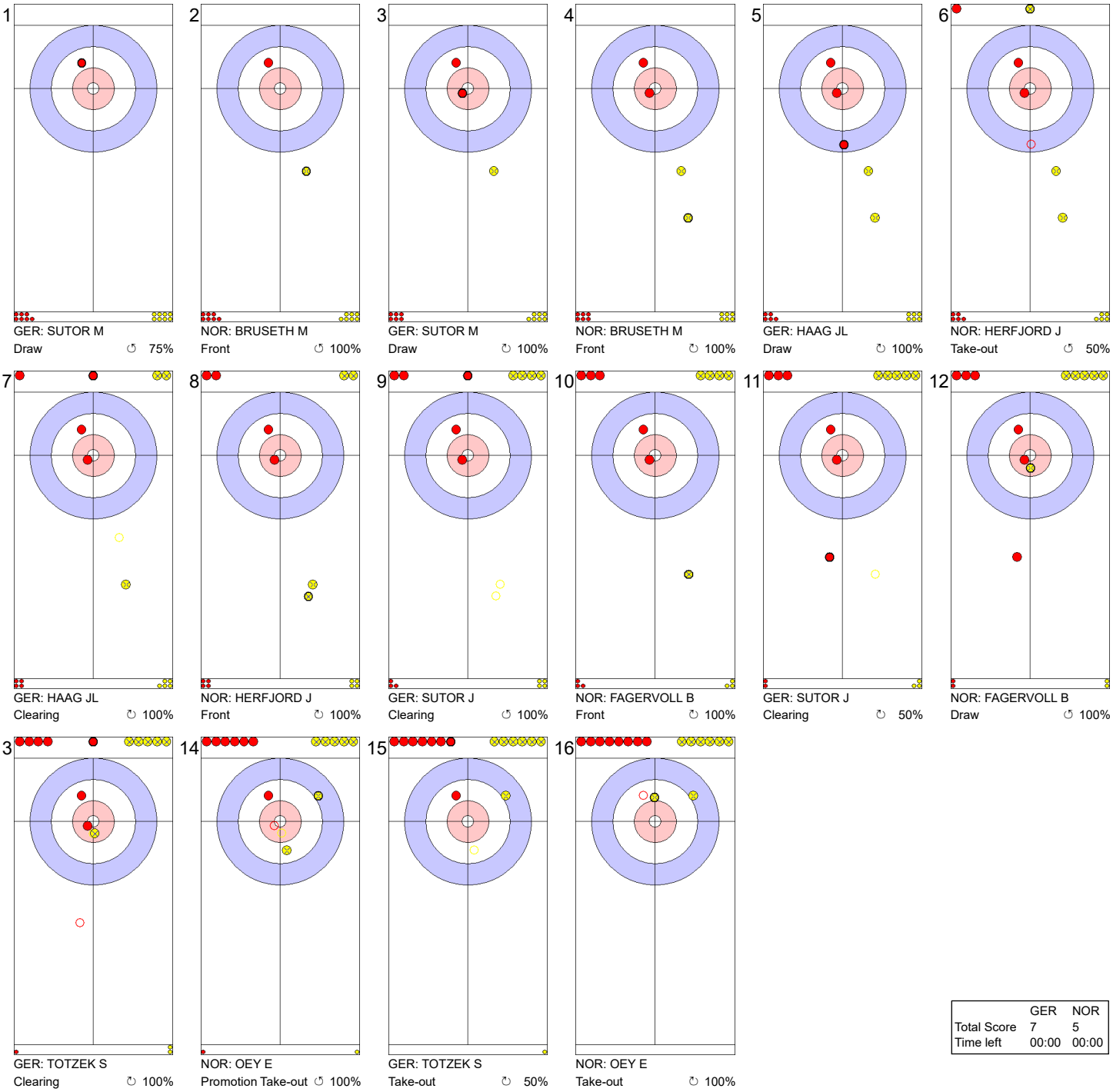

	GER	NOR
Total Score	7	5
Time left	00:00	00:00

Legend:

↻ Clockwise ↺ Counter-clockwise - Not considered

Game - Shot by Shot

End 10 **GER - Germany 7 + X** (this end) **= 7** **NOR - Norway 5 + X** (this end) **= 5**



	GER	NOR
Total Score	7	5
Time left	07:36	04:33

Legend:

↻ Clockwise ↺ Counter-clockwise - Not considered

X Unfinished end due to concession

Game Results

Sheet	Game	Team	LSFE	1	2	3	4	5	6	7	8	9	10	Extra Ends				Total
E	1	SWE - Sweden		0	1	0	1	2	0	1	1	1	X					7
	1	SUI - Switzerland	*	1	0	1	0	0	1	0	0	0	X					3

SWE - Sweden		Shot Success Game	Shot Success All
4 S	MAGNUSSON Daniel	82 %	82 %
3 V	AHLBERG Robin	81%	81%
2	REGOSA Anton	58 %	58 %
1	JONES Sebastian	78 %	78 %
A	ISRAELSSON Rasmus	-	-
	Team Total	75 %	75 %

Last Stone Draw		Distance
↻	MAGNUSSON Daniel	76.7cm
↺	JONES Sebastian	199.6cm
Total		**276.3cm**

Time remaining: 8 minutes 9 seconds

SUI - Switzerland		Shot Success Game	Shot Success All
4 V	STOCKER Yves	57 %	57 %
3 S	WAGENSEIL Yves	63 %	63 %
2	EBERHARD Felix	67 %	67 %
1	GERTSCH Marcel	68 %	68 %
A	HOESLI Marco	-	-
	Team Total	64 %	64 %

Last Stone Draw		Distance
↻	GERTSCH Marcel	21.7cm
↺	WAGENSEIL Yves	30.8cm
Total		**52.5cm**

Time remaining: 5 minutes 27 seconds

Time-out: End 8 - SUI stone 4

SWE - Sweden		↻		↺		Game	
4 MAGNUSSON Daniel	Draws	4	81 %	5	100 %	9	92 %
	Take-outs	2	100 %	7	64 %	9	72 %
	Total	6	88 %	12	79 %	18	82 %
3 AHLBERG Robin	Draws	2	88 %	5	95 %	7	93 %
	Take-outs	8	78 %	3	58 %	11	73 %
	Total	10	80 %	8	81 %	18	81 %
2 REGOSA Anton	Draws	3	58 %	4	38 %	7	46 %
	Take-outs	6	50 %	5	85 %	11	66 %
	Total	9	53 %	9	64 %	18	58 %
1 JONES Sebastian	Draws	0	-	13	81 %	13	81 %
	Take-outs	3	50 %	2	100 %	5	70 %
	Total	3	50 %	15	83 %	18	78 %
A ISRAELSSON Rasmus	Draws	0	-	0	-	0	-
	Take-outs	0	-	0	-	0	-
	Total	0	-	0	-	0	-
Team	Draws	9	75 %	27	81 %	36	79 %
	Take-outs	19	67 %	17	74 %	36	70 %
	Total	28	70 %	44	78 %	72	75 %

SUI - Switzerland		↻		↺		Game	
4 STOCKER Yves	Draws	3	58 %	7	68 %	10	65 %
	Take-outs	5	30 %	3	75 %	8	47 %
	Total	8	41 %	10	70 %	18	57 %
3 WAGENSEIL Yves	Draws	6	54 %	4	69 %	10	60 %
	Take-outs	5	60 %	3	75 %	8	66 %
	Total	11	57 %	7	71 %	18	63 %
2 EBERHARD Felix	Draws	4	75 %	6	79 %	10	78 %
	Take-outs	5	55 %	3	50 %	8	53 %
	Total	9	64 %	9	69 %	18	67 %
1 GERTSCH Marcel	Draws	8	75 %	7	75 %	15	75 %
	Take-outs	1	0 %	2	50 %	3	33 %
	Total	9	67 %	9	69 %	18	68 %
A HOESLI Marco	Draws	0	-	0	-	0	-
	Take-outs	0	-	0	-	0	-
	Total	0	-	0	-	0	-
Team	Draws	21	67 %	24	73 %	45	70 %
	Take-outs	16	45 %	11	64 %	27	53 %
	Total	37	57 %	35	70 %	72	64 %

Note:
Position and function for each team member:
4 = Fourth, **3** = Third, **2** = Second, **1** = Lead, **A** = Alternate, **S** = Skip, **V** = Vice-Skip

Legend:
↻ Clockwise ↺ Counter-clockwise **LSFE(*)** Last Stone First End
X Unplayed/unfinished end due to concession

Game - Shot by Shot

End 1 — **SWE - Sweden 0 + 0** (this end) **= 0** — **SUI - Switzerland 0 + 1** (this end) **= 1**

1
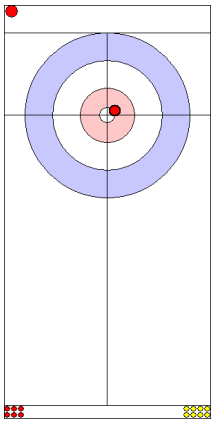
SWE: JONES S
Draw ↻ 100%

2
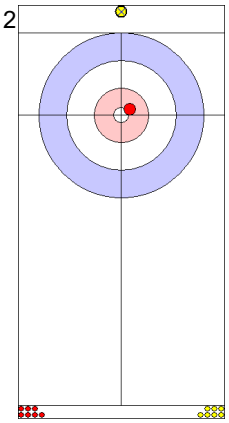
SUI: GERTSCH M
Hit and Roll ↺ 0%

3
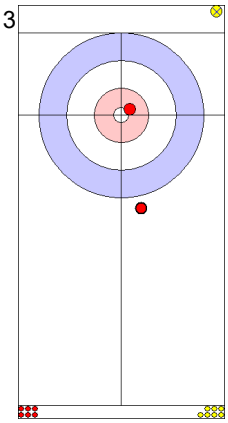
SWE: JONES S
Guard ↺ 50%

4
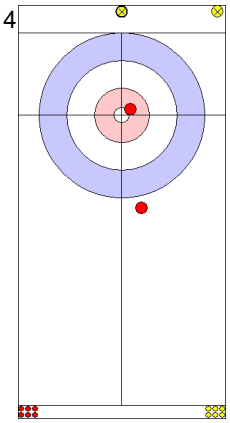
SUI: GERTSCH M
Take-out ↻ 0%

5
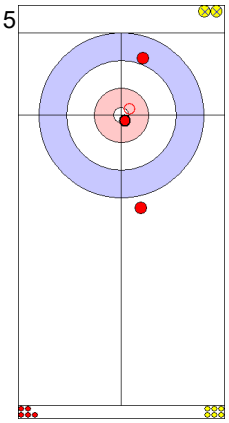
SWE: REGOSA A
Draw ↻ 75%

6
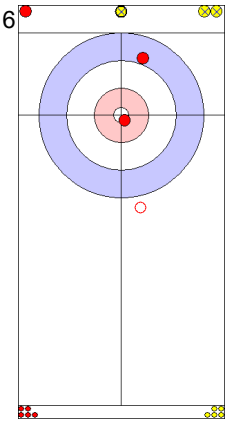
SUI: EBERHARD F
Take-out ↻ 0%

7
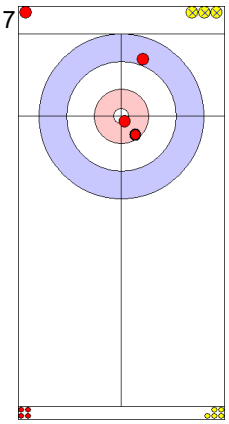
SWE: REGOSA A
Guard ↻ 25%

8
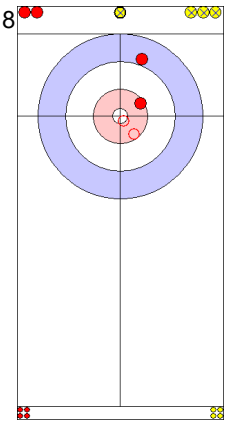
SUI: EBERHARD F
Take-out ↺ 50%

9
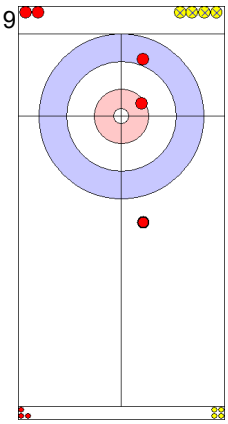
SWE: AHLBERG R
Guard ↻ 100%

10
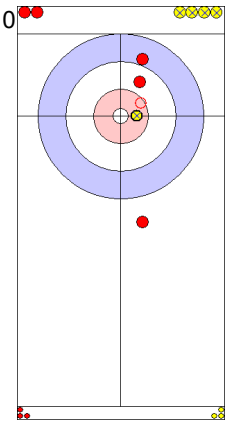
SUI: WAGENSEIL Y
Raise ↻ 100%

11
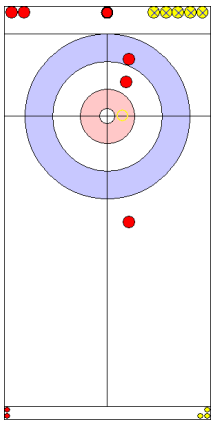
SWE: AHLBERG R
Take-out ↻ 50%

12
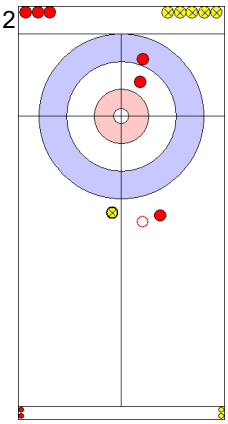
SUI: WAGENSEIL Y
Draw ↻ 0%

13
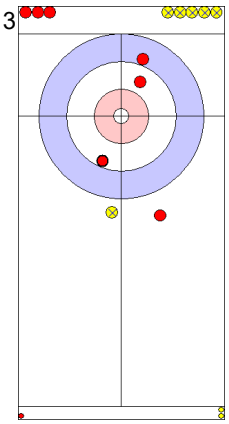
SWE: MAGNUSSON D
Draw ↻ 75%

14
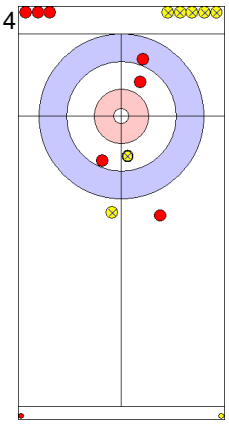
SUI: STOCKER Y
Draw ↺ 75%

15
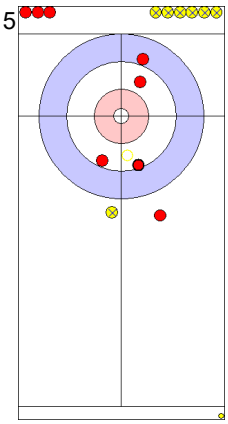
SWE: MAGNUSSON D
Take-out ↺ 100%

16
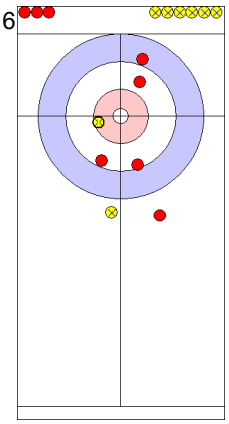
SUI: STOCKER Y
Draw ↻ 100%

	SWE	SUI
Total Score	0	1
Time left	00:00	00:00

Legend:
↻ Clockwise ↺ Counter-clockwise - Not considered

Game - Shot by Shot

End 2 — **SWE - Sweden 0 + 1** (this end) **= 1** — **SUI - Switzerland 1 + 0** (this end) **= 1**

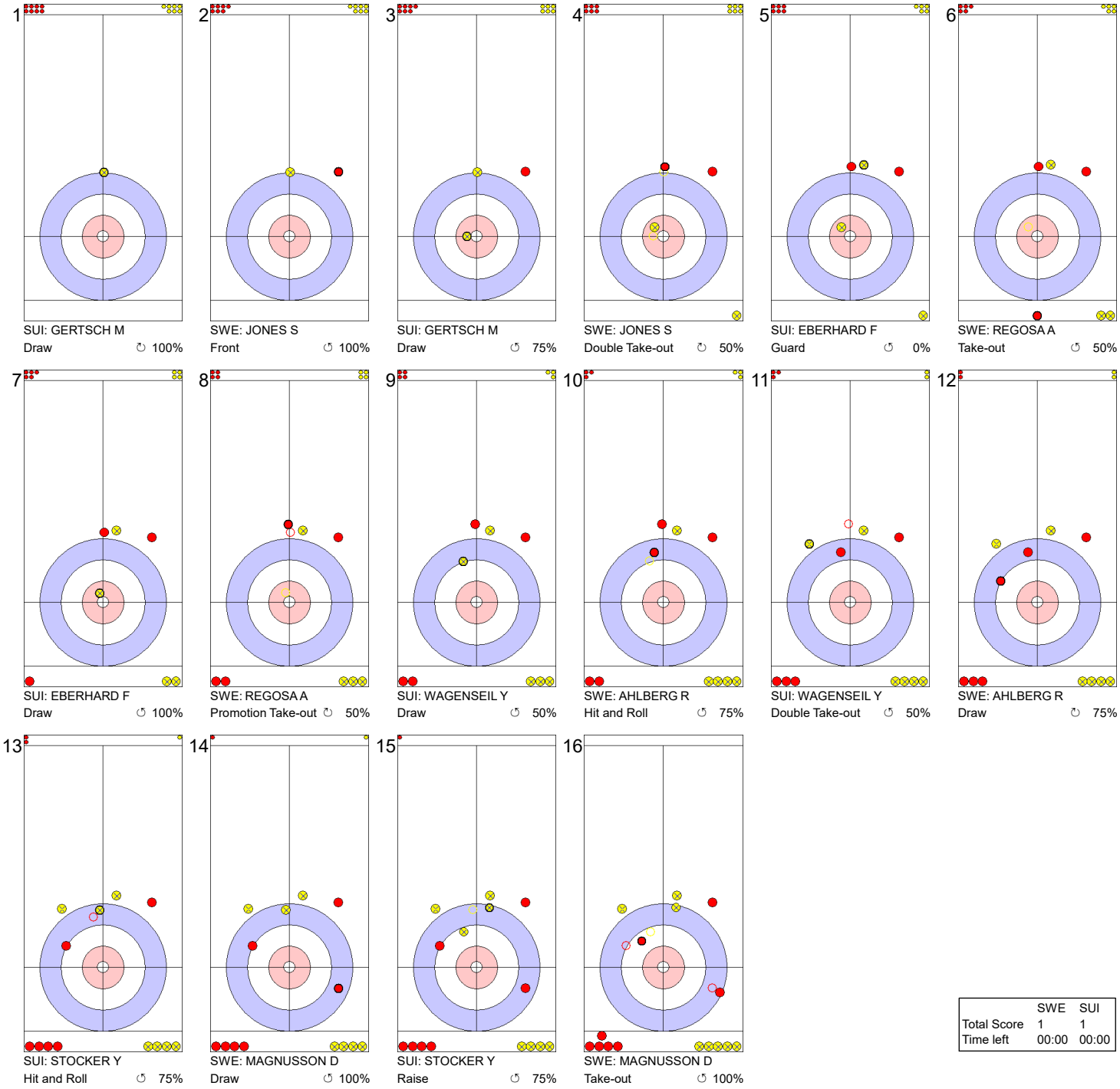

	SWE	SUI
Total Score	1	1
Time left	00:00	00:00

Legend:

↻ Clockwise ↺ Counter-clockwise - Not considered

Game - Shot by Shot

End 3 — **SWE - Sweden 1 + 0** (this end) **= 1** — **SUI - Switzerland 1 + 1** (this end) **= 2**



	SWE	SUI
Total Score	1	2
Time left	00:00	00:00

Legend:

↻ Clockwise ↺ Counter-clockwise - Not considered

Game - Shot by Shot

End 4 — **SWE - Sweden 1 + 1** (this end) **= 2** — **SUI - Switzerland 2 + 0** (this end) **= 2**

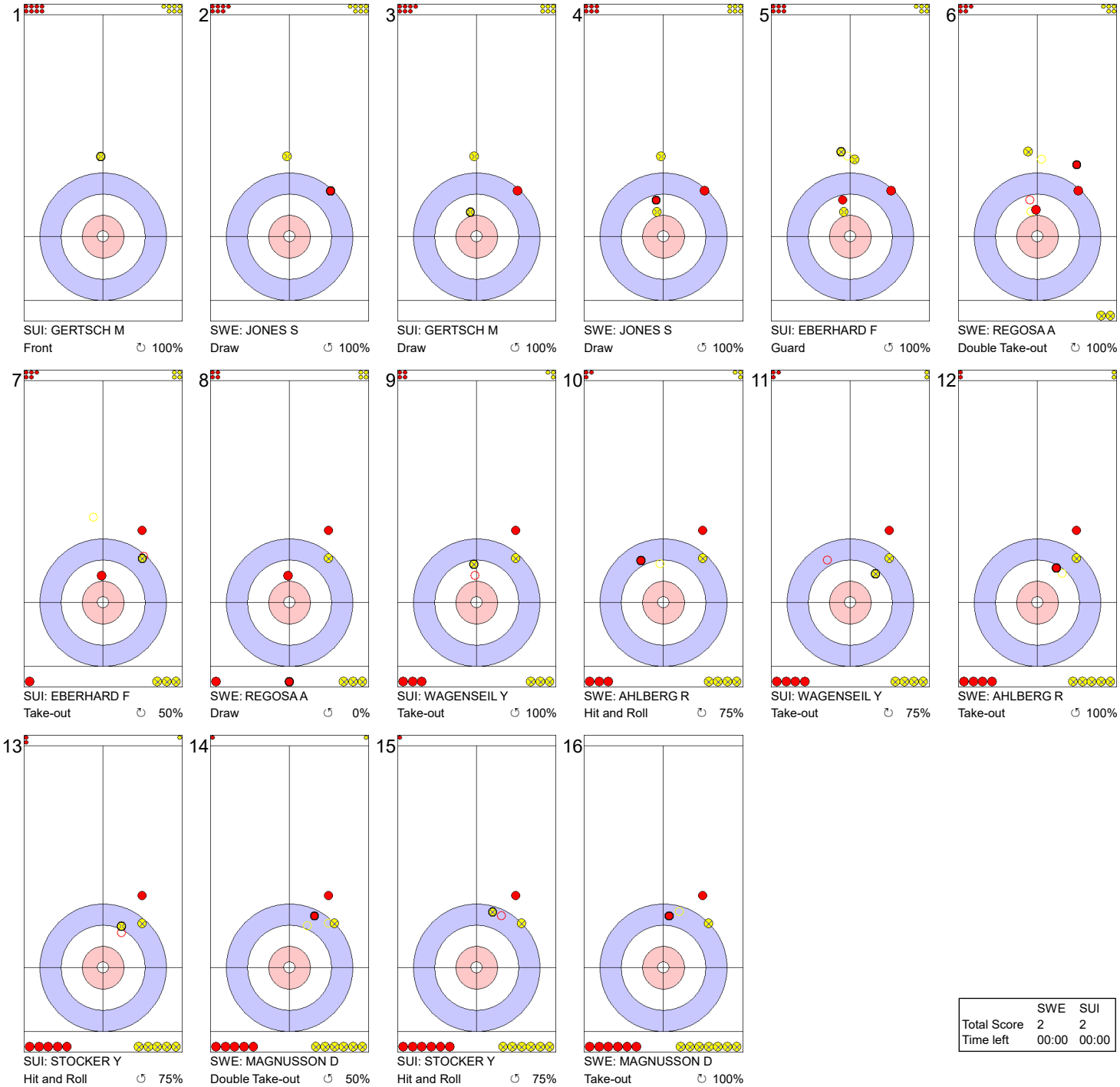

	SWE	SUI
Total Score	2	2
Time left	00:00	00:00

Legend:

↻ Clockwise ↺ Counter-clockwise - Not considered

Game - Shot by Shot

End 5 **SWE - Sweden 2 + 2** (this end) **= 4** **SUI - Switzerland 2 + 0** (this end) **= 2**



	1	2	3	4	5	6
	SWE: JONES S	SUI: GERTSCH M	SWE: JONES S	SUI: GERTSCH M	SWE: REGOSA A	SUI: EBERHARD F
	Front ↻ 100%	Draw ↺ 75%	Take-out ↻ 50%	Draw ↺ 75%	Take-out ↻ 50%	Clearing ↻ 25%
	7	8	9	10	11	12
	SWE: REGOSA A	SUI: EBERHARD F	SWE: AHLBERG R	SUI: WAGENSEIL Y	SWE: AHLBERG R	SUI: WAGENSEIL Y
	Front ↻ 100%	Draw ↻ 0%	Draw ↺ 100%	Promotion Take-out ↻ 25%	Guard ↺ 100%	Raise ↻ 0%
	13	14	15	16		
	SWE: MAGNUSSON D	SUI: STOCKER Y	SWE: MAGNUSSON D	SUI: STOCKER Y		
	Draw ↻ 100%	Double Take-out ↻ 0%	Guard ↺ 100%	Draw ↺ 0%		

	SWE	SUI
Total Score	4	2
Time left	00:00	00:00

Legend:
↻ Clockwise ↺ Counter-clockwise - Not considered

Game - Shot by Shot

End 6 — **SWE - Sweden 4 + 0** (this end) **= 4** — **SUI - Switzerland 2 + 1** (this end) **= 3**



1	2	3	4	5	6
SWE: JONES S	SUI: GERTSCH M	SWE: JONES S	SUI: GERTSCH M	SWE: REGOSA A	SUI: EBERHARD F
Draw ↻ 0%	Draw ↻ 100%	Take-out ↻ 100%	Front ↺ 0%	Take-out ↻ 50%	Front ↺ 100%
7	**8**	**9**	**10**	**11**	**12**
SWE: REGOSA A	SUI: EBERHARD F	SWE: AHLBERG R	SUI: WAGENSEIL Y	SWE: AHLBERG R	SUI: WAGENSEIL Y
Clearing ↻ 100%	Draw ↻ 100%	Hit and Roll ↻ 100%	Draw ↺ 100%	Promotion Take-out ↺ 0%	Take-out ↻ 100%
13	**14**	**15**	**16**		
SWE: MAGNUSSON D	SUI: STOCKER Y	SWE: MAGNUSSON D	SUI: STOCKER Y		
Double Take-out ↺ 50%	Take-out ↻ 50%	Take-out ↻ 100%	Clearing ↺ 50%		

	SWE	SUI
Total Score	4	3
Time left	00:00	00:00

Legend:
↻ Clockwise ↺ Counter-clockwise - Not considered

Game - Shot by Shot

End 7 — **SWE - Sweden 4 + 1** (this end) **= 5** — **SUI - Switzerland 3 + 0** (this end) **= 3**

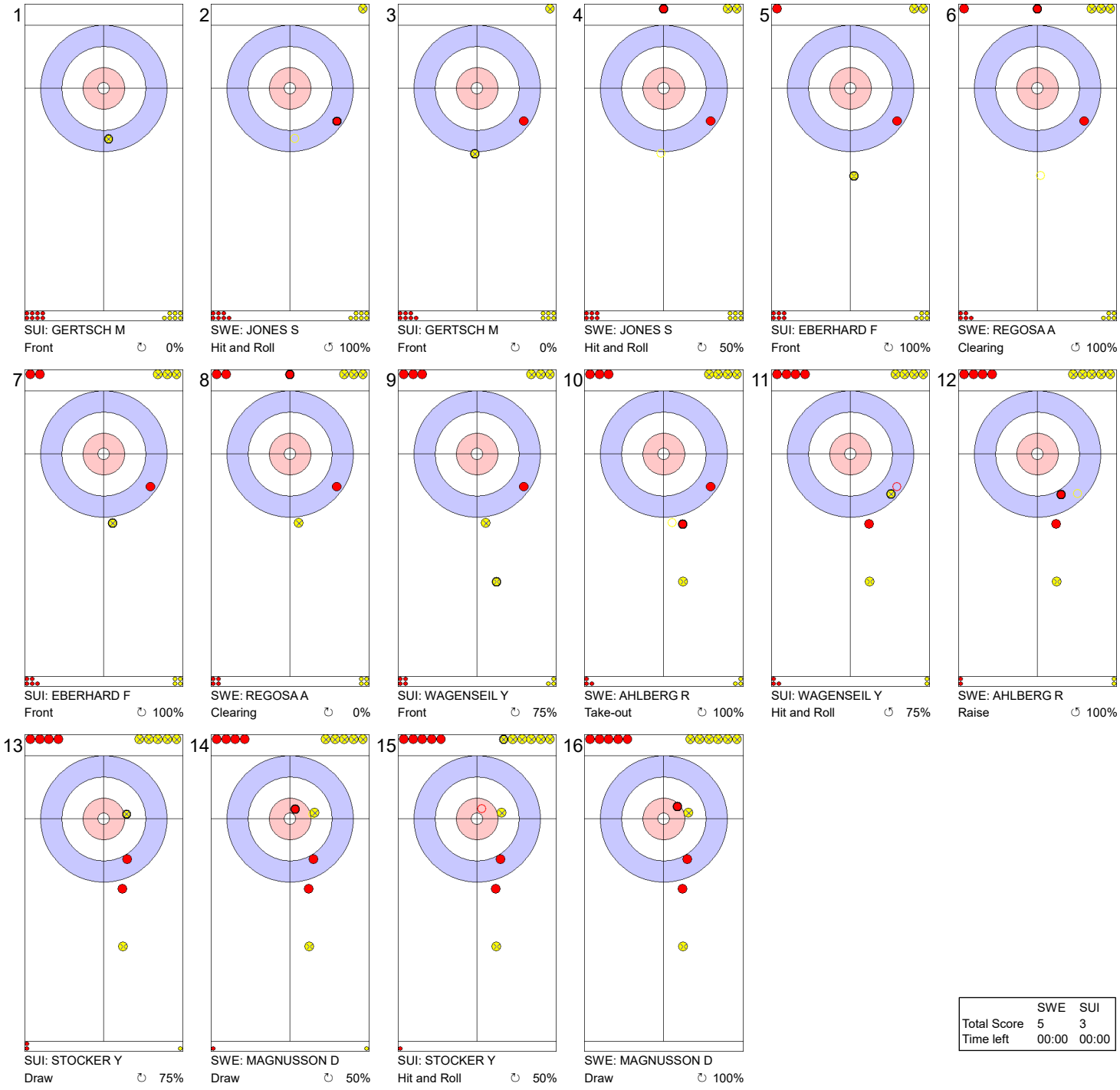

	SWE	SUI
Total Score	5	3
Time left	00:00	00:00

Legend:

↻ Clockwise ↺ Counter-clockwise - Not considered

Game - Shot by Shot

End 8 — **SWE - Sweden 5 + 1** (this end) **= 6** — **SUI - Switzerland 3 + 0** (this end) **= 3**



	SWE	SUI
Total Score	6	3
Time left	00:00	00:00

Legend:

↻ Clockwise ↺ Counter-clockwise - Not considered

Game - Shot by Shot

End 9 — **SWE - Sweden 6 + 1** (this end) **= 7** — **SUI - Switzerland 3 + 0** (this end) **= 3**



	1	2	3	4	5	6
	SWE: JONES S	SUI: GERTSCH M	SWE: JONES S	SUI: GERTSCH M	SWE: REGOSA A	SUI: EBERHARD F
	Draw ↺ 100%	Front ↻ 100%	Draw ↺ 75%	Front ↻ 100%	Draw ↻ 75%	Take-out ↺ 50%
	7	8	9	10	11	12
	SWE: REGOSA A	SUI: EBERHARD F	SWE: AHLBERG R	SUI: WAGENSEIL Y	SWE: AHLBERG R	SUI: WAGENSEIL Y
	Clearing ↺ 100%	Draw ↻ 100%	Double Take-out ↻ 100%	Draw ↻ 100%	Hit and Roll ↻ 50%	Draw ↺ 50%
	13	14	15	16		
	SWE: MAGNUSSON D	SUI: STOCKER Y	SWE: MAGNUSSON D	SUI: STOCKER Y		
	Clearing ↺ 100%	Draw ↺ 75%	Clearing ↺ 0%	Take-out ↻ 0%		

	SWE	SUI
Total Score	7	3
Time left	08:09	05:27

Legend:
↻ Clockwise ↺ Counter-clockwise - Not considered

Entry List by Country

As of FRI 14 FEB 2020

CAN - Canada		
4 S	GAUTHIER Jacques	R
3 V	PETERS Jordan	R
2	PAYETTE Brayden	R
1	BILAWKA Zachary	R
A	DUNLOP Thomas	L
C	LUND John	
O	HOFFART Jeffery	
O	-	

GER - Germany		
4 S	TOTZEK Sixten	R
3 V	SUTOR Joshua	R
2	HAAG Jan-Luca	R
1	SUTOR Magnus	R
A	HARSCH Klaudius	R
C	BURBA Wolfgang	
O	-	
O	-	

ITA - Italy		
4 S	COLLI Giacomo	R
3 V	ZISA Alberto	R
2	DE ZANNA Francesco	R
1	PIFFER Simone	R
A	CASAGRANDE Luca	R
C	GASPARI Diana	
O	-	
O	-	

NOR - Norway		
4 S	OEY Eirik	R
3	FAGERVOLL Brage	R
2	HERFJORD Johan	R
1 V	BRUSETH Martin	R
A	BJOERNSTAD Ingebrigt	R
C	MELLEM Haavard	
O	OEY Hege Marlen	
O	ELLINGSEN Sigmund	

NZL - New Zealand		
4 V	HOOD Anton	R
3	SMITH Ben	R
2 S	NEILSON Matthew	R
1	WALKER Hunter	R
A	APUWAI-BISHOP Jayden	R
C	EDE Nelson	
O	-	
O	-	

RUS - Russia		
4 S	DUDOV Andrey	R
3 V	KAZACHKOV Ivan	R
2	VLASENKO Mikhail	R
1	LYSAKOV Nikolai	R
A	KARETNIKOV Artem	R
C	DRON Petr	
2C	TRUKHINA Anna	
O	SHCHANKIN Sergey	

SCO - Scotland		
4 S	CRAIK James	R
3 V	WATT Mark	R
2	HASWELL Blair	R
1	RYDER Niall	R
A	BRYCE Angus	R
C	WATT Iain	
NC	SMITH Nancy	
O	CRUICKSHANK James	

SUI - Switzerland		
4 V	STOCKER Yves	R
3 S	WAGENSEIL Yves	R
2	EBERHARD Felix	R
1	GERTSCH Marcel	R
A	HOESLI Marco	R
C	SCHMIDT Rodger (GER)	
NC	RIOS Martin	
O	NETZER Manuela	

SWE - Sweden		
4 S	MAGNUSSON Daniel	R
3 V	AHLBERG Robin	R
2	REGOSA Anton	R
1	JONES Sebastian	R
A	ISRAELSSON Rasmus	R
C	KRAUPP Sebastian	
NC	KREVIAZUK Alison	
O	-	

USA - United States		
4 S	VIOLETTE Luc	R
3	RICHARDSON Ben	R
2	HARSTAD Jon	R
1 V	FENSON Graem	R
A	TUMA Kevin	R
C	GEORGE Tyler	
O	JENSEN Dave	
O	-	

Note:
Position and function for each team member:
4 = Fourth, **3** = Third, **2** = Second, **1** = Lead, **A** = Alternate, **S** = Skip, **V** = Vice-Skip
C = Coach, **NC** = National Coach, **2C** = 2nd Team Coach, **O** = Team Official, **T** = Translator

Legend:
L Left-handed **R** Right-handed

Competition Officials

As of FRI 14 FEB 2020

Function	Name	Organisation
WCF President:	CAITHNESS Kate	SCO - Scotland
WCF Head of Competitions &TD:	ROETHLISBERGER Eeva	SUI - Switzerland
Chief Umpire:	AUGUSTYNIAK Wojciech	POL - Poland
Deputy Chief Umpire:	BOMAS Bob	NED - Netherlands
Game Umpires:	HUCKLE Anja	GER - Germany
	ISAK Vladimir	RUS - Russia
	KARPINSKIY Vitaliy	RUS - Russia
	PLUTA Marta	POL - Poland
	REIMERTZ Joaquim	SWE - Sweden
Chief Ice Technician:	CALLAN Mark	SCO - Scotland
Deputy Chief Ice Technician:	FRITZ Joe	GER - Germany
Chief Timer:	LEIBBRANDT Christian	NED - Netherlands
Deputy Chief Timer:	SCHALLER Christian	SUI - Switzerland

Legend:
TD Technical Delegate

Competition Schedule

As of FRI 14 FEB 2020

Date	Start Time	Session	Sheet A	Sheet B	Sheet C	Sheet D	Sheet E
SAT 15 FEB	9:00	M1	CAN - USA	RUS - NZL	SCO - ITA	GER - NOR	SWE - SUI
	14:00	w1	den - nor	sui - swe	rus - hun	can - jpn	lat - kor
	19:30	M2	NZL - GER	USA - NOR	SWE - CAN	SUI - ITA	RUS - SCO
SUN 16 FEB	9:00	w2	swe - can	nor - jpn	lat - den	kor - hun	sui - rus
	14:00	M3	ITA - RUS	CAN - SUI	USA - GER	SCO - SWE	NZL - NOR
	19:00	w3	hun - sui	den - kor	nor - can	rus - lat	swe - jpn
MON 17 FEB	9:00	M4	NOR - SWE	SCO - GER	SUI - NZL	ITA - CAN	USA - RUS
	14:00	w4	jpn - lat	rus - can	kor - swe	hun - den	nor - sui
	19:00	M5	SCO - NZL	SWE - USA	CAN - NOR	RUS - SUI	GER - ITA
TUE 18 FEB	9:00	w5	rus - swe	lat - nor	den - jpn	sui - kor	can - hun
	14:00	M6	SWE - ITA	NZL - CAN	GER - RUS	NOR - SCO	SUI - USA
	19:00	w6	lat - hun	swe - den	can - sui	jpn - rus	kor - nor
WED 19 FEB	9:00	M7	RUS - NOR	SUI - SCO	ITA - USA	SWE - NZL	CAN - GER
	14:00	w7	sui - jpn	kor - rus	hun - nor	lat - swe	den - can
	19:00	M8	USA - SCO	GER - SWE	NOR - SUI	CAN - RUS	ITA - NZL
THU 20 FEB	9:00	w8	nor - rus	can - lat	jpn - kor	den - sui	hun - swe
	14:00	M9	GER - SUI	NOR - ITA	RUS - SWE	NZL - USA	SCO - CAN
	19:00	w9	can - kor	jpn - hun	sui - lat	swe - nor	rus - den
FRI 21 FEB	14:00	Men's Semi-finals					
	19:00	Women's Semi-finals					
SAT 22 FEB	9:00	Men's Finals					
	14:00	Women's Finals					

Note:
Lowercase - women; UPPERCASE - MEN
First named team in each game plays red-handled stones and wears dark coloured upper playing garments.

Legend:
Mn Men's session n **wn** Women's session n