



Ford World Men's Curling Championship
Edmonton, Canada

1 – 9 April 2017

RESULTS BOOK













Medallists

Medal	Country	Name
GOLD	CAN - Canada	GUSHUE Brad NICHOLS Mark GALLANT Brett WALKER Geoff SALLOWS Tom OWCHAR Jules
SILVER	SWE - Sweden	EDIN Niklas ERIKSSON Oskar WRANAA Rasmus SUNDGREN Christoffer LEEK Henrik LINDBERG Fredrik
BRONZE	SUI - Switzerland	SCHWARZ Benoit PAETZ Claudio DE CRUZ Peter TANNER Valentin MEIER Romano PESCIA Claudio

Final Standings

Rank	Team	Players	Position - Function
Gold	CAN - Canada	GUSHUE Brad	4 S
		NICHOLS Mark	3 V
		GALLANT Brett	2
		WALKER Geoff	1
		SALLOWS Tom	A
Silver	SWE - Sweden	EDIN Niklas	4 S
		ERIKSSON Oskar	3 V
		WRANAA Rasmus	2
		SUNDGREN Christoffer	1
		LEEK Henrik	A
Bronze	SUI - Switzerland	SCHWARZ Benoit	4 V
		PAETZ Claudio	3
		DE CRUZ Peter	2 S
		TANNER Valentin	1
		MEIER Romano	A
4	USA - United States	SHUSTER John	4 S
		GEORGE Tyler	3 V
		HAMILTON Matt	2
		LANDSTEINER John	1
		POLO Joe	A
5	CHN - China	LIU Rui	4 S
		XU Xiaoming	3 V
		BA Dexin	2
		ZANG Jialiang	1
		ZOU Qiang	A
6	SCO - Scotland	MURDOCH David	4 S
		DRUMMOND Greg	3 V
		ANDREWS Scott	2
		GOODFELLOW Michael	1
		PATERSON Ross	A
7	JPN - Japan	MOROZUMI Yusuke	4 S
		SHIMIZU Tetsuro	3 V
		YAMAGUCHI Tsuyoshi	2
		MOROZUMI Kosuke	1
		HIRATA Kohsuke	A
8	NOR - Norway	WALSTAD Steffen	4 S
		HOEIBERG Markus	3 V
		NEDREGOTTEN Magnus	2
		LINDSTROEM Alexander	1
		ROELVAAG Sander	A
9	ITA - Italy	MOSANER Amos	4 V
		RETORNAZ Joel	3 S
		PILZER Andrea	2
		FERRAZZA Daniele	1
		GONIN Simone	A
10	GER - Germany	BAUMANN Alexander	4 S
		WALTER Manuel	3
		HERBERG Daniel	2 V
		SHERRARD Ryan	1
		SCHWEIZER Sebastian	A
11	NED - Netherlands	VAN DORP Jaap	4 S
		GOESGENS Wouter	3 V
		HOEKMAN Laurens	2
		GLASBERGEN Carlo	1
		MAGAN Alexander	A

Final Standings

Rank	Team	Players	Position - Function
12	RUS - Russia	STUKALSKIY Alexey	4 S
		TIMOFEEV Alexey	3
		GADZHIKHANOV Timur	2 V
		RAZHABOV Artur	1
		KLIMOV Evgeny	A

Note:
Team position and functions are attached to each team member's name as follows:
4 = Fourth, **3** = Third, **2** = Second, **1** = Lead, **A** = Alternate, **S** = Skip, **V** = Vice-Skip

Competition Summary

Session	Date	Time	Sheet A	Sheet B	Sheet C	Sheet D	Attendance
Session 1	1 APR	14:00	SUI - CAN 5 : 7	RUS - USA 2 : 9	JPN - ITA 9 : 5	NED - GER 5 : 6	5'754
Session 2	1 APR	19:00	SCO - NOR 6 : 9	ITA - GER 7 : 5	CHN - SWE 7 : 10	USA - SUI 4 : 7	3'769
Session 3	2 APR	9:00		JPN - NED 9 : 6	RUS - CAN 3 : 11		3'537
Session 4	2 APR	14:00	GER - SWE 2 : 8	SUI - NOR 6 : 3	USA - SCO 4 : 9	CHN - ITA 3 : 8	3'499
Session 5	2 APR	19:00	CHN - RUS 9 : 6	CAN - SWE 8 : 6	NOR - NED 8 : 3	JPN - SCO 4 : 7	5'169
Session 6	3 APR	9:00	ITA - USA 6 : 8	SCO - CHN 7 : 9	SUI - GER 7 : 4	SWE - NOR 8 : 6	2'309
Session 7	3 APR	14:00	NED - CHN 3 : 9	NOR - RUS 5 : 3	SWE - JPN 8 : 5	SCO - CAN 2 : 8	3'548
Session 8	3 APR	19:00	RUS - SUI 2 : 9	GER - JPN 4 : 7	CAN - USA 8 : 2	ITA - NED 13 : 6	3'162
Session 9	4 APR	9:00	SWE - ITA 8 : 2	SUI - SCO 6 : 5	GER - CHN 6 : 5	NOR - USA 3 : 9	2'726
Session 10	4 APR	14:00	JPN - NOR 9 : 7	CAN - CHN 9 : 4	SCO - NED 9 : 5	SWE - RUS 10 : 5	2'619
Session 11	4 APR	19:00	GER - CAN 2 : 8	USA - JPN 7 : 6	RUS - ITA 5 : 9	NED - SUI 6 : 9	2'839
Session 12	5 APR	9:00	SWE - SCO 6 : 4	NED - CAN 3 : 8	CHN - NOR 7 : 6	RUS - JPN 4 : 12	2'705
Session 13	5 APR	14:00	CAN - JPN 10 : 2	ITA - SUI 4 : 6	NED - RUS 6 : 4	USA - GER 8 : 5	2'728
Session 14	5 APR	19:00	NOR - GER 8 : 7	CHN - USA 2 : 8	ITA - SCO 2 : 6	SUI - SWE 4 : 10	2'139
Session 15	6 APR	9:00	USA - NED 6 : 5	RUS - GER 7 : 9	JPN - SUI 5 : 6	CAN - ITA 9 : 2	2'601
Session 16	6 APR	14:00	SUI - CHN 5 : 8	NOR - ITA 7 : 5	USA - SWE 7 : 3	GER - SCO 1 : 7	2'237
Session 17	6 APR	19:00	SCO - RUS 7 : 6	SWE - NED 8 : 2	NOR - CAN 4 : 8	JPN - CHN 2 : 9	4'481
Play-off 1v2	7 APR	19:00			CAN - SWE 7 : 4		6'336
Play-off 3v4	8 APR	14:00			SUI - USA 11 : 4		5'144
Semi-final	8 APR	19:00			SUI - SWE 5 : 6		5'625
Bronze Medal	9 APR	12:00			USA - SUI 5 : 7		4'995
Gold Medal	9 APR	18:00			CAN - SWE 4 : 2		7'292
						Total:	**85'214**

Standings after Round Robin

Rank	Team	Games	Wins	Losses		
1	CAN - Canada	11	11	0	Q	
2	SWE - Sweden	11	9	2	Q	
3	SUI - Switzerland	11	8	3	Q	w1
4	USA - United States	11	8	3	Q	w0
5	CHN - China	11	6	5		w1
6	SCO - Scotland	11	6	5		w0
7	JPN - Japan	11	5	6		w1
8	NOR - Norway	11	5	6		w0
9	ITA - Italy	11	4	7		
10	GER - Germany	11	3	8		
11	NED - Netherlands	11	1	10		
12	RUS - Russia	11	0	11		

Competition Summary

Championship Bracket

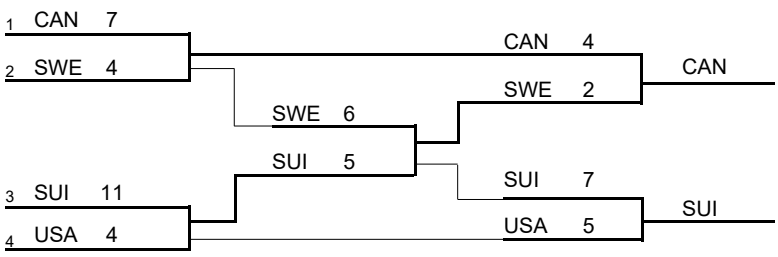

Final Standings

Gold	CAN - Canada
Silver	SWE - Sweden
Bronze	SUI - Switzerland
4	USA - United States
5	CHN - China
6	SCO - Scotland
7	JPN - Japan
8	NOR - Norway
9	ITA - Italy
10	GER - Germany
11	NED - Netherlands
12	RUS - Russia

Legend:
Q Qualified for the play-offs **wn** Number of wins (n) against tied teams

Session Results and Standings

Sheet	Game	Team	LSFE	1	2	3	4	5	6	7	8	9	10	Extra Ends				Total
C	13	CAN - Canada	*	0	1	0	1	0	0	0	0	2	X					4
	14	SWE - Sweden		0	0	1	0	1	0	0	0	0	X					2

Championship Bracket

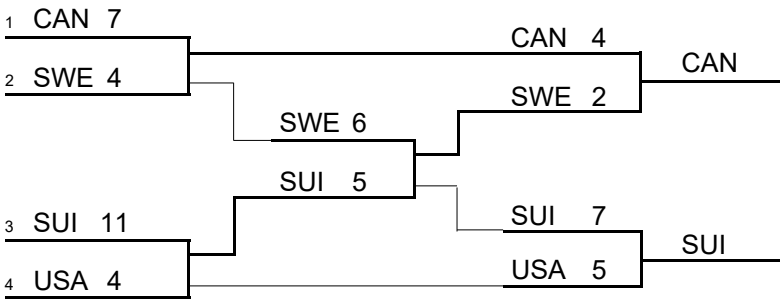

Final Standings

Gold	CAN - Canada
Silver	SWE - Sweden
Bronze	SUI - Switzerland
4	USA - United States
5	CHN - China
6	SCO - Scotland
7	JPN - Japan
8	NOR - Norway
9	ITA - Italy
10	GER - Germany
11	NED - Netherlands
12	RUS - Russia

Attendance
Session: 7'292 Total: 85'214

Legend:
LSFE(*) Last Stone First End **X** Unplayed/unfinished end due to concession

Game Results

Sheet	Game	Team	LSFE	1	2	3	4	5	6	7	8	9	10	Extra Ends				Total
C	13	CAN - Canada	*	0	1	0	1	0	0	0	0	2	X					4
	14	SWE - Sweden		0	0	1	0	1	0	0	0	0	X					2

CAN - Canada		Shot Success Game	Shot Success All
4 S	GUSHUE Brad	91%	92%
3 V	NICHOLS Mark	85%	89%
2	GALLANT Brett	86%	92%
1	WALKER Geoff	89%	91%
A	SALLOWS Tom	-	100%
	Team Total	88%	91%

Time remaining: 1 minute 5 seconds

Time-out: end 10 - CAN stone 6

SWE - Sweden		Shot Success Game	Shot Success All
4 S	EDIN Niklas	88%	83%
3 V	ERIKSSON Oskar	83%	87%
2	WRANAA Rasmus	73%	85%
1	SUNDGREN Christoffer	90%	90%
A	LEEK Henrik	-	100%
	Team Total	83%	86%

Time remaining: 0 minutes 41 seconds

Shot Success Analysis

CAN - Canada		↻	↺	Game
4 GUSHUE Brad	Draws	2 63%	2 75%	4 69%
	Take-outs	4 100%	11 95%	15 97%
	Total	6 88%	13 92%	19 91%
3 NICHOLS Mark	Draws	3 92%	3 92%	6 92%
	Take-outs	6 71%	8 91%	14 82%
	Total	9 78%	11 91%	20 85%
2 GALLANT Brett	Draws	1 100%	2 100%	3 100%
	Take-outs	2 100%	15 82%	17 84%
	Total	3 100%	17 84%	20 86%
1 WALKER Geoff	Draws	0 -	15 92%	15 92%
	Take-outs	1 100%	4 75%	5 80%
	Total	1 100%	19 88%	20 89%
A SALLOWS Tom	Draws	0 -	0 -	0 -
	Take-outs	0 -	0 -	0 -
	Total	0 -	0 -	0 -
Team	Draws	6 83%	22 91%	28 89%
	Take-outs	13 87%	38 87%	51 87%
	Total	19 86%	60 88%	79 88%

SWE - Sweden		↻	↺	Game
4 EDIN Niklas	Draws	1 50%	5 70%	6 67%
	Take-outs	3 100%	10 98%	13 98%
	Total	4 88%	15 88%	19 88%
3 ERIKSSON Oskar	Draws	5 90%	3 75%	8 84%
	Take-outs	5 85%	7 79%	12 81%
	Total	10 88%	10 78%	20 83%
2 WRANAA Rasmus	Draws	2 25%	8 69%	10 60%
	Take-outs	3 83%	7 86%	10 85%
	Total	5 60%	15 77%	20 73%
1 SUNDGREN Christoffer	Draws	2 100%	16 88%	18 89%
	Take-outs	1 100%	1 100%	2 100%
	Total	3 100%	17 88%	20 90%
A LEEK Henrik	Draws	0 -	0 -	0 -
	Take-outs	0 -	0 -	0 -
	Total	0 -	0 -	0 -
Team	Draws	10 75%	32 79%	42 78%
	Take-outs	12 90%	25 89%	37 89%
	Total	22 83%	57 83%	79 83%

Note:
Team position and functions are attached to each team member's name as follows:
4 = Fourth, **3** = Third, **2** = Second, **1** = Lead, **A** = Alternate, **S** = Skip, **V** = Vice-Skip

Legend:
↻ Clockwise ↺ Counter-clockwise **LSFE(*)** Last Stone First End
X Unplayed/unfinished end due to concession

Game - Shot by Shot

End 1 — **CAN - Canada** **0 + 0** (this end) **= 0** — **SWE - Sweden** **0 + 0** (this end) **= 0**

1
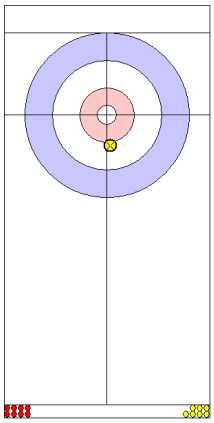
SWE: SUNDGREN C
Draw ↺ 4

2
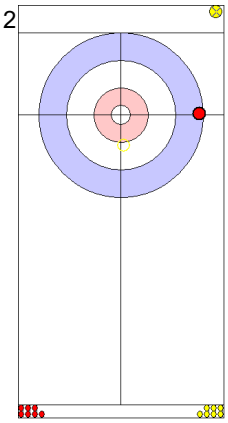
CAN: WALKER G
Take-out ↺ 4

3
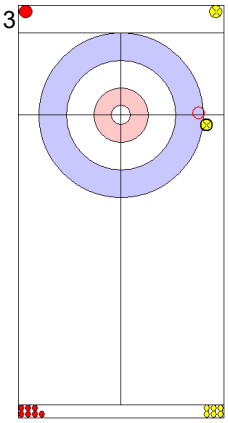
SWE: SUNDGREN C
Take-out ↺ 4

4
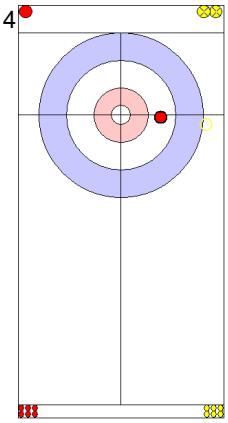
CAN: WALKER G
Take-out ↺ 4

5
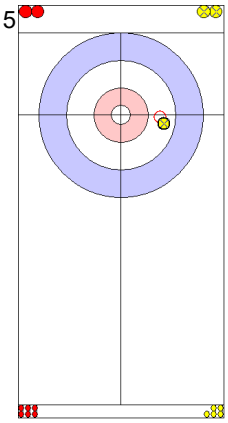
SWE: WRANAA R
Take-out ↺ 4

6
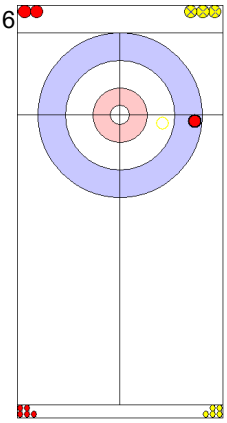
CAN: GALLANT B
Take-out ↺ 4

7
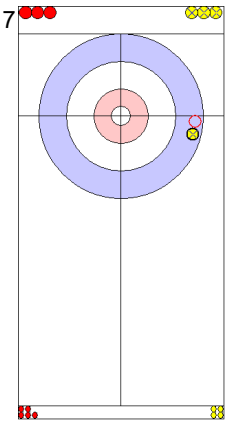
SWE: WRANAA R
Take-out ↺ 4

8
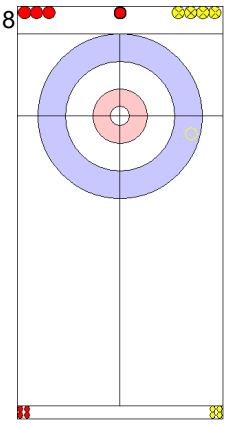
CAN: GALLANT B
Take-out ↺ 2

9
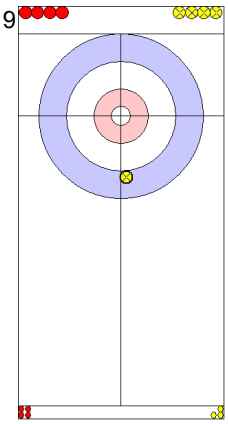
SWE: ERIKSSON O
Draw ↺ 4

10
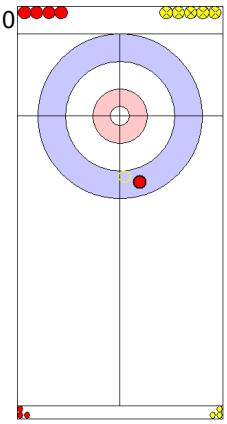
CAN: NICHOLS M
Take-out ↺ 4

11
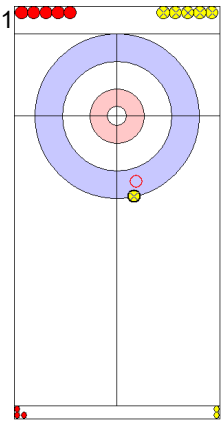
SWE: ERIKSSON O
Take-out ↺ 4

12
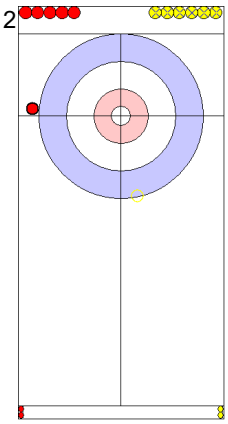
CAN: NICHOLS M
Take-out ↺ 4

13
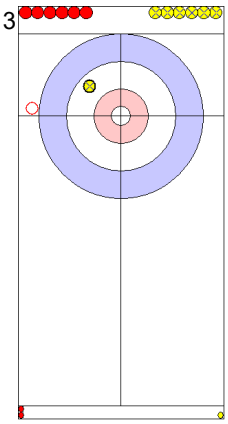
SWE: EDIN N
Take-out ↺ 4

14
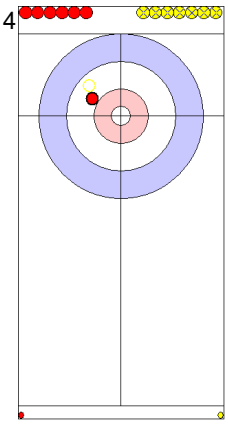
CAN: GUSHUE B
Take-out ↺ 4

15
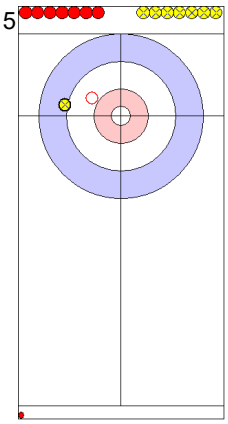
SWE: EDIN N
Take-out ↺ 4

16
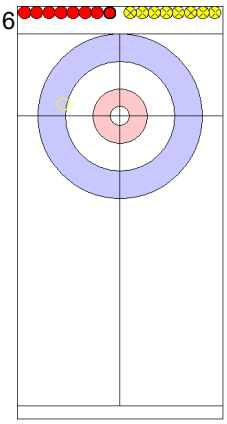
CAN: GUSHUE B
Clearing ↺ 4

	CAN	SWE
Total Score	0	0
Time left	00:00	00:00

Game - Shot by Shot

End 2 — **CAN - Canada** **0 + 1** (this end) **= 1** — **SWE - Sweden** **0 + 0** (this end) **= 0**

1
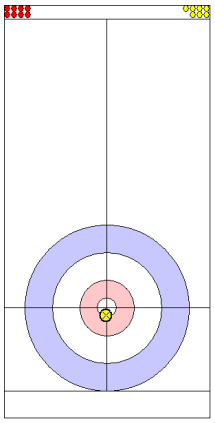
SWE: SUNDGREN C
Draw ↺ 3

2
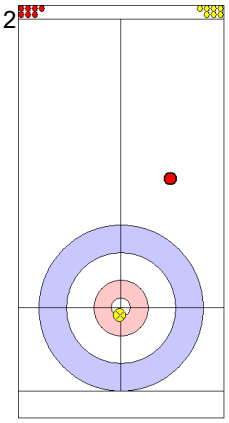
CAN: WALKER G
Front ↺ 4

3
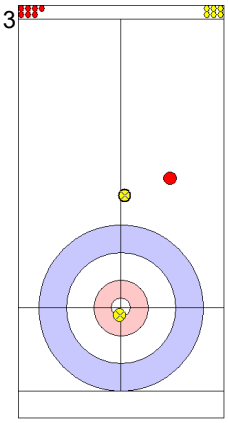
SWE: SUNDGREN C
Guard ↺ 3

4
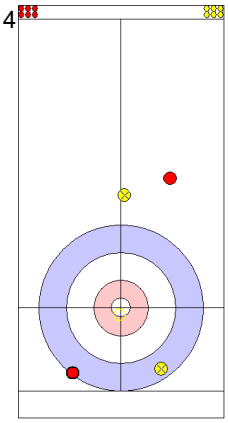
CAN: WALKER G
Take-out ↺ 0

5
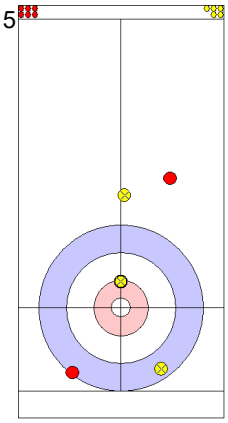
SWE: WRANAA R
Draw ↺ 3

6
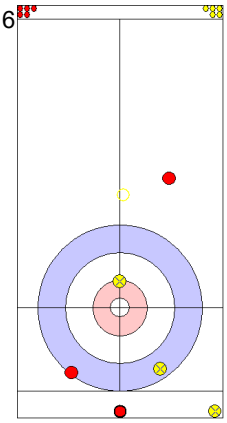
CAN: GALLANT B
Double Take-out ↺ 2

7
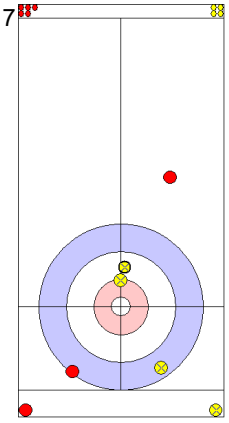
SWE: WRANAA R
Guard ↺ 1

8
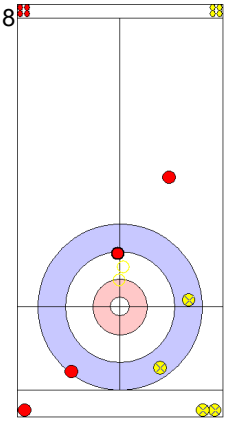
CAN: GALLANT B
Double Take-out ↺ 2

9
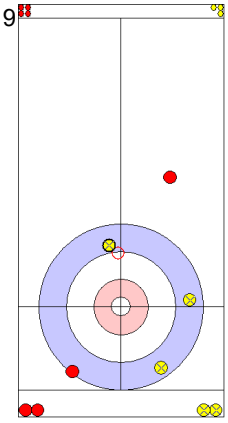
SWE: ERIKSSON O
Take-out ↺ 4

10
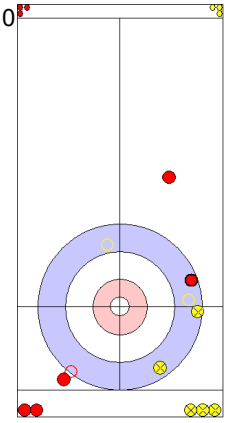
CAN: NICHOLS M
Hit and Roll ↺ 3

11
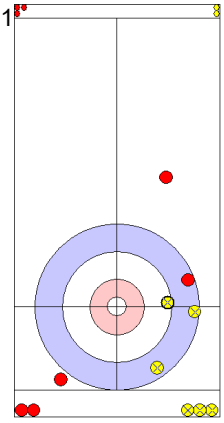
SWE: ERIKSSON O
Draw ↺ 4

12
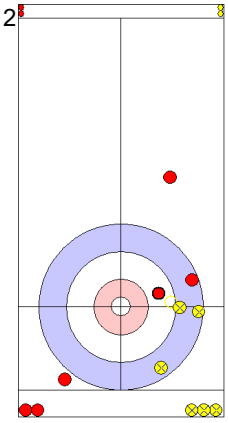
CAN: NICHOLS M
Draw ↺ 3

13
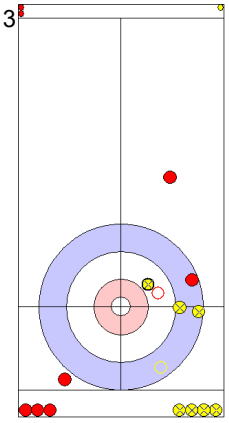
SWE: EDIN N
Take-out ↺ 4

14
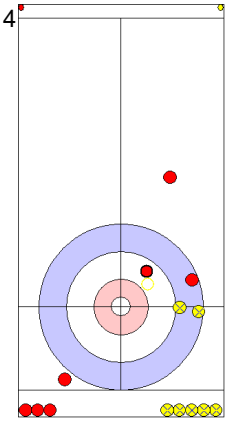
CAN: GUSHUE B
Take-out ↺ 4

15
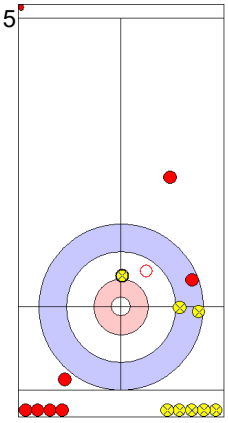
SWE: EDIN N
Take-out ↺ 4

16
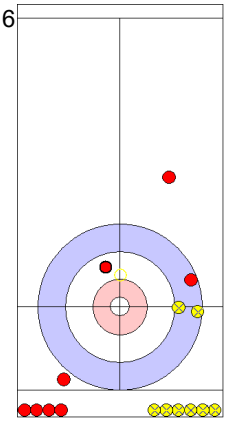
CAN: GUSHUE B
Take-out ↺ 4

	CAN	SWE
Total Score	1	0
Time left	00:00	00:00

Game - Shot by Shot

End 3 | **CAN - Canada** **1 + 0** (this end) **= 1** | **SWE - Sweden** **0 + 1** (this end) **= 1**

1
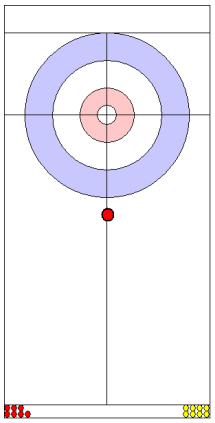
CAN: WALKER G
Front ↺ 4

2
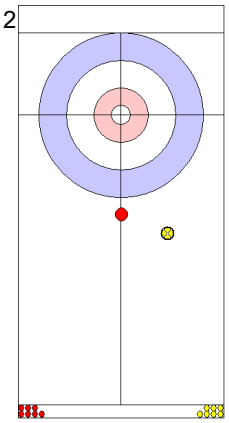
SWE: SUNDGREN C
Front ↺ 4

3
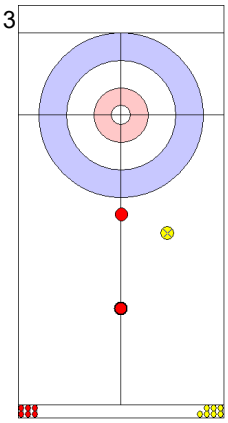
CAN: WALKER G
Front ↺ 4

4
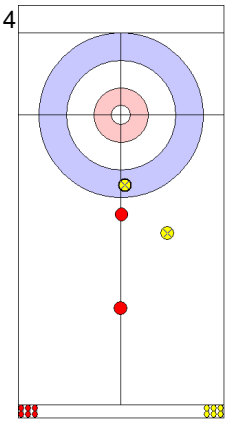
SWE: SUNDGREN C
Draw ↺ 3

5
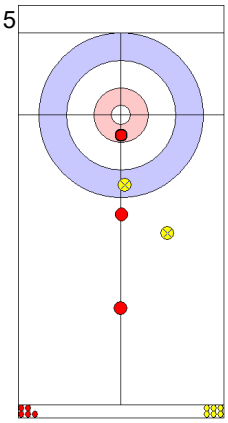
CAN: GALLANT B
Draw ↺ 4

6
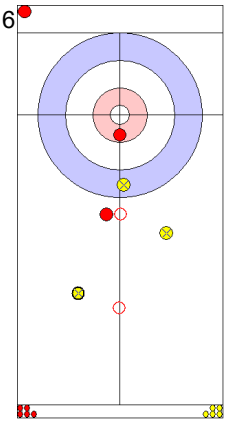
SWE: WRANAA R
Double Take-out ↺ 2

7
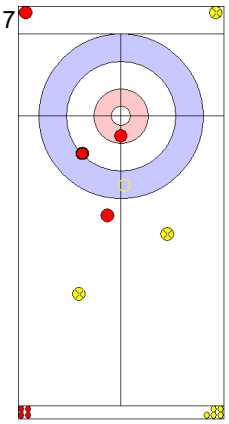
CAN: GALLANT B
Take-out ↺ 4

8
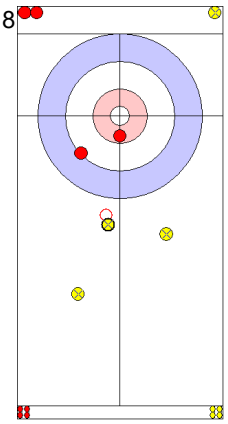
SWE: WRANAA R
Hit and Roll ↺ 2

9
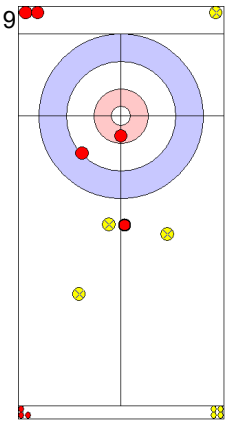
CAN: NICHOLS M
Guard ↺ 4

10
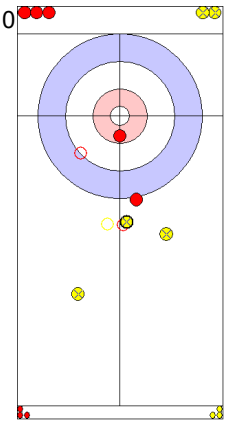
SWE: ERIKSSON O
Promotion Take-out ↺ 2

11
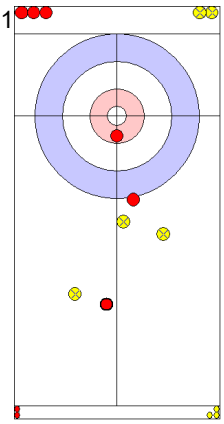
CAN: NICHOLS M
Guard ↺ 4

12
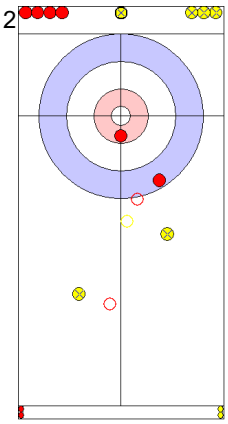
SWE: ERIKSSON O
Clearing ↺ 4

13
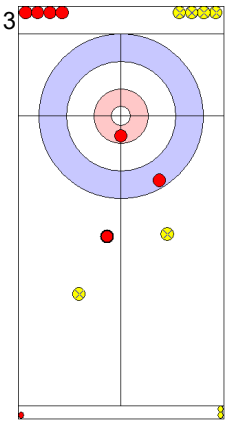
CAN: GUSHUE B
Guard ↺ 1

14
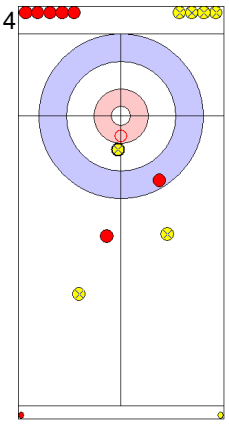
SWE: EDIN N
Take-out ↺ 4

15
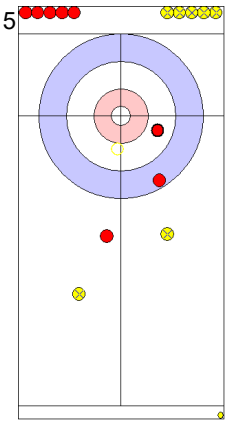
CAN: GUSHUE B
Hit and Roll ↺ 4

16
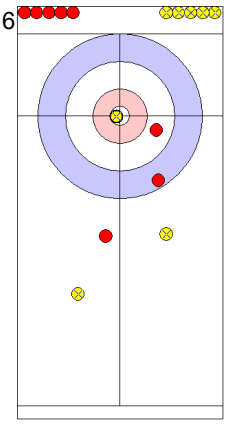
SWE: EDIN N
Draw ↺ 4

	CAN	SWE
Total Score	1	1
Time left	00:00	00:00

Game - Shot by Shot

End 4 | **CAN - Canada** **1 + 1** (this end) **= 2** | **SWE - Sweden** **1 + 0** (this end) **= 1**



	CAN	SWE
Total Score	2	1
Time left	00:00	00:00

Game - Shot by Shot

End 5 | **CAN - Canada** **2 + 0** (this end) **= 2** | **SWE - Sweden** **1 + 1** (this end) **= 2**



	CAN	SWE
Total Score	2	2
Time left	00:00	00:00

Game - Shot by Shot

End 6 — **CAN - Canada** **2 + 0** (this end) **= 2** — **SWE - Sweden** **2 + 0** (this end) **= 2**

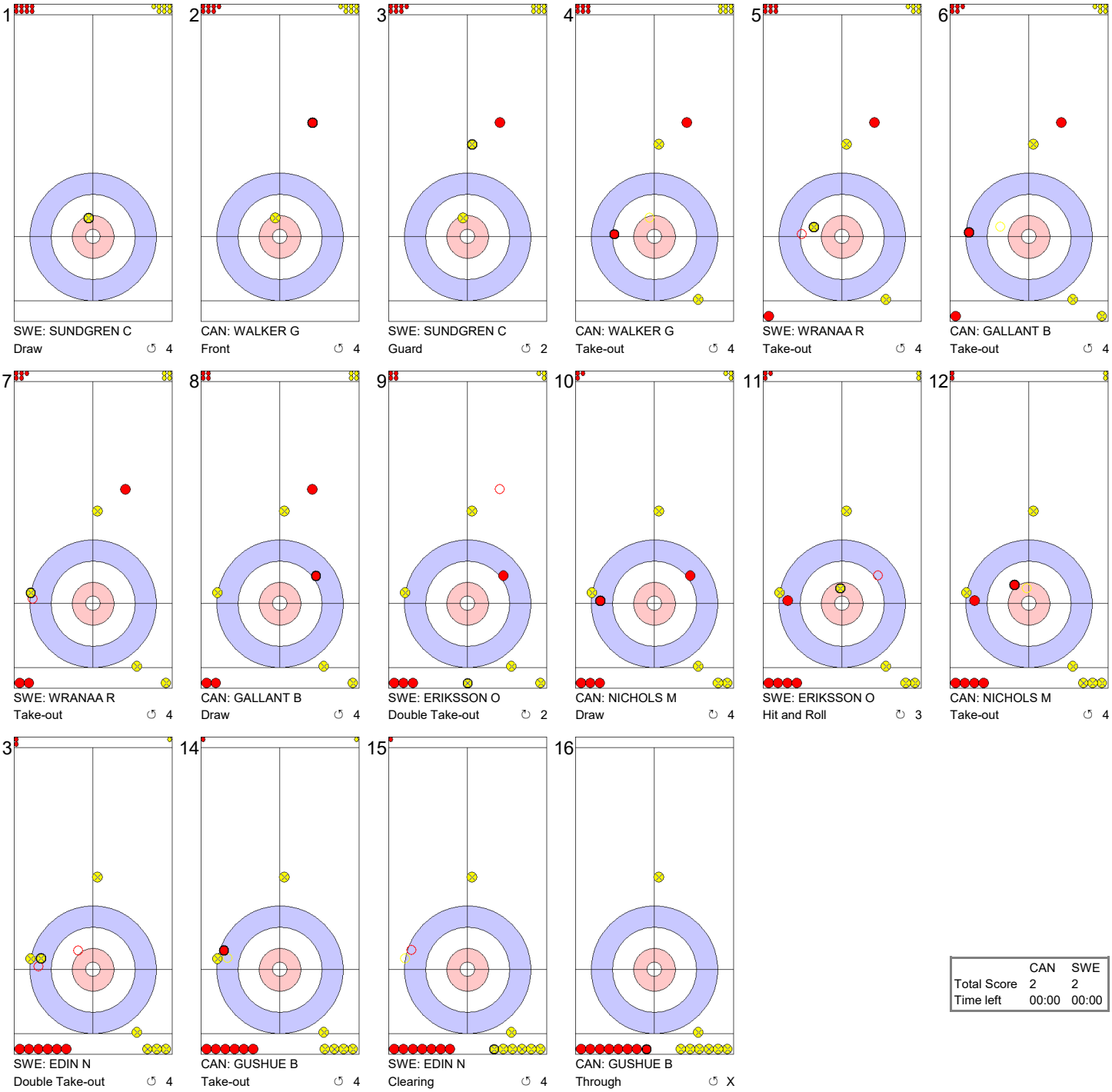

	CAN	SWE
Total Score	2	2
Time left	00:00	00:00

Game - Shot by Shot

End 7 — **CAN - Canada** **2 + 0** (this end) **= 2** — **SWE - Sweden** **2 + 0** (this end) **= 2**

1
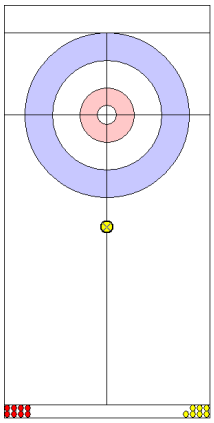
SWE: SUNDGREN C
Front ↺ 4

2
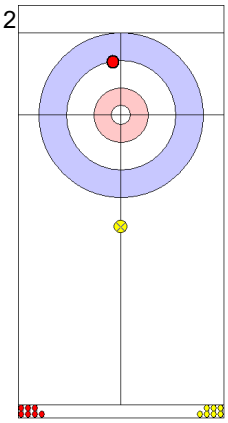
CAN: WALKER G
Draw ↺ 3

3
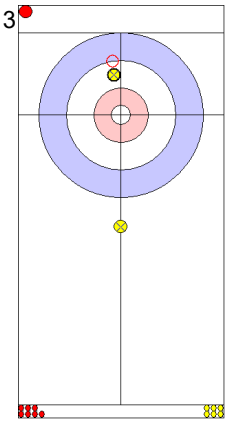
SWE: SUNDGREN C
Take-out ↻ 4

4
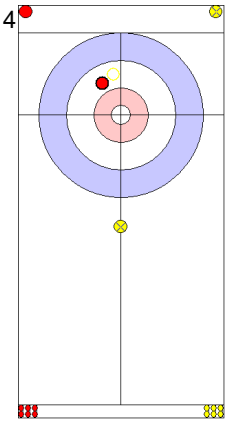
CAN: WALKER G
Take-out ↻ 4

5
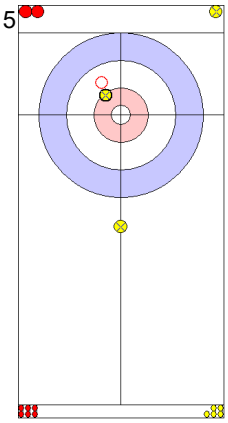
SWE: WRANAA R
Take-out ↻ 4

6
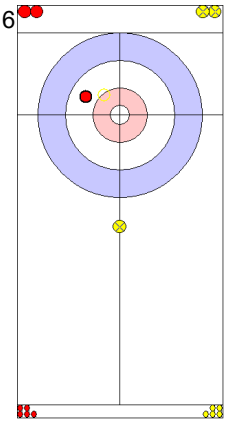
CAN: GALLANT B
Take-out ↻ 4

7
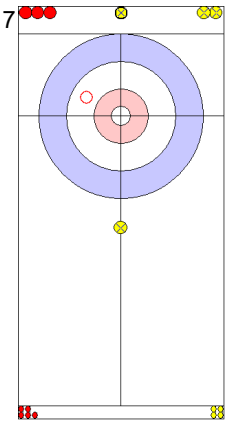
SWE: WRANAA R
Take-out ↻ 2

8
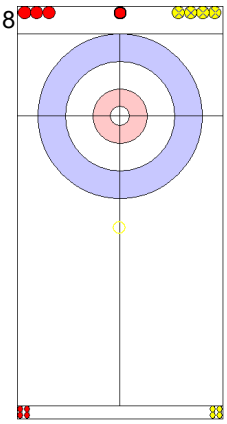
CAN: GALLANT B
Clearing ↺ 4

9
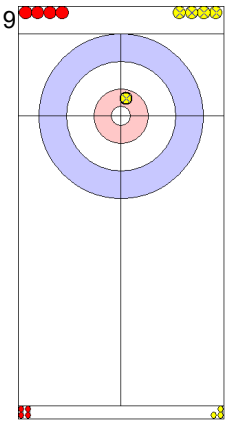
SWE: ERIKSSON O
Draw ↻ 3

10
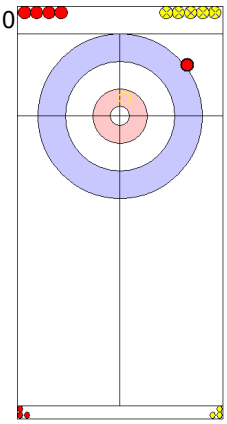
CAN: NICHOLS M
Take-out ↻ 4

11
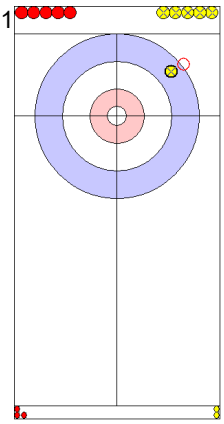
SWE: ERIKSSON O
Take-out ↺ 4

12
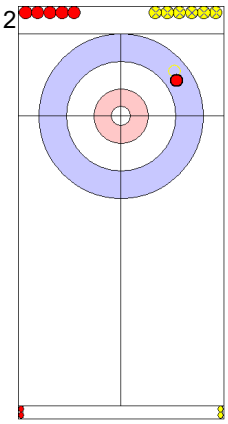
CAN: NICHOLS M
Take-out ↺ 4

13
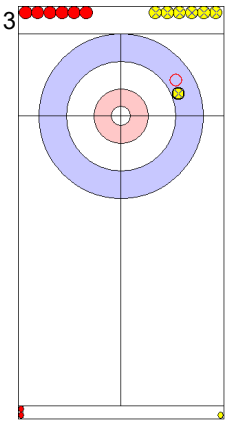
SWE: EDIN N
Take-out ↺ 4

14
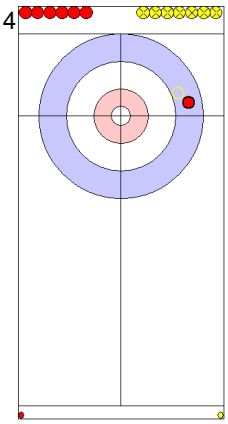
CAN: GUSHUE B
Take-out ↺ 4

15
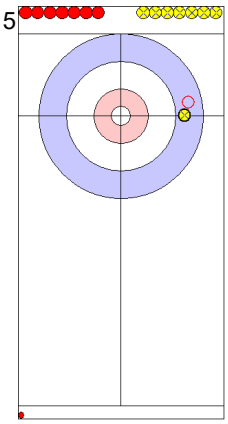
SWE: EDIN N
Take-out ↺ 4

16
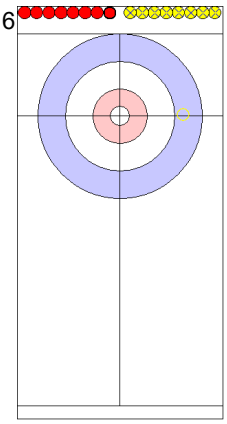
CAN: GUSHUE B
Clearing ↺ 4

	CAN	SWE
Total Score	2	2
Time left	00:00	00:00

Game - Shot by Shot

End 8 | **CAN - Canada** **2 + 0** (this end) **= 2** | **SWE - Sweden** **2 + 0** (this end) **= 2**

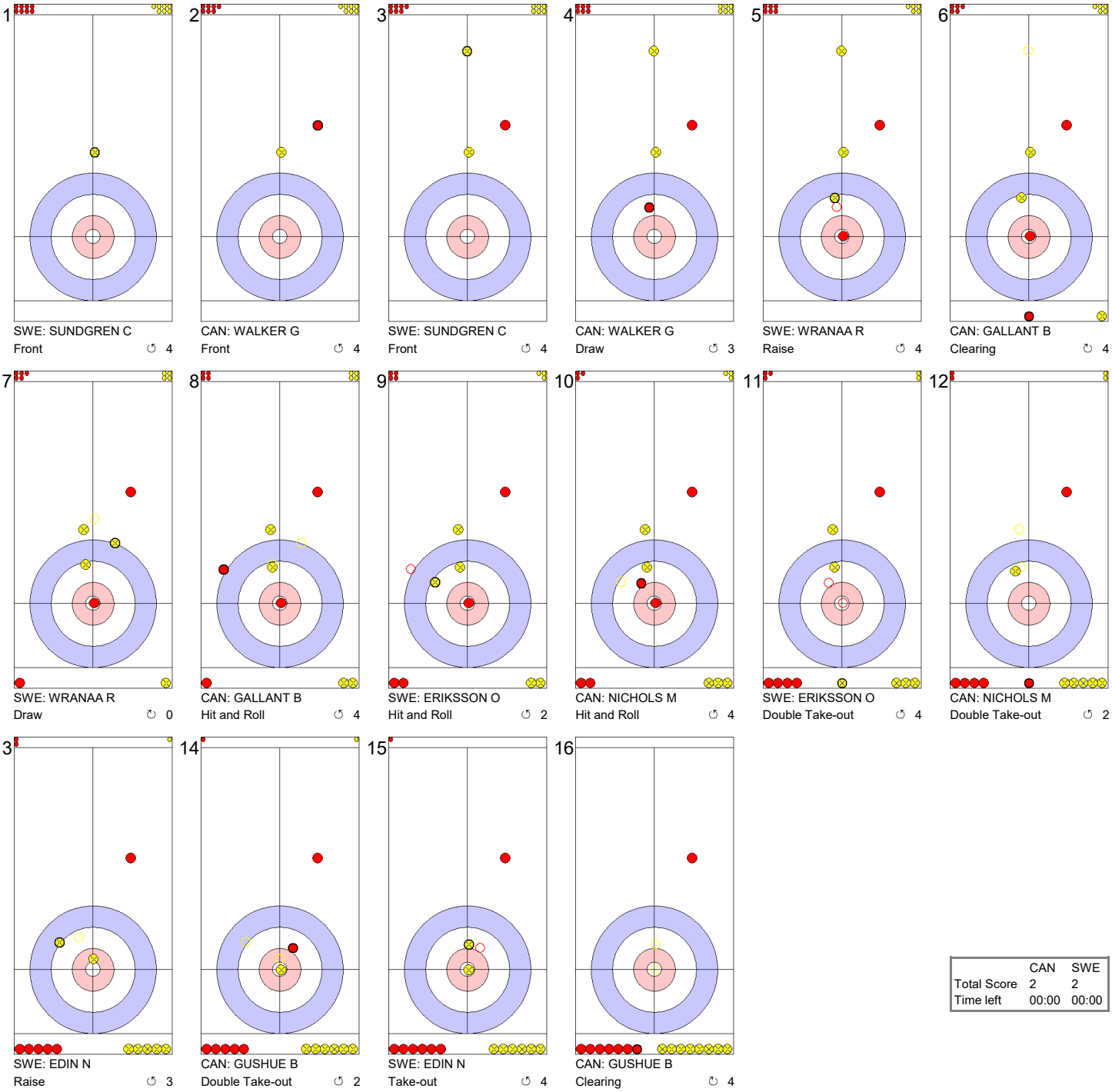

	CAN	SWE
Total Score	2	2
Time left	00:00	00:00

Game - Shot by Shot

End 9 — **CAN - Canada** **2 + 2** (this end) **= 4** — **SWE - Sweden** **2 + 0** (this end) **= 2**



	CAN	SWE
Total Score	4	2
Time left	00:00	00:00

Game - Shot by Shot

End 10 | **CAN - Canada** **4 + X** (this end) **= 4** | **SWE - Sweden** **2 + X** (this end) **= 2**

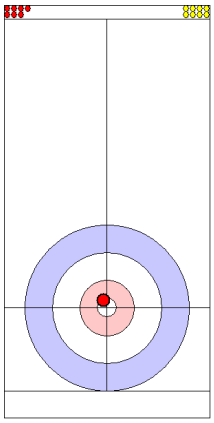

1
CAN: WALKER G
Draw ↻ 4

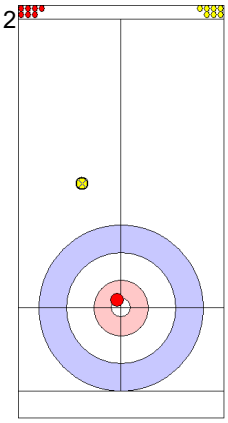

2
SWE: SUNDGREN C
Front ↻ 4

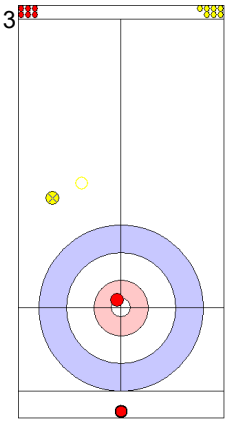

3
CAN: WALKER G
Wick / Soft Peeling ↻ 4

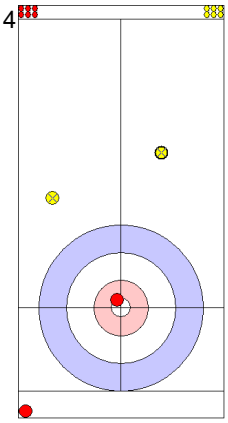

4
SWE: SUNDGREN C
Front ↻ 4

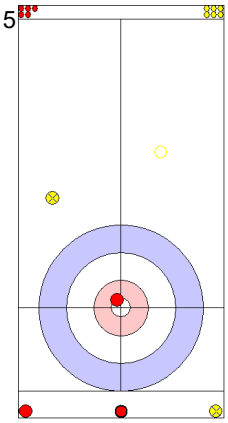

5
CAN: GALLANT B
Clearing ↻ 4

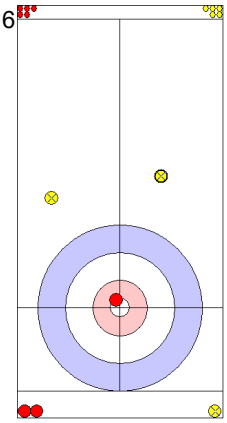

6
SWE: WRANAA R
Front ↻ 4

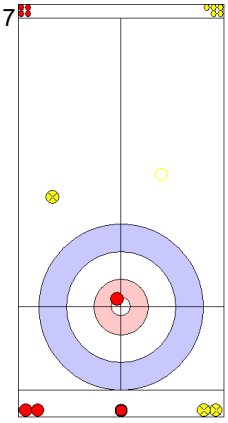

7
CAN: GALLANT B
Clearing ↻ 4

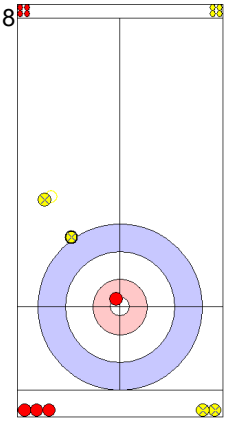

8
SWE: WRANAA R
Draw ↻ 2

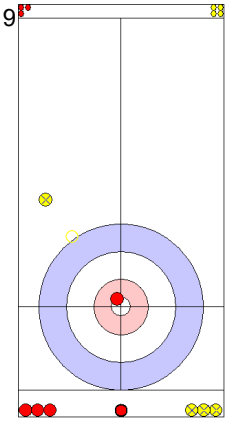

9
CAN: NICHOLS M
Clearing ↻ 4

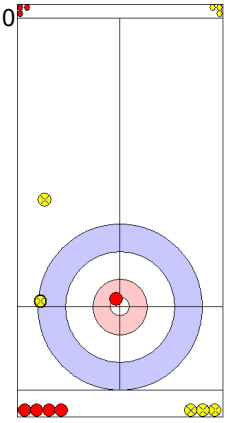

10
SWE: ERIKSSON O
Draw ↻ 4

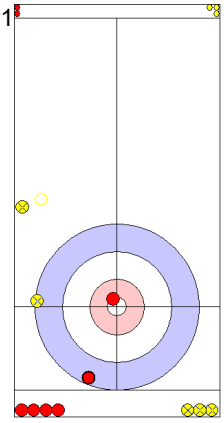

11
CAN: NICHOLS M
Take-out ↻ 1
Time-out

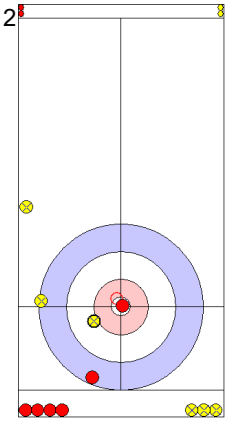

12
SWE: ERIKSSON O
Draw ↻ 2

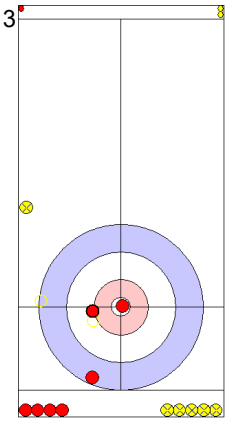

13
CAN: GUSHUE B
Double Take-out ↻ 4

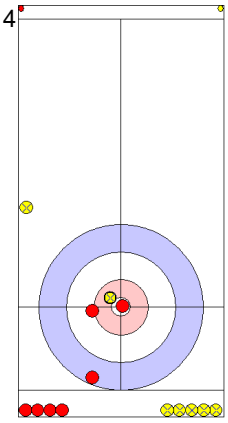

14
SWE: EDIN N
Freeze ↺ 0

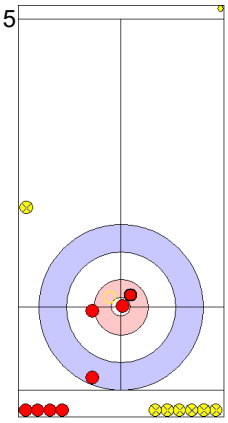

15
CAN: GUSHUE B
Clearing ↺ 4

Note:
Shot Success Points:
4 = 100%
3 = 75%
2 = 50%
1 = 25%
0 = 0%
X = not considered

Rotation:
↻ Clockwise
↺ Counter-clockwise

	CAN	SWE
Total Score	4	2
Time left	01:05	00:41

Legend:
X Unfinished end due to concession

Cumulative Player Statistics by Team

CAN - Canada

GUSHUE Brad — Fourth Skip — Right-handed

Type	↻	%	↺	%	Total	%
Draw	34	86	23	100	57	92
Front	0	-	0	-	0	-
Guard	6	88	3	92	9	89
Raise	2	25	5	70	7	57
Wick / Soft Peeling	0	-	0	-	0	-
Freeze	0	-	1	100	1	100
Take-out	27	96	45	97	72	97
Hit and Roll	2	88	7	93	9	92
Clearing	13	92	9	100	22	95
Double Take-out	2	75	11	75	13	75
Promotion Take-out	6	100	5	95	11	98
Not considered	0	-	4	-	4	-
All Draws	42	83	32	95	74	88
All Take-outs	50	95	77	94	127	94
Total	92	89	109	94	201	92

WALKER Geoff — Lead — Right-handed

Type	↻	%	↺	%	Total	%
Draw	54	91	62	91	116	91
Front	9	100	23	95	32	96
Guard	5	95	6	100	11	98
Raise	4	81	2	100	6	88
Wick / Soft Peeling	7	71	8	94	15	83
Freeze	0	-	0	-	0	-
Take-out	3	100	10	85	13	88
Hit and Roll	0	-	1	100	1	100
Clearing	0	-	1	100	1	100
Double Take-out	0	-	2	75	2	75
Promotion Take-out	0	-	0	-	0	-
Not considered	0	-	7	-	7	-
All Draws	79	90	101	93	180	92
All Take-outs	3	100	14	86	17	88
Total	82	91	115	92	197	91

NICHOLS Mark — Third Vice — Right-handed

Type	↻	%	↺	%	Total	%
Draw	20	88	21	83	41	85
Front	1	100	1	100	2	100
Guard	9	97	6	100	15	98
Raise	1	75	2	75	3	75
Wick / Soft Peeling	0	-	0	-	0	-
Freeze	0	-	0	-	0	-
Take-out	30	83	28	96	58	90
Hit and Roll	9	83	14	89	23	87
Clearing	15	93	24	94	39	94
Double Take-out	8	94	6	75	14	86
Promotion Take-out	7	86	4	88	11	86
Not considered	0	-	0	-	0	-
All Draws	31	90	30	87	61	89
All Take-outs	69	87	76	92	145	90
Total	100	88	106	91	206	89

SALLOWS Tom — Alternate — Right-handed

Type	↻	%	↺	%	Total	%
Draw	0	-	2	100	2	100
Front	0	-	0	-	0	-
Guard	0	-	0	-	0	-
Raise	0	-	0	-	0	-
Wick / Soft Peeling	0	-	0	-	0	-
Freeze	0	-	0	-	0	-
Take-out	0	-	0	-	0	-
Hit and Roll	0	-	0	-	0	-
Clearing	0	-	0	-	0	-
Double Take-out	0	-	0	-	0	-
Promotion Take-out	0	-	0	-	0	-
Not considered	0	-	0	-	0	-
All Draws	0	-	2	100	2	100
All Take-outs	0	-	0	-	0	-
Total	0	-	2	100	2	100

GALLANT Brett — Second — Right-handed

Type	↻	%	↺	%	Total	%
Draw	15	90	20	83	35	86
Front	2	100	0	-	2	100
Guard	7	79	4	100	11	86
Raise	2	63	1	75	3	67
Wick / Soft Peeling	0	-	0	-	0	-
Freeze	0	-	0	-	0	-
Take-out	13	81	18	94	31	89
Hit and Roll	2	63	8	69	10	68
Clearing	39	97	60	100	99	99
Double Take-out	4	88	4	75	8	81
Promotion Take-out	4	100	3	92	7	96
Not considered	0	-	0	-	0	-
All Draws	26	86	25	85	51	85
All Take-outs	62	92	93	95	155	94
Total	88	90	118	93	206	92

Team: CAN - Canada

Type	↻	%	↺	%	Total	%
Draw	123	89	128	90	251	90
Front	12	100	24	95	36	97
Guard	27	90	19	99	46	93
Raise	9	64	10	78	19	71
Wick / Soft Peeling	7	71	8	94	15	83
Freeze	0	-	1	100	1	100
Take-out	73	88	101	95	174	92
Hit and Roll	13	81	30	85	43	84
Clearing	67	96	94	98	161	97
Double Take-out	14	89	23	75	37	80
Promotion Take-out	17	94	12	92	29	93
Not considered	0	-	11	-	11	-
All Draws	178	88	190	91	368	90
All Take-outs	184	91	260	93	444	92
Total	362	90	450	92	812	91

Legend:
↻ Clockwise ↺ Counter-clockwise

Cumulative Player Statistics by Team

SWE - Sweden

EDIN Niklas — Fourth Skip — Right-handed

Type	↻	%	↺	%	Total	%
Draw	32	82	39	83	71	83
Front	0	-	0	-	0	-
Guard	3	100	5	85	8	91
Raise	3	83	4	88	7	86
Wick / Soft Peeling	1	50	1	50	2	50
Freeze	0	-	2	13	2	13
Take-out	31	89	50	86	81	87
Hit and Roll	4	63	15	78	19	75
Clearing	9	100	12	92	21	95
Double Take-out	11	91	8	78	19	86
Promotion Take-out	8	66	9	67	17	66
Not considered	1	-	1	-	2	-
All Draws	39	83	51	80	90	81
All Take-outs	63	86	94	83	157	84
Total	102	85	145	82	247	83

SUNDGREN Christoffer — Lead — Right-handed

Type	↻	%	↺	%	Total	%
Draw	40	95	93	90	133	91
Front	30	98	38	95	68	97
Guard	2	75	6	71	8	72
Raise	1	100	3	42	4	56
Wick / Soft Peeling	0	-	12	69	12	69
Freeze	0	-	1	50	1	50
Take-out	3	100	13	88	16	91
Hit and Roll	0	-	0	-	0	-
Clearing	1	100	3	33	4	50
Double Take-out	1	100	0	-	1	100
Promotion Take-out	0	-	0	-	0	-
Not considered	2	-	3	-	5	-
All Draws	73	96	153	87	226	90
All Take-outs	5	100	16	78	21	83
Total	78	96	169	87	247	90

ERIKSSON Oskar — Third Vice — Left-handed

Type	↻	%	↺	%	Total	%
Draw	19	92	25	83	44	87
Front	0	-	3	67	3	67
Guard	0	-	5	90	5	90
Raise	2	75	5	80	7	79
Wick / Soft Peeling	0	-	0	-	0	-
Freeze	0	-	1	100	1	100
Take-out	32	95	30	85	62	90
Hit and Roll	13	87	8	63	21	77
Clearing	26	96	32	97	58	97
Double Take-out	10	65	16	78	26	73
Promotion Take-out	13	88	10	73	23	82
Not considered	0	-	0	-	0	-
All Draws	21	90	39	83	60	85
All Take-outs	94	90	96	85	190	87
Total	115	90	135	84	250	87

LEEK Henrik — Alternate — Right-handed

Type	↻	%	↺	%	Total	%
Draw	0	-	0	-	0	-
Front	0	-	0	-	0	-
Guard	0	-	0	-	0	-
Raise	0	-	0	-	0	-
Wick / Soft Peeling	0	-	0	-	0	-
Freeze	0	-	0	-	0	-
Take-out	0	-	0	-	0	-
Hit and Roll	0	-	0	-	0	-
Clearing	1	100	1	100	2	100
Double Take-out	0	-	0	-	0	-
Promotion Take-out	0	-	0	-	0	-
Not considered	0	-	0	-	0	-
All Draws	0	-	0	-	0	-
All Take-outs	1	100	1	100	2	100
Total	1	100	1	100	2	100

WRANAA Rasmus — Second — Right-handed

Type	↻	%	↺	%	Total	%
Draw	18	74	22	85	40	80
Front	7	100	5	100	12	100
Guard	1	100	7	75	8	78
Raise	7	68	7	71	14	70
Wick / Soft Peeling	0	-	1	50	1	50
Freeze	0	-	0	-	0	-
Take-out	14	89	29	83	43	85
Hit and Roll	10	80	12	79	22	80
Clearing	40	89	48	95	88	92
Double Take-out	5	80	6	92	11	86
Promotion Take-out	8	75	5	80	13	77
Not considered	0	-	0	-	0	-
All Draws	33	79	42	82	75	81
All Take-outs	77	86	100	89	177	87
Total	110	84	142	87	252	85

Team: SWE - Sweden

Type	↻	%	↺	%	Total	%
Draw	109	87	179	87	288	87
Front	37	99	46	94	83	96
Guard	6	92	23	79	29	82
Raise	13	75	19	72	32	73
Wick / Soft Peeling	1	50	14	66	15	65
Freeze	0	-	4	44	4	44
Take-out	80	92	122	85	202	88
Hit and Roll	27	81	35	75	62	77
Clearing	77	93	96	93	173	93
Double Take-out	27	80	30	81	57	80
Promotion Take-out	29	78	24	72	53	75
Not considered	3	-	4	-	7	-
All Draws	166	89	285	85	451	86
All Take-outs	240	88	307	85	547	86
Total	406	88	592	85	998	86

Legend:
↻ Clockwise ↺ Counter-clockwise

Scoring Analysis

Team	Games		LSFE	Stolen Ends	Last Stone Eff.	Force Eff.	Points Scored 0	1	2	3	4	>4	Total	Plus / Minus
CAN	13	For	10	13	70%	78%	8	20	21	7	3	2	105	+64
		Against	3	2			6	27	7	0	0	0	41	
SWE	14	For	12	8	55%	70%	11	27	18	7	2	1	97	+29
		Against	2	11			7	35	15	1	0	0	68	
SUI	14	For	6	12	59%	65%	10	27	22	6	1	0	93	+20
		Against	8	6			10	36	13	2	0	1	73	
SCO	11	For	7	11	44%	50%	7	29	16	1	0	1	69	+9
		Against	4	7			7	23	17	1	0	0	60	
USA	13	For	6	14	46%	56%	2	31	17	4	1	0	81	+7
		Against	7	7			9	26	15	3	1	1	74	
CHN	11	For	7	8	54%	38%	7	21	17	3	2	0	72	+2
		Against	4	9			2	20	19	4	0	0	70	
JPN	11	For	6	9	41%	51%	1	25	12	3	3	0	70	-3
		Against	5	14			4	29	18	1	0	1	73	
NOR	11	For	5	13	39%	42%	8	29	14	3	0	0	66	-5
		Against	6	8			7	21	14	2	4	0	71	
ITA	11	For	3	7	51%	48%	6	20	13	3	2	0	63	-9
		Against	8	12			7	25	16	2	1	1	72	
GER	11	For	3	6	35%	47%	10	24	12	1	0	0	51	-26
		Against	8	13			7	25	15	6	1	0	77	
NED	11	For	2	8	28%	26%	4	31	8	1	0	0	50	-39
		Against	9	7			8	15	19	8	3	0	89	
RUS	11	For	4	5	37%	45%	4	22	11	1	0	0	47	-49
		Against	7	18			4	24	13	10	4	0	96	
Total	71			114			78	306	181	40	14	4	864	

Note:
Stolen ends are the ends won without the last stone advantage.

Legend:
>4 More than four points scored **LSFE** Last Stone First End

Summary of Big Ends

Points Scored	By	Against	Session	End	Game Result
5	CAN - Canada	JPN - Japan	13	4	10 : 2
5	CAN - Canada	ITA - Italy	15	4	9 : 2
5	SCO - Scotland	USA - United States	4	8	9 : 4
5	SWE - Sweden	SUI - Switzerland	14	7	10 : 4
4	CAN - Canada	RUS - Russia	3	2	11 : 3
4	CAN - Canada	GER - Germany	11	4	8 : 2
4	CAN - Canada	NOR - Norway	17	3	8 : 4
4	CHN - China	RUS - Russia	5	8	9 : 6
4	CHN - China	NED - Netherlands	7	4	9 : 3
4	ITA - Italy	NED - Netherlands	8	9	13 : 6
4	ITA - Italy	RUS - Russia	11	4	9 : 5
4	JPN - Japan	NED - Netherlands	3	8	9 : 6
4	JPN - Japan	NOR - Norway	10	8	9 : 7
4	JPN - Japan	RUS - Russia	12	1	12 : 4
4	SUI - Switzerland	USA - United States	BM	7	7 : 5
4	SWE - Sweden	NOR - Norway	6	9	8 : 6
4	SWE - Sweden	ITA - Italy	9	4	8 : 2
4	USA - United States	NOR - Norway	9	5	9 : 3

Note:
Big ends are defined as ends with a score of four or more points.

Legend:
BM Bronze medal game

Time-out Statistics

Team	Games	Number of Time-outs	Average Shot Success on Next Stone
CHN - China	11	5	100%
ITA - Italy	11	3	91%
USA - United States	13	5	90%
SUI - Switzerland	14	7	89%
SCO - Scotland	11	8	84%
NED - Netherlands	11	5	75%
SWE - Sweden	14	3	75%
NOR - Norway	11	7	67%
CAN - Canada	13	2	62%
JPN - Japan	11	3	58%
RUS - Russia	11	4	56%
GER - Germany	11	5	40%
Total	71	57	75%

Session Results and Standings

Sheet	Game	Team	LSFE	1	2	3	4	5	6	7	8	9	10	Extra Ends				Total
C	13	USA - United States		1	0	1	1	0	0	0	1	0	1					5
	14	SUI - Switzerland	*	0	2	0	0	0	0	4	0	1	0					7

Championship Bracket

Play-offs **Semi-final** **Finals**

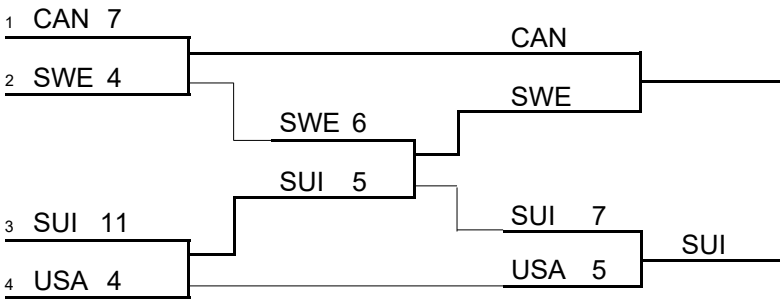

Final Standings

Bronze	SUI - Switzerland
4	USA - United States
5	CHN - China
6	SCO - Scotland
7	JPN - Japan
8	NOR - Norway
9	ITA - Italy
10	GER - Germany
11	NED - Netherlands
12	RUS - Russia

Attendance
Session: 4'995 Total: 77'922

Legend:
LSFE(*) Last Stone First End

Game Results

Sheet	Game	Team	LSFE	1	2	3	4	5	6	7	8	9	10	Extra Ends				Total
C	13	USA - United States		1	0	1	1	0	0	0	1	0	1					5
	14	SUI - Switzerland	*	0	2	0	0	0	0	4	0	1	0					7

USA - United States		Shot Success Game	Shot Success All
4 S	SHUSTER John	84 %	83 %
3 V	GEORGE Tyler	76 %	84 %
2	HAMILTON Matt	83 %	78 %
1	LANDSTEINER John	95 %	85 %
A	POLO Joe	-	77 %
	Team Total	84 %	82 %

Time remaining: 5 minutes 26 seconds

SUI - Switzerland		Shot Success Game	Shot Success All
4 V	SCHWARZ Benoit	87 %	83 %
3	PAETZ Claudio	83 %	83 %
2 S	DE CRUZ Peter	88 %	86 %
1	TANNER Valentin	86 %	87 %
A	MEIER Romano	-	50 %
	Team Total	86 %	85 %

Time remaining: 4 minutes 1 second

Shot Success Analysis

USA - United States		↻		↺		Game	
4 SHUSTER John	Draws	2	100 %	8	94 %	10	95 %
	Take-outs	2	100 %	7	64 %	9	72 %
	Total	4	100 %	15	80 %	19	84 %
3 GEORGE Tyler	Draws	6	71 %	5	70 %	11	70 %
	Take-outs	3	75 %	6	88 %	9	83 %
	Total	9	72 %	11	80 %	20	76 %
2 HAMILTON Matt	Draws	8	91 %	3	67 %	11	84 %
	Take-outs	4	75 %	5	85 %	9	81 %
	Total	12	85 %	8	78 %	20	83 %
1 LANDSTEINER John	Draws	11	91 %	9	100 %	20	95 %
	Take-outs	0	-	0	-	0	-
	Total	11	91 %	9	100 %	20	95 %
A POLO Joe	Draws	0	-	0	-	0	-
	Take-outs	0	-	0	-	0	-
	Total	0	-	0	-	0	-
Team	Draws	27	87 %	25	88 %	52	88 %
	Take-outs	9	81 %	18	78 %	27	79 %
	Total	36	85 %	43	84 %	79	84 %

SUI - Switzerland		↻		↺		Game	
4 SCHWARZ Benoit	Draws	1	75 %	3	58 %	4	63 %
	Take-outs	6	83 %	9	100 %	15	93 %
	Total	7	82 %	12	90 %	19	87 %
3 PAETZ Claudio	Draws	3	58 %	4	88 %	7	75 %
	Take-outs	7	89 %	6	83 %	13	87 %
	Total	10	80 %	10	85 %	20	83 %
2 DE CRUZ Peter	Draws	2	100 %	4	94 %	6	96 %
	Take-outs	4	88 %	10	83 %	14	84 %
	Total	6	92 %	14	86 %	20	88 %
1 TANNER Valentin	Draws	7	93 %	11	80 %	18	85 %
	Take-outs	0	-	1	100 %	1	100 %
	Total	7	93 %	12	81 %	19	86 %
A MEIER Romano	Draws	0	-	0	-	0	-
	Take-outs	0	-	0	-	0	-
	Total	0	-	0	-	0	-
Team	Draws	13	85 %	22	81 %	35	82 %
	Take-outs	17	87 %	26	89 %	43	88 %
	Total	30	86 %	48	85 %	78	86 %

Note:
Team position and functions are attached to each team member's name as follows:
4 = Fourth, **3** = Third, **2** = Second, **1** = Lead, **A** = Alternate, **S** = Skip, **V** = Vice-Skip

Legend:
↻ Clockwise ↺ Counter-clockwise **LSFE(*)** Last Stone First End

Game - Shot by Shot

End 1 — **USA - United States** **0 + 1** (this end) **= 1** — **SUI - Switzerland** **0 + 0** (this end) **= 0**

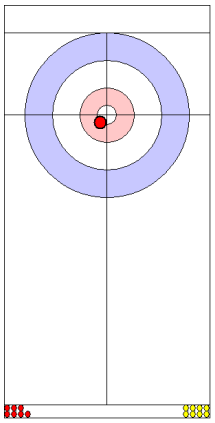

1
USA: LANDSTEINER J
Draw ↺ 4

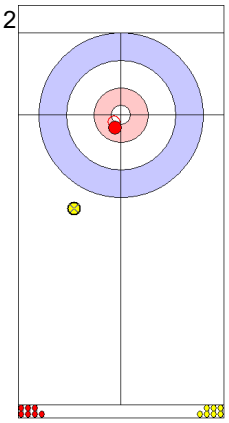

2
SUI: TANNER V
Front ↺ 4

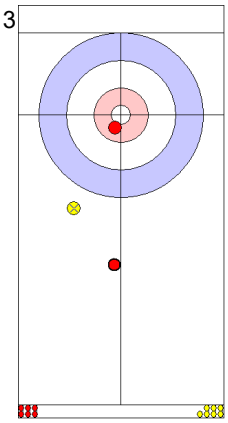

3
USA: LANDSTEINER J
Guard ↺ 4

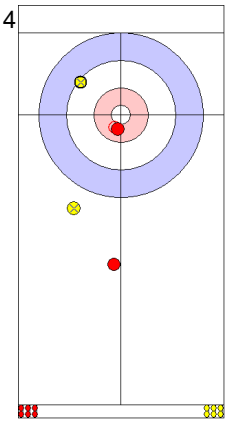

4
SUI: TANNER V
Raise ↻ 3

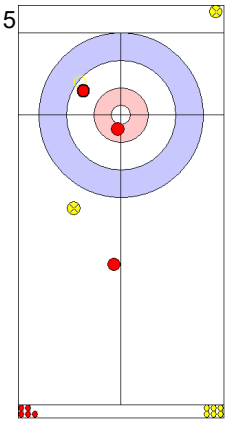

5
USA: HAMILTON M
Take-out ↺ 4

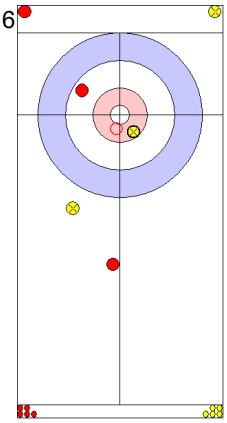

6
SUI: DE CRUZ P
Hit and Roll ↺ 3

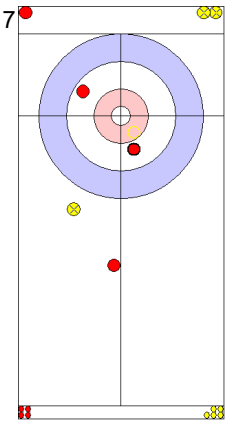

7
USA: HAMILTON M
Hit and Roll ↺ 3

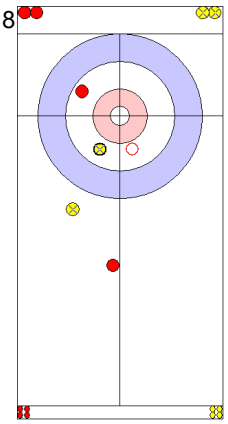

8
SUI: DE CRUZ P
Hit and Roll ↺ 3

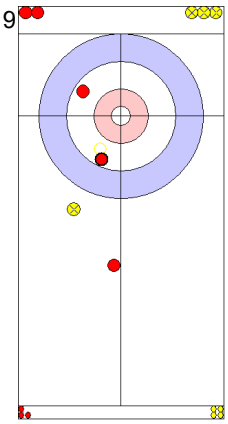

9
USA: GEORGE T
Hit and Roll ↻ 3

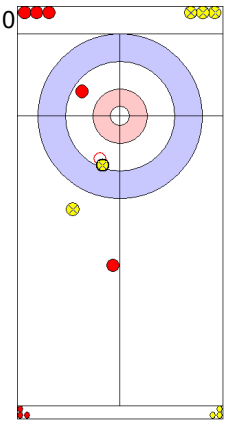

10
SUI: PAETZ C
Hit and Roll ↻ 3

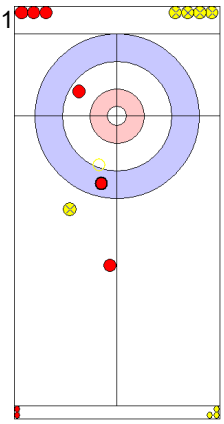

11
USA: GEORGE T
Take-out ↻ 4

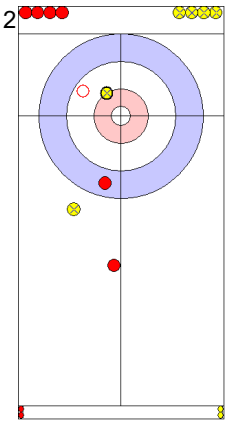

12
SUI: PAETZ C
Hit and Roll ↻ 4

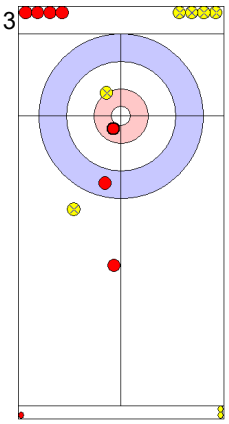

13
USA: SHUSTER J
Draw ↺ 4

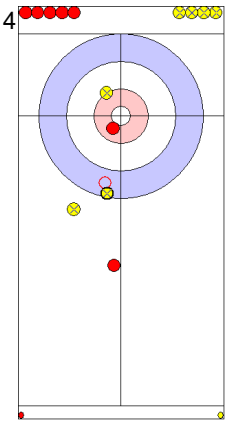

14
SUI: SCHWARZ B
Double Take-out ↻ 2

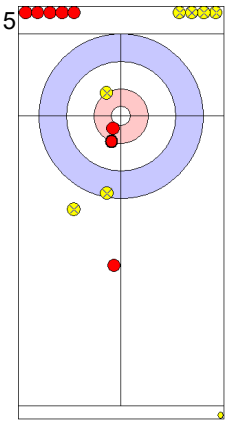

15
USA: SHUSTER J
Draw ↺ 4

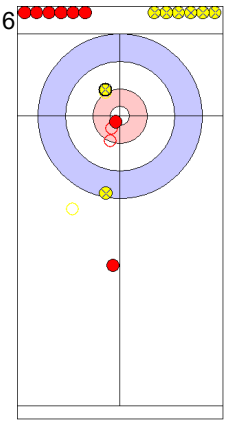

16
SUI: SCHWARZ B
Promotion Take-out ↻ 2

	USA	SUI
Total Score	1	0
Time left	00:00	00:00

Game - Shot by Shot

End 2 | **USA - United States** **1 + 0** (this end) **= 1** | **SUI - Switzerland** **0 + 2** (this end) **= 2**



	USA	SUI
Total Score	1	2
Time left	00:00	00:00

Game - Shot by Shot

End 3 | **USA - United States** **1 + 1** (this end) **= 2** | **SUI - Switzerland** **2 + 0** (this end) **= 2**

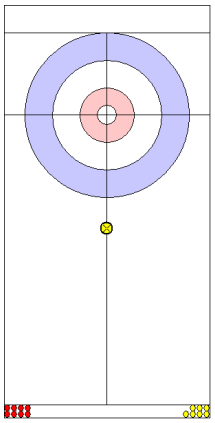
1
SUI: TANNER V
Front ↺ 4

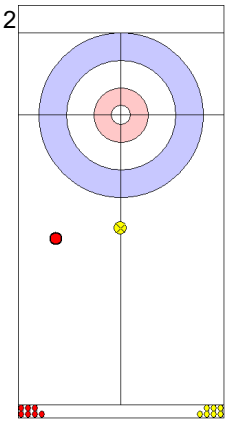
2
USA: LANDSTEINER J
Front ↺ 4

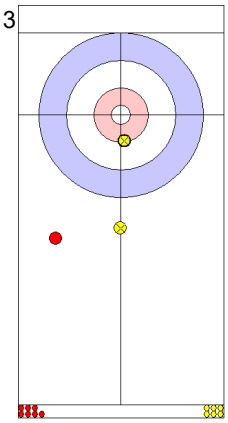
3
SUI: TANNER V
Draw ↺ 4

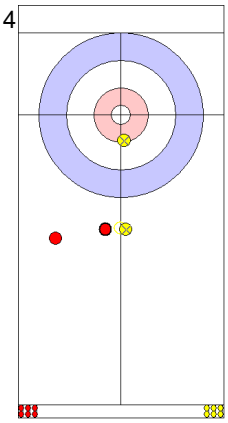
4
USA: LANDSTEINER J
Draw ↻ 1

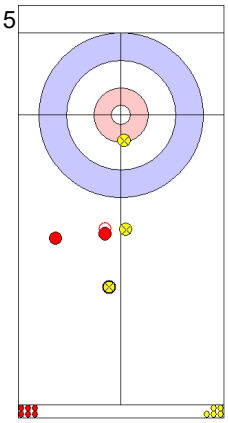
5
SUI: DE CRUZ P
Guard ↺ 4

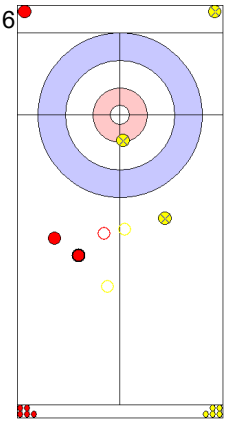
6
USA: HAMILTON M
Clearing ↻ 4

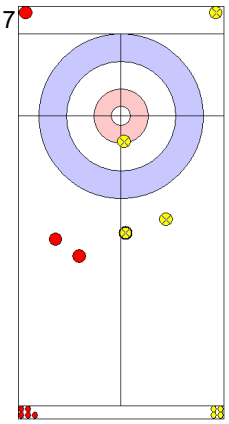
7
SUI: DE CRUZ P
Guard ↺ 4

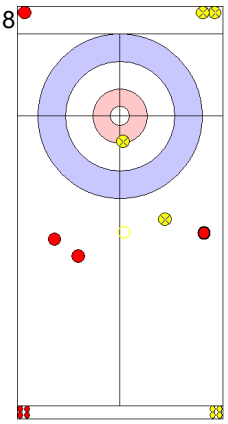
8
USA: HAMILTON M
Promotion Take-out ↻ 2

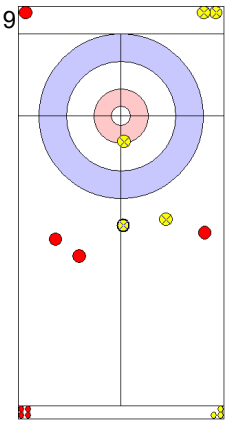
9
SUI: PAETZ C
Guard ↺ 4

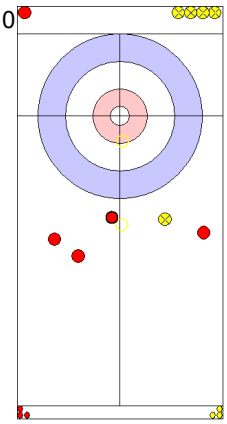
10
USA: GEORGE T
Promotion Take-out ↺ 4

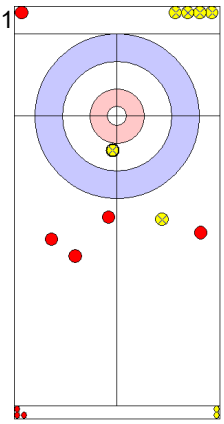
11
SUI: PAETZ C
Draw ↺ 4

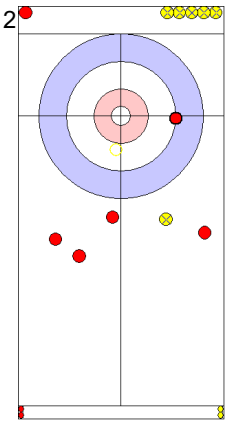
12
USA: GEORGE T
Hit and Roll ↺ 3

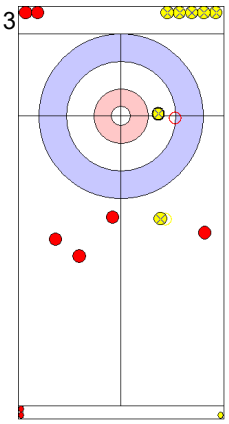
13
SUI: SCHWARZ B
Hit and Roll ↺ 4

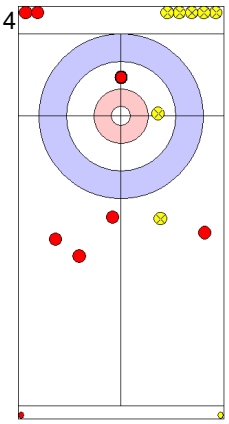
14
USA: SHUSTER J
Draw ↺ 2

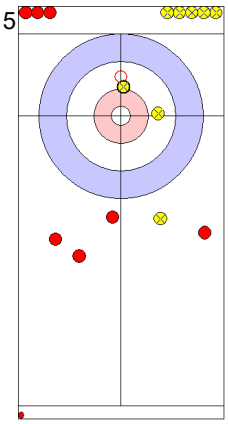
15
SUI: SCHWARZ B
Take-out ↺ 4

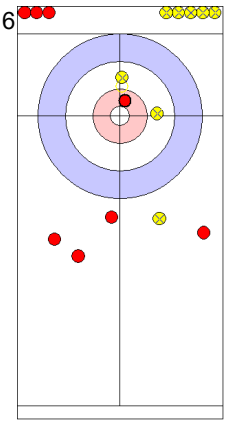
16
USA: SHUSTER J
Draw ↺ 4

	USA	SUI
Total Score	2	2
Time left	00:00	00:00

Game - Shot by Shot

End 4 | **USA - United States** **2 + 1** (this end) **= 3** | **SUI - Switzerland** **2 + 0** (this end) **= 2**



	USA	SUI
Total Score	3	2
Time left	00:00	00:00

Game - Shot by Shot

End 5 | **USA - United States** **3 + 0** (this end) **= 3** | **SUI - Switzerland** **2 + 0** (this end) **= 2**

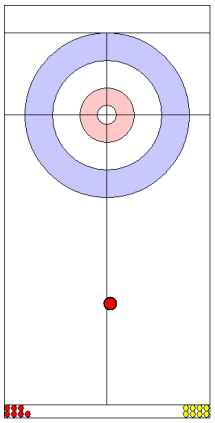

1
USA: LANDSTEINER J
Front ↺ 4

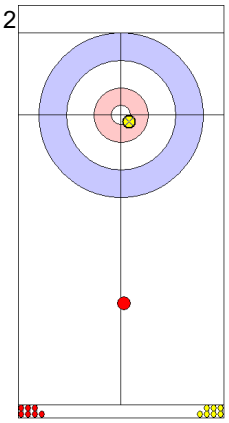

2
SUI: TANNER V
Draw ↺ 4

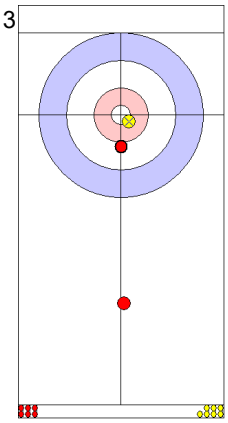

3
USA: LANDSTEINER J
Draw ↺ 4

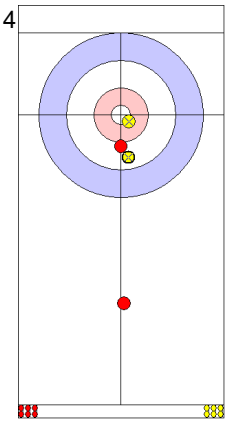

4
SUI: TANNER V
Draw ↺ 4

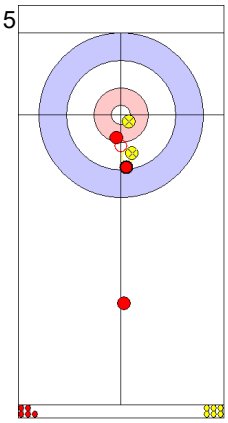

5
USA: HAMILTON M
Draw ↺ 4

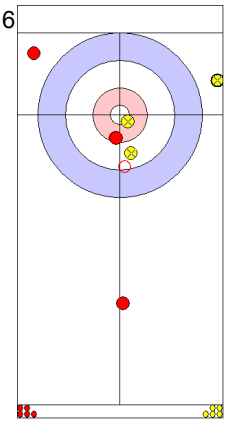

6
SUI: DE CRUZ P
Hit and Roll ↺ 2

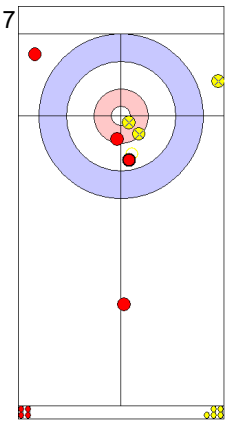

7
USA: HAMILTON M
Draw ↺ 2

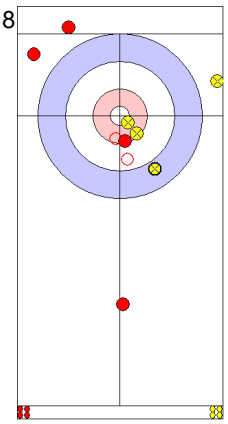

8
SUI: DE CRUZ P
Take-out ↺ 4

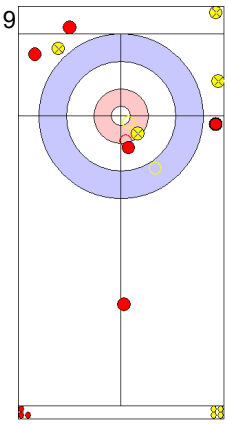

9
USA: GEORGE T
Promotion Take-out ↺ 4

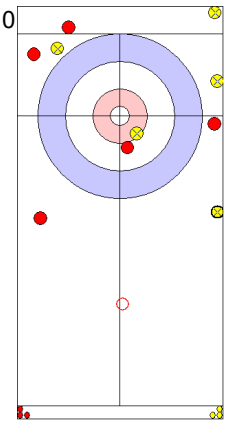

10
SUI: PAETZ C
Take-out ↺ 1

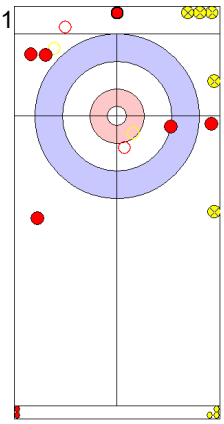

11
USA: GEORGE T
Take-out ↺ 4

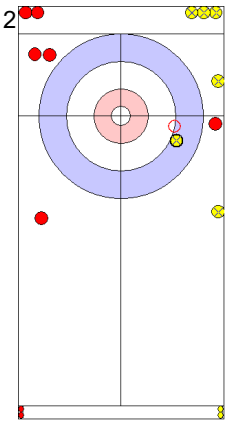

12
SUI: PAETZ C
Hit and Roll ↺ 3

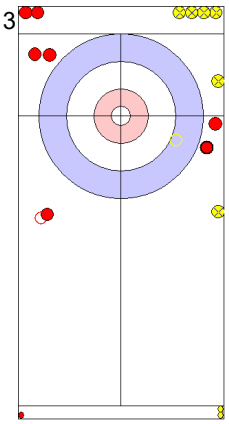

13
USA: SHUSTER J
Take-out ↺ 2

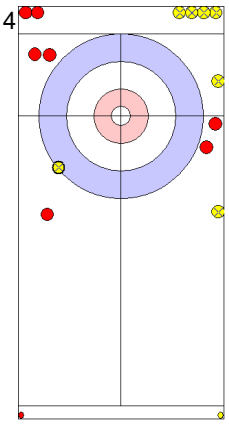

14
SUI: SCHWARZ B
Draw ↺ 3

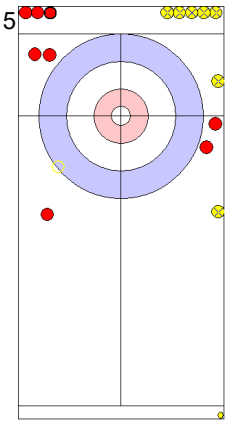

15
USA: SHUSTER J
Clearing ↺ 4

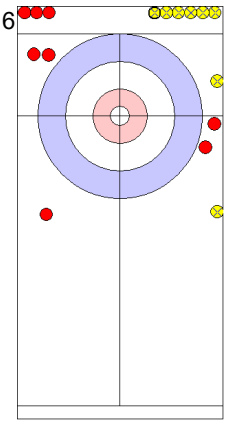

16
SUI: SCHWARZ B
Through ↻ X

	USA	SUI
Total Score	3	2
Time left	00:00	00:00

Game - Shot by Shot

End 6 | **USA - United States** **3 + 0** (this end) **= 3** | **SUI - Switzerland** **2 + 0** (this end) **= 2**

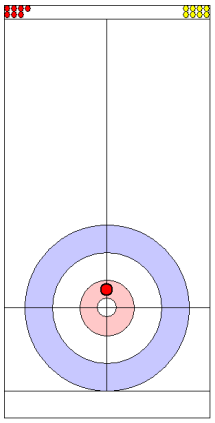
1
USA: LANDSTEINER J
Draw ↻ 4

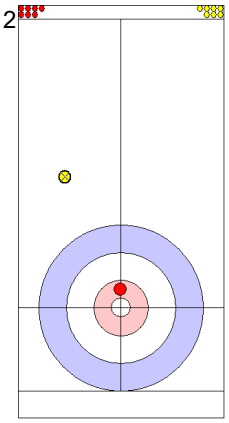
2
SUI: TANNER V
Front ↻ 4

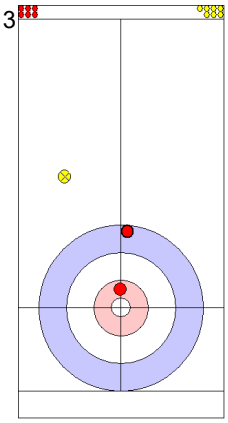
3
USA: LANDSTEINER J
Guard ↻ 4

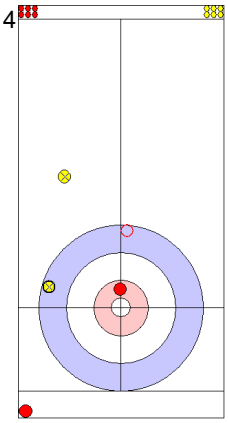
4
SUI: TANNER V
Hit and Roll ↻ 4

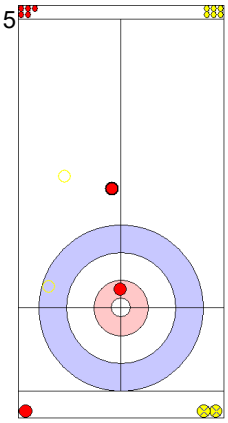
5
USA: HAMILTON M
Take-out ↻ 4

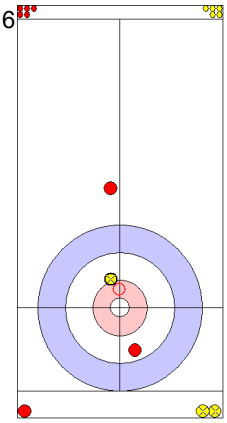
6
SUI: DE CRUZ P
Raise ↻ 4

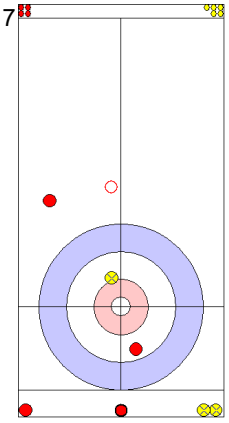
7
USA: HAMILTON M
Clearing ↻ 4

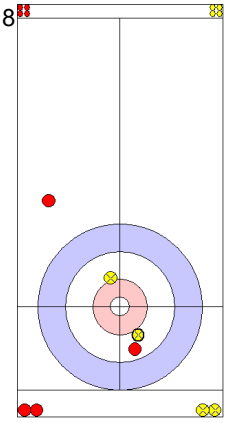
8
SUI: DE CRUZ P
Draw ↻ 4

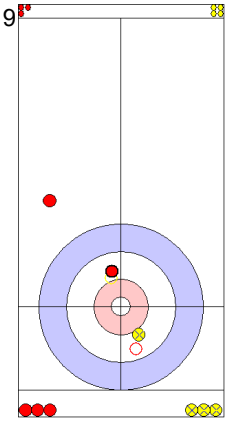
9
USA: GEORGE T
Double Take-out ↻ 2

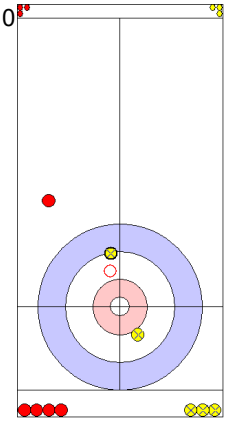
10
SUI: PAETZ C
Take-out ↻ 4

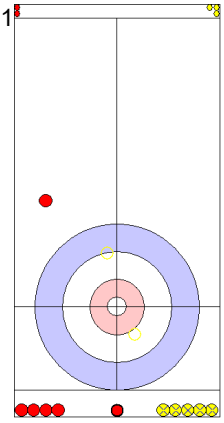
11
USA: GEORGE T
Double Take-out ↻ 4

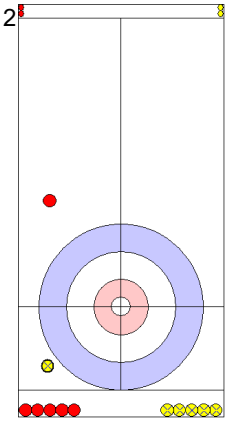
12
SUI: PAETZ C
Draw ↻ 0

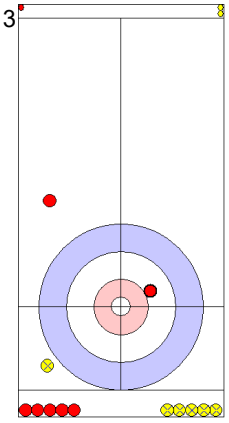
13
USA: SHUSTER J
Draw ↻ 4

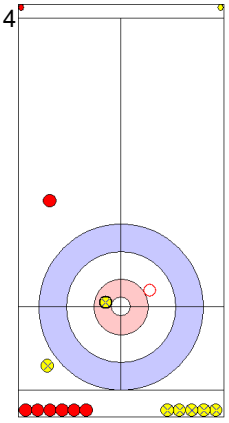
14
SUI: SCHWARZ B
Take-out ↻ 4

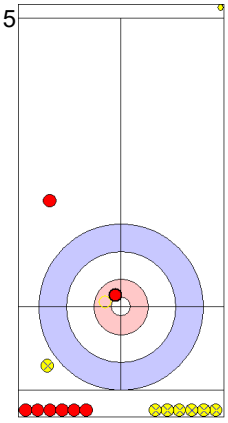
15
USA: SHUSTER J
Take-out ↻ 4

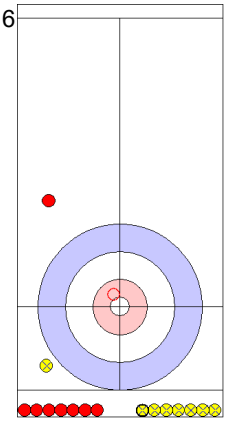
16
SUI: SCHWARZ B
Clearing ↻ 4

	USA	SUI
Total Score	3	2
Time left	00:00	00:00

Game - Shot by Shot

End 7 | **USA - United States** **3 + 0** (this end) **= 3** | **SUI - Switzerland** **2 + 4** (this end) **= 6**

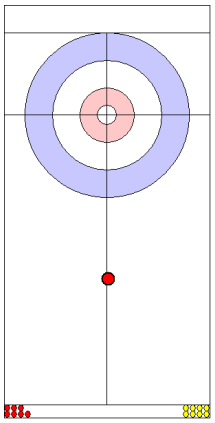
1
USA: LANDSTEINER J
Front ↺ 4

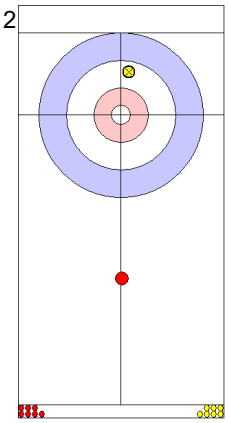
2
SUI: TANNER V
Draw ↺ 2

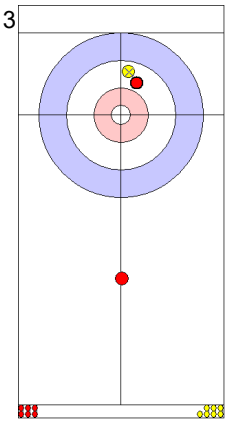
3
USA: LANDSTEINER J
Draw ↺ 4

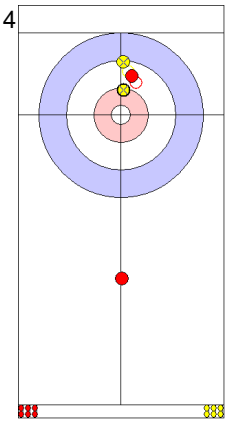
4
SUI: TANNER V
Draw ↺ 4

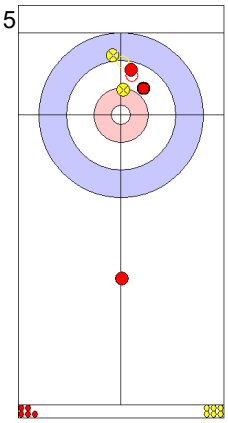
5
USA: HAMILTON M
Draw ↺ 2

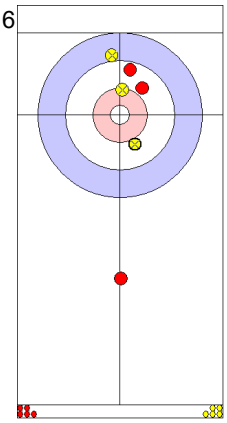
6
SUI: DE CRUZ P
Draw ↺ 3

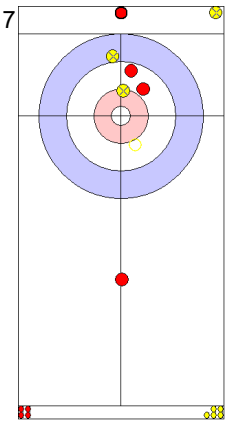
7
USA: HAMILTON M
Double Take-out ↺ 2

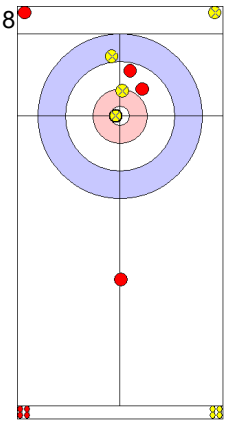
8
SUI: DE CRUZ P
Draw ↺ 4

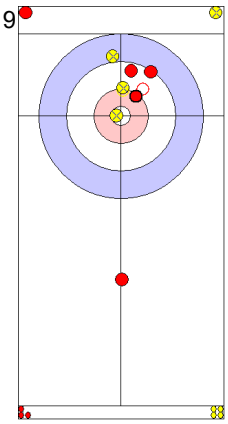
9
USA: GEORGE T
Draw ↺ 2

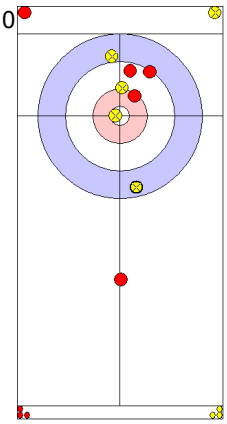
10
SUI: PAETZ C
Draw ↺ 2

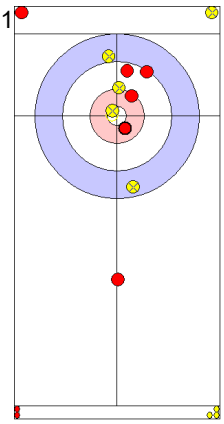
11
USA: GEORGE T
Draw ↺ 3

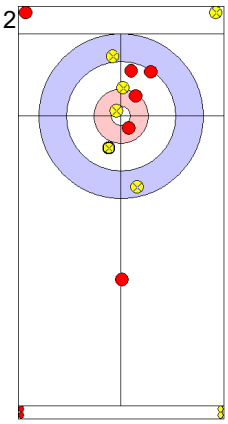
12
SUI: PAETZ C
Draw ↺ 3

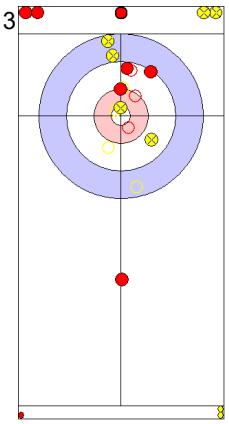
13
USA: SHUSTER J
Promotion Take-out ↺ 3

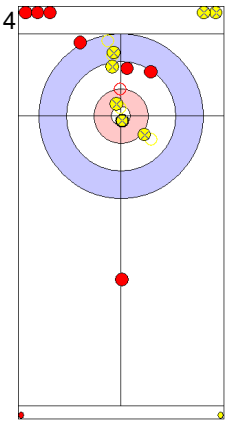
14
SUI: SCHWARZ B
Promotion Take-out ↺ 4

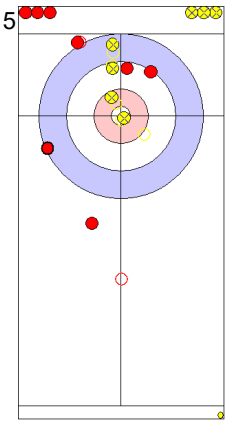
15
USA: SHUSTER J
Promotion Take-out ↺ 1

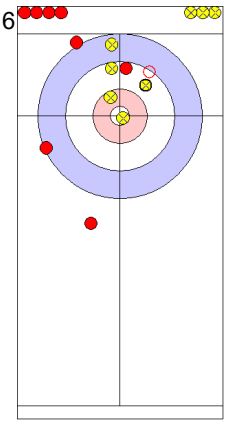
16
SUI: SCHWARZ B
Take-out ↺ 4

	USA	SUI
Total Score	3	6
Time left	00:00	00:00

Game - Shot by Shot

End 8 | **USA - United States** **3 + 1** (this end) **= 4** | **SUI - Switzerland** **6 + 0** (this end) **= 6**

1
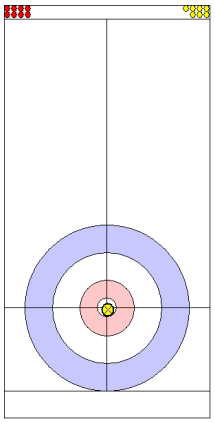
SUI: TANNER V
Draw ↻ 4

2
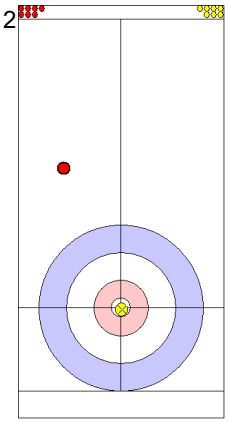
USA: LANDSTEINER J
Front ↻ 4

3
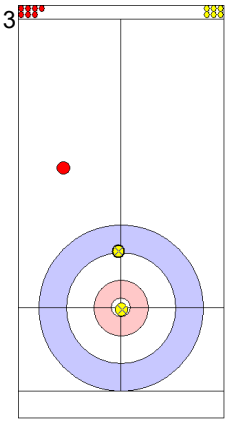
SUI: TANNER V
Draw ↻ 4

4
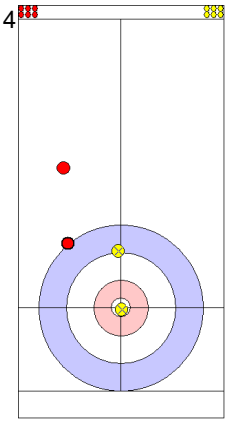
USA: LANDSTEINER J
Draw ↻ 4

5
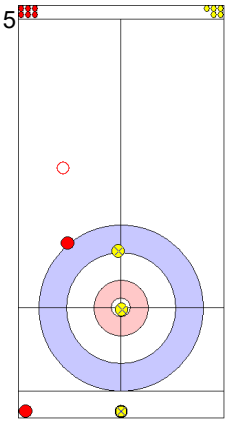
SUI: DE CRUZ P
Clearing ↻ 4

6
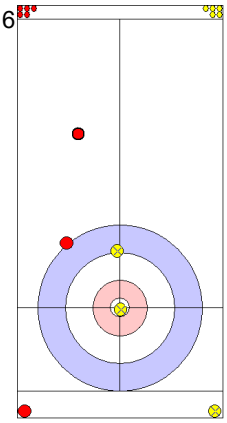
USA: HAMILTON M
Guard ↻ 4

7
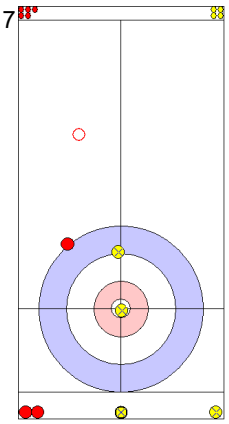
SUI: DE CRUZ P
Clearing ↻ 4

8
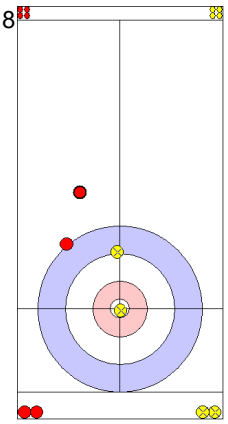
USA: HAMILTON M
Guard ↻ 4

9
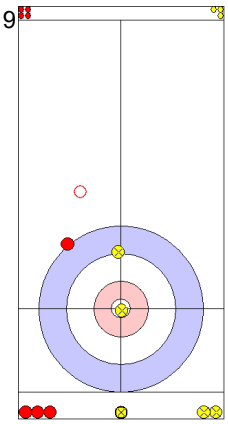
SUI: PAETZ C
Clearing ↻ 4

10
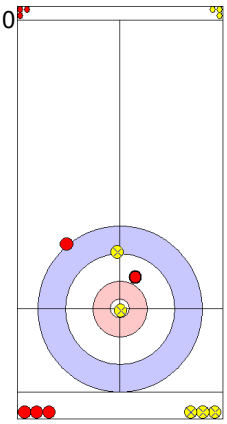
USA: GEORGE T
Draw ↻ 2

11
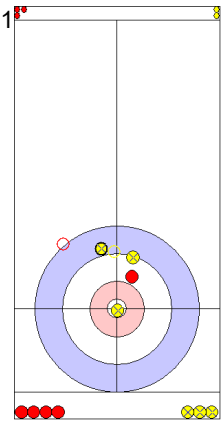
SUI: PAETZ C
Hit and Roll ↻ 4

12
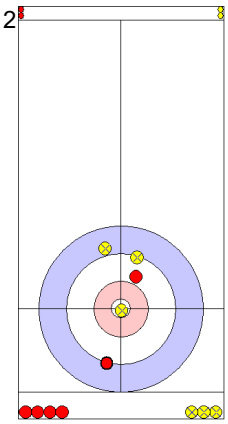
USA: GEORGE T
Draw ↻ 3

13
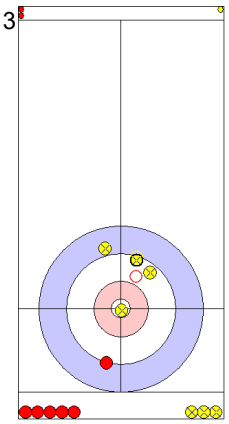
SUI: SCHWARZ B
Promotion Take-out ↻ 4

14
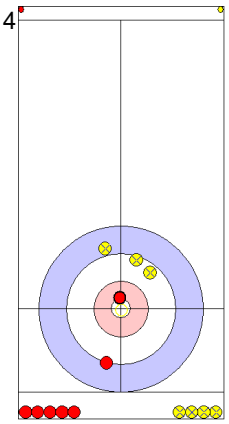
USA: SHUSTER J
Take-out ↻ 4

15
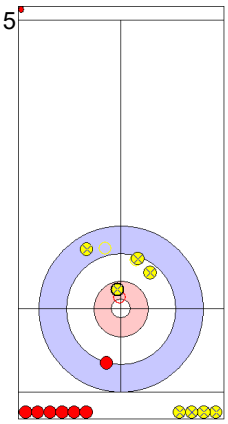
SUI: SCHWARZ B
Promotion Take-out ↻ 4

16
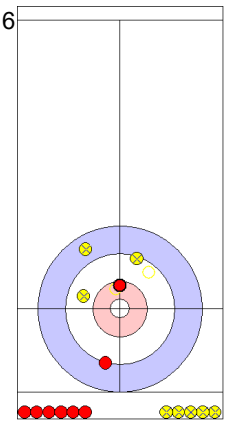
USA: SHUSTER J
Double Take-out ↻ 4

	USA	SUI
Total Score	4	6
Time left	00:00	00:00

Game - Shot by Shot

End 9 | **USA - United States** **4 + 0** (this end) **= 4** | **SUI - Switzerland** **6 + 1** (this end) **= 7**

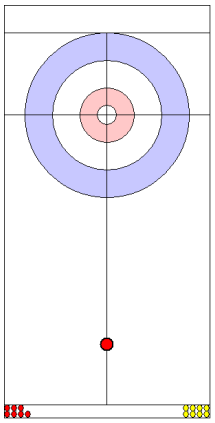

1 USA: LANDSTEINER J — Front ↺ 4

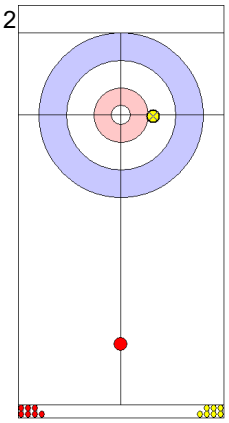

2 SUI: TANNER V — Draw ↺ 2

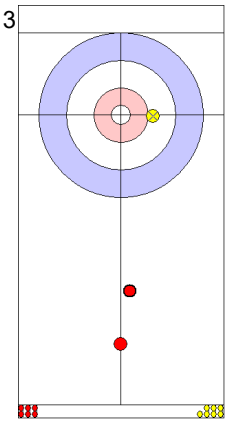

3 USA: LANDSTEINER J — Front ↺ 4

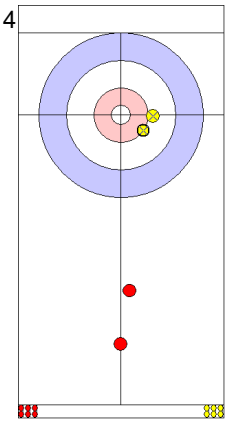

4 SUI: TANNER V — Draw ↺ 3

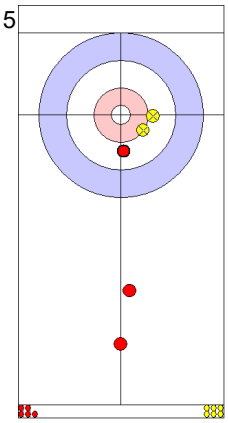

5 USA: HAMILTON M — Draw ↻ 3

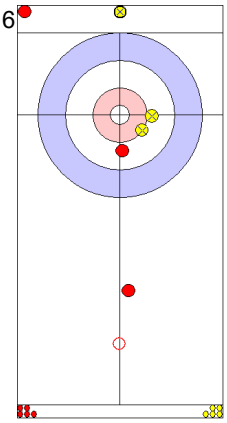

6 SUI: DE CRUZ P — Clearing ↻ 2

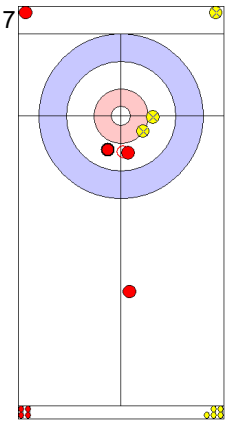

7 USA: HAMILTON M — Draw ↻ 2

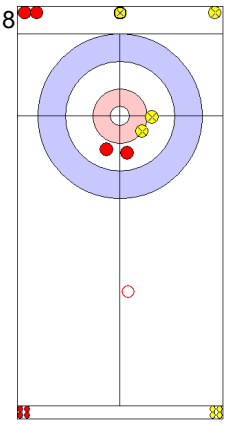

8 SUI: DE CRUZ P — Clearing ↺ 4

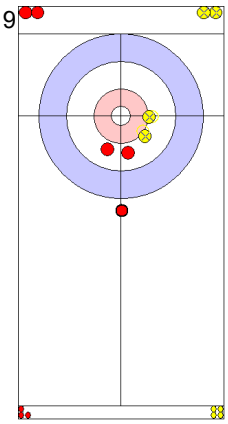

9 USA: GEORGE T — Guard ↺ 2

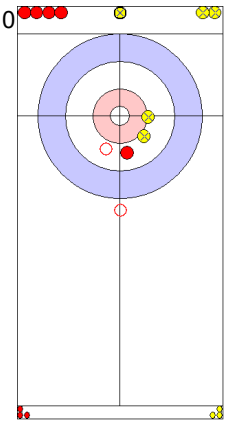

10 SUI: PAETZ C — Clearing ↺ 4

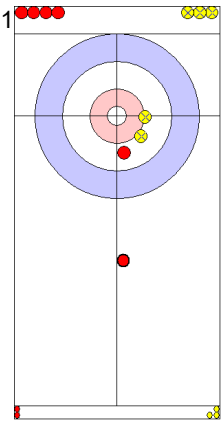

11 USA: GEORGE T — Guard ↺ 4

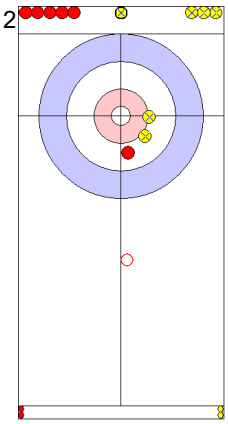

12 SUI: PAETZ C — Clearing ↻ 4

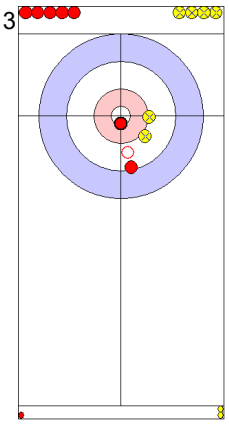

13 USA: SHUSTER J — Raise ↺ 4

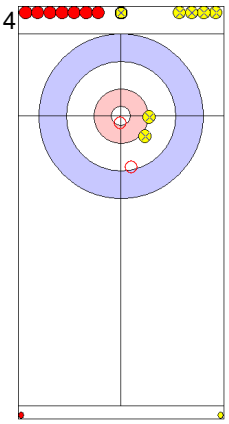

14 SUI: SCHWARZ B — Double Take-out ↺ 4

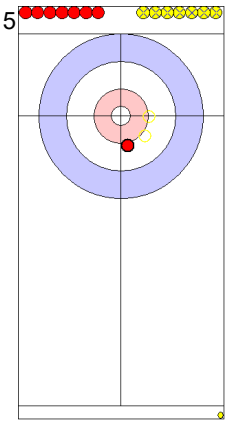

15 USA: SHUSTER J — Double Take-out ↺ 4

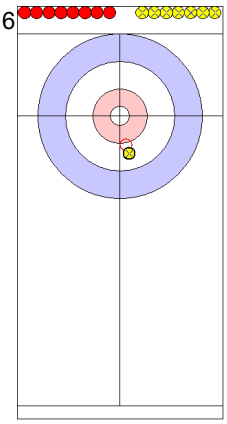

16 SUI: SCHWARZ B — Take-out ↺ 4

	USA	SUI
Total Score	4	7
Time left	00:00	00:00

Game - Shot by Shot

End 10 | **USA - United States** **4 + 1** (this end) **= 5** | **SUI - Switzerland** **7 + 0** (this end) **= 7**

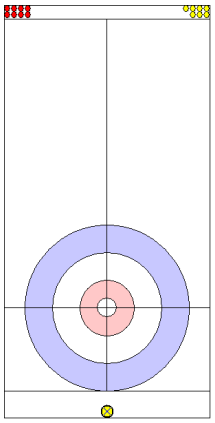

1 SUI: TANNER V
Through ↺ X

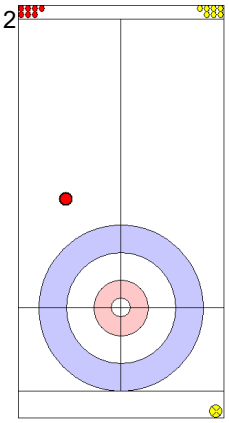

2 USA: LANDSTEINER J
Front ↻ 4

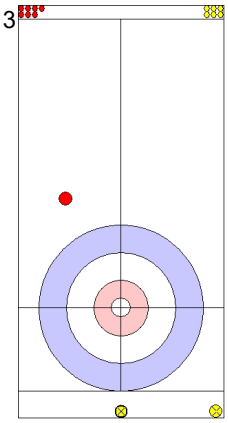

3 SUI: TANNER V
Wick / Soft Peeling ↺ 0
Soft-Peeling

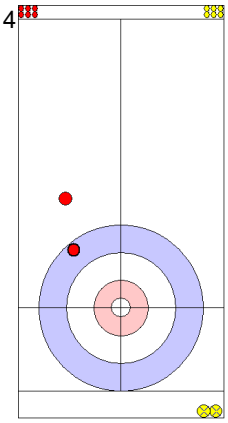

4 USA: LANDSTEINER J
Draw ↻ 3

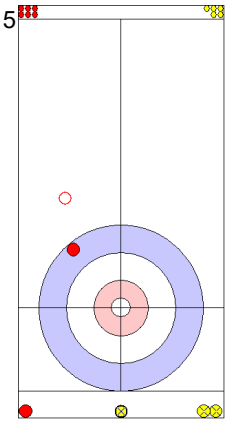

5 SUI: DE CRUZ P
Clearing ↺ 4

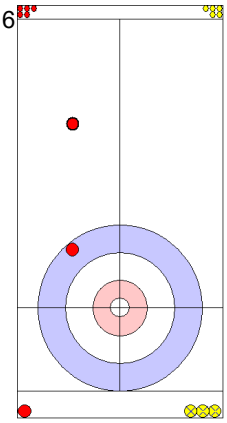

6 USA: HAMILTON M
Guard ↻ 4

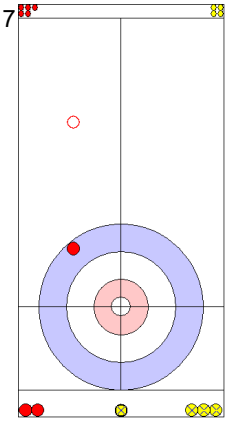

7 SUI: DE CRUZ P
Clearing ↺ 4

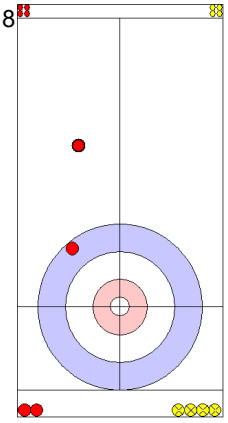

8 USA: HAMILTON M
Guard ↻ 4

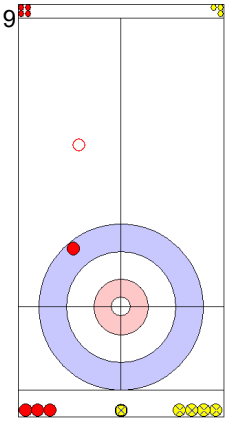

9 SUI: PAETZ C
Clearing ↺ 4

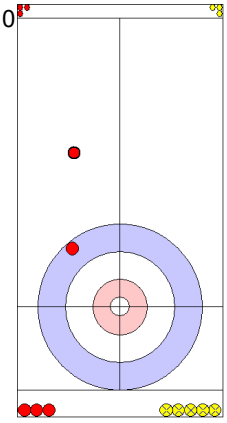

10 USA: GEORGE T
Guard ↻ 4

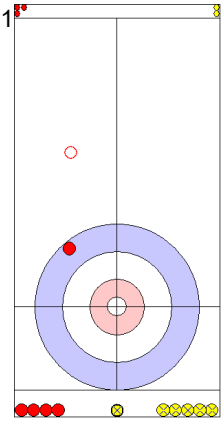

11 SUI: PAETZ C
Clearing ↺ 4

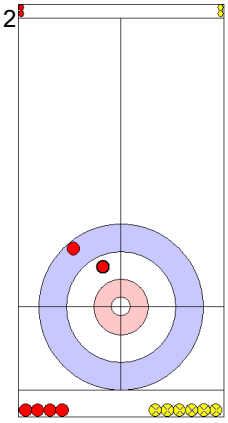

12 USA: GEORGE T
Draw ↻ 1

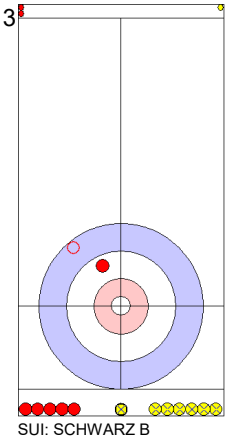

13 SUI: SCHWARZ B
Clearing ↺ 4

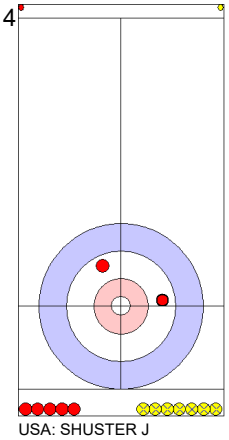

14 USA: SHUSTER J
Draw ↻ 4

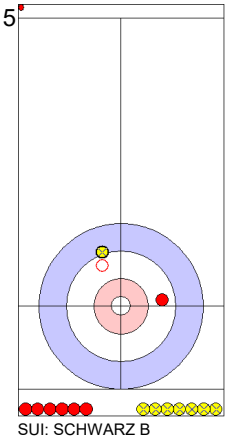

15 SUI: SCHWARZ B
Take-out ↺ 4

Note:
Shot Success Points:
4 = 100%
3 = 75%
2 = 50%
1 = 25%
0 = 0%
X = not considered

Rotation:
↻ Clockwise
↺ Counter-clockwise

	USA	SUI
Total Score	5	7
Time left	05:26	04:01

Cumulative Player Statistics by Team

SUI - Switzerland

SCHWARZ Benoit — Fourth — Vice — Right-handed

Type	↻	%	↺	%	Total	%
Draw	40	86	42	80	82	83
Front	1	100	0	-	1	100
Guard	3	92	6	88	9	89
Raise	5	55	8	81	13	71
Wick / Soft Peeling	0	-	0	-	0	-
Freeze	2	50	0	-	2	50
Take-out	33	79	35	91	68	85
Hit and Roll	15	83	10	90	25	86
Clearing	10	90	7	100	17	94
Double Take-out	10	55	13	88	23	74
Promotion Take-out	13	75	4	94	17	79
Not considered	1	-	1	-	2	-
All Draws	51	82	56	81	107	82
All Take-outs	81	77	69	91	150	84
Total	132	79	125	87	257	83

TANNER Valentin — Lead — Left-handed

Type	↻	%	↺	%	Total	%
Draw	46	83	70	89	116	87
Front	32	97	46	93	78	95
Guard	12	85	6	96	18	89
Raise	5	70	2	50	7	64
Wick / Soft Peeling	9	67	10	40	19	53
Freeze	0	-	0	-	0	-
Take-out	5	100	9	89	14	93
Hit and Roll	0	-	1	100	1	100
Clearing	1	100	0	-	1	100
Double Take-out	1	100	0	-	1	100
Promotion Take-out	0	-	0	-	0	-
Not considered	1	-	4	-	5	-
All Draws	104	86	134	87	238	86
All Take-outs	7	100	10	90	17	94
Total	111	86	144	87	255	87

PAETZ Claudio — Third — Right-handed

Type	↻	%	↺	%	Total	%
Draw	23	73	26	83	49	78
Front	0	-	1	100	1	100
Guard	12	92	13	94	25	93
Raise	7	86	1	100	8	88
Wick / Soft Peeling	1	100	0	-	1	100
Freeze	0	-	0	-	0	-
Take-out	44	86	31	92	75	89
Hit and Roll	16	83	8	56	24	74
Clearing	20	91	14	93	34	92
Double Take-out	7	86	7	54	14	70
Promotion Take-out	11	73	16	66	27	69
Not considered	0	-	0	-	0	-
All Draws	43	81	41	87	84	84
All Take-outs	98	85	76	79	174	83
Total	141	84	117	82	258	83

MEIER Romano — Alternate — Right-handed

Type	↻	%	↺	%	Total	%
Draw	0	-	0	-	0	-
Front	0	-	0	-	0	-
Guard	0	-	0	-	0	-
Raise	0	-	0	-	0	-
Wick / Soft Peeling	0	-	0	-	0	-
Freeze	0	-	0	-	0	-
Take-out	0	-	0	-	0	-
Hit and Roll	0	-	0	-	0	-
Clearing	1	100	1	0	2	50
Double Take-out	0	-	0	-	0	-
Promotion Take-out	0	-	0	-	0	-
Not considered	0	-	0	-	0	-
All Draws	0	-	0	-	0	-
All Take-outs	1	100	1	0	2	50
Total	1	100	1	0	2	50

DE CRUZ Peter — Second — Skip — Right-handed

Type	↻	%	↺	%	Total	%
Draw	22	86	33	78	55	81
Front	4	94	5	100	9	97
Guard	9	89	15	98	24	95
Raise	10	83	2	75	12	81
Wick / Soft Peeling	0	-	1	100	1	100
Freeze	0	-	0	-	0	-
Take-out	31	94	22	86	53	91
Hit and Roll	4	88	9	81	13	83
Clearing	23	84	43	91	66	89
Double Take-out	8	75	8	88	16	81
Promotion Take-out	7	50	4	75	11	59
Not considered	0	-	0	-	0	-
All Draws	45	87	56	86	101	86
All Take-outs	73	84	86	88	159	86
Total	118	85	142	87	260	86

Team: SUI - Switzerland

Type	↻	%	↺	%	Total	%
Draw	131	83	171	84	302	83
Front	37	97	52	94	89	95
Guard	36	89	40	95	76	92
Raise	27	76	13	77	40	76
Wick / Soft Peeling	10	70	11	45	21	57
Freeze	2	50	0	-	2	50
Take-out	113	87	97	90	210	88
Hit and Roll	35	84	28	78	63	81
Clearing	55	88	65	91	120	90
Double Take-out	26	71	28	79	54	75
Promotion Take-out	31	69	24	72	55	70
Not considered	2	-	5	-	7	-
All Draws	243	84	287	85	530	85
All Take-outs	260	83	242	86	502	84
Total	503	84	529	86	1032	85

Legend:
↻ Clockwise ↺ Counter-clockwise

Cumulative Player Statistics by Team

USA - United States

SHUSTER John — Fourth Skip — Right-handed

Type	↻	%	↺	%	Total	%
Draw	28	80	50	82	78	81
Front	0	-	0	-	0	-
Guard	6	100	2	100	8	100
Raise	3	100	7	64	10	75
Wick / Soft Peeling	0	-	1	100	1	100
Freeze	0	-	2	50	2	50
Take-out	35	87	31	86	66	87
Hit and Roll	8	84	6	63	14	75
Clearing	6	100	4	100	10	100
Double Take-out	8	75	7	100	15	87
Promotion Take-out	8	53	6	75	14	63
Not considered	1	-	0	-	1	-
All Draws	37	85	62	80	99	82
All Take-outs	65	82	54	85	119	84
Total	102	83	116	82	218	83

LANDSTEINER John — Lead — Left-handed

Type	↻	%	↺	%	Total	%
Draw	44	90	62	83	106	86
Front	31	96	32	95	63	95
Guard	9	69	11	82	20	76
Raise	2	50	2	88	4	69
Wick / Soft Peeling	6	50	2	0	8	38
Freeze	0	-	0	-	0	-
Take-out	6	75	6	67	12	71
Hit and Roll	1	100	1	75	2	88
Clearing	0	-	0	-	0	-
Double Take-out	0	-	1	100	1	100
Promotion Take-out	1	50	0	-	1	50
Not considered	0	-	1	-	1	-
All Draws	92	86	109	85	201	86
All Take-outs	8	75	8	72	16	73
Total	100	86	117	84	217	85

GEORGE Tyler — Third Vice — Right-handed

Type	↻	%	↺	%	Total	%
Draw	27	86	34	82	61	84
Front	0	-	0	-	0	-
Guard	7	75	3	83	10	78
Raise	4	75	7	82	11	80
Wick / Soft Peeling	1	100	0	-	1	100
Freeze	1	25	0	-	1	25
Take-out	32	88	26	90	58	89
Hit and Roll	17	69	11	73	28	71
Clearing	6	92	11	100	17	97
Double Take-out	4	100	14	70	18	76
Promotion Take-out	4	75	7	100	11	91
Not considered	0	-	0	-	0	-
All Draws	40	82	44	82	84	82
All Take-outs	63	83	69	86	132	85
Total	103	83	113	85	216	84

POLO Joe — Alternate — Right-handed

Type	↻	%	↺	%	Total	%
Draw	5	85	0	-	5	85
Front	0	-	0	-	0	-
Guard	1	75	0	-	1	75
Raise	0	-	0	-	0	-
Wick / Soft Peeling	0	-	2	25	2	25
Freeze	0	-	0	-	0	-
Take-out	2	50	1	100	3	67
Hit and Roll	0	-	0	-	0	-
Clearing	3	83	7	93	10	90
Double Take-out	1	50	0	-	1	50
Promotion Take-out	0	-	0	-	0	-
Not considered	0	-	0	-	0	-
All Draws	6	83	2	25	8	69
All Take-outs	6	67	8	94	14	82
Total	12	75	10	80	22	77

HAMILTON Matt — Second — Right-handed

Type	↻	%	↺	%	Total	%
Draw	25	78	29	70	54	74
Front	3	33	1	50	4	38
Guard	9	94	10	83	19	88
Raise	2	50	5	60	7	57
Wick / Soft Peeling	1	50	0	-	1	50
Freeze	0	-	0	-	0	-
Take-out	19	72	18	81	37	76
Hit and Roll	9	72	8	78	17	75
Clearing	19	88	22	91	41	90
Double Take-out	6	79	8	69	14	73
Promotion Take-out	9	81	6	88	15	83
Not considered	1	-	0	-	1	-
All Draws	40	76	45	71	85	74
All Take-outs	62	79	62	83	124	81
Total	102	78	107	78	209	78

Team: USA - United States

Type	↻	%	↺	%	Total	%
Draw	129	84	175	81	304	82
Front	34	90	33	93	67	92
Guard	32	84	26	84	58	84
Raise	11	73	21	71	32	72
Wick / Soft Peeling	8	56	5	30	13	46
Freeze	1	25	2	50	3	42
Take-out	94	83	82	85	176	84
Hit and Roll	35	74	26	72	61	73
Clearing	34	90	44	94	78	93
Double Take-out	19	80	30	78	49	79
Promotion Take-out	22	68	19	88	41	77
Not considered	2	-	1	-	3	-
All Draws	215	83	262	81	477	82
All Take-outs	204	81	201	85	405	83
Total	419	82	463	82	882	82

Legend:
↻ Clockwise ↺ Counter-clockwise

Ford Service Experts Alberta EXPLORE EDMONTON Canada CURLIT

Session Results and Standings

Sheet	Game	Team	LSFE	1	2	3	4	5	6	7	8	9	10	Extra Ends			Total
C	13	SUI - Switzerland		0	0	2	0	0	1	0	1	0	1	0				5
	13	SWE - Sweden	*	0	1	0	0	2	0	2	0	0	0	1				6

Championship Bracket

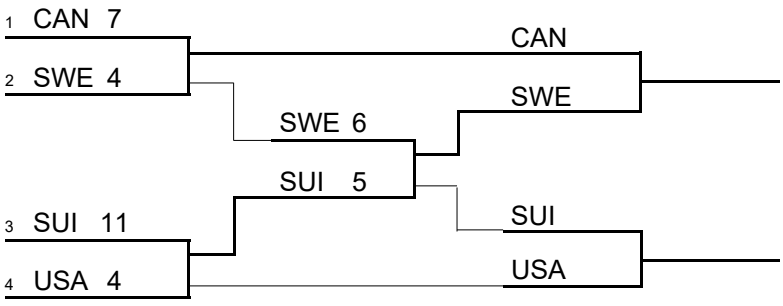

Final Standings

5	CHN - China
6	SCO - Scotland
7	JPN - Japan
8	NOR - Norway
9	ITA - Italy
10	GER - Germany
11	NED - Netherlands
12	RUS - Russia

Attendance
Session: 5'625 Total: 72'927

Legend:
LSFE(*) Last Stone First End

Game Results

Sheet	Game	Team	LSFE	1	2	3	4	5	6	7	8	9	10	Extra Ends			Total
C	13	SUI - Switzerland		0	0	2	0	0	1	0	1	0	1	0				5
	13	SWE - Sweden	*	0	1	0	0	2	0	2	0	0	0	1				6

SUI - Switzerland		Shot Success Game	Shot Success All
4	V SCHWARZ Benoit	77 %	83 %
3	PAETZ Claudio	78 %	83 %
2	S DE CRUZ Peter	95 %	86 %
1	TANNER Valentin	84 %	87 %
A	MEIER Romano	-	50 %
	Team Total	84 %	85 %

Time remaining: 4 minutes 17 seconds
1 minute 6 seconds (after extra end)

Time-out: end 10 - SUI stone 8; end 11 - SUI stone 7

SWE - Sweden		Shot Success Game	Shot Success All
4	S EDIN Niklas	89 %	83 %
3	V ERIKSSON Oskar	97 %	87 %
2	WRANAA Rasmus	92 %	87 %
1	SUNDGREN Christoffer	83 %	90 %
A	LEEK Henrik	-	100 %
	Team Total	90 %	87 %

Time remaining: 2 minutes 59 seconds
1 minute 55 seconds (after extra end)

Time-out: end 10 - SWE stone 8; end 11 - SWE stone 8

Shot Success Analysis

SUI - Switzerland		↻		↺		Game	
4 SCHWARZ Benoit	Draws	7	89 %	4	75 %	11	84 %
	Take-outs	7	57 %	4	94 %	11	70 %
	Total	14	73 %	8	84 %	22	77 %
3 PAETZ Claudio	Draws	7	82 %	3	100 %	10	88 %
	Take-outs	9	83 %	3	33 %	12	71 %
	Total	16	83 %	6	67 %	22	78 %
2 DE CRUZ Peter	Draws	5	100 %	7	96 %	12	98 %
	Take-outs	6	88 %	4	100 %	10	93 %
	Total	11	93 %	11	98 %	22	95 %
1 TANNER Valentin	Draws	9	86 %	11	80 %	20	83 %
	Take-outs	0	-	2	100 %	2	100 %
	Total	9	86 %	13	83 %	22	84 %
A MEIER Romano	Draws	0	-	0	-	0	-
	Take-outs	0	-	0	-	0	-
	Total	0	-	0	-	0	-
Team	Draws	28	88 %	25	86 %	53	87 %
	Take-outs	22	76 %	13	83 %	35	79 %
	Total	50	83 %	38	85 %	88	84 %

SWE - Sweden		↻		↺		Game	
4 EDIN Niklas	Draws	0	-	2	100 %	2	100 %
	Take-outs	10	85 %	8	91 %	18	88 %
	Total	10	85 %	10	93 %	20	89 %
3 ERIKSSON Oskar	Draws	2	88 %	2	100 %	4	94 %
	Take-outs	12	96 %	6	100 %	18	97 %
	Total	14	95 %	8	100 %	22	97 %
2 WRANAA Rasmus	Draws	3	75 %	0	-	3	75 %
	Take-outs	6	96 %	13	94 %	19	95 %
	Total	9	89 %	13	94 %	22	92 %
1 SUNDGREN Christoffer	Draws	7	96 %	11	73 %	18	82 %
	Take-outs	2	100 %	2	75 %	4	88 %
	Total	9	97 %	13	73 %	22	83 %
A LEEK Henrik	Draws	0	-	0	-	0	-
	Take-outs	0	-	0	-	0	-
	Total	0	-	0	-	0	-
Team	Draws	12	90 %	15	80 %	27	84 %
	Take-outs	30	93 %	29	93 %	59	93 %
	Total	42	92 %	44	89 %	86	90 %

Note:
Team position and functions are attached to each team member's name as follows:
4 = Fourth, **3** = Third, **2** = Second, **1** = Lead, **A** = Alternate, **S** = Skip, **V** = Vice-Skip

Legend:
↻ Clockwise ↺ Counter-clockwise **LSFE(*)** Last Stone First End

Game - Shot by Shot

End 1 | **SUI - Switzerland** **0 + 0** (this end) **= 0** | **SWE - Sweden** **0 + 0** (this end) **= 0**

1
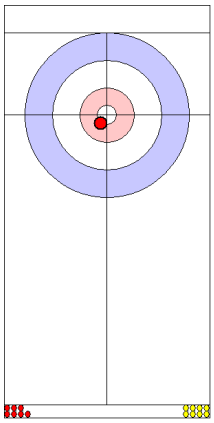
SUI: TANNER V
Draw ↺ 4

2
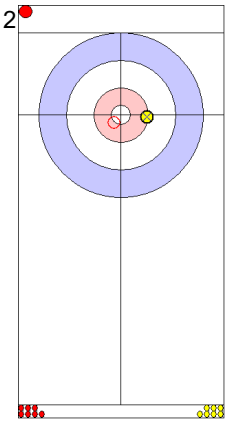
SWE: SUNDGREN C
Take-out ↻ 4

3
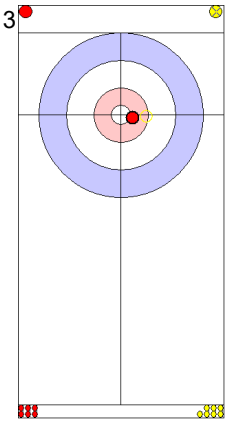
SUI: TANNER V
Take-out ↺ 4

4
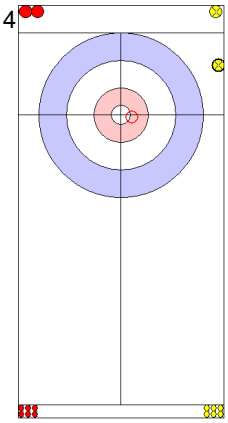
SWE: SUNDGREN C
Take-out ↺ 2

5
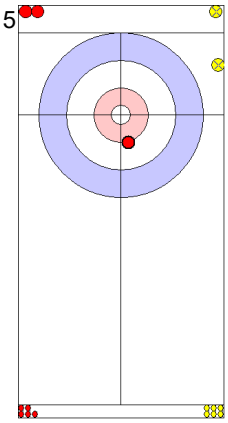
SUI: DE CRUZ P
Draw ↻ 4

6
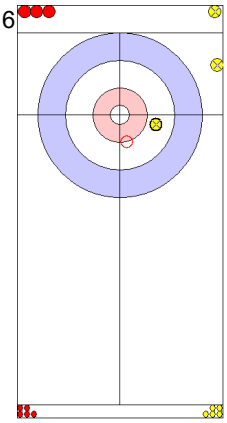
SWE: WRANAA R
Take-out ↺ 4

7
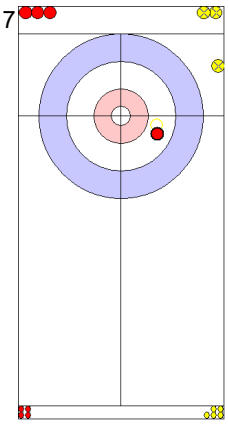
SUI: DE CRUZ P
Take-out ↺ 4

8
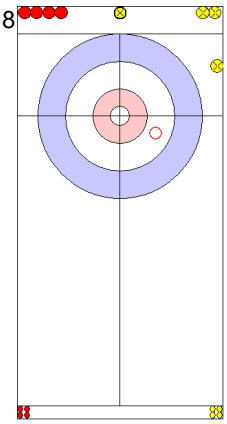
SWE: WRANAA R
Take-out ↺ 2

9
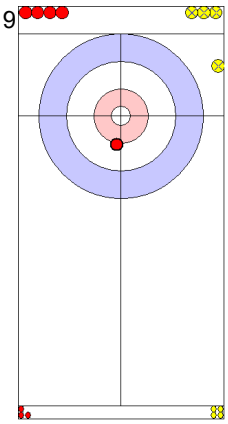
SUI: PAETZ C
Draw ↻ 4

10
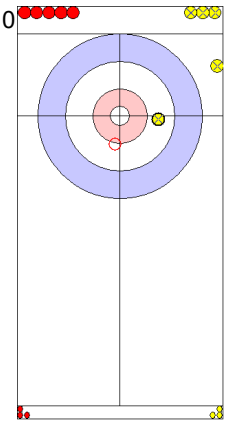
SWE: ERIKSSON O
Take-out ↺ 4

11
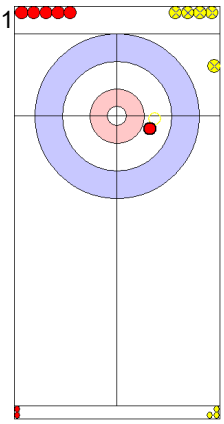
SUI: PAETZ C
Take-out ↺ 4

12
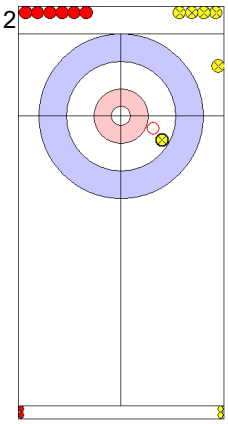
SWE: ERIKSSON O
Take-out ↺ 4

13
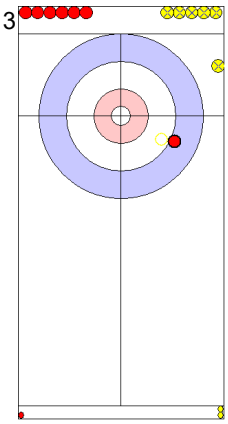
SUI: SCHWARZ B
Take-out ↺ 4

14
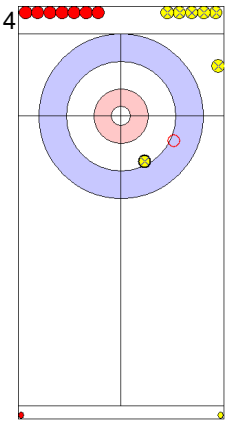
SWE: EDIN N
Hit and Roll ↺ 4

15
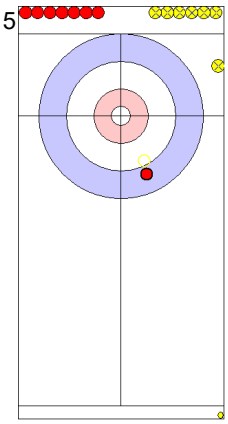
SUI: SCHWARZ B
Take-out ↺ 4

16
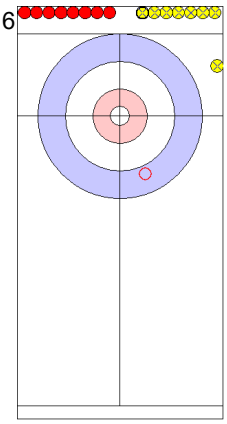
SWE: EDIN N
Clearing ↺ 4

	SUI	SWE
Total Score	0	0
Time left	00:00	00:00

Game - Shot by Shot

End 2 | **SUI - Switzerland** **0 + 0** (this end) **= 0** | **SWE - Sweden** **0 + 1** (this end) **= 1**

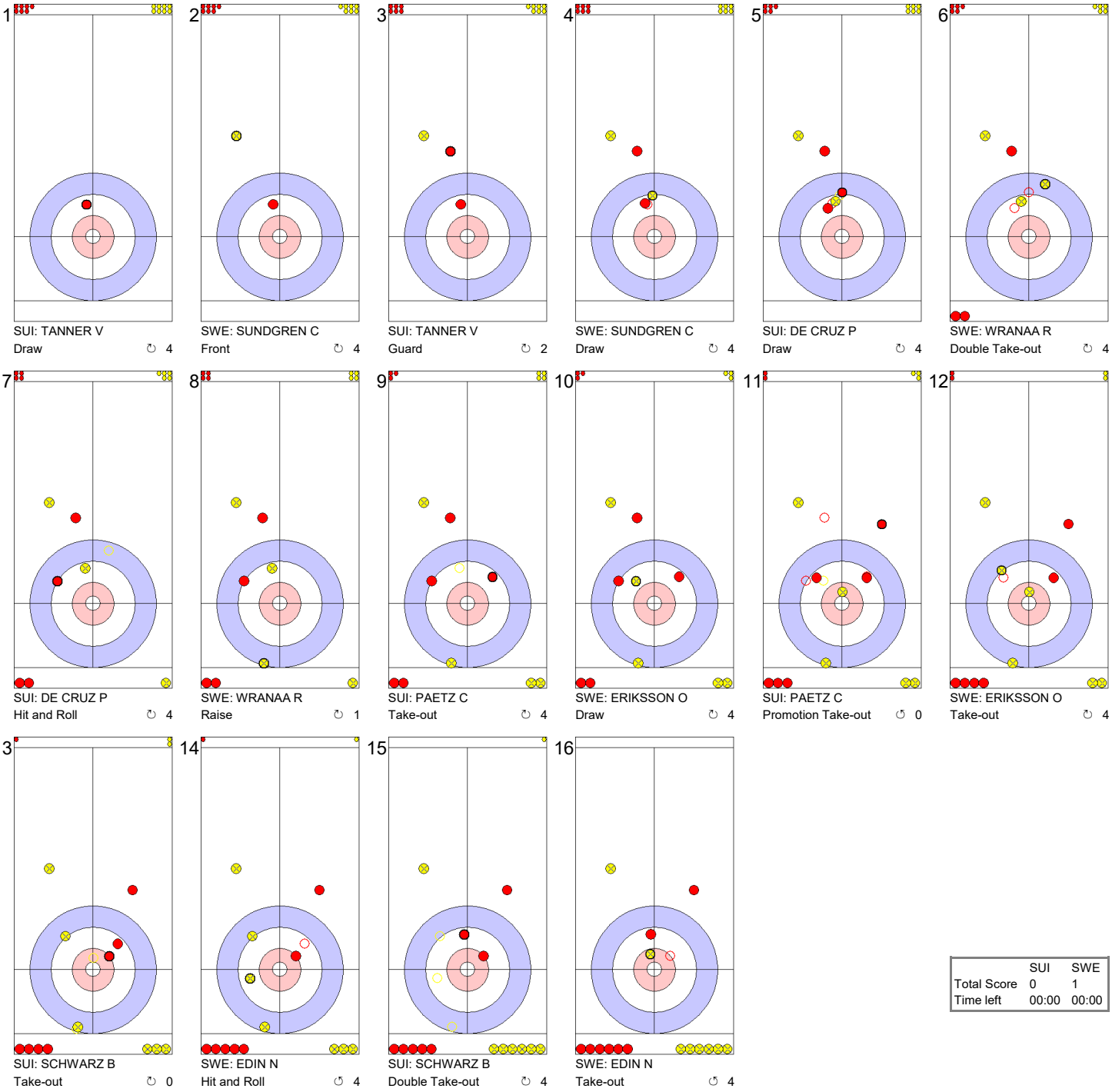

	SUI	SWE
Total Score	0	1
Time left	00:00	00:00

Game - Shot by Shot

End 3 — **SUI - Switzerland** **0 + 2** (this end) **= 2** — **SWE - Sweden** **1 + 0** (this end) **= 1**



	SUI	SWE
Total Score	2	1
Time left	00:00	00:00

Game - Shot by Shot

End 4 | **SUI - Switzerland** **2 + 0** (this end) **= 2** | **SWE - Sweden** **1 + 0** (this end) **= 1**

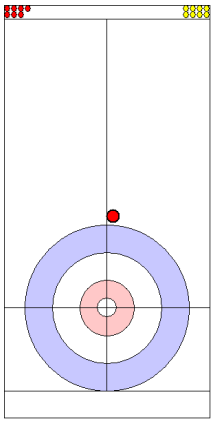

SUI: TANNER V
Front ↻ 4

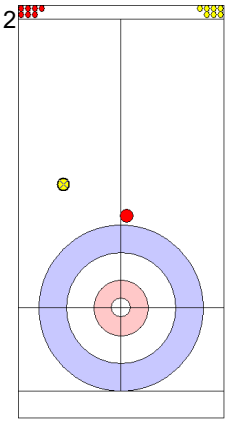

SWE: SUNDGREN C
Front ↻ 4

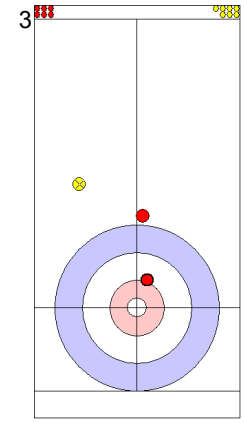

SUI: TANNER V
Draw ↻ 3

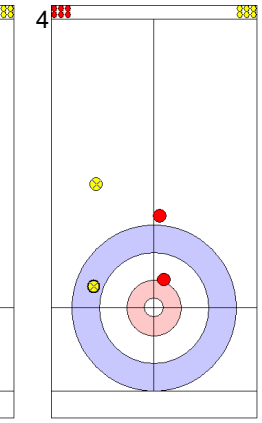

SWE: SUNDGREN C
Draw ↻ 4

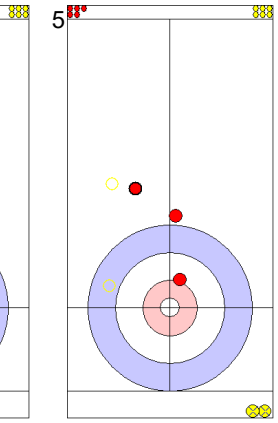

SUI: DE CRUZ P
Double Take-out ↻ 4

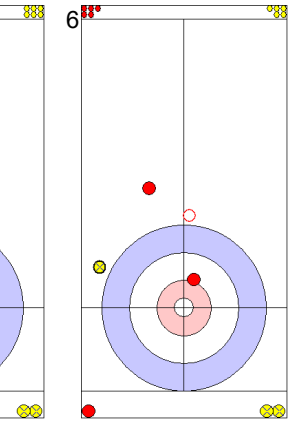

SWE: WRANAA R
Clearing ↻ 4

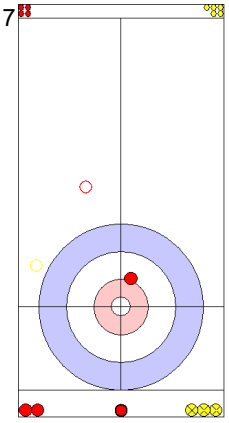

SUI: DE CRUZ P
Clearing ↻ 4

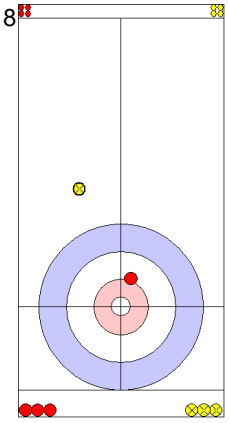

SWE: WRANAA R
Front ↻ 4

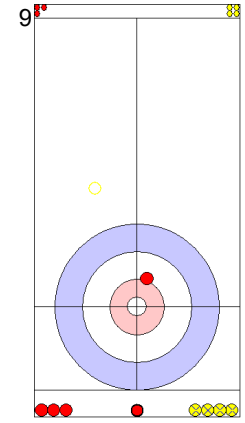

SUI: PAETZ C
Clearing ↻ 4

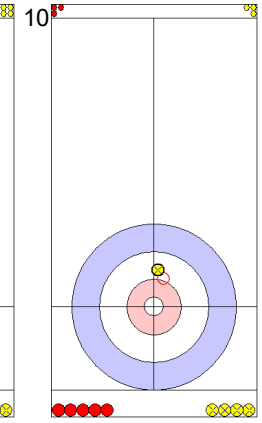

SWE: ERIKSSON O
Take-out ↻ 4

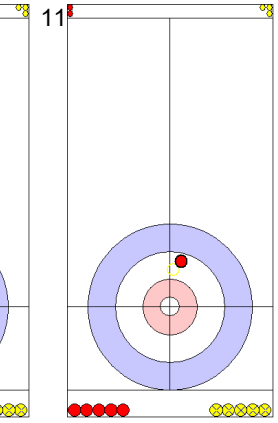

SUI: PAETZ C
Take-out ↻ 4

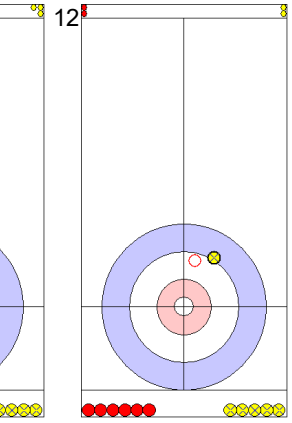

SWE: ERIKSSON O
Take-out ↻ 4

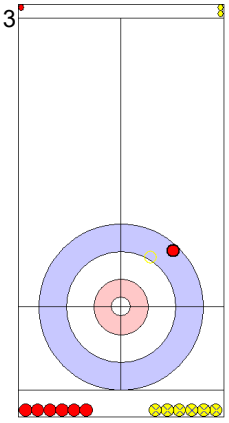

SUI: SCHWARZ B
Take-out ↻ 4

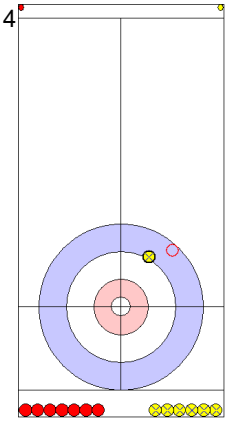

SWE: EDIN N
Take-out ↻ 4

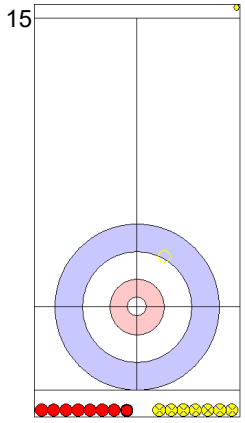

SUI: SCHWARZ B
Take-out ↻ 2

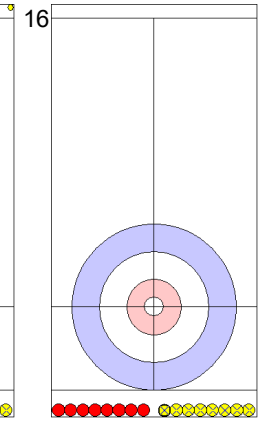

SWE: EDIN N
Through ↻ X

	SUI	SWE
Total Score	2	1
Time left	00:00	00:00

Game - Shot by Shot

End 5 | **SUI - Switzerland** **2 + 0** (this end) **= 2** | **SWE - Sweden** **1 + 2** (this end) **= 3**



	SUI	SWE
Total Score	2	3
Time left	00:00	00:00

Game - Shot by Shot

End 6 | **SUI - Switzerland** **2 + 1** (this end) **= 3** | **SWE - Sweden** **3 + 0** (this end) **= 3**



1 SWE: SUNDGREN C — Draw ↻ 4
2 SUI: TANNER V — Front ↻ 4
3 SWE: SUNDGREN C — Guard ↻ 2
4 SUI: TANNER V — Raise ↻ 3
5 SWE: WRANAA R — Double Take-out ↻ 4
6 SUI: DE CRUZ P — Raise ↻ 4
7 SWE: WRANAA R — Take-out ↻ 4
8 SUI: DE CRUZ P — Take-out ↻ 4
9 SWE: ERIKSSON O — Take-out ↻ 4
10 SUI: PAETZ C — Take-out ↻ 4
11 SWE: ERIKSSON O — Take-out ↻ 4
12 SUI: PAETZ C — Double Take-out ↻ 2
13 SWE: EDIN N — Double Take-out ↻ 4
14 SUI: SCHWARZ B — Double Take-out ↻ 0
15 SWE: EDIN N — Draw ↻ 4
16 SUI: SCHWARZ B — Draw ↻ 4

	SUI	SWE
Total Score	3	3
Time left	00:00	00:00

Game - Shot by Shot

End 7 — **SUI - Switzerland** **3 + 0** (this end) **= 3** — **SWE - Sweden** **3 + 2** (this end) **= 5**

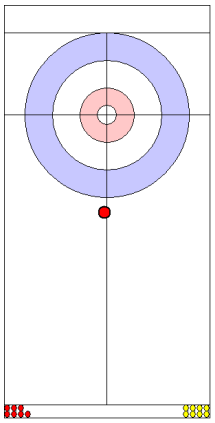
1
SUI: TANNER V
Front ↺ 4

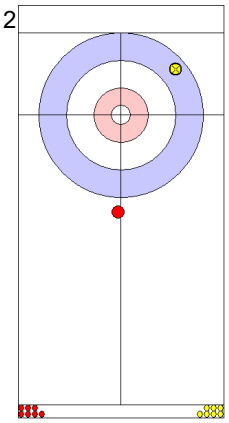
2
SWE: SUNDGREN C
Draw ↻ 3

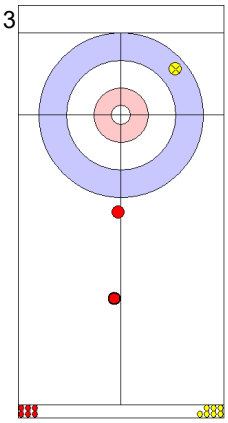
3
SUI: TANNER V
Front ↺ 3

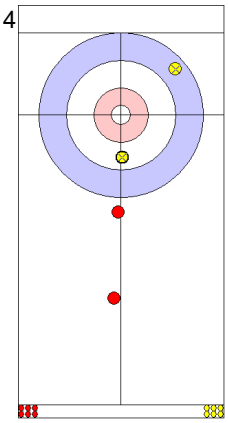
4
SWE: SUNDGREN C
Draw ↺ 3

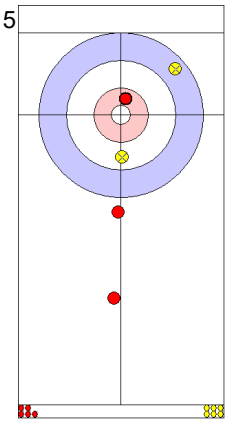
5
SUI: DE CRUZ P
Draw ↺ 3

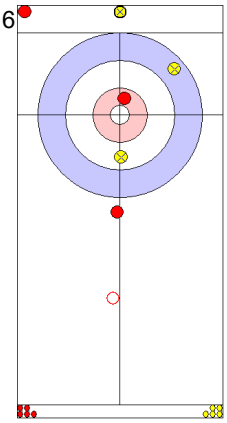
6
SWE: WRANAA R
Clearing ↺ 4

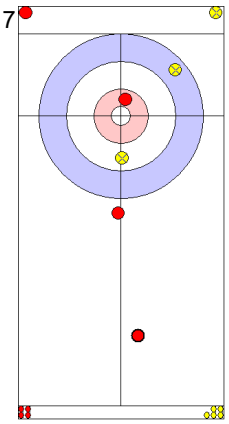
7
SUI: DE CRUZ P
Guard ↺ 4

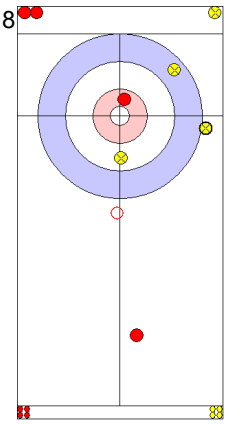
8
SWE: WRANAA R
Take-out ↻ 4

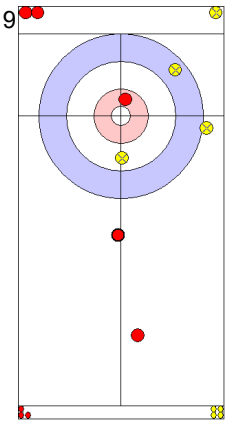
9
SUI: PAETZ C
Guard ↻ 4

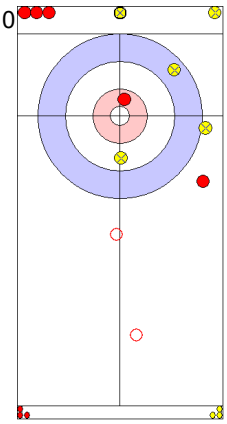
10
SWE: ERIKSSON O
Clearing ↺ 4

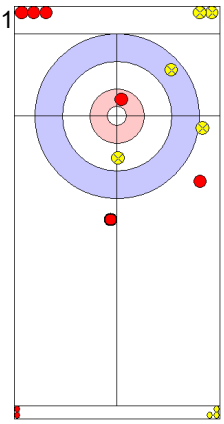
11
SUI: PAETZ C
Guard ↻ 2

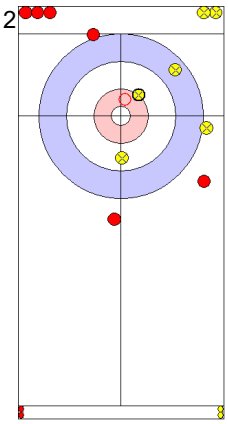
12
SWE: ERIKSSON O
Raise ↺ 4
Slow Take-out

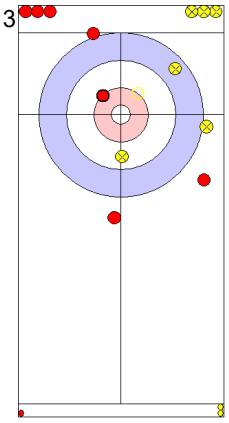
13
SUI: SCHWARZ B
Hit and Roll ↺ 3

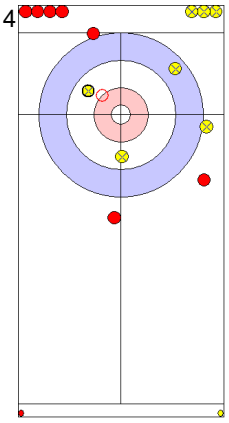
14
SWE: EDIN N
Take-out ↻ 4

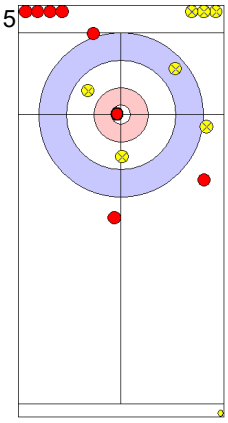
15
SUI: SCHWARZ B
Draw ↻ 4

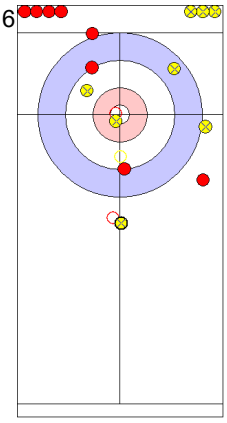
16
SWE: EDIN N
Double Take-out ↺ 4

	SUI	SWE
Total Score	3	5
Time left	00:00	00:00

Game - Shot by Shot

End 8 | **SUI - Switzerland** **3 + 1** (this end) **= 4** | **SWE - Sweden** **5 + 0** (this end) **= 5**

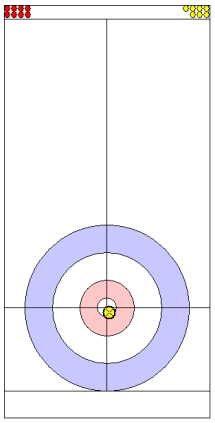
1
SWE: SUNDGREN C
Draw ↺ 3

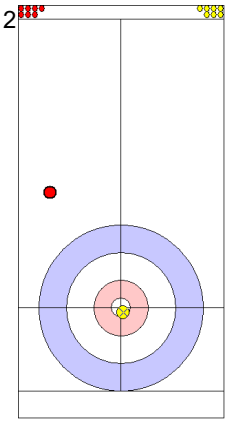
2
SUI: TANNER V
Front ↻ 4

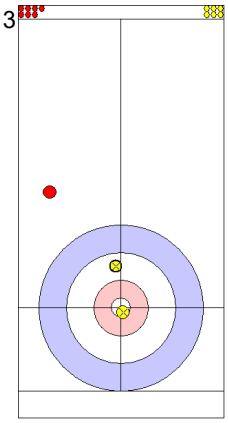
3
SWE: SUNDGREN C
Draw ↺ 4

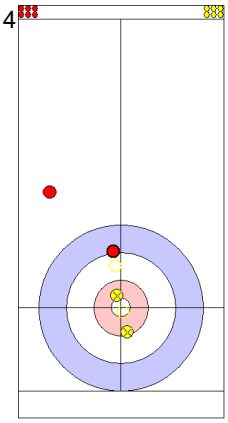
4
SUI: TANNER V
Raise ↺ 4

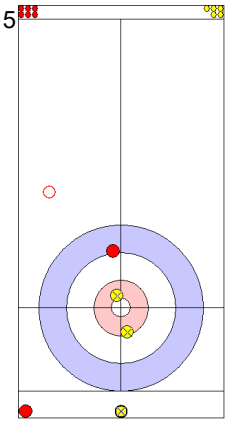
5
SWE: WRANAA R
Clearing ↻ 4

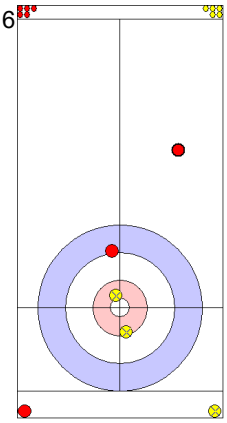
6
SUI: DE CRUZ P
Front ↺ 4

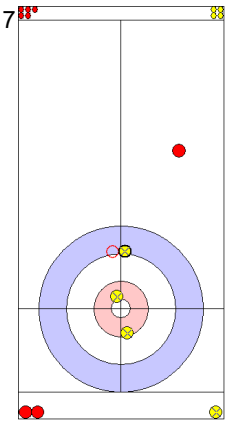
7
SWE: WRANAA R
Hit and Roll ↺ 3

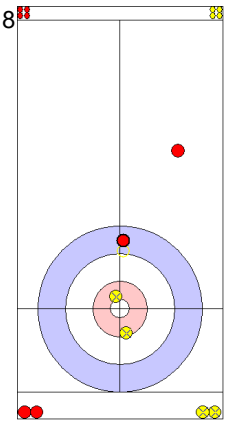
8
SUI: DE CRUZ P
Take-out ↻ 4

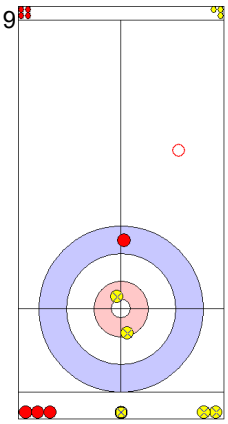
9
SWE: ERIKSSON O
Clearing ↺ 4

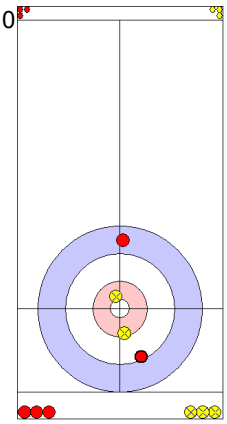
10
SUI: PAETZ C
Draw ↻ 1

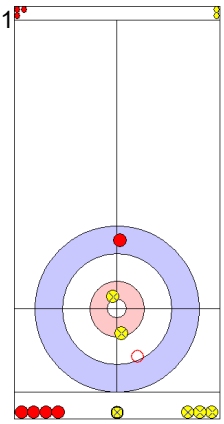
11
SWE: ERIKSSON O
Clearing ↻ 4

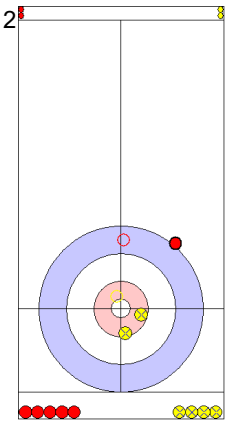
12
SUI: PAETZ C
Promotion Take-out ↻ 0

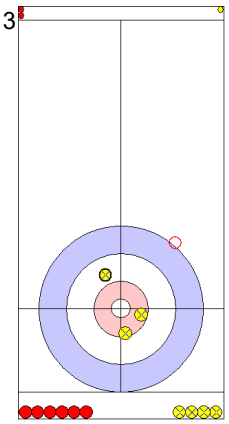
13
SWE: EDIN N
Take-out ↻ 4

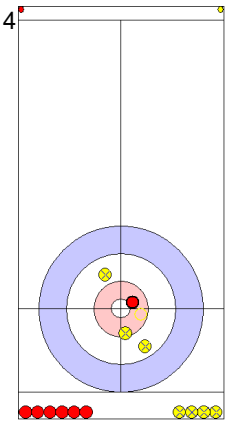
14
SUI: SCHWARZ B
Raise ↻ 3

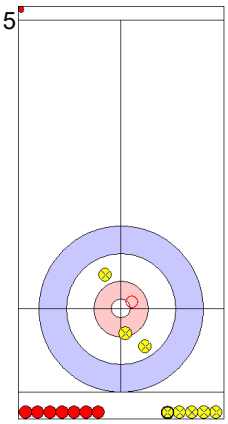
15
SWE: EDIN N
Clearing ↺ 4

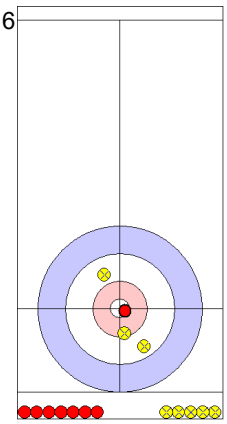
16
SUI: SCHWARZ B
Draw ↻ 4

	SUI	SWE
Total Score	4	5
Time left	00:00	00:00

Game - Shot by Shot

End 9 | **SUI - Switzerland** **4 + 0** (this end) **= 4** | **SWE - Sweden** **5 + 0** (this end) **= 5**

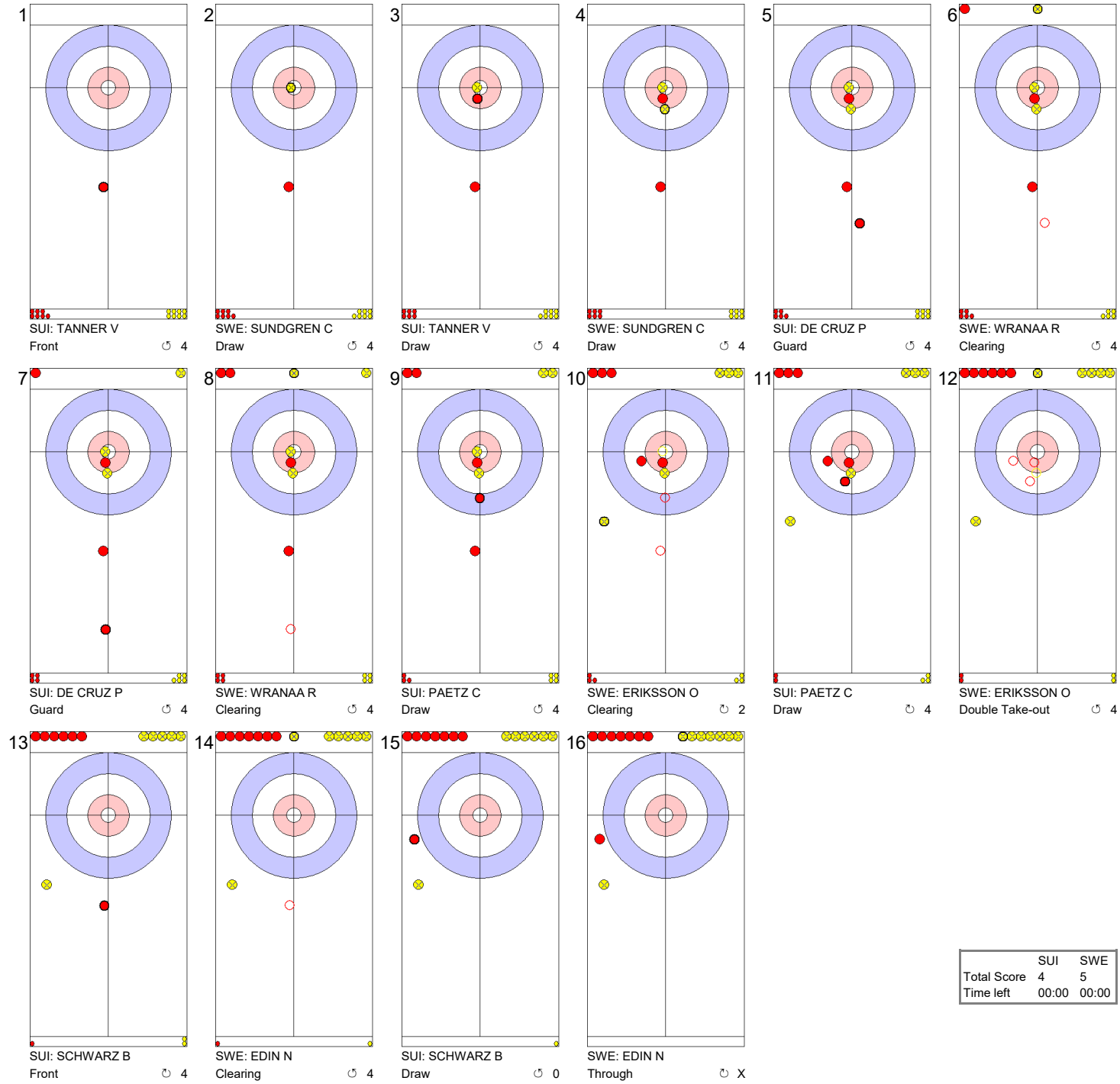

	SUI	SWE
Total Score	4	5
Time left	00:00	00:00

Game - Shot by Shot

End 10 | **SUI - Switzerland** **4 + 1** (this end) **= 5** | **SWE - Sweden** **5 + 0** (this end) **= 5**

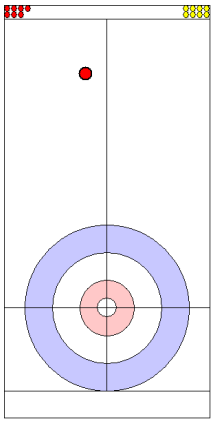

1
SUI: TANNER V
Front ↻ 4

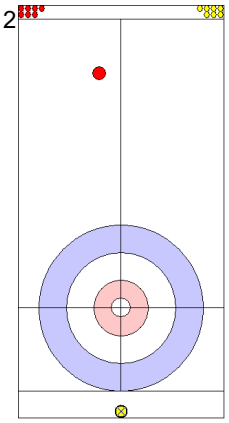

2
SWE: SUNDGREN C
Wick / Soft Peeling ↺ 0
Soft-Peeling

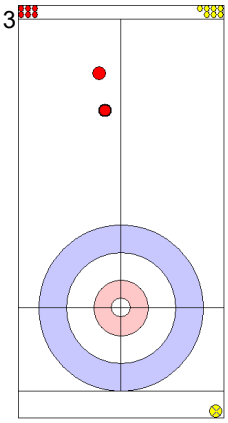

3
SUI: TANNER V
Front ↻ 3

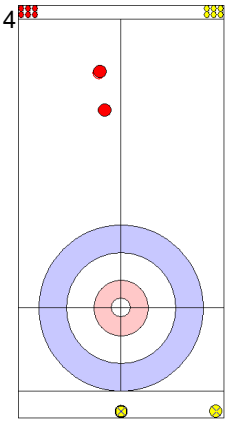

4
SWE: SUNDGREN C
Wick / Soft Peeling ↺ 0
Soft-Peeling Free guard zone violation

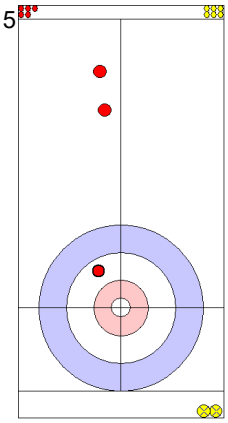

5
SUI: DE CRUZ P
Draw ↻ 4

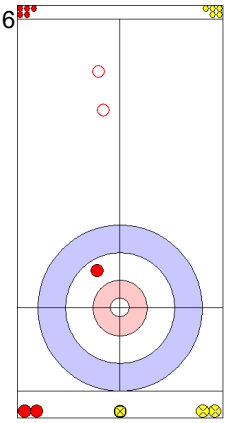

6
SWE: WRANAA R
Clearing ↺ 4

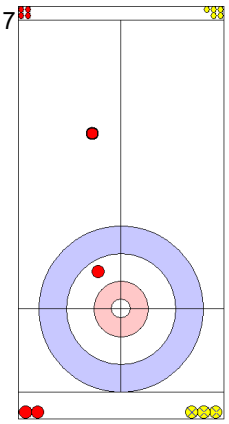

7
SUI: DE CRUZ P
Guard ↻ 4

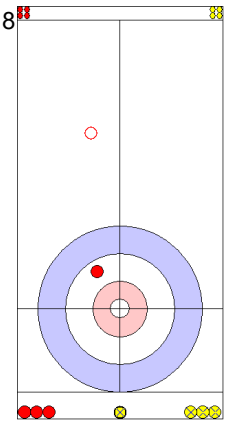

8
SWE: WRANAA R
Clearing ↺ 4

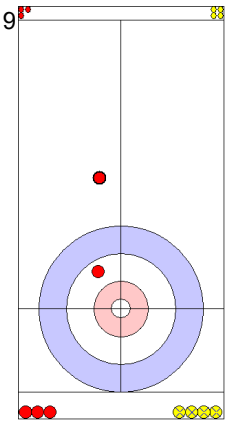

9
SUI: PAETZ C
Guard ↻ 4

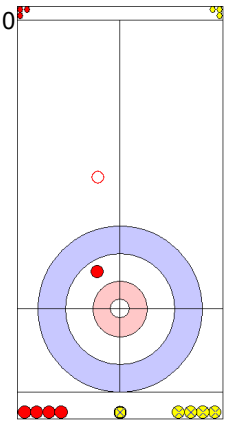

10
SWE: ERIKSSON O
Clearing ↺ 4

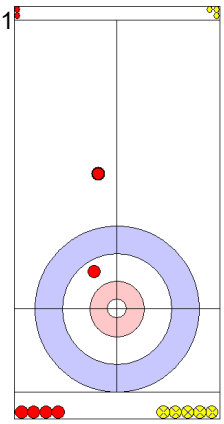

11
SUI: PAETZ C
Guard ↻ 4

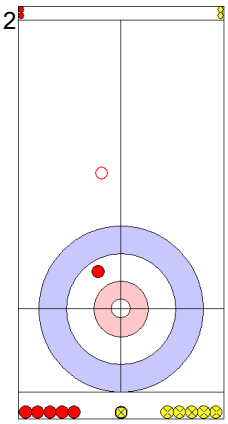

12
SWE: ERIKSSON O
Clearing ↺ 4

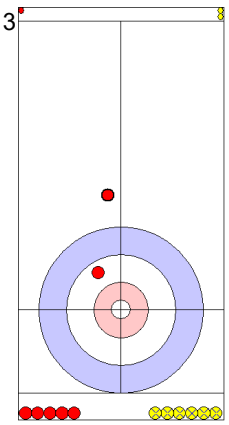

13
SUI: SCHWARZ B
Guard ↻ 3

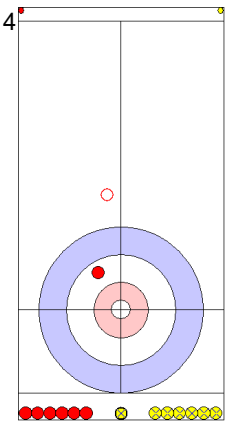

14
SWE: EDIN N
Double Take-out ↻ 2

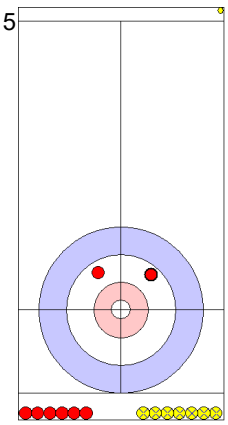

15
SUI: SCHWARZ B
Draw ↻ 4
Time-out

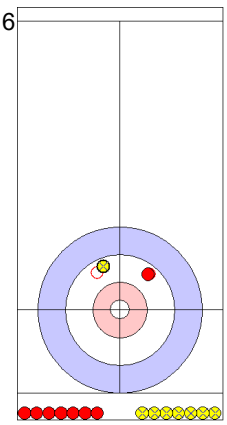

16
SWE: EDIN N
Hit and Roll ↺ 1
Time-out
Measurement

	SUI	SWE
Total Score	5	5
Time left	04:17	02:59

Game - Shot by Shot

End 11 | **SUI - Switzerland** **5 + 0** (this end) **= 5** | **SWE - Sweden** **5 + 1** (this end) **= 6**

1
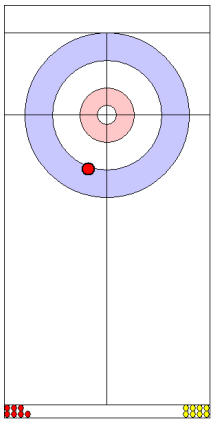
SUI: TANNER V
Front ↻ 0

2
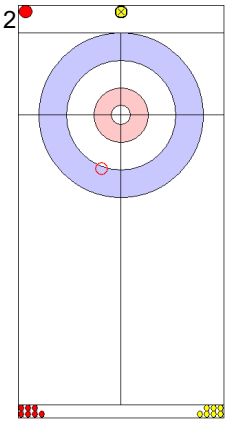
SWE: SUNDGREN C
Clearing ↻ 4

3
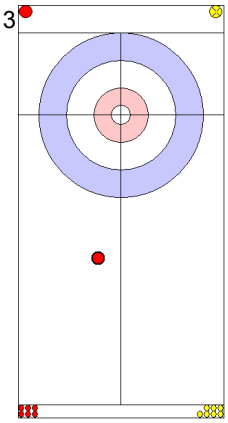
SUI: TANNER V
Front ↻ 4

4
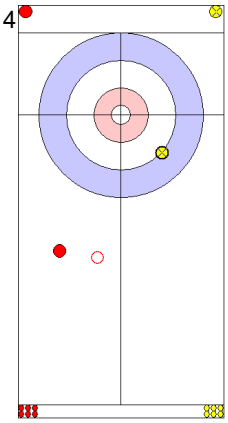
SWE: SUNDGREN C
Wick / Soft Peeling ↻ 4
Soft-Peeling

5
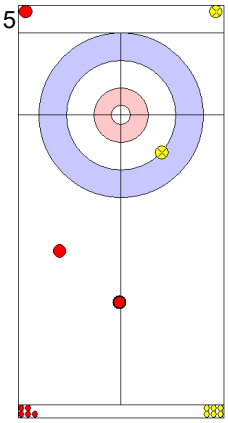
SUI: DE CRUZ P
Front ↻ 4

6
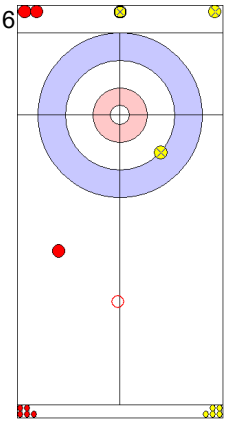
SWE: WRANAA R
Clearing ↻ 4

7
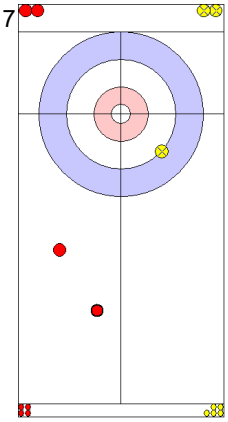
SUI: DE CRUZ P
Front ↻ 4

8
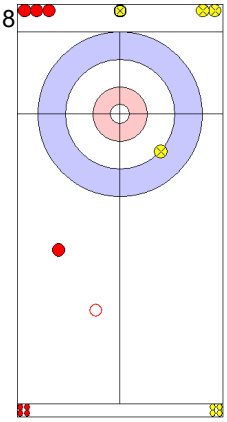
SWE: WRANAA R
Clearing ↻ 4

9
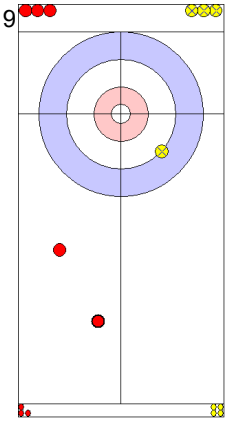
SUI: PAETZ C
Front ↻ 4

10
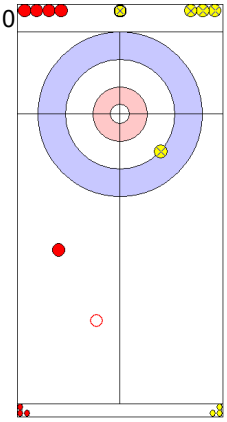
SWE: ERIKSSON O
Clearing ↻ 4

11
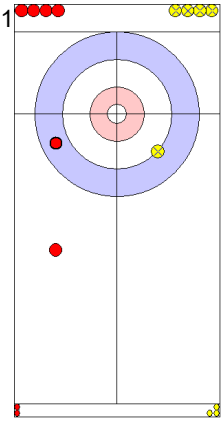
SUI: PAETZ C
Draw ↻ 4

12
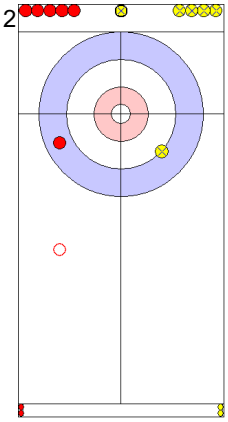
SWE: ERIKSSON O
Clearing ↻ 4

13
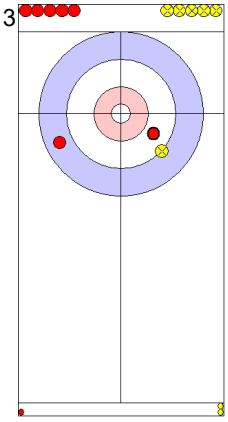
SUI: SCHWARZ B
Draw ↻ 3
Time-out

14
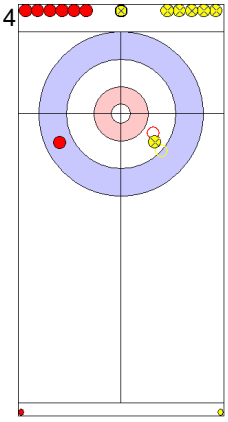
SWE: EDIN N
Promotion Take-out ↻ 4

15
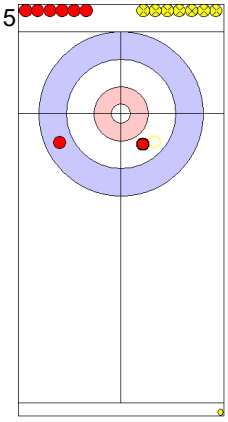
SUI: SCHWARZ B
Hit and Roll ↻ 4

16
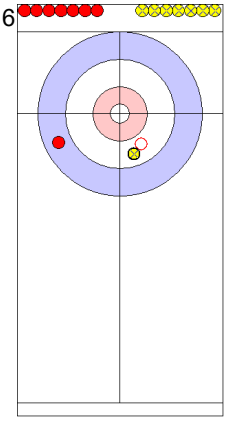
SWE: EDIN N
Take-out ↻ 4
Time-out

Note:
Shot Success Points:
4 = 100%
3 = 75%
2 = 50%
1 = 25%
0 = 0%
X = not considered

Rotation:
↻ Clockwise
↺ Counter-clockwise

	SUI	SWE
Total Score	5	6
Time left	01:06	01:55

Session Results and Standings

Sheet	Game	Team	LSFE	1	2	3	4	5	6	7	8	9	10	Extra Ends				Total
C	12	SUI - Switzerland	*	2	0	2	2	0	2	0	3	X	X					11
	12	USA - United States		0	2	0	0	1	0	1	0	X	X					4

Championship Bracket

Play-offs **Semi-final** **Finals**

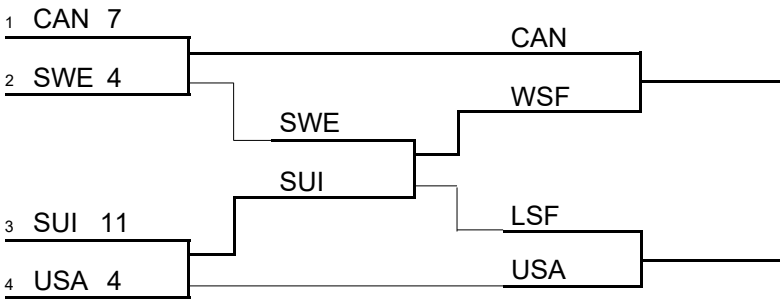

Final Standings

5 CHN - China
6 SCO - Scotland
7 JPN - Japan
8 NOR - Norway
9 ITA - Italy
10 GER - Germany
11 NED - Netherlands
12 RUS - Russia

Attendance
Session: 5'144 Total: 67'302

Legend:
LSF Loser of semi-final **LSFE(*)** Last Stone First End **WSF** Winner of semi-final
X Unplayed/unfinished end due to concession

Game Results

Sheet	Game	Team	LSFE	1	2	3	4	5	6	7	8	9	10	Extra Ends				Total
C	12	SUI - Switzerland	*	2	0	2	2	0	2	0	3	X	X					11
	12	USA - United States		0	2	0	0	1	0	1	0	X	X					4

SUI - Switzerland		Shot Success Game	Shot Success All
4	V SCHWARZ Benoit	95%	83%
3	PAETZ Claudio	86%	84%
2	S DE CRUZ Peter	92%	85%
1	TANNER Valentin	81%	87%
A	MEIER Romano	-	50%
	Team Total	89%	85%

Time remaining: 8 minutes 51 seconds

USA - United States		Shot Success Game	Shot Success All
4	S SHUSTER John	70%	83%
3	V GEORGE Tyler	72%	84%
2	HAMILTON Matt	80%	78%
1	LANDSTEINER John	95%	84%
A	POLO Joe	-	77%
	Team Total	79%	82%

Time remaining: 9 minutes 2 seconds

Shot Success Analysis

SUI - Switzerland		↻		↺		Game	
4 SCHWARZ Benoit	Draws	1	100%	2	100%	3	100%
	Take-outs	7	89%	6	100%	13	94%
	Total	8	91%	8	100%	16	95%
3 PAETZ Claudio	Draws	0	-	0	-	0	-
	Take-outs	9	86%	7	86%	16	86%
	Total	9	86%	7	86%	16	86%
2 DE CRUZ Peter	Draws	3	92%	2	75%	5	85%
	Take-outs	6	100%	5	90%	11	95%
	Total	9	97%	7	86%	16	92%
1 TANNER Valentin	Draws	10	100%	5	60%	15	87%
	Take-outs	0	-	1	0%	1	0%
	Total	10	100%	6	50%	16	81%
A MEIER Romano	Draws	0	-	0	-	0	-
	Take-outs	0	-	0	-	0	-
	Total	0	-	0	-	0	-
Team	Draws	14	98%	9	72%	23	88%
	Take-outs	22	91%	19	87%	41	89%
	Total	36	94%	28	82%	64	89%

USA - United States		↻		↺		Game	
4 SHUSTER John	Draws	1	0%	9	69%	10	63%
	Take-outs	3	100%	3	67%	6	83%
	Total	4	75%	12	69%	16	70%
3 GEORGE Tyler	Draws	5	80%	4	75%	9	78%
	Take-outs	3	67%	4	63%	7	64%
	Total	8	75%	8	69%	16	72%
2 HAMILTON Matt	Draws	4	94%	7	68%	11	77%
	Take-outs	3	83%	2	88%	5	85%
	Total	7	89%	9	72%	16	80%
1 LANDSTEINER John	Draws	9	100%	7	89%	16	95%
	Take-outs	0	-	0	-	0	-
	Total	9	100%	7	89%	16	95%
A POLO Joe	Draws	0	-	0	-	0	-
	Take-outs	0	-	0	-	0	-
	Total	0	-	0	-	0	-
Team	Draws	19	88%	27	75%	46	80%
	Take-outs	9	83%	9	69%	18	76%
	Total	28	87%	36	74%	64	79%

Note:
Team position and functions are attached to each team member's name as follows:
4 = Fourth, **3** = Third, **2** = Second, **1** = Lead, **A** = Alternate, **S** = Skip, **V** = Vice-Skip

Legend:
↻ Clockwise ↺ Counter-clockwise **LSFE(*)** Last Stone First End
X Unplayed/unfinished end due to concession

Game - Shot by Shot

End 1 | **SUI - Switzerland** **0 + 2** (this end) **= 2** | **USA - United States** **0 + 0** (this end) **= 0**

1
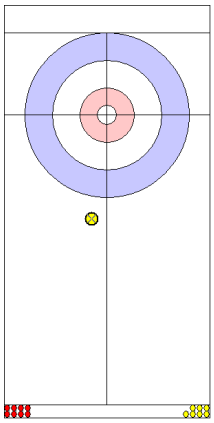
USA: LANDSTEINER J
Front ↻ 4

2
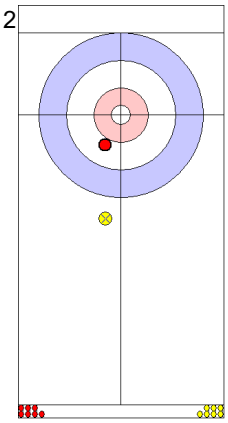
SUI: TANNER V
Draw ↻ 4

3
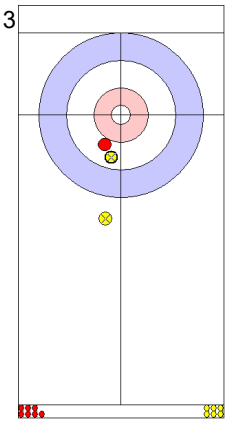
USA: LANDSTEINER J
Draw ↺ 4

4
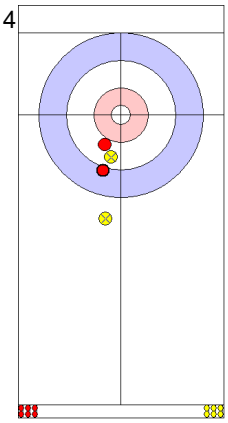
SUI: TANNER V
Draw ↻ 4

5
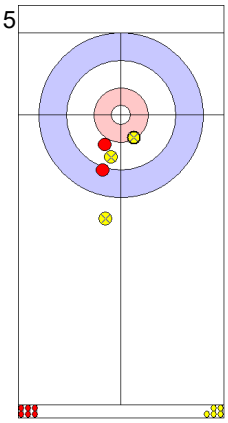
USA: HAMILTON M
Draw ↺ 2

6
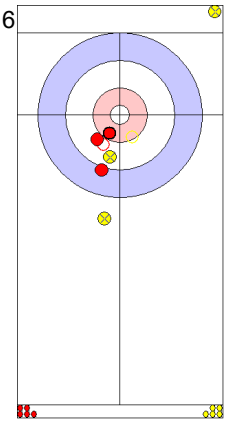
SUI: DE CRUZ P
Hit and Roll ↺ 4

7
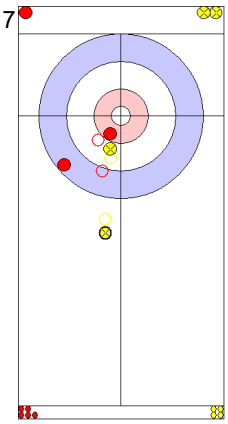
USA: HAMILTON M
Promotion Take-out ↻ 4

8
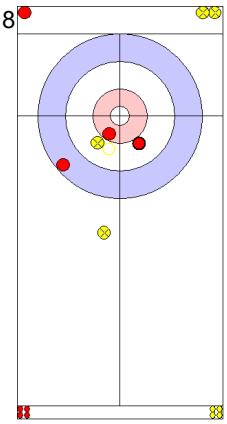
SUI: DE CRUZ P
Raise ↺ 2

9
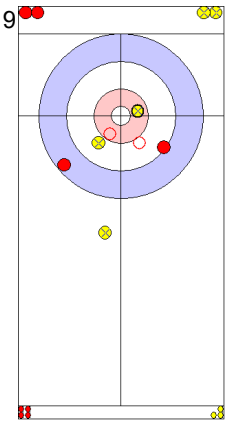
USA: GEORGE T
Double Take-out ↺ 2

10
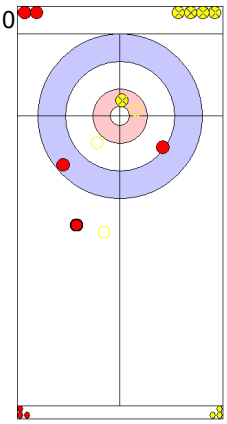
SUI: PAETZ C
Promotion Take-out ↻ 4

11
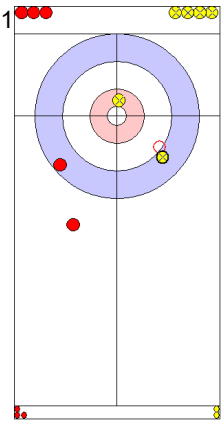
USA: GEORGE T
Take-out ↺ 4

12
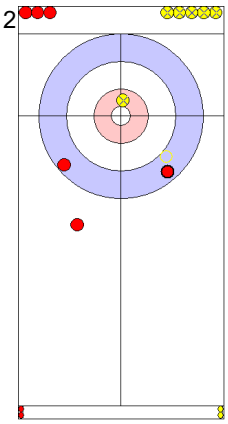
SUI: PAETZ C
Take-out ↺ 4

13
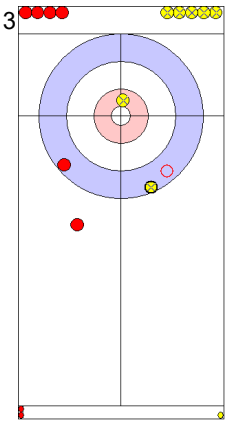
USA: SHUSTER J
Hit and Roll ↺ 2

14
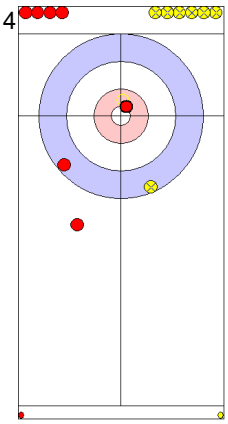
SUI: SCHWARZ B
Take-out ↺ 4

15
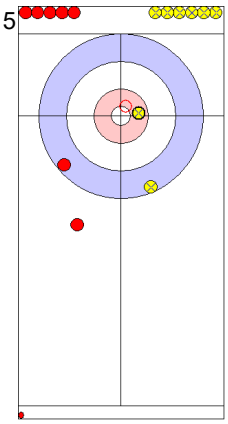
USA: SHUSTER J
Hit and Roll ↺ 2

16
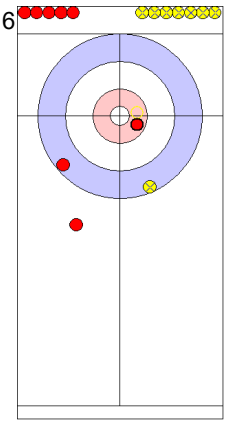
SUI: SCHWARZ B
Take-out ↺ 4

	SUI	USA
Total Score	2	0
Time left	00:00	00:00

Game - Shot by Shot

End 2 | **SUI - Switzerland** **2 + 0** (this end) **= 2** | **USA - United States** **0 + 2** (this end) **= 2**

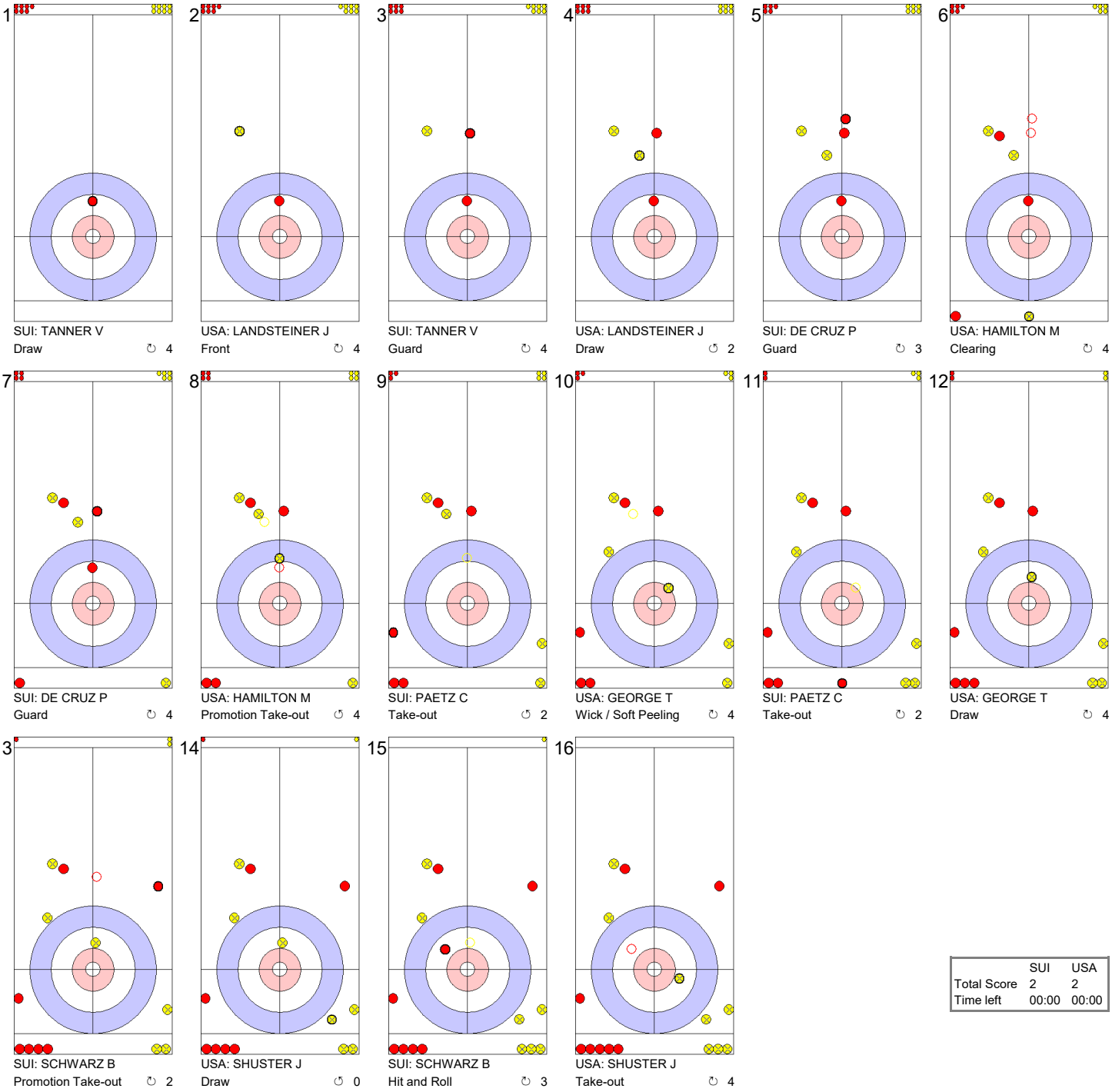

	SUI	USA
Total Score	2	2
Time left	00:00	00:00

Game - Shot by Shot

End 3 | **SUI - Switzerland** **2 + 2** (this end) **= 4** | **USA - United States** **2 + 0** (this end) **= 2**



	SUI	USA
Total Score	4	2
Time left	00:00	00:00

Game - Shot by Shot

End 4 | **SUI - Switzerland** **4 + 2** (this end) **= 6** | **USA - United States** **2 + 0** (this end) **= 2**



	SUI	USA
Total Score	6	2
Time left	00:00	00:00

Game - Shot by Shot

End 5 | **SUI - Switzerland** **6 + 0** (this end) **= 6** | **USA - United States** **2 + 1** (this end) **= 3**



	SUI	USA
Total Score	6	3
Time left	00:00	00:00

Game - Shot by Shot

End 6 | **SUI - Switzerland** **6 + 2** (this end) **= 8** | **USA - United States** **3 + 0** (this end) **= 3**

1

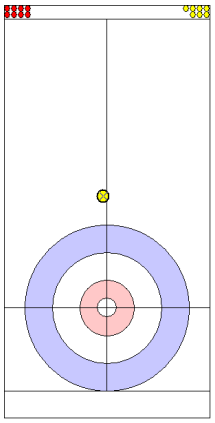

USA: LANDSTEINER J
Front ↻ 4

2

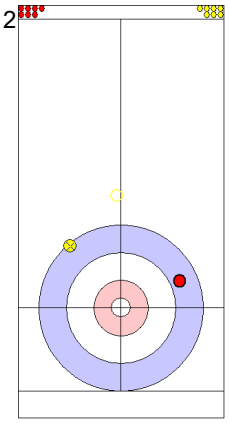

SUI: TANNER V
Wick / Soft Peeling ↻ 4
Soft-Peeling

3

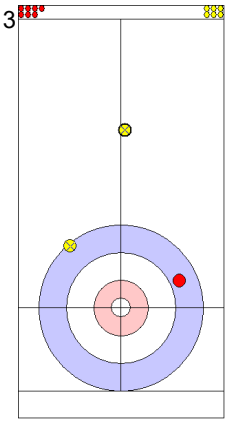

USA: LANDSTEINER J
Front ↻ 4

4

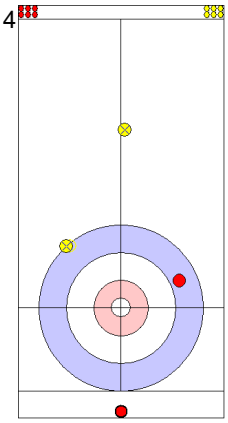

SUI: TANNER V
Take-out ↺ 0

5

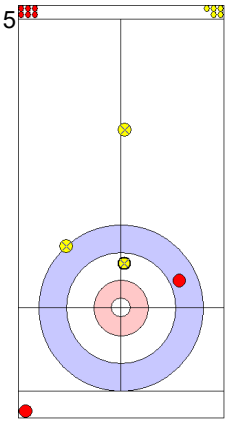

USA: HAMILTON M
Draw ↻ 4

6

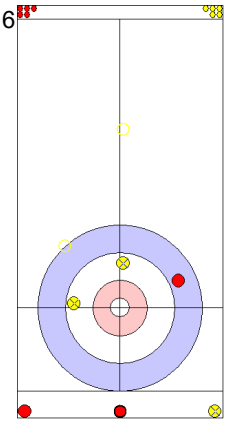

SUI: DE CRUZ P
Clearing ↻ 4

7

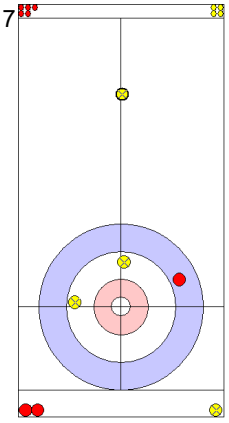

USA: HAMILTON M
Guard ↻ 4

8

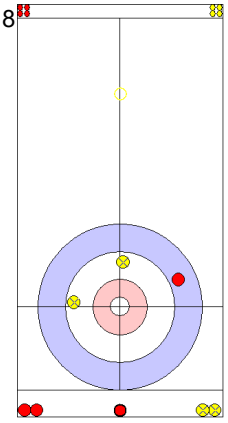

SUI: DE CRUZ P
Clearing ↻ 4

9

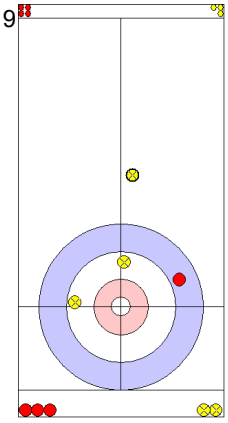

USA: GEORGE T
Guard ↻ 3

10

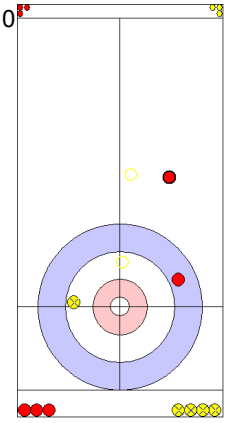

SUI: PAETZ C
Double Take-out ↻ 4

11

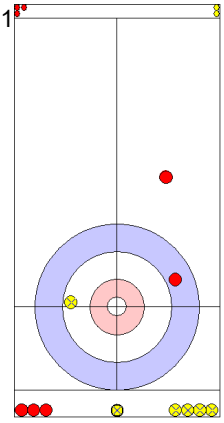

USA: GEORGE T
Draw ↺ 0
Hogline violation

12

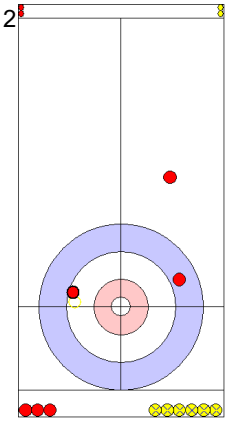

SUI: PAETZ C
Take-out ↺ 4

13

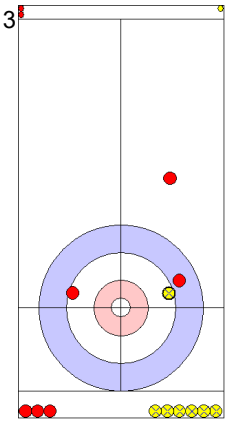

USA: SHUSTER J
Draw ↻ 4

14

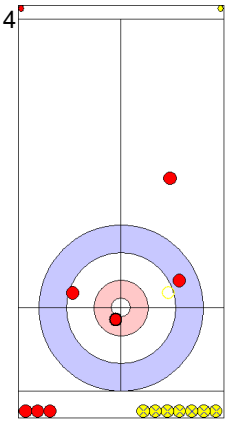

SUI: SCHWARZ B
Take-out ↺ 4

15

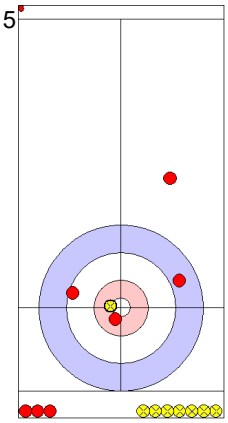

USA: SHUSTER J
Freeze ↺ 3

16

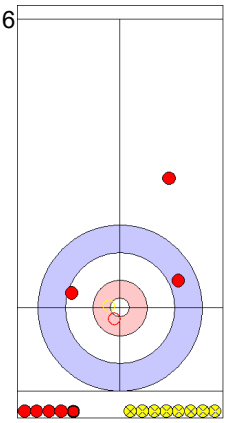

SUI: SCHWARZ B
Clearing ↻ 4

	SUI	USA
Total Score	8	3
Time left	00:00	00:00

Game - Shot by Shot

End 7 | **SUI - Switzerland** **8 + 0** (this end) **= 8** | **USA - United States** **3 + 1** (this end) **= 4**

1
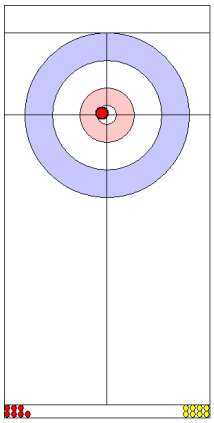
SUI: TANNER V
Draw ↺ 4

2
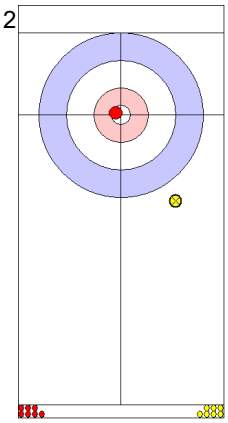
USA: LANDSTEINER J
Front ↻ 4

3
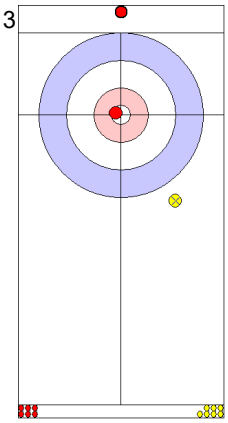
SUI: TANNER V
Wick / Soft Peeling ↺ 0
Soft-Peeling

4
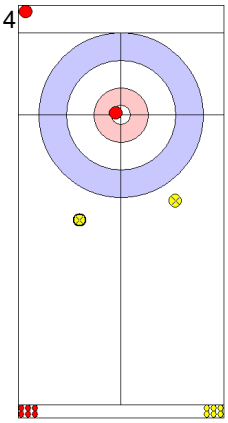
USA: LANDSTEINER J
Front ↺ 4

5
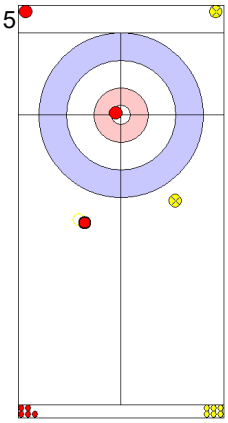
SUI: DE CRUZ P
Clearing ↺ 2

6
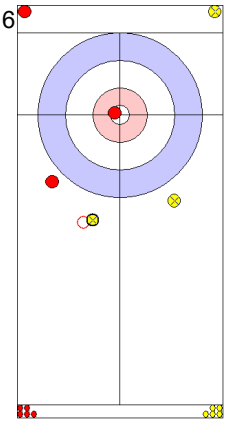
USA: HAMILTON M
Draw ↺ 1

7
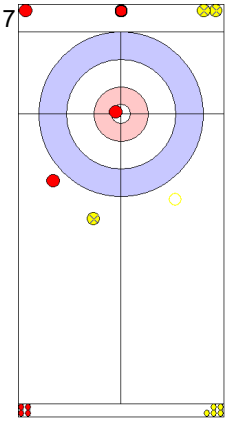
SUI: DE CRUZ P
Clearing ↻ 4

8
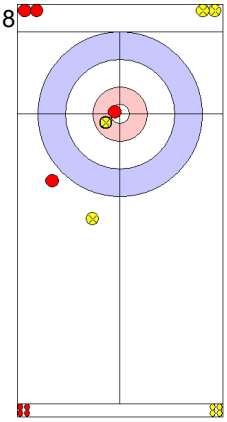
USA: HAMILTON M
Draw ↺ 4

9
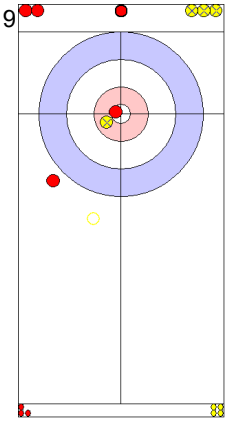
SUI: PAETZ C
Clearing ↻ 4

10
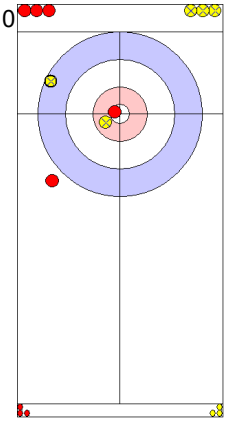
USA: GEORGE T
Draw ↺ 4

11
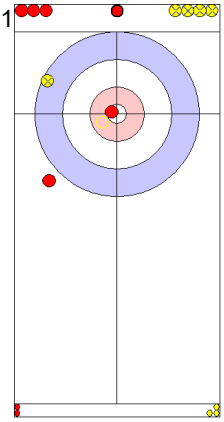
SUI: PAETZ C
Hit and Roll ↺ 2

12
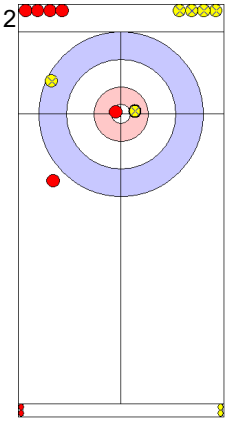
USA: GEORGE T
Freeze ↻ 1

13
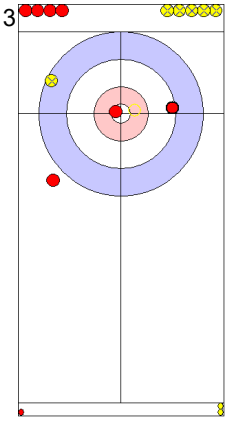
SUI: SCHWARZ B
Hit and Roll ↺ 4

14
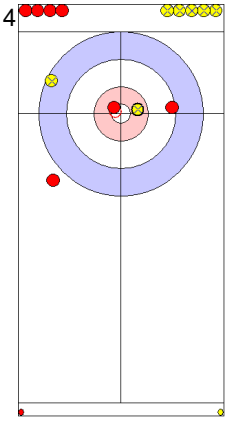
USA: SHUSTER J
Freeze ↺ 1

15
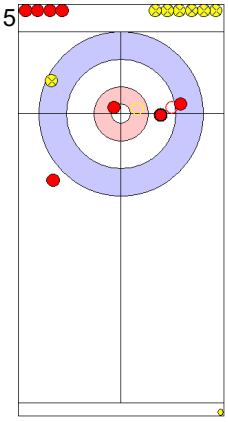
SUI: SCHWARZ B
Hit and Roll ↺ 4

16
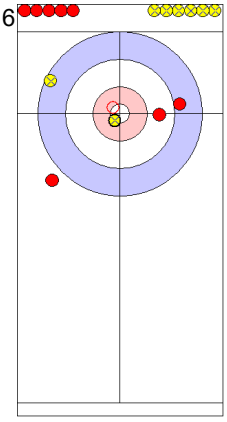
USA: SHUSTER J
Take-out ↻ 4

	SUI	USA
Total Score	8	4
Time left	00:00	00:00

Game - Shot by Shot

End 8 | **SUI - Switzerland** **8 + 3** (this end) **= 11** | **USA - United States** **4 + 0** (this end) **= 4**

1
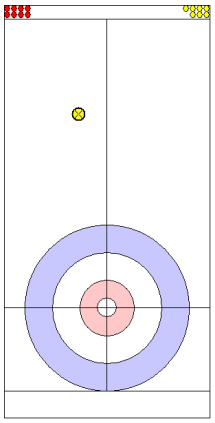
USA: LANDSTEINER J
Front ↻ 4

2
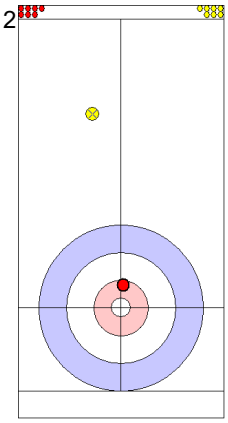
SUI: TANNER V
Draw ↻ 4

3
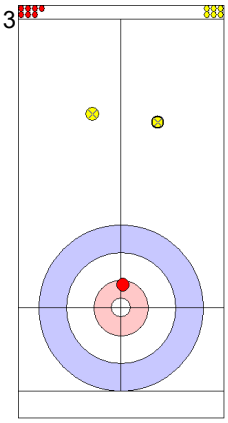
USA: LANDSTEINER J
Front ↺ 4

4
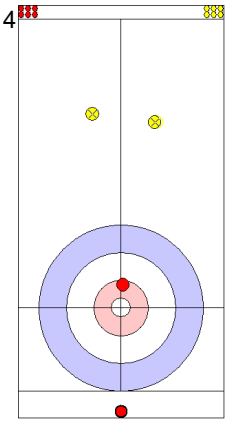
SUI: TANNER V
Wick / Soft Peeling ↺ 0
Soft-Peeling Free guard zone violation

5
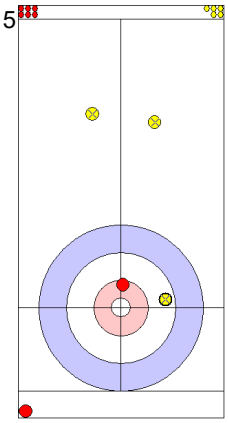
USA: HAMILTON M
Draw ↺ 4

6
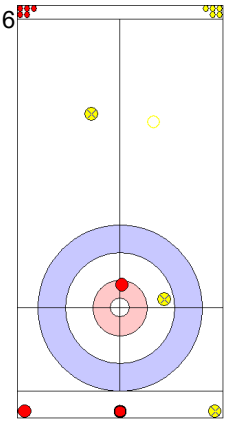
SUI: DE CRUZ P
Clearing ↺ 4

7
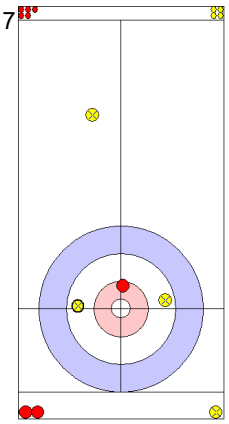
USA: HAMILTON M
Draw ↻ 4

8
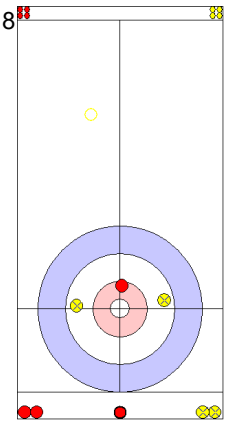
SUI: DE CRUZ P
Clearing ↺ 4

9
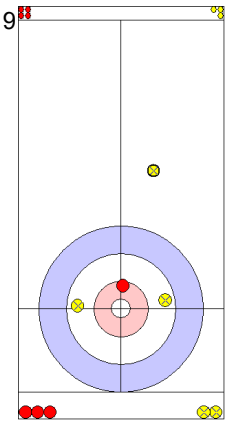
USA: GEORGE T
Guard ↺ 4

10
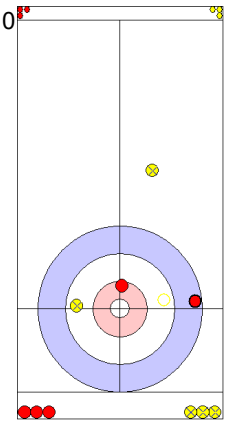
SUI: PAETZ C
Clearing ↻ 1

11
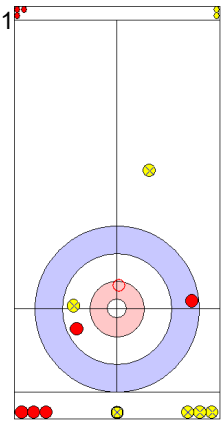
USA: GEORGE T
Hit and Roll ↺ 0

12
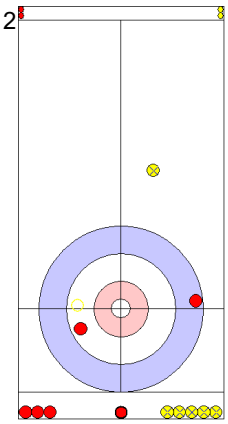
SUI: PAETZ C
Clearing ↻ 4

13
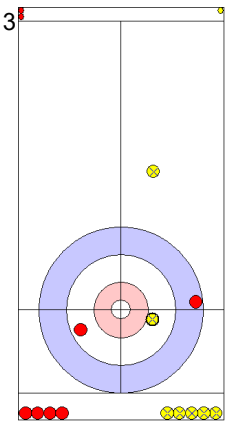
USA: SHUSTER J
Draw ↻ 4

14
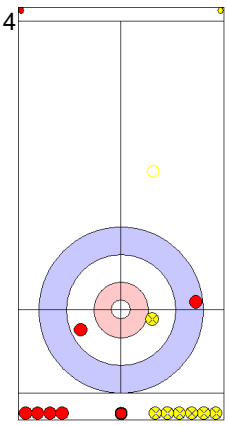
SUI: SCHWARZ B
Clearing ↻ 4

15
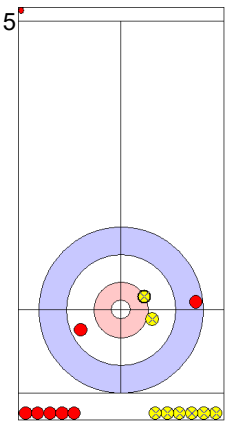
USA: SHUSTER J
Draw ↺ 2

16
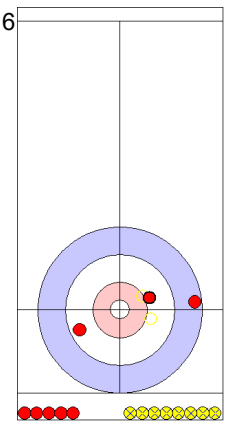
SUI: SCHWARZ B
Double Take-out ↻ 4

Note:
Shot Success Points:
4 = 100%
3 = 75%
2 = 50%
1 = 25%
0 = 0%
X = not considered

Rotation:
↻ Clockwise
↺ Counter-clockwise

	SUI	USA
Total Score	11	4
Time left	08:51	09:02

Session Results and Standings

Sheet	Game	Team	LSFE	1	2	3	4	5	6	7	8	9	10	Extra Ends				Total
C	12	CAN - Canada	*	1	1	1	0	0	0	3	0	1	X					7
	12	SWE - Sweden		0	0	0	1	0	1	0	2	0	X					4

Championship Bracket

Play-offs **Semi-final** **Finals**

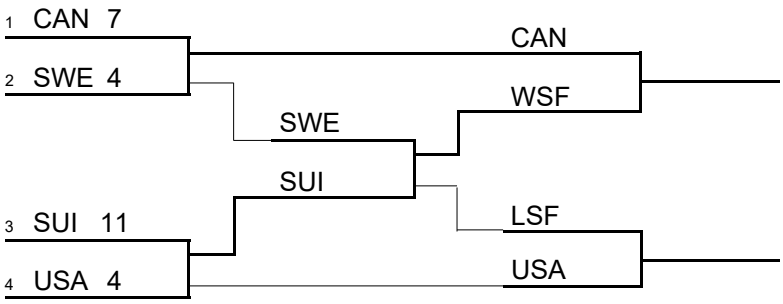

Final Standings

5	CHN - China
6	SCO - Scotland
7	JPN - Japan
8	NOR - Norway
9	ITA - Italy
10	GER - Germany
11	NED - Netherlands
12	RUS - Russia

Attendance
Session: 6'336 Total: 62'158

Legend:
LSF Loser of semi-final **LSFE(*)** Last Stone First End **WSF** Winner of semi-final
X Unplayed/unfinished end due to concession

Game Results

Sheet	Game	Team	LSFE	1	2	3	4	5	6	7	8	9	10	Extra Ends	Total
C	12	CAN - Canada	*	1	1	1	0	0	0	3	0	1	X		7
	12	SWE - Sweden		0	0	0	1	0	1	0	2	0	X		4

CAN - Canada		Shot Success Game	Shot Success All
4 S	GUSHUE Brad	88%	92%
3 V	NICHOLS Mark	90%	90%
2	GALLANT Brett	93%	92%
1	WALKER Geoff	93%	92%
A	SALLOWS Tom	-	100%
	Team Total	91%	91%

Time remaining: 1 minute 45 seconds

SWE - Sweden		Shot Success Game	Shot Success All
4 S	EDIN Niklas	70%	82%
3 V	ERIKSSON Oskar	81%	86%
2	WRANAA Rasmus	98%	86%
1	SUNDGREN Christoffer	98%	90%
A	LEEK Henrik	-	100%
	Team Total	87%	86%

Time remaining: 2 minutes 32 seconds

Shot Success Analysis

CAN - Canada		↻	↺	Game
4 GUSHUE Brad	Draws	4 75%	2 100%	6 83%
	Take-outs	7 93%	6 88%	13 90%
	Total	11 86%	8 91%	19 88%
3 NICHOLS Mark	Draws	1 50%	0 -	1 50%
	Take-outs	8 84%	11 98%	19 92%
	Total	9 81%	11 98%	20 90%
2 GALLANT Brett	Draws	1 100%	0 -	1 100%
	Take-outs	7 79%	12 100%	19 92%
	Total	8 81%	12 100%	20 93%
1 WALKER Geoff	Draws	6 92%	11 93%	17 93%
	Take-outs	1 100%	0 -	1 100%
	Total	7 93%	11 93%	18 93%
A SALLOWS Tom	Draws	0 -	0 -	0 -
	Take-outs	0 -	0 -	0 -
	Total	0 -	0 -	0 -
Team	Draws	12 83%	13 94%	25 89%
	Take-outs	23 86%	29 97%	52 92%
	Total	35 85%	42 96%	77 91%

SWE - Sweden		↻	↺	Game
4 EDIN Niklas	Draws	9 78%	2 38%	11 70%
	Take-outs	4 81%	4 56%	8 69%
	Total	13 79%	6 50%	19 70%
3 ERIKSSON Oskar	Draws	5 90%	6 79%	11 84%
	Take-outs	7 79%	2 75%	9 78%
	Total	12 83%	8 78%	20 81%
2 WRANAA Rasmus	Draws	9 100%	7 100%	16 100%
	Take-outs	3 83%	1 100%	4 88%
	Total	12 96%	8 100%	20 98%
1 SUNDGREN Christoffer	Draws	5 100%	15 97%	20 98%
	Take-outs	0 -	0 -	0 -
	Total	5 100%	15 97%	20 98%
A LEEK Henrik	Draws	0 -	0 -	0 -
	Take-outs	0 -	0 -	0 -
	Total	0 -	0 -	0 -
Team	Draws	28 91%	30 90%	58 91%
	Take-outs	14 80%	7 68%	21 76%
	Total	42 88%	37 86%	79 87%

Note:
Team position and functions are attached to each team member's name as follows:
4 = Fourth, **3** = Third, **2** = Second, **1** = Lead, **A** = Alternate, **S** = Skip, **V** = Vice-Skip

Legend:
↻ Clockwise ↺ Counter-clockwise **LSFE(*)** Last Stone First End
X Unplayed/unfinished end due to concession

Game - Shot by Shot

End 1 — **CAN - Canada** **0 + 1** (this end) **= 1** — **SWE - Sweden** **0 + 0** (this end) **= 0**



	CAN	SWE
Total Score	1	0
Time left	00:00	00:00

Game - Shot by Shot

End 2 | **CAN - Canada** **1 + 1** (this end) **= 2** | **SWE - Sweden** **0 + 0** (this end) **= 0**

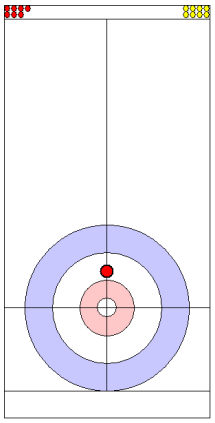

1 CAN: WALKER G
Draw ↻ 4

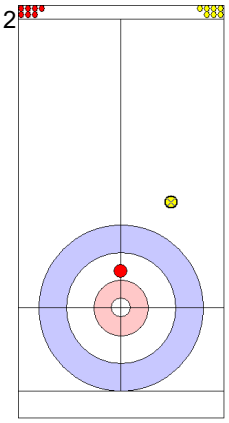

2 SWE: SUNDGREN C
Front ↻ 4

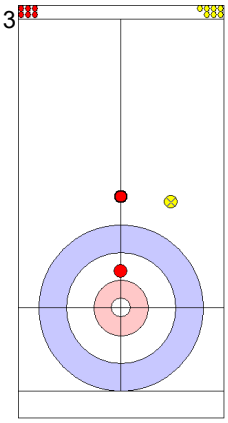

3 CAN: WALKER G
Guard ↻ 4

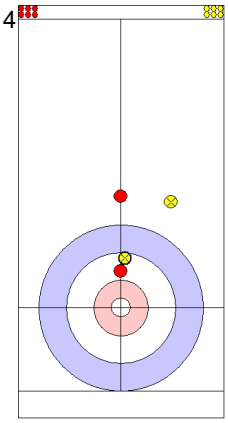

4 SWE: SUNDGREN C
Draw ↻ 4

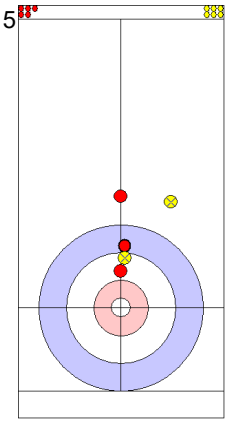

5 CAN: GALLANT B
Draw ↻ 4

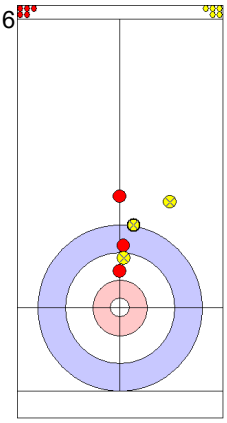

6 SWE: WRANAA R
Draw ↻ 4

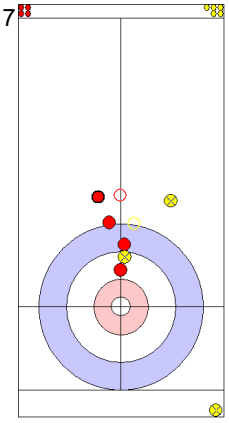

7 CAN: GALLANT B
Promotion Take-out ↻ 4

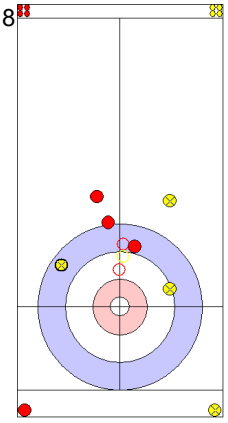

8 SWE: WRANAA R
Promotion Take-out ↻ 4

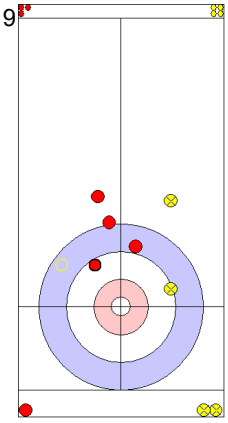

9 CAN: NICHOLS M
Hit and Roll ↻ 4

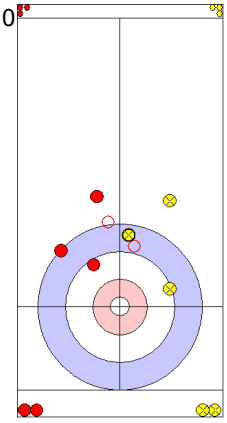

10 SWE: ERIKSSON O
Hit and Roll ↻ 3

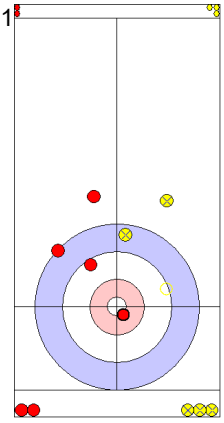

11 CAN: NICHOLS M
Take-out ↻ 4

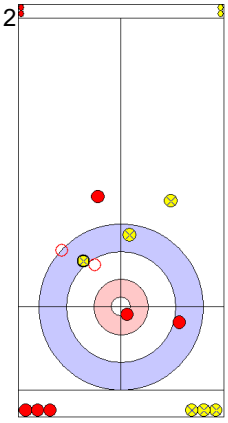

12 SWE: ERIKSSON O
Double Take-out ↻ 2

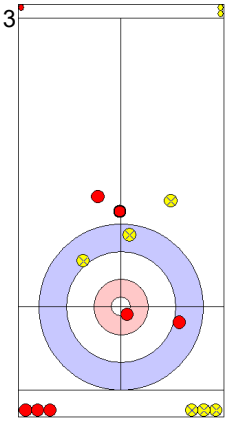

13 CAN: GUSHUE B
Guard ↻ 4

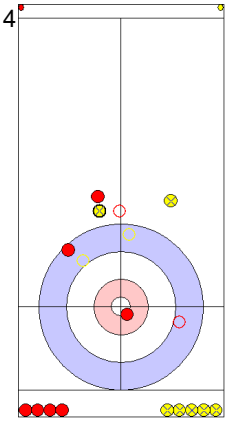

14 SWE: EDIN N
Promotion Take-out ↻ 0

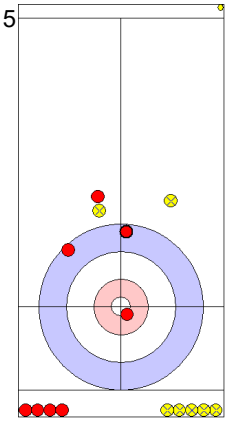

15 CAN: GUSHUE B
Draw ↻ 4

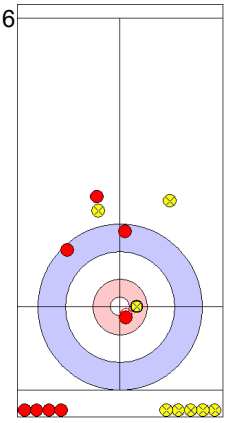

16 SWE: EDIN N
Draw ↻ 2

	CAN	SWE
Total Score	2	0
Time left	00:00	00:00

Game - Shot by Shot

End 3 — **CAN - Canada** **2 + 1** (this end) **= 3** — **SWE - Sweden** **0 + 0** (this end) **= 0**



1
CAN: WALKER G
Draw ↺ 4

2
SWE: SUNDGREN C
Front ↺ 4

3
CAN: WALKER G
Guard ↺ 4

4
SWE: SUNDGREN C
Wick / Soft Peeling ↺ 4

5
CAN: GALLANT B
Clearing ↺ 4

6
SWE: WRANAA R
Guard ↺ 4

7
CAN: GALLANT B
Take-out ↻ 0
Slow Take-out

8
SWE: WRANAA R
Hit and Roll ↺ 4

9
CAN: NICHOLS M
Take-out ↻ 2

10
SWE: ERIKSSON O
Take-out ↺ 4

11
CAN: NICHOLS M
Hit and Roll ↻ 3

12
SWE: ERIKSSON O
Take-out ↻ 2

13
CAN: GUSHUE B
Hit and Roll ↺ 3

14
SWE: EDIN N
Draw ↻ 0

15
CAN: GUSHUE B
Draw ↺ 4

16
SWE: EDIN N
Take-out ↻ 1

	CAN	SWE
Total Score	3	0
Time left	00:00	00:00

Game - Shot by Shot

End 4 | **CAN - Canada** **3 + 0** (this end) **= 3** | **SWE - Sweden** **0 + 1** (this end) **= 1**

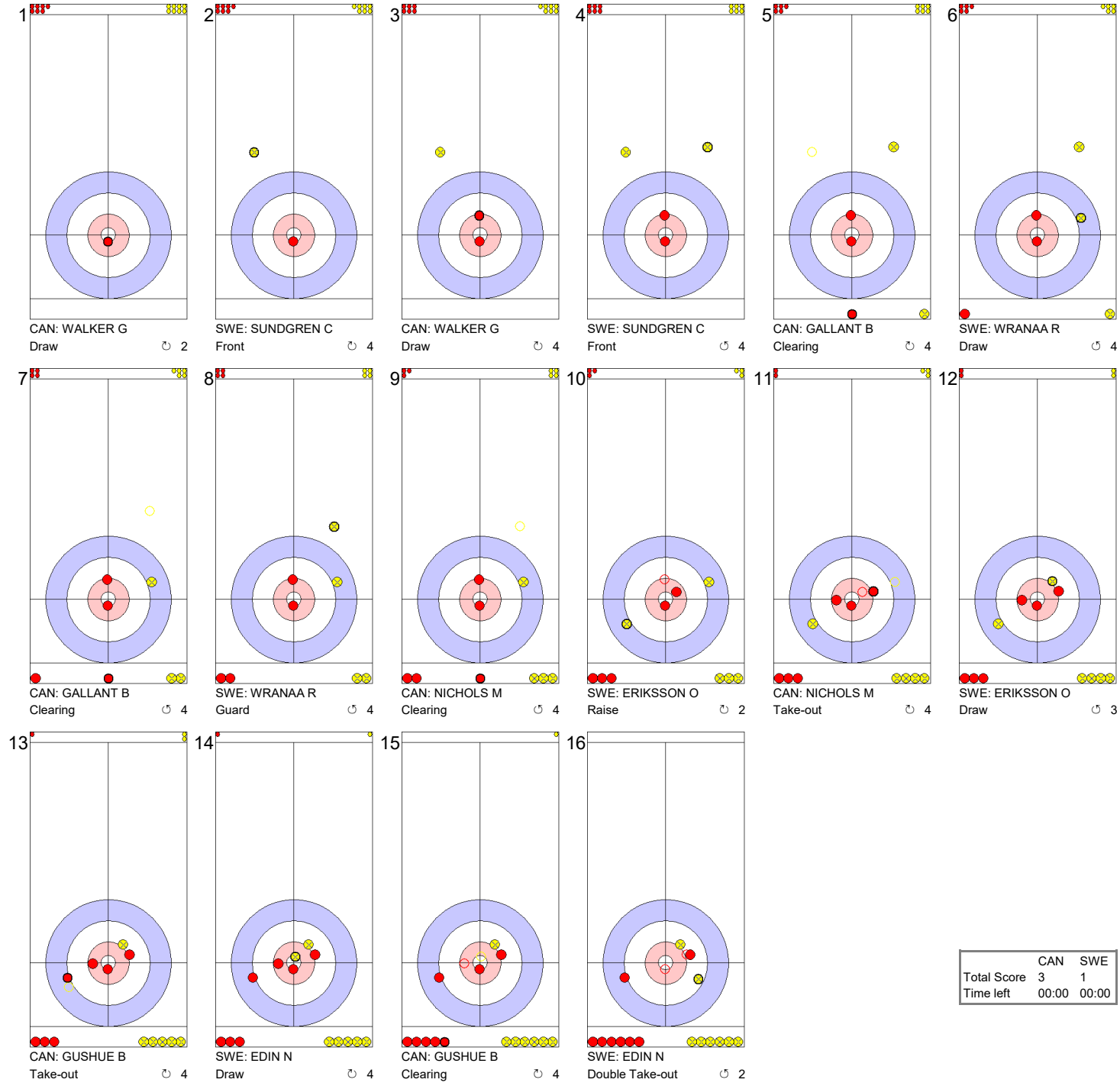

	CAN	SWE
Total Score	3	1
Time left	00:00	00:00

Game - Shot by Shot

End 5 — **CAN - Canada** **3 + 0** (this end) **= 3** — **SWE - Sweden** **1 + 0** (this end) **= 1**



	CAN	SWE
Total Score	3	1
Time left	00:00	00:00

Game - Shot by Shot

End 6 — **CAN - Canada** **3 + 0** (this end) **= 3** — **SWE - Sweden** **1 + 1** (this end) **= 2**

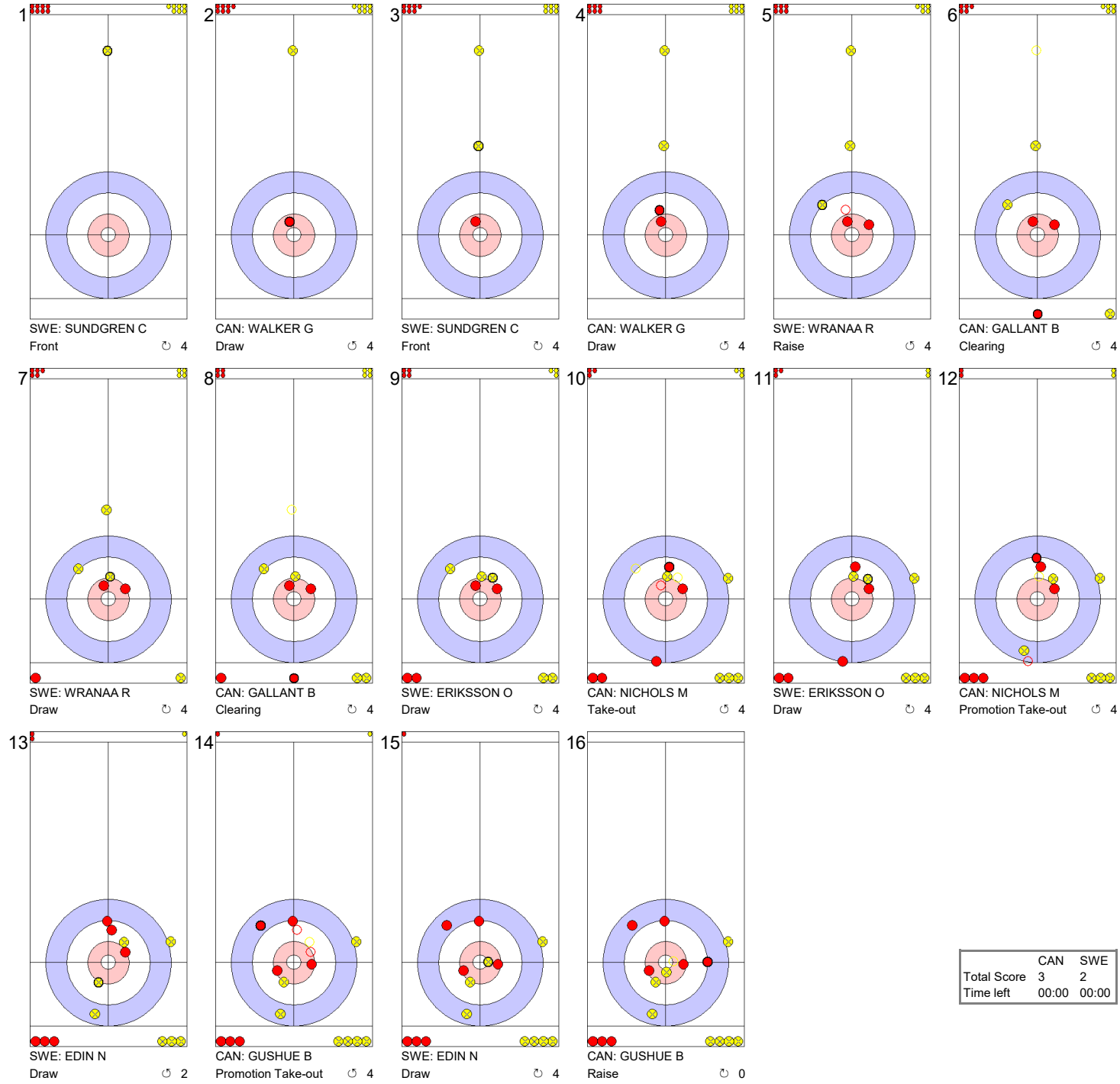

	CAN	SWE
Total Score	3	2
Time left	00:00	00:00

Game - Shot by Shot

End 7 — **CAN - Canada** **3 + 3** (this end) **= 6** — **SWE - Sweden** **2 + 0** (this end) **= 2**



	CAN	SWE
Total Score	6	2
Time left	00:00	00:00

Game - Shot by Shot

End 8 | **CAN - Canada** **6 + 0** (this end) **= 6** | **SWE - Sweden** **2 + 2** (this end) **= 4**

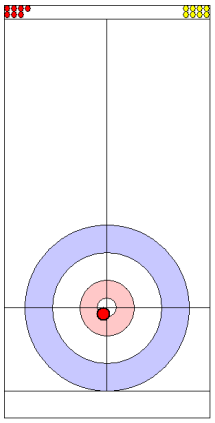
1
CAN: WALKER G
Draw ↺ 3

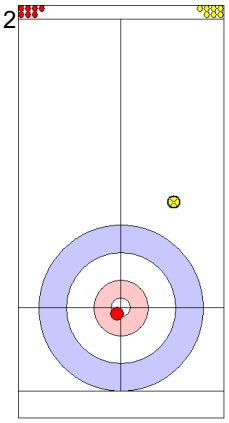
2
SWE: SUNDGREN C
Front ↺ 4

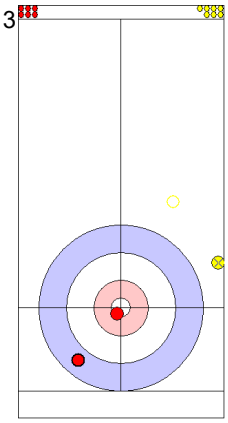
3
CAN: WALKER G
Wick / Soft Peeling ↺ 4

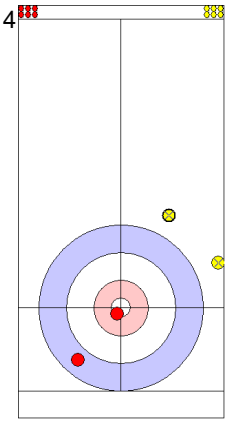
4
SWE: SUNDGREN C
Front ↺ 4

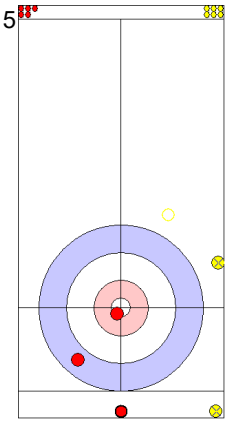
5
CAN: GALLANT B
Clearing ↺ 4

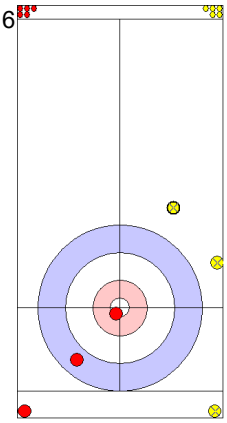
6
SWE: WRANAA R
Front ↺ 4

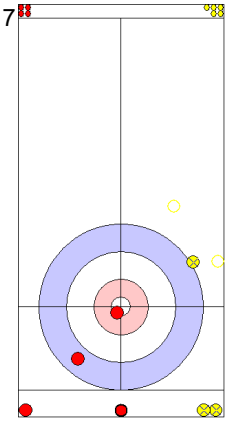
7
CAN: GALLANT B
Clearing ↺ 2

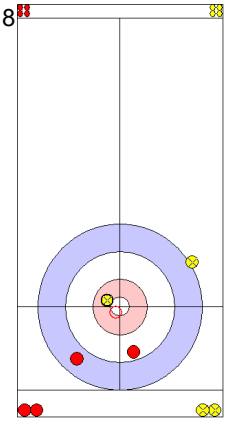
8
SWE: WRANAA R
Raise ↺ 4

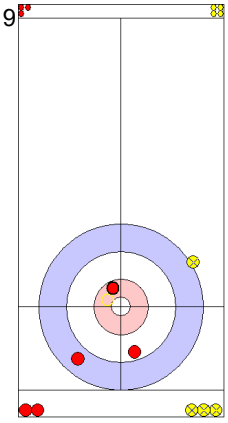
9
CAN: NICHOLS M
Take-out ↺ 4

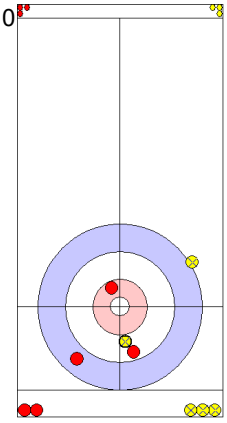
10
SWE: ERIKSSON O
Draw ↺ 4

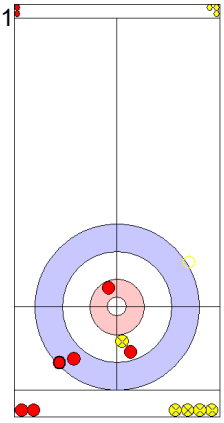
11
CAN: NICHOLS M
Hit and Roll ↺ 3

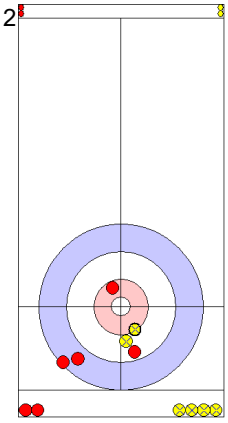
12
SWE: ERIKSSON O
Draw ↺ 4

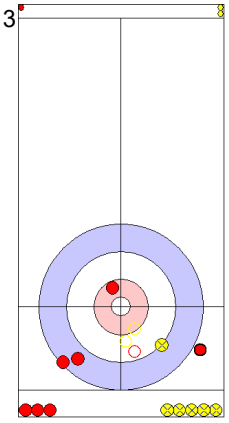
13
CAN: GUSHUE B
Double Take-out ↺ 2

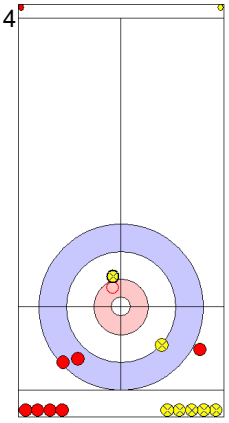
14
SWE: EDIN N
Take-out ↺ 4

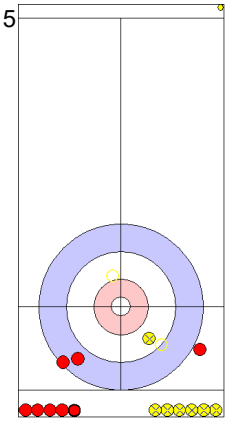
15
CAN: GUSHUE B
Double Take-out ↺ 2

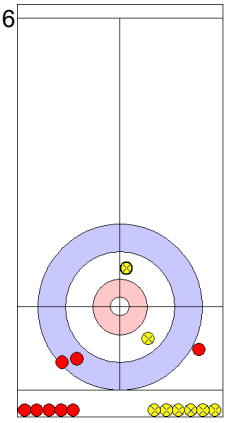
16
SWE: EDIN N
Draw ↺ 4

	CAN	SWE
Total Score	6	4
Time left	00:00	00:00

Game - Shot by Shot

End 9 | **CAN - Canada** **6 + 1** (this end) **= 7** | **SWE - Sweden** **4 + 0** (this end) **= 4**



	CAN	SWE
Total Score	7	4
Time left	00:00	00:00

Game - Shot by Shot

End 10 | **CAN - Canada** **7 + X** (this end) **= 7** | **SWE - Sweden** **4 + X** (this end) **= 4**

1
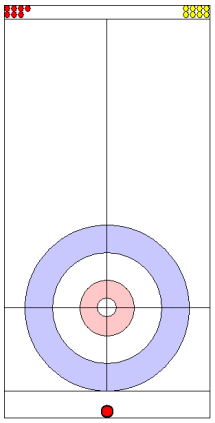
CAN: WALKER G
Through ↺ X

2
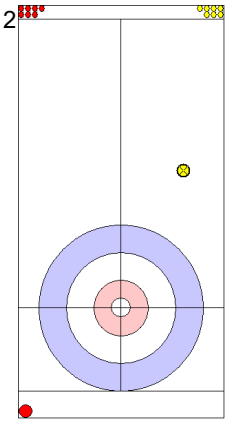
SWE: SUNDGREN C
Front ↺ 4

3
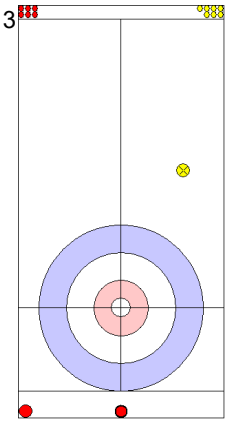
CAN: WALKER G
Through ↺ X

4
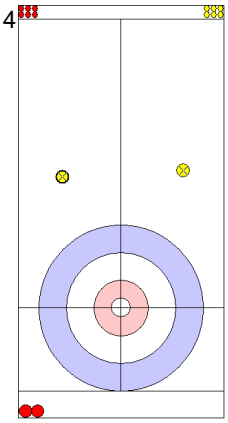
SWE: SUNDGREN C
Front ↺ 4

5
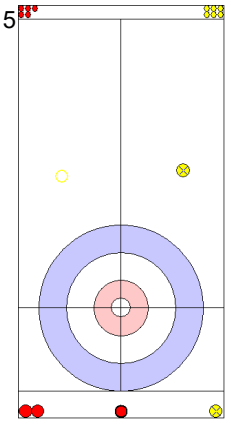
CAN: GALLANT B
Clearing ↺ 4

6
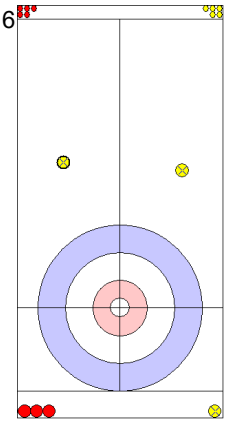
SWE: WRANAA R
Front ↻ 4

7
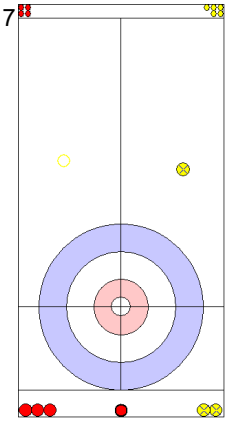
CAN: GALLANT B
Clearing ↺ 4

8
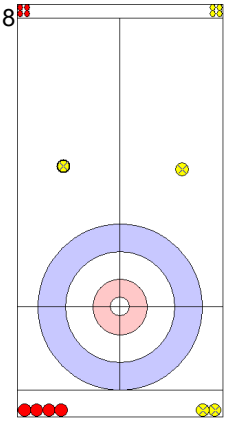
SWE: WRANAA R
Front ↻ 4

9
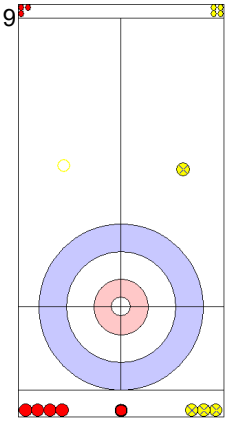
CAN: NICHOLS M
Clearing ↺ 4

10
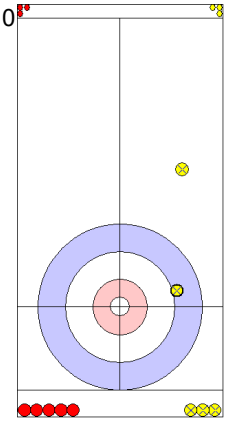
SWE: ERIKSSON O
Draw ↺ 4

11
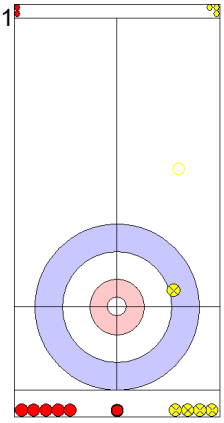
CAN: NICHOLS M
Clearing ↺ 4

12
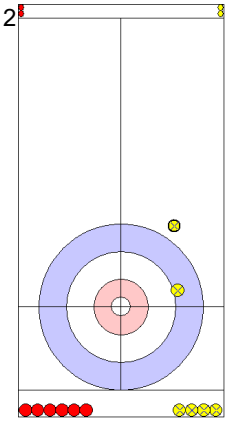
SWE: ERIKSSON O
Guard ↺ 4

13
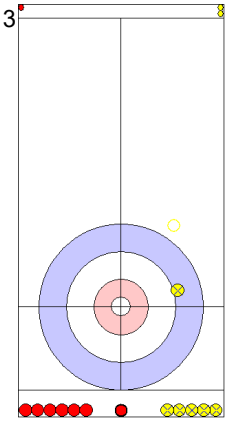
CAN: GUSHUE B
Clearing ↻ 4

14
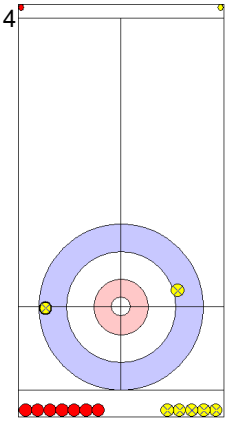
SWE: EDIN N
Draw ↻ 4

15
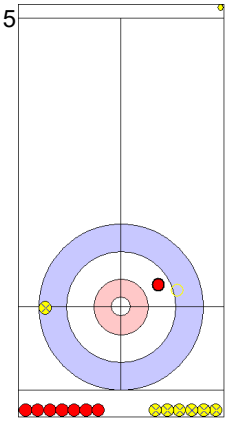
CAN: GUSHUE B
Take-out ↻ 4

Note:
Shot Success Points:
4 = 100%
3 = 75%
2 = 50%
1 = 25%
0 = 0%
X = not considered

Rotation:
↻ Clockwise
↺ Counter-clockwise

	CAN	SWE
Total Score	7	4
Time left	01:45	02:32

Legend:
X Unfinished end due to concession

Competition Matrix

Team	CAN	CHN	GER	ITA	JPN	NED	NOR	RUS	SCO	SUI	SWE	USA
CAN		9 - 4	8 - 2	9 - 2	10 - 2	8 - 3	8 - 4	11 - 3	8 - 2	7 - 5	8 - 6	8 - 2
CHN	4 - 9		5 - 6	3 - 8	9 - 2	9 - 3	7 - 6	9 - 6	9 - 7	8 - 5	7 - 10	2 - 8
GER	2 - 8	6 - 5		5 - 7	4 - 7	6 - 5	7 - 8	9 - 7	1 - 7	4 - 7	2 - 8	5 - 8
ITA	2 - 9	8 - 3	7 - 5		5 - 9	13 - 6	5 - 7	9 - 5	2 - 6	4 - 6	2 - 8	6 - 8
JPN	2 - 10	2 - 9	7 - 4	9 - 5		9 - 6	9 - 7	12 - 4	4 - 7	5 - 6	5 - 8	6 - 7
NED	3 - 8	3 - 9	5 - 6	6 - 13	6 - 9		3 - 8	6 - 4	5 - 9	6 - 9	2 - 8	5 - 6
NOR	4 - 8	6 - 7	8 - 7	7 - 5	7 - 9	8 - 3		5 - 3	9 - 6	3 - 6	6 - 8	3 - 9
RUS	3 - 11	6 - 9	7 - 9	5 - 9	4 - 12	4 - 6	3 - 5		6 - 7	2 - 9	5 - 10	2 - 9
SCO	2 - 8	7 - 9	7 - 1	6 - 2	7 - 4	9 - 5	6 - 9	7 - 6		5 - 6	4 - 6	9 - 4
SUI	5 - 7	5 - 8	7 - 4	6 - 4	6 - 5	9 - 6	6 - 3	9 - 2	6 - 5		4 - 10	7 - 4
SWE	6 - 8	10 - 7	8 - 2	8 - 2	8 - 5	8 - 2	8 - 6	10 - 5	6 - 4	10 - 4		3 - 7
USA	2 - 8	8 - 2	8 - 5	8 - 6	7 - 6	6 - 5	9 - 3	9 - 2	4 - 9	4 - 7	7 - 3	

Standings after Round Robin

Rank	Team	Games	Wins	Losses		
1	CAN - Canada	11	11	0	Q	
2	SWE - Sweden	11	9	2	Q	
3	SUI - Switzerland	11	8	3	Q	w1
4	USA - United States	11	8	3	Q	w0
5	CHN - China	11	6	5		w1
6	SCO - Scotland	11	6	5		w0
7	JPN - Japan	11	5	6		w1
8	NOR - Norway	11	5	6		w0
9	ITA - Italy	11	4	7		
10	GER - Germany	11	3	8		
11	NED - Netherlands	11	1	10		
12	RUS - Russia	11	0	11		

Legend:
Q Qualified for the play-offs **wn** Number of wins (n) against tied teams

Draw Shot Challenge

Rank	Team	Stone Rotation	Last Stone Draw in each Round Robin Game 1	2	3	4	5	6	7	8	9	10	11	DSC
1	CAN - Canada	↻	~~55.5~~	18.4	8.4	15.8	7.4	~~75.1~~	12.0	9.1	9.3	11.2	41.5	**14.26cm**
		↺	36.4	8.6	9.9	11.1	8.8	1.6	21.6	0.7	7.3	41.0	5.0	
2	SWE - Sweden	↻	24.8	34.3	5.9	4.8	11.8	30.6	12.7	9.7	15.3	14.5	19.7	**16.12cm**
		↺	13.7	5.5	7.0	16.1	~~35.1~~	28.0	12.6	22.1	~~67.4~~	8.6	24.6	
3	CHN - China	↻	78.7	~~108.2~~	15.0	27.9	18.1	9.3	9.6	5.6	49.7	7.2	85.1	**26.37cm**
		↺	12.8	1.7	13.7	~~185.2~~	34.1	20.3	37.9	30.1	47.8	2.8	20.0	
4	SUI - Switzerland	↻	39.1	34.7	57.6	11.4	~~94.9~~	16.8	47.5	9.1	12.5	43.5	44.0	**27.09cm**
		↺	26.4	46.3	8.9	29.3	30.7	12.8	7.3	28.1	~~101.0~~	22.7	13.1	
5	SCO - Scotland	↻	33.1	22.9	41.7	32.2	23.3	5.9	79.0	~~153.0~~	74.9	37.6	23.7	**29.73cm**
		↺	~~138.1~~	33.5	11.3	8.5	44.0	19.9	19.1	33.7	15.4	24.5	10.3	
6	USA - United States	↻	86.9	5.2	4.4	31.0	62.2	7.3	7.9	28.0	10.7	9.5	59.3	**30.65cm**
		↺	84.4	24.5	34.7	5.8	31.8	~~140.9~~	12.2	~~199.6~~	8.5	25.2	73.4	
7	JPN - Japan	↻	9.6	54.0	46.8	84.6	22.4	20.2	12.6	67.2	3.5	14.6	~~106.4~~	**36.85cm**
		↺	11.5	88.8	91.2	41.1	30.8	63.4	6.5	17.8	~~199.6~~	21.9	28.4	
8	NOR - Norway	↻	116.0	6.1	15.9	54.3	123.9	129.6	44.0	11.6	54.9	20.6	21.8	**44.51cm**
		↺	27.9	10.8	90.6	~~144.6~~	9.5	11.5	~~178.6~~	36.4	27.4	37.7	39.6	
9	NED - Netherlands	↻	69.5	31.4	48.7	59.2	29.5	~~174.4~~	151.1	42.5	38.1	23.7	17.3	**46.20cm**
		↺	~~153.7~~	10.8	58.2	17.4	56.0	33.5	40.1	29.5	22.0	67.1	78.4	
10	GER - Germany	↻	42.3	30.3	20.3	22.3	66.5	5.8	148.6	11.0	76.7	30.5	52.4	**47.66cm**
		↺	~~199.6~~	32.0	23.9	22.4	71.8	17.7	27.9	88.1	~~199.6~~	134.9	27.7	
11	RUS - Russia	↻	~~160.6~~	70.8	34.7	92.6	50.6	~~142.2~~	59.4	75.2	43.0	13.5	90.9	**51.71cm**
		↺	89.0	93.3	43.4	31.9	72.5	13.2	49.1	37.6	16.9	29.0	27.6	
12	ITA - Italy	↻	63.1	61.7	132.3	50.2	21.5	52.3	18.5	78.4	49.4	199.6	8.9	**67.42cm**
		↺	21.4	90.1	~~199.6~~	~~199.6~~	26.0	118.0	18.3	44.0	62.1	199.6	33.0	

Note:
The Draw Shot Challenge (DSC) is the average distance of all the individual Last Stone Draw stones, which were delivered by a team during the round robin. The two least favourable results will be eliminated before calculating the average distance. The team with the lesser DSC receives the higher ranking. If the DSCs are equal then the team with the best non-equal counting LSD receives the higher ranking. In the case where all counting LSDs are equal, the team ranked higher in the WCF World Rankings is ranked higher.

Legend:
↻ Clockwise ↺ Counter-clockwise **DSC** Draw Shot Challenge

Cumulative Percentage by Position

Fourth	Game -->	1	2	3	4	5	6	7	8	9	10	11	Avg.
1 GUSHUE Brad	CAN	82	100	93	98	88	91	100	92	96	94	89	92
2 MURDOCH David	SCO	76	83	86	78	71	75	93	85	96	95	85	84
2 SHUSTER John	USA	96	78	67	92	75	89	80	88	100	75	90	84
4 EDIN Niklas	SWE	80	82	80	64	85	92	86	94	89	73	98	83
5 SCHWARZ Benoit	SUI	74	79	83	79	92	95	88	85	79	81	74	82
6 LIU Rui	CHN	78	66	89	89	83	82	64	85	66	90	96	81
7 MOSANER Amos	ITA	68	85	83	84	86	65	84	86	85	67	56	78
8 STUKALSKIY Alexey	RUS	67	69	(3) 76	(3) 71	(3) 65	(3) 86	(3) 89	(3) 70	(3) 86	(3) 80	75	77
8 VAN DORP Jaap	NED	81	68	66	63	56	79	90	83	88	87	80	77
10 MOROZUMI Yusuke	JPN	76	72	79	90	79	78	68	79	71	76	58	76
10 WALSTAD Steffen	NOR	80	63	88	66	70	89	74	80	79	78	78	76
12 BAUMANN Alexander	GER	82	73	63	75	75	74	56	75	76	59	74	72

Third	Game -->	1	2	3	4	5	6	7	8	9	10	11	Avg.
1 NICHOLS Mark	CAN	88	85	95	95	89	77	100	91	96	85	88	90
2 ERIKSSON Oskar	SWE	80	89	84	91	89	85	88	90	86	75	98	87
3 GEORGE Tyler	USA	94	79	86	93	82	86	81	89	91	79	90	86
4 DRUMMOND Greg	SCO	76	86	78	91	77	90	88	80	89	86	76	83
4 PAETZ Claudio	SUI	89	79	79	90	80	86	94	90	61	83	79	83
6 HOEIBERG Markus	NOR	84	93	80	61	89	89	78	85	82	89	70	82
7 SHIMIZU Tetsuro	JPN	75	79	78	91	90	86	73	88	84	79	71	81
8 GOESGENS Wouter	NED	78	76	71	60	78	82	81	80	94	89	75	80
8 XU Xiaoming	CHN	68	74	83	79	83	90	83	77	66	81	96	80
10 RETORNAZ Joel	ITA	70	88	81	83	60	90	78	83	82	98	68	79
11 WALTER Manuel	GER	77	79	70	79	84	78	58	78	74	85	89	78
12 TIMOFEEV Alexey	RUS	57	58	(4) 84	(4) 74	(4) 60	(4) 74	(4) 89	(4) 66	(4) 75	(4) 65	85	73

Second	Game -->	1	2	3	4	5	6	7	8	9	10	11	Avg.
1 GALLANT Brett	CAN	91	94	83	89	86	98	88	100	100	92	95	92
2 NEDREGOTTEN Magnus	NOR	98	83	89	88	84	93	90	92	89	91	81	89
3 ANDREWS Scott	SCO	76	94	93	91	77	80	88	89	90	94	88	87
4 HERBERG Daniel	GER	81	85	86	76	89	88	98	83	93	74	86	85
4 WRANAA Rasmus	SWE	81	86	98	79	89	83	78	88	75	83	91	85
6 DE CRUZ Peter	SUI	71	79	88	92	88	81	88	83	89	80	95	84
7 BA Dexin	CHN	85	71	90	93	85	86	77	78	79	80	96	83
8 YAMAGUCHI Tsuyoshi	JPN	66	79	79	74	95	84	92	95	89	75	75	82
9 GADZHIKHANOV Timur	RUS	46	67	73	94	85	81	84	68			76	77
9 HAMILTON Matt	USA	81	62	86	86	84	77	73	81	70	78	(3) 75	77
11 HOEKMAN Laurens	NED	76	76	86	54	82	79	69	86	84	69	66	76
12 PILZER Andrea	ITA	68	64	90	69	94	71	66	89	89	67	61	75

Cumulative Percentage by Position

Lead	Game -->	1	2	3	4	5	6	7	8	9	10	11	Avg.
1 WALKER Geoff	CAN	85	88	85	88	96	98	98	97	88	88	100	92
2 GOODFELLOW Michael	SCO	98	92	86	95	100	83	94	91	86	89	89	91
3 SUNDGREN Christoffer	SWE	61	96	98	92	89	100	97	89	89	94	88	89
4 TANNER Valentin	SUI	81	83	84	88	93	98	94	85	75	89	91	88
4 ZANG Jialiang	CHN	89	72	88	88	85	86	94	83	96	92	94	88
6 MOROZUMI Kosuke	JPN	88	81	81	88	89	84	89	71	96	90	94	86
7 LINDSTROEM Alexander	NOR	84	78	93	84	91	84	85	89	92	68	88	85
8 RAZHABOV Artur	RUS	63	83	85	89	81	86	93	86	80	84	83	84
8 SHERRARD Ryan	GER	78	76		78	88	83	100	92			86	84
10 GLASBERGEN Carlo	NED	75	74	86	75	88	93	84	83	90	85	81	83
10 LANDSTEINER John	USA	79	76	97	86	86	75	76	83	75	83	92	83
12 FERRAZZA Daniele	ITA	78	76	94	81	85	94	74	88	83	98	55	81

Alternate	Game -->	1	2	3	4	5	6	7	8	9	10	11	Avg.
1 LEEK Henrik	SWE					(2) 100							100
1 SALLOWS Tom	CAN						(1) 100						100
3 SCHWEIZER Sebastian	GER			(1) 93						(1) 85	(1) 86		87
4 KLIMOV Evgeny	RUS								(2) 81	(2) 75	(2) 84		80
5 POLO Joe	USA							(2) 100		(1) 63		(2) 78	77
6 MEIER Romano	SUI					(3) 50							50

Team	Game -->	1	2	3	4	5	6	7	8	9	10	11	Avg.
1 CAN - Canada		86	92	89	93	90	91	96	95	95	90	93	92
2 SCO - Scotland		82	89	86	89	81	82	90	86	90	91	84	86
2 SWE - Sweden		76	88	90	81	88	90	87	90	85	81	94	86
4 SUI - Switzerland		79	80	83	87	87	90	91	86	76	83	85	84
5 CHN - China		80	71	88	87	84	86	79	81	77	86	95	83
5 NOR - Norway		86	80	88	75	83	89	82	86	85	82	79	83
7 USA - United States		88	74	84	89	82	82	77	86	83	78	86	82
8 JPN - Japan		76	78	79	86	88	83	80	83	85	80	74	81
9 GER - Germany		79	78	78	77	84	80	78	82	82	76	84	80
10 NED - Netherlands		78	74	77	63	76	83	81	83	89	82	75	79
11 ITA - Italy		71	78	87	79	81	80	75	86	85	82	60	78
11 RUS - Russia		58	69	79	82	73	82	88	73	79	78	80	78

Note:
"(n)" denotes a position different from original line-up position: (4) - Fourth, (3) - Third, (2) - Second, (1) - Lead

Legend:
AVG Average

Scoring Analysis

Team	Games		LSFE	Stolen Ends	Last Stone Eff.	Force Eff.	Points Scored 0	1	2	3	4	>4	Total	Plus / Minus
CAN	11	For	8	11	76%	78%	3	14	20	6	3	2	94	+59
		Against	3	1			6	23	6	0	0	0	35	
SWE	11	For	11	7	58%	70%	8	21	15	7	2	1	85	+33
		Against	0	8			2	26	13	0	0	0	52	
USA	11	For	6	12	51%	65%	2	24	16	4	1	0	72	+16
		Against	5	6			7	25	10	2	0	1	56	
SUI	11	For	4	10	55%	63%	8	23	16	5	0	0	70	+12
		Against	7	4			7	27	10	2	0	1	58	
SCO	11	For	7	11	44%	50%	7	29	16	1	0	1	69	+9
		Against	4	7			7	23	17	1	0	0	60	
CHN	11	For	7	8	54%	38%	7	21	17	3	2	0	72	+2
		Against	4	9			2	20	19	4	0	0	70	
JPN	11	For	6	9	41%	51%	1	25	12	3	3	0	70	-3
		Against	5	14			4	29	18	1	0	1	73	
NOR	11	For	5	13	39%	42%	8	29	14	3	0	0	66	-5
		Against	6	8			7	21	14	2	4	0	71	
ITA	11	For	3	7	51%	48%	6	20	13	3	2	0	63	-9
		Against	8	12			7	25	16	2	1	1	72	
GER	11	For	3	6	35%	47%	10	24	12	1	0	0	51	-26
		Against	8	13			7	25	15	6	1	0	77	
NED	11	For	2	8	28%	26%	4	31	8	1	0	0	50	-39
		Against	9	7			8	15	19	8	3	0	89	
RUS	11	For	4	5	37%	45%	4	22	11	1	0	0	47	-49
		Against	7	18			4	24	13	10	4	0	96	
Total	66			107			68	283	170	38	13	4	809	

Note:
Stolen ends are the ends won without the last stone advantage.

Legend:
>4 More than four points scored **Eff.** Efficiency **LSFE** Last Stone First End

Summary of Big Ends

Points Scored	By	Against	Session	End	Game Result
5	CAN - Canada	JPN - Japan	13	4	10 : 2
5	CAN - Canada	ITA - Italy	15	4	9 : 2
5	SCO - Scotland	USA - United States	4	8	9 : 4
5	SWE - Sweden	SUI - Switzerland	14	7	10 : 4
4	CAN - Canada	RUS - Russia	3	2	11 : 3
4	CAN - Canada	GER - Germany	11	4	8 : 2
4	CAN - Canada	NOR - Norway	17	3	8 : 4
4	CHN - China	RUS - Russia	5	8	9 : 6
4	CHN - China	NED - Netherlands	7	4	9 : 3
4	ITA - Italy	NED - Netherlands	8	9	13 : 6
4	ITA - Italy	RUS - Russia	11	4	9 : 5
4	JPN - Japan	NED - Netherlands	3	8	9 : 6
4	JPN - Japan	NOR - Norway	10	8	9 : 7
4	JPN - Japan	RUS - Russia	12	1	12 : 4
4	SWE - Sweden	NOR - Norway	6	9	8 : 6
4	SWE - Sweden	ITA - Italy	9	4	8 : 2
4	USA - United States	NOR - Norway	9	5	9 : 3

Note:
Big ends are defined as ends with a score of four or more points.

Time-out Statistics

Team	Games	Number of Time-outs	Average Shot Success on Next Stone
CAN - Canada	11	1	100%
CHN - China	11	5	100%
SWE - Sweden	11	1	100%
ITA - Italy	11	3	91%
SUI - Switzerland	11	5	90%
USA - United States	11	5	90%
SCO - Scotland	11	8	84%
NED - Netherlands	11	5	75%
NOR - Norway	11	7	67%
JPN - Japan	11	3	58%
RUS - Russia	11	4	56%
GER - Germany	11	5	40%
Total	66	52	76%

Cumulative Player Statistics by Team

CAN - Canada

GUSHUE Brad — Fourth Skip — Right-handed

Type	↻	%	↺	%	Total	%
Draw	31	85	21	100	52	91
Front	0	-	0	-	0	-
Guard	4	100	3	92	7	96
Raise	1	50	3	67	4	63
Wick / Soft Peeling	0	-	0	-	0	-
Freeze	0	-	1	100	1	100
Take-out	22	95	39	97	61	96
Hit and Roll	2	88	5	95	7	93
Clearing	9	89	5	100	14	93
Double Take-out	0	-	7	75	7	75
Promotion Take-out	6	100	4	94	10	98
Not considered	0	-	2	-	2	-
All Draws	36	85	28	96	64	90
All Take-outs	39	94	60	94	99	94
Total	75	90	88	95	163	92

WALKER Geoff — Lead — Right-handed

Type	↻	%	↺	%	Total	%
Draw	50	92	48	93	98	92
Front	9	100	16	92	25	95
Guard	4	94	5	100	9	97
Raise	4	81	2	100	6	88
Wick / Soft Peeling	6	67	4	88	10	75
Freeze	0	-	0	-	0	-
Take-out	1	100	6	92	7	93
Hit and Roll	0	-	1	100	1	100
Clearing	0	-	1	100	1	100
Double Take-out	0	-	2	75	2	75
Promotion Take-out	0	-	0	-	0	-
Not considered	0	-	5	-	5	-
All Draws	73	90	75	93	148	92
All Take-outs	1	100	10	90	11	91
Total	74	90	85	93	159	92

NICHOLS Mark — Third Vice — Right-handed

Type	↻	%	↺	%	Total	%
Draw	18	89	20	84	38	86
Front	1	100	1	100	2	100
Guard	8	97	5	100	13	98
Raise	0	-	1	50	1	50
Wick / Soft Peeling	0	-	0	-	0	-
Freeze	0	-	0	-	0	-
Take-out	23	88	20	95	43	91
Hit and Roll	5	85	9	89	14	88
Clearing	13	92	20	93	33	92
Double Take-out	8	94	5	80	13	88
Promotion Take-out	6	83	3	83	9	83
Not considered	0	-	0	-	0	-
All Draws	27	92	27	86	54	89
All Take-outs	55	89	57	91	112	90
Total	82	90	84	90	166	90

SALLOWS Tom — Alternate — Right-handed

Type	↻	%	↺	%	Total	%
Draw	0	-	2	100	2	100
Front	0	-	0	-	0	-
Guard	0	-	0	-	0	-
Raise	0	-	0	-	0	-
Wick / Soft Peeling	0	-	0	-	0	-
Freeze	0	-	0	-	0	-
Take-out	0	-	0	-	0	-
Hit and Roll	0	-	0	-	0	-
Clearing	0	-	0	-	0	-
Double Take-out	0	-	0	-	0	-
Promotion Take-out	0	-	0	-	0	-
Not considered	0	-	0	-	0	-
All Draws	0	-	2	100	2	100
All Take-outs	0	-	0	-	0	-
Total	0	-	2	100	2	100

GALLANT Brett — Second — Right-handed

Type	↻	%	↺	%	Total	%
Draw	13	88	18	81	31	84
Front	2	100	0	-	2	100
Guard	7	79	4	100	11	86
Raise	2	63	1	75	3	67
Wick / Soft Peeling	0	-	0	-	0	-
Freeze	0	-	0	-	0	-
Take-out	10	85	14	96	24	92
Hit and Roll	2	63	5	70	7	68
Clearing	33	98	45	99	78	99
Double Take-out	4	88	1	100	5	90
Promotion Take-out	4	100	1	100	5	100
Not considered	0	-	0	-	0	-
All Draws	24	84	23	84	47	84
All Take-outs	53	94	66	97	119	95
Total	77	91	89	93	166	92

Team: CAN - Canada

Type	↻	%	↺	%	Total	%
Draw	112	89	109	91	221	90
Front	12	100	17	93	29	96
Guard	23	91	17	99	40	94
Raise	7	71	7	75	14	73
Wick / Soft Peeling	6	67	4	88	10	75
Freeze	0	-	1	100	1	100
Take-out	56	91	79	96	135	94
Hit and Roll	9	81	20	86	29	84
Clearing	55	95	71	98	126	97
Double Take-out	12	92	15	78	27	84
Promotion Take-out	16	94	8	91	24	93
Not considered	0	-	7	-	7	-
All Draws	160	88	155	91	315	90
All Take-outs	148	92	193	94	341	93
Total	308	90	348	93	656	92

Legend:
↻ Clockwise ↺ Counter-clockwise

Cumulative Player Statistics by Team

CHN - China

LIU Rui — Fourth Skip — Right-handed

Type	↻	%	↺	%	Total	%
Draw	27	85	36	85	63	85
Front	0	-	0	-	0	-
Guard	7	100	7	93	14	96
Raise	6	75	5	70	11	73
Wick / Soft Peeling	0	-	0	-	0	-
Freeze	1	100	1	0	2	50
Take-out	21	80	18	81	39	80
Hit and Roll	11	75	12	63	23	68
Clearing	7	100	3	100	10	100
Double Take-out	11	84	10	60	21	73
Promotion Take-out	3	75	4	75	7	75
Not considered	0	-	2	-	2	-
All Draws	41	87	49	83	90	85
All Take-outs	53	82	47	72	100	78
Total	94	84	96	78	190	81

ZANG Jialiang — Lead — Right-handed

Type	↻	%	↺	%	Total	%
Draw	22	86	62	83	84	84
Front	32	98	38	99	70	99
Guard	4	81	3	67	7	75
Raise	0	-	0	-	0	-
Wick / Soft Peeling	0	-	4	38	4	38
Freeze	1	25	0	-	1	25
Take-out	9	89	9	72	18	81
Hit and Roll	0	-	1	100	1	100
Clearing	0	-	0	-	0	-
Double Take-out	0	-	3	67	3	67
Promotion Take-out	0	-	0	-	0	-
Not considered	2	-	4	-	6	-
All Draws	59	92	107	87	166	89
All Take-outs	9	89	13	73	22	80
Total	68	91	120	85	188	88

XU Xiaoming — Third Vice — Right-handed

Type	↻	%	↺	%	Total	%
Draw	30	79	33	84	63	82
Front	1	100	1	100	2	100
Guard	5	50	7	89	12	73
Raise	5	50	5	70	10	60
Wick / Soft Peeling	0	-	0	-	0	-
Freeze	0	-	1	75	1	75
Take-out	26	82	9	67	35	78
Hit and Roll	9	61	13	83	22	74
Clearing	13	100	10	100	23	100
Double Take-out	7	79	6	75	13	77
Promotion Take-out	7	71	5	65	12	69
Not considered	0	-	1	-	1	-
All Draws	41	73	47	84	88	78
All Take-outs	62	81	43	80	105	81
Total	103	78	90	82	193	80

ZOU Qiang — Alternate — Right-handed

Type	↻	%	↺	%	Total	%
Draw	0	-	0	-	0	-
Front	0	-	0	-	0	-
Guard	0	-	0	-	0	-
Raise	0	-	0	-	0	-
Wick / Soft Peeling	0	-	0	-	0	-
Freeze	0	-	0	-	0	-
Take-out	0	-	0	-	0	-
Hit and Roll	0	-	0	-	0	-
Clearing	0	-	0	-	0	-
Double Take-out	0	-	0	-	0	-
Promotion Take-out	0	-	0	-	0	-
Not considered	0	-	0	-	0	-
All Draws	0	-	0	-	0	-
All Take-outs	0	-	0	-	0	-
Total	0	-	0	-	0	-

BA Dexin — Second — Right-handed

Type	↻	%	↺	%	Total	%
Draw	24	84	31	71	55	77
Front	8	97	5	85	13	92
Guard	4	88	12	92	16	91
Raise	1	100	5	60	6	67
Wick / Soft Peeling	0	-	0	-	0	-
Freeze	1	100	2	63	3	75
Take-out	15	92	16	81	31	86
Hit and Roll	3	100	10	70	13	77
Clearing	20	99	19	87	39	93
Double Take-out	0	-	3	83	3	83
Promotion Take-out	4	75	11	75	15	75
Not considered	0	-	0	-	0	-
All Draws	38	88	55	75	93	81
All Take-outs	42	94	59	80	101	86
Total	80	91	114	78	194	83

Team: CHN - China

Type	↻	%	↺	%	Total	%
Draw	103	83	162	82	265	82
Front	41	98	44	98	85	98
Guard	20	81	29	89	49	86
Raise	12	67	15	67	27	67
Wick / Soft Peeling	0	-	4	38	4	38
Freeze	3	75	4	50	7	61
Take-out	71	84	52	77	123	81
Hit and Roll	23	73	36	73	59	73
Clearing	40	99	32	92	72	96
Double Take-out	18	82	22	68	40	74
Promotion Take-out	14	73	20	73	34	73
Not considered	2	-	7	-	9	-
All Draws	179	85	258	83	437	84
All Take-outs	166	85	162	77	328	81
Total	345	85	420	81	765	83

Legend:
↻ Clockwise ↺ Counter-clockwise

Cumulative Player Statistics by Team

GER - Germany

BAUMANN Alexander — Fourth Skip — Right-handed

Type	↻	%	↺	%	Total	%
Draw	30	68	33	73	63	71
Front	0	-	0	-	0	-
Guard	2	50	4	63	6	58
Raise	0	-	1	0	1	0
Wick / Soft Peeling	0	-	0	-	0	-
Freeze	1	100	0	-	1	100
Take-out	33	69	30	83	63	75
Hit and Roll	12	81	9	67	21	75
Clearing	8	88	6	100	14	93
Double Take-out	7	46	12	79	19	67
Promotion Take-out	5	40	7	50	12	46
Not considered	1	-	1	-	2	-
All Draws	33	68	38	70	71	69
All Take-outs	65	69	64	78	129	73
Total	98	69	102	75	200	72

SHERRARD Ryan — Lead — Right-handed

Type	↻	%	↺	%	Total	%
Draw	21	74	48	87	69	83
Front	14	96	43	90	57	91
Guard	0	-	3	67	3	67
Raise	1	50	0	-	1	50
Wick / Soft Peeling	1	0	1	100	2	50
Freeze	0	-	0	-	0	-
Take-out	8	69	5	75	13	71
Hit and Roll	0	-	1	75	1	75
Clearing	0	-	0	-	0	-
Double Take-out	0	-	0	-	0	-
Promotion Take-out	0	-	0	-	0	-
Not considered	0	-	2	-	2	-
All Draws	37	80	95	88	132	85
All Take-outs	8	69	6	75	14	71
Total	45	78	101	87	146	84

WALTER Manuel — Third — Right-handed

Type	↻	%	↺	%	Total	%
Draw	23	82	28	72	51	76
Front	1	100	5	95	6	96
Guard	4	81	9	89	13	87
Raise	4	56	4	75	8	66
Wick / Soft Peeling	0	-	0	-	0	-
Freeze	0	-	1	100	1	100
Take-out	31	79	33	81	64	80
Hit and Roll	10	65	10	83	20	74
Clearing	11	73	15	78	26	76
Double Take-out	3	67	2	100	5	80
Promotion Take-out	4	94	6	58	10	73
Not considered	0	-	0	-	0	-
All Draws	32	79	47	79	79	79
All Take-outs	59	76	66	79	125	78
Total	91	77	113	79	204	78

SCHWEIZER Sebastian — Alternate — Right-handed

Type	↻	%	↺	%	Total	%
Draw	9	69	21	90	30	84
Front	3	100	14	93	17	94
Guard	0	-	2	88	2	88
Raise	0	-	0	-	0	-
Wick / Soft Peeling	0	-	1	0	1	0
Freeze	0	-	0	-	0	-
Take-out	2	100	3	100	5	100
Hit and Roll	0	-	0	-	0	-
Clearing	0	-	0	-	0	-
Double Take-out	0	-	0	-	0	-
Promotion Take-out	0	-	0	-	0	-
Not considered	0	-	1	-	1	-
All Draws	12	77	38	89	50	86
All Take-outs	2	100	3	100	5	100
Total	14	80	41	90	55	87

HERBERG Daniel — Second Vice — Right-handed

Type	↻	%	↺	%	Total	%
Draw	29	81	26	85	55	83
Front	7	100	15	100	22	100
Guard	2	100	9	97	11	98
Raise	0	-	2	75	2	75
Wick / Soft Peeling	0	-	0	-	0	-
Freeze	0	-	0	-	0	-
Take-out	23	87	30	81	53	83
Hit and Roll	4	69	9	75	13	73
Clearing	9	86	24	92	33	90
Double Take-out	3	83	2	88	5	85
Promotion Take-out	3	92	7	43	10	58
Not considered	0	-	0	-	0	-
All Draws	38	86	52	91	90	89
All Take-outs	42	85	72	80	114	82
Total	80	85	124	85	204	85

Team: GER - Germany

Type	↻	%	↺	%	Total	%
Draw	112	75	156	81	268	79
Front	25	98	77	93	102	94
Guard	8	78	27	85	35	84
Raise	5	55	7	64	12	60
Wick / Soft Peeling	1	0	2	50	3	33
Freeze	1	100	1	100	2	100
Take-out	97	77	101	82	198	79
Hit and Roll	26	73	29	75	55	74
Clearing	28	81	45	88	73	86
Double Take-out	13	60	16	83	29	72
Promotion Take-out	12	71	20	50	32	58
Not considered	1	-	4	-	5	-
All Draws	152	78	270	84	422	82
All Take-outs	176	75	211	79	387	78
Total	328	77	481	82	809	80

Legend:
↻ Clockwise ↺ Counter-clockwise

Cumulative Player Statistics by Team

ITA - Italy

MOSANER Amos — Fourth — Vice — Right-handed

Type	↻	%	↺	%	Total	%
Draw	25	63	41	73	66	69
Front	0	-	1	100	1	100
Guard	3	83	2	50	5	70
Raise	4	88	3	100	7	93
Wick / Soft Peeling	0	-	0	-	0	-
Freeze	0	-	0	-	0	-
Take-out	19	86	25	81	44	83
Hit and Roll	9	81	16	75	25	77
Clearing	9	100	8	100	17	100
Double Take-out	4	88	15	73	19	76
Promotion Take-out	4	100	6	50	10	70
Not considered	0	-	1	-	1	-
All Draws	32	68	47	74	79	72
All Take-outs	45	89	70	78	115	82
Total	77	80	117	76	194	78

FERRAZZA Daniele — Lead — Right-handed

Type	↻	%	↺	%	Total	%
Draw	15	93	52	79	67	82
Front	19	88	57	89	76	88
Guard	0	-	9	58	9	58
Raise	3	100	4	75	7	86
Wick / Soft Peeling	0	-	4	13	4	13
Freeze	0	-	0	-	0	-
Take-out	7	71	11	73	18	72
Hit and Roll	1	100	4	69	5	75
Clearing	1	100	0	-	1	100
Double Take-out	1	50	3	67	4	63
Promotion Take-out	0	-	1	100	1	100
Not considered	0	-	6	-	6	-
All Draws	37	91	126	80	163	82
All Take-outs	10	75	19	72	29	73
Total	47	88	145	79	192	81

RETORNAZ Joel — Third — Skip — Right-handed

Type	↻	%	↺	%	Total	%
Draw	19	68	29	85	48	79
Front	0	-	6	100	6	100
Guard	2	100	10	78	12	81
Raise	5	60	2	88	7	68
Wick / Soft Peeling	0	-	2	100	2	100
Freeze	0	-	1	100	1	100
Take-out	28	85	22	68	50	78
Hit and Roll	9	86	14	82	23	84
Clearing	5	90	13	85	18	86
Double Take-out	6	58	10	53	16	55
Promotion Take-out	4	100	11	77	15	83
Not considered	0	-	0	-	0	-
All Draws	26	69	50	87	76	81
All Take-outs	52	84	70	73	122	78
Total	78	79	120	79	198	79

GONIN Simone — Alternate — Right-handed

Type	↻	%	↺	%	Total	%
Draw	0	-	0	-	0	-
Front	0	-	0	-	0	-
Guard	0	-	0	-	0	-
Raise	0	-	0	-	0	-
Wick / Soft Peeling	0	-	0	-	0	-
Freeze	0	-	0	-	0	-
Take-out	0	-	0	-	0	-
Hit and Roll	0	-	0	-	0	-
Clearing	0	-	0	-	0	-
Double Take-out	0	-	0	-	0	-
Promotion Take-out	0	-	0	-	0	-
Not considered	0	-	0	-	0	-
All Draws	0	-	0	-	0	-
All Take-outs	0	-	0	-	0	-
Total	0	-	0	-	0	-

PILZER Andrea — Second — Right-handed

Type	↻	%	↺	%	Total	%
Draw	20	79	18	69	38	74
Front	7	86	9	100	16	94
Guard	2	100	11	45	13	54
Raise	7	82	2	100	9	86
Wick / Soft Peeling	0	-	0	-	0	-
Freeze	0	-	1	0	1	0
Take-out	24	79	27	81	51	80
Hit and Roll	5	75	15	78	20	78
Clearing	8	88	20	78	28	80
Double Take-out	3	50	9	61	12	58
Promotion Take-out	4	13	6	75	10	50
Not considered	0	-	0	-	0	-
All Draws	36	82	41	70	77	75
All Take-outs	44	72	77	77	121	75
Total	80	77	118	74	198	75

Team: ITA - Italy

Type	↻	%	↺	%	Total	%
Draw	79	74	140	78	219	76
Front	26	88	73	91	99	90
Guard	7	93	32	59	39	65
Raise	19	80	11	89	30	83
Wick / Soft Peeling	0	-	6	42	6	42
Freeze	0	-	2	50	2	50
Take-out	78	82	85	77	163	79
Hit and Roll	24	82	49	78	73	79
Clearing	23	93	41	84	64	88
Double Take-out	14	64	37	64	51	64
Promotion Take-out	12	71	24	71	36	71
Not considered	0	-	7	-	7	-
All Draws	131	79	264	79	395	79
All Take-outs	151	81	236	76	387	78
Total	282	80	500	77	782	78

Legend:
↻ Clockwise ↺ Counter-clockwise

Cumulative Player Statistics by Team

JPN - Japan

MOROZUMI Yusuke — Fourth Skip — Right-handed

Type	↻	%	↺	%	Total	%
Draw	18	75	43	70	61	72
Front	0	-	1	100	1	100
Guard	1	75	2	100	3	92
Raise	1	100	5	70	6	75
Wick / Soft Peeling	1	100	0	-	1	100
Freeze	0	-	3	75	3	75
Take-out	20	83	27	97	47	91
Hit and Roll	8	78	12	69	20	73
Clearing	3	100	6	58	9	72
Double Take-out	12	63	17	71	29	67
Promotion Take-out	8	63	7	61	15	62
Not considered	0	-	0	-	0	-
All Draws	21	77	54	72	75	74
All Take-outs	51	75	69	79	120	77
Total	72	76	123	76	195	76

MOROZUMI Kosuke — Lead — Right-handed

Type	↻	%	↺	%	Total	%
Draw	22	78	64	84	86	83
Front	30	91	56	93	86	92
Guard	0	-	8	78	8	78
Raise	1	0	0	-	1	0
Wick / Soft Peeling	0	-	1	100	1	100
Freeze	0	-	0	-	0	-
Take-out	5	65	8	100	13	87
Hit and Roll	0	-	2	100	2	100
Clearing	0	-	0	-	0	-
Double Take-out	0	-	0	-	0	-
Promotion Take-out	0	-	1	0	1	0
Not considered	0	-	2	-	2	-
All Draws	53	84	129	88	182	87
All Take-outs	5	65	11	91	16	83
Total	58	82	140	88	198	86

SHIMIZU Tetsuro — Third Vice — Right-handed

Type	↻	%	↺	%	Total	%
Draw	20	80	29	78	49	79
Front	0	-	7	96	7	96
Guard	1	50	18	92	19	89
Raise	2	63	7	86	9	81
Wick / Soft Peeling	0	-	0	-	0	-
Freeze	2	75	0	-	2	75
Take-out	27	87	18	74	45	82
Hit and Roll	8	72	13	75	21	74
Clearing	9	100	9	94	18	97
Double Take-out	7	79	6	75	13	77
Promotion Take-out	6	42	11	82	17	68
Not considered	0	-	0	-	0	-
All Draws	25	77	61	85	86	83
All Take-outs	57	81	57	79	114	80
Total	82	80	118	82	200	81

HIRATA Kohsuke — Alternate — Right-handed

Type	↻	%	↺	%	Total	%
Draw	0	-	0	-	0	-
Front	0	-	0	-	0	-
Guard	0	-	0	-	0	-
Raise	0	-	0	-	0	-
Wick / Soft Peeling	0	-	0	-	0	-
Freeze	0	-	0	-	0	-
Take-out	0	-	0	-	0	-
Hit and Roll	0	-	0	-	0	-
Clearing	0	-	0	-	0	-
Double Take-out	0	-	0	-	0	-
Promotion Take-out	0	-	0	-	0	-
Not considered	0	-	0	-	0	-
All Draws	0	-	0	-	0	-
All Take-outs	0	-	0	-	0	-
Total	0	-	0	-	0	-

YAMAGUCHI Tsuyoshi — Second — Right-handed

Type	↻	%	↺	%	Total	%
Draw	32	77	34	83	66	80
Front	5	100	8	78	13	87
Guard	8	84	10	90	18	88
Raise	6	96	8	69	14	80
Wick / Soft Peeling	0	-	0	-	0	-
Freeze	0	-	0	-	0	-
Take-out	7	96	24	66	31	73
Hit and Roll	7	86	9	69	16	77
Clearing	8	100	19	93	27	95
Double Take-out	2	88	10	80	12	81
Promotion Take-out	1	50	2	100	3	83
Not considered	0	-	0	-	0	-
All Draws	51	82	60	82	111	82
All Take-outs	25	92	64	78	89	82
Total	76	86	124	80	200	82

Team: JPN - Japan

Type	↻	%	↺	%	Total	%
Draw	92	77	170	79	262	79
Front	35	92	72	92	107	92
Guard	10	80	38	89	48	87
Raise	10	80	20	75	30	77
Wick / Soft Peeling	1	100	1	100	2	100
Freeze	2	75	3	75	5	75
Take-out	59	85	77	82	136	83
Hit and Roll	23	78	36	73	59	75
Clearing	20	100	34	88	54	92
Double Take-out	21	70	33	74	54	73
Promotion Take-out	15	53	21	73	36	65
Not considered	0	-	2	-	2	-
All Draws	150	81	304	83	454	83
All Take-outs	138	80	201	79	339	80
Total	288	81	505	82	793	81

Legend:
↻ Clockwise ↺ Counter-clockwise

Cumulative Player Statistics by Team

NED - Netherlands

VAN DORP Jaap — Fourth Skip — Right-handed

Type	↻	%	↺	%	Total	%
Draw	41	77	29	78	70	78
Front	0	-	1	100	1	100
Guard	2	63	2	100	4	81
Raise	2	50	7	54	9	53
Wick / Soft Peeling	0	-	0	-	0	-
Freeze	3	75	1	75	4	75
Take-out	23	89	20	89	43	89
Hit and Roll	14	70	14	86	28	78
Clearing	2	75	5	70	7	71
Double Take-out	9	67	7	68	16	67
Promotion Take-out	4	69	7	57	11	61
Not considered	0	-	1	-	1	-
All Draws	48	76	40	76	88	76
All Take-outs	52	78	53	79	105	79
Total	100	77	93	78	193	77

GLASBERGEN Carlo — Lead — Right-handed

Type	↻	%	↺	%	Total	%
Draw	41	79	31	75	72	77
Front	64	91	26	88	90	90
Guard	2	75	3	75	5	75
Raise	0	-	0	-	0	-
Wick / Soft Peeling	2	50	1	100	3	67
Freeze	0	-	0	-	0	-
Take-out	11	73	6	83	17	76
Hit and Roll	3	92	2	88	5	90
Clearing	0	-	0	-	0	-
Double Take-out	0	-	0	-	0	-
Promotion Take-out	1	100	0	-	1	100
Not considered	0	-	1	-	1	-
All Draws	109	85	61	81	170	84
All Take-outs	15	78	8	84	23	80
Total	124	84	69	81	193	83

GOESGENS Wouter — Third Vice — Right-handed

Type	↻	%	↺	%	Total	%
Draw	38	73	25	82	63	77
Front	3	100	3	83	6	92
Guard	8	97	7	100	15	98
Raise	4	88	5	80	9	83
Wick / Soft Peeling	0	-	1	100	1	100
Freeze	0	-	0	-	0	-
Take-out	26	87	18	90	44	88
Hit and Roll	11	86	16	73	27	79
Clearing	5	65	4	63	9	64
Double Take-out	2	75	10	60	12	63
Promotion Take-out	4	50	4	56	8	53
Not considered	0	-	0	-	0	-
All Draws	53	79	41	85	94	82
All Take-outs	48	81	52	75	100	78
Total	101	80	93	79	194	80

MAGAN Alexander — Alternate — Right-handed

Type	↻	%	↺	%	Total	%
Draw	0	-	0	-	0	-
Front	0	-	0	-	0	-
Guard	0	-	0	-	0	-
Raise	0	-	0	-	0	-
Wick / Soft Peeling	0	-	0	-	0	-
Freeze	0	-	0	-	0	-
Take-out	0	-	0	-	0	-
Hit and Roll	0	-	0	-	0	-
Clearing	0	-	0	-	0	-
Double Take-out	0	-	0	-	0	-
Promotion Take-out	0	-	0	-	0	-
Not considered	0	-	0	-	0	-
All Draws	0	-	0	-	0	-
All Take-outs	0	-	0	-	0	-
Total	0	-	0	-	0	-

HOEKMAN Laurens — Second — Right-handed

Type	↻	%	↺	%	Total	%
Draw	24	64	30	72	54	68
Front	12	83	12	100	24	92
Guard	8	88	6	79	14	84
Raise	3	92	3	67	6	79
Wick / Soft Peeling	0	-	0	-	0	-
Freeze	0	-	0	-	0	-
Take-out	18	75	25	78	43	77
Hit and Roll	9	89	11	68	20	78
Clearing	6	67	13	87	19	80
Double Take-out	2	75	3	67	5	70
Promotion Take-out	1	100	8	38	9	44
Not considered	0	-	0	-	0	-
All Draws	47	74	51	79	98	77
All Take-outs	36	78	60	72	96	74
Total	83	76	111	75	194	76

Team: NED - Netherlands

Type	↻	%	↺	%	Total	%
Draw	144	74	115	77	259	75
Front	79	90	42	91	121	90
Guard	20	88	18	89	38	88
Raise	9	81	15	65	24	71
Wick / Soft Peeling	2	50	2	100	4	75
Freeze	3	75	1	75	4	75
Take-out	78	83	69	85	147	84
Hit and Roll	37	81	43	77	80	79
Clearing	13	67	22	78	35	74
Double Take-out	13	69	20	64	33	66
Promotion Take-out	10	68	19	49	29	55
Not considered	0	-	2	-	2	-
All Draws	257	80	193	80	450	80
All Take-outs	151	79	173	76	324	77
Total	408	80	366	78	774	79

Legend:
↻ Clockwise ↺ Counter-clockwise

Cumulative Player Statistics by Team

NOR - Norway

WALSTAD Steffen — Fourth Skip — Right-handed

Type	↻	%	↺	%	Total	%
Draw	32	78	40	79	72	79
Front	0	-	1	100	1	100
Guard	7	64	10	73	17	69
Raise	1	75	4	50	5	55
Wick / Soft Peeling	0	-	0	-	0	-
Freeze	0	-	0	-	0	-
Take-out	17	75	34	83	51	80
Hit and Roll	4	50	8	78	12	69
Clearing	7	71	7	93	14	82
Double Take-out	7	89	8	75	15	82
Promotion Take-out	1	50	13	58	14	57
Not considered	0	-	3	-	3	-
All Draws	40	76	55	76	95	76
All Take-outs	36	74	70	78	106	76
Total	76	75	125	77	201	76

LINDSTROEM Alexander — Lead — Right-handed

Type	↻	%	↺	%	Total	%
Draw	15	93	51	78	66	82
Front	13	98	82	91	95	92
Guard	2	50	5	80	7	71
Raise	0	-	3	100	3	100
Wick / Soft Peeling	2	25	10	73	12	65
Freeze	0	-	0	-	0	-
Take-out	10	80	10	80	20	80
Hit and Roll	0	-	1	100	1	100
Clearing	0	-	0	-	0	-
Double Take-out	0	-	0	-	0	-
Promotion Take-out	0	-	1	50	1	50
Not considered	0	-	1	-	1	-
All Draws	32	88	151	85	183	86
All Take-outs	10	80	12	79	22	80
Total	42	86	163	85	205	85

HOEIBERG Markus — Third Vice — Right-handed

Type	↻	%	↺	%	Total	%
Draw	21	85	30	83	51	83
Front	1	100	2	75	3	83
Guard	6	100	21	89	27	92
Raise	7	57	9	67	16	63
Wick / Soft Peeling	0	-	1	50	1	50
Freeze	0	-	0	-	0	-
Take-out	16	78	34	88	50	85
Hit and Roll	2	50	5	65	7	61
Clearing	9	83	14	89	23	87
Double Take-out	7	89	10	90	17	90
Promotion Take-out	4	25	6	79	10	58
Not considered	0	-	1	-	1	-
All Draws	35	82	63	82	98	82
All Take-outs	38	74	69	86	107	82
Total	73	78	132	84	205	82

ROELVAAG Sander — Alternate — Right-handed

Type	↻	%	↺	%	Total	%
Draw	0	-	0	-	0	-
Front	0	-	0	-	0	-
Guard	0	-	0	-	0	-
Raise	0	-	0	-	0	-
Wick / Soft Peeling	0	-	0	-	0	-
Freeze	0	-	0	-	0	-
Take-out	0	-	0	-	0	-
Hit and Roll	0	-	0	-	0	-
Clearing	0	-	0	-	0	-
Double Take-out	0	-	0	-	0	-
Promotion Take-out	0	-	0	-	0	-
Not considered	0	-	0	-	0	-
All Draws	0	-	0	-	0	-
All Take-outs	0	-	0	-	0	-
Total	0	-	0	-	0	-

NEDREGOTTEN Magnus — Second — Right-handed

Type	↻	%	↺	%	Total	%
Draw	22	82	33	91	55	87
Front	6	83	16	98	22	94
Guard	3	67	15	98	18	93
Raise	4	88	2	50	6	75
Wick / Soft Peeling	1	50	0	-	1	50
Freeze	0	-	0	-	0	-
Take-out	21	86	18	93	39	89
Hit and Roll	4	81	8	91	12	88
Clearing	16	97	21	98	37	97
Double Take-out	2	75	7	79	9	78
Promotion Take-out	0	-	7	64	7	64
Not considered	0	-	0	-	0	-
All Draws	36	81	66	93	102	89
All Take-outs	43	89	61	89	104	89
Total	79	85	127	91	206	89

Team: NOR - Norway

Type	↻	%	↺	%	Total	%
Draw	90	83	154	82	244	82
Front	20	94	101	92	121	92
Guard	18	75	51	88	69	84
Raise	12	69	18	67	30	68
Wick / Soft Peeling	3	33	11	70	14	63
Freeze	0	-	0	-	0	-
Take-out	64	80	96	86	160	84
Hit and Roll	10	63	22	81	32	75
Clearing	32	88	42	94	74	91
Double Take-out	16	88	25	82	41	84
Promotion Take-out	5	30	27	64	32	59
Not considered	0	-	5	-	5	-
All Draws	143	81	335	85	478	84
All Take-outs	127	80	212	84	339	82
Total	270	80	547	84	817	83

Legend:
↻ Clockwise ↺ Counter-clockwise

Cumulative Player Statistics by Team

RUS - Russia

STUKALSKIY Alexey — Fourth Skip — Right-handed

Type	↻	%	↺	%	Total	%
Draw	34	79	32	79	66	79
Front	0	-	4	75	4	75
Guard	8	81	8	63	16	72
Raise	4	63	2	88	6	71
Wick / Soft Peeling	0	-	0	-	0	-
Freeze	0	-	0	-	0	-
Take-out	26	81	25	76	51	78
Hit and Roll	8	81	10	68	18	74
Clearing	5	80	7	96	12	90
Double Take-out	5	80	1	100	6	83
Promotion Take-out	5	80	6	42	11	59
Not considered	0	-	0	-	0	-
All Draws	46	78	46	76	92	77
All Take-outs	49	81	49	73	98	77
Total	95	79	95	75	190	77

RAZHABOV Artur — Lead — Right-handed

Type	↻	%	↺	%	Total	%
Draw	31	75	44	85	75	81
Front	34	96	42	87	76	91
Guard	4	88	9	86	13	87
Raise	1	100	0	-	1	100
Wick / Soft Peeling	2	88	3	17	5	45
Freeze	0	-	0	-	0	-
Take-out	8	81	7	71	15	77
Hit and Roll	2	75	1	100	3	83
Clearing	0	-	0	-	0	-
Double Take-out	1	50	1	50	2	50
Promotion Take-out	0	-	0	-	0	-
Not considered	0	-	0	-	0	-
All Draws	72	86	98	84	170	85
All Take-outs	11	77	9	72	20	75
Total	83	85	107	83	190	84

TIMOFEEV Alexey — Third — Right-handed

Type	↻	%	↺	%	Total	%
Draw	43	63	34	82	77	71
Front	0	-	2	100	2	100
Guard	3	75	6	71	9	72
Raise	3	67	4	100	7	86
Wick / Soft Peeling	0	-	0	-	0	-
Freeze	0	-	0	-	0	-
Take-out	21	74	23	86	44	80
Hit and Roll	8	56	9	81	17	69
Clearing	2	100	3	83	5	90
Double Take-out	8	81	6	58	14	71
Promotion Take-out	8	63	3	25	11	52
Not considered	0	-	1	-	1	-
All Draws	49	64	46	83	95	73
All Take-outs	47	71	44	77	91	74
Total	96	67	90	80	186	73

KLIMOV Evgeny — Alternate — Right-handed

Type	↻	%	↺	%	Total	%
Draw	3	58	6	79	9	72
Front	2	75	1	100	3	83
Guard	1	100	4	88	5	90
Raise	0	-	1	100	1	100
Wick / Soft Peeling	0	-	0	-	0	-
Freeze	0	-	0	-	0	-
Take-out	3	67	3	83	6	75
Hit and Roll	3	67	3	67	6	67
Clearing	5	90	4	75	9	83
Double Take-out	1	50	2	100	3	83
Promotion Take-out	1	100	1	100	2	100
Not considered	0	-	0	-	0	-
All Draws	6	71	12	85	18	81
All Take-outs	13	77	13	81	26	79
Total	19	75	25	83	44	80

GADZHIKHANOV Timur — Second Vice — Right-handed

Type	↻	%	↺	%	Total	%
Draw	26	77	31	63	57	69
Front	7	64	10	100	17	85
Guard	4	63	10	85	14	79
Raise	7	82	2	100	9	86
Wick / Soft Peeling	0	-	0	-	0	-
Freeze	0	-	0	-	0	-
Take-out	16	94	9	67	25	84
Hit and Roll	2	25	0	-	2	25
Clearing	5	90	8	94	13	92
Double Take-out	6	63	0	-	6	63
Promotion Take-out	2	50	1	75	3	58
Not considered	0	-	0	-	0	-
All Draws	44	74	53	75	97	75
All Take-outs	31	80	18	79	49	80
Total	75	77	71	76	146	77

Team: RUS - Russia

Type	↻	%	↺	%	Total	%
Draw	137	72	147	78	284	75
Front	43	90	59	89	102	89
Guard	20	79	37	78	57	79
Raise	15	75	9	97	24	83
Wick / Soft Peeling	2	88	3	17	5	45
Freeze	0	-	0	-	0	-
Take-out	74	81	67	78	141	80
Hit and Roll	23	65	23	74	46	70
Clearing	17	88	22	90	39	89
Double Take-out	21	73	10	70	31	72
Promotion Take-out	16	69	11	45	27	59
Not considered	0	-	1	-	1	-
All Draws	217	76	255	80	472	79
All Take-outs	151	77	133	76	284	76
Total	368	77	388	79	756	78

Legend:
↻ Clockwise ↺ Counter-clockwise

Cumulative Player Statistics by Team

SCO - Scotland

MURDOCH David — Fourth Skip — Right-handed

Type	↻	%	↺	%	Total	%
Draw	30	80	39	88	69	85
Front	0	-	1	75	1	75
Guard	1	75	2	100	3	92
Raise	4	69	0	-	4	69
Wick / Soft Peeling	0	-	0	-	0	-
Freeze	1	75	0	-	1	75
Take-out	31	94	35	89	66	91
Hit and Roll	14	77	6	79	20	78
Clearing	13	92	2	100	15	93
Double Take-out	11	86	6	75	17	82
Promotion Take-out	5	20	3	33	8	25
Not considered	0	-	2	-	2	-
All Draws	36	78	42	89	78	84
All Take-outs	74	84	52	84	126	84
Total	110	82	94	86	204	84

GOODFELLOW Michael — Lead — Right-handed

Type	↻	%	↺	%	Total	%
Draw	22	94	73	89	95	90
Front	19	100	43	97	62	98
Guard	3	83	10	78	13	79
Raise	3	75	4	75	7	75
Wick / Soft Peeling	2	50	8	94	10	85
Freeze	0	-	0	-	0	-
Take-out	3	92	12	90	15	90
Hit and Roll	1	75	0	-	1	75
Clearing	0	-	0	-	0	-
Double Take-out	0	-	0	-	0	-
Promotion Take-out	0	-	0	-	0	-
Not considered	0	-	3	-	3	-
All Draws	49	93	138	90	187	91
All Take-outs	4	88	12	90	16	89
Total	53	92	150	90	203	91

DRUMMOND Greg — Third Vice — Right-handed

Type	↻	%	↺	%	Total	%
Draw	24	72	30	86	54	80
Front	1	75	3	92	4	88
Guard	4	94	8	97	12	96
Raise	5	55	3	67	8	59
Wick / Soft Peeling	0	-	0	-	0	-
Freeze	0	-	1	100	1	100
Take-out	33	80	26	92	59	85
Hit and Roll	11	86	6	71	17	81
Clearing	11	91	14	98	25	95
Double Take-out	7	75	7	82	14	79
Promotion Take-out	3	83	9	72	12	75
Not considered	0	-	0	-	0	-
All Draws	34	72	45	87	79	81
All Take-outs	65	82	62	88	127	85
Total	99	79	107	87	206	83

PATERSON Ross — Alternate — Right-handed

Type	↻	%	↺	%	Total	%
Draw	0	-	0	-	0	-
Front	0	-	0	-	0	-
Guard	0	-	0	-	0	-
Raise	0	-	0	-	0	-
Wick / Soft Peeling	0	-	0	-	0	-
Freeze	0	-	0	-	0	-
Take-out	0	-	0	-	0	-
Hit and Roll	0	-	0	-	0	-
Clearing	0	-	0	-	0	-
Double Take-out	0	-	0	-	0	-
Promotion Take-out	0	-	0	-	0	-
Not considered	0	-	0	-	0	-
All Draws	0	-	0	-	0	-
All Take-outs	0	-	0	-	0	-
Total	0	-	0	-	0	-

ANDREWS Scott — Second — Right-handed

Type	↻	%	↺	%	Total	%
Draw	23	75	27	83	50	80
Front	3	100	8	100	11	100
Guard	8	88	10	90	18	89
Raise	8	88	4	88	12	88
Wick / Soft Peeling	0	-	0	-	0	-
Freeze	0	-	0	-	0	-
Take-out	12	92	19	95	31	94
Hit and Roll	8	75	12	77	20	76
Clearing	20	88	29	100	49	95
Double Take-out	6	83	4	88	10	85
Promotion Take-out	4	75	1	25	5	65
Not considered	0	-	0	-	0	-
All Draws	42	82	49	88	91	85
All Take-outs	50	85	65	92	115	89
Total	92	83	114	90	206	87

Team: SCO - Scotland

Type	↻	%	↺	%	Total	%
Draw	99	80	169	87	268	85
Front	23	99	55	97	78	97
Guard	16	88	30	88	46	88
Raise	20	74	11	77	31	75
Wick / Soft Peeling	2	50	8	94	10	85
Freeze	1	75	1	100	2	88
Take-out	79	87	92	91	171	89
Hit and Roll	34	79	24	76	58	78
Clearing	44	90	45	99	89	95
Double Take-out	24	82	17	81	41	82
Promotion Take-out	12	54	13	60	25	57
Not considered	0	-	5	-	5	-
All Draws	161	82	274	89	435	87
All Take-outs	193	84	191	88	384	86
Total	354	83	465	89	819	86

Legend:
↻ Clockwise ↺ Counter-clockwise

Cumulative Player Statistics by Team

SUI - Switzerland

SCHWARZ Benoit — Fourth — Vice — Right-handed

Type	↻	%	↺	%	Total	%
Draw	34	85	34	82	68	84
Front	0	-	0	-	0	-
Guard	2	100	6	88	8	91
Raise	4	50	7	79	11	68
Wick / Soft Peeling	0	-	0	-	0	-
Freeze	2	50	0	-	2	50
Take-out	29	81	25	87	54	84
Hit and Roll	12	85	5	85	17	85
Clearing	7	86	5	100	12	92
Double Take-out	6	50	12	88	18	75
Promotion Take-out	7	68	3	92	10	75
Not considered	0	-	1	-	1	-
All Draws	42	81	47	82	89	82
All Take-outs	61	78	50	89	111	83
Total	103	79	97	86	200	82

TANNER Valentin — Lead — Left-handed

Type	↻	%	↺	%	Total	%
Draw	34	79	57	89	91	85
Front	25	97	37	98	62	98
Guard	10	88	5	95	15	90
Raise	2	50	1	0	3	33
Wick / Soft Peeling	7	57	7	57	14	57
Freeze	0	-	0	-	0	-
Take-out	5	100	6	100	11	100
Hit and Roll	0	-	0	-	0	-
Clearing	1	100	0	-	1	100
Double Take-out	1	100	0	-	1	100
Promotion Take-out	0	-	0	-	0	-
Not considered	1	-	3	-	4	-
All Draws	78	83	107	89	185	87
All Take-outs	7	100	6	100	13	100
Total	85	84	113	90	198	88

PAETZ Claudio — Third — Right-handed

Type	↻	%	↺	%	Total	%
Draw	17	75	21	81	38	78
Front	0	-	0	-	0	-
Guard	8	94	12	94	20	94
Raise	7	86	1	100	8	88
Wick / Soft Peeling	1	100	0	-	1	100
Freeze	0	-	0	-	0	-
Take-out	34	84	24	95	58	88
Hit and Roll	12	83	5	45	17	72
Clearing	14	93	10	90	24	92
Double Take-out	5	90	7	54	12	69
Promotion Take-out	8	75	14	75	22	75
Not considered	0	-	0	-	0	-
All Draws	33	83	34	86	67	84
All Take-outs	73	85	60	80	133	83
Total	106	84	94	82	200	83

MEIER Romano — Alternate — Right-handed

Type	↻	%	↺	%	Total	%
Draw	0	-	0	-	0	-
Front	0	-	0	-	0	-
Guard	0	-	0	-	0	-
Raise	0	-	0	-	0	-
Wick / Soft Peeling	0	-	0	-	0	-
Freeze	0	-	0	-	0	-
Take-out	0	-	0	-	0	-
Hit and Roll	0	-	0	-	0	-
Clearing	1	100	1	0	2	50
Double Take-out	0	-	0	-	0	-
Promotion Take-out	0	-	0	-	0	-
Not considered	0	-	0	-	0	-
All Draws	0	-	0	-	0	-
All Take-outs	1	100	1	0	2	50
Total	1	100	1	0	2	50

DE CRUZ Peter — Second — Skip — Right-handed

Type	↻	%	↺	%	Total	%
Draw	17	82	29	77	46	79
Front	4	94	2	100	6	96
Guard	6	88	10	98	16	94
Raise	8	78	1	100	9	81
Wick / Soft Peeling	0	-	1	100	1	100
Freeze	0	-	0	-	0	-
Take-out	28	93	19	84	47	89
Hit and Roll	1	75	2	100	3	92
Clearing	15	78	36	91	51	87
Double Take-out	7	71	6	83	13	77
Promotion Take-out	6	50	4	75	10	60
Not considered	0	-	0	-	0	-
All Draws	35	84	43	84	78	84
All Take-outs	57	82	67	88	124	85
Total	92	82	110	86	202	84

Team: SUI - Switzerland

Type	↻	%	↺	%	Total	%
Draw	102	81	141	84	243	82
Front	29	97	39	98	68	97
Guard	26	90	33	94	59	92
Raise	21	73	10	75	31	73
Wick / Soft Peeling	8	63	8	63	16	63
Freeze	2	50	0	-	2	50
Take-out	96	86	74	90	170	88
Hit and Roll	25	84	12	71	37	80
Clearing	38	86	52	90	90	88
Double Take-out	19	71	25	77	44	74
Promotion Take-out	21	65	21	77	42	71
Not considered	1	-	4	-	5	-
All Draws	188	83	231	86	419	85
All Take-outs	199	82	184	85	383	84
Total	387	82	415	86	802	84

Legend:
↻ Clockwise ↺ Counter-clockwise

Cumulative Player Statistics by Team

SWE - Sweden

EDIN Niklas — Fourth Skip — Right-handed

Type	↻	%	↺	%	Total	%
Draw	25	85	33	83	58	84
Front	0	-	0	-	0	-
Guard	3	100	5	85	8	91
Raise	1	50	3	92	4	81
Wick / Soft Peeling	0	-	1	50	1	50
Freeze	0	-	0	-	0	-
Take-out	20	91	40	83	60	85
Hit and Roll	4	63	11	80	15	75
Clearing	8	100	9	89	17	94
Double Take-out	7	93	5	80	12	88
Promotion Take-out	7	61	7	71	14	66
Not considered	0	-	0	-	0	-
All Draws	29	85	42	83	71	84
All Take-outs	46	86	72	82	118	83
Total	75	86	114	82	189	83

SUNDGREN Christoffer — Lead — Right-handed

Type	↻	%	↺	%	Total	%
Draw	35	95	79	90	114	91
Front	21	98	17	94	38	96
Guard	2	75	3	83	5	80
Raise	1	100	3	42	4	56
Wick / Soft Peeling	0	-	8	78	8	78
Freeze	0	-	1	50	1	50
Take-out	1	100	10	90	11	91
Hit and Roll	0	-	0	-	0	-
Clearing	0	-	3	33	3	33
Double Take-out	1	100	0	-	1	100
Promotion Take-out	0	-	0	-	0	-
Not considered	2	-	3	-	5	-
All Draws	59	95	111	88	170	90
All Take-outs	2	100	13	77	15	80
Total	61	95	124	86	185	89

ERIKSSON Oskar — Third Vice — Left-handed

Type	↻	%	↺	%	Total	%
Draw	8	91	19	83	27	85
Front	0	-	0	-	0	-
Guard	0	-	4	88	4	88
Raise	1	100	4	75	5	80
Wick / Soft Peeling	0	-	0	-	0	-
Freeze	0	-	1	100	1	100
Take-out	21	95	26	83	47	88
Hit and Roll	9	89	7	64	16	78
Clearing	21	98	28	96	49	97
Double Take-out	8	69	12	79	20	75
Promotion Take-out	11	86	8	72	19	80
Not considered	0	-	0	-	0	-
All Draws	9	92	28	83	37	85
All Take-outs	70	91	81	84	151	87
Total	79	91	109	84	188	87

LEEK Henrik — Alternate — Right-handed

Type	↻	%	↺	%	Total	%
Draw	0	-	0	-	0	-
Front	0	-	0	-	0	-
Guard	0	-	0	-	0	-
Raise	0	-	0	-	0	-
Wick / Soft Peeling	0	-	0	-	0	-
Freeze	0	-	0	-	0	-
Take-out	0	-	0	-	0	-
Hit and Roll	0	-	0	-	0	-
Clearing	1	100	1	100	2	100
Double Take-out	0	-	0	-	0	-
Promotion Take-out	0	-	0	-	0	-
Not considered	0	-	0	-	0	-
All Draws	0	-	0	-	0	-
All Take-outs	1	100	1	100	2	100
Total	1	100	1	100	2	100

WRANAA Rasmus — Second — Right-handed

Type	↻	%	↺	%	Total	%
Draw	11	70	19	84	30	79
Front	3	100	1	100	4	100
Guard	0	-	4	88	4	88
Raise	5	70	2	50	7	64
Wick / Soft Peeling	0	-	1	50	1	50
Freeze	0	-	0	-	0	-
Take-out	10	90	21	79	31	82
Hit and Roll	7	82	9	81	16	81
Clearing	38	89	41	94	79	91
Double Take-out	3	67	3	100	6	83
Promotion Take-out	7	71	5	80	12	75
Not considered	0	-	0	-	0	-
All Draws	19	75	27	81	46	79
All Take-outs	65	85	79	88	144	87
Total	84	83	106	86	190	85

Team: SWE - Sweden

Type	↻	%	↺	%	Total	%
Draw	79	88	150	87	229	87
Front	24	98	18	94	42	96
Guard	5	90	16	86	21	87
Raise	8	75	12	67	20	70
Wick / Soft Peeling	0	-	10	73	10	73
Freeze	0	-	2	75	2	75
Take-out	52	93	97	82	149	86
Hit and Roll	20	81	27	76	47	78
Clearing	68	93	82	92	150	93
Double Take-out	19	79	20	83	39	81
Promotion Take-out	25	75	20	74	45	74
Not considered	2	-	3	-	5	-
All Draws	116	89	208	85	324	87
All Take-outs	184	88	246	84	430	86
Total	300	88	454	85	754	86

Legend:
↻ Clockwise ↺ Counter-clockwise

Cumulative Player Statistics by Team

USA - United States

SHUSTER John — Fourth Skip — Right-handed

Type	↻	%	↺	%	Total	%
Draw	27	83	36	81	63	82
Front	0	-	0	-	0	-
Guard	4	100	2	100	6	100
Raise	3	100	6	58	9	72
Wick / Soft Peeling	0	-	1	100	1	100
Freeze	0	-	0	-	0	-
Take-out	31	85	28	90	59	88
Hit and Roll	8	84	4	69	12	79
Clearing	6	100	3	100	9	100
Double Take-out	7	71	5	100	12	83
Promotion Take-out	8	53	4	88	12	65
Not considered	1	-	0	-	1	-
All Draws	34	87	45	79	79	83
All Take-outs	60	81	44	90	104	85
Total	94	83	89	85	183	84

LANDSTEINER John — Lead — Left-handed

Type	↻	%	↺	%	Total	%
Draw	37	91	55	83	92	86
Front	20	94	24	93	44	93
Guard	7	61	10	80	17	72
Raise	2	50	2	88	4	69
Wick / Soft Peeling	6	50	2	0	8	38
Freeze	0	-	0	-	0	-
Take-out	6	75	6	67	12	71
Hit and Roll	1	100	1	75	2	88
Clearing	0	-	0	-	0	-
Double Take-out	0	-	1	100	1	100
Promotion Take-out	1	50	0	-	1	50
Not considered	0	-	1	-	1	-
All Draws	72	84	93	83	165	84
All Take-outs	8	75	8	72	16	73
Total	80	83	101	82	181	83

GEORGE Tyler — Third Vice — Right-handed

Type	↻	%	↺	%	Total	%
Draw	22	90	28	86	50	88
Front	0	-	0	-	0	-
Guard	3	58	0	-	3	58
Raise	4	75	7	82	11	80
Wick / Soft Peeling	0	-	0	-	0	-
Freeze	0	-	0	-	0	-
Take-out	30	88	23	89	53	88
Hit and Roll	13	73	9	81	22	76
Clearing	6	92	11	100	17	97
Double Take-out	4	100	11	70	15	78
Promotion Take-out	4	75	5	100	9	89
Not considered	0	-	0	-	0	-
All Draws	29	84	35	85	64	85
All Take-outs	57	85	59	87	116	86
Total	86	85	94	86	180	86

POLO Joe — Alternate — Right-handed

Type	↻	%	↺	%	Total	%
Draw	5	85	0	-	5	85
Front	0	-	0	-	0	-
Guard	1	75	0	-	1	75
Raise	0	-	0	-	0	-
Wick / Soft Peeling	0	-	2	25	2	25
Freeze	0	-	0	-	0	-
Take-out	2	50	1	100	3	67
Hit and Roll	0	-	0	-	0	-
Clearing	3	83	7	93	10	90
Double Take-out	1	50	0	-	1	50
Promotion Take-out	0	-	0	-	0	-
Not considered	0	-	0	-	0	-
All Draws	6	83	2	25	8	69
All Take-outs	6	67	8	94	14	82
Total	12	75	10	80	22	77

HAMILTON Matt — Second — Right-handed

Type	↻	%	↺	%	Total	%
Draw	20	76	22	70	42	73
Front	3	33	1	50	4	38
Guard	2	88	10	83	12	83
Raise	2	50	2	50	4	50
Wick / Soft Peeling	1	50	0	-	1	50
Freeze	0	-	0	-	0	-
Take-out	19	72	16	78	35	75
Hit and Roll	6	75	7	79	13	77
Clearing	17	87	21	90	38	89
Double Take-out	6	79	7	71	13	75
Promotion Take-out	7	82	4	88	11	84
Not considered	1	-	0	-	1	-
All Draws	28	70	35	72	63	71
All Take-outs	55	79	55	83	110	81
Total	83	76	90	79	173	77

Team: USA - United States

Type	↻	%	↺	%	Total	%
Draw	111	86	141	81	252	83
Front	23	86	25	91	48	89
Guard	17	74	22	83	39	79
Raise	11	73	17	71	28	71
Wick / Soft Peeling	7	50	5	30	12	42
Freeze	0	-	0	-	0	-
Take-out	88	82	74	85	162	83
Hit and Roll	28	78	21	77	49	78
Clearing	32	90	42	94	74	92
Double Take-out	18	79	24	78	42	79
Promotion Take-out	20	68	13	92	33	77
Not considered	2	-	1	-	3	-
All Draws	169	82	210	80	379	81
All Take-outs	186	81	174	86	360	83
Total	355	81	384	83	739	82

Legend:
↻ Clockwise ↺ Counter-clockwise

Session Results and Standings

Sheet	Game	Team	LSFE	1	2	3	4	5	6	7	8	9	10	Extra Ends			Total
A	11	SCO - Scotland	*	1	0	1	0	0	1	1	0	2	0	1				7
	11	RUS - Russia		0	2	0	1	1	0	0	1	0	1	0				6
B	11	SWE - Sweden	*	2	1	0	0	0	2	0	3	X	X					8
	11	NED - Netherlands		0	0	1	0	0	0	1	0	X	X					2
C	11	NOR - Norway		0	1	0	1	0	1	0	1	X	X					4
	11	CAN - Canada	*	1	0	4	0	2	0	1	0	X	X					8
D	11	JPN - Japan		0	0	0	0	2	0	X	X	X	X					2
	11	CHN - China	*	3	2	1	1	0	2	X	X	X	X					9

Standings after Round Robin

Rank	Team	Games	Wins	Losses		
1	CAN - Canada	11	11	0	Q	
2	SWE - Sweden	11	9	2	Q	
3	SUI - Switzerland	11	8	3	Q	w1
4	USA - United States	11	8	3	Q	w0
5	CHN - China	11	6	5		w1
6	SCO - Scotland	11	6	5		w0
7	JPN - Japan	11	5	6		w1
8	NOR - Norway	11	5	6		w0
9	ITA - Italy	11	4	7		
10	GER - Germany	11	3	8		
11	NED - Netherlands	11	1	10		
12	RUS - Russia	11	0	11		

Attendance

Session: 4'481 Total: 55'822

Legend:
LSFE(*) Last Stone First End **Q** Qualified for the play-offs **wn** Number of wins (n) against tied teams
X Unplayed/unfinished end due to concession

Game Results

Sheet	Game	Team	LSFE	1	2	3	4	5	6	7	8	9	10	Extra Ends			Total
A	11	SCO - Scotland	*	1	0	1	0	0	1	1	0	2	0	1				7
	11	RUS - Russia		0	2	0	1	1	0	0	1	0	1	0				6

SCO - Scotland		Shot Success Game	Shot Success All
4 S	MURDOCH David	85%	84%
3 V	DRUMMOND Greg	76%	83%
2	ANDREWS Scott	88%	87%
1	GOODFELLOW Michael	89%	91%
A	PATERSON Ross	-	-
	Team Total	84%	86%

Last Stone Draw		Distance
↻	MURDOCH D	23.7cm
↺	DRUMMOND G	10.3cm
Total		**34.0cm**

Time remaining: 2 minutes 19 seconds
1 minute 31 seconds (after extra end)

Time-out: end 10 - SCO stone 8

RUS - Russia		Shot Success Game	Shot Success All
4 V	STUKALSKIY Alexey	75%	77%
3 S	TIMOFEEV Alexey	85%	73%
2	GADZHIKHANOV Timur	76%	77%
1	RAZHABOV Artur	83%	84%
A	KLIMOV Evgeny	-	80%
	Team Total	80%	78%

Last Stone Draw		Distance
↻	STUKALSKIY A	90.9cm
↺	RAZHABOV A	27.6cm
Total		**118.5cm**

Time remaining: 1 minute 28 seconds
1 minute 42 seconds (after extra end)

Time-out: end 10 - RUS stone 6

Shot Success Analysis

SCO - Scotland		↻		↺		Game	
4 MURDOCH David	Draws	7	79%	5	100%	12	88%
	Take-outs	10	83%	0	-	10	83%
	Total	17	81%	5	100%	22	85%
3 DRUMMOND Greg	Draws	3	67%	3	58%	6	63%
	Take-outs	9	86%	7	75%	16	81%
	Total	12	81%	10	70%	22	76%
2 ANDREWS Scott	Draws	3	92%	6	96%	9	94%
	Take-outs	7	71%	6	96%	13	83%
	Total	10	78%	12	96%	22	88%
1 GOODFELLOW Michael	Draws	2	100%	18	88%	20	89%
	Take-outs	0	-	2	88%	2	88%
	Total	2	100%	20	88%	22	89%
A PATERSON Ross	Draws	0	-	0	-	0	-
	Take-outs	0	-	0	-	0	-
	Total	0	-	0	-	0	-
Team	Draws	15	82%	32	88%	47	86%
	Take-outs	26	81%	15	85%	41	82%
	Total	41	81%	47	87%	88	84%

RUS - Russia		↻		↺		Game	
4 STUKALSKIY Alexey	Draws	3	75%	8	91%	11	86%
	Take-outs	6	75%	5	50%	11	64%
	Total	9	75%	13	75%	22	75%
3 TIMOFEEV Alexey	Draws	4	75%	5	95%	9	86%
	Take-outs	7	93%	6	75%	13	85%
	Total	11	86%	11	84%	22	85%
2 GADZHIKHANOV Timur	Draws	3	67%	9	92%	12	85%
	Take-outs	5	70%	5	60%	10	65%
	Total	8	69%	14	80%	22	76%
1 RAZHABOV Artur	Draws	3	33%	16	98%	19	88%
	Take-outs	2	25%	1	100%	3	50%
	Total	5	30%	17	99%	22	83%
A KLIMOV Evgeny	Draws	0	-	0	-	0	-
	Take-outs	0	-	0	-	0	-
	Total	0	-	0	-	0	-
Team	Draws	13	63%	38	95%	51	87%
	Take-outs	20	75%	17	65%	37	70%
	Total	33	70%	55	85%	88	80%

Note:
Team position and functions are attached to each team member's name as follows:
4 = Fourth, **3** = Third, **2** = Second, **1** = Lead, **A** = Alternate, **S** = Skip, **V** = Vice-Skip

Legend:
↻ Clockwise ↺ Counter-clockwise **LSFE(*)** Last Stone First End

Game - Shot by Shot

End 1 | **SCO - Scotland** **0 + 1** (this end) **= 1** | **RUS - Russia** **0 + 0** (this end) **= 0**

1
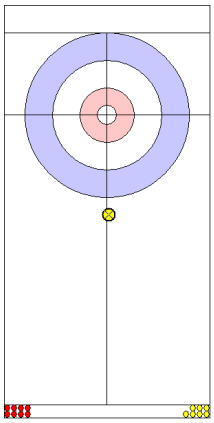
RUS: RAZHABOV A
Front ↺ 4

2
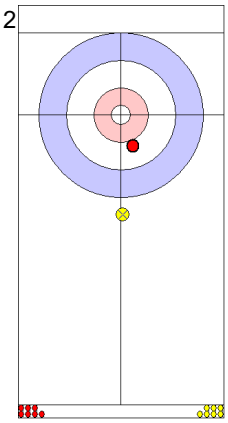
SCO: GOODFELLOW M
Draw ↺ 3

3
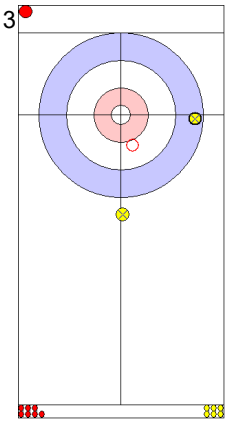
RUS: RAZHABOV A
Take-out ↺ 4

4
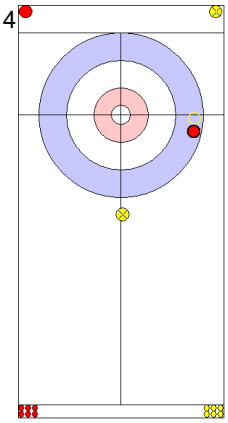
SCO: GOODFELLOW M
Take-out ↺ 4

5
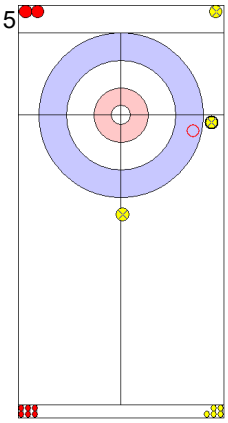
RUS: GADZHIKHANOV T
Take-out ↺ 2

6
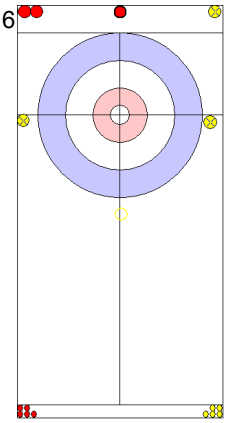
SCO: ANDREWS S
Clearing ↺ 4

7
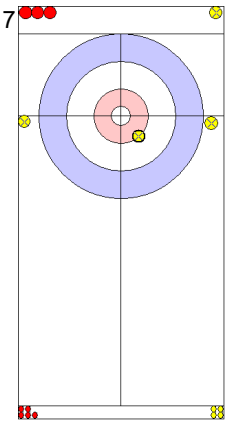
RUS: GADZHIKHANOV T
Draw ↺ 4

8
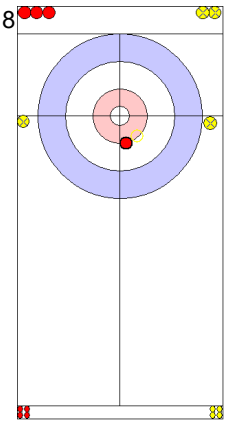
SCO: ANDREWS S
Take-out ↺ 4

9
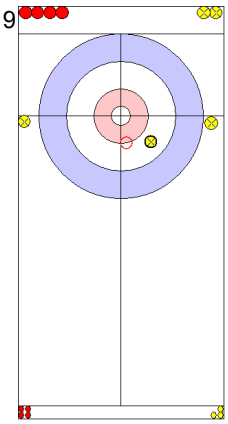
RUS: TIMOFEEV A
Take-out ↺ 4

10
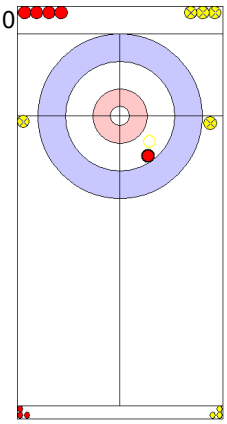
SCO: DRUMMOND G
Take-out ↺ 4

11
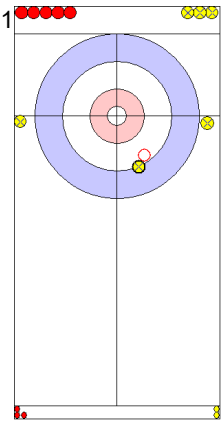
RUS: TIMOFEEV A
Take-out ↺ 4

12
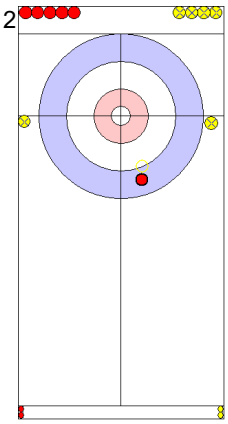
SCO: DRUMMOND G
Take-out ↺ 4

13
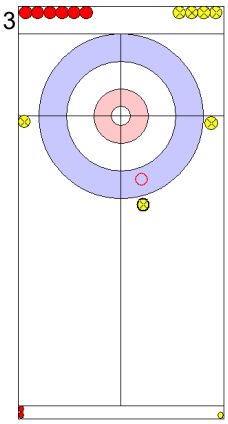
RUS: STUKALSKIY A
Hit and Roll ↺ 2

14
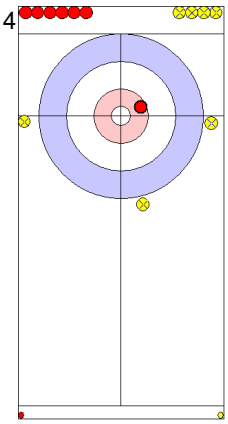
SCO: MURDOCH D
Draw ↺ 4

15
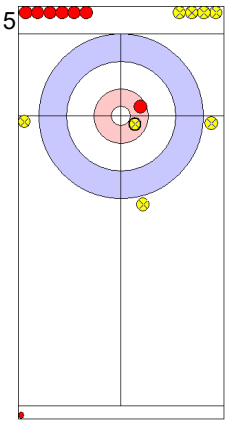
RUS: STUKALSKIY A
Draw ↺ 4

16
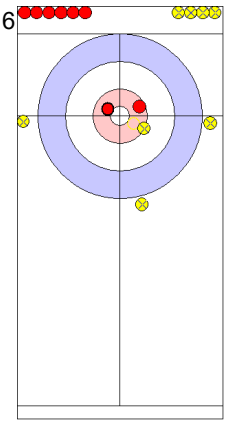
SCO: MURDOCH D
Draw ↺ 4

	SCO	RUS
Total Score	1	0
Time left	00:00	00:00

Game - Shot by Shot

End 2 | **SCO - Scotland** **1 + 0** (this end) **= 1** | **RUS - Russia** **0 + 2** (this end) **= 2**

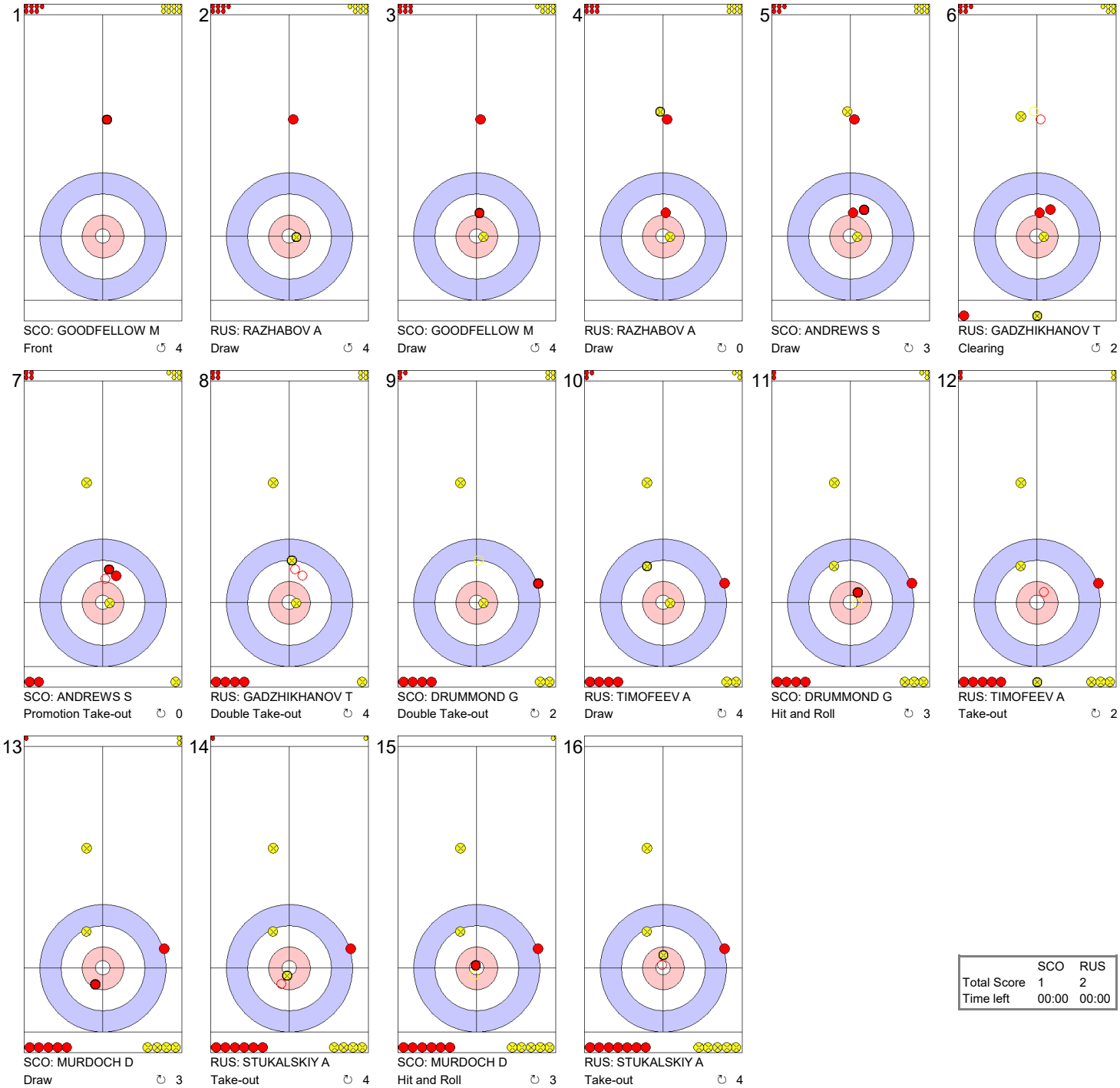

	SCO	RUS
Total Score	1	2
Time left	00:00	00:00

Game - Shot by Shot

End 3 | **SCO - Scotland** **1 + 1** (this end) **= 2** | **RUS - Russia** **2 + 0** (this end) **= 2**

1
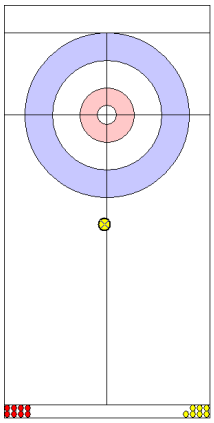
RUS: RAZHABOV A
Front ↺ 4

2
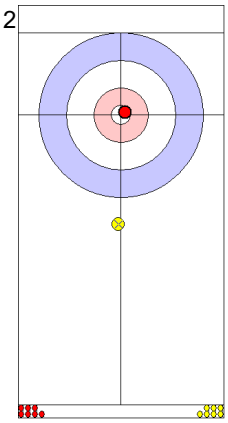
SCO: GOODFELLOW M
Draw ↺ 3

3
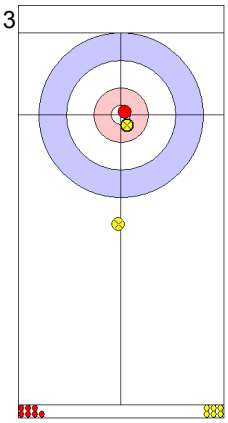
RUS: RAZHABOV A
Draw ↺ 4

4
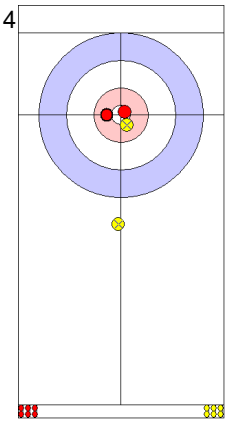
SCO: GOODFELLOW M
Draw ↺ 3

5
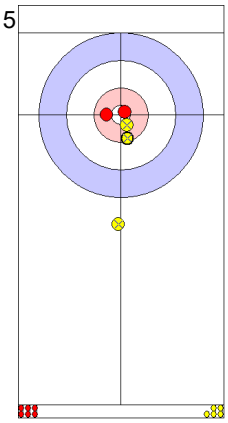
RUS: GADZHIKHANOV T
Draw ↺ 4

6
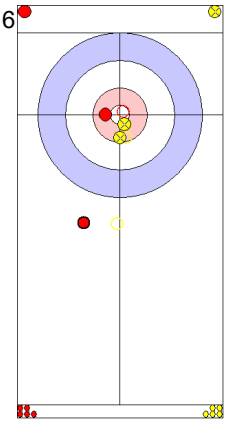
SCO: ANDREWS S
Double Take-out ↺ 4

7
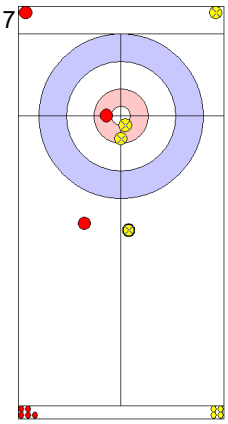
RUS: GADZHIKHANOV T
Guard ↺ 3

8
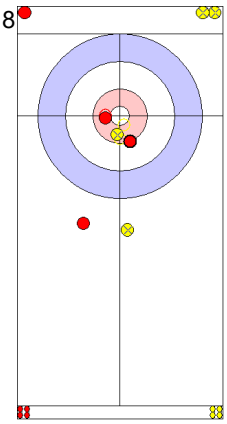
SCO: ANDREWS S
Take-out ↺ 4

9
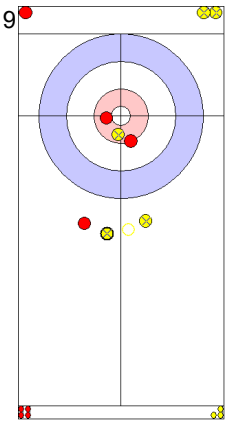
RUS: TIMOFEEV A
Draw ↺ 0

10
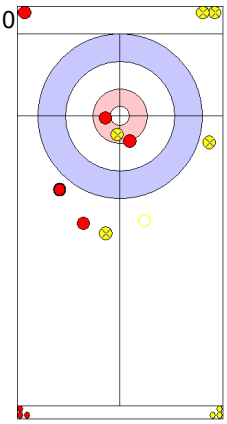
SCO: DRUMMOND G
Raise ↺ 0

11
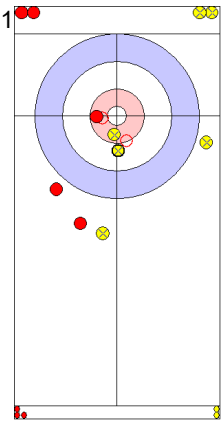
RUS: TIMOFEEV A
Take-out ↺ 4

12
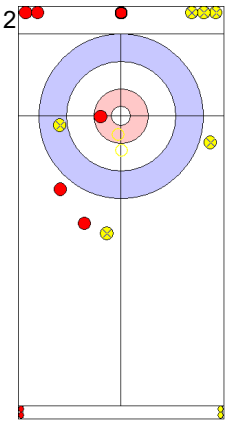
SCO: DRUMMOND G
Double Take-out ↺ 3

13
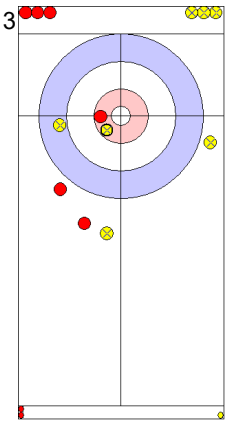
RUS: STUKALSKIY A
Draw ↺ 4

14
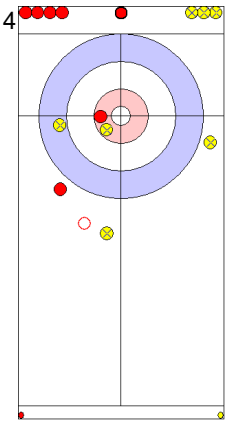
SCO: MURDOCH D
Promotion Take-out ↺ 0

15
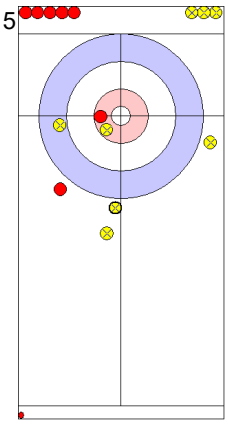
RUS: STUKALSKIY A
Draw ↺ 3

16
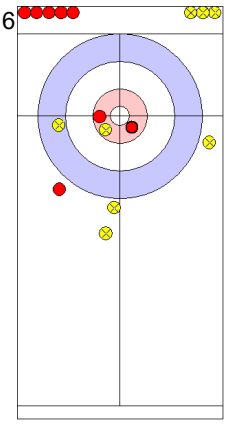
SCO: MURDOCH D
Draw ↺ 4

	SCO	RUS
Total Score	2	2
Time left	00:00	00:00

Game - Shot by Shot

End 4 | **SCO - Scotland** **2 + 0** (this end) **= 2** | **RUS - Russia** **2 + 1** (this end) **= 3**



	SCO	RUS
Total Score	2	3
Time left	00:00	00:00

Game - Shot by Shot

End 5 | **SCO - Scotland** **2 + 0** (this end) **= 2** | **RUS - Russia** **3 + 1** (this end) **= 4**

1

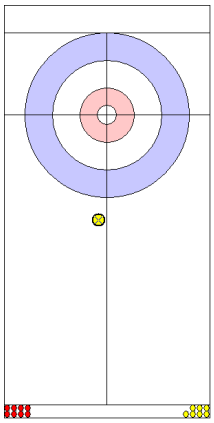

RUS: RAZHABOV A
Front ↺ 4

2

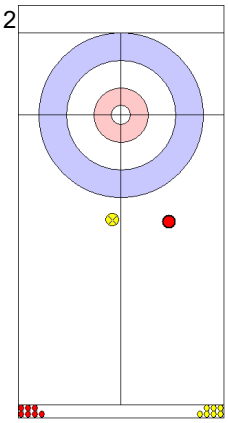

SCO: GOODFELLOW M
Front ↻ 4

3

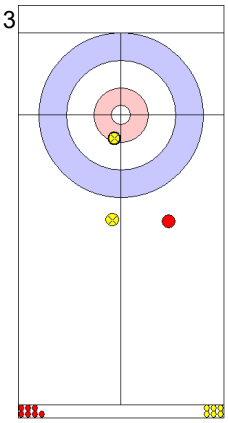

RUS: RAZHABOV A
Draw ↺ 4

4

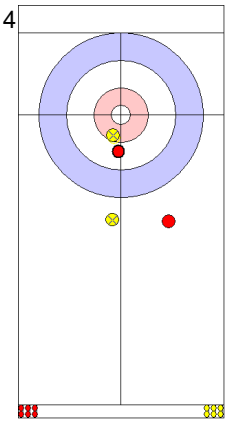

SCO: GOODFELLOW M
Draw ↺ 4

5

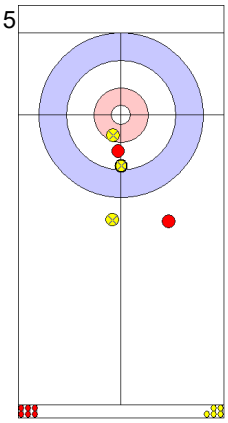

RUS: GADZHIKHANOV T
Draw ↺ 4

6

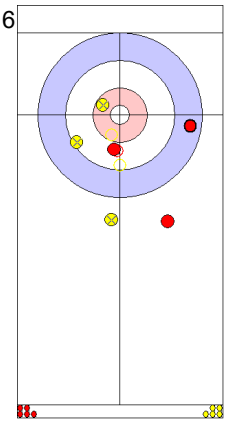

SCO: ANDREWS S
Hit and Roll ↺ 3

7

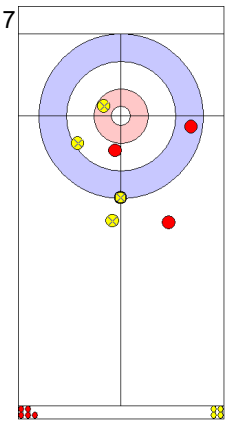

RUS: GADZHIKHANOV T
Draw ↺ 3

8

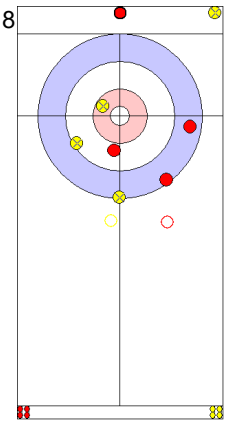

SCO: ANDREWS S
Clearing ↺ 4

9

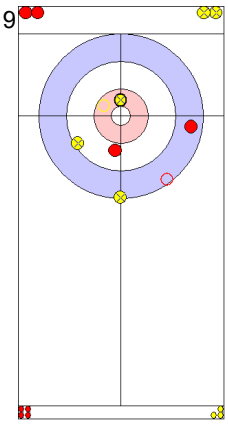

RUS: TIMOFEEV A
Hit and Roll ↺ 2

10

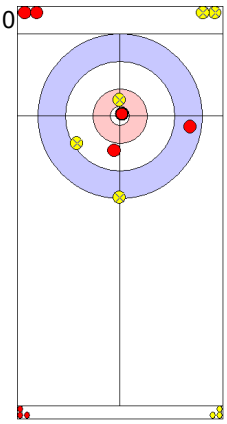

SCO: DRUMMOND G
Draw ↺ 4

11

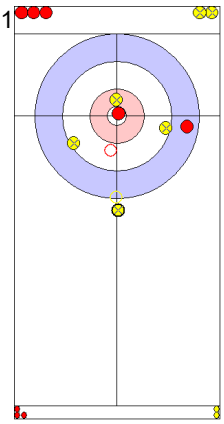

RUS: TIMOFEEV A
Double Take-out ↺ 2

12

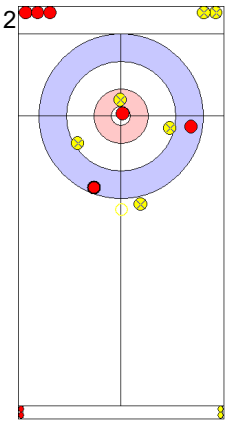

SCO: DRUMMOND G
Draw ↻ 0

13

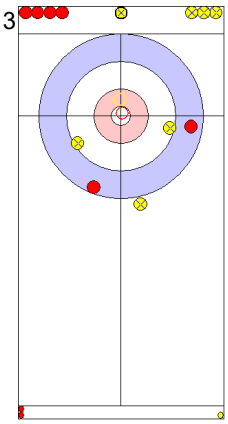

RUS: STUKALSKIY A
Clearing ↺ 4

14

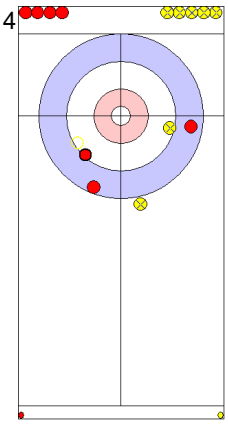

SCO: MURDOCH D
Take-out ↻ 4

15

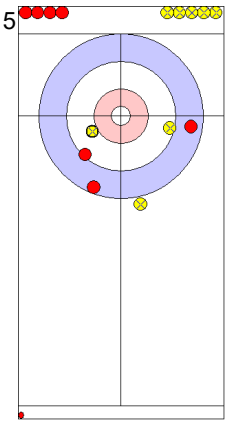

RUS: STUKALSKIY A
Draw ↺ 4

16

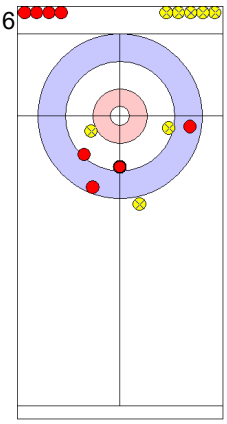

SCO: MURDOCH D
Draw ↻ 1
Measurement

	SCO	RUS
Total Score	2	4
Time left	00:00	00:00

Game - Shot by Shot

End 6 | **SCO - Scotland** **2 + 1** (this end) **= 3** | **RUS - Russia** **4 + 0** (this end) **= 4**

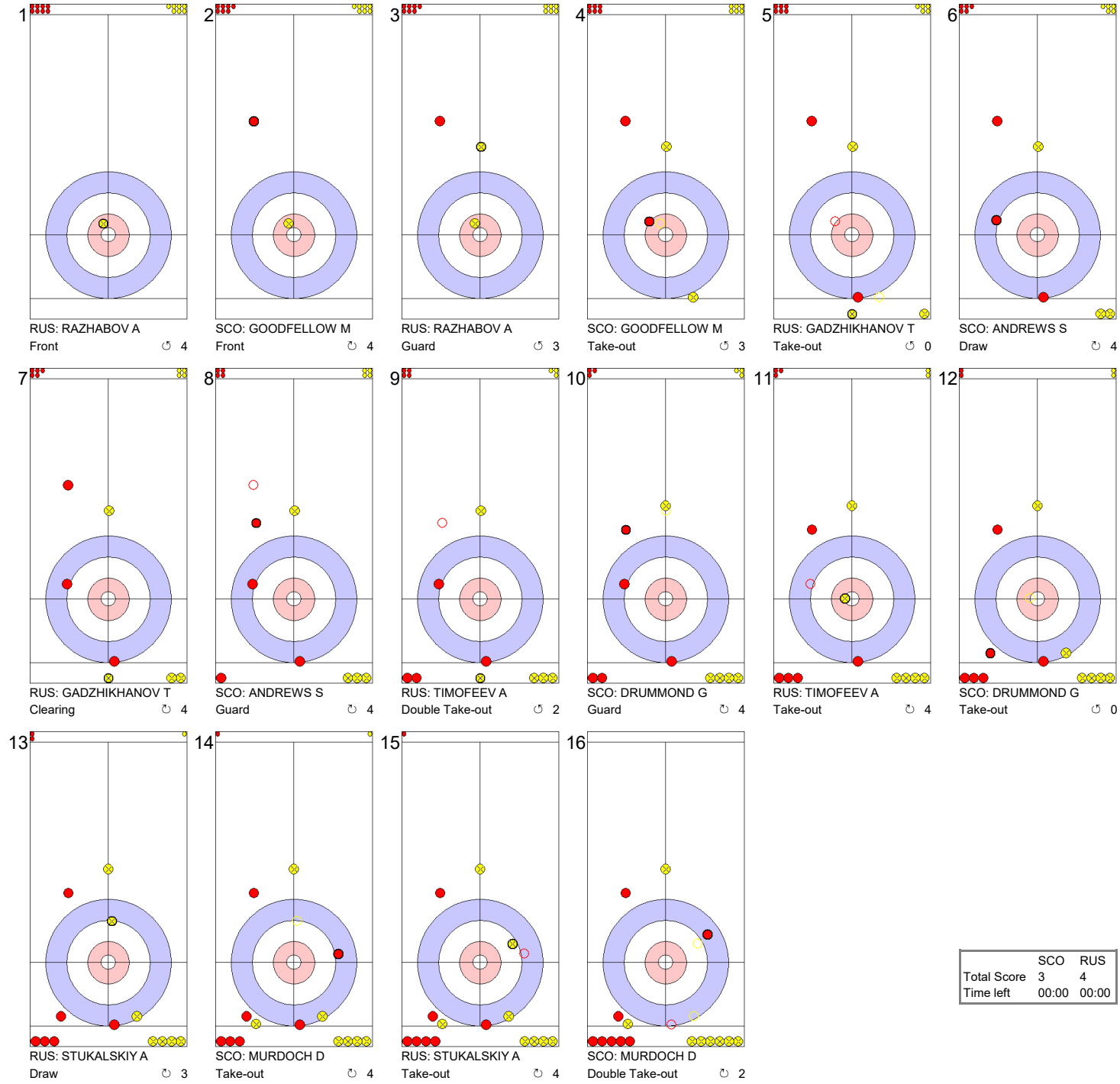

	SCO	RUS
Total Score	3	4
Time left	00:00	00:00

Game - Shot by Shot

End 7 | **SCO - Scotland** **3 + 1** (this end) **= 4** | **RUS - Russia** **4 + 0** (this end) **= 4**

1
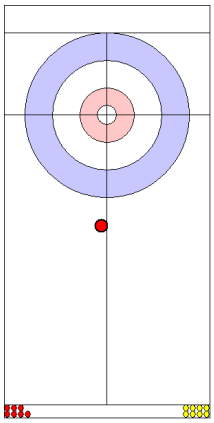
SCO: GOODFELLOW M
Front ↺ 4

2
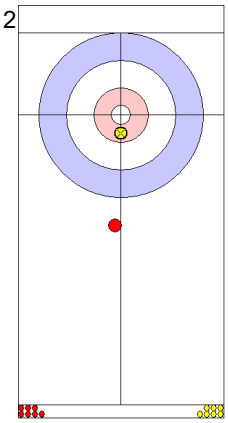
RUS: RAZHABOV A
Draw ↺ 4

3
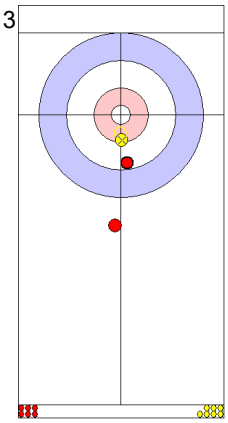
SCO: GOODFELLOW M
Draw ↺ 4

4
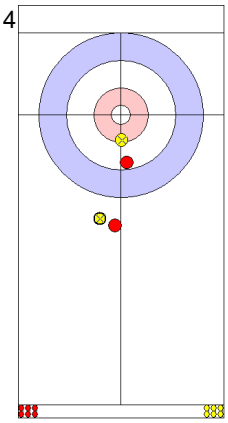
RUS: RAZHABOV A
Draw ↻ 0

5
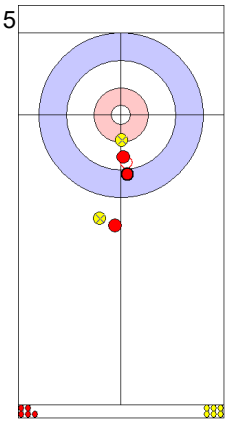
SCO: ANDREWS S
Draw ↺ 4

6
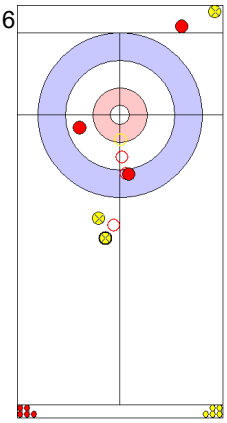
RUS: GADZHIKHANOV T
Double Take-out ↻ 2

7
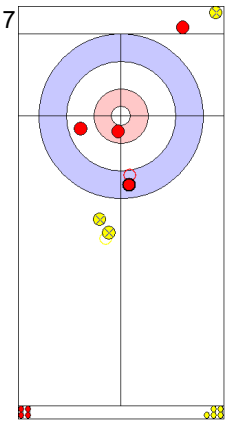
SCO: ANDREWS S
Raise ↺ 4

8
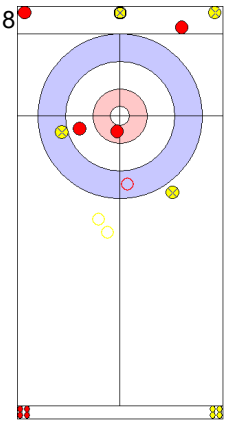
RUS: GADZHIKHANOV T
Promotion Take-out ↻ 2

9
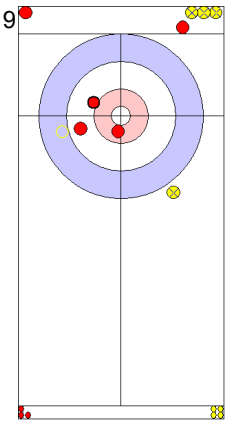
SCO: DRUMMOND G
Take-out ↺ 4

10
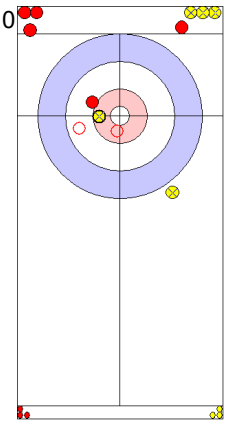
RUS: TIMOFEEV A
Double Take-out ↻ 4

11
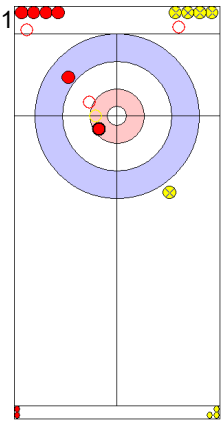
SCO: DRUMMOND G
Take-out ↺ 4

12
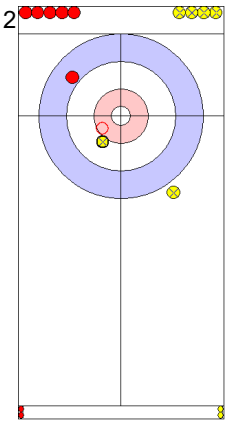
RUS: TIMOFEEV A
Take-out ↻ 4

13
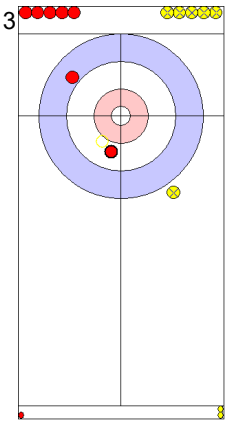
SCO: MURDOCH D
Take-out ↺ 4

14
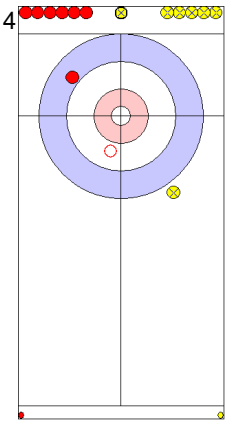
RUS: STUKALSKIY A
Take-out ↻ 2

15
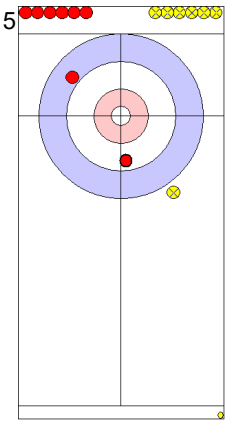
SCO: MURDOCH D
Draw ↺ 3

16
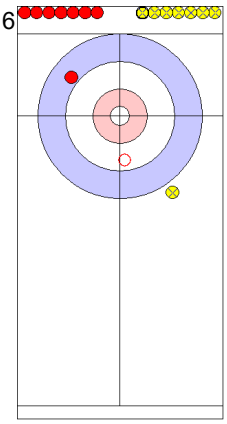
RUS: STUKALSKIY A
Take-out ↻ 0

	SCO	RUS
Total Score	4	4
Time left	00:00	00:00

Game - Shot by Shot

End 8 | **SCO - Scotland** **4 + 0** (this end) **= 4** | **RUS - Russia** **4 + 1** (this end) **= 5**



	SCO	RUS
Total Score	4	5
Time left	00:00	00:00

Game - Shot by Shot

End 9 | **SCO - Scotland** **4 + 2** (this end) **= 6** | **RUS - Russia** **5 + 0** (this end) **= 5**



	SCO	RUS
Total Score	6	5
Time left	00:00	00:00

Game - Shot by Shot

End 10 | **SCO - Scotland** **6 + 0** (this end) **= 6** | **RUS - Russia** **5 + 1** (this end) **= 6**

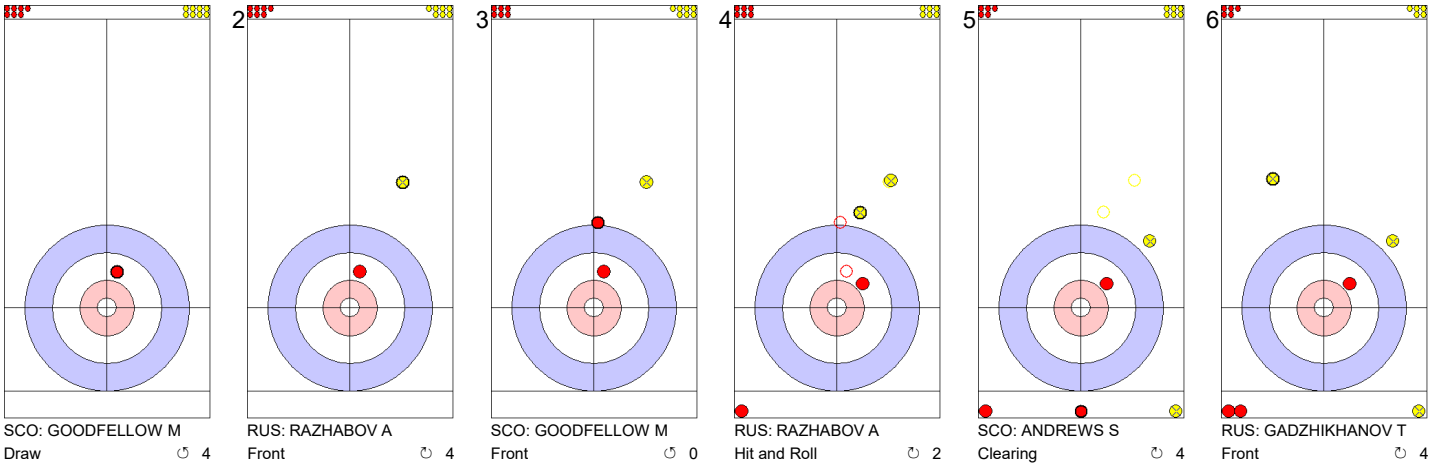

1 SCO: GOODFELLOW M — Draw ↻ 4
2 RUS: RAZHABOV A — Front ↻ 4
3 SCO: GOODFELLOW M — Front ↻ 0
4 RUS: RAZHABOV A — Hit and Roll ↻ 2
5 SCO: ANDREWS S — Clearing ↻ 4
6 RUS: GADZHIKHANOV T — Front ↻ 4

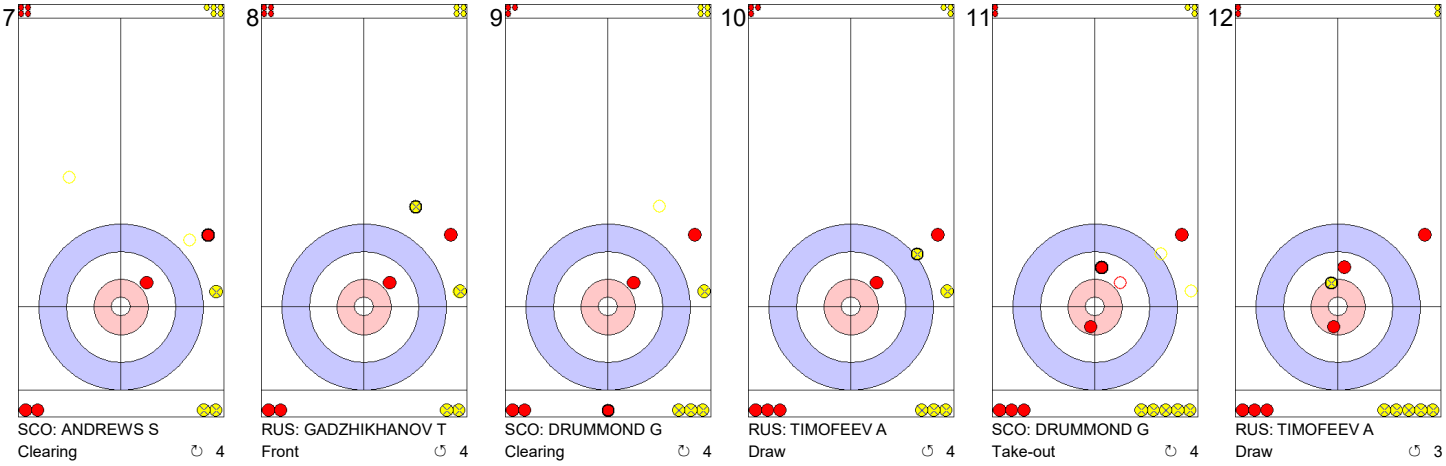

7 SCO: ANDREWS S — Clearing ↻ 4
8 RUS: GADZHIKHANOV T — Front ↻ 4
9 SCO: DRUMMOND G — Clearing ↻ 4
10 RUS: TIMOFEEV A — Draw ↻ 4
11 SCO: DRUMMOND G — Take-out ↻ 4
12 RUS: TIMOFEEV A — Draw ↻ 3 — Time-out

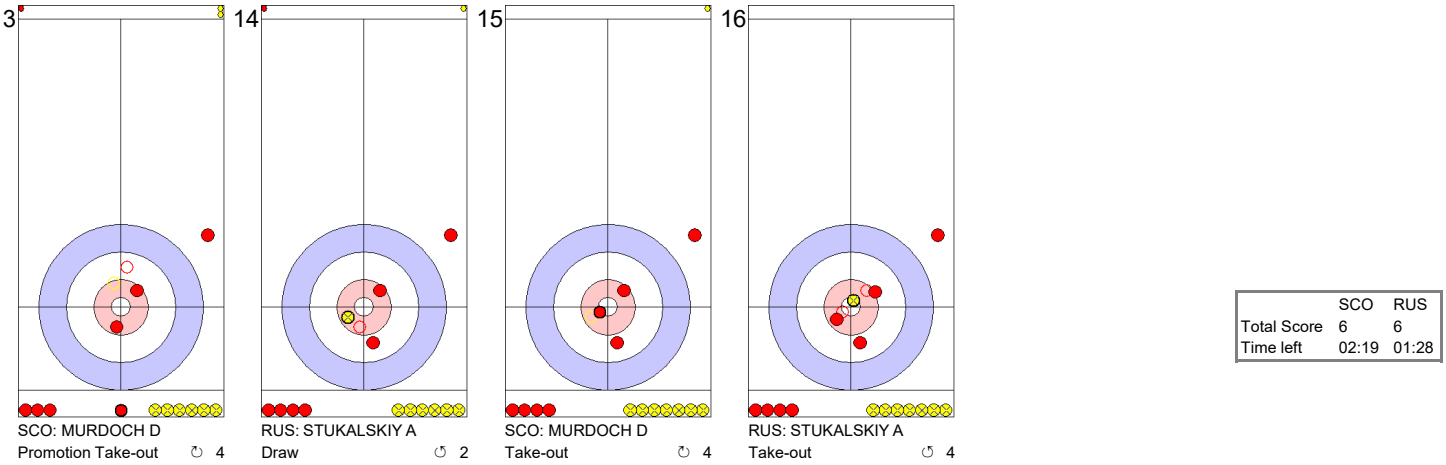

13 SCO: MURDOCH D — Promotion Take-out ↻ 4
14 RUS: STUKALSKIY A — Draw ↻ 2
15 SCO: MURDOCH D — Take-out ↻ 4 — Time-out
16 RUS: STUKALSKIY A — Take-out ↻ 4

	SCO	RUS
Total Score	6	6
Time left	02:19	01:28

Game - Shot by Shot

End 11 | **SCO - Scotland** **6 + 1** (this end) **= 7** | **RUS - Russia** **6 + 0** (this end) **= 6**

1
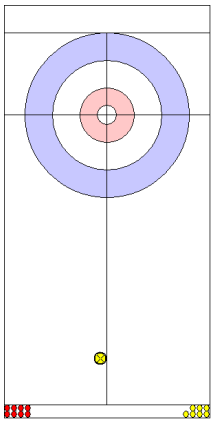
RUS: RAZHABOV A
Front ↺ 4

2
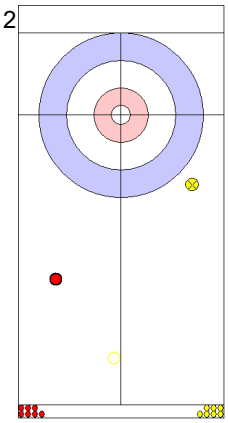
SCO: GOODFELLOW M
Wick / Soft Peeling ↺ 4

3
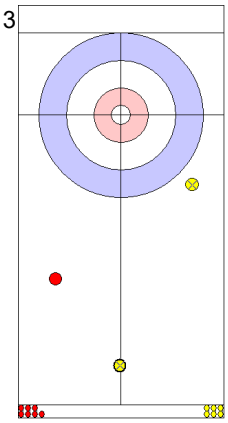
RUS: RAZHABOV A
Front ↺ 4

4
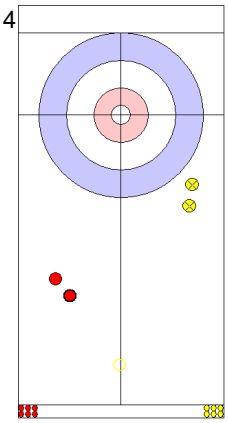
SCO: GOODFELLOW M
Wick / Soft Peeling ↺ 4

5
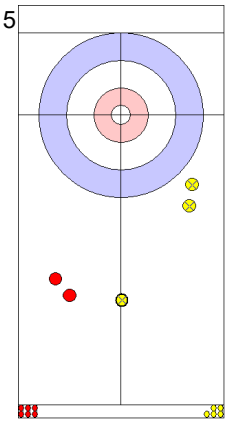
RUS: GADZHIKHANOV T
Front ↺ 4

6
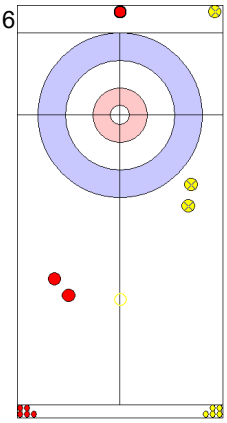
SCO: ANDREWS S
Clearing ↺ 4

7
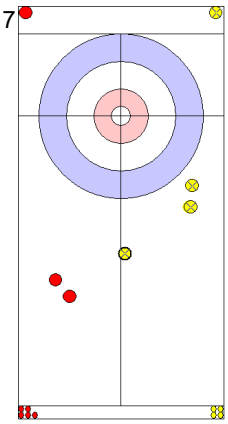
RUS: GADZHIKHANOV T
Front ↺ 4

8
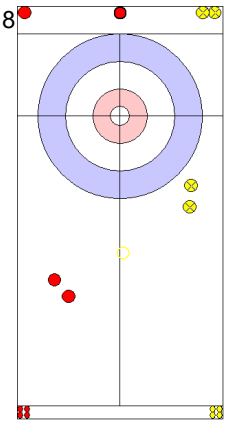
SCO: ANDREWS S
Clearing ↺ 4

9
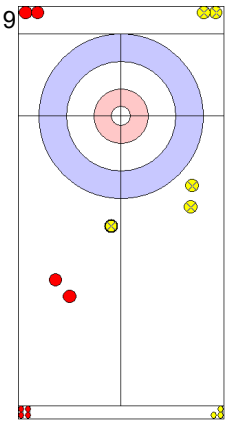
RUS: TIMOFEEV A
Front ↺ 4

10
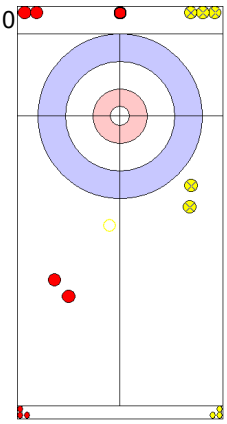
SCO: DRUMMOND G
Clearing ↻ 4

11
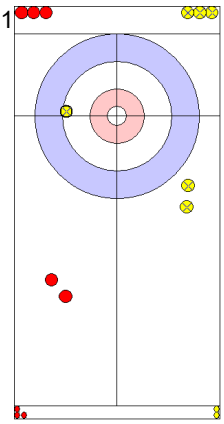
RUS: TIMOFEEV A
Draw ↺ 4

12
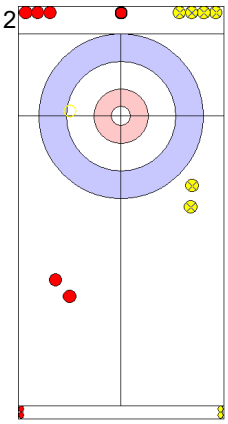
SCO: DRUMMOND G
Take-out ↺ 4

13
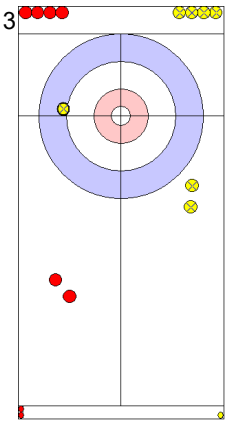
RUS: STUKALSKIY A
Draw ↺ 4

14
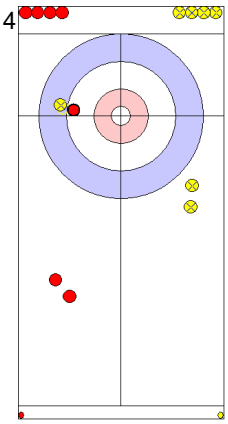
SCO: MURDOCH D
Draw ↺ 4

15
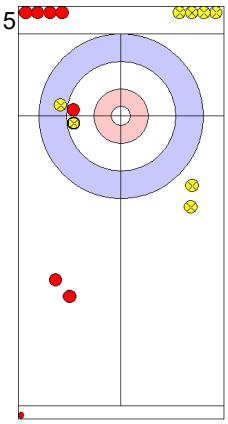
RUS: STUKALSKIY A
Draw ↺ 4

16
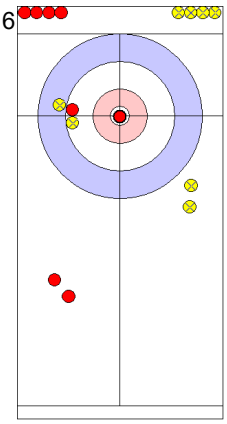
SCO: MURDOCH D
Draw ↺ 4

Note:
Shot Success Points:
4 = 100%
3 = 75%
2 = 50%
1 = 25%
0 = 0%
X = not considered

Rotation:
↻ Clockwise
↺ Counter-clockwise

	SCO	RUS
Total Score	7	6
Time left	01:31	01:42

Game Results

Sheet	Game	Team	LSFE	1	2	3	4	5	6	7	8	9	10	Extra Ends				Total
B	11	SWE - Sweden	*	2	1	0	0	0	2	0	3	X	X					8
	11	NED - Netherlands		0	0	1	0	0	0	1	0	X	X					2

SWE - Sweden		Shot Success Game	Shot Success All
4 S	EDIN Niklas	98 %	83 %
3 V	ERIKSSON Oskar	98 %	87 %
2	WRANAA Rasmus	91%	85 %
1	SUNDGREN Christoffer	88 %	89 %
A	LEEK Henrik	-	100 %
	Team Total	94 %	86 %

Last Stone Draw		Distance
↻	SUNDGREN C	19.7cm
↺	WRANAA R	24.6cm
Total		**44.3cm**

Time remaining: 15 minutes 21 seconds

NED - Netherlands		Shot Success Game	Shot Success All
4 S	VAN DORP Jaap	80 %	77 %
3 V	GOESGENS Wouter	75 %	80 %
2	HOEKMAN Laurens	66 %	76 %
1	GLASBERGEN Carlo	81%	83 %
A	MAGAN Alexander	-	-
	Team Total	75 %	79 %

Last Stone Draw		Distance
↻	GLASBERGEN C	17.3cm
↺	VAN DORP J	78.4cm
Total		**95.7cm**

Time remaining: 12 minutes 0 seconds

Shot Success Analysis

SWE - Sweden		↻		↺		Game	
4 EDIN Niklas	Draws	2	100 %	4	100 %	6	100 %
	Take-outs	4	100 %	6	96 %	10	98 %
	Total	6	100 %	10	98 %	16	98 %
3 ERIKSSON Oskar	Draws	1	100 %	2	100 %	3	100 %
	Take-outs	6	100 %	7	96 %	13	98 %
	Total	7	100 %	9	97 %	16	98 %
2 WRANAA Rasmus	Draws	1	100 %	3	67 %	4	75 %
	Take-outs	5	95 %	7	96 %	12	96 %
	Total	6	96 %	10	88 %	16	91 %
1 SUNDGREN Christoffer	Draws	4	88 %	10	95 %	14	93 %
	Take-outs	1	100 %	1	0 %	2	50 %
	Total	5	90 %	11	86 %	16	88 %
A LEEK Henrik	Draws	0	-	0	-	0	-
	Take-outs	0	-	0	-	0	-
	Total	0	-	0	-	0	-
Team	Draws	8	94 %	19	92 %	27	93 %
	Take-outs	16	98 %	21	92 %	37	95 %
	Total	24	97 %	40	92 %	64	94 %

NED - Netherlands		↻		↺		Game	
4 VAN DORP Jaap	Draws	1	0 %	5	85 %	6	71 %
	Take-outs	4	75 %	6	92 %	10	85 %
	Total	5	60 %	11	89 %	16	80 %
3 GOESGENS Wouter	Draws	2	100 %	3	100 %	5	100 %
	Take-outs	5	60 %	6	67 %	11	64 %
	Total	7	71 %	9	78 %	16	75 %
2 HOEKMAN Laurens	Draws	2	50 %	7	75 %	9	69 %
	Take-outs	2	100 %	5	45 %	7	61 %
	Total	4	75 %	12	63 %	16	66 %
1 GLASBERGEN Carlo	Draws	8	84 %	6	88 %	14	86 %
	Take-outs	1	100 %	1	0 %	2	50 %
	Total	9	86 %	7	75 %	16	81 %
A MAGAN Alexander	Draws	0	-	0	-	0	-
	Take-outs	0	-	0	-	0	-
	Total	0	-	0	-	0	-
Team	Draws	13	75 %	21	85 %	34	81 %
	Take-outs	12	75 %	18	65 %	30	69 %
	Total	25	75 %	39	76 %	64	75 %

Note:
Team position and functions are attached to each team member's name as follows:
4 = Fourth, **3** = Third, **2** = Second, **1** = Lead, **A** = Alternate, **S** = Skip, **V** = Vice-Skip

Legend:
↻ Clockwise ↺ Counter-clockwise **LSFE(*)** Last Stone First End
X Unplayed/unfinished end due to concession

Game - Shot by Shot

End 1 — SWE - Sweden 0 + 2 (this end) = 2 — NED - Netherlands 0 + 0 (this end) = 0

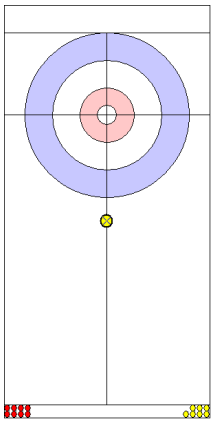
1
NED: GLASBERGEN C
Front ↺ 4

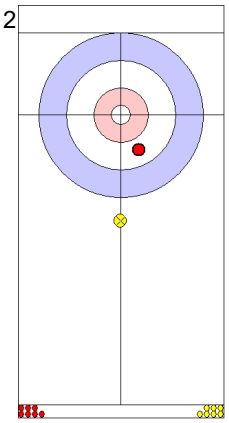
2
SWE: SUNDGREN C
Draw ↺ 2

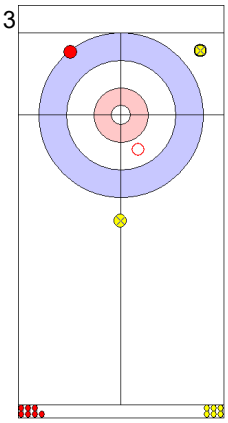
3
NED: GLASBERGEN C
Take-out ↺ 0

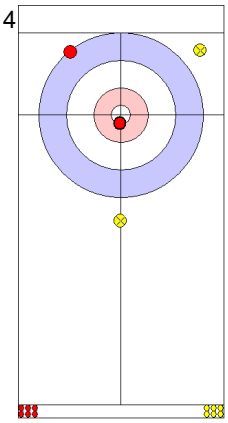
4
SWE: SUNDGREN C
Draw ↺ 4

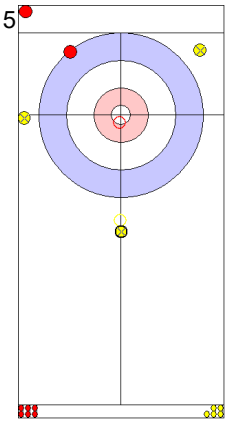
5
NED: HOEKMAN L
Promotion Take-out ↺ 4

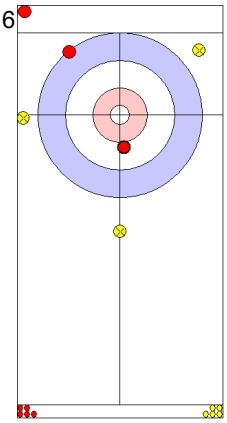
6
SWE: WRANAA R
Draw ↺ 4

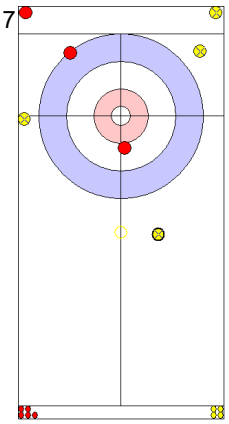
7
NED: HOEKMAN L
Promotion Take-out ↺ 0

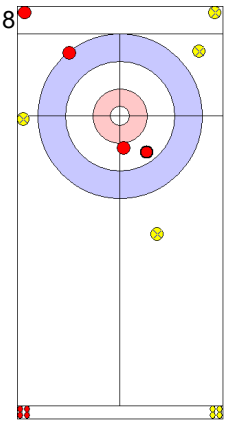
8
SWE: WRANAA R
Draw ↺ 4

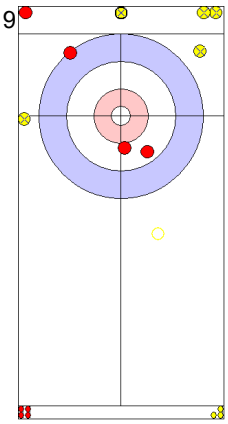
9
NED: GOESGENS W
Take-out ↺ 0

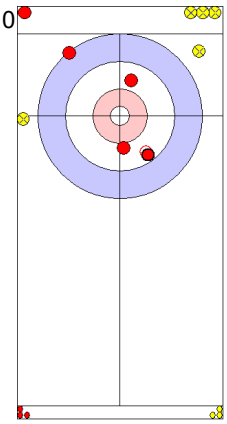
10
SWE: ERIKSSON O
Raise ↺ 4

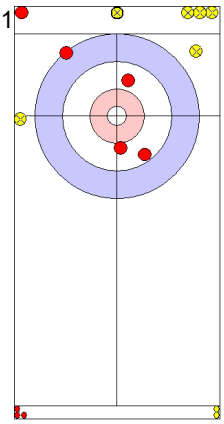
11
NED: GOESGENS W
Take-out ↺ 4

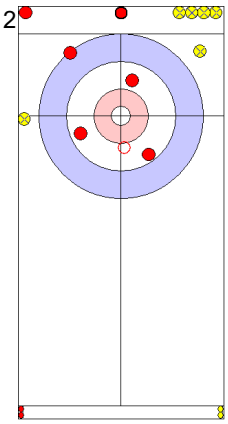
12
SWE: ERIKSSON O
Take-out ↺ 4

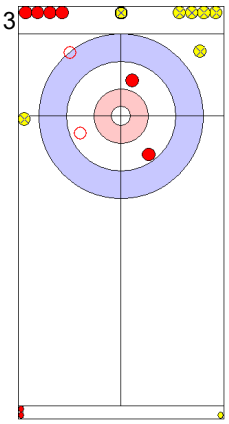
13
NED: VAN DORP J
Hit and Roll ↺ 2

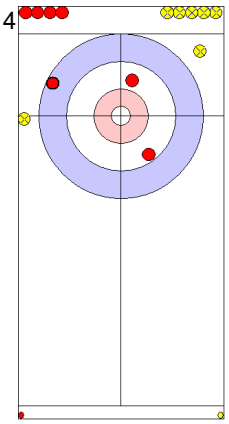
14
SWE: EDIN N
Draw ↺ 4

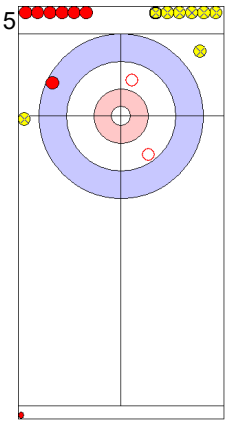
15
NED: VAN DORP J
Double Take-out ↺ 4

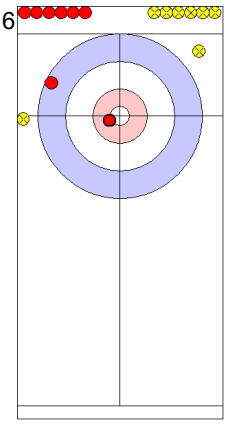
16
SWE: EDIN N
Draw ↺ 4

	SWE	NED
Total Score	2	0
Time left	00:00	00:00

Game - Shot by Shot

End 2 | **SWE - Sweden** **2 + 1** (this end) **= 3** | **NED - Netherlands** **0 + 0** (this end) **= 0**



	SWE	NED
Total Score	3	0
Time left	00:00	00:00

Game - Shot by Shot

End 3 | **SWE - Sweden** **3 + 0** (this end) **= 3** | **NED - Netherlands** **0 + 1** (this end) **= 1**

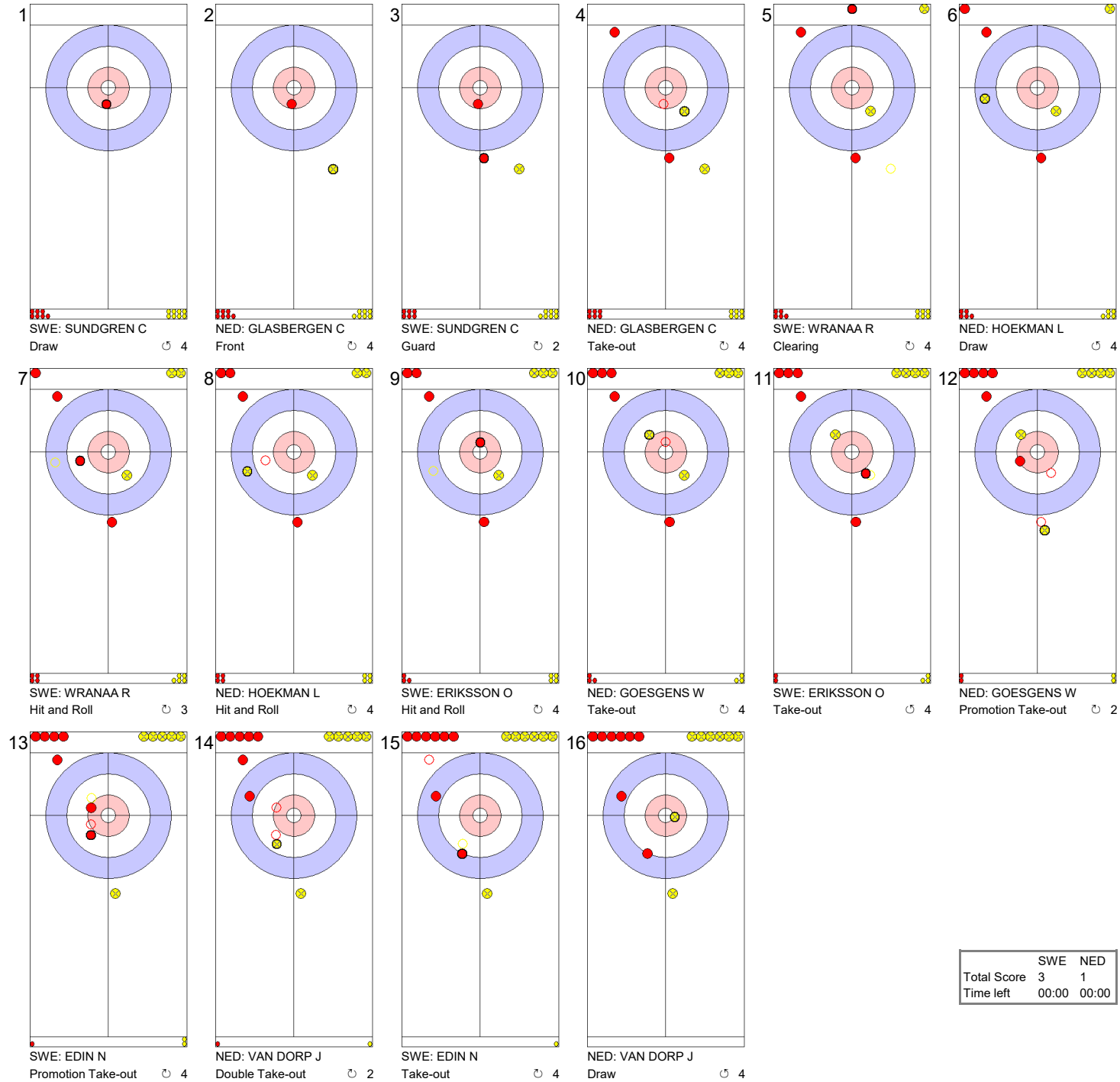

	SWE	NED
Total Score	3	1
Time left	00:00	00:00

Game - Shot by Shot

End 4 | **SWE - Sweden** **3 + 0** (this end) **= 3** | **NED - Netherlands** **1 + 0** (this end) **= 1**

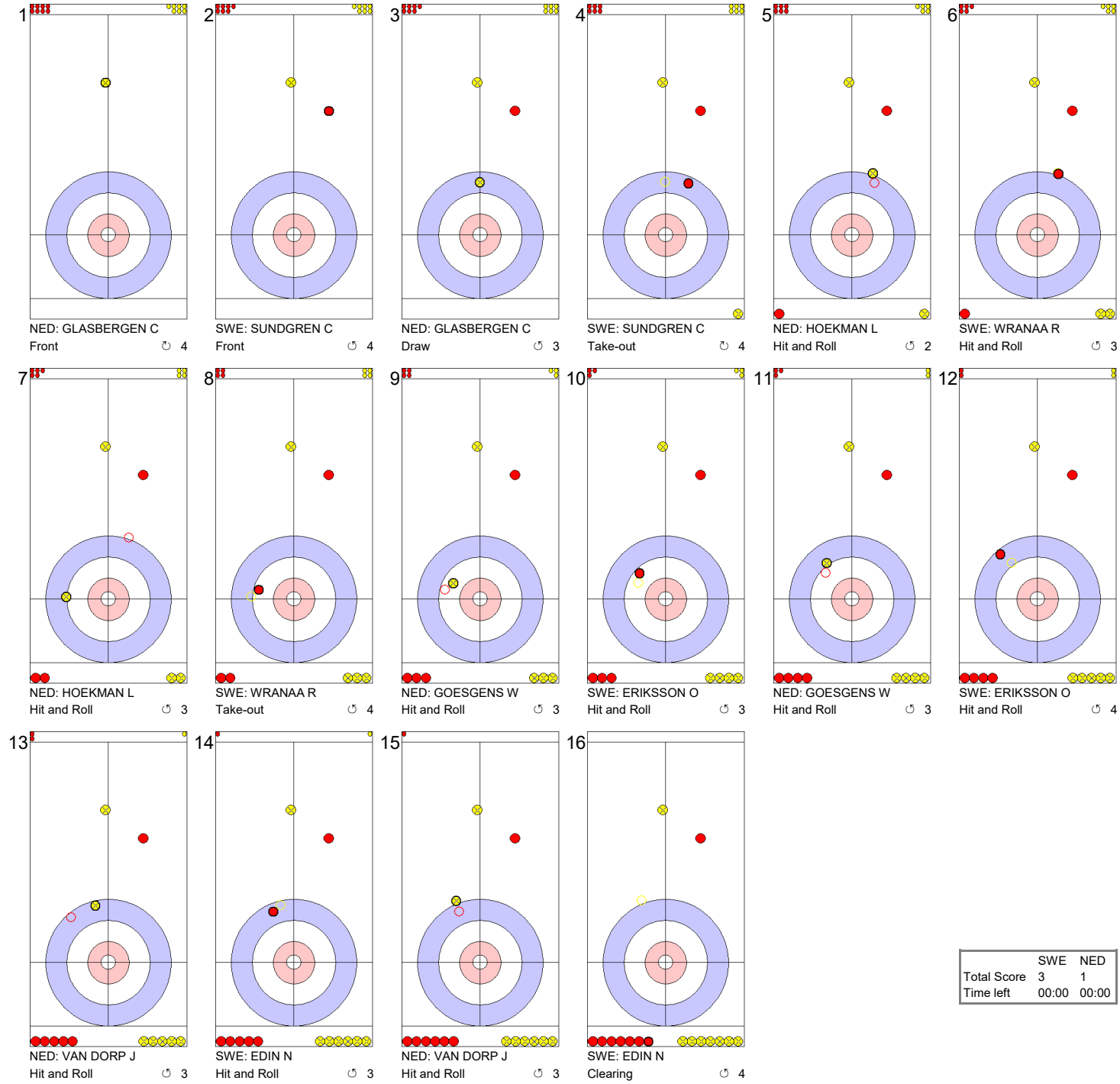

	SWE	NED
Total Score	3	1
Time left	00:00	00:00

Game - Shot by Shot

End 5 | **SWE - Sweden** **3 + 0** (this end) **= 3** | **NED - Netherlands** **1 + 0** (this end) **= 1**



	SWE	NED
Total Score	3	1
Time left	00:00	00:00

Game - Shot by Shot

End 6 — **SWE - Sweden** **3 + 2** (this end) **= 5** — **NED - Netherlands** **1 + 0** (this end) **= 1**



	SWE	NED
Total Score	5	1
Time left	00:00	00:00

Game - Shot by Shot

End 7 | **SWE - Sweden** **5 + 0** (this end) **= 5** | **NED - Netherlands** **1 + 1** (this end) **= 2**

1

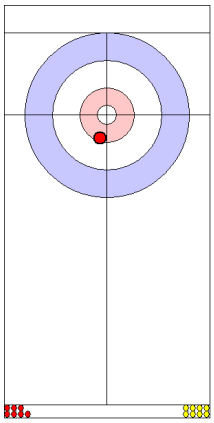

SWE: SUNDGREN C
Draw ↻ 4

2

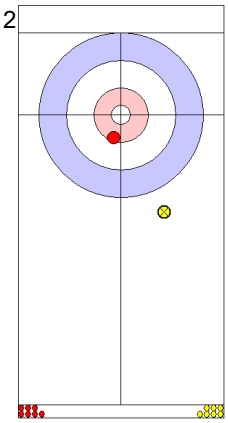

NED: GLASBERGEN C
Front ↻ 4

3

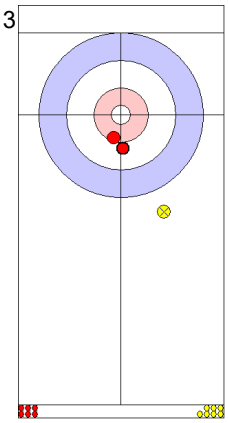

SWE: SUNDGREN C
Draw ↻ 4

4

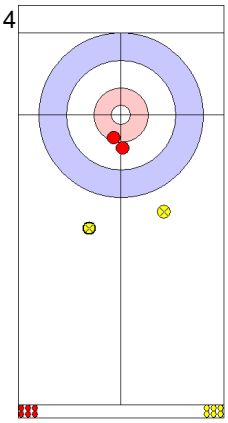

NED: GLASBERGEN C
Front ↻ 4

5

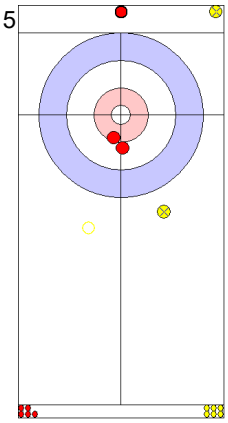

SWE: WRANAA R
Clearing ↻ 4

6

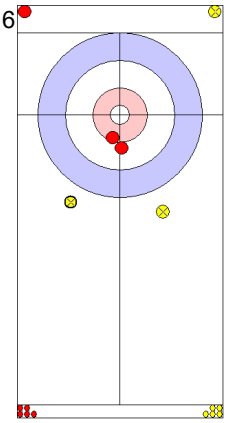

NED: HOEKMAN L
Front ↻ 4

7

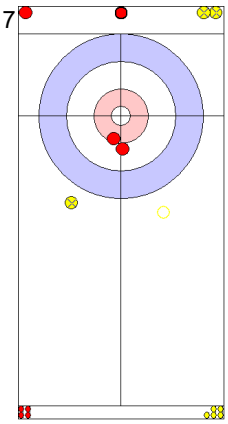

SWE: WRANAA R
Clearing ↻ 4

8

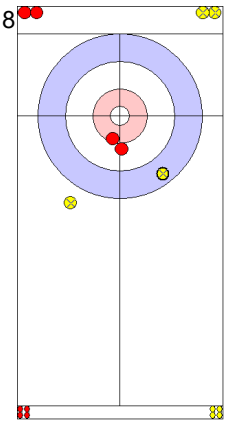

NED: HOEKMAN L
Front ↻ 0

9

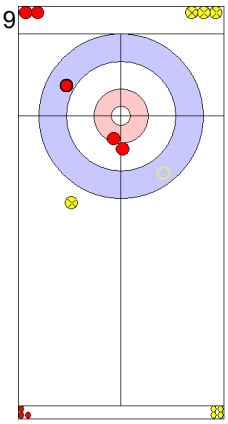

SWE: ERIKSSON O
Clearing ↻ 4

10

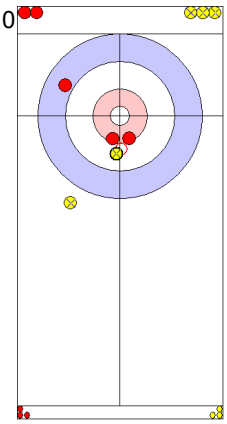

NED: GOESGENS W
Draw ↻ 4

11

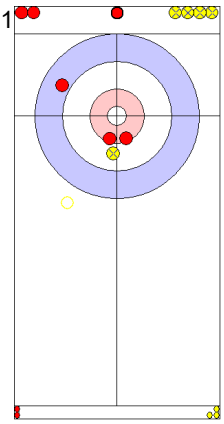

SWE: ERIKSSON O
Clearing ↻ 4

12

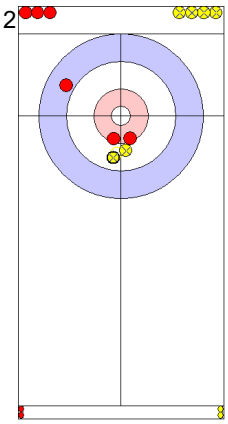

NED: GOESGENS W
Draw ↻ 4

13

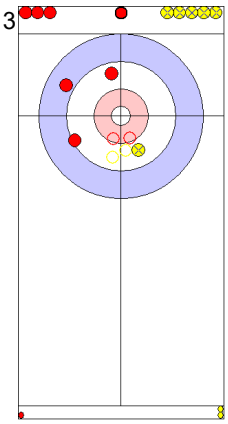

SWE: EDIN N
Take-out ↻ 4

14

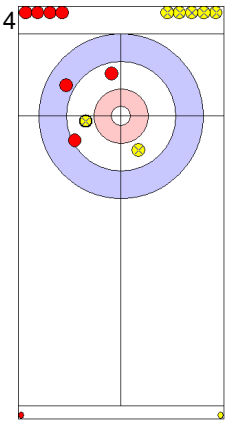

NED: VAN DORP J
Draw ↻ 4

15

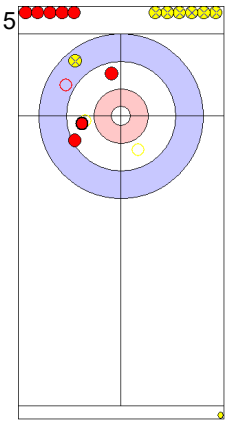

SWE: EDIN N
Double Take-out ↻ 4

16

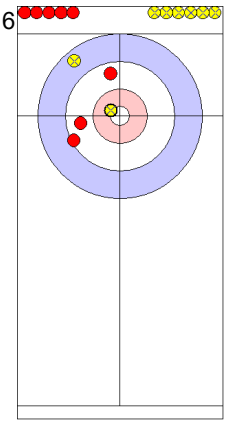

NED: VAN DORP J
Draw ↻ 4

	SWE	NED
Total Score	5	2
Time left	00:00	00:00

Game - Shot by Shot

End 8 **SWE - Sweden** **5 + 3** (this end) **= 8** **NED - Netherlands** **2 + 0** (this end) **= 2**

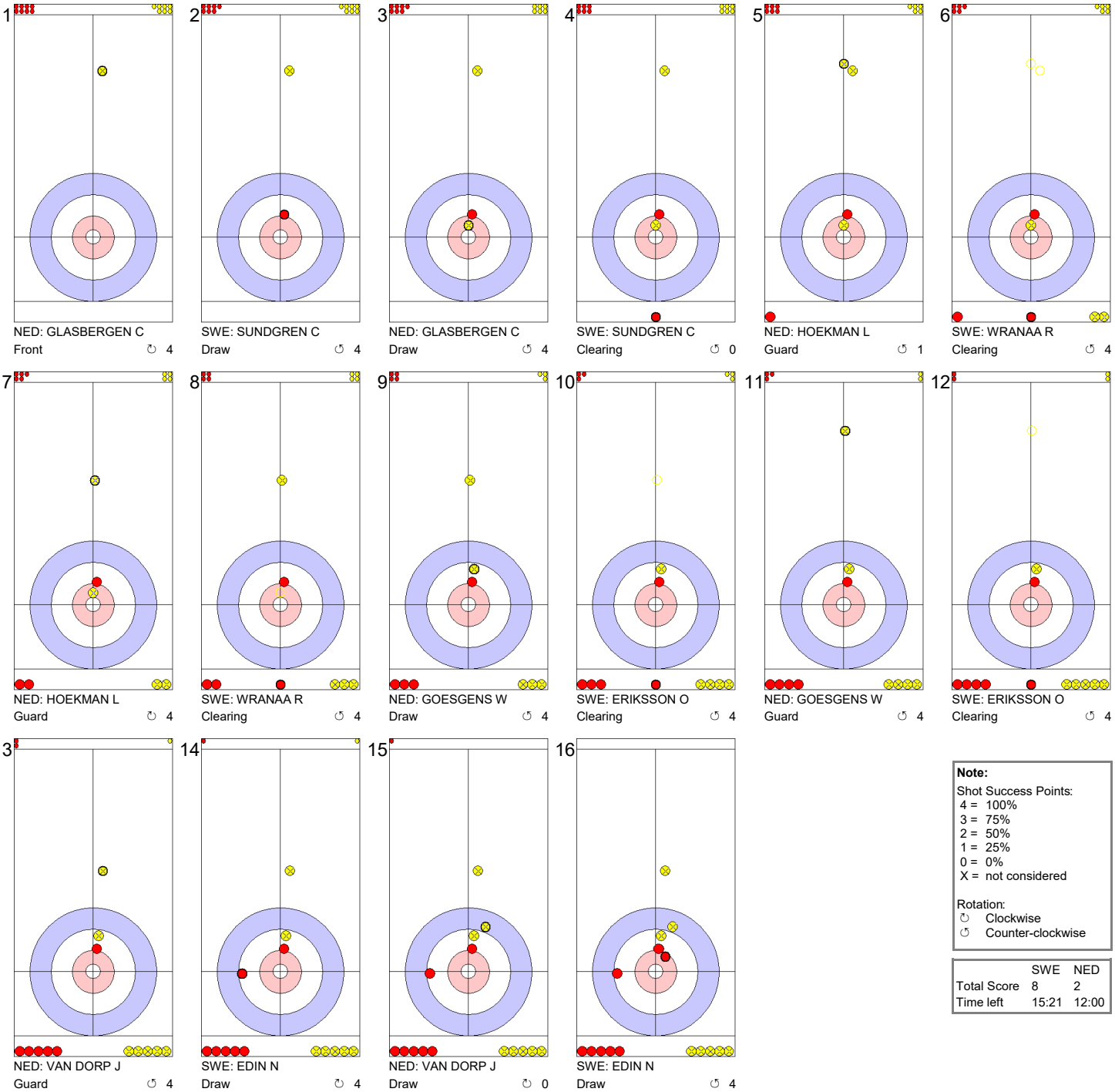

Note:

Shot Success Points:
4 = 100%
3 = 75%
2 = 50%
1 = 25%
0 = 0%
X = not considered

Rotation:
↻ Clockwise
↺ Counter-clockwise

	SWE	NED
Total Score	8	2
Time left	15:21	12:00

Game Results

Sheet	Game	Team	LSFE	1	2	3	4	5	6	7	8	9	10	Extra Ends				Total
C	11	NOR - Norway		0	1	0	1	0	1	0	1	X	X					4
	11	CAN - Canada	*	1	0	4	0	2	0	1	0	X	X					8

NOR - Norway		Shot Success Game	Shot Success All
4 S	WALSTAD Steffen	78%	76%
3 V	HOEIBERG Markus	70%	82%
2	NEDREGOTTEN Magnus	81%	89%
1	LINDSTROEM Alexander	88%	85%
A	ROELVAAG Sander	-	-
	Team Total	79%	83%

Last Stone Draw		Distance
↻	WALSTAD S	21.8cm
↺	LINDSTROEM A	39.6cm
Total		**61.4cm**

Time remaining: 13 minutes 2 seconds

CAN - Canada		Shot Success Game	Shot Success All
4 S	GUSHUE Brad	89%	92%
3 V	NICHOLS Mark	88%	90%
2	GALLANT Brett	95%	92%
1	WALKER Geoff	100%	92%
A	SALLOWS Tom	-	100%
	Team Total	93%	92%

Last Stone Draw		Distance
↻	WALKER G	41.5cm
↺	GUSHUE B	5.0cm
Total		**46.5cm**

Time remaining: 7 minutes 43 seconds

Shot Success Analysis

NOR - Norway		↻		↺		Game	
4 WALSTAD Steffen	Draws	4	88%	4	81%	8	84%
	Take-outs	1	50%	7	75%	8	72%
	Total	5	80%	11	77%	16	78%
3 HOEIBERG Markus	Draws	4	69%	5	75%	9	72%
	Take-outs	2	25%	5	85%	7	68%
	Total	6	54%	10	80%	16	70%
2 NEDREGOTTEN Magnus	Draws	5	70%	6	92%	11	82%
	Take-outs	2	100%	3	67%	5	80%
	Total	7	79%	9	83%	16	81%
1 LINDSTROEM Alexander	Draws	1	100%	14	86%	15	87%
	Take-outs	0	-	1	100%	1	100%
	Total	1	100%	15	87%	16	88%
A ROELVAAG Sander	Draws	0	-	0	-	0	-
	Take-outs	0	-	0	-	0	-
	Total	0	-	0	-	0	-
Team	Draws	14	77%	29	84%	43	82%
	Take-outs	5	60%	16	78%	21	74%
	Total	19	72%	45	82%	64	79%

CAN - Canada		↻		↺		Game	
4 GUSHUE Brad	Draws	4	94%	2	100%	6	96%
	Take-outs	2	50%	8	94%	10	85%
	Total	6	79%	10	95%	16	89%
3 NICHOLS Mark	Draws	4	100%	2	100%	6	100%
	Take-outs	6	92%	4	63%	10	80%
	Total	10	95%	6	75%	16	88%
2 GALLANT Brett	Draws	2	100%	1	75%	3	92%
	Take-outs	3	100%	10	95%	13	96%
	Total	5	100%	11	93%	16	95%
1 WALKER Geoff	Draws	4	100%	10	100%	14	100%
	Take-outs	0	-	1	100%	1	100%
	Total	4	100%	11	100%	15	100%
A SALLOWS Tom	Draws	0	-	0	-	0	-
	Take-outs	0	-	0	-	0	-
	Total	0	-	0	-	0	-
Team	Draws	14	98%	15	98%	29	98%
	Take-outs	11	86%	23	89%	34	88%
	Total	25	93%	38	93%	63	93%

Note:
Team position and functions are attached to each team member's name as follows:
4 = Fourth, **3** = Third, **2** = Second, **1** = Lead, **A** = Alternate, **S** = Skip, **V** = Vice-Skip

Legend:
↻ Clockwise ↺ Counter-clockwise **LSFE(*)** Last Stone First End
X Unplayed/unfinished end due to concession

Game - Shot by Shot

End 1 — **NOR - Norway** **0 + 0** (this end) **= 0** — **CAN - Canada** **0 + 1** (this end) **= 1**



	NOR	CAN
Total Score	0	1
Time left	00:00	00:00

Game - Shot by Shot

End 2 | **NOR - Norway** **0 + 1** (this end) **= 1** | **CAN - Canada** **1 + 0** (this end) **= 1**



	NOR	CAN
Total Score	1	1
Time left	00:00	00:00

Game - Shot by Shot

End 3 | **NOR - Norway** **1 + 0** (this end) **= 1** | **CAN - Canada** **1 + 4** (this end) **= 5**

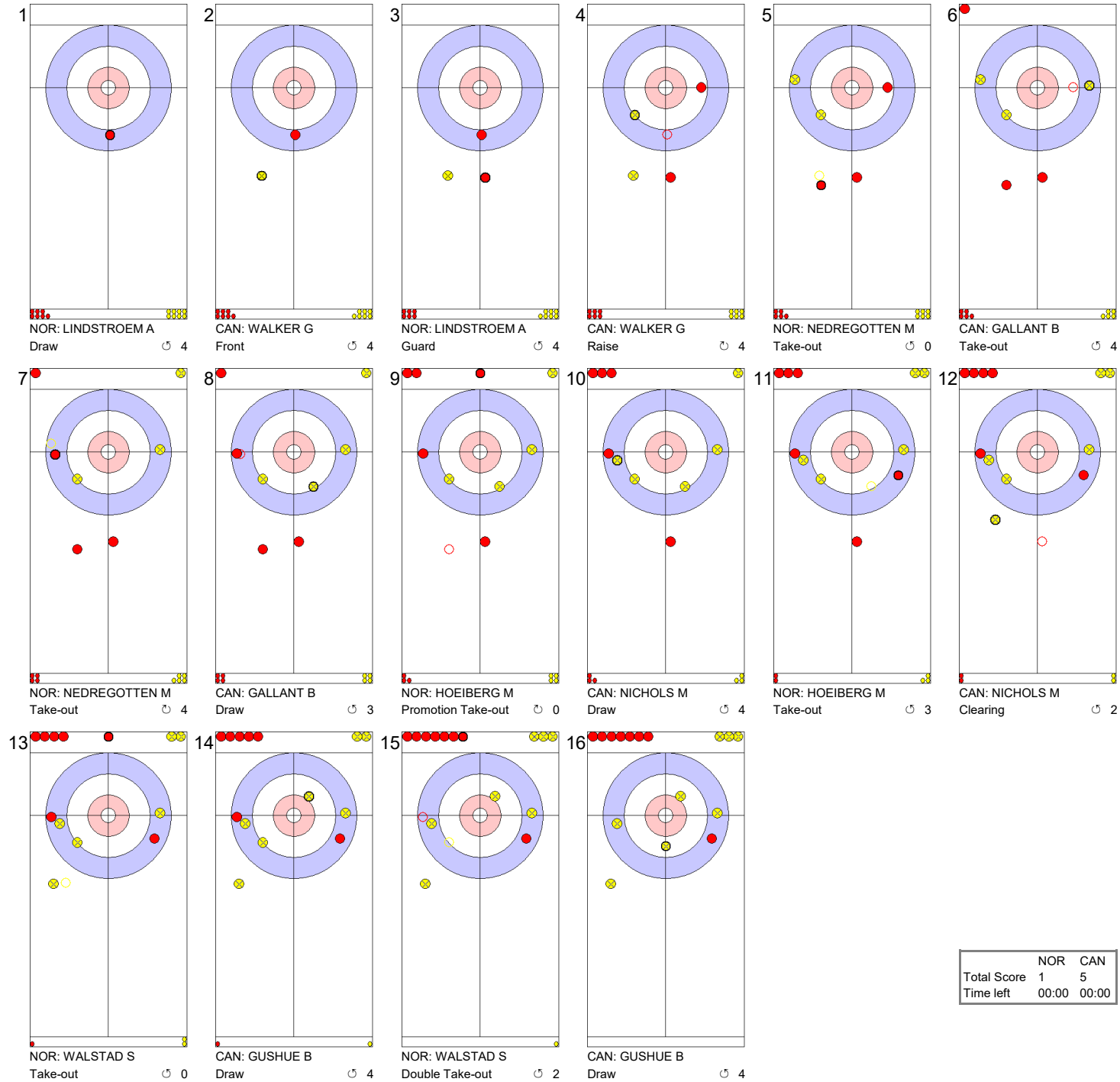

	NOR	CAN
Total Score	1	5
Time left	00:00	00:00

Game - Shot by Shot

End 4 | **NOR - Norway** **1 + 1** (this end) **= 2** | **CAN - Canada** **5 + 0** (this end) **= 5**

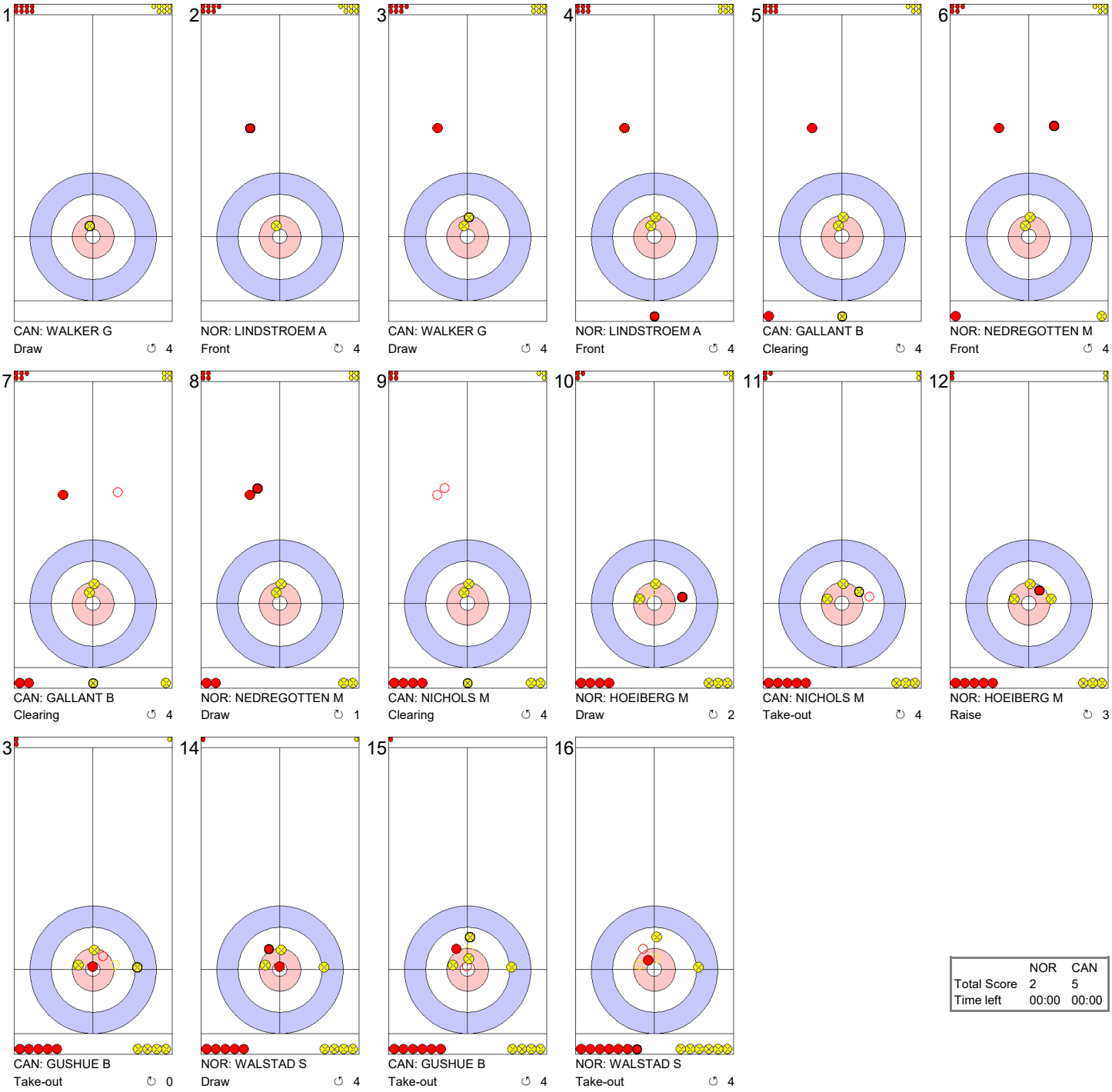

	NOR	CAN
Total Score	2	5
Time left	00:00	00:00

Game - Shot by Shot

End 5 | **NOR - Norway** **2 + 0** (this end) **= 2** | **CAN - Canada** **5 + 2** (this end) **= 7**



	NOR	CAN
Total Score	2	7
Time left	00:00	00:00

Game - Shot by Shot

End 6 | **NOR - Norway** **2 + 1** (this end) **= 3** | **CAN - Canada** **7 + 0** (this end) **= 7**



	NOR	CAN
Total Score	3	7
Time left	00:00	00:00

Game - Shot by Shot

End 7 | **NOR - Norway** **3 + 0** (this end) **= 3** | **CAN - Canada** **7 + 1** (this end) **= 8**

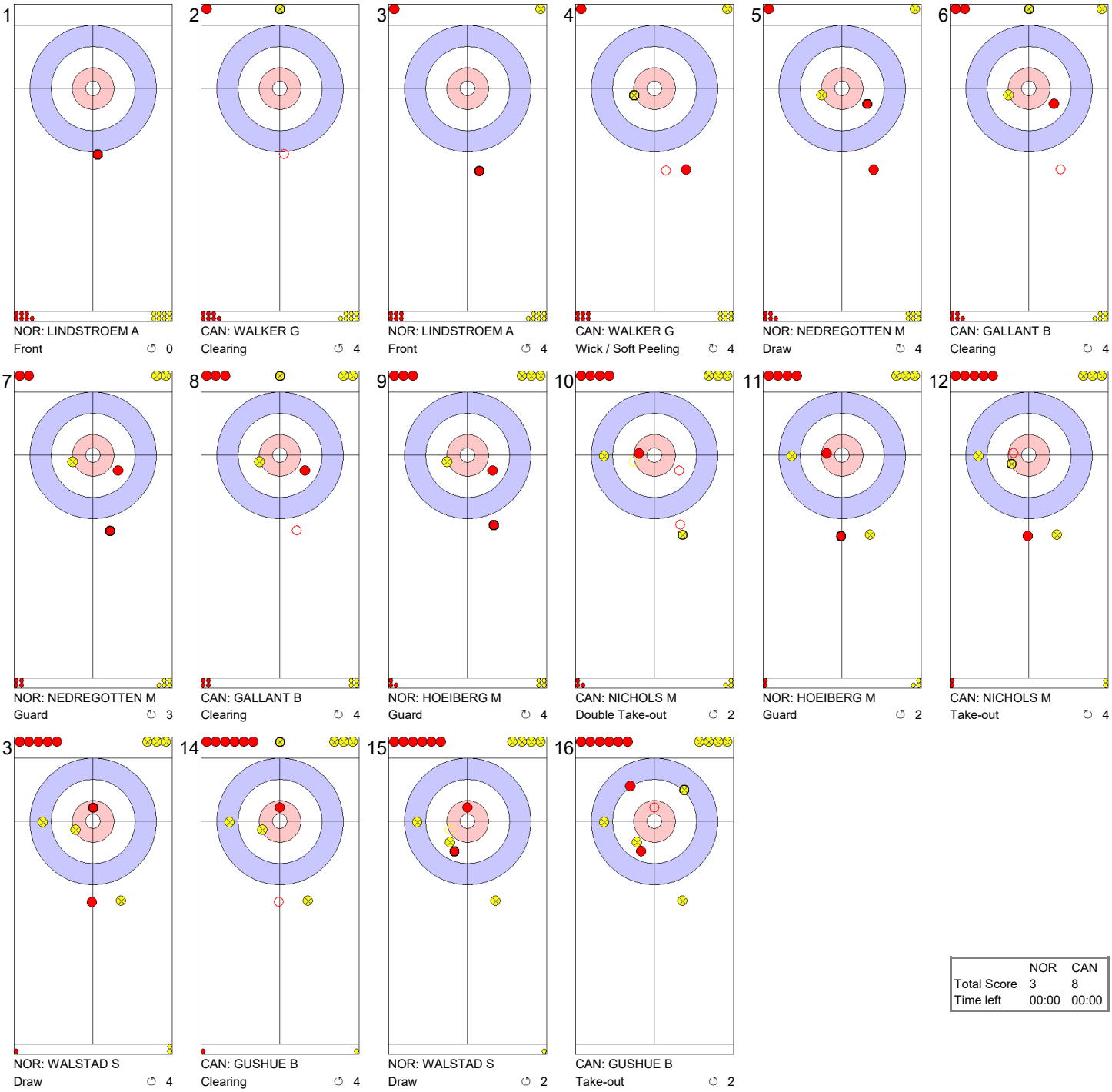

	NOR	CAN
Total Score	3	8
Time left	00:00	00:00

Game - Shot by Shot

End 8 | **NOR - Norway** **3 + 1** (this end) **= 4** | **CAN - Canada** **8 + 0** (this end) **= 8**

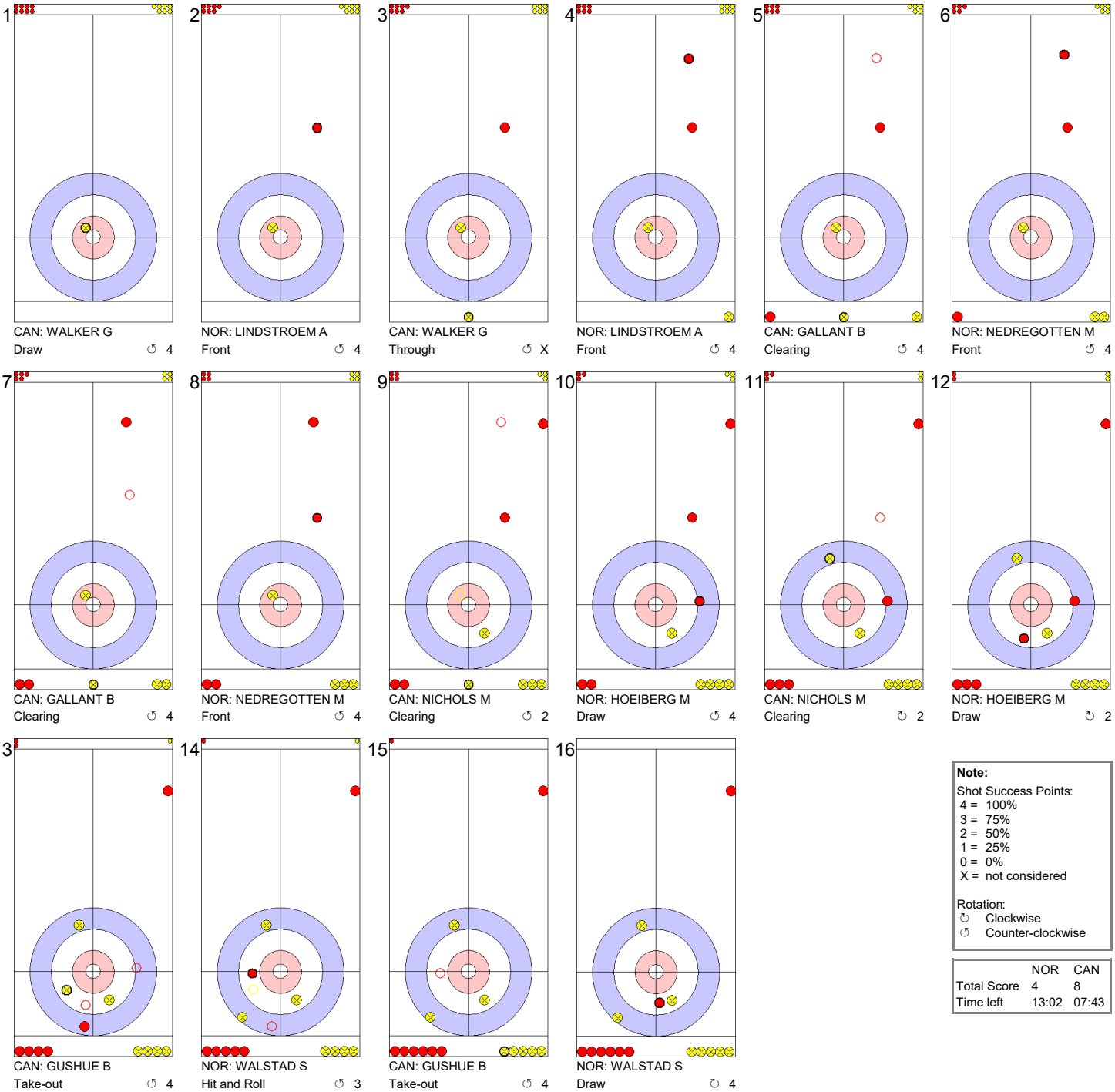

Note:

Shot Success Points:
4 = 100%
3 = 75%
2 = 50%
1 = 25%
0 = 0%
X = not considered

Rotation:
↻ Clockwise
↺ Counter-clockwise

	NOR	CAN
Total Score	4	8
Time left	13:02	07:43

Game Results

Sheet	Game	Team	LSFE	1	2	3	4	5	6	7	8	9	10	Extra Ends	Total
D	11	JPN - Japan		0	0	0	0	2	0	X	X	X	X		2
	11	CHN - China	*	3	2	1	1	0	2	X	X	X	X		9

JPN - Japan		Shot Success Game	Shot Success All
4 S	MOROZUMI Yusuke	58%	76%
3 V	SHIMIZU Tetsuro	71%	81%
2	YAMAGUCHI Tsuyoshi	75%	82%
1	MOROZUMI Kosuke	94%	86%
A	HIRATA Kohsuke	-	-
	Team Total	74%	81%

Last Stone Draw		Distance
↻	MOROZUMI K	106.4cm
↺	MOROZUMI Y	28.4cm
Total		**134.8cm**

Time remaining: 14 minutes 45 seconds

CHN - China		Shot Success Game	Shot Success All
4 S	LIU Rui	96%	81%
3 V	XU Xiaoming	96%	80%
2	BA Dexin	96%	83%
1	ZANG Jialiang	94%	88%
A	ZOU Qiang	-	-
	Team Total	95%	83%

Last Stone Draw		Distance
↻	XU X	85.1cm
↺	LIU R	20.0cm
Total		**105.1cm**

Time remaining: 13 minutes 24 seconds

Shot Success Analysis

JPN - Japan		↻	↺	Game
4 MOROZUMI Yusuke	Draws	3 50%	3 42%	6 46%
	Take-outs	5 65%	1 100%	6 71%
	Total	8 59%	4 56%	12 58%
3 SHIMIZU Tetsuro	Draws	3 83%	5 80%	8 81%
	Take-outs	2 50%	2 50%	4 50%
	Total	5 70%	7 71%	12 71%
2 YAMAGUCHI Tsuyoshi	Draws	4 81%	5 65%	9 72%
	Take-outs	1 100%	2 75%	3 83%
	Total	5 85%	7 68%	12 75%
1 MOROZUMI Kosuke	Draws	5 85%	7 100%	12 94%
	Take-outs	0 -	0 -	0 -
	Total	5 85%	7 100%	12 94%
A HIRATA Kohsuke	Draws	0 -	0 -	0 -
	Take-outs	0 -	0 -	0 -
	Total	0 -	0 -	0 -
Team	Draws	15 77%	20 78%	35 77%
	Take-outs	8 66%	5 70%	13 67%
	Total	23 73%	25 76%	48 74%

CHN - China		↻	↺	Game
4 LIU Rui	Draws	1 100%	3 100%	4 100%
	Take-outs	6 92%	2 100%	8 94%
	Total	7 93%	5 100%	12 96%
3 XU Xiaoming	Draws	1 100%	2 100%	3 100%
	Take-outs	6 100%	3 83%	9 94%
	Total	7 100%	5 90%	12 96%
2 BA Dexin	Draws	1 100%	0 -	1 100%
	Take-outs	6 100%	5 90%	11 95%
	Total	7 100%	5 90%	12 96%
1 ZANG Jialiang	Draws	3 100%	9 92%	12 94%
	Take-outs	0 -	0 -	0 -
	Total	3 100%	9 92%	12 94%
A ZOU Qiang	Draws	0 -	0 -	0 -
	Take-outs	0 -	0 -	0 -
	Total	0 -	0 -	0 -
Team	Draws	6 100%	14 95%	20 96%
	Take-outs	18 97%	10 90%	28 95%
	Total	24 98%	24 93%	48 95%

Note:
Team position and functions are attached to each team member's name as follows:
4 = Fourth, **3** = Third, **2** = Second, **1** = Lead, **A** = Alternate, **S** = Skip, **V** = Vice-Skip

Legend:
↻ Clockwise ↺ Counter-clockwise **LSFE(*)** Last Stone First End
X Unplayed/unfinished end due to concession

Game - Shot by Shot

End 1 | **JPN - Japan** **0 + 0** (this end) **= 0** | **CHN - China** **0 + 3** (this end) **= 3**



	JPN	CHN
Total Score	0	3
Time left	00:00	00:00

Game - Shot by Shot

End 2 | **JPN - Japan** **0 + 0** (this end) **= 0** | **CHN - China** **3 + 2** (this end) **= 5**

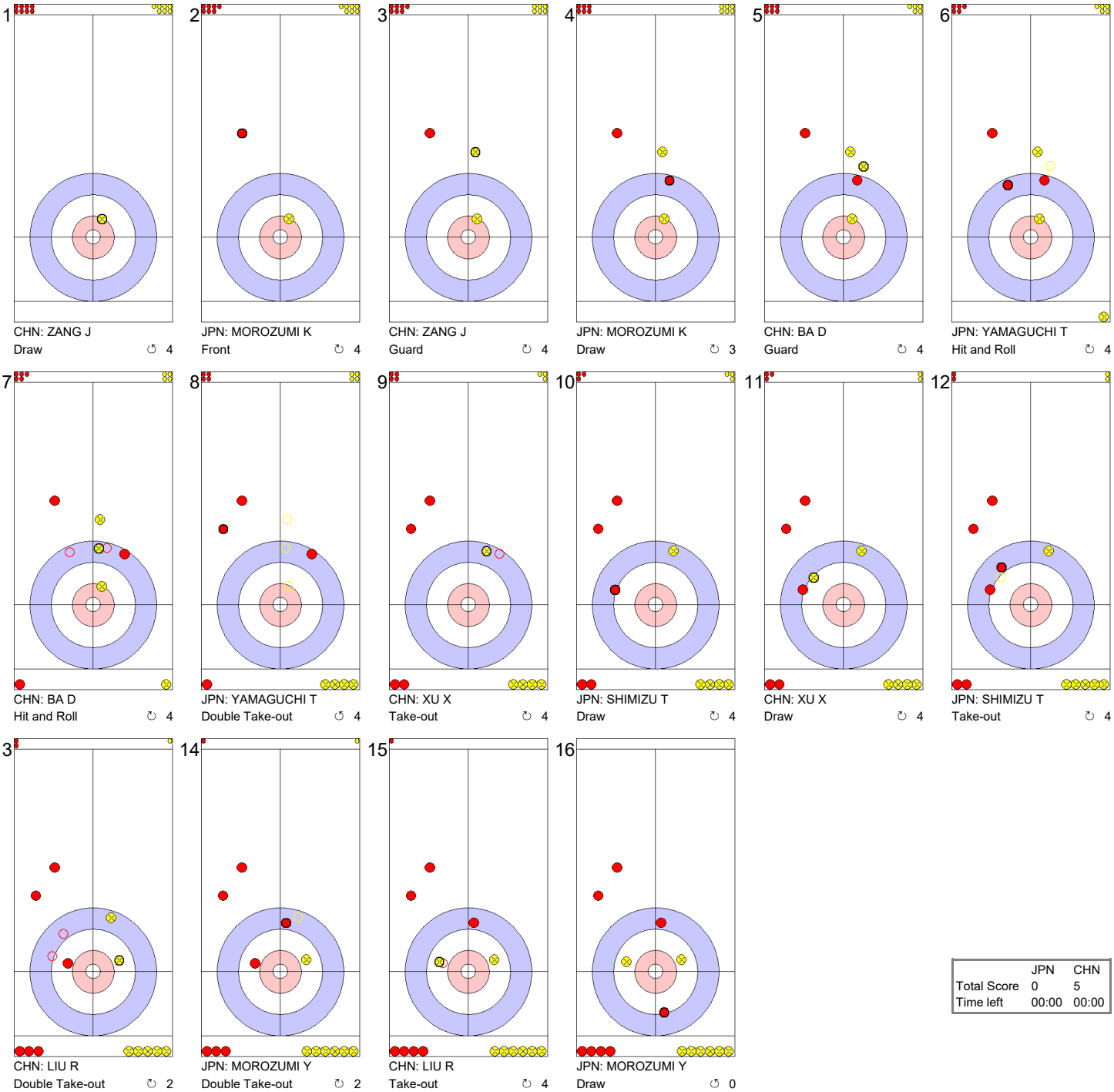

	JPN	CHN
Total Score	0	5
Time left	00:00	00:00

Game - Shot by Shot

End 3 | **JPN - Japan** **0 + 0** (this end) **= 0** | **CHN - China** **5 + 1** (this end) **= 6**



	JPN	CHN
Total Score	0	6
Time left	00:00	00:00

Game - Shot by Shot

End 4 | **JPN - Japan** **0 + 0** (this end) **= 0** | **CHN - China** **6 + 1** (this end) **= 7**



	JPN	CHN
Total Score	0	7
Time left	00:00	00:00

Game - Shot by Shot

End 5 | **JPN - Japan** **0 + 2** (this end) **= 2** | **CHN - China** **7 + 0** (this end) **= 7**

1
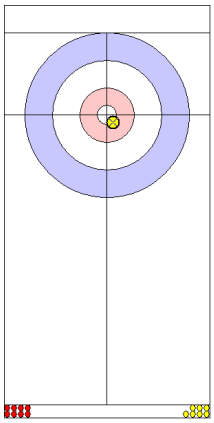
CHN: ZANG J
Draw ↻ 4

2
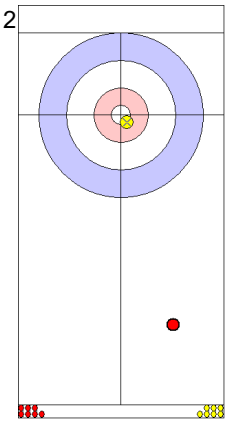
JPN: MOROZUMI K
Front ↻ 4

3
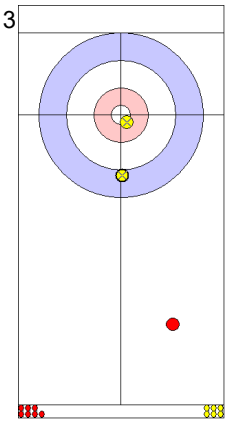
CHN: ZANG J
Draw ↻ 4

4
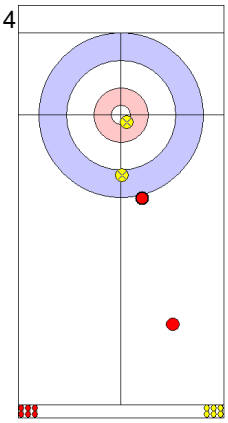
JPN: MOROZUMI K
Draw ↻ 2

5
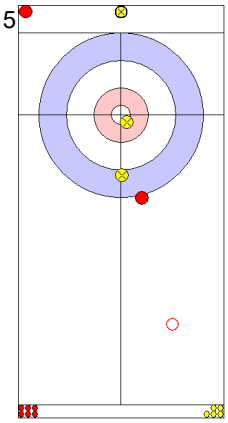
CHN: BA D
Clearing ↻ 4

6
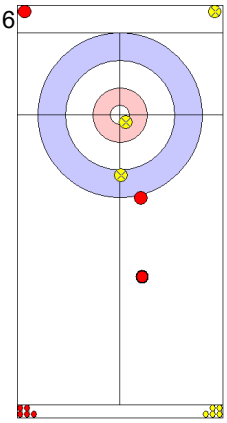
JPN: YAMAGUCHI T
Guard ↻ 4

7
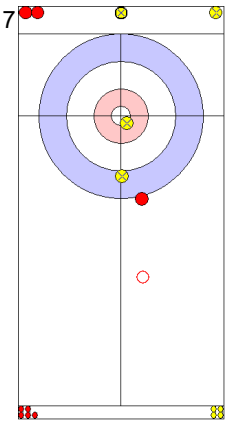
CHN: BA D
Clearing ↻ 4

8
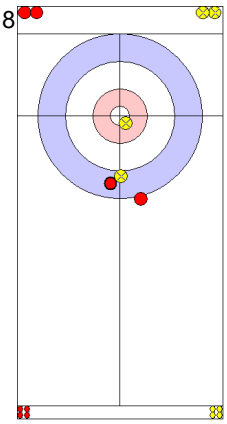
JPN: YAMAGUCHI T
Draw ↻ 2

9
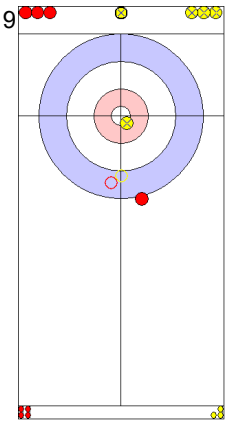
CHN: XU X
Take-out ↻ 4

10
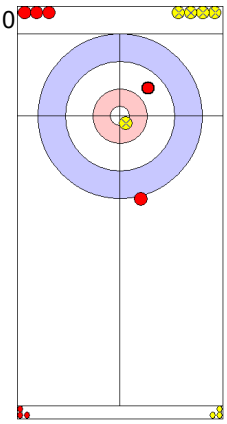
JPN: SHIMIZU T
Draw ↻ 3

11
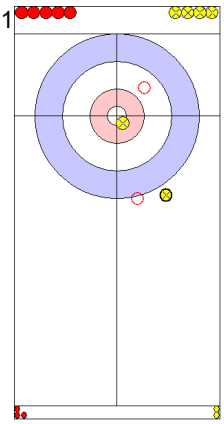
CHN: XU X
Double Take-out ↻ 4

12
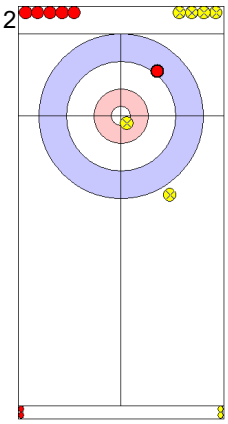
JPN: SHIMIZU T
Draw ↻ 3

13
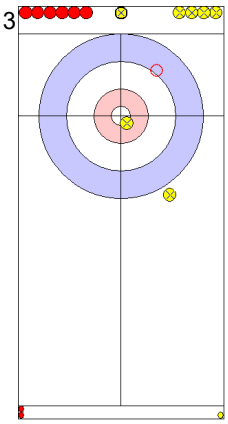
CHN: LIU R
Clearing ↻ 4

14
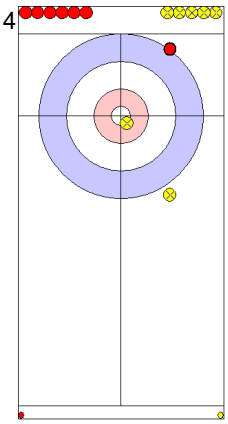
JPN: MOROZUMI Y
Draw ↻ 2

15
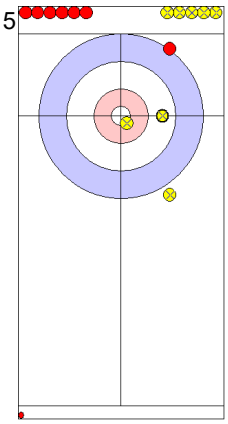
CHN: LIU R
Draw ↻ 4

16
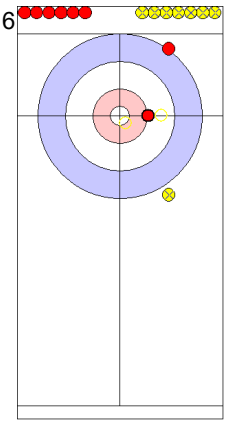
JPN: MOROZUMI Y
Double Take-out ↻ 4

	JPN	CHN
Total Score	2	7
Time left	00:00	00:00

Game - Shot by Shot

End 6 | **JPN - Japan** **2 + 0** (this end) **= 2** | **CHN - China** **7 + 2** (this end) **= 9**

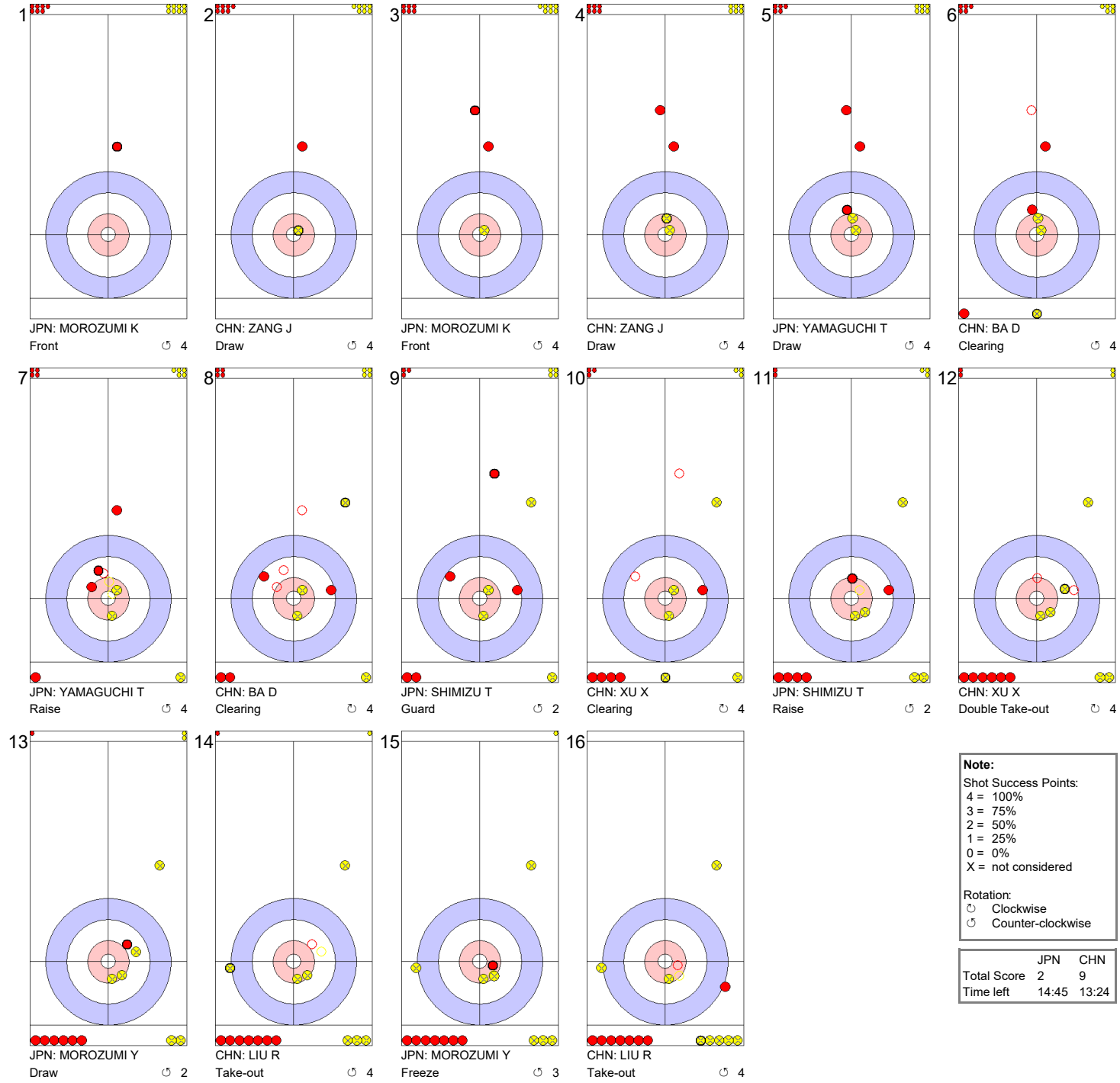

Note:
Shot Success Points:
4 = 100%
3 = 75%
2 = 50%
1 = 25%
0 = 0%
X = not considered

Rotation:
↻ Clockwise
↺ Counter-clockwise

	JPN	CHN
Total Score	2	9
Time left	14:45	13:24

Session Results and Standings

Sheet	Game	Team	LSFE	1	2	3	4	5	6	7	8	9	10	Extra Ends				Total
A	11	SUI - Switzerland		0	1	0	0	0	2	0	2	0	X					5
	10	CHN - China	*	1	0	2	1	0	0	1	0	3	X					8
B	10	NOR - Norway		1	0	1	0	0	2	1	2	0	X					7
	11	ITA - Italy	*	0	2	0	1	1	0	0	0	1	X					5
C	11	USA - United States		0	2	0	2	0	1	0	2	X	X					7
	10	SWE - Sweden	*	1	0	0	0	1	0	1	0	X	X					3
D	11	GER - Germany		0	0	0	1	0	0	0	0	0	X					1
	10	SCO - Scotland	*	0	0	2	0	0	1	0	1	3	X					7

Current Standings

Rank	Team	Games	Wins	Losses	
1	CAN - Canada	10	10	0	Q
2	SWE - Sweden	10	8	2	Q
3	SUI - Switzerland	11	8	3	Q
3	USA - United States	11	8	3	Q
5	CHN - China	10	5	5	
5	JPN - Japan	10	5	5	
5	NOR - Norway	10	5	5	
5	SCO - Scotland	10	5	5	
9	ITA - Italy	11	4	7	
10	GER - Germany	11	3	8	
11	NED - Netherlands	10	1	9	
12	RUS - Russia	10	0	10	

Attendance

Session: 2'237 Total: 51'341

Note:
Under WCF rules, tie-breaking rules for standings are not applied until after the last game of the Round Robin.

Legend:
LSFE(*) Last Stone First End **Q** Qualified for the play-offs **X** Unplayed/unfinished end due to concession

Ford Service Experts Alberta EXPLORE EDMONTON Canada CURLIT

Game Results

Sheet	Game	Team	LSFE	1	2	3	4	5	6	7	8	9	10	Extra Ends				Total
A	11	SUI - Switzerland		0	1	0	0	0	2	0	2	0	X					5
	10	CHN - China	*	1	0	2	1	0	0	1	0	3	X					8

SUI - Switzerland		Shot Success Game	Shot Success All
4 V	SCHWARZ Benoit	74%	82%
3	PAETZ Claudio	79%	83%
2 S	DE CRUZ Peter	95%	84%
1	TANNER Valentin	91%	88%
A	MEIER Romano	-	50%
	Team Total	85%	84%

Last Stone Draw		Distance
↻	TANNER V	44.0cm
↺	SCHWARZ B	13.1cm
Total		**57.1cm**

Time remaining: 0 minutes 53 seconds

CHN - China		Shot Success Game	Shot Success All
4 S	LIU Rui	90%	80%
3 V	XU Xiaoming	81%	79%
2	BA Dexin	80%	83%
1	ZANG Jialiang	92%	87%
A	ZOU Qiang	-	-
	Team Total	86%	82%

Last Stone Draw		Distance
↻	XU X	7.2cm
↺	LIU R	2.8cm
Total		**10.0cm**

Time remaining: 3 minutes 24 seconds

Shot Success Analysis

SUI - Switzerland		↻		↺		Game	
4 SCHWARZ Benoit	Draws	5	65%	5	60%	10	63%
	Take-outs	5	85%	4	88%	9	86%
	Total	10	75%	9	72%	19	74%
3 PAETZ Claudio	Draws	7	89%	4	100%	11	93%
	Take-outs	4	38%	5	80%	9	61%
	Total	11	70%	9	89%	20	79%
2 DE CRUZ Peter	Draws	5	85%	10	98%	15	93%
	Take-outs	1	100%	4	100%	5	100%
	Total	6	88%	14	98%	20	95%
1 TANNER Valentin	Draws	9	94%	11	89%	20	91%
	Take-outs	0	-	0	-	0	-
	Total	9	94%	11	89%	20	91%
A MEIER Romano	Draws	0	-	0	-	0	-
	Take-outs	0	-	0	-	0	-
	Total	0	-	0	-	0	-
Team	Draws	26	86%	30	88%	56	87%
	Take-outs	10	68%	13	88%	23	79%
	Total	36	81%	43	88%	79	85%

CHN - China		↻		↺		Game	
4 LIU Rui	Draws	6	79%	4	88%	10	83%
	Take-outs	7	100%	3	92%	10	98%
	Total	13	90%	7	89%	20	90%
3 XU Xiaoming	Draws	1	100%	6	75%	7	79%
	Take-outs	7	79%	6	88%	13	83%
	Total	8	81%	12	81%	20	81%
2 BA Dexin	Draws	3	58%	2	50%	5	55%
	Take-outs	8	97%	7	79%	15	88%
	Total	11	86%	9	72%	20	80%
1 ZANG Jialiang	Draws	1	100%	17	91%	18	92%
	Take-outs	0	-	0	-	0	-
	Total	1	100%	17	91%	18	92%
A ZOU Qiang	Draws	0	-	0	-	0	-
	Take-outs	0	-	0	-	0	-
	Total	0	-	0	-	0	-
Team	Draws	11	77%	29	84%	40	83%
	Take-outs	22	92%	16	84%	38	89%
	Total	33	87%	45	84%	78	86%

Note:
Team position and functions are attached to each team member's name as follows:
4 = Fourth, **3** = Third, **2** = Second, **1** = Lead, **A** = Alternate, **S** = Skip, **V** = Vice-Skip

Legend:
↻ Clockwise ↺ Counter-clockwise **LSFE(*)** Last Stone First End
X Unplayed/unfinished end due to concession

Game - Shot by Shot

End 1 | **SUI - Switzerland** **0 + 0** (this end) **= 0** | **CHN - China** **0 + 1** (this end) **= 1**

1
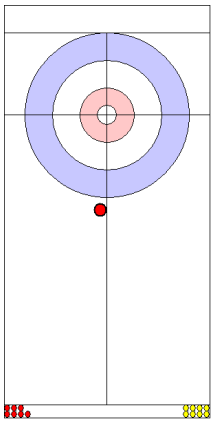
SUI: TANNER V
Front ↺ 4

2
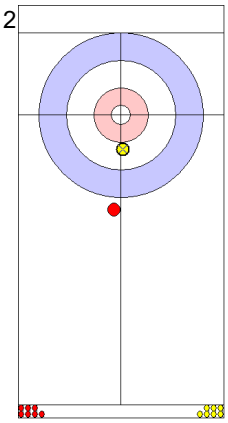
CHN: ZANG J
Draw ↺ 3

3
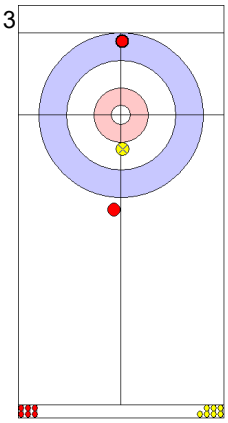
SUI: TANNER V
Draw ↺ 2

4
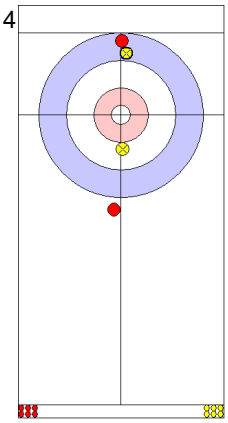
CHN: ZANG J
Draw ↺ 4

5
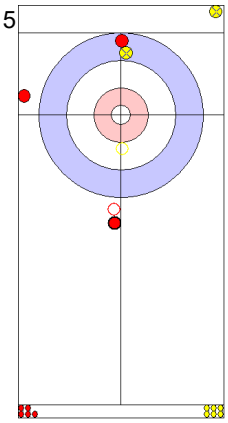
SUI: DE CRUZ P
Promotion Take-out ↺ 4

6
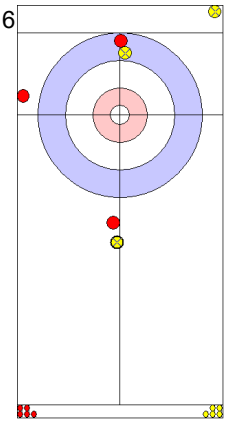
CHN: BA D
Draw ↺ 1

7
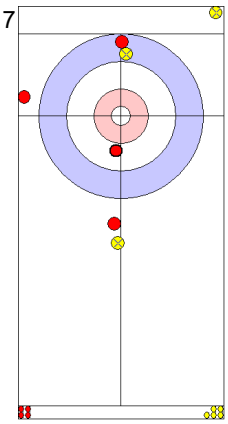
SUI: DE CRUZ P
Draw ↺ 4

8
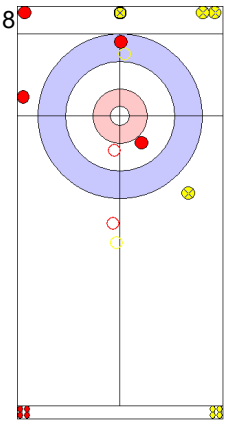
CHN: BA D
Clearing ↺ 2

9
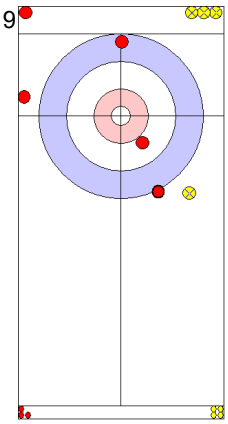
SUI: PAETZ C
Guard ↺ 4

10
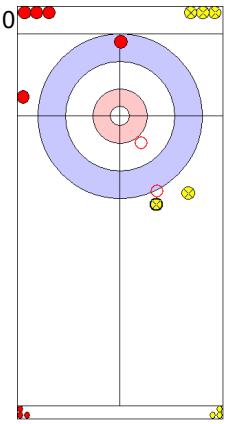
CHN: XU X
Double Take-out ↺ 4

11
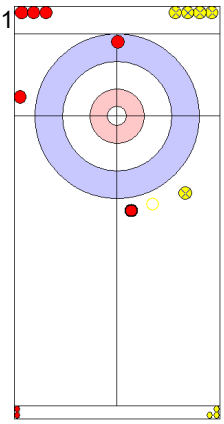
SUI: PAETZ C
Hit and Roll ↺ 3

12
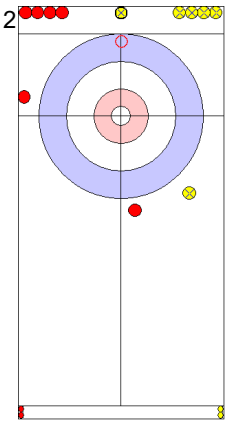
CHN: XU X
Take-out ↻ 2

13
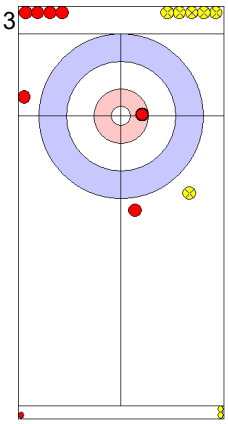
SUI: SCHWARZ B
Draw ↺ 4

14
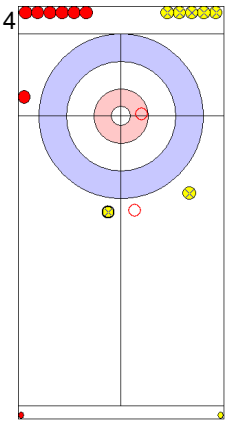
CHN: LIU R
Promotion Take-out ↺ 4

15
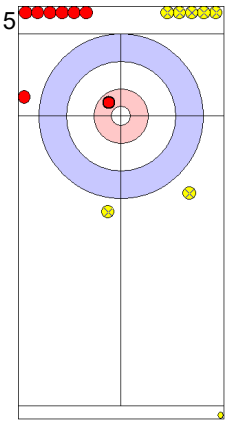
SUI: SCHWARZ B
Draw ↺ 4

16
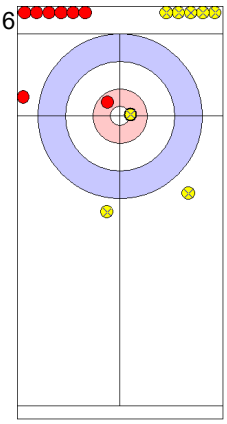
CHN: LIU R
Draw ↺ 4

	SUI	CHN
Total Score	0	1
Time left	00:00	00:00

Game - Shot by Shot

End 2 | **SUI - Switzerland** **0 + 1** (this end) **= 1** | **CHN - China** **1 + 0** (this end) **= 1**



	SUI	CHN
Total Score	1	1
Time left	00:00	00:00

Game - Shot by Shot

End 3 | **SUI - Switzerland** **1 + 0** (this end) **= 1** | **CHN - China** **1 + 2** (this end) **= 3**

1

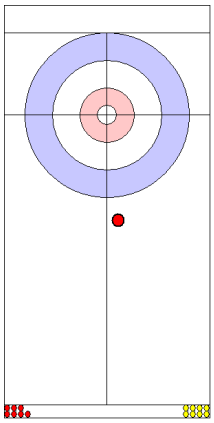

SUI: TANNER V
Front ↺ 4

2

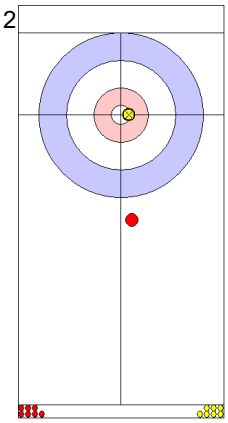

CHN: ZANG J
Draw ↺ 4

3

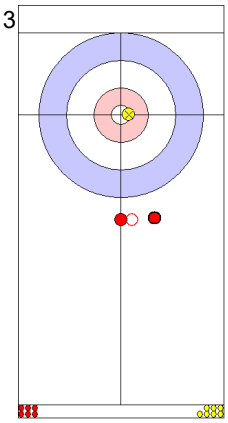

SUI: TANNER V
Draw ↻ 1

4

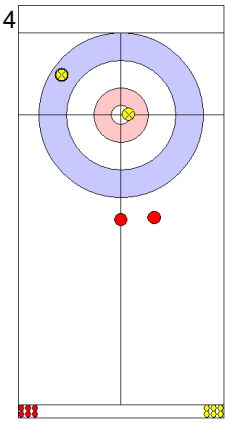

CHN: ZANG J
Draw ↺ 3

5

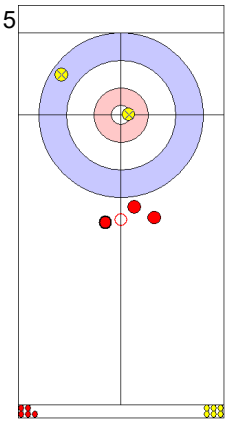

SUI: DE CRUZ P
Draw ↻ 1

6

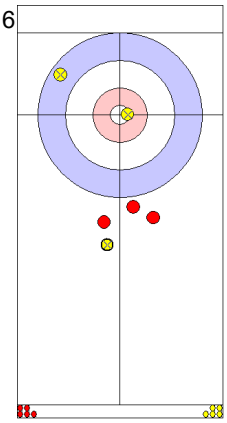

CHN: BA D
Guard ↻ 2

7

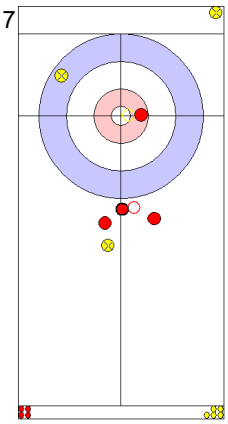

SUI: DE CRUZ P
Promotion Take-out ↺ 4

8

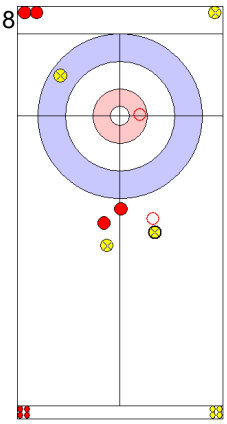

CHN: BA D
Promotion Take-out ↺ 4

9

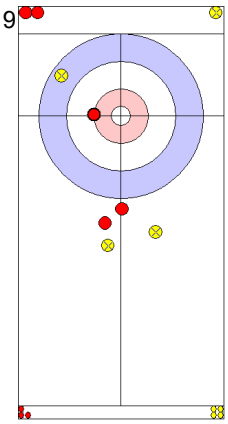

SUI: PAETZ C
Draw ↻ 2

10

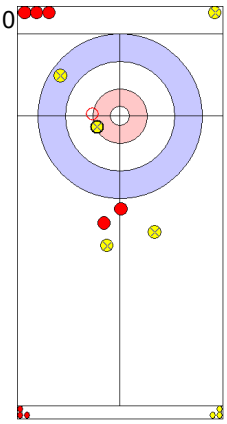

CHN: XU X
Hit and Roll ↻ 2

11

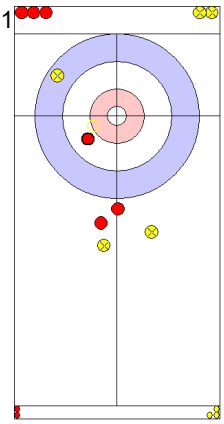

SUI: PAETZ C
Hit and Roll ↻ 2

12

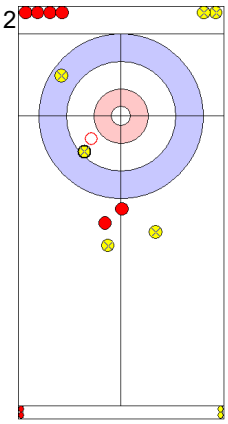

CHN: XU X
Hit and Roll ↻ 2

13

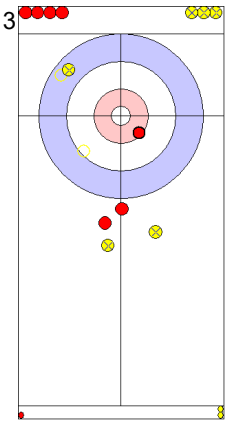

SUI: SCHWARZ B
Hit and Roll ↻ 4

14

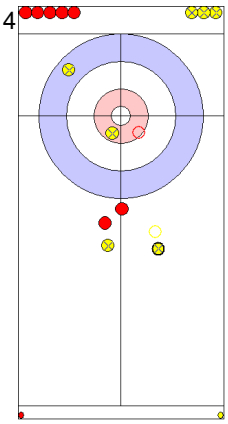

CHN: LIU R
Promotion Take-out ↺ 4

15

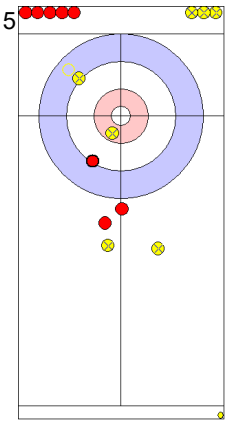

SUI: SCHWARZ B
Draw ↻ 3

16

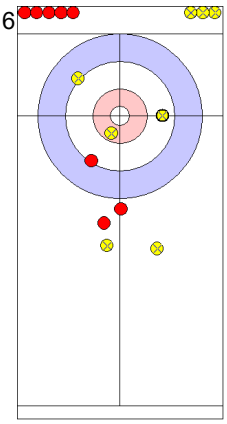

CHN: LIU R
Draw ↺ 4

	SUI	CHN
Total Score	1	3
Time left	00:00	00:00

Game - Shot by Shot

End 4 | **SUI - Switzerland** **1 + 0** (this end) **= 1** | **CHN - China** **3 + 1** (this end) **= 4**

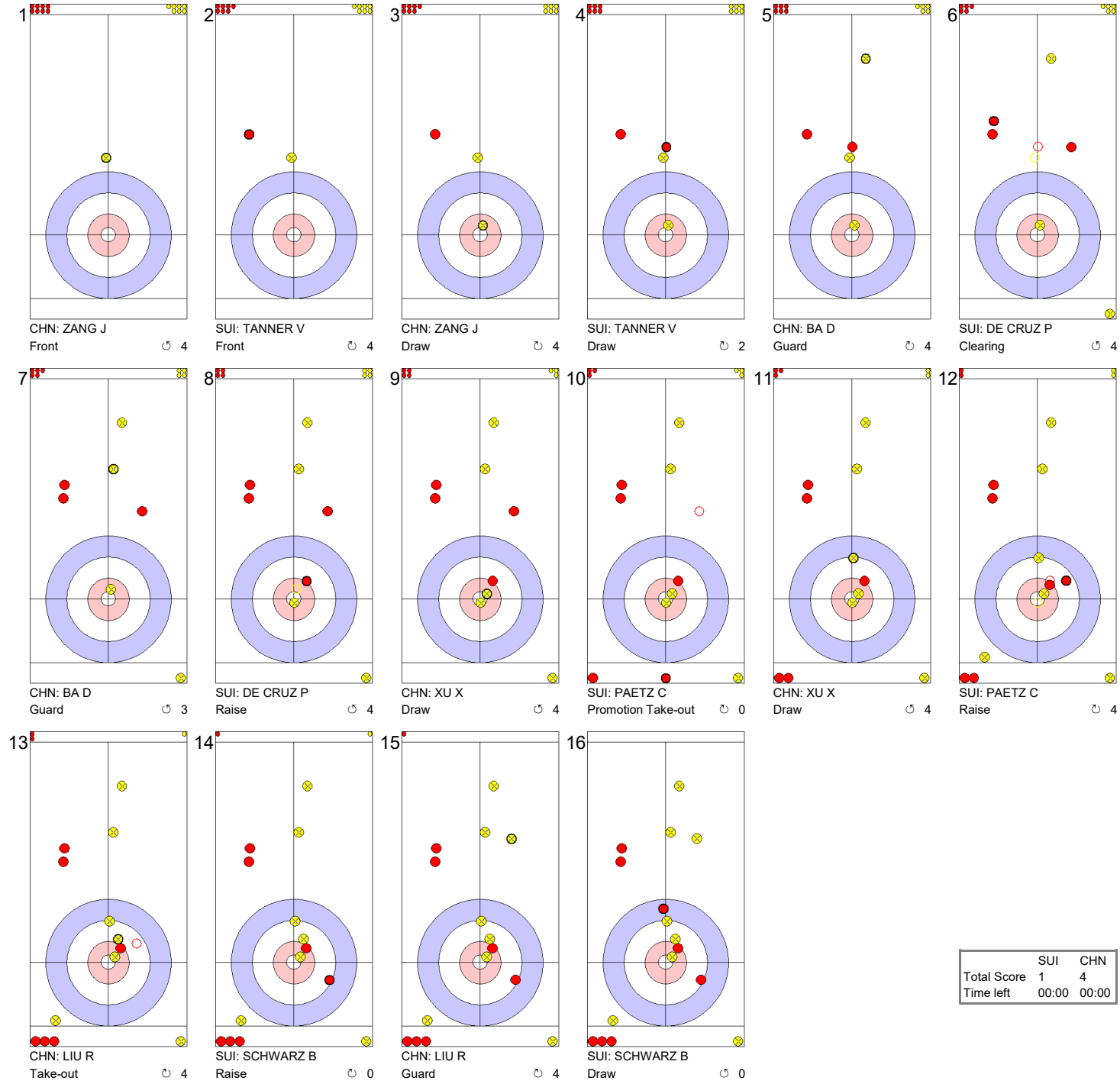

	SUI	CHN
Total Score	1	4
Time left	00:00	00:00

Game - Shot by Shot

End 5 | **SUI - Switzerland** **1 + 0** (this end) **= 1** | **CHN - China** **4 + 0** (this end) **= 4**

1
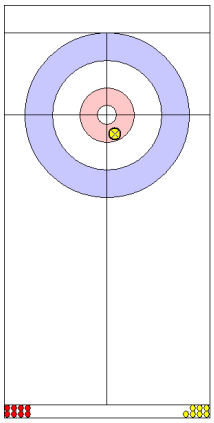
CHN: ZANG J
Draw ↺ 4

2
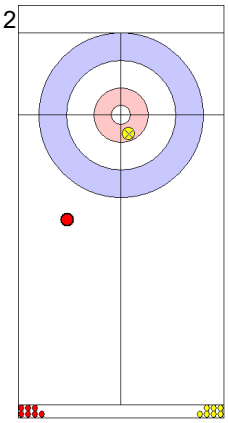
SUI: TANNER V
Front ↺ 4

3
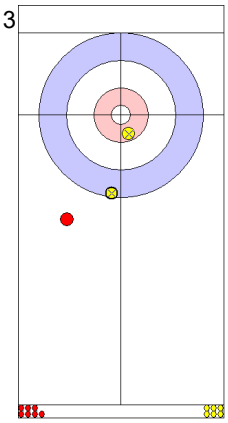
CHN: ZANG J
Draw ↺ 4

4
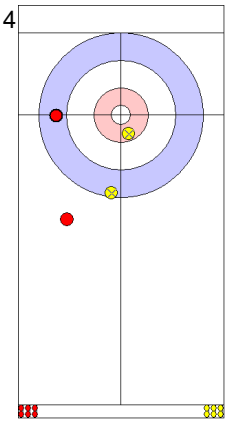
SUI: TANNER V
Draw ↺ 4

5
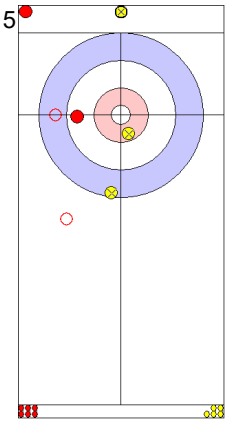
CHN: BA D
Clearing ↺ 4

6
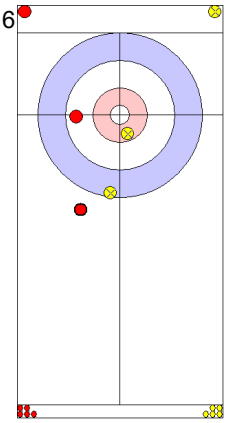
SUI: DE CRUZ P
Guard ↺ 4

7
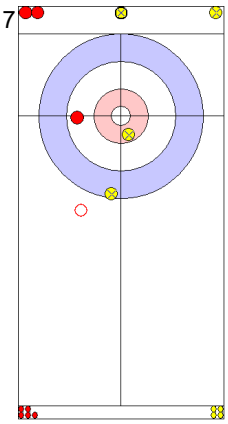
CHN: BA D
Clearing ↺ 4

8
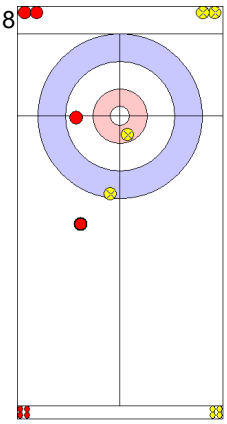
SUI: DE CRUZ P
Guard ↺ 4

9
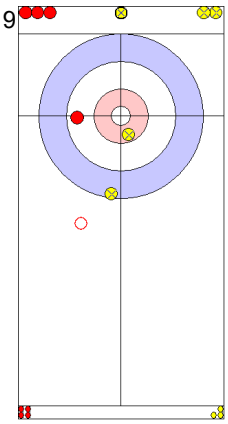
CHN: XU X
Clearing ↺ 4

10
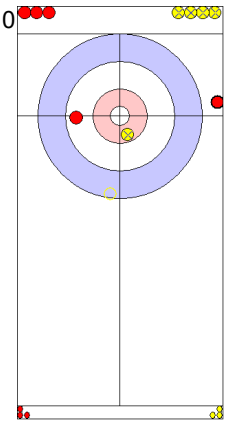
SUI: PAETZ C
Double Take-out ↺ 2

11
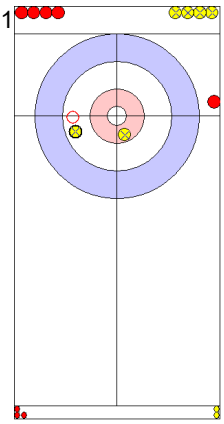
CHN: XU X
Take-out ↻ 4

12
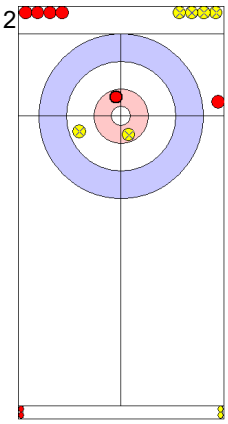
SUI: PAETZ C
Draw ↻ 3

13
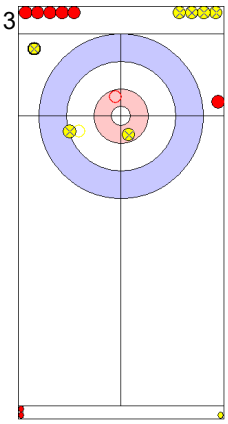
CHN: LIU R
Clearing ↺ 4

14
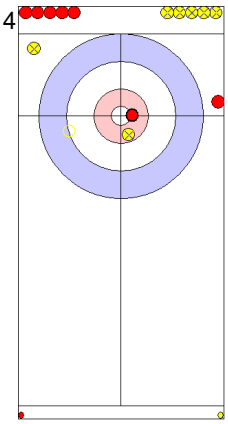
SUI: SCHWARZ B
Hit and Roll ↻ 4

15
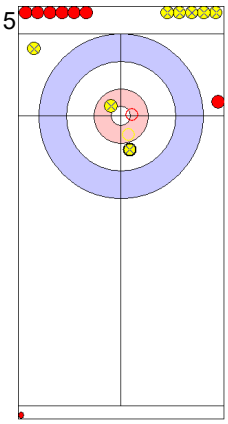
CHN: LIU R
Promotion Take-out ↻ 4

16
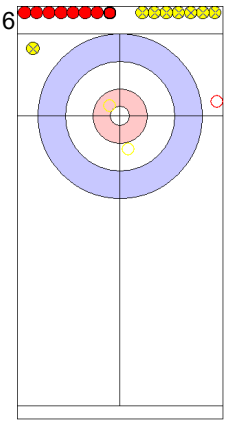
SUI: SCHWARZ B
Double Take-out ↺ 4

	SUI	CHN
Total Score	1	4
Time left	00:00	00:00

Game - Shot by Shot

End 6 | **SUI - Switzerland** **1 + 2** (this end) **= 3** | **CHN - China** **4 + 0** (this end) **= 4**

1
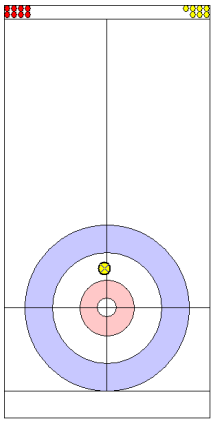
CHN: ZANG J
Draw ↻ 4

2
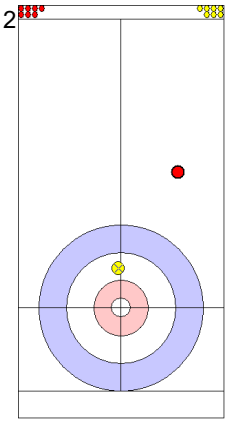
SUI: TANNER V
Front ↻ 4

3
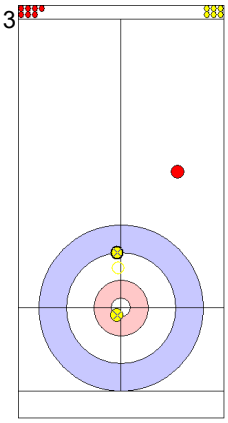
CHN: ZANG J
Draw ↻ 4

4
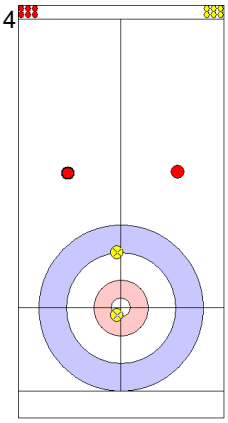
SUI: TANNER V
Front ↻ 4

5
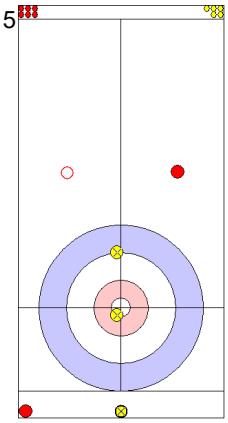
CHN: BA D
Clearing ↻ 4

6
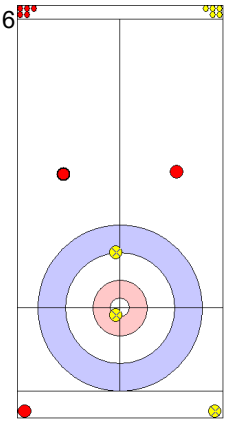
SUI: DE CRUZ P
Front ↻ 4

7
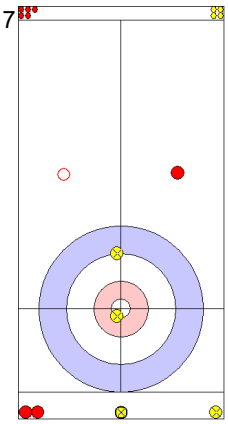
CHN: BA D
Clearing ↻ 0
burned stone

8
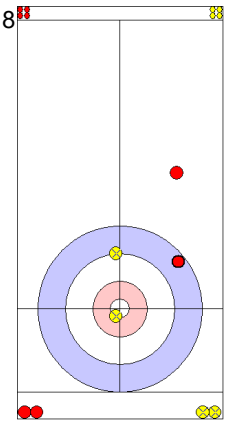
SUI: DE CRUZ P
Draw ↻ 4

9
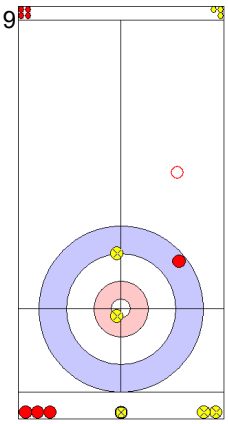
CHN: XU X
Clearing ↻ 4

10
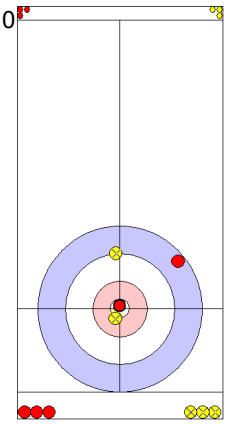
SUI: PAETZ C
Draw ↻ 4

11
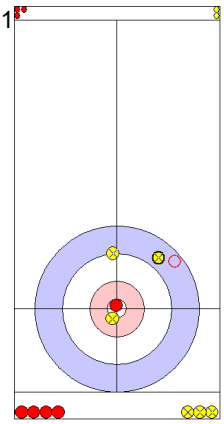
CHN: XU X
Hit and Roll ↻ 2

12
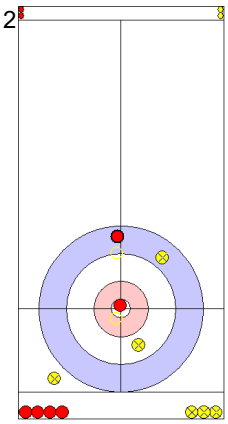
SUI: PAETZ C
Take-out ↻ 4

13
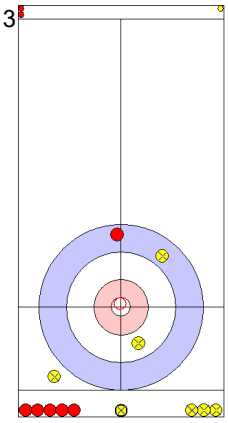
CHN: LIU R
Take-out ↻ 4

14
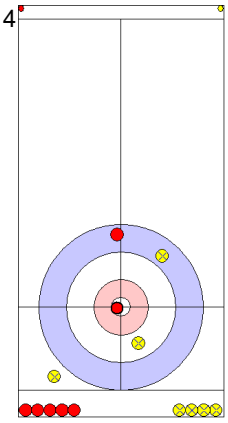
SUI: SCHWARZ B
Draw ↻ 4

15
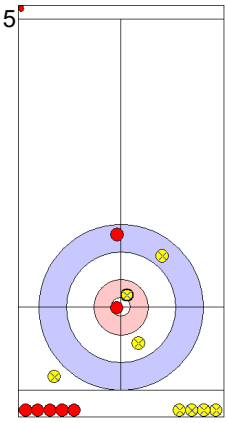
CHN: LIU R
Draw ↻ 3

16
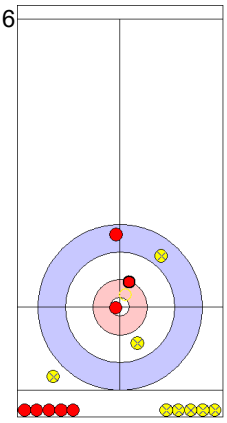
SUI: SCHWARZ B
Raise ↻ 4

	SUI	CHN
Total Score	3	4
Time left	00:00	00:00

Game - Shot by Shot

End 7 | **SUI - Switzerland** **3 + 0** (this end) **= 3** | **CHN - China** **4 + 1** (this end) **= 5**

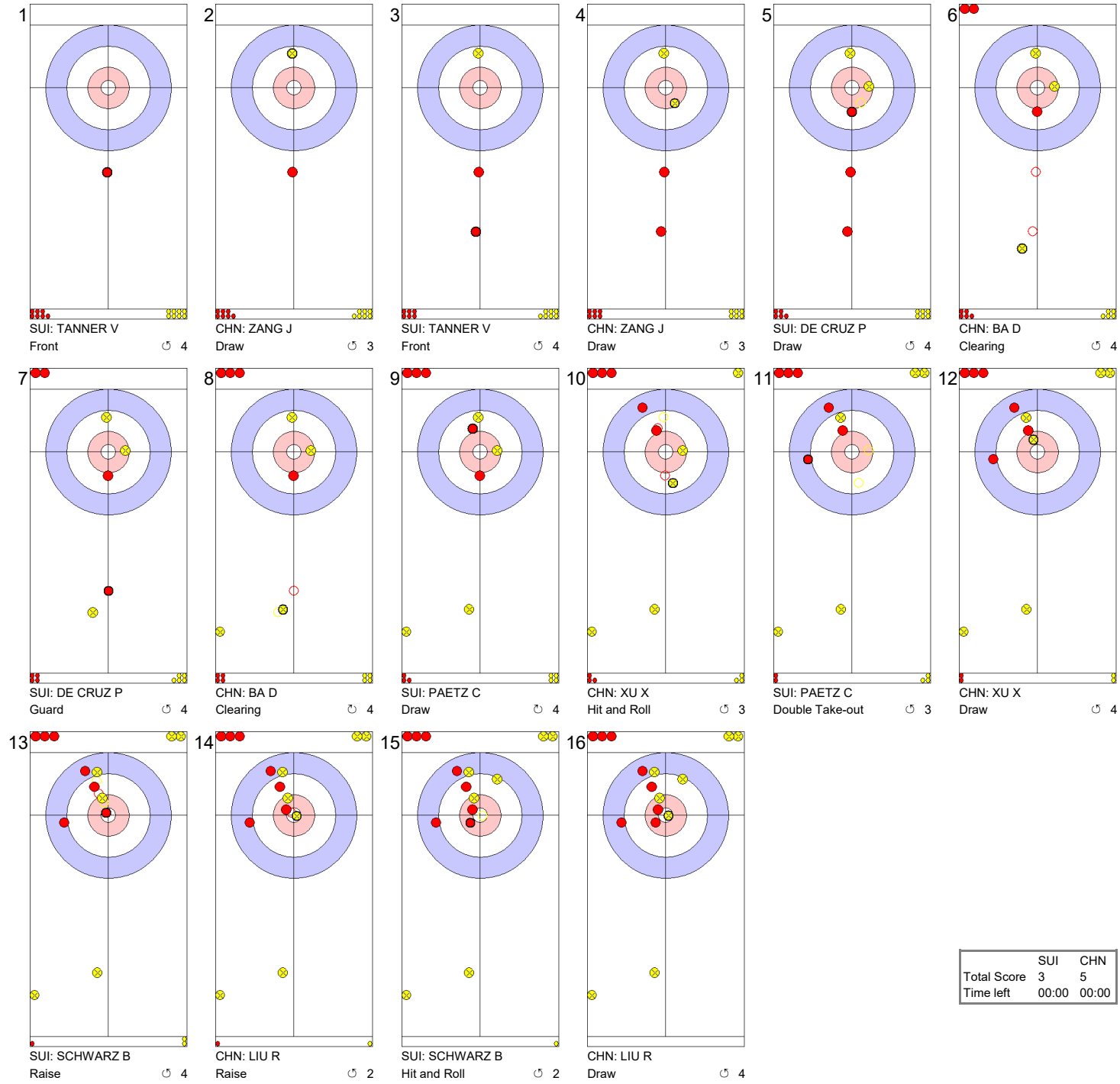

	SUI	CHN
Total Score	3	5
Time left	00:00	00:00

Game - Shot by Shot

End 8 | **SUI - Switzerland** **3 + 2** (this end) **= 5** | **CHN - China** **5 + 0** (this end) **= 5**

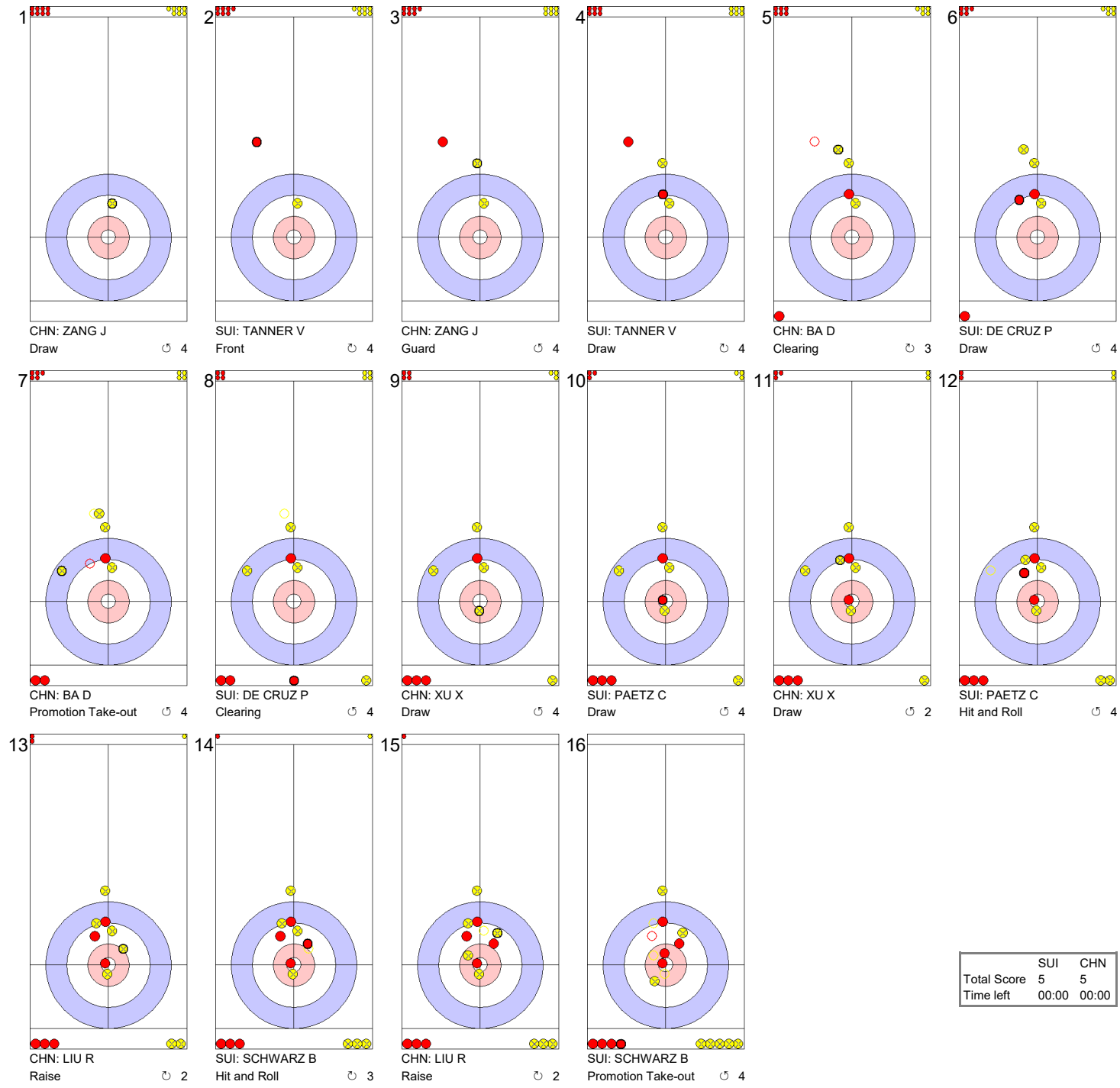

	SUI	CHN
Total Score	5	5
Time left	00:00	00:00

Game - Shot by Shot

End 9 | **SUI - Switzerland** **5 + 0** (this end) **= 5** | **CHN - China** **5 + 3** (this end) **= 8**

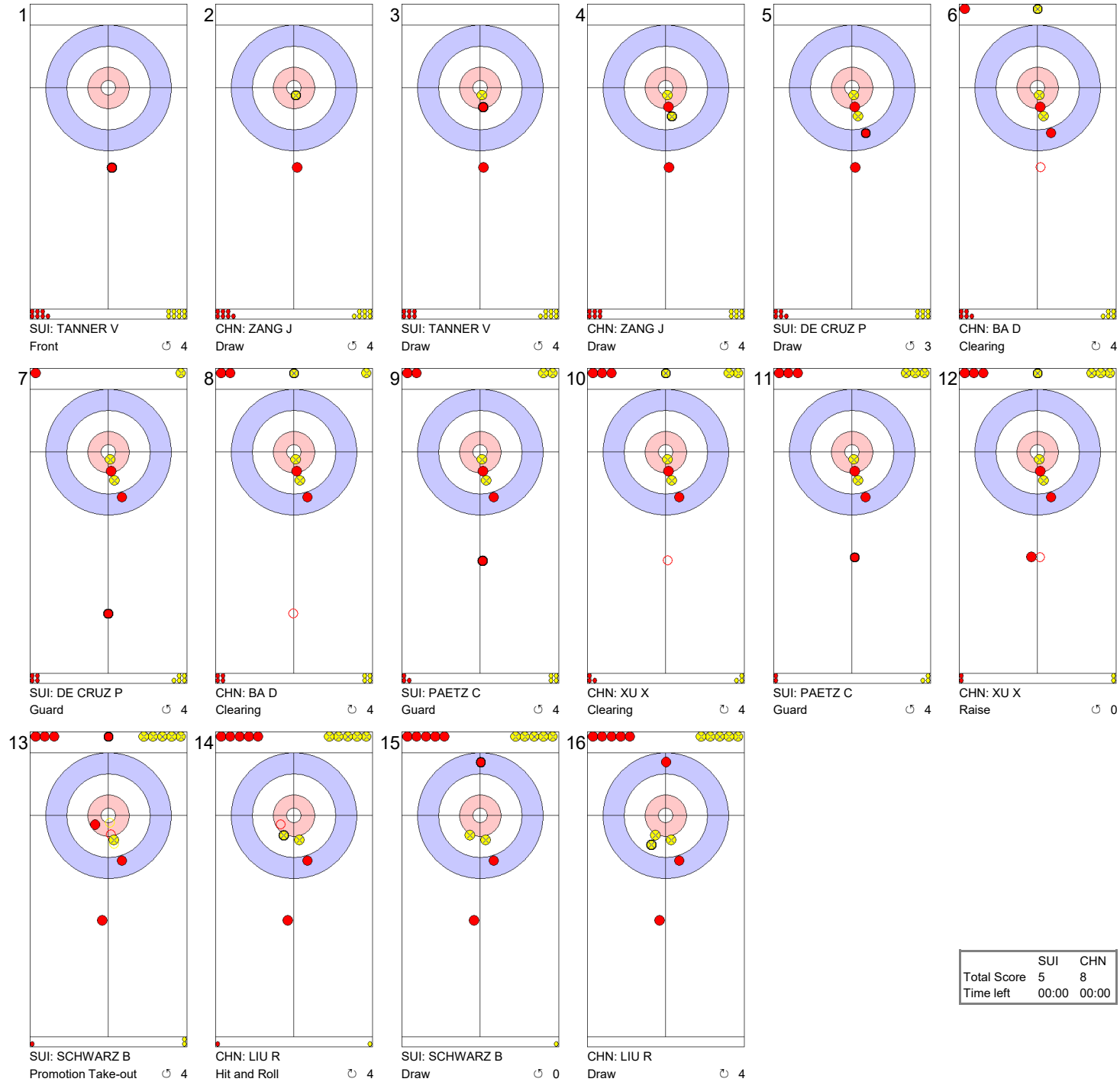

	SUI	CHN
Total Score	5	8
Time left	00:00	00:00

Game - Shot by Shot

End 10 | **SUI - Switzerland** **5 + X** (this end) **= 5** | **CHN - China** **8 + X** (this end) **= 8**



Note:
Shot Success Points:
4 = 100%
3 = 75%
2 = 50%
1 = 25%
0 = 0%
X = not considered

Rotation:
↻ Clockwise
↺ Counter-clockwise

	SUI	CHN
Total Score	5	8
Time left	00:53	03:24

Legend:
X Unfinished end due to concession

Game Results

Sheet	Game	Team	LSFE	1	2	3	4	5	6	7	8	9	10	Extra Ends	Total
B	10	NOR - Norway		1	0	1	0	0	2	1	2	0	X		7
	11	ITA - Italy	*	0	2	0	1	1	0	0	0	1	X		5

NOR - Norway		Shot Success Game	Shot Success All
4 S	WALSTAD Steffen	78%	76%
3 V	HOEIBERG Markus	89%	83%
2	NEDREGOTTEN Magnus	91%	90%
1	LINDSTROEM Alexander	68%	85%
A	ROELVAAG Sander	-	-
	Team Total	82%	83%

Last Stone Draw		Distance
↻	WALSTAD S	20.6cm
↺	LINDSTROEM A	37.7cm
Total		**58.3cm**

Time remaining: 2 minutes 36 seconds

ITA - Italy		Shot Success Game	Shot Success All
4 V	MOSANER Amos	56%	78%
3 S	RETORNAZ Joel	68%	79%
2	PILZER Andrea	61%	75%
1	FERRAZZA Daniele	55%	81%
A	GONIN Simone	-	-
	Team Total	60%	78%

Last Stone Draw		Distance
↻	RETORNAZ J	8.9cm
↺	MOSANER A	33.0cm
Total		**41.9cm**

Time remaining: 1 minute 6 seconds

Time-out: end 8 - NOR stone 6

Shot Success Analysis

NOR - Norway		↻		↺		Game	
4 WALSTAD Steffen	Draws	2	75%	7	71%	9	72%
	Take-outs	6	79%	4	88%	10	83%
	Total	8	78%	11	77%	19	78%
3 HOEIBERG Markus	Draws	3	83%	7	89%	10	88%
	Take-outs	3	83%	7	93%	10	90%
	Total	6	83%	14	91%	20	89%
2 NEDREGOTTEN Magnus	Draws	1	100%	6	92%	7	93%
	Take-outs	4	100%	9	86%	13	90%
	Total	5	100%	15	88%	20	91%
1 LINDSTROEM Alexander	Draws	5	95%	12	69%	17	76%
	Take-outs	1	0%	1	0%	2	0%
	Total	6	79%	13	63%	19	68%
A ROELVAAG Sander	Draws	0	-	0	-	0	-
	Take-outs	0	-	0	-	0	-
	Total	0	-	0	-	0	-
Team	Draws	11	89%	32	78%	43	81%
	Take-outs	14	80%	21	85%	35	83%
	Total	25	84%	53	81%	78	82%

ITA - Italy		↻		↺		Game	
4 MOSANER Amos	Draws	4	44%	5	65%	9	56%
	Take-outs	0	-	11	57%	11	57%
	Total	4	44%	16	59%	20	56%
3 RETORNAZ Joel	Draws	3	83%	6	71%	9	75%
	Take-outs	1	50%	10	63%	11	61%
	Total	4	75%	16	66%	20	68%
2 PILZER Andrea	Draws	5	85%	5	25%	10	55%
	Take-outs	4	69%	6	67%	10	68%
	Total	9	78%	11	48%	20	61%
1 FERRAZZA Daniele	Draws	5	80%	15	47%	20	55%
	Take-outs	0	-	0	-	0	-
	Total	5	80%	15	47%	20	55%
A GONIN Simone	Draws	0	-	0	-	0	-
	Take-outs	0	-	0	-	0	-
	Total	0	-	0	-	0	-
Team	Draws	17	74%	31	51%	48	59%
	Take-outs	5	65%	27	61%	32	62%
	Total	22	72%	58	56%	80	60%

Note:
Team position and functions are attached to each team member's name as follows:
4 = Fourth, **3** = Third, **2** = Second, **1** = Lead, **A** = Alternate, **S** = Skip, **V** = Vice-Skip

Legend:
↻ Clockwise ↺ Counter-clockwise **LSFE(*)** Last Stone First End
X Unplayed/unfinished end due to concession

Game - Shot by Shot

End 1 — **NOR - Norway** **0 + 1** (this end) **= 1** — **ITA - Italy** **0 + 0** (this end) **= 0**

1
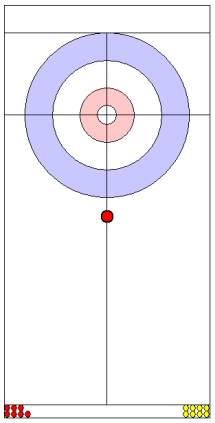
NOR: LINDSTROEM A
Front ↺ 4

2
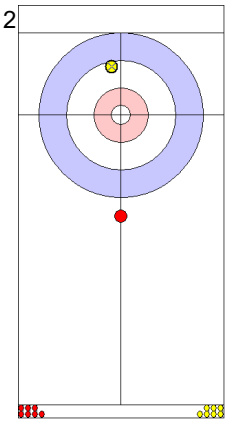
ITA: FERRAZZA D
Draw ↺ 3

3
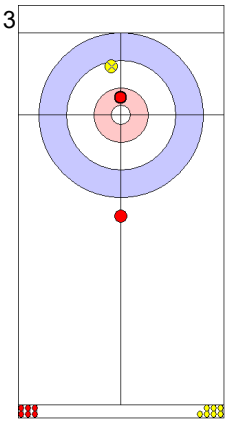
NOR: LINDSTROEM A
Draw ↺ 3

4
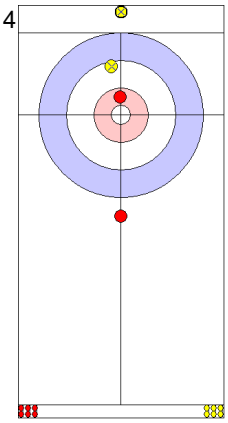
ITA: FERRAZZA D
Draw ↺ 0

5
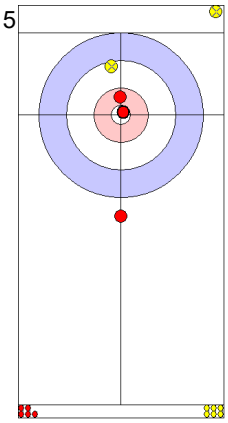
NOR: NEDREGOTTEN M
Draw ↺ 4

6
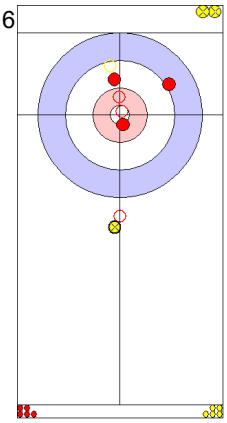
ITA: PILZER A
Double Take-out ↺ 0

7
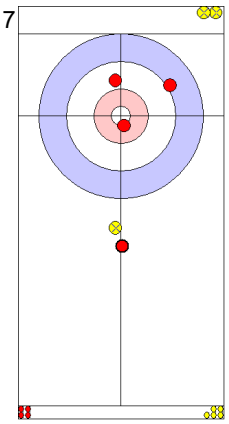
NOR: NEDREGOTTEN M
Guard ↺ 4

8
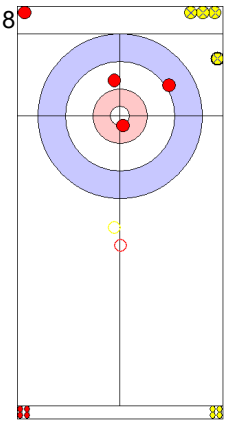
ITA: PILZER A
Clearing ↺ 4

9
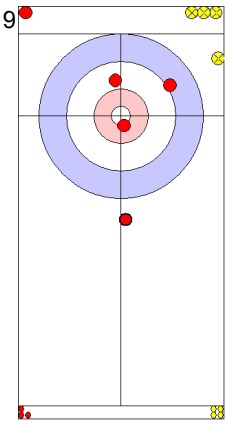
NOR: HOEIBERG M
Guard ↺ 4

10
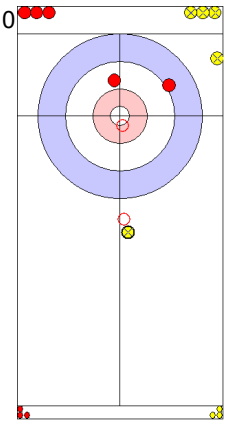
ITA: RETORNAZ J
Double Take-out ↺ 4

11
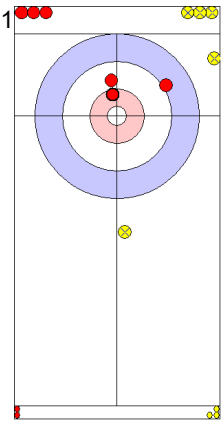
NOR: HOEIBERG M
Draw ↺ 3

12
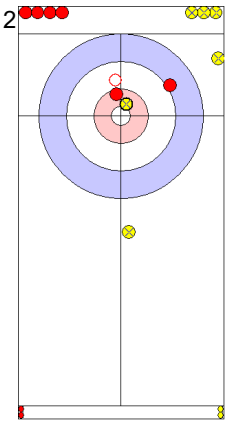
ITA: RETORNAZ J
Raise ↻ 4

13
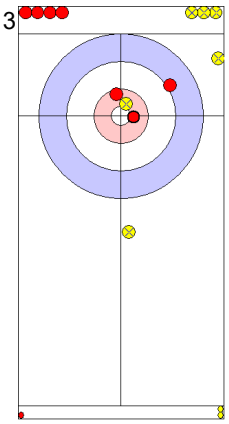
NOR: WALSTAD S
Draw ↺ 4

14
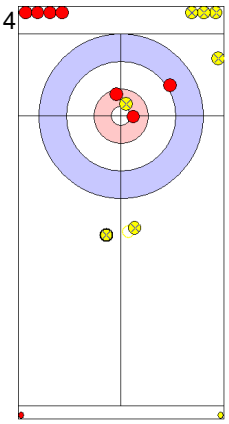
ITA: MOSANER A
Draw ↻ 0

15
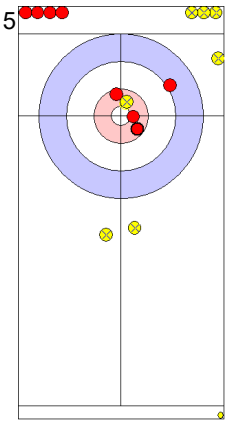
NOR: WALSTAD S
Draw ↺ 4

16
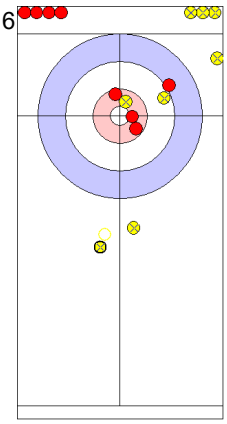
ITA: MOSANER A
Promotion Take-out ↺ 0

	NOR	ITA
Total Score	1	0
Time left	00:00	00:00

Game - Shot by Shot

End 2 | **NOR - Norway** **1 + 0** (this end) **= 1** | **ITA - Italy** **0 + 2** (this end) **= 2**

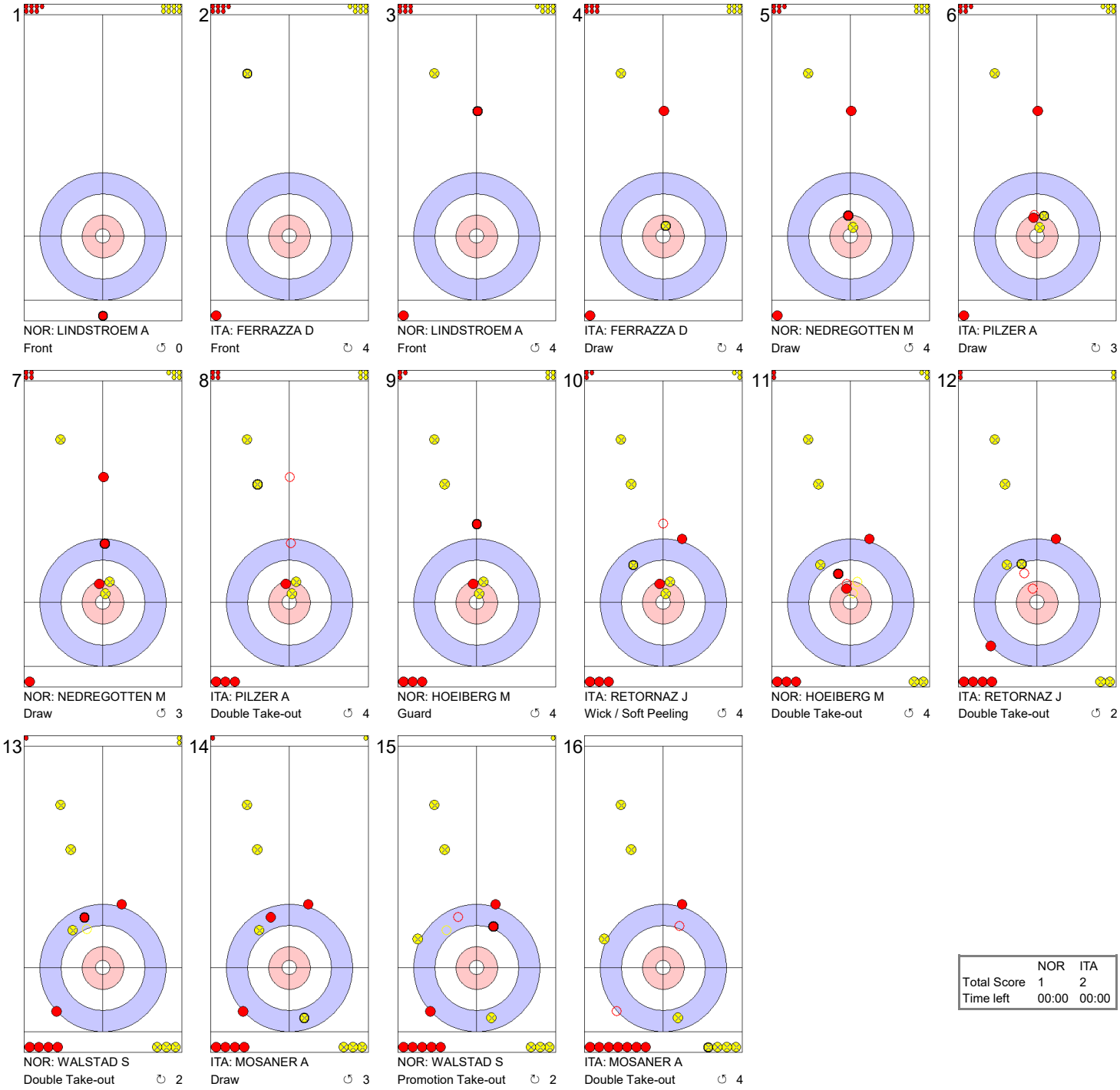

	NOR	ITA
Total Score	1	2
Time left	00:00	00:00

Game - Shot by Shot

End 3 — **NOR - Norway** **1 + 1** (this end) **= 2** — **ITA - Italy** **2 + 0** (this end) **= 2**



	NOR	ITA
Total Score	2	2
Time left	00:00	00:00

Game - Shot by Shot

End 4 | **NOR - Norway** **2 + 0** (this end) **= 2** | **ITA - Italy** **2 + 1** (this end) **= 3**

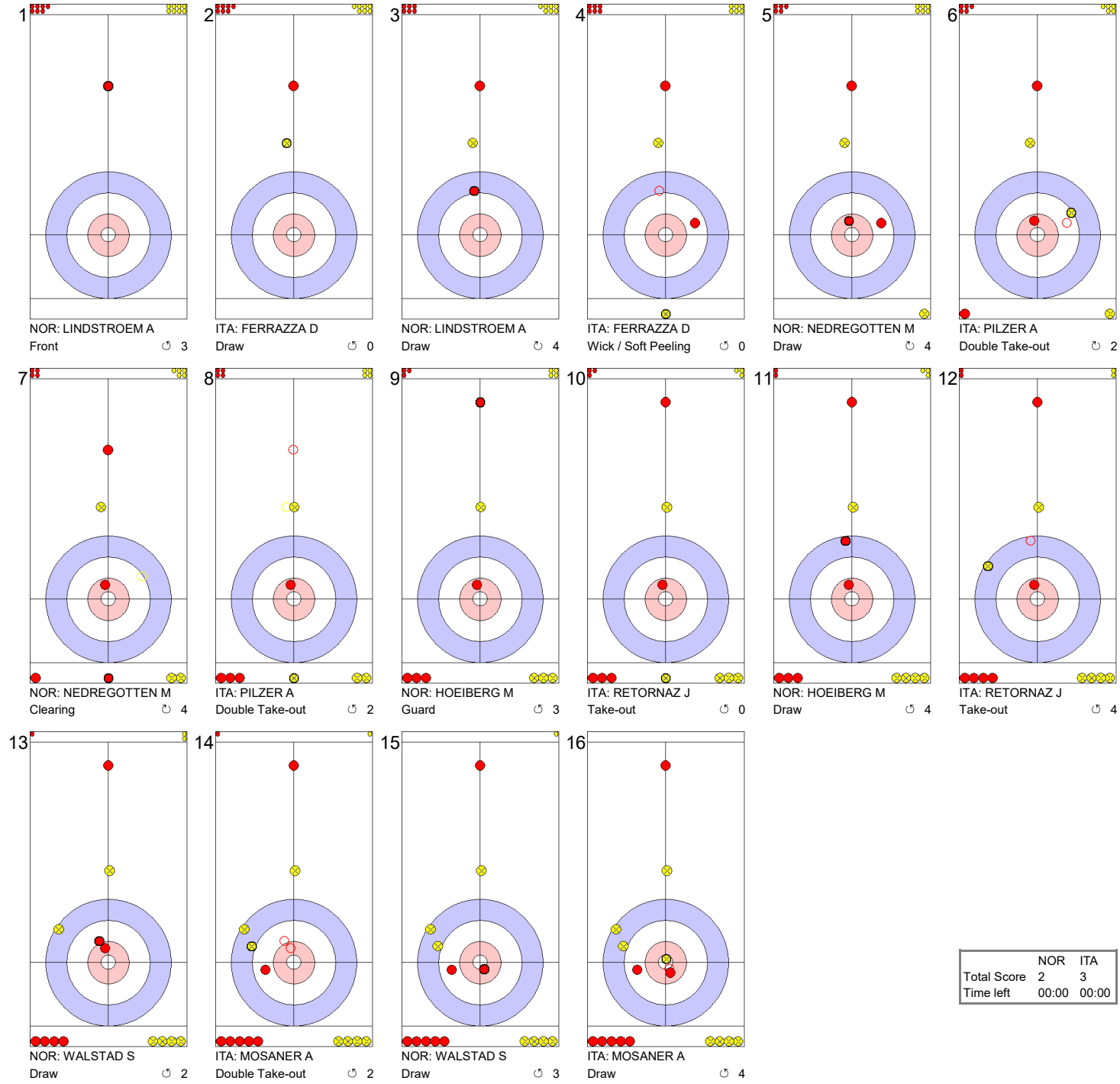

	NOR	ITA
Total Score	2	3
Time left	00:00	00:00

Game - Shot by Shot

End 5 — **NOR - Norway** **2 + 0** (this end) **= 2** — **ITA - Italy** **3 + 1** (this end) **= 4**



	NOR	ITA
Total Score	2	4
Time left	00:00	00:00

Game - Shot by Shot

End 6 — **NOR - Norway** **2 + 2** (this end) **= 4** — **ITA - Italy** **4 + 0** (this end) **= 4**



	NOR	ITA
Total Score	4	4
Time left	00:00	00:00

Game - Shot by Shot

End 7 | **NOR - Norway** **4 + 1** (this end) **= 5** | **ITA - Italy** **4 + 0** (this end) **= 4**



1
NOR: LINDSTROEM A
Front ↺ 4

2
ITA: FERRAZZA D
Draw ↺ 3

3
NOR: LINDSTROEM A
Draw ↺ 3

4
ITA: FERRAZZA D
Draw ↺ 3

5
NOR: NEDREGOTTEN M
Draw ↺ 4

6
ITA: PILZER A
Hit and Roll ↺ 4

7
NOR: NEDREGOTTEN M
Draw ↺ 3

8
ITA: PILZER A
Draw ↺ 2

9
NOR: HOEIBERG M
Raise ↺ 3

10
ITA: RETORNAZ J
Double Take-out ↺ 0

11
NOR: HOEIBERG M
Double Take-out ↺ 4

12
ITA: RETORNAZ J
Double Take-out ↺ 1

13
NOR: WALSTAD S
Guard ↺ 4

14
ITA: MOSANER A
Draw ↺ 2

15
NOR: WALSTAD S
Draw ↺ 1

16
ITA: MOSANER A
Hit and Roll ↺ 0

	NOR	ITA
Total Score	5	4
Time left	00:00	00:00

Game - Shot by Shot

End 8 | **NOR - Norway** **5 + 2** (this end) **= 7** | **ITA - Italy** **4 + 0** (this end) **= 4**

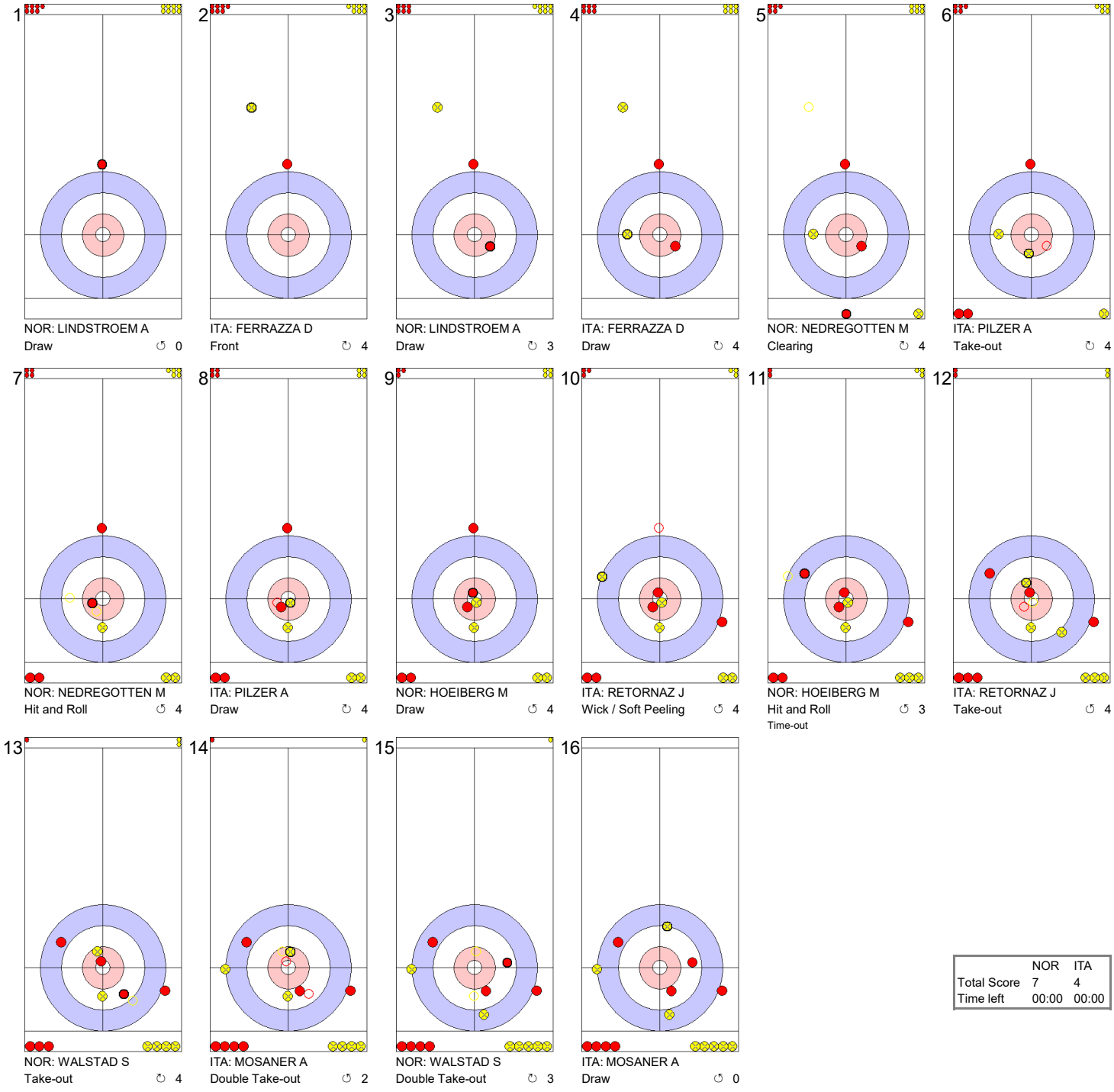

	NOR	ITA
Total Score	7	4
Time left	00:00	00:00

Game - Shot by Shot

End 9 — **NOR - Norway** **7 + 0** (this end) **= 7** — **ITA - Italy** **4 + 1** (this end) **= 5**

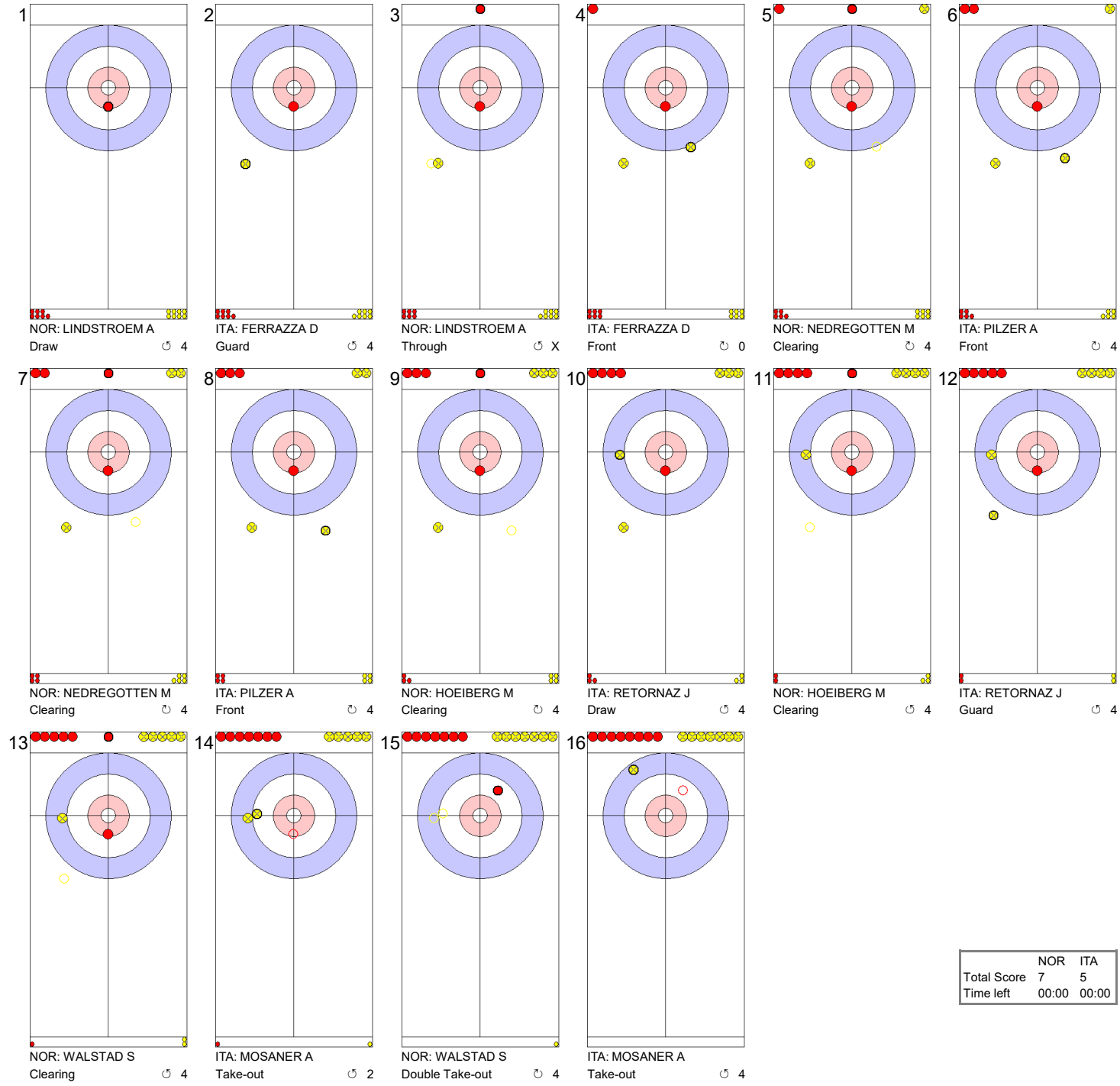

	NOR	ITA
Total Score	7	5
Time left	00:00	00:00

Game - Shot by Shot

End 10 | **NOR - Norway** **7 + X** (this end) **= 7** | **ITA - Italy** **5 + X** (this end) **= 5**



Note:
Shot Success Points:
4 = 100%
3 = 75%
2 = 50%
1 = 25%
0 = 0%
X = not considered

Rotation:
↻ Clockwise
↺ Counter-clockwise

	NOR	ITA
Total Score	7	5
Time left	02:36	01:06

Legend:
X Unfinished end due to concession

Game Results

Sheet	Game	Team	LSFE	1	2	3	4	5	6	7	8	9	10	Extra Ends				Total
C	11	USA - United States		0	2	0	2	0	1	0	2	X	X					7
	10	SWE - Sweden	*	1	0	0	0	1	0	1	0	X	X					3

USA - United States		Shot Success Game	Shot Success All
4 S	SHUSTER John	90 %	84 %
3 V	GEORGE Tyler	90 %	86 %
2	POLO Joe	78 %	77 %
1	LANDSTEINER John	92 %	83 %
A	HAMILTON Matt	75 %	77 %
	Team Total	86 %	82 %

Last Stone Draw		Distance
↻	GEORGE T	59.3cm
↺	SHUSTER J	73.4cm
Total		**132.7cm**

Time remaining: 13 minutes 55 seconds

SWE - Sweden		Shot Success Game	Shot Success All
4 S	EDIN Niklas	73 %	82 %
3 V	ERIKSSON Oskar	75 %	86 %
2	WRANAA Rasmus	83 %	84 %
1	SUNDGREN Christoffer	94 %	90 %
A	LEEK Henrik	-	100 %
	Team Total	81%	85 %

Last Stone Draw		Distance
↻	ERIKSSON O	14.5cm
↺	EDIN N	8.6cm
Total		**23.1cm**

Time remaining: 9 minutes 19 seconds

HAMILTON M replaced GEORGE T at the beginning of end 6

Shot Success Analysis

USA - United States		↻		↺		Game	
4 SHUSTER John	Draws	5	80 %	2	100 %	7	86 %
	Take-outs	4	88 %	4	100 %	8	94 %
	Total	9	83 %	6	100 %	15	90 %
3 GEORGE Tyler	Draws	2	88 %	1	75 %	3	83 %
	Take-outs	4	94 %	3	92 %	7	93 %
	Total	6	92 %	4	88 %	10	90 %
2 POLO Joe	Draws	4	75 %	0	-	4	75 %
	Take-outs	6	67 %	6	92 %	12	79 %
	Total	10	70 %	6	92 %	16	78 %
1 LANDSTEINER John	Draws	10	95 %	6	88 %	16	92 %
	Take-outs	0	-	0	-	0	-
	Total	10	95 %	6	88 %	16	92 %
A HAMILTON Matt	Draws	2	50 %	2	88 %	4	69 %
	Take-outs	2	88 %	0	-	2	88 %
	Total	4	69 %	2	88 %	6	75 %
Team	Draws	23	84 %	11	89 %	34	85 %
	Take-outs	16	81 %	13	94 %	29	87 %
	Total	39	83 %	24	92 %	63	86 %

SWE - Sweden		↻		↺		Game	
4 EDIN Niklas	Draws	3	92 %	5	65 %	8	75 %
	Take-outs	6	88 %	2	25 %	8	72 %
	Total	9	89 %	7	54 %	16	73 %
3 ERIKSSON Oskar	Draws	2	88 %	5	75 %	7	79 %
	Take-outs	5	90 %	4	50 %	9	72 %
	Total	7	89 %	9	64 %	16	75 %
2 WRANAA Rasmus	Draws	5	90 %	5	90 %	10	90 %
	Take-outs	4	63 %	2	88 %	6	71 %
	Total	9	78 %	7	89 %	16	83 %
1 SUNDGREN Christoffer	Draws	9	94 %	6	92 %	15	93 %
	Take-outs	0	-	1	100 %	1	100 %
	Total	9	94 %	7	93 %	16	94 %
A LEEK Henrik	Draws	0	-	0	-	0	-
	Take-outs	0	-	0	-	0	-
	Total	0	-	0	-	0	-
Team	Draws	19	92 %	21	81 %	40	86 %
	Take-outs	15	82 %	9	58 %	24	73 %
	Total	34	88 %	30	74 %	64	81 %

Note:
Team position and functions are attached to each team member's name as follows:
4 = Fourth, **3** = Third, **2** = Second, **1** = Lead, **A** = Alternate, **S** = Skip, **V** = Vice-Skip

Legend:
↻ Clockwise ↺ Counter-clockwise **LSFE(*)** Last Stone First End
X Unplayed/unfinished end due to concession

Game - Shot by Shot

End 1 | **USA - United States** **0 + 0** (this end) **= 0** | **SWE - Sweden** **0 + 1** (this end) **= 1**

1

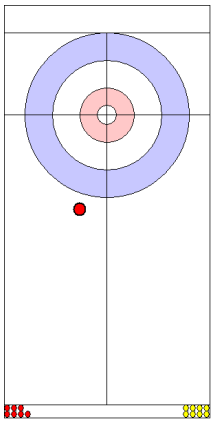

USA: LANDSTEINER J
Front ↻ 3

2

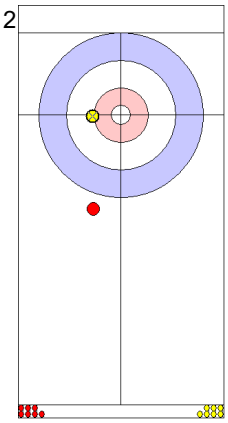

SWE: SUNDGREN C
Draw ↺ 4

3

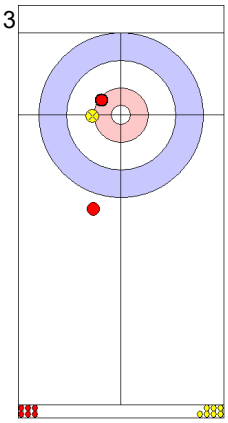

USA: LANDSTEINER J
Draw ↺ 4

4

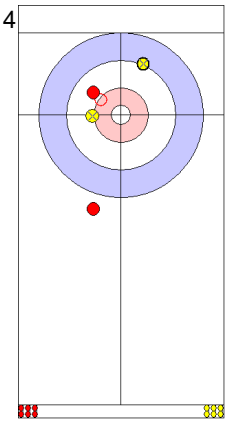

SWE: SUNDGREN C
Raise ↺ 2

5

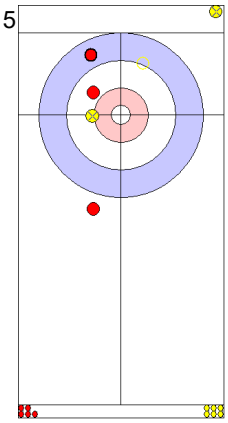

USA: POLO J
Clearing ↺ 4

6

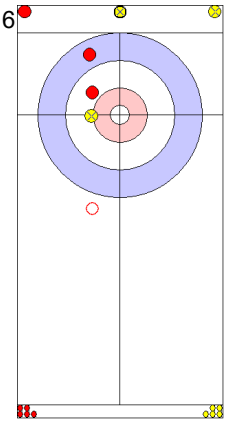

SWE: WRANAA R
Clearing ↺ 4

7

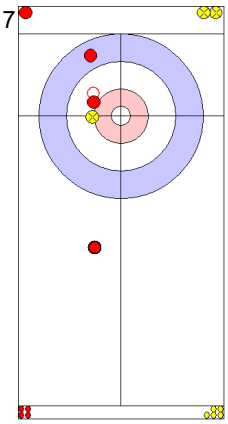

USA: POLO J
Guard ↻ 3

8

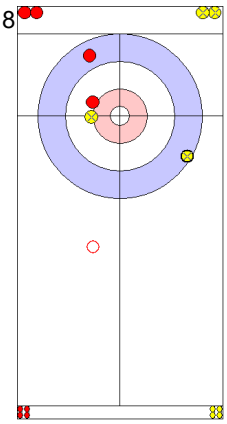

SWE: WRANAA R
Wick / Soft Peeling ↺ 2

9

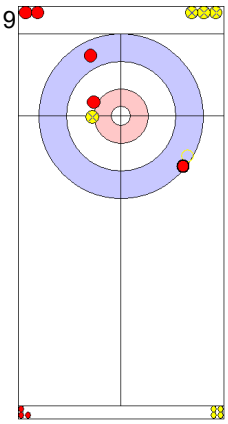

USA: GEORGE T
Take-out ↺ 4

10

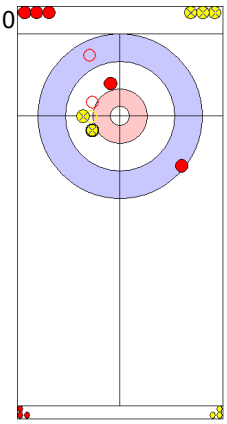

SWE: ERIKSSON O
Promotion Take-out ↻ 3

11

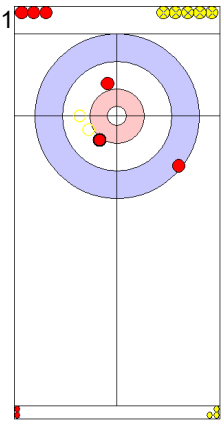

USA: GEORGE T
Double Take-out ↺ 4

12

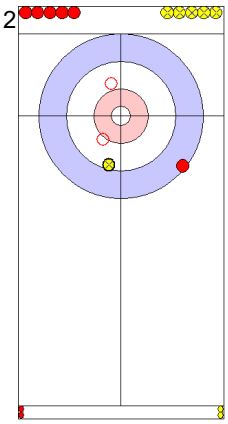

SWE: ERIKSSON O
Double Take-out ↺ 4

13

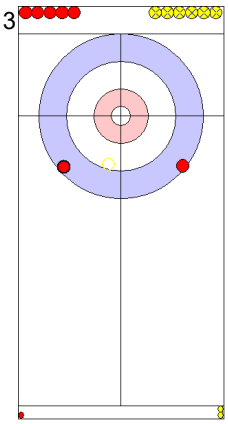

USA: SHUSTER J
Take-out ↻ 4

14

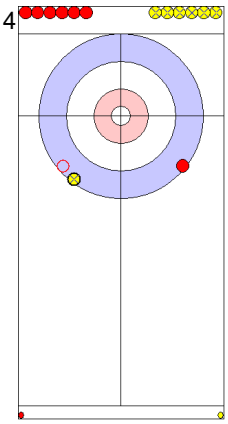

SWE: EDIN N
Take-out ↺ 4

15

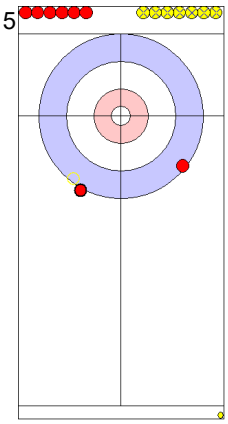

USA: SHUSTER J
Take-out ↺ 4

16

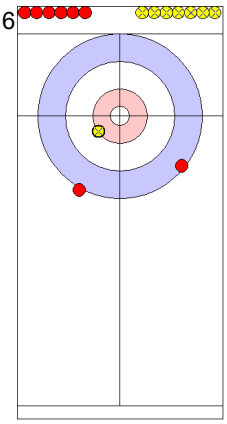

SWE: EDIN N
Draw ↺ 4

	USA	SWE
Total Score	0	1
Time left	00:00	00:00

Game - Shot by Shot

End 2 | **USA - United States** **0 + 2** (this end) **= 2** | **SWE - Sweden** **1 + 0** (this end) **= 1**

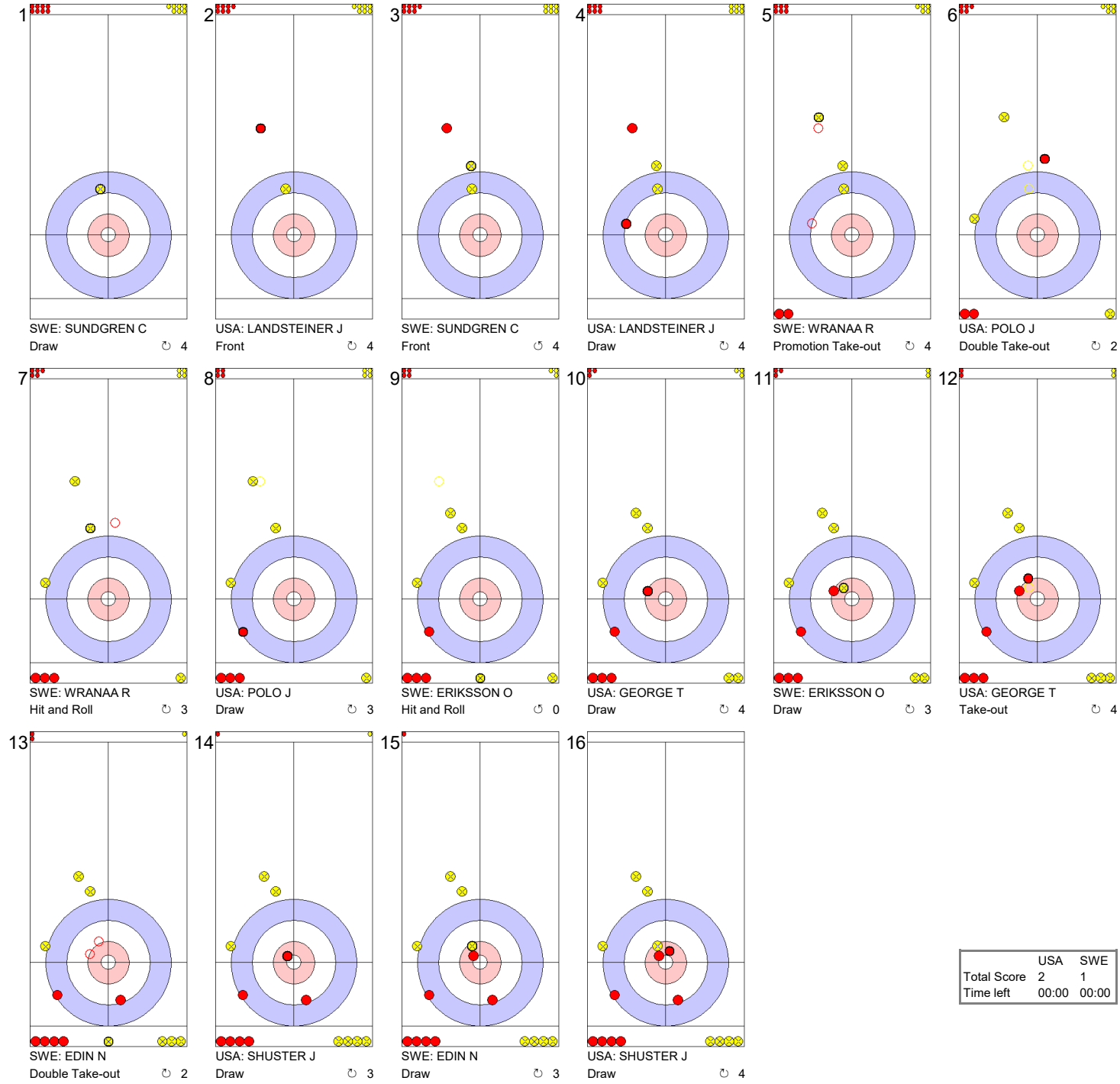

	USA	SWE
Total Score	2	1
Time left	00:00	00:00

Game - Shot by Shot

End 3 | **USA - United States** **2 + 0** (this end) **= 2** | **SWE - Sweden** **1 + 0** (this end) **= 1**

1

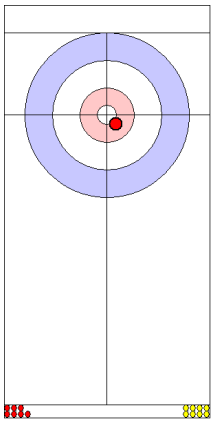

USA: LANDSTEINER J
Draw ↺ 4

2

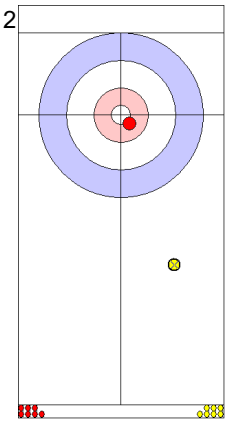

SWE: SUNDGREN C
Front ↺ 4

3

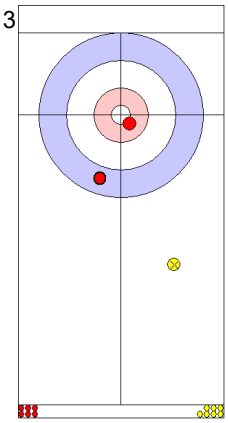

USA: LANDSTEINER J
Guard ↺ 1

4

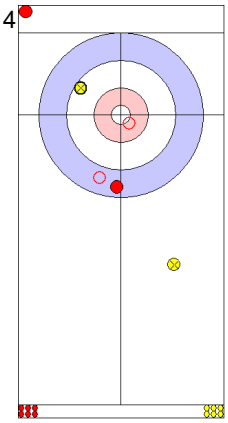

SWE: SUNDGREN C
Take-out ↺ 4

5

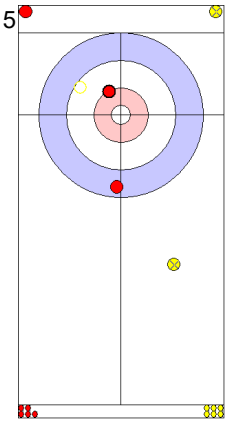

USA: POLO J
Take-out ↺ 4

6

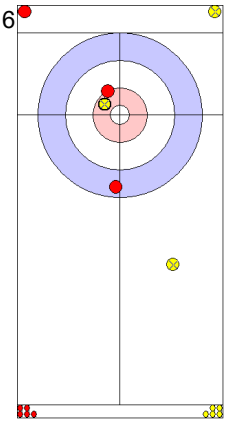

SWE: WRANAA R
Draw ↺ 4

7

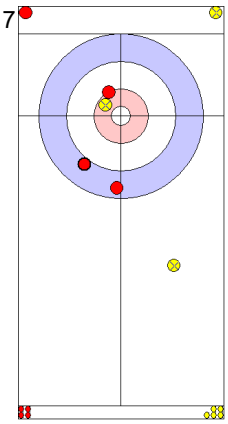

USA: POLO J
Draw ↺ 2

8

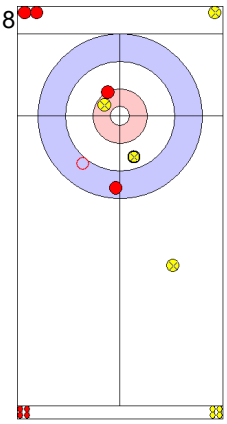

SWE: WRANAA R
Hit and Roll ↺ 3

9

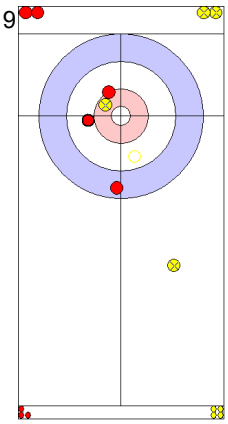

USA: GEORGE T
Hit and Roll ↺ 3

10

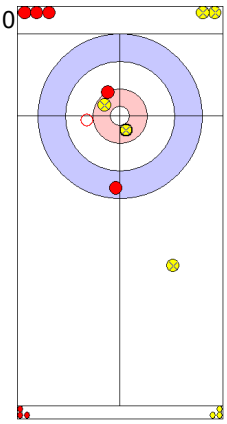

SWE: ERIKSSON O
Hit and Roll ↺ 4

11

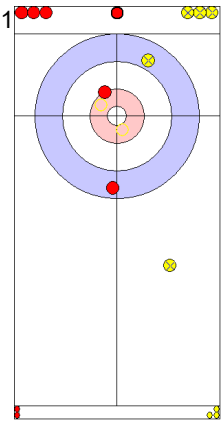

USA: GEORGE T
Take-out ↺ 4

12

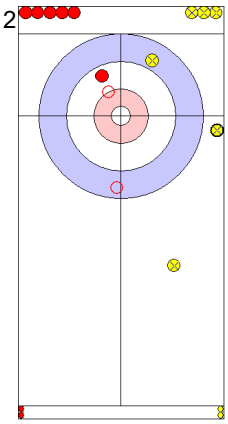

SWE: ERIKSSON O
Double Take-out ↺ 2

13

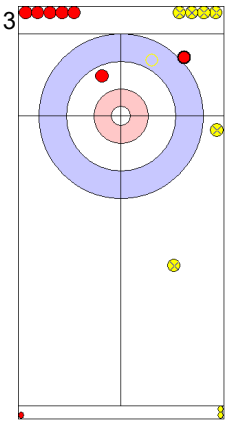

USA: SHUSTER J
Take-out ↺ 2

14

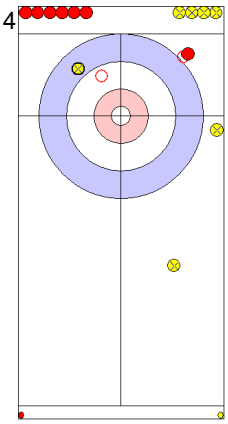

SWE: EDIN N
Take-out ↺ 4

15

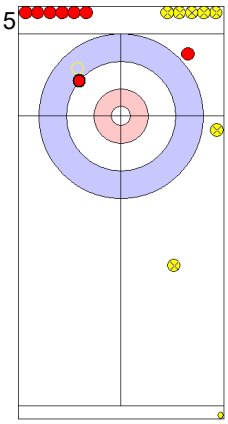

USA: SHUSTER J
Take-out ↺ 4

16

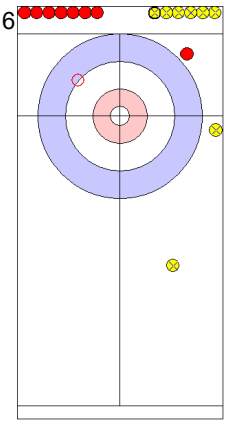

SWE: EDIN N
Clearing ↺ 4

	USA	SWE
Total Score	2	1
Time left	00:00	00:00

Game - Shot by Shot

End 4 | **USA - United States** **2 + 2** (this end) **= 4** | **SWE - Sweden** **1 + 0** (this end) **= 1**



	USA	SWE
Total Score	4	1
Time left	00:00	00:00

Game - Shot by Shot

End 5 | **USA - United States** **4 + 0** (this end) **= 4** | **SWE - Sweden** **1 + 1** (this end) **= 2**



	USA	SWE
Total Score	4	2
Time left	00:00	00:00

Game - Shot by Shot

End 6 | **USA - United States** **4 + 1** (this end) **= 5** | **SWE - Sweden** **2 + 0** (this end) **= 2**

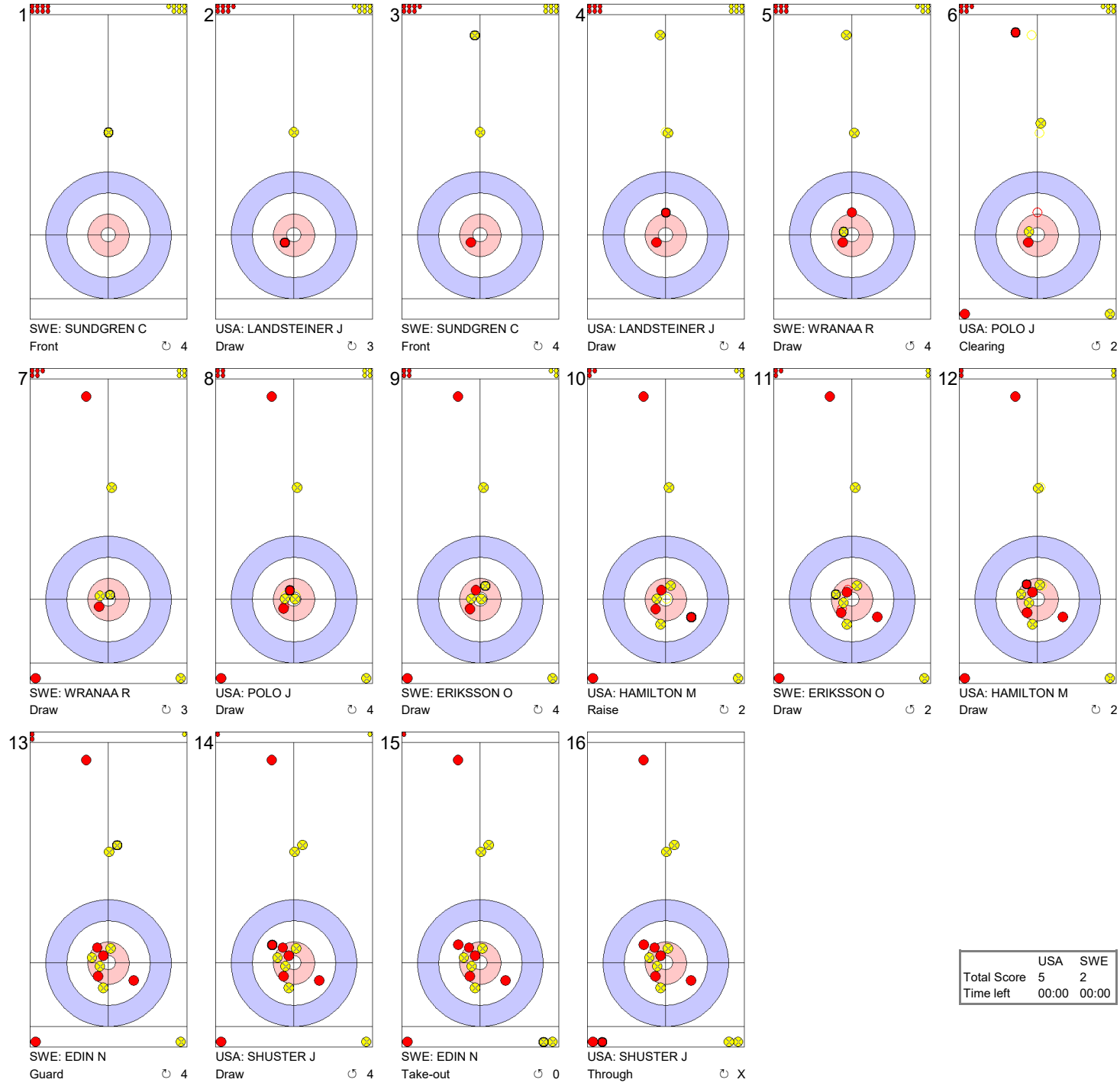

	USA	SWE
Total Score	5	2
Time left	00:00	00:00

Game - Shot by Shot

End 7 | **USA - United States** **5 + 0** (this end) **= 5** | **SWE - Sweden** **2 + 1** (this end) **= 3**



	USA	SWE
Total Score	5	3
Time left	00:00	00:00

Game - Shot by Shot

End 8 | **USA - United States** **5 + 2** (this end) **= 7** | **SWE - Sweden** **3 + 0** (this end) **= 3**

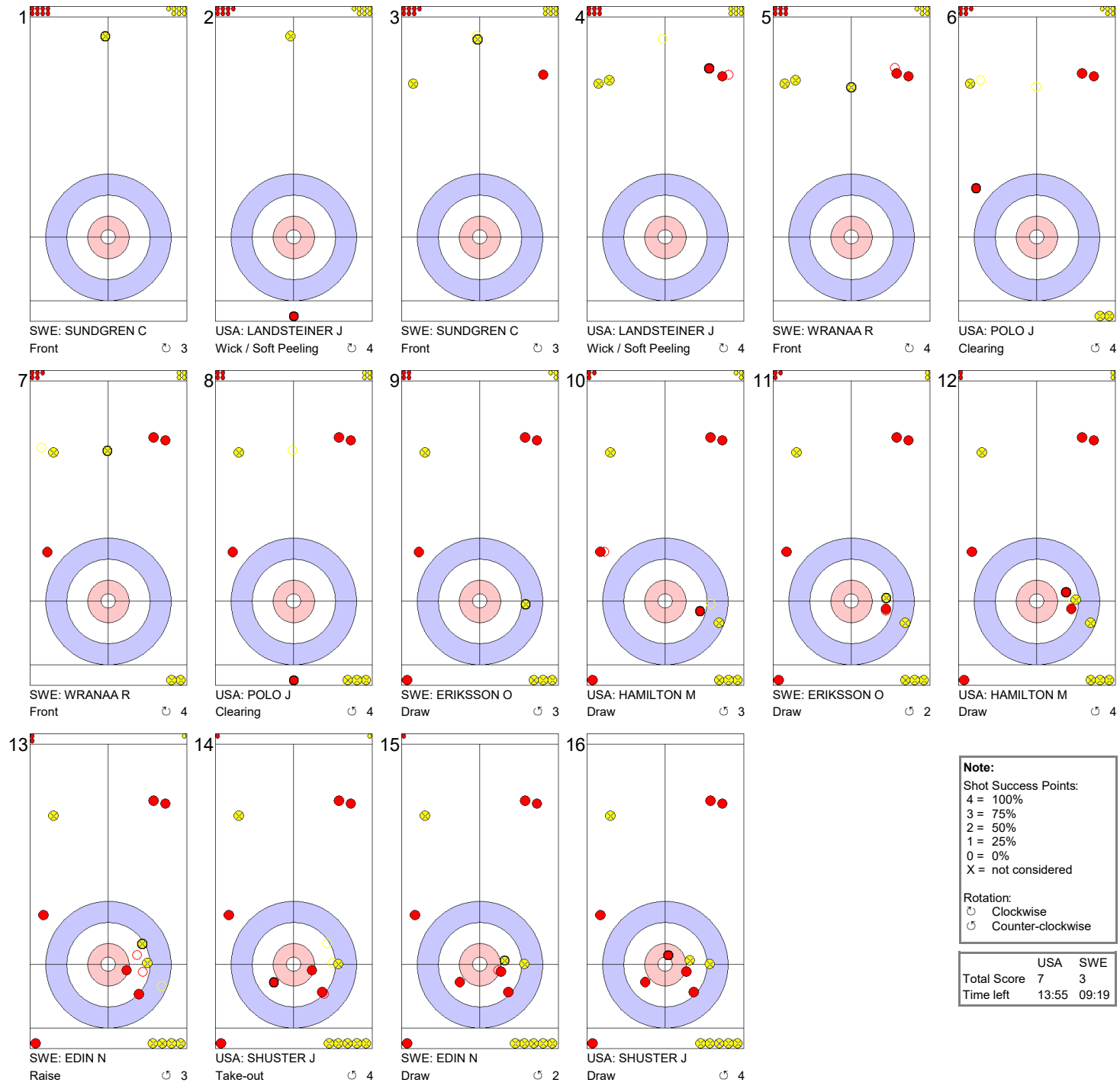

Note:
Shot Success Points:
4 = 100%
3 = 75%
2 = 50%
1 = 25%
0 = 0%
X = not considered

Rotation:
↻ Clockwise
↺ Counter-clockwise

	USA	SWE
Total Score	7	3
Time left	13:55	09:19

Game Results

Sheet	Game	Team	LSFE	1	2	3	4	5	6	7	8	9	10	Extra Ends				Total
D	11	GER - Germany		0	0	0	1	0	0	0	0	0	X					1
	10	SCO - Scotland	*	0	0	2	0	0	1	0	1	3	X					7

GER - Germany		Shot Success Game	Shot Success All
4 S	BAUMANN Alexander	74 %	72 %
3	WALTER Manuel	89 %	78 %
2 V	HERBERG Daniel	86 %	85 %
1	SHERRARD Ryan	86 %	84 %
A	SCHWEIZER Sebastian	-	87 %
	Team Total	84 %	80 %

Last Stone Draw		Distance
↻	WALTER M	52.4cm
↺	BAUMANN A	27.7cm
Total		**80.1cm**

Time remaining: 14 minutes 19 seconds

SCO - Scotland		Shot Success Game	Shot Success All
4 S	MURDOCH David	95 %	84 %
3 V	DRUMMOND Greg	86 %	84 %
2	ANDREWS Scott	94 %	87 %
1	GOODFELLOW Michael	89 %	91%
A	PATERSON Ross	-	-
	Team Total	91%	87 %

Last Stone Draw		Distance
↻	MURDOCH D	37.6cm
↺	DRUMMOND G	24.5cm
Total		**62.1cm**

Time remaining: 11 minutes 21 seconds

Time-out: end 9 - SCO stone 6

Shot Success Analysis

GER - Germany		↻		↺		Game	
4 BAUMANN Alexander	Draws	1	50 %	3	75 %	4	69 %
	Take-outs	10	70 %	4	88 %	14	75 %
	Total	11	68 %	7	82 %	18	74 %
3 WALTER Manuel	Draws	5	80 %	5	85 %	10	83 %
	Take-outs	1	100 %	7	96 %	8	97 %
	Total	6	83 %	12	92 %	18	89 %
2 HERBERG Daniel	Draws	4	88 %	5	100 %	9	94 %
	Take-outs	2	75 %	7	79 %	9	78 %
	Total	6	83 %	12	88 %	18	86 %
1 SHERRARD Ryan	Draws	4	100 %	14	82 %	18	86 %
	Take-outs	0	-	0	-	0	-
	Total	4	100 %	14	82 %	18	86 %
A SCHWEIZER Sebastian	Draws	0	-	0	-	0	-
	Take-outs	0	-	0	-	0	-
	Total	0	-	0	-	0	-
Team	Draws	14	86 %	27	85 %	41	85 %
	Take-outs	13	73 %	18	88 %	31	81 %
	Total	27	80 %	45	86 %	72	84 %

SCO - Scotland		↻		↺		Game	
4 MURDOCH David	Draws	0	-	0	-	0	-
	Take-outs	11	93 %	5	100 %	16	95 %
	Total	11	93 %	5	100 %	16	95 %
3 DRUMMOND Greg	Draws	1	100 %	1	100 %	2	100 %
	Take-outs	7	68 %	9	97 %	16	84 %
	Total	8	72 %	10	98 %	18	86 %
2 ANDREWS Scott	Draws	0	-	3	83 %	3	83 %
	Take-outs	6	92 %	9	100 %	15	97 %
	Total	6	92 %	12	96 %	18	94 %
1 GOODFELLOW Michael	Draws	4	94 %	10	93 %	14	93 %
	Take-outs	1	100 %	3	67 %	4	75 %
	Total	5	95 %	13	87 %	18	89 %
A PATERSON Ross	Draws	0	-	0	-	0	-
	Take-outs	0	-	0	-	0	-
	Total	0	-	0	-	0	-
Team	Draws	5	95 %	14	91 %	19	92 %
	Take-outs	25	86 %	26	95 %	51	91 %
	Total	30	88 %	40	94 %	70	91 %

Note:
Team position and functions are attached to each team member's name as follows:
4 = Fourth, **3** = Third, **2** = Second, **1** = Lead, **A** = Alternate, **S** = Skip, **V** = Vice-Skip

Legend:
↻ Clockwise ↺ Counter-clockwise **LSFE(*)** Last Stone First End
X Unplayed/unfinished end due to concession

Game - Shot by Shot

End 1 | **GER - Germany** **0 + 0** (this end) **= 0** | **SCO - Scotland** **0 + 0** (this end) **= 0**

1
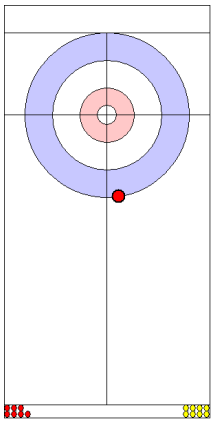
GER: SHERRARD R
Draw ↺ 4

2
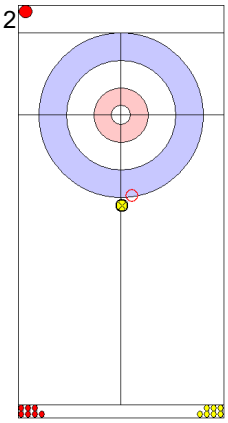
SCO: GOODFELLOW M
Take-out ↺ 4

3
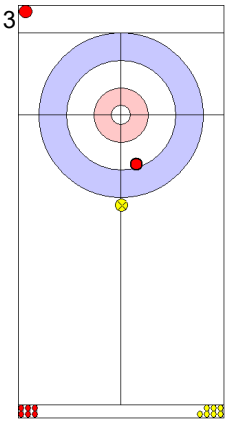
GER: SHERRARD R
Draw ↺ 3

4
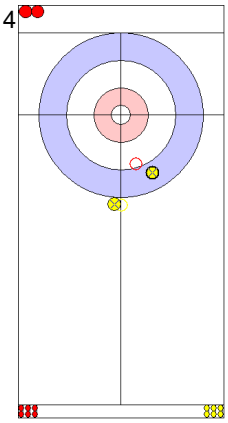
SCO: GOODFELLOW M
Take-out ↺ 4

5
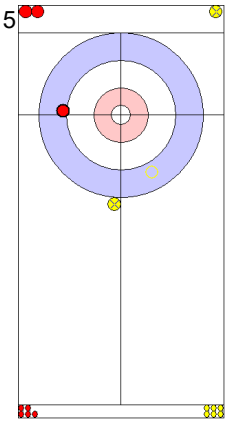
GER: HERBERG D
Take-out ↺ 4

6
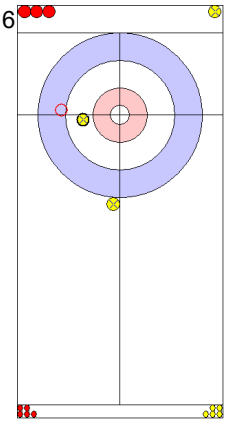
SCO: ANDREWS S
Take-out ↺ 4

7
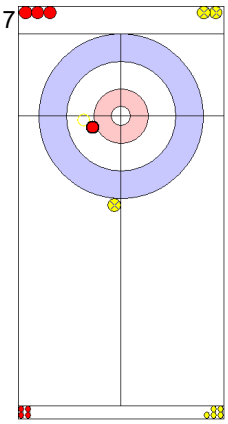
GER: HERBERG D
Take-out ↺ 4

8
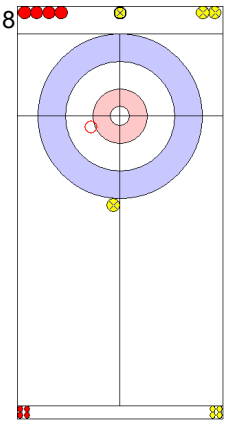
SCO: ANDREWS S
Hit and Roll ↺ 2

9
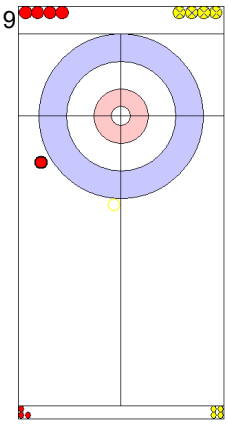
GER: WALTER M
Take-out ↺ 4

10
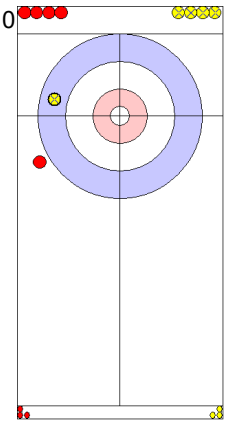
SCO: DRUMMOND G
Draw ↺ 4

11
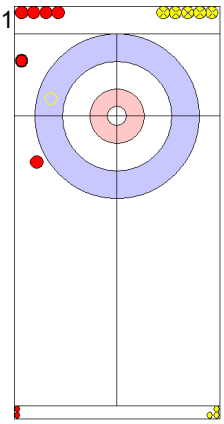
GER: WALTER M
Take-out ↺ 4

12
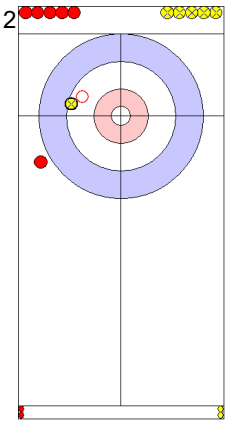
SCO: DRUMMOND G
Take-out ↺ 4

13
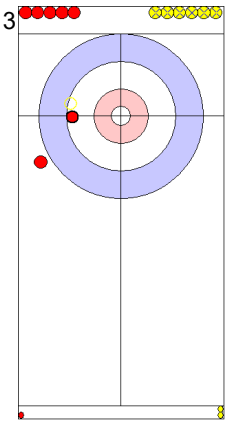
GER: BAUMANN A
Take-out ↺ 4

14
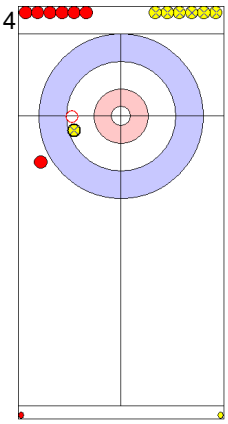
SCO: MURDOCH D
Take-out ↺ 4

15
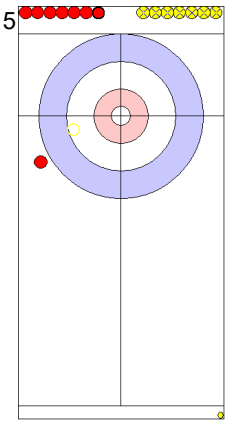
GER: BAUMANN A
Take-out ↺ 2

16
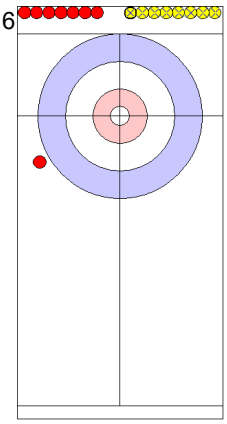
SCO: MURDOCH D
Through ↺ X

	GER	SCO
Total Score	0	0
Time left	00:00	00:00

Game - Shot by Shot

End 2 | **GER - Germany** **0 + 0** (this end) **= 0** | **SCO - Scotland** **0 + 0** (this end) **= 0**

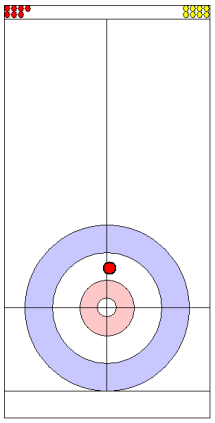

1
GER: SHERRARD R
Draw ↺ 4

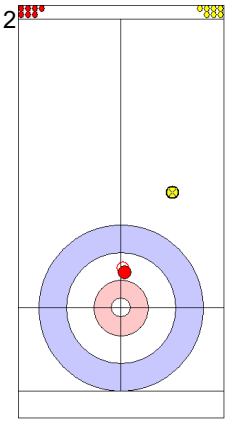

2
SCO: GOODFELLOW M
Front ↺ 4

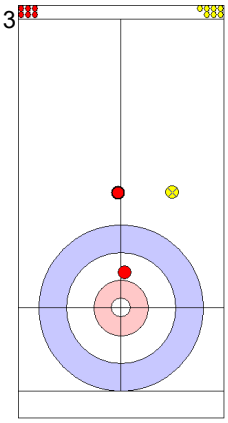

3
GER: SHERRARD R
Guard ↺ 3

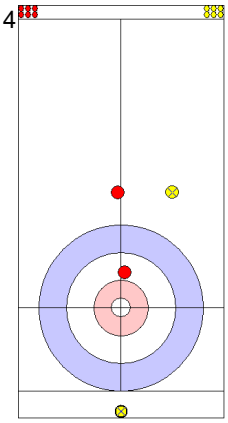

4
SCO: GOODFELLOW M
Take-out ↺ 0
Free guard zone violation

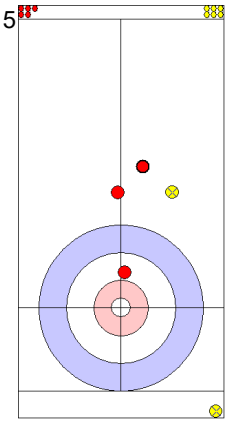

5
GER: HERBERG D
Guard ↺ 4

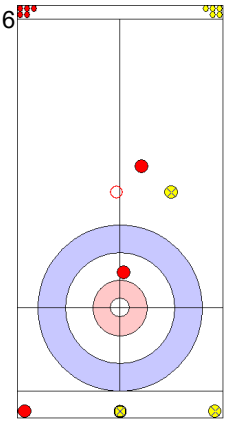

6
SCO: ANDREWS S
Clearing ↺ 4

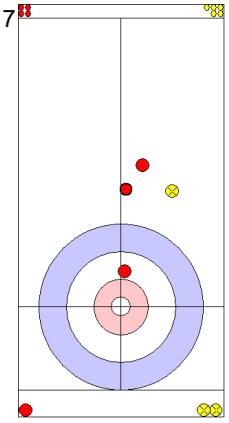

7
GER: HERBERG D
Guard ↺ 4

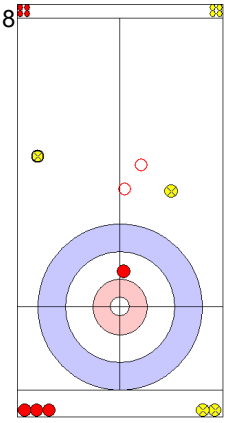

8
SCO: ANDREWS S
Double Take-out ↻ 4

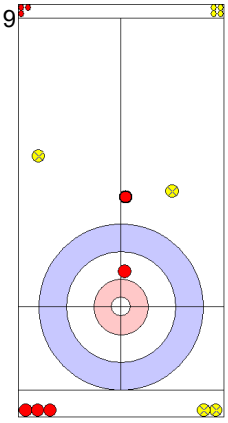

9
GER: WALTER M
Guard ↺ 4

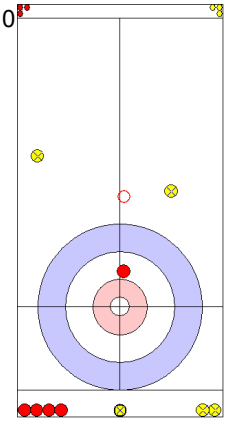

10
SCO: DRUMMOND G
Clearing ↻ 4

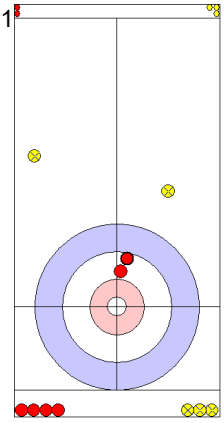

11
GER: WALTER M
Guard ↺ 1

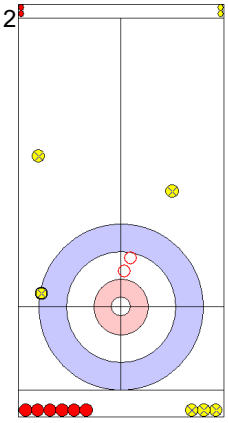

12
SCO: DRUMMOND G
Double Take-out ↺ 4

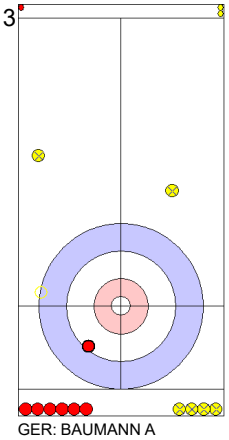

13
GER: BAUMANN A
Take-out ↺ 4

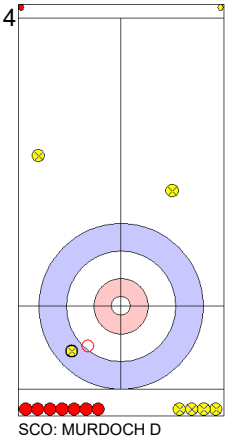

14
SCO: MURDOCH D
Take-out ↺ 4

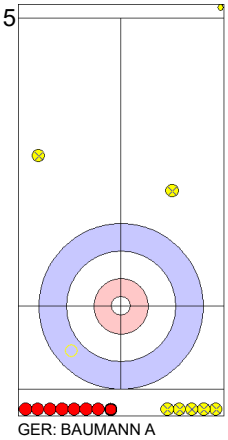

15
GER: BAUMANN A
Take-out ↺ 2

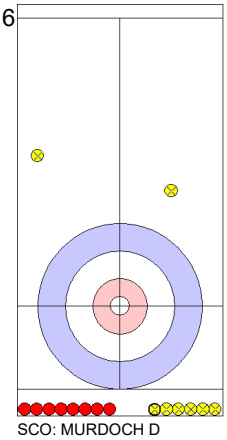

16
SCO: MURDOCH D
Through ↺ X

	GER	SCO
Total Score	0	0
Time left	00:00	00:00

Game - Shot by Shot

End 3 | **GER - Germany** **0 + 0** (this end) **= 0** | **SCO - Scotland** **0 + 2** (this end) **= 2**

1
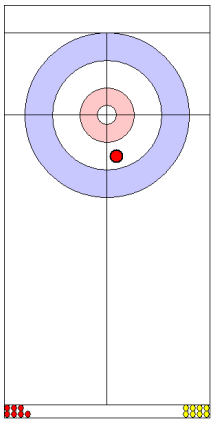
GER: SHERRARD R
Draw ↺ 4

2
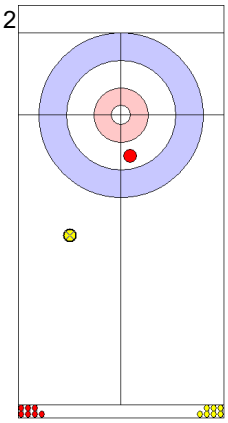
SCO: GOODFELLOW M
Front ↺ 4

3
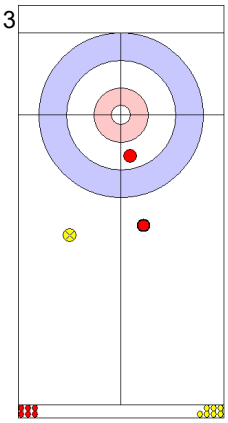
GER: SHERRARD R
Guard ↺ 1

4
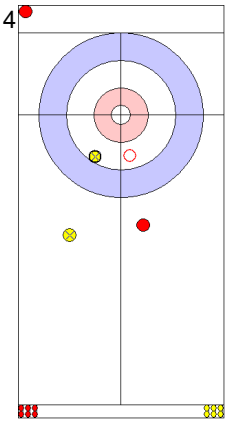
SCO: GOODFELLOW M
Take-out ↻ 4

5
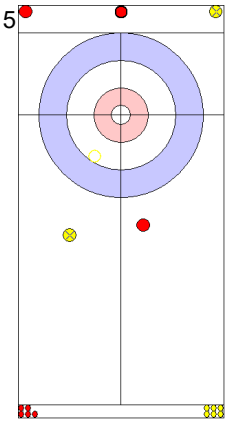
GER: HERBERG D
Take-out ↺ 2

6
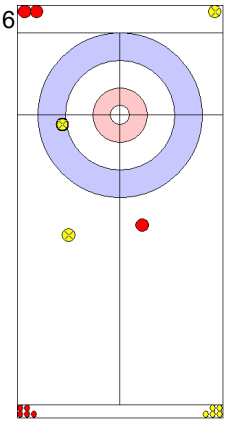
SCO: ANDREWS S
Draw ↺ 4

7
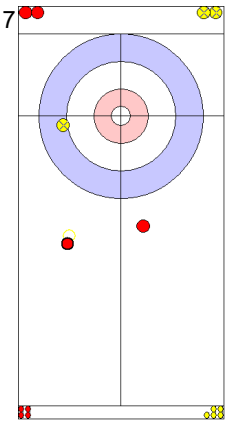
GER: HERBERG D
Clearing ↺ 0

8
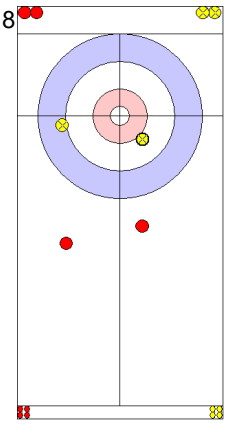
SCO: ANDREWS S
Draw ↺ 4

9
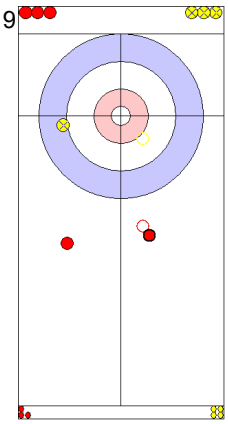
GER: WALTER M
Promotion Take-out ↺ 4

10
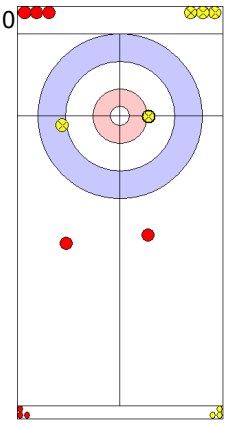
SCO: DRUMMOND G
Draw ↻ 4

11
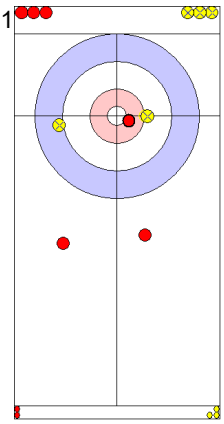
GER: WALTER M
Draw ↻ 2

12
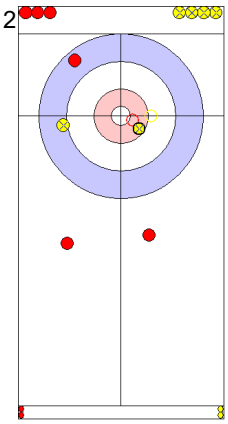
SCO: DRUMMOND G
Take-out ↻ 0

13
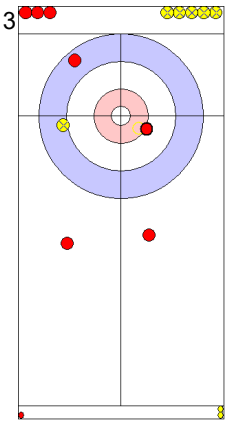
GER: BAUMANN A
Take-out ↻ 4

14
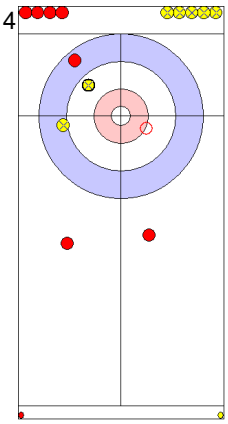
SCO: MURDOCH D
Hit and Roll ↺ 4

15
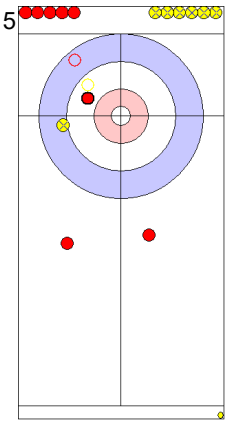
GER: BAUMANN A
Take-out ↺ 4

16
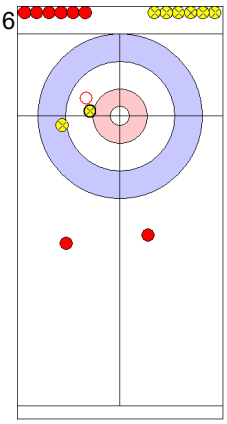
SCO: MURDOCH D
Take-out ↺ 4

	GER	SCO
Total Score	0	2
Time left	00:00	00:00

Game - Shot by Shot

End 4 | **GER - Germany** **0 + 1** (this end) **= 1** | **SCO - Scotland** **2 + 0** (this end) **= 2**

1
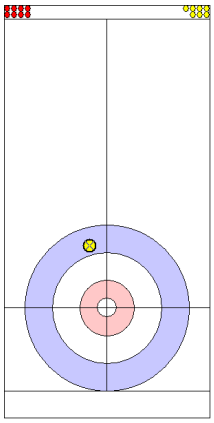
SCO: GOODFELLOW M
Draw ↺ 4

2
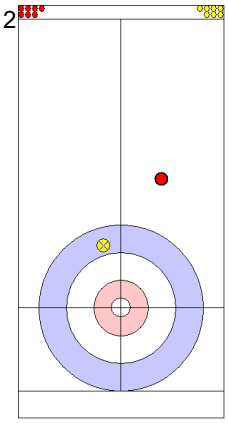
GER: SHERRARD R
Front ↺ 4

3
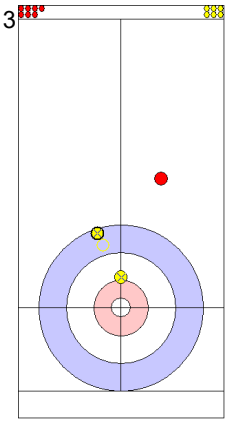
SCO: GOODFELLOW M
Raise ↺ 4

4
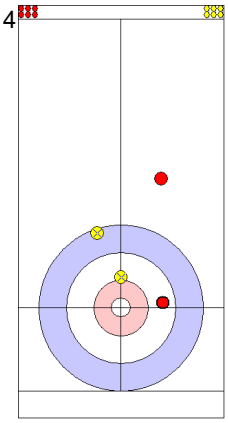
GER: SHERRARD R
Draw ↺ 4

5
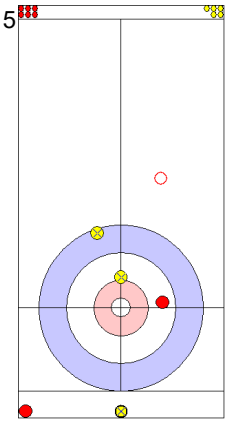
SCO: ANDREWS S
Clearing ↺ 4

6
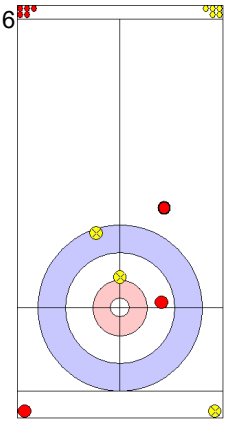
GER: HERBERG D
Guard ↺ 4

7
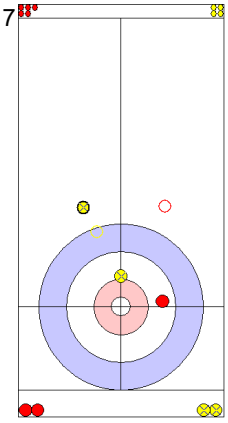
SCO: ANDREWS S
Clearing ↺ 4

8
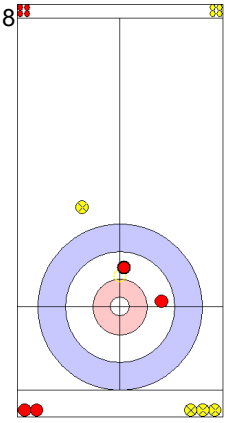
GER: HERBERG D
Take-out ↺ 4

9
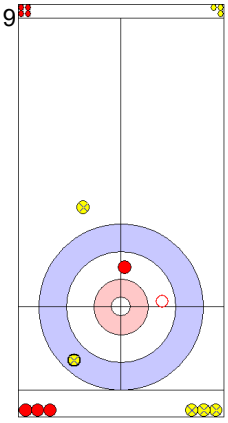
SCO: DRUMMOND G
Hit and Roll ↻ 3

10
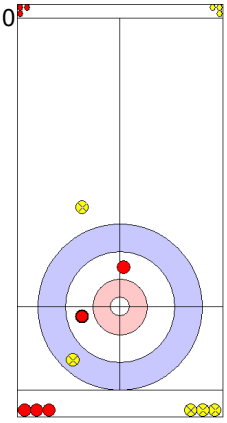
GER: WALTER M
Guard ↺ 4

11
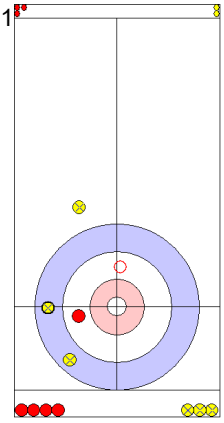
SCO: DRUMMOND G
Hit and Roll ↻ 3

12
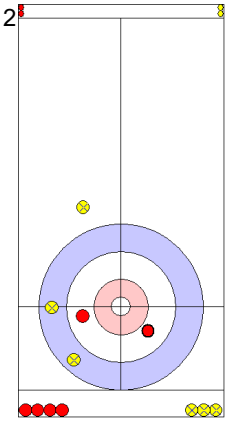
GER: WALTER M
Draw ↺ 4

13
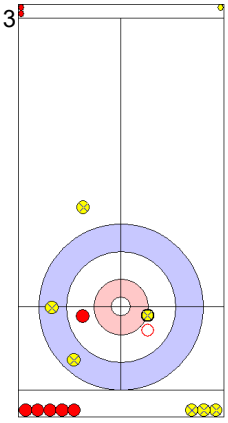
SCO: MURDOCH D
Take-out ↺ 4

14
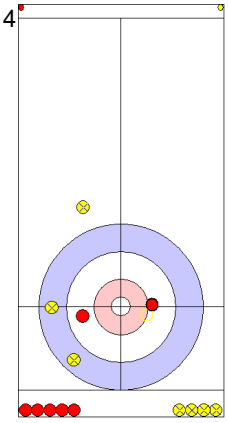
GER: BAUMANN A
Take-out ↺ 4

15
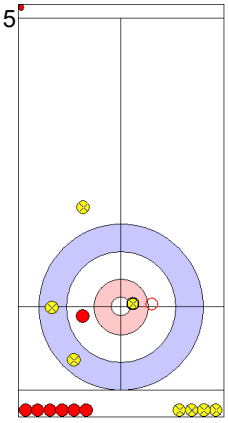
SCO: MURDOCH D
Hit and Roll ↻ 3

16
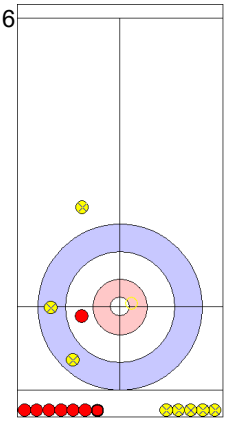
GER: BAUMANN A
Take-out ↻ 2

	GER	SCO
Total Score	1	2
Time left	00:00	00:00

Game - Shot by Shot

End 5 | **GER - Germany** **1 + 0** (this end) **= 1** | **SCO - Scotland** **2 + 0** (this end) **= 2**

1
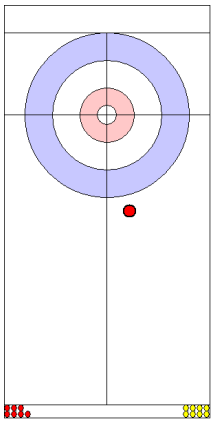
GER: SHERRARD R
Front ↺ 4

2
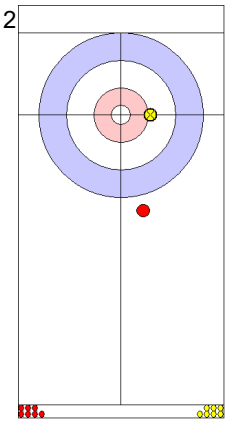
SCO: GOODFELLOW M
Draw ↻ 3

3
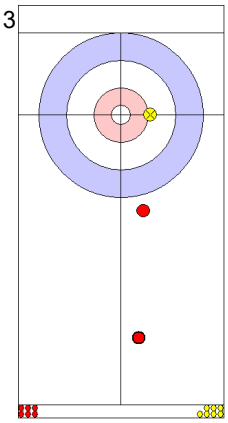
GER: SHERRARD R
Front ↺ 3

4
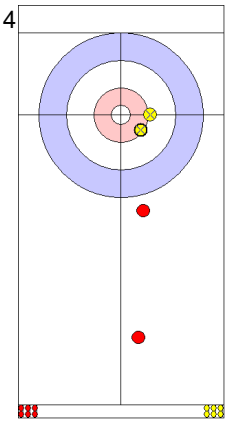
SCO: GOODFELLOW M
Draw ↻ 4

5
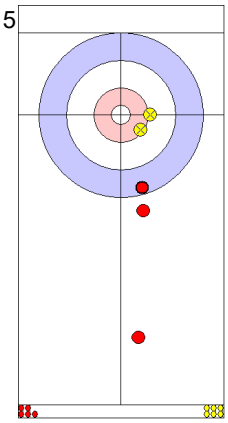
GER: HERBERG D
Draw ↻ 2

6
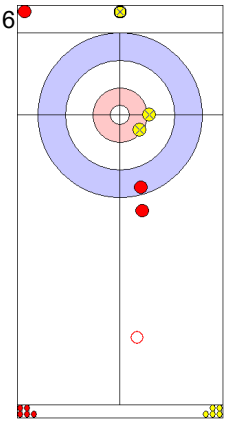
SCO: ANDREWS S
Clearing ↺ 4

7
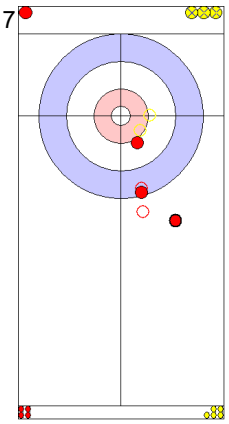
GER: HERBERG D
Promotion Take-out ↺ 4

8
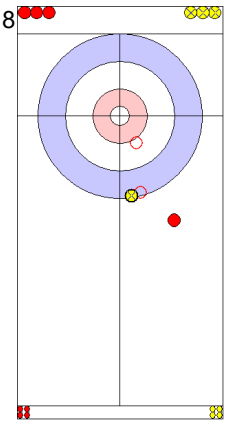
SCO: ANDREWS S
Double Take-out ↺ 4

9
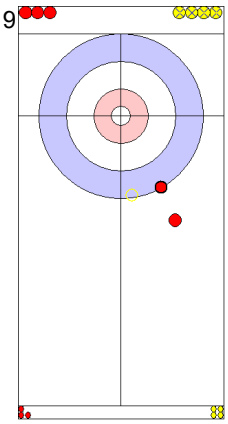
GER: WALTER M
Take-out ↺ 4

10
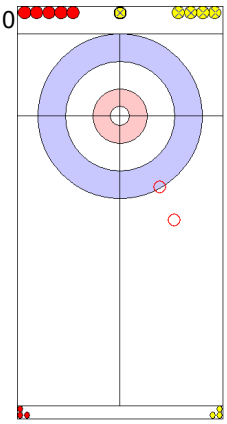
SCO: DRUMMOND G
Clearing ↺ 4

11
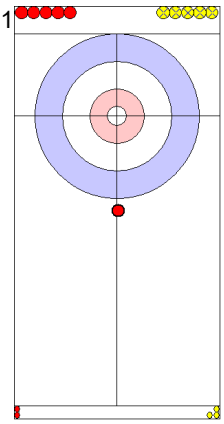
GER: WALTER M
Front ↺ 4

12
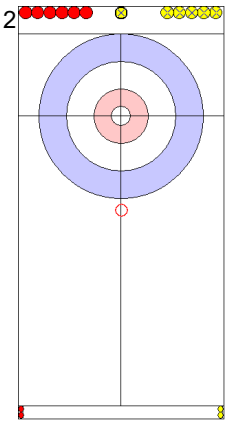
SCO: DRUMMOND G
Clearing ↺ 4

13
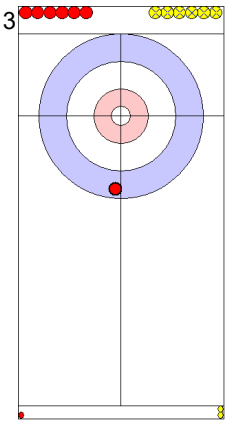
GER: BAUMANN A
Draw ↺ 4

14
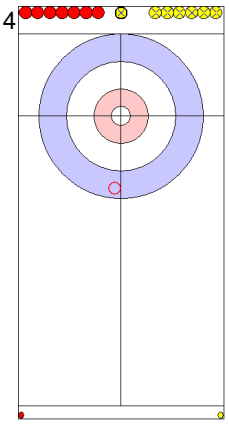
SCO: MURDOCH D
Clearing ↻ 4

15
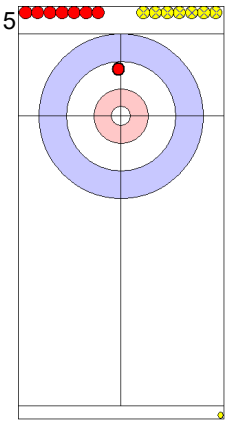
GER: BAUMANN A
Draw ↺ 4

16
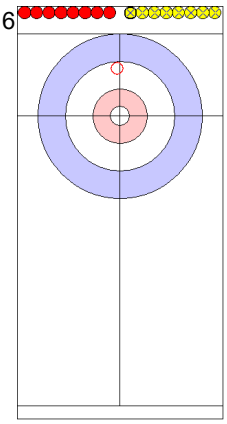
SCO: MURDOCH D
Clearing ↻ 4

	GER	SCO
Total Score	1	2
Time left	00:00	00:00

Game - Shot by Shot

End 6 | **GER - Germany** **1 + 0** (this end) **= 1** | **SCO - Scotland** **2 + 1** (this end) **= 3**

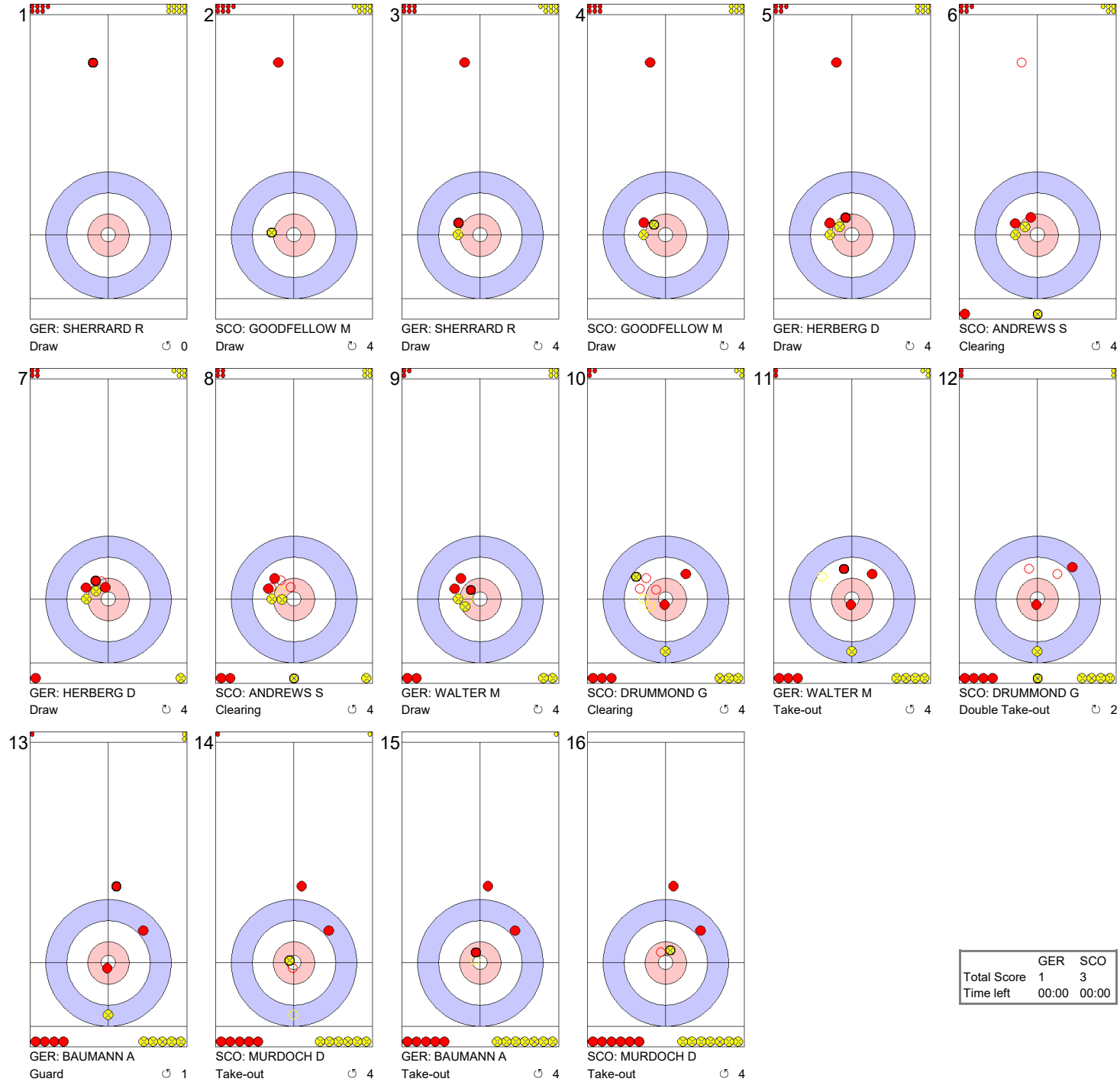

	GER	SCO
Total Score	1	3
Time left	00:00	00:00

Game - Shot by Shot

End 7 | **GER - Germany** **1 + 0** (this end) **= 1** | **SCO - Scotland** **3 + 0** (this end) **= 3**

1

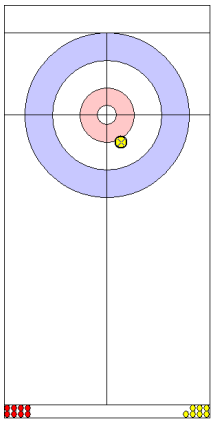

SCO: GOODFELLOW M
Draw ↺ 4

2

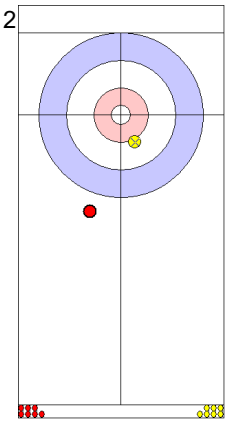

GER: SHERRARD R
Front ↺ 4

3

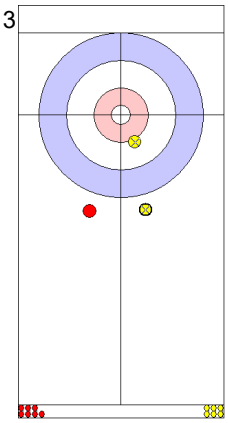

SCO: GOODFELLOW M
Guard ↺ 1

4

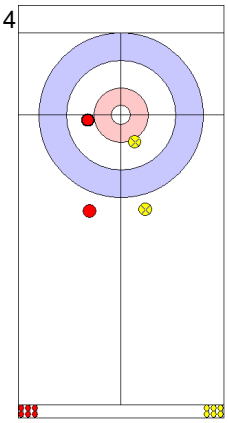

GER: SHERRARD R
Draw ↺ 4

5

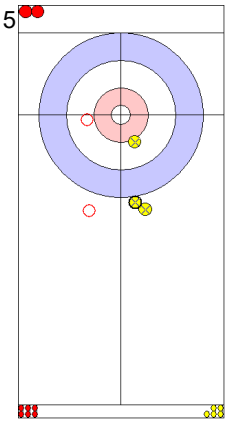

SCO: ANDREWS S
Double Take-out ↺ 4

6

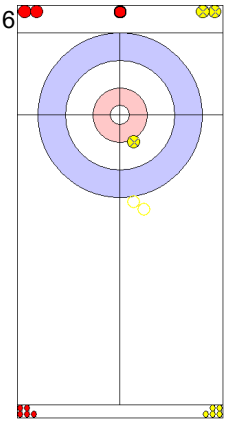

GER: HERBERG D
Clearing ↺ 4

7

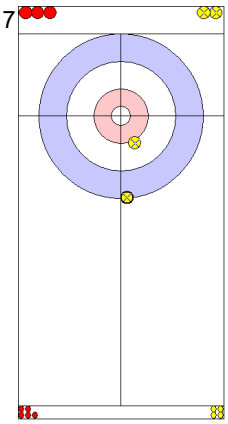

SCO: ANDREWS S
Guard ↺ 2

8

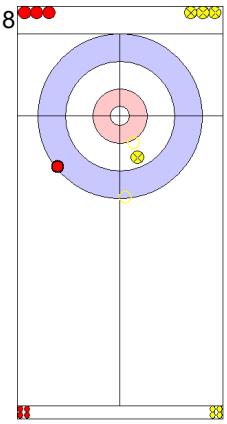

GER: HERBERG D
Double Take-out ↻ 2

9

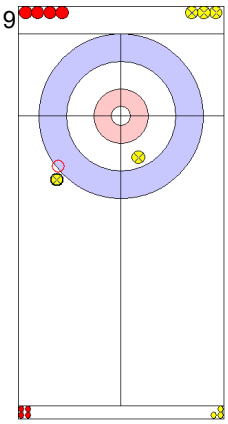

SCO: DRUMMOND G
Take-out ↺ 4

10

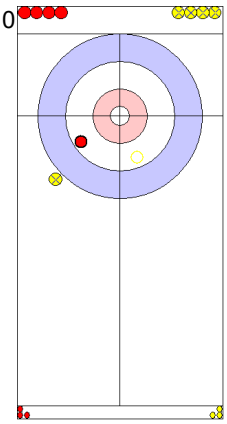

GER: WALTER M
Take-out ↺ 4

11

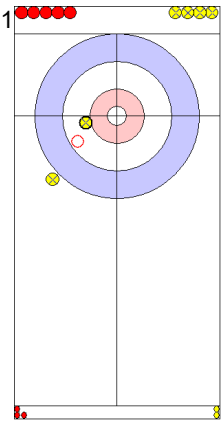

SCO: DRUMMOND G
Take-out ↺ 4

12

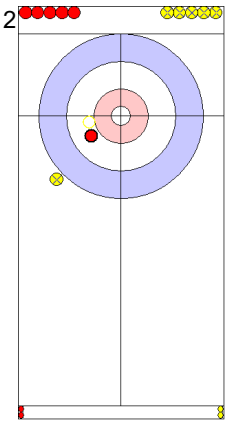

GER: WALTER M
Take-out ↻ 4

13

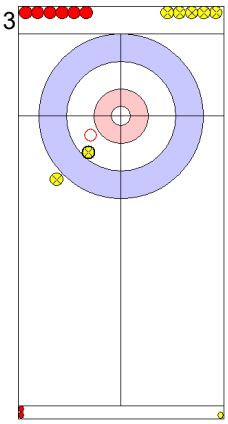

SCO: MURDOCH D
Hit and Roll ↻ 3

14

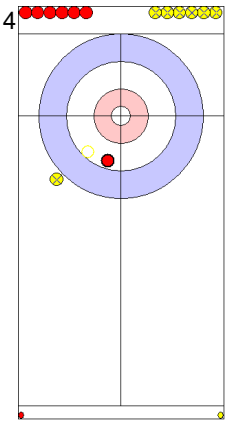

GER: BAUMANN A
Take-out ↻ 4

15

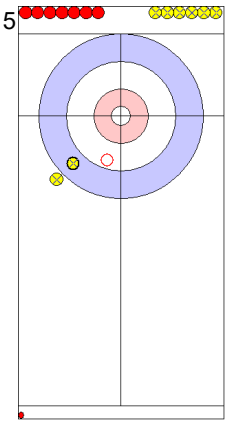

SCO: MURDOCH D
Hit and Roll ↻ 3

16

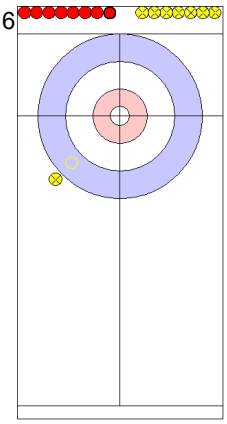

GER: BAUMANN A
Clearing ↺ 4

	GER	SCO
Total Score	1	3
Time left	00:00	00:00

Game - Shot by Shot

End 8 | **GER - Germany** **1 + 0** (this end) **= 1** | **SCO - Scotland** **3 + 1** (this end) **= 4**

1
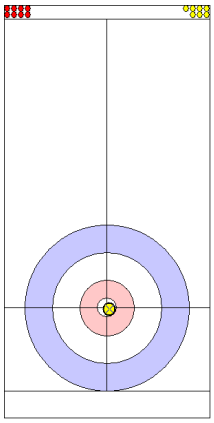
SCO: GOODFELLOW M
Draw ↺ 4

2
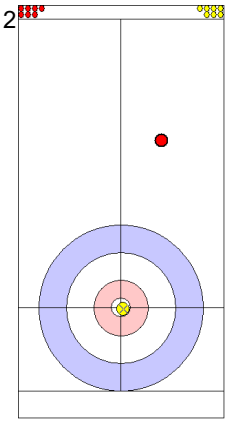
GER: SHERRARD R
Front ↺ 4

3
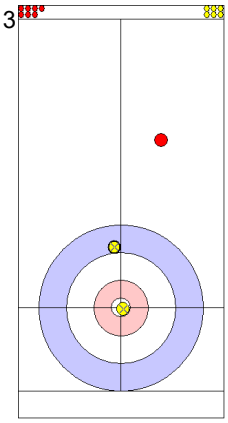
SCO: GOODFELLOW M
Draw ↺ 4

4
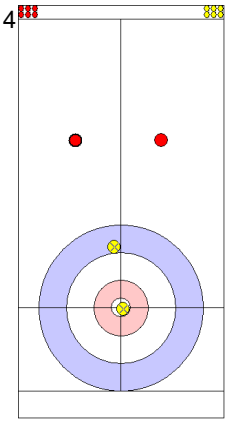
GER: SHERRARD R
Front ↺ 4

5
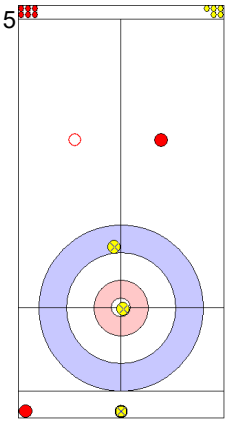
SCO: ANDREWS S
Clearing ↺ 4

6
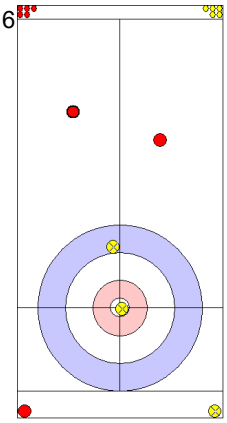
GER: HERBERG D
Front ↺ 4

7
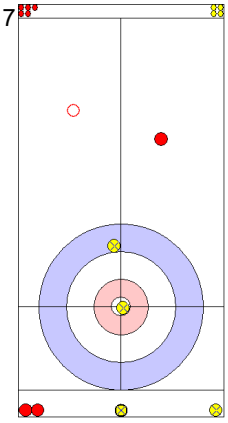
SCO: ANDREWS S
Clearing ↺ 4

8
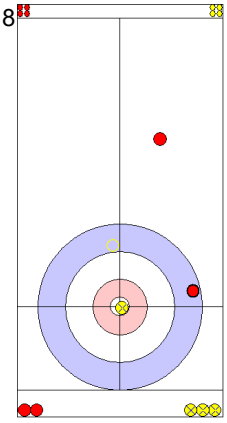
GER: HERBERG D
Take-out ↺ 4

9
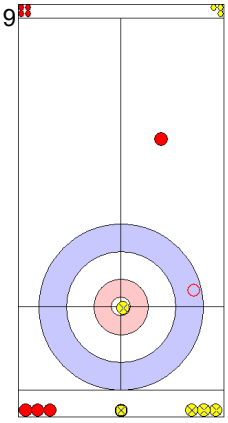
SCO: DRUMMOND G
Take-out ↺ 2

10
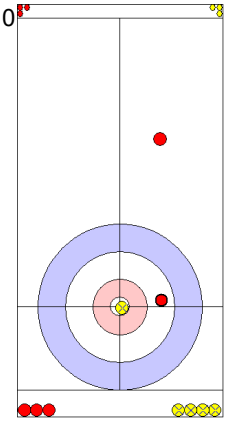
GER: WALTER M
Draw ↺ 4

11
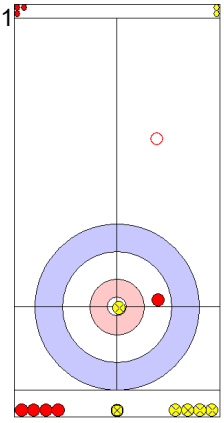
SCO: DRUMMOND G
Clearing ↺ 4

12
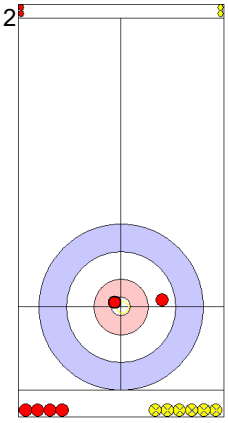
GER: WALTER M
Hit and Roll ↺ 3

13
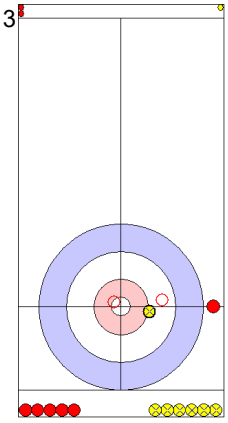
SCO: MURDOCH D
Double Take-out ↺ 4

14
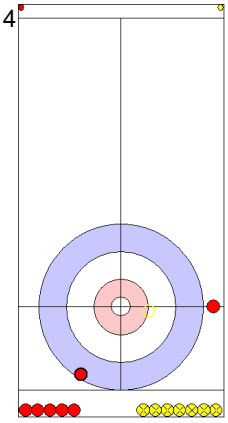
GER: BAUMANN A
Take-out ↺ 4

15
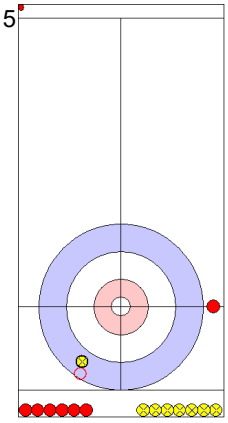
SCO: MURDOCH D
Take-out ↺ 4

16
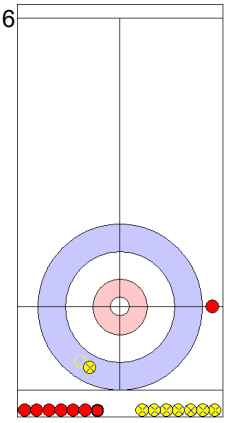
GER: BAUMANN A
Clearing ↺ 0

	GER	SCO
Total Score	1	4
Time left	00:00	00:00

Game - Shot by Shot

End 9 | **GER - Germany** **1 + 0** (this end) **= 1** | **SCO - Scotland** **4 + 3** (this end) **= 7**

1
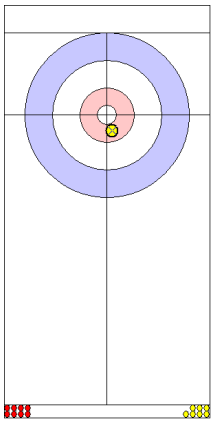
SCO: GOODFELLOW M
Draw ↻ 4

2
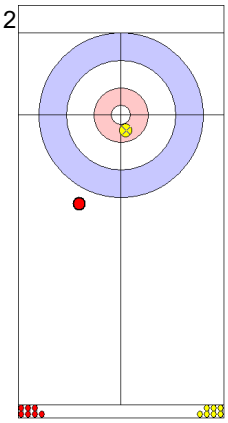
GER: SHERRARD R
Front ↺ 4

3
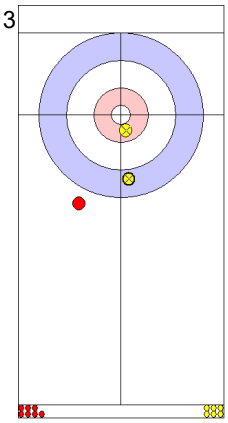
SCO: GOODFELLOW M
Draw ↻ 4

4
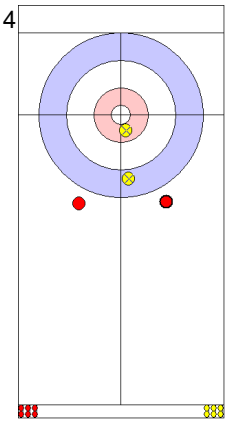
GER: SHERRARD R
Front ↺ 4

5
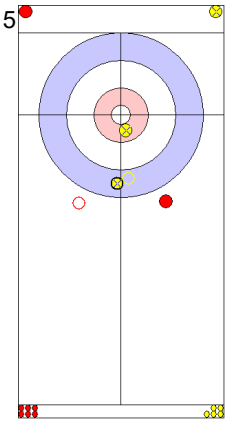
SCO: ANDREWS S
Clearing ↺ 4

6
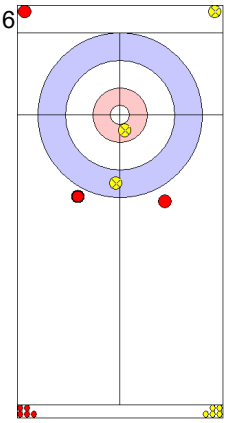
GER: HERBERG D
Front ↺ 4

7
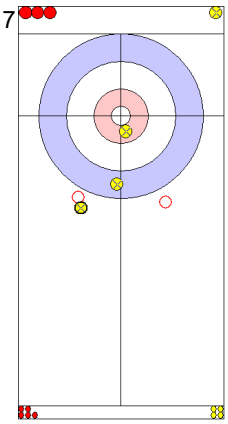
SCO: ANDREWS S
Clearing ↻ 4

8
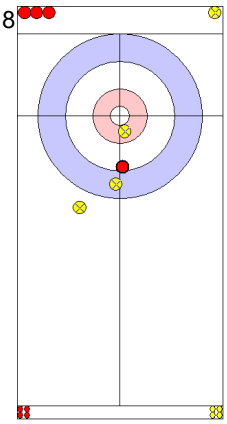
GER: HERBERG D
Draw ↺ 4

9
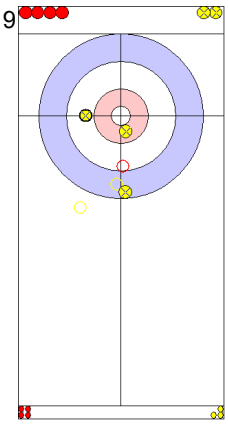
SCO: DRUMMOND G
Promotion Take-out ↻ 4

10
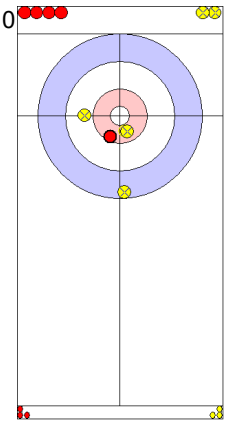
GER: WALTER M
Draw ↺ 4

11
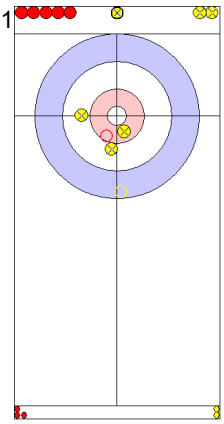
SCO: DRUMMOND G
Promotion Take-out ↺ 4
Time-out

12
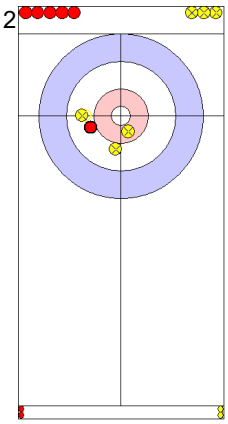
GER: WALTER M
Draw ↻ 2

13
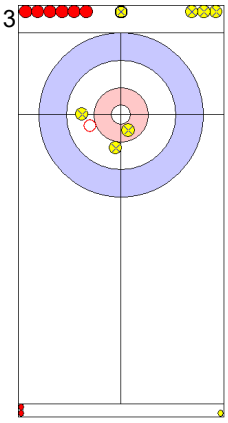
SCO: MURDOCH D
Clearing ↻ 4

14
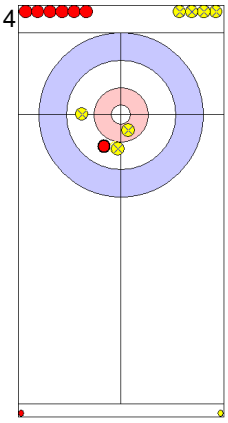
GER: BAUMANN A
Draw ↺ 2

15
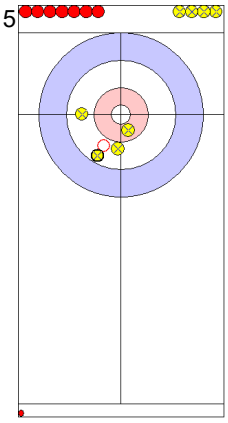
SCO: MURDOCH D
Take-out ↻ 4

16
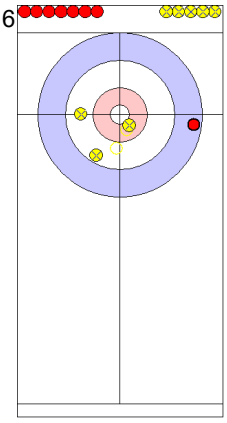
GER: BAUMANN A
Double Take-out ↻ 0

Note:
Shot Success Points:
4 = 100%
3 = 75%
2 = 50%
1 = 25%
0 = 0%
X = not considered

Rotation:
↻ Clockwise
↺ Counter-clockwise

	GER	SCO
Total Score	1	7
Time left	14:19	11:21

Session Results and Standings

Sheet	Game	Team	LSFE	1	2	3	4	5	6	7	8	9	10	Extra Ends				Total
A	10	USA - United States	*	2	0	0	2	0	1	0	0	0	1					6
	10	NED - Netherlands		0	2	1	0	1	0	0	1	0	0					5
B	10	RUS - Russia	*	2	0	1	0	1	3	0	0	0	0					7
	10	GER - Germany		0	3	0	1	0	0	1	1	1	2					9
C	10	JPN - Japan	*	0	0	2	1	0	0	0	1	1	0					5
	10	SUI - Switzerland		1	1	0	0	0	2	1	0	0	1					6
D	10	CAN - Canada	*	0	2	0	5	0	2	X	X	X	X					9
	10	ITA - Italy		0	0	1	0	1	0	X	X	X	X					2

Current Standings

Rank	Team	Games	Wins	Losses	
1	CAN - Canada	10	10	0	Q
2	SWE - Sweden	9	8	1	Q
3	SUI - Switzerland	10	8	2	Q
4	USA - United States	10	7	3	Q
5	JPN - Japan	10	5	5	
6	CHN - China	9	4	5	
6	NOR - Norway	9	4	5	
6	SCO - Scotland	9	4	5	
9	ITA - Italy	10	4	6	
10	GER - Germany	10	3	7	
11	NED - Netherlands	10	1	9	
12	RUS - Russia	10	0	10	

Attendance

Session: 2'601 Total: 49'104

Note:
Under WCF rules, tie-breaking rules for standings are not applied until after the last game of the Round Robin.

Legend:
LSFE(*) Last Stone First End **Q** Qualified for the play-offs **X** Unplayed/unfinished end due to concession

Game Results

Sheet	Game	Team	LSFE	1	2	3	4	5	6	7	8	9	10	Extra Ends				Total
A	10	USA - United States	*	2	0	0	2	0	1	0	0	0	1					6
	10	NED - Netherlands		0	2	1	0	1	0	0	1	0	0					5

USA - United States		Shot Success Game	Shot Success All
4 S	SHUSTER John	75%	83%
3 V	GEORGE Tyler	79%	85%
2	HAMILTON Matt	78%	77%
1	LANDSTEINER John	83%	82%
A	POLO Joe	-	75%
	Team Total	78%	82%

Last Stone Draw		Distance
↻	GEORGE T	9.5cm
↺	SHUSTER J	25.2cm
Total		**34.7cm**

Time remaining: 6 minutes 15 seconds

Time-out: end 10 - USA stone 3

NED - Netherlands		Shot Success Game	Shot Success All
4 S	VAN DORP Jaap	87%	77%
3 V	GOESGENS Wouter	89%	80%
2	HOEKMAN Laurens	69%	76%
1	GLASBERGEN Carlo	85%	83%
A	MAGAN Alexander	-	-
	Team Total	82%	79%

Last Stone Draw		Distance
↻	GOESGENS W	23.7cm
↺	HOEKMAN L	67.1cm
Total		**90.8cm**

Time remaining: 3 minutes 41 seconds

Time-out: end 10 - NED stone 3

Shot Success Analysis

USA - United States		↻		↺		Game	
4 SHUSTER John	Draws	2	100%	2	100%	4	100%
	Take-outs	12	67%	4	75%	16	69%
	Total	14	71%	6	83%	20	75%
3 GEORGE Tyler	Draws	6	83%	0	-	6	83%
	Take-outs	8	84%	6	67%	14	77%
	Total	14	84%	6	67%	20	79%
2 HAMILTON Matt	Draws	5	70%	1	0%	6	58%
	Take-outs	7	89%	7	82%	14	86%
	Total	12	81%	8	72%	20	78%
1 LANDSTEINER John	Draws	11	75%	6	92%	17	81%
	Take-outs	1	100%	2	88%	3	92%
	Total	12	77%	8	91%	20	83%
A POLO Joe	Draws	0	-	0	-	0	-
	Take-outs	0	-	0	-	0	-
	Total	0	-	0	-	0	-
Team	Draws	24	78%	9	83%	33	80%
	Take-outs	28	79%	19	76%	47	78%
	Total	52	78%	28	79%	80	78%

NED - Netherlands		↻		↺		Game	
4 VAN DORP Jaap	Draws	9	89%	3	67%	12	83%
	Take-outs	3	100%	4	88%	7	93%
	Total	12	92%	7	79%	19	87%
3 GOESGENS Wouter	Draws	4	88%	4	100%	8	94%
	Take-outs	8	94%	4	69%	12	85%
	Total	12	92%	8	84%	20	89%
2 HOEKMAN Laurens	Draws	4	63%	4	63%	8	63%
	Take-outs	4	81%	8	69%	12	73%
	Total	8	72%	12	67%	20	69%
1 GLASBERGEN Carlo	Draws	10	90%	7	75%	17	84%
	Take-outs	1	75%	2	100%	3	92%
	Total	11	89%	9	81%	20	85%
A MAGAN Alexander	Draws	0	-	0	-	0	-
	Take-outs	0	-	0	-	0	-
	Total	0	-	0	-	0	-
Team	Draws	27	85%	18	76%	45	82%
	Take-outs	16	91%	18	76%	34	83%
	Total	43	87%	36	76%	79	82%

Note:
Team position and functions are attached to each team member's name as follows:
4 = Fourth, **3** = Third, **2** = Second, **1** = Lead, **A** = Alternate, **S** = Skip, **V** = Vice-Skip

Legend:
↻ Clockwise ↺ Counter-clockwise **LSFE(*)** Last Stone First End

Game - Shot by Shot

End 1 — **USA - United States** **0 + 2** (this end) **= 2** — **NED - Netherlands** **0 + 0** (this end) **= 0**



	1	2	3	4	5	6	7	8	9	10	11	12	13	14	15	16
	NED: GLASBERGEN C	USA: LANDSTEINER J	NED: GLASBERGEN C	USA: LANDSTEINER J	NED: HOEKMAN L	USA: HAMILTON M	NED: HOEKMAN L	USA: HAMILTON M	NED: GOESGENS W	USA: GEORGE T	NED: GOESGENS W	USA: GEORGE T	NED: VAN DORP J	USA: SHUSTER J	NED: VAN DORP J	USA: SHUSTER J
	Front ↺ 4	Draw ↻ 3	Draw ↺ 4	Raise ↺ 4	Hit and Roll ↺ 3	Draw ↺ 0	Draw ↺ 4	Double Take-out ↺ 4	Take-out ↺ 4	Draw ↻ 3	Draw ↻ 3	Draw ↺ 4	Draw ↺ 4	Draw ↻ 4	Guard ↻ 1	Promotion Take-out ↺ 4

	USA	NED
Total Score	2	0
Time left	00:00	00:00

Game - Shot by Shot

End 2 | **USA - United States** **2 + 0** (this end) **= 2** | **NED - Netherlands** **0 + 2** (this end) **= 2**



	USA	NED
Total Score	2	2
Time left	00:00	00:00

Game - Shot by Shot

End 3 | **USA - United States** **2 + 0** (this end) **= 2** | **NED - Netherlands** **2 + 1** (this end) **= 3**

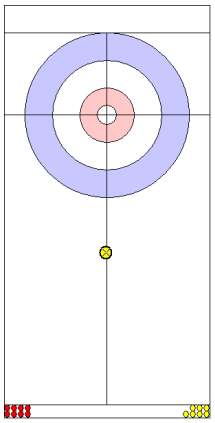

NED: GLASBERGEN C
Front ↻ 4

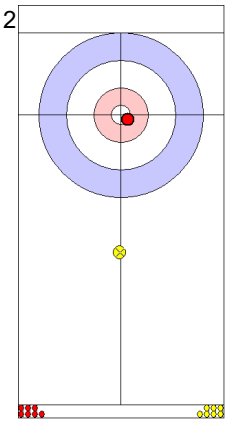

USA: LANDSTEINER J
Draw ↻ 4

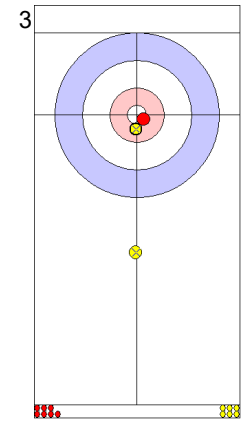

NED: GLASBERGEN C
Draw ↻ 4

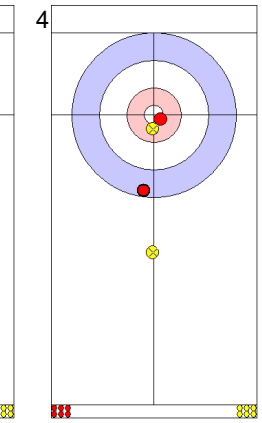

USA: LANDSTEINER J
Draw ↻ 2

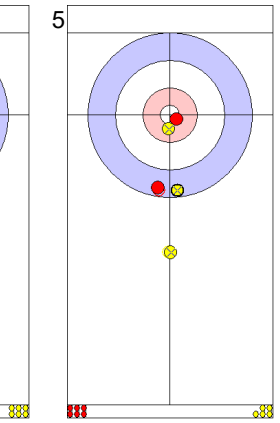

NED: HOEKMAN L
Draw ↻ 2

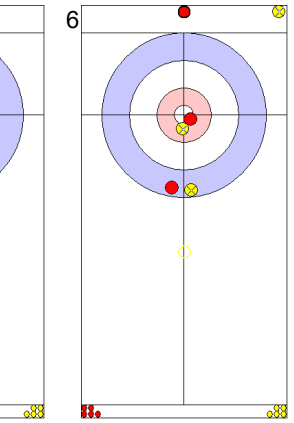

USA: HAMILTON M
Clearing ↻ 4

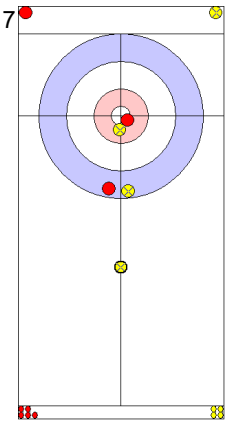

NED: HOEKMAN L
Guard ↻ 4

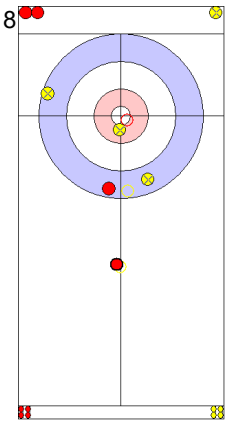

USA: HAMILTON M
Double Take-out ↻ 4

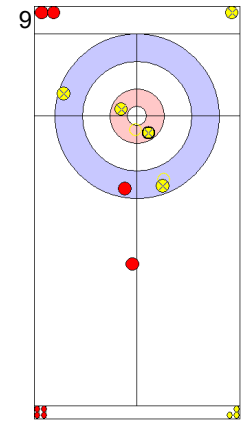

NED: GOESGENS W
Raise ↻ 4

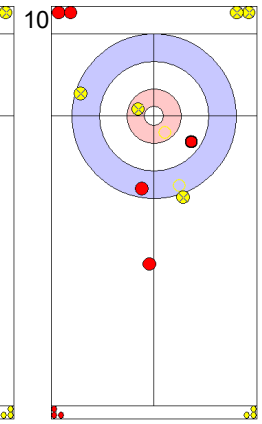

USA: GEORGE T
Double Take-out ↻ 2

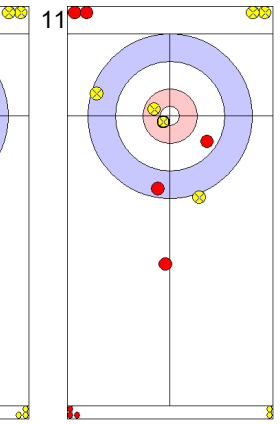

NED: GOESGENS W
Draw ↻ 4

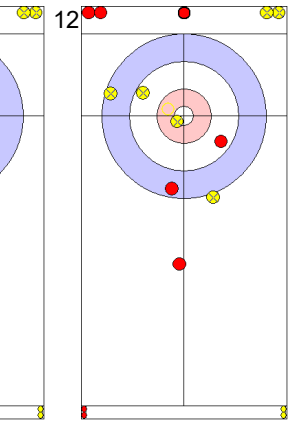

USA: GEORGE T
Take-out ↻ 0

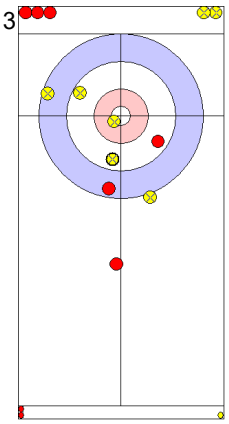

NED: VAN DORP J
Draw ↻ 4

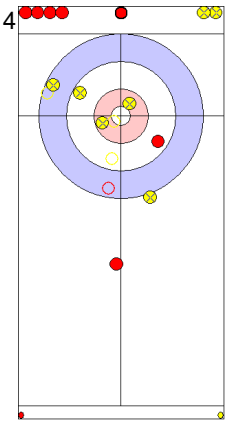

USA: SHUSTER J
Promotion Take-out ↻ 0

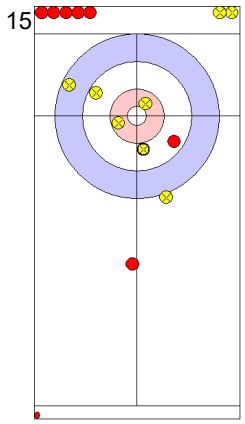

NED: VAN DORP J
Draw ↻ 4

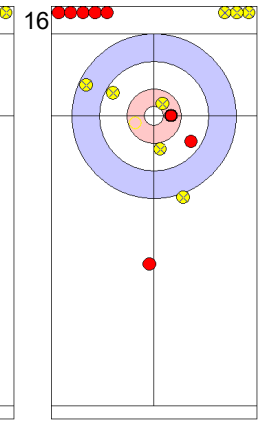

USA: SHUSTER J
Hit and Roll ↻ 0

	USA	NED
Total Score	2	3
Time left	00:00	00:00

Game - Shot by Shot

End 4 | **USA - United States** **2 + 2** (this end) **= 4** | **NED - Netherlands** **3 + 0** (this end) **= 3**

1
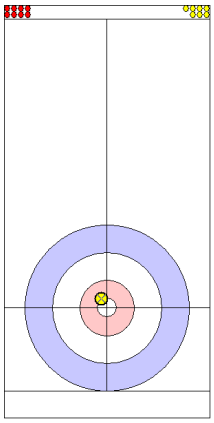
NED: GLASBERGEN C
Draw ↻ 4

2
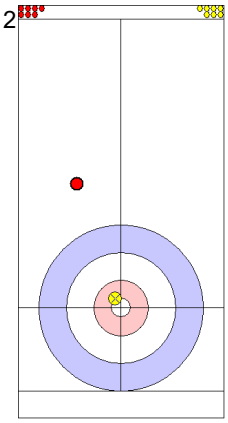
USA: LANDSTEINER J
Front ↻ 4

3
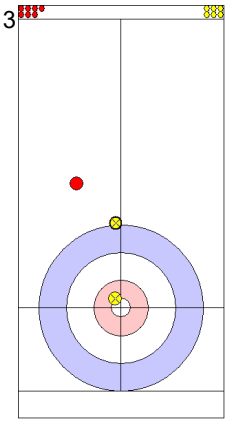
NED: GLASBERGEN C
Draw ↻ 4

4
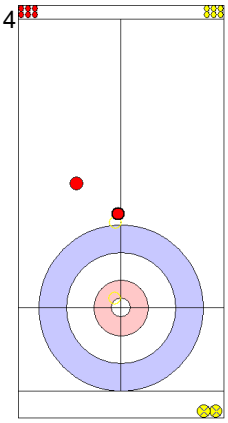
USA: LANDSTEINER J
Double Take-out ↻ 4

5
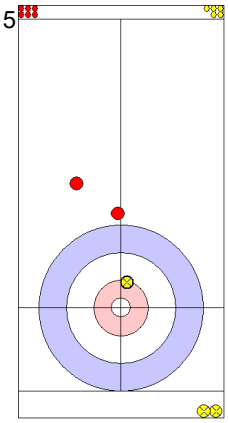
NED: HOEKMAN L
Draw ↻ 4

6
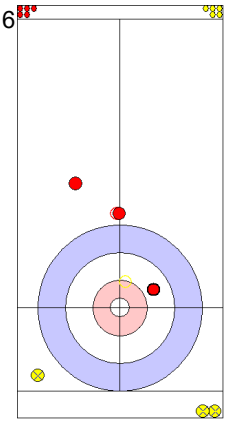
USA: HAMILTON M
Take-out ↻ 4

7
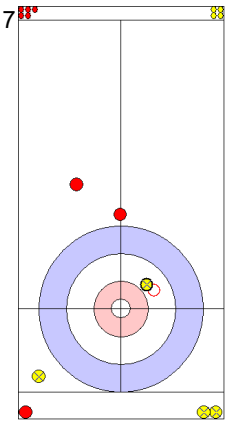
NED: HOEKMAN L
Hit and Roll ↻ 3

8
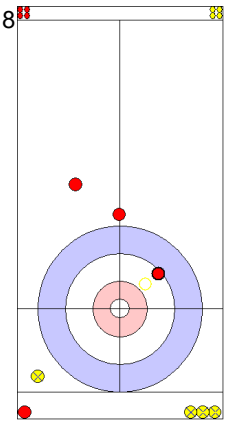
USA: HAMILTON M
Hit and Roll ↻ 3

9
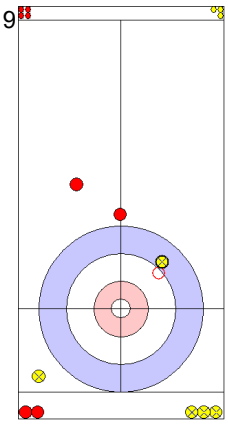
NED: GOESGENS W
Hit and Roll ↻ 3

10
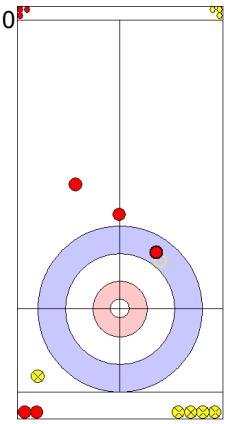
USA: GEORGE T
Hit and Roll ↻ 3

11
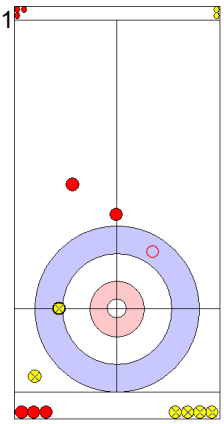
NED: GOESGENS W
Hit and Roll ↻ 3

12
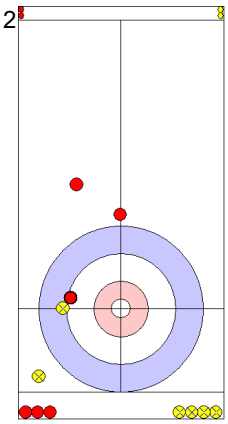
USA: GEORGE T
Draw ↻ 4

13
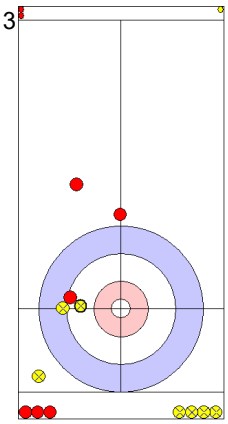
NED: VAN DORP J
Draw ↻ 4

14
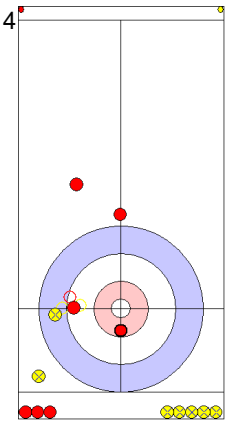
USA: SHUSTER J
Hit and Roll ↻ 4

15
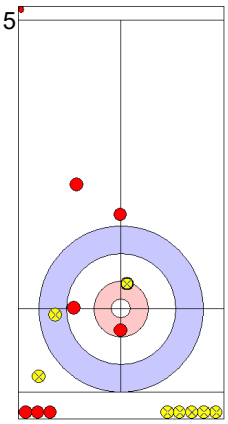
NED: VAN DORP J
Draw ↻ 3

16
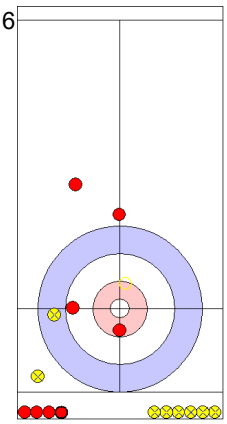
USA: SHUSTER J
Take-out ↻ 4

	USA	NED
Total Score	4	3
Time left	00:00	00:00

Game - Shot by Shot

End 5 | **USA - United States** **4 + 0** (this end) **= 4** | **NED - Netherlands** **3 + 1** (this end) **= 4**



	USA	NED
Total Score	4	4
Time left	00:00	00:00

Game - Shot by Shot

End 6 | **USA - United States** **4 + 1** (this end) **= 5** | **NED - Netherlands** **4 + 0** (this end) **= 4**

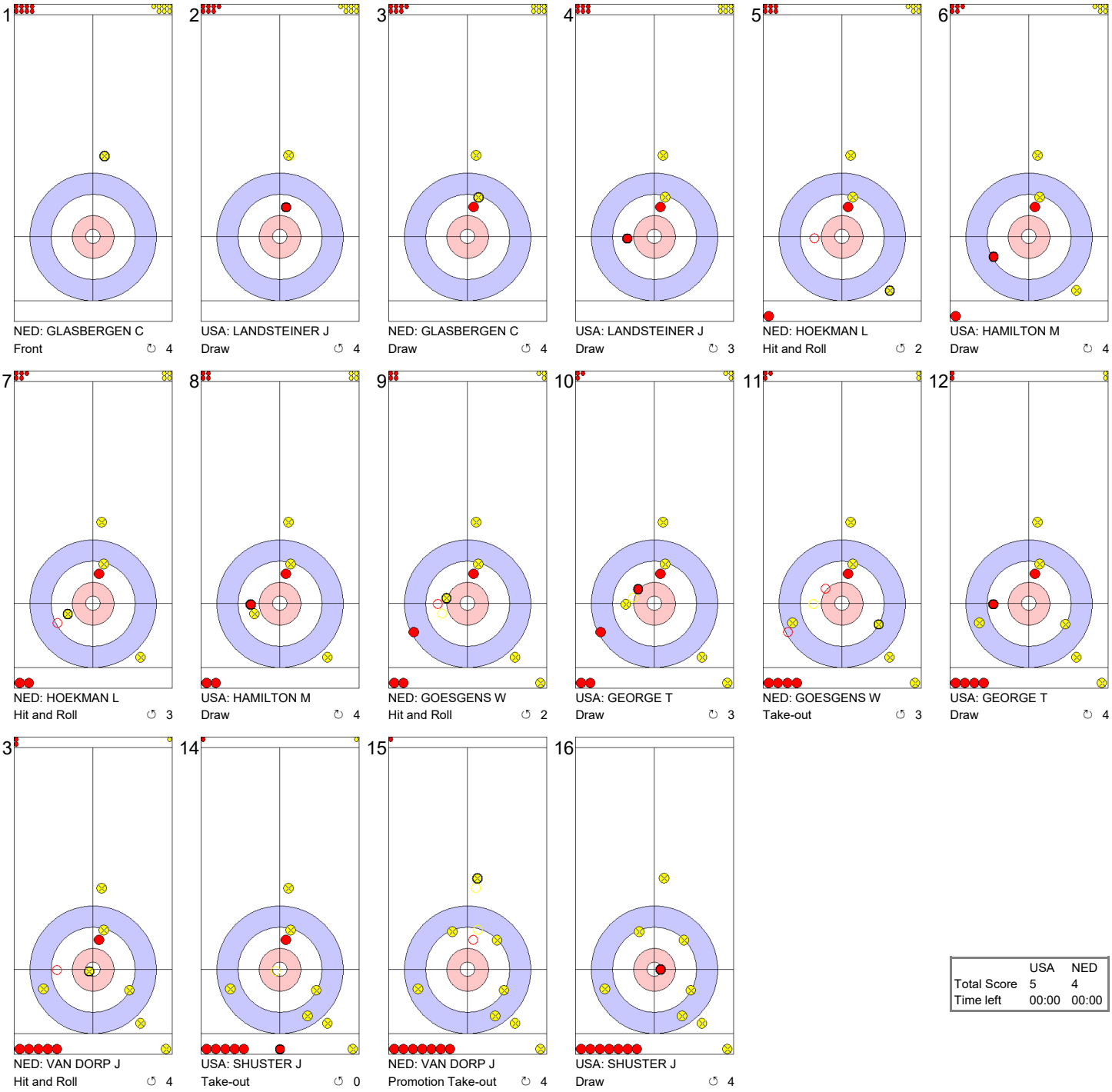

	USA	NED
Total Score	5	4
Time left	00:00	00:00

Game - Shot by Shot

End 7 | **USA - United States** **5 + 0** (this end) **= 5** | **NED - Netherlands** **4 + 0** (this end) **= 4**

1

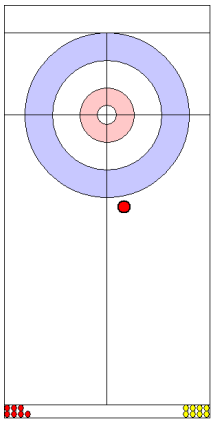

USA: LANDSTEINER J
Front ↺ 4

2

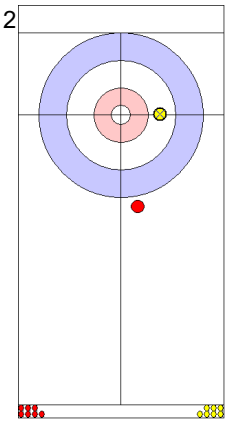

NED: GLASBERGEN C
Draw ↺ 3

3

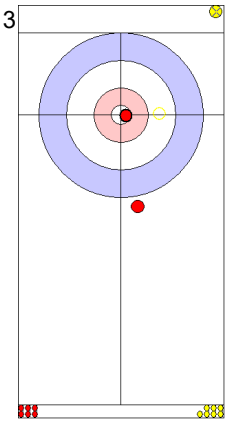

USA: LANDSTEINER J
Hit and Roll ↺ 3

4

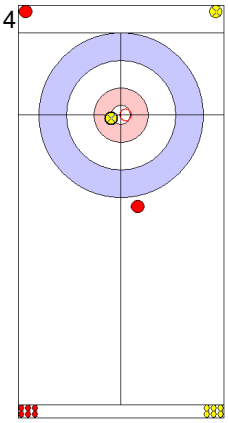

NED: GLASBERGEN C
Hit and Roll ↻ 3

5

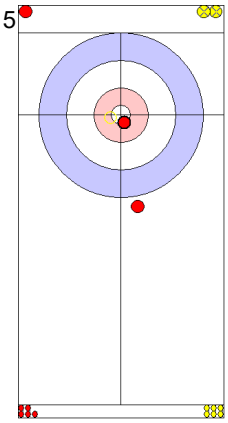

USA: HAMILTON M
Take-out ↻ 4

6

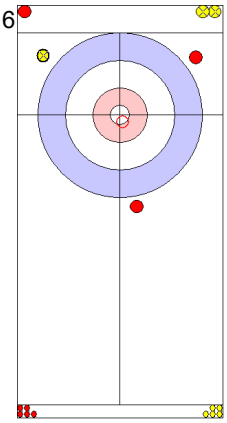

NED: HOEKMAN L
Take-out ↻ 2

7

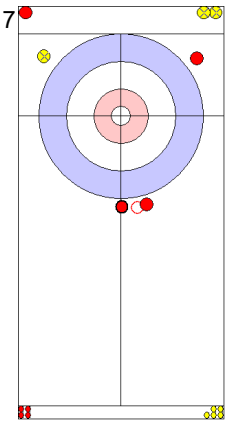

USA: HAMILTON M
Draw ↻ 0

8

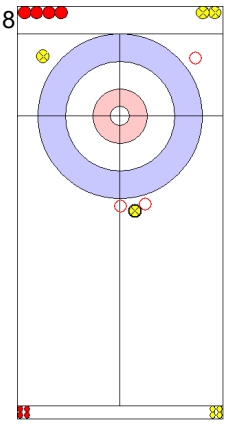

NED: HOEKMAN L
Clearing ↺ 4

9

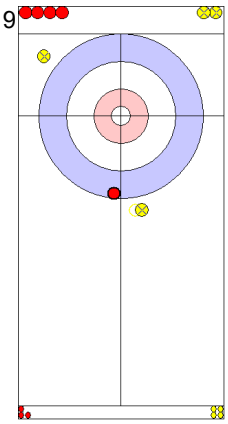

USA: GEORGE T
Draw ↻ 2

10

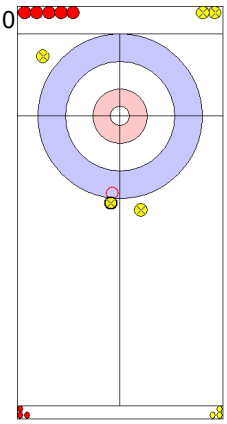

NED: GOESGENS W
Take-out ↻ 4

11

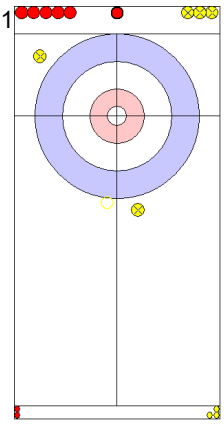

USA: GEORGE T
Clearing ↻ 4

12

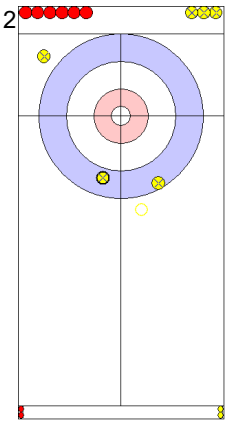

NED: GOESGENS W
Wick / Soft Peeling ↺ 4

13

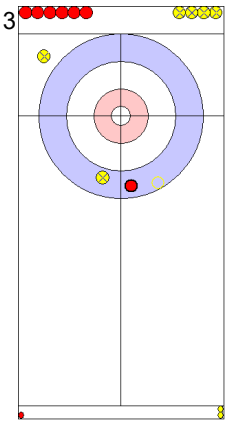

USA: SHUSTER J
Take-out ↺ 4

14

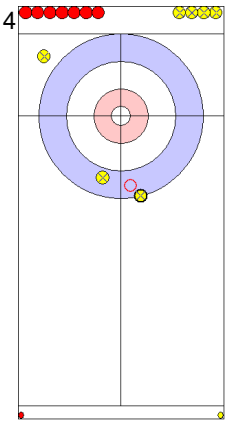

NED: VAN DORP J
Take-out ↺ 4

15

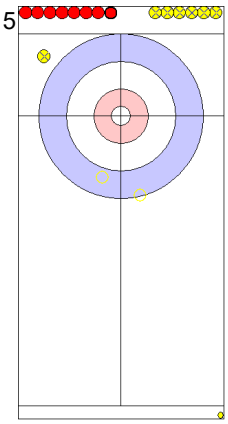

USA: SHUSTER J
Double Take-out ↺ 4

16

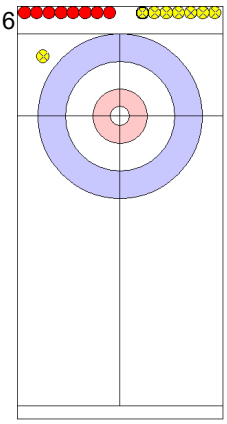

NED: VAN DORP J
Through ↺ X

	USA	NED
Total Score	5	4
Time left	00:00	00:00

Game - Shot by Shot

End 8 | **USA - United States** **5 + 0** (this end) **= 5** | **NED - Netherlands** **4 + 1** (this end) **= 5**

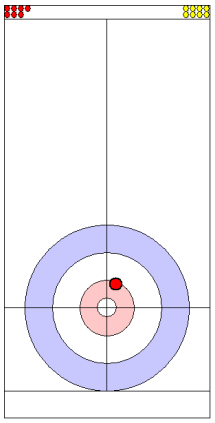
1
USA: LANDSTEINER J
Draw ↻ 4

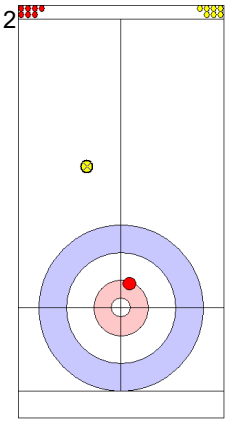
2
NED: GLASBERGEN C
Front ↻ 4

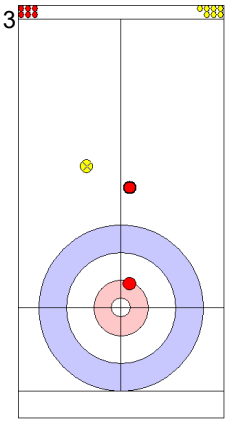
3
USA: LANDSTEINER J
Guard ↻ 4

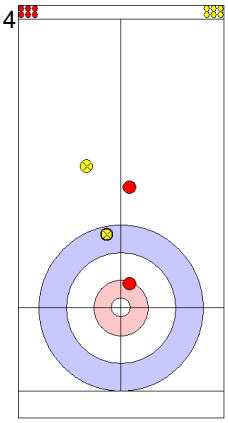
4
NED: GLASBERGEN C
Draw ↻ 2

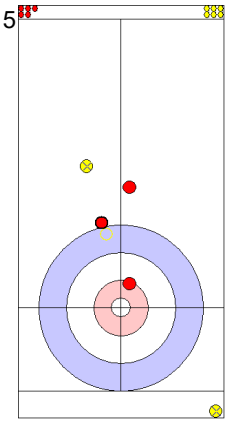
5
USA: HAMILTON M
Take-out ↻ 4

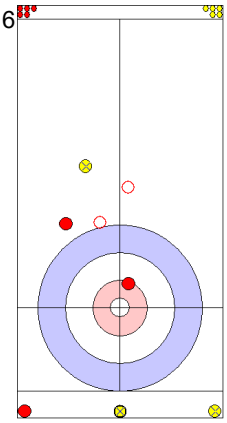
6
NED: HOEKMAN L
Clearing ↻ 4

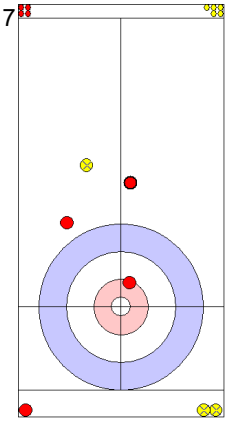
7
USA: HAMILTON M
Guard ↻ 4

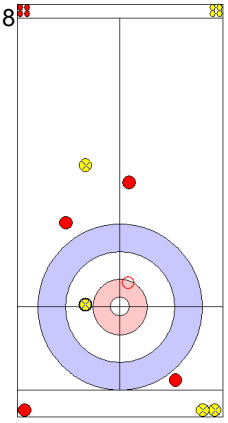
8
NED: HOEKMAN L
Take-out ↻ 4

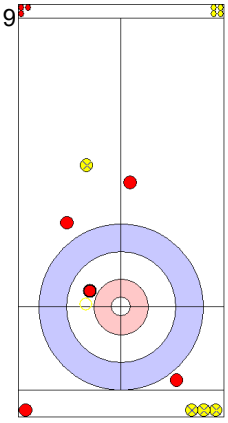
9
USA: GEORGE T
Take-out ↻ 4

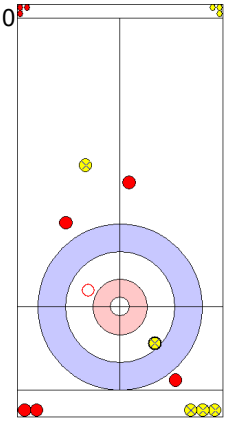
10
NED: GOESGENS W
Take-out ↻ 4

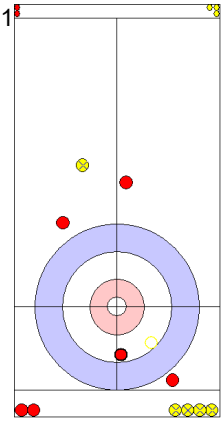
11
USA: GEORGE T
Hit and Roll ↻ 4

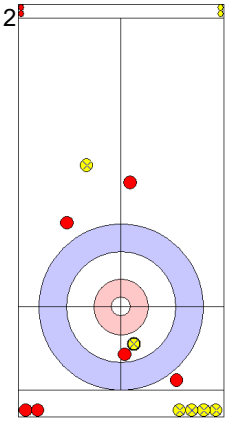
12
NED: GOESGENS W
Draw ↻ 3

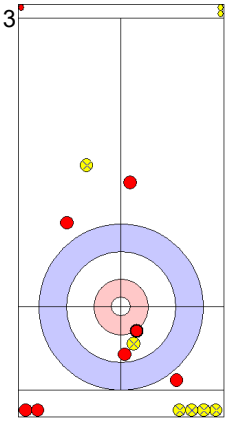
13
USA: SHUSTER J
Draw ↻ 4

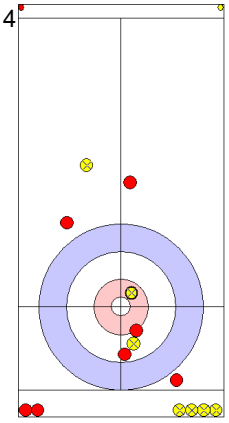
14
NED: VAN DORP J
Draw ↻ 4

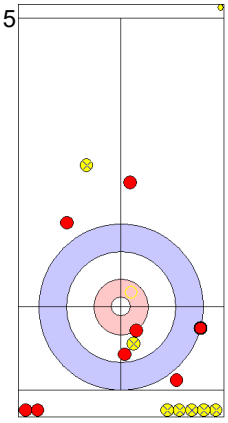
15
USA: SHUSTER J
Take-out ↻ 4

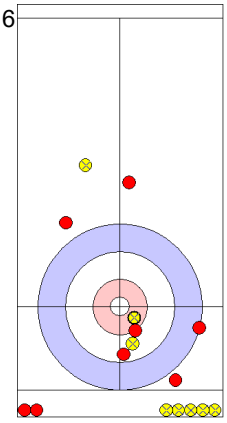
16
NED: VAN DORP J
Draw ↻ 4

	USA	NED
Total Score	5	5
Time left	00:00	00:00

Game - Shot by Shot

End 9 | **USA - United States** **5 + 0** (this end) **= 5** | **NED - Netherlands** **5 + 0** (this end) **= 5**

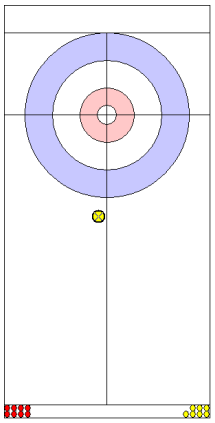

1 NED: GLASBERGEN C — Front ↺ 4

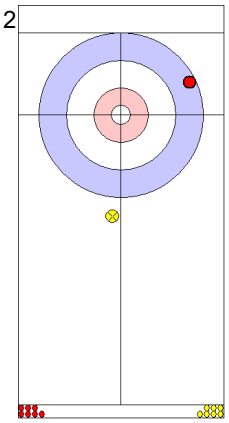

2 USA: LANDSTEINER J — Draw ↺ 4

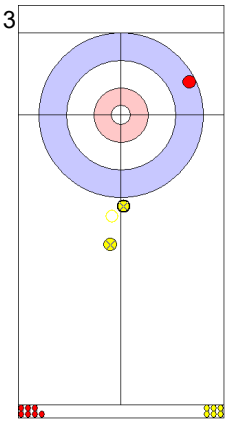

3 NED: GLASBERGEN C — Draw ↺ 0

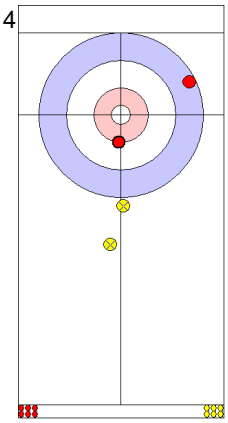

4 USA: LANDSTEINER J — Draw ↻ 4

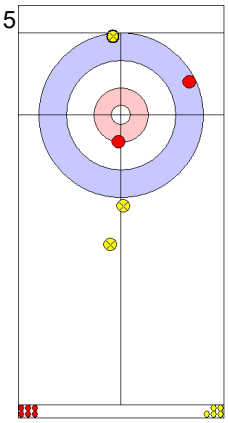

5 NED: HOEKMAN L — Draw ↻ 2

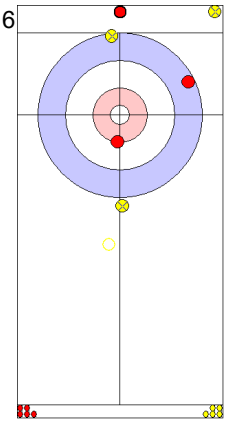

6 USA: HAMILTON M — Clearing ↺ 4

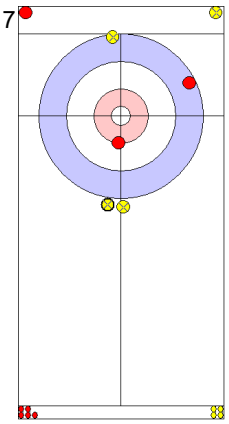

7 NED: HOEKMAN L — Draw ↻ 0

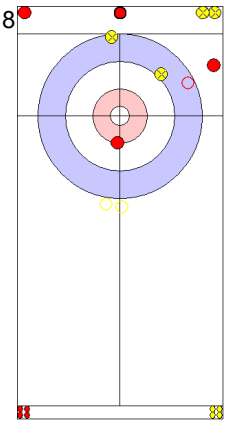

8 USA: HAMILTON M — Clearing ↺ 1

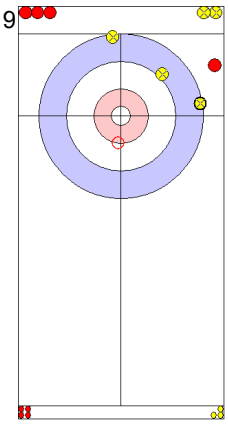

9 NED: GOESGENS W — Take-out ↺ 4

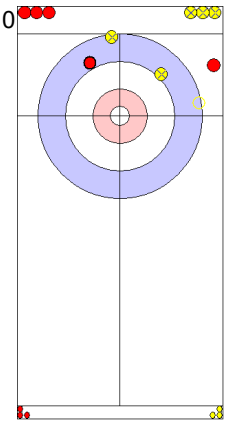

10 USA: GEORGE T — Double Take-out ↺ 2

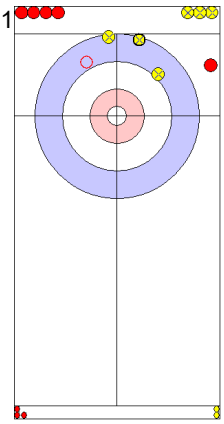

11 NED: GOESGENS W — Take-out ↻ 4

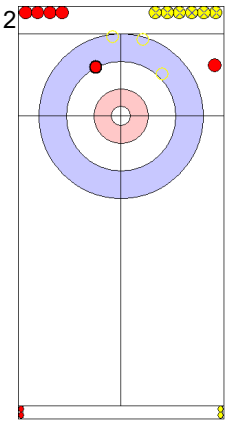

12 USA: GEORGE T — Double Take-out ↺ 4

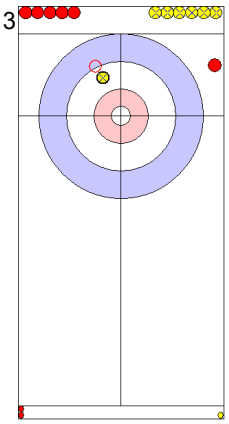

13 NED: VAN DORP J — Take-out ↻ 4

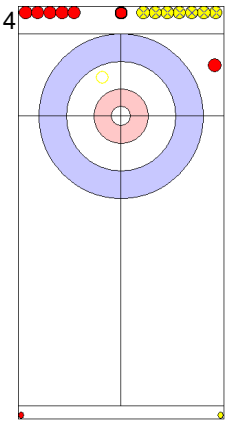

14 USA: SHUSTER J — Clearing ↺ 4

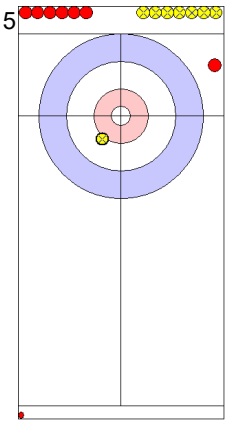

15 NED: VAN DORP J — Draw ↺ 4

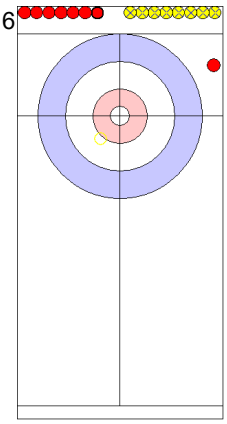

16 USA: SHUSTER J — Clearing ↺ 4

	USA	NED
Total Score	5	5
Time left	00:00	00:00

Game - Shot by Shot

End 10 | **USA - United States** **5 + 1** (this end) **= 6** | **NED - Netherlands** **5 + 0** (this end) **= 5**

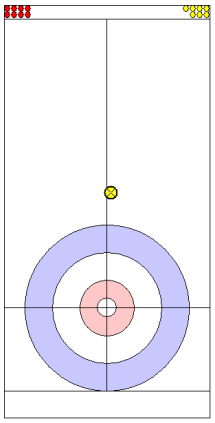

1 NED: GLASBERGEN C
Front ↻ 4

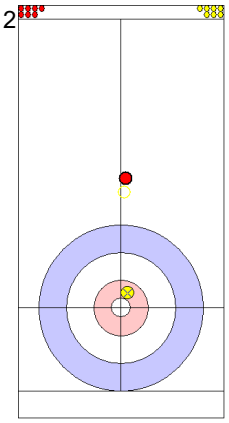

2 USA: LANDSTEINER J
Wick / Soft Peeling ↻ 0

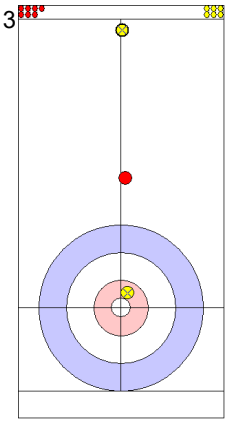

3 NED: GLASBERGEN C
Guard ↻ 3

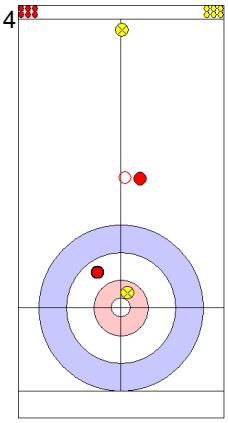

4 USA: LANDSTEINER J
Draw ↺ 2

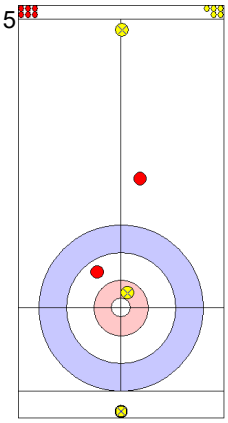

5 NED: HOEKMAN L
Hit and Roll ↺ 0
Time-out

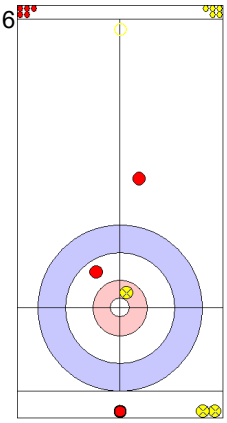

6 USA: HAMILTON M
Clearing ↺ 4
Time-out

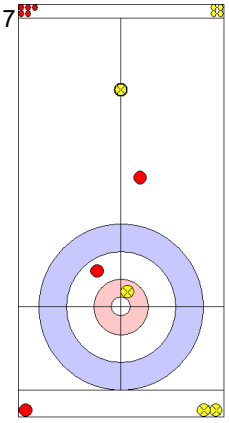

7 NED: HOEKMAN L
Guard ↻ 4

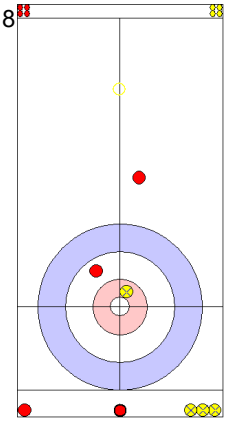

8 USA: HAMILTON M
Clearing ↺ 4

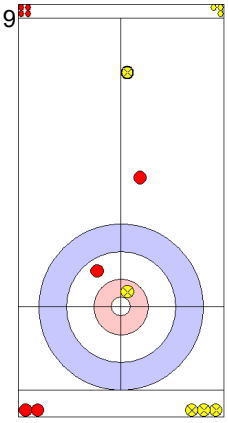

9 NED: GOESGENS W
Guard ↻ 4

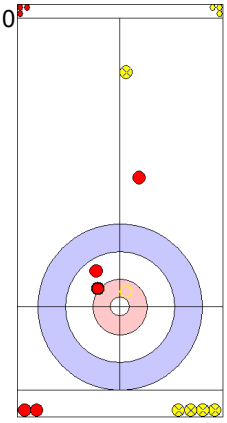

10 USA: GEORGE T
Take-out ↺ 4

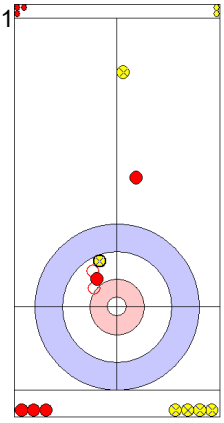

11 NED: GOESGENS W
Double Take-out ↺ 2

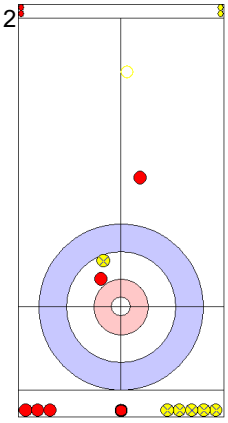

12 USA: GEORGE T
Clearing ↺ 4

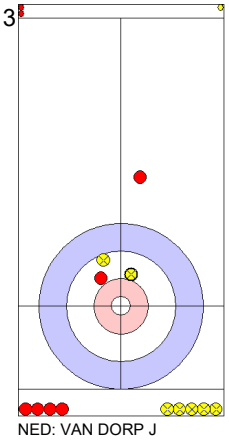

13 NED: VAN DORP J
Draw ↻ 4

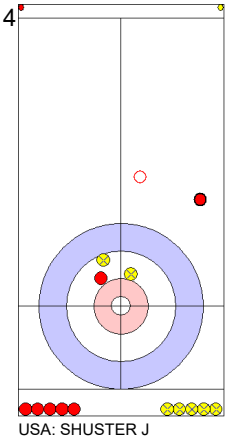

14 USA: SHUSTER J
Promotion Take-out ↻ 0

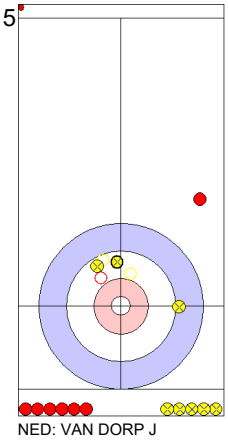

15 NED: VAN DORP J
Promotion Take-out ↺ 4

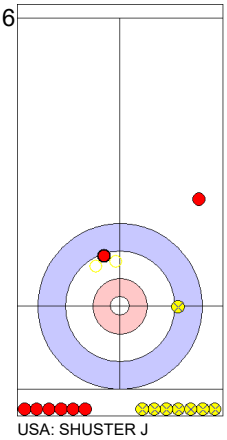

16 USA: SHUSTER J
Double Take-out ↺ 4

Note:
Shot Success Points:
4 = 100%
3 = 75%
2 = 50%
1 = 25%
0 = 0%
X = not considered

Rotation:
↻ Clockwise
↺ Counter-clockwise

	USA	NED
Total Score	6	5
Time left	06:15	03:41

Game Results

Sheet	Game	Team	LSFE	1	2	3	4	5	6	7	8	9	10	Extra Ends	Total
B	10	RUS - Russia	*	2	0	1	0	1	3	0	0	0	0		7
	10	GER - Germany		0	3	0	1	0	0	1	1	1	2		9

RUS - Russia		Shot Success Game	Shot Success All
4 S	TIMOFEEV Alexey	65%	72%
3 V	STUKALSKIY Alexey	80%	77%
2	KLIMOV Evgeny	84%	80%
1	RAZHABOV Artur	84%	84%
A	GADZHIKHANOV Timur	-	77%
	Team Total	78%	78%

Last Stone Draw		Distance
↻	TIMOFEEV A	13.5cm
↺	STUKALSKIY A	29.0cm
Total		**42.5cm**

Time remaining: 0 minutes 5 seconds

Time-out: end 10 - RUS stone 6

GER - Germany		Shot Success Game	Shot Success All
4 S	BAUMANN Alexander	59%	72%
3	WALTER Manuel	85%	77%
2 V	HERBERG Daniel	74%	85%
1	SCHWEIZER Sebastian	86%	87%
A	SHERRARD Ryan	-	84%
	Team Total	76%	80%

Last Stone Draw		Distance
↻	BAUMANN A	30.5cm
↺	WALTER M	134.9cm
Total		**165.4cm**

Time remaining: 5 minutes 13 seconds

Time-out: end 9 - GER stone 7

Shot Success Analysis

RUS - Russia		↻		↺		Game	
4 TIMOFEEV Alexey	Draws	6	83%	4	75%	10	80%
	Take-outs	5	50%	5	50%	10	50%
	Total	11	68%	9	61%	20	65%
3 STUKALSKIY Alexey	Draws	2	63%	6	71%	8	69%
	Take-outs	6	79%	6	96%	12	88%
	Total	8	75%	12	83%	20	80%
2 KLIMOV Evgeny	Draws	2	100%	5	80%	7	86%
	Take-outs	6	83%	7	82%	13	83%
	Total	8	88%	12	81%	20	84%
1 RAZHABOV Artur	Draws	5	80%	12	85%	17	84%
	Take-outs	3	83%	0	-	3	83%
	Total	8	81%	12	85%	20	84%
A GADZHIKHANOV Timur	Draws	0	-	0	-	0	-
	Take-outs	0	-	0	-	0	-
	Total	0	-	0	-	0	-
Team	Draws	15	82%	27	80%	42	80%
	Take-outs	20	74%	18	78%	38	76%
	Total	35	77%	45	79%	80	78%

GER - Germany		↻		↺		Game	
4 BAUMANN Alexander	Draws	0	-	7	50%	7	50%
	Take-outs	9	56%	4	81%	13	63%
	Total	9	56%	11	61%	20	59%
3 WALTER Manuel	Draws	0	-	11	93%	11	93%
	Take-outs	3	67%	6	79%	9	75%
	Total	3	67%	17	88%	20	85%
2 HERBERG Daniel	Draws	3	67%	8	91%	11	84%
	Take-outs	4	63%	5	60%	9	61%
	Total	7	64%	13	79%	20	74%
1 SCHWEIZER Sebastian	Draws	3	50%	16	92%	19	86%
	Take-outs	0	-	1	100%	1	100%
	Total	3	50%	17	93%	20	86%
A SHERRARD Ryan	Draws	0	-	0	-	0	-
	Take-outs	0	-	0	-	0	-
	Total	0	-	0	-	0	-
Team	Draws	6	58%	42	85%	48	82%
	Take-outs	16	59%	16	75%	32	67%
	Total	22	59%	58	82%	80	76%

Note:
Team position and functions are attached to each team member's name as follows:
4 = Fourth, **3** = Third, **2** = Second, **1** = Lead, **A** = Alternate, **S** = Skip, **V** = Vice-Skip

Legend:
↻ Clockwise ↺ Counter-clockwise **LSFE(*)** Last Stone First End

Ford Service Experts Alberta EXPLORE EDMONTON Canada CURLIT

Game - Shot by Shot

End 1 | **RUS - Russia** **0 + 2** (this end) **= 2** | **GER - Germany** **0 + 0** (this end) **= 0**

1
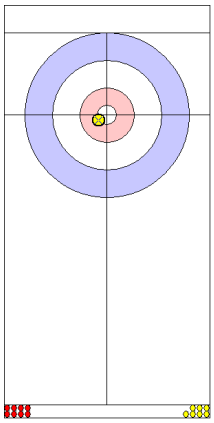
GER: SCHWEIZER S
Draw ↺ 4

2
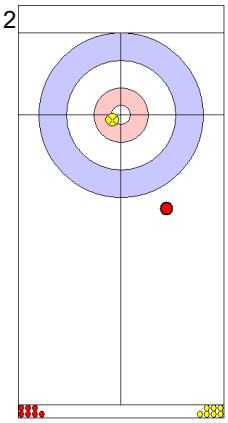
RUS: RAZHABOV A
Front ↺ 4

3
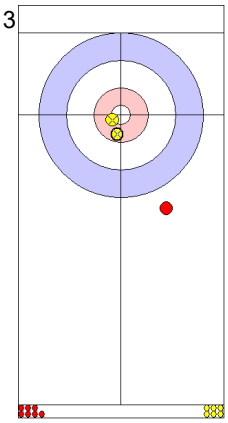
GER: SCHWEIZER S
Draw ↺ 4

4
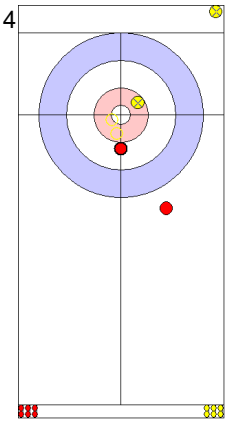
RUS: RAZHABOV A
Double Take-out ↺ 2

5
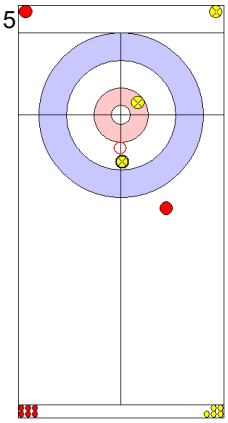
GER: HERBERG D
Hit and Roll ↺ 4

6
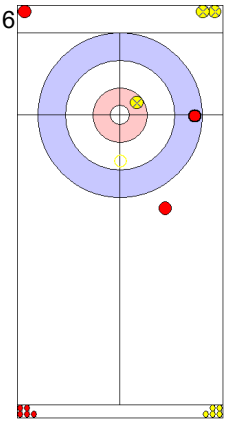
RUS: KLIMOV E
Hit and Roll ↺ 3

7
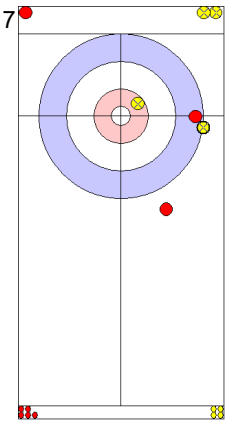
GER: HERBERG D
Take-out ↺ 4

8
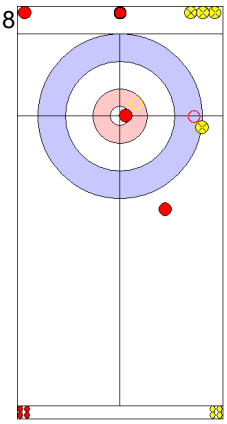
RUS: KLIMOV E
Take-out ↺ 4

9
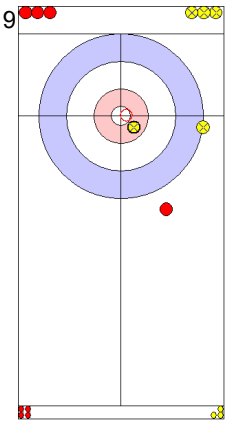
GER: WALTER M
Take-out ↺ 4

10
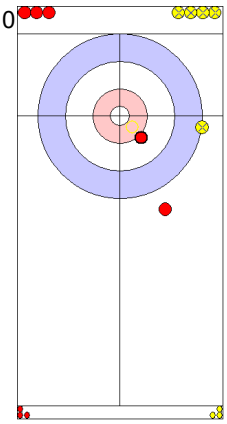
RUS: STUKALSKIY A
Hit and Roll ↺ 3

11
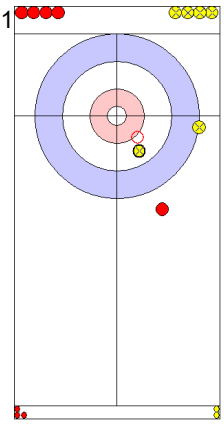
GER: WALTER M
Take-out ↺ 4

12
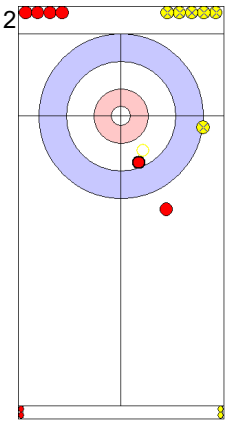
RUS: STUKALSKIY A
Hit and Roll ↺ 3

13
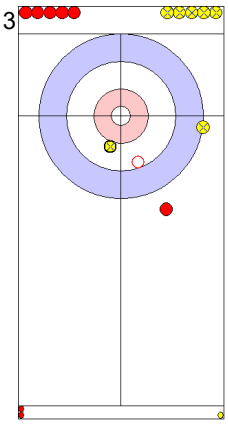
GER: BAUMANN A
Take-out ↺ 4

14
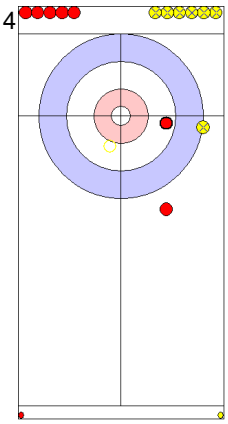
RUS: TIMOFEEV A
Hit and Roll ↺ 4

15
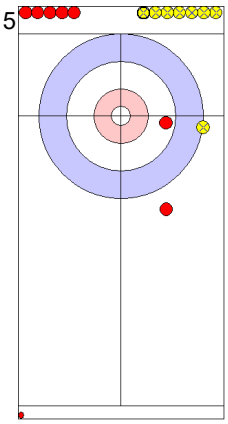
GER: BAUMANN A
Take-out ↺ 0

16
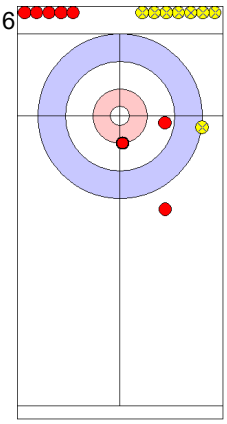
RUS: TIMOFEEV A
Draw ↺ 4

	RUS	GER
Total Score	2	0
Time left	00:00	00:00

Game - Shot by Shot

End 2 | **RUS - Russia** **2 + 0** (this end) **= 2** | **GER - Germany** **0 + 3** (this end) **= 3**

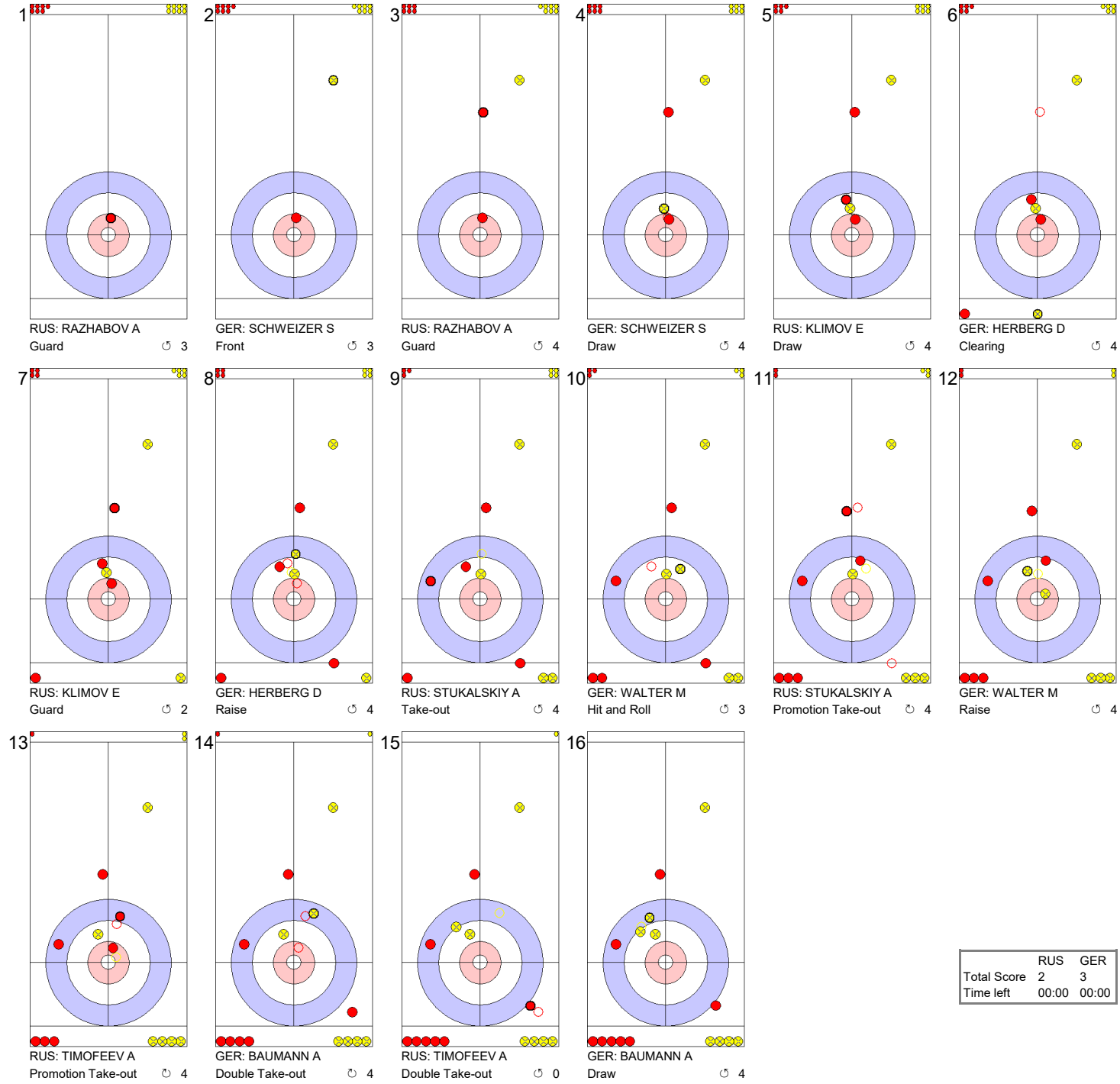

	RUS	GER
Total Score	2	3
Time left	00:00	00:00

Game - Shot by Shot

End 3 | **RUS - Russia** **2 + 1** (this end) **= 3** | **GER - Germany** **3 + 0** (this end) **= 3**

1
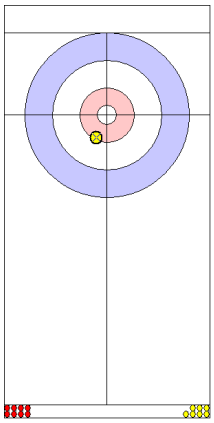
GER: SCHWEIZER S
Draw ↺ 4

2
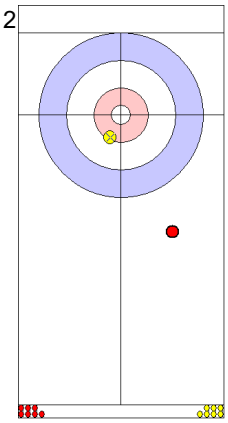
RUS: RAZHABOV A
Front ↺ 4

3
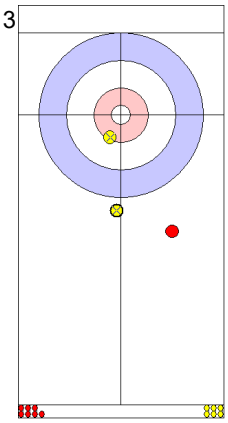
GER: SCHWEIZER S
Guard ↺ 3

4
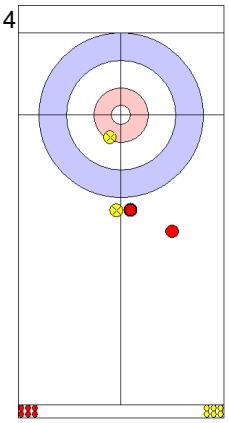
RUS: RAZHABOV A
Draw ↺ 0

5
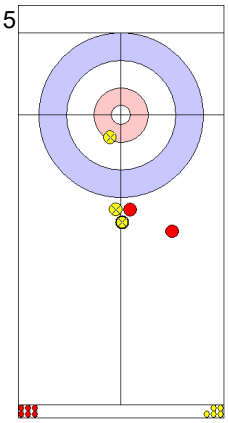
GER: HERBERG D
Draw ↺ 0

6
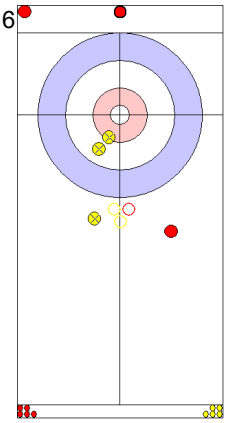
RUS: KLIMOV E
Clearing ↺ 2

7
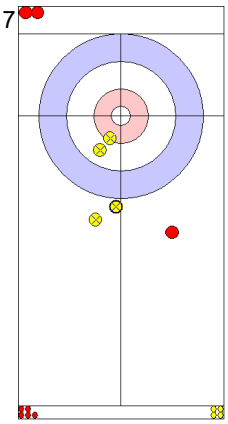
GER: HERBERG D
Guard ↺ 4

8
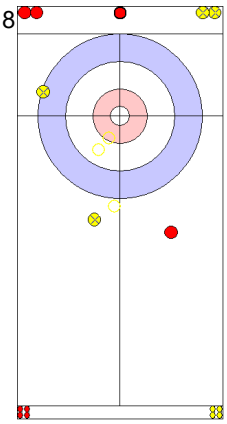
RUS: KLIMOV E
Promotion Take-out ↺ 4

9
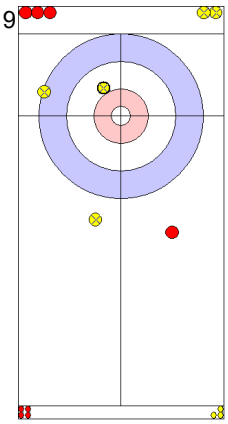
GER: WALTER M
Draw ↺ 3

10
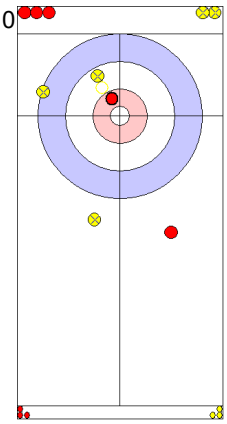
RUS: STUKALSKIY A
Draw ↺ 3

11
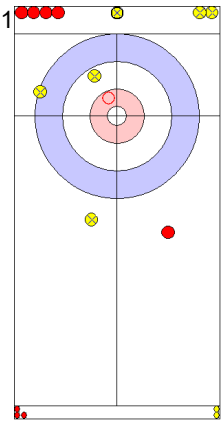
GER: WALTER M
Take-out ↺ 2

12
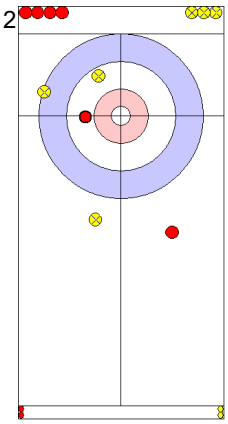
RUS: STUKALSKIY A
Draw ↺ 4

13
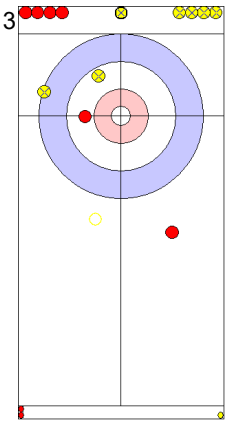
GER: BAUMANN A
Clearing ↺ 4

14
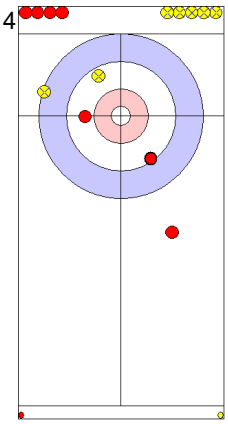
RUS: TIMOFEEV A
Draw ↺ 2

15
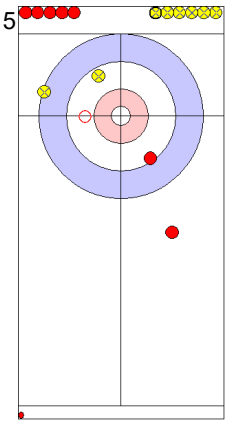
GER: BAUMANN A
Take-out ↺ 2

16
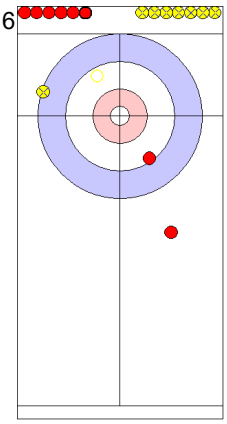
RUS: TIMOFEEV A
Take-out ↺ 2

	RUS	GER
Total Score	3	3
Time left	00:00	00:00

Game - Shot by Shot

End 4 — **RUS - Russia** **3 + 0** (this end) **= 3** — **GER - Germany** **3 + 1** (this end) **= 4**

1

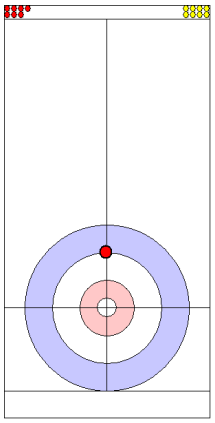

RUS: RAZHABOV A
Draw ↺ 4

2

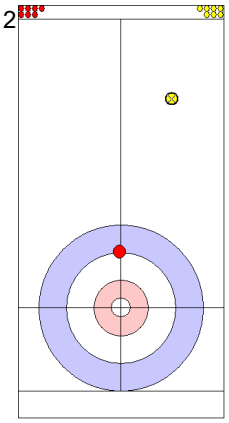

GER: SCHWEIZER S
Front ↺ 3

3

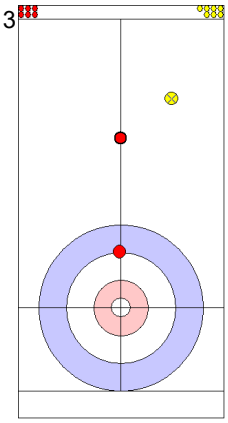

RUS: RAZHABOV A
Guard ↺ 4

4

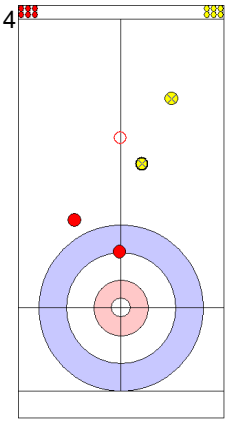

GER: SCHWEIZER S
Draw ↻ 0

5

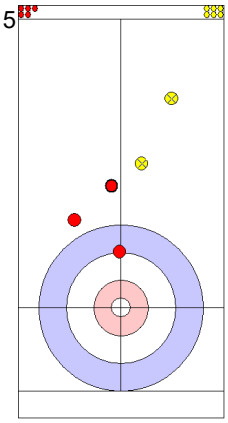

RUS: KLIMOV E
Guard ↺ 4

6

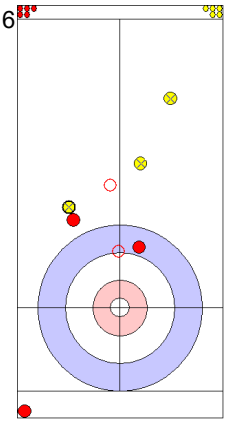

GER: HERBERG D
Promotion Take-out ↺ 0

7

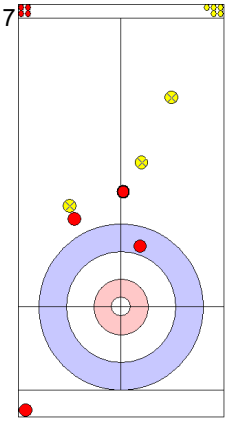

RUS: KLIMOV E
Front ↺ 4

8

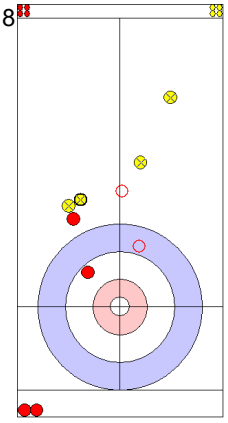

GER: HERBERG D
Promotion Take-out ↺ 0

9

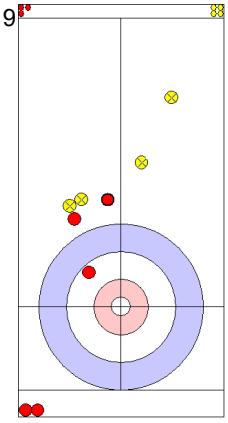

RUS: STUKALSKIY A
Front ↺ 4

10

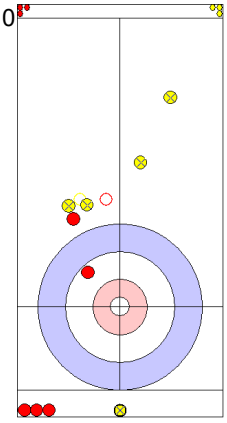

GER: WALTER M
Take-out ↻ 0

11

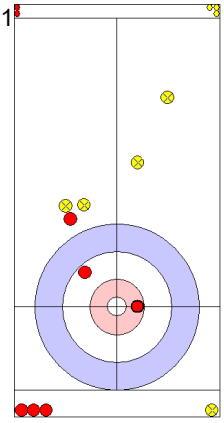

RUS: STUKALSKIY A
Front ↺ 0

12

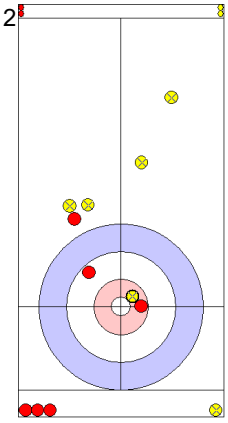

GER: WALTER M
Draw ↺ 4

13

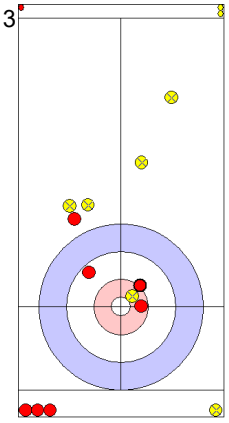

RUS: TIMOFEEV A
Draw ↺ 2

14

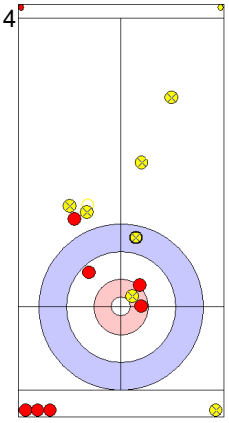

GER: BAUMANN A
Draw ↺ 2

15

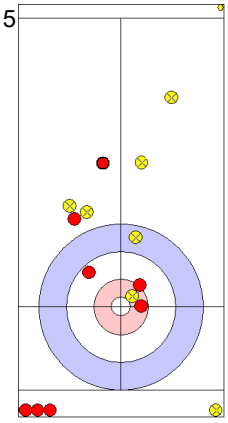

RUS: TIMOFEEV A
Guard ↺ 4

16

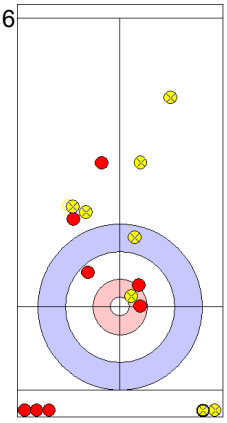

GER: BAUMANN A
Raise ↻ 0

	RUS	GER
Total Score	3	4
Time left	00:00	00:00

Game - Shot by Shot

End 5 | **RUS - Russia** **3 + 1** (this end) **= 4** | **GER - Germany** **4 + 0** (this end) **= 4**

1
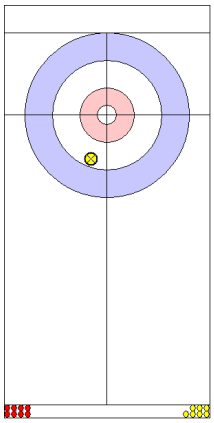
GER: SCHWEIZER S
Draw ↺ 3

2
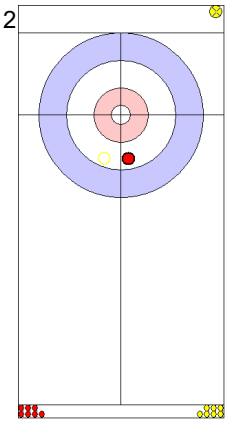
RUS: RAZHABOV A
Take-out ↺ 4

3
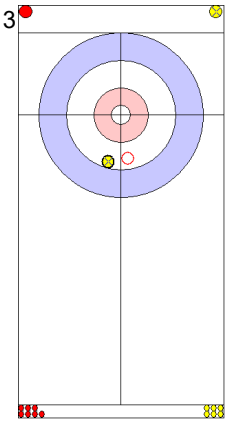
GER: SCHWEIZER S
Take-out ↺ 4

4
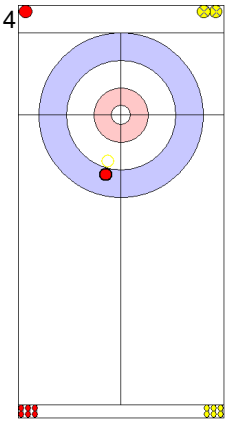
RUS: RAZHABOV A
Take-out ↺ 4

5
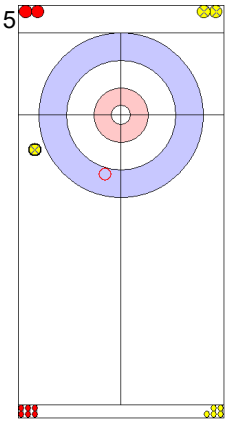
GER: HERBERG D
Take-out ↺ 2

6
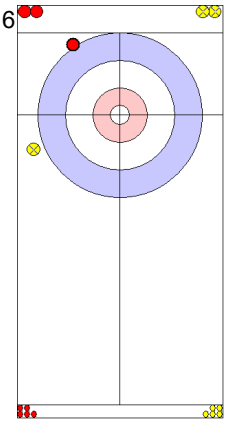
RUS: KLIMOV E
Draw ↺ 2

7
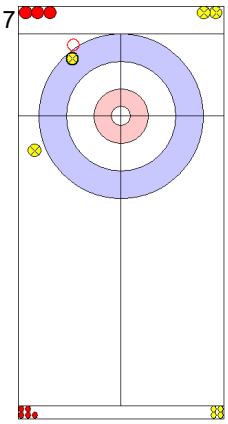
GER: HERBERG D
Take-out ↺ 4

8
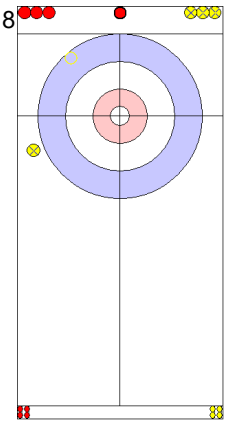
RUS: KLIMOV E
Take-out ↺ 2

9
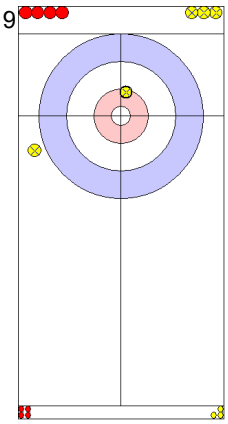
GER: WALTER M
Draw ↺ 4

10
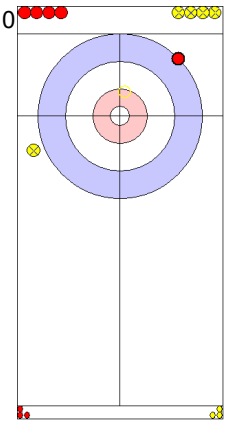
RUS: STUKALSKIY A
Take-out ↺ 4

11
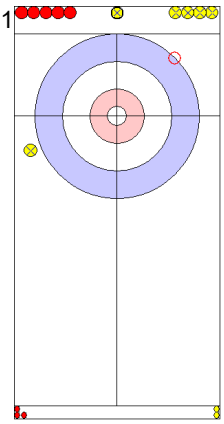
GER: WALTER M
Take-out ↺ 2

12
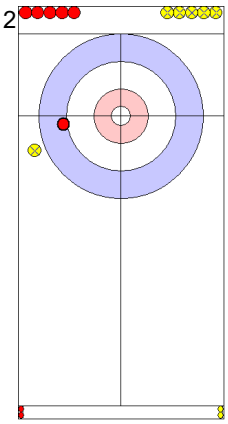
RUS: STUKALSKIY A
Draw ↺ 4

13
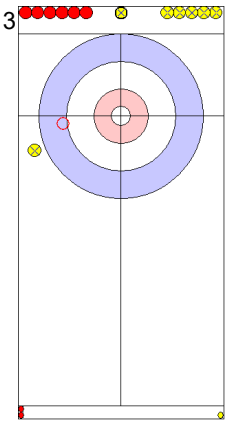
GER: BAUMANN A
Take-out ↺ 2

14
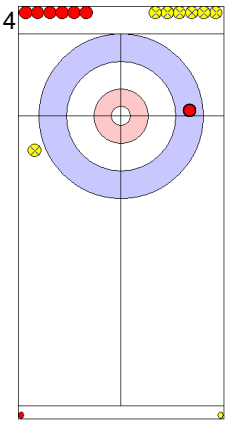
RUS: TIMOFEEV A
Draw ↺ 4

15
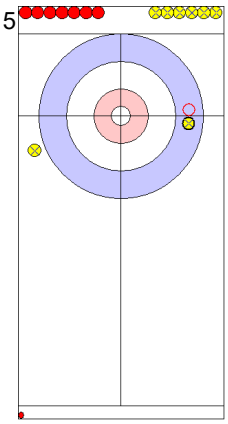
GER: BAUMANN A
Take-out ↺ 4

16
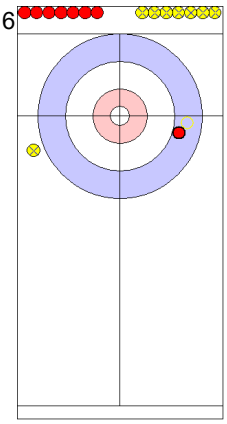
RUS: TIMOFEEV A
Clearing ↺ 2

	RUS	GER
Total Score	4	4
Time left	00:00	00:00

Game - Shot by Shot

End 6 | **RUS - Russia** **4 + 3** (this end) **= 7** | **GER - Germany** **4 + 0** (this end) **= 4**

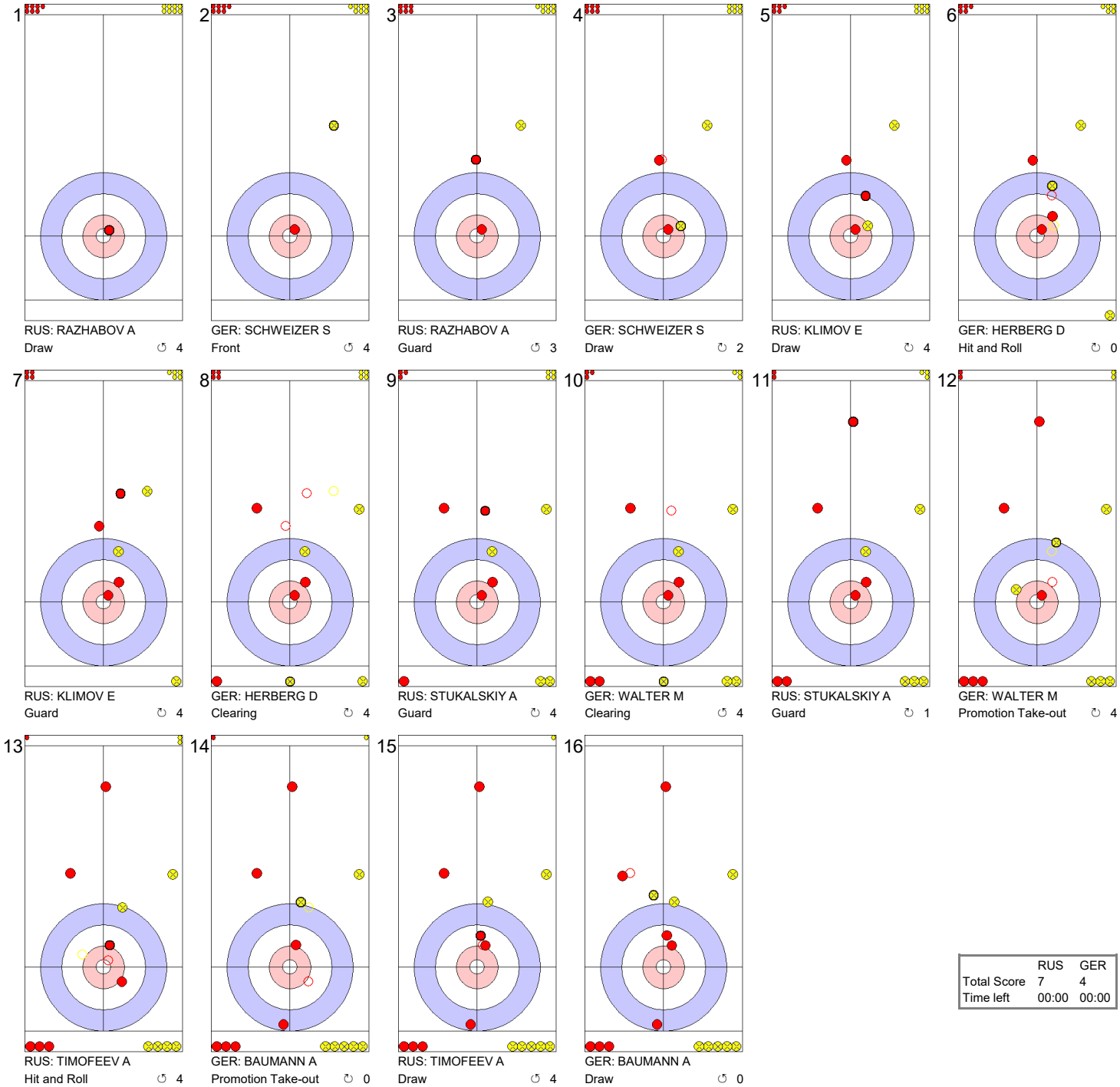

	RUS	GER
Total Score	7	4
Time left	00:00	00:00

Game - Shot by Shot

End 7 — **RUS - Russia** **7 + 0** (this end) **= 7** — **GER - Germany** **4 + 1** (this end) **= 5**

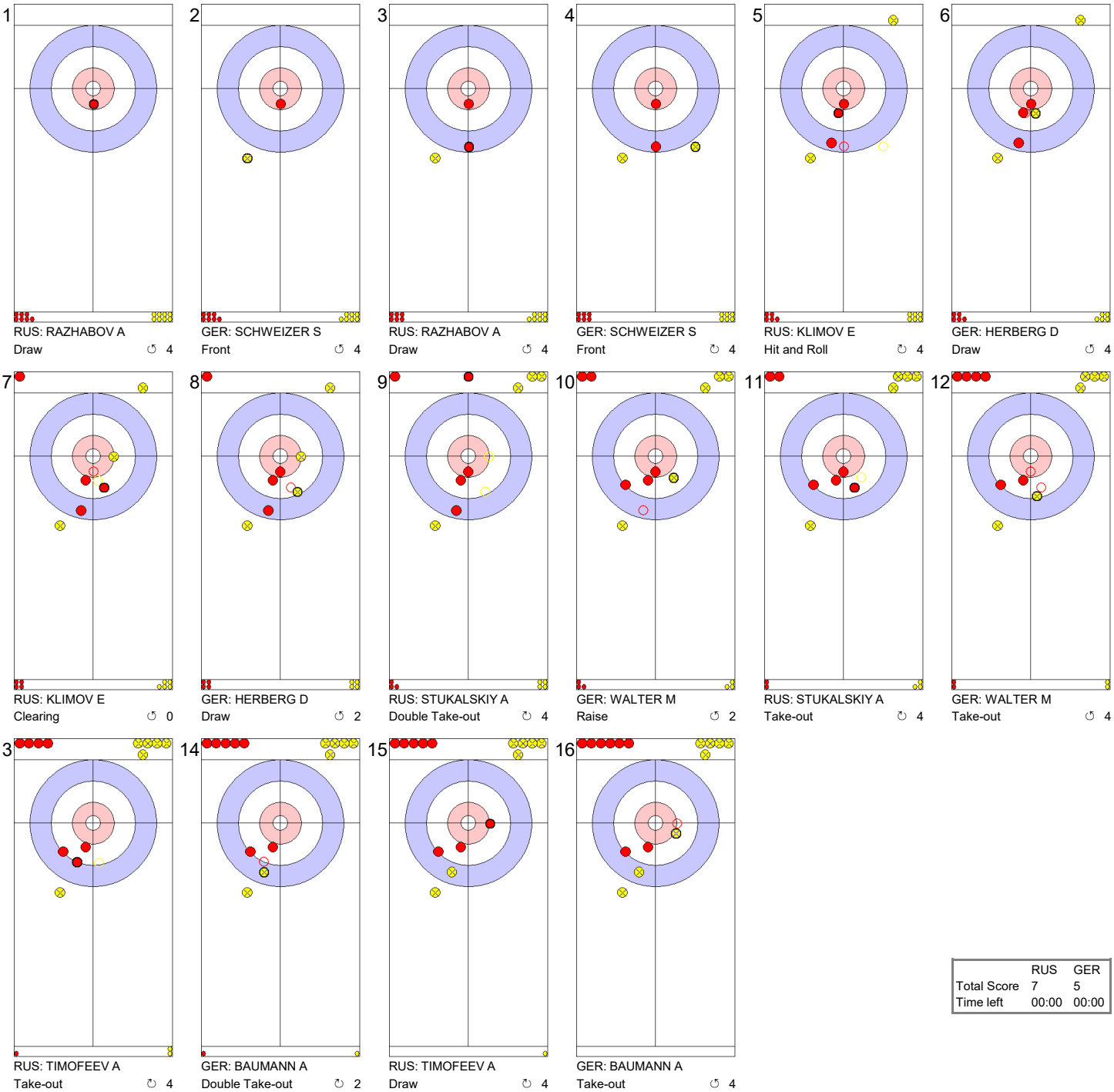

	RUS	GER
Total Score	7	5
Time left	00:00	00:00

Game - Shot by Shot

End 8 | **RUS - Russia** **7 + 0** (this end) **= 7** | **GER - Germany** **5 + 1** (this end) **= 6**

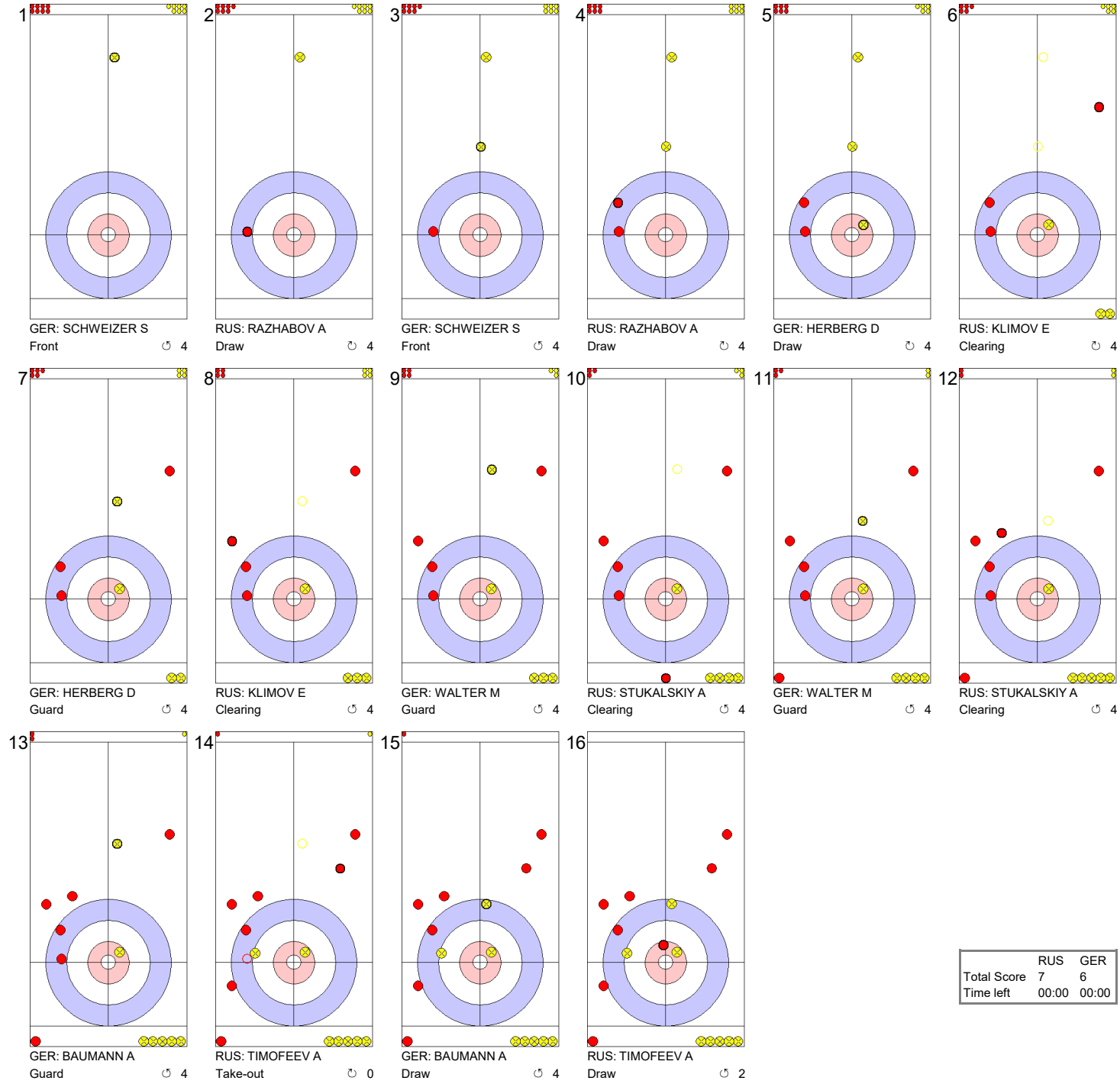

	RUS	GER
Total Score	7	6
Time left	00:00	00:00

Game - Shot by Shot

End 9 | **RUS - Russia** **7 + 0** (this end) **= 7** | **GER - Germany** **6 + 1** (this end) **= 7**



	RUS	GER
Total Score	7	7
Time left	00:00	00:00

Game - Shot by Shot

End 10 | **RUS - Russia** **7 + 0** (this end) **= 7** | **GER - Germany** **7 + 2** (this end) **= 9**



Note:
Shot Success Points:
4 = 100%
3 = 75%
2 = 50%
1 = 25%
0 = 0%
X = not considered

Rotation:
↻ Clockwise
↺ Counter-clockwise

	RUS	GER
Total Score	7	9
Time left	00:05	05:13

Game Results

Sheet	Game	Team	LSFE	1	2	3	4	5	6	7	8	9	10	Extra Ends				Total
C	10	JPN - Japan	*	0	0	2	1	0	0	0	1	1	0					5
	10	SUI - Switzerland		1	1	0	0	0	2	1	0	0	1					6

JPN - Japan		Shot Success Game	Shot Success All
4 S	MOROZUMI Yusuke	76%	77%
3 V	SHIMIZU Tetsuro	79%	82%
2	YAMAGUCHI Tsuyoshi	75%	82%
1	MOROZUMI Kosuke	90%	86%
A	HIRATA Kohsuke	-	-
	Team Total	80%	82%

Last Stone Draw		Distance
↻	MOROZUMI Y	14.6cm
↺	SHIMIZU T	21.9cm
Total		**36.5cm**

Time remaining: 0 minutes 30 seconds

Time-out: end 10 - JPN stone 7

SUI - Switzerland		Shot Success Game	Shot Success All
4 V	SCHWARZ Benoit	81%	83%
3	PAETZ Claudio	83%	84%
2 S	DE CRUZ Peter	80%	83%
1	TANNER Valentin	89%	87%
A	MEIER Romano	-	50%
	Team Total	83%	84%

Last Stone Draw		Distance
↻	DE CRUZ P	43.5cm
↺	PAETZ C	22.7cm
Total		**66.2cm**

Time remaining: 2 minutes 2 seconds

Time-out: end 10 - SUI stone 8

Shot Success Analysis

JPN - Japan		↻		↺		Game	
4 MOROZUMI Yusuke	Draws	1	25%	5	90%	6	79%
	Take-outs	8	81%	6	67%	14	75%
	Total	9	75%	11	77%	20	76%
3 SHIMIZU Tetsuro	Draws	3	58%	3	92%	6	75%
	Take-outs	5	90%	9	75%	14	80%
	Total	8	78%	12	79%	20	79%
2 YAMAGUCHI Tsuyoshi	Draws	3	92%	9	69%	12	75%
	Take-outs	2	75%	6	75%	8	75%
	Total	5	85%	15	72%	20	75%
1 MOROZUMI Kosuke	Draws	4	81%	15	92%	19	89%
	Take-outs	0	-	1	100%	1	100%
	Total	4	81%	16	92%	20	90%
A HIRATA Kohsuke	Draws	0	-	0	-	0	-
	Take-outs	0	-	0	-	0	-
	Total	0	-	0	-	0	-
Team	Draws	11	73%	32	85%	43	82%
	Take-outs	15	83%	22	74%	37	78%
	Total	26	79%	54	81%	80	80%

SUI - Switzerland		↻		↺		Game	
4 SCHWARZ Benoit	Draws	2	100%	3	83%	5	90%
	Take-outs	12	73%	3	100%	15	78%
	Total	14	77%	6	92%	20	81%
3 PAETZ Claudio	Draws	3	100%	4	94%	7	96%
	Take-outs	11	80%	2	50%	13	75%
	Total	14	84%	6	79%	20	83%
2 DE CRUZ Peter	Draws	4	75%	4	75%	8	75%
	Take-outs	2	100%	10	80%	12	83%
	Total	6	83%	14	79%	20	80%
1 TANNER Valentin	Draws	6	83%	14	91%	20	89%
	Take-outs	0	-	0	-	0	-
	Total	6	83%	14	91%	20	89%
A MEIER Romano	Draws	0	-	0	-	0	-
	Take-outs	0	-	0	-	0	-
	Total	0	-	0	-	0	-
Team	Draws	15	87%	25	88%	40	88%
	Take-outs	25	78%	15	80%	40	79%
	Total	40	81%	40	85%	80	83%

Note:
Team position and functions are attached to each team member's name as follows:
4 = Fourth, **3** = Third, **2** = Second, **1** = Lead, **A** = Alternate, **S** = Skip, **V** = Vice-Skip

Legend:
↻ Clockwise ↺ Counter-clockwise **LSFE(*)** Last Stone First End

Game - Shot by Shot

End 1 — **JPN - Japan** **0 + 0** (this end) **= 0** — **SUI - Switzerland** **0 + 1** (this end) **= 1**

1
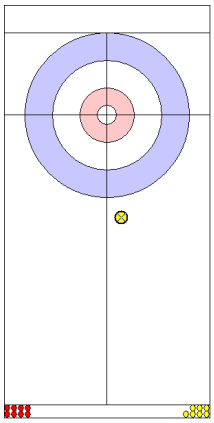
SUI: TANNER V
Front ↺ 4

2
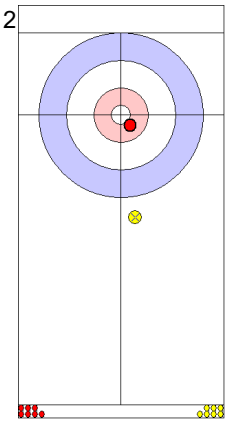
JPN: MOROZUMI K
Draw ↺ 4

3
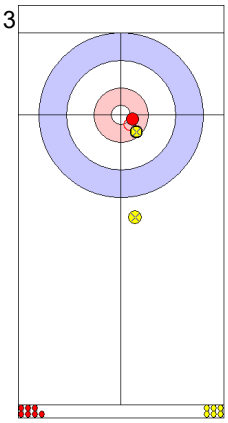
SUI: TANNER V
Draw ↺ 4

4
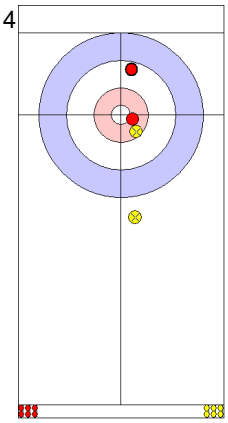
JPN: MOROZUMI K
Draw ↺ 2

5
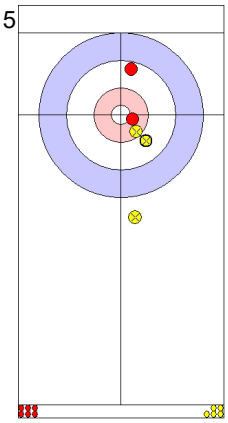
SUI: DE CRUZ P
Draw ↺ 4

6
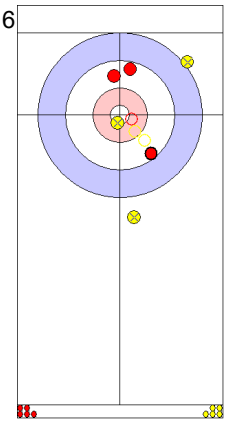
JPN: YAMAGUCHI T
Raise ↺ 3

7
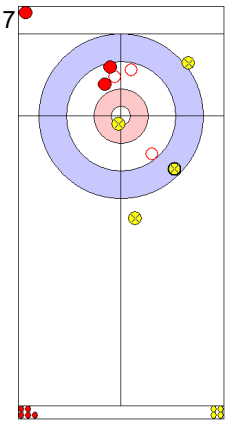
SUI: DE CRUZ P
Take-out ↺ 2

8
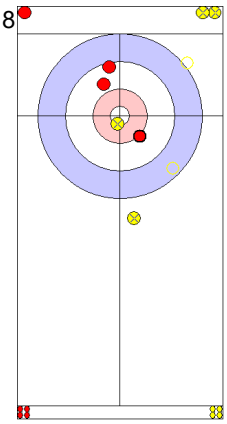
JPN: YAMAGUCHI T
Double Take-out ↺ 4

9
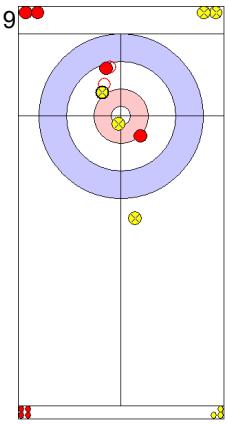
SUI: PAETZ C
Take-out ↺ 4

10
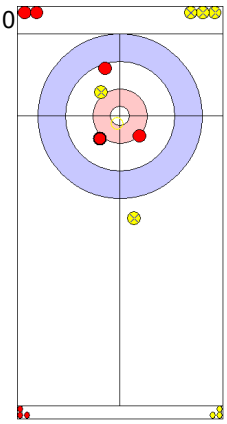
JPN: SHIMIZU T
Take-out ↺ 4

11
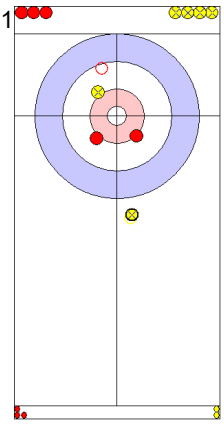
SUI: PAETZ C
Promotion Take-out ↺ 0

12
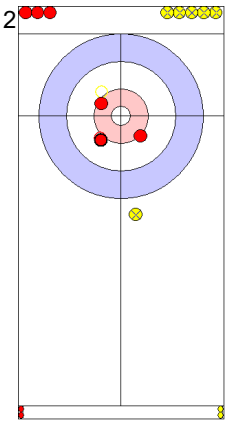
JPN: SHIMIZU T
Promotion Take-out ↺ 4

13
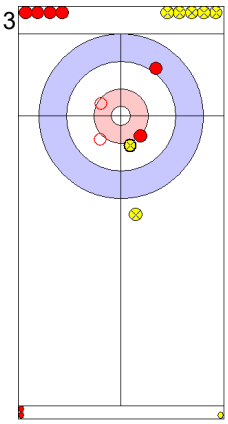
SUI: SCHWARZ B
Double Take-out ↺ 2

14
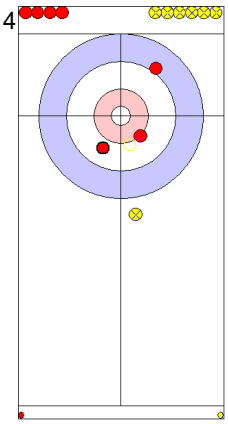
JPN: MOROZUMI Y
Take-out ↺ 4

15
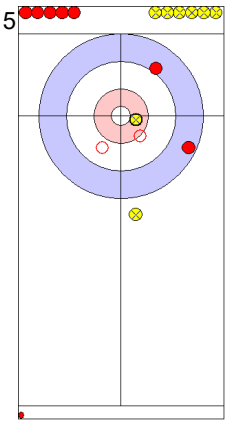
SUI: SCHWARZ B
Double Take-out ↺ 2

16
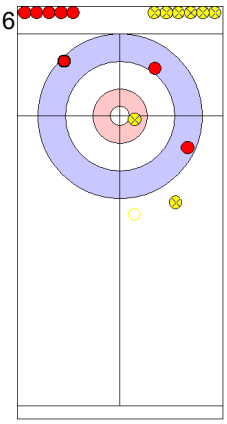
JPN: MOROZUMI Y
Take-out ↺ 0

	JPN	SUI
Total Score	0	1
Time left	00:00	00:00

Game - Shot by Shot

End 2 | **JPN - Japan** **0 + 0** (this end) **= 0** | **SUI - Switzerland** **1 + 1** (this end) **= 2**



	JPN	SUI
Total Score	0	2
Time left	00:00	00:00

Game - Shot by Shot

End 3 | **JPN - Japan** **0 + 2** (this end) **= 2** | **SUI - Switzerland** **2 + 0** (this end) **= 2**



	JPN	SUI
Total Score	2	2
Time left	00:00	00:00

Game - Shot by Shot

End 4 | **JPN - Japan** **2 + 1** (this end) **= 3** | **SUI - Switzerland** **2 + 0** (this end) **= 2**

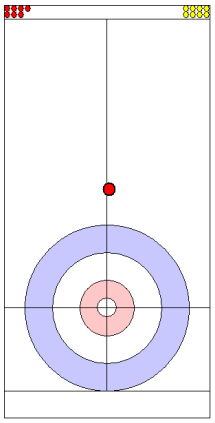

JPN: MOROZUMI K
Front ↺ 4

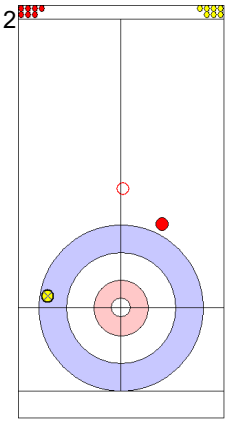

SUI: TANNER V
Wick / Soft Peeling ↺ 4

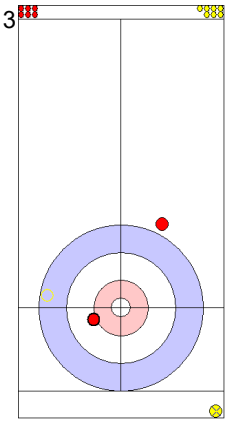

JPN: MOROZUMI K
Take-out ↺ 4

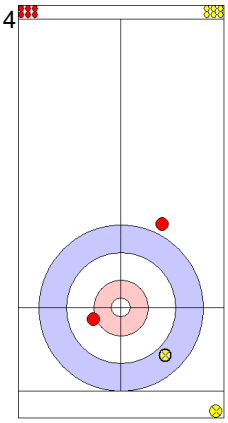

SUI: TANNER V
Draw ↺ 3

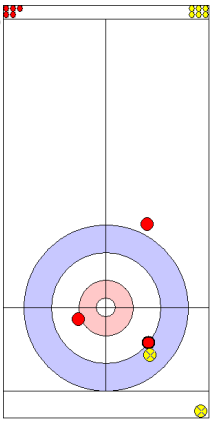

JPN: YAMAGUCHI T
Draw ↺ 4

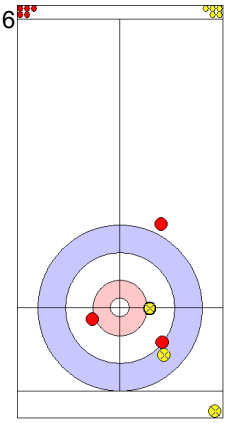

SUI: DE CRUZ P
Draw ↺ 3

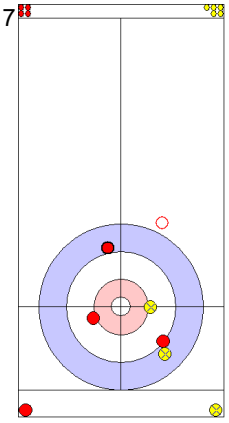

JPN: YAMAGUCHI T
Take-out ↺ 0

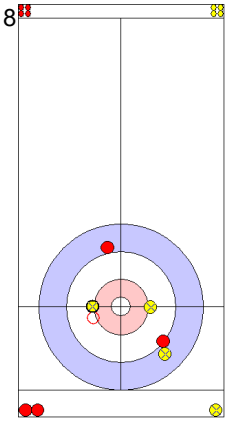

SUI: DE CRUZ P
Take-out ↺ 4

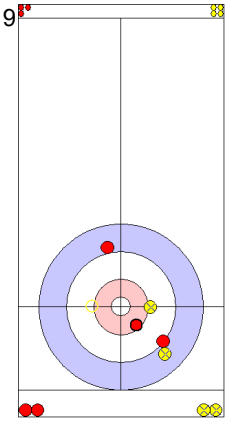

JPN: SHIMIZU T
Hit and Roll ↺ 3

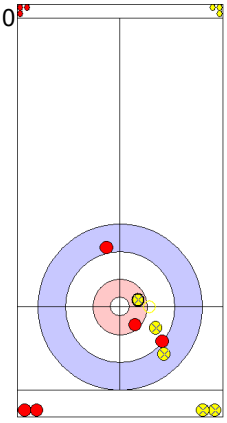

SUI: PAETZ C
Raise ↺ 4

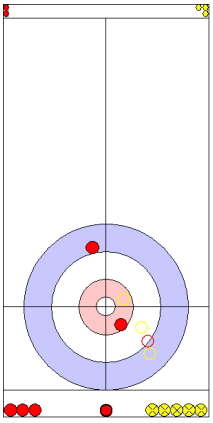

JPN: SHIMIZU T
Double Take-out ↺ 4

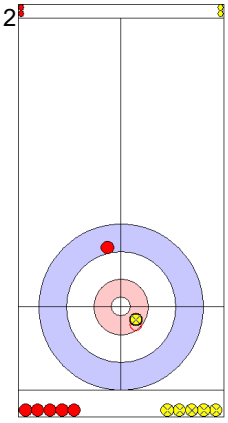

SUI: PAETZ C
Take-out ↺ 4

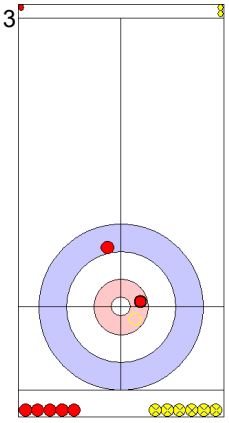

JPN: MOROZUMI Y
Take-out ↺ 4

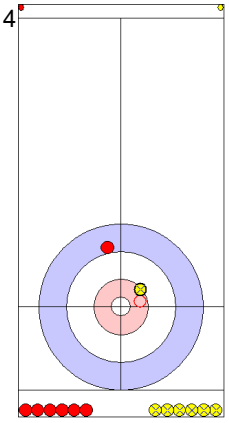

SUI: SCHWARZ B
Take-out ↺ 4

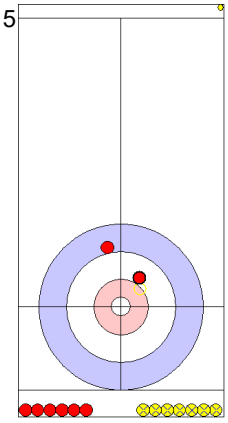

JPN: MOROZUMI Y
Take-out ↺ 4

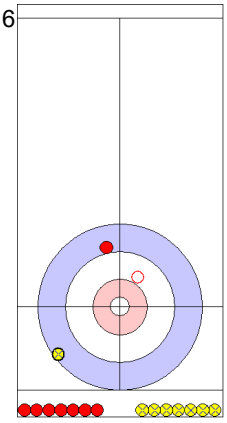

SUI: SCHWARZ B
Take-out ↺ 0

	JPN	SUI
Total Score	3	2
Time left	00:00	00:00

Game - Shot by Shot

End 5 | **JPN - Japan** **3 + 0** (this end) **= 3** | **SUI - Switzerland** **2 + 0** (this end) **= 2**

1
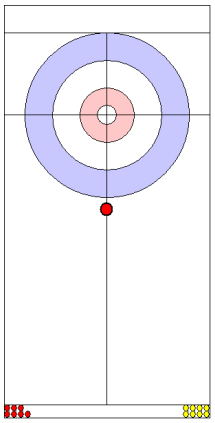
JPN: MOROZUMI K
Front ↺ 4

2
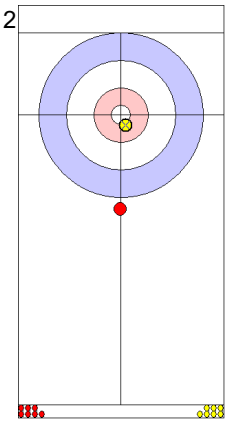
SUI: TANNER V
Draw ↺ 4

3
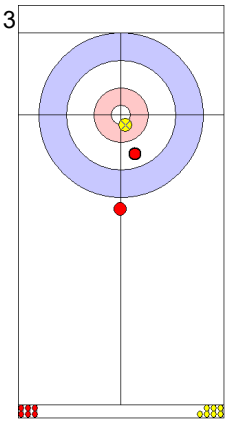
JPN: MOROZUMI K
Draw ↺ 4

4
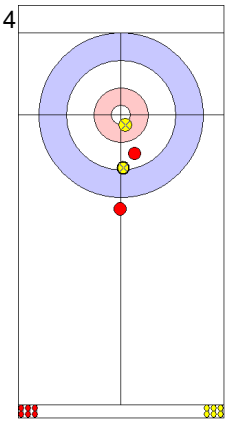
SUI: TANNER V
Draw ↺ 4

5
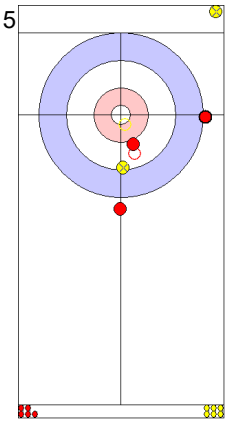
JPN: YAMAGUCHI T
Take-out ↺ 2

6
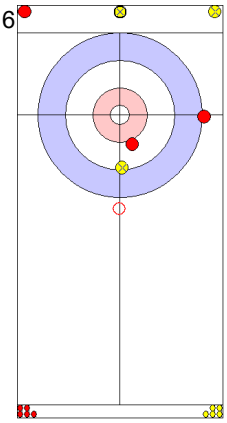
SUI: DE CRUZ P
Clearing ↻ 4

7
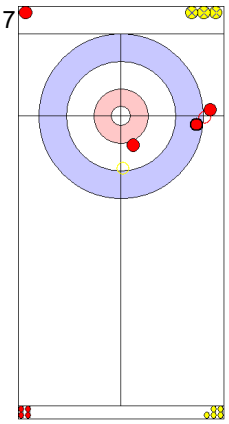
JPN: YAMAGUCHI T
Hit and Roll ↺ 4

8
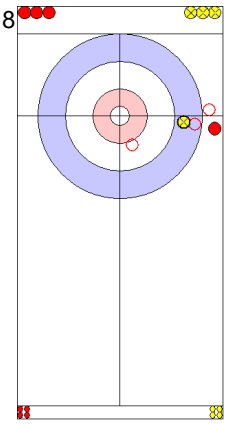
SUI: DE CRUZ P
Double Take-out ↺ 4

9
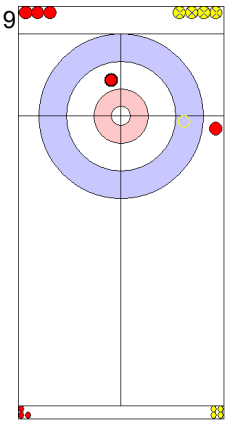
JPN: SHIMIZU T
Take-out ↺ 4

10
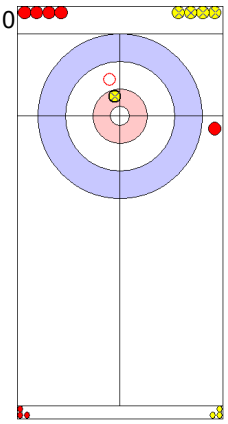
SUI: PAETZ C
Take-out ↻ 4

11
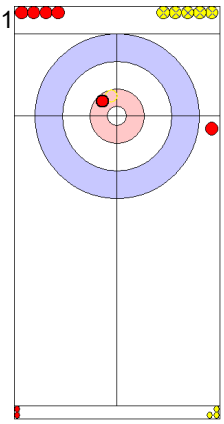
JPN: SHIMIZU T
Take-out ↺ 4

12
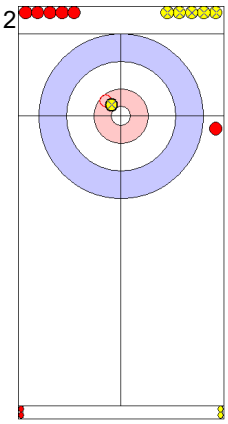
SUI: PAETZ C
Take-out ↻ 4

13
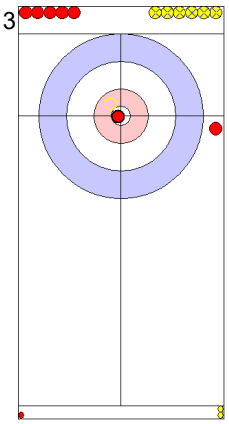
JPN: MOROZUMI Y
Take-out ↺ 4

14
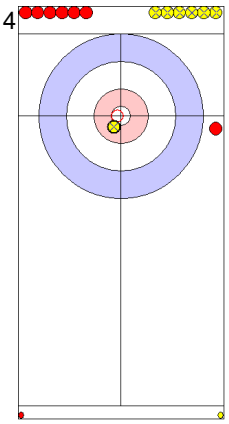
SUI: SCHWARZ B
Take-out ↻ 4

15
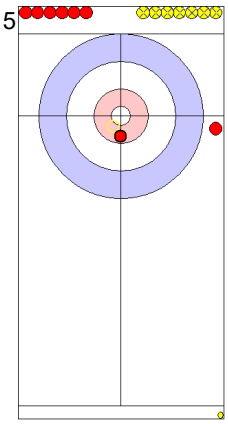
JPN: MOROZUMI Y
Take-out ↺ 4

16
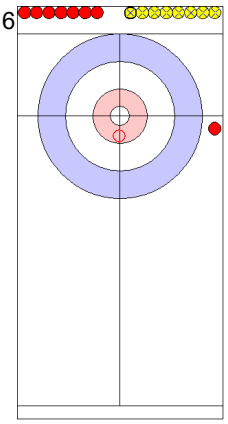
SUI: SCHWARZ B
Clearing ↻ 4

	JPN	SUI
Total Score	3	2
Time left	00:00	00:00

Game - Shot by Shot

End 6 | **JPN - Japan** **3 + 0** (this end) **= 3** | **SUI - Switzerland** **2 + 2** (this end) **= 4**

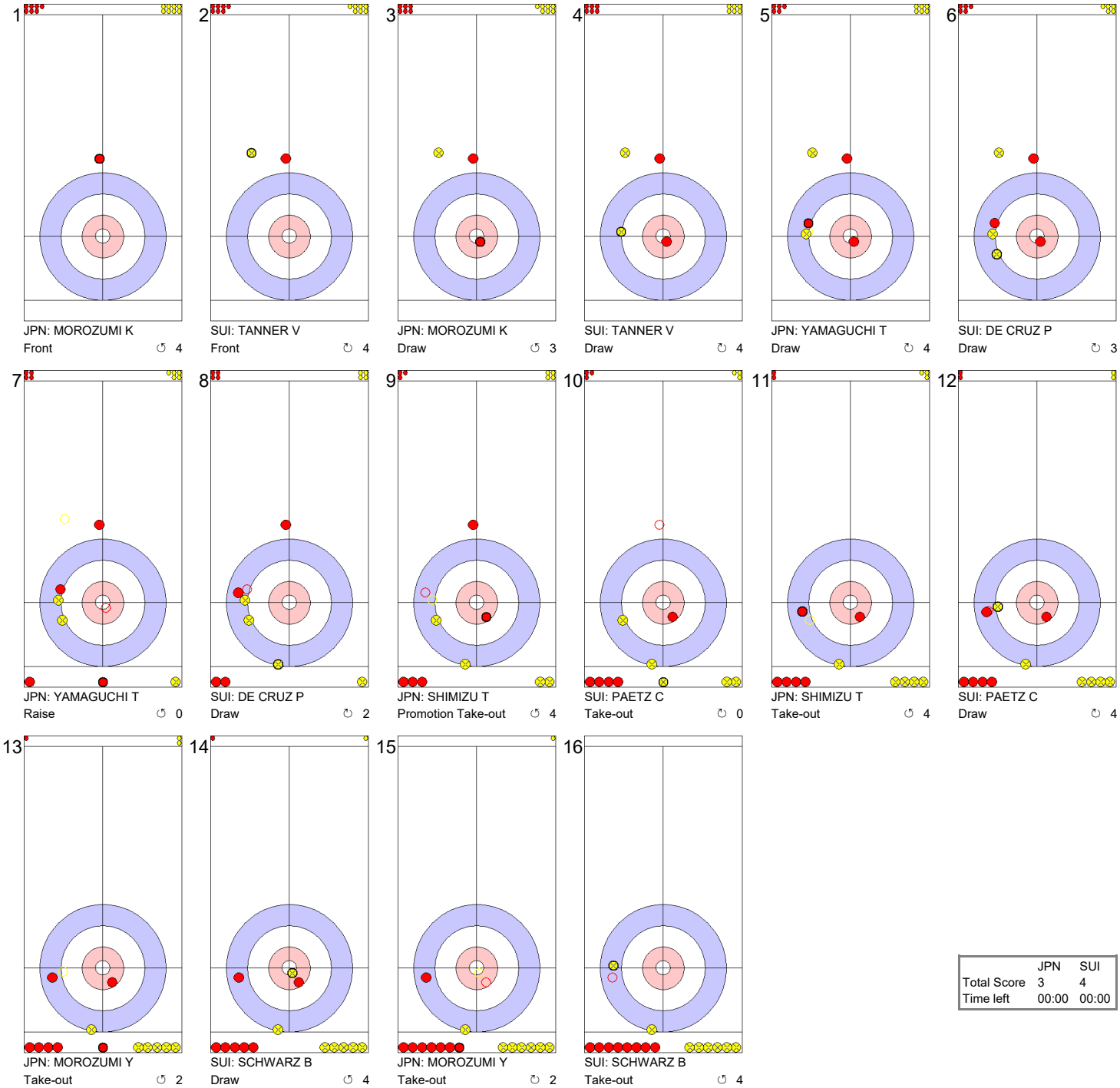

	JPN	SUI
Total Score	3	4
Time left	00:00	00:00

Game - Shot by Shot

End 7 | **JPN - Japan** **3 + 0** (this end) **= 3** | **SUI - Switzerland** **4 + 1** (this end) **= 5**

1

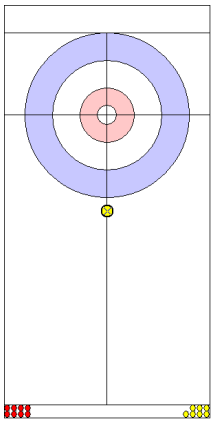

SUI: TANNER V
Front ↺ 4

2

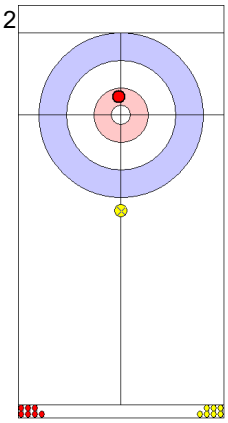

JPN: MOROZUMI K
Draw ↺ 3

3

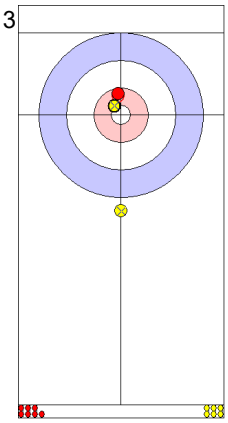

SUI: TANNER V
Draw ↺ 4

4

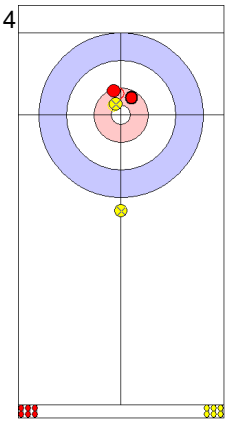

JPN: MOROZUMI K
Draw ↺ 3

5

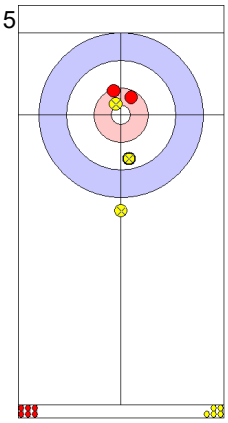

SUI: DE CRUZ P
Draw ↺ 2

6

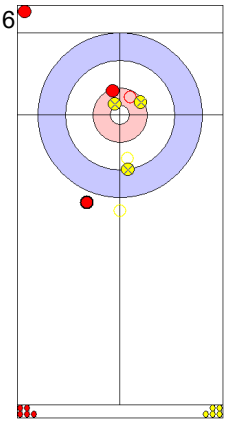

JPN: YAMAGUCHI T
Promotion Take-out ↺ 4

7

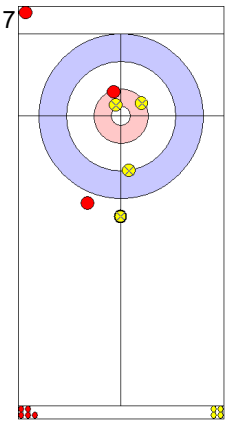

SUI: DE CRUZ P
Guard ↺ 3

8

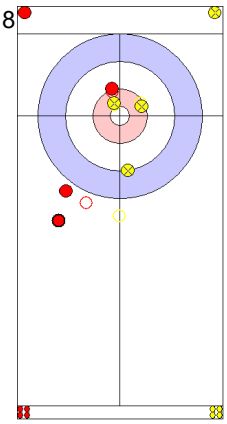

JPN: YAMAGUCHI T
Promotion Take-out ↺ 2

9

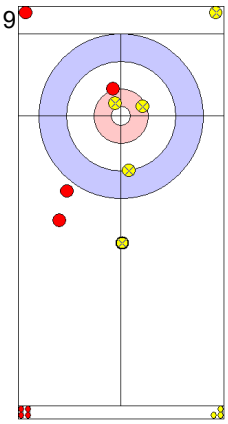

SUI: PAETZ C
Guard ↺ 4

10

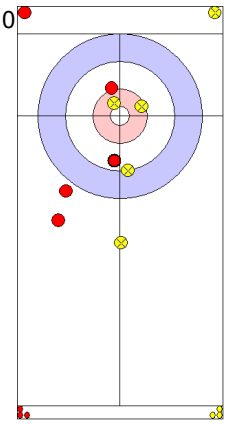

JPN: SHIMIZU T
Draw ↺ 2

11

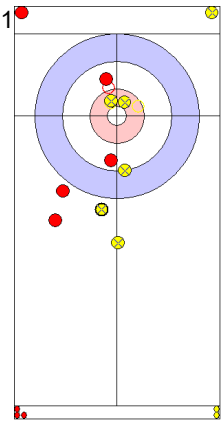

SUI: PAETZ C
Guard ↺ 4

12

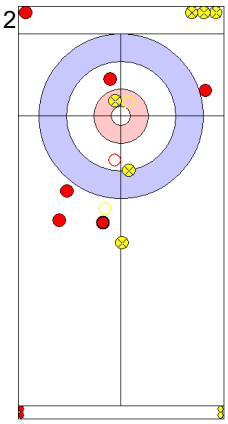

JPN: SHIMIZU T
Raise ↺ 3

13

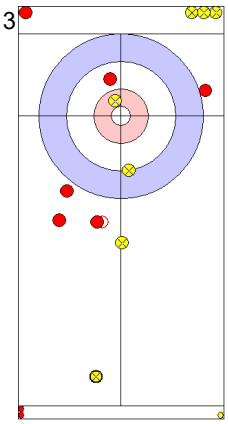

SUI: SCHWARZ B
Guard ↺ 4

14

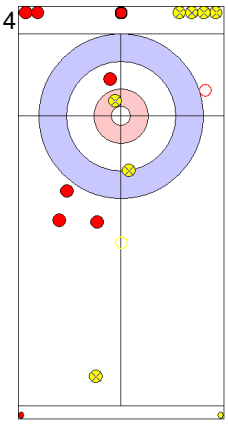

JPN: MOROZUMI Y
Clearing ↺ 4

15

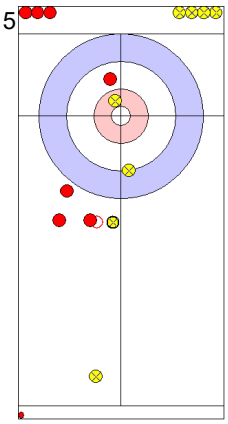

SUI: SCHWARZ B
Guard ↺ 2

16

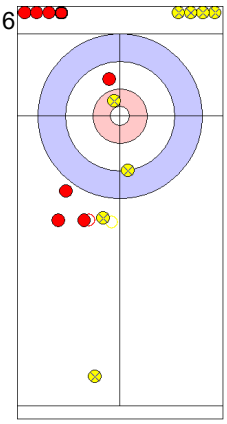

JPN: MOROZUMI Y
Double Take-out ↺ 0

	JPN	SUI
Total Score	3	5
Time left	00:00	00:00

Game - Shot by Shot

End 8 | **JPN - Japan** **3 + 1** (this end) **= 4** | **SUI - Switzerland** **5 + 0** (this end) **= 5**

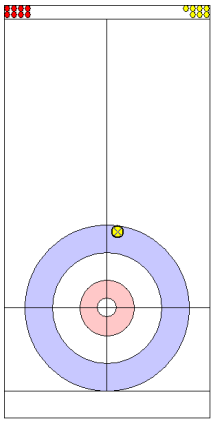

1 SUI: TANNER V
Draw ↻ 4

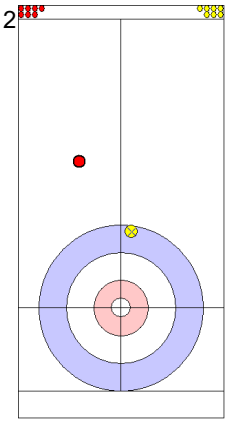

2 JPN: MOROZUMI K
Front ↻ 4

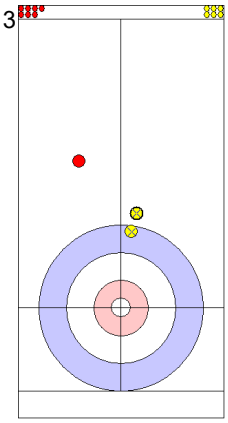

3 SUI: TANNER V
Draw ↻ 0

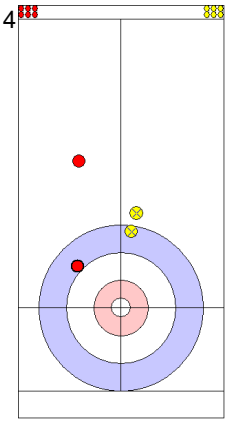

4 JPN: MOROZUMI K
Draw ↻ 4

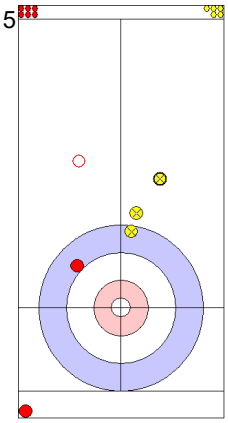

5 SUI: DE CRUZ P
Clearing ↻ 2

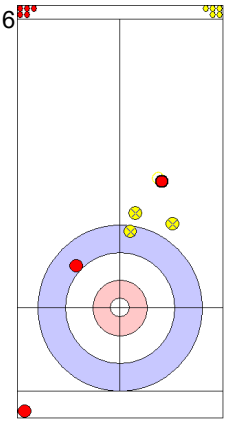

6 JPN: YAMAGUCHI T
Draw ↻ 0

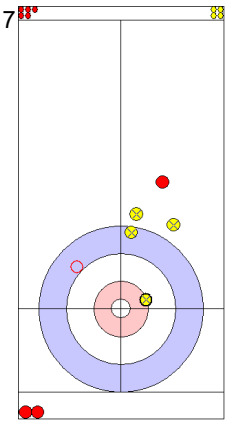

7 SUI: DE CRUZ P
Hit and Roll ↻ 4

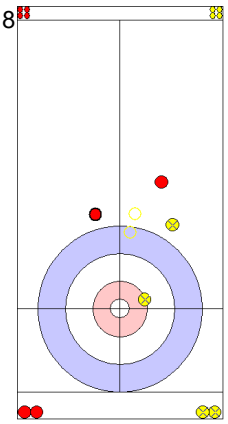

8 JPN: YAMAGUCHI T
Double Take-out ↻ 4

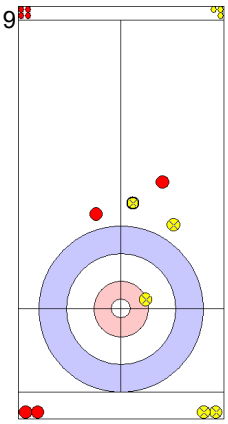

9 SUI: PAETZ C
Guard ↻ 4

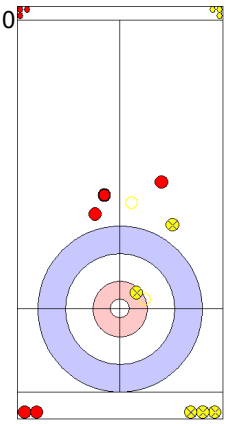

10 JPN: SHIMIZU T
Double Take-out ↻ 2

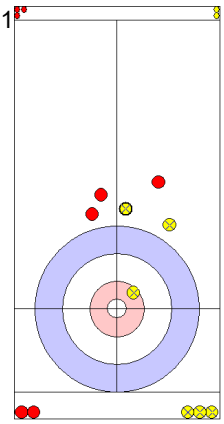

11 SUI: PAETZ C
Guard ↻ 3

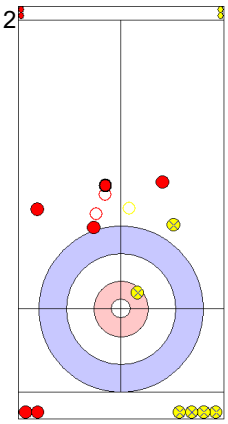

12 JPN: SHIMIZU T
Double Take-out ↻ 2

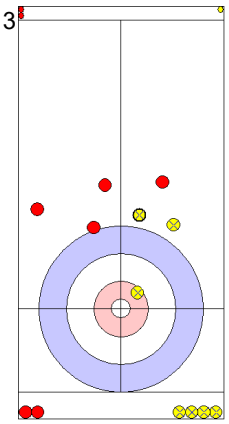

13 SUI: SCHWARZ B
Guard ↻ 4

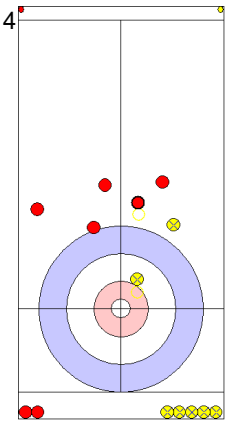

14 JPN: MOROZUMI Y
Double Take-out ↻ 2

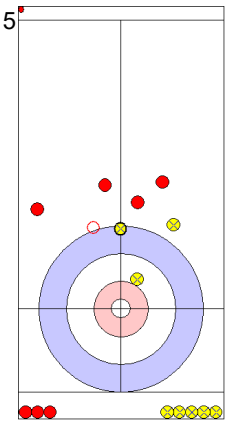

15 SUI: SCHWARZ B
Take-out ↻ 4

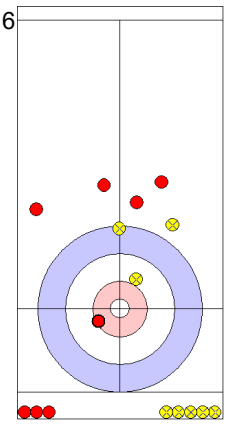

16 JPN: MOROZUMI Y
Draw ↻ 4

	JPN	SUI
Total Score	4	5
Time left	00:00	00:00

Game - Shot by Shot

End 9 | **JPN - Japan** **4 + 1** (this end) **= 5** | **SUI - Switzerland** **5 + 0** (this end) **= 5**



	JPN	SUI
Total Score	5	5
Time left	00:00	00:00

Game - Shot by Shot

End 10 | **JPN - Japan** **5 + 0** (this end) **= 5** | **SUI - Switzerland** **5 + 1** (this end) **= 6**

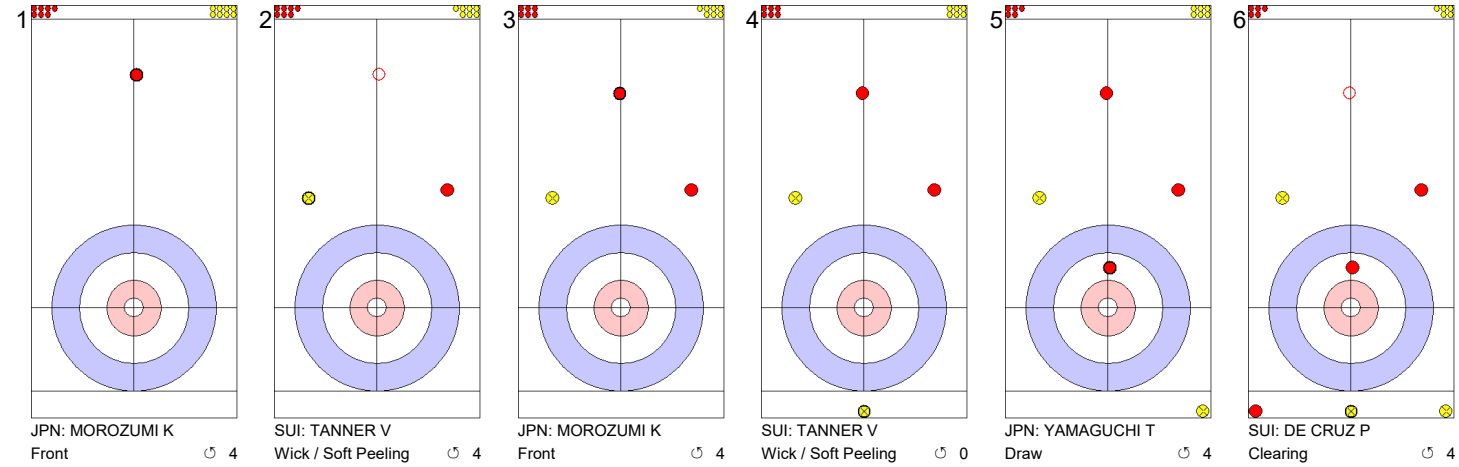

	JPN	SUI
1	JPN: MOROZUMI K Front ↻ 4	SUI: TANNER V Wick / Soft Peeling ↻ 4
2	SUI: TANNER V Wick / Soft Peeling ↻ 4	JPN: MOROZUMI K Front ↻ 4
3	JPN: MOROZUMI K Front ↻ 4	SUI: TANNER V Wick / Soft Peeling ↻ 0
4	SUI: TANNER V Wick / Soft Peeling ↻ 0	JPN: YAMAGUCHI T Draw ↻ 4
5	JPN: YAMAGUCHI T Draw ↻ 4	SUI: DE CRUZ P Clearing ↻ 4
6	SUI: DE CRUZ P Clearing ↻ 4	JPN: YAMAGUCHI T Guard ↻ 3
7	JPN: YAMAGUCHI T Guard ↻ 3	SUI: DE CRUZ P Clearing ↻ 2
8	SUI: DE CRUZ P Clearing ↻ 2	JPN: SHIMIZU T Guard ↻ 2
9	JPN: SHIMIZU T Guard ↻ 2	SUI: PAETZ C Clearing ↻ 4
10	SUI: PAETZ C Clearing ↻ 4	JPN: SHIMIZU T Guard ↻ 4
11	JPN: SHIMIZU T Guard ↻ 4	SUI: PAETZ C Clearing ↻ 0
12	SUI: PAETZ C Clearing ↻ 0	JPN: MOROZUMI Y Draw ↻ 3 Time-out
13	JPN: MOROZUMI Y Draw ↻ 3 Time-out	SUI: SCHWARZ B Take-out ↻ 4
14	SUI: SCHWARZ B Take-out ↻ 4	JPN: MOROZUMI Y Draw ↻ 3
15	JPN: MOROZUMI Y Draw ↻ 3	SUI: SCHWARZ B Take-out ↻ 4 Time-out
16	SUI: SCHWARZ B Take-out ↻ 4 Time-out	

Note:
Shot Success Points:
4 = 100%
3 = 75%
2 = 50%
1 = 25%
0 = 0%
X = not considered

Rotation:
↻ Clockwise
↺ Counter-clockwise

	JPN	SUI
Total Score	5	6
Time left	00:30	02:02

Game Results

Sheet	Game	Team	LSFE	1	2	3	4	5	6	7	8	9	10	Extra Ends	Total
D	10	CAN - Canada	*	0	2	0	5	0	2	X	X	X	X		9
	10	ITA - Italy		0	0	1	0	1	0	X	X	X	X		2

CAN - Canada		Shot Success Game	Shot Success All
4 S	GUSHUE Brad	94%	93%
3 V	NICHOLS Mark	85%	90%
2	GALLANT Brett	92%	92%
1	WALKER Geoff	88%	91%
A	SALLOWS Tom	-	100%
	Team Total	90%	91%

Last Stone Draw		Distance
↻	GUSHUE B	11.2cm
↺	GALLANT B	41.0cm
Total		**52.2cm**

Time remaining: 14 minutes 19 seconds

ITA - Italy		Shot Success Game	Shot Success All
4 V	MOSANER Amos	67%	80%
3 S	RETORNAZ Joel	98%	80%
2	PILZER Andrea	67%	77%
1	FERRAZZA Daniele	98%	84%
A	GONIN Simone	-	-
	Team Total	82%	80%

Last Stone Draw		Distance
↻	PILZER A	199.6cm
↺	FERRAZZA D	199.6cm
Total		**399.2cm**

Time remaining: 15 minutes 3 seconds

Shot Success Analysis

CAN - Canada		↻	↺	Game
4 GUSHUE Brad	Draws	2 88%	4 100%	6 96%
	Take-outs	2 100%	4 88%	6 92%
	Total	4 94%	8 94%	12 94%
3 NICHOLS Mark	Draws	1 75%	2 75%	3 75%
	Take-outs	3 100%	6 83%	9 89%
	Total	4 94%	8 81%	12 85%
2 GALLANT Brett	Draws	1 100%	1 100%	2 100%
	Take-outs	3 83%	7 93%	10 90%
	Total	4 88%	8 94%	12 92%
1 WALKER Geoff	Draws	4 100%	7 86%	11 91%
	Take-outs	0 -	1 50%	1 50%
	Total	4 100%	8 81%	12 88%
A SALLOWS Tom	Draws	0 -	0 -	0 -
	Take-outs	0 -	0 -	0 -
	Total	0 -	0 -	0 -
Team	Draws	8 94%	14 89%	22 91%
	Take-outs	8 94%	18 86%	26 88%
	Total	16 94%	32 88%	48 90%

ITA - Italy		↻	↺	Game
4 MOSANER Amos	Draws	3 42%	3 92%	6 67%
	Take-outs	4 75%	2 50%	6 67%
	Total	7 61%	5 75%	12 67%
3 RETORNAZ Joel	Draws	0 -	5 100%	5 100%
	Take-outs	4 94%	3 100%	7 96%
	Total	4 94%	8 100%	12 98%
2 PILZER Andrea	Draws	1 100%	6 67%	7 71%
	Take-outs	2 50%	3 67%	5 60%
	Total	3 67%	9 67%	12 67%
1 FERRAZZA Daniele	Draws	2 100%	10 98%	12 98%
	Take-outs	0 -	0 -	0 -
	Total	2 100%	10 98%	12 98%
A GONIN Simone	Draws	0 -	0 -	0 -
	Take-outs	0 -	0 -	0 -
	Total	0 -	0 -	0 -
Team	Draws	6 71%	24 90%	30 86%
	Take-outs	10 78%	8 75%	18 76%
	Total	16 75%	32 86%	48 82%

Note:
Team position and functions are attached to each team member's name as follows:
4 = Fourth, **3** = Third, **2** = Second, **1** = Lead, **A** = Alternate, **S** = Skip, **V** = Vice-Skip

Legend:
↻ Clockwise ↺ Counter-clockwise **LSFE(*)** Last Stone First End
X Unplayed/unfinished end due to concession

Game - Shot by Shot

End 1 — **CAN - Canada** **0 + 0** (this end) **= 0** — **ITA - Italy** **0 + 0** (this end) **= 0**

1
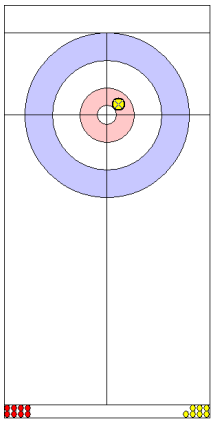
ITA: FERRAZZA D
Draw ↺ 4

2
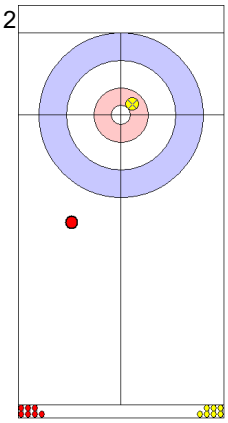
CAN: WALKER G
Front ↺ 4

3
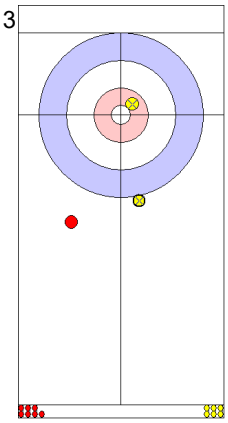
ITA: FERRAZZA D
Guard ↺ 4

4
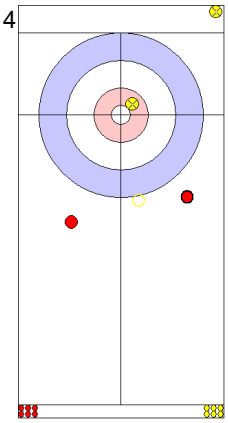
CAN: WALKER G
Double Take-out ↺ 2

5
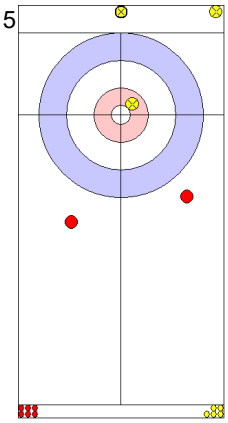
ITA: PILZER A
Guard ↺ 0
Hogline violation

6
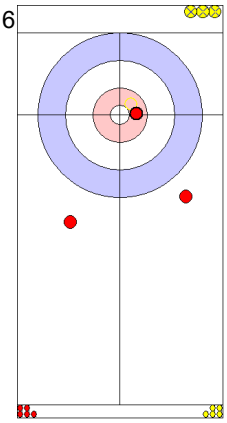
CAN: GALLANT B
Take-out ↺ 4

7
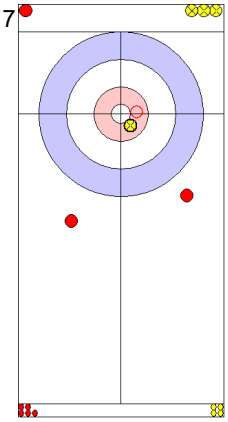
ITA: PILZER A
Take-out ↺ 4

8
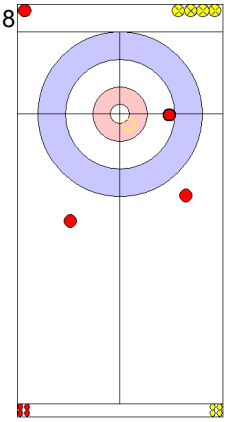
CAN: GALLANT B
Take-out ↺ 4

9
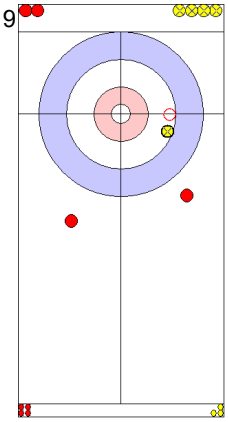
ITA: RETORNAZ J
Take-out ↺ 4

10
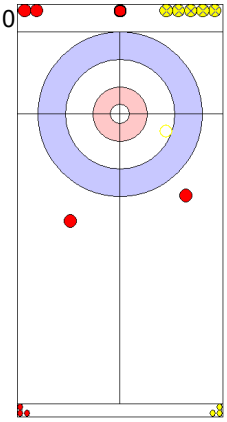
CAN: NICHOLS M
Hit and Roll ↺ 2

11
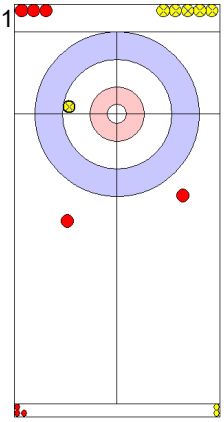
ITA: RETORNAZ J
Draw ↺ 4

12
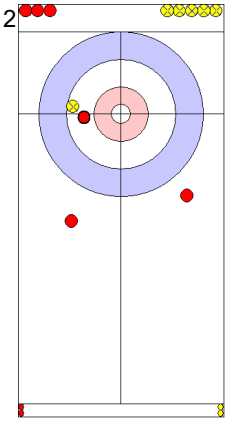
CAN: NICHOLS M
Draw ↺ 2

13
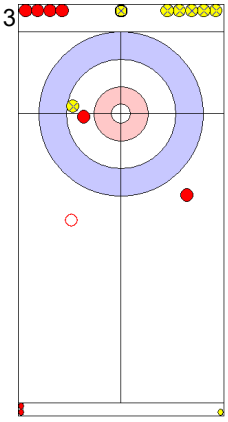
ITA: MOSANER A
Take-out ↺ 0
Slow Take-out

14
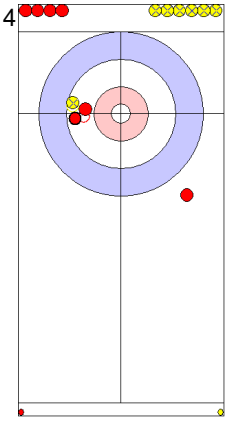
CAN: GUSHUE B
Draw ↺ 4

15
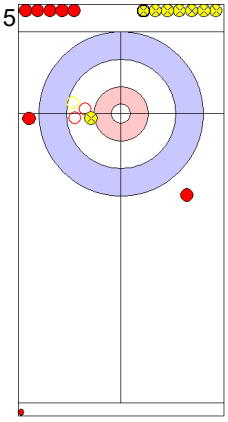
ITA: MOSANER A
Double Take-out ↻ 4

16
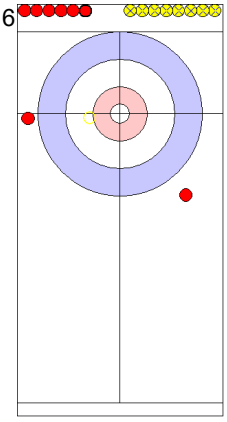
CAN: GUSHUE B
Clearing ↻ 4

	CAN	ITA
Total Score	0	0
Time left	00:00	00:00

Game - Shot by Shot

End 2 — **CAN - Canada** **0 + 2** (this end) **= 2** — **ITA - Italy** **0 + 0** (this end) **= 0**

1

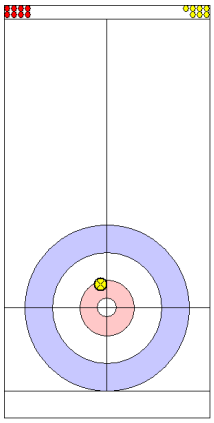

ITA: FERRAZZA D
Draw ↺ 4

2

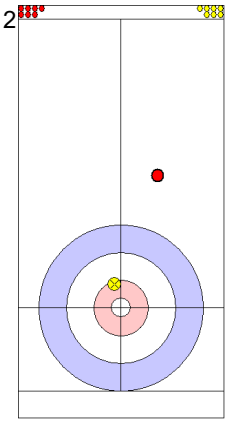

CAN: WALKER G
Front ↺ 4

3

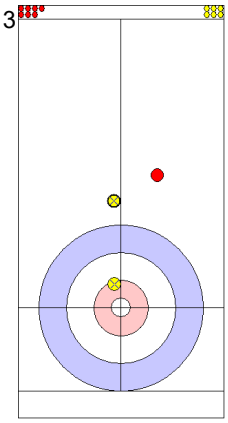

ITA: FERRAZZA D
Guard ↺ 4

4

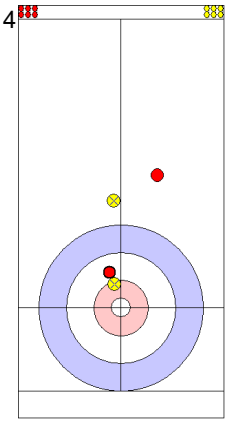

CAN: WALKER G
Draw ↺ 4

5

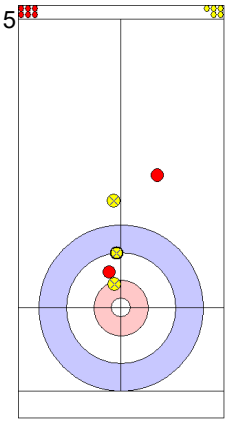

ITA: PILZER A
Draw ↺ 4

6

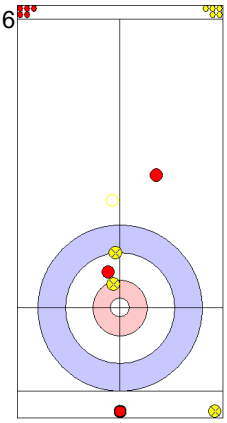

CAN: GALLANT B
Clearing ↺ 4

7

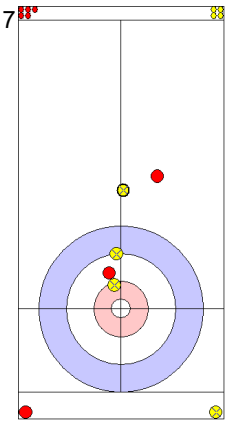

ITA: PILZER A
Guard ↺ 4

8

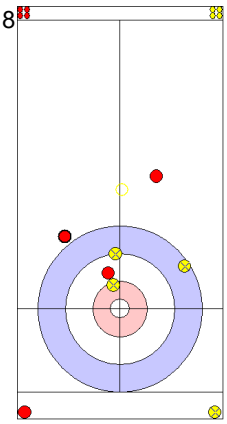

CAN: GALLANT B
Hit and Roll ↺ 3

9

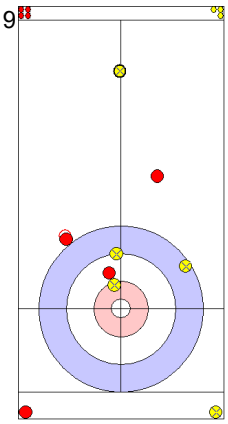

ITA: RETORNAZ J
Guard ↺ 4

10

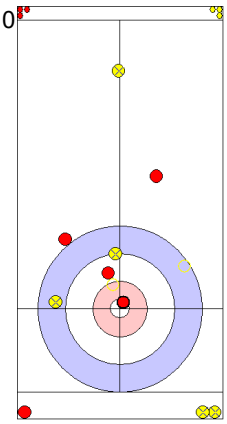

CAN: NICHOLS M
Double Take-out ↺ 4

11

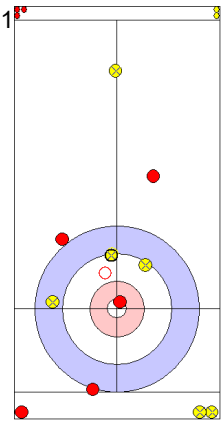

ITA: RETORNAZ J
Take-out ↺ 3
Slow Take-out

12

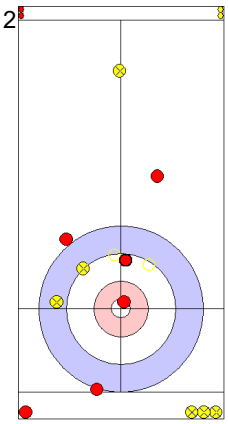

CAN: NICHOLS M
Double Take-out ↺ 4

13

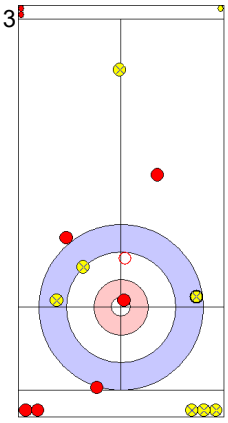

ITA: MOSANER A
Double Take-out ↺ 2

14

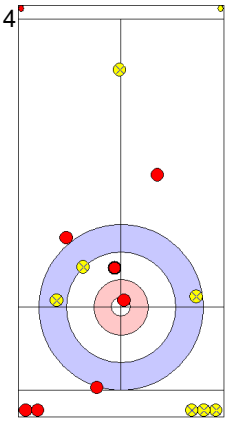

CAN: GUSHUE B
Draw ↺ 4

15

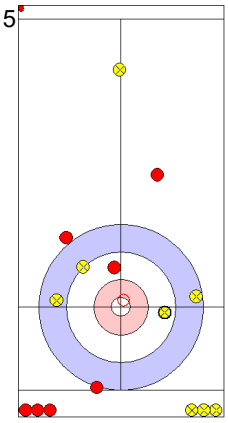

ITA: MOSANER A
Take-out ↺ 3
Slow Take-out

16

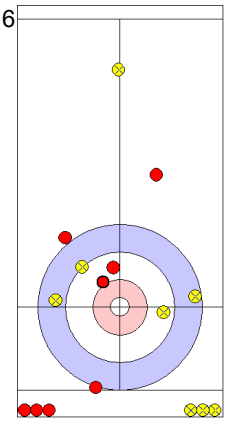

CAN: GUSHUE B
Draw ↺ 4

	CAN	ITA
Total Score	2	0
Time left	00:00	00:00

Game - Shot by Shot

End 3 — **CAN - Canada** **2 + 0** (this end) **= 2** — **ITA - Italy** **0 + 1** (this end) **= 1**



	CAN	ITA
Total Score	2	1
Time left	00:00	00:00

Game - Shot by Shot

End 4 | **CAN - Canada** **2 + 5** (this end) **= 7** | **ITA - Italy** **1 + 0** (this end) **= 1**

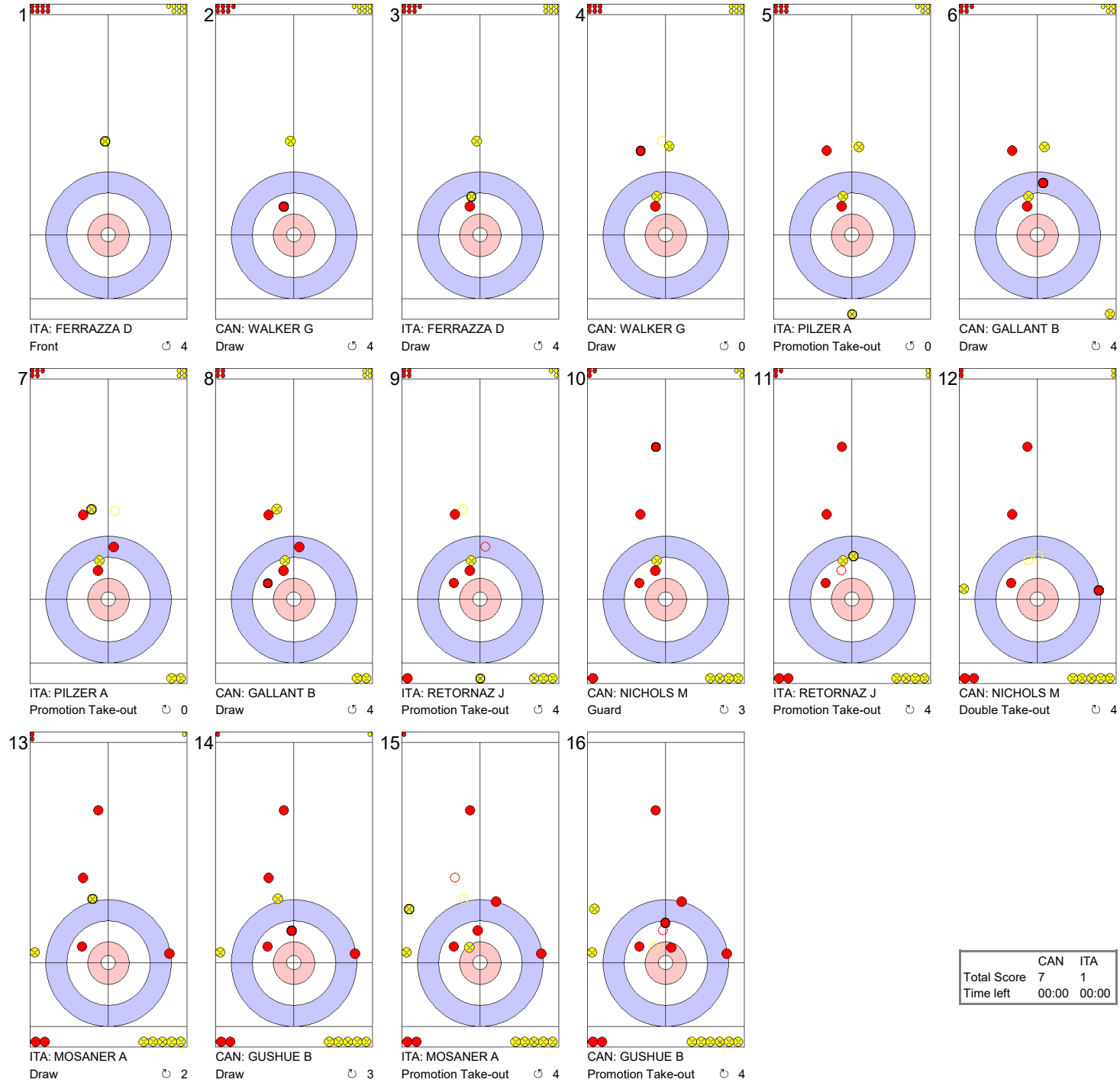

	CAN	ITA
Total Score	7	1
Time left	00:00	00:00

Game - Shot by Shot

End 5 — **CAN - Canada** **7 + 0** (this end) **= 7** — **ITA - Italy** **1 + 1** (this end) **= 2**

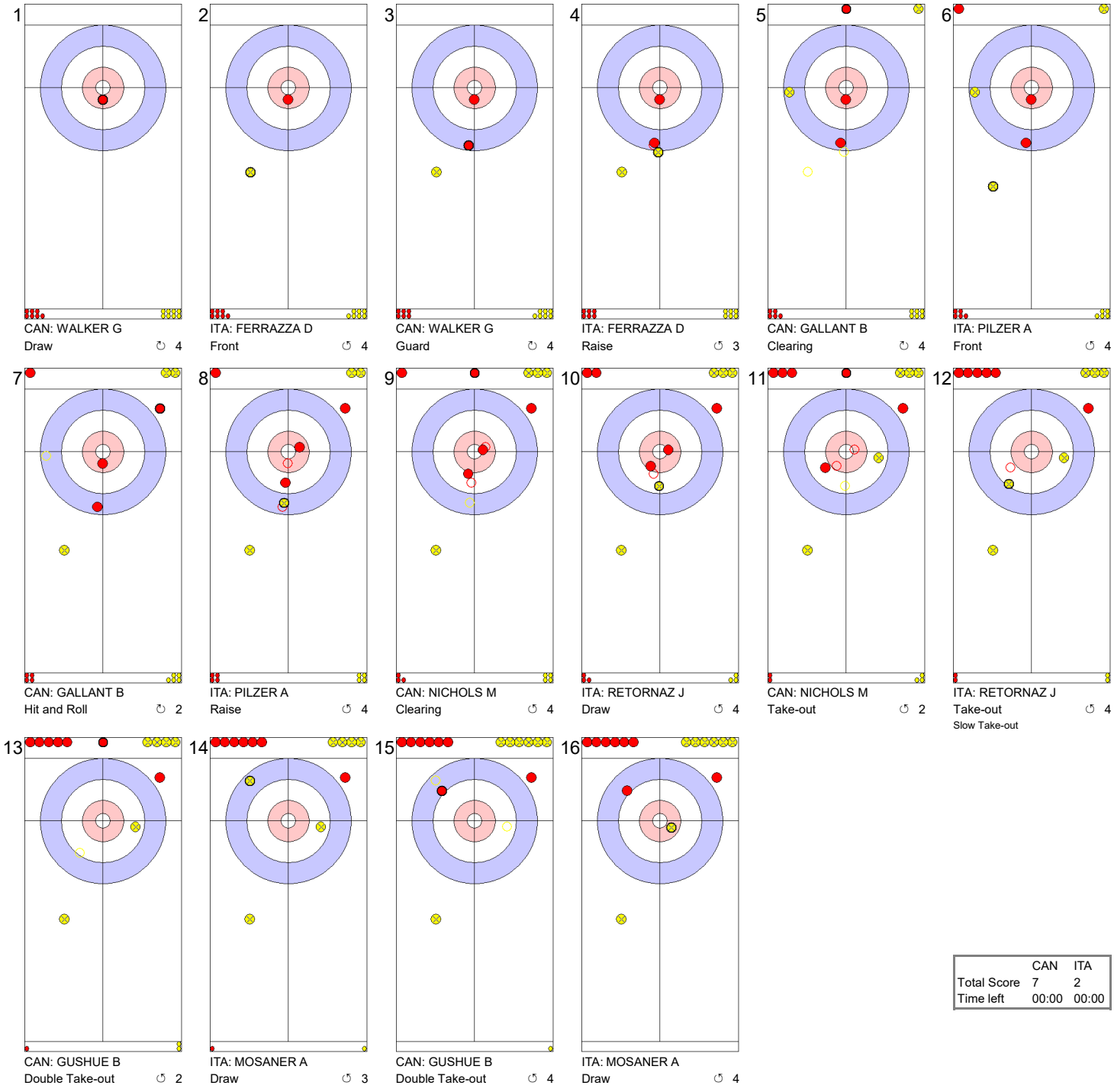

	CAN	ITA
Total Score	7	2
Time left	00:00	00:00

Game - Shot by Shot

End 6 | **CAN - Canada** **7 + 2** (this end) **= 9** | **ITA - Italy** **2 + 0** (this end) **= 2**

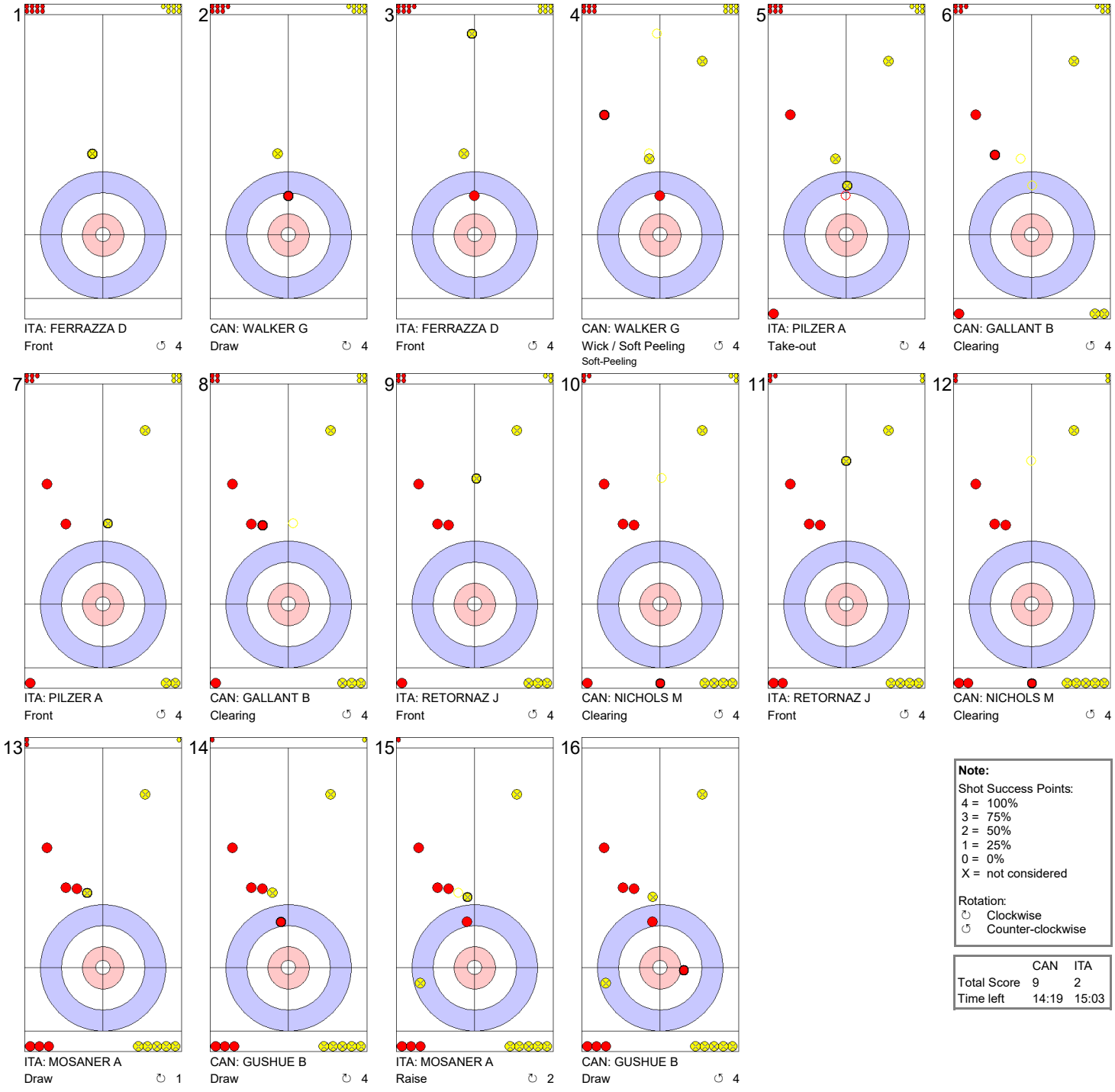

Note:
Shot Success Points:
4 = 100%
3 = 75%
2 = 50%
1 = 25%
0 = 0%
X = not considered

Rotation:
↻ Clockwise
↺ Counter-clockwise

	CAN	ITA
Total Score	9	2
Time left	14:19	15:03

Session Results and Standings

Sheet	Game	Team	LSFE	1	2	3	4	5	6	7	8	9	10	Extra Ends			Total
A	9	NOR - Norway	*	0	1	0	2	0	2	0	0	0	2	1			8
	9	GER - Germany		1	0	2	0	2	0	0	2	0	0	0			7
B	9	CHN - China		0	0	1	0	0	1	0	X	X	X				2
	9	USA - United States	*	2	1	0	2	2	0	1	X	X	X				8
C	9	ITA - Italy		0	0	1	1	0	0	0	0	0	X				2
	9	SCO - Scotland	*	2	0	0	0	1	1	1	0	1	X				6
D	9	SUI - Switzerland		0	2	0	1	0	1	0	X	X	X				4
	9	SWE - Sweden	*	2	0	2	0	1	0	5	X	X	X				10

Current Standings

Rank	Team	Games	Wins	Losses	
1	CAN - Canada	9	9	0	Q
2	SWE - Sweden	9	8	1	Q
3	SUI - Switzerland	9	7	2	
4	USA - United States	9	6	3	
5	JPN - Japan	9	5	4	
6	CHN - China	9	4	5	
6	ITA - Italy	9	4	5	
6	NOR - Norway	9	4	5	
6	SCO - Scotland	9	4	5	
10	GER - Germany	9	2	7	
11	NED - Netherlands	9	1	8	
12	RUS - Russia	9	0	9	

Attendance

Session: 2'139 Total: 46'503

Note:
Under WCF rules, tie-breaking rules for standings are not applied until after the last game of the Round Robin.

Legend:
LSFE(*) Last Stone First End **Q** Qualified for the play-offs **X** Unplayed/unfinished end due to concession

Game Results

Sheet	Game	Team	LSFE	1	2	3	4	5	6	7	8	9	10	Extra Ends			Total
A	9	NOR - Norway	*	0	1	0	2	0	2	0	0	0	2	1				8
	9	GER - Germany		1	0	2	0	2	0	0	2	0	0	0				7

NOR - Norway		Shot Success Game	Shot Success All
4 S	WALSTAD Steffen	79%	76%
3 V	HOEIBERG Markus	82%	82%
2	NEDREGOTTEN Magnus	89%	89%
1	LINDSTROEM Alexander	92%	87%
A	ROELVAAG Sander	-	-
	Team Total	85%	84%

Last Stone Draw		Distance
↻	HOEIBERG M	54.9cm
↺	NEDREGOTTEN M	27.4cm
Total		**82.3cm**

Time remaining: 4 minutes 10 seconds
0 minutes 28 seconds (after extra end)

Time-out: end 8 - NOR stone 8; end 11 - NOR stone 7

GER - Germany		Shot Success Game	Shot Success All
4 S	BAUMANN Alexander	76%	73%
3	WALTER Manuel	74%	76%
2 V	HERBERG Daniel	93%	86%
1	SCHWEIZER Sebastian	85%	88%
A	SHERRARD Ryan	-	84%
	Team Total	82%	80%

Last Stone Draw		Distance
↻	WALTER M	76.7cm
↺	BAUMANN A	199.6cm
Total		**276.3cm**

Time remaining: 6 minutes 45 seconds
2 minutes 3 seconds (after extra end)

Time-out: end 11 - GER stone 8

Shot Success Analysis

NOR - Norway		↻		↺		Game	
4 WALSTAD Steffen	Draws	5	70%	4	63%	9	67%
	Take-outs	0	-	12	88%	12	88%
	Total	5	70%	16	81%	21	79%
3 HOEIBERG Markus	Draws	1	100%	10	88%	11	89%
	Take-outs	1	50%	10	78%	11	75%
	Total	2	75%	20	83%	22	82%
2 NEDREGOTTEN Magnus	Draws	3	92%	12	96%	15	95%
	Take-outs	4	63%	3	92%	7	75%
	Total	7	75%	15	95%	22	89%
1 LINDSTROEM Alexander	Draws	2	100%	20	91%	22	92%
	Take-outs	0	-	0	-	0	-
	Total	2	100%	20	91%	22	92%
A ROELVAAG Sander	Draws	0	-	0	-	0	-
	Take-outs	0	-	0	-	0	-
	Total	0	-	0	-	0	-
Team	Draws	11	84%	46	89%	57	88%
	Take-outs	5	60%	25	84%	30	80%
	Total	16	77%	71	87%	87	85%

GER - Germany		↻		↺		Game	
4 BAUMANN Alexander	Draws	4	63%	1	100%	5	70%
	Take-outs	5	70%	12	81%	17	78%
	Total	9	67%	13	83%	22	76%
3 WALTER Manuel	Draws	0	-	4	56%	4	56%
	Take-outs	5	65%	13	83%	18	78%
	Total	5	65%	17	76%	22	74%
2 HERBERG Daniel	Draws	1	75%	1	100%	2	88%
	Take-outs	4	81%	16	97%	20	94%
	Total	5	80%	17	97%	22	93%
1 SCHWEIZER Sebastian	Draws	4	75%	15	85%	19	83%
	Take-outs	1	100%	1	100%	2	100%
	Total	5	80%	16	86%	21	85%
A SHERRARD Ryan	Draws	0	-	0	-	0	-
	Take-outs	0	-	0	-	0	-
	Total	0	-	0	-	0	-
Team	Draws	9	69%	21	81%	30	78%
	Take-outs	15	73%	42	88%	57	84%
	Total	24	72%	63	86%	87	82%

Note:
Team position and functions are attached to each team member's name as follows:
4 = Fourth, **3** = Third, **2** = Second, **1** = Lead, **A** = Alternate, **S** = Skip, **V** = Vice-Skip

Legend:
↻ Clockwise ↺ Counter-clockwise **LSFE(*)** Last Stone First End

Game - Shot by Shot

End 1 — **NOR - Norway** **0 + 0** (this end) **= 0** — **GER - Germany** **0 + 1** (this end) **= 1**

1
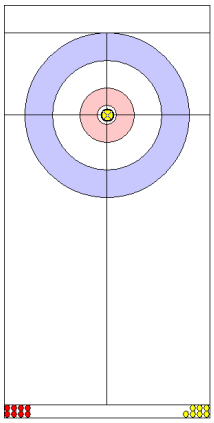
GER: SCHWEIZER S
Draw ↺ 4

2
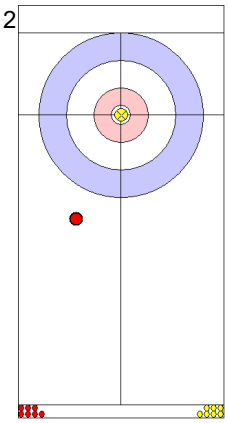
NOR: LINDSTROEM A
Front ↺ 4

3
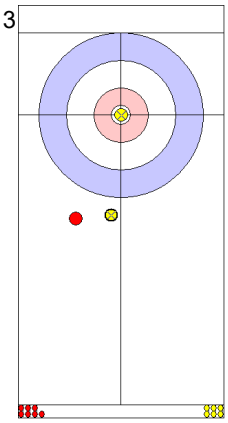
GER: SCHWEIZER S
Guard ↺ 4

4
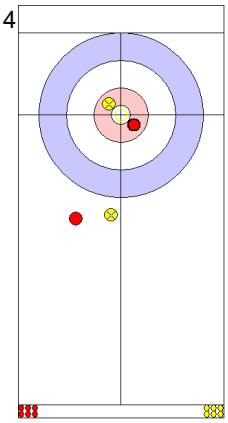
NOR: LINDSTROEM A
Draw ↺ 3

5
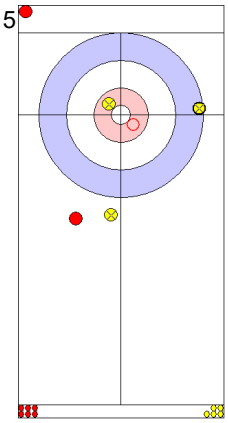
GER: HERBERG D
Take-out ↺ 4

6
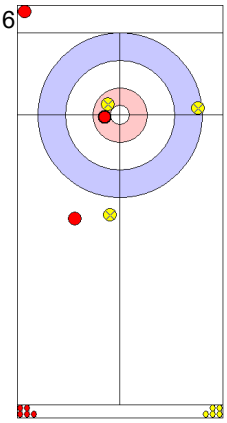
NOR: NEDREGOTTEN M
Draw ↺ 4

7
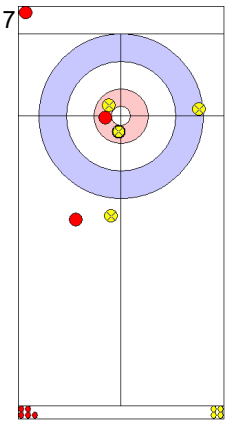
GER: HERBERG D
Draw ↺ 4

8
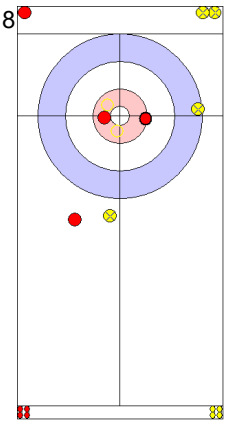
NOR: NEDREGOTTEN M
Take-out ↺ 4

9
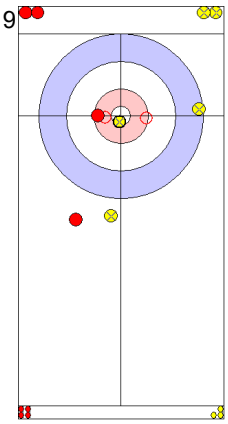
GER: WALTER M
Hit and Roll ↺ 3

10
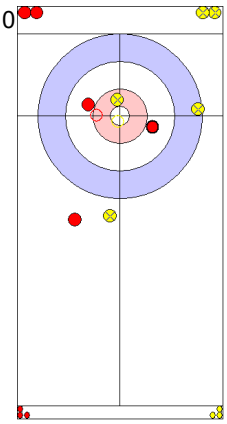
NOR: HOEIBERG M
Raise ↺ 2

11
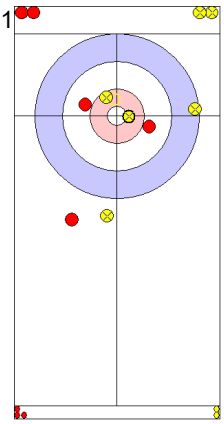
GER: WALTER M
Draw ↺ 2

12
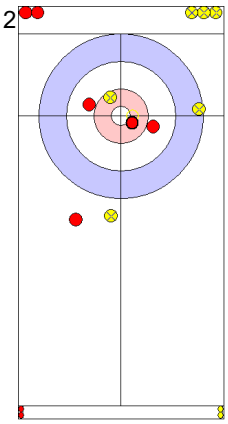
NOR: HOEIBERG M
Hit and Roll ↺ 2

13
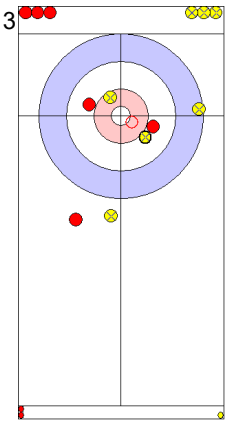
GER: BAUMANN A
Hit and Roll ↺ 2

14
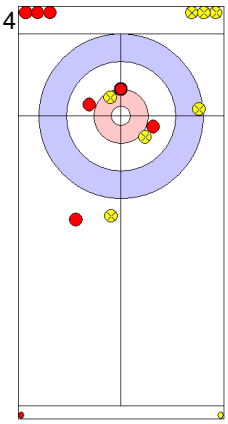
NOR: WALSTAD S
Draw ↺ 2

15
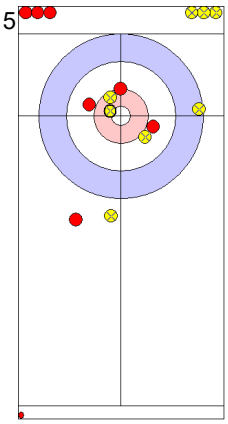
GER: BAUMANN A
Draw ↺ 4

16
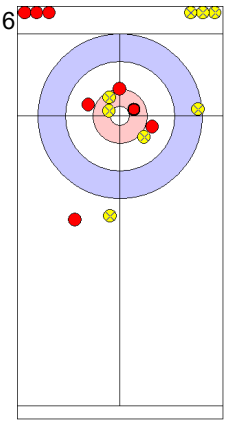
NOR: WALSTAD S
Draw ↺ 0
Measurement

	NOR	GER
Total Score	0	1
Time left	00:00	00:00

Game - Shot by Shot

End 2 | **NOR - Norway** **0 + 1** (this end) **= 1** | **GER - Germany** **1 + 0** (this end) **= 1**

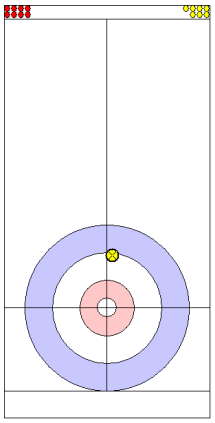

GER: SCHWEIZER S
Draw ↺ 4

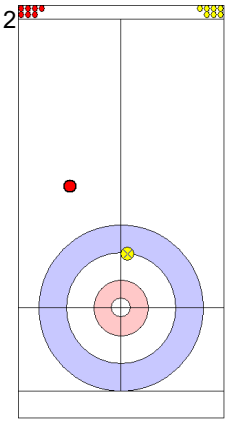

NOR: LINDSTROEM A
Front ↺ 4

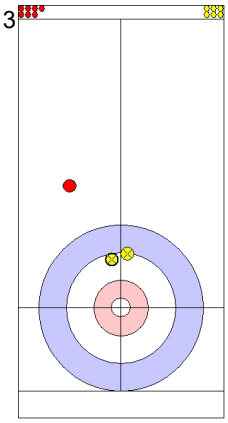

GER: SCHWEIZER S
Draw ↺ 3

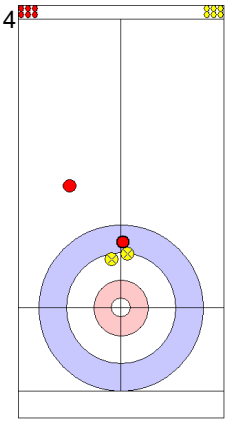

NOR: LINDSTROEM A
Draw ↺ 4

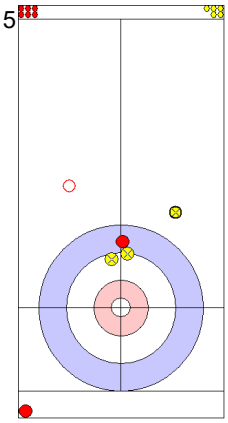

GER: HERBERG D
Clearing ↺ 3

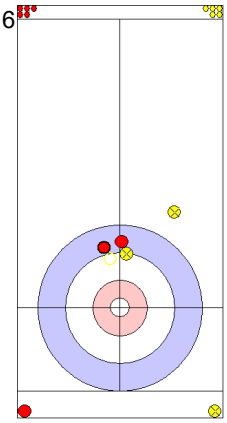

NOR: NEDREGOTTEN M
Take-out ↺ 4

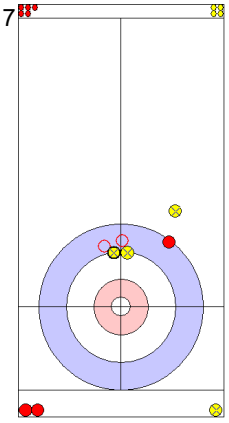

GER: HERBERG D
Double Take-out ↺ 3

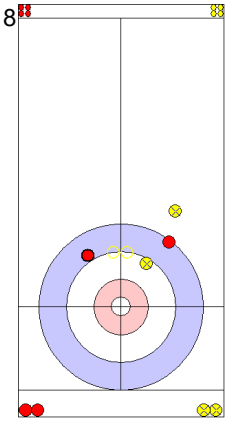

NOR: NEDREGOTTEN M
Take-out ↺ 3

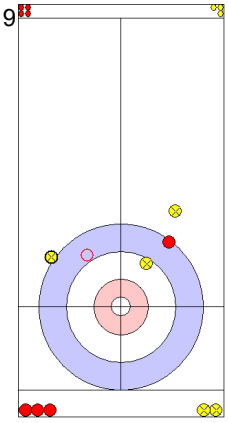

GER: WALTER M
Take-out ↺ 4

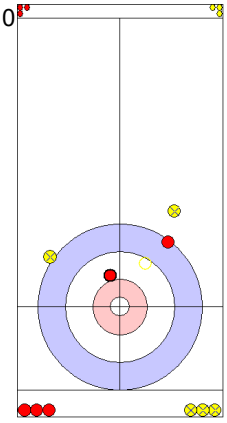

NOR: HOEIBERG M
Take-out ↺ 4

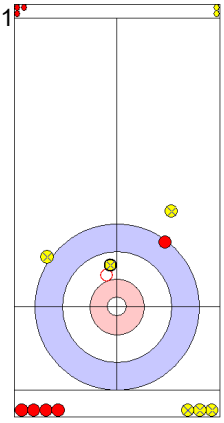

GER: WALTER M
Take-out ↺ 4

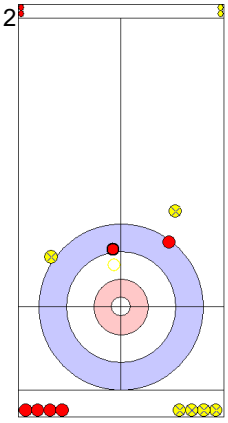

NOR: HOEIBERG M
Take-out ↺ 4

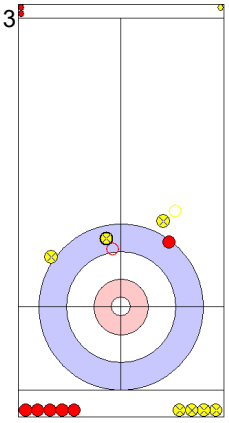

GER: BAUMANN A
Take-out ↺ 4

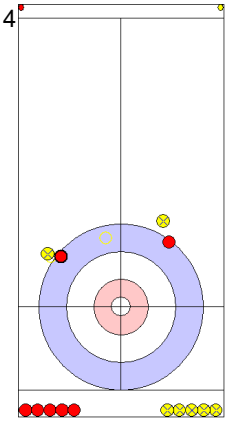

NOR: WALSTAD S
Hit and Roll ↺ 4

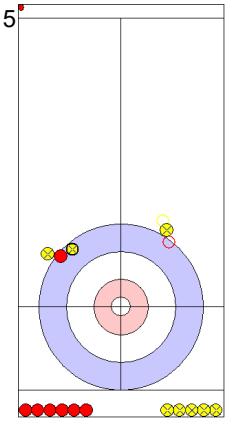

GER: BAUMANN A
Hit and Roll ↺ 4

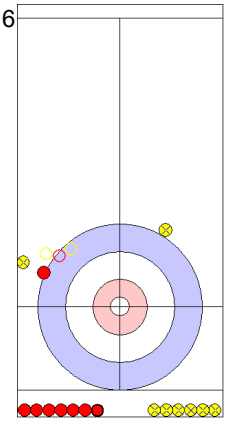

NOR: WALSTAD S
Take-out ↺ 4
Measurement

	NOR	GER
Total Score	1	1
Time left	00:00	00:00

Game - Shot by Shot

End 3 | **NOR - Norway** **1 + 0** (this end) **= 1** | **GER - Germany** **1 + 2** (this end) **= 3**

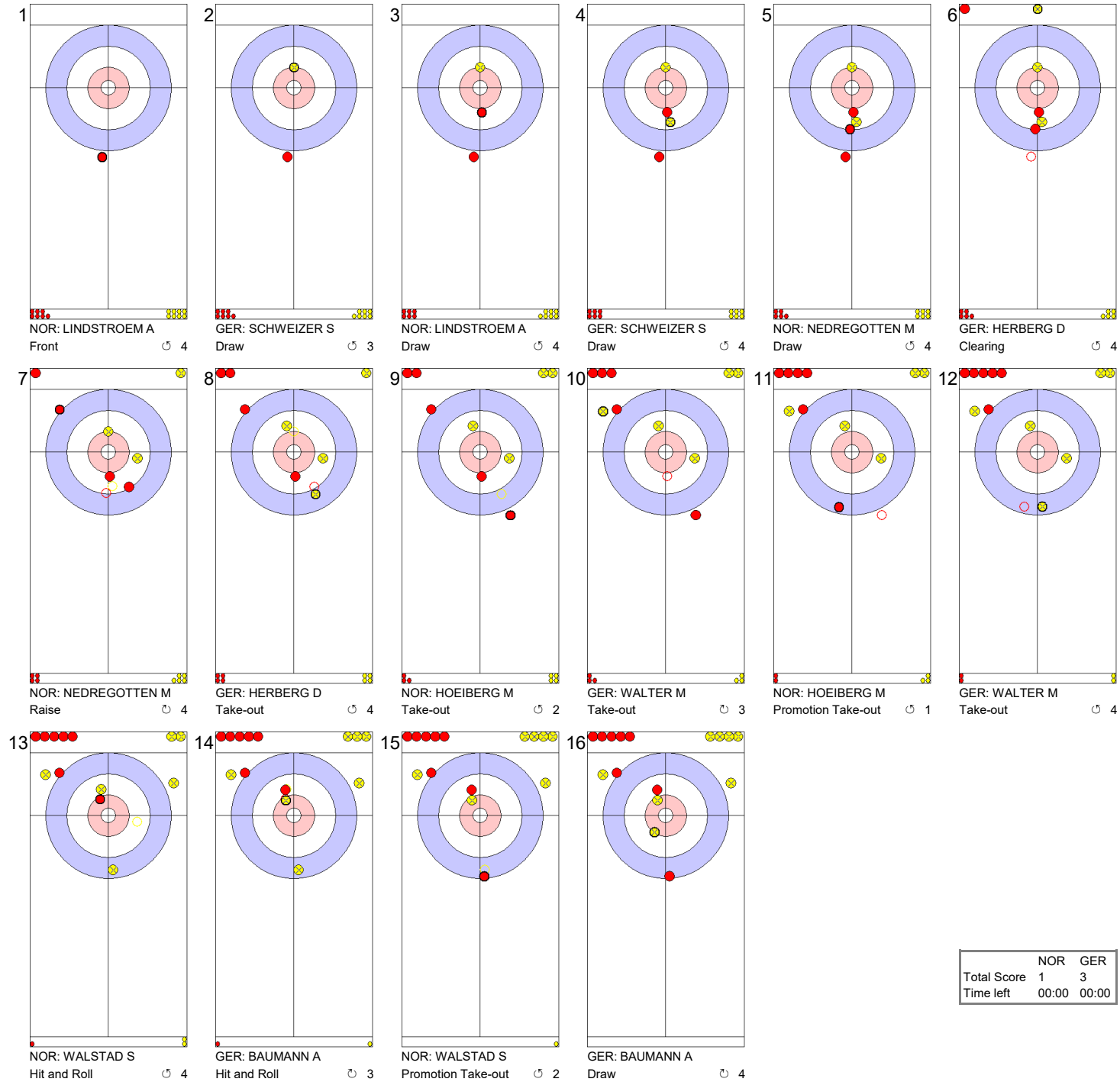

	NOR	GER
Total Score	1	3
Time left	00:00	00:00

Game - Shot by Shot

End 4 | **NOR - Norway** **1 + 2** (this end) **= 3** | **GER - Germany** **3 + 0** (this end) **= 3**

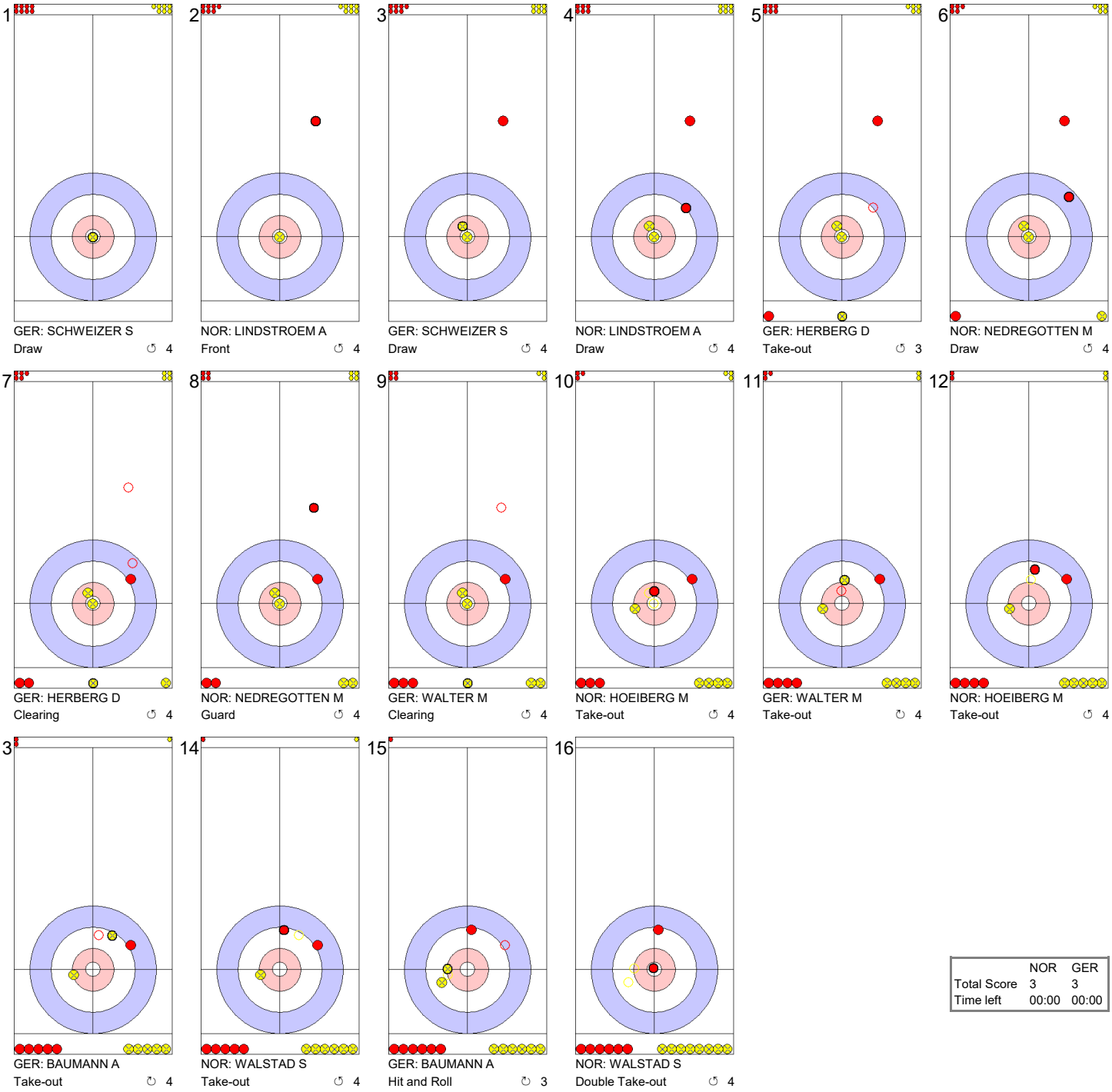

	NOR	GER
Total Score	3	3
Time left	00:00	00:00

Game - Shot by Shot

End 5 | **NOR - Norway** **3 + 0** (this end) **= 3** | **GER - Germany** **3 + 2** (this end) **= 5**

1
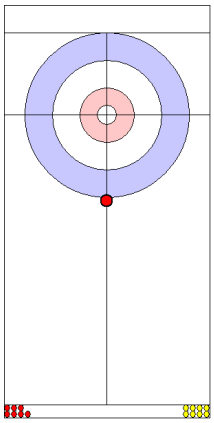
NOR: LINDSTROEM A
Front ↺ 2

2
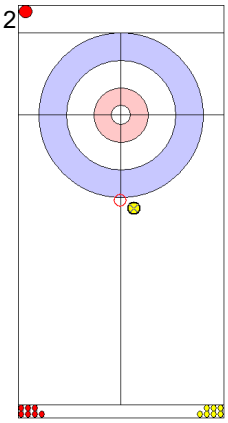
GER: SCHWEIZER S
Take-out ↺ 4

3
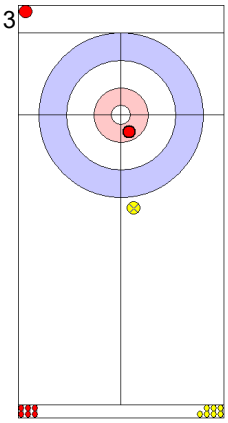
NOR: LINDSTROEM A
Draw ↻ 4

4
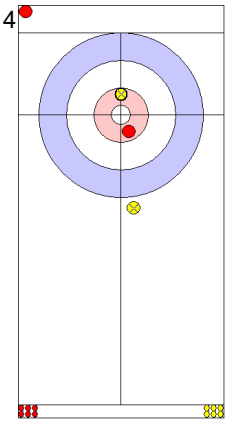
GER: SCHWEIZER S
Draw ↻ 2

5
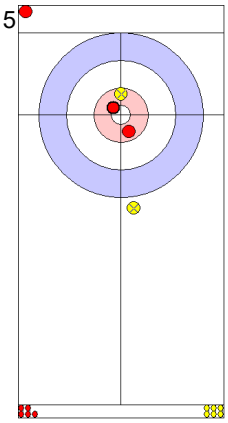
NOR: NEDREGOTTEN M
Draw ↻ 4

6
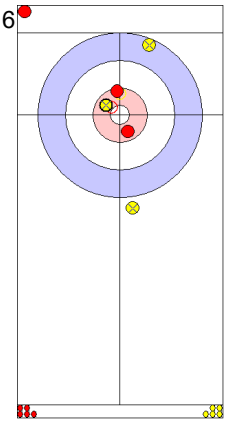
GER: HERBERG D
Draw ↻ 3

7
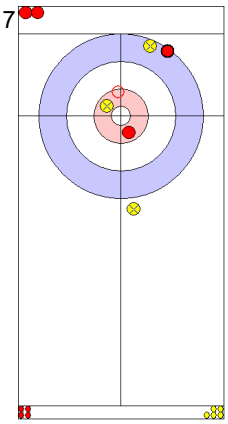
NOR: NEDREGOTTEN M
Take-out ↻ 0

8
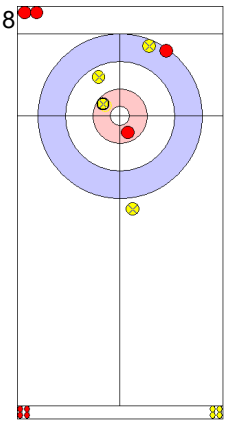
GER: HERBERG D
Take-out ↻ 2

9
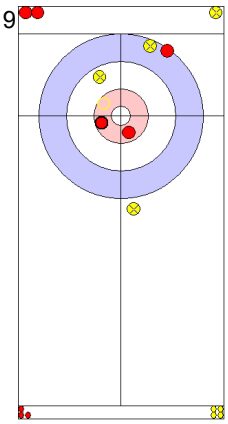
NOR: HOEIBERG M
Double Take-out ↻ 2

10
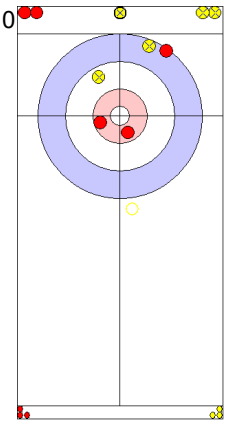
GER: WALTER M
Promotion Take-out ↺ 2

11
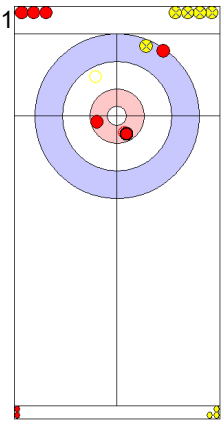
NOR: HOEIBERG M
Double Take-out ↺ 4

12
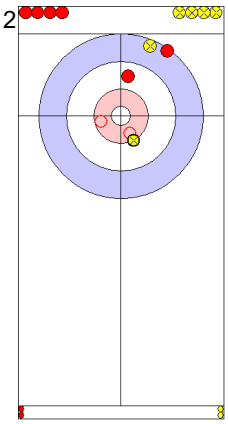
GER: WALTER M
Double Take-out ↺ 4

13
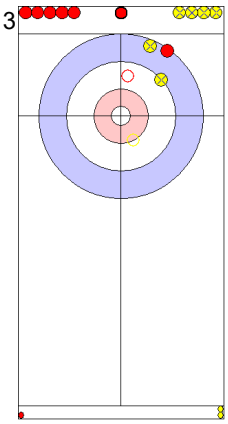
NOR: WALSTAD S
Take-out ↺ 4

14
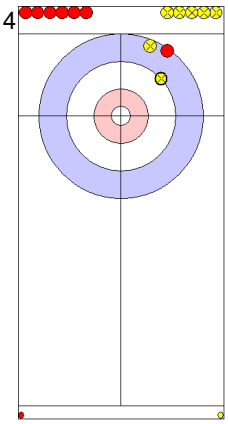
GER: BAUMANN A
Take-out ↺ 3

15
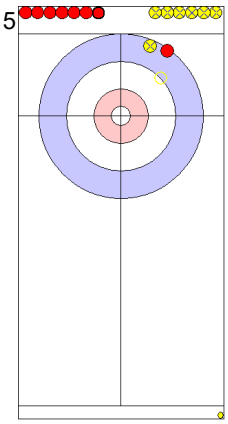
NOR: WALSTAD S
Take-out ↺ 2

16
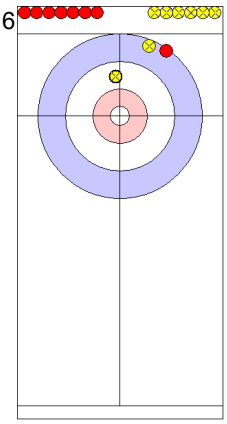
GER: BAUMANN A
Draw ↻ 4

	NOR	GER
Total Score	3	5
Time left	00:00	00:00

Game - Shot by Shot

End 6 | **NOR - Norway** **3 + 2** (this end) **= 5** | **GER - Germany** **5 + 0** (this end) **= 5**

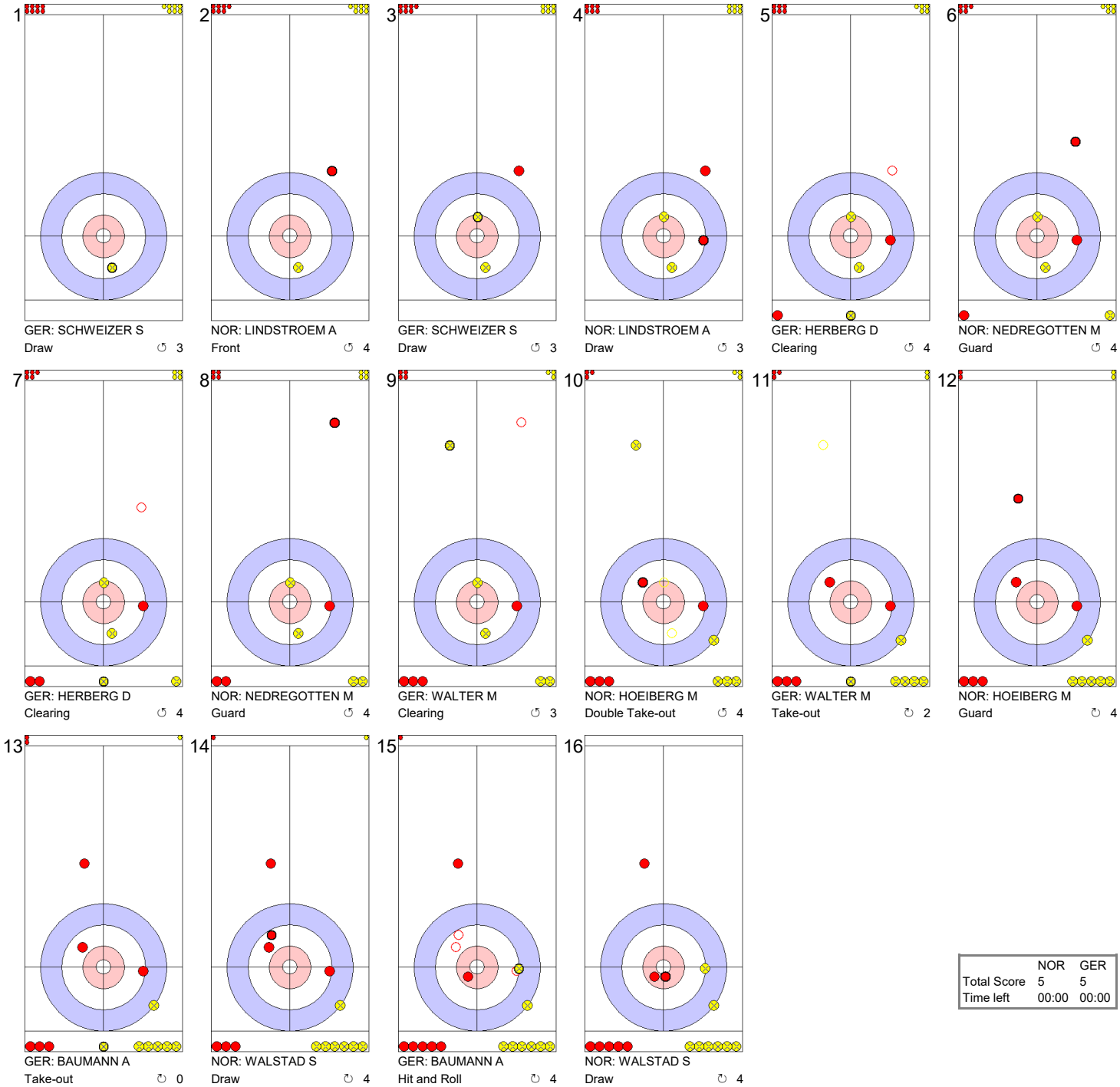

	NOR	GER
Total Score	5	5
Time left	00:00	00:00

Game - Shot by Shot

End 7 | **NOR - Norway** **5 + 0** (this end) **= 5** | **GER - Germany** **5 + 0** (this end) **= 5**

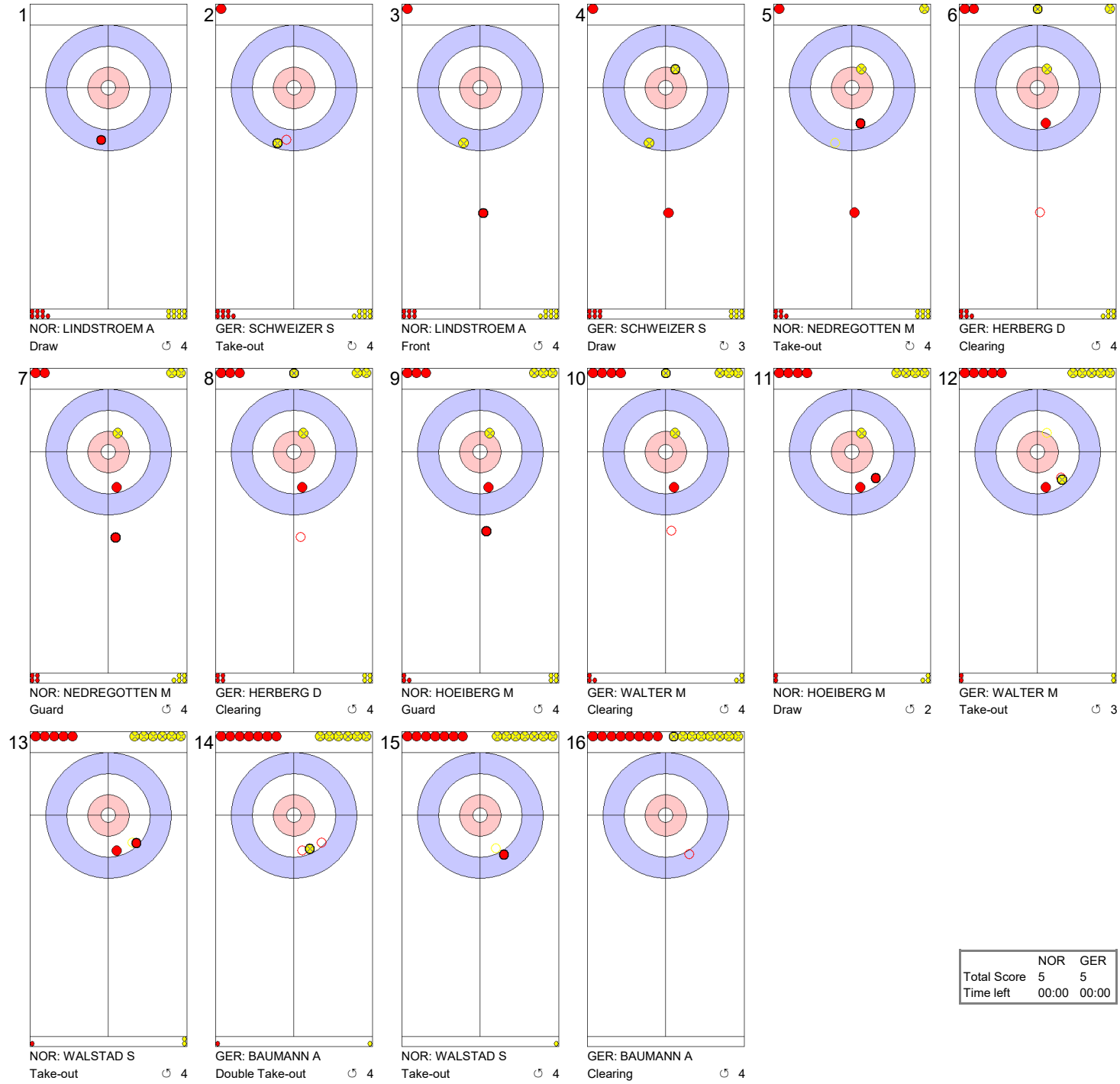

	NOR	GER
Total Score	5	5
Time left	00:00	00:00

Game - Shot by Shot

End 8 | **NOR - Norway** **5 + 0** (this end) **= 5** | **GER - Germany** **5 + 2** (this end) **= 7**



	NOR	GER
Total Score	5	7
Time left	00:00	00:00

Game - Shot by Shot

End 9 | **NOR - Norway** **5 + 0** (this end) **= 5** | **GER - Germany** **7 + 0** (this end) **= 7**

1
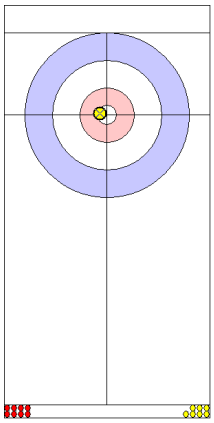
GER: SCHWEIZER S
Draw ↺ 4

2
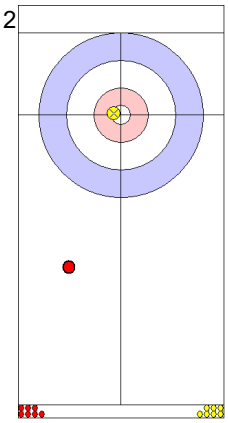
NOR: LINDSTROEM A
Front ↺ 4

3
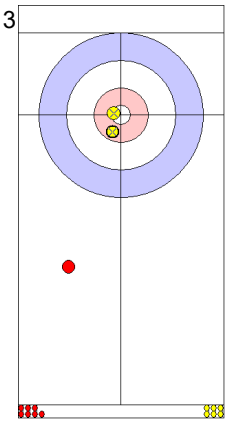
GER: SCHWEIZER S
Draw ↺ 4

4
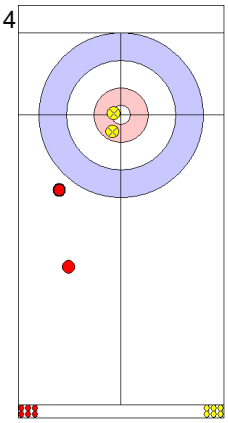
NOR: LINDSTROEM A
Draw ↺ 2

5
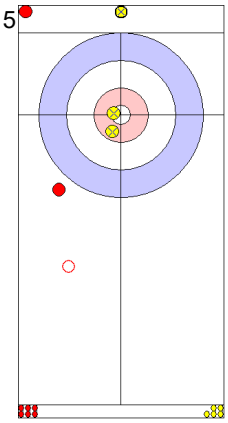
GER: HERBERG D
Clearing ↺ 4

6
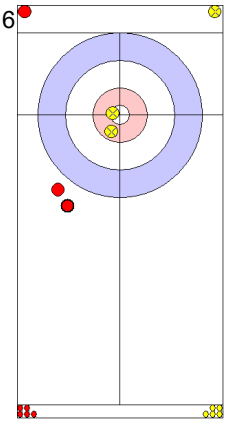
NOR: NEDREGOTTEN M
Draw ↺ 2

7
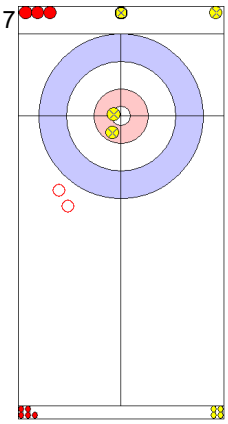
GER: HERBERG D
Clearing ↺ 4

8
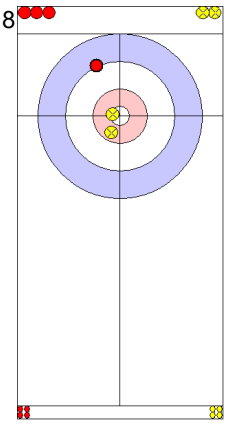
NOR: NEDREGOTTEN M
Draw ↺ 3

9
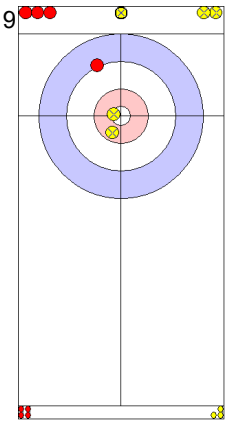
GER: WALTER M
Clearing ↺ 0

10
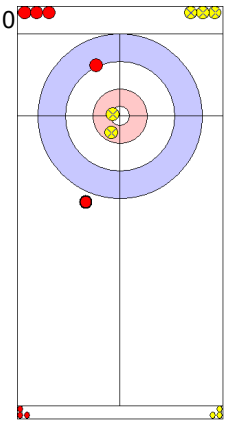
NOR: HOEIBERG M
Guard ↺ 4

11
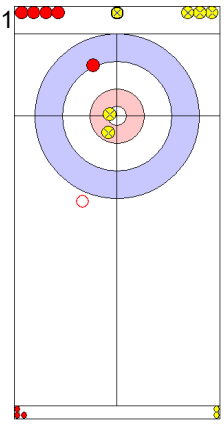
GER: WALTER M
Clearing ↺ 4

12
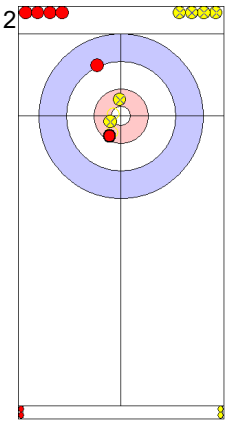
NOR: HOEIBERG M
Raise ↺ 4

13
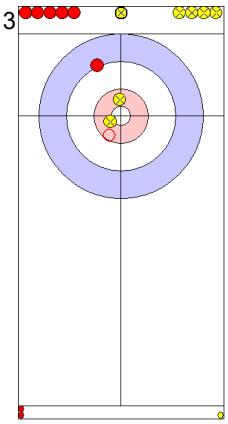
GER: BAUMANN A
Take-out ↺ 4

14
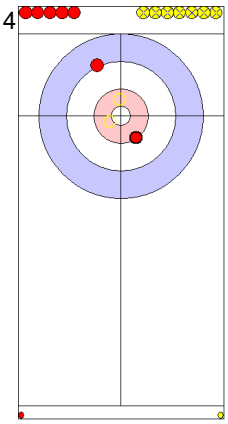
NOR: WALSTAD S
Hit and Roll ↺ 4

15
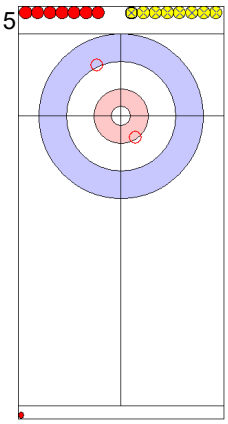
GER: BAUMANN A
Double Take-out ↺ 4

16
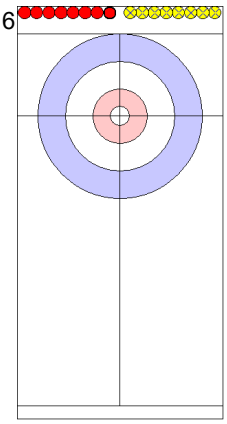
NOR: WALSTAD S
Through ↺ X

	NOR	GER
Total Score	5	7
Time left	00:00	00:00

Game - Shot by Shot

End 10 | **NOR - Norway** **5 + 2** (this end) **= 7** | **GER - Germany** **7 + 0** (this end) **= 7**



	NOR	GER
Total Score	7	7
Time left	04:10	06:45

Game - Shot by Shot

End 11 | **NOR - Norway** **7 + 1** (this end) **= 8** | **GER - Germany** **7 + 0** (this end) **= 7**

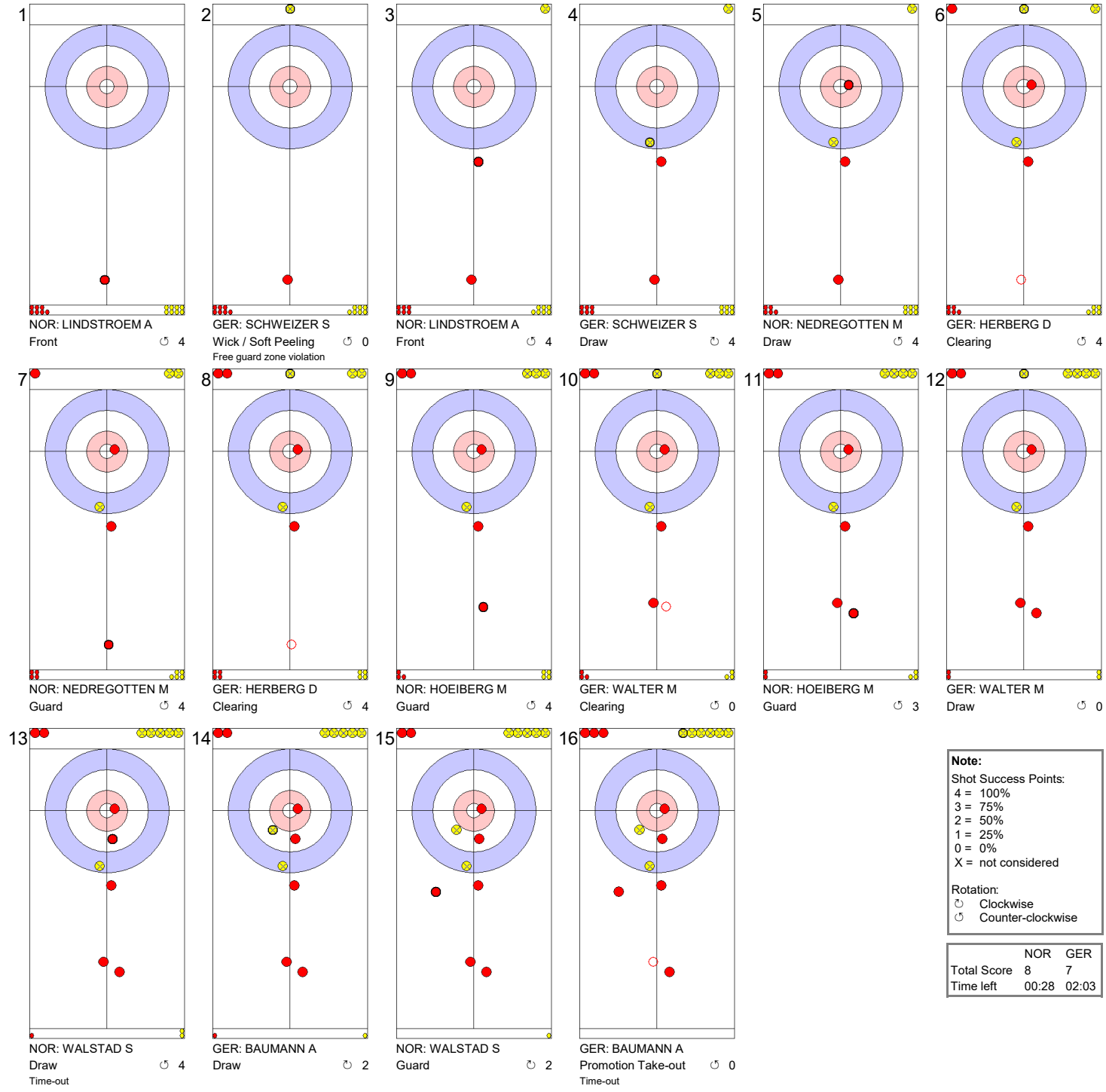

Note:

Shot Success Points:
4 = 100%
3 = 75%
2 = 50%
1 = 25%
0 = 0%
X = not considered

Rotation:
↻ Clockwise
↺ Counter-clockwise

	NOR	GER
Total Score	8	7
Time left	00:28	02:03

Game Results

Sheet	Game	Team	LSFE	1	2	3	4	5	6	7	8	9	10	Extra Ends				Total
B	9	CHN - China		0	0	1	0	0	1	0	X	X	X					2
	9	USA - United States	*	2	1	0	2	2	0	1	X	X	X					8

CHN - China		Shot Success Game	Shot Success All
4 S	LIU Rui	66%	79%
3 V	XU Xiaoming	66%	78%
2	BA Dexin	79%	83%
1	ZANG Jialiang	96%	87%
A	ZOU Qiang	-	-
	Team Total	77%	82%

Last Stone Draw		Distance
↻	LIU R	49.7cm
↺	XU X	47.8cm
Total		**97.5cm**

Time remaining: 14 minutes 8 seconds

USA - United States		Shot Success Game	Shot Success All
4 S	SHUSTER John	100%	84%
3 V	GEORGE Tyler	91%	86%
2	HAMILTON Matt	70%	77%
1	LANDSTEINER John	75%	82%
A	POLO Joe	63%	75%
	Team Total	83%	82%

Last Stone Draw		Distance
↻	GEORGE T	10.7cm
↺	SHUSTER J	8.5cm
Total		**19.2cm**

Time remaining: 15 minutes 38 seconds

POLO J replaced LANDSTEINER J at the beginning of end 6

Shot Success Analysis

CHN - China		↻	↺	Game
4 LIU Rui	Draws	4 75%	6 63%	10 68%
	Take-outs	1 50%	3 67%	4 63%
	Total	5 70%	9 64%	14 66%
3 XU Xiaoming	Draws	1 75%	8 72%	9 72%
	Take-outs	3 58%	2 50%	5 55%
	Total	4 63%	10 68%	14 66%
2 BA Dexin	Draws	4 100%	6 75%	10 85%
	Take-outs	2 50%	2 75%	4 63%
	Total	6 83%	8 75%	14 79%
1 ZANG Jialiang	Draws	6 100%	7 100%	13 100%
	Take-outs	1 50%	0 -	1 50%
	Total	7 93%	7 100%	14 96%
A ZOU Qiang	Draws	0 -	0 -	0 -
	Take-outs	0 -	0 -	0 -
	Total	0 -	0 -	0 -
Team	Draws	15 92%	27 78%	42 83%
	Take-outs	7 54%	7 64%	14 59%
	Total	22 80%	34 75%	56 77%

USA - United States		↻	↺	Game
4 SHUSTER John	Draws	2 100%	4 100%	6 100%
	Take-outs	5 100%	3 100%	8 100%
	Total	7 100%	7 100%	14 100%
3 GEORGE Tyler	Draws	1 100%	1 100%	2 100%
	Take-outs	7 93%	5 85%	12 90%
	Total	8 94%	6 88%	14 91%
2 HAMILTON Matt	Draws	1 100%	0 -	1 100%
	Take-outs	9 69%	4 63%	13 67%
	Total	10 73%	4 63%	14 70%
1 LANDSTEINER John	Draws	4 81%	5 65%	9 72%
	Take-outs	0 -	1 100%	1 100%
	Total	4 81%	6 71%	10 75%
A POLO Joe	Draws	2 100%	2 25%	4 63%
	Take-outs	0 -	0 -	0 -
	Total	2 100%	2 25%	4 63%
Team	Draws	10 93%	12 73%	22 82%
	Take-outs	21 85%	13 83%	34 84%
	Total	31 87%	25 78%	56 83%

Note:
Team position and functions are attached to each team member's name as follows:
4 = Fourth, **3** = Third, **2** = Second, **1** = Lead, **A** = Alternate, **S** = Skip, **V** = Vice-Skip

Legend:
↻ Clockwise ↺ Counter-clockwise **LSFE(*)** Last Stone First End
X Unplayed/unfinished end due to concession

Game - Shot by Shot

End 1 | **CHN - China** **0 + 0** (this end) **= 0** | **USA - United States** **0 + 2** (this end) **= 2**

1
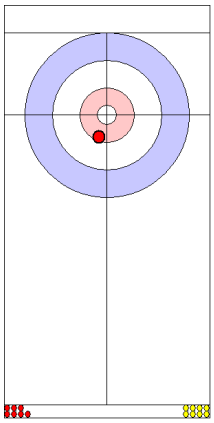
CHN: ZANG J
Draw ↺ 4

2
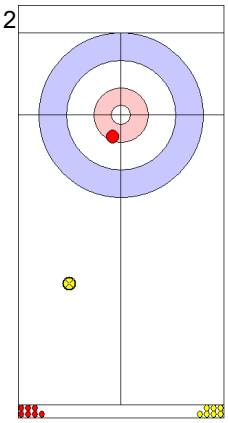
USA: LANDSTEINER J
Front ↺ 4

3
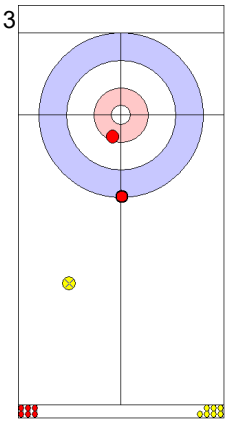
CHN: ZANG J
Draw ↺ 4

4
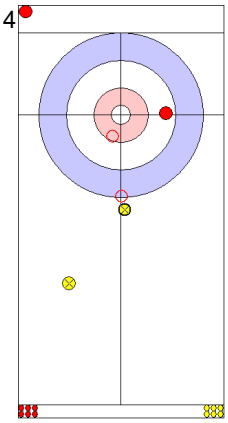
USA: LANDSTEINER J
Take-out ↺ 4

5
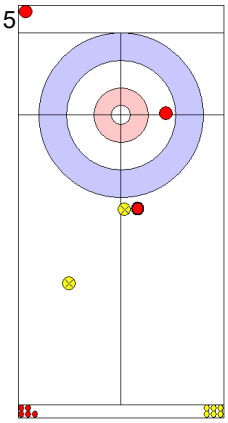
CHN: BA D
Draw ↺ 0

6
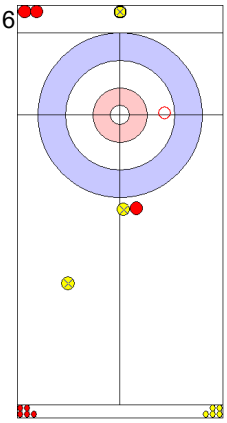
USA: HAMILTON M
Take-out ↺ 2

7
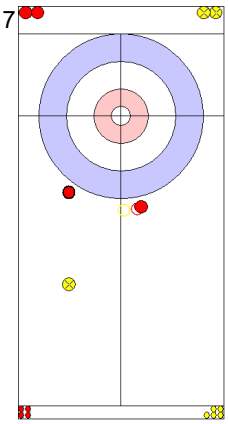
CHN: BA D
Take-out ↺ 2

8
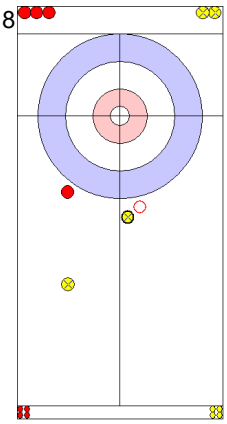
USA: HAMILTON M
Hit and Roll ↺ 3

9
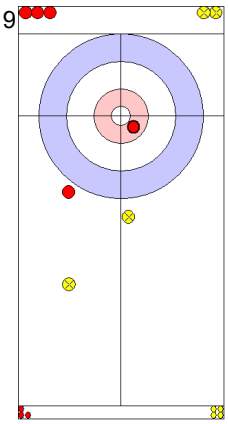
CHN: XU X
Draw ↺ 3

10
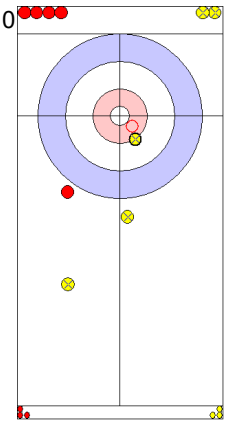
USA: GEORGE T
Raise ↺ 4

11
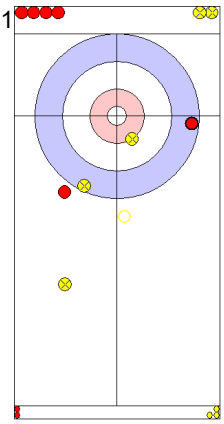
CHN: XU X
Take-out ↺ 0

12
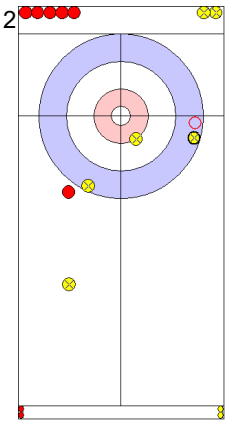
USA: GEORGE T
Take-out ↺ 4

13
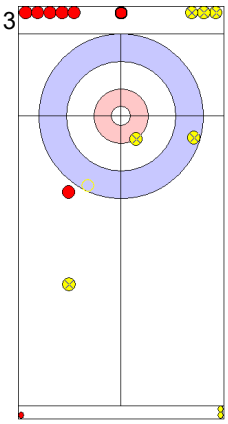
CHN: LIU R
Double Take-out ↺ 2

14
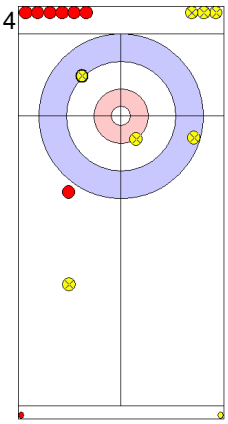
USA: SHUSTER J
Draw ↺ 4

15
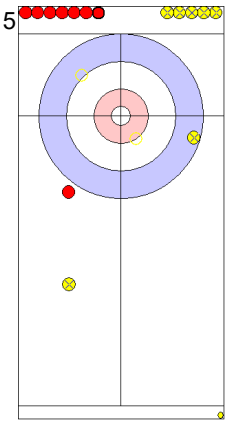
CHN: LIU R
Double Take-out ↺ 4

16
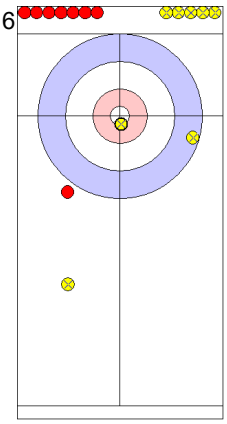
USA: SHUSTER J
Draw ↺ 4

	CHN	USA
Total Score	0	2
Time left	00:00	00:00

Game - Shot by Shot

End 2 | **CHN - China** **0 + 0** (this end) **= 0** | **USA - United States** **2 + 1** (this end) **= 3**

1

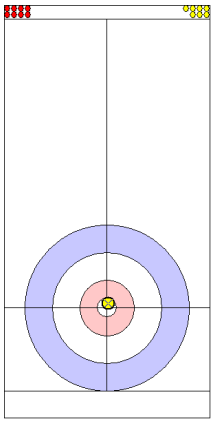

USA: LANDSTEINER J
Draw ↻ 4

2

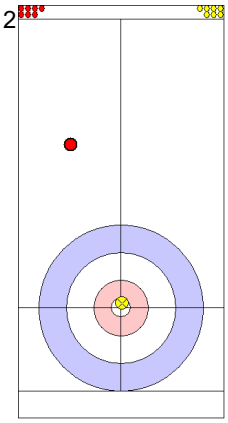

CHN: ZANG J
Front ↻ 4

3

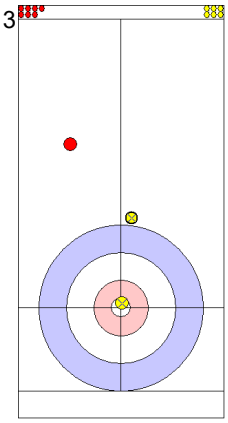

USA: LANDSTEINER J
Guard ↻ 1

4

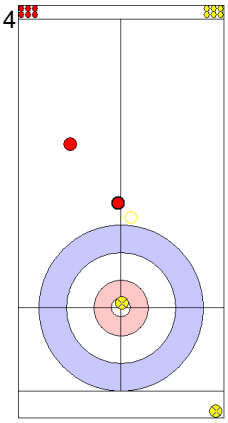

CHN: ZANG J
Take-out ↻ 2

5

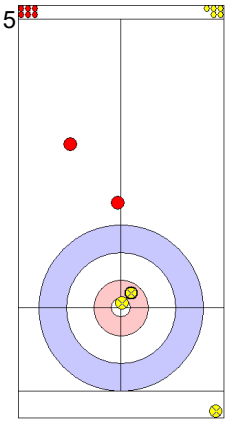

USA: HAMILTON M
Draw ↻ 4

6

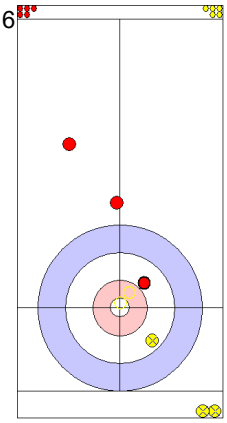

CHN: BA D
Take-out ↻ 2

7

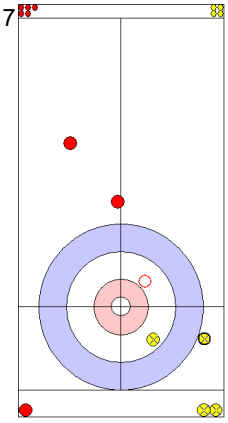

USA: HAMILTON M
Hit and Roll ↻ 4

8

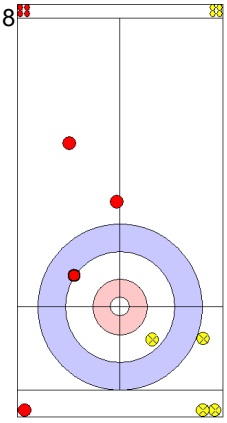

CHN: BA D
Draw ↻ 4

9

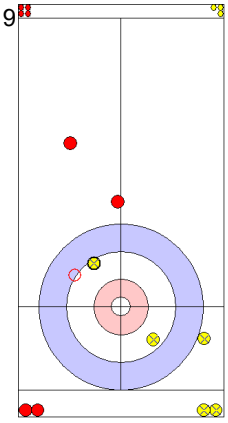

USA: GEORGE T
Hit and Roll ↻ 3

10

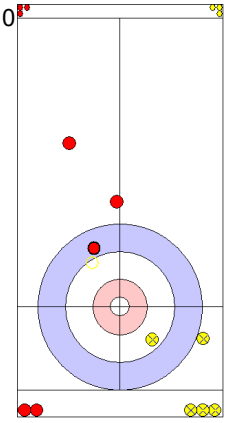

CHN: XU X
Hit and Roll ↻ 3

11

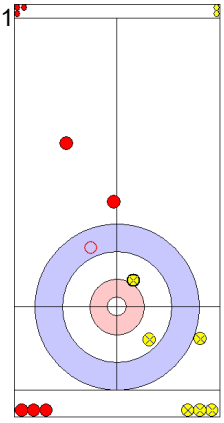

USA: GEORGE T
Hit and Roll ↻ 3

12

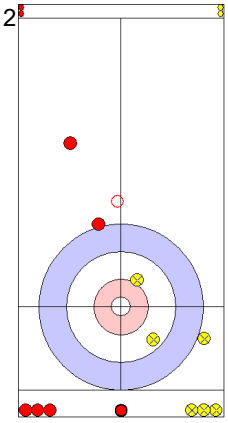

CHN: XU X
Hit and Roll ↻ 0

13

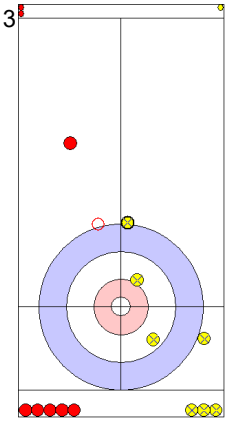

USA: SHUSTER J
Take-out ↻ 4

14

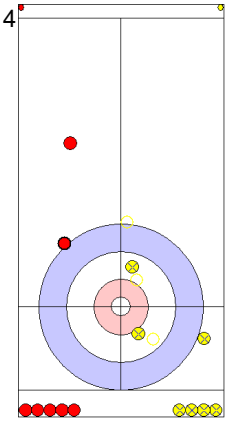

CHN: LIU R
Double Take-out ↻ 2

15

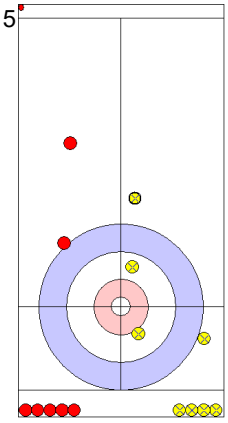

USA: SHUSTER J
Guard ↻ 4

16

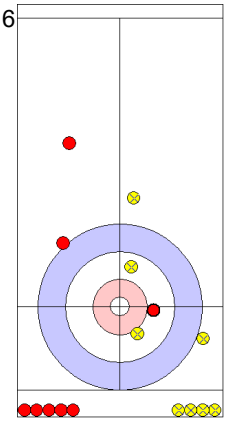

CHN: LIU R
Draw ↻ 2

	CHN	USA
Total Score	0	3
Time left	00:00	00:00

Game - Shot by Shot

End 3 | **CHN - China** **0 + 1** (this end) **= 1** | **USA - United States** **3 + 0** (this end) **= 3**

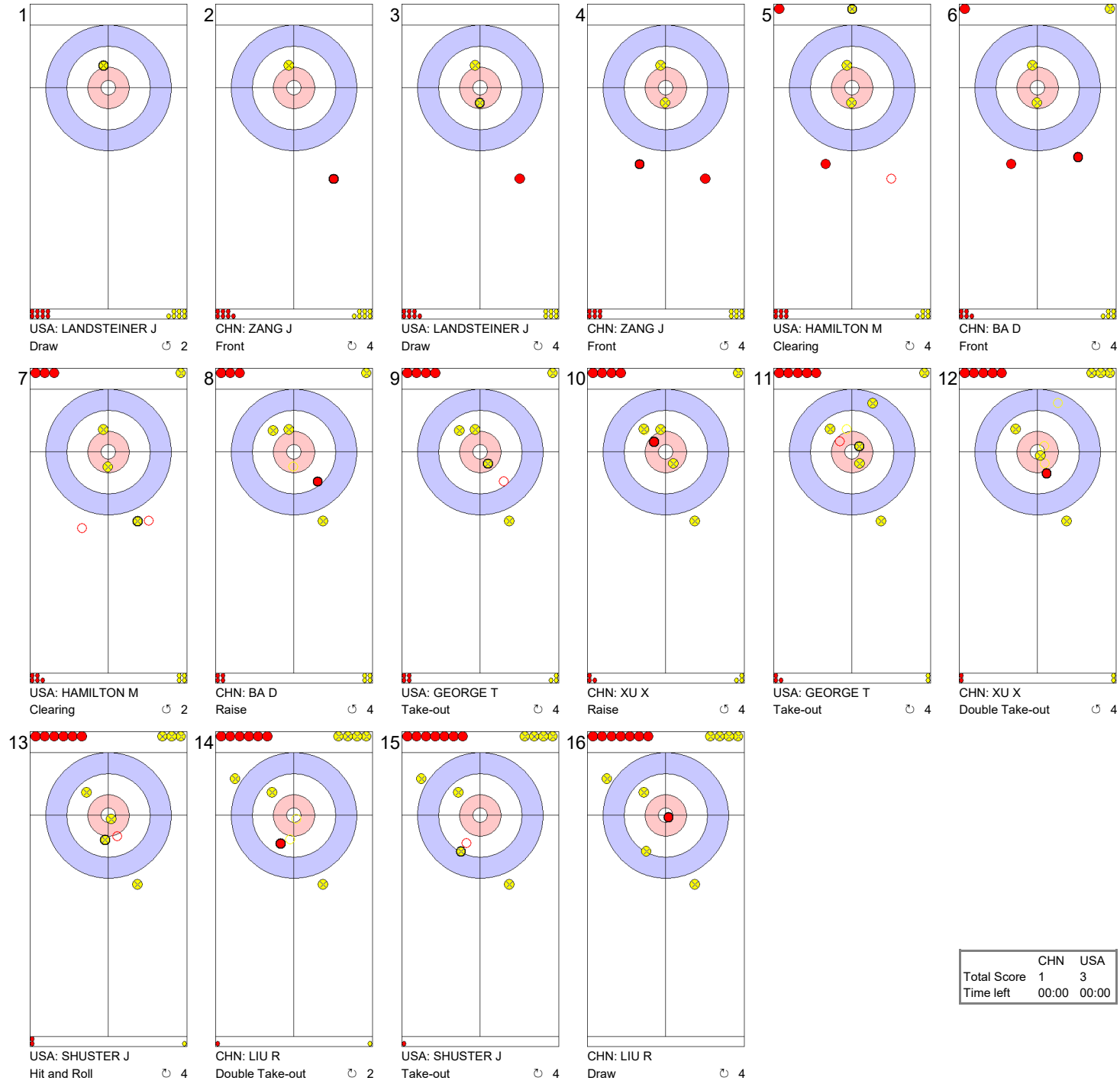

	CHN	USA
Total Score	1	3
Time left	00:00	00:00

Game - Shot by Shot

End 4 | **CHN - China** **1 + 0** (this end) **= 1** | **USA - United States** **3 + 2** (this end) **= 5**

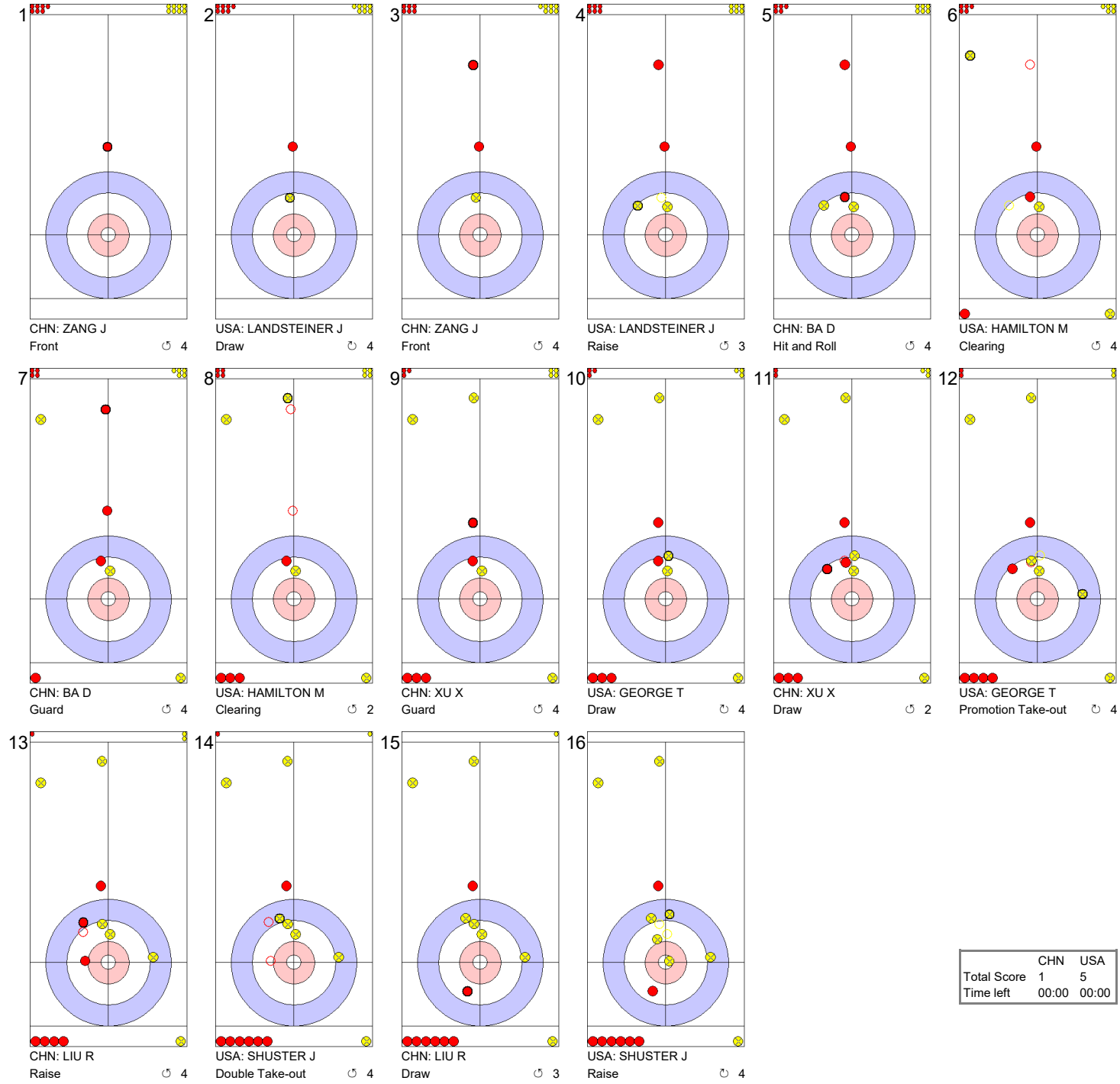

	CHN	USA
Total Score	1	5
Time left	00:00	00:00

Game - Shot by Shot

End 5 | **CHN - China** **1 + 0** (this end) **= 1** | **USA - United States** **5 + 2** (this end) **= 7**

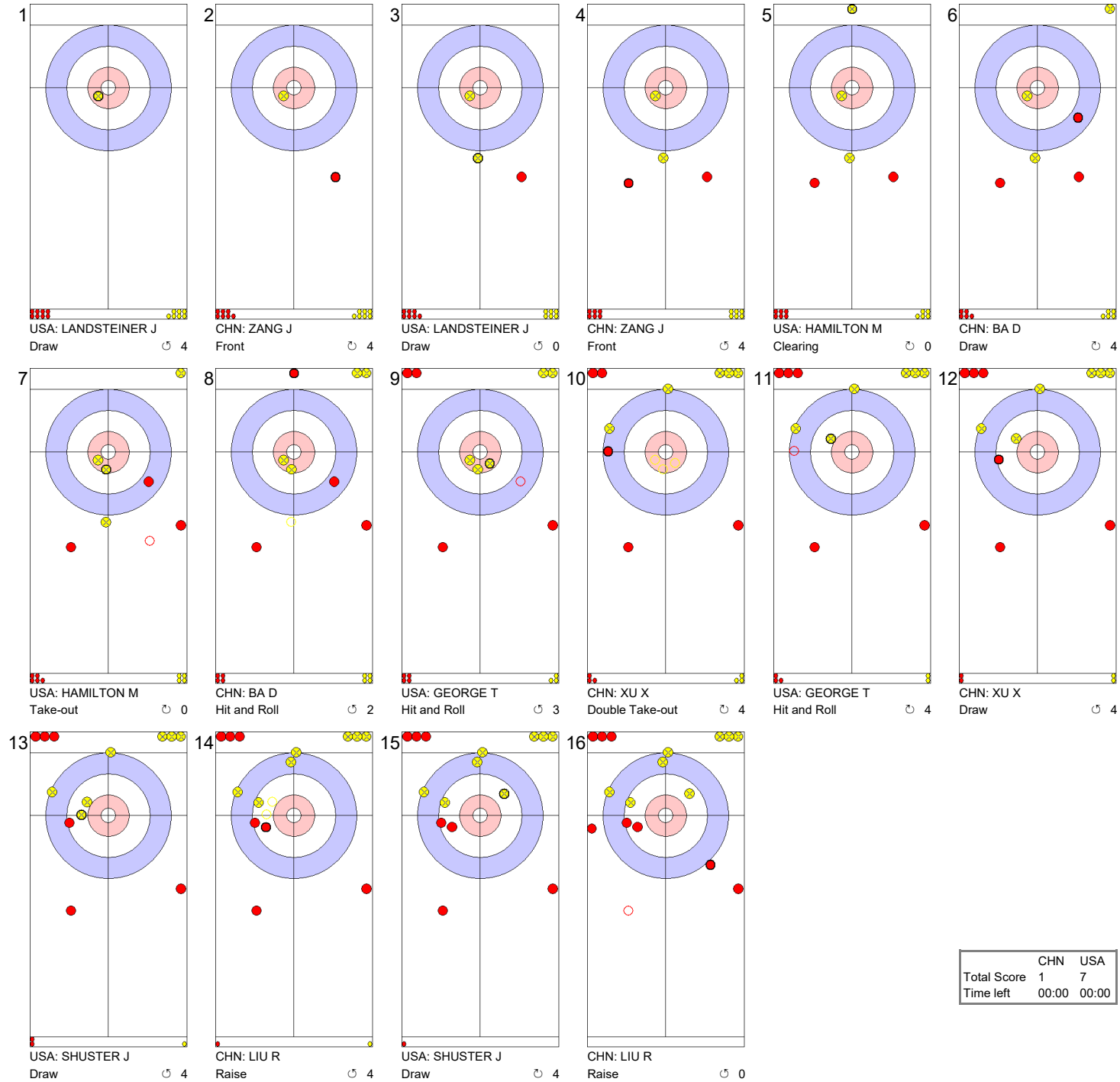

	CHN	USA
Total Score	1	7
Time left	00:00	00:00

Game - Shot by Shot

End 6 | **CHN - China** **1 + 1** (this end) **= 2** | **USA - United States** **7 + 0** (this end) **= 7**

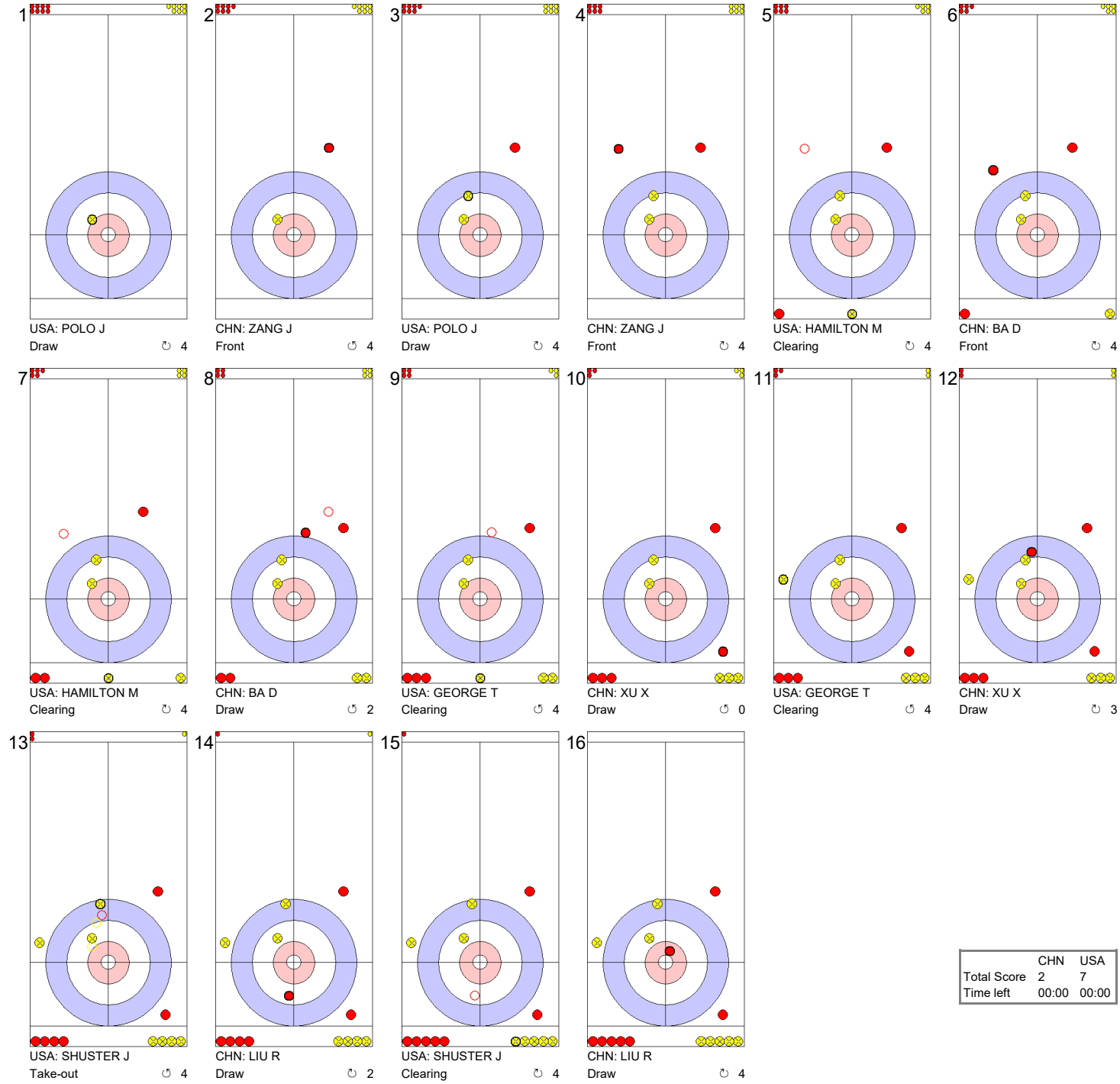

	CHN	USA
Total Score	2	7
Time left	00:00	00:00

Game - Shot by Shot

End 7 | **CHN - China** **2 + 0** (this end) **= 2** | **USA - United States** **7 + 1** (this end) **= 8**

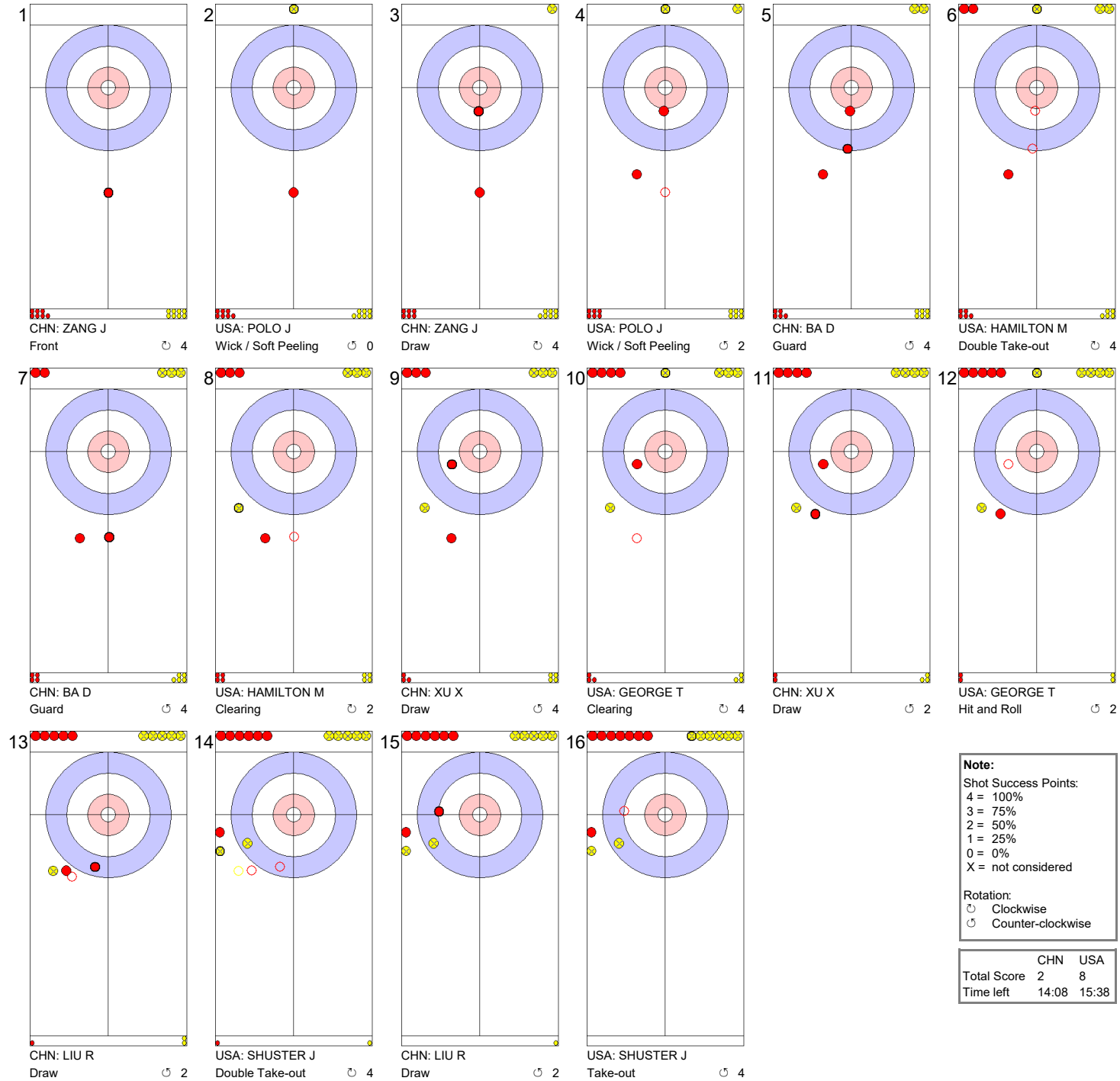

Note:
Shot Success Points:
4 = 100%
3 = 75%
2 = 50%
1 = 25%
0 = 0%
X = not considered

Rotation:
↻ Clockwise
↺ Counter-clockwise

	CHN	USA
Total Score	2	8
Time left	14:08	15:38

Game Results

Sheet	Game	Team	LSFE	1	2	3	4	5	6	7	8	9	10	Extra Ends				Total
C	9	ITA - Italy		0	0	1	1	0	0	0	0	0	X					2
	9	SCO - Scotland	*	2	0	0	0	1	1	1	0	1	X					6

ITA - Italy		Shot Success Game	Shot Success All
4 V	MOSANER Amos	85%	81%
3 S	RETORNAZ Joel	82%	79%
2	PILZER Andrea	89%	78%
1	FERRAZZA Daniele	83%	83%
A	GONIN Simone	-	-
	Team Total	85%	80%

Last Stone Draw		Distance
↻	RETORNAZ J	49.4cm
↺	MOSANER A	62.1cm
Total		**111.5cm**

Time remaining: 4 minutes 37 seconds

SCO - Scotland		Shot Success Game	Shot Success All
4 S	MURDOCH David	96%	83%
3 V	DRUMMOND Greg	89%	84%
2	ANDREWS Scott	90%	86%
1	GOODFELLOW Michael	86%	91%
A	PATERSON Ross	-	-
	Team Total	90%	86%

Last Stone Draw		Distance
↻	GOODFELLOW M	74.9cm
↺	ANDREWS S	15.4cm
Total		**90.3cm**

Time remaining: 6 minutes 21 seconds

Shot Success Analysis

ITA - Italy		↻		↺		Game	
4 MOSANER Amos	Draws	5	80%	1	100%	6	83%
	Take-outs	2	100%	10	83%	12	85%
	Total	7	86%	11	84%	18	85%
3 RETORNAZ Joel	Draws	4	88%	2	75%	6	83%
	Take-outs	4	94%	8	75%	12	81%
	Total	8	91%	10	75%	18	82%
2 PILZER Andrea	Draws	6	100%	3	92%	9	97%
	Take-outs	4	75%	5	85%	9	81%
	Total	10	90%	8	88%	18	89%
1 FERRAZZA Daniele	Draws	6	96%	8	81%	14	88%
	Take-outs	0	-	4	69%	4	69%
	Total	6	96%	12	77%	18	83%
A GONIN Simone	Draws	0	-	0	-	0	-
	Take-outs	0	-	0	-	0	-
	Total	0	-	0	-	0	-
Team	Draws	21	92%	14	84%	35	89%
	Take-outs	10	88%	27	79%	37	81%
	Total	31	90%	41	80%	72	85%

SCO - Scotland		↻		↺		Game	
4 MURDOCH David	Draws	2	100%	3	83%	5	90%
	Take-outs	6	100%	7	96%	13	98%
	Total	8	100%	10	93%	18	96%
3 DRUMMOND Greg	Draws	1	100%	5	100%	6	100%
	Take-outs	8	88%	4	75%	12	83%
	Total	9	89%	9	89%	18	89%
2 ANDREWS Scott	Draws	3	92%	3	83%	6	88%
	Take-outs	6	83%	6	100%	12	92%
	Total	9	86%	9	94%	18	90%
1 GOODFELLOW Michael	Draws	8	97%	9	75%	17	85%
	Take-outs	0	-	1	100%	1	100%
	Total	8	97%	10	78%	18	86%
A PATERSON Ross	Draws	0	-	0	-	0	-
	Take-outs	0	-	0	-	0	-
	Total	0	-	0	-	0	-
Team	Draws	14	96%	20	84%	34	89%
	Take-outs	20	90%	18	93%	38	91%
	Total	34	93%	38	88%	72	90%

Note:
Team position and functions are attached to each team member's name as follows:
4 = Fourth, **3** = Third, **2** = Second, **1** = Lead, **A** = Alternate, **S** = Skip, **V** = Vice-Skip

Legend:
↻ Clockwise ↺ Counter-clockwise **LSFE(*)** Last Stone First End
X Unplayed/unfinished end due to concession

Ford Service Experts Alberta EXPLORE EDMONTON Canada CURLIT

Game - Shot by Shot

End 1 — **ITA - Italy** **0 + 0** (this end) **= 0** — **SCO - Scotland** **0 + 2** (this end) **= 2**

1
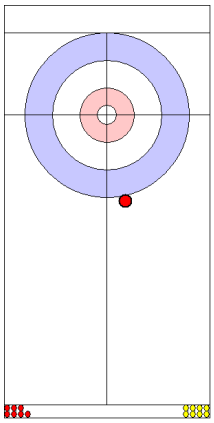
ITA: FERRAZZA D
Front ↻ 0

2
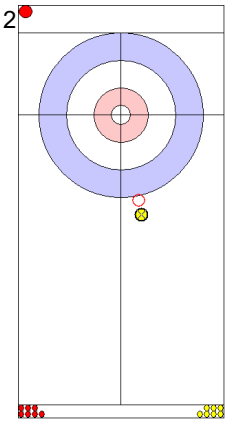
SCO: GOODFELLOW M
Take-out ↻ 4

3
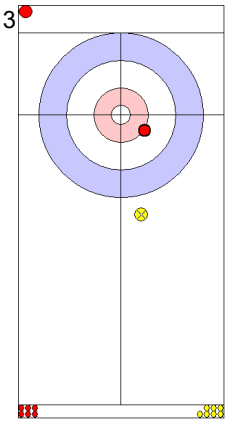
ITA: FERRAZZA D
Draw ↻ 4

4
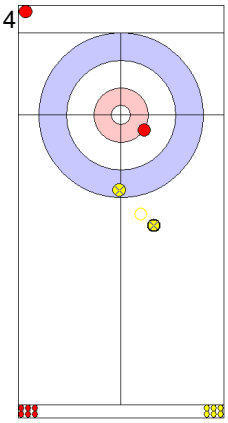
SCO: GOODFELLOW M
Raise ↻ 3
Split

5
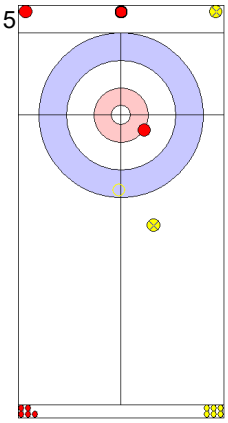
ITA: PILZER A
Take-out ↻ 2

6
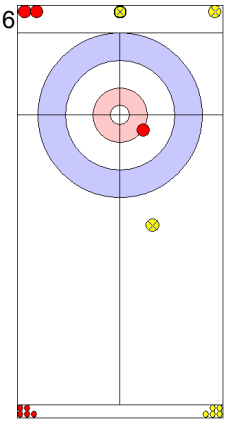
SCO: ANDREWS S
Take-out ↻ 0
Slow Take-out

7
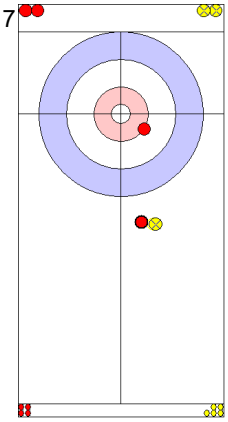
ITA: PILZER A
Guard ↻ 4

8
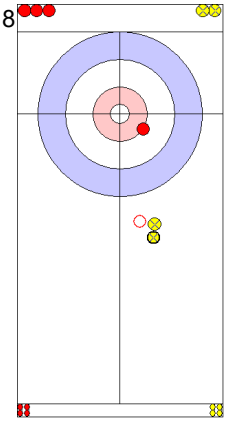
SCO: ANDREWS S
Take-out ↻ 4

9
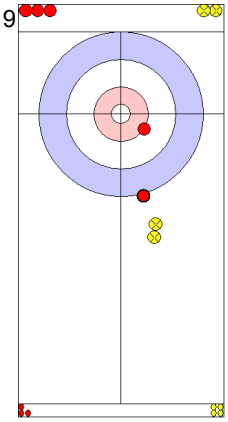
ITA: RETORNAZ J
Guard ↻ 4

10
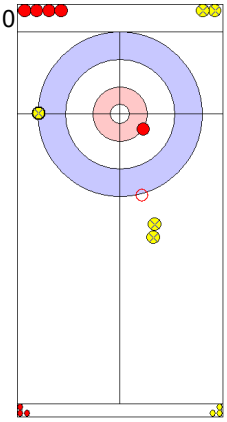
SCO: DRUMMOND G
Hit and Roll ↻ 4

11
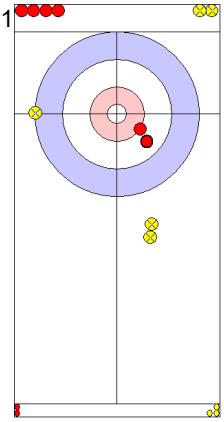
ITA: RETORNAZ J
Draw ↻ 2

12
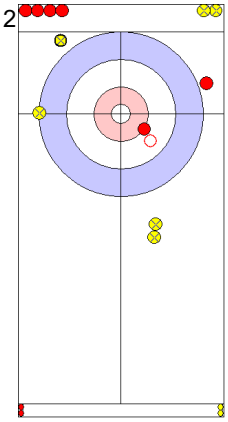
SCO: DRUMMOND G
Take-out ↻ 2

13
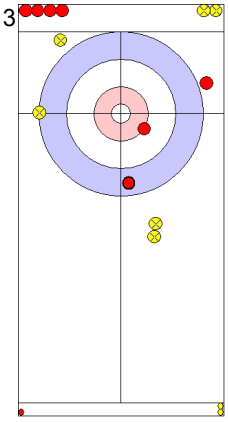
ITA: MOSANER A
Guard ↻ 4

14
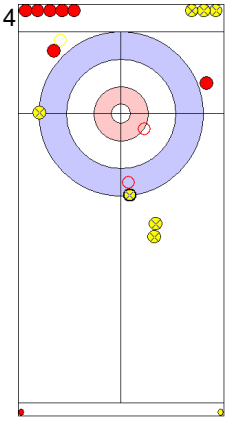
SCO: MURDOCH D
Double Take-out ↻ 4

15
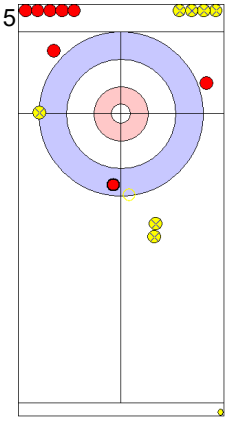
ITA: MOSANER A
Take-out ↻ 4

16
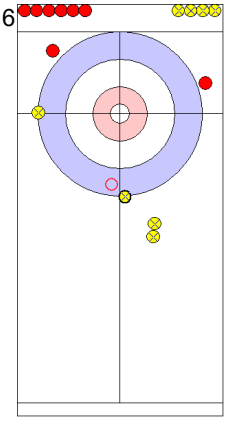
SCO: MURDOCH D
Take-out ↻ 4

	ITA	SCO
Total Score	0	2
Time left	00:00	00:00

Game - Shot by Shot

End 2 | **ITA - Italy** **0 + 0** (this end) **= 0** | **SCO - Scotland** **2 + 0** (this end) **= 2**

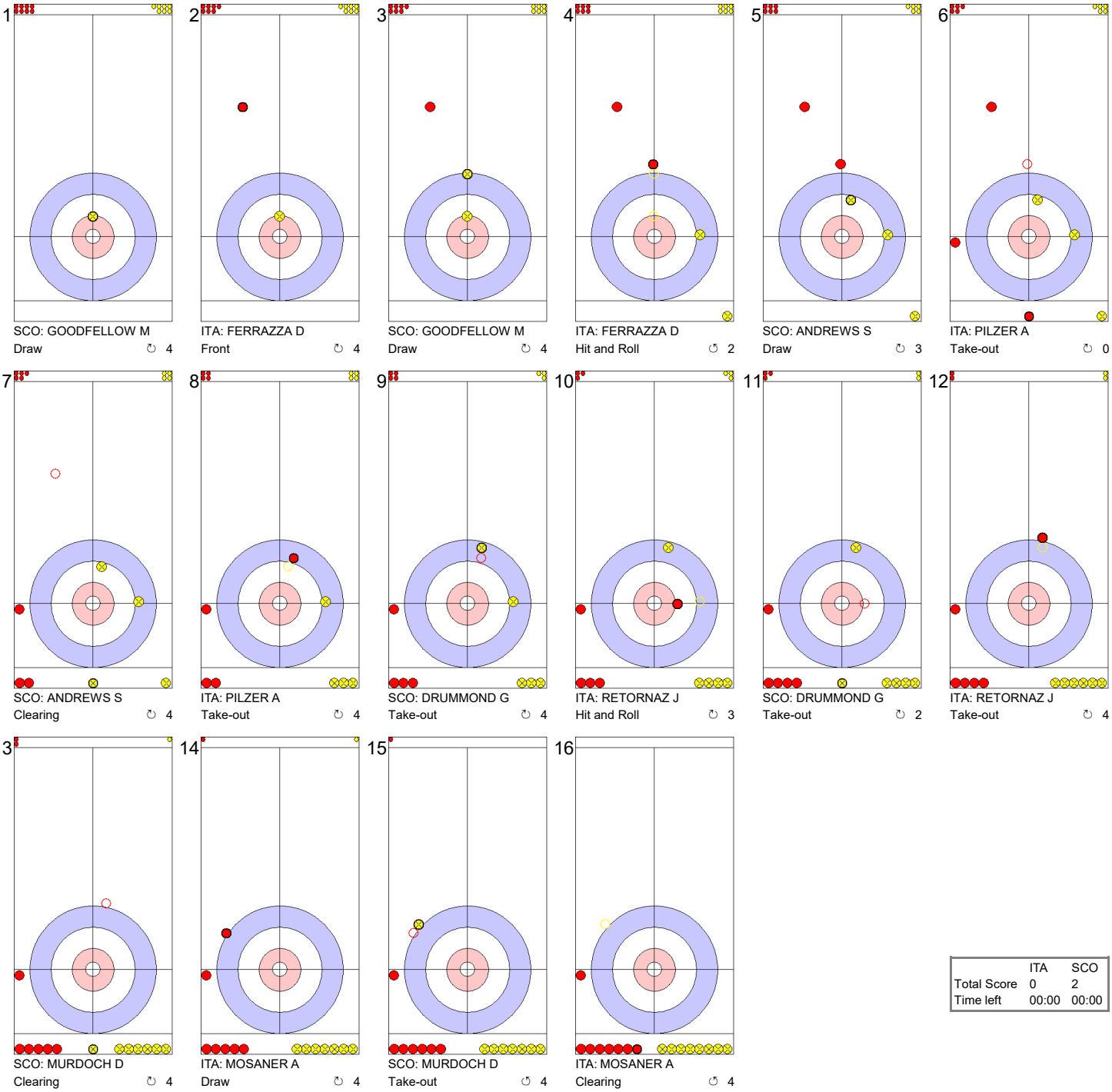

1	SCO: GOODFELLOW M	Draw	4
2	ITA: FERRAZZA D	Front	4
3	SCO: GOODFELLOW M	Draw	4
4	ITA: FERRAZZA D	Hit and Roll	2
5	SCO: ANDREWS S	Draw	3
6	ITA: PILZER A	Take-out	0
7	SCO: ANDREWS S	Clearing	4
8	ITA: PILZER A	Take-out	4
9	SCO: DRUMMOND G	Take-out	4
10	ITA: RETORNAZ J	Hit and Roll	3
11	SCO: DRUMMOND G	Take-out	2
12	ITA: RETORNAZ J	Take-out	4
13	SCO: MURDOCH D	Clearing	4
14	ITA: MOSANER A	Draw	4
15	SCO: MURDOCH D	Take-out	4
16	ITA: MOSANER A	Clearing	4

	ITA	SCO
Total Score	0	2
Time left	00:00	00:00

Game - Shot by Shot

End 3 | **ITA - Italy** **0 + 1** (this end) **= 1** | **SCO - Scotland** **2 + 0** (this end) **= 2**

1

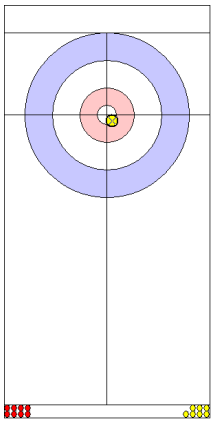

SCO: GOODFELLOW M
Draw ↺ 4

2

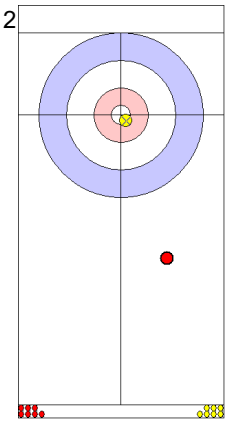

ITA: FERRAZZA D
Front ↺ 4

3

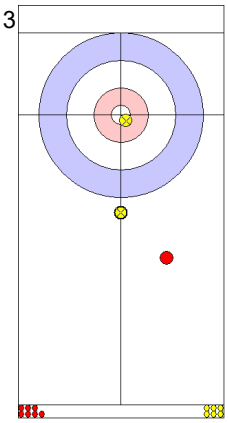

SCO: GOODFELLOW M
Guard ↺ 4

4

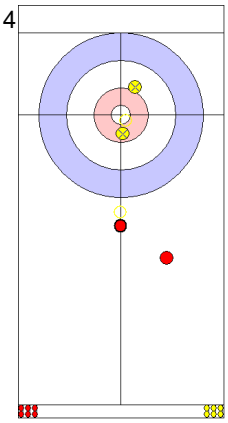

ITA: FERRAZZA D
Wick / Soft Peeling ↺ 2

5

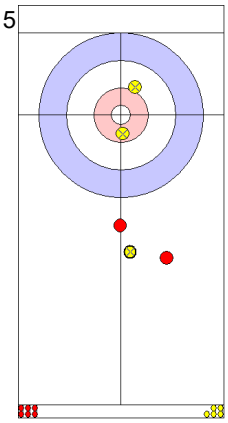

SCO: ANDREWS S
Guard ↺ 4

6

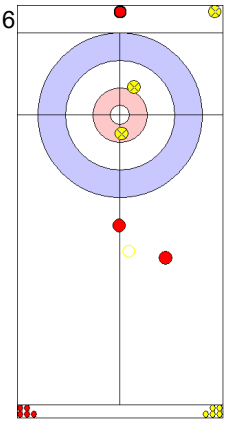

ITA: PILZER A
Clearing ↺ 4

7

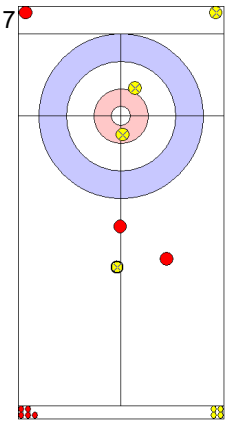

SCO: ANDREWS S
Guard ↺ 2

8

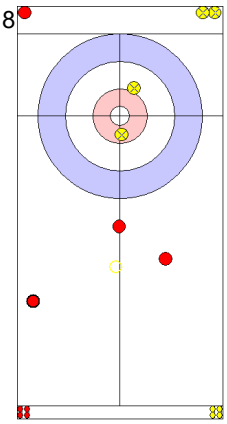

ITA: PILZER A
Clearing ↺ 4

9

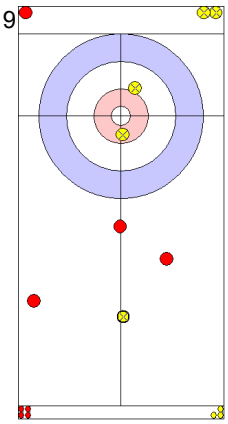

SCO: DRUMMOND G
Guard ↺ 4

10

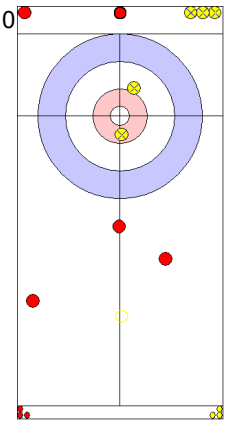

ITA: RETORNAZ J
Clearing ↺ 4

11

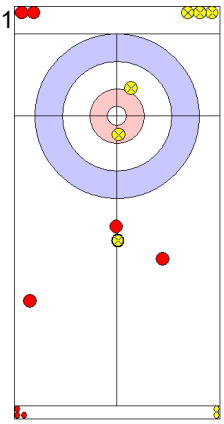

SCO: DRUMMOND G
Guard ↺ 4

12

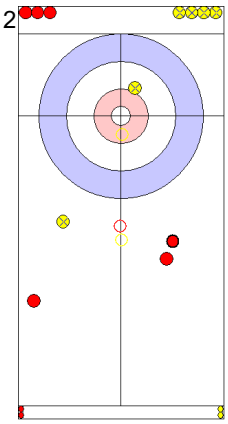

ITA: RETORNAZ J
Clearing ↺ 4

13

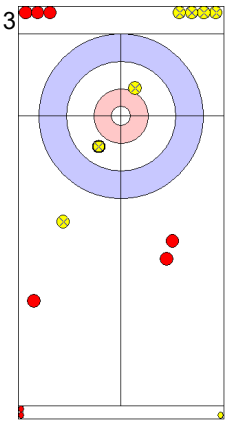

SCO: MURDOCH D
Draw ↺ 4

14

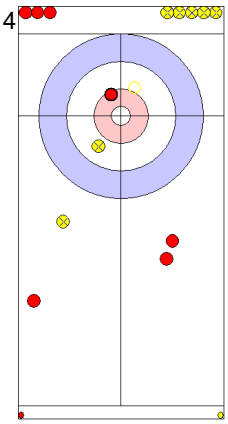

ITA: MOSANER A
Hit and Roll ↺ 3

15

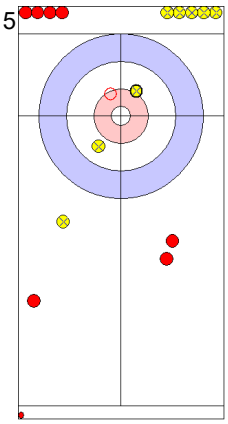

SCO: MURDOCH D
Take-out ↺ 4

16

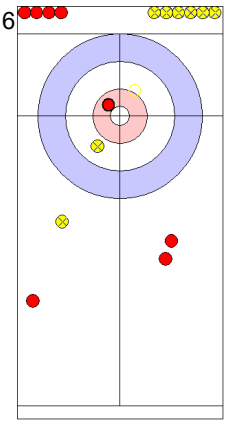

ITA: MOSANER A
Take-out ↺ 4

	ITA	SCO
Total Score	1	2
Time left	00:00	00:00

Game - Shot by Shot

End 4 | **ITA - Italy** **1 + 1** (this end) **= 2** | **SCO - Scotland** **2 + 0** (this end) **= 2**



	ITA	SCO
Total Score	2	2
Time left	00:00	00:00

Game - Shot by Shot

End 5 | **ITA - Italy** **2 + 0** (this end) **= 2** | **SCO - Scotland** **2 + 1** (this end) **= 3**



	ITA	SCO
Total Score	2	3
Time left	00:00	00:00

Game - Shot by Shot

End 6 | **ITA - Italy** **2 + 0** (this end) **= 2** | **SCO - Scotland** **3 + 1** (this end) **= 4**



	ITA	SCO
Total Score	2	4
Time left	00:00	00:00

Game - Shot by Shot

End 7 | **ITA - Italy** **2 + 0** (this end) **= 2** | **SCO - Scotland** **4 + 1** (this end) **= 5**

1
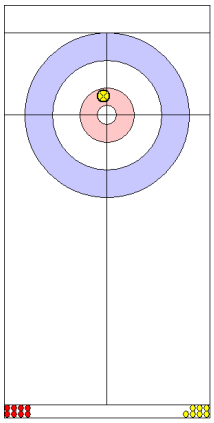
SCO: GOODFELLOW M
Draw ↺ 4

2
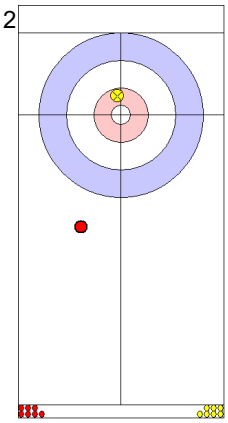
ITA: FERRAZZA D
Front ↺ 4

3
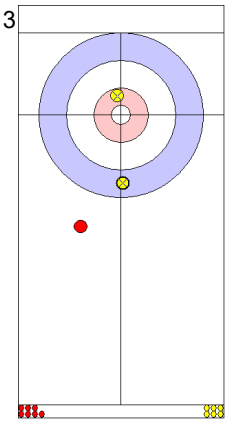
SCO: GOODFELLOW M
Guard ↺ 3

4
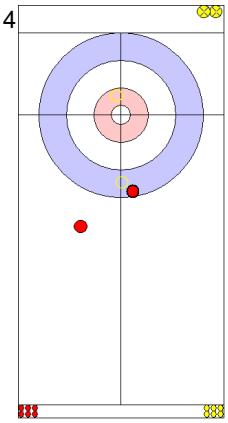
ITA: FERRAZZA D
Double Take-out ↺ 4

5
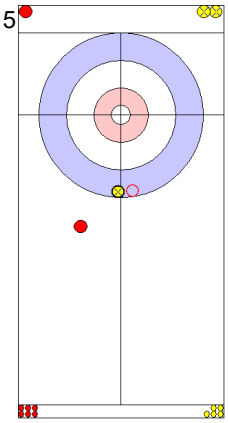
SCO: ANDREWS S
Take-out ↺ 4

6
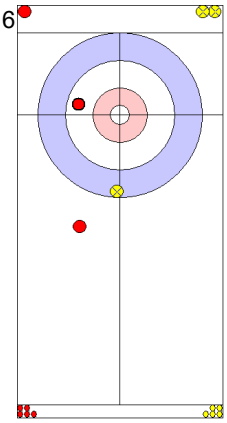
ITA: PILZER A
Draw ↺ 4

7
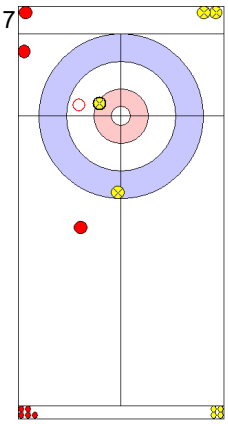
SCO: ANDREWS S
Take-out ↺ 4
Slow Take-out

8
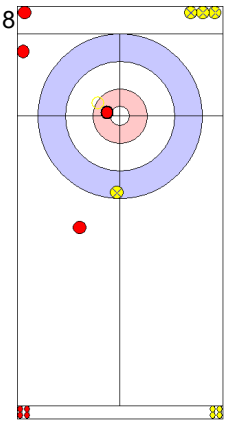
ITA: PILZER A
Take-out ↺ 4

9
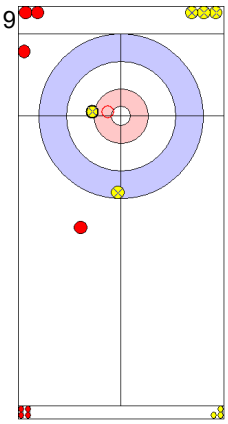
SCO: DRUMMOND G
Take-out ↺ 4

10
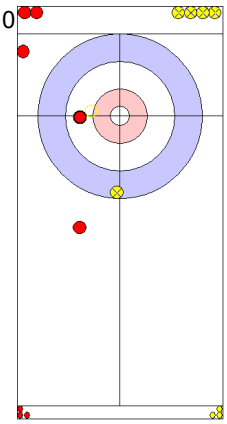
ITA: RETORNAZ J
Take-out ↺ 4

11
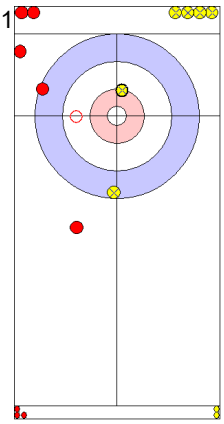
SCO: DRUMMOND G
Raise ↺ 4
Slow Take-out

12
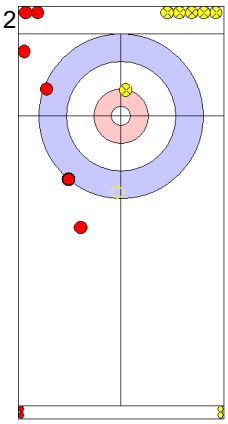
ITA: RETORNAZ J
Hit and Roll ↺ 3

13
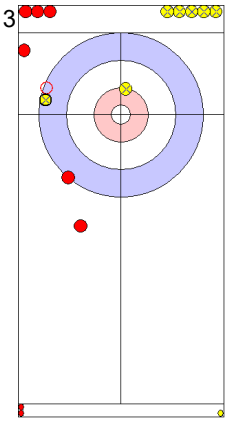
SCO: MURDOCH D
Take-out ↺ 4

14
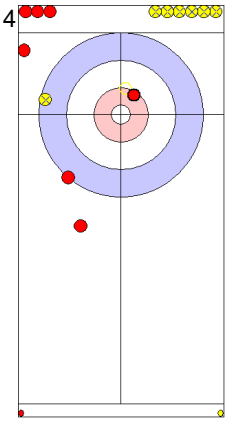
ITA: MOSANER A
Take-out ↺ 4

15
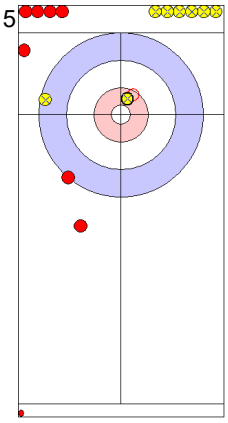
SCO: MURDOCH D
Take-out ↺ 4

16
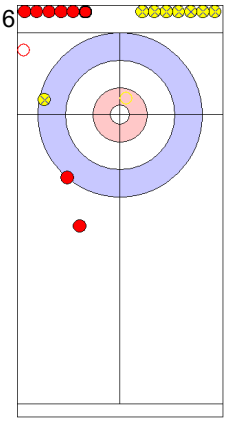
ITA: MOSANER A
Double Take-out ↺ 2

	ITA	SCO
Total Score	2	5
Time left	00:00	00:00

Game - Shot by Shot

End 8 | **ITA - Italy** **2 + 0** (this end) **= 2** | **SCO - Scotland** **5 + 0** (this end) **= 5**

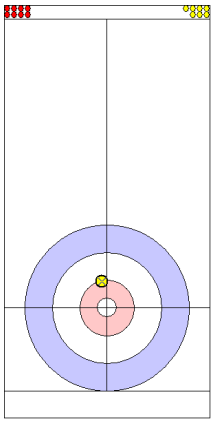

SCO: GOODFELLOW M
Draw ↻ 4

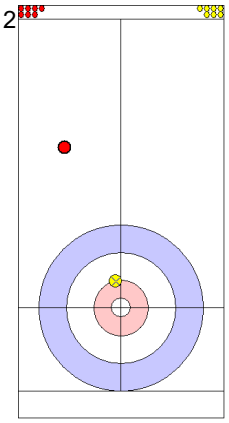

ITA: FERRAZZA D
Front ↻ 4

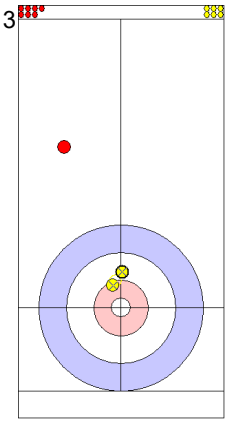

SCO: GOODFELLOW M
Draw ↻ 4

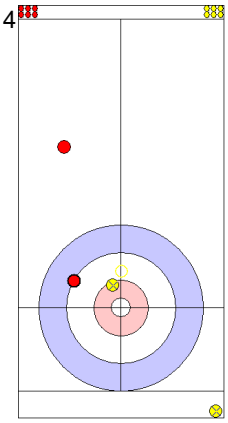

ITA: FERRAZZA D
Hit and Roll ↺ 3

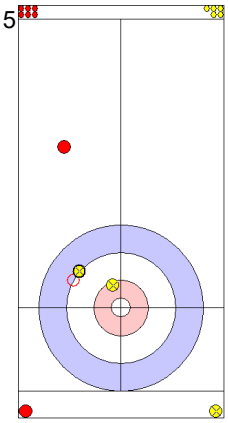

SCO: ANDREWS S
Take-out ↻ 4

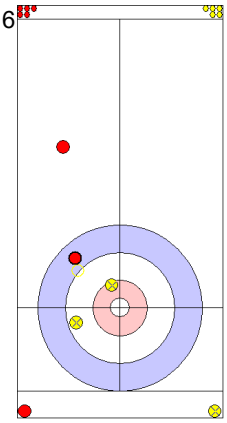

ITA: PILZER A
Raise ↻ 4

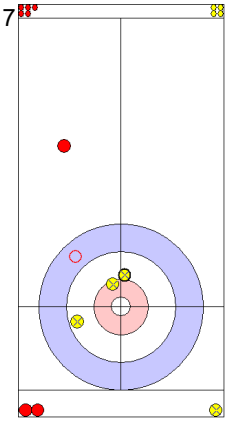

SCO: ANDREWS S
Take-out ↻ 4

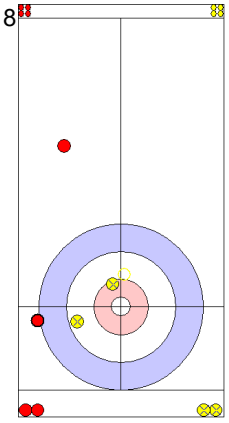

ITA: PILZER A
Hit and Roll ↺ 3

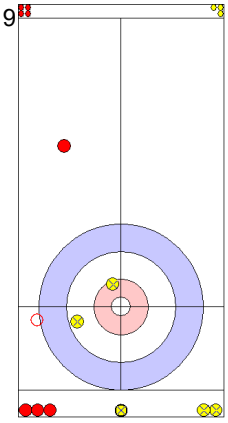

SCO: DRUMMOND G
Clearing ↻ 4

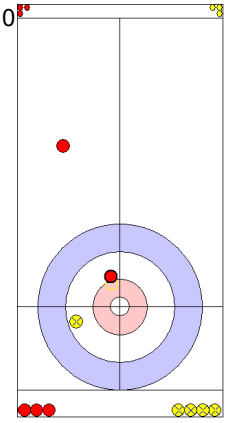

ITA: RETORNAZ J
Take-out ↻ 4

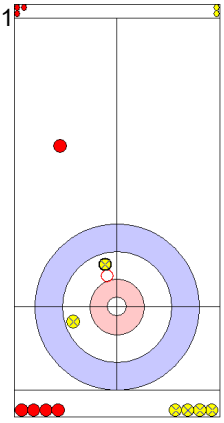

SCO: DRUMMOND G
Take-out ↻ 4

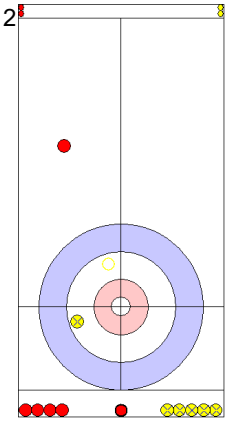

ITA: RETORNAZ J
Hit and Roll ↺ 2

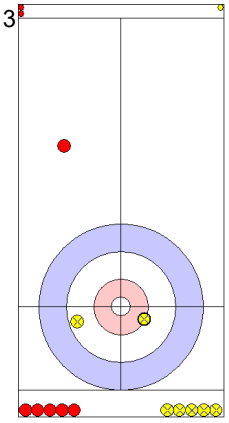

SCO: MURDOCH D
Draw ↻ 4

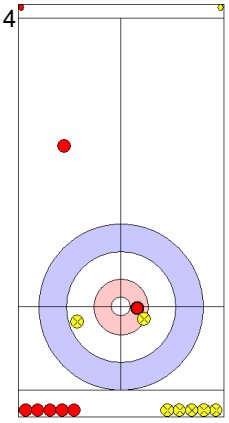

ITA: MOSANER A
Draw ↻ 4

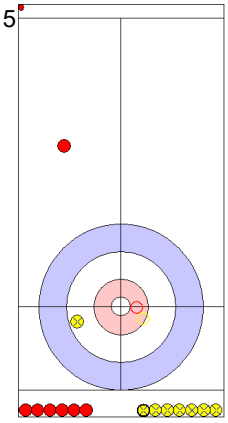

SCO: MURDOCH D
Clearing ↻ 4

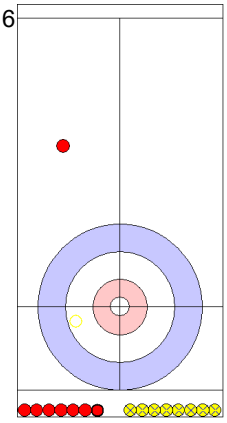

ITA: MOSANER A
Clearing ↻ 4

	ITA	SCO
Total Score	2	5
Time left	00:00	00:00

Game - Shot by Shot

End 9 | **ITA - Italy** **2 + 0** (this end) **= 2** | **SCO - Scotland** **5 + 1** (this end) **= 6**

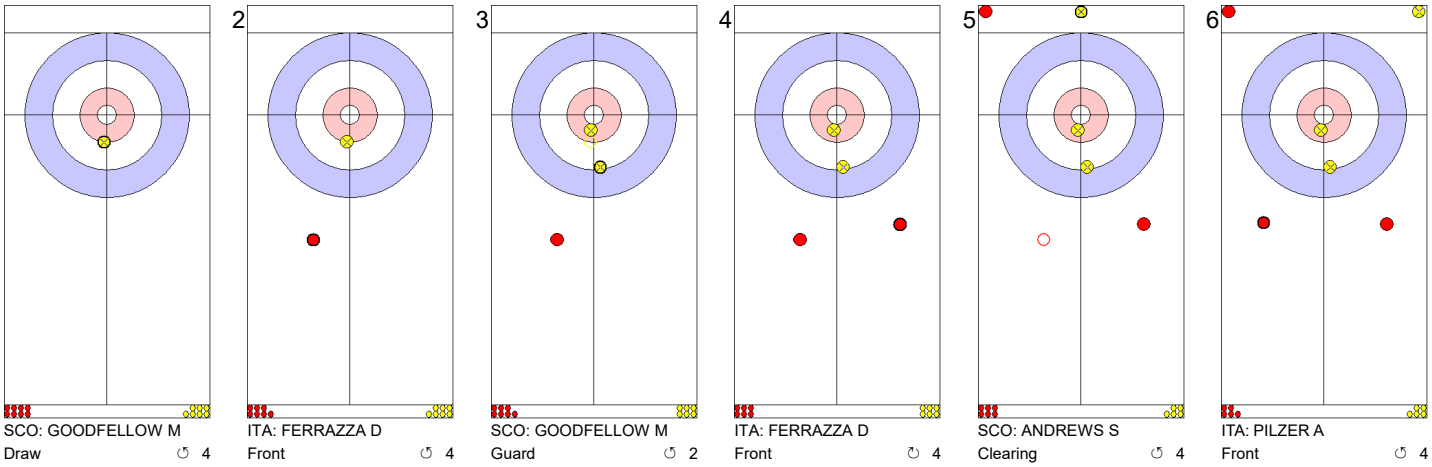

1	2	3	4	5	6
SCO: GOODFELLOW M Draw ↻ 4	ITA: FERRAZZA D Front ↺ 4	SCO: GOODFELLOW M Guard ↺ 2	ITA: FERRAZZA D Front ↻ 4	SCO: ANDREWS S Clearing ↺ 4	ITA: PILZER A Front ↺ 4
7	**8**	**9**	**10**	**11**	**12**
SCO: ANDREWS S Clearing ↺ 4	ITA: PILZER A Draw ↻ 4	SCO: DRUMMOND G Clearing ↻ 4	ITA: RETORNAZ J Guard ↻ 4	SCO: DRUMMOND G Take-out ↻ 4 Slow Take-out	ITA: RETORNAZ J Draw ↻ 4
13	**14**	**15**	**16**		
SCO: MURDOCH D Clearing ↻ 4	ITA: MOSANER A Draw ↻ 4	SCO: MURDOCH D Take-out ↻ 4 Slow Take-out	ITA: MOSANER A Take-out ↺ 1		

Note:
Shot Success Points:
4 = 100%
3 = 75%
2 = 50%
1 = 25%
0 = 0%
X = not considered

Rotation:
↻ Clockwise
↺ Counter-clockwise

	ITA	SCO
Total Score	2	6
Time left	04:37	06:21

Game Results

Sheet	Game	Team	LSFE	1	2	3	4	5	6	7	8	9	10	Extra Ends				Total
D	9	SUI - Switzerland		0	2	0	1	0	1	0	X	X	X					4
	9	SWE - Sweden	*	2	0	2	0	1	0	5	X	X	X					10

SUI - Switzerland		Shot Success Game	Shot Success All
4 V	SCHWARZ Benoit	79%	83%
3	PAETZ Claudio	61%	84%
2 S	DE CRUZ Peter	89%	84%
1	TANNER Valentin	75%	87%
A	MEIER Romano	-	50%
	Team Total	76%	84%

Last Stone Draw		Distance
↻	SCHWARZ B	12.5cm
↺	TANNER V	101.0cm
Total		**113.5cm**

Time remaining: 9 minutes 25 seconds

SWE - Sweden		Shot Success Game	Shot Success All
4 S	EDIN Niklas	89%	83%
3 V	ERIKSSON Oskar	86%	87%
2	WRANAA Rasmus	75%	84%
1	SUNDGREN Christoffer	89%	89%
A	LEEK Henrik	-	100%
	Team Total	85%	86%

Last Stone Draw		Distance
↻	ERIKSSON O	15.3cm
↺	EDIN N	67.4cm
Total		**82.7cm**

Time remaining: 9 minutes 55 seconds

Shot Success Analysis

SUI - Switzerland		↻		↺		Game	
4 SCHWARZ Benoit	Draws	5	75%	5	85%	10	80%
	Take-outs	2	75%	2	75%	4	75%
	Total	7	75%	7	82%	14	79%
3 PAETZ Claudio	Draws	2	50%	4	69%	6	63%
	Take-outs	4	50%	4	69%	8	59%
	Total	6	50%	8	69%	14	61%
2 DE CRUZ Peter	Draws	5	85%	4	88%	9	86%
	Take-outs	2	100%	3	92%	5	95%
	Total	7	89%	7	89%	14	89%
1 TANNER Valentin	Draws	6	63%	8	84%	14	75%
	Take-outs	0	-	0	-	0	-
	Total	6	63%	8	84%	14	75%
A MEIER Romano	Draws	0	-	0	-	0	-
	Take-outs	0	-	0	-	0	-
	Total	0	-	0	-	0	-
Team	Draws	18	71%	21	82%	39	77%
	Take-outs	8	69%	9	78%	17	74%
	Total	26	70%	30	81%	56	76%

SWE - Sweden		↻		↺		Game	
4 EDIN Niklas	Draws	3	100%	5	90%	8	94%
	Take-outs	3	100%	3	67%	6	83%
	Total	6	100%	8	81%	14	89%
3 ERIKSSON Oskar	Draws	1	100%	1	100%	2	100%
	Take-outs	7	93%	5	70%	12	83%
	Total	8	94%	6	75%	14	86%
2 WRANAA Rasmus	Draws	2	75%	0	-	2	75%
	Take-outs	7	86%	5	60%	12	75%
	Total	9	83%	5	60%	14	75%
1 SUNDGREN Christoffer	Draws	1	100%	13	88%	14	89%
	Take-outs	0	-	0	-	0	-
	Total	1	100%	13	88%	14	89%
A LEEK Henrik	Draws	0	-	0	-	0	-
	Take-outs	0	-	0	-	0	-
	Total	0	-	0	-	0	-
Team	Draws	7	93%	19	89%	26	90%
	Take-outs	17	91%	13	65%	30	80%
	Total	24	92%	32	80%	56	85%

Note:
Team position and functions are attached to each team member's name as follows:
4 = Fourth, **3** = Third, **2** = Second, **1** = Lead, **A** = Alternate, **S** = Skip, **V** = Vice-Skip

Legend:
↻ Clockwise ↺ Counter-clockwise **LSFE(*)** Last Stone First End
X Unplayed/unfinished end due to concession

Game - Shot by Shot

End 1 — **SUI - Switzerland** **0 + 0** (this end) **= 0** — **SWE - Sweden** **0 + 2** (this end) **= 2**

1
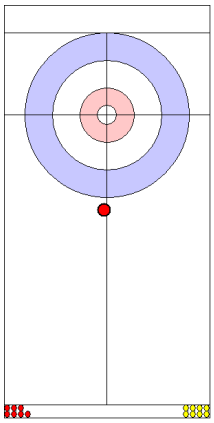
SUI: TANNER V
Front ↻ 4

2
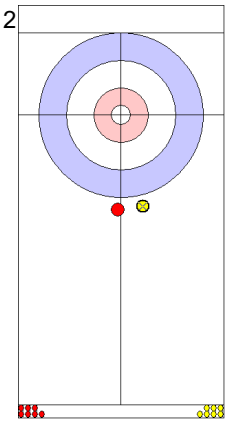
SWE: SUNDGREN C
Front ↻ 4

3
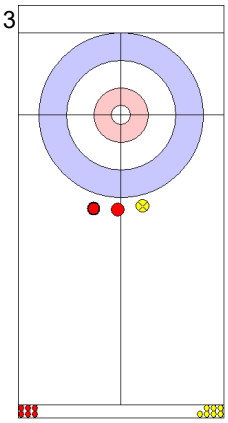
SUI: TANNER V
Draw ↻ 0

4
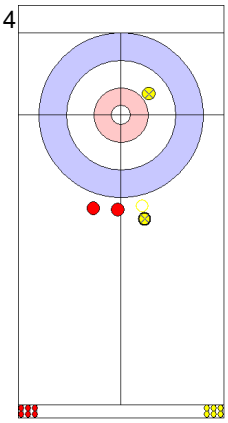
SWE: SUNDGREN C
Raise ↻ 3

5
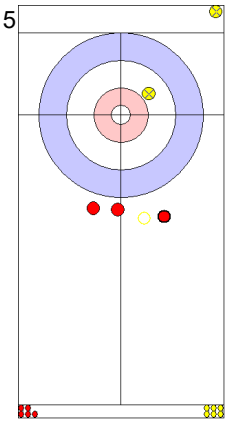
SUI: DE CRUZ P
Clearing ↻ 3

6
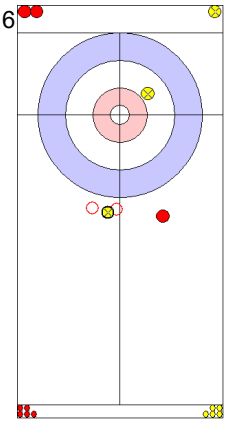
SWE: WRANAA R
Double Take-out ↻ 4

7
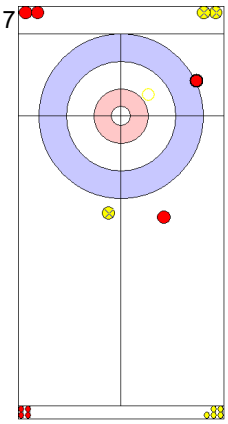
SUI: DE CRUZ P
Take-out ↻ 4

8
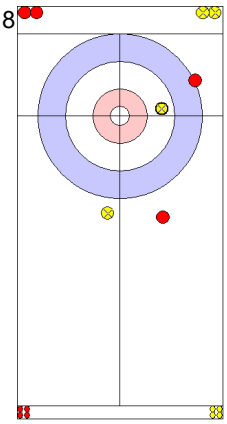
SWE: WRANAA R
Draw ↻ 4

9
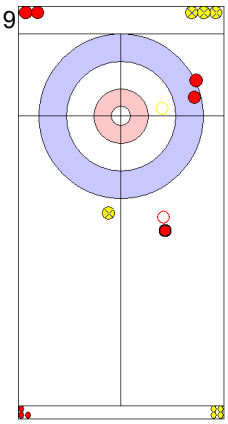
SUI: PAETZ C
Promotion Take-out ↻ 3

10
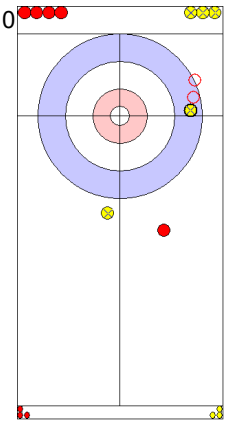
SWE: ERIKSSON O
Double Take-out ↻ 4

11
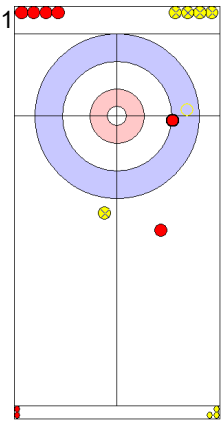
SUI: PAETZ C
Take-out ↻ 4

12
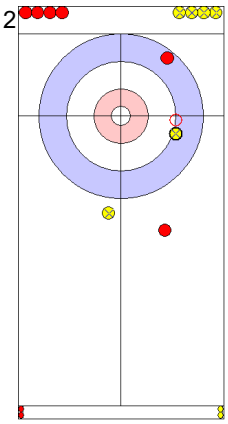
SWE: ERIKSSON O
Take-out ↻ 0

13
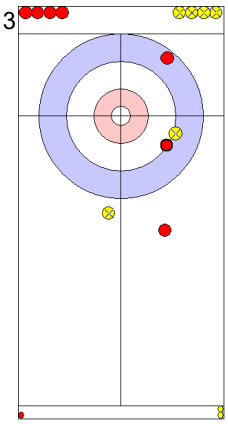
SUI: SCHWARZ B
Draw ↻ 4

14
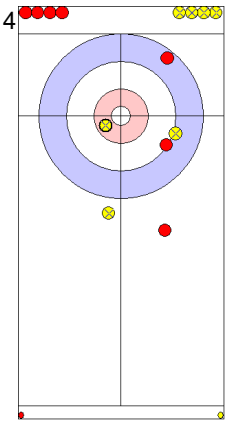
SWE: EDIN N
Draw ↻ 4

15
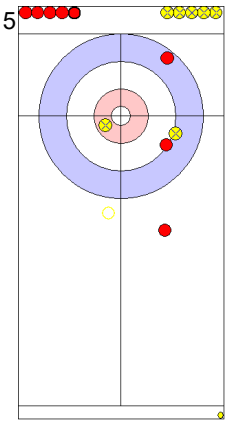
SUI: SCHWARZ B
Double Take-out ↻ 2

16
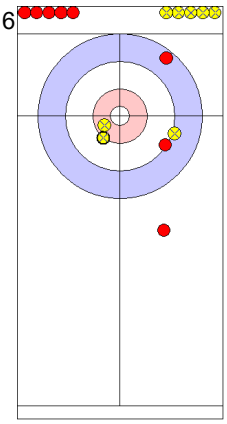
SWE: EDIN N
Draw ↻ 4

	SUI	SWE
Total Score	0	2
Time left	00:00	00:00

Game - Shot by Shot

End 2 | **SUI - Switzerland** **0 + 2** (this end) **= 2** | **SWE - Sweden** **2 + 0** (this end) **= 2**

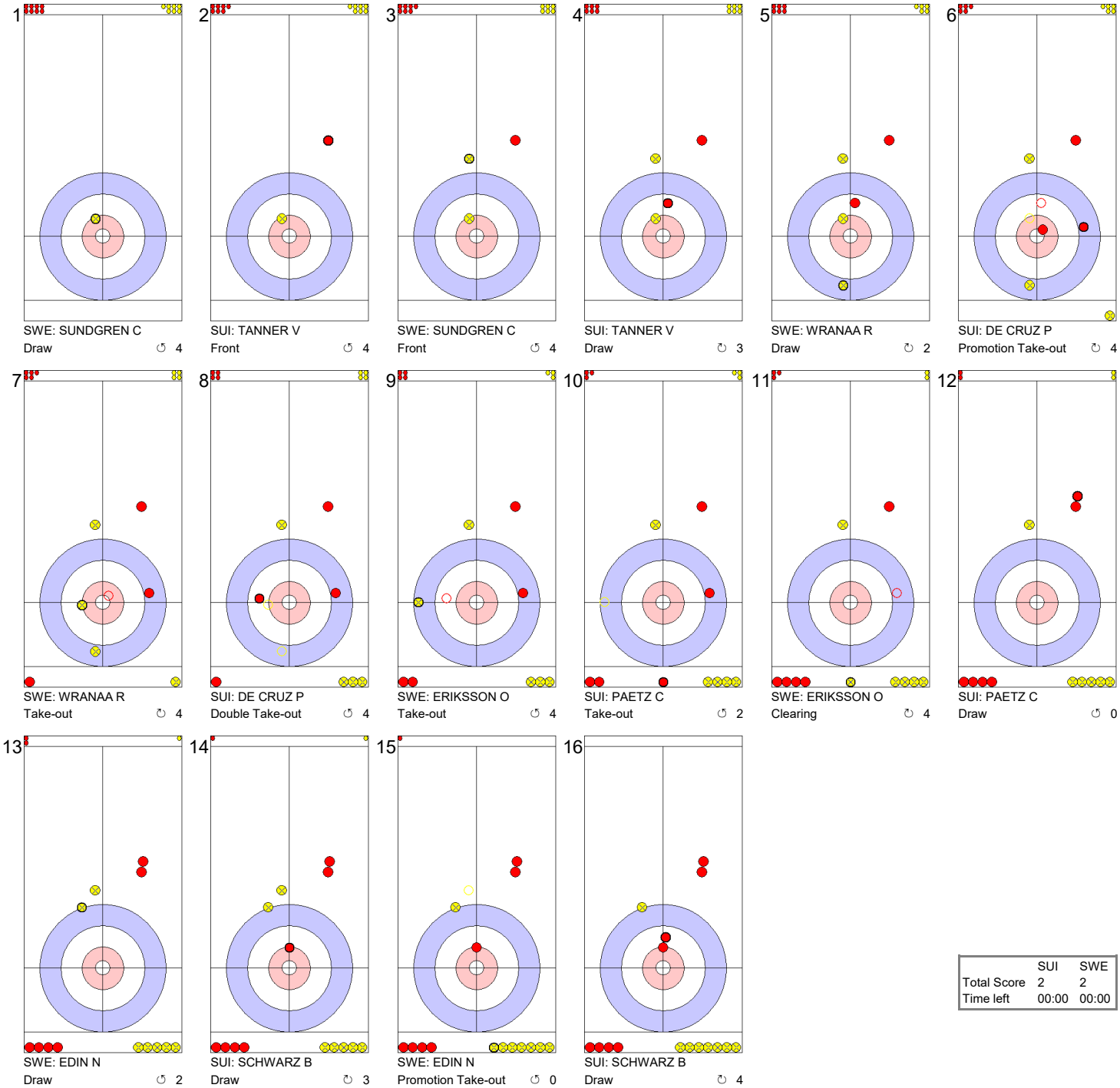

	SUI	SWE
Total Score	2	2
Time left	00:00	00:00

Game - Shot by Shot

End 3 | **SUI - Switzerland** **2 + 0** (this end) **= 2** | **SWE - Sweden** **2 + 2** (this end) **= 4**



	SUI	SWE
Total Score	2	4
Time left	00:00	00:00

Game - Shot by Shot

End 4 | **SUI - Switzerland** **2 + 1** (this end) **= 3** | **SWE - Sweden** **4 + 0** (this end) **= 4**

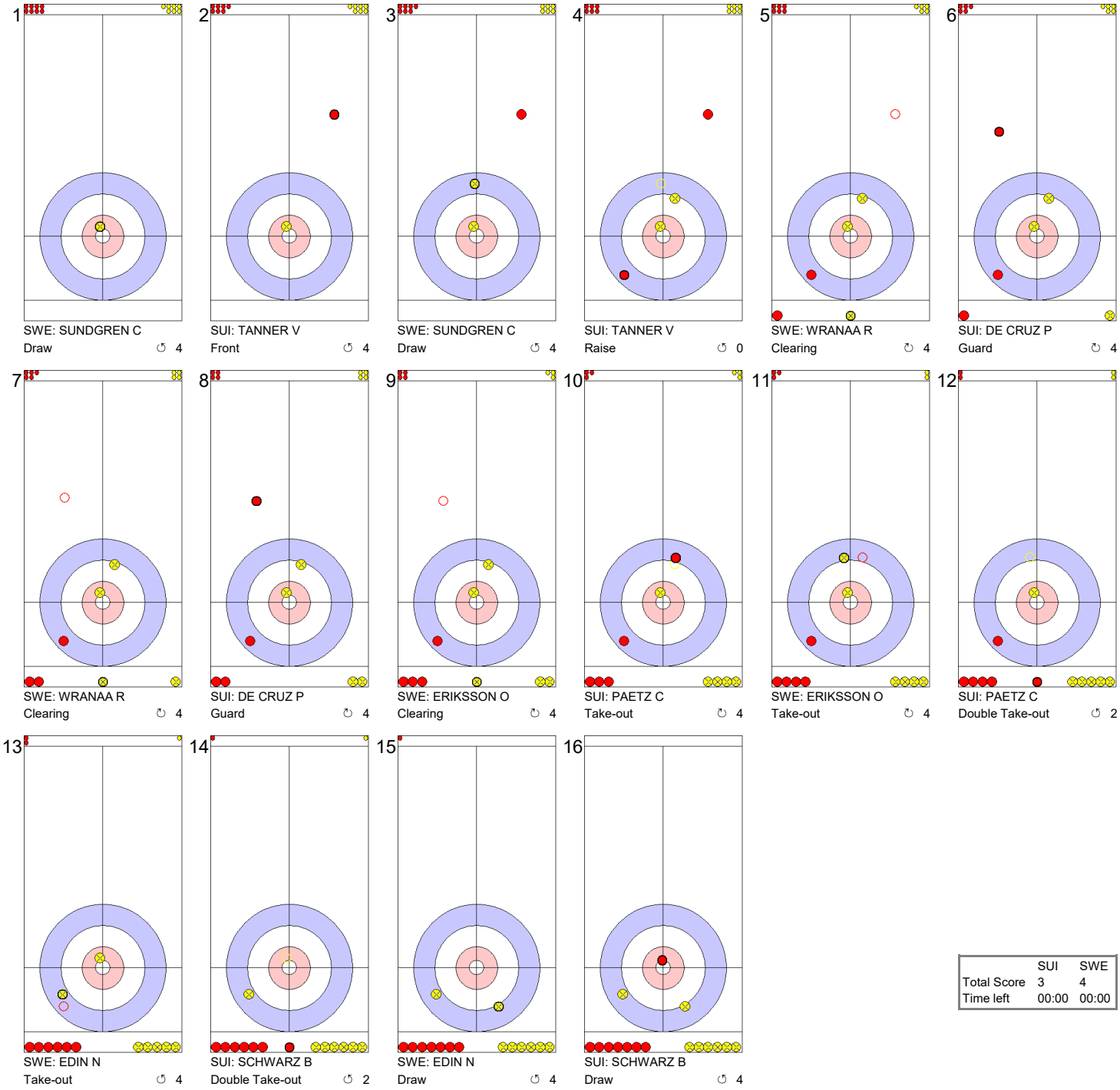

	SUI	SWE
Total Score	3	4
Time left	00:00	00:00

Game - Shot by Shot

End 5 — **SUI - Switzerland** **3 + 0** (this end) **= 3** — **SWE - Sweden** **4 + 1** (this end) **= 5**



	SUI	SWE
Total Score	3	5
Time left	00:00	00:00

Game - Shot by Shot

End 6 | **SUI - Switzerland** **3 + 1** (this end) **= 4** | **SWE - Sweden** **5 + 0** (this end) **= 5**

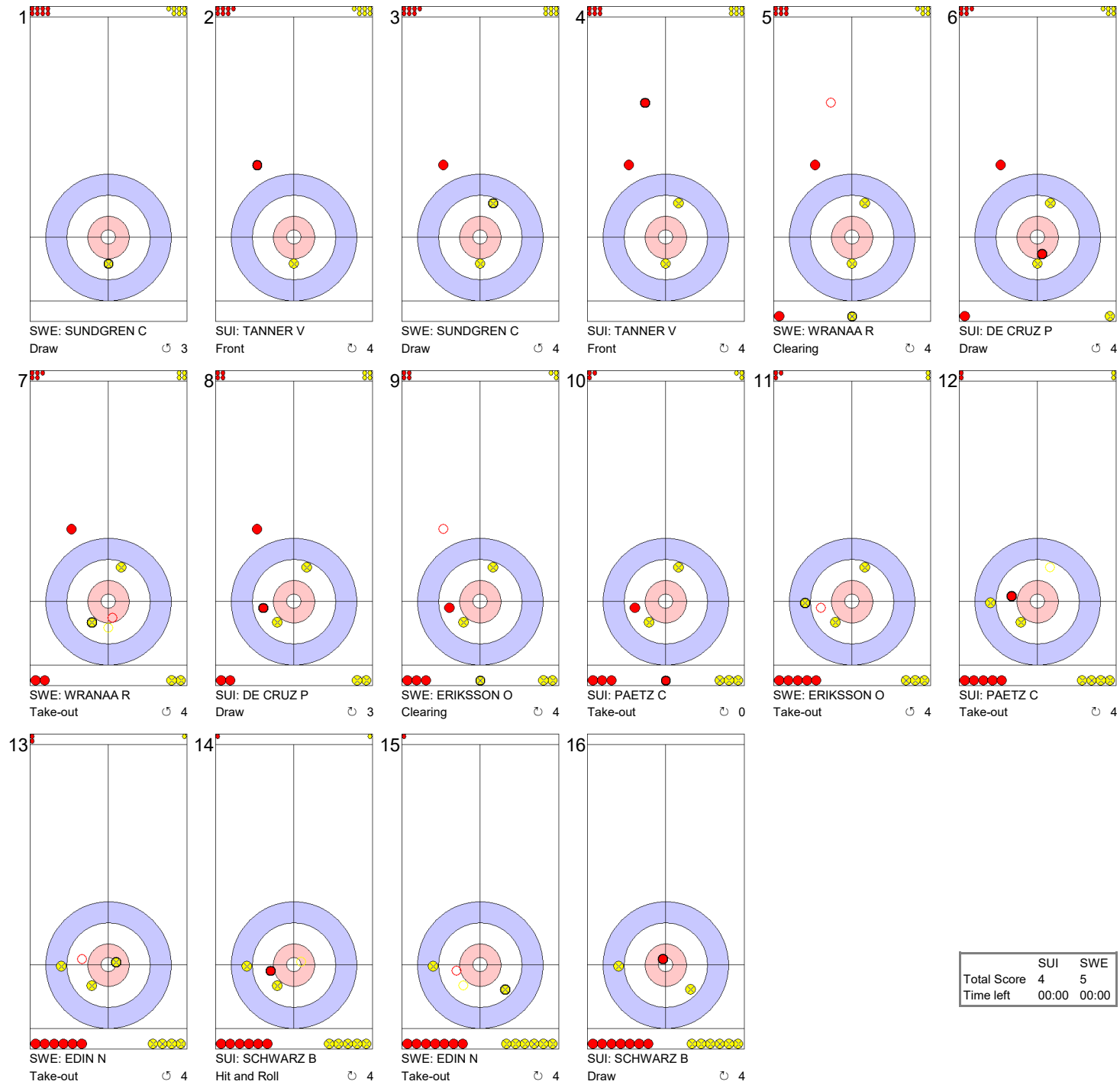

	SUI	SWE
Total Score	4	5
Time left	00:00	00:00

Game - Shot by Shot

End 7 | **SUI - Switzerland** **4 + 0** (this end) **= 4** | **SWE - Sweden** **5 + 5** (this end) **= 10**



Note:
Shot Success Points:
4 = 100%
3 = 75%
2 = 50%
1 = 25%
0 = 0%
X = not considered

Rotation:
↻ Clockwise
↺ Counter-clockwise

	SUI	SWE
Total Score	4	10
Time left	09:25	09:55

Session Results and Standings

Sheet	Game	Team	LSFE	1	2	3	4	5	6	7	8	9	10	Extra Ends				Total
A	9	CAN - Canada	*	2	0	0	5	0	1	2	X	X	X					10
	9	JPN - Japan		0	0	1	0	1	0	0	X	X	X					2
B	8	ITA - Italy		0	0	1	0	0	2	0	0	1	0					4
	8	SUI - Switzerland	*	0	2	0	1	0	0	1	1	0	1					6
C	9	NED - Netherlands		0	0	0	2	1	0	1	1	0	1					6
	9	RUS - Russia	*	0	0	2	0	0	1	0	0	1	0					4
D	8	USA - United States		0	1	0	2	0	2	0	3	0	X					8
	8	GER - Germany	*	0	0	1	0	2	0	1	0	1	X					5

Current Standings

Rank	Team	Games	Wins	Losses	
1	CAN - Canada	9	9	0	Q
2	SUI - Switzerland	8	7	1	
2	SWE - Sweden	8	7	1	
4	USA - United States	8	5	3	
5	JPN - Japan	9	5	4	
6	CHN - China	8	4	4	
6	ITA - Italy	8	4	4	
8	NOR - Norway	8	3	5	
8	SCO - Scotland	8	3	5	
10	GER - Germany	8	2	6	
11	NED - Netherlands	9	1	8	
12	RUS - Russia	9	0	9	

Attendance

Session: 2'728 Total: 44'364

Note:
Under WCF rules, tie-breaking rules for standings are not applied until after the last game of the Round Robin.

Legend:
LSFE(*) Last Stone First End **Q** Qualified for the play-offs **X** Unplayed/unfinished end due to concession

Game Results

Sheet	Game	Team	LSFE	1	2	3	4	5	6	7	8	9	10	Extra Ends				Total
A	9	CAN - Canada	*	2	0	0	5	0	1	2	X	X	X					10
	9	JPN - Japan		0	0	1	0	1	0	0	X	X	X					2

CAN - Canada		Shot Success Game	Shot Success All
4 S	GUSHUE Brad	96%	93%
3 V	NICHOLS Mark	96%	90%
2	GALLANT Brett	100%	92%
1	WALKER Geoff	88%	91%
A	SALLOWS Tom	-	100%
	Team Total	95%	92%

Last Stone Draw		Distance
↻	GUSHUE B	9.3cm
↺	WALKER G	7.3cm
Total		**16.6cm**

Time remaining: 14 minutes 43 seconds

JPN - Japan		Shot Success Game	Shot Success All
4 S	MOROZUMI Yusuke	71%	77%
3 V	SHIMIZU Tetsuro	84%	82%
2	YAMAGUCHI Tsuyoshi	89%	83%
1	MOROZUMI Kosuke	96%	85%
A	HIRATA Kohsuke	-	-
	Team Total	85%	82%

Last Stone Draw		Distance
↻	SHIMIZU T	3.5cm
↺	MOROZUMI K	199.6cm
Total		**203.1cm**

Time remaining: 10 minutes 29 seconds

Shot Success Analysis

CAN - Canada		↻		↺		Game	
4 GUSHUE Brad	Draws	1	75%	2	100%	3	92%
	Take-outs	7	100%	4	94%	11	98%
	Total	8	97%	6	96%	14	96%
3 NICHOLS Mark	Draws	1	100%	1	100%	2	100%
	Take-outs	5	95%	7	96%	12	96%
	Total	6	96%	8	97%	14	96%
2 GALLANT Brett	Draws	1	100%	1	100%	2	100%
	Take-outs	5	100%	7	100%	12	100%
	Total	6	100%	8	100%	14	100%
1 WALKER Geoff	Draws	8	88%	6	88%	14	88%
	Take-outs	0	-	0	-	0	-
	Total	8	88%	6	88%	14	88%
A SALLOWS Tom	Draws	0	-	0	-	0	-
	Take-outs	0	-	0	-	0	-
	Total	0	-	0	-	0	-
Team	Draws	11	89%	10	93%	21	90%
	Take-outs	17	99%	18	97%	35	98%
	Total	28	95%	28	96%	56	95%

JPN - Japan		↻		↺		Game	
4 MOROZUMI Yusuke	Draws	3	75%	3	83%	6	79%
	Take-outs	3	33%	5	85%	8	66%
	Total	6	54%	8	84%	14	71%
3 SHIMIZU Tetsuro	Draws	3	100%	7	75%	10	83%
	Take-outs	3	83%	1	100%	4	88%
	Total	6	92%	8	78%	14	84%
2 YAMAGUCHI Tsuyoshi	Draws	6	96%	6	83%	12	90%
	Take-outs	0	-	2	88%	2	88%
	Total	6	96%	8	84%	14	89%
1 MOROZUMI Kosuke	Draws	5	100%	9	94%	14	96%
	Take-outs	0	-	0	-	0	-
	Total	5	100%	9	94%	14	96%
A HIRATA Kohsuke	Draws	0	-	0	-	0	-
	Take-outs	0	-	0	-	0	-
	Total	0	-	0	-	0	-
Team	Draws	17	94%	25	85%	42	89%
	Take-outs	6	58%	8	88%	14	75%
	Total	23	85%	33	86%	56	85%

Note:
Team position and functions are attached to each team member's name as follows:
4 = Fourth, **3** = Third, **2** = Second, **1** = Lead, **A** = Alternate, **S** = Skip, **V** = Vice-Skip

Legend:
↻ Clockwise ↺ Counter-clockwise **LSFE(*)** Last Stone First End
X Unplayed/unfinished end due to concession

Game - Shot by Shot

End 1 — **CAN - Canada** **0 + 2** (this end) **= 2** — **JPN - Japan** **0 + 0** (this end) **= 0**

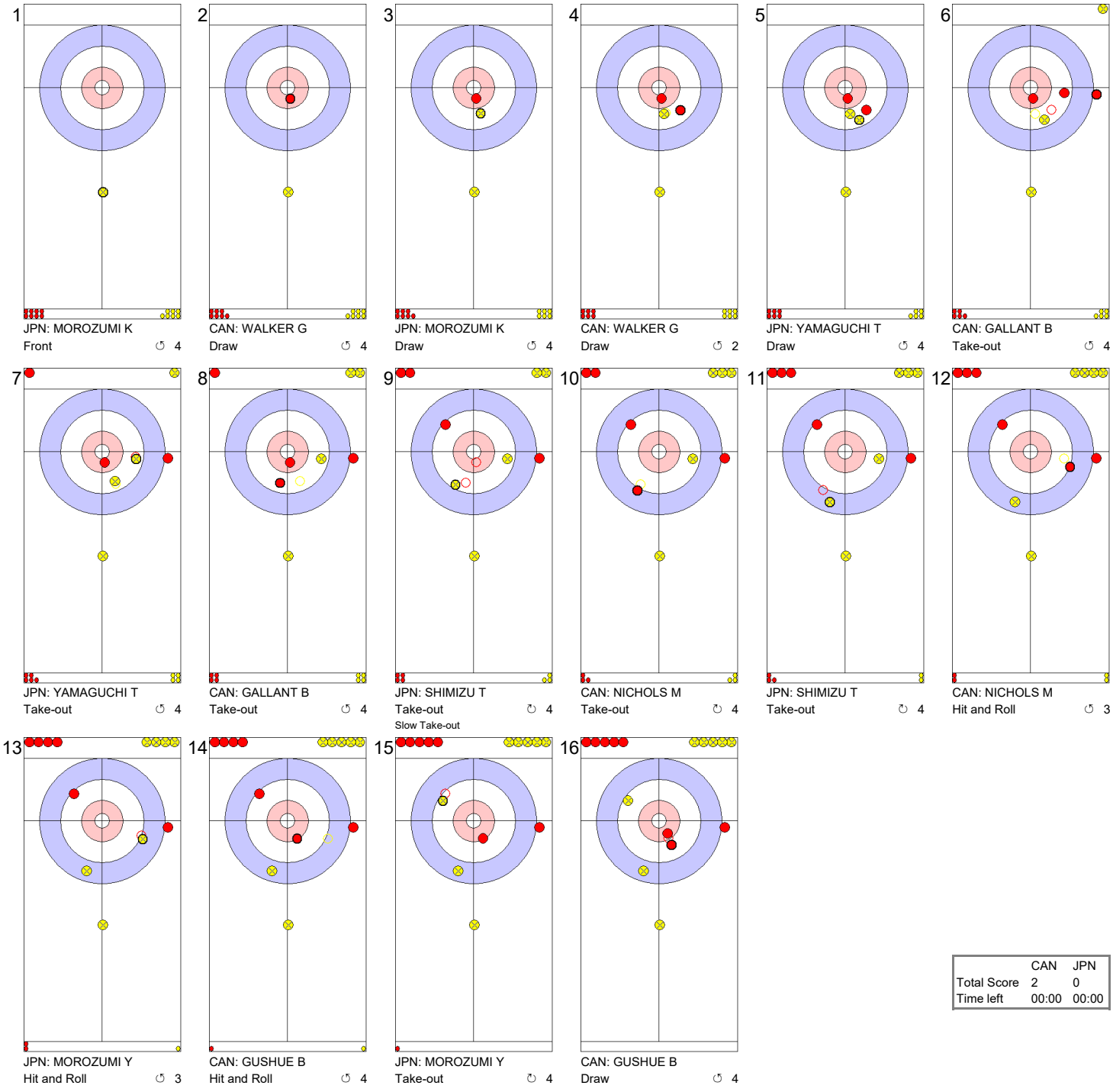

	CAN	JPN
Total Score	2	0
Time left	00:00	00:00

Game - Shot by Shot

End 2 | **CAN - Canada** **2 + 0** (this end) **= 2** | **JPN - Japan** **0 + 0** (this end) **= 0**



	CAN	JPN
Total Score	2	0
Time left	00:00	00:00

Game - Shot by Shot

End 3 | **CAN - Canada** **2 + 0** (this end) **= 2** | **JPN - Japan** **0 + 1** (this end) **= 1**



	1	2	3	4	5	6
	CAN: WALKER G	JPN: MOROZUMI K	CAN: WALKER G	JPN: MOROZUMI K	CAN: GALLANT B	JPN: YAMAGUCHI T
	Draw ↻ 4	Front ↻ 4	Draw ↻ 4	Draw ↻ 4	Clearing ↻ 4	Front ↻ 4
	7	8	9	10	11	12
	CAN: GALLANT B	JPN: YAMAGUCHI T	CAN: NICHOLS M	JPN: SHIMIZU T	CAN: NICHOLS M	JPN: SHIMIZU T
	Draw ↻ 4	Raise ↻ 4	Guard ↻ 4	Promotion Take-out ↻ 4	Hit and Roll ↻ 4	Draw ↻ 3
	13	14	15	16		
	CAN: GUSHUE B	JPN: MOROZUMI Y	CAN: GUSHUE B	JPN: MOROZUMI Y		
	Guard ↻ 4	Promotion Take-out ↻ 0	Promotion Take-out ↻ 4	Promotion Take-out ↻ 4		

	CAN	JPN
Total Score	2	1
Time left	00:00	00:00

Game - Shot by Shot

End 4 — **CAN - Canada** **2 + 5** (this end) **= 7** — **JPN - Japan** **1 + 0** (this end) **= 1**

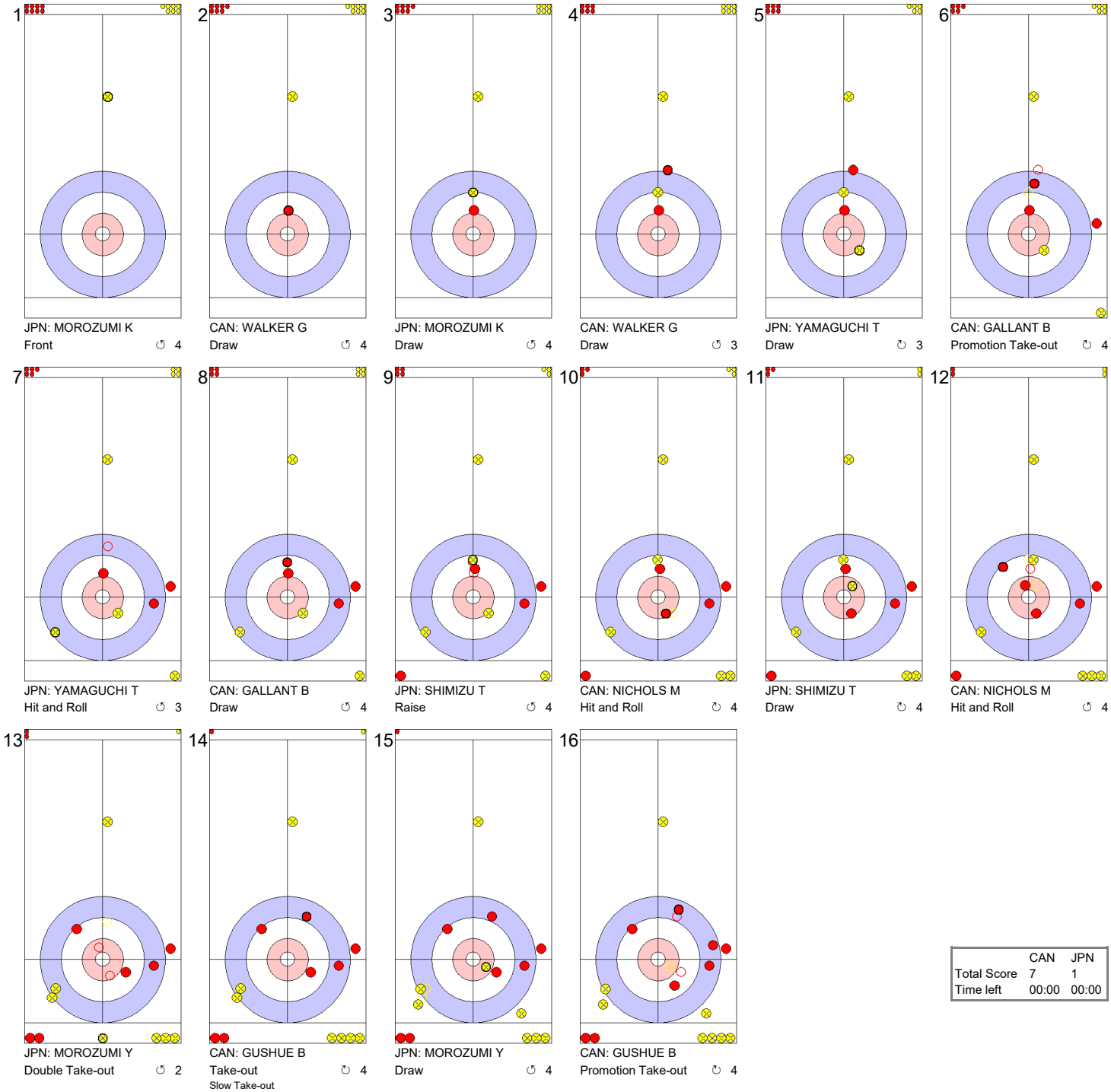

	CAN	JPN
Total Score	7	1
Time left	00:00	00:00

Game - Shot by Shot

End 5 | **CAN - Canada** **7 + 0** (this end) **= 7** | **JPN - Japan** **1 + 1** (this end) **= 2**

1

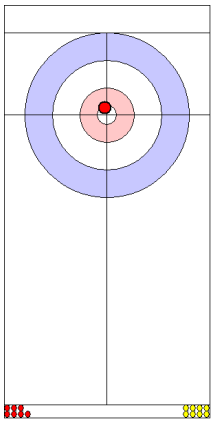

CAN: WALKER G
Draw ↻ 4

2

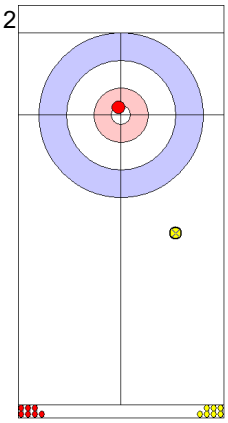

JPN: MOROZUMI K
Front ↻ 4

3

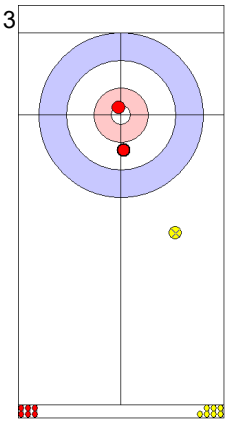

CAN: WALKER G
Draw ↻ 4

4

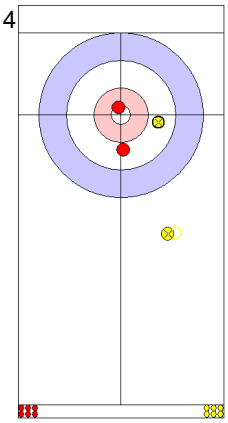

JPN: MOROZUMI K
Draw ↻ 4

5

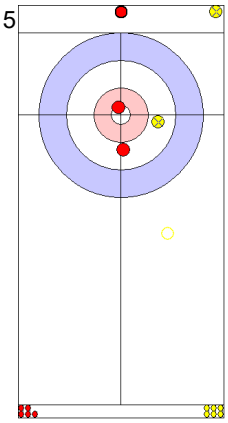

CAN: GALLANT B
Clearing ↻ 4

6

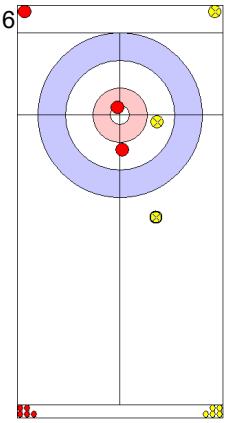

JPN: YAMAGUCHI T
Guard ↻ 4

7

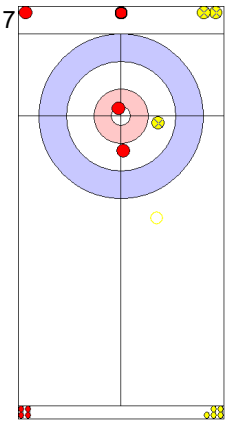

CAN: GALLANT B
Clearing ↻ 4

8

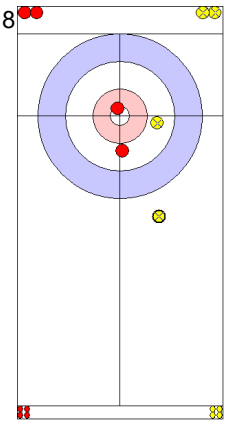

JPN: YAMAGUCHI T
Guard ↻ 4

9

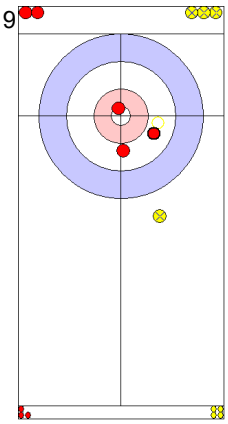

CAN: NICHOLS M
Take-out ↻ 4
Slow Take-out

10

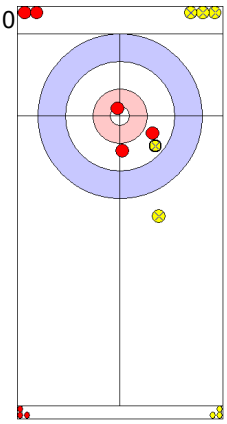

JPN: SHIMIZU T
Draw ↻ 4

11

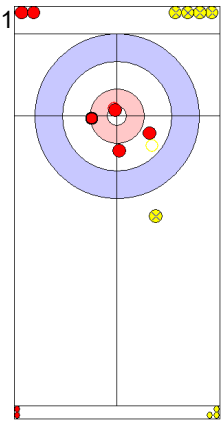

CAN: NICHOLS M
Hit and Roll ↻ 4
Slow Take-out

12

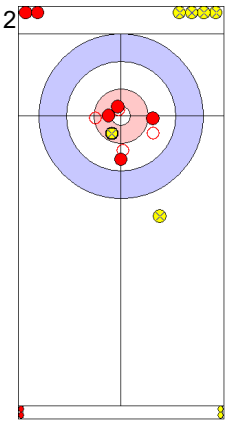

JPN: SHIMIZU T
Draw ↻ 4

13

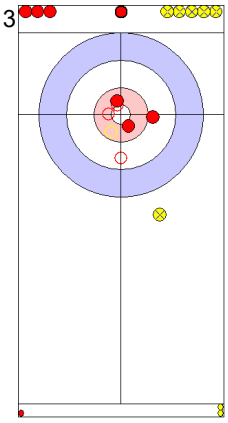

CAN: GUSHUE B
Promotion Take-out ↻ 4

14

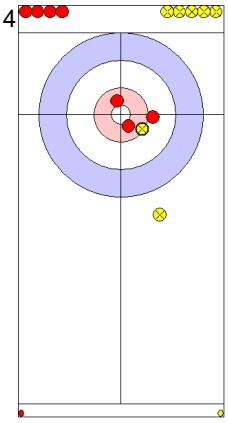

JPN: MOROZUMI Y
Draw ↻ 3

15

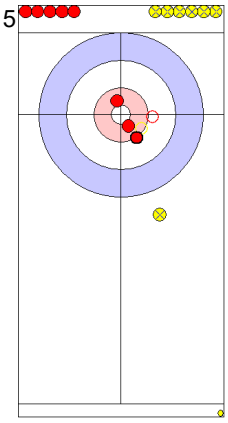

CAN: GUSHUE B
Take-out ↻ 4

16

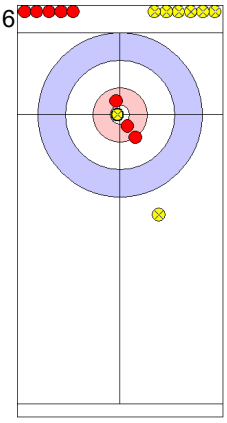

JPN: MOROZUMI Y
Draw ↻ 4

	CAN	JPN
Total Score	7	2
Time left	00:00	00:00

Game - Shot by Shot

End 6 | **CAN - Canada** **7 + 1** (this end) **= 8** | **JPN - Japan** **2 + 0** (this end) **= 2**

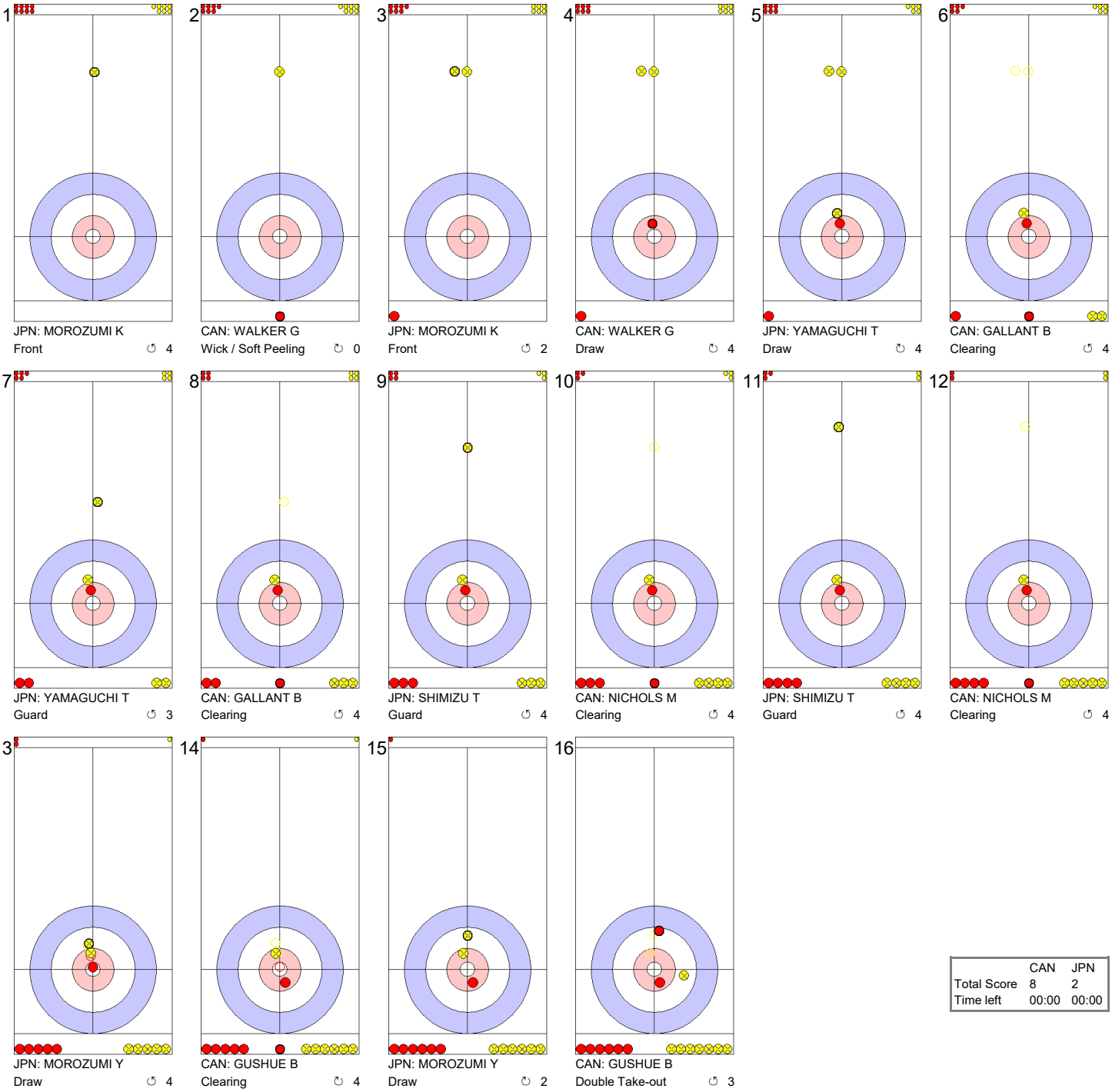

	CAN	JPN
Total Score	8	2
Time left	00:00	00:00

Game - Shot by Shot

End 7 | **CAN - Canada** **8 + 2** (this end) **= 10** | **JPN - Japan** **2 + 0** (this end) **= 2**

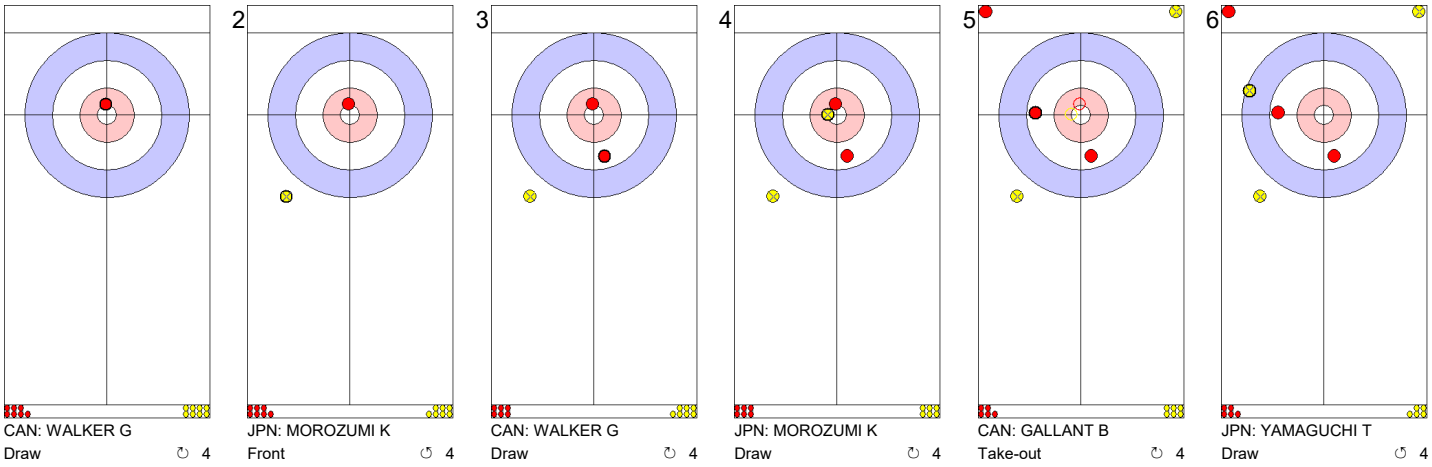

1	2	3	4	5	6
CAN: WALKER G	JPN: MOROZUMI K	CAN: WALKER G	JPN: MOROZUMI K	CAN: GALLANT B	JPN: YAMAGUCHI T
Draw ↻ 4	Front ↺ 4	Draw ↻ 4	Draw ↻ 4	Take-out ↻ 4	Draw ↺ 4

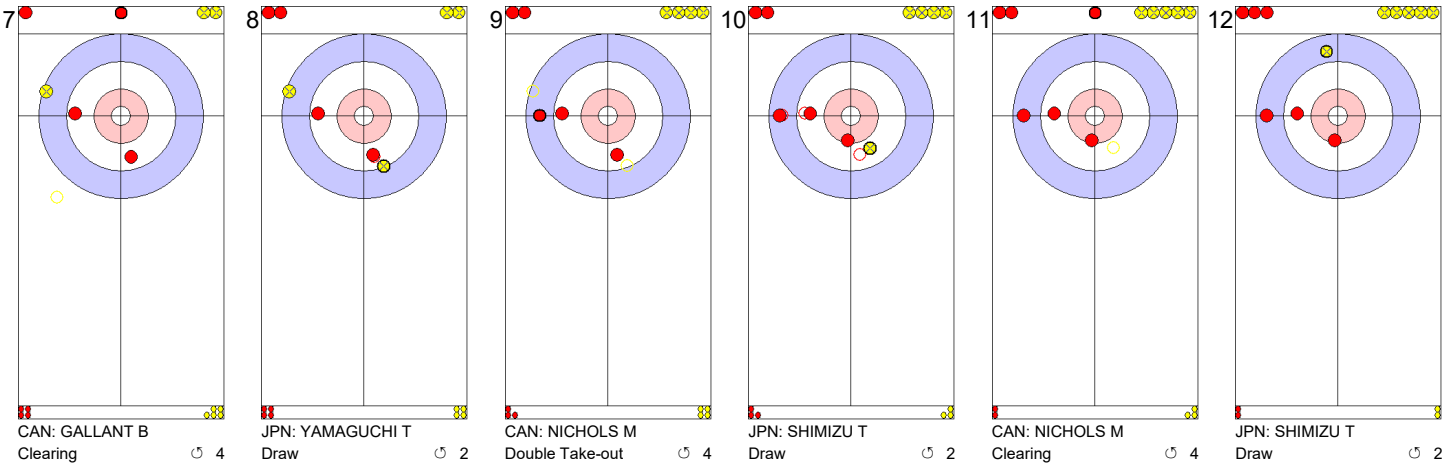

7	8	9	10	11	12
CAN: GALLANT B	JPN: YAMAGUCHI T	CAN: NICHOLS M	JPN: SHIMIZU T	CAN: NICHOLS M	JPN: SHIMIZU T
Clearing ↻ 4	Draw ↺ 2	Double Take-out ↻ 4	Draw ↺ 2	Clearing ↺ 4	Draw ↺ 2

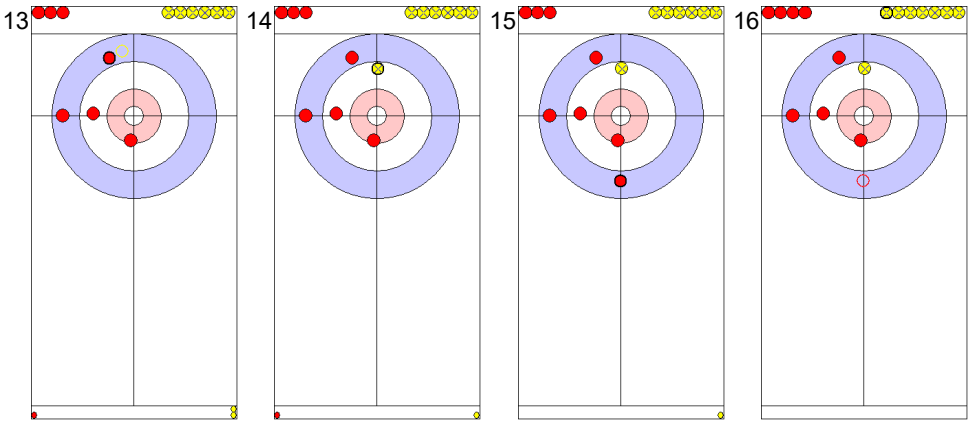

13	14	15	16
CAN: GUSHUE B	JPN: MOROZUMI Y	CAN: GUSHUE B	JPN: MOROZUMI Y
Take-out ↻ 4 Slow Take-out	Draw ↺ 2	Draw ↻ 3	Double Take-out ↻ 0

Note:
Shot Success Points:
4 = 100%
3 = 75%
2 = 50%
1 = 25%
0 = 0%
X = not considered

Rotation:
↻ Clockwise
↺ Counter-clockwise

	CAN	JPN
Total Score	10	2
Time left	14:43	10:29

Game Results

Sheet	Game	Team	LSFE	1	2	3	4	5	6	7	8	9	10	Extra Ends				Total
B	8	ITA - Italy		0	0	1	0	0	2	0	0	1	0					4
	8	SUI - Switzerland	*	0	2	0	1	0	0	1	1	0	1					6

ITA - Italy		Shot Success Game	Shot Success All
4 V	MOSANER Amos	86 %	81 %
3 S	RETORNAZ Joel	83 %	78 %
2	PILZER Andrea	89 %	76 %
1	FERRAZZA Daniele	88 %	83 %
A	GONIN Simone	-	-
	Team Total	86 %	80 %

Last Stone Draw		Distance
↻	PILZER A	78.4cm
↺	FERRAZZA D	44.0cm
Total		**122.4cm**

Time remaining: 1 minute 27 seconds

Time-out: end 10 - ITA stone 6

SUI - Switzerland		Shot Success Game	Shot Success All
4 V	SCHWARZ Benoit	85 %	84 %
3	PAETZ Claudio	90 %	86 %
2 S	DE CRUZ Peter	83 %	83 %
1	TANNER Valentin	85 %	88 %
A	MEIER Romano	-	50 %
	Team Total	86 %	85 %

Last Stone Draw		Distance
↻	PAETZ C	9.1cm
↺	DE CRUZ P	28.1cm
Total		**37.2cm**

Time remaining: 6 minutes 48 seconds

Shot Success Analysis

ITA - Italy		↻		↺		Game	
4 MOSANER Amos	Draws	6	100 %	5	100 %	11	100 %
	Take-outs	5	75 %	3	50 %	8	66 %
	Total	11	89 %	8	81 %	19	86 %
3 RETORNAZ Joel	Draws	4	88 %	5	95 %	9	92 %
	Take-outs	6	75 %	5	75 %	11	75 %
	Total	10	80 %	10	85 %	20	83 %
2 PILZER Andrea	Draws	6	96 %	3	58 %	9	83 %
	Take-outs	4	100 %	7	89 %	11	93 %
	Total	10	98 %	10	80 %	20	89 %
1 FERRAZZA Daniele	Draws	4	88 %	12	94 %	16	92 %
	Take-outs	1	0 %	3	92 %	4	69 %
	Total	5	70 %	15	93 %	20	88 %
A GONIN Simone	Draws	0	-	0	-	0	-
	Take-outs	0	-	0	-	0	-
	Total	0	-	0	-	0	-
Team	Draws	20	94 %	25	91 %	45	92 %
	Take-outs	16	77 %	18	79 %	34	78 %
	Total	36	86 %	43	86 %	79	86 %

SUI - Switzerland		↻		↺		Game	
4 SCHWARZ Benoit	Draws	6	92 %	4	75 %	10	85 %
	Take-outs	2	100 %	8	81 %	10	85 %
	Total	8	94 %	12	79 %	20	85 %
3 PAETZ Claudio	Draws	1	100 %	2	100 %	3	100 %
	Take-outs	10	90 %	7	86 %	17	88 %
	Total	11	91 %	9	89 %	20	90 %
2 DE CRUZ Peter	Draws	0	-	2	63 %	2	63 %
	Take-outs	10	83 %	8	88 %	18	85 %
	Total	10	83 %	10	83 %	20	83 %
1 TANNER Valentin	Draws	7	79 %	11	86 %	18	83 %
	Take-outs	1	100 %	1	100 %	2	100 %
	Total	8	81 %	12	88 %	20	85 %
A MEIER Romano	Draws	0	-	0	-	0	-
	Take-outs	0	-	0	-	0	-
	Total	0	-	0	-	0	-
Team	Draws	14	86 %	19	83 %	33	84 %
	Take-outs	23	88 %	24	85 %	47	87 %
	Total	37	87 %	43	84 %	80	86 %

Note:
Team position and functions are attached to each team member's name as follows:
4 = Fourth, **3** = Third, **2** = Second, **1** = Lead, **A** = Alternate, **S** = Skip, **V** = Vice-Skip

Legend:
↻ Clockwise ↺ Counter-clockwise **LSFE(*)** Last Stone First End

Game - Shot by Shot

End 1 — **ITA - Italy** **0 + 0** (this end) **= 0** — **SUI - Switzerland** **0 + 0** (this end) **= 0**

1	2	3	4	5	6
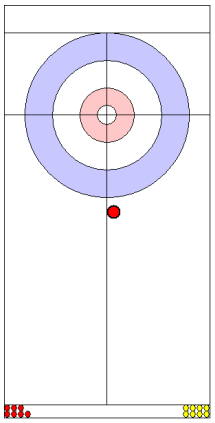	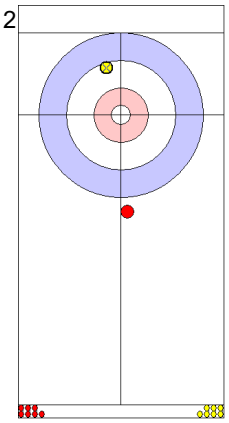	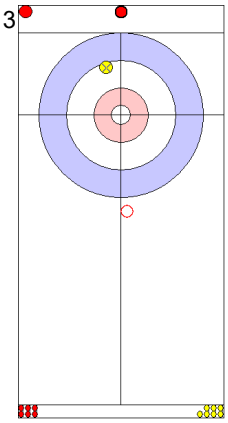	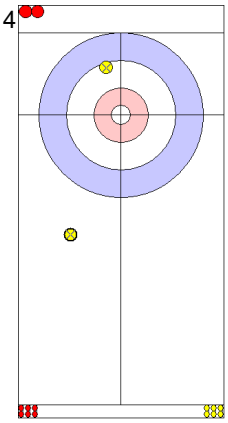	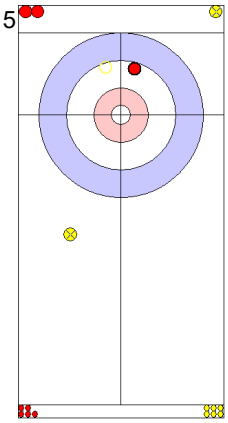	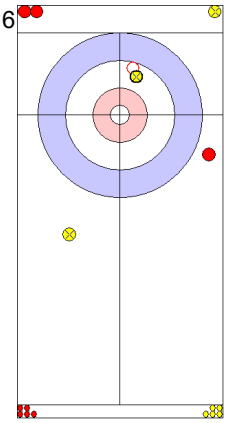
ITA: FERRAZZA D	SUI: TANNER V	ITA: FERRAZZA D	SUI: TANNER V	ITA: PILZER A	SUI: DE CRUZ P
Front ↺ 4	Draw ↺ 3	Take-out ↻ 0	Front ↺ 4	Take-out ↺ 4	Take-out ↺ 4

7	8	9	10	11	12
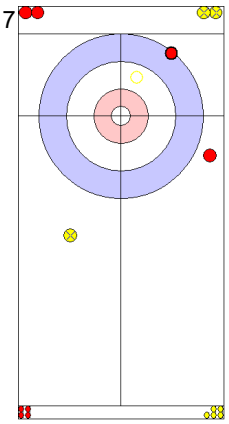	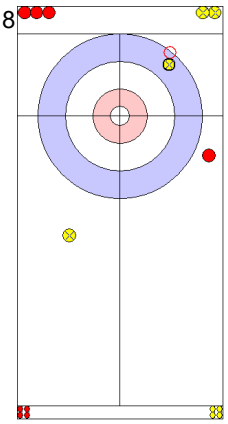	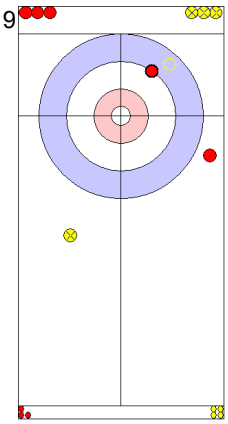	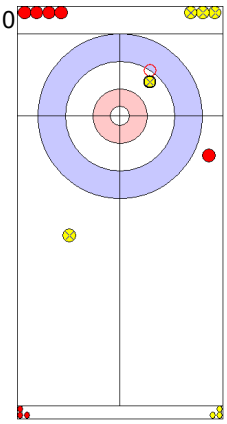	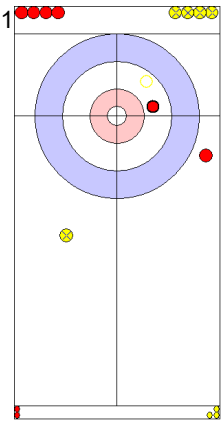	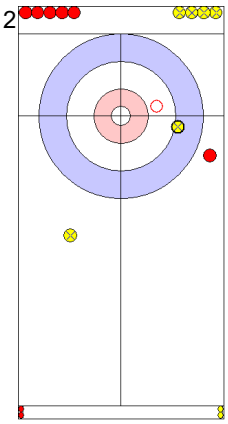
ITA: PILZER A	SUI: DE CRUZ P	ITA: RETORNAZ J	SUI: PAETZ C	ITA: RETORNAZ J	SUI: PAETZ C
Take-out ↺ 4	Take-out ↺ 4	Take-out ↺ 4	Take-out ↺ 4	Take-out ↺ 4	Take-out ↺ 4

13	14	15	16
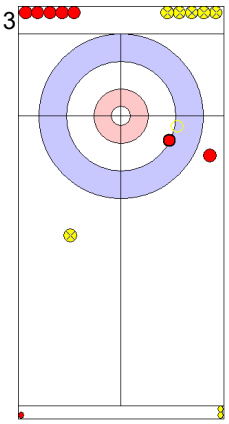	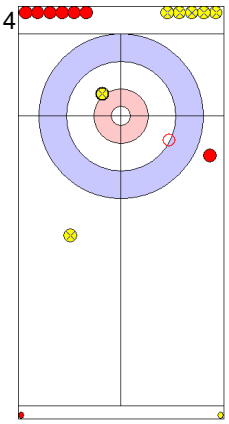	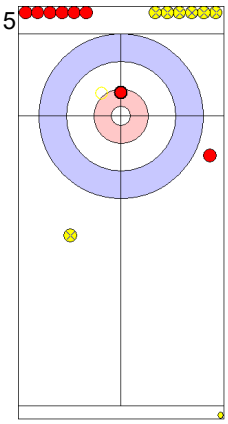	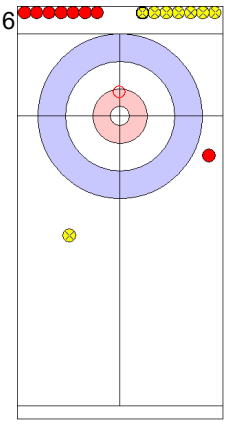
ITA: MOSANER A	SUI: SCHWARZ B	ITA: MOSANER A	SUI: SCHWARZ B
Take-out ↺ 4	Take-out ↺ 4	Hit and Roll ↻ 3	Clearing ↺ 4

	ITA	SUI
Total Score	0	0
Time left	00:00	00:00

Game - Shot by Shot

End 2 — **ITA - Italy** **0 + 0** (this end) **= 0** — **SUI - Switzerland** **0 + 2** (this end) **= 2**



	ITA	SUI
Total Score	0	2
Time left	00:00	00:00

Game - Shot by Shot

End 3 | **ITA - Italy** **0 + 1** (this end) **= 1** | **SUI - Switzerland** **2 + 0** (this end) **= 2**

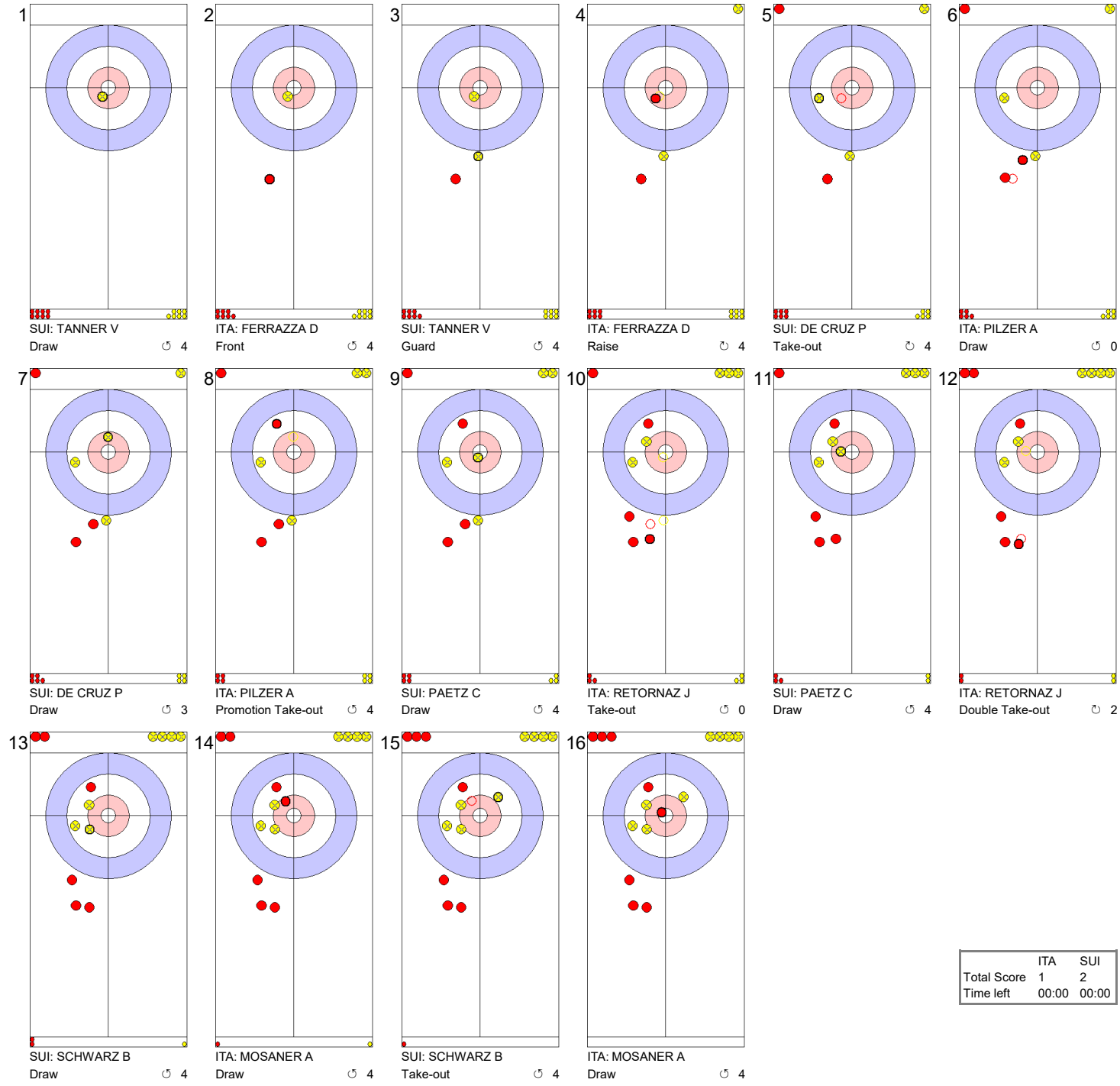

	ITA	SUI
Total Score	1	2
Time left	00:00	00:00

Game - Shot by Shot

End 4 | **ITA - Italy** **1 + 0** (this end) **= 1** | **SUI - Switzerland** **2 + 1** (this end) **= 3**



	ITA	SUI
Total Score	1	3
Time left	00:00	00:00

Game - Shot by Shot

End 5 | **ITA - Italy** **1 + 0** (this end) **= 1** | **SUI - Switzerland** **3 + 0** (this end) **= 3**

1
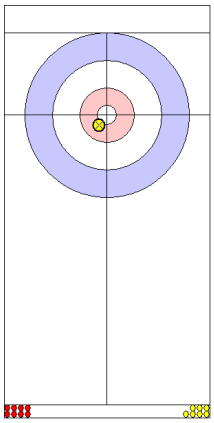
SUI: TANNER V
Draw ↺ 4

2
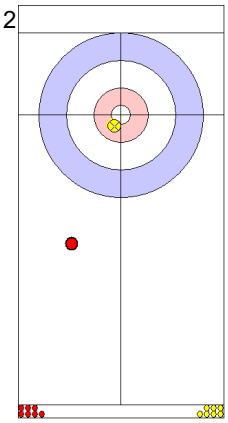
ITA: FERRAZZA D
Front ↺ 4

3
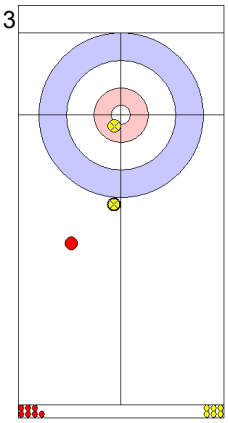
SUI: TANNER V
Guard ↺ 4

4
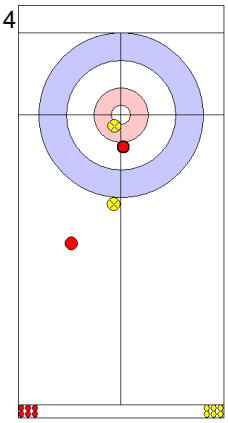
ITA: FERRAZZA D
Draw ↺ 3

5
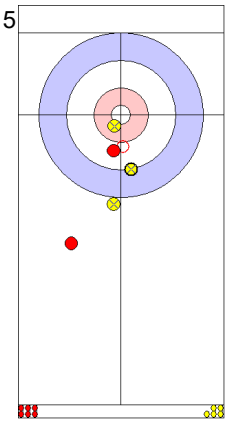
SUI: DE CRUZ P
Draw ↺ 2

6
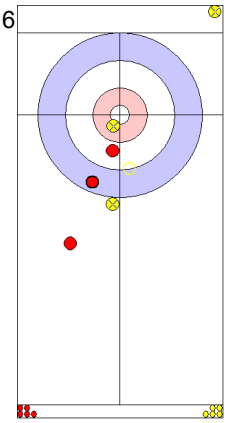
ITA: PILZER A
Take-out ↺ 4

7
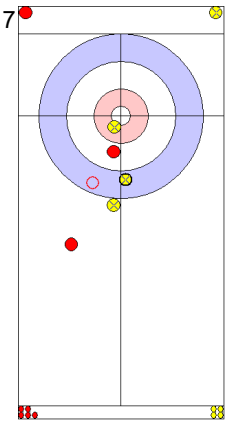
SUI: DE CRUZ P
Take-out ↺ 4

8
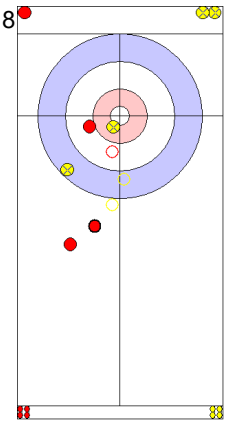
ITA: PILZER A
Double Take-out ↺ 2

9
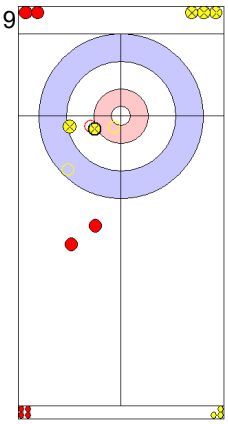
SUI: PAETZ C
Take-out ↺ 4

10
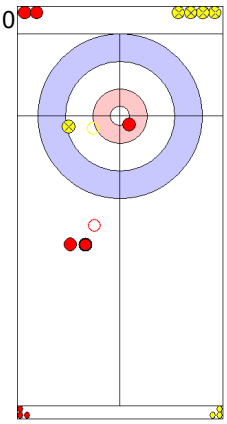
ITA: RETORNAZ J
Promotion Take-out ↺ 4

11
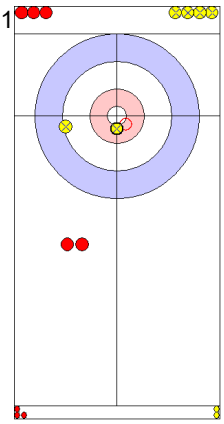
SUI: PAETZ C
Take-out ↺ 4

12
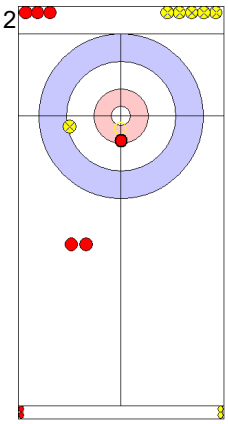
ITA: RETORNAZ J
Hit and Roll ↺ 3

13
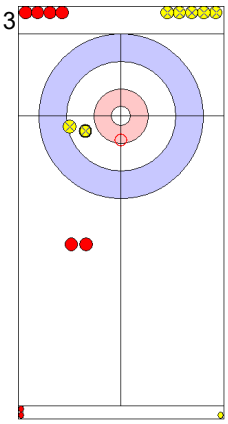
SUI: SCHWARZ B
Hit and Roll ↺ 4

14
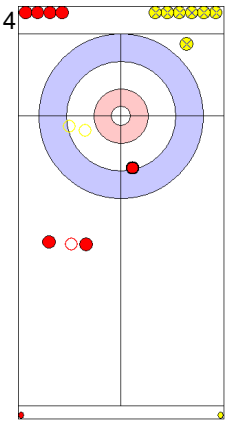
ITA: MOSANER A
Promotion Take-out ↺ 4

15
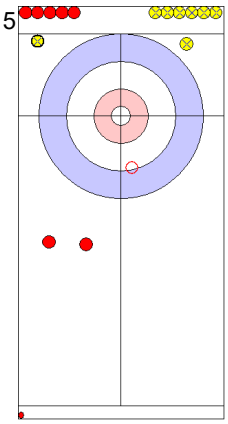
SUI: SCHWARZ B
Take-out ↺ 2

16
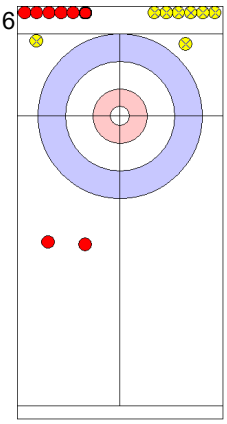
ITA: MOSANER A
Through ↺ X

	ITA	SUI
Total Score	1	3
Time left	00:00	00:00

Game - Shot by Shot

End 6 | **ITA - Italy** **1 + 2** (this end) **= 3** | **SUI - Switzerland** **3 + 0** (this end) **= 3**



	ITA	SUI
Total Score	3	3
Time left	00:00	00:00

Game - Shot by Shot

End 7 | **ITA - Italy** **3 + 0** (this end) **= 3** | **SUI - Switzerland** **3 + 1** (this end) **= 4**



	ITA	SUI
Total Score	3	4
Time left	00:00	00:00

Game - Shot by Shot

End 8 | **ITA - Italy** **3 + 0** (this end) **= 3** | **SUI - Switzerland** **4 + 1** (this end) **= 5**

1
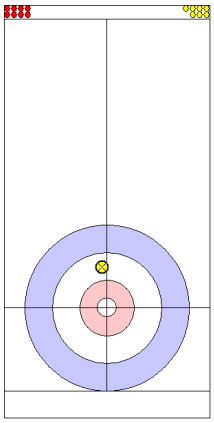
SUI: TANNER V
Draw ↻ 4

2
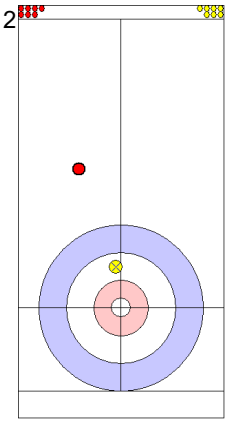
ITA: FERRAZZA D
Front ↻ 3

3
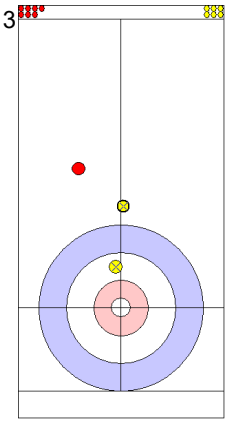
SUI: TANNER V
Guard ↻ 2

4
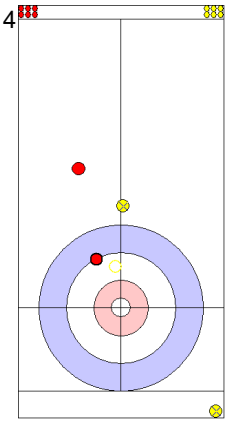
ITA: FERRAZZA D
Hit and Roll ↺ 3
Slow Take-out

5
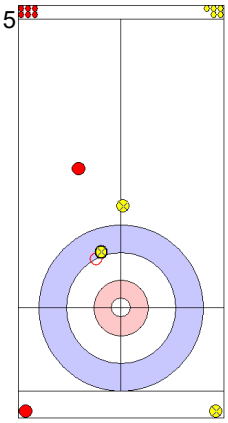
SUI: DE CRUZ P
Hit and Roll ↻ 3

6
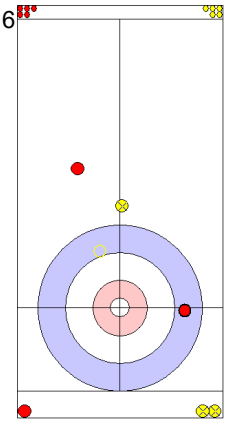
ITA: PILZER A
Hit and Roll ↺ 3

7
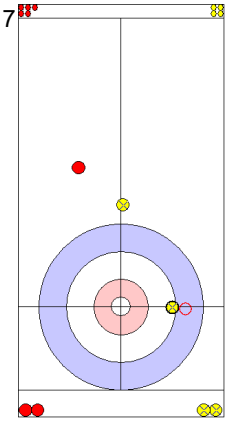
SUI: DE CRUZ P
Take-out ↻ 4

8
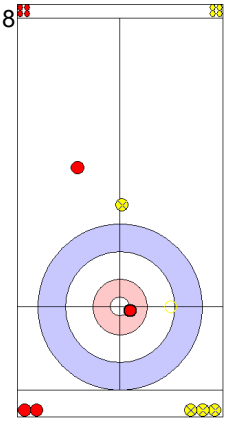
ITA: PILZER A
Take-out ↻ 4

9
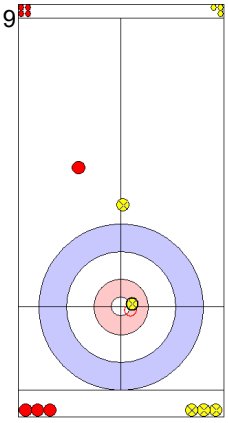
SUI: PAETZ C
Take-out ↻ 4

10
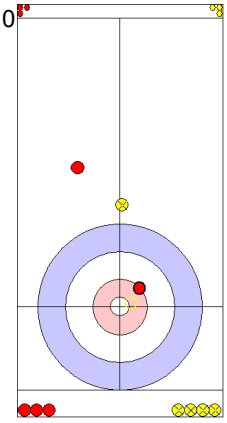
ITA: RETORNAZ J
Take-out ↻ 4

11
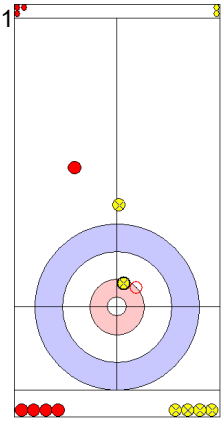
SUI: PAETZ C
Hit and Roll ↻ 4

12
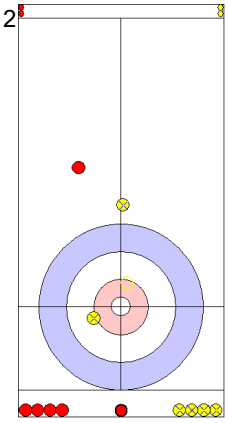
ITA: RETORNAZ J
Take-out ↺ 0

13
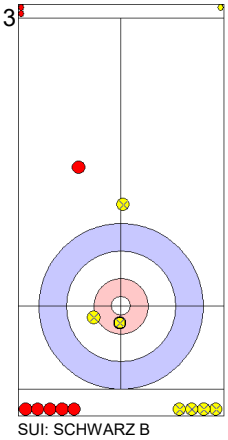
SUI: SCHWARZ B
Draw ↻ 2

14
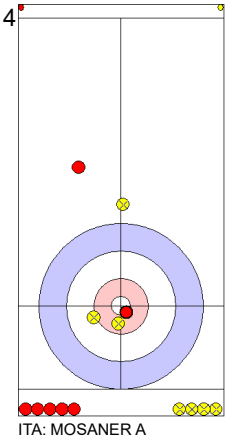
ITA: MOSANER A
Draw ↻ 4

15
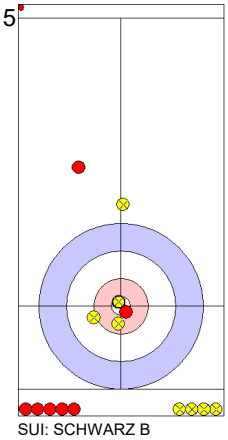
SUI: SCHWARZ B
Freeze ↻ 4

16
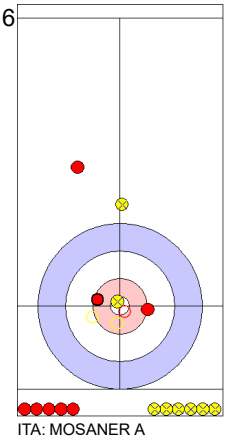
ITA: MOSANER A
Double Take-out ↺ 0

	ITA	SUI
Total Score	3	5
Time left	00:00	00:00

Game - Shot by Shot

End 9 | **ITA - Italy** **3 + 1** (this end) **= 4** | **SUI - Switzerland** **5 + 0** (this end) **= 5**

1
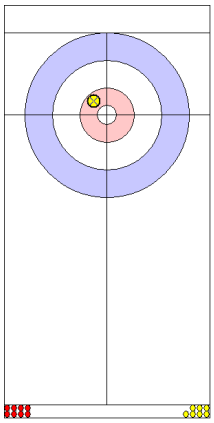
SUI: TANNER V
Draw ↻ 3

2
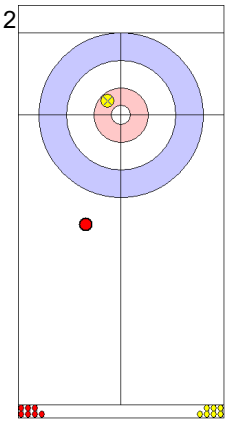
ITA: FERRAZZA D
Draw ↻ 4

3
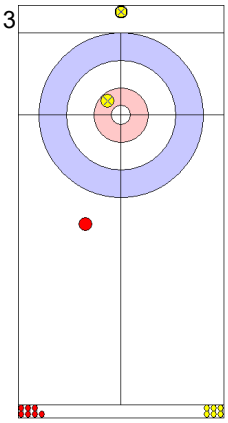
SUI: TANNER V
Wick / Soft Peeling ↻ 0

4
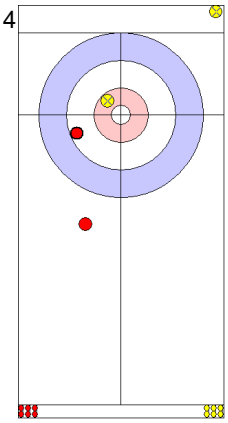
ITA: FERRAZZA D
Draw ↻ 4

5
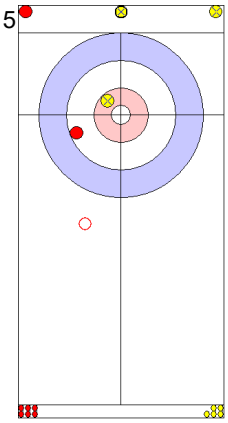
SUI: DE CRUZ P
Clearing ↻ 4

6
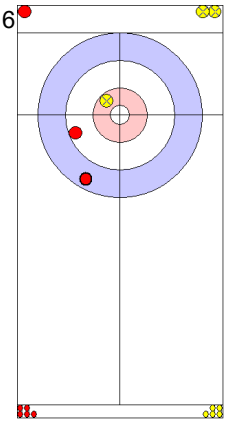
ITA: PILZER A
Guard ↻ 3

7
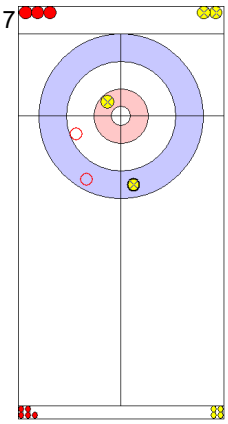
SUI: DE CRUZ P
Double Take-out ↻ 4

8
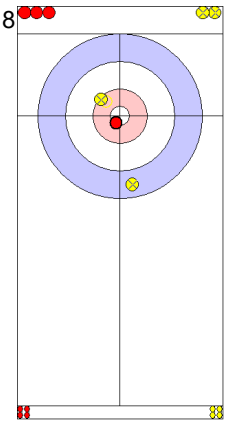
ITA: PILZER A
Raise ↻ 3

9
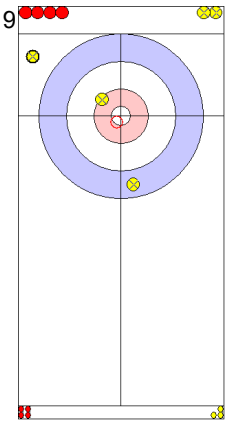
SUI: PAETZ C
Clearing ↻ 4

10
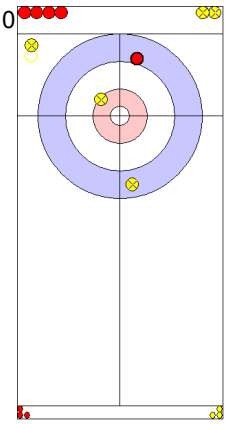
ITA: RETORNAZ J
Draw ↻ 2
Slow Take-out

11
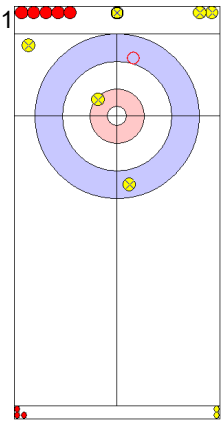
SUI: PAETZ C
Clearing ↻ 4

12
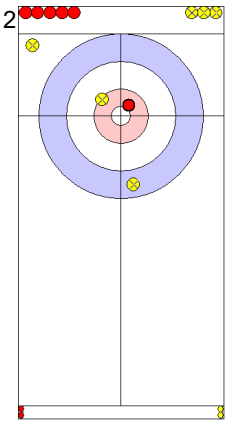
ITA: RETORNAZ J
Draw ↻ 4

13
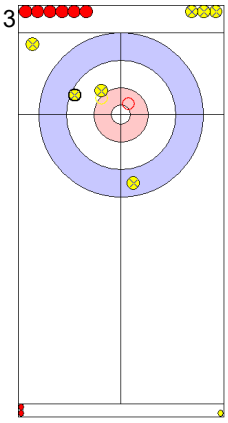
SUI: SCHWARZ B
Take-out ↻ 4
Slow Take-out

14
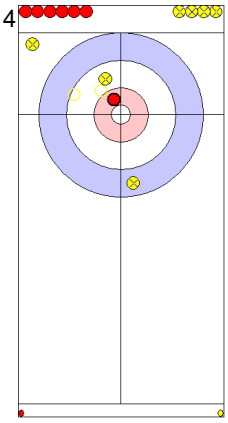
ITA: MOSANER A
Hit and Roll ↻ 4

15
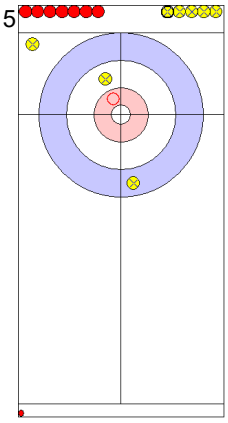
SUI: SCHWARZ B
Clearing ↻ 4

16
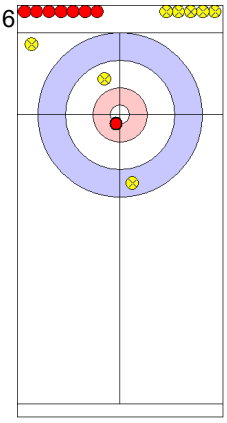
ITA: MOSANER A
Draw ↻ 4

	ITA	SUI
Total Score	4	5
Time left	00:00	00:00

Game - Shot by Shot

End 10 | **ITA - Italy** **4 + 0** (this end) **= 4** | **SUI - Switzerland** **5 + 1** (this end) **= 6**

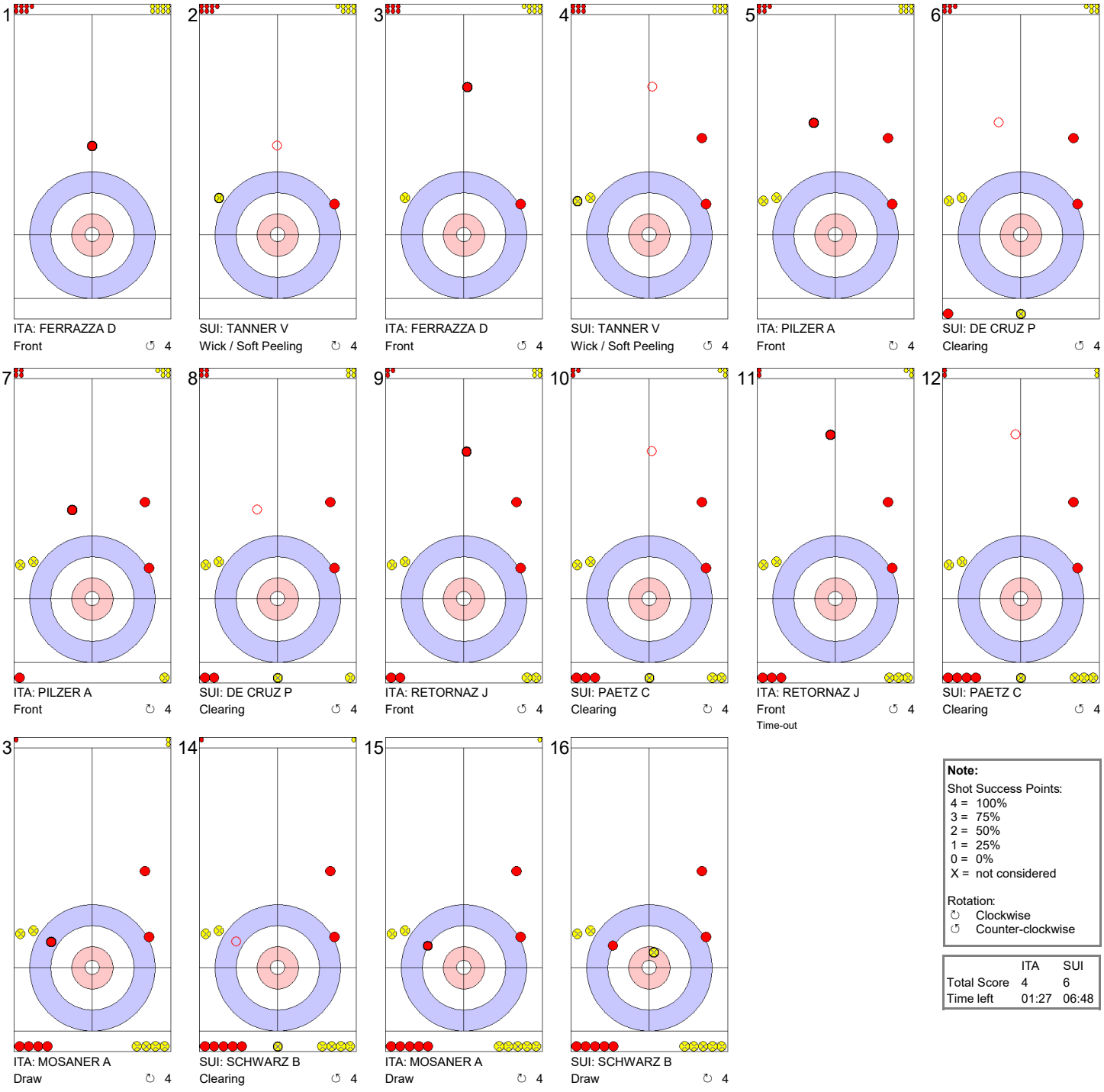

Note:
Shot Success Points:
4 = 100%
3 = 75%
2 = 50%
1 = 25%
0 = 0%
X = not considered

Rotation:
↻ Clockwise
↺ Counter-clockwise

	ITA	SUI
Total Score	4	6
Time left	01:27	06:48

Game Results

Sheet	Game	Team	LSFE	1	2	3	4	5	6	7	8	9	10	Extra Ends	Total
C	9	NED - Netherlands		0	0	0	2	1	0	1	1	0	1		6
	9	RUS - Russia	*	0	0	2	0	0	1	0	0	1	0		4

NED - Netherlands		Shot Success Game	Shot Success All
4 S	VAN DORP Jaap	88%	76%
3 V	GOESGENS Wouter	94%	79%
2	HOEKMAN Laurens	84%	77%
1	GLASBERGEN Carlo	90%	83%
A	MAGAN Alexander	-	-
	Team Total	89%	79%

Last Stone Draw		Distance
↻	GLASBERGEN C	38.1cm
↺	VAN DORP J	22.0cm
Total		**60.1cm**

Time remaining: 6 minutes 32 seconds

Time-out: end 9 - NED stone 7

RUS - Russia		Shot Success Game	Shot Success All
4 S	TIMOFEEV Alexey	75%	73%
3 V	STUKALSKIY Alexey	86%	77%
2	KLIMOV Evgeny	75%	76%
1	RAZHABOV Artur	80%	84%
A	GADZHIKHANOV Timur	-	77%
	Team Total	79%	78%

Last Stone Draw		Distance
↻	STUKALSKIY A	43.0cm
↺	RAZHABOV A	16.9cm
Total		**59.9cm**

Time remaining: 2 minutes 48 seconds

Time-out: end 9 - RUS stone 3

Shot Success Analysis

NED - Netherlands		↻		↺		Game	
4 VAN DORP Jaap	Draws	3	100%	4	100%	7	100%
	Take-outs	5	65%	8	91%	13	81%
	Total	8	78%	12	94%	20	88%
3 GOESGENS Wouter	Draws	3	92%	4	88%	7	89%
	Take-outs	7	96%	6	96%	13	96%
	Total	10	95%	10	93%	20	94%
2 HOEKMAN Laurens	Draws	2	75%	4	88%	6	83%
	Take-outs	7	82%	7	86%	14	84%
	Total	9	81%	11	86%	20	84%
1 GLASBERGEN Carlo	Draws	15	88%	1	75%	16	88%
	Take-outs	3	100%	1	100%	4	100%
	Total	18	90%	2	88%	20	90%
A MAGAN Alexander	Draws	0	-	0	-	0	-
	Take-outs	0	-	0	-	0	-
	Total	0	-	0	-	0	-
Team	Draws	23	89%	13	90%	36	90%
	Take-outs	22	85%	22	91%	44	88%
	Total	45	87%	35	91%	80	89%

RUS - Russia		↻		↺		Game	
4 TIMOFEEV Alexey	Draws	5	25%	6	96%	11	64%
	Take-outs	4	81%	5	95%	9	89%
	Total	9	50%	11	95%	20	75%
3 STUKALSKIY Alexey	Draws	2	100%	6	75%	8	81%
	Take-outs	5	85%	7	93%	12	90%
	Total	7	89%	13	85%	20	86%
2 KLIMOV Evgeny	Draws	2	38%	5	90%	7	75%
	Take-outs	7	71%	6	79%	13	75%
	Total	9	64%	11	84%	20	75%
1 RAZHABOV Artur	Draws	9	67%	6	92%	15	77%
	Take-outs	2	100%	3	83%	5	90%
	Total	11	73%	9	89%	20	80%
A GADZHIKHANOV Timur	Draws	0	-	0	-	0	-
	Take-outs	0	-	0	-	0	-
	Total	0	-	0	-	0	-
Team	Draws	18	56%	23	88%	41	74%
	Take-outs	18	81%	21	88%	39	85%
	Total	36	68%	44	88%	80	79%

Note:
Team position and functions are attached to each team member's name as follows:
4 = Fourth, **3** = Third, **2** = Second, **1** = Lead, **A** = Alternate, **S** = Skip, **V** = Vice-Skip

Legend:
↻ Clockwise ↺ Counter-clockwise **LSFE(*)** Last Stone First End

Game - Shot by Shot

End 1 — **NED - Netherlands** **0 + 0** (this end) **= 0** — **RUS - Russia** **0 + 0** (this end) **= 0**

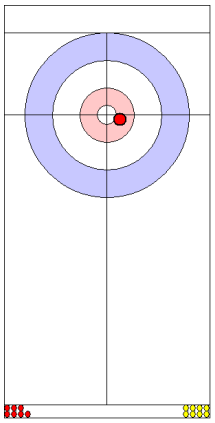

NED: GLASBERGEN C
Draw ↻ 4

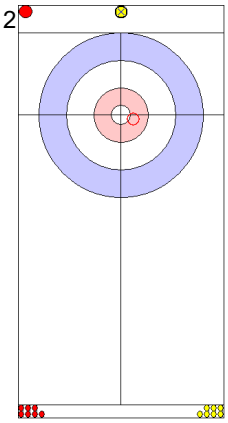

RUS: RAZHABOV A
Take-out ↻ 2

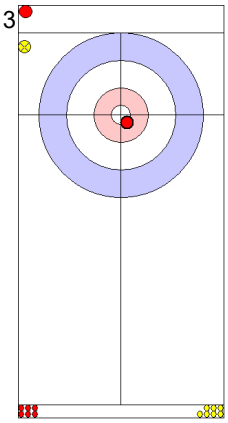

NED: GLASBERGEN C
Draw ↻ 4

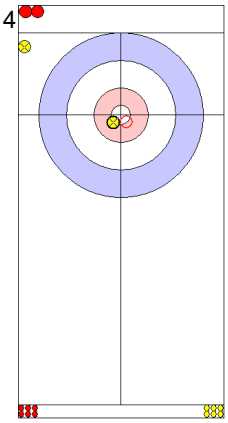

RUS: RAZHABOV A
Take-out ↻ 4

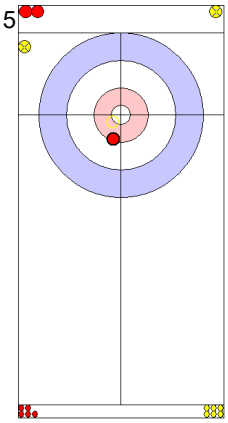

NED: HOEKMAN L
Take-out ↻ 4

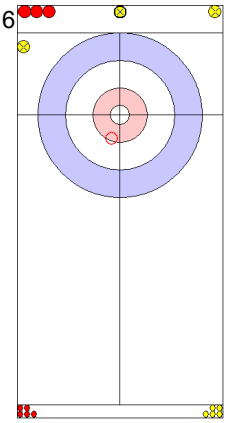

RUS: KLIMOV E
Take-out ↻ 2

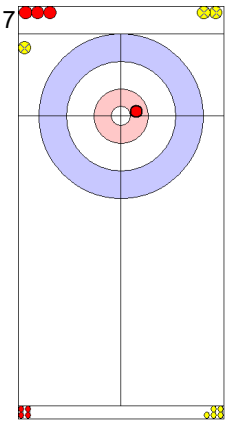

NED: HOEKMAN L
Draw ↻ 4

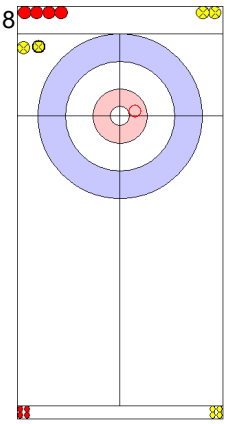

RUS: KLIMOV E
Take-out ↻ 2

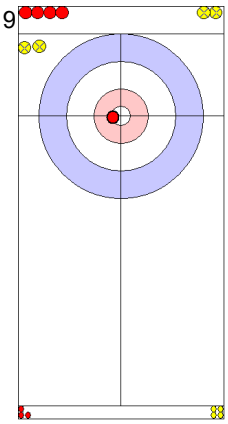

NED: GOESGENS W
Draw ↻ 4

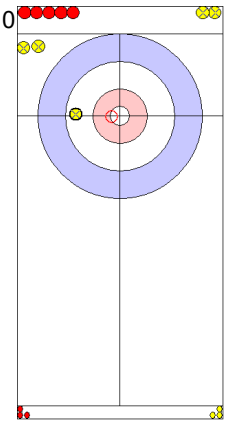

RUS: STUKALSKIY A
Take-out ↻ 4

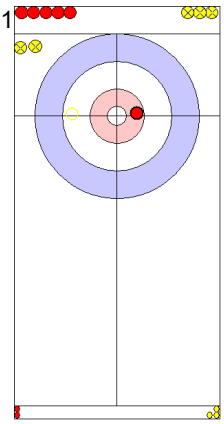

NED: GOESGENS W
Take-out ↻ 4

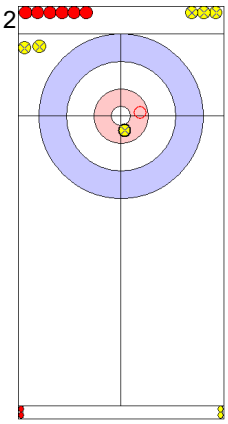

RUS: STUKALSKIY A
Take-out ↻ 4

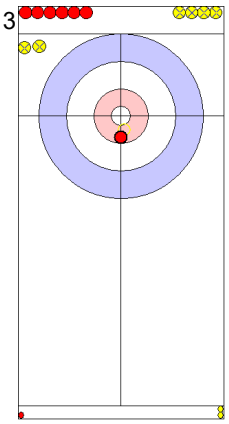

NED: VAN DORP J
Take-out ↻ 4

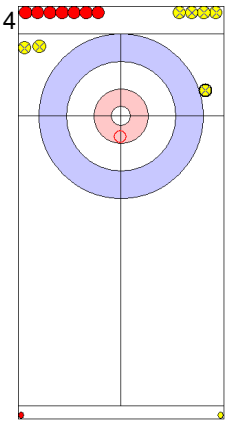

RUS: TIMOFEEV A
Take-out ↻ 4

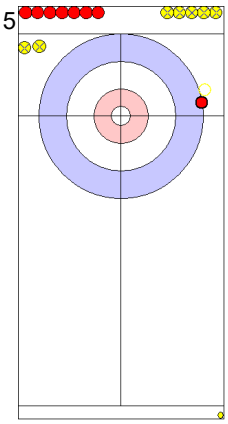

NED: VAN DORP J
Take-out ↻ 4

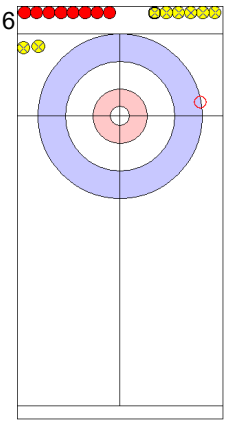

RUS: TIMOFEEV A
Clearing ↻ 4

	NED	RUS
Total Score	0	0
Time left	00:00	00:00

Game - Shot by Shot

End 2 | **NED - Netherlands** **0 + 0** (this end) **= 0** | **RUS - Russia** **0 + 0** (this end) **= 0**

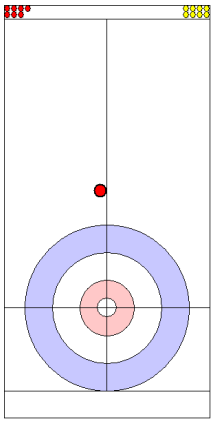

1 NED: GLASBERGEN C — Front ↻ 4

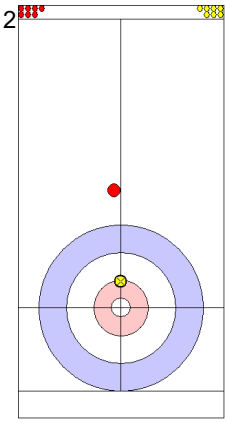

2 RUS: RAZHABOV A — Draw ↻ 3

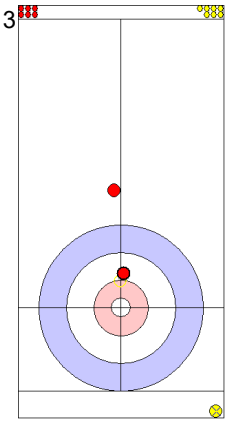

3 NED: GLASBERGEN C — Take-out ↻ 4

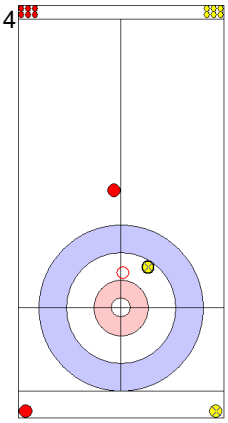

4 RUS: RAZHABOV A — Hit and Roll ↻ 4

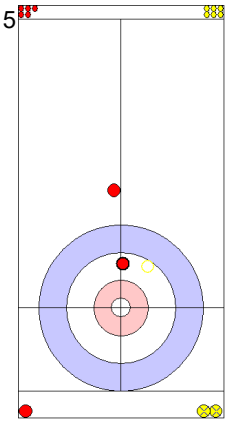

5 NED: HOEKMAN L — Hit and Roll ↻ 3

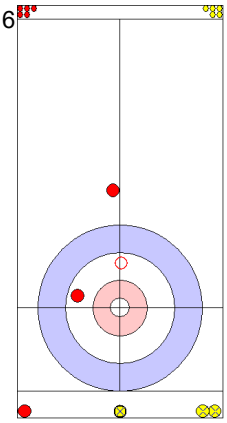

6 RUS: KLIMOV E — Hit and Roll ↻ 0

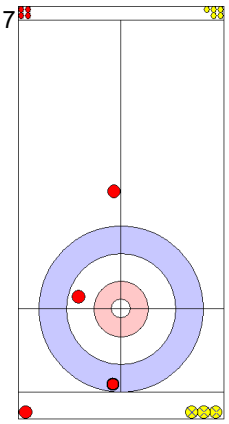

7 NED: HOEKMAN L — Draw ↻ 2

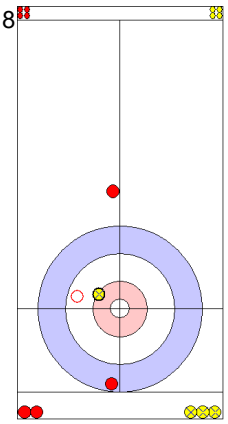

8 RUS: KLIMOV E — Hit and Roll ↻ 3

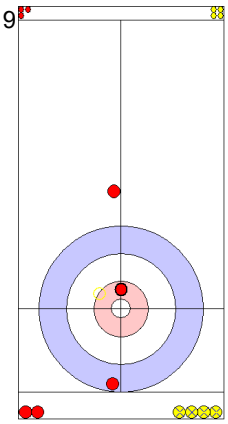

9 NED: GOESGENS W — Hit and Roll ↻ 3

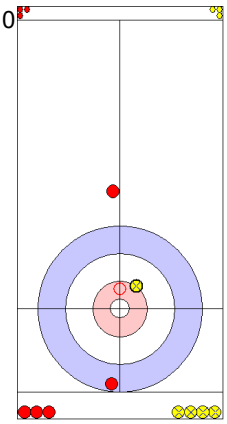

10 RUS: STUKALSKIY A — Take-out ↻ 4

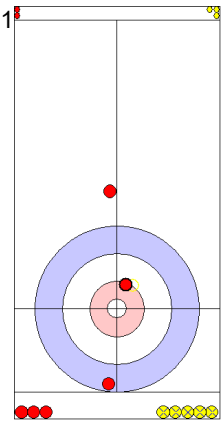

11 NED: GOESGENS W — Hit and Roll ↻ 3

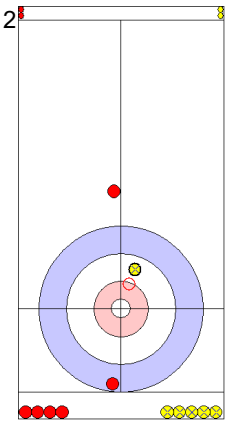

12 RUS: STUKALSKIY A — Hit and Roll ↻ 3

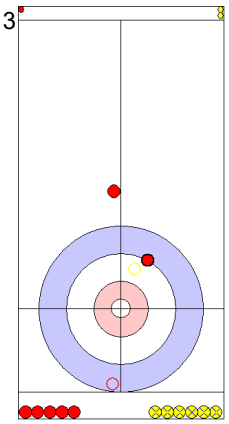

13 NED: VAN DORP J — Take-out ↻ 4

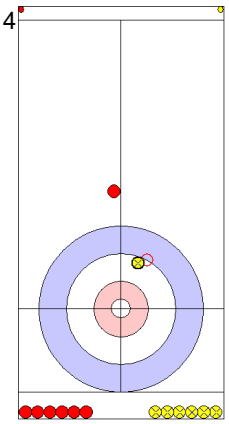

14 RUS: TIMOFEEV A — Hit and Roll ↻ 3

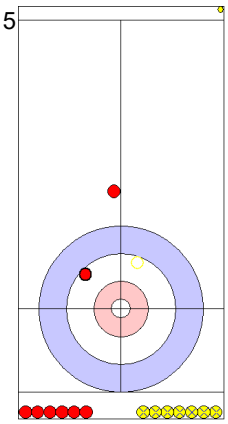

15 NED: VAN DORP J — Hit and Roll ↻ 3

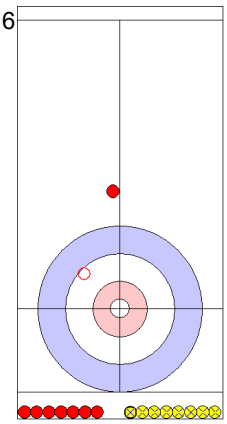

16 RUS: TIMOFEEV A — Clearing ↻ 4

	NED	RUS
Total Score	0	0
Time left	00:00	00:00

Game - Shot by Shot

End 3 | **NED - Netherlands** **0 + 0** (this end) **= 0** | **RUS - Russia** **0 + 2** (this end) **= 2**

1
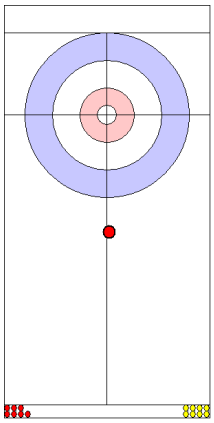
NED: GLASBERGEN C
Front ↻ 4

2
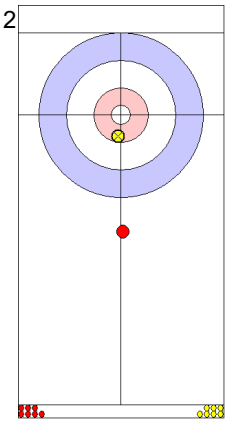
RUS: RAZHABOV A
Draw ↻ 3

3
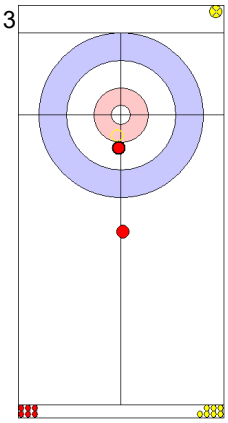
NED: GLASBERGEN C
Take-out ↻ 4

4
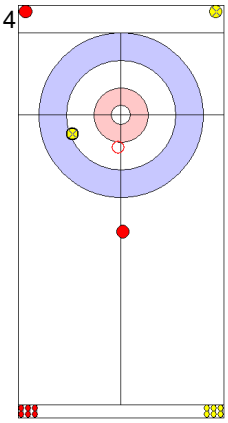
RUS: RAZHABOV A
Take-out ↻ 4

5
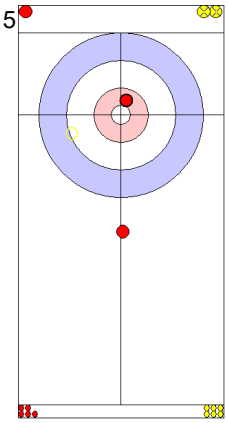
NED: HOEKMAN L
Hit and Roll ↻ 4

6
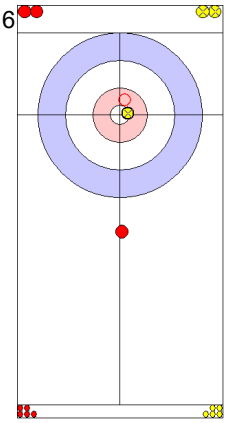
RUS: KLIMOV E
Take-out ↻ 4

7
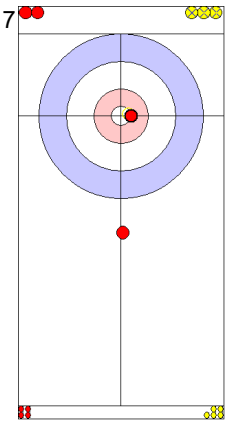
NED: HOEKMAN L
Take-out ↻ 4

8
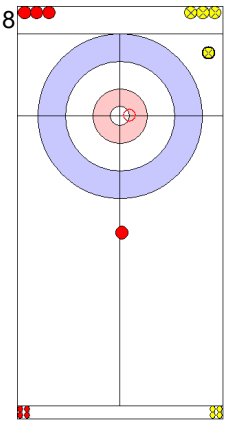
RUS: KLIMOV E
Hit and Roll ↻ 2

9
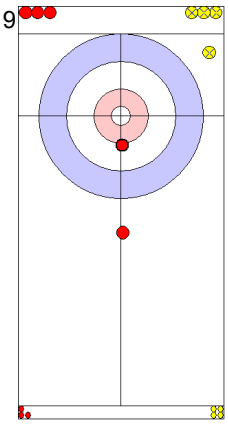
NED: GOESGENS W
Draw ↻ 4

10
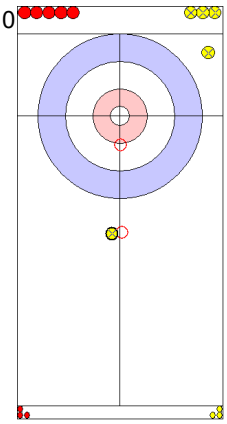
RUS: STUKALSKIY A
Double Take-out ↻ 4

11
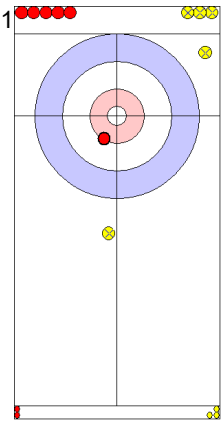
NED: GOESGENS W
Draw ↻ 3

12
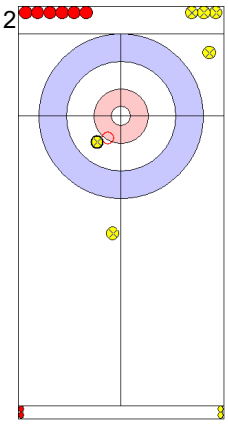
RUS: STUKALSKIY A
Take-out ↻ 4

13
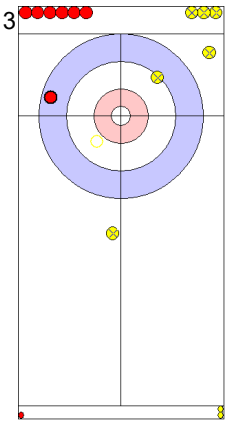
NED: VAN DORP J
Take-out ↻ 0

14
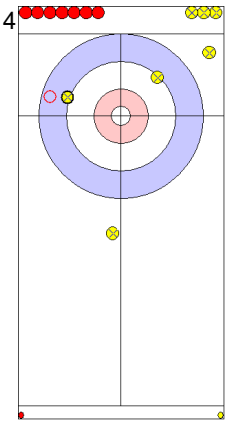
RUS: TIMOFEEV A
Take-out ↻ 4

15
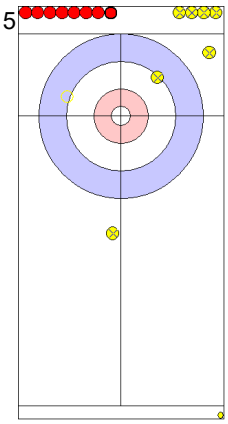
NED: VAN DORP J
Double Take-out ↻ 2

16
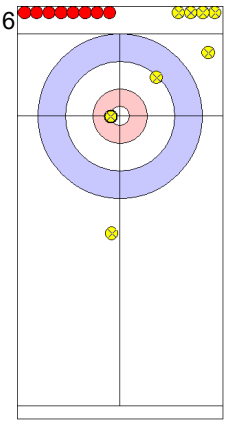
RUS: TIMOFEEV A
Draw ↻ 4

	NED	RUS
Total Score	0	2
Time left	00:00	00:00

Game - Shot by Shot

End 4 | **NED - Netherlands** **0 + 2** (this end) **= 2** | **RUS - Russia** **2 + 0** (this end) **= 2**

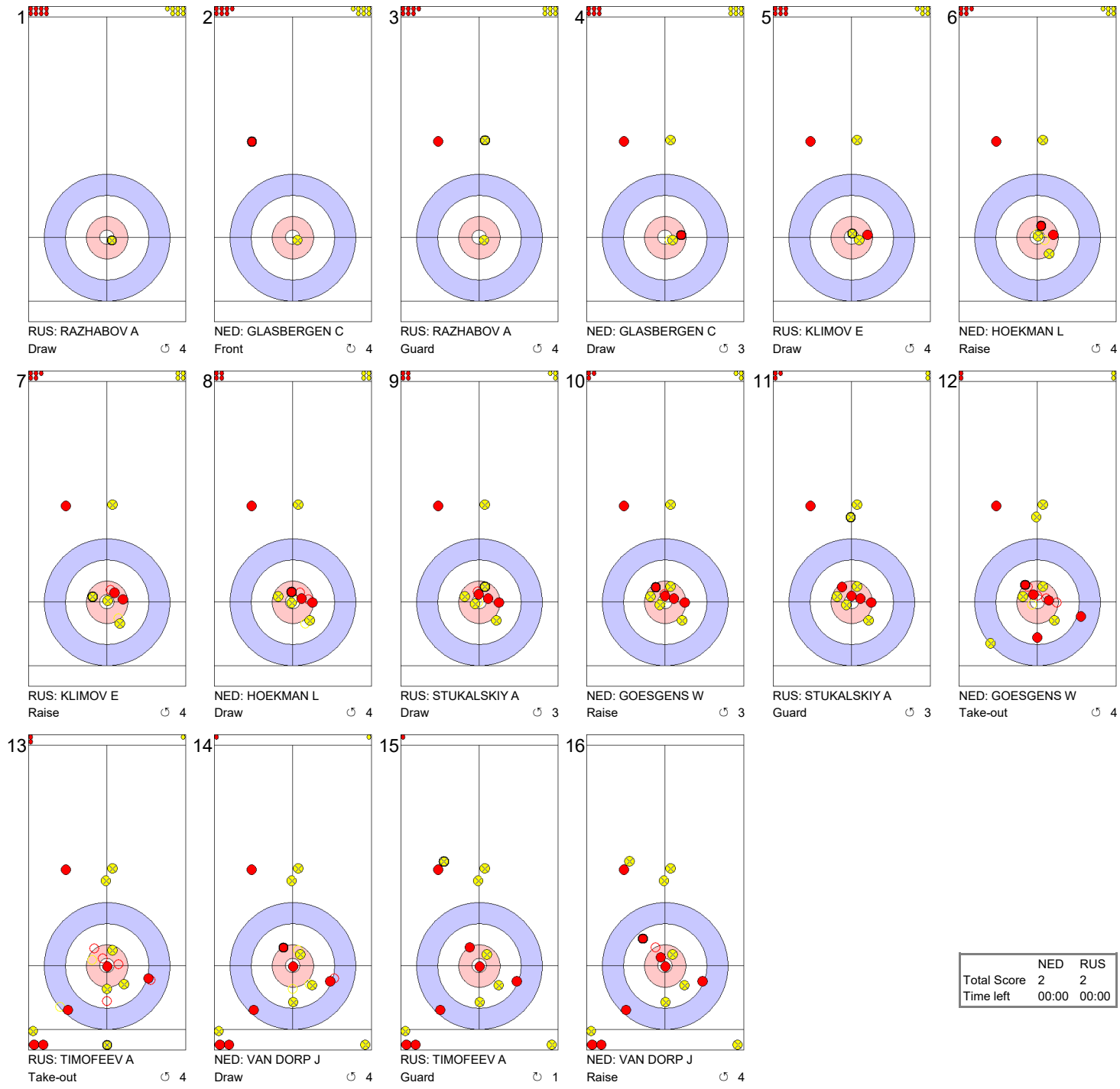

	NED	RUS
Total Score	2	2
Time left	00:00	00:00

Game - Shot by Shot

End 5 | **NED - Netherlands** **2 + 1** (this end) **= 3** | **RUS - Russia** **2 + 0** (this end) **= 2**



	NED	RUS
Total Score	3	2
Time left	00:00	00:00

Game - Shot by Shot

End 6 — **NED - Netherlands** **3 + 0** (this end) **= 3** — **RUS - Russia** **2 + 1** (this end) **= 3**



	NED	RUS
Total Score	3	3
Time left	00:00	00:00

Game - Shot by Shot

End 7 | **NED - Netherlands** **3 + 1** (this end) **= 4** | **RUS - Russia** **3 + 0** (this end) **= 3**



	NED	RUS
Total Score	4	3
Time left	00:00	00:00

Game - Shot by Shot

End 8 | **NED - Netherlands** **4 + 1** (this end) **= 5** | **RUS - Russia** **3 + 0** (this end) **= 3**



	NED	RUS
Total Score	5	3
Time left	00:00	00:00

Game - Shot by Shot

End 9 | **NED - Netherlands** **5 + 0** (this end) **= 5** | **RUS - Russia** **3 + 1** (this end) **= 4**



	NED	RUS
Total Score	5	4
Time left	00:00	00:00

Game - Shot by Shot

End 10 | **NED - Netherlands** **5 + 1** (this end) **= 6** | **RUS - Russia** **4 + 0** (this end) **= 4**

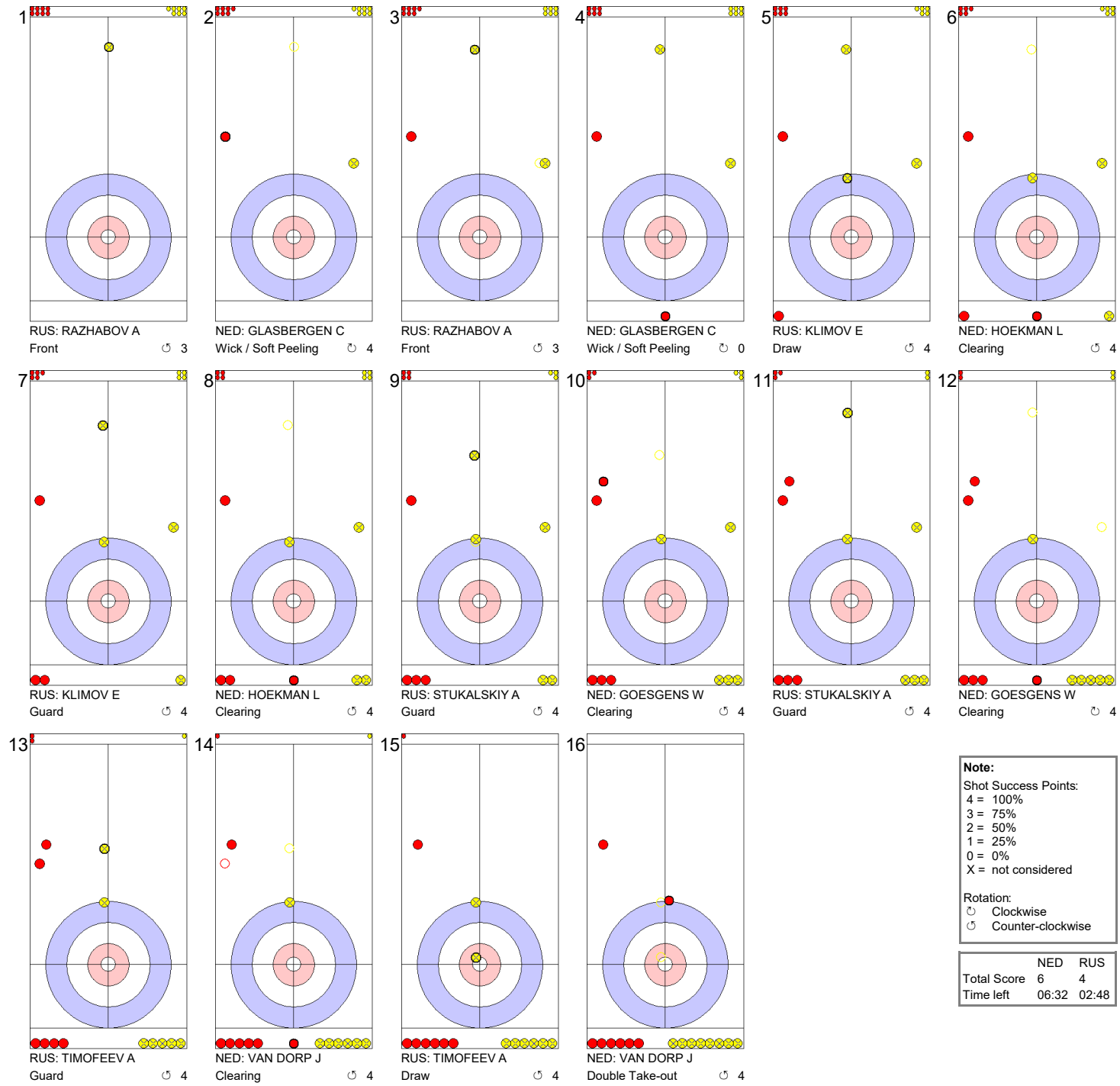

Note:

Shot Success Points:
4 = 100%
3 = 75%
2 = 50%
1 = 25%
0 = 0%
X = not considered

Rotation:
↻ Clockwise
↺ Counter-clockwise

	NED	RUS
Total Score	6	4
Time left	06:32	02:48

Game Results

Sheet	Game	Team	LSFE	1	2	3	4	5	6	7	8	9	10	Extra Ends				Total
D	8	USA - United States		0	1	0	2	0	2	0	3	0	X					8
	8	GER - Germany	*	0	0	1	0	2	0	1	0	1	X					5

USA - United States		Shot Success Game	Shot Success All
4 S	SHUSTER John	88%	83%
3 V	GEORGE Tyler	89%	86%
2	HAMILTON Matt	81%	78%
1	LANDSTEINER John	83%	82%
A	POLO Joe	100%	100%
	Team Total	86%	82%

Last Stone Draw		Distance
↻	GEORGE T	28.0cm
↺	LANDSTEINER J	199.6cm
Total		**227.6cm**

Time remaining: 6 minutes 57 seconds

Time-out: end 8 - USA stone 7

POLO J replaced HAMILTON M at the beginning of end 9

GER - Germany		Shot Success Game	Shot Success All
4 S	BAUMANN Alexander	75%	73%
3	WALTER Manuel	78%	76%
2 V	HERBERG Daniel	83%	85%
1	SHERRARD Ryan	92%	84%
A	SCHWEIZER Sebastian	-	93%
	Team Total	82%	80%

Last Stone Draw		Distance
↻	SHERRARD R	11.0cm
↺	HERBERG D	88.1cm
Total		**99.1cm**

Time remaining: 7 minutes 23 seconds

Time-out: end 7 - GER stone 6

Shot Success Analysis

USA - United States		↻	↺	Game
4 SHUSTER John	Draws	1 100%	4 81%	5 85%
	Take-outs	7 86%	6 92%	13 88%
	Total	8 88%	10 88%	18 88%
3 GEORGE Tyler	Draws	3 50%	4 88%	7 71%
	Take-outs	6 100%	5 100%	11 100%
	Total	9 83%	9 94%	18 89%
2 HAMILTON Matt	Draws	3 50%	3 67%	6 58%
	Take-outs	3 83%	7 100%	10 95%
	Total	6 67%	10 90%	16 81%
1 LANDSTEINER John	Draws	6 100%	9 78%	15 87%
	Take-outs	2 50%	1 100%	3 67%
	Total	8 88%	10 80%	18 83%
A POLO Joe	Draws	0 -	0 -	0 -
	Take-outs	0 -	2 100%	2 100%
	Total	0 -	2 100%	2 100%
Team	Draws	13 77%	20 79%	33 78%
	Take-outs	18 86%	21 98%	39 92%
	Total	31 82%	41 88%	72 86%

GER - Germany		↻	↺	Game
4 BAUMANN Alexander	Draws	4 88%	2 75%	6 83%
	Take-outs	1 100%	11 68%	12 71%
	Total	5 90%	13 69%	18 75%
3 WALTER Manuel	Draws	4 63%	2 100%	6 75%
	Take-outs	7 79%	5 80%	12 79%
	Total	11 73%	7 86%	18 78%
2 HERBERG Daniel	Draws	7 79%	3 83%	10 80%
	Take-outs	6 100%	2 50%	8 88%
	Total	13 88%	5 70%	18 83%
1 SHERRARD Ryan	Draws	7 86%	10 100%	17 94%
	Take-outs	0 -	1 50%	1 50%
	Total	7 86%	11 95%	18 92%
A SCHWEIZER Sebastian	Draws	0 -	0 -	0 -
	Take-outs	0 -	0 -	0 -
	Total	0 -	0 -	0 -
Team	Draws	22 80%	17 94%	39 86%
	Take-outs	14 89%	19 68%	33 77%
	Total	36 83%	36 81%	72 82%

Note:
Team position and functions are attached to each team member's name as follows:
4 = Fourth, **3** = Third, **2** = Second, **1** = Lead, **A** = Alternate, **S** = Skip, **V** = Vice-Skip

Legend:
↻ Clockwise ↺ Counter-clockwise **LSFE(*)** Last Stone First End
X Unplayed/unfinished end due to concession

Game - Shot by Shot

End 1 | **USA - United States** **0 + 0** (this end) **= 0** | **GER - Germany** **0 + 0** (this end) **= 0**

1
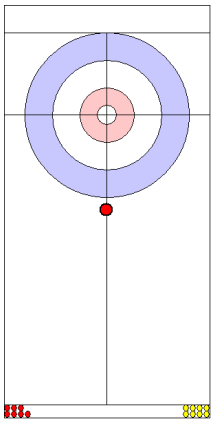
USA: LANDSTEINER J
Front ↻ 4

2
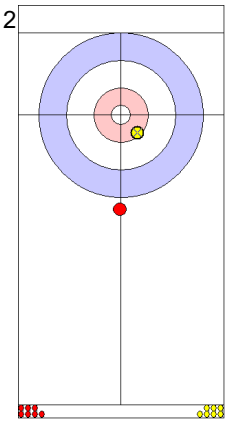
GER: SHERRARD R
Draw ↺ 4

3
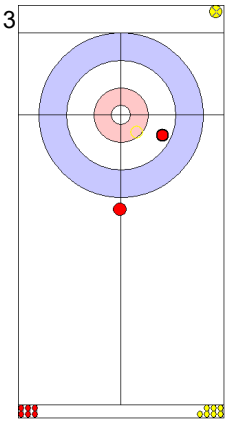
USA: LANDSTEINER J
Take-out ↺ 4

4
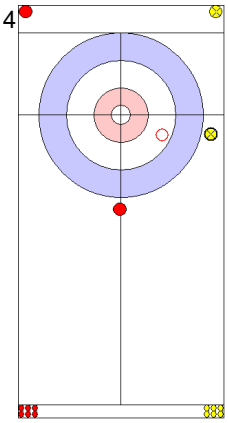
GER: SHERRARD R
Take-out ↺ 2

5
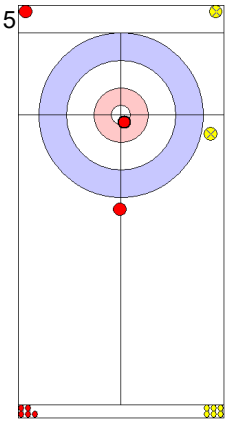
USA: HAMILTON M
Draw ↺ 4

6
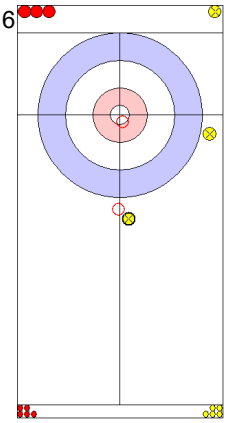
GER: HERBERG D
Double Take-out ↻ 4

7
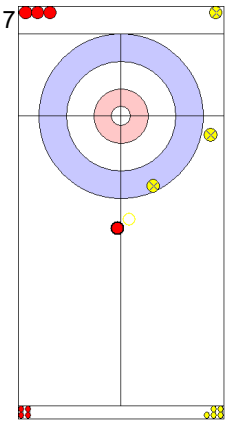
USA: HAMILTON M
Draw ↻ 0

8
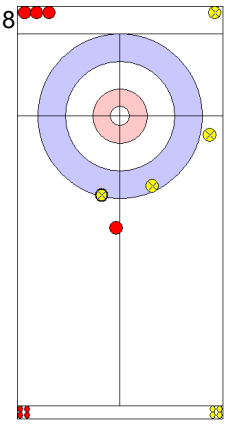
GER: HERBERG D
Draw ↺ 4

9
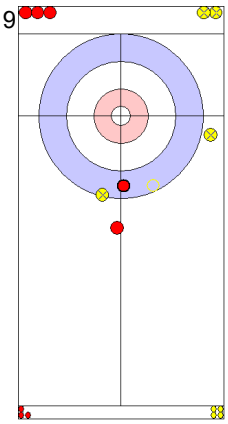
USA: GEORGE T
Hit and Roll ↺ 4

10
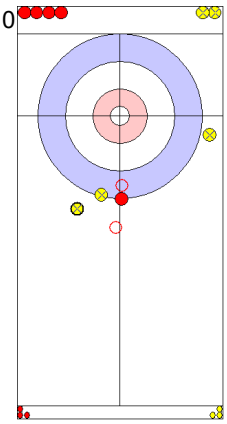
GER: WALTER M
Take-out ↺ 2

11
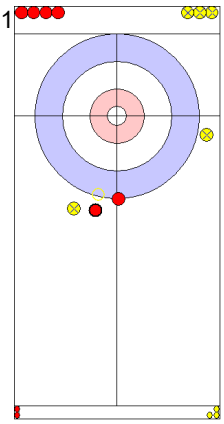
USA: GEORGE T
Take-out ↺ 4

12
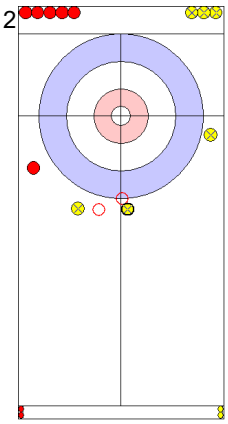
GER: WALTER M
Take-out ↺ 4

13
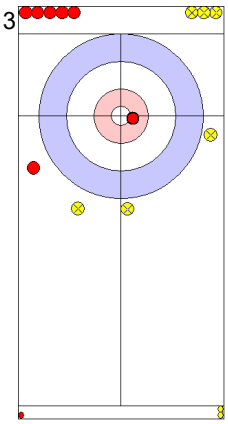
USA: SHUSTER J
Draw ↺ 4

14
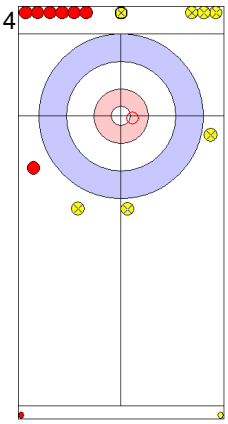
GER: BAUMANN A
Promotion Take-out ↺ 2

15
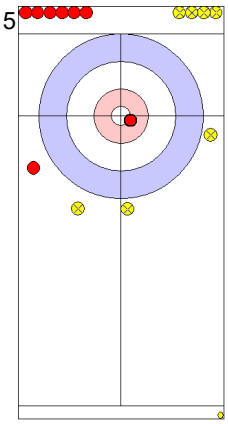
USA: SHUSTER J
Draw ↺ 4

16
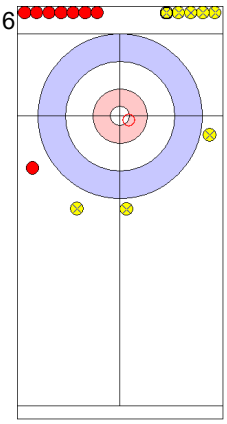
GER: BAUMANN A
Clearing ↺ 4

	USA	GER
Total Score	0	0
Time left	00:00	00:00

Game - Shot by Shot

End 2 | **USA - United States** **0 + 1** (this end) **= 1** | **GER - Germany** **0 + 0** (this end) **= 0**

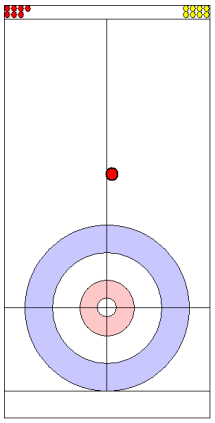
1
USA: LANDSTEINER J
Front ↺ 4

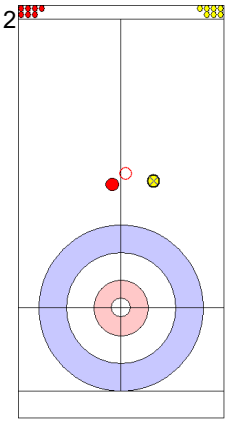
2
GER: SHERRARD R
Draw ↻ 0

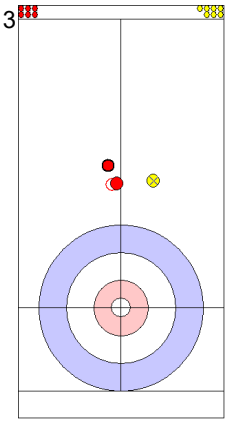
3
USA: LANDSTEINER J
Draw ↺ 0

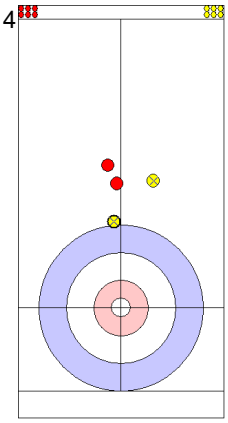
4
GER: SHERRARD R
Draw ↺ 4

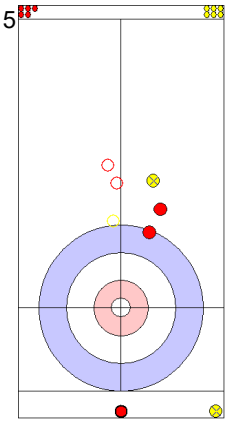
5
USA: HAMILTON M
Promotion Take-out ↺ 4

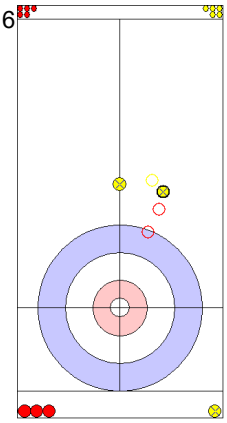
6
GER: HERBERG D
Promotion Take-out ↻ 4

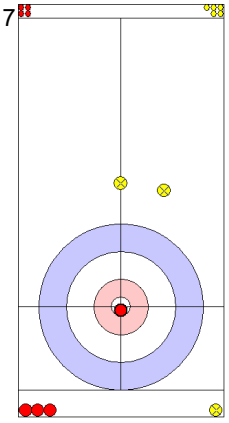
7
USA: HAMILTON M
Draw ↺ 4

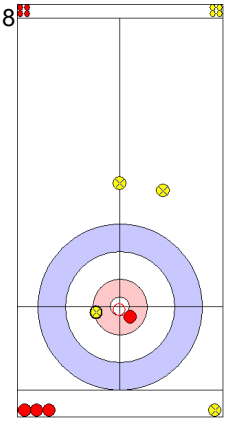
8
GER: HERBERG D
Draw ↺ 2

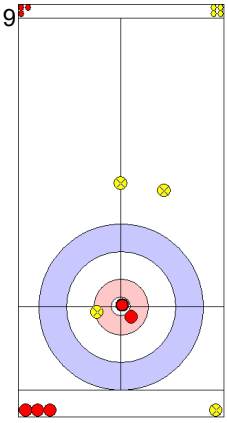
9
USA: GEORGE T
Draw ↺ 4

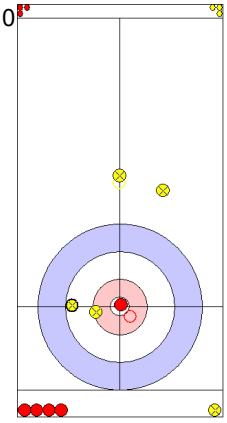
10
GER: WALTER M
Promotion Take-out ↻ 4

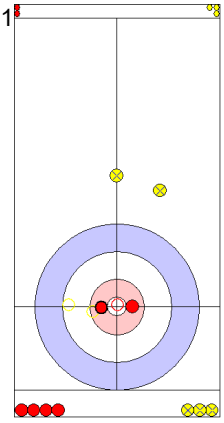
11
USA: GEORGE T
Double Take-out ↺ 4

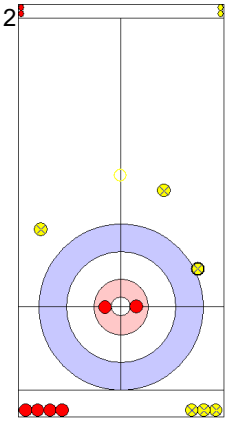
12
GER: WALTER M
Take-out ↻ 0
Slow Take-out

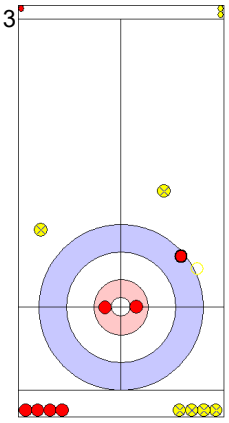
13
USA: SHUSTER J
Hit and Roll ↻ 4

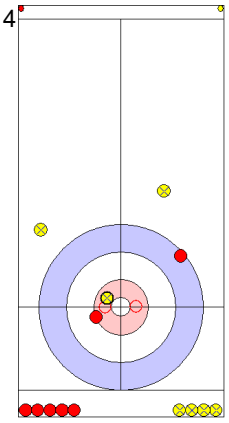
14
GER: BAUMANN A
Double Take-out ↺ 2

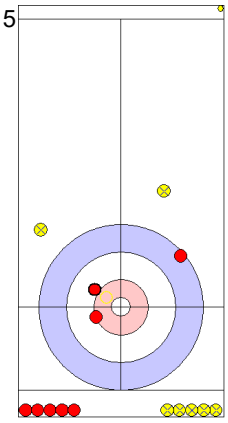
15
USA: SHUSTER J
Take-out ↺ 4

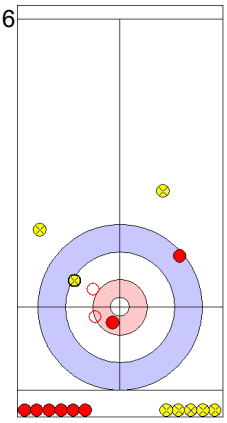
16
GER: BAUMANN A
Hit and Roll ↻ 0

	USA	GER
Total Score	1	0
Time left	00:00	00:00

Game - Shot by Shot

End 3 | **USA - United States** **1 + 0** (this end) **= 1** | **GER - Germany** **0 + 1** (this end) **= 1**

1
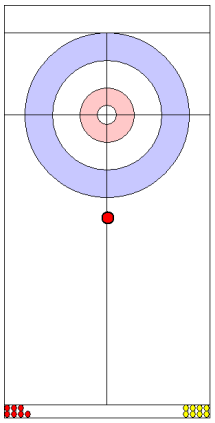
USA: LANDSTEINER J
Front ↻ 4

2
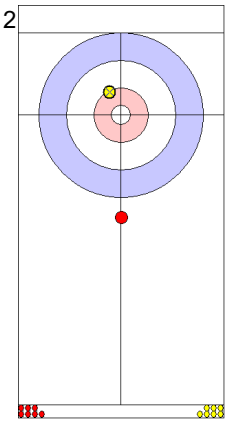
GER: SHERRARD R
Draw ↻ 4

3
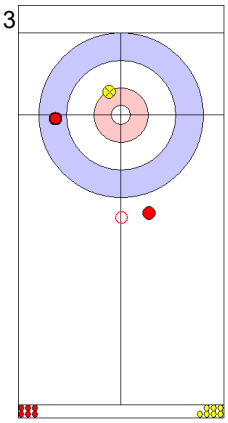
USA: LANDSTEINER J
Take-out ↻ 0
Slow Take-out

4
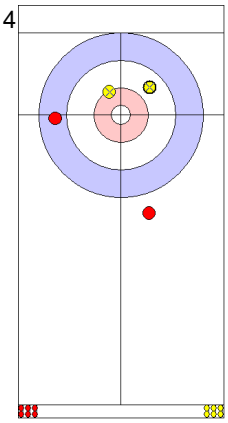
GER: SHERRARD R
Draw ↻ 4

5
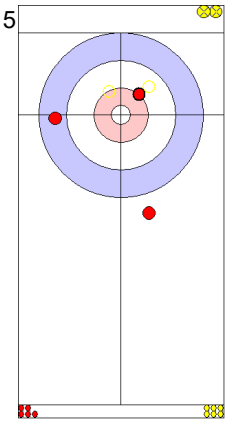
USA: HAMILTON M
Double Take-out ↻ 4

6
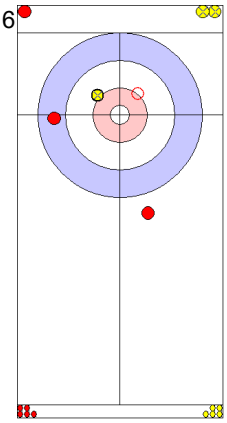
GER: HERBERG D
Take-out ↻ 4
Slow Take-out

7
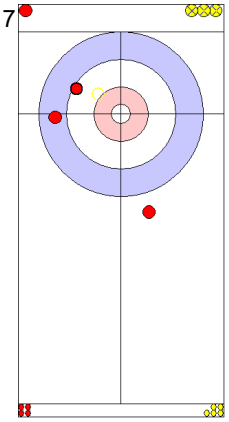
USA: HAMILTON M
Take-out ↻ 4

8
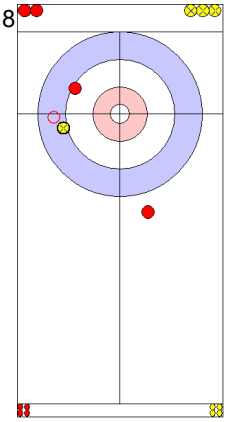
GER: HERBERG D
Take-out ↻ 4

9
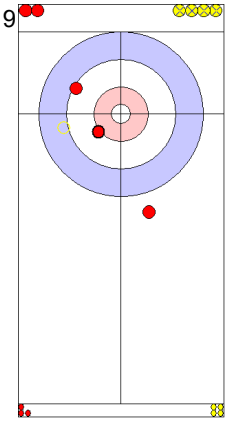
USA: GEORGE T
Hit and Roll ↻ 4

10
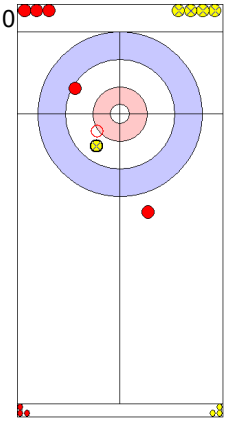
GER: WALTER M
Take-out ↻ 4

11
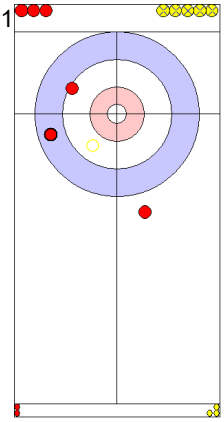
USA: GEORGE T
Take-out ↻ 4

12
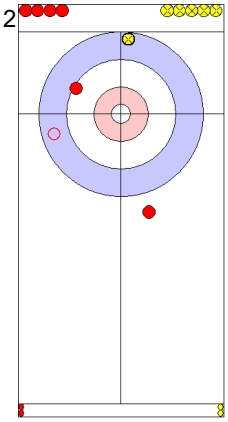
GER: WALTER M
Take-out ↻ 4

13
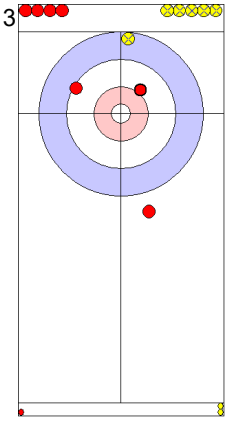
USA: SHUSTER J
Draw ↻ 4

14
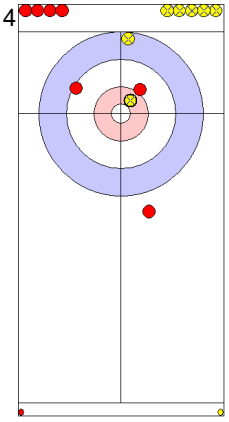
GER: BAUMANN A
Draw ↻ 4

15
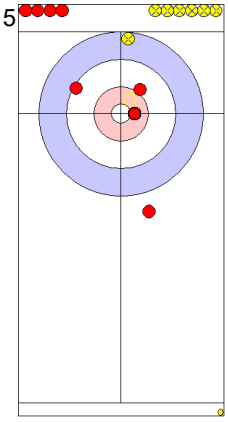
USA: SHUSTER J
Take-out ↻ 4
Slow Take-out

16
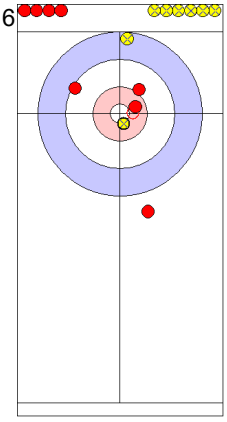
GER: BAUMANN A
Draw ↻ 4

	USA	GER
Total Score	1	1
Time left	00:00	00:00

Game - Shot by Shot

End 4 | **USA - United States** **1 + 2** (this end) **= 3** | **GER - Germany** **1 + 0** (this end) **= 1**

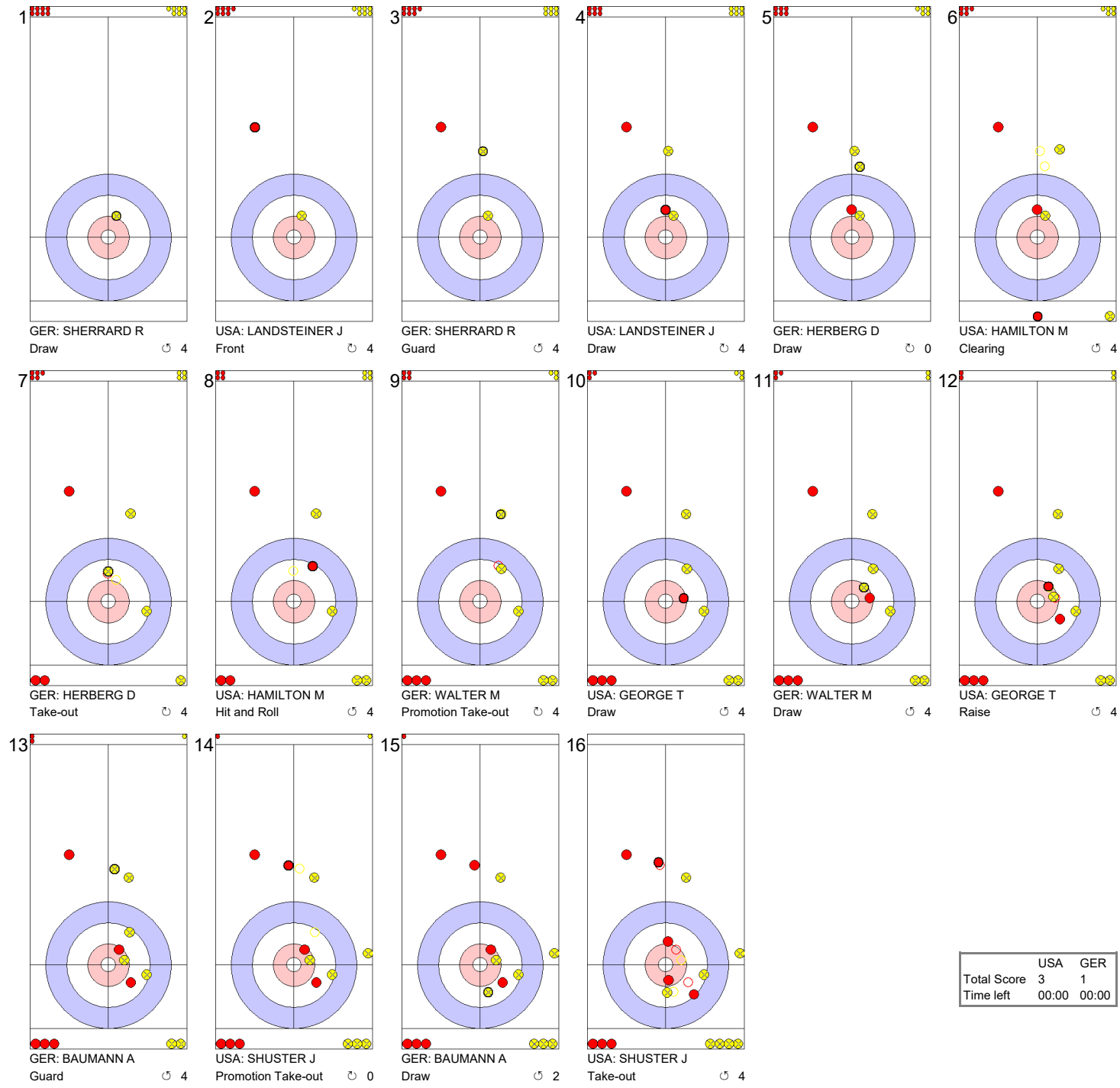

	USA	GER
Total Score	3	1
Time left	00:00	00:00

Game - Shot by Shot

End 5 | **USA - United States** **3 + 0** (this end) **= 3** | **GER - Germany** **1 + 2** (this end) **= 3**

1
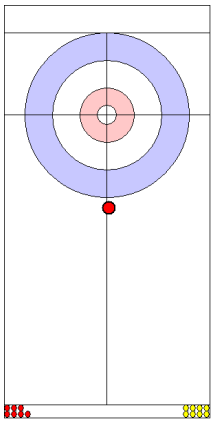
USA: LANDSTEINER J
Front ↻ 4

2
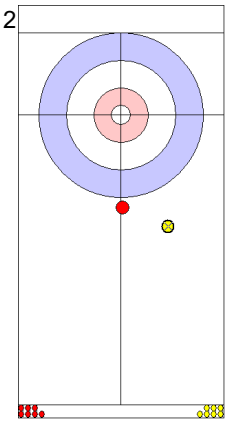
GER: SHERRARD R
Front ↻ 4

3
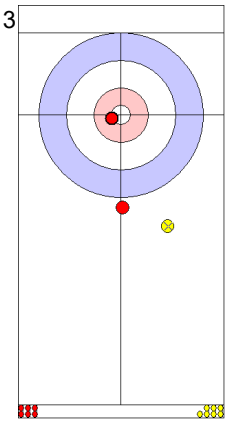
USA: LANDSTEINER J
Draw ↻ 4

4
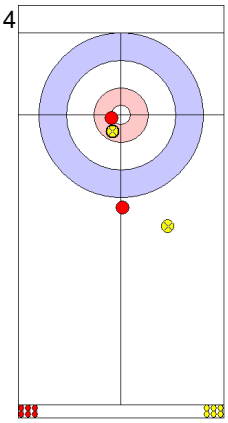
GER: SHERRARD R
Draw ↻ 4

5
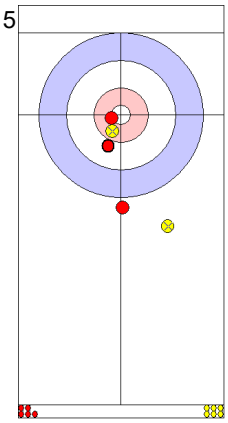
USA: HAMILTON M
Draw ↻ 4

6
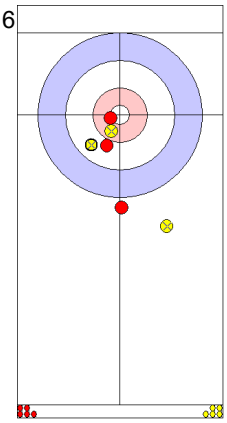
GER: HERBERG D
Draw ↻ 2

7
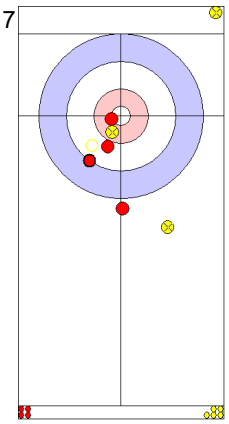
USA: HAMILTON M
Take-out ↻ 4

8
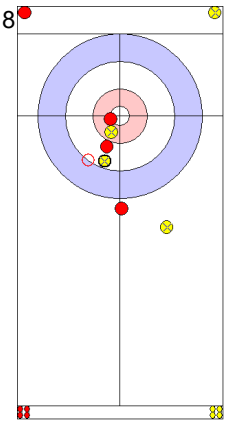
GER: HERBERG D
Take-out ↻ 4

9
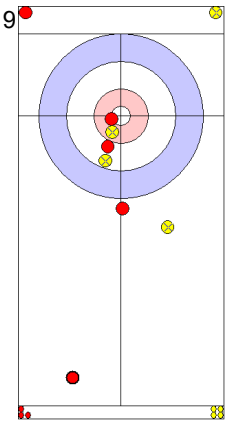
USA: GEORGE T
Guard ↻ 0

10
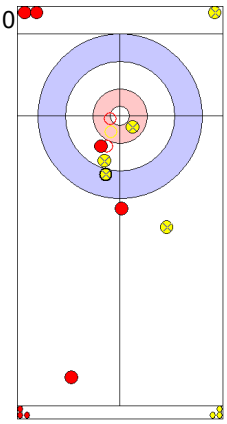
GER: WALTER M
Take-out ↻ 4

11
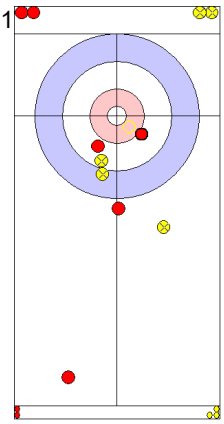
USA: GEORGE T
Take-out ↻ 4
Slow Take-out

12
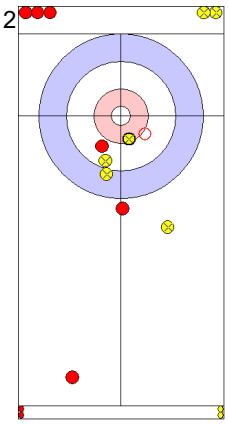
GER: WALTER M
Hit and Roll ↻ 4

13
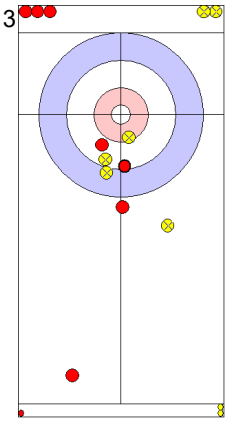
USA: SHUSTER J
Draw ↻ 3

14
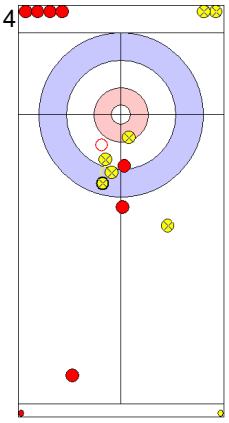
GER: BAUMANN A
Promotion Take-out ↻ 4

15
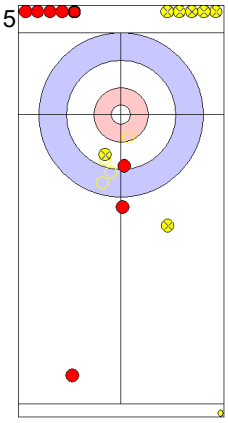
USA: SHUSTER J
Take-out ↻ 4

16
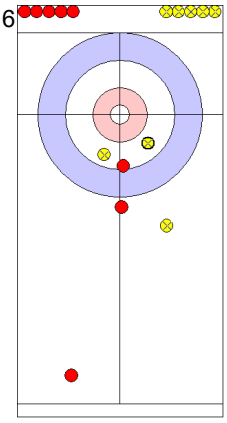
GER: BAUMANN A
Draw ↻ 4

	USA	GER
Total Score	3	3
Time left	00:00	00:00

Game - Shot by Shot

End 6 | **USA - United States** **3 + 2** (this end) **= 5** | **GER - Germany** **3 + 0** (this end) **= 3**

1

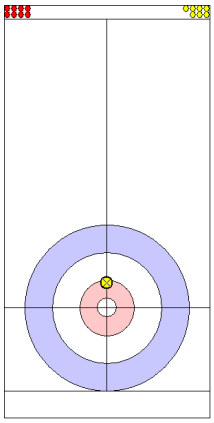

GER: SHERRARD R
Draw ↺ 4

2

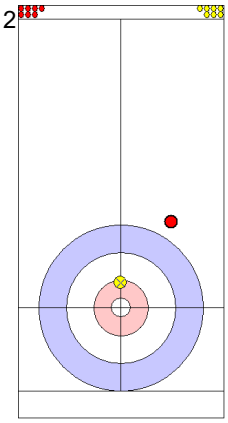

USA: LANDSTEINER J
Front ↺ 4

3

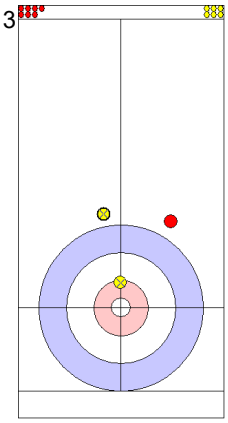

GER: SHERRARD R
Front ↺ 4

4

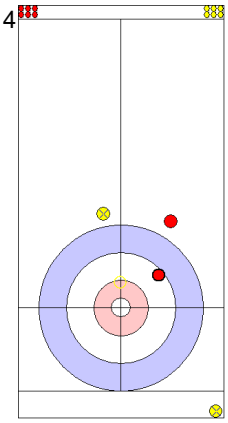

USA: LANDSTEINER J
Take-out ↺ 4
Slow Take-out

5

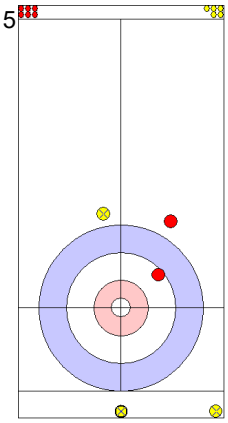

GER: HERBERG D
Hit and Roll ↺ 0
Slow Take-out

6

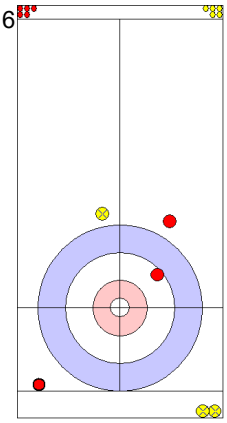

USA: HAMILTON M
Draw ↺ 0

7

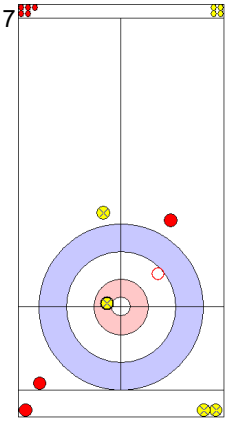

GER: HERBERG D
Hit and Roll ↺ 4
Slow Take-out

8

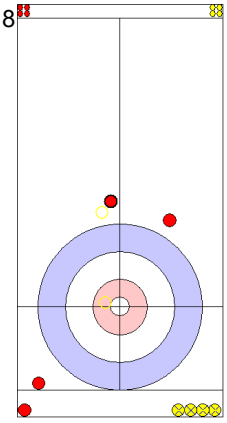

USA: HAMILTON M
Double Take-out ↺ 4

9

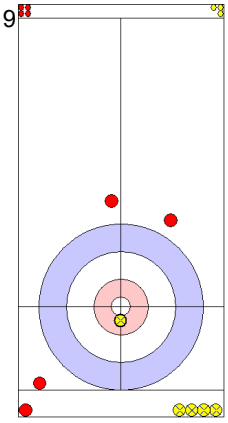

GER: WALTER M
Draw ↺ 4

10

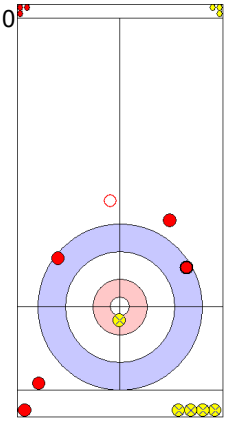

USA: GEORGE T
Raise ↻ 2

11

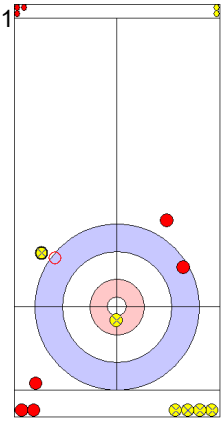

GER: WALTER M
Take-out ↺ 2

12

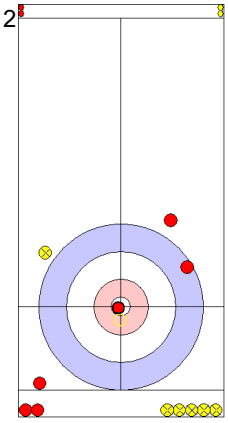

USA: GEORGE T
Take-out ↺ 4

13

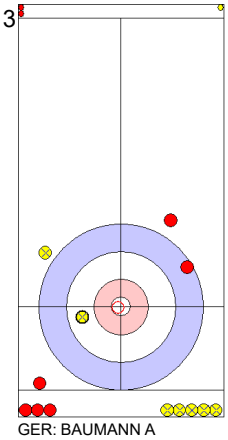

GER: BAUMANN A
Take-out ↺ 4

14

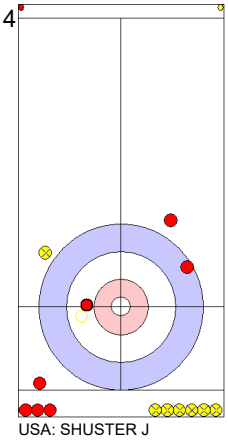

USA: SHUSTER J
Take-out ↺ 4

15

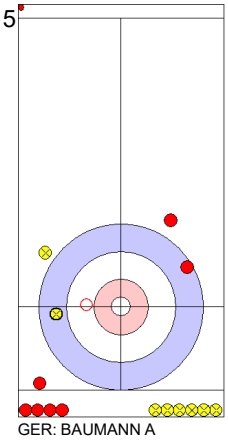

GER: BAUMANN A
Take-out ↺ 4

16

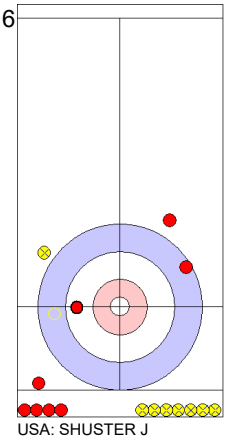

USA: SHUSTER J
Take-out ↺ 4

	USA	GER
Total Score	5	3
Time left	00:00	00:00

Game - Shot by Shot

End 7 | **USA - United States** **5 + 0** (this end) **= 5** | **GER - Germany** **3 + 1** (this end) **= 4**

1
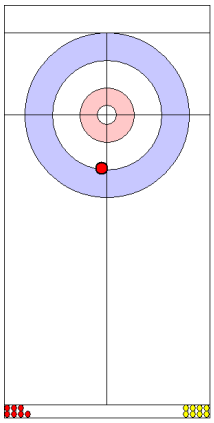
USA: LANDSTEINER J
Draw ↺ 4

2
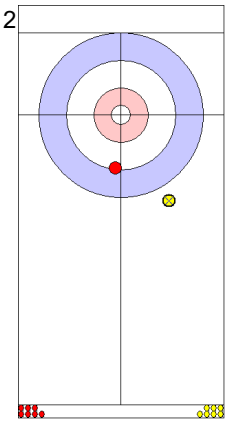
GER: SHERRARD R
Front ↻ 4

3
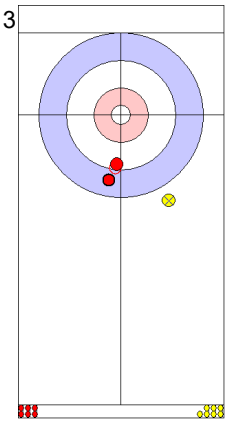
USA: LANDSTEINER J
Draw ↺ 4

4
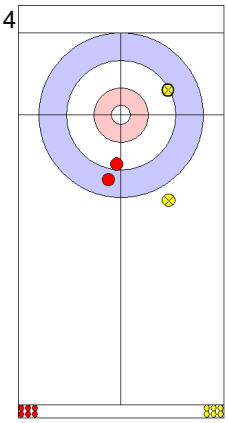
GER: SHERRARD R
Draw ↻ 4

5
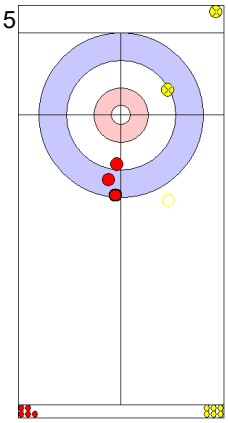
USA: HAMILTON M
Take-out ↻ 2
Slow Take-out

6
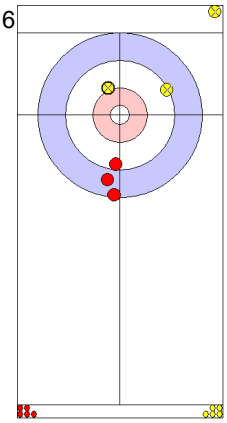
GER: HERBERG D
Draw ↻ 4

7
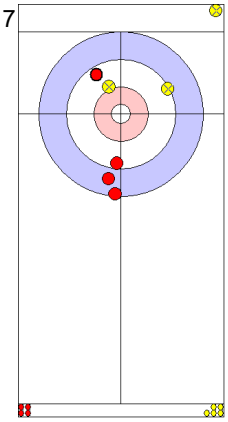
USA: HAMILTON M
Draw ↻ 2

8
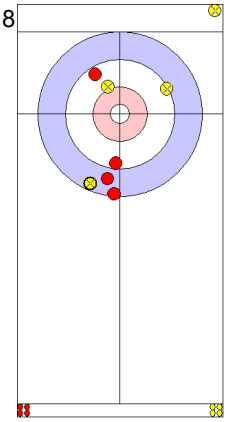
GER: HERBERG D
Draw ↻ 4

9
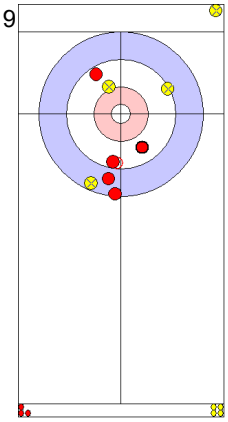
USA: GEORGE T
Draw ↺ 2

10
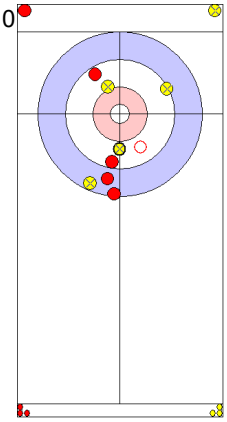
GER: WALTER M
Hit and Roll ↺ 4

11
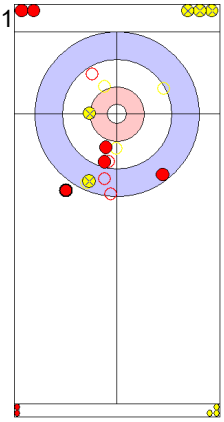
USA: GEORGE T
Promotion Take-out ↻ 4

12
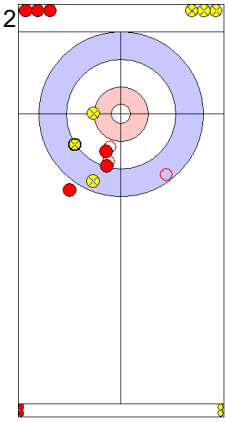
GER: WALTER M
Hit and Roll ↺ 2
Time-out

13
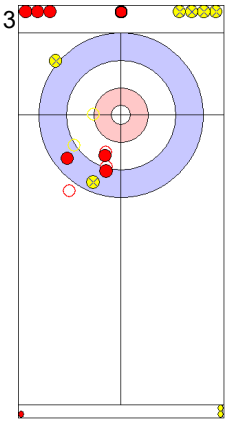
USA: SHUSTER J
Promotion Take-out ↺ 4

14
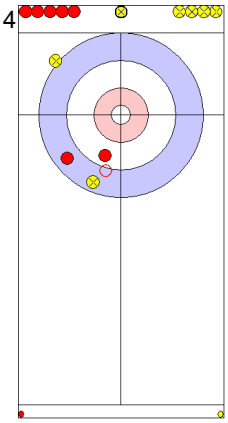
GER: BAUMANN A
Double Take-out ↺ 2

15
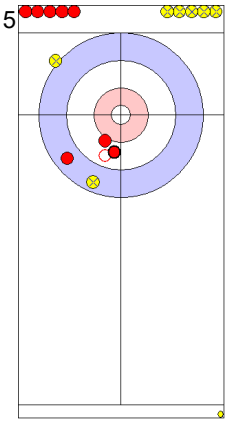
USA: SHUSTER J
Draw ↺ 2

16
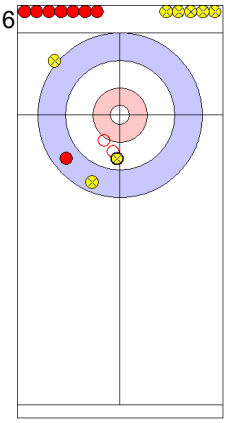
GER: BAUMANN A
Double Take-out ↺ 4

	USA	GER
Total Score	5	4
Time left	00:00	00:00

Game - Shot by Shot

End 8 | **USA - United States** **5 + 3** (this end) **= 8** | **GER - Germany** **4 + 0** (this end) **= 4**

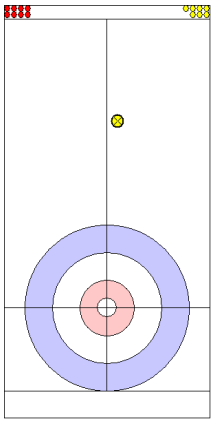

1 GER: SHERRARD R
Front ↺ 4

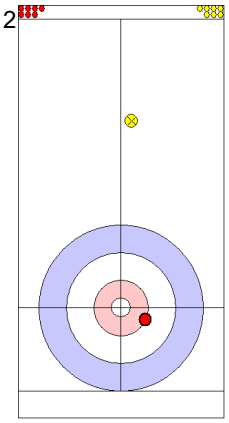

2 USA: LANDSTEINER J
Draw ↺ 4

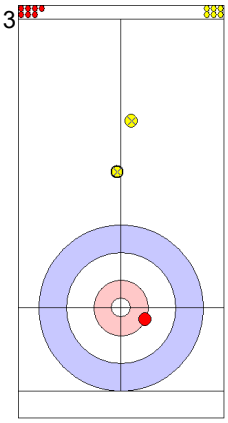

3 GER: SHERRARD R
Front ↺ 4

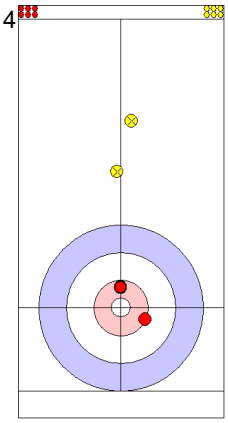

4 USA: LANDSTEINER J
Draw ↺ 4

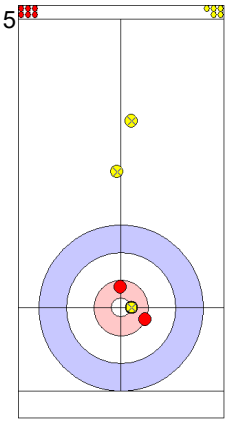

5 GER: HERBERG D
Draw ↺ 4

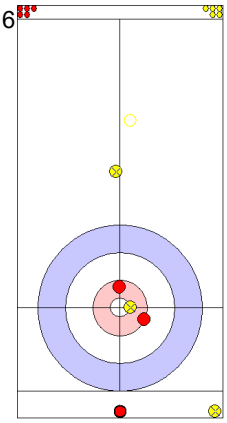

6 USA: HAMILTON M
Clearing ↺ 4

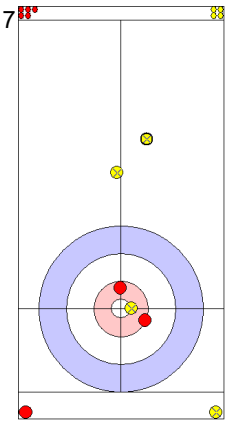

7 GER: HERBERG D
Guard ↺ 4

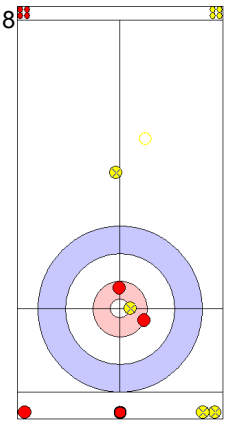

8 USA: HAMILTON M
Clearing ↺ 4

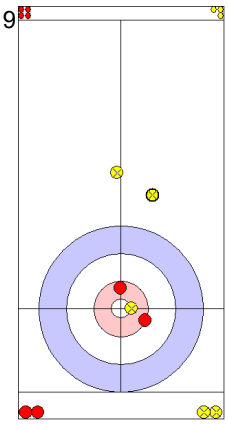

9 GER: WALTER M
Guard ↺ 2

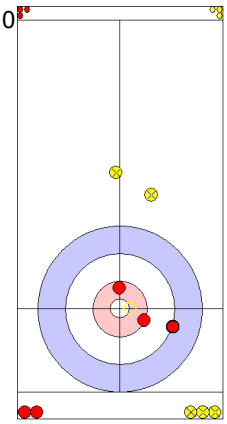

10 USA: GEORGE T
Take-out ↺ 4
Slow Take-out

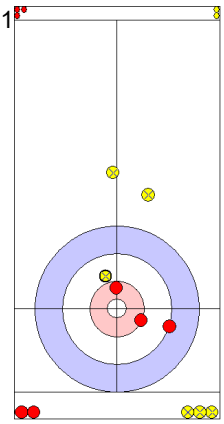

11 GER: WALTER M
Raise ↺ 0

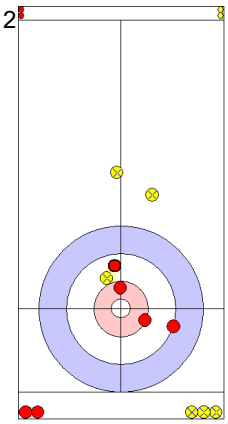

12 USA: GEORGE T
Draw ↺ 4

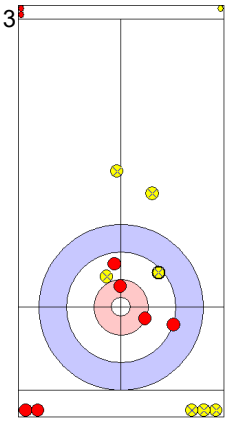

13 GER: BAUMANN A
Draw ↺ 2

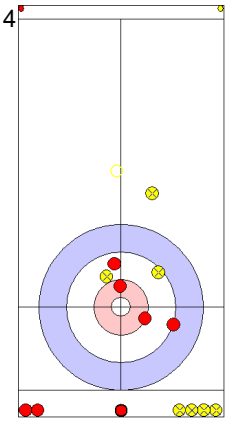

14 USA: SHUSTER J
Clearing ↺ 4
Time-out

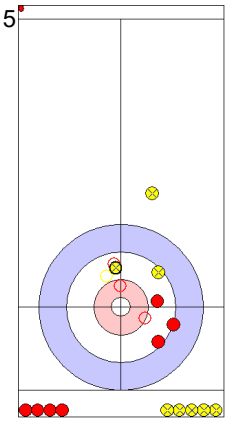

15 GER: BAUMANN A
Take-out ↺ 2

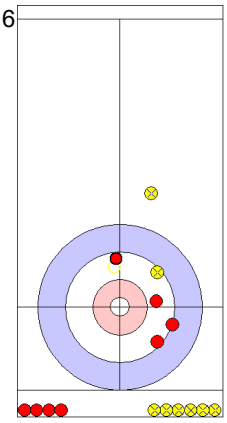

16 USA: SHUSTER J
Take-out ↺ 4

	USA	GER
Total Score	8	4
Time left	00:00	00:00

Game - Shot by Shot

End 9 | **USA - United States** **8 + 0** (this end) **= 8** | **GER - Germany** **4 + 1** (this end) **= 5**

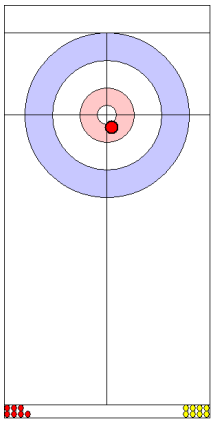

1
USA: LANDSTEINER J
Draw ↻ 4

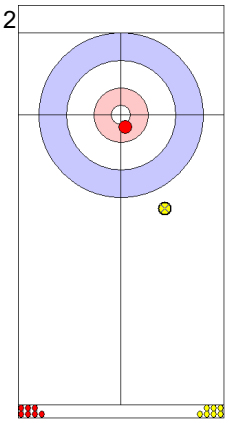

2
GER: SHERRARD R
Front ↻ 4

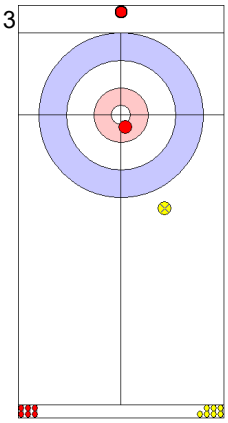

3
USA: LANDSTEINER J
Wick / Soft Peeling ↻ 0
Soft-Peeling Free guard zone violation

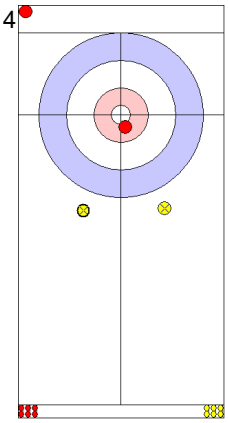

4
GER: SHERRARD R
Front ↻ 4

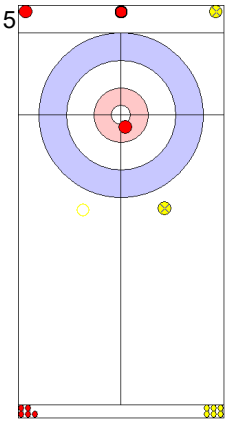

5
USA: POLO J
Clearing ↻ 4

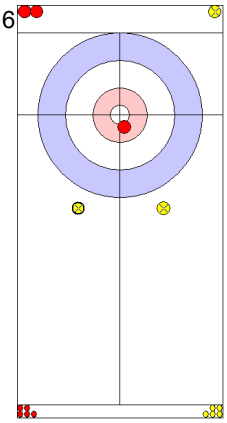

6
GER: HERBERG D
Front ↻ 4

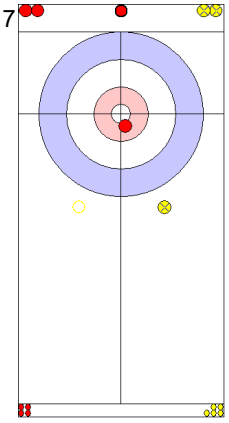

7
USA: POLO J
Clearing ↻ 4

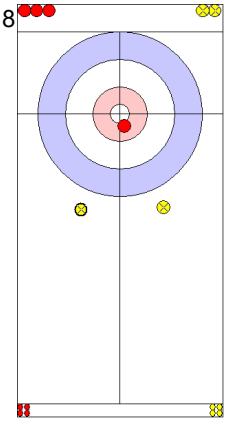

8
GER: HERBERG D
Front ↻ 4

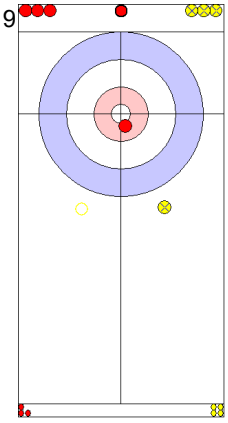

9
USA: GEORGE T
Clearing ↻ 4

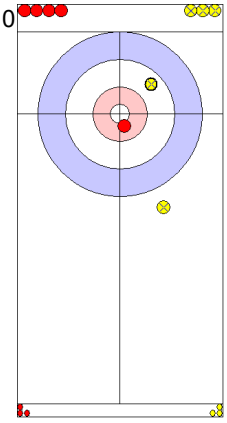

10
GER: WALTER M
Draw ↻ 4

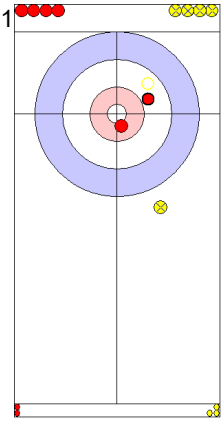

11
USA: GEORGE T
Take-out ↻ 4

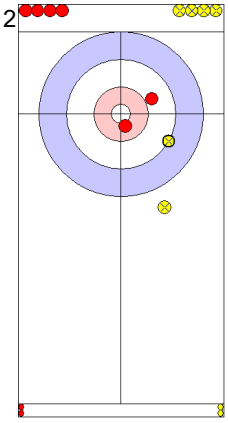

12
GER: WALTER M
Draw ↻ 4

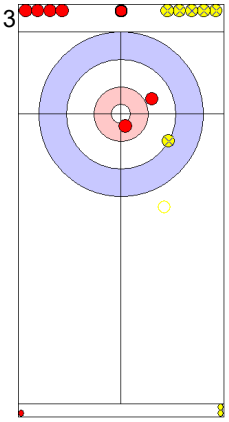

13
USA: SHUSTER J
Clearing ↻ 4

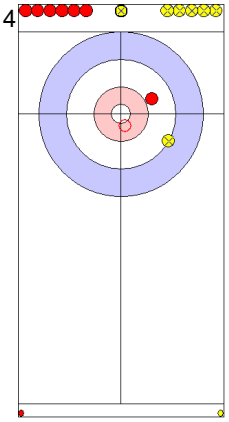

14
GER: BAUMANN A
Take-out ↺ 2

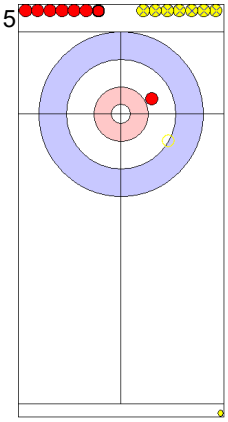

15
USA: SHUSTER J
Take-out ↺ 2

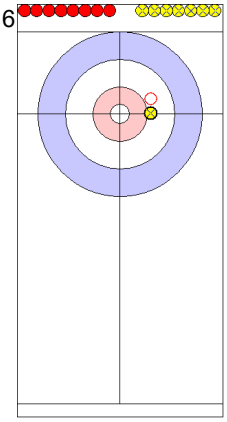

16
GER: BAUMANN A
Take-out ↺ 4

Note:
Shot Success Points:
4 = 100%
3 = 75%
2 = 50%
1 = 25%
0 = 0%
X = not considered

Rotation:
↻ Clockwise
↺ Counter-clockwise

	USA	GER
Total Score	8	5
Time left	06:57	07:23

Session Results and Standings

Sheet	Game	Team	LSFE	1	2	3	4	5	6	7	8	9	10	Extra Ends				Total
A	8	SWE - Sweden	*	1	1	0	2	0	0	1	0	0	1					6
	8	SCO - Scotland		0	0	1	0	1	1	0	1	0	0					4
B	8	NED - Netherlands		0	0	0	1	0	0	2	0	X	X					3
	8	CAN - Canada	*	3	0	1	0	2	0	0	2	X	X					8
C	8	CHN - China	*	0	0	2	0	0	0	2	2	0	0	1				7
	8	NOR - Norway		1	0	0	0	2	0	0	0	2	1	0				6
D	8	RUS - Russia		0	2	0	0	1	1	0	X	X	X					4
	8	JPN - Japan	*	4	0	2	3	0	0	3	X	X	X					12

Current Standings

Rank	Team	Games	Wins	Losses
1	CAN - Canada	8	8	0
2	SWE - Sweden	8	7	1
3	SUI - Switzerland	7	6	1
4	JPN - Japan	8	5	3
5	ITA - Italy	7	4	3
5	USA - United States	7	4	3
7	CHN - China	8	4	4
8	NOR - Norway	8	3	5
8	SCO - Scotland	8	3	5
10	GER - Germany	7	2	5
11	NED - Netherlands	8	0	8
11	RUS - Russia	8	0	8

Attendance

Session: 2'705 Total: 41'636

Note:
Under WCF rules, tie-breaking rules for standings are not applied until after the last game of the Round Robin.

Legend:
LSFE(*) Last Stone First End **X** Unplayed/unfinished end due to concession

Game Results

Sheet	Game	Team	LSFE	1	2	3	4	5	6	7	8	9	10	Extra Ends	Total
A	8	SWE - Sweden	*	1	1	0	2	0	0	1	0	0	1		6
	8	SCO - Scotland		0	0	1	0	1	1	0	1	0	0		4

SWE - Sweden		Shot Success Game	Shot Success All
4 S	EDIN Niklas	94 %	82 %
3 V	ERIKSSON Oskar	90 %	87 %
2	WRANAA Rasmus	88 %	85 %
1	SUNDGREN Christoffer	89 %	89 %
A	LEEK Henrik	-	100 %
	Team Total	90 %	86 %

Last Stone Draw		Distance
↻	ERIKSSON O	9.7cm
↺	EDIN N	22.1cm
Total		**31.8cm**

Time remaining: 1 minute 36 seconds

SCO - Scotland		Shot Success Game	Shot Success All
4 S	MURDOCH David	85 %	81%
3 V	DRUMMOND Greg	80 %	83 %
2	ANDREWS Scott	89 %	86 %
1	GOODFELLOW Michael	91%	92 %
A	PATERSON Ross	-	-
	Team Total	86 %	86 %

Last Stone Draw		Distance
↻	DRUMMOND G	153.0cm
↺	MURDOCH D	33.7cm
Total		**186.7cm**

Time remaining: 0 minutes 56 seconds

Time-out: end 8 - SCO stone 7

Shot Success Analysis

SWE - Sweden		↻		↺		Game	
4 EDIN Niklas	Draws	2	75 %	2	88 %	4	81 %
	Take-outs	7	93 %	9	100 %	16	97 %
	Total	9	89 %	11	98 %	20	94 %
3 ERIKSSON Oskar	Draws	0	-	1	0 %	1	0 %
	Take-outs	11	91 %	8	100 %	19	95 %
	Total	11	91 %	9	89 %	20	90 %
2 WRANAA Rasmus	Draws	1	75 %	2	75 %	3	75 %
	Take-outs	10	90 %	7	89 %	17	90 %
	Total	11	89 %	9	86 %	20	88 %
1 SUNDGREN Christoffer	Draws	7	96 %	12	83 %	19	88 %
	Take-outs	0	-	1	100 %	1	100 %
	Total	7	96 %	13	85 %	20	89 %
A LEEK Henrik	Draws	0	-	0	-	0	-
	Take-outs	0	-	0	-	0	-
	Total	0	-	0	-	0	-
Team	Draws	10	90 %	17	78 %	27	82 %
	Take-outs	28	91 %	25	97 %	53	94 %
	Total	38	91 %	42	89 %	80	90 %

SCO - Scotland		↻		↺		Game	
4 MURDOCH David	Draws	3	83 %	5	95 %	8	91 %
	Take-outs	8	75 %	4	94 %	12	81 %
	Total	11	77 %	9	94 %	20	85 %
3 DRUMMOND Greg	Draws	7	71 %	6	79 %	13	75 %
	Take-outs	3	92 %	4	88 %	7	89 %
	Total	10	78 %	10	83 %	20	80 %
2 ANDREWS Scott	Draws	8	84 %	10	95 %	18	90 %
	Take-outs	1	100 %	1	50 %	2	75 %
	Total	9	86 %	11	91 %	20	89 %
1 GOODFELLOW Michael	Draws	2	75 %	17	93 %	19	91 %
	Take-outs	0	-	1	100 %	1	100 %
	Total	2	75 %	18	93 %	20	91 %
A PATERSON Ross	Draws	0	-	0	-	0	-
	Take-outs	0	-	0	-	0	-
	Total	0	-	0	-	0	-
Team	Draws	20	79 %	38	91 %	58	87 %
	Take-outs	12	81 %	10	88 %	22	84 %
	Total	32	80 %	48	91 %	80	86 %

Note:
Team position and functions are attached to each team member's name as follows:
4 = Fourth, **3** = Third, **2** = Second, **1** = Lead, **A** = Alternate, **S** = Skip, **V** = Vice-Skip

Legend:
↻ Clockwise ↺ Counter-clockwise **LSFE(*)** Last Stone First End

Game - Shot by Shot

End 1 — **SWE - Sweden** **0 + 1** (this end) **= 1** — **SCO - Scotland** **0 + 0** (this end) **= 0**

1
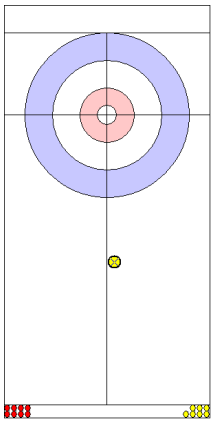
SCO: GOODFELLOW M
Front ↺ 4

2
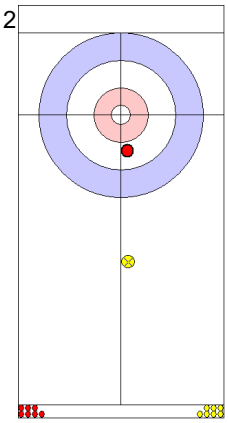
SWE: SUNDGREN C
Draw ↺ 4

3
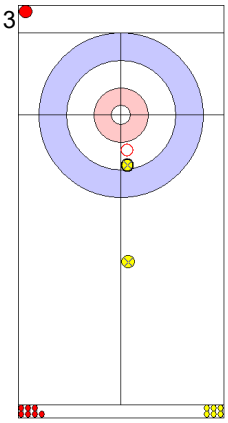
SCO: GOODFELLOW M
Take-out ↺ 4

4
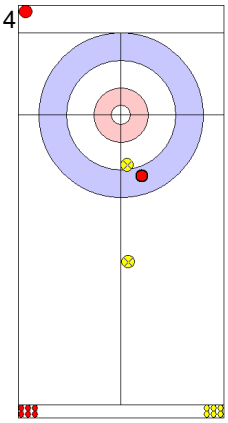
SWE: SUNDGREN C
Draw ↺ 4

5
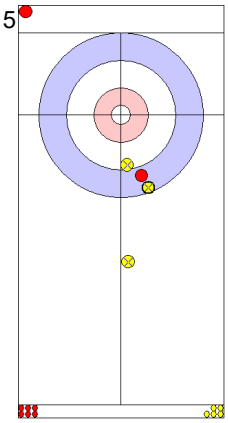
SCO: ANDREWS S
Draw ↺ 4

6
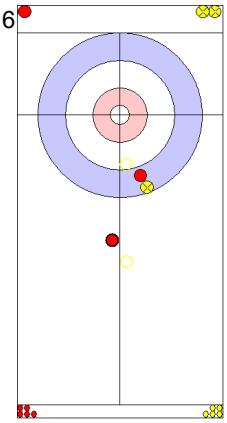
SWE: WRANAA R
Clearing ↺ 2

7
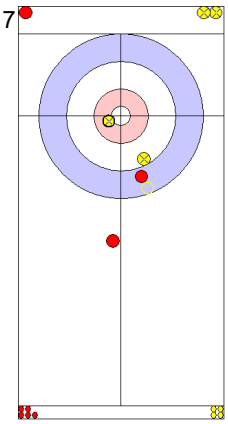
SCO: ANDREWS S
Draw ↺ 4

8
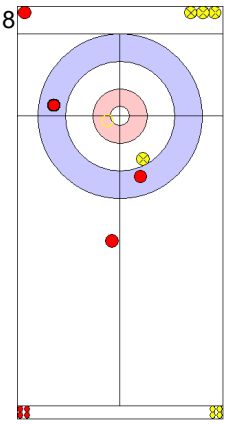
SWE: WRANAA R
Take-out ↺ 4

9
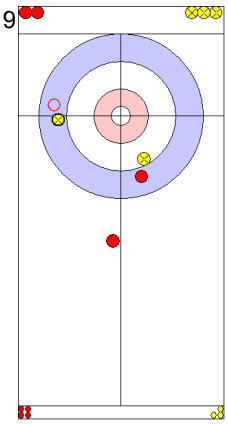
SCO: DRUMMOND G
Take-out ↺ 4

10
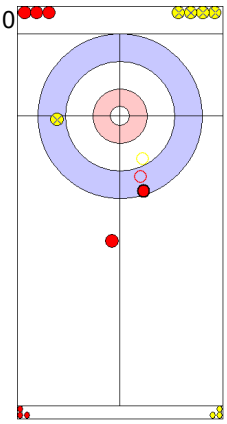
SWE: ERIKSSON O
Promotion Take-out ↺ 4

11
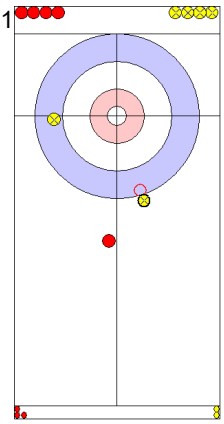
SCO: DRUMMOND G
Take-out ↺ 4

12
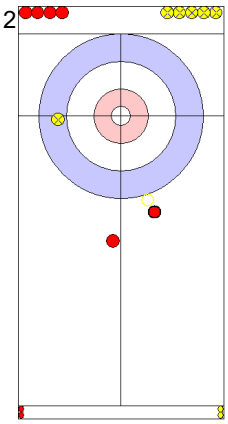
SWE: ERIKSSON O
Take-out ↺ 4

13
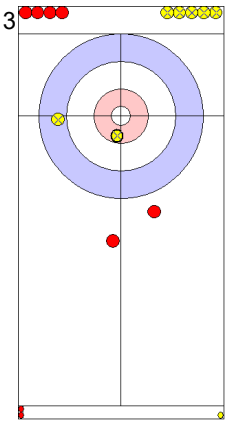
SCO: MURDOCH D
Draw ↺ 3

14
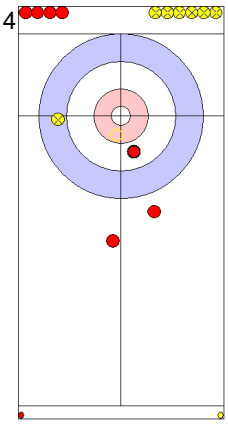
SWE: EDIN N
Take-out ↺ 4

15
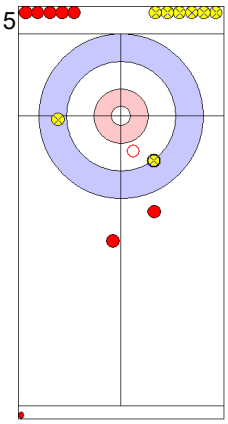
SCO: MURDOCH D
Take-out ↺ 4

16
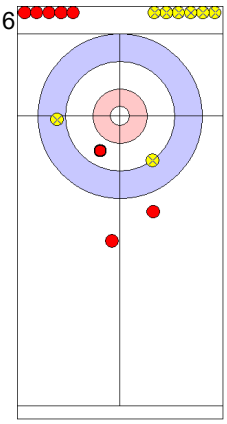
SWE: EDIN N
Draw ↺ 4

	SWE	SCO
Total Score	1	0
Time left	00:00	00:00

Game - Shot by Shot

End 2 | **SWE - Sweden** **1 + 1** (this end) **= 2** | **SCO - Scotland** **0 + 0** (this end) **= 0**



	SWE	SCO
Total Score	2	0
Time left	00:00	00:00

Game - Shot by Shot

End 3 | **SWE - Sweden** **2 + 0** (this end) **= 2** | **SCO - Scotland** **0 + 1** (this end) **= 1**



	SWE	SCO
Total Score	2	1
Time left	00:00	00:00

Game - Shot by Shot

End 4 | **SWE - Sweden** **2 + 2** (this end) **= 4** | **SCO - Scotland** **1 + 0** (this end) **= 1**

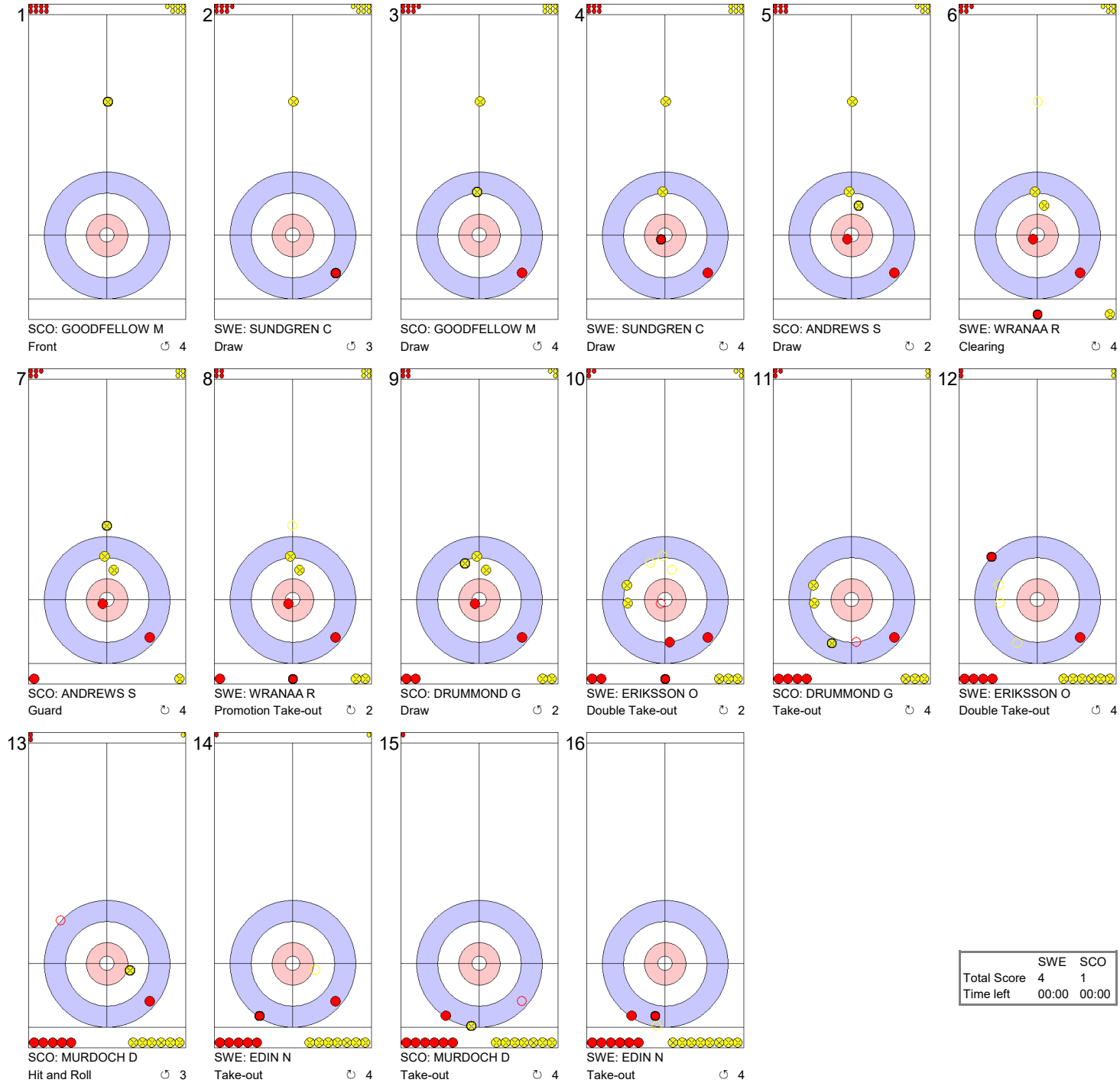

	SWE	SCO
Total Score	4	1
Time left	00:00	00:00

Game - Shot by Shot

End 5 | **SWE - Sweden** **4 + 0** (this end) **= 4** | **SCO - Scotland** **1 + 1** (this end) **= 2**

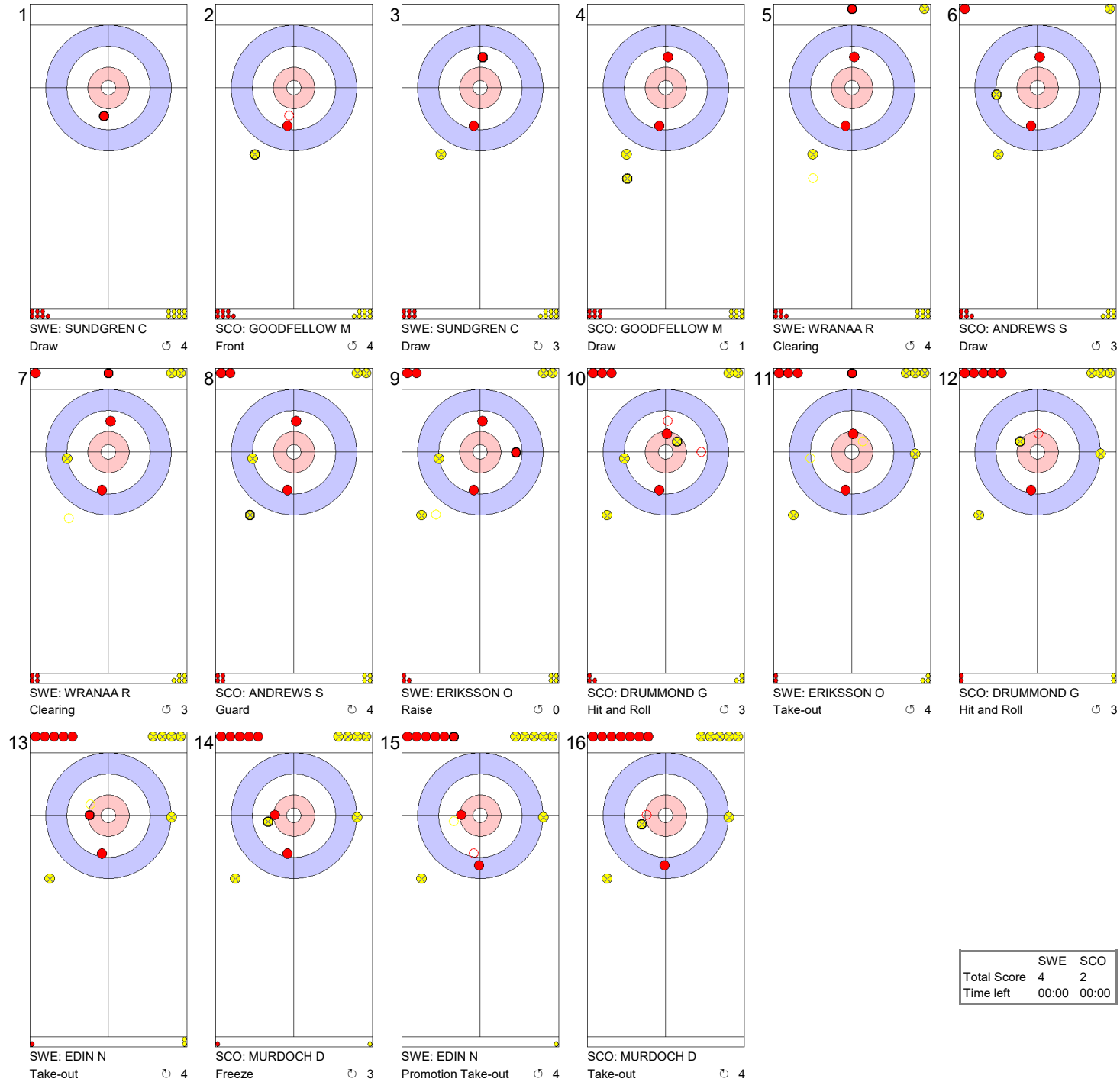

	SWE	SCO
Total Score	4	2
Time left	00:00	00:00

Game - Shot by Shot

End 6 | **SWE - Sweden** **4 + 0** (this end) **= 4** | **SCO - Scotland** **2 + 1** (this end) **= 3**

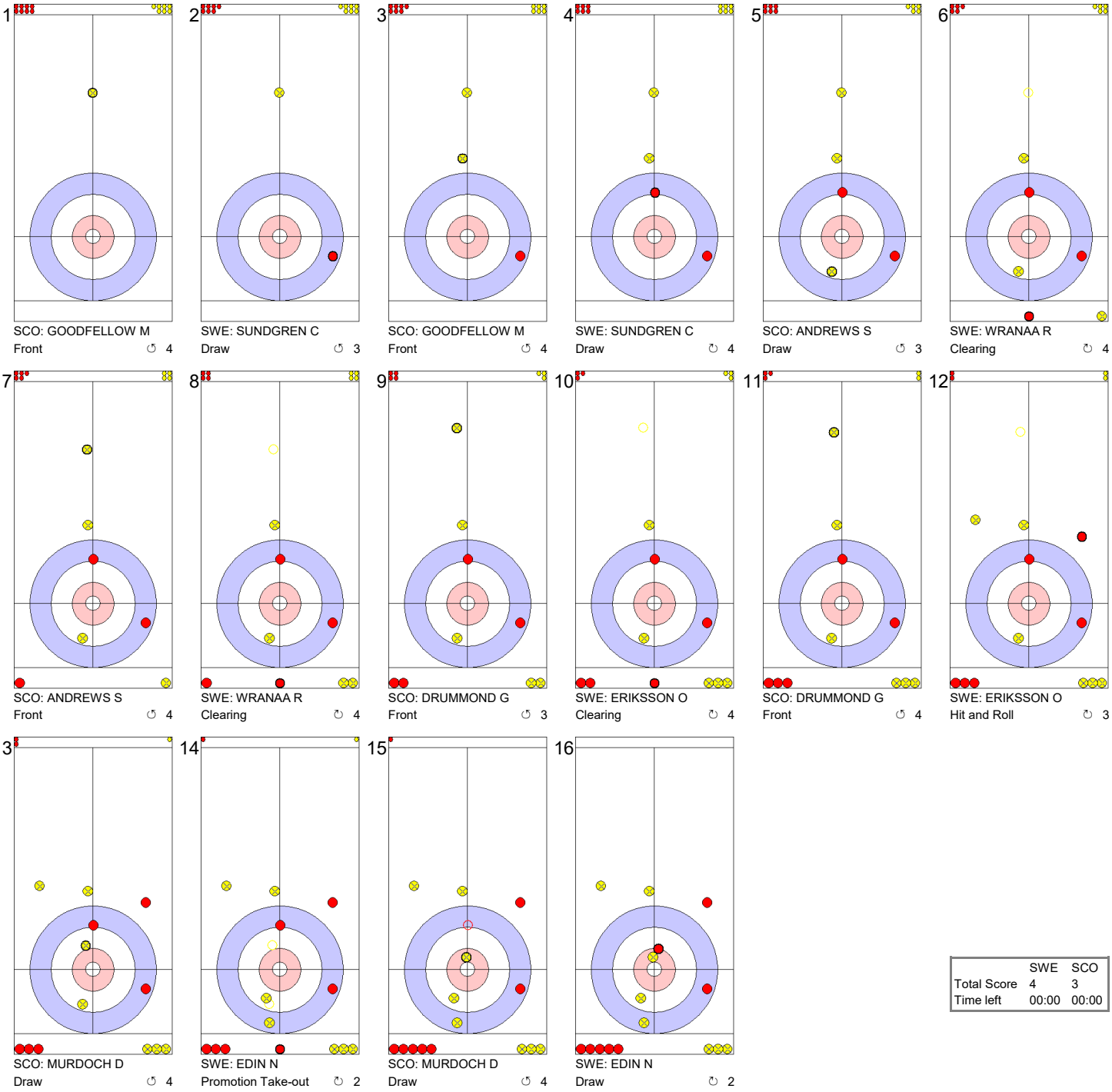

	SWE	SCO
Total Score	4	3
Time left	00:00	00:00

Game - Shot by Shot

End 7 | **SWE - Sweden** **4 + 1** (this end) **= 5** | **SCO - Scotland** **3 + 0** (this end) **= 3**

1
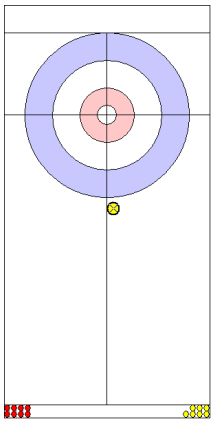
SCO: GOODFELLOW M
Front ↺ 4

2
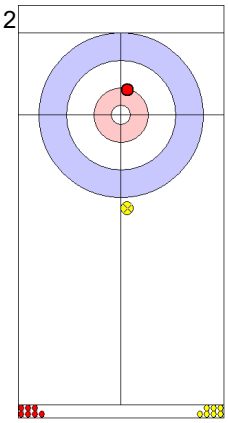
SWE: SUNDGREN C
Draw ↺ 3

3
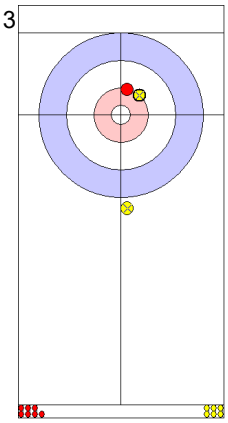
SCO: GOODFELLOW M
Draw ↺ 3

4
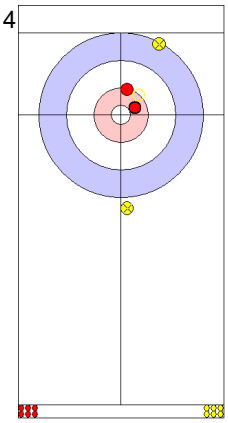
SWE: SUNDGREN C
Take-out ↺ 4

5
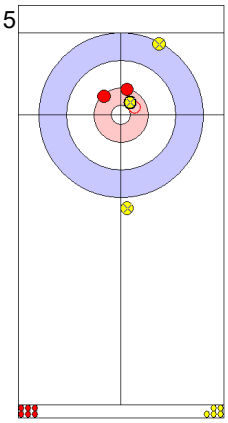
SCO: ANDREWS S
Draw ↺ 4

6
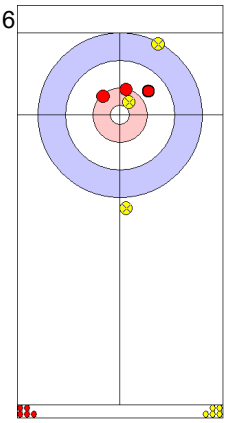
SWE: WRANAA R
Draw ↺ 2

7
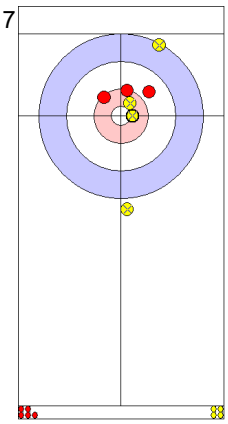
SCO: ANDREWS S
Draw ↺ 4

8
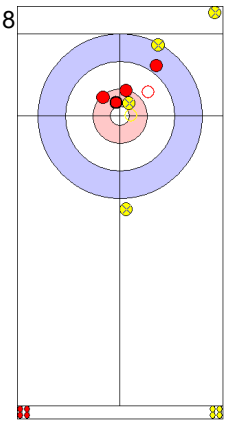
SWE: WRANAA R
Raise ↻ 3

9
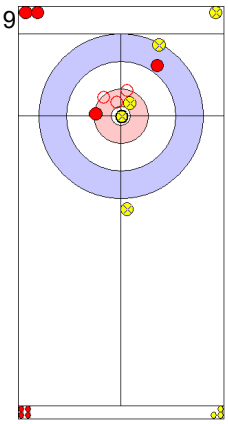
SCO: DRUMMOND G
Double Take-out ↻ 3

10
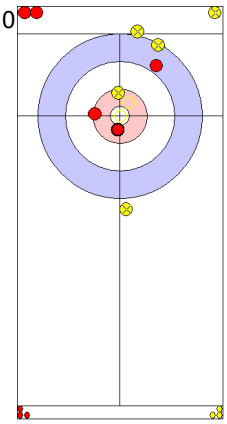
SWE: ERIKSSON O
Hit and Roll ↺ 4

11
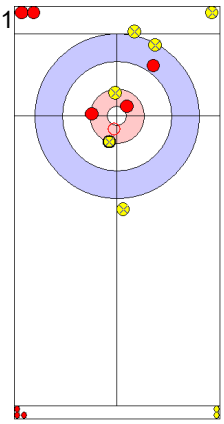
SCO: DRUMMOND G
Raise ↻ 2

12
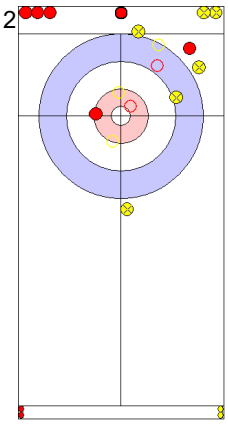
SWE: ERIKSSON O
Promotion Take-out ↻ 4

13
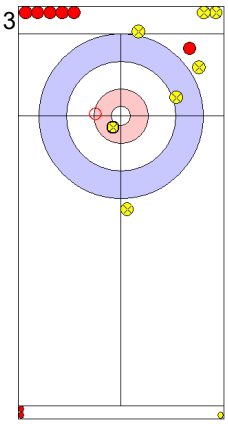
SCO: MURDOCH D
Take-out ↻ 4

14
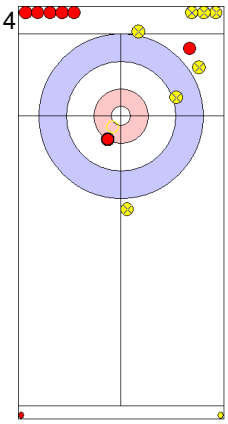
SWE: EDIN N
Take-out ↻ 4

15
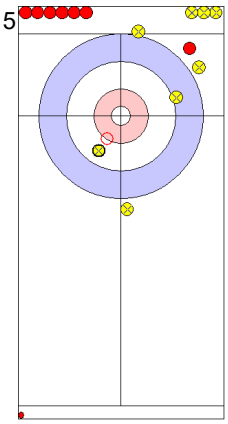
SCO: MURDOCH D
Take-out ↻ 4

16
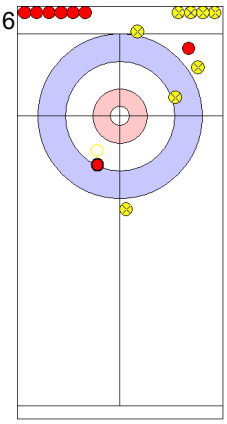
SWE: EDIN N
Hit and Roll ↺ 4

	SWE	SCO
Total Score	5	3
Time left	00:00	00:00

Game - Shot by Shot

End 8 | **SWE - Sweden** **5 + 0** (this end) **= 5** | **SCO - Scotland** **3 + 1** (this end) **= 4**

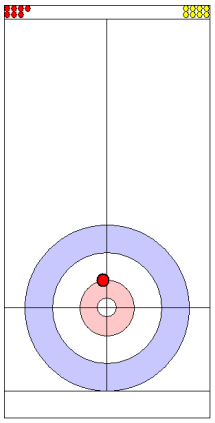

SWE: SUNDGREN C
Draw ↻ 4

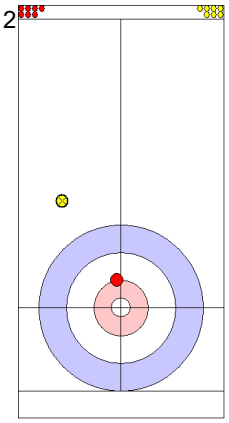

SCO: GOODFELLOW M
Front ↻ 4

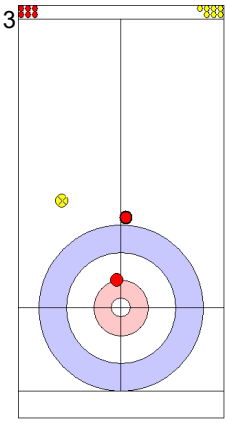

SWE: SUNDGREN C
Draw ↻ 4

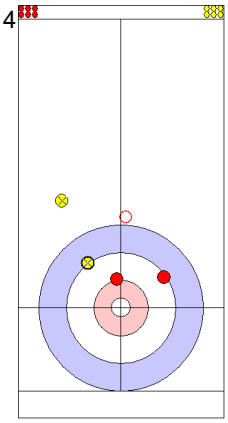

SCO: GOODFELLOW M
Raise ↻ 3

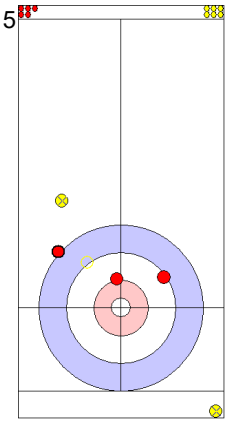

SWE: WRANAA R
Take-out ↻ 4

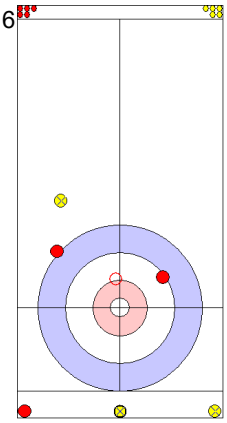

SCO: ANDREWS S
Hit and Roll ↻ 2

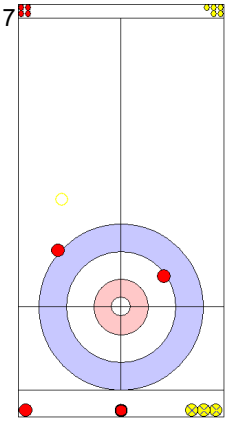

SWE: WRANAA R
Clearing ↻ 4

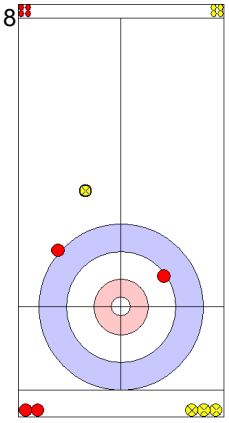

SCO: ANDREWS S
Front ↻ 4

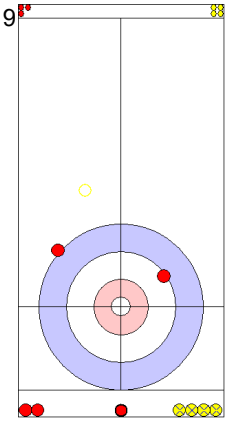

SWE: ERIKSSON O
Clearing ↻ 4

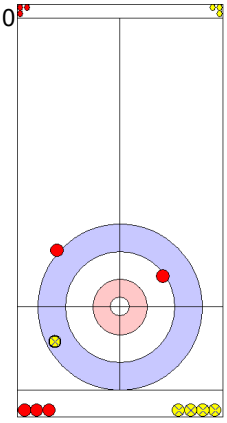

SCO: DRUMMOND G
Draw ↻ 3

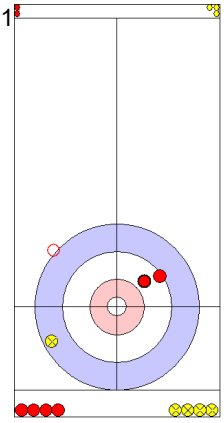

SWE: ERIKSSON O
Promotion Take-out ↻ 3

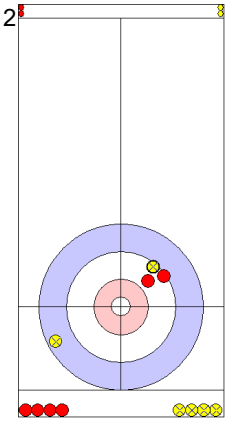

SCO: DRUMMOND G
Draw ↻ 4

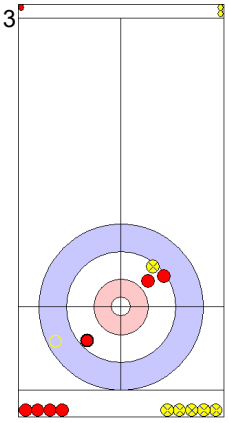

SWE: EDIN N
Take-out ↻ 4

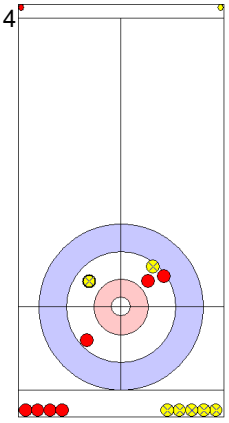

SCO: MURDOCH D
Draw ↻ 4
Time-out

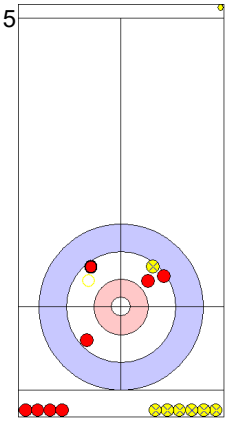

SWE: EDIN N
Take-out ↻ 4

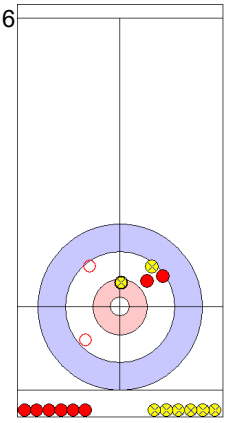

SCO: MURDOCH D
Hit and Roll ↻ 4

	SWE	SCO
Total Score	5	4
Time left	00:00	00:00

Game - Shot by Shot

End 9 **SWE - Sweden** **5 + 0** (this end) **= 5** **SCO - Scotland** **4 + 0** (this end) **= 4**

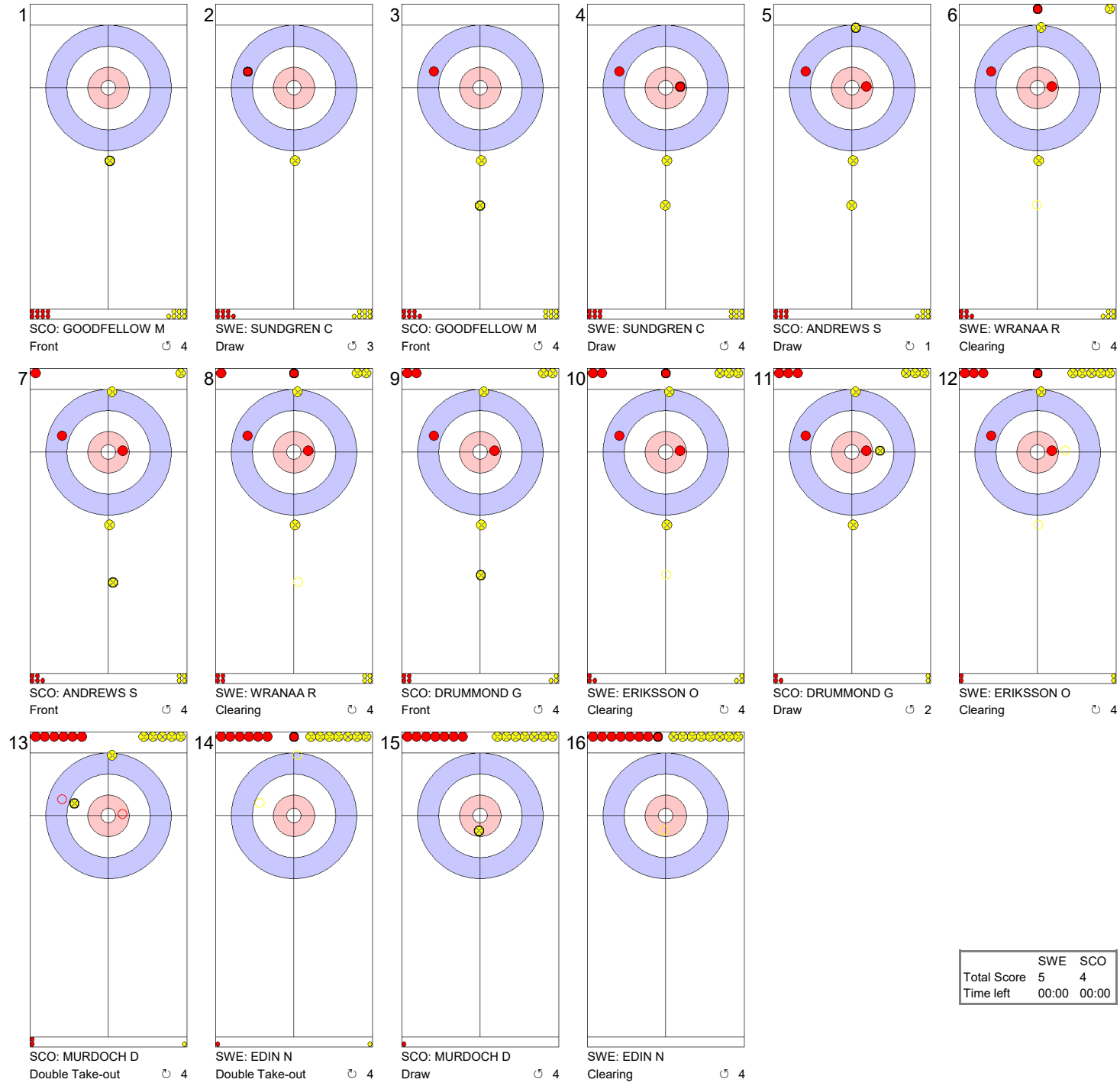

	SWE	SCO
Total Score	5	4
Time left	00:00	00:00

Game - Shot by Shot

End 10 | **SWE - Sweden** **5 + 1** (this end) **= 6** | **SCO - Scotland** **4 + 0** (this end) **= 4**

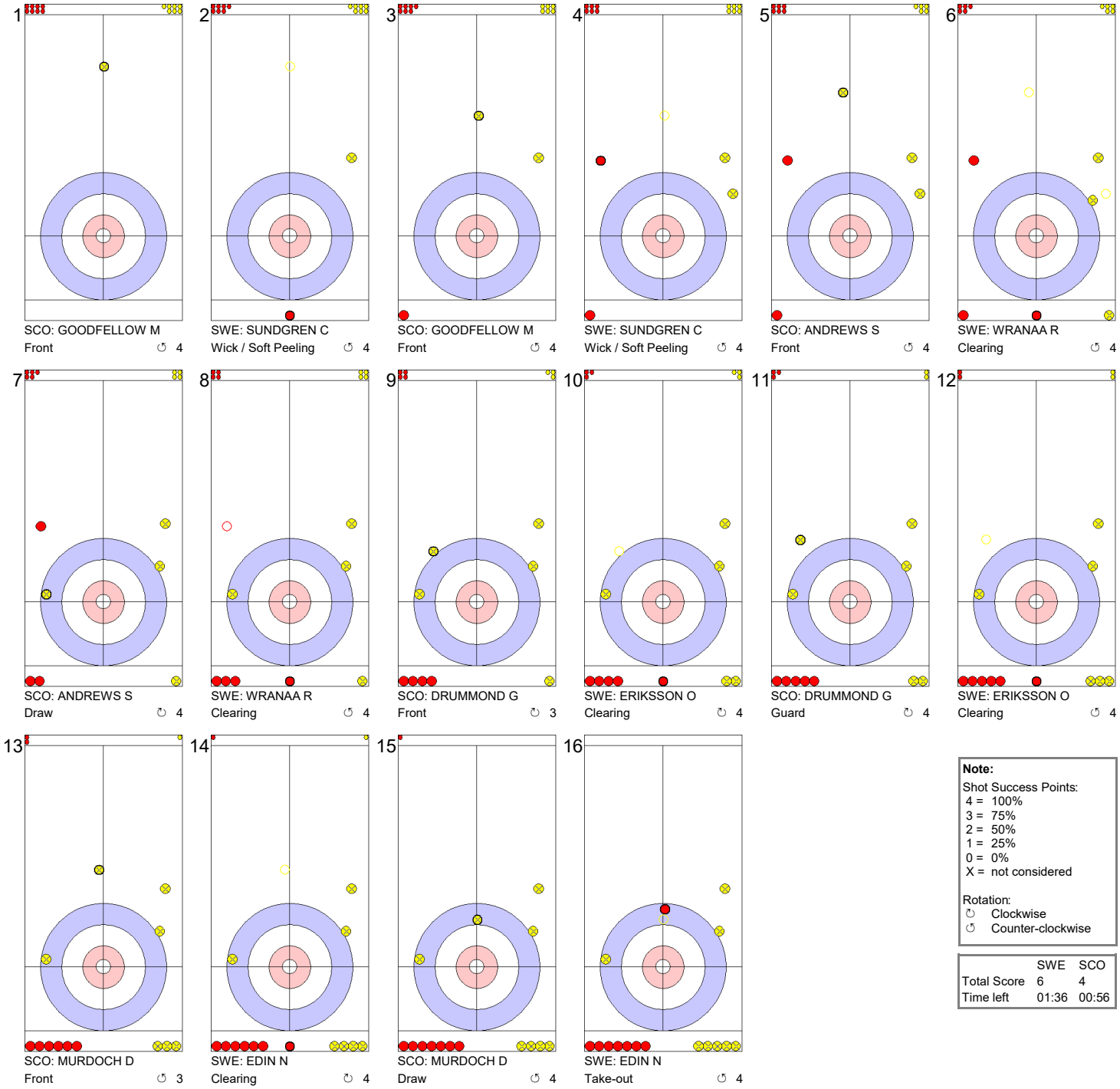

Note:
Shot Success Points:
4 = 100%
3 = 75%
2 = 50%
1 = 25%
0 = 0%
X = not considered

Rotation:
↻ Clockwise
↺ Counter-clockwise

	SWE	SCO
Total Score	6	4
Time left	01:36	00:56

Game Results

Sheet	Game	Team	LSFE	1	2	3	4	5	6	7	8	9	10	Extra Ends				Total
B	8	NED - Netherlands		0	0	0	1	0	0	2	0	X	X					3
	8	CAN - Canada	*	3	0	1	0	2	0	0	2	X	X					8

NED - Netherlands		Shot Success Game	Shot Success All
4 S	VAN DORP Jaap	83%	74%
3 V	GOESGENS Wouter	80%	77%
2	HOEKMAN Laurens	86%	76%
1	GLASBERGEN Carlo	83%	82%
A	MAGAN Alexander	-	-
	Team Total	83%	77%

Last Stone Draw		Distance
↻	HOEKMAN L	42.5cm
↺	GOESGENS W	29.5cm
Total		**72.0cm**

Time remaining: 11 minutes 6 seconds

CAN - Canada		Shot Success Game	Shot Success All
4 S	GUSHUE Brad	92%	92%
3 V	NICHOLS Mark	91%	90%
2	GALLANT Brett	100%	91%
1	WALKER Geoff	97%	91%
A	SALLOWS Tom	-	100%
	Team Total	95%	91%

Last Stone Draw		Distance
↻	GALLANT B	9.1cm
↺	GUSHUE B	0.7cm
Total		**9.8cm**

Time remaining: 9 minutes 20 seconds

Shot Success Analysis

NED - Netherlands		↻		↺		Game	
4 VAN DORP Jaap	Draws	4	69%	2	38%	6	58%
	Take-outs	5	95%	5	100%	10	98%
	Total	9	83%	7	82%	16	83%
3 GOESGENS Wouter	Draws	4	63%	7	89%	11	80%
	Take-outs	3	83%	2	75%	5	80%
	Total	7	71%	9	86%	16	80%
2 HOEKMAN Laurens	Draws	6	100%	5	95%	11	98%
	Take-outs	2	50%	3	67%	5	60%
	Total	8	88%	8	84%	16	86%
1 GLASBERGEN Carlo	Draws	11	84%	5	80%	16	83%
	Take-outs	0	-	0	-	0	-
	Total	11	84%	5	80%	16	83%
A MAGAN Alexander	Draws	0	-	0	-	0	-
	Take-outs	0	-	0	-	0	-
	Total	0	-	0	-	0	-
Team	Draws	25	82%	19	83%	44	82%
	Take-outs	10	83%	10	85%	20	84%
	Total	35	82%	29	84%	64	83%

CAN - Canada		↻		↺		Game	
4 GUSHUE Brad	Draws	3	83%	1	100%	4	88%
	Take-outs	4	100%	8	91%	12	94%
	Total	7	93%	9	92%	16	92%
3 NICHOLS Mark	Draws	2	75%	0	-	2	75%
	Take-outs	8	88%	6	100%	14	93%
	Total	10	85%	6	100%	16	91%
2 GALLANT Brett	Draws	1	100%	1	100%	2	100%
	Take-outs	7	100%	7	100%	14	100%
	Total	8	100%	8	100%	16	100%
1 WALKER Geoff	Draws	6	92%	8	100%	14	96%
	Take-outs	1	100%	1	100%	2	100%
	Total	7	93%	9	100%	16	97%
A SALLOWS Tom	Draws	0	-	0	-	0	-
	Take-outs	0	-	0	-	0	-
	Total	0	-	0	-	0	-
Team	Draws	12	88%	10	100%	22	93%
	Take-outs	20	95%	22	97%	42	96%
	Total	32	92%	32	98%	64	95%

Note:
Team position and functions are attached to each team member's name as follows:
4 = Fourth, **3** = Third, **2** = Second, **1** = Lead, **A** = Alternate, **S** = Skip, **V** = Vice-Skip

Legend:
↻ Clockwise ↺ Counter-clockwise **LSFE(*)** Last Stone First End
X Unplayed/unfinished end due to concession

Game - Shot by Shot

End 1 | **NED - Netherlands** **0 + 0** (this end) **= 0** | **CAN - Canada** **0 + 3** (this end) **= 3**

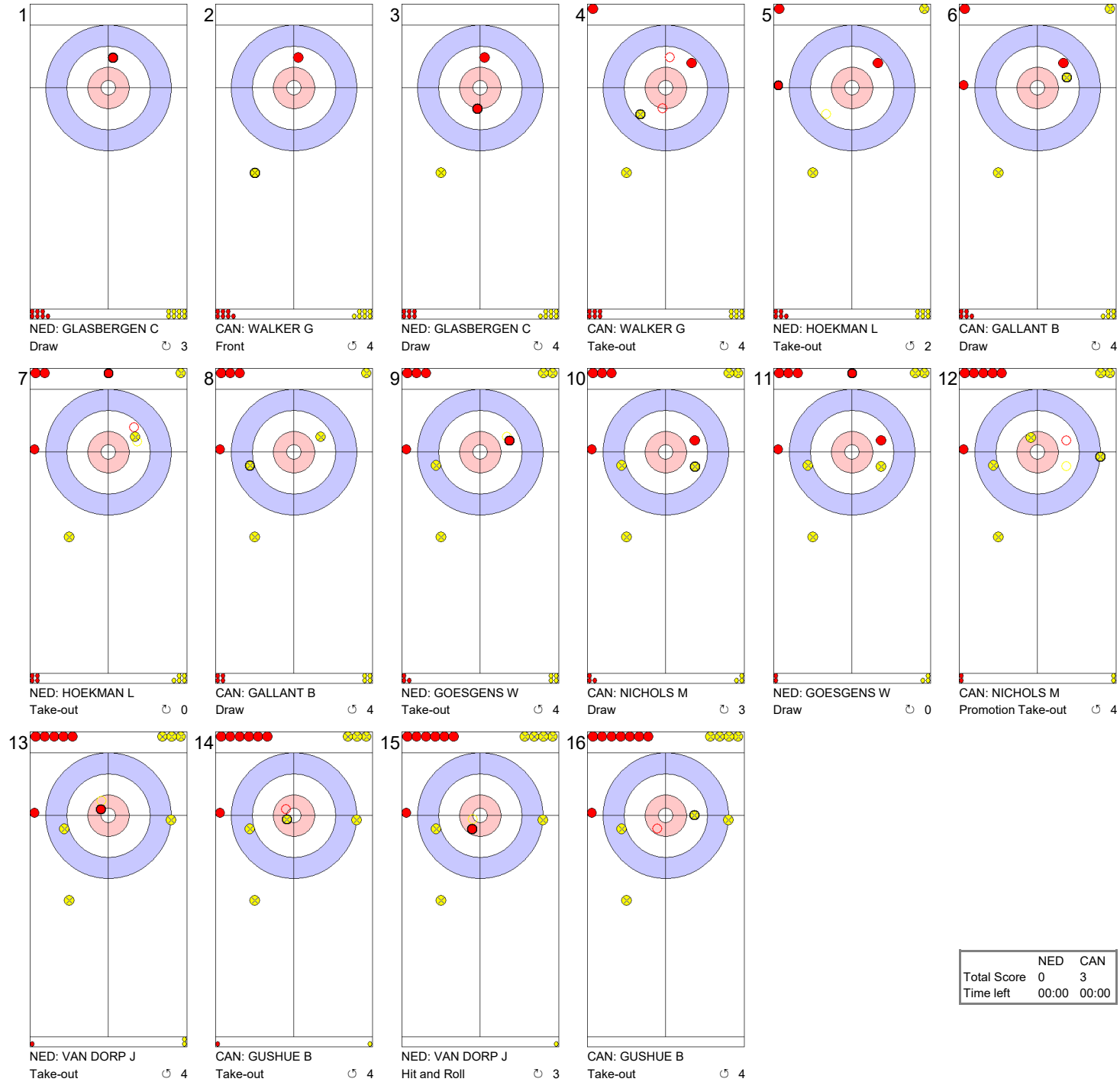

	NED	CAN
Total Score	0	3
Time left	00:00	00:00

Game - Shot by Shot

End 2 | **NED - Netherlands** **0 + 0** (this end) **= 0** | **CAN - Canada** **3 + 0** (this end) **= 3**

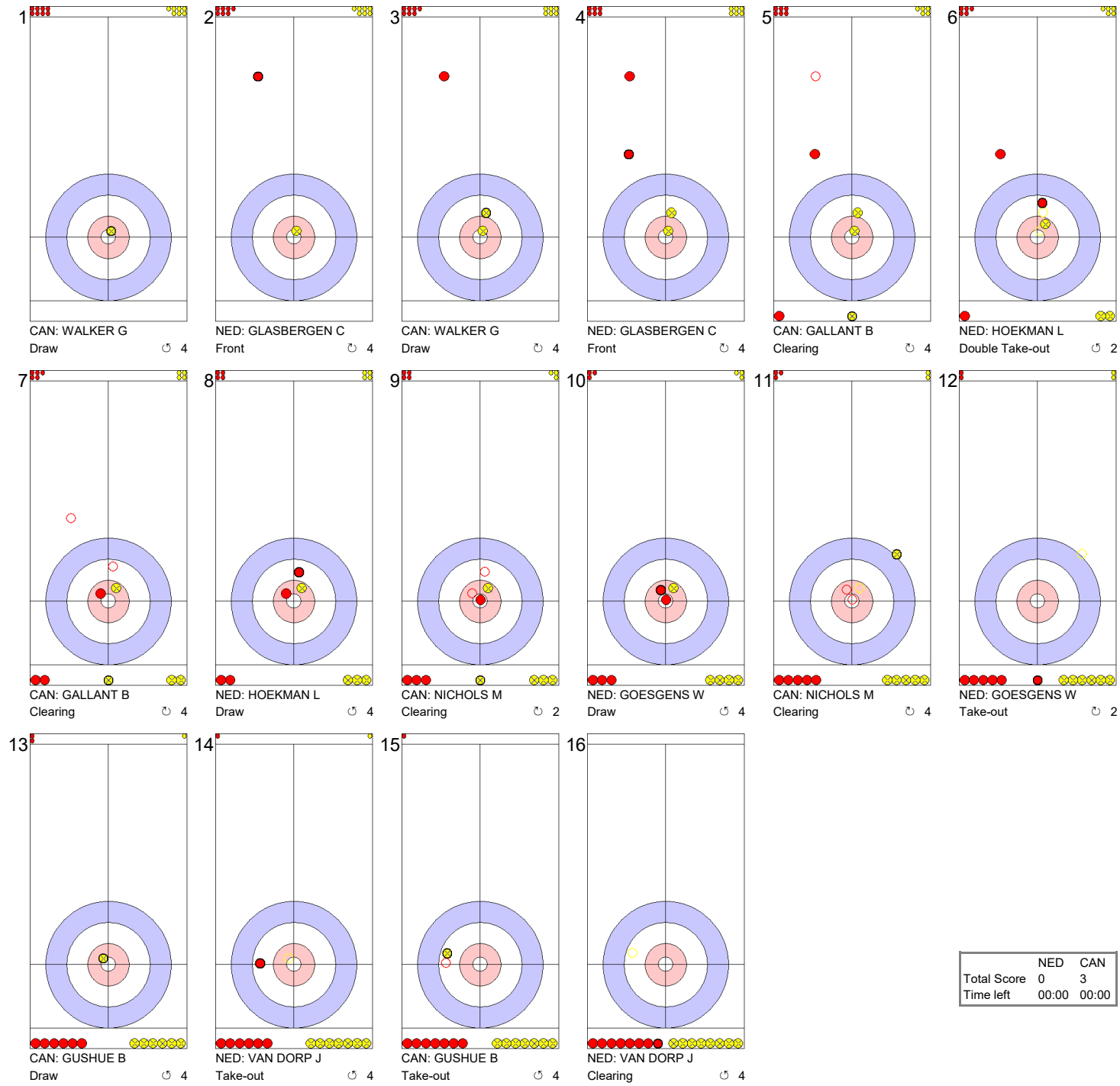

	NED	CAN
Total Score	0	3
Time left	00:00	00:00

Game - Shot by Shot

End 3 | **NED - Netherlands** **0 + 0** (this end) **= 0** | **CAN - Canada** **3 + 1** (this end) **= 4**



	NED	CAN
Total Score	0	4
Time left	00:00	00:00

Game - Shot by Shot

End 4 | **NED - Netherlands** **0 + 1** (this end) **= 1** | **CAN - Canada** **4 + 0** (this end) **= 4**

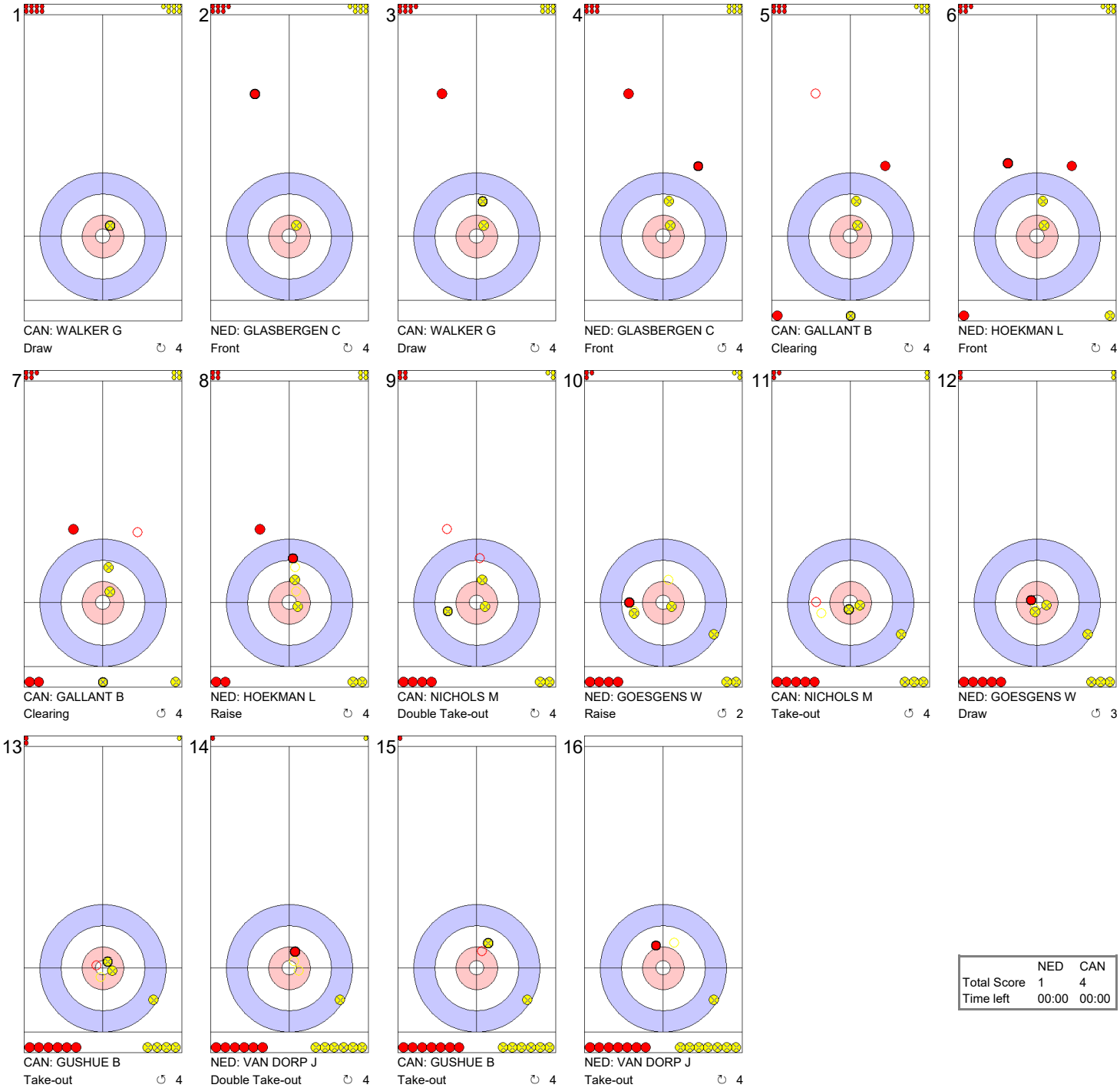

	NED	CAN
Total Score	1	4
Time left	00:00	00:00

Game - Shot by Shot

End 5 | **NED - Netherlands** **1 + 0** (this end) **= 1** | **CAN - Canada** **4 + 2** (this end) **= 6**

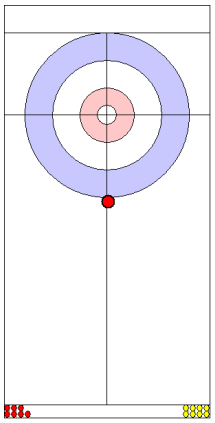

1 NED: GLASBERGEN C — Front ↻ 0

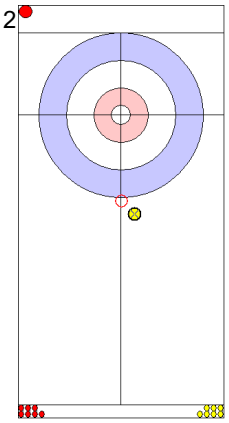

2 CAN: WALKER G — Take-out ↺ 4

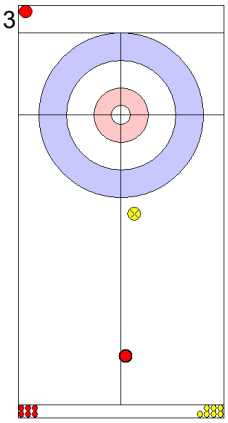

3 NED: GLASBERGEN C — Front ↻ 3

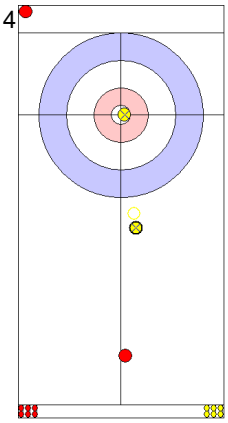

4 CAN: WALKER G — Raise ↺ 4

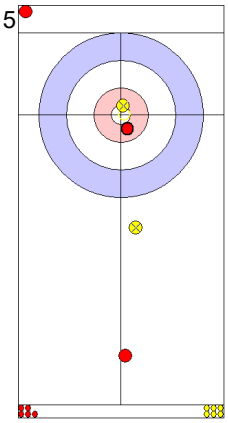

5 NED: HOEKMAN L — Draw ↻ 4

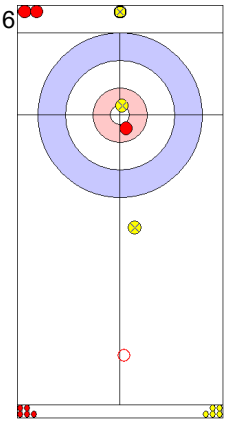

6 CAN: GALLANT B — Clearing ↺ 4

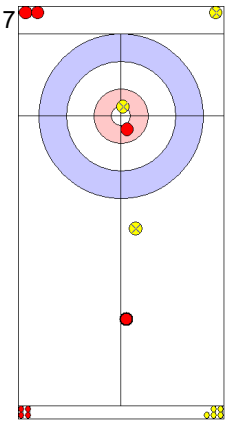

7 NED: HOEKMAN L — Guard ↻ 4

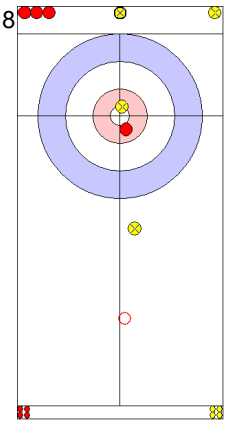

8 CAN: GALLANT B — Clearing ↺ 4

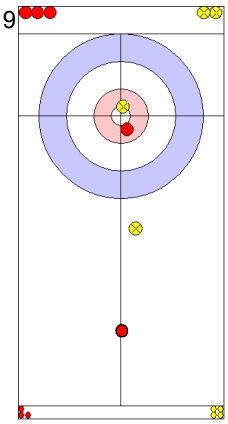

9 NED: GOESGENS W — Guard ↻ 4

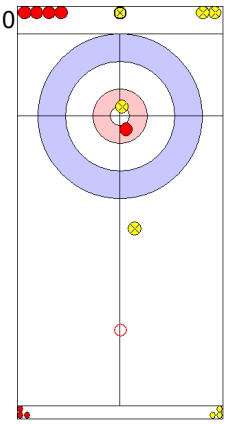

10 CAN: NICHOLS M — Clearing ↺ 4

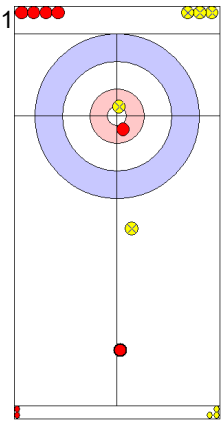

11 NED: GOESGENS W — Guard ↻ 4

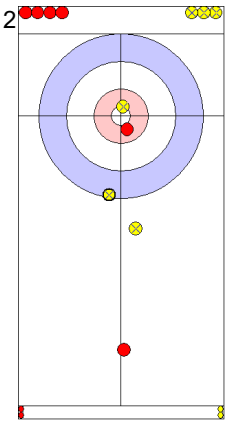

12 CAN: NICHOLS M — Draw ↻ 3

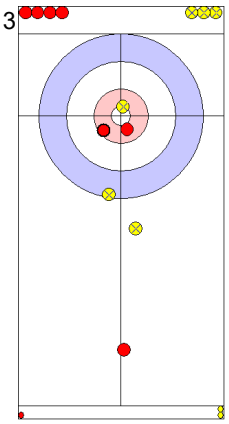

13 NED: VAN DORP J — Draw ↻ 4

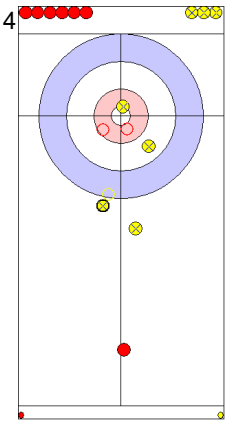

14 CAN: GUSHUE B — Promotion Take-out ↺ 4

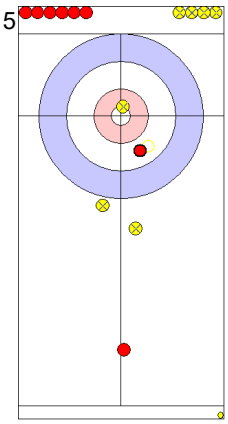

15 NED: VAN DORP J — Hit and Roll ↺ 4

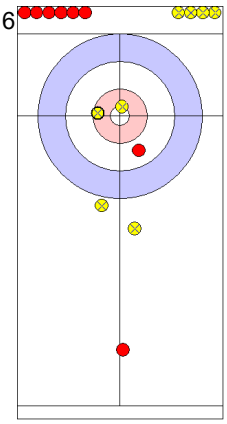

16 CAN: GUSHUE B — Draw ↻ 4

	NED	CAN
Total Score	1	6
Time left	00:00	00:00

Game - Shot by Shot

End 6 | **NED - Netherlands** **1 + 0** (this end) **= 1** | **CAN - Canada** **6 + 0** (this end) **= 6**

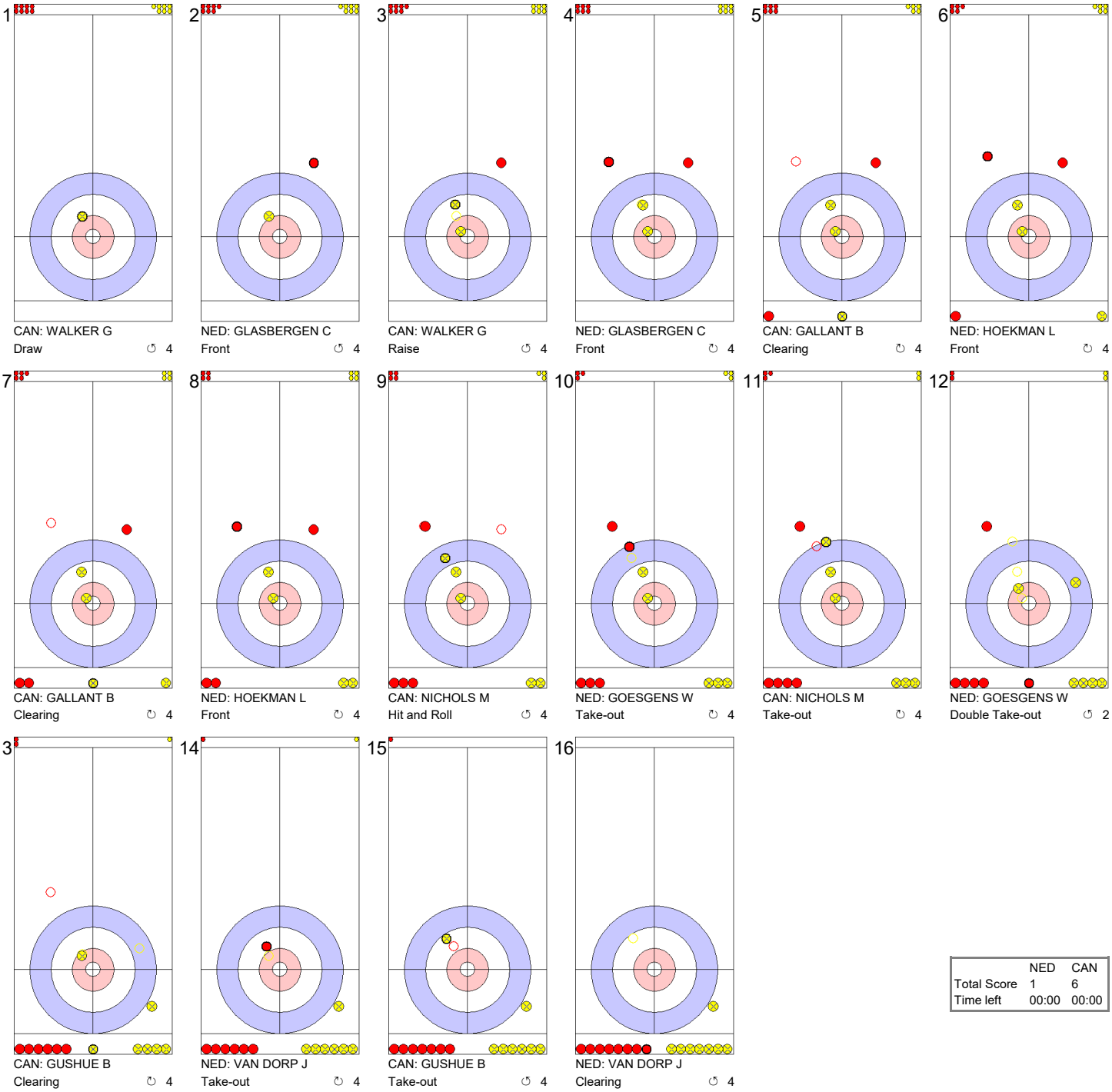

	NED	CAN
Total Score	1	6
Time left	00:00	00:00

Game - Shot by Shot

End 7 | **NED - Netherlands** **1 + 2** (this end) **= 3** | **CAN - Canada** **6 + 0** (this end) **= 6**



	NED	CAN
Total Score	3	6
Time left	00:00	00:00

Game - Shot by Shot

End 8 | **NED - Netherlands** **3 + 0** (this end) **= 3** | **CAN - Canada** **6 + 2** (this end) **= 8**



Note:
Shot Success Points:
4 = 100%
3 = 75%
2 = 50%
1 = 25%
0 = 0%
X = not considered

Rotation:
↻ Clockwise
↺ Counter-clockwise

	NED	CAN
Total Score	3	8
Time left	11:06	09:20

Game Results

Sheet	Game	Team	LSFE	1	2	3	4	5	6	7	8	9	10	Extra Ends			Total
C	8	CHN - China	*	0	0	2	0	0	0	2	2	0	0	1				7
	8	NOR - Norway		1	0	0	0	2	0	0	0	2	1	0				6

CHN - China		Shot Success Game	Shot Success All
4 S	LIU Rui	85%	80%
3 V	XU Xiaoming	77%	79%
2	BA Dexin	78%	83%
1	ZANG Jialiang	83%	86%
A	ZOU Qiang	-	-
	Team Total	81%	82%

Last Stone Draw		Distance
↻	LIU R	5.6cm
↺	XU X	30.1cm
Total		**35.7cm**

Time remaining: 1 minute 0 seconds
1 minute 9 seconds (after extra end)

Time-out: end 8 - CHN stone 8; end 11 - CHN stone 7

NOR - Norway		Shot Success Game	Shot Success All
4 S	WALSTAD Steffen	80%	76%
3 V	HOEIBERG Markus	85%	82%
2	NEDREGOTTEN Magnus	92%	90%
1	LINDSTROEM Alexander	89%	86%
A	ROELVAAG Sander	-	-
	Team Total	86%	83%

Last Stone Draw		Distance
↻	LINDSTROEM A	11.6cm
↺	WALSTAD S	36.4cm
Total		**48.0cm**

Time remaining: 1 minute 14 seconds
1 minute 58 seconds (after extra end)

Time-out: end 10 - NOR stone 8

Shot Success Analysis

CHN - China		↻		↺		Game	
4 LIU Rui	Draws	5	100%	4	81%	9	92%
	Take-outs	5	75%	7	82%	12	79%
	Total	10	88%	11	82%	21	85%
3 XU Xiaoming	Draws	5	70%	2	100%	7	79%
	Take-outs	10	80%	5	70%	15	77%
	Total	15	77%	7	79%	22	77%
2 BA Dexin	Draws	3	100%	5	55%	8	72%
	Take-outs	6	100%	8	69%	14	82%
	Total	9	100%	13	63%	22	78%
1 ZANG Jialiang	Draws	6	83%	12	81%	18	82%
	Take-outs	0	-	4	88%	4	88%
	Total	6	83%	16	83%	22	83%
A ZOU Qiang	Draws	0	-	0	-	0	-
	Take-outs	0	-	0	-	0	-
	Total	0	-	0	-	0	-
Team	Draws	19	87%	23	77%	42	82%
	Take-outs	21	85%	24	76%	45	80%
	Total	40	86%	47	77%	87	81%

NOR - Norway		↻		↺		Game	
4 WALSTAD Steffen	Draws	3	67%	5	75%	8	72%
	Take-outs	3	100%	10	80%	13	85%
	Total	6	83%	15	78%	21	80%
3 HOEIBERG Markus	Draws	2	100%	10	75%	12	79%
	Take-outs	5	90%	5	95%	10	93%
	Total	7	93%	15	82%	22	85%
2 NEDREGOTTEN Magnus	Draws	1	100%	8	94%	9	94%
	Take-outs	4	94%	9	89%	13	90%
	Total	5	95%	17	91%	22	92%
1 LINDSTROEM Alexander	Draws	3	75%	17	90%	20	88%
	Take-outs	1	100%	1	100%	2	100%
	Total	4	81%	18	90%	22	89%
A ROELVAAG Sander	Draws	0	-	0	-	0	-
	Take-outs	0	-	0	-	0	-
	Total	0	-	0	-	0	-
Team	Draws	9	81%	40	85%	49	84%
	Take-outs	13	94%	25	87%	38	89%
	Total	22	89%	65	86%	87	86%

Note:
Team position and functions are attached to each team member's name as follows:
4 = Fourth, **3** = Third, **2** = Second, **1** = Lead, **A** = Alternate, **S** = Skip, **V** = Vice-Skip

Legend:
↻ Clockwise ↺ Counter-clockwise **LSFE(*)** Last Stone First End

Game - Shot by Shot

End 1 | **CHN - China** **0 + 0** (this end) **= 0** | **NOR - Norway** **0 + 1** (this end) **= 1**

1
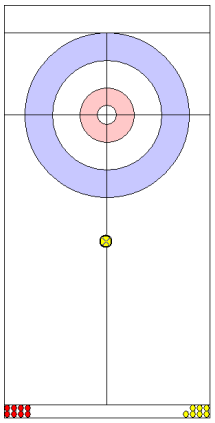
NOR: LINDSTROEM A
Front ↺ 4

2
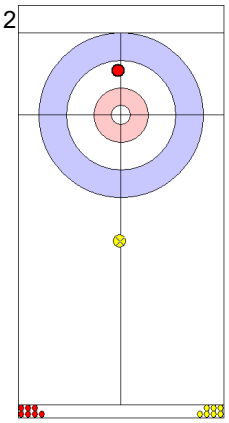
CHN: ZANG J
Draw ↺ 3

3
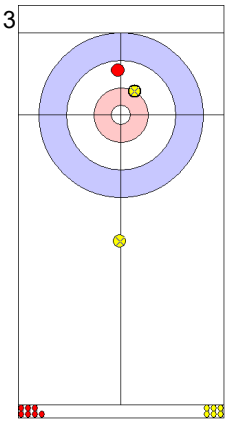
NOR: LINDSTROEM A
Draw ↺ 3

4
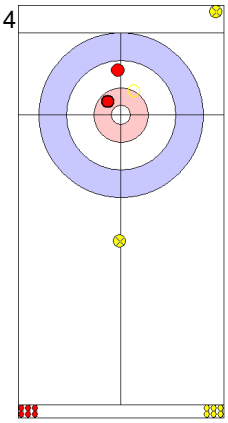
CHN: ZANG J
Take-out ↺ 4

5
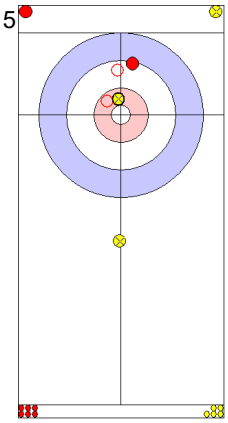
NOR: NEDREGOTTEN M
Take-out ↺ 4

6
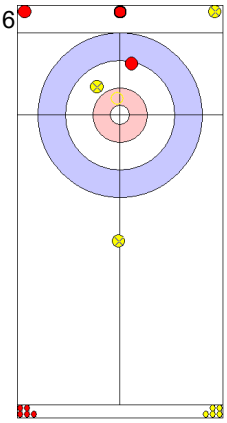
CHN: BA D
Take-out ↺ 0

7
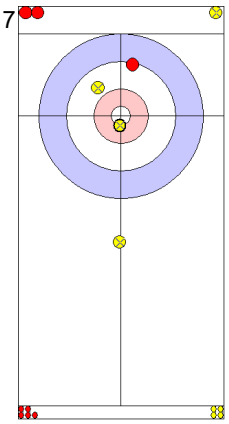
NOR: NEDREGOTTEN M
Draw ↺ 4

8
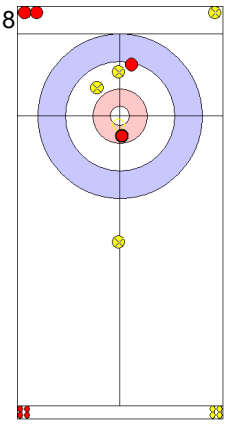
CHN: BA D
Raise ↺ 4

9
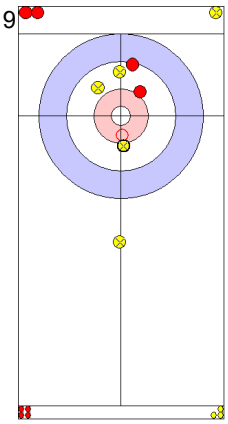
NOR: HOEIBERG M
Raise ↺ 4

10
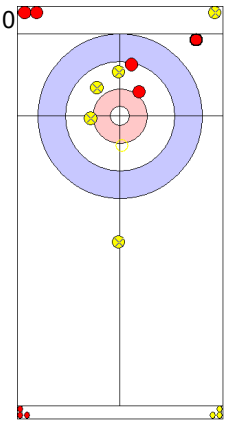
CHN: XU X
Take-out ↺ 0
Slow Take-out

11
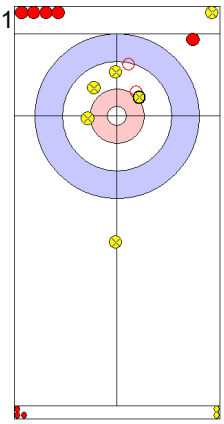
NOR: HOEIBERG M
Double Take-out ↺ 4

12
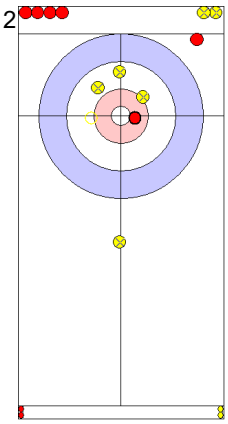
CHN: XU X
Double Take-out ↻ 2

13
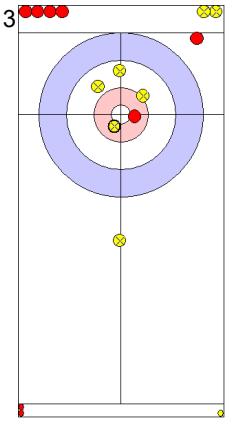
NOR: WALSTAD S
Draw ↺ 4

14
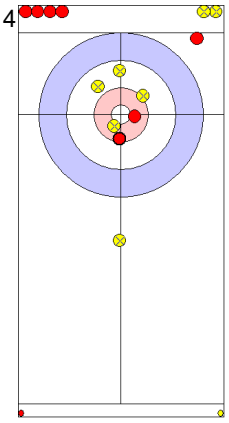
CHN: LIU R
Draw ↺ 4

15
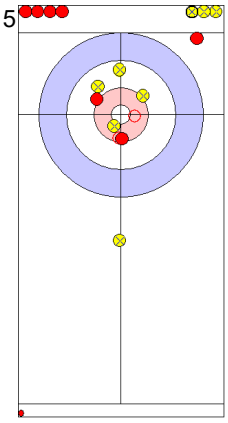
NOR: WALSTAD S
Clearing ↺ 2

16
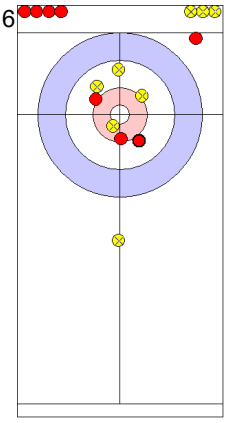
CHN: LIU R
Draw ↺ 1

	CHN	NOR
Total Score	0	1
Time left	00:00	00:00

Game - Shot by Shot

End 2 | **CHN - China** **0 + 0** (this end) **= 0** | **NOR - Norway** **1 + 0** (this end) **= 1**



	CHN	NOR
Total Score	0	1
Time left	00:00	00:00

Game - Shot by Shot

End 3 | **CHN - China** **0 + 2** (this end) **= 2** | **NOR - Norway** **1 + 0** (this end) **= 1**



	CHN	NOR
Total Score	2	1
Time left	00:00	00:00

Game - Shot by Shot

End 4 | **CHN - China** **2 + 0** (this end) **= 2** | **NOR - Norway** **1 + 0** (this end) **= 1**

1
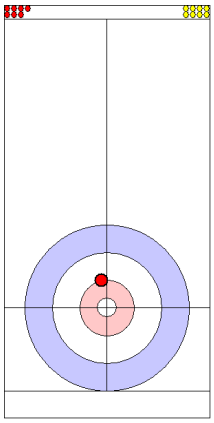
CHN: ZANG J
Draw ↻ 4

2
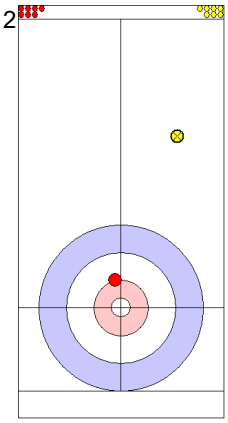
NOR: LINDSTROEM A
Front ↻ 4

3
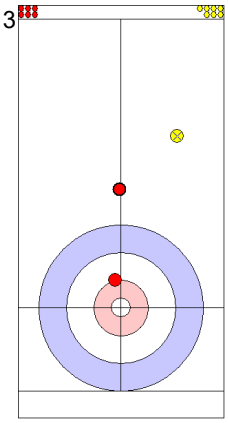
CHN: ZANG J
Guard ↻ 3

4
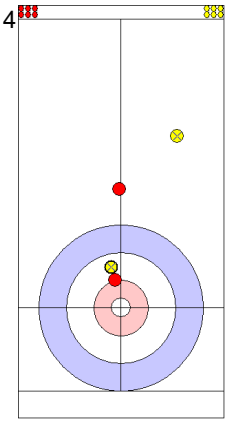
NOR: LINDSTROEM A
Draw ↻ 4

5
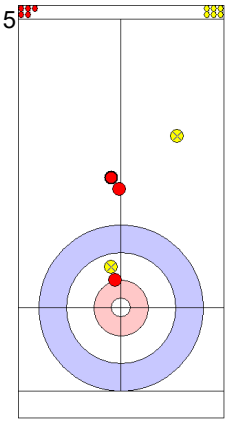
CHN: BA D
Draw ↻ 0

6
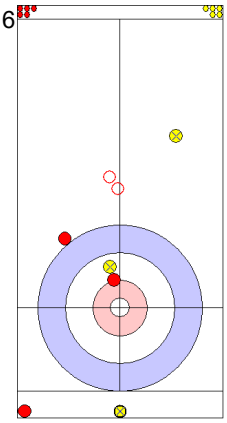
NOR: NEDREGOTTEN M
Clearing ↻ 2

7
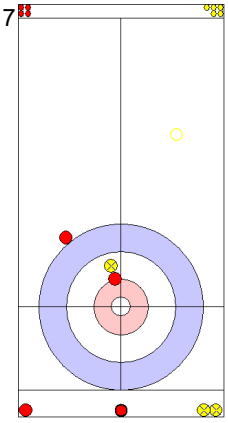
CHN: BA D
Clearing ↻ 4

8
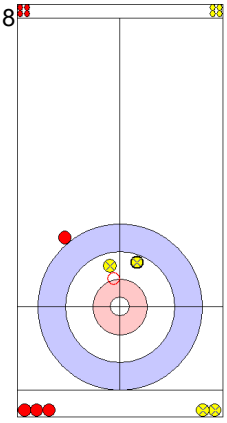
NOR: NEDREGOTTEN M
Promotion Take-out ↻ 4

9
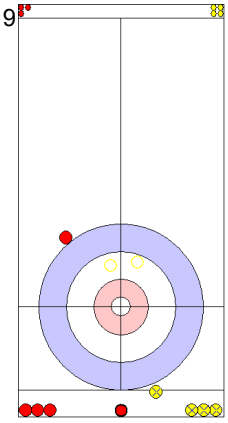
CHN: XU X
Double Take-out ↻ 4

10
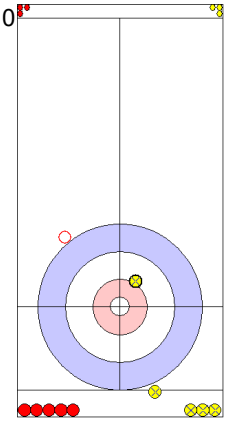
NOR: HOEIBERG M
Take-out ↻ 4

11
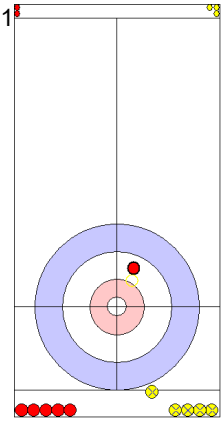
CHN: XU X
Take-out ↻ 4

12
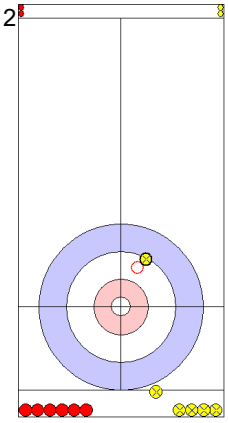
NOR: HOEIBERG M
Take-out ↻ 4

13
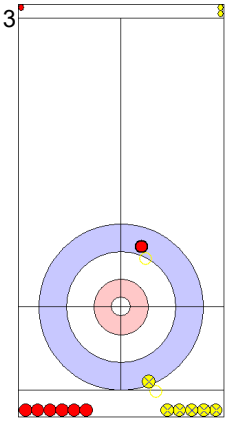
CHN: LIU R
Take-out ↻ 0

14
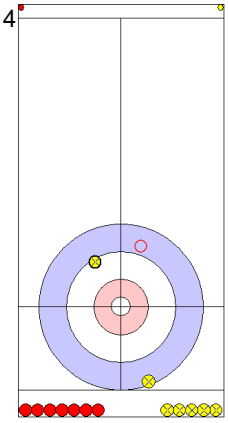
NOR: WALSTAD S
Take-out ↻ 4

15
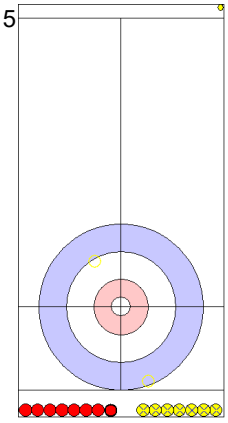
CHN: LIU R
Clearing ↻ 4

16
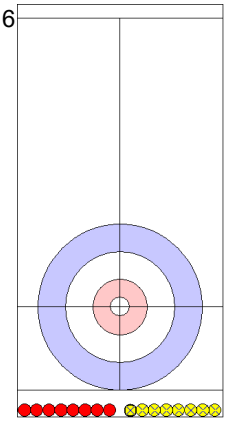
NOR: WALSTAD S
Through ↻ X

	CHN	NOR
Total Score	2	1
Time left	00:00	00:00

Game - Shot by Shot

End 5 | **CHN - China** **2 + 0** (this end) **= 2** | **NOR - Norway** **1 + 2** (this end) **= 3**

1
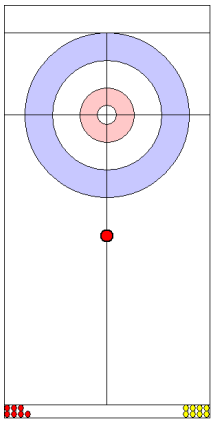
CHN: ZANG J
Front ↺ 4

2
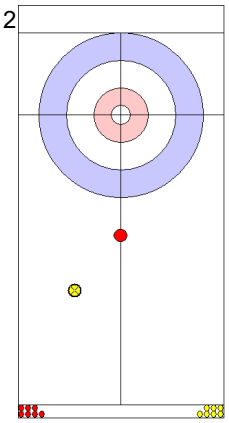
NOR: LINDSTROEM A
Front ↺ 4

3
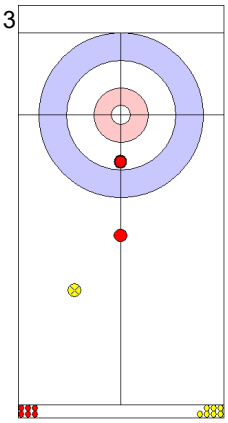
CHN: ZANG J
Draw ↺ 4

4
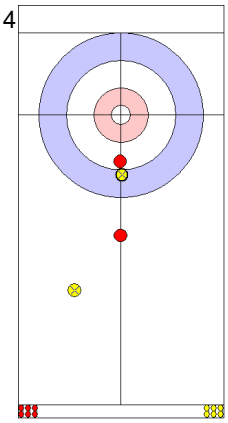
NOR: LINDSTROEM A
Draw ↺ 2

5
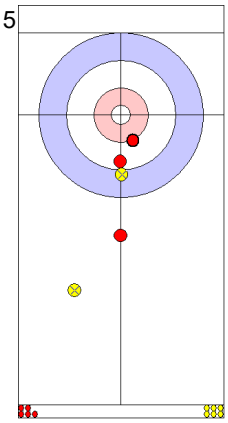
CHN: BA D
Draw ↺ 3

6
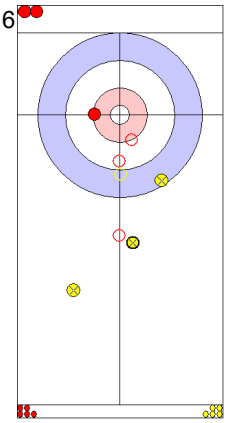
NOR: NEDREGOTTEN M
Clearing ↺ 4

7
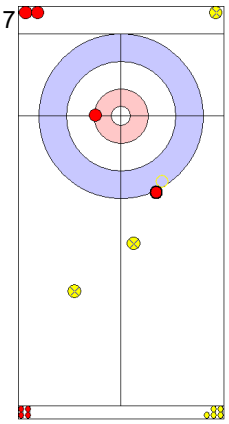
CHN: BA D
Take-out ↺ 4

8
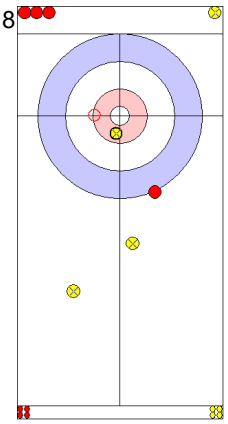
NOR: NEDREGOTTEN M
Hit and Roll ↻ 3

9
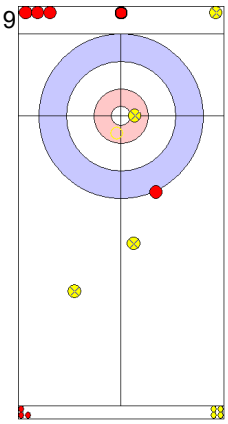
CHN: XU X
Take-out ↻ 0

10
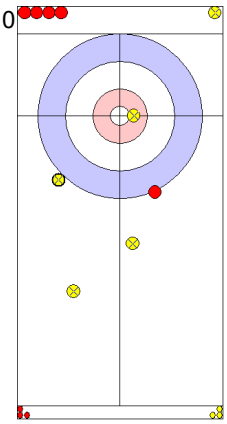
NOR: HOEIBERG M
Draw ↺ 0

11
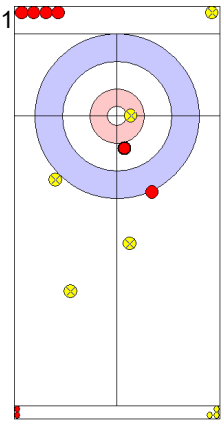
CHN: XU X
Draw ↻ 3

12
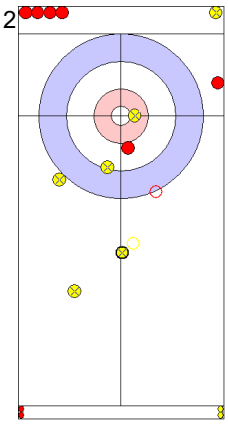
NOR: HOEIBERG M
Promotion Take-out ↺ 3

13
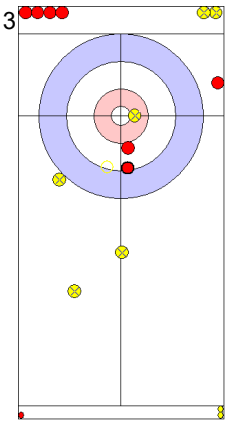
CHN: LIU R
Hit and Roll ↺ 4

14
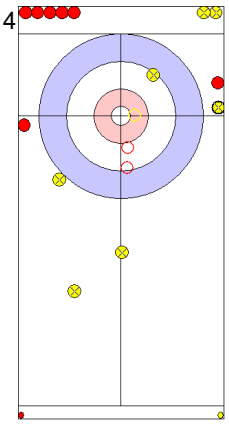
NOR: WALSTAD S
Clearing ↺ 4

15
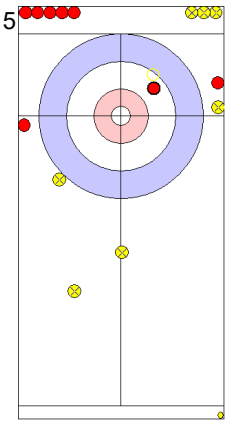
CHN: LIU R
Take-out ↺ 4

16
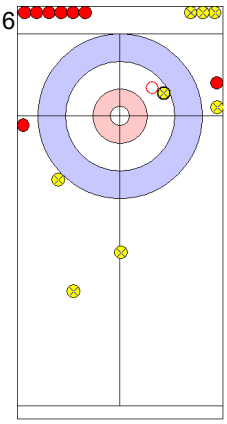
NOR: WALSTAD S
Take-out ↺ 4

	CHN	NOR
Total Score	2	3
Time left	00:00	00:00

Game - Shot by Shot

End 6 | **CHN - China** **2 + 0** (this end) **= 2** | **NOR - Norway** **3 + 0** (this end) **= 3**

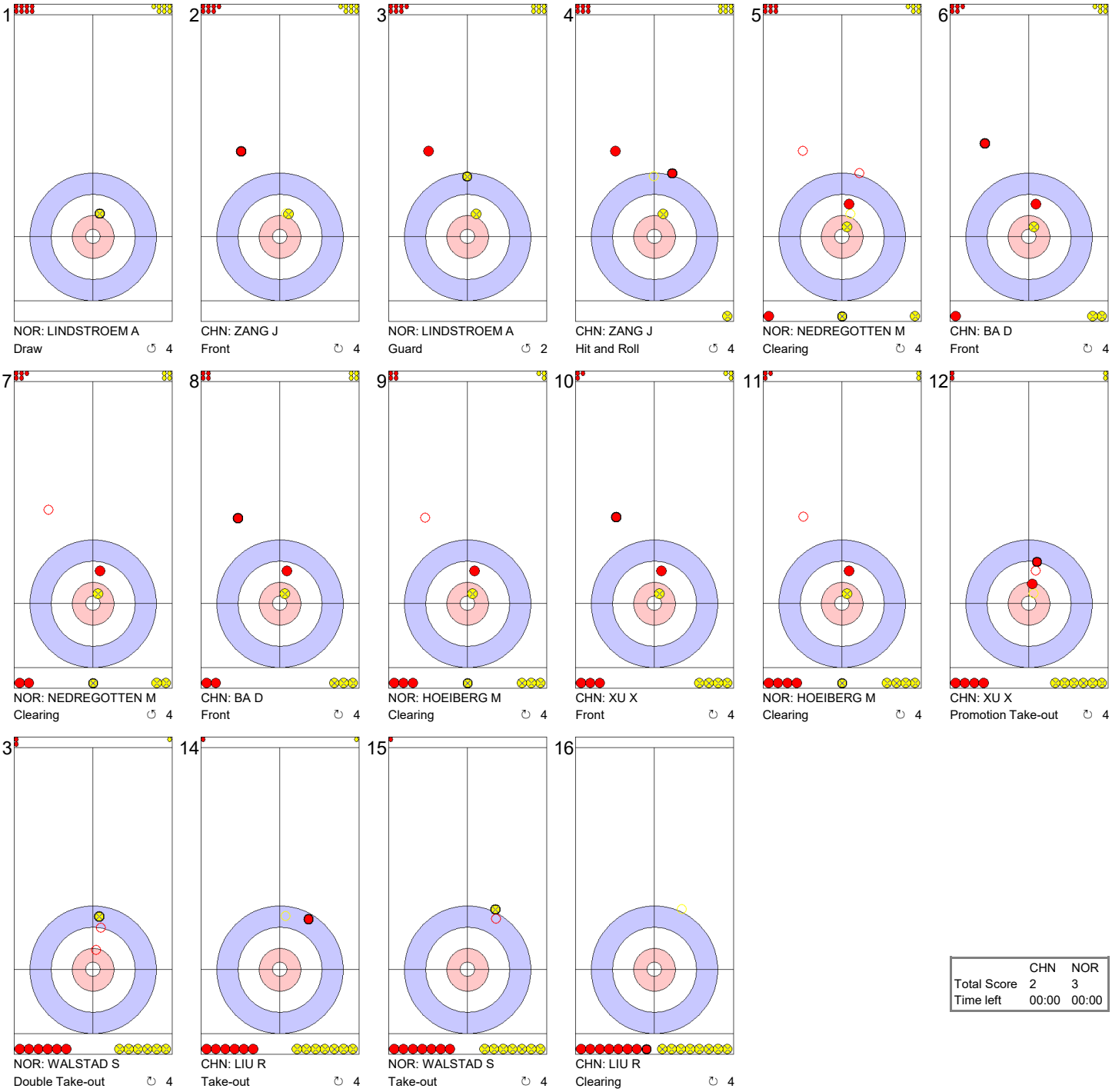

1
NOR: LINDSTROEM A
Draw ↻ 4

2
CHN: ZANG J
Front ↻ 4

3
NOR: LINDSTROEM A
Guard ↻ 2

4
CHN: ZANG J
Hit and Roll ↻ 4

5
NOR: NEDREGOTTEN M
Clearing ↻ 4

6
CHN: BA D
Front ↻ 4

7
NOR: NEDREGOTTEN M
Clearing ↻ 4

8
CHN: BA D
Front ↻ 4

9
NOR: HOEIBERG M
Clearing ↻ 4

10
CHN: XU X
Front ↻ 4

11
NOR: HOEIBERG M
Clearing ↻ 4

12
CHN: XU X
Promotion Take-out ↻ 4

13
NOR: WALSTAD S
Double Take-out ↻ 4

14
CHN: LIU R
Take-out ↻ 4

15
NOR: WALSTAD S
Take-out ↻ 4

16
CHN: LIU R
Clearing ↻ 4

	CHN	NOR
Total Score	2	3
Time left	00:00	00:00

Game - Shot by Shot

End 7 | **CHN - China** **2 + 2** (this end) **= 4** | **NOR - Norway** **3 + 0** (this end) **= 3**



	CHN	NOR
Total Score	4	3
Time left	00:00	00:00

Game - Shot by Shot

End 8 | **CHN - China** **4 + 2** (this end) **= 6** | **NOR - Norway** **3 + 0** (this end) **= 3**



	CHN	NOR
Total Score	6	3
Time left	00:00	00:00

Game - Shot by Shot

End 9 | **CHN - China** **6 + 0** (this end) **= 6** | **NOR - Norway** **3 + 2** (this end) **= 5**



	CHN	NOR
Total Score	6	5
Time left	00:00	00:00

Game - Shot by Shot

End 10 | **CHN - China** **6 + 0** (this end) **= 6** | **NOR - Norway** **5 + 1** (this end) **= 6**



	CHN	NOR
Total Score	6	6
Time left	01:00	01:14

Game - Shot by Shot

End 11 | **CHN - China** **6 + 1** (this end) **= 7** | **NOR - Norway** **6 + 0** (this end) **= 6**

1
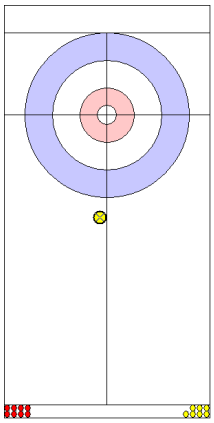
NOR: LINDSTROEM A
Front ↺ 4

2
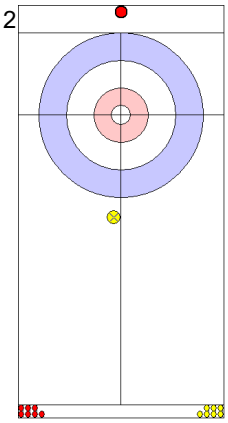
CHN: ZANG J
Wick / Soft Peeling ↺ 0
Soft-Peeling

3
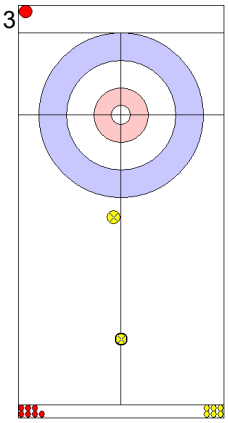
NOR: LINDSTROEM A
Front ↺ 3

4
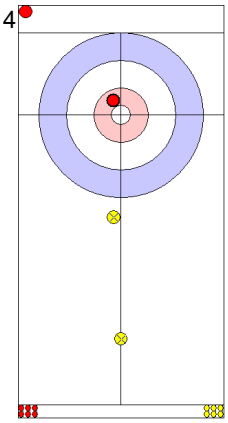
CHN: ZANG J
Draw ↺ 3

5
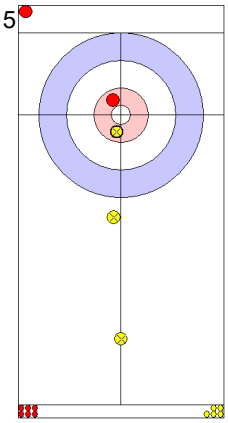
NOR: NEDREGOTTEN M
Draw ↺ 4

6
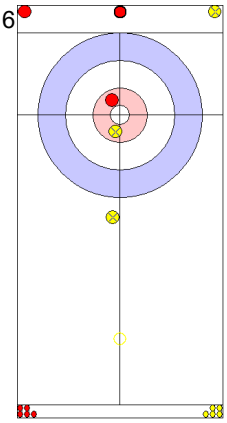
CHN: BA D
Clearing ↺ 4

7
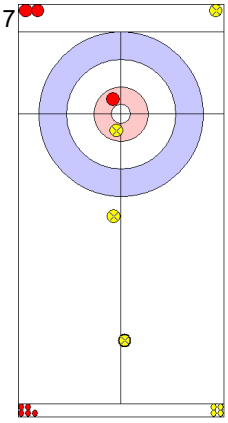
NOR: NEDREGOTTEN M
Front ↺ 4

8
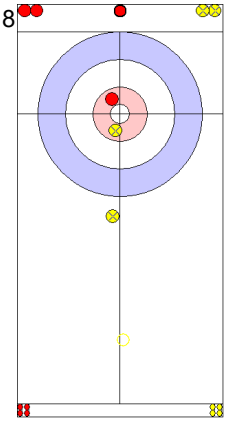
CHN: BA D
Clearing ↺ 4

9
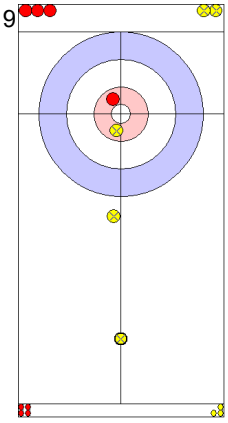
NOR: HOEIBERG M
Guard ↺ 4

10
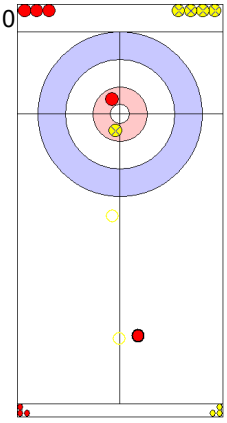
CHN: XU X
Clearing ↻ 4

11
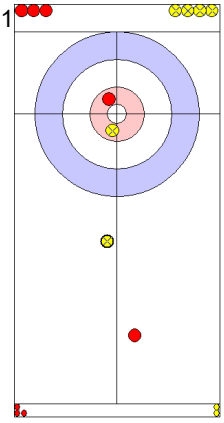
NOR: HOEIBERG M
Guard ↻ 4

12
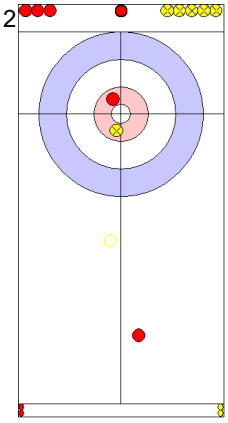
CHN: XU X
Clearing ↻ 4

13
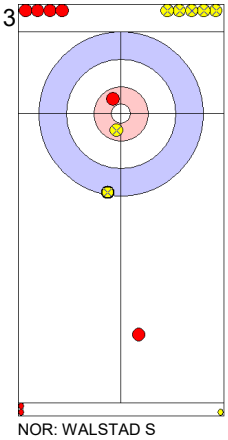
NOR: WALSTAD S
Guard ↻ 4

14
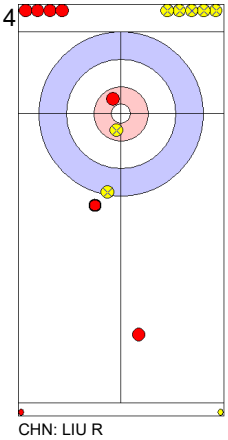
CHN: LIU R
Guard ↻ 4
Time-out

15
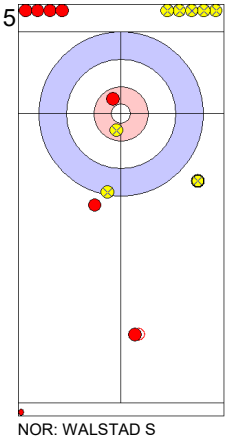
NOR: WALSTAD S
Raise ↺ 0

Note:
Shot Success Points:
4 = 100%
3 = 75%
2 = 50%
1 = 25%
0 = 0%
X = not considered

Rotation:
↻ Clockwise
↺ Counter-clockwise

	CHN	NOR
Total Score	7	6
Time left	01:09	01:58

Game Results

Sheet	Game	Team	LSFE	1	2	3	4	5	6	7	8	9	10	Extra Ends				Total
D	8	RUS - Russia		0	2	0	0	1	1	0	X	X	X					4
	8	JPN - Japan	*	4	0	2	3	0	0	3	X	X	X					12

RUS - Russia		Shot Success Game	Shot Success All
4 S	TIMOFEEV Alexey	66%	72%
3 V	STUKALSKIY Alexey	70%	75%
2	GADZHIKHANOV Timur	68%	77%
1	RAZHABOV Artur	86%	84%
A	KLIMOV Evgeny	81%	81%
	Team Total	73%	77%

Last Stone Draw		Distance
↻	GADZHIKHANOV T	75.2cm
↺	TIMOFEEV A	37.6cm
Total		**112.8cm**

Time remaining: 14 minutes 7 seconds

JPN - Japan		Shot Success Game	Shot Success All
4 S	MOROZUMI Yusuke	79%	78%
3 V	SHIMIZU Tetsuro	88%	82%
2	YAMAGUCHI Tsuyoshi	95%	83%
1	MOROZUMI Kosuke	71%	84%
A	HIRATA Kohsuke	-	-
	Team Total	83%	82%

Last Stone Draw		Distance
↻	MOROZUMI Y	67.2cm
↺	YAMAGUCHI T	17.8cm
Total		**85.0cm**

Time remaining: 12 minutes 15 seconds

KLIMOV E replaced GADZHIKHANOV T at the beginning of end 6

Shot Success Analysis

RUS - Russia		↻		↺		Game	
4 TIMOFEEV Alexey	Draws	5	75%	4	69%	9	72%
	Take-outs	2	63%	3	50%	5	55%
	Total	7	71%	7	61%	14	66%
3 STUKALSKIY Alexey	Draws	6	88%	4	63%	10	78%
	Take-outs	1	25%	3	58%	4	50%
	Total	7	79%	7	61%	14	70%
2 GADZHIKHANOV Timur	Draws	2	75%	4	75%	6	75%
	Take-outs	2	75%	2	38%	4	56%
	Total	4	75%	6	63%	10	68%
1 RAZHABOV Artur	Draws	7	96%	7	75%	14	86%
	Take-outs	0	-	0	-	0	-
	Total	7	96%	7	75%	14	86%
A KLIMOV Evgeny	Draws	2	75%	2	88%	4	81%
	Take-outs	0	-	0	-	0	-
	Total	2	75%	2	88%	4	81%
Team	Draws	22	85%	21	73%	43	79%
	Take-outs	5	60%	8	50%	13	54%
	Total	27	81%	29	66%	56	73%

JPN - Japan		↻		↺		Game	
4 MOROZUMI Yusuke	Draws	1	100%	3	50%	4	63%
	Take-outs	4	88%	6	83%	10	85%
	Total	5	90%	9	72%	14	79%
3 SHIMIZU Tetsuro	Draws	2	75%	3	83%	5	80%
	Take-outs	7	93%	2	88%	9	92%
	Total	9	89%	5	85%	14	88%
2 YAMAGUCHI Tsuyoshi	Draws	1	100%	1	75%	2	88%
	Take-outs	4	94%	8	97%	12	96%
	Total	5	95%	9	94%	14	95%
1 MOROZUMI Kosuke	Draws	4	56%	7	89%	11	77%
	Take-outs	1	50%	2	50%	3	50%
	Total	5	55%	9	81%	14	71%
A HIRATA Kohsuke	Draws	0	-	0	-	0	-
	Take-outs	0	-	0	-	0	-
	Total	0	-	0	-	0	-
Team	Draws	8	72%	14	79%	22	76%
	Take-outs	16	89%	18	86%	34	88%
	Total	24	83%	32	83%	56	83%

Note:
Team position and functions are attached to each team member's name as follows:
4 = Fourth, **3** = Third, **2** = Second, **1** = Lead, **A** = Alternate, **S** = Skip, **V** = Vice-Skip

Legend:
↻ Clockwise ↺ Counter-clockwise **LSFE(*)** Last Stone First End
X Unplayed/unfinished end due to concession

Game - Shot by Shot

End 1 — **RUS - Russia** **0 + 0** (this end) **= 0** — **JPN - Japan** **0 + 4** (this end) **= 4**

1
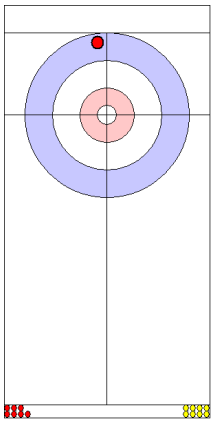
RUS: RAZHABOV A
Draw ↻ 3

2
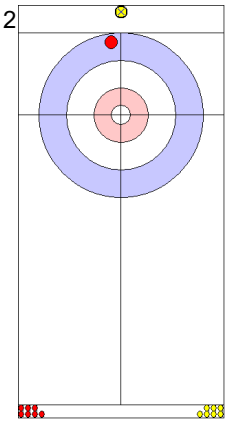
JPN: MOROZUMI K
Front ↻ 0
burned stone

3
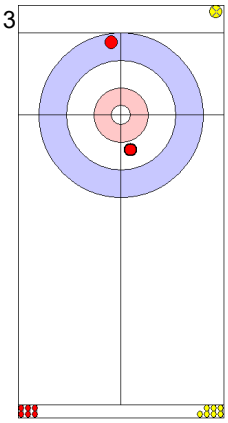
RUS: RAZHABOV A
Draw ↻ 4

4
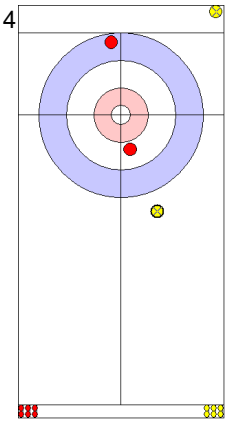
JPN: MOROZUMI K
Front ↻ 4

5
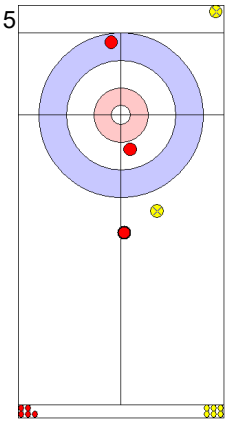
RUS: GADZHIKHANOV T
Guard ↻ 4

6
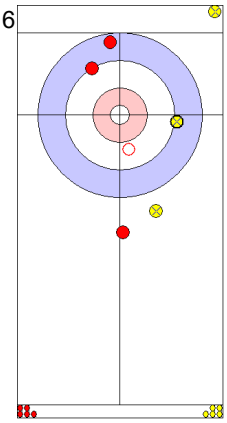
JPN: YAMAGUCHI T
Raise ↻ 3

7
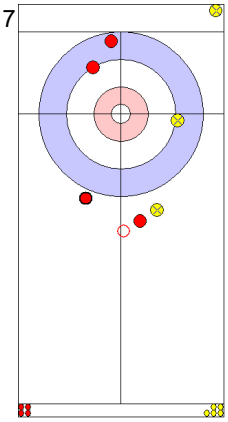
RUS: GADZHIKHANOV T
Draw ↻ 2

8
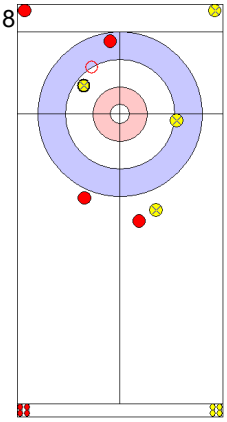
JPN: YAMAGUCHI T
Take-out ↻ 4

9
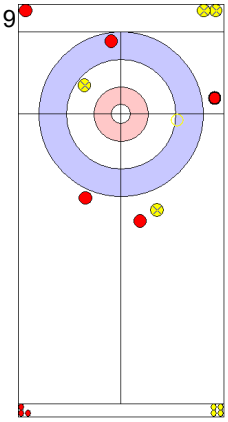
RUS: STUKALSKIY A
Hit and Roll ↻ 2

10
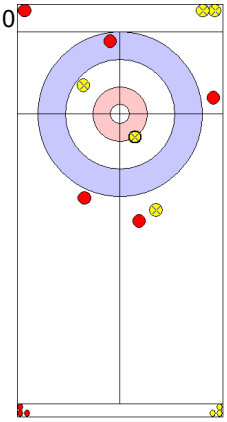
JPN: SHIMIZU T
Draw ↻ 4

11
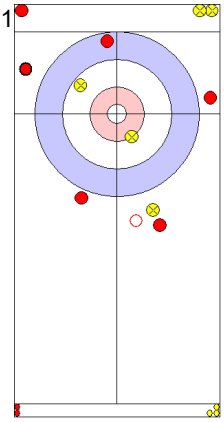
RUS: STUKALSKIY A
Take-out ↻ 1

12
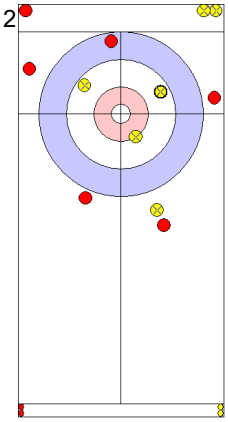
JPN: SHIMIZU T
Draw ↻ 2

13
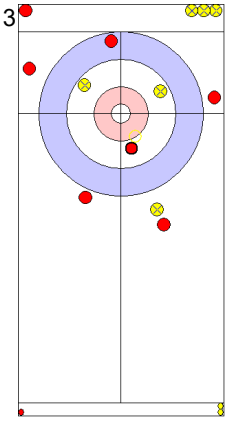
RUS: TIMOFEEV A
Hit and Roll ↻ 2

14
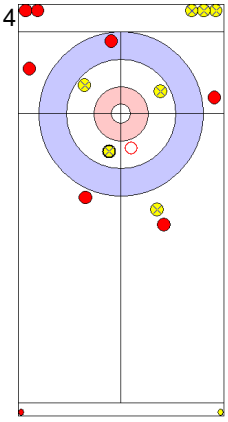
JPN: MOROZUMI Y
Take-out ↻ 4

15
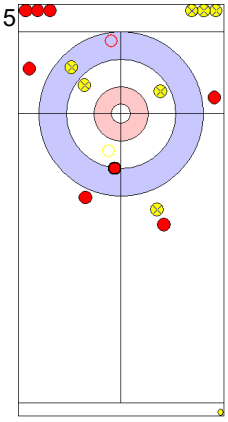
RUS: TIMOFEEV A
Hit and Roll ↻ 2

16
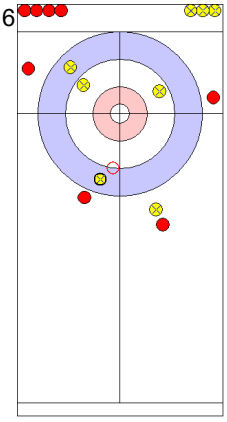
JPN: MOROZUMI Y
Take-out ↻ 4

	RUS	JPN
Total Score	0	4
Time left	00:00	00:00

Game - Shot by Shot

End 2 | **RUS - Russia** **0 + 2** (this end) **= 2** | **JPN - Japan** **4 + 0** (this end) **= 4**

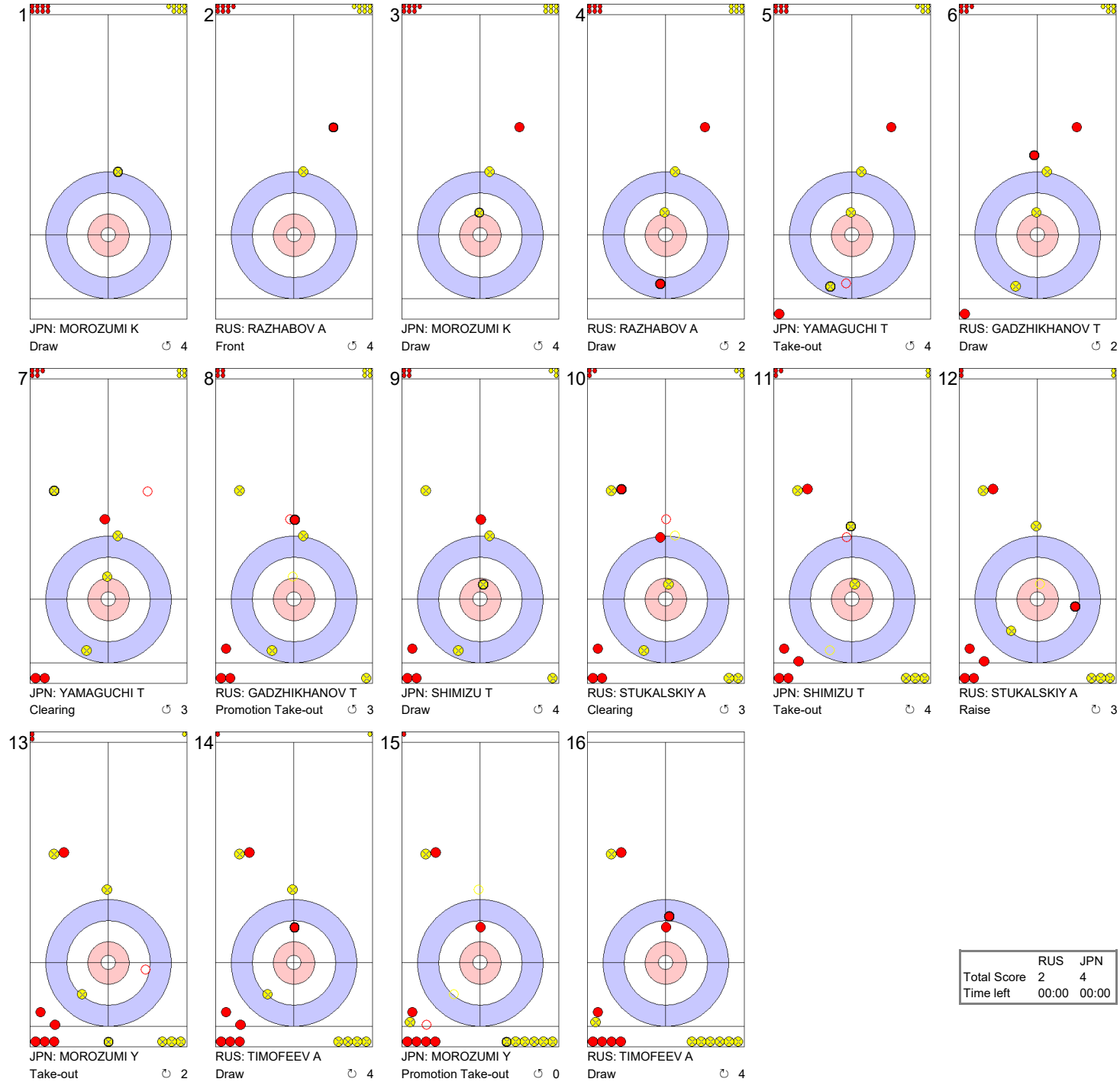

	RUS	JPN
Total Score	2	4
Time left	00:00	00:00

Game - Shot by Shot

End 3 | **RUS - Russia** **2 + 0** (this end) **= 2** | **JPN - Japan** **4 + 2** (this end) **= 6**

1

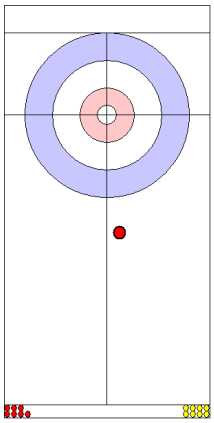

RUS: RAZHABOV A
Front ↻ 4

2

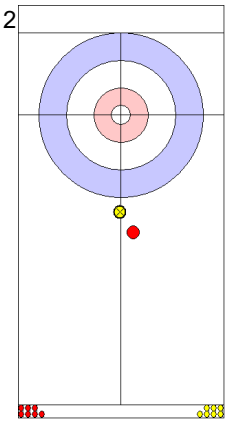

JPN: MOROZUMI K
Draw ↻ 1

3

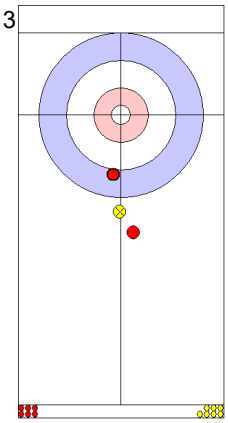

RUS: RAZHABOV A
Draw ↻ 4

4

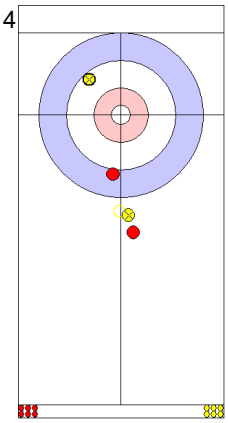

JPN: MOROZUMI K
Take-out ↻ 2

5

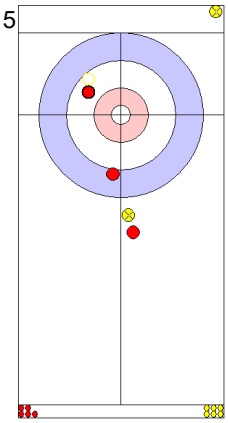

RUS: GADZHIKHANOV T
Hit and Roll ↻ 2

6

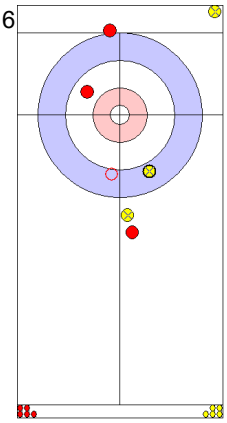

JPN: YAMAGUCHI T
Take-out ↻ 3

7

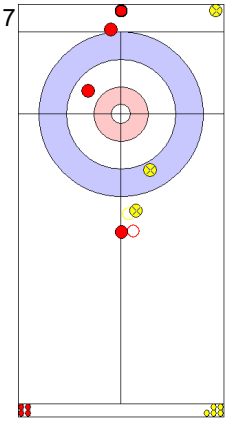

RUS: GADZHIKHANOV T
Take-out ↻ 0

8

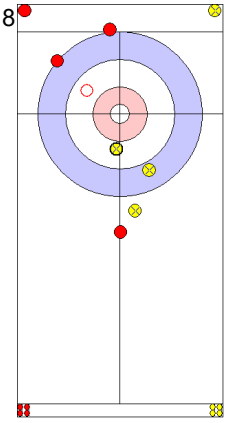

JPN: YAMAGUCHI T
Draw ↻ 4

9

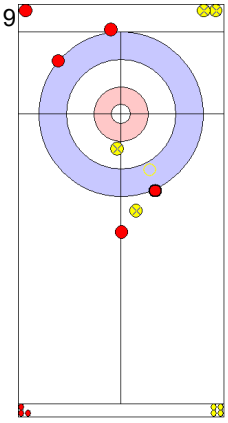

RUS: STUKALSKIY A
Hit and Roll ↻ 2

10

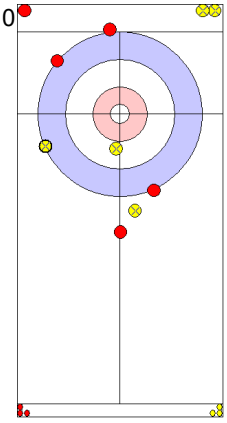

JPN: SHIMIZU T
Draw ↻ 2

11

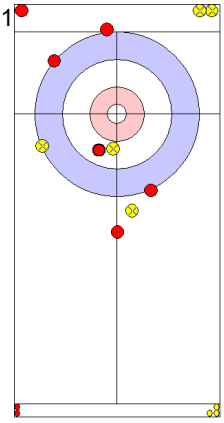

RUS: STUKALSKIY A
Draw ↻ 2

12

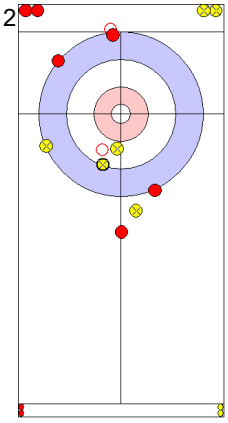

JPN: SHIMIZU T
Take-out ↻ 4

13

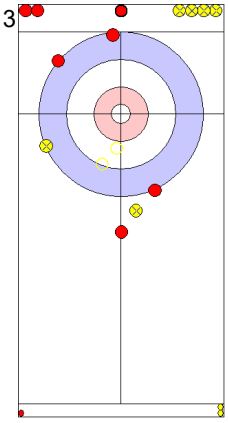

RUS: TIMOFEEV A
Double Take-out ↻ 3

14

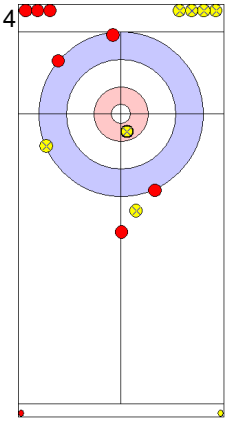

JPN: MOROZUMI Y
Draw ↻ 4

15

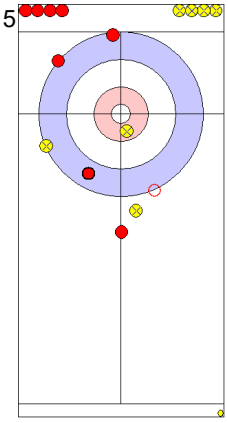

RUS: TIMOFEEV A
Promotion Take-out ↻ 0

16

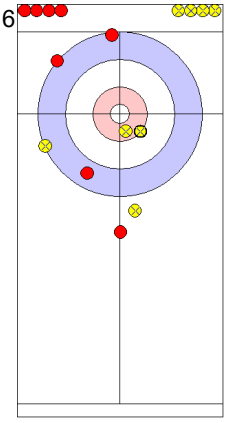

JPN: MOROZUMI Y
Draw ↻ 4

	RUS	JPN
Total Score	2	6
Time left	00:00	00:00

Game - Shot by Shot

End 4 | **RUS - Russia** **2 + 0** (this end) **= 2** | **JPN - Japan** **6 + 3** (this end) **= 9**

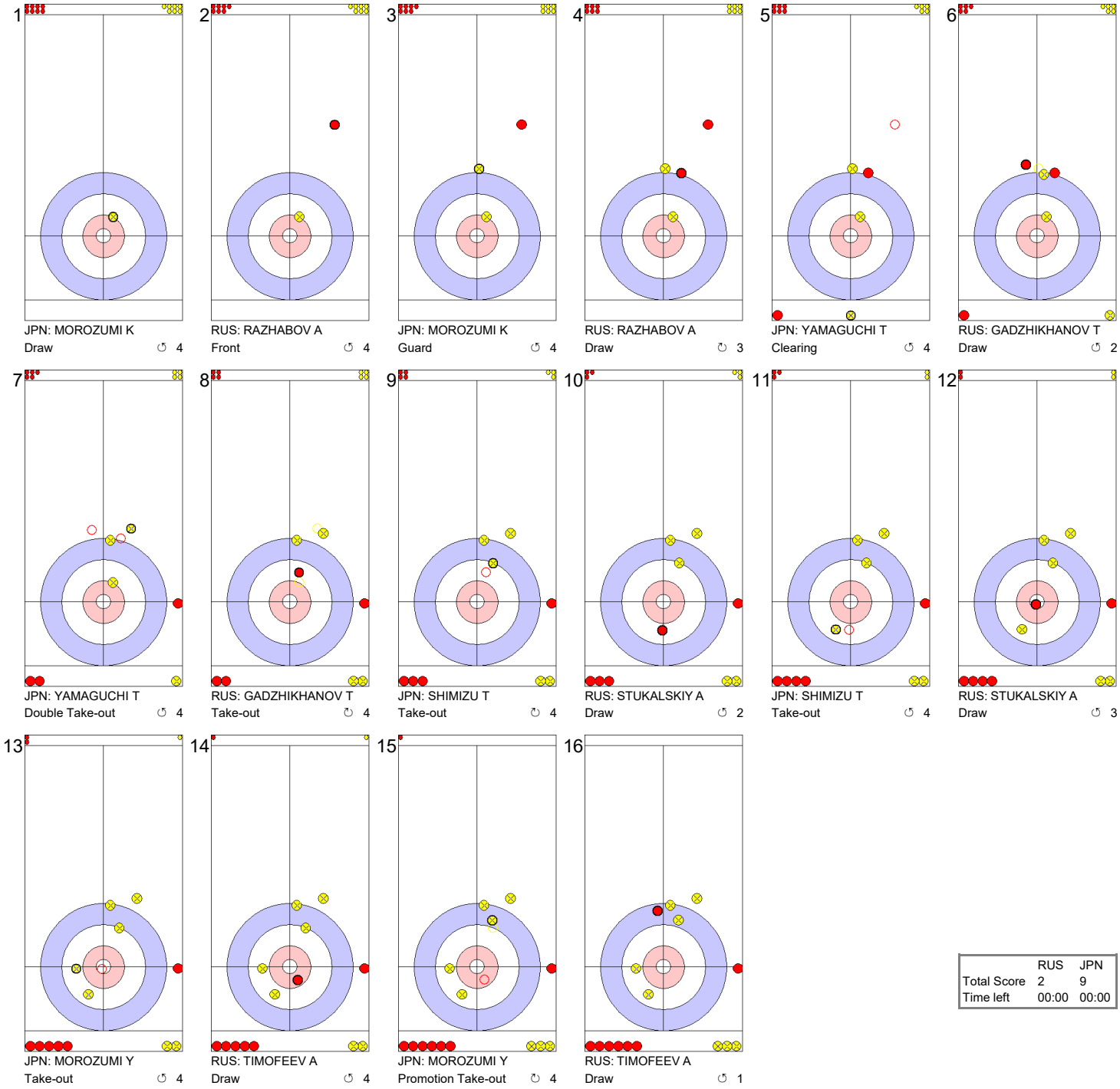

	RUS	JPN
Total Score	2	9
Time left	00:00	00:00

Game - Shot by Shot

End 5 | **RUS - Russia** **2 + 1** (this end) **= 3** | **JPN - Japan** **9 + 0** (this end) **= 9**

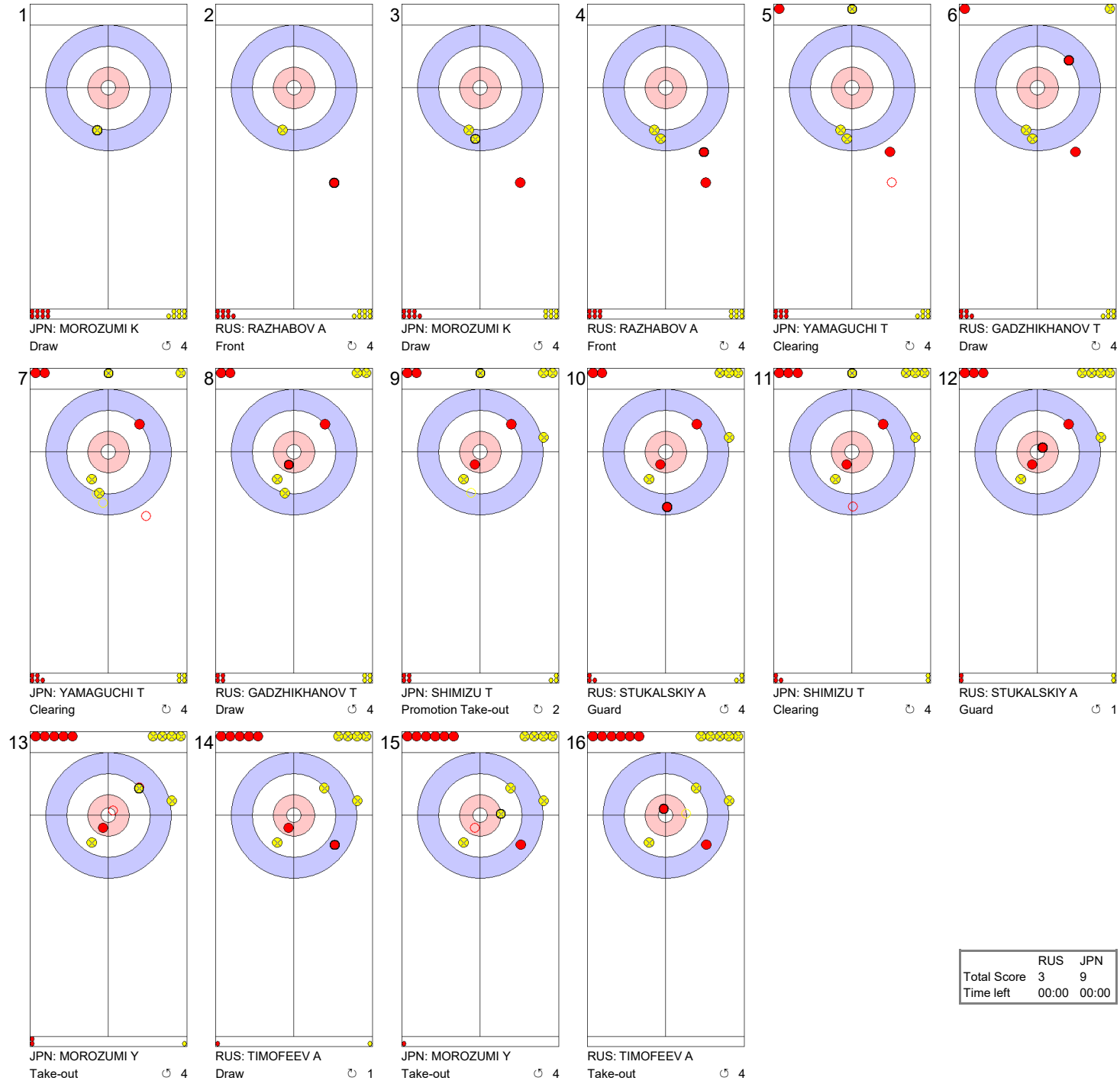

	RUS	JPN
Total Score	3	9
Time left	00:00	00:00

Game - Shot by Shot

End 6 | **RUS - Russia** **3 + 1** (this end) **= 4** | **JPN - Japan** **9 + 0** (this end) **= 9**



	RUS	JPN
Total Score	4	9
Time left	00:00	00:00

Game - Shot by Shot

End 7 | **RUS - Russia** **4 + 0** (this end) **= 4** | **JPN - Japan** **9 + 3** (this end) **= 12**

1
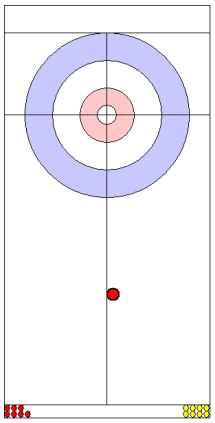
RUS: RAZHABOV A
Front ↻ 4

2
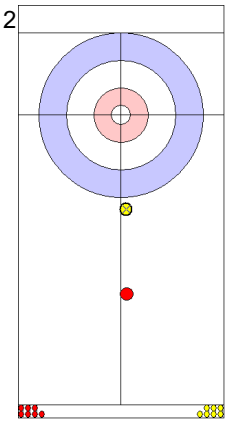
JPN: MOROZUMI K
Draw ↺ 1

3
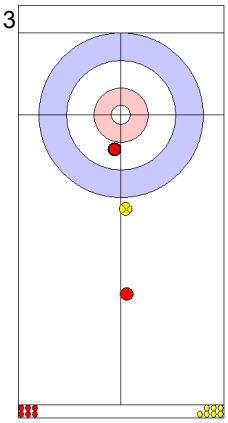
RUS: RAZHABOV A
Draw ↻ 4

4
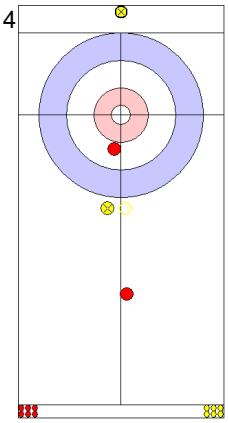
JPN: MOROZUMI K
Promotion Take-out ↺ 0

5
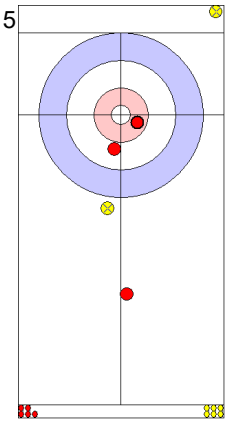
RUS: KLIMOV E
Draw ↺ 3

6
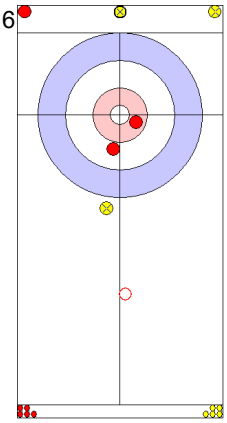
JPN: YAMAGUCHI T
Clearing ↺ 4

7
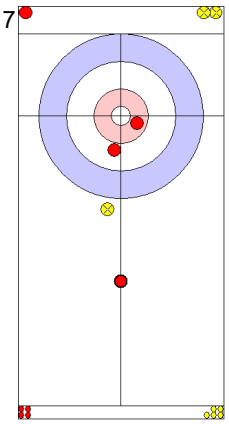
RUS: KLIMOV E
Guard ↻ 4

8
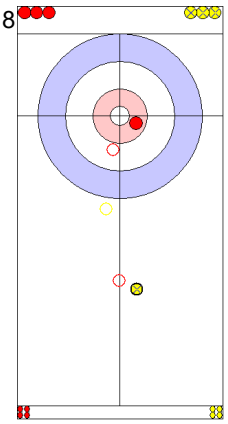
JPN: YAMAGUCHI T
Clearing ↺ 4

9
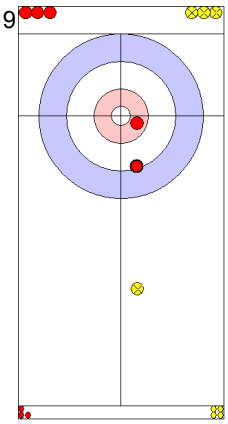
RUS: STUKALSKIY A
Draw ↻ 4

10
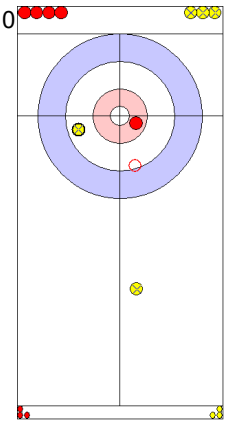
JPN: SHIMIZU T
Take-out ↻ 4

11
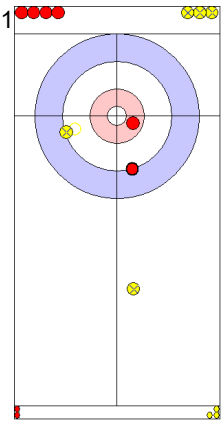
RUS: STUKALSKIY A
Draw ↺ 4

12
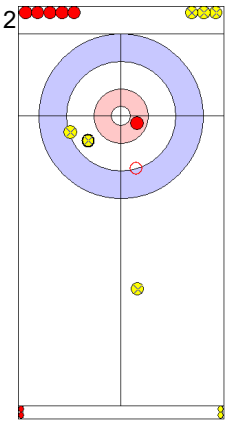
JPN: SHIMIZU T
Take-out ↻ 4

13
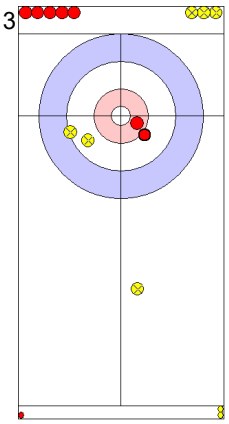
RUS: TIMOFEEV A
Draw ↻ 4

14
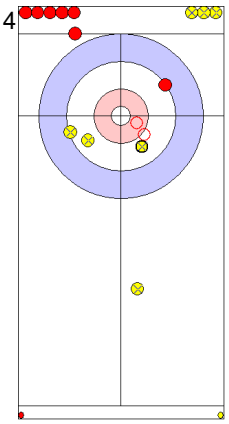
JPN: MOROZUMI Y
Double Take-out ↺ 4

15
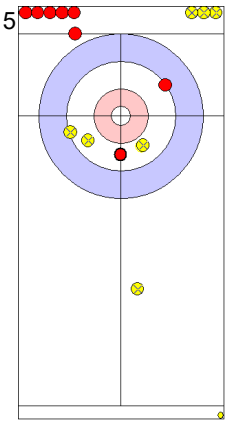
RUS: TIMOFEEV A
Draw ↻ 2

16
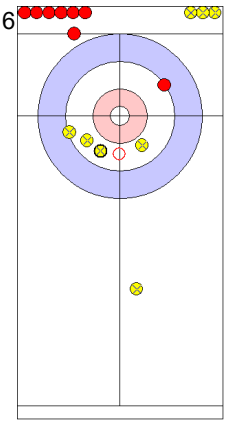
JPN: MOROZUMI Y
Take-out ↻ 4

Note:
Shot Success Points:
4 = 100%
3 = 75%
2 = 50%
1 = 25%
0 = 0%
X = not considered

Rotation:
↻ Clockwise
↺ Counter-clockwise

	RUS	JPN
Total Score	4	12
Time left	14:07	12:15

Session Results and Standings

Sheet	Game	Team	LSFE	1	2	3	4	5	6	7	8	9	10	Extra Ends				Total
A	7	GER - Germany		0	0	1	0	1	0	X	X	X	X					2
	7	CAN - Canada	*	2	1	0	4	0	1	X	X	X	X					8
B	7	USA - United States		0	1	1	0	0	2	1	0	1	0	1				7
	7	JPN - Japan	*	1	0	0	1	2	0	0	1	0	1	0				6
C	7	RUS - Russia		0	0	2	0	2	1	0	0	0	X					5
	7	ITA - Italy	*	0	1	0	4	0	0	0	2	2	X					9
D	7	NED - Netherlands		0	0	2	0	2	0	1	0	1	0					6
	7	SUI - Switzerland	*	1	1	0	2	0	1	0	1	0	3					9

Current Standings

Rank	Team	Games	Wins	Losses
1	CAN - Canada	7	7	0
2	SUI - Switzerland	7	6	1
2	SWE - Sweden	7	6	1
4	ITA - Italy	7	4	3
4	JPN - Japan	7	4	3
4	USA - United States	7	4	3
7	CHN - China	7	3	4
7	NOR - Norway	7	3	4
7	SCO - Scotland	7	3	4
10	GER - Germany	7	2	5
11	NED - Netherlands	7	0	7
11	RUS - Russia	7	0	7

Attendance

Session: 2'839 Total: 38'931

Note:
Under WCF rules, tie-breaking rules for standings are not applied until after the last game of the Round Robin.

Legend:
LSFE(*) Last Stone First End **X** Unplayed/unfinished end due to concession

Ford Service Experts Alberta EXPLORE EDMONTON Canada CURLIT

Game Results

Sheet	Game	Team	LSFE	1	2	3	4	5	6	7	8	9	10	Extra Ends	Total
A	7	GER - Germany		0	0	1	0	1	0	X	X	X	X		2
	7	CAN - Canada	*	2	1	0	4	0	1	X	X	X	X		8

GER - Germany		Shot Success Game	Shot Success All
4 S	BAUMANN Alexander	56 %	72 %
3	WALTER Manuel	58 %	76 %
2 V	HERBERG Daniel	98 %	85 %
1	SHERRARD Ryan	100 %	83 %
A	SCHWEIZER Sebastian	-	93 %
	Team Total	78 %	79 %

Last Stone Draw		Distance
↻	HERBERG D	148.6cm
↺	SHERRARD R	27.9cm
Total		**176.5cm**

Time remaining: 21 minutes 39 seconds

CAN - Canada		Shot Success Game	Shot Success All
4 S	GUSHUE Brad	100 %	92 %
3 V	NICHOLS Mark	100 %	90 %
2	GALLANT Brett	88 %	90 %
1	WALKER Geoff	98 %	90 %
A	SALLOWS Tom	100 %	100 %
	Team Total	96 %	91 %

Last Stone Draw		Distance
↻	WALKER G	12.0cm
↺	GALLANT B	21.6cm
Total		**33.6cm**

Time remaining: 21 minutes 29 seconds

SALLOWS T replaced WALKER G at the beginning of end 6

Shot Success Analysis

GER - Germany		↻	↺	Game
4 BAUMANN Alexander	Draws	2 75 %	0 -	2 75 %
	Take-outs	3 25 %	7 64 %	10 53 %
	Total	5 45 %	7 64 %	12 56 %
3 WALTER Manuel	Draws	2 100 %	3 33 %	5 60 %
	Take-outs	3 67 %	4 50 %	7 57 %
	Total	5 80 %	7 43 %	12 58 %
2 HERBERG Daniel	Draws	5 95 %	5 100 %	10 98 %
	Take-outs	0 -	2 100 %	2 100 %
	Total	5 95 %	7 100 %	12 98 %
1 SHERRARD Ryan	Draws	2 100 %	10 100 %	12 100 %
	Take-outs	0 -	0 -	0 -
	Total	2 100 %	10 100 %	12 100 %
A SCHWEIZER Sebastian	Draws	0 -	0 -	0 -
	Take-outs	0 -	0 -	0 -
	Total	0 -	0 -	0 -
Team	Draws	11 93 %	18 89 %	29 91 %
	Take-outs	6 46 %	13 65 %	19 59 %
	Total	17 76 %	31 79 %	48 78 %

CAN - Canada		↻	↺	Game
4 GUSHUE Brad	Draws	6 100 %	1 100 %	7 100 %
	Take-outs	2 100 %	3 100 %	5 100 %
	Total	8 100 %	4 100 %	12 100 %
3 NICHOLS Mark	Draws	1 100 %	3 100 %	4 100 %
	Take-outs	4 100 %	4 100 %	8 100 %
	Total	5 100 %	7 100 %	12 100 %
2 GALLANT Brett	Draws	3 50 %	0 -	3 50 %
	Take-outs	1 100 %	8 100 %	9 100 %
	Total	4 63 %	8 100 %	12 88 %
1 WALKER Geoff	Draws	6 96 %	3 100 %	9 97 %
	Take-outs	0 -	1 100 %	1 100 %
	Total	6 96 %	4 100 %	10 98 %
A SALLOWS Tom	Draws	0 -	2 100 %	2 100 %
	Take-outs	0 -	0 -	0 -
	Total	0 -	2 100 %	2 100 %
Team	Draws	16 89 %	9 100 %	25 93 %
	Take-outs	7 100 %	16 100 %	23 100 %
	Total	23 92 %	25 100 %	48 96 %

Note:
Team position and functions are attached to each team member's name as follows:
4 = Fourth, **3** = Third, **2** = Second, **1** = Lead, **A** = Alternate, **S** = Skip, **V** = Vice-Skip

Legend:
↻ Clockwise ↺ Counter-clockwise **LSFE(*)** Last Stone First End
X Unplayed/unfinished end due to concession

Game - Shot by Shot

End 1 — **GER - Germany** **0 + 0** (this end) **= 0** — **CAN - Canada** **0 + 2** (this end) **= 2**

1
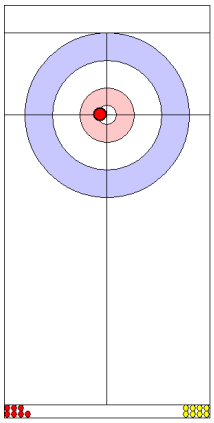
GER: SHERRARD R
Draw ↺ 4

2
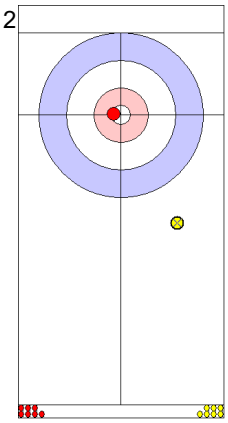
CAN: WALKER G
Front ↺ 4

3
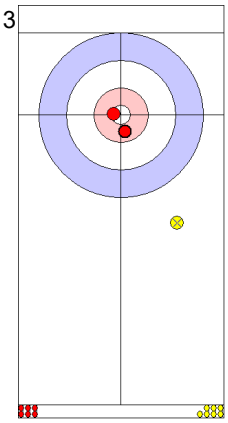
GER: SHERRARD R
Draw ↺ 4

4
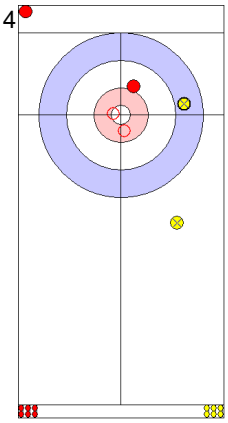
CAN: WALKER G
Hit and Roll ↺ 4

5
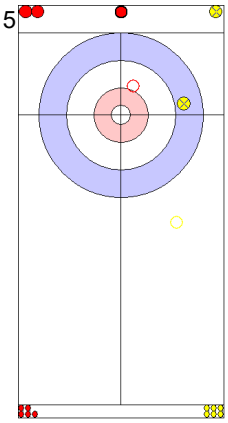
GER: HERBERG D
Clearing ↺ 4

6
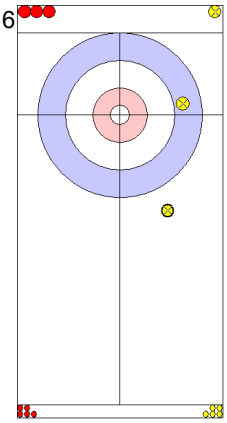
CAN: GALLANT B
Guard ↺ 3

7
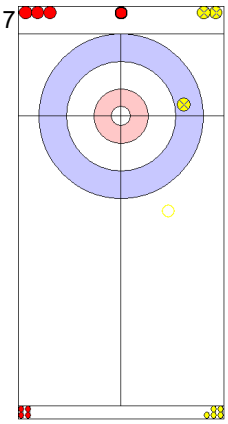
GER: HERBERG D
Clearing ↺ 4

8
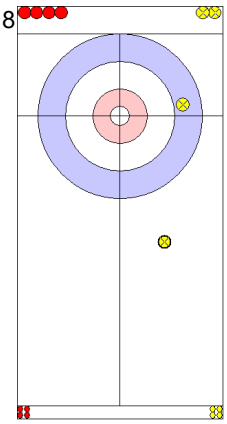
CAN: GALLANT B
Guard ↺ 3

9
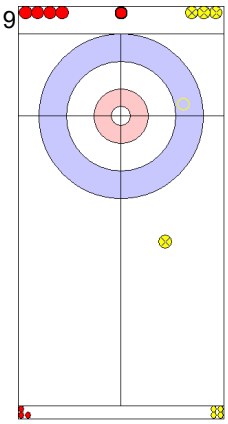
GER: WALTER M
Take-out ↺ 2

10
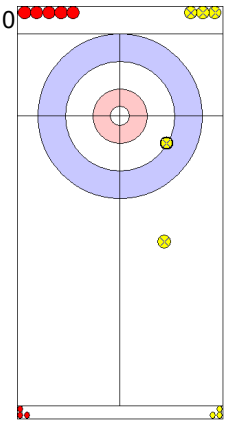
CAN: NICHOLS M
Draw ↺ 4

11
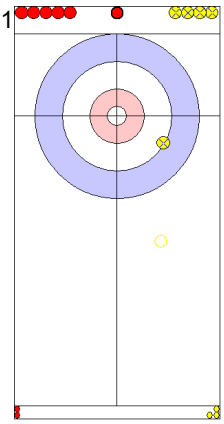
GER: WALTER M
Clearing ↺ 4

12
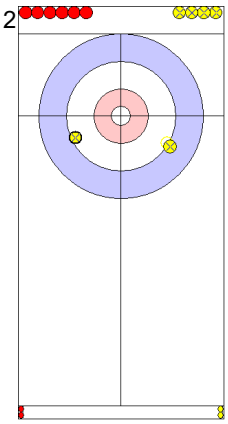
CAN: NICHOLS M
Draw ↺ 4

13
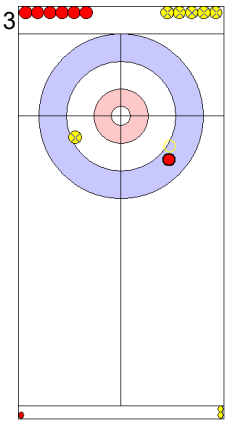
GER: BAUMANN A
Take-out ↺ 4

14
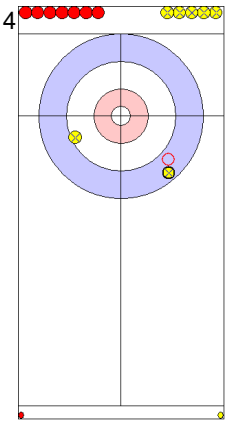
CAN: GUSHUE B
Take-out ↺ 4

15
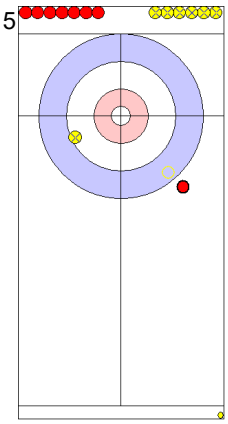
GER: BAUMANN A
Take-out ↺ 2

16
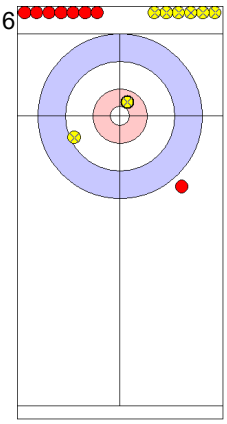
CAN: GUSHUE B
Draw ↺ 4

	GER	CAN
Total Score	0	2
Time left	00:00	00:00

Game - Shot by Shot

End 2 | **GER - Germany** **0 + 0** (this end) **= 0** | **CAN - Canada** **2 + 1** (this end) **= 3**

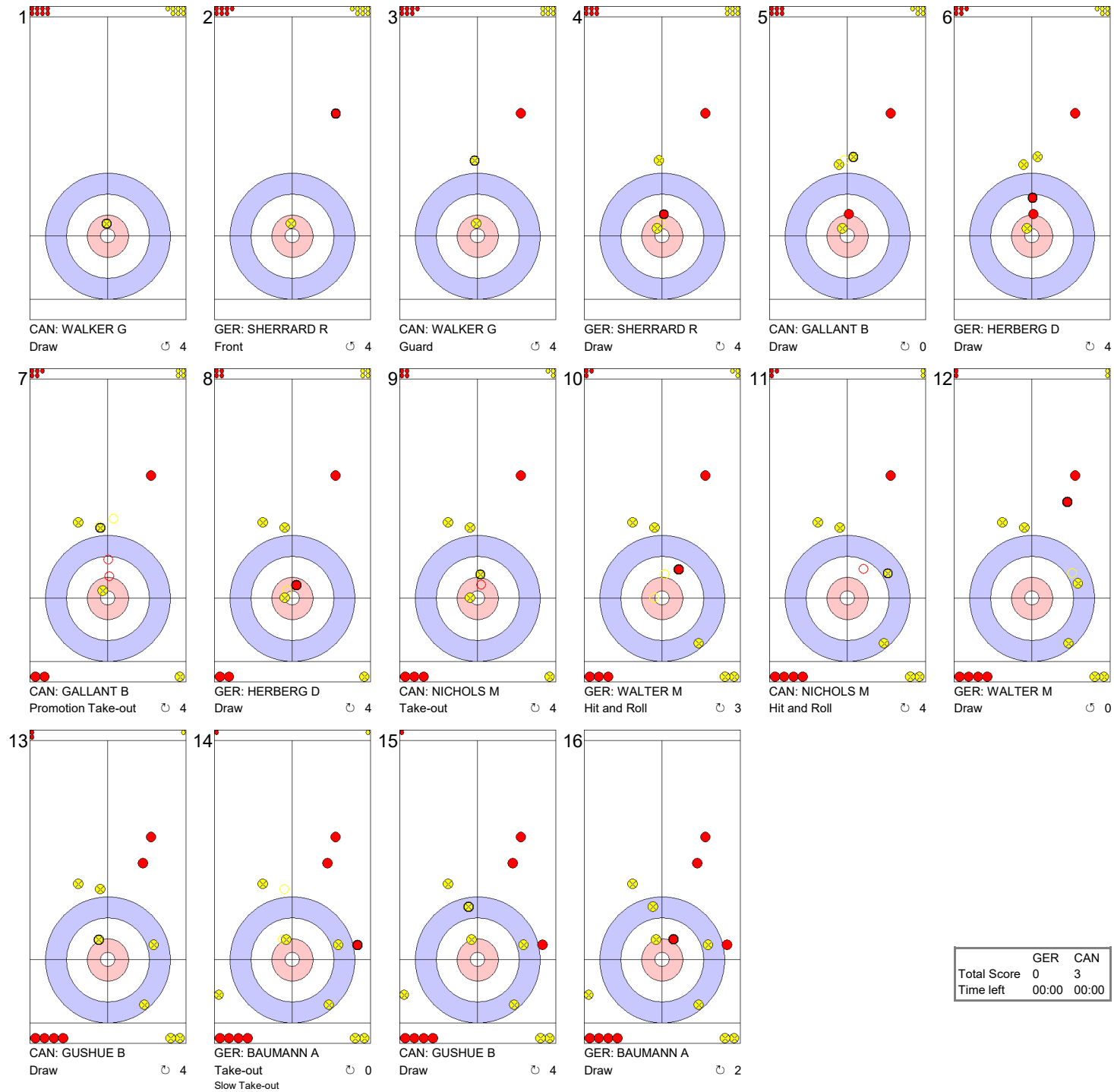

	GER	CAN
Total Score	0	3
Time left	00:00	00:00

Game - Shot by Shot

End 3 | **GER - Germany** **0 + 1** (this end) **= 1** | **CAN - Canada** **3 + 0** (this end) **= 3**

1
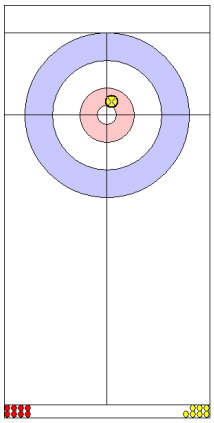
CAN: WALKER G
Draw ↻ 3

2
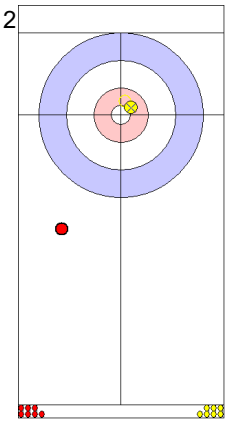
GER: SHERRARD R
Front ↻ 4

3
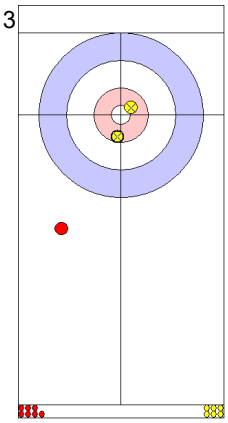
CAN: WALKER G
Draw ↻ 4

4
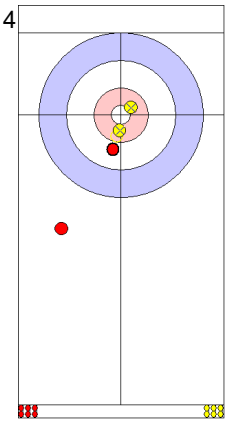
GER: SHERRARD R
Draw ↻ 4

5
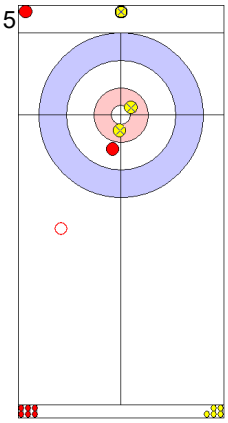
CAN: GALLANT B
Clearing ↻ 4

6
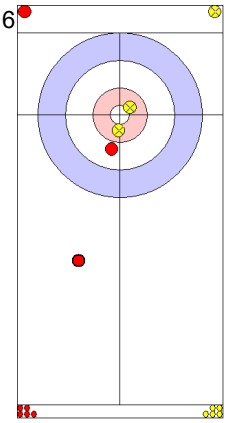
GER: HERBERG D
Front ↻ 4

7
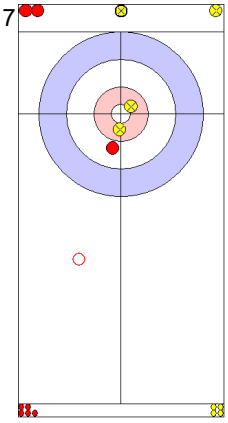
CAN: GALLANT B
Clearing ↻ 4

8
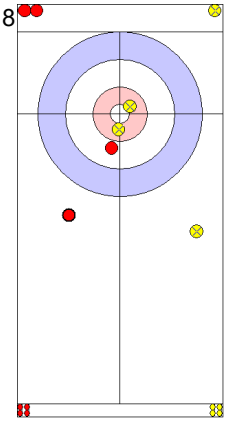
GER: HERBERG D
Front ↻ 4

9
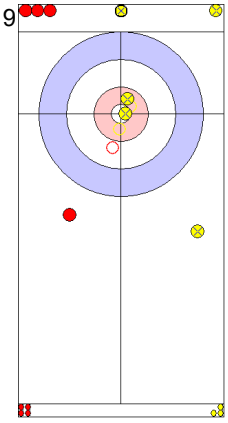
CAN: NICHOLS M
Clearing ↻ 4

10
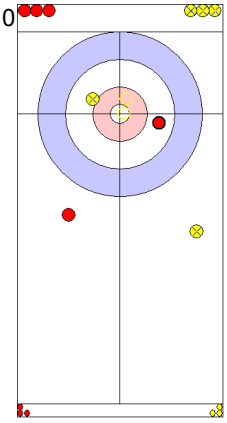
GER: WALTER M
Take-out ↻ 0

11
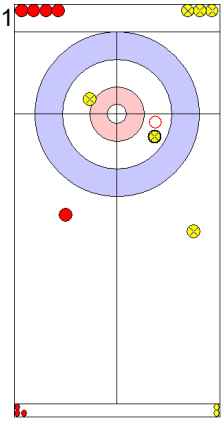
CAN: NICHOLS M
Take-out ↻ 4

12
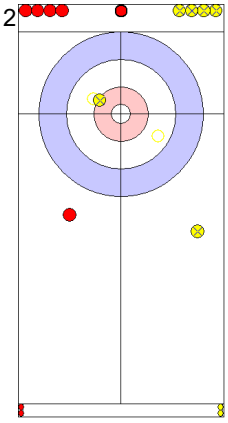
GER: WALTER M
Take-out ↻ 2

13
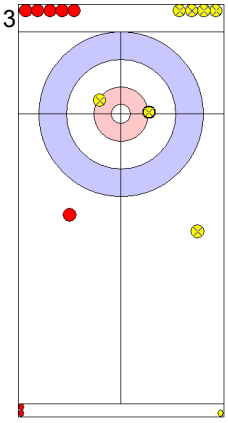
CAN: GUSHUE B
Draw ↻ 4

14
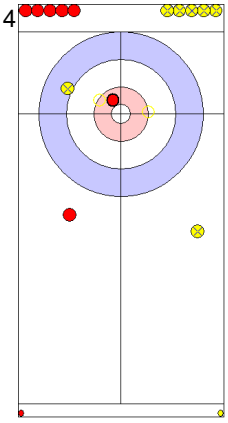
GER: BAUMANN A
Double Take-out ↻ 2

15
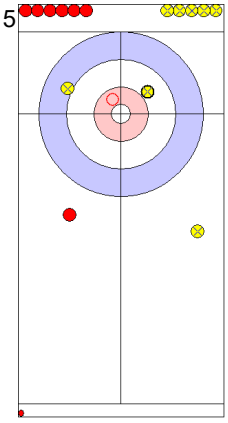
CAN: GUSHUE B
Take-out ↻ 4

16
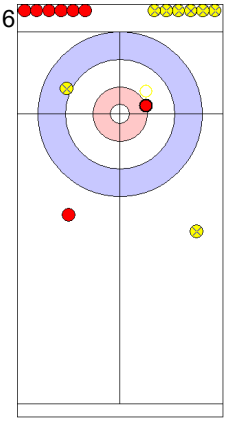
GER: BAUMANN A
Take-out ↻ 4

	GER	CAN
Total Score	1	3
Time left	00:00	00:00

Game - Shot by Shot

End 4 | **GER - Germany** **1 + 0** (this end) **= 1** | **CAN - Canada** **3 + 4** (this end) **= 7**

1
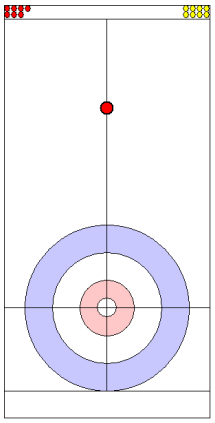
GER: SHERRARD R
Front ↺ 4

2
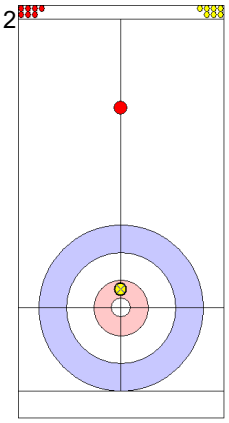
CAN: WALKER G
Draw ↺ 4

3
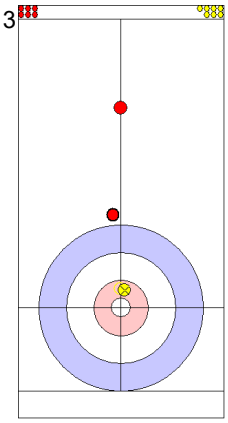
GER: SHERRARD R
Front ↺ 4

4
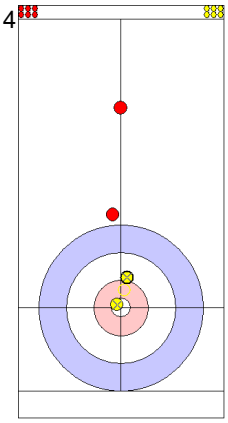
CAN: WALKER G
Draw ↺ 4

5
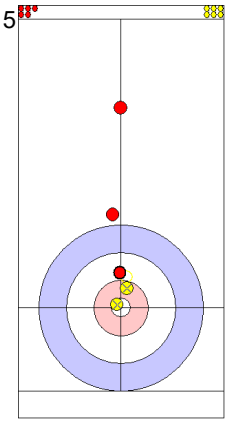
GER: HERBERG D
Draw ↺ 4

6
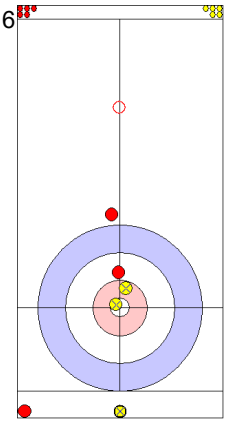
CAN: GALLANT B
Clearing ↺ 4

7
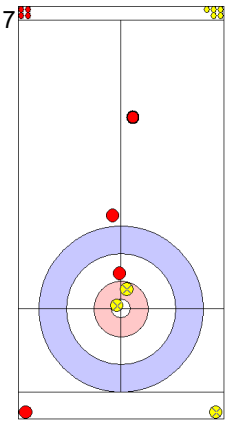
GER: HERBERG D
Guard ↺ 4

8
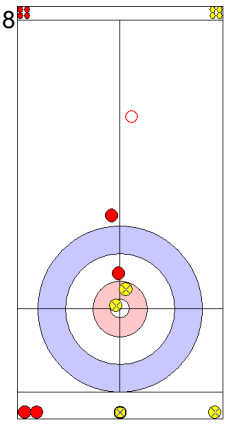
CAN: GALLANT B
Clearing ↺ 4

9
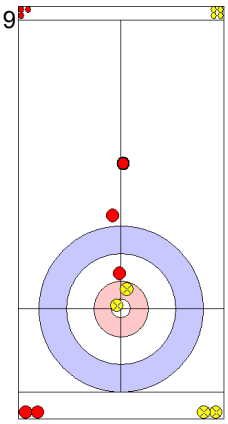
GER: WALTER M
Guard ↺ 4

10
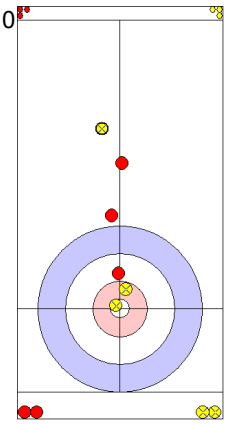
CAN: NICHOLS M
Guard ↺ 4

11
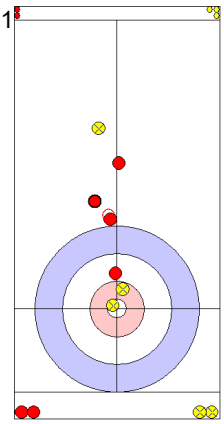
GER: WALTER M
Draw ↺ 0

12
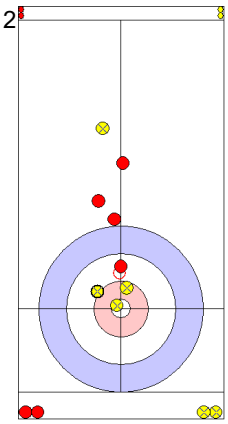
CAN: NICHOLS M
Draw ↺ 4

13
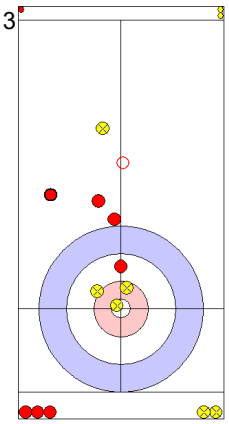
GER: BAUMANN A
Promotion Take-out ↺ 0

14
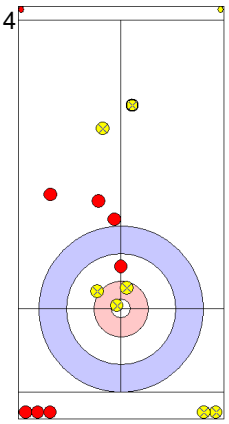
CAN: GUSHUE B
Guard ↺ 4

15
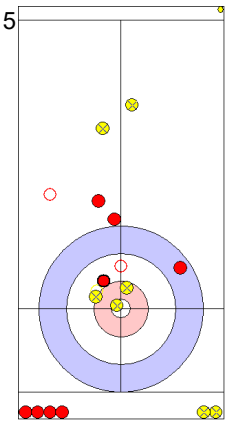
GER: BAUMANN A
Promotion Take-out ↺ 0
In-Wick

16
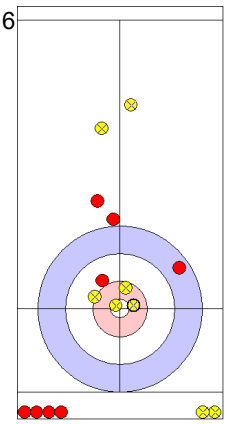
CAN: GUSHUE B
Draw ↺ 4

	GER	CAN
Total Score	1	7
Time left	00:00	00:00

Game - Shot by Shot

End 5 | **GER - Germany** **1 + 1** (this end) **= 2** | **CAN - Canada** **7 + 0** (this end) **= 7**

1
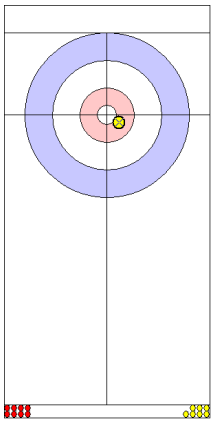
CAN: WALKER G
Draw ↻ 4

2
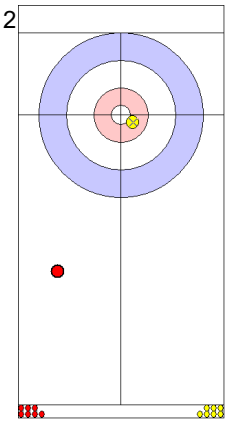
GER: SHERRARD R
Front ↺ 4

3
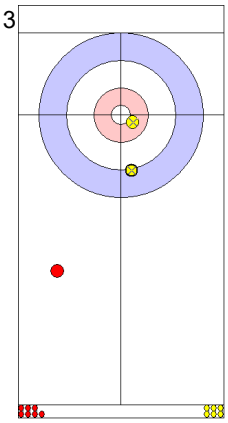
CAN: WALKER G
Draw ↻ 4

4
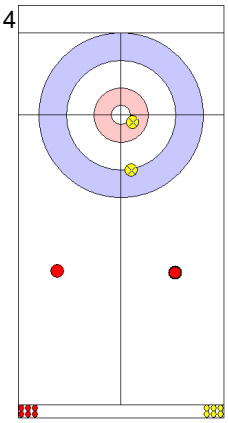
GER: SHERRARD R
Front ↻ 4

5
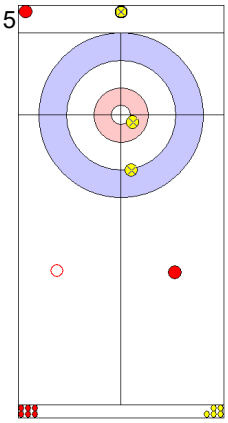
CAN: GALLANT B
Clearing ↺ 4

6
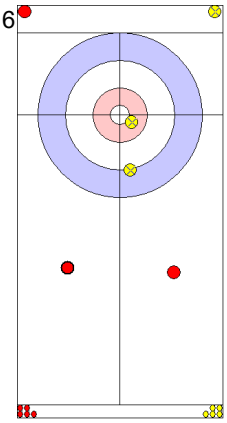
GER: HERBERG D
Front ↺ 4

7
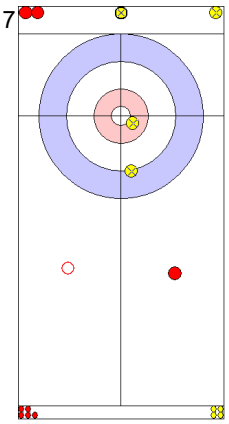
CAN: GALLANT B
Clearing ↻ 4

8
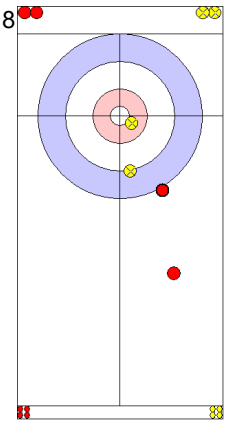
GER: HERBERG D
Draw ↻ 3

9
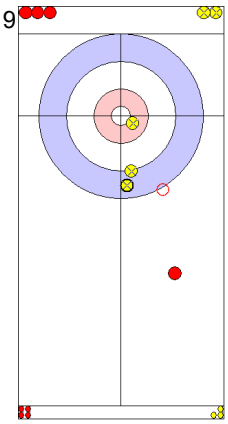
CAN: NICHOLS M
Take-out ↻ 4
Slow Take-out

10
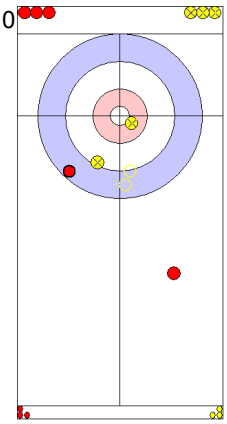
GER: WALTER M
Double Take-out ↻ 2

11
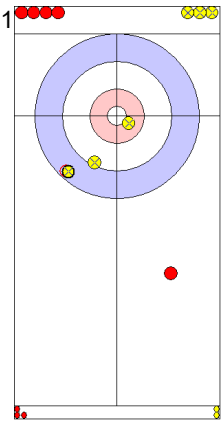
CAN: NICHOLS M
Take-out ↺ 4

12
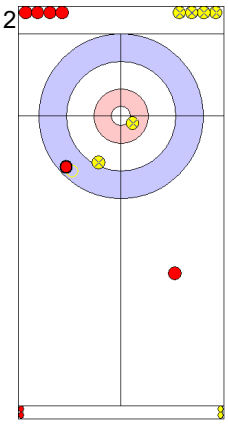
GER: WALTER M
Hit and Roll ↻ 3

13
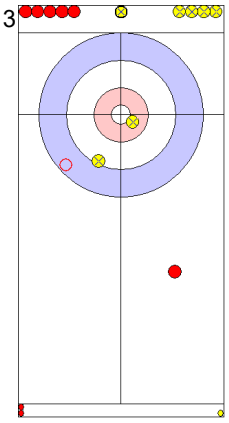
CAN: GUSHUE B
Clearing ↻ 4

14
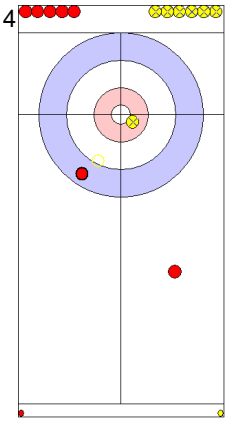
GER: BAUMANN A
Hit and Roll ↻ 3

15
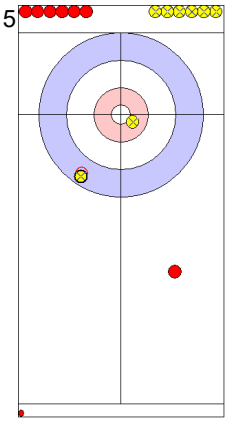
CAN: GUSHUE B
Take-out ↻ 4

16
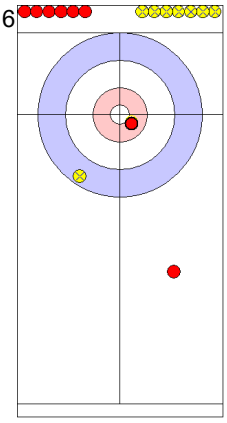
GER: BAUMANN A
Take-out ↺ 4

	GER	CAN
Total Score	2	7
Time left	00:00	00:00

Game - Shot by Shot

End 6 | **GER - Germany** **2 + 0** (this end) **= 2** | **CAN - Canada** **7 + 1** (this end) **= 8**

1
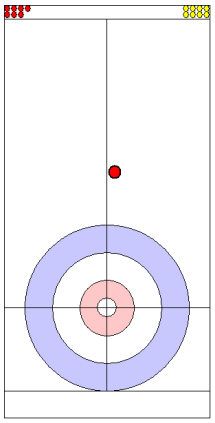
GER: SHERRARD R
Front ↺ 4

2
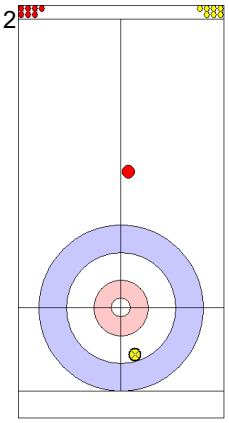
CAN: SALLOWS T
Draw ↺ 4

3
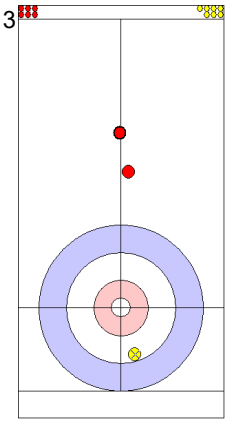
GER: SHERRARD R
Front ↺ 4

4
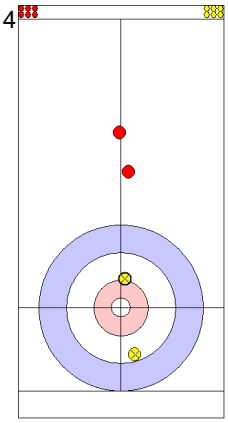
CAN: SALLOWS T
Draw ↺ 4

5
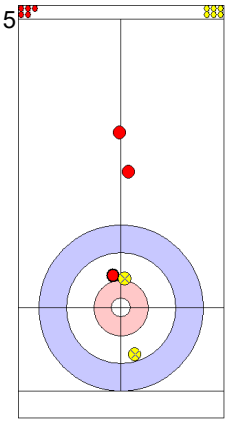
GER: HERBERG D
Draw ↺ 4

6
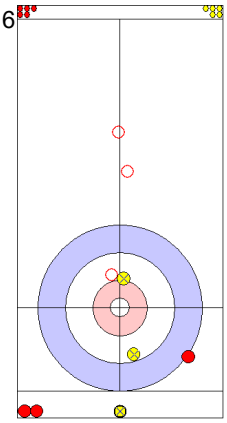
CAN: GALLANT B
Clearing ↺ 4

7
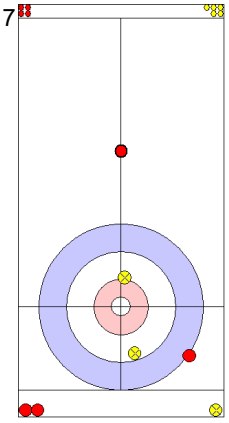
GER: HERBERG D
Front ↺ 4

8
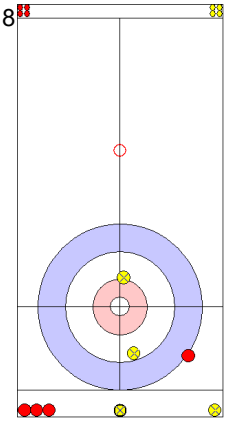
CAN: GALLANT B
Clearing ↺ 4

9
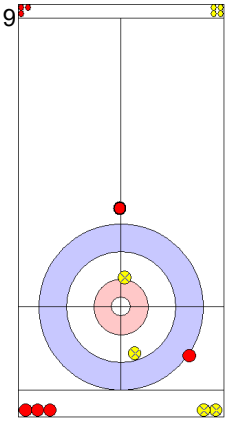
GER: WALTER M
Front ↺ 4

10
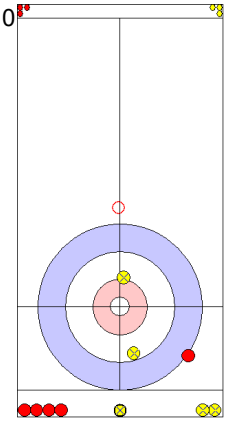
CAN: NICHOLS M
Clearing ↺ 4

11
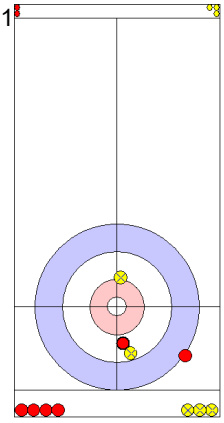
GER: WALTER M
Draw ↻ 4

12
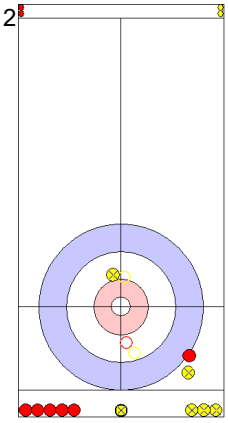
CAN: NICHOLS M
Promotion Take-out ↻ 4

13
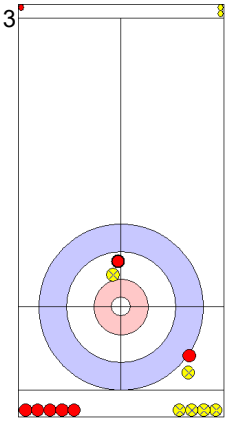
GER: BAUMANN A
Draw ↻ 4

14
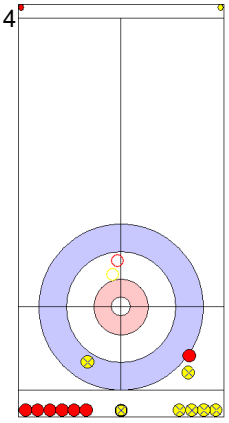
CAN: GUSHUE B
Clearing ↺ 4

15
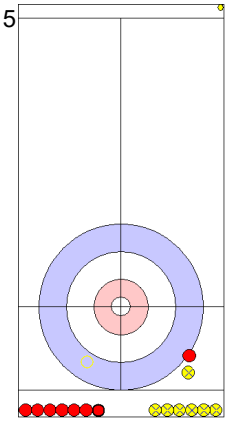
GER: BAUMANN A
Take-out ↺ 2

16
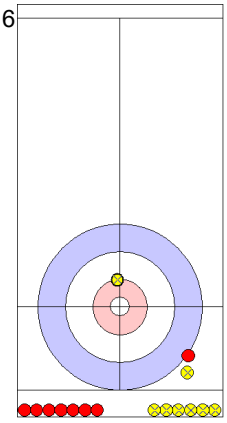
CAN: GUSHUE B
Draw ↻ 4

Note:
Shot Success Points:
4 = 100%
3 = 75%
2 = 50%
1 = 25%
0 = 0%
X = not considered

Rotation:
↻ Clockwise
↺ Counter-clockwise

	GER	CAN
Total Score	2	8
Time left	21:39	21:29

Game Results

Sheet	Game	Team	LSFE	1	2	3	4	5	6	7	8	9	10	Extra Ends			Total
B	7	USA - United States		0	1	1	0	0	2	1	0	1	0	1				7
	7	JPN - Japan	*	1	0	0	1	2	0	0	1	0	1	0				6

USA - United States		Shot Success Game	Shot Success All
4 S	SHUSTER John	80 %	82 %
3 V	GEORGE Tyler	81%	85 %
2	HAMILTON Matt	73 %	78 %
1	LANDSTEINER John	76 %	82 %
A	POLO Joe	-	-
	Team Total	77 %	82 %

Last Stone Draw		Distance
↻	SHUSTER J	7.9cm
↺	HAMILTON M	12.2cm
Total		**20.1cm**

Time remaining: 1 minute 13 seconds
1 minute 59 seconds (after extra end)

Time-out: end 8 - USA stone 6

JPN - Japan		Shot Success Game	Shot Success All
4 S	MOROZUMI Yusuke	68 %	77 %
3 V	SHIMIZU Tetsuro	73 %	82 %
2	YAMAGUCHI Tsuyoshi	92 %	81%
1	MOROZUMI Kosuke	89 %	86 %
A	HIRATA Kohsuke	-	-
	Team Total	80 %	82 %

Last Stone Draw		Distance
↻	MOROZUMI Y	12.6cm
↺	YAMAGUCHI T	6.5cm
Total		**19.1cm**

Time remaining: 0 minutes 39 seconds
1 minute 22 seconds (after extra end)

Time-out: end 8 - JPN stone 8

Shot Success Analysis

USA - United States		↻		↺		Game	
4 SHUSTER John	Draws	6	100 %	6	63 %	12	81 %
	Take-outs	4	63 %	6	88 %	10	78 %
	Total	10	85 %	12	75 %	22	80 %
3 GEORGE Tyler	Draws	3	83 %	7	82 %	10	83 %
	Take-outs	10	80 %	2	75 %	12	79 %
	Total	13	81 %	9	81 %	22	81 %
2 HAMILTON Matt	Draws	4	63 %	4	50 %	8	56 %
	Take-outs	7	86 %	7	79 %	14	82 %
	Total	11	77 %	11	68 %	22	73 %
1 LANDSTEINER John	Draws	10	78 %	11	73 %	21	75 %
	Take-outs	1	100 %	0	-	1	100 %
	Total	11	80 %	11	73 %	22	76 %
A POLO Joe	Draws	0	-	0	-	0	-
	Take-outs	0	-	0	-	0	-
	Total	0	-	0	-	0	-
Team	Draws	23	82 %	28	70 %	51	75 %
	Take-outs	22	80 %	15	82 %	37	80 %
	Total	45	81 %	43	74 %	88	77 %

JPN - Japan		↻		↺		Game	
4 MOROZUMI Yusuke	Draws	4	75 %	11	73 %	15	73 %
	Take-outs	4	50 %	3	67 %	7	57 %
	Total	8	63 %	14	71 %	22	68 %
3 SHIMIZU Tetsuro	Draws	1	0 %	9	81 %	10	73 %
	Take-outs	8	72 %	4	75 %	12	73 %
	Total	9	64 %	13	79 %	22	73 %
2 YAMAGUCHI Tsuyoshi	Draws	7	93 %	9	92 %	16	92 %
	Take-outs	2	100 %	4	88 %	6	92 %
	Total	9	94 %	13	90 %	22	92 %
1 MOROZUMI Kosuke	Draws	3	100 %	18	86 %	21	88 %
	Take-outs	0	-	1	100 %	1	100 %
	Total	3	100 %	19	87 %	22	89 %
A HIRATA Kohsuke	Draws	0	-	0	-	0	-
	Take-outs	0	-	0	-	0	-
	Total	0	-	0	-	0	-
Team	Draws	15	83 %	47	83 %	62	83 %
	Take-outs	14	70 %	12	79 %	26	74 %
	Total	29	77 %	59	82 %	88	80 %

Note:
Team position and functions are attached to each team member's name as follows:
4 = Fourth, **3** = Third, **2** = Second, **1** = Lead, **A** = Alternate, **S** = Skip, **V** = Vice-Skip

Legend:
↻ Clockwise ↺ Counter-clockwise **LSFE(*)** Last Stone First End

Ford Service Experts Alberta EXPLORE EDMONTON Canada CURLIT

Game - Shot by Shot

End 1 | **USA - United States** **0 + 0** (this end) **= 0** | **JPN - Japan** **0 + 1** (this end) **= 1**

1
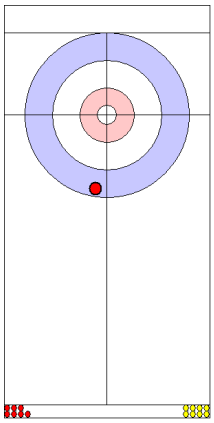
USA: LANDSTEINER J
Front ↺ 3

2
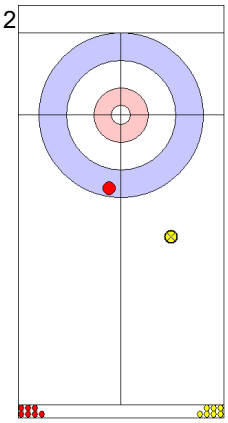
JPN: MOROZUMI K
Front ↻ 4

3
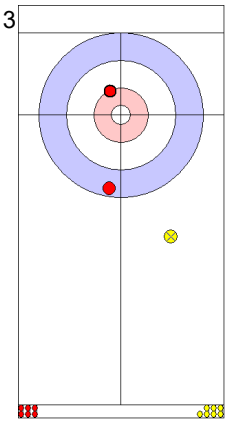
USA: LANDSTEINER J
Draw ↺ 2

4
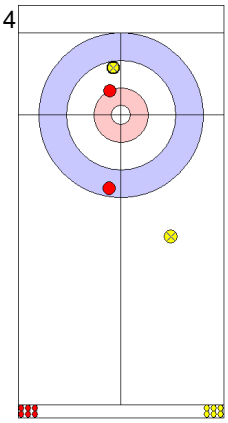
JPN: MOROZUMI K
Draw ↻ 1

5
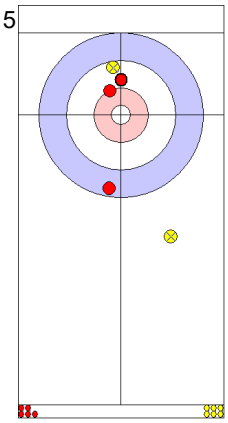
USA: HAMILTON M
Draw ↺ 2

6
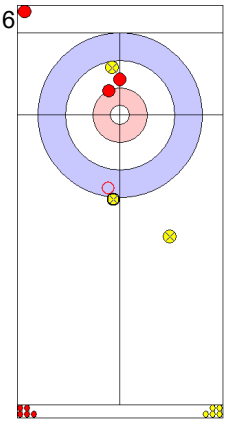
JPN: YAMAGUCHI T
Hit and Roll ↺ 2

7
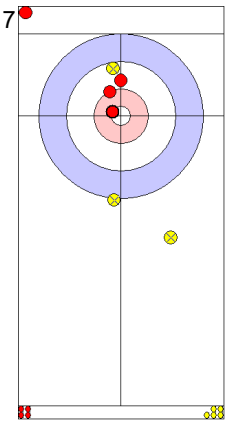
USA: HAMILTON M
Draw ↺ 3

8
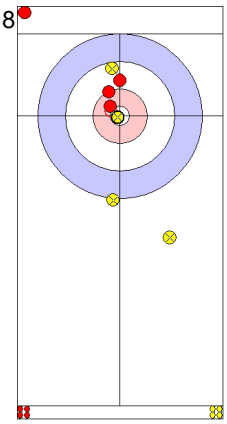
JPN: YAMAGUCHI T
Draw ↻ 4

9
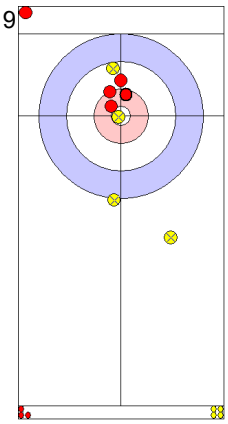
USA: GEORGE T
Draw ↺ 1

10
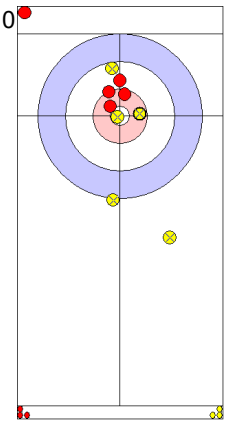
JPN: SHIMIZU T
Draw ↺ 2

11
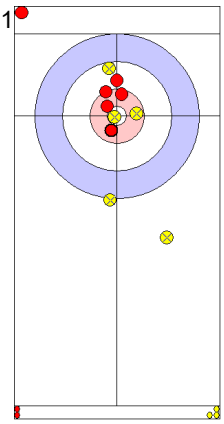
USA: GEORGE T
Draw ↺ 2

12
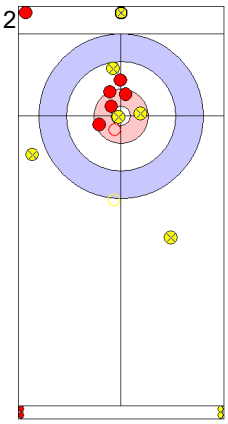
JPN: SHIMIZU T
Promotion Take-out ↻ 2

13
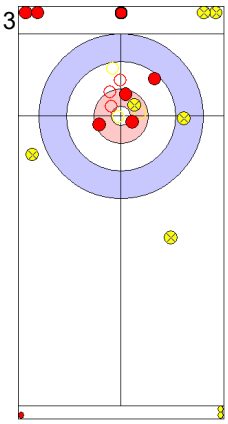
USA: SHUSTER J
Take-out ↺ 3

14
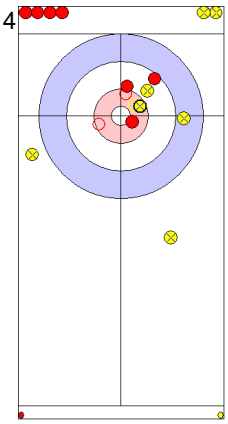
JPN: MOROZUMI Y
Hit and Roll ↺ 2

15
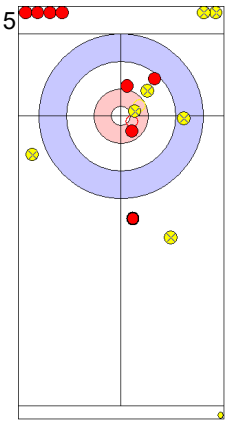
USA: SHUSTER J
Guard ↻ 4

16
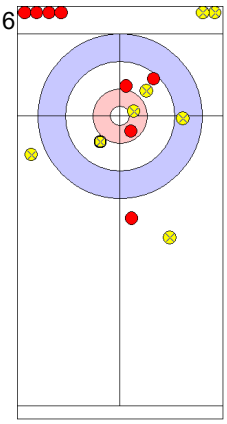
JPN: MOROZUMI Y
Draw ↻ 0

	USA	JPN
Total Score	0	1
Time left	00:00	00:00

Game - Shot by Shot

End 2 | **USA - United States** **0 + 1** (this end) **= 1** | **JPN - Japan** **1 + 0** (this end) **= 1**



	USA	JPN
Total Score	1	1
Time left	00:00	00:00

Game - Shot by Shot

End 3 | **USA - United States** **1 + 1** (this end) **= 2** | **JPN - Japan** **1 + 0** (this end) **= 1**

1
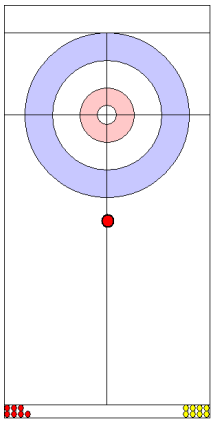
USA: LANDSTEINER J
Front ↺ 4

2
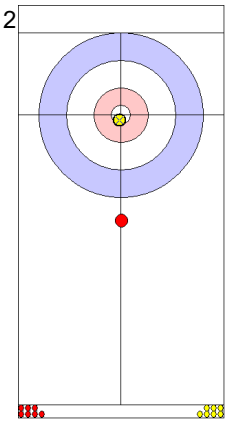
JPN: MOROZUMI K
Draw ↺ 4

3
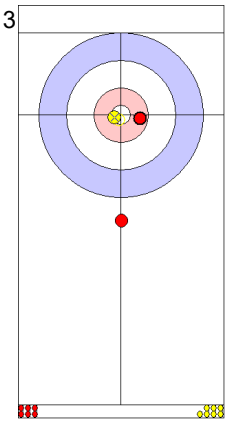
USA: LANDSTEINER J
Draw ↺ 3

4
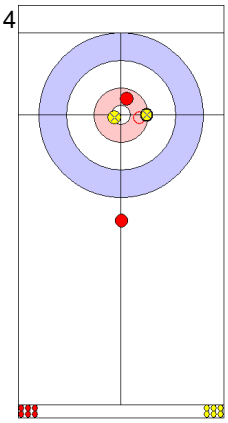
JPN: MOROZUMI K
Draw ↺ 2

5
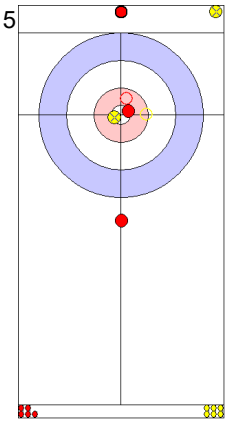
USA: HAMILTON M
Hit and Roll ↺ 2

6
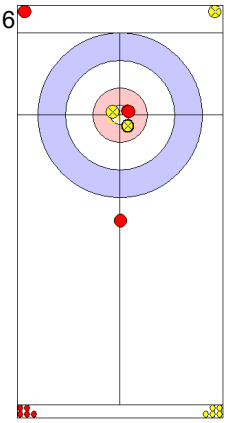
JPN: YAMAGUCHI T
Draw ↺ 4

7
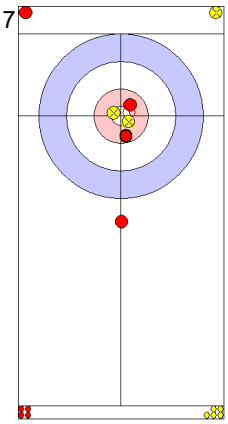
USA: HAMILTON M
Draw ↻ 2

8
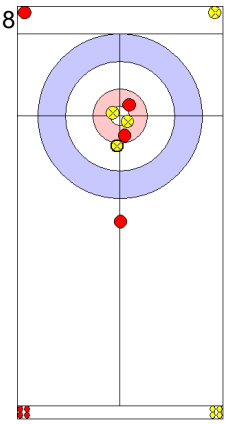
JPN: YAMAGUCHI T
Draw ↺ 4

9
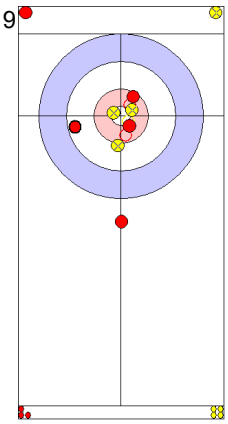
USA: GEORGE T
Raise ↻ 2

10
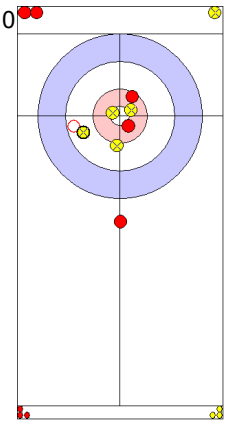
JPN: SHIMIZU T
Hit and Roll ↻ 2

11
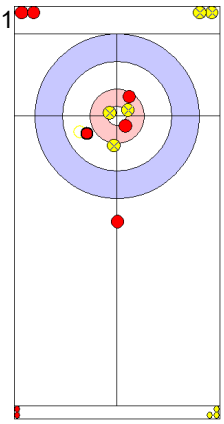
USA: GEORGE T
Hit and Roll ↺ 2

12
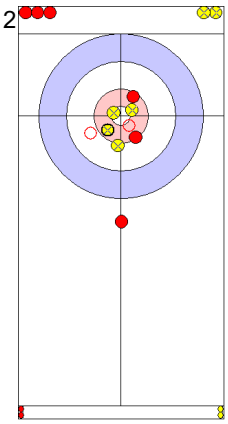
JPN: SHIMIZU T
Hit and Roll ↺ 4

13
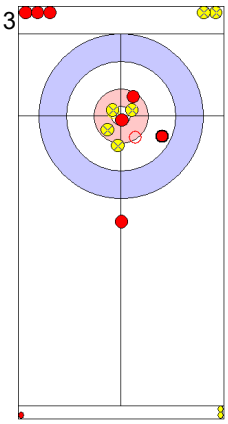
USA: SHUSTER J
Raise ↺ 4

14
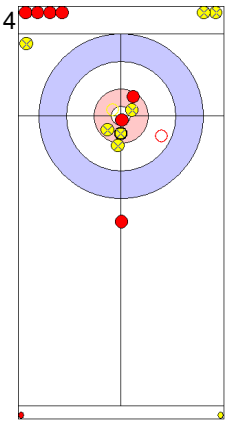
JPN: MOROZUMI Y
Double Take-out ↻ 0

15
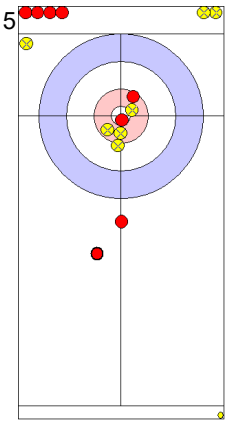
USA: SHUSTER J
Guard ↺ 4

16
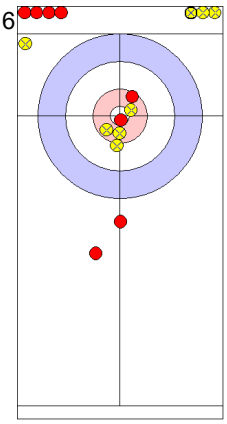
JPN: MOROZUMI Y
Promotion Take-out ↻ 0

	USA	JPN
Total Score	2	1
Time left	00:00	00:00

Game - Shot by Shot

End 4 | **USA - United States** **2 + 0** (this end) **= 2** | **JPN - Japan** **1 + 1** (this end) **= 2**

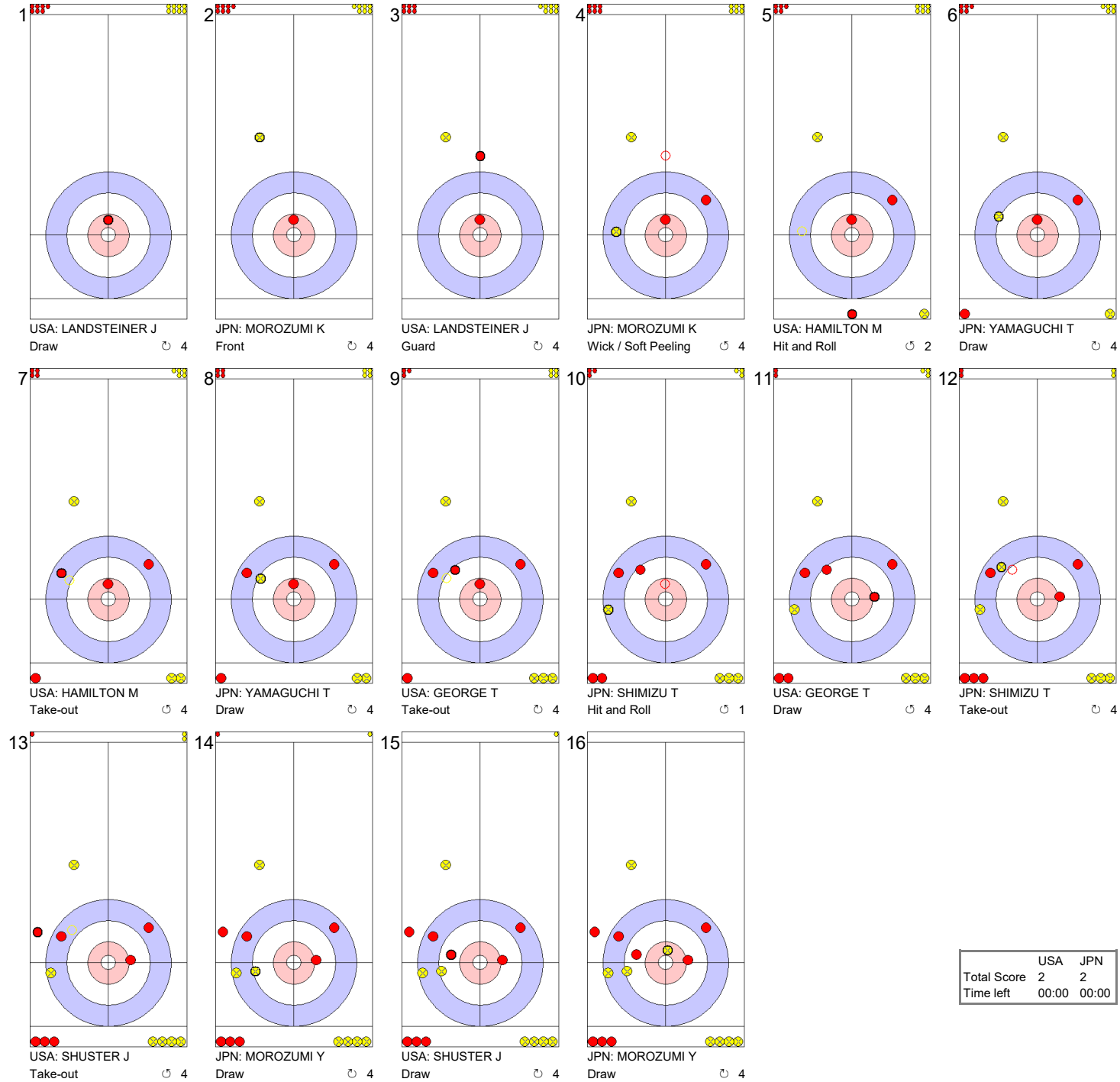

	USA	JPN
Total Score	2	2
Time left	00:00	00:00

Game - Shot by Shot

End 5 | **USA - United States** **2 + 0** (this end) **= 2** | **JPN - Japan** **2 + 2** (this end) **= 4**

1
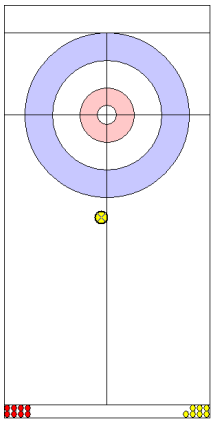
JPN: MOROZUMI K
Front ↺ 4

2
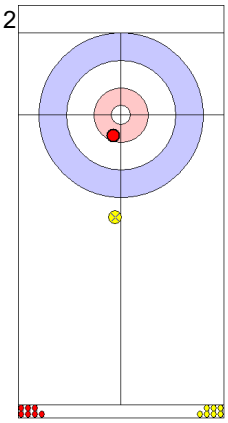
USA: LANDSTEINER J
Draw ↺ 4

3
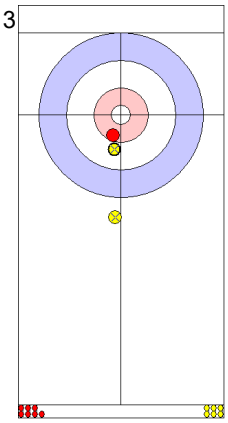
JPN: MOROZUMI K
Draw ↺ 4

4
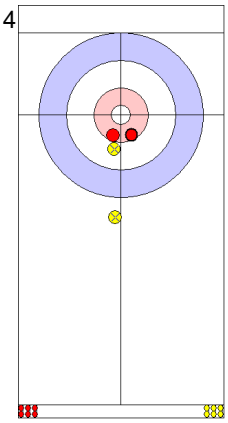
USA: LANDSTEINER J
Draw ↺ 2

5
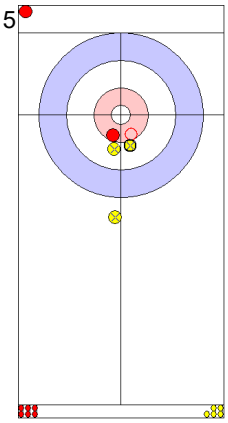
JPN: YAMAGUCHI T
Take-out ↺ 4

6
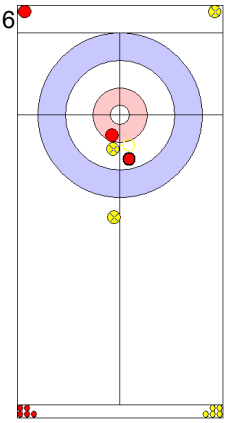
USA: HAMILTON M
Take-out ↺ 4

7
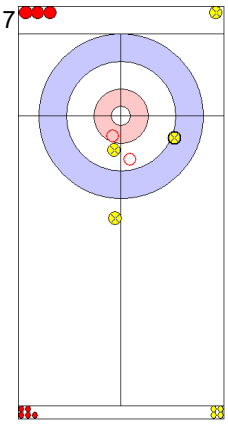
JPN: YAMAGUCHI T
Double Take-out ↺ 4

8
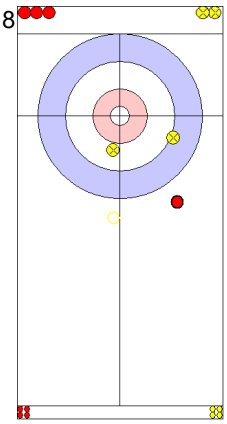
USA: HAMILTON M
Promotion Take-out ↻ 3

9
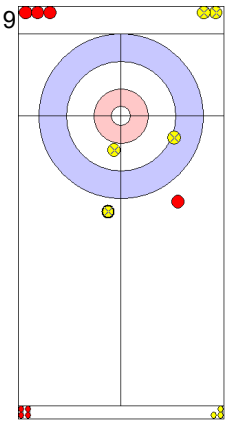
JPN: SHIMIZU T
Guard ↺ 4

10
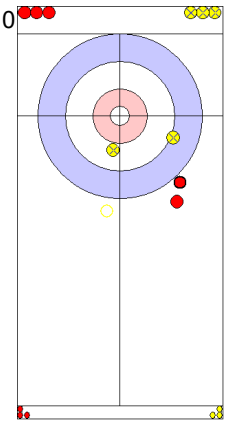
USA: GEORGE T
Hit and Roll ↻ 2

11
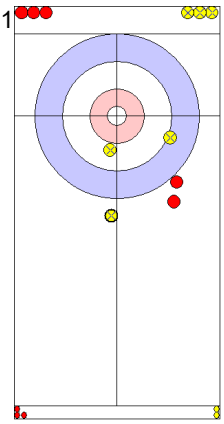
JPN: SHIMIZU T
Guard ↺ 4

12
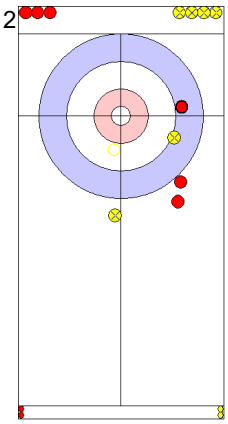
USA: GEORGE T
Hit and Roll ↺ 3

13
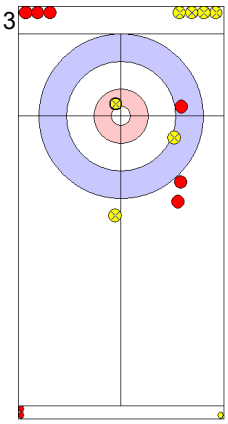
JPN: MOROZUMI Y
Draw ↺ 3

14
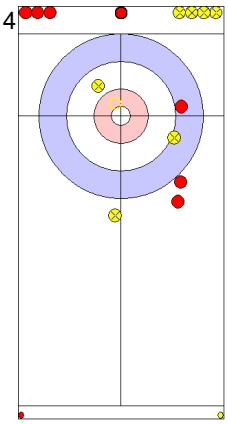
USA: SHUSTER J
Raise ↺ 0

15
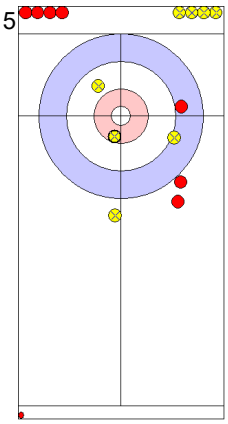
JPN: MOROZUMI Y
Draw ↺ 4

16
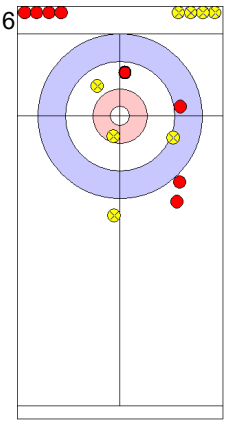
USA: SHUSTER J
Draw ↺ 1

	USA	JPN
Total Score	2	4
Time left	00:00	00:00

Game - Shot by Shot

End 6 | **USA - United States** **2 + 2** (this end) **= 4** | **JPN - Japan** **4 + 0** (this end) **= 4**

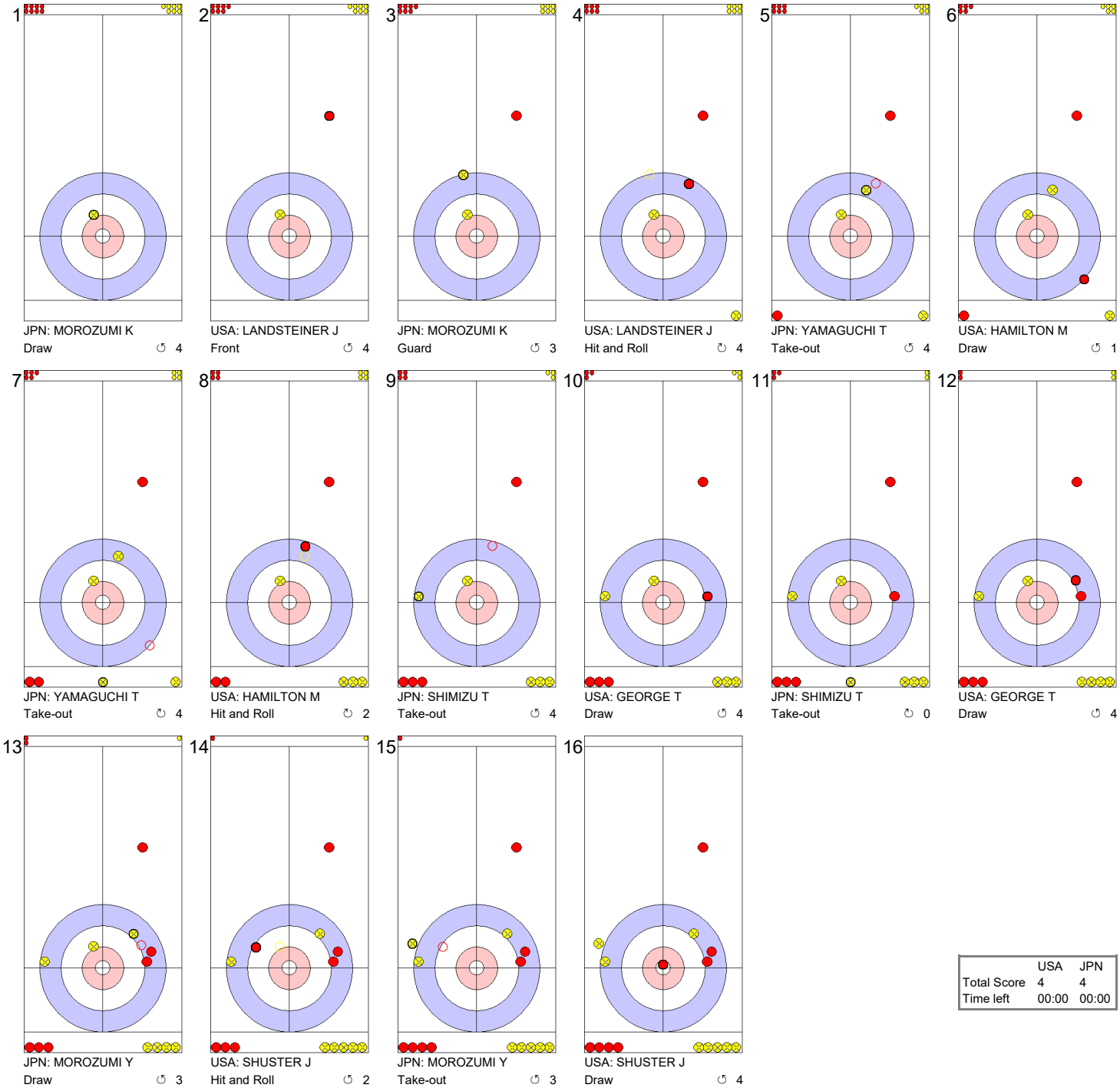

	USA	JPN
Total Score	4	4
Time left	00:00	00:00

Game - Shot by Shot

End 7 | **USA - United States** **4 + 1** (this end) **= 5** | **JPN - Japan** **4 + 0** (this end) **= 4**

1
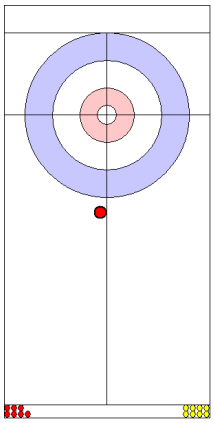
USA: LANDSTEINER J
Front ↺ 4

2
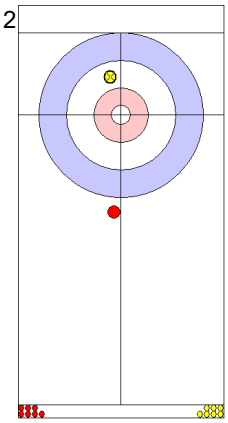
JPN: MOROZUMI K
Draw ↺ 2

3
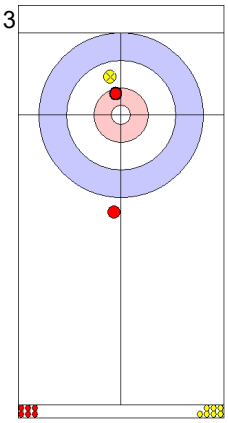
USA: LANDSTEINER J
Draw ↺ 3

4
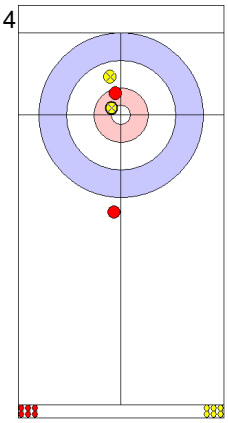
JPN: MOROZUMI K
Draw ↺ 3

5
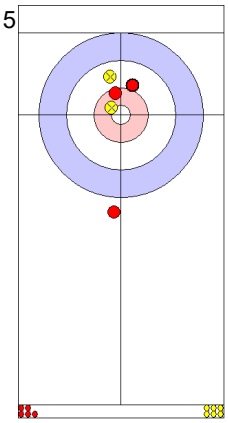
USA: HAMILTON M
Draw ↺ 2

6
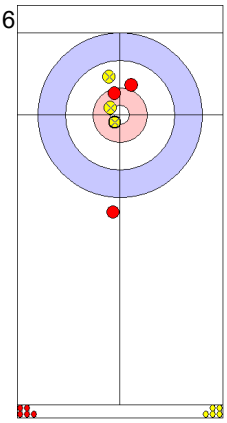
JPN: YAMAGUCHI T
Draw ↺ 4

7
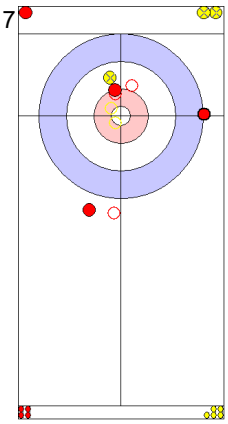
USA: HAMILTON M
Promotion Take-out ↺ 4

8
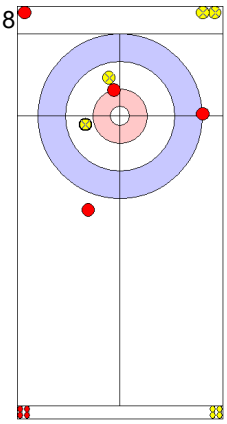
JPN: YAMAGUCHI T
Draw ↺ 4

9
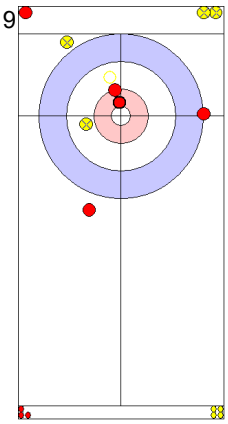
USA: GEORGE T
Raise ↺ 4

10
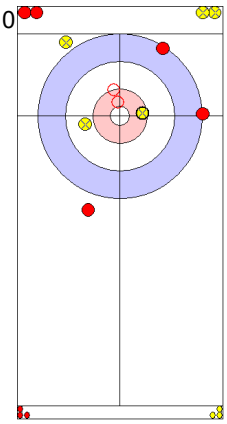
JPN: SHIMIZU T
Double Take-out ↺ 4

11
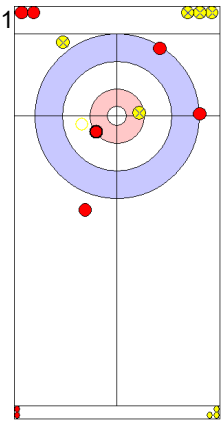
USA: GEORGE T
Promotion Take-out ↺ 2

12
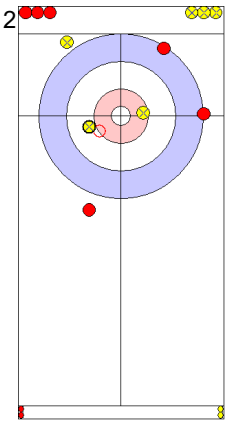
JPN: SHIMIZU T
Take-out ↺ 4

13
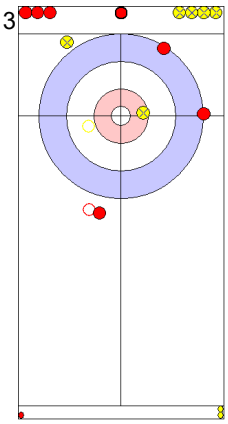
USA: SHUSTER J
Promotion Take-out ↺ 2

14
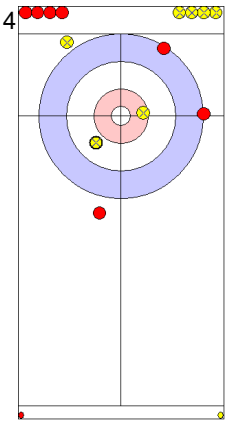
JPN: MOROZUMI Y
Draw ↺ 4

15
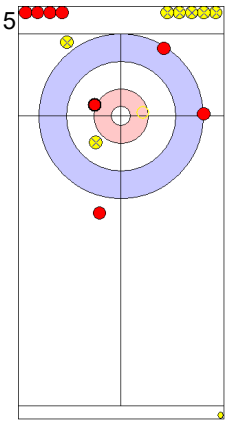
USA: SHUSTER J
Hit and Roll ↺ 4

16
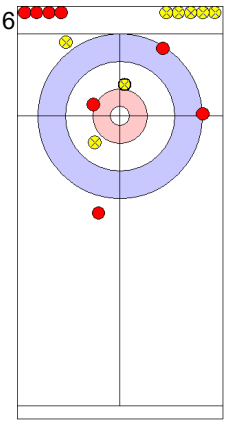
JPN: MOROZUMI Y
Draw ↺ 0

	USA	JPN
Total Score	5	4
Time left	00:00	00:00

Game - Shot by Shot

End 8 | **USA - United States** **5 + 0** (this end) **= 5** | **JPN - Japan** **4 + 1** (this end) **= 5**

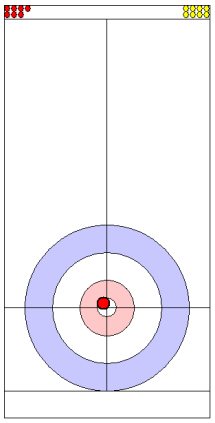

USA: LANDSTEINER J
Draw ↻ 4

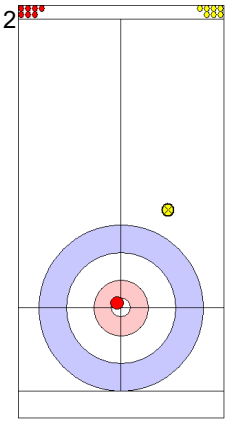

JPN: MOROZUMI K
Front ↺ 4

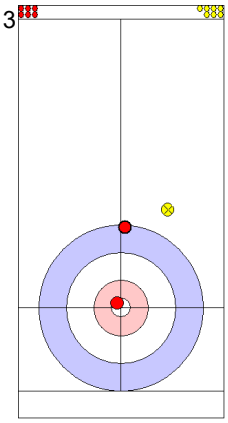

USA: LANDSTEINER J
Guard ↻ 2

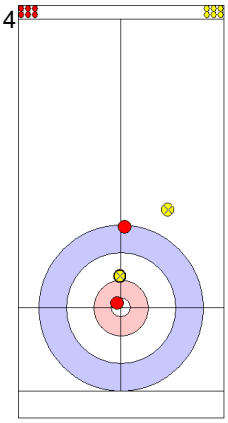

JPN: MOROZUMI K
Draw ↺ 4

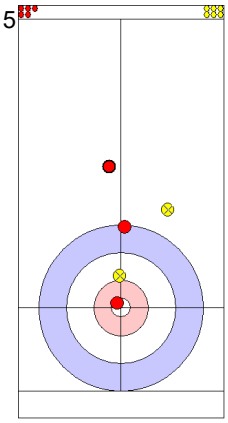

USA: HAMILTON M
Guard ↻ 3

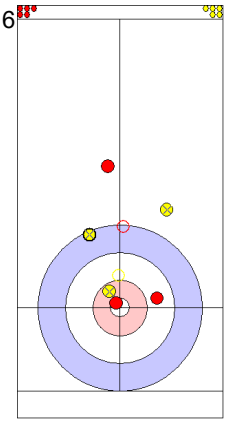

JPN: YAMAGUCHI T
Raise ↻ 4

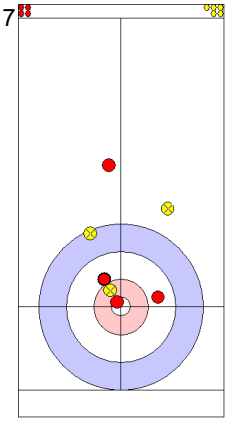

USA: HAMILTON M
Draw ↻ 3

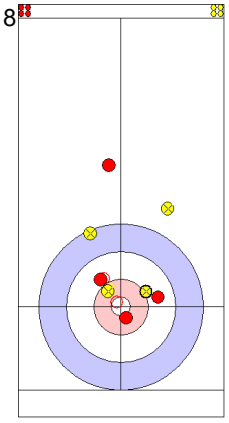

JPN: YAMAGUCHI T
Raise ↻ 4

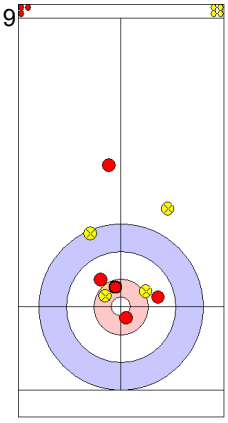

USA: GEORGE T
Draw ↻ 4

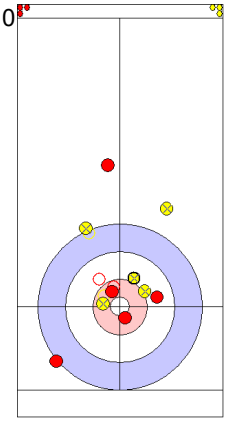

JPN: SHIMIZU T
Promotion Take-out ↺ 3

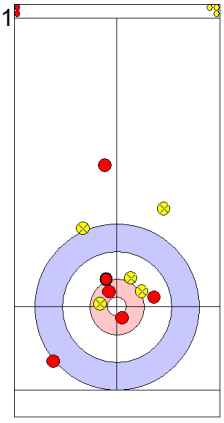

USA: GEORGE T
Draw ↻ 4
Time-out

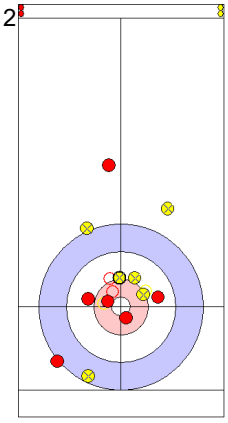

JPN: SHIMIZU T
Take-out ↻ 3

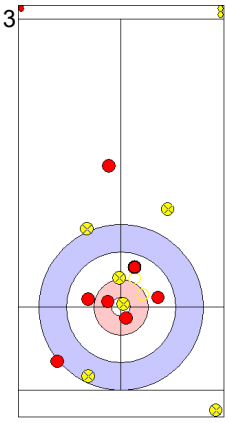

USA: SHUSTER J
Take-out ↻ 0

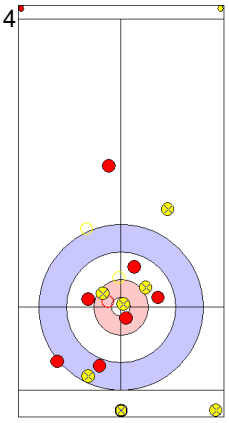

JPN: MOROZUMI Y
Promotion Take-out ↺ 3

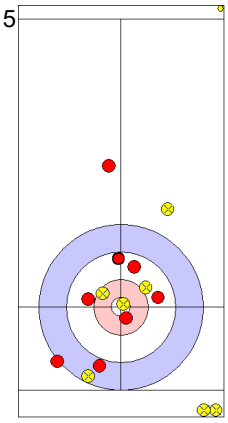

USA: SHUSTER J
Draw ↻ 4

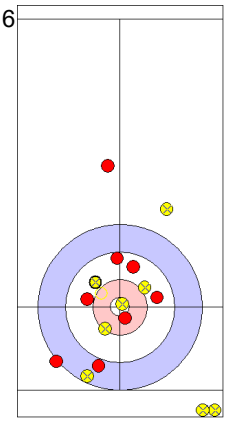

JPN: MOROZUMI Y
Raise ↺ 0
Time-out

	USA	JPN
Total Score	5	5
Time left	00:00	00:00

Game - Shot by Shot

End 9 | **USA - United States** **5 + 1** (this end) **= 6** | **JPN - Japan** **5 + 0** (this end) **= 5**

1
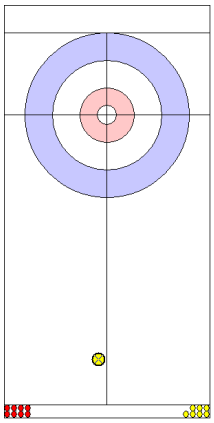
JPN: MOROZUMI K
Front ↺ 4

2
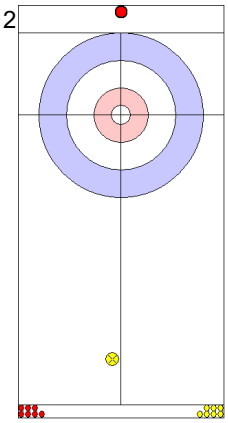
USA: LANDSTEINER J
Wick / Soft Peeling ↺ 0
Free guard zone violation

3
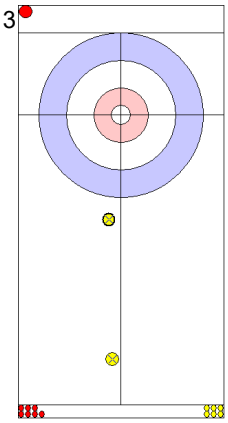
JPN: MOROZUMI K
Front ↺ 4

4
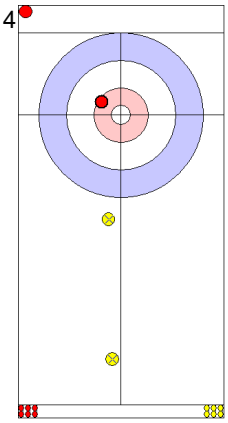
USA: LANDSTEINER J
Draw ↺ 3

5
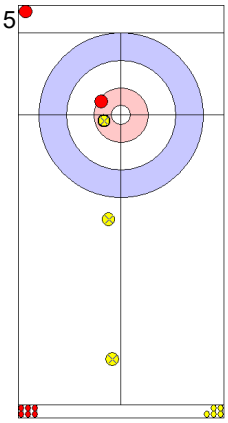
JPN: YAMAGUCHI T
Draw ↺ 4

6
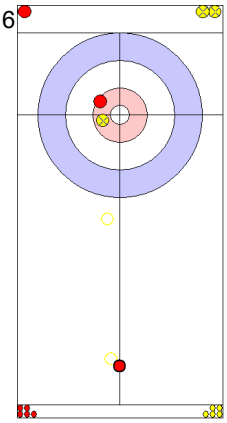
USA: HAMILTON M
Clearing ↻ 3

7
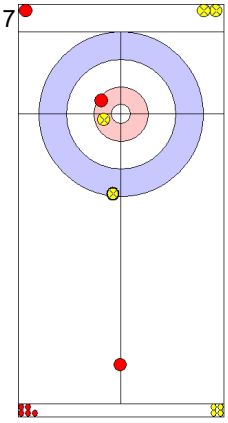
JPN: YAMAGUCHI T
Draw ↺ 4

8
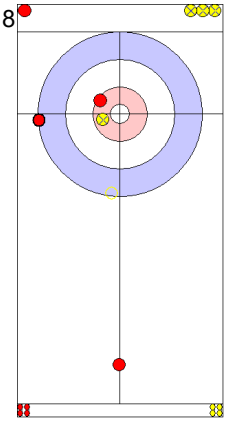
USA: HAMILTON M
Take-out ↻ 4

9
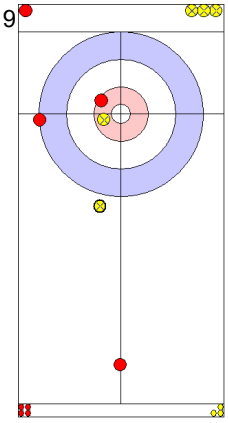
JPN: SHIMIZU T
Draw ↺ 3

10
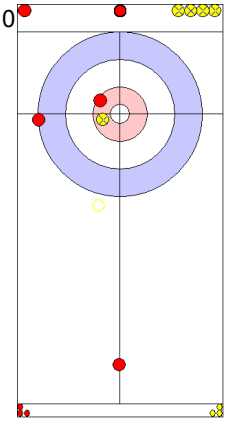
USA: GEORGE T
Clearing ↻ 4

11
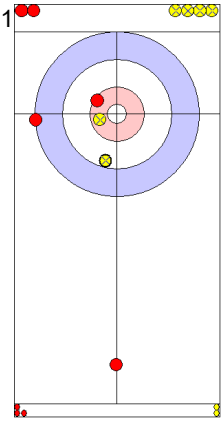
JPN: SHIMIZU T
Guard ↺ 3

12
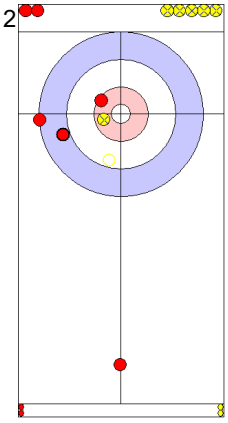
USA: GEORGE T
Take-out ↻ 4

13
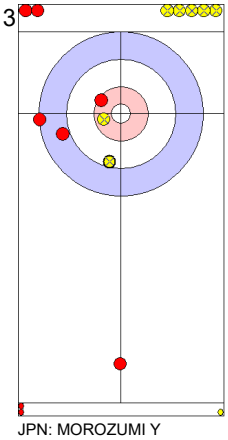
JPN: MOROZUMI Y
Draw ↺ 4

14
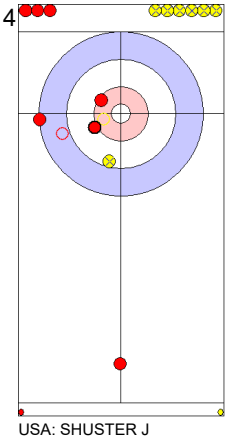
USA: SHUSTER J
Hit and Roll ↺ 4

15
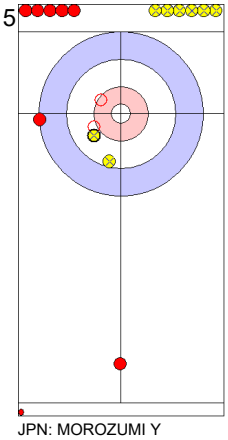
JPN: MOROZUMI Y
Double Take-out ↻ 4

16
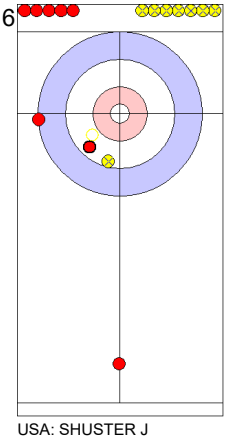
USA: SHUSTER J
Take-out ↻ 4

	USA	JPN
Total Score	6	5
Time left	00:00	00:00

Game - Shot by Shot

End 10 | **USA - United States** **6 + 0** (this end) **= 6** | **JPN - Japan** **5 + 1** (this end) **= 6**



	USA	JPN
Total Score	6	6
Time left	01:13	00:39

Game - Shot by Shot

End 11 | **USA - United States** **6 + 1** (this end) **= 7** | **JPN - Japan** **6 + 0** (this end) **= 6**

1

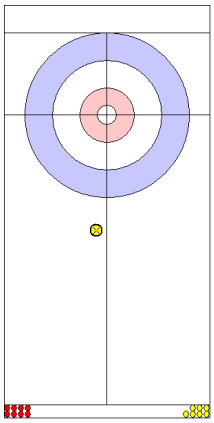

JPN: MOROZUMI K
Front ↻ 4

2

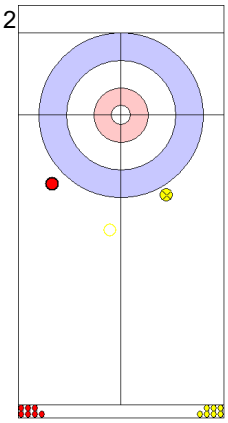

USA: LANDSTEINER J
Wick / Soft Peeling ↻ 4

3

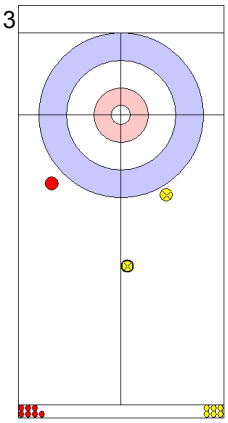

JPN: MOROZUMI K
Front ↻ 4

4

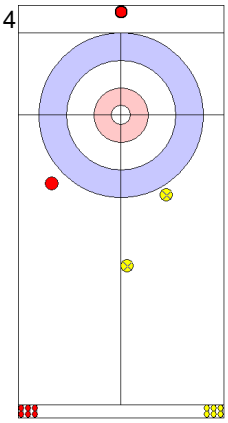

USA: LANDSTEINER J
Wick / Soft Peeling ↻ 0

5

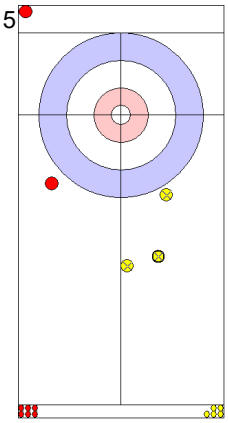

JPN: YAMAGUCHI T
Front ↻ 1

6

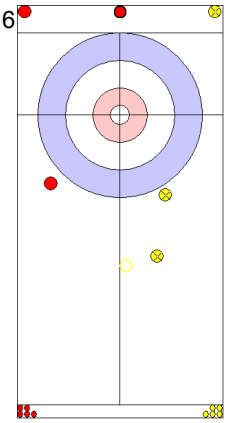

USA: HAMILTON M
Clearing ↻ 4

7

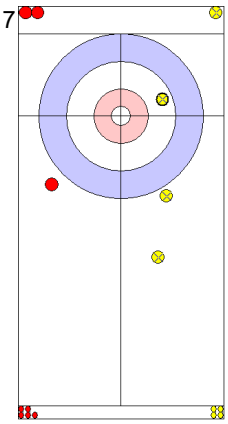

JPN: YAMAGUCHI T
Draw ↻ 3

8

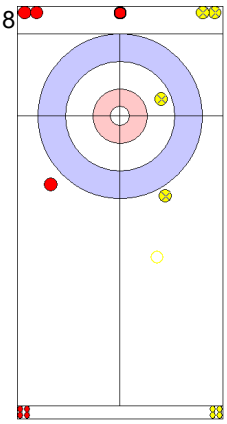

USA: HAMILTON M
Clearing ↻ 4

9

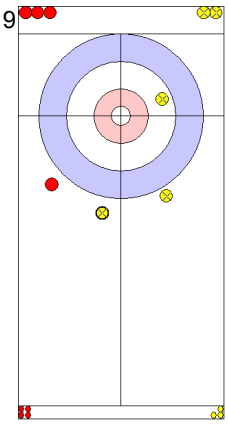

JPN: SHIMIZU T
Front ↻ 3

10

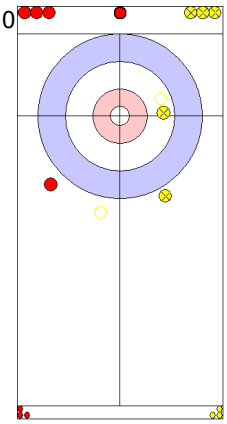

USA: GEORGE T
Clearing ↻ 4

11

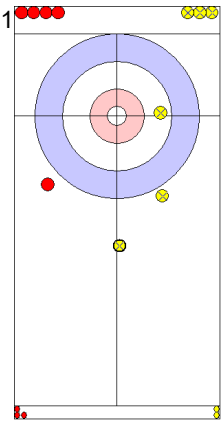

JPN: SHIMIZU T
Front ↻ 4

12

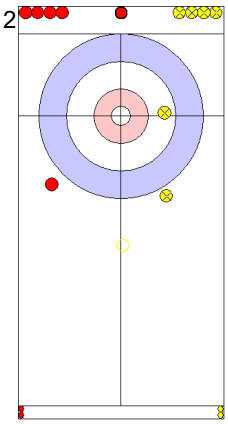

USA: GEORGE T
Clearing ↻ 4

13

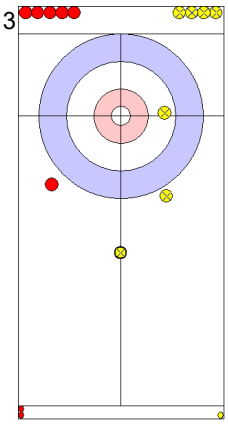

JPN: MOROZUMI Y
Front ↻ 4

14

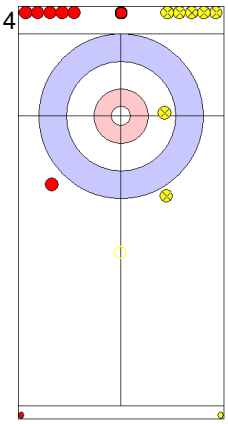

USA: SHUSTER J
Clearing ↻ 4

15

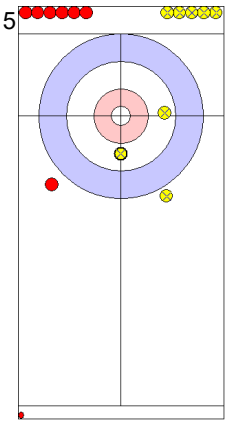

JPN: MOROZUMI Y
Draw ↻ 4

16

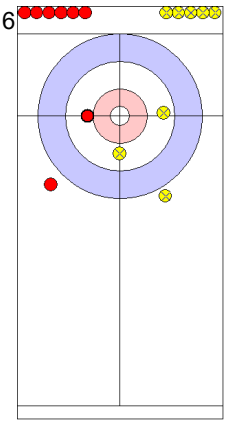

USA: SHUSTER J
Draw ↻ 4

Note:
Shot Success Points:
4 = 100%
3 = 75%
2 = 50%
1 = 25%
0 = 0%
X = not considered

Rotation:
↻ Clockwise
↺ Counter-clockwise

	USA	JPN
Total Score	7	6
Time left	01:59	01:22

Game Results

Sheet	Game	Team	LSFE	1	2	3	4	5	6	7	8	9	10	Extra Ends	Total
C	7	RUS - Russia		0	0	2	0	2	1	0	0	0	X		5
	7	ITA - Italy	*	0	1	0	4	0	0	0	2	2	X		9

RUS - Russia		Shot Success Game	Shot Success All
4 S	TIMOFEEV Alexey	89%	73%
3 V	STUKALSKIY Alexey	89%	76%
2	GADZHIKHANOV Timur	84%	77%
1	RAZHABOV Artur	93%	84%
A	KLIMOV Evgeny	-	-
	Team Total	88%	78%

Last Stone Draw		Distance
↻	TIMOFEEV A	59.4cm
↺	GADZHIKHANOV T	49.1cm
Total		**108.5cm**

Time remaining: 1 minute 36 seconds

ITA - Italy		Shot Success Game	Shot Success All
4 V	MOSANER Amos	84%	80%
3 S	RETORNAZ Joel	78%	78%
2	PILZER Andrea	66%	74%
1	FERRAZZA Daniele	74%	82%
A	GONIN Simone	-	-
	Team Total	75%	79%

Last Stone Draw		Distance
↻	MOSANER A	18.5cm
↺	RETORNAZ J	18.3cm
Total		**36.8cm**

Time remaining: 2 minutes 46 seconds

Shot Success Analysis

RUS - Russia		↻		↺		Game	
4 TIMOFEEV Alexey	Draws	7	79%	4	100%	11	86%
	Take-outs	4	88%	3	100%	7	93%
	Total	11	82%	7	100%	18	89%
3 STUKALSKIY Alexey	Draws	11	93%	4	100%	15	95%
	Take-outs	2	100%	3	50%	5	70%
	Total	13	94%	7	79%	20	89%
2 GADZHIKHANOV Timur	Draws	6	75%	9	86%	15	82%
	Take-outs	4	88%	1	100%	5	90%
	Total	10	80%	10	88%	20	84%
1 RAZHABOV Artur	Draws	15	93%	5	90%	20	93%
	Take-outs	0	-	0	-	0	-
	Total	15	93%	5	90%	20	93%
A KLIMOV Evgeny	Draws	0	-	0	-	0	-
	Take-outs	0	-	0	-	0	-
	Total	0	-	0	-	0	-
Team	Draws	39	88%	22	92%	61	89%
	Take-outs	10	90%	7	79%	17	85%
	Total	49	88%	29	89%	78	88%

ITA - Italy		↻		↺		Game	
4 MOSANER Amos	Draws	2	50%	3	100%	5	80%
	Take-outs	10	95%	4	63%	14	86%
	Total	12	88%	7	79%	19	84%
3 RETORNAZ Joel	Draws	3	67%	1	100%	4	75%
	Take-outs	10	85%	6	67%	16	78%
	Total	13	81%	7	71%	20	78%
2 PILZER Andrea	Draws	5	75%	1	50%	6	71%
	Take-outs	4	75%	10	60%	14	64%
	Total	9	75%	11	59%	20	66%
1 FERRAZZA Daniele	Draws	8	94%	6	71%	14	84%
	Take-outs	2	50%	2	25%	4	38%
	Total	10	85%	8	59%	18	74%
A GONIN Simone	Draws	0	-	0	-	0	-
	Take-outs	0	-	0	-	0	-
	Total	0	-	0	-	0	-
Team	Draws	18	79%	11	80%	29	79%
	Take-outs	26	85%	22	59%	48	73%
	Total	44	82%	33	66%	77	75%

Note:
Team position and functions are attached to each team member's name as follows:
4 = Fourth, **3** = Third, **2** = Second, **1** = Lead, **A** = Alternate, **S** = Skip, **V** = Vice-Skip

Legend:
↻ Clockwise ↺ Counter-clockwise **LSFE(*)** Last Stone First End
X Unplayed/unfinished end due to concession

Game - Shot by Shot

End 1 — **RUS - Russia** **0 + 0** (this end) **= 0** — **ITA - Italy** **0 + 0** (this end) **= 0**



1 RUS: RAZHABOV A — Draw ↻ 4
2 ITA: FERRAZZA D — Take-out ↺ 2
3 RUS: RAZHABOV A — Draw ↻ 4
4 ITA: FERRAZZA D — Take-out ↺ 0
5 RUS: GADZHIKHANOV T — Guard ↻ 2
6 ITA: PILZER A — Take-out ↺ 0
7 RUS: GADZHIKHANOV T — Guard ↻ 4
8 ITA: PILZER A — Clearing ↺ 4
9 RUS: STUKALSKIY A — Guard ↻ 4
10 ITA: RETORNAZ J — Promotion Take-out ↺ 2
11 RUS: STUKALSKIY A — Guard ↻ 4
12 ITA: RETORNAZ J — Take-out ↺ 4
13 RUS: TIMOFEEV A — Take-out ↻ 4
14 ITA: MOSANER A — Hit and Roll ↻ 3
15 RUS: TIMOFEEV A — Take-out ↻ 2
16 ITA: MOSANER A — Clearing ↺ 4

	RUS	ITA
Total Score	0	0
Time left	00:00	00:00

Game - Shot by Shot

End 2 | **RUS - Russia** **0 + 0** (this end) **= 0** | **ITA - Italy** **0 + 1** (this end) **= 1**

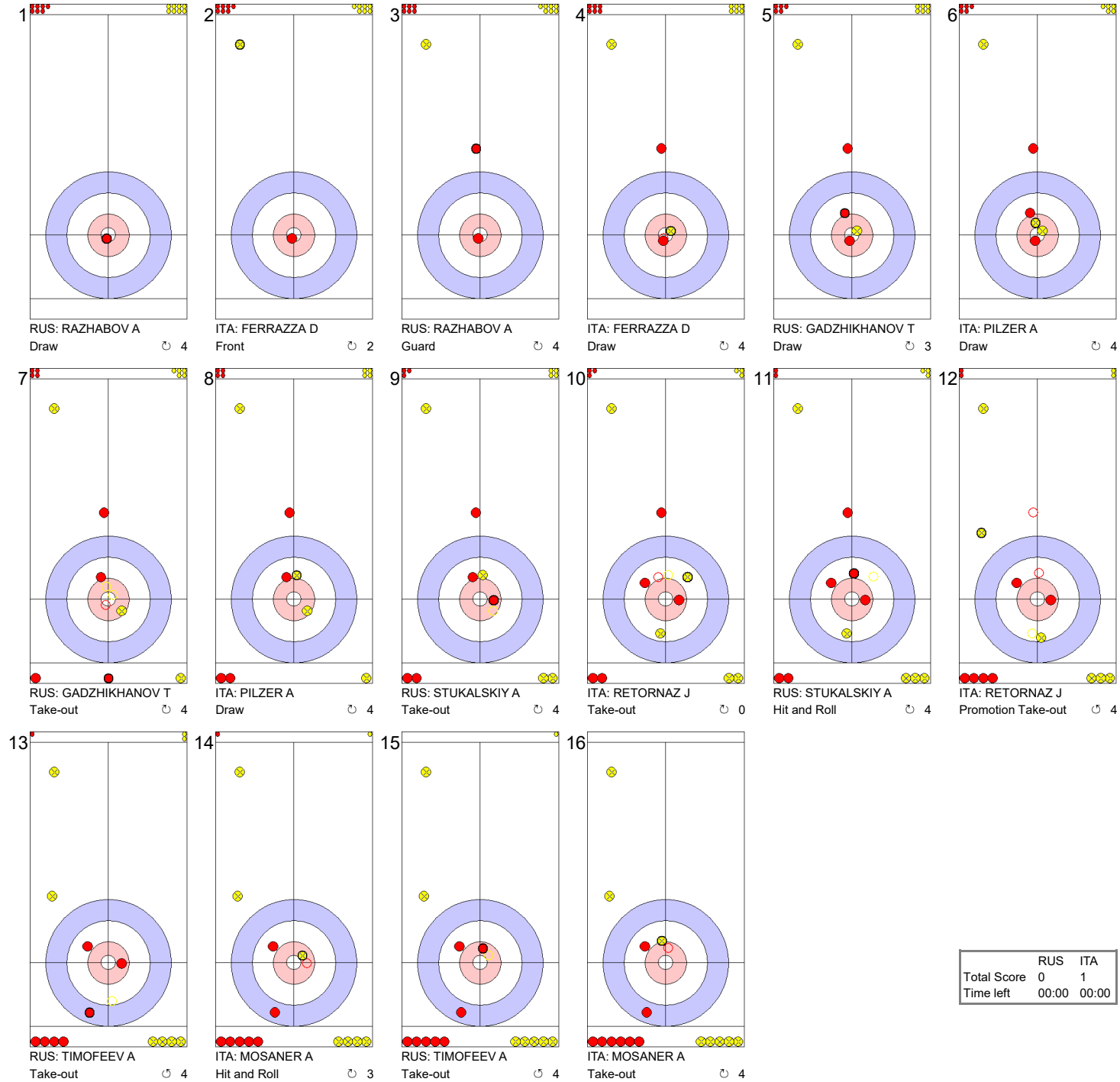

	RUS	ITA
Total Score	0	1
Time left	00:00	00:00

Game - Shot by Shot

End 3 — **RUS - Russia** **0 + 2** (this end) **= 2** — **ITA - Italy** **1 + 0** (this end) **= 1**

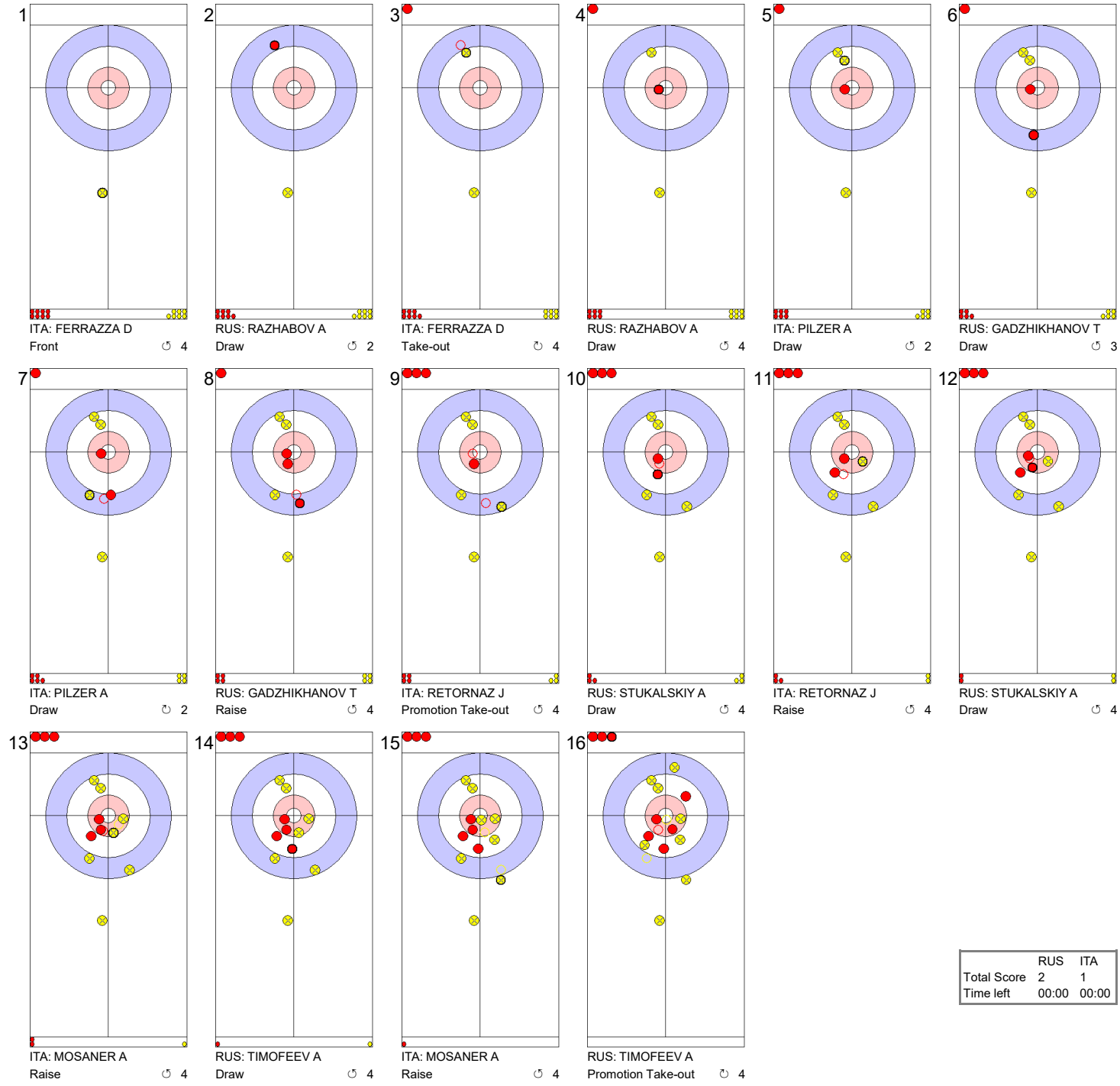

	RUS	ITA
Total Score	2	1
Time left	00:00	00:00

Game - Shot by Shot

End 4 | **RUS - Russia** **2 + 0** (this end) **= 2** | **ITA - Italy** **1 + 4** (this end) **= 5**

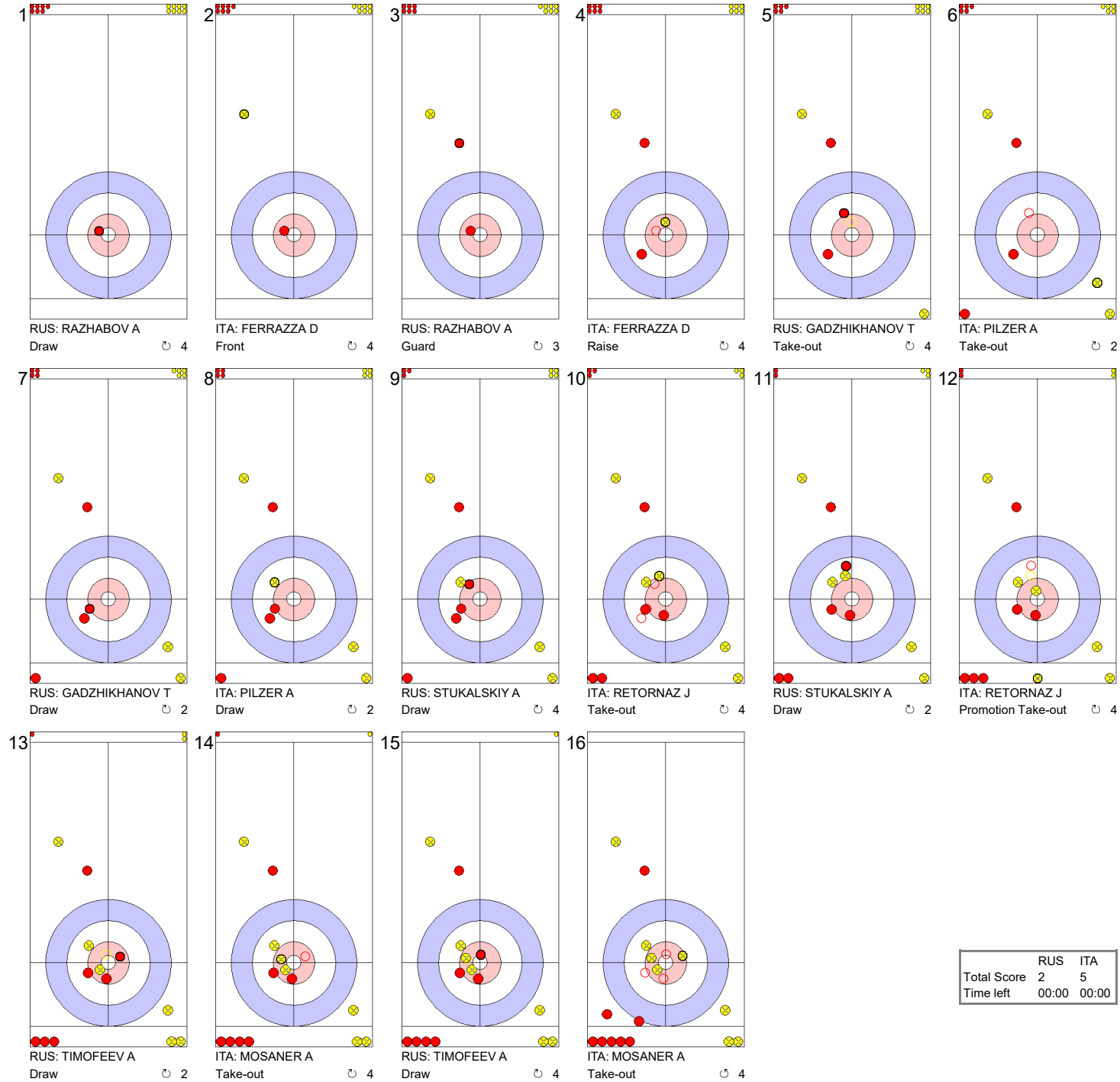

	RUS	ITA
Total Score	2	5
Time left	00:00	00:00

Game - Shot by Shot

End 5 — **RUS - Russia** **2 + 2** (this end) **= 4** — **ITA - Italy** **5 + 0** (this end) **= 5**

1
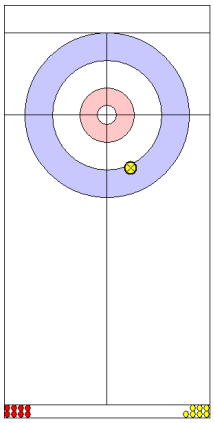
ITA: FERRAZZA D
Draw ↺ 3

2
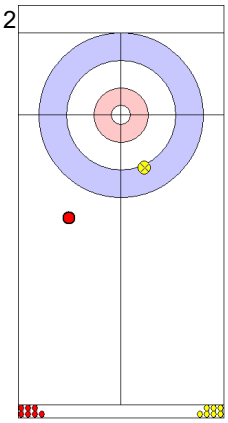
RUS: RAZHABOV A
Front ↺ 4

3
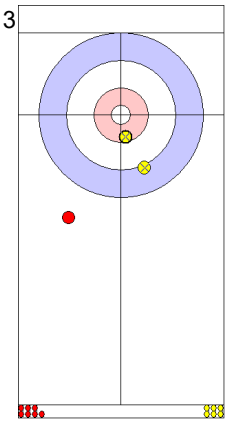
ITA: FERRAZZA D
Draw ↻ 4

4
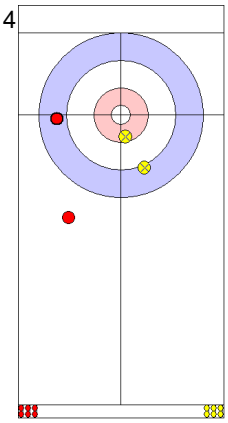
RUS: RAZHABOV A
Draw ↺ 4

5
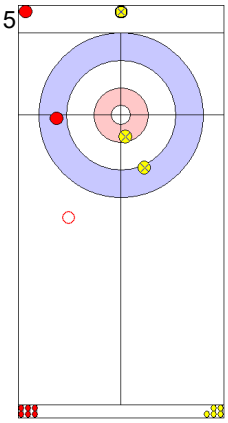
ITA: PILZER A
Clearing ↺ 4

6
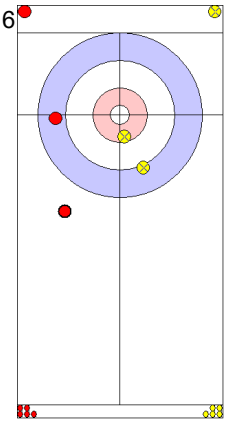
RUS: GADZHIKHANOV T
Guard ↺ 4

7
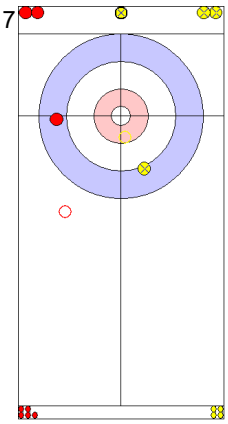
ITA: PILZER A
Clearing ↺ 4

8
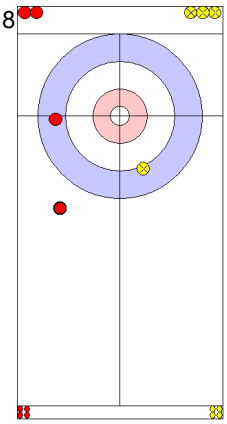
RUS: GADZHIKHANOV T
Guard ↺ 4

9
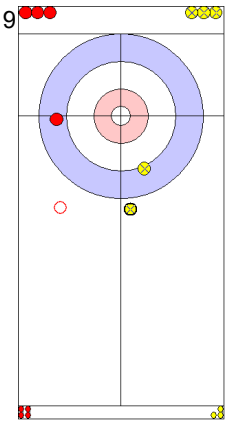
ITA: RETORNAZ J
Clearing ↻ 0

10
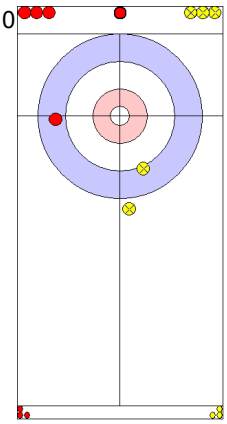
RUS: STUKALSKIY A
Take-out ↺ 0
Hogline violation

11
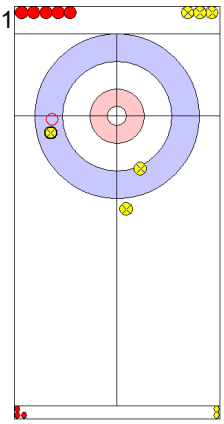
ITA: RETORNAZ J
Take-out ↻ 4

12
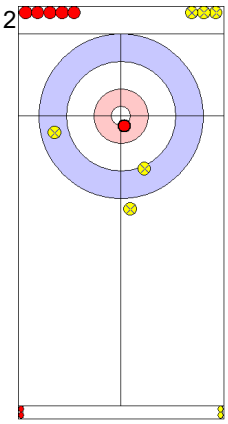
RUS: STUKALSKIY A
Draw ↻ 4

13
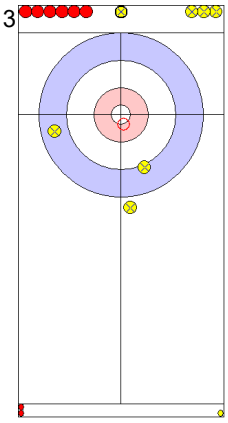
ITA: MOSANER A
Clearing ↻ 4

14
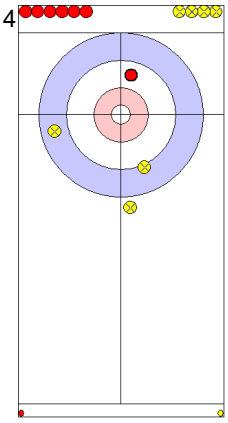
RUS: TIMOFEEV A
Draw ↻ 4

15
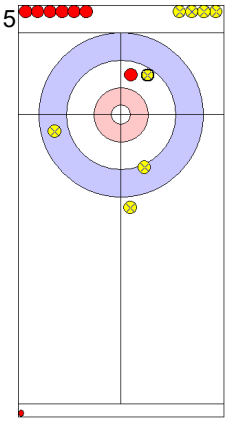
ITA: MOSANER A
Draw ↻ 0

16
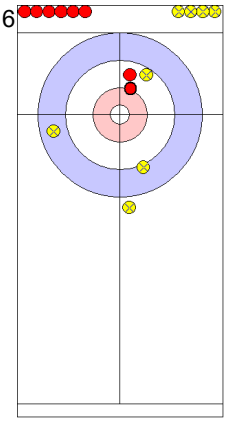
RUS: TIMOFEEV A
Draw ↻ 4

	RUS	ITA
Total Score	4	5
Time left	00:00	00:00

Game - Shot by Shot

End 6 | **RUS - Russia** **4 + 1** (this end) **= 5** | **ITA - Italy** **5 + 0** (this end) **= 5**

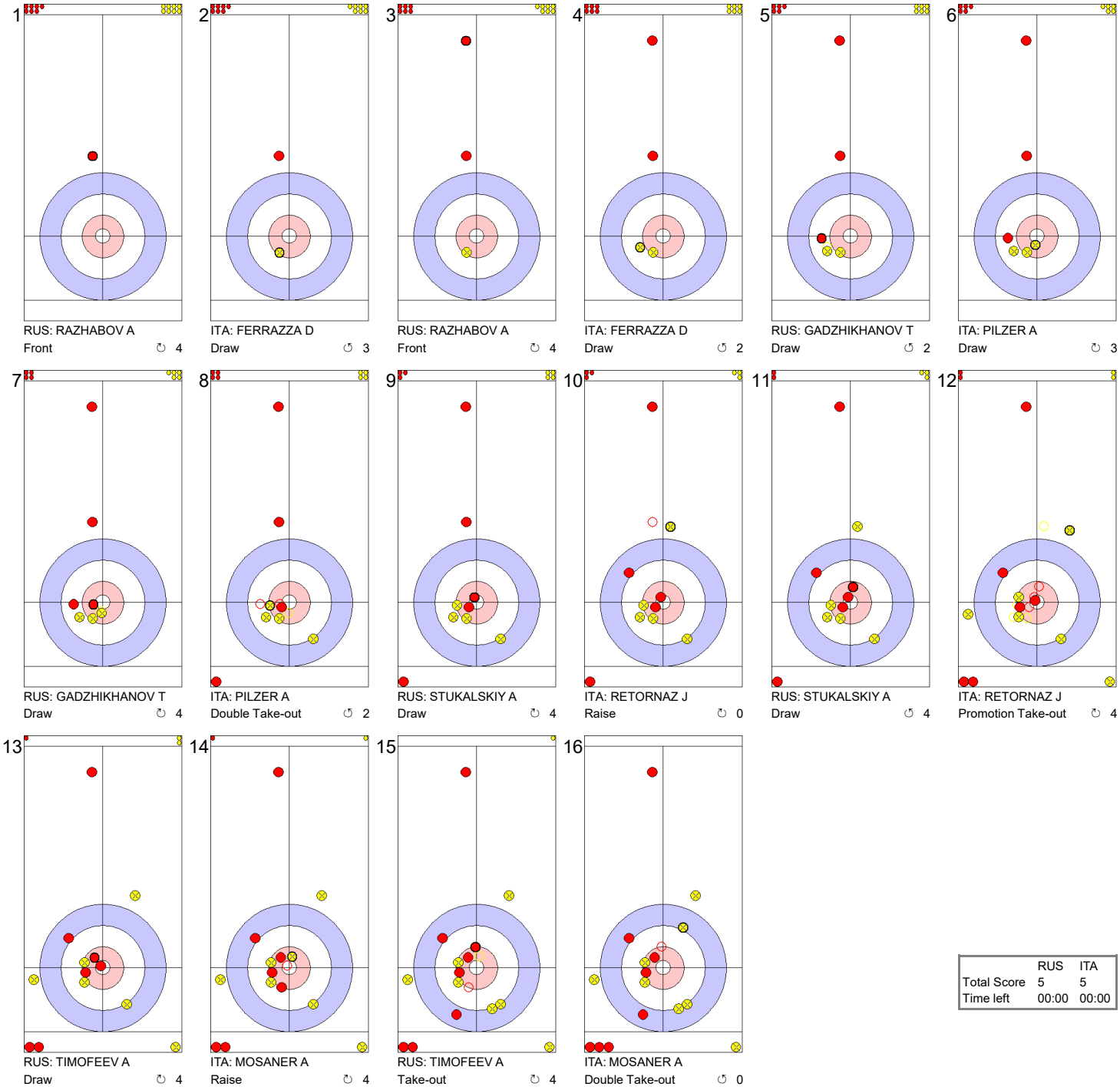

	RUS	ITA
Total Score	5	5
Time left	00:00	00:00

Game - Shot by Shot

End 7 | **RUS - Russia** **5 + 0** (this end) **= 5** | **ITA - Italy** **5 + 0** (this end) **= 5**



	RUS	ITA
Total Score	5	5
Time left	00:00	00:00

Game - Shot by Shot

End 8 | **RUS - Russia** **5 + 0** (this end) **= 5** | **ITA - Italy** **5 + 2** (this end) **= 7**



	RUS	ITA
Total Score	5	7
Time left	00:00	00:00

Game - Shot by Shot

End 9 | **RUS - Russia** **5 + 0** (this end) **= 5** | **ITA - Italy** **7 + 2** (this end) **= 9**



	RUS	ITA
Total Score	5	9
Time left	00:00	00:00

Game - Shot by Shot

End 10 | **RUS - Russia** **5 + X** (this end) **= 5** | **ITA - Italy** **9 + X** (this end) **= 9**

1
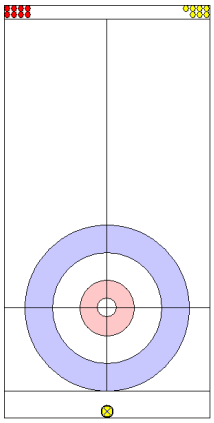
ITA: FERRAZZA D
Through ↺ X

2
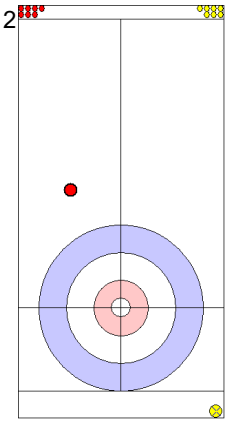
RUS: RAZHABOV A
Front ↻ 4

3
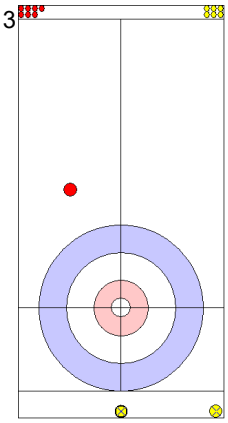
ITA: FERRAZZA D
Through ↺ X

4
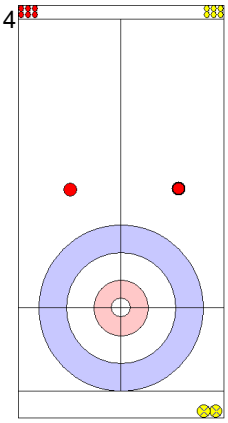
RUS: RAZHABOV A
Front ↺ 4

5
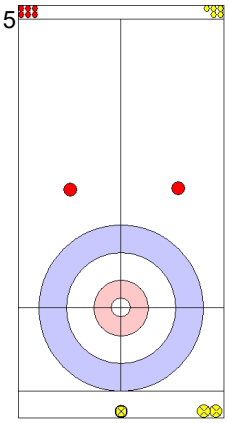
ITA: PILZER A
Clearing ↺ 0

6
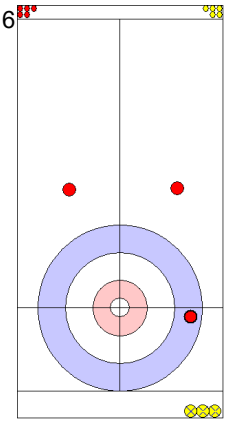
RUS: GADZHIKHANOV T
Draw ↺ 4

7
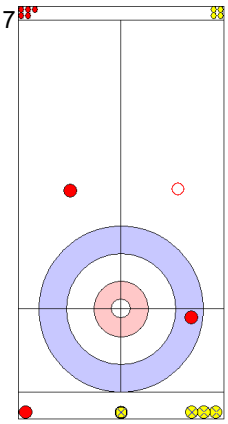
ITA: PILZER A
Clearing ↻ 4

8
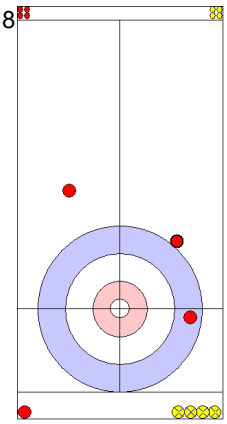
RUS: GADZHIKHANOV T
Guard ↺ 4

9
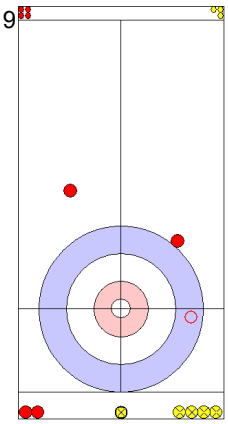
ITA: RETORNAZ J
Clearing ↻ 4

10
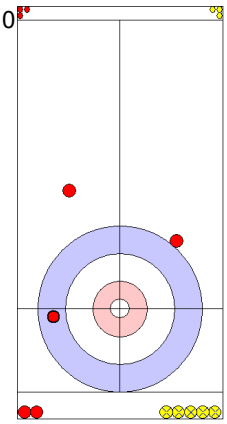
RUS: STUKALSKIY A
Draw ↻ 4

11
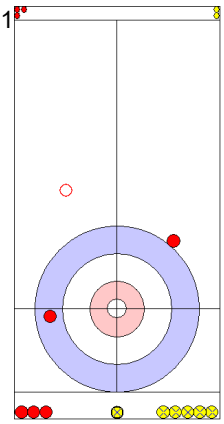
ITA: RETORNAZ J
Clearing ↺ 4

12
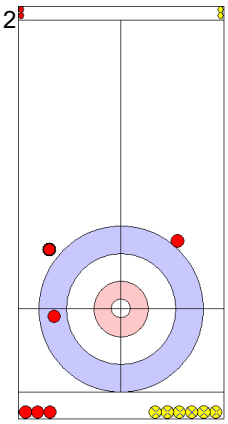
RUS: STUKALSKIY A
Guard ↺ 4

13
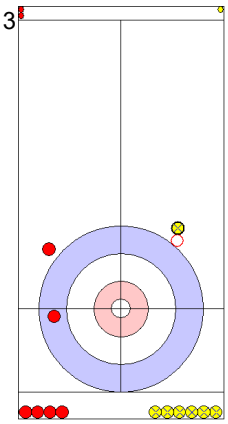
ITA: MOSANER A
Take-out ↻ 4

Note:
Shot Success Points:
4 = 100%
3 = 75%
2 = 50%
1 = 25%
0 = 0%
X = not considered

Rotation:
↻ Clockwise
↺ Counter-clockwise

	RUS	ITA
Total Score	5	9
Time left	01:36	02:46

Legend:
X Unfinished end due to concession

Game Results

Sheet	Game	Team	LSFE	1	2	3	4	5	6	7	8	9	10	Extra Ends	Total
D	7	NED - Netherlands		0	0	2	0	2	0	1	0	1	0		6
	7	SUI - Switzerland	*	1	1	0	2	0	1	0	1	0	3		9

NED - Netherlands		Shot Success Game	Shot Success All
4 S	VAN DORP Jaap	90 %	73 %
3 V	GOESGENS Wouter	81%	76 %
2	HOEKMAN Laurens	69 %	75 %
1	GLASBERGEN Carlo	84 %	82 %
A	MAGAN Alexander	-	-
	Team Total	81%	77 %

Last Stone Draw		Distance
↻	VAN DORP J	151.1cm
↺	GLASBERGEN C	40.1cm
Total		**191.2cm**

Time remaining: 3 minutes 33 seconds

Time-out: end 10 - NED stone 8

SUI - Switzerland		Shot Success Game	Shot Success All
4 V	SCHWARZ Benoit	88 %	84 %
3	PAETZ Claudio	94 %	86 %
2 S	DE CRUZ Peter	88 %	83 %
1	TANNER Valentin	94 %	89 %
A	MEIER Romano	-	50 %
	Team Total	91%	85 %

Last Stone Draw		Distance
↻	SCHWARZ B	47.5cm
↺	TANNER V	7.3cm
Total		**54.8cm**

Time remaining: 3 minutes 12 seconds

Time-out: end 10 - SUI stone 7

Shot Success Analysis

NED - Netherlands		↻		↺		Game	
4 VAN DORP Jaap	Draws	4	100 %	3	92 %	7	96 %
	Take-outs	9	94 %	4	69 %	13	87 %
	Total	13	96 %	7	79 %	20	90 %
3 GOESGENS Wouter	Draws	4	100 %	2	100 %	6	100 %
	Take-outs	8	72 %	6	75 %	14	73 %
	Total	12	81 %	8	81 %	20	81 %
2 HOEKMAN Laurens	Draws	2	50 %	3	67 %	5	60 %
	Take-outs	6	67 %	9	75 %	15	72 %
	Total	8	63 %	12	73 %	20	69 %
1 GLASBERGEN Carlo	Draws	10	88 %	9	81 %	19	84 %
	Take-outs	0	-	1	75 %	1	75 %
	Total	10	88 %	10	80 %	20	84 %
A MAGAN Alexander	Draws	0	-	0	-	0	-
	Take-outs	0	-	0	-	0	-
	Total	0	-	0	-	0	-
Team	Draws	20	89 %	17	82 %	37	86 %
	Take-outs	23	79 %	20	74 %	43	77 %
	Total	43	84 %	37	78 %	80	81 %

SUI - Switzerland		↻		↺		Game	
4 SCHWARZ Benoit	Draws	2	100 %	4	88 %	6	92 %
	Take-outs	7	82 %	7	89 %	14	86 %
	Total	9	86 %	11	89 %	20	88 %
3 PAETZ Claudio	Draws	5	100 %	5	90 %	10	95 %
	Take-outs	5	95 %	5	90 %	10	93 %
	Total	10	98 %	10	90 %	20	94 %
2 DE CRUZ Peter	Draws	5	100 %	6	75 %	11	86 %
	Take-outs	5	80 %	4	100 %	9	89 %
	Total	10	90 %	10	85 %	20	88 %
1 TANNER Valentin	Draws	3	92 %	14	93 %	17	93 %
	Take-outs	1	100 %	2	100 %	3	100 %
	Total	4	94 %	16	94 %	20	94 %
A MEIER Romano	Draws	0	-	0	-	0	-
	Take-outs	0	-	0	-	0	-
	Total	0	-	0	-	0	-
Team	Draws	15	98 %	29	88 %	44	91 %
	Take-outs	18	86 %	18	93 %	36	90 %
	Total	33	92 %	47	90 %	80	91 %

Note:
Team position and functions are attached to each team member's name as follows:
4 = Fourth, **3** = Third, **2** = Second, **1** = Lead, **A** = Alternate, **S** = Skip, **V** = Vice-Skip

Legend:
↻ Clockwise ↺ Counter-clockwise **LSFE(*)** Last Stone First End

Game - Shot by Shot

End 1 | **NED - Netherlands** **0 + 0** (this end) **= 0** | **SUI - Switzerland** **0 + 1** (this end) **= 1**

1
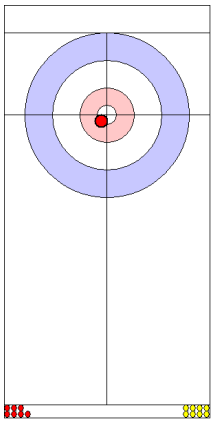
NED: GLASBERGEN C
Draw ↻ 4

2
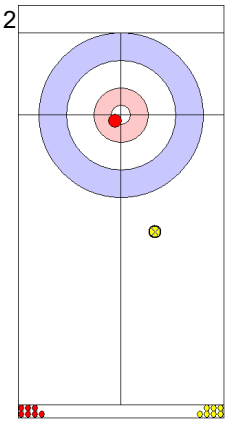
SUI: TANNER V
Front ↻ 4

3
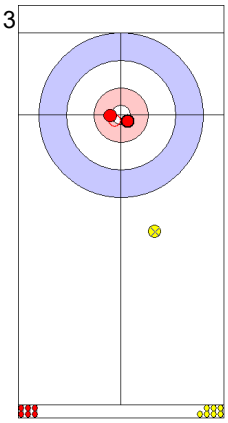
NED: GLASBERGEN C
Draw ↻ 4

4
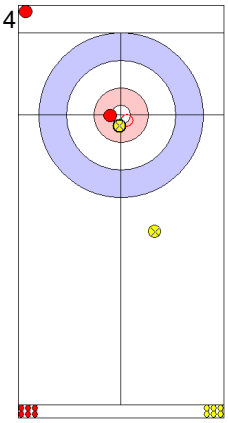
SUI: TANNER V
Take-out ↻ 4

5
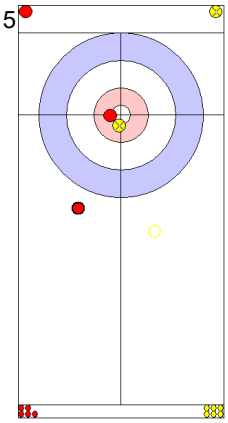
NED: HOEKMAN L
Clearing ↻ 2

6
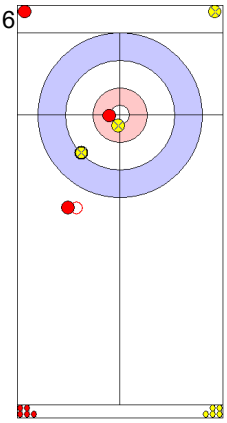
SUI: DE CRUZ P
Draw ↻ 2

7
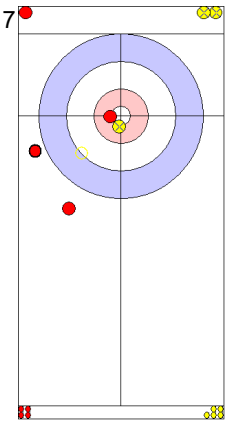
NED: HOEKMAN L
Take-out ↻ 2

8
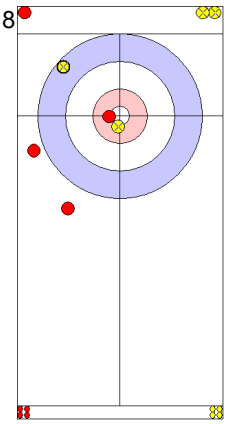
SUI: DE CRUZ P
Draw ↻ 4

9
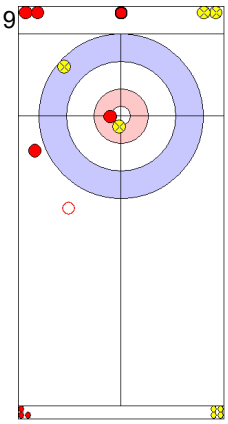
NED: GOESGENS W
Promotion Take-out ↻ 0

10
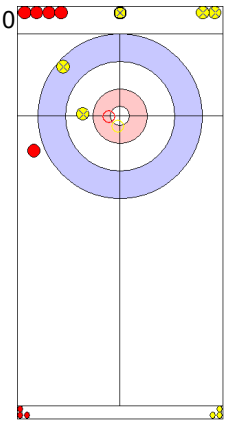
SUI: PAETZ C
Promotion Take-out ↻ 4

11
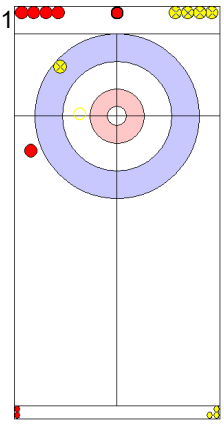
NED: GOESGENS W
Double Take-out ↻ 2

12
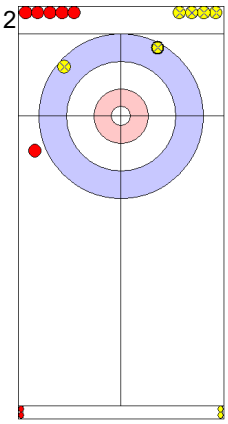
SUI: PAETZ C
Draw ↻ 4

13
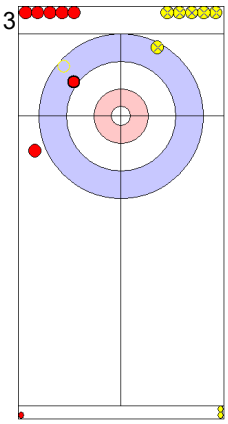
NED: VAN DORP J
Take-out ↻ 4

14
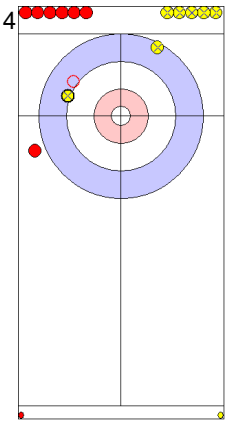
SUI: SCHWARZ B
Take-out ↻ 4

15
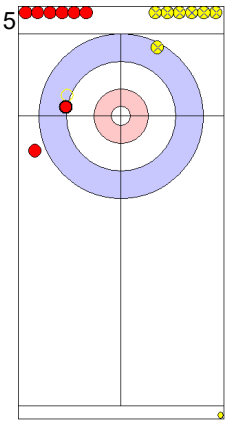
NED: VAN DORP J
Take-out ↻ 4

16
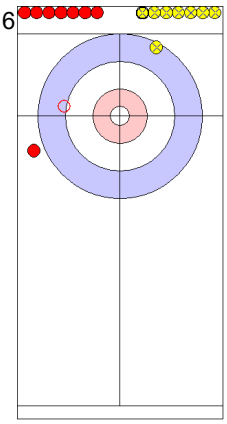
SUI: SCHWARZ B
Take-out ↻ 2

	NED	SUI
Total Score	0	1
Time left	00:00	00:00

Game - Shot by Shot

End 2 — **NED - Netherlands** **0 + 0** (this end) **= 0** — **SUI - Switzerland** **1 + 1** (this end) **= 2**

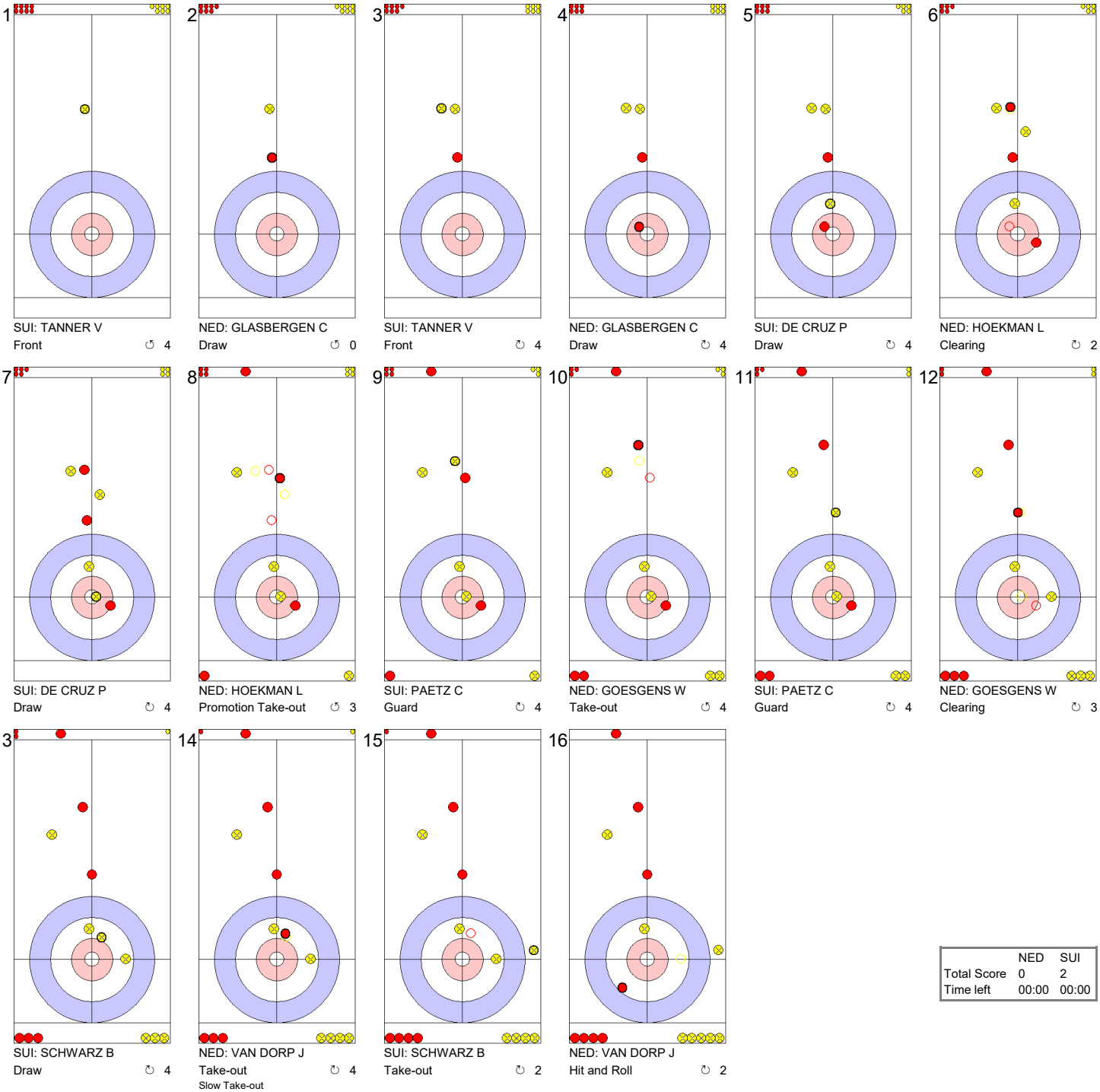

	NED	SUI
Total Score	0	2
Time left	00:00	00:00

Game - Shot by Shot

End 3 | **NED - Netherlands** **0 + 2** (this end) **= 2** | **SUI - Switzerland** **2 + 0** (this end) **= 2**



	NED	SUI
Total Score	2	2
Time left	00:00	00:00

Game - Shot by Shot

End 4 | **NED - Netherlands** **2 + 0** (this end) **= 2** | **SUI - Switzerland** **2 + 2** (this end) **= 4**

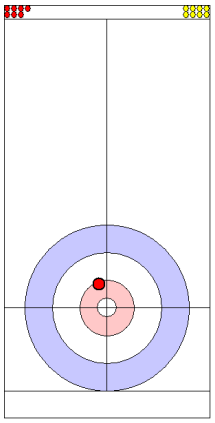

1 NED: GLASBERGEN C — Draw ↺ 4

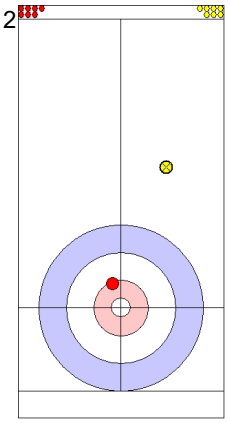

2 SUI: TANNER V — Front ↺ 4

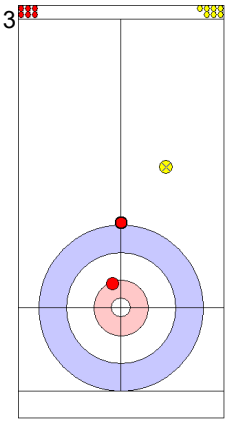

3 NED: GLASBERGEN C — Guard ↺ 3

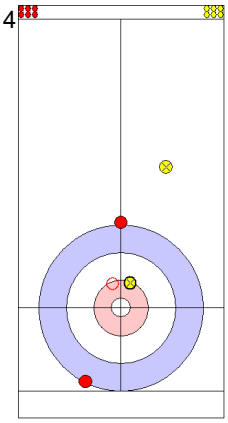

4 SUI: TANNER V — Take-out ↺ 4

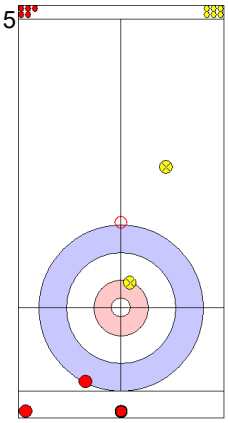

5 NED: HOEKMAN L — Promotion Take-out ↺ 0

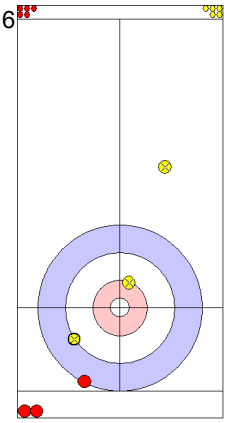

6 SUI: DE CRUZ P — Draw ↺ 4

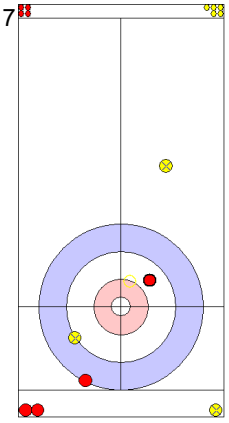

7 NED: HOEKMAN L — Take-out ↺ 4

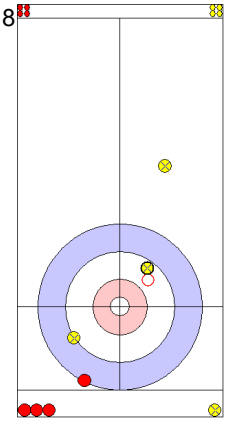

8 SUI: DE CRUZ P — Take-out ↺ 4

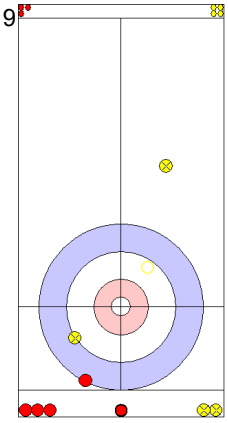

9 NED: GOESGENS W — Hit and Roll ↺ 2

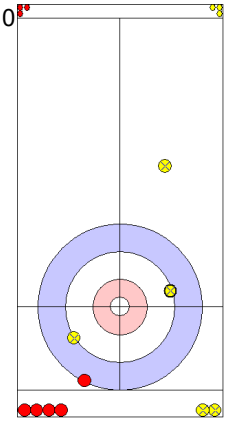

10 SUI: PAETZ C — Draw ↺ 4

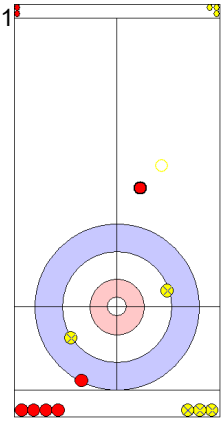

11 NED: GOESGENS W — Clearing ↺ 2

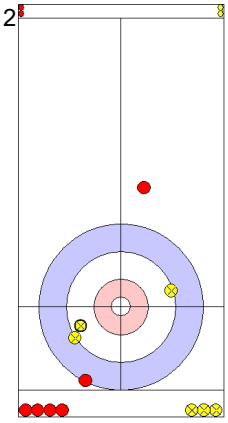

12 SUI: PAETZ C — Draw ↺ 4

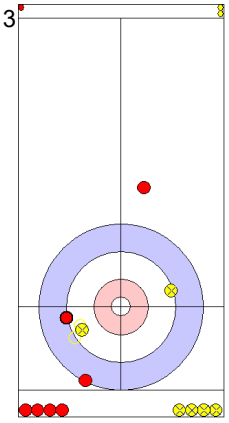

13 NED: VAN DORP J — Double Take-out ↺ 2

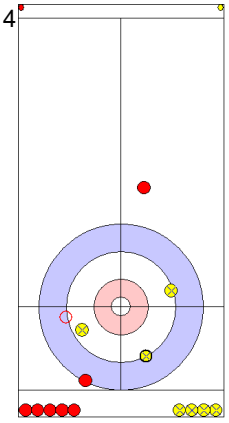

14 SUI: SCHWARZ B — Hit and Roll ↺ 4

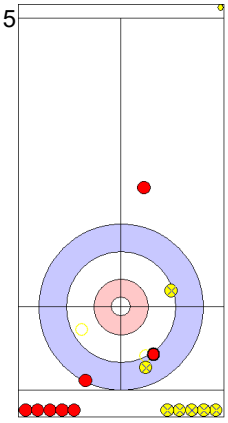

15 NED: VAN DORP J — Hit and Roll ↺ 4

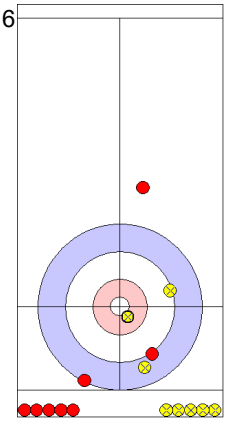

16 SUI: SCHWARZ B — Draw ↺ 4

	NED	SUI
Total Score	2	4
Time left	00:00	00:00

Game - Shot by Shot

End 5 | **NED - Netherlands** **2 + 2** (this end) **= 4** | **SUI - Switzerland** **4 + 0** (this end) **= 4**



1
SUI: TANNER V
Draw ↺ 4

2
NED: GLASBERGEN C
Front ↻ 4

3
SUI: TANNER V
Guard ↺ 4

4
NED: GLASBERGEN C
Draw ↺ 2

5
SUI: DE CRUZ P
Take-out ↺ 4

6
NED: HOEKMAN L
Take-out ↻ 0
Slow Take-out

7
SUI: DE CRUZ P
Guard ↺ 4

8
NED: HOEKMAN L
Take-out ↻ 4
Slow Take-out

9
SUI: PAETZ C
Hit and Roll ↻ 3

10
NED: GOESGENS W
Hit and Roll ↻ 4

11
SUI: PAETZ C
Clearing ↺ 4

12
NED: GOESGENS W
Draw ↻ 4

13
SUI: SCHWARZ B
Raise ↺ 2
Slow Take-out

14
NED: VAN DORP J
Draw ↻ 4

15
SUI: SCHWARZ B
Double Take-out ↺ 4

16
NED: VAN DORP J
Double Take-out ↻ 4

	NED	SUI
Total Score	4	4
Time left	00:00	00:00

Game - Shot by Shot

End 6 | **NED - Netherlands** **4 + 0** (this end) **= 4** | **SUI - Switzerland** **4 + 1** (this end) **= 5**

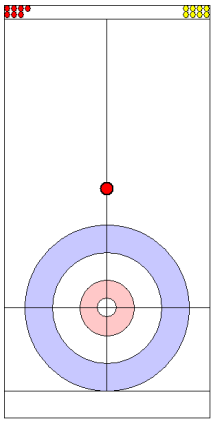

1
NED: GLASBERGEN C
Front ↻ 4

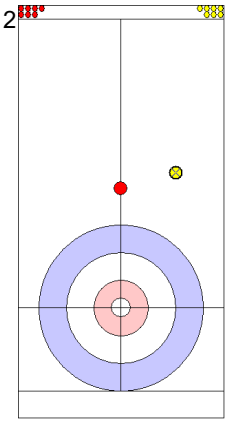

2
SUI: TANNER V
Front ↺ 4

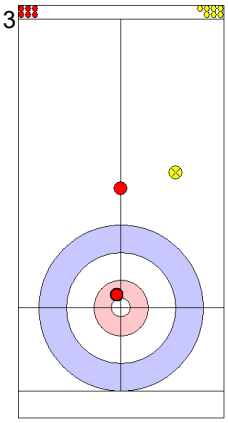

3
NED: GLASBERGEN C
Draw ↺ 4

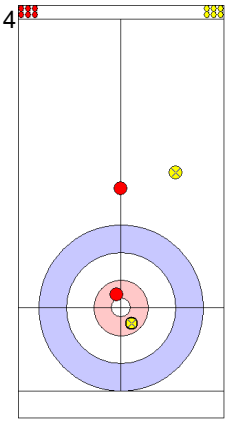

4
SUI: TANNER V
Draw ↻ 3

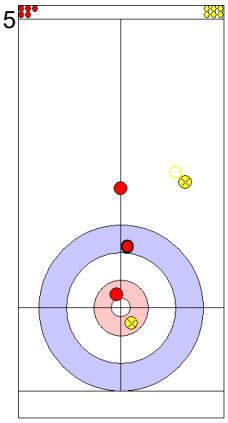

5
NED: HOEKMAN L
Draw ↻ 2

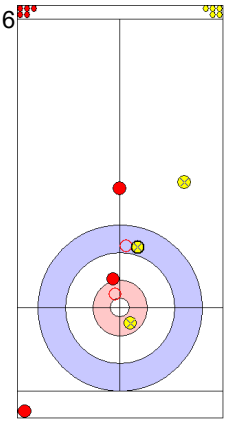

6
SUI: DE CRUZ P
Take-out ↻ 2

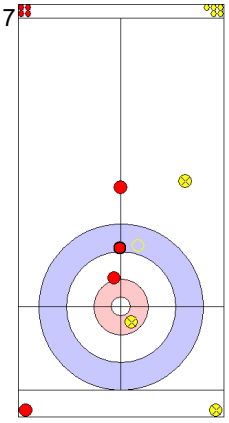

7
NED: HOEKMAN L
Hit and Roll ↻ 4

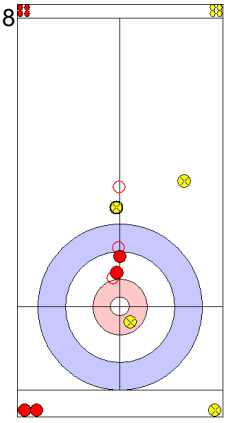

8
SUI: DE CRUZ P
Double Take-out ↻ 2

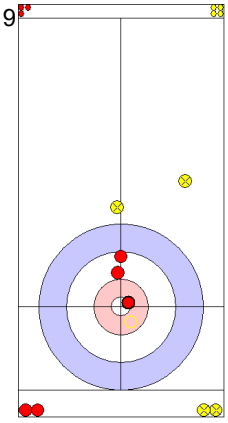

9
NED: GOESGENS W
Take-out ↺ 4
Slow Take-out

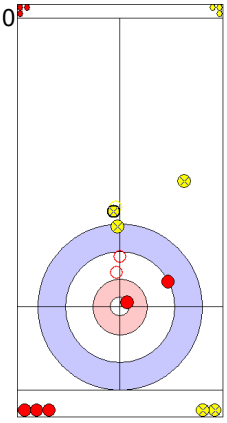

10
SUI: PAETZ C
Take-out ↺ 4

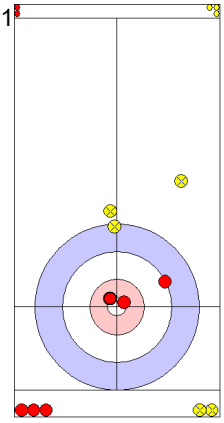

11
NED: GOESGENS W
Draw ↺ 4

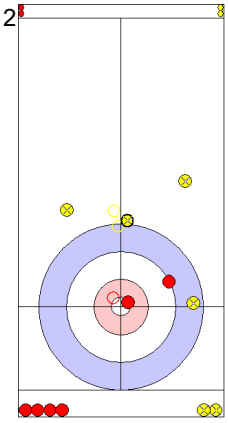

12
SUI: PAETZ C
Promotion Take-out ↺ 4

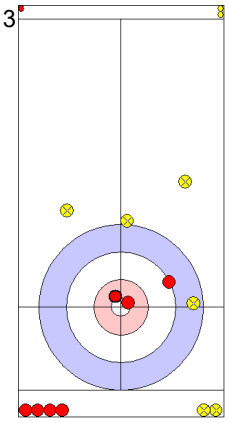

13
NED: VAN DORP J
Draw ↺ 4

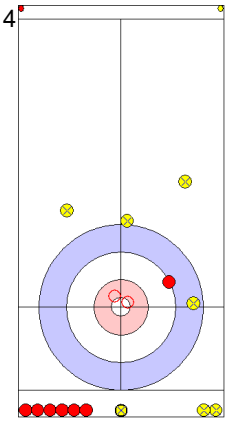

14
SUI: SCHWARZ B
Double Take-out ↺ 4

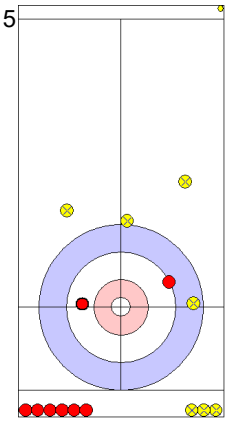

15
NED: VAN DORP J
Draw ↺ 4

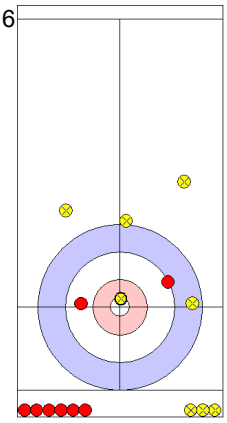

16
SUI: SCHWARZ B
Draw ↺ 4

	NED	SUI
Total Score	4	5
Time left	00:00	00:00

Game - Shot by Shot

End 7 | **NED - Netherlands** **4 + 1** (this end) **= 5** | **SUI - Switzerland** **5 + 0** (this end) **= 5**

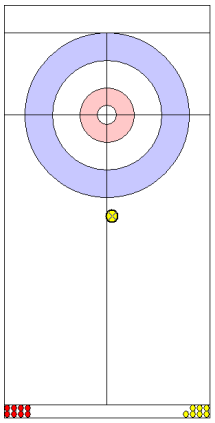

1
SUI: TANNER V
Front ↺ 4

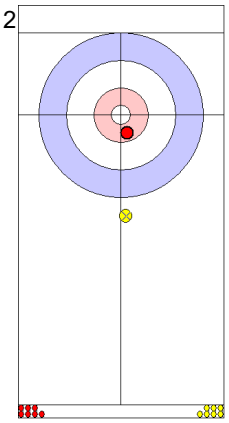

2
NED: GLASBERGEN C
Draw ↺ 4

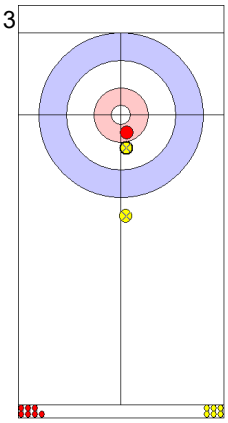

3
SUI: TANNER V
Draw ↺ 4

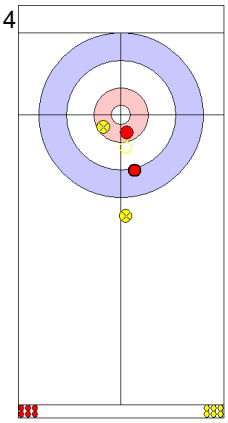

4
NED: GLASBERGEN C
Draw ↺ 4

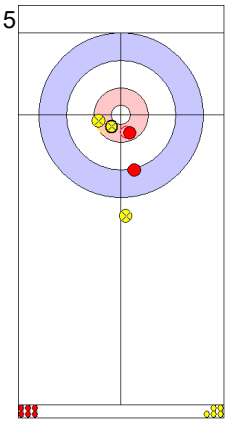

5
SUI: DE CRUZ P
Draw ↺ 4

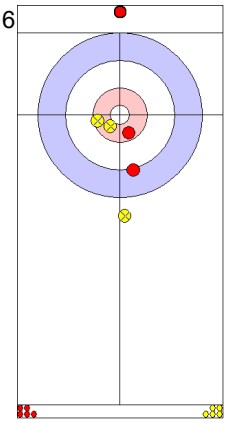

6
NED: HOEKMAN L
Raise ↺ 0

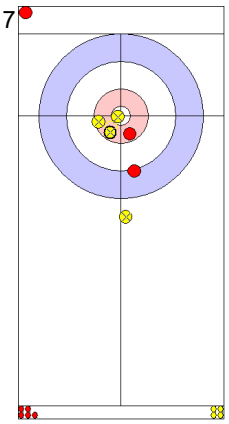

7
SUI: DE CRUZ P
Raise ↺ 4

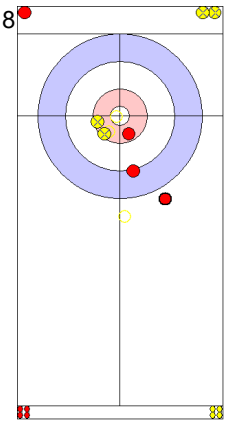

8
NED: HOEKMAN L
Clearing ↺ 4

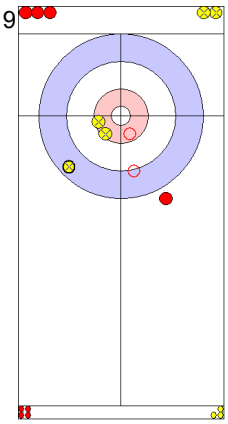

9
SUI: PAETZ C
Double Take-out ↺ 4

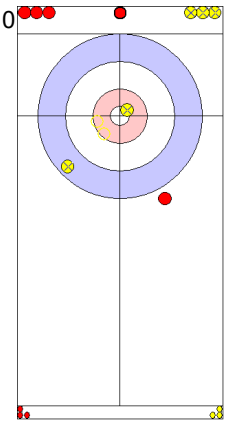

10
NED: GOESGENS W
Double Take-out ↺ 2

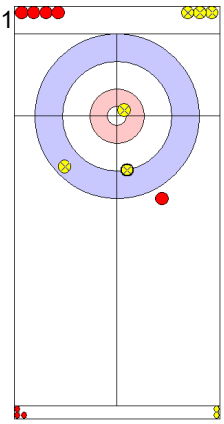

11
SUI: PAETZ C
Guard ↺ 4

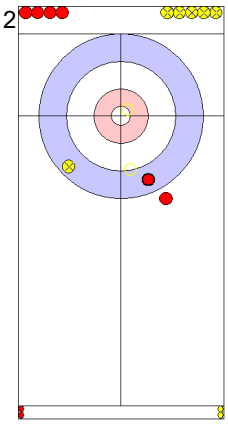

12
NED: GOESGENS W
Double Take-out ↺ 4

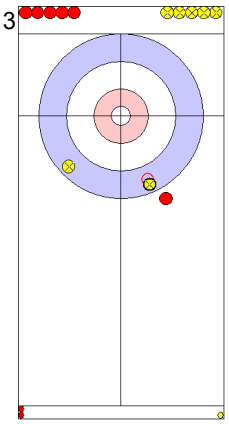

13
SUI: SCHWARZ B
Take-out ↺ 4

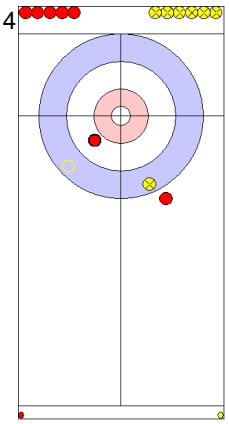

14
NED: VAN DORP J
Hit and Roll ↺ 4

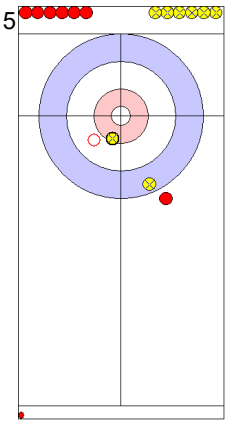

15
SUI: SCHWARZ B
Take-out ↺ 4

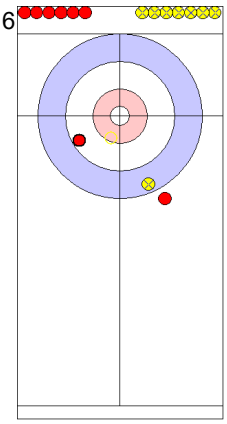

16
NED: VAN DORP J
Take-out ↺ 4

	NED	SUI
Total Score	5	5
Time left	00:00	00:00

Game - Shot by Shot

End 8 | **NED - Netherlands** **5 + 0** (this end) **= 5** | **SUI - Switzerland** **5 + 1** (this end) **= 6**

1
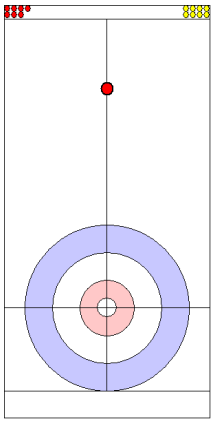
NED: GLASBERGEN C
Front ↺ 4

2
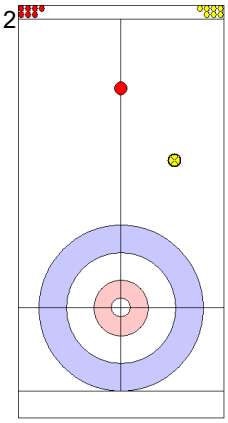
SUI: TANNER V
Front ↺ 4

3
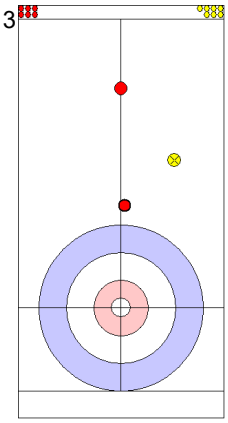
NED: GLASBERGEN C
Front ↺ 4

4
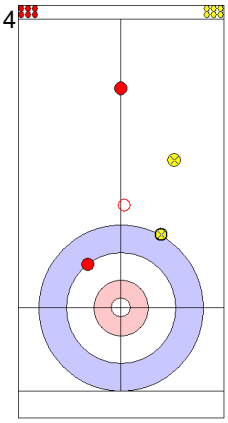
SUI: TANNER V
Wick / Soft Peeling ↺ 4

5
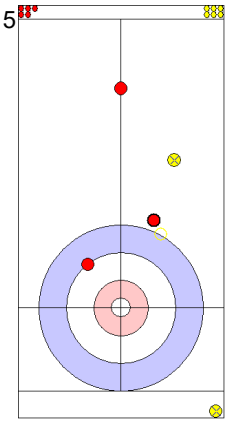
NED: HOEKMAN L
Hit and Roll ↺ 3

6
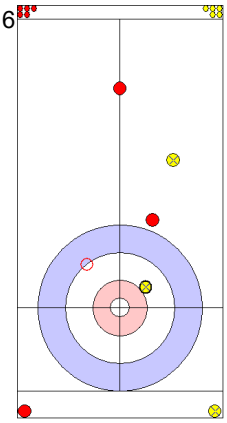
SUI: DE CRUZ P
Hit and Roll ↺ 4

7
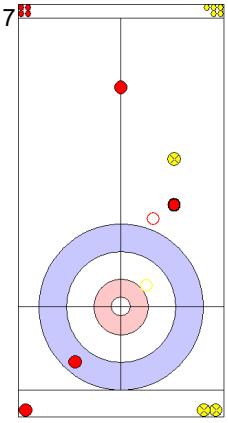
NED: HOEKMAN L
Promotion Take-out ↺ 3

8
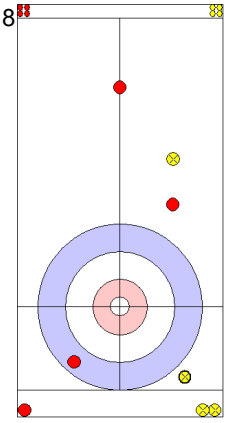
SUI: DE CRUZ P
Draw ↺ 0

9
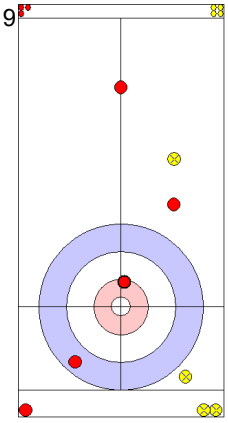
NED: GOESGENS W
Draw ↺ 4

10
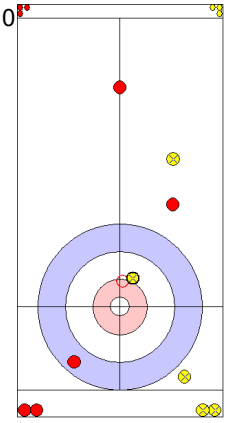
SUI: PAETZ C
Take-out ↺ 4
Slow Take-out

11
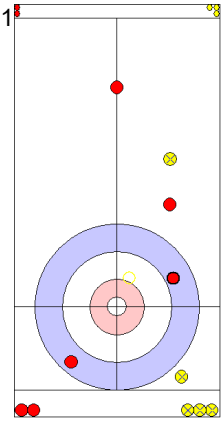
NED: GOESGENS W
Hit and Roll ↺ 4

12
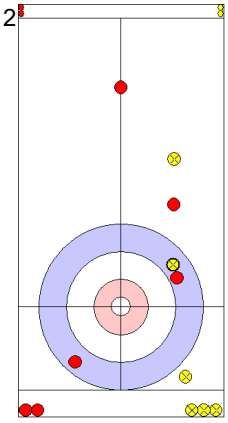
SUI: PAETZ C
Draw ↺ 2

13
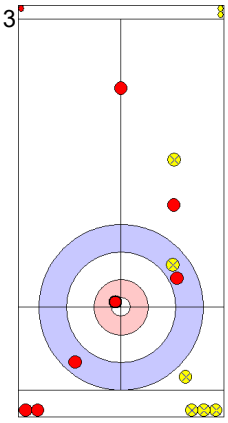
NED: VAN DORP J
Draw ↺ 4

14
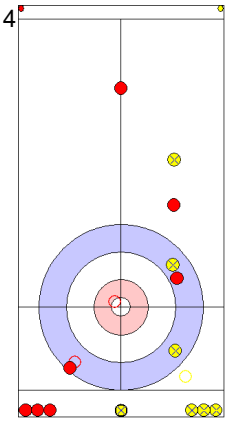
SUI: SCHWARZ B
Take-out ↺ 2

15
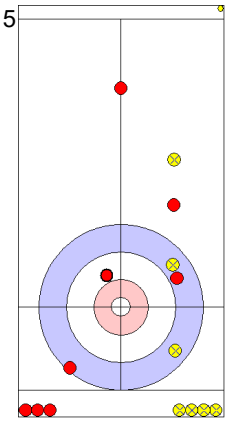
NED: VAN DORP J
Draw ↺ 3

16
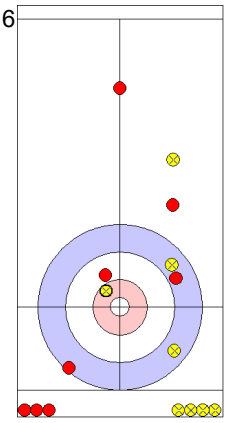
SUI: SCHWARZ B
Draw ↺ 4

	NED	SUI
Total Score	5	6
Time left	00:00	00:00

Game - Shot by Shot

End 9 | **NED - Netherlands** **5 + 1** (this end) **= 6** | **SUI - Switzerland** **6 + 0** (this end) **= 6**

1
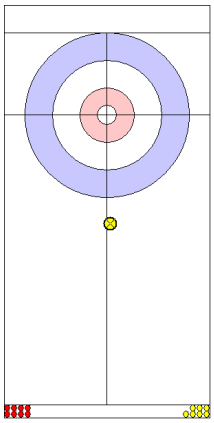
SUI: TANNER V
Front ↺ 4

2
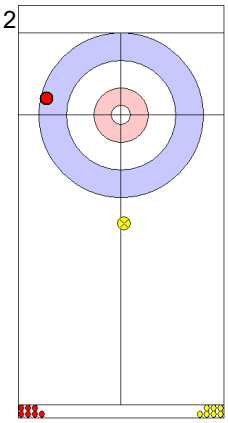
NED: GLASBERGEN C
Draw ↺ 3

3
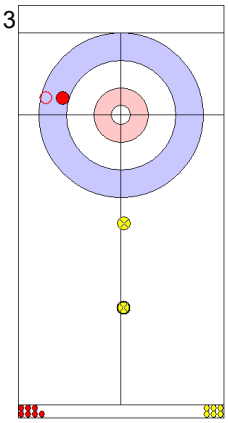
SUI: TANNER V
Front ↺ 4

4
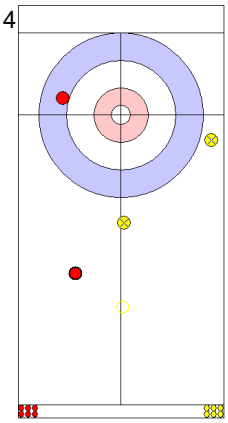
NED: GLASBERGEN C
Wick / Soft Peeling ↺ 4

5
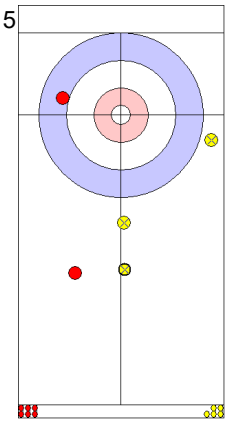
SUI: DE CRUZ P
Front ↺ 4

6
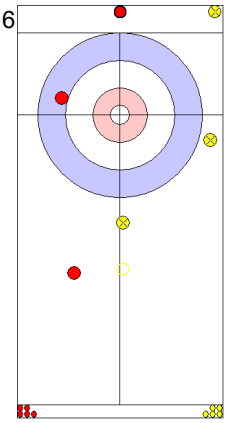
NED: HOEKMAN L
Clearing ↺ 4

7
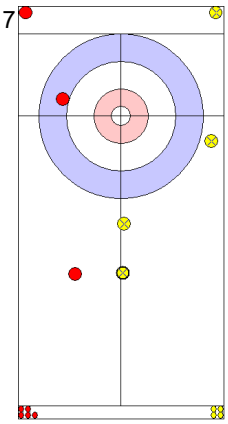
SUI: DE CRUZ P
Front ↺ 4

8
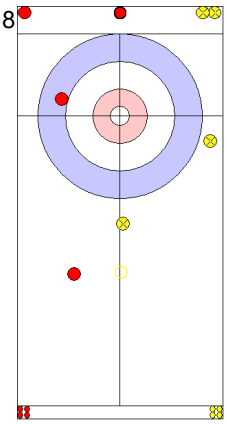
NED: HOEKMAN L
Clearing ↺ 4

9
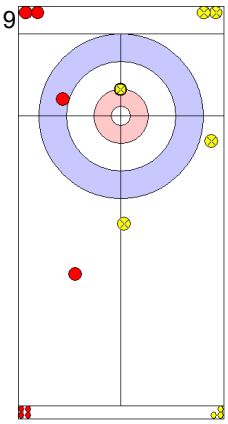
SUI: PAETZ C
Draw ↺ 4

10
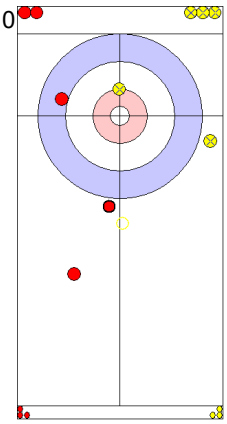
NED: GOESGENS W
Clearing ↺ 2

11
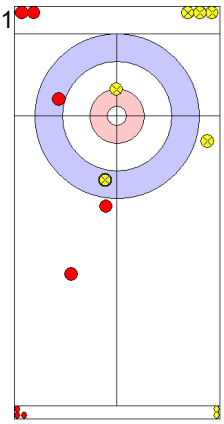
SUI: PAETZ C
Draw ↺ 4

12
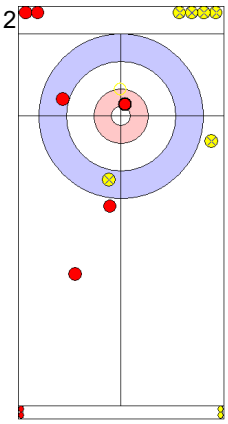
NED: GOESGENS W
Take-out ↺ 4

13
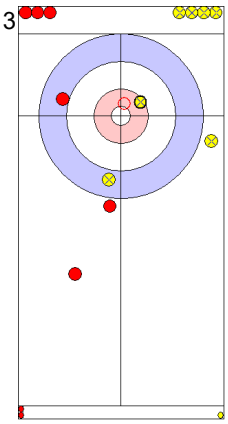
SUI: SCHWARZ B
Hit and Roll ↺ 3

14
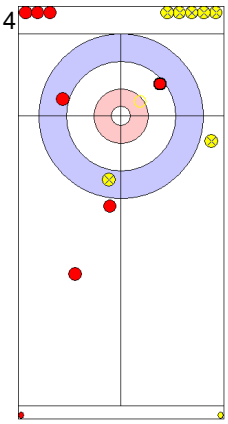
NED: VAN DORP J
Hit and Roll ↺ 3

15
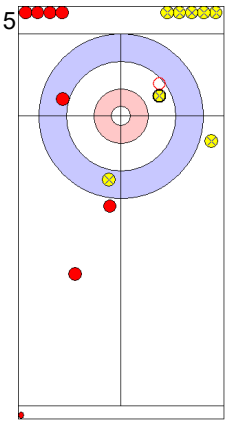
SUI: SCHWARZ B
Take-out ↺ 4

16
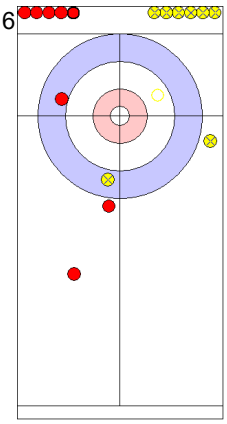
NED: VAN DORP J
Take-out ↺ 2

	NED	SUI
Total Score	6	6
Time left	00:00	00:00

Game - Shot by Shot

End 10 | **NED - Netherlands** **6 + 0** (this end) **= 6** | **SUI - Switzerland** **6 + 3** (this end) **= 9**



Note:

Shot Success Points:
4 = 100%
3 = 75%
2 = 50%
1 = 25%
0 = 0%
X = not considered

Rotation:
↻ Clockwise
↺ Counter-clockwise

	NED	SUI
Total Score	6	9
Time left	03:33	03:12

Session Results and Standings

Sheet	Game	Team	LSFE	1	2	3	4	5	6	7	8	9	10	Extra Ends				Total
A	6	JPN - Japan	*	0	0	0	2	0	2	0	4	0	1					9
	7	NOR - Norway		1	2	1	0	1	0	1	0	1	0					7
B	6	CAN - Canada		0	2	1	0	3	1	0	2	X	X					9
	7	CHN - China	*	2	0	0	1	0	0	1	0	X	X					4
C	7	SCO - Scotland	*	2	0	0	2	0	2	2	0	1	X					9
	6	NED - Netherlands		0	1	1	0	1	0	0	2	0	X					5
D	7	SWE - Sweden	*	0	2	0	2	1	3	0	1	1	X					10
	6	RUS - Russia		1	0	2	0	0	0	2	0	0	X					5

Current Standings

Rank	Team	Games	Wins	Losses
1	CAN - Canada	6	6	0
2	SWE - Sweden	7	6	1
3	SUI - Switzerland	6	5	1
4	JPN - Japan	6	4	2
5	ITA - Italy	6	3	3
5	USA - United States	6	3	3
7	CHN - China	7	3	4
7	NOR - Norway	7	3	4
7	SCO - Scotland	7	3	4
10	GER - Germany	6	2	4
11	NED - Netherlands	6	0	6
11	RUS - Russia	6	0	6

Attendance

Session: 2'619 Total: 36'092

Note:
Under WCF rules, tie-breaking rules for standings are not applied until after the last game of the Round Robin.

Legend:
LSFE(*) Last Stone First End **X** Unplayed/unfinished end due to concession

Game Results

Sheet	Game	Team	LSFE	1	2	3	4	5	6	7	8	9	10	Extra Ends	Total
A	6	JPN - Japan	*	0	0	0	2	0	2	0	4	0	1		9
	7	NOR - Norway		1	2	1	0	1	0	1	0	1	0		7

JPN - Japan		Shot Success Game	Shot Success All
4 S	MOROZUMI Yusuke	78%	79%
3 V	SHIMIZU Tetsuro	86%	83%
2	YAMAGUCHI Tsuyoshi	84%	79%
1	MOROZUMI Kosuke	84%	85%
A	HIRATA Kohsuke	-	-
	Team Total	83%	82%

Last Stone Draw		Distance
↻	MOROZUMI Y	20.2cm
↺	MOROZUMI K	63.4cm
Total		**83.6cm**

Time remaining: 3 minutes 52 seconds

NOR - Norway		Shot Success Game	Shot Success All
4 S	WALSTAD Steffen	74%	75%
3 V	HOEIBERG Markus	78%	82%
2	NEDREGOTTEN Magnus	90%	89%
1	LINDSTROEM Alexander	85%	85%
A	ROELVAAG Sander	-	-
	Team Total	82%	83%

Last Stone Draw		Distance
↻	LINDSTROEM A	44.0cm
↺	WALSTAD S	178.6cm
Total		**222.6cm**

Time remaining: 1 minute 35 seconds

Time-out: end 8 - NOR stone 3

Shot Success Analysis

JPN - Japan		↻		↺		Game	
4 MOROZUMI Yusuke	Draws	2	100%	7	61%	9	69%
	Take-outs	4	88%	6	83%	10	85%
	Total	6	92%	13	71%	19	78%
3 SHIMIZU Tetsuro	Draws	2	100%	4	75%	6	83%
	Take-outs	6	79%	8	94%	14	88%
	Total	8	84%	12	88%	20	86%
2 YAMAGUCHI Tsuyoshi	Draws	8	72%	5	80%	13	75%
	Take-outs	3	100%	4	100%	7	100%
	Total	11	80%	9	89%	20	84%
1 MOROZUMI Kosuke	Draws	10	88%	9	78%	19	83%
	Take-outs	1	100%	0	-	1	100%
	Total	11	89%	9	78%	20	84%
A HIRATA Kohsuke	Draws	0	-	0	-	0	-
	Take-outs	0	-	0	-	0	-
	Total	0	-	0	-	0	-
Team	Draws	22	84%	25	73%	47	78%
	Take-outs	14	88%	18	92%	32	90%
	Total	36	85%	43	81%	79	83%

NOR - Norway		↻		↺		Game	
4 WALSTAD Steffen	Draws	6	92%	7	71%	13	81%
	Take-outs	5	50%	2	88%	7	61%
	Total	11	73%	9	75%	20	74%
3 HOEIBERG Markus	Draws	4	88%	6	75%	10	80%
	Take-outs	4	88%	6	67%	10	75%
	Total	8	88%	12	71%	20	78%
2 NEDREGOTTEN Magnus	Draws	2	75%	4	100%	6	92%
	Take-outs	8	81%	6	100%	14	89%
	Total	10	80%	10	100%	20	90%
1 LINDSTROEM Alexander	Draws	5	90%	13	85%	18	86%
	Take-outs	0	-	2	75%	2	75%
	Total	5	90%	15	83%	20	85%
A ROELVAAG Sander	Draws	0	-	0	-	0	-
	Take-outs	0	-	0	-	0	-
	Total	0	-	0	-	0	-
Team	Draws	17	88%	30	82%	47	84%
	Take-outs	17	74%	16	83%	33	78%
	Total	34	81%	46	82%	80	82%

Note:
Team position and functions are attached to each team member's name as follows:
4 = Fourth, **3** = Third, **2** = Second, **1** = Lead, **A** = Alternate, **S** = Skip, **V** = Vice-Skip

Legend:
↻ Clockwise ↺ Counter-clockwise **LSFE(*)** Last Stone First End

Game - Shot by Shot

End 1 | **JPN - Japan** **0 + 0** (this end) **= 0** | **NOR - Norway** **0 + 1** (this end) **= 1**

1
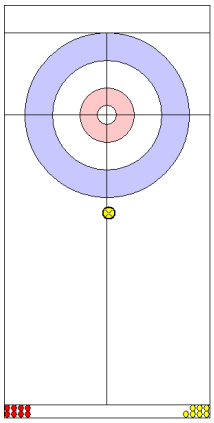
NOR: LINDSTROEM A
Front ↻ 4

2
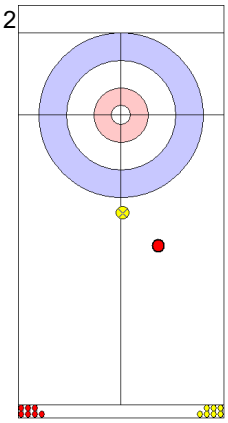
JPN: MOROZUMI K
Front ↻ 4

3
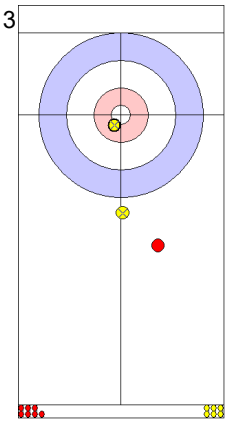
NOR: LINDSTROEM A
Draw ↻ 3

4
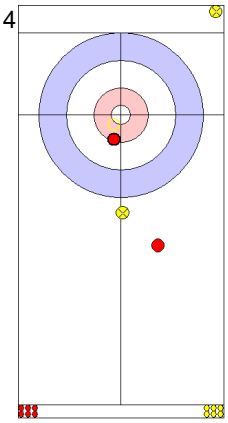
JPN: MOROZUMI K
Take-out ↻ 4
Slow Take-out

5
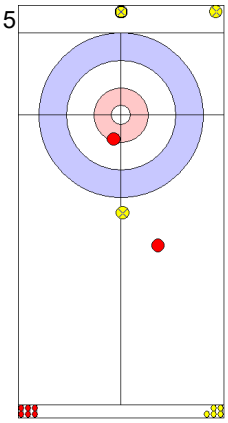
NOR: NEDREGOTTEN M
Take-out ↻ 0
Slow Take-out

6
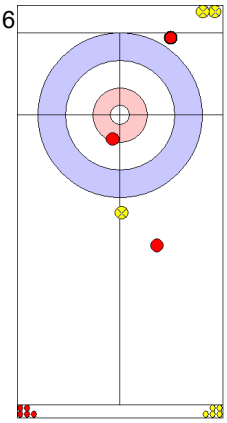
JPN: YAMAGUCHI T
Draw ↻ 0

7
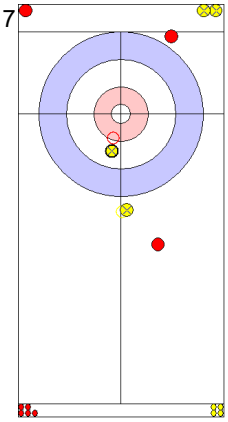
NOR: NEDREGOTTEN M
Take-out ↻ 4
Slow Take-out

8
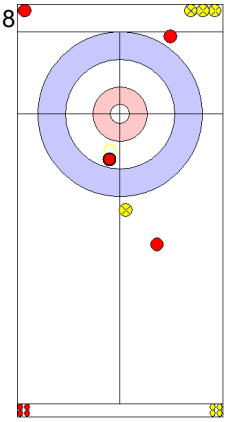
JPN: YAMAGUCHI T
Take-out ↻ 4
Slow Take-out

9
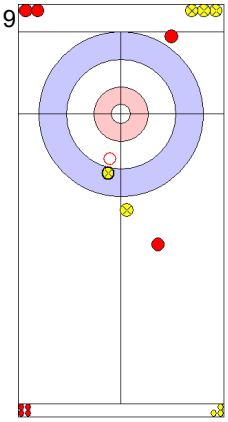
NOR: HOEIBERG M
Take-out ↻ 4

10
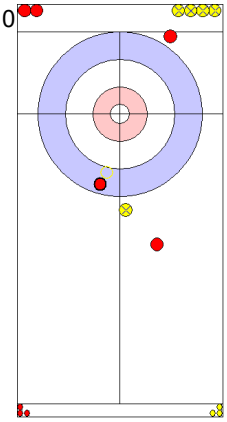
JPN: SHIMIZU T
Take-out ↻ 4
Slow Take-out

11
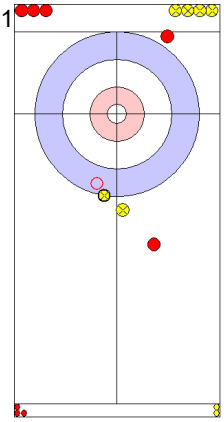
NOR: HOEIBERG M
Take-out ↻ 4
Slow Take-out

12
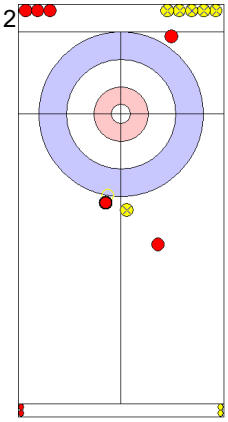
JPN: SHIMIZU T
Take-out ↻ 3

13
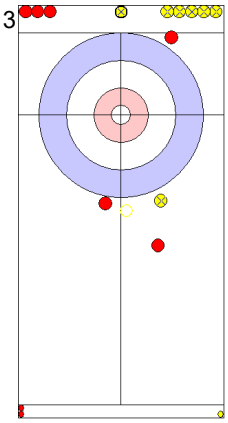
NOR: WALSTAD S
Take-out ↻ 0

14
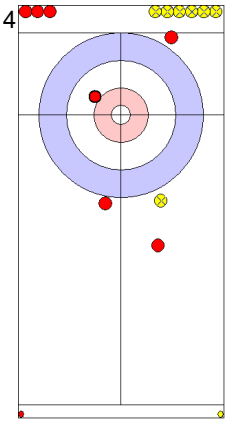
JPN: MOROZUMI Y
Raise ↻ 4

15
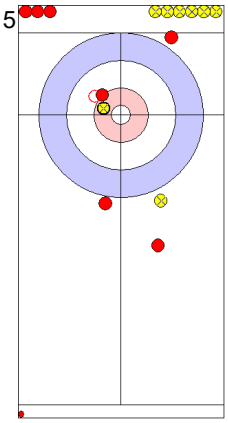
NOR: WALSTAD S
Draw ↻ 4

16
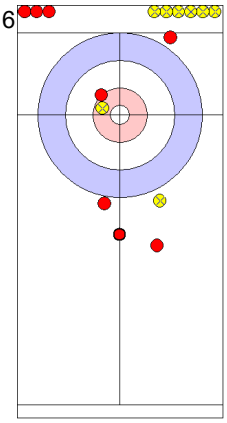
JPN: MOROZUMI Y
Draw ↻ 0

	JPN	NOR
Total Score	0	1
Time left	00:00	00:00

Game - Shot by Shot

End 2 | **JPN - Japan** **0 + 0** (this end) **= 0** | **NOR - Norway** **1 + 2** (this end) **= 3**

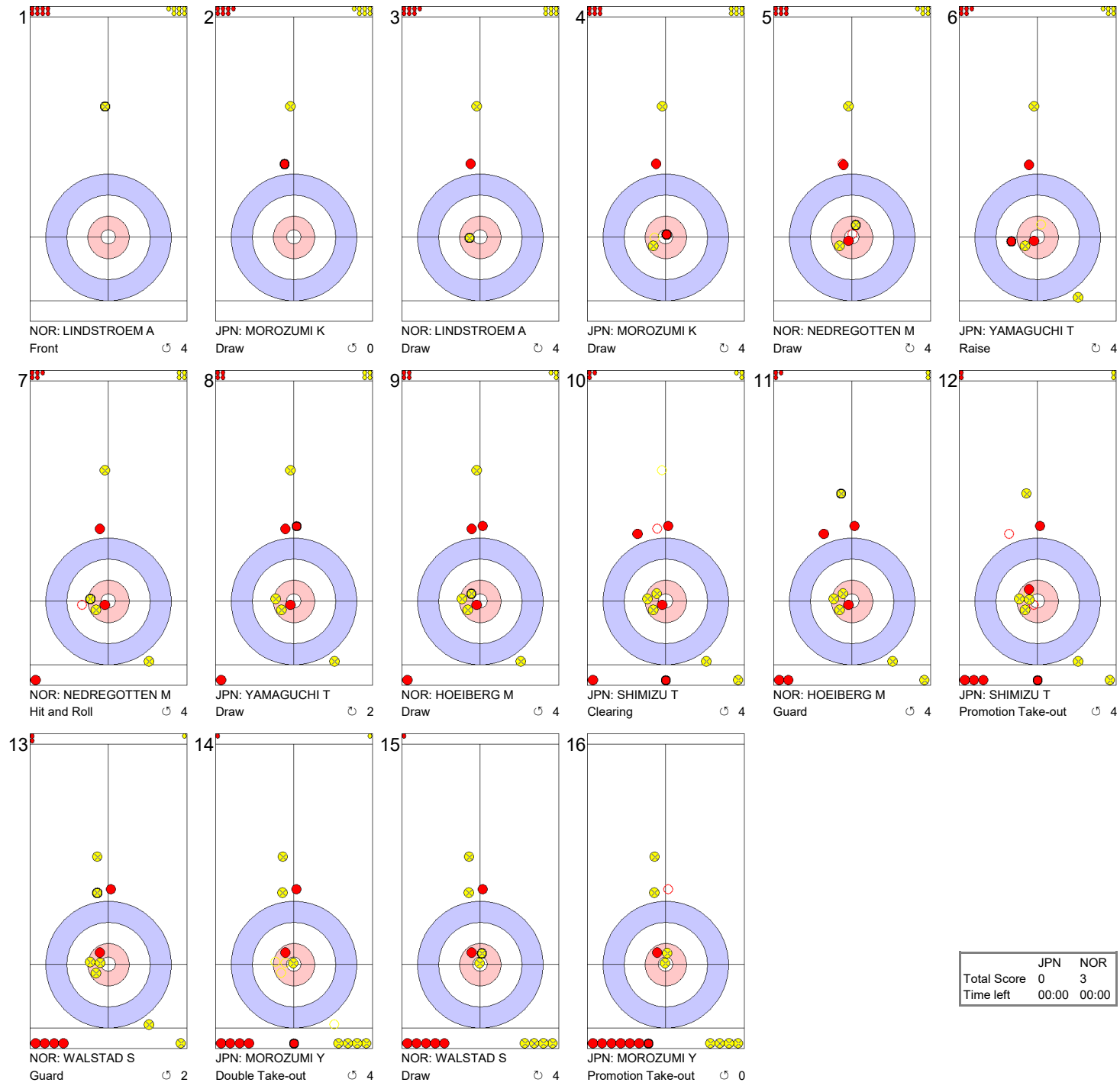

	JPN	NOR
Total Score	0	3
Time left	00:00	00:00

Game - Shot by Shot

End 3 | **JPN - Japan** **0 + 0** (this end) **= 0** | **NOR - Norway** **3 + 1** (this end) **= 4**



	JPN	NOR
Total Score	0	4
Time left	00:00	00:00

Game - Shot by Shot

End 4 — **JPN - Japan** **0 + 2** (this end) **= 2** — **NOR - Norway** **4 + 0** (this end) **= 4**

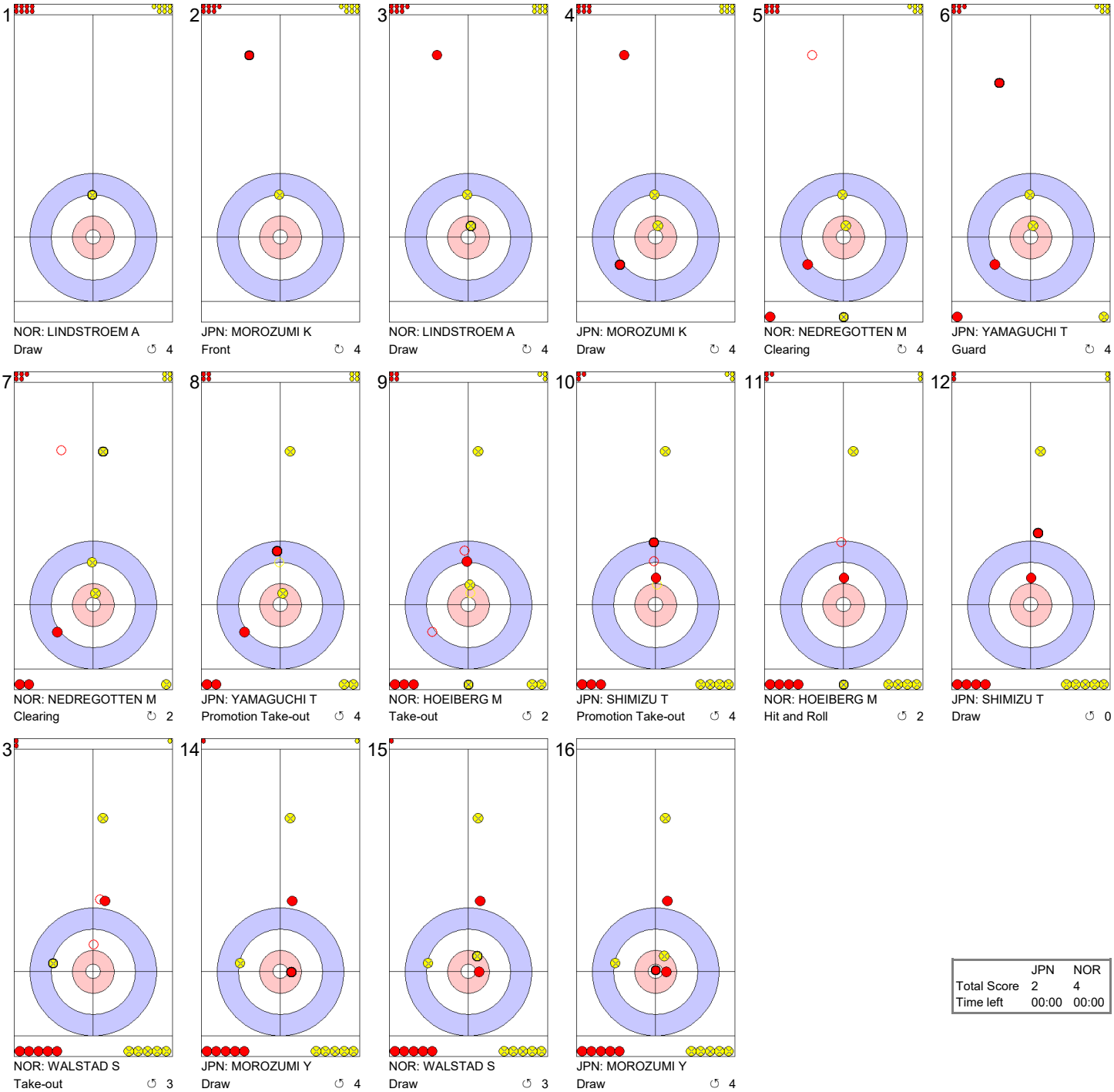

	JPN	NOR
Total Score	2	4
Time left	00:00	00:00

Game - Shot by Shot

End 5 | **JPN - Japan** **2 + 0** (this end) **= 2** | **NOR - Norway** **4 + 1** (this end) **= 5**

1
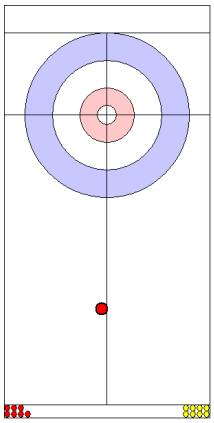
JPN: MOROZUMI K
Front ↺ 4

2
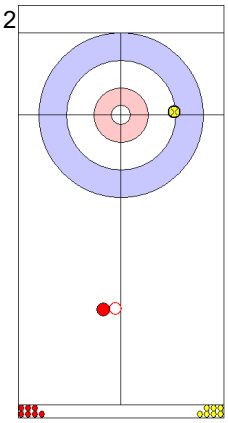
NOR: LINDSTROEM A
Wick / Soft Peeling ↺ 2

3
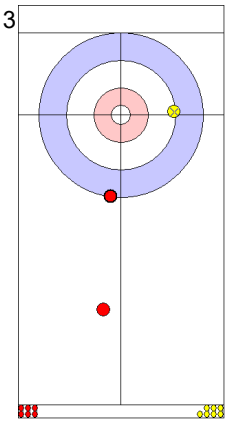
JPN: MOROZUMI K
Front ↺ 0

4
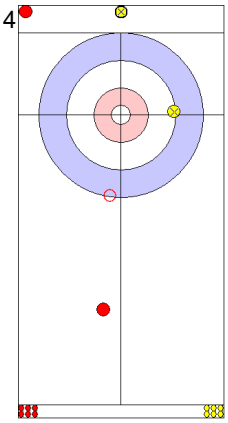
NOR: LINDSTROEM A
Take-out ↺ 2

5
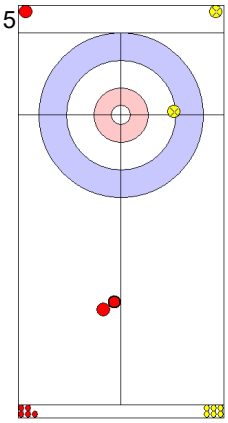
JPN: YAMAGUCHI T
Front ↺ 4

6
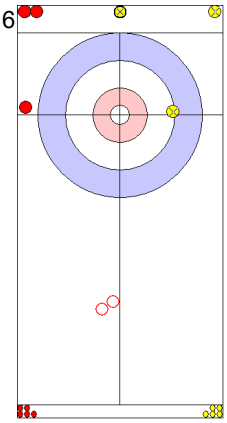
NOR: NEDREGOTTEN M
Clearing ↺ 4

7
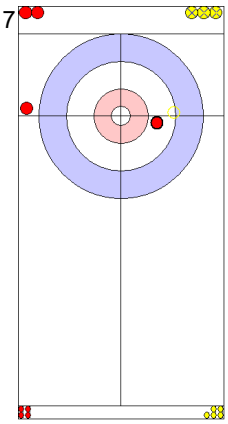
JPN: YAMAGUCHI T
Take-out ↺ 4

8
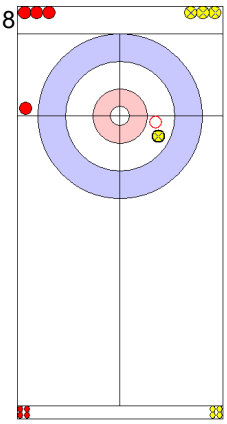
NOR: NEDREGOTTEN M
Take-out ↺ 4

9
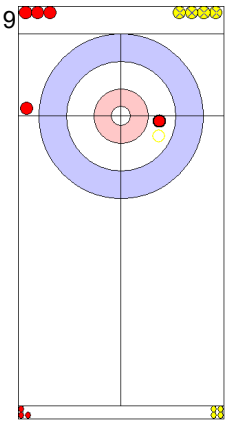
JPN: SHIMIZU T
Take-out ↺ 4

10
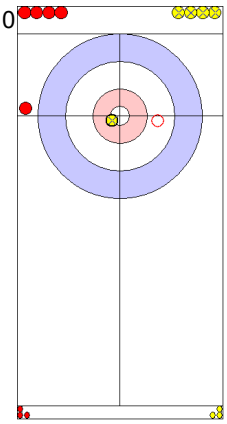
NOR: HOEIBERG M
Take-out ↺ 4

11
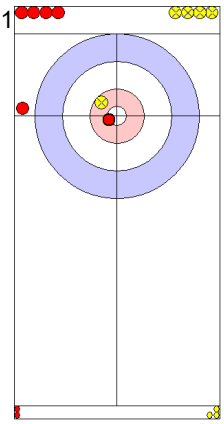
JPN: SHIMIZU T
Draw ↺ 4

12
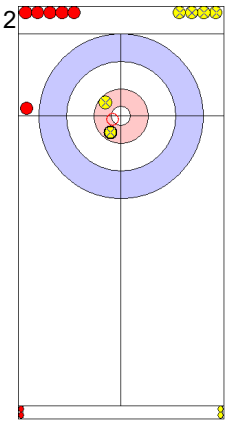
NOR: HOEIBERG M
Take-out ↺ 4

13
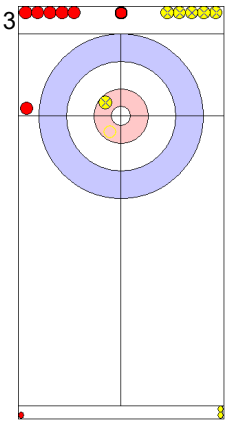
JPN: MOROZUMI Y
Double Take-out ↺ 2

14
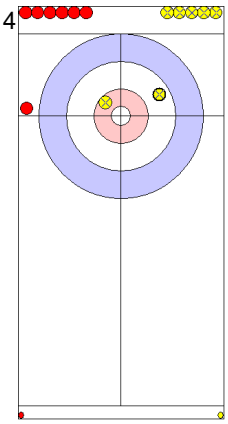
NOR: WALSTAD S
Draw ↺ 4

15
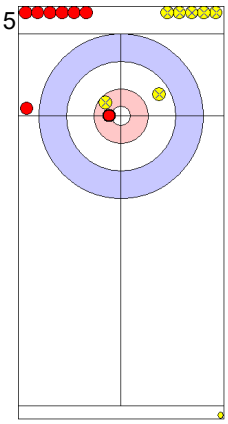
JPN: MOROZUMI Y
Freeze ↺ 4

16
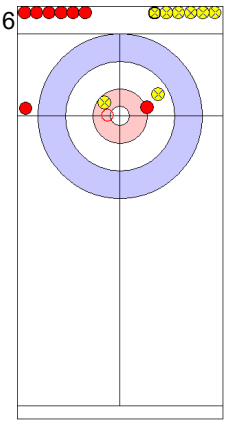
NOR: WALSTAD S
Clearing ↺ 4

	JPN	NOR
Total Score	2	5
Time left	00:00	00:00

Game - Shot by Shot

End 6 | **JPN - Japan** **2 + 2** (this end) **= 4** | **NOR - Norway** **5 + 0** (this end) **= 5**

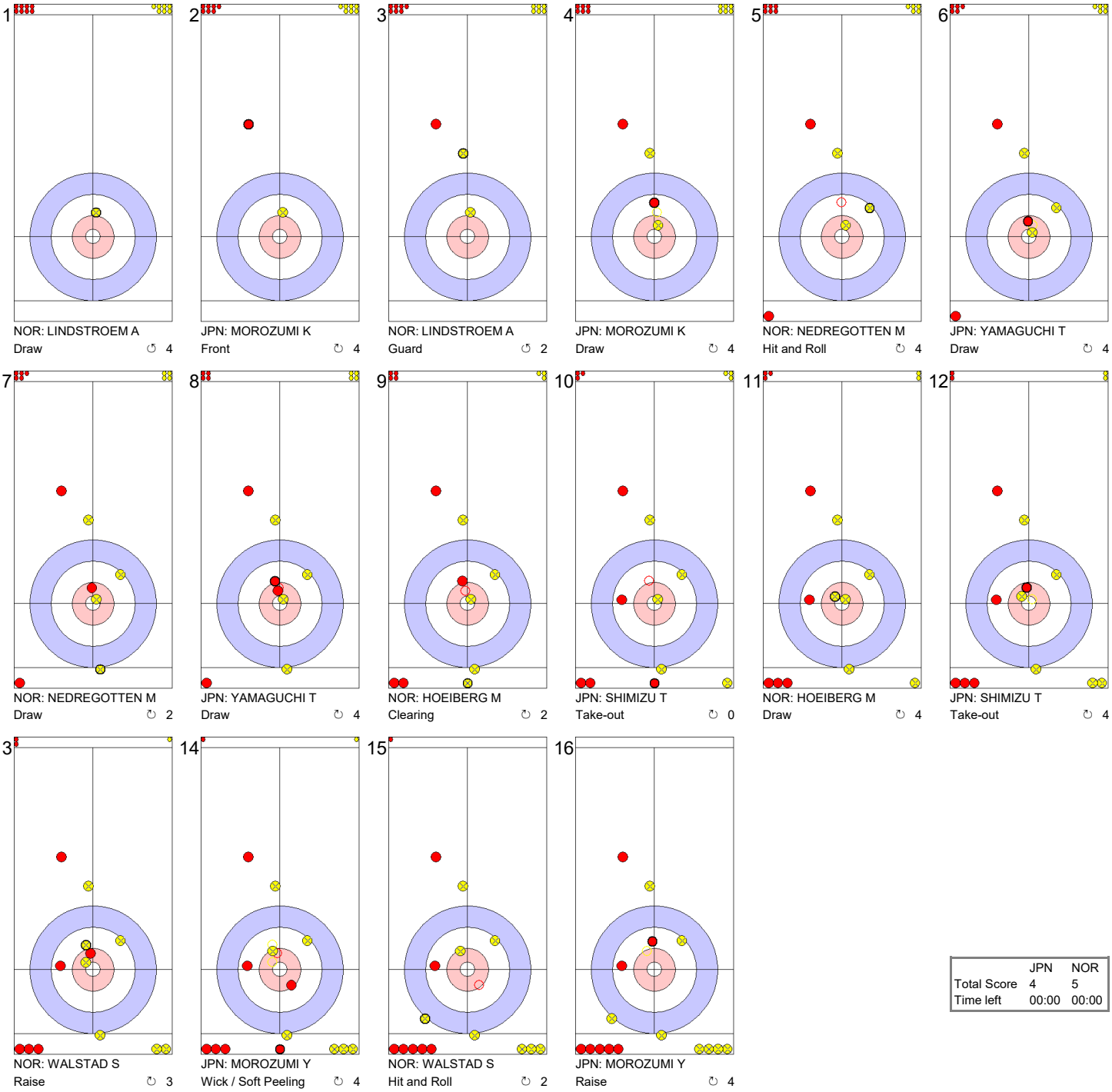

	JPN	NOR
Total Score	4	5
Time left	00:00	00:00

Game - Shot by Shot

End 7 — **JPN - Japan** **4 + 0** (this end) **= 4** — **NOR - Norway** **5 + 1** (this end) **= 6**

1
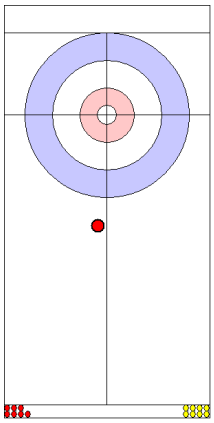
JPN: MOROZUMI K
Front ↺ 4

2
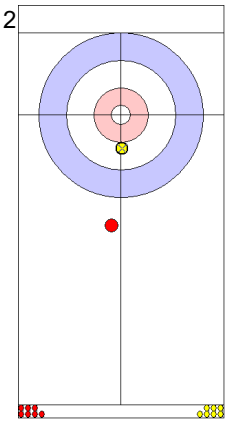
NOR: LINDSTROEM A
Draw ↺ 2

3
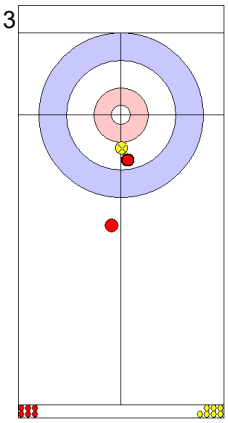
JPN: MOROZUMI K
Draw ↺ 4

4
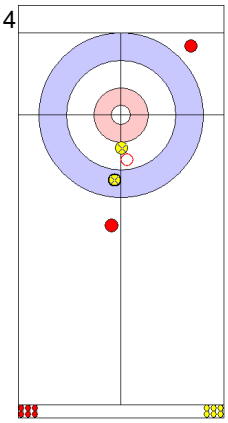
NOR: LINDSTROEM A
Hit and Roll ↺ 4

5
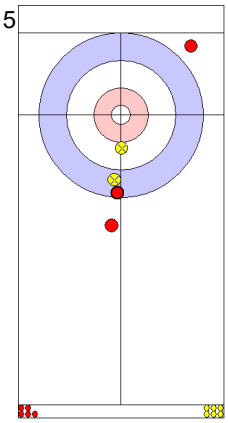
JPN: YAMAGUCHI T
Draw ↺ 4

6
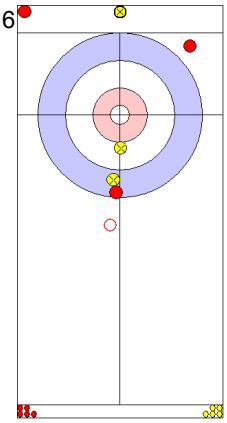
NOR: NEDREGOTTEN M
Clearing ↺ 4

7
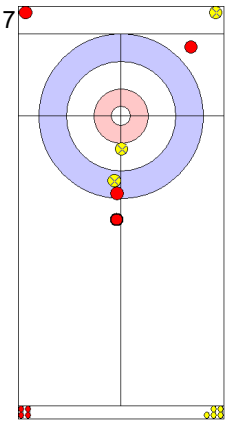
JPN: YAMAGUCHI T
Guard ↺ 4

8
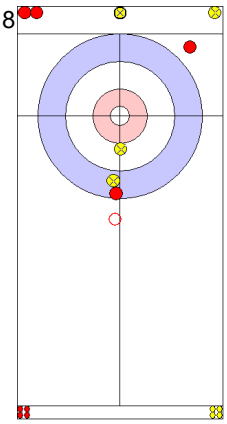
NOR: NEDREGOTTEN M
Clearing ↺ 4

9
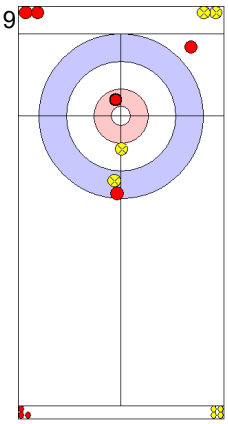
JPN: SHIMIZU T
Draw ↺ 4

10
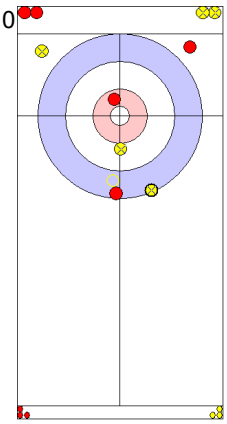
NOR: HOEIBERG M
Raise ↻ 2

11
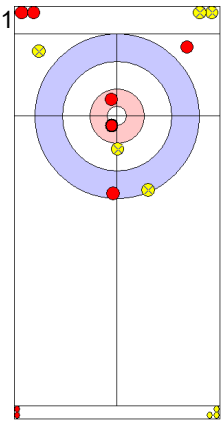
JPN: SHIMIZU T
Draw ↺ 4

12
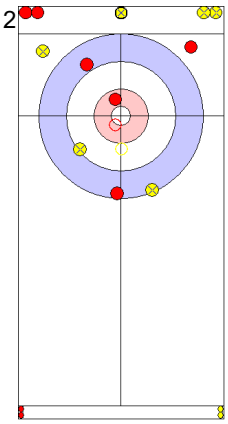
NOR: HOEIBERG M
Wick / Soft Peeling ↺ 2

13
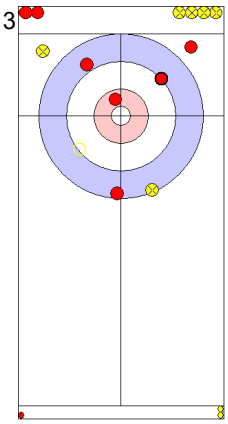
JPN: MOROZUMI Y
Take-out ↺ 4

14
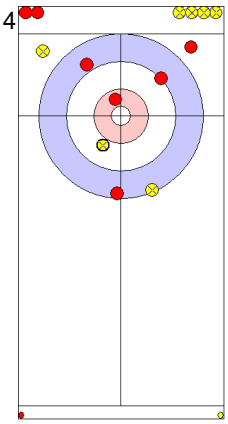
NOR: WALSTAD S
Draw ↺ 3

15
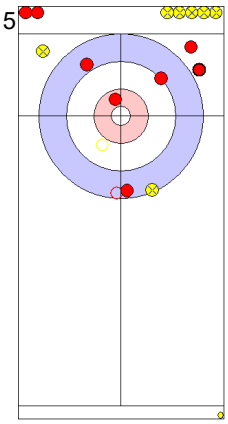
JPN: MOROZUMI Y
Promotion Take-out ↺ 4

16
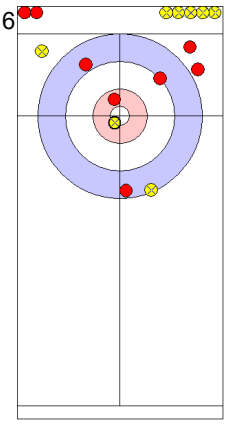
NOR: WALSTAD S
Draw ↺ 4

	JPN	NOR
Total Score	4	6
Time left	00:00	00:00

Game - Shot by Shot

End 8 | **JPN - Japan** **4 + 4** (this end) **= 8** | **NOR - Norway** **6 + 0** (this end) **= 6**

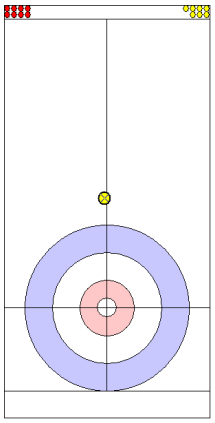

1
NOR: LINDSTROEM A
Front ↺ 4

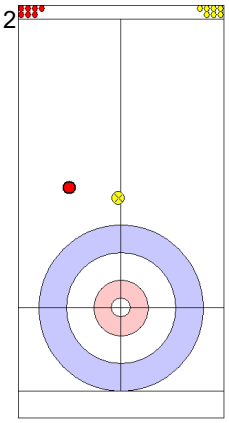

2
JPN: MOROZUMI K
Front ↻ 4

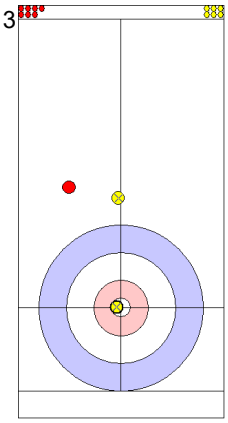

3
NOR: LINDSTROEM A
Draw ↺ 4

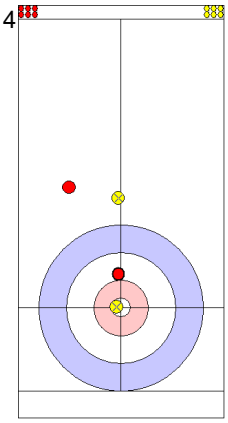

4
JPN: MOROZUMI K
Draw ↺ 4

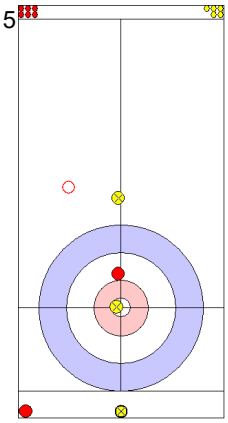

5
NOR: NEDREGOTTEN M
Clearing ↻ 4
Time-out

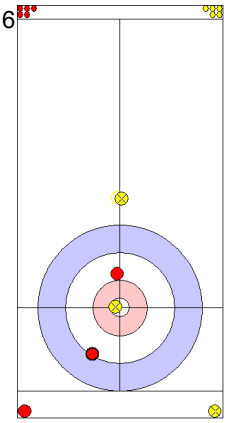

6
JPN: YAMAGUCHI T
Raise ↺ 2

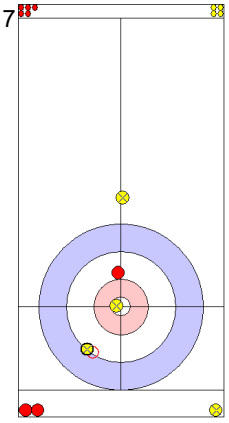

7
NOR: NEDREGOTTEN M
Take-out ↺ 4

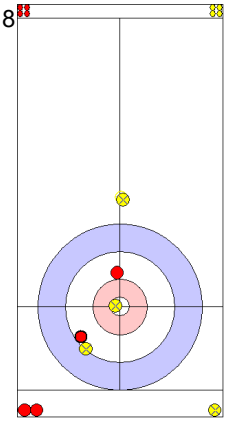

8
JPN: YAMAGUCHI T
Raise ↻ 2

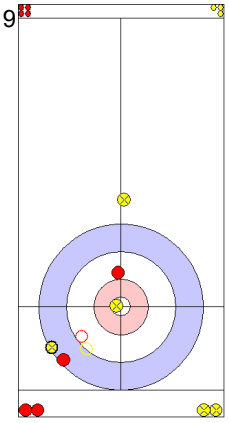

9
NOR: HOEIBERG M
Take-out ↺ 2

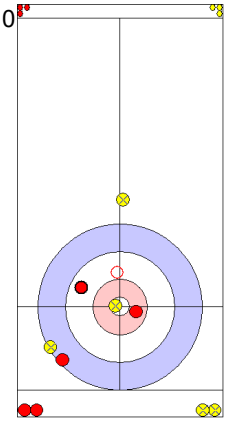

10
JPN: SHIMIZU T
Raise ↺ 4
Split

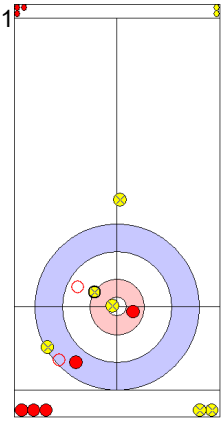

11
NOR: HOEIBERG M
Take-out ↻ 2

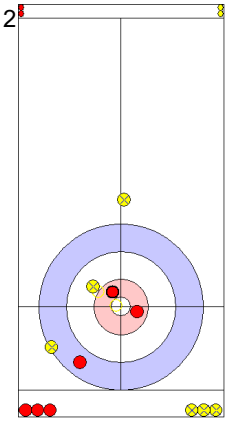

12
JPN: SHIMIZU T
Raise ↺ 4

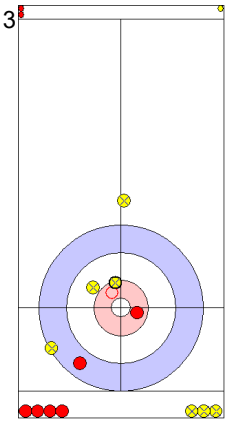

13
NOR: WALSTAD S
Take-out ↺ 4
Slow Take-out

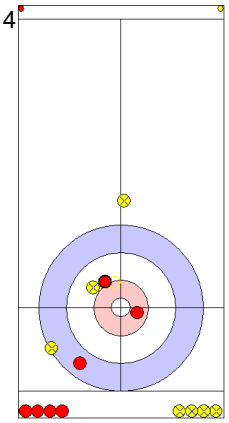

14
JPN: MOROZUMI Y
Take-out ↺ 4

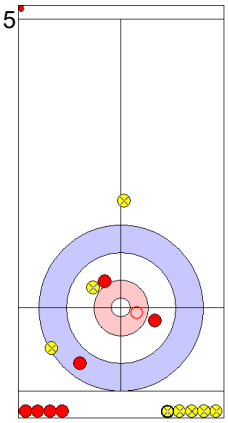

15
NOR: WALSTAD S
Hit and Roll ↻ 0

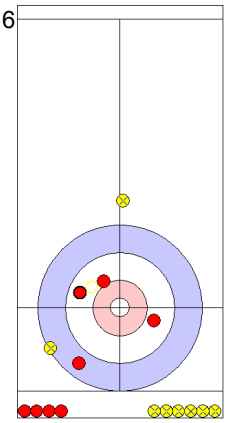

16
JPN: MOROZUMI Y
Take-out ↺ 4

	JPN	NOR
Total Score	8	6
Time left	00:00	00:00

Game - Shot by Shot

End 9 | **JPN - Japan** **8 + 0** (this end) **= 8** | **NOR - Norway** **6 + 1** (this end) **= 7**

1
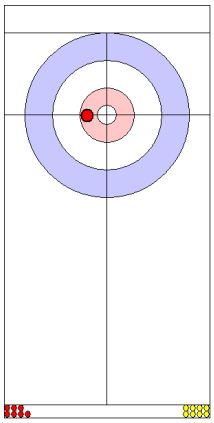
JPN: MOROZUMI K
Draw ↺ 4

2
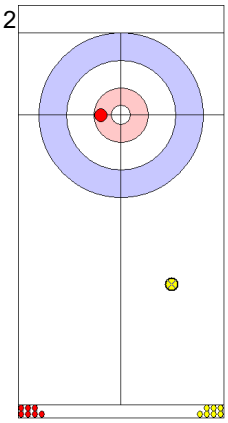
NOR: LINDSTROEM A
Front ↻ 4

3
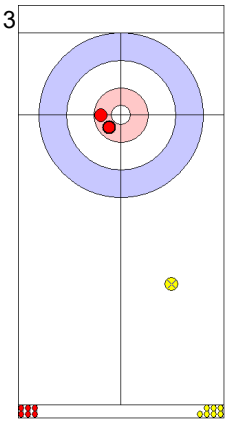
JPN: MOROZUMI K
Draw ↺ 4

4
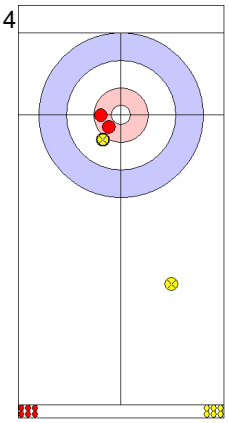
NOR: LINDSTROEM A
Draw ↺ 4

5
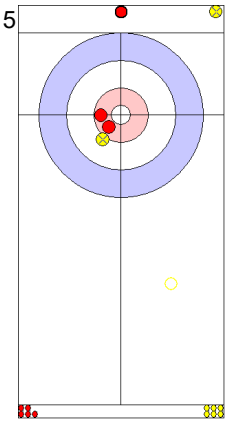
JPN: YAMAGUCHI T
Clearing ↻ 4

6
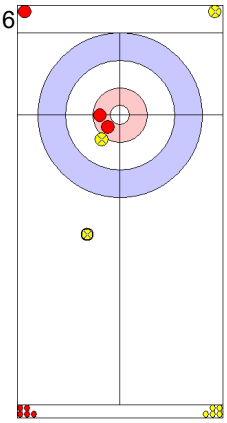
NOR: NEDREGOTTEN M
Front ↺ 4

7
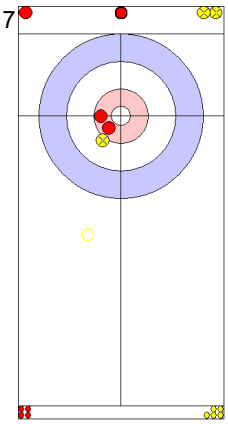
JPN: YAMAGUCHI T
Clearing ↺ 4

8
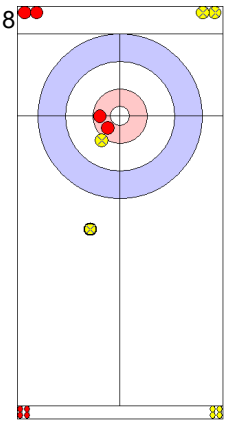
NOR: NEDREGOTTEN M
Front ↺ 4

9
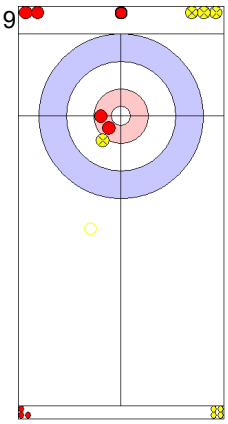
JPN: SHIMIZU T
Clearing ↺ 4

10
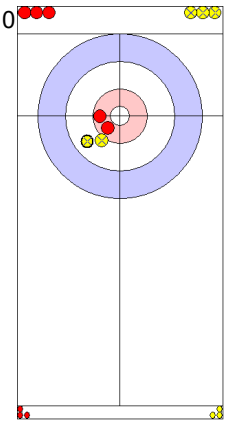
NOR: HOEIBERG M
Raise ↺ 2

11
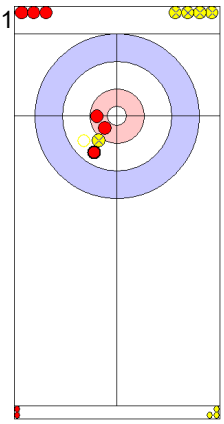
JPN: SHIMIZU T
Take-out ↻ 4

12
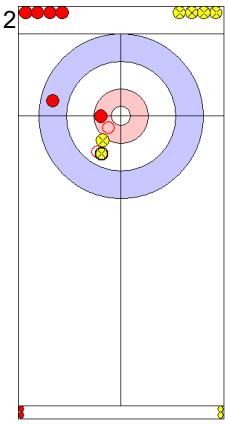
NOR: HOEIBERG M
Take-out ↺ 4

13
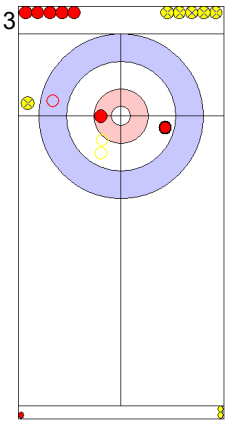
JPN: MOROZUMI Y
Double Take-out ↻ 4

14
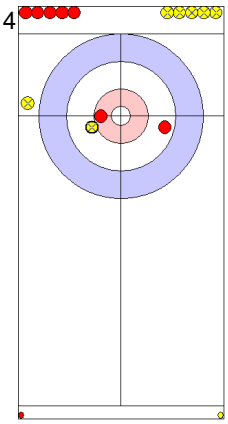
NOR: WALSTAD S
Draw ↺ 3

15
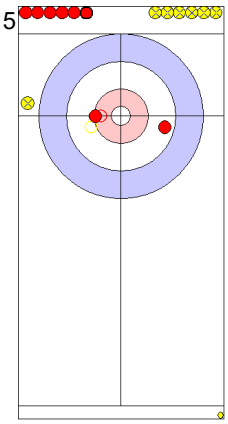
JPN: MOROZUMI Y
Take-out ↺ 4

16
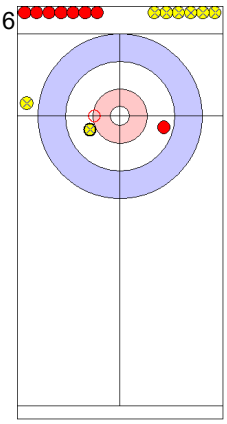
NOR: WALSTAD S
Take-out ↻ 4

	JPN	NOR
Total Score	8	7
Time left	00:00	00:00

Game - Shot by Shot

End 10 | **JPN - Japan** **8 + 1** (this end) **= 9** | **NOR - Norway** **7 + 0** (this end) **= 7**

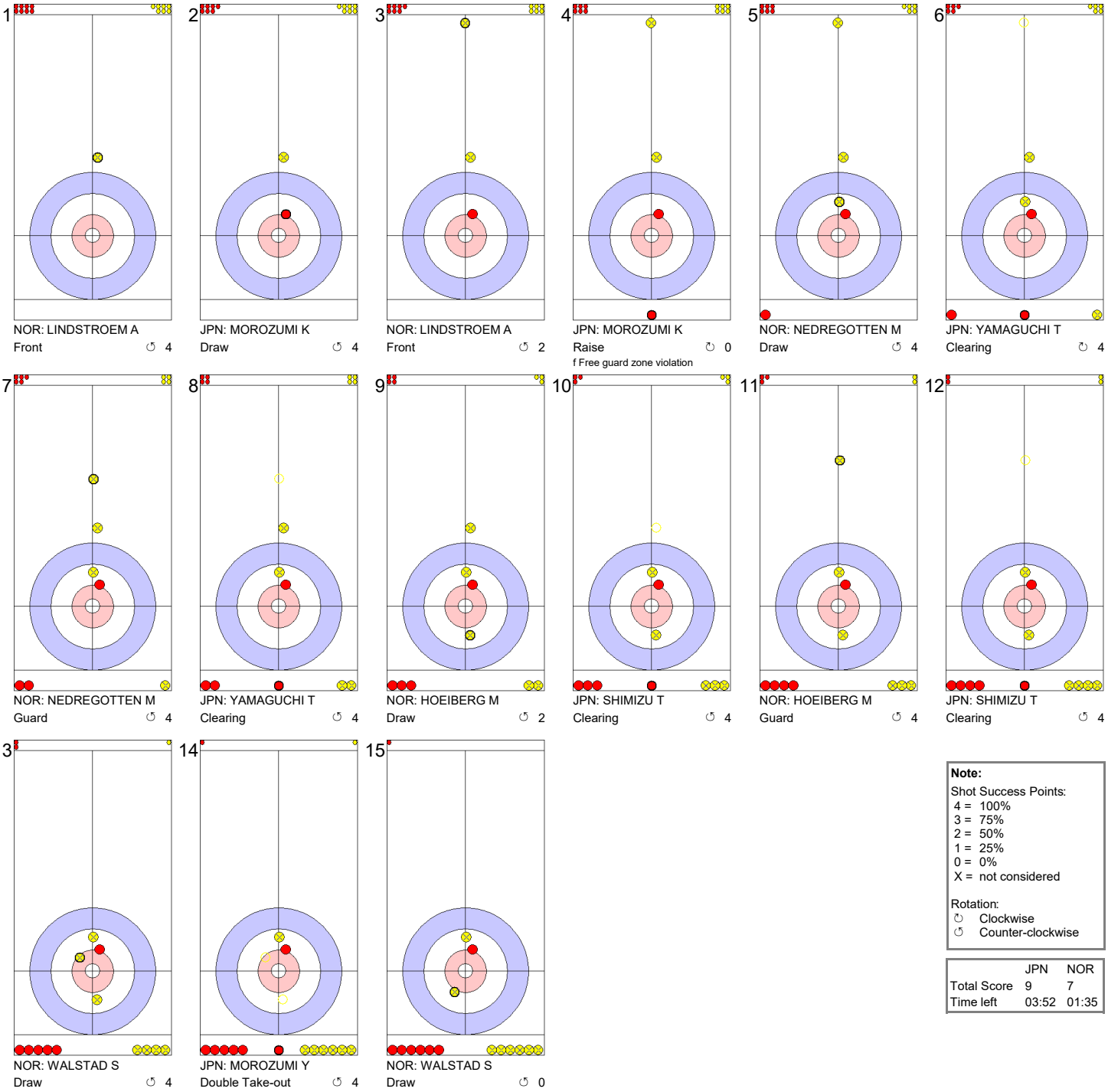

Note:
Shot Success Points:
4 = 100%
3 = 75%
2 = 50%
1 = 25%
0 = 0%
X = not considered

Rotation:
↻ Clockwise
↺ Counter-clockwise

	JPN	NOR
Total Score	9	7
Time left	03:52	01:35

Game Results

Sheet	Game	Team	LSFE	1	2	3	4	5	6	7	8	9	10	Extra Ends	Total
B	6	CAN - Canada		0	2	1	0	3	1	0	2	X	X		9
	7	CHN - China	*	2	0	0	1	0	0	1	0	X	X		4

CAN - Canada		Shot Success Game	Shot Success All
4 S	GUSHUE Brad	91%	91%
3 V	NICHOLS Mark	77%	88%
2	GALLANT Brett	98%	90%
1	WALKER Geoff	98%	90%
A	SALLOWS Tom	-	-
	Team Total	91%	90%

Last Stone Draw		Distance
↻	GUSHUE B	75.1cm
↺	WALKER G	1.6cm
Total		**76.7cm**

Time remaining: 6 minutes 28 seconds

CHN - China		Shot Success Game	Shot Success All
4 S	LIU Rui	64%	79%
3 V	XU Xiaoming	83%	80%
2	BA Dexin	77%	84%
1	ZANG Jialiang	94%	86%
A	ZOU Qiang	-	-
	Team Total	79%	82%

Last Stone Draw		Distance
↻	XU X	9.6cm
↺	LIU R	37.9cm
Total		**47.5cm**

Time remaining: 7 minutes 2 seconds

Shot Success Analysis

CAN - Canada		↻	↺	Game
4 GUSHUE Brad	Draws	0 -	5 95%	5 95%
	Take-outs	4 75%	7 96%	11 89%
	Total	4 75%	12 96%	16 91%
3 NICHOLS Mark	Draws	2 100%	3 83%	5 90%
	Take-outs	5 60%	6 79%	11 70%
	Total	7 71%	9 81%	16 77%
2 GALLANT Brett	Draws	3 100%	4 94%	7 96%
	Take-outs	7 100%	2 100%	9 100%
	Total	10 100%	6 96%	16 98%
1 WALKER Geoff	Draws	2 100%	13 98%	15 98%
	Take-outs	0 -	1 100%	1 100%
	Total	2 100%	14 98%	16 98%
A SALLOWS Tom	Draws	0 -	0 -	0 -
	Take-outs	0 -	0 -	0 -
	Total	0 -	0 -	0 -
Team	Draws	7 100%	25 95%	32 96%
	Take-outs	16 81%	16 91%	32 86%
	Total	23 87%	41 93%	64 91%

CHN - China		↻	↺	Game
4 LIU Rui	Draws	3 75%	4 100%	7 89%
	Take-outs	2 25%	7 50%	9 44%
	Total	5 55%	11 68%	16 64%
3 XU Xiaoming	Draws	3 92%	4 94%	7 93%
	Take-outs	7 68%	2 100%	9 75%
	Total	10 75%	6 96%	16 83%
2 BA Dexin	Draws	4 94%	7 79%	11 84%
	Take-outs	1 50%	4 63%	5 60%
	Total	5 85%	11 73%	16 77%
1 ZANG Jialiang	Draws	5 95%	10 98%	15 97%
	Take-outs	0 -	1 50%	1 50%
	Total	5 95%	11 93%	16 94%
A ZOU Qiang	Draws	0 -	0 -	0 -
	Take-outs	0 -	0 -	0 -
	Total	0 -	0 -	0 -
Team	Draws	15 90%	25 92%	40 91%
	Take-outs	10 58%	14 61%	24 59%
	Total	25 77%	39 81%	64 79%

Note:
Team position and functions are attached to each team member's name as follows:
4 = Fourth, **3** = Third, **2** = Second, **1** = Lead, **A** = Alternate, **S** = Skip, **V** = Vice-Skip

Legend:
↻ Clockwise ↺ Counter-clockwise **LSFE(*)** Last Stone First End
X Unplayed/unfinished end due to concession

Game - Shot by Shot

End 1 — **CAN - Canada** **0 + 0** (this end) **= 0** — **CHN - China** **0 + 2** (this end) **= 2**

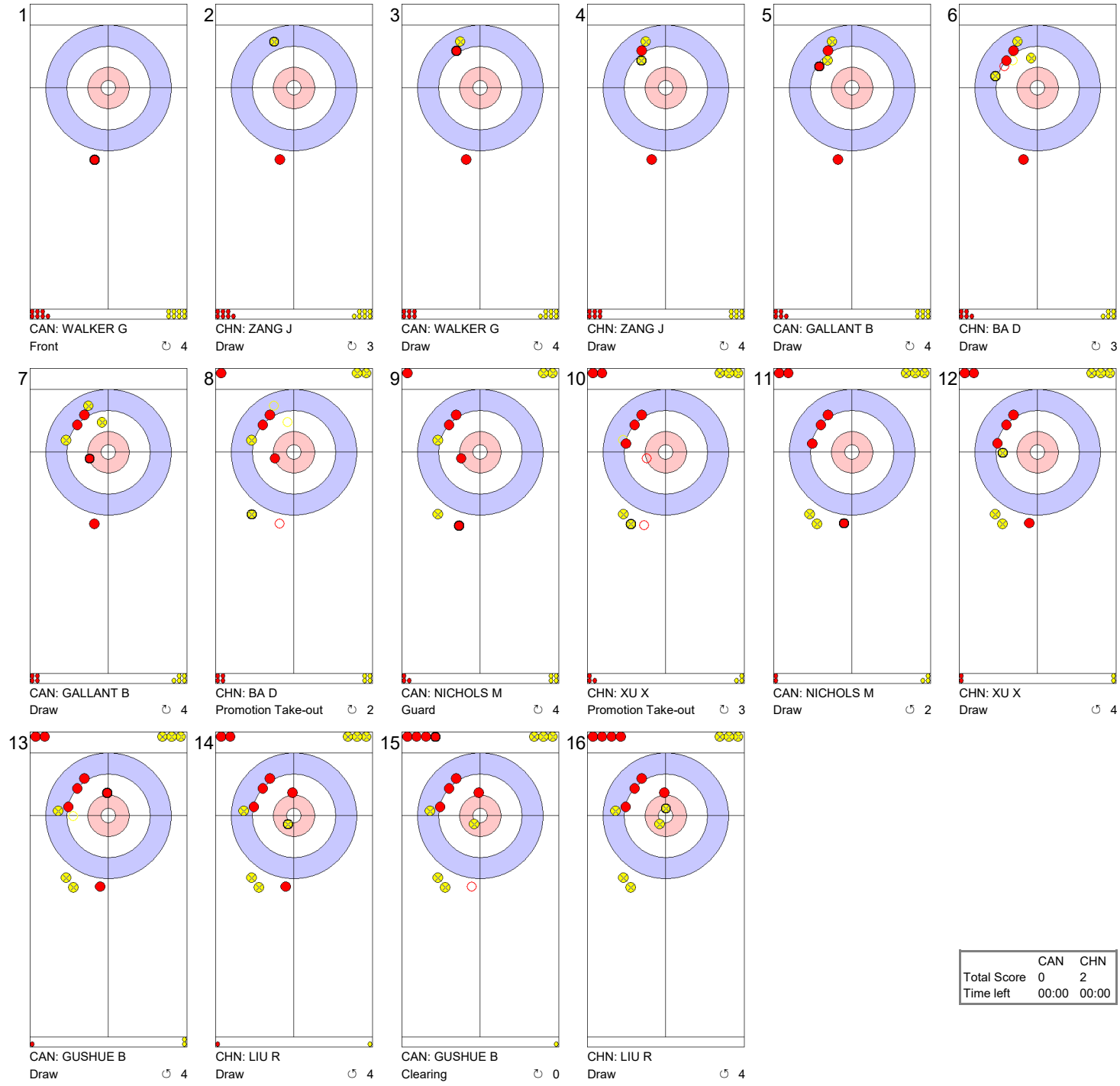

	CAN	CHN
Total Score	0	2
Time left	00:00	00:00

Game - Shot by Shot

End 2 | **CAN - Canada** **0 + 2** (this end) **= 2** | **CHN - China** **2 + 0** (this end) **= 2**



	CAN	CHN
Total Score	2	2
Time left	00:00	00:00

Game - Shot by Shot

End 3 — **CAN - Canada** **2 + 1** (this end) **= 3** — **CHN - China** **2 + 0** (this end) **= 2**

1	2	3	4	5	6
CAN: WALKER G	CHN: ZANG J	CAN: WALKER G	CHN: ZANG J	CAN: GALLANT B	CHN: BA D
Front ↺ 4	Draw ↺ 3	Take-out ↺ 4	Take-out ↺ 2	Draw ↺ 4	Promotion Take-out ↺ 3

7	8	9	10	11	12
CAN: GALLANT B	CHN: BA D	CAN: NICHOLS M	CHN: XU X	CAN: NICHOLS M	CHN: XU X
Guard ↺ 4	Promotion Take-out ↺ 0	Draw ↺ 4	Clearing ↺ 4	Guard ↺ 4	Draw ↺ 4

13	14	15	16
CAN: GUSHUE B	CHN: LIU R	CAN: GUSHUE B	CHN: LIU R
Guard ↺ 3	Promotion Take-out ↺ 1	Guard ↺ 4	Promotion Take-out ↺ 0

	CAN	CHN
Total Score	3	2
Time left	00:00	00:00

Game - Shot by Shot

End 4 | **CAN - Canada** **3 + 0** (this end) **= 3** | **CHN - China** **2 + 1** (this end) **= 3**

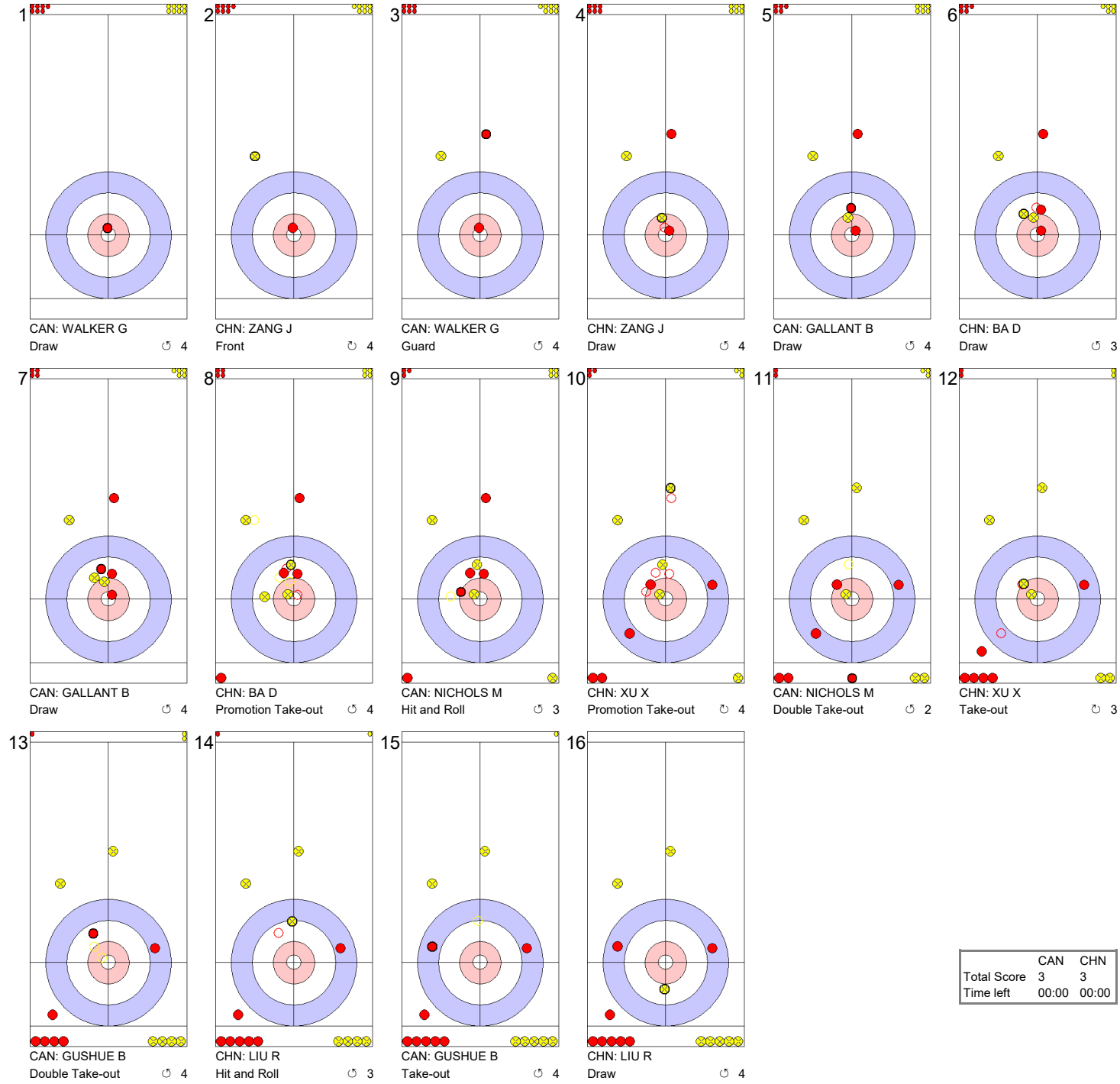

	CAN	CHN
Total Score	3	3
Time left	00:00	00:00

Game - Shot by Shot

End 5 | **CAN - Canada** **3 + 3** (this end) **= 6** | **CHN - China** **3 + 0** (this end) **= 3**



	CAN	CHN
Total Score	6	3
Time left	00:00	00:00

Game - Shot by Shot

End 6 | **CAN - Canada** **6 + 1** (this end) **= 7** | **CHN - China** **3 + 0** (this end) **= 3**

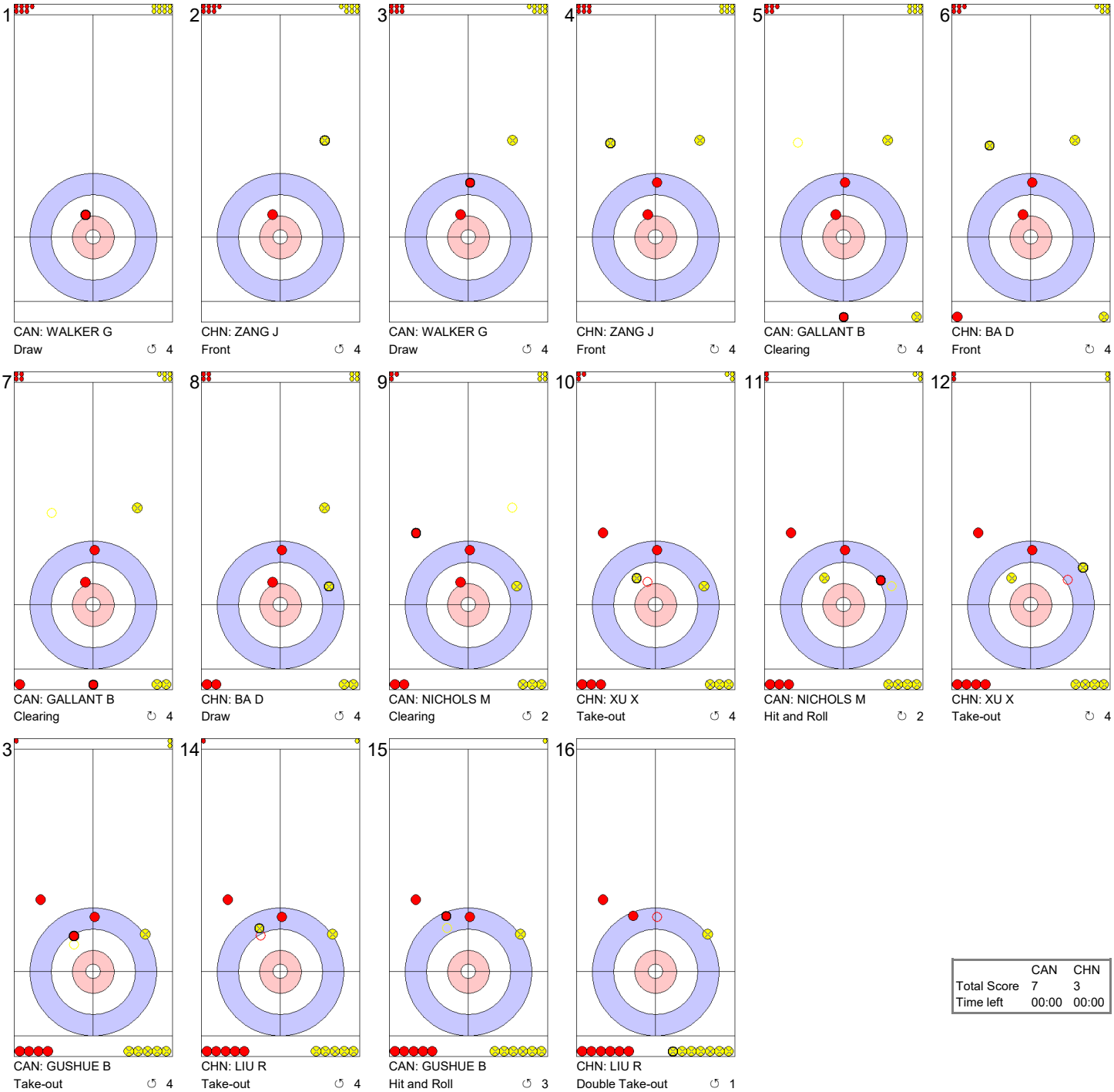

	CAN	CHN
Total Score	7	3
Time left	00:00	00:00

Game - Shot by Shot

End 7 | **CAN - Canada** **7 + 0** (this end) **= 7** | **CHN - China** **3 + 1** (this end) **= 4**

1
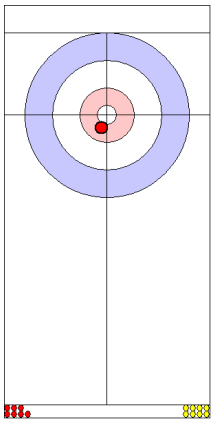
CAN: WALKER G
Draw ↻ 4

2
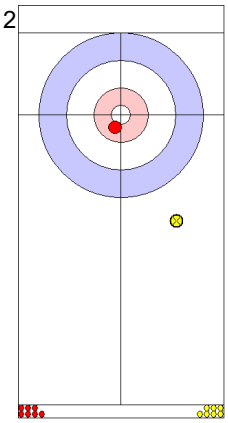
CHN: ZANG J
Front ↻ 4

3
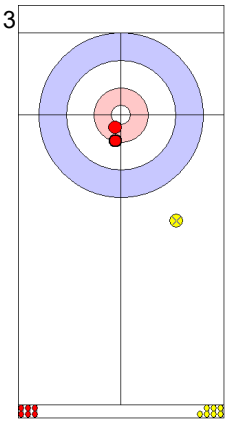
CAN: WALKER G
Draw ↻ 4

4
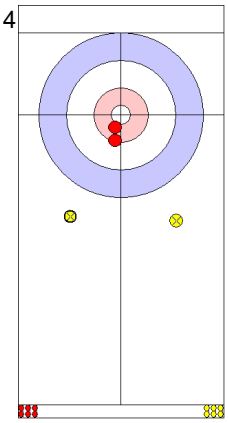
CHN: ZANG J
Front ↻ 4

5
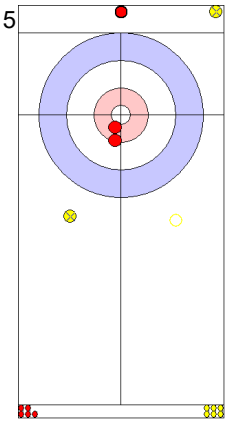
CAN: GALLANT B
Clearing ↻ 4

6
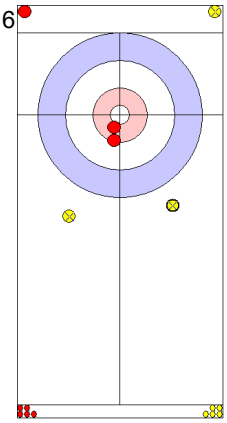
CHN: BA D
Front ↻ 4

7
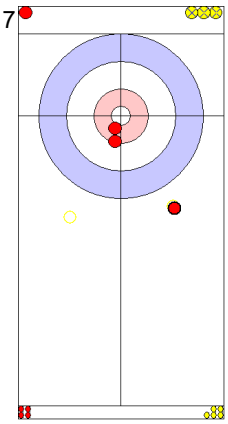
CAN: GALLANT B
Clearing ↻ 4

8
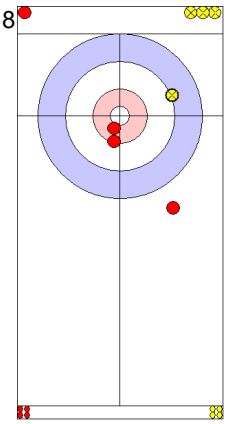
CHN: BA D
Draw ↻ 4

9
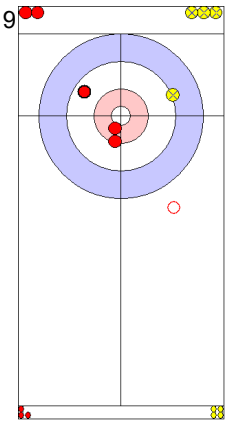
CAN: NICHOLS M
Take-out ↻ 2

10
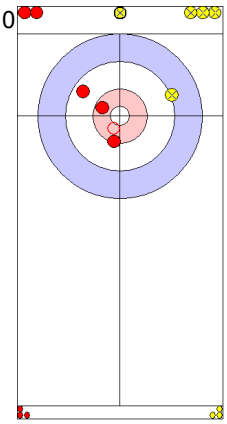
CHN: XU X
Take-out ↻ 0

11
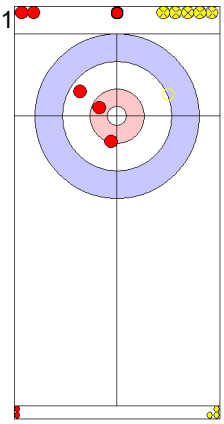
CAN: NICHOLS M
Clearing ↻ 4

12
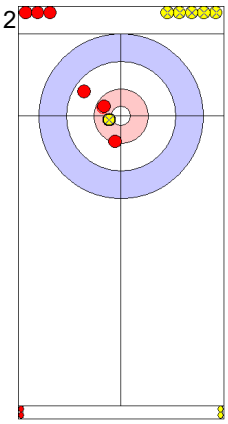
CHN: XU X
Draw ↻ 4

13
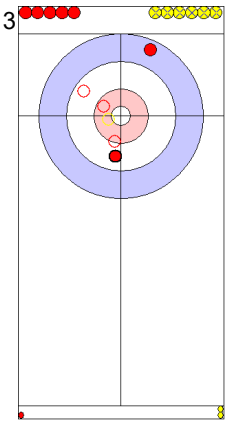
CAN: GUSHUE B
Promotion Take-out ↻ 4

14
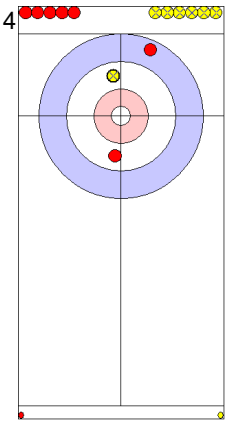
CHN: LIU R
Draw ↻ 4

15
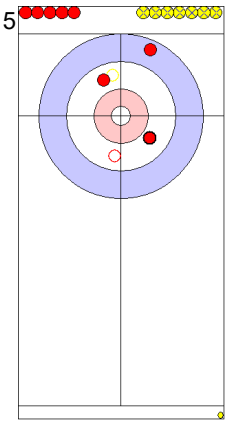
CAN: GUSHUE B
Promotion Take-out ↻ 4

16
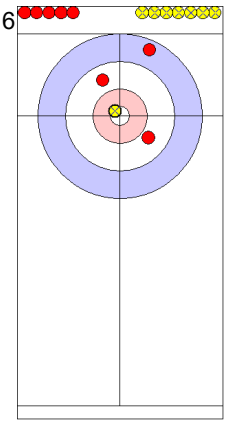
CHN: LIU R
Draw ↻ 4

	CAN	CHN
Total Score	7	4
Time left	00:00	00:00

Game - Shot by Shot

End 8 | **CAN - Canada** **7 + 2** (this end) **= 9** | **CHN - China** **4 + 0** (this end) **= 4**



Note:
Shot Success Points:
4 = 100%
3 = 75%
2 = 50%
1 = 25%
0 = 0%
X = not considered

Rotation:
↻ Clockwise
↺ Counter-clockwise

	CAN	CHN
Total Score	9	4
Time left	06:28	07:02

Game Results

Sheet	Game	Team	LSFE	1	2	3	4	5	6	7	8	9	10	Extra Ends	Total
C	7	SCO - Scotland	*	2	0	0	2	0	2	2	0	1	X		9
	6	NED - Netherlands		0	1	1	0	1	0	0	2	0	X		5

SCO - Scotland		Shot Success Game	Shot Success All
4 S	MURDOCH David	93%	80%
3 V	DRUMMOND Greg	88%	84%
2	ANDREWS Scott	88%	86%
1	GOODFELLOW Michael	94%	92%
A	PATERSON Ross	-	-
	Team Total	90%	85%

Last Stone Draw		Distance
↻	ANDREWS S	79.0cm
↺	GOODFELLOW M	19.1cm
Total		**98.1cm**

Time remaining: 5 minutes 42 seconds

Time-out: end 9 - SCO stone 7

NED - Netherlands		Shot Success Game	Shot Success All
4 S	VAN DORP Jaap	79%	70%
3 V	GOESGENS Wouter	82%	75%
2	HOEKMAN Laurens	79%	76%
1	GLASBERGEN Carlo	93%	82%
A	MAGAN Alexander	-	-
	Team Total	83%	76%

Last Stone Draw		Distance
↻	GOESGENS W	174.4cm
↺	HOEKMAN L	33.5cm
Total		**207.9cm**

Time remaining: 8 minutes 6 seconds

Shot Success Analysis

SCO - Scotland		↻	↺	Game
4 MURDOCH David	Draws	1 100%	3 100%	4 100%
	Take-outs	4 100%	10 88%	14 91%
	Total	5 100%	13 90%	18 93%
3 DRUMMOND Greg	Draws	2 100%	1 75%	3 92%
	Take-outs	7 86%	8 88%	15 87%
	Total	9 89%	9 86%	18 88%
2 ANDREWS Scott	Draws	2 100%	0 -	2 100%
	Take-outs	9 81%	7 93%	16 86%
	Total	11 84%	7 93%	18 88%
1 GOODFELLOW Michael	Draws	3 92%	14 95%	17 94%
	Take-outs	0 -	0 -	0 -
	Total	3 92%	14 95%	17 94%
A PATERSON Ross	Draws	0 -	0 -	0 -
	Take-outs	0 -	0 -	0 -
	Total	0 -	0 -	0 -
Team	Draws	8 97%	18 94%	26 95%
	Take-outs	20 86%	25 89%	45 88%
	Total	28 89%	43 91%	71 90%

NED - Netherlands		↻	↺	Game
4 VAN DORP Jaap	Draws	5 80%	4 81%	9 81%
	Take-outs	2 100%	7 71%	9 78%
	Total	7 86%	11 75%	18 79%
3 GOESGENS Wouter	Draws	8 78%	6 100%	14 88%
	Take-outs	2 75%	2 50%	4 63%
	Total	10 78%	8 88%	18 82%
2 HOEKMAN Laurens	Draws	6 88%	7 86%	13 87%
	Take-outs	1 100%	4 50%	5 60%
	Total	7 89%	11 73%	18 79%
1 GLASBERGEN Carlo	Draws	11 100%	6 79%	17 93%
	Take-outs	0 -	1 100%	1 100%
	Total	11 100%	7 82%	18 93%
A MAGAN Alexander	Draws	0 -	0 -	0 -
	Take-outs	0 -	0 -	0 -
	Total	0 -	0 -	0 -
Team	Draws	30 88%	23 87%	53 88%
	Take-outs	5 90%	14 64%	19 71%
	Total	35 89%	37 78%	72 83%

Note:
Team position and functions are attached to each team member's name as follows:
4 = Fourth, **3** = Third, **2** = Second, **1** = Lead, **A** = Alternate, **S** = Skip, **V** = Vice-Skip

Legend:
↻ Clockwise ↺ Counter-clockwise **LSFE(*)** Last Stone First End
X Unplayed/unfinished end due to concession

Game - Shot by Shot

End 1 | **SCO - Scotland** **0 + 2** (this end) **= 2** | **NED - Netherlands** **0 + 0** (this end) **= 0**

1
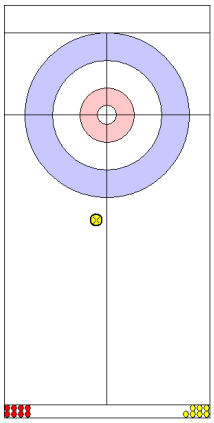
NED: GLASBERGEN C
Front ↺ 4

2
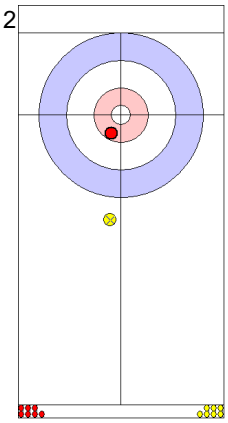
SCO: GOODFELLOW M
Draw ↺ 4

3
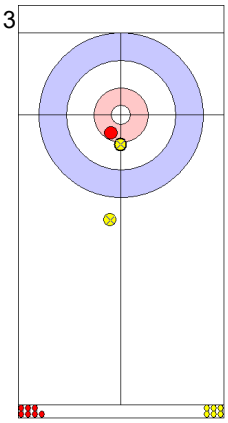
NED: GLASBERGEN C
Draw ↺ 4

4
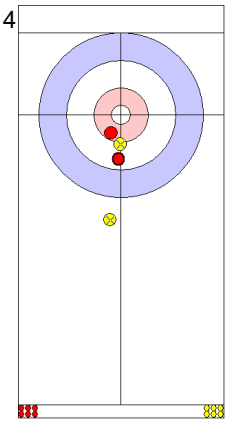
SCO: GOODFELLOW M
Draw ↺ 4

5
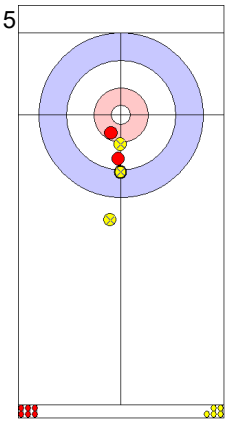
NED: HOEKMAN L
Draw ↺ 2

6
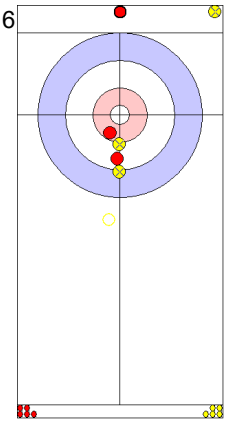
SCO: ANDREWS S
Clearing ↺ 4

7
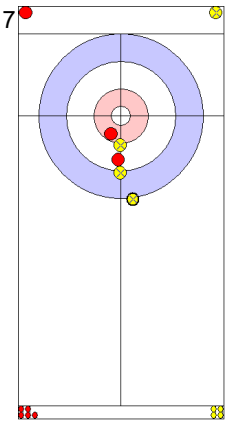
NED: HOEKMAN L
Guard ↺ 2

8
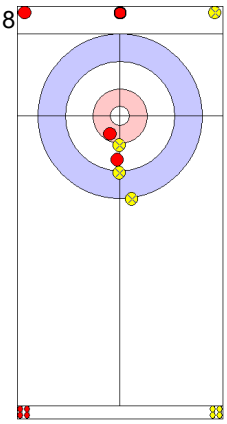
SCO: ANDREWS S
Clearing ↻ 0
Hogline violation

9
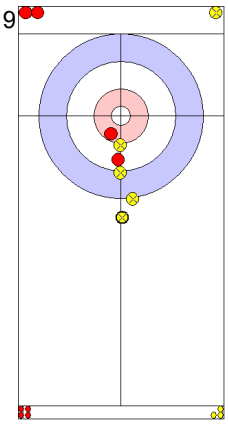
NED: GOESGENS W
Guard ↺ 4

10
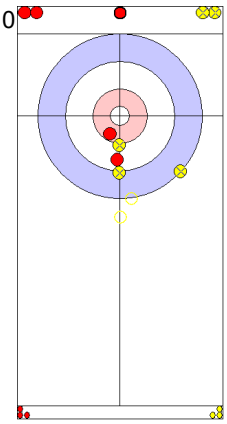
SCO: DRUMMOND G
Double Take-out ↺ 2

11
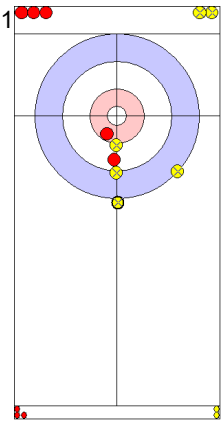
NED: GOESGENS W
Guard ↺ 4

12
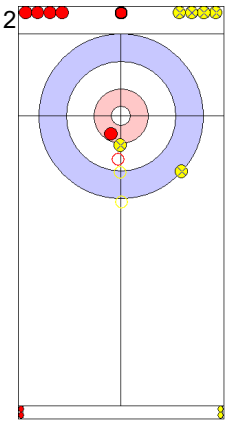
SCO: DRUMMOND G
Take-out ↺ 4

13
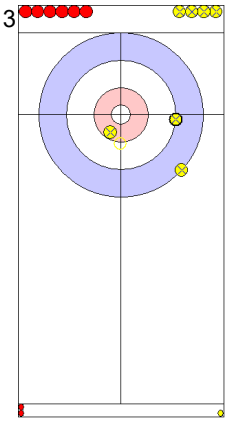
NED: VAN DORP J
Promotion Take-out ↺ 4

14
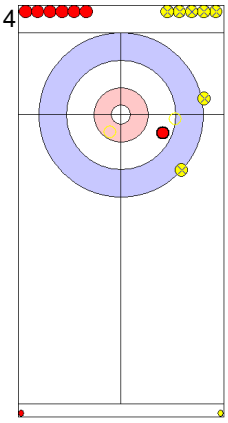
SCO: MURDOCH D
Double Take-out ↺ 2

15
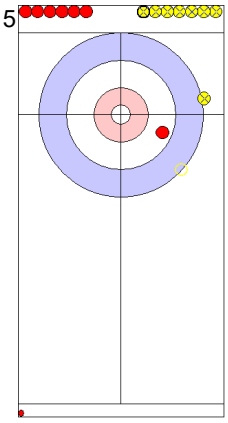
NED: VAN DORP J
Promotion Take-out ↺ 0

16
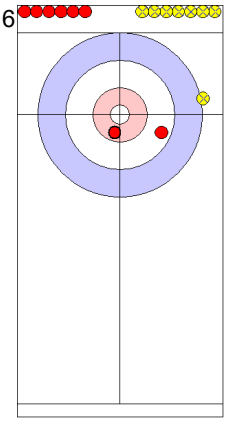
SCO: MURDOCH D
Draw ↺ 4

	SCO	NED
Total Score	2	0
Time left	00:00	00:00

Game - Shot by Shot

End 2 | **SCO - Scotland** **2 + 0** (this end) **= 2** | **NED - Netherlands** **0 + 1** (this end) **= 1**



	SCO	NED
Total Score	2	1
Time left	00:00	00:00

Game - Shot by Shot

End 3 | **SCO - Scotland** **2 + 0** (this end) **= 2** | **NED - Netherlands** **1 + 1** (this end) **= 2**

1	2	3	4	5	6
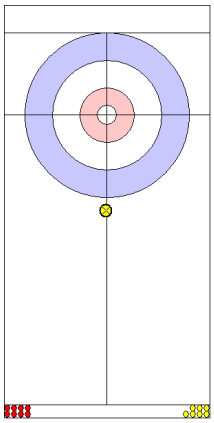	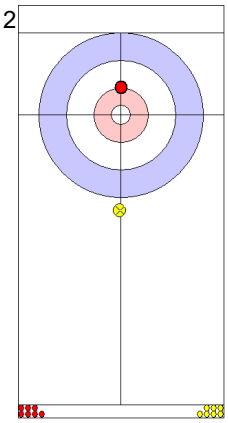	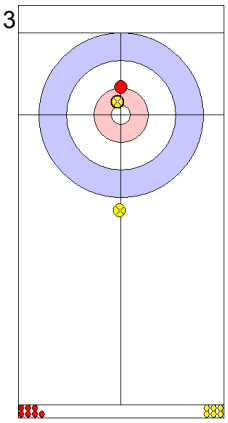	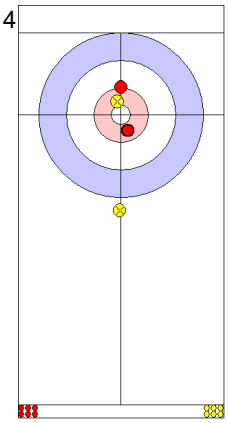	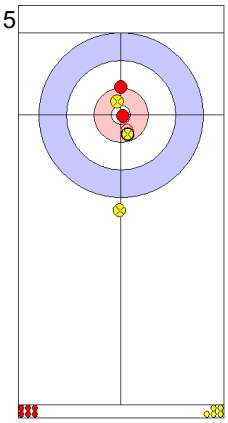	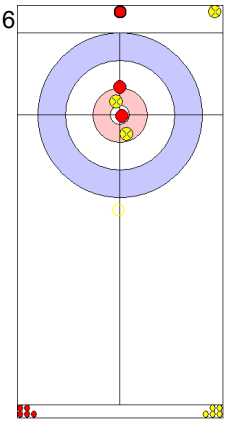
NED: GLASBERGEN C	SCO: GOODFELLOW M	NED: GLASBERGEN C	SCO: GOODFELLOW M	NED: HOEKMAN L	SCO: ANDREWS S
Front ↺ 4	Draw ↺ 3	Draw ↺ 4	Draw ↺ 4	Draw ↺ 4	Clearing ↺ 4

7	8	9	10	11	12
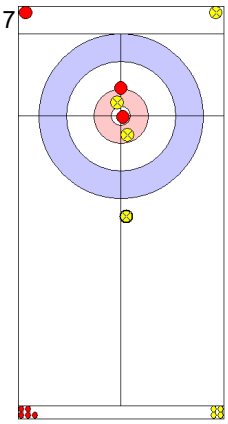	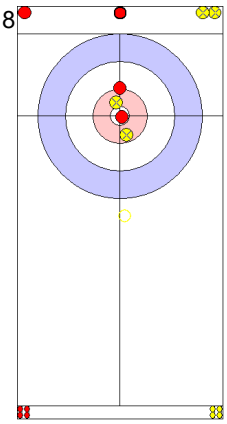	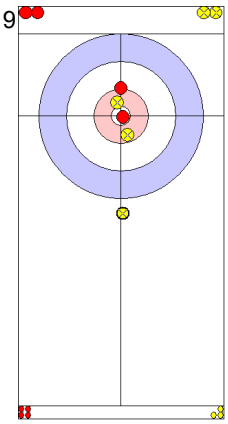	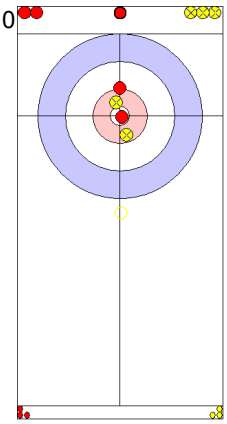	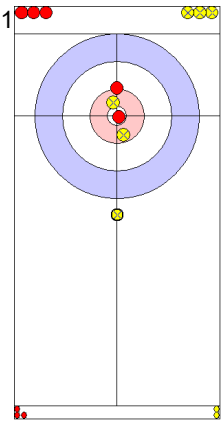	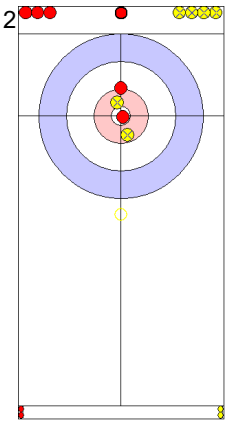
NED: HOEKMAN L	SCO: ANDREWS S	NED: GOESGENS W	SCO: DRUMMOND G	NED: GOESGENS W	SCO: DRUMMOND G
Guard ↺ 4	Clearing ↺ 4	Guard ↺ 4	Clearing ↺ 4	Guard ↺ 4	Clearing ↺ 4

13	14	15	16
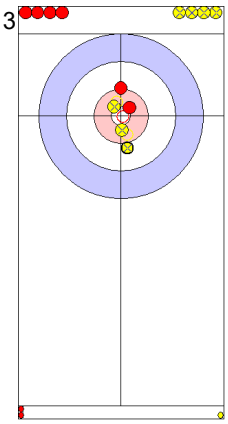	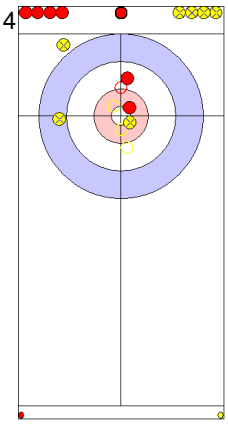	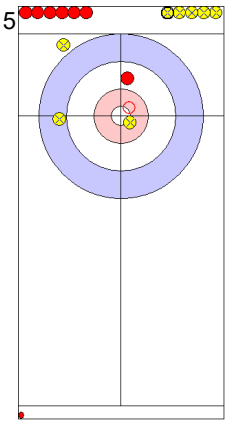	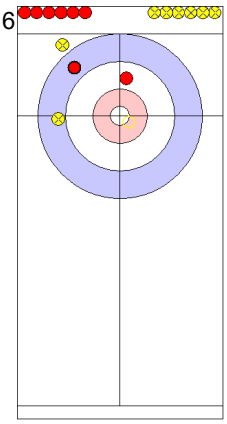
NED: VAN DORP J	SCO: MURDOCH D	NED: VAN DORP J	SCO: MURDOCH D
Draw ↺ 3	Take-out ↺ 4	Promotion Take-out ↺ 2	Take-out ↺ 2

	SCO	NED
Total Score	2	2
Time left	00:00	00:00

Game - Shot by Shot

End 4 | **SCO - Scotland** **2 + 2** (this end) **= 4** | **NED - Netherlands** **2 + 0** (this end) **= 2**

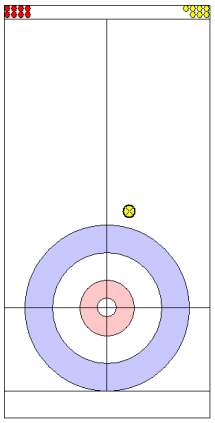

1 NED: GLASBERGEN C — Front ↻ 4

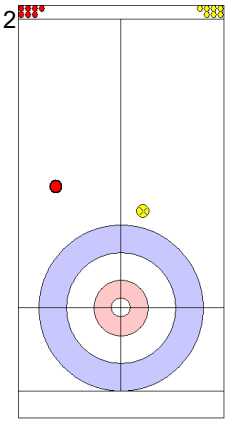

2 SCO: GOODFELLOW M — Guard ↻ 4

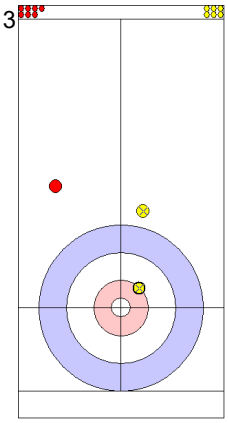

3 NED: GLASBERGEN C — Draw ↻ 4

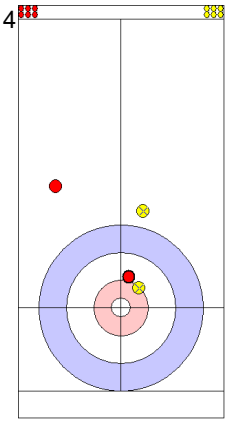

4 SCO: GOODFELLOW M — Draw ↻ 4

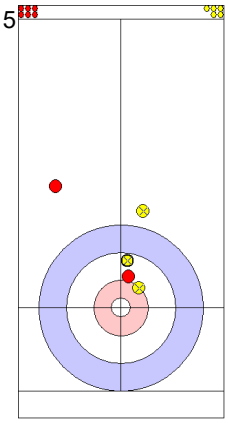

5 NED: HOEKMAN L — Draw ↻ 4

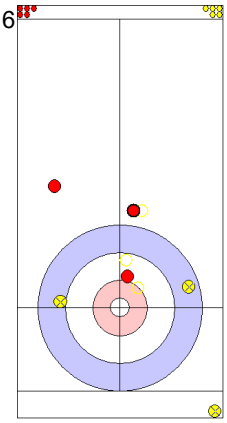

6 SCO: ANDREWS S — Double Take-out ↻ 2

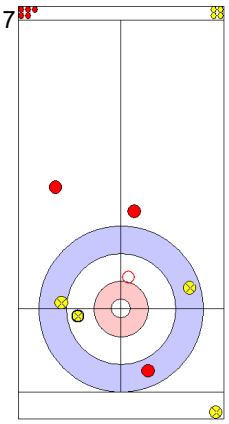

7 NED: HOEKMAN L — Take-out ↻ 0
Slow Take-out

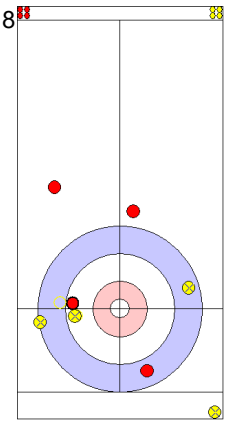

8 SCO: ANDREWS S — Raise ↻ 4

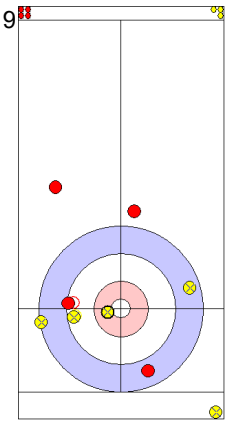

9 NED: GOESGENS W — Raise ↻ 4

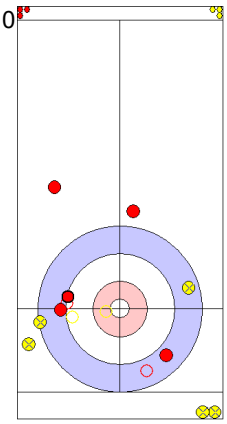

10 SCO: DRUMMOND G — Double Take-out ↻ 4

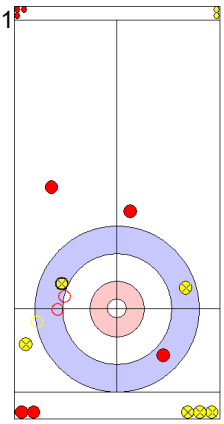

11 NED: GOESGENS W — Double Take-out ↻ 4

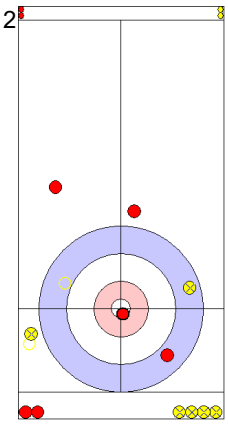

12 SCO: DRUMMOND G — Take-out ↻ 4

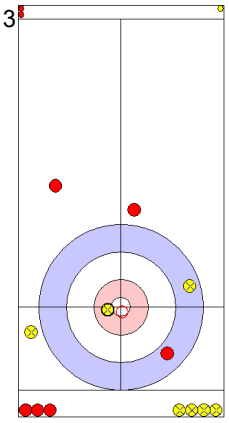

13 NED: VAN DORP J — Take-out ↻ 4

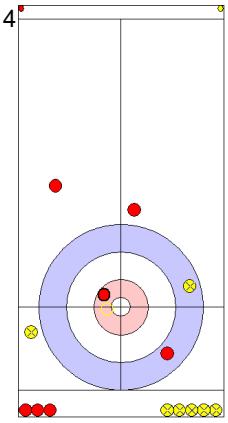

14 SCO: MURDOCH D — Hit and Roll ↻ 3

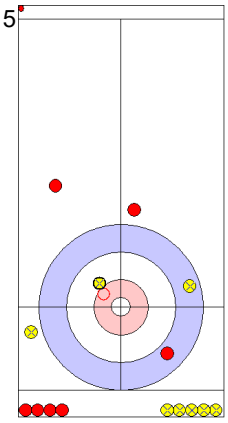

15 NED: VAN DORP J — Take-out ↻ 4

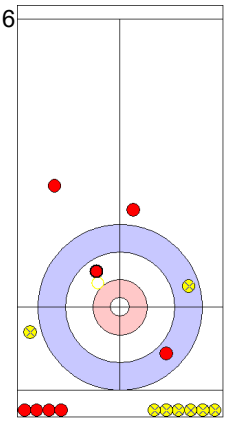

16 SCO: MURDOCH D — Take-out ↻ 4

	SCO	NED
Total Score	4	2
Time left	00:00	00:00

Game - Shot by Shot

End 5 | **SCO - Scotland** **4 + 0** (this end) **= 4** | **NED - Netherlands** **2 + 1** (this end) **= 3**

1
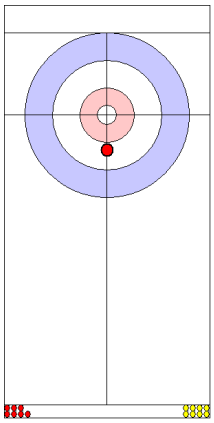
SCO: GOODFELLOW M
Draw ↺ 4

2
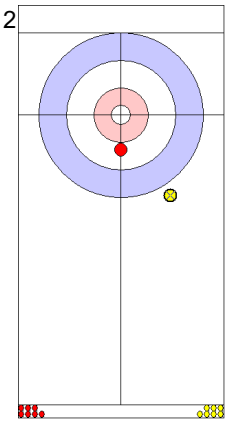
NED: GLASBERGEN C
Front ↺ 4

3
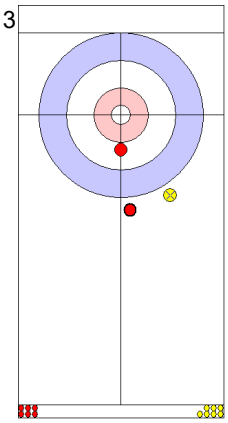
SCO: GOODFELLOW M
Guard ↺ 3

4
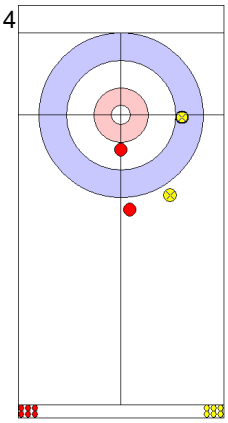
NED: GLASBERGEN C
Draw ↺ 4

5
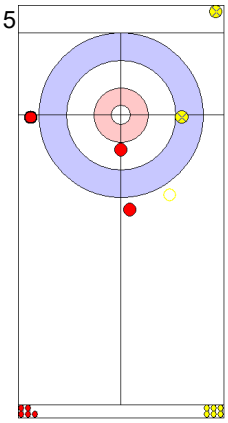
SCO: ANDREWS S
Double Take-out ↺ 2

6
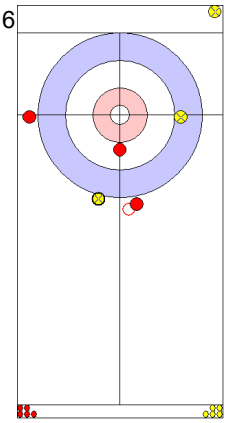
NED: HOEKMAN L
Draw ↺ 2

7
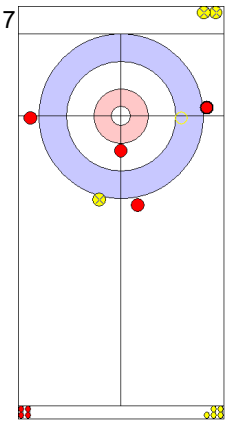
SCO: ANDREWS S
Take-out ↺ 4

8
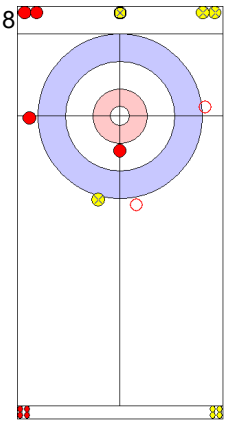
NED: HOEKMAN L
Double Take-out ↺ 2

9
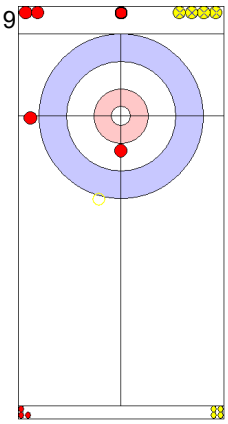
SCO: DRUMMOND G
Take-out ↺ 2

10
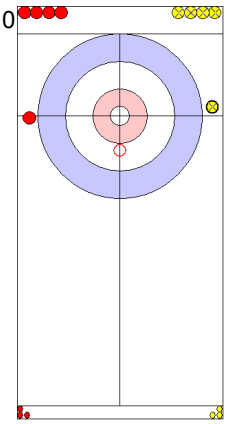
NED: GOESGENS W
Take-out ↺ 2

11
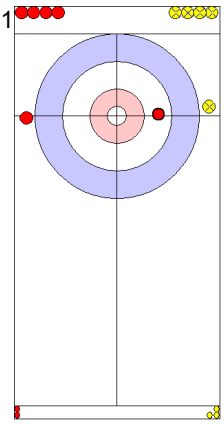
SCO: DRUMMOND G
Draw ↺ 4

12
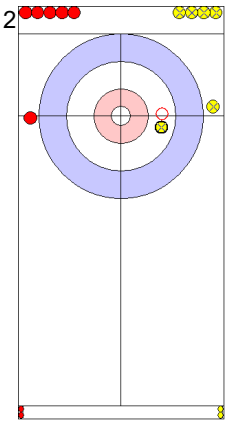
NED: GOESGENS W
Take-out ↺ 4

13
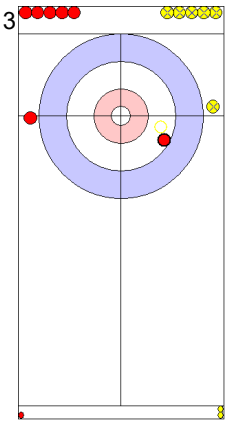
SCO: MURDOCH D
Take-out ↺ 4

14
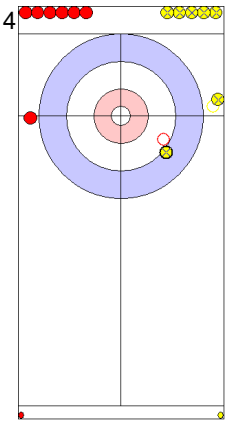
NED: VAN DORP J
Hit and Roll ↺ 3

15
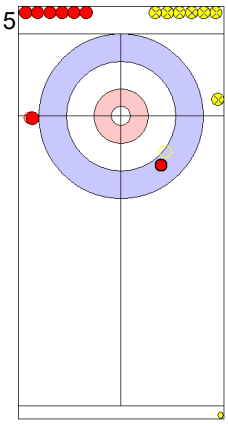
SCO: MURDOCH D
Take-out ↺ 4

16
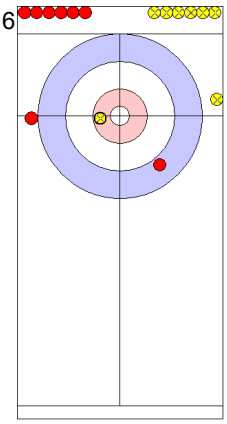
NED: VAN DORP J
Draw ↺ 4

	SCO	NED
Total Score	4	3
Time left	00:00	00:00

Game - Shot by Shot

End 6 | **SCO - Scotland** **4 + 2** (this end) **= 6** | **NED - Netherlands** **3 + 0** (this end) **= 3**



	SCO	NED
Total Score	6	3
Time left	00:00	00:00

Game - Shot by Shot

End 7 | **SCO - Scotland** **6 + 2** (this end) **= 8** | **NED - Netherlands** **3 + 0** (this end) **= 3**

1
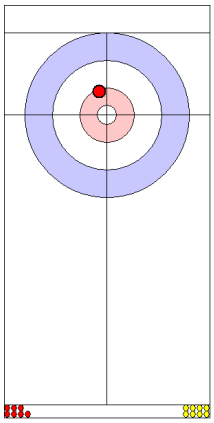
SCO: GOODFELLOW M
Draw ↺ 3

2
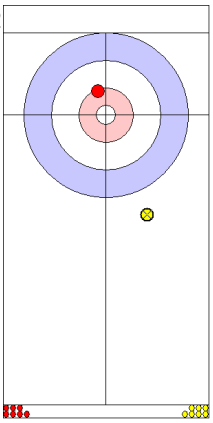
NED: GLASBERGEN C
Front ↺ 4

3
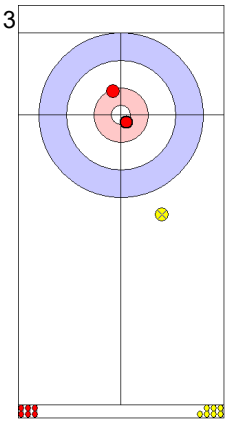
SCO: GOODFELLOW M
Draw ↺ 4

4
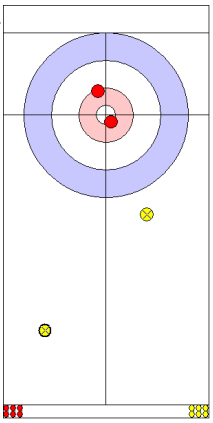
NED: GLASBERGEN C
Front ↺ 4

5
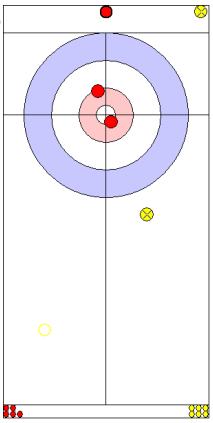
SCO: ANDREWS S
Clearing ↺ 4

6
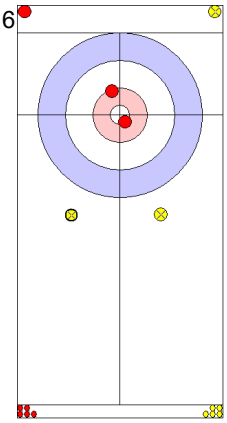
NED: HOEKMAN L
Front ↺ 4

7
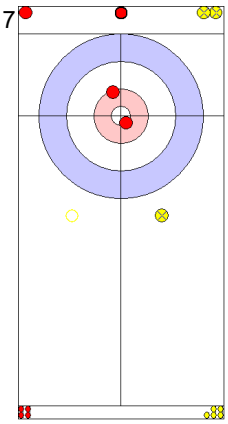
SCO: ANDREWS S
Clearing ↺ 4

8
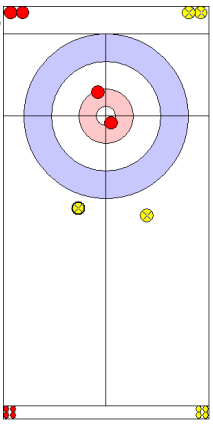
NED: HOEKMAN L
Front ↺ 4

9
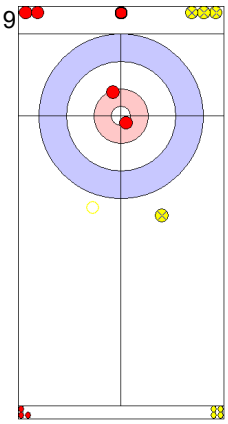
SCO: DRUMMOND G
Clearing ↺ 4

10
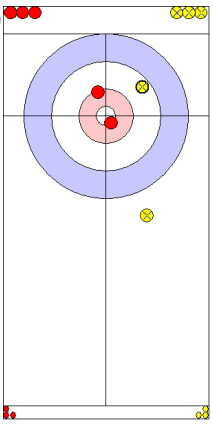
NED: GOESGENS W
Draw ↺ 3

11
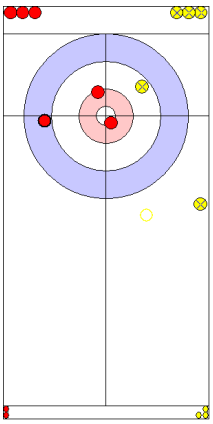
SCO: DRUMMOND G
Take-out ↺ 0

12
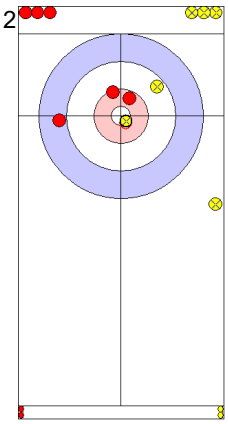
NED: GOESGENS W
Draw ↺ 4

13
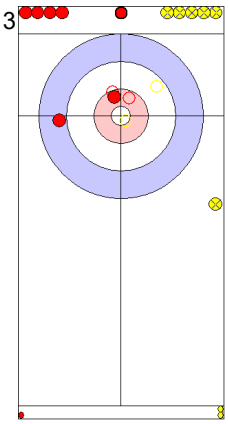
SCO: MURDOCH D
Clearing ↺ 4

14
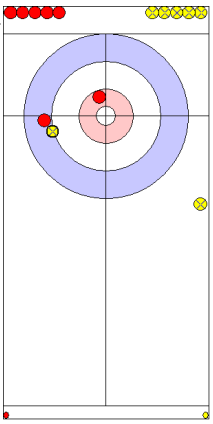
NED: VAN DORP J
Draw ↺ 4

15
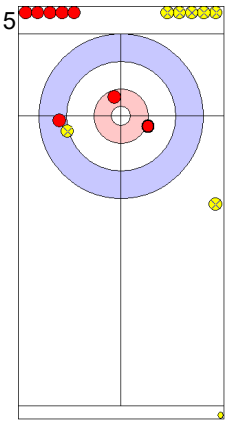
SCO: MURDOCH D
Draw ↺ 4

16
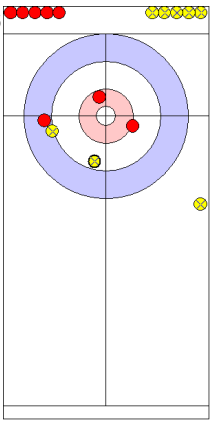
NED: VAN DORP J
Draw ↺ 0

	SCO	NED
Total Score	8	3
Time left	00:00	00:00

Game - Shot by Shot

End 8 | **SCO - Scotland** | **8 + 0** (this end) **= 8** | **NED - Netherlands** | **3 + 2** (this end) **= 5**

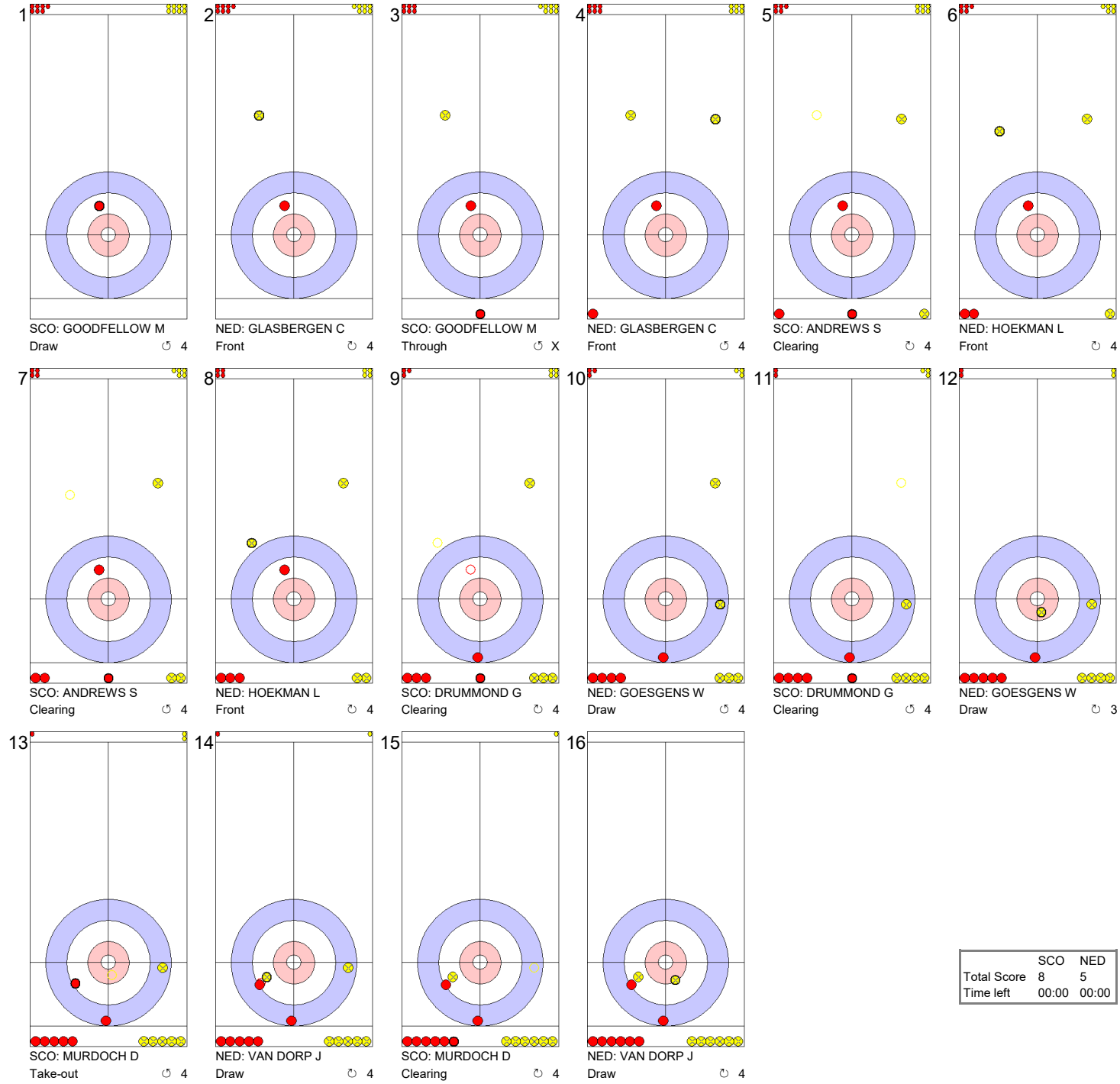

	SCO	NED
Total Score	8	5
Time left	00:00	00:00

Game - Shot by Shot

End 9 | **SCO - Scotland** **8 + 1** (this end) **= 9** | **NED - Netherlands** **5 + 0** (this end) **= 5**

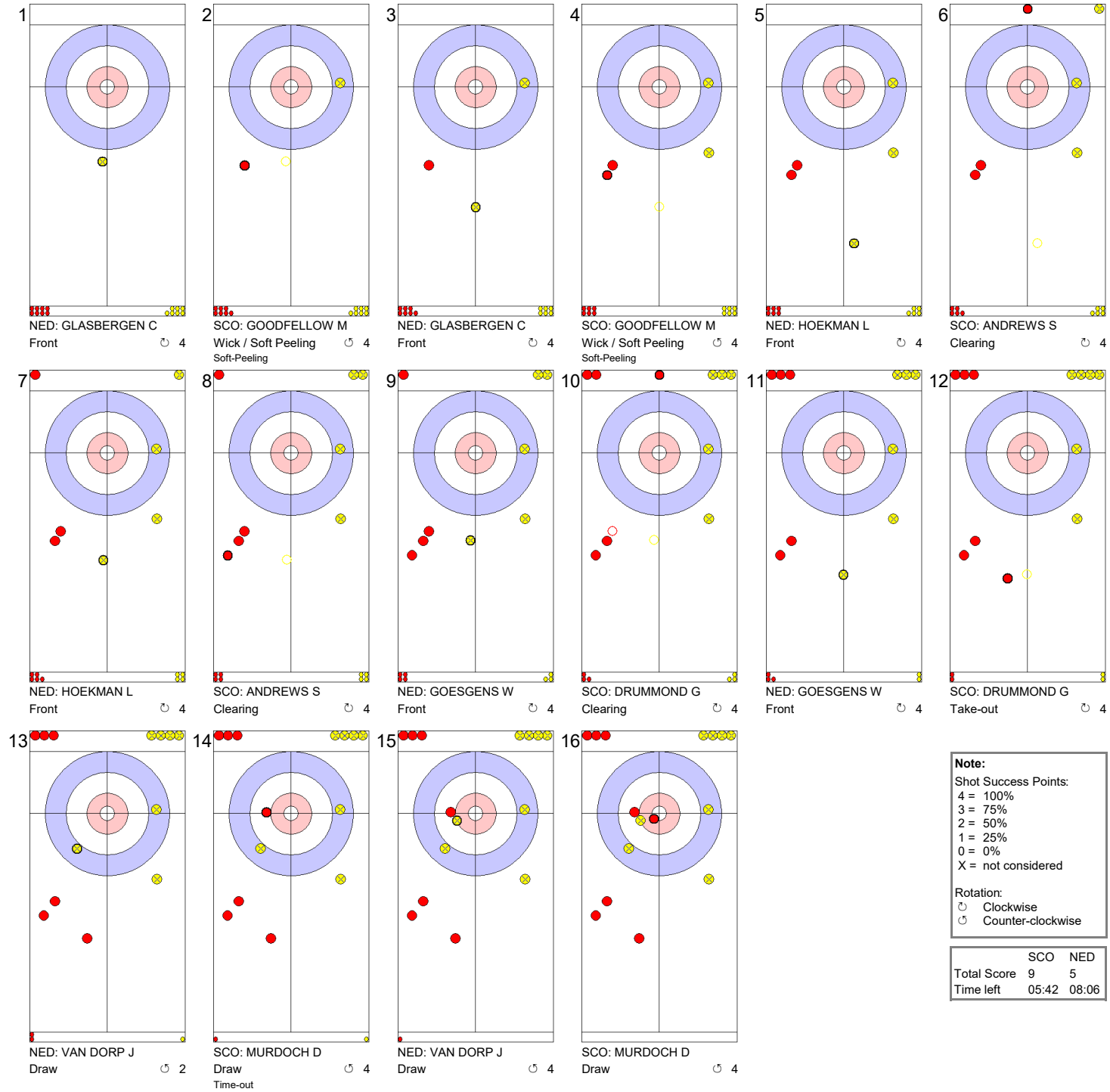

Note:
Shot Success Points:
4 = 100%
3 = 75%
2 = 50%
1 = 25%
0 = 0%
X = not considered

Rotation:
↻ Clockwise
↺ Counter-clockwise

	SCO	NED
Total Score	9	5
Time left	05:42	08:06

Game Results

Sheet	Game	Team	LSFE	1	2	3	4	5	6	7	8	9	10	Extra Ends				Total
D	7	SWE - Sweden	*	0	2	0	2	1	3	0	1	1	X					10
	6	RUS - Russia		1	0	2	0	0	0	2	0	0	X					5

SWE - Sweden		Shot Success Game	Shot Success All
4 S	EDIN Niklas	86 %	80 %
3 V	ERIKSSON Oskar	88 %	86 %
2	WRANAA Rasmus	78 %	85 %
1	SUNDGREN Christoffer	97 %	89 %
A	LEEK Henrik	-	100 %
	Team Total	87 %	85 %

Last Stone Draw		Distance
↻	EDIN N	12.7cm
↺	SUNDGREN C	12.6cm
Total		**25.3cm**

Time remaining: 4 minutes 4 seconds

RUS - Russia		Shot Success Game	Shot Success All
4 S	TIMOFEEV Alexey	74 %	70 %
3 V	STUKALSKIY Alexey	86 %	73 %
2	GADZHIKHANOV Timur	81%	76 %
1	RAZHABOV Artur	86 %	82 %
A	KLIMOV Evgeny	-	-
	Team Total	82 %	76 %

Last Stone Draw		Distance
↻	RAZHABOV A	142.2cm
↺	STUKALSKIY A	13.2cm
Total		**155.4cm**

Time remaining: 4 minutes 58 seconds

Shot Success Analysis

SWE - Sweden		↻		↺		Game	
4 EDIN Niklas	Draws	3	100 %	3	83 %	6	92 %
	Take-outs	4	94 %	8	78 %	12	83 %
	Total	7	96 %	11	80 %	18	86 %
3 ERIKSSON Oskar	Draws	1	100 %	2	75 %	3	83 %
	Take-outs	4	94 %	11	86 %	15	88 %
	Total	5	95 %	13	85 %	18	88 %
2 WRANAA Rasmus	Draws	1	75 %	3	67 %	4	69 %
	Take-outs	4	88 %	10	78 %	14	80 %
	Total	5	85 %	13	75 %	18	78 %
1 SUNDGREN Christoffer	Draws	9	100 %	6	92 %	15	97 %
	Take-outs	1	100 %	1	100 %	2	100 %
	Total	10	100 %	7	93 %	17	97 %
A LEEK Henrik	Draws	0	-	0	-	0	-
	Take-outs	0	-	0	-	0	-
	Total	0	-	0	-	0	-
Team	Draws	14	98 %	14	82 %	28	90 %
	Take-outs	13	92 %	30	82 %	43	85 %
	Total	27	95 %	44	82 %	71	87 %

RUS - Russia		↻		↺		Game	
4 TIMOFEEV Alexey	Draws	4	50 %	5	100 %	9	78 %
	Take-outs	4	63 %	5	75 %	9	69 %
	Total	8	56 %	10	88 %	18	74 %
3 STUKALSKIY Alexey	Draws	4	81 %	5	80 %	9	81 %
	Take-outs	4	94 %	5	90 %	9	92 %
	Total	8	88 %	10	85 %	18	86 %
2 GADZHIKHANOV Timur	Draws	7	86 %	9	78 %	16	81 %
	Take-outs	2	75 %	0	-	2	75 %
	Total	9	83 %	9	78 %	18	81 %
1 RAZHABOV Artur	Draws	10	80 %	7	100 %	17	88 %
	Take-outs	0	-	1	50 %	1	50 %
	Total	10	80 %	8	94 %	18	86 %
A KLIMOV Evgeny	Draws	0	-	0	-	0	-
	Take-outs	0	-	0	-	0	-
	Total	0	-	0	-	0	-
Team	Draws	25	77 %	26	88 %	51	83 %
	Take-outs	10	78 %	11	80 %	21	79 %
	Total	35	77 %	37	86 %	72	82 %

Note:
Team position and functions are attached to each team member's name as follows:
4 = Fourth, **3** = Third, **2** = Second, **1** = Lead, **A** = Alternate, **S** = Skip, **V** = Vice-Skip

Legend:
↻ Clockwise ↺ Counter-clockwise **LSFE(*)** Last Stone First End
X Unplayed/unfinished end due to concession

Game - Shot by Shot

End 1 — **SWE - Sweden** **0 + 0** (this end) **= 0** — **RUS - Russia** **0 + 1** (this end) **= 1**



	SWE	RUS
Total Score	0	1
Time left	00:00	00:00

Game - Shot by Shot

End 2 | **SWE - Sweden** **0 + 2** (this end) **= 2** | **RUS - Russia** **1 + 0** (this end) **= 1**



	SWE	RUS
Total Score	2	1
Time left	00:00	00:00

Game - Shot by Shot

End 3 | **SWE - Sweden** **2 + 0** (this end) **= 2** | **RUS - Russia** **1 + 2** (this end) **= 3**

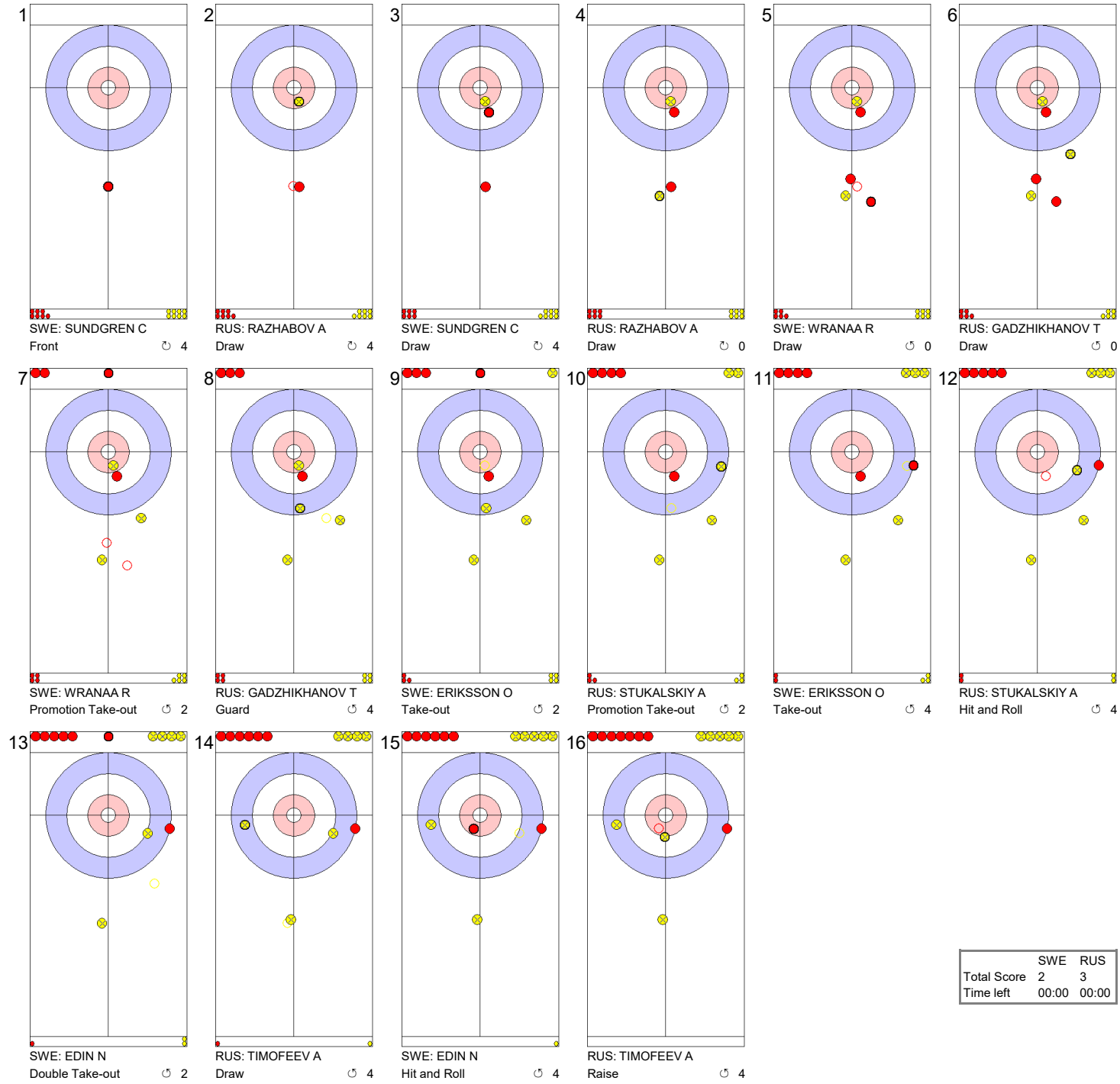

	SWE	RUS
Total Score	2	3
Time left	00:00	00:00

Game - Shot by Shot

End 4 | **SWE - Sweden** **2 + 2** (this end) **= 4** | **RUS - Russia** **3 + 0** (this end) **= 3**

1
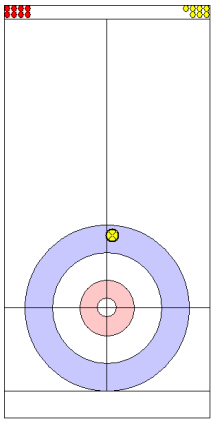
RUS: RAZHABOV A
Draw ↻ 4

2
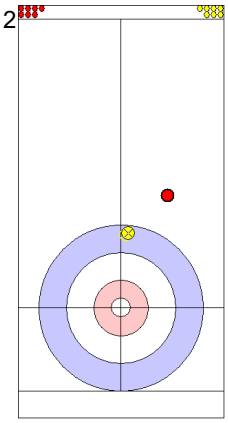
SWE: SUNDGREN C
Front ↻ 4

3
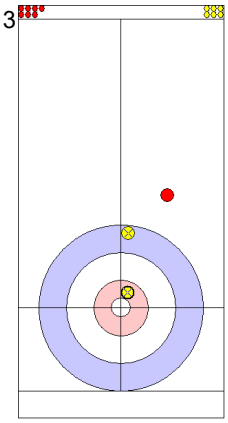
RUS: RAZHABOV A
Draw ↻ 4

4
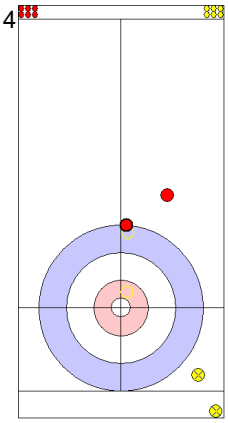
SWE: SUNDGREN C
Double Take-out ↻ 4

5
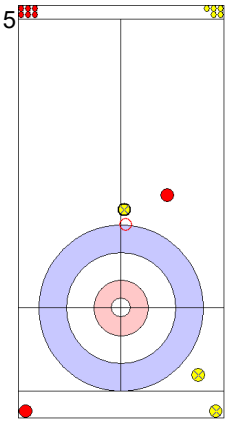
RUS: GADZHIKHANOV T
Take-out ↻ 4

6
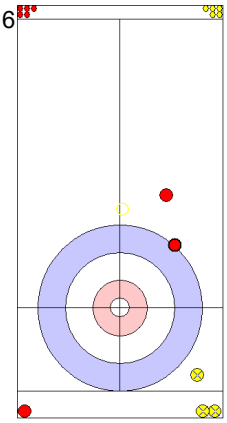
SWE: WRANAA R
Hit and Roll ↻ 4

7
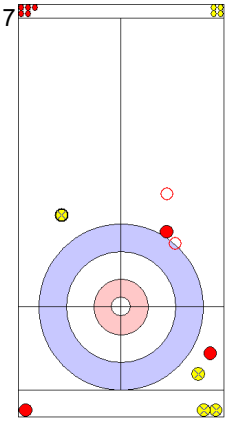
RUS: GADZHIKHANOV T
Promotion Take-out ↻ 2

8
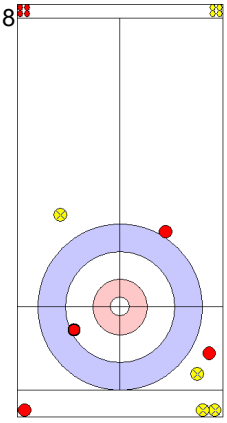
SWE: WRANAA R
Draw ↻ 3

9
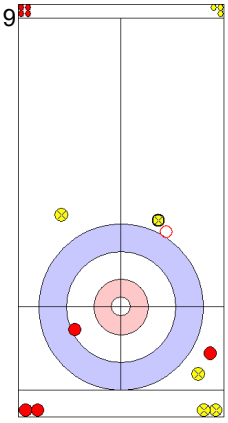
RUS: STUKALSKIY A
Hit and Roll ↻ 3

10
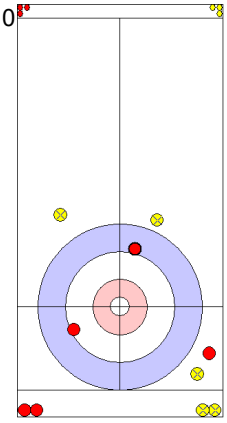
SWE: ERIKSSON O
Draw ↻ 2

11
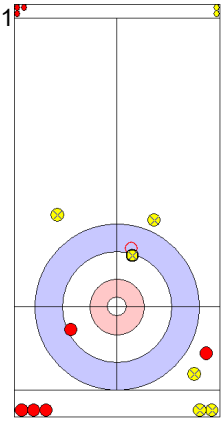
RUS: STUKALSKIY A
Take-out ↻ 4

12
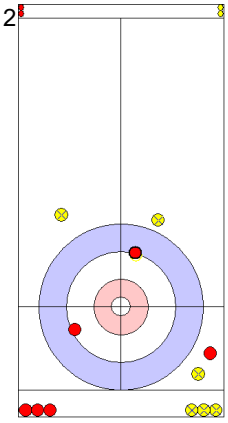
SWE: ERIKSSON O
Hit and Roll ↻ 3

13
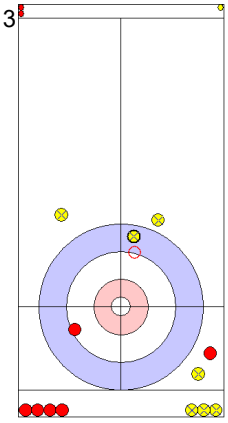
RUS: TIMOFEEV A
Hit and Roll ↻ 3

14
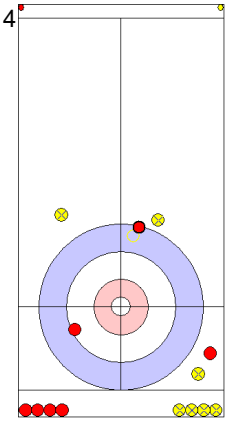
SWE: EDIN N
Take-out ↻ 3

15
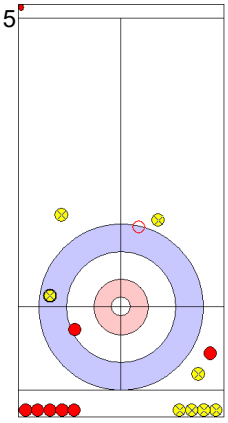
RUS: TIMOFEEV A
Hit and Roll ↻ 3

16
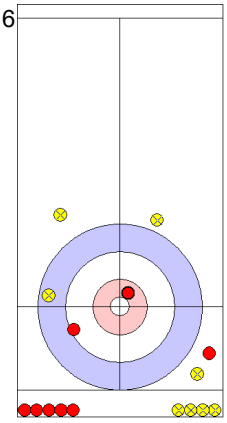
SWE: EDIN N
Draw ↻ 4

	SWE	RUS
Total Score	4	3
Time left	00:00	00:00

Game - Shot by Shot

End 5 | **SWE - Sweden** **4 + 1** (this end) **= 5** | **RUS - Russia** **3 + 0** (this end) **= 3**

1
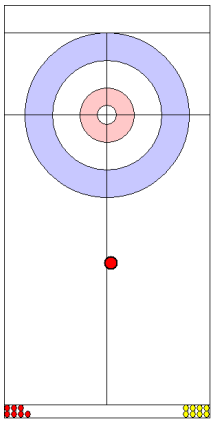
SWE: SUNDGREN C
Front ↻ 4

2
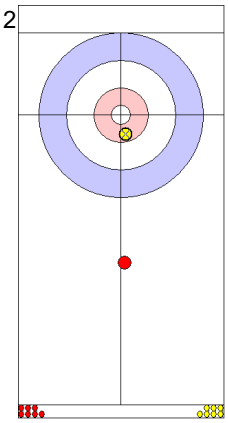
RUS: RAZHABOV A
Draw ↻ 4

3
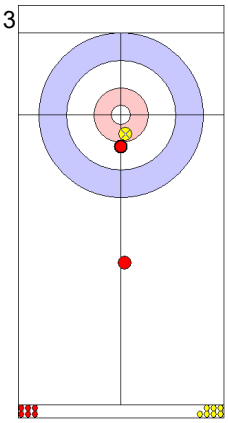
SWE: SUNDGREN C
Draw ↻ 4

4
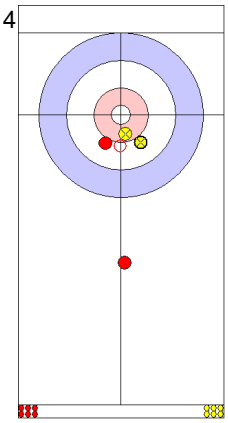
RUS: RAZHABOV A
Draw ↻ 4

5
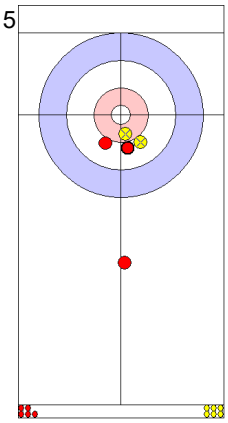
SWE: WRANAA R
Draw ↻ 4

6
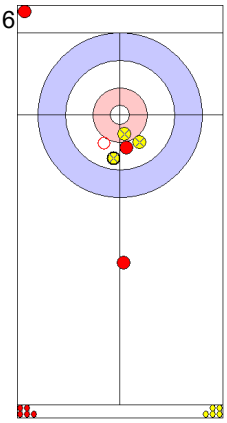
RUS: GADZHIKHANOV T
Raise ↻ 4

7
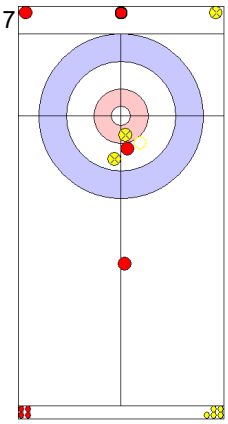
SWE: WRANAA R
Take-out ↻ 2

8
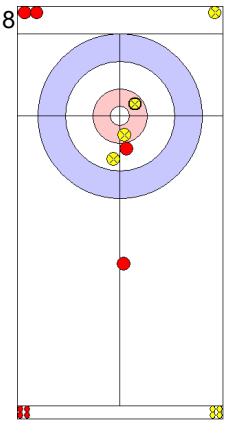
RUS: GADZHIKHANOV T
Draw ↻ 4

9
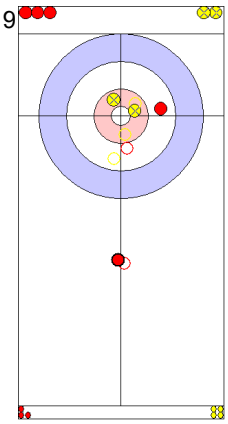
SWE: ERIKSSON O
Promotion Take-out ↻ 2

10
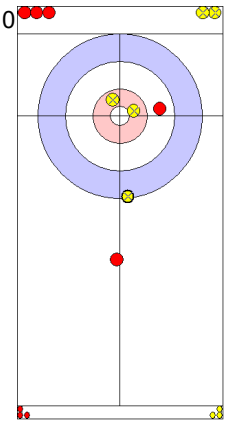
RUS: STUKALSKIY A
Draw ↻ 4

11
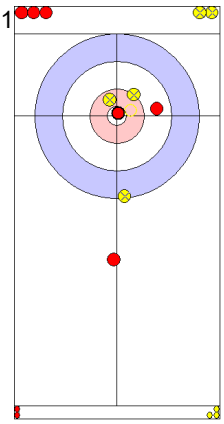
SWE: ERIKSSON O
Draw ↻ 4

12
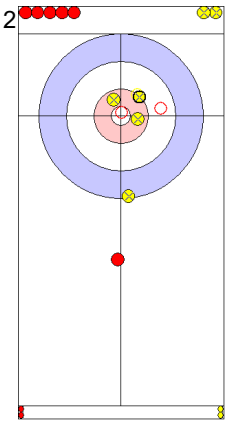
RUS: STUKALSKIY A
Take-out ↻ 4

13
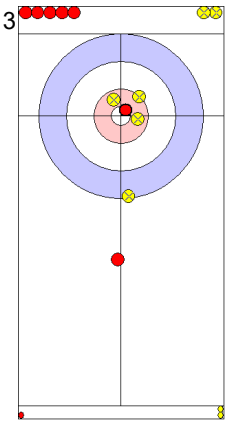
SWE: EDIN N
Draw ↻ 4

14
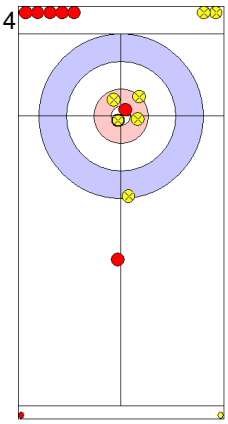
RUS: TIMOFEEV A
Draw ↻ 4

15
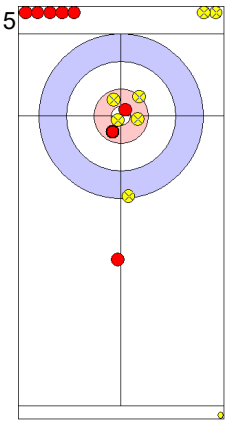
SWE: EDIN N
Draw ↻ 4

16
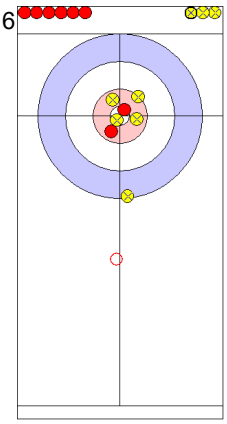
RUS: TIMOFEEV A
Promotion Take-out ↻ 0

	SWE	RUS
Total Score	5	3
Time left	00:00	00:00

Game - Shot by Shot

End 6 | **SWE - Sweden** **5 + 3** (this end) **= 8** | **RUS - Russia** **3 + 0** (this end) **= 3**

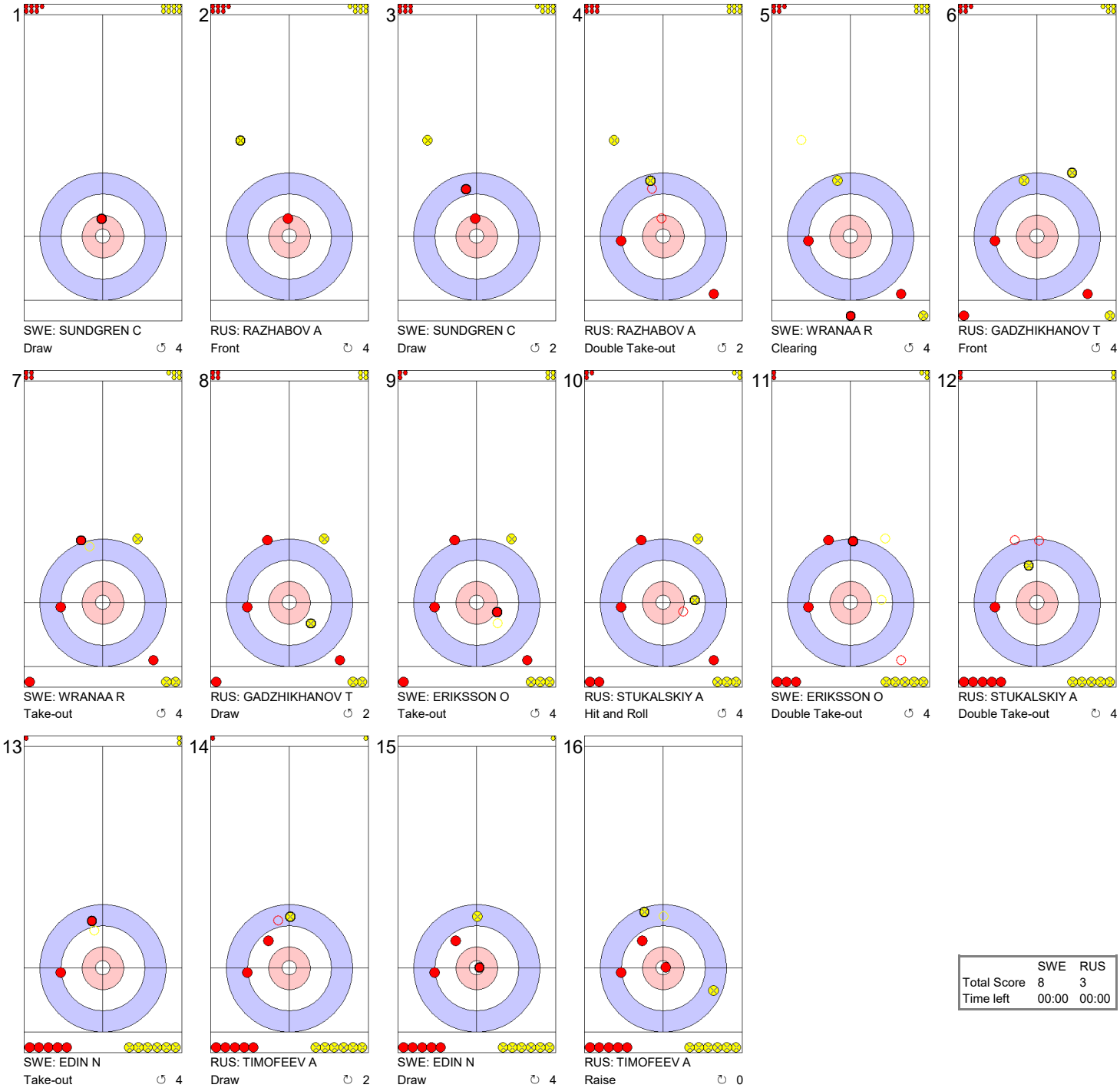

1 SWE: SUNDGREN C — Draw ↻ 4
2 RUS: RAZHABOV A — Front ↻ 4
3 SWE: SUNDGREN C — Draw ↻ 2
4 RUS: RAZHABOV A — Double Take-out ↻ 2
5 SWE: WRANAA R — Clearing ↻ 4
6 RUS: GADZHIKHANOV T — Front ↻ 4
7 SWE: WRANAA R — Take-out ↻ 4
8 RUS: GADZHIKHANOV T — Draw ↻ 2
9 SWE: ERIKSSON O — Take-out ↻ 4
10 RUS: STUKALSKIY A — Hit and Roll ↻ 4
11 SWE: ERIKSSON O — Double Take-out ↻ 4
12 RUS: STUKALSKIY A — Double Take-out ↻ 4
13 SWE: EDIN N — Take-out ↻ 4
14 RUS: TIMOFEEV A — Draw ↻ 2
15 SWE: EDIN N — Draw ↻ 4
16 RUS: TIMOFEEV A — Raise ↻ 0

	SWE	RUS
Total Score	8	3
Time left	00:00	00:00

Game - Shot by Shot

End 7 — **SWE - Sweden** **8 + 0** (this end) **= 8** — **RUS - Russia** **3 + 2** (this end) **= 5**

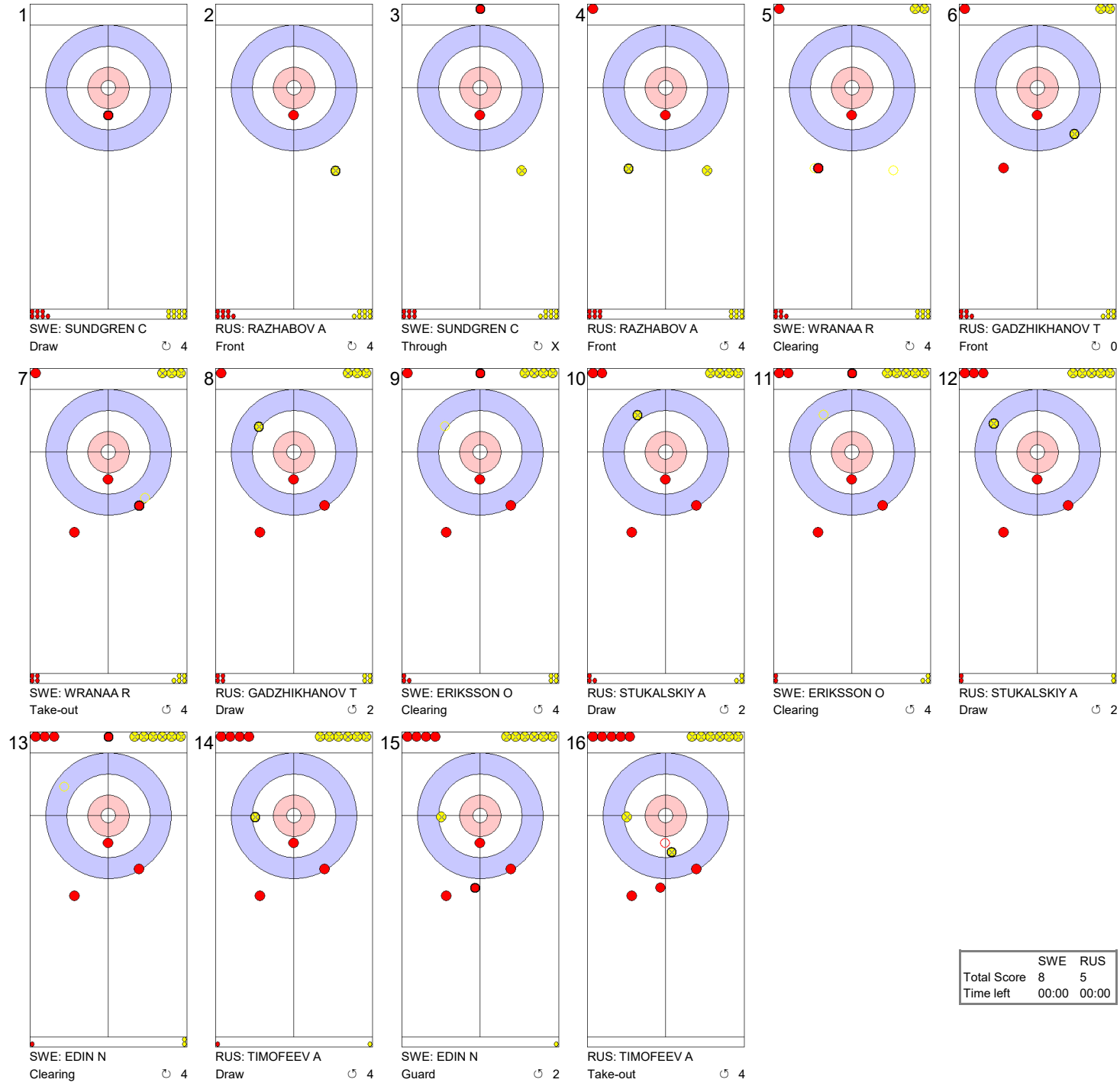

	SWE	RUS
Total Score	8	5
Time left	00:00	00:00

Game - Shot by Shot

End 8 | **SWE - Sweden** **8 + 1** (this end) **= 9** | **RUS - Russia** **5 + 0** (this end) **= 5**

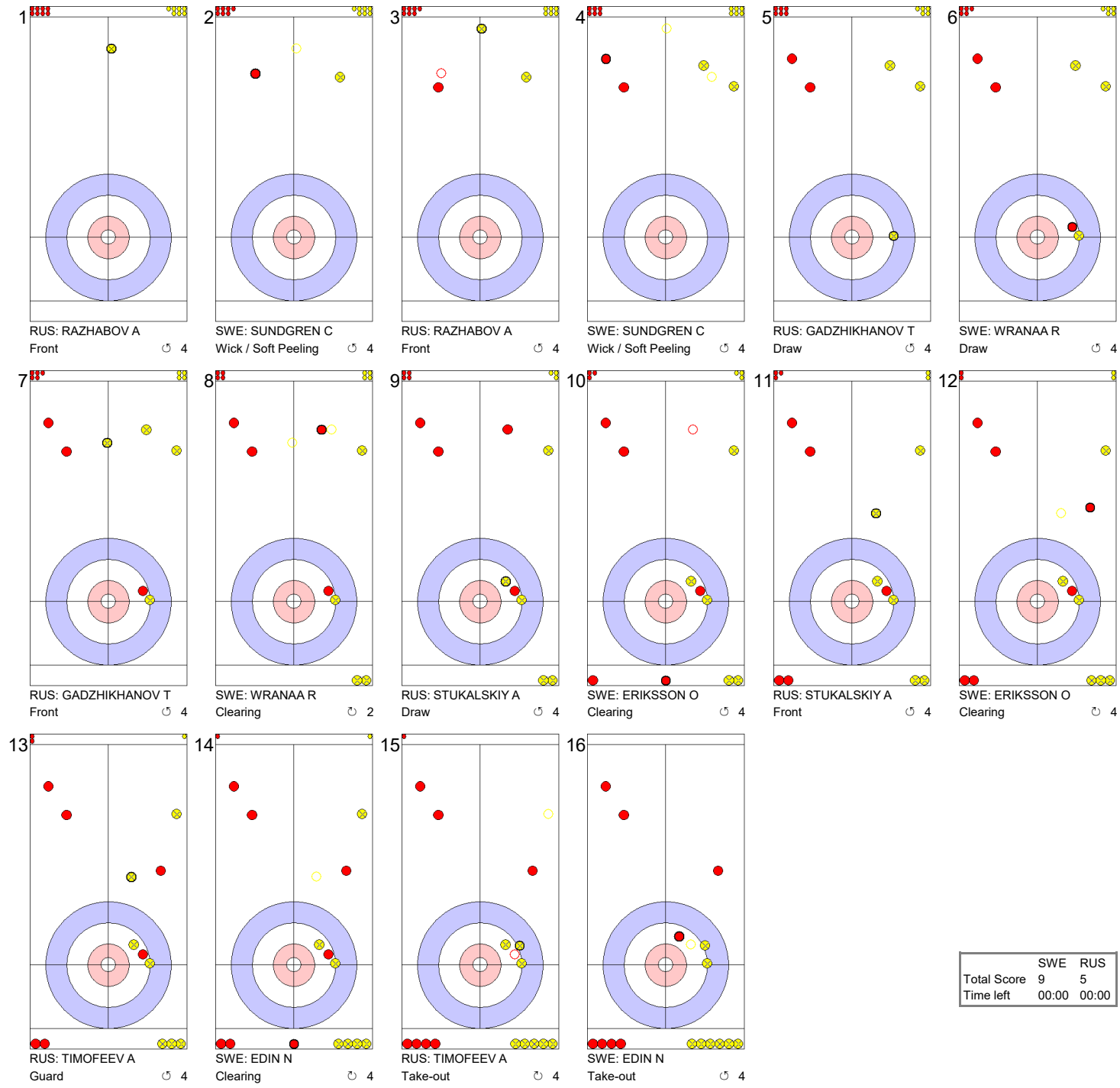

	SWE	RUS
Total Score	9	5
Time left	00:00	00:00

Game - Shot by Shot

End 9 | **SWE - Sweden** **9 + 1** (this end) **= 10** | **RUS - Russia** **5 + 0** (this end) **= 5**

1

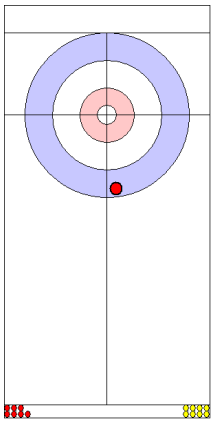

SWE: SUNDGREN C
Draw ↻ 4

2

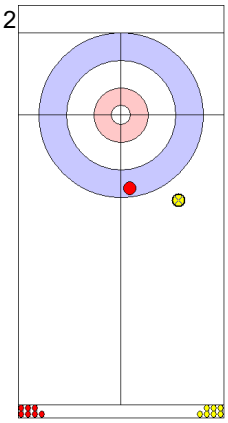

RUS: RAZHABOV A
Front ↻ 4

3

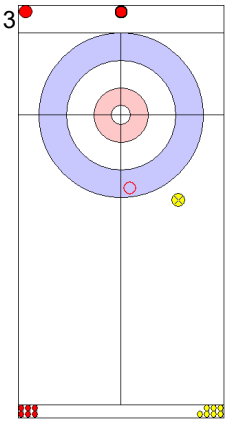

SWE: SUNDGREN C
Clearing ↻ 4

4

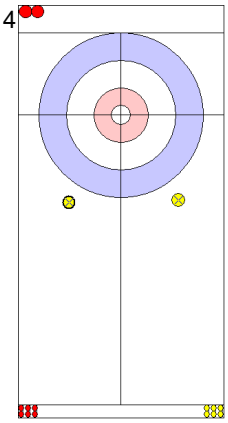

RUS: RAZHABOV A
Front ↻ 4

5

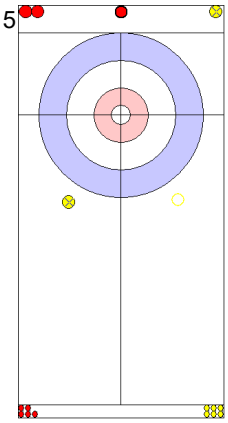

SWE: WRANAA R
Clearing ↻ 4

6

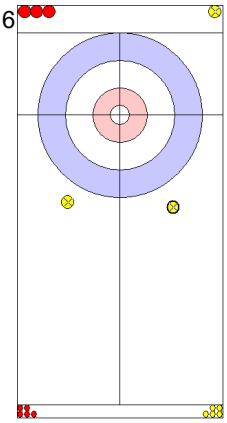

RUS: GADZHIKHANOV T
Front ↻ 4

7

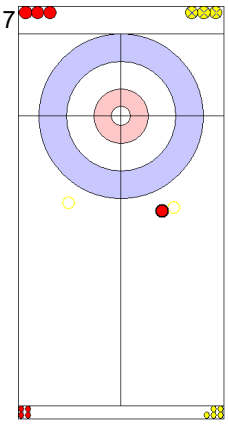

SWE: WRANAA R
Clearing ↻ 4

8

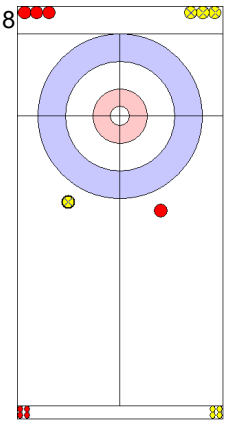

RUS: GADZHIKHANOV T
Front ↻ 4

9

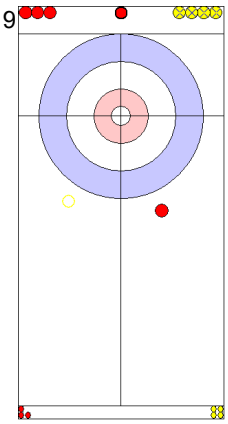

SWE: ERIKSSON O
Clearing ↻ 4

10

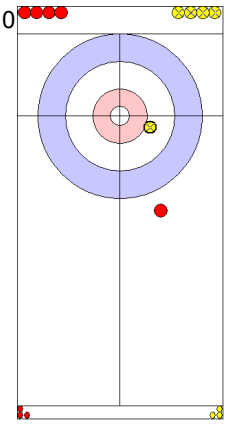

RUS: STUKALSKIY A
Draw ↻ 4

11

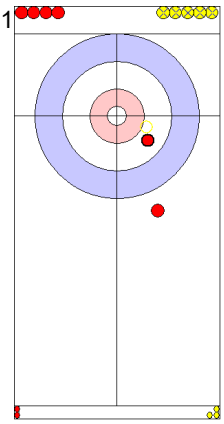

SWE: ERIKSSON O
Take-out ↻ 4

12

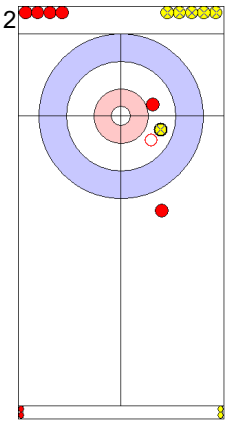

RUS: STUKALSKIY A
Raise ↻ 4

13

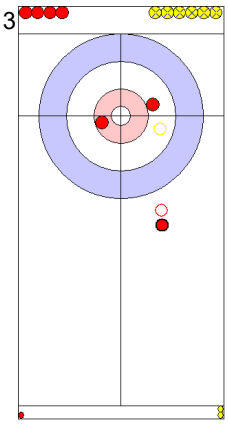

SWE: EDIN N
Promotion Take-out ↻ 4

14

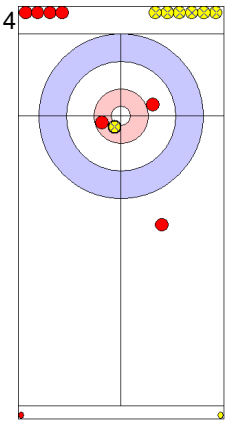

RUS: TIMOFEEV A
Draw ↻ 4

15

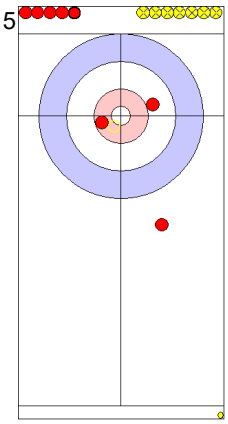

SWE: EDIN N
Take-out ↻ 4

16

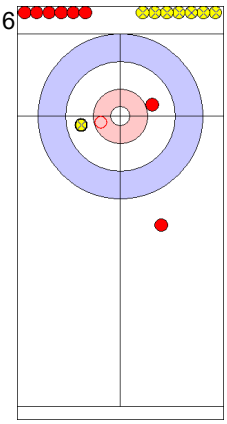

RUS: TIMOFEEV A
Take-out ↺ 1

Note:
Shot Success Points:
4 = 100%
3 = 75%
2 = 50%
1 = 25%
0 = 0%
X = not considered

Rotation:
↻ Clockwise
↺ Counter-clockwise

	SWE	RUS
Total Score	10	5
Time left	04:04	04:58

Session Results and Standings

Sheet	Game	Team	LSFE	1	2	3	4	5	6	7	8	9	10	Extra Ends				Total
A	6	SWE - Sweden	*	0	3	0	4	1	0	X	X	X	X					8
	6	ITA - Italy		0	0	1	0	0	1	X	X	X	X					2
B	6	SUI - Switzerland		1	0	2	0	0	1	0	0	0	2					6
	6	SCO - Scotland	*	0	1	0	2	0	0	0	0	2	0					5
C	6	GER - Germany	*	2	0	0	0	1	2	0	0	0	1					6
	6	CHN - China		0	0	0	2	0	0	1	1	1	0					5
D	6	NOR - Norway	*	1	0	2	0	0	0	0	X	X	X					3
	6	USA - United States		0	3	0	0	4	1	1	X	X	X					9

Current Standings

Rank	Team	Games	Wins	Losses
1	CAN - Canada	5	5	0
2	SUI - Switzerland	6	5	1
2	SWE - Sweden	6	5	1
4	JPN - Japan	5	3	2
5	CHN - China	6	3	3
5	ITA - Italy	6	3	3
5	NOR - Norway	6	3	3
5	USA - United States	6	3	3
9	GER - Germany	6	2	4
9	SCO - Scotland	6	2	4
11	NED - Netherlands	5	0	5
11	RUS - Russia	5	0	5

Attendance

Session: 2'726 Total: 33'473

Note:
Under WCF rules, tie-breaking rules for standings are not applied until after the last game of the Round Robin.

Legend:
LSFE(*) Last Stone First End **X** Unplayed/unfinished end due to concession

Game Results

Sheet	Game	Team	LSFE	1	2	3	4	5	6	7	8	9	10	Extra Ends	Total
A	6	SWE - Sweden	*	0	3	0	4	1	0	X	X	X	X		8
	6	ITA - Italy		0	0	1	0	0	1	X	X	X	X		2

SWE - Sweden		Shot Success Game	Shot Success All
4 S	EDIN Niklas	92%	80%
3 V	ERIKSSON Oskar	85%	86%
2	WRANAA Rasmus	83%	86%
1	SUNDGREN Christoffer	100%	88%
A	LEEK Henrik	100%	100%
	Team Total	90%	85%

Last Stone Draw		Distance
↻	EDIN N	30.6cm
↺	SUNDGREN C	28.0cm
Total		**58.6cm**

Time remaining: 19 minutes 48 seconds

ITA - Italy		Shot Success Game	Shot Success All
4 V	MOSANER Amos	65%	79%
3 S	RETORNAZ Joel	90%	78%
2	PILZER Andrea	71%	76%
1	FERRAZZA Daniele	94%	84%
A	GONIN Simone	-	-
	Team Total	80%	79%

Last Stone Draw		Distance
↻	FERRAZZA D	52.3cm
↺	PILZER A	118.0cm
Total		**170.3cm**

Time remaining: 18 minutes 58 seconds

LEEK H replaced ERIKSSON O at the beginning of end 6
Revised line-up: (4 S) EDIN N, (3) WRANAA R, (2 V) LEEK H, (1) SUNDGREN C

Shot Success Analysis

SWE - Sweden		↻	↺	Game
4 EDIN Niklas	Draws	1 100%	3 67%	4 75%
	Take-outs	2 100%	6 100%	8 100%
	Total	3 100%	9 89%	12 92%
3 ERIKSSON Oskar	Draws	0 -	0 -	0 -
	Take-outs	6 83%	4 88%	10 85%
	Total	6 83%	4 88%	10 85%
2 WRANAA Rasmus	Draws	0 -	1 100%	1 100%
	Take-outs	5 70%	6 92%	11 82%
	Total	5 70%	7 93%	12 83%
1 SUNDGREN Christoffer	Draws	3 100%	6 100%	9 100%
	Take-outs	0 -	2 100%	2 100%
	Total	3 100%	8 100%	11 100%
A LEEK Henrik	Draws	0 -	0 -	0 -
	Take-outs	1 100%	1 100%	2 100%
	Total	1 100%	1 100%	2 100%
Team	Draws	4 100%	10 90%	14 93%
	Take-outs	14 82%	19 95%	33 89%
	Total	18 86%	29 93%	47 90%

ITA - Italy		↻	↺	Game
4 MOSANER Amos	Draws	0 -	6 50%	6 50%
	Take-outs	0 -	6 79%	6 79%
	Total	0 -	12 65%	12 65%
3 RETORNAZ Joel	Draws	1 100%	7 93%	8 94%
	Take-outs	2 75%	2 88%	4 81%
	Total	3 83%	9 92%	12 90%
2 PILZER Andrea	Draws	3 83%	3 67%	6 75%
	Take-outs	0 -	6 67%	6 67%
	Total	3 83%	9 67%	12 71%
1 FERRAZZA Daniele	Draws	2 100%	8 94%	10 95%
	Take-outs	0 -	2 88%	2 88%
	Total	2 100%	10 93%	12 94%
A GONIN Simone	Draws	0 -	0 -	0 -
	Take-outs	0 -	0 -	0 -
	Total	0 -	0 -	0 -
Team	Draws	6 92%	24 79%	30 82%
	Take-outs	2 75%	16 77%	18 76%
	Total	8 88%	40 78%	48 80%

Note:
Team position and functions are attached to each team member's name as follows:
4 = Fourth, **3** = Third, **2** = Second, **1** = Lead, **A** = Alternate, **S** = Skip, **V** = Vice-Skip

Legend:
↻ Clockwise ↺ Counter-clockwise **LSFE(*)** Last Stone First End
X Unplayed/unfinished end due to concession

Game - Shot by Shot

End 1 — **SWE - Sweden** **0 + 0** (this end) **= 0** — **ITA - Italy** **0 + 0** (this end) **= 0**

1
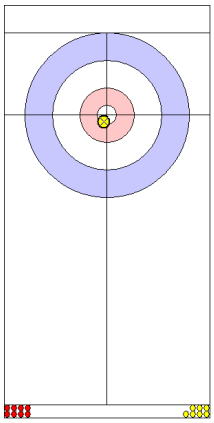
ITA: FERRAZZA D
Draw ↺ 4

2
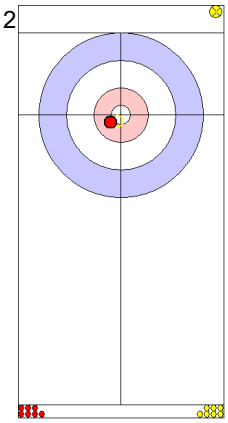
SWE: SUNDGREN C
Take-out ↺ 4

3
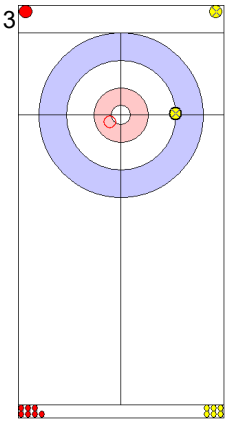
ITA: FERRAZZA D
Take-out ↺ 4

4
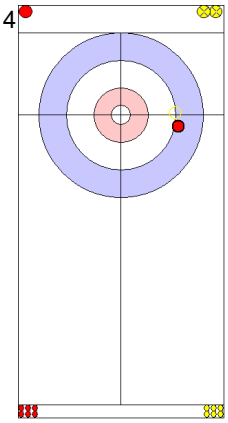
SWE: SUNDGREN C
Take-out ↺ 4

5
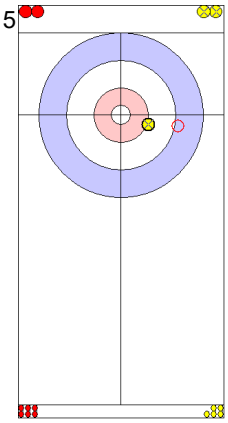
ITA: PILZER A
Take-out ↺ 4

6
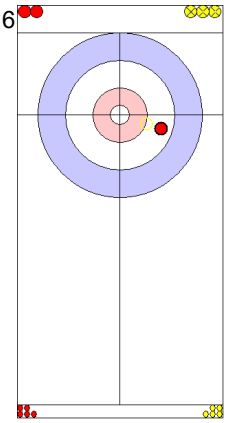
SWE: WRANAA R
Take-out ↺ 4

7
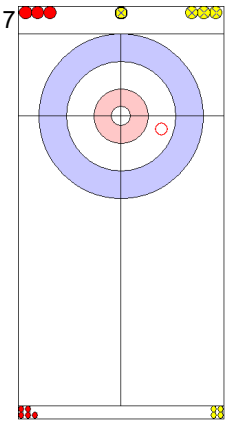
ITA: PILZER A
Take-out ↺ 4

8
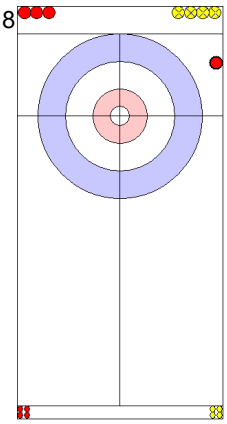
SWE: WRANAA R
Take-out ↺ 2

9
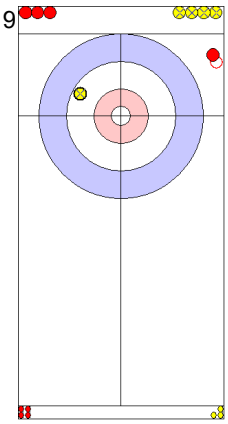
ITA: RETORNAZ J
Draw ↺ 4

10
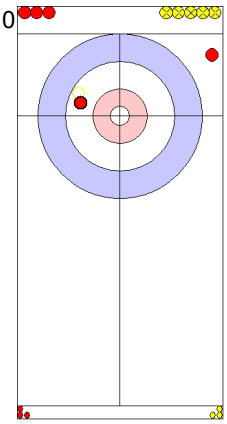
SWE: ERIKSSON O
Take-out ↺ 4

11
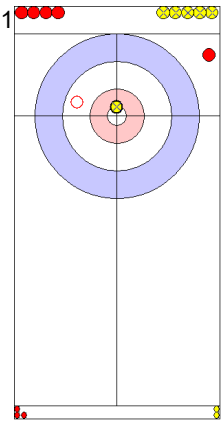
ITA: RETORNAZ J
Take-out ↺ 4

12
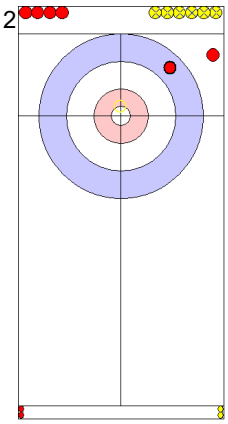
SWE: ERIKSSON O
Take-out ↺ 4

13
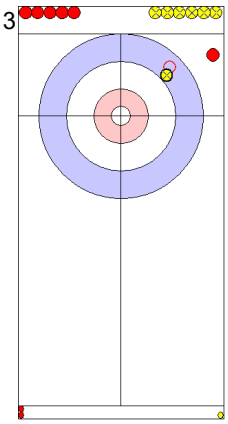
ITA: MOSANER A
Take-out ↺ 4

14
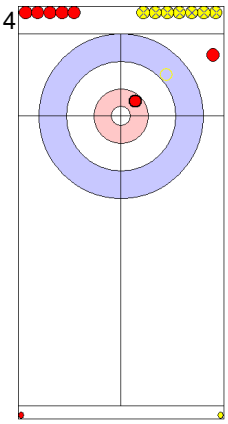
SWE: EDIN N
Take-out ↺ 4

15
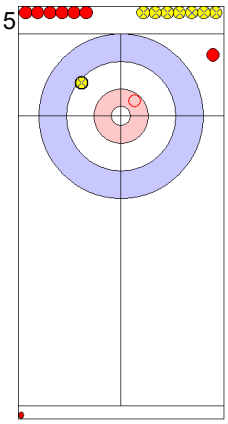
ITA: MOSANER A
Take-out ↺ 4

16
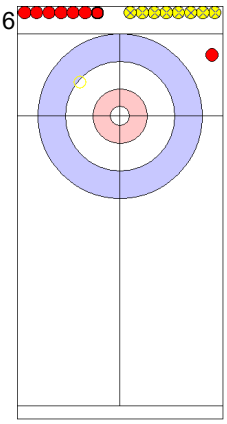
SWE: EDIN N
Clearing ↺ 4

	SWE	ITA
Total Score	0	0
Time left	00:00	00:00

Game - Shot by Shot

End 2 | **SWE - Sweden** **0 + 3** (this end) **= 3** | **ITA - Italy** **0 + 0** (this end) **= 0**

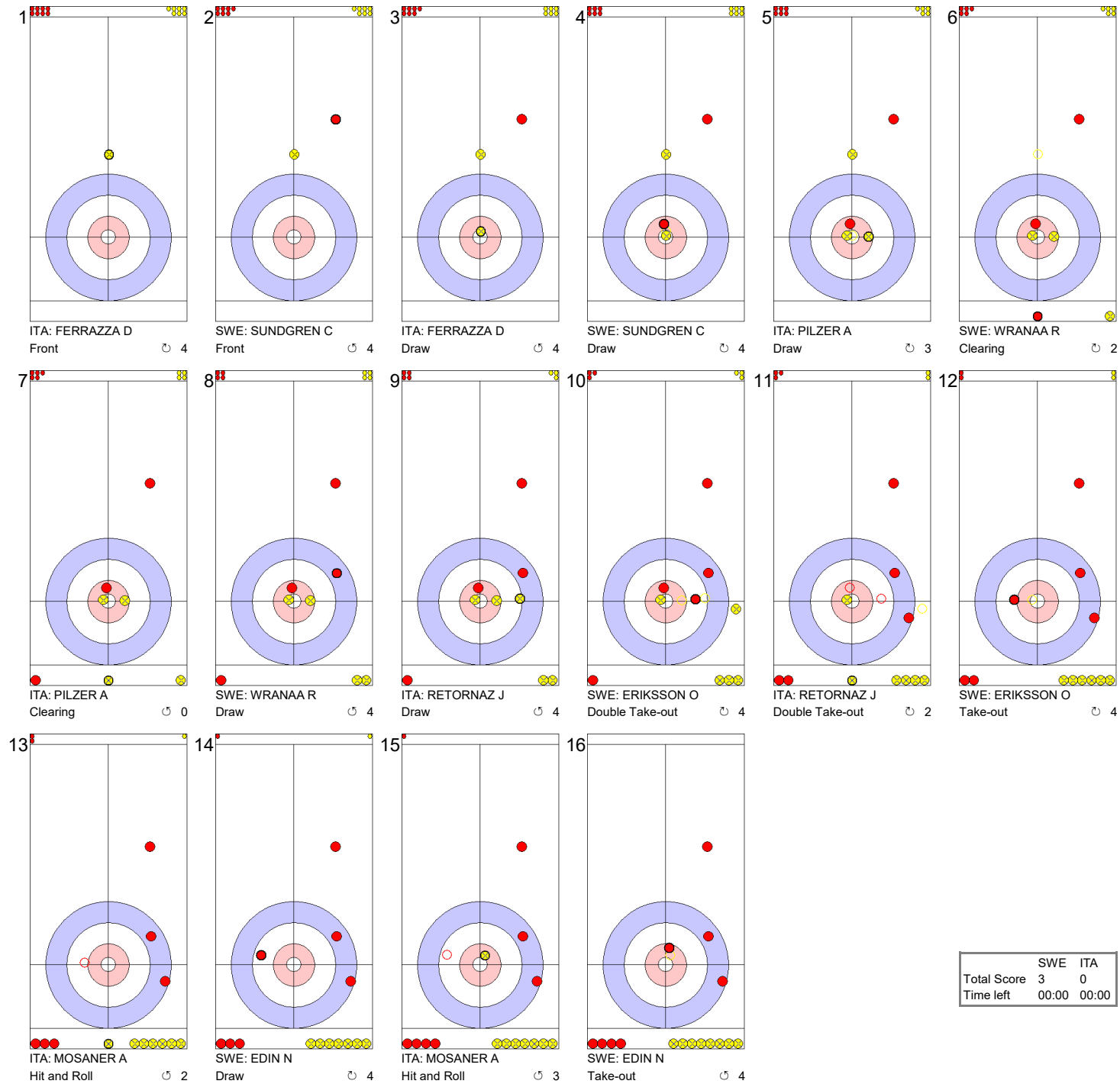

	SWE	ITA
Total Score	3	0
Time left	00:00	00:00

Game - Shot by Shot

End 3 | **SWE - Sweden** **3 + 0** (this end) **= 3** | **ITA - Italy** **0 + 1** (this end) **= 1**

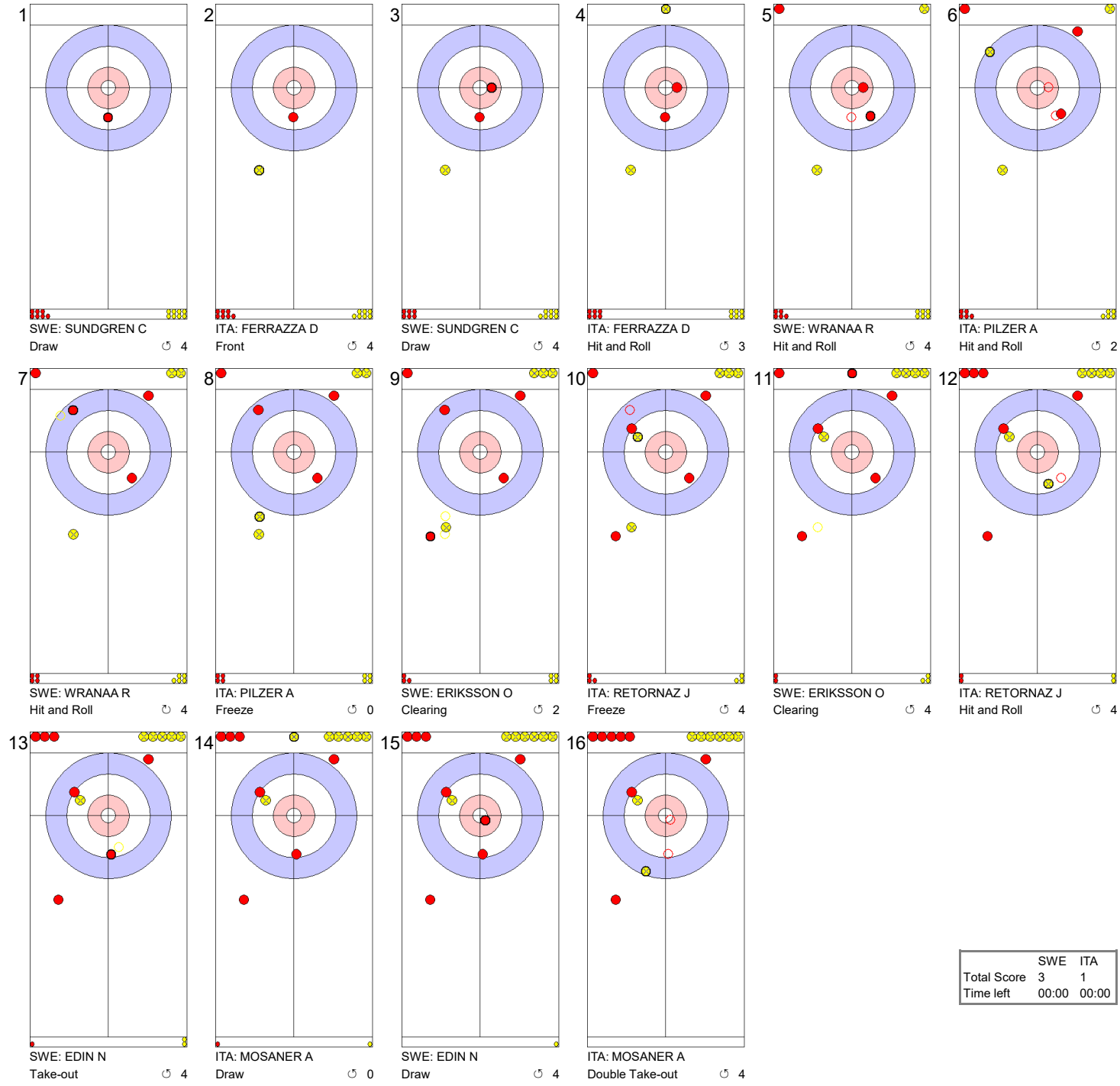

	SWE	ITA
Total Score	3	1
Time left	00:00	00:00

Game - Shot by Shot

End 4 — **SWE - Sweden** **3 + 4** (this end) **= 7** — **ITA - Italy** **1 + 0** (this end) **= 1**

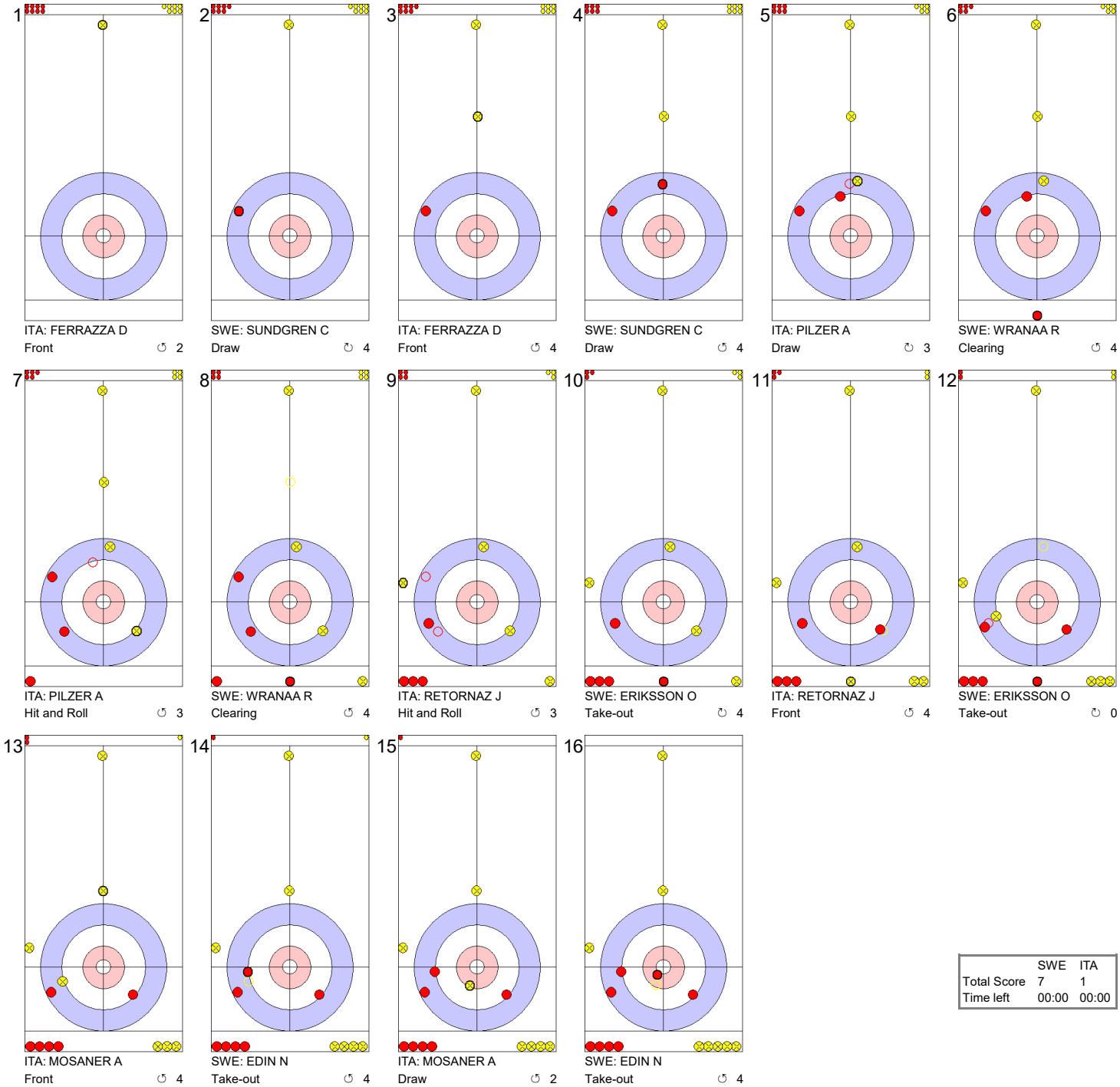

	SWE	ITA
Total Score	7	1
Time left	00:00	00:00

Game - Shot by Shot

End 5 | **SWE - Sweden** **7 + 1** (this end) **= 8** | **ITA - Italy** **1 + 0** (this end) **= 1**

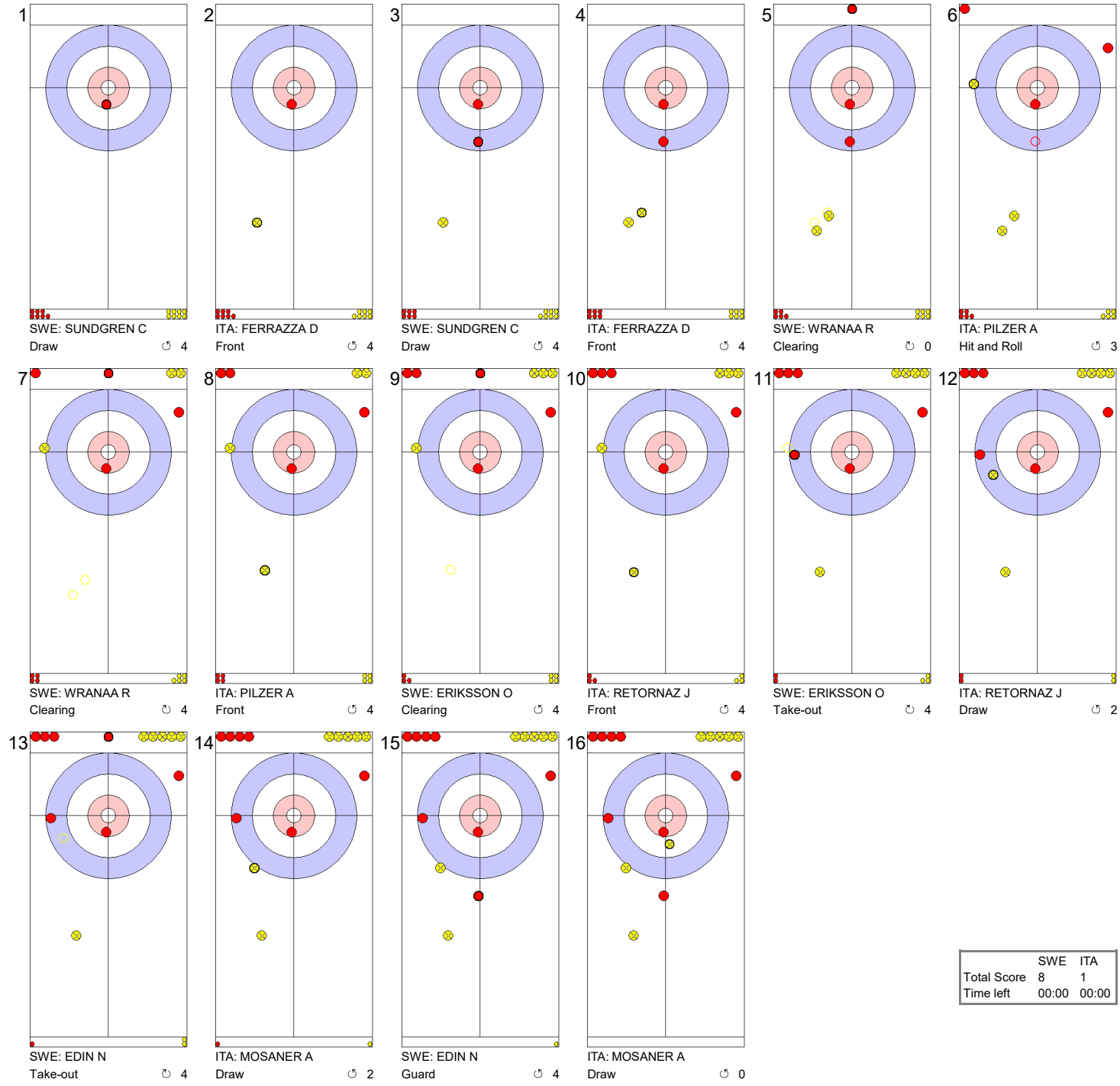

	SWE	ITA
Total Score	8	1
Time left	00:00	00:00

Game - Shot by Shot

End 6 — **SWE - Sweden** **8 + 0** (this end) **= 8** — **ITA - Italy** **1 + 1** (this end) **= 2**

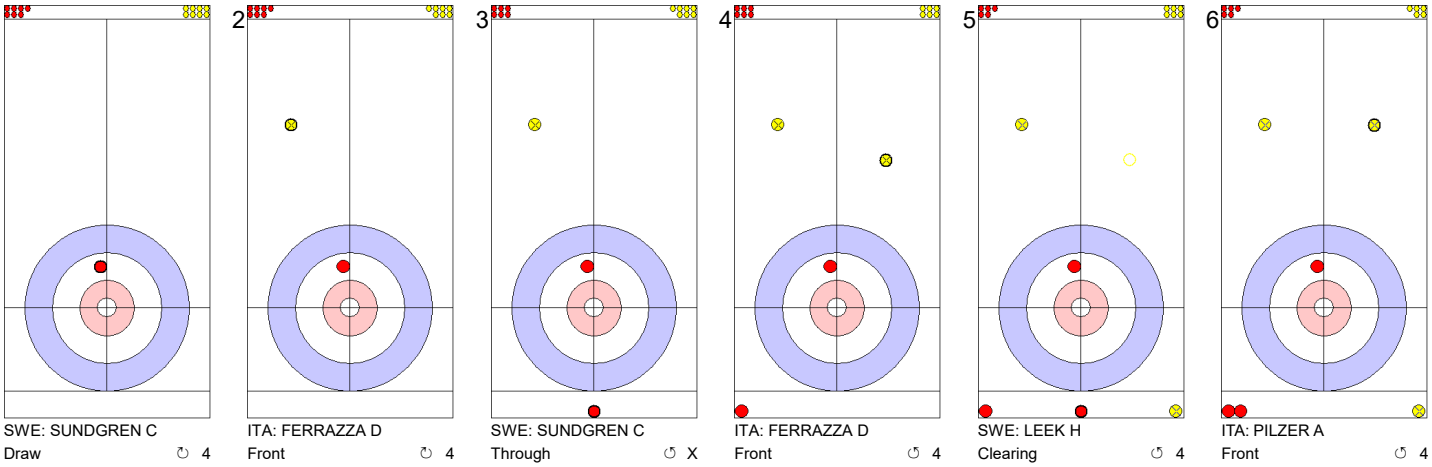

1	2	3	4	5	6
SWE: SUNDGREN C	ITA: FERRAZZA D	SWE: SUNDGREN C	ITA: FERRAZZA D	SWE: LEEK H	ITA: PILZER A
Draw ↻ 4	Front ↻ 4	Through ↺ X	Front ↺ 4	Clearing ↺ 4	Front ↺ 4

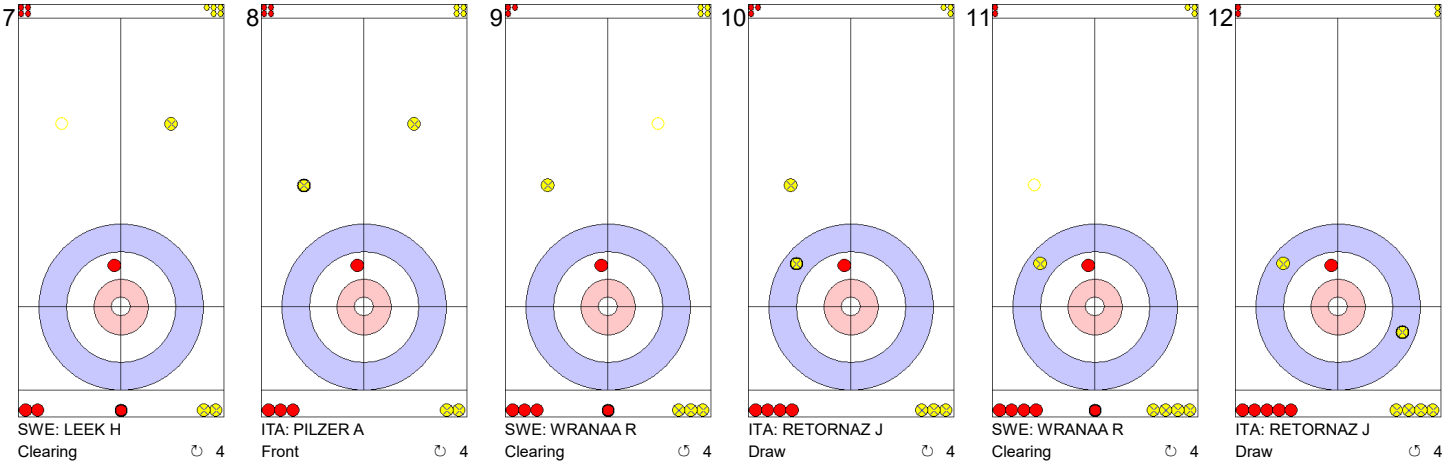

7	8	9	10	11	12
SWE: LEEK H	ITA: PILZER A	SWE: WRANAA R	ITA: RETORNAZ J	SWE: WRANAA R	ITA: RETORNAZ J
Clearing ↻ 4	Front ↻ 4	Clearing ↺ 4	Draw ↺ 4	Clearing ↺ 4	Draw ↺ 4

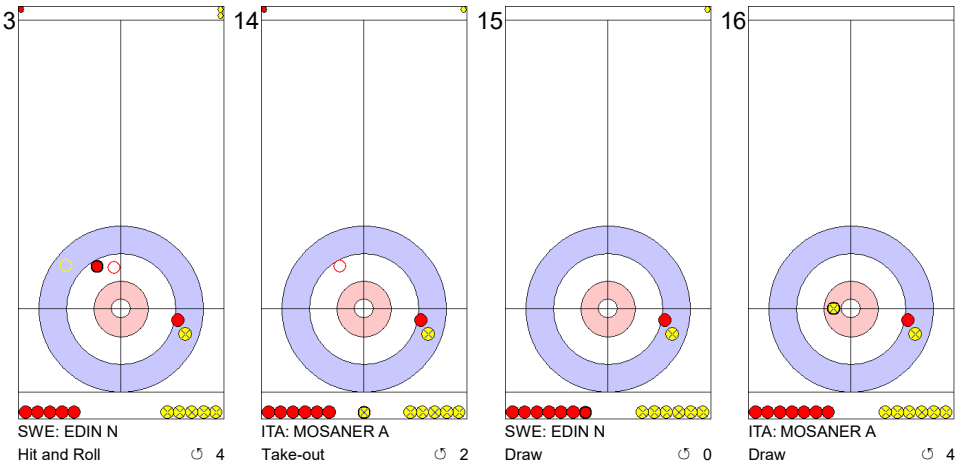

13	14	15	16
SWE: EDIN N	ITA: MOSANER A	SWE: EDIN N	ITA: MOSANER A
Hit and Roll ↻ 4	Take-out ↺ 2	Draw ↺ 0	Draw ↺ 4

Note:
Shot Success Points:
4 = 100%
3 = 75%
2 = 50%
1 = 25%
0 = 0%
X = not considered

Rotation:
↻ Clockwise
↺ Counter-clockwise

	SWE	ITA
Total Score	8	2
Time left	19:48	18:58

Game Results

Sheet	Game	Team	LSFE	1	2	3	4	5	6	7	8	9	10	Extra Ends	Total
B	6	SUI - Switzerland		1	0	2	0	0	1	0	0	0	2		6
	6	SCO - Scotland	*	0	1	0	2	0	0	0	0	2	0		5

SUI - Switzerland		Shot Success Game	Shot Success All
4 V	SCHWARZ Benoit	95%	83%
3	PAETZ Claudio	86%	84%
2 S	DE CRUZ Peter	81%	82%
1	TANNER Valentin	98%	88%
A	MEIER Romano	-	50%
	Team Total	90%	84%

Last Stone Draw		Distance
↻	DE CRUZ P	16.8cm
↺	PAETZ C	12.8cm
Total		**29.6cm**

Time remaining: 2 minutes 2 seconds

Time-out: end 10 - SUI stone 7

SCO - Scotland		Shot Success Game	Shot Success All
4 S	MURDOCH David	75%	78%
3 V	DRUMMOND Greg	90%	83%
2	ANDREWS Scott	80%	85%
1	GOODFELLOW Michael	83%	92%
A	PATERSON Ross	-	-
	Team Total	82%	85%

Last Stone Draw		Distance
↻	DRUMMOND G	5.9cm
↺	MURDOCH D	19.9cm
Total		**25.8cm**

Time remaining: 0 minutes 18 seconds

Time-out: end 9 - SCO stone 7

Shot Success Analysis

SUI - Switzerland		↻		↺		Game	
4 SCHWARZ Benoit	Draws	3	100%	5	100%	8	100%
	Take-outs	4	88%	7	93%	11	91%
	Total	7	93%	12	96%	19	95%
3 PAETZ Claudio	Draws	3	100%	2	75%	5	90%
	Take-outs	8	91%	7	79%	15	85%
	Total	11	93%	9	78%	20	86%
2 DE CRUZ Peter	Draws	3	83%	3	92%	6	88%
	Take-outs	5	60%	9	89%	14	79%
	Total	8	69%	12	90%	20	81%
1 TANNER Valentin	Draws	7	96%	10	98%	17	97%
	Take-outs	1	100%	2	100%	3	100%
	Total	8	97%	12	98%	20	98%
A MEIER Romano	Draws	0	-	0	-	0	-
	Take-outs	0	-	0	-	0	-
	Total	0	-	0	-	0	-
Team	Draws	16	95%	20	95%	36	95%
	Take-outs	18	82%	25	88%	43	85%
	Total	34	88%	45	91%	79	90%

SCO - Scotland		↻		↺		Game	
4 MURDOCH David	Draws	3	92%	1	75%	4	88%
	Take-outs	7	71%	9	72%	16	72%
	Total	10	78%	10	73%	20	75%
3 DRUMMOND Greg	Draws	4	63%	6	96%	10	83%
	Take-outs	3	100%	7	96%	10	98%
	Total	7	79%	13	96%	20	90%
2 ANDREWS Scott	Draws	7	86%	1	50%	8	81%
	Take-outs	3	67%	9	83%	12	79%
	Total	10	80%	10	80%	20	80%
1 GOODFELLOW Michael	Draws	8	91%	10	73%	18	81%
	Take-outs	0	-	2	100%	2	100%
	Total	8	91%	12	77%	20	83%
A PATERSON Ross	Draws	0	-	0	-	0	-
	Take-outs	0	-	0	-	0	-
	Total	0	-	0	-	0	-
Team	Draws	22	84%	18	79%	40	82%
	Take-outs	13	77%	27	84%	40	82%
	Total	35	81%	45	82%	80	82%

Note:
Team position and functions are attached to each team member's name as follows:
4 = Fourth, **3** = Third, **2** = Second, **1** = Lead, **A** = Alternate, **S** = Skip, **V** = Vice-Skip

Legend:
↻ Clockwise ↺ Counter-clockwise **LSFE(*)** Last Stone First End

Game - Shot by Shot

End 1 — **SUI - Switzerland** **0 + 1** (this end) **= 1** — **SCO - Scotland** **0 + 0** (this end) **= 0**

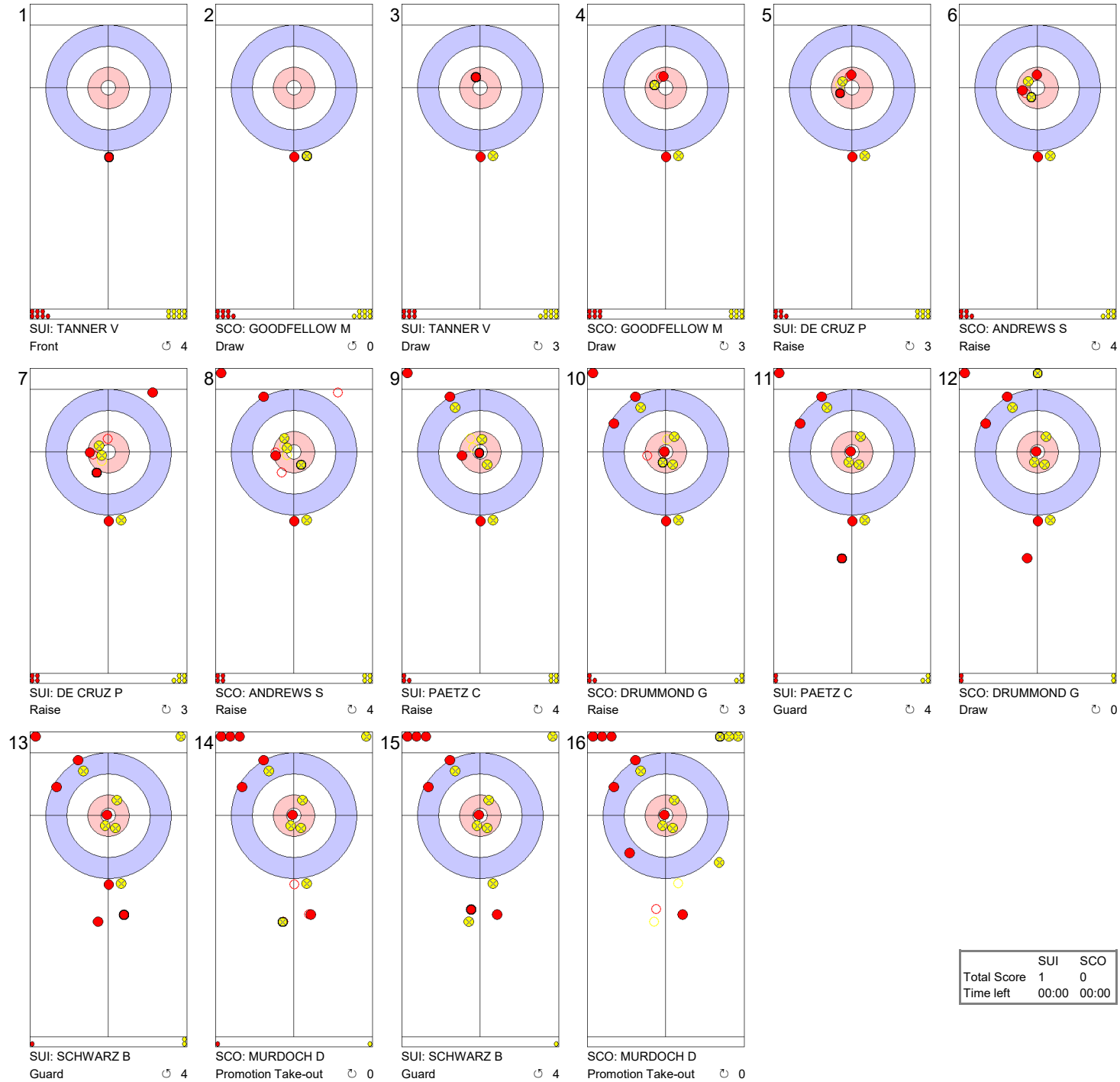

	SUI	SCO
Total Score	1	0
Time left	00:00	00:00

Game - Shot by Shot

End 2 | **SUI - Switzerland** **1 + 0** (this end) **= 1** | **SCO - Scotland** **0 + 1** (this end) **= 1**



	SUI	SCO
Total Score	1	1
Time left	00:00	00:00

Game - Shot by Shot

End 3 | **SUI - Switzerland** **1 + 2** (this end) **= 3** | **SCO - Scotland** **1 + 0** (this end) **= 1**

1
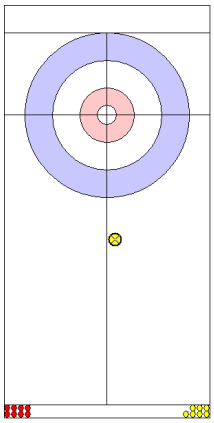
SCO: GOODFELLOW M
Front ↺ 4

2
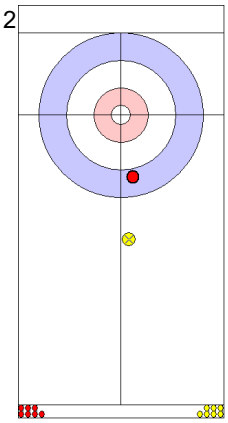
SUI: TANNER V
Draw ↺ 4

3
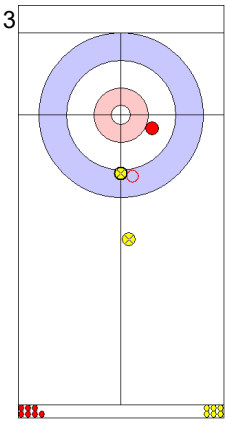
SCO: GOODFELLOW M
Draw ↺ 2

4
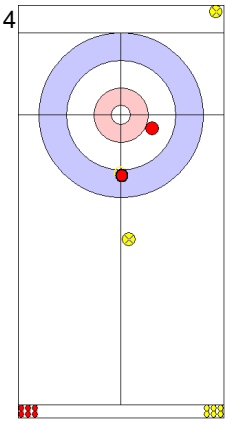
SUI: TANNER V
Take-out ↺ 4

5
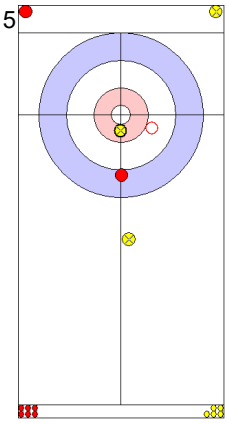
SCO: ANDREWS S
Take-out ↺ 4

6
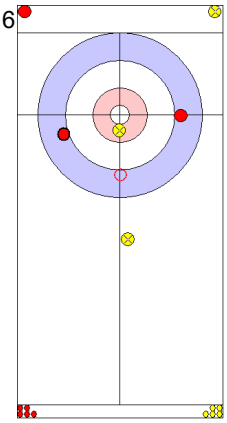
SUI: DE CRUZ P
Raise ↺ 4

7
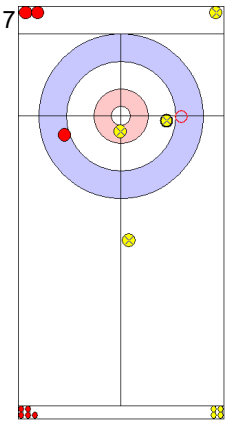
SCO: ANDREWS S
Take-out ↺ 4

8
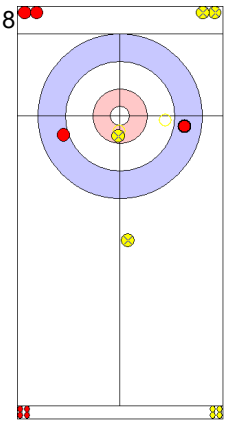
SUI: DE CRUZ P
Take-out ↺ 4

9
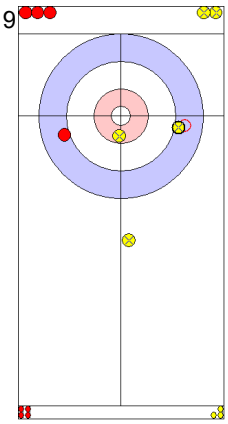
SCO: DRUMMOND G
Take-out ↺ 4

10
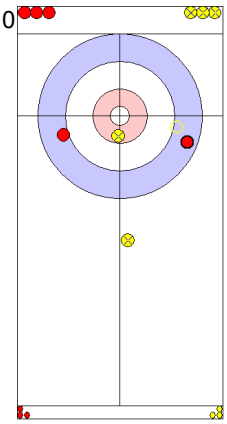
SUI: PAETZ C
Take-out ↺ 4

11
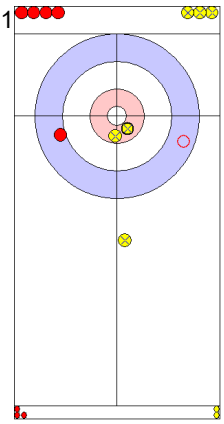
SCO: DRUMMOND G
Take-out ↺ 4

12
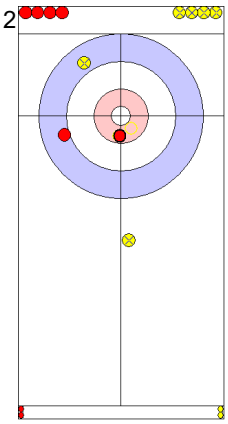
SUI: PAETZ C
Take-out ↺ 4

13
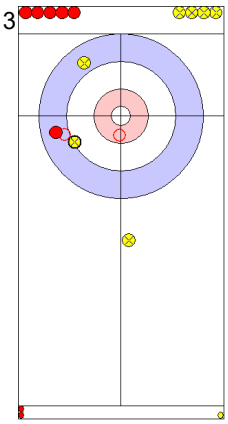
SCO: MURDOCH D
Take-out ↺ 4

14
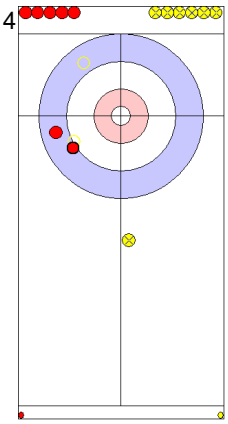
SUI: SCHWARZ B
Double Take-out ↺ 4

15
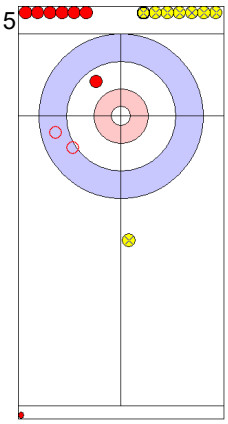
SCO: MURDOCH D
Double Take-out ↺ 2

16
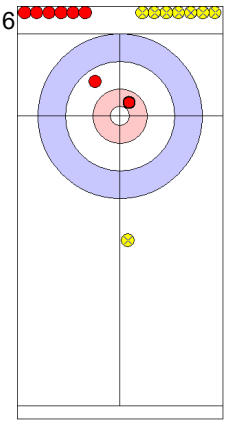
SUI: SCHWARZ B
Draw ↺ 4

	SUI	SCO
Total Score	3	1
Time left	00:00	00:00

Game - Shot by Shot

End 4 | **SUI - Switzerland** **3 + 0** (this end) **= 3** | **SCO - Scotland** **1 + 2** (this end) **= 3**

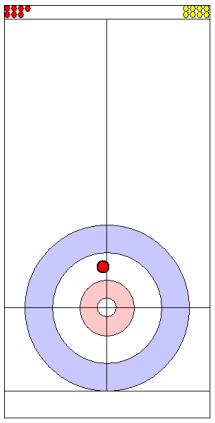
1
SUI: TANNER V
Draw ↻ 4

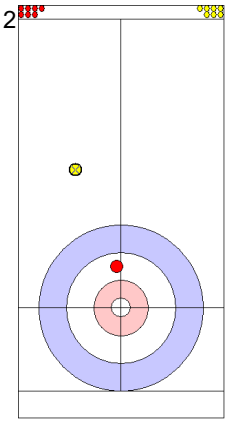
2
SCO: GOODFELLOW M
Front ↻ 4

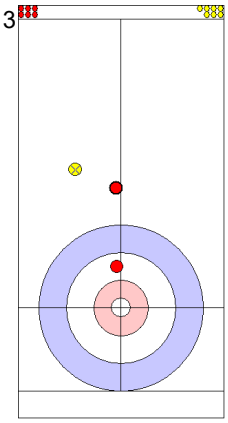
3
SUI: TANNER V
Guard ↻ 4

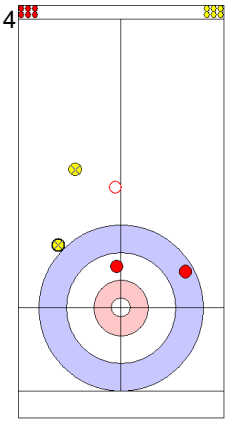
4
SCO: GOODFELLOW M
Wick / Soft Peeling ↻ 4

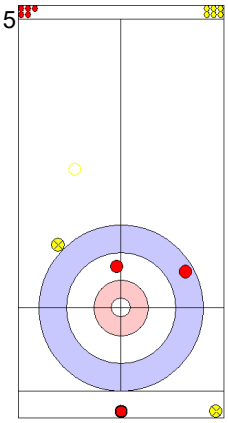
5
SUI: DE CRUZ P
Clearing ↻ 4

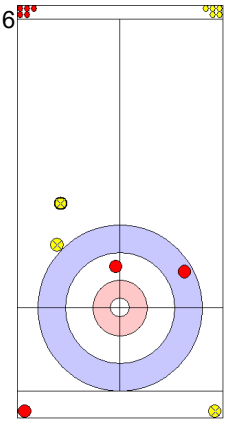
6
SCO: ANDREWS S
Guard ↻ 2

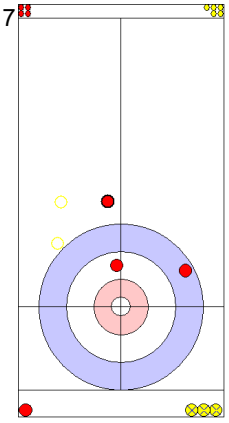
7
SUI: DE CRUZ P
Promotion Take-out ↻ 4

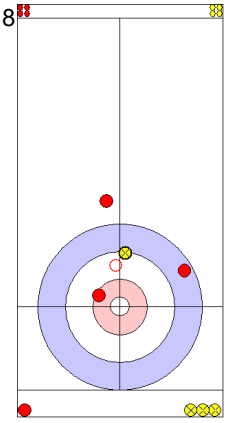
8
SCO: ANDREWS S
Raise ↻ 3

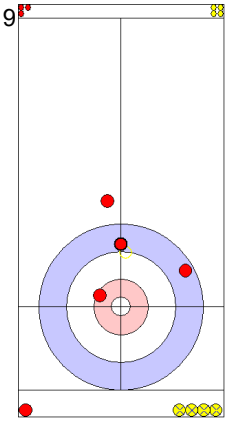
9
SUI: PAETZ C
Take-out ↻ 4

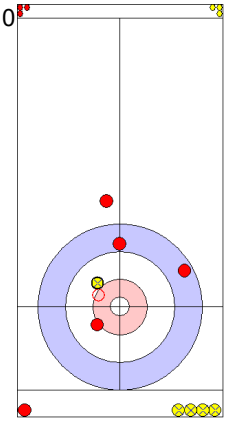
10
SCO: DRUMMOND G
Draw ↻ 4

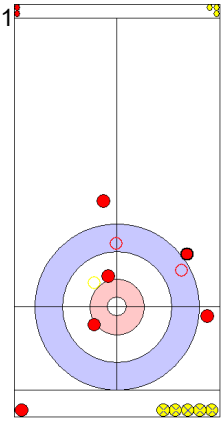
11
SUI: PAETZ C
Promotion Take-out ↻ 4

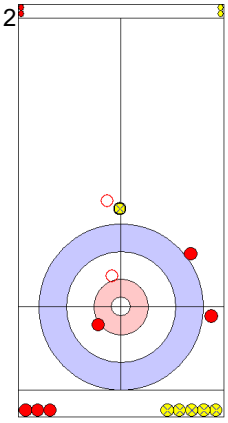
12
SCO: DRUMMOND G
Promotion Take-out ↻ 4

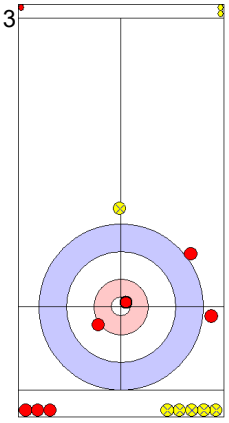
13
SUI: SCHWARZ B
Draw ↻ 4

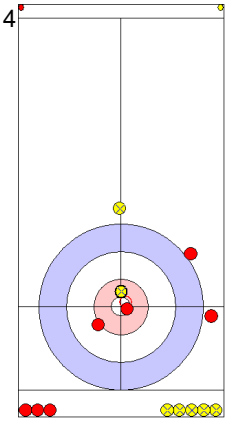
14
SCO: MURDOCH D
Raise ↻ 3

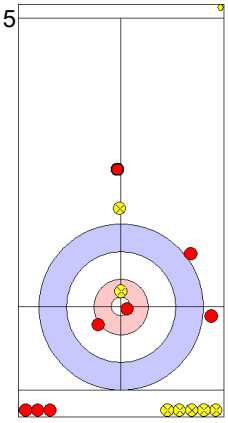
15
SUI: SCHWARZ B
Guard ↻ 4

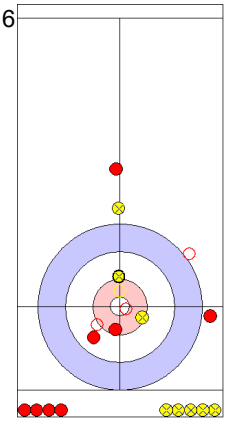
16
SCO: MURDOCH D
Double Take-out ↻ 4

	SUI	SCO
Total Score	3	3
Time left	00:00	00:00

Game - Shot by Shot

End 5 | **SUI - Switzerland** **3 + 0** (this end) **= 3** | **SCO - Scotland** **3 + 0** (this end) **= 3**

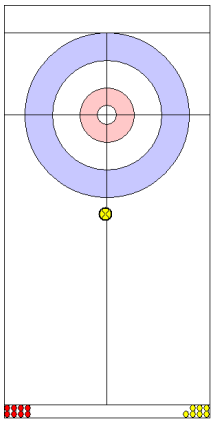
1
SCO: GOODFELLOW M
Front ↺ 4

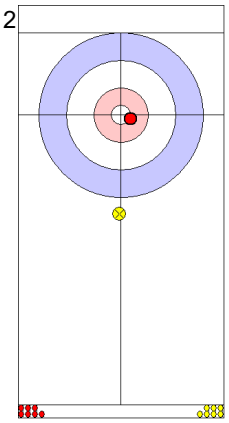
2
SUI: TANNER V
Draw ↺ 3

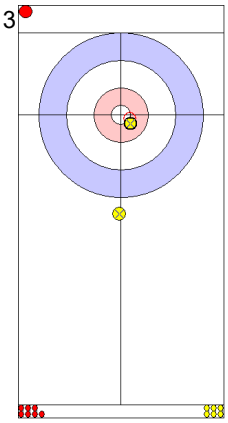
3
SCO: GOODFELLOW M
Take-out ↺ 4

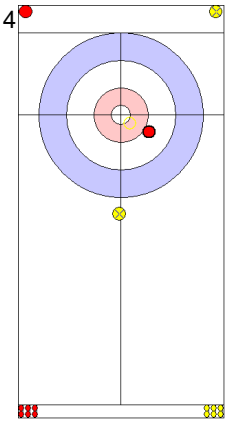
4
SUI: TANNER V
Take-out ↺ 4

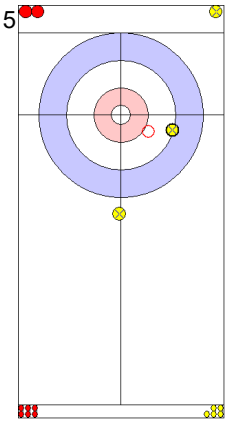
5
SCO: ANDREWS S
Take-out ↺ 4

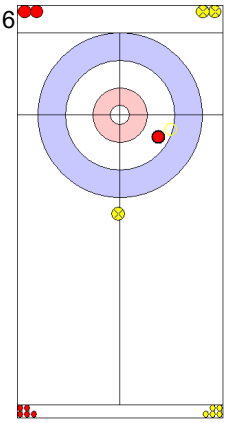
6
SUI: DE CRUZ P
Take-out ↺ 4

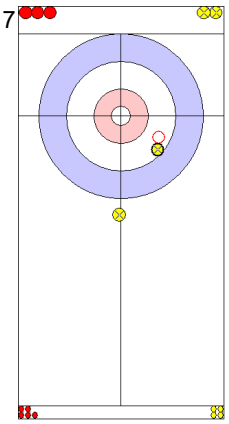
7
SCO: ANDREWS S
Take-out ↺ 4

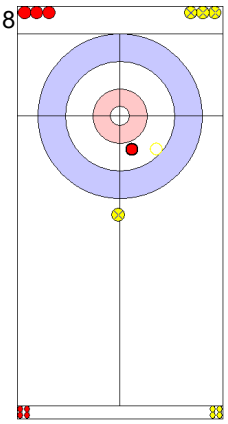
8
SUI: DE CRUZ P
Take-out ↺ 4

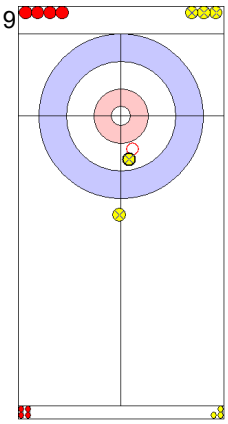
9
SCO: DRUMMOND G
Take-out ↺ 4

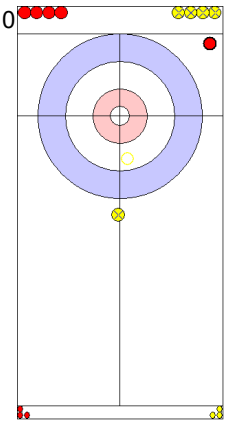
10
SUI: PAETZ C
Take-out ↺ 2

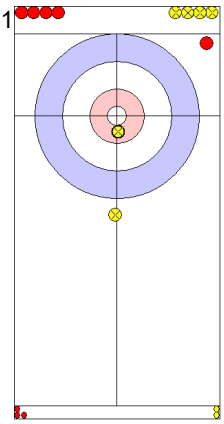
11
SCO: DRUMMOND G
Draw ↺ 4

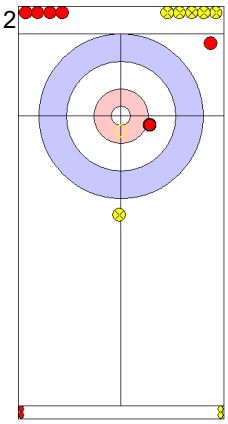
12
SUI: PAETZ C
Take-out ↺ 4

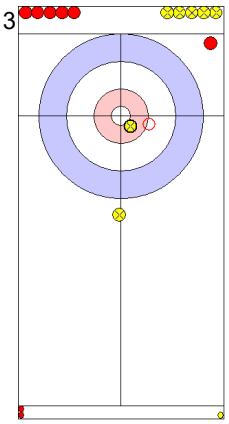
13
SCO: MURDOCH D
Take-out ↺ 4

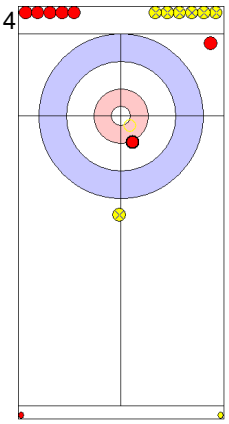
14
SUI: SCHWARZ B
Take-out ↺ 4

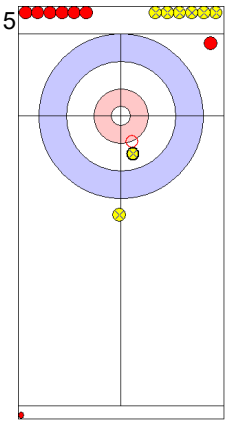
15
SCO: MURDOCH D
Take-out ↺ 4

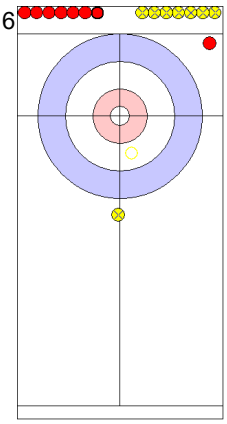
16
SUI: SCHWARZ B
Clearing ↺ 4

	SUI	SCO
Total Score	3	3
Time left	00:00	00:00

Game - Shot by Shot

End 6 | **SUI - Switzerland** **3 + 1** (this end) **= 4** | **SCO - Scotland** **3 + 0** (this end) **= 3**



	SUI	SCO
Total Score	4	3
Time left	00:00	00:00

Game - Shot by Shot

End 7 | **SUI - Switzerland** **4 + 0** (this end) **= 4** | **SCO - Scotland** **3 + 0** (this end) **= 3**

1
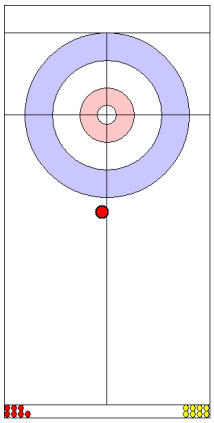
SUI: TANNER V
Front ↺ 4

2
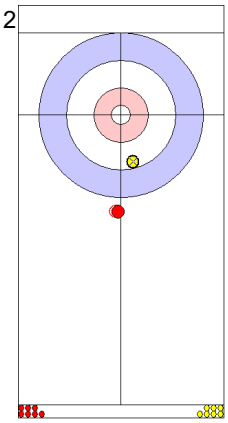
SCO: GOODFELLOW M
Draw ↺ 3

3
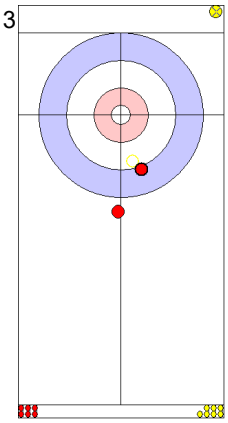
SUI: TANNER V
Take-out ↺ 4

4
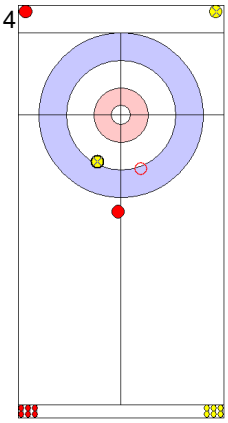
SCO: GOODFELLOW M
Take-out ↺ 4

5
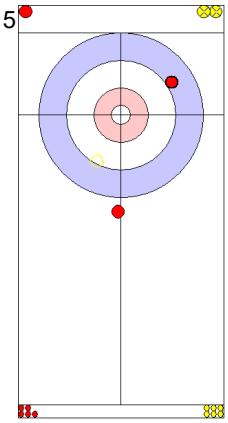
SUI: DE CRUZ P
Take-out ↺ 4

6
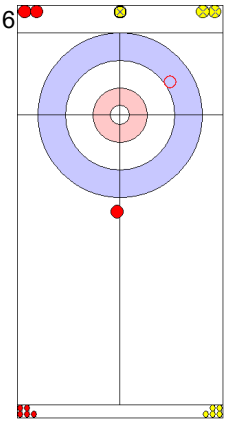
SCO: ANDREWS S
Take-out ↺ 2

7
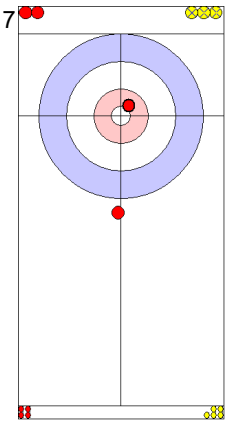
SUI: DE CRUZ P
Draw ↺ 3

8
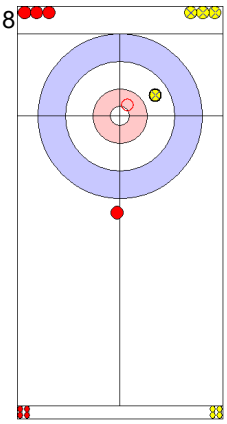
SCO: ANDREWS S
Take-out ↺ 4

9
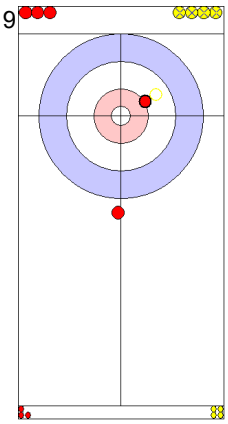
SUI: PAETZ C
Take-out ↺ 4

10
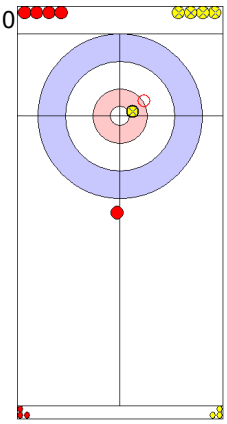
SCO: DRUMMOND G
Take-out ↺ 4

11
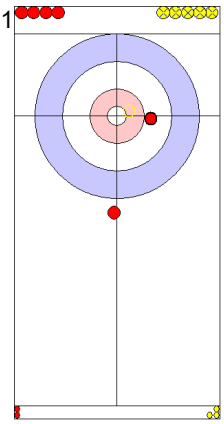
SUI: PAETZ C
Take-out ↺ 4

12
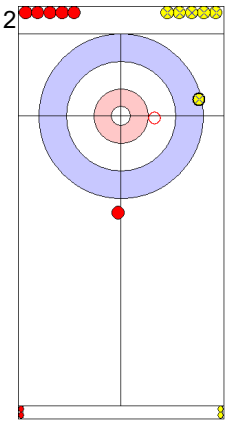
SCO: DRUMMOND G
Take-out ↺ 4

13
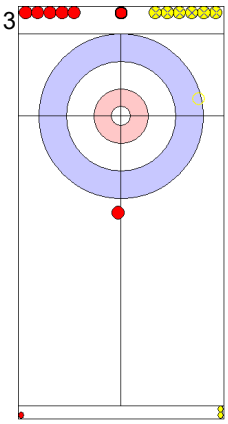
SUI: SCHWARZ B
Take-out ↺ 2

14
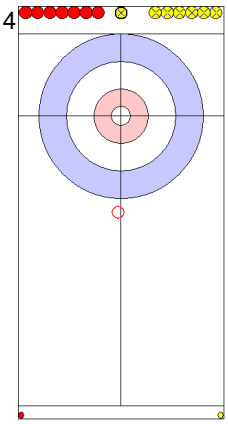
SCO: MURDOCH D
Clearing ↺ 4

15
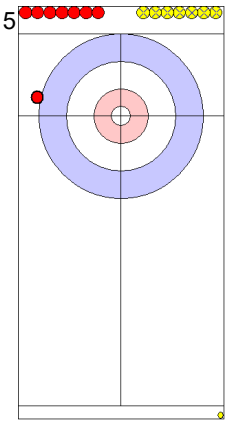
SUI: SCHWARZ B
Draw ↺ 4

16
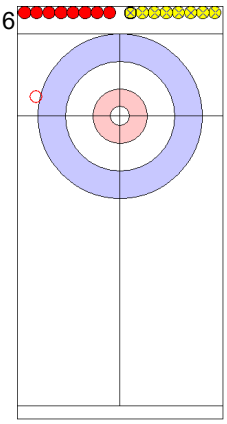
SCO: MURDOCH D
Clearing ↺ 4

	SUI	SCO
Total Score	4	3
Time left	00:00	00:00

Game - Shot by Shot

End 8 | **SUI - Switzerland** **4 + 0** (this end) **= 4** | **SCO - Scotland** **3 + 0** (this end) **= 3**

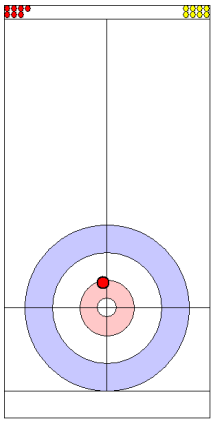
1
SUI: TANNER V
Draw ↻ 4

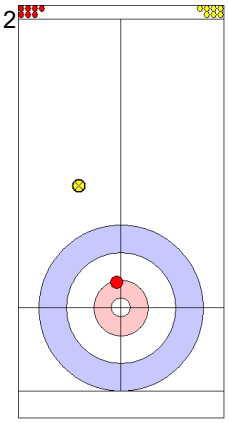
2
SCO: GOODFELLOW M
Front ↻ 4

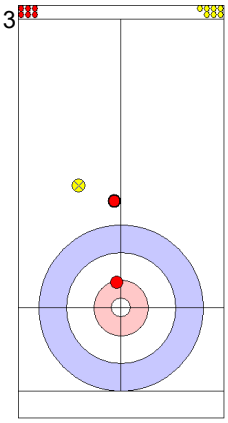
3
SUI: TANNER V
Guard ↻ 4

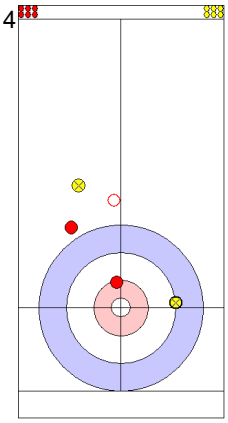
4
SCO: GOODFELLOW M
Wick / Soft Peeling ↻ 4

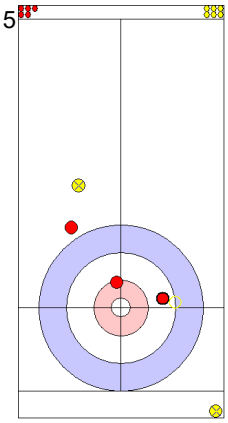
5
SUI: DE CRUZ P
Take-out ↻ 4

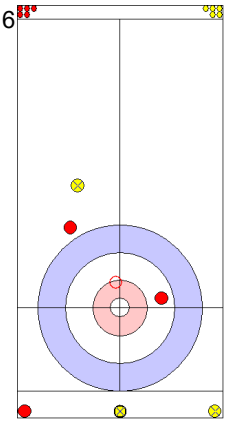
6
SCO: ANDREWS S
Double Take-out ↻ 2

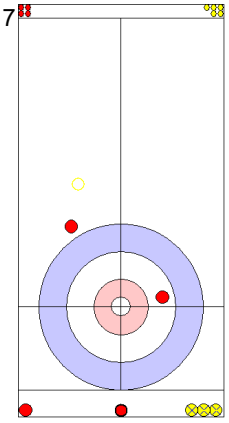
7
SUI: DE CRUZ P
Clearing ↻ 4

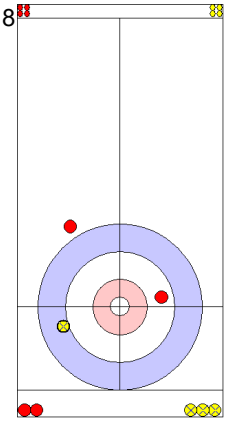
8
SCO: ANDREWS S
Draw ↻ 4

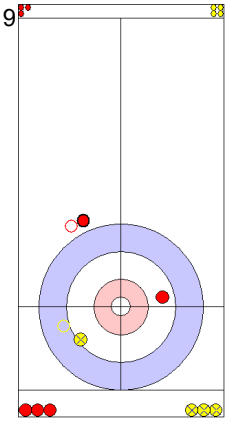
9
SUI: PAETZ C
Hit and Roll ↺ 0

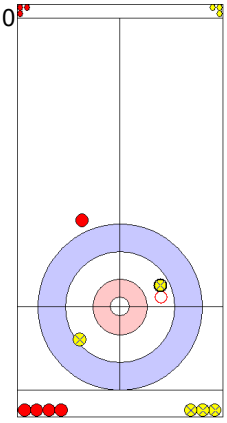
10
SCO: DRUMMOND G
Take-out ↻ 4

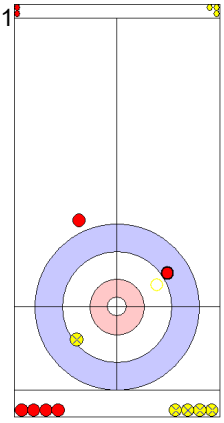
11
SUI: PAETZ C
Hit and Roll ↻ 3

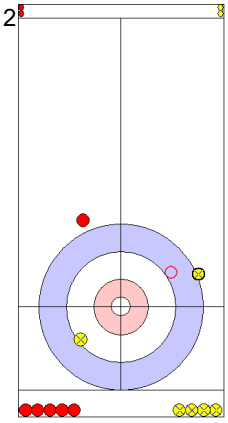
12
SCO: DRUMMOND G
Take-out ↻ 4

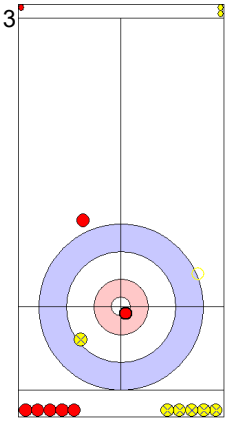
13
SUI: SCHWARZ B
Hit and Roll ↻ 3

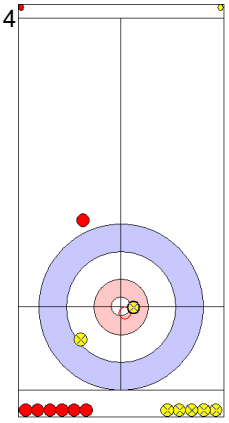
14
SCO: MURDOCH D
Take-out ↺ 4

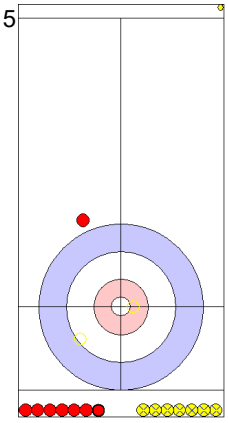
15
SUI: SCHWARZ B
Double Take-out ↺ 4

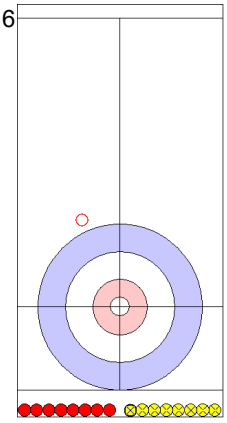
16
SCO: MURDOCH D
Clearing ↺ 4

	SUI	SCO
Total Score	4	3
Time left	00:00	00:00

Game - Shot by Shot

End 9 | **SUI - Switzerland** **4 + 0** (this end) **= 4** | **SCO - Scotland** **3 + 2** (this end) **= 5**



	SUI	SCO
Total Score	4	5
Time left	00:00	00:00

Game - Shot by Shot

End 10 | **SUI - Switzerland** **4 + 2** (this end) **= 6** | **SCO - Scotland** **5 + 0** (this end) **= 5**



Note:

Shot Success Points:
4 = 100%
3 = 75%
2 = 50%
1 = 25%
0 = 0%
X = not considered

Rotation:
↻ Clockwise
↺ Counter-clockwise

	SUI	SCO
Total Score	6	5
Time left	02:02	00:18

Game Results

Sheet	Game	Team	LSFE	1	2	3	4	5	6	7	8	9	10	Extra Ends	Total
C	6	GER - Germany	*	2	0	0	0	1	2	0	0	0	1		6
	6	CHN - China		0	0	0	2	0	0	1	1	1	0		5

GER - Germany		Shot Success Game	Shot Success All
4 S	BAUMANN Alexander	74 %	74 %
3	WALTER Manuel	78 %	78 %
2 V	HERBERG Daniel	88 %	84 %
1	SHERRARD Ryan	83 %	80 %
A	SCHWEIZER Sebastian	-	93 %
	Team Total	80 %	80 %

Last Stone Draw		Distance
↻	BAUMANN A	5.8cm
↺	WALTER M	17.7cm
Total		**23.5cm**

Time remaining: 9 minutes 49 seconds

CHN - China		Shot Success Game	Shot Success All
4 S	LIU Rui	82 %	81 %
3 V	XU Xiaoming	90 %	79 %
2	BA Dexin	86 %	85 %
1	ZANG Jialiang	86 %	85 %
A	ZOU Qiang	-	-
	Team Total	86 %	83 %

Last Stone Draw		Distance
↻	BA D	9.3cm
↺	ZANG J	20.3cm
Total		**29.6cm**

Time remaining: 0 minutes 57 seconds

Time-out: end 10 - CHN stone 6

Shot Success Analysis

GER - Germany		↻		↺		Game	
4 BAUMANN Alexander	Draws	2	50 %	3	58 %	5	55 %
	Take-outs	5	60 %	10	90 %	15	80 %
	Total	7	57 %	13	83 %	20	74 %
3 WALTER Manuel	Draws	1	0 %	1	0 %	2	0 %
	Take-outs	11	82 %	7	93 %	18	86 %
	Total	12	75 %	8	81 %	20	78 %
2 HERBERG Daniel	Draws	0	-	0	-	0	-
	Take-outs	9	89 %	11	86 %	20	88 %
	Total	9	89 %	11	86 %	20	88 %
1 SHERRARD Ryan	Draws	5	75 %	14	88 %	19	84 %
	Take-outs	0	-	1	50 %	1	50 %
	Total	5	75 %	15	85 %	20	83 %
A SCHWEIZER Sebastian	Draws	0	-	0	-	0	-
	Take-outs	0	-	0	-	0	-
	Total	0	-	0	-	0	-
Team	Draws	8	59 %	18	78 %	26	72 %
	Take-outs	25	80 %	29	88 %	54	84 %
	Total	33	75 %	47	84 %	80	80 %

CHN - China		↻		↺		Game	
4 LIU Rui	Draws	3	100 %	8	88 %	11	91 %
	Take-outs	3	83 %	5	60 %	8	69 %
	Total	6	92 %	13	77 %	19	82 %
3 XU Xiaoming	Draws	10	85 %	6	92 %	16	88 %
	Take-outs	2	100 %	2	100 %	4	100 %
	Total	12	88 %	8	94 %	20	90 %
2 BA Dexin	Draws	6	79 %	7	100 %	13	90 %
	Take-outs	3	100 %	4	63 %	7	79 %
	Total	9	86 %	11	86 %	20	86 %
1 ZANG Jialiang	Draws	4	94 %	11	91 %	15	92 %
	Take-outs	1	100 %	4	63 %	5	70 %
	Total	5	95 %	15	83 %	20	86 %
A ZOU Qiang	Draws	0	-	0	-	0	-
	Take-outs	0	-	0	-	0	-
	Total	0	-	0	-	0	-
Team	Draws	23	87 %	32	92 %	55	90 %
	Take-outs	9	94 %	15	67 %	24	77 %
	Total	32	89 %	47	84 %	79	86 %

Note:
Team position and functions are attached to each team member's name as follows:
4 = Fourth, **3** = Third, **2** = Second, **1** = Lead, **A** = Alternate, **S** = Skip, **V** = Vice-Skip

Legend:
↻ Clockwise ↺ Counter-clockwise **LSFE(*)** Last Stone First End

Game - Shot by Shot

End 1 | **GER - Germany** **0 + 2** (this end) **= 2** | **CHN - China** **0 + 0** (this end) **= 0**

1
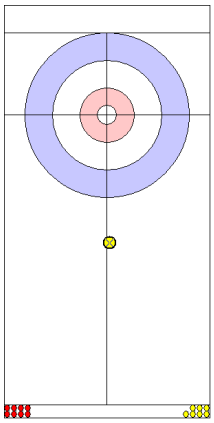
CHN: ZANG J
Front ↺ 4

2
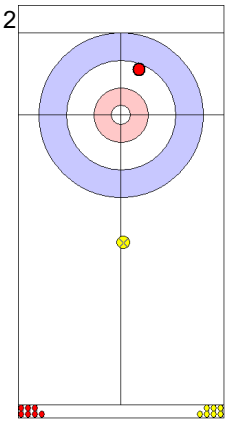
GER: SHERRARD R
Draw ↺ 2

3
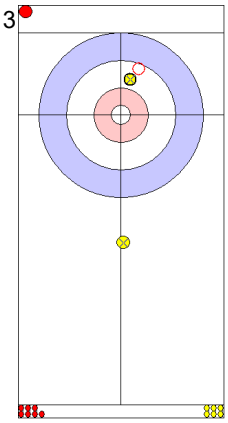
CHN: ZANG J
Take-out ↺ 4

4
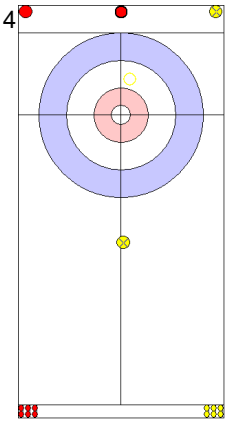
GER: SHERRARD R
Take-out ↺ 2

5
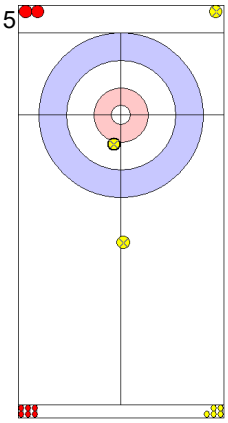
CHN: BA D
Draw ↻ 3

6
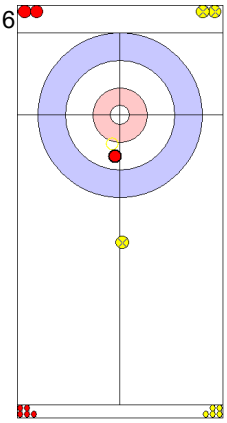
GER: HERBERG D
Take-out ↻ 4

7
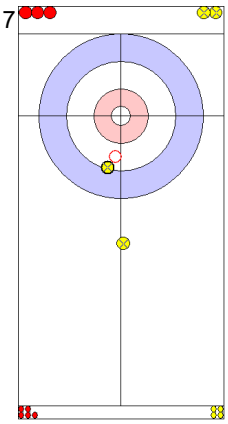
CHN: BA D
Take-out ↻ 4

8
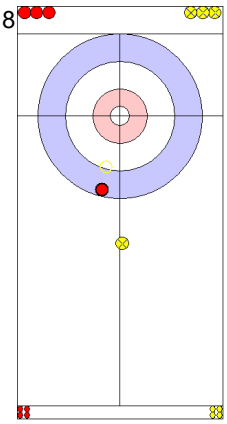
GER: HERBERG D
Take-out ↻ 4

9
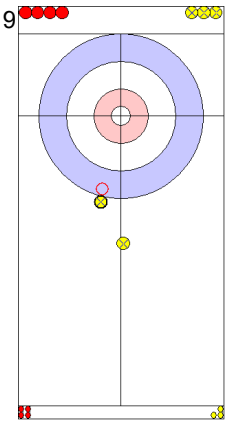
CHN: XU X
Take-out ↻ 4

10
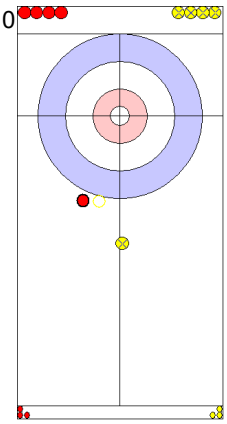
GER: WALTER M
Take-out ↻ 2

11
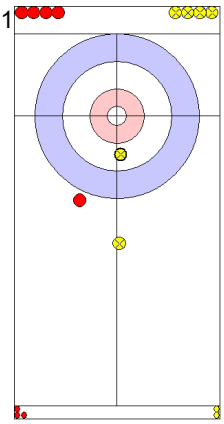
CHN: XU X
Draw ↺ 4

12
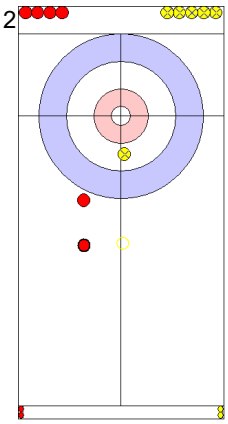
GER: WALTER M
Clearing ↺ 4

13
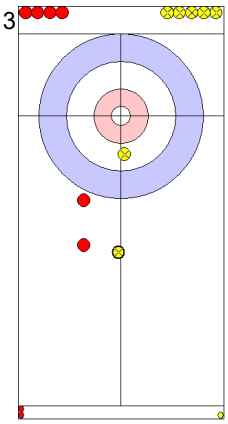
CHN: LIU R
Guard ↺ 3

14
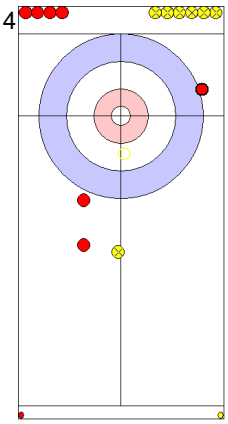
GER: BAUMANN A
Take-out ↺ 4

15
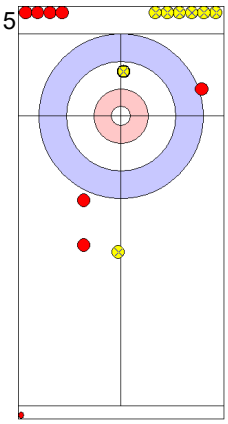
CHN: LIU R
Draw ↺ 3

16
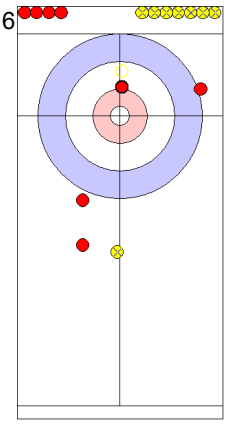
GER: BAUMANN A
Take-out ↺ 4

	GER	CHN
Total Score	2	0
Time left	00:00	00:00

Game - Shot by Shot

End 2 | **GER - Germany** **2 + 0** (this end) **= 2** | **CHN - China** **0 + 0** (this end) **= 0**

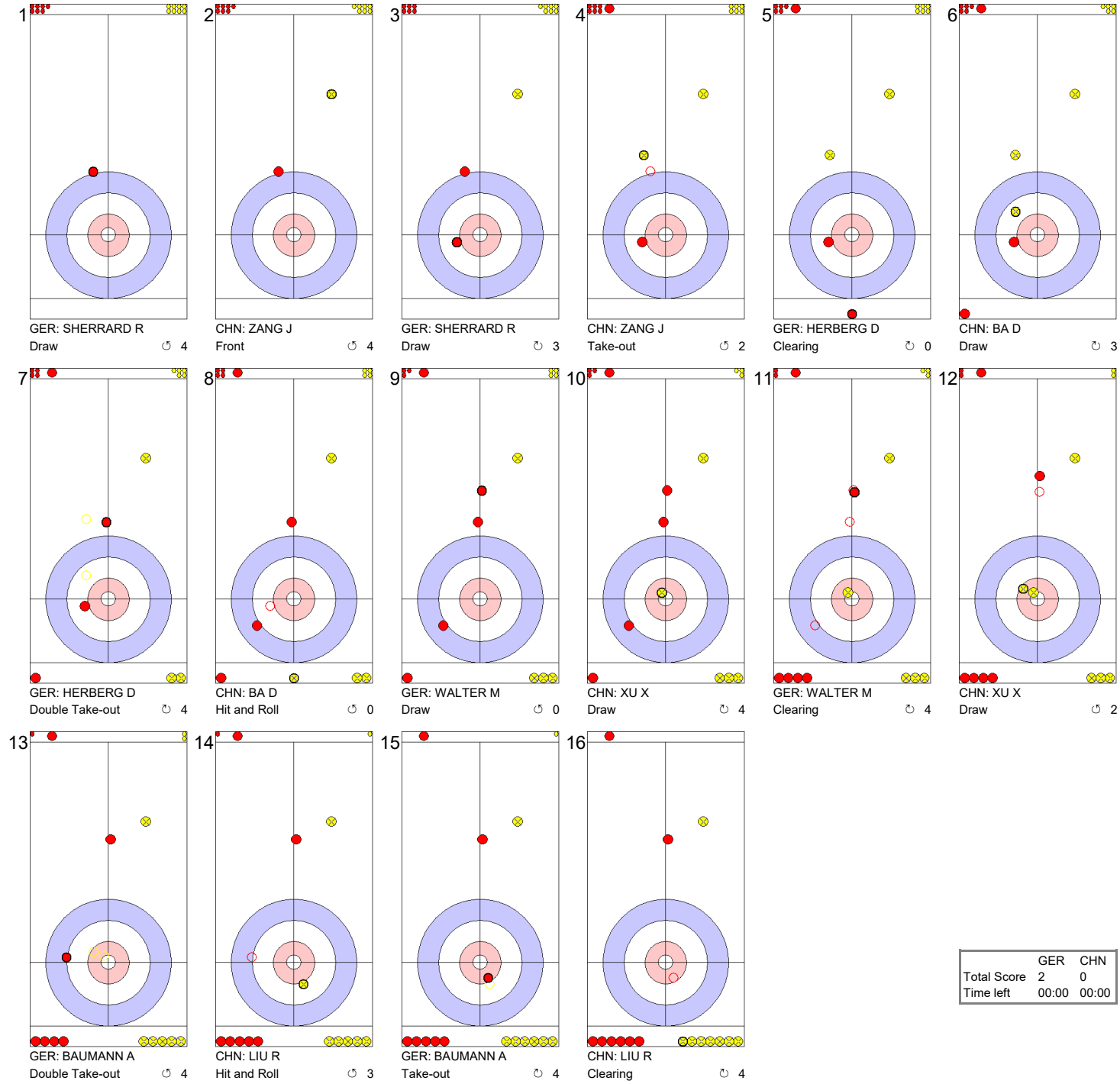

	GER	CHN
Total Score	2	0
Time left	00:00	00:00

Game - Shot by Shot

End 3 | **GER - Germany** **2 + 0** (this end) **= 2** | **CHN - China** **0 + 0** (this end) **= 0**

1
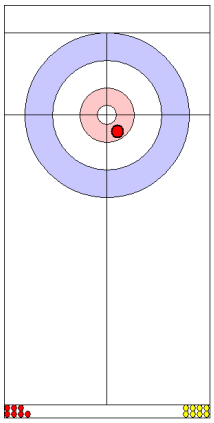
GER: SHERRARD R
Draw ↻ 4

2
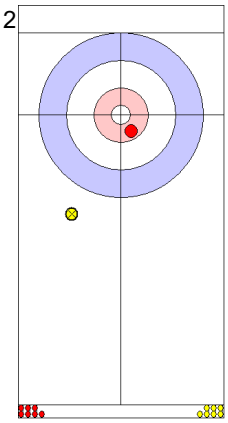
CHN: ZANG J
Front ↻ 4

3
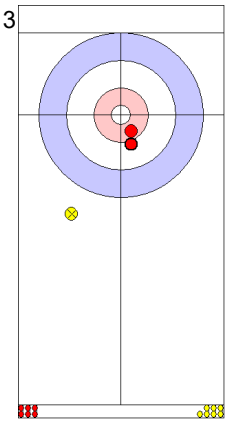
GER: SHERRARD R
Draw ↻ 4

4
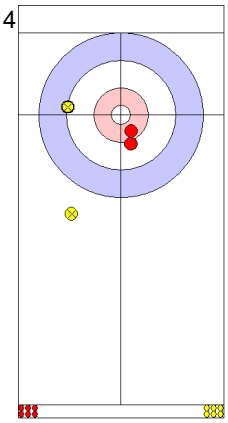
CHN: ZANG J
Draw ↻ 3

5
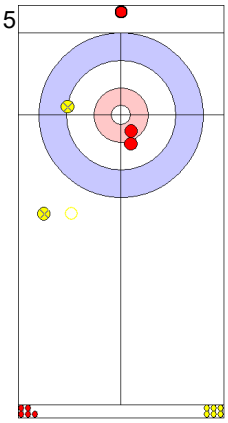
GER: HERBERG D
Take-out ↺ 0

6
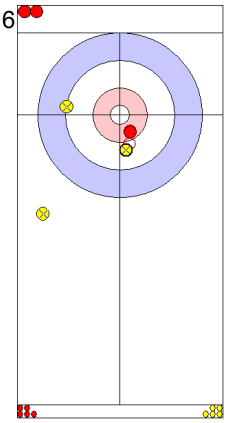
CHN: BA D
Take-out ↺ 4

7
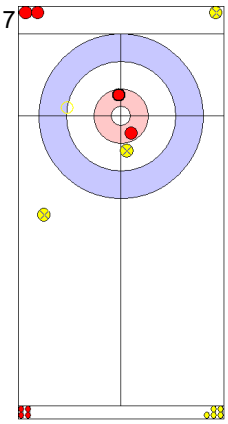
GER: HERBERG D
Take-out ↺ 4

8
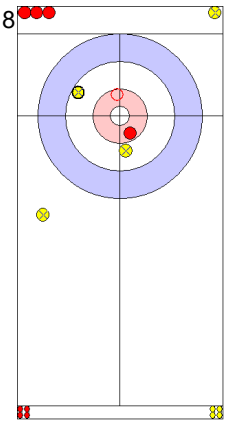
CHN: BA D
Hit and Roll ↻ 4

9
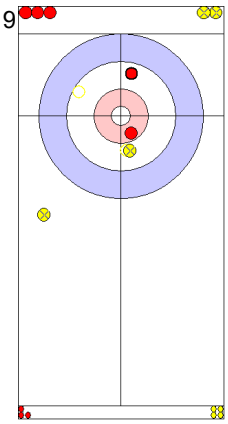
GER: WALTER M
Hit and Roll ↻ 4

10
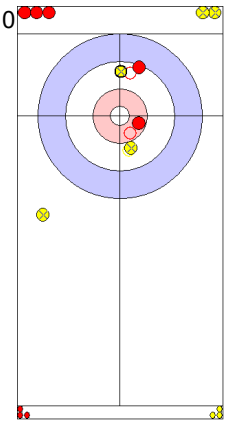
CHN: XU X
Draw ↻ 3

11
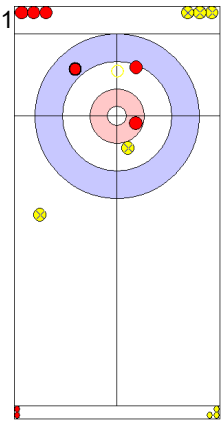
GER: WALTER M
Take-out ↺ 4

12
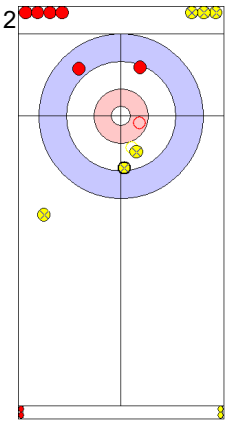
CHN: XU X
Promotion Take-out ↺ 4

13
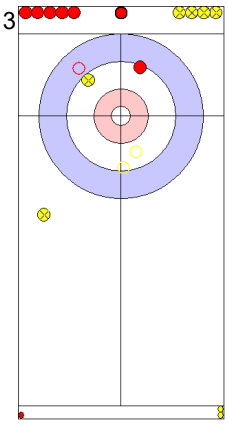
GER: BAUMANN A
Double Take-out ↻ 2

14
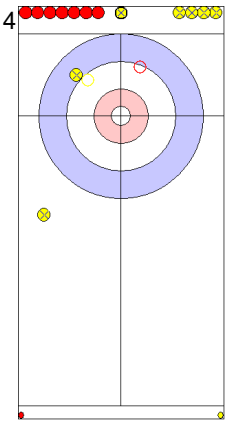
CHN: LIU R
Take-out ↺ 2

15
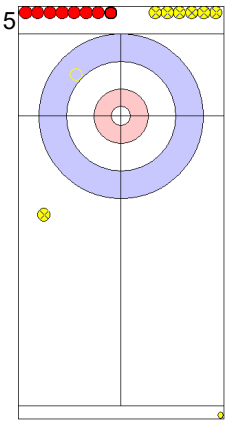
GER: BAUMANN A
Take-out ↻ 2

16
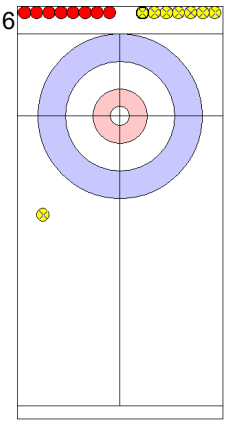
CHN: LIU R
Through ↺ X

	GER	CHN
Total Score	2	0
Time left	00:00	00:00

Game - Shot by Shot

End 4 | **GER - Germany** **2 + 0** (this end) **= 2** | **CHN - China** **0 + 2** (this end) **= 2**

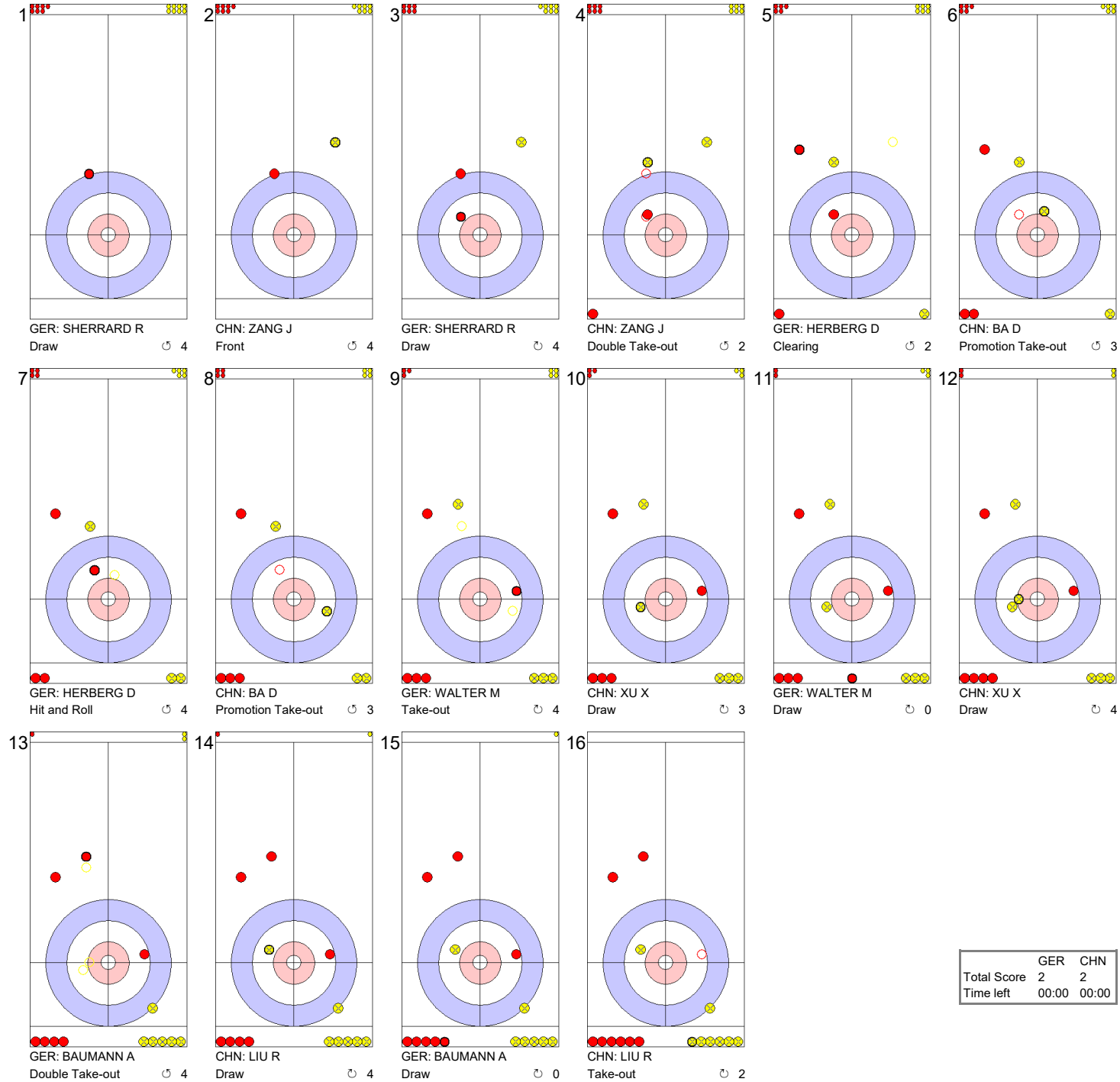

	GER	CHN
Total Score	2	2
Time left	00:00	00:00

Game - Shot by Shot

End 5 | **GER - Germany** **2 + 1** (this end) **= 3** | **CHN - China** **2 + 0** (this end) **= 2**

1
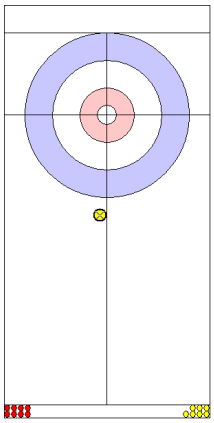
CHN: ZANG J
Front ↺ 4

2
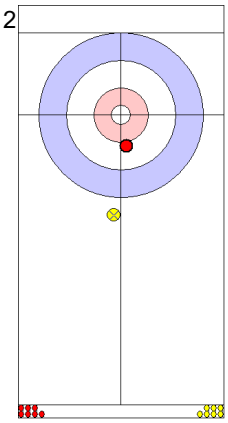
GER: SHERRARD R
Draw ↺ 3

3
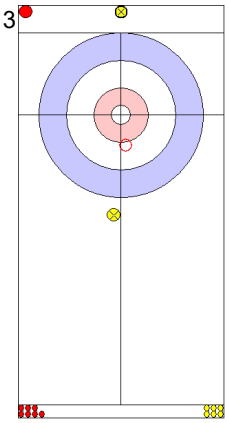
CHN: ZANG J
Take-out ↺ 2

4
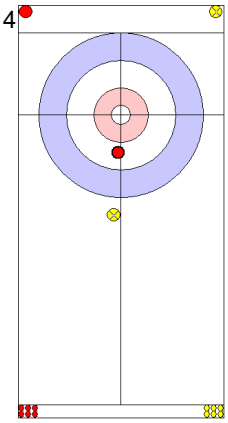
GER: SHERRARD R
Draw ↺ 4

5
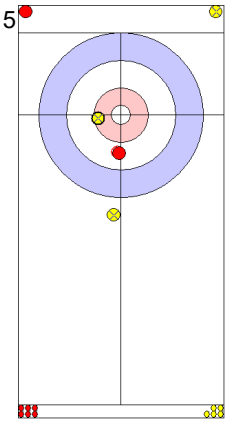
CHN: BA D
Draw ↺ 3

6
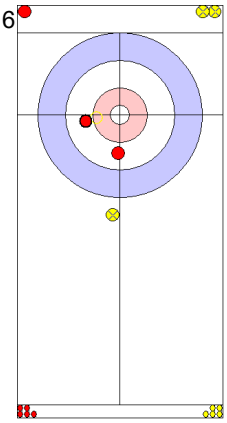
GER: HERBERG D
Take-out ↺ 4

7
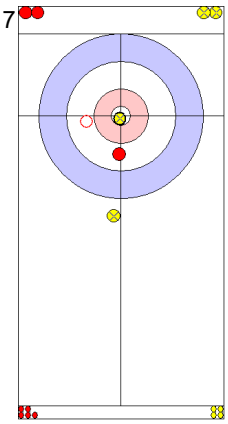
CHN: BA D
Hit and Roll ↺ 4

8
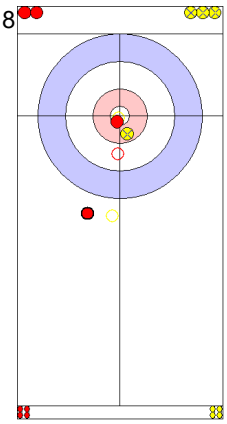
GER: HERBERG D
Promotion Take-out ↺ 4

9
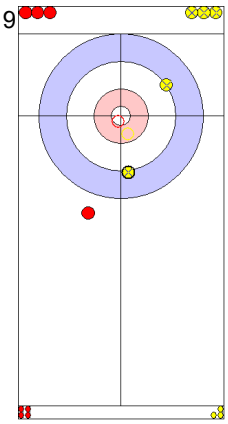
CHN: XU X
Promotion Take-out ↺ 4

10
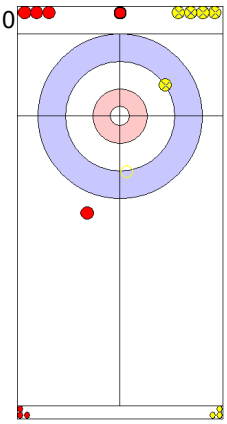
GER: WALTER M
Take-out ↺ 2

11
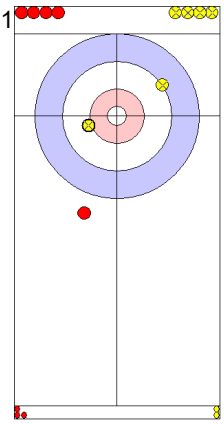
CHN: XU X
Draw ↺ 4

12
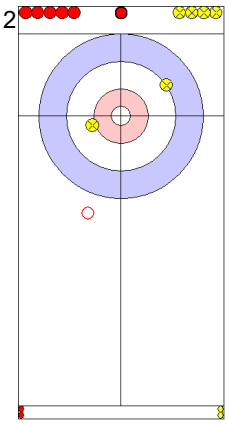
GER: WALTER M
Clearing ↺ 4

13
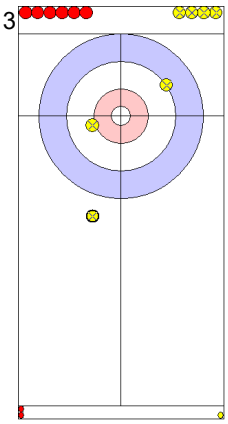
CHN: LIU R
Guard ↺ 4

14
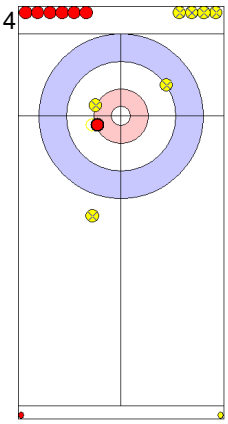
GER: BAUMANN A
Draw ↺ 4

15
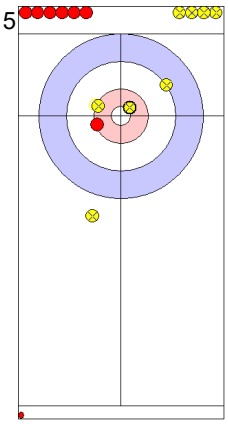
CHN: LIU R
Draw ↺ 4

16
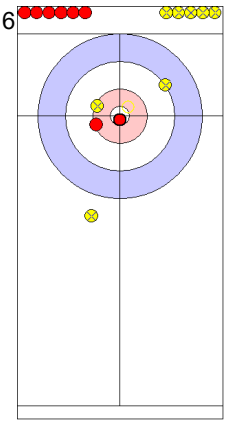
GER: BAUMANN A
Take-out ↺ 4

	GER	CHN
Total Score	3	2
Time left	00:00	00:00

Game - Shot by Shot

End 6 | **GER - Germany** **3 + 2** (this end) **= 5** | **CHN - China** **2 + 0** (this end) **= 2**

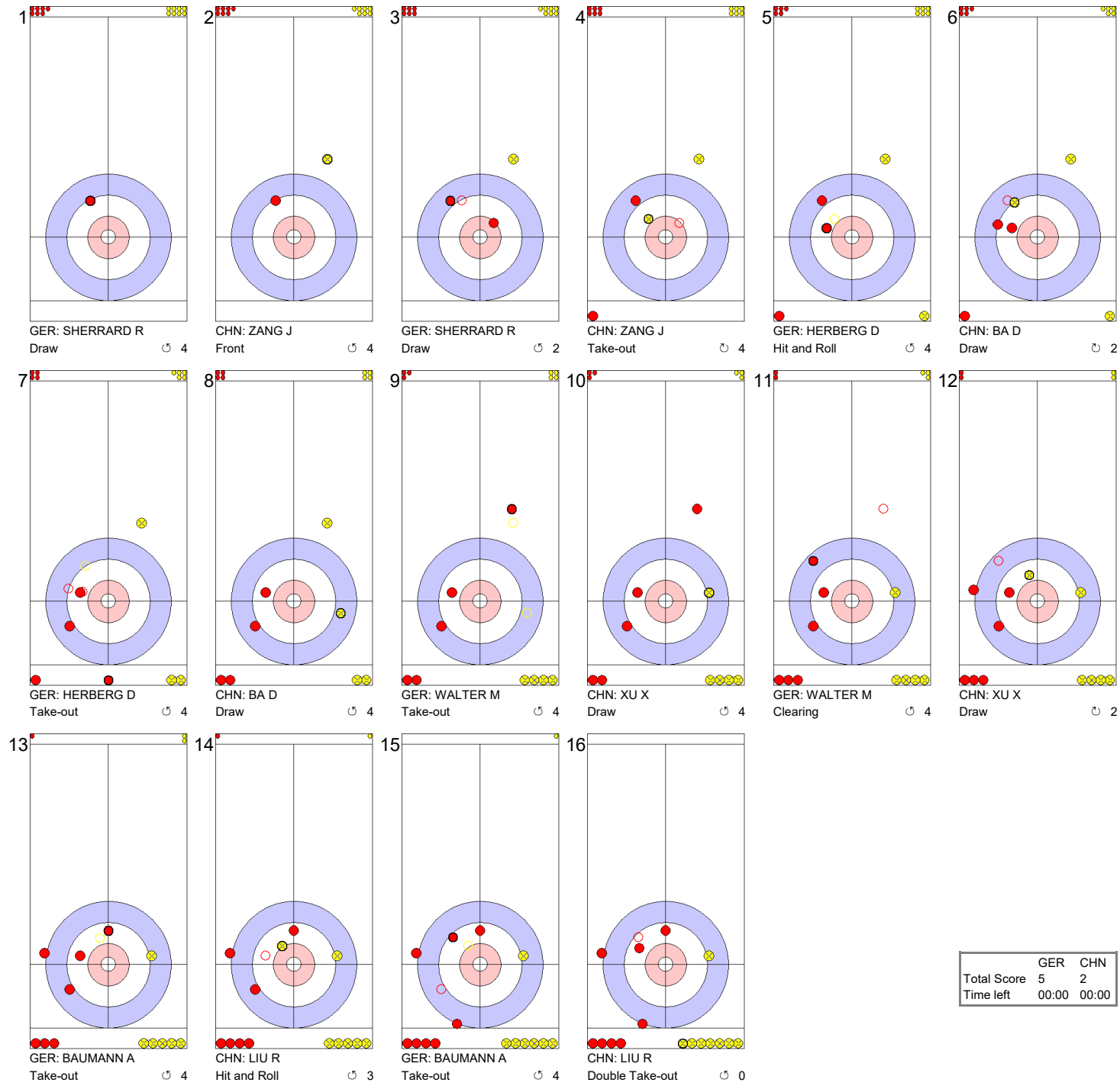

	GER	CHN
Total Score	5	2
Time left	00:00	00:00

Game - Shot by Shot

End 7 | **GER - Germany** **5 + 0** (this end) **= 5** | **CHN - China** **2 + 1** (this end) **= 3**

1
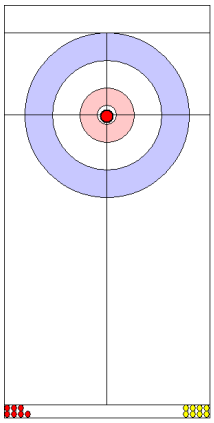
GER: SHERRARD R
Draw ↺ 4

2
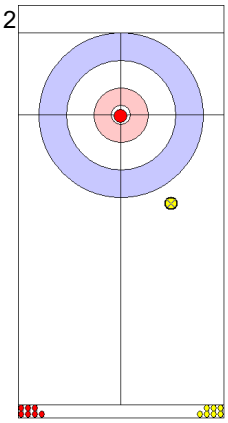
CHN: ZANG J
Front ↻ 4

3
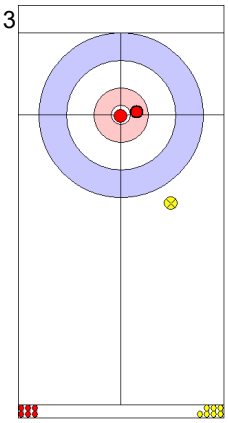
GER: SHERRARD R
Draw ↺ 2

4
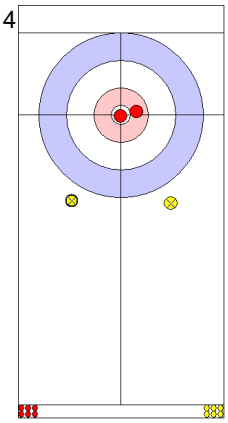
CHN: ZANG J
Front ↻ 4

5
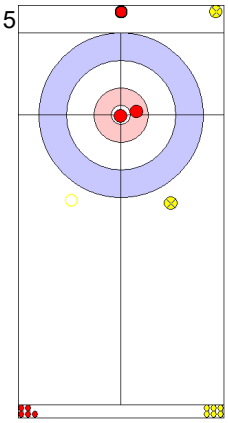
GER: HERBERG D
Clearing ↺ 4

6
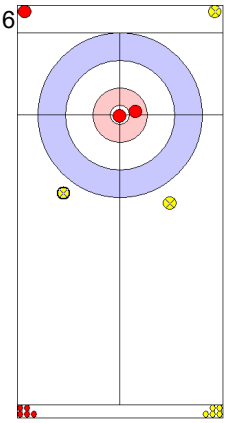
CHN: BA D
Front ↺ 4

7
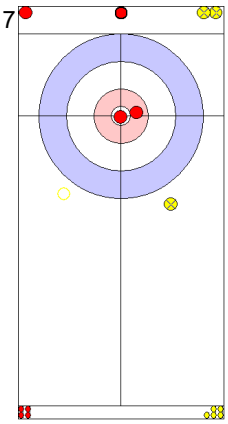
GER: HERBERG D
Clearing ↺ 4

8
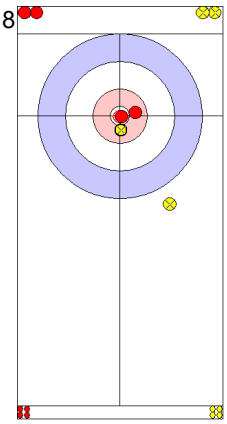
CHN: BA D
Draw ↺ 4

9
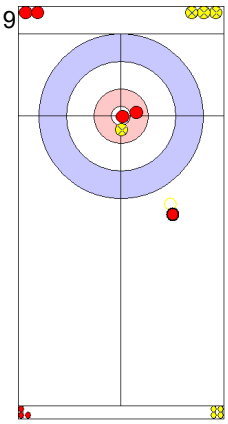
GER: WALTER M
Clearing ↻ 2

10
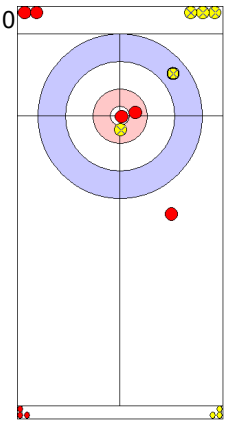
CHN: XU X
Draw ↻ 3

11
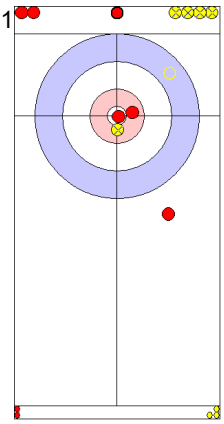
GER: WALTER M
Take-out ↺ 4

12
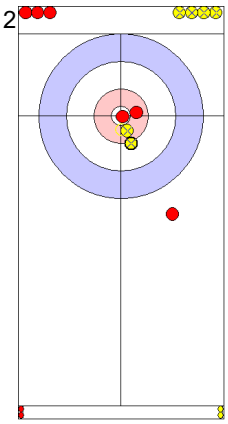
CHN: XU X
Raise ↻ 3

13
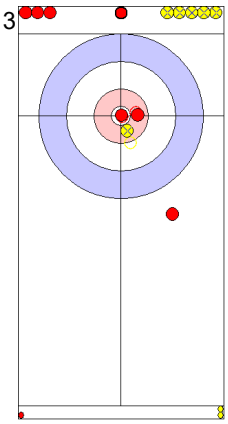
GER: BAUMANN A
Take-out ↺ 4

14
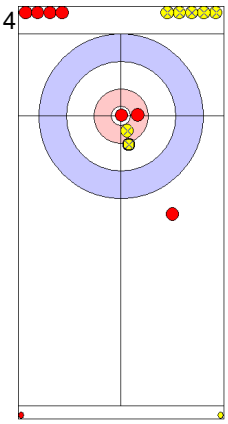
CHN: LIU R
Raise ↻ 4

15
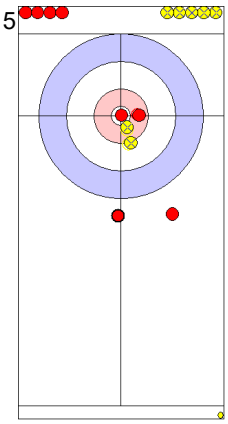
GER: BAUMANN A
Guard ↺ 1

16
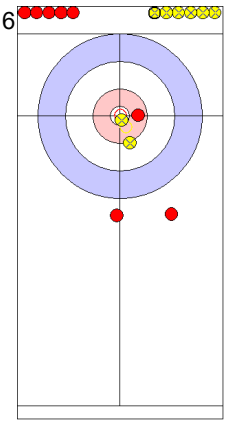
CHN: LIU R
Promotion Take-out ↺ 4

	GER	CHN
Total Score	5	3
Time left	00:00	00:00

Game - Shot by Shot

End 8 | **GER - Germany** **5 + 0** (this end) **= 5** | **CHN - China** **3 + 1** (this end) **= 4**

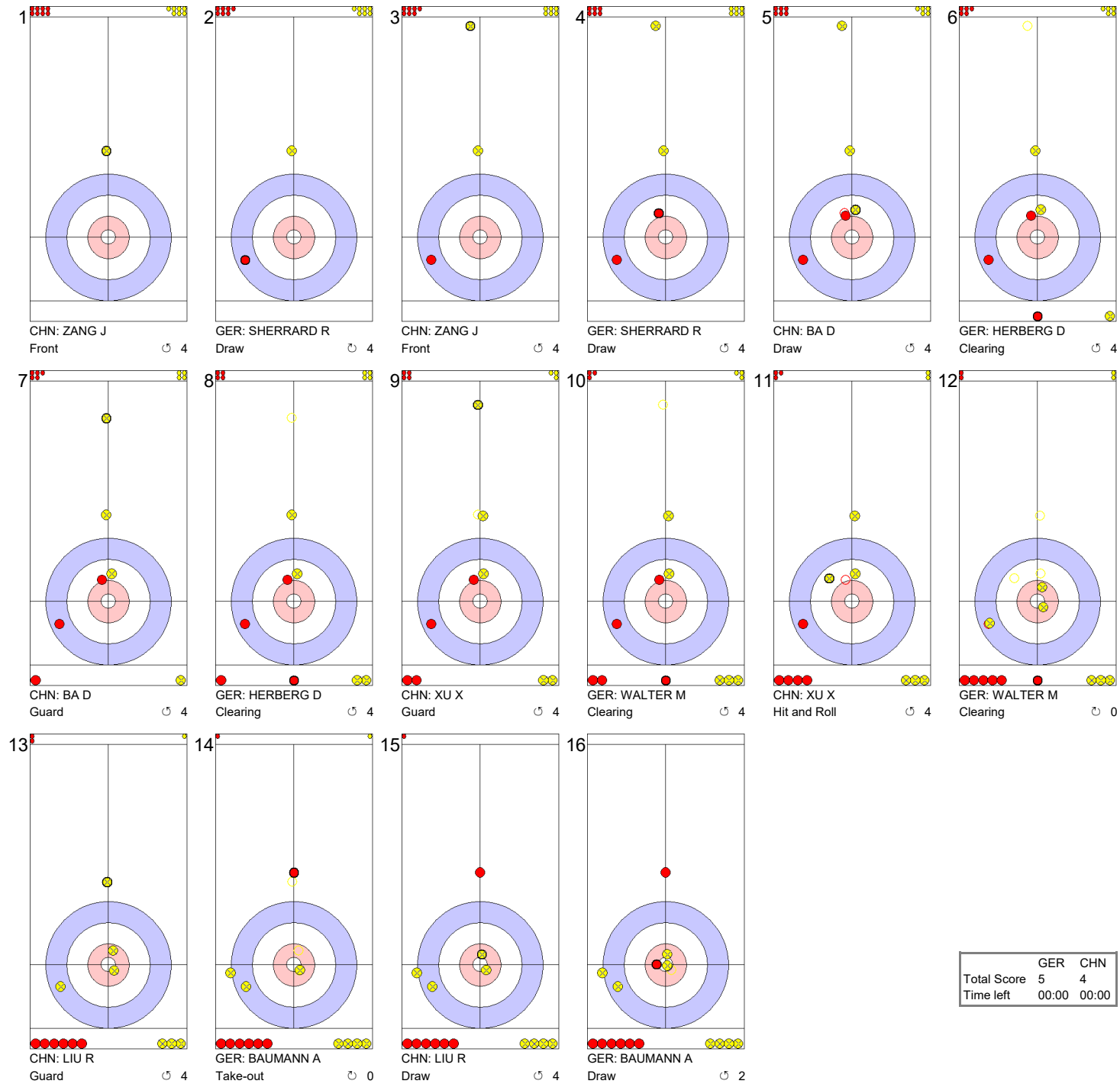

	GER	CHN
Total Score	5	4
Time left	00:00	00:00

Game - Shot by Shot

End 9 | **GER - Germany** **5 + 0** (this end) **= 5** | **CHN - China** **4 + 1** (this end) **= 5**

1
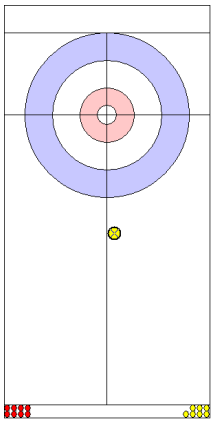
CHN: ZANG J
Front ↺ 4

2
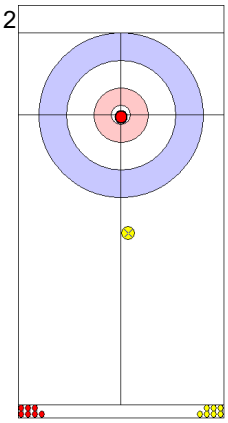
GER: SHERRARD R
Draw ↺ 4

3
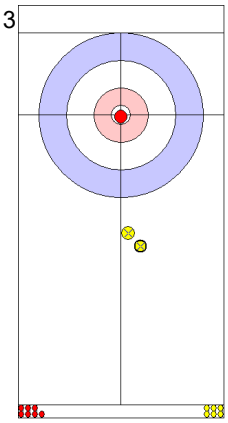
CHN: ZANG J
Draw ↺ 0

4
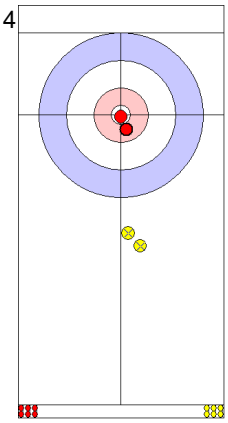
GER: SHERRARD R
Draw ↺ 4

5
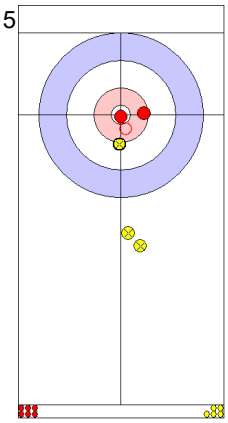
CHN: BA D
Draw ↺ 4

6
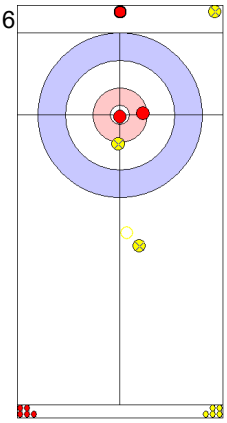
GER: HERBERG D
Clearing ↺ 4

7
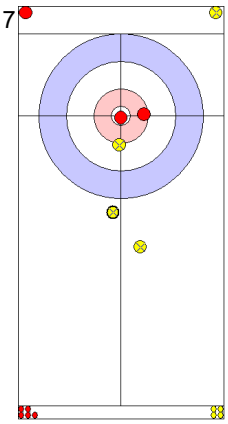
CHN: BA D
Guard ↺ 4

8
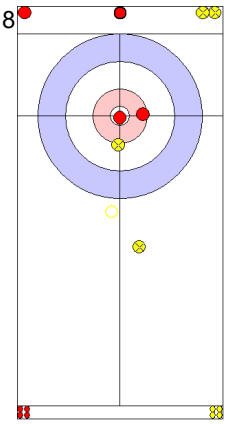
GER: HERBERG D
Clearing ↺ 4

9
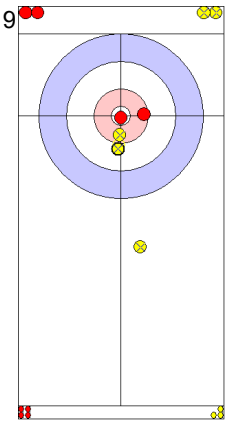
CHN: XU X
Raise ↺ 4

10
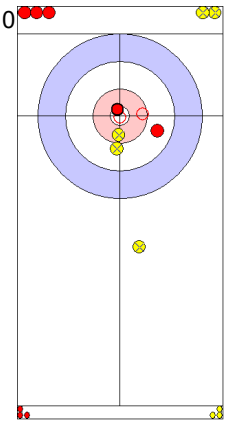
GER: WALTER M
Take-out ↺ 4

11
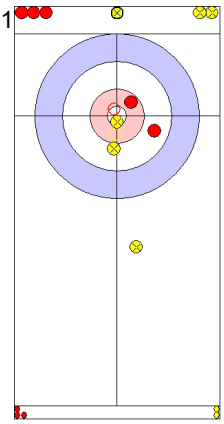
CHN: XU X
Draw ↺ 4

12
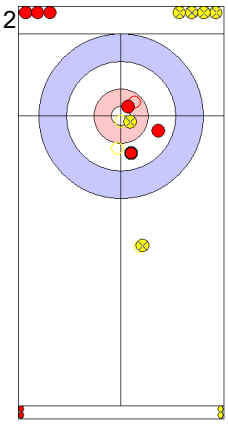
GER: WALTER M
Take-out ↺ 4

13
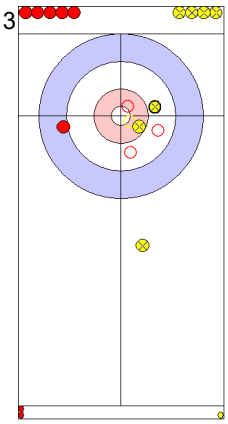
CHN: LIU R
Double Take-out ↺ 4

14
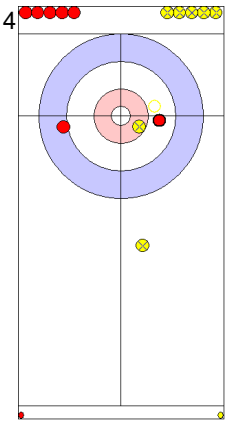
GER: BAUMANN A
Take-out ↺ 4

15
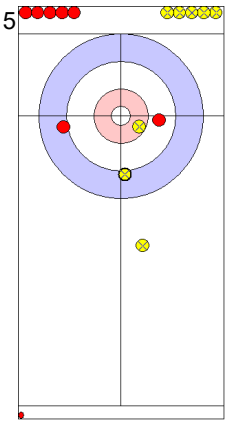
CHN: LIU R
Draw ↺ 2

16
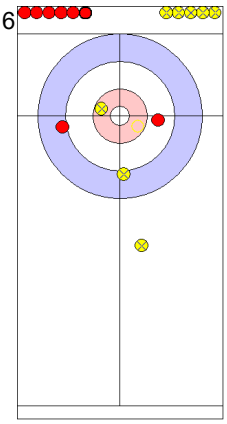
GER: BAUMANN A
Take-out ↺ 0

	GER	CHN
Total Score	5	5
Time left	00:00	00:00

Game - Shot by Shot

End 10 | **GER - Germany** **5 + 1** (this end) **= 6** | **CHN - China** **5 + 0** (this end) **= 5**

1
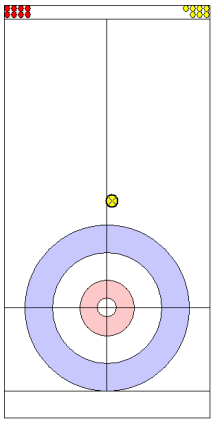
CHN: ZANG J
Front ↺ 4

2
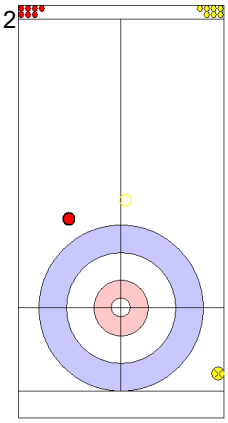
GER: SHERRARD R
Wick / Soft Peeling ↺ 4

3
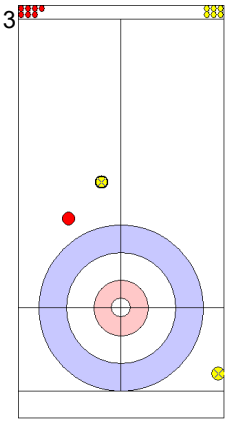
CHN: ZANG J
Front ↺ 4

4
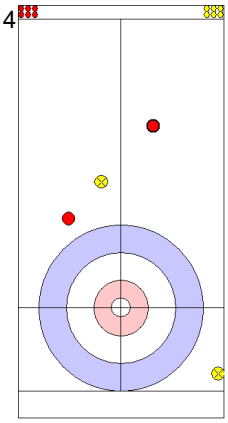
GER: SHERRARD R
Wick / Soft Peeling ↻ 0

5
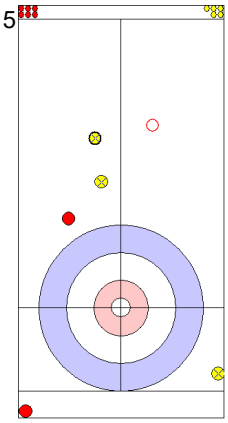
CHN: BA D
Front ↺ 4

6
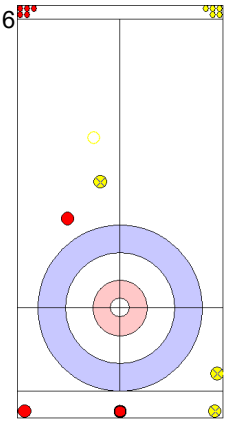
GER: HERBERG D
Clearing ↺ 4

7
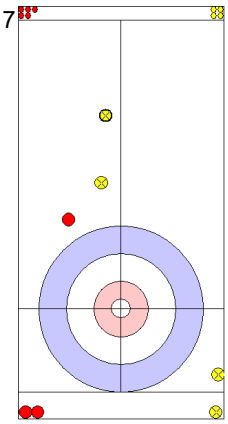
CHN: BA D
Front ↺ 4

8
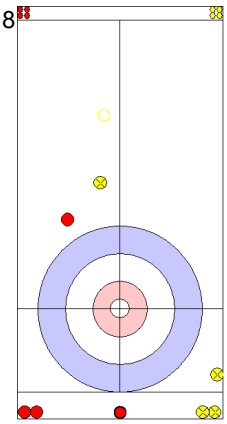
GER: HERBERG D
Clearing ↻ 4

9
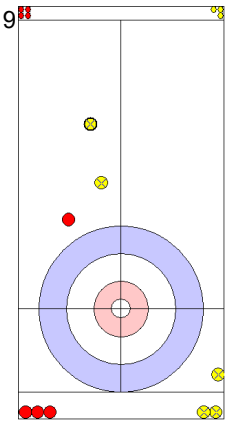
CHN: XU X
Front ↺ 4

10
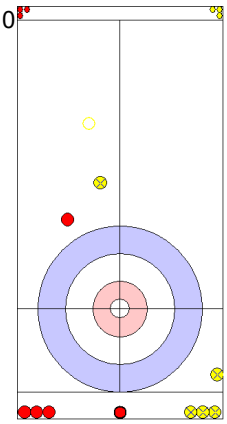
GER: WALTER M
Clearing ↻ 4

11
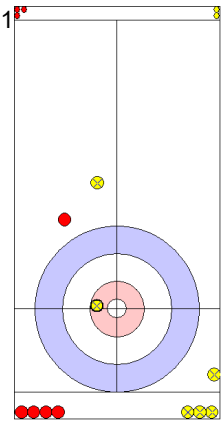
CHN: XU X
Draw ↻ 4
Time-out

12
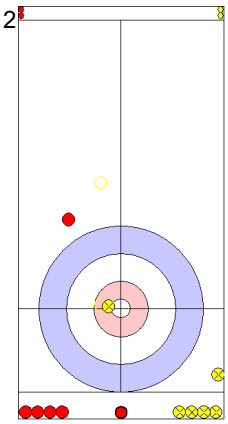
GER: WALTER M
Clearing ↻ 4

13
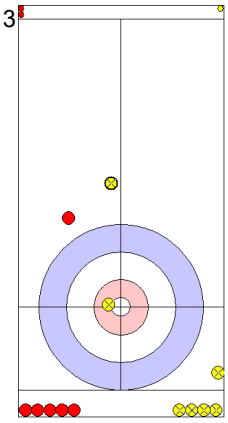
CHN: LIU R
Guard ↺ 4

14
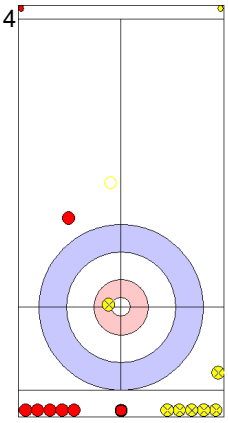
GER: BAUMANN A
Clearing ↻ 4

15
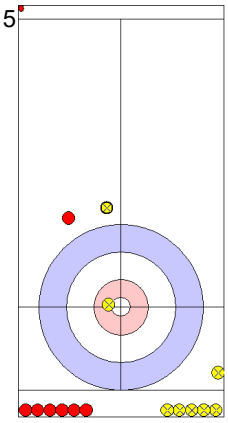
CHN: LIU R
Guard ↺ 4

16
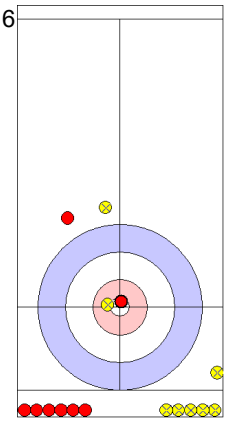
GER: BAUMANN A
Draw ↻ 4

Note:
Shot Success Points:
4 = 100%
3 = 75%
2 = 50%
1 = 25%
0 = 0%
X = not considered

Rotation:
↻ Clockwise
↺ Counter-clockwise

	GER	CHN
Total Score	6	5
Time left	09:49	00:57

Game Results

Sheet	Game	Team	LSFE	1	2	3	4	5	6	7	8	9	10	Extra Ends	Total
D	6	NOR - Norway	*	1	0	2	0	0	0	0	X	X	X		3
	6	USA - United States		0	3	0	0	4	1	1	X	X	X		9

NOR - Norway		Shot Success Game	Shot Success All
4 S	WALSTAD Steffen	89%	75%
3 V	HOEIBERG Markus	89%	82%
2	NEDREGOTTEN Magnus	93%	89%
1	LINDSTROEM Alexander	84%	85%
A	ROELVAAG Sander	-	-
	Team Total	89%	83%

Last Stone Draw		Distance
↻	NEDREGOTTEN M	129.6cm
↺	HOEIBERG M	11.5cm
Total		**141.1cm**

Time remaining: 13 minutes 17 seconds

USA - United States		Shot Success Game	Shot Success All
4 S	SHUSTER John	89%	82%
3 V	GEORGE Tyler	86%	86%
2	HAMILTON Matt	77%	79%
1	LANDSTEINER John	75%	83%
A	POLO Joe	-	-
	Team Total	82%	83%

Last Stone Draw		Distance
↻	LANDSTEINER J	7.3cm
↺	GEORGE T	140.9cm
Total		**148.2cm**

Time remaining: 12 minutes 6 seconds

Shot Success Analysis

NOR - Norway		↻		↺		Game	
4 WALSTAD Steffen	Draws	3	100%	5	100%	8	100%
	Take-outs	1	100%	5	70%	6	75%
	Total	4	100%	10	85%	14	89%
3 HOEIBERG Markus	Draws	6	92%	2	75%	8	88%
	Take-outs	2	100%	4	88%	6	92%
	Total	8	94%	6	83%	14	89%
2 NEDREGOTTEN Magnus	Draws	5	100%	6	100%	11	100%
	Take-outs	1	100%	2	50%	3	67%
	Total	6	100%	8	88%	14	93%
1 LINDSTROEM Alexander	Draws	2	100%	11	89%	13	90%
	Take-outs	1	0%	0	-	1	0%
	Total	3	67%	11	89%	14	84%
A ROELVAAG Sander	Draws	0	-	0	-	0	-
	Take-outs	0	-	0	-	0	-
	Total	0	-	0	-	0	-
Team	Draws	16	97%	24	93%	40	94%
	Take-outs	5	80%	11	73%	16	75%
	Total	21	93%	35	86%	56	89%

USA - United States		↻		↺		Game	
4 SHUSTER John	Draws	1	100%	3	92%	4	94%
	Take-outs	5	85%	5	90%	10	88%
	Total	6	88%	8	91%	14	89%
3 GEORGE Tyler	Draws	2	88%	2	100%	4	94%
	Take-outs	3	83%	7	82%	10	83%
	Total	5	85%	9	86%	14	86%
2 HAMILTON Matt	Draws	3	92%	1	50%	4	81%
	Take-outs	4	81%	6	71%	10	75%
	Total	7	86%	7	68%	14	77%
1 LANDSTEINER John	Draws	3	67%	10	78%	13	75%
	Take-outs	0	-	0	-	0	-
	Total	3	67%	10	78%	13	75%
A POLO Joe	Draws	0	-	0	-	0	-
	Take-outs	0	-	0	-	0	-
	Total	0	-	0	-	0	-
Team	Draws	9	83%	16	81%	25	82%
	Take-outs	12	83%	18	81%	30	82%
	Total	21	83%	34	81%	55	82%

Note:
Team position and functions are attached to each team member's name as follows:
4 = Fourth, **3** = Third, **2** = Second, **1** = Lead, **A** = Alternate, **S** = Skip, **V** = Vice-Skip

Legend:
↻ Clockwise ↺ Counter-clockwise **LSFE(*)** Last Stone First End
X Unplayed/unfinished end due to concession

Game - Shot by Shot

End 1 | **NOR - Norway** **0 + 1** (this end) **= 1** | **USA - United States** **0 + 0** (this end) **= 0**



	NOR	USA
Total Score	1	0
Time left	00:00	00:00

Game - Shot by Shot

End 2 — **NOR - Norway** **1 + 0** (this end) **= 1** — **USA - United States** **0 + 3** (this end) **= 3**



	NOR	USA
Total Score	1	3
Time left	00:00	00:00

Game - Shot by Shot

End 3 | **NOR - Norway** **1 + 2** (this end) **= 3** | **USA - United States** **3 + 0** (this end) **= 3**

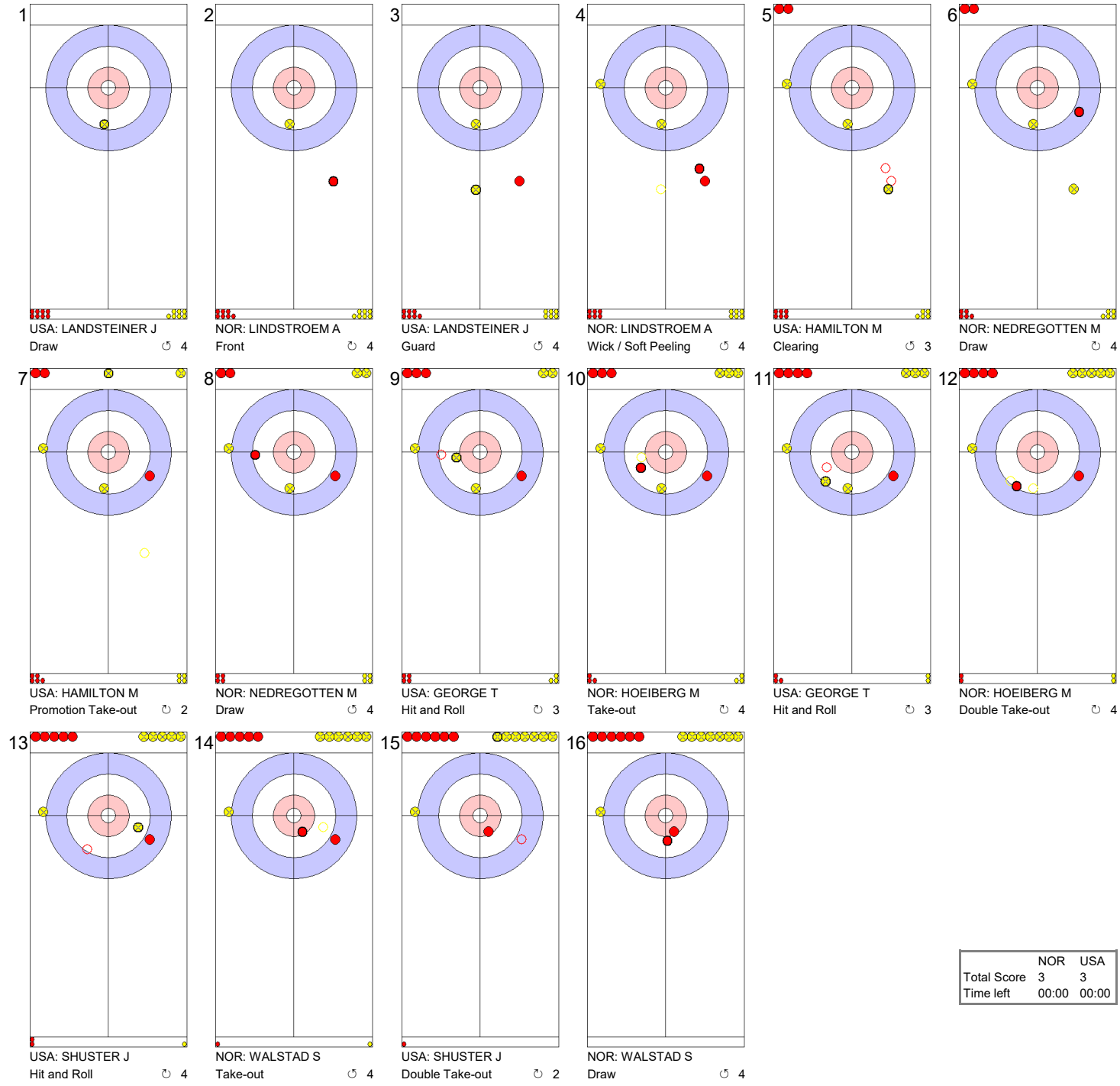

	NOR	USA
Total Score	3	3
Time left	00:00	00:00

Game - Shot by Shot

End 4 | **NOR - Norway** **3 + 0** (this end) **= 3** | **USA - United States** **3 + 0** (this end) **= 3**



	NOR	USA
Total Score	3	3
Time left	00:00	00:00

Game - Shot by Shot

End 5 | **NOR - Norway** **3 + 0** (this end) **= 3** | **USA - United States** **3 + 4** (this end) **= 7**



1 NOR: LINDSTROEM A — Front ↺ 4
2 USA: LANDSTEINER J — Draw ↺ 4
3 NOR: LINDSTROEM A — Draw ↺ 0
4 USA: LANDSTEINER J — Draw ↺ 0
5 NOR: NEDREGOTTEN M — Draw ↻ 4
6 USA: HAMILTON M — Draw ↻ 4
7 NOR: NEDREGOTTEN M — Draw ↻ 4
8 USA: HAMILTON M — Draw ↻ 3
9 NOR: HOEIBERG M — Draw ↻ 4
10 USA: GEORGE T — Draw ↻ 4
11 NOR: HOEIBERG M — Raise ↻ 4
12 USA: GEORGE T — Draw ↻ 3
13 NOR: WALSTAD S — Guard ↻ 4
14 USA: SHUSTER J — Promotion Take-out ↺ 2
15 NOR: WALSTAD S — Double Take-out ↻ 4 — Slow Take-out
16 USA: SHUSTER J — Double Take-out ↻ 4

	NOR	USA
Total Score	3	7
Time left	00:00	00:00

Game - Shot by Shot

End 6 — **NOR - Norway** **3 + 0** (this end) **= 3** — **USA - United States** **7 + 1** (this end) **= 8**

1
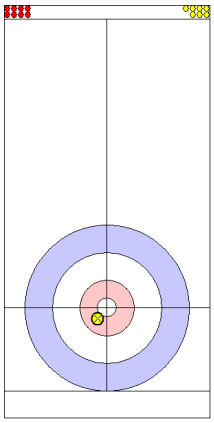
USA: LANDSTEINER J
Draw ↺ 3

2
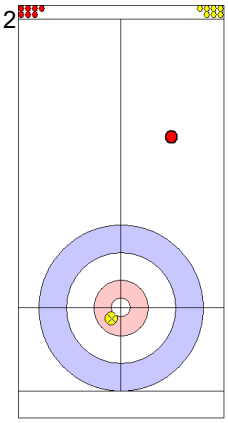
NOR: LINDSTROEM A
Front ↺ 4

3
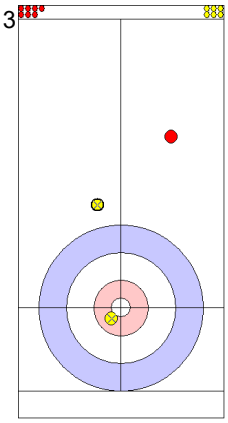
USA: LANDSTEINER J
Guard ↺ 3

4
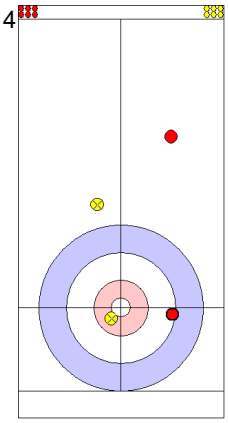
NOR: LINDSTROEM A
Draw ↺ 4

5
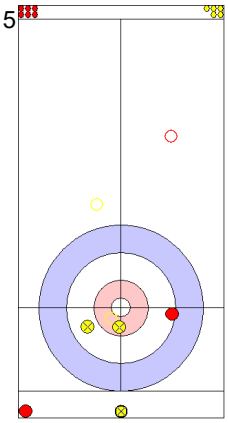
USA: HAMILTON M
Clearing ↺ 4

6
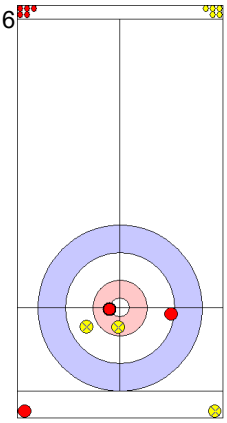
NOR: NEDREGOTTEN M
Draw ↺ 4

7
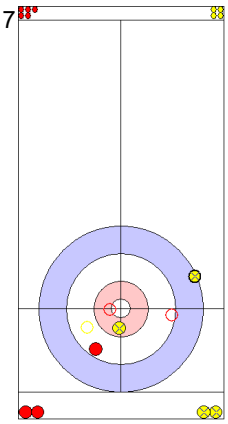
USA: HAMILTON M
Double Take-out ↺ 3

8
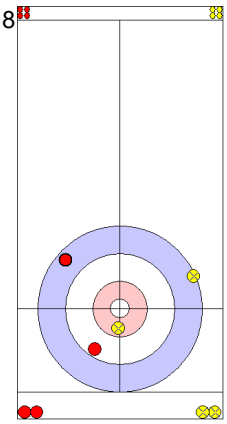
NOR: NEDREGOTTEN M
Draw ↺ 4

9
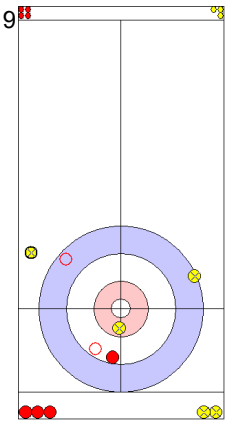
USA: GEORGE T
Double Take-out ↺ 3

10
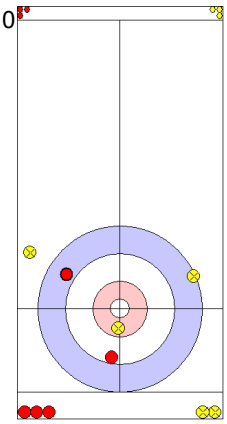
NOR: HOEIBERG M
Draw ↺ 4

11
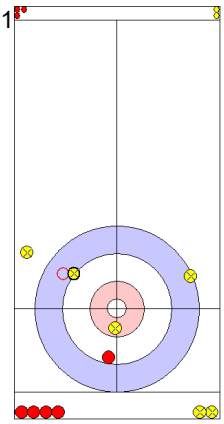
USA: GEORGE T
Hit and Roll ↺ 3

12
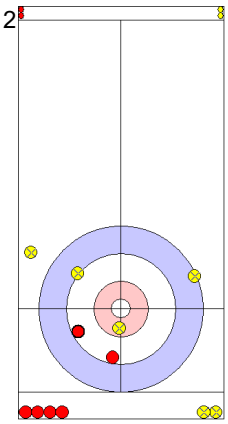
NOR: HOEIBERG M
Draw ↺ 4

13
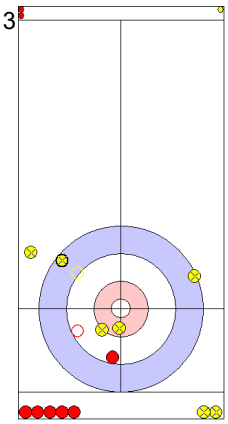
USA: SHUSTER J
Promotion Take-out ↺ 4

14
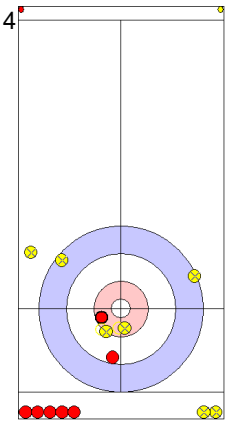
NOR: WALSTAD S
Draw ↺ 4

15
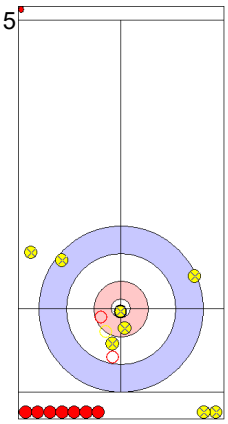
USA: SHUSTER J
Double Take-out ↺ 4

16
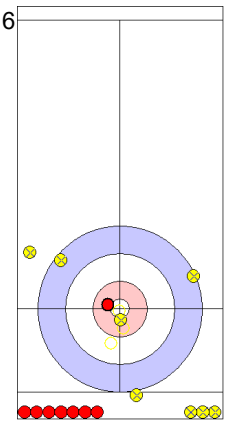
NOR: WALSTAD S
Take-out ↺ 2
Measurement

	NOR	USA
Total Score	3	8
Time left	00:00	00:00

Game - Shot by Shot

End 7 | **NOR - Norway** **3 + 0** (this end) **= 3** | **USA - United States** **8 + 1** (this end) **= 9**

1
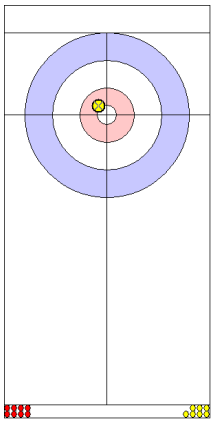
USA: LANDSTEINER J
Draw ↻ 3

2
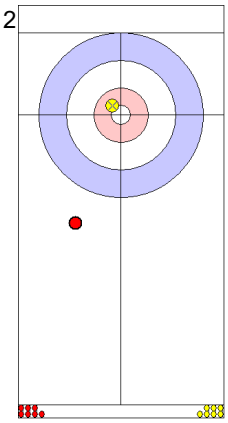
NOR: LINDSTROEM A
Front ↺ 4

3
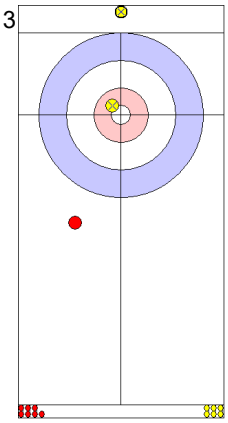
USA: LANDSTEINER J
Through ↺ X

4
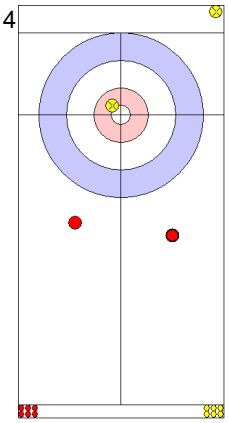
NOR: LINDSTROEM A
Front ↻ 4

5
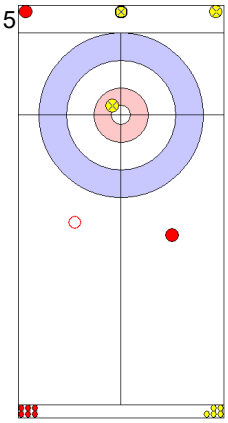
USA: HAMILTON M
Clearing ↺ 4

6
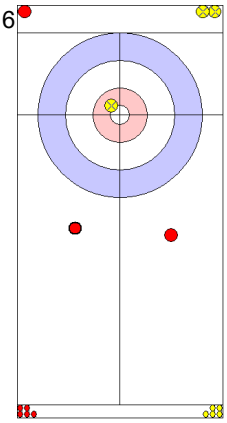
NOR: NEDREGOTTEN M
Front ↺ 4

7
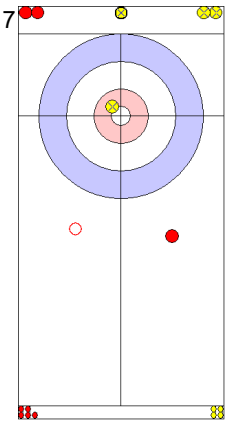
USA: HAMILTON M
Clearing ↺ 4

8
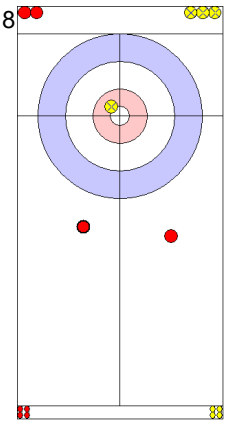
NOR: NEDREGOTTEN M
Front ↺ 4

9
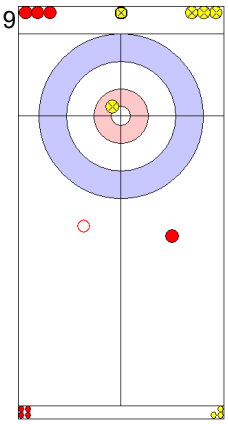
USA: GEORGE T
Clearing ↺ 4

10
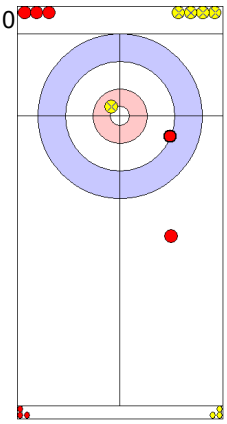
NOR: HOEIBERG M
Draw ↻ 4

11
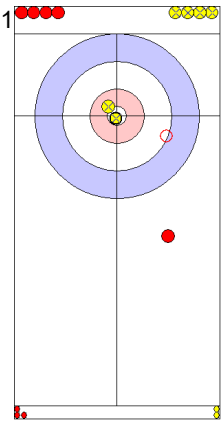
USA: GEORGE T
Take-out ↻ 4
Slow Take-out

12
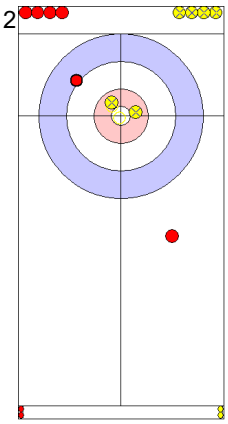
NOR: HOEIBERG M
Raise ↻ 2

13
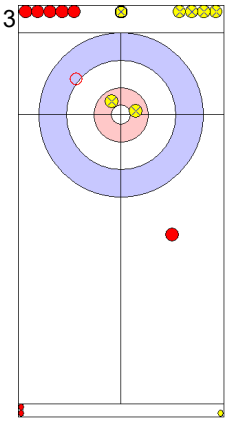
USA: SHUSTER J
Take-out ↻ 4

14
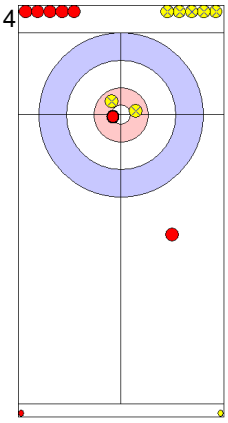
NOR: WALSTAD S
Draw ↻ 4

15
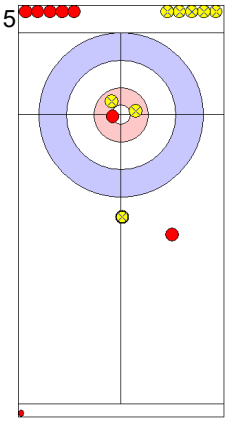
USA: SHUSTER J
Guard ↺ 4

16
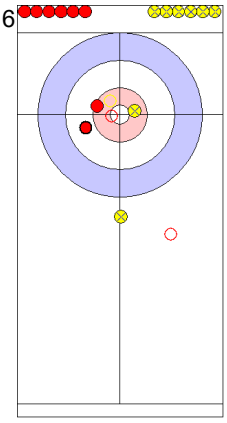
NOR: WALSTAD S
Promotion Take-out ↺ 0

Note:
Shot Success Points:
4 = 100%
3 = 75%
2 = 50%
1 = 25%
0 = 0%
X = not considered

Rotation:
↻ Clockwise
↺ Counter-clockwise

	NOR	USA
Total Score	3	9
Time left	13:17	12:06

Session Results and Standings

Sheet	Game	Team	LSFE	1	2	3	4	5	6	7	8	9	10	Extra Ends				Total
A	5	RUS - Russia	*	0	1	0	0	0	1	X	X	X	X					2
	5	SUI - Switzerland		3	0	3	0	3	0	X	X	X	X					9
B	5	GER - Germany		0	0	1	0	1	0	0	2	0	X					4
	5	JPN - Japan	*	1	1	0	1	0	1	0	0	3	X					7
C	5	CAN - Canada	*	3	0	0	0	1	3	1	X	X	X					8
	5	USA - United States		0	1	1	0	0	0	0	X	X	X					2
D	5	ITA - Italy	*	2	0	3	0	3	1	0	0	4	X					13
	5	NED - Netherlands		0	1	0	3	0	0	1	1	0	X					6

Current Standings

Rank	Team	Games	Wins	Losses
1	CAN - Canada	5	5	0
2	SUI - Switzerland	5	4	1
2	SWE - Sweden	5	4	1
4	CHN - China	5	3	2
4	ITA - Italy	5	3	2
4	JPN - Japan	5	3	2
4	NOR - Norway	5	3	2
8	SCO - Scotland	5	2	3
8	USA - United States	5	2	3
10	GER - Germany	5	1	4
11	NED - Netherlands	5	0	5
11	RUS - Russia	5	0	5

Attendance

Session: 3'162 Total: 30'747

Note:
Under WCF rules, tie-breaking rules for standings are not applied until after the last game of the Round Robin.

Legend:
LSFE(*) Last Stone First End **X** Unplayed/unfinished end due to concession

Game Results

Sheet	Game	Team	LSFE	1	2	3	4	5	6	7	8	9	10	Extra Ends	Total
A	5	RUS - Russia	*	0	1	0	0	0	1	X	X	X	X		2
	5	SUI - Switzerland		3	0	3	0	3	0	X	X	X	X		9

RUS - Russia		Shot Success Game	Shot Success All
4 S	TIMOFEEV Alexey	60%	69%
3 V	STUKALSKIY Alexey	65%	70%
2	GADZHIKHANOV Timur	85%	75%
1	RAZHABOV Artur	81%	82%
A	KLIMOV Evgeny	-	-
	Team Total	73%	74%

Last Stone Draw		Distance
↻	STUKALSKIY A	50.6cm
↺	RAZHABOV A	72.5cm
Total		**123.1cm**

Time remaining: 15 minutes 24 seconds

SUI - Switzerland		Shot Success Game	Shot Success All
4 V	SCHWARZ Benoit	92%	80%
3	PAETZ Claudio	80%	84%
2 S	DE CRUZ Peter	88%	83%
1	TANNER Valentin	93%	85%
A	MEIER Romano	50%	50%
	Team Total	87%	83%

Last Stone Draw		Distance
↻	TANNER V	94.9cm
↺	SCHWARZ B	30.7cm
Total		**125.6cm**

Time remaining: 17 minutes 3 seconds

MEIER R replaced PAETZ C at the beginning of end 6

Shot Success Analysis

RUS - Russia		↻	↺	Game
4 TIMOFEEV Alexey	Draws	5 50%	2 88%	7 61%
	Take-outs	4 50%	1 100%	5 60%
	Total	9 50%	3 92%	12 60%
3 STUKALSKIY Alexey	Draws	4 44%	3 75%	7 57%
	Take-outs	3 75%	2 75%	5 75%
	Total	7 57%	5 75%	12 65%
2 GADZHIKHANOV Timur	Draws	8 91%	1 100%	9 92%
	Take-outs	2 50%	1 100%	3 67%
	Total	10 83%	2 100%	12 85%
1 RAZHABOV Artur	Draws	5 100%	7 68%	12 81%
	Take-outs	0 -	0 -	0 -
	Total	5 100%	7 68%	12 81%
A KLIMOV Evgeny	Draws	0 -	0 -	0 -
	Take-outs	0 -	0 -	0 -
	Total	0 -	0 -	0 -
Team	Draws	22 75%	13 75%	35 75%
	Take-outs	9 58%	4 88%	13 67%
	Total	31 70%	17 78%	48 73%

SUI - Switzerland		↻	↺	Game
4 SCHWARZ Benoit	Draws	2 100%	2 100%	4 100%
	Take-outs	5 90%	3 83%	8 88%
	Total	7 93%	5 90%	12 92%
3 PAETZ Claudio	Draws	2 25%	1 100%	3 50%
	Take-outs	4 100%	3 83%	7 93%
	Total	6 75%	4 88%	10 80%
2 DE CRUZ Peter	Draws	0 -	1 100%	1 100%
	Take-outs	3 67%	8 94%	11 86%
	Total	3 67%	9 94%	12 88%
1 TANNER Valentin	Draws	4 81%	6 100%	10 93%
	Take-outs	1 100%	0 -	1 100%
	Total	5 85%	6 100%	11 93%
A MEIER Romano	Draws	0 -	0 -	0 -
	Take-outs	1 100%	1 0%	2 50%
	Total	1 100%	1 0%	2 50%
Team	Draws	8 72%	10 100%	18 88%
	Take-outs	14 89%	15 83%	29 86%
	Total	22 83%	25 90%	47 87%

Note:
Team position and functions are attached to each team member's name as follows:
4 = Fourth, **3** = Third, **2** = Second, **1** = Lead, **A** = Alternate, **S** = Skip, **V** = Vice-Skip

Legend:
↻ Clockwise ↺ Counter-clockwise **LSFE(*)** Last Stone First End
X Unplayed/unfinished end due to concession

Game - Shot by Shot

End 1 — **RUS - Russia** **0 + 0** (this end) **= 0** — **SUI - Switzerland** **0 + 3** (this end) **= 3**

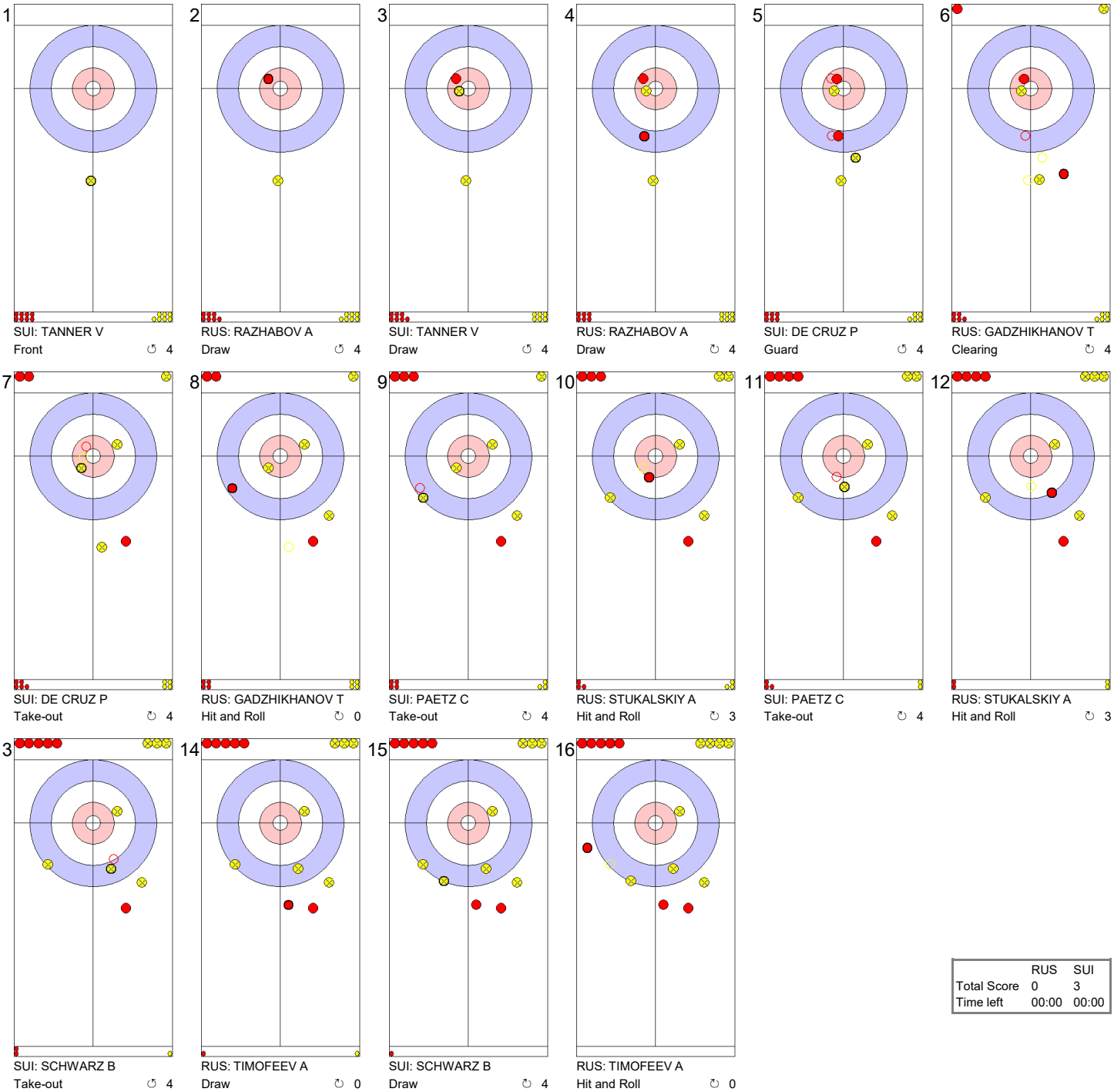

	RUS	SUI
Total Score	0	3
Time left	00:00	00:00

Game - Shot by Shot

End 2 | **RUS - Russia** **0 + 1** (this end) **= 1** | **SUI - Switzerland** **3 + 0** (this end) **= 3**

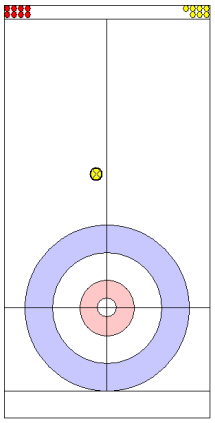
1
SUI: TANNER V
Draw ↻ 2

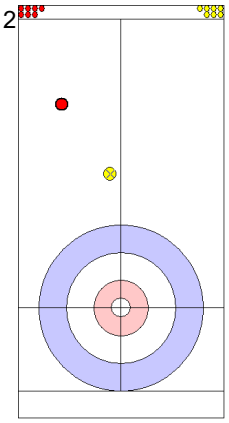
2
RUS: RAZHABOV A
Front ↻ 4

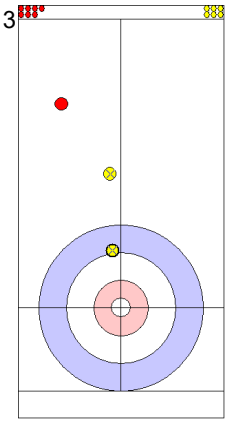
3
SUI: TANNER V
Draw ↻ 4

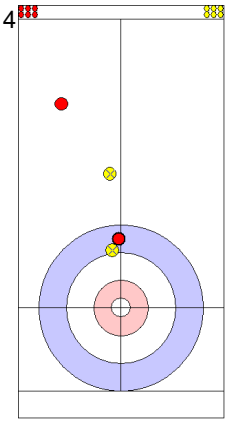
4
RUS: RAZHABOV A
Draw ↻ 4

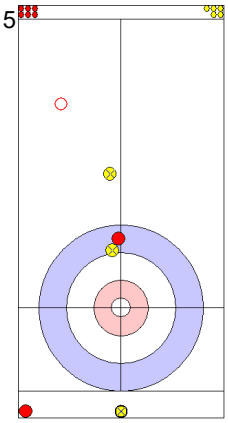
5
SUI: DE CRUZ P
Clearing ↻ 4

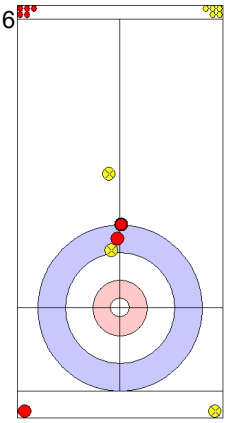
6
RUS: GADZHIKHANOV T
Draw ↻ 4

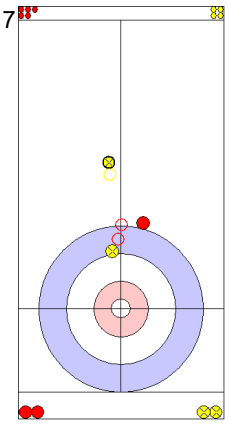
7
SUI: DE CRUZ P
Promotion Take-out ↻ 4

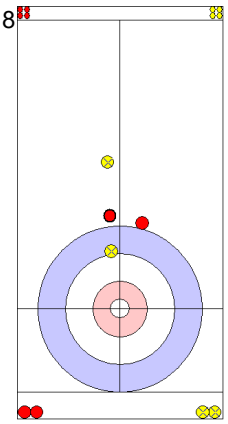
8
RUS: GADZHIKHANOV T
Draw ↻ 3

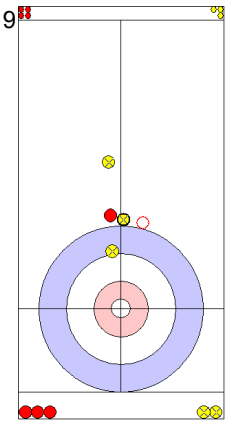
9
SUI: PAETZ C
Hit and Roll ↻ 4

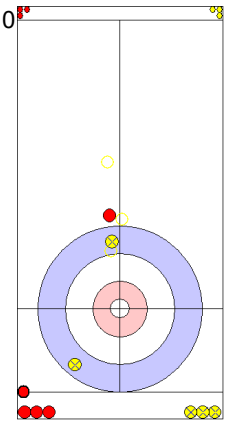
10
RUS: STUKALSKIY A
Promotion Take-out ↻ 4

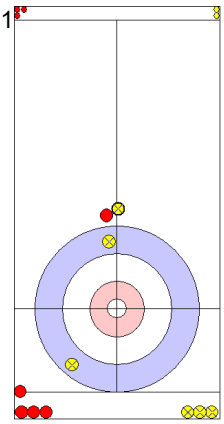
11
SUI: PAETZ C
Draw ↻ 0

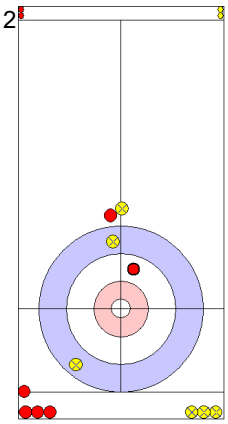
12
RUS: STUKALSKIY A
Draw ↻ 2

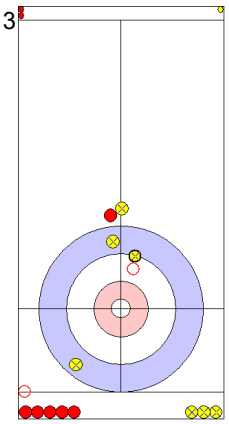
13
SUI: SCHWARZ B
Take-out ↻ 4

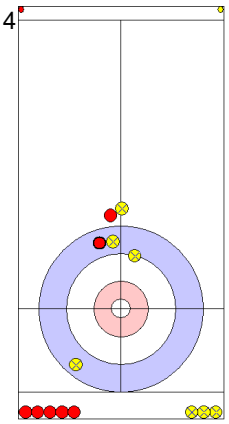
14
RUS: TIMOFEEV A
Draw ↻ 3

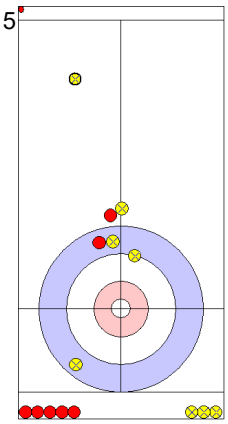
15
SUI: SCHWARZ B
Guard ↻ 4

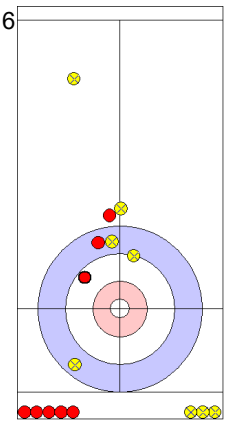
16
RUS: TIMOFEEV A
Draw ↻ 4

	RUS	SUI
Total Score	1	3
Time left	00:00	00:00

Game - Shot by Shot

End 3 | **RUS - Russia** **1 + 0** (this end) **= 1** | **SUI - Switzerland** **3 + 3** (this end) **= 6**

1
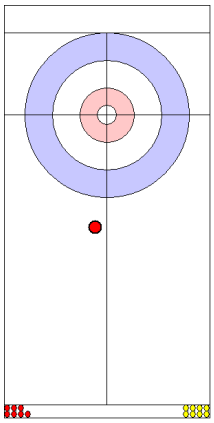
RUS: RAZHABOV A
Front ↺ 4

2
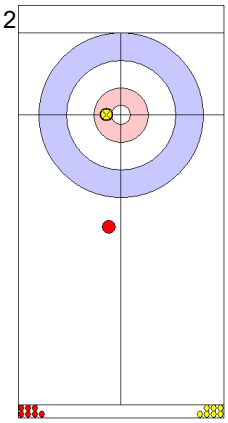
SUI: TANNER V
Draw ↺ 4

3
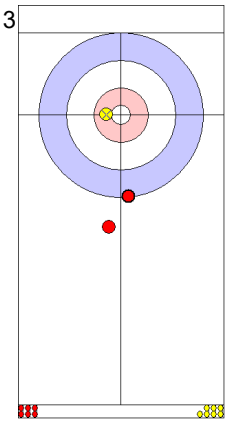
RUS: RAZHABOV A
Draw ↺ 3

4
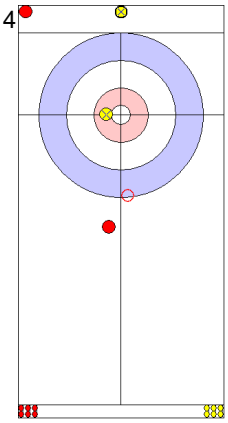
SUI: TANNER V
Clearing ↺ 4

5
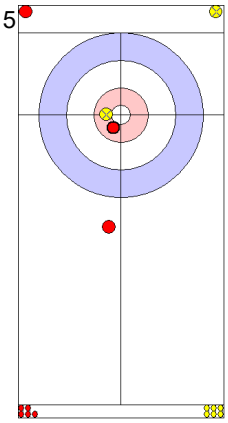
RUS: GADZHIKHANOV T
Clearing ↺ 4

6
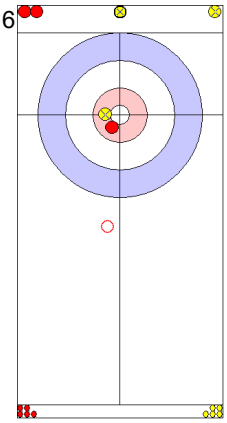
SUI: DE CRUZ P
Clearing ↺ 4

7
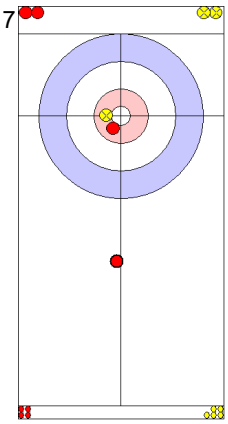
RUS: GADZHIKHANOV T
Guard ↺ 4

8
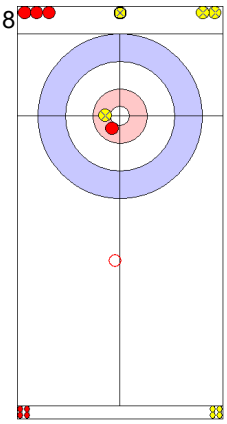
SUI: DE CRUZ P
Clearing ↺ 4

9
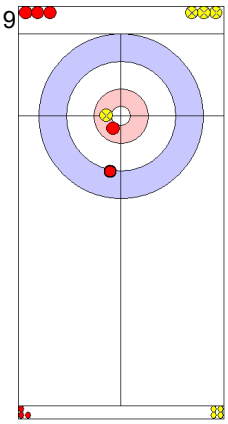
RUS: STUKALSKIY A
Guard ↺ 2

10
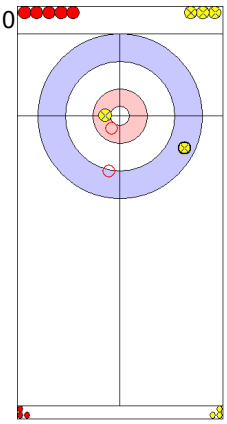
SUI: PAETZ C
Double Take-out ↺ 4

11
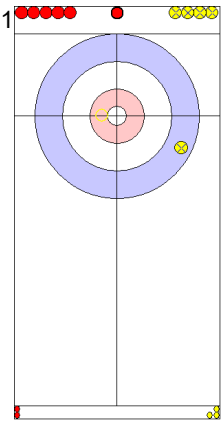
RUS: STUKALSKIY A
Take-out ↺ 2

12
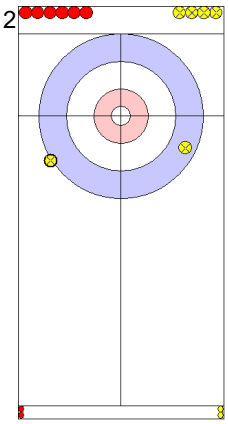
SUI: PAETZ C
Draw ↺ 4

13
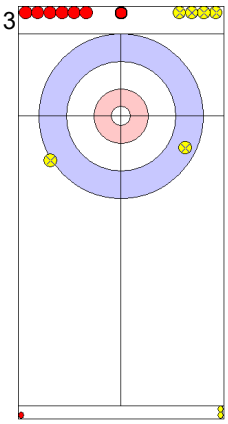
RUS: TIMOFEEV A
Take-out ↺ 0

14
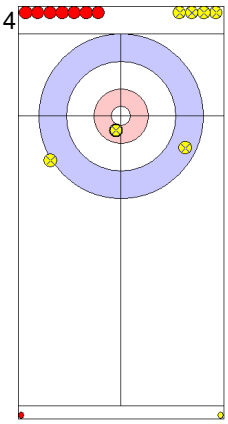
SUI: SCHWARZ B
Draw ↺ 4

15
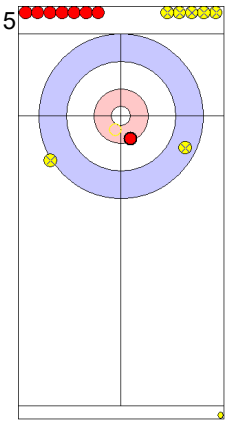
RUS: TIMOFEEV A
Hit and Roll ↺ 4

16
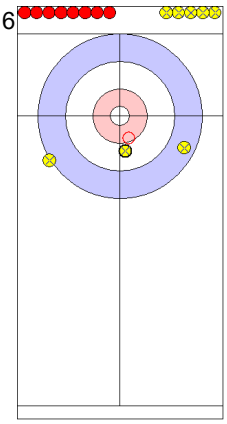
SUI: SCHWARZ B
Take-out ↺ 4

	RUS	SUI
Total Score	1	6
Time left	00:00	00:00

Game - Shot by Shot

End 4 | **RUS - Russia** **1 + 0** (this end) **= 1** | **SUI - Switzerland** **6 + 0** (this end) **= 6**

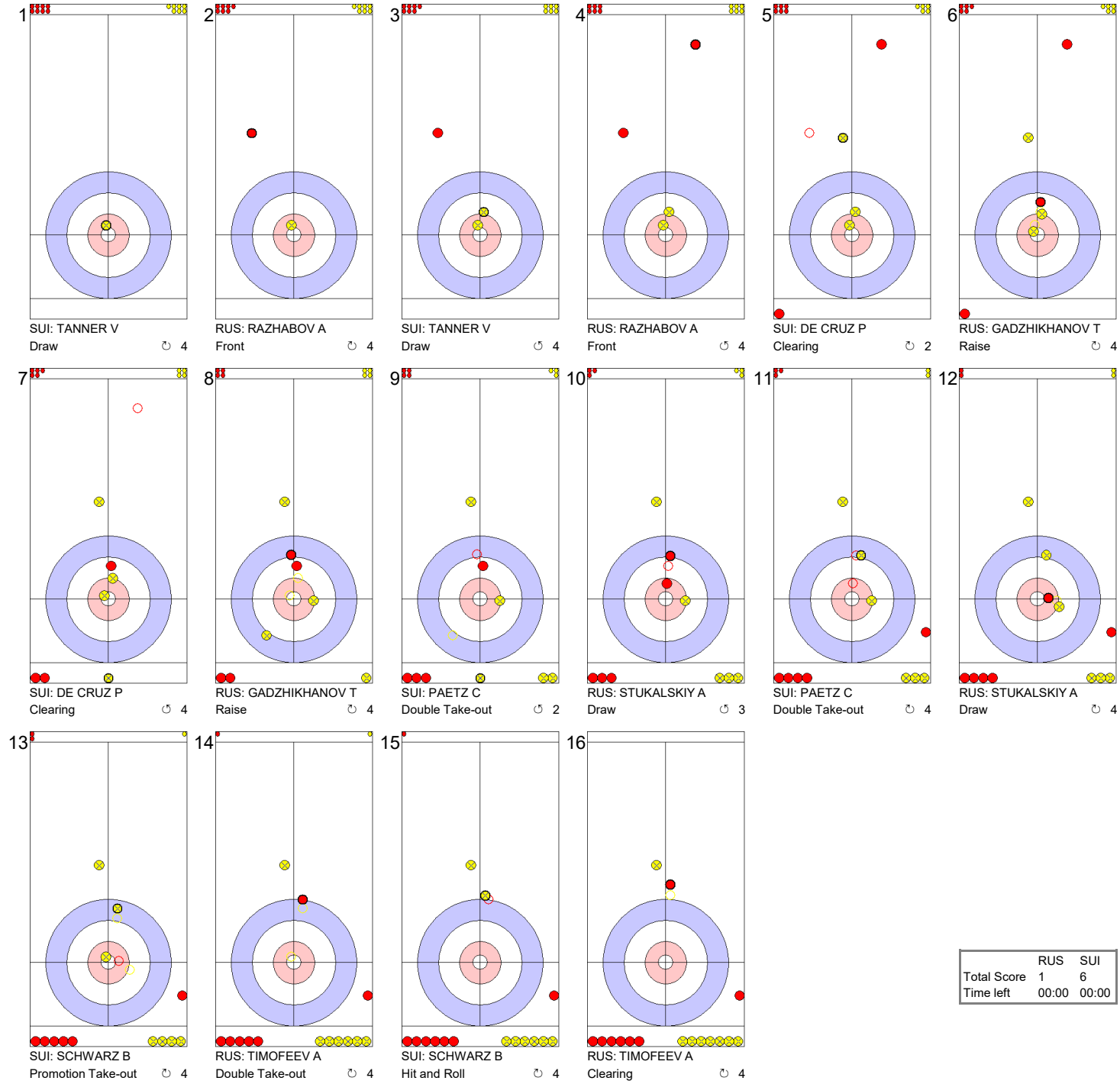

	RUS	SUI
Total Score	1	6
Time left	00:00	00:00

Game - Shot by Shot

End 5 | **RUS - Russia** **1 + 0** (this end) **= 1** | **SUI - Switzerland** **6 + 3** (this end) **= 9**

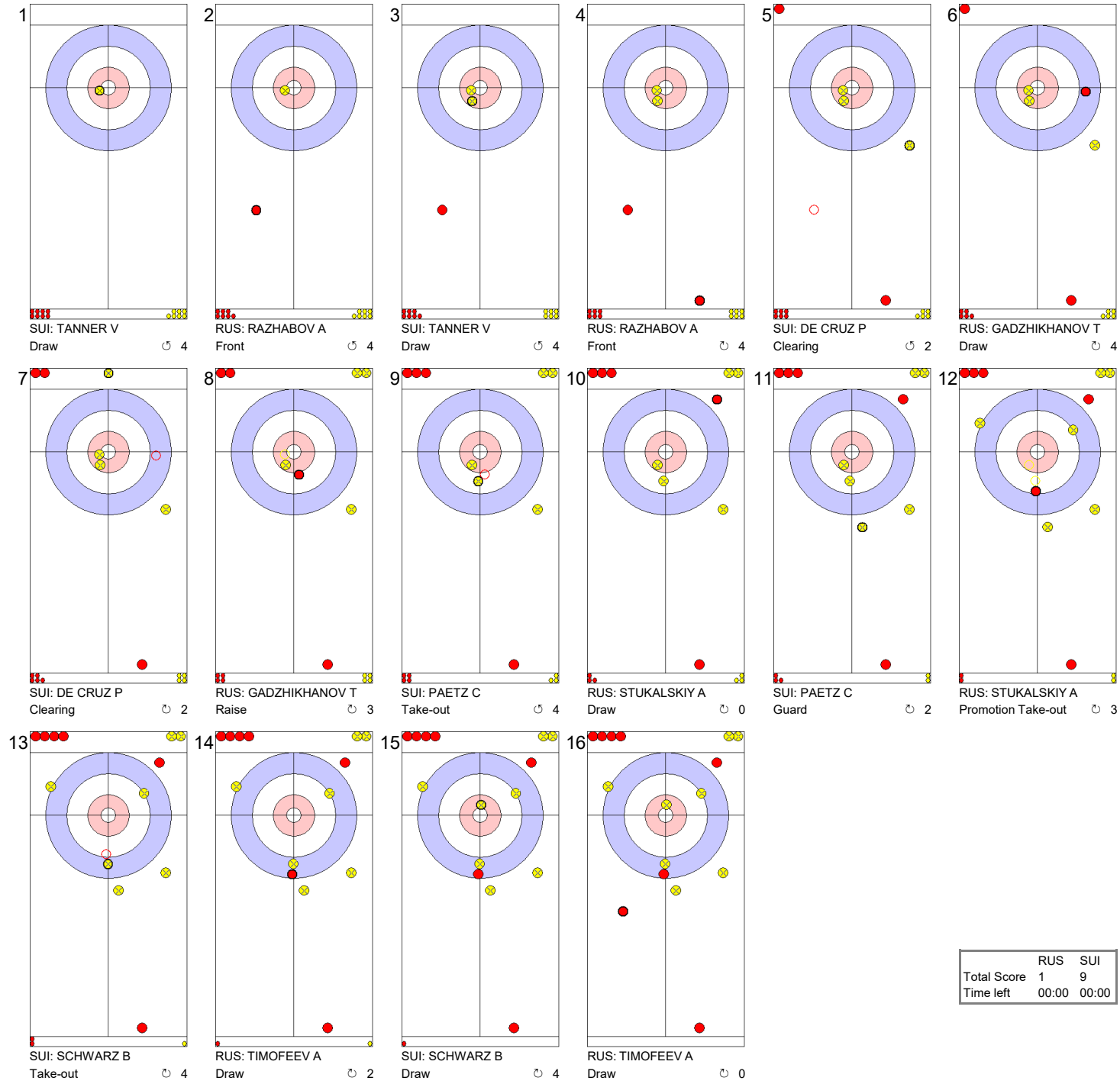

	RUS	SUI
Total Score	1	9
Time left	00:00	00:00

Game - Shot by Shot

End 6 | **RUS - Russia** **1 + 1** (this end) **= 2** | **SUI - Switzerland** **9 + 0** (this end) **= 9**

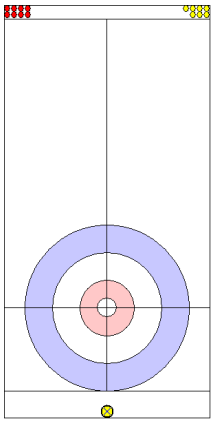

1 SUI: TANNER V — Through ↺ X

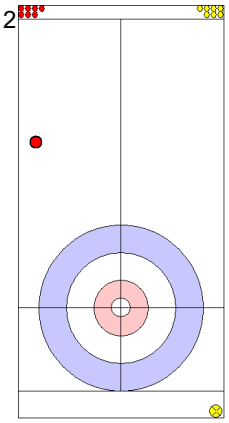

2 RUS: RAZHABOV A — Wick / Soft Peeling ↺ 0

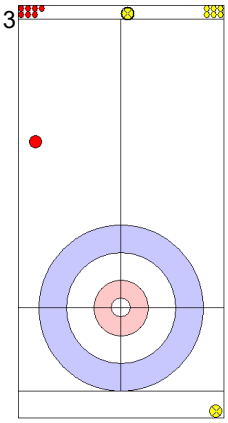

3 SUI: TANNER V — Front ↻ 3

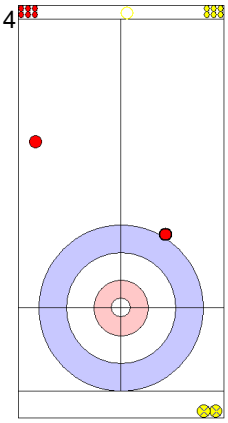

4 RUS: RAZHABOV A — Front ↺ 0

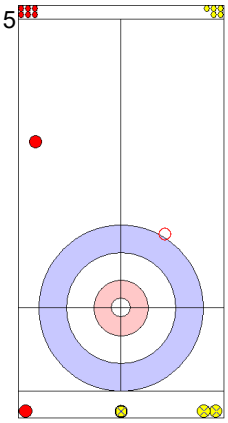

5 SUI: DE CRUZ P — Clearing ↺ 4

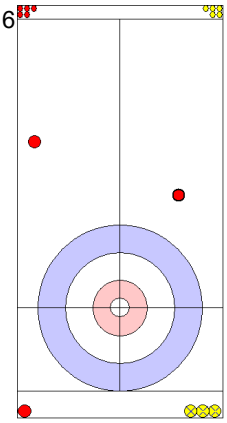

6 RUS: GADZHIKHANOV T — Front ↻ 4

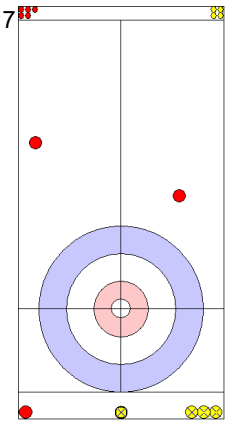

7 SUI: DE CRUZ P — Clearing ↺ 4

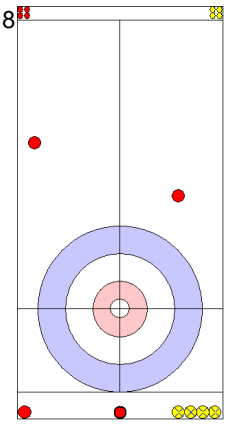

8 RUS: GADZHIKHANOV T — Front ↻ 3

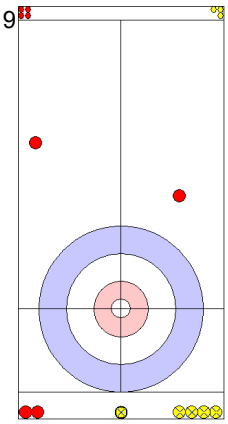

9 SUI: MEIER R — Clearing ↺ 0

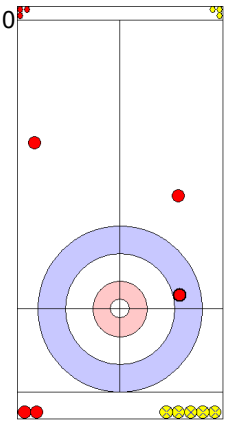

10 RUS: STUKALSKIY A — Draw ↺ 4

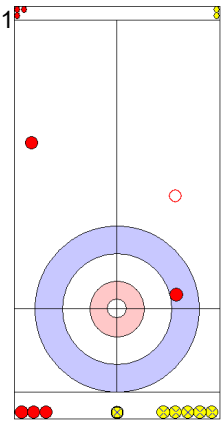

11 SUI: MEIER R — Clearing ↻ 4

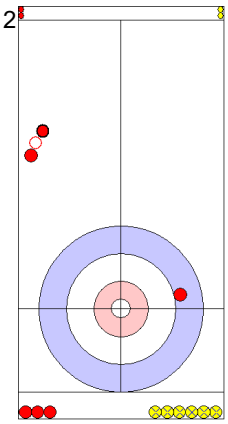

12 RUS: STUKALSKIY A — Draw ↻ 1

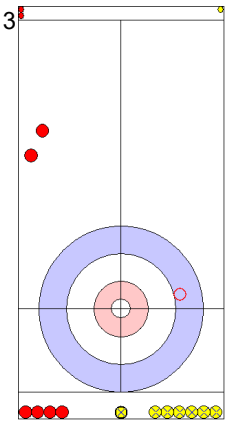

13 SUI: SCHWARZ B — Take-out ↻ 2

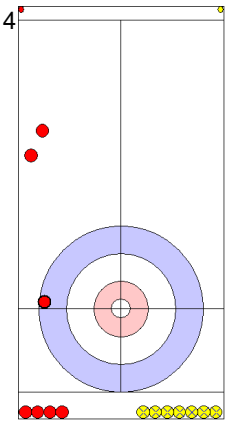

14 RUS: TIMOFEEV A — Draw ↻ 4

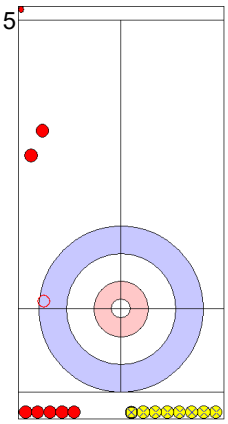

15 SUI: SCHWARZ B — Take-out ↺ 2

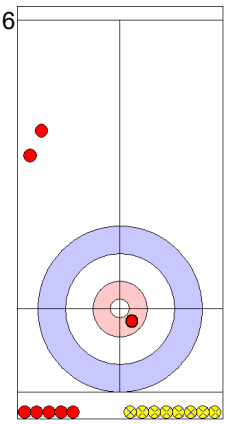

16 RUS: TIMOFEEV A — Draw ↺ 4

Note:
Shot Success Points:
4 = 100%
3 = 75%
2 = 50%
1 = 25%
0 = 0%
X = not considered

Rotation:
↻ Clockwise
↺ Counter-clockwise

	RUS	SUI
Total Score	2	9
Time left	15:24	17:03

Game Results

Sheet	Game	Team	LSFE	1	2	3	4	5	6	7	8	9	10	Extra Ends				Total
B	5	GER - Germany		0	0	1	0	1	0	0	2	0	X					4
	5	JPN - Japan	*	1	1	0	1	0	1	0	0	3	X					7

GER - Germany		Shot Success Game	Shot Success All
4 S	BAUMANN Alexander	75%	74%
3	WALTER Manuel	84%	78%
2 V	HERBERG Daniel	89%	83%
1	SHERRARD Ryan	88%	80%
A	SCHWEIZER Sebastian	-	93%
	Team Total	84%	79%

Last Stone Draw		Distance
↻	WALTER M	66.5cm
↺	BAUMANN A	71.8cm
Total		**138.3cm**

Time remaining: 3 minutes 34 seconds

JPN - Japan		Shot Success Game	Shot Success All
4 S	MOROZUMI Yusuke	79%	80%
3 V	SHIMIZU Tetsuro	90%	83%
2	YAMAGUCHI Tsuyoshi	95%	79%
1	MOROZUMI Kosuke	89%	85%
A	HIRATA Kohsuke	-	-
	Team Total	88%	81%

Last Stone Draw		Distance
↻	YAMAGUCHI T	22.4cm
↺	MOROZUMI Y	30.8cm
Total		**53.2cm**

Time remaining: 2 minutes 19 seconds

Shot Success Analysis

GER - Germany		↻		↺		Game	
4 BAUMANN Alexander	Draws	4	50%	6	83%	10	70%
	Take-outs	5	85%	3	75%	8	81%
	Total	9	69%	9	81%	18	75%
3 WALTER Manuel	Draws	3	100%	6	88%	9	92%
	Take-outs	7	68%	4	94%	11	77%
	Total	10	78%	10	90%	20	84%
2 HERBERG Daniel	Draws	7	82%	8	97%	15	90%
	Take-outs	2	88%	3	83%	5	85%
	Total	9	83%	11	93%	20	89%
1 SHERRARD Ryan	Draws	4	81%	15	88%	19	87%
	Take-outs	1	100%	0	-	1	100%
	Total	5	85%	15	88%	20	88%
A SCHWEIZER Sebastian	Draws	0	-	0	-	0	-
	Take-outs	0	-	0	-	0	-
	Total	0	-	0	-	0	-
Team	Draws	18	78%	35	89%	53	85%
	Take-outs	15	78%	10	85%	25	81%
	Total	33	78%	45	88%	78	84%

JPN - Japan		↻		↺		Game	
4 MOROZUMI Yusuke	Draws	2	100%	1	100%	3	100%
	Take-outs	5	90%	11	68%	16	75%
	Total	7	93%	12	71%	19	79%
3 SHIMIZU Tetsuro	Draws	0	-	2	88%	2	88%
	Take-outs	11	93%	7	86%	18	90%
	Total	11	93%	9	86%	20	90%
2 YAMAGUCHI Tsuyoshi	Draws	1	100%	5	95%	6	96%
	Take-outs	5	90%	9	97%	14	95%
	Total	6	92%	14	96%	20	95%
1 MOROZUMI Kosuke	Draws	3	100%	11	84%	14	88%
	Take-outs	2	88%	2	100%	4	94%
	Total	5	95%	13	87%	18	89%
A HIRATA Kohsuke	Draws	0	-	0	-	0	-
	Take-outs	0	-	0	-	0	-
	Total	0	-	0	-	0	-
Team	Draws	6	100%	19	88%	25	91%
	Take-outs	23	91%	29	84%	52	87%
	Total	29	93%	48	85%	77	88%

Note:
Team position and functions are attached to each team member's name as follows:
4 = Fourth, **3** = Third, **2** = Second, **1** = Lead, **A** = Alternate, **S** = Skip, **V** = Vice-Skip

Legend:
↻ Clockwise ↺ Counter-clockwise **LSFE(*)** Last Stone First End
X Unplayed/unfinished end due to concession

Game - Shot by Shot

End 1 — **GER - Germany** **0 + 0** (this end) **= 0** — **JPN - Japan** **0 + 1** (this end) **= 1**

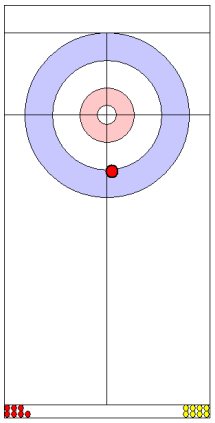
1
GER: SHERRARD R
Draw ↻ 4

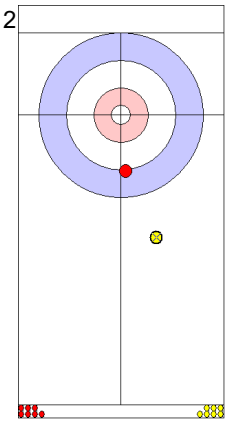
2
JPN: MOROZUMI K
Front ↻ 4

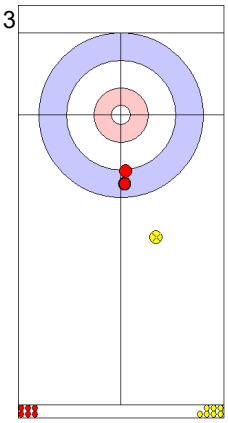
3
GER: SHERRARD R
Raise ↻ 2

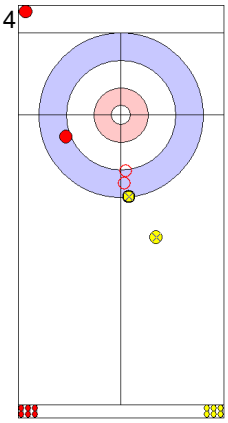
4
JPN: MOROZUMI K
Take-out ↻ 4

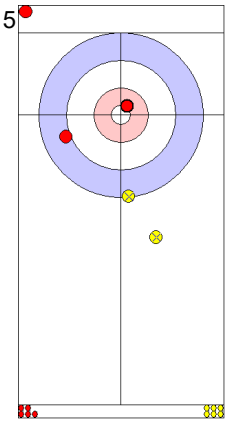
5
GER: HERBERG D
Draw ↻ 3

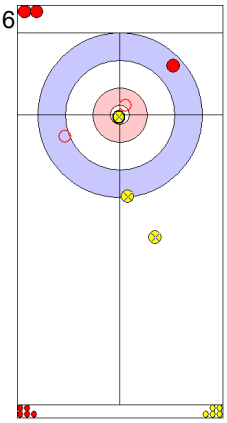
6
JPN: YAMAGUCHI T
Double Take-out ↻ 3

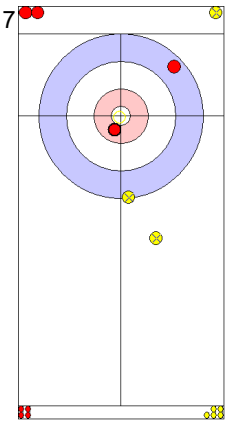
7
GER: HERBERG D
Hit and Roll ↻ 3

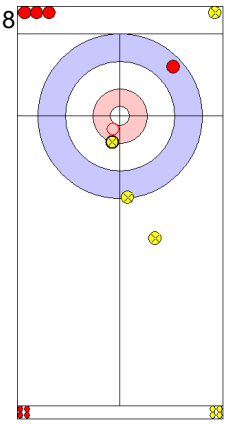
8
JPN: YAMAGUCHI T
Hit and Roll ↻ 3

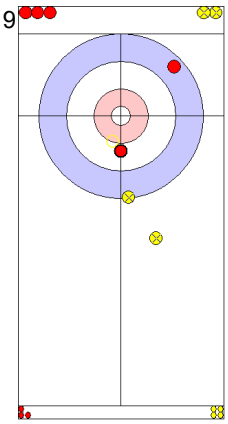
9
GER: WALTER M
Hit and Roll ↻ 3

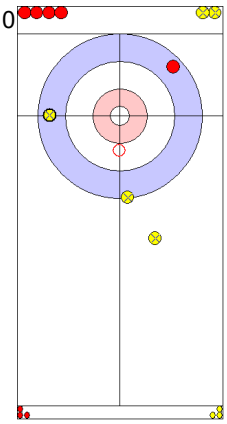
10
JPN: SHIMIZU T
Take-out ↻ 4

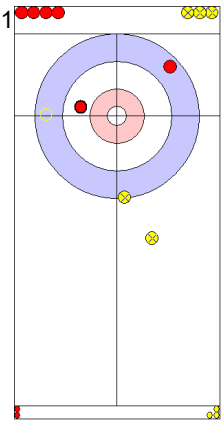
11
GER: WALTER M
Take-out ↻ 4

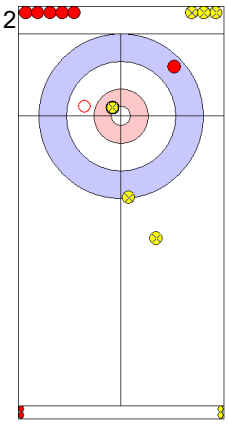
12
JPN: SHIMIZU T
Hit and Roll ↻ 3

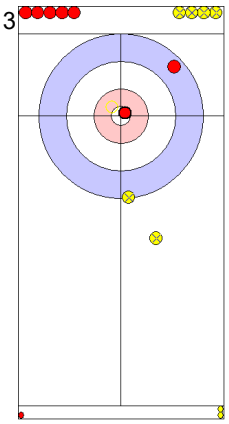
13
GER: BAUMANN A
Hit and Roll ↻ 4

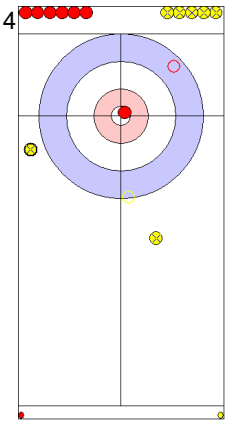
14
JPN: MOROZUMI Y
Promotion Take-out ↻ 2

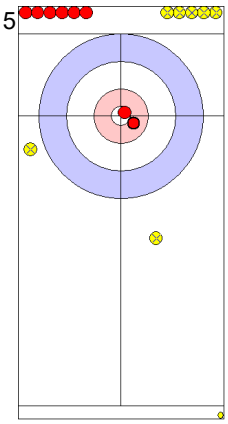
15
GER: BAUMANN A
Guard ↻ 2

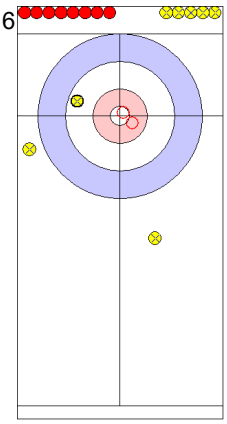
16
JPN: MOROZUMI Y
Clearing ↻ 2

	GER	JPN
Total Score	0	1
Time left	00:00	00:00

Game - Shot by Shot

End 2 | **GER - Germany** **0 + 0** (this end) **= 0** | **JPN - Japan** **1 + 1** (this end) **= 2**

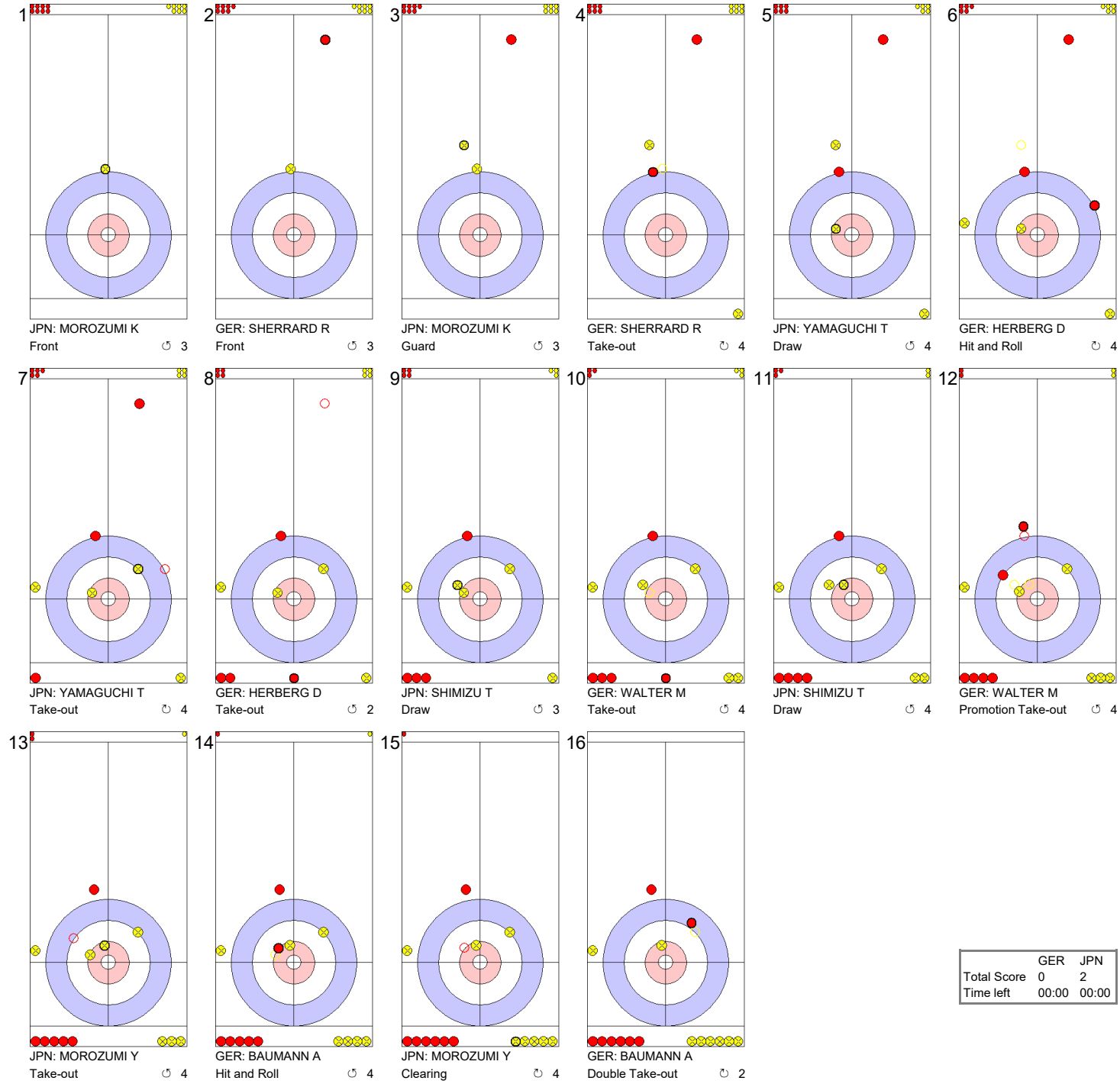

	GER	JPN
Total Score	0	2
Time left	00:00	00:00

Game - Shot by Shot

End 3 | **GER - Germany** **0 + 1** (this end) **= 1** | **JPN - Japan** **2 + 0** (this end) **= 2**



	GER	JPN
Total Score	1	2
Time left	00:00	00:00

Game - Shot by Shot

End 4 | **GER - Germany** **1 + 0** (this end) **= 1** | **JPN - Japan** **2 + 1** (this end) **= 3**

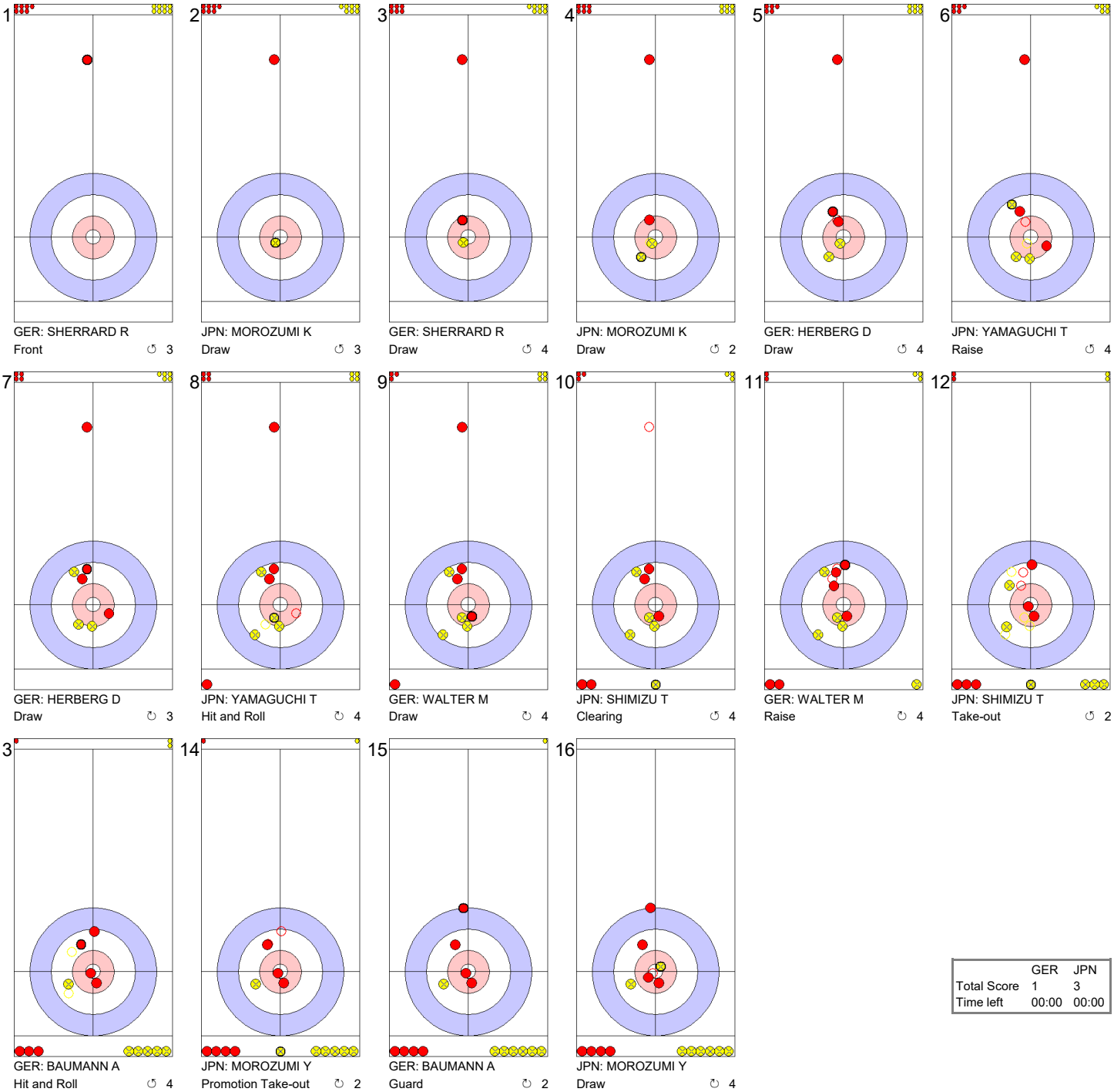

	GER	JPN
Total Score	1	3
Time left	00:00	00:00

Game - Shot by Shot

End 5 | **GER - Germany** **1 + 1** (this end) **= 2** | **JPN - Japan** **3 + 0** (this end) **= 3**

1

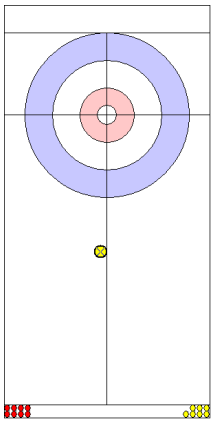

JPN: MOROZUMI K
Front ↺ 4

2

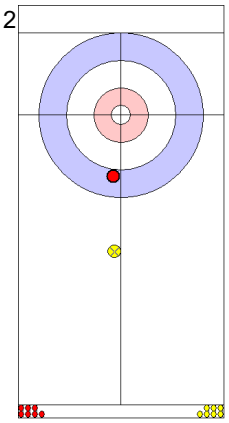

GER: SHERRARD R
Draw ↺ 4

3

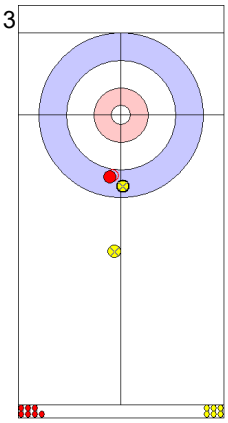

JPN: MOROZUMI K
Draw ↺ 4

4

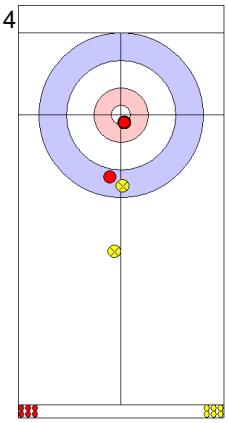

GER: SHERRARD R
Draw ↺ 4

5

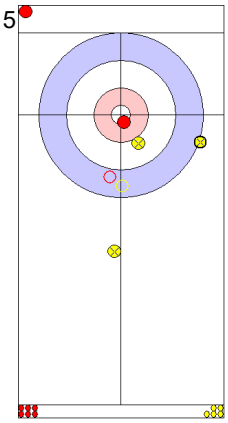

JPN: YAMAGUCHI T
Take-out ↺ 4

6

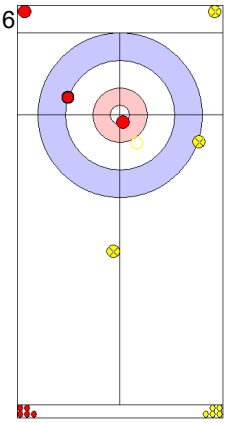

GER: HERBERG D
Take-out ↺ 4

7

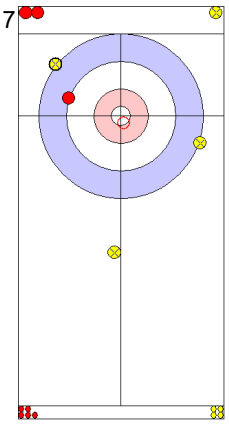

JPN: YAMAGUCHI T
Take-out ↺ 3

8

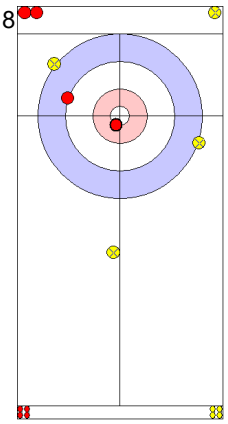

GER: HERBERG D
Draw ↺ 4

9

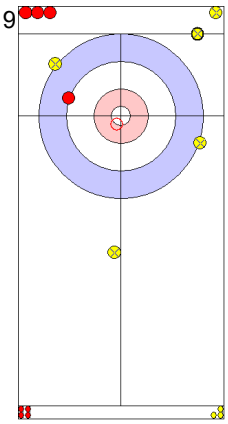

JPN: SHIMIZU T
Take-out ↺ 2

10

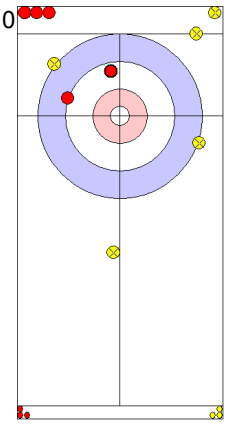

GER: WALTER M
Draw ↺ 2

11

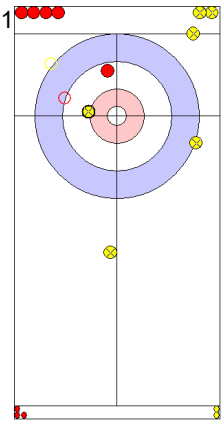

JPN: SHIMIZU T
Take-out ↺ 3

12

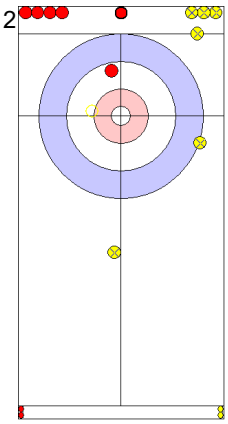

GER: WALTER M
Hit and Roll ↺ 2

13

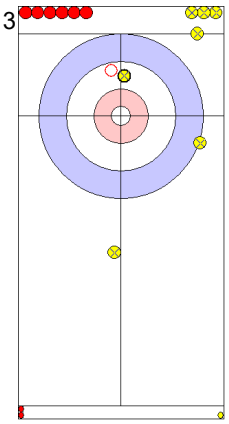

JPN: MOROZUMI Y
Take-out ↺ 4

14

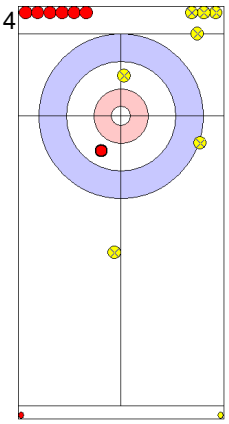

GER: BAUMANN A
Draw ↺ 4

15

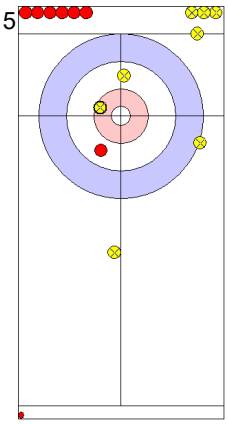

JPN: MOROZUMI Y
Draw ↺ 4

16

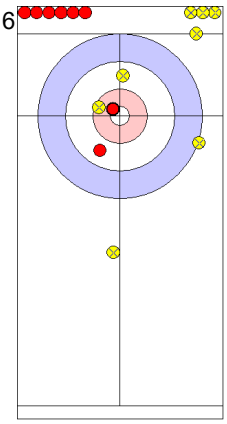

GER: BAUMANN A
Draw ↺ 4

	GER	JPN
Total Score	2	3
Time left	00:00	00:00

Game - Shot by Shot

End 6 | **GER - Germany** **2 + 0** (this end) **= 2** | **JPN - Japan** **3 + 1** (this end) **= 4**



	GER	JPN
Total Score	2	4
Time left	00:00	00:00

Game - Shot by Shot

End 7 | **GER - Germany** **2 + 0** (this end) **= 2** | **JPN - Japan** **4 + 0** (this end) **= 4**

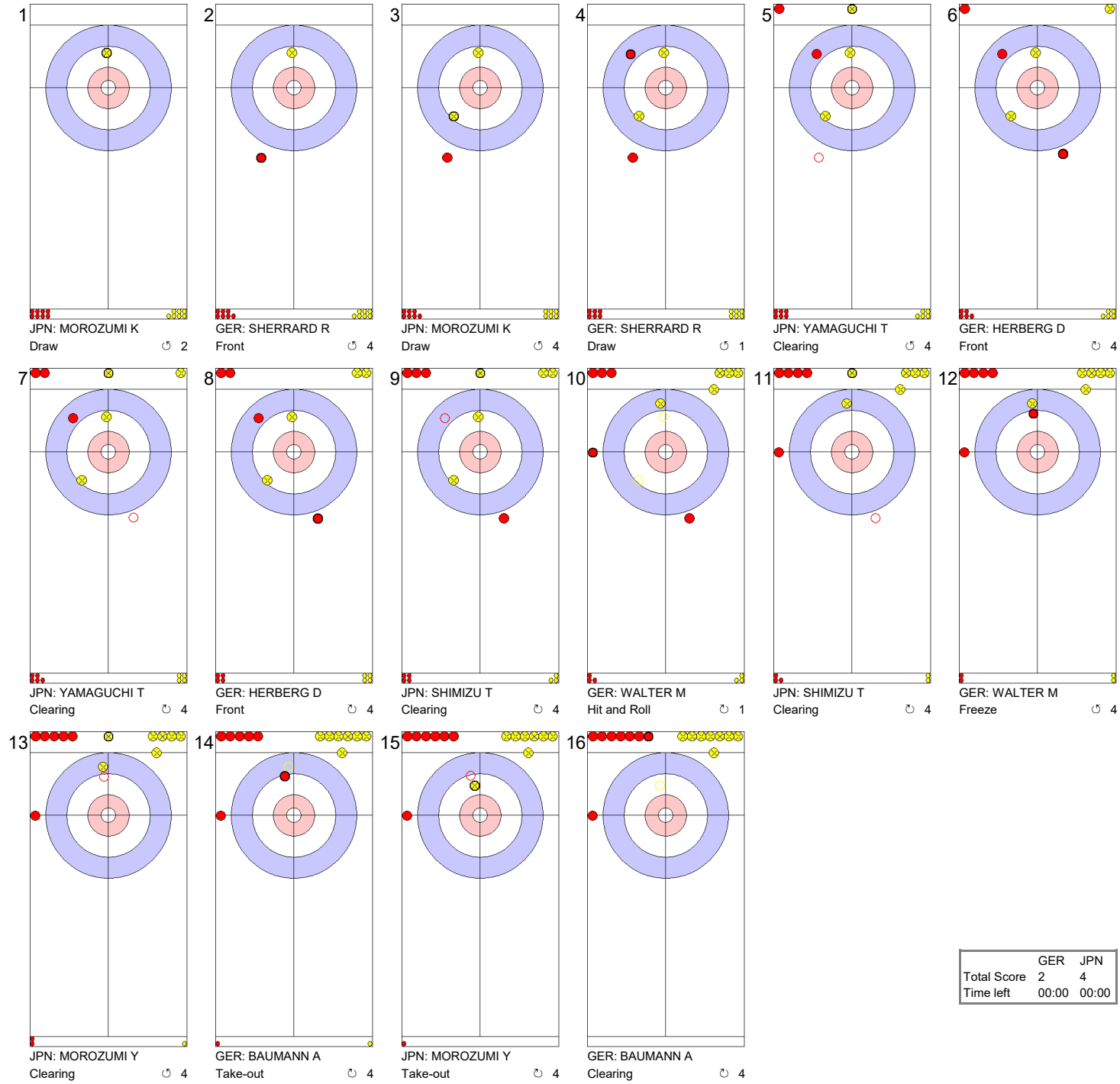

	GER	JPN
Total Score	2	4
Time left	00:00	00:00

Game - Shot by Shot

End 8 | **GER - Germany** **2 + 2** (this end) **= 4** | **JPN - Japan** **4 + 0** (this end) **= 4**



	GER	JPN
Total Score	4	4
Time left	00:00	00:00

Game - Shot by Shot

End 9 | **GER - Germany** **4 + 0** (this end) **= 4** | **JPN - Japan** **4 + 3** (this end) **= 7**

1	2	3	4	5	6
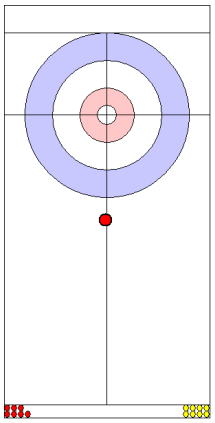	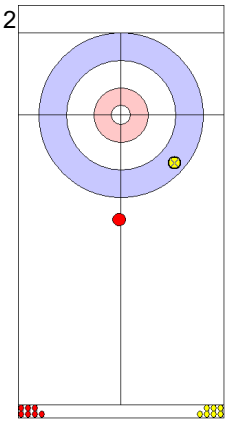	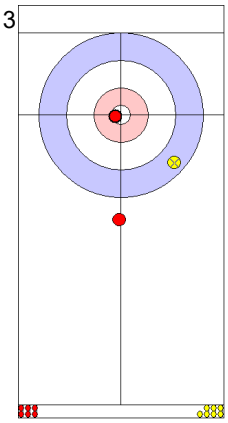	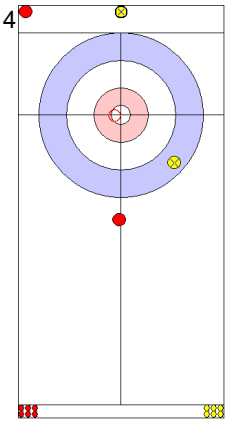	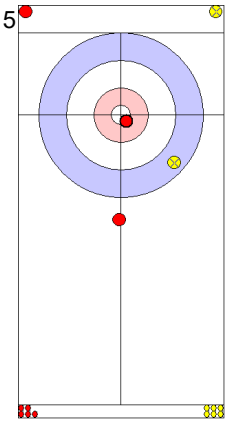	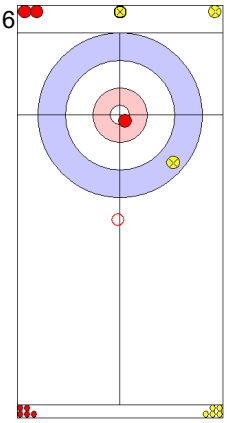
GER: SHERRARD R	JPN: MOROZUMI K	GER: SHERRARD R	JPN: MOROZUMI K	GER: HERBERG D	JPN: YAMAGUCHI T
Front ↺ 4	Draw ↺ 4	Draw ↺ 4	Take-out ↺ 3	Draw ↺ 4	Clearing ↺ 4

7	8	9	10	11	12
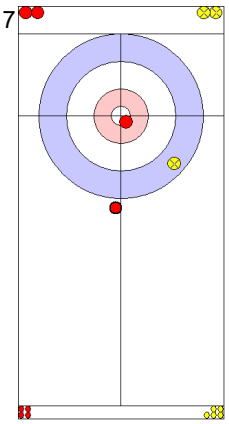	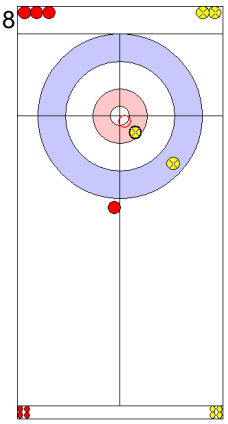	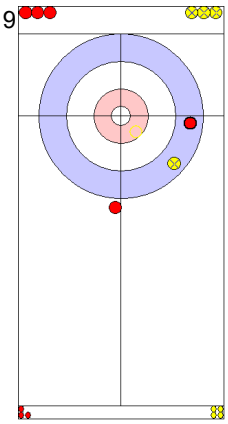	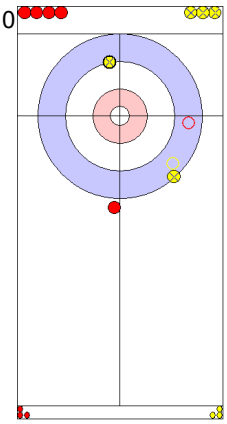	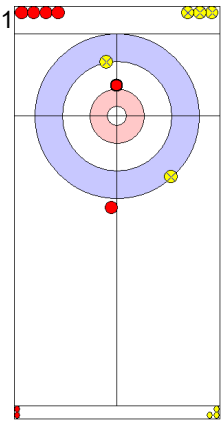	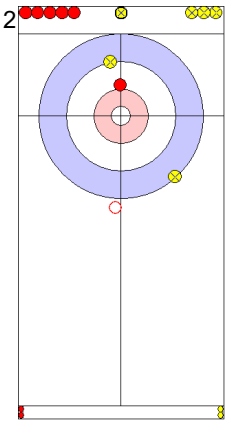
GER: HERBERG D	JPN: YAMAGUCHI T	GER: WALTER M	JPN: SHIMIZU T	GER: WALTER M	JPN: SHIMIZU T
Guard ↺ 3	Take-out ↺ 4	Hit and Roll ↺ 3	Promotion Take-out ↺ 4	Draw ↺ 4	Clearing ↺ 4

13	14	15	16
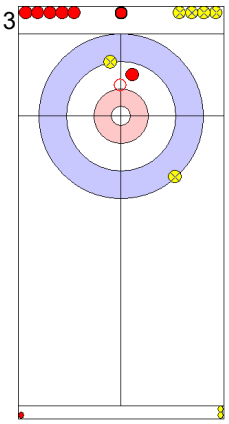	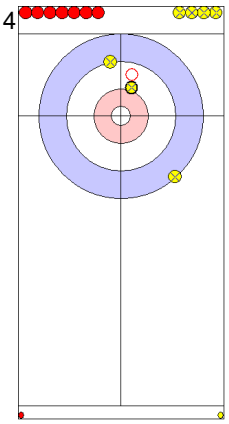	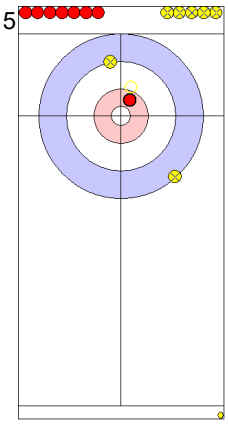	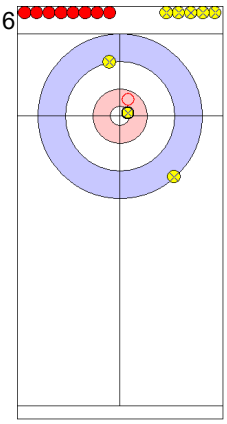
GER: BAUMANN A	JPN: MOROZUMI Y	GER: BAUMANN A	JPN: MOROZUMI Y
Draw ↺ 0	Take-out ↺ 4	Hit and Roll ↺ 1	Take-out ↺ 4

	GER	JPN
Total Score	4	7
Time left	00:00	00:00

Game - Shot by Shot

End 10 | **GER - Germany** **4 + X** (this end) **= 4** | **JPN - Japan** **7 + X** (this end) **= 7**

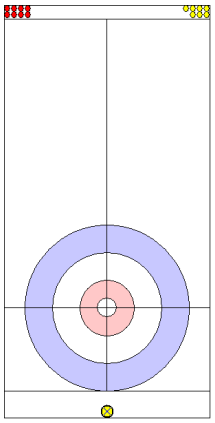

JPN: MOROZUMI K
Through ↺ X

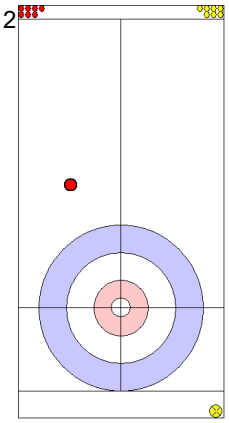

GER: SHERRARD R
Front ↻ 4

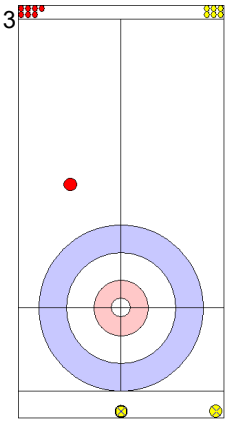

JPN: MOROZUMI K
Through ↺ X

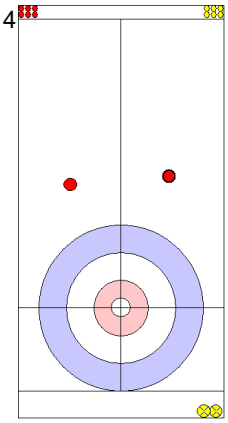

GER: SHERRARD R
Front ↻ 4

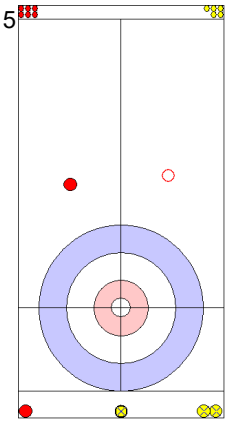

JPN: YAMAGUCHI T
Clearing ↻ 4

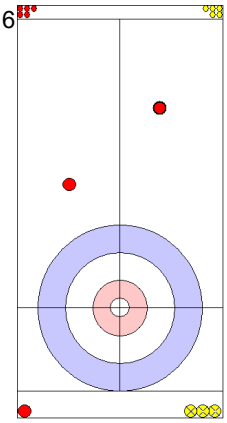

GER: HERBERG D
Front ↻ 4

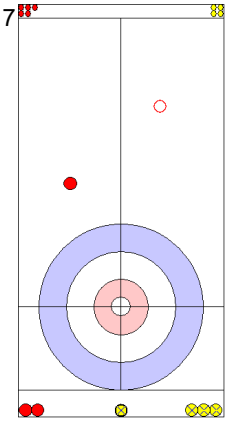

JPN: YAMAGUCHI T
Clearing ↻ 4

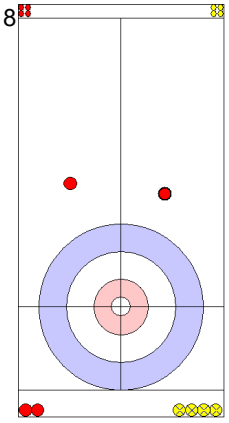

GER: HERBERG D
Front ↻ 4

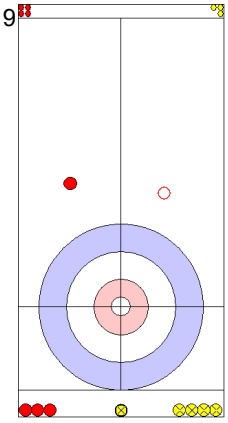

JPN: SHIMIZU T
Clearing ↻ 4

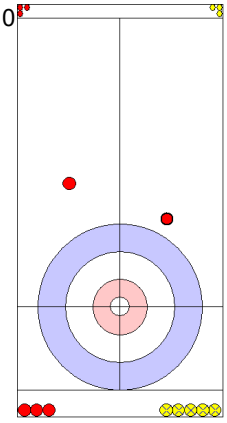

GER: WALTER M
Front ↻ 3

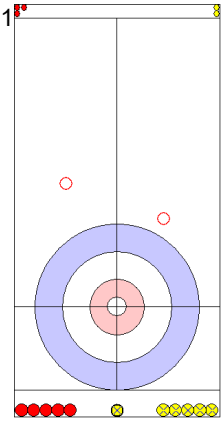

JPN: SHIMIZU T
Clearing ↻ 4

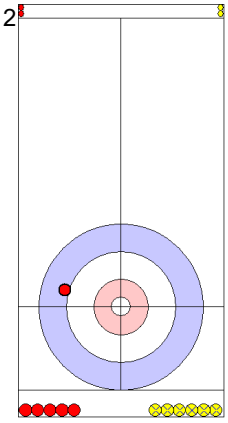

GER: WALTER M
Draw ↻ 4

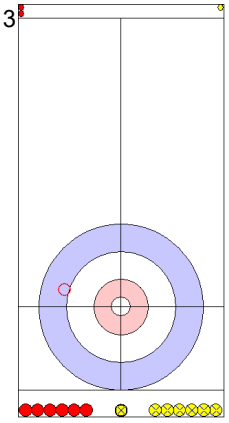

JPN: MOROZUMI Y
Clearing ↻ 4

Note:
Shot Success Points:
4 = 100%
3 = 75%
2 = 50%
1 = 25%
0 = 0%
X = not considered

Rotation:
↻ Clockwise
↺ Counter-clockwise

	GER	JPN
Total Score	4	7
Time left	03:34	02:19

Legend:
X Unfinished end due to concession

Game Results

Sheet	Game	Team	LSFE	1	2	3	4	5	6	7	8	9	10	Extra Ends				Total
C	5	CAN - Canada	*	3	0	0	0	1	3	1	X	X	X					8
	5	USA - United States		0	1	1	0	0	0	0	X	X	X					2

CAN - Canada		Shot Success Game	Shot Success All
4 S	GUSHUE Brad	88%	92%
3 V	NICHOLS Mark	89%	91%
2	GALLANT Brett	86%	88%
1	WALKER Geoff	96%	88%
A	SALLOWS Tom	-	-
	Team Total	90%	90%

Last Stone Draw		Distance
↻	NICHOLS M	7.4cm
↺	GUSHUE B	8.8cm
Total		**16.2cm**

Time remaining: 11 minutes 30 seconds

USA - United States		Shot Success Game	Shot Success All
4 S	SHUSTER John	75%	81%
3 V	GEORGE Tyler	82%	86%
2	HAMILTON Matt	84%	79%
1	LANDSTEINER John	86%	85%
A	POLO Joe	-	-
	Team Total	82%	83%

Last Stone Draw		Distance
↻	HAMILTON M	62.2cm
↺	SHUSTER J	31.8cm
Total		**94.0cm**

Time remaining: 14 minutes 2 seconds

Shot Success Analysis

CAN - Canada		↻	↺	Game
4 GUSHUE Brad	Draws	1 50%	4 75%	5 70%
	Take-outs	2 100%	6 100%	8 100%
	Total	3 83%	10 90%	13 88%
3 NICHOLS Mark	Draws	2 100%	1 0%	3 67%
	Take-outs	5 90%	6 100%	11 95%
	Total	7 93%	7 86%	14 89%
2 GALLANT Brett	Draws	2 75%	2 100%	4 88%
	Take-outs	3 50%	7 100%	10 85%
	Total	5 60%	9 100%	14 86%
1 WALKER Geoff	Draws	3 100%	6 100%	9 100%
	Take-outs	0 -	4 88%	4 88%
	Total	3 100%	10 95%	13 96%
A SALLOWS Tom	Draws	0 -	0 -	0 -
	Take-outs	0 -	0 -	0 -
	Total	0 -	0 -	0 -
Team	Draws	8 88%	13 85%	21 86%
	Take-outs	10 80%	23 98%	33 92%
	Total	18 83%	36 93%	54 90%

USA - United States		↻	↺	Game
4 SHUSTER John	Draws	2 100%	3 83%	5 90%
	Take-outs	4 50%	5 80%	9 67%
	Total	6 67%	8 81%	14 75%
3 GEORGE Tyler	Draws	6 83%	3 83%	9 83%
	Take-outs	2 50%	3 100%	5 80%
	Total	8 75%	6 92%	14 82%
2 HAMILTON Matt	Draws	5 80%	5 85%	10 83%
	Take-outs	3 83%	1 100%	4 88%
	Total	8 81%	6 88%	14 84%
1 LANDSTEINER John	Draws	3 50%	10 95%	13 85%
	Take-outs	1 100%	0 -	1 100%
	Total	4 63%	10 95%	14 86%
A POLO Joe	Draws	0 -	0 -	0 -
	Take-outs	0 -	0 -	0 -
	Total	0 -	0 -	0 -
Team	Draws	16 78%	21 89%	37 84%
	Take-outs	10 65%	9 89%	19 76%
	Total	26 73%	30 89%	56 82%

Note:
Team position and functions are attached to each team member's name as follows:
4 = Fourth, **3** = Third, **2** = Second, **1** = Lead, **A** = Alternate, **S** = Skip, **V** = Vice-Skip

Legend:
↻ Clockwise ↺ Counter-clockwise **LSFE(*)** Last Stone First End
X Unplayed/unfinished end due to concession

Game - Shot by Shot

End 1 — **CAN - Canada** **0 + 3** (this end) **= 3** — **USA - United States** **0 + 0** (this end) **= 0**

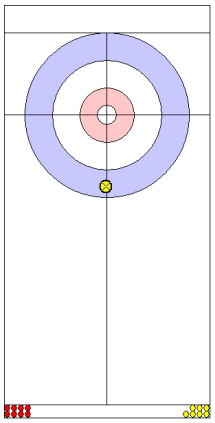

USA: LANDSTEINER J
Draw ↺ 4

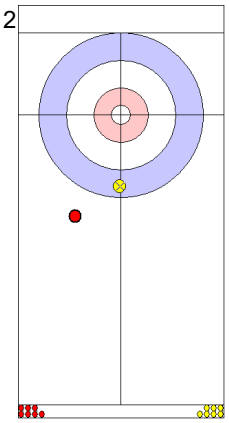

CAN: WALKER G
Front ↺ 4

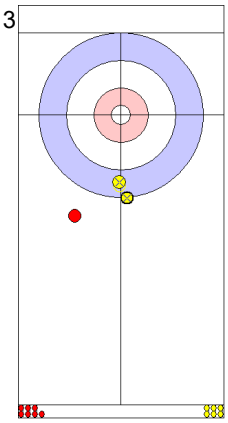

USA: LANDSTEINER J
Raise ↺ 2

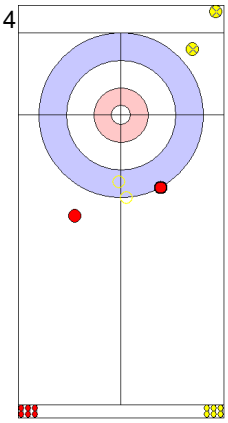

CAN: WALKER G
Double Take-out ↺ 4

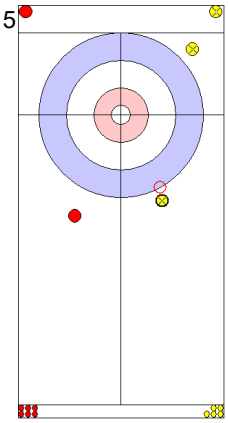

USA: HAMILTON M
Take-out ↺ 4

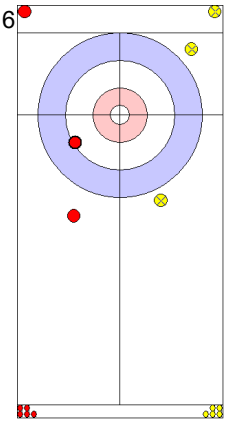

CAN: GALLANT B
Draw ↺ 4

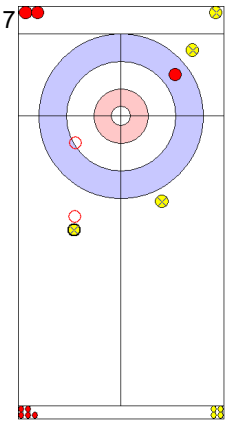

USA: HAMILTON M
Promotion Take-out ↺ 3

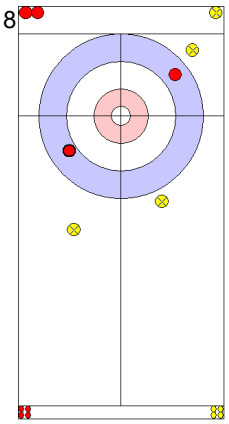

CAN: GALLANT B
Draw ↺ 4

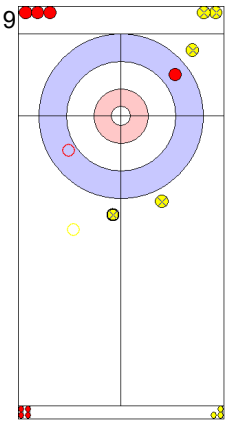

USA: GEORGE T
Promotion Take-out ↺ 2

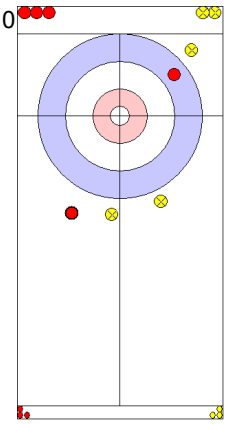

CAN: NICHOLS M
Draw ↺ 0

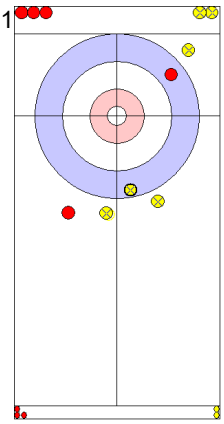

USA: GEORGE T
Draw ↺ 2

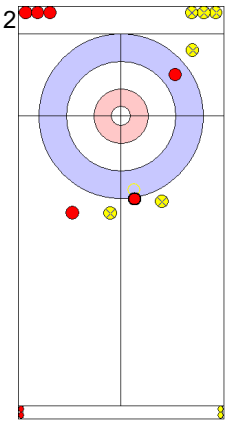

CAN: NICHOLS M
Take-out ↺ 4

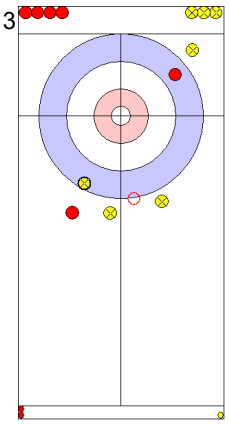

USA: SHUSTER J
Take-out ↺ 4

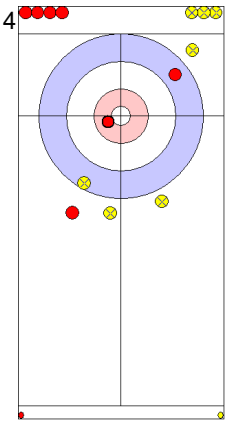

CAN: GUSHUE B
Draw ↺ 4

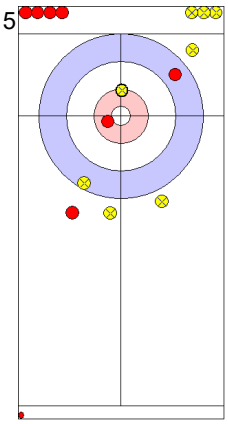

USA: SHUSTER J
Draw ↺ 2

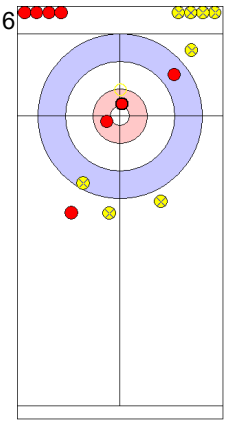

CAN: GUSHUE B
Take-out ↺ 4

	CAN	USA
Total Score	3	0
Time left	00:00	00:00

Game - Shot by Shot

End 2 — **CAN - Canada** **3 + 0** (this end) **= 3** — **USA - United States** **0 + 1** (this end) **= 1**



	CAN	USA
Total Score	3	1
Time left	00:00	00:00

Game - Shot by Shot

End 3 | **CAN - Canada** **3 + 0** (this end) **= 3** | **USA - United States** **1 + 1** (this end) **= 2**

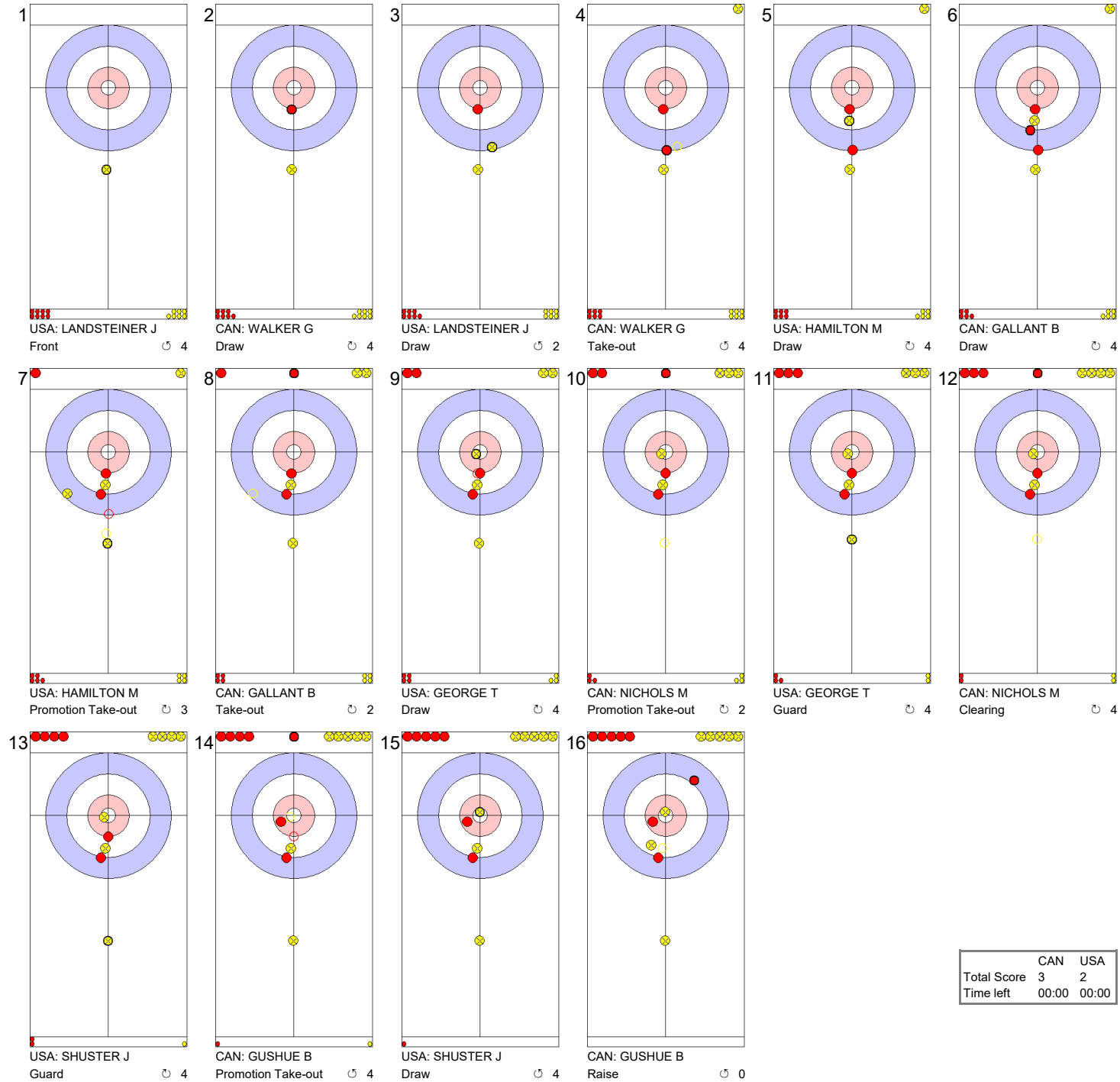

	CAN	USA
Total Score	3	2
Time left	00:00	00:00

Game - Shot by Shot

End 4 | **CAN - Canada** **3 + 0** (this end) **= 3** | **USA - United States** **2 + 0** (this end) **= 2**

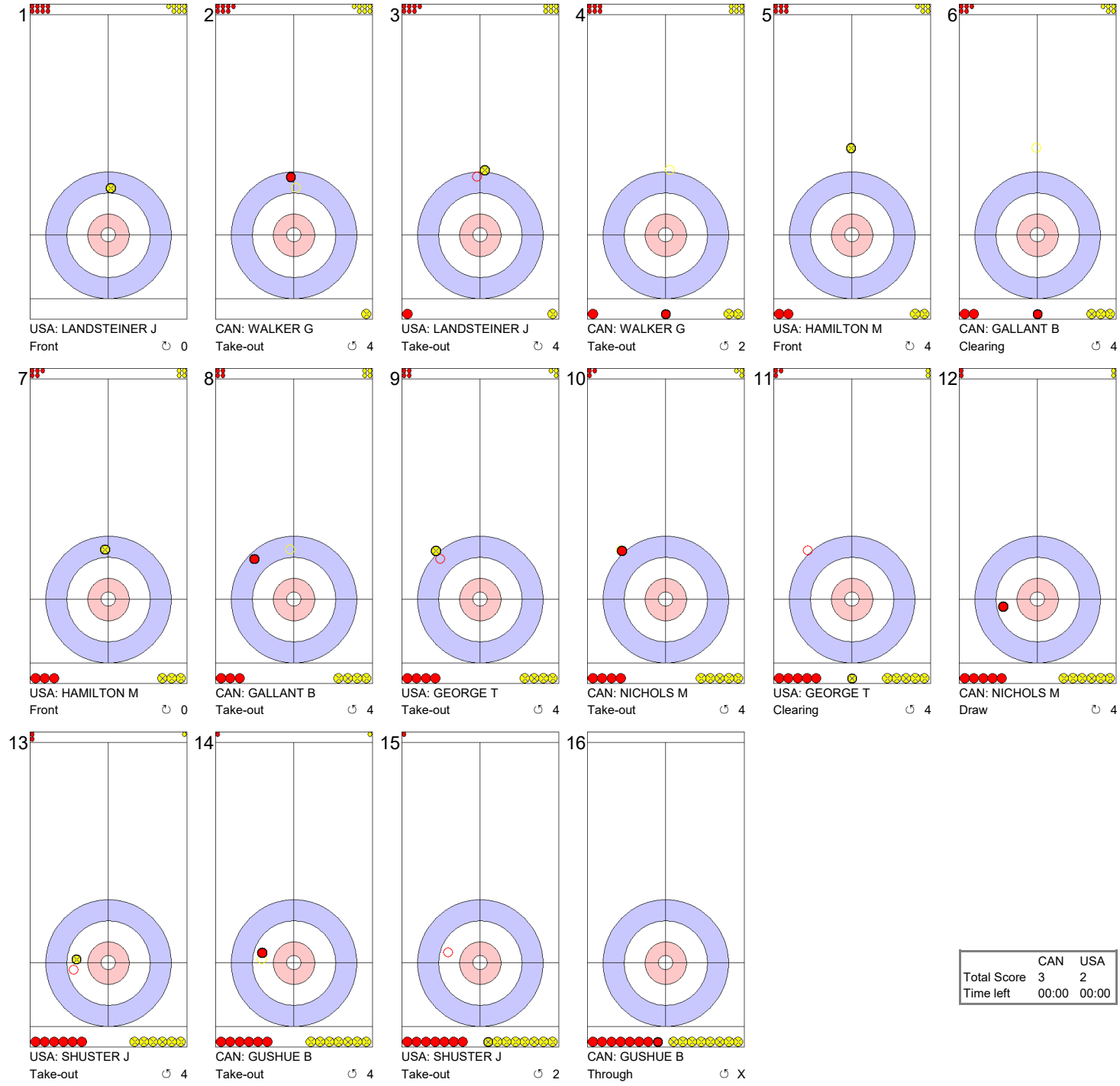

	CAN	USA
Total Score	3	2
Time left	00:00	00:00

Game - Shot by Shot

End 5 | **CAN - Canada** **3 + 1** (this end) **= 4** | **USA - United States** **2 + 0** (this end) **= 2**



	CAN	USA
Total Score	4	2
Time left	00:00	00:00

Game - Shot by Shot

End 6 — **CAN - Canada** **4 + 3** (this end) **= 7** — **USA - United States** **2 + 0** (this end) **= 2**

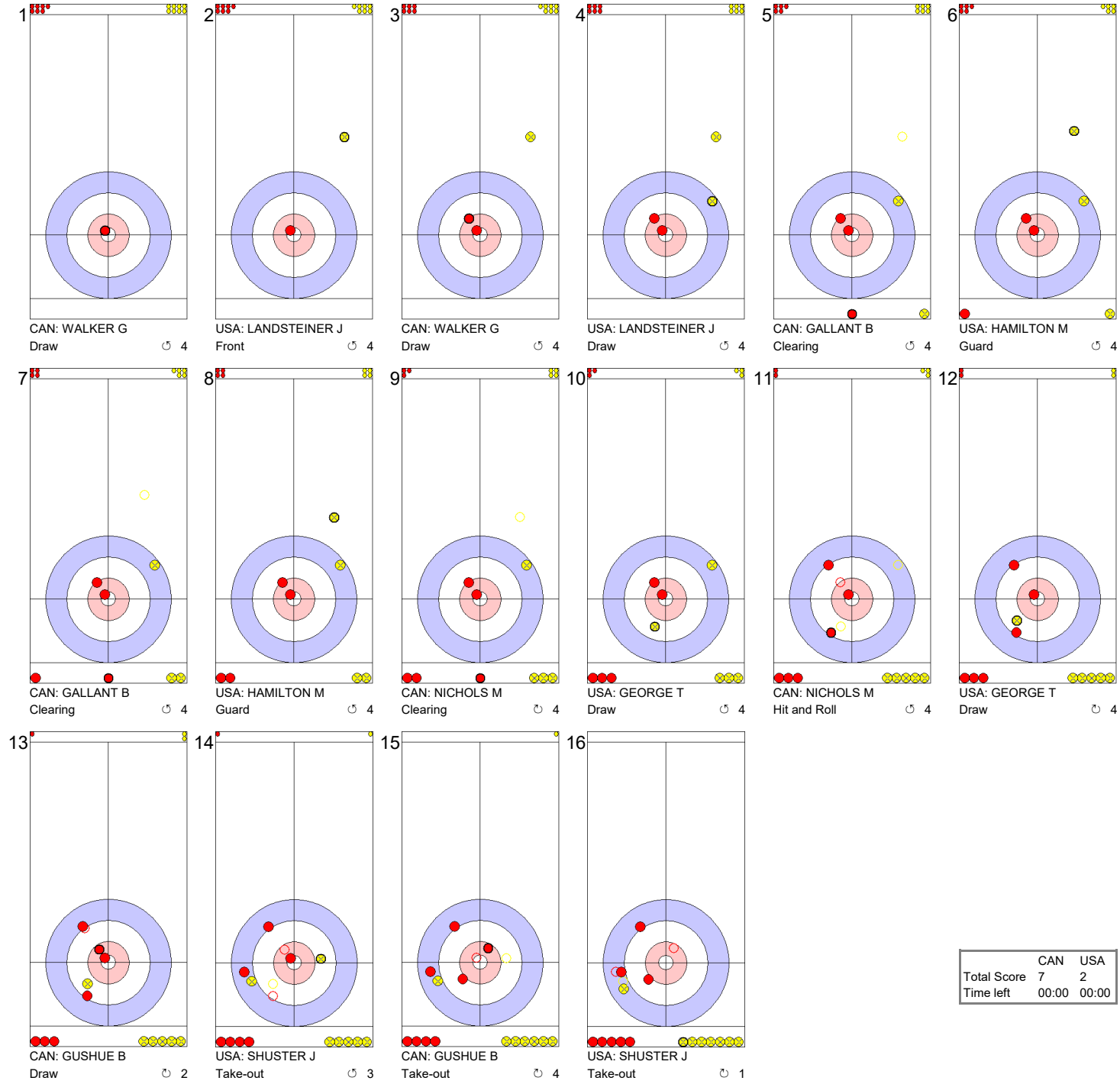

	CAN	USA
Total Score	7	2
Time left	00:00	00:00

Game - Shot by Shot

End 7 | **CAN - Canada** **7 + 1** (this end) **= 8** | **USA - United States** **2 + 0** (this end) **= 2**

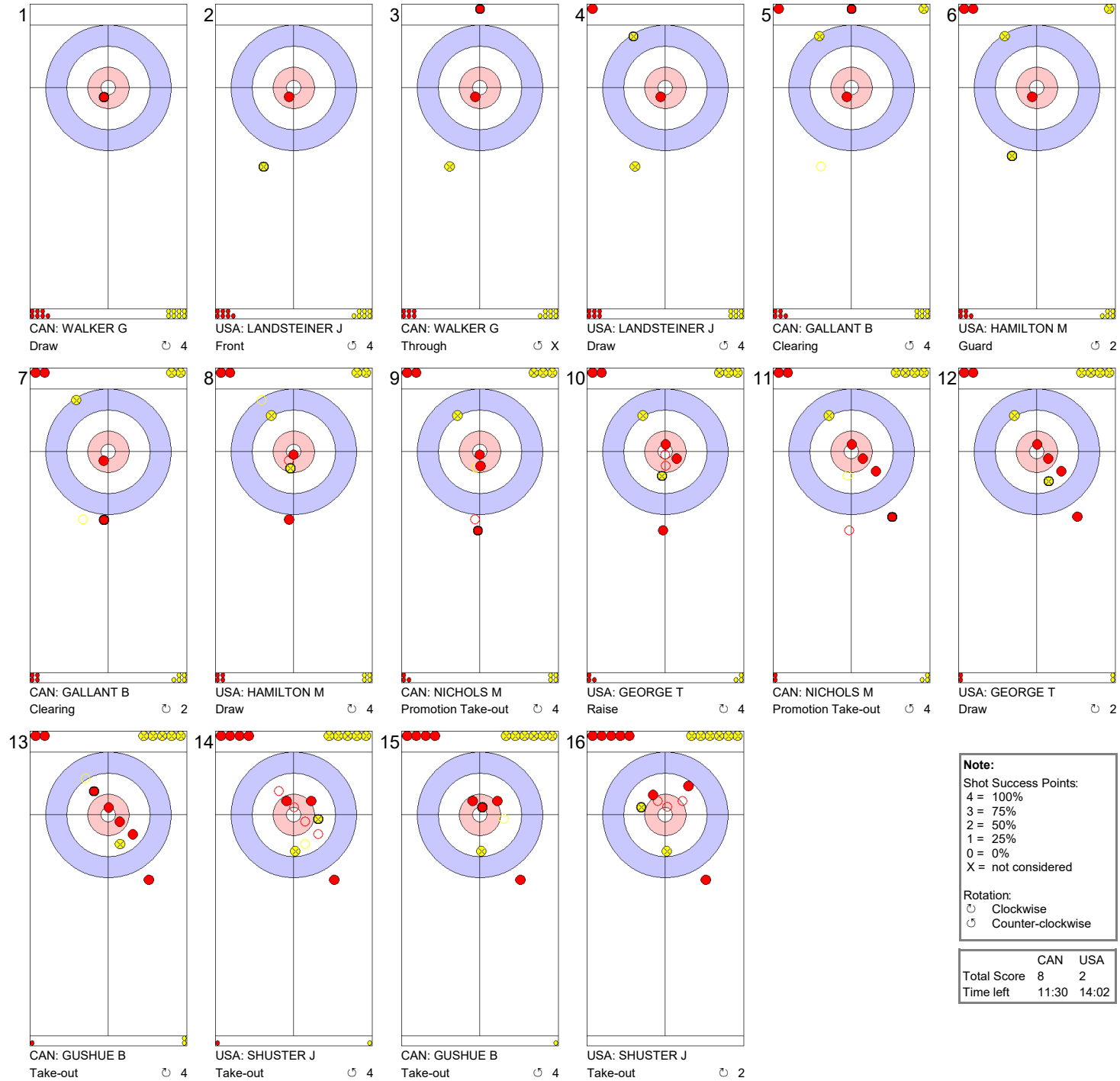

Note:

Shot Success Points:
4 = 100%
3 = 75%
2 = 50%
1 = 25%
0 = 0%
X = not considered

Rotation:
↻ Clockwise
↺ Counter-clockwise

	CAN	USA
Total Score	8	2
Time left	11:30	14:02

Game Results

Sheet	Game	Team	LSFE	1	2	3	4	5	6	7	8	9	10	Extra Ends				Total
D	5	ITA - Italy	*	2	0	3	0	3	1	0	0	4	X					13
	5	NED - Netherlands		0	1	0	3	0	0	1	1	0	X					6

ITA - Italy		Shot Success Game	Shot Success All
4 V	MOSANER Amos	86%	81%
3 S	RETORNAZ Joel	60%	76%
2	PILZER Andrea	94%	76%
1	FERRAZZA Daniele	85%	82%
A	GONIN Simone	-	-
	Team Total	81%	79%

Last Stone Draw		Distance
↻	RETORNAZ J	21.5cm
↺	MOSANER A	26.0cm
Total		**47.5cm**

Time remaining: 7 minutes 26 seconds

NED - Netherlands		Shot Success Game	Shot Success All
4 S	VAN DORP Jaap	56%	68%
3 V	GOESGENS Wouter	78%	74%
2	HOEKMAN Laurens	82%	76%
1	GLASBERGEN Carlo	88%	79%
A	MAGAN Alexander	-	-
	Team Total	76%	74%

Last Stone Draw		Distance
↻	GLASBERGEN C	29.5cm
↺	VAN DORP J	56.0cm
Total		**85.5cm**

Time remaining: 5 minutes 8 seconds

Time-out: end 9 - NED stone 5

Shot Success Analysis

ITA - Italy		↻	↺	Game
4 MOSANER Amos	Draws	1 50%	6 75%	7 71%
	Take-outs	5 100%	6 92%	11 95%
	Total	6 92%	12 83%	18 86%
3 RETORNAZ Joel	Draws	3 25%	2 63%	5 40%
	Take-outs	7 68%	6 67%	13 67%
	Total	10 55%	8 66%	18 60%
2 PILZER Andrea	Draws	0 -	1 100%	1 100%
	Take-outs	4 100%	13 92%	17 94%
	Total	4 100%	14 93%	18 94%
1 FERRAZZA Daniele	Draws	2 100%	12 81%	14 84%
	Take-outs	0 -	1 100%	1 100%
	Total	2 100%	13 83%	15 85%
A GONIN Simone	Draws	0 -	0 -	0 -
	Take-outs	0 -	0 -	0 -
	Total	0 -	0 -	0 -
Team	Draws	6 54%	21 79%	27 73%
	Take-outs	16 86%	26 87%	42 86%
	Total	22 77%	47 83%	69 81%

NED - Netherlands		↻	↺	Game
4 VAN DORP Jaap	Draws	7 68%	4 56%	11 64%
	Take-outs	3 50%	4 38%	7 43%
	Total	10 63%	8 47%	18 56%
3 GOESGENS Wouter	Draws	9 75%	5 70%	14 73%
	Take-outs	1 100%	3 92%	4 94%
	Total	10 78%	8 78%	18 78%
2 HOEKMAN Laurens	Draws	8 75%	6 88%	14 80%
	Take-outs	0 -	4 88%	4 88%
	Total	8 75%	10 88%	18 82%
1 GLASBERGEN Carlo	Draws	13 85%	4 94%	17 87%
	Take-outs	1 100%	0 -	1 100%
	Total	14 86%	4 94%	18 88%
A MAGAN Alexander	Draws	0 -	0 -	0 -
	Take-outs	0 -	0 -	0 -
	Total	0 -	0 -	0 -
Team	Draws	37 77%	19 78%	56 77%
	Take-outs	5 70%	11 70%	16 70%
	Total	42 76%	30 75%	72 76%

Note:
Team position and functions are attached to each team member's name as follows:
4 = Fourth, **3** = Third, **2** = Second, **1** = Lead, **A** = Alternate, **S** = Skip, **V** = Vice-Skip

Legend:
↻ Clockwise ↺ Counter-clockwise **LSFE(*)** Last Stone First End
X Unplayed/unfinished end due to concession

Game - Shot by Shot

End 1 — **ITA - Italy** **0 + 2** (this end) **= 2** — **NED - Netherlands** **0 + 0** (this end) **= 0**

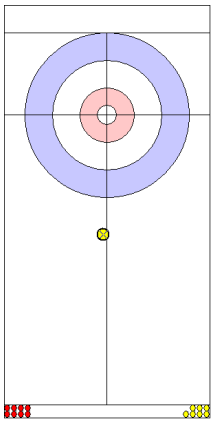
1
NED: GLASBERGEN C
Front ↺ 4

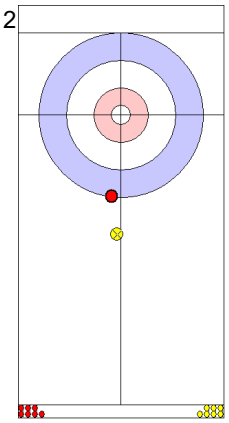
2
ITA: FERRAZZA D
Draw ↺ 4

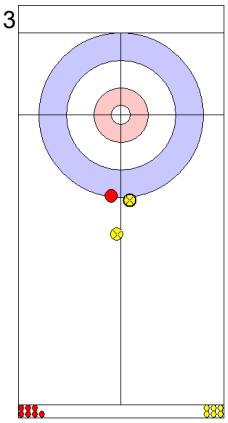
3
NED: GLASBERGEN C
Draw ↺ 3

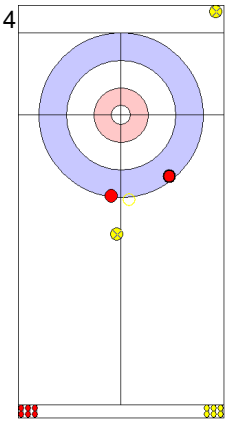
4
ITA: FERRAZZA D
Take-out ↺ 4

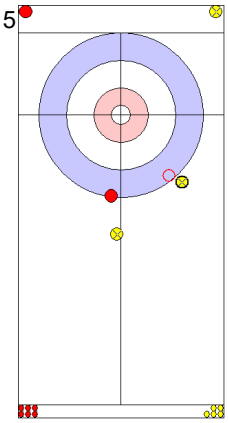
5
NED: HOEKMAN L
Take-out ↺ 2

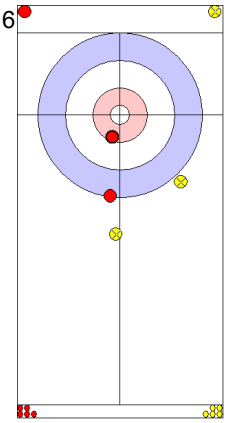
6
ITA: PILZER A
Draw ↺ 4

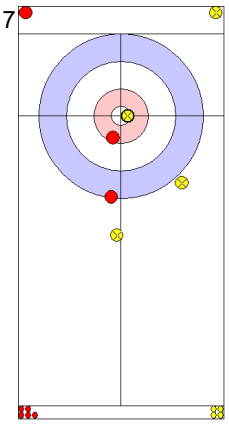
7
NED: HOEKMAN L
Draw ↺ 3

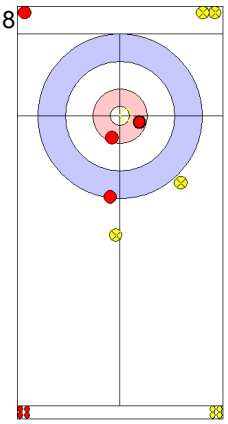
8
ITA: PILZER A
Take-out ↺ 4

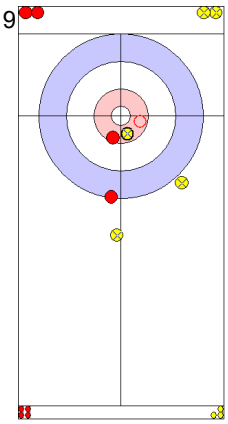
9
NED: GOESGENS W
Hit and Roll ↺ 3

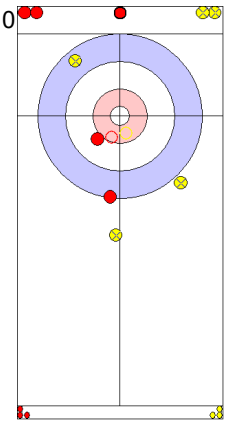
10
ITA: RETORNAZ J
Take-out ↺ 0

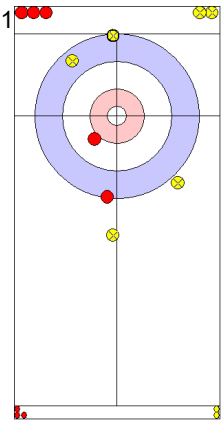
11
NED: GOESGENS W
Draw ↺ 2

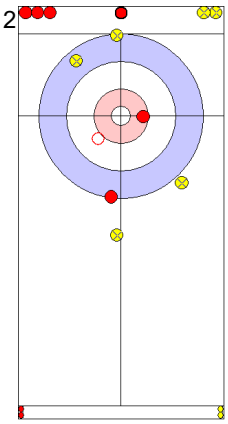
12
ITA: RETORNAZ J
Take-out ↺ 0

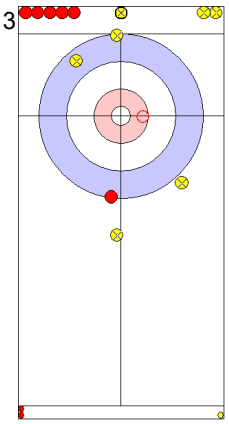
13
NED: VAN DORP J
Hit and Roll ↺ 2

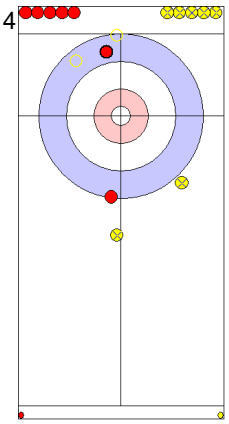
14
ITA: MOSANER A
Double Take-out ↺ 4

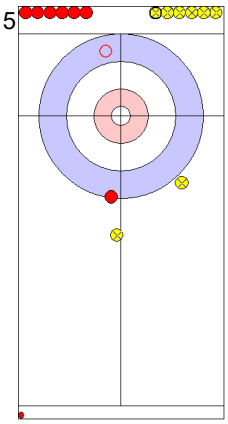
15
NED: VAN DORP J
Take-out ↺ 2

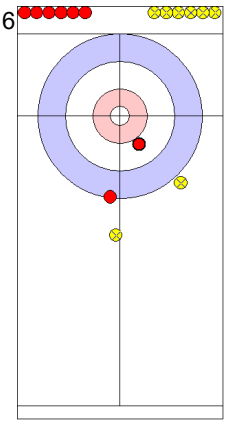
16
ITA: MOSANER A
Draw ↺ 4

	ITA	NED
Total Score	2	0
Time left	00:00	00:00

Game - Shot by Shot

End 2 | **ITA - Italy** **2 + 0** (this end) **= 2** | **NED - Netherlands** **0 + 1** (this end) **= 1**

1
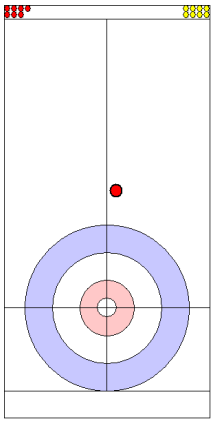
ITA: FERRAZZA D
Front ↺ 4

2
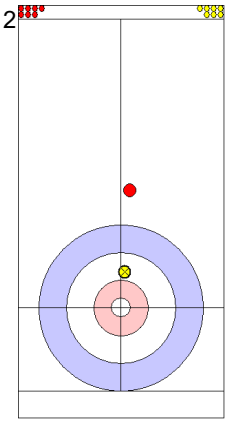
NED: GLASBERGEN C
Draw ↺ 4

3
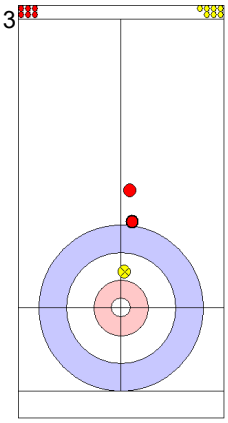
ITA: FERRAZZA D
Draw ↺ 2

4
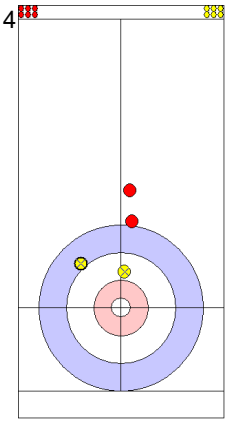
NED: GLASBERGEN C
Draw ↺ 2

5
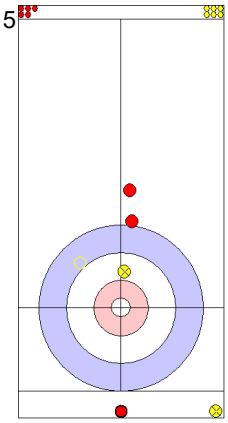
ITA: PILZER A
Double Take-out ↺ 2

6
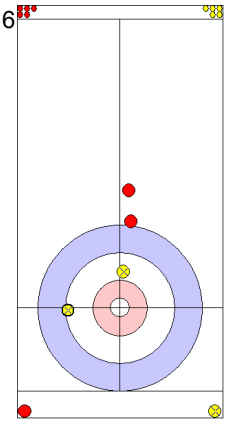
NED: HOEKMAN L
Draw ↺ 4

7
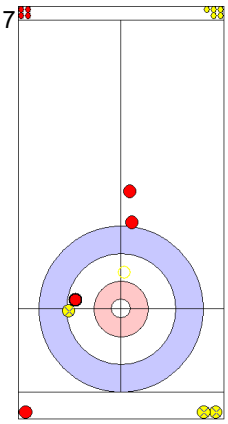
ITA: PILZER A
Hit and Roll ↺ 4

8
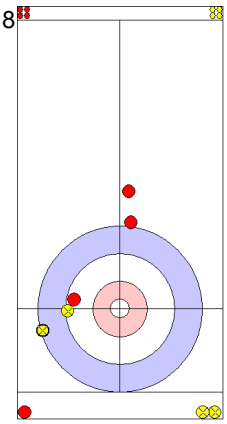
NED: HOEKMAN L
Draw ↺ 2

9
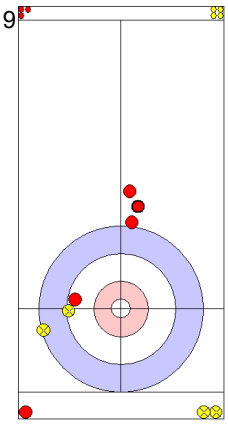
ITA: RETORNAZ J
Draw ↺ 0

10
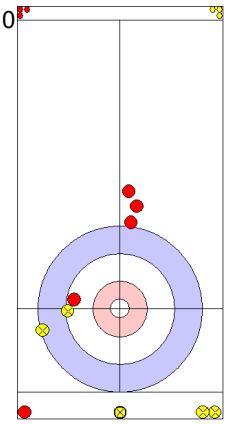
NED: GOESGENS W
Draw ↺ 0

11
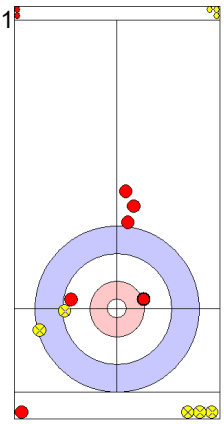
ITA: RETORNAZ J
Draw ↺ 3

12
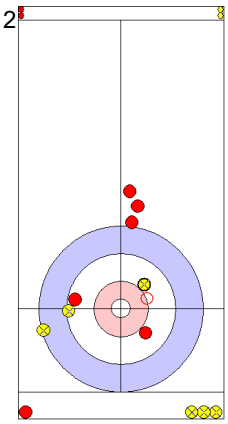
NED: GOESGENS W
Raise ↺ 4

13
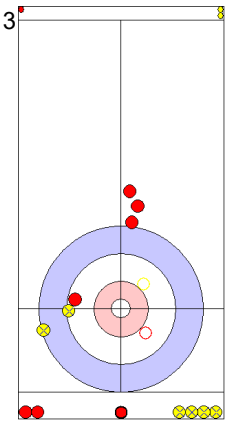
ITA: MOSANER A
Clearing ↺ 4

14
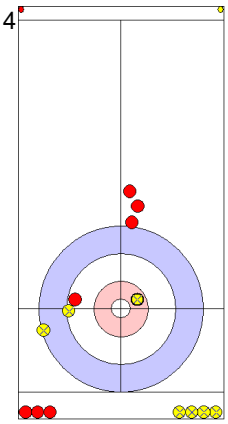
NED: VAN DORP J
Draw ↺ 4

15
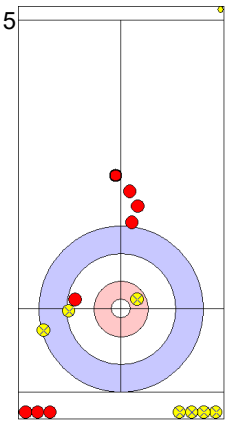
ITA: MOSANER A
Draw ↺ 0
picked up debris

16
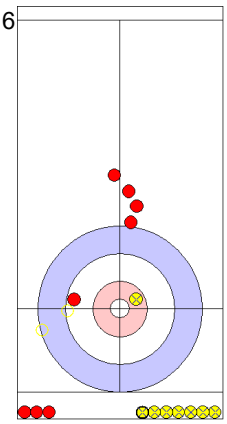
NED: VAN DORP J
Clearing ↺ 0

	ITA	NED
Total Score	2	1
Time left	00:00	00:00

Game - Shot by Shot

End 3 — **ITA - Italy** **2 + 3** (this end) **= 5** — **NED - Netherlands** **1 + 0** (this end) **= 1**

1
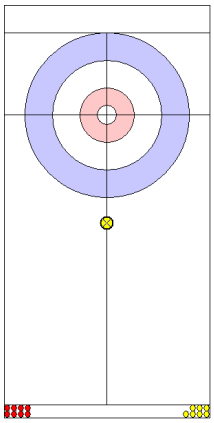
NED: GLASBERGEN C
Front ↻ 4

2
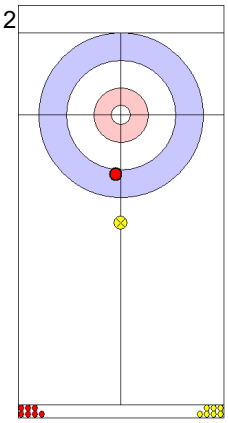
ITA: FERRAZZA D
Draw ↻ 4

3
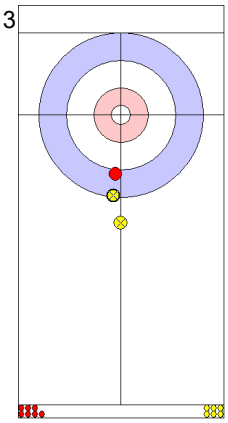
NED: GLASBERGEN C
Draw ↻ 2

4
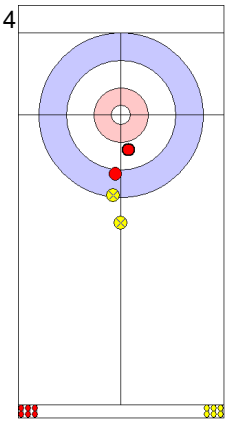
ITA: FERRAZZA D
Draw ↻ 3

5
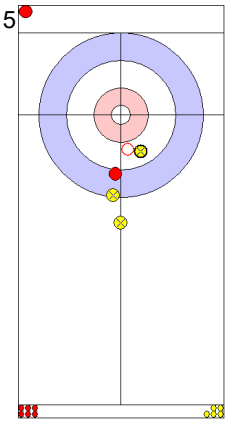
NED: HOEKMAN L
Take-out ↻ 4
Slow Take-out

6
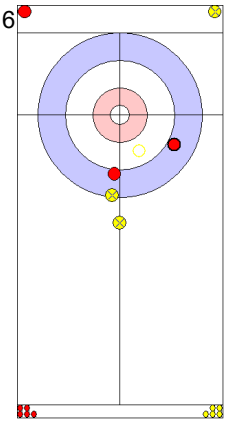
ITA: PILZER A
Take-out ↻ 4

7
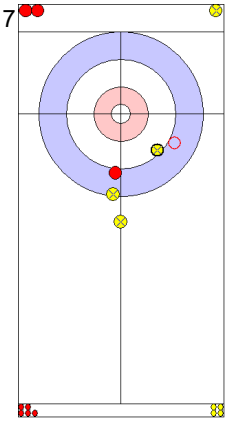
NED: HOEKMAN L
Take-out ↻ 4

8
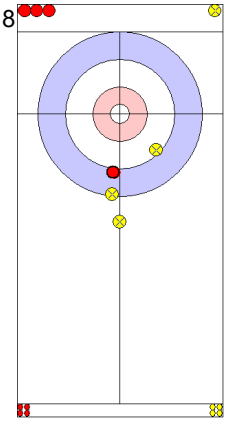
ITA: PILZER A
Take-out ↻ 2

9
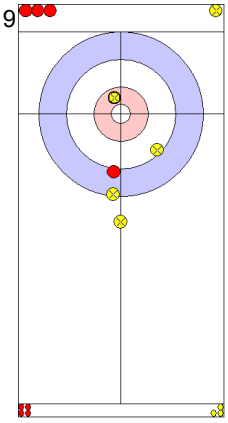
NED: GOESGENS W
Draw ↻ 3

10
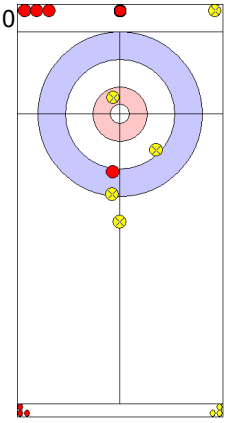
ITA: RETORNAZ J
Draw ↻ 0

11
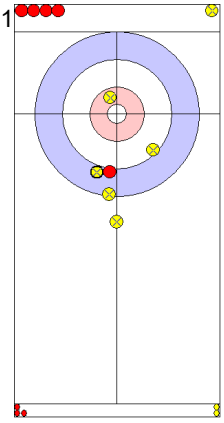
NED: GOESGENS W
Draw ↻ 2

12
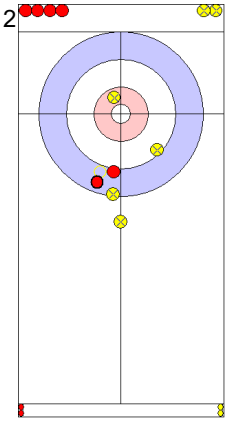
ITA: RETORNAZ J
Double Take-out ↻ 2

13
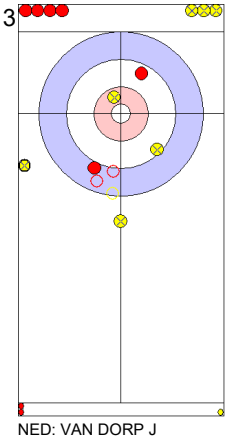
NED: VAN DORP J
Take-out ↻ 0

14
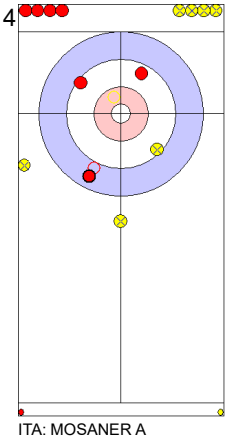
ITA: MOSANER A
Promotion Take-out ↻ 4

15
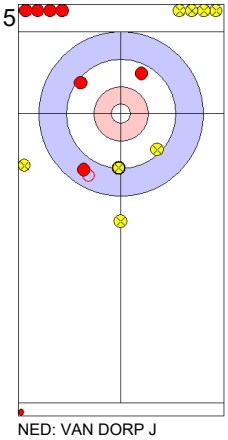
NED: VAN DORP J
Draw ↻ 3

16
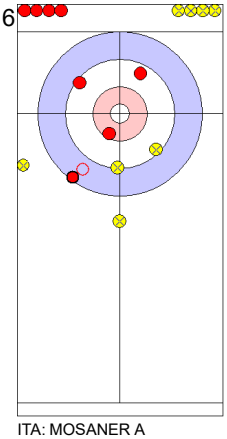
ITA: MOSANER A
Raise ↻ 4

	ITA	NED
Total Score	5	1
Time left	00:00	00:00

Game - Shot by Shot

End 4 | **ITA - Italy** **5 + 0** (this end) **= 5** | **NED - Netherlands** **1 + 3** (this end) **= 4**

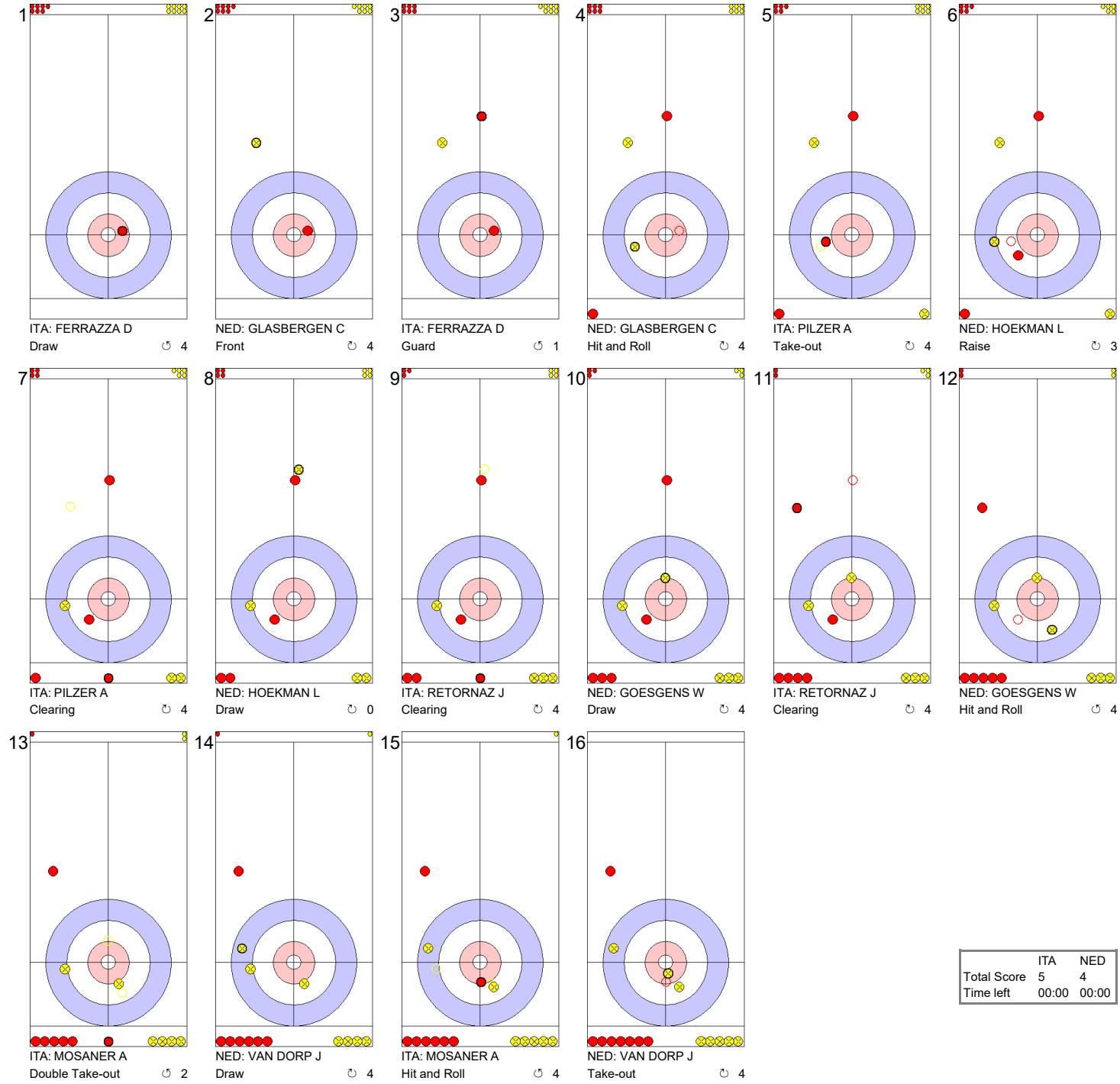

	ITA	NED
Total Score	5	4
Time left	00:00	00:00

Game - Shot by Shot

End 5 | **ITA - Italy** **5 + 3** (this end) **= 8** | **NED - Netherlands** **4 + 0** (this end) **= 4**

1
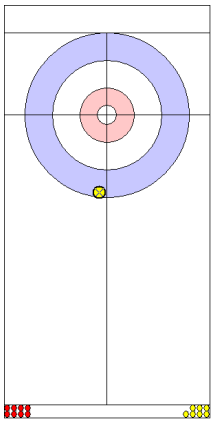
NED: GLASBERGEN C
Front ↺ 0

2
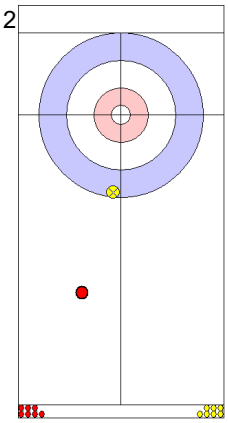
ITA: FERRAZZA D
Front ↺ 4

3
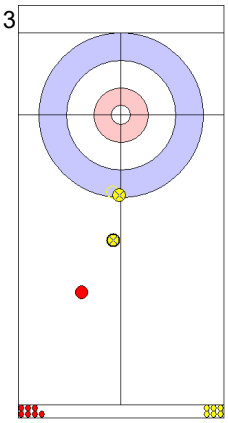
NED: GLASBERGEN C
Guard ↺ 4

4
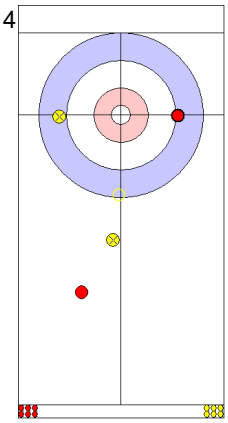
ITA: FERRAZZA D
Raise ↺ 3

5
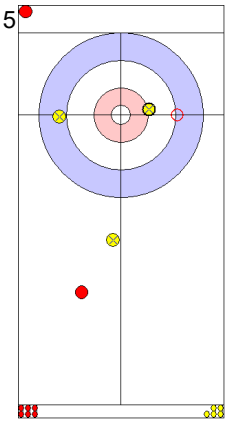
NED: HOEKMAN L
Take-out ↺ 4

6
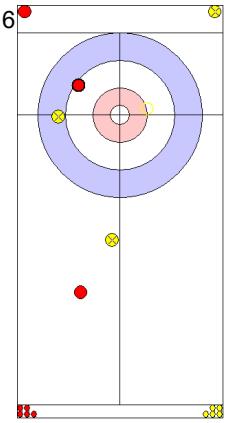
ITA: PILZER A
Hit and Roll ↺ 4

7
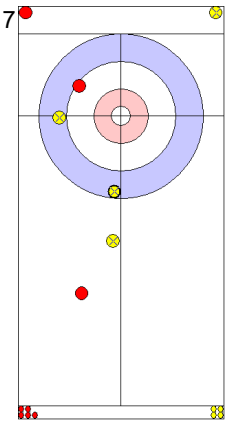
NED: HOEKMAN L
Draw ↺ 2

8
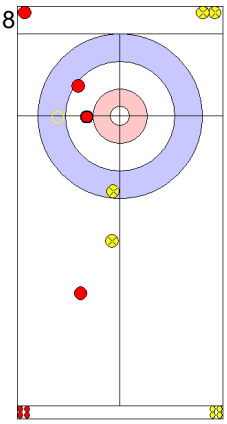
ITA: PILZER A
Hit and Roll ↺ 4

9
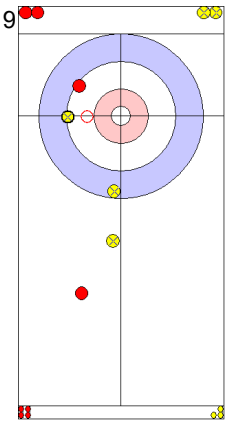
NED: GOESGENS W
Take-out ↺ 4

10
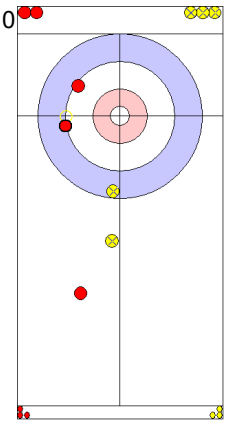
ITA: RETORNAZ J
Hit and Roll ↺ 3

11
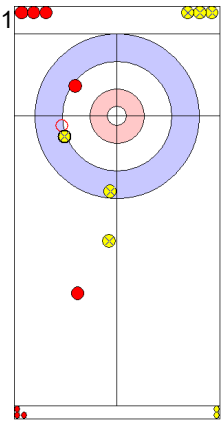
NED: GOESGENS W
Hit and Roll ↺ 4

12
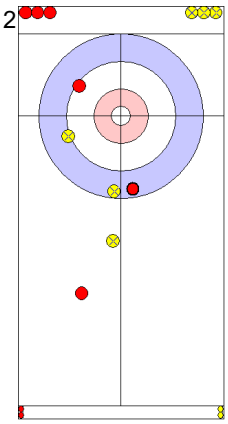
ITA: RETORNAZ J
Draw ↺ 2

13
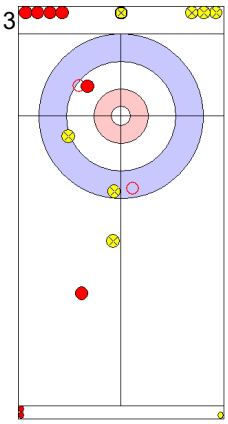
NED: VAN DORP J
Double Take-out ↺ 2

14
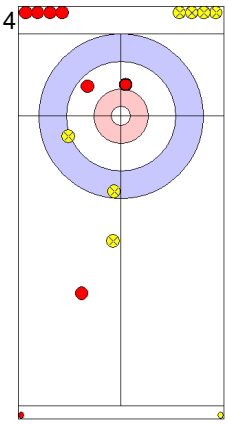
ITA: MOSANER A
Draw ↺ 3

15
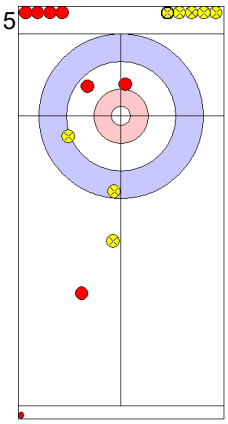
NED: VAN DORP J
Draw ↺ 0

16
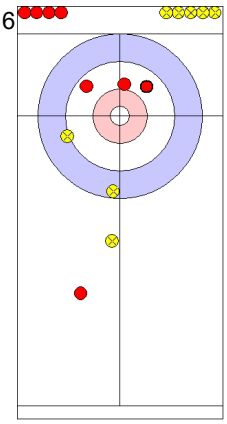
ITA: MOSANER A
Draw ↺ 3

	ITA	NED
Total Score	8	4
Time left	00:00	00:00

Game - Shot by Shot

End 6 — **ITA - Italy** **8 + 1** (this end) **= 9** — **NED - Netherlands** **4 + 0** (this end) **= 4**



	ITA	NED
Total Score	9	4
Time left	00:00	00:00

Game - Shot by Shot

End 7 | **ITA - Italy** **9 + 0** (this end) **= 9** | **NED - Netherlands** **4 + 1** (this end) **= 5**

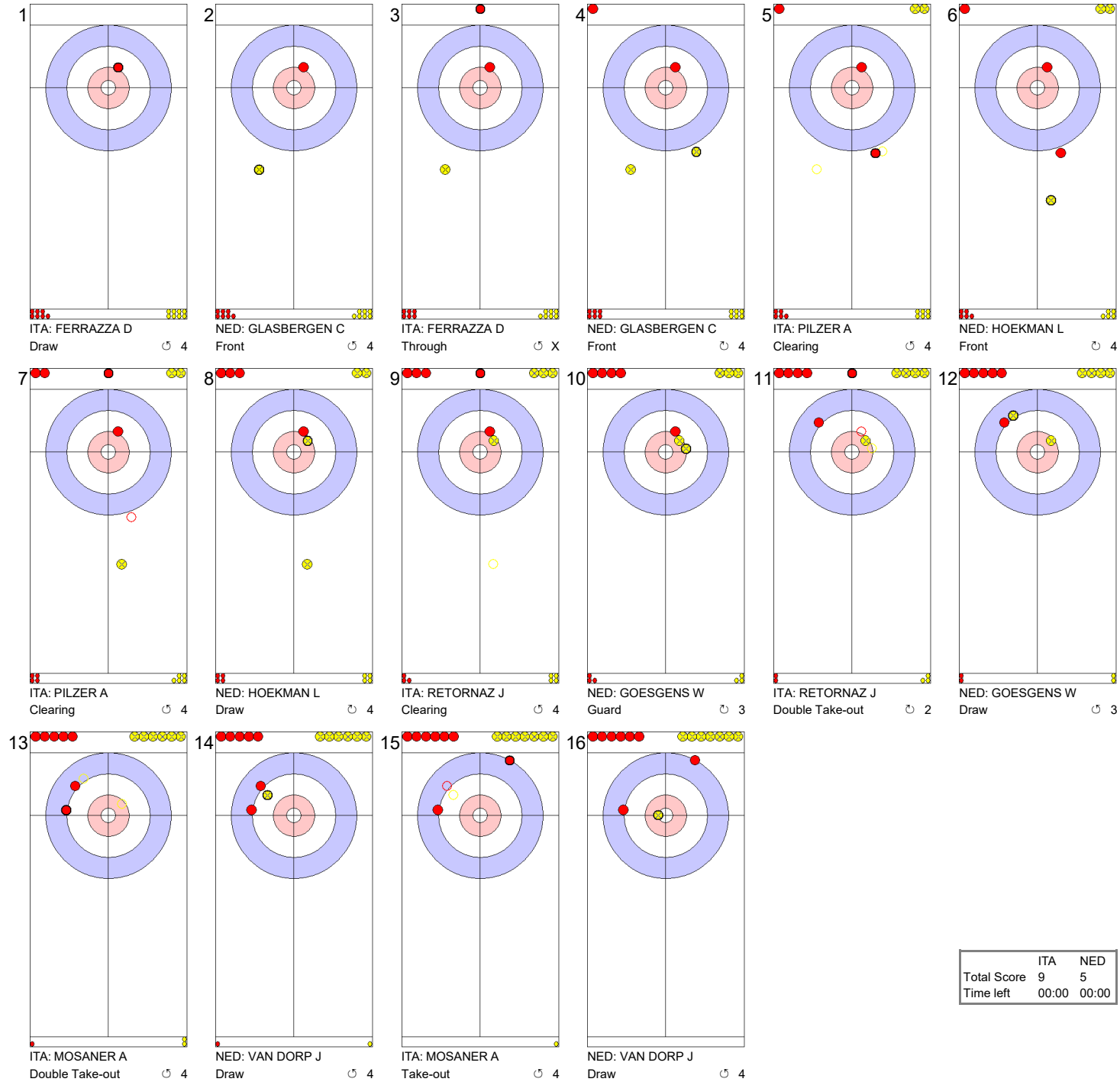

	ITA	NED
Total Score	9	5
Time left	00:00	00:00

Game - Shot by Shot

End 8 | **ITA - Italy** **9 + 0** (this end) **= 9** | **NED - Netherlands** **5 + 1** (this end) **= 6**



	ITA	NED
Total Score	9	6
Time left	00:00	00:00

Game - Shot by Shot

End 9 | **ITA - Italy** **9 + 4** (this end) **= 13** | **NED - Netherlands** **6 + 0** (this end) **= 6**

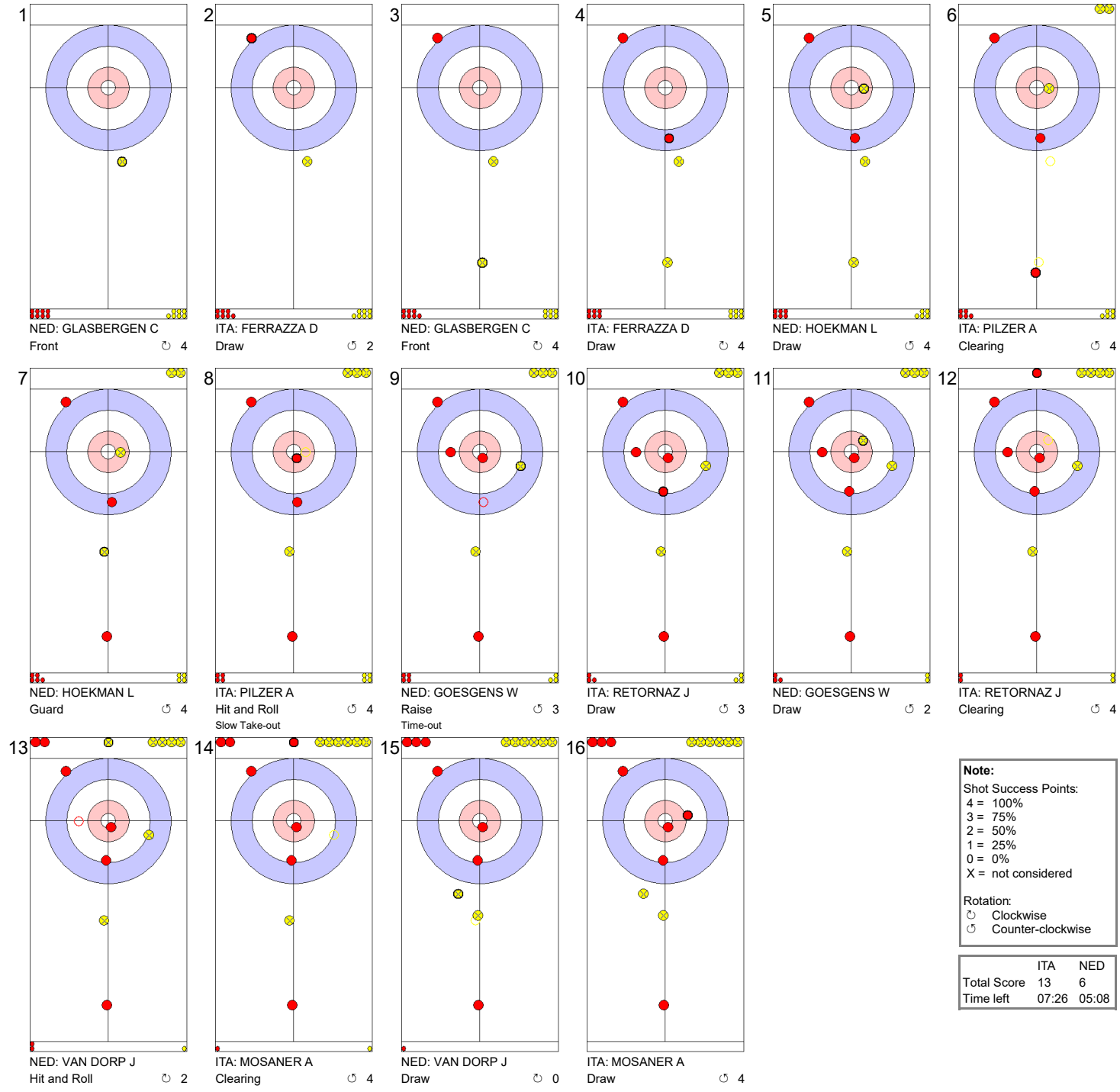

Note:

Shot Success Points:
4 = 100%
3 = 75%
2 = 50%
1 = 25%
0 = 0%
X = not considered

Rotation:
↻ Clockwise
↺ Counter-clockwise

	ITA	NED
Total Score	13	6
Time left	07:26	05:08

Session Results and Standings

Sheet	Game	Team	LSFE	1	2	3	4	5	6	7	8	9	10	Extra Ends				Total
A	4	NED - Netherlands		0	1	1	0	1	0	X	X	X	X					3
	5	CHN - China	*	2	0	0	4	0	3	X	X	X	X					9
B	5	NOR - Norway		0	0	1	1	0	1	0	1	0	1					5
	4	RUS - Russia	*	1	0	0	0	1	0	0	0	1	0					3
C	5	SWE - Sweden	*	2	0	1	0	0	2	0	1	0	2					8
	4	JPN - Japan		0	1	0	1	1	0	1	0	1	0					5
D	5	SCO - Scotland		0	1	0	0	0	1	0	X	X	X					2
	4	CAN - Canada	*	2	0	2	2	1	0	1	X	X	X					8

Current Standings

Rank	Team	Games	Wins	Losses
1	CAN - Canada	4	4	0
2	SWE - Sweden	5	4	1
3	SUI - Switzerland	4	3	1
4	CHN - China	5	3	2
4	NOR - Norway	5	3	2
6	ITA - Italy	4	2	2
6	JPN - Japan	4	2	2
6	USA - United States	4	2	2
9	SCO - Scotland	5	2	3
10	GER - Germany	4	1	3
11	NED - Netherlands	4	0	4
11	RUS - Russia	4	0	4

Attendance

Session: 3'548 Total: 27'585

Note:
Under WCF rules, tie-breaking rules for standings are not applied until after the last game of the Round Robin.

Legend:
LSFE(*) Last Stone First End **X** Unplayed/unfinished end due to concession

Game Results

Sheet	Game	Team	LSFE	1	2	3	4	5	6	7	8	9	10	Extra Ends	Total
A	4	NED - Netherlands		0	1	1	0	1	0	X	X	X	X		3
	5	CHN - China	*	2	0	0	4	0	3	X	X	X	X		9

NED - Netherlands		Shot Success Game	Shot Success All
4 S	VAN DORP Jaap	63%	71%
3 V	GOESGENS Wouter	60%	73%
2	HOEKMAN Laurens	54%	74%
1	GLASBERGEN Carlo	75%	77%
A	MAGAN Alexander	-	-
	Team Total	63%	74%

Last Stone Draw		Distance
↻	HOEKMAN L	59.2cm
↺	GOESGENS W	17.4cm
Total		**76.6cm**

Time remaining: 15 minutes 55 seconds

CHN - China		Shot Success Game	Shot Success All
4 S	LIU Rui	83%	81%
3 V	XU Xiaoming	83%	77%
2	BA Dexin	85%	85%
1	ZANG Jialiang	85%	85%
A	ZOU Qiang	-	-
	Team Total	84%	82%

Last Stone Draw		Distance
↻	BA D	18.1cm
↺	ZANG J	34.1cm
Total		**52.2cm**

Time remaining: 16 minutes 36 seconds

Shot Success Analysis

NED - Netherlands		↻		↺		Game	
4 VAN DORP Jaap	Draws	0	-	4	75%	4	75%
	Take-outs	5	55%	3	58%	8	56%
	Total	5	55%	7	68%	12	63%
3 GOESGENS Wouter	Draws	4	56%	1	100%	5	65%
	Take-outs	3	50%	4	63%	7	57%
	Total	7	54%	5	70%	12	60%
2 HOEKMAN Laurens	Draws	4	63%	4	63%	8	63%
	Take-outs	3	50%	1	0%	4	38%
	Total	7	57%	5	50%	12	54%
1 GLASBERGEN Carlo	Draws	5	90%	4	63%	9	78%
	Take-outs	3	67%	0	-	3	67%
	Total	8	81%	4	63%	12	75%
A MAGAN Alexander	Draws	0	-	0	-	0	-
	Take-outs	0	-	0	-	0	-
	Total	0	-	0	-	0	-
Team	Draws	13	71%	13	69%	26	70%
	Take-outs	14	55%	8	53%	22	55%
	Total	27	63%	21	63%	48	63%

CHN - China		↻		↺		Game	
4 LIU Rui	Draws	1	100%	2	100%	3	100%
	Take-outs	4	75%	5	80%	9	78%
	Total	5	80%	7	86%	12	83%
3 XU Xiaoming	Draws	4	75%	0	-	4	75%
	Take-outs	5	80%	3	100%	8	88%
	Total	9	78%	3	100%	12	83%
2 BA Dexin	Draws	2	50%	1	100%	3	67%
	Take-outs	6	96%	3	83%	9	92%
	Total	8	84%	4	88%	12	85%
1 ZANG Jialiang	Draws	2	63%	8	88%	10	83%
	Take-outs	2	100%	0	-	2	100%
	Total	4	81%	8	88%	12	85%
A ZOU Qiang	Draws	0	-	0	-	0	-
	Take-outs	0	-	0	-	0	-
	Total	0	-	0	-	0	-
Team	Draws	9	69%	11	91%	20	81%
	Take-outs	17	87%	11	86%	28	87%
	Total	26	81%	22	89%	48	84%

Note:
Team position and functions are attached to each team member's name as follows:
4 = Fourth, **3** = Third, **2** = Second, **1** = Lead, **A** = Alternate, **S** = Skip, **V** = Vice-Skip

Legend:
↻ Clockwise ↺ Counter-clockwise **LSFE(*)** Last Stone First End
X Unplayed/unfinished end due to concession

Game - Shot by Shot

End 1 — **NED - Netherlands** **0 + 0** (this end) **= 0** — **CHN - China** **0 + 2** (this end) **= 2**

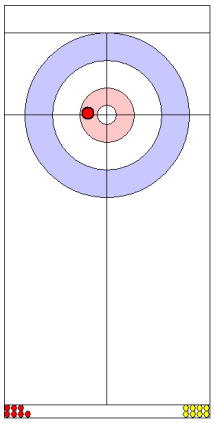

NED: GLASBERGEN C
Front ↻ 0

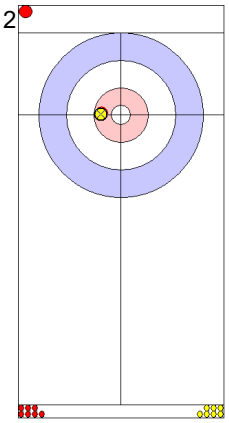

CHN: ZANG J
Take-out ↻ 4

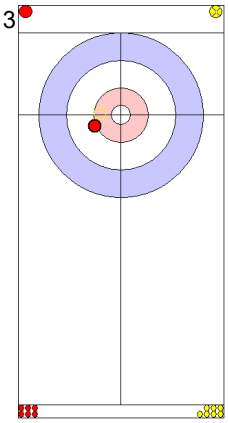

NED: GLASBERGEN C
Take-out ↻ 4

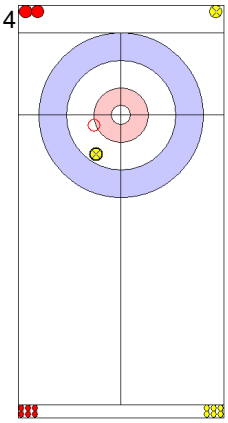

CHN: ZANG J
Take-out ↻ 4

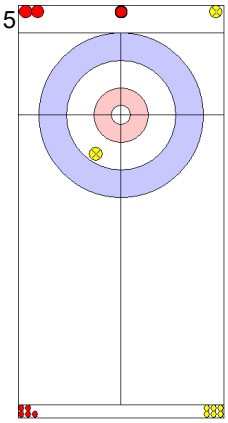

NED: HOEKMAN L
Take-out ↻ 0

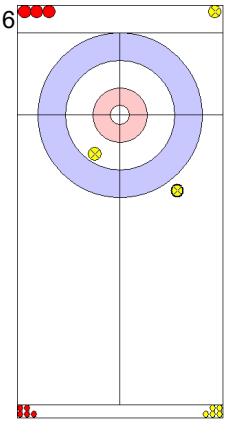

CHN: BA D
Draw ↻ 0

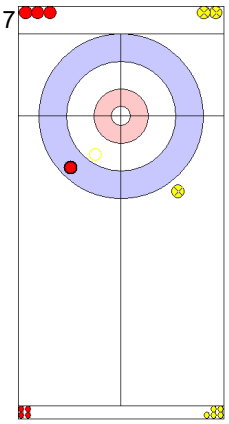

NED: HOEKMAN L
Take-out ↻ 4

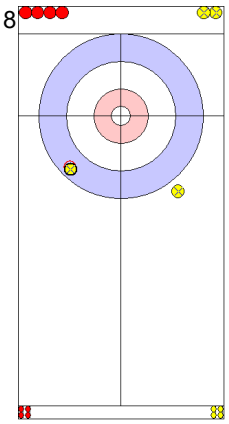

CHN: BA D
Take-out ↻ 4

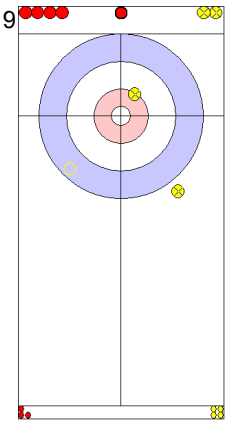

NED: GOESGENS W
Take-out ↻ 0

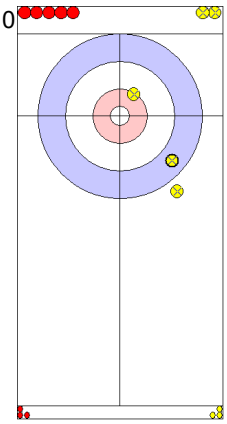

CHN: XU X
Draw ↻ 4

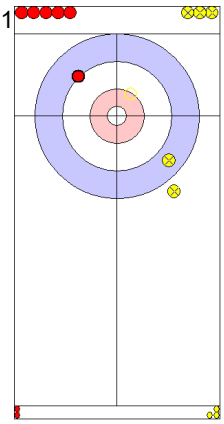

NED: GOESGENS W
Hit and Roll ↺ 3

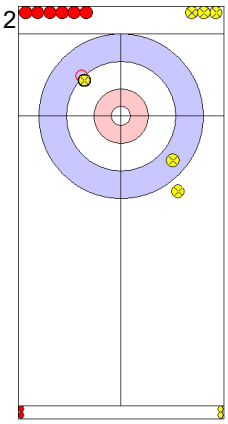

CHN: XU X
Take-out ↻ 4

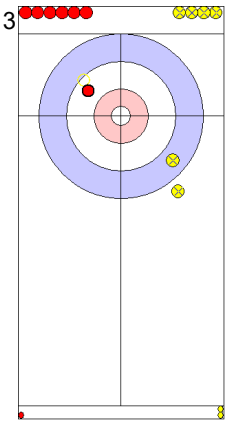

NED: VAN DORP J
Take-out ↻ 4

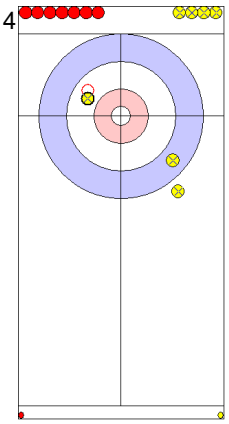

CHN: LIU R
Take-out ↻ 4

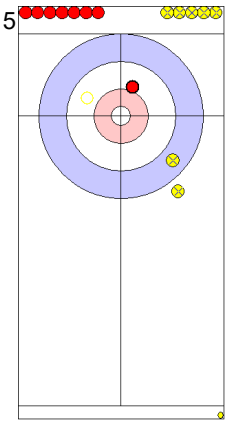

NED: VAN DORP J
Hit and Roll ↻ 3

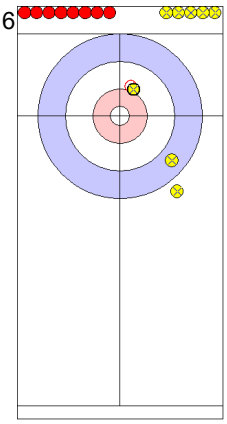

CHN: LIU R
Take-out ↺ 4

	NED	CHN
Total Score	0	2
Time left	00:00	00:00

Game - Shot by Shot

End 2 | **NED - Netherlands** **0 + 1** (this end) **= 1** | **CHN - China** **2 + 0** (this end) **= 2**

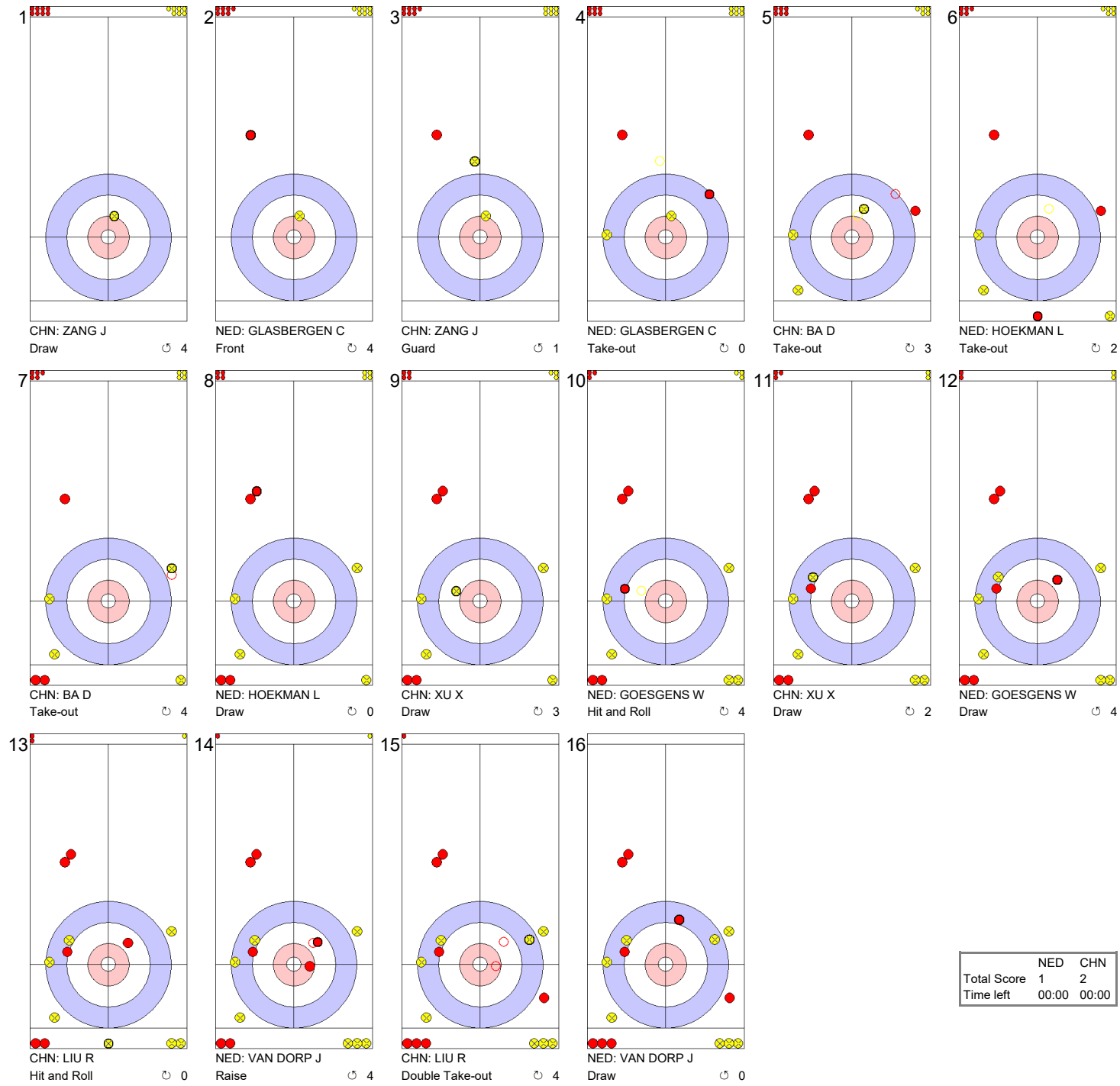

	NED	CHN
Total Score	1	2
Time left	00:00	00:00

Game - Shot by Shot

End 3 | **NED - Netherlands** **1 + 1** (this end) **= 2** | **CHN - China** **2 + 0** (this end) **= 2**



	NED	CHN
Total Score	2	2
Time left	00:00	00:00

Game - Shot by Shot

End 4 | **NED - Netherlands** **2 + 0** (this end) **= 2** | **CHN - China** **2 + 4** (this end) **= 6**

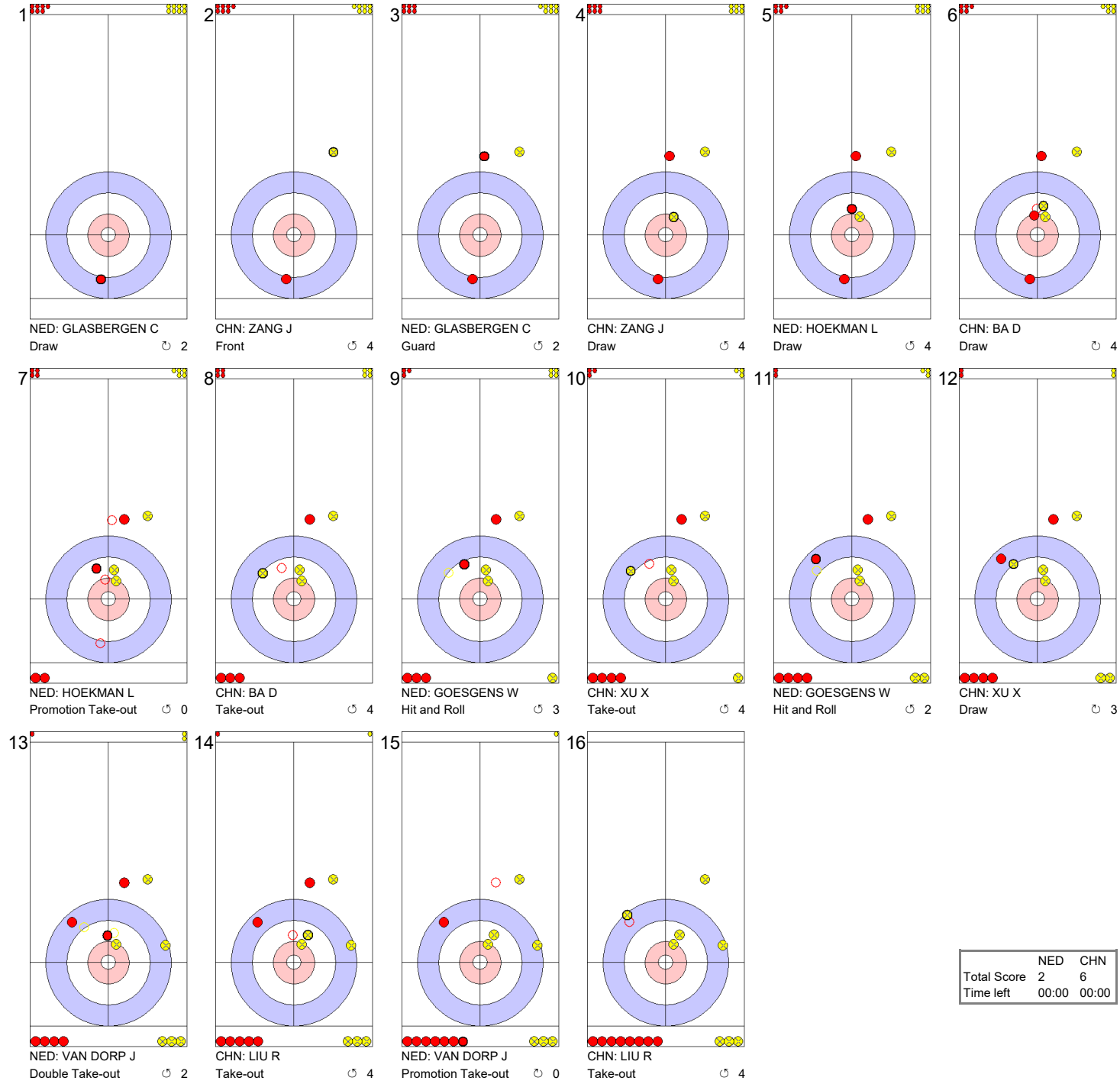

	NED	CHN
Total Score	2	6
Time left	00:00	00:00

Game - Shot by Shot

End 5 | **NED - Netherlands** **2 + 1** (this end) **= 3** | **CHN - China** **6 + 0** (this end) **= 6**

1
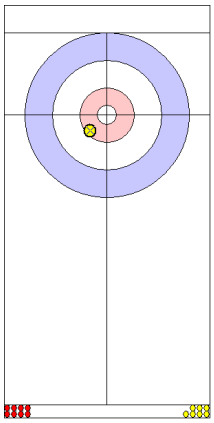
CHN: ZANG J
Draw ↻ 4

2
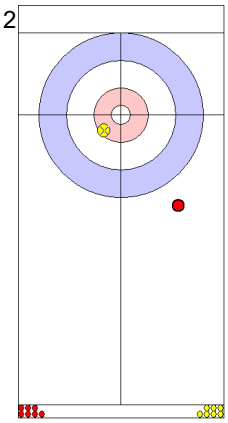
NED: GLASBERGEN C
Front ↻ 4

3
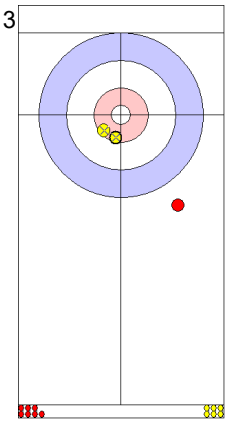
CHN: ZANG J
Draw ↻ 4

4
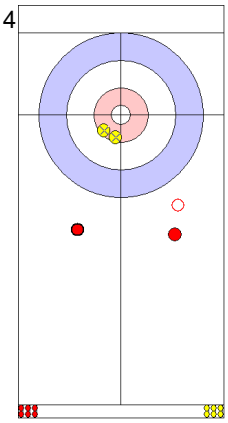
NED: GLASBERGEN C
Front ↻ 4

5
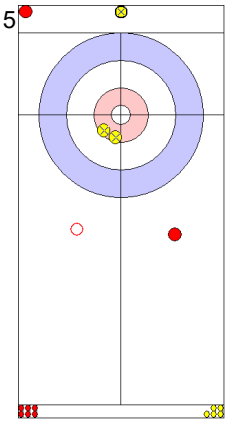
CHN: BA D
Clearing ↻ 4

6
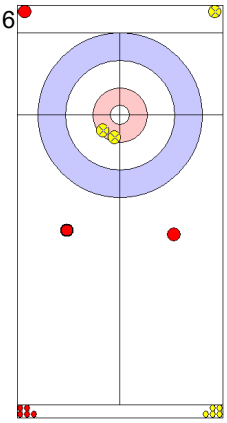
NED: HOEKMAN L
Front ↻ 4

7
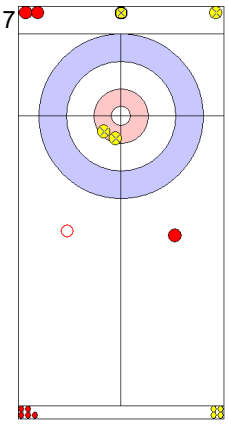
CHN: BA D
Clearing ↻ 4

8
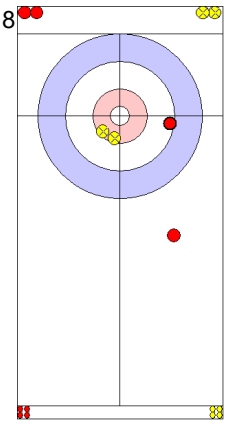
NED: HOEKMAN L
Draw ↻ 4

9
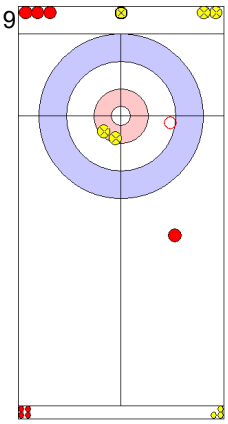
CHN: XU X
Clearing ↻ 4

10
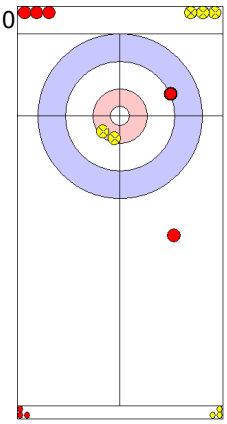
NED: GOESGENS W
Draw ↻ 3

11
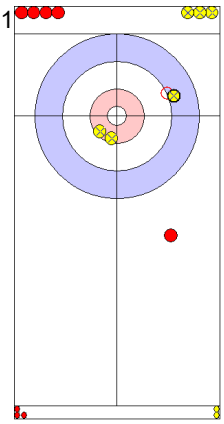
CHN: XU X
Take-out ↻ 4

12
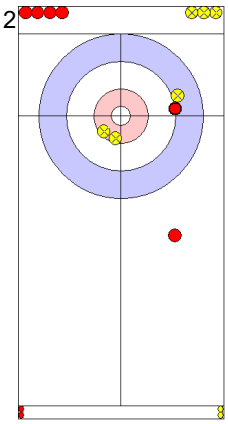
NED: GOESGENS W
Draw ↻ 4

13
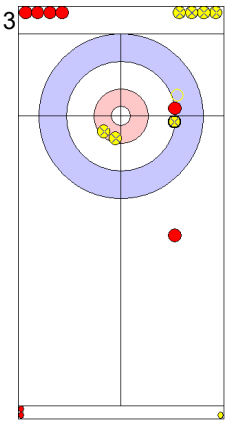
CHN: LIU R
Take-out ↻ 4

14
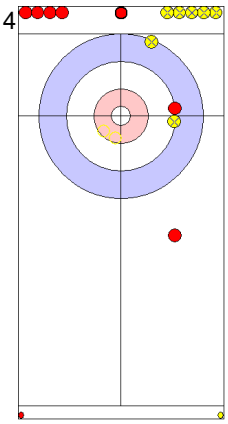
NED: VAN DORP J
Double Take-out ↻ 2

15
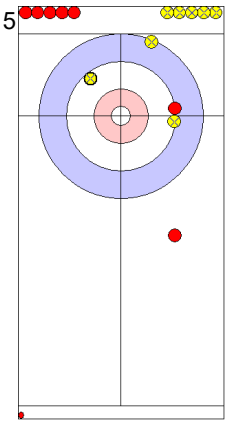
CHN: LIU R
Draw ↻ 4

16
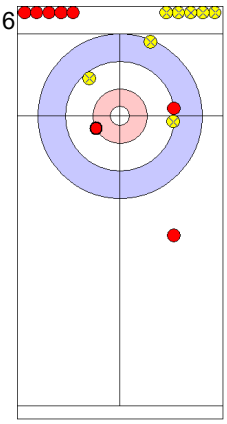
NED: VAN DORP J
Draw ↻ 4

	NED	CHN
Total Score	3	6
Time left	00:00	00:00

Game - Shot by Shot

End 6 | **NED - Netherlands** **3 + 0** (this end) **= 3** | **CHN - China** **6 + 3** (this end) **= 9**

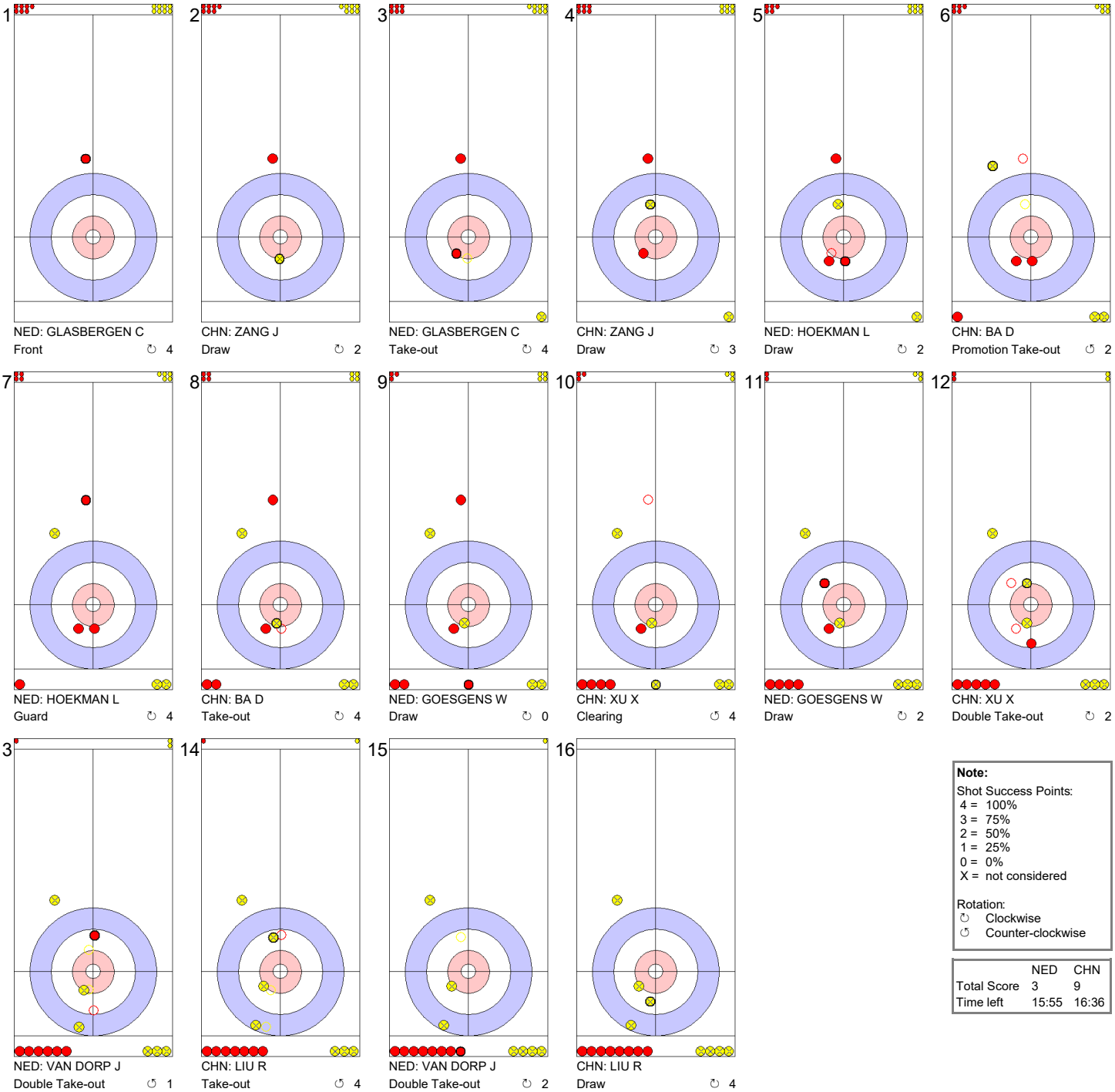

Note:

Shot Success Points:
4 = 100%
3 = 75%
2 = 50%
1 = 25%
0 = 0%
X = not considered

Rotation:
↻ Clockwise
↺ Counter-clockwise

	NED	CHN
Total Score	3	9
Time left	15:55	16:36

Game Results

Sheet	Game	Team	LSFE	1	2	3	4	5	6	7	8	9	10	Extra Ends	Total
B	5	NOR - Norway		0	0	1	1	0	1	0	1	0	1		5
	4	RUS - Russia	*	1	0	0	0	1	0	0	0	1	0		3

NOR - Norway		Shot Success Game	Shot Success All
4 S	WALSTAD Steffen	70%	73%
3 V	HOEIBERG Markus	89%	81%
2	NEDREGOTTEN Magnus	84%	88%
1	LINDSTROEM Alexander	91%	86%
A	ROELVAAG Sander	-	-
	Team Total	83%	82%

Last Stone Draw		Distance
↻	NEDREGOTTEN M	123.9cm
↺	HOEIBERG M	9.5cm
Total		**133.4cm**

Time remaining: 9 minutes 12 seconds

RUS - Russia		Shot Success Game	Shot Success All
4 S	TIMOFEEV Alexey	74%	71%
3 V	STUKALSKIY Alexey	71%	71%
2	GADZHIKHANOV Timur	94%	73%
1	RAZHABOV Artur	89%	82%
A	KLIMOV Evgeny	-	-
	Team Total	82%	74%

Last Stone Draw		Distance
↻	GADZHIKHANOV T	92.6cm
↺	TIMOFEEV A	31.9cm
Total		**124.5cm**

Time remaining: 2 minutes 6 seconds

Time-out: end 8 - RUS stone 6

Shot Success Analysis

NOR - Norway		↻	↺	Game
4 WALSTAD Steffen	Draws	2 25%	7 57%	9 50%
	Take-outs	2 75%	9 89%	11 86%
	Total	4 50%	16 75%	20 70%
3 HOEIBERG Markus	Draws	2 25%	6 96%	8 78%
	Take-outs	2 75%	10 100%	12 96%
	Total	4 50%	16 98%	20 89%
2 NEDREGOTTEN Magnus	Draws	1 100%	6 79%	7 82%
	Take-outs	6 83%	7 86%	13 85%
	Total	7 86%	13 83%	20 84%
1 LINDSTROEM Alexander	Draws	1 100%	16 89%	17 90%
	Take-outs	3 100%	0 -	3 100%
	Total	4 100%	16 89%	20 91%
A ROELVAAG Sander	Draws	0 -	0 -	0 -
	Take-outs	0 -	0 -	0 -
	Total	0 -	0 -	0 -
Team	Draws	6 50%	35 82%	41 77%
	Take-outs	13 85%	26 92%	39 90%
	Total	19 74%	61 86%	80 83%

RUS - Russia		↻	↺	Game
4 TIMOFEEV Alexey	Draws	3 50%	5 90%	8 75%
	Take-outs	3 75%	9 72%	12 73%
	Total	6 63%	14 79%	20 74%
3 STUKALSKIY Alexey	Draws	3 50%	5 75%	8 66%
	Take-outs	5 90%	7 64%	12 75%
	Total	8 75%	12 69%	20 71%
2 GADZHIKHANOV Timur	Draws	4 88%	5 95%	9 92%
	Take-outs	7 93%	4 100%	11 95%
	Total	11 91%	9 97%	20 94%
1 RAZHABOV Artur	Draws	9 94%	8 91%	17 93%
	Take-outs	2 100%	1 0%	3 67%
	Total	11 95%	9 81%	20 89%
A KLIMOV Evgeny	Draws	0 -	0 -	0 -
	Take-outs	0 -	0 -	0 -
	Total	0 -	0 -	0 -
Team	Draws	19 79%	23 88%	42 84%
	Take-outs	17 90%	21 71%	38 80%
	Total	36 84%	44 80%	80 82%

Note:
Team position and functions are attached to each team member's name as follows:
4 = Fourth, **3** = Third, **2** = Second, **1** = Lead, **A** = Alternate, **S** = Skip, **V** = Vice-Skip

Legend:
↻ Clockwise ↺ Counter-clockwise **LSFE(*)** Last Stone First End

Game - Shot by Shot

End 1 — **NOR - Norway** **0 + 0** (this end) **= 0** — **RUS - Russia** **0 + 1** (this end) **= 1**

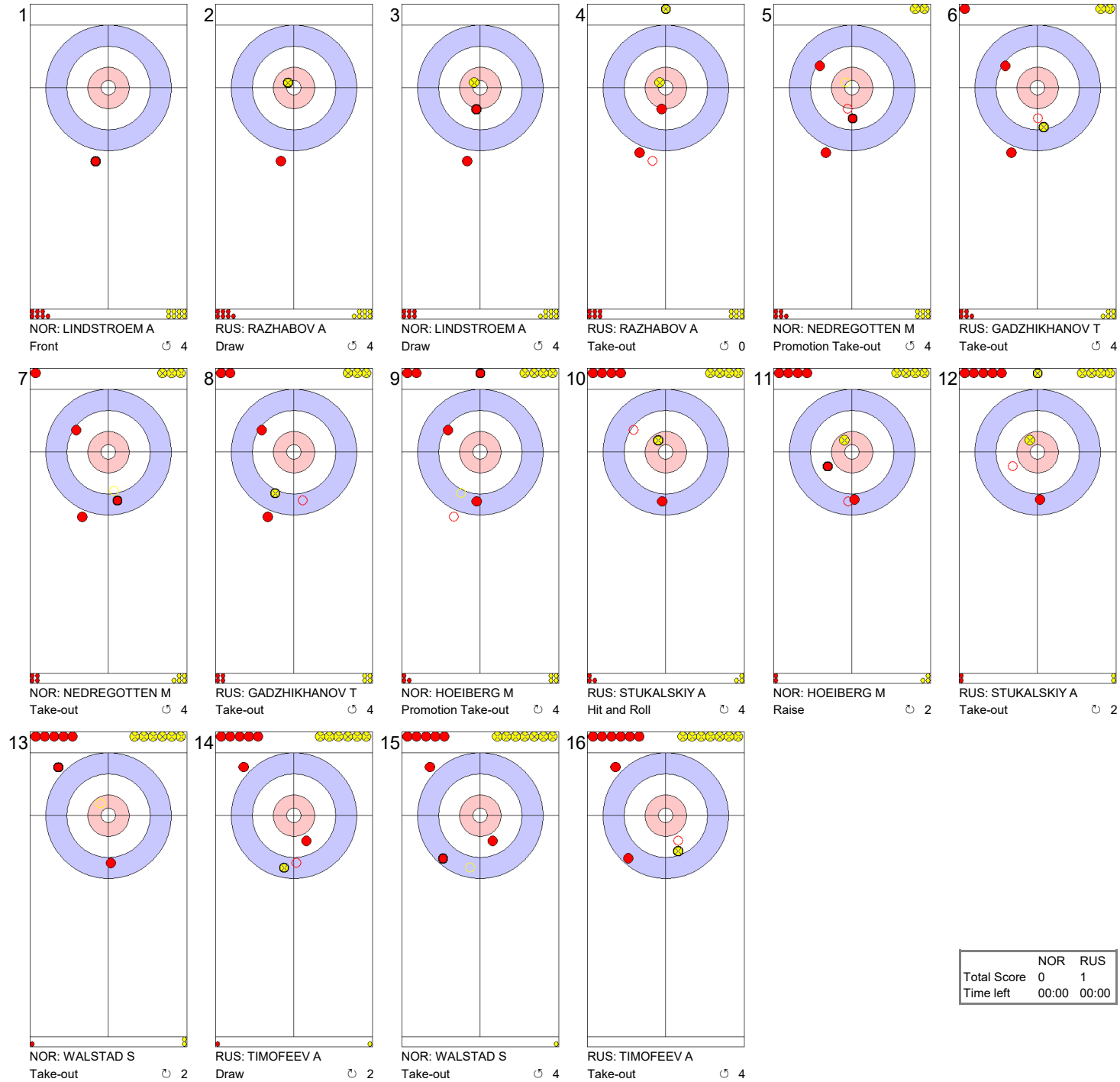

	NOR	RUS
Total Score	0	1
Time left	00:00	00:00

Game - Shot by Shot

End 2 | **NOR - Norway** **0 + 0** (this end) **= 0** | **RUS - Russia** **1 + 0** (this end) **= 1**

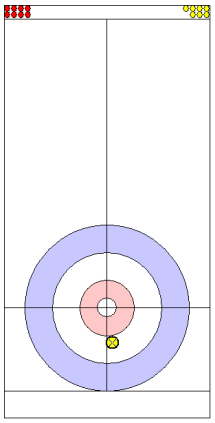
1
RUS: RAZHABOV A
Draw ↺ 3

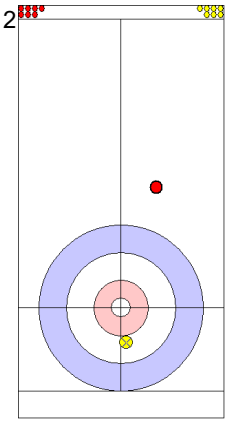
2
NOR: LINDSTROEM A
Draw ↺ 4

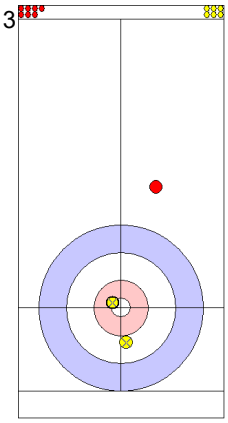
3
RUS: RAZHABOV A
Draw ↺ 4

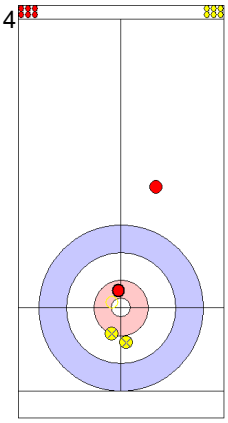
4
NOR: LINDSTROEM A
Raise ↺ 4

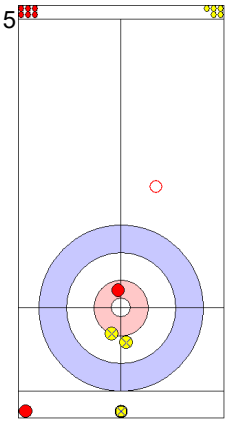
5
RUS: GADZHIKHANOV T
Clearing ↺ 4

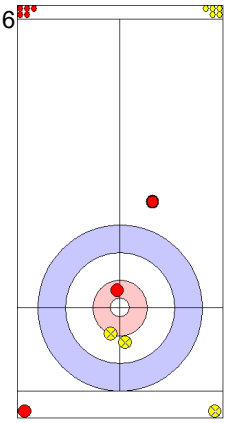
6
NOR: NEDREGOTTEN M
Front ↺ 4

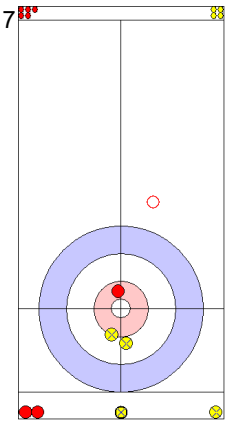
7
RUS: GADZHIKHANOV T
Clearing ↺ 4

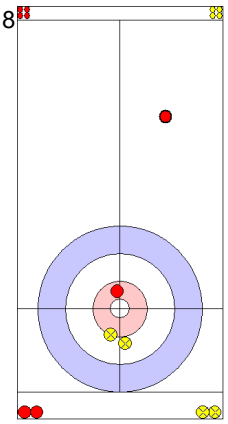
8
NOR: NEDREGOTTEN M
Front ↺ 4

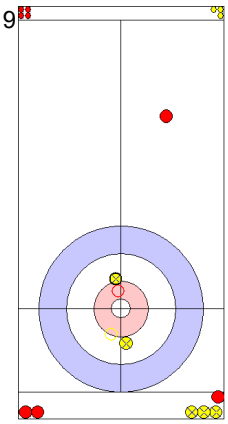
9
RUS: STUKALSKIY A
Clearing ↺ 4

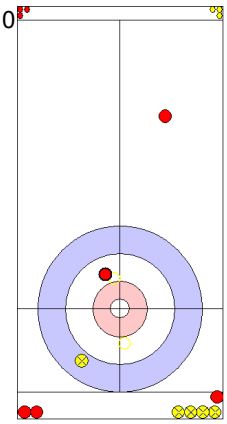
10
NOR: HOEIBERG M
Take-out ↺ 4

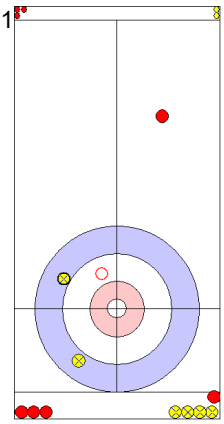
11
RUS: STUKALSKIY A
Take-out ↺ 4

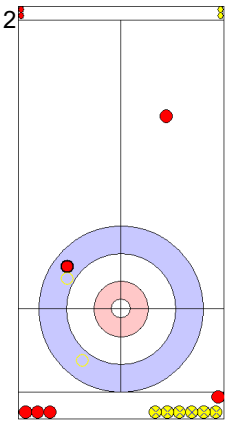
12
NOR: HOEIBERG M
Take-out ↺ 4

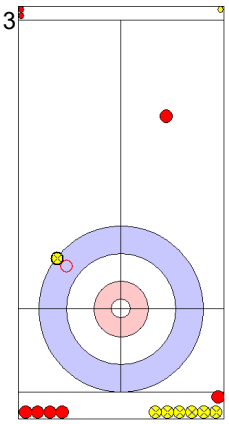
13
RUS: TIMOFEEV A
Take-out ↺ 4

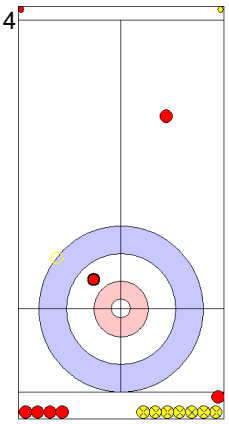
14
NOR: WALSTAD S
Hit and Roll ↺ 4

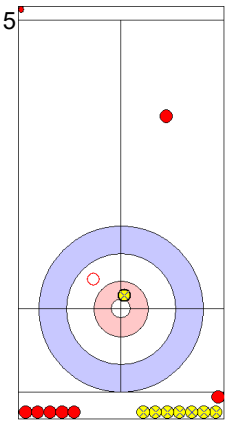
15
RUS: TIMOFEEV A
Take-out ↺ 4

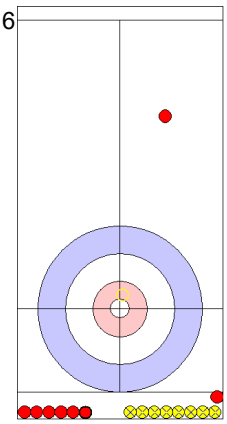
16
NOR: WALSTAD S
Clearing ↺ 4

	NOR	RUS
Total Score	0	1
Time left	00:00	00:00

Game - Shot by Shot

End 3 | **NOR - Norway** **0 + 1** (this end) **= 1** | **RUS - Russia** **1 + 0** (this end) **= 1**

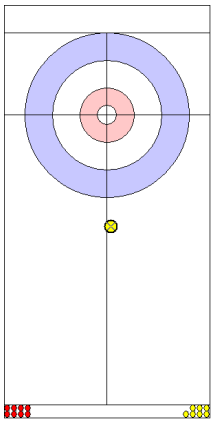

RUS: RAZHABOV A
Front ↻ 4

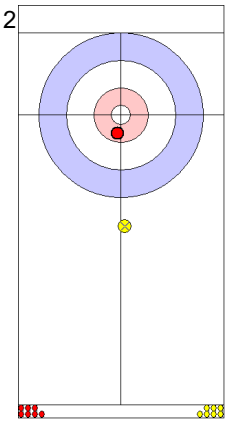

NOR: LINDSTROEM A
Draw ↻ 4

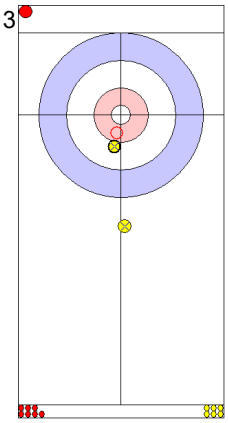

RUS: RAZHABOV A
Take-out ↻ 4

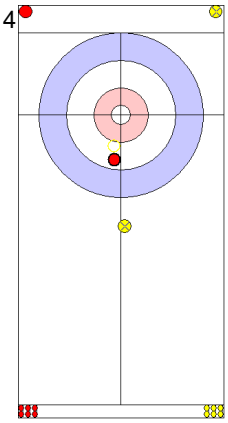

NOR: LINDSTROEM A
Take-out ↻ 4

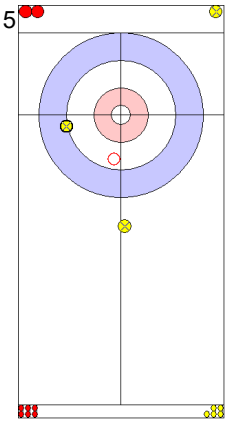

RUS: GADZHIKHANOV T
Take-out ↻ 4

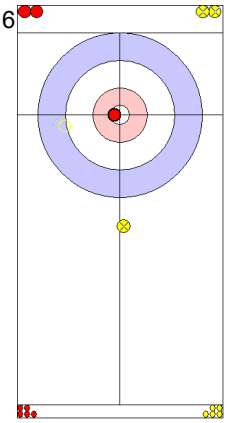

NOR: NEDREGOTTEN M
Take-out ↻ 4

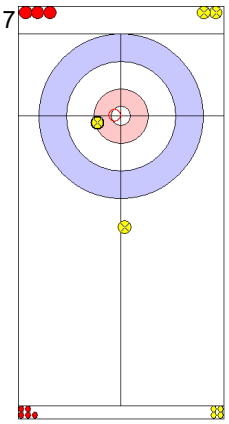

RUS: GADZHIKHANOV T
Take-out ↻ 4

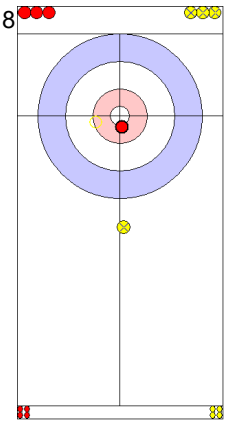

NOR: NEDREGOTTEN M
Take-out ↻ 4

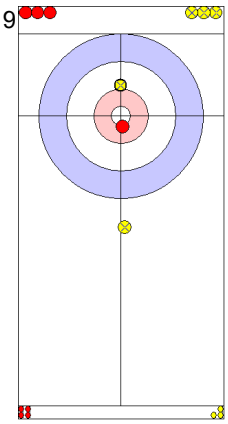

RUS: STUKALSKIY A
Draw ↻ 2

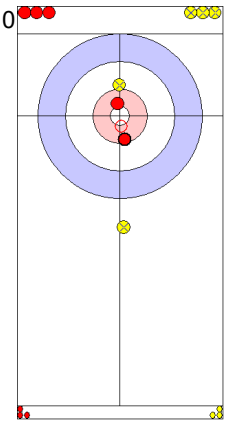

NOR: HOEIBERG M
Draw ↻ 4

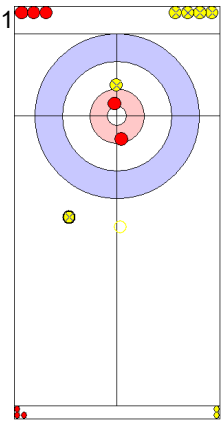

RUS: STUKALSKIY A
Promotion Take-out ↻ 0

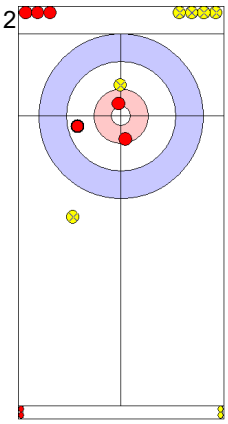

NOR: HOEIBERG M
Draw ↻ 4

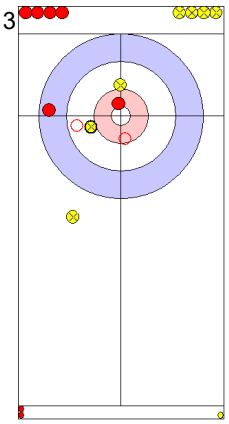

RUS: TIMOFEEV A
Double Take-out ↻ 3

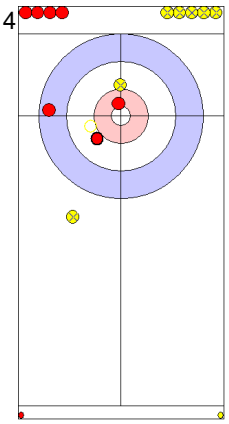

NOR: WALSTAD S
Take-out ↺ 4

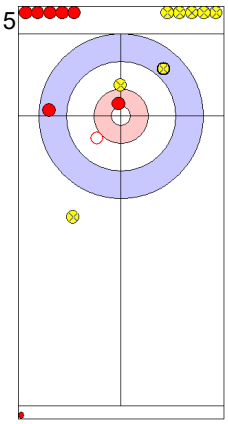

RUS: TIMOFEEV A
Take-out ↺ 2

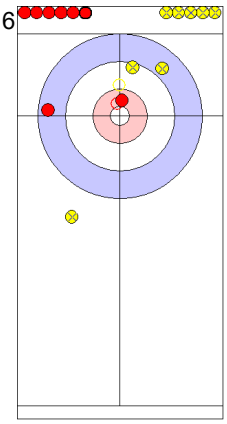

NOR: WALSTAD S
Promotion Take-out ↺ 0

	NOR	RUS
Total Score	1	1
Time left	00:00	00:00

Game - Shot by Shot

End 4 | **NOR - Norway** **1 + 1** (this end) **= 2** | **RUS - Russia** **1 + 0** (this end) **= 1**



	NOR	RUS
Total Score	2	1
Time left	00:00	00:00

Game - Shot by Shot

End 5 | **NOR - Norway** **2 + 0** (this end) **= 2** | **RUS - Russia** **1 + 1** (this end) **= 2**

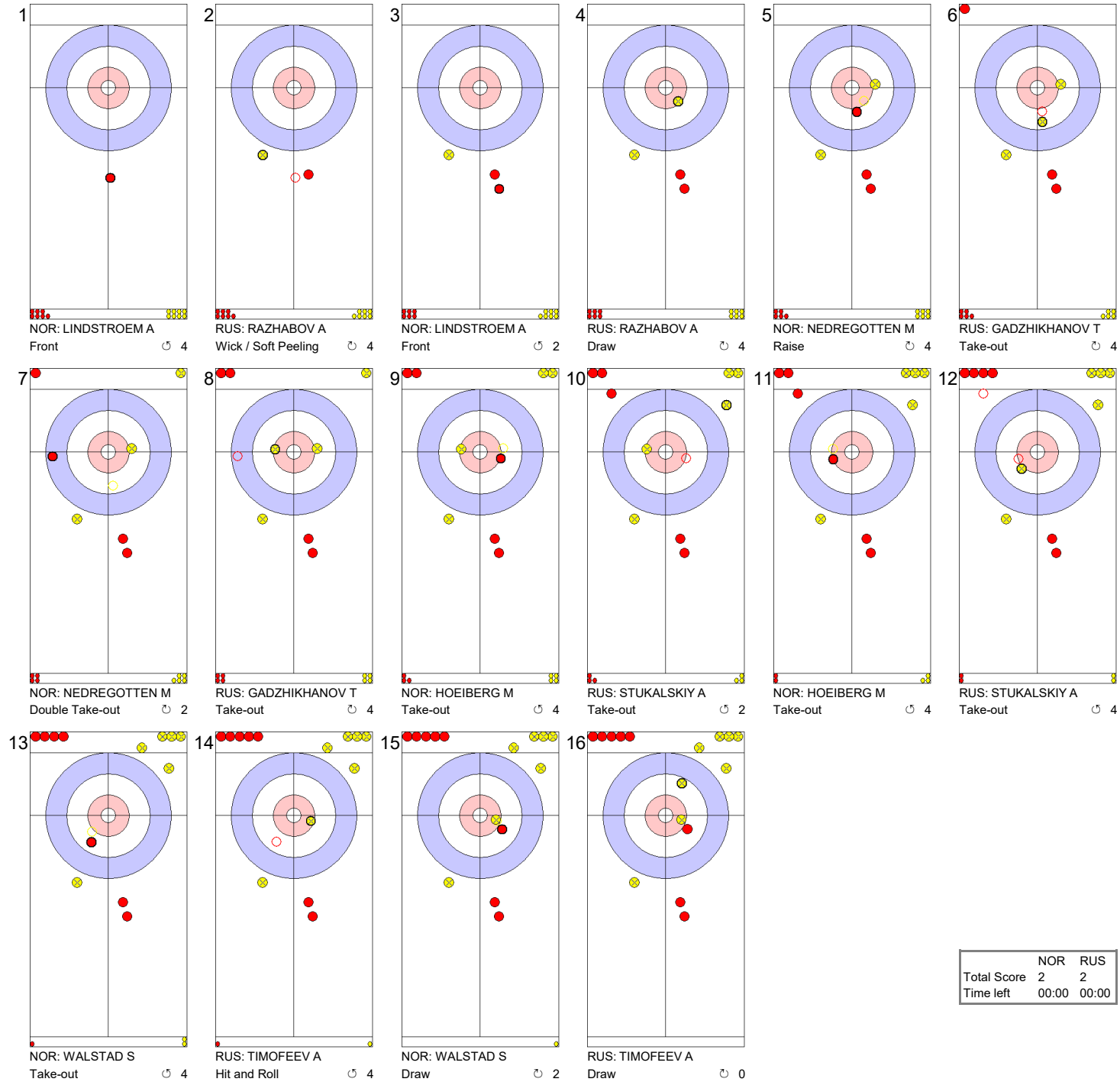

1
NOR: LINDSTROEM A
Front ↺ 4

2
RUS: RAZHABOV A
Wick / Soft Peeling ↻ 4

3
NOR: LINDSTROEM A
Front ↺ 2

4
RUS: RAZHABOV A
Draw ↻ 4

5
NOR: NEDREGOTTEN M
Raise ↻ 4

6
RUS: GADZHIKHANOV T
Take-out ↻ 4

7
NOR: NEDREGOTTEN M
Double Take-out ↻ 2

8
RUS: GADZHIKHANOV T
Take-out ↻ 4

9
NOR: HOEIBERG M
Take-out ↺ 4

10
RUS: STUKALSKIY A
Take-out ↺ 2

11
NOR: HOEIBERG M
Take-out ↺ 4

12
RUS: STUKALSKIY A
Take-out ↺ 4

13
NOR: WALSTAD S
Take-out ↺ 4

14
RUS: TIMOFEEV A
Hit and Roll ↻ 4

15
NOR: WALSTAD S
Draw ↺ 2

16
RUS: TIMOFEEV A
Draw ↻ 0

	NOR	RUS
Total Score	2	2
Time left	00:00	00:00

Game - Shot by Shot

End 6 | **NOR - Norway** **2 + 1** (this end) **= 3** | **RUS - Russia** **2 + 0** (this end) **= 2**

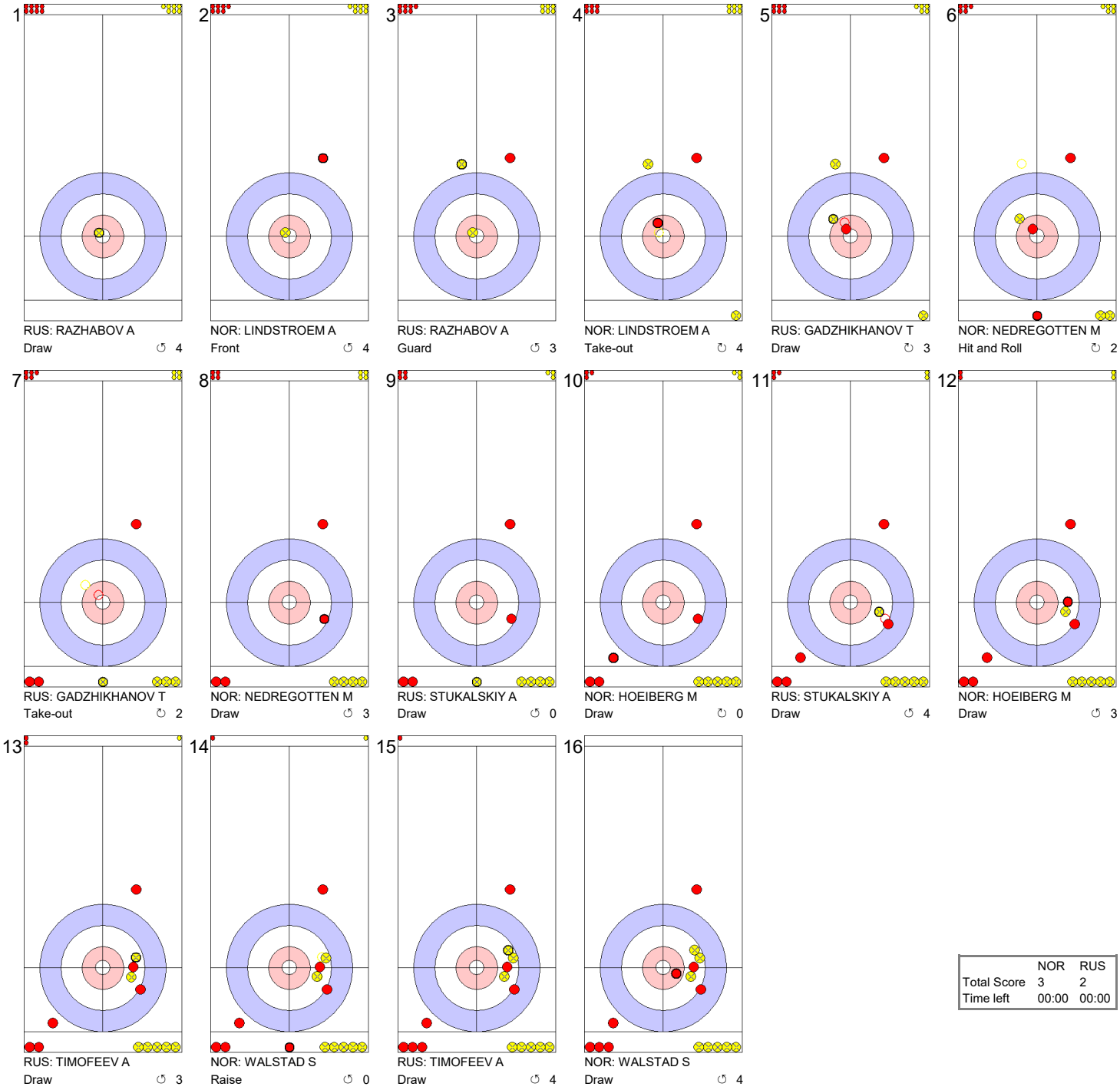

	NOR	RUS
Total Score	3	2
Time left	00:00	00:00

Game - Shot by Shot

End 7 | **NOR - Norway** **3 + 0** (this end) **= 3** | **RUS - Russia** **2 + 0** (this end) **= 2**

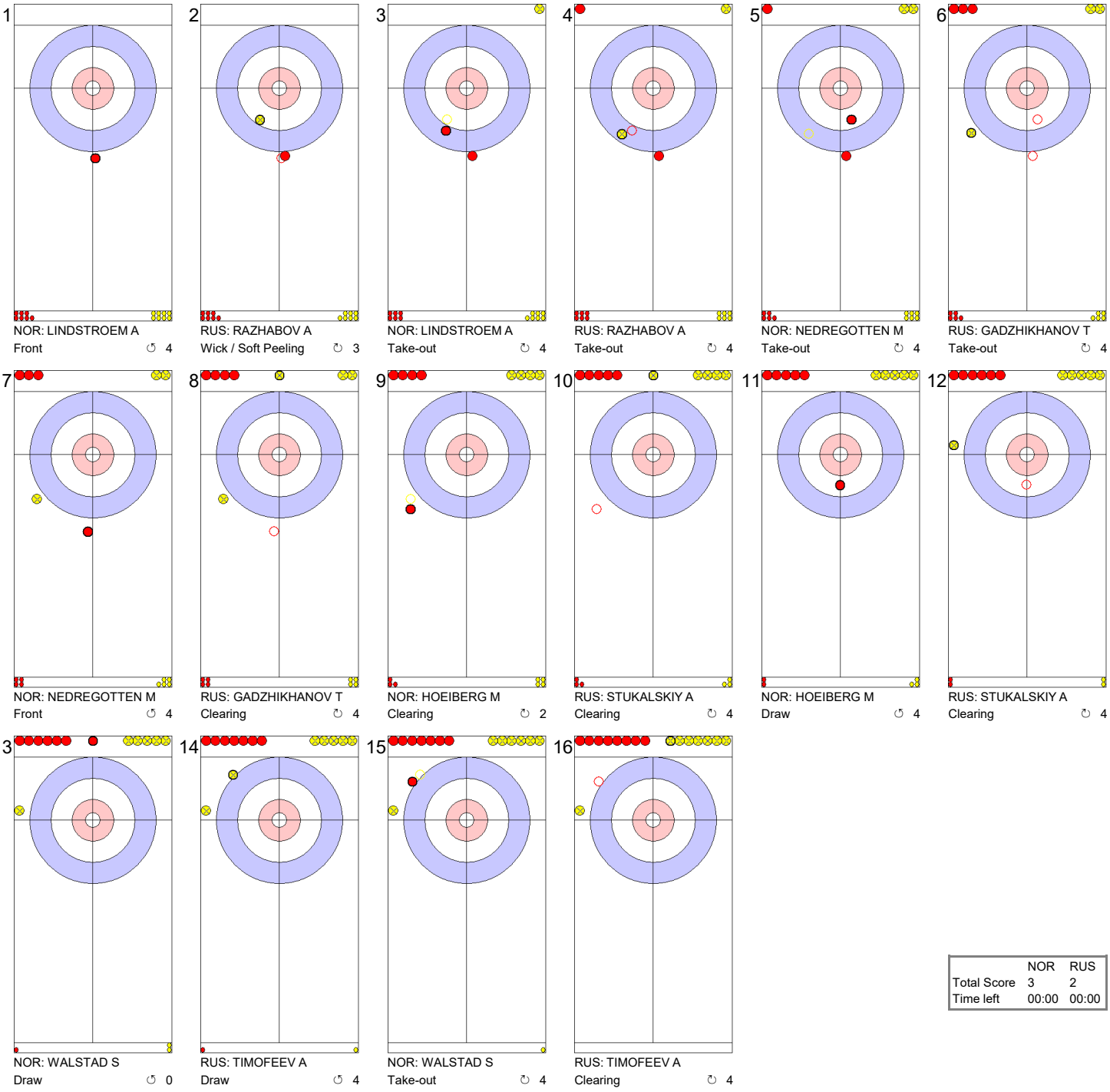

	NOR	RUS
Total Score	3	2
Time left	00:00	00:00

Game - Shot by Shot

End 8 | **NOR - Norway** **3 + 1** (this end) **= 4** | **RUS - Russia** **2 + 0** (this end) **= 2**

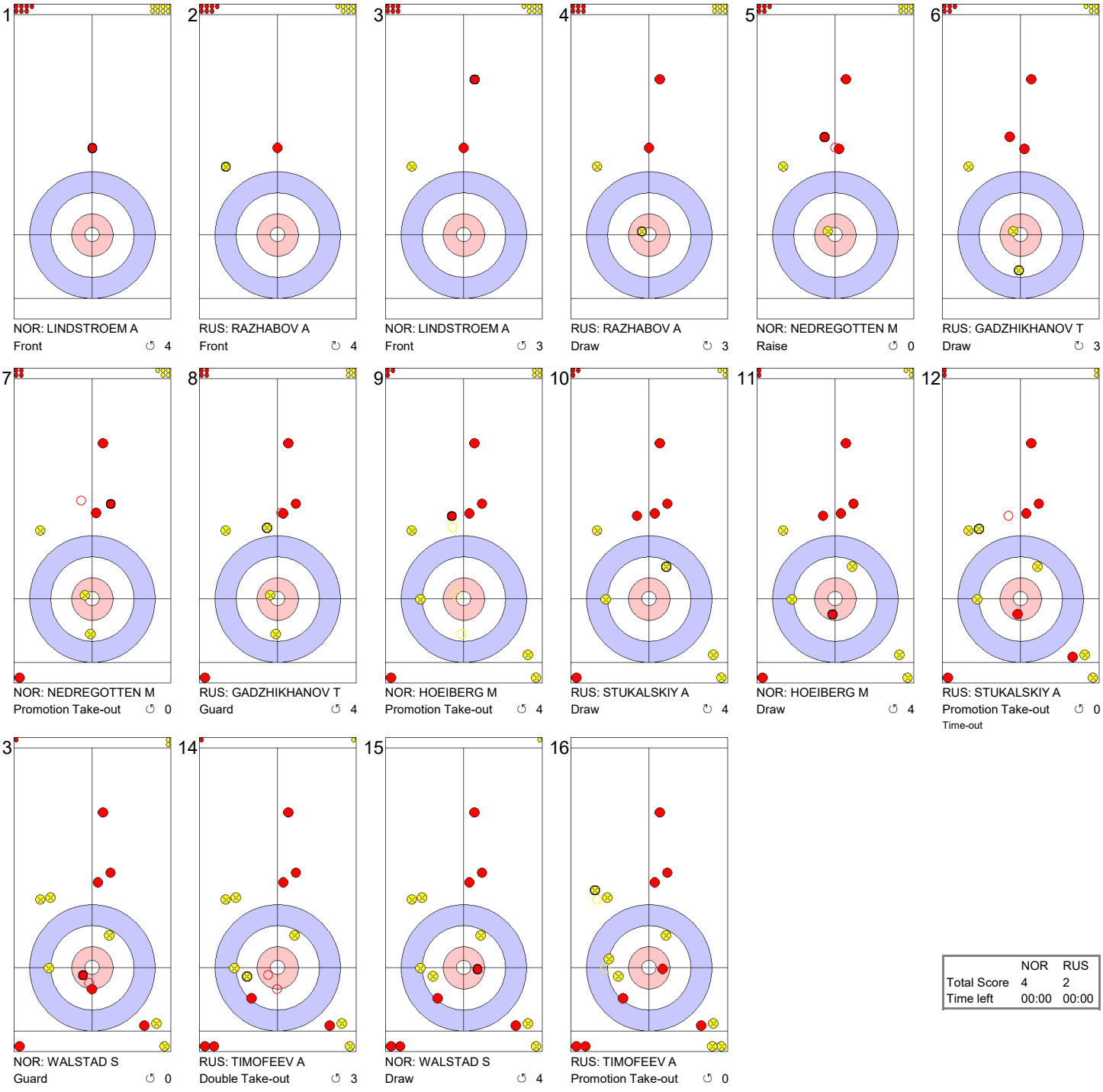

	NOR	RUS
Total Score	4	2
Time left	00:00	00:00

Game - Shot by Shot

End 9 — **NOR - Norway** **4 + 0** (this end) **= 4** — **RUS - Russia** **2 + 1** (this end) **= 3**

1
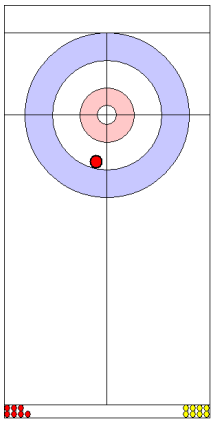
NOR: LINDSTROEM A
Draw ↺ 4

2
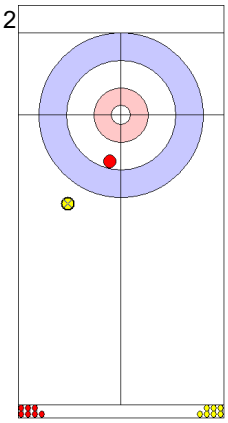
RUS: RAZHABOV A
Front ↺ 4

3
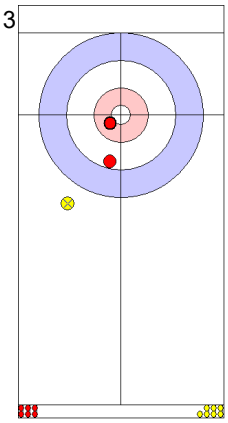
NOR: LINDSTROEM A
Draw ↺ 4

4
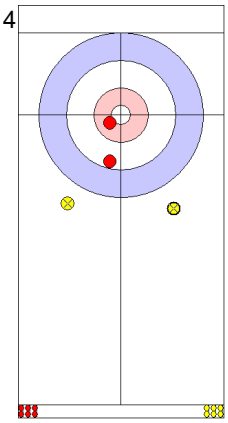
RUS: RAZHABOV A
Front ↻ 4

5
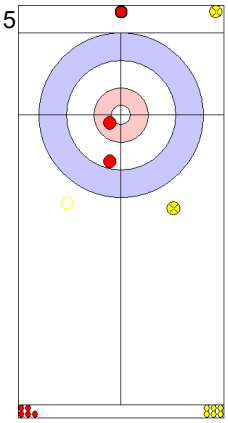
NOR: NEDREGOTTEN M
Clearing ↺ 4

6
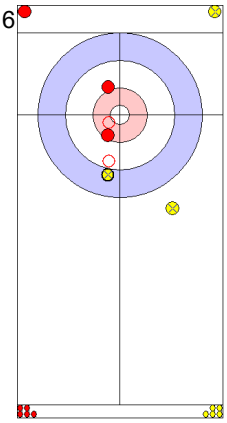
RUS: GADZHIKHANOV T
Raise ↻ 4

7
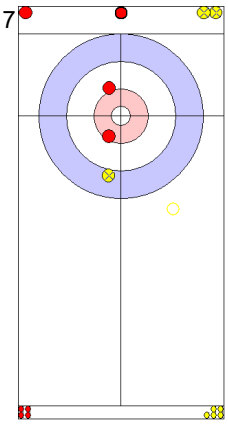
NOR: NEDREGOTTEN M
Clearing ↻ 4

8
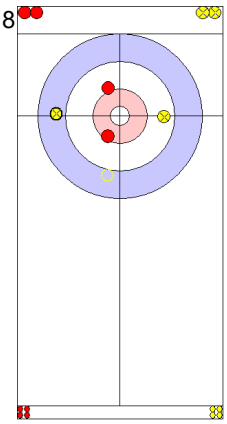
RUS: GADZHIKHANOV T
Raise ↻ 4

9
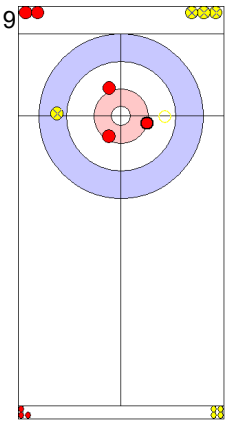
NOR: HOEIBERG M
Take-out ↺ 4

10
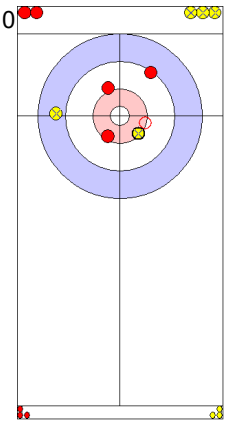
RUS: STUKALSKIY A
Raise ↺ 3

11
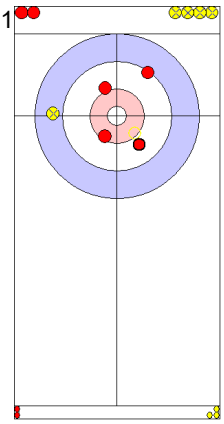
NOR: HOEIBERG M
Take-out ↺ 4

12
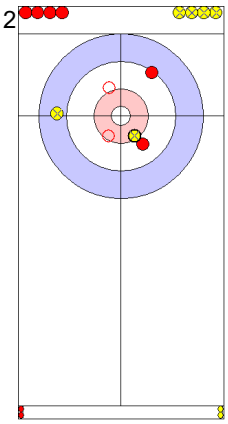
RUS: STUKALSKIY A
Double Take-out ↻ 4

13
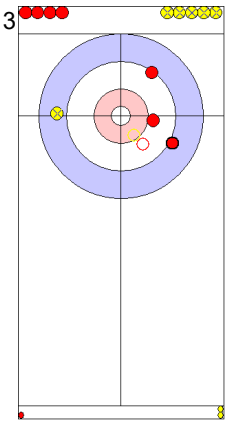
NOR: WALSTAD S
Promotion Take-out ↺ 4

14
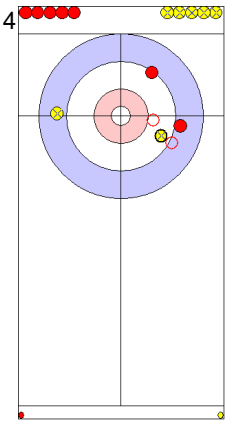
RUS: TIMOFEEV A
Double Take-out ↺ 3

15
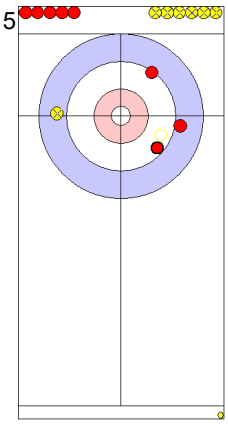
NOR: WALSTAD S
Take-out ↺ 4

16
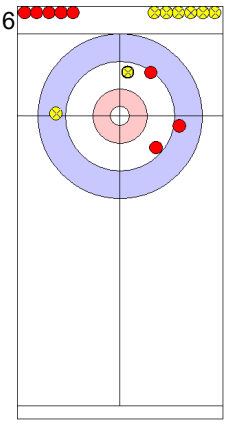
RUS: TIMOFEEV A
Draw ↻ 4

	NOR	RUS
Total Score	4	3
Time left	00:00	00:00

Game - Shot by Shot

End 10 — **NOR - Norway** **4 + 1** (this end) **= 5** — **RUS - Russia** **3 + 0** (this end) **= 3**

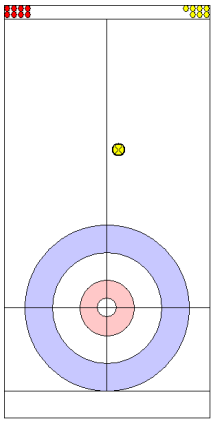

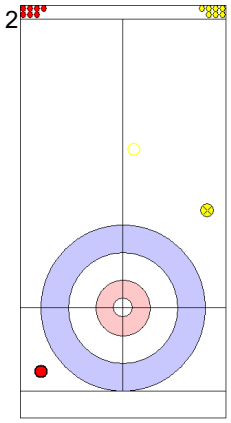

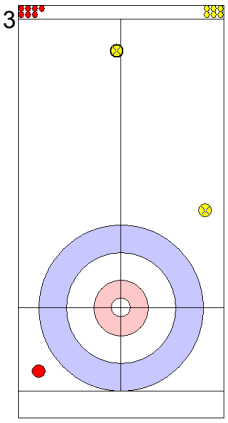

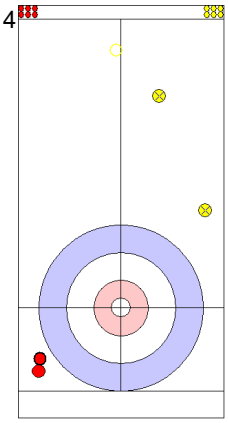

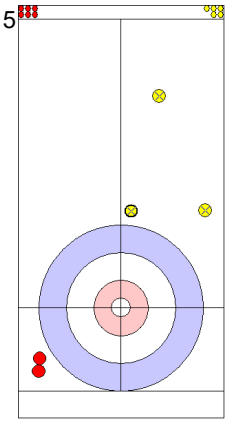

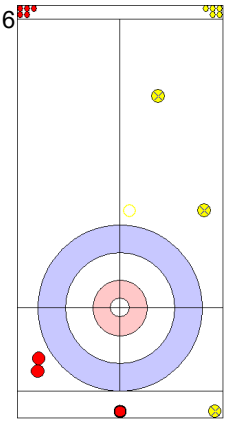

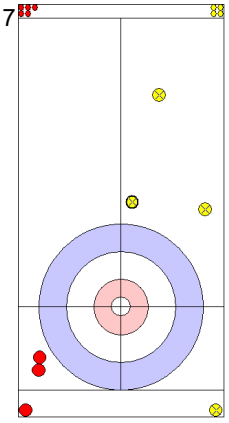

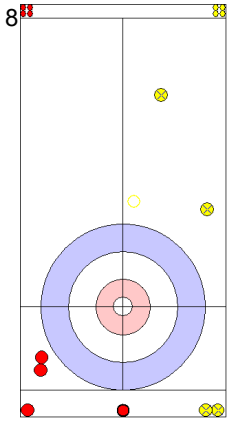

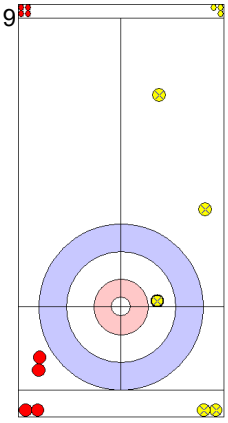

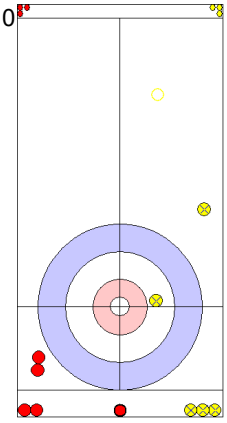

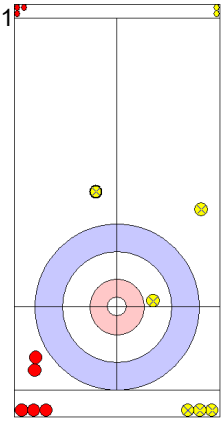

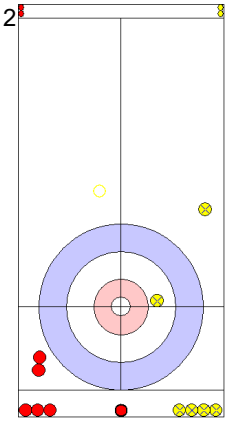

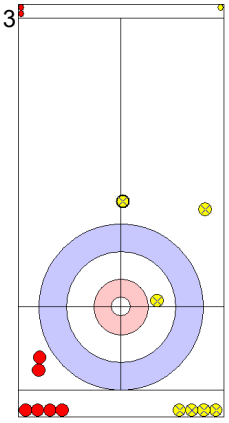

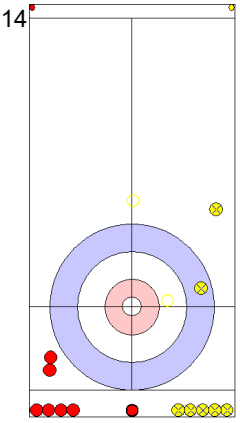

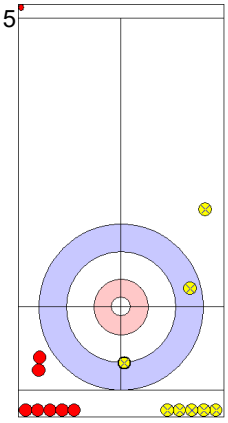

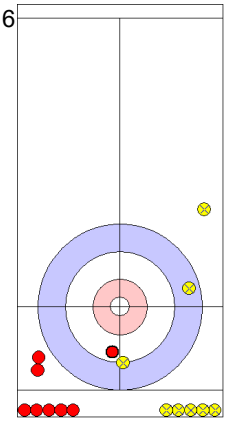

Note:
Shot Success Points:
4 = 100%
3 = 75%
2 = 50%
1 = 25%
0 = 0%
X = not considered

Rotation:
↻ Clockwise
↺ Counter-clockwise

	NOR	RUS
Total Score	5	3
Time left	09:12	02:06

Game Results

Sheet	Game	Team	LSFE	1	2	3	4	5	6	7	8	9	10	Extra Ends				Total
C	5	SWE - Sweden	*	2	0	1	0	0	2	0	1	0	2					8
	4	JPN - Japan		0	1	0	1	1	0	1	0	1	0					5

SWE - Sweden		Shot Success Game	Shot Success All
4 S	EDIN Niklas	85%	78%
3 V	ERIKSSON Oskar	89%	86%
2	WRANAA Rasmus	89%	86%
1	SUNDGREN Christoffer	89%	87%
A	LEEK Henrik	-	-
	Team Total	88%	84%

Last Stone Draw		Distance
↻	WRANAA R	11.8cm
↺	ERIKSSON O	35.1cm
Total		**46.9cm**

Time remaining: 2 minutes 8 seconds

JPN - Japan		Shot Success Game	Shot Success All
4 S	MOROZUMI Yusuke	90%	80%
3 V	SHIMIZU Tetsuro	91%	81%
2	YAMAGUCHI Tsuyoshi	74%	74%
1	MOROZUMI Kosuke	88%	84%
A	HIRATA Kohsuke	-	-
	Team Total	86%	80%

Last Stone Draw		Distance
↻	SHIMIZU T	84.6cm
↺	MOROZUMI Y	41.1cm
Total		**125.7cm**

Time remaining: 0 minutes 46 seconds

Time-out: end 10 - JPN stone 8

Shot Success Analysis

SWE - Sweden		↻		↺		Game	
4 EDIN Niklas	Draws	0	-	9	89%	9	89%
	Take-outs	2	50%	9	89%	11	82%
	Total	2	50%	18	89%	20	85%
3 ERIKSSON Oskar	Draws	0	-	1	75%	1	75%
	Take-outs	7	93%	12	88%	19	89%
	Total	7	93%	13	87%	20	89%
2 WRANAA Rasmus	Draws	1	0%	5	85%	6	71%
	Take-outs	3	100%	11	95%	14	96%
	Total	4	75%	16	92%	20	89%
1 SUNDGREN Christoffer	Draws	7	86%	12	90%	19	88%
	Take-outs	0	-	1	100%	1	100%
	Total	7	86%	13	90%	20	89%
A LEEK Henrik	Draws	0	-	0	-	0	-
	Take-outs	0	-	0	-	0	-
	Total	0	-	0	-	0	-
Team	Draws	8	75%	27	88%	35	85%
	Take-outs	12	88%	33	91%	45	90%
	Total	20	83%	60	90%	80	88%

JPN - Japan		↻		↺		Game	
4 MOROZUMI Yusuke	Draws	0	-	8	88%	8	88%
	Take-outs	4	100%	8	88%	12	92%
	Total	4	100%	16	88%	20	90%
3 SHIMIZU Tetsuro	Draws	3	67%	12	94%	15	88%
	Take-outs	1	100%	4	100%	5	100%
	Total	4	75%	16	95%	20	91%
2 YAMAGUCHI Tsuyoshi	Draws	5	65%	13	81%	18	76%
	Take-outs	0	-	2	50%	2	50%
	Total	5	65%	15	77%	20	74%
1 MOROZUMI Kosuke	Draws	3	100%	16	84%	19	87%
	Take-outs	0	-	1	100%	1	100%
	Total	3	100%	17	85%	20	88%
A HIRATA Kohsuke	Draws	0	-	0	-	0	-
	Take-outs	0	-	0	-	0	-
	Total	0	-	0	-	0	-
Team	Draws	11	75%	49	86%	60	84%
	Take-outs	5	100%	15	87%	20	90%
	Total	16	83%	64	86%	80	86%

Note:
Team position and functions are attached to each team member's name as follows:
4 = Fourth, **3** = Third, **2** = Second, **1** = Lead, **A** = Alternate, **S** = Skip, **V** = Vice-Skip

Legend:
↻ Clockwise ↺ Counter-clockwise **LSFE(*)** Last Stone First End

Game - Shot by Shot

End 1 — **SWE - Sweden** **0 + 2** (this end) **= 2** — **JPN - Japan** **0 + 0** (this end) **= 0**

1
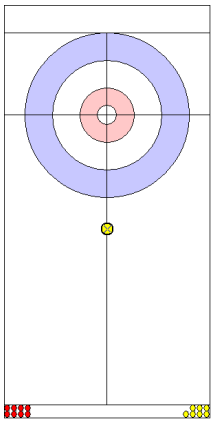
JPN: MOROZUMI K
Front ↺ 4

2
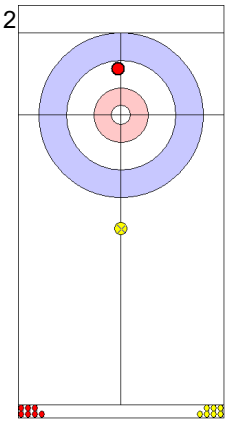
SWE: SUNDGREN C
Draw ↺ 3

3
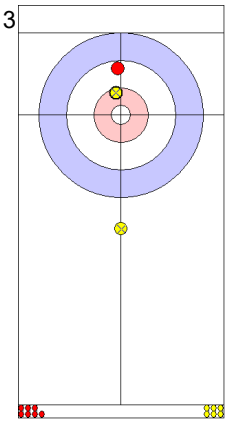
JPN: MOROZUMI K
Draw ↺ 4

4
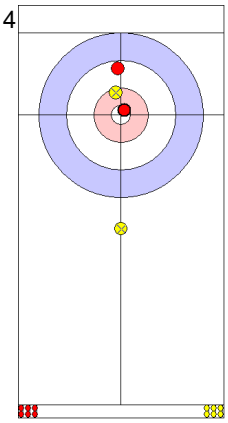
SWE: SUNDGREN C
Draw ↺ 4

5
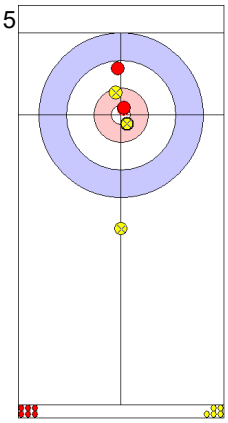
JPN: YAMAGUCHI T
Draw ↺ 4

6
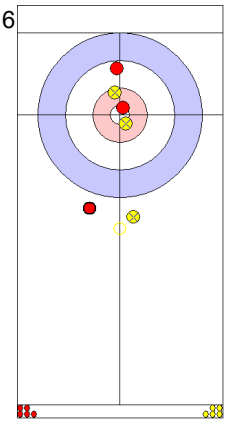
SWE: WRANAA R
Draw ↺ 0

7
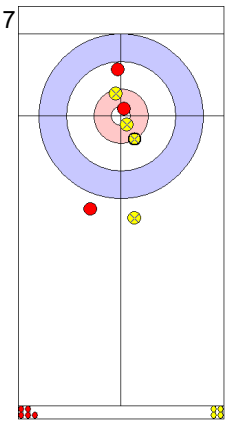
JPN: YAMAGUCHI T
Draw ↺ 4

8
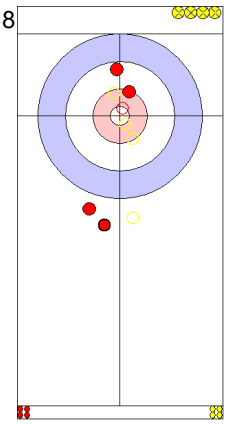
SWE: WRANAA R
Promotion Take-out ↺ 4

9
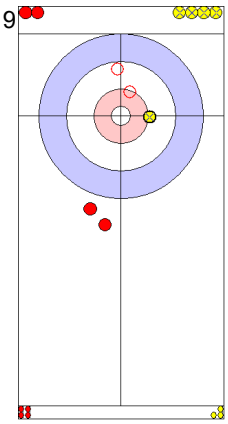
JPN: SHIMIZU T
Double Take-out ↺ 4

10
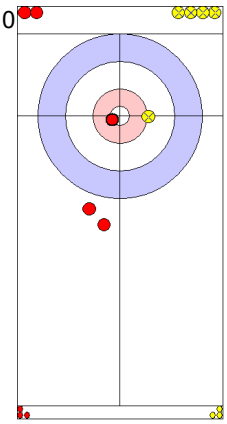
SWE: ERIKSSON O
Draw ↺ 3

11
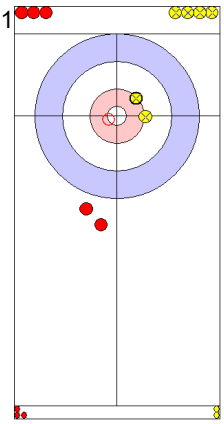
JPN: SHIMIZU T
Take-out ↺ 4

12
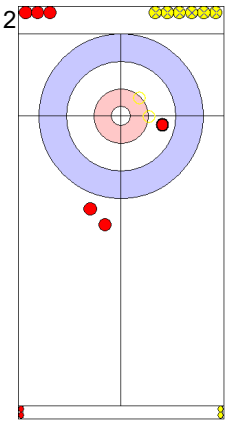
SWE: ERIKSSON O
Double Take-out ↺ 4

13
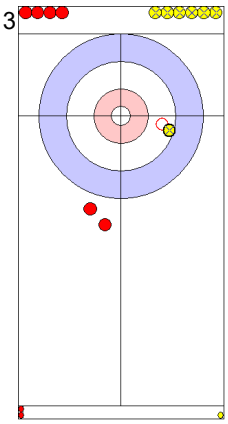
JPN: MOROZUMI Y
Take-out ↺ 4

14
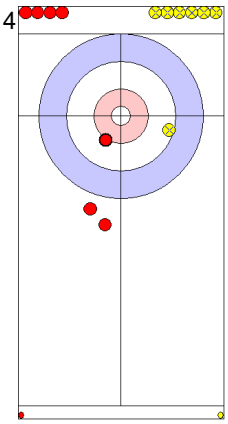
SWE: EDIN N
Draw ↺ 4

15
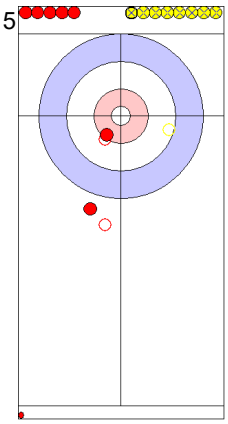
JPN: MOROZUMI Y
Double Take-out ↺ 0

16
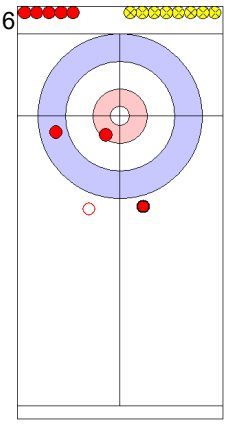
SWE: EDIN N
Wick / Soft Peeling ↺ 2
Split

	SWE	JPN
Total Score	2	0
Time left	00:00	00:00

Game - Shot by Shot

End 2 | **SWE - Sweden** **2 + 0** (this end) **= 2** | **JPN - Japan** **0 + 1** (this end) **= 1**



	SWE	JPN
Total Score	2	1
Time left	00:00	00:00

Game - Shot by Shot

End 3 | **SWE - Sweden** **2 + 1** (this end) **= 3** | **JPN - Japan** **1 + 0** (this end) **= 1**



	SWE	JPN
Total Score	3	1
Time left	00:00	00:00

Game - Shot by Shot

End 4 | **SWE - Sweden** **3 + 0** (this end) **= 3** | **JPN - Japan** **1 + 1** (this end) **= 2**

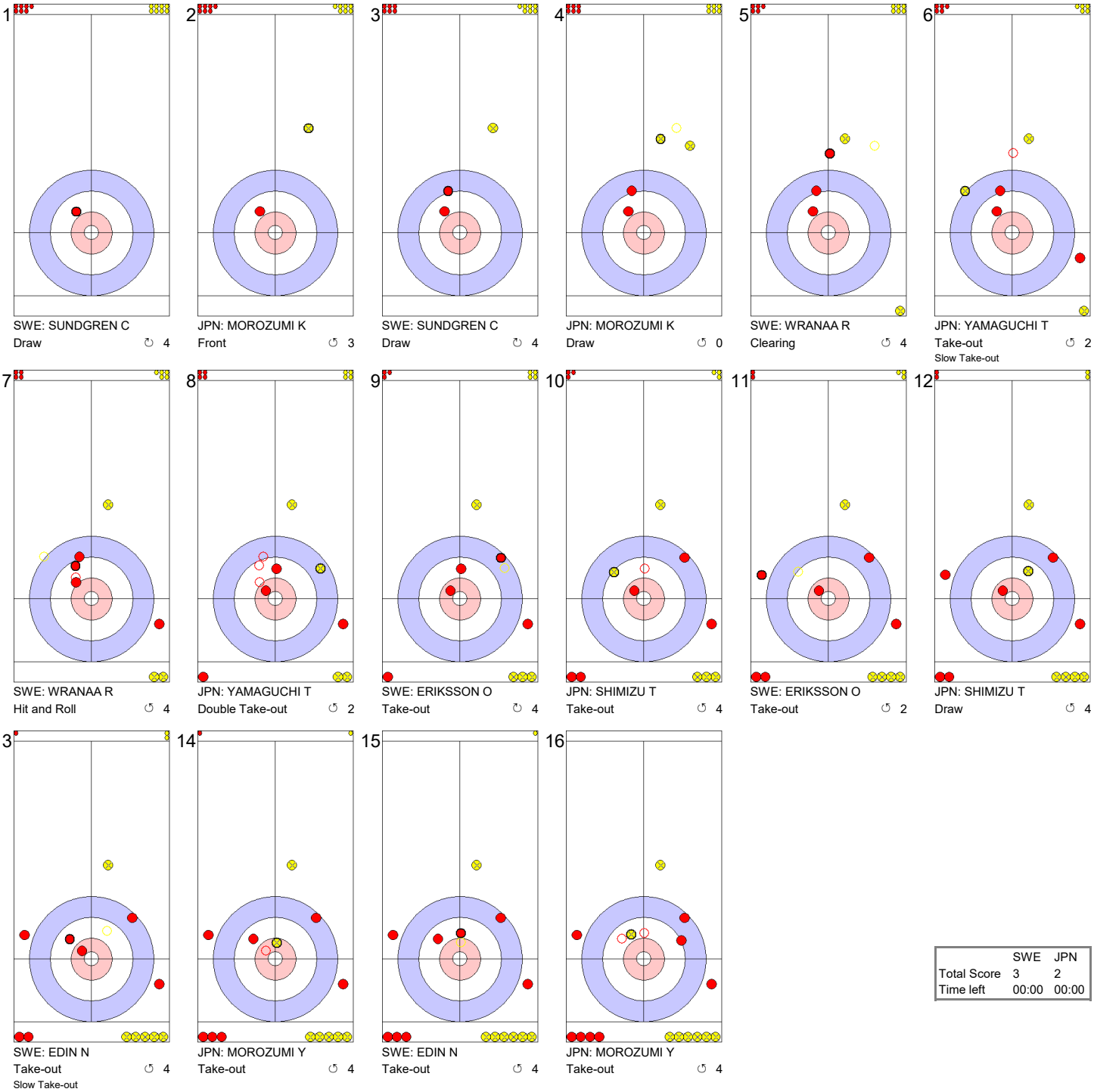

	SWE	JPN
Total Score	3	2
Time left	00:00	00:00

Game - Shot by Shot

End 5 | **SWE - Sweden** **3 + 0** (this end) **= 3** | **JPN - Japan** **2 + 1** (this end) **= 3**

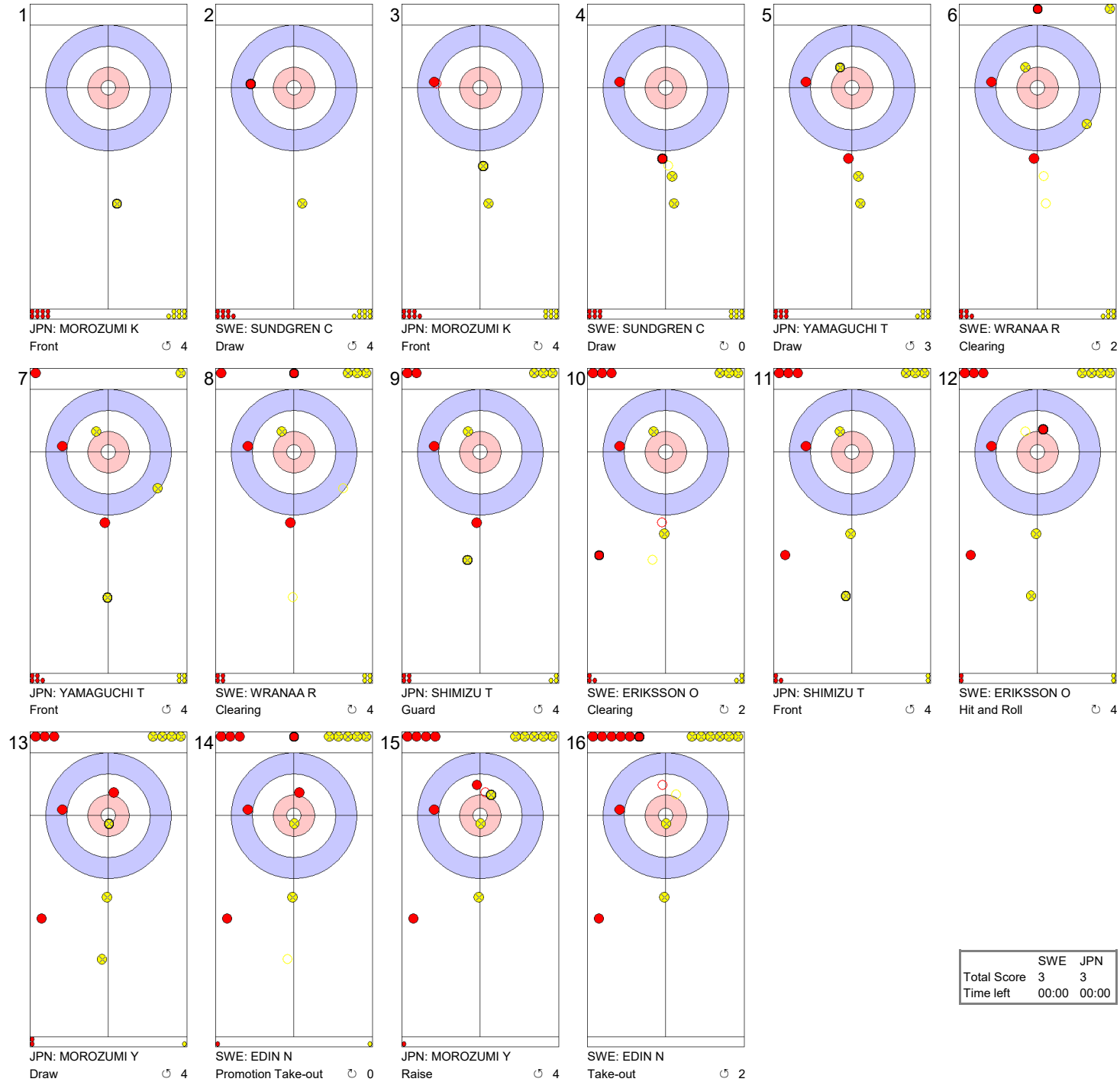

	SWE	JPN
Total Score	3	3
Time left	00:00	00:00

Game - Shot by Shot

End 6 | **SWE - Sweden** **3 + 2** (this end) **= 5** | **JPN - Japan** **3 + 0** (this end) **= 3**

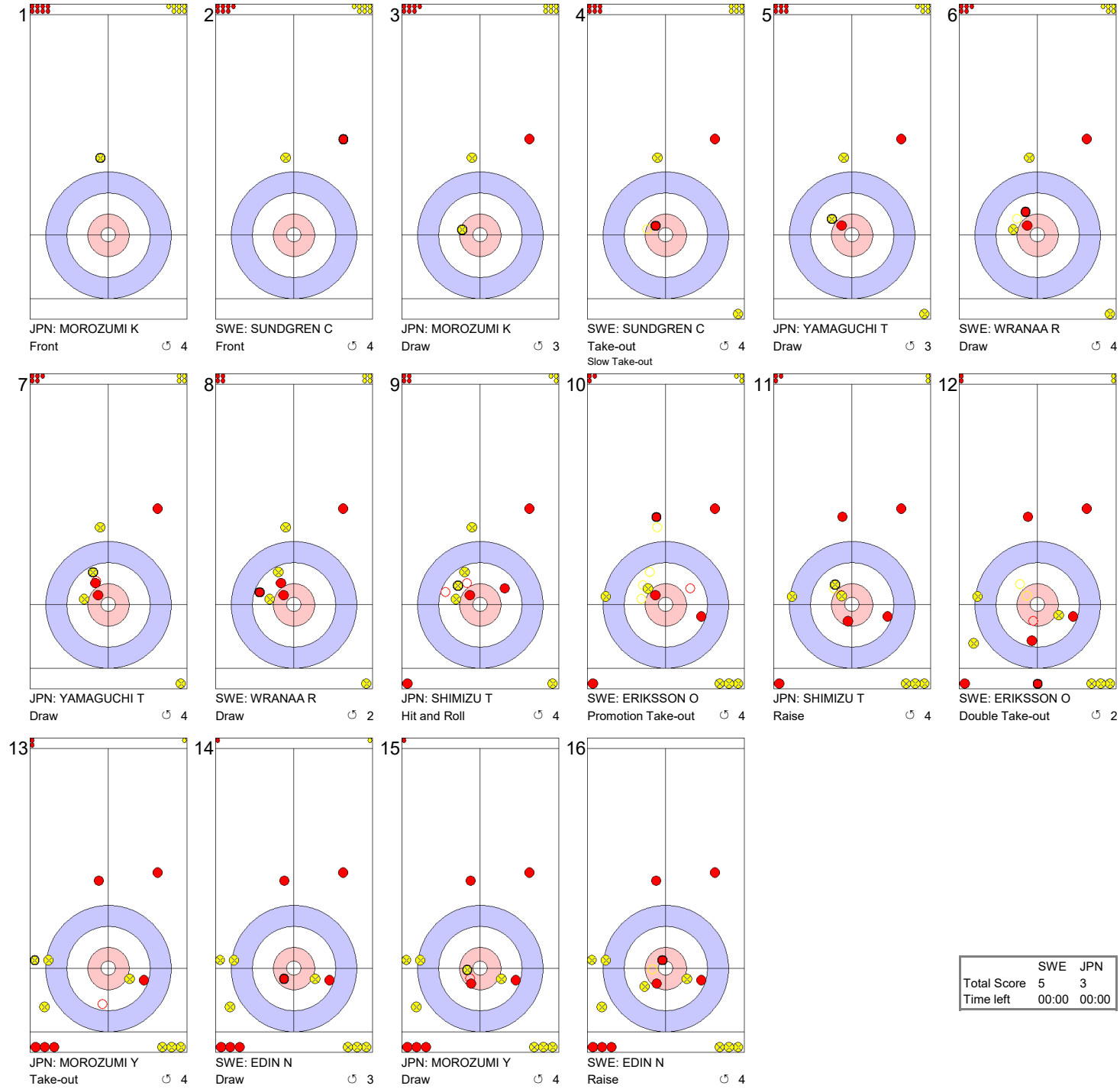

	SWE	JPN
Total Score	5	3
Time left	00:00	00:00

Game - Shot by Shot

End 7 | **SWE - Sweden** **5 + 0** (this end) **= 5** | **JPN - Japan** **3 + 1** (this end) **= 4**



	SWE	JPN
Total Score	5	4
Time left	00:00	00:00

Game - Shot by Shot

End 8 — **SWE - Sweden** **5 + 1** (this end) **= 6** — **JPN - Japan** **4 + 0** (this end) **= 4**



	SWE	JPN
Total Score	6	4
Time left	00:00	00:00

Game - Shot by Shot

End 9 — **SWE - Sweden** **6 + 0** (this end) **= 6** — **JPN - Japan** **4 + 1** (this end) **= 5**



	SWE	JPN
Total Score	6	5
Time left	00:00	00:00

Game - Shot by Shot

End 10 — **SWE - Sweden** **6 + 2** (this end) **= 8** — **JPN - Japan** **5 + 0** (this end) **= 5**

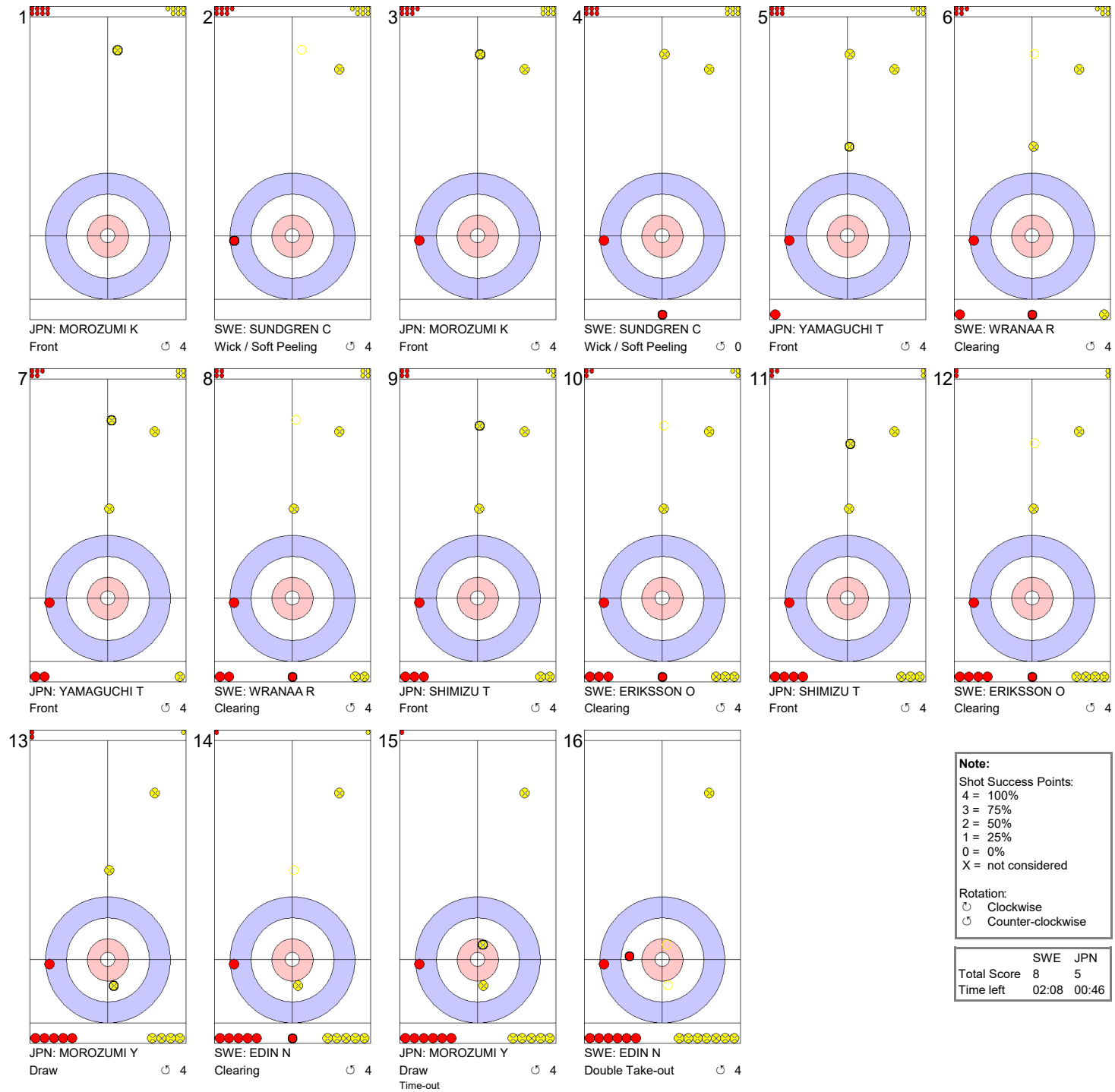

Note:
Shot Success Points:
4 = 100%
3 = 75%
2 = 50%
1 = 25%
0 = 0%
X = not considered

Rotation:
↻ Clockwise
↺ Counter-clockwise

	SWE	JPN
Total Score	8	5
Time left	02:08	00:46

Game Results

Sheet	Game	Team	LSFE	1	2	3	4	5	6	7	8	9	10	Extra Ends				Total
D	5	SCO - Scotland		0	1	0	0	0	1	0	X	X	X					2
	4	CAN - Canada	*	2	0	2	2	1	0	1	X	X	X					8

SCO - Scotland		Shot Success Game	Shot Success All
4 S	MURDOCH David	71%	79%
3 V	DRUMMOND Greg	77%	82%
2	ANDREWS Scott	77%	86%
1	GOODFELLOW Michael	100%	94%
A	PATERSON Ross	-	-
	Team Total	81%	85%

Last Stone Draw		Distance
↻	GOODFELLOW M	23.3cm
↺	ANDREWS S	44.0cm
Total		**67.3cm**

Time remaining: 10 minutes 34 seconds

CAN - Canada		Shot Success Game	Shot Success All
4 S	GUSHUE Brad	98%	92%
3 V	NICHOLS Mark	95%	91%
2	GALLANT Brett	89%	89%
1	WALKER Geoff	88%	86%
A	SALLOWS Tom	-	-
	Team Total	93%	89%

Last Stone Draw		Distance
↻	GUSHUE B	15.8cm
↺	NICHOLS M	11.1cm
Total		**26.9cm**

Time remaining: 12 minutes 32 seconds

Shot Success Analysis

SCO - Scotland		↻		↺		Game	
4 MURDOCH David	Draws	6	54%	3	83%	9	64%
	Take-outs	3	75%	2	100%	5	85%
	Total	9	61%	5	90%	14	71%
3 DRUMMOND Greg	Draws	5	65%	5	90%	10	78%
	Take-outs	4	75%	0	-	4	75%
	Total	9	69%	5	90%	14	77%
2 ANDREWS Scott	Draws	6	71%	5	75%	11	73%
	Take-outs	1	100%	2	88%	3	92%
	Total	7	75%	7	79%	14	77%
1 GOODFELLOW Michael	Draws	5	100%	9	100%	14	100%
	Take-outs	0	-	0	-	0	-
	Total	5	100%	9	100%	14	100%
A PATERSON Ross	Draws	0	-	0	-	0	-
	Take-outs	0	-	0	-	0	-
	Total	0	-	0	-	0	-
Team	Draws	22	72%	22	90%	44	81%
	Take-outs	8	78%	4	94%	12	83%
	Total	30	73%	26	90%	56	81%

CAN - Canada		↻		↺		Game	
4 GUSHUE Brad	Draws	4	100%	1	100%	5	100%
	Take-outs	7	96%	2	100%	9	97%
	Total	11	98%	3	100%	14	98%
3 NICHOLS Mark	Draws	2	100%	0	-	2	100%
	Take-outs	8	91%	4	100%	12	94%
	Total	10	93%	4	100%	14	95%
2 GALLANT Brett	Draws	2	88%	1	0%	3	58%
	Take-outs	9	100%	2	88%	11	98%
	Total	11	98%	3	58%	14	89%
1 WALKER Geoff	Draws	11	86%	2	100%	13	88%
	Take-outs	0	-	0	-	0	-
	Total	11	86%	2	100%	13	88%
A SALLOWS Tom	Draws	0	-	0	-	0	-
	Take-outs	0	-	0	-	0	-
	Total	0	-	0	-	0	-
Team	Draws	19	91%	4	75%	23	88%
	Take-outs	24	96%	8	97%	32	96%
	Total	43	94%	12	90%	55	93%

Note:
Team position and functions are attached to each team member's name as follows:
4 = Fourth, **3** = Third, **2** = Second, **1** = Lead, **A** = Alternate, **S** = Skip, **V** = Vice-Skip

Legend:
↻ Clockwise ↺ Counter-clockwise **LSFE(*)** Last Stone First End
X Unplayed/unfinished end due to concession

Game - Shot by Shot

End 1 — **SCO - Scotland** **0 + 0** (this end) **= 0** — **CAN - Canada** **0 + 2** (this end) **= 2**

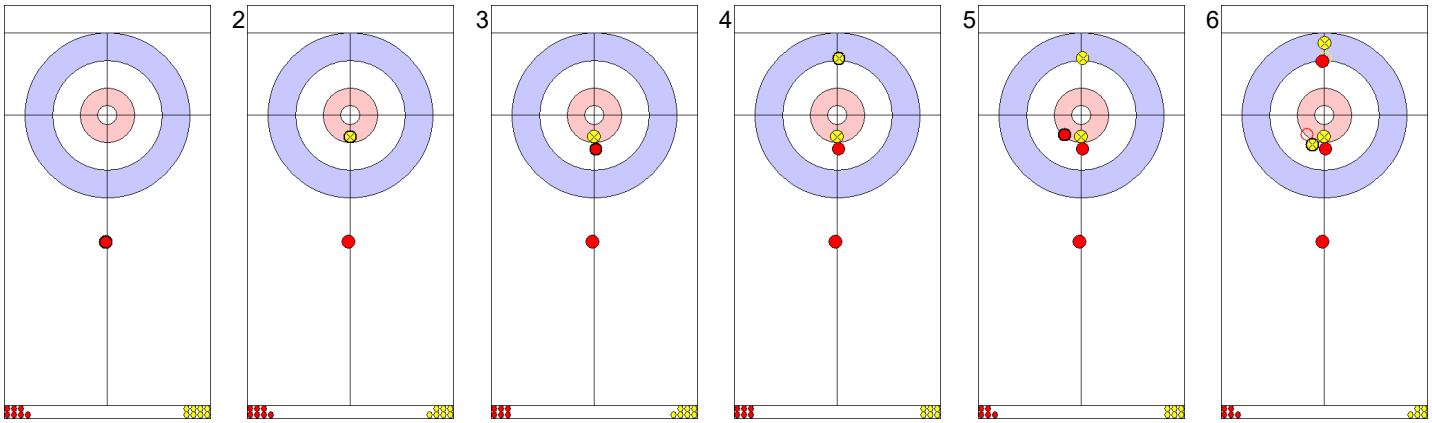

1 SCO: GOODFELLOW M — Front — 4
2 CAN: WALKER G — Draw — 4
3 SCO: GOODFELLOW M — Draw — 4
4 CAN: WALKER G — Draw — 4
5 SCO: ANDREWS S — Draw — 3
6 CAN: GALLANT B — Raise — 3

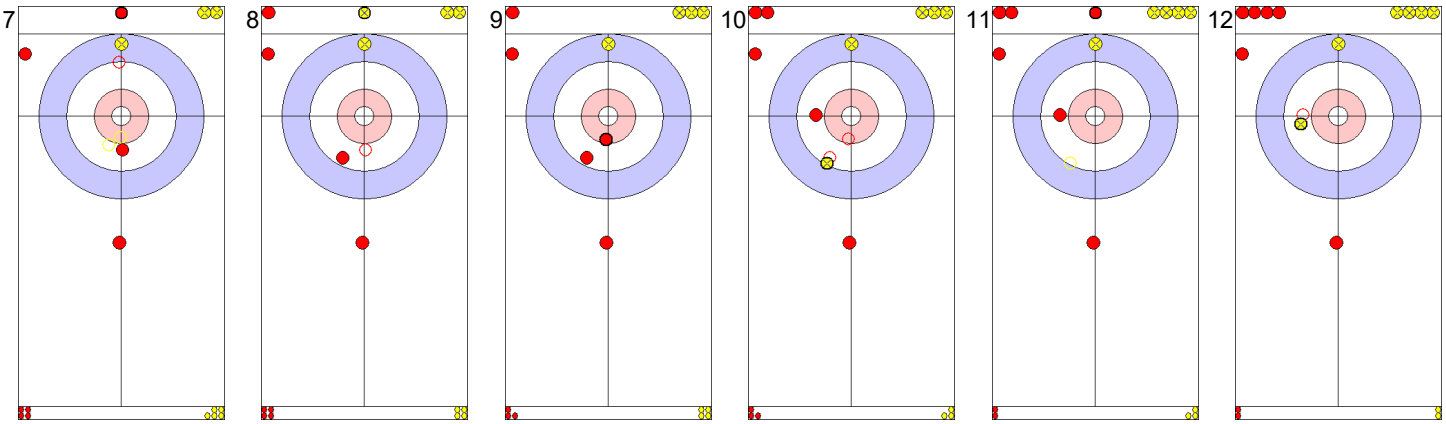

7 SCO: ANDREWS S — Double Take-out — 4
8 CAN: GALLANT B — Draw — 0
9 SCO: DRUMMOND G — Draw — 4
10 CAN: NICHOLS M — Double Take-out — 2
11 SCO: DRUMMOND G — Take-out — 2
12 CAN: NICHOLS M — Take-out — 4

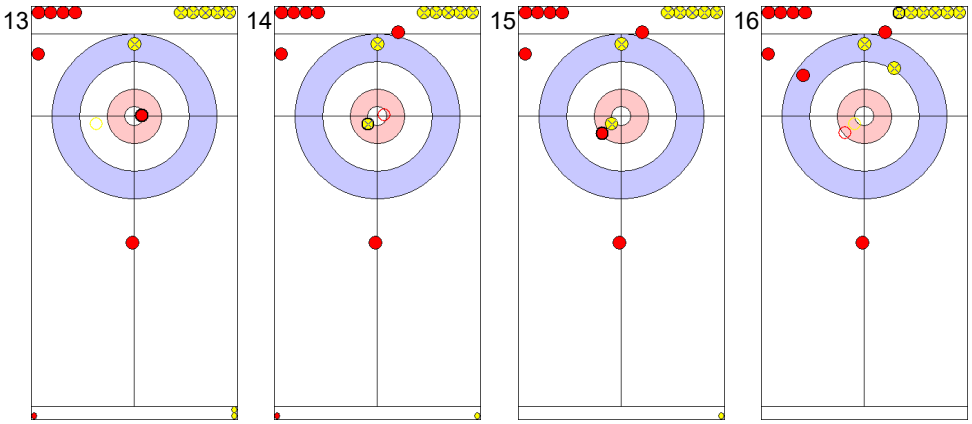

13 SCO: MURDOCH D — Hit and Roll — 4
14 CAN: GUSHUE B — Raise — 4
15 SCO: MURDOCH D — Draw — 2
16 CAN: GUSHUE B — Take-out — 4

	SCO	CAN
Total Score	0	2
Time left	00:00	00:00

Game - Shot by Shot

End 2 | **SCO - Scotland** **0 + 1** (this end) **= 1** | **CAN - Canada** **2 + 0** (this end) **= 2**



	SCO	CAN
Total Score	1	2
Time left	00:00	00:00

Game - Shot by Shot

End 3 | **SCO - Scotland** **1 + 0** (this end) **= 1** | **CAN - Canada** **2 + 2** (this end) **= 4**

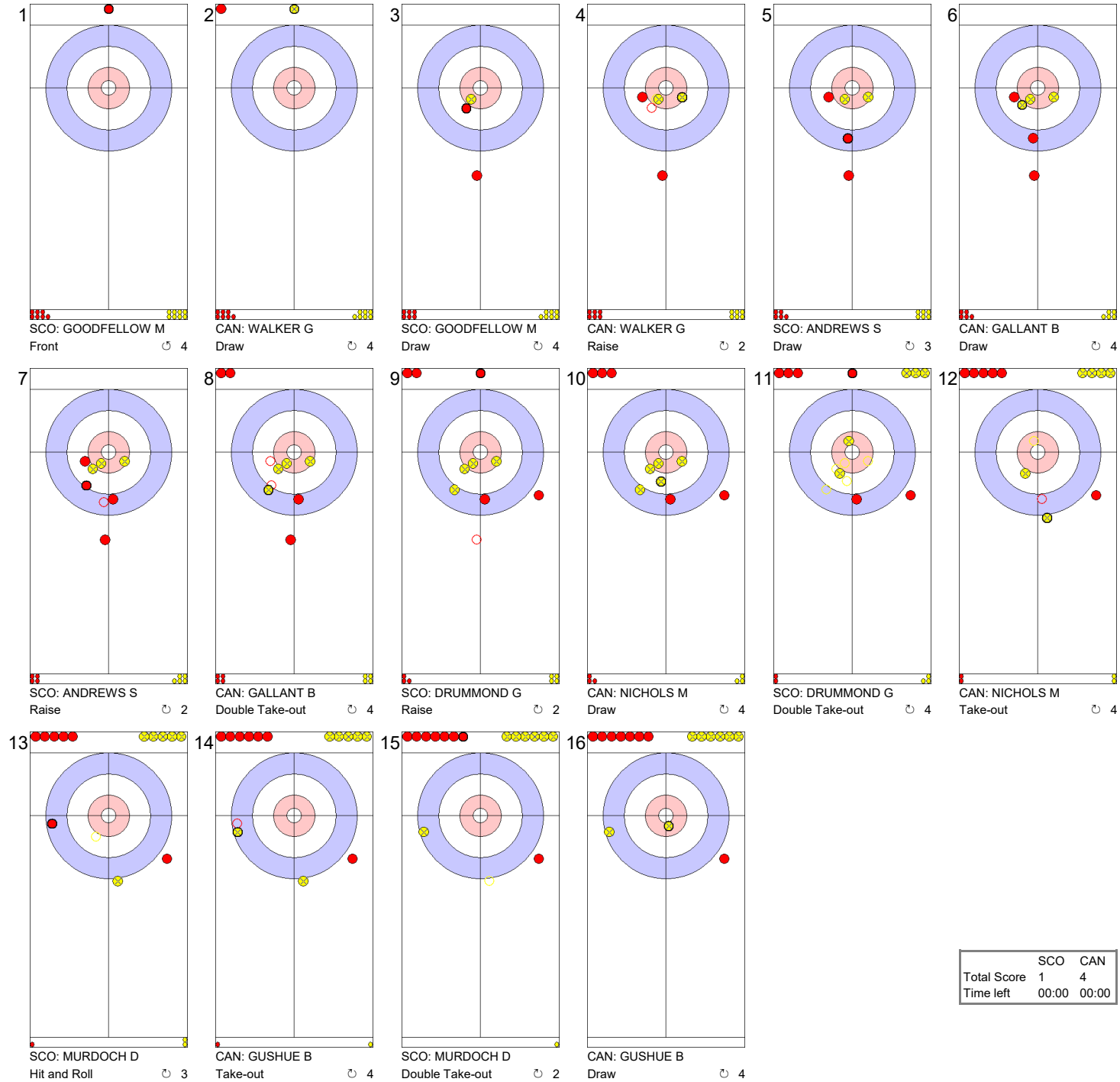

	SCO	CAN
Total Score	1	4
Time left	00:00	00:00

Game - Shot by Shot

End 4 | **SCO - Scotland** **1 + 0** (this end) **= 1** | **CAN - Canada** **4 + 2** (this end) **= 6**

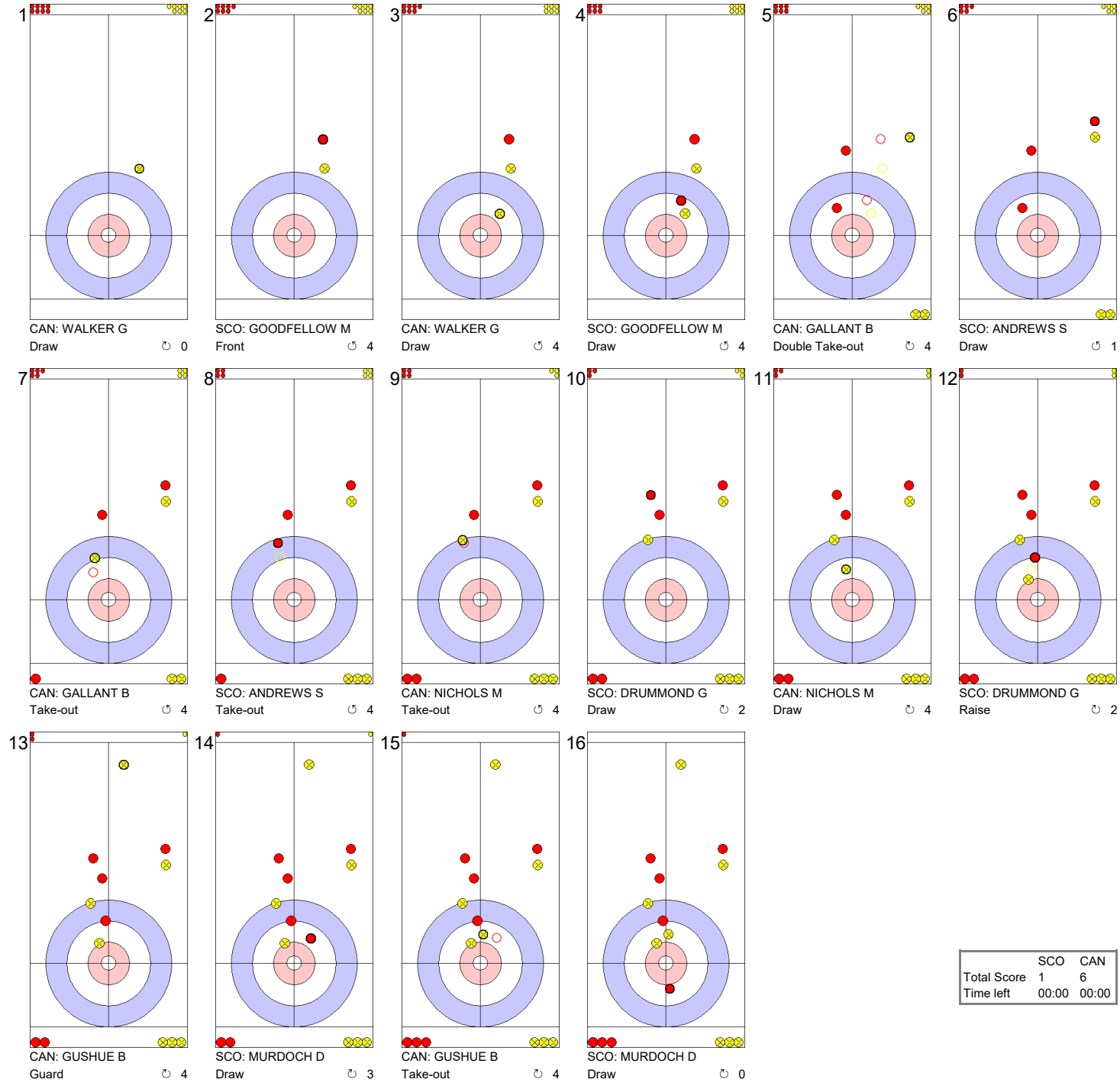

	SCO	CAN
Total Score	1	6
Time left	00:00	00:00

Game - Shot by Shot

End 5 | **SCO - Scotland** **1 + 0** (this end) **= 1** | **CAN - Canada** **6 + 1** (this end) **= 7**

1
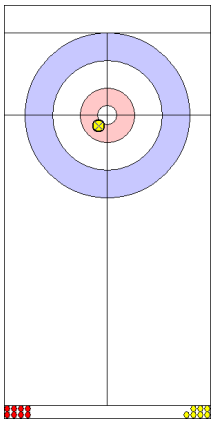
CAN: WALKER G
Draw ↻ 4

2
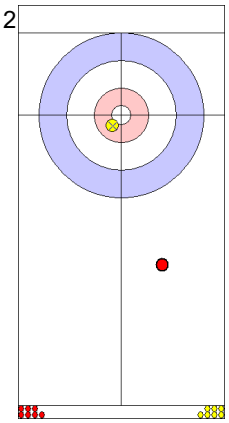
SCO: GOODFELLOW M
Front ↻ 4

3
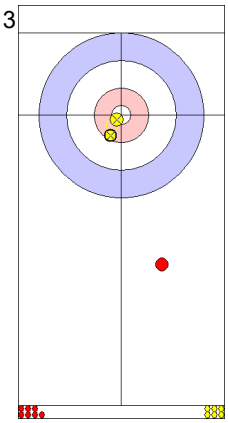
CAN: WALKER G
Draw ↻ 4

4
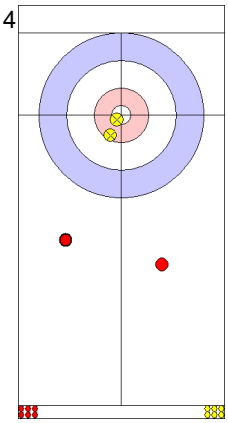
SCO: GOODFELLOW M
Front ↻ 4

5
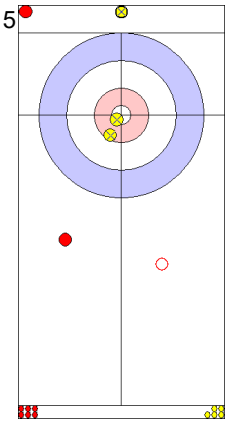
CAN: GALLANT B
Clearing ↻ 4

6
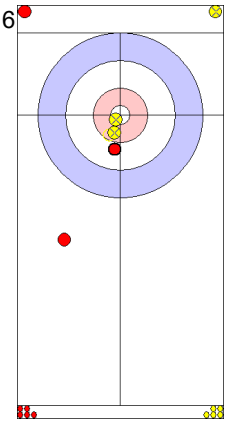
SCO: ANDREWS S
Raise ↻ 2

7
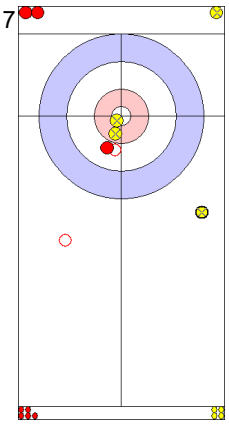
CAN: GALLANT B
Clearing ↻ 3

8
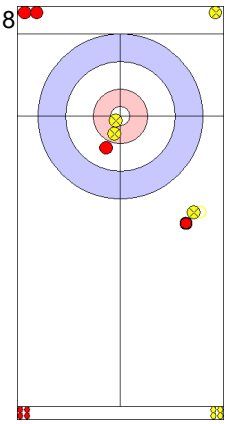
SCO: ANDREWS S
Draw ↻ 1

9
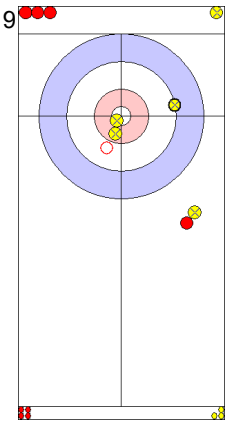
CAN: NICHOLS M
Take-out ↻ 4

10
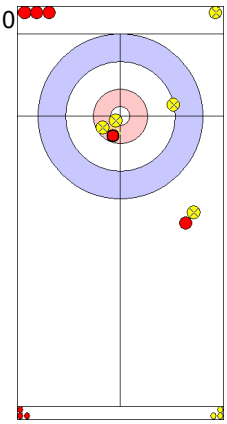
SCO: DRUMMOND G
Freeze ↻ 4

11
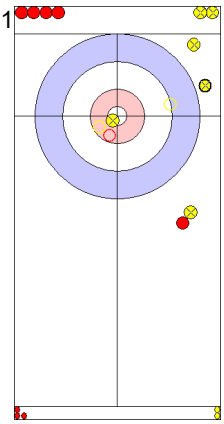
CAN: NICHOLS M
Take-out ↻ 4

12
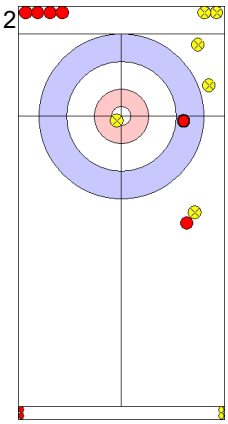
SCO: DRUMMOND G
Draw ↻ 4

13
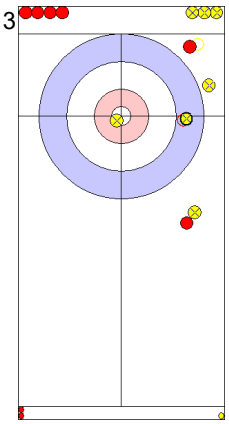
CAN: GUSHUE B
Take-out ↻ 4

14
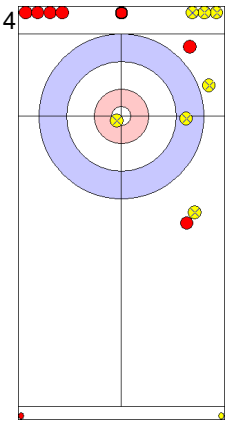
SCO: MURDOCH D
Raise ↻ 0

15
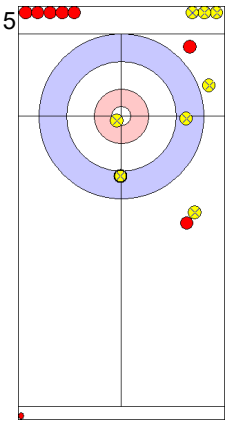
CAN: GUSHUE B
Guard ↻ 4

16
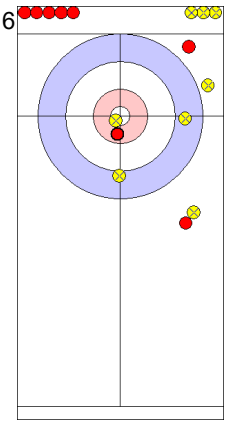
SCO: MURDOCH D
Draw ↻ 2

	SCO	CAN
Total Score	1	7
Time left	00:00	00:00

Game - Shot by Shot

End 6 | **SCO - Scotland** **1 + 1** (this end) **= 2** | **CAN - Canada** **7 + 0** (this end) **= 7**

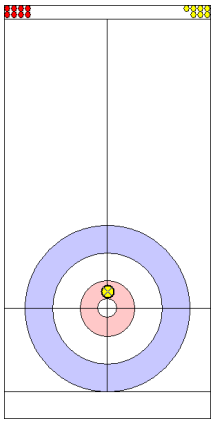
1
CAN: WALKER G
Draw ↻ 4

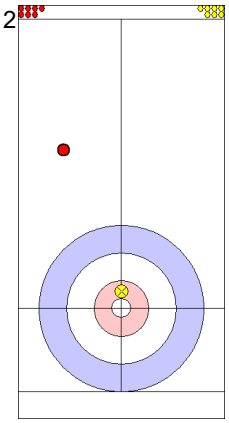
2
SCO: GOODFELLOW M
Front ↻ 4

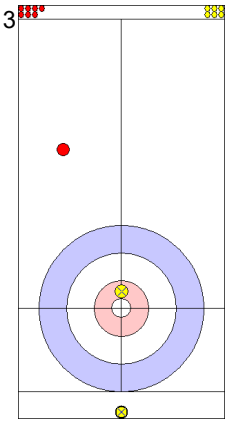
3
CAN: WALKER G
Through ↻ X

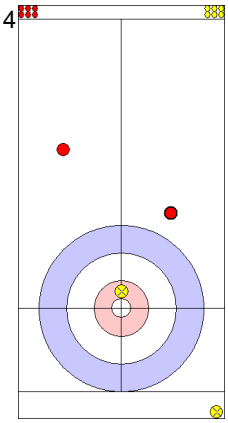
4
SCO: GOODFELLOW M
Front ↻ 4

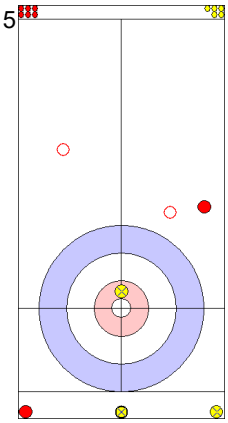
5
CAN: GALLANT B
Clearing ↻ 4

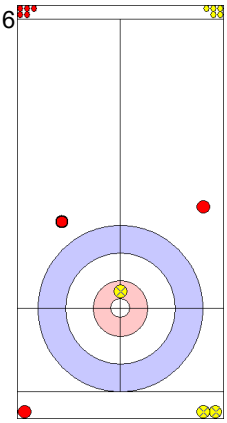
6
SCO: ANDREWS S
Front ↻ 4

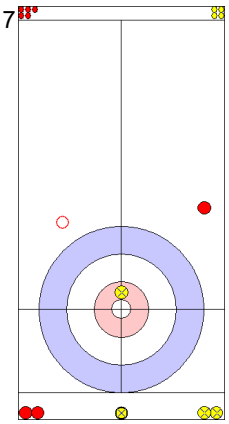
7
CAN: GALLANT B
Clearing ↻ 4

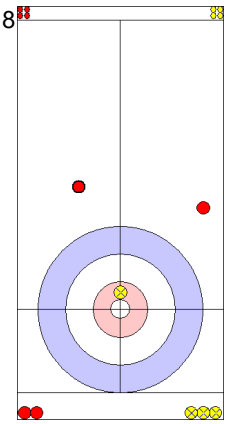
8
SCO: ANDREWS S
Front ↻ 4

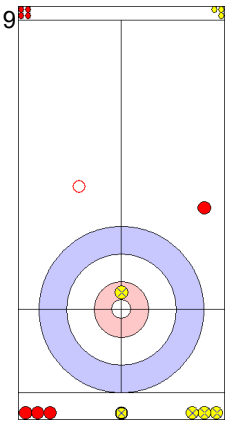
9
CAN: NICHOLS M
Clearing ↻ 4

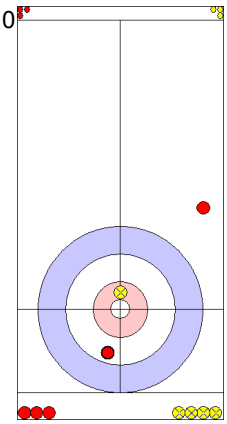
10
SCO: DRUMMOND G
Draw ↻ 4

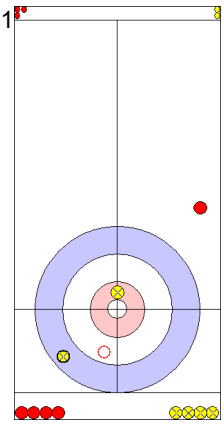
11
CAN: NICHOLS M
Take-out ↻ 4

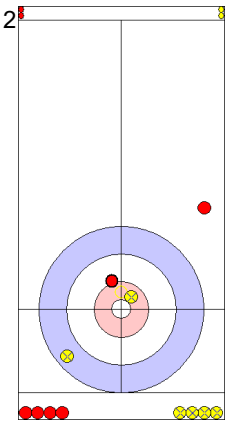
12
SCO: DRUMMOND G
Draw ↻ 2

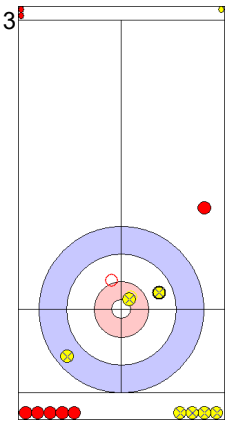
13
CAN: GUSHUE B
Take-out ↻ 4

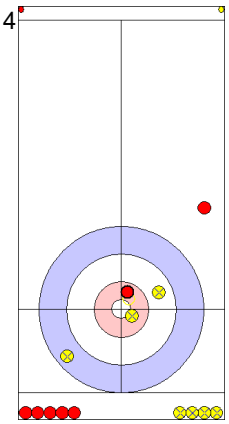
14
SCO: MURDOCH D
Draw ↻ 4

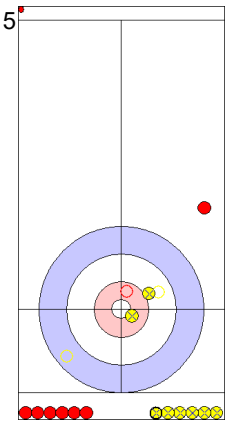
15
CAN: GUSHUE B
Take-out ↻ 4

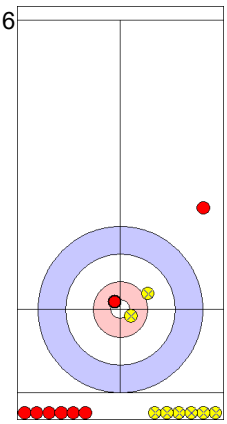
16
SCO: MURDOCH D
Draw ↻ 4

	SCO	CAN
Total Score	2	7
Time left	00:00	00:00

Game - Shot by Shot

End 7 | **SCO - Scotland** **2 + 0** (this end) **= 2** | **CAN - Canada** **7 + 1** (this end) **= 8**

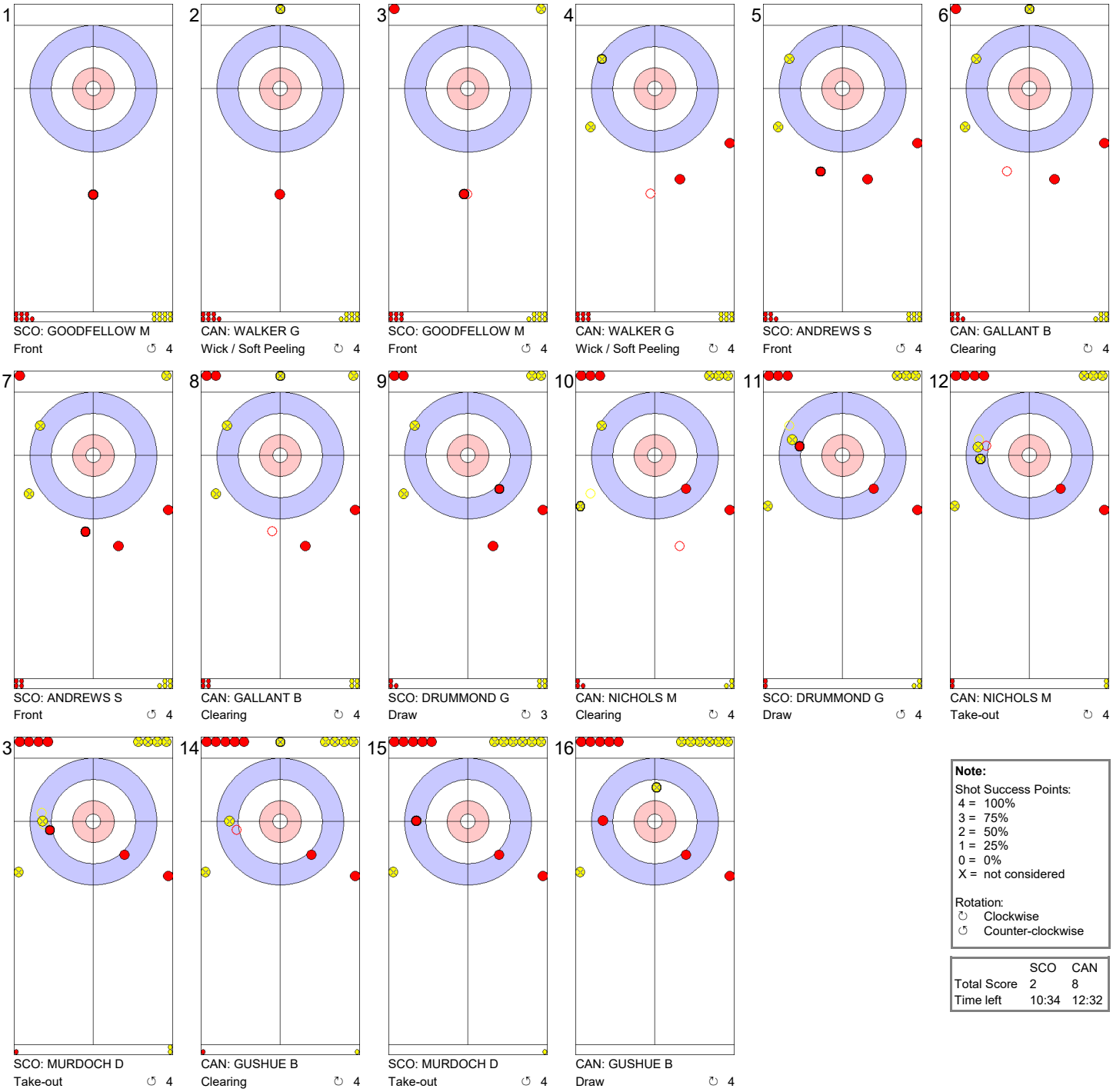

Note:
Shot Success Points:
4 = 100%
3 = 75%
2 = 50%
1 = 25%
0 = 0%
X = not considered

Rotation:
↻ Clockwise
↺ Counter-clockwise

	SCO	CAN
Total Score	2	8
Time left	10:34	12:32

Session Results and Standings

Sheet	Game	Team	LSFE	1	2	3	4	5	6	7	8	9	10	Extra Ends				Total
A	4	ITA - Italy		0	0	2	0	1	0	1	0	2	0					6
	4	USA - United States	*	2	0	0	2	0	1	0	1	0	2					8
B	4	SCO - Scotland	*	1	0	2	0	1	0	2	0	1	0					7
	4	CHN - China		0	2	0	2	0	1	0	2	0	2					9
C	4	SUI - Switzerland	*	2	0	0	2	0	2	0	1	0	X					7
	4	GER - Germany		0	0	1	0	1	0	1	0	1	X					4
D	4	SWE - Sweden	*	0	1	0	2	0	1	0	0	4	0					8
	4	NOR - Norway		0	0	1	0	1	0	1	2	0	1					6

Current Standings

Rank	Team	Games	Wins	Losses
1	CAN - Canada	3	3	0
2	SUI - Switzerland	4	3	1
2	SWE - Sweden	4	3	1
4	JPN - Japan	3	2	1
5	CHN - China	4	2	2
5	ITA - Italy	4	2	2
5	NOR - Norway	4	2	2
5	SCO - Scotland	4	2	2
5	USA - United States	4	2	2
10	GER - Germany	4	1	3
11	NED - Netherlands	3	0	3
11	RUS - Russia	3	0	3

Attendance

Session: 2'309 Total: 24'037

Note:
Under WCF rules, tie-breaking rules for standings are not applied until after the last game of the Round Robin.

Legend:
LSFE(*) Last Stone First End **X** Unplayed/unfinished end due to concession

Game Results

Sheet	Game	Team	LSFE	1	2	3	4	5	6	7	8	9	10	Extra Ends				Total
A	4	ITA - Italy		0	0	2	0	1	0	1	0	2	0					6
	4	USA - United States	*	2	0	0	2	0	1	0	1	0	2					8

ITA - Italy		Shot Success Game	Shot Success All
4 V	MOSANER Amos	84 %	80 %
3 S	RETORNAZ Joel	83 %	80 %
2	PILZER Andrea	69 %	72 %
1	FERRAZZA Daniele	81%	82 %
A	GONIN Simone	-	-
	Team Total	79 %	79 %

Last Stone Draw		Distance
↻	PILZER A	50.2cm
↺	FERRAZZA D	199.6cm
Total		**249.8cm**

Time remaining: 0 minutes 43 seconds

Time-out: end 9 - ITA stone 5

USA - United States		Shot Success Game	Shot Success All
4 S	SHUSTER John	92 %	83 %
3 V	GEORGE Tyler	93 %	87 %
2	HAMILTON Matt	86 %	78 %
1	LANDSTEINER John	86 %	85 %
A	POLO Joe	-	-
	Team Total	89 %	83 %

Last Stone Draw		Distance
↻	GEORGE T	31.0cm
↺	LANDSTEINER J	5.8cm
Total		**36.8cm**

Time remaining: 2 minutes 49 seconds

Time-out: end 9 - USA stone 7

Shot Success Analysis

ITA - Italy		↻		↺		Game	
4 MOSANER Amos	Draws	1	0 %	7	82 %	8	72 %
	Take-outs	8	88 %	4	100 %	12	92 %
	Total	9	78 %	11	89 %	20	84 %
3 RETORNAZ Joel	Draws	2	75 %	7	86 %	9	83 %
	Take-outs	6	92 %	5	70 %	11	82 %
	Total	8	88 %	12	79 %	20	83 %
2 PILZER Andrea	Draws	4	69 %	5	90 %	9	81 %
	Take-outs	7	57 %	4	63 %	11	59 %
	Total	11	61 %	9	78 %	20	69 %
1 FERRAZZA Daniele	Draws	2	100 %	14	77 %	16	80 %
	Take-outs	3	83 %	1	100 %	4	88 %
	Total	5	90 %	15	78 %	20	81 %
A GONIN Simone	Draws	0	-	0	-	0	-
	Take-outs	0	-	0	-	0	-
	Total	0	-	0	-	0	-
Team	Draws	9	69 %	33	82 %	42	79 %
	Take-outs	24	79 %	14	79 %	38	79 %
	Total	33	77 %	47	81 %	80	79 %

USA - United States		↻		↺		Game	
4 SHUSTER John	Draws	2	100 %	3	83 %	5	90 %
	Take-outs	10	90 %	4	100 %	14	93 %
	Total	12	92 %	7	93 %	19	92 %
3 GEORGE Tyler	Draws	2	100 %	1	100 %	3	100 %
	Take-outs	7	79 %	10	100 %	17	91 %
	Total	9	83 %	11	100 %	20	93 %
2 HAMILTON Matt	Draws	0	-	3	83 %	3	83 %
	Take-outs	9	81 %	8	94 %	17	87 %
	Total	9	81 %	11	91 %	20	86 %
1 LANDSTEINER John	Draws	6	79 %	14	89 %	20	86 %
	Take-outs	0	-	0	-	0	-
	Total	6	79 %	14	89 %	20	86 %
A POLO Joe	Draws	0	-	0	-	0	-
	Take-outs	0	-	0	-	0	-
	Total	0	-	0	-	0	-
Team	Draws	10	88 %	21	88 %	31	88 %
	Take-outs	26	84 %	22	98 %	48	90 %
	Total	36	85 %	43	93 %	79	89 %

Note:
Team position and functions are attached to each team member's name as follows:
4 = Fourth, **3** = Third, **2** = Second, **1** = Lead, **A** = Alternate, **S** = Skip, **V** = Vice-Skip

Legend:
↻ Clockwise ↺ Counter-clockwise **LSFE(*)** Last Stone First End

Game - Shot by Shot

End 1 | **ITA - Italy** **0 + 0** (this end) **= 0** | **USA - United States** **0 + 2** (this end) **= 2**

1
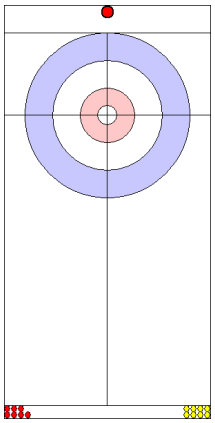
ITA: FERRAZZA D
Draw ↺ 0

2
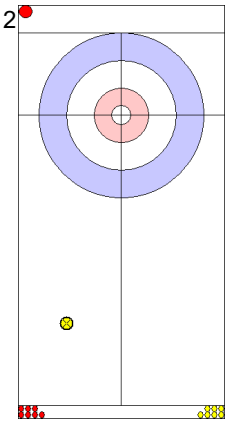
USA: LANDSTEINER J
Front ↺ 4

3
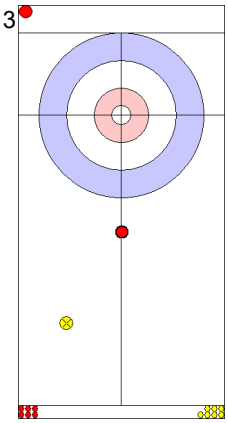
ITA: FERRAZZA D
Front ↺ 4

4
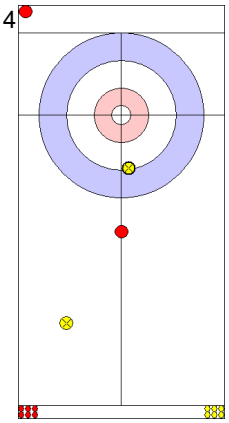
USA: LANDSTEINER J
Draw ↺ 4

5
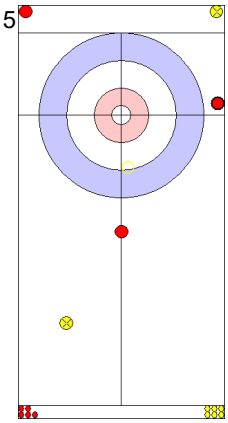
ITA: PILZER A
Take-out ↺ 2

6
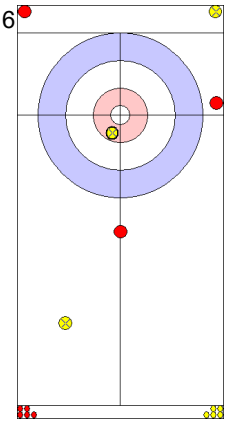
USA: HAMILTON M
Draw ↺ 4

7
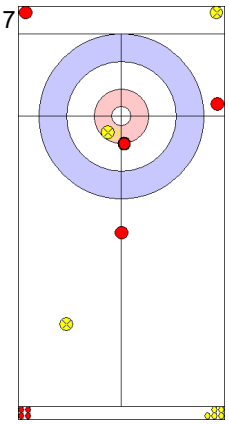
ITA: PILZER A
Draw ↺ 4

8
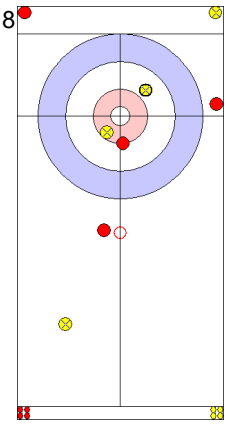
USA: HAMILTON M
Raise ↺ 2

9
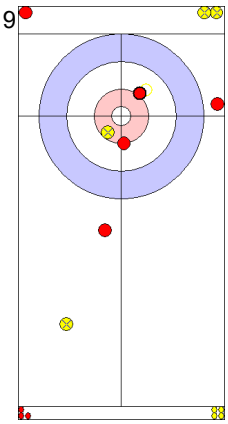
ITA: RETORNAZ J
Take-out ↺ 4
Slow Take-out

10
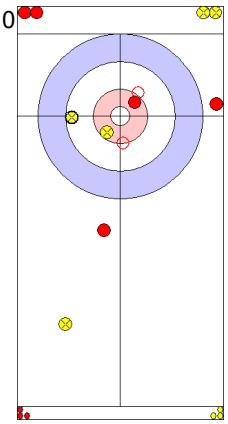
USA: GEORGE T
Take-out ↺ 4

11
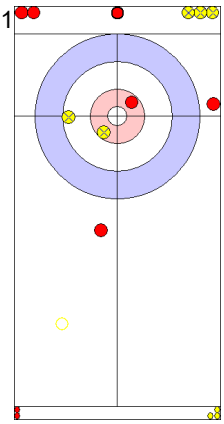
ITA: RETORNAZ J
Take-out ↺ 0

12
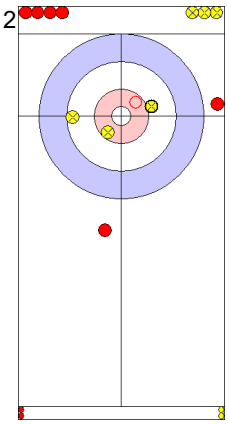
USA: GEORGE T
Take-out ↺ 4

13
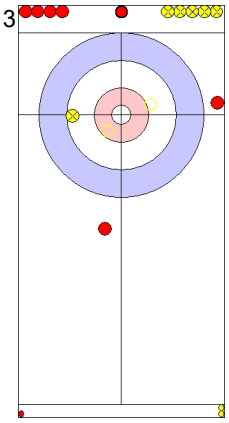
ITA: MOSANER A
Double Take-out ↺ 4

14
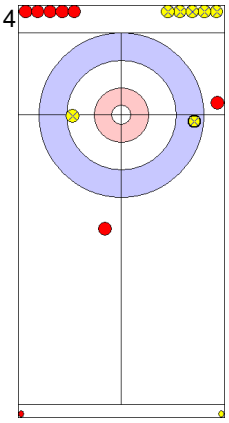
USA: SHUSTER J
Draw ↺ 4

15
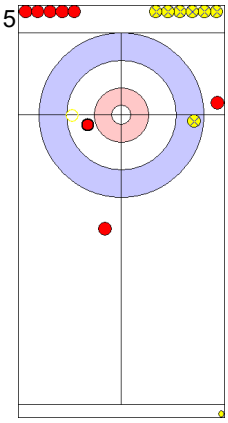
ITA: MOSANER A
Hit and Roll ↻ 3

16
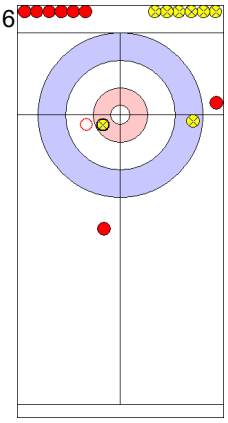
USA: SHUSTER J
Take-out ↺ 4

	ITA	USA
Total Score	0	2
Time left	00:00	00:00

Game - Shot by Shot

End 2 | **ITA - Italy** **0 + 0** (this end) **= 0** | **USA - United States** **2 + 0** (this end) **= 2**



	ITA	USA
Total Score	0	2
Time left	00:00	00:00

Game - Shot by Shot

End 3 | **ITA - Italy** **0 + 2** (this end) **= 2** | **USA - United States** **2 + 0** (this end) **= 2**

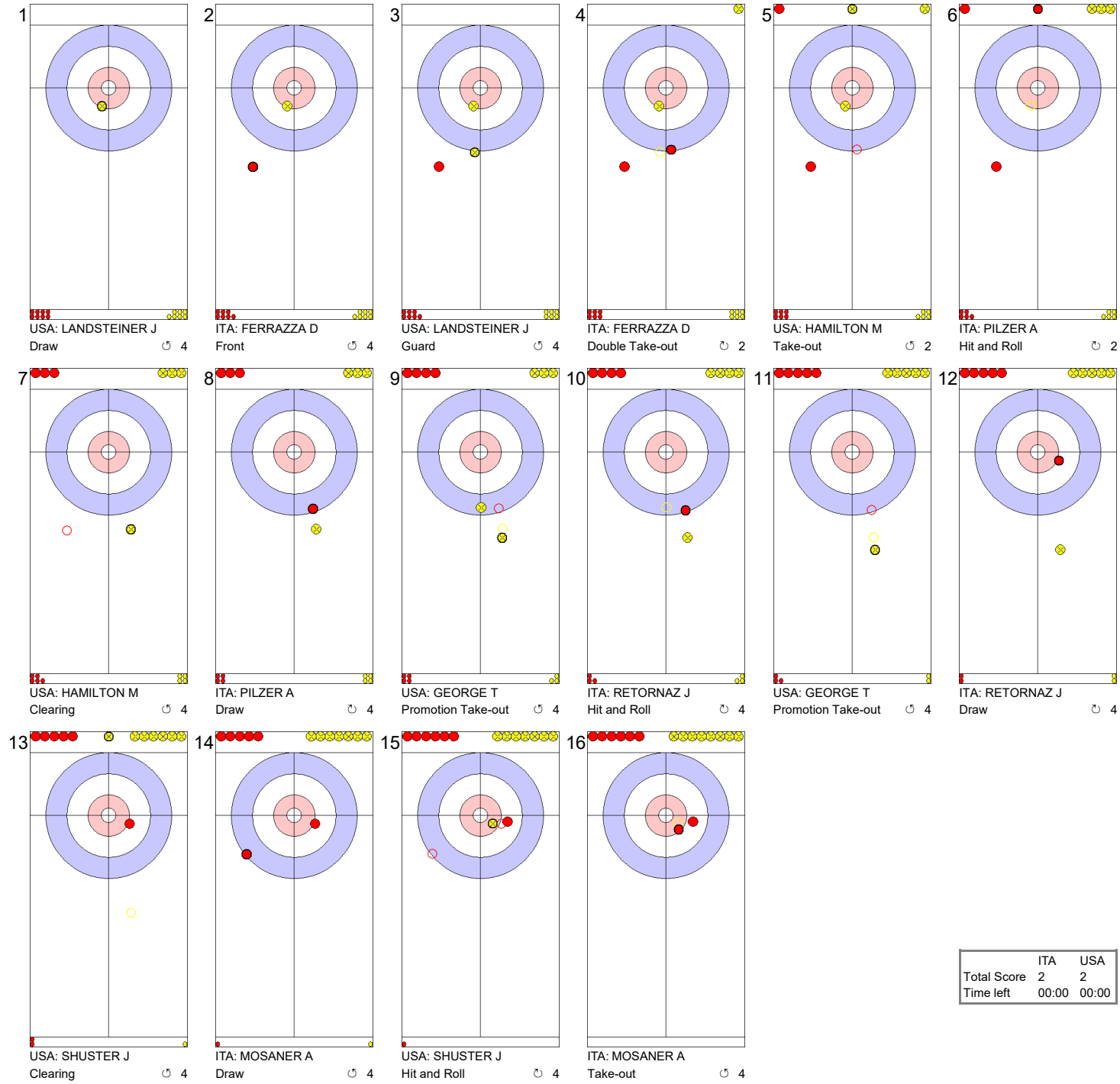

	ITA	USA
Total Score	2	2
Time left	00:00	00:00

Game - Shot by Shot

End 4 | **ITA - Italy** **2 + 0** (this end) **= 2** | **USA - United States** **2 + 2** (this end) **= 4**

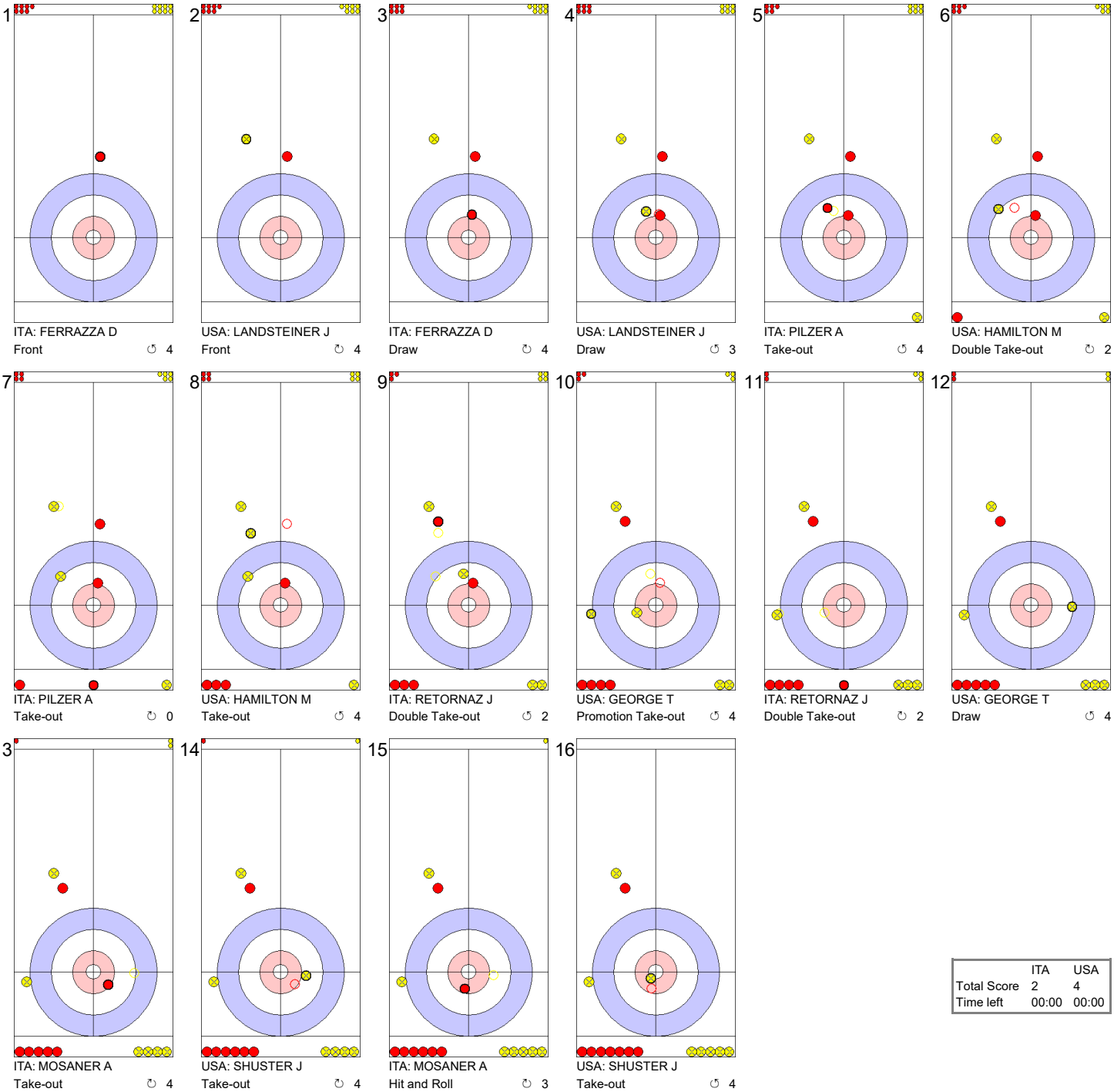

	ITA	USA
Total Score	2	4
Time left	00:00	00:00

Game - Shot by Shot

End 5 | **ITA - Italy** **2 + 1** (this end) **= 3** | **USA - United States** **4 + 0** (this end) **= 4**

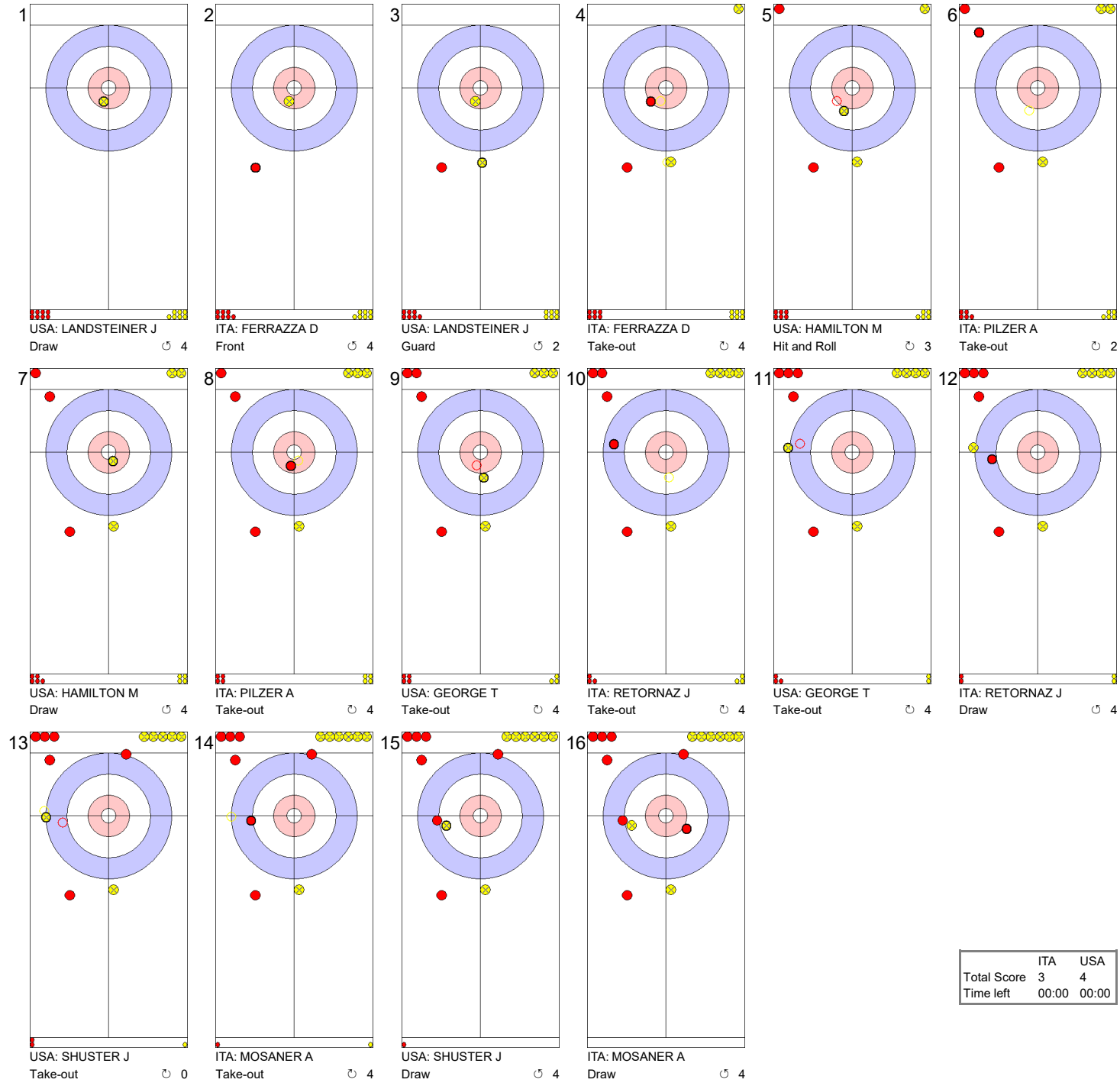

	ITA	USA
Total Score	3	4
Time left	00:00	00:00

Game - Shot by Shot

End 6 | **ITA - Italy** **3 + 0** (this end) **= 3** | **USA - United States** **4 + 1** (this end) **= 5**

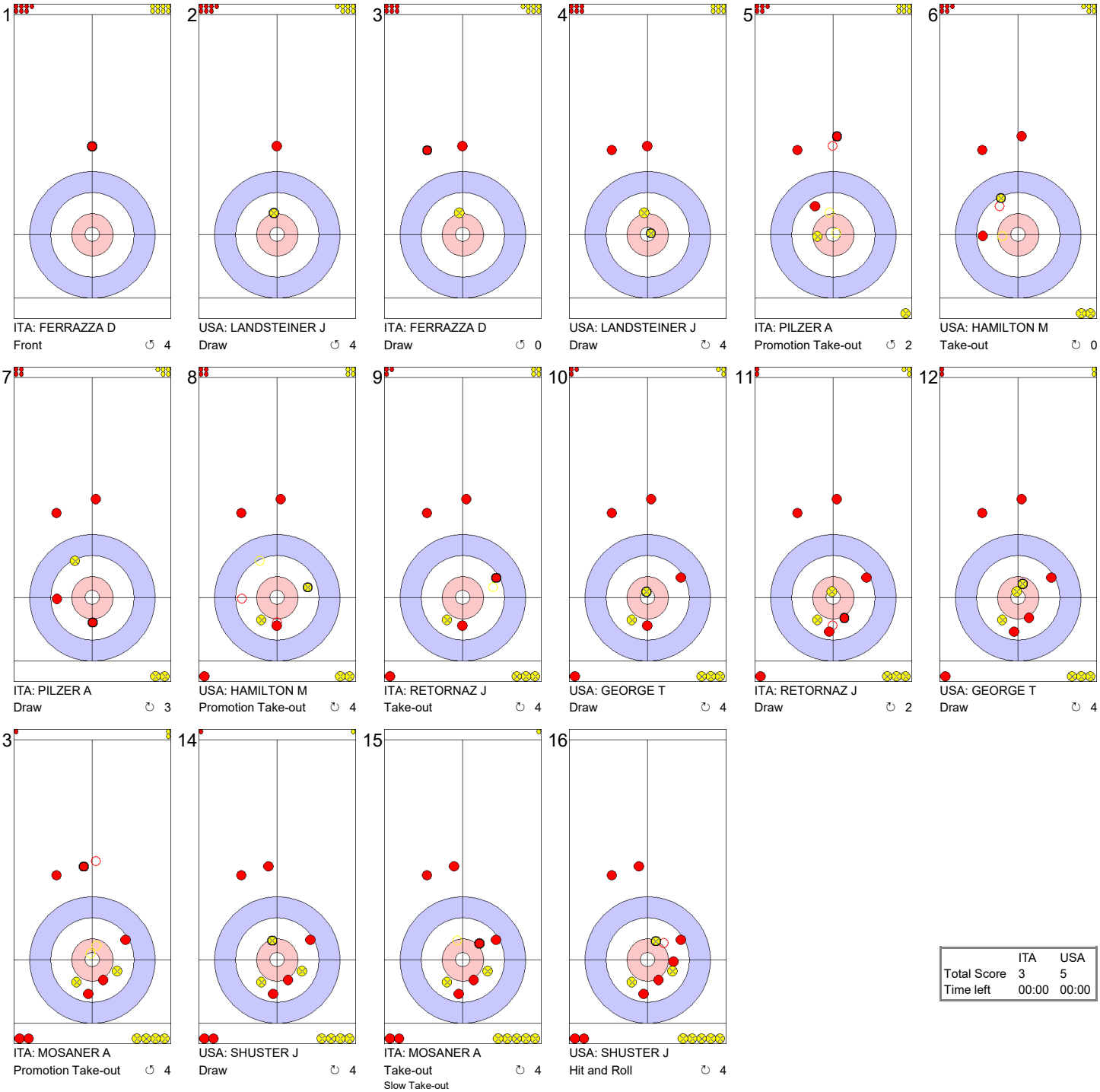

	ITA	USA
Total Score	3	5
Time left	00:00	00:00

Game - Shot by Shot

End 7 | **ITA - Italy** **3 + 1** (this end) **= 4** | **USA - United States** **5 + 0** (this end) **= 5**



	ITA	USA
Total Score	4	5
Time left	00:00	00:00

Game - Shot by Shot

End 8 | **ITA - Italy** **4 + 0** (this end) **= 4** | **USA - United States** **5 + 1** (this end) **= 6**

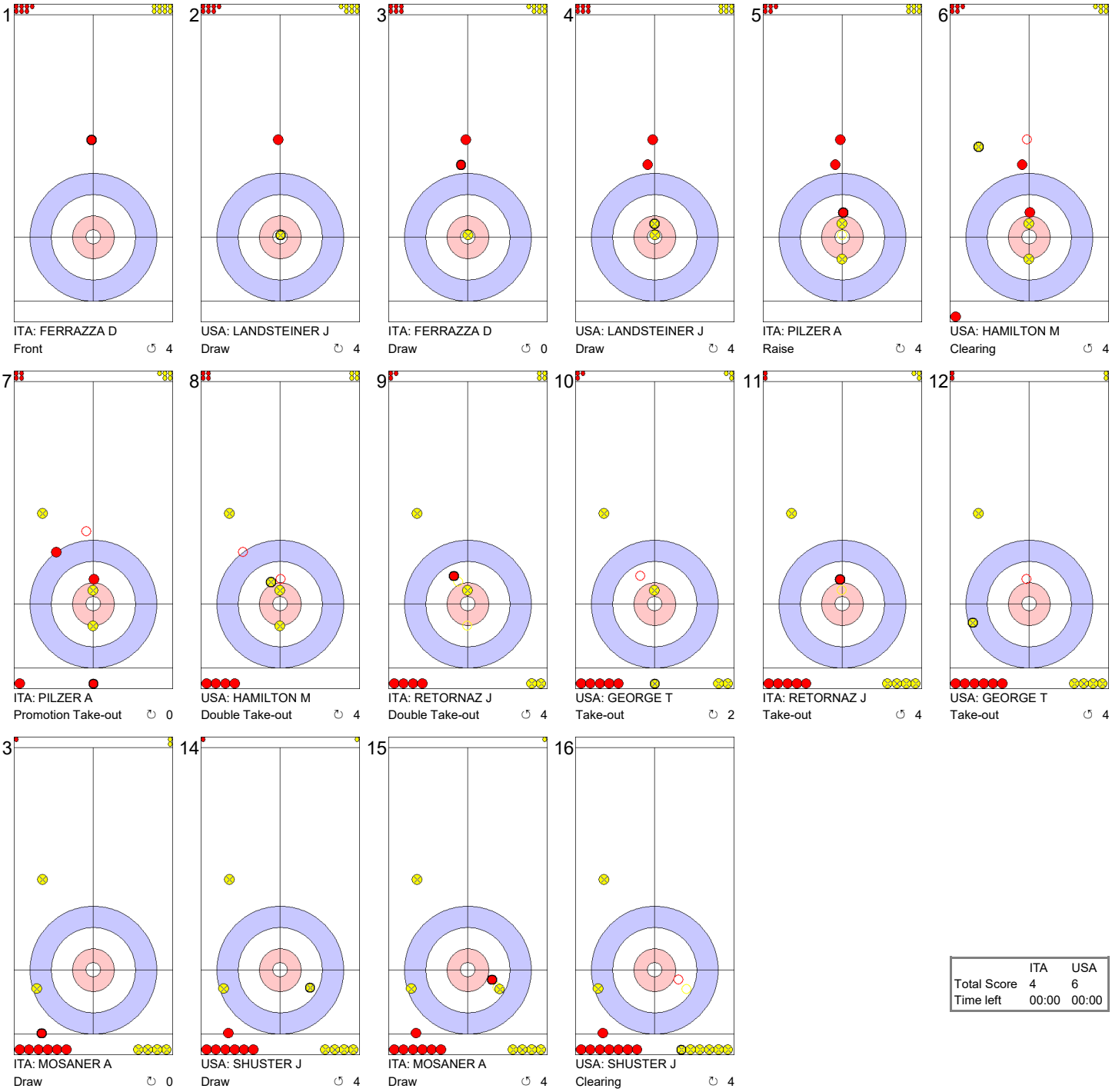

	ITA	USA
Total Score	4	6
Time left	00:00	00:00

Game - Shot by Shot

End 9 | **ITA - Italy** **4 + 2** (this end) **= 6** | **USA - United States** **6 + 0** (this end) **= 6**

1
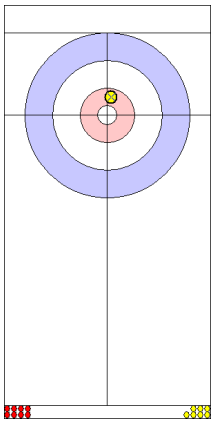
USA: LANDSTEINER J
Draw ↺ 4

2
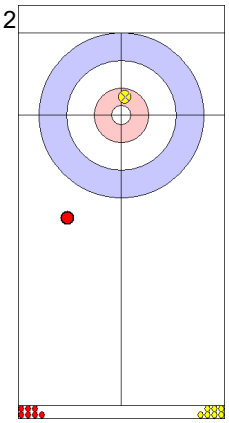
ITA: FERRAZZA D
Front ↺ 4

3
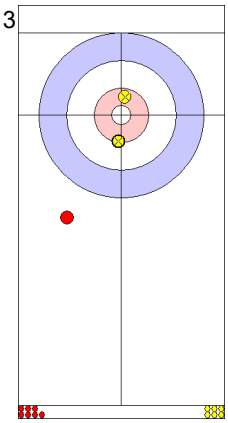
USA: LANDSTEINER J
Draw ↺ 4

4
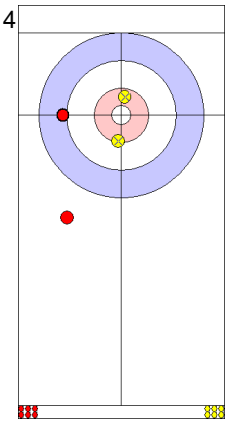
ITA: FERRAZZA D
Draw ↺ 4

5
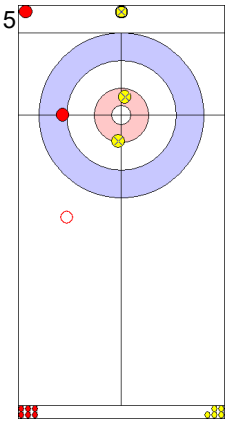
USA: HAMILTON M
Clearing ↺ 4

6
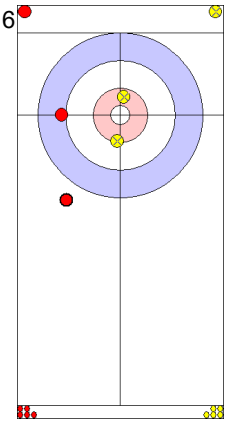
ITA: PILZER A
Guard ↺ 3

7
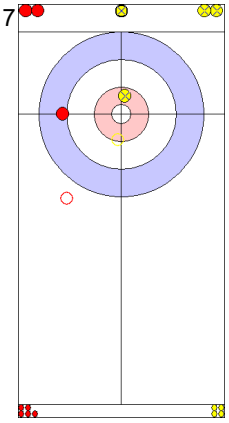
USA: HAMILTON M
Clearing ↺ 4

8
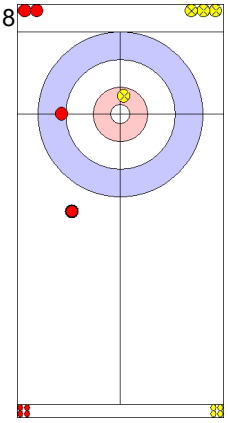
ITA: PILZER A
Guard ↺ 3

9
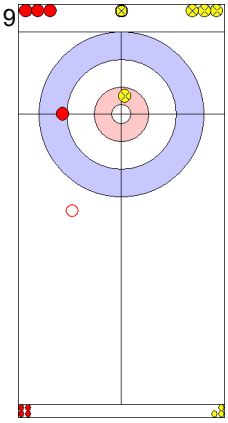
USA: GEORGE T
Clearing ↺ 4

10
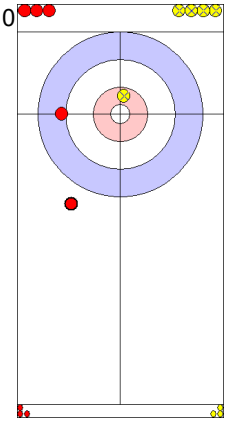
ITA: RETORNAZ J
Guard ↺ 3
Time-out

11
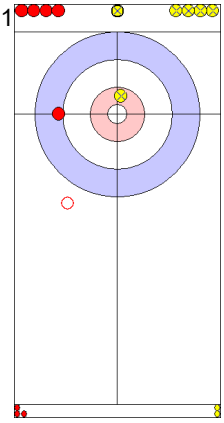
USA: GEORGE T
Clearing ↺ 4

12
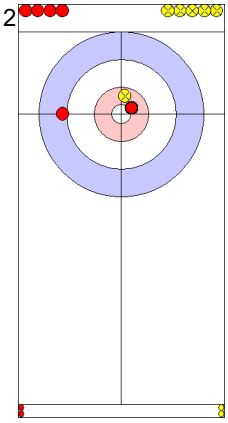
ITA: RETORNAZ J
Draw ↺ 4

13
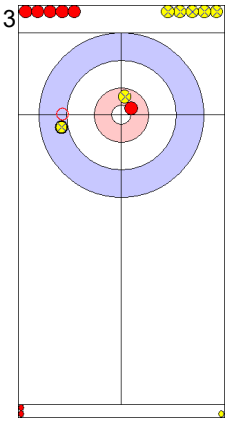
USA: SHUSTER J
Take-out ↺ 4
Time-out

14
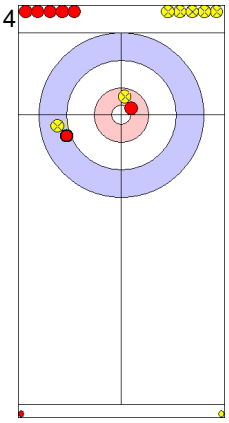
ITA: MOSANER A
Draw ↺ 4

15
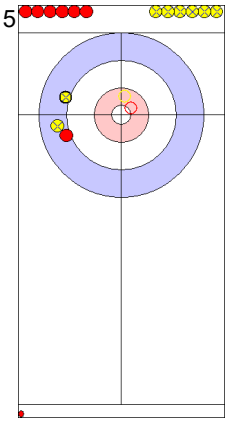
USA: SHUSTER J
Take-out ↺ 4

16
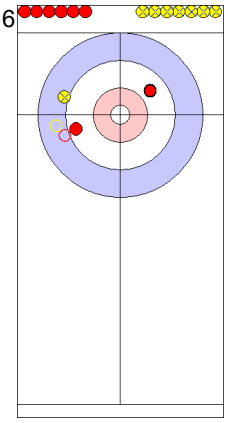
ITA: MOSANER A
Promotion Take-out ↺ 4

	ITA	USA
Total Score	6	6
Time left	00:00	00:00

Game - Shot by Shot

End 10 | **ITA - Italy** **6 + 0** (this end) **= 6** | **USA - United States** **6 + 2** (this end) **= 8**

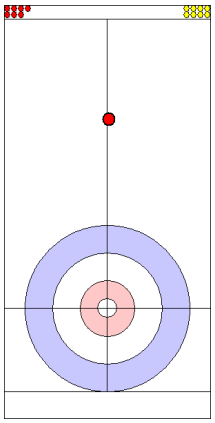

1 ITA: FERRAZZA D
Front ↻ 3

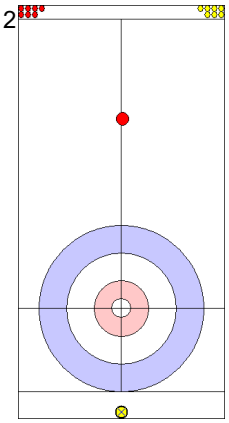

2 USA: LANDSTEINER J
Wick / Soft Peeling ↻ 0
Soft-Peeling

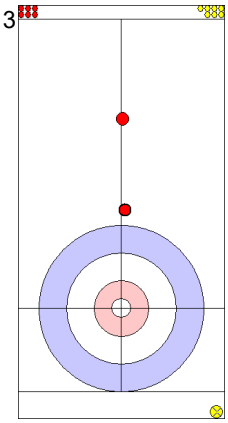

3 ITA: FERRAZZA D
Front ↺ 4

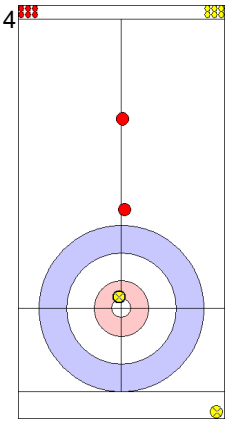

4 USA: LANDSTEINER J
Draw ↺ 4

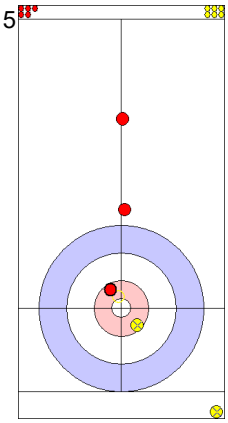

5 ITA: PILZER A
Draw ↺ 4

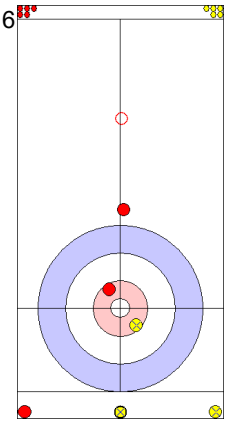

6 USA: HAMILTON M
Clearing ↺ 4

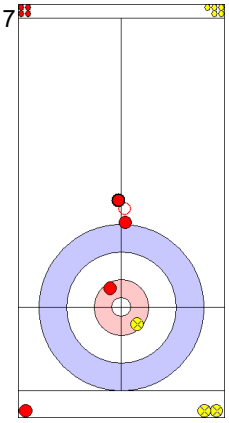

7 ITA: PILZER A
Draw ↻ 0

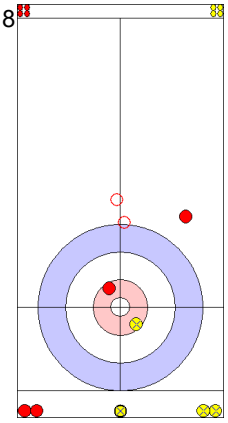

8 USA: HAMILTON M
Clearing ↺ 4

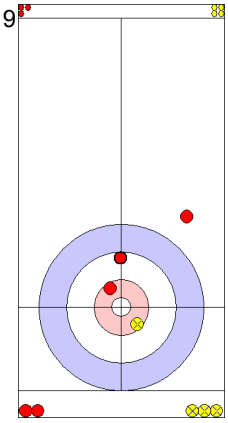

9 ITA: RETORNAZ J
Draw ↺ 2

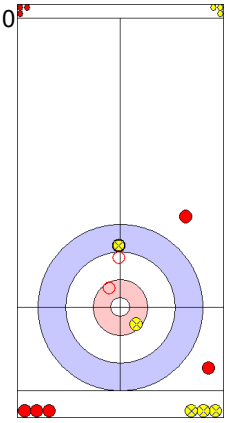

10 USA: GEORGE T
Double Take-out ↻ 4

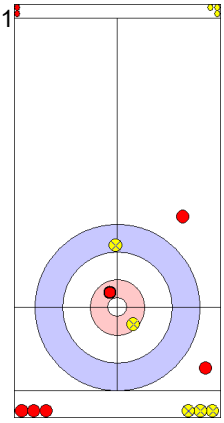

11 ITA: RETORNAZ J
Draw ↺ 4

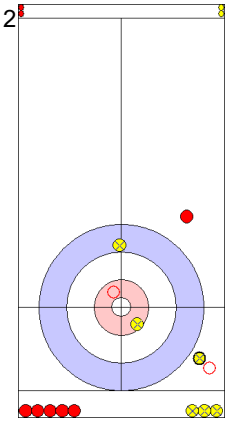

12 USA: GEORGE T
Promotion Take-out ↺ 4

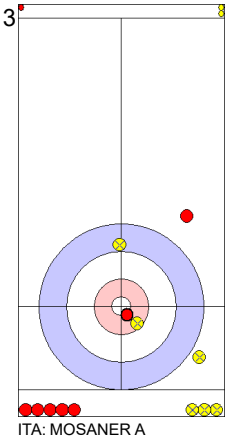

13 ITA: MOSANER A
Draw ↻ 3

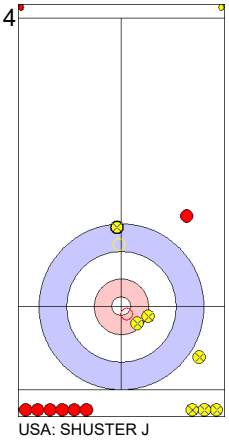

14 USA: SHUSTER J
Promotion Take-out ↺ 4

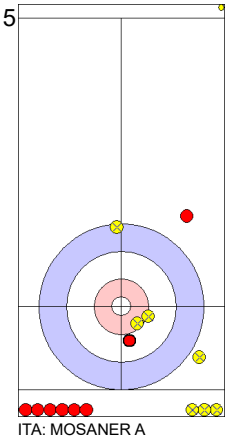

15 ITA: MOSANER A
Draw ↺ 0

Note:
Shot Success Points:
4 = 100%
3 = 75%
2 = 50%
1 = 25%
0 = 0%
X = not considered

Rotation:
↻ Clockwise
↺ Counter-clockwise

	ITA	USA
Total Score	6	8
Time left	00:43	02:49

Game Results

Sheet	Game	Team	LSFE	1	2	3	4	5	6	7	8	9	10	Extra Ends				Total
B	4	SCO - Scotland	*	1	0	2	0	1	0	2	0	1	0					7
	4	CHN - China		0	2	0	2	0	1	0	2	0	2					9

SCO - Scotland		Shot Success Game	Shot Success All
4 S	MURDOCH David	78%	81%
3 V	DRUMMOND Greg	91%	83%
2	ANDREWS Scott	91%	88%
1	GOODFELLOW Michael	95%	93%
A	PATERSON Ross	-	-
	Team Total	89%	86%

Last Stone Draw		Distance
↻	MURDOCH D	32.2cm
↺	DRUMMOND G	8.5cm
Total		**40.7cm**

Time remaining: 1 minute 13 seconds

Time-out: end 7 - SCO stone 7

CHN - China		Shot Success Game	Shot Success All
4 S	LIU Rui	89%	81%
3 V	XU Xiaoming	79%	76%
2	BA Dexin	93%	85%
1	ZANG Jialiang	88%	84%
A	ZOU Qiang	-	-
	Team Total	87%	82%

Last Stone Draw		Distance
↻	XU X	27.9cm
↺	LIU R	185.2cm
Total		**213.1cm**

Time remaining: 0 minutes 24 seconds

Time-out: end 10 - CHN stone 7

Shot Success Analysis

SCO - Scotland		↻		↺		Game	
4 MURDOCH David	Draws	4	100%	7	68%	11	80%
	Take-outs	6	71%	3	83%	9	75%
	Total	10	83%	10	73%	20	78%
3 DRUMMOND Greg	Draws	2	100%	7	100%	9	100%
	Take-outs	5	95%	6	75%	11	84%
	Total	7	96%	13	88%	20	91%
2 ANDREWS Scott	Draws	3	100%	8	100%	11	100%
	Take-outs	3	100%	6	71%	9	81%
	Total	6	100%	14	88%	20	91%
1 GOODFELLOW Michael	Draws	1	100%	19	95%	20	95%
	Take-outs	0	-	0	-	0	-
	Total	1	100%	19	95%	20	95%
A PATERSON Ross	Draws	0	-	0	-	0	-
	Take-outs	0	-	0	-	0	-
	Total	0	-	0	-	0	-
Team	Draws	10	100%	41	92%	51	94%
	Take-outs	14	86%	15	75%	29	80%
	Total	24	92%	56	88%	80	89%

CHN - China		↻		↺		Game	
4 LIU Rui	Draws	1	100%	5	75%	6	79%
	Take-outs	10	90%	4	100%	14	93%
	Total	11	91%	9	86%	20	89%
3 XU Xiaoming	Draws	2	25%	4	81%	6	63%
	Take-outs	5	95%	9	81%	14	86%
	Total	7	75%	13	81%	20	79%
2 BA Dexin	Draws	1	100%	9	94%	10	95%
	Take-outs	4	88%	6	92%	10	90%
	Total	5	90%	15	93%	20	93%
1 ZANG Jialiang	Draws	4	100%	15	85%	19	88%
	Take-outs	0	-	0	-	0	-
	Total	4	100%	15	85%	19	88%
A ZOU Qiang	Draws	0	-	0	-	0	-
	Take-outs	0	-	0	-	0	-
	Total	0	-	0	-	0	-
Team	Draws	8	81%	33	86%	41	85%
	Take-outs	19	91%	19	88%	38	89%
	Total	27	88%	52	87%	79	87%

Note:
Team position and functions are attached to each team member's name as follows:
4 = Fourth, **3** = Third, **2** = Second, **1** = Lead, **A** = Alternate, **S** = Skip, **V** = Vice-Skip

Legend:
↻ Clockwise ↺ Counter-clockwise **LSFE(*)** Last Stone First End

Game - Shot by Shot

End 1 | **SCO - Scotland** **0 + 1** (this end) **= 1** | **CHN - China** **0 + 0** (this end) **= 0**

1
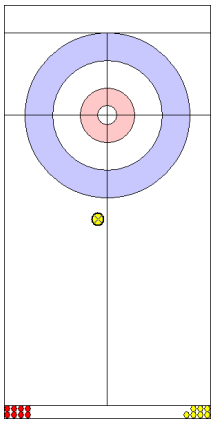
CHN: ZANG J
Front ↺ 4

2
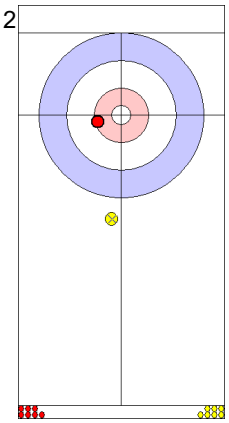
SCO: GOODFELLOW M
Draw ↺ 4

3
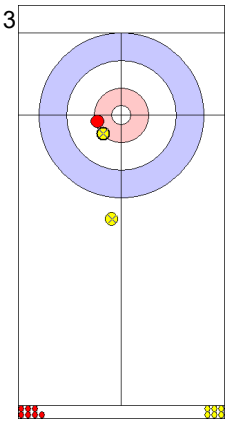
CHN: ZANG J
Draw ↺ 4

4
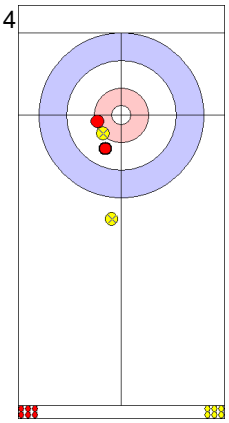
SCO: GOODFELLOW M
Draw ↺ 4

5
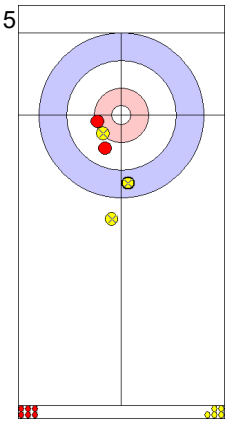
CHN: BA D
Draw ↺ 3

6
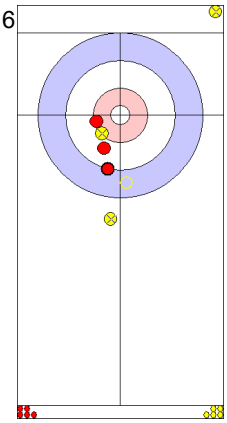
SCO: ANDREWS S
Hit and Roll ↺ 4

7
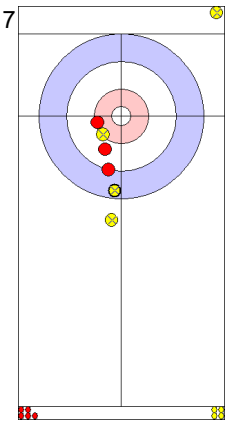
CHN: BA D
Draw ↺ 4

8
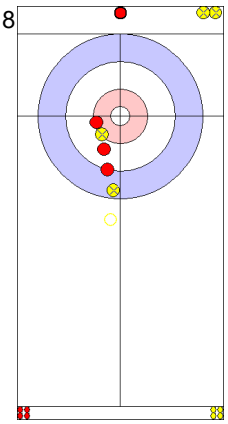
SCO: ANDREWS S
Clearing ↺ 4

9
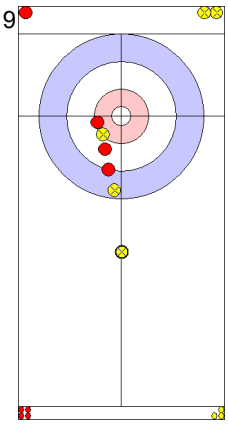
CHN: XU X
Guard ↺ 4

10
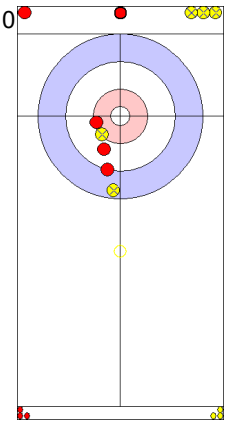
SCO: DRUMMOND G
Clearing ↺ 4

11
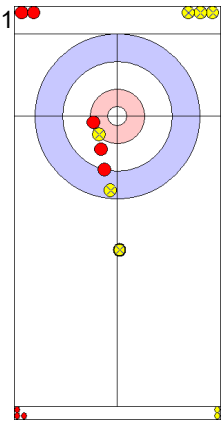
CHN: XU X
Guard ↺ 4

12
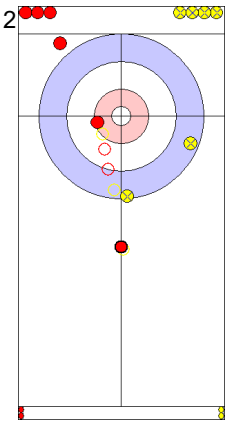
SCO: DRUMMOND G
Promotion Take-out ↺ 3

13
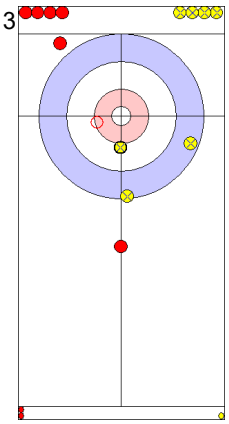
CHN: LIU R
Hit and Roll ↺ 4

14
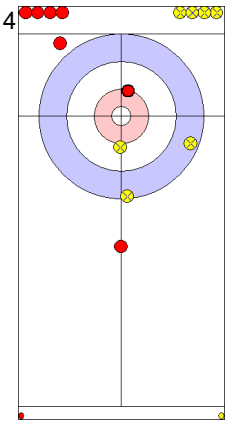
SCO: MURDOCH D
Draw ↺ 3

15
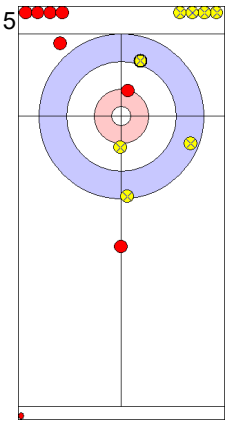
CHN: LIU R
Draw ↺ 0

16
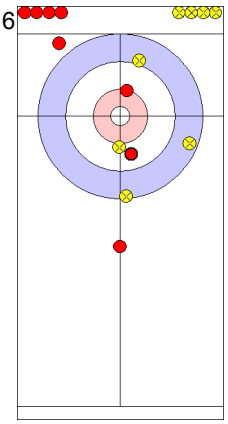
SCO: MURDOCH D
Draw ↺ 0

	SCO	CHN
Total Score	1	0
Time left	00:00	00:00

Game - Shot by Shot

End 2 — **SCO - Scotland** **1 + 0** (this end) **= 1** — **CHN - China** **0 + 2** (this end) **= 2**

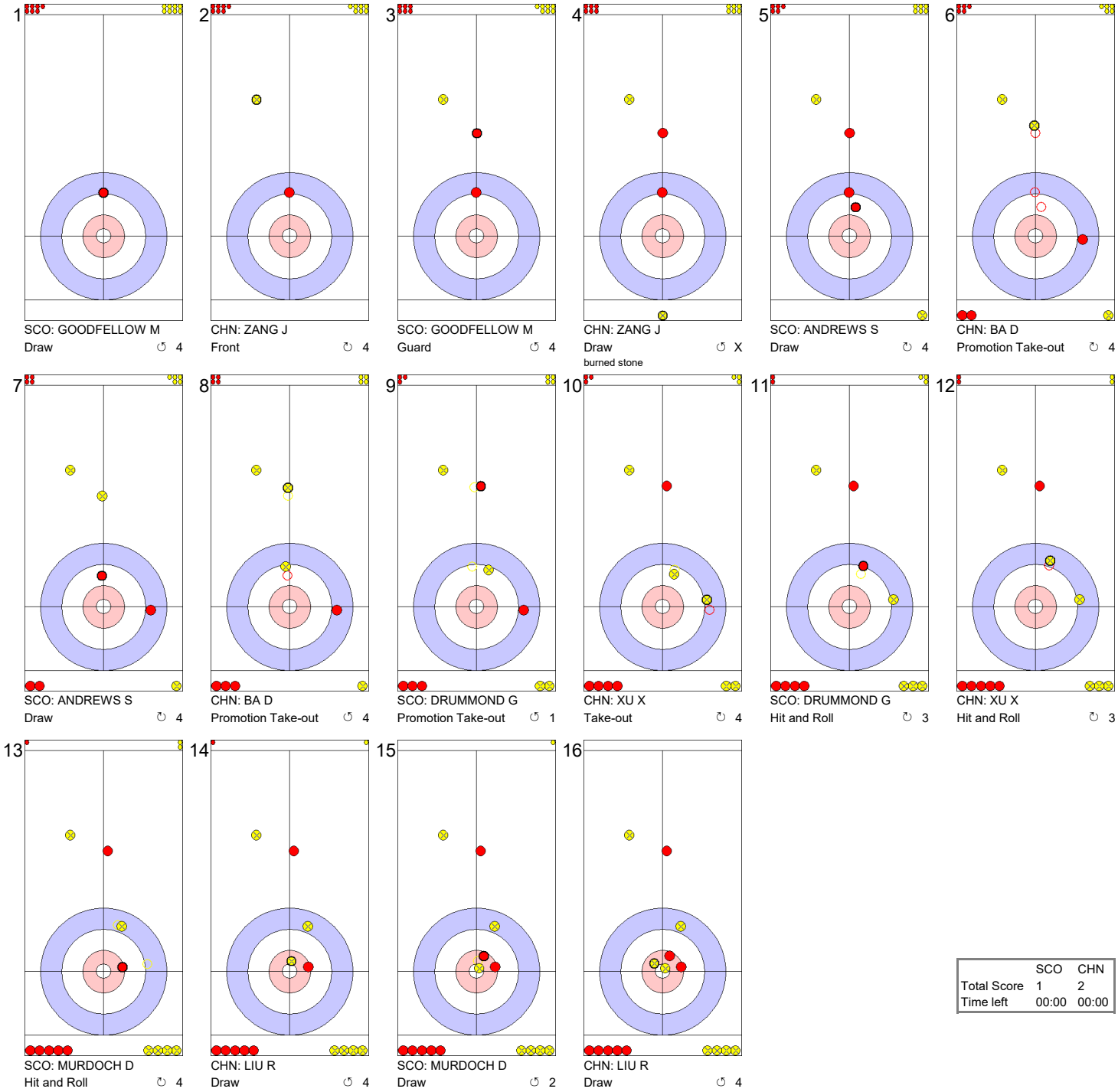

1
SCO: GOODFELLOW M
Draw ↺ 4

2
CHN: ZANG J
Front ↻ 4

3
SCO: GOODFELLOW M
Guard ↺ 4

4
CHN: ZANG J
Draw ↺ X
burned stone

5
SCO: ANDREWS S
Draw ↻ 4

6
CHN: BA D
Promotion Take-out ↻ 4

7
SCO: ANDREWS S
Draw ↻ 4

8
CHN: BA D
Promotion Take-out ↺ 4

9
SCO: DRUMMOND G
Promotion Take-out ↺ 1

10
CHN: XU X
Take-out ↻ 4

11
SCO: DRUMMOND G
Hit and Roll ↻ 3

12
CHN: XU X
Hit and Roll ↻ 3

13
SCO: MURDOCH D
Hit and Roll ↻ 4

14
CHN: LIU R
Draw ↺ 4

15
SCO: MURDOCH D
Draw ↺ 2

16
CHN: LIU R
Draw ↺ 4

	SCO	CHN
Total Score	1	2
Time left	00:00	00:00

Game - Shot by Shot

End 3 | **SCO - Scotland** **1 + 2** (this end) **= 3** | **CHN - China** **2 + 0** (this end) **= 2**

1
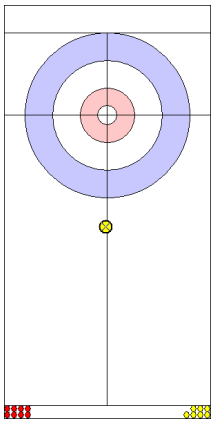
CHN: ZANG J
Front ↺ 4

2
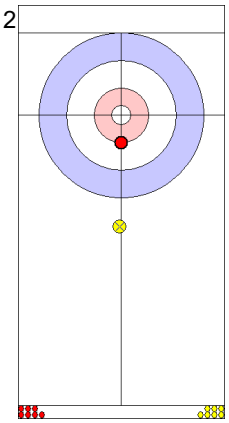
SCO: GOODFELLOW M
Draw ↺ 4

3
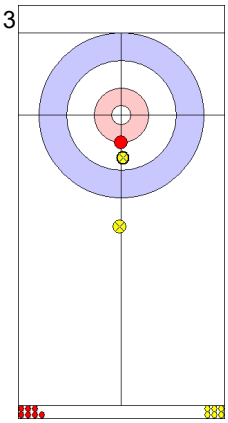
CHN: ZANG J
Draw ↺ 4

4
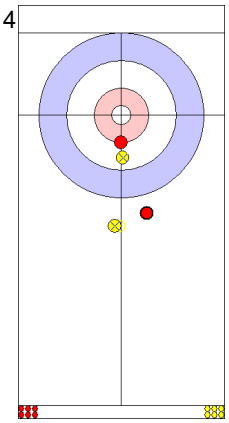
SCO: GOODFELLOW M
Draw ↺ 2

5
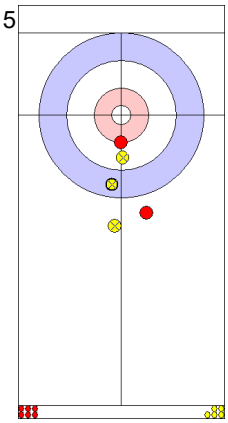
CHN: BA D
Draw ↺ 4

6
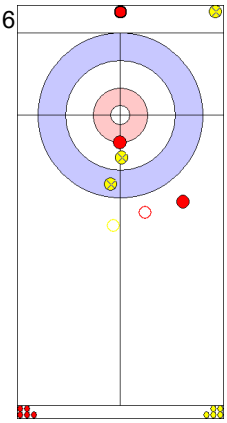
SCO: ANDREWS S
Clearing ↺ 4

7
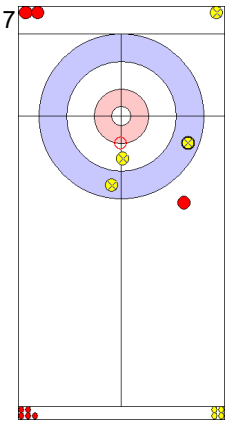
CHN: BA D
Promotion Take-out ↺ 4

8
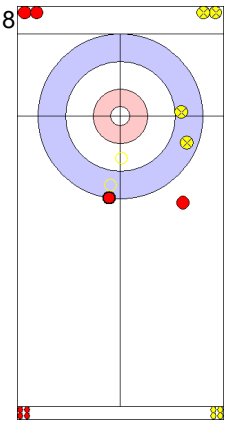
SCO: ANDREWS S
Hit and Roll ↺ 2

9
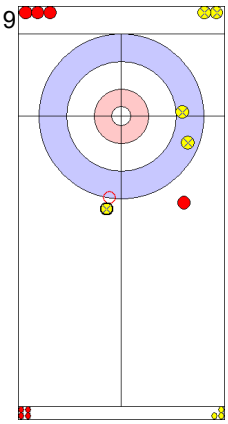
CHN: XU X
Hit and Roll ↺ 3

10
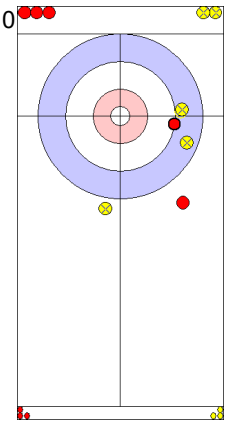
SCO: DRUMMOND G
Draw ↺ 4

11
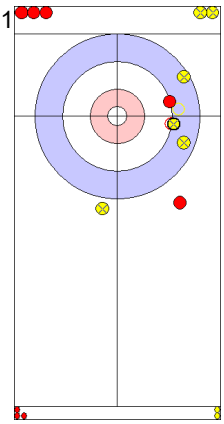
CHN: XU X
Draw ↺ 2

12
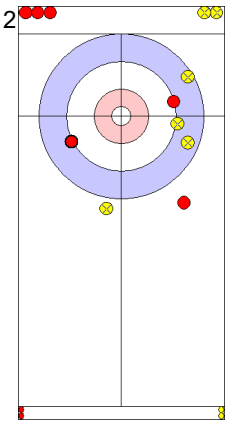
SCO: DRUMMOND G
Draw ↺ 4

13
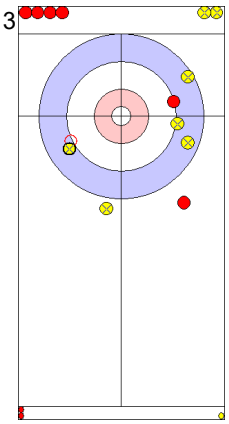
CHN: LIU R
Hit and Roll ↺ 2

14
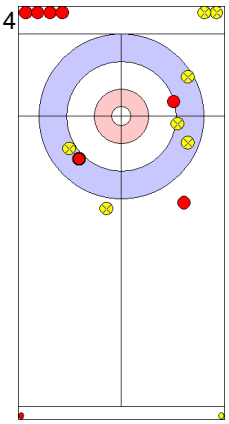
SCO: MURDOCH D
Draw ↺ 2

15
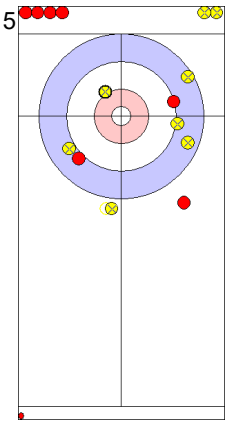
CHN: LIU R
Draw ↺ 4

16
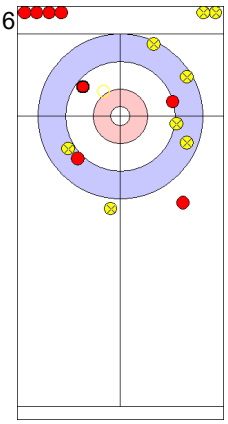
SCO: MURDOCH D
Raise ↺ 4

	SCO	CHN
Total Score	3	2
Time left	00:00	00:00

Game - Shot by Shot

End 4 | **SCO - Scotland** **3 + 0** (this end) **= 3** | **CHN - China** **2 + 2** (this end) **= 4**

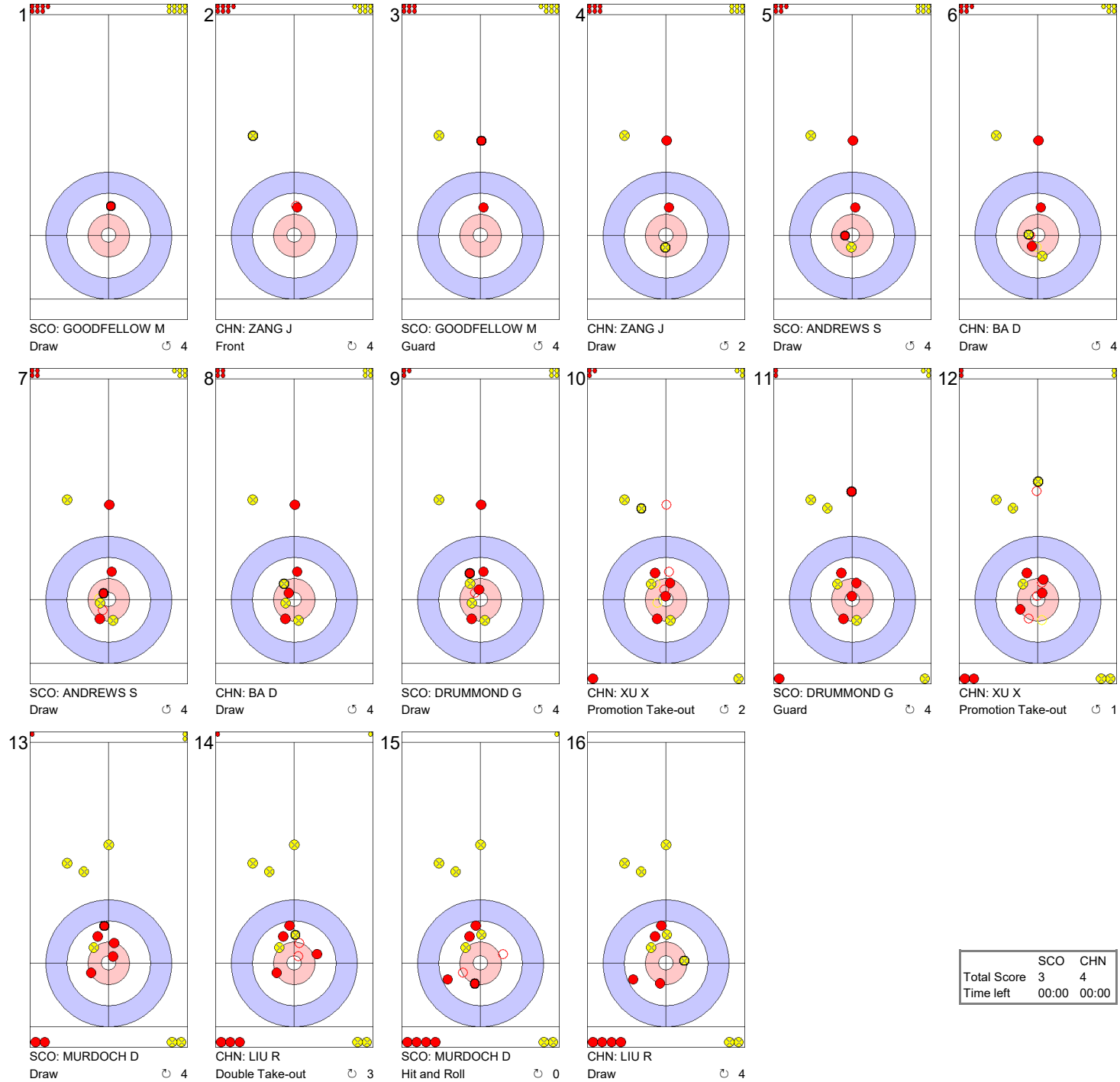

	SCO	CHN
Total Score	3	4
Time left	00:00	00:00

Game - Shot by Shot

End 5 | **SCO - Scotland** **3 + 1** (this end) **= 4** | **CHN - China** **4 + 0** (this end) **= 4**

1
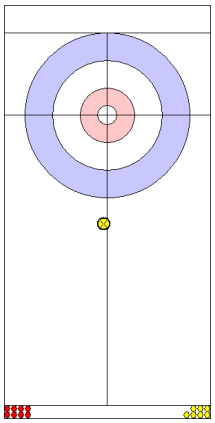
CHN: ZANG J
Front ↺ 4

2
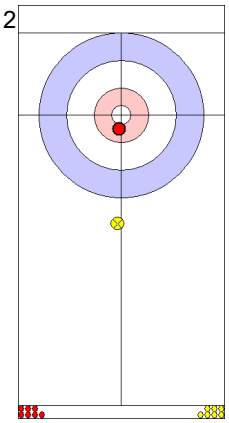
SCO: GOODFELLOW M
Draw ↺ 4

3
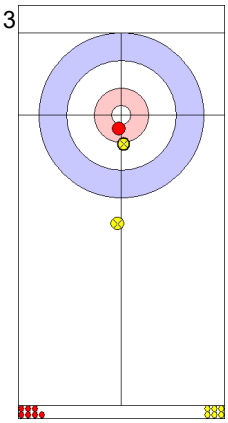
CHN: ZANG J
Draw ↺ 4

4
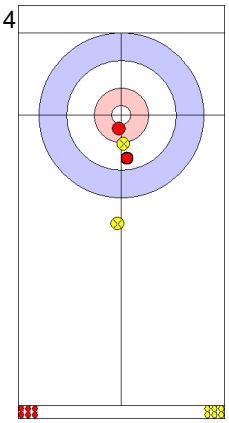
SCO: GOODFELLOW M
Draw ↺ 4

5
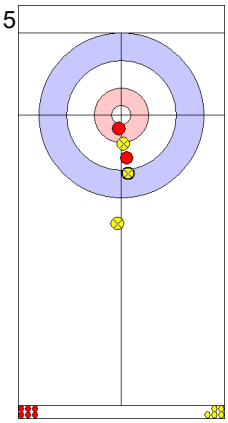
CHN: BA D
Draw ↺ 4

6
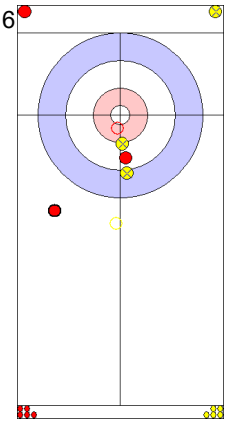
SCO: ANDREWS S
Promotion Take-out ↺ 4

7
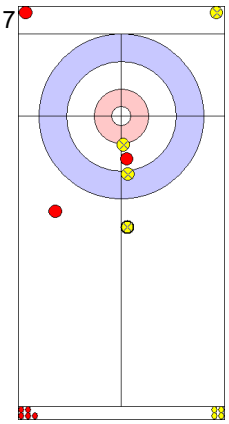
CHN: BA D
Guard ↺ 4

8
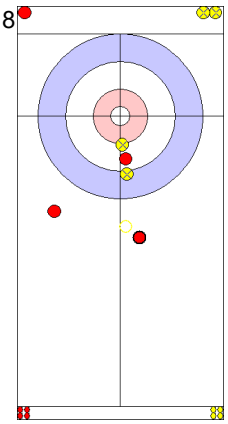
SCO: ANDREWS S
Promotion Take-out ↺ 1

9
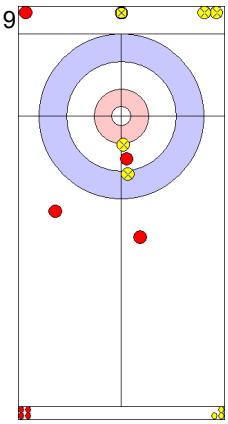
CHN: XU X
Guard ↻ 0

10
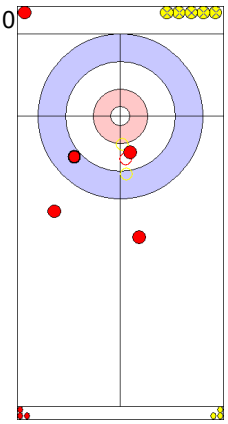
SCO: DRUMMOND G
Take-out ↺ 4

11
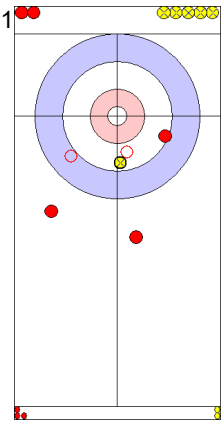
CHN: XU X
Hit and Roll ↺ 3

12
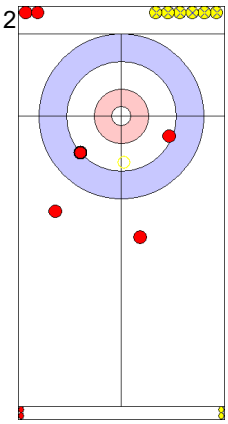
SCO: DRUMMOND G
Hit and Roll ↺ 4

13
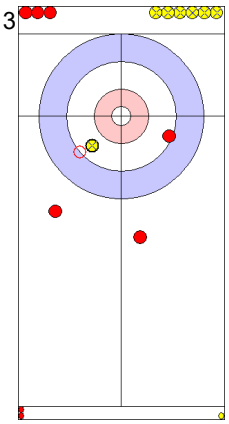
CHN: LIU R
Hit and Roll ↻ 3

14
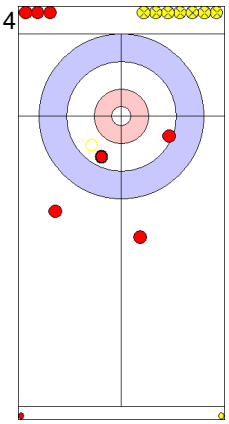
SCO: MURDOCH D
Hit and Roll ↻ 3

15
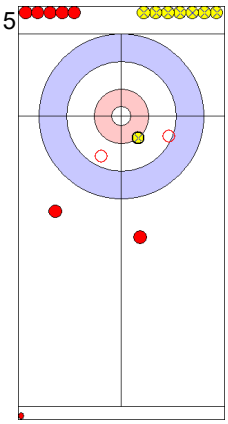
CHN: LIU R
Double Take-out ↺ 4

16
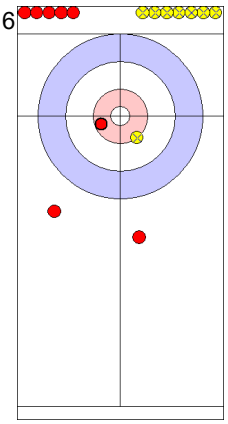
SCO: MURDOCH D
Draw ↺ 4

	SCO	CHN
Total Score	4	4
Time left	00:00	00:00

Game - Shot by Shot

End 6 | **SCO - Scotland** **4 + 0** (this end) **= 4** | **CHN - China** **4 + 1** (this end) **= 5**

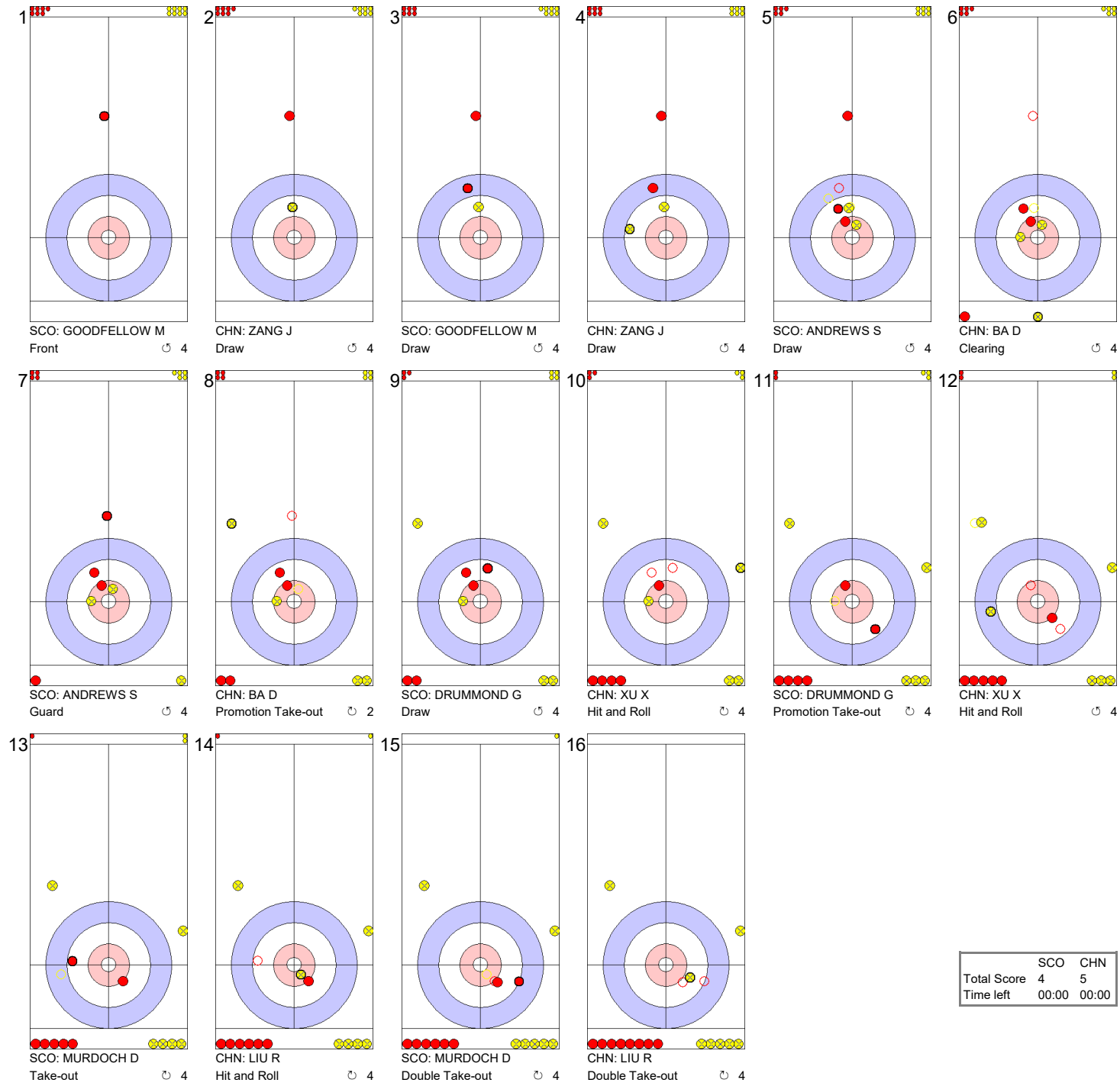

	SCO	CHN
Total Score	4	5
Time left	00:00	00:00

Game - Shot by Shot

End 7 | **SCO - Scotland** **4 + 2** (this end) **= 6** | **CHN - China** **5 + 0** (this end) **= 5**



	SCO	CHN
Total Score	6	5
Time left	00:00	00:00

Game - Shot by Shot

End 8 | **SCO - Scotland** **6 + 0** (this end) **= 6** | **CHN - China** **5 + 2** (this end) **= 7**

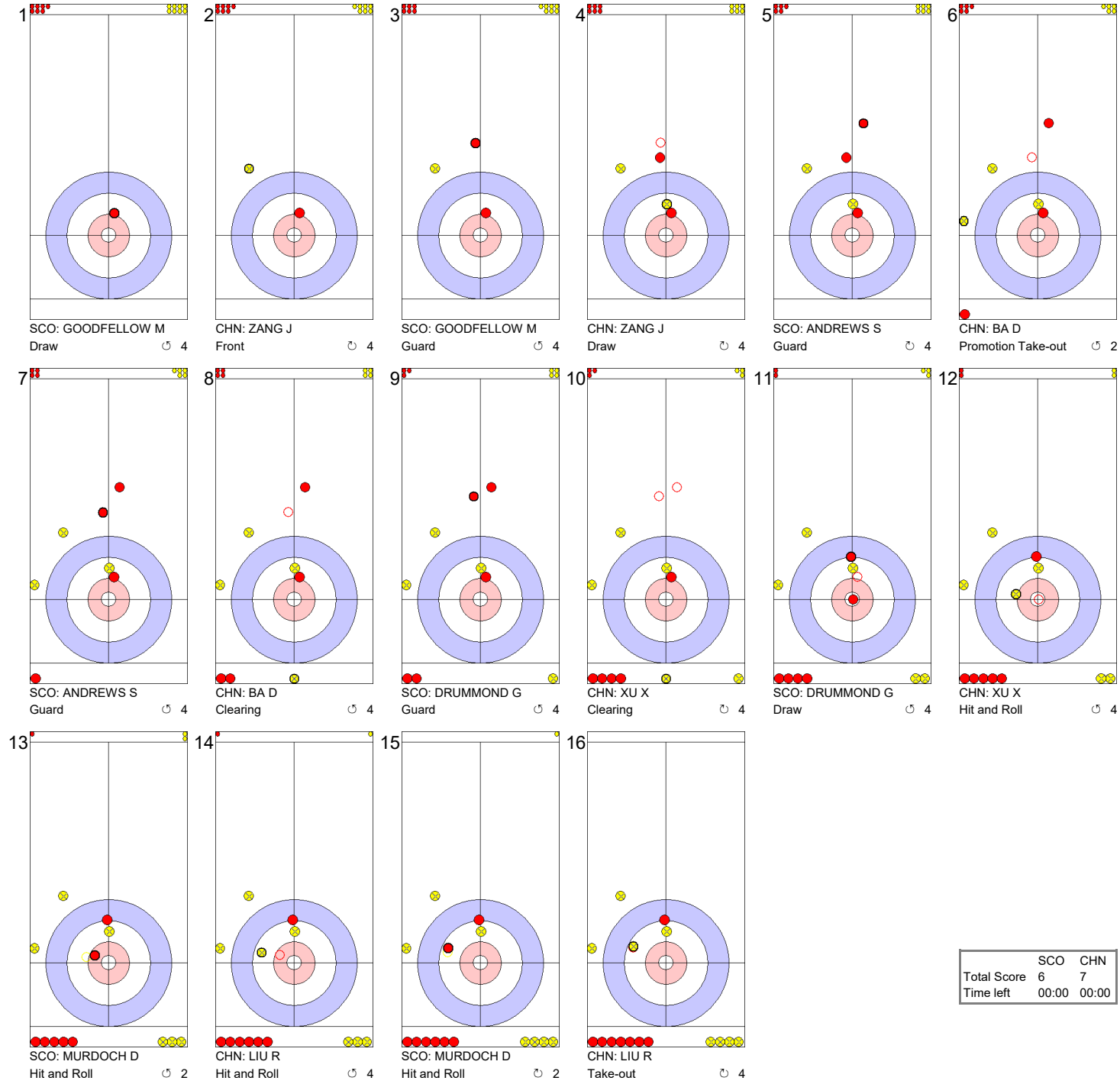

	SCO	CHN
Total Score	6	7
Time left	00:00	00:00

Game - Shot by Shot

End 9 | **SCO - Scotland** **6 + 1** (this end) **= 7** | **CHN - China** **7 + 0** (this end) **= 7**

1

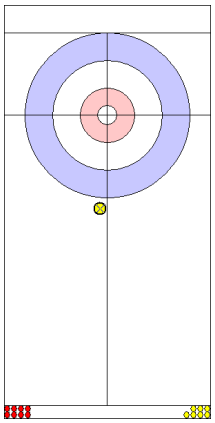

CHN: ZANG J
Front ↺ 4

2

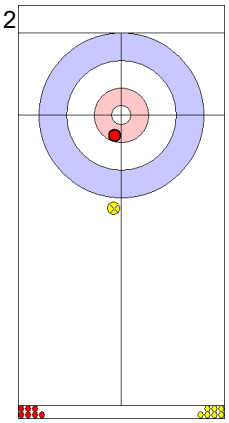

SCO: GOODFELLOW M
Draw ↺ 4

3

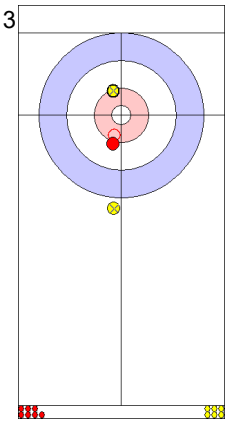

CHN: ZANG J
Draw ↺ 2

4

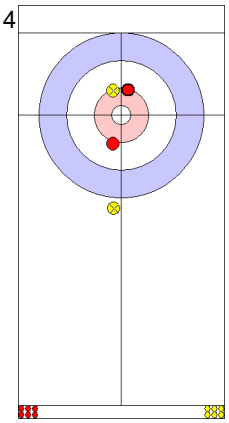

SCO: GOODFELLOW M
Draw ↺ 2

5

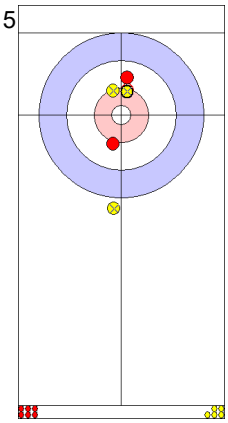

CHN: BA D
Draw ↺ 3

6

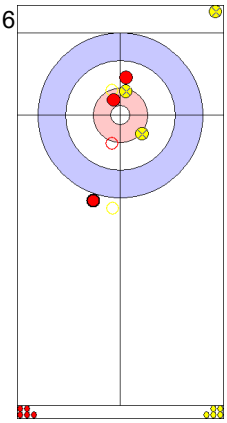

SCO: ANDREWS S
Promotion Take-out ↺ 4

7

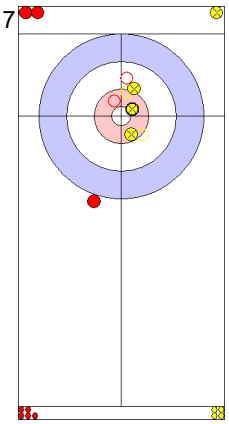

CHN: BA D
Take-out ↺ 4

8

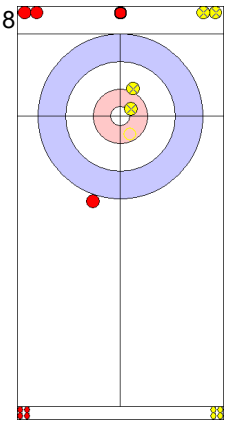

SCO: ANDREWS S
Take-out ↺ 2

9

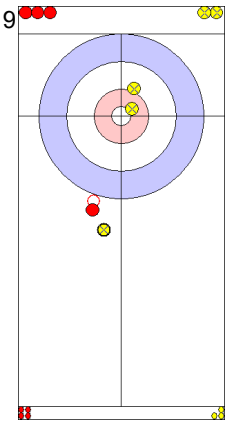

CHN: XU X
Guard ↺ 1

10

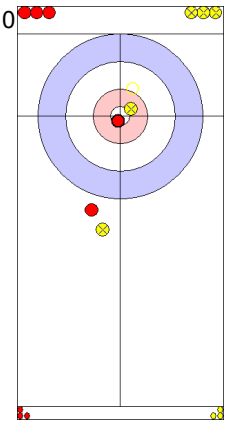

SCO: DRUMMOND G
Double Take-out ↺ 4

11

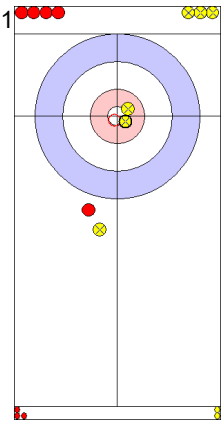

CHN: XU X
Take-out ↺ 4

12

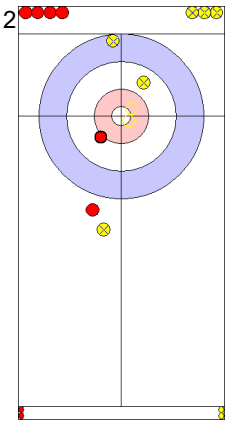

SCO: DRUMMOND G
Double Take-out ↺ 4

13

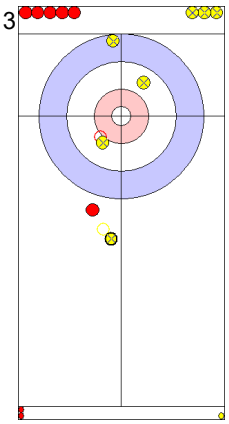

CHN: LIU R
Promotion Take-out ↺ 4

14

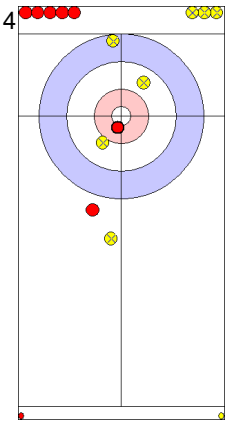

SCO: MURDOCH D
Draw ↺ 4

15

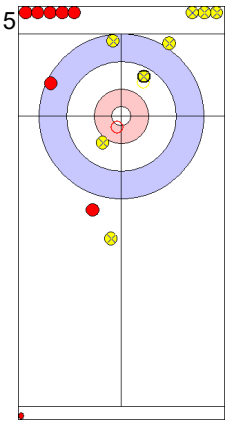

CHN: LIU R
Take-out ↺ 4

16

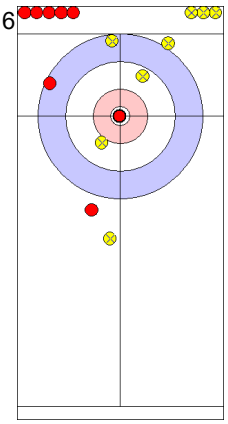

SCO: MURDOCH D
Draw ↺ 4

	SCO	CHN
Total Score	7	7
Time left	00:00	00:00

Game - Shot by Shot

End 10 | **SCO - Scotland** **7 + 0** (this end) **= 7** | **CHN - China** **7 + 2** (this end) **= 9**

1
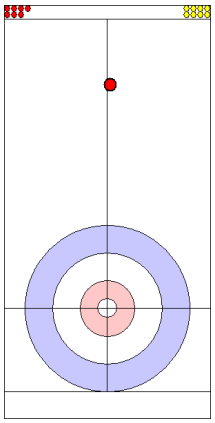
SCO: GOODFELLOW M
Front ↺ 4

2
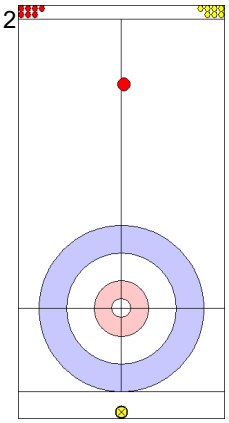
CHN: ZANG J
Wick / Soft Peeling ↺ 0
Free guard zone violation

3
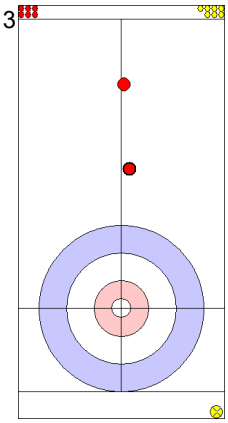
SCO: GOODFELLOW M
Front ↺ 4

4
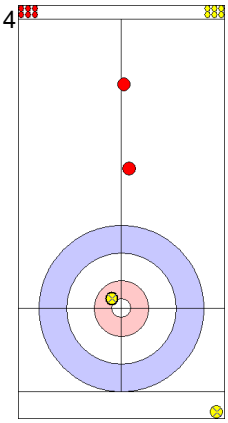
CHN: ZANG J
Draw ↺ 3

5
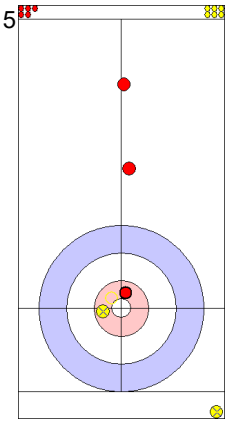
SCO: ANDREWS S
Draw ↺ 4

6
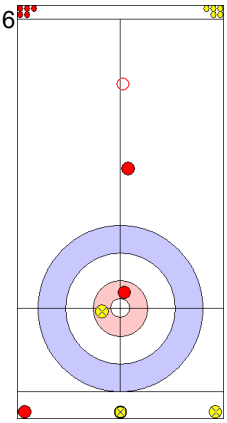
CHN: BA D
Clearing ↺ 4

7
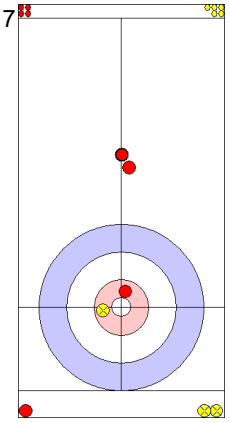
SCO: ANDREWS S
Guard ↺ 4

8
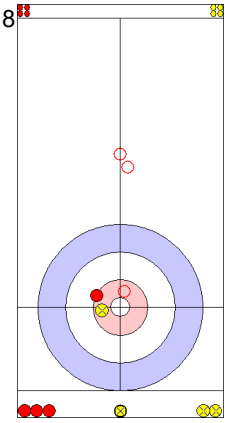
CHN: BA D
Clearing ↻ 4

9
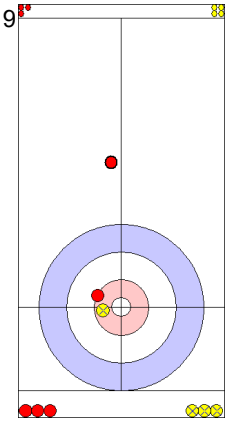
SCO: DRUMMOND G
Guard ↺ 4

10
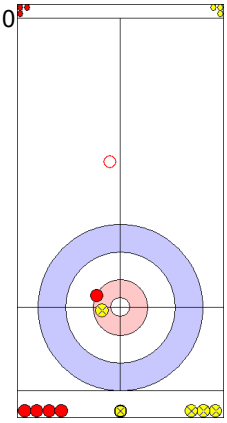
CHN: XU X
Clearing ↺ 4

11
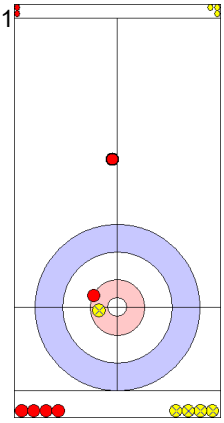
SCO: DRUMMOND G
Guard ↺ 4

12
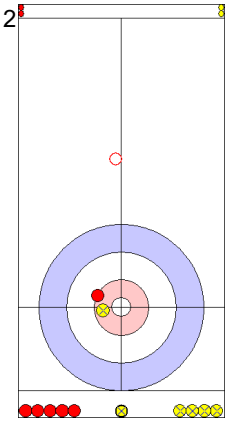
CHN: XU X
Clearing ↻ 4

13
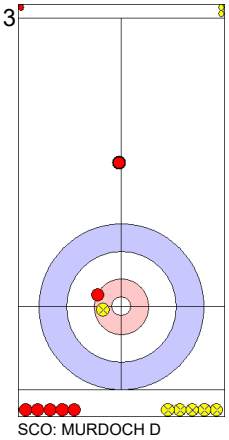
SCO: MURDOCH D
Guard ↺ 4

14
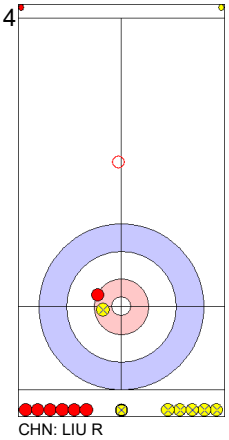
CHN: LIU R
Clearing ↻ 4
Time-out

15
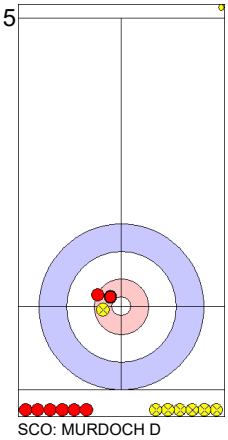
SCO: MURDOCH D
Draw ↻ 4

16
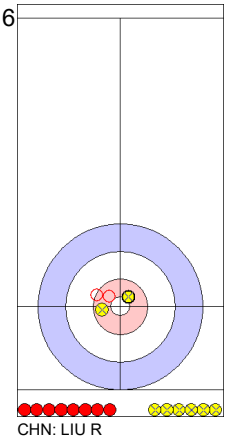
CHN: LIU R
Double Take-out ↻ 4

Note:
Shot Success Points:
4 = 100%
3 = 75%
2 = 50%
1 = 25%
0 = 0%
X = not considered

Rotation:
↻ Clockwise
↺ Counter-clockwise

	SCO	CHN
Total Score	7	9
Time left	01:13	00:24

Game Results

Sheet	Game	Team	LSFE	1	2	3	4	5	6	7	8	9	10	Extra Ends	Total
C	4	SUI - Switzerland	*	2	0	0	2	0	2	0	1	0	X		7
	4	GER - Germany		0	0	1	0	1	0	1	0	1	X		4

SUI - Switzerland		Shot Success Game	Shot Success All
4 V	SCHWARZ Benoit	79%	79%
3	PAETZ Claudio	90%	84%
2 S	DE CRUZ Peter	92%	82%
1	TANNER Valentin	88%	84%
A	MEIER Romano	-	-
	Team Total	87%	82%

Last Stone Draw		Distance
↻	PAETZ C	11.4cm
↺	DE CRUZ P	29.3cm
Total		**40.7cm**

Time remaining: 4 minutes 24 seconds

GER - Germany		Shot Success Game	Shot Success All
4 S	BAUMANN Alexander	75%	74%
3	WALTER Manuel	79%	77%
2 V	HERBERG Daniel	76%	82%
1	SHERRARD Ryan	78%	77%
A	SCHWEIZER Sebastian	-	93%
	Team Total	77%	78%

Last Stone Draw		Distance
↻	HERBERG D	22.3cm
↺	SHERRARD R	22.4cm
Total		**44.7cm**

Time remaining: 4 minutes 30 seconds

Time-out: end 6 - GER stone 8

Shot Success Analysis

SUI - Switzerland		↻	↺	Game
4 SCHWARZ Benoit	Draws	4 50%	6 92%	10 75%
	Take-outs	3 67%	5 95%	8 84%
	Total	7 57%	11 93%	18 79%
3 PAETZ Claudio	Draws	2 100%	4 88%	6 92%
	Take-outs	5 100%	7 82%	12 90%
	Total	7 100%	11 84%	18 90%
2 DE CRUZ Peter	Draws	0 -	7 93%	7 93%
	Take-outs	3 100%	8 88%	11 91%
	Total	3 100%	15 90%	18 92%
1 TANNER Valentin	Draws	4 94%	12 85%	16 88%
	Take-outs	1 100%	0 -	1 100%
	Total	5 95%	12 85%	17 88%
A MEIER Romano	Draws	0 -	0 -	0 -
	Take-outs	0 -	0 -	0 -
	Total	0 -	0 -	0 -
Team	Draws	10 78%	29 89%	39 86%
	Take-outs	12 92%	20 88%	32 89%
	Total	22 85%	49 88%	71 87%

GER - Germany		↻	↺	Game
4 BAUMANN Alexander	Draws	6 67%	2 100%	8 75%
	Take-outs	6 71%	3 83%	9 75%
	Total	12 69%	5 90%	17 75%
3 WALTER Manuel	Draws	4 75%	2 88%	6 79%
	Take-outs	6 75%	6 83%	12 79%
	Total	10 75%	8 84%	18 79%
2 HERBERG Daniel	Draws	2 100%	8 84%	10 88%
	Take-outs	2 88%	6 54%	8 63%
	Total	4 94%	14 71%	18 76%
1 SHERRARD Ryan	Draws	3 33%	15 87%	18 78%
	Take-outs	0 -	0 -	0 -
	Total	3 33%	15 87%	18 78%
A SCHWEIZER Sebastian	Draws	0 -	0 -	0 -
	Take-outs	0 -	0 -	0 -
	Total	0 -	0 -	0 -
Team	Draws	15 67%	27 87%	42 80%
	Take-outs	14 75%	15 72%	29 73%
	Total	29 71%	42 82%	71 77%

Note:
Team position and functions are attached to each team member's name as follows:
4 = Fourth, **3** = Third, **2** = Second, **1** = Lead, **A** = Alternate, **S** = Skip, **V** = Vice-Skip

Legend:
↻ Clockwise ↺ Counter-clockwise **LSFE(*)** Last Stone First End
X Unplayed/unfinished end due to concession

Game - Shot by Shot

End 1 | **SUI - Switzerland** **0 + 2** (this end) **= 2** | **GER - Germany** **0 + 0** (this end) **= 0**

1
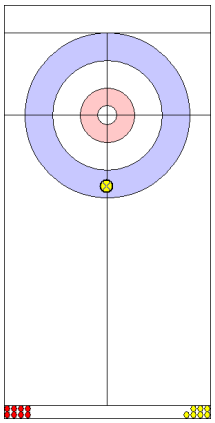
GER: SHERRARD R
Draw ↺ 4

2
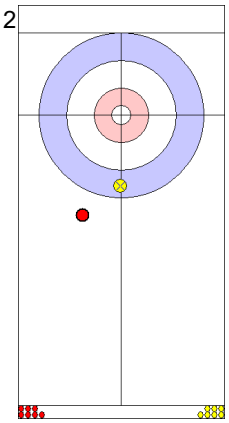
SUI: TANNER V
Front ↺ 4

3
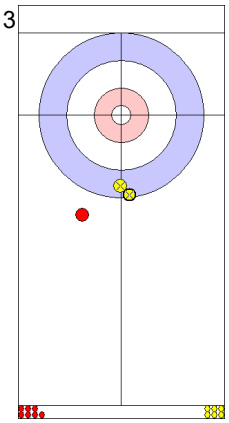
GER: SHERRARD R
Draw ↺ 3

4
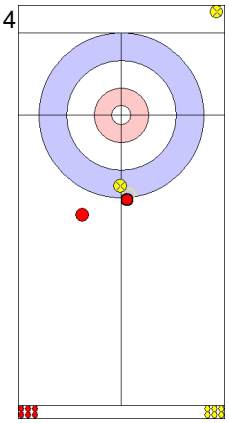
SUI: TANNER V
Double Take-out ↻ 4

5
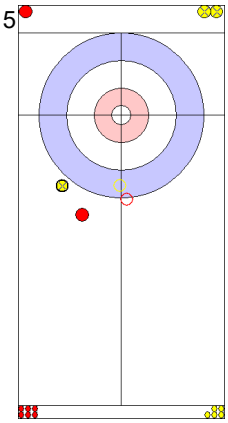
GER: HERBERG D
Hit and Roll ↺ 2

6
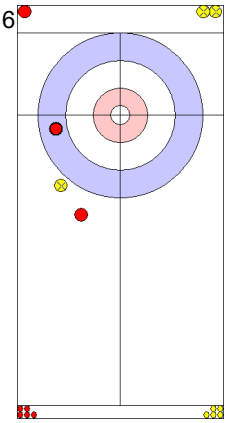
SUI: DE CRUZ P
Draw ↺ 4

7
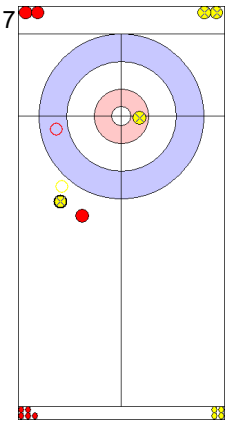
GER: HERBERG D
Promotion Take-out ↻ 3

8
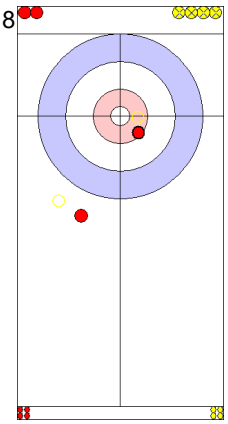
SUI: DE CRUZ P
Take-out ↺ 4

9
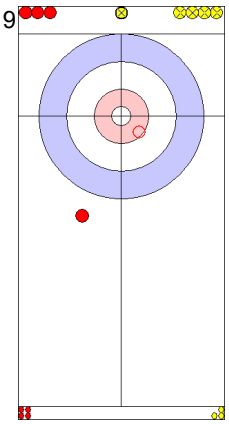
GER: WALTER M
Take-out ↺ 2

10
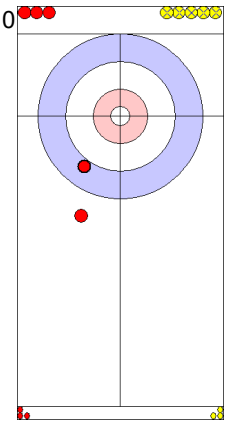
SUI: PAETZ C
Draw ↺ 4

11
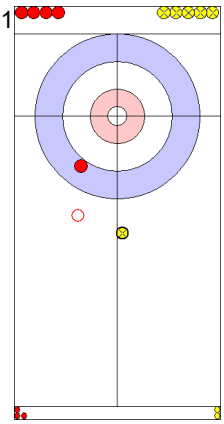
GER: WALTER M
Clearing ↺ 2

12
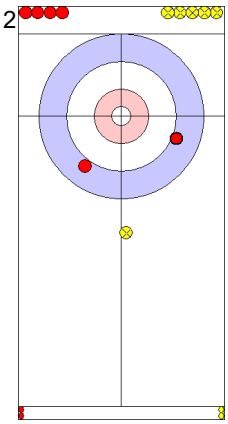
SUI: PAETZ C
Draw ↺ 4

13
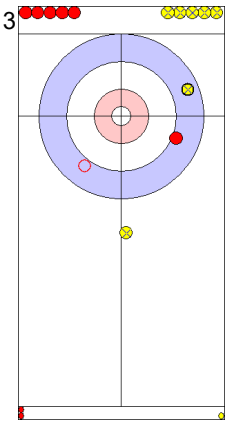
GER: BAUMANN A
Hit and Roll ↻ 3

14
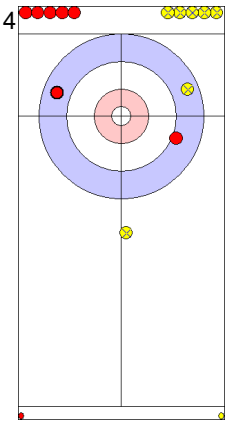
SUI: SCHWARZ B
Draw ↺ 2

15
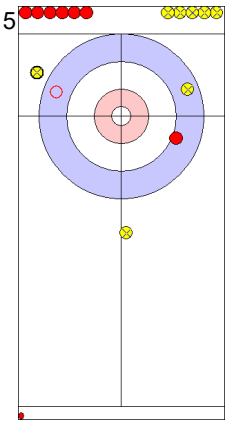
GER: BAUMANN A
Hit and Roll ↻ 2

16
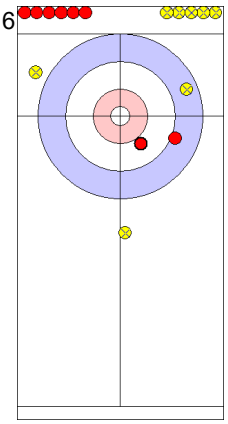
SUI: SCHWARZ B
Draw ↺ 4

	SUI	GER
Total Score	2	0
Time left	00:00	00:00

Game - Shot by Shot

End 2 | **SUI - Switzerland** **2 + 0** (this end) **= 2** | **GER - Germany** **0 + 0** (this end) **= 0**

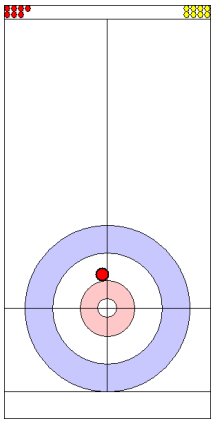

SUI: TANNER V
Draw ↻ 4

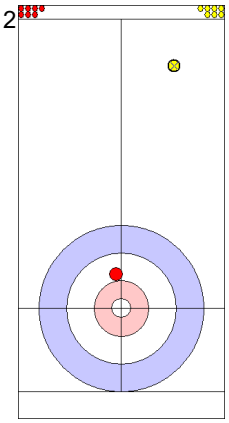

GER: SHERRARD R
Front ↻ 3

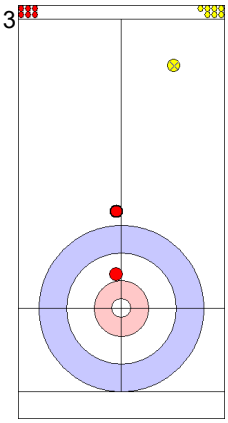

SUI: TANNER V
Guard ↻ 4

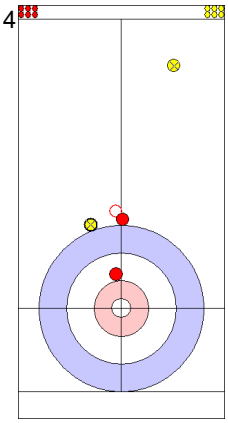

GER: SHERRARD R
Draw ↻ 2

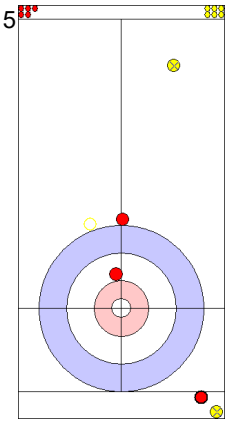

SUI: DE CRUZ P
Take-out ↻ 2

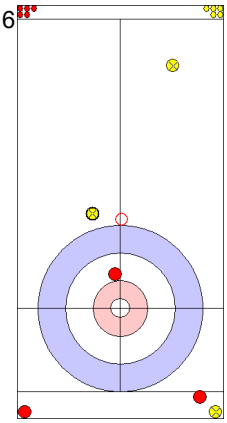

GER: HERBERG D
Take-out ↻ 4

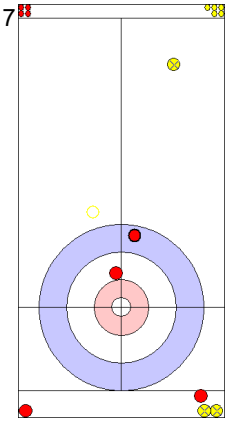

SUI: DE CRUZ P
Take-out ↻ 4

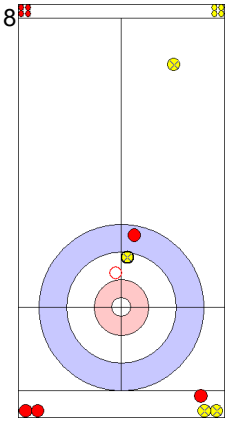

GER: HERBERG D
Hit and Roll ↻ 3

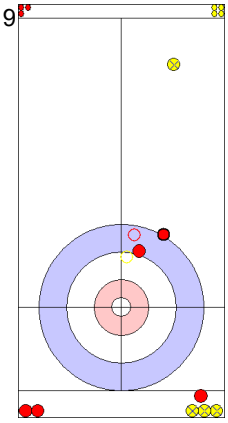

SUI: PAETZ C
Promotion Take-out ↻ 4

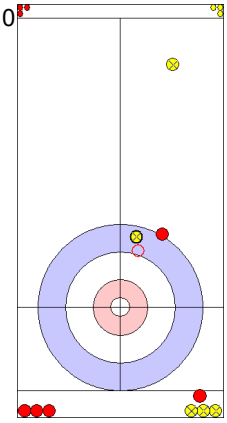

GER: WALTER M
Take-out ↻ 4

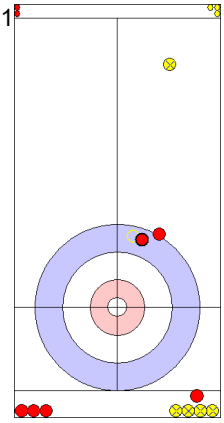

SUI: PAETZ C
Take-out ↻ 4

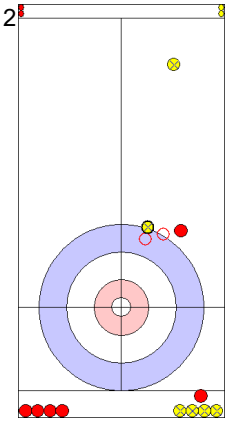

GER: WALTER M
Take-out ↻ 4

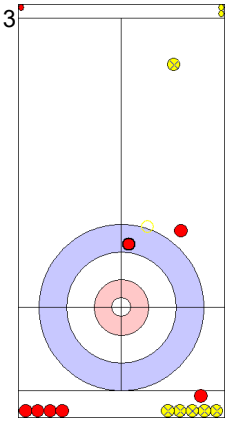

SUI: SCHWARZ B
Take-out ↻ 4

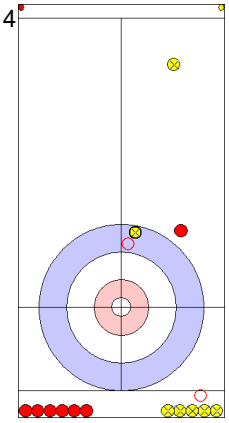

GER: BAUMANN A
Take-out ↻ 4

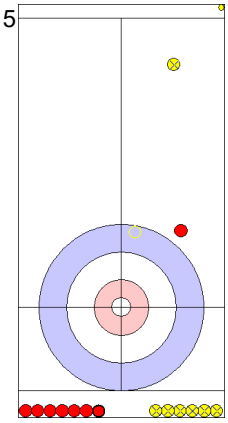

SUI: SCHWARZ B
Hit and Roll ↻ 2

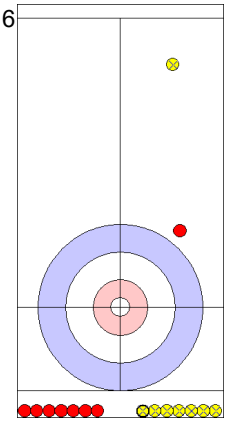

GER: BAUMANN A
Through ↻ X

	SUI	GER
Total Score	2	0
Time left	00:00	00:00

Game - Shot by Shot

End 3 | **SUI - Switzerland** **2 + 0** (this end) **= 2** | **GER - Germany** **0 + 1** (this end) **= 1**

1
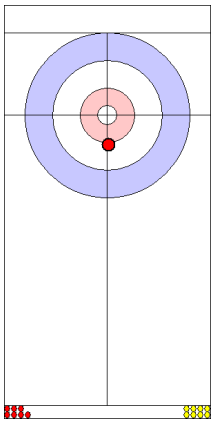
SUI: TANNER V
Draw ↺ 4

2
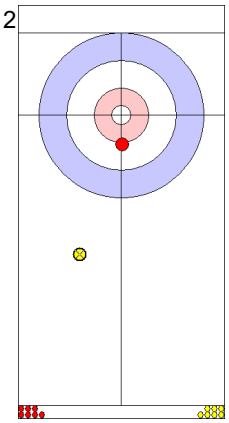
GER: SHERRARD R
Front ↺ 4

3
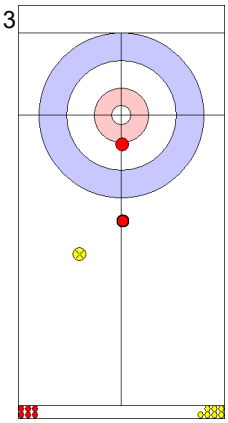
SUI: TANNER V
Guard ↺ 4

4
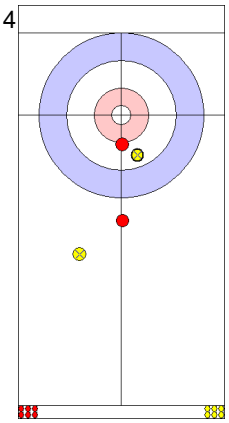
GER: SHERRARD R
Draw ↺ 3

5
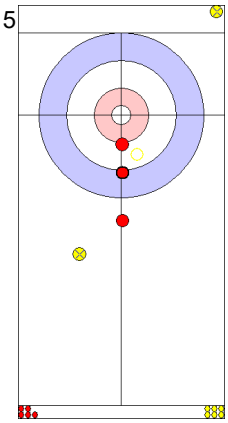
SUI: DE CRUZ P
Take-out ↺ 4

6
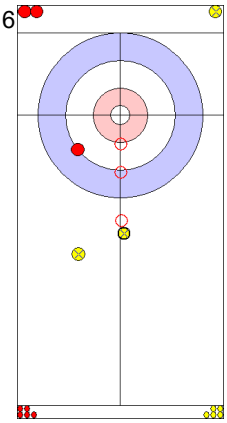
GER: HERBERG D
Promotion Take-out ↺ 4

7
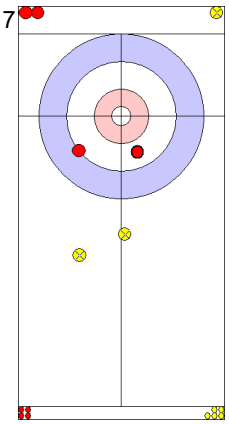
SUI: DE CRUZ P
Draw ↺ 3

8
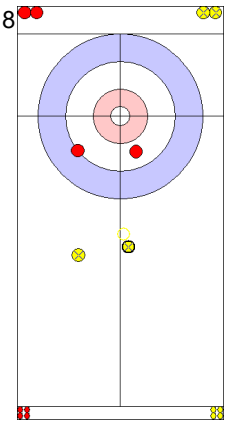
GER: HERBERG D
Promotion Take-out ↺ 0

9
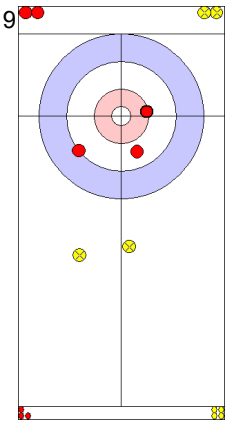
SUI: PAETZ C
Draw ↺ 3

10
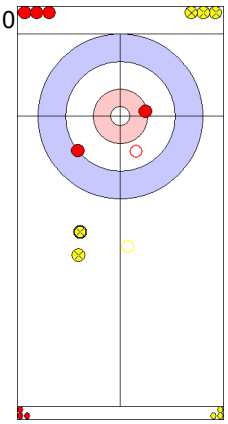
GER: WALTER M
Promotion Take-out ↺ 2

11
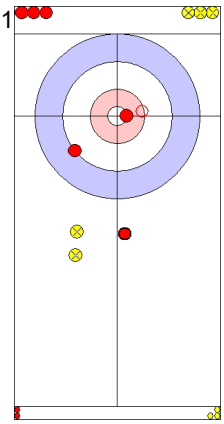
SUI: PAETZ C
Guard ↺ 4

12
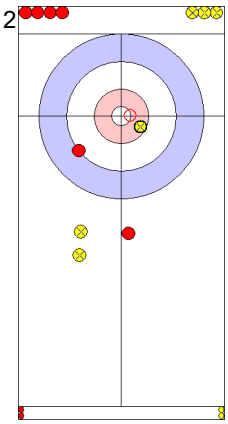
GER: WALTER M
Take-out ↺ 4

13
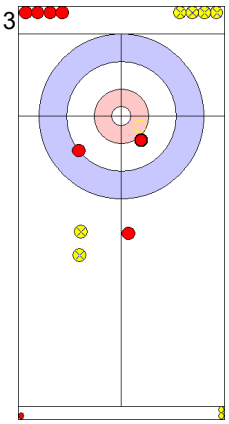
SUI: SCHWARZ B
Take-out ↺ 3

14
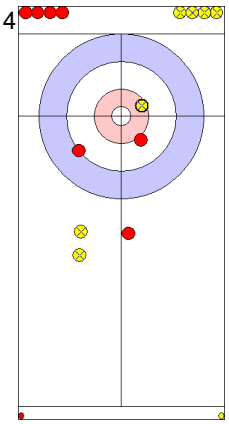
GER: BAUMANN A
Draw ↻ 4

15
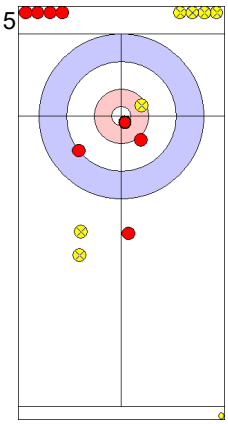
SUI: SCHWARZ B
Draw ↻ 4

16
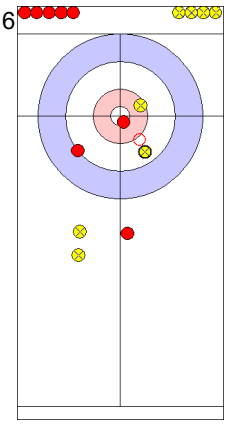
GER: BAUMANN A
Double Take-out ↺ 2

	SUI	GER
Total Score	2	1
Time left	00:00	00:00

Game - Shot by Shot

End 4 | **SUI - Switzerland** **2 + 2** (this end) **= 4** | **GER - Germany** **1 + 0** (this end) **= 1**



	SUI	GER
Total Score	4	1
Time left	00:00	00:00

Game - Shot by Shot

End 5 | **SUI - Switzerland** **4 + 0** (this end) **= 4** | **GER - Germany** **1 + 1** (this end) **= 2**

1
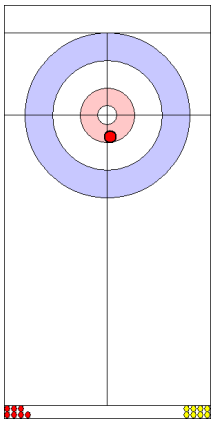
SUI: TANNER V
Draw ↺ 4

2
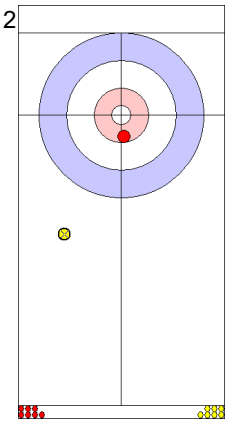
GER: SHERRARD R
Front ↺ 4

3
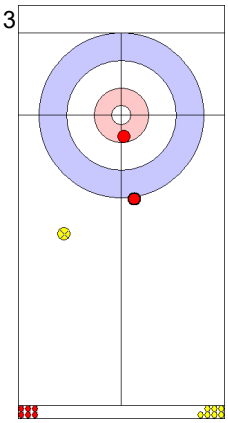
SUI: TANNER V
Draw ↺ 3

4
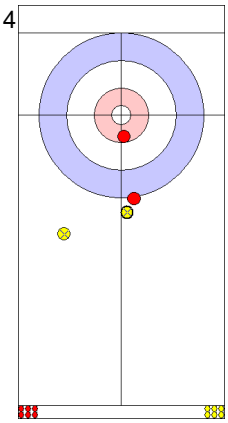
GER: SHERRARD R
Draw ↻ 2

5
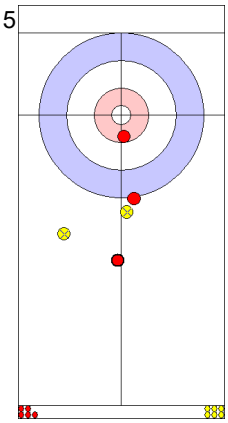
SUI: DE CRUZ P
Guard ↺ 4

6
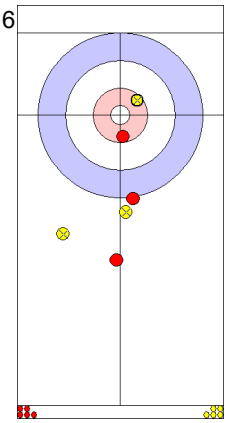
GER: HERBERG D
Draw ↺ 3

7
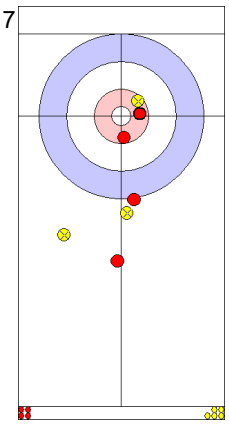
SUI: DE CRUZ P
Draw ↺ 3

8
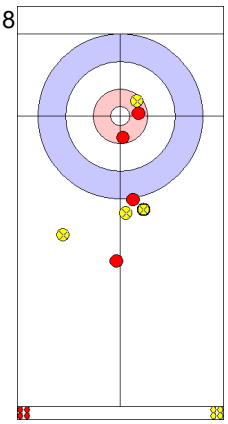
GER: HERBERG D
Draw ↺ 0

9
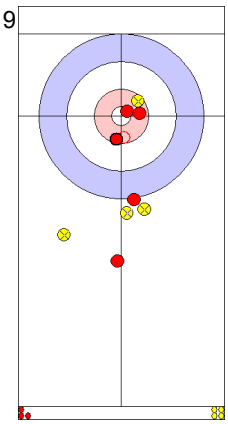
SUI: PAETZ C
Raise ↺ 4

10
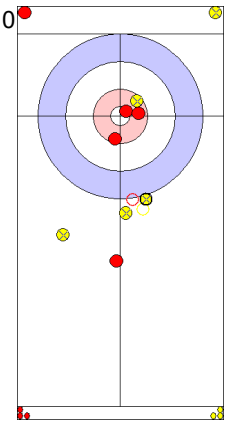
GER: WALTER M
Clearing ↺ 4

11
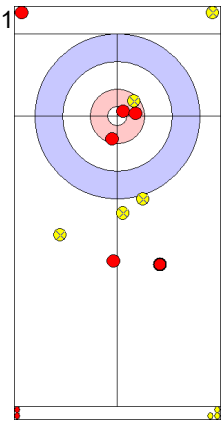
SUI: PAETZ C
Guard ↺ 3

12
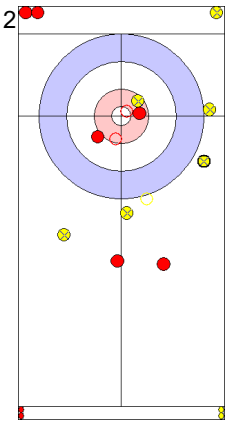
GER: WALTER M
Raise ↻ 2

13
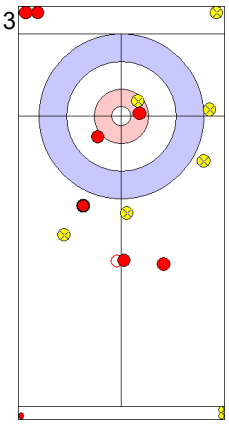
SUI: SCHWARZ B
Draw ↺ 0

14
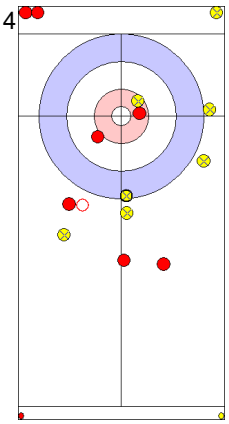
GER: BAUMANN A
Draw ↺ 0

15
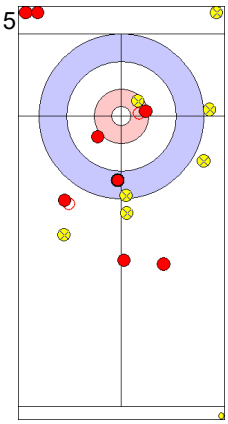
SUI: SCHWARZ B
Draw ↺ 0

16
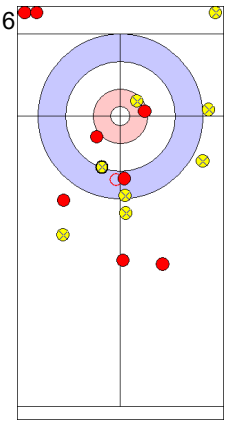
GER: BAUMANN A
Draw ↻ 0

	SUI	GER
Total Score	4	2
Time left	00:00	00:00

Game - Shot by Shot

End 6 | **SUI - Switzerland** **4 + 2** (this end) **= 6** | **GER - Germany** **2 + 0** (this end) **= 2**

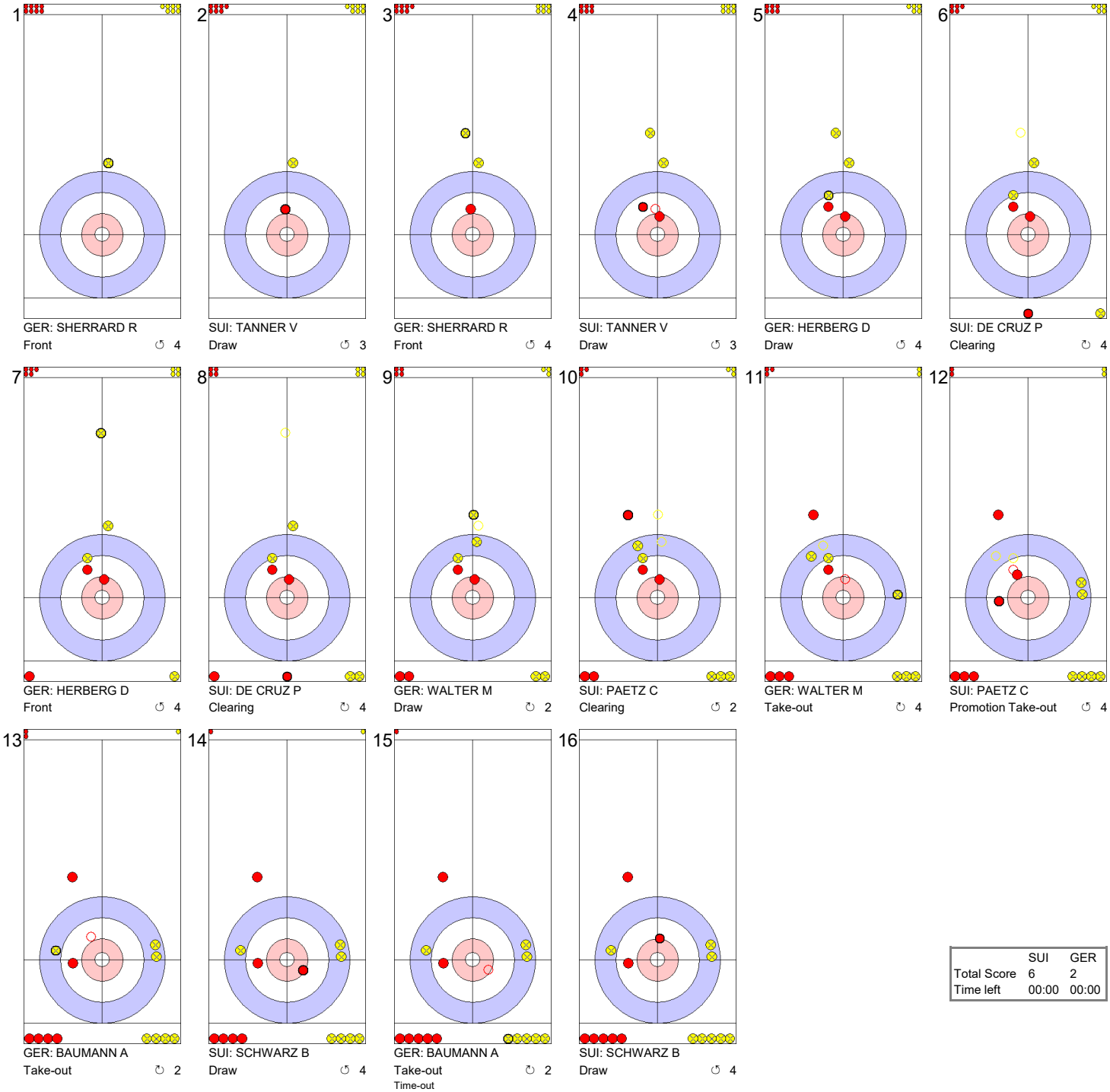

	SUI	GER
Total Score	6	2
Time left	00:00	00:00

Game - Shot by Shot

End 7 | **SUI - Switzerland** **6 + 0** (this end) **= 6** | **GER - Germany** **2 + 1** (this end) **= 3**

1
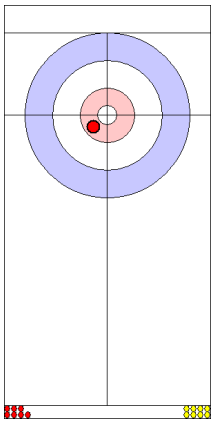
SUI: TANNER V
Draw ↺ 4

2
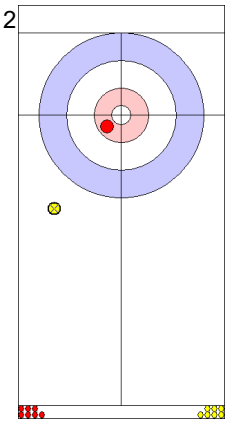
GER: SHERRARD R
Front ↺ 3

3
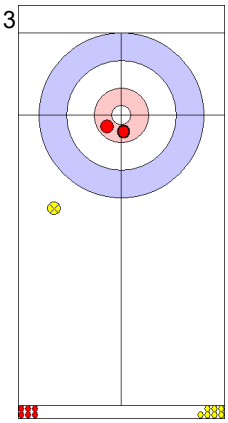
SUI: TANNER V
Draw ↺ 2

4
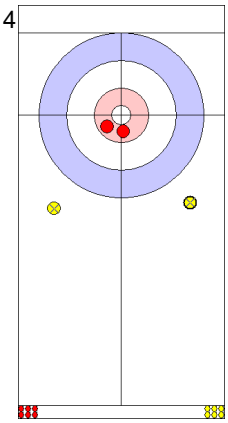
GER: SHERRARD R
Front ↺ 2

5
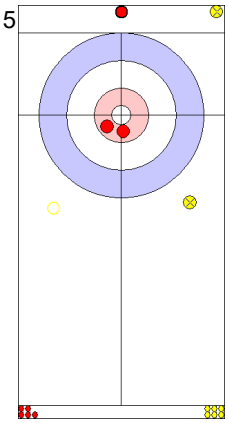
SUI: DE CRUZ P
Clearing ↺ 4

6
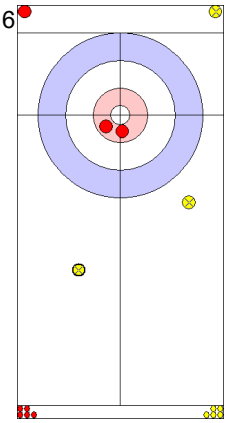
GER: HERBERG D
Front ↺ 4

7
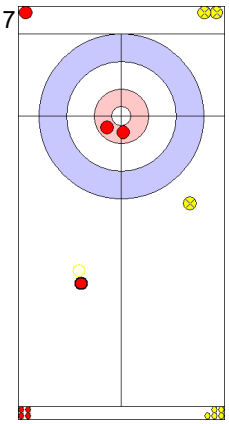
SUI: DE CRUZ P
Clearing ↺ 2

8
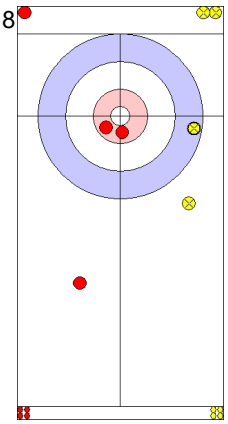
GER: HERBERG D
Draw ↺ 4

9
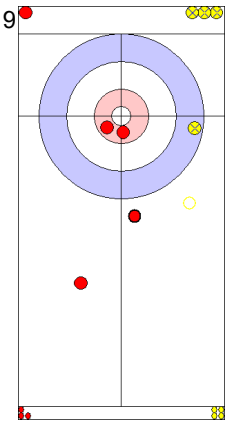
SUI: PAETZ C
Clearing ↺ 4

10
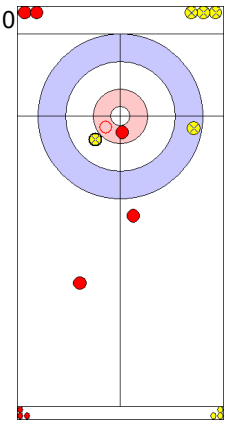
GER: WALTER M
Take-out ↺ 3

11
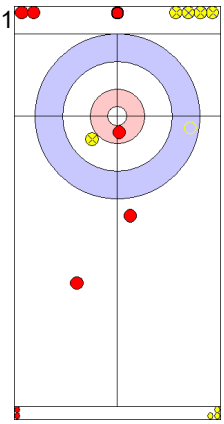
SUI: PAETZ C
Hit and Roll ↺ 2

12
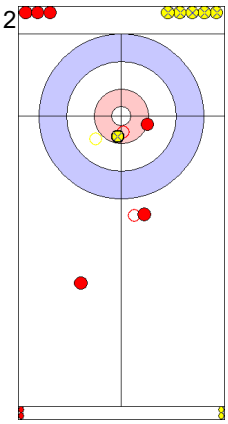
GER: WALTER M
Take-out ↺ 2

13
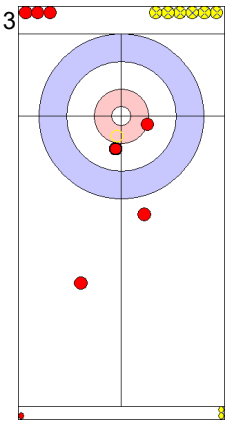
SUI: SCHWARZ B
Take-out ↺ 4

14
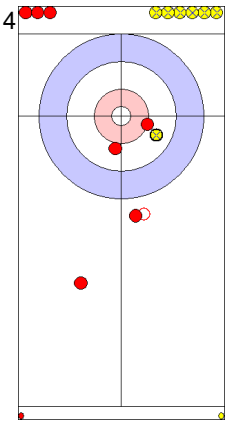
GER: BAUMANN A
Draw ↺ 4

15
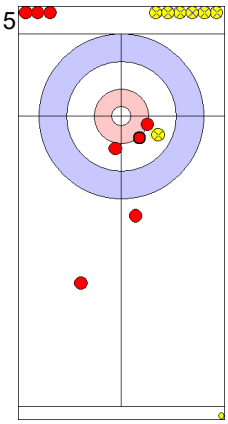
SUI: SCHWARZ B
Draw ↺ 4

16
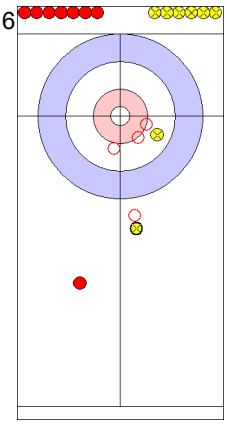
GER: BAUMANN A
Promotion Take-out ↺ 4

	SUI	GER
Total Score	6	3
Time left	00:00	00:00

Game - Shot by Shot

End 8 | **SUI - Switzerland** **6 + 1** (this end) **= 7** | **GER - Germany** **3 + 0** (this end) **= 3**

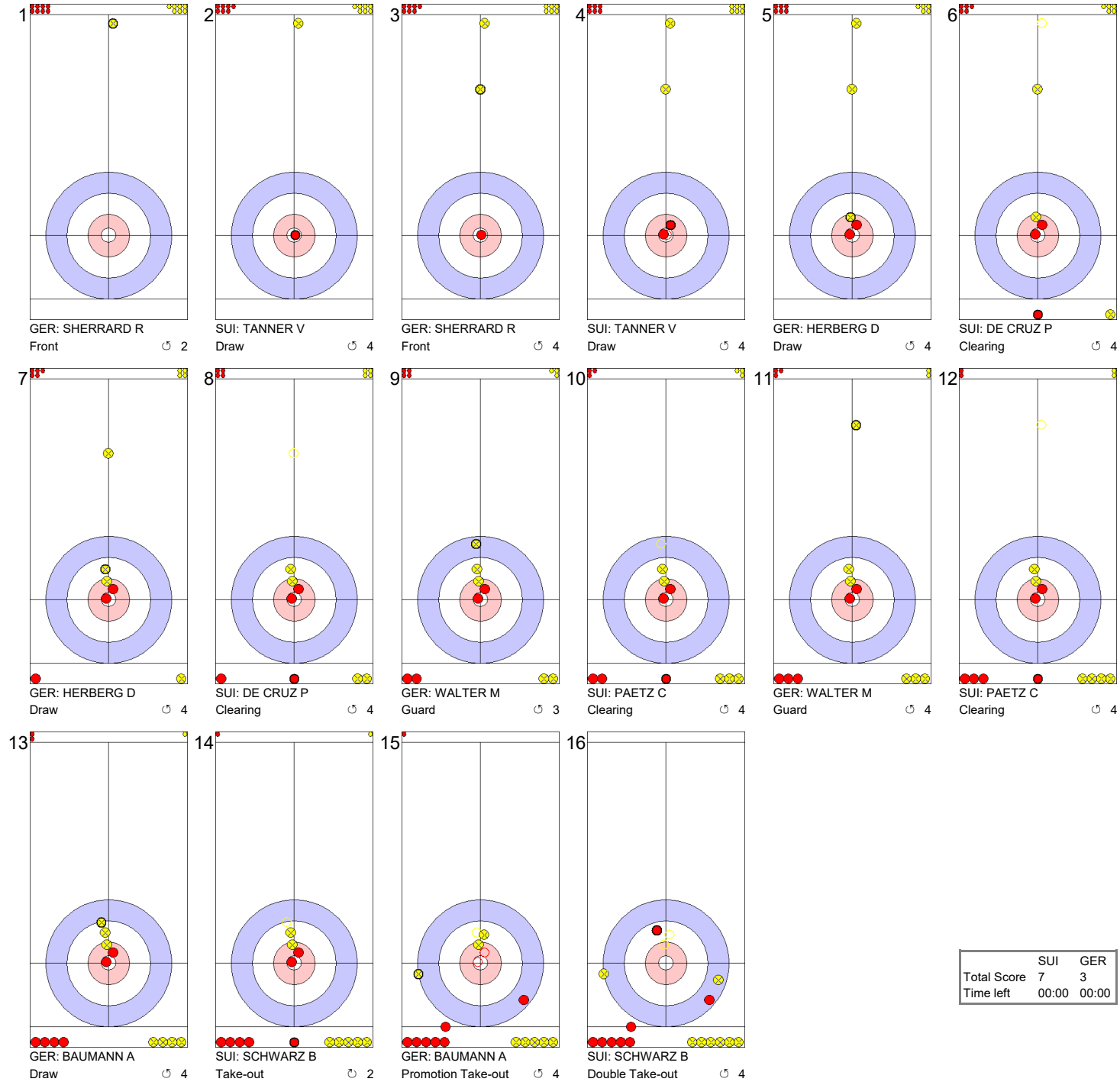

	SUI	GER
Total Score	7	3
Time left	00:00	00:00

Game - Shot by Shot

End 9 | **SUI - Switzerland** **7 + 0** (this end) **= 7** | **GER - Germany** **3 + 1** (this end) **= 4**

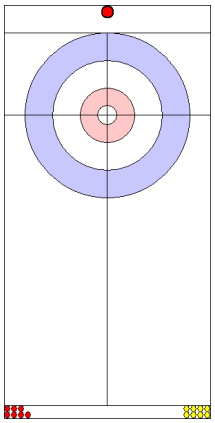
1
SUI: TANNER V
Through ↺ X

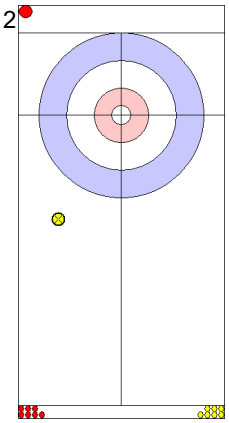
2
GER: SHERRARD R
Front ↺ 4

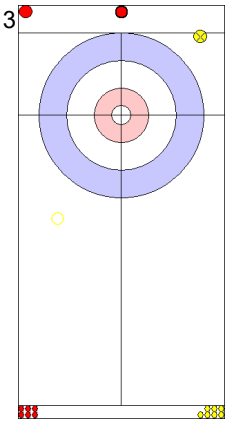
3
SUI: TANNER V
Wick / Soft Peeling ↺ 4

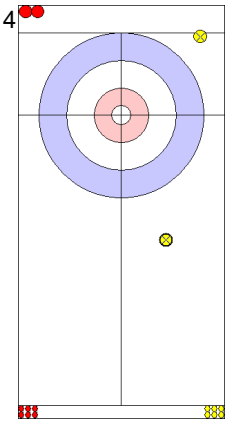
4
GER: SHERRARD R
Front ↺ 4

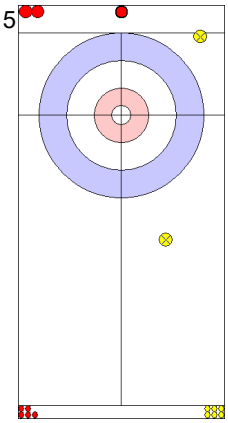
5
SUI: DE CRUZ P
Wick / Soft Peeling ↺ 4

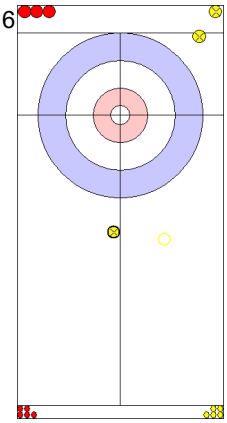
6
GER: HERBERG D
Front ↺ 4

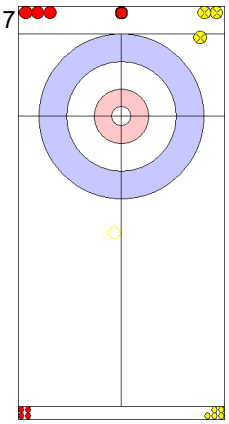
7
SUI: DE CRUZ P
Clearing ↺ 4

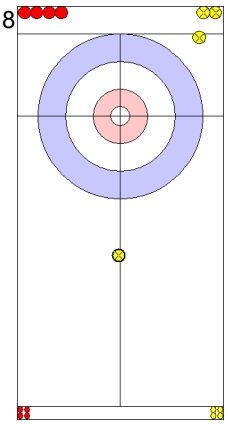
8
GER: HERBERG D
Front ↺ 4

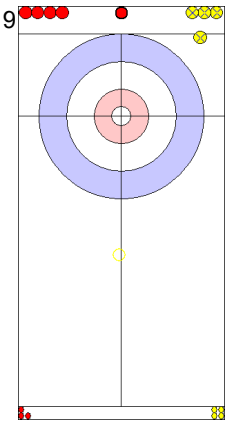
9
SUI: PAETZ C
Clearing ↺ 4

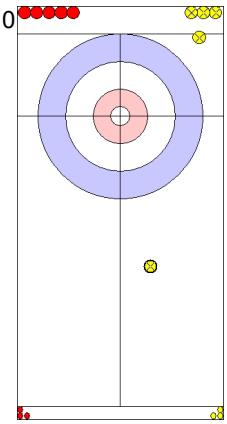
10
GER: WALTER M
Front ↺ 4

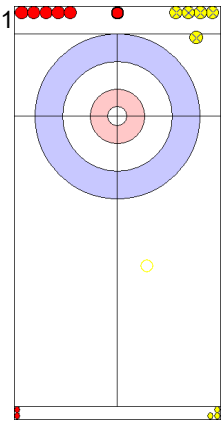
11
SUI: PAETZ C
Clearing ↺ 4

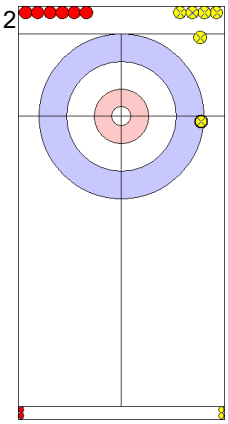
12
GER: WALTER M
Draw ↺ 4

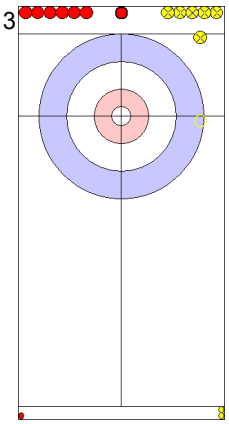
13
SUI: SCHWARZ B
Clearing ↺ 4

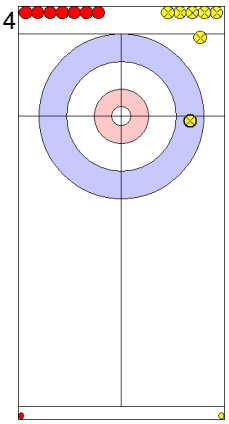
14
GER: BAUMANN A
Draw ↺ 4

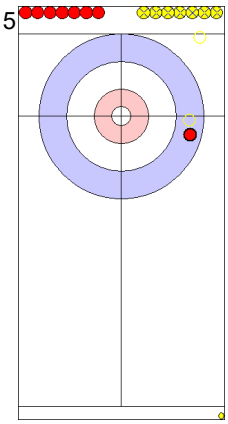
15
SUI: SCHWARZ B
Take-out ↺ 4

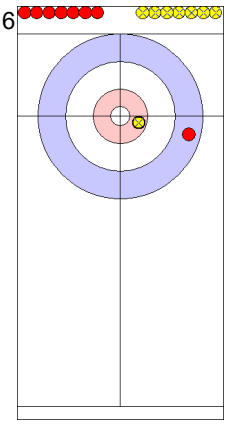
16
GER: BAUMANN A
Draw ↺ 4

Note:
Shot Success Points:
4 = 100%
3 = 75%
2 = 50%
1 = 25%
0 = 0%
X = not considered

Rotation:
↻ Clockwise
↺ Counter-clockwise

	SUI	GER
Total Score	7	4
Time left	04:24	04:30

Game Results

Sheet	Game	Team	LSFE	1	2	3	4	5	6	7	8	9	10	Extra Ends				Total
D	4	SWE - Sweden	*	0	1	0	2	0	1	0	0	4	0					8
	4	NOR - Norway		0	0	1	0	1	0	1	2	0	1					6

SWE - Sweden		Shot Success Game	Shot Success All
4 S	EDIN Niklas	64 %	76 %
3 V	ERIKSSON Oskar	91%	86 %
2	WRANAA Rasmus	79 %	86 %
1	SUNDGREN Christoffer	92 %	86 %
A	LEEK Henrik	-	-
	Team Total	81%	83 %

Last Stone Draw		Distance
↻	WRANAA R	4.8cm
↺	ERIKSSON O	16.1cm
Total		**20.9cm**

Time remaining: 1 minute 26 seconds

NOR - Norway		Shot Success Game	Shot Success All
4 S	WALSTAD Steffen	66 %	74 %
3 V	HOEIBERG Markus	61%	79 %
2	NEDREGOTTEN Magnus	88 %	90 %
1	LINDSTROEM Alexander	84 %	84 %
A	ROELVAAG Sander	-	-
	Team Total	75 %	82 %

Last Stone Draw		Distance
↻	LINDSTROEM A	54.3cm
↺	WALSTAD S	144.6cm
Total		**198.9cm**

Time remaining: 0 minutes 42 seconds

Time-out: end 7 - NOR stone 5

Shot Success Analysis

SWE - Sweden		↻		↺		Game	
4 EDIN Niklas	Draws	1	0 %	9	75 %	10	68 %
	Take-outs	3	67 %	7	57 %	10	60 %
	Total	4	50 %	16	67 %	20	64 %
3 ERIKSSON Oskar	Draws	0	-	6	96 %	6	96 %
	Take-outs	9	94 %	5	80 %	14	89 %
	Total	9	94 %	11	89 %	20	91 %
2 WRANAA Rasmus	Draws	4	44 %	2	75 %	6	54 %
	Take-outs	6	83 %	8	94 %	14	89 %
	Total	10	68 %	10	90 %	20	79 %
1 SUNDGREN Christoffer	Draws	3	100 %	15	90 %	18	92 %
	Take-outs	0	-	0	-	0	-
	Total	3	100 %	15	90 %	18	92 %
A LEEK Henrik	Draws	0	-	0	-	0	-
	Take-outs	0	-	0	-	0	-
	Total	0	-	0	-	0	-
Team	Draws	8	59 %	32	86 %	40	81 %
	Take-outs	18	86 %	20	78 %	38	82 %
	Total	26	78 %	52	83 %	78	81 %

NOR - Norway		↻		↺		Game	
4 WALSTAD Steffen	Draws	4	50 %	7	93 %	11	77 %
	Take-outs	2	50 %	6	50 %	8	50 %
	Total	6	50 %	13	73 %	19	66 %
3 HOEIBERG Markus	Draws	7	79 %	5	85 %	12	81 %
	Take-outs	6	25 %	2	50 %	8	31 %
	Total	13	54 %	7	75 %	20	61 %
2 NEDREGOTTEN Magnus	Draws	11	82 %	4	100 %	15	87 %
	Take-outs	2	100 %	3	83 %	5	90 %
	Total	13	85 %	7	93 %	20	88 %
1 LINDSTROEM Alexander	Draws	5	90 %	13	79 %	18	82 %
	Take-outs	1	100 %	1	100 %	2	100 %
	Total	6	92 %	14	80 %	20	84 %
A ROELVAAG Sander	Draws	0	-	0	-	0	-
	Take-outs	0	-	0	-	0	-
	Total	0	-	0	-	0	-
Team	Draws	27	78 %	29	86 %	56	82 %
	Take-outs	11	50 %	12	63 %	23	57 %
	Total	38	70 %	41	79 %	79	75 %

Note:
Team position and functions are attached to each team member's name as follows:
4 = Fourth, **3** = Third, **2** = Second, **1** = Lead, **A** = Alternate, **S** = Skip, **V** = Vice-Skip

Legend:
↻ Clockwise ↺ Counter-clockwise **LSFE(*)** Last Stone First End

Game - Shot by Shot

End 1 — **SWE - Sweden** **0 + 0** (this end) **= 0** — **NOR - Norway** **0 + 0** (this end) **= 0**

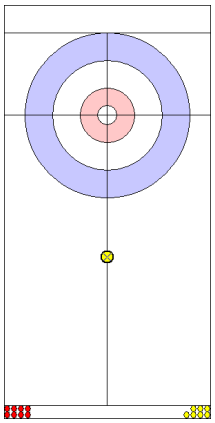

NOR: LINDSTROEM A
Front ↺ 4

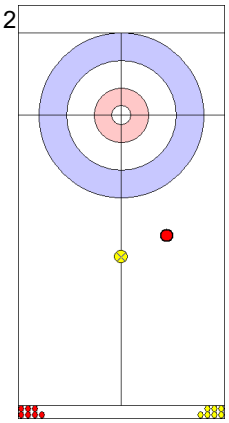

SWE: SUNDGREN C
Front ↻ 4

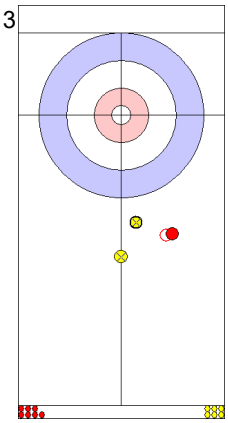

NOR: LINDSTROEM A
Draw ↺ 0

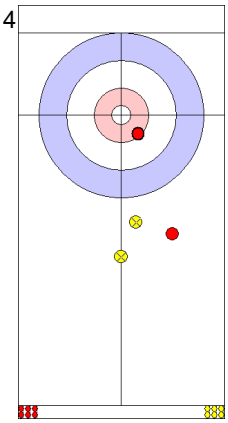

SWE: SUNDGREN C
Draw ↻ 4

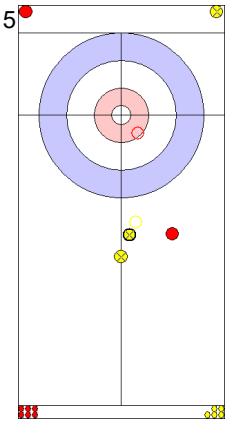

NOR: NEDREGOTTEN M
Promotion Take-out ↺ 2

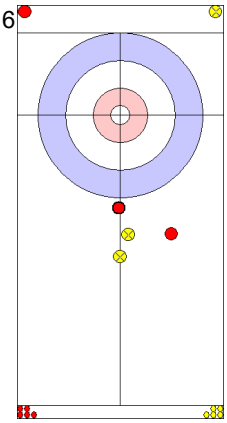

SWE: WRANAA R
Draw ↻ 0

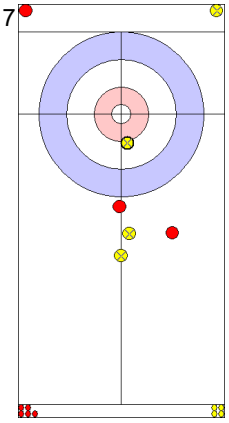

NOR: NEDREGOTTEN M
Draw ↺ 4

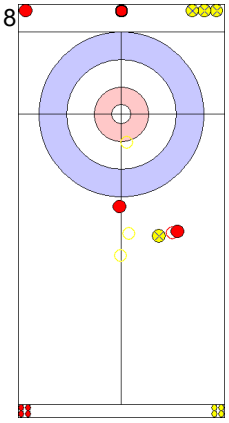

SWE: WRANAA R
Clearing ↻ 4

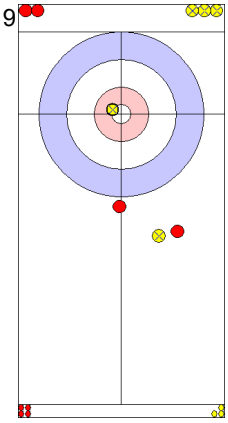

NOR: HOEIBERG M
Draw ↺ 3

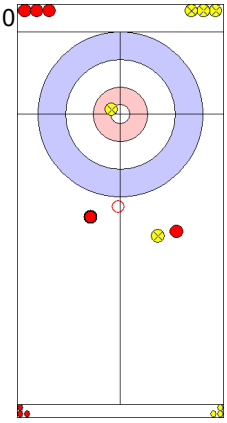

SWE: ERIKSSON O
Promotion Take-out ↺ 0

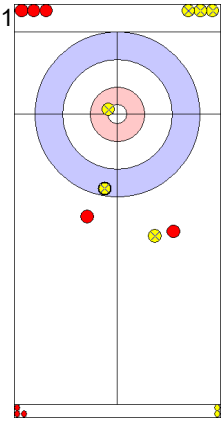

NOR: HOEIBERG M
Draw ↻ 4

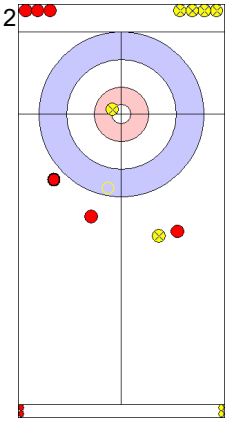

SWE: ERIKSSON O
Double Take-out ↻ 2

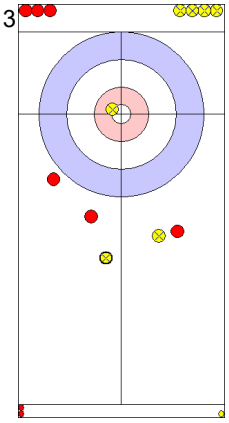

NOR: WALSTAD S
Guard ↺ 2

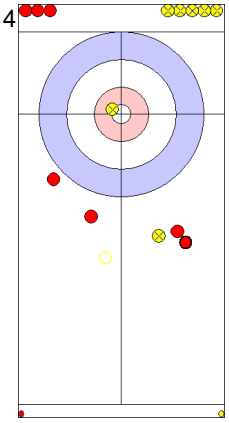

SWE: EDIN N
Take-out ↻ 0

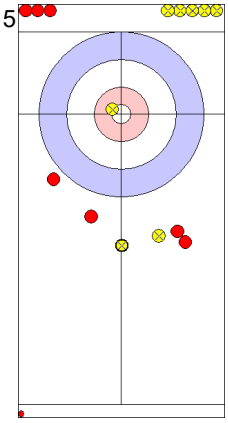

NOR: WALSTAD S
Guard ↺ 2

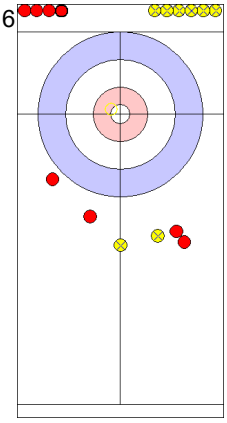

SWE: EDIN N
Clearing ↻ 4

	SWE	NOR
Total Score	0	0
Time left	00:00	00:00

Game - Shot by Shot

End 2 — **SWE - Sweden** **0 + 1** (this end) **= 1** — **NOR - Norway** **0 + 0** (this end) **= 0**

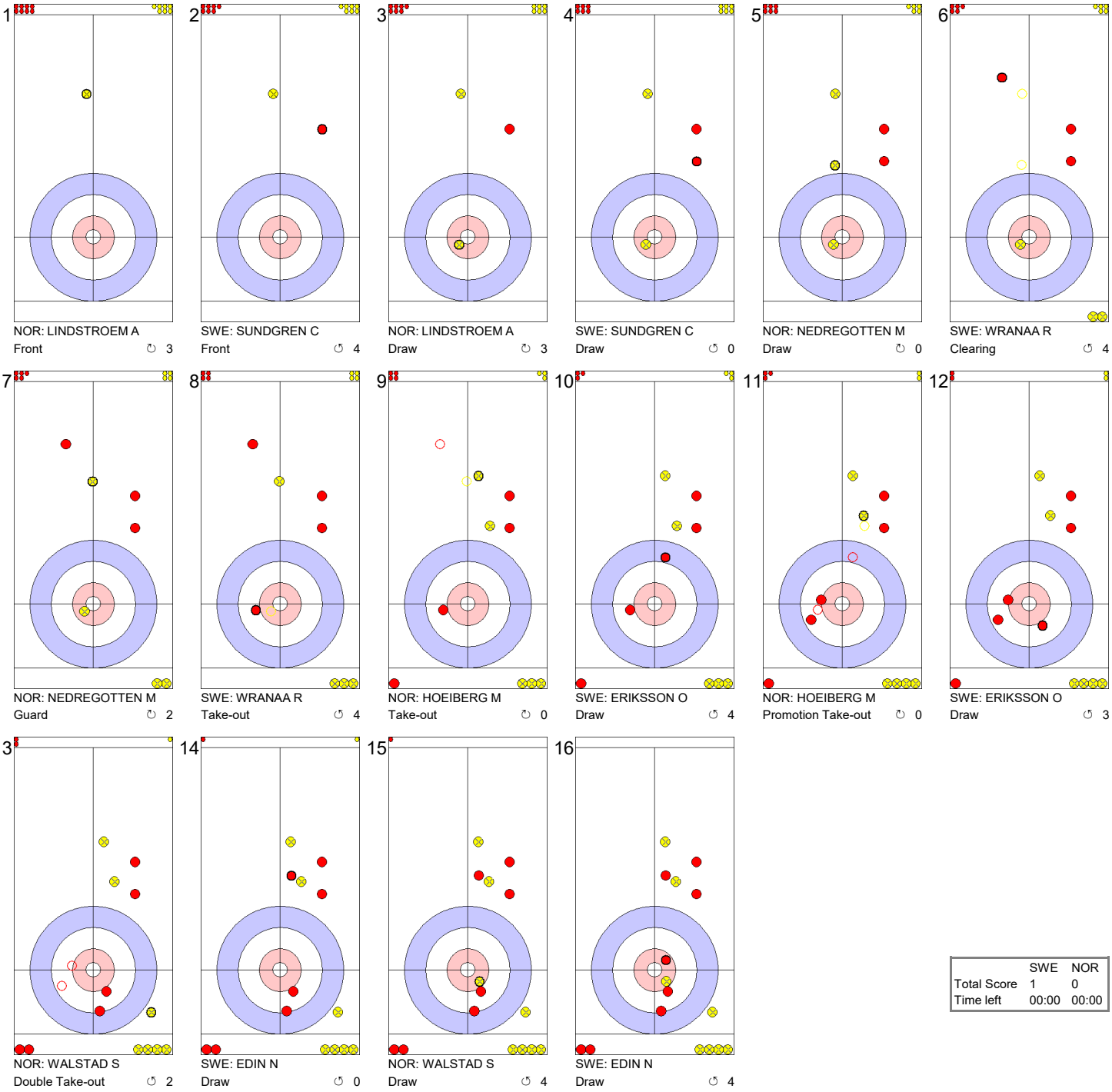

	SWE	NOR
Total Score	1	0
Time left	00:00	00:00

Game - Shot by Shot

End 3 — **SWE - Sweden** **1 + 0** (this end) **= 1** — **NOR - Norway** **0 + 1** (this end) **= 1**



	SWE	NOR
Total Score	1	1
Time left	00:00	00:00

Game - Shot by Shot

End 4 — **SWE - Sweden** **1 + 2** (this end) **= 3** — **NOR - Norway** **1 + 0** (this end) **= 1**

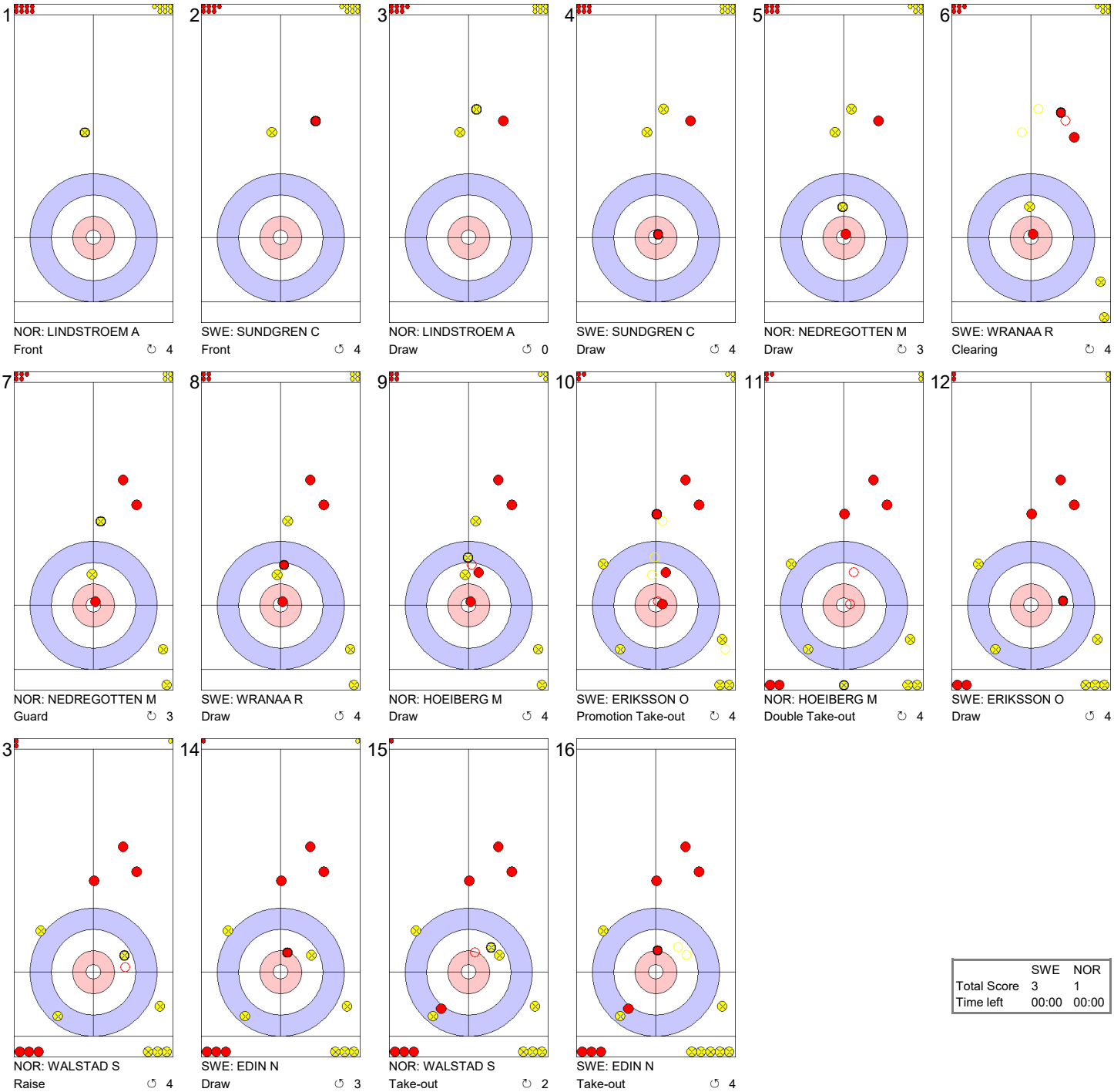

	SWE	NOR
Total Score	3	1
Time left	00:00	00:00

Game - Shot by Shot

End 5 | **SWE - Sweden** **3 + 0** (this end) **= 3** | **NOR - Norway** **1 + 1** (this end) **= 2**



	SWE	NOR
Total Score	3	2
Time left	00:00	00:00

Game - Shot by Shot

End 6 **SWE - Sweden** **3 + 1** (this end) **= 4** **NOR - Norway** **2 + 0** (this end) **= 2**

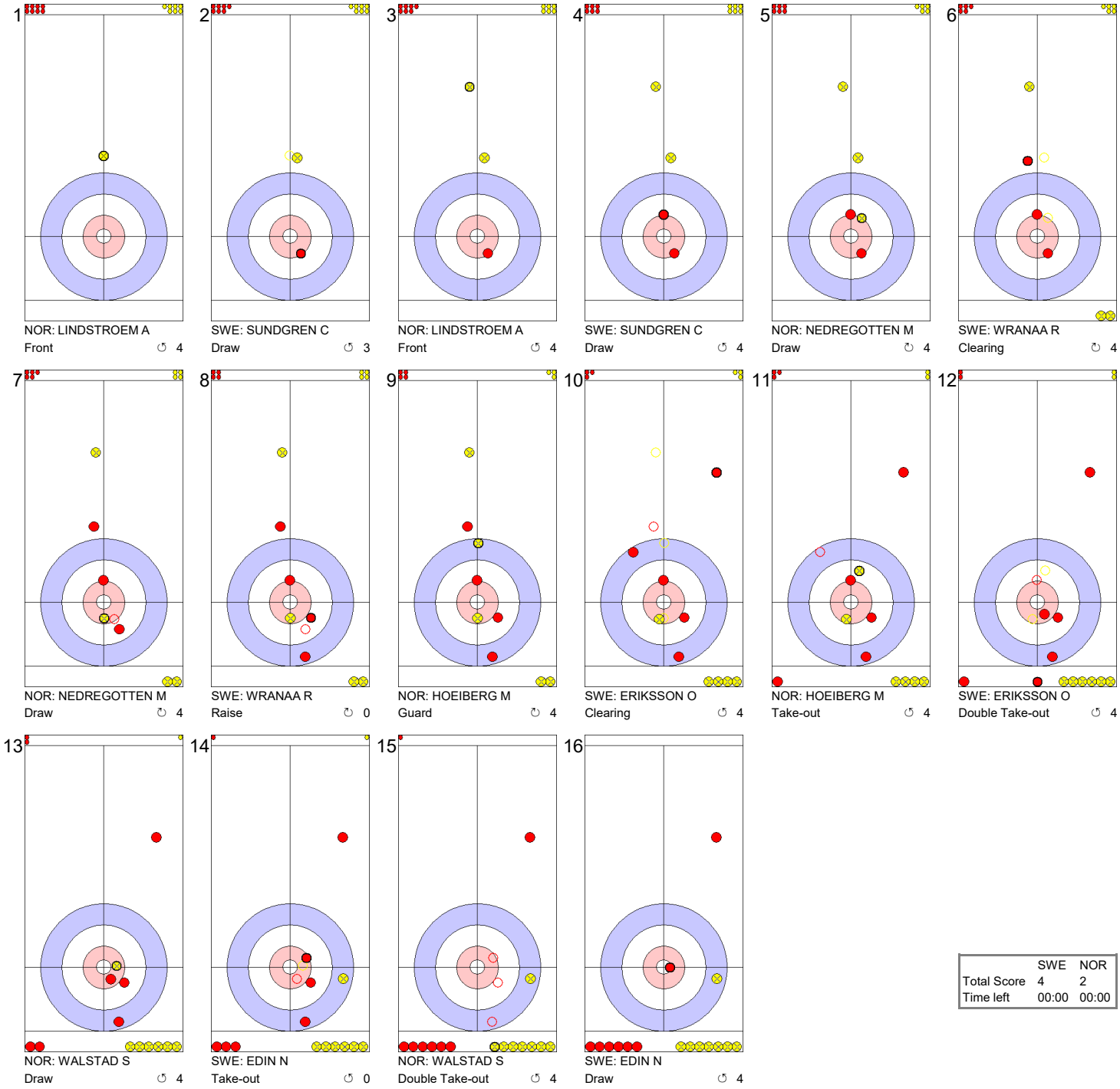

	SWE	NOR
Total Score	4	2
Time left	00:00	00:00

Game - Shot by Shot

End 7 | **SWE - Sweden** **4 + 0** (this end) **= 4** | **NOR - Norway** **2 + 1** (this end) **= 3**

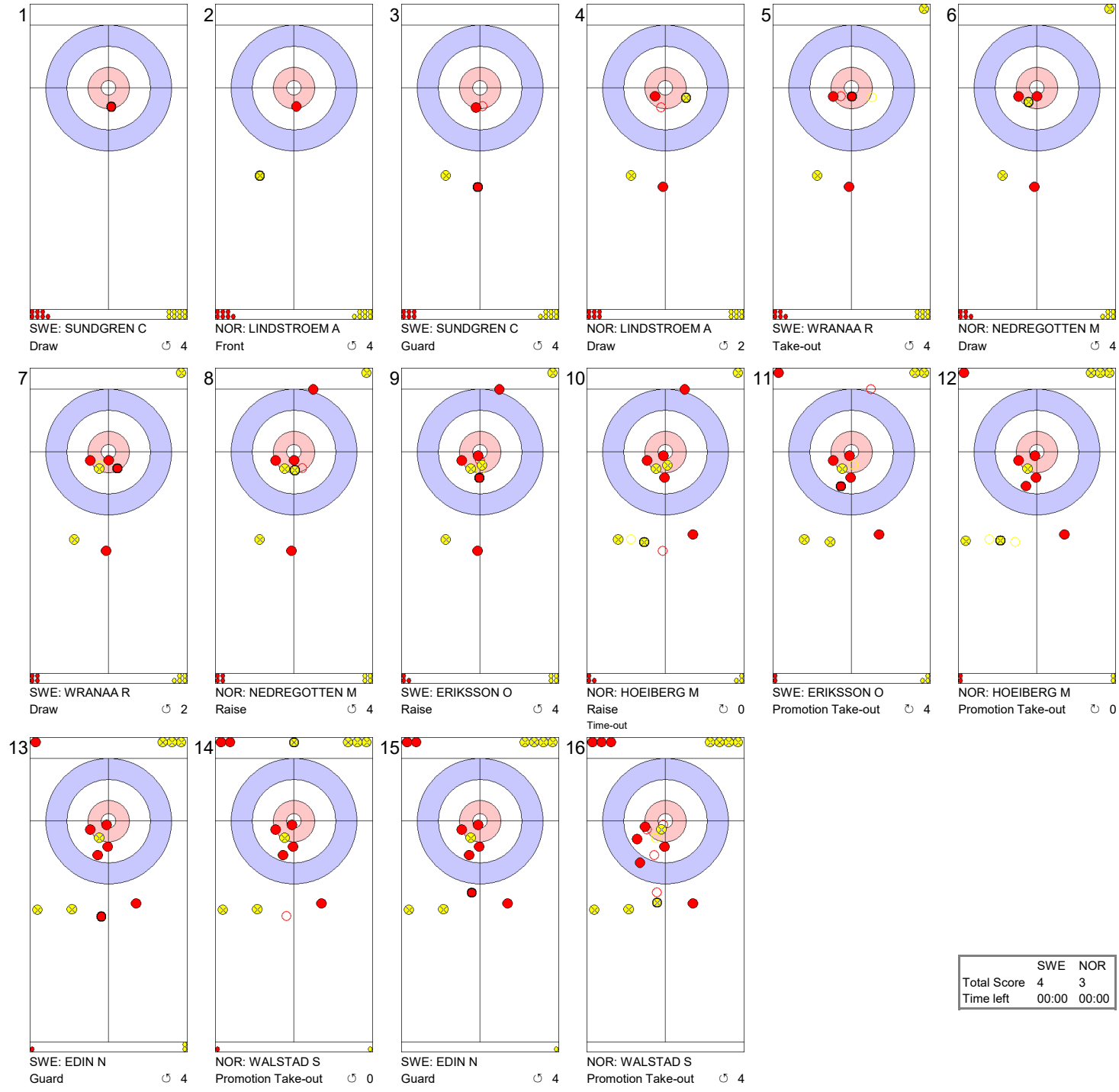

	SWE	NOR
Total Score	4	3
Time left	00:00	00:00

Game - Shot by Shot

End 8 | **SWE - Sweden** **4 + 0** (this end) **= 4** | **NOR - Norway** **3 + 2** (this end) **= 5**



	SWE	NOR
Total Score	4	5
Time left	00:00	00:00

Game - Shot by Shot

End 9 — **SWE - Sweden** **4 + 4** (this end) **= 8** — **NOR - Norway** **5 + 0** (this end) **= 5**



	SWE	NOR
Total Score	8	5
Time left	00:00	00:00

Game - Shot by Shot

End 10 — **SWE - Sweden** **8 + 0** (this end) **= 8** — **NOR - Norway** **5 + 1** (this end) **= 6**

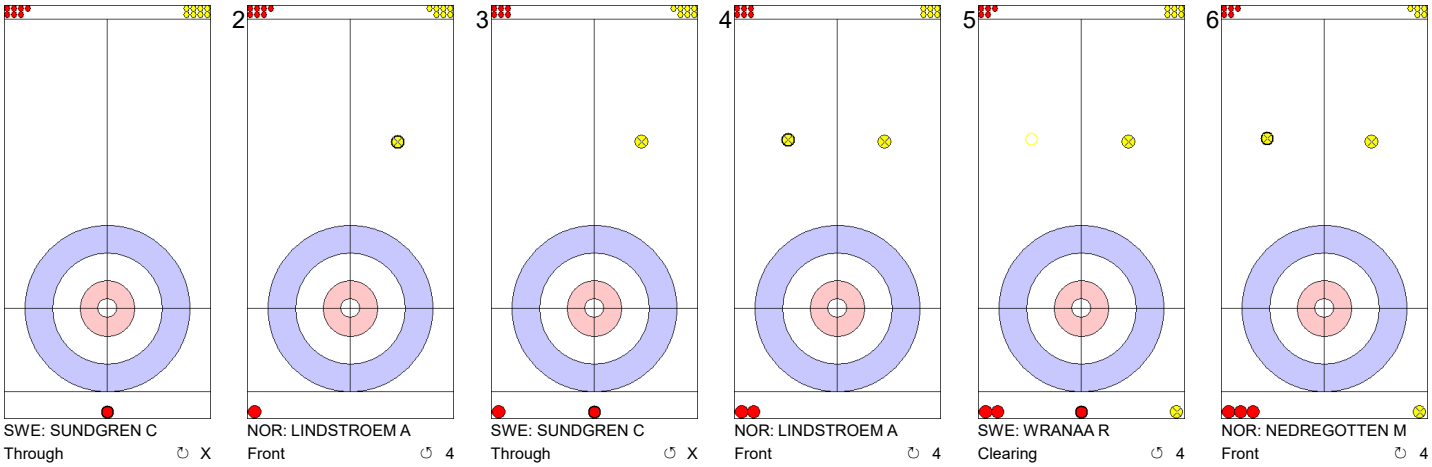

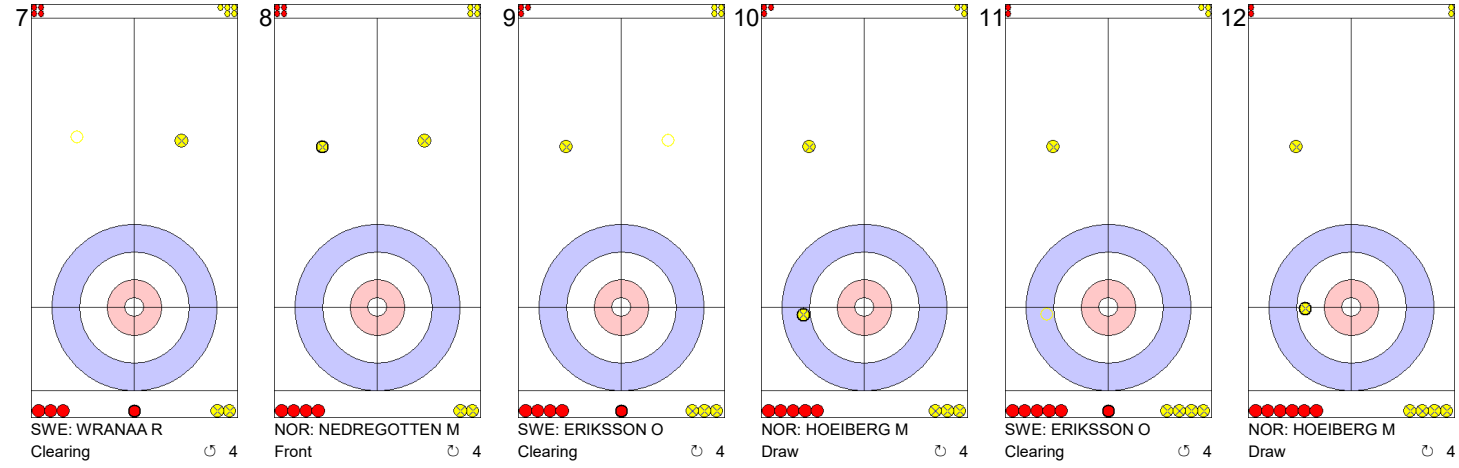

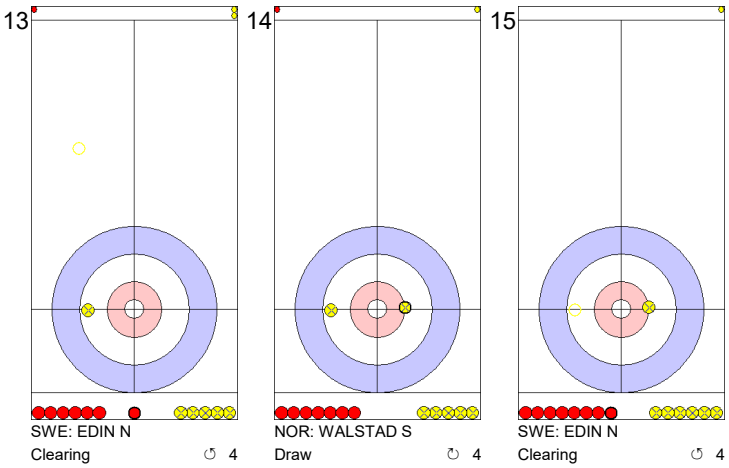

Note:
Shot Success Points:
4 = 100%
3 = 75%
2 = 50%
1 = 25%
0 = 0%
X = not considered

Rotation:
↻ Clockwise
↺ Counter-clockwise

	SWE	NOR
Total Score	8	6
Time left	01:26	00:42

Session Results and Standings

Sheet	Game	Team	LSFE	1	2	3	4	5	6	7	8	9	10	Extra Ends				Total
A	3	CHN - China	*	0	2	0	2	0	1	0	4	0	X					9
	3	RUS - Russia		0	0	2	0	2	0	1	0	1	X					6
B	3	CAN - Canada		0	2	0	0	0	2	0	2	2	0					8
	3	SWE - Sweden	*	2	0	0	2	0	0	1	0	0	1					6
C	3	NOR - Norway	*	0	2	3	0	0	3	0	X	X	X					8
	3	NED - Netherlands		0	0	0	1	1	0	1	X	X	X					3
D	3	JPN - Japan		0	2	0	1	0	0	1	0	0	X					4
	3	SCO - Scotland	*	1	0	2	0	2	1	0	0	1	X					7

Current Standings

Rank	Team	Games	Wins	Losses
1	CAN - Canada	3	3	0
2	ITA - Italy	3	2	1
2	JPN - Japan	3	2	1
2	NOR - Norway	3	2	1
2	SCO - Scotland	3	2	1
2	SUI - Switzerland	3	2	1
2	SWE - Sweden	3	2	1
8	CHN - China	3	1	2
8	GER - Germany	3	1	2
8	USA - United States	3	1	2
11	NED - Netherlands	3	0	3
11	RUS - Russia	3	0	3

Attendance

Session: 5'169 Total: 21'728

Note:
Under WCF rules, tie-breaking rules for standings are not applied until after the last game of the Round Robin.

Legend:
LSFE(*) Last Stone First End **X** Unplayed/unfinished end due to concession

Game Results

Sheet	Game	Team	LSFE	1	2	3	4	5	6	7	8	9	10	Extra Ends	Total
A	3	CHN - China	*	0	2	0	2	0	1	0	4	0	X		9
	3	RUS - Russia		0	0	2	0	2	0	1	0	1	X		6

CHN - China		Shot Success Game	Shot Success All
4 S	LIU Rui	89%	78%
3 V	XU Xiaoming	83%	75%
2	BA Dexin	90%	82%
1	ZANG Jialiang	88%	83%
A	ZOU Qiang	-	-
	Team Total	88%	80%

Last Stone Draw		Distance
↻	ZANG J	15.0cm
↺	BA D	13.7cm
Total		**28.7cm**

Time remaining: 4 minutes 16 seconds

RUS - Russia		Shot Success Game	Shot Success All
4 S	TIMOFEEV Alexey	84%	70%
3 V	STUKALSKIY Alexey	76%	72%
2	GADZHIKHANOV Timur	73%	64%
1	RAZHABOV Artur	85%	78%
A	KLIMOV Evgeny	-	-
	Team Total	79%	71%

Last Stone Draw		Distance
↻	TIMOFEEV A	34.7cm
↺	GADZHIKHANOV T	43.4cm
Total		**78.1cm**

Time remaining: 1 minute 32 seconds

Shot Success Analysis

CHN - China		↻		↺		Game	
4 LIU Rui	Draws	5	85%	4	94%	9	89%
	Take-outs	5	100%	5	80%	10	90%
	Total	10	93%	9	86%	19	89%
3 XU Xiaoming	Draws	1	0%	4	94%	5	75%
	Take-outs	11	86%	4	81%	15	85%
	Total	12	79%	8	88%	20	83%
2 BA Dexin	Draws	3	100%	2	75%	5	90%
	Take-outs	4	100%	11	86%	15	90%
	Total	7	100%	13	85%	20	90%
1 ZANG Jialiang	Draws	11	91%	1	50%	12	88%
	Take-outs	4	88%	1	100%	5	90%
	Total	15	90%	2	75%	17	88%
A ZOU Qiang	Draws	0	-	0	-	0	-
	Take-outs	0	-	0	-	0	-
	Total	0	-	0	-	0	-
Team	Draws	20	86%	11	86%	31	86%
	Take-outs	24	92%	21	85%	45	88%
	Total	44	89%	32	85%	76	88%

RUS - Russia		↻		↺		Game	
4 TIMOFEEV Alexey	Draws	3	92%	6	83%	9	86%
	Take-outs	8	78%	2	100%	10	83%
	Total	11	82%	8	88%	19	84%
3 STUKALSKIY Alexey	Draws	5	80%	1	0%	6	67%
	Take-outs	9	75%	5	90%	14	80%
	Total	14	77%	6	75%	20	76%
2 GADZHIKHANOV Timur	Draws	6	58%	5	60%	11	59%
	Take-outs	6	83%	3	100%	9	89%
	Total	12	71%	8	75%	20	73%
1 RAZHABOV Artur	Draws	2	100%	14	82%	16	84%
	Take-outs	2	75%	2	100%	4	88%
	Total	4	88%	16	84%	20	85%
A KLIMOV Evgeny	Draws	0	-	0	-	0	-
	Take-outs	0	-	0	-	0	-
	Total	0	-	0	-	0	-
Team	Draws	16	77%	26	75%	42	76%
	Take-outs	25	78%	12	96%	37	84%
	Total	41	77%	38	82%	79	79%

Note:
Team position and functions are attached to each team member's name as follows:
4 = Fourth, **3** = Third, **2** = Second, **1** = Lead, **A** = Alternate, **S** = Skip, **V** = Vice-Skip

Legend:
↻ Clockwise ↺ Counter-clockwise **LSFE(*)** Last Stone First End
X Unplayed/unfinished end due to concession

Game - Shot by Shot

End 1 — **CHN - China** **0 + 0** (this end) **= 0** — **RUS - Russia** **0 + 0** (this end) **= 0**

1
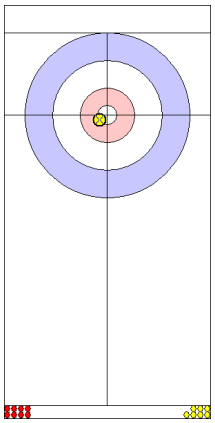
RUS: RAZHABOV A
Draw ↻ 4

2
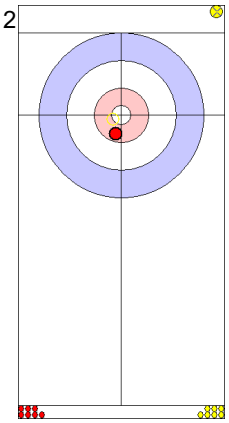
CHN: ZANG J
Take-out ↻ 4

3
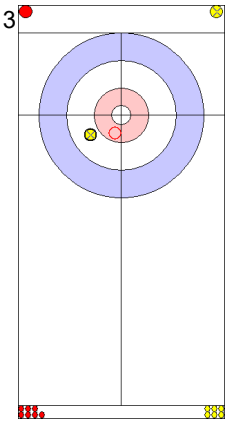
RUS: RAZHABOV A
Take-out ↻ 4

4
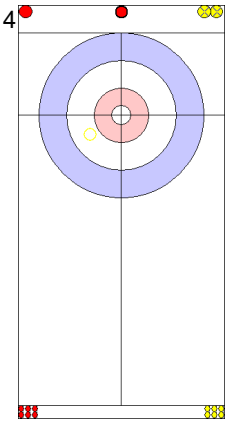
CHN: ZANG J
Take-out ↻ 2

5
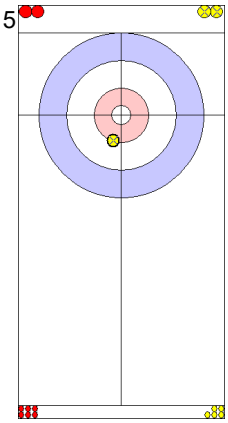
RUS: GADZHIKHANOV T
Draw ↻ 4

6
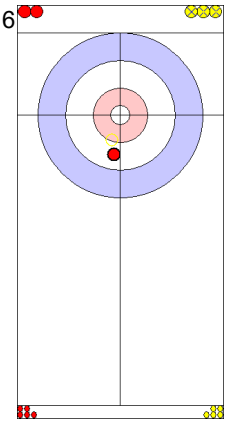
CHN: BA D
Take-out ↻ 4

7
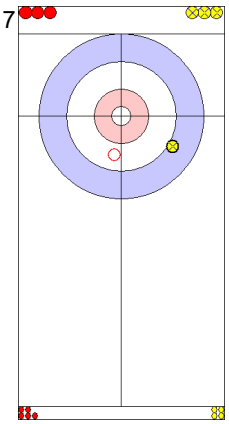
RUS: GADZHIKHANOV T
Take-out ↻ 4

8
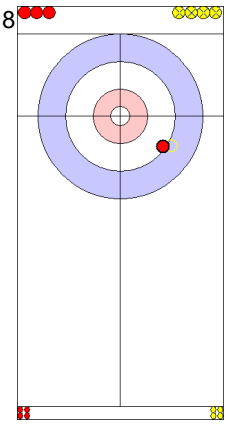
CHN: BA D
Take-out ↻ 4

9
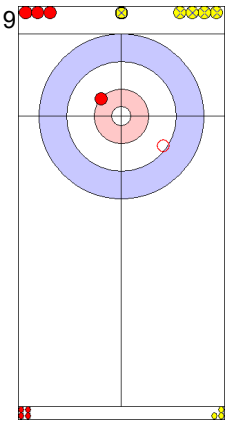
RUS: STUKALSKIY A
Take-out ↻ 4

10
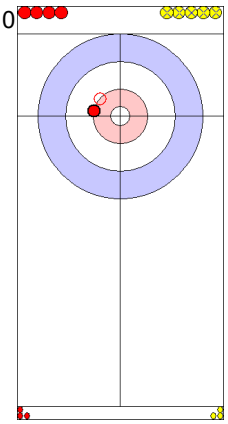
CHN: XU X
Take-out ↻ 4

11
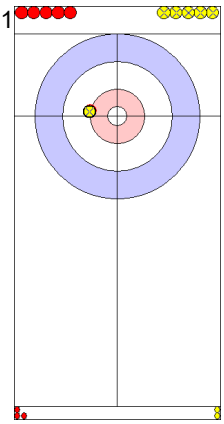
RUS: STUKALSKIY A
Take-out ↻ 4

12
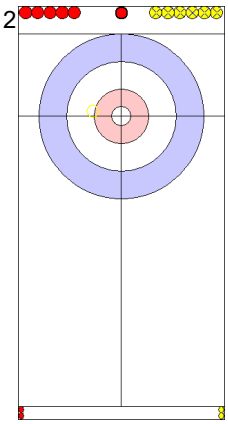
CHN: XU X
Take-out ↻ 2

13
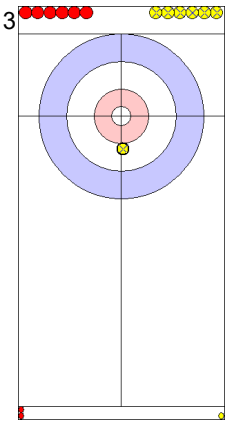
RUS: TIMOFEEV A
Draw ↻ 4

14
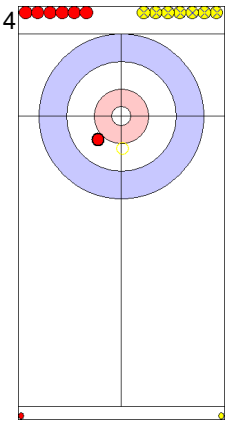
CHN: LIU R
Take-out ↻ 4

15
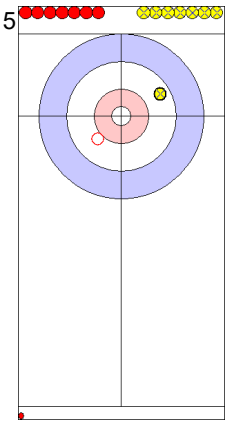
RUS: TIMOFEEV A
Take-out ↻ 4

16
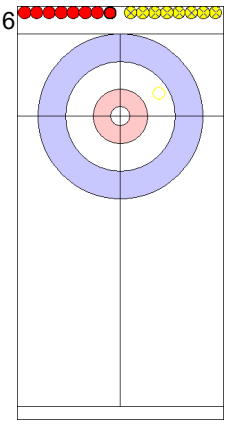
CHN: LIU R
Clearing ↻ 4

	CHN	RUS
Total Score	0	0
Time left	00:00	00:00

Game - Shot by Shot

End 2 | **CHN - China** **0 + 2** (this end) **= 2** | **RUS - Russia** **0 + 0** (this end) **= 0**

1
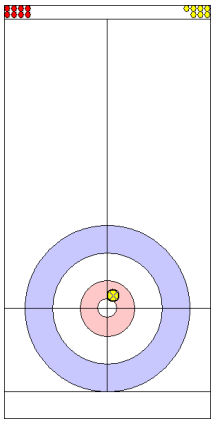
RUS: RAZHABOV A
Draw ↻ 4

2
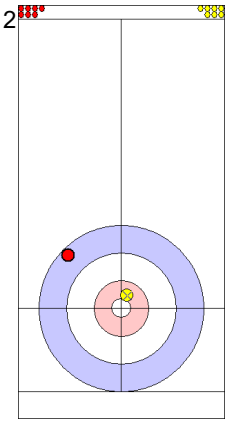
CHN: ZANG J
Front ↻ 2

3
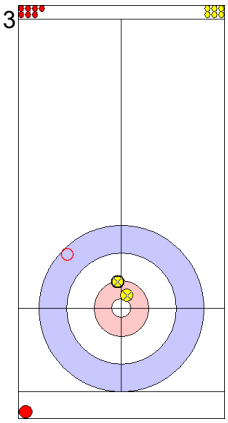
RUS: RAZHABOV A
Hit and Roll ↻ 4

4
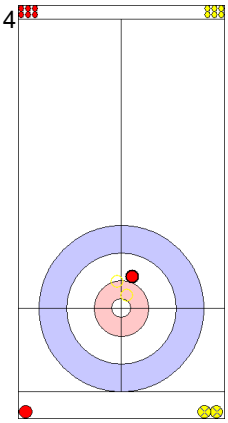
CHN: ZANG J
Double Take-out ↻ 4

5
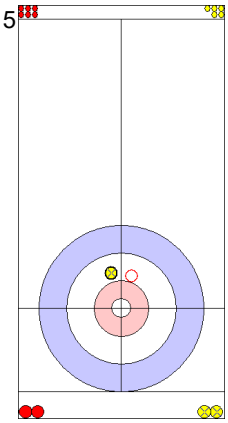
RUS: GADZHIKHANOV T
Take-out ↻ 4

6
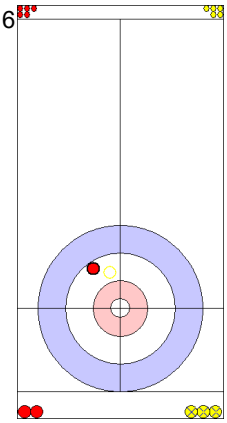
CHN: BA D
Take-out ↻ 4

7
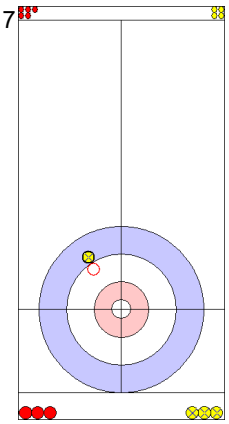
RUS: GADZHIKHANOV T
Take-out ↻ 4

8
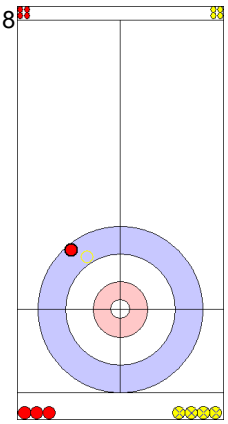
CHN: BA D
Take-out ↻ 4

9
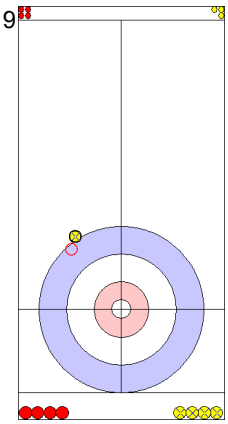
RUS: STUKALSKIY A
Take-out ↻ 4

10
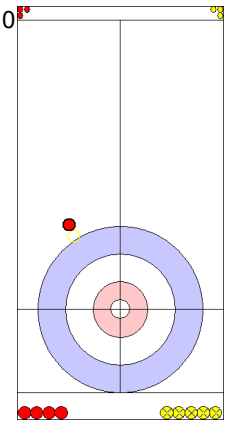
CHN: XU X
Hit and Roll ↻ 2

11
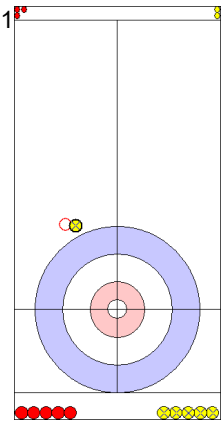
RUS: STUKALSKIY A
Hit and Roll ↻ 2

12
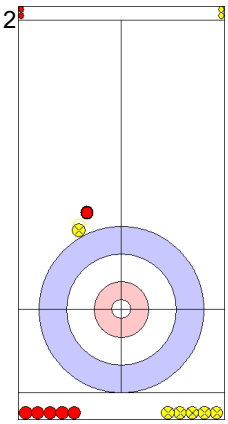
CHN: XU X
Draw ↻ 0

13
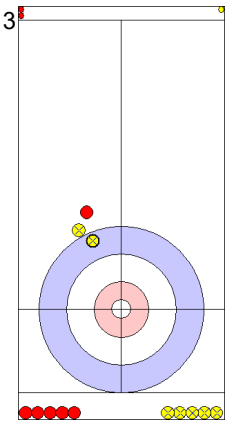
RUS: TIMOFEEV A
Draw ↻ 3

14
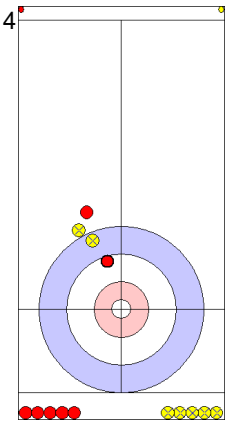
CHN: LIU R
Draw ↻ 2

15
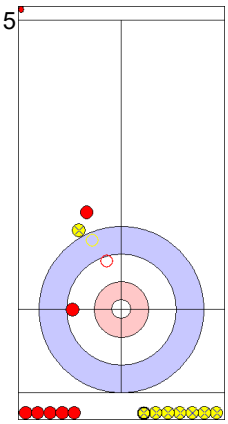
RUS: TIMOFEEV A
Take-out ↻ 0

16
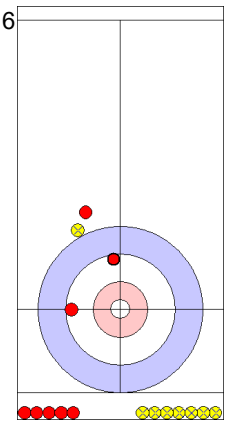
CHN: LIU R
Draw ↻ 4

	CHN	RUS
Total Score	2	0
Time left	00:00	00:00

Game - Shot by Shot

End 3 | **CHN - China** **2 + 0** (this end) **= 2** | **RUS - Russia** **0 + 2** (this end) **= 2**

1
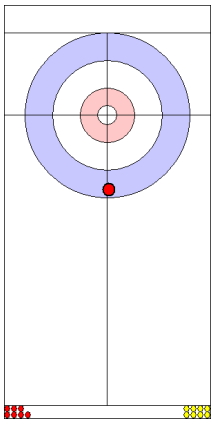
CHN: ZANG J
Draw ↺ 4

2
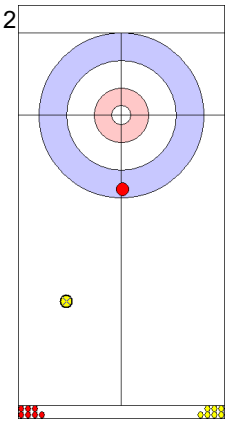
RUS: RAZHABOV A
Front ↺ 4

3
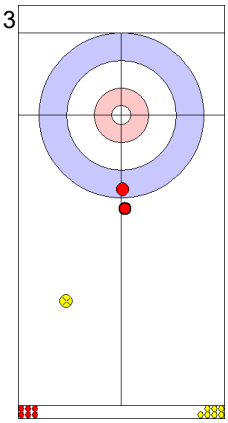
CHN: ZANG J
Draw ↺ 2

4
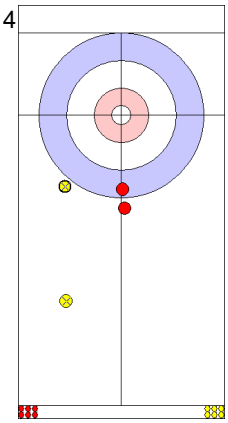
RUS: RAZHABOV A
Draw ↺ 1

5
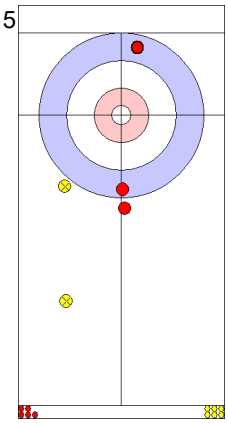
CHN: BA D
Draw ↺ 2

6
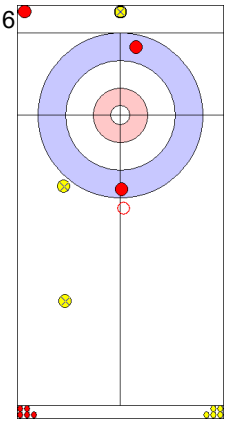
RUS: GADZHIKHANOV T
Clearing ↺ 4

7
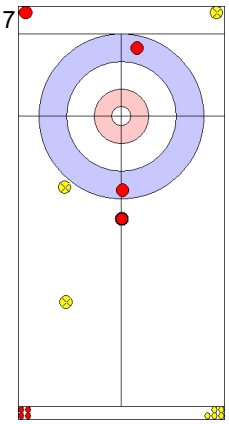
CHN: BA D
Guard ↺ 4

8
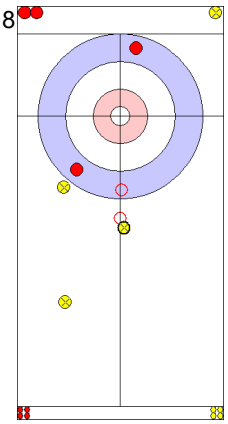
RUS: GADZHIKHANOV T
Double Take-out ↺ 2

9
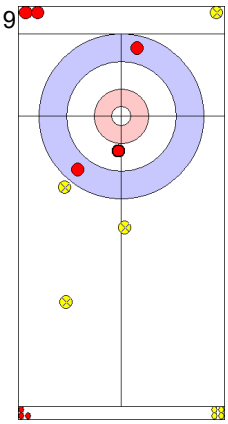
CHN: XU X
Draw ↺ 4

10
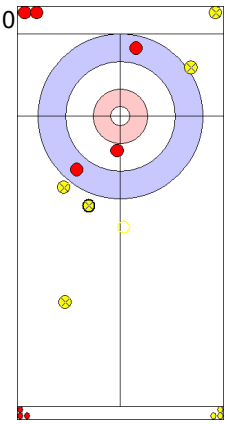
RUS: STUKALSKIY A
Take-out ↺ 1
Slow Take-out

11
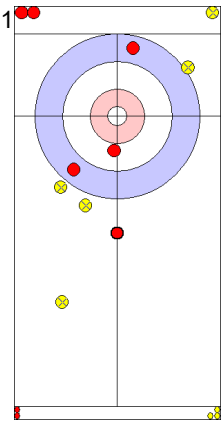
CHN: XU X
Guard ↺ 4

12
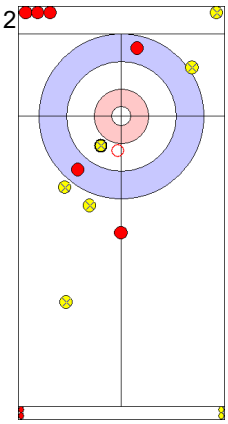
RUS: STUKALSKIY A
Take-out ↺ 4
Slow Take-out

13
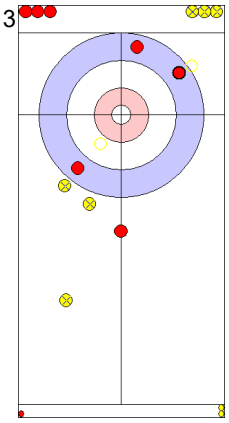
CHN: LIU R
Double Take-out ↺ 4

14
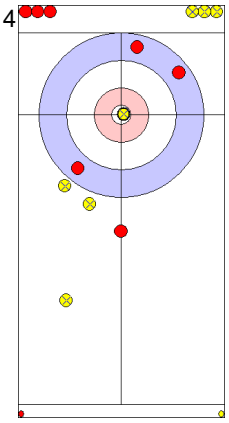
RUS: TIMOFEEV A
Draw ↺ 4

15
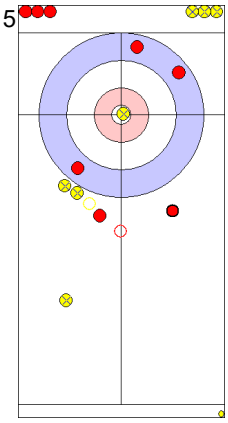
CHN: LIU R
Take-out ↺ 0
Slow Take-out

16
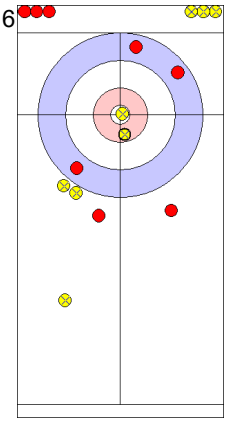
RUS: TIMOFEEV A
Draw ↺ 4

	CHN	RUS
Total Score	2	2
Time left	00:00	00:00

Game - Shot by Shot

End 4 | **CHN - China** **2 + 2** (this end) **= 4** | **RUS - Russia** **2 + 0** (this end) **= 2**

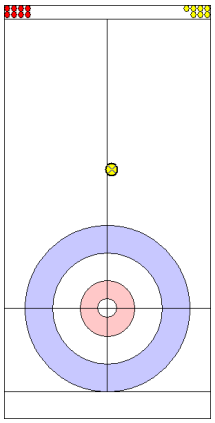

1 RUS: RAZHABOV A — Front ↺ 4

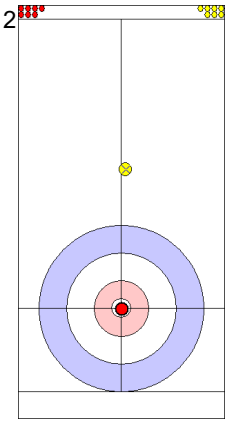

2 CHN: ZANG J — Draw ↺ 4

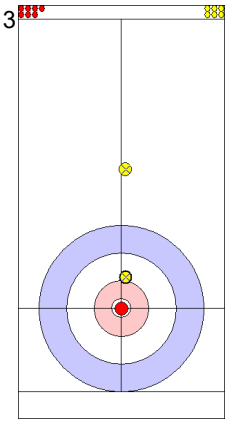

3 RUS: RAZHABOV A — Draw ↺ 4

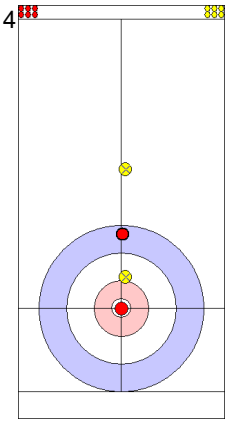

4 CHN: ZANG J — Draw ↺ 2

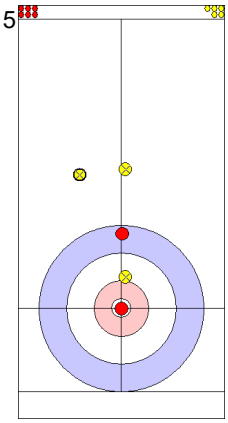

5 RUS: GADZHIKHANOV T — Draw ↺ 0

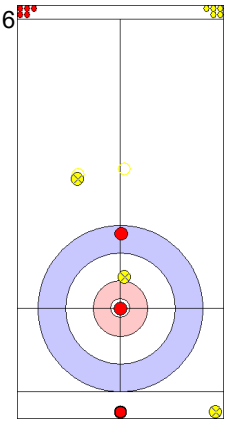

6 CHN: BA D — Clearing ↺ 4

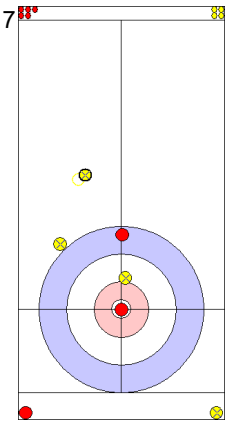

7 RUS: GADZHIKHANOV T — Draw ↺ 0

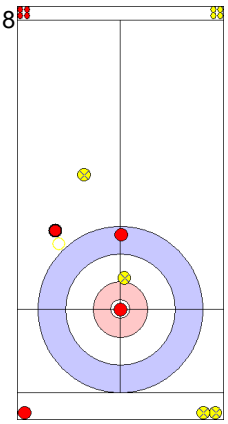

8 CHN: BA D — Hit and Roll ↺ 1

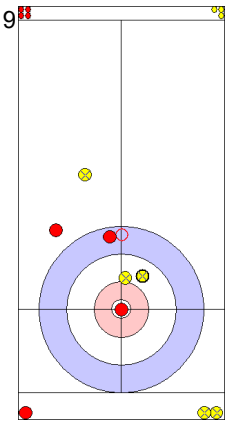

9 RUS: STUKALSKIY A — Raise ↺ 3

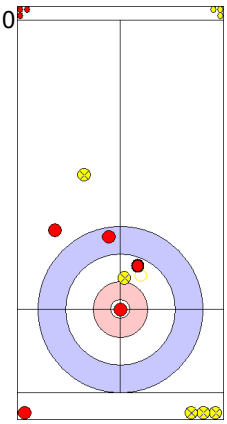

10 CHN: XU X — Take-out ↺ 4

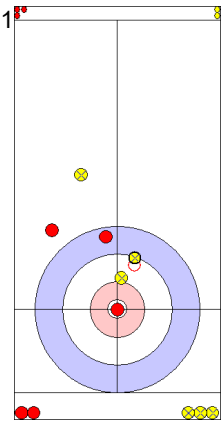

11 RUS: STUKALSKIY A — Take-out ↺ 4

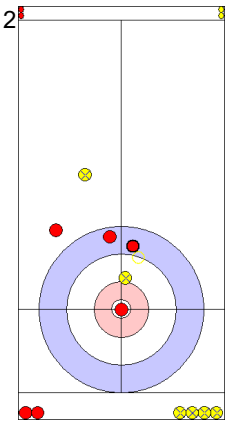

12 CHN: XU X — Double Take-out ↺ 2

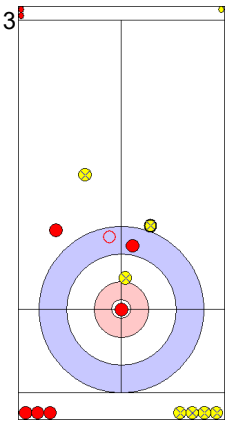

13 RUS: TIMOFEEV A — Promotion Take-out ↺ 2

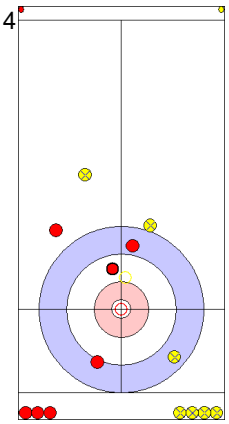

14 CHN: LIU R — Raise ↺ 4

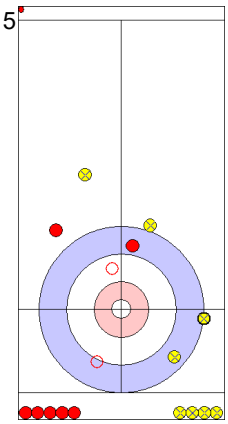

15 RUS: TIMOFEEV A — Double Take-out ↺ 4

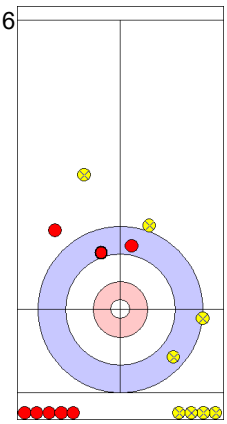

16 CHN: LIU R — Draw ↺ 4

	CHN	RUS
Total Score	4	2
Time left	00:00	00:00

Game - Shot by Shot

End 5 | **CHN - China** **4 + 0** (this end) **= 4** | **RUS - Russia** **2 + 2** (this end) **= 4**

1
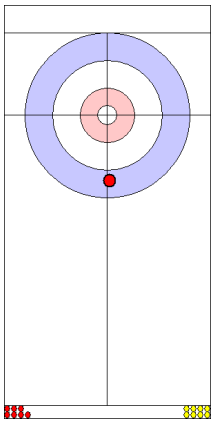
CHN: ZANG J
Draw ↻ 4

2
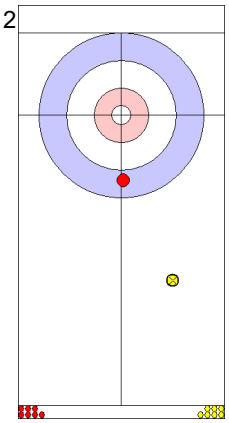
RUS: RAZHABOV A
Front ↻ 4

3
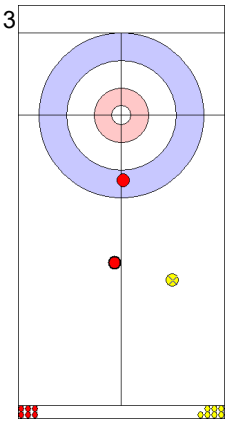
CHN: ZANG J
Front ↻ 4

4
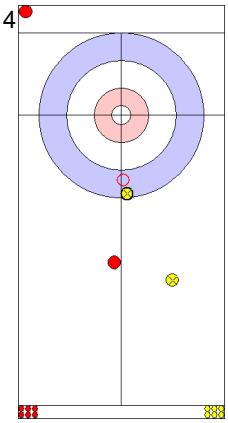
RUS: RAZHABOV A
Take-out ↻ 4

5
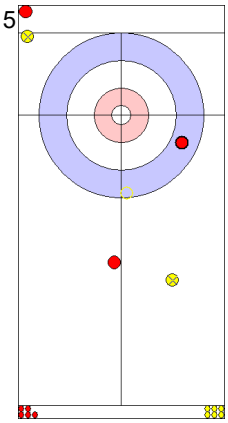
CHN: BA D
Hit and Roll ↻ 4

6
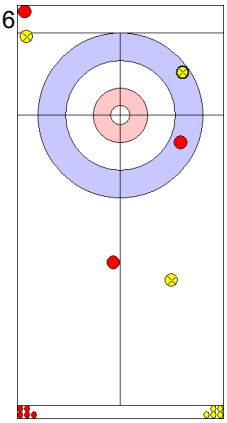
RUS: GADZHIKHANOV T
Draw ↻ 2

7
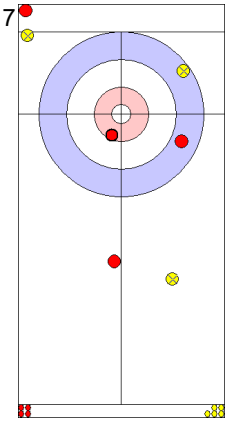
CHN: BA D
Draw ↻ 4

8
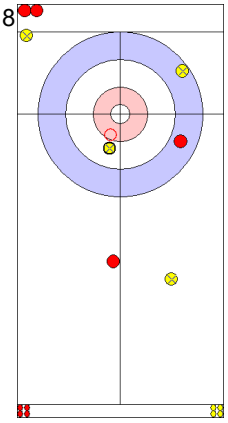
RUS: GADZHIKHANOV T
Take-out ↻ 4
Slow Take-out

9
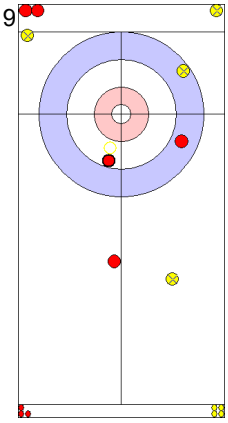
CHN: XU X
Take-out ↻ 4
Slow Take-out

10
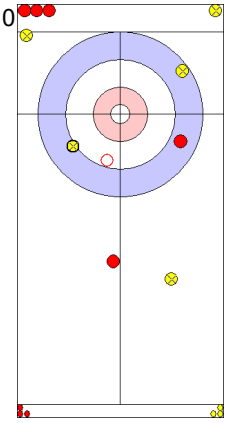
RUS: STUKALSKIY A
Take-out ↻ 4
Slow Take-out

11
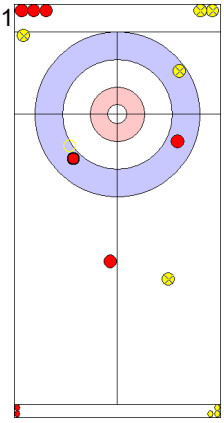
CHN: XU X
Take-out ↻ 4

12
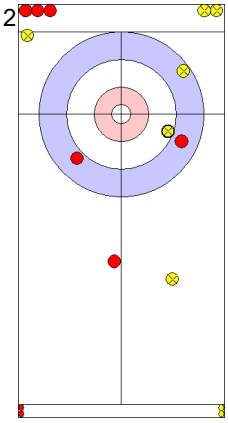
RUS: STUKALSKIY A
Draw ↻ 4

13
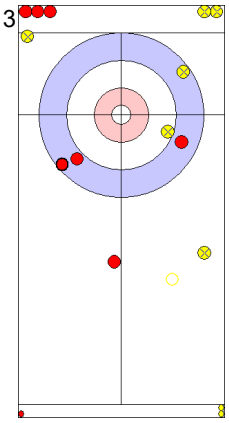
CHN: LIU R
Raise ↻ 3
Soft-Peeling

14
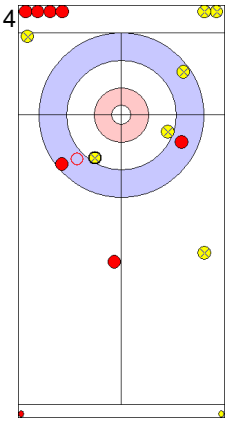
RUS: TIMOFEEV A
Hit and Roll ↻ 3

15
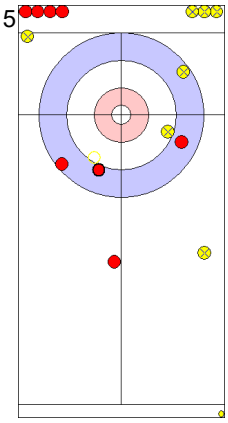
CHN: LIU R
Take-out ↻ 4

16
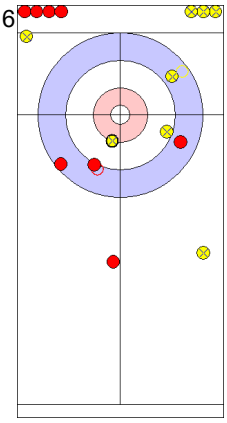
RUS: TIMOFEEV A
Draw ↻ 4

	CHN	RUS
Total Score	4	4
Time left	00:00	00:00

Game - Shot by Shot

End 6 | **CHN - China** **4 + 1** (this end) **= 5** | **RUS - Russia** **4 + 0** (this end) **= 4**

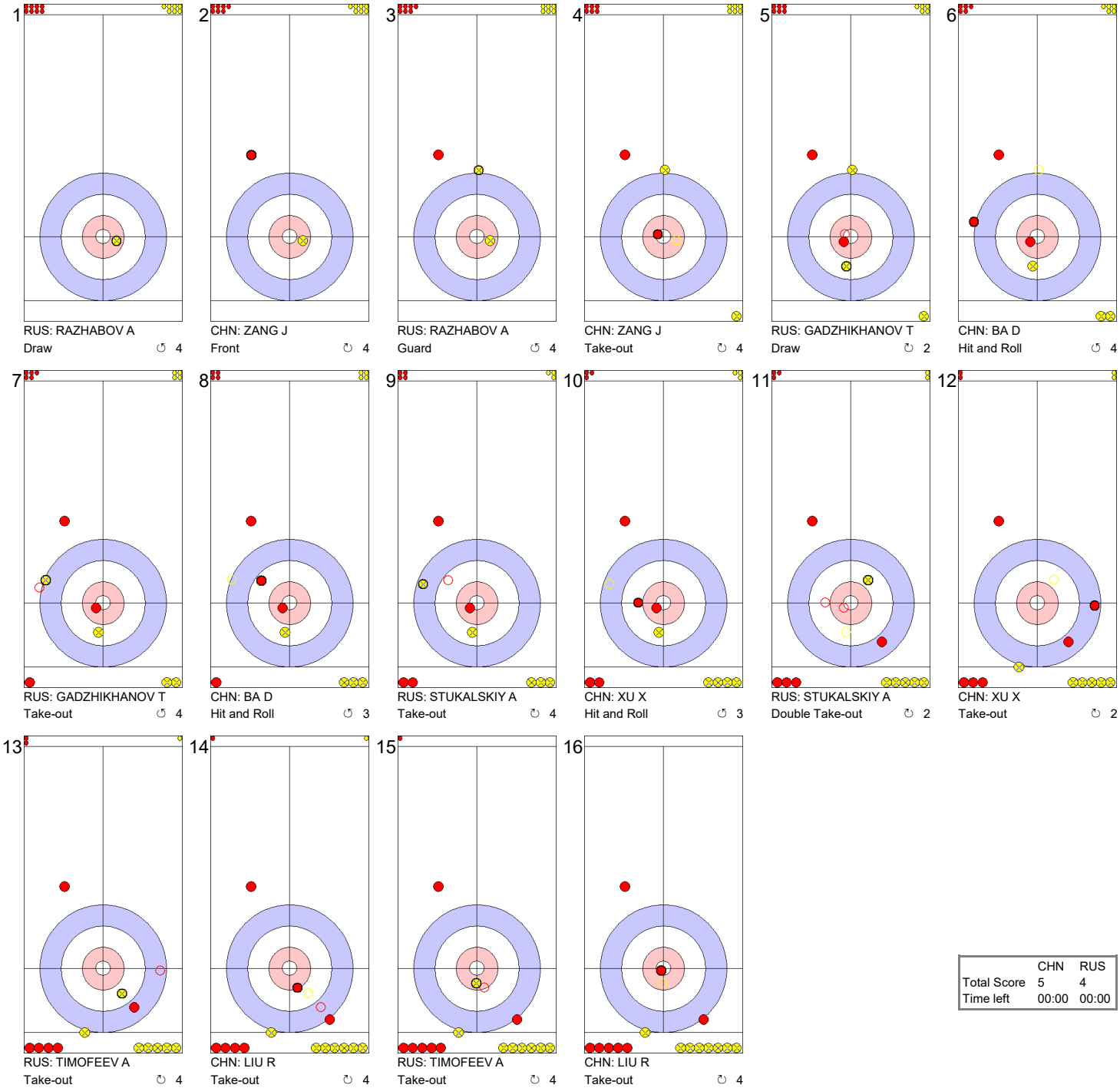

	CHN	RUS
Total Score	5	4
Time left	00:00	00:00

Game - Shot by Shot

End 7 | **CHN - China** **5 + 0** (this end) **= 5** | **RUS - Russia** **4 + 1** (this end) **= 5**

1
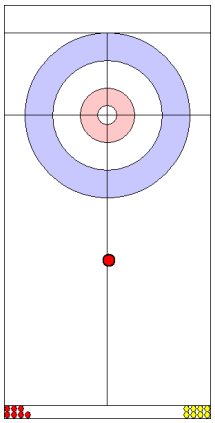
CHN: ZANG J
Front ↻ 4

2
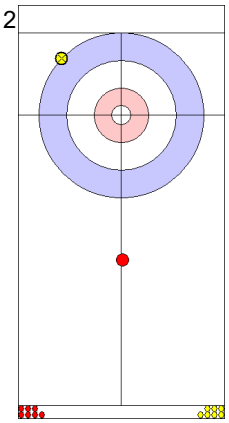
RUS: RAZHABOV A
Draw ↺ 2

3
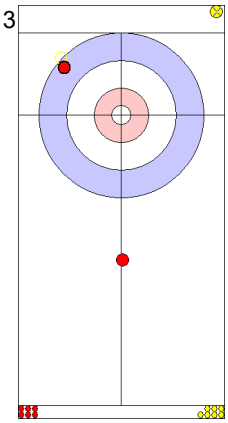
CHN: ZANG J
Take-out ↻ 4

4
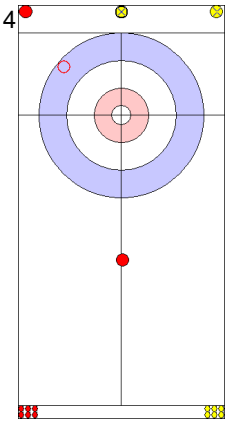
RUS: RAZHABOV A
Take-out ↻ 2

5
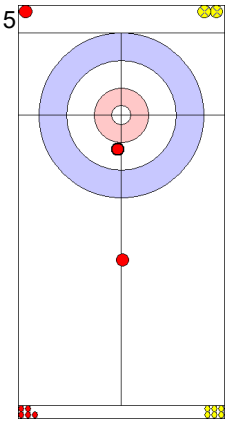
CHN: BA D
Draw ↻ 4

6
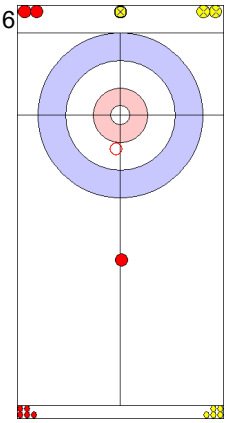
RUS: GADZHIKHANOV T
Take-out ↻ 2
Slow Take-out

7
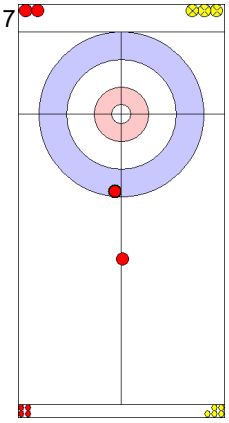
CHN: BA D
Draw ↻ 4

8
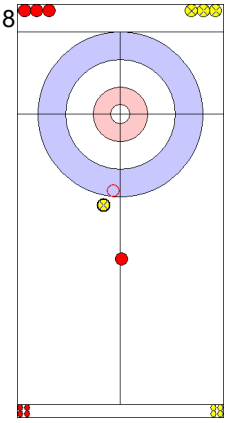
RUS: GADZHIKHANOV T
Take-out ↻ 4
t

9
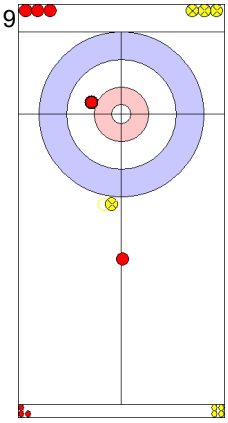
CHN: XU X
Draw ↺ 3

10
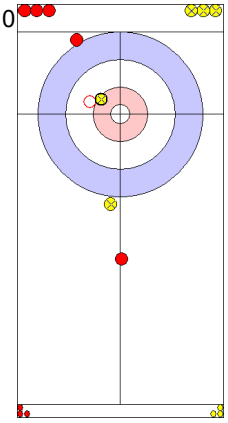
RUS: STUKALSKIY A
Take-out ↻ 2
Slow Take-out

11
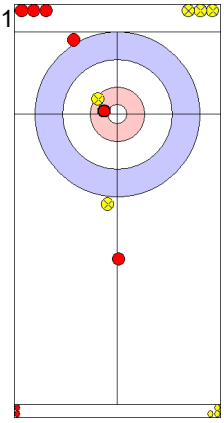
CHN: XU X
Draw ↺ 4

12
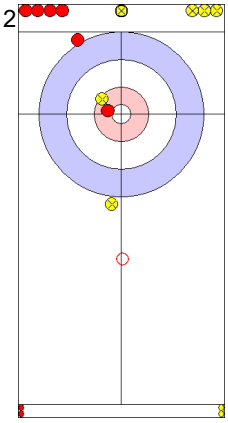
RUS: STUKALSKIY A
Clearing ↺ 4

13
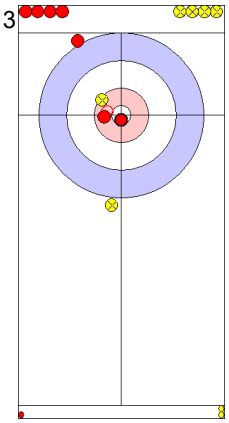
CHN: LIU R
Draw ↺ 3

14
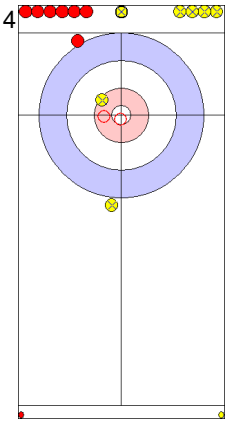
RUS: TIMOFEEV A
Double Take-out ↺ 4

15
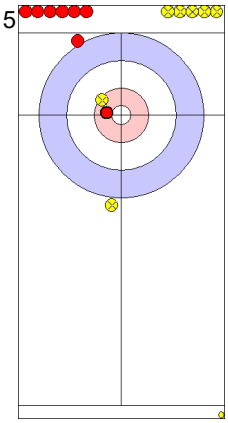
CHN: LIU R
Draw ↺ 4

16
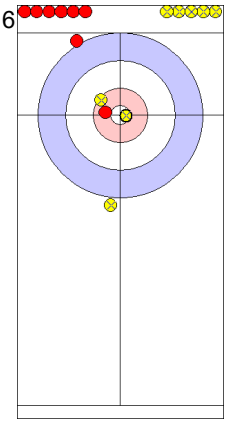
RUS: TIMOFEEV A
Draw ↺ 4

	CHN	RUS
Total Score	5	5
Time left	00:00	00:00

Game - Shot by Shot

End 8 | **CHN - China** **5 + 4** (this end) **= 9** | **RUS - Russia** **5 + 0** (this end) **= 5**

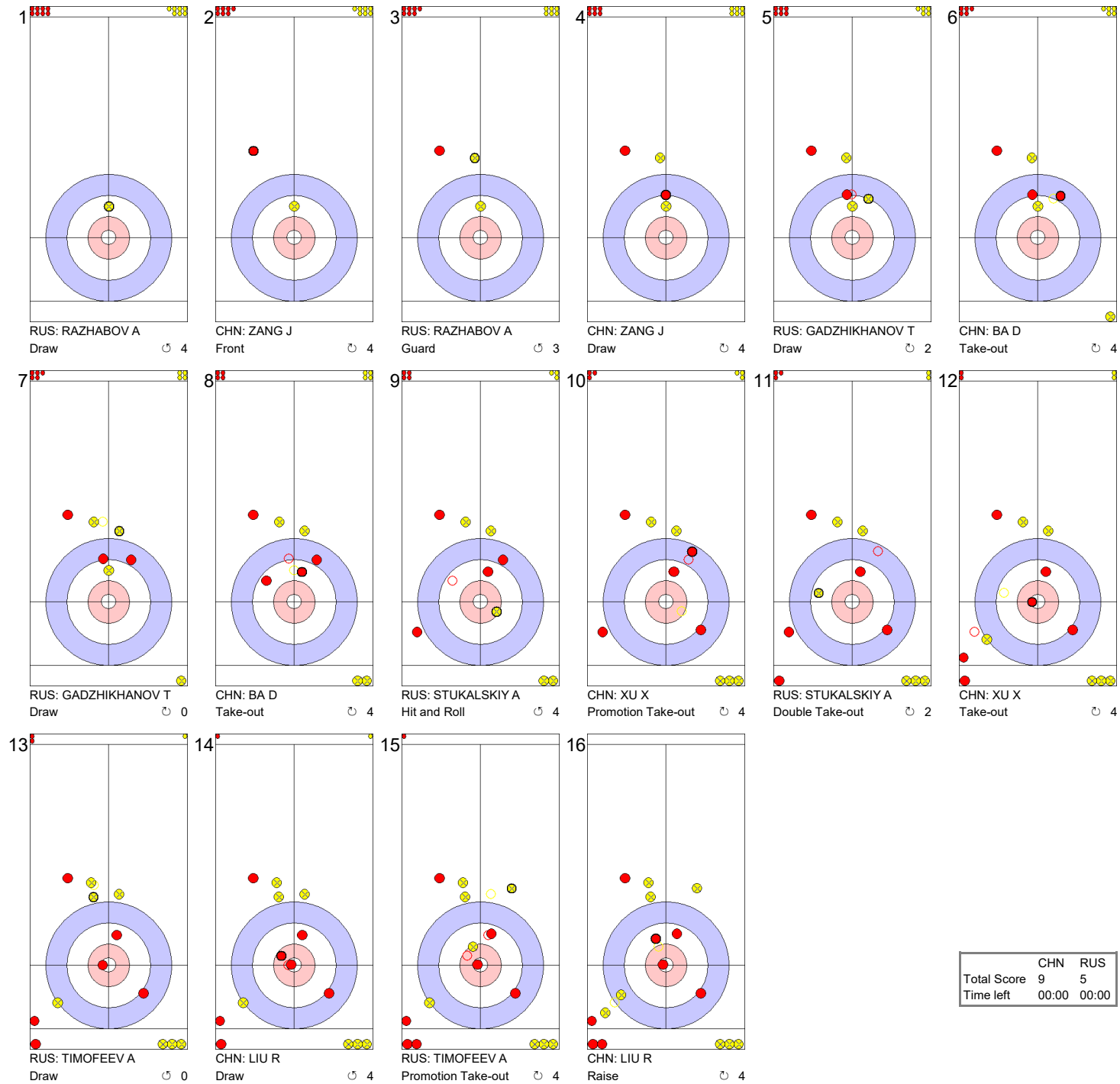

	CHN	RUS
Total Score	9	5
Time left	00:00	00:00

Game - Shot by Shot

End 9 | **CHN - China** **9 + 0** (this end) **= 9** | **RUS - Russia** **5 + 1** (this end) **= 6**

1
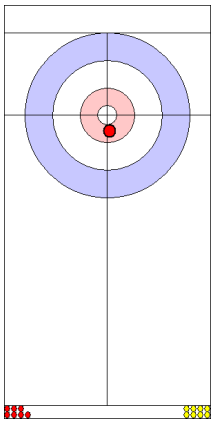
CHN: ZANG J
Draw ↻ 4

2
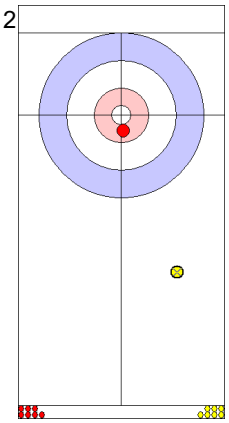
RUS: RAZHABOV A
Front ↻ 4

3
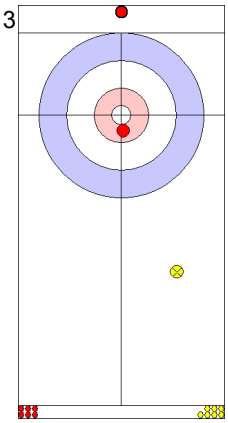
CHN: ZANG J
Through ↺ X

4
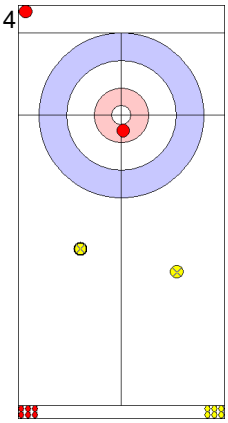
RUS: RAZHABOV A
Front ↺ 4

5
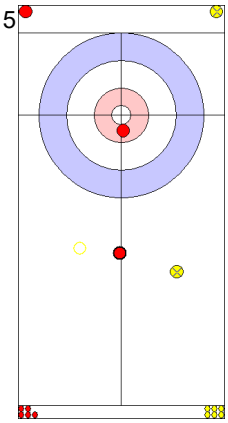
CHN: BA D
Clearing ↺ 2

6
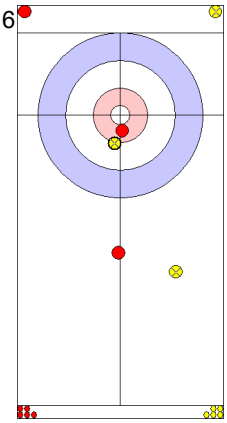
RUS: GADZHIKHANOV T
Draw ↺ 4

7
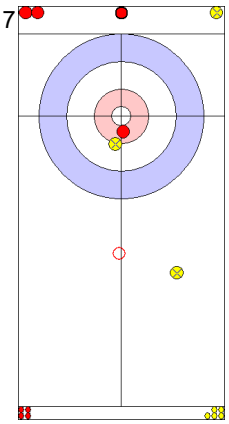
CHN: BA D
Clearing ↻ 4

8
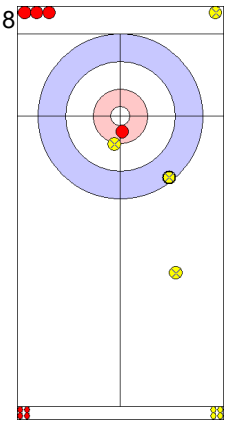
RUS: GADZHIKHANOV T
Draw ↻ 4

9
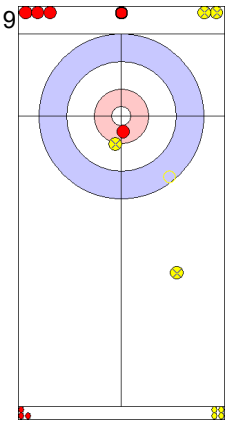
CHN: XU X
Clearing ↻ 4

10
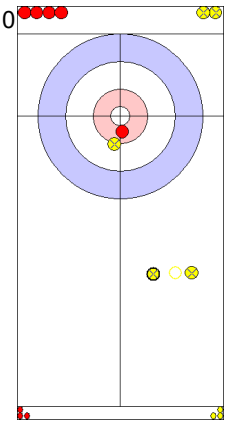
RUS: STUKALSKIY A
Draw ↻ 1

11
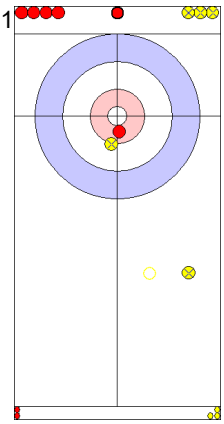
CHN: XU X
Clearing ↺ 4

12
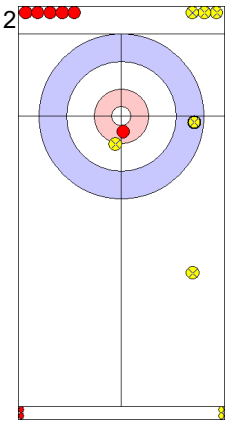
RUS: STUKALSKIY A
Draw ↺ 4

13
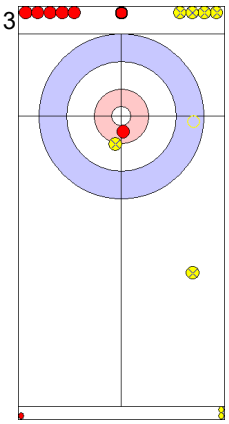
CHN: LIU R
Clearing ↻ 4

14
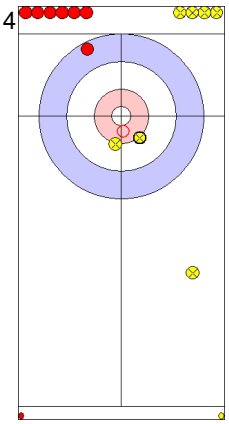
RUS: TIMOFEEV A
Raise ↺ 4
Split

15
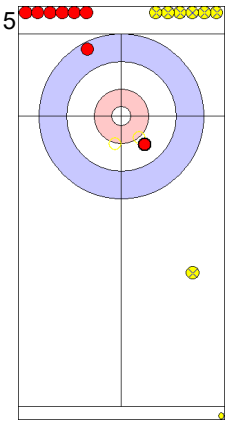
CHN: LIU R
Double Take-out ↺ 4

16
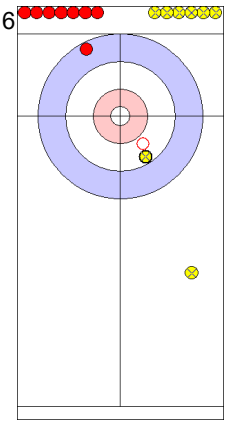
RUS: TIMOFEEV A
Take-out ↺ 4

	CHN	RUS
Total Score	9	6
Time left	00:00	00:00

Game - Shot by Shot

End 10 | **CHN - China** **9 + X** (this end) **= 9** | **RUS - Russia** **6 + X** (this end) **= 6**



Note:
Shot Success Points:
4 = 100%
3 = 75%
2 = 50%
1 = 25%
0 = 0%
X = not considered

Rotation:
↻ Clockwise
↺ Counter-clockwise

	CHN	RUS
Total Score	9	6
Time left	04:16	01:32

Legend:
X Unfinished end due to concession

Game Results

Sheet	Game	Team	LSFE	1	2	3	4	5	6	7	8	9	10	Extra Ends				Total
B	3	CAN - Canada		0	2	0	0	0	2	0	2	2	0					8
	3	SWE - Sweden	*	2	0	0	2	0	0	1	0	0	1					6

CAN - Canada		Shot Success Game	Shot Success All
4 S	GUSHUE Brad	93%	91%
3 V	NICHOLS Mark	95%	90%
2	GALLANT Brett	83%	88%
1	WALKER Geoff	85%	86%
A	SALLOWS Tom	-	-
	Team Total	89%	89%

Last Stone Draw		Distance
↻	NICHOLS M	8.4cm
↺	GUSHUE B	9.9cm
Total		**18.3cm**

Time remaining: 1 minute 31 seconds

Time-out: end 7 - CAN stone 7

SWE - Sweden		Shot Success Game	Shot Success All
4 S	EDIN Niklas	80%	81%
3 V	ERIKSSON Oskar	84%	84%
2	WRANAA Rasmus	98%	88%
1	SUNDGREN Christoffer	98%	84%
A	LEEK Henrik	-	-
	Team Total	90%	84%

Last Stone Draw		Distance
↻	ERIKSSON O	5.9cm
↺	EDIN N	7.0cm
Total		**12.9cm**

Time remaining: 1 minute 5 seconds

Shot Success Analysis

CAN - Canada		↻		↺		Game	
4 GUSHUE Brad	Draws	6	79%	4	100%	10	88%
	Take-outs	4	100%	5	100%	9	100%
	Total	10	88%	9	100%	19	93%
3 NICHOLS Mark	Draws	6	92%	5	90%	11	91%
	Take-outs	4	100%	5	100%	9	100%
	Total	10	95%	10	95%	20	95%
2 GALLANT Brett	Draws	8	88%	4	69%	12	81%
	Take-outs	2	75%	6	88%	8	84%
	Total	10	85%	10	80%	20	83%
1 WALKER Geoff	Draws	13	87%	5	80%	18	85%
	Take-outs	0	-	0	-	0	-
	Total	13	87%	5	80%	18	85%
A SALLOWS Tom	Draws	0	-	0	-	0	-
	Take-outs	0	-	0	-	0	-
	Total	0	-	0	-	0	-
Team	Draws	33	86%	18	85%	51	86%
	Take-outs	10	95%	16	95%	26	95%
	Total	43	88%	34	90%	77	89%

SWE - Sweden		↻		↺		Game	
4 EDIN Niklas	Draws	6	100%	0	-	6	100%
	Take-outs	7	64%	6	79%	13	71%
	Total	13	81%	6	79%	19	80%
3 ERIKSSON Oskar	Draws	2	88%	3	100%	5	95%
	Take-outs	6	100%	9	67%	15	80%
	Total	8	97%	12	75%	20	84%
2 WRANAA Rasmus	Draws	4	100%	3	100%	7	100%
	Take-outs	8	94%	5	100%	13	96%
	Total	12	96%	8	100%	20	98%
1 SUNDGREN Christoffer	Draws	10	100%	10	95%	20	98%
	Take-outs	0	-	0	-	0	-
	Total	10	100%	10	95%	20	98%
A LEEK Henrik	Draws	0	-	0	-	0	-
	Take-outs	0	-	0	-	0	-
	Total	0	-	0	-	0	-
Team	Draws	22	99%	16	97%	38	98%
	Take-outs	21	86%	20	79%	41	82%
	Total	43	92%	36	87%	79	90%

Note:
Team position and functions are attached to each team member's name as follows:
4 = Fourth, **3** = Third, **2** = Second, **1** = Lead, **A** = Alternate, **S** = Skip, **V** = Vice-Skip

Legend:
↻ Clockwise ↺ Counter-clockwise **LSFE(*)** Last Stone First End

Ford Service Experts Alberta EXPLORE EDMONTON Canada CURLIT

Game - Shot by Shot

End 1 — **CAN - Canada** **0 + 0** (this end) **= 0** — **SWE - Sweden** **0 + 2** (this end) **= 2**

1
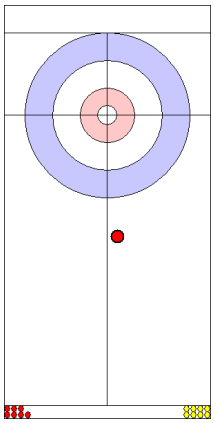
CAN: WALKER G
Front ↺ 4

2
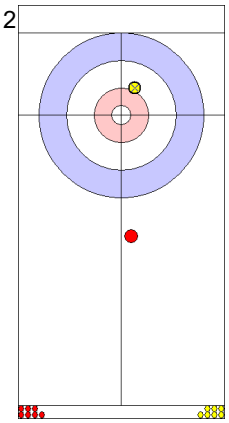
SWE: SUNDGREN C
Draw ↺ 3

3
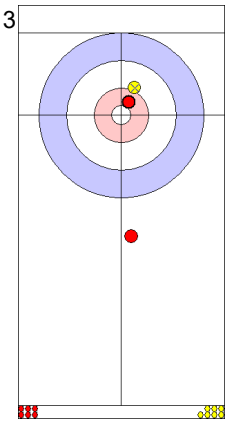
CAN: WALKER G
Draw ↺ 4

4
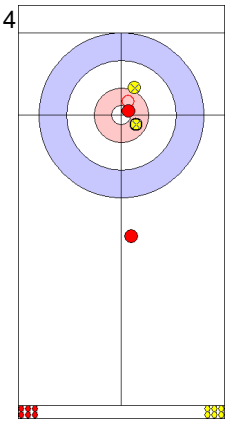
SWE: SUNDGREN C
Draw ↺ 4

5
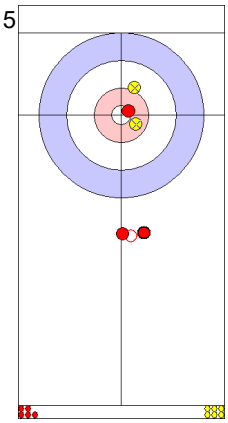
CAN: GALLANT B
Draw ↺ 2

6
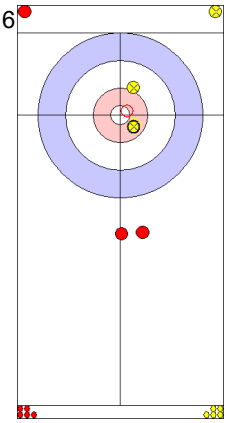
SWE: WRANAA R
Take-out ↻ 4

7
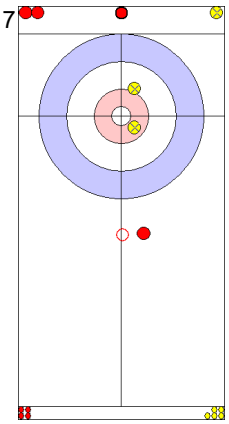
CAN: GALLANT B
Take-out ↻ 2

8
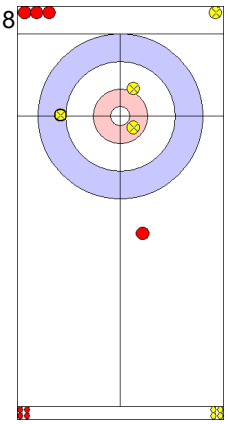
SWE: WRANAA R
Draw ↺ 4

9
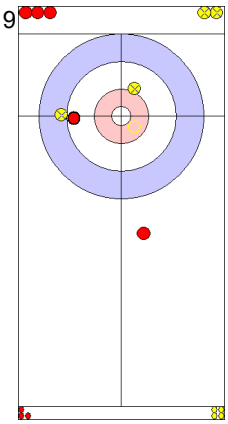
CAN: NICHOLS M
Take-out ↻ 4

10
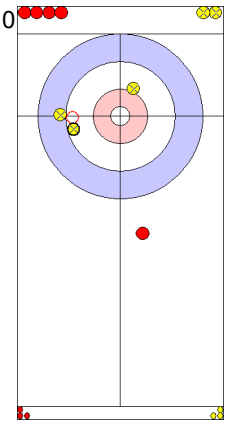
SWE: ERIKSSON O
Take-out ↻ 4

11
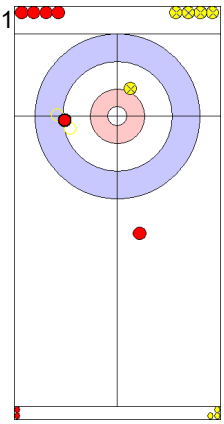
CAN: NICHOLS M
Double Take-out ↺ 4

12
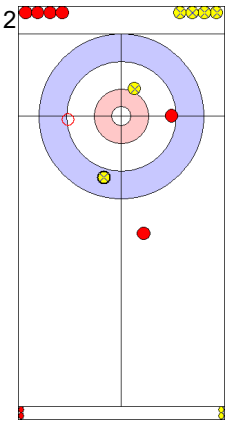
SWE: ERIKSSON O
Draw ↺ 3

13
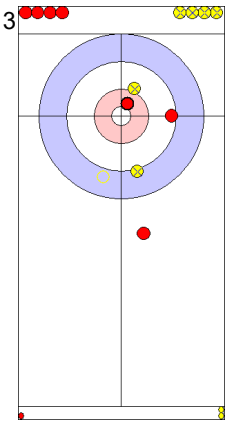
CAN: GUSHUE B
Draw ↺ 4

14
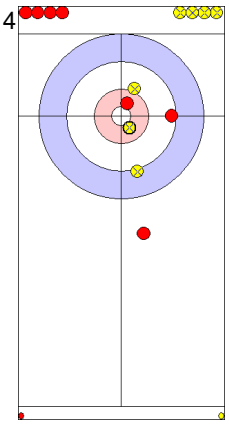
SWE: EDIN N
Draw ↺ 4

15
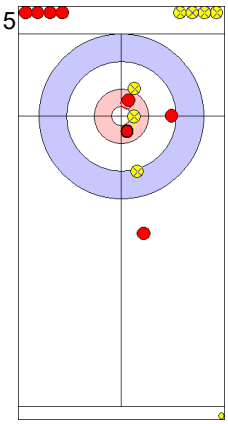
CAN: GUSHUE B
Draw ↺ 3

16
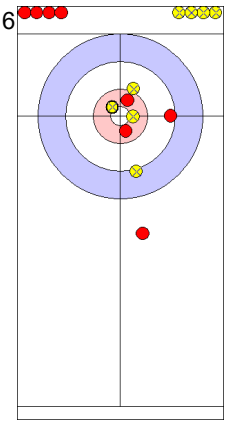
SWE: EDIN N
Draw ↺ 4

	CAN	SWE
Total Score	0	2
Time left	00:00	00:00

Game - Shot by Shot

End 2 | **CAN - Canada** **0 + 2** (this end) **= 2** | **SWE - Sweden** **2 + 0** (this end) **= 2**

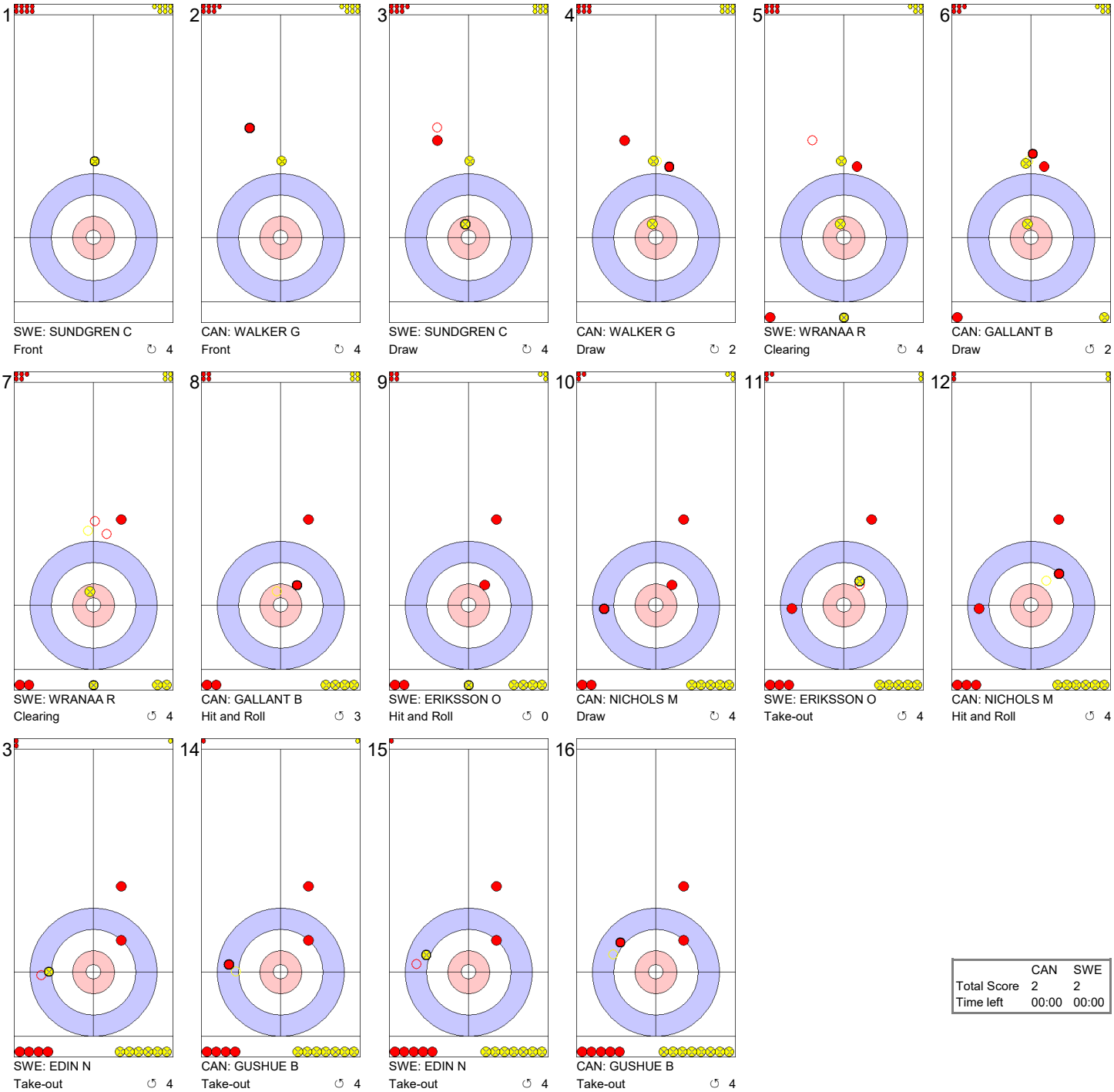

	CAN	SWE
Total Score	2	2
Time left	00:00	00:00

Game - Shot by Shot

End 3 | **CAN - Canada** **2 + 0** (this end) **= 2** | **SWE - Sweden** **2 + 0** (this end) **= 2**



	CAN	SWE
Total Score	2	2
Time left	00:00	00:00

Game - Shot by Shot

End 4 | **CAN - Canada** **2 + 0** (this end) **= 2** | **SWE - Sweden** **2 + 2** (this end) **= 4**

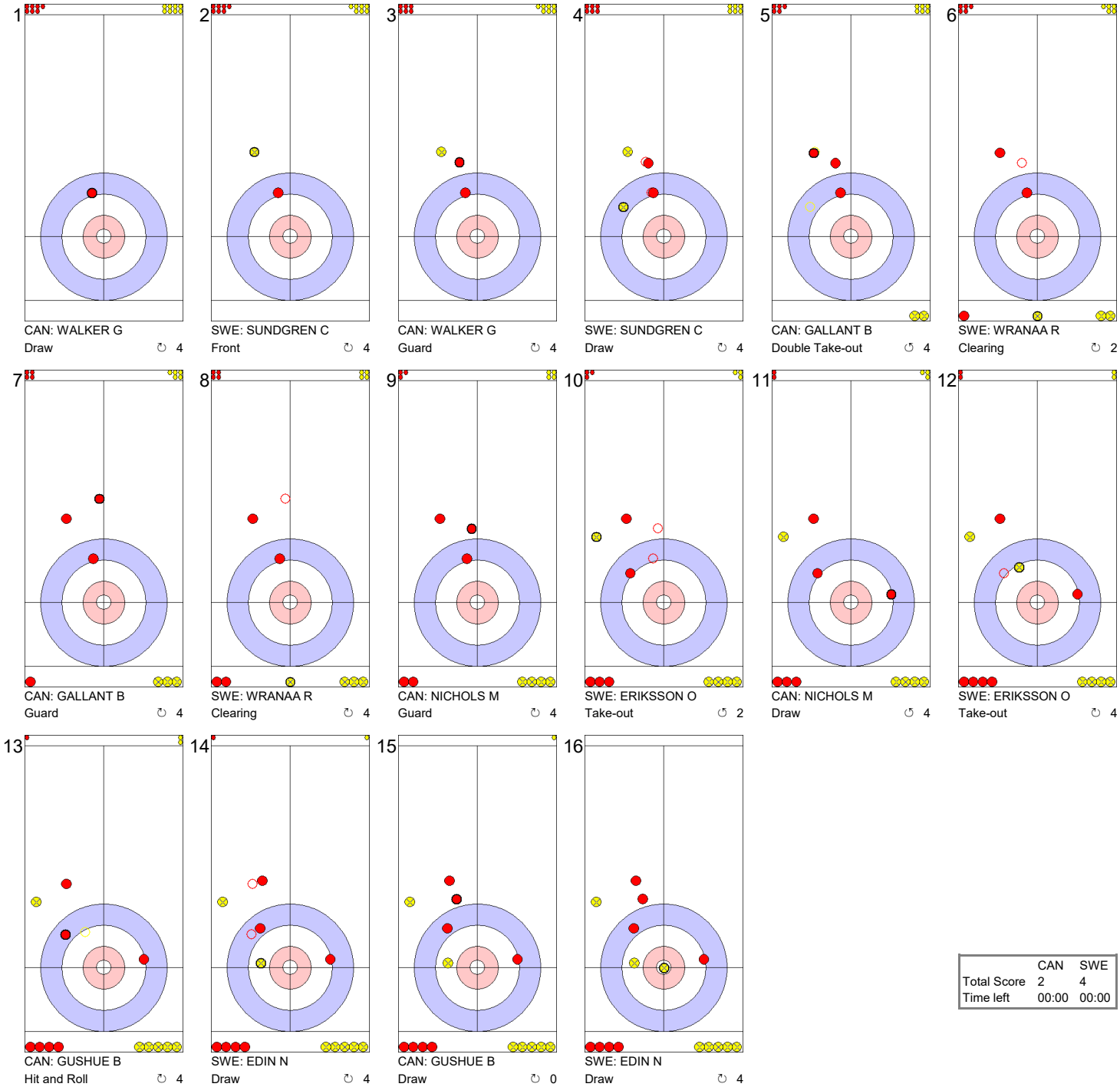

	CAN	SWE
Total Score	2	4
Time left	00:00	00:00

Game - Shot by Shot

End 5 | **CAN - Canada** **2 + 0** (this end) **= 2** | **SWE - Sweden** **4 + 0** (this end) **= 4**

1
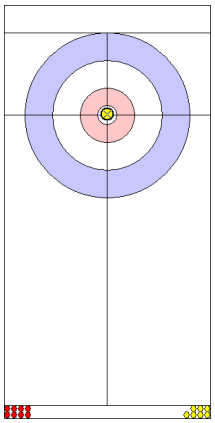
SWE: SUNDGREN C
Draw ↺ 4

2
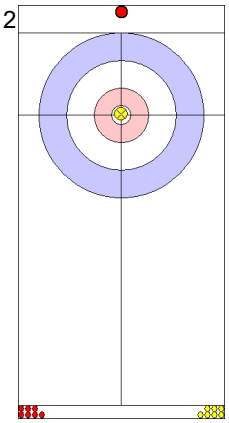
CAN: WALKER G
Front ↺ 0

3
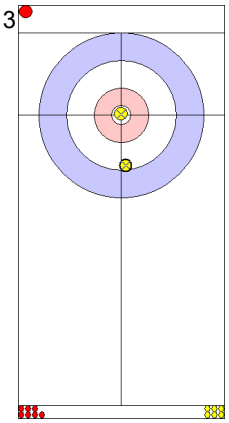
SWE: SUNDGREN C
Draw ↺ 4

4
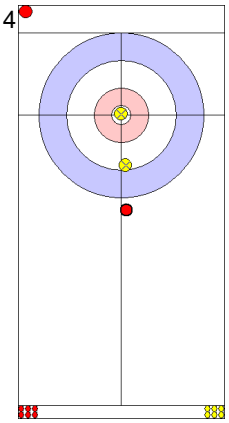
CAN: WALKER G
Draw ↻ 0

5
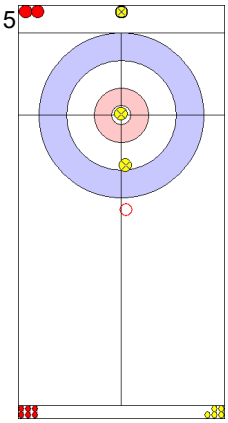
SWE: WRANAA R
Clearing ↺ 4

6
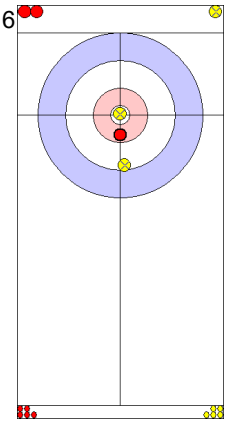
CAN: GALLANT B
Draw ↻ 4

7
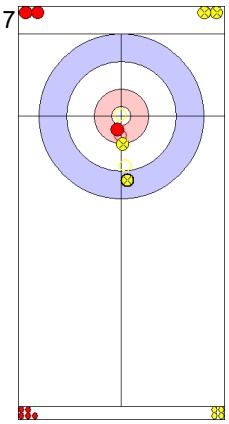
SWE: WRANAA R
Promotion Take-out ↺ 4

8
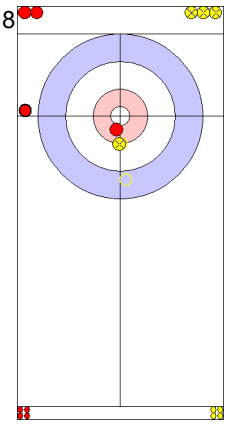
CAN: GALLANT B
Take-out ↻ 4

9
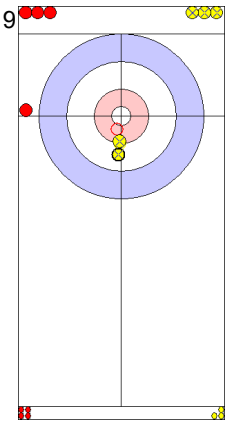
SWE: ERIKSSON O
Promotion Take-out ↺ 4

10
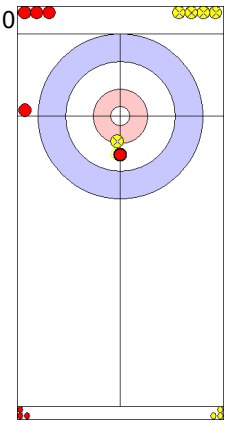
CAN: NICHOLS M
Take-out ↻ 4

11
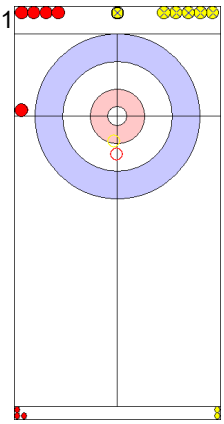
SWE: ERIKSSON O
Take-out ↺ 4

12
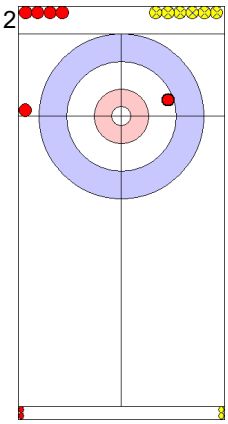
CAN: NICHOLS M
Draw ↻ 4

13
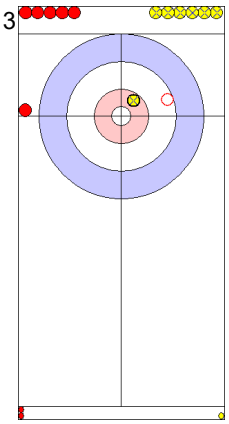
SWE: EDIN N
Take-out ↺ 4

14
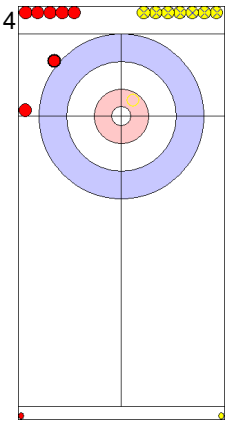
CAN: GUSHUE B
Take-out ↺ 4

15
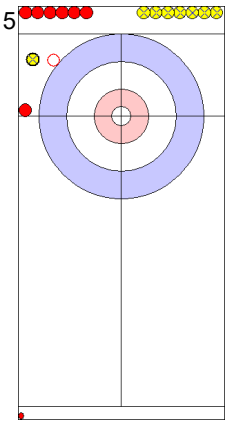
SWE: EDIN N
Take-out ↻ 2

16
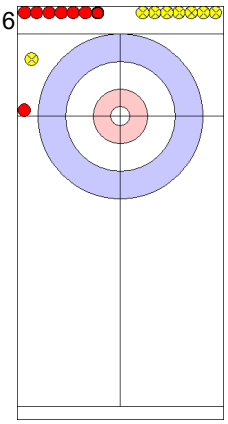
CAN: GUSHUE B
Through ↺ X

	CAN	SWE
Total Score	2	4
Time left	00:00	00:00

Game - Shot by Shot

End 6 | **CAN - Canada** **2 + 2** (this end) **= 4** | **SWE - Sweden** **4 + 0** (this end) **= 4**

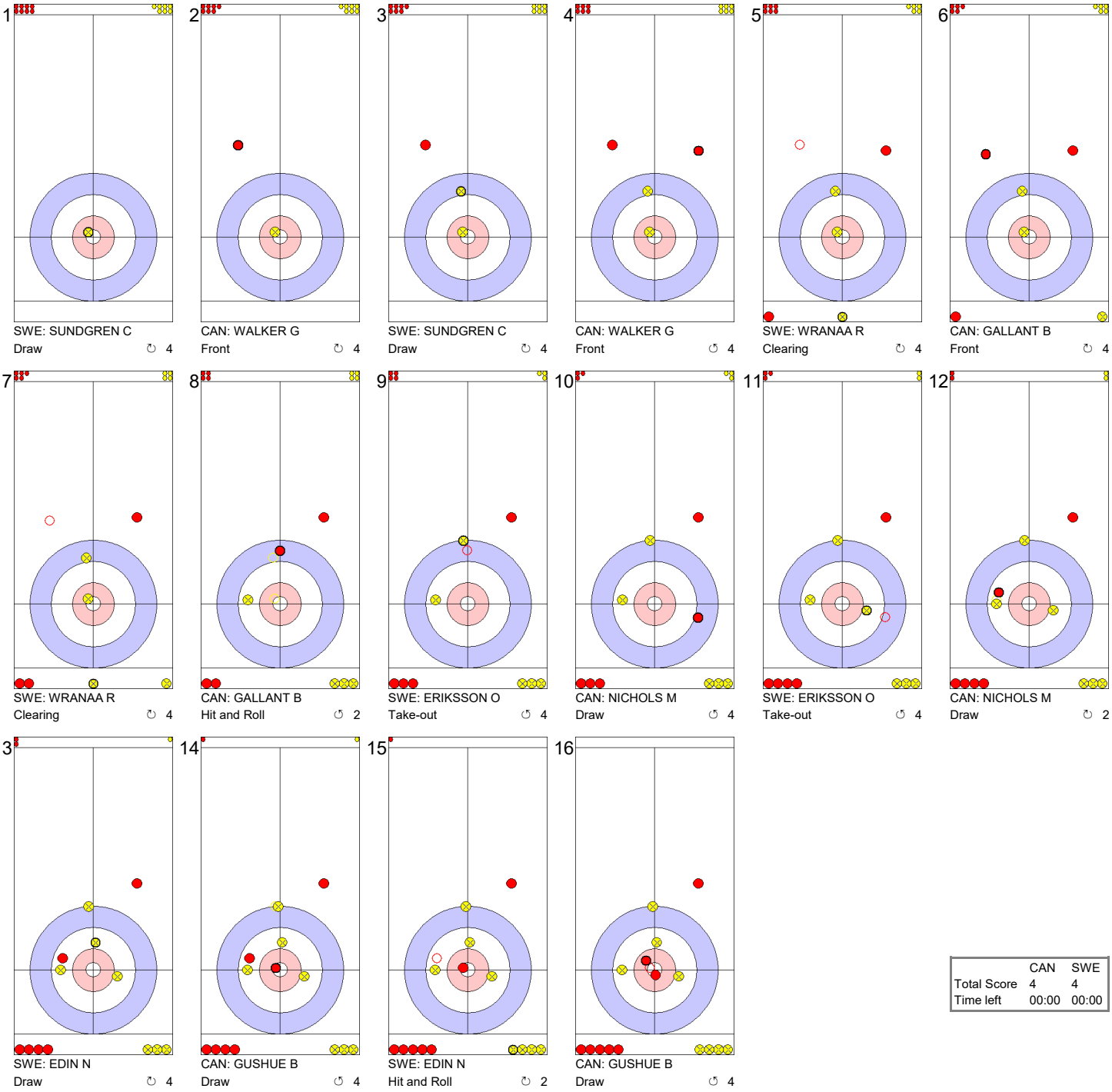

	CAN	SWE
Total Score	4	4
Time left	00:00	00:00

Game - Shot by Shot

End 7 | **CAN - Canada** **4 + 0** (this end) **= 4** | **SWE - Sweden** **4 + 1** (this end) **= 5**

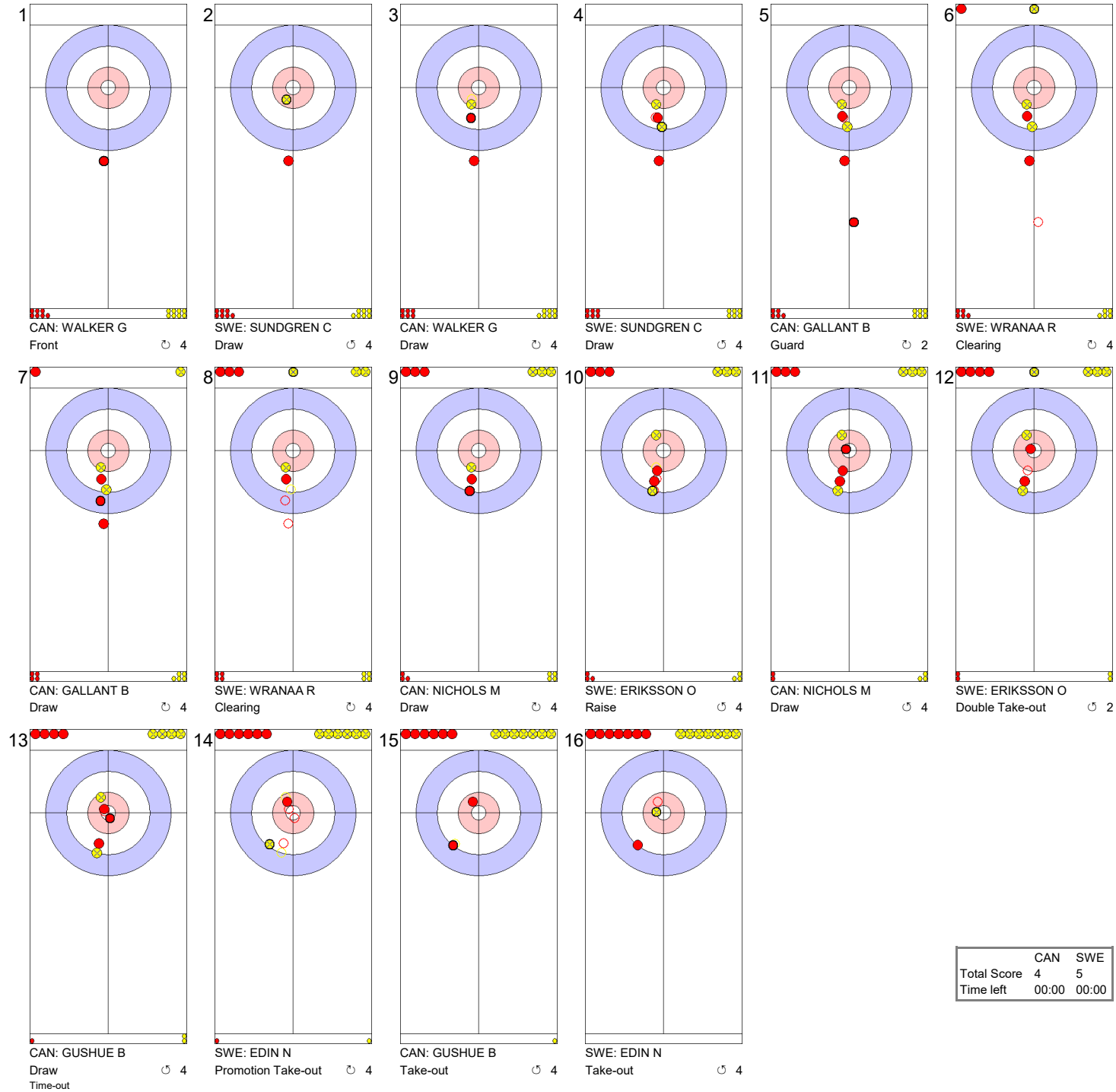

	CAN	SWE
Total Score	4	5
Time left	00:00	00:00

Game - Shot by Shot

End 8 | **CAN - Canada** **4 + 2** (this end) **= 6** | **SWE - Sweden** **5 + 0** (this end) **= 5**

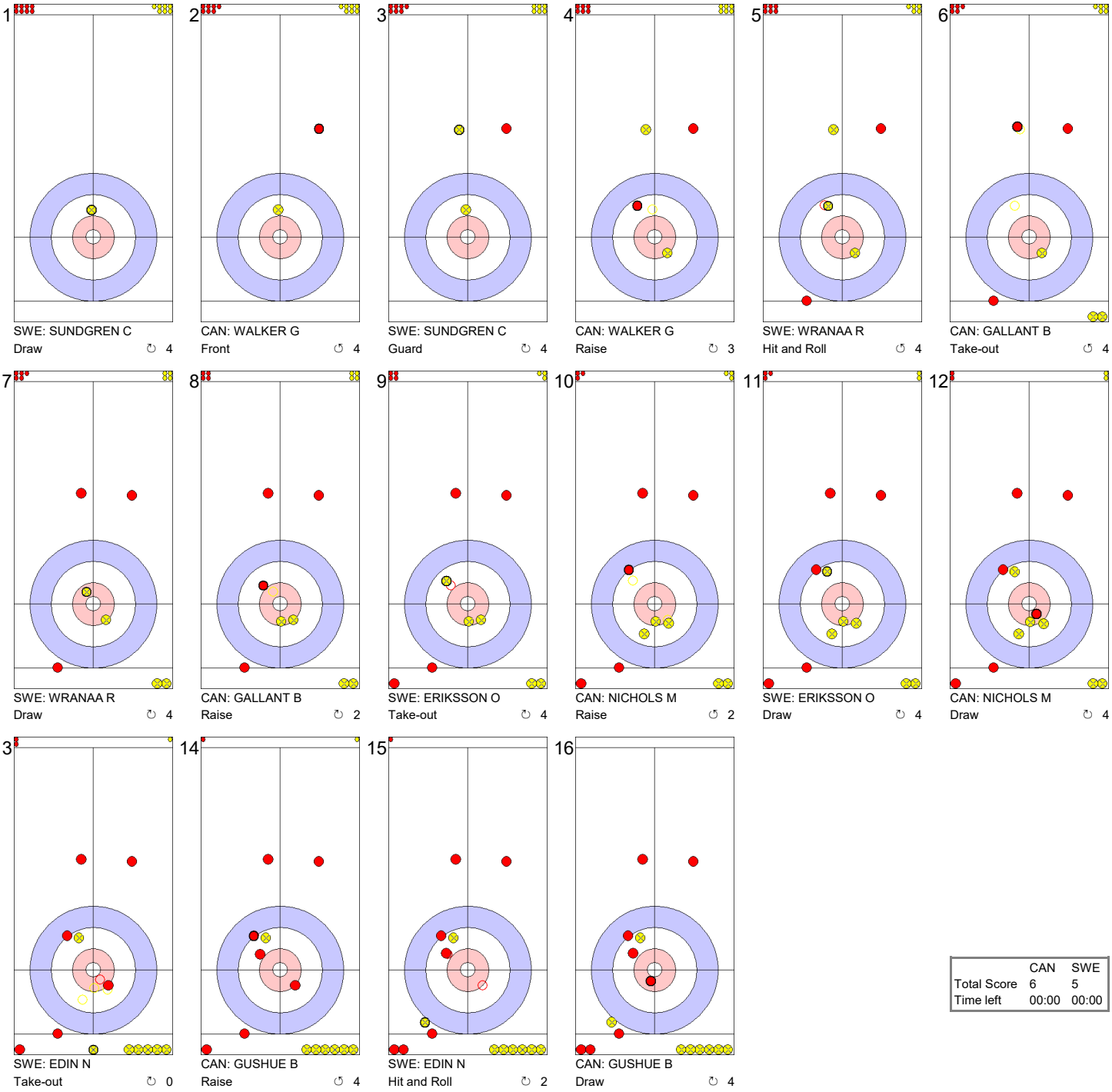

	CAN	SWE
Total Score	6	5
Time left	00:00	00:00

Game - Shot by Shot

End 9 — **CAN - Canada** **6 + 2** (this end) **= 8** — **SWE - Sweden** **5 + 0** (this end) **= 5**

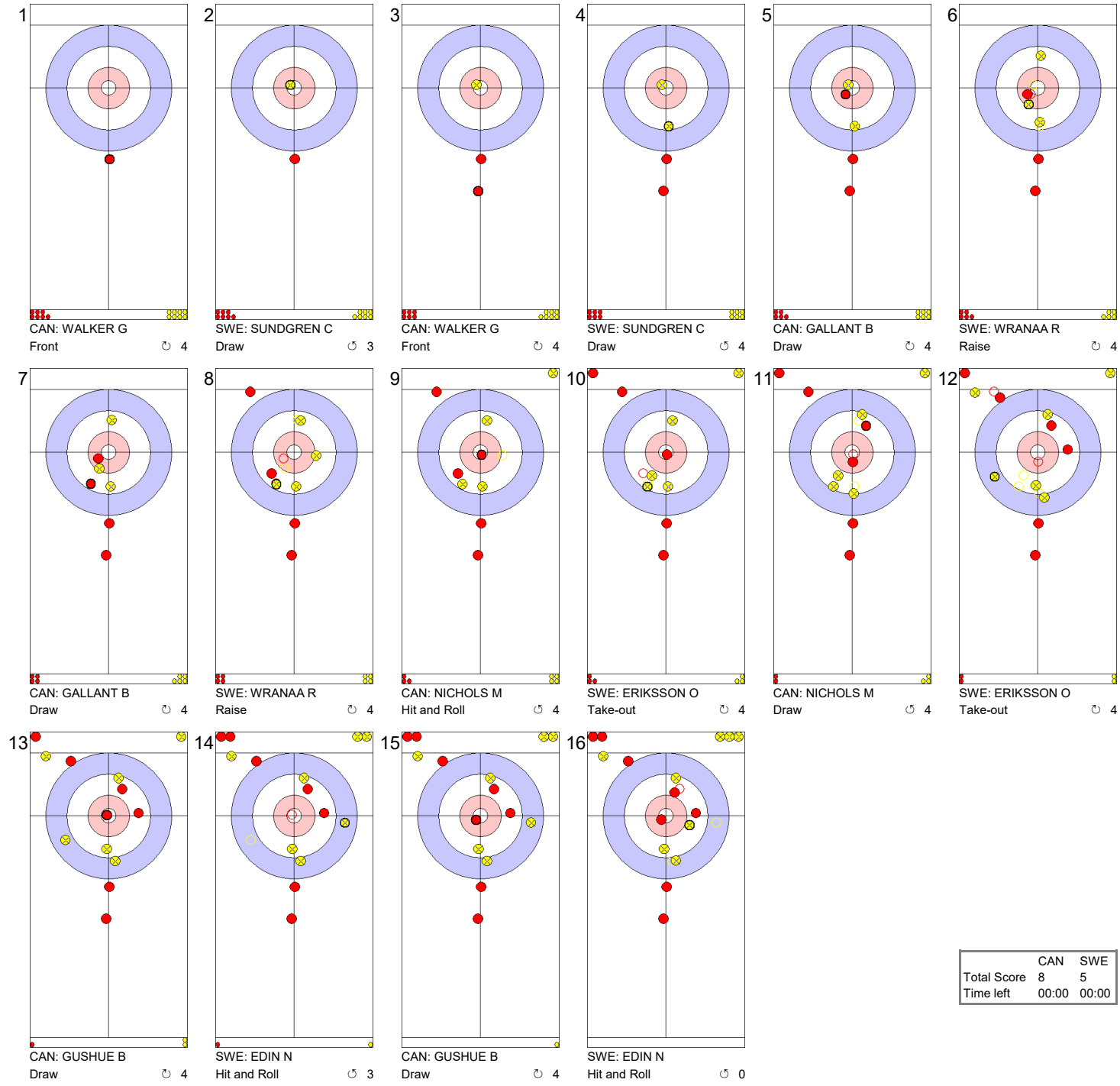

	CAN	SWE
Total Score	8	5
Time left	00:00	00:00

Game - Shot by Shot

End 10 | **CAN - Canada** **8 + 0** (this end) **= 8** | **SWE - Sweden** **5 + 1** (this end) **= 6**



Note:
Shot Success Points:
4 = 100%
3 = 75%
2 = 50%
1 = 25%
0 = 0%
X = not considered

Rotation:
↻ Clockwise
↺ Counter-clockwise

	CAN	SWE
Total Score	8	6
Time left	01:31	01:05

Game Results

Sheet	Game	Team	LSFE	1	2	3	4	5	6	7	8	9	10	Extra Ends				Total
C	3	NOR - Norway	*	0	2	3	0	0	3	0	X	X	X					8
	3	NED - Netherlands		0	0	0	1	1	0	1	X	X	X					3

NOR - Norway		Shot Success Game	Shot Success All
4 S	WALSTAD Steffen	88%	76%
3 V	HOEIBERG Markus	80%	86%
2	NEDREGOTTEN Magnus	89%	90%
1	LINDSTROEM Alexander	93%	84%
A	ROELVAAG Sander	-	-
	Team Total	88%	84%

Last Stone Draw		Distance
↻	HOEIBERG M	15.9cm
↺	NEDREGOTTEN M	90.6cm
Total		**106.5cm**

Time remaining: 14 minutes 44 seconds

NED - Netherlands		Shot Success Game	Shot Success All
4 S	VAN DORP Jaap	66%	73%
3 V	GOESGENS Wouter	71%	76%
2	HOEKMAN Laurens	86%	79%
1	GLASBERGEN Carlo	86%	77%
A	MAGAN Alexander	-	-
	Team Total	77%	76%

Last Stone Draw		Distance
↻	VAN DORP J	48.7cm
↺	GLASBERGEN C	58.2cm
Total		**106.9cm**

Time remaining: 12 minutes 47 seconds

Shot Success Analysis

NOR - Norway		↻		↺		Game	
4 WALSTAD Steffen	Draws	3	100%	3	75%	6	88%
	Take-outs	4	88%	4	88%	8	88%
	Total	7	93%	7	82%	14	88%
3 HOEIBERG Markus	Draws	2	88%	3	67%	5	75%
	Take-outs	3	100%	6	75%	9	83%
	Total	5	95%	9	72%	14	80%
2 NEDREGOTTEN Magnus	Draws	2	50%	2	100%	4	75%
	Take-outs	3	100%	7	93%	10	95%
	Total	5	80%	9	94%	14	89%
1 LINDSTROEM Alexander	Draws	4	100%	8	88%	12	92%
	Take-outs	1	100%	1	100%	2	100%
	Total	5	100%	9	89%	14	93%
A ROELVAAG Sander	Draws	0	-	0	-	0	-
	Take-outs	0	-	0	-	0	-
	Total	0	-	0	-	0	-
Team	Draws	11	89%	16	83%	27	85%
	Take-outs	11	95%	18	86%	29	90%
	Total	22	92%	34	85%	56	88%

NED - Netherlands		↻		↺		Game	
4 VAN DORP Jaap	Draws	5	65%	4	50%	9	58%
	Take-outs	1	100%	4	75%	5	80%
	Total	6	71%	8	63%	14	66%
3 GOESGENS Wouter	Draws	4	88%	3	50%	7	71%
	Take-outs	2	100%	5	60%	7	71%
	Total	6	92%	8	56%	14	71%
2 HOEKMAN Laurens	Draws	5	100%	5	80%	10	90%
	Take-outs	1	100%	3	67%	4	75%
	Total	6	100%	8	75%	14	86%
1 GLASBERGEN Carlo	Draws	5	95%	7	89%	12	92%
	Take-outs	2	50%	0	-	2	50%
	Total	7	82%	7	89%	14	86%
A MAGAN Alexander	Draws	0	-	0	-	0	-
	Take-outs	0	-	0	-	0	-
	Total	0	-	0	-	0	-
Team	Draws	19	87%	19	72%	38	80%
	Take-outs	6	83%	12	67%	18	72%
	Total	25	86%	31	70%	56	77%

Note:
Team position and functions are attached to each team member's name as follows:
4 = Fourth, **3** = Third, **2** = Second, **1** = Lead, **A** = Alternate, **S** = Skip, **V** = Vice-Skip

Legend:
↻ Clockwise ↺ Counter-clockwise **LSFE(*)** Last Stone First End
X Unplayed/unfinished end due to concession

Game - Shot by Shot

End 1 — **NOR - Norway** **0 + 0** (this end) **= 0** — **NED - Netherlands** **0 + 0** (this end) **= 0**

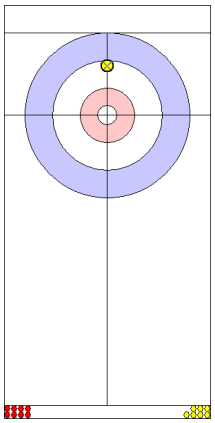

1 NED: GLASBERGEN C
Draw ↺ 4

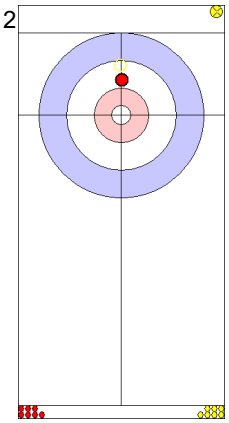

2 NOR: LINDSTROEM A
Take-out ↺ 4

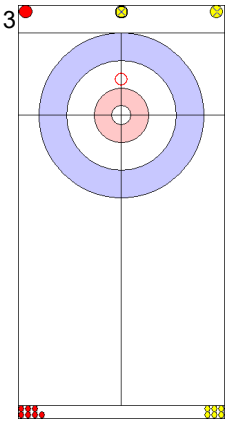

3 NED: GLASBERGEN C
Take-out ↻ 2

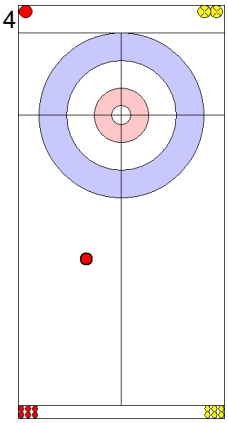

4 NOR: LINDSTROEM A
Front ↺ 4

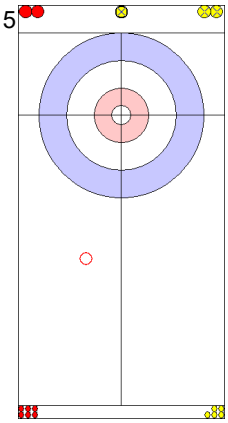

5 NED: HOEKMAN L
Clearing ↻ 4

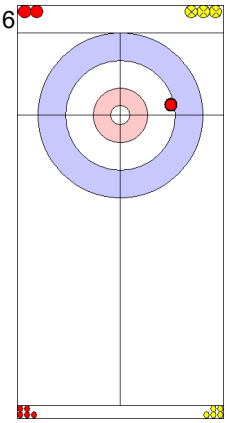

6 NOR: NEDREGOTTEN M
Front ↻ 0

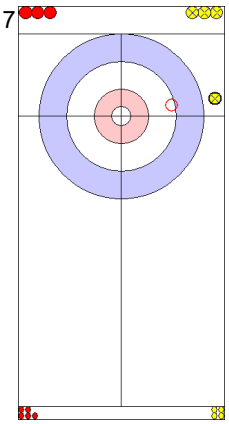

7 NED: HOEKMAN L
Take-out ↻ 2

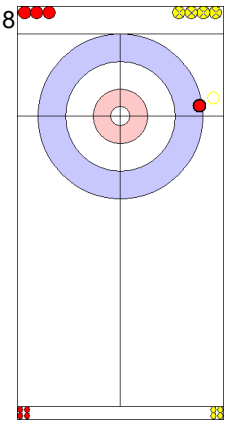

8 NOR: NEDREGOTTEN M
Take-out ↺ 4

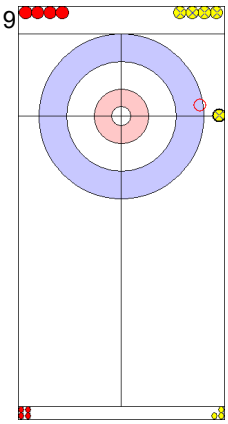

9 NED: GOESGENS W
Take-out ↻ 2

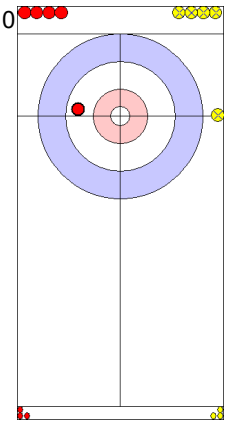

10 NOR: HOEIBERG M
Draw ↺ 4

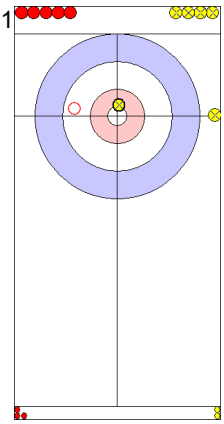

11 NED: GOESGENS W
Take-out ↻ 4

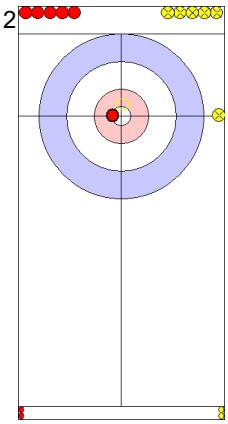

12 NOR: HOEIBERG M
Take-out ↺ 4

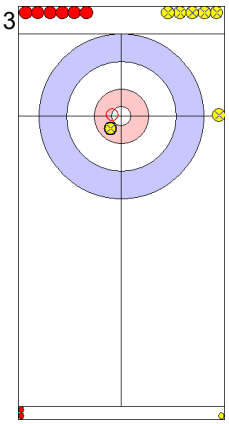

13 NED: VAN DORP J
Take-out ↺ 4

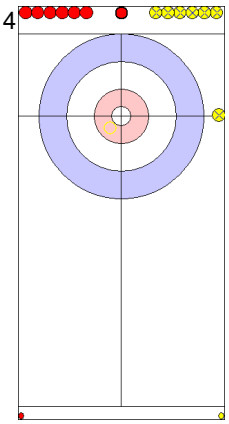

14 NOR: WALSTAD S
Take-out ↻ 2

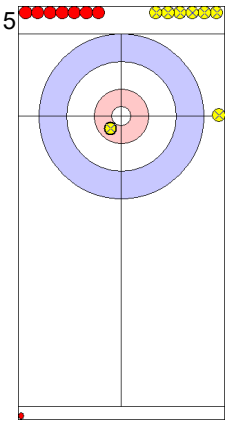

15 NED: VAN DORP J
Draw ↻ 4

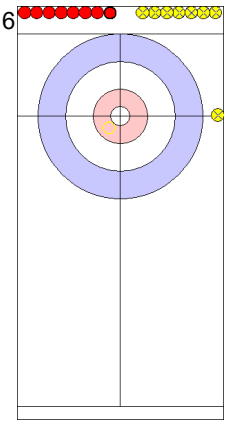

16 NOR: WALSTAD S
Clearing ↺ 4

	NOR	NED
Total Score	0	0
Time left	00:00	00:00

Game - Shot by Shot

End 2 | **NOR - Norway** **0 + 2** (this end) **= 2** | **NED - Netherlands** **0 + 0** (this end) **= 0**

1
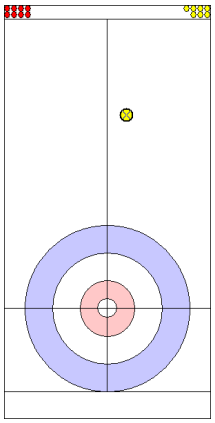
NED: GLASBERGEN C
Front ↻ 3

2
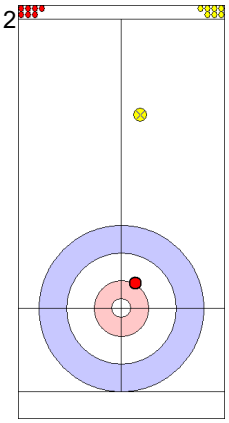
NOR: LINDSTROEM A
Draw ↻ 4

3
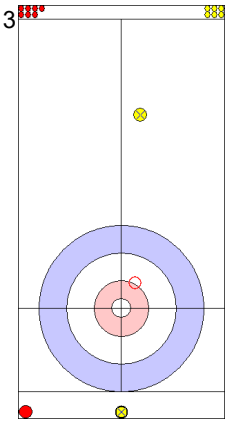
NED: GLASBERGEN C
Take-out ↻ 2

4
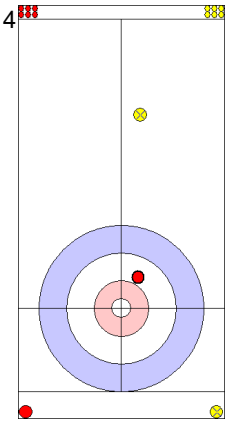
NOR: LINDSTROEM A
Draw ↻ 4

5
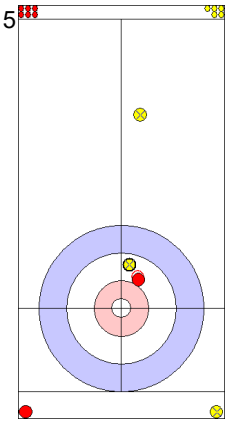
NED: HOEKMAN L
Draw ↻ 4

6
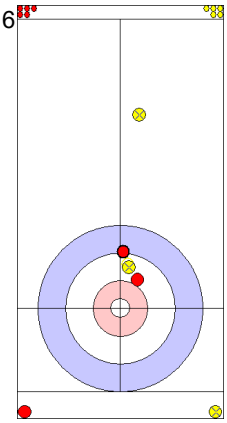
NOR: NEDREGOTTEN M
Draw ↻ 4

7
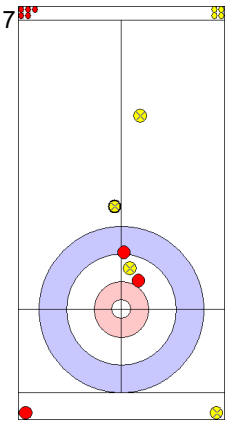
NED: HOEKMAN L
Draw ↻ 0

8
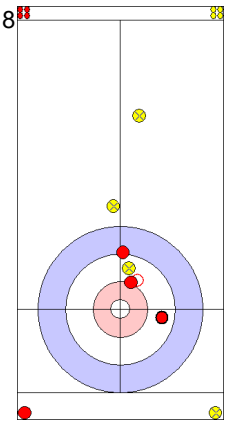
NOR: NEDREGOTTEN M
Draw ↻ 4

9
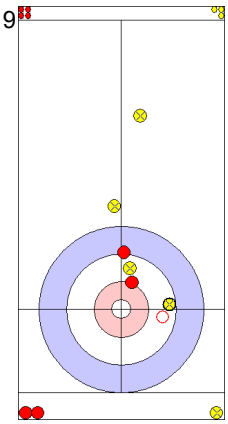
NED: GOESGENS W
Take-out ↻ 4

10
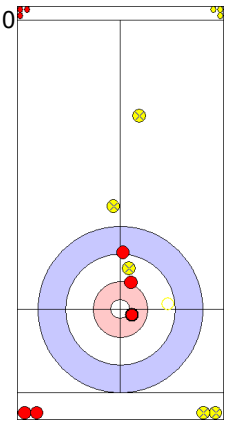
NOR: HOEIBERG M
Take-out ↻ 4

11
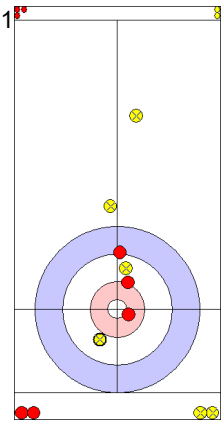
NED: GOESGENS W
Draw ↻ 2

12
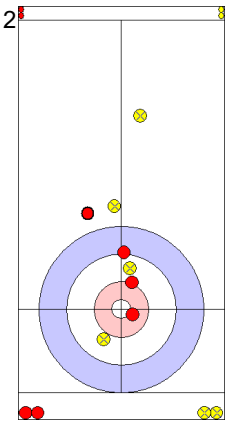
NOR: HOEIBERG M
Draw ↻ 0

13
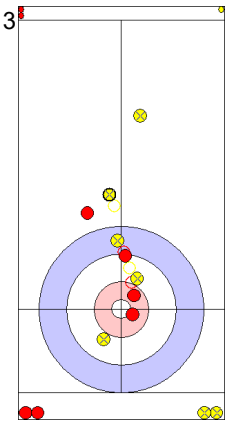
NED: VAN DORP J
Raise ↻ 0

14
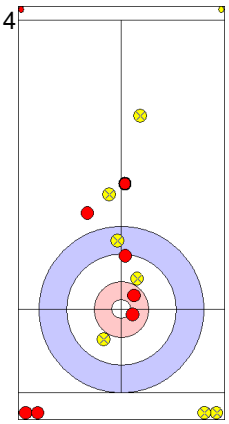
NOR: WALSTAD S
Guard ↻ 3

15
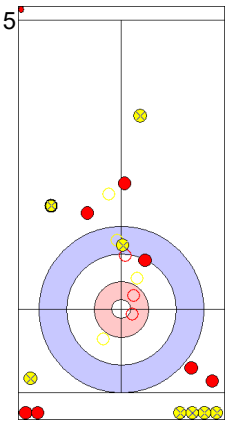
NED: VAN DORP J
Promotion Take-out ↻ 4

16
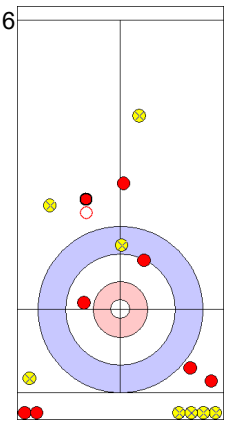
NOR: WALSTAD S
Promotion Take-out ↻ 4

	NOR	NED
Total Score	2	0
Time left	00:00	00:00

Game - Shot by Shot

End 3 | **NOR - Norway** **2 + 3** (this end) **= 5** | **NED - Netherlands** **0 + 0** (this end) **= 0**



	NOR	NED
Total Score	5	0
Time left	00:00	00:00

Game - Shot by Shot

End 4 | **NOR - Norway** **5 + 0** (this end) **= 5** | **NED - Netherlands** **0 + 1** (this end) **= 1**

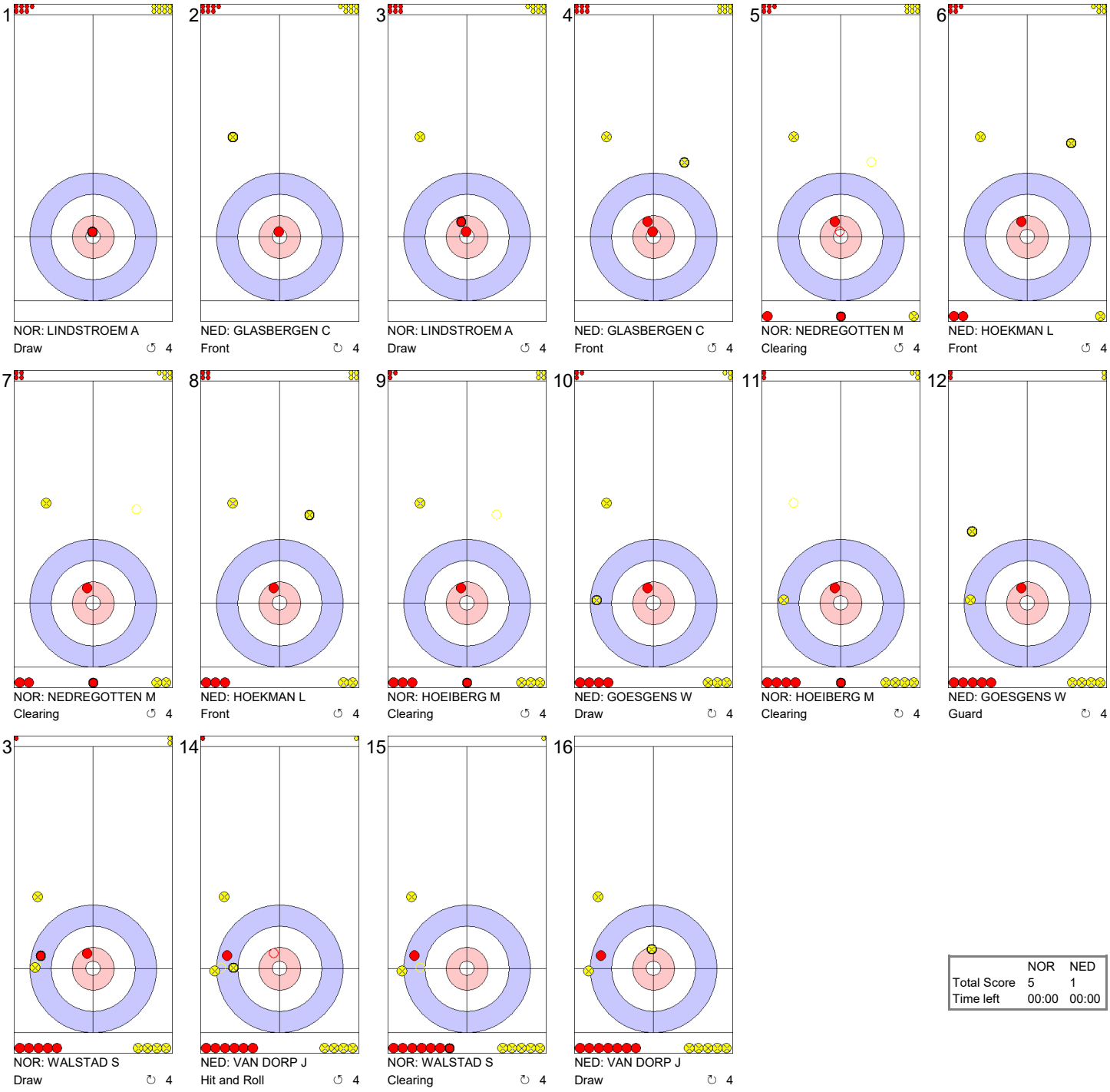

	NOR	NED
Total Score	5	1
Time left	00:00	00:00

Game - Shot by Shot

End 5 | **NOR - Norway** **5 + 0** (this end) **= 5** | **NED - Netherlands** **1 + 1** (this end) **= 2**

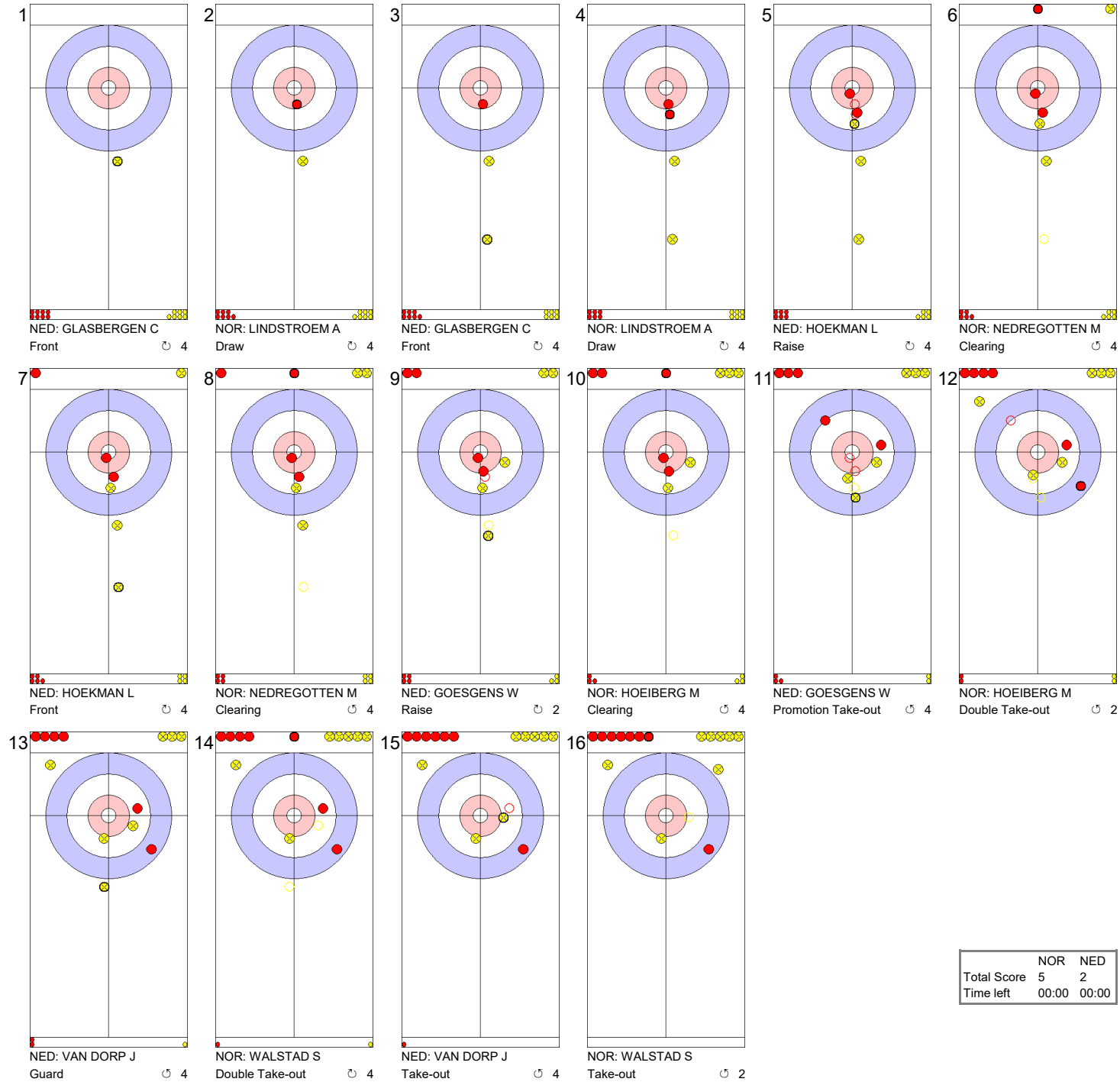

1 NED: GLASBERGEN C — Front ↻ 4
2 NOR: LINDSTROEM A — Draw ↻ 4
3 NED: GLASBERGEN C — Front ↻ 4
4 NOR: LINDSTROEM A — Draw ↻ 4
5 NED: HOEKMAN L — Raise ↻ 4
6 NOR: NEDREGOTTEN M — Clearing ↺ 4
7 NED: HOEKMAN L — Front ↻ 4
8 NOR: NEDREGOTTEN M — Clearing ↺ 4
9 NED: GOESGENS W — Raise ↻ 2
10 NOR: HOEIBERG M — Clearing ↺ 4
11 NED: GOESGENS W — Promotion Take-out ↺ 4
12 NOR: HOEIBERG M — Double Take-out ↺ 2
13 NED: VAN DORP J — Guard ↻ 4
14 NOR: WALSTAD S — Double Take-out ↻ 4
15 NED: VAN DORP J — Take-out ↺ 4
16 NOR: WALSTAD S — Take-out ↺ 2

	NOR	NED
Total Score	5	2
Time left	00:00	00:00

Game - Shot by Shot

End 6 **NOR - Norway** **5 + 3** (this end) **= 8** **NED - Netherlands** **2 + 0** (this end) **= 2**

1
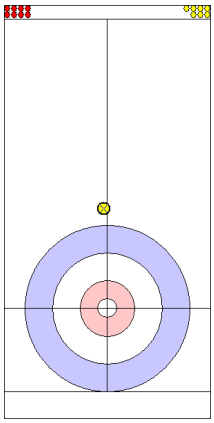
NED: GLASBERGEN C
Front ↺ 4

2
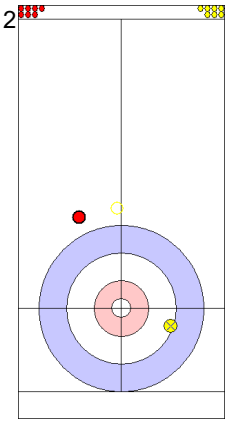
NOR: LINDSTROEM A
Wick / Soft Peeling ↺ 4

3
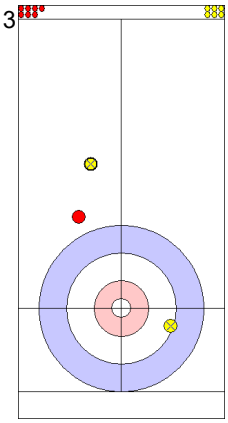
NED: GLASBERGEN C
Front ↻ 3

4
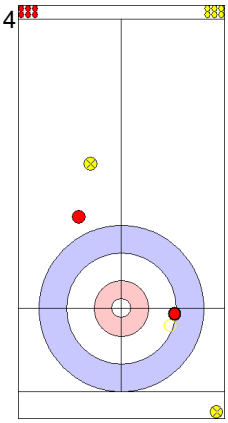
NOR: LINDSTROEM A
Take-out ↻ 4

5
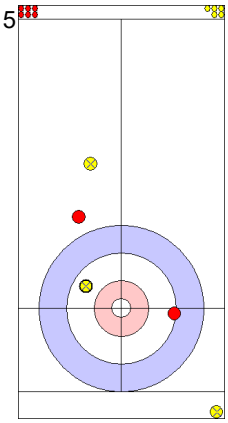
NED: HOEKMAN L
Draw ↻ 4

6
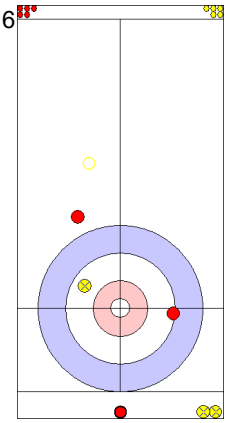
NOR: NEDREGOTTEN M
Clearing ↻ 4

7
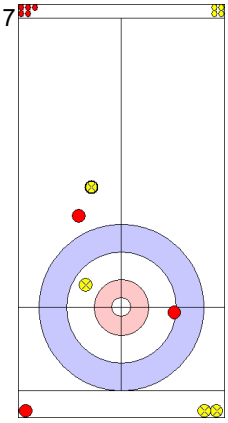
NED: HOEKMAN L
Guard ↻ 4

8
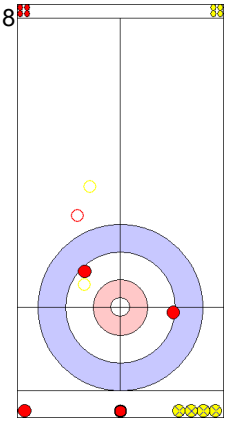
NOR: NEDREGOTTEN M
Clearing ↻ 4

9
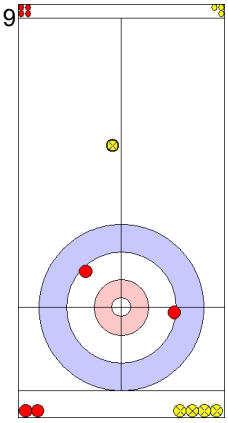
NED: GOESGENS W
Front ↻ 4

10
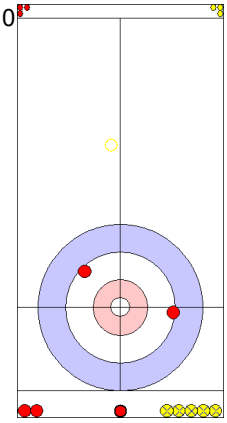
NOR: HOEIBERG M
Clearing ↺ 4

11
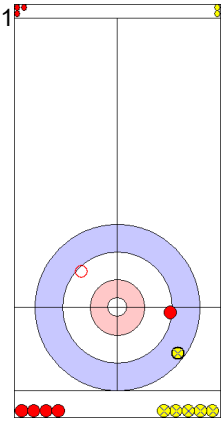
NED: GOESGENS W
Hit and Roll ↺ 3

12
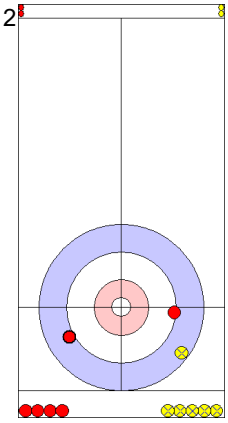
NOR: HOEIBERG M
Draw ↻ 4

13
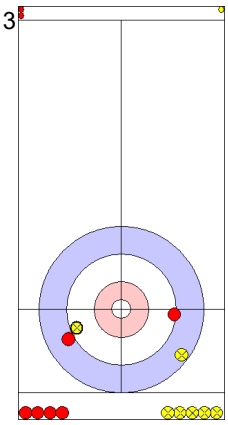
NED: VAN DORP J
Freeze ↻ 4

14
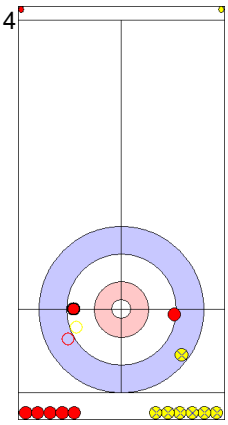
NOR: WALSTAD S
Take-out ↺ 4

15
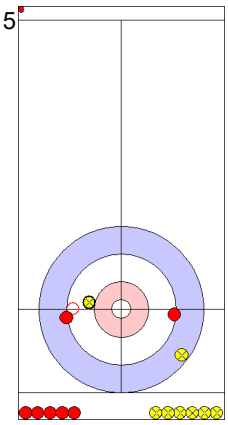
NED: VAN DORP J
Freeze ↻ 1

16
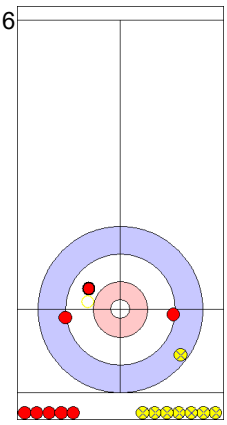
NOR: WALSTAD S
Take-out ↺ 4

	NOR	NED
Total Score	8	2
Time left	00:00	00:00

Game - Shot by Shot

End 7 | **NOR - Norway** **8 + 0** (this end) **= 8** | **NED - Netherlands** **2 + 1** (this end) **= 3**

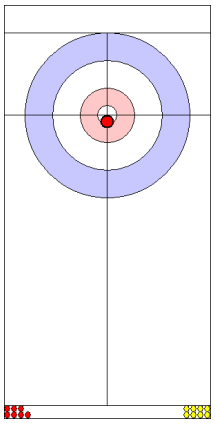

NOR: LINDSTROEM A
Draw ↻ 4

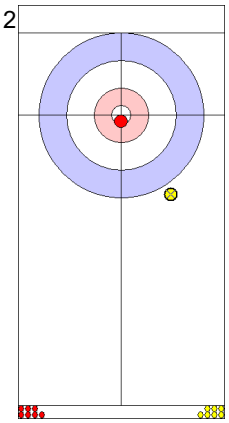

NED: GLASBERGEN C
Front ↻ 4

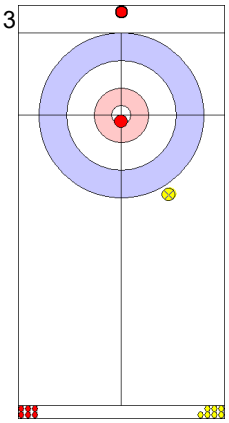

NOR: LINDSTROEM A
Wick / Soft Peeling ↺ 0

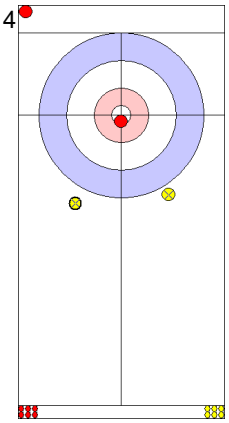

NED: GLASBERGEN C
Front ↻ 4

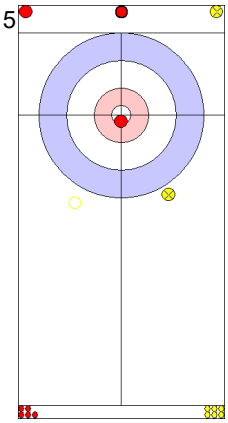

NOR: NEDREGOTTEN M
Clearing ↻ 4

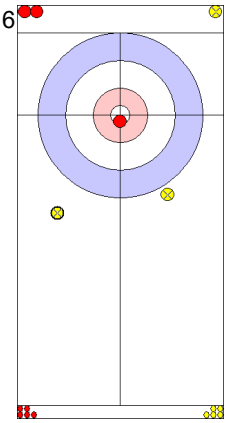

NED: HOEKMAN L
Front ↻ 4

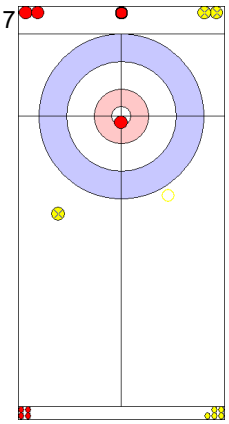

NOR: NEDREGOTTEN M
Clearing ↻ 4

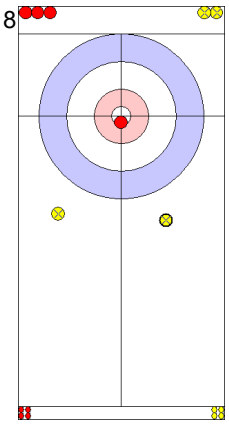

NED: HOEKMAN L
Front ↻ 4

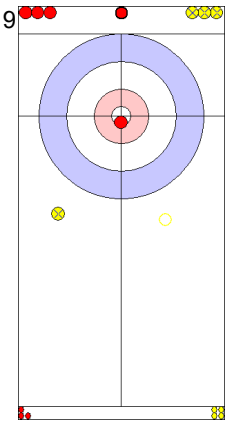

NOR: HOEIBERG M
Clearing ↻ 4

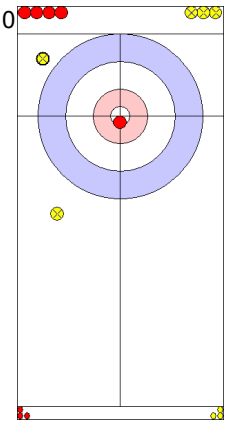

NED: GOESGENS W
Draw ↻ 0

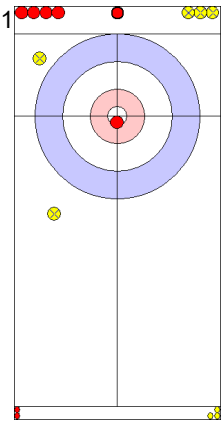

NOR: HOEIBERG M
Clearing ↻ 0

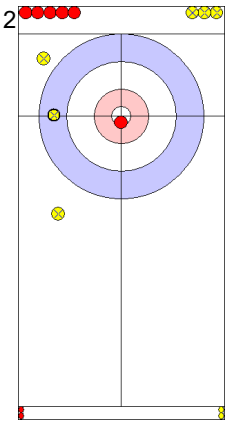

NED: GOESGENS W
Draw ↻ 4

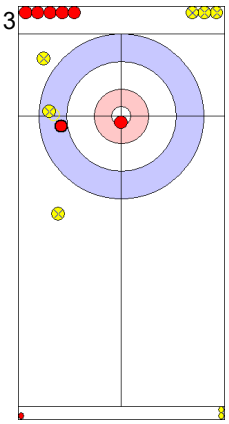

NOR: WALSTAD S
Draw ↻ 4

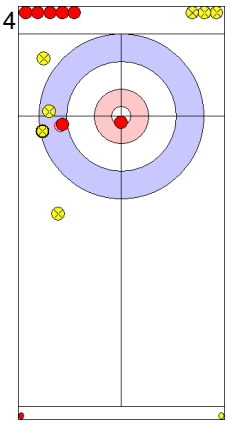

NED: VAN DORP J
Raise ↺ 0

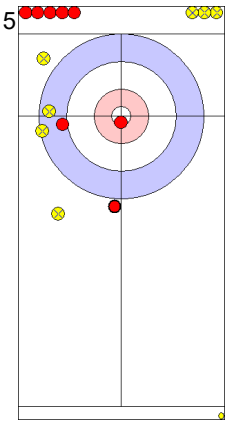

NOR: WALSTAD S
Guard ↺ 2

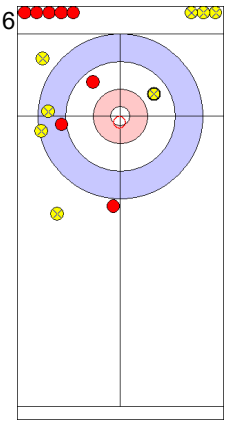

NED: VAN DORP J
Raise ↺ 4

Note:
Shot Success Points:
4 = 100%
3 = 75%
2 = 50%
1 = 25%
0 = 0%
X = not considered

Rotation:
↻ Clockwise
↺ Counter-clockwise

	NOR	NED
Total Score	8	3
Time left	14:44	12:47

Game Results

Sheet	Game	Team	LSFE	1	2	3	4	5	6	7	8	9	10	Extra Ends	Total
D	3	JPN - Japan		0	2	0	1	0	0	1	0	0	X		4
	3	SCO - Scotland	*	1	0	2	0	2	1	0	0	1	X		7

JPN - Japan		Shot Success Game	Shot Success All
4 S	MOROZUMI Yusuke	79%	76%
3 V	SHIMIZU Tetsuro	78%	77%
2	YAMAGUCHI Tsuyoshi	79%	75%
1	MOROZUMI Kosuke	81%	83%
A	HIRATA Kohsuke	-	-
	Team Total	79%	78%

Last Stone Draw		Distance
↻	MOROZUMI Y	46.8cm
↺	SHIMIZU T	91.2cm
Total		**138.0cm**

Time remaining: 1 minute 14 seconds

SCO - Scotland		Shot Success Game	Shot Success All
4 S	MURDOCH David	86%	82%
3 V	DRUMMOND Greg	78%	79%
2	ANDREWS Scott	93%	87%
1	GOODFELLOW Michael	86%	92%
A	PATERSON Ross	-	-
	Team Total	86%	85%

Last Stone Draw		Distance
↻	ANDREWS S	41.7cm
↺	GOODFELLOW M	11.3cm
Total		**53.0cm**

Time remaining: 1 minute 36 seconds

Time-out: end 10 - SCO stone 6

Shot Success Analysis

JPN - Japan		↻	↺	Game
4 MOROZUMI Yusuke	Draws	1 50%	6 67%	7 64%
	Take-outs	6 88%	6 88%	12 88%
	Total	7 82%	12 77%	19 79%
3 SHIMIZU Tetsuro	Draws	2 100%	8 100%	10 100%
	Take-outs	6 63%	4 44%	10 55%
	Total	8 72%	12 81%	20 78%
2 YAMAGUCHI Tsuyoshi	Draws	8 88%	3 100%	11 91%
	Take-outs	1 75%	8 63%	9 64%
	Total	9 86%	11 73%	20 79%
1 MOROZUMI Kosuke	Draws	10 75%	9 97%	19 86%
	Take-outs	1 0%	0 -	1 0%
	Total	11 68%	9 97%	20 81%
A HIRATA Kohsuke	Draws	0 -	0 -	0 -
	Take-outs	0 -	0 -	0 -
	Total	0 -	0 -	0 -
Team	Draws	21 81%	26 91%	47 87%
	Take-outs	14 70%	18 67%	32 68%
	Total	35 76%	44 81%	79 79%

SCO - Scotland		↻	↺	Game
4 MURDOCH David	Draws	3 83%	6 100%	9 94%
	Take-outs	5 90%	6 71%	11 80%
	Total	8 88%	12 85%	20 86%
3 DRUMMOND Greg	Draws	3 67%	2 88%	5 75%
	Take-outs	11 73%	4 94%	15 78%
	Total	14 71%	6 92%	20 78%
2 ANDREWS Scott	Draws	2 50%	3 100%	5 80%
	Take-outs	8 94%	7 100%	15 97%
	Total	10 85%	10 100%	20 93%
1 GOODFELLOW Michael	Draws	4 75%	14 89%	18 86%
	Take-outs	0 -	0 -	0 -
	Total	4 75%	14 89%	18 86%
A PATERSON Ross	Draws	0 -	0 -	0 -
	Take-outs	0 -	0 -	0 -
	Total	0 -	0 -	0 -
Team	Draws	12 71%	25 93%	37 86%
	Take-outs	24 83%	17 88%	41 85%
	Total	36 79%	42 91%	78 86%

Note:
Team position and functions are attached to each team member's name as follows:
4 = Fourth, **3** = Third, **2** = Second, **1** = Lead, **A** = Alternate, **S** = Skip, **V** = Vice-Skip

Legend:
↻ Clockwise ↺ Counter-clockwise **LSFE(*)** Last Stone First End
X Unplayed/unfinished end due to concession

Game - Shot by Shot

End 1 | **JPN - Japan** **0 + 0** (this end) **= 0** | **SCO - Scotland** **0 + 1** (this end) **= 1**

1
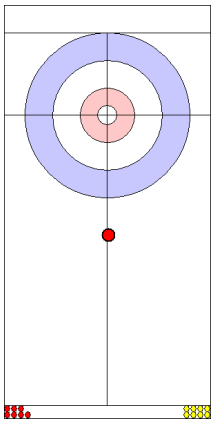
JPN: MOROZUMI K
Front ↺ 4

2
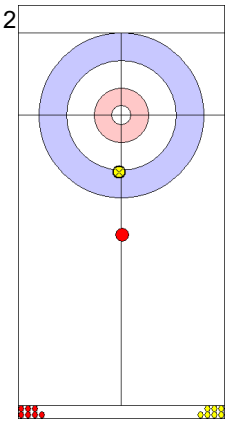
SCO: GOODFELLOW M
Draw ↺ 4

3
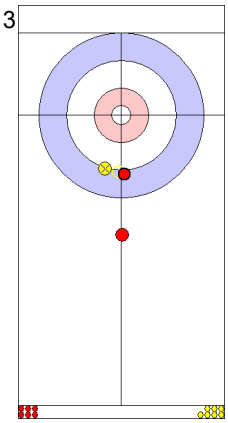
JPN: MOROZUMI K
Draw ↺ 3

4
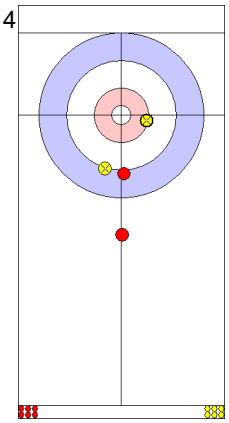
SCO: GOODFELLOW M
Draw ↺ 3

5
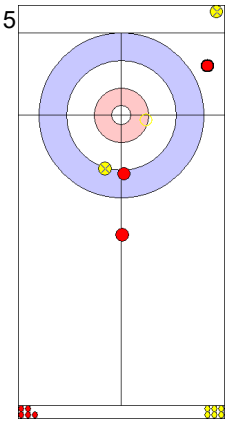
JPN: YAMAGUCHI T
Hit and Roll ↺ 3

6
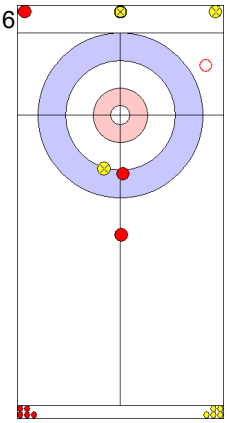
SCO: ANDREWS S
Hit and Roll ↺ 4

7
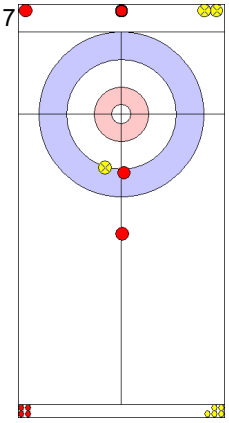
JPN: YAMAGUCHI T
Take-out ↺ 0

8
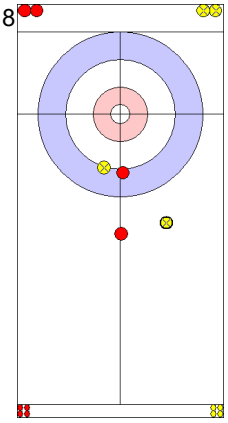
SCO: ANDREWS S
Draw ↻ 0

9
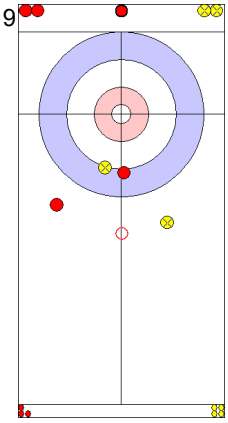
JPN: SHIMIZU T
Take-out ↺ 0

10
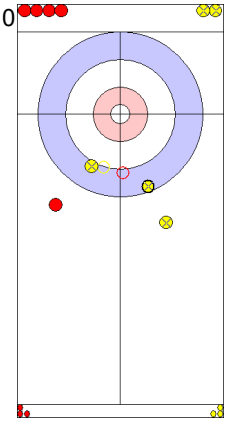
SCO: DRUMMOND G
Hit and Roll ↻ 4

11
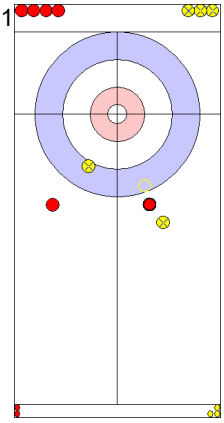
JPN: SHIMIZU T
Hit and Roll ↻ 3

12
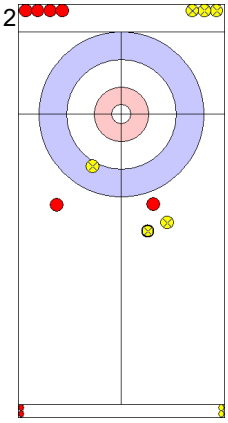
SCO: DRUMMOND G
Draw ↻ 0

13
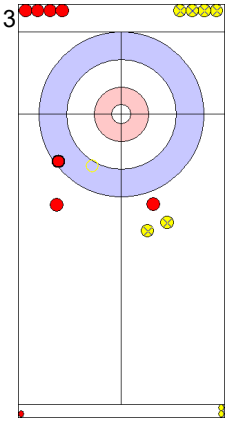
JPN: MOROZUMI Y
Hit and Roll ↺ 4

14
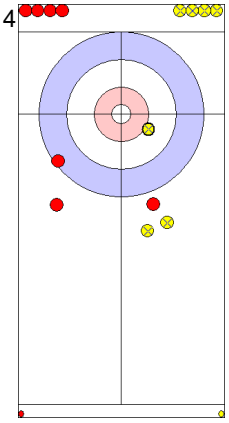
SCO: MURDOCH D
Draw ↻ 4

15
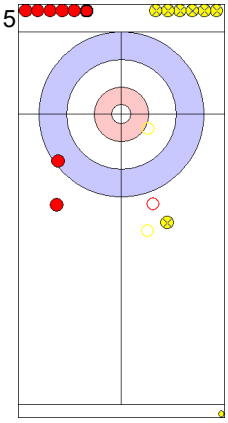
JPN: MOROZUMI Y
Promotion Take-out ↺ 3

16
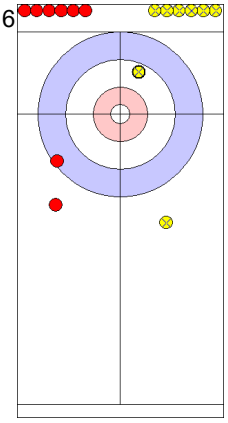
SCO: MURDOCH D
Draw ↻ 4

	JPN	SCO
Total Score	0	1
Time left	00:00	00:00

Game - Shot by Shot

End 2 | **JPN - Japan** **0 + 2** (this end) **= 2** | **SCO - Scotland** **1 + 0** (this end) **= 1**

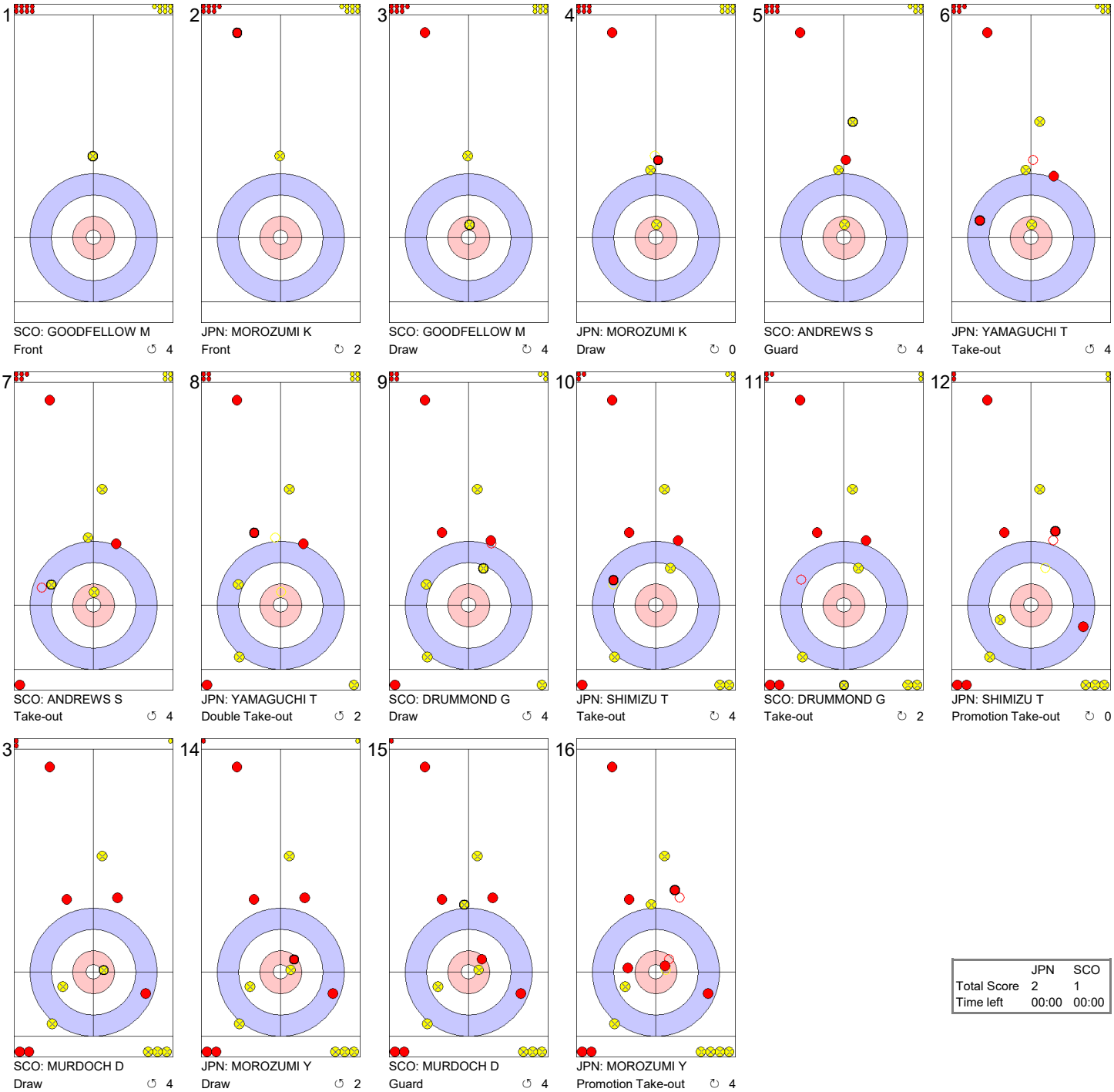

	JPN	SCO
Total Score	2	1
Time left	00:00	00:00

Game - Shot by Shot

End 3 | **JPN - Japan** **2 + 0** (this end) **= 2** | **SCO - Scotland** **1 + 2** (this end) **= 3**

1
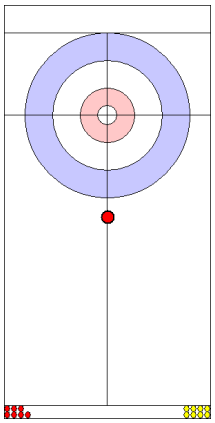
JPN: MOROZUMI K
Front ↺ 4

2
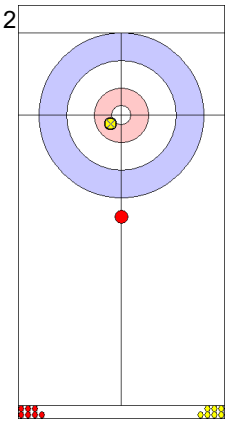
SCO: GOODFELLOW M
Draw ↺ 4

3
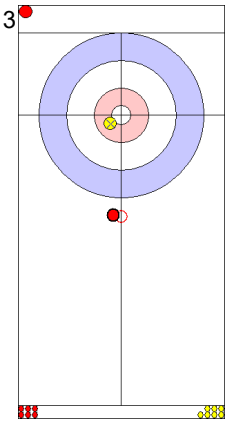
JPN: MOROZUMI K
Take-out ↻ 0

4
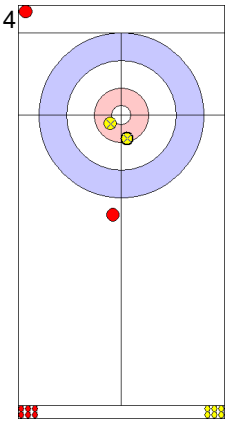
SCO: GOODFELLOW M
Draw ↺ 3

5
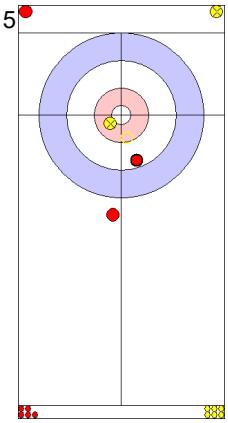
JPN: YAMAGUCHI T
Double Take-out ↺ 2

6
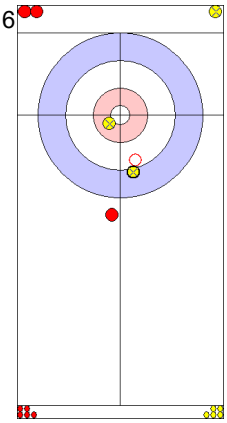
SCO: ANDREWS S
Take-out ↺ 4

7
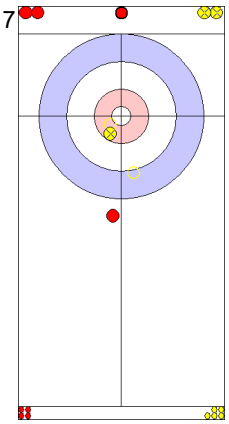
JPN: YAMAGUCHI T
Double Take-out ↺ 2

8
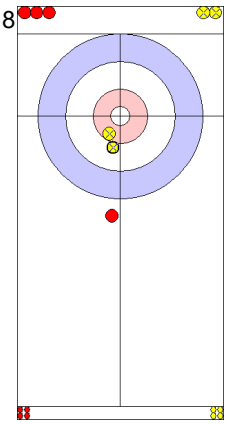
SCO: ANDREWS S
Draw ↺ 4

9
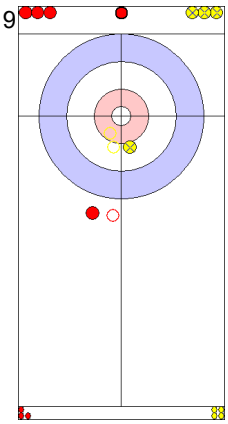
JPN: SHIMIZU T
Promotion Take-out ↻ 2

10
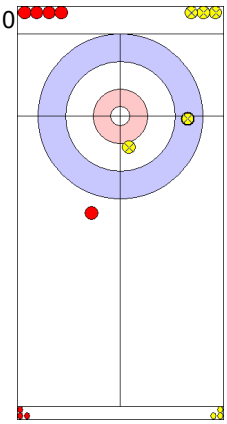
SCO: DRUMMOND G
Draw ↺ 4

11
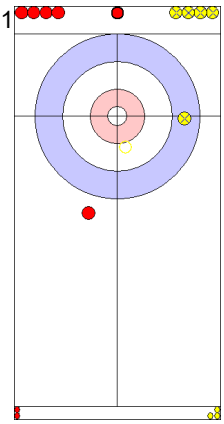
JPN: SHIMIZU T
Double Take-out ↺ 2

12
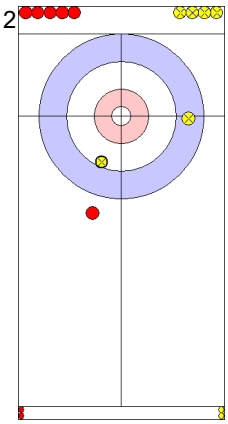
SCO: DRUMMOND G
Draw ↺ 3

13
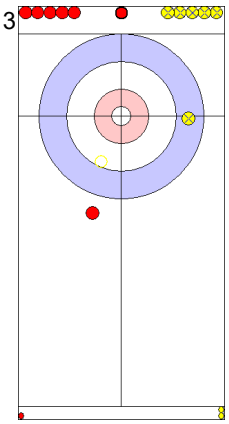
JPN: MOROZUMI Y
Double Take-out ↺ 2

14
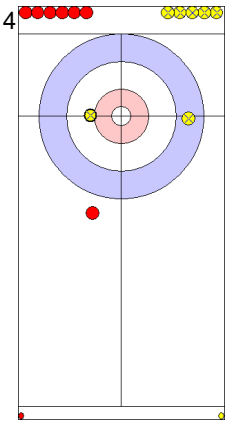
SCO: MURDOCH D
Draw ↺ 4

15
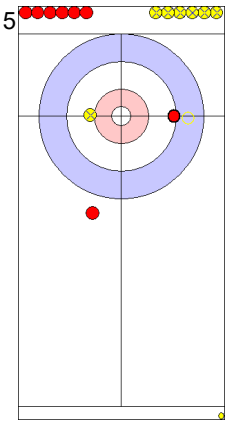
JPN: MOROZUMI Y
Take-out ↺ 4

16
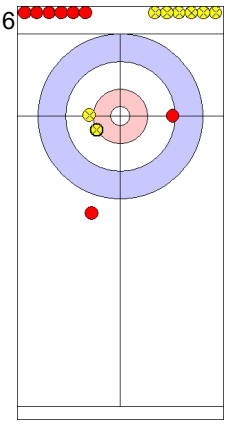
SCO: MURDOCH D
Draw ↺ 4

	JPN	SCO
Total Score	2	3
Time left	00:00	00:00

Game - Shot by Shot

End 4 | **JPN - Japan** **2 + 1** (this end) **= 3** | **SCO - Scotland** **3 + 0** (this end) **= 3**

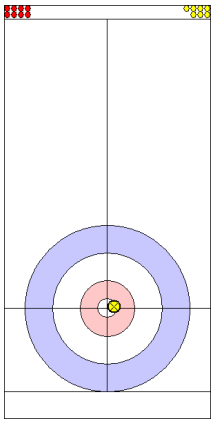
1
SCO: GOODFELLOW M
Draw ↺ 4

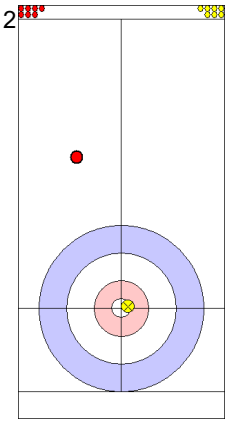
2
JPN: MOROZUMI K
Front ↻ 4

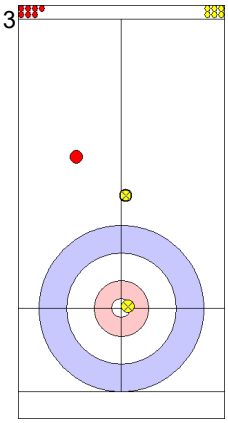
3
SCO: GOODFELLOW M
Guard ↺ 4

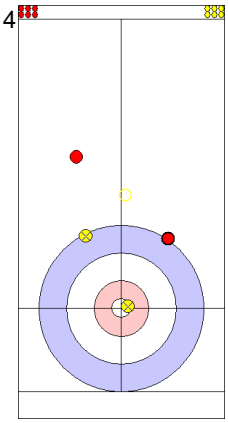
4
JPN: MOROZUMI K
Draw ↻ 2

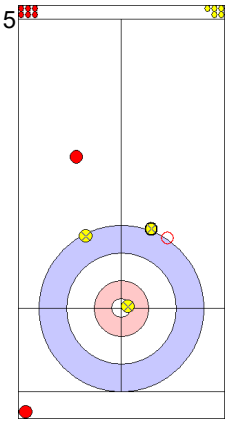
5
SCO: ANDREWS S
Hit and Roll ↺ 4

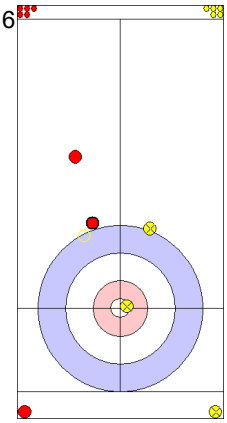
6
JPN: YAMAGUCHI T
Hit and Roll ↻ 3

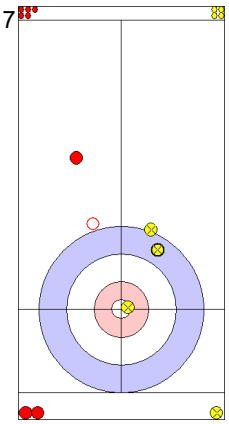
7
SCO: ANDREWS S
Hit and Roll ↺ 4

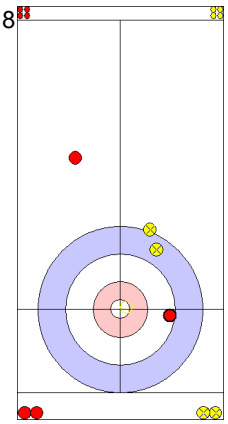
8
JPN: YAMAGUCHI T
Hit and Roll ↺ 3

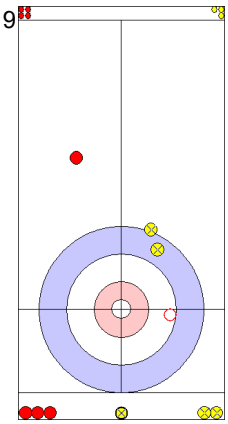
9
SCO: DRUMMOND G
Take-out ↺ 4

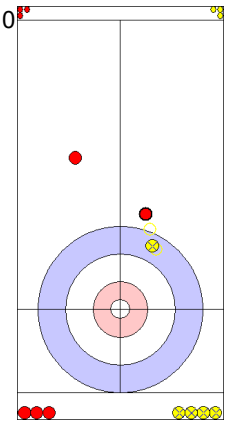
10
JPN: SHIMIZU T
Hit and Roll ↻ 2

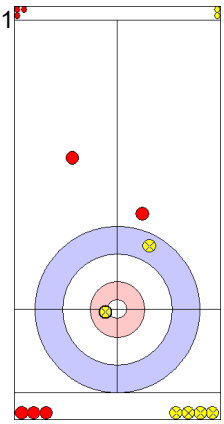
11
SCO: DRUMMOND G
Draw ↺ 4

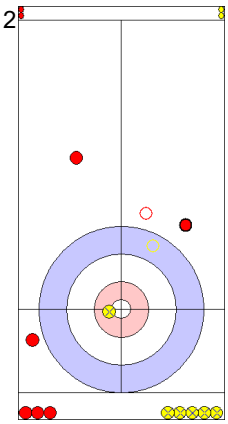
12
JPN: SHIMIZU T
Promotion Take-out ↻ 2

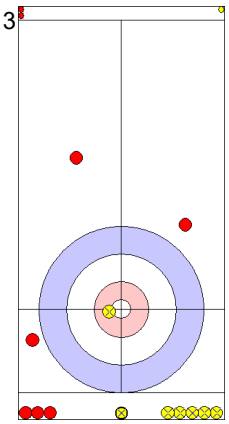
13
SCO: MURDOCH D
Draw ↺ 4

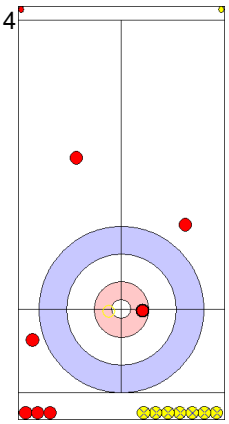
14
JPN: MOROZUMI Y
Hit and Roll ↻ 3

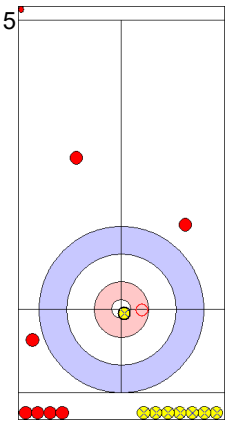
15
SCO: MURDOCH D
Take-out ↺ 4

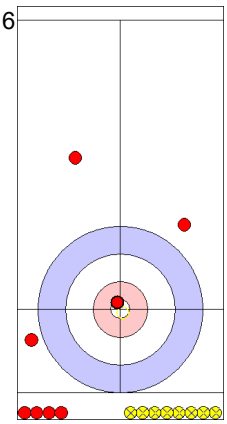
16
JPN: MOROZUMI Y
Take-out ↻ 4

	JPN	SCO
Total Score	3	3
Time left	00:00	00:00

Game - Shot by Shot

End 5 | **JPN - Japan** **3 + 0** (this end) **= 3** | **SCO - Scotland** **3 + 2** (this end) **= 5**

1
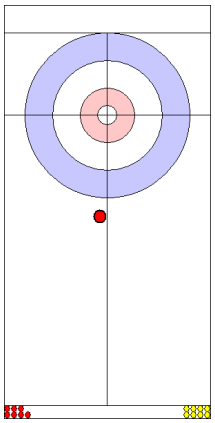
JPN: MOROZUMI K
Front ↺ 4

2
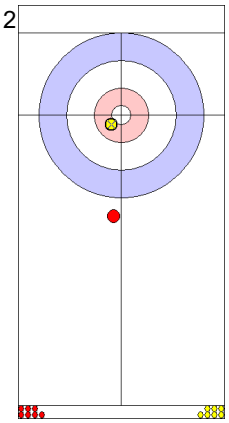
SCO: GOODFELLOW M
Draw ↺ 4

3
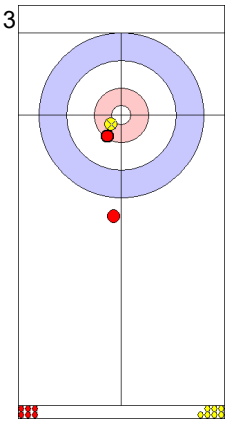
JPN: MOROZUMI K
Draw ↺ 4

4
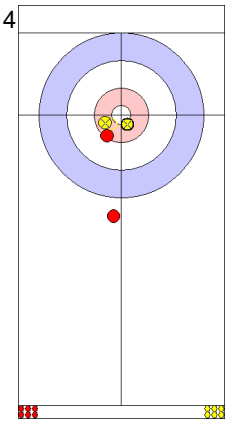
SCO: GOODFELLOW M
Draw ↺ 2

5
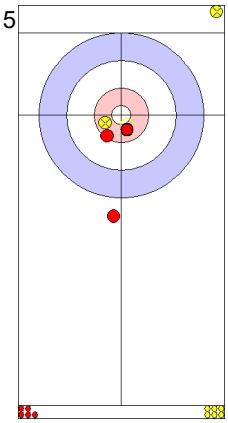
JPN: YAMAGUCHI T
Take-out ↺ 4

6
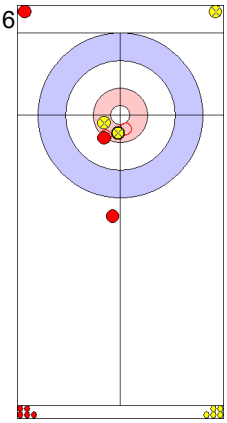
SCO: ANDREWS S
Hit and Roll ↺ 4

7
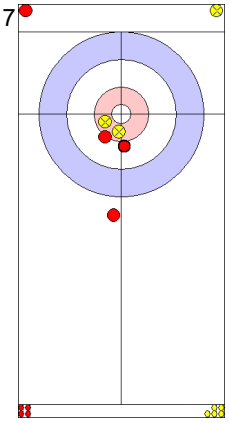
JPN: YAMAGUCHI T
Draw ↺ 4

8
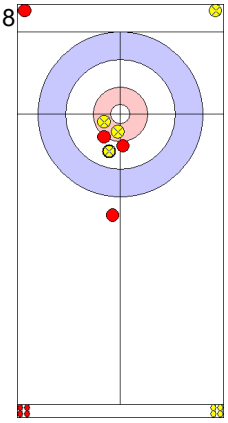
SCO: ANDREWS S
Draw ↺ 4

9
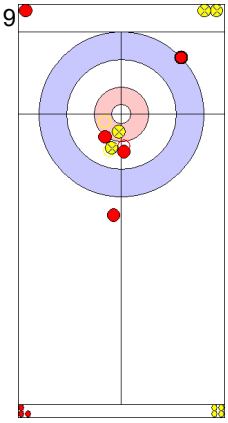
JPN: SHIMIZU T
Promotion Take-out ↺ 3

10
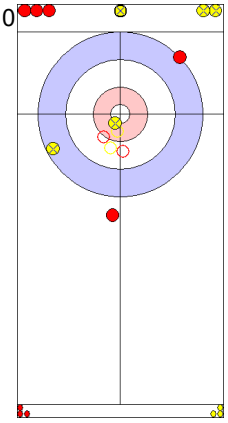
SCO: DRUMMOND G
Take-out ↺ 4

11
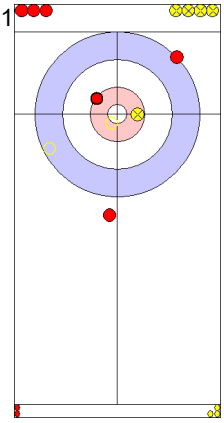
JPN: SHIMIZU T
Double Take-out ↺ 4

12
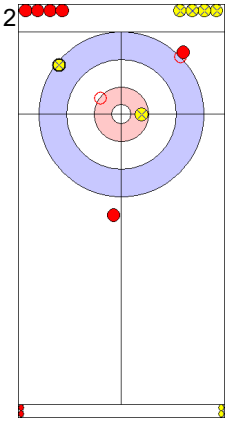
SCO: DRUMMOND G
Take-out ↺ 4

13
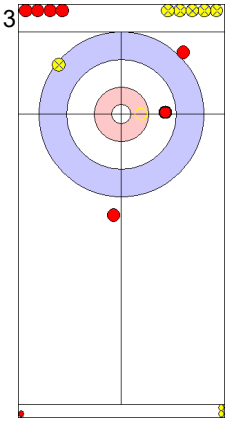
JPN: MOROZUMI Y
Hit and Roll ↺ 3

14
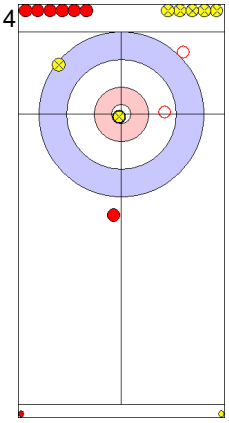
SCO: MURDOCH D
Take-out ↺ 3

15
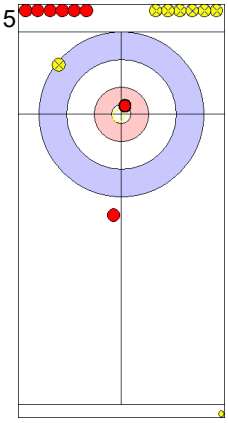
JPN: MOROZUMI Y
Take-out ↺ 4

16
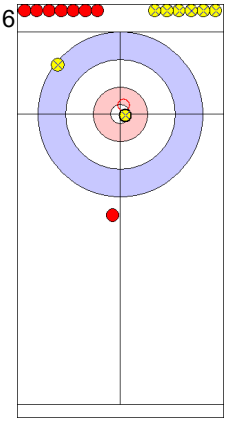
SCO: MURDOCH D
Take-out ↺ 4

	JPN	SCO
Total Score	3	5
Time left	00:00	00:00

Game - Shot by Shot

End 6 — **JPN - Japan** **3 + 0** (this end) **= 3** — **SCO - Scotland** **5 + 1** (this end) **= 6**

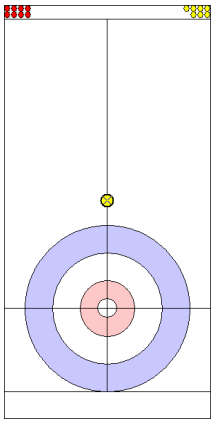

SCO: GOODFELLOW M
Front ↻ 4

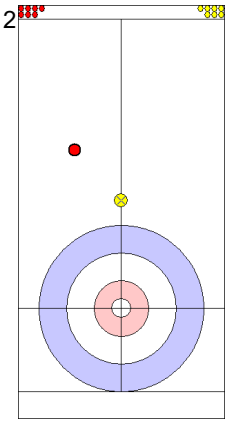

JPN: MOROZUMI K
Front ↻ 4

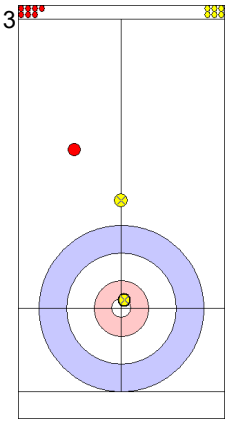

SCO: GOODFELLOW M
Draw ↻ 4

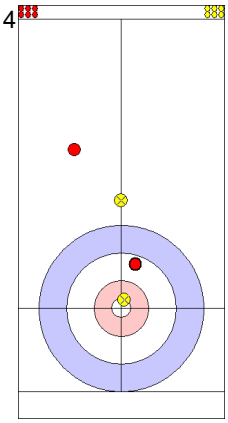

JPN: MOROZUMI K
Draw ↻ 3

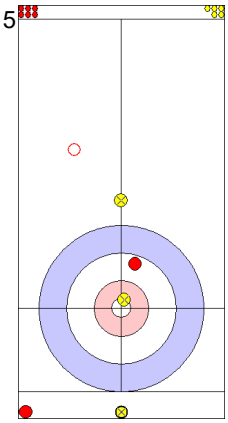

SCO: ANDREWS S
Clearing ↻ 4

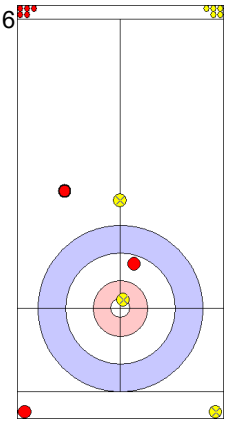

JPN: YAMAGUCHI T
Front ↻ 4

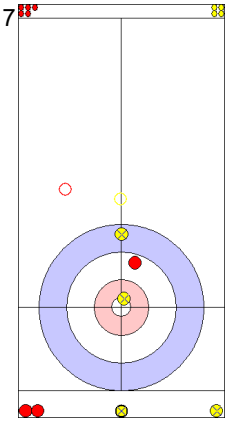

SCO: ANDREWS S
Clearing ↻ 4

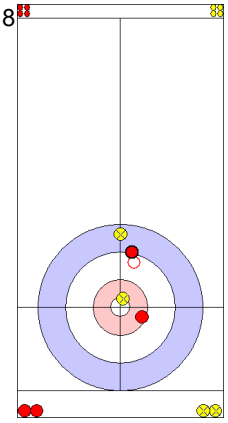

JPN: YAMAGUCHI T
Raise ↻ 4

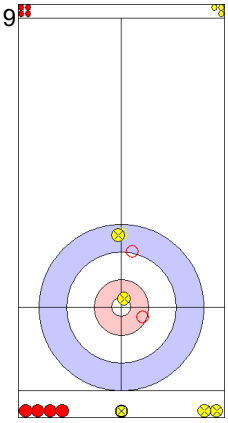

SCO: DRUMMOND G
Double Take-out ↻ 4

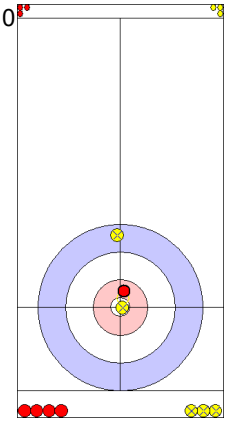

JPN: SHIMIZU T
Draw ↻ 4

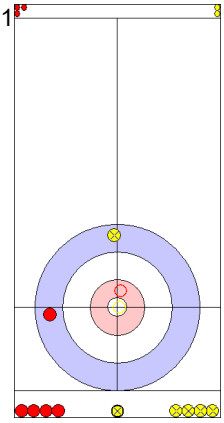

SCO: DRUMMOND G
Take-out ↻ 0

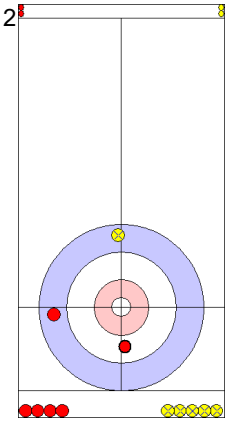

JPN: SHIMIZU T
Draw ↻ 4

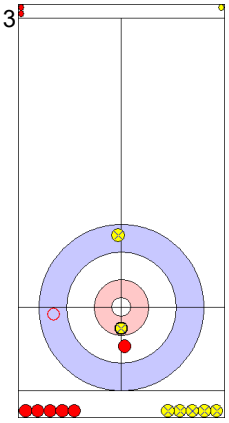

SCO: MURDOCH D
Hit and Roll ↻ 4

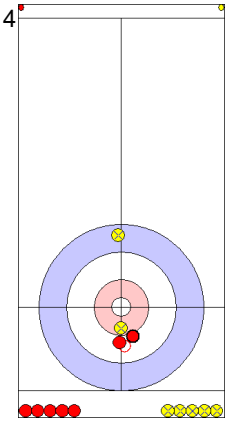

JPN: MOROZUMI Y
Draw ↻ 2

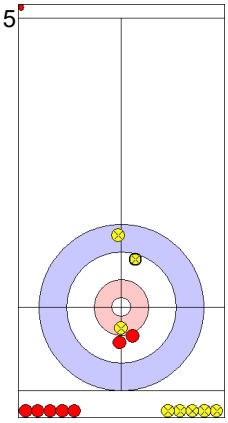

SCO: MURDOCH D
Draw ↻ 2

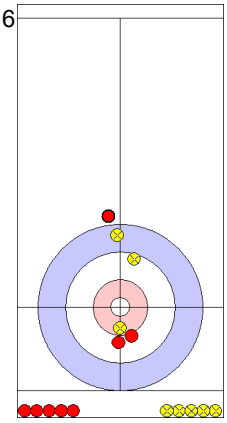

JPN: MOROZUMI Y
Draw ↻ 0

	JPN	SCO
Total Score	3	6
Time left	00:00	00:00

Game - Shot by Shot

End 7 | **JPN - Japan** **3 + 1** (this end) **= 4** | **SCO - Scotland** **6 + 0** (this end) **= 6**

1
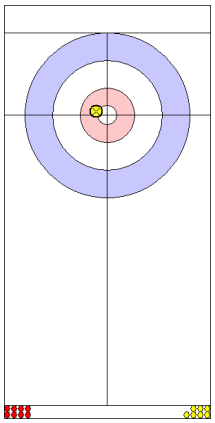
SCO: GOODFELLOW M
Draw ↻ 4

2
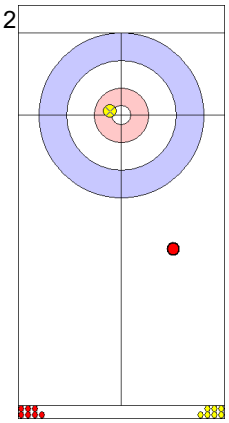
JPN: MOROZUMI K
Front ↻ 4

3
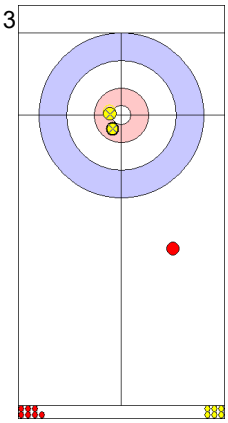
SCO: GOODFELLOW M
Draw ↻ 4

4
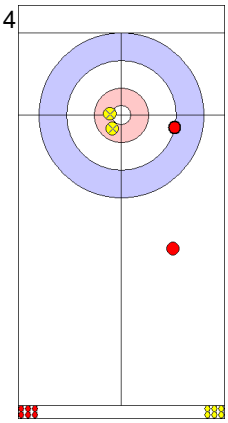
JPN: MOROZUMI K
Draw ↻ 4

5
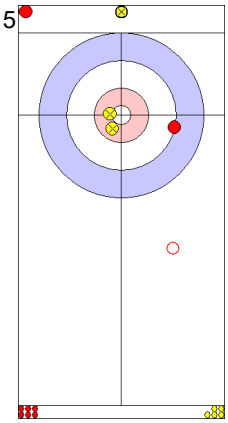
SCO: ANDREWS S
Clearing ↻ 4

6
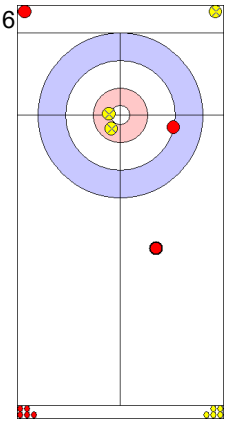
JPN: YAMAGUCHI T
Guard ↻ 3

7
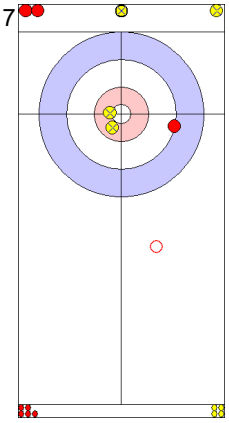
SCO: ANDREWS S
Clearing ↻ 4

8
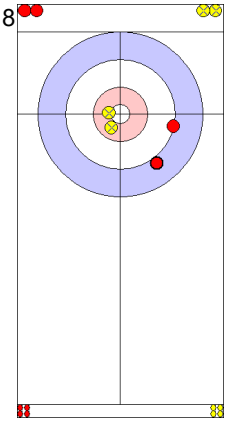
JPN: YAMAGUCHI T
Guard ↻ 2

9
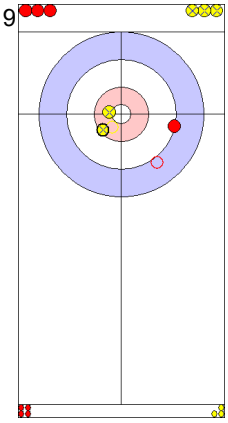
SCO: DRUMMOND G
Double Take-out ↻ 2

10
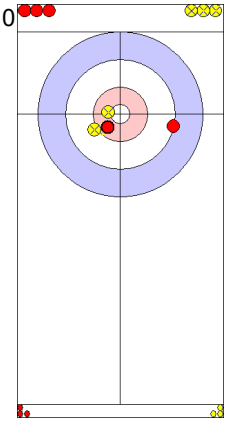
JPN: SHIMIZU T
Draw ↻ 4

11
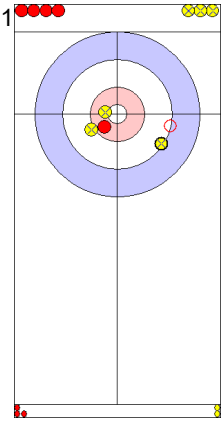
SCO: DRUMMOND G
Hit and Roll ↻ 3

12
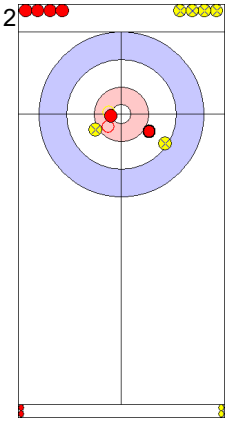
JPN: SHIMIZU T
Raise ↻ 4

13
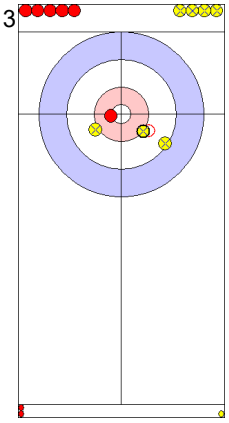
SCO: MURDOCH D
Double Take-out ↻ 2

14
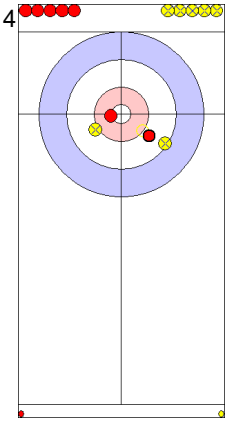
JPN: MOROZUMI Y
Hit and Roll ↻ 4

15
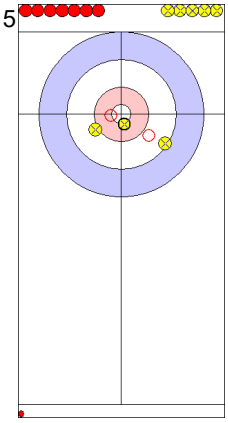
SCO: MURDOCH D
Double Take-out ↻ 4

16
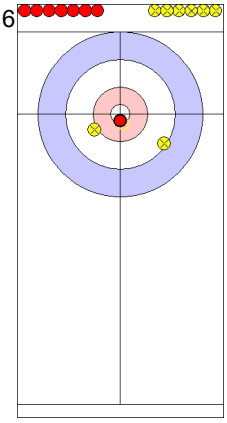
JPN: MOROZUMI Y
Take-out ↻ 4

	JPN	SCO
Total Score	4	6
Time left	00:00	00:00

Game - Shot by Shot

End 8 | **JPN - Japan** **4 + 0** (this end) **= 4** | **SCO - Scotland** **6 + 0** (this end) **= 6**



	JPN	SCO
Total Score	4	6
Time left	00:00	00:00

Game - Shot by Shot

End 9 | **JPN - Japan** **4 + 0** (this end) **= 4** | **SCO - Scotland** **6 + 1** (this end) **= 7**

1
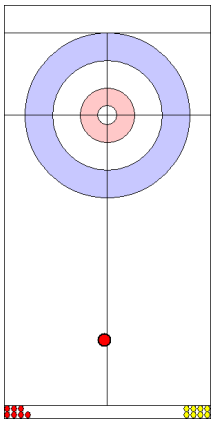
JPN: MOROZUMI K
Front ↺ 4

2
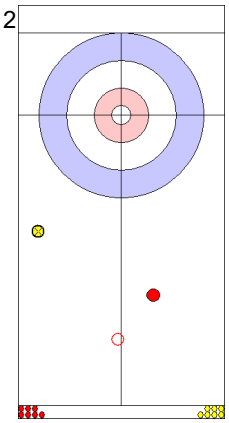
SCO: GOODFELLOW M
Wick / Soft Peeling ↺ 2

3
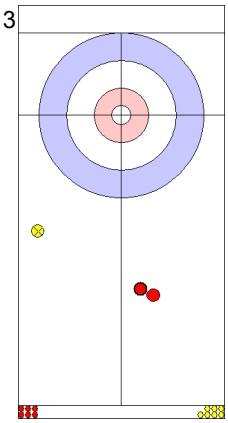
JPN: MOROZUMI K
Front ↻ 3

4
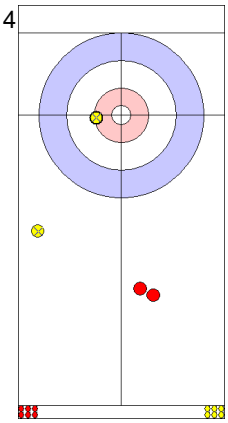
SCO: GOODFELLOW M
Draw ↻ 4

5
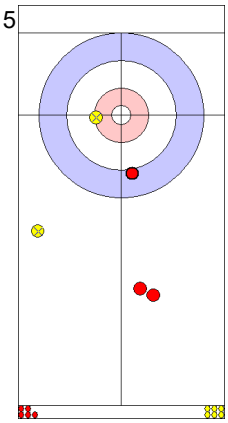
JPN: YAMAGUCHI T
Draw ↻ 4

6
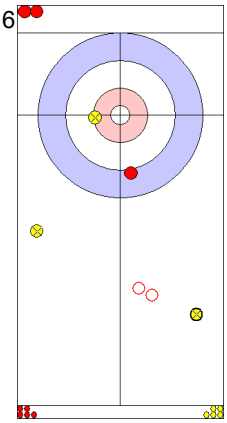
SCO: ANDREWS S
Clearing ↻ 4

7
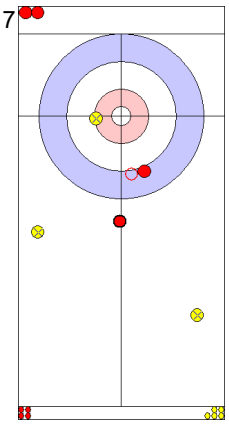
JPN: YAMAGUCHI T
Guard ↻ 3

8
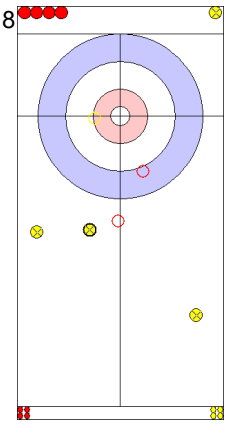
SCO: ANDREWS S
Clearing ↻ 3

9
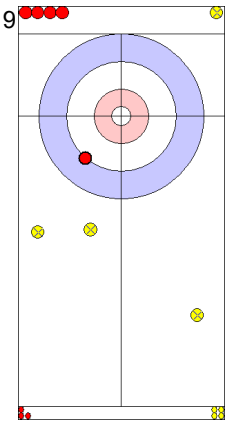
JPN: SHIMIZU T
Draw ↺ 4

10
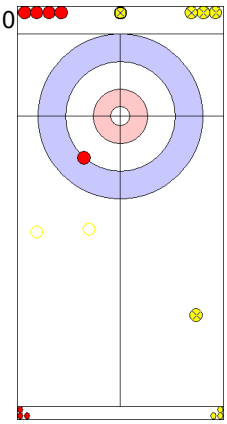
SCO: DRUMMOND G
Clearing ↻ 4

11
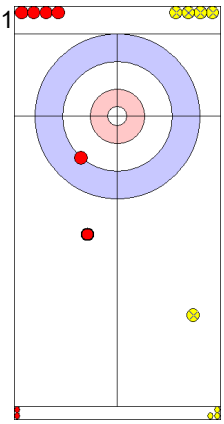
JPN: SHIMIZU T
Guard ↺ 4

12
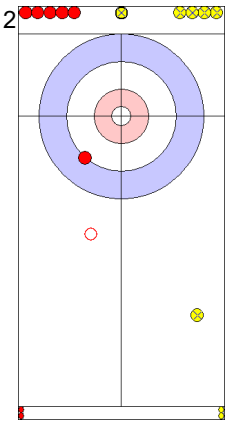
SCO: DRUMMOND G
Clearing ↻ 4

13
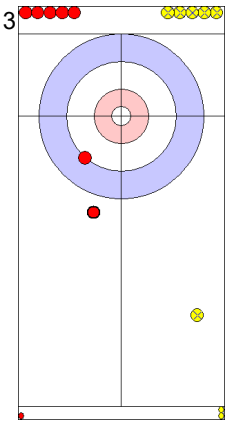
JPN: MOROZUMI Y
Guard ↺ 4

14
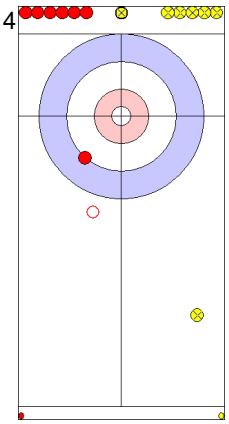
SCO: MURDOCH D
Double Take-out ↺ 2

15
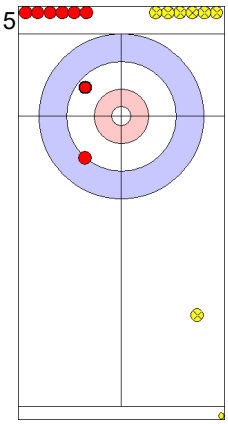
JPN: MOROZUMI Y
Draw ↺ 4

16
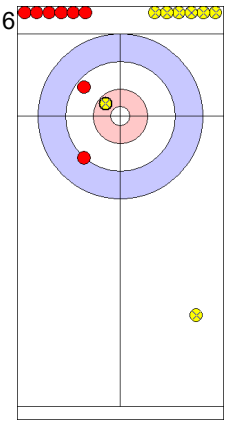
SCO: MURDOCH D
Draw ↺ 4

	JPN	SCO
Total Score	4	7
Time left	00:00	00:00

Game - Shot by Shot

End 10 | **JPN - Japan** **4 + X** (this end) **= 4** | **SCO - Scotland** **7 + X** (this end) **= 7**

1
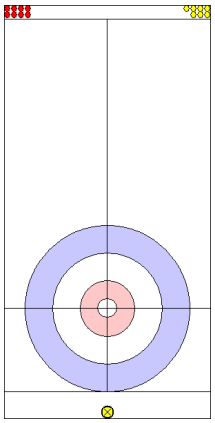
SCO: GOODFELLOW M
Through ↺ X

2
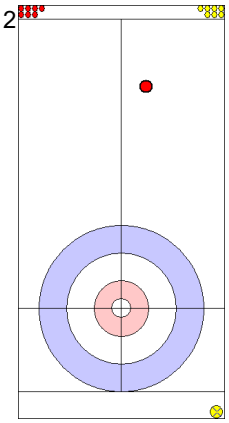
JPN: MOROZUMI K
Front ↺ 4

3
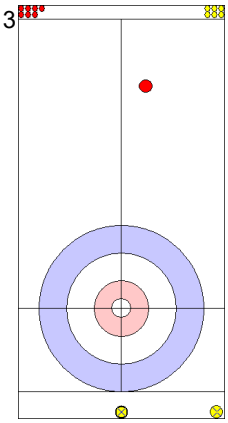
SCO: GOODFELLOW M
Through ↺ X

4
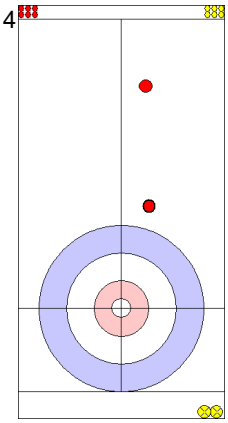
JPN: MOROZUMI K
Front ↺ 4

5
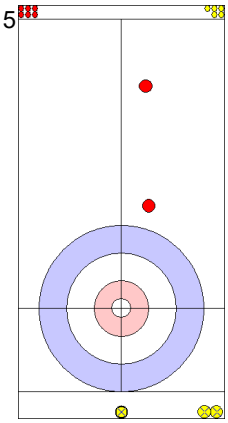
SCO: ANDREWS S
Clearing ↻ 3

6
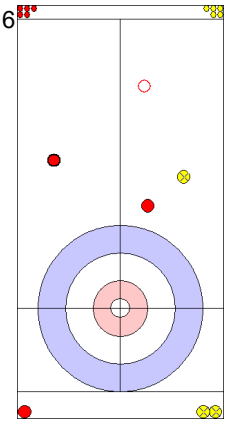
JPN: YAMAGUCHI T
Front ↻ 4

7
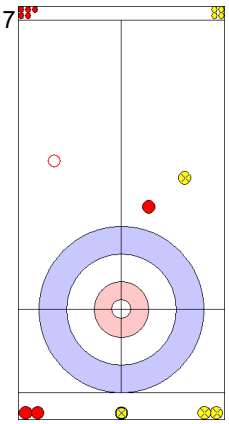
SCO: ANDREWS S
Clearing ↺ 4

8
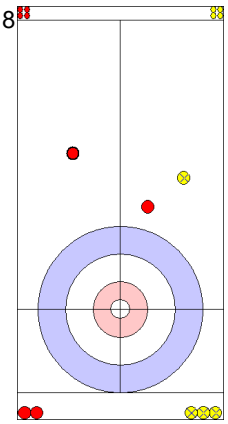
JPN: YAMAGUCHI T
Front ↻ 4

9
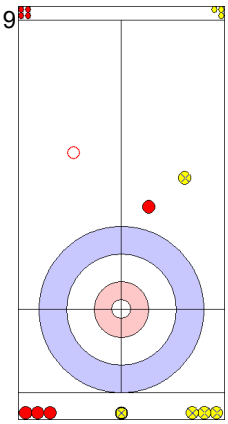
SCO: DRUMMOND G
Clearing ↺ 4

10
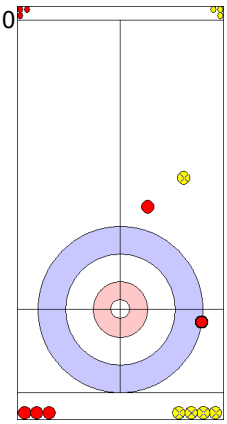
JPN: SHIMIZU T
Draw ↺ 4

11
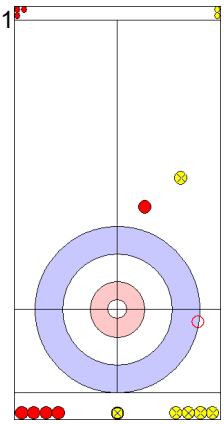
SCO: DRUMMOND G
Clearing ↻ 0
Time-out

12
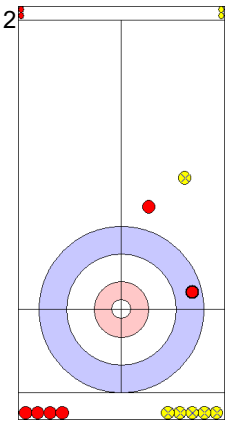
JPN: SHIMIZU T
Draw ↺ 4

13
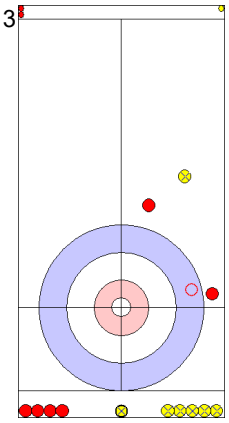
SCO: MURDOCH D
Take-out ↺ 0

14
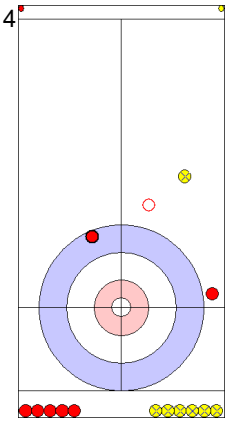
JPN: MOROZUMI Y
Raise ↺ 2

15
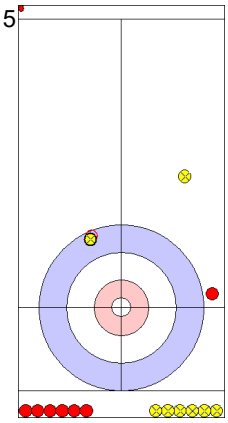
SCO: MURDOCH D
Take-out ↺ 4

Note:
Shot Success Points:
4 = 100%
3 = 75%
2 = 50%
1 = 25%
0 = 0%
X = not considered

Rotation:
↻ Clockwise
↺ Counter-clockwise

	JPN	SCO
Total Score	4	7
Time left	01:14	01:36

Legend:
X Unfinished end due to concession

Session Results and Standings

Sheet	Game	Team	LSFE	1	2	3	4	5	6	7	8	9	10	Extra Ends				Total
A	3	GER - Germany		0	1	0	0	0	1	0	X	X	X					2
	2	SWE - Sweden	*	0	0	2	3	0	0	3	X	X	X					8
B	3	SUI - Switzerland		0	1	0	2	0	0	0	3	0	X					6
	2	NOR - Norway	*	0	0	1	0	0	1	0	0	1	X					3
C	3	USA - United States	*	0	1	0	0	2	0	1	0	X	X					4
	2	SCO - Scotland		1	0	0	2	0	1	0	5	X	X					9
D	2	CHN - China	*	0	0	1	0	0	1	0	1	0	X					3
	3	ITA - Italy		0	0	0	2	1	0	3	0	2	X					8

Current Standings

Rank	Team	Games	Wins	Losses
1	CAN - Canada	2	2	0
1	JPN - Japan	2	2	0
1	SWE - Sweden	2	2	0
4	ITA - Italy	3	2	1
4	SUI - Switzerland	3	2	1
6	NOR - Norway	2	1	1
6	SCO - Scotland	2	1	1
8	GER - Germany	3	1	2
8	USA - United States	3	1	2
10	CHN - China	2	0	2
10	NED - Netherlands	2	0	2
10	RUS - Russia	2	0	2

Attendance

Session: 3'499 Total: 16'559

Note:
Under WCF rules, tie-breaking rules for standings are not applied until after the last game of the Round Robin.

Legend:
LSFE(*) Last Stone First End **X** Unplayed/unfinished end due to concession

Game Results

Sheet	Game	Team	LSFE	1	2	3	4	5	6	7	8	9	10	Extra Ends				Total
A	3	GER - Germany		0	1	0	0	0	1	0	X	X	X					2
	2	SWE - Sweden	*	0	0	2	3	0	0	3	X	X	X					8

GER - Germany		Shot Success Game	Shot Success All
4 S	BAUMANN Alexander	63%	74%
3	WALTER Manuel	70%	76%
2 V	HERBERG Daniel	86%	83%
1	SCHWEIZER Sebastian	93%	93%
A	SHERRARD Ryan	-	77%
	Team Total	78%	79%

Last Stone Draw		Distance
↻	SCHWEIZER S	20.3cm
↺	HERBERG D	23.9cm
Total		**44.2cm**

Time remaining: 13 minutes 31 seconds

SWE - Sweden		Shot Success Game	Shot Success All
4 S	EDIN Niklas	82%	81%
3 V	ERIKSSON Oskar	89%	84%
2	WRANAA Rasmus	86%	83%
1	SUNDGREN Christoffer	96%	76%
A	LEEK Henrik	-	-
	Team Total	88%	81%

Last Stone Draw		Distance
↻	SUNDGREN C	34.3cm
↺	WRANAA R	5.5cm
Total		**39.8cm**

Time remaining: 15 minutes 13 seconds

Shot Success Analysis

GER - Germany		↻		↺		Game	
4 BAUMANN Alexander	Draws	2	50%	1	50%	3	50%
	Take-outs	5	70%	6	63%	11	66%
	Total	7	64%	7	61%	14	63%
3 WALTER Manuel	Draws	3	75%	2	88%	5	80%
	Take-outs	5	80%	4	44%	9	64%
	Total	8	78%	6	58%	14	70%
2 HERBERG Daniel	Draws	1	100%	4	81%	5	85%
	Take-outs	2	100%	7	82%	9	86%
	Total	3	100%	11	82%	14	86%
1 SCHWEIZER Sebastian	Draws	5	95%	7	89%	12	92%
	Take-outs	1	100%	1	100%	2	100%
	Total	6	96%	8	91%	14	93%
A SHERRARD Ryan	Draws	0	-	0	-	0	-
	Take-outs	0	-	0	-	0	-
	Total	0	-	0	-	0	-
Team	Draws	11	82%	14	84%	25	83%
	Take-outs	13	81%	18	68%	31	73%
	Total	24	81%	32	75%	56	78%

SWE - Sweden		↻		↺		Game	
4 EDIN Niklas	Draws	4	75%	2	100%	6	83%
	Take-outs	3	100%	5	70%	8	81%
	Total	7	86%	7	79%	14	82%
3 ERIKSSON Oskar	Draws	2	88%	5	80%	7	82%
	Take-outs	2	88%	5	100%	7	96%
	Total	4	88%	10	90%	14	89%
2 WRANAA Rasmus	Draws	0	-	1	50%	1	50%
	Take-outs	5	75%	8	97%	13	88%
	Total	5	75%	9	92%	14	86%
1 SUNDGREN Christoffer	Draws	4	100%	6	92%	10	95%
	Take-outs	0	-	4	100%	4	100%
	Total	4	100%	10	95%	14	96%
A LEEK Henrik	Draws	0	-	0	-	0	-
	Take-outs	0	-	0	-	0	-
	Total	0	-	0	-	0	-
Team	Draws	10	88%	14	86%	24	86%
	Take-outs	10	85%	22	92%	32	90%
	Total	20	86%	36	90%	56	88%

Note:
Team position and functions are attached to each team member's name as follows:
4 = Fourth, **3** = Third, **2** = Second, **1** = Lead, **A** = Alternate, **S** = Skip, **V** = Vice-Skip

Legend:
↻ Clockwise ↺ Counter-clockwise **LSFE(*)** Last Stone First End
X Unplayed/unfinished end due to concession

Game - Shot by Shot

End 1 | **GER - Germany** **0 + 0** (this end) **= 0** | **SWE - Sweden** **0 + 0** (this end) **= 0**

1
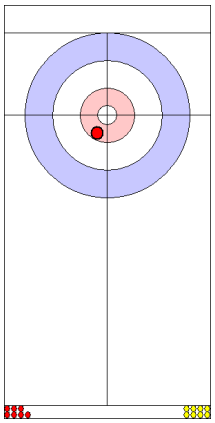
GER: SCHWEIZER S
Draw ↺ 4

2
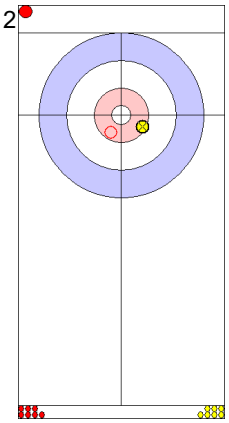
SWE: SUNDGREN C
Take-out ↺ 4

3
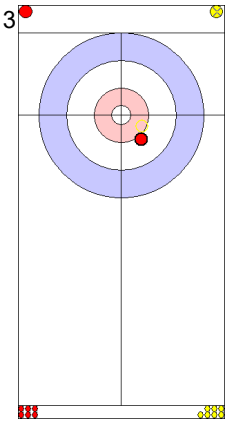
GER: SCHWEIZER S
Take-out ↺ 4

4
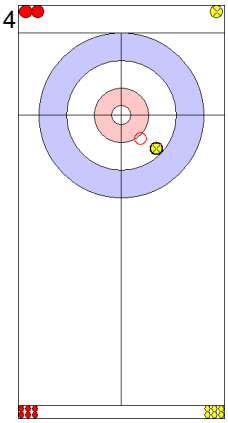
SWE: SUNDGREN C
Take-out ↺ 4

5
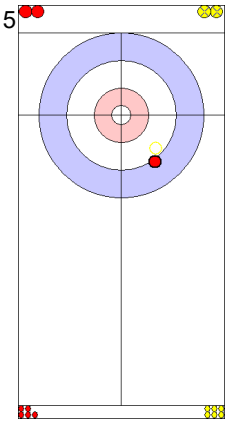
GER: HERBERG D
Take-out ↺ 4

6
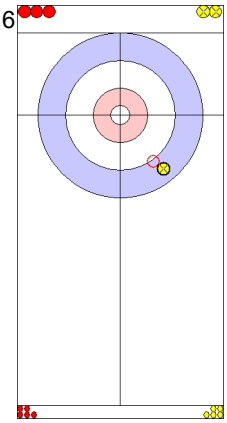
SWE: WRANAA R
Take-out ↺ 4

7
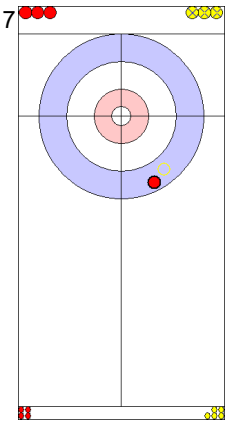
GER: HERBERG D
Take-out ↺ 4

8
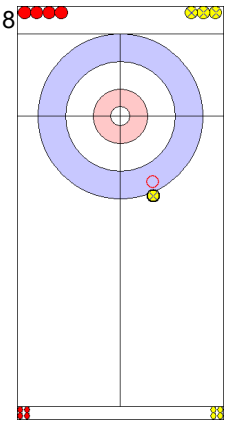
SWE: WRANAA R
Take-out ↺ 4

9
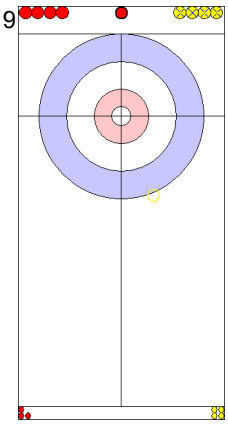
GER: WALTER M
Take-out ↺ 2

10
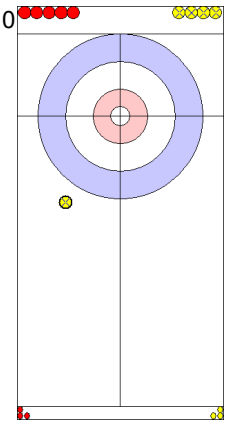
SWE: ERIKSSON O
Draw ↺ 0

11
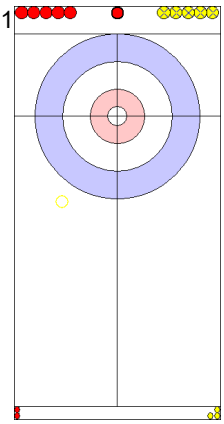
GER: WALTER M
Clearing ↺ 4

12
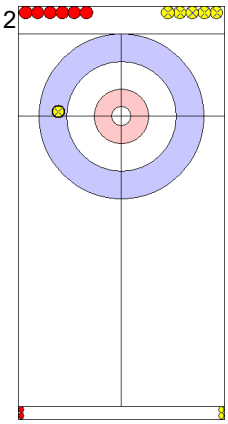
SWE: ERIKSSON O
Draw ↺ 4

13
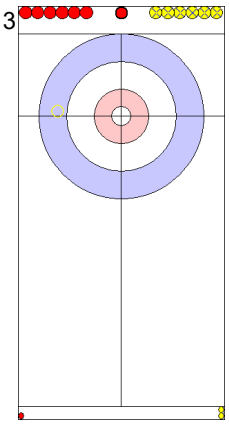
GER: BAUMANN A
Take-out ↺ 2

14
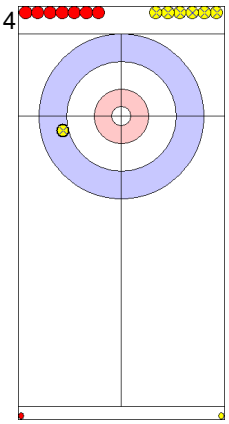
SWE: EDIN N
Draw ↺ 4

15
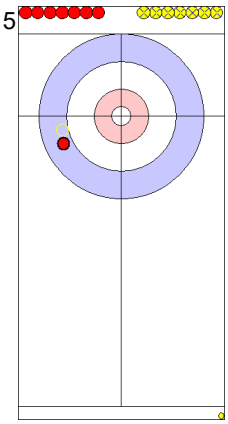
GER: BAUMANN A
Take-out ↺ 4

16
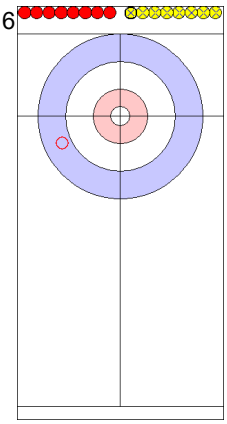
SWE: EDIN N
Clearing ↺ 4

	GER	SWE
Total Score	0	0
Time left	00:00	00:00

Game - Shot by Shot

End 2 | **GER - Germany** **0 + 1** (this end) **= 1** | **SWE - Sweden** **0 + 0** (this end) **= 0**

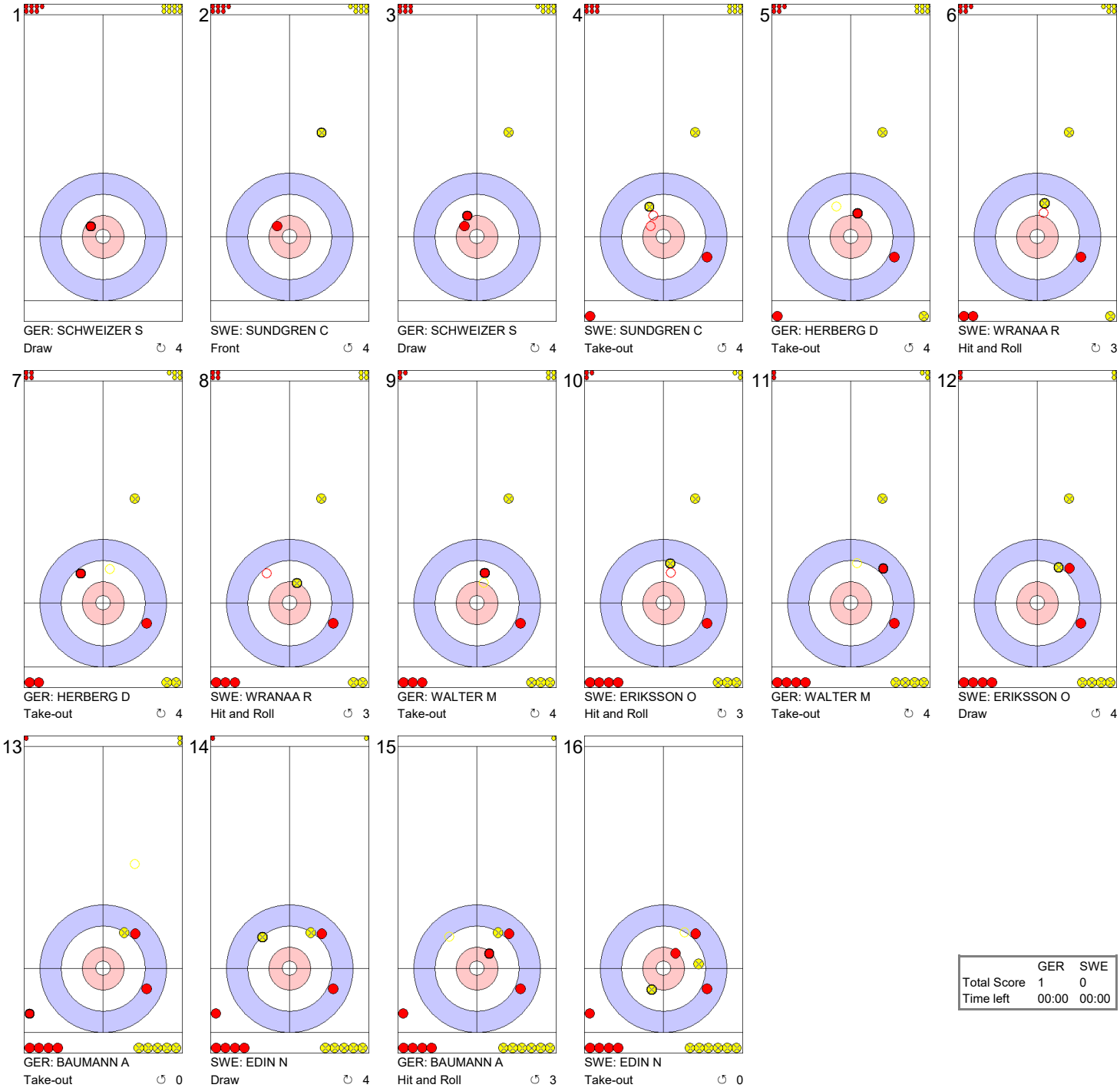

	GER	SWE
Total Score	1	0
Time left	00:00	00:00

Game - Shot by Shot

End 3 | **GER - Germany** **1 + 0** (this end) **= 1** | **SWE - Sweden** **0 + 2** (this end) **= 2**



	GER	SWE
Total Score	1	2
Time left	00:00	00:00

Game - Shot by Shot

End 4 | **GER - Germany** **1 + 0** (this end) **= 1** | **SWE - Sweden** **2 + 3** (this end) **= 5**

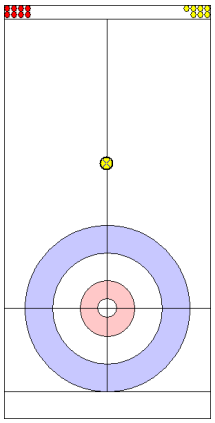
1
SWE: SUNDGREN C
Front ↻ 4

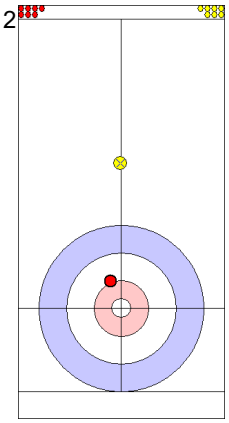
2
GER: SCHWEIZER S
Draw ↻ 3

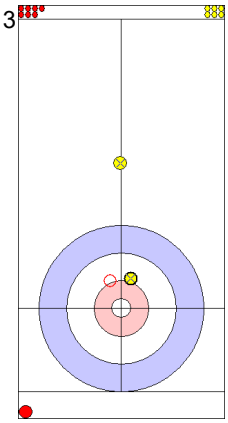
3
SWE: SUNDGREN C
Take-out ↻ 4

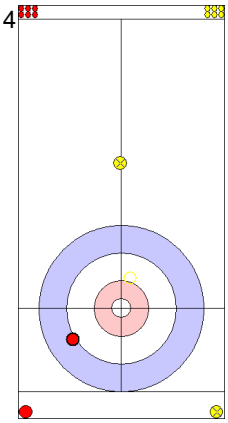
4
GER: SCHWEIZER S
Take-out ↻ 4

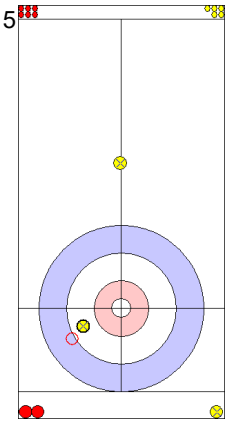
5
SWE: WRANAA R
Take-out ↻ 4

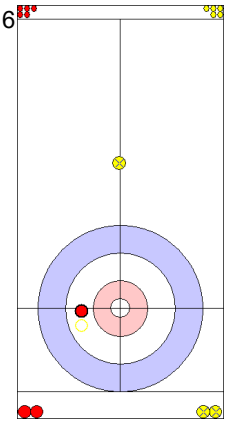
6
GER: HERBERG D
Take-out ↻ 4

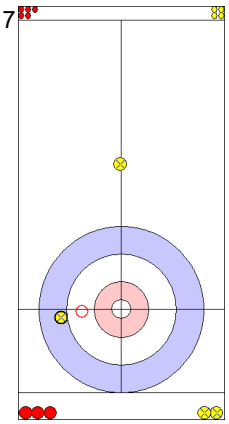
7
SWE: WRANAA R
Take-out ↻ 4

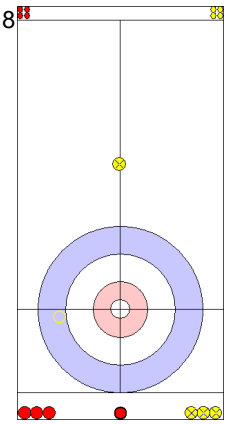
8
GER: HERBERG D
Take-out ↻ 2

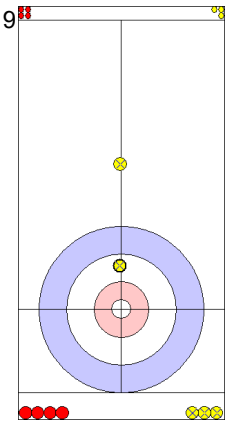
9
SWE: ERIKSSON O
Draw ↻ 4

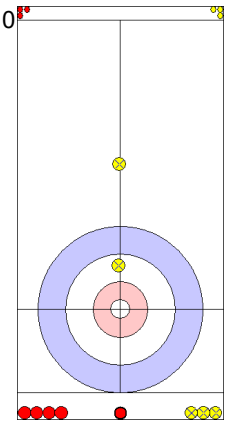
10
GER: WALTER M
Promotion Take-out ↻ 0
Hogline violation

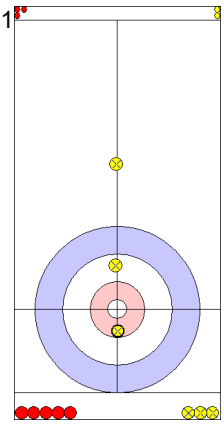
11
SWE: ERIKSSON O
Draw ↻ 3

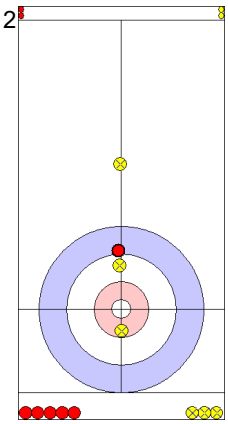
12
GER: WALTER M
Draw ↻ 2

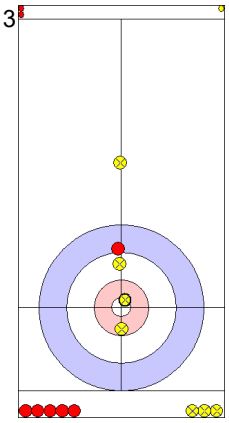
13
SWE: EDIN N
Draw ↻ 4

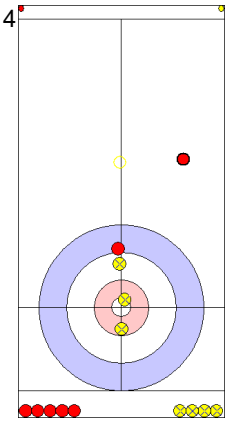
14
GER: BAUMANN A
Promotion Take-out ↻ 0

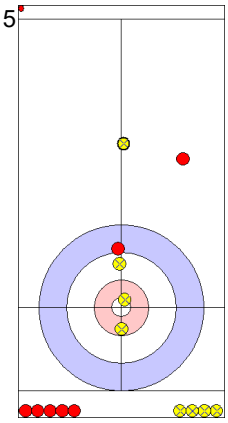
15
SWE: EDIN N
Guard ↻ 4

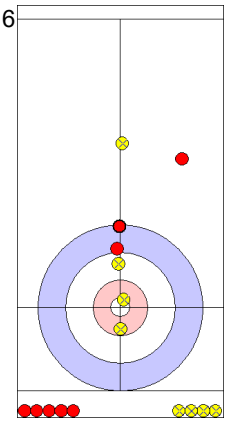
16
GER: BAUMANN A
Draw ↻ 0

	GER	SWE
Total Score	1	5
Time left	00:00	00:00

Game - Shot by Shot

End 5 | **GER - Germany** **1 + 0** (this end) **= 1** | **SWE - Sweden** **5 + 0** (this end) **= 5**

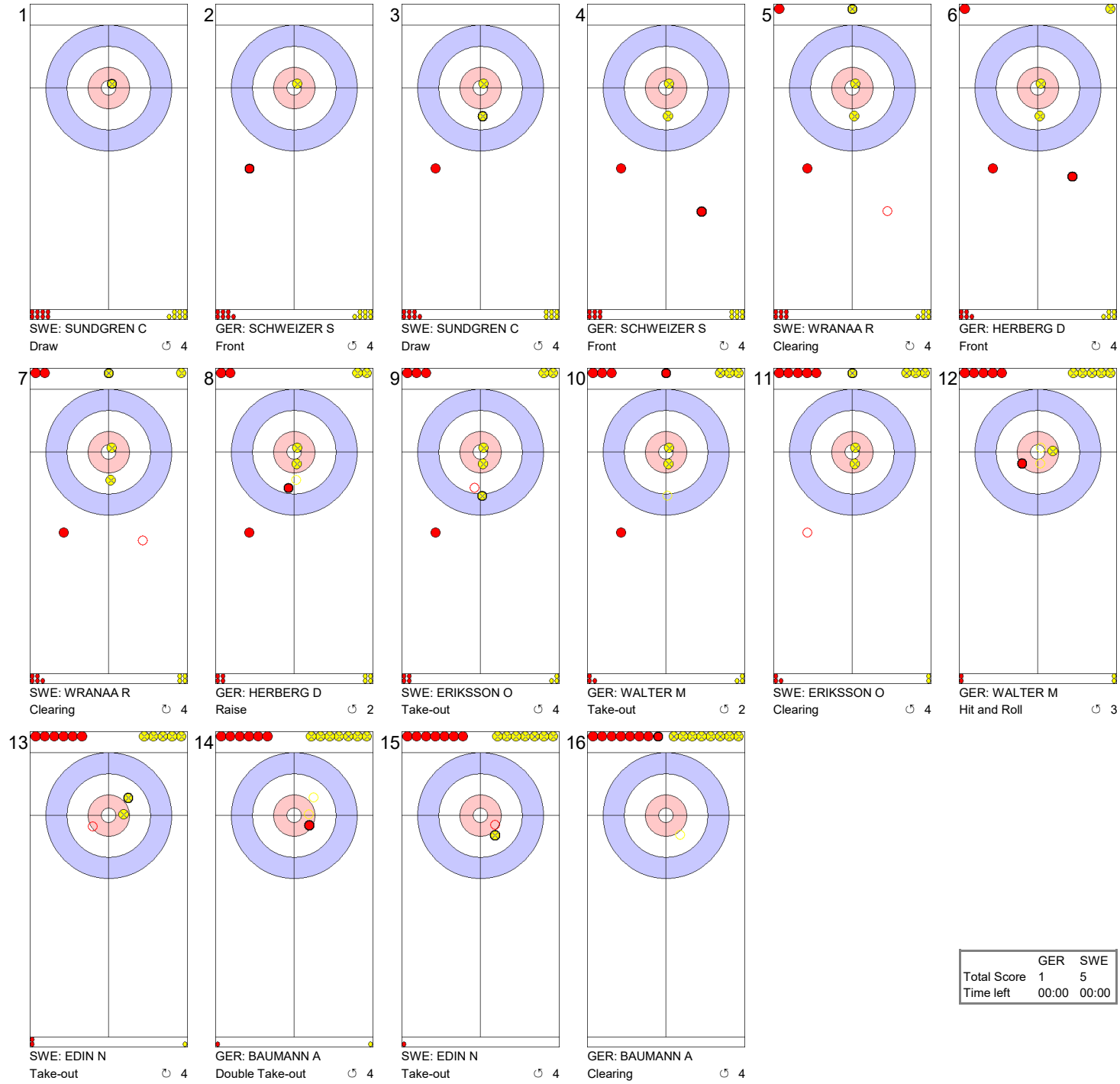

	GER	SWE
Total Score	1	5
Time left	00:00	00:00

Game - Shot by Shot

End 6 | **GER - Germany** **1 + 1** (this end) **= 2** | **SWE - Sweden** **5 + 0** (this end) **= 5**

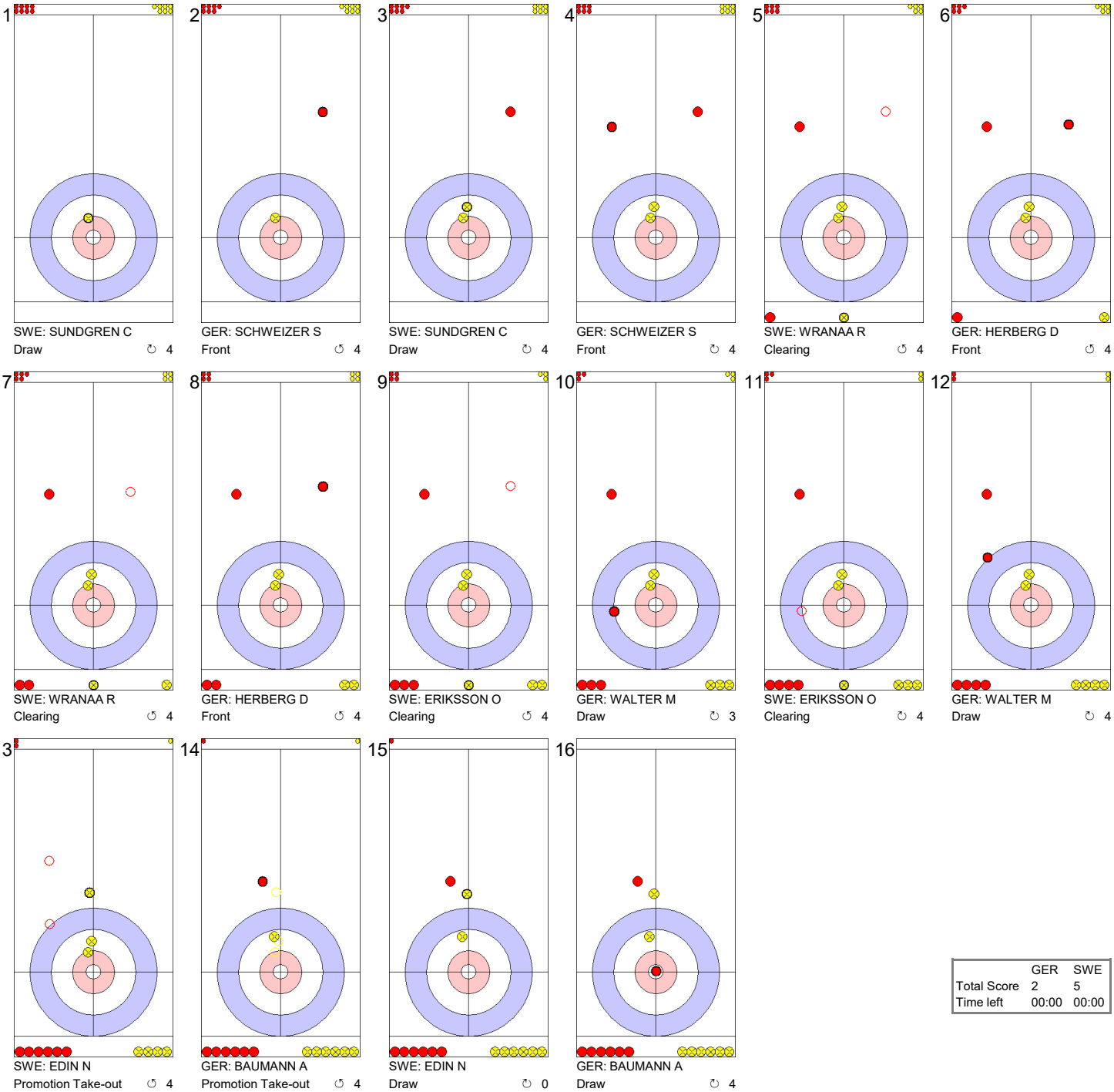

	GER	SWE
Total Score	2	5
Time left	00:00	00:00

Game - Shot by Shot

End 7 | **GER - Germany** **2 + 0** (this end) **= 2** | **SWE - Sweden** **5 + 3** (this end) **= 8**

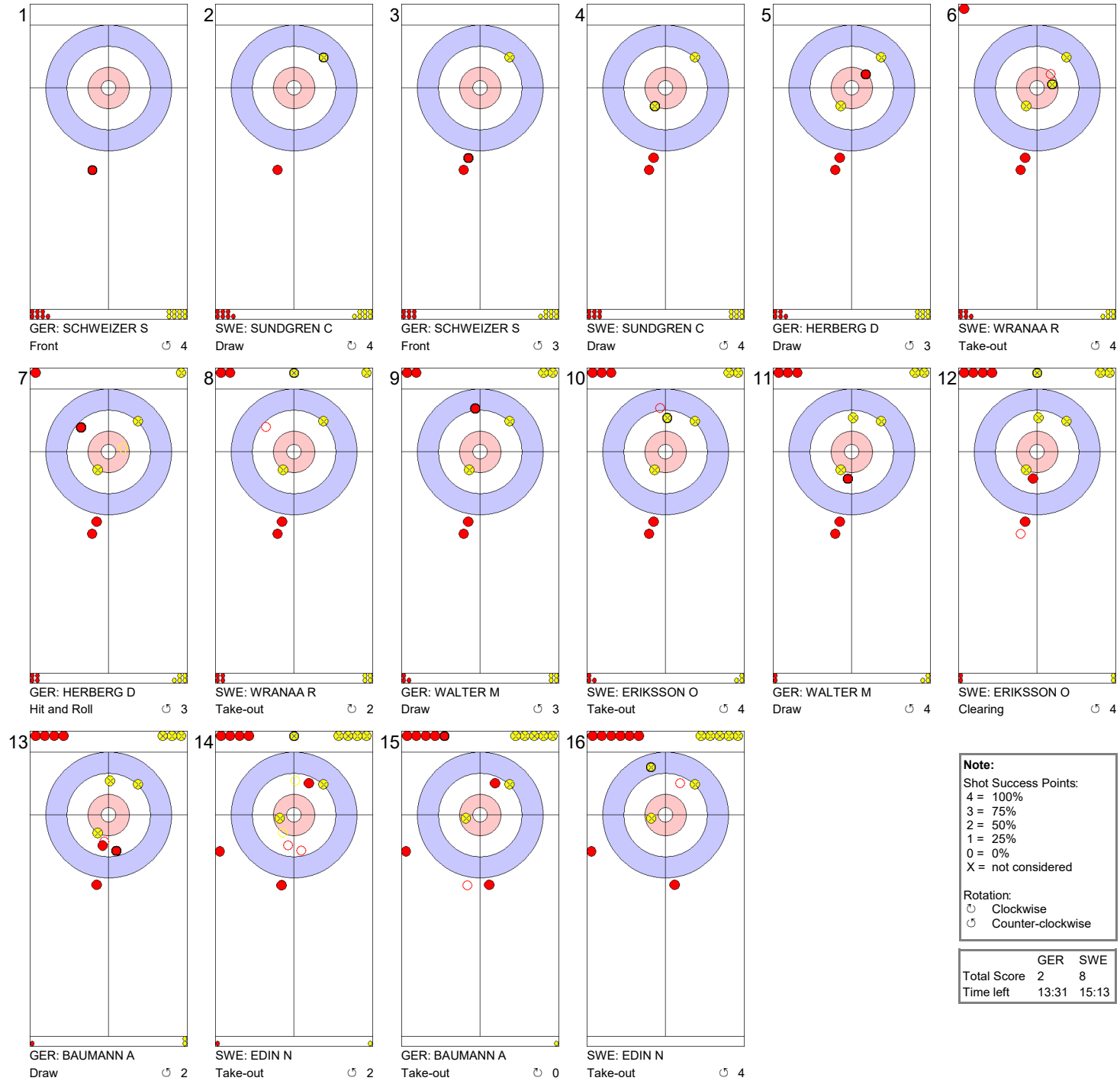

Note:

Shot Success Points:
4 = 100%
3 = 75%
2 = 50%
1 = 25%
0 = 0%
X = not considered

Rotation:
↻ Clockwise
↺ Counter-clockwise

	GER	SWE
Total Score	2	8
Time left	13:31	15:13

Game Results

Sheet	Game	Team	LSFE	1	2	3	4	5	6	7	8	9	10	Extra Ends				Total
B	3	SUI - Switzerland		0	1	0	2	0	0	0	3	0	X					6
	2	NOR - Norway	*	0	0	1	0	0	1	0	0	1	X					3

SUI - Switzerland		Shot Success Game	Shot Success All
4 V	SCHWARZ Benoit	83%	78%
3	PAETZ Claudio	79%	82%
2 S	DE CRUZ Peter	88%	79%
1	TANNER Valentin	84%	83%
A	MEIER Romano	-	-
	Team Total	83%	81%

Last Stone Draw		Distance
↻	SCHWARZ B	57.6cm
↺	TANNER V	8.9cm
Total		**66.5cm**

Time remaining: 8 minutes 27 seconds

NOR - Norway		Shot Success Game	Shot Success All
4 S	WALSTAD Steffen	63%	72%
3 V	HOEIBERG Markus	93%	89%
2	NEDREGOTTEN Magnus	83%	91%
1	LINDSTROEM Alexander	78%	81%
A	ROELVAAG Sander	-	-
	Team Total	80%	83%

Last Stone Draw		Distance
↻	WALSTAD S	6.1cm
↺	LINDSTROEM A	10.8cm
Total		**16.9cm**

Time remaining: 12 minutes 2 seconds

Shot Success Analysis

SUI - Switzerland		↻		↺		Game	
4 SCHWARZ Benoit	Draws	5	75%	2	88%	7	79%
	Take-outs	7	86%	4	88%	11	86%
	Total	12	81%	6	88%	18	83%
3 PAETZ Claudio	Draws	1	50%	1	75%	2	63%
	Take-outs	7	89%	9	75%	16	81%
	Total	8	84%	10	75%	18	79%
2 DE CRUZ Peter	Draws	4	100%	0	-	4	100%
	Take-outs	8	84%	6	83%	14	84%
	Total	12	90%	6	83%	18	88%
1 TANNER Valentin	Draws	6	79%	10	85%	16	83%
	Take-outs	1	100%	0	-	1	100%
	Total	7	82%	10	85%	17	84%
A MEIER Romano	Draws	0	-	0	-	0	-
	Take-outs	0	-	0	-	0	-
	Total	0	-	0	-	0	-
Team	Draws	16	81%	13	85%	29	83%
	Take-outs	23	87%	19	80%	42	84%
	Total	39	85%	32	82%	71	83%

NOR - Norway		↻		↺		Game	
4 WALSTAD Steffen	Draws	6	63%	3	58%	9	61%
	Take-outs	4	69%	4	63%	8	66%
	Total	10	65%	7	61%	17	63%
3 HOEIBERG Markus	Draws	4	94%	5	90%	9	92%
	Take-outs	4	100%	5	90%	9	94%
	Total	8	97%	10	90%	18	93%
2 NEDREGOTTEN Magnus	Draws	5	65%	8	84%	13	77%
	Take-outs	4	100%	1	100%	5	100%
	Total	9	81%	9	86%	18	83%
1 LINDSTROEM Alexander	Draws	2	25%	13	81%	15	73%
	Take-outs	2	100%	1	100%	3	100%
	Total	4	63%	14	82%	18	78%
A ROELVAAG Sander	Draws	0	-	0	-	0	-
	Take-outs	0	-	0	-	0	-
	Total	0	-	0	-	0	-
Team	Draws	17	66%	29	81%	46	76%
	Take-outs	14	91%	11	82%	25	87%
	Total	31	77%	40	81%	71	80%

Note:
Team position and functions are attached to each team member's name as follows:
4 = Fourth, **3** = Third, **2** = Second, **1** = Lead, **A** = Alternate, **S** = Skip, **V** = Vice-Skip

Legend:
↻ Clockwise ↺ Counter-clockwise **LSFE(*)** Last Stone First End
X Unplayed/unfinished end due to concession

Game - Shot by Shot

End 1 | **SUI - Switzerland** **0 + 0** (this end) **= 0** | **NOR - Norway** **0 + 0** (this end) **= 0**

1
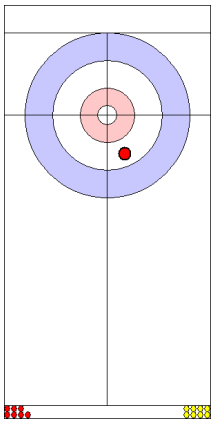
SUI: TANNER V
Front ↻ 4

2
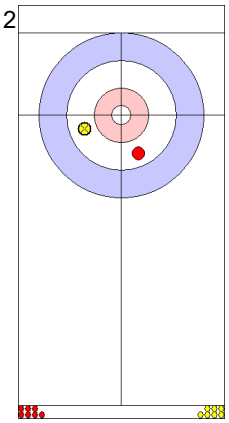
NOR: LINDSTROEM A
Take-out ↻ 4

3
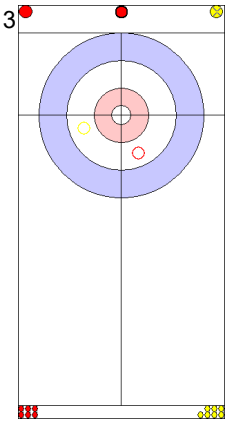
SUI: TANNER V
Take-out ↻ 4

4
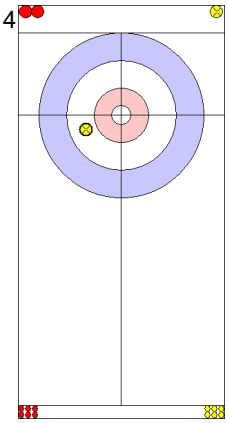
NOR: LINDSTROEM A
Take-out ↻ 4

5
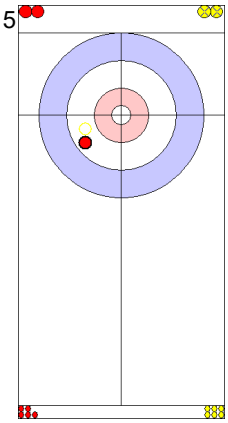
SUI: DE CRUZ P
Take-out ↻ 4

6
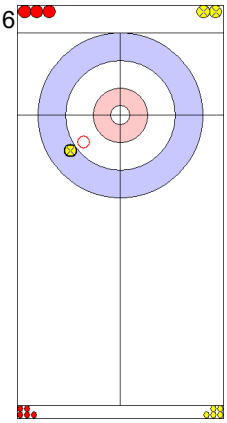
NOR: NEDREGOTTEN M
Take-out ↻ 4

7
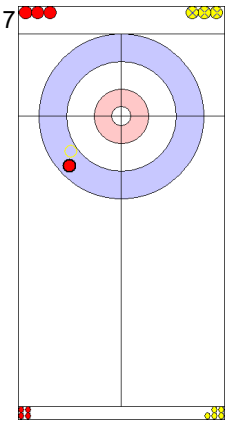
SUI: DE CRUZ P
Take-out ↻ 4

8
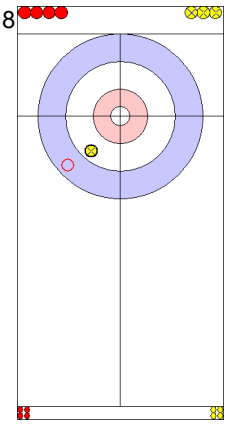
NOR: NEDREGOTTEN M
Take-out ↻ 4

9
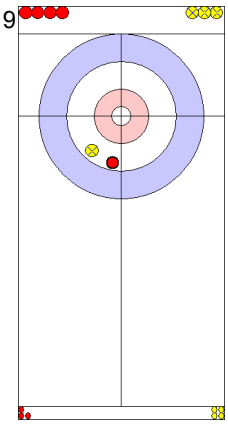
SUI: PAETZ C
Take-out ↻ 4

10
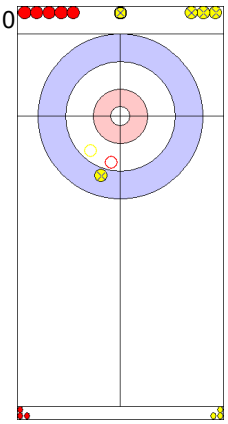
NOR: HOEIBERG M
Take-out ↻ 4

11
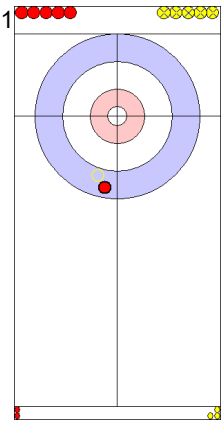
SUI: PAETZ C
Take-out ↻ 4

12
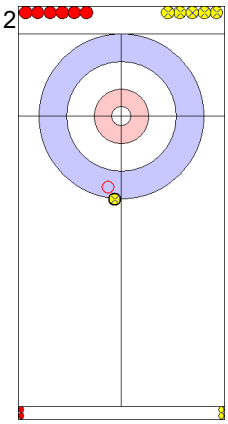
NOR: HOEIBERG M
Take-out ↻ 4

13
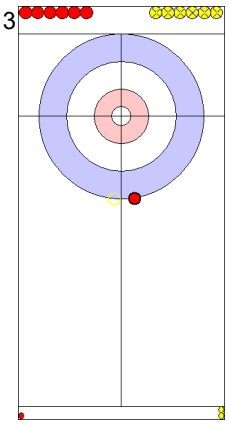
SUI: SCHWARZ B
Take-out ↻ 4

14
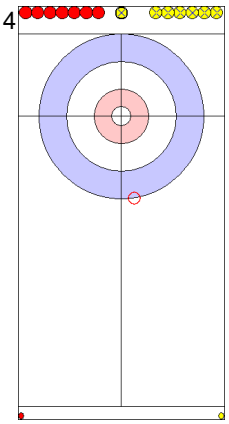
NOR: WALSTAD S
Take-out ↺ 2

15
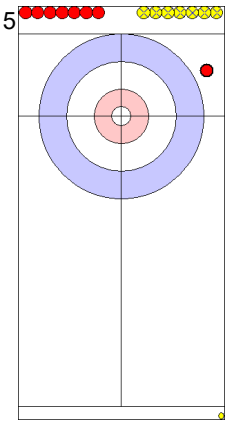
SUI: SCHWARZ B
Draw ↻ 0

16
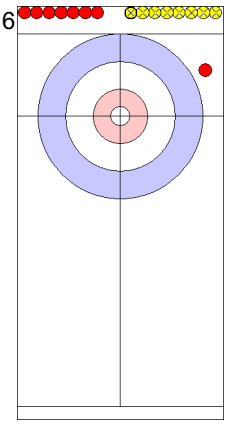
NOR: WALSTAD S
Through ↺ X

	SUI	NOR
Total Score	0	0
Time left	00:00	00:00

Game - Shot by Shot

End 2 | **SUI - Switzerland** **0 + 1** (this end) **= 1** | **NOR - Norway** **0 + 0** (this end) **= 0**

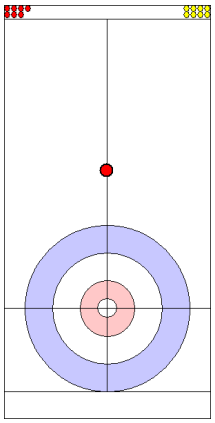
1
SUI: TANNER V
Front ↺ 4

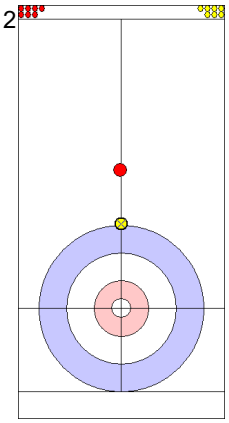
2
NOR: LINDSTROEM A
Draw ↺ 2

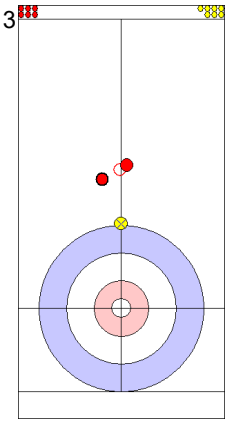
3
SUI: TANNER V
Draw ↺ 0

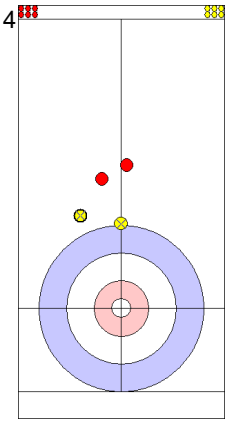
4
NOR: LINDSTROEM A
Draw ↺ 0

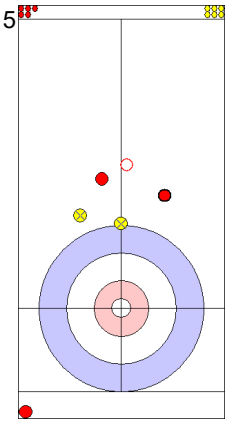
5
SUI: DE CRUZ P
Promotion Take-out ↺ 0

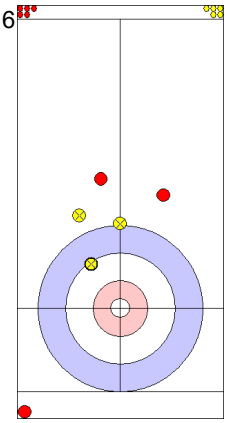
6
NOR: NEDREGOTTEN M
Wick / Soft Peeling ↻ 2

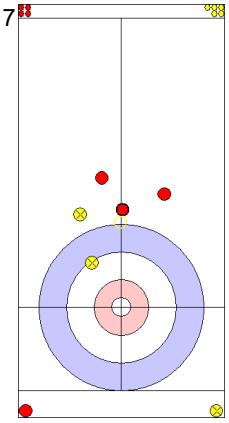
7
SUI: DE CRUZ P
Take-out ↺ 4

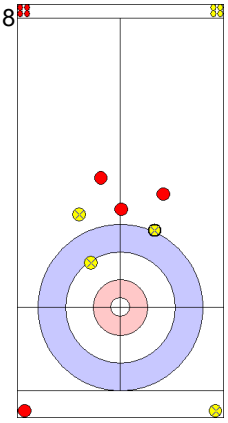
8
NOR: NEDREGOTTEN M
Draw ↺ 2

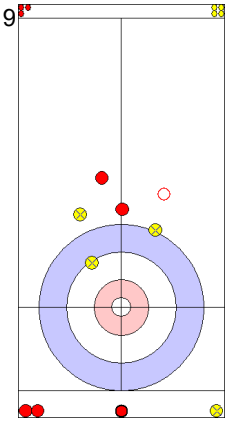
9
SUI: PAETZ C
Double Take-out ↺ 0

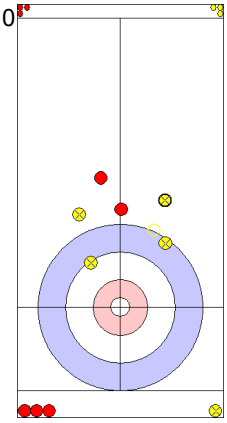
10
NOR: HOEIBERG M
Guard ↺ 4

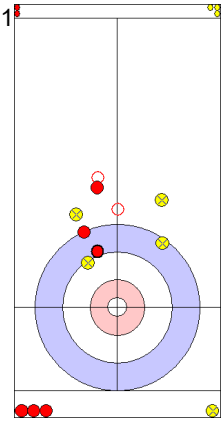
11
SUI: PAETZ C
Draw ↻ 2

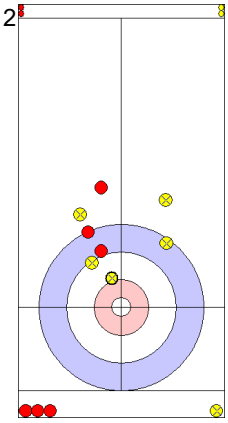
12
NOR: HOEIBERG M
Draw ↻ 3

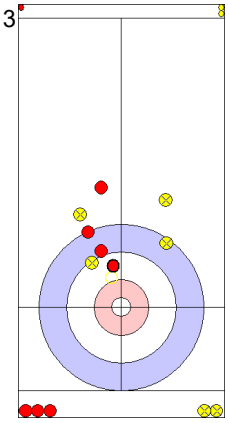
13
SUI: SCHWARZ B
Take-out ↺ 4

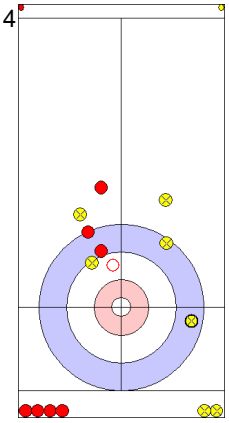
14
NOR: WALSTAD S
Take-out ↺ 3

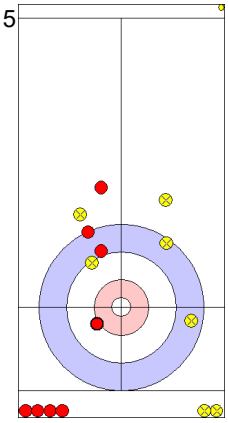
15
SUI: SCHWARZ B
Draw ↺ 3

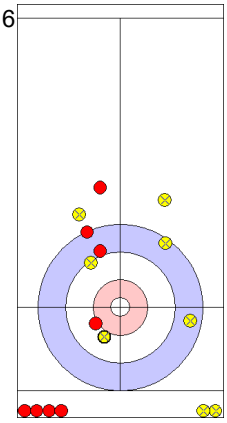
16
NOR: WALSTAD S
Draw ↺ 2

	SUI	NOR
Total Score	1	0
Time left	00:00	00:00

Game - Shot by Shot

End 3 | **SUI - Switzerland** **1 + 0** (this end) **= 1** | **NOR - Norway** **0 + 1** (this end) **= 1**

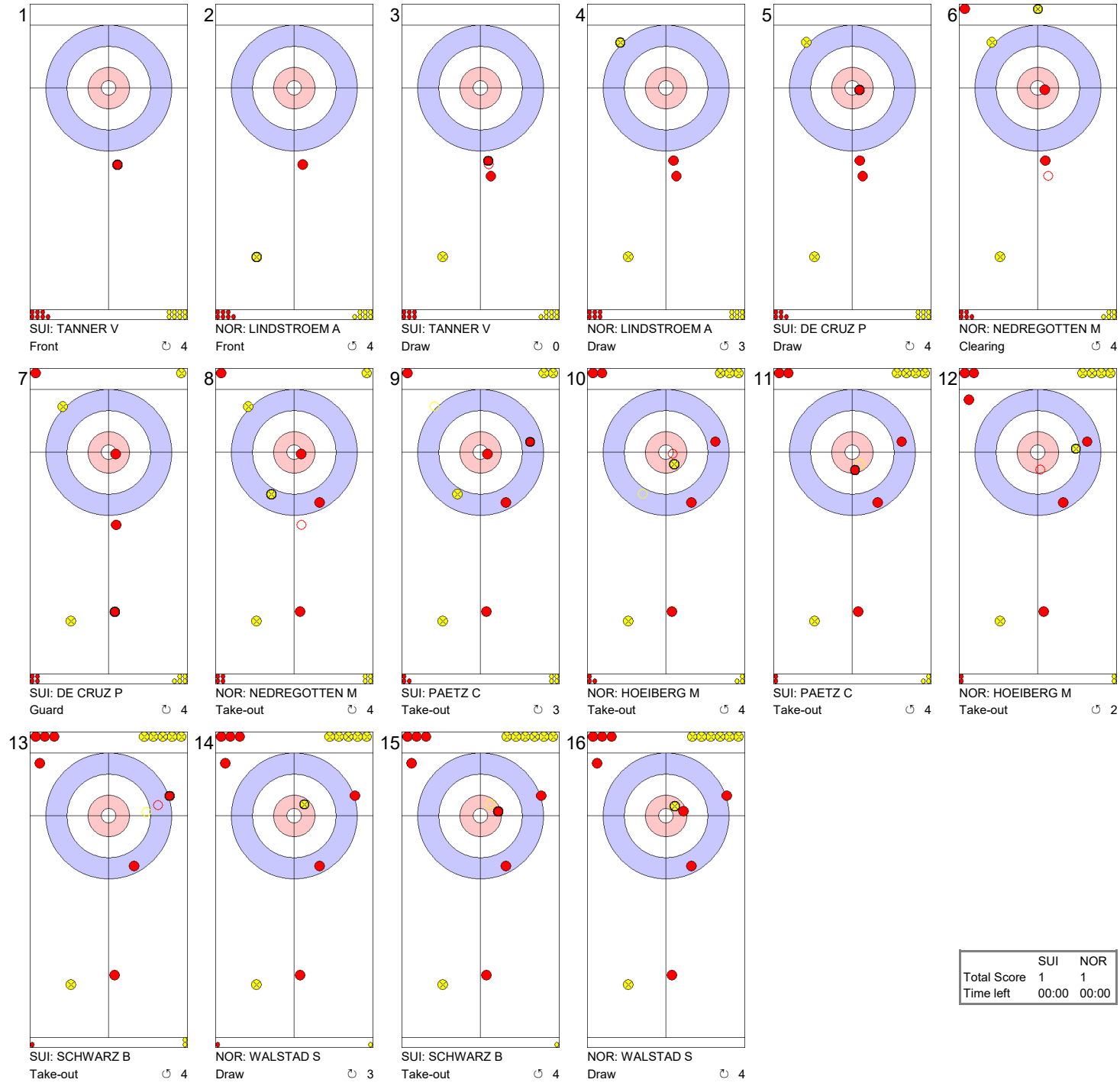

	SUI	NOR
Total Score	1	1
Time left	00:00	00:00

Game - Shot by Shot

End 4 | **SUI - Switzerland** **1 + 2** (this end) **= 3** | **NOR - Norway** **1 + 0** (this end) **= 1**

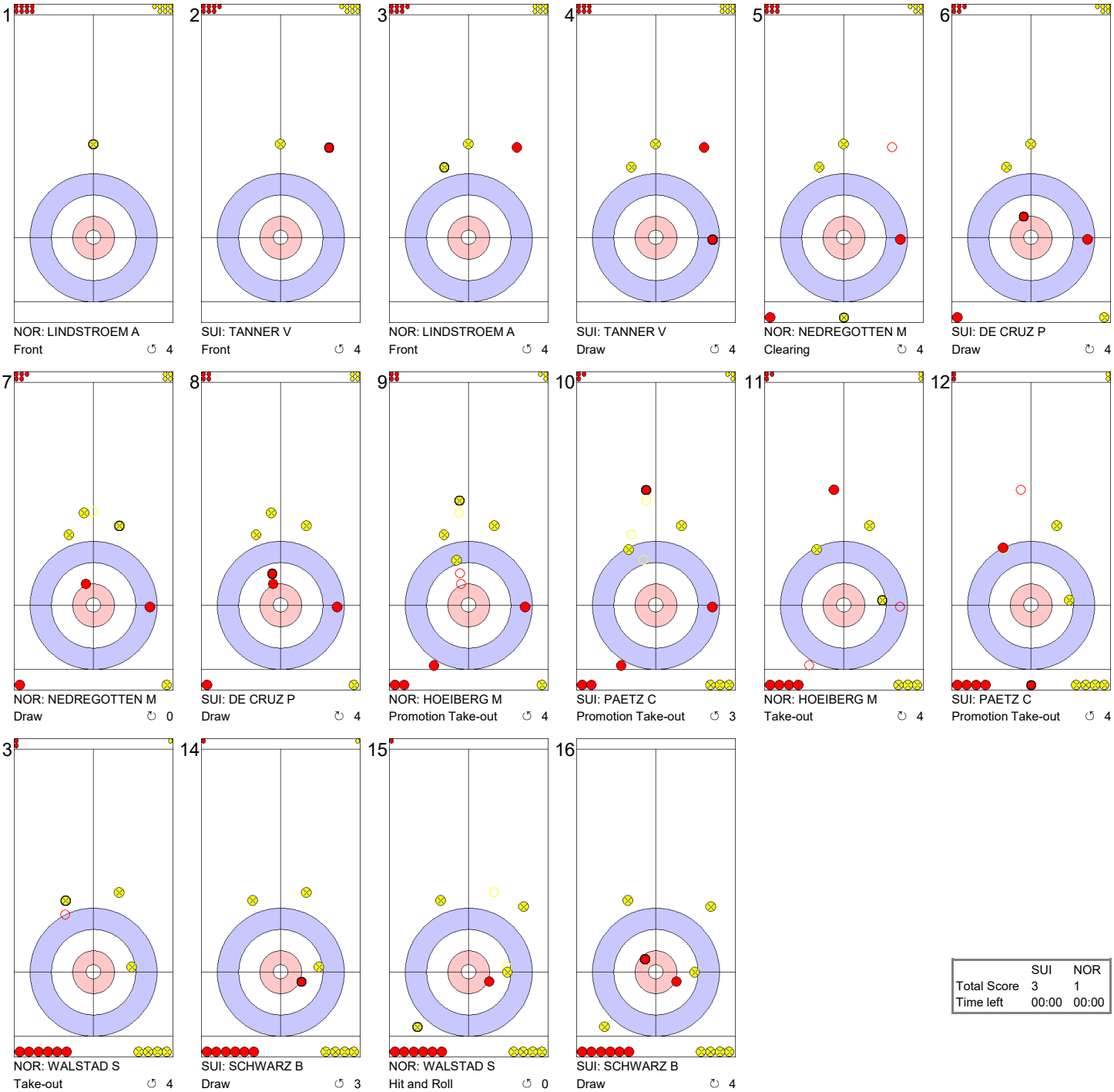

	SUI	NOR
Total Score	3	1
Time left	00:00	00:00

Game - Shot by Shot

End 5 | **SUI - Switzerland** **3 + 0** (this end) **= 3** | **NOR - Norway** **1 + 0** (this end) **= 1**

1
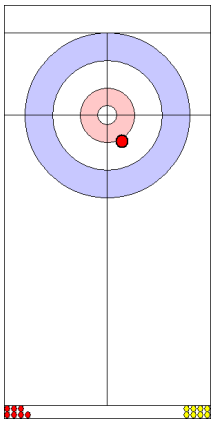
SUI: TANNER V
Draw ↻ 4

2
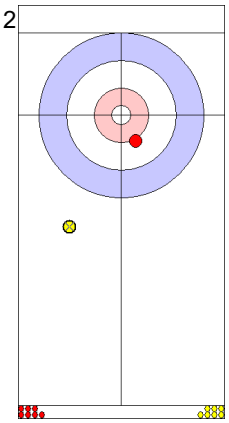
NOR: LINDSTROEM A
Front ↺ 4

3
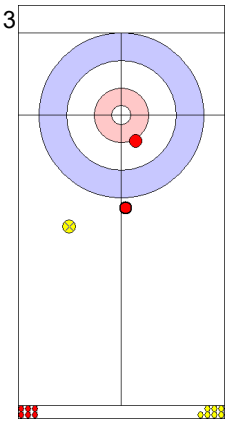
SUI: TANNER V
Guard ↻ 3

4
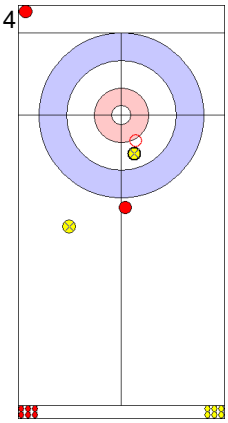
NOR: LINDSTROEM A
Take-out ↺ 4

5
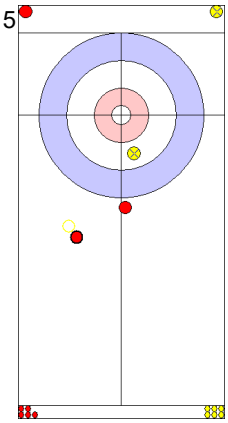
SUI: DE CRUZ P
Clearing ↻ 3

6
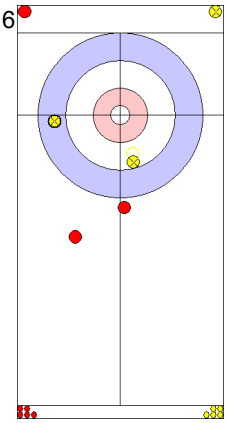
NOR: NEDREGOTTEN M
Draw ↺ 4

7
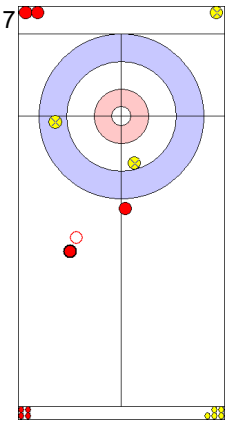
SUI: DE CRUZ P
Promotion Take-out ↻ 0

8
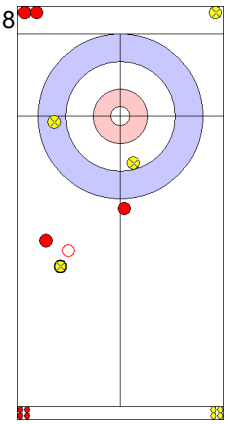
NOR: NEDREGOTTEN M
Guard ↺ 4

9
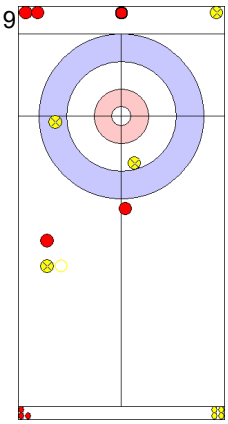
SUI: PAETZ C
Hit and Roll ↺ 0

10
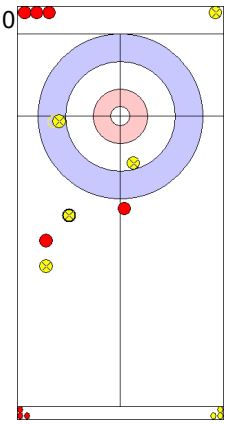
NOR: HOEIBERG M
Guard ↺ 4

11
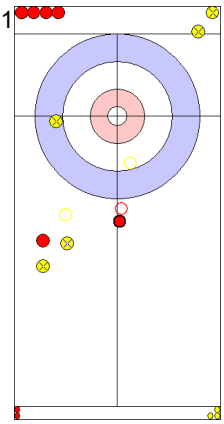
SUI: PAETZ C
Promotion Take-out ↻ 2

12
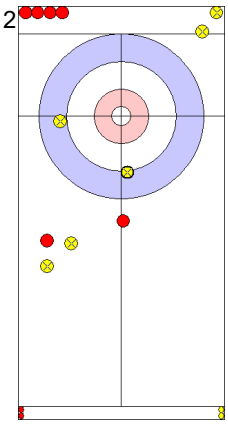
NOR: HOEIBERG M
Draw ↺ 3

13
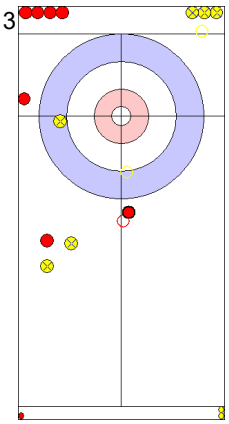
SUI: SCHWARZ B
Promotion Take-out ↻ 2

14
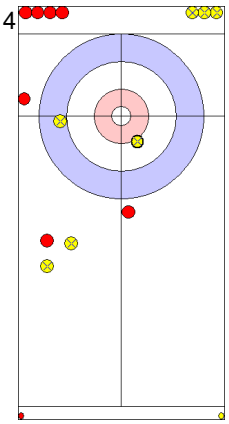
NOR: WALSTAD S
Draw ↺ 3

15
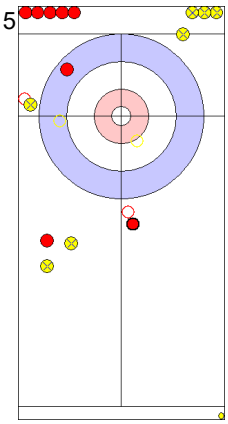
SUI: SCHWARZ B
Promotion Take-out ↻ 4

16
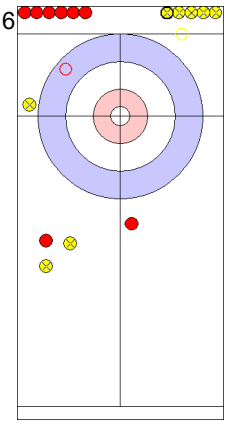
NOR: WALSTAD S
Clearing ↺ 4

	SUI	NOR
Total Score	3	1
Time left	00:00	00:00

Game - Shot by Shot

End 6 | **SUI - Switzerland** **3 + 0** (this end) **= 3** | **NOR - Norway** **1 + 1** (this end) **= 2**

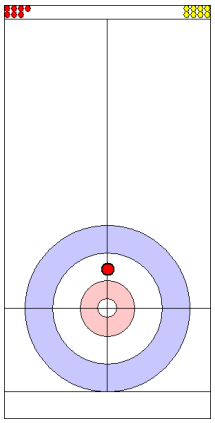

SUI: TANNER V
Draw ↺ 4

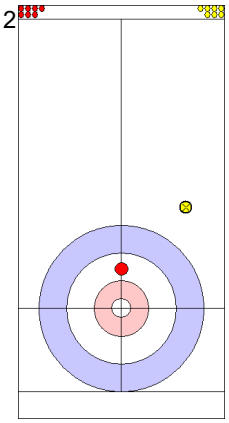

NOR: LINDSTROEM A
Front ↺ 4

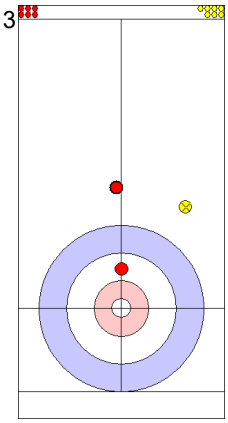

SUI: TANNER V
Guard ↺ 3

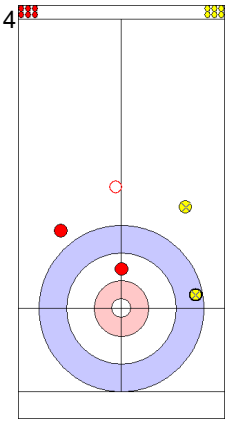

NOR: LINDSTROEM A
Wick / Soft Peeling ↻ 2

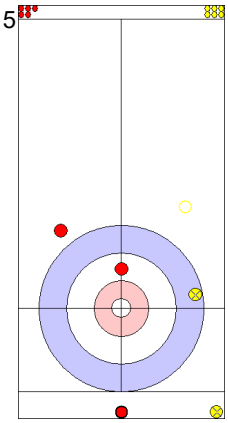

SUI: DE CRUZ P
Clearing ↺ 4

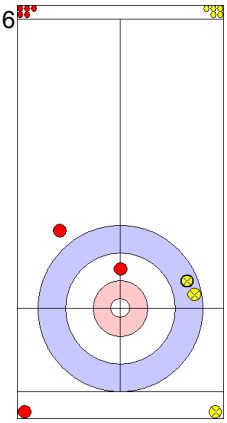

NOR: NEDREGOTTEN M
Draw ↺ 3

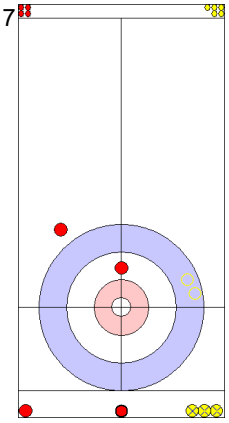

SUI: DE CRUZ P
Double Take-out ↺ 4

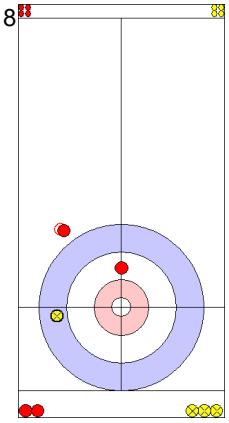

NOR: NEDREGOTTEN M
Draw ↺ 3

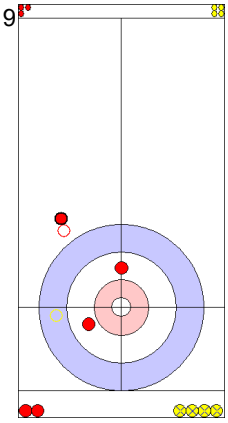

SUI: PAETZ C
Promotion Take-out ↺ 4

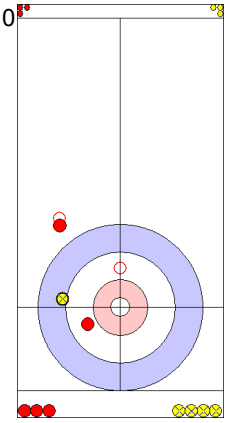

NOR: HOEIBERG M
Hit and Roll ↺ 4

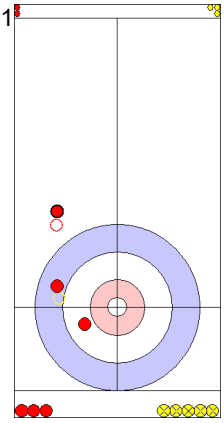

SUI: PAETZ C
Promotion Take-out ↺ 4

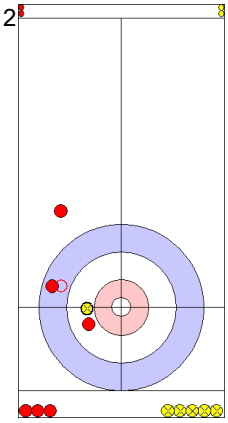

NOR: HOEIBERG M
Draw ↺ 4

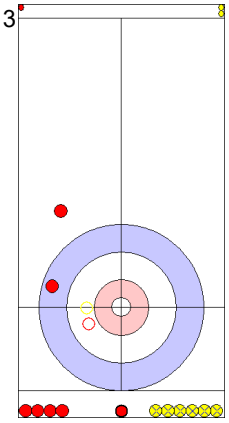

SUI: SCHWARZ B
Take-out ↺ 2

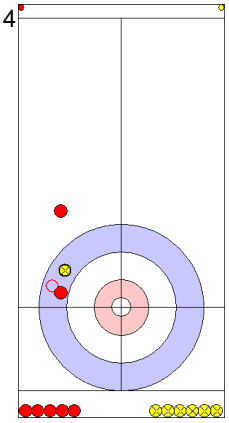

NOR: WALSTAD S
Draw ↺ 2

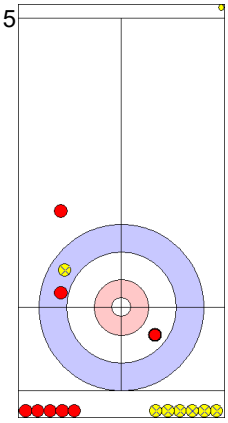

SUI: SCHWARZ B
Draw ↺ 4

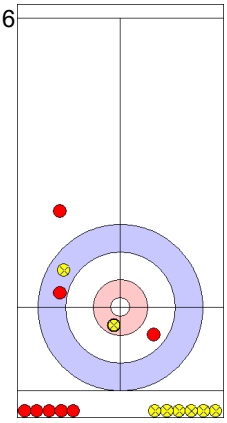

NOR: WALSTAD S
Draw ↺ 4

	SUI	NOR
Total Score	3	2
Time left	00:00	00:00

Game - Shot by Shot

End 7 — **SUI - Switzerland** **3 + 0** (this end) **= 3** — **NOR - Norway** **2 + 0** (this end) **= 2**

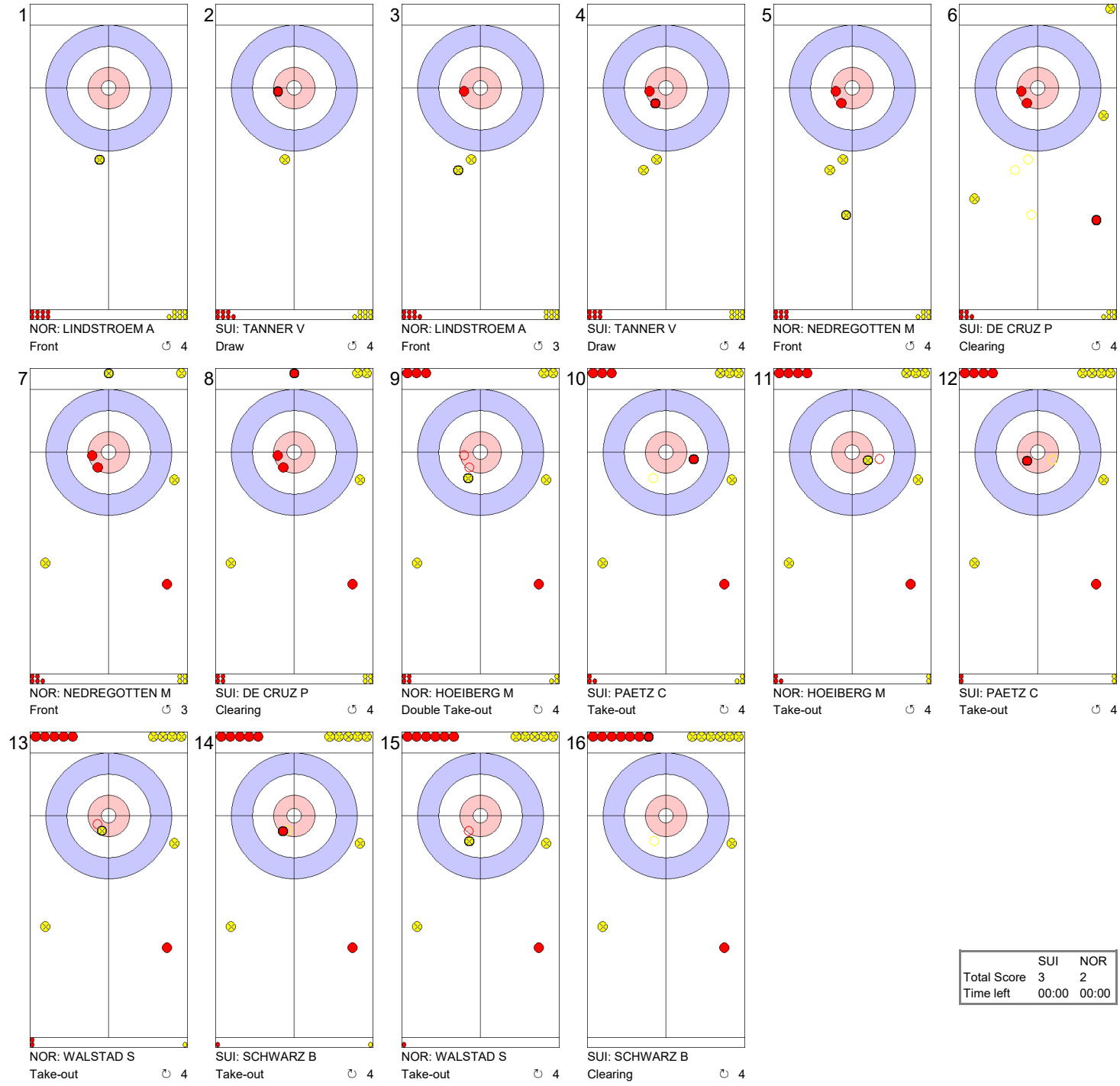

	SUI	NOR
Total Score	3	2
Time left	00:00	00:00

Game - Shot by Shot

End 8 | **SUI - Switzerland** **3 + 3** (this end) **= 6** | **NOR - Norway** **2 + 0** (this end) **= 2**

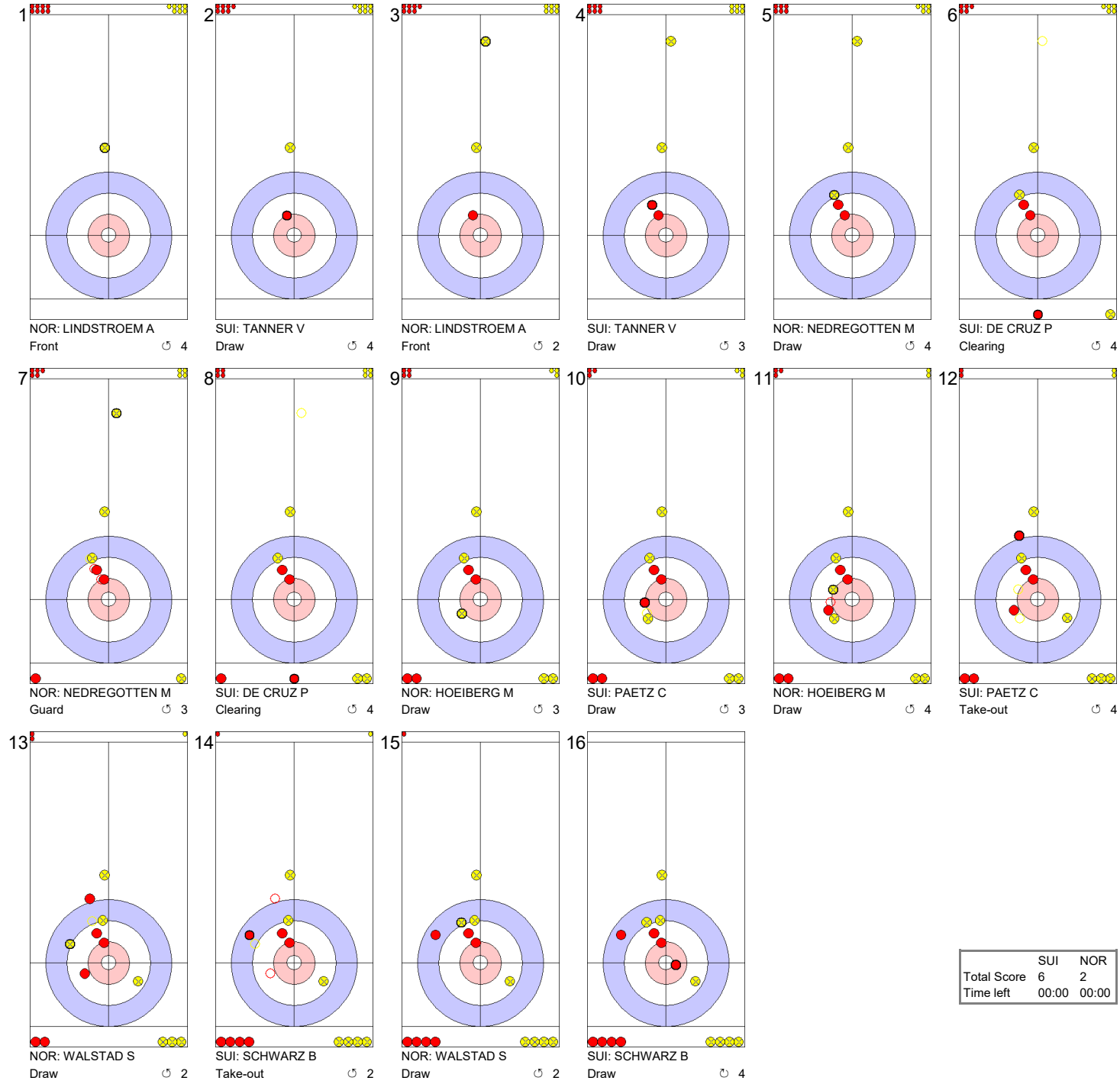

	SUI	NOR
Total Score	6	2
Time left	00:00	00:00

Game - Shot by Shot

End 9 | **SUI - Switzerland** **6 + 0** (this end) **= 6** | **NOR - Norway** **2 + 1** (this end) **= 3**

1
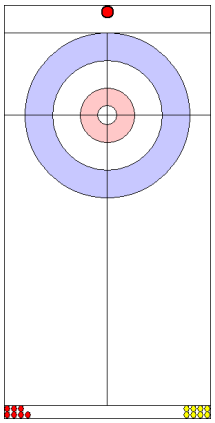
SUI: TANNER V
Through ↺ X

2
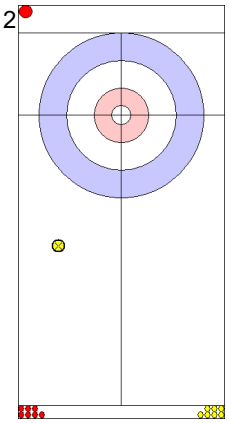
NOR: LINDSTROEM A
Front ↺ 4

3
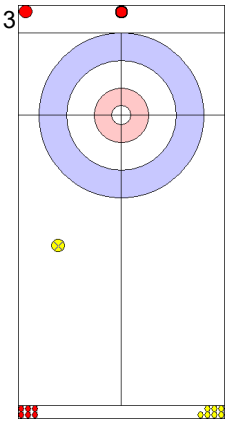
SUI: TANNER V
Wick / Soft Peeling ↺ 4

4
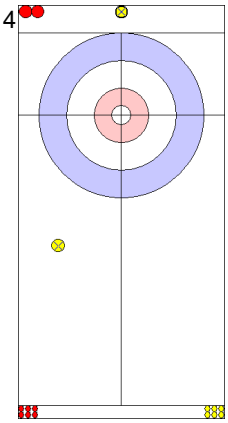
NOR: LINDSTROEM A
Wick / Soft Peeling ↻ 0

5
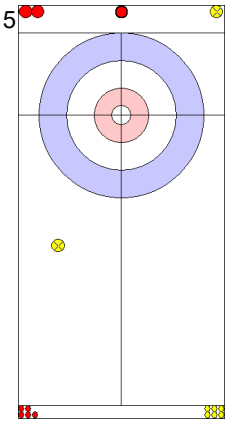
SUI: DE CRUZ P
Clearing ↺ 4

6
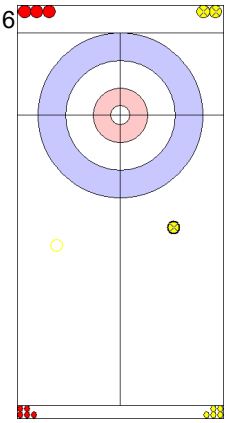
NOR: NEDREGOTTEN M
Front ↺ 4

7
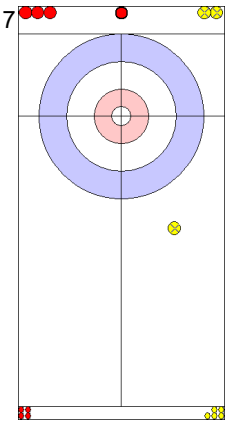
SUI: DE CRUZ P
Clearing ↺ 4

8
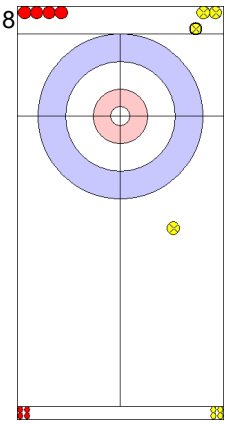
NOR: NEDREGOTTEN M
Front ↺ 4

9
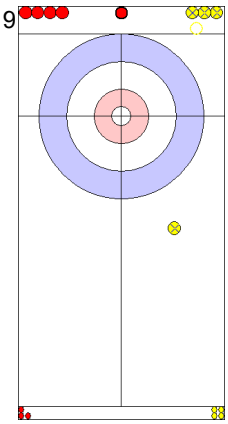
SUI: PAETZ C
Clearing ↺ 4

10
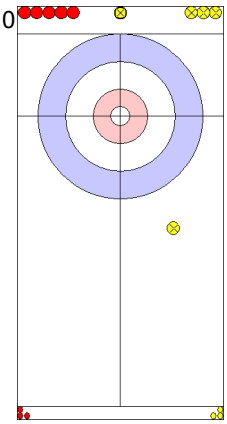
NOR: HOEIBERG M
Front ↺ 4

11
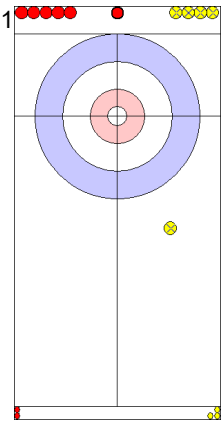
SUI: PAETZ C
Clearing ↺ 4

12
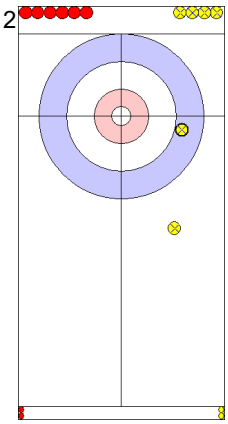
NOR: HOEIBERG M
Draw ↺ 4

13
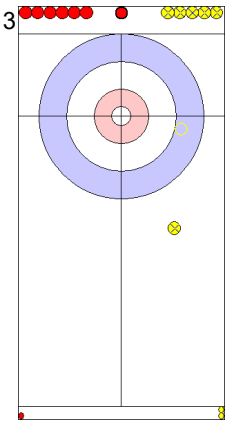
SUI: SCHWARZ B
Take-out ↺ 4

14
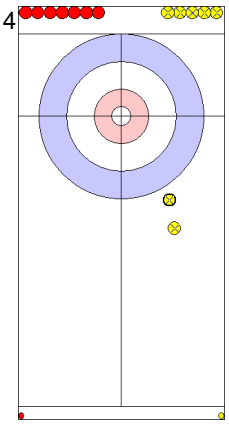
NOR: WALSTAD S
Draw ↻ 0

15
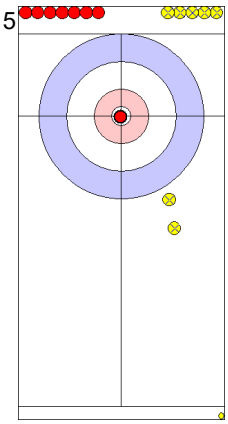
SUI: SCHWARZ B
Draw ↺ 4

16
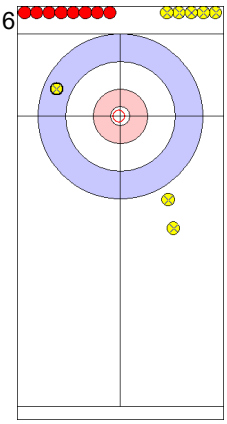
NOR: WALSTAD S
Clearing ↻ 0

Note:
Shot Success Points:
4 = 100%
3 = 75%
2 = 50%
1 = 25%
0 = 0%
X = not considered

Rotation:
↻ Clockwise
↺ Counter-clockwise

	SUI	NOR
Total Score	6	3
Time left	08:27	12:02

Game Results

Sheet	Game	Team	LSFE	1	2	3	4	5	6	7	8	9	10	Extra Ends				Total
C	3	USA - United States	*	0	1	0	0	2	0	1	0	X	X					4
	2	SCO - Scotland		1	0	0	2	0	1	0	5	X	X					9

USA - United States		Shot Success Game	Shot Success All
4 S	SHUSTER John	67%	79%
3 V	GEORGE Tyler	86%	85%
2	HAMILTON Matt	86%	75%
1	LANDSTEINER John	97%	84%
A	POLO Joe	-	-
	Team Total	84%	81%

Last Stone Draw		Distance
↻	SHUSTER J	4.4cm
↺	HAMILTON M	34.7cm
Total		**39.1cm**

Time remaining: 7 minutes 10 seconds

SCO - Scotland		Shot Success Game	Shot Success All
4 S	MURDOCH David	83%	79%
3 V	DRUMMOND Greg	86%	81%
2	ANDREWS Scott	94%	84%
1	GOODFELLOW Michael	92%	95%
A	PATERSON Ross	-	-
	Team Total	89%	85%

Last Stone Draw		Distance
↻	DRUMMOND G	22.9cm
↺	MURDOCH D	33.5cm
Total		**56.4cm**

Time remaining: 9 minutes 3 seconds

Shot Success Analysis

USA - United States		↻		↺		Game	
4 SHUSTER John	Draws	4	81%	5	40%	9	58%
	Take-outs	6	88%	1	25%	7	79%
	Total	10	85%	6	38%	16	67%
3 GEORGE Tyler	Draws	3	100%	7	86%	10	90%
	Take-outs	2	88%	4	75%	6	79%
	Total	5	95%	11	82%	16	86%
2 HAMILTON Matt	Draws	3	83%	6	88%	9	86%
	Take-outs	3	67%	4	100%	7	86%
	Total	6	75%	10	93%	16	86%
1 LANDSTEINER John	Draws	4	100%	10	100%	14	100%
	Take-outs	1	50%	1	100%	2	75%
	Total	5	90%	11	100%	16	97%
A POLO Joe	Draws	0	-	0	-	0	-
	Take-outs	0	-	0	-	0	-
	Total	0	-	0	-	0	-
Team	Draws	14	91%	28	83%	42	86%
	Take-outs	12	79%	10	83%	22	81%
	Total	26	86%	38	83%	64	84%

SCO - Scotland		↻		↺		Game	
4 MURDOCH David	Draws	1	100%	4	100%	5	100%
	Take-outs	7	89%	4	50%	11	75%
	Total	8	91%	8	75%	16	83%
3 DRUMMOND Greg	Draws	3	58%	2	100%	5	75%
	Take-outs	5	90%	6	92%	11	91%
	Total	8	78%	8	94%	16	86%
2 ANDREWS Scott	Draws	3	83%	1	100%	4	88%
	Take-outs	4	94%	8	97%	12	96%
	Total	7	89%	9	97%	16	94%
1 GOODFELLOW Michael	Draws	5	90%	8	94%	13	92%
	Take-outs	1	75%	2	100%	3	92%
	Total	6	88%	10	95%	16	92%
A PATERSON Ross	Draws	0	-	0	-	0	-
	Take-outs	0	-	0	-	0	-
	Total	0	-	0	-	0	-
Team	Draws	12	81%	15	97%	27	90%
	Take-outs	17	90%	20	86%	37	88%
	Total	29	86%	35	91%	64	89%

Note:
Team position and functions are attached to each team member's name as follows:
4 = Fourth, **3** = Third, **2** = Second, **1** = Lead, **A** = Alternate, **S** = Skip, **V** = Vice-Skip

Legend:
↻ Clockwise ↺ Counter-clockwise **LSFE(*)** Last Stone First End
X Unplayed/unfinished end due to concession

Game - Shot by Shot

End 1 | **USA - United States** **0 + 0** (this end) **= 0** | **SCO - Scotland** **0 + 1** (this end) **= 1**

1
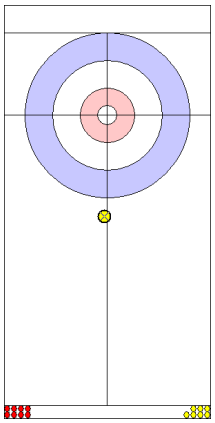
SCO: GOODFELLOW M
Front ↺ 4

2
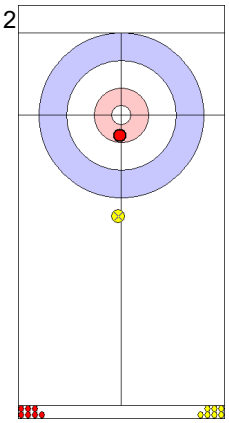
USA: LANDSTEINER J
Draw ↺ 4

3
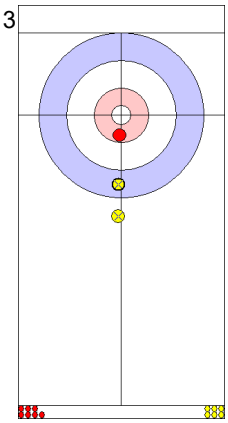
SCO: GOODFELLOW M
Draw ↺ 4

4
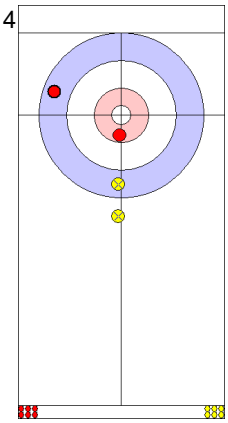
USA: LANDSTEINER J
Draw ↺ 4

5
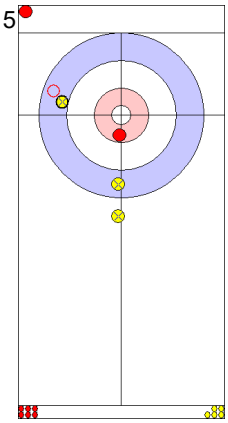
SCO: ANDREWS S
Take-out ↻ 4

6
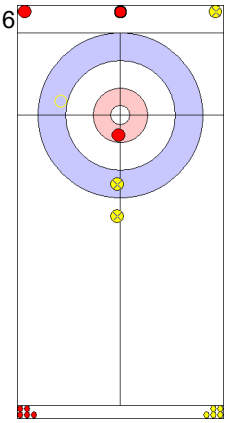
USA: HAMILTON M
Take-out ↻ 2

7
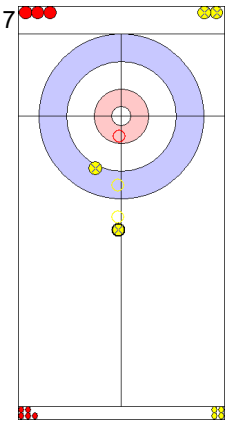
SCO: ANDREWS S
Promotion Take-out ↻ 4

8
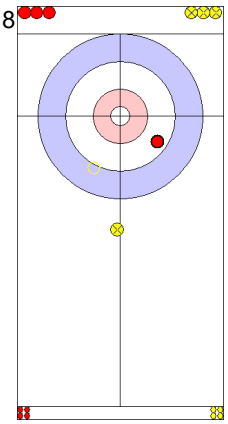
USA: HAMILTON M
Take-out ↺ 4

9
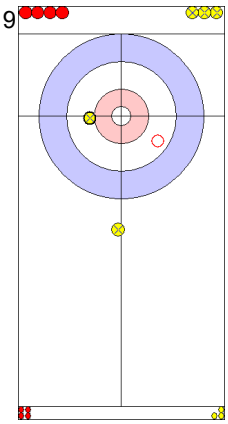
SCO: DRUMMOND G
Take-out ↻ 3

10
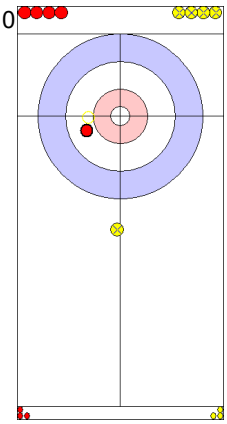
USA: GEORGE T
Take-out ↺ 3

11
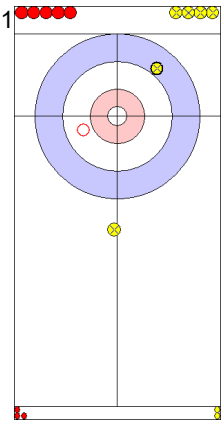
SCO: DRUMMOND G
Hit and Roll ↻ 3

12
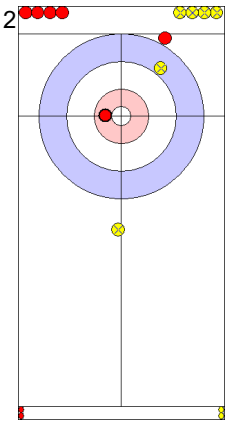
USA: GEORGE T
Draw ↺ 4

13
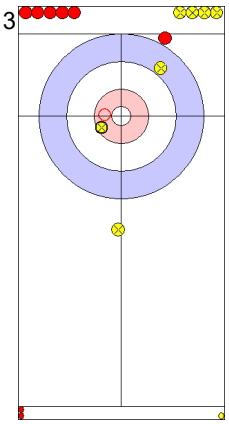
SCO: MURDOCH D
Take-out ↻ 4

14
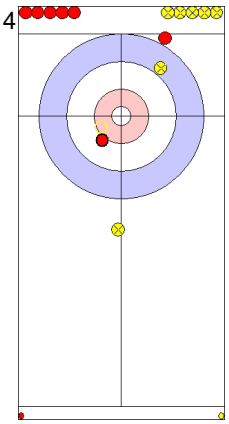
USA: SHUSTER J
Take-out ↺ 4

15
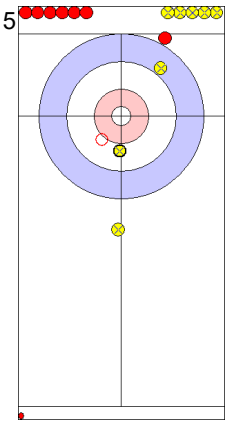
SCO: MURDOCH D
Take-out ↻ 4

16
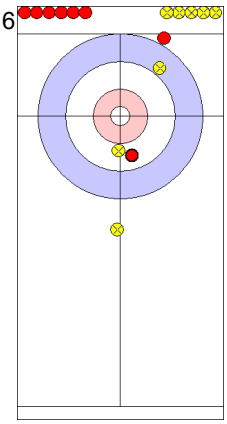
USA: SHUSTER J
Draw ↺ 2

	USA	SCO
Total Score	0	1
Time left	00:00	00:00

Game - Shot by Shot

End 2 | **USA - United States** **0 + 1** (this end) **= 1** | **SCO - Scotland** **1 + 0** (this end) **= 1**

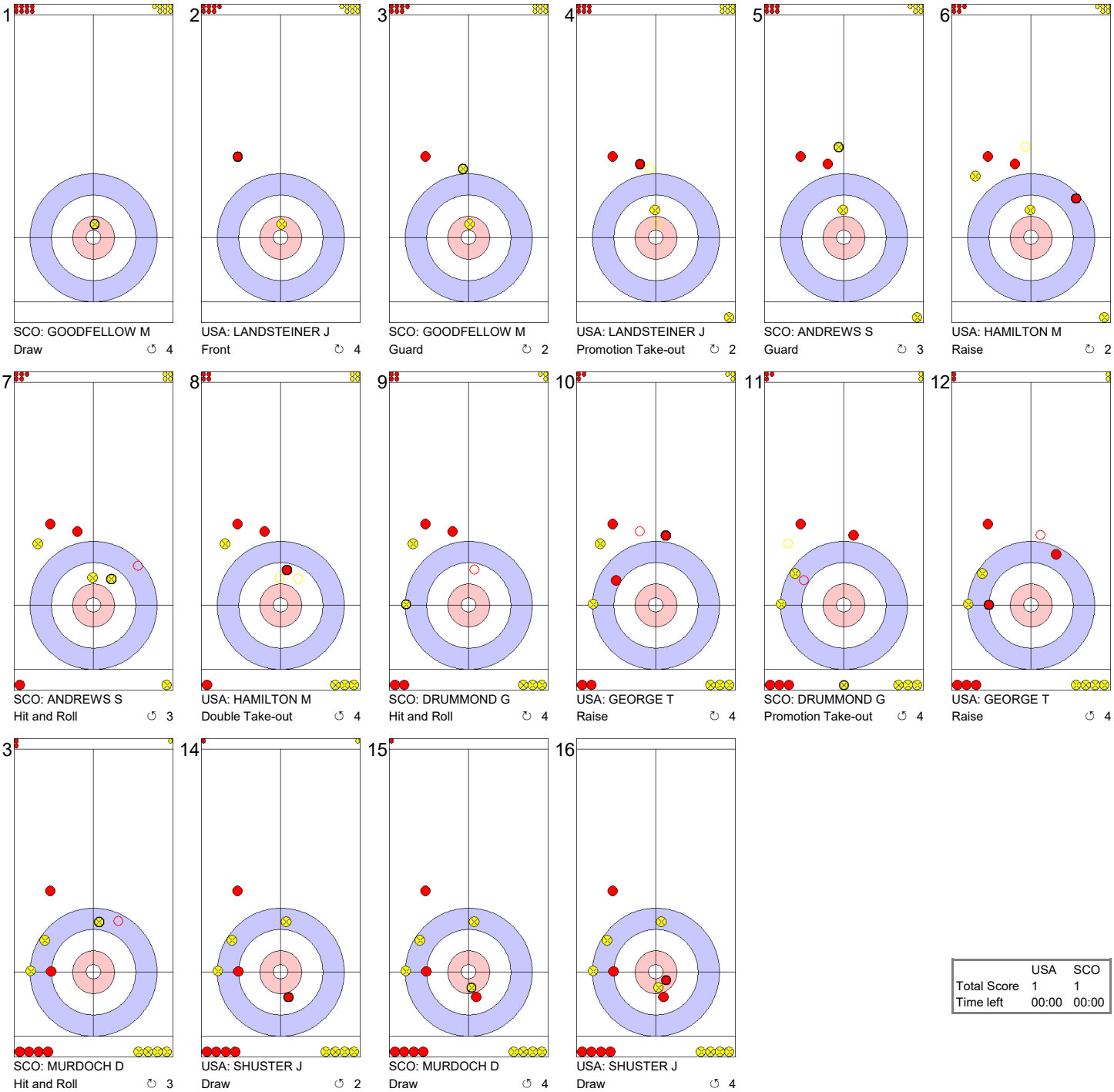

	USA	SCO
Total Score	1	1
Time left	00:00	00:00

Game - Shot by Shot

End 3 | **USA - United States** **1 + 0** (this end) **= 1** | **SCO - Scotland** **1 + 0** (this end) **= 1**

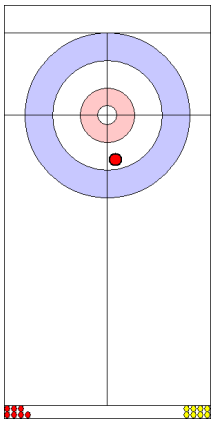

USA: LANDSTEINER J
Draw ↻ 4

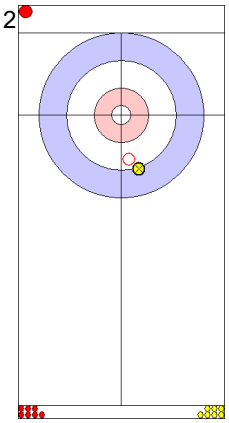

SCO: GOODFELLOW M
Take-out ↻ 4

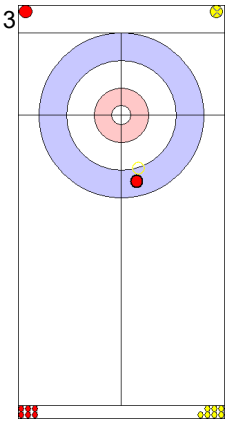

USA: LANDSTEINER J
Take-out ↻ 4

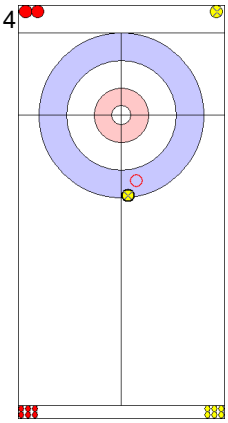

SCO: GOODFELLOW M
Take-out ↻ 4

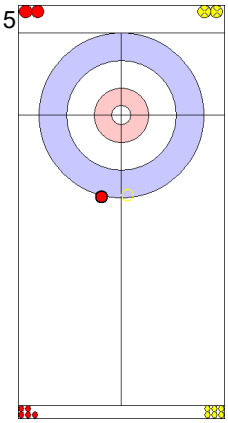

USA: HAMILTON M
Take-out ↻ 4

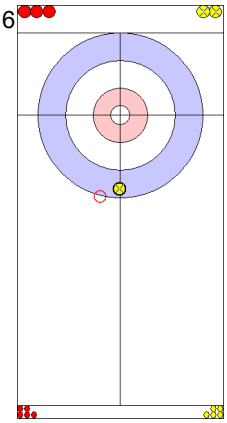

SCO: ANDREWS S
Take-out ↻ 4

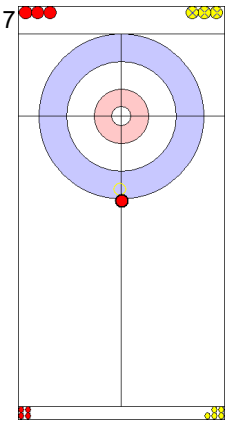

USA: HAMILTON M
Take-out ↻ 4

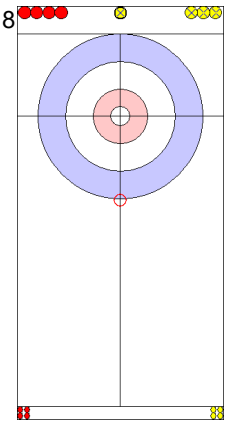

SCO: ANDREWS S
Clearing ↻ 4

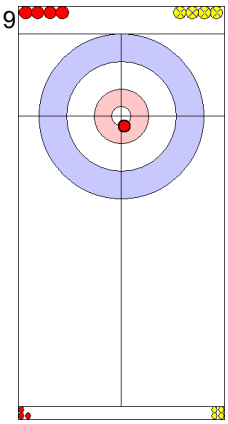

USA: GEORGE T
Draw ↻ 4

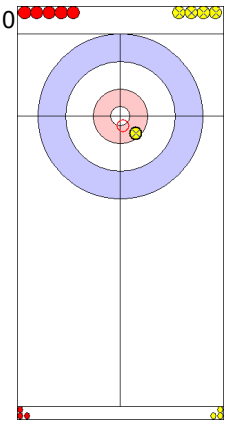

SCO: DRUMMOND G
Take-out ↻ 4

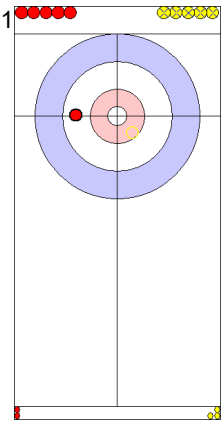

USA: GEORGE T
Take-out ↻ 4

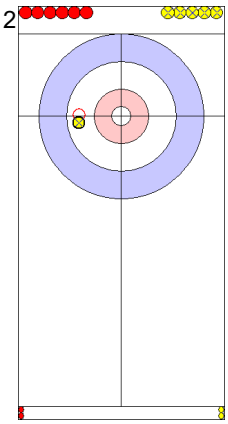

SCO: DRUMMOND G
Take-out ↻ 4

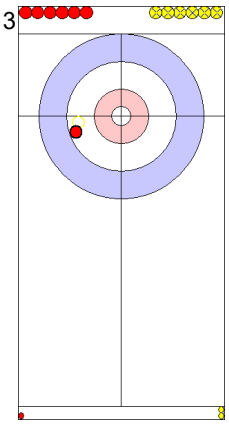

USA: SHUSTER J
Take-out ↻ 4

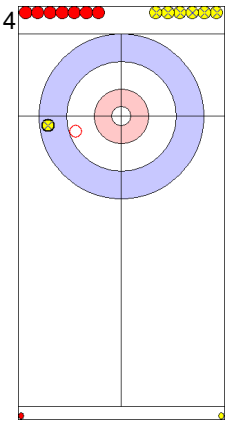

SCO: MURDOCH D
Take-out ↻ 4

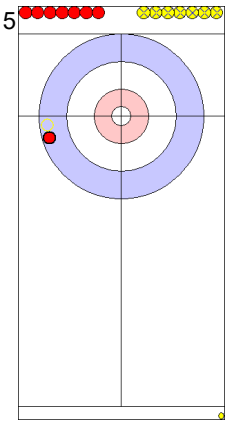

USA: SHUSTER J
Take-out ↻ 4

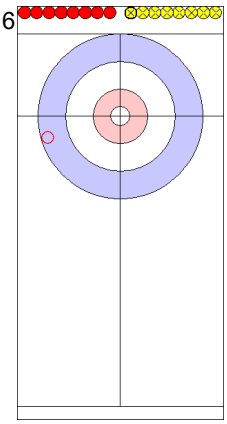

SCO: MURDOCH D
Clearing ↻ 4

	USA	SCO
Total Score	1	1
Time left	00:00	00:00

Game - Shot by Shot

End 4 | **USA - United States** **1 + 0** (this end) **= 1** | **SCO - Scotland** **1 + 2** (this end) **= 3**



	USA	SCO
Total Score	1	3
Time left	00:00	00:00

Game - Shot by Shot

End 5 | **USA - United States** **1 + 2** (this end) **= 3** | **SCO - Scotland** **3 + 0** (this end) **= 3**

1
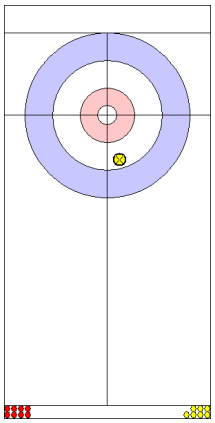
SCO: GOODFELLOW M
Draw ↺ 4

2
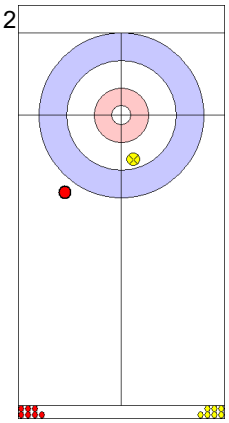
USA: LANDSTEINER J
Front ↺ 4

3
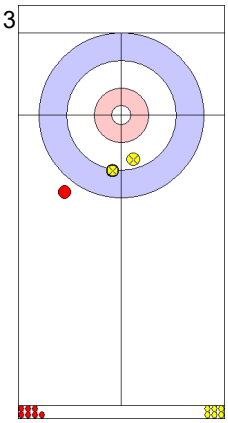
SCO: GOODFELLOW M
Raise ↺ 2

4
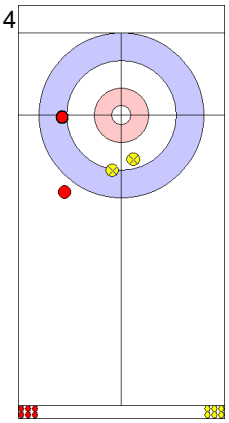
USA: LANDSTEINER J
Draw ↺ 4

5
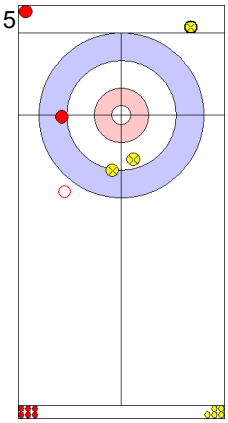
SCO: ANDREWS S
Clearing ↺ 4

6
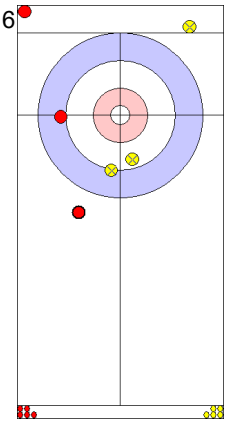
USA: HAMILTON M
Guard ↺ 4

7
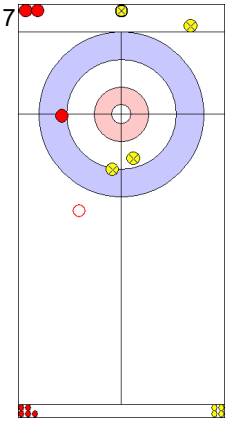
SCO: ANDREWS S
Clearing ↺ 4

8
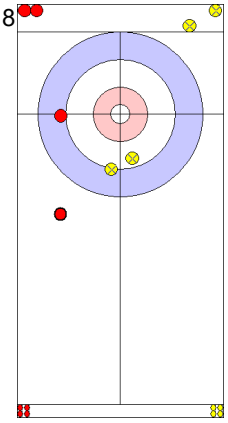
USA: HAMILTON M
Guard ↺ 4

9
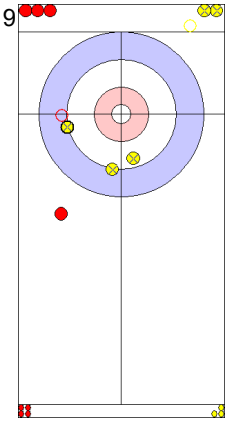
SCO: DRUMMOND G
Take-out ↺ 4

10
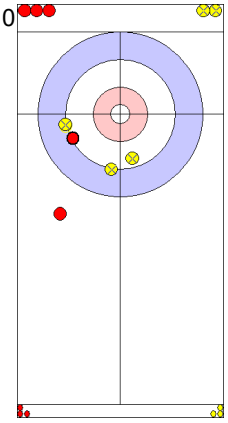
USA: GEORGE T
Draw ↺ 4

11
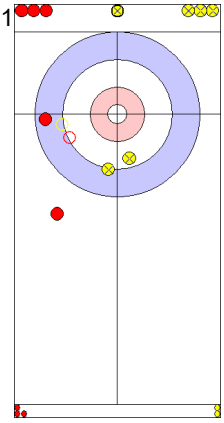
SCO: DRUMMOND G
Clearing ↺ 3

12
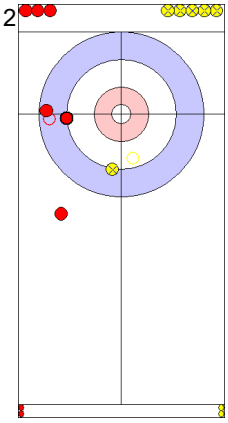
USA: GEORGE T
Hit and Roll ↺ 4

13
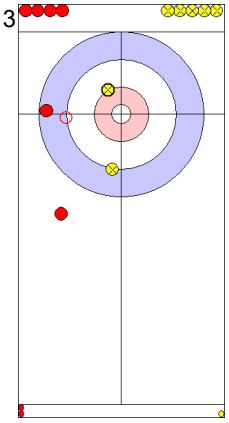
SCO: MURDOCH D
Take-out ↺ 2

14
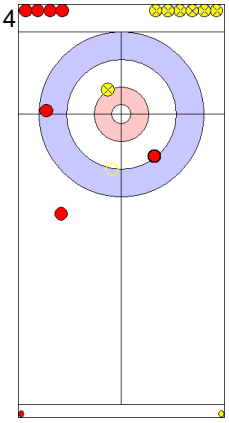
USA: SHUSTER J
Promotion Take-out ↻ 3

15
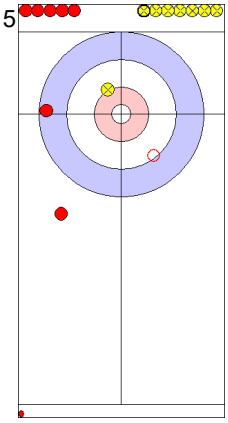
SCO: MURDOCH D
Take-out ↻ 2

16
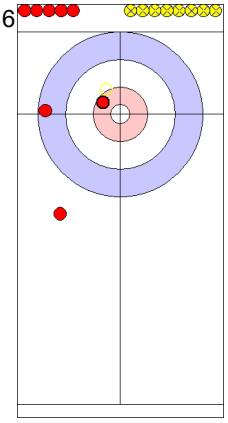
USA: SHUSTER J
Take-out ↻ 4

	USA	SCO
Total Score	3	3
Time left	00:00	00:00

Game - Shot by Shot

End 6 | **USA - United States** **3 + 0** (this end) **= 3** | **SCO - Scotland** **3 + 1** (this end) **= 4**

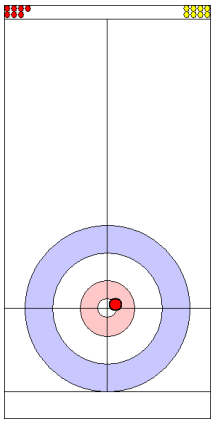
1
USA: LANDSTEINER J
Draw ↻ 4

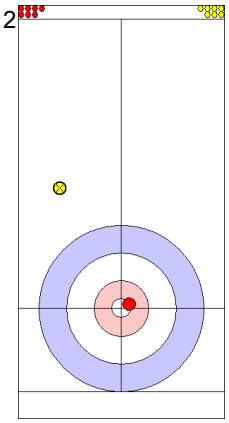
2
SCO: GOODFELLOW M
Front ↻ 4

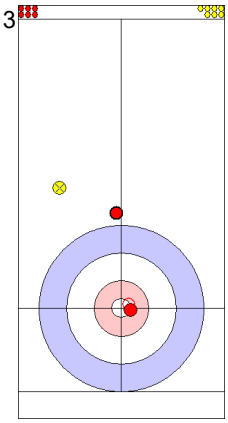
3
USA: LANDSTEINER J
Guard ↻ 4

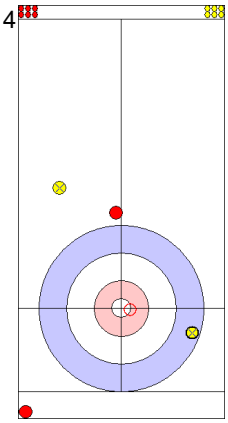
4
SCO: GOODFELLOW M
Take-out ↻ 3

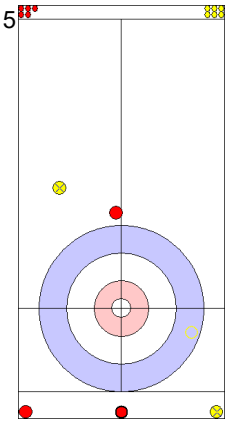
5
USA: HAMILTON M
Take-out ↻ 2

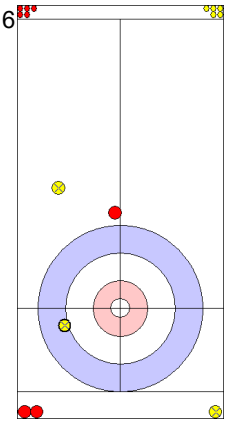
6
SCO: ANDREWS S
Draw ↻ 3

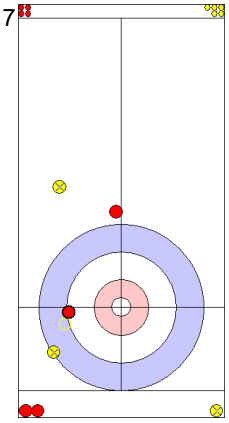
7
USA: HAMILTON M
Draw ↻ 4

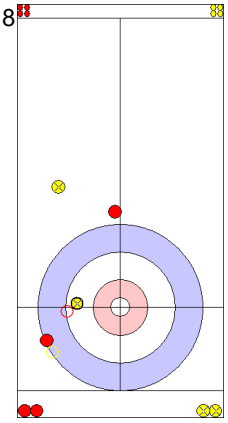
8
SCO: ANDREWS S
Hit and Roll ↻ 3

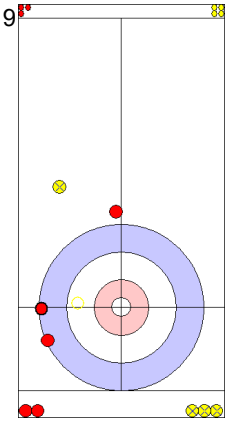
9
USA: GEORGE T
Take-out ↻ 4

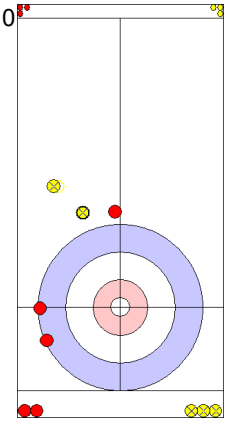
10
SCO: DRUMMOND G
Draw ↻ 1

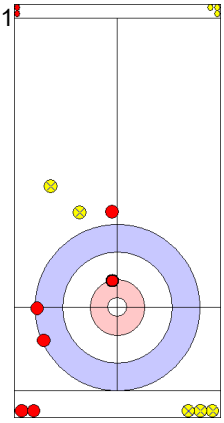
11
USA: GEORGE T
Draw ↻ 4

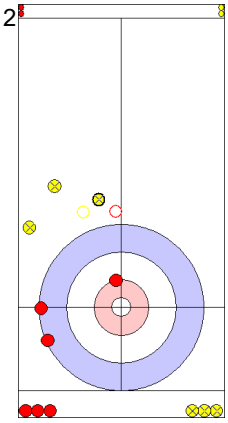
12
SCO: DRUMMOND G
Promotion Take-out ↻ 3

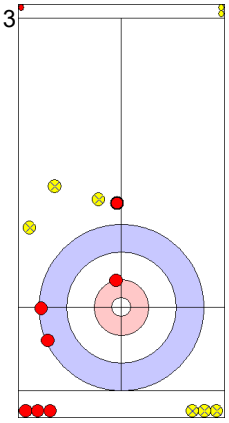
13
USA: SHUSTER J
Guard ↻ 4

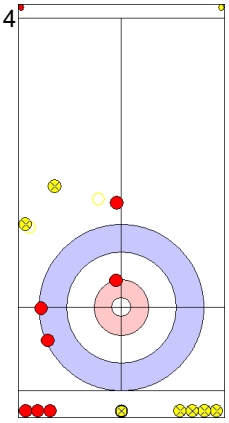
14
SCO: MURDOCH D
Promotion Take-out ↻ 0

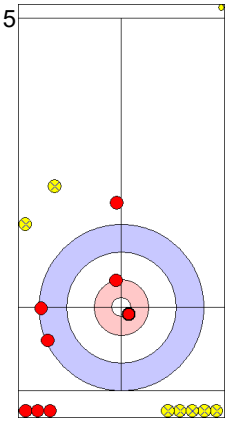
15
USA: SHUSTER J
Draw ↻ 3

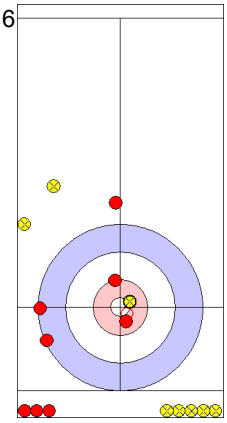
16
SCO: MURDOCH D
Draw ↻ 4

	USA	SCO
Total Score	3	4
Time left	00:00	00:00

Game - Shot by Shot

End 7 | **USA - United States** **3 + 1** (this end) **= 4** | **SCO - Scotland** **4 + 0** (this end) **= 4**

1
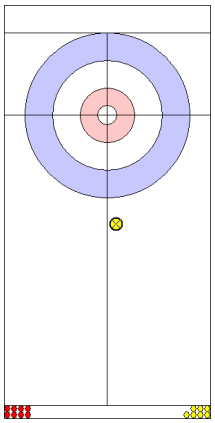
SCO: GOODFELLOW M
Front ↺ 4

2
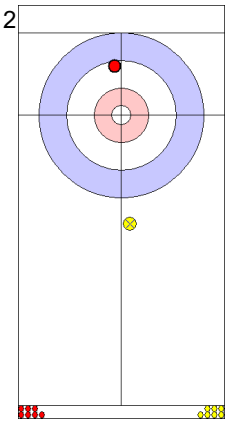
USA: LANDSTEINER J
Draw ↺ 4

3
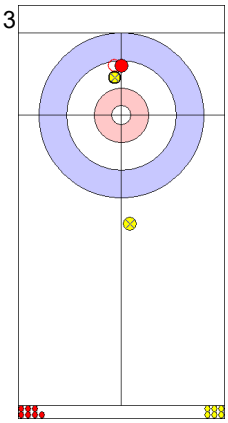
SCO: GOODFELLOW M
Draw ↺ 4

4
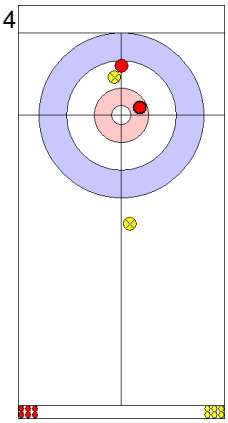
USA: LANDSTEINER J
Draw ↺ 4

5
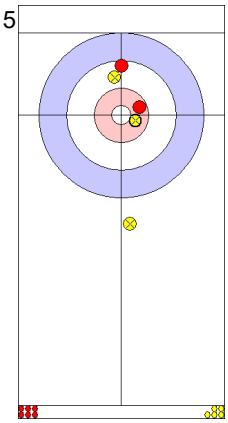
SCO: ANDREWS S
Draw ↺ 4

6
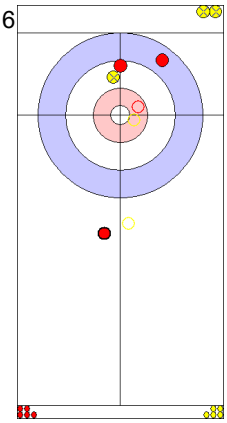
USA: HAMILTON M
Promotion Take-out ↺ 4

7
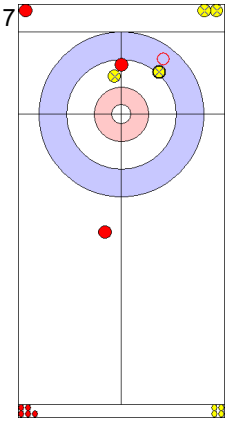
SCO: ANDREWS S
Take-out ↺ 4

8
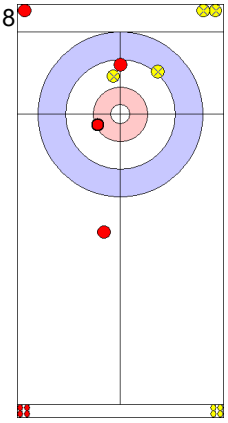
USA: HAMILTON M
Draw ↺ 4

9
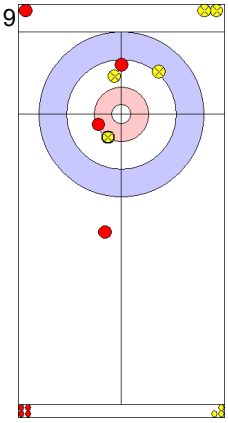
SCO: DRUMMOND G
Draw ↺ 4

10
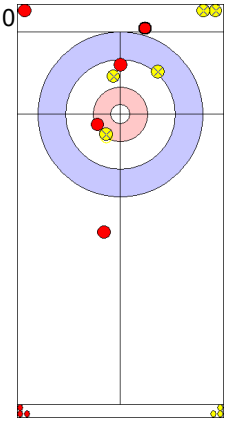
USA: GEORGE T
Raise ↺ 0

11
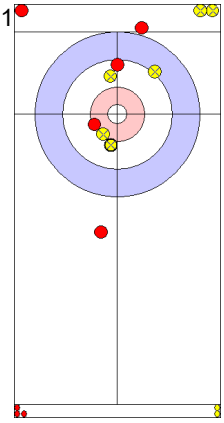
SCO: DRUMMOND G
Draw ↺ 4

12
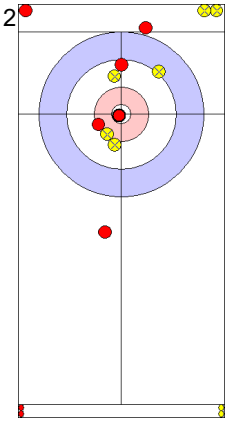
USA: GEORGE T
Draw ↺ 4

13
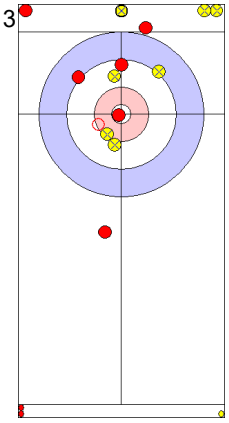
SCO: MURDOCH D
Take-out ↺ 2

14
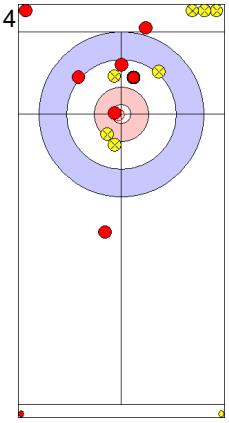
USA: SHUSTER J
Draw ↺ 0

15
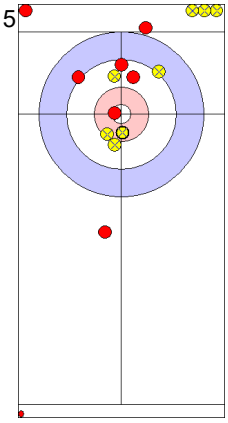
SCO: MURDOCH D
Draw ↺ 4

16
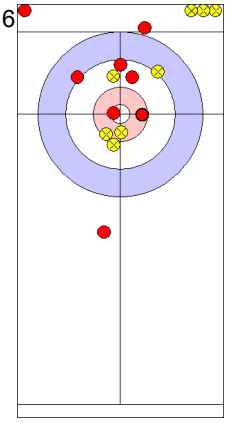
USA: SHUSTER J
Draw ↺ 0

	USA	SCO
Total Score	4	4
Time left	00:00	00:00

Game - Shot by Shot

End 8 | **USA - United States** **4 + 0** (this end) **= 4** | **SCO - Scotland** **4 + 5** (this end) **= 9**

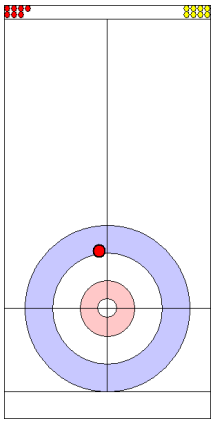

1 USA: LANDSTEINER J
Draw ↻ 4

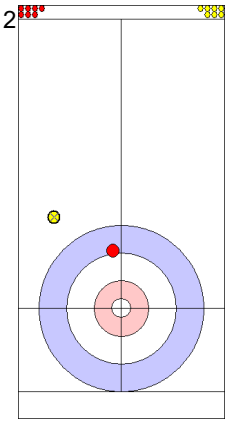

2 SCO: GOODFELLOW M
Front ↻ 4

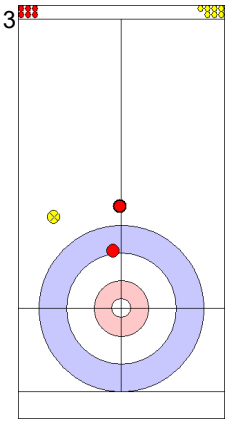

3 USA: LANDSTEINER J
Guard ↻ 4

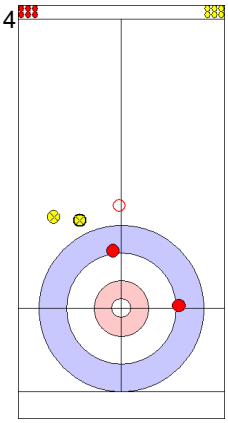

4 SCO: GOODFELLOW M
Wick / Soft Peeling ↻ 4

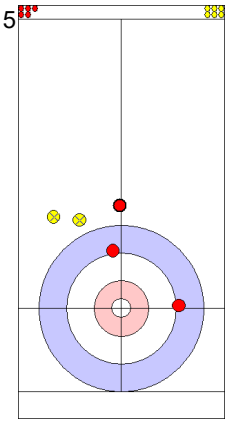

5 USA: HAMILTON M
Guard ↻ 4

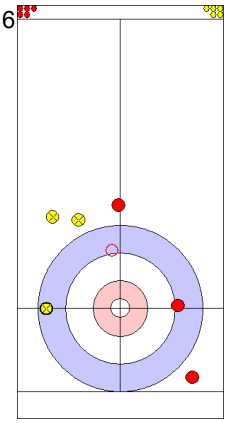

6 SCO: ANDREWS S
Hit and Roll ↻ 4

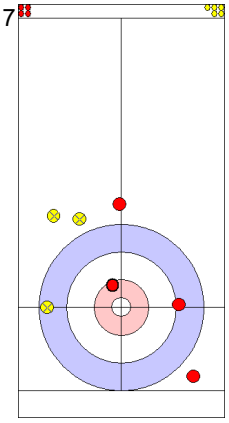

7 USA: HAMILTON M
Draw ↻ 4

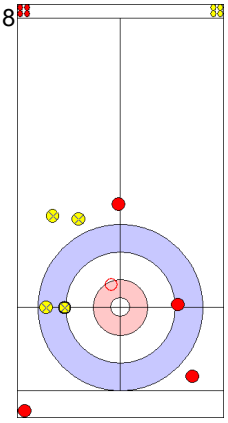

8 SCO: ANDREWS S
Hit and Roll ↻ 4

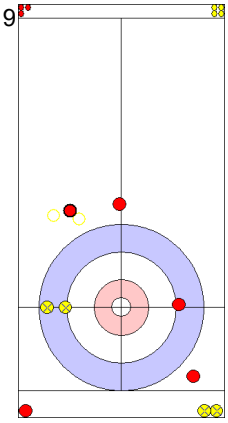

9 USA: GEORGE T
Take-out ↺ 1

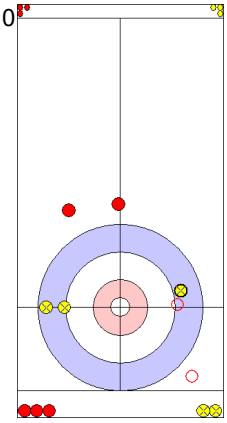

10 SCO: DRUMMOND G
Take-out ↻ 4

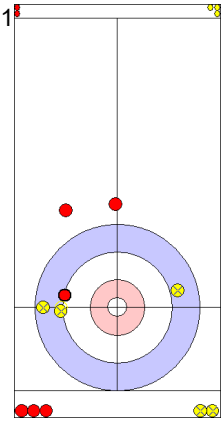

11 USA: GEORGE T
Draw ↻ 4

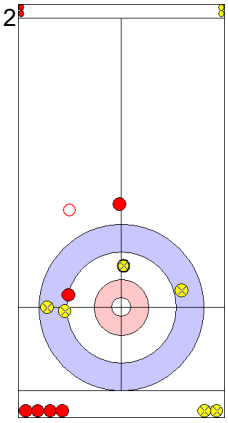

12 SCO: DRUMMOND G
Raise ↻ 2

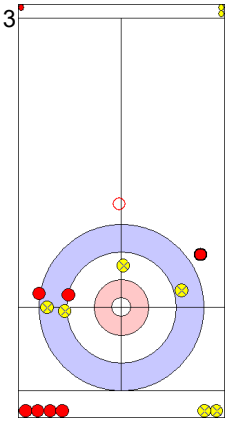

13 USA: SHUSTER J
Take-out ↻ 2

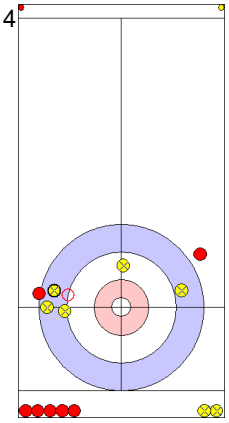

14 SCO: MURDOCH D
Take-out ↻ 4

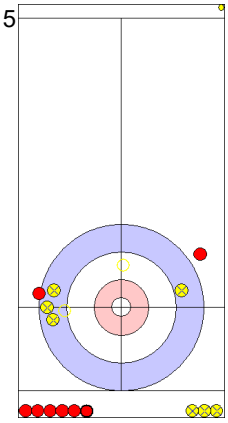

15 USA: SHUSTER J
Hit and Roll ↺ 1

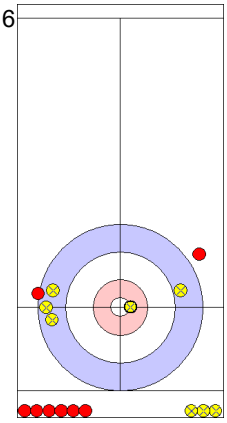

16 SCO: MURDOCH D
Draw ↻ 4

Note:
Shot Success Points:
4 = 100%
3 = 75%
2 = 50%
1 = 25%
0 = 0%
X = not considered

Rotation:
↻ Clockwise
↺ Counter-clockwise

	USA	SCO
Total Score	4	9
Time left	07:10	09:03

Game Results

Sheet	Game	Team	LSFE	1	2	3	4	5	6	7	8	9	10	Extra Ends				Total
D	2	CHN - China	*	0	0	1	0	0	1	0	1	0	X					3
	3	ITA - Italy		0	0	0	2	1	0	3	0	2	X					8

CHN - China		Shot Success Game	Shot Success All
4 S	LIU Rui	66%	72%
3 V	XU Xiaoming	74%	71%
2	BA Dexin	71%	78%
1	ZANG Jialiang	72%	81%
A	ZOU Qiang	-	-
	Team Total	71%	76%

Last Stone Draw		Distance
↻	ZANG J	108.2cm
↺	BA D	1.7cm
Total		**109.9cm**

Time remaining: 6 minutes 43 seconds

ITA - Italy		Shot Success Game	Shot Success All
4 V	MOSANER Amos	83%	79%
3 S	RETORNAZ Joel	81%	79%
2	PILZER Andrea	90%	73%
1	FERRAZZA Daniele	94%	82%
A	GONIN Simone	-	-
	Team Total	87%	78%

Last Stone Draw		Distance
↻	MOSANER A	132.3cm
↺	RETORNAZ J	199.6cm
Total		**331.9cm**

Time remaining: 3 minutes 38 seconds

Shot Success Analysis

CHN - China		↻		↺		Game	
4 LIU Rui	Draws	4	56%	4	75%	8	66%
	Take-outs	7	71%	2	50%	9	67%
	Total	11	66%	6	67%	17	66%
3 XU Xiaoming	Draws	5	75%	4	81%	9	78%
	Take-outs	4	69%	5	70%	9	69%
	Total	9	72%	9	75%	18	74%
2 BA Dexin	Draws	2	88%	6	29%	8	44%
	Take-outs	2	100%	8	91%	10	93%
	Total	4	94%	14	64%	18	71%
1 ZANG Jialiang	Draws	4	75%	10	70%	14	71%
	Take-outs	1	100%	3	67%	4	75%
	Total	5	80%	13	69%	18	72%
A ZOU Qiang	Draws	0	-	0	-	0	-
	Take-outs	0	-	0	-	0	-
	Total	0	-	0	-	0	-
Team	Draws	15	72%	24	63%	39	66%
	Take-outs	14	77%	18	76%	32	77%
	Total	29	74%	42	68%	71	71%

ITA - Italy		↻		↺		Game	
4 MOSANER Amos	Draws	5	75%	1	100%	6	79%
	Take-outs	5	100%	7	75%	12	85%
	Total	10	88%	8	78%	18	83%
3 RETORNAZ Joel	Draws	2	25%	5	90%	7	71%
	Take-outs	1	100%	10	85%	11	86%
	Total	3	50%	15	87%	18	81%
2 PILZER Andrea	Draws	0	-	3	75%	3	75%
	Take-outs	3	100%	12	92%	15	93%
	Total	3	100%	15	88%	18	90%
1 FERRAZZA Daniele	Draws	1	100%	13	96%	14	96%
	Take-outs	0	-	3	83%	3	83%
	Total	1	100%	16	94%	17	94%
A GONIN Simone	Draws	0	-	0	-	0	-
	Take-outs	0	-	0	-	0	-
	Total	0	-	0	-	0	-
Team	Draws	8	66%	22	92%	30	85%
	Take-outs	9	100%	32	85%	41	88%
	Total	17	84%	54	88%	71	87%

Note:
Team position and functions are attached to each team member's name as follows:
4 = Fourth, **3** = Third, **2** = Second, **1** = Lead, **A** = Alternate, **S** = Skip, **V** = Vice-Skip

Legend:
↻ Clockwise ↺ Counter-clockwise **LSFE(*)** Last Stone First End
X Unplayed/unfinished end due to concession

Game - Shot by Shot

End 1 — **CHN - China** **0 + 0** (this end) **= 0** — **ITA - Italy** **0 + 0** (this end) **= 0**

1
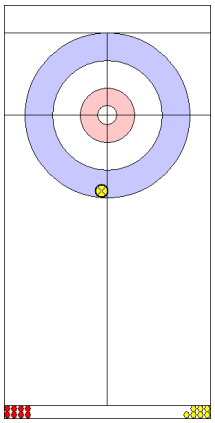
ITA: FERRAZZA D
Draw ↺ 4

2
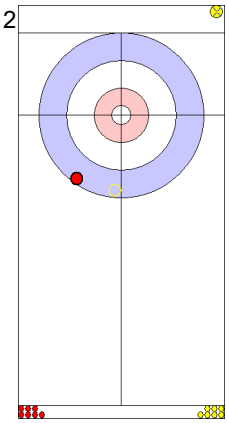
CHN: ZANG J
Take-out ↺ 4

3
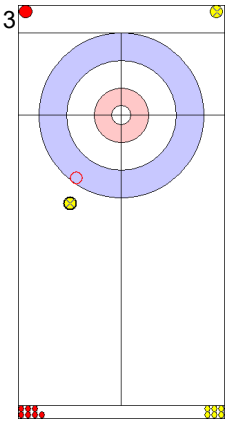
ITA: FERRAZZA D
Take-out ↺ 4

4
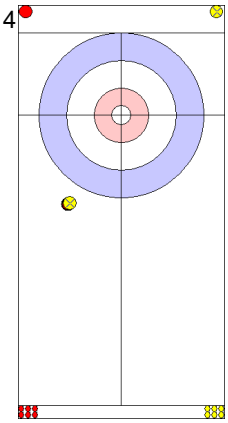
CHN: ZANG J
Draw ↺ 0

5
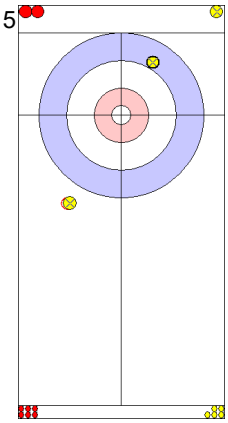
ITA: PILZER A
Take-out ↺ 4

6
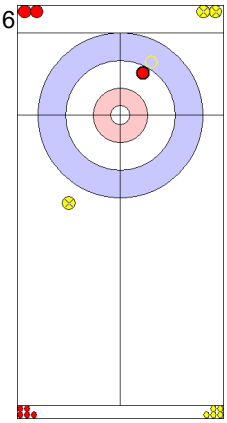
CHN: BA D
Take-out ↺ 4

7
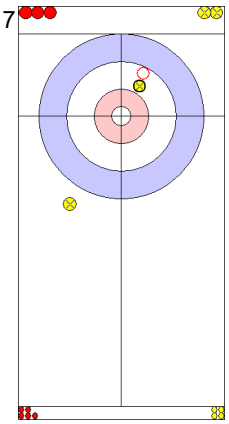
ITA: PILZER A
Take-out ↺ 4

8
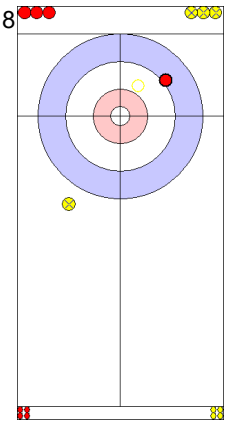
CHN: BA D
Take-out ↺ 4

9
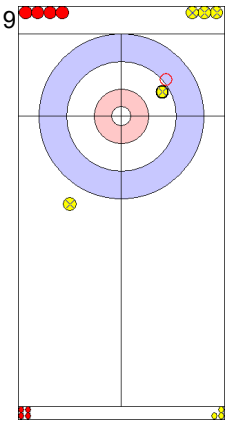
ITA: RETORNAZ J
Take-out ↺ 4

10
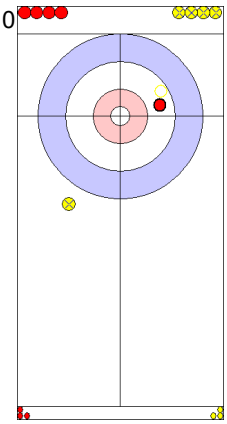
CHN: XU X
Take-out ↺ 4

11
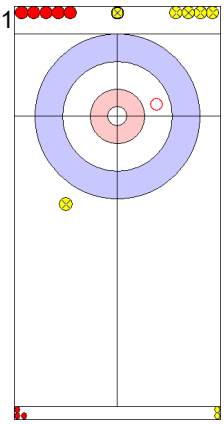
ITA: RETORNAZ J
Take-out ↺ 2

12
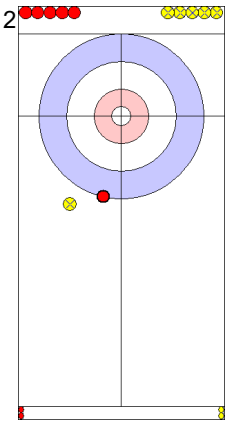
CHN: XU X
Draw ↺ 3

13
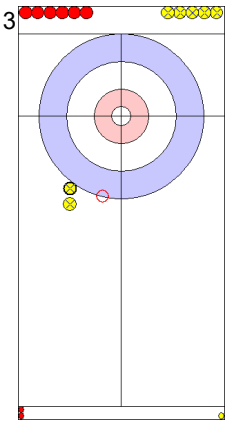
ITA: MOSANER A
Take-out ↺ 0

14
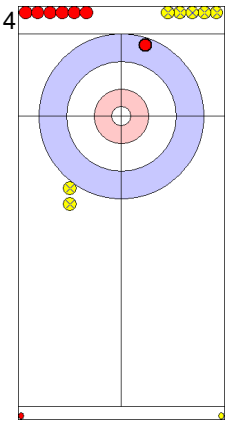
CHN: LIU R
Draw ↺ 2

15
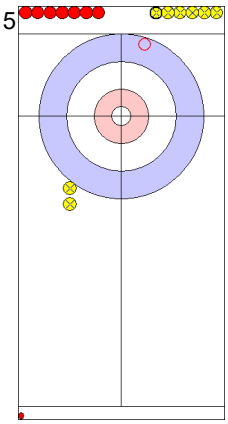
ITA: MOSANER A
Take-out ↺ 2

16
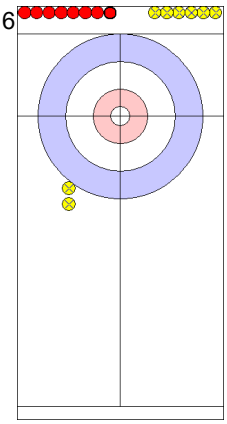
CHN: LIU R
Through ↺ X

	CHN	ITA
Total Score	0	0
Time left	00:00	00:00

Game - Shot by Shot

End 2 | **CHN - China** **0 + 0** (this end) **= 0** | **ITA - Italy** **0 + 0** (this end) **= 0**

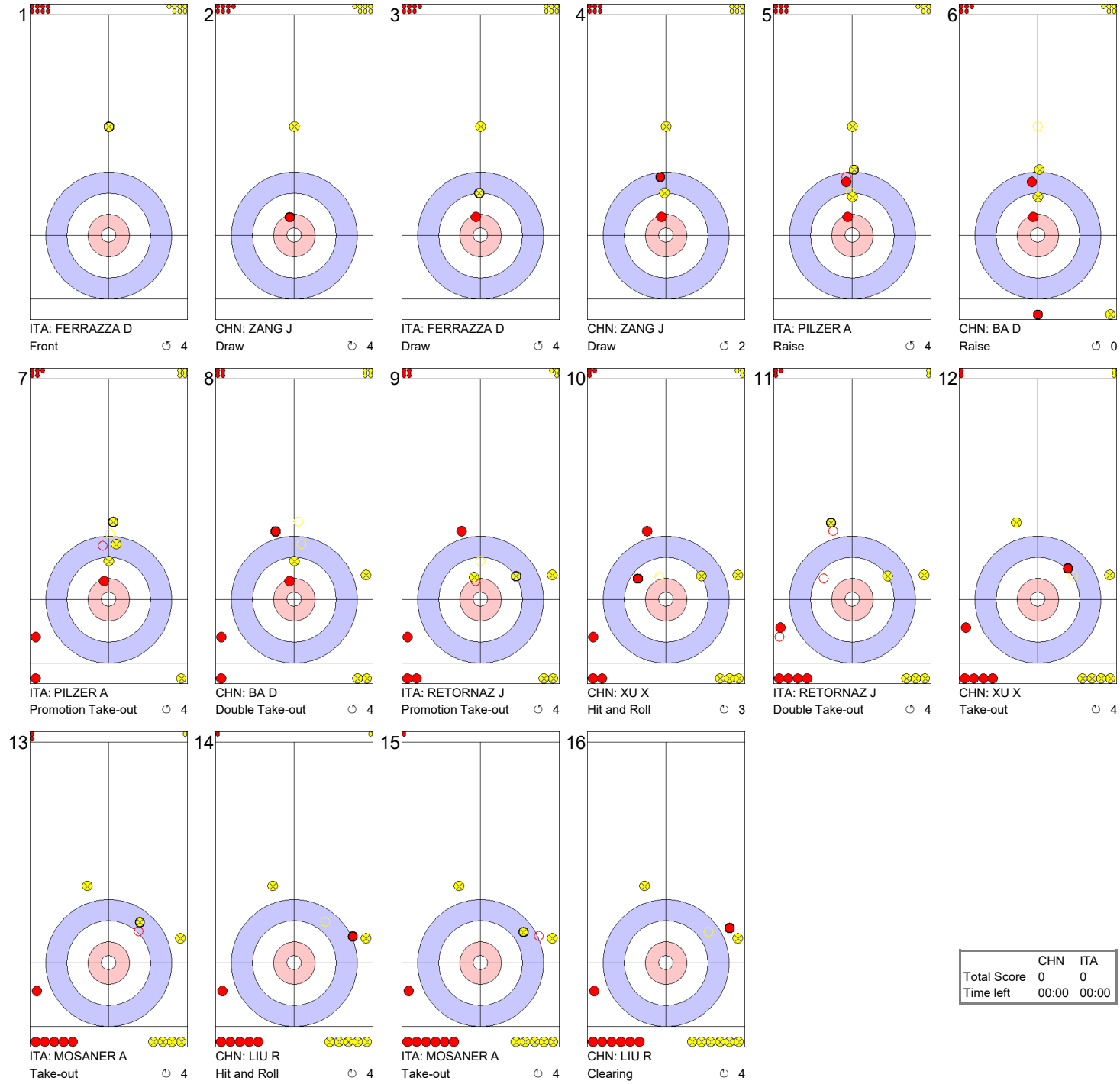

	CHN	ITA
Total Score	0	0
Time left	00:00	00:00

Game - Shot by Shot

End 3 | **CHN - China** **0 + 1** (this end) **= 1** | **ITA - Italy** **0 + 0** (this end) **= 0**

1
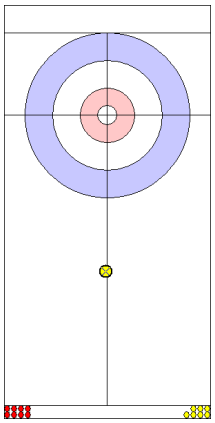
ITA: FERRAZZA D
Front ↺ 4

2
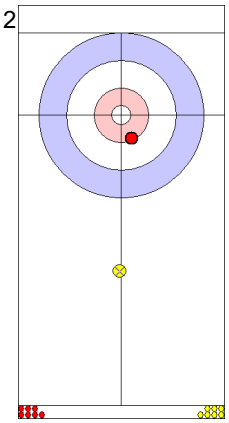
CHN: ZANG J
Draw ↺ 3

3
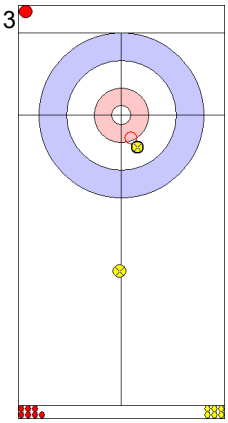
ITA: FERRAZZA D
Take-out ↺ 4

4
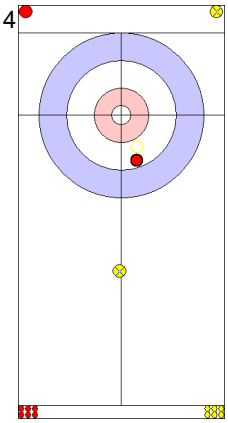
CHN: ZANG J
Take-out ↺ 4

5
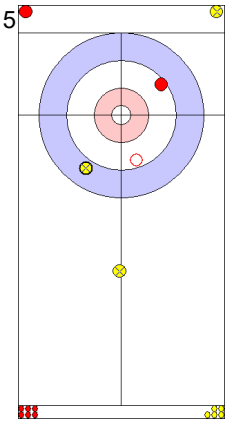
ITA: PILZER A
Hit and Roll ↺ 0

6
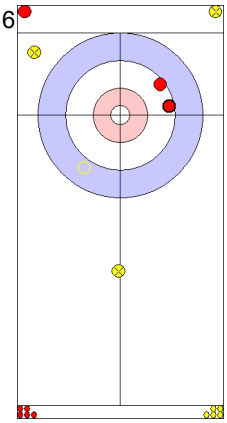
CHN: BA D
Take-out ↻ 4

7
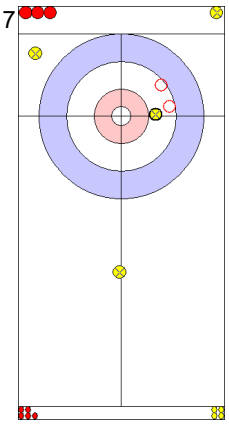
ITA: PILZER A
Double Take-out ↺ 4

8
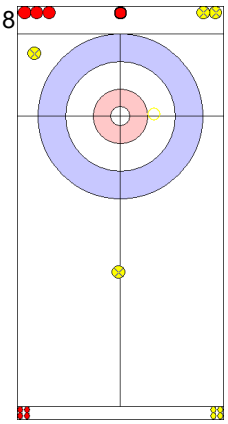
CHN: BA D
Take-out ↺ 2

9
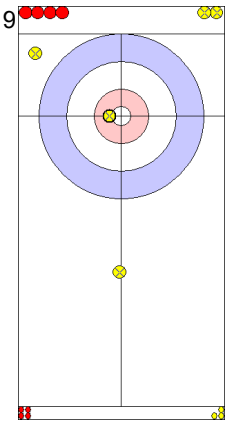
ITA: RETORNAZ J
Draw ↺ 4

10
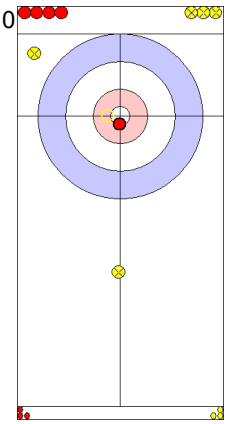
CHN: XU X
Take-out ↻ 4

11
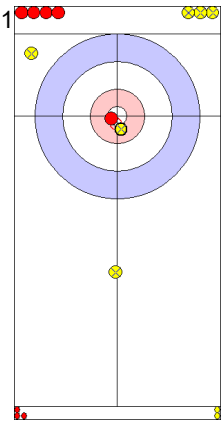
ITA: RETORNAZ J
Draw ↺ 4

12
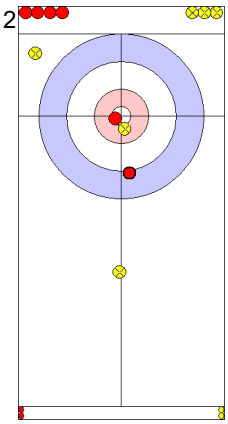
CHN: XU X
Draw ↻ 4

13
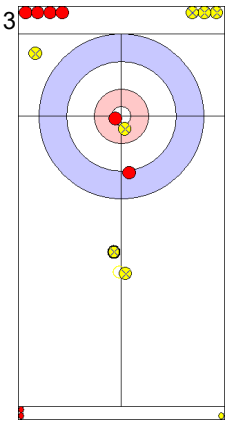
ITA: MOSANER A
Draw ↻ 0

14
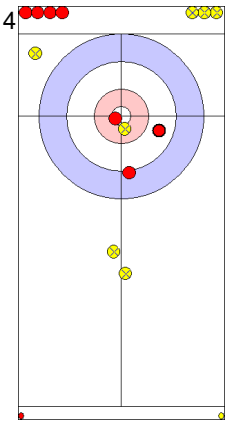
CHN: LIU R
Draw ↺ 2

15
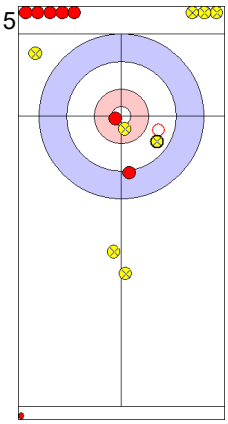
ITA: MOSANER A
Hit and Roll ↺ 3

16
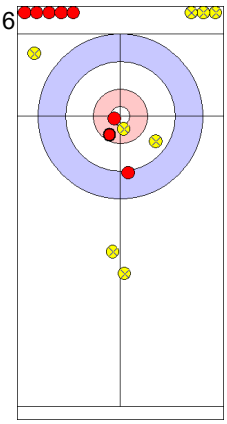
CHN: LIU R
Draw ↻ 0

	CHN	ITA
Total Score	1	0
Time left	00:00	00:00

Game - Shot by Shot

End 4 | **CHN - China** **1 + 0** (this end) **= 1** | **ITA - Italy** **0 + 2** (this end) **= 2**

1
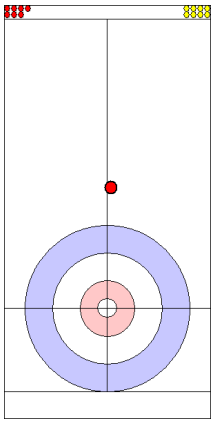
CHN: ZANG J
Front ↻ 4

2
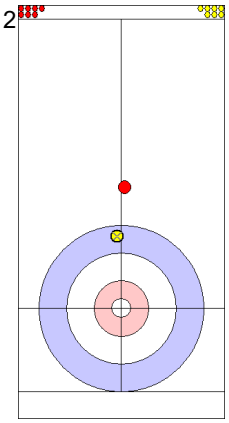
ITA: FERRAZZA D
Draw ↻ 3

3
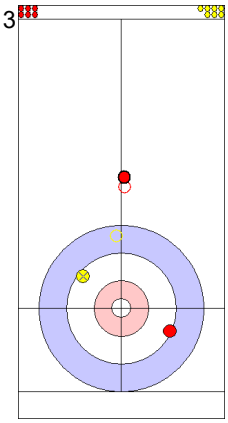
CHN: ZANG J
Take-out ↻ 0

4
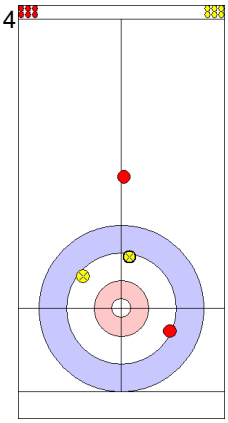
ITA: FERRAZZA D
Draw ↻ 4

5
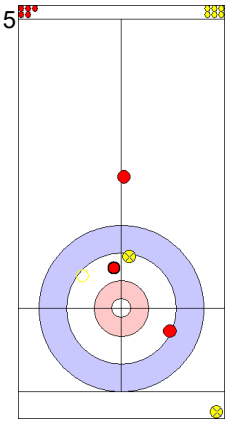
CHN: BA D
Hit and Roll ↻ 3

6
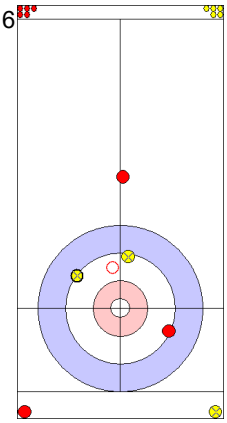
ITA: PILZER A
Take-out ↻ 4

7
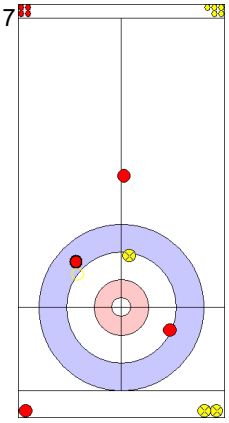
CHN: BA D
Take-out ↻ 4

8
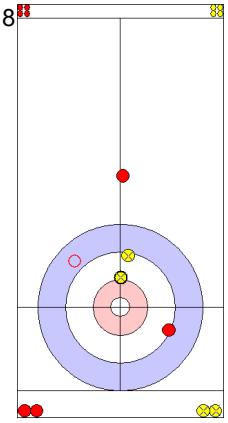
ITA: PILZER A
Hit and Roll ↻ 4

9
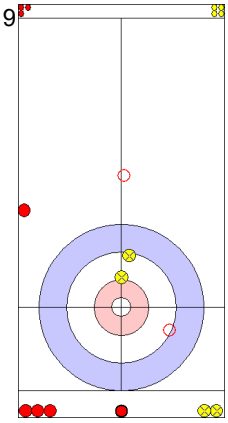
CHN: XU X
Promotion Take-out ↻ 0

10
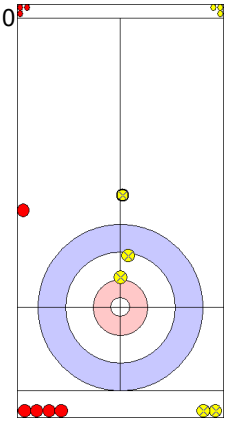
ITA: RETORNAZ J
Guard ↻ 3

11
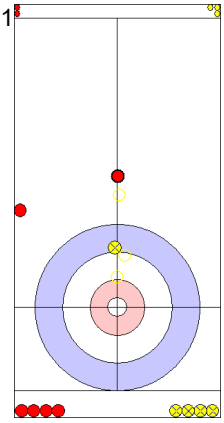
CHN: XU X
Double Take-out ↻ 4

12
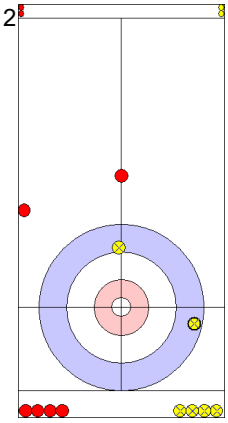
ITA: RETORNAZ J
Draw ↻ 3

13
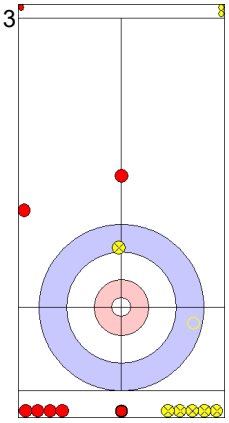
CHN: LIU R
Take-out ↻ 2

14
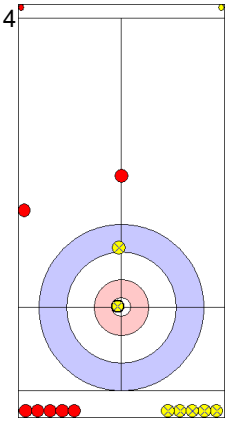
ITA: MOSANER A
Draw ↻ 4

15
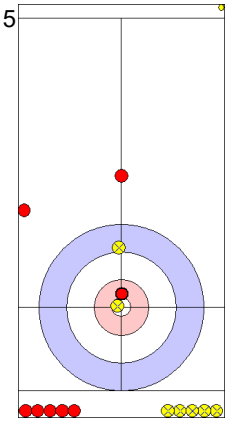
CHN: LIU R
Draw ↻ 4

16
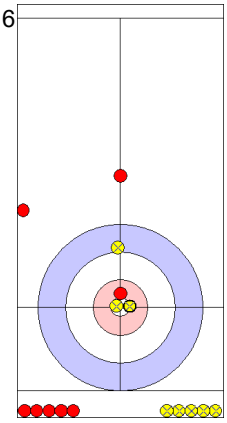
ITA: MOSANER A
Draw ↻ 4

	CHN	ITA
Total Score	1	2
Time left	00:00	00:00

Game - Shot by Shot

End 5 | **CHN - China** **1 + 0** (this end) **= 1** | **ITA - Italy** **2 + 1** (this end) **= 3**

1
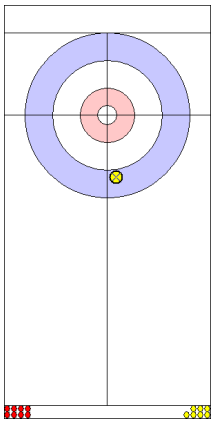
ITA: FERRAZZA D
Draw ↺ 4

2
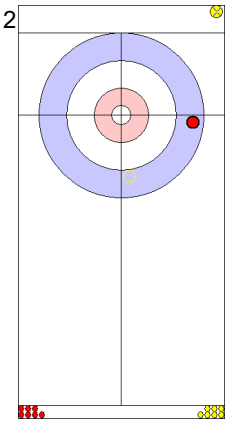
CHN: ZANG J
Take-out ↺ 4

3
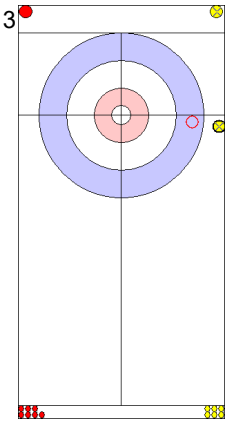
ITA: FERRAZZA D
Take-out ↺ 2

4
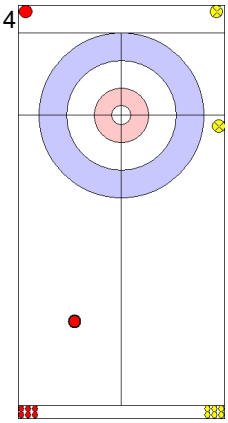
CHN: ZANG J
Front ↺ 3

5
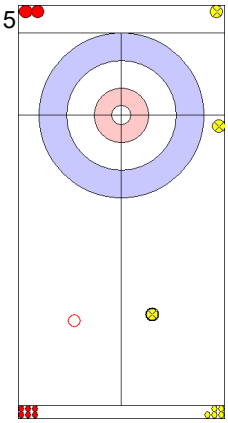
ITA: PILZER A
Take-out ↺ 4

6
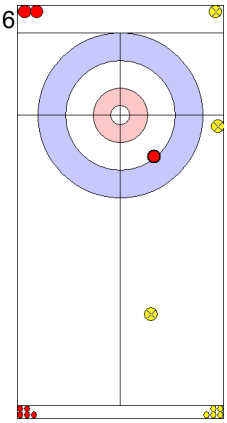
CHN: BA D
Draw ↻ 3

7
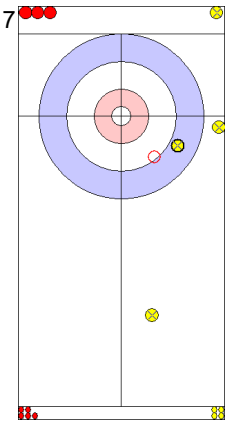
ITA: PILZER A
Take-out ↺ 4

8
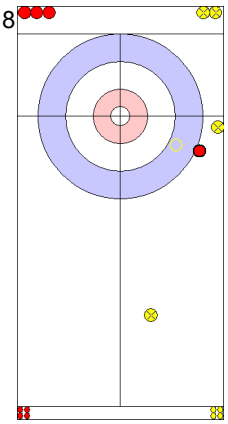
CHN: BA D
Take-out ↺ 4

9
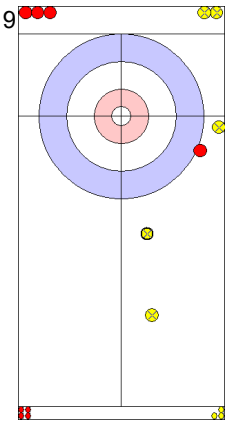
ITA: RETORNAZ J
Draw ↻ 0

10
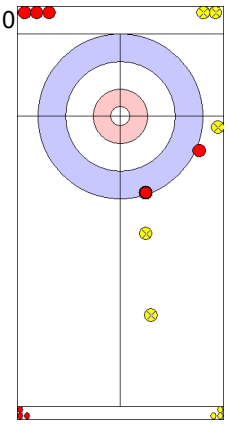
CHN: XU X
Draw ↻ 2

11
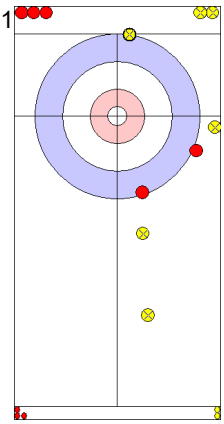
ITA: RETORNAZ J
Draw ↻ 2

12
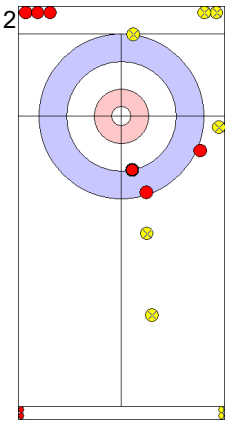
CHN: XU X
Draw ↻ 3

13
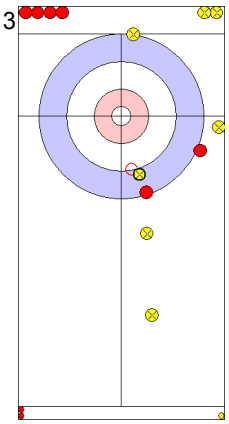
ITA: MOSANER A
Take-out ↺ 4

14
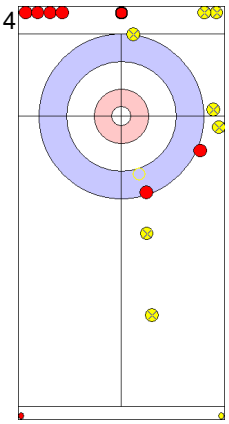
CHN: LIU R
Take-out ↻ 2

15
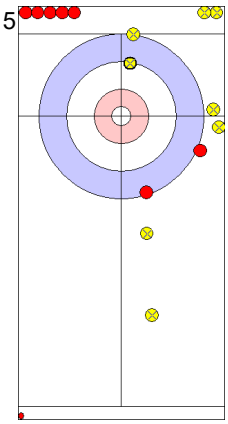
ITA: MOSANER A
Draw ↻ 3

16
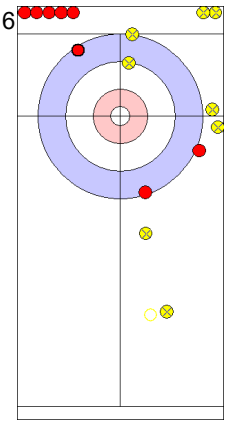
CHN: LIU R
Take-out ↻ 0

	CHN	ITA
Total Score	1	3
Time left	00:00	00:00

Game - Shot by Shot

End 6 | **CHN - China** **1 + 1** (this end) **= 2** | **ITA - Italy** **3 + 0** (this end) **= 3**

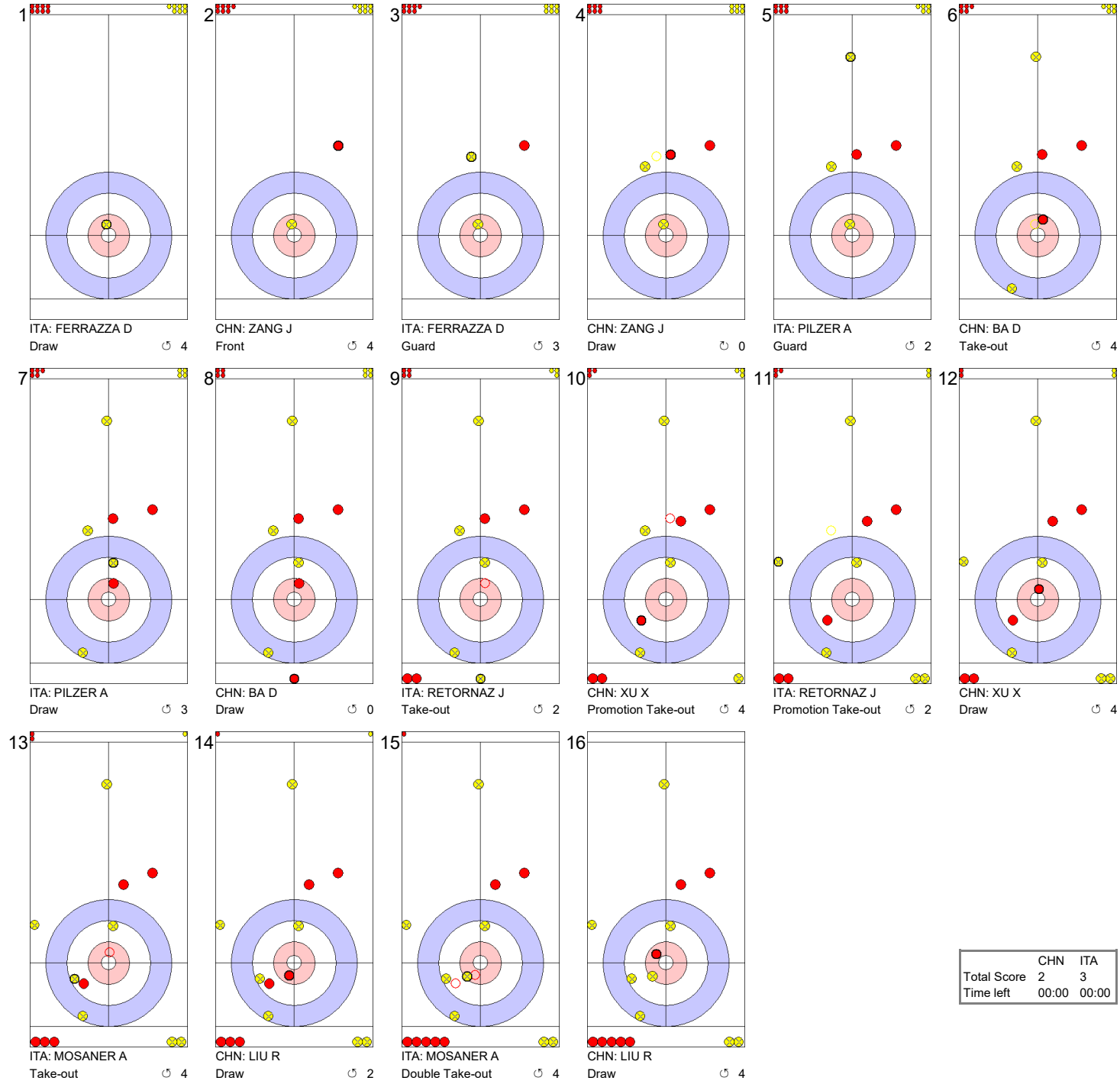

	CHN	ITA
Total Score	2	3
Time left	00:00	00:00

Game - Shot by Shot

End 7 — **CHN - China** **2 + 0** (this end) **= 2** — **ITA - Italy** **3 + 3** (this end) **= 6**

1
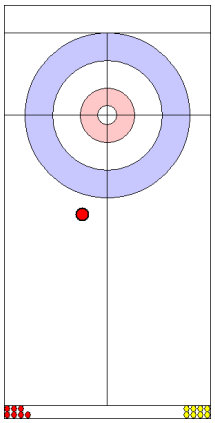
CHN: ZANG J
Front ↺ 4

2
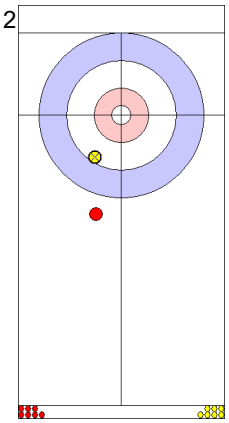
ITA: FERRAZZA D
Draw ↺ 4

3
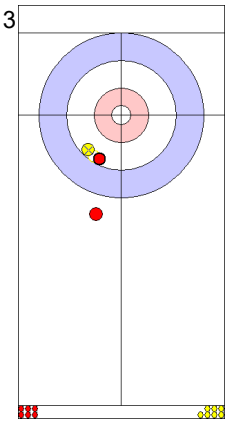
CHN: ZANG J
Draw ↺ 4

4
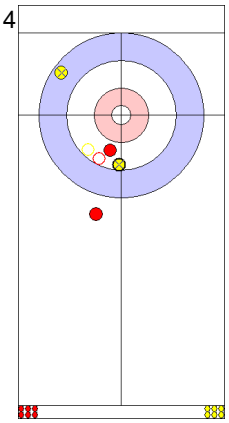
ITA: FERRAZZA D
Raise ↺ 4

5
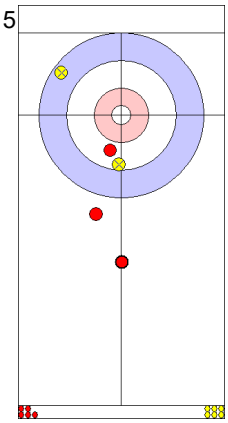
CHN: BA D
Guard ↺ 4

6
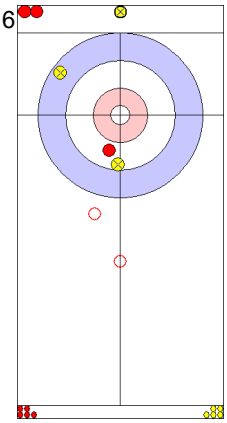
ITA: PILZER A
Clearing ↺ 4

7
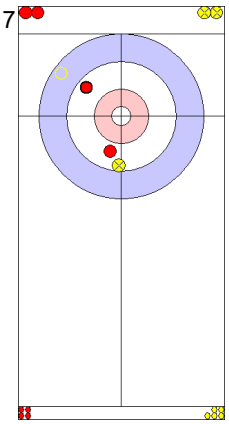
CHN: BA D
Take-out ↺ 4

8
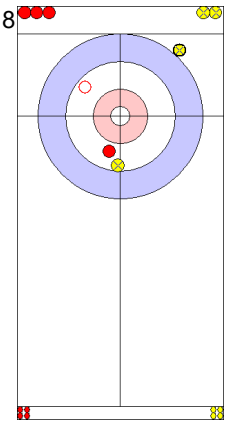
ITA: PILZER A
Take-out ↺ 4

9
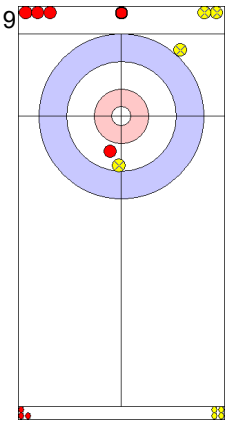
CHN: XU X
Take-out ↺ 0

10
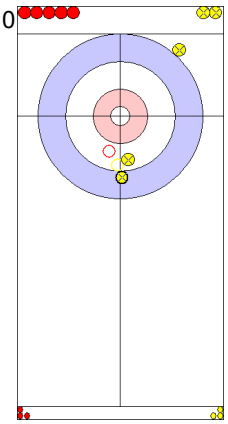
ITA: RETORNAZ J
Promotion Take-out ↺ 4

11
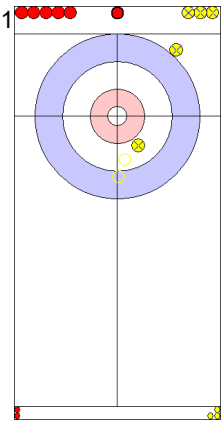
CHN: XU X
Double Take-out ↺ 2

12
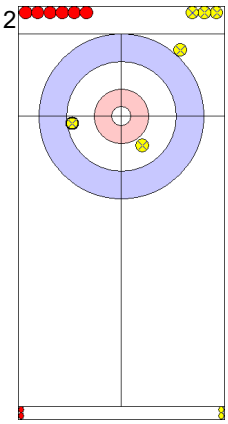
ITA: RETORNAZ J
Draw ↺ 4

13
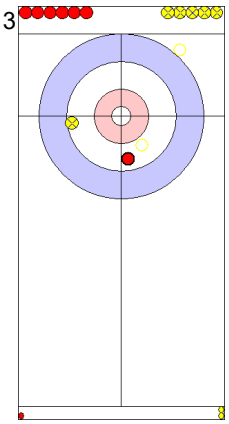
CHN: LIU R
Double Take-out ↺ 4

14
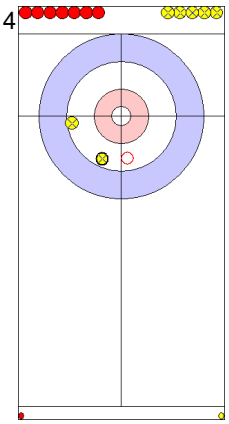
ITA: MOSANER A
Take-out ↺ 4

15
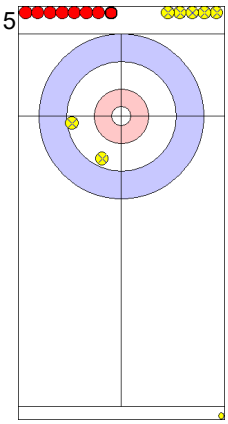
CHN: LIU R
Take-out ↺ 0

16
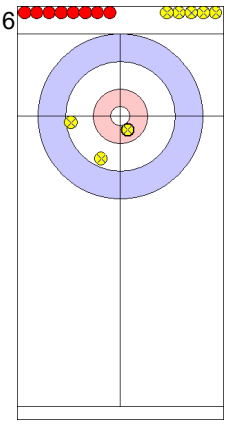
ITA: MOSANER A
Draw ↺ 4

	CHN	ITA
Total Score	2	6
Time left	00:00	00:00

Game - Shot by Shot

End 8 | **CHN - China** **2 + 1** (this end) **= 3** | **ITA - Italy** **6 + 0** (this end) **= 6**

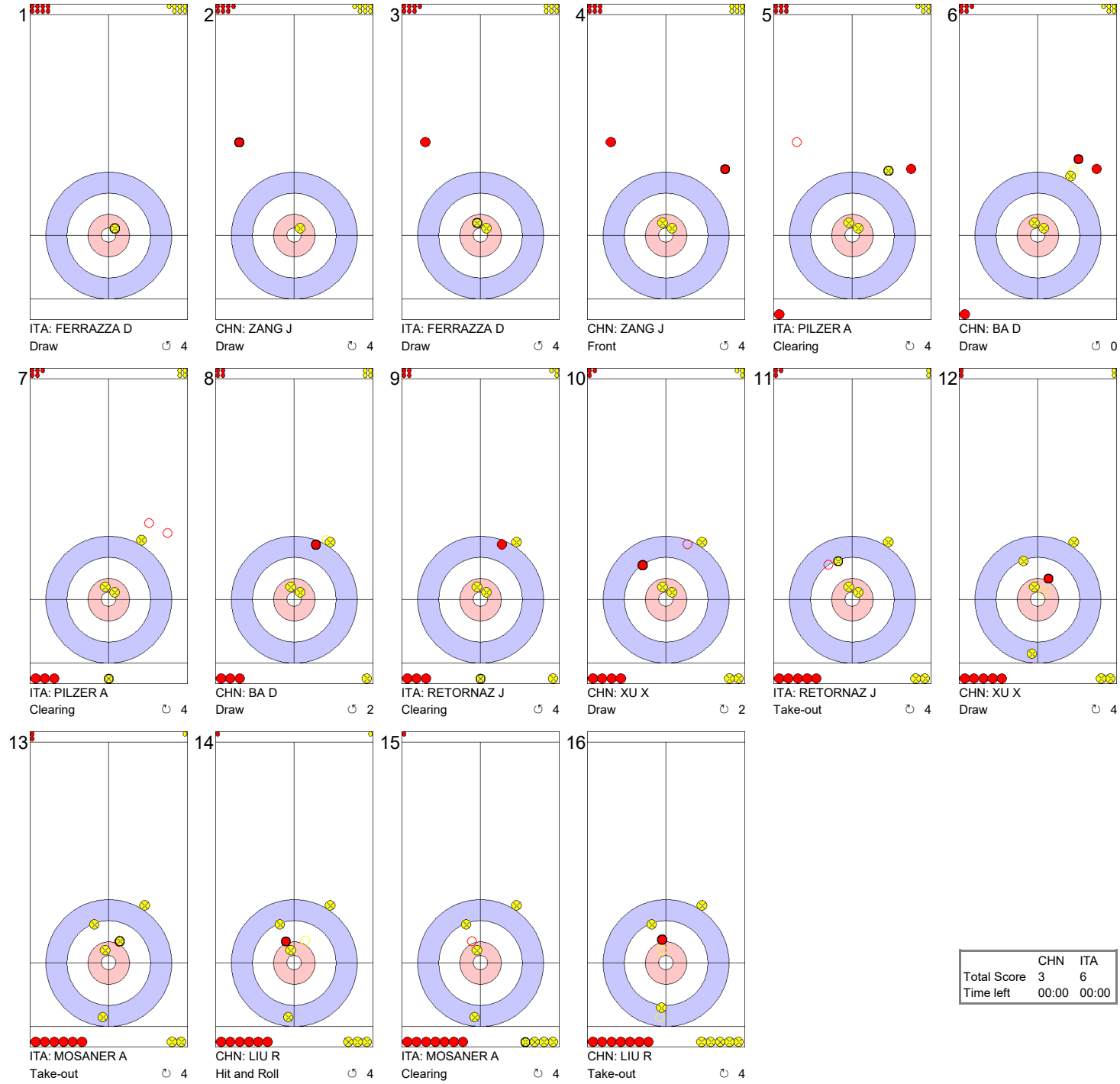

	CHN	ITA
Total Score	3	6
Time left	00:00	00:00

Game - Shot by Shot

End 9 | **CHN - China** **3 + 0** (this end) **= 3** | **ITA - Italy** **6 + 2** (this end) **= 8**

1
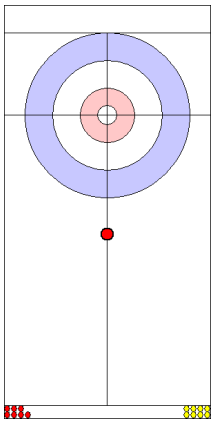
CHN: ZANG J
Front ↺ 4

2
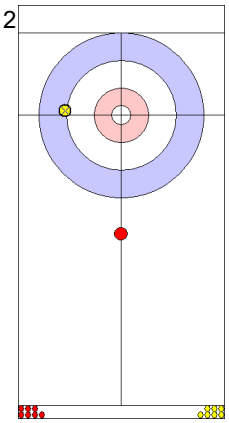
ITA: FERRAZZA D
Draw ↺ 4

3
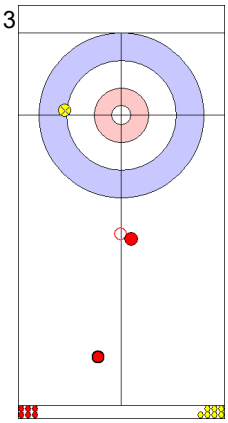
CHN: ZANG J
Draw ↺ 0

4
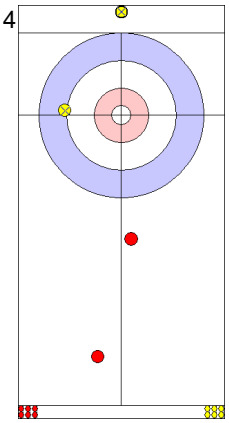
ITA: FERRAZZA D
Through ↺ X

5
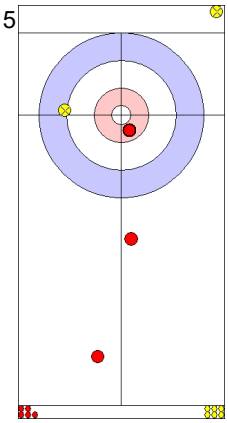
CHN: BA D
Draw ↺ 4

6
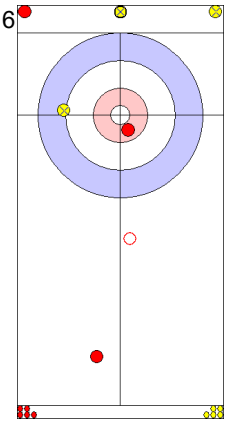
ITA: PILZER A
Clearing ↺ 4

7
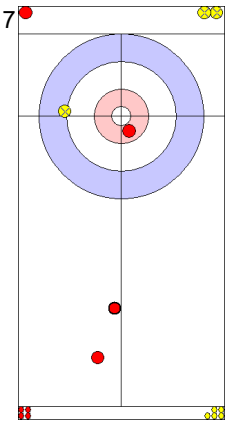
CHN: BA D
Guard ↻ 1

8
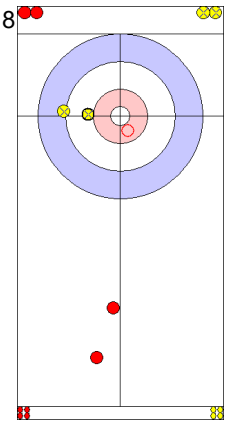
ITA: PILZER A
Take-out ↺ 4

9
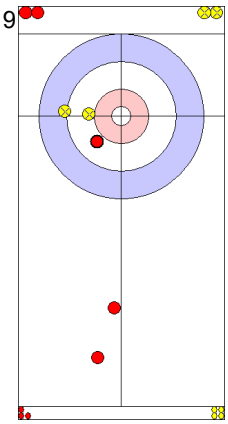
CHN: XU X
Draw ↺ 4

10
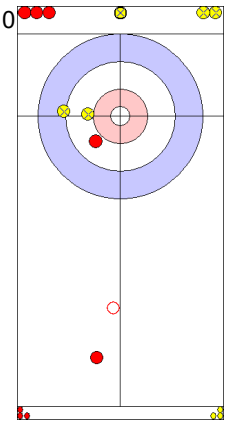
ITA: RETORNAZ J
Clearing ↺ 4

11
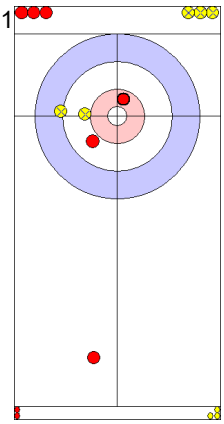
CHN: XU X
Draw ↺ 2

12
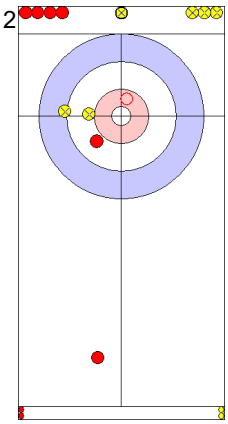
ITA: RETORNAZ J
Clearing ↺ 4

13
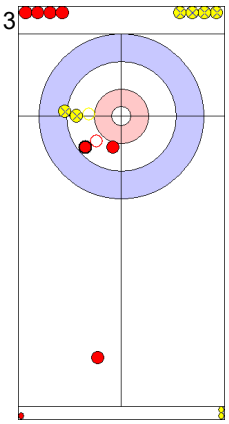
CHN: LIU R
Raise ↻ 3

14
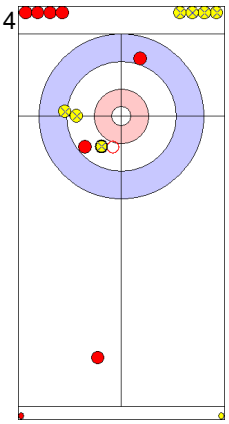
ITA: MOSANER A
Raise ↺ 4

15
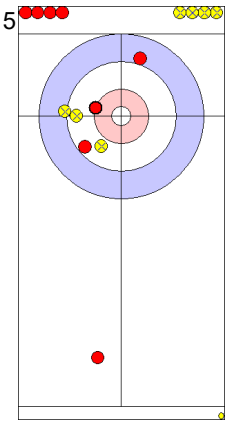
CHN: LIU R
Draw ↺ 4

16
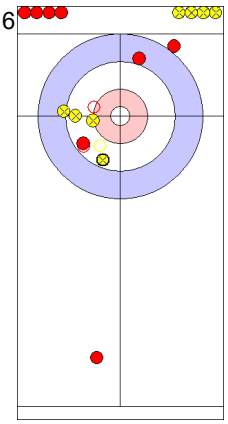
ITA: MOSANER A
Double Take-out ↺ 4

Note:
Shot Success Points:
4 = 100%
3 = 75%
2 = 50%
1 = 25%
0 = 0%
X = not considered

Rotation:
↻ Clockwise
↺ Counter-clockwise

	CHN	ITA
Total Score	3	8
Time left	06:43	03:38

Session Results and Standings

Sheet	Game	Team	LSFE	1	2	3	4	5	6	7	8	9	10	Extra Ends				Total
B	2	JPN - Japan		0	2	0	1	0	2	0	4	0	X					9
	2	NED - Netherlands	*	2	0	0	0	1	0	2	0	1	X					6
C	2	RUS - Russia		0	0	2	0	1	0	X	X	X	X					3
	2	CAN - Canada	*	2	4	0	2	0	3	X	X	X	X					11

Current Standings

Rank	Team	Games	Wins	Losses
1	CAN - Canada	2	2	0
1	JPN - Japan	2	2	0
3	NOR - Norway	1	1	0
3	SWE - Sweden	1	1	0
5	GER - Germany	2	1	1
5	ITA - Italy	2	1	1
5	SUI - Switzerland	2	1	1
5	USA - United States	2	1	1
9	CHN - China	1	0	1
9	SCO - Scotland	1	0	1
11	NED - Netherlands	2	0	2
11	RUS - Russia	2	0	2

Attendance

Session: 3'537 Total: 13'060

Note:
Under WCF rules, tie-breaking rules for standings are not applied until after the last game of the Round Robin.

Legend:
LSFE(*) Last Stone First End **X** Unplayed/unfinished end due to concession

Game Results

Sheet	Game	Team	LSFE	1	2	3	4	5	6	7	8	9	10	Extra Ends	Total
B	2	JPN - Japan		0	2	0	1	0	2	0	4	0	X		9
	2	NED - Netherlands	*	2	0	0	0	1	0	2	0	1	X		6

JPN - Japan		Shot Success Game	Shot Success All
4 S	MOROZUMI Yusuke	72%	74%
3 V	SHIMIZU Tetsuro	79%	77%
2	YAMAGUCHI Tsuyoshi	79%	72%
1	MOROZUMI Kosuke	81%	84%
A	HIRATA Kohsuke	-	-
	Team Total	78%	77%

Last Stone Draw		Distance
↻	MOROZUMI K	54.0cm
↺	MOROZUMI Y	88.8cm
Total		**142.8cm**

Time remaining: 5 minutes 40 seconds

NED - Netherlands		Shot Success Game	Shot Success All
4 S	VAN DORP Jaap	68%	75%
3 V	GOESGENS Wouter	76%	78%
2	HOEKMAN Laurens	76%	76%
1	GLASBERGEN Carlo	74%	74%
A	MAGAN Alexander	-	-
	Team Total	74%	76%

Last Stone Draw		Distance
↻	GOESGENS W	31.4cm
↺	HOEKMAN L	10.8cm
Total		**42.2cm**

Time remaining: 4 minutes 48 seconds

Shot Success Analysis

JPN - Japan		↻		↺		Game	
4 MOROZUMI Yusuke	Draws	2	88%	4	63%	6	71%
	Take-outs	6	58%	6	88%	12	73%
	Total	8	66%	10	78%	18	72%
3 SHIMIZU Tetsuro	Draws	3	100%	4	75%	7	86%
	Take-outs	5	65%	6	83%	11	75%
	Total	8	78%	10	80%	18	79%
2 YAMAGUCHI Tsuyoshi	Draws	5	70%	3	83%	8	75%
	Take-outs	5	90%	5	75%	10	83%
	Total	10	80%	8	78%	18	79%
1 MOROZUMI Kosuke	Draws	4	75%	12	79%	16	78%
	Take-outs	0	-	2	100%	2	100%
	Total	4	75%	14	82%	18	81%
A HIRATA Kohsuke	Draws	0	-	0	-	0	-
	Take-outs	0	-	0	-	0	-
	Total	0	-	0	-	0	-
Team	Draws	14	80%	23	76%	37	78%
	Take-outs	16	70%	19	84%	35	78%
	Total	30	75%	42	80%	72	78%

NED - Netherlands		↻		↺		Game	
4 VAN DORP Jaap	Draws	6	50%	4	88%	10	65%
	Take-outs	5	60%	3	92%	8	72%
	Total	11	55%	7	89%	18	68%
3 GOESGENS Wouter	Draws	7	86%	4	69%	11	80%
	Take-outs	3	75%	4	69%	7	71%
	Total	10	83%	8	69%	18	76%
2 HOEKMAN Laurens	Draws	6	54%	1	100%	7	61%
	Take-outs	6	83%	5	90%	11	86%
	Total	12	69%	6	92%	18	76%
1 GLASBERGEN Carlo	Draws	15	68%	1	100%	16	70%
	Take-outs	1	100%	1	100%	2	100%
	Total	16	70%	2	100%	18	74%
A MAGAN Alexander	Draws	0	-	0	-	0	-
	Take-outs	0	-	0	-	0	-
	Total	0	-	0	-	0	-
Team	Draws	34	66%	10	83%	44	70%
	Take-outs	15	75%	13	85%	28	79%
	Total	49	69%	23	84%	72	74%

Note:
Team position and functions are attached to each team member's name as follows:
4 = Fourth, **3** = Third, **2** = Second, **1** = Lead, **A** = Alternate, **S** = Skip, **V** = Vice-Skip

Legend:
↻ Clockwise ↺ Counter-clockwise **LSFE(*)** Last Stone First End
X Unplayed/unfinished end due to concession

Game - Shot by Shot

End 1 | **JPN - Japan** **0 + 0** (this end) **= 0** | **NED - Netherlands** **0 + 2** (this end) **= 2**

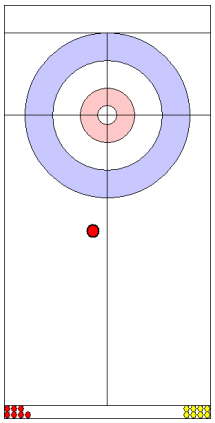

1 JPN: MOROZUMI K
Front ↻ 4

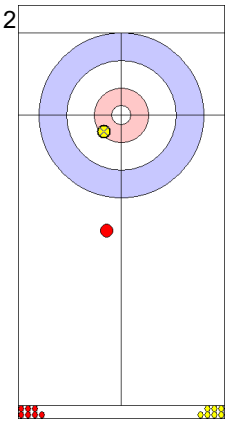

2 NED: GLASBERGEN C
Draw ↻ 4

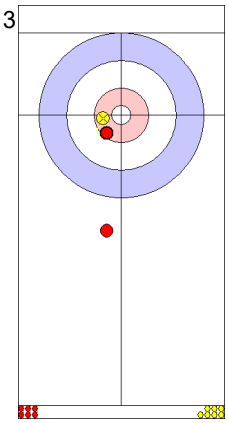

3 JPN: MOROZUMI K
Draw ↻ 4

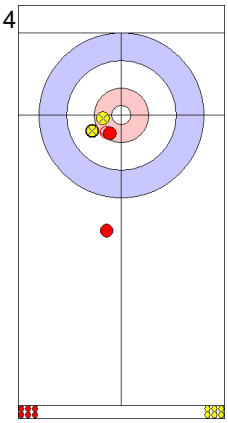

4 NED: GLASBERGEN C
Draw ↻ 3

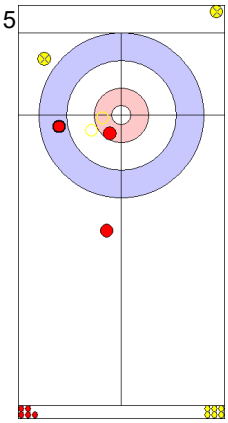

5 JPN: YAMAGUCHI T
Double Take-out ↻ 4

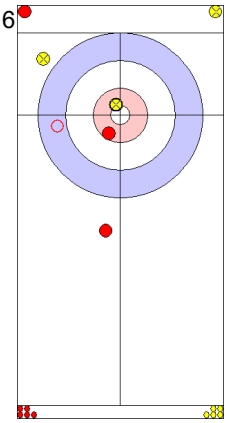

6 NED: HOEKMAN L
Hit and Roll ↻ 3

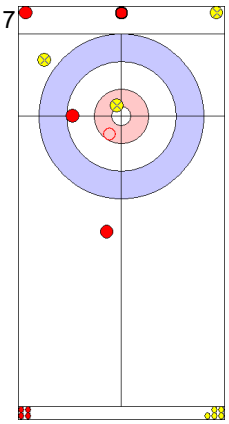

7 JPN: YAMAGUCHI T
Take-out ↻ 0

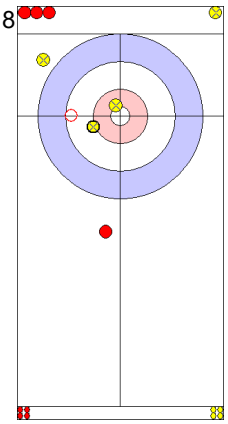

8 NED: HOEKMAN L
Hit and Roll ↻ 4

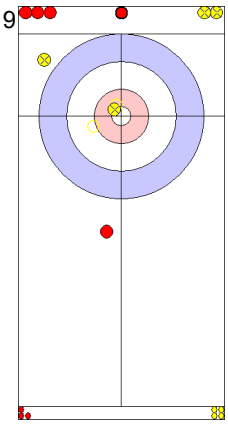

9 JPN: SHIMIZU T
Take-out ↻ 2

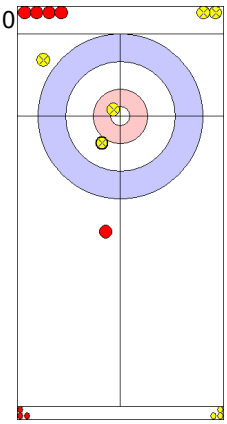

10 NED: GOESGENS W
Draw ↻ 4

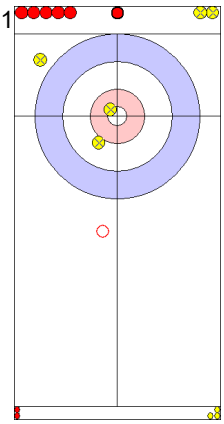

11 JPN: SHIMIZU T
Promotion Take-out ↻ 0

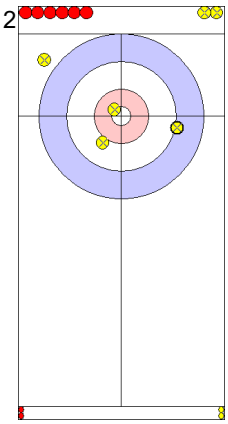

12 NED: GOESGENS W
Draw ↻ 4

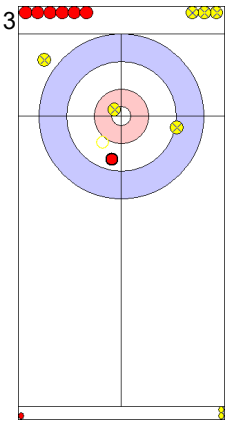

13 JPN: MOROZUMI Y
Double Take-out ↻ 2

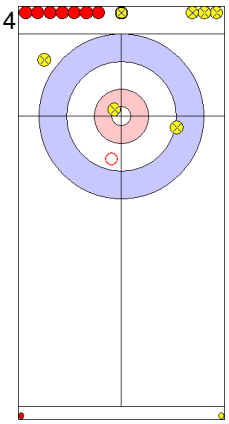

14 NED: VAN DORP J
Hit and Roll ↻ 2

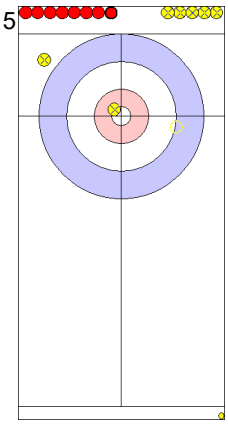

15 JPN: MOROZUMI Y
Double Take-out ↻ 2

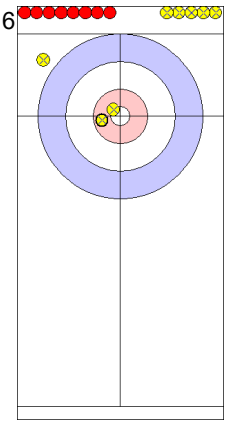

16 NED: VAN DORP J
Draw ↻ 4

	JPN	NED
Total Score	0	2
Time left	00:00	00:00

Game - Shot by Shot

End 2 | **JPN - Japan** **0 + 2** (this end) **= 2** | **NED - Netherlands** **2 + 0** (this end) **= 2**

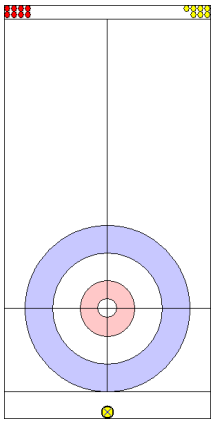

1 NED: GLASBERGEN C
Draw ↻ 0
Hogline violation

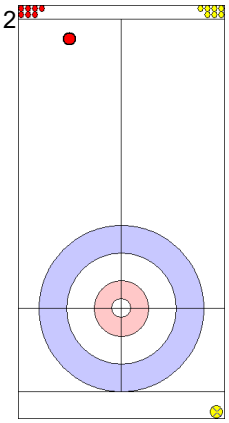

2 JPN: MOROZUMI K
Front ↻ 2

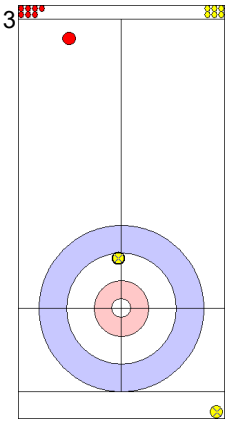

3 NED: GLASBERGEN C
Draw ↻ 4

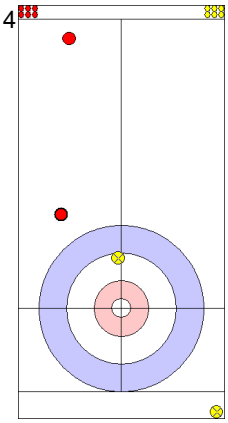

4 JPN: MOROZUMI K
Front ↻ 4

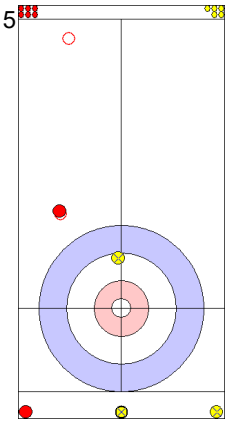

5 NED: HOEKMAN L
Clearing ↻ 4

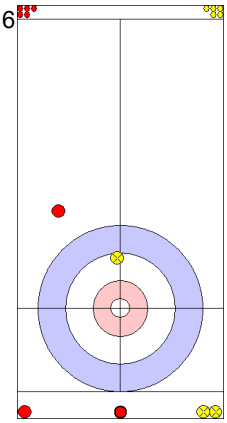

6 JPN: YAMAGUCHI T
Draw ↻ 0

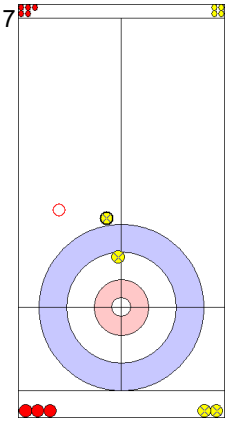

7 NED: HOEKMAN L
Hit and Roll ↻ 4

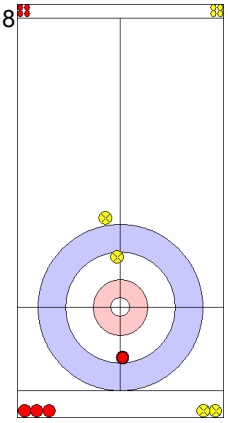

8 JPN: YAMAGUCHI T
Draw ↻ 3

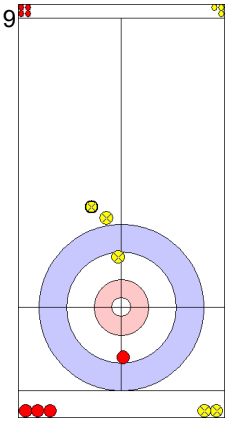

9 NED: GOESGENS W
Draw ↻ 0

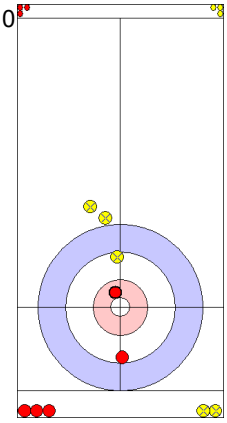

10 JPN: SHIMIZU T
Draw ↻ 4

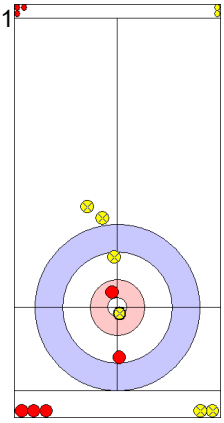

11 NED: GOESGENS W
Draw ↻ 4

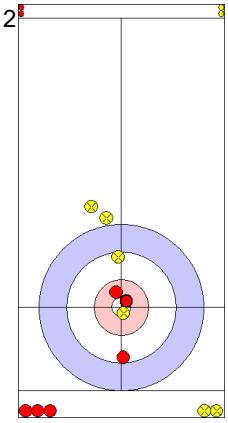

12 JPN: SHIMIZU T
Freeze ↻ 4

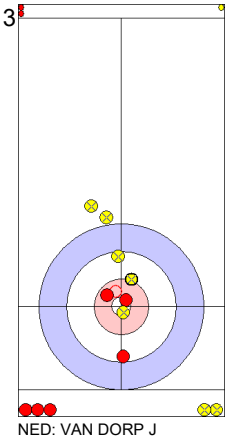

13 NED: VAN DORP J
Freeze ↻ 4

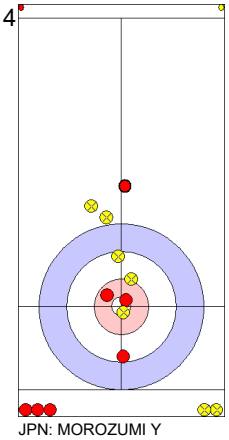

14 JPN: MOROZUMI Y
Guard ↻ 3

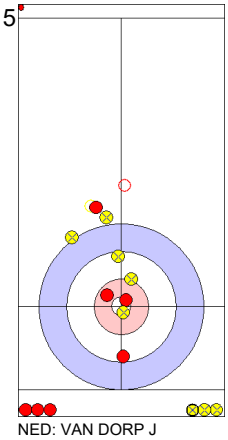

15 NED: VAN DORP J
Raise ↻ 0

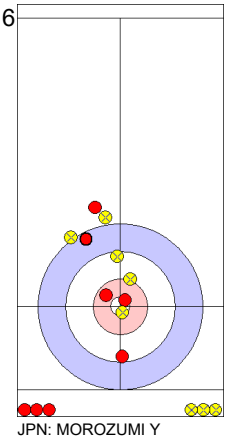

16 JPN: MOROZUMI Y
Draw ↻ 0

	JPN	NED
Total Score	2	2
Time left	00:00	00:00

Game - Shot by Shot

End 3 | **JPN - Japan** **2 + 0** (this end) **= 2** | **NED - Netherlands** **2 + 0** (this end) **= 2**

1
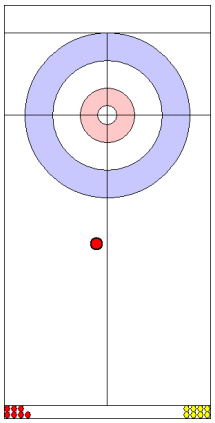
JPN: MOROZUMI K
Front ↺ 4

2
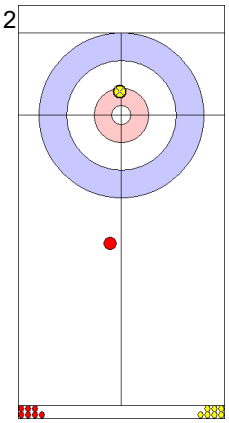
NED: GLASBERGEN C
Draw ↻ 3

3
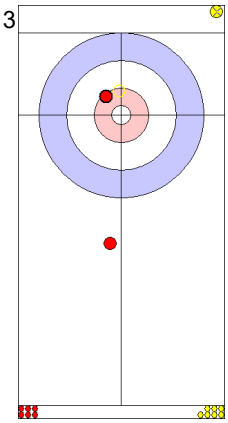
JPN: MOROZUMI K
Hit and Roll ↺ 4

4
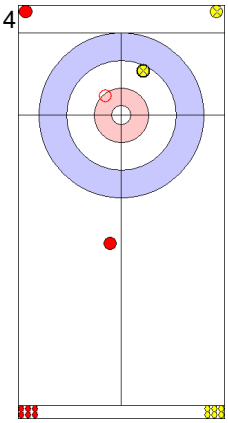
NED: GLASBERGEN C
Hit and Roll ↺ 4

5
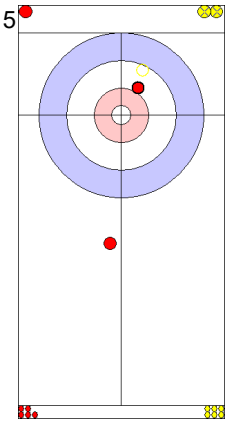
JPN: YAMAGUCHI T
Take-out ↺ 4

6
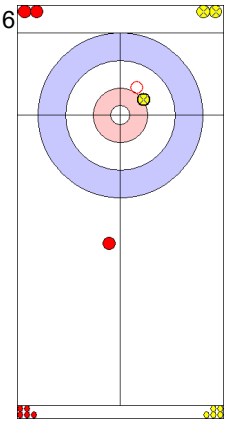
NED: HOEKMAN L
Take-out ↺ 4

7
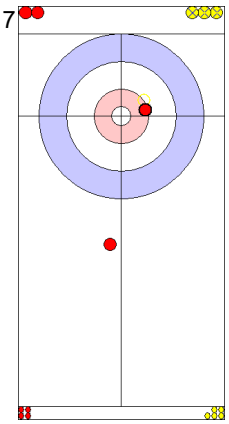
JPN: YAMAGUCHI T
Take-out ↺ 4

8
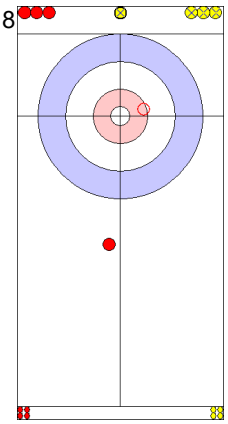
NED: HOEKMAN L
Take-out ↺ 2

9
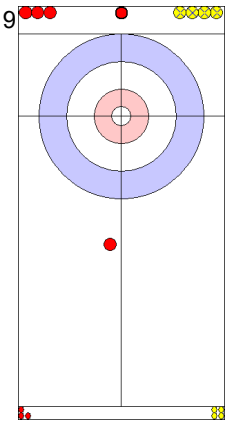
JPN: SHIMIZU T
Draw ↺ 0

10
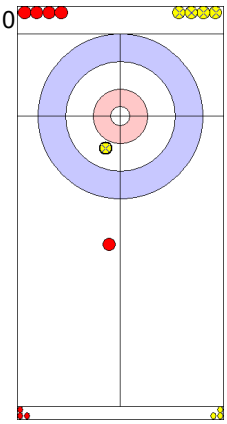
NED: GOESGENS W
Draw ↺ 4

11
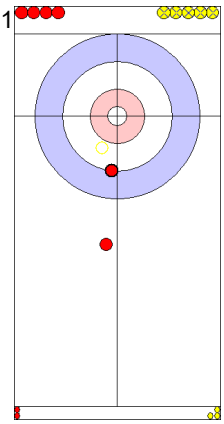
JPN: SHIMIZU T
Hit and Roll ↺ 4

12
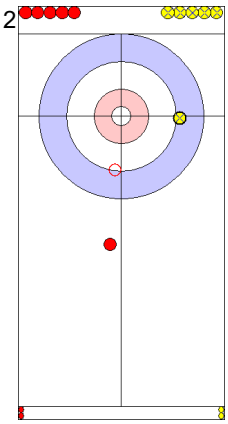
NED: GOESGENS W
Hit and Roll ↺ 4

13
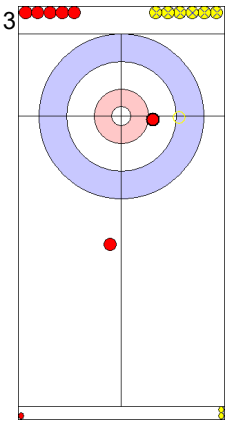
JPN: MOROZUMI Y
Take-out ↺ 4

14
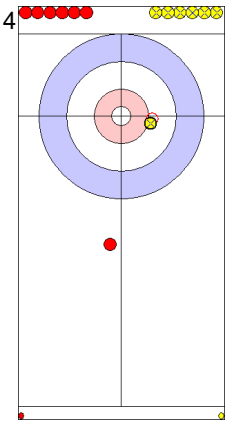
NED: VAN DORP J
Take-out ↺ 4

15
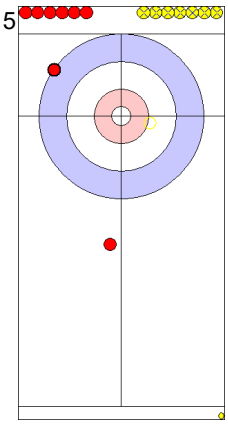
JPN: MOROZUMI Y
Hit and Roll ↺ 3

16
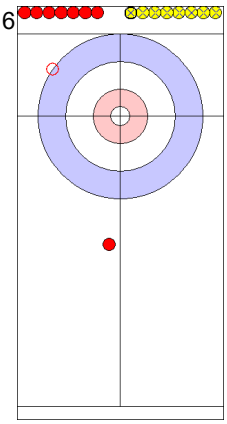
NED: VAN DORP J
Clearing ↺ 4

	JPN	NED
Total Score	2	2
Time left	00:00	00:00

Game - Shot by Shot

End 4 | **JPN - Japan** **2 + 1** (this end) **= 3** | **NED - Netherlands** **2 + 0** (this end) **= 2**

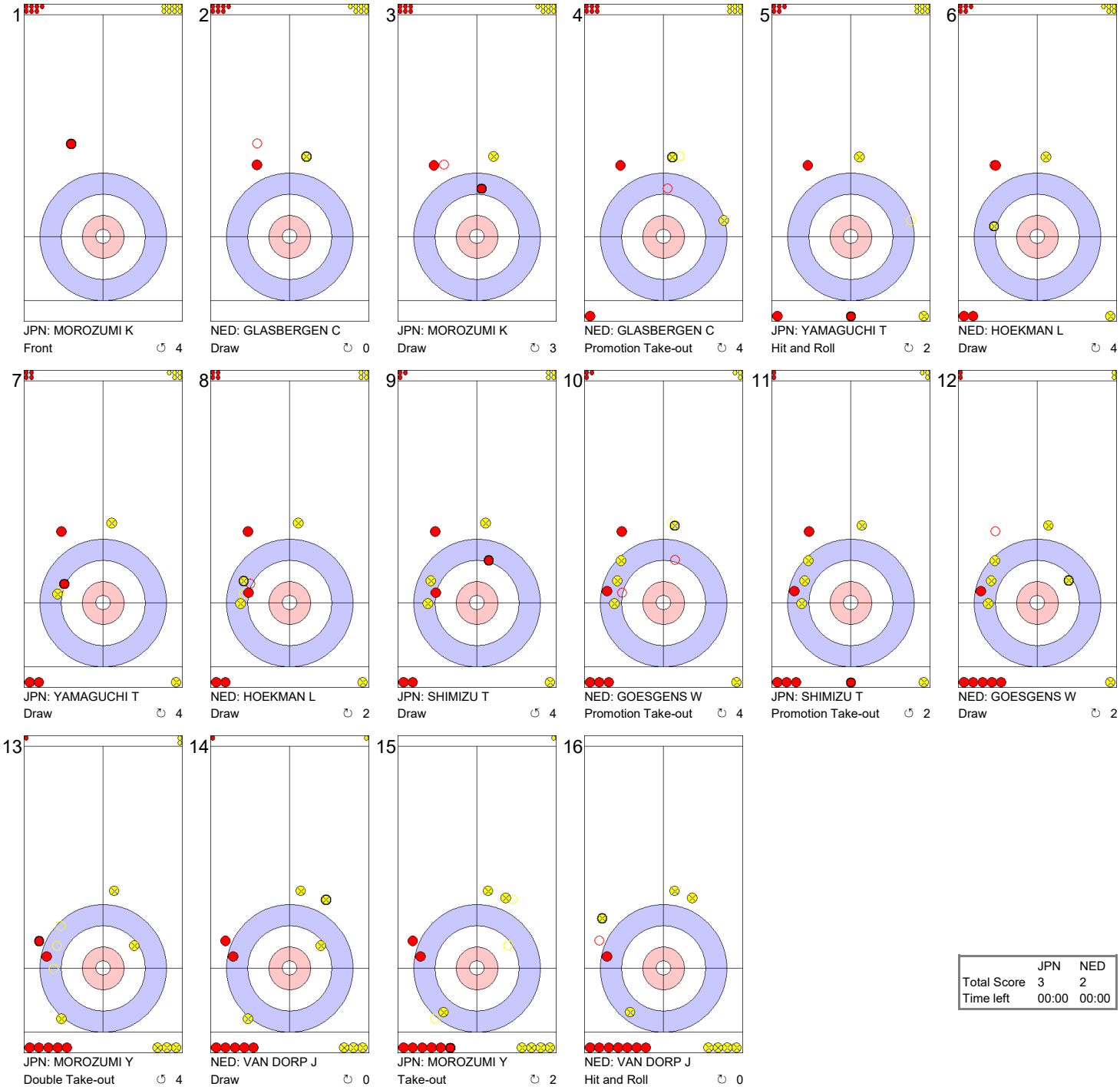

	JPN	NED
Total Score	3	2
Time left	00:00	00:00

Game - Shot by Shot

End 5 | **JPN - Japan** **3 + 0** (this end) **= 3** | **NED - Netherlands** **2 + 1** (this end) **= 3**

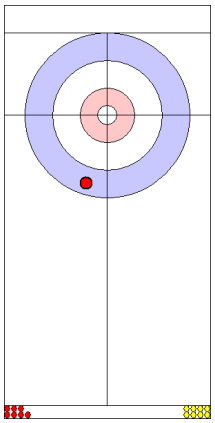

1 JPN: MOROZUMI K
Front ↺ 0

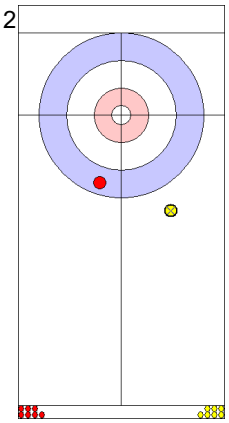

2 NED: GLASBERGEN C
Front ↻ 4

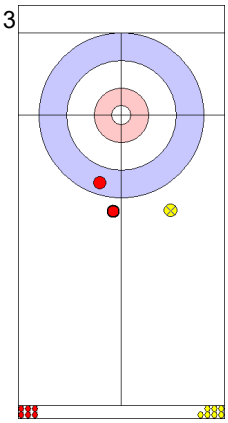

3 JPN: MOROZUMI K
Guard ↺ 3

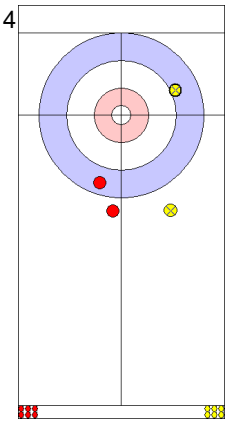

4 NED: GLASBERGEN C
Draw ↻ 3

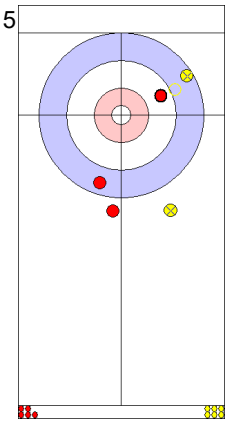

5 JPN: YAMAGUCHI T
Draw ↻ 3

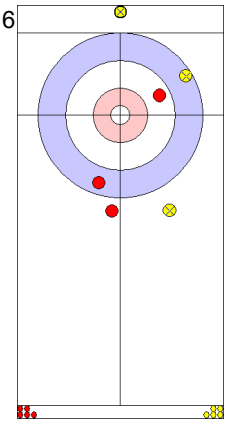

6 NED: HOEKMAN L
Draw ↻ 0

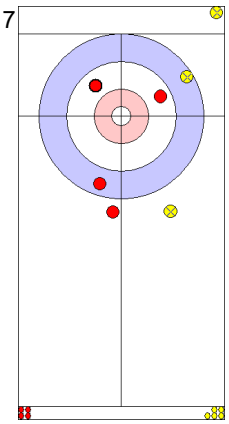

7 JPN: YAMAGUCHI T
Draw ↺ 3

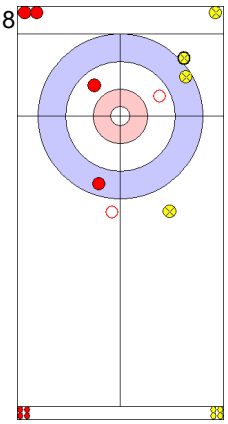

8 NED: HOEKMAN L
Double Take-out ↺ 4

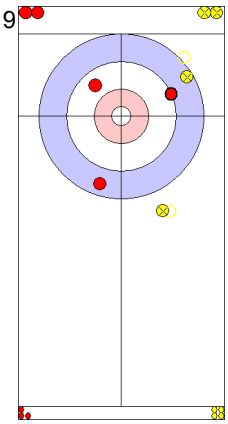

9 JPN: SHIMIZU T
Hit and Roll ↺ 4

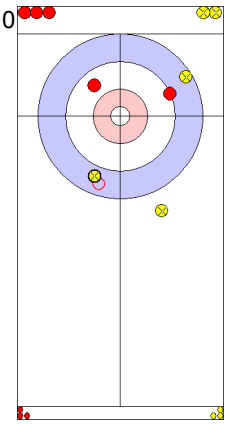

10 NED: GOESGENS W
Double Take-out ↺ 2

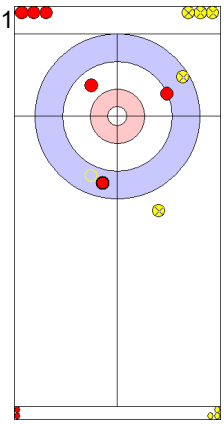

11 JPN: SHIMIZU T
Hit and Roll ↺ 3

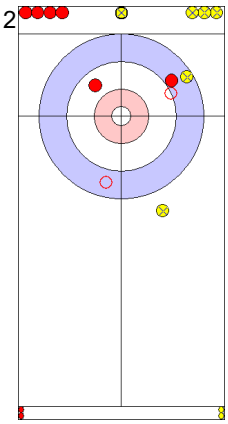

12 NED: GOESGENS W
Double Take-out ↺ 2

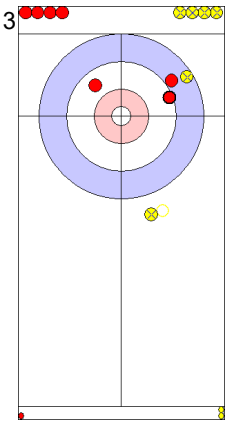

13 JPN: MOROZUMI Y
Draw ↺ 4

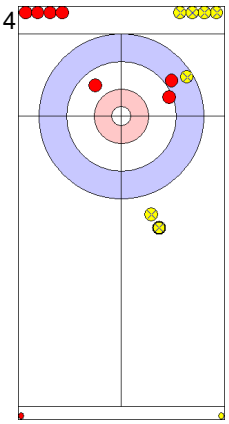

14 NED: VAN DORP J
Draw ↻ 0

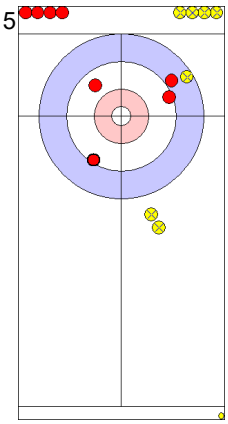

15 JPN: MOROZUMI Y
Draw ↺ 3

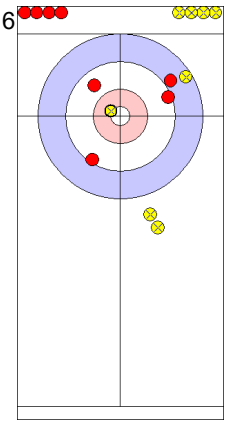

16 NED: VAN DORP J
Draw ↺ 4

	JPN	NED
Total Score	3	3
Time left	00:00	00:00

Game - Shot by Shot

End 6 | **JPN - Japan** **3 + 2** (this end) **= 5** | **NED - Netherlands** **3 + 0** (this end) **= 3**

1
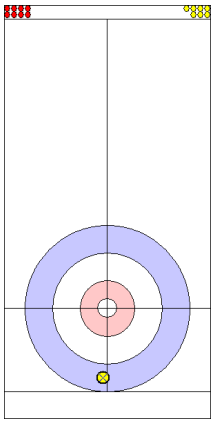
NED: GLASBERGEN C
Front ↺ 0

2
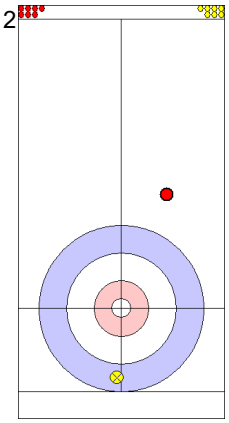
JPN: MOROZUMI K
Front ↺ 4

3
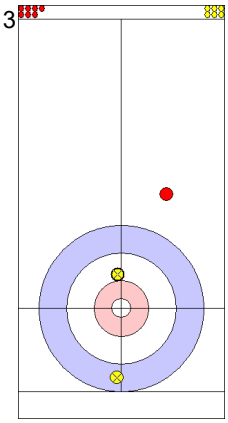
NED: GLASBERGEN C
Draw ↺ 4

4
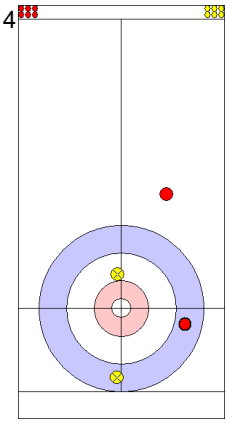
JPN: MOROZUMI K
Draw ↺ 3

5
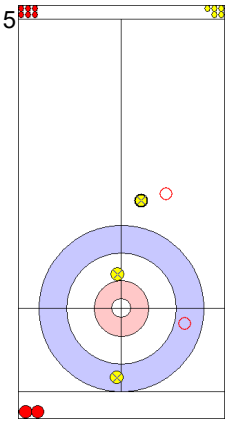
NED: HOEKMAN L
Double Take-out ↺ 4

6
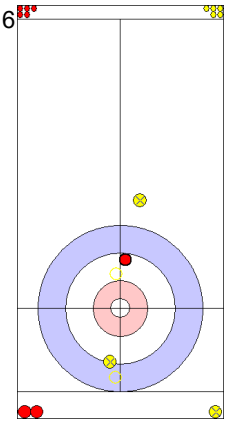
JPN: YAMAGUCHI T
Hit and Roll ↺ 3

7
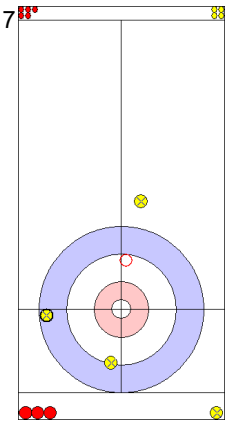
NED: HOEKMAN L
Hit and Roll ↺ 4

8
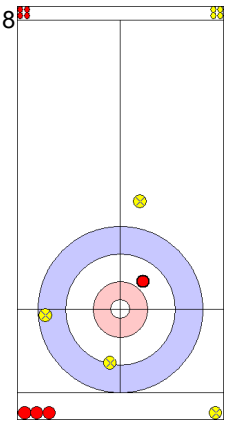
JPN: YAMAGUCHI T
Draw ↺ 4

9
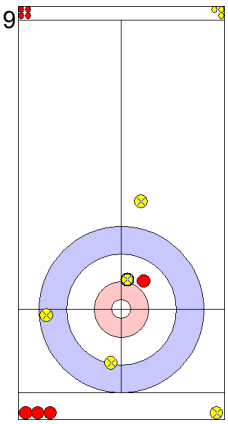
NED: GOESGENS W
Draw ↺ 3

10
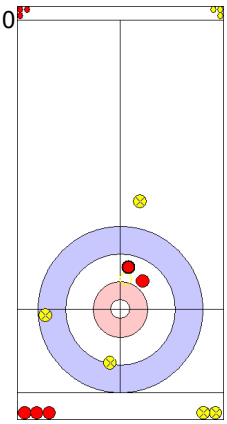
JPN: SHIMIZU T
Hit and Roll ↺ 3

11
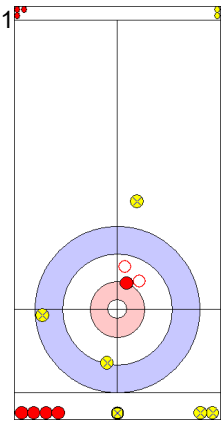
NED: GOESGENS W
Hit and Roll ↺ 3

12
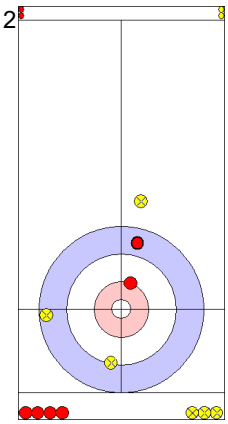
JPN: SHIMIZU T
Draw ↺ 4

13
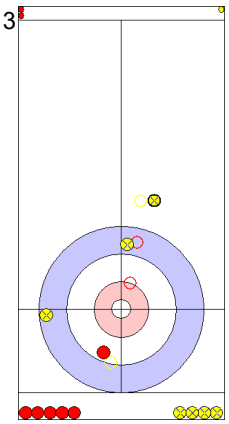
NED: VAN DORP J
Promotion Take-out ↺ 3

14
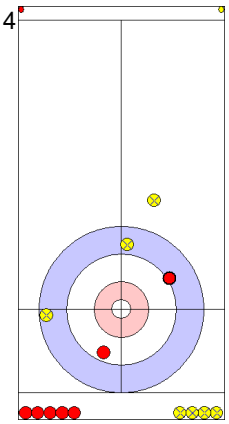
JPN: MOROZUMI Y
Draw ↺ 4

15
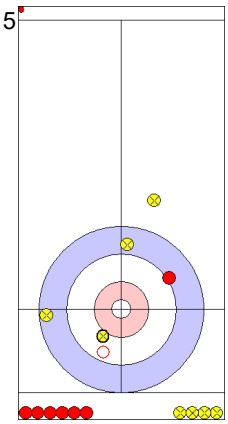
NED: VAN DORP J
Hit and Roll ↺ 3

16
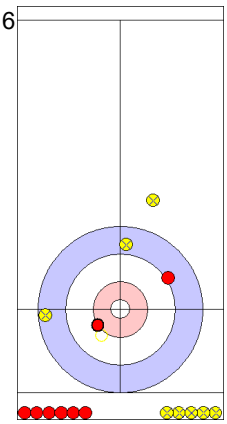
JPN: MOROZUMI Y
Take-out ↺ 4

	JPN	NED
Total Score	5	3
Time left	00:00	00:00

Game - Shot by Shot

End 7 | **JPN - Japan** **5 + 0** (this end) **= 5** | **NED - Netherlands** **3 + 2** (this end) **= 5**

1
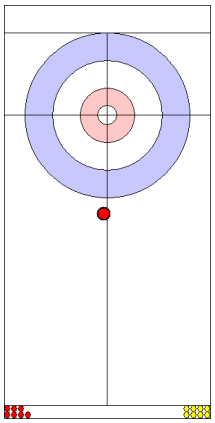
JPN: MOROZUMI K
Draw ↻ 0

2
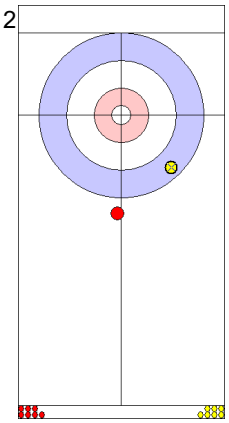
NED: GLASBERGEN C
Front ↻ 0

3
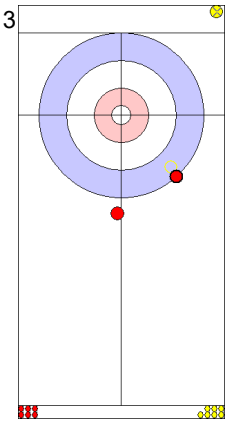
JPN: MOROZUMI K
Take-out ↻ 4

4
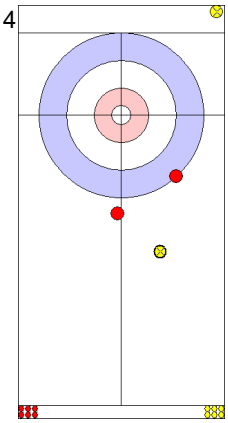
NED: GLASBERGEN C
Front ↻ 4

5
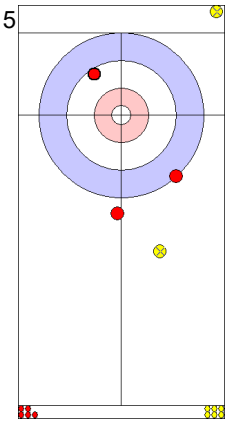
JPN: YAMAGUCHI T
Draw ↻ 3

6
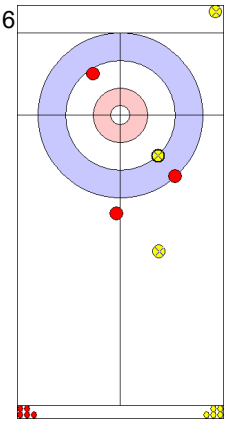
NED: HOEKMAN L
Draw ↻ 4

7
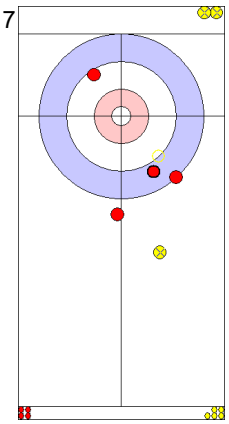
JPN: YAMAGUCHI T
Hit and Roll ↻ 4

8
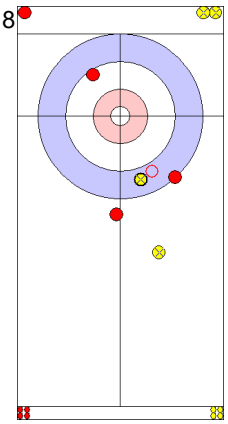
NED: HOEKMAN L
Hit and Roll ↻ 3

9
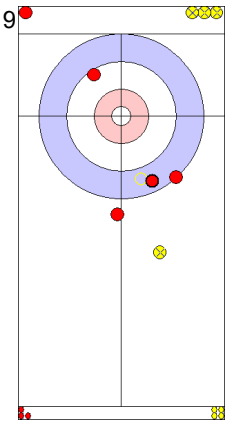
JPN: SHIMIZU T
Hit and Roll ↻ 3

10
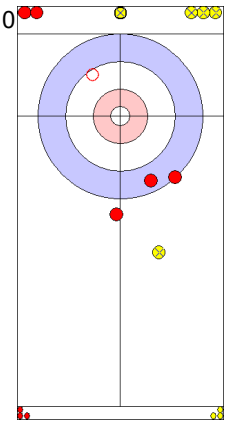
NED: GOESGENS W
Take-out ↻ 2

11
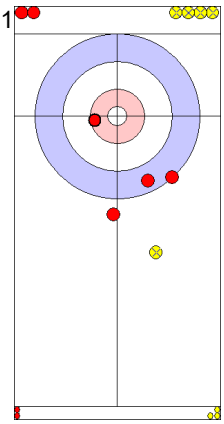
JPN: SHIMIZU T
Draw ↻ 4

12
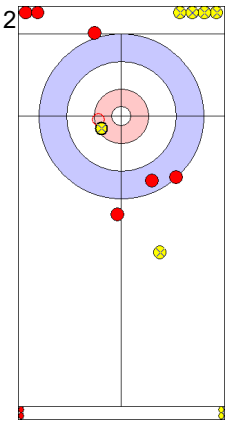
NED: GOESGENS W
Hit and Roll ↻ 3

13
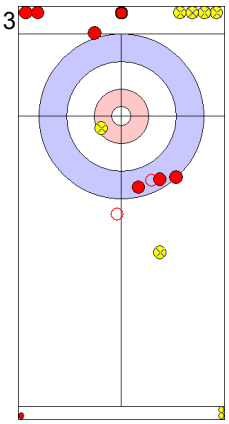
JPN: MOROZUMI Y
Take-out ↻ 0

14
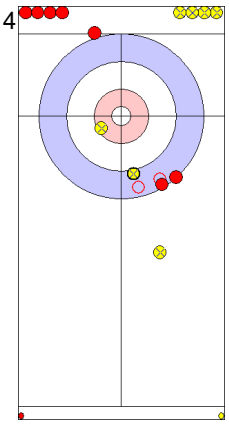
NED: VAN DORP J
Hit and Roll ↻ 3

15
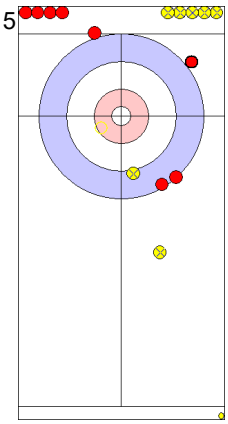
JPN: MOROZUMI Y
Hit and Roll ↻ 2

16
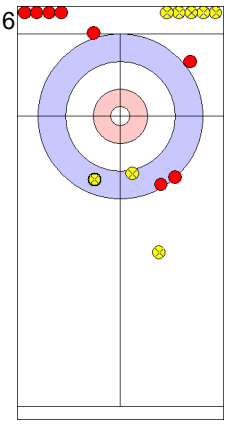
NED: VAN DORP J
Draw ↻ 4

	JPN	NED
Total Score	5	5
Time left	00:00	00:00

Game - Shot by Shot

End 8 | **JPN - Japan** **5 + 4** (this end) **= 9** | **NED - Netherlands** **5 + 0** (this end) **= 5**

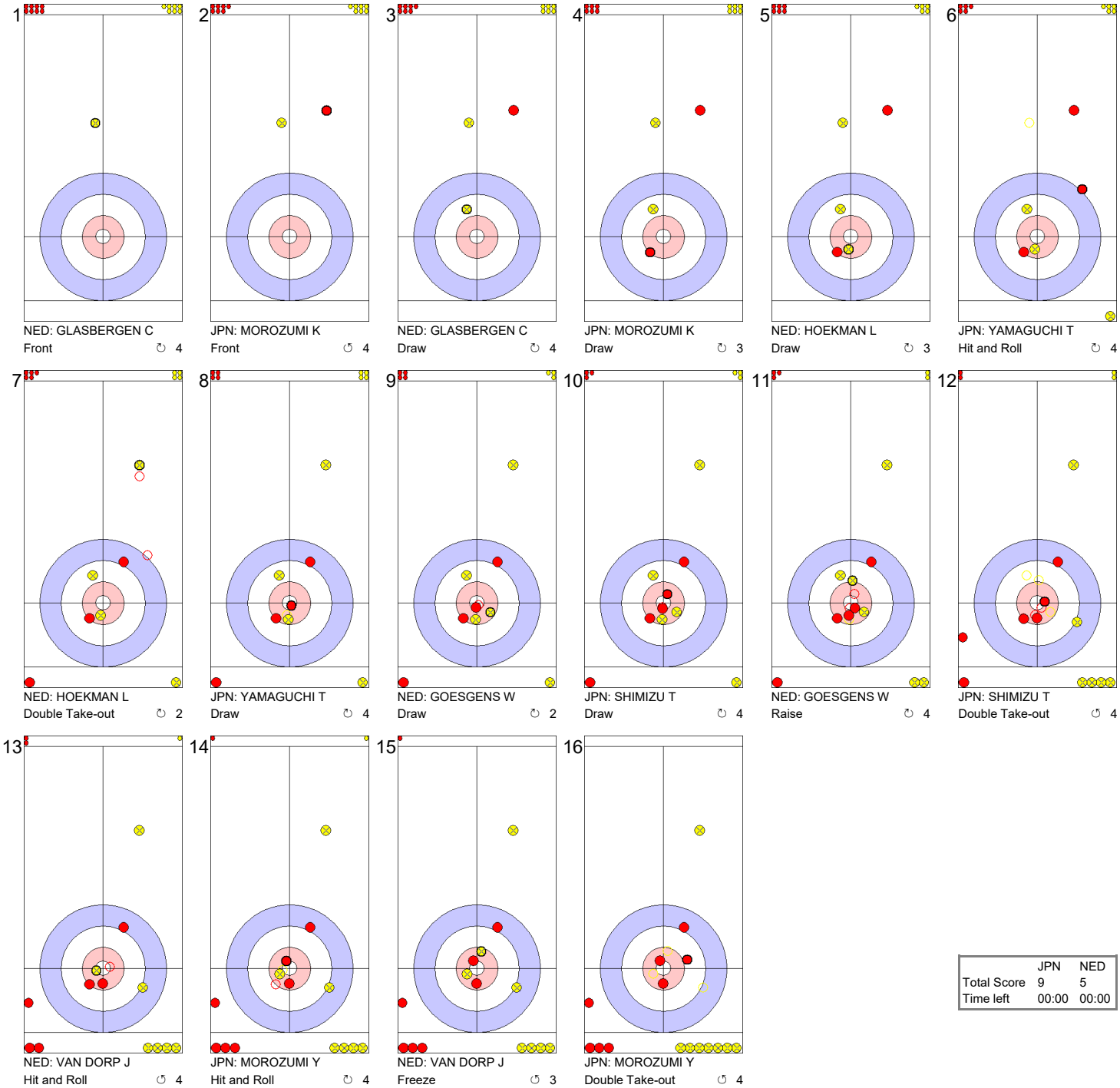

	JPN	NED
Total Score	9	5
Time left	00:00	00:00

Game - Shot by Shot

End 9 | **JPN - Japan** **9 + 0** (this end) **= 9** | **NED - Netherlands** **5 + 1** (this end) **= 6**



Note:

Shot Success Points:
4 = 100%
3 = 75%
2 = 50%
1 = 25%
0 = 0%
X = not considered

Rotation:
↻ Clockwise
↺ Counter-clockwise

	JPN	NED
Total Score	9	6
Time left	05:40	04:48

Game Results

Sheet	Game	Team	LSFE	1	2	3	4	5	6	7	8	9	10	Extra Ends				Total
C	2	RUS - Russia		0	0	2	0	1	0	X	X	X	X					3
	2	CAN - Canada	*	2	4	0	2	0	3	X	X	X	X					11

RUS - Russia		Shot Success Game	Shot Success All
4 S	STUKALSKIY Alexey	69%	68%
3	TIMOFEEV Alexey	58%	58%
2 V	GADZHIKHANOV Timur	67%	56%
1	RAZHABOV Artur	83%	73%
A	KLIMOV Evgeny	-	-
	Team Total	69%	64%

Last Stone Draw		Distance
↻	RAZHABOV A	70.8cm
↺	STUKALSKIY A	93.3cm
Total		**164.1cm**

Time remaining: 14 minutes 54 seconds

CAN - Canada		Shot Success Game	Shot Success All
4 S	GUSHUE Brad	100%	89%
3 V	NICHOLS Mark	85%	87%
2	GALLANT Brett	94%	92%
1	WALKER Geoff	88%	86%
A	SALLOWS Tom	-	-
	Team Total	92%	88%

Last Stone Draw		Distance
↻	GALLANT B	18.4cm
↺	GUSHUE B	8.6cm
Total		**27.0cm**

Time remaining: 13 minutes 20 seconds

Shot Success Analysis

RUS - Russia		↻		↺		Game	
4 STUKALSKIY Alexey	Draws	3	100%	0	-	3	100%
	Take-outs	5	85%	4	25%	9	58%
	Total	8	91%	4	25%	12	69%
3 TIMOFEEV Alexey	Draws	4	69%	2	13%	6	50%
	Take-outs	5	60%	1	100%	6	67%
	Total	9	64%	3	42%	12	58%
2 GADZHIKHANOV Timur	Draws	4	69%	4	50%	8	59%
	Take-outs	3	75%	1	100%	4	81%
	Total	7	71%	5	60%	12	67%
1 RAZHABOV Artur	Draws	5	95%	7	75%	12	83%
	Take-outs	0	-	0	-	0	-
	Total	5	95%	7	75%	12	83%
A KLIMOV Evgeny	Draws	0	-	0	-	0	-
	Take-outs	0	-	0	-	0	-
	Total	0	-	0	-	0	-
Team	Draws	16	83%	13	58%	29	72%
	Take-outs	13	73%	6	50%	19	66%
	Total	29	78%	19	55%	48	69%

CAN - Canada		↻		↺		Game	
4 GUSHUE Brad	Draws	4	100%	0	-	4	100%
	Take-outs	3	100%	5	100%	8	100%
	Total	7	100%	5	100%	12	100%
3 NICHOLS Mark	Draws	4	75%	3	92%	7	82%
	Take-outs	4	88%	1	100%	5	90%
	Total	8	81%	4	94%	12	85%
2 GALLANT Brett	Draws	0	-	2	100%	2	100%
	Take-outs	6	92%	4	94%	10	93%
	Total	6	92%	6	96%	12	94%
1 WALKER Geoff	Draws	7	93%	5	80%	12	88%
	Take-outs	0	-	0	-	0	-
	Total	7	93%	5	80%	12	88%
A SALLOWS Tom	Draws	0	-	0	-	0	-
	Take-outs	0	-	0	-	0	-
	Total	0	-	0	-	0	-
Team	Draws	15	90%	10	88%	25	89%
	Take-outs	13	92%	10	98%	23	95%
	Total	28	91%	20	93%	48	92%

Note:
Team position and functions are attached to each team member's name as follows:
4 = Fourth, **3** = Third, **2** = Second, **1** = Lead, **A** = Alternate, **S** = Skip, **V** = Vice-Skip

Legend:
↻ Clockwise ↺ Counter-clockwise **LSFE(*)** Last Stone First End
X Unplayed/unfinished end due to concession

Game - Shot by Shot

End 1 — **RUS - Russia** **0 + 0** (this end) **= 0** — **CAN - Canada** **0 + 2** (this end) **= 2**

1
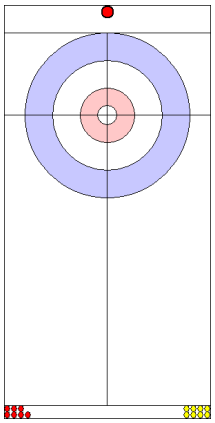
RUS: RAZHABOV A
Draw ↺ 0

2
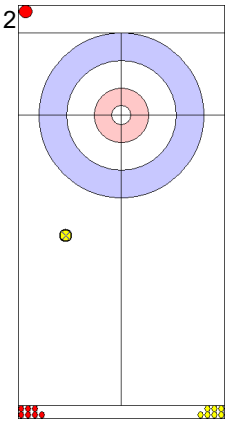
CAN: WALKER G
Front ↺ 4

3
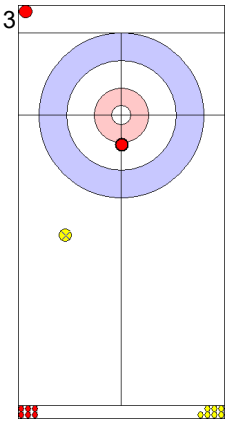
RUS: RAZHABOV A
Draw ↺ 4

4
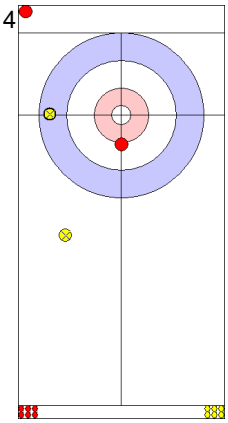
CAN: WALKER G
Draw ↺ 4

5
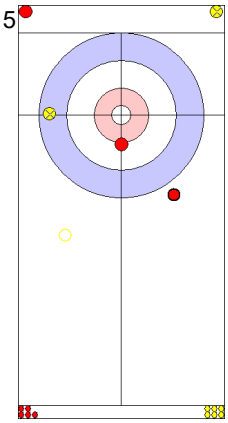
RUS: GADZHIKHANOV T
Clearing ↺ 4

6
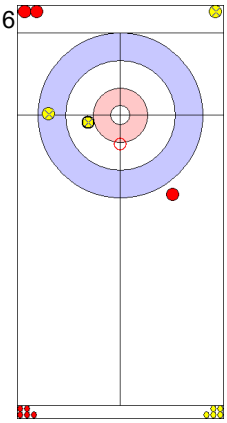
CAN: GALLANT B
Take-out ↺ 4

7
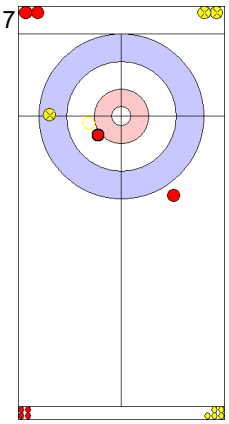
RUS: GADZHIKHANOV T
Double Take-out ↺ 3

8
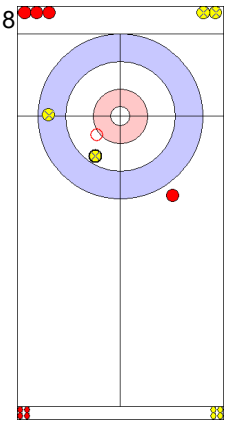
CAN: GALLANT B
Hit and Roll ↺ 3

9
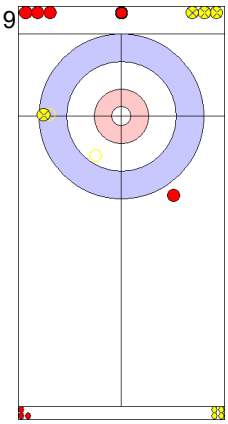
RUS: TIMOFEEV A
Take-out ↺ 2

10
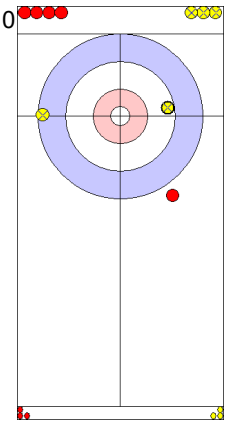
CAN: NICHOLS M
Draw ↺ 4

11
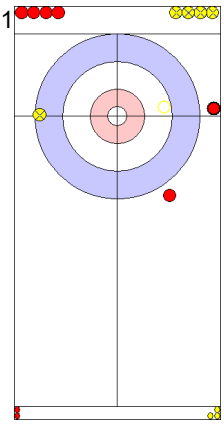
RUS: TIMOFEEV A
Take-out ↺ 2

12
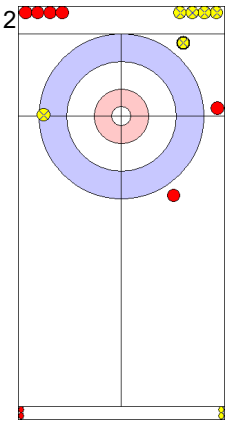
CAN: NICHOLS M
Draw ↺ 0

13
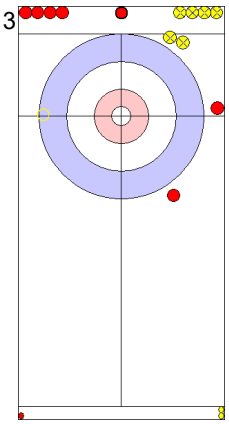
RUS: STUKALSKIY A
Take-out ↺ 2

14
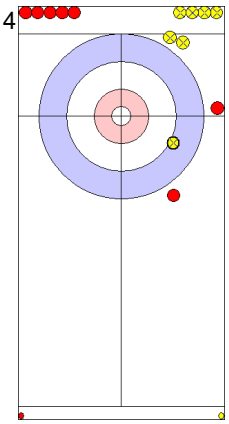
CAN: GUSHUE B
Draw ↺ 4

15
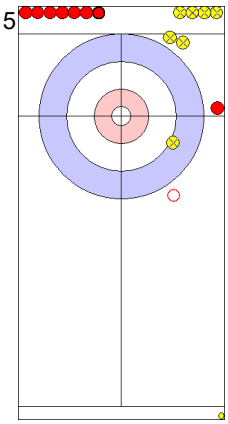
RUS: STUKALSKIY A
Promotion Take-out ↺ 0

16
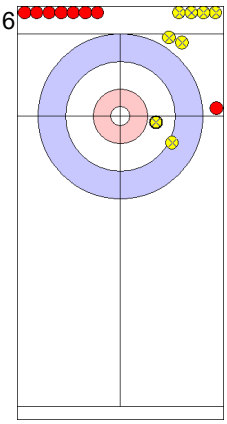
CAN: GUSHUE B
Draw ↺ 4

	RUS	CAN
Total Score	0	2
Time left	00:00	00:00

Game - Shot by Shot

End 2 | **RUS - Russia** **0 + 0** (this end) **= 0** | **CAN - Canada** **2 + 4** (this end) **= 6**

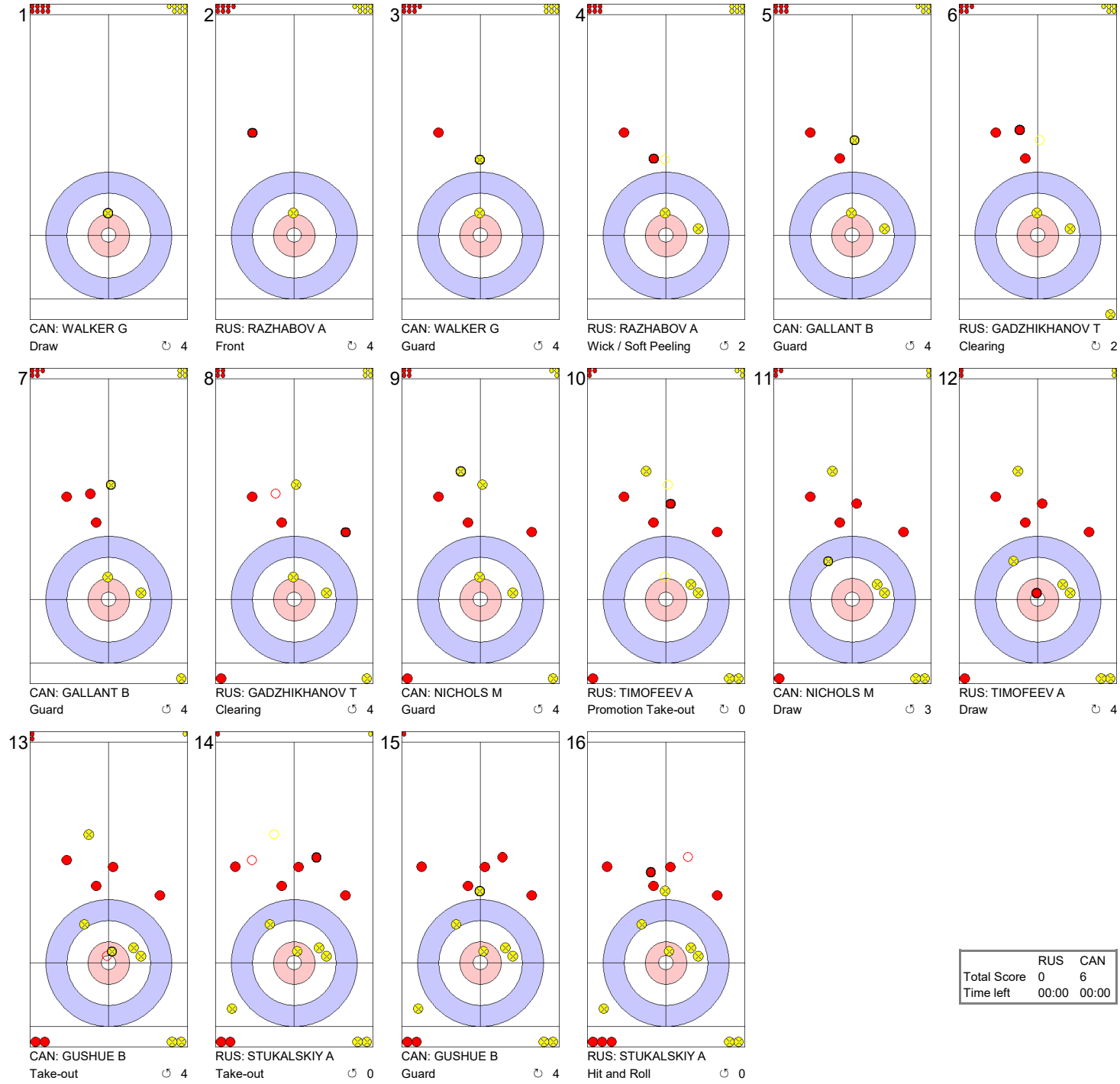

	1	2	3	4	5	6
	CAN: WALKER G	RUS: RAZHABOV A	CAN: WALKER G	RUS: RAZHABOV A	CAN: GALLANT B	RUS: GADZHIKHANOV T
	Draw ↻ 4	Front ↻ 4	Guard ↻ 4	Wick / Soft Peeling ↻ 2	Guard ↻ 4	Clearing ↻ 2
	7	8	9	10	11	12
	CAN: GALLANT B	RUS: GADZHIKHANOV T	CAN: NICHOLS M	RUS: TIMOFEEV A	CAN: NICHOLS M	RUS: TIMOFEEV A
	Guard ↻ 4	Clearing ↻ 4	Guard ↻ 4	Promotion Take-out ↻ 0	Draw ↻ 3	Draw ↻ 4
	13	14	15	16		
	CAN: GUSHUE B	RUS: STUKALSKIY A	CAN: GUSHUE B	RUS: STUKALSKIY A		
	Take-out ↻ 4	Take-out ↻ 0	Guard ↻ 4	Hit and Roll ↻ 0		

	RUS	CAN
Total Score	0	6
Time left	00:00	00:00

Game - Shot by Shot

End 3 | **RUS - Russia** **0 + 2** (this end) **= 2** | **CAN - Canada** **6 + 0** (this end) **= 6**

1
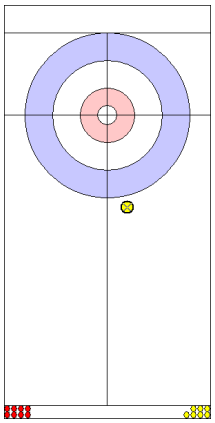
CAN: WALKER G
Draw ↻ 0

2
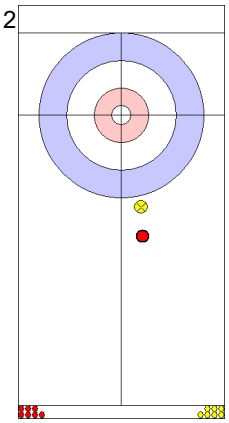
RUS: RAZHABOV A
Front ↻ 4

3
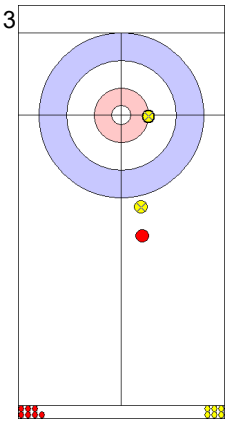
CAN: WALKER G
Draw ↻ 4

4
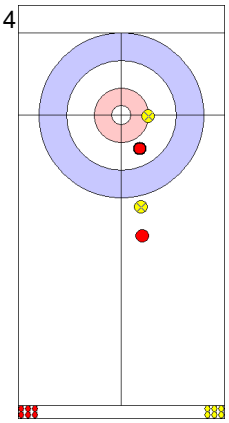
RUS: RAZHABOV A
Draw ↻ 3

5
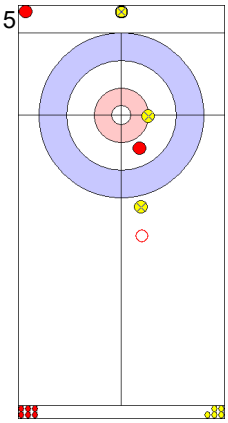
CAN: GALLANT B
Clearing ↻ 4

6
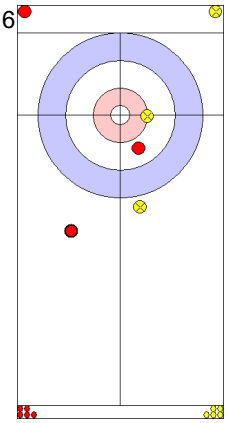
RUS: GADZHIKHANOV T
Front ↻ 4

7
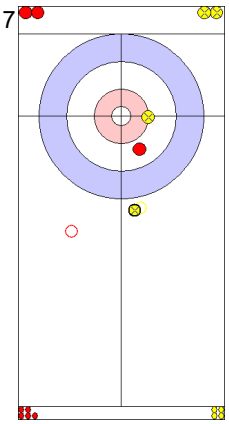
CAN: GALLANT B
Clearing ↻ 4

8
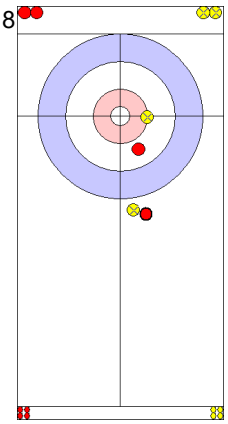
RUS: GADZHIKHANOV T
Draw ↻ 0

9
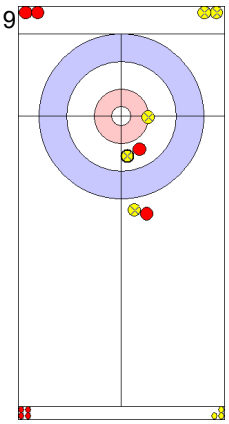
CAN: NICHOLS M
Draw ↻ 4

10
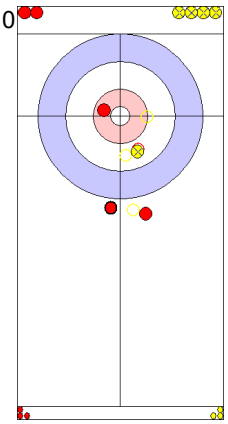
RUS: TIMOFEEV A
Promotion Take-out ↻ 4

11
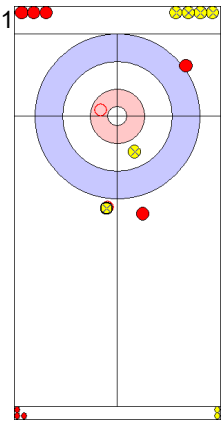
CAN: NICHOLS M
Promotion Take-out ↻ 2

12
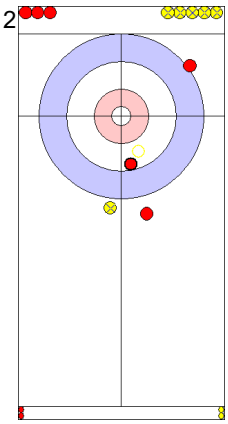
RUS: TIMOFEEV A
Take-out ↻ 4

13
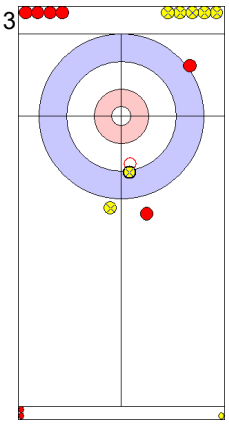
CAN: GUSHUE B
Take-out ↻ 4

14
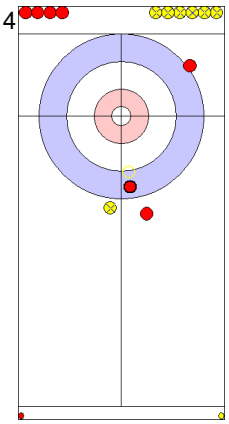
RUS: STUKALSKIY A
Take-out ↻ 4

15
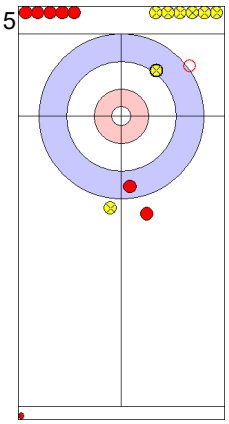
CAN: GUSHUE B
Hit and Roll ↻ 4

16
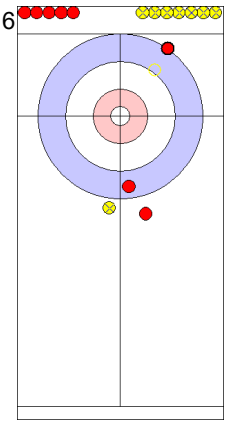
RUS: STUKALSKIY A
Take-out ↻ 4

	RUS	CAN
Total Score	2	6
Time left	00:00	00:00

Game - Shot by Shot

End 4 | **RUS - Russia** **2 + 0** (this end) **= 2** | **CAN - Canada** **6 + 2** (this end) **= 8**

1
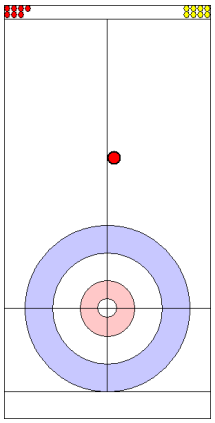
RUS: RAZHABOV A
Front ↺ 4

2
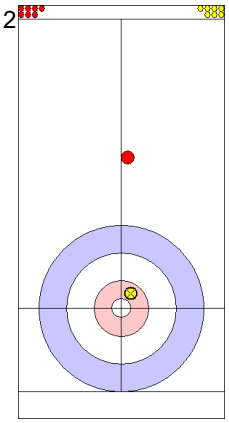
CAN: WALKER G
Draw ↺ 4

3
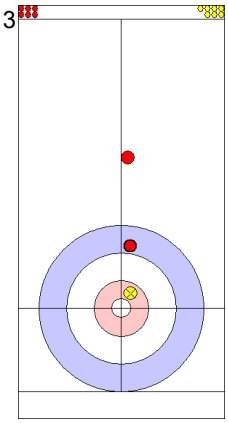
RUS: RAZHABOV A
Draw ↺ 3

4
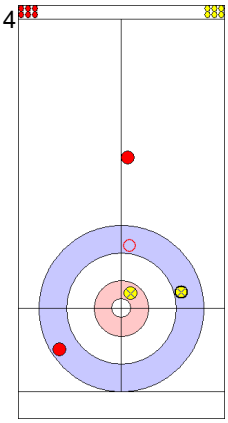
CAN: WALKER G
Raise ↻ 4

5
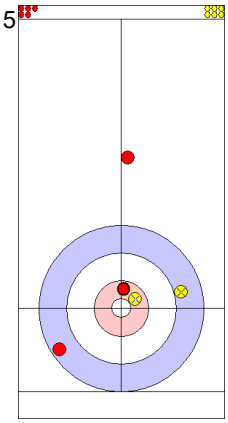
RUS: GADZHIKHANOV T
Draw ↺ 4

6
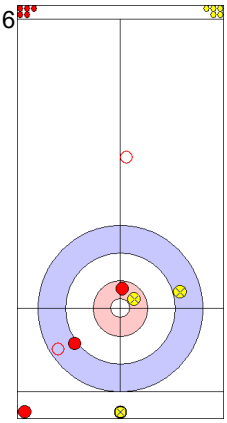
CAN: GALLANT B
Clearing ↻ 4

7
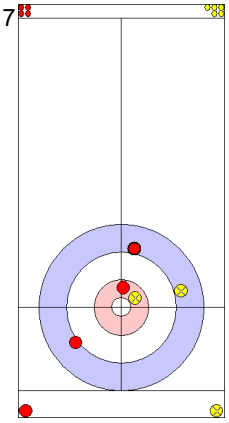
RUS: GADZHIKHANOV T
Guard ↺ 0

8
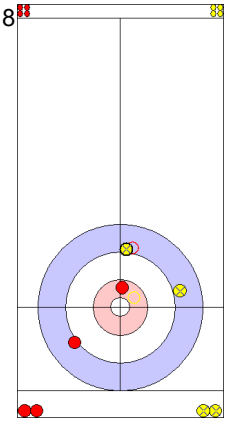
CAN: GALLANT B
Double Take-out ↻ 2

9
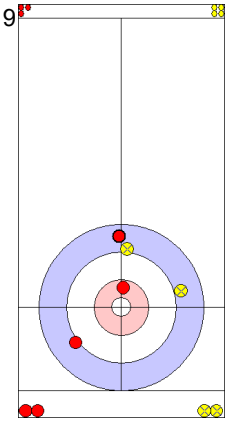
RUS: TIMOFEEV A
Guard ↺ 1

10
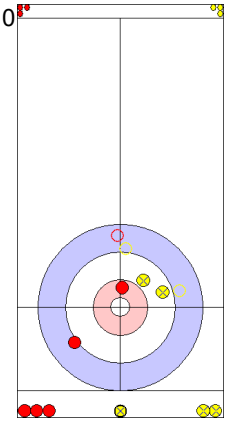
CAN: NICHOLS M
Clearing ↻ 4

11
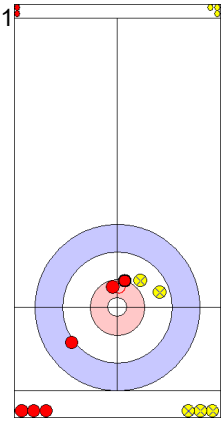
RUS: TIMOFEEV A
Guard ↺ 0

12
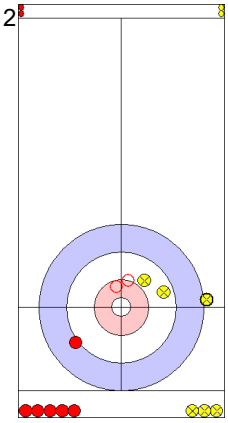
CAN: NICHOLS M
Double Take-out ↻ 4

13
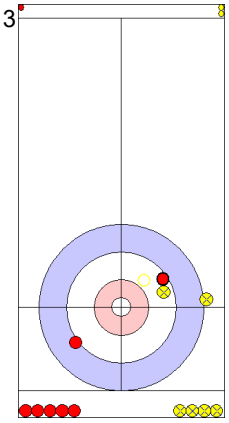
RUS: STUKALSKIY A
Take-out ↺ 4

14
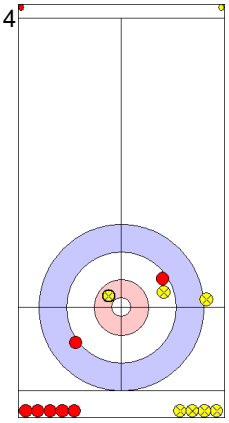
CAN: GUSHUE B
Draw ↺ 4

15
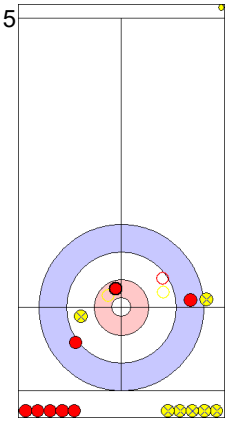
RUS: STUKALSKIY A
Promotion Take-out ↺ 4

16
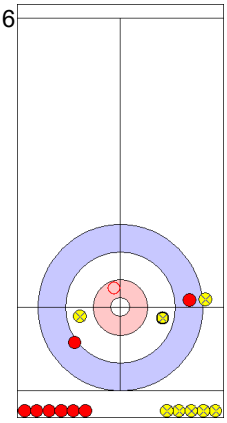
CAN: GUSHUE B
Take-out ↻ 4

	RUS	CAN
Total Score	2	8
Time left	00:00	00:00

Game - Shot by Shot

End 5 | **RUS - Russia** **2 + 1** (this end) **= 3** | **CAN - Canada** **8 + 0** (this end) **= 8**

1
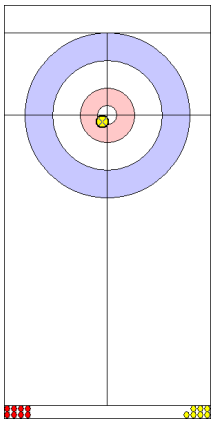
CAN: WALKER G
Draw ↻ 4

2
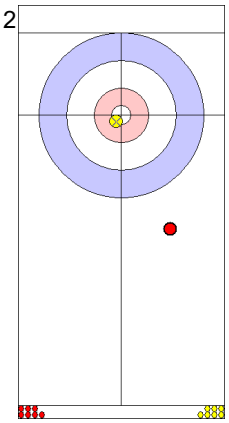
RUS: RAZHABOV A
Front ↻ 4

3
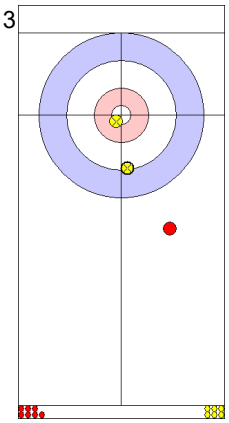
CAN: WALKER G
Draw ↻ 4

4
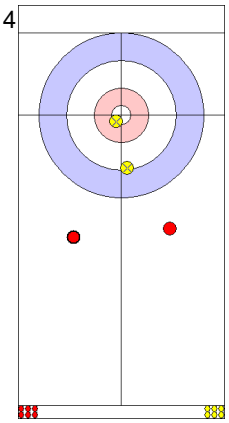
RUS: RAZHABOV A
Front ↻ 4

5
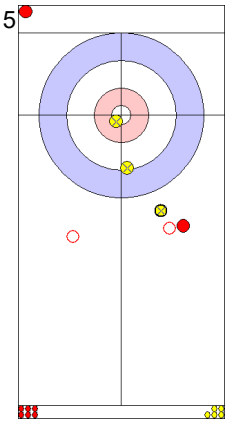
CAN: GALLANT B
Clearing ↻ 4

6
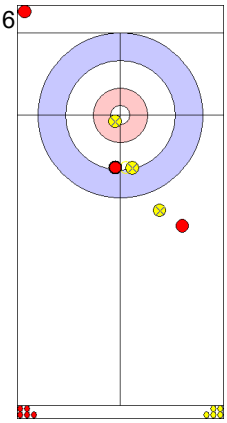
RUS: GADZHIKHANOV T
Draw ↻ 3

7
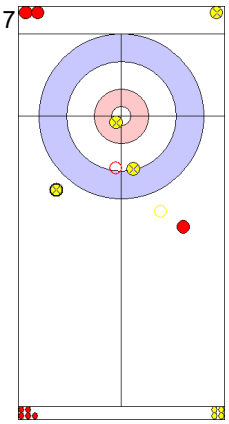
CAN: GALLANT B
Clearing ↻ 4

8
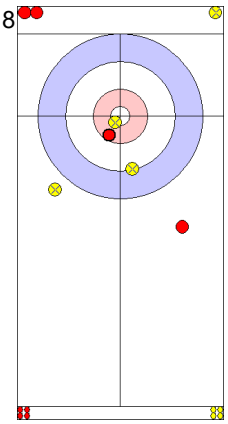
RUS: GADZHIKHANOV T
Draw ↻ 4

9
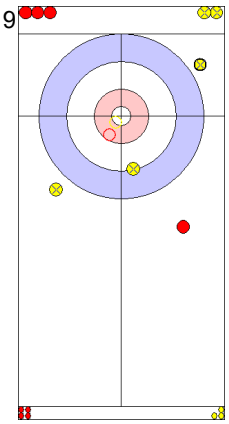
CAN: NICHOLS M
Clearing ↻ 4

10
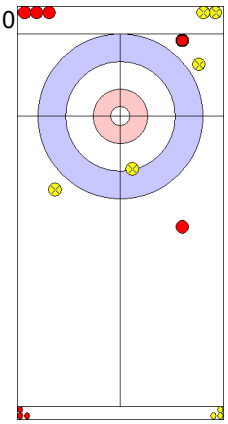
RUS: TIMOFEEV A
Draw ↻ 0

11
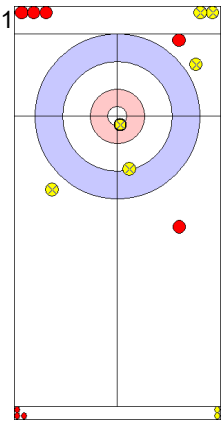
CAN: NICHOLS M
Draw ↻ 4

12
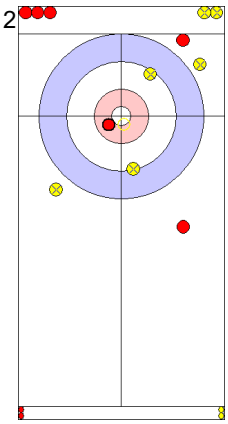
RUS: TIMOFEEV A
Raise ↻ 4

13
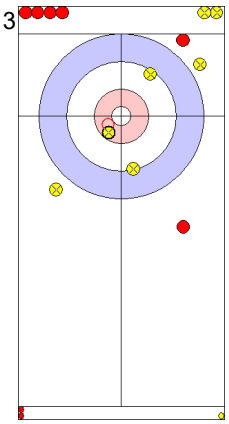
CAN: GUSHUE B
Take-out ↻ 4

14
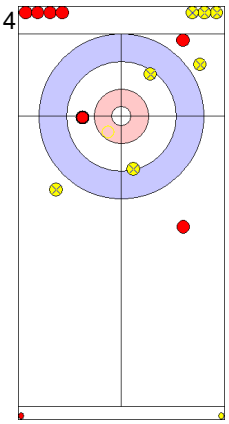
RUS: STUKALSKIY A
Hit and Roll ↻ 3

15
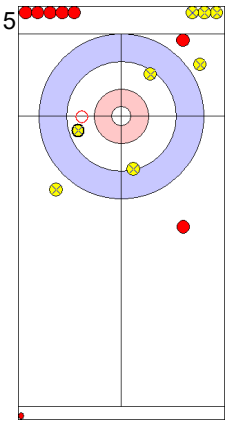
CAN: GUSHUE B
Take-out ↻ 4

16
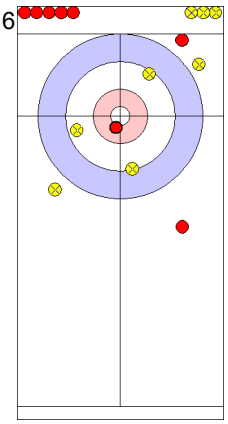
RUS: STUKALSKIY A
Draw ↻ 4

	RUS	CAN
Total Score	3	8
Time left	00:00	00:00

Game - Shot by Shot

End 6 | **RUS - Russia** **3 + 0** (this end) **= 3** | **CAN - Canada** **8 + 3** (this end) **= 11**

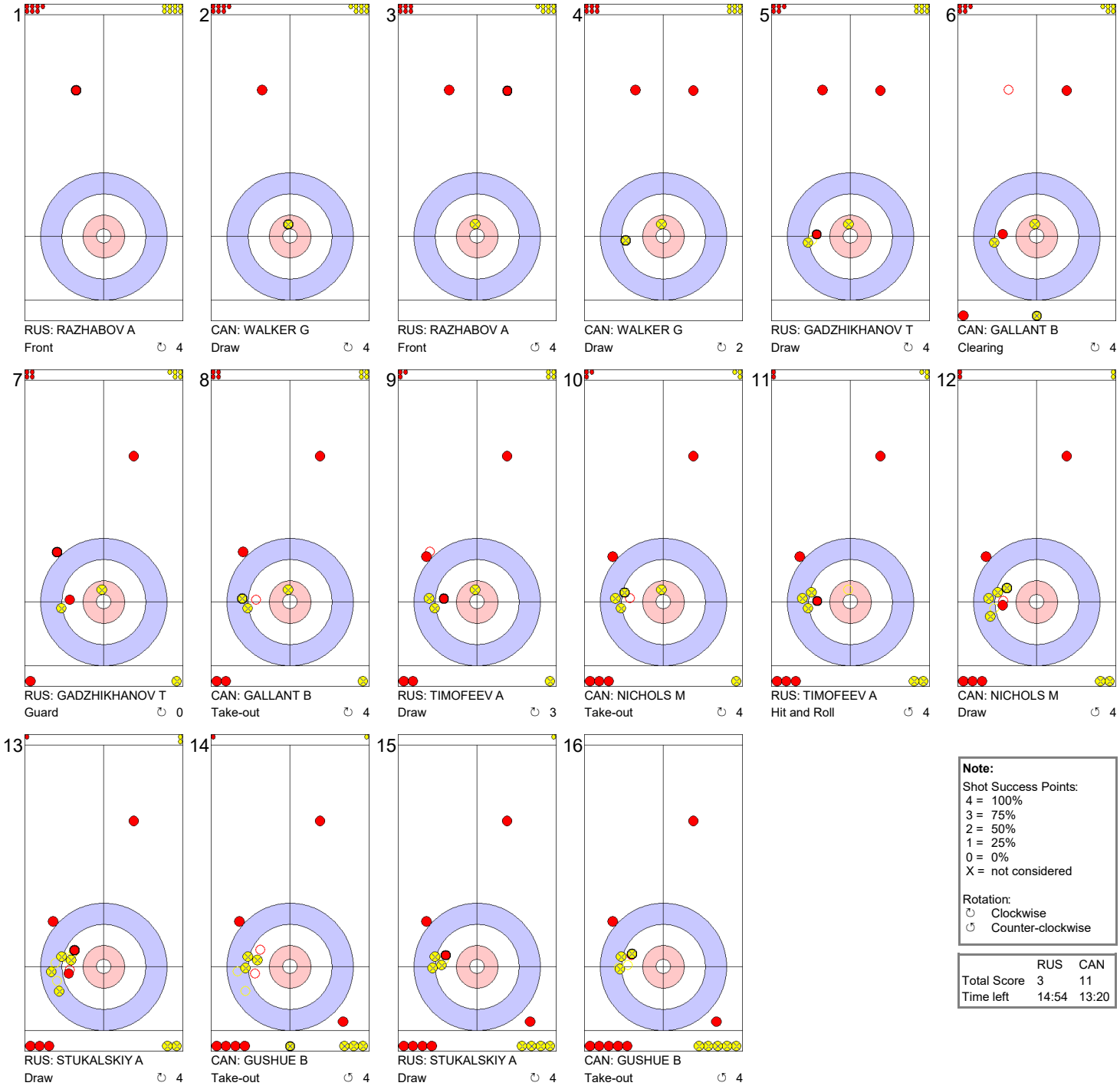

Note:

Shot Success Points:
4 = 100%
3 = 75%
2 = 50%
1 = 25%
0 = 0%
X = not considered

Rotation:
↻ Clockwise
↺ Counter-clockwise

	RUS	CAN
Total Score	3	11
Time left	14:54	13:20

Session Results and Standings

Sheet	Game	Team	LSFE	1	2	3	4	5	6	7	8	9	10	Extra Ends				Total
A	1	SCO - Scotland		0	0	2	0	2	1	0	1	0	0					6
	1	NOR - Norway	*	0	2	0	3	0	0	2	0	0	2					9
B	2	ITA - Italy		0	1	0	1	0	2	0	2	0	1					7
	2	GER - Germany	*	2	0	0	0	0	0	1	0	2	0					5
C	1	CHN - China		0	1	0	1	2	0	1	0	2	0					7
	1	SWE - Sweden	*	3	0	3	0	0	2	0	1	0	1					10
D	2	USA - United States	*	0	1	0	0	1	1	0	1	0	X					4
	2	SUI - Switzerland		1	0	0	2	0	0	2	0	2	X					7

Current Standings

Rank	Team	Games	Wins	Losses
1	CAN - Canada	1	1	0
1	JPN - Japan	1	1	0
1	NOR - Norway	1	1	0
1	SWE - Sweden	1	1	0
5	GER - Germany	2	1	1
5	ITA - Italy	2	1	1
5	SUI - Switzerland	2	1	1
5	USA - United States	2	1	1
9	CHN - China	1	0	1
9	NED - Netherlands	1	0	1
9	RUS - Russia	1	0	1
9	SCO - Scotland	1	0	1

Attendance

Session: 3'769 Total: 9'523

Note:
Under WCF rules, tie-breaking rules for standings are not applied until after the last game of the Round Robin.

Legend:
LSFE(*) Last Stone First End **X** Unplayed/unfinished end due to concession

Game Results

Sheet	Game	Team	LSFE	1	2	3	4	5	6	7	8	9	10	Extra Ends				Total
A	1	SCO - Scotland		0	0	2	0	2	1	0	1	0	0					6
	1	NOR - Norway	*	0	2	0	3	0	0	2	0	0	2					9

SCO - Scotland		Shot Success Game	Shot Success All
4 S	MURDOCH David	76%	76%
3 V	DRUMMOND Greg	76%	76%
2	ANDREWS Scott	76%	76%
1	GOODFELLOW Michael	98%	98%
A	PATERSON Ross	-	-
	Team Total	82%	82%

Last Stone Draw		Distance
↻	MURDOCH D	33.1cm
↺	DRUMMOND G	138.1cm
Total		**171.2cm**

Time remaining: 1 minute 51 seconds

Time-out: end 6 - SCO stone 7

NOR - Norway		Shot Success Game	Shot Success All
4 S	WALSTAD Steffen	80%	80%
3 V	HOEIBERG Markus	84%	84%
2	NEDREGOTTEN Magnus	98%	98%
1	LINDSTROEM Alexander	84%	84%
A	ROELVAAG Sander	-	-
	Team Total	86%	86%

Last Stone Draw		Distance
↻	WALSTAD S	116.0cm
↺	LINDSTROEM A	27.9cm
Total		**143.9cm**

Time remaining: 1 minute 56 seconds

Time-out: end 6 - NOR stone 7

Shot Success Analysis

SCO - Scotland		↻		↺		Game	
4 MURDOCH David	Draws	6	63%	5	80%	11	70%
	Take-outs	7	79%	2	100%	9	83%
	Total	13	71%	7	86%	20	76%
3 DRUMMOND Greg	Draws	3	67%	7	71%	10	70%
	Take-outs	3	67%	7	89%	10	83%
	Total	6	67%	14	80%	20	76%
2 ANDREWS Scott	Draws	5	65%	9	72%	14	70%
	Take-outs	2	75%	4	100%	6	92%
	Total	7	68%	13	81%	20	76%
1 GOODFELLOW Michael	Draws	7	100%	10	98%	17	99%
	Take-outs	2	88%	1	100%	3	92%
	Total	9	97%	11	98%	20	98%
A PATERSON Ross	Draws	0	-	0	-	0	-
	Take-outs	0	-	0	-	0	-
	Total	0	-	0	-	0	-
Team	Draws	21	76%	31	81%	52	79%
	Take-outs	14	77%	14	95%	28	86%
	Total	35	76%	45	86%	80	82%

NOR - Norway		↻		↺		Game	
4 WALSTAD Steffen	Draws	2	100%	3	100%	5	100%
	Take-outs	8	75%	7	71%	15	73%
	Total	10	80%	10	80%	20	80%
3 HOEIBERG Markus	Draws	0	-	4	69%	4	69%
	Take-outs	6	79%	9	94%	15	88%
	Total	6	79%	13	87%	19	84%
2 NEDREGOTTEN Magnus	Draws	0	-	4	100%	4	100%
	Take-outs	5	90%	11	100%	16	97%
	Total	5	90%	15	100%	20	98%
1 LINDSTROEM Alexander	Draws	2	88%	14	86%	16	86%
	Take-outs	0	-	4	75%	4	75%
	Total	2	88%	18	83%	20	84%
A ROELVAAG Sander	Draws	0	-	0	-	0	-
	Take-outs	0	-	0	-	0	-
	Total	0	-	0	-	0	-
Team	Draws	4	94%	25	87%	29	88%
	Take-outs	19	80%	31	89%	50	86%
	Total	23	83%	56	88%	79	86%

Note:
Team position and functions are attached to each team member's name as follows:
4 = Fourth, **3** = Third, **2** = Second, **1** = Lead, **A** = Alternate, **S** = Skip, **V** = Vice-Skip

Legend:
↻ Clockwise ↺ Counter-clockwise **LSFE(*)** Last Stone First End

Game - Shot by Shot

End 1 | **SCO - Scotland** **0 + 0** (this end) **= 0** | **NOR - Norway** **0 + 0** (this end) **= 0**



	SCO	NOR
Total Score	0	0
Time left	00:00	00:00

Game - Shot by Shot

End 2 | **SCO - Scotland** **0 + 0** (this end) **= 0** | **NOR - Norway** **0 + 2** (this end) **= 2**



	SCO	NOR
Total Score	0	2
Time left	00:00	00:00

Game - Shot by Shot

End 3 | **SCO - Scotland** **0 + 2** (this end) **= 2** | **NOR - Norway** **2 + 0** (this end) **= 2**

1
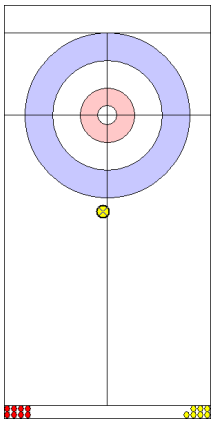
NOR: LINDSTROEM A
Front ↻ 4

2
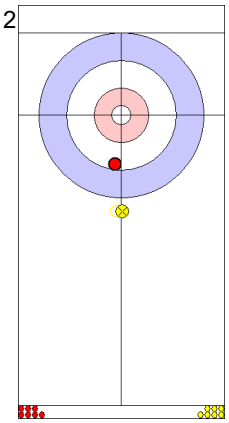
SCO: GOODFELLOW M
Draw ↻ 4

3
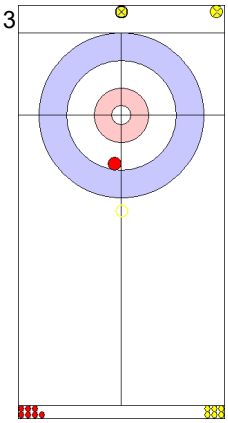
NOR: LINDSTROEM A
Promotion Take-out ↻ 2

4
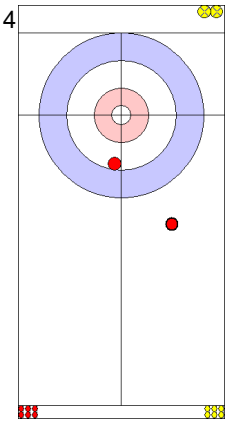
SCO: GOODFELLOW M
Front ↻ 4

5
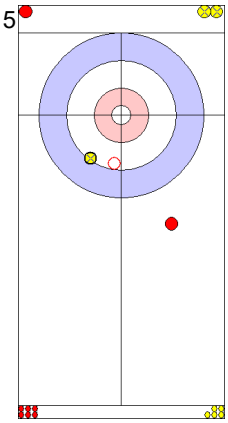
NOR: NEDREGOTTEN M
Take-out ↻ 4

6
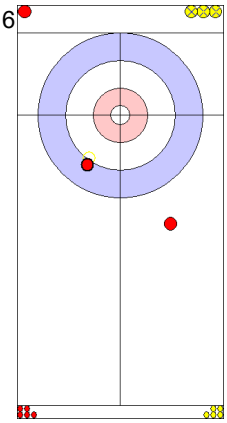
SCO: ANDREWS S
Hit and Roll ↻ 2

7
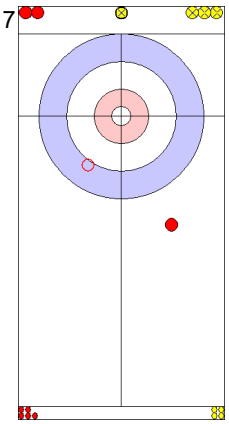
NOR: NEDREGOTTEN M
Take-out ↻ 2

8
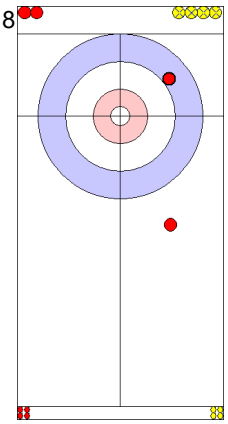
SCO: ANDREWS S
Draw ↻ 4

9
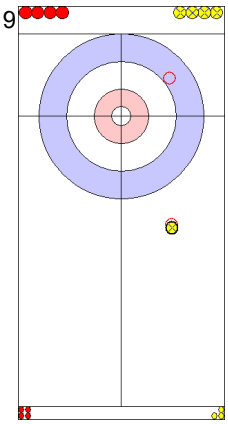
NOR: HOEIBERG M
Promotion Take-out ↻ 4

10
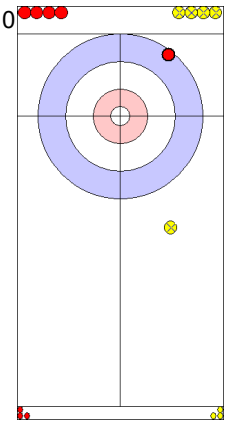
SCO: DRUMMOND G
Draw ↻ 4

11
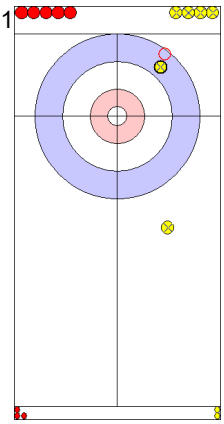
NOR: HOEIBERG M
Take-out ↻ 4
Slow Take-out

12
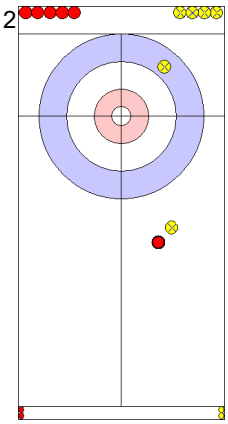
SCO: DRUMMOND G
Draw ↻ 0

13
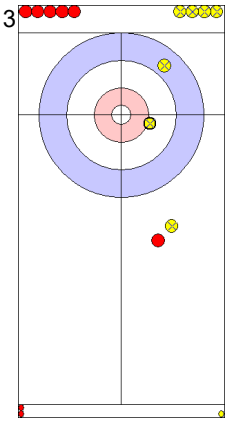
NOR: WALSTAD S
Draw ↻ 4

14
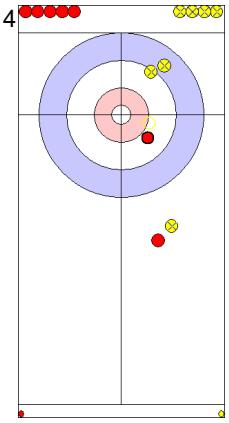
SCO: MURDOCH D
Raise ↻ 4
Slow Take-out

15
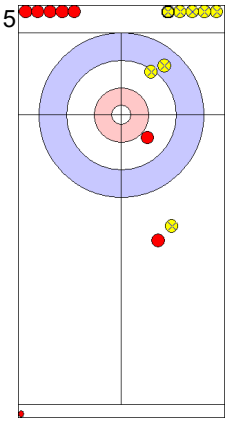
NOR: WALSTAD S
Clearing ↻ 0

16
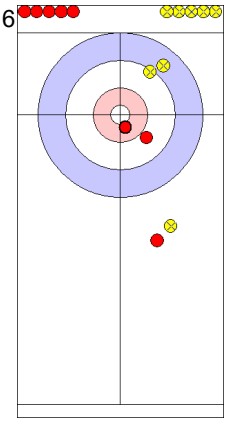
SCO: MURDOCH D
Draw ↻ 4

	SCO	NOR
Total Score	2	2
Time left	00:00	00:00

Game - Shot by Shot

End 4 | **SCO - Scotland** **2 + 0** (this end) **= 2** | **NOR - Norway** **2 + 3** (this end) **= 5**



	SCO	NOR
Total Score	2	5
Time left	00:00	00:00

Game - Shot by Shot

End 5 | **SCO - Scotland** **2 + 2** (this end) **= 4** | **NOR - Norway** **5 + 0** (this end) **= 5**

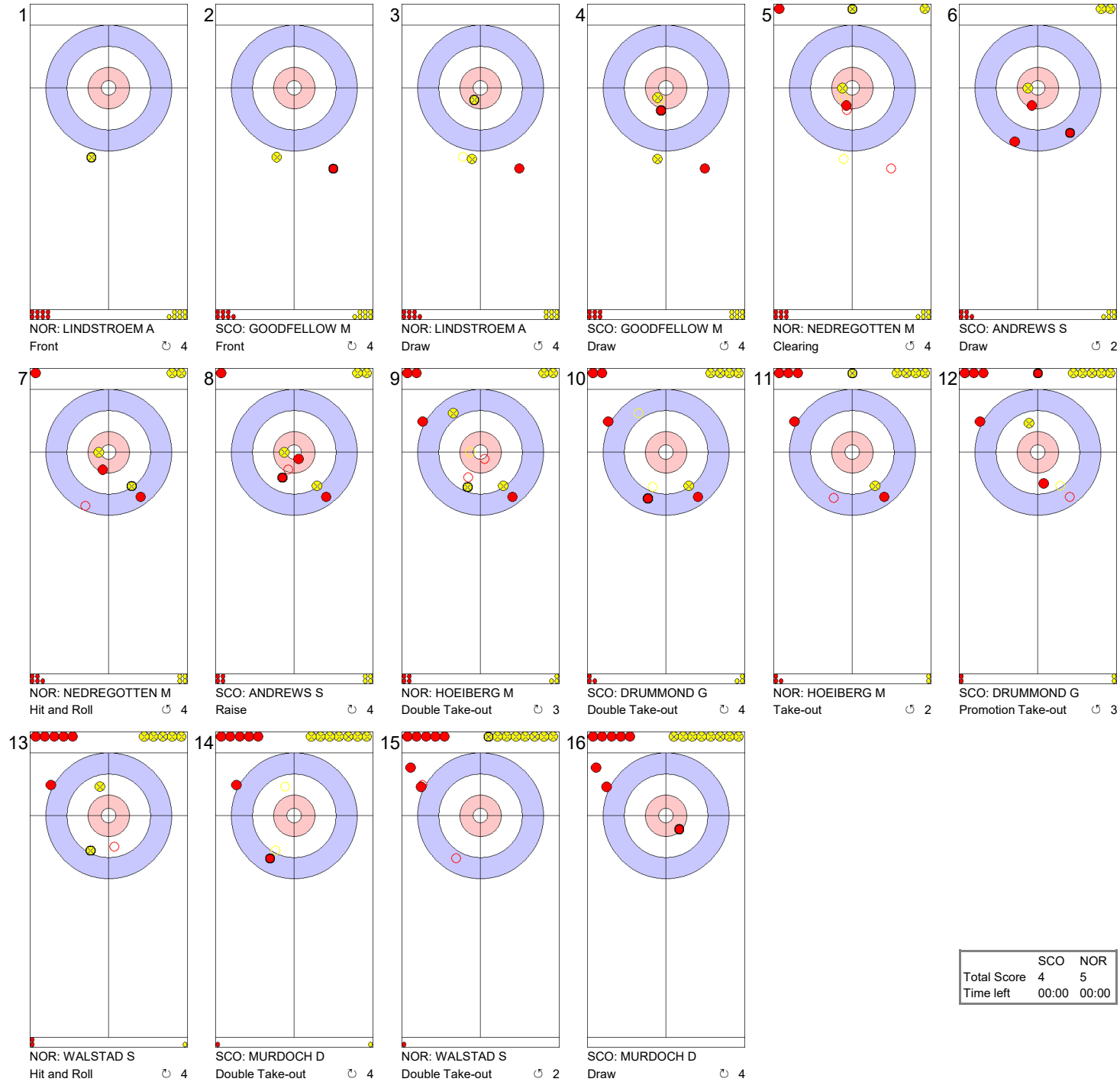

1 NOR: LINDSTROEM A — Front ↻ 4
2 SCO: GOODFELLOW M — Front ↻ 4
3 NOR: LINDSTROEM A — Draw ↻ 4
4 SCO: GOODFELLOW M — Draw ↻ 4
5 NOR: NEDREGOTTEN M — Clearing ↻ 4
6 SCO: ANDREWS S — Draw ↻ 2
7 NOR: NEDREGOTTEN M — Hit and Roll ↻ 4
8 SCO: ANDREWS S — Raise ↻ 4
9 NOR: HOEIBERG M — Double Take-out ↻ 3
10 SCO: DRUMMOND G — Double Take-out ↻ 4
11 NOR: HOEIBERG M — Take-out ↻ 2
12 SCO: DRUMMOND G — Promotion Take-out ↻ 3
13 NOR: WALSTAD S — Hit and Roll ↻ 4
14 SCO: MURDOCH D — Double Take-out ↻ 4
15 NOR: WALSTAD S — Double Take-out ↻ 2
16 SCO: MURDOCH D — Draw ↻ 4

	SCO	NOR
Total Score	4	5
Time left	00:00	00:00

Game - Shot by Shot

End 6 | **SCO - Scotland** **4 + 1** (this end) **= 5** | **NOR - Norway** **5 + 0** (this end) **= 5**

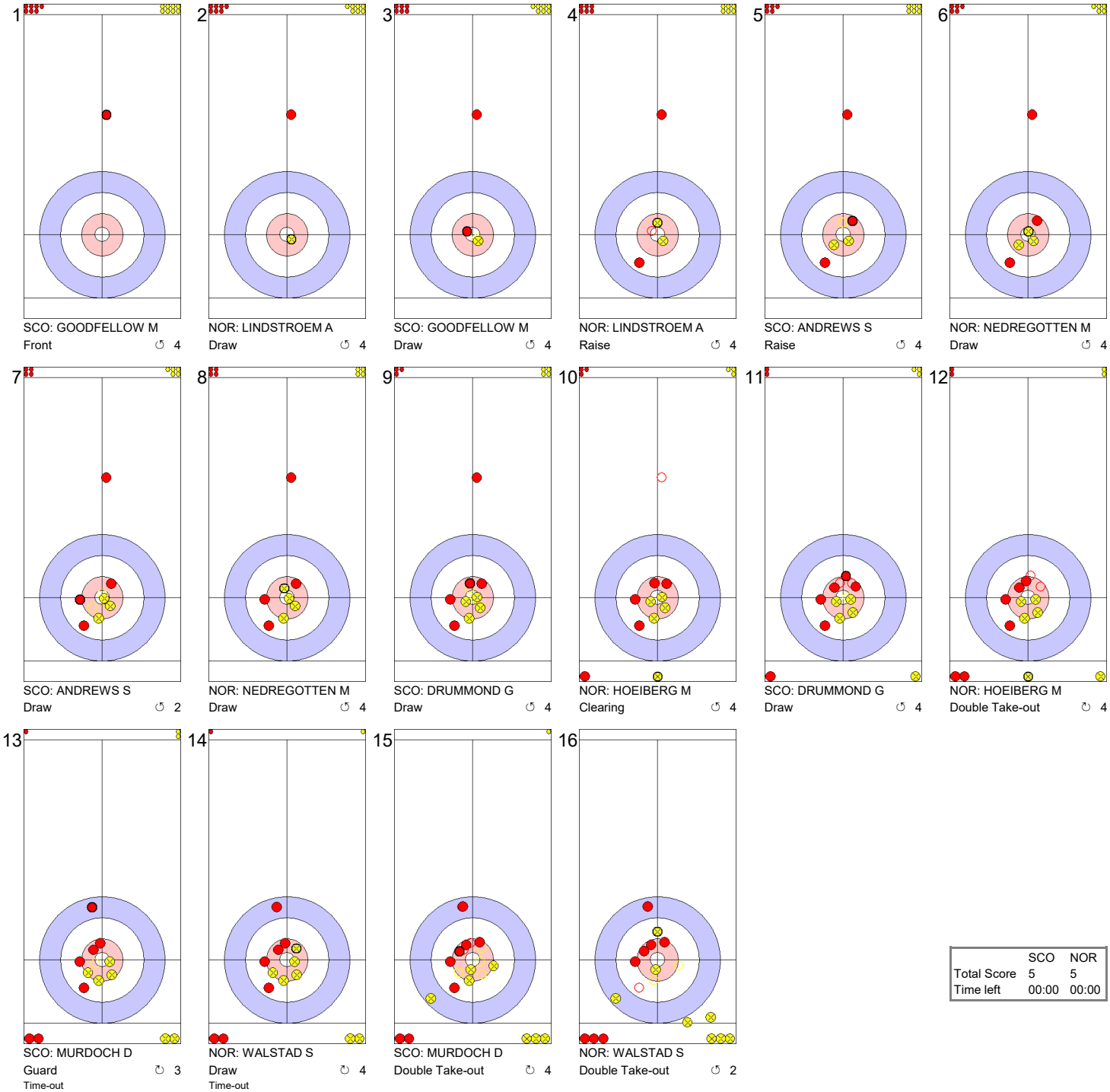

	SCO	NOR
Total Score	5	5
Time left	00:00	00:00

Game - Shot by Shot

End 7 | **SCO - Scotland** **5 + 0** (this end) **= 5** | **NOR - Norway** **5 + 2** (this end) **= 7**



	SCO	NOR
Total Score	5	7
Time left	00:00	00:00

Game - Shot by Shot

End 8 | **SCO - Scotland** **5 + 1** (this end) **= 6** | **NOR - Norway** **7 + 0** (this end) **= 7**

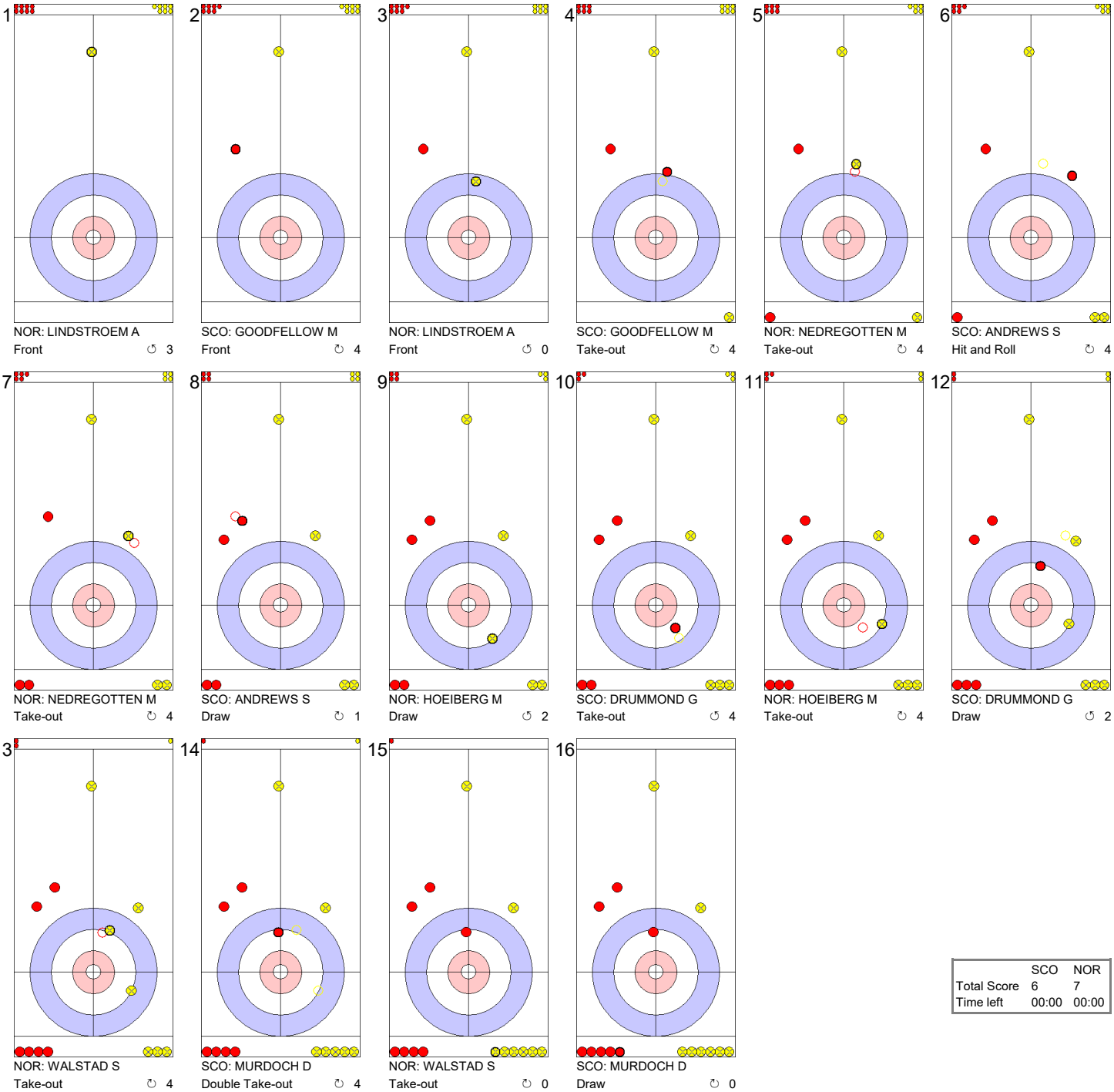

	SCO	NOR
Total Score	6	7
Time left	00:00	00:00

Game - Shot by Shot

End 9 | **SCO - Scotland** **6 + 0** (this end) **= 6** | **NOR - Norway** **7 + 0** (this end) **= 7**

1
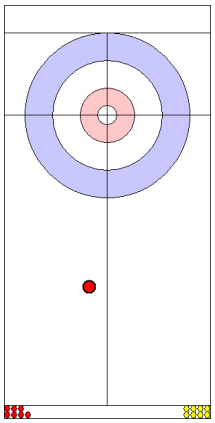
SCO: GOODFELLOW M
Front ↺ 4

2
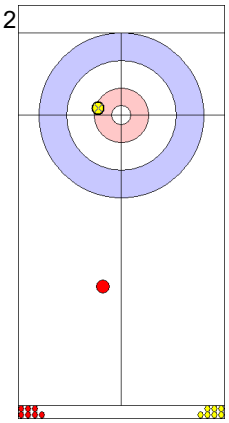
NOR: LINDSTROEM A
Draw ↺ 3

3
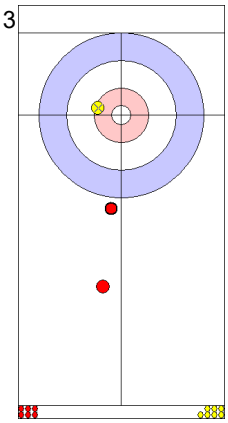
SCO: GOODFELLOW M
Front ↺ 4

4
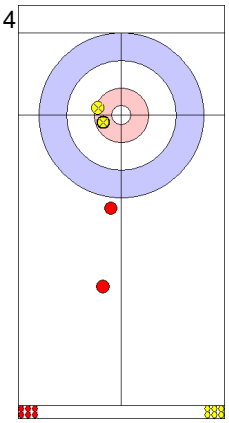
NOR: LINDSTROEM A
Draw ↺ 4

5
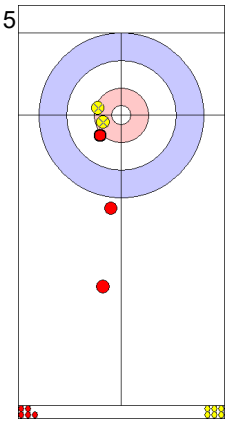
SCO: ANDREWS S
Raise ↻ 3

6
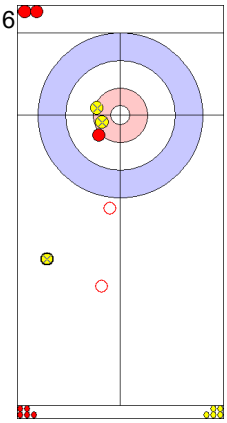
NOR: NEDREGOTTEN M
Double Take-out ↻ 4

7
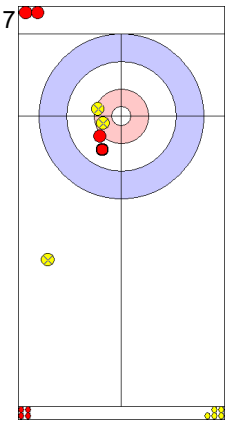
SCO: ANDREWS S
Front ↺ 4

8
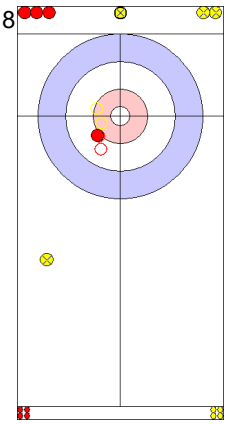
NOR: NEDREGOTTEN M
Double Take-out ↺ 4

9
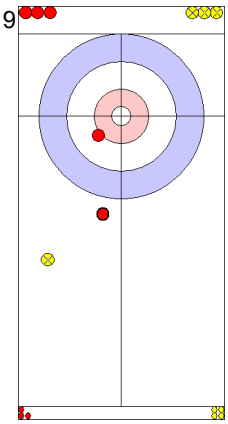
SCO: DRUMMOND G
Guard ↺ 4

10
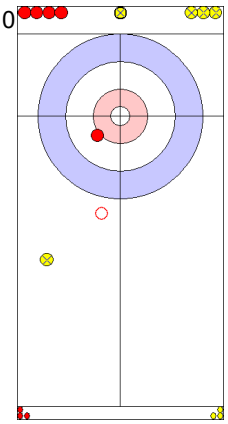
NOR: HOEIBERG M
Clearing ↺ 4

11
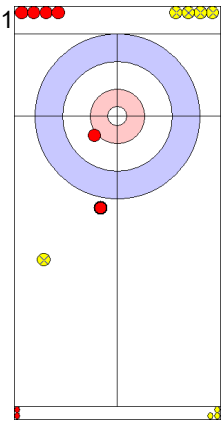
SCO: DRUMMOND G
Guard ↺ 4

12
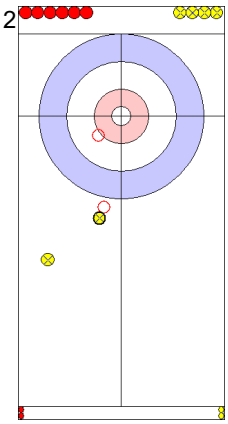
NOR: HOEIBERG M
Double Take-out ↺ 4

13
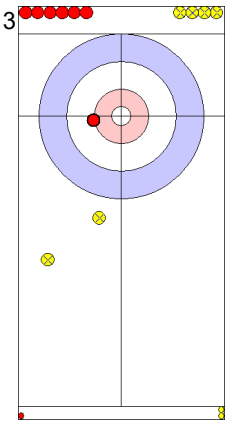
SCO: MURDOCH D
Draw ↺ 4

14
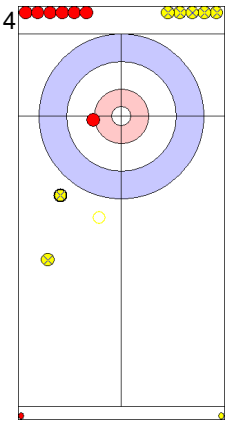
NOR: WALSTAD S
Clearing ↻ 4

15
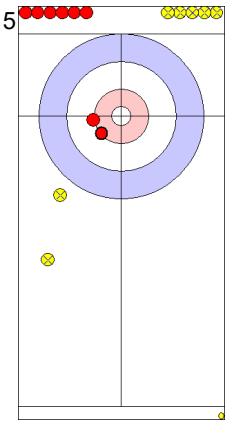
SCO: MURDOCH D
Draw ↺ 4

16
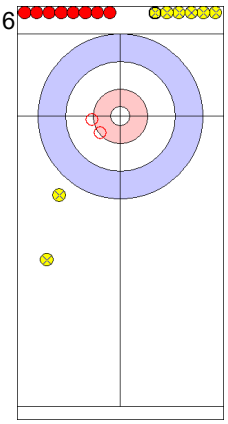
NOR: WALSTAD S
Double Take-out ↻ 4

	SCO	NOR
Total Score	6	7
Time left	00:00	00:00

Game - Shot by Shot

End 10 | **SCO - Scotland** **6 + 0** (this end) **= 6** | **NOR - Norway** **7 + 2** (this end) **= 9**

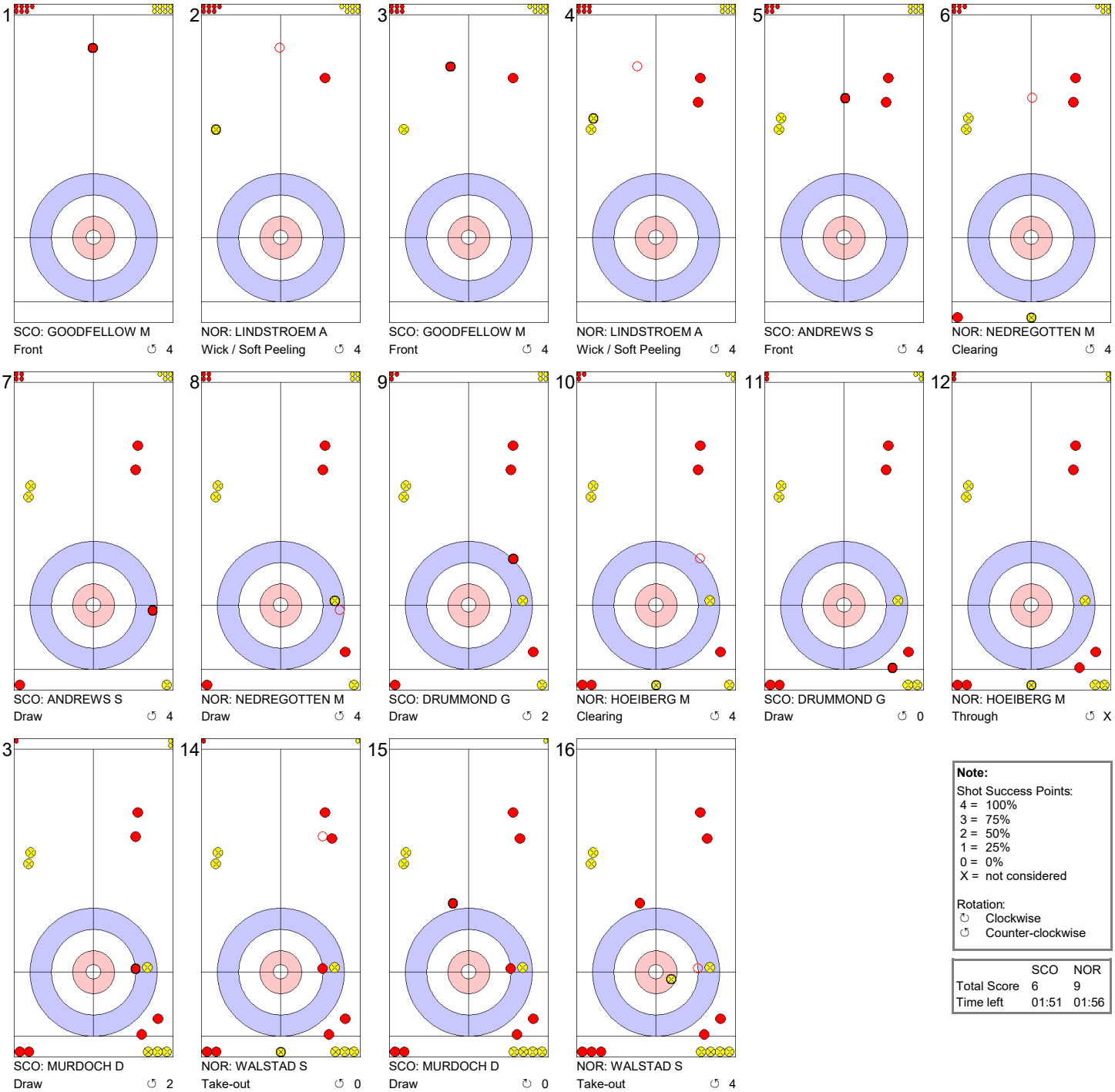

1
SCO: GOODFELLOW M
Front ↺ 4

2
NOR: LINDSTROEM A
Wick / Soft Peeling ↺ 4

3
SCO: GOODFELLOW M
Front ↺ 4

4
NOR: LINDSTROEM A
Wick / Soft Peeling ↺ 4

5
SCO: ANDREWS S
Front ↺ 4

6
NOR: NEDREGOTTEN M
Clearing ↺ 4

7
SCO: ANDREWS S
Draw ↺ 4

8
NOR: NEDREGOTTEN M
Draw ↺ 4

9
SCO: DRUMMOND G
Draw ↺ 2

10
NOR: HOEIBERG M
Clearing ↺ 4

11
SCO: DRUMMOND G
Draw ↺ 0

12
NOR: HOEIBERG M
Through ↺ X

13
SCO: MURDOCH D
Draw ↺ 2

14
NOR: WALSTAD S
Take-out ↺ 0
Slow Take-out

15
SCO: MURDOCH D
Draw ↻ 0

16
NOR: WALSTAD S
Take-out ↺ 4

Note:
Shot Success Points:
4 = 100%
3 = 75%
2 = 50%
1 = 25%
0 = 0%
X = not considered

Rotation:
↻ Clockwise
↺ Counter-clockwise

	SCO	NOR
Total Score	6	9
Time left	01:51	01:56

Game Results

Sheet	Game	Team	LSFE	1	2	3	4	5	6	7	8	9	10	Extra Ends				Total
B	2	ITA - Italy		0	1	0	1	0	2	0	2	0	1					7
	2	GER - Germany	*	2	0	0	0	0	0	1	0	2	0					5

ITA - Italy		Shot Success Game	Shot Success All
4 V	MOSANER Amos	85%	77%
3 S	RETORNAZ Joel	88%	79%
2	PILZER Andrea	64%	66%
1	FERRAZZA Daniele	76%	77%
A	GONIN Simone	-	-
	Team Total	78%	75%

Last Stone Draw		Distance
↻	FERRAZZA D	61.7cm
↺	PILZER A	90.1cm
Total		**151.8cm**

Time remaining: 1 minute 12 seconds

Time-out: end 7 - ITA stone 5

GER - Germany		Shot Success Game	Shot Success All
4 S	BAUMANN Alexander	73%	77%
3	WALTER Manuel	79%	78%
2 V	HERBERG Daniel	85%	83%
1	SHERRARD Ryan	76%	77%
A	SCHWEIZER Sebastian	-	-
	Team Total	78%	79%

Last Stone Draw		Distance
↻	BAUMANN A	30.3cm
↺	WALTER M	32.0cm
Total		**62.3cm**

Time remaining: 6 minutes 52 seconds

Time-out: end 10 - GER stone 8

Shot Success Analysis

ITA - Italy		↻		↺		Game	
4 MOSANER Amos	Draws	2	100%	5	85%	7	89%
	Take-outs	6	79%	7	86%	13	83%
	Total	8	84%	12	85%	20	85%
3 RETORNAZ Joel	Draws	1	100%	4	88%	5	90%
	Take-outs	9	92%	6	79%	15	87%
	Total	10	93%	10	83%	20	88%
2 PILZER Andrea	Draws	1	0%	2	88%	3	58%
	Take-outs	9	61%	8	69%	17	65%
	Total	10	55%	10	73%	20	64%
1 FERRAZZA Daniele	Draws	1	100%	15	68%	16	70%
	Take-outs	3	100%	1	100%	4	100%
	Total	4	100%	16	70%	20	76%
A GONIN Simone	Draws	0	-	0	-	0	-
	Take-outs	0	-	0	-	0	-
	Total	0	-	0	-	0	-
Team	Draws	5	80%	26	76%	31	77%
	Take-outs	27	80%	22	78%	49	79%
	Total	32	80%	48	77%	80	78%

GER - Germany		↻		↺		Game	
4 BAUMANN Alexander	Draws	1	100%	8	66%	9	69%
	Take-outs	9	72%	2	88%	11	75%
	Total	10	75%	10	70%	20	73%
3 WALTER Manuel	Draws	4	88%	6	75%	10	80%
	Take-outs	5	85%	5	70%	10	78%
	Total	9	86%	11	73%	20	79%
2 HERBERG Daniel	Draws	4	100%	7	89%	11	93%
	Take-outs	2	50%	7	82%	9	75%
	Total	6	83%	14	86%	20	85%
1 SHERRARD Ryan	Draws	7	82%	9	72%	16	77%
	Take-outs	2	75%	2	75%	4	75%
	Total	9	81%	11	73%	20	76%
A SCHWEIZER Sebastian	Draws	0	-	0	-	0	-
	Take-outs	0	-	0	-	0	-
	Total	0	-	0	-	0	-
Team	Draws	16	89%	30	75%	46	80%
	Take-outs	18	74%	16	78%	34	76%
	Total	34	81%	46	76%	80	78%

Note:
Team position and functions are attached to each team member's name as follows:
4 = Fourth, **3** = Third, **2** = Second, **1** = Lead, **A** = Alternate, **S** = Skip, **V** = Vice-Skip

Legend:
↻ Clockwise ↺ Counter-clockwise **LSFE(*)** Last Stone First End

Game - Shot by Shot

End 1 — **ITA - Italy** **0 + 0** (this end) **= 0** — **GER - Germany** **0 + 2** (this end) **= 2**

1
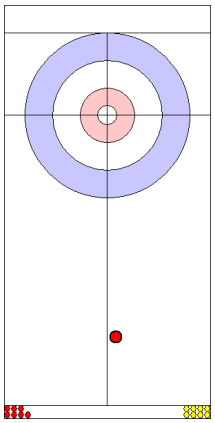
ITA: FERRAZZA D
Front ↻ 3

2
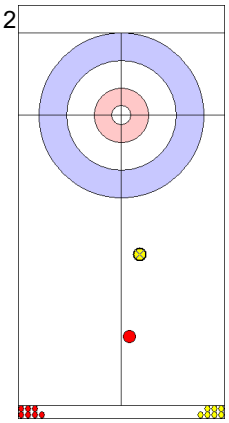
GER: SHERRARD R
Draw ↻ 0

3
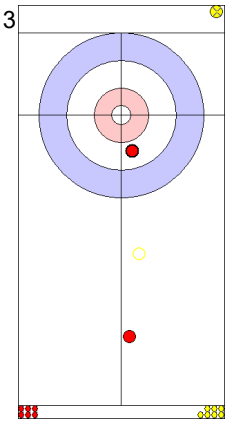
ITA: FERRAZZA D
Draw ↻ 4

4
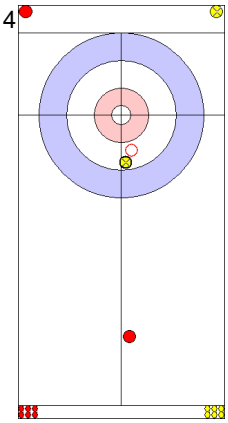
GER: SHERRARD R
Take-out ↻ 4

5
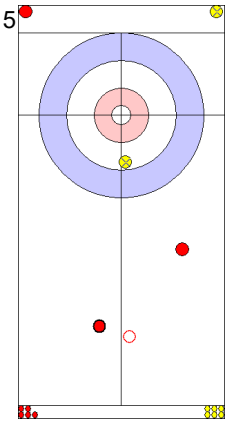
ITA: PILZER A
Raise ↻ 0

6
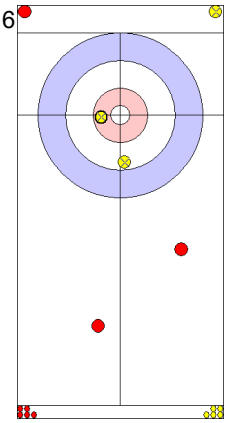
GER: HERBERG D
Draw ↻ 4

7
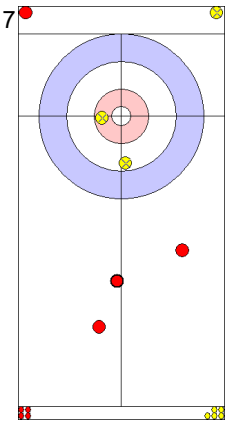
ITA: PILZER A
Double Take-out ↻ 2

8
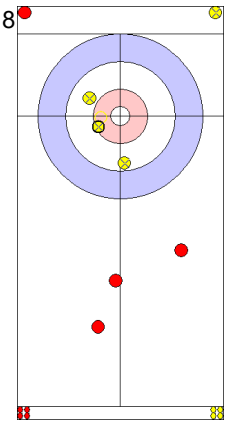
GER: HERBERG D
Draw ↻ 4

9
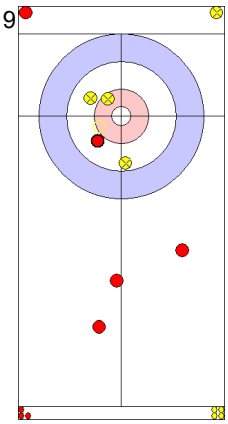
ITA: RETORNAZ J
Raise ↻ 4

10
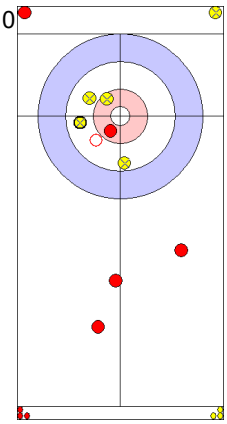
GER: WALTER M
Raise ↻ 3

11
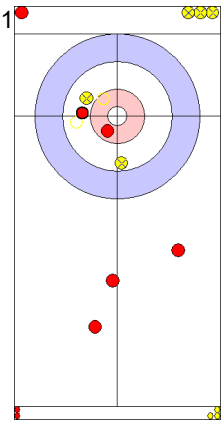
ITA: RETORNAZ J
Double Take-out ↻ 4

12
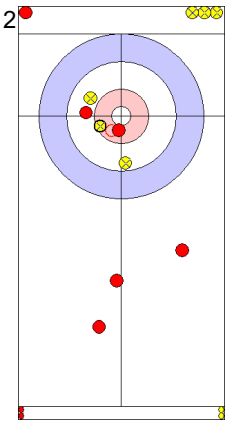
GER: WALTER M
Draw ↻ 4

13
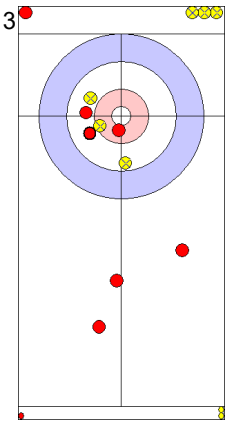
ITA: MOSANER A
Draw ↻ 4

14
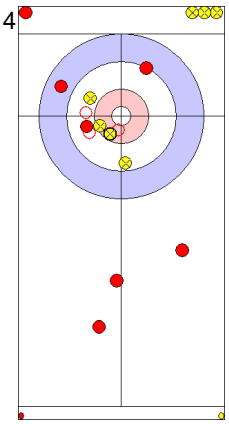
GER: BAUMANN A
Hit and Roll ↻ 4

15
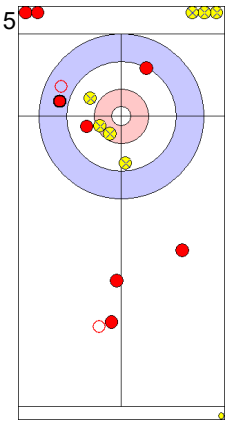
ITA: MOSANER A
Take-out ↻ 0

16
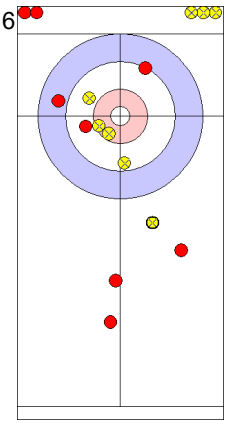
GER: BAUMANN A
Draw ↻ 0

	ITA	GER
Total Score	0	2
Time left	00:00	00:00

Game - Shot by Shot

End 2 — **ITA - Italy** **0 + 1** (this end) **= 1** — **GER - Germany** **2 + 0** (this end) **= 2**

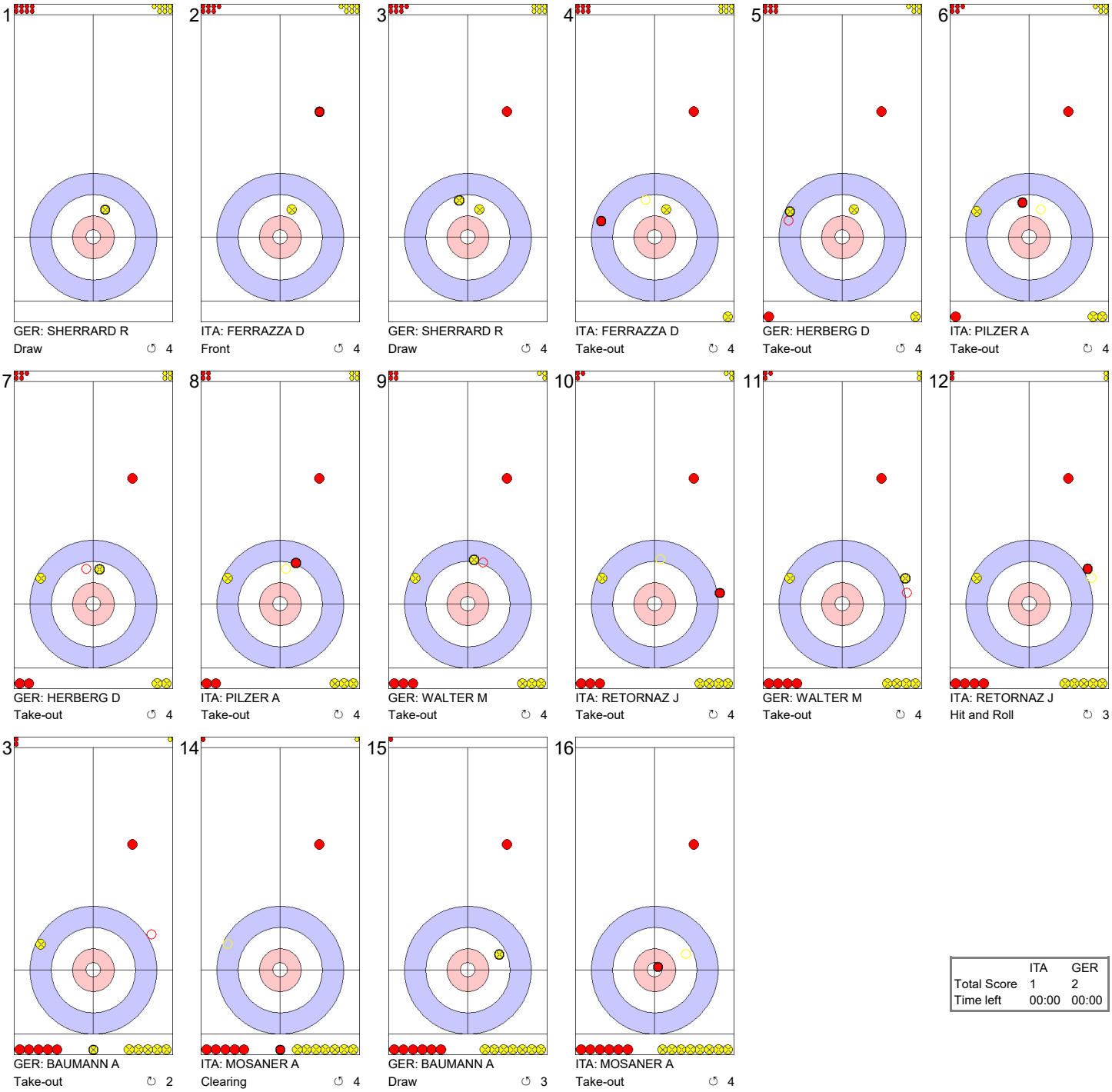

	ITA	GER
Total Score	1	2
Time left	00:00	00:00

Game - Shot by Shot

End 3 | **ITA - Italy** **1 + 0** (this end) **= 1** | **GER - Germany** **2 + 0** (this end) **= 2**

1
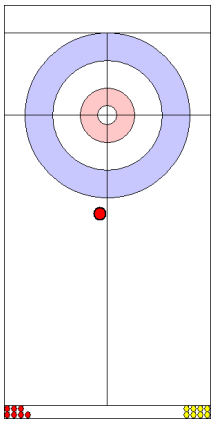
ITA: FERRAZZA D
Front ↺ 4

2
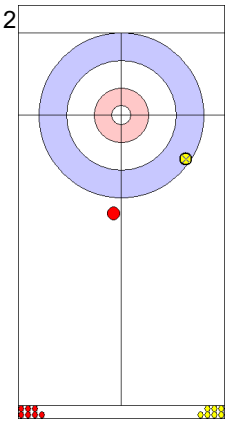
GER: SHERRARD R
Draw ↻ 4

3
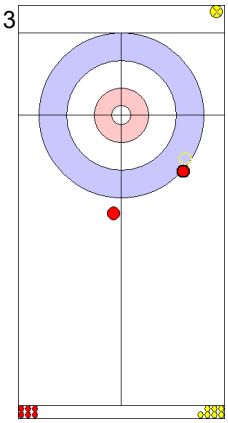
ITA: FERRAZZA D
Take-out ↻ 4

4
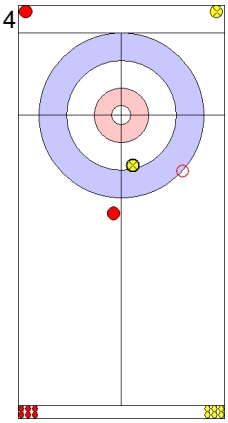
GER: SHERRARD R
Hit and Roll ↺ 3

5
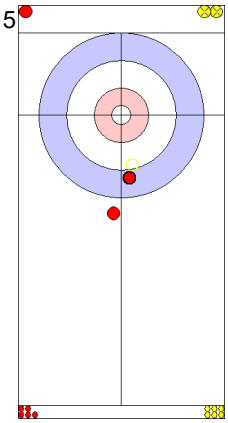
ITA: PILZER A
Take-out ↺ 4

6
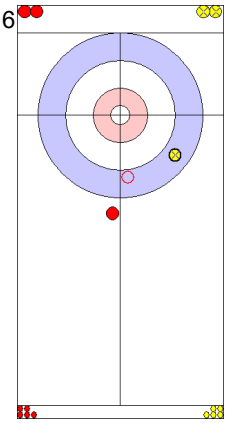
GER: HERBERG D
Take-out ↺ 4

7
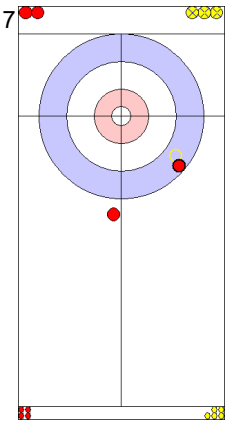
ITA: PILZER A
Take-out ↺ 4

8
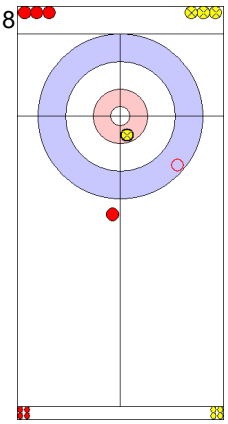
GER: HERBERG D
Hit and Roll ↺ 3

9
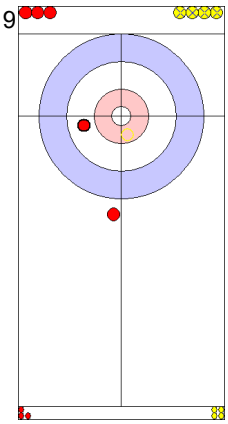
ITA: RETORNAZ J
Hit and Roll ↻ 3

10
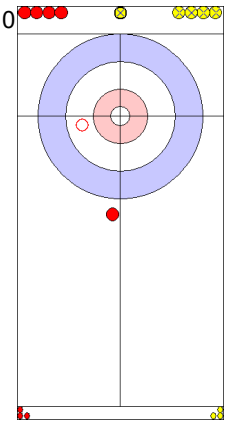
GER: WALTER M
Hit and Roll ↻ 2

11
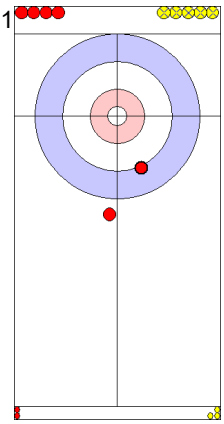
ITA: RETORNAZ J
Draw ↺ 3

12
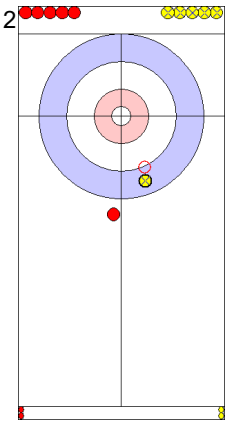
GER: WALTER M
Take-out ↺ 4

13
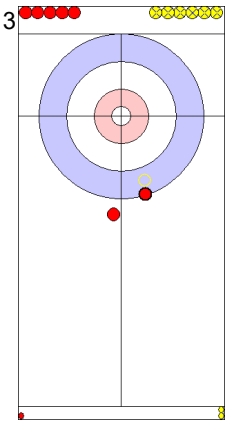
ITA: MOSANER A
Take-out ↺ 4

14
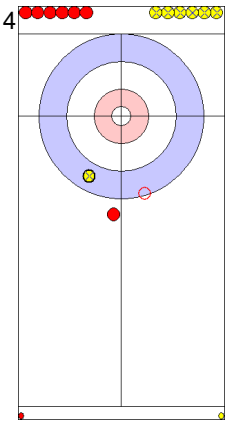
GER: BAUMANN A
Hit and Roll ↺ 3

15
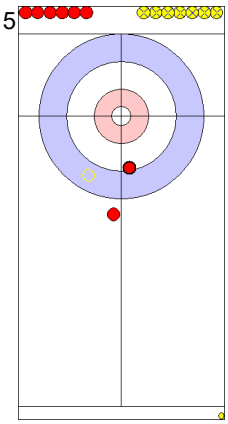
ITA: MOSANER A
Hit and Roll ↻ 3

16
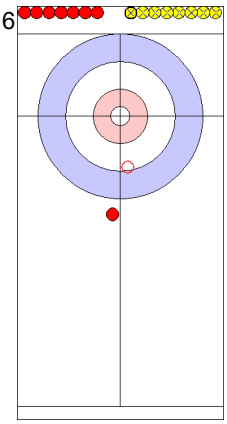
GER: BAUMANN A
Clearing ↺ 4

	ITA	GER
Total Score	1	2
Time left	00:00	00:00

Game - Shot by Shot

End 4 — **ITA - Italy** **1 + 1** (this end) **= 2** — **GER - Germany** **2 + 0** (this end) **= 2**

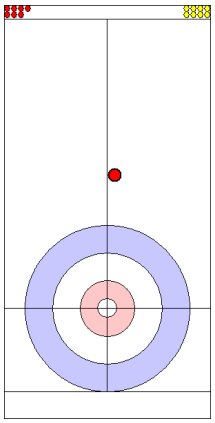
1
ITA: FERRAZZA D
Front ↻ 4

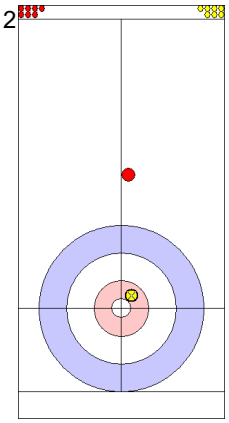
2
GER: SHERRARD R
Draw ↻ 4

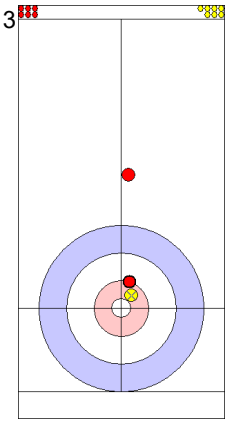
3
ITA: FERRAZZA D
Draw ↻ 4

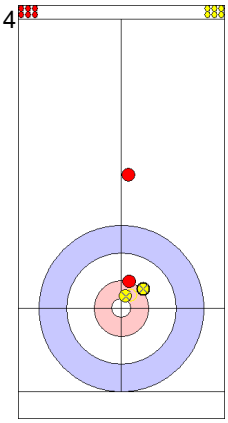
4
GER: SHERRARD R
Draw ↻ 4

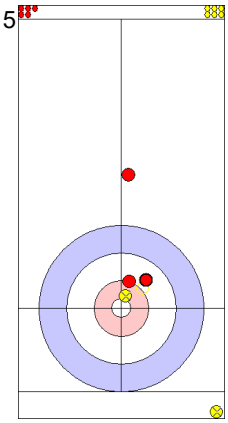
5
ITA: PILZER A
Double Take-out ↻ 2

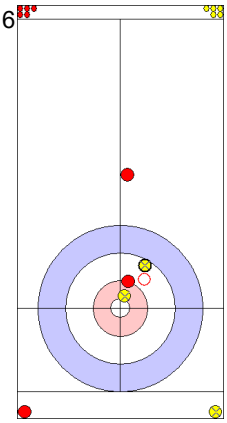
6
GER: HERBERG D
Take-out ↻ 4

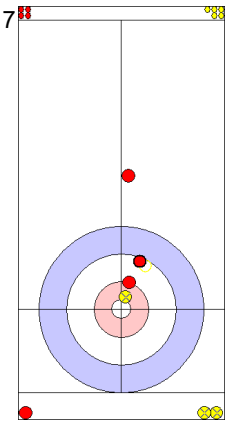
7
ITA: PILZER A
Take-out ↻ 4

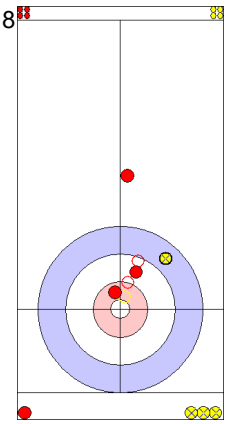
8
GER: HERBERG D
Take-out ↻ 0

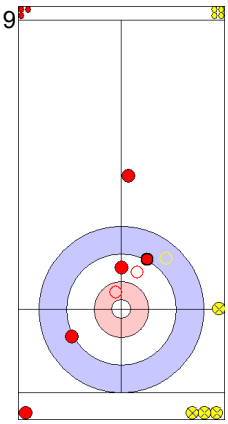
9
ITA: RETORNAZ J
Take-out ↻ 4

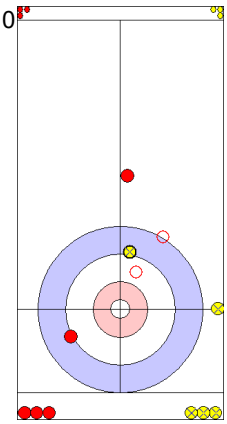
10
GER: WALTER M
Double Take-out ↻ 4

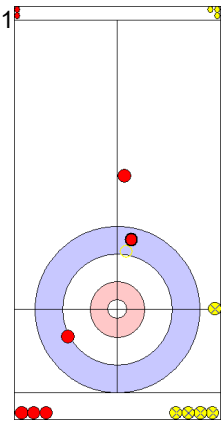
11
ITA: RETORNAZ J
Take-out ↻ 4

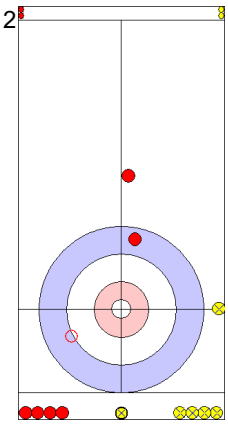
12
GER: WALTER M
Take-out ↻ 2

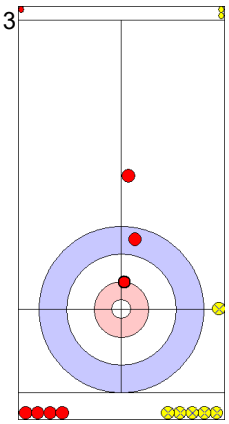
13
ITA: MOSANER A
Draw ↻ 3

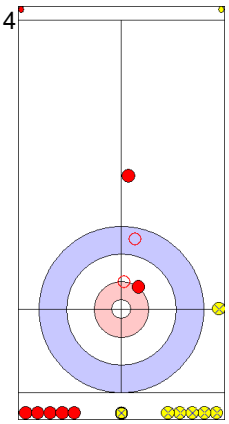
14
GER: BAUMANN A
Double Take-out ↻ 2

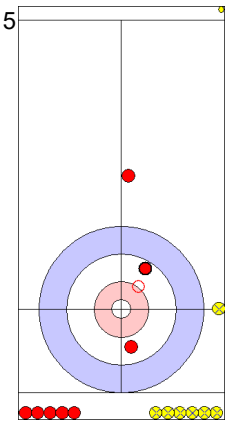
15
ITA: MOSANER A
Raise ↻ 4
Split

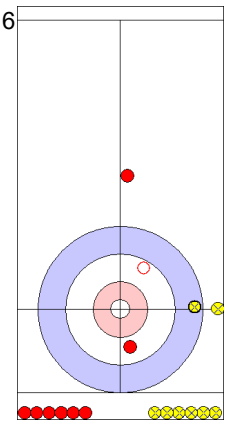
16
GER: BAUMANN A
Double Take-out ↻ 1

	ITA	GER
Total Score	2	2
Time left	00:00	00:00

Game - Shot by Shot

End 5 | **ITA - Italy** **2 + 0** (this end) **= 2** | **GER - Germany** **2 + 0** (this end) **= 2**

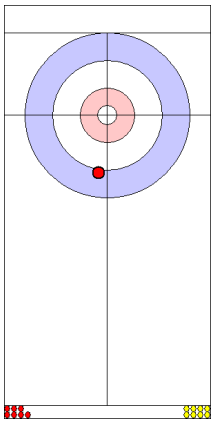
1
ITA: FERRAZZA D
Front ↺ 0

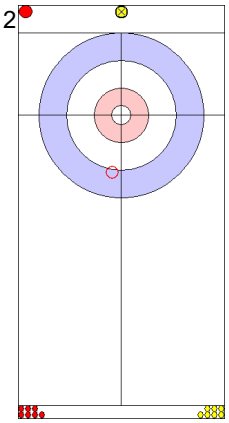
2
GER: SHERRARD R
Take-out ↻ 2

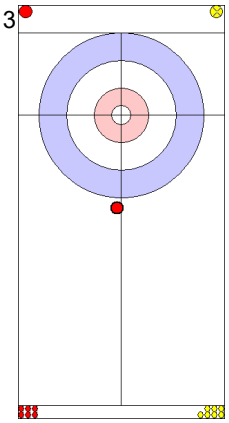
3
ITA: FERRAZZA D
Front ↺ 4

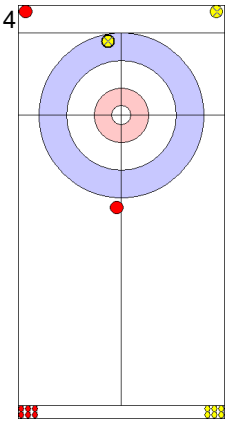
4
GER: SHERRARD R
Draw ↺ 2

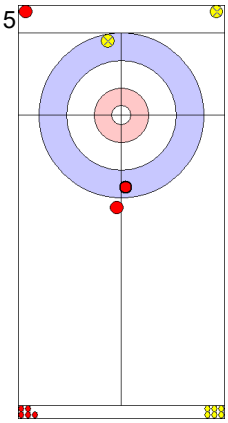
5
ITA: PILZER A
Draw ↺ 3

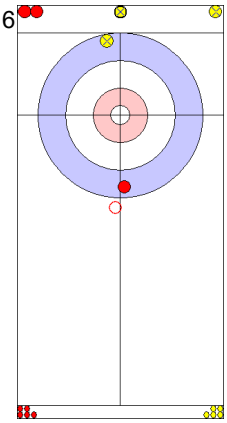
6
GER: HERBERG D
Take-out ↺ 0

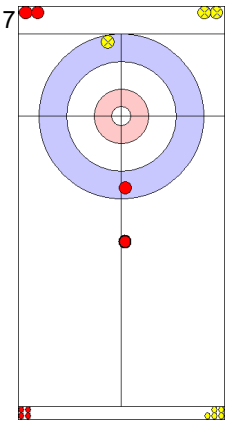
7
ITA: PILZER A
Guard ↺ 4

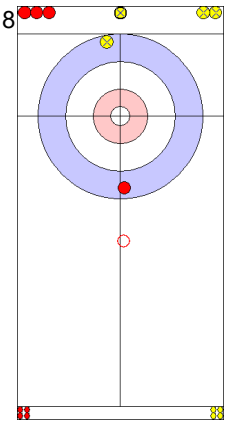
8
GER: HERBERG D
Clearing ↺ 4

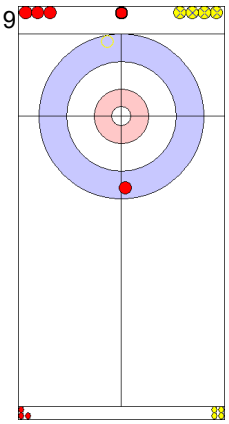
9
ITA: RETORNAZ J
Take-out ↻ 2

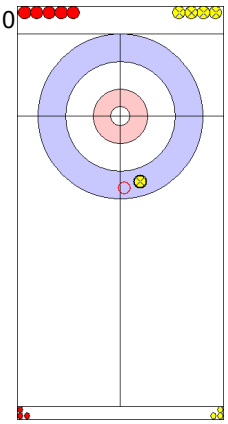
10
GER: WALTER M
Take-out ↺ 4

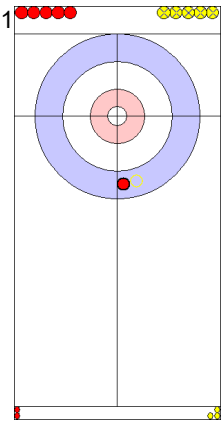
11
ITA: RETORNAZ J
Take-out ↻ 4

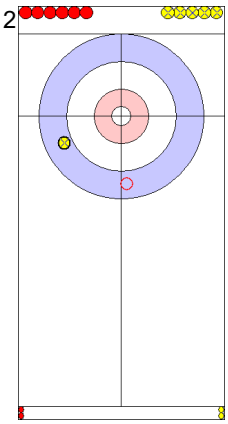
12
GER: WALTER M
Take-out ↺ 4

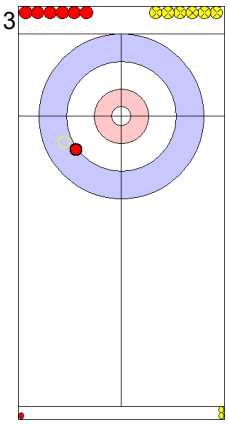
13
ITA: MOSANER A
Take-out ↻ 4

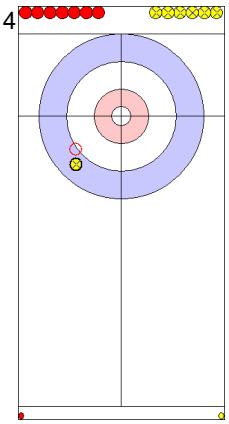
14
GER: BAUMANN A
Take-out ↻ 4

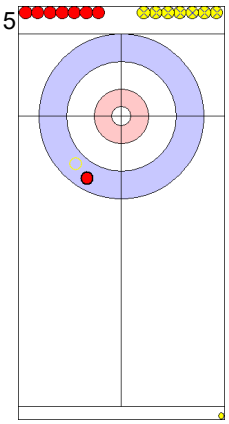
15
ITA: MOSANER A
Take-out ↻ 4

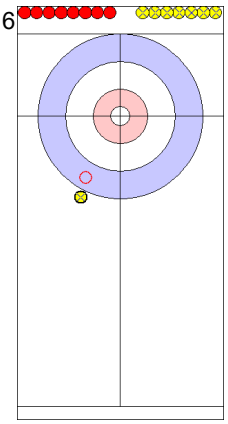
16
GER: BAUMANN A
Clearing ↺ 4

	ITA	GER
Total Score	2	2
Time left	00:00	00:00

Game - Shot by Shot

End 6 — **ITA - Italy** **2 + 2** (this end) **= 4** — **GER - Germany** **2 + 0** (this end) **= 2**

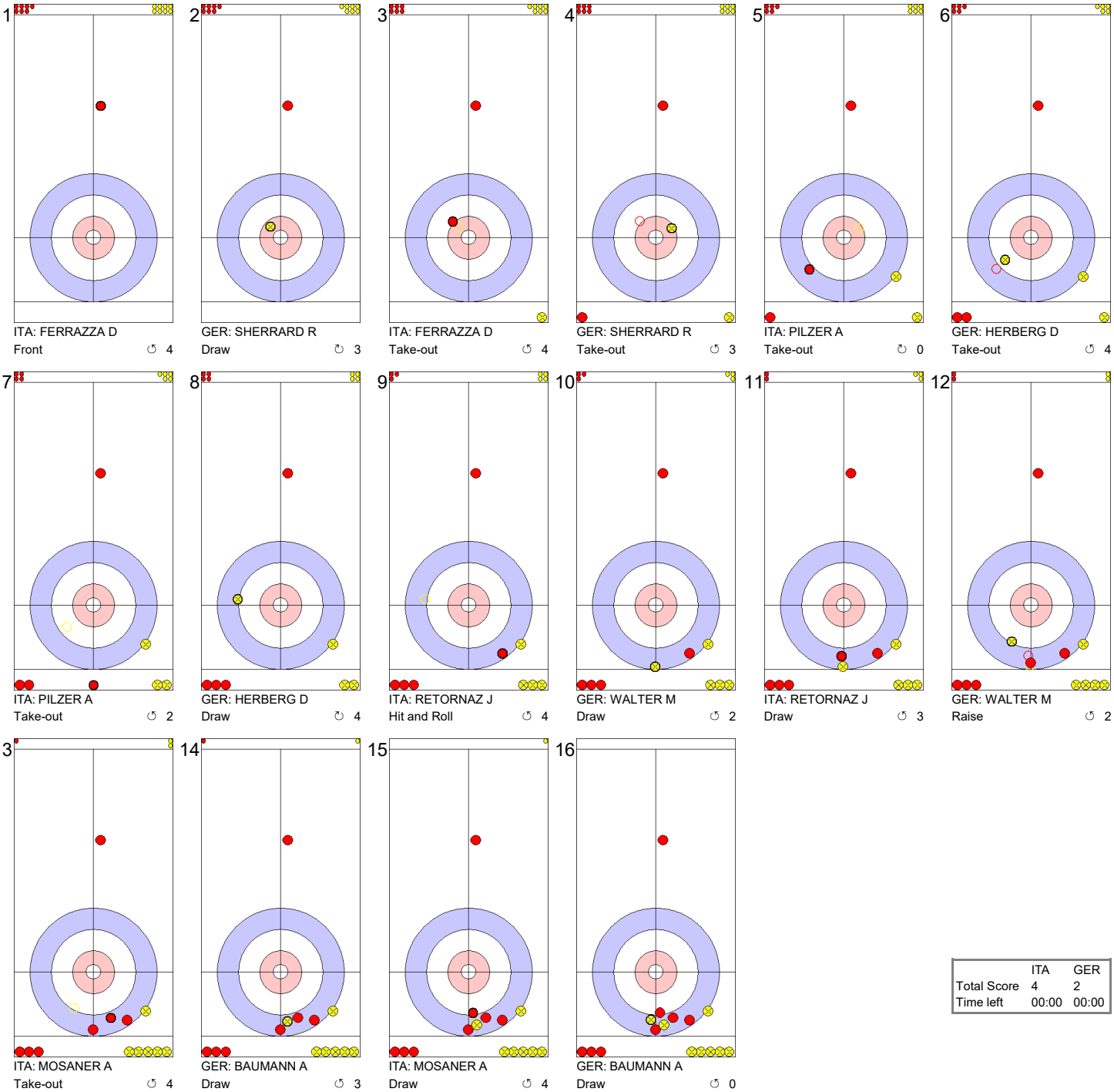

	ITA	GER
Total Score	4	2
Time left	00:00	00:00

Game - Shot by Shot

End 7 | **ITA - Italy** **4 + 0** (this end) **= 4** | **GER - Germany** **2 + 1** (this end) **= 3**



	ITA	GER
Total Score	4	3
Time left	00:00	00:00

Game - Shot by Shot

End 8 | **ITA - Italy** **4 + 2** (this end) **= 6** | **GER - Germany** **3 + 0** (this end) **= 3**

1

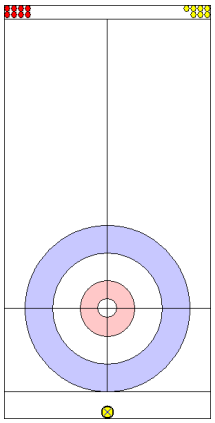

GER: SHERRARD R
Front ↺ 0

2

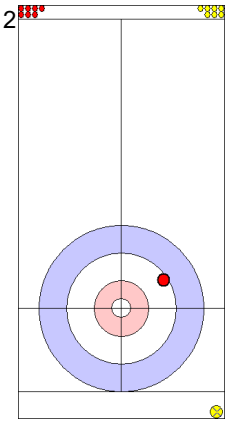

ITA: FERRAZZA D
Draw ↺ 4

3

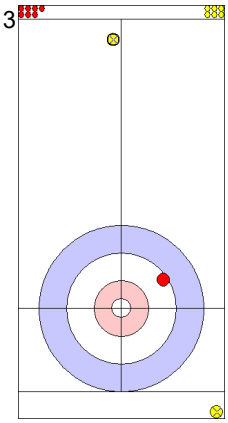

GER: SHERRARD R
Front ↺ 2

4

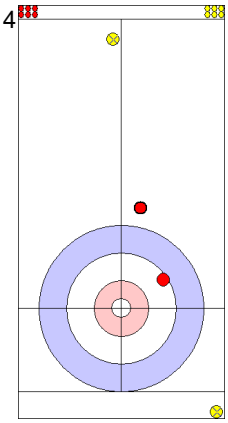

ITA: FERRAZZA D
Draw ↺ 0

5

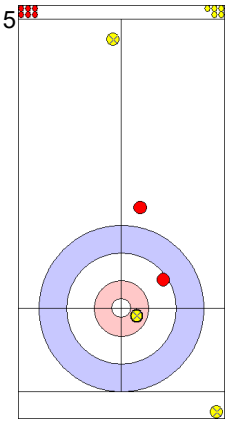

GER: HERBERG D
Draw ↺ 3

6

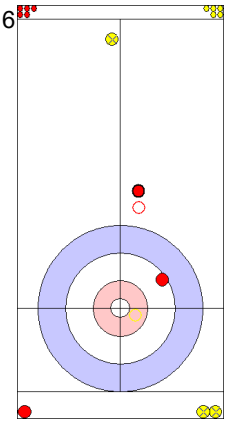

ITA: PILZER A
Promotion Take-out ↻ 2

7

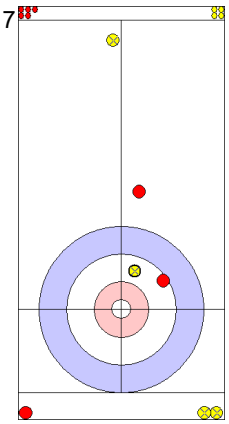

GER: HERBERG D
Draw ↺ 4

8

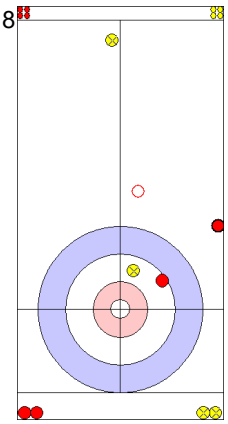

ITA: PILZER A
Promotion Take-out ↻ 0

9

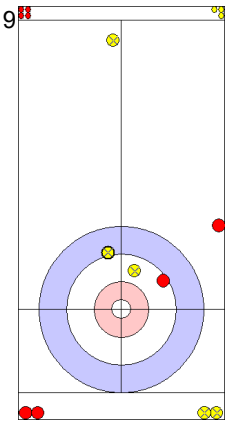

GER: WALTER M
Draw ↺ 4

10

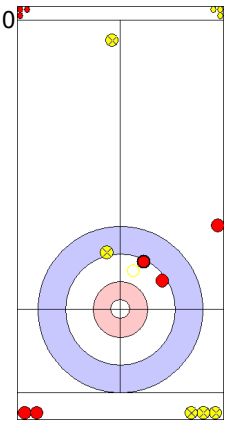

ITA: RETORNAZ J
Take-out ↺ 4

11

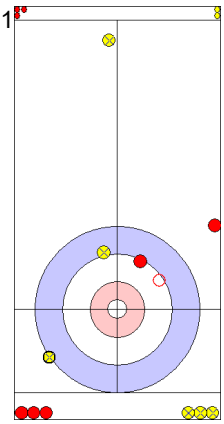

GER: WALTER M
Hit and Roll ↻ 3

12

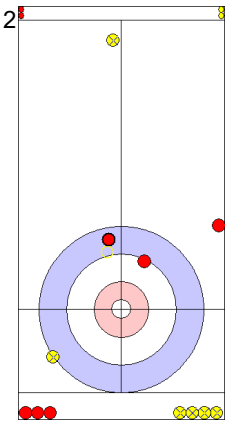

ITA: RETORNAZ J
Take-out ↺ 4

13

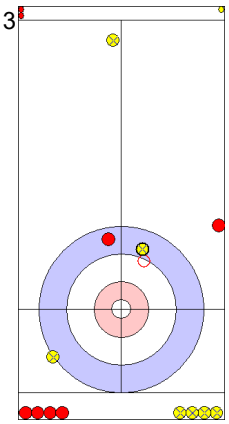

GER: BAUMANN A
Hit and Roll ↻ 3

14

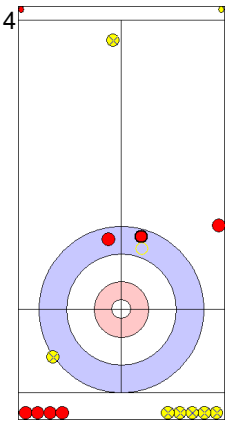

ITA: MOSANER A
Take-out ↺ 4

15

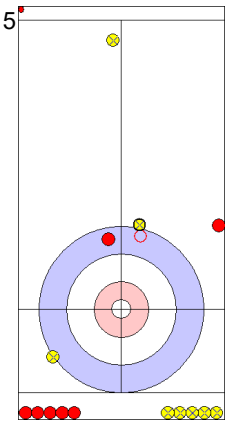

GER: BAUMANN A
Take-out ↺ 2

16

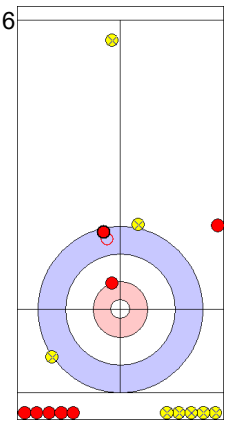

ITA: MOSANER A
Draw ↺ 4

	ITA	GER
Total Score	6	3
Time left	00:00	00:00

Game - Shot by Shot

End 9 | **ITA - Italy** **6 + 0** (this end) **= 6** | **GER - Germany** **3 + 2** (this end) **= 5**

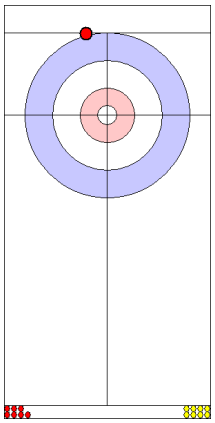
1
ITA: FERRAZZA D
Draw ↺ 2

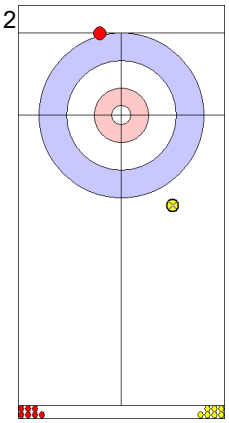
2
GER: SHERRARD R
Front ↻ 4

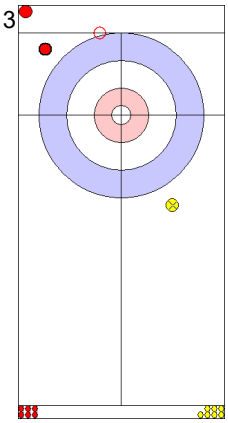
3
ITA: FERRAZZA D
Clearing ↻ 4

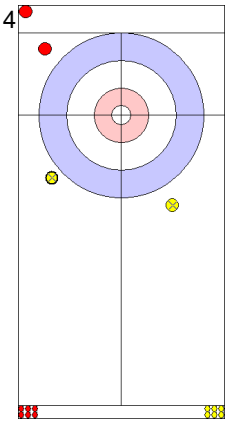
4
GER: SHERRARD R
Front ↻ 4

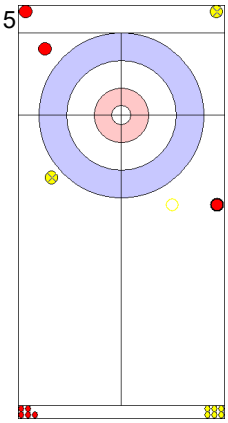
5
ITA: PILZER A
Clearing ↻ 4

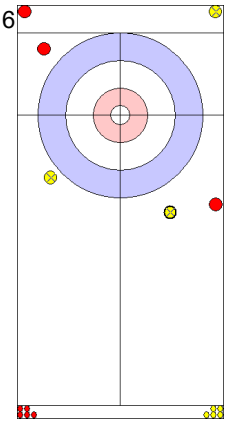
6
GER: HERBERG D
Front ↻ 4

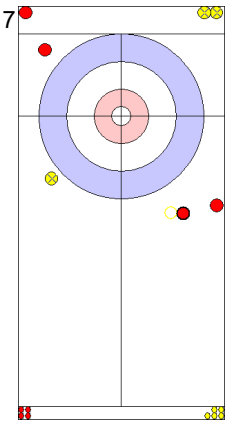
7
ITA: PILZER A
Clearing ↺ 0

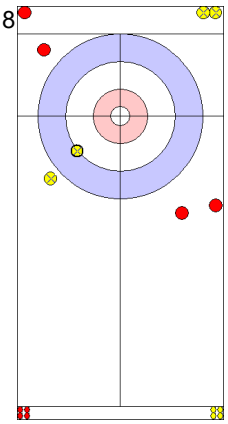
8
GER: HERBERG D
Draw ↺ 3

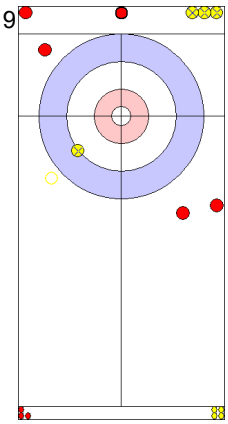
9
ITA: RETORNAZ J
Take-out ↺ 0

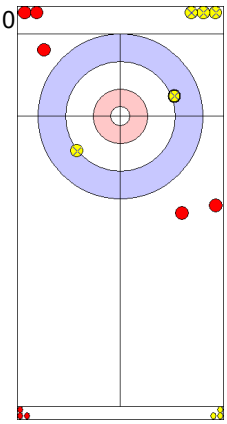
10
GER: WALTER M
Draw ↻ 3

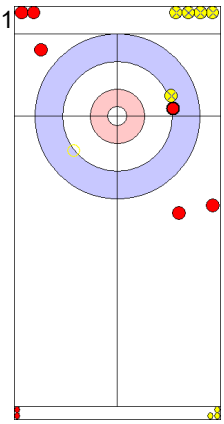
11
ITA: RETORNAZ J
Hit and Roll ↻ 4

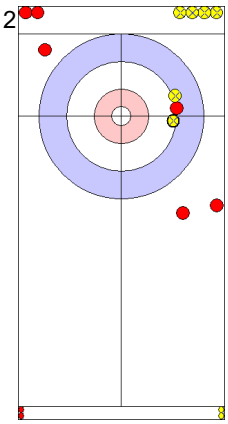
12
GER: WALTER M
Draw ↻ 4

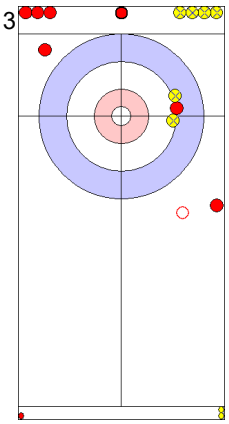
13
ITA: MOSANER A
Clearing ↻ 4

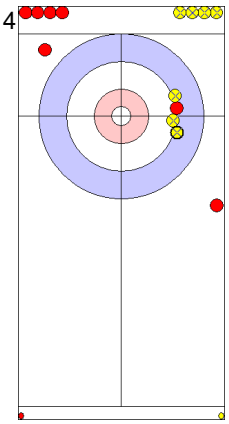
14
GER: BAUMANN A
Draw ↻ 4

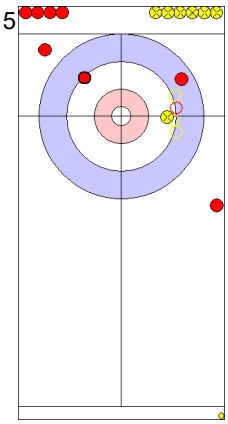
15
ITA: MOSANER A
Double Take-out ↻ 4

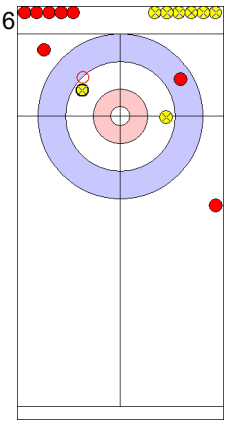
16
GER: BAUMANN A
Take-out ↻ 4

	ITA	GER
Total Score	6	5
Time left	00:00	00:00

Game - Shot by Shot

End 10 | **ITA - Italy** **6 + 1** (this end) **= 7** | **GER - Germany** **5 + 0** (this end) **= 5**

1
GER: SHERRARD R
Front ↺ 4

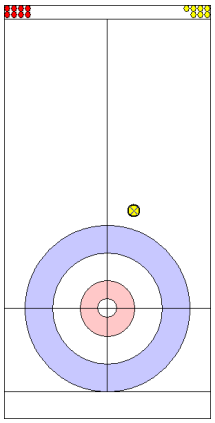

2
ITA: FERRAZZA D
Wick / Soft Peeling ↺ 0
Soft-Peeling

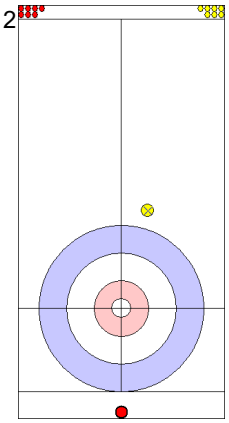

3
GER: SHERRARD R
Front ↺ 4

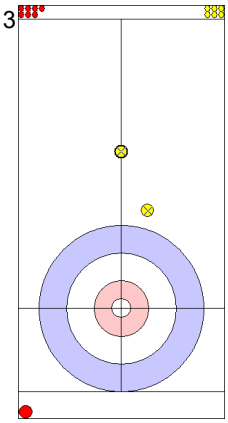

4
ITA: FERRAZZA D
Wick / Soft Peeling ↺ 0
Soft-Peeling

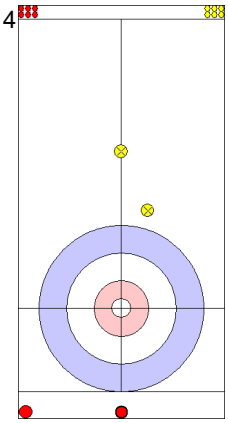

5
GER: HERBERG D
Draw ↺ 4

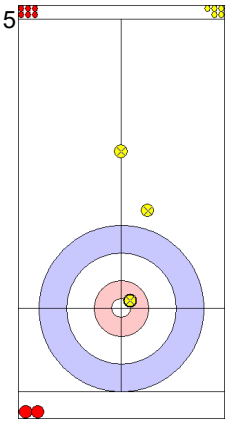

6
ITA: PILZER A
Clearing ↺ 4

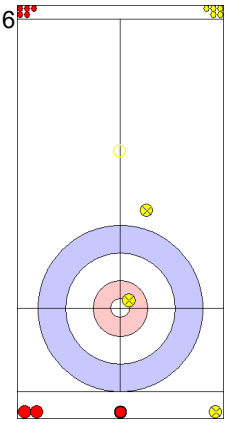

7
GER: HERBERG D
Guard ↺ 4

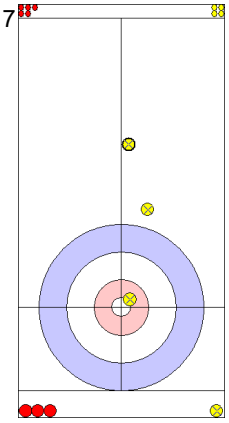

8
ITA: PILZER A
Clearing ↻ 0

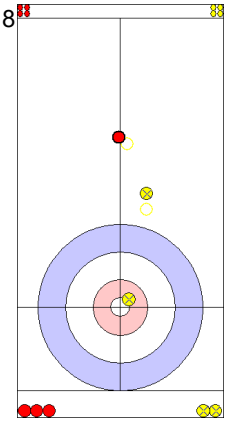

9
GER: WALTER M
Draw ↺ 4

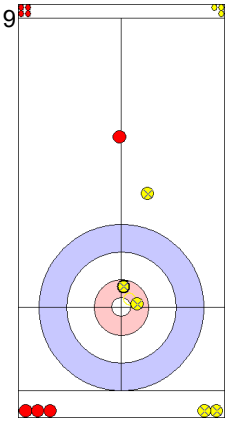

10
ITA: RETORNAZ J
Clearing ↺ 4

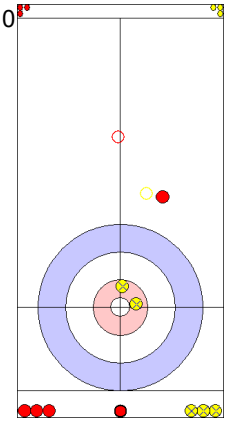

11
GER: WALTER M
Guard ↺ 4

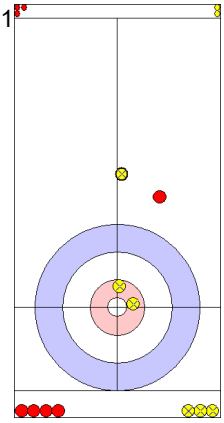

12
ITA: RETORNAZ J
Promotion Take-out ↺ 4

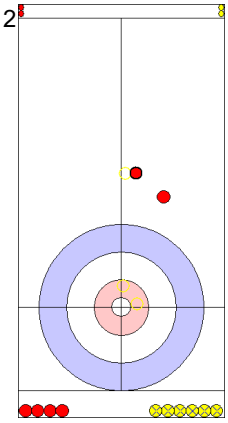

13
GER: BAUMANN A
Draw ↺ 4

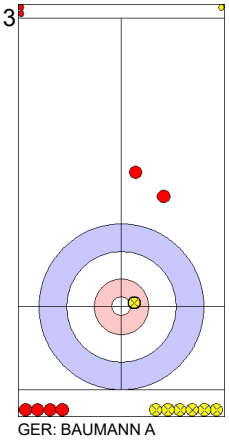

14
ITA: MOSANER A
Promotion Take-out ↻ 0

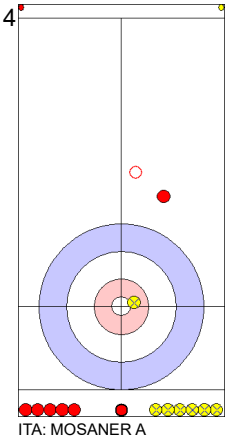

15
GER: BAUMANN A
Draw ↺ 4
Time-out

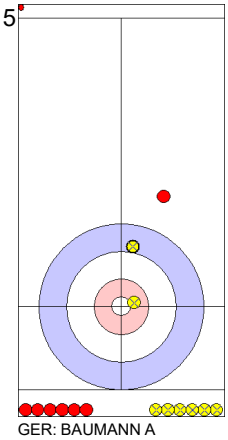

16
ITA: MOSANER A
Double Take-out ↺ 4

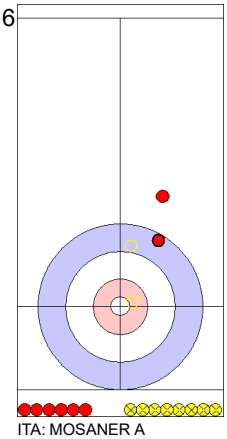

Note:
Shot Success Points:
4 = 100%
3 = 75%
2 = 50%
1 = 25%
0 = 0%
X = not considered

Rotation:
↻ Clockwise
↺ Counter-clockwise

	ITA	GER
Total Score	7	5
Time left	01:12	06:52

Game Results

Sheet	Game	Team	LSFE	1	2	3	4	5	6	7	8	9	10	Extra Ends				Total
C	1	CHN - China		0	1	0	1	2	0	1	0	2	0					7
	1	SWE - Sweden	*	3	0	3	0	0	2	0	1	0	1					10

CHN - China		Shot Success Game	Shot Success All
4 S	LIU Rui	78%	78%
3 V	XU Xiaoming	68%	68%
2	BA Dexin	85%	85%
1	ZANG Jialiang	89%	89%
A	ZOU Qiang	-	-
	Team Total	80%	80%

Last Stone Draw		Distance
↻	XU X	78.7cm
↺	LIU R	12.8cm
Total		**91.5cm**

Time remaining: 2 minutes 15 seconds

Time-out: end 10 - CHN stone 8

SWE - Sweden		Shot Success Game	Shot Success All
4 S	EDIN Niklas	80%	80%
3 V	ERIKSSON Oskar	80%	80%
2	WRANAA Rasmus	81%	81%
1	SUNDGREN Christoffer	61%	61%
A	LEEK Henrik	-	-
	Team Total	76%	76%

Last Stone Draw		Distance
↻	ERIKSSON O	24.8cm
↺	EDIN N	13.7cm
Total		**38.5cm**

Time remaining: 1 minute 42 seconds

Time-out: end 10 - SWE stone 7

Shot Success Analysis

CHN - China		↻		↺		Game	
4 LIU Rui	Draws	8	100%	5	75%	13	90%
	Take-outs	3	58%	4	50%	7	54%
	Total	11	89%	9	64%	20	78%
3 XU Xiaoming	Draws	8	63%	7	79%	15	70%
	Take-outs	2	63%	2	63%	4	63%
	Total	10	63%	9	75%	19	68%
2 BA Dexin	Draws	9	94%	10	80%	19	87%
	Take-outs	0	-	1	50%	1	50%
	Total	9	94%	11	77%	20	85%
1 ZANG Jialiang	Draws	13	94%	7	79%	20	89%
	Take-outs	0	-	0	-	0	-
	Total	13	94%	7	79%	20	89%
A ZOU Qiang	Draws	0	-	0	-	0	-
	Take-outs	0	-	0	-	0	-
	Total	0	-	0	-	0	-
Team	Draws	38	89%	29	78%	67	84%
	Take-outs	5	60%	7	54%	12	56%
	Total	43	85%	36	74%	79	80%

SWE - Sweden		↻		↺		Game	
4 EDIN Niklas	Draws	4	63%	0	-	4	63%
	Take-outs	5	90%	11	82%	16	84%
	Total	9	78%	11	82%	20	80%
3 ERIKSSON Oskar	Draws	0	-	2	75%	2	75%
	Take-outs	7	71%	11	86%	18	81%
	Total	7	71%	13	85%	20	80%
2 WRANAA Rasmus	Draws	0	-	2	88%	2	88%
	Take-outs	8	88%	10	75%	18	81%
	Total	8	88%	12	77%	20	81%
1 SUNDGREN Christoffer	Draws	2	75%	15	67%	17	68%
	Take-outs	0	-	2	0%	2	0%
	Total	2	75%	17	59%	19	61%
A LEEK Henrik	Draws	0	-	0	-	0	-
	Take-outs	0	-	0	-	0	-
	Total	0	-	0	-	0	-
Team	Draws	6	67%	19	70%	25	69%
	Take-outs	20	83%	34	76%	54	79%
	Total	26	79%	53	74%	79	76%

Note:
Team position and functions are attached to each team member's name as follows:
4 = Fourth, **3** = Third, **2** = Second, **1** = Lead, **A** = Alternate, **S** = Skip, **V** = Vice-Skip

Legend:
↻ Clockwise ↺ Counter-clockwise **LSFE(*)** Last Stone First End

Game - Shot by Shot

End 1 — **CHN - China** **0 + 0** (this end) **= 0** — **SWE - Sweden** **0 + 3** (this end) **= 3**

1
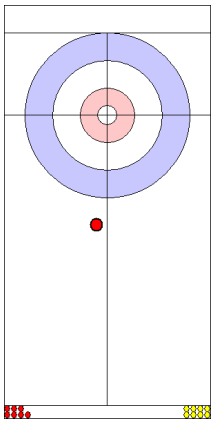
CHN: ZANG J
Front ↺ 4

2
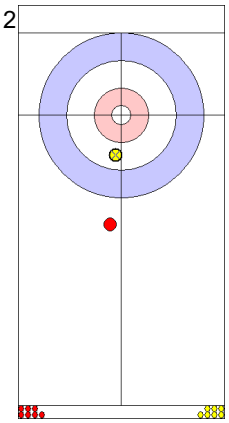
SWE: SUNDGREN C
Draw ↺ 4

3
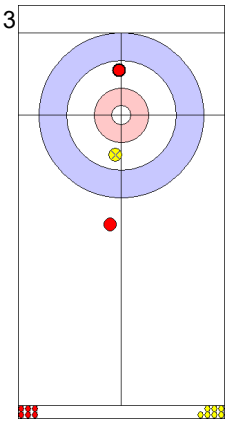
CHN: ZANG J
Draw ↺ 1

4
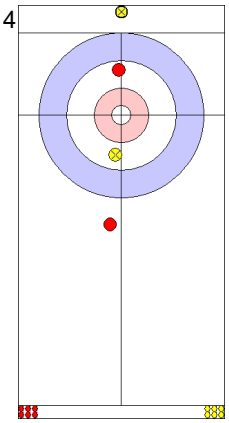
SWE: SUNDGREN C
Draw ↺ 0

5
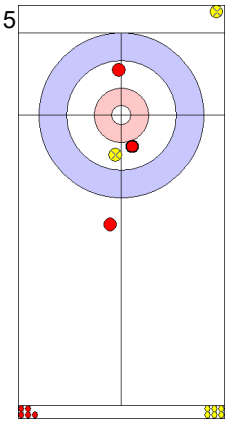
CHN: BA D
Freeze ↺ 1

6
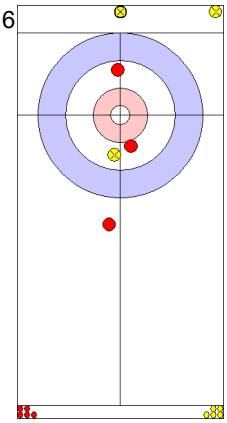
SWE: WRANAA R
Take-out ↺ 0

7
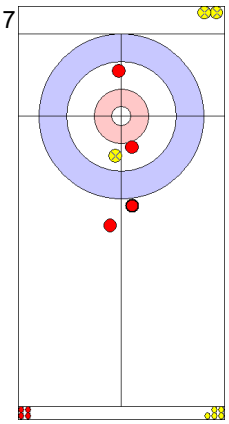
CHN: BA D
Guard ↺ 4

8
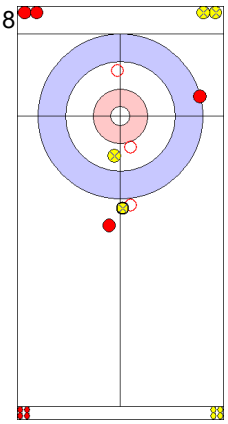
SWE: WRANAA R
Double Take-out ↺ 4

9
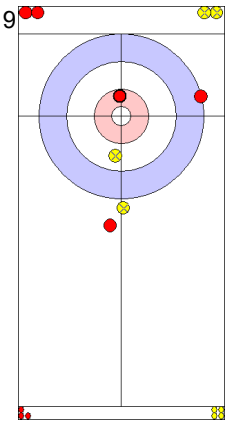
CHN: XU X
Draw ↺ 3

10
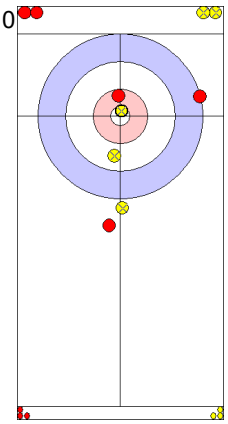
SWE: ERIKSSON O
Freeze ↺ 4

11
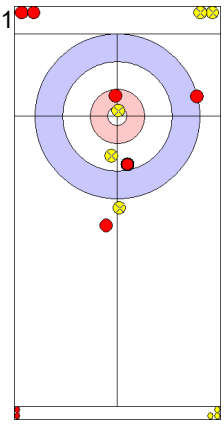
CHN: XU X
Freeze ↺ 3

12
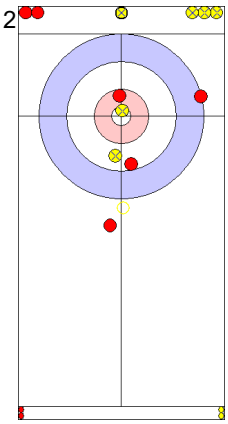
SWE: ERIKSSON O
Clearing ↺ 4

13
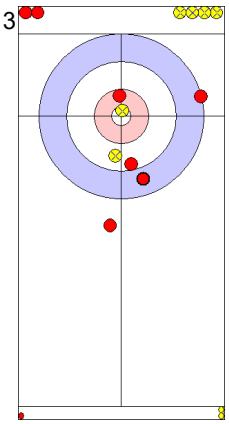
CHN: LIU R
Draw ↺ 3

14
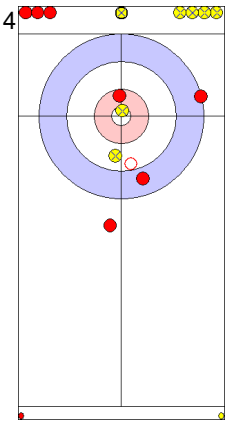
SWE: EDIN N
Take-out ↺ 2

15
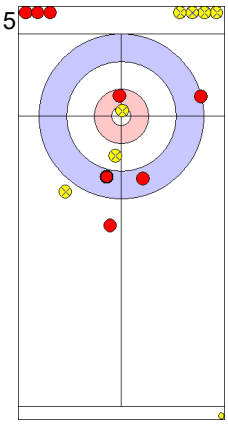
CHN: LIU R
Freeze ↺ 0

16
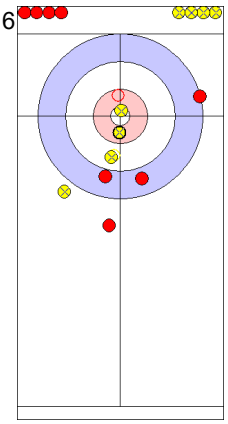
SWE: EDIN N
Promotion Take-out ↺ 4

	CHN	SWE
Total Score	0	3
Time left	00:00	00:00

Game - Shot by Shot

End 2 | **CHN - China** **0 + 1** (this end) **= 1** | **SWE - Sweden** **3 + 0** (this end) **= 3**

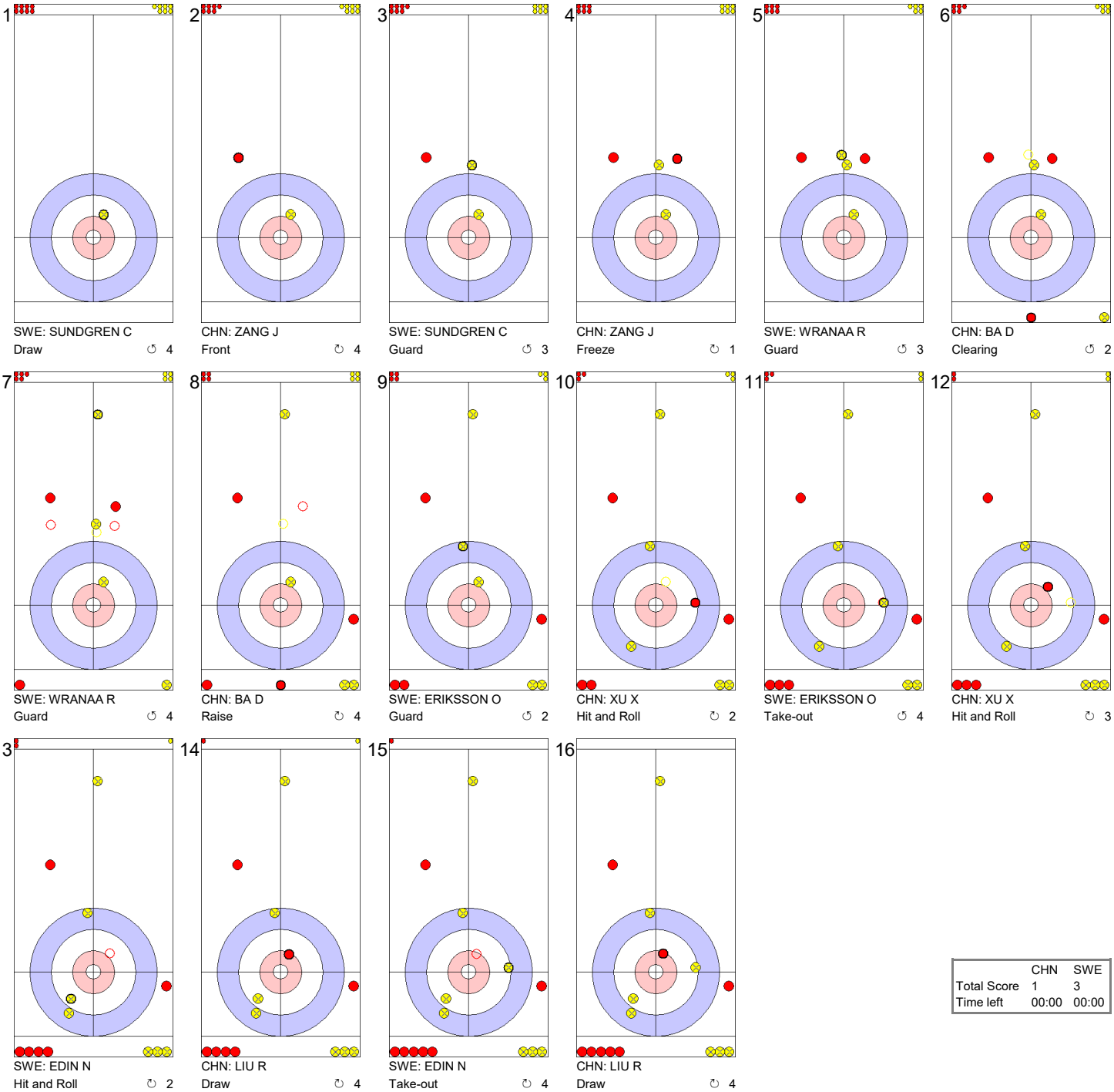

	CHN	SWE
Total Score	1	3
Time left	00:00	00:00

Game - Shot by Shot

End 3 | **CHN - China** **1 + 0** (this end) **= 1** | **SWE - Sweden** **3 + 3** (this end) **= 6**

1
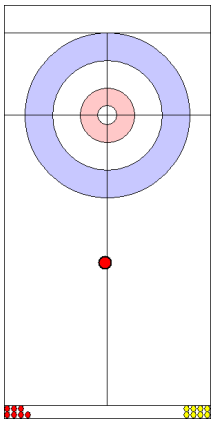
CHN: ZANG J
Front ↺ 4

2
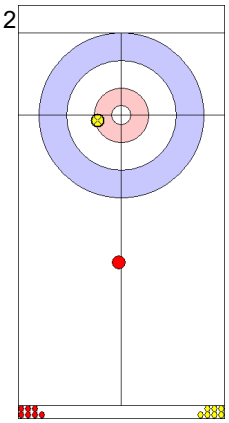
SWE: SUNDGREN C
Draw ↺ 2

3
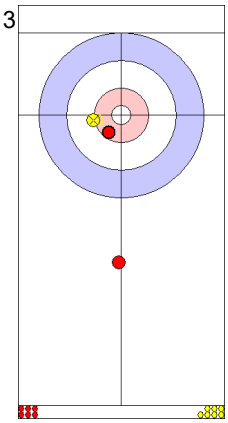
CHN: ZANG J
Draw ↺ 4

4
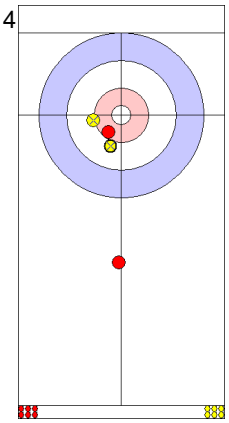
SWE: SUNDGREN C
Draw ↺ 4

5
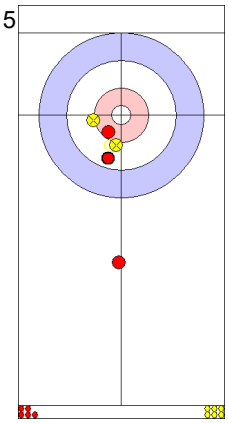
CHN: BA D
Draw ↺ 4

6
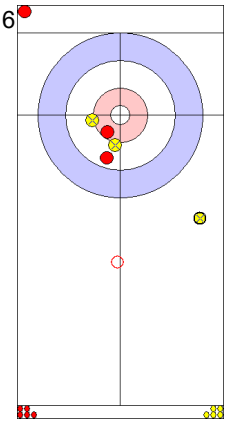
SWE: WRANAA R
Promotion Take-out ↺ 2

7
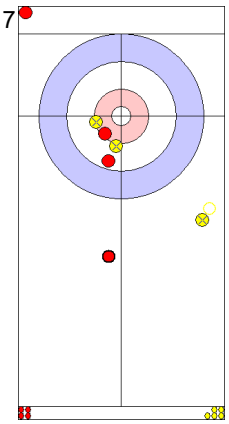
CHN: BA D
Guard ↺ 4

8
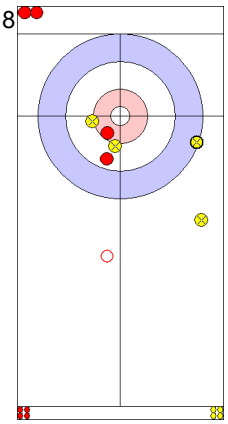
SWE: WRANAA R
Hit and Roll ↺ 1

9
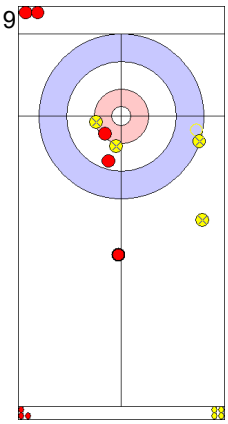
CHN: XU X
Guard ↺ 4

10
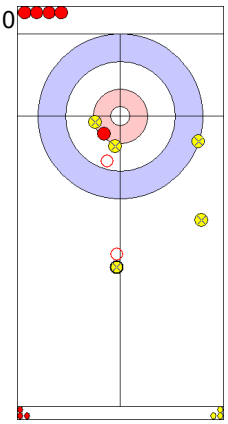
SWE: ERIKSSON O
Promotion Take-out ↺ 2

11
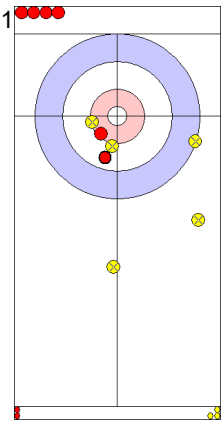
CHN: XU X
Draw ↺ 4

12
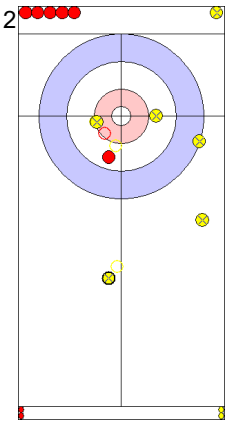
SWE: ERIKSSON O
Promotion Take-out ↺ 4

13
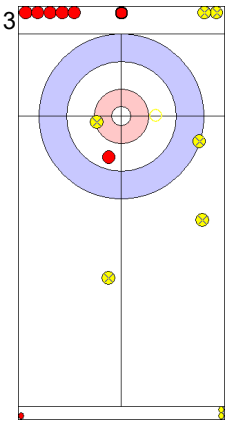
CHN: LIU R
Hit and Roll ↺ 2

14
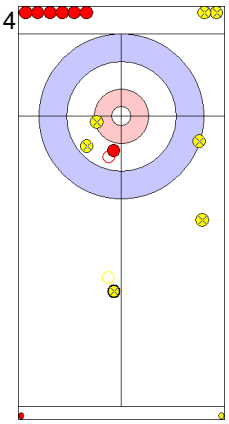
SWE: EDIN N
Raise ↻ 2

15
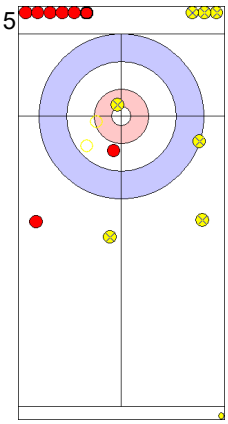
CHN: LIU R
Double Take-out ↻ 2

16
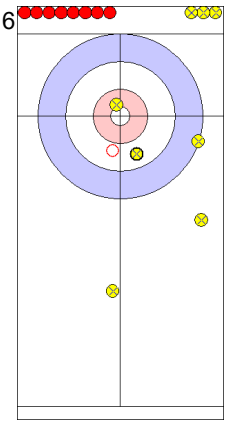
SWE: EDIN N
Take-out ↺ 4

	CHN	SWE
Total Score	1	6
Time left	00:00	00:00

Game - Shot by Shot

End 4 | **CHN - China** **1 + 1** (this end) **= 2** | **SWE - Sweden** **6 + 0** (this end) **= 6**



	CHN	SWE
Total Score	2	6
Time left	00:00	00:00

Game - Shot by Shot

End 5 | **CHN - China** **2 + 2** (this end) **= 4** | **SWE - Sweden** **6 + 0** (this end) **= 6**

1
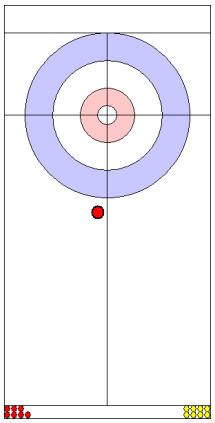
CHN: ZANG J
Front ↺ 4

2
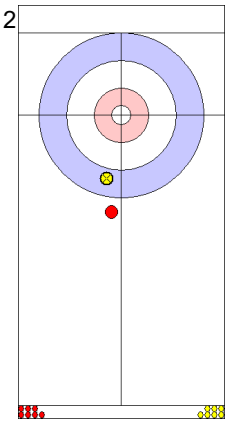
SWE: SUNDGREN C
Draw ↺ 4

3
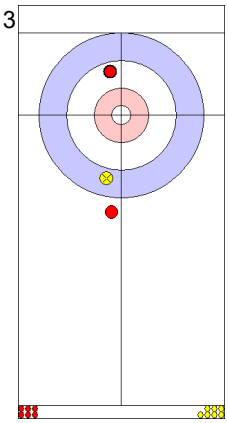
CHN: ZANG J
Draw ↺ 4

4
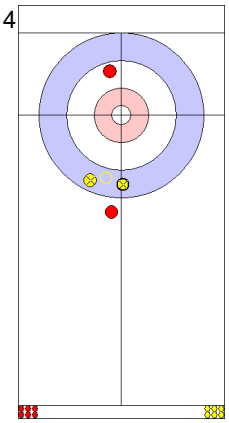
SWE: SUNDGREN C
Freeze ↺ 2

5
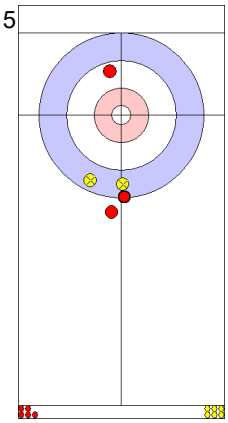
CHN: BA D
Freeze ↺ 4

6
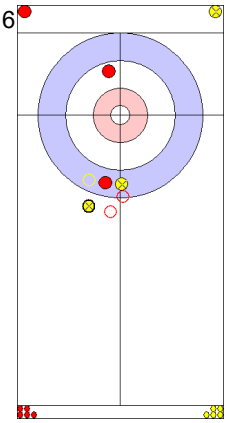
SWE: WRANAA R
Promotion Take-out ↺ 4

7
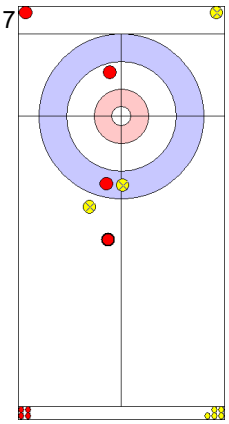
CHN: BA D
Guard ↺ 4

8
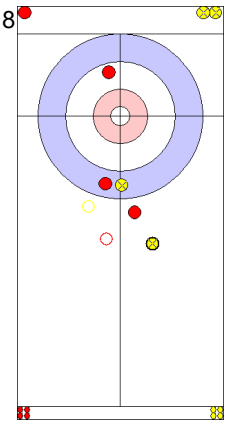
SWE: WRANAA R
Clearing ↺ 3

9
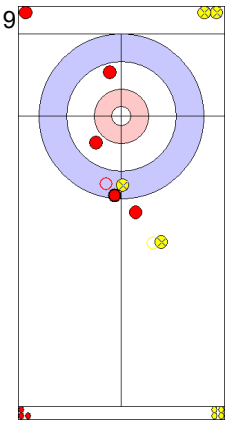
CHN: XU X
Raise ↻ 2

10
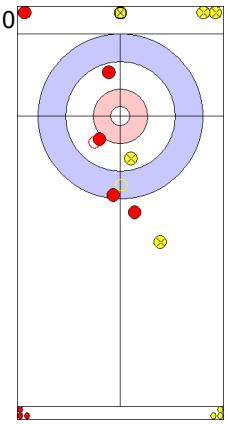
SWE: ERIKSSON O
Promotion Take-out ↻ 0

11
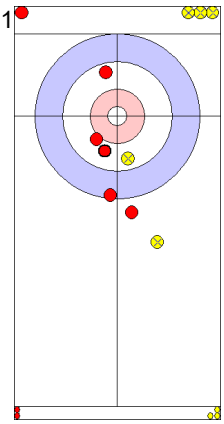
CHN: XU X
Guard ↻ 2

12
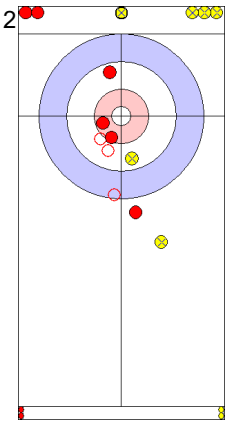
SWE: ERIKSSON O
Double Take-out ↻ 0

13
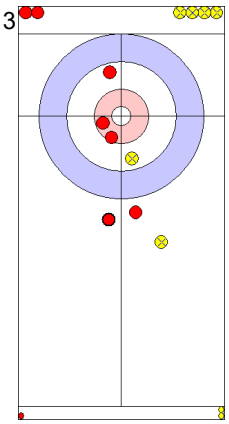
CHN: LIU R
Guard ↺ 4

14
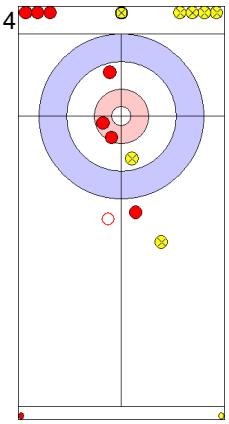
SWE: EDIN N
Clearing ↺ 4

15
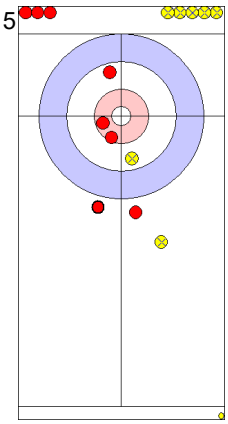
CHN: LIU R
Guard ↻ 4

16
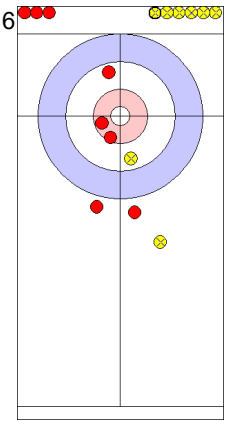
SWE: EDIN N
Draw ↻ 0

	CHN	SWE
Total Score	4	6
Time left	00:00	00:00

Game - Shot by Shot

End 6 | **CHN - China** **4 + 0** (this end) **= 4** | **SWE - Sweden** **6 + 2** (this end) **= 8**

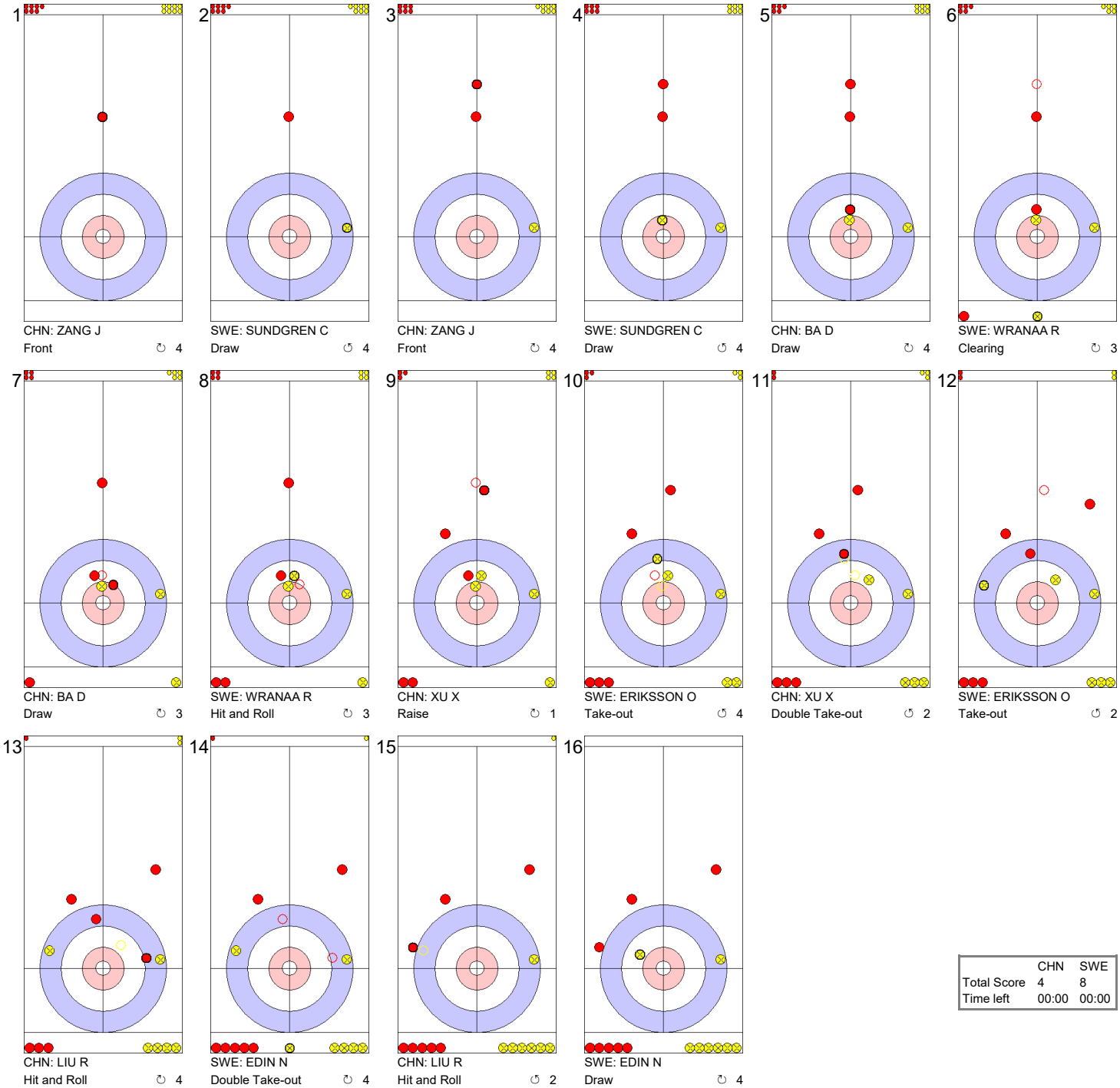

	CHN	SWE
Total Score	4	8
Time left	00:00	00:00

Game - Shot by Shot

End 7 | **CHN - China** **4 + 1** (this end) **= 5** | **SWE - Sweden** **8 + 0** (this end) **= 8**

1
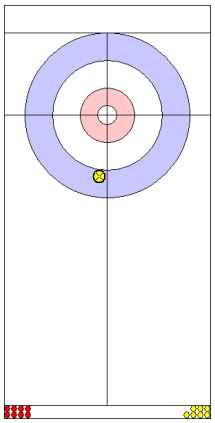
SWE: SUNDGREN C
Draw ↻ 4

2
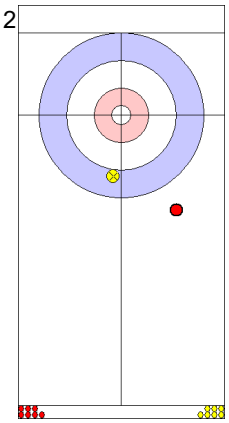
CHN: ZANG J
Front ↻ 4

3
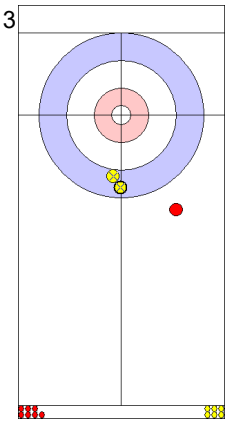
SWE: SUNDGREN C
Draw ↻ 2

4
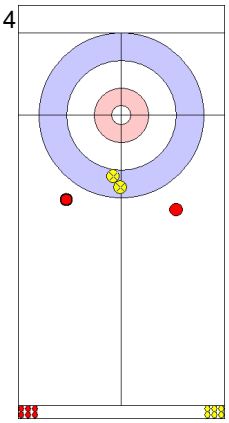
CHN: ZANG J
Front ↻ 4

5
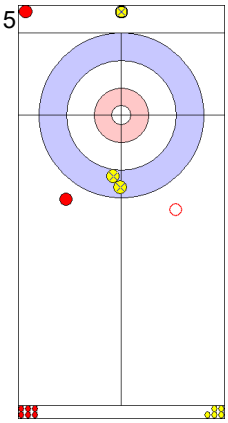
SWE: WRANAA R
Clearing ↻ 4

6
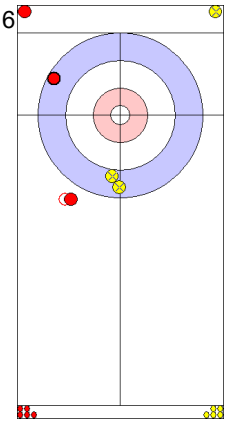
CHN: BA D
Draw ↻ 2

7
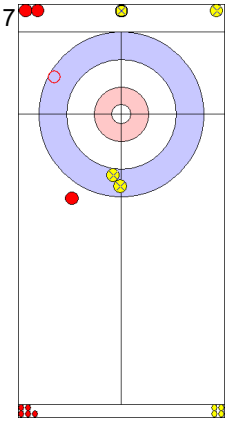
SWE: WRANAA R
Clearing ↻ 4

8
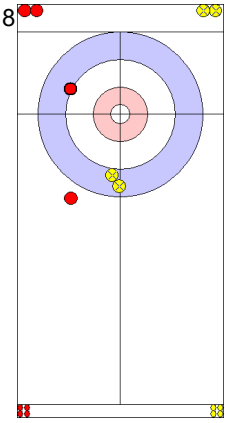
CHN: BA D
Draw ↻ 4

9
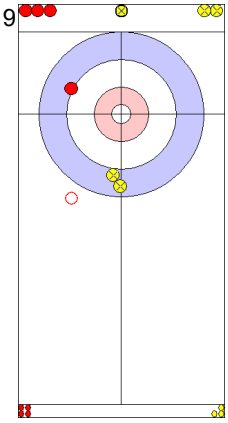
SWE: ERIKSSON O
Clearing ↻ 4

10
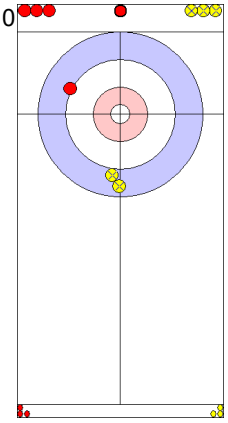
CHN: XU X
Draw ↻ X
Hogline violation

11
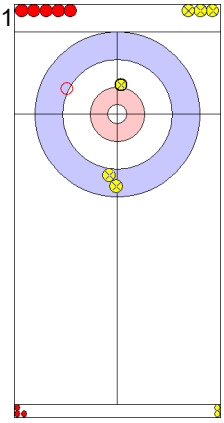
SWE: ERIKSSON O
Hit and Roll ↻ 4

12
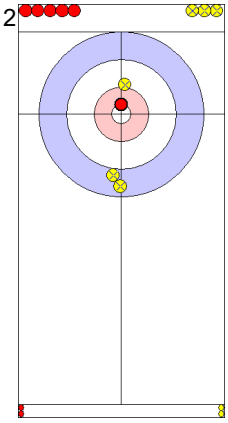
CHN: XU X
Draw ↻ 4

13
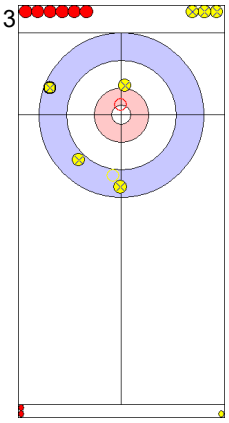
SWE: EDIN N
Promotion Take-out ↻ 4

14
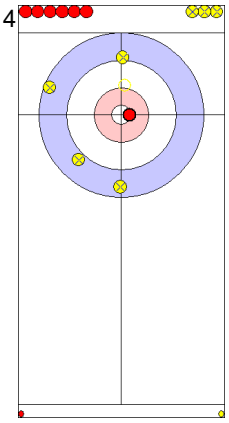
CHN: LIU R
Draw ↻ 4

15
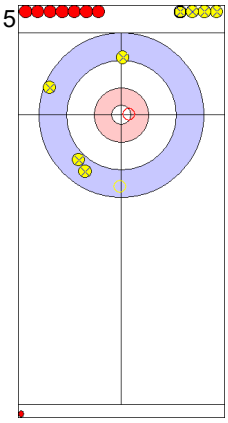
SWE: EDIN N
Promotion Take-out ↻ 4

16
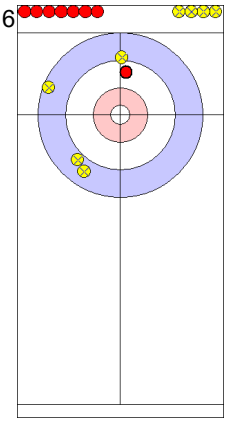
CHN: LIU R
Draw ↻ 4

	CHN	SWE
Total Score	5	8
Time left	00:00	00:00

Game - Shot by Shot

End 8 | **CHN - China** **5 + 0** (this end) **= 5** | **SWE - Sweden** **8 + 1** (this end) **= 9**

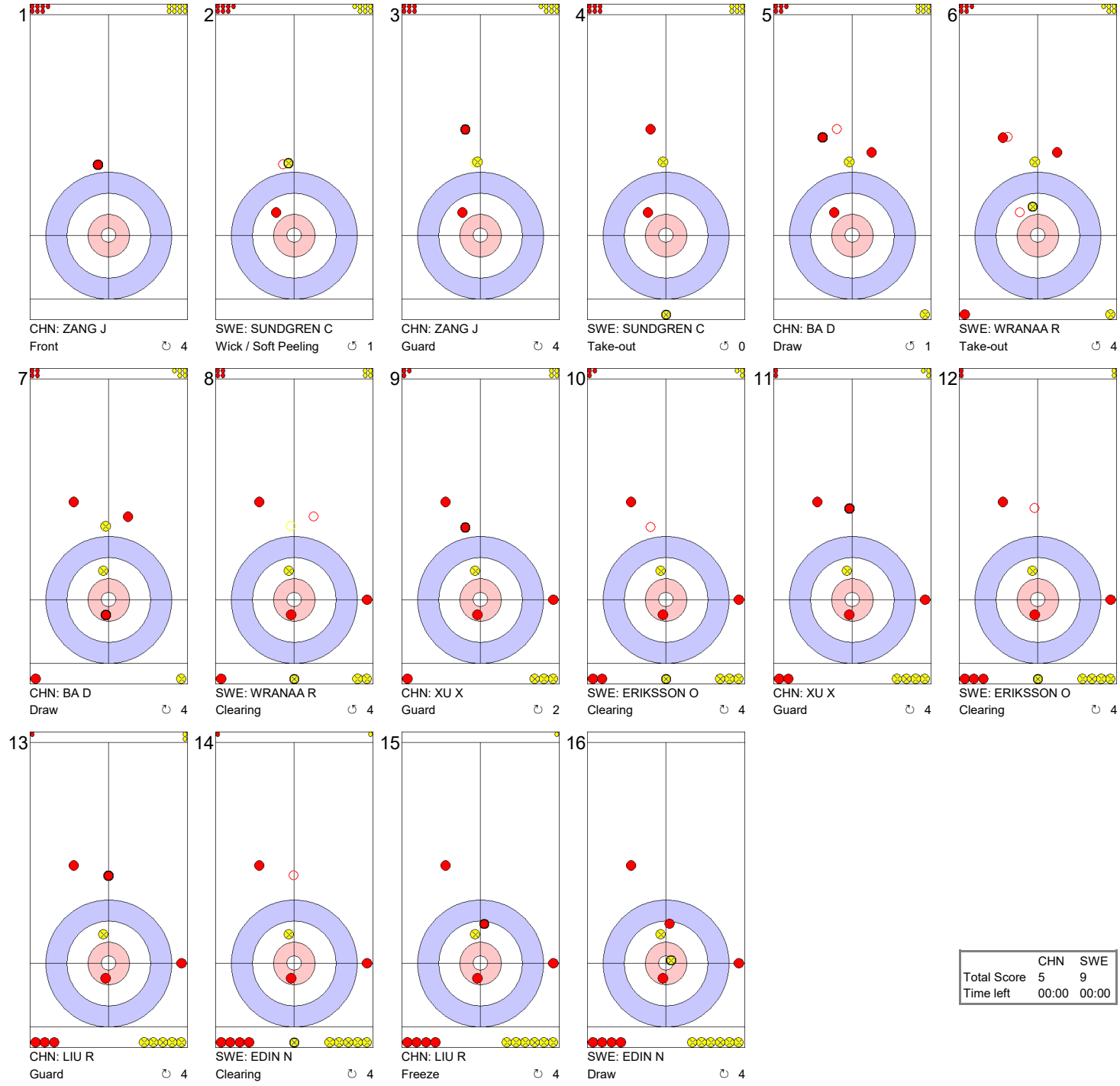

	CHN	SWE
Total Score	5	9
Time left	00:00	00:00

Game - Shot by Shot

End 9 — **CHN - China** **5 + 2** (this end) **= 7** — **SWE - Sweden** **9 + 0** (this end) **= 9**

1
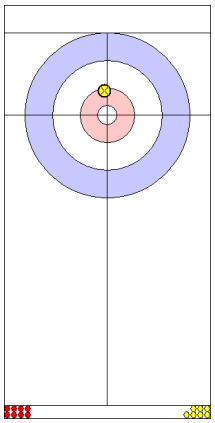
SWE: SUNDGREN C
Draw ↺ 4

2
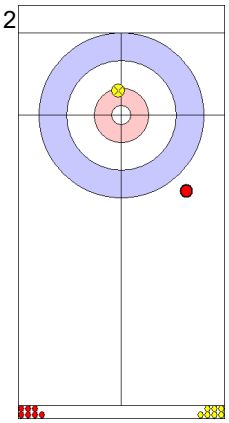
CHN: ZANG J
Front ↻ 4

3
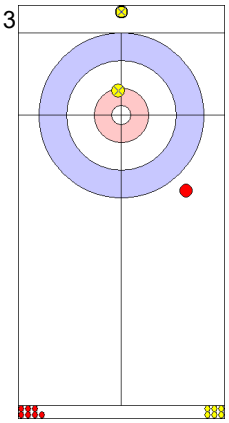
SWE: SUNDGREN C
Through ↺ X

4
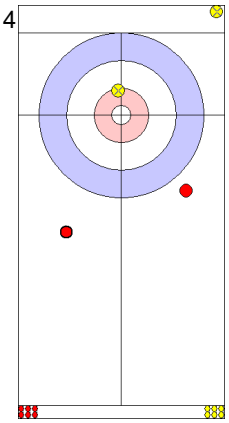
CHN: ZANG J
Front ↺ 4

5
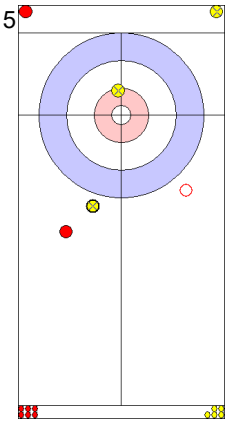
SWE: WRANAA R
Clearing ↻ 2

6
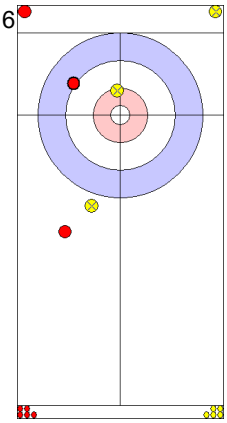
CHN: BA D
Draw ↺ 4

7
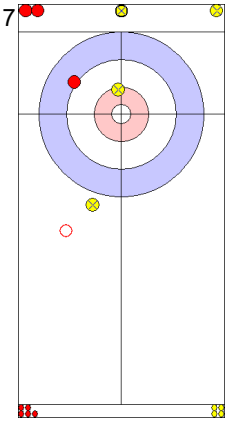
SWE: WRANAA R
Clearing ↻ 4

8
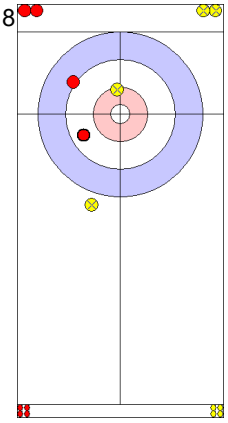
CHN: BA D
Draw ↺ 4

9
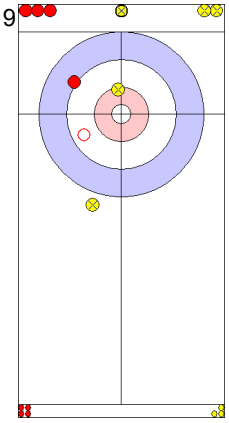
SWE: ERIKSSON O
Promotion Take-out ↻ 4

10
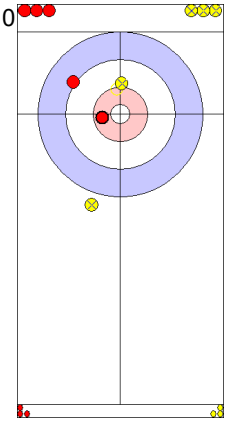
CHN: XU X
Draw ↺ 2

11
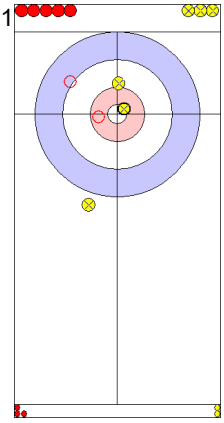
SWE: ERIKSSON O
Double Take-out ↺ 4

12
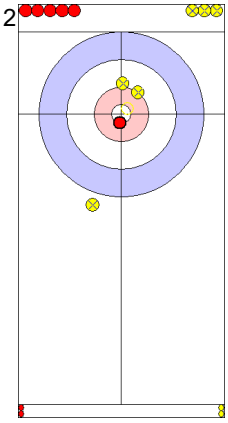
CHN: XU X
Raise ↺ 4

13
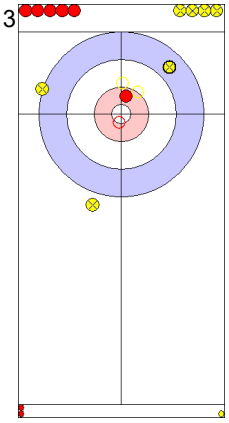
SWE: EDIN N
Take-out ↺ 0

14
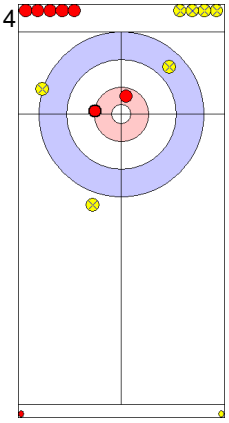
CHN: LIU R
Draw ↺ 4

15
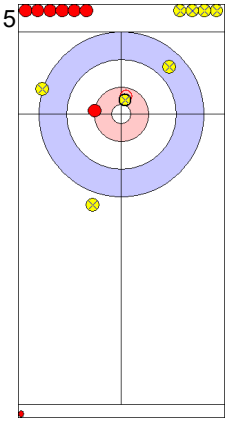
SWE: EDIN N
Take-out ↺ 4

16
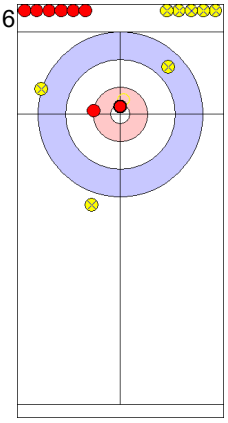
CHN: LIU R
Take-out ↺ 4

	CHN	SWE
Total Score	7	9
Time left	00:00	00:00

Game - Shot by Shot

End 10 | **CHN - China** **7 + 0** (this end) **= 7** | **SWE - Sweden** **9 + 1** (this end) **= 10**

1	2	3	4	5	6
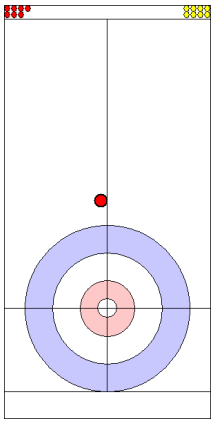	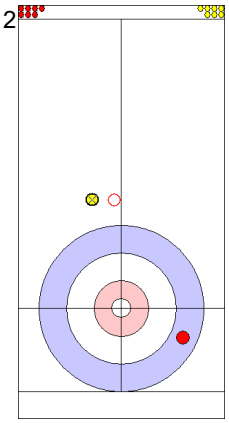	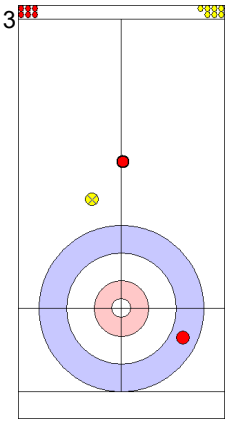	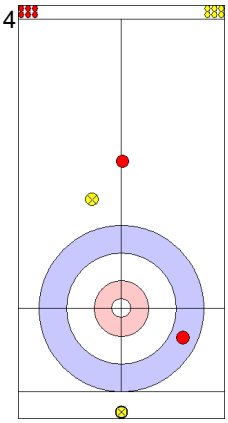	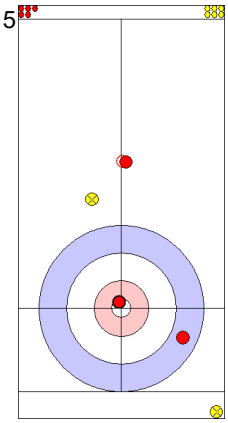	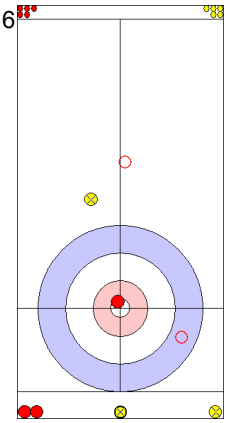
CHN: ZANG J	SWE: SUNDGREN C	CHN: ZANG J	SWE: SUNDGREN C	CHN: BA D	SWE: WRANAA R
Front ↻ 4	Wick / Soft Peeling ↺ 4	Front ↻ 4	Clearing ↺ 0	Draw ↻ 4	Clearing ↺ 4

7	8	9	10	11	12
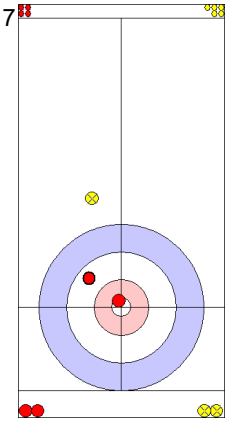	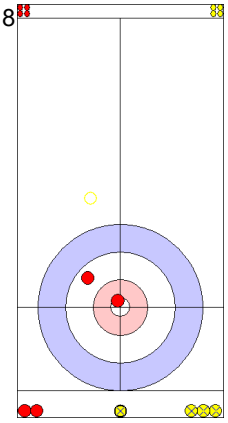	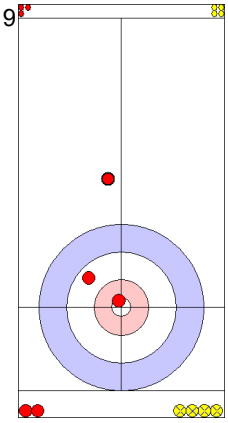	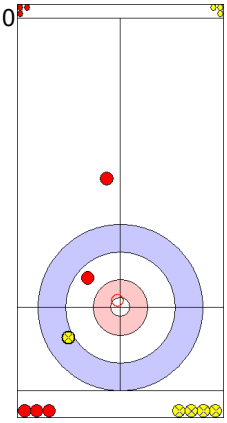	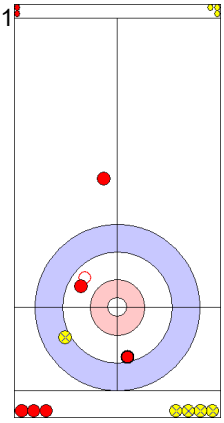	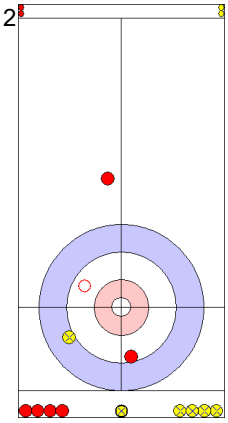
CHN: BA D	SWE: WRANAA R	CHN: XU X	SWE: ERIKSSON O	CHN: XU X	SWE: ERIKSSON O
Draw ↻ 4	Clearing ↺ 4	Guard ↻ 2	Clearing ↺ 2	Raise ↺ 2	Clearing ↺ 4

13	14	15	16
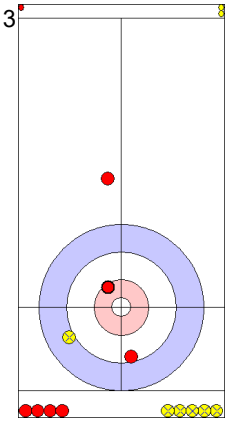	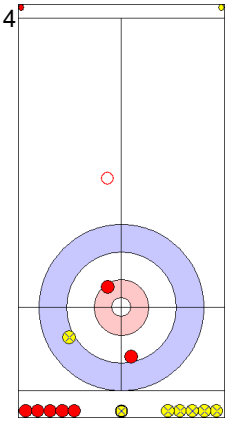	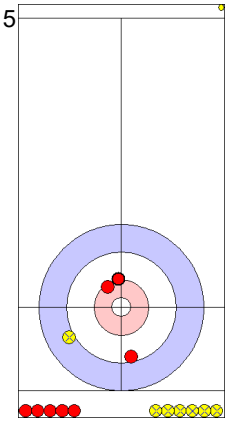	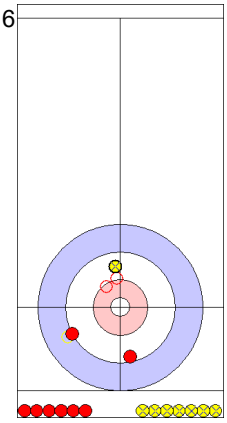
CHN: LIU R	SWE: EDIN N	CHN: LIU R	SWE: EDIN N
Draw ↻ 4	Clearing ↺ 4	Draw ↻ 4	Double Take-out ↺ 4
	Time-out	Time-out	

Note:
Shot Success Points:
4 = 100%
3 = 75%
2 = 50%
1 = 25%
0 = 0%
X = not considered

Rotation:
↻ Clockwise
↺ Counter-clockwise

	CHN	SWE
Total Score	7	10
Time left	02:15	01:42

Game Results

Sheet	Game	Team	LSFE	1	2	3	4	5	6	7	8	9	10	Extra Ends	Total
D	2	USA - United States	*	0	1	0	0	1	1	0	1	0	X		4
	2	SUI - Switzerland		1	0	0	2	0	0	2	0	2	X		7

USA - United States		Shot Success Game	Shot Success All
4 S	SHUSTER John	78%	85%
3 V	GEORGE Tyler	79%	84%
2	HAMILTON Matt	62%	69%
1	LANDSTEINER John	76%	77%
A	POLO Joe	-	-
	Team Total	74%	79%

Last Stone Draw		Distance
↻	LANDSTEINER J	5.2cm
↺	GEORGE T	24.5cm
Total		**29.7cm**

Time remaining: 2 minutes 33 seconds

Time-out: end 10 - USA stone 5

SUI - Switzerland		Shot Success Game	Shot Success All
4 V	SCHWARZ Benoit	79%	76%
3	PAETZ Claudio	79%	84%
2 S	DE CRUZ Peter	79%	75%
1	TANNER Valentin	83%	82%
A	MEIER Romano	-	-
	Team Total	80%	79%

Last Stone Draw		Distance
↻	DE CRUZ P	34.7cm
↺	PAETZ C	46.3cm
Total		**81.0cm**

Time remaining: 1 minute 50 seconds

Time-out: end 10 - SUI stone 8

Shot Success Analysis

USA - United States		↻	↺	Game
4 SHUSTER John	Draws	6 63%	11 82%	17 75%
	Take-outs	1 100%	1 100%	2 100%
	Total	7 68%	12 83%	19 78%
3 GEORGE Tyler	Draws	0 -	7 82%	7 82%
	Take-outs	6 75%	7 79%	13 77%
	Total	6 75%	14 80%	20 79%
2 HAMILTON Matt	Draws	2 38%	8 63%	10 58%
	Take-outs	4 75%	5 60%	9 67%
	Total	6 63%	13 62%	19 62%
1 LANDSTEINER John	Draws	10 95%	6 63%	16 83%
	Take-outs	2 75%	2 25%	4 50%
	Total	12 92%	8 53%	20 76%
A POLO Joe	Draws	0 -	0 -	0 -
	Take-outs	0 -	0 -	0 -
	Total	0 -	0 -	0 -
Team	Draws	18 78%	32 73%	50 75%
	Take-outs	13 77%	15 67%	28 71%
	Total	31 77%	47 71%	78 74%

SUI - Switzerland		↻	↺	Game
4 SCHWARZ Benoit	Draws	4 94%	5 50%	9 69%
	Take-outs	9 83%	2 100%	11 86%
	Total	13 87%	7 64%	20 79%
3 PAETZ Claudio	Draws	3 33%	2 88%	5 55%
	Take-outs	9 83%	6 92%	15 87%
	Total	12 71%	8 91%	20 79%
2 DE CRUZ Peter	Draws	3 58%	2 50%	5 55%
	Take-outs	11 86%	4 88%	15 87%
	Total	14 80%	6 75%	20 79%
1 TANNER Valentin	Draws	15 78%	2 100%	17 81%
	Take-outs	1 100%	1 100%	2 100%
	Total	16 80%	3 100%	19 83%
A MEIER Romano	Draws	0 -	0 -	0 -
	Take-outs	0 -	0 -	0 -
	Total	0 -	0 -	0 -
Team	Draws	25 73%	11 66%	36 71%
	Take-outs	30 85%	13 92%	43 87%
	Total	55 80%	24 80%	79 80%

Note:
Team position and functions are attached to each team member's name as follows:
4 = Fourth, **3** = Third, **2** = Second, **1** = Lead, **A** = Alternate, **S** = Skip, **V** = Vice-Skip

Legend:
↻ Clockwise ↺ Counter-clockwise **LSFE(*)** Last Stone First End
X Unplayed/unfinished end due to concession

Game - Shot by Shot

End 1 — **USA - United States** **0 + 0** (this end) **= 0** — **SUI - Switzerland** **0 + 1** (this end) **= 1**

1
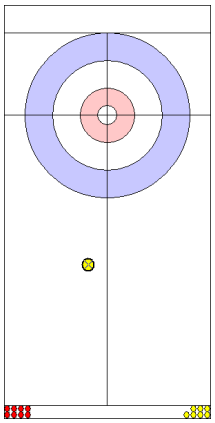
SUI: TANNER V
Front ↻ 4

2
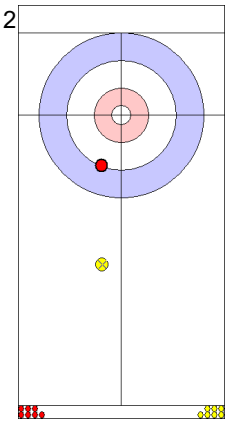
USA: LANDSTEINER J
Draw ↺ 4

3
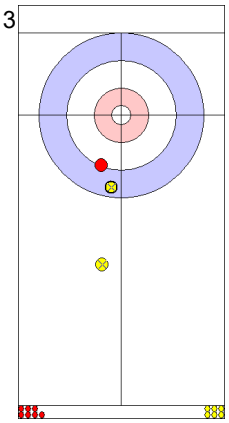
SUI: TANNER V
Draw ↺ 4

4
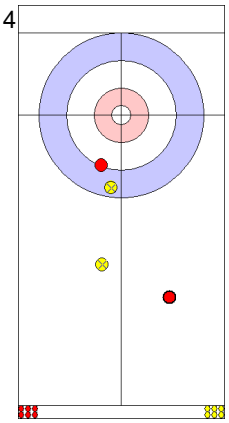
USA: LANDSTEINER J
Front ↻ 4

5
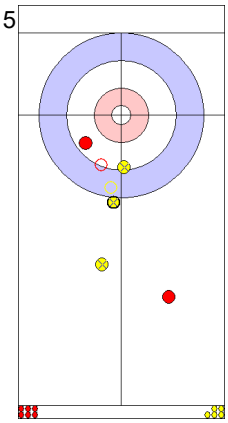
SUI: DE CRUZ P
Draw ↺ 0

6
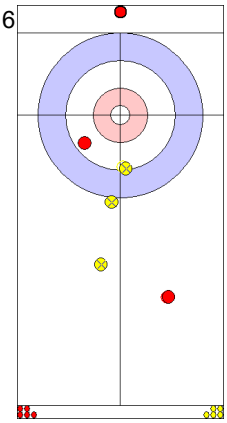
USA: HAMILTON M
Take-out ↻ X
burned stone

7
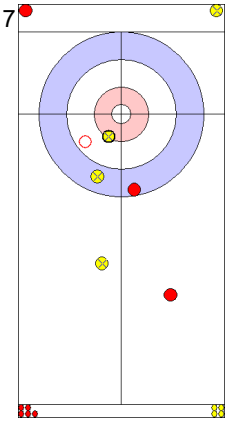
SUI: DE CRUZ P
Take-out ↻ 4

8
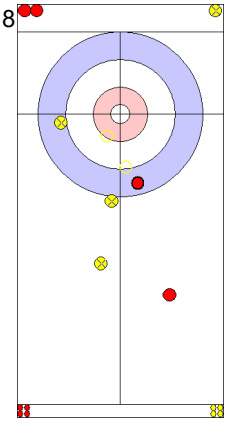
USA: HAMILTON M
Double Take-out ↺ 2

9
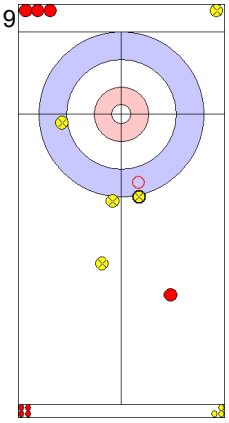
SUI: PAETZ C
Take-out ↺ 4

10
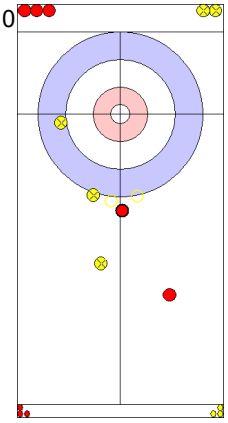
USA: GEORGE T
Double Take-out ↺ 2

11
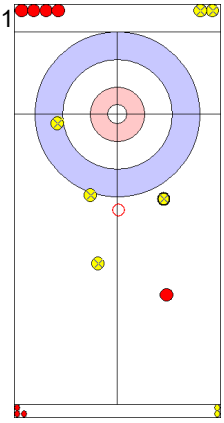
SUI: PAETZ C
Take-out ↻ 3

12
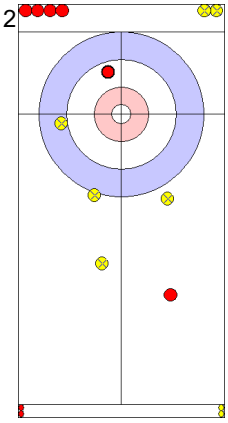
USA: GEORGE T
Draw ↺ 3

13
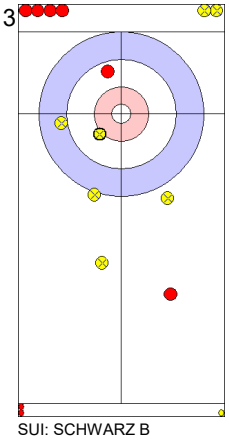
SUI: SCHWARZ B
Draw ↺ 4

14
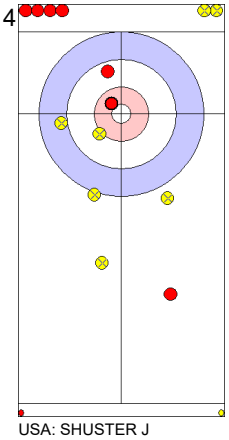
USA: SHUSTER J
Draw ↺ 3

15
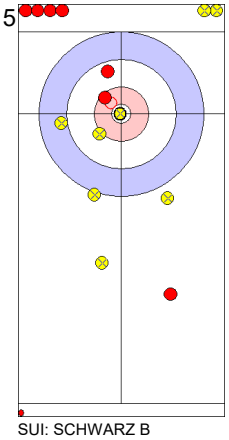
SUI: SCHWARZ B
Draw ↺ 2

16
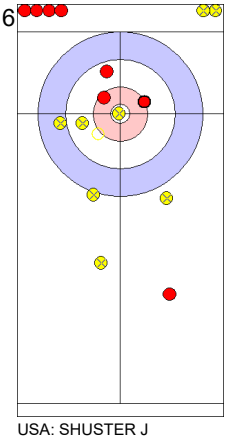
USA: SHUSTER J
Raise ↺ 0

	USA	SUI
Total Score	0	1
Time left	00:00	00:00

Game - Shot by Shot

End 2 | **USA - United States** **0 + 1** (this end) **= 1** | **SUI - Switzerland** **1 + 0** (this end) **= 1**

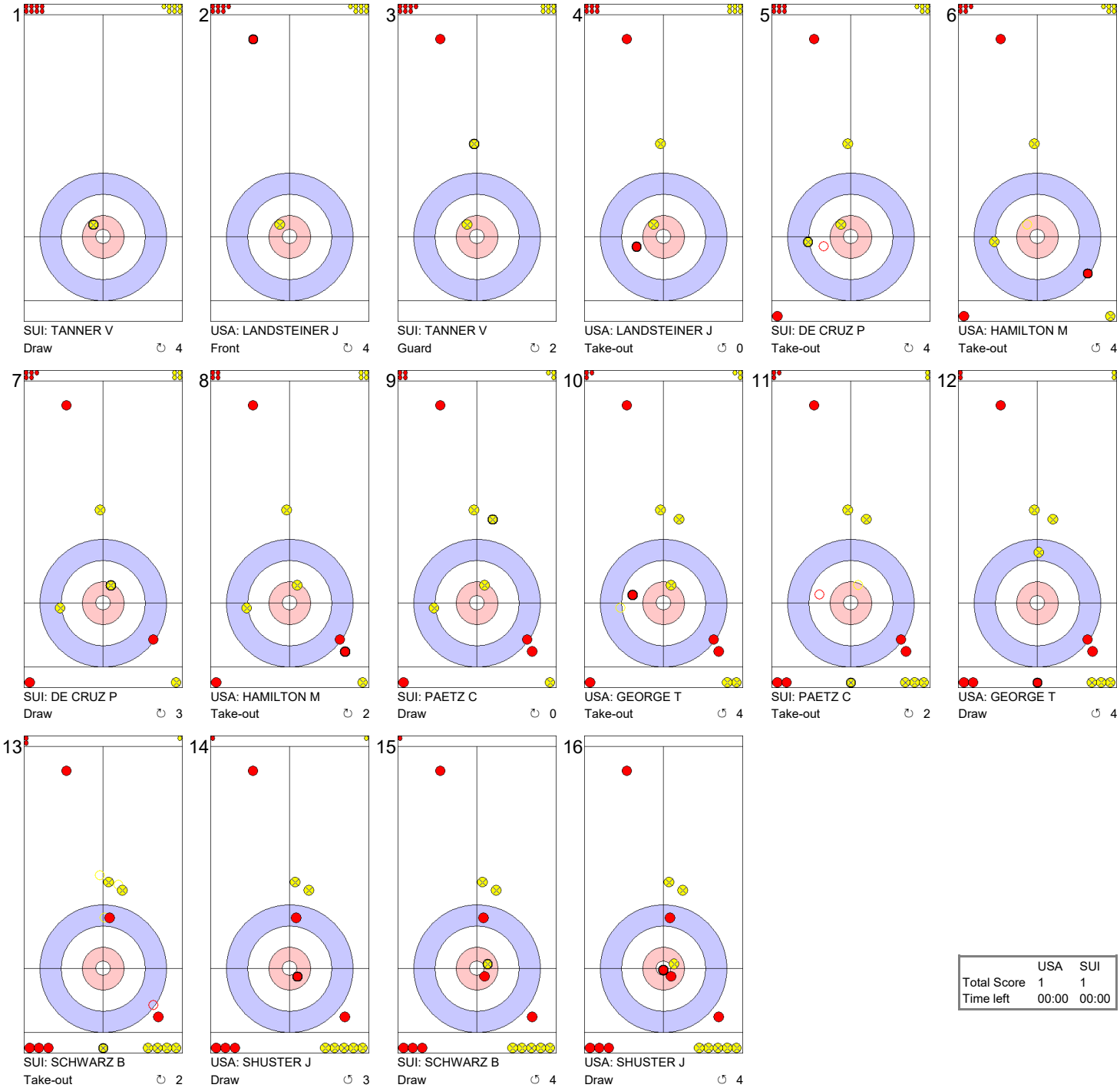

	USA	SUI
Total Score	1	1
Time left	00:00	00:00

Game - Shot by Shot

End 3 | **USA - United States** **1 + 0** (this end) **= 1** | **SUI - Switzerland** **1 + 0** (this end) **= 1**

1
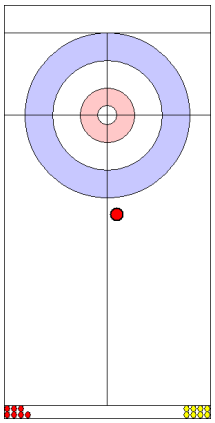
USA: LANDSTEINER J
Front ↻ 4

2
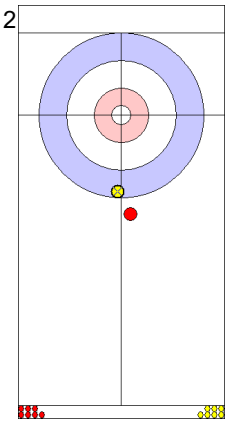
SUI: TANNER V
Draw ↻ 3

3
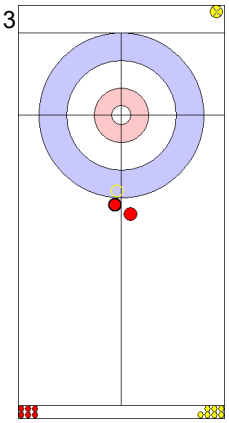
USA: LANDSTEINER J
Take-out ↻ 4

4
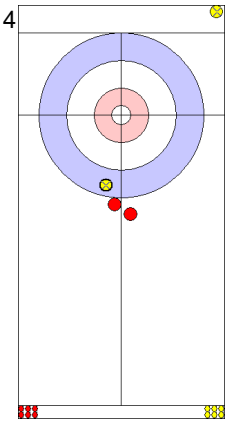
SUI: TANNER V
Draw ↻ 2

5
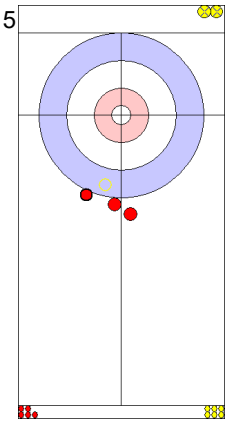
USA: HAMILTON M
Take-out ↻ 4

6
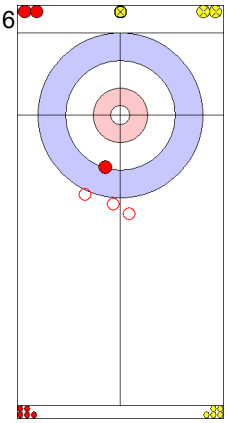
SUI: DE CRUZ P
Double Take-out ↻ 4

7
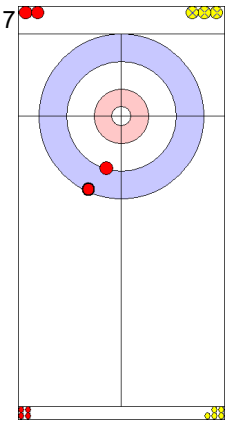
USA: HAMILTON M
Guard ↻ 3

8
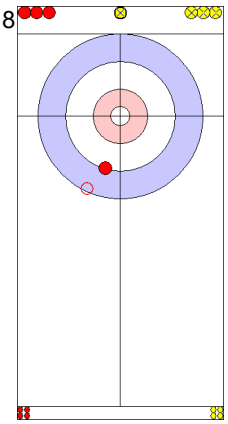
SUI: DE CRUZ P
Double Take-out ↻ 2

9
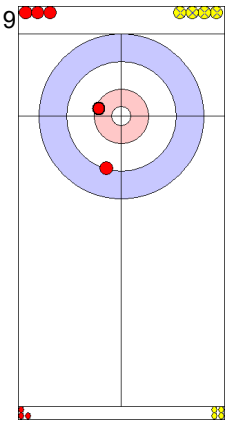
USA: GEORGE T
Draw ↻ 4

10
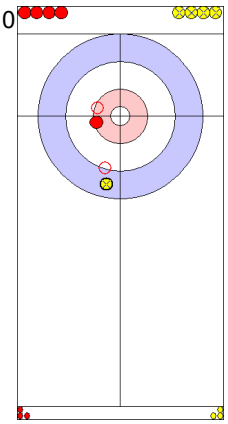
SUI: PAETZ C
Double Take-out ↻ 2

11
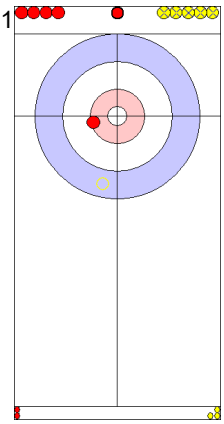
USA: GEORGE T
Take-out ↻ 2

12
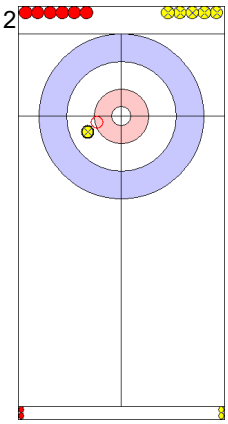
SUI: PAETZ C
Take-out ↻ 4

13
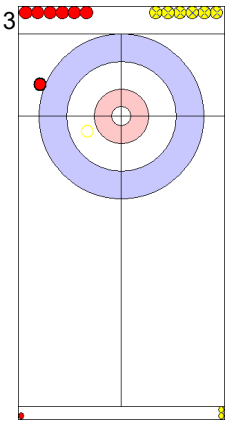
USA: SHUSTER J
Take-out ↻ 4

14
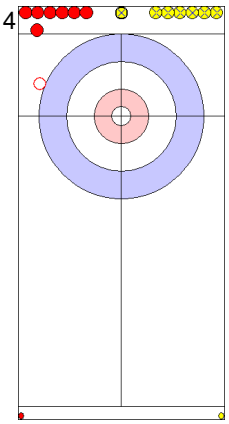
SUI: SCHWARZ B
Take-out ↻ 2

15
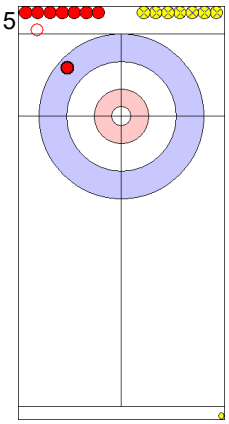
USA: SHUSTER J
Draw ↻ 4

16
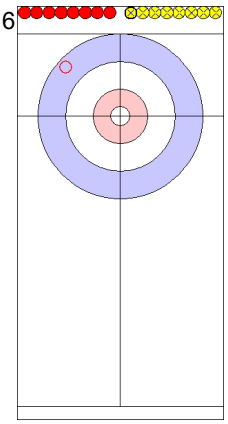
SUI: SCHWARZ B
Clearing ↻ 4

	USA	SUI
Total Score	1	1
Time left	00:00	00:00

Game - Shot by Shot

End 4 | **USA - United States** | **1 + 0** (this end) **= 1** | **SUI - Switzerland** | **1 + 2** (this end) **= 3**



	USA	SUI
Total Score	1	3
Time left	00:00	00:00

Game - Shot by Shot

End 5 | **USA - United States** **1 + 1** (this end) **= 2** | **SUI - Switzerland** **3 + 0** (this end) **= 3**

1
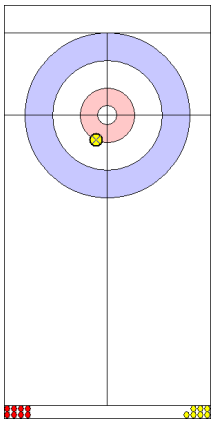
SUI: TANNER V
Draw ↻ 4

2
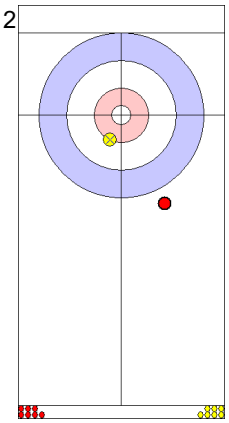
USA: LANDSTEINER J
Front ↻ 4

3
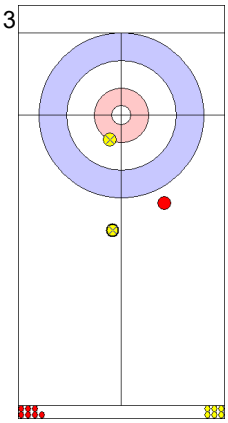
SUI: TANNER V
Guard ↻ 4

4
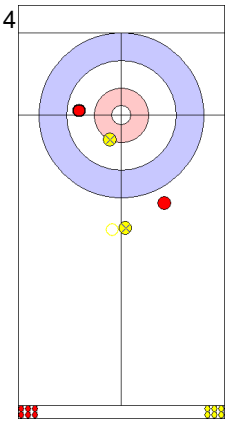
USA: LANDSTEINER J
Raise ↻ 2

5
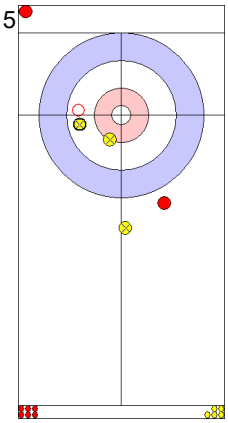
SUI: DE CRUZ P
Take-out ↻ 4

6
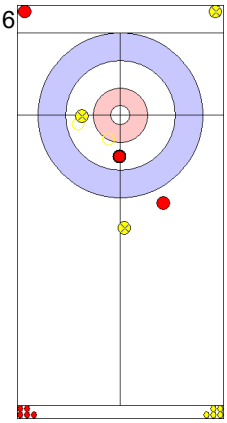
USA: HAMILTON M
Take-out ↻ 4

7
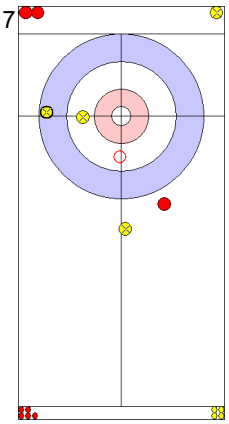
SUI: DE CRUZ P
Take-out ↻ 4

8
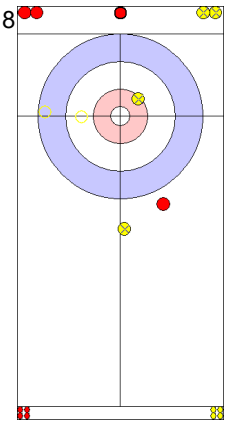
USA: HAMILTON M
Double Take-out ↻ 2

9
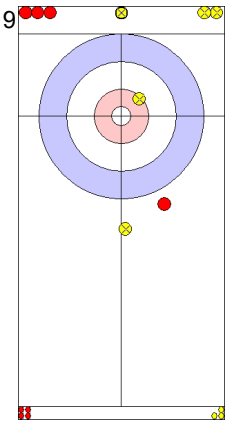
SUI: PAETZ C
Draw ↻ 0

10
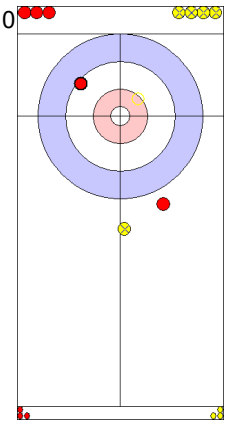
USA: GEORGE T
Take-out ↺ 3

11
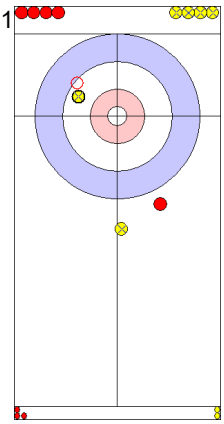
SUI: PAETZ C
Hit and Roll ↻ 3

12
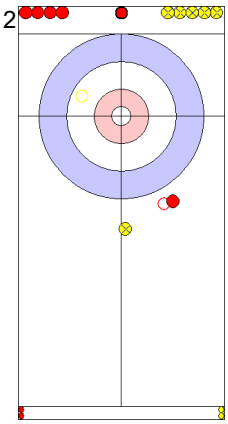
USA: GEORGE T
Take-out ↻ 2

13
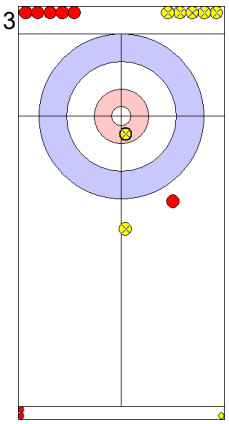
SUI: SCHWARZ B
Draw ↻ 4

14
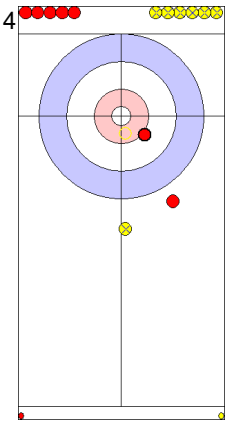
USA: SHUSTER J
Take-out ↺ 4

15
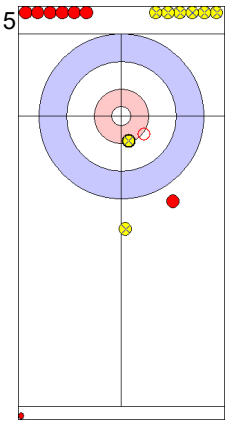
SUI: SCHWARZ B
Hit and Roll ↻ 4

16
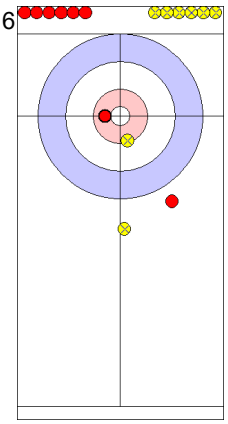
USA: SHUSTER J
Draw ↻ 4

	USA	SUI
Total Score	2	3
Time left	00:00	00:00

Game - Shot by Shot

End 6 | **USA - United States** **2 + 1** (this end) **= 3** | **SUI - Switzerland** **3 + 0** (this end) **= 3**

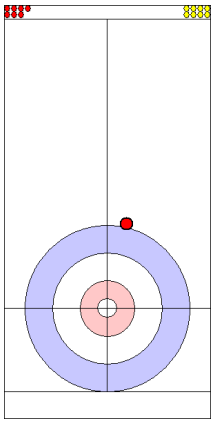
1
USA: LANDSTEINER J
Front ↺ 0

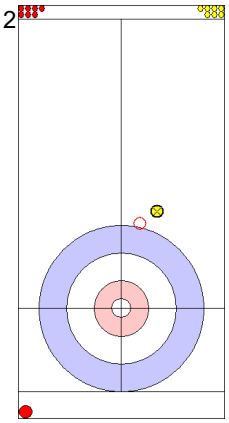
2
SUI: TANNER V
Take-out ↺ 4

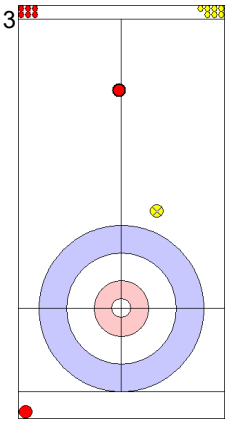
3
USA: LANDSTEINER J
Front ↺ 3

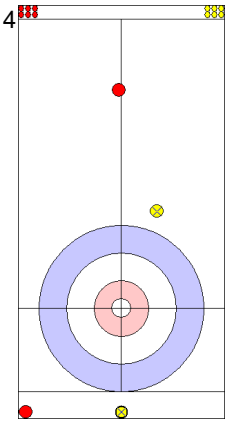
4
SUI: TANNER V
Wick / Soft Peeling ↻ 0

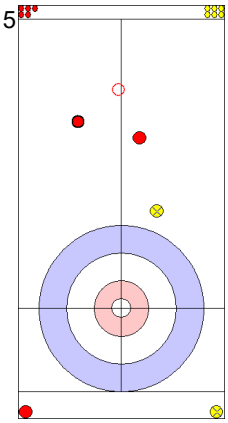
5
USA: HAMILTON M
Front ↺ 2

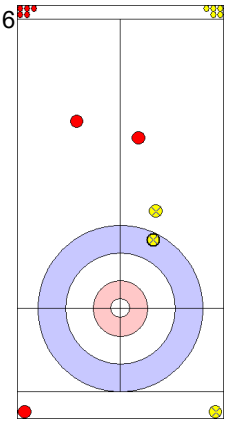
6
SUI: DE CRUZ P
Draw ↺ 4

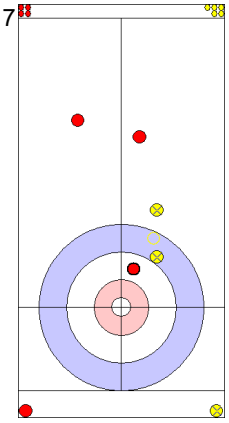
7
USA: HAMILTON M
Draw ↺ 3

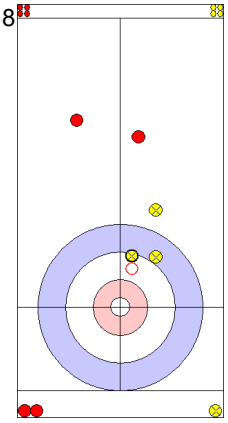
8
SUI: DE CRUZ P
Take-out ↺ 4

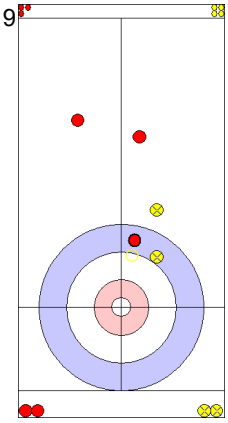
9
USA: GEORGE T
Take-out ↺ 4

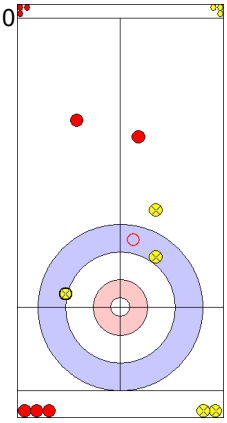
10
SUI: PAETZ C
Take-out ↺ 4

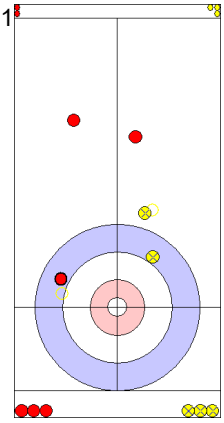
11
USA: GEORGE T
Take-out ↺ 3

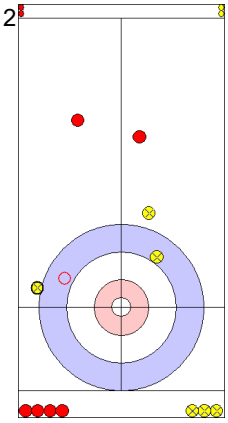
12
SUI: PAETZ C
Take-out ↺ 4

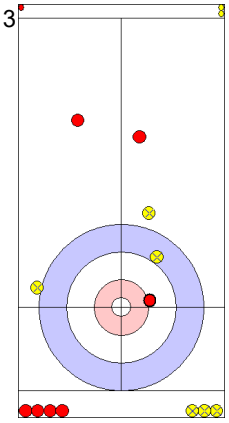
13
USA: SHUSTER J
Draw ↺ 4

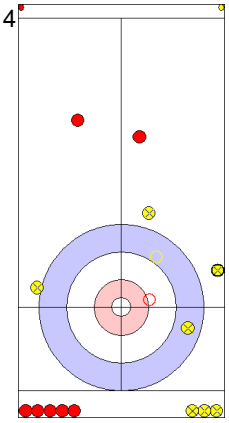
14
SUI: SCHWARZ B
Promotion Take-out ↻ 3

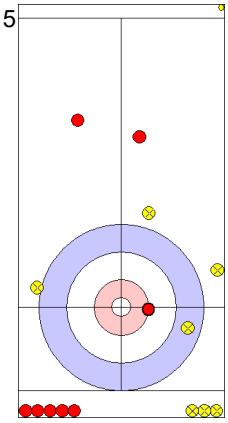
15
USA: SHUSTER J
Draw ↺ 4

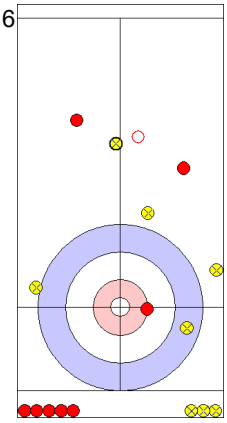
16
SUI: SCHWARZ B
Raise ↺ 0

	USA	SUI
Total Score	3	3
Time left	00:00	00:00

Game - Shot by Shot

End 7 | **USA - United States** **3 + 0** (this end) **= 3** | **SUI - Switzerland** **3 + 2** (this end) **= 5**

1
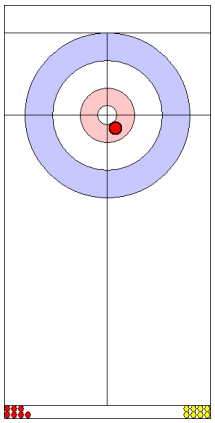
USA: LANDSTEINER J
Draw ↻ 4

2
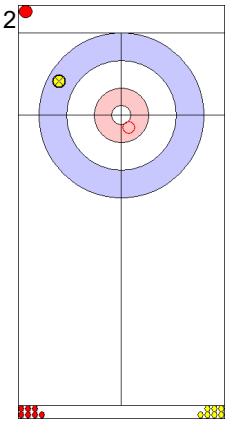
SUI: TANNER V
Take-out ↻ 4

3
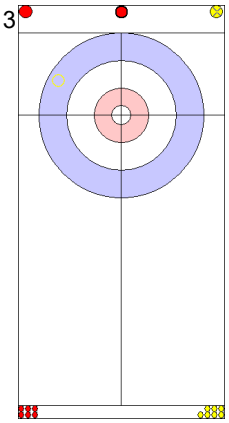
USA: LANDSTEINER J
Take-out ↻ 2

4
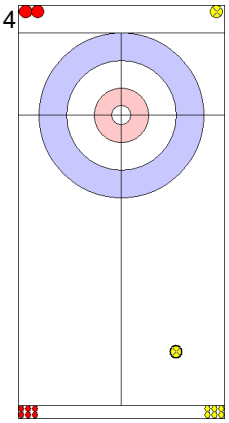
SUI: TANNER V
Front ↻ 4

5
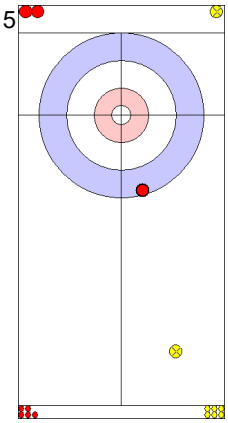
USA: HAMILTON M
Front ↻ 0

6
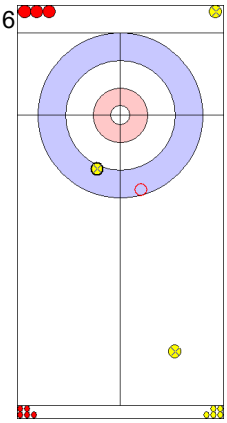
SUI: DE CRUZ P
Take-out ↻ 4

7
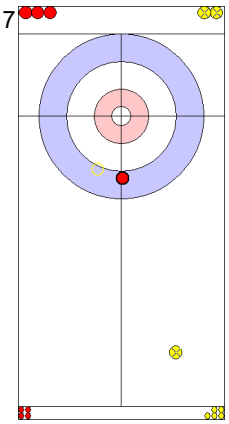
USA: HAMILTON M
Take-out ↻ 4

8
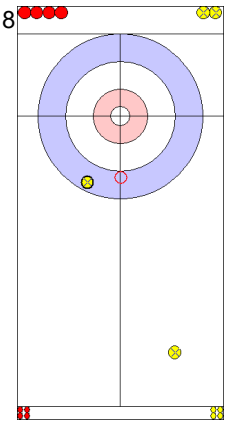
SUI: DE CRUZ P
Take-out ↻ 4

9
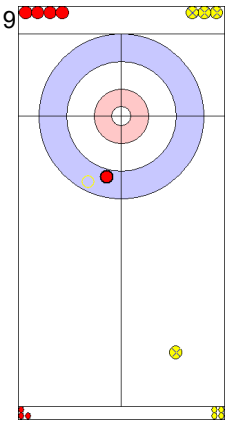
USA: GEORGE T
Take-out ↻ 4

10
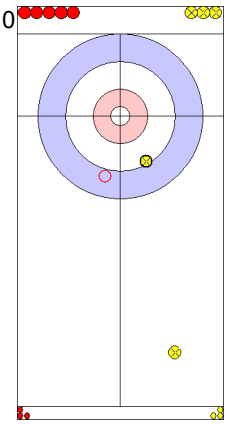
SUI: PAETZ C
Take-out ↻ 4

11
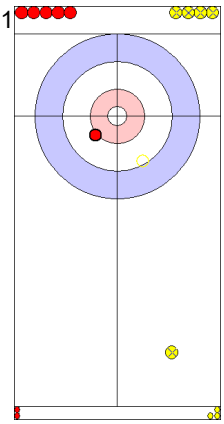
USA: GEORGE T
Take-out ↻ 4

12
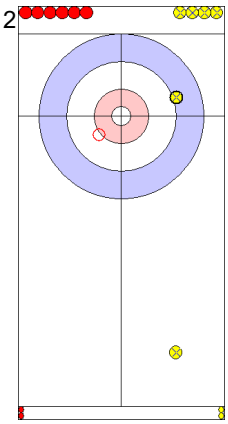
SUI: PAETZ C
Take-out ↻ 4

13
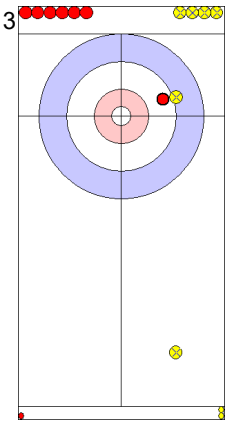
USA: SHUSTER J
Draw ↻ 3

14
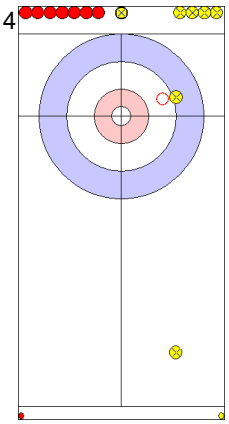
SUI: SCHWARZ B
Hit and Roll ↻ 4

15
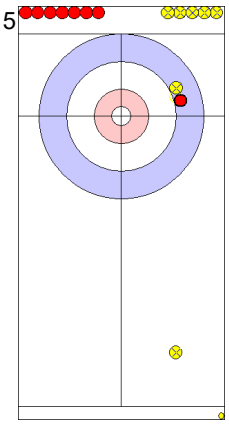
USA: SHUSTER J
Draw ↻ 0

16
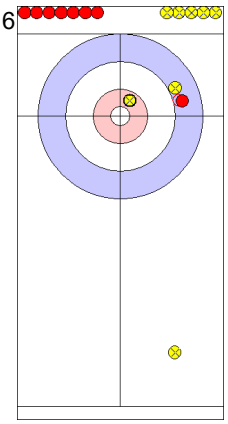
SUI: SCHWARZ B
Draw ↻ 4

	USA	SUI
Total Score	3	5
Time left	00:00	00:00

Game - Shot by Shot

End 8 | **USA - United States** **3 + 1** (this end) **= 4** | **SUI - Switzerland** **5 + 0** (this end) **= 5**

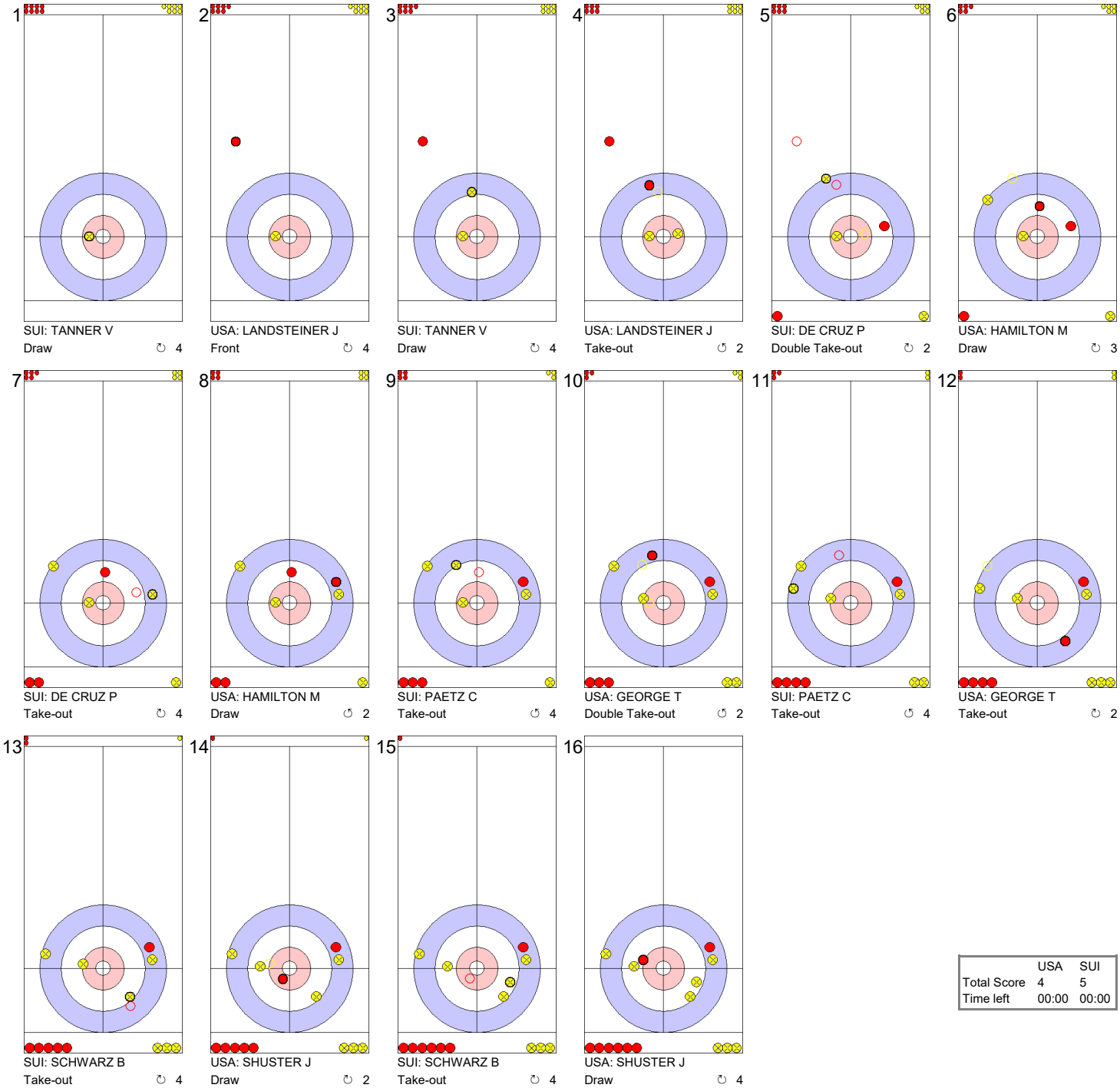

	USA	SUI
Total Score	4	5
Time left	00:00	00:00

Game - Shot by Shot

End 9 | **USA - United States** **4 + 0** (this end) **= 4** | **SUI - Switzerland** **5 + 2** (this end) **= 7**

1
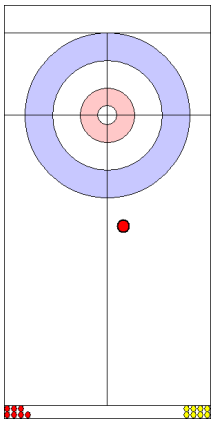
USA: LANDSTEINER J
Front ↻ 4

2
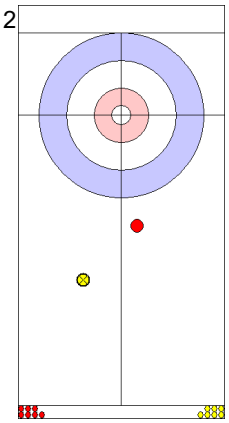
SUI: TANNER V
Front ↻ 4

3
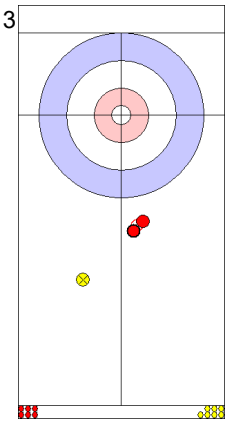
USA: LANDSTEINER J
Front ↻ 4

4
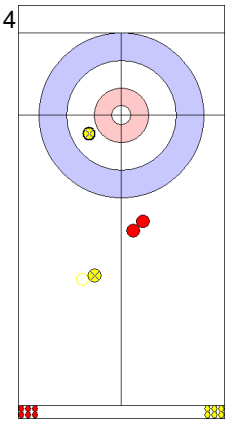
SUI: TANNER V
Draw ↻ 4

5
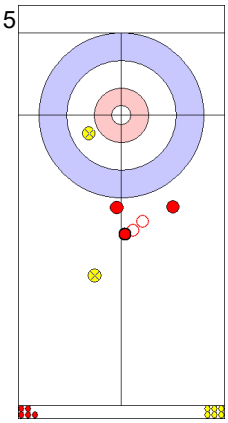
USA: HAMILTON M
Raise ↺ 2

6
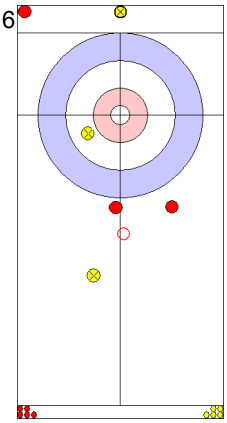
SUI: DE CRUZ P
Double Take-out ↻ 2

7
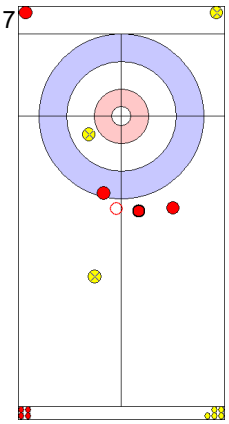
USA: HAMILTON M
Draw ↺ 2

8
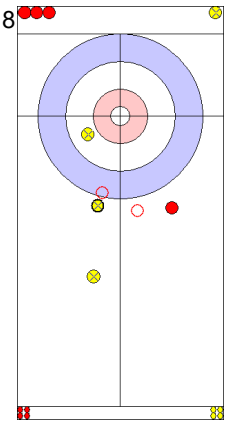
SUI: DE CRUZ P
Double Take-out ↻ 4

9
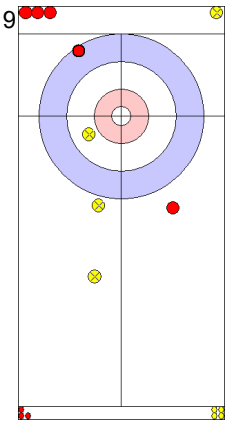
USA: GEORGE T
Draw ↺ 2

10
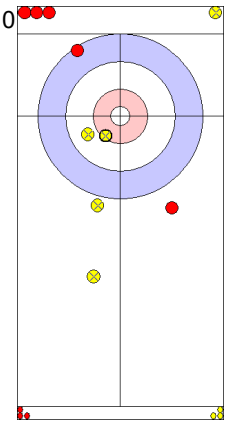
SUI: PAETZ C
Draw ↺ 4

11
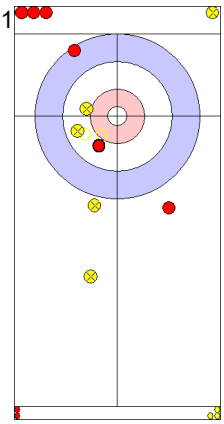
USA: GEORGE T
Draw ↺ 4

12
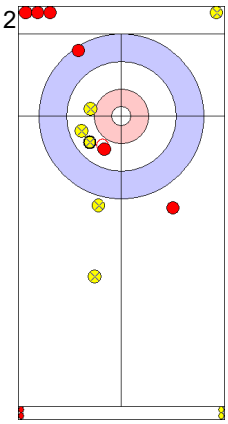
SUI: PAETZ C
Draw ↻ 4

13
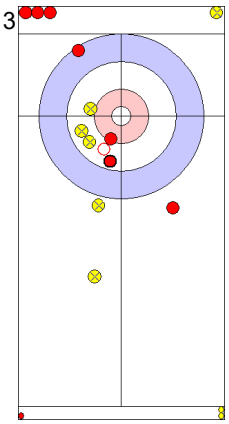
USA: SHUSTER J
Raise ↺ 4

14
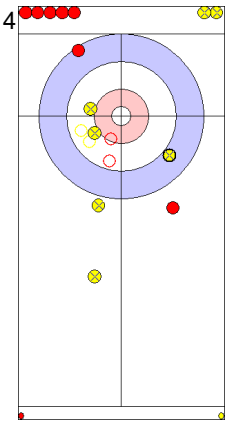
SUI: SCHWARZ B
Double Take-out ↺ 4

15
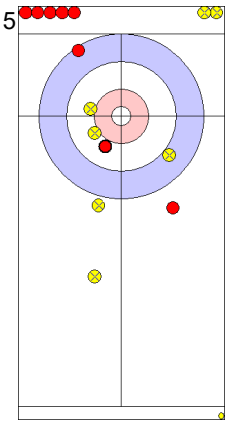
USA: SHUSTER J
Draw ↺ 2

16
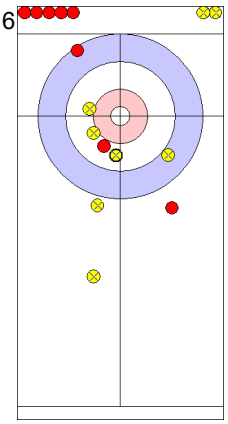
SUI: SCHWARZ B
Draw ↺ 0

	USA	SUI
Total Score	4	7
Time left	00:00	00:00

Game - Shot by Shot

End 10 | **USA - United States** **4 + X** (this end) **= 4** | **SUI - Switzerland** **7 + X** (this end) **= 7**

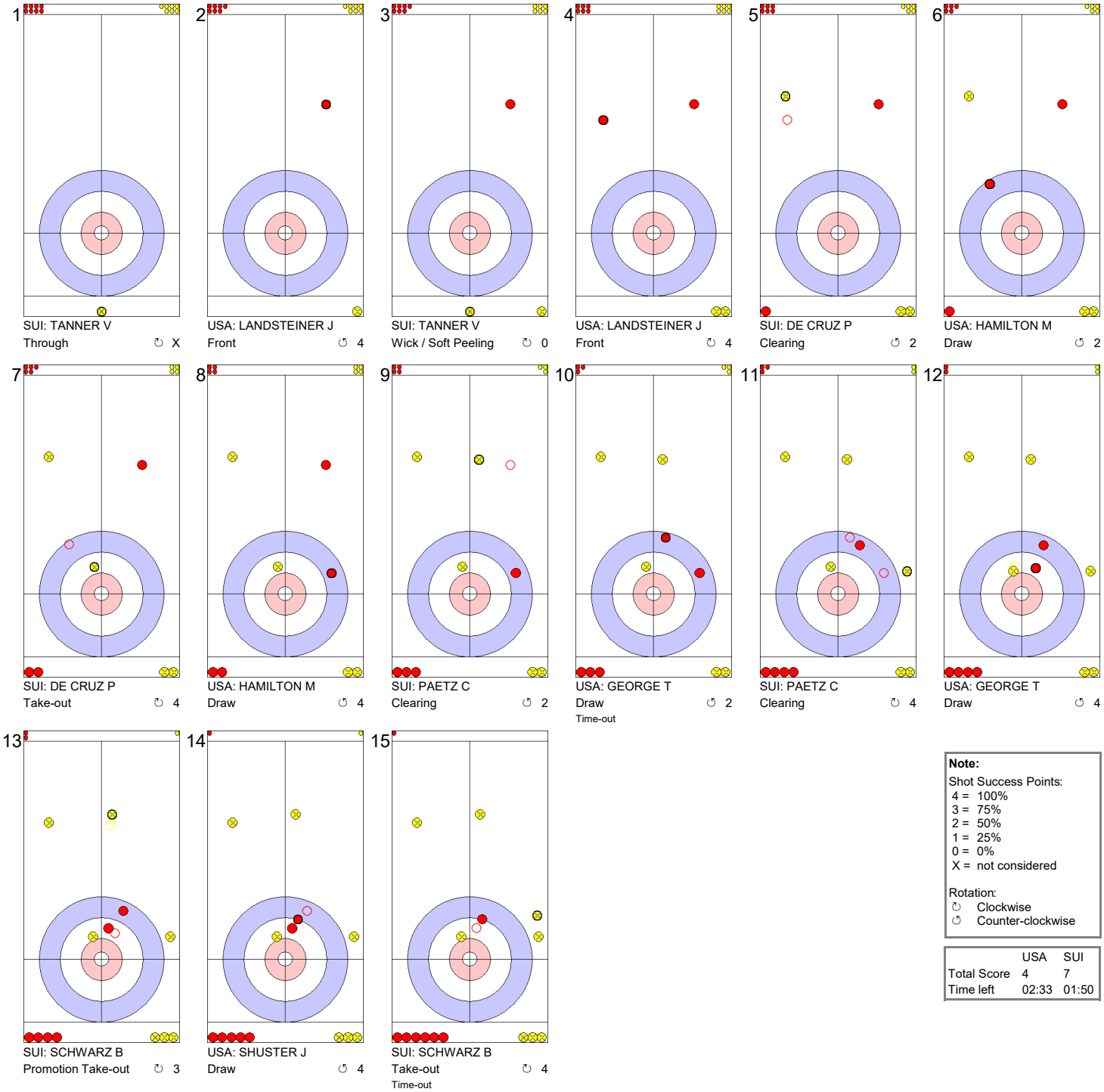

1	2	3	4	5	6
SUI: TANNER V	USA: LANDSTEINER J	SUI: TANNER V	USA: LANDSTEINER J	SUI: DE CRUZ P	USA: HAMILTON M
Through ↻ X	Front ↺ 4	Wick / Soft Peeling ↻ 0	Front ↻ 4	Clearing ↺ 2	Draw ↺ 2

7	8	9	10	11	12
SUI: DE CRUZ P	USA: HAMILTON M	SUI: PAETZ C	USA: GEORGE T	SUI: PAETZ C	USA: GEORGE T
Take-out ↻ 4	Draw ↺ 4	Clearing ↺ 2	Draw ↺ 2 Time-out	Clearing ↺ 4	Draw ↺ 4

13	14	15
SUI: SCHWARZ B	USA: SHUSTER J	SUI: SCHWARZ B
Promotion Take-out ↻ 3	Draw ↺ 4	Take-out ↻ 4 Time-out

Note:
Shot Success Points:
4 = 100%
3 = 75%
2 = 50%
1 = 25%
0 = 0%
X = not considered

Rotation:
↻ Clockwise
↺ Counter-clockwise

	USA	SUI
Total Score	4	7
Time left	02:33	01:50

Legend:
X Unfinished end due to concession

Session Results and Standings

Sheet	Game	Team	LSFE	1	2	3	4	5	6	7	8	9	10	Extra Ends	Total
A	1	SUI - Switzerland	*	2	0	0	1	0	1	0	0	1	0		5
	1	CAN - Canada		0	2	0	0	1	0	3	0	0	1		7
B	1	RUS - Russia		0	0	1	0	0	1	X	X	X	X		2
	1	USA - United States	*	1	2	0	3	3	0	X	X	X	X		9
C	1	JPN - Japan	*	1	0	2	2	0	1	0	1	2	X		9
	1	ITA - Italy		0	2	0	0	2	0	1	0	0	X		5
D	1	NED - Netherlands	*	1	0	1	0	0	1	0	1	0	1	0	5
	1	GER - Germany		0	1	0	0	0	0	2	0	2	0	1	6

Current Standings

Rank	Team	Games	Wins	Losses
1	CAN - Canada	1	1	0
1	GER - Germany	1	1	0
1	JPN - Japan	1	1	0
1	USA - United States	1	1	0
5	CHN - China	0	0	0
5	NOR - Norway	0	0	0
5	SCO - Scotland	0	0	0
5	SWE - Sweden	0	0	0
9	ITA - Italy	1	0	1
9	NED - Netherlands	1	0	1
9	RUS - Russia	1	0	1
9	SUI - Switzerland	1	0	1

Attendance

Session: 5'754 Total: 5'754

Note:
Under WCF rules, tie-breaking rules for standings are not applied until after the last game of the Round Robin.

Legend:
LSFE(*) Last Stone First End **X** Unplayed/unfinished end due to concession

Ford Service Experts Alberta EXPLORE EDMONTON Canada CURLIT

Game Results

Sheet	Game	Team	LSFE	1	2	3	4	5	6	7	8	9	10	Extra Ends	Total
A	1	SUI - Switzerland	*	2	0	0	1	0	1	0	0	1	0		5
	1	CAN - Canada		0	2	0	0	1	0	3	0	0	1		7

SUI - Switzerland		Shot Success Game	Shot Success All
4 V	SCHWARZ Benoit	74%	74%
3	PAETZ Claudio	89%	89%
2 S	DE CRUZ Peter	71%	71%
1	TANNER Valentin	81%	81%
A	MEIER Romano	-	-
	Team Total	79%	79%

Last Stone Draw		Distance
↻	TANNER V	39.1cm
↺	SCHWARZ B	26.4cm
Total		**65.5cm**

Time remaining: 1 minute 42 seconds

Time-out: end 10 - SUI stone 7

CAN - Canada		Shot Success Game	Shot Success All
4 S	GUSHUE Brad	82%	82%
3 V	NICHOLS Mark	88%	88%
2	GALLANT Brett	91%	91%
1	WALKER Geoff	85%	85%
A	SALLOWS Tom	-	-
	Team Total	86%	86%

Last Stone Draw		Distance
↻	GUSHUE B	55.5cm
↺	NICHOLS M	36.4cm
Total		**91.9cm**

Time remaining: 1 minute 10 seconds

Shot Success Analysis

SUI - Switzerland		↻		↺		Game	
4 SCHWARZ Benoit	Draws	4	75%	6	96%	10	88%
	Take-outs	5	35%	5	85%	10	60%
	Total	9	53%	11	91%	20	74%
3 PAETZ Claudio	Draws	4	100%	5	75%	9	86%
	Take-outs	6	100%	5	80%	11	91%
	Total	10	100%	10	78%	20	89%
2 DE CRUZ Peter	Draws	6	75%	4	69%	10	73%
	Take-outs	7	71%	3	67%	10	70%
	Total	13	73%	7	68%	20	71%
1 TANNER Valentin	Draws	11	82%	9	81%	20	81%
	Take-outs	0	-	0	-	0	-
	Total	11	82%	9	81%	20	81%
A MEIER Romano	Draws	0	-	0	-	0	-
	Take-outs	0	-	0	-	0	-
	Total	0	-	0	-	0	-
Team	Draws	25	82%	24	81%	49	82%
	Take-outs	18	71%	13	79%	31	74%
	Total	43	77%	37	80%	80	79%

CAN - Canada		↻		↺		Game	
4 GUSHUE Brad	Draws	5	55%	4	100%	9	75%
	Take-outs	2	100%	8	84%	10	88%
	Total	7	68%	12	90%	19	82%
3 NICHOLS Mark	Draws	2	100%	7	86%	9	89%
	Take-outs	3	83%	8	88%	11	86%
	Total	5	90%	15	87%	20	88%
2 GALLANT Brett	Draws	1	50%	6	83%	7	79%
	Take-outs	7	96%	6	100%	13	98%
	Total	8	91%	12	92%	20	91%
1 WALKER Geoff	Draws	9	81%	10	88%	19	84%
	Take-outs	0	-	1	100%	1	100%
	Total	9	81%	11	89%	20	85%
A SALLOWS Tom	Draws	0	-	0	-	0	-
	Take-outs	0	-	0	-	0	-
	Total	0	-	0	-	0	-
Team	Draws	17	74%	27	88%	44	82%
	Take-outs	12	94%	23	90%	35	91%
	Total	29	82%	50	89%	79	86%

Note:
Team position and functions are attached to each team member's name as follows:
4 = Fourth, **3** = Third, **2** = Second, **1** = Lead, **A** = Alternate, **S** = Skip, **V** = Vice-Skip

Legend:
↻ Clockwise ↺ Counter-clockwise **LSFE(*)** Last Stone First End

Game - Shot by Shot

End 1 | **SUI - Switzerland** **0 + 2** (this end) **= 2** | **CAN - Canada** **0 + 0** (this end) **= 0**

1
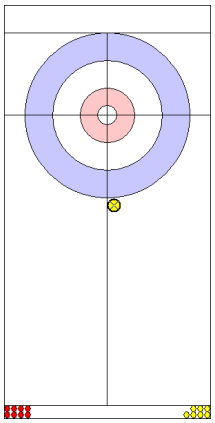
CAN: WALKER G
Front ↺ 4

2
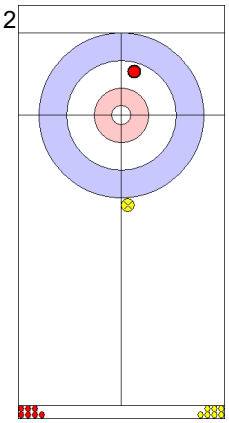
SUI: TANNER V
Draw ↺ 2

3
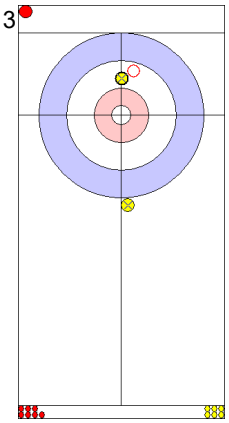
CAN: WALKER G
Take-out ↺ 4

4
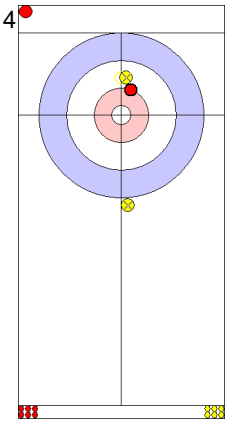
SUI: TANNER V
Draw ↺ 4

5
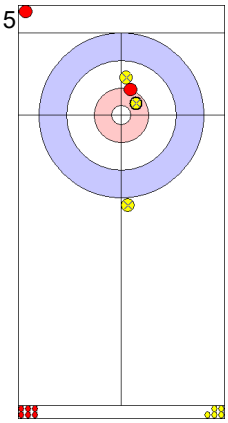
CAN: GALLANT B
Draw ↺ 3

6
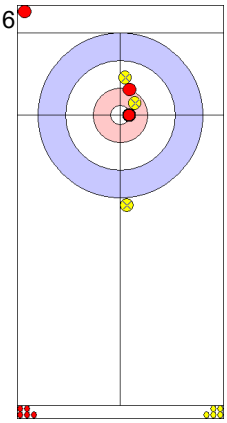
SUI: DE CRUZ P
Draw ↺ 4

7
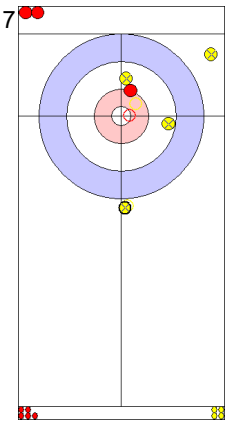
CAN: GALLANT B
Promotion Take-out ↺ 4

8
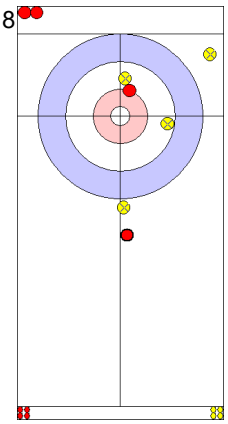
SUI: DE CRUZ P
Guard ↺ 4

9
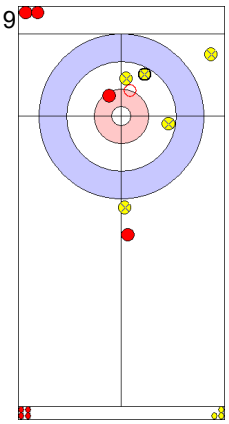
CAN: NICHOLS M
Draw ↺ 2

10
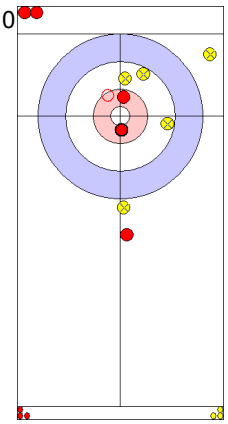
SUI: PAETZ C
Draw ↺ 4

11
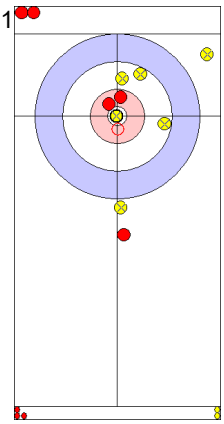
CAN: NICHOLS M
Draw ↺ 3

12
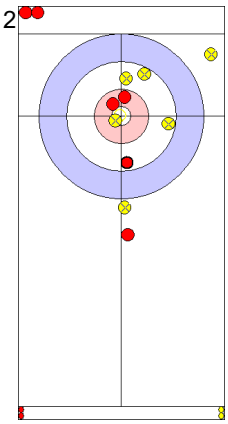
SUI: PAETZ C
Draw ↺ 4

13
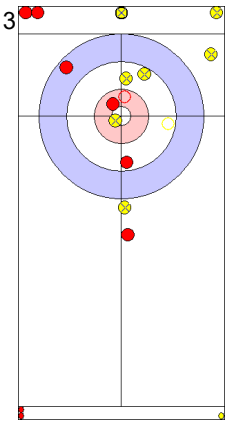
CAN: GUSHUE B
Hit and Roll ↺ 4

14
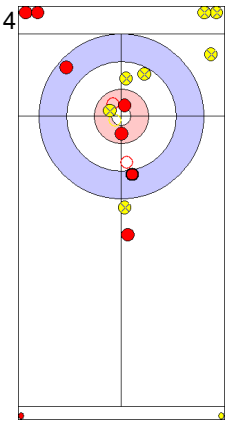
SUI: SCHWARZ B
Raise ↺ 4

15
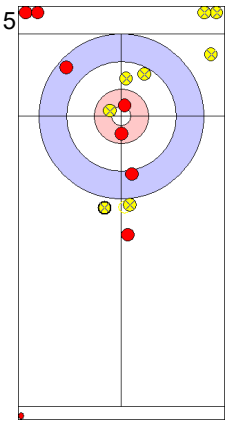
CAN: GUSHUE B
Draw ↻ 0

16
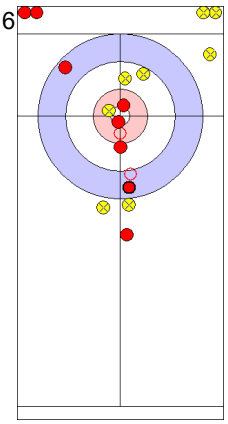
SUI: SCHWARZ B
Raise ↺ 4

	SUI	CAN
Total Score	2	0
Time left	00:00	00:00

Game - Shot by Shot

End 2 | **SUI - Switzerland** **2 + 0** (this end) **= 2** | **CAN - Canada** **0 + 2** (this end) **= 2**

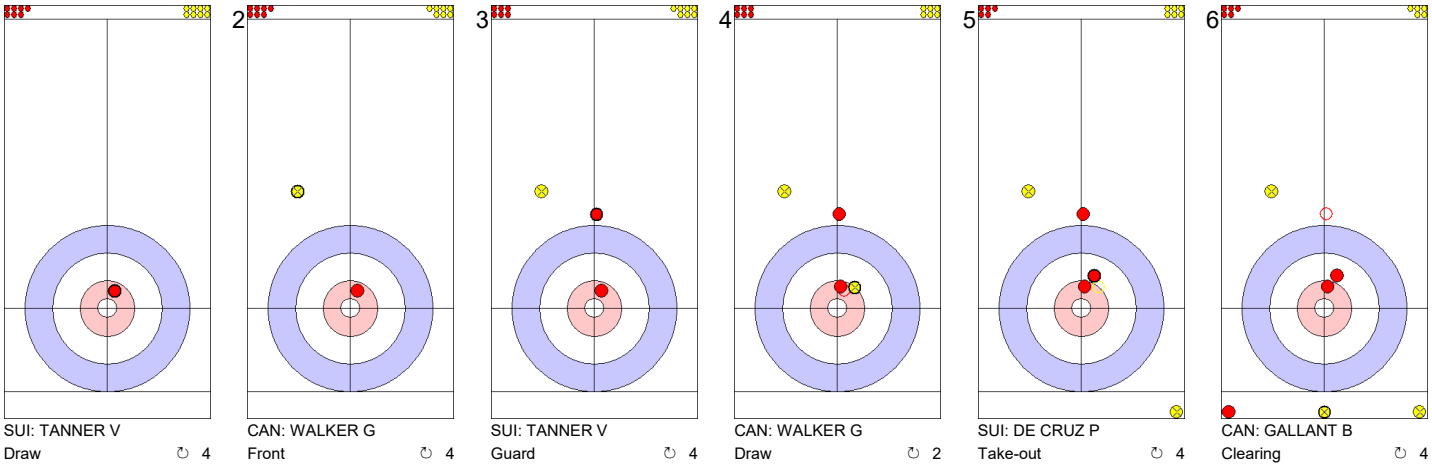

	SUI	CAN
1	SUI: TANNER V Draw ↻ 4	CAN: WALKER G Front ↻ 4
2	SUI: TANNER V Guard ↻ 4	CAN: WALKER G Draw ↻ 2
3	SUI: DE CRUZ P Take-out ↻ 4	CAN: GALLANT B Clearing ↻ 4
4	SUI: DE CRUZ P Clearing ↻ 0	CAN: GALLANT B Double Take-out ↻ 4
5	SUI: PAETZ C Take-out ↻ 4	CAN: NICHOLS M Take-out ↻ 2
6	SUI: PAETZ C Clearing ↻ 4	CAN: NICHOLS M Front ↻ 4
7	SUI: SCHWARZ B Clearing ↻ 0	CAN: GUSHUE B Draw ↻ 4
8	SUI: SCHWARZ B Hit and Roll ↻ 3	CAN: GUSHUE B Draw ↻ 4

	SUI	CAN
Total Score	2	2
Time left	00:00	00:00

Game - Shot by Shot

End 3 | **SUI - Switzerland** **2 + 0** (this end) **= 2** | **CAN - Canada** **2 + 0** (this end) **= 2**

1
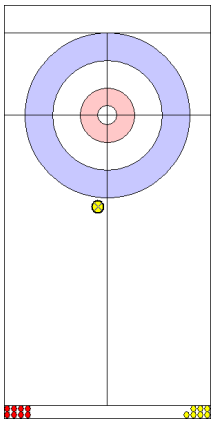
CAN: WALKER G
Front ↺ 4

2
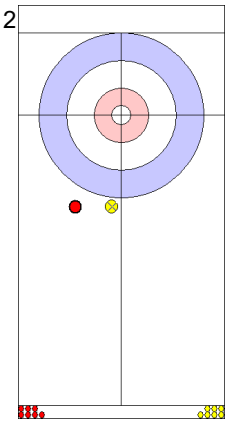
SUI: TANNER V
Front ↺ 4

3
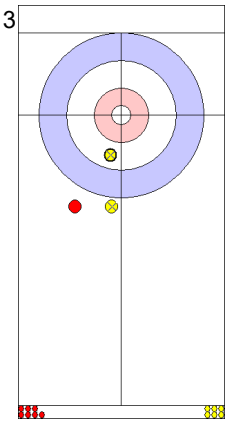
CAN: WALKER G
Draw ↺ 4

4
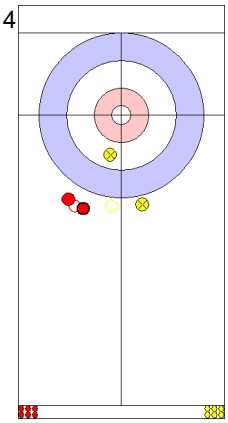
SUI: TANNER V
Wick / Soft Peeling ↻ 4

5
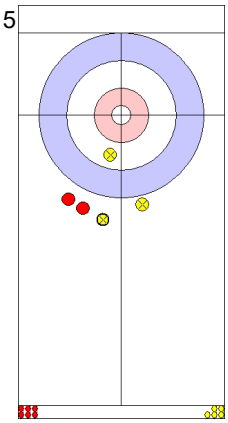
CAN: GALLANT B
Guard ↺ 4

6
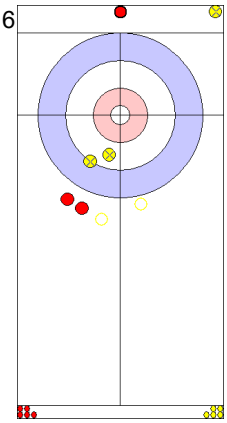
SUI: DE CRUZ P
Clearing ↻ 4

7
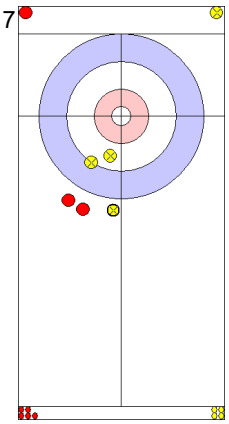
CAN: GALLANT B
Guard ↺ 4

8
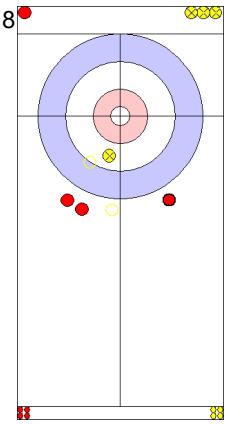
SUI: DE CRUZ P
Take-out ↻ 4

9
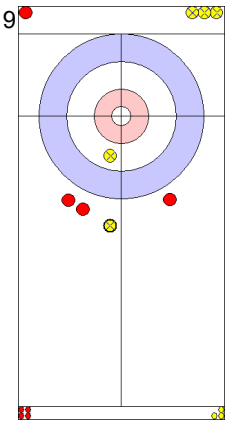
CAN: NICHOLS M
Guard ↺ 4

10
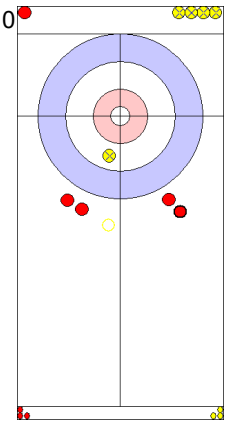
SUI: PAETZ C
Clearing ↻ 4

11
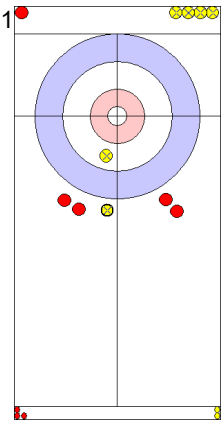
CAN: NICHOLS M
Guard ↺ 4

12
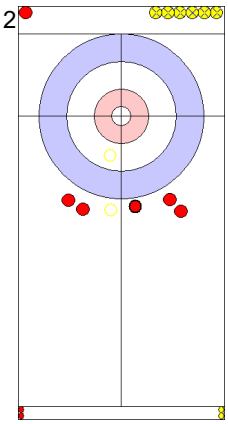
SUI: PAETZ C
Promotion Take-out ↻ 4

13
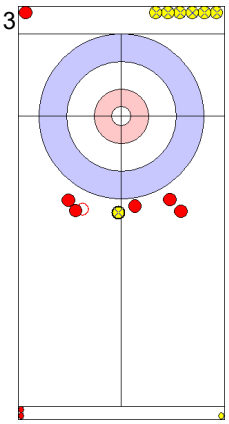
CAN: GUSHUE B
Draw ↺ 0

14
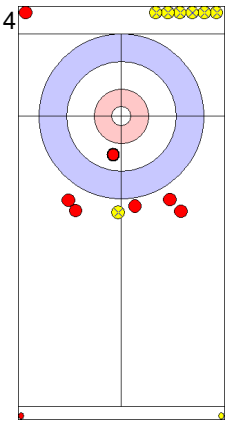
SUI: SCHWARZ B
Draw ↺ 4

15
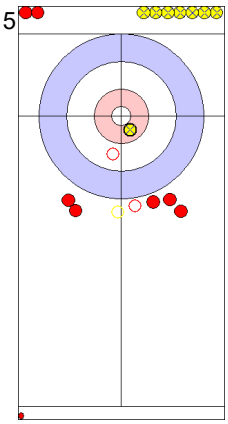
CAN: GUSHUE B
Promotion Take-out ↺ 4

16
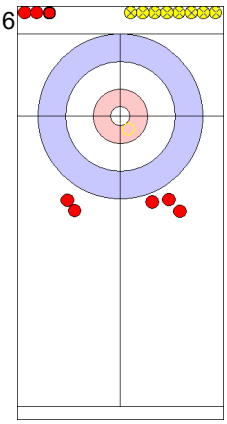
SUI: SCHWARZ B
Clearing ↻ 4

	SUI	CAN
Total Score	2	2
Time left	00:00	00:00

Game - Shot by Shot

End 4 | **SUI - Switzerland** **2 + 1** (this end) **= 3** | **CAN - Canada** **2 + 0** (this end) **= 2**

1
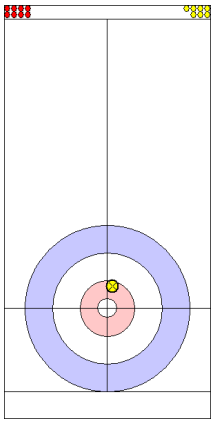
CAN: WALKER G
Draw ↻ 4

2
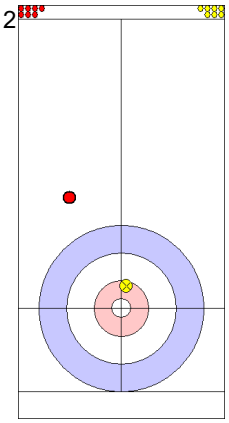
SUI: TANNER V
Front ↻ 4

3
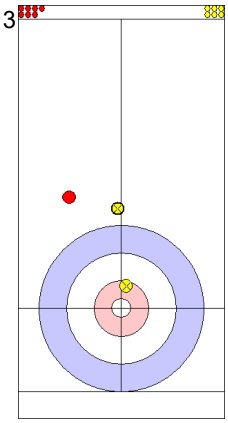
CAN: WALKER G
Guard ↻ 3

4
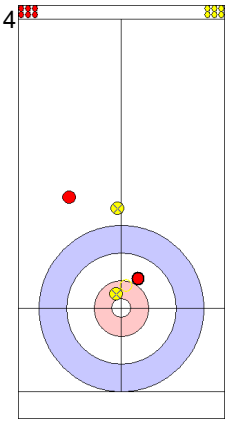
SUI: TANNER V
Draw ↻ 2

5
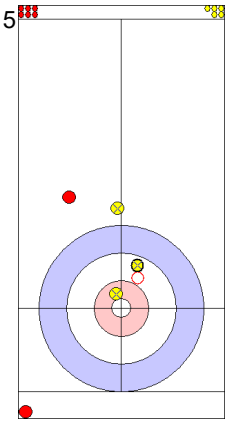
CAN: GALLANT B
Take-out ↻ 4

6
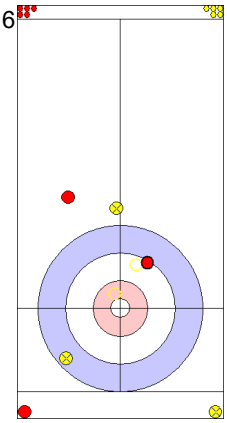
SUI: DE CRUZ P
Take-out ↻ 4

7
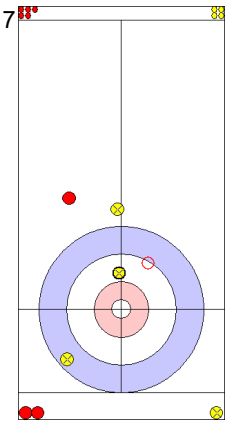
CAN: GALLANT B
Take-out ↻ 4

8
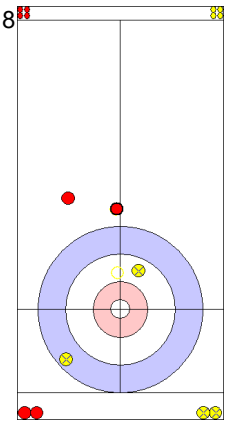
SUI: DE CRUZ P
Promotion Take-out ↻ 0

9
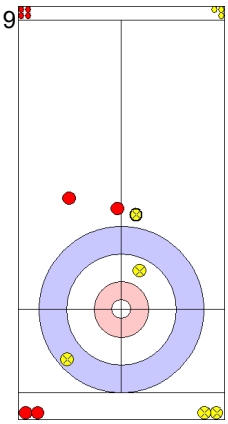
CAN: NICHOLS M
Guard ↻ 4

10
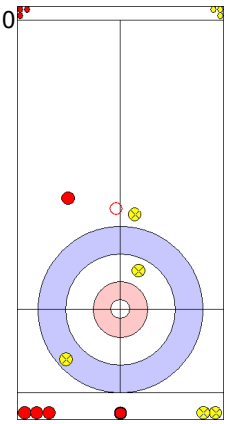
SUI: PAETZ C
Promotion Take-out ↻ 0

11
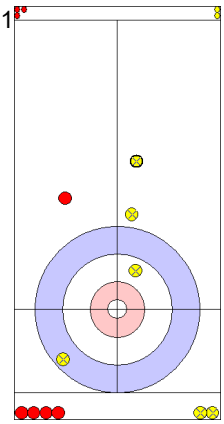
CAN: NICHOLS M
Guard ↻ 4

12
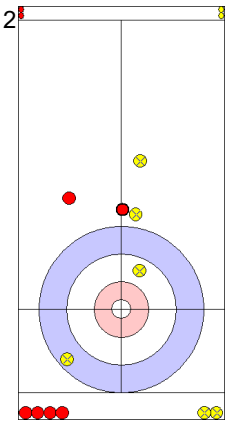
SUI: PAETZ C
Draw ↻ 0

13
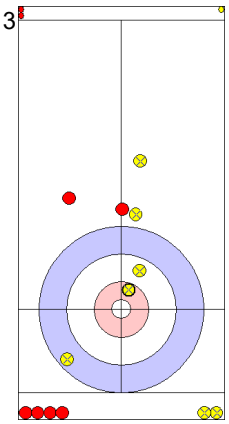
CAN: GUSHUE B
Draw ↻ 4

14
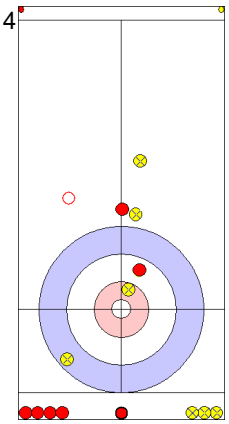
SUI: SCHWARZ B
Promotion Take-out ↻ 3

15
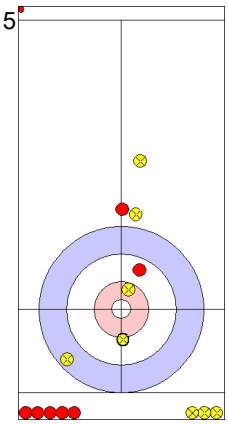
CAN: GUSHUE B
Draw ↻ 3

16
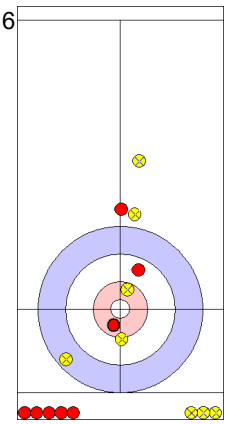
SUI: SCHWARZ B
Draw ↻ 4

	SUI	CAN
Total Score	3	2
Time left	00:00	00:00

Game - Shot by Shot

End 5 | **SUI - Switzerland** **3 + 0** (this end) **= 3** | **CAN - Canada** **2 + 1** (this end) **= 3**

1
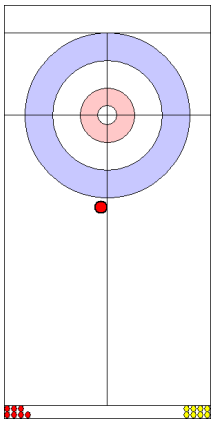
SUI: TANNER V
Front ↺ 4

2
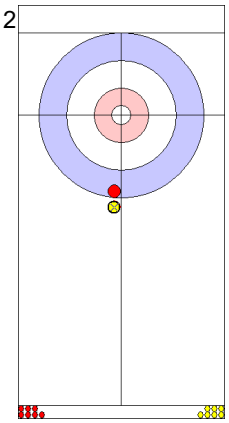
CAN: WALKER G
Wick / Soft Peeling ↺ 2

3
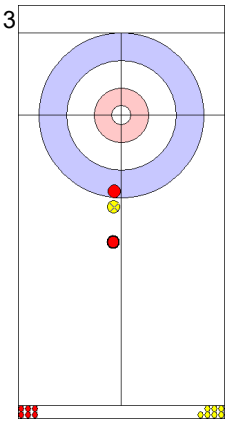
SUI: TANNER V
Front ↺ 3

4
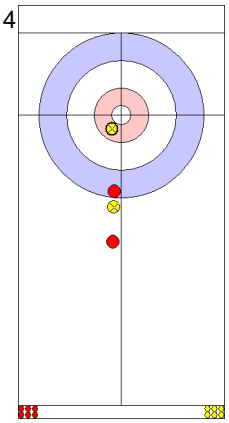
CAN: WALKER G
Draw ↺ 4

5
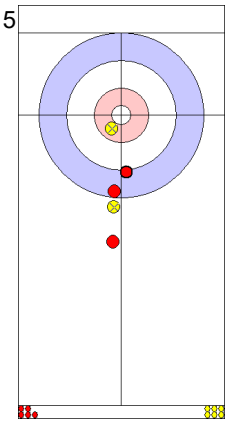
SUI: DE CRUZ P
Draw ↺ 3

6
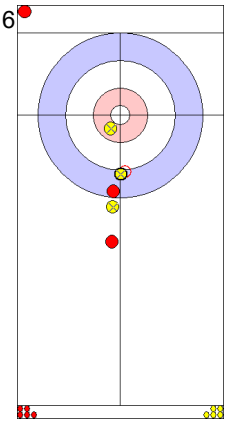
CAN: GALLANT B
Take-out ↺ 4

7
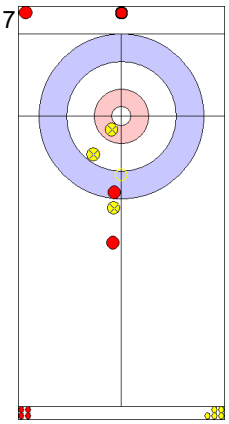
SUI: DE CRUZ P
Take-out ↺ 0

8
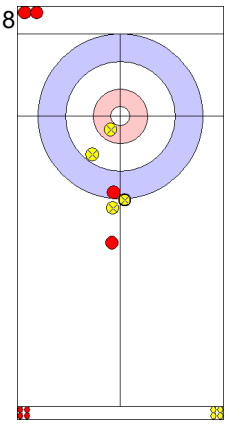
CAN: GALLANT B
Draw ↺ 2

9
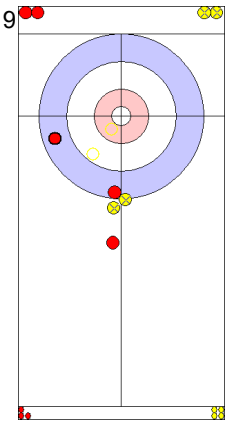
SUI: PAETZ C
Double Take-out ↺ 4

10
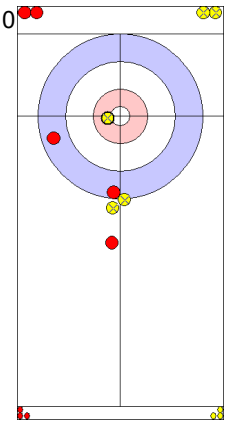
CAN: NICHOLS M
Draw ↺ 4

11
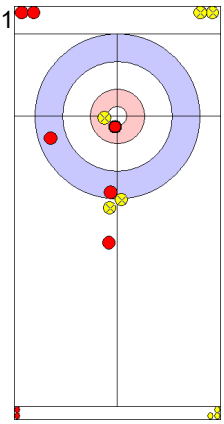
SUI: PAETZ C
Draw ↺ 4

12
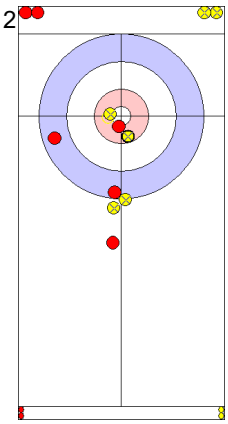
CAN: NICHOLS M
Draw ↺ 3

13
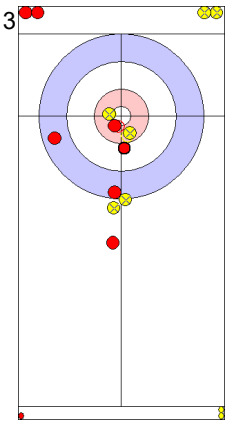
SUI: SCHWARZ B
Raise ↺ 4

14
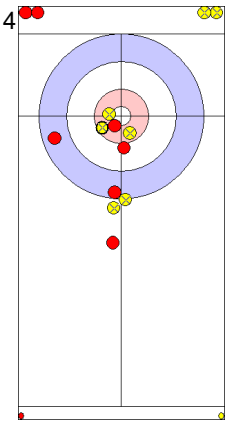
CAN: GUSHUE B
Draw ↺ 4

15
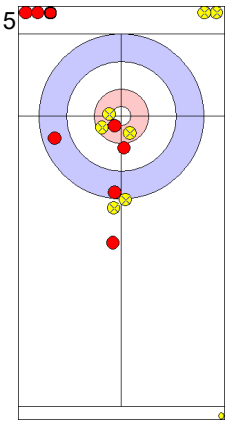
SUI: SCHWARZ B
Promotion Take-out ↺ 0

16
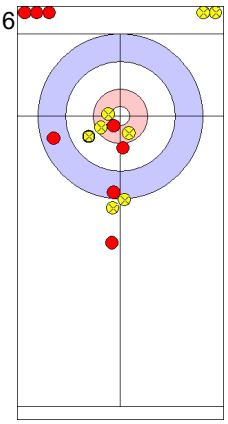
CAN: GUSHUE B
Double Take-out ↺ 0
Measurement

	SUI	CAN
Total Score	3	3
Time left	00:00	00:00

Game - Shot by Shot

End 6 — **SUI - Switzerland** **3 + 1** (this end) **= 4** — **CAN - Canada** **3 + 0** (this end) **= 3**

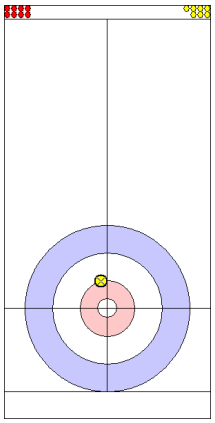

1 CAN: WALKER G
Draw ↻ 4

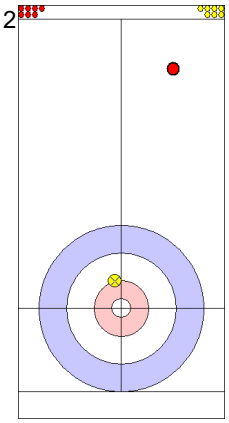

2 SUI: TANNER V
Front ↻ 2

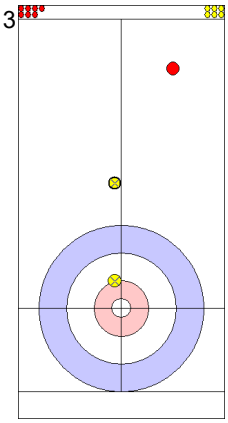

3 CAN: WALKER G
Guard ↻ 4

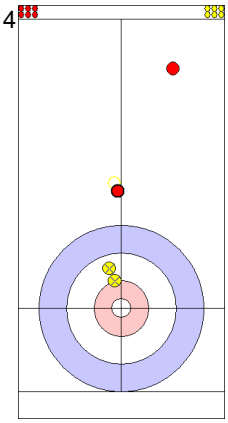

4 SUI: TANNER V
Wick / Soft Peeling ↻ 0

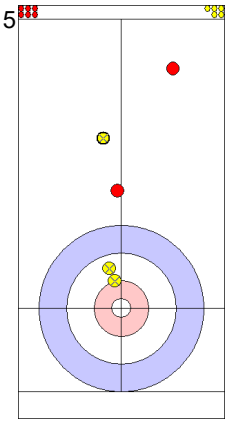

5 CAN: GALLANT B
Guard ↻ 2

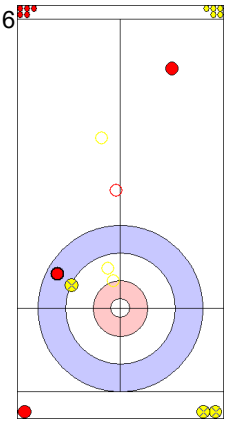

6 SUI: DE CRUZ P
Clearing ↻ 4

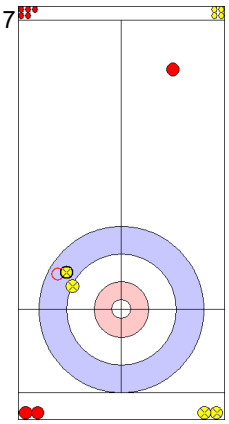

7 CAN: GALLANT B
Take-out ↻ 4

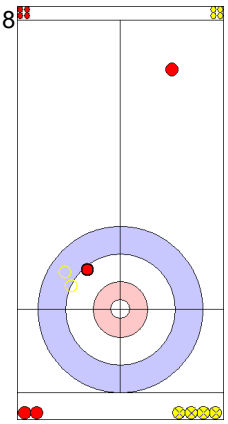

8 SUI: DE CRUZ P
Double Take-out ↻ 4

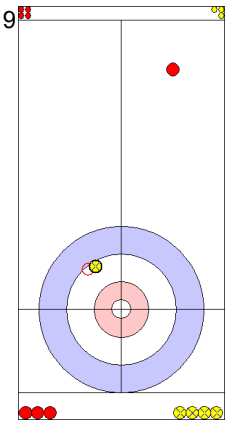

9 CAN: NICHOLS M
Take-out ↻ 4

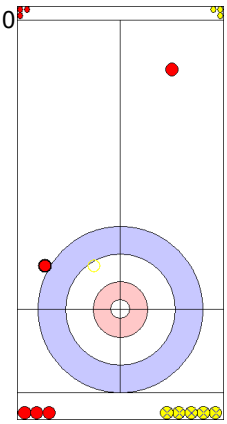

10 SUI: PAETZ C
Take-out ↻ 4

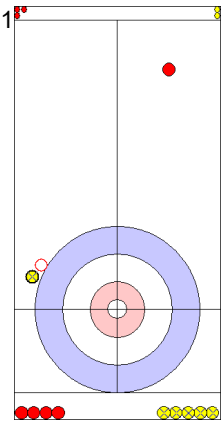

11 CAN: NICHOLS M
Take-out ↻ 2

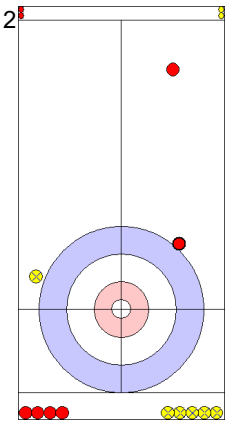

12 SUI: PAETZ C
Draw ↻ 3

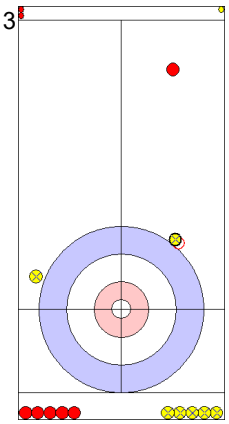

13 CAN: GUSHUE B
Take-out ↻ 4

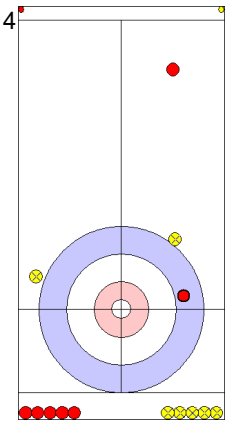

14 SUI: SCHWARZ B
Draw ↻ 4

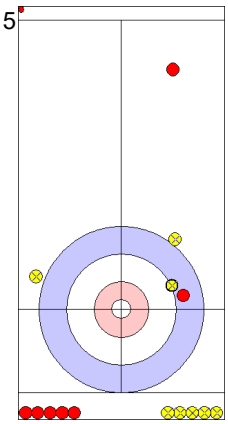

15 CAN: GUSHUE B
Freeze ↻ 4

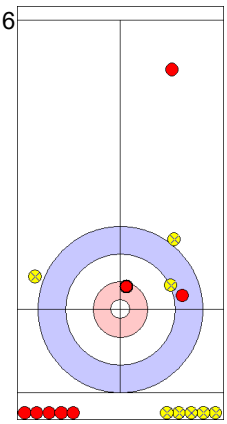

16 SUI: SCHWARZ B
Draw ↻ 4

	SUI	CAN
Total Score	4	3
Time left	00:00	00:00

Game - Shot by Shot

End 7 | **SUI - Switzerland** **4 + 0** (this end) **= 4** | **CAN - Canada** **3 + 3** (this end) **= 6**



	SUI	CAN
Total Score	4	6
Time left	00:00	00:00

Game - Shot by Shot

End 8 | **SUI - Switzerland** **4 + 0** (this end) **= 4** | **CAN - Canada** **6 + 0** (this end) **= 6**

1
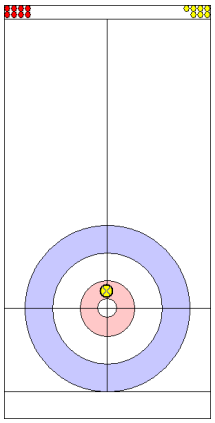
CAN: WALKER G
Draw ↻ 4

2
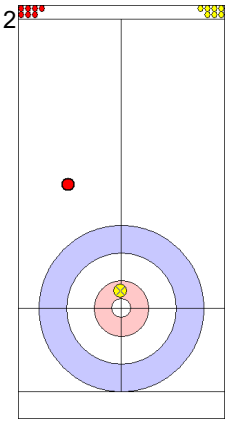
SUI: TANNER V
Front ↻ 4

3
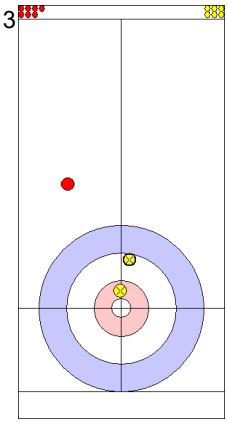
CAN: WALKER G
Draw ↻ 4

4
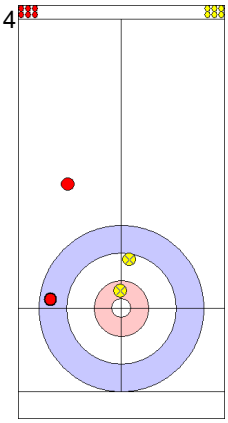
SUI: TANNER V
Draw ↻ 4

5
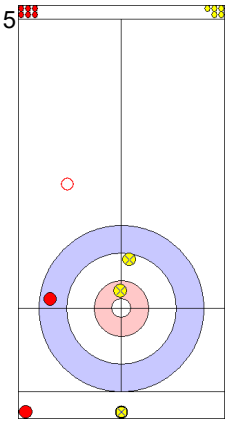
CAN: GALLANT B
Clearing ↻ 4

6
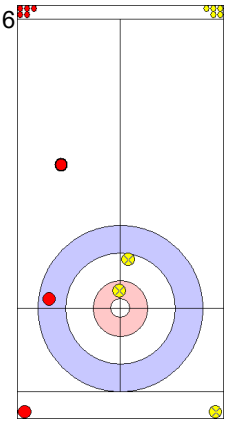
SUI: DE CRUZ P
Guard ↻ 3

7
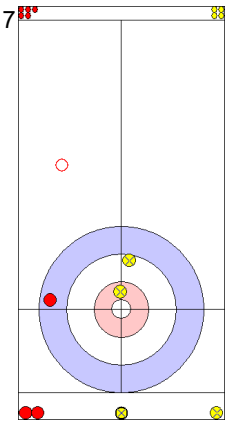
CAN: GALLANT B
Clearing ↻ 4

8
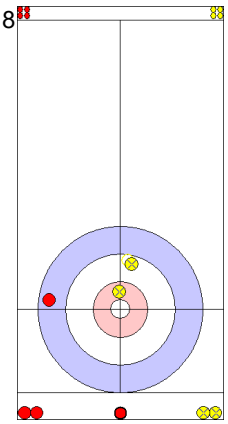
SUI: DE CRUZ P
Raise ↻ 0

9
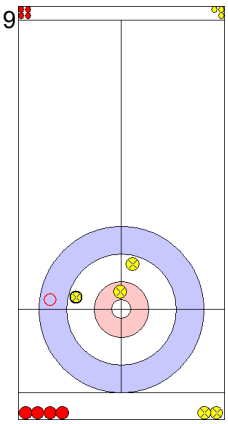
CAN: NICHOLS M
Take-out ↺ 4

10
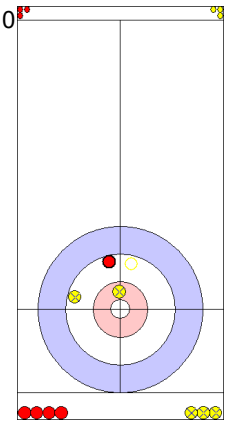
SUI: PAETZ C
Take-out ↻ 4

11
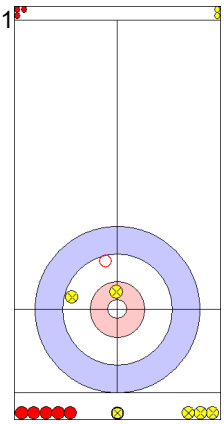
CAN: NICHOLS M
Clearing ↺ 4

12
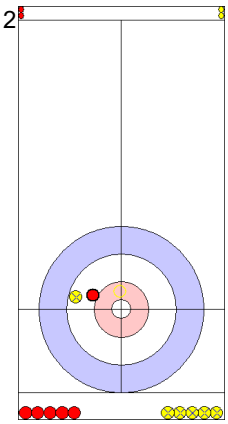
SUI: PAETZ C
Take-out ↺ 4

13
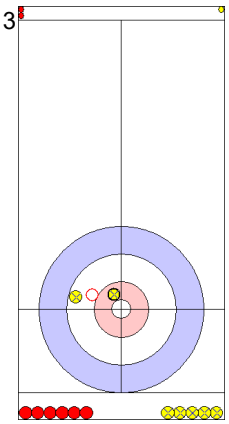
CAN: GUSHUE B
Hit and Roll ↻ 4

14
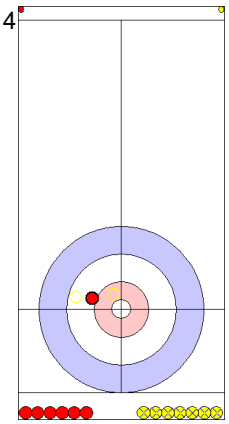
SUI: SCHWARZ B
Double Take-out ↺ 4

15
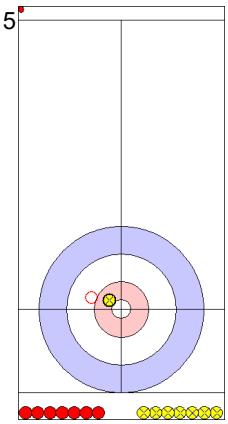
CAN: GUSHUE B
Clearing ↺ 4

16
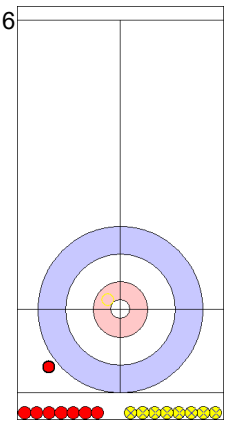
SUI: SCHWARZ B
Clearing ↻ 4

	SUI	CAN
Total Score	4	6
Time left	00:00	00:00

Game - Shot by Shot

End 9 | **SUI - Switzerland** **4 + 1** (this end) **= 5** | **CAN - Canada** **6 + 0** (this end) **= 6**

1
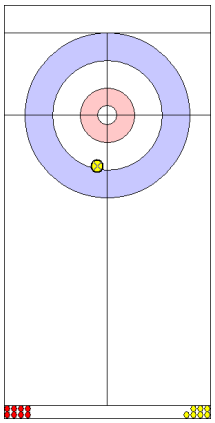
CAN: WALKER G
Front ↺ 3

2
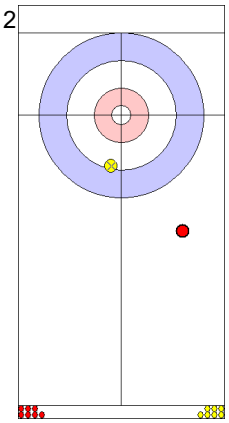
SUI: TANNER V
Front ↻ 4

3
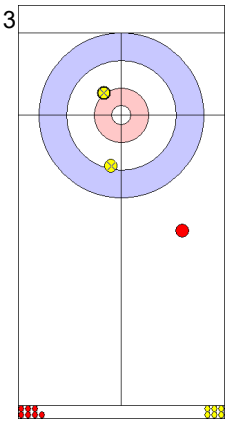
CAN: WALKER G
Draw ↺ 2

4
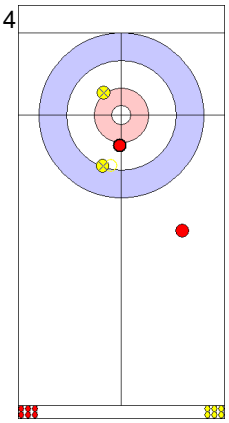
SUI: TANNER V
Draw ↺ 3

5
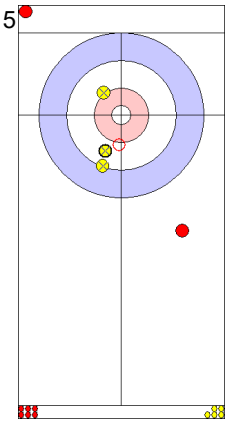
CAN: GALLANT B
Take-out ↺ 4

6
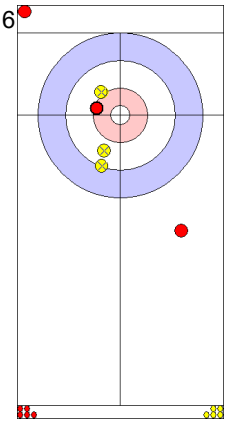
SUI: DE CRUZ P
Draw ↻ 4

7
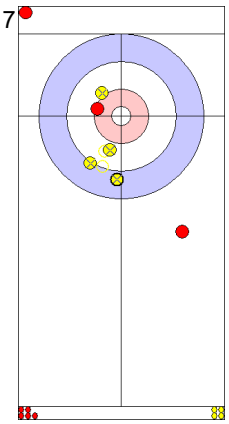
CAN: GALLANT B
Raise ↺ 3

8
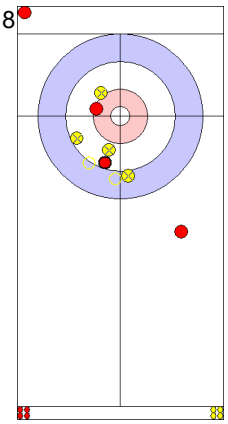
SUI: DE CRUZ P
Raise ↻ 4

9
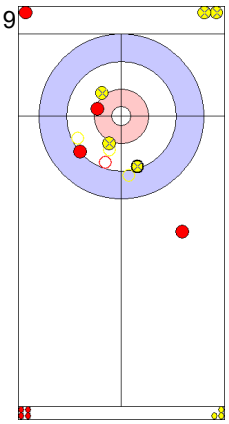
CAN: NICHOLS M
Promotion Take-out ↺ 2

10
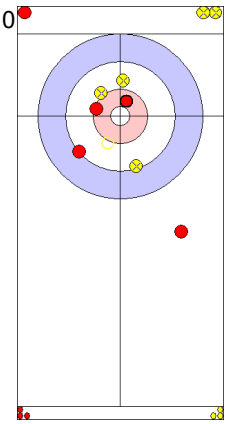
SUI: PAETZ C
Raise ↺ 4

11
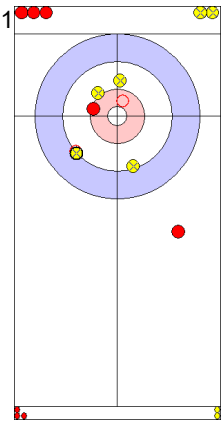
CAN: NICHOLS M
Double Take-out ↺ 4

12
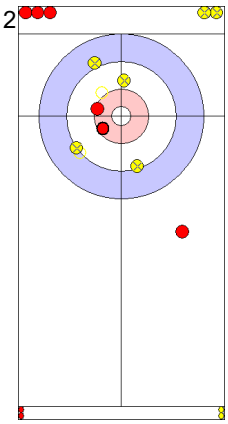
SUI: PAETZ C
Draw ↻ 4

13
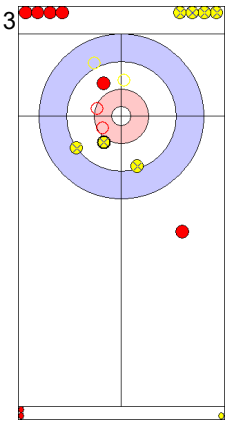
CAN: GUSHUE B
Double Take-out ↺ 4

14
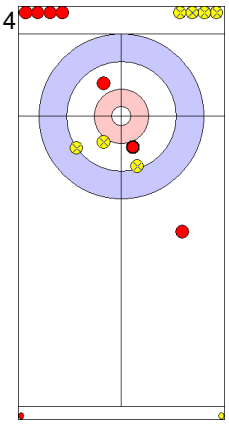
SUI: SCHWARZ B
Raise ↻ 4

15
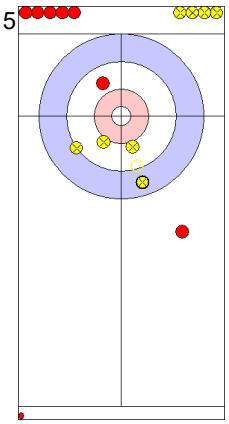
CAN: GUSHUE B
Promotion Take-out ↺ 3

16
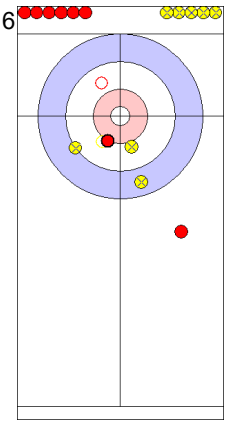
SUI: SCHWARZ B
Take-out ↺ 2

	SUI	CAN
Total Score	5	6
Time left	00:00	00:00

Game - Shot by Shot

End 10 | **SUI - Switzerland** **5 + 0** (this end) **= 5** | **CAN - Canada** **6 + 1** (this end) **= 7**



Note:
Shot Success Points:
4 = 100%
3 = 75%
2 = 50%
1 = 25%
0 = 0%
X = not considered

Rotation:
↻ Clockwise
↺ Counter-clockwise

	SUI	CAN
Total Score	5	7
Time left	01:42	01:10

Game Results

Sheet	Game	Team	LSFE	1	2	3	4	5	6	7	8	9	10	Extra Ends	Total
B	1	RUS - Russia		0	0	1	0	0	1	X	X	X	X		2
	1	USA - United States	*	1	2	0	3	3	0	X	X	X	X		9

RUS - Russia		Shot Success Game	Shot Success All
4 S	STUKALSKIY Alexey	67%	67%
3	TIMOFEEV Alexey	57%	57%
2 V	GADZHIKHANOV Timur	46%	46%
1	RAZHABOV Artur	63%	63%
A	KLIMOV Evgeny	-	-
	Team Total	58%	58%

Last Stone Draw		Distance
↻	STUKALSKIY A	160.6cm
↺	RAZHABOV A	89.0cm
Total		**249.6cm**

Time remaining: 15 minutes 31 seconds

USA - United States		Shot Success Game	Shot Success All
4 S	SHUSTER John	96%	96%
3 V	GEORGE Tyler	94%	94%
2	HAMILTON Matt	81%	81%
1	LANDSTEINER John	79%	79%
A	POLO Joe	-	-
	Team Total	88%	88%

Last Stone Draw		Distance
↻	HAMILTON M	86.9cm
↺	SHUSTER J	84.4cm
Total		**171.3cm**

Time remaining: 17 minutes 0 seconds

Shot Success Analysis

RUS - Russia		↻	↺	Game
4 STUKALSKIY Alexey	Draws	3 42%	4 63%	7 54%
	Take-outs	3 75%	2 100%	5 85%
	Total	6 58%	6 75%	12 67%
3 TIMOFEEV Alexey	Draws	3 42%	3 42%	6 42%
	Take-outs	1 50%	4 81%	5 75%
	Total	4 44%	7 64%	11 57%
2 GADZHIKHANOV Timur	Draws	4 44%	7 46%	11 45%
	Take-outs	0 -	1 50%	1 50%
	Total	4 44%	8 47%	12 46%
1 RAZHABOV Artur	Draws	2 100%	9 56%	11 64%
	Take-outs	0 -	1 50%	1 50%
	Total	2 100%	10 55%	12 63%
A KLIMOV Evgeny	Draws	0 -	0 -	0 -
	Take-outs	0 -	0 -	0 -
	Total	0 -	0 -	0 -
Team	Draws	12 52%	23 52%	35 52%
	Take-outs	4 69%	8 78%	12 75%
	Total	16 56%	31 59%	47 58%

USA - United States		↻	↺	Game
4 SHUSTER John	Draws	3 83%	2 100%	5 90%
	Take-outs	2 100%	5 100%	7 100%
	Total	5 90%	7 100%	12 96%
3 GEORGE Tyler	Draws	1 100%	2 75%	3 83%
	Take-outs	2 100%	7 96%	9 97%
	Total	3 100%	9 92%	12 94%
2 HAMILTON Matt	Draws	0 -	2 100%	2 100%
	Take-outs	4 69%	6 83%	10 78%
	Total	4 69%	8 88%	12 81%
1 LANDSTEINER John	Draws	5 80%	6 83%	11 82%
	Take-outs	0 -	1 50%	1 50%
	Total	5 80%	7 79%	12 79%
A POLO Joe	Draws	0 -	0 -	0 -
	Take-outs	0 -	0 -	0 -
	Total	0 -	0 -	0 -
Team	Draws	9 83%	12 88%	21 86%
	Take-outs	8 84%	19 91%	27 89%
	Total	17 84%	31 90%	48 88%

Note:
Team position and functions are attached to each team member's name as follows:
4 = Fourth, **3** = Third, **2** = Second, **1** = Lead, **A** = Alternate, **S** = Skip, **V** = Vice-Skip

Legend:
↻ Clockwise ↺ Counter-clockwise **LSFE(*)** Last Stone First End
X Unplayed/unfinished end due to concession

Game - Shot by Shot

End 1 — **RUS - Russia** **0 + 0** (this end) **= 0** — **USA - United States** **0 + 1** (this end) **= 1**



1	2	3	4	5	6
RUS: RAZHABOV A	USA: LANDSTEINER J	RUS: RAZHABOV A	USA: LANDSTEINER J	RUS: GADZHIKHANOV T	USA: HAMILTON M
Front ↺ 1	Front ↺ 3	Draw ↺ 2	Take-out ↺ 2	Take-out ↺ 2	Draw ↺ 4

7	8	9	10	11	12
RUS: GADZHIKHANOV T	USA: HAMILTON M	RUS: TIMOFEEV A	USA: GEORGE T	RUS: TIMOFEEV A	USA: GEORGE T
Draw ↺ 2	Take-out ↺ 4	Take-out ↺ 4	Double Take-out ↺ 4	Draw ↺ 4	Draw ↺ 2

13	14	15	16
RUS: STUKALSKIY A	USA: SHUSTER J	RUS: STUKALSKIY A	USA: SHUSTER J
Draw ↺ 4	Take-out ↺ 4	Take-out ↺ 4	Take-out ↺ 4

	RUS	USA
Total Score	0	1
Time left	00:00	00:00

Game - Shot by Shot

End 2 | **RUS - Russia** **0 + 0** (this end) **= 0** | **USA - United States** **1 + 2** (this end) **= 3**

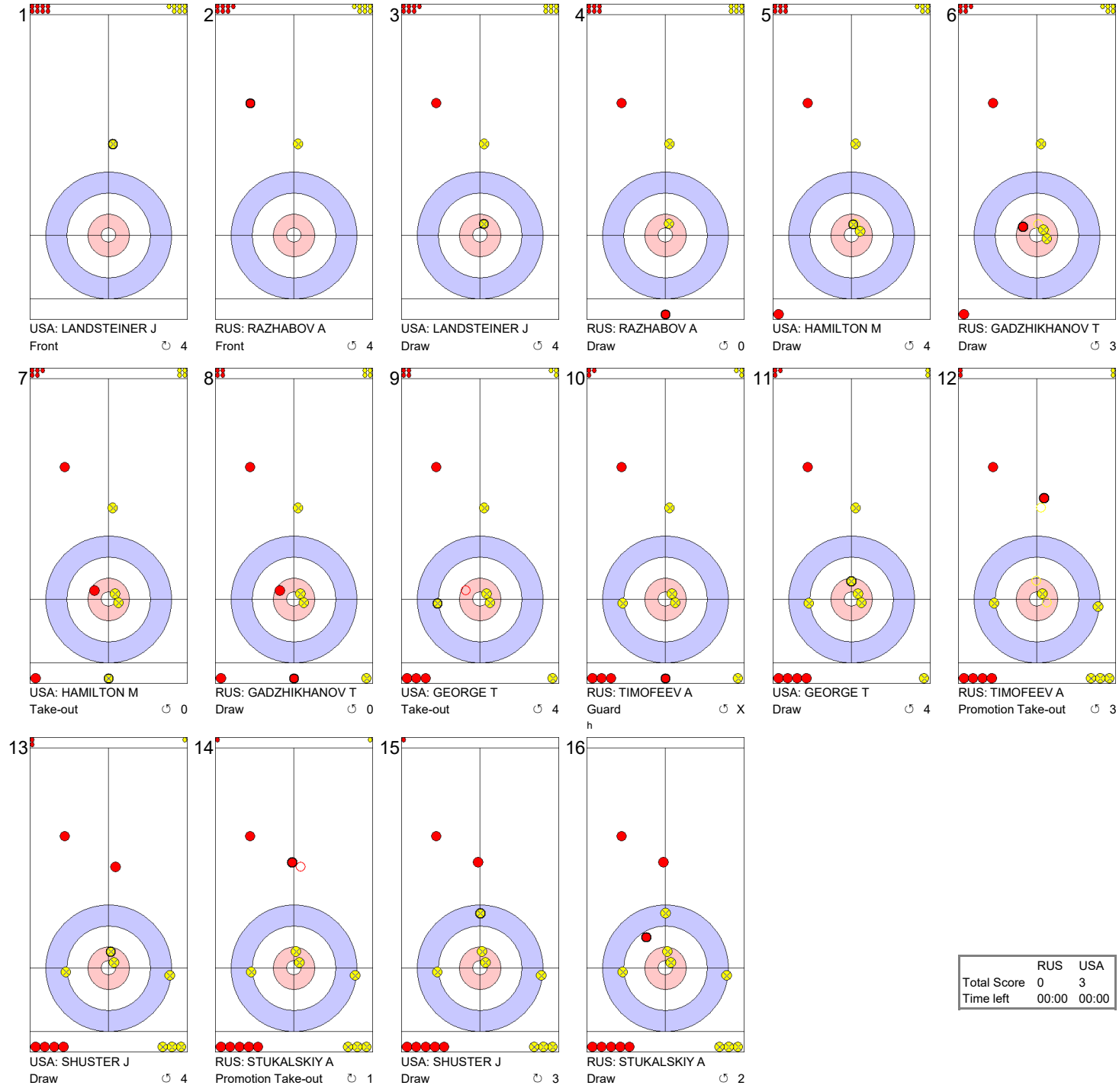

	RUS	USA
Total Score	0	3
Time left	00:00	00:00

Game - Shot by Shot

End 3 | **RUS - Russia** **0 + 1** (this end) **= 1** | **USA - United States** **3 + 0** (this end) **= 3**

1
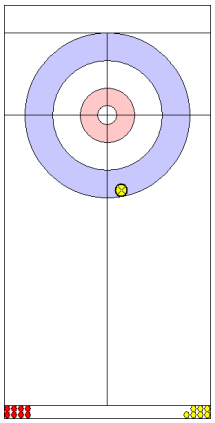
USA: LANDSTEINER J
Draw ↺ 4

2
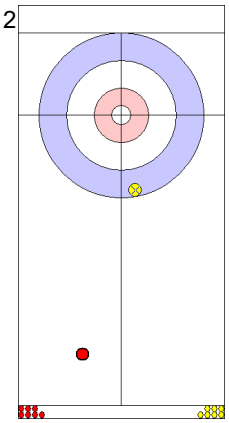
RUS: RAZHABOV A
Front ↺ 3

3
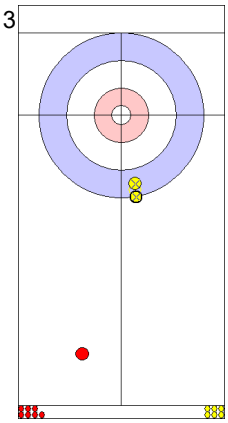
USA: LANDSTEINER J
Draw ↺ 3

4
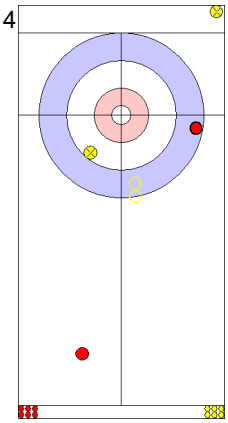
RUS: RAZHABOV A
Take-out ↺ 2

5
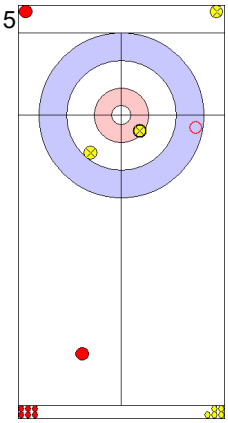
USA: HAMILTON M
Take-out ↺ 4

6
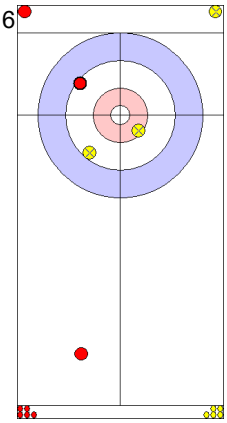
RUS: GADZHIKHANOV T
Draw ↺ 3

7
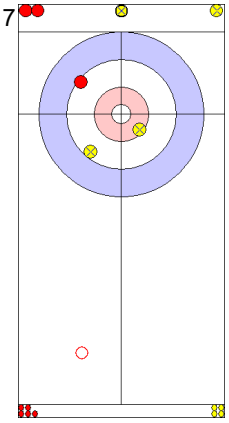
USA: HAMILTON M
Clearing ↺ 4

8
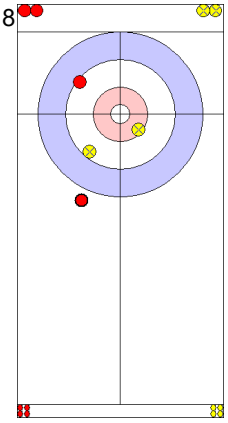
RUS: GADZHIKHANOV T
Draw ↺ 1

9
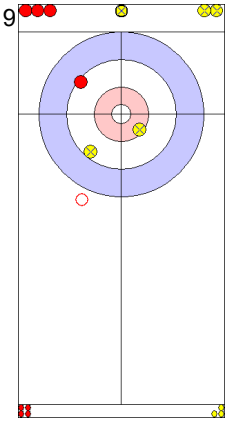
USA: GEORGE T
Clearing ↺ 4

10
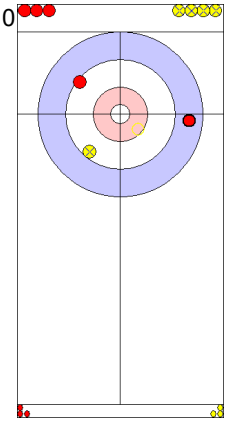
RUS: TIMOFEEV A
Take-out ↺ 2

11
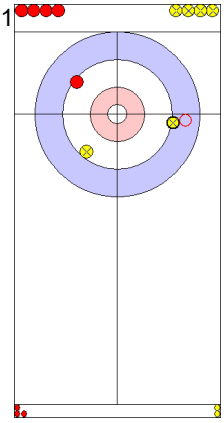
USA: GEORGE T
Take-out ↺ 3

12
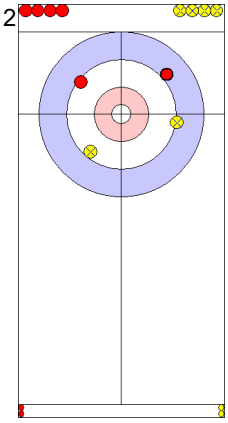
RUS: TIMOFEEV A
Draw ↺ 1

13
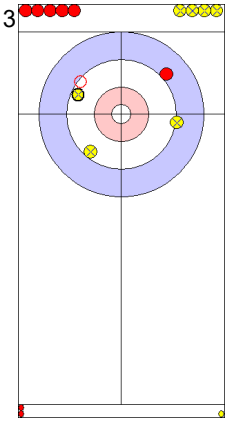
USA: SHUSTER J
Raise ↺ 4

14
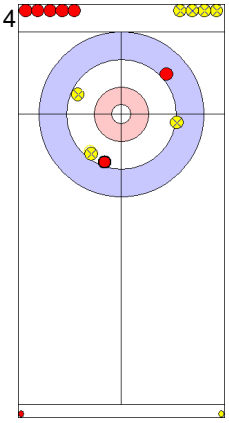
RUS: STUKALSKIY A
Draw ↺ 1

15
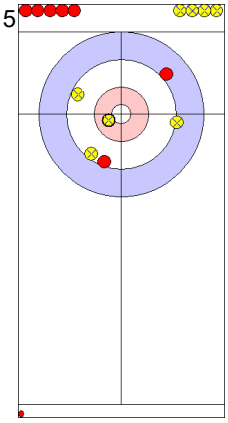
USA: SHUSTER J
Draw ↺ 4

16
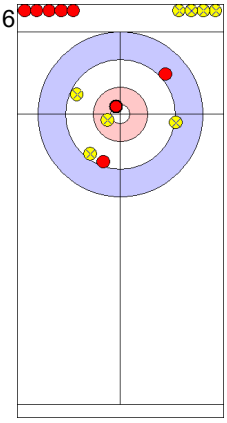
RUS: STUKALSKIY A
Draw ↺ 4

	RUS	USA
Total Score	1	3
Time left	00:00	00:00

Game - Shot by Shot

End 4 | **RUS - Russia** **1 + 0** (this end) **= 1** | **USA - United States** **3 + 3** (this end) **= 6**

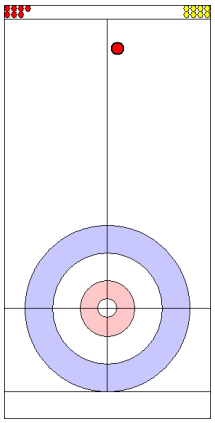
1
RUS: RAZHABOV A
Front ↺ 3

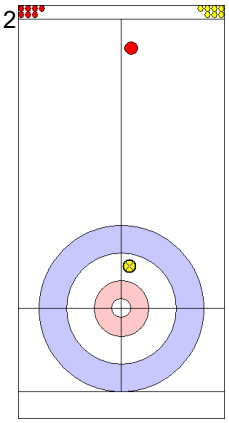
2
USA: LANDSTEINER J
Draw ↺ 4

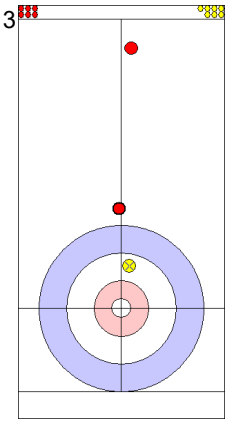
3
RUS: RAZHABOV A
Draw ↺ 1

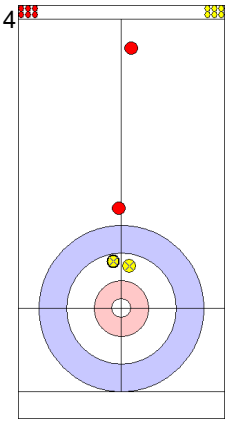
4
USA: LANDSTEINER J
Draw ↺ 2

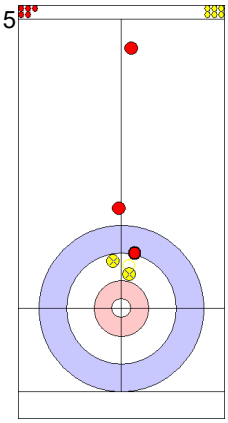
5
RUS: GADZHIKHANOV T
Draw ↻ 2

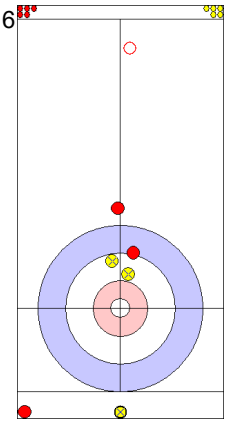
6
USA: HAMILTON M
Clearing ↺ 4

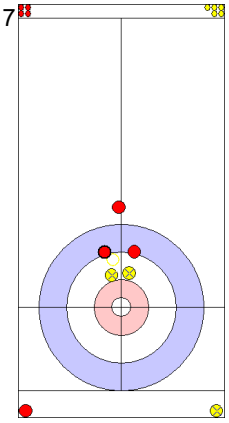
7
RUS: GADZHIKHANOV T
Draw ↺ 2

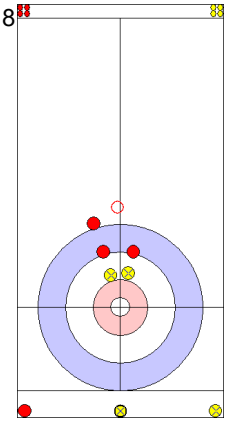
8
USA: HAMILTON M
Take-out ↻ 1

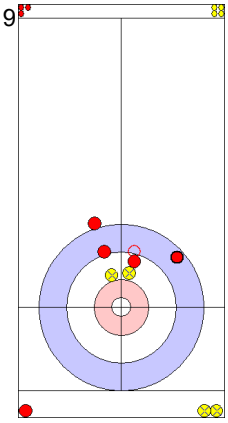
9
RUS: TIMOFEEV A
Draw ↻ 1

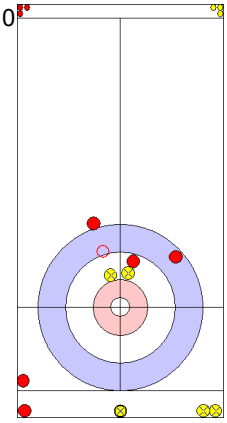
10
USA: GEORGE T
Take-out ↺ 4

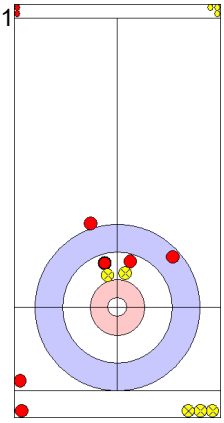
11
RUS: TIMOFEEV A
Draw ↻ 3

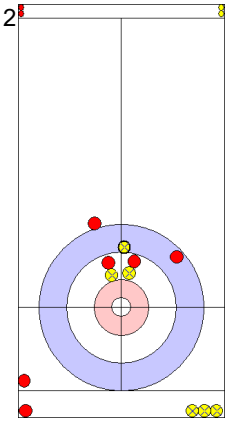
12
USA: GEORGE T
Draw ↺ 4

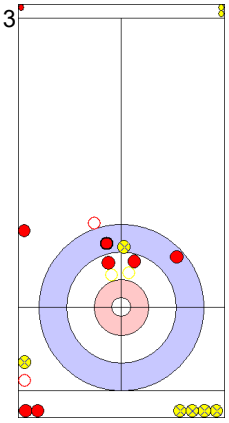
13
RUS: STUKALSKIY A
Take-out ↺ 4

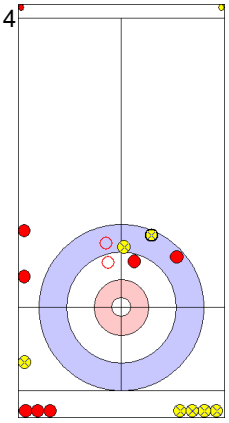
14
USA: SHUSTER J
Double Take-out ↺ 4

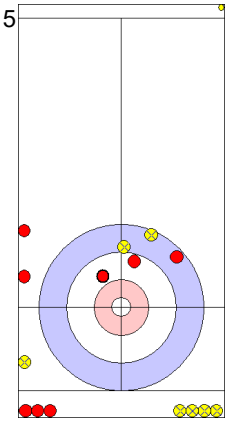
15
RUS: STUKALSKIY A
Draw ↺ 3

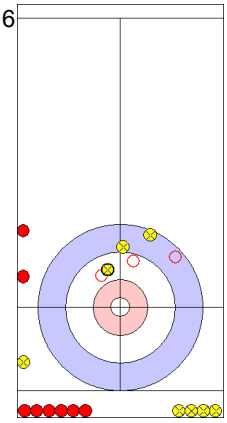
16
USA: SHUSTER J
Promotion Take-out ↺ 4

	RUS	USA
Total Score	1	6
Time left	00:00	00:00

Game - Shot by Shot

End 5 | **RUS - Russia** **1 + 0** (this end) **= 1** | **USA - United States** **6 + 3** (this end) **= 9**

1

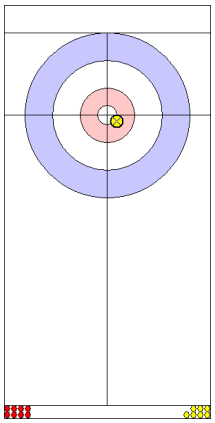

USA: LANDSTEINER J
Draw ↻ 4

2

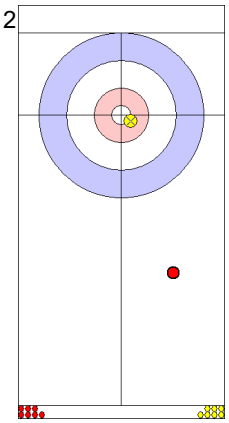

RUS: RAZHABOV A
Front ↻ 4

3

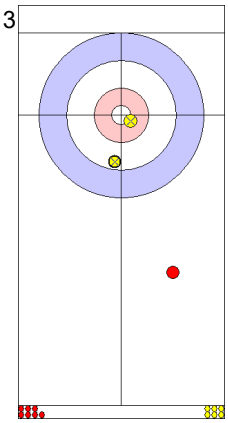

USA: LANDSTEINER J
Draw ↻ 4

4

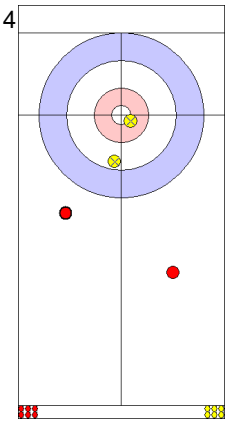

RUS: RAZHABOV A
Front ↻ 2

5

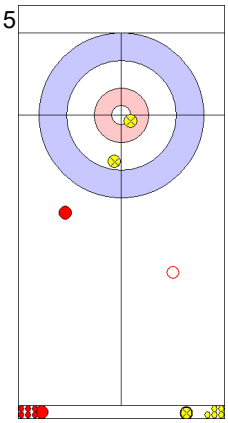

USA: HAMILTON M
Clearing ↻ 4

6

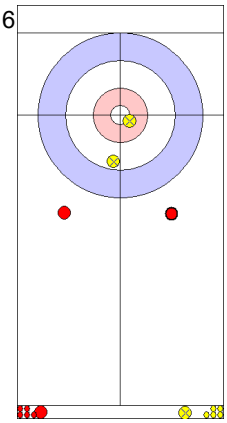

RUS: GADZHIKHANOV T
Front ↻ 2

7

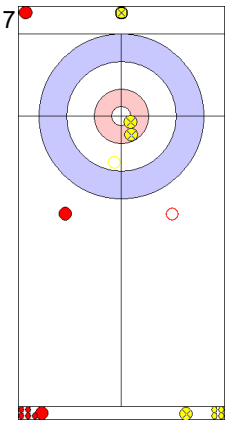

USA: HAMILTON M
Clearing ↻ 4

8

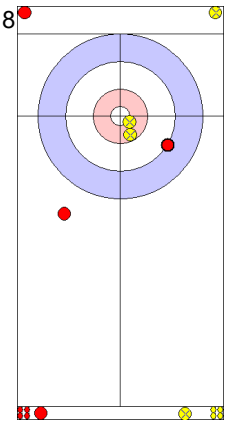

RUS: GADZHIKHANOV T
Front ↻ 1

9

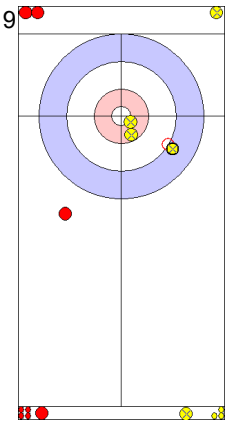

USA: GEORGE T
Take-out ↻ 4

10

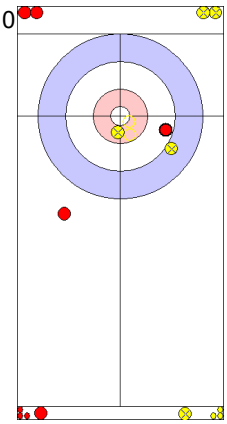

RUS: TIMOFEEV A
Take-out ↻ 4

11

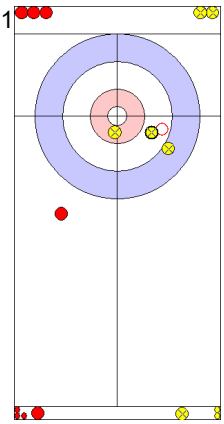

USA: GEORGE T
Take-out ↻ 4

12

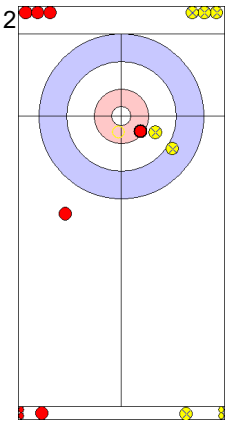

RUS: TIMOFEEV A
Hit and Roll ↻ 2

13

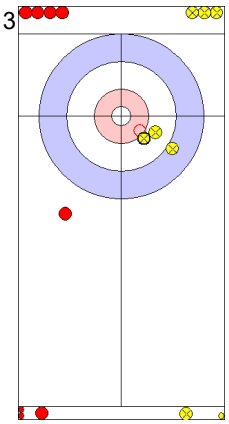

USA: SHUSTER J
Take-out ↻ 4

14

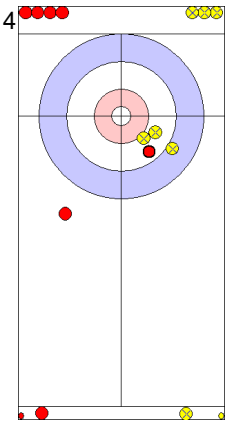

RUS: STUKALSKIY A
Draw ↻ 1

15

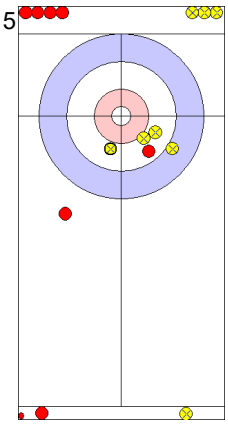

USA: SHUSTER J
Draw ↻ 3

16

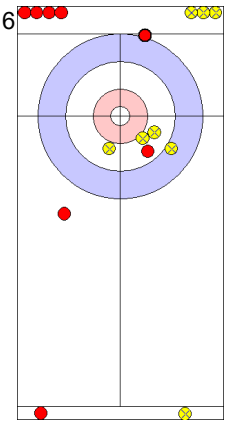

RUS: STUKALSKIY A
Draw ↻ 0

	RUS	USA
Total Score	1	9
Time left	00:00	00:00

Game - Shot by Shot

End 6 | **RUS - Russia** **1 + 1** (this end) **= 2** | **USA - United States** **9 + 0** (this end) **= 9**



Note:
Shot Success Points:
4 = 100%
3 = 75%
2 = 50%
1 = 25%
0 = 0%
X = not considered

Rotation:
↻ Clockwise
↺ Counter-clockwise

	RUS	USA
Total Score	2	9
Time left	15:31	17:00

Game Results

Sheet	Game	Team	LSFE	1	2	3	4	5	6	7	8	9	10	Extra Ends				Total
C	1	JPN - Japan	*	1	0	2	2	0	1	0	1	2	X					9
	1	ITA - Italy		0	2	0	0	2	0	1	0	0	X					5

JPN - Japan		Shot Success Game	Shot Success All
4 S	MOROZUMI Yusuke	76%	76%
3 V	SHIMIZU Tetsuro	75%	75%
2	YAMAGUCHI Tsuyoshi	66%	66%
1	MOROZUMI Kosuke	88%	88%
A	HIRATA Kohsuke	-	-
	Team Total	76%	76%

Last Stone Draw		Distance
↻	YAMAGUCHI T	9.6cm
↺	MOROZUMI Y	11.5cm
Total		**21.1cm**

Time remaining: 6 minutes 46 seconds

ITA - Italy		Shot Success Game	Shot Success All
4 V	MOSANER Amos	68%	68%
3 S	RETORNAZ Joel	70%	70%
2	PILZER Andrea	68%	68%
1	FERRAZZA Daniele	78%	78%
A	GONIN Simone	-	-
	Team Total	71%	71%

Last Stone Draw		Distance
↻	RETORNAZ J	63.1cm
↺	MOSANER A	21.4cm
Total		**84.5cm**

Time remaining: 3 minutes 36 seconds

Shot Success Analysis

JPN - Japan		↻		↺		Game	
4 MOROZUMI Yusuke	Draws	2	100%	3	83%	5	90%
	Take-outs	2	63%	11	73%	13	71%
	Total	4	81%	14	75%	18	76%
3 SHIMIZU Tetsuro	Draws	3	50%	4	81%	7	68%
	Take-outs	3	100%	10	73%	13	79%
	Total	6	75%	14	75%	20	75%
2 YAMAGUCHI Tsuyoshi	Draws	3	75%	1	75%	4	75%
	Take-outs	2	100%	14	59%	16	64%
	Total	5	85%	15	60%	20	66%
1 MOROZUMI Kosuke	Draws	2	75%	16	88%	18	86%
	Take-outs	0	-	2	100%	2	100%
	Total	2	75%	18	89%	20	88%
A HIRATA Kohsuke	Draws	0	-	0	-	0	-
	Take-outs	0	-	0	-	0	-
	Total	0	-	0	-	0	-
Team	Draws	10	73%	24	85%	34	82%
	Take-outs	7	89%	37	69%	44	72%
	Total	17	79%	61	75%	78	76%

ITA - Italy		↻		↺		Game	
4 MOSANER Amos	Draws	3	50%	5	30%	8	38%
	Take-outs	0	-	10	93%	10	93%
	Total	3	50%	15	72%	18	68%
3 RETORNAZ Joel	Draws	3	58%	6	83%	9	75%
	Take-outs	2	75%	9	64%	11	66%
	Total	5	65%	15	72%	20	70%
2 PILZER Andrea	Draws	5	70%	9	75%	14	73%
	Take-outs	3	50%	3	58%	6	54%
	Total	8	63%	12	71%	20	68%
1 FERRAZZA Daniele	Draws	4	75%	13	85%	17	82%
	Take-outs	1	100%	2	25%	3	50%
	Total	5	80%	15	77%	20	78%
A GONIN Simone	Draws	0	-	0	-	0	-
	Take-outs	0	-	0	-	0	-
	Total	0	-	0	-	0	-
Team	Draws	15	65%	33	73%	48	71%
	Take-outs	6	67%	24	72%	30	71%
	Total	21	65%	57	73%	78	71%

Note:
Team position and functions are attached to each team member's name as follows:
4 = Fourth, **3** = Third, **2** = Second, **1** = Lead, **A** = Alternate, **S** = Skip, **V** = Vice-Skip

Legend:
↻ Clockwise ↺ Counter-clockwise **LSFE(*)** Last Stone First End
X Unplayed/unfinished end due to concession

Game - Shot by Shot

End 1 — **JPN - Japan** **0 + 1** (this end) **= 1** — **ITA - Italy** **0 + 0** (this end) **= 0**

1
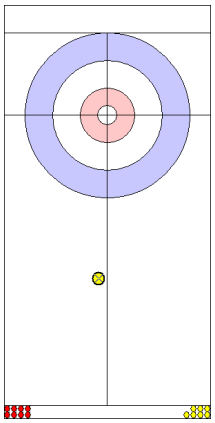
ITA: FERRAZZA D
Front ↺ 4

2
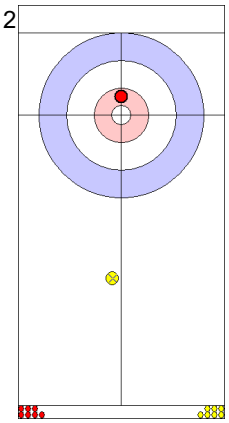
JPN: MOROZUMI K
Draw ↺ 3

3
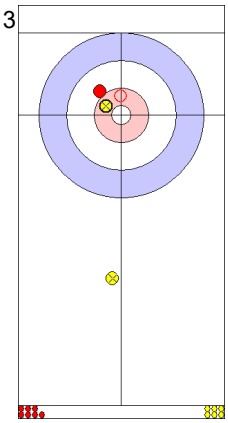
ITA: FERRAZZA D
Draw ↺ 4

4
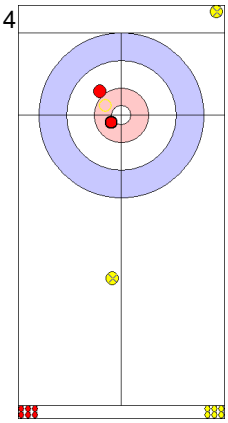
JPN: MOROZUMI K
Take-out ↺ 4

5
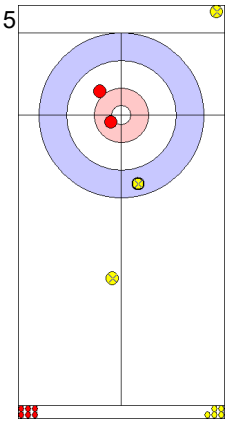
ITA: PILZER A
Draw ↺ 2

6
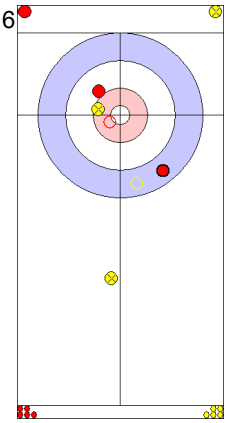
JPN: YAMAGUCHI T
Take-out ↺ 0

7
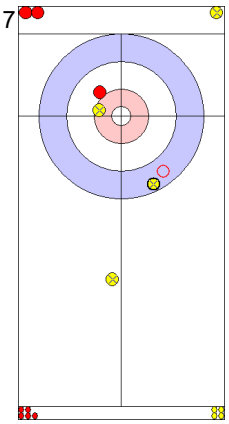
ITA: PILZER A
Hit and Roll ↺ 3

8
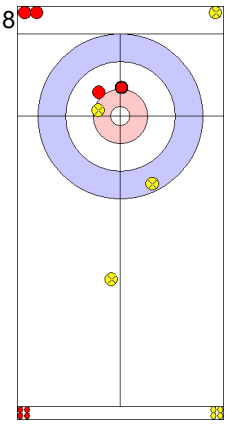
JPN: YAMAGUCHI T
Draw ↺ 3

9
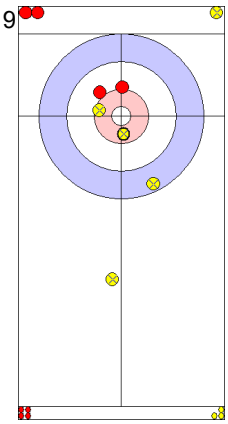
ITA: RETORNAZ J
Draw ↺ 4

10
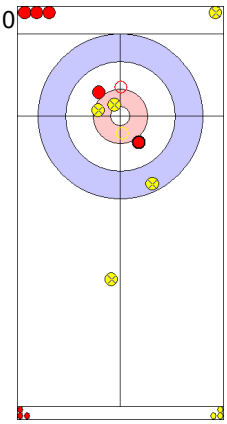
JPN: SHIMIZU T
Take-out ↺ 0

11
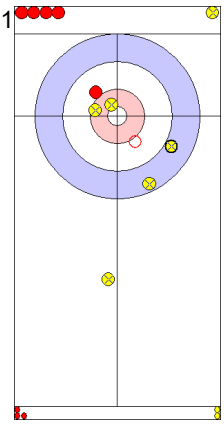
ITA: RETORNAZ J
Hit and Roll ↺ 3

12
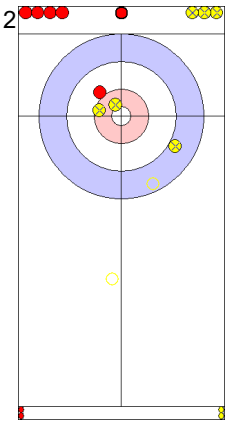
JPN: SHIMIZU T
Clearing ↺ 4

13
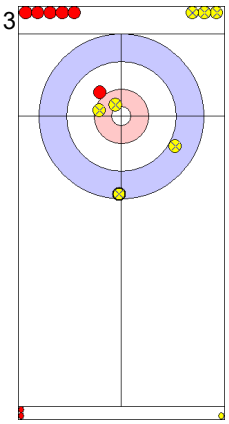
ITA: MOSANER A
Guard ↺ 3

14
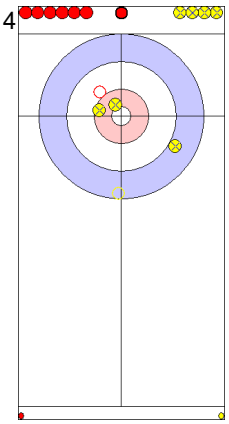
JPN: MOROZUMI Y
Double Take-out ↺ 2

15
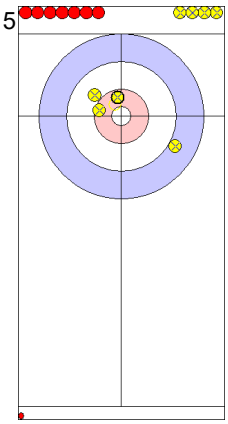
ITA: MOSANER A
Guard ↺ 1

16
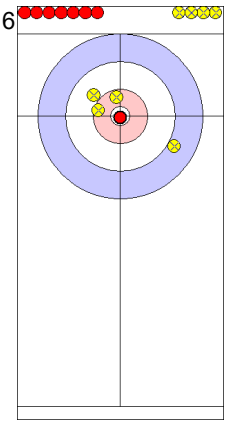
JPN: MOROZUMI Y
Draw ↺ 4

	JPN	ITA
Total Score	1	0
Time left	00:00	00:00

Game - Shot by Shot

End 2 | **JPN - Japan** **1 + 0** (this end) **= 1** | **ITA - Italy** **0 + 2** (this end) **= 2**



	1	2	3	4	5	6	7	8	9	10	11	12	13	14	15	16
	JPN: MOROZUMI K	ITA: FERRAZZA D	JPN: MOROZUMI K	ITA: FERRAZZA D	JPN: YAMAGUCHI T	ITA: PILZER A	JPN: YAMAGUCHI T	ITA: PILZER A	JPN: SHIMIZU T	ITA: RETORNAZ J	JPN: SHIMIZU T	ITA: RETORNAZ J	JPN: MOROZUMI Y	ITA: MOSANER A	JPN: MOROZUMI Y	ITA: MOSANER A
	Front ↻ 3	Front ↻ 2	Draw ↻ 4	Hit and Roll ↻ 4	Take-out ↻ 0	Draw ↻ 4	Hit and Roll ↻ 3	Hit and Roll ↻ 2	Draw ↻ 0	Draw ↻ 4	Freeze ↻ 2	Raise ↻ 0	Hit and Roll ↻ 3	Hit and Roll ↻ 4	Double Take-out ↻ 2	Clearing ↻ 4

	JPN	ITA
Total Score	1	2
Time left	00:00	00:00

Game - Shot by Shot

End 3 | **JPN - Japan** **1 + 2** (this end) **= 3** | **ITA - Italy** **2 + 0** (this end) **= 2**

1
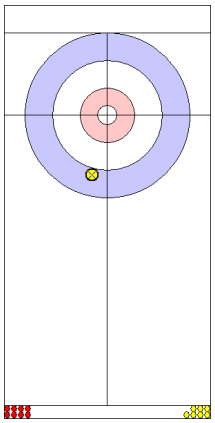
ITA: FERRAZZA D
Draw ↺ 4

2
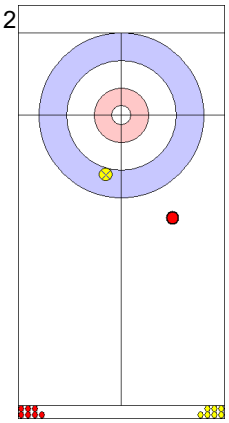
JPN: MOROZUMI K
Front ↻ 4

3
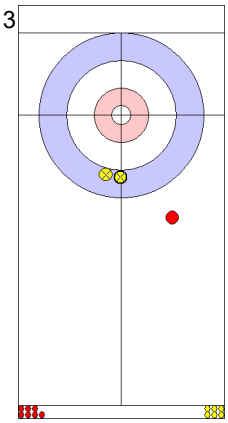
ITA: FERRAZZA D
Draw ↺ 3

4
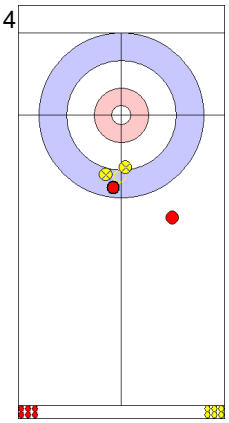
JPN: MOROZUMI K
Draw ↺ 4

5
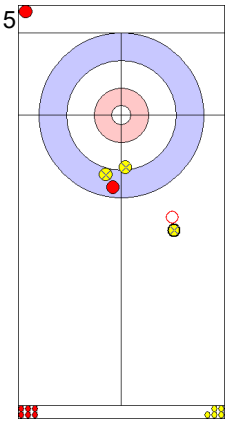
ITA: PILZER A
Clearing ↻ 0

6
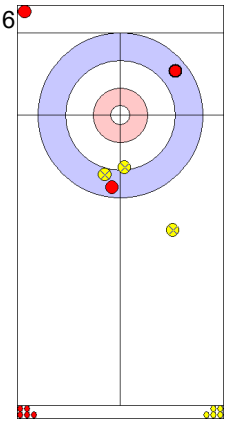
JPN: YAMAGUCHI T
Draw ↻ 3

7
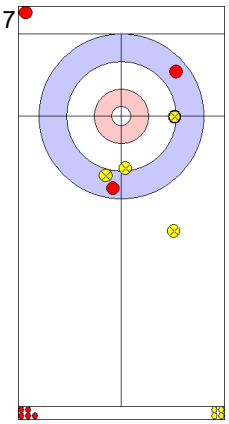
ITA: PILZER A
Draw ↻ 4

8
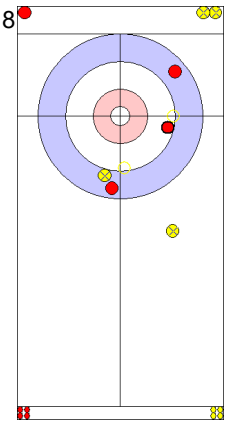
JPN: YAMAGUCHI T
Double Take-out ↺ 4

9
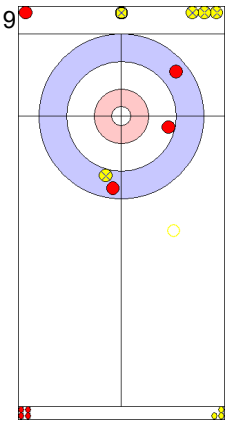
ITA: RETORNAZ J
Promotion Take-out ↺ 0

10
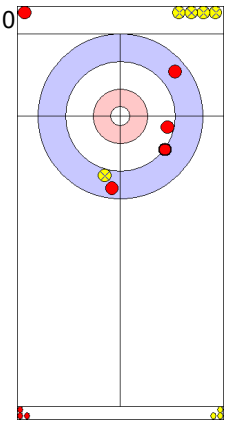
JPN: SHIMIZU T
Draw ↺ 4

11
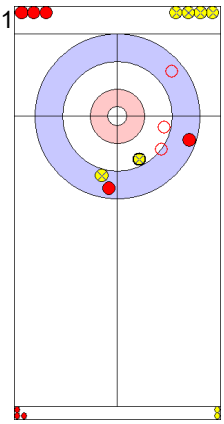
ITA: RETORNAZ J
Double Take-out ↺ 2

12
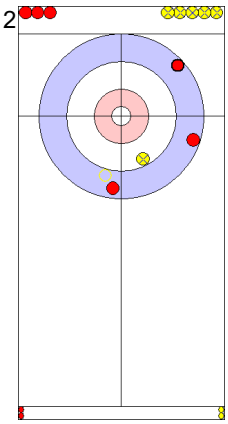
JPN: SHIMIZU T
Hit and Roll ↺ 3

13
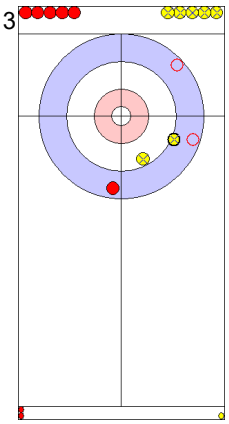
ITA: MOSANER A
Hit and Roll ↺ 4

14
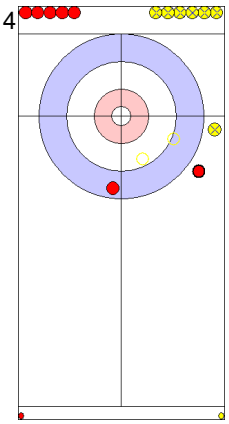
JPN: MOROZUMI Y
Double Take-out ↺ 4

15
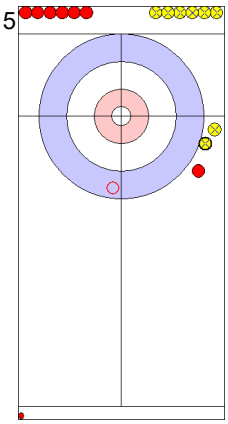
ITA: MOSANER A
Hit and Roll ↺ 4

16
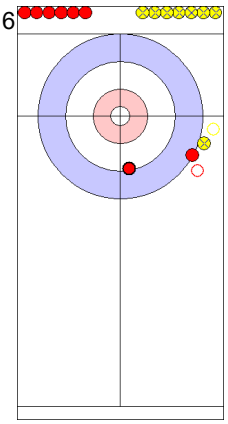
JPN: MOROZUMI Y
Promotion Take-out ↺ 4

	JPN	ITA
Total Score	3	2
Time left	00:00	00:00

Game - Shot by Shot

End 4 | **JPN - Japan** **3 + 2** (this end) **= 5** | **ITA - Italy** **2 + 0** (this end) **= 2**

1
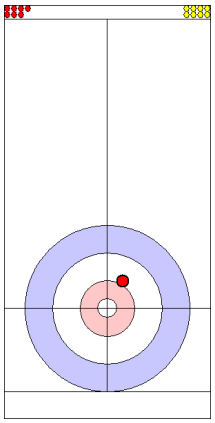
JPN: MOROZUMI K
Draw ↺ 4

2
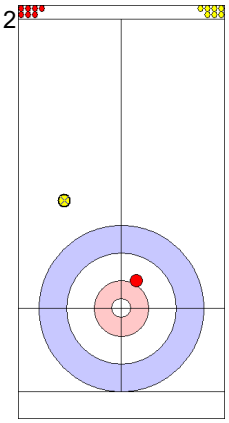
ITA: FERRAZZA D
Front ↺ 4

3
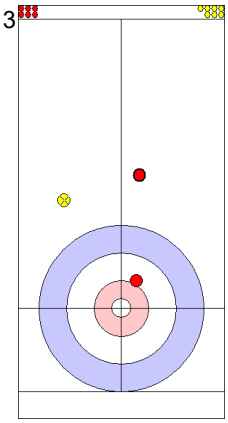
JPN: MOROZUMI K
Guard ↺ 4

4
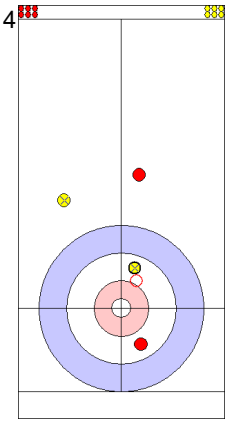
ITA: FERRAZZA D
Raise ↺ 2

5
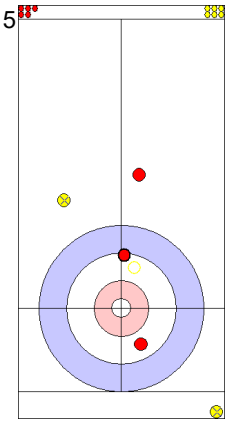
JPN: YAMAGUCHI T
Take-out ↺ 4

6
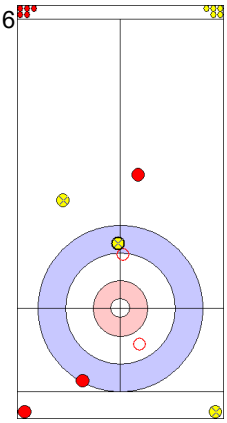
ITA: PILZER A
Double Take-out ↺ 2

7
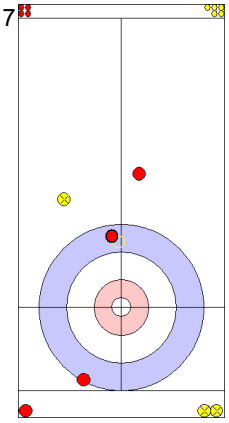
JPN: YAMAGUCHI T
Take-out ↺ 4

8
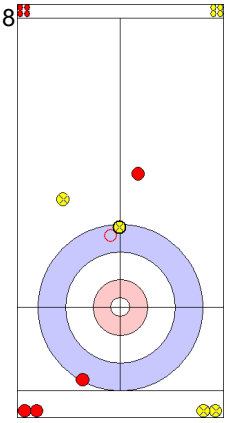
ITA: PILZER A
Hit and Roll ↺ 3

9
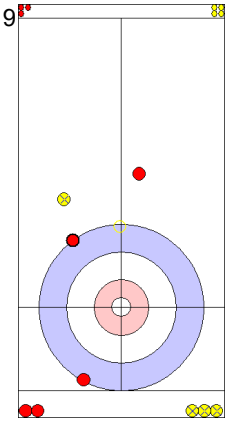
JPN: SHIMIZU T
Hit and Roll ↺ 3

10
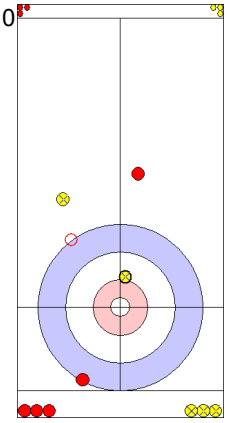
ITA: RETORNAZ J
Hit and Roll ↺ 3

11
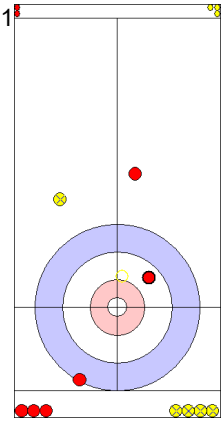
JPN: SHIMIZU T
Hit and Roll ↺ 3

12
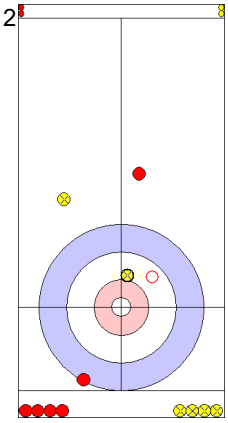
ITA: RETORNAZ J
Hit and Roll ↺ 3

13
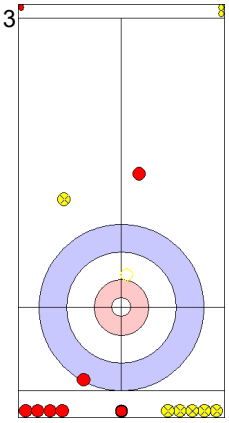
JPN: MOROZUMI Y
Hit and Roll ↺ 2

14
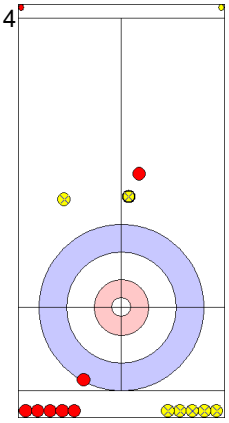
ITA: MOSANER A
Draw ↺ 0

15
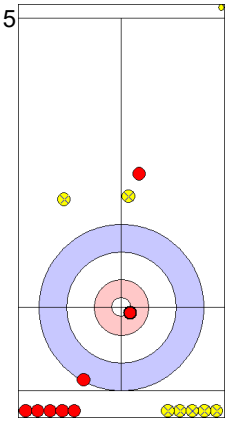
JPN: MOROZUMI Y
Draw ↺ 4

16
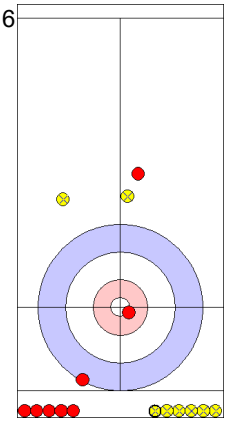
ITA: MOSANER A
Draw ↺ 0

	JPN	ITA
Total Score	5	2
Time left	00:00	00:00

Game - Shot by Shot

End 5 | **JPN - Japan** **5 + 0** (this end) **= 5** | **ITA - Italy** **2 + 2** (this end) **= 4**

1

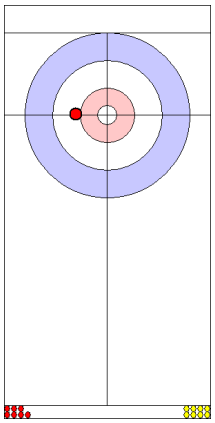

JPN: MOROZUMI K
Draw ↺ 4

2

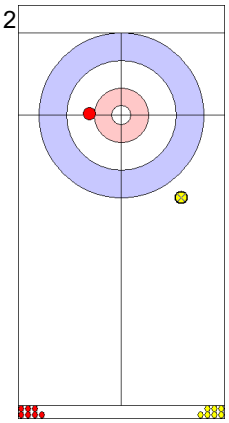

ITA: FERRAZZA D
Front ↺ 4

3

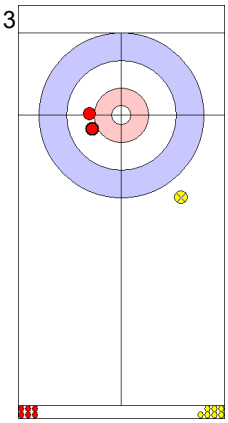

JPN: MOROZUMI K
Guard ↺ 3

4

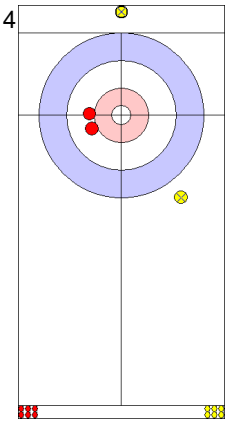

ITA: FERRAZZA D
Take-out ↺ 0

5

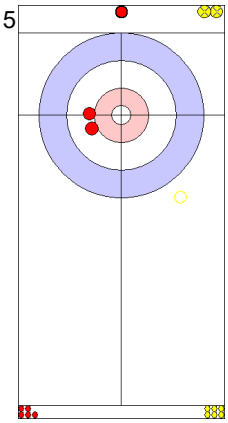

JPN: YAMAGUCHI T
Clearing ↺ 4

6

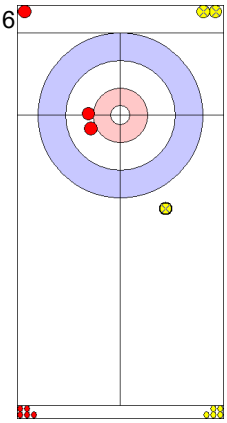

ITA: PILZER A
Front ↺ 4

7

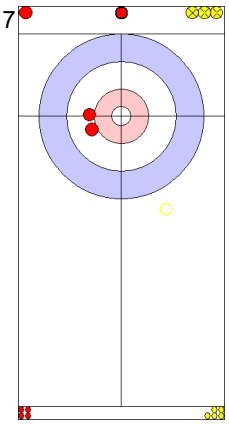

JPN: YAMAGUCHI T
Clearing ↺ 4

8

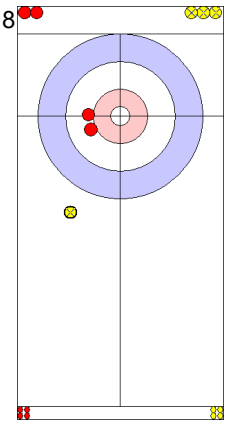

ITA: PILZER A
Front ↺ 4

9

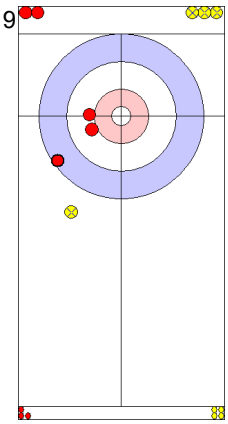

JPN: SHIMIZU T
Guard ↺ 2

10

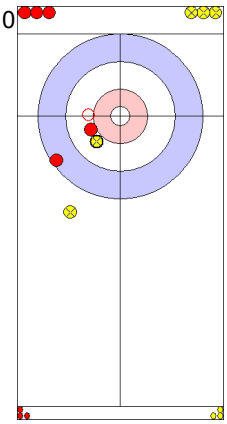

ITA: RETORNAZ J
Double Take-out ↺ 2

11

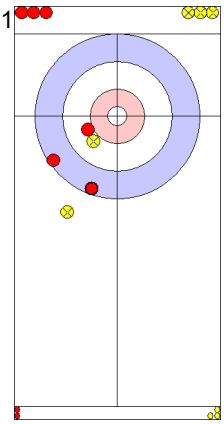

JPN: SHIMIZU T
Draw ↺ 3

12

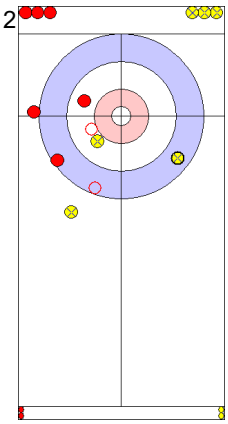

ITA: RETORNAZ J
Hit and Roll ↺ 3

13

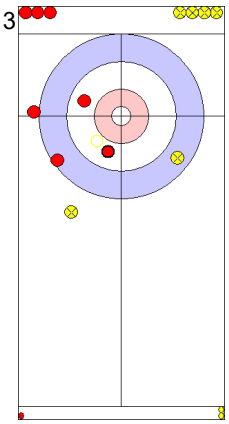

JPN: MOROZUMI Y
Hit and Roll ↺ 4

14

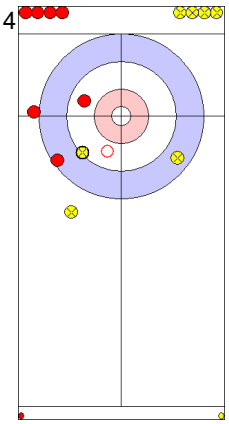

ITA: MOSANER A
Hit and Roll ↺ 4

15

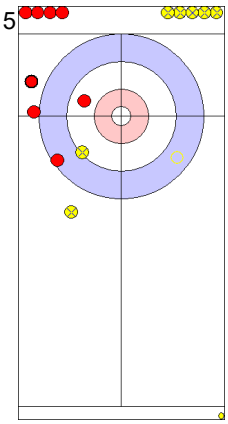

JPN: MOROZUMI Y
Hit and Roll ↺ 2

16

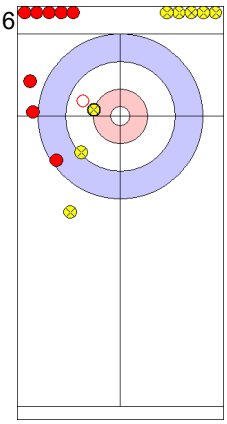

ITA: MOSANER A
Take-out ↺ 4

	JPN	ITA
Total Score	5	4
Time left	00:00	00:00

Game - Shot by Shot

End 6 | **JPN - Japan** **5 + 1** (this end) **= 6** | **ITA - Italy** **4 + 0** (this end) **= 4**



	JPN	ITA
Total Score	6	4
Time left	00:00	00:00

Game - Shot by Shot

End 7 | **JPN - Japan** **6 + 0** (this end) **= 6** | **ITA - Italy** **4 + 1** (this end) **= 5**

1

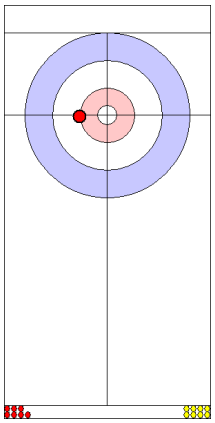

JPN: MOROZUMI K
Draw ↺ 4

2

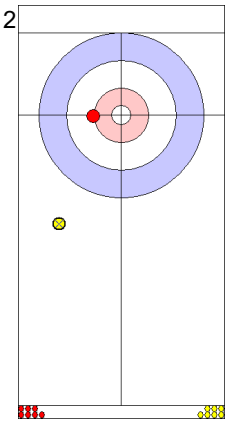

ITA: FERRAZZA D
Front ↺ 4

3

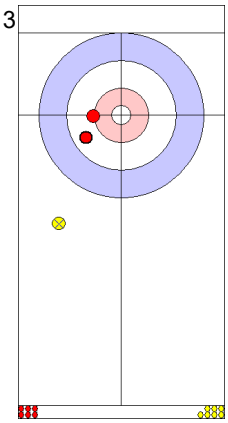

JPN: MOROZUMI K
Guard ↺ 2

4

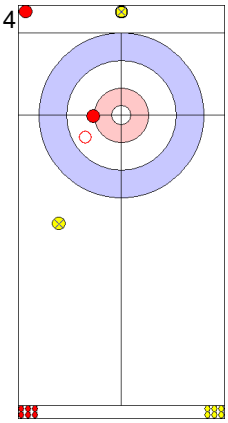

ITA: FERRAZZA D
Double Take-out ↺ 2

5

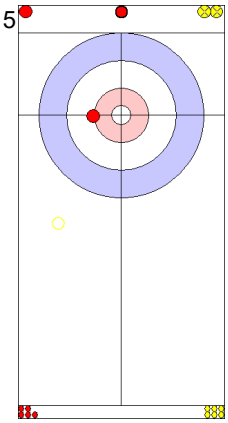

JPN: YAMAGUCHI T
Clearing ↺ 4

6

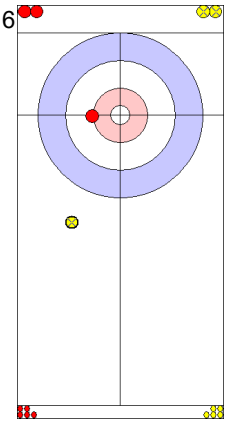

ITA: PILZER A
Front ↺ 4

7

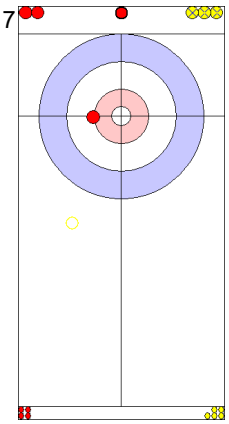

JPN: YAMAGUCHI T
Clearing ↺ 4

8

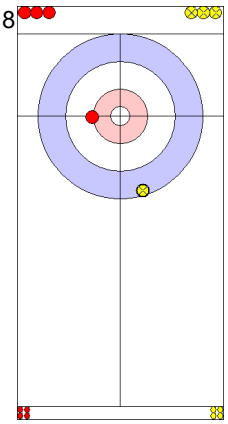

ITA: PILZER A
Front ↻ 0

9

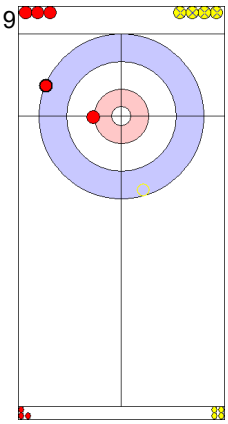

JPN: SHIMIZU T
Hit and Roll ↺ 3

10

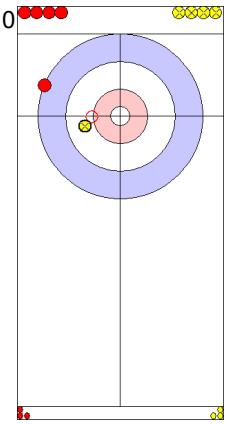

ITA: RETORNAZ J
Hit and Roll ↺ 3

11

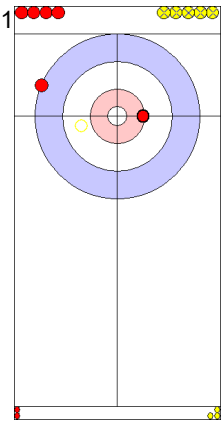

JPN: SHIMIZU T
Hit and Roll ↻ 4

12

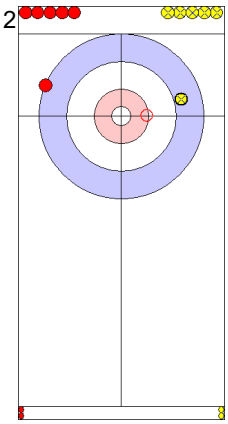

ITA: RETORNAZ J
Hit and Roll ↺ 4

13

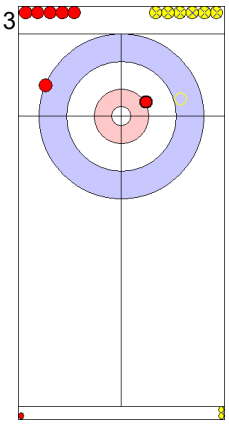

JPN: MOROZUMI Y
Take-out ↺ 4

14

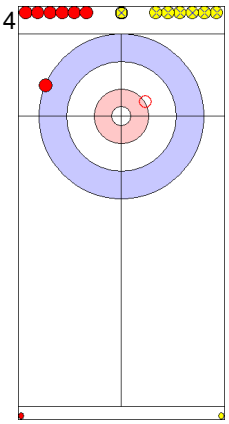

ITA: MOSANER A
Hit and Roll ↺ 2

15

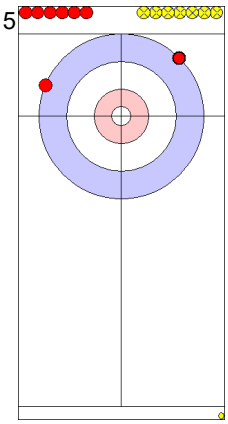

JPN: MOROZUMI Y
Draw ↻ 4

16

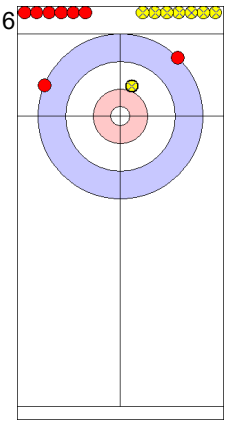

ITA: MOSANER A
Draw ↻ 4

	JPN	ITA
Total Score	6	5
Time left	00:00	00:00

Game - Shot by Shot

End 8 | **JPN - Japan** **6 + 1** (this end) **= 7** | **ITA - Italy** **5 + 0** (this end) **= 5**



	JPN	ITA
Total Score	7	5
Time left	00:00	00:00

Game - Shot by Shot

End 9 | **JPN - Japan** **7 + 2** (this end) **= 9** | **ITA - Italy** **5 + 0** (this end) **= 5**

1
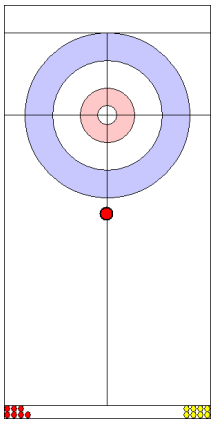
JPN: MOROZUMI K
Front ↺ 4

2
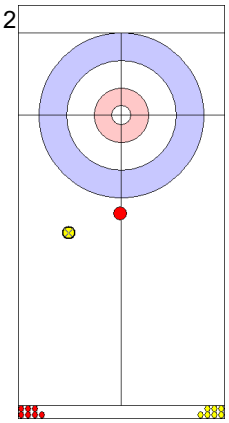
ITA: FERRAZZA D
Front ↺ 4

3
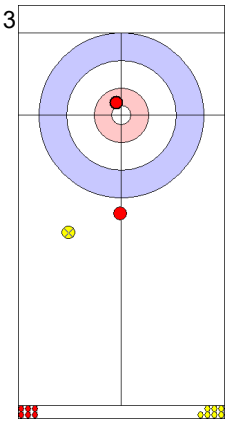
JPN: MOROZUMI K
Draw ↺ 3

4
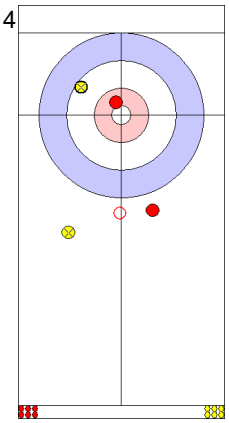
ITA: FERRAZZA D
Draw ↻ 2

5
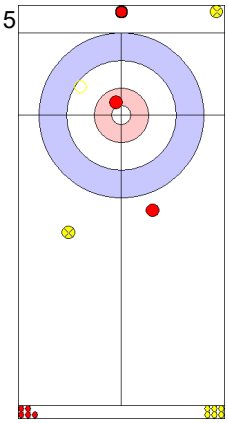
JPN: YAMAGUCHI T
Take-out ↺ 2

6
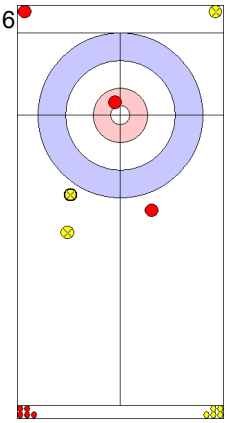
ITA: PILZER A
Draw ↺ 0

7
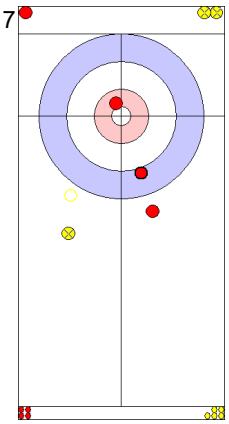
JPN: YAMAGUCHI T
Hit and Roll ↺ 4

8
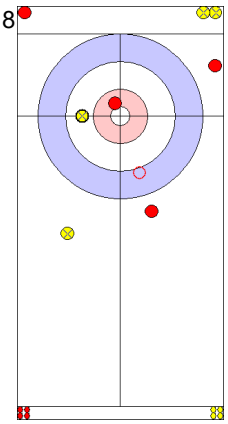
ITA: PILZER A
Hit and Roll ↻ 3

9
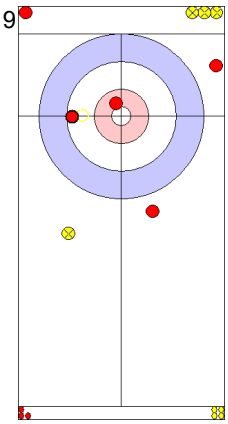
JPN: SHIMIZU T
Hit and Roll ↺ 3

10
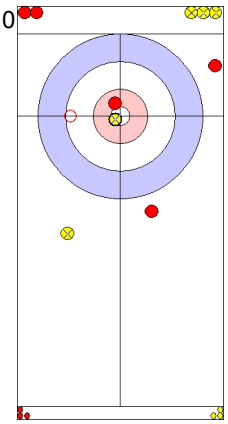
ITA: RETORNAZ J
Hit and Roll ↺ 4

11
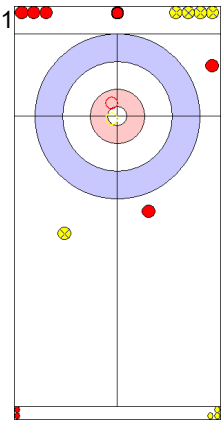
JPN: SHIMIZU T
Take-out ↺ 4

12
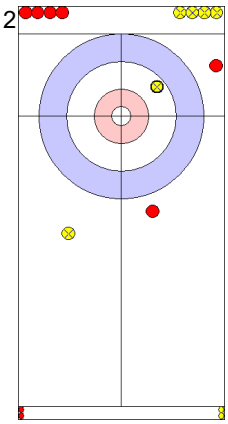
ITA: RETORNAZ J
Draw ↻ 3

13
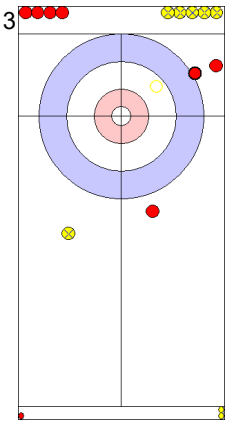
JPN: MOROZUMI Y
Take-out ↺ 4

14
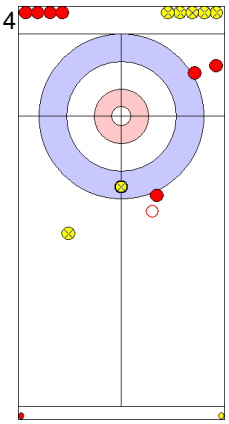
ITA: MOSANER A
Draw ↻ 2

15
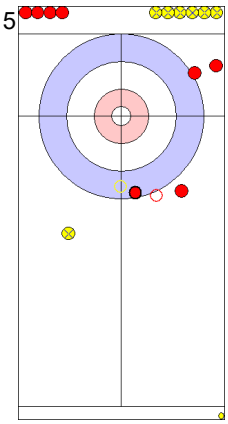
JPN: MOROZUMI Y
Hit and Roll ↺ 4

16
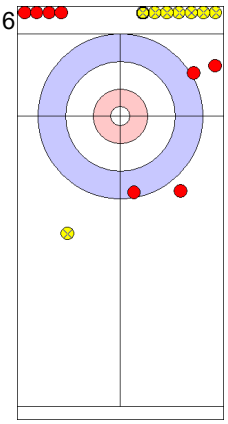
ITA: MOSANER A
Draw ↻ 0

	JPN	ITA
Total Score	9	5
Time left	00:00	00:00

Game - Shot by Shot

End 10 | **JPN - Japan** **9 + X** (this end) **= 9** | **ITA - Italy** **5 + X** (this end) **= 5**

1
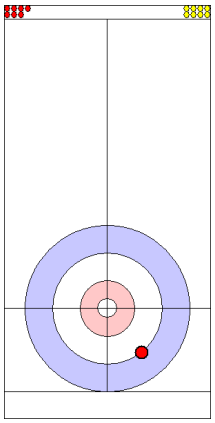
JPN: MOROZUMI K
Draw ↻ 2

2
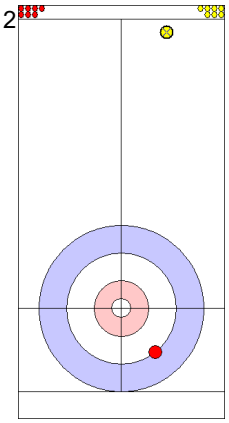
ITA: FERRAZZA D
Front ↺ 2

3
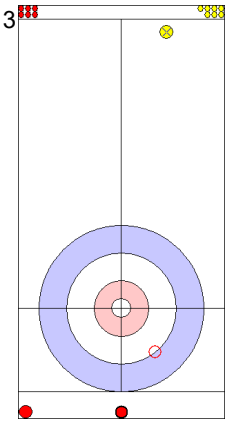
JPN: MOROZUMI K
Take-out ↺ 4

4
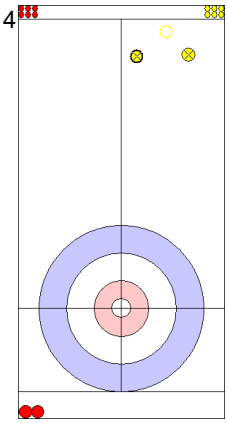
ITA: FERRAZZA D
Front ↺ 2

5
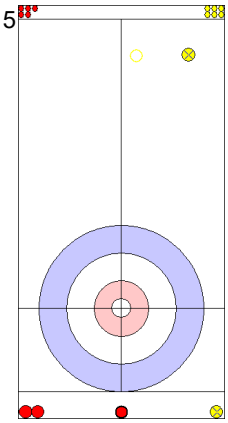
JPN: YAMAGUCHI T
Clearing ↺ 4

6
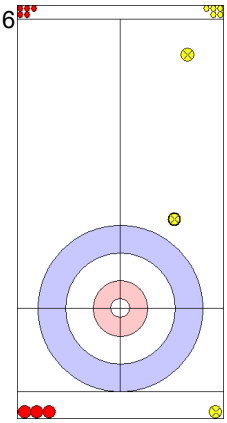
ITA: PILZER A
Front ↺ 4

7
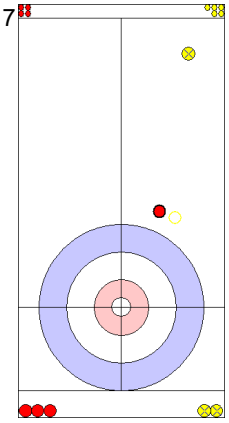
JPN: YAMAGUCHI T
Clearing ↻ 0

8
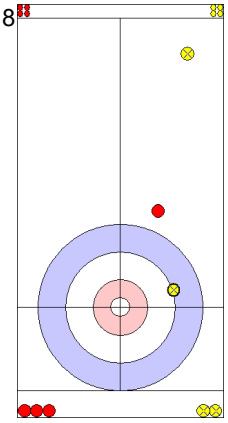
ITA: PILZER A
Draw ↺ 4

9
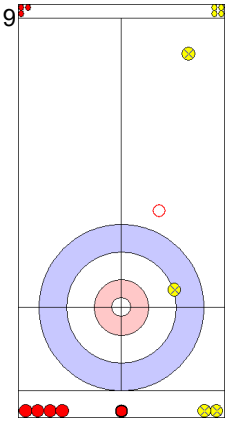
JPN: SHIMIZU T
Clearing ↺ 4

10
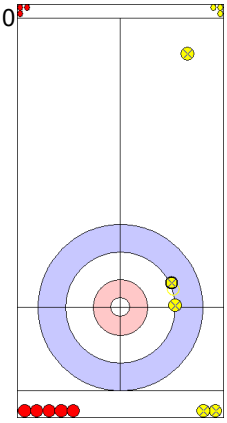
ITA: RETORNAZ J
Draw ↺ 4

11
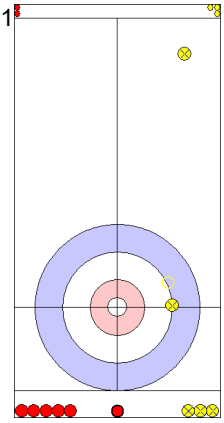
JPN: SHIMIZU T
Double Take-out ↺ 2

12
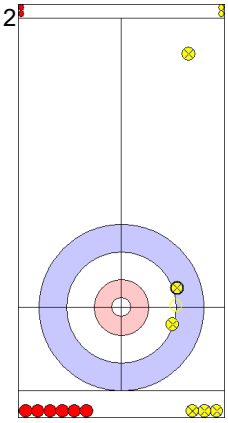
ITA: RETORNAZ J
Draw ↺ 4

Note:
Shot Success Points:
4 = 100%
3 = 75%
2 = 50%
1 = 25%
0 = 0%
X = not considered

Rotation:
↻ Clockwise
↺ Counter-clockwise

	JPN	ITA
Total Score	9	5
Time left	06:46	03:36

Legend:
X Unfinished end due to concession

Game Results

Sheet	Game	Team	LSFE	1	2	3	4	5	6	7	8	9	10	Extra Ends			Total
D	1	NED - Netherlands	*	1	0	1	0	0	1	0	1	0	1	0				5
	1	GER - Germany		0	1	0	0	0	0	2	0	2	0	1				6

NED - Netherlands		Shot Success Game	Shot Success All
4 S	VAN DORP Jaap	81%	81%
3 V	GOESGENS Wouter	78%	78%
2	HOEKMAN Laurens	76%	76%
1	GLASBERGEN Carlo	75%	75%
A	MAGAN Alexander	-	-
	Team Total	78%	78%

Last Stone Draw		Distance
↻	GLASBERGEN C	69.5cm
↺	VAN DORP J	153.7cm
Total		**223.2cm**

Time remaining: 5 minutes 54 seconds
1 minute 7 seconds (after extra end)

GER - Germany		Shot Success Game	Shot Success All
4 S	BAUMANN Alexander	82%	82%
3	WALTER Manuel	77%	77%
2 V	HERBERG Daniel	81%	81%
1	SHERRARD Ryan	78%	78%
A	SCHWEIZER Sebastian	-	-
	Team Total	79%	79%

Last Stone Draw		Distance
↻	WALTER M	42.3cm
↺	BAUMANN A	199.6cm
Total		**241.9cm**

Time remaining: 9 minutes 23 seconds
2 minutes 25 seconds (after extra end)

Time-out: end 10 - NED stone 6

Shot Success Analysis

NED - Netherlands		↻		↺		Game	
4 VAN DORP Jaap	Draws	4	88%	3	83%	7	86%
	Take-outs	10	78%	5	80%	15	78%
	Total	14	80%	8	81%	22	81%
3 GOESGENS Wouter	Draws	4	63%	2	75%	6	67%
	Take-outs	6	83%	10	83%	16	83%
	Total	10	75%	12	81%	22	78%
2 HOEKMAN Laurens	Draws	2	50%	5	70%	7	64%
	Take-outs	4	88%	11	80%	15	82%
	Total	6	75%	16	77%	22	76%
1 GLASBERGEN Carlo	Draws	6	71%	11	77%	17	75%
	Take-outs	3	67%	1	100%	4	75%
	Total	9	69%	12	79%	21	75%
A MAGAN Alexander	Draws	0	-	0	-	0	-
	Take-outs	0	-	0	-	0	-
	Total	0	-	0	-	0	-
Team	Draws	16	70%	21	76%	37	74%
	Take-outs	23	79%	27	81%	50	81%
	Total	39	76%	48	79%	87	78%

GER - Germany		↻		↺		Game	
4 BAUMANN Alexander	Draws	7	79%	5	75%	12	77%
	Take-outs	7	86%	2	100%	9	89%
	Total	14	82%	7	82%	21	82%
3 WALTER Manuel	Draws	6	83%	5	80%	11	82%
	Take-outs	6	75%	5	70%	11	73%
	Total	12	79%	10	75%	22	77%
2 HERBERG Daniel	Draws	4	81%	3	83%	7	82%
	Take-outs	9	89%	6	67%	15	80%
	Total	13	87%	9	72%	22	81%
1 SHERRARD Ryan	Draws	5	75%	8	84%	13	81%
	Take-outs	5	60%	2	100%	7	71%
	Total	10	68%	10	88%	20	78%
A SCHWEIZER Sebastian	Draws	0	-	0	-	0	-
	Take-outs	0	-	0	-	0	-
	Total	0	-	0	-	0	-
Team	Draws	22	80%	21	81%	43	80%
	Take-outs	27	80%	15	77%	42	79%
	Total	49	80%	36	79%	85	79%

Note:
Team position and functions are attached to each team member's name as follows:
4 = Fourth, **3** = Third, **2** = Second, **1** = Lead, **A** = Alternate, **S** = Skip, **V** = Vice-Skip

Legend:
↻ Clockwise ↺ Counter-clockwise **LSFE(*)** Last Stone First End

Game - Shot by Shot

End 1 — **NED - Netherlands** **0 + 1** (this end) **= 1** — **GER - Germany** **0 + 0** (this end) **= 0**

1
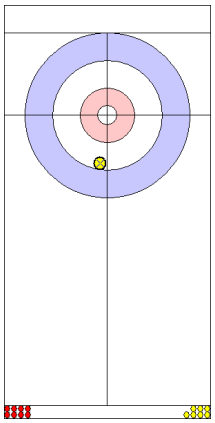
GER: SHERRARD R
Draw ↺ 4

2
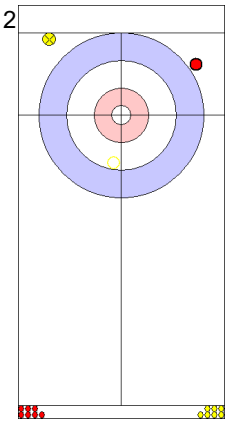
NED: GLASBERGEN C
Take-out ↻ 4

3
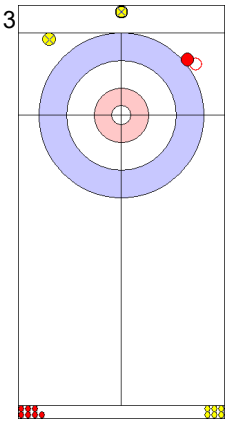
GER: SHERRARD R
Take-out ↻ 0

4
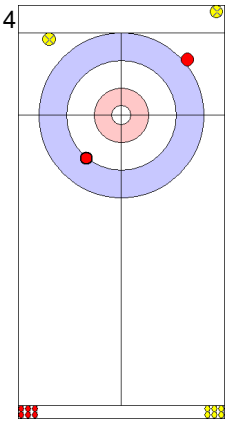
NED: GLASBERGEN C
Draw ↺ 4

5
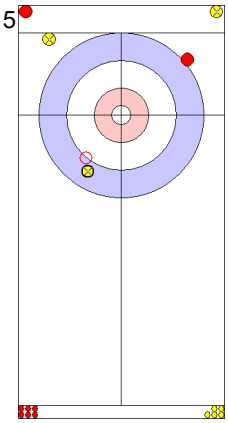
GER: HERBERG D
Take-out ↻ 4

6
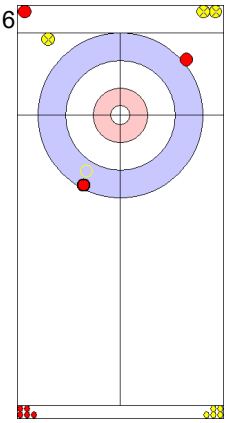
NED: HOEKMAN L
Take-out ↻ 4

7
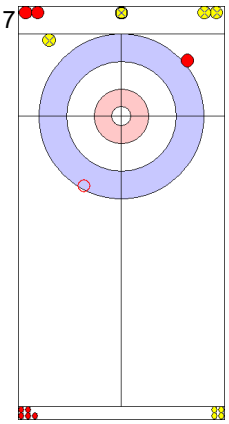
GER: HERBERG D
Take-out ↻ 2

8
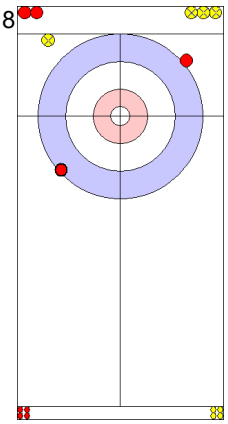
NED: HOEKMAN L
Draw ↺ 4

9
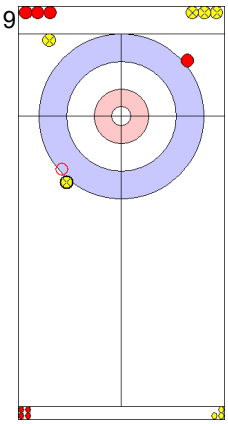
GER: WALTER M
Take-out ↻ 4

10
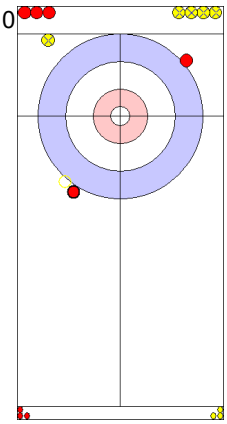
NED: GOESGENS W
Take-out ↻ 4

11
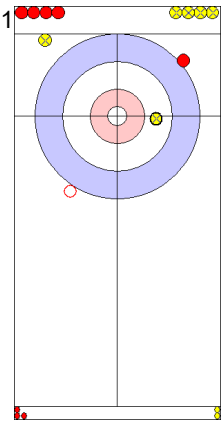
GER: WALTER M
Take-out ↻ 4

12
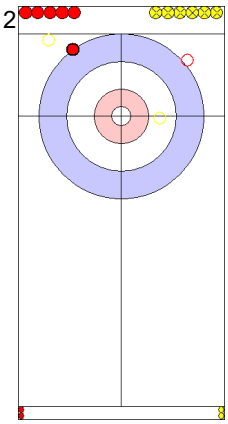
NED: GOESGENS W
Take-out ↻ 4

13
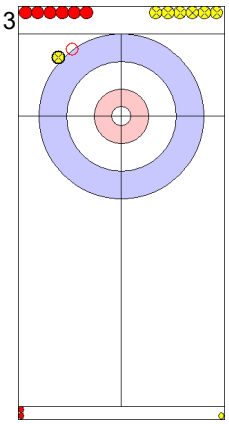
GER: BAUMANN A
Take-out ↻ 4

14
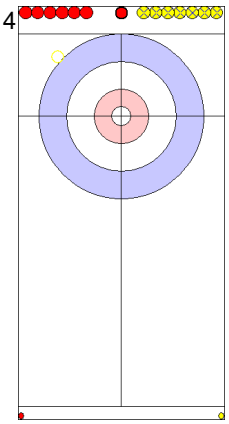
NED: VAN DORP J
Take-out ↻ 2

15
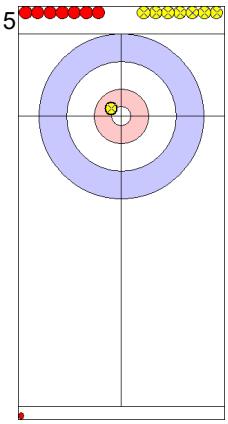
GER: BAUMANN A
Draw ↺ 4

16
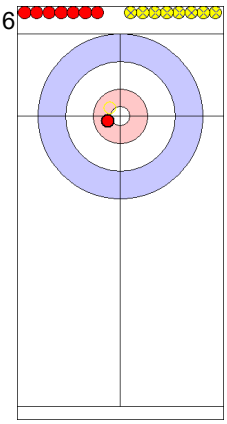
NED: VAN DORP J
Clearing ↻ 2

	NED	GER
Total Score	1	0
Time left	00:00	00:00

Game - Shot by Shot

End 2 | **NED - Netherlands** **1 + 0** (this end) **= 1** | **GER - Germany** **0 + 1** (this end) **= 1**

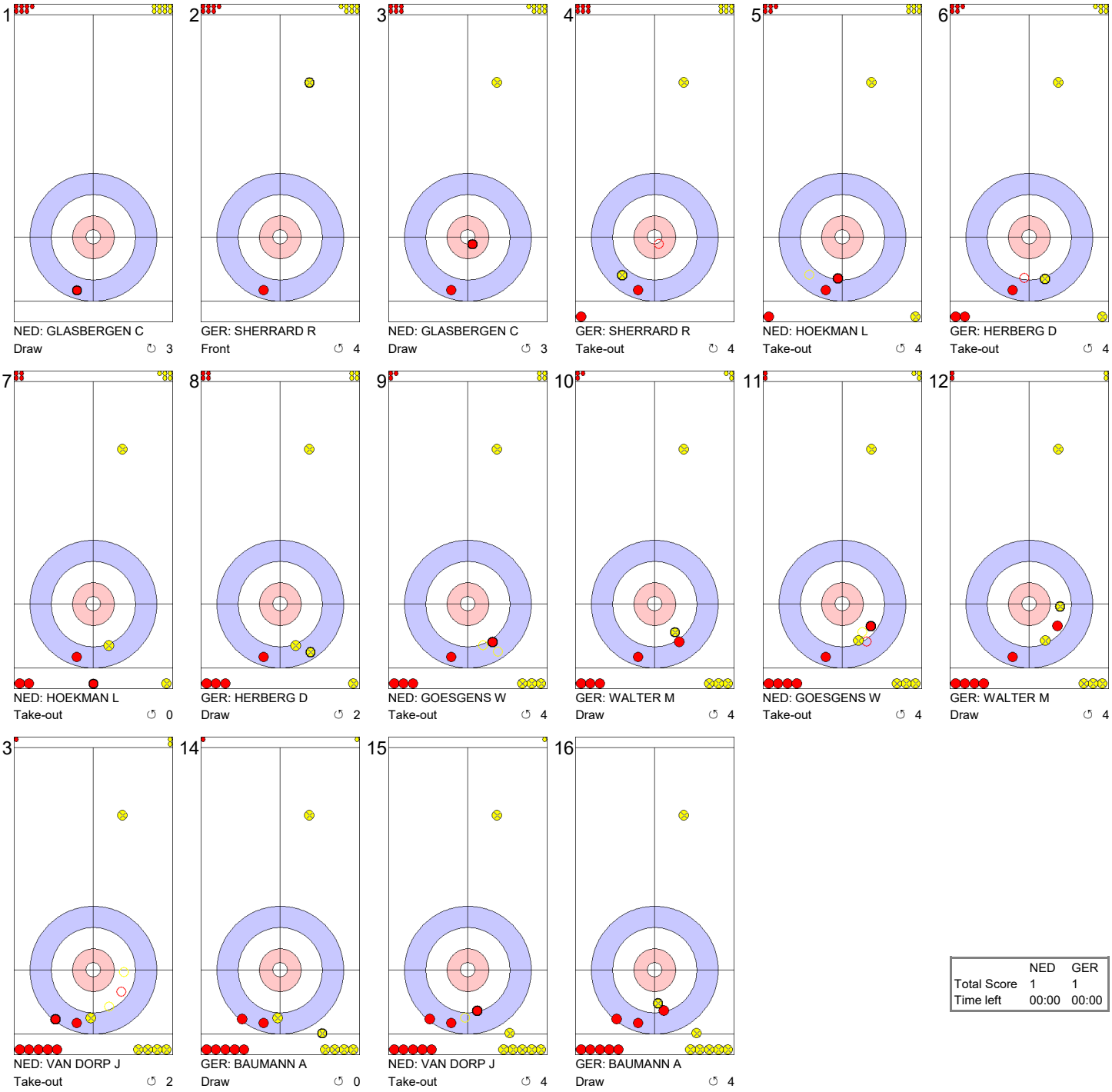

	NED	GER
Total Score	1	1
Time left	00:00	00:00

Game - Shot by Shot

End 3 | **NED - Netherlands** **1 + 1** (this end) **= 2** | **GER - Germany** **1 + 0** (this end) **= 1**

1
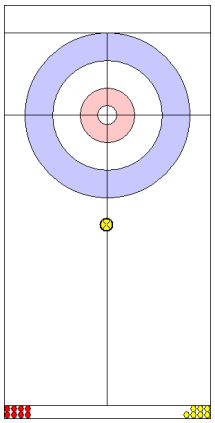
GER: SHERRARD R
Front ↻ 4

2
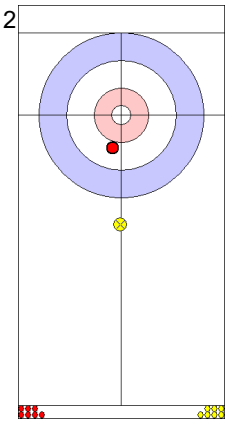
NED: GLASBERGEN C
Draw ↻ 4

3
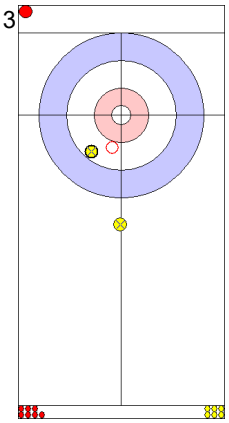
GER: SHERRARD R
Take-out ↻ 4

4
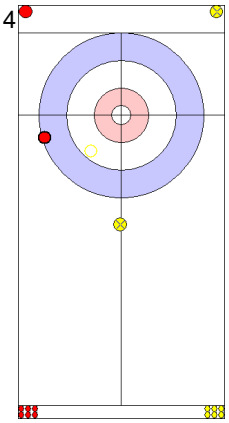
NED: GLASBERGEN C
Take-out ↻ 4

5
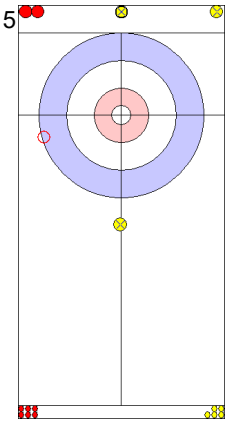
GER: HERBERG D
Take-out ↻ 2

6
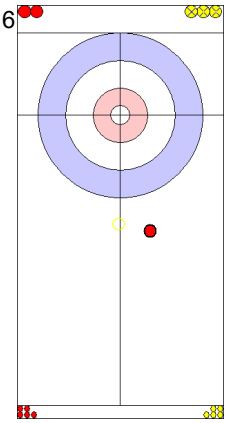
NED: HOEKMAN L
Hit and Roll ↻ 4

7
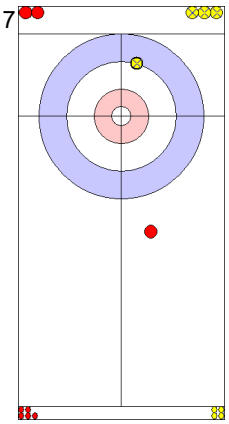
GER: HERBERG D
Draw ↻ 3

8
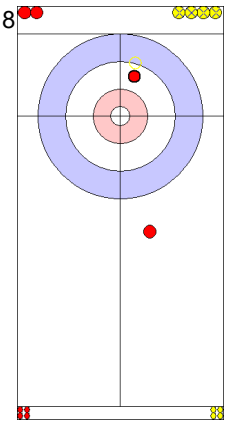
NED: HOEKMAN L
Take-out ↻ 4

9
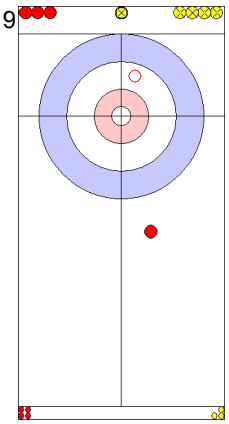
GER: WALTER M
Take-out ↻ 2

10
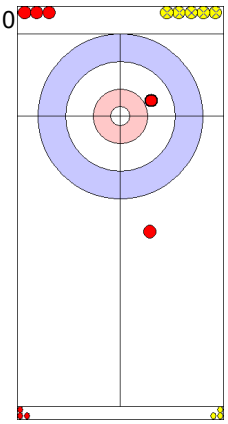
NED: GOESGENS W
Draw ↻ 3

11
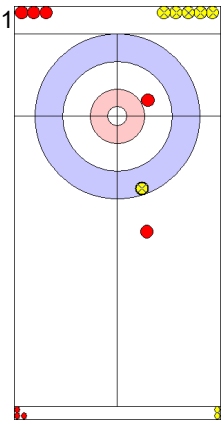
GER: WALTER M
Draw ↻ 2

12
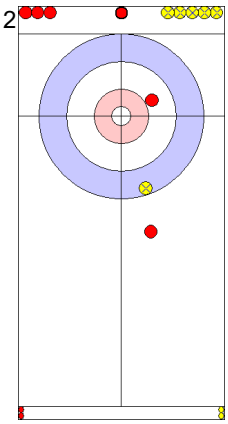
NED: GOESGENS W
Draw ↻ 0

13
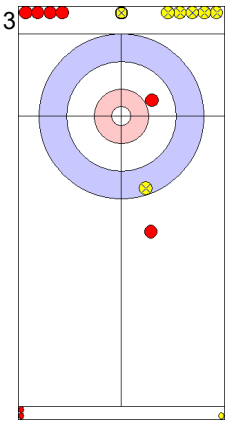
GER: BAUMANN A
Draw ↻ 0

14
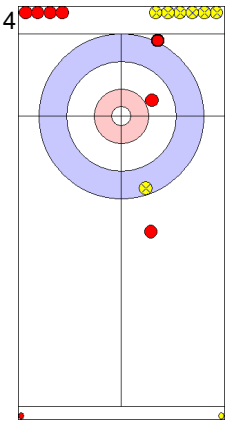
NED: VAN DORP J
Draw ↻ 2

15
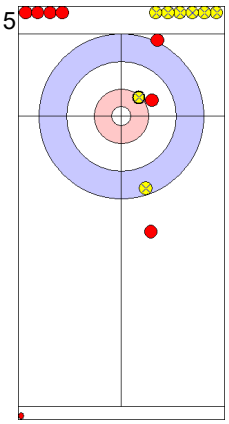
GER: BAUMANN A
Draw ↻ 4

16
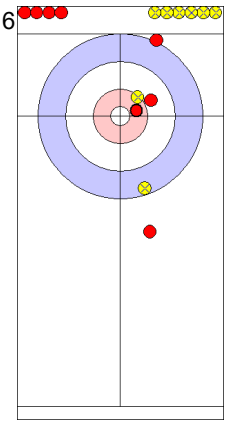
NED: VAN DORP J
Draw ↻ 4

	NED	GER
Total Score	2	1
Time left	00:00	00:00

Game - Shot by Shot

End 4 | **NED - Netherlands** **2 + 0** (this end) **= 2** | **GER - Germany** **1 + 0** (this end) **= 1**

1
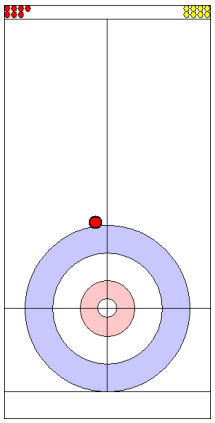
NED: GLASBERGEN C
Draw ↺ 3

2
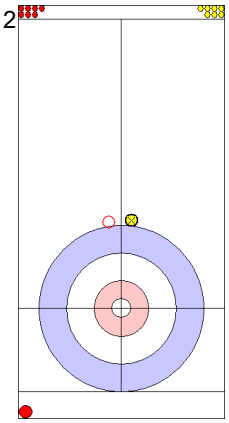
GER: SHERRARD R
Take-out ↺ 4

3
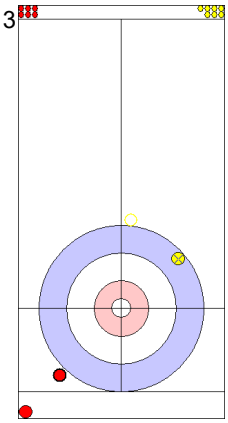
NED: GLASBERGEN C
Take-out ↺ 0

4
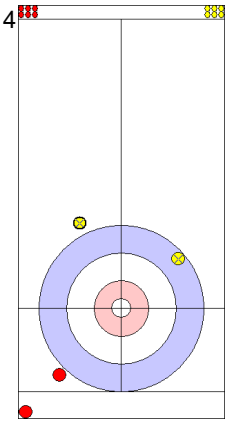
GER: SHERRARD R
Draw ↺ 0

5
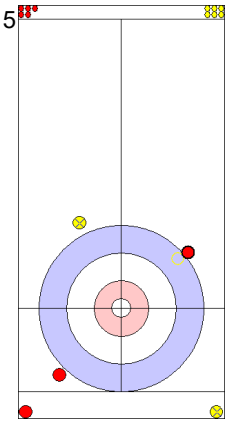
NED: HOEKMAN L
Take-out ↺ 4

6
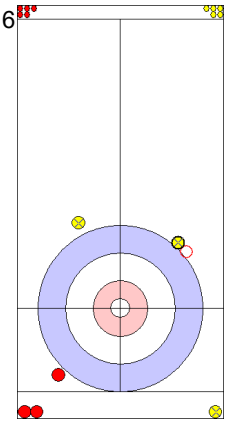
GER: HERBERG D
Take-out ↺ 4

7
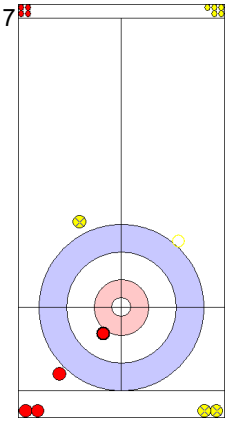
NED: HOEKMAN L
Take-out ↺ 4

8
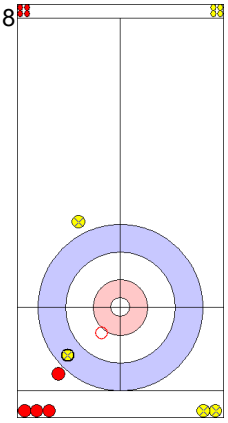
GER: HERBERG D
Take-out ↺ 4

9
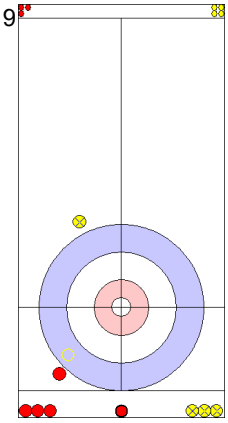
NED: GOESGENS W
Take-out ↺ 2

10
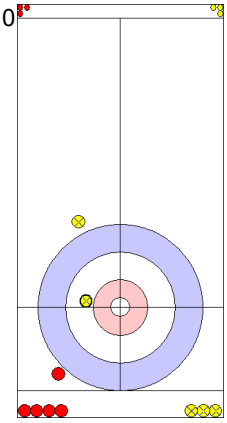
GER: WALTER M
Draw ↺ 3

11
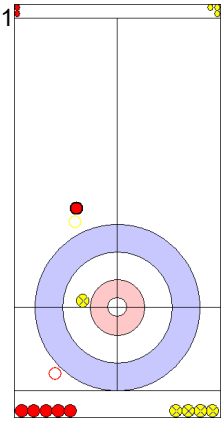
NED: GOESGENS W
Double Take-out ↺ 2

12
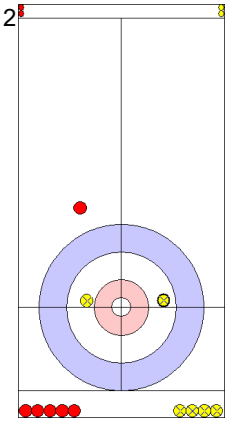
GER: WALTER M
Draw ↺ 4

13
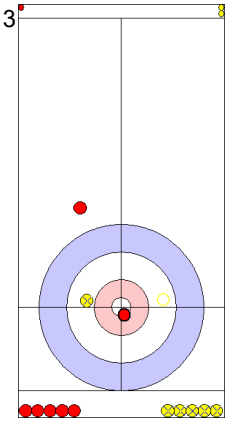
NED: VAN DORP J
Take-out ↺ 4

14
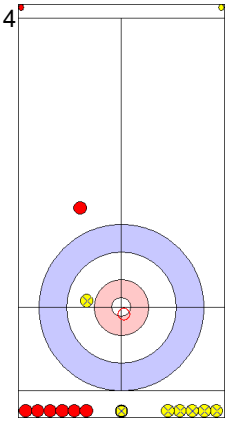
GER: BAUMANN A
Take-out ↺ 2

15
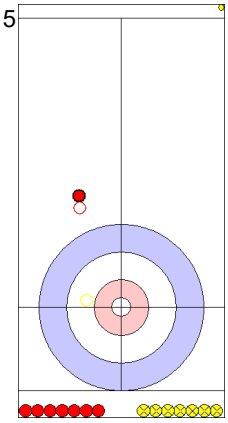
NED: VAN DORP J
Promotion Take-out ↺ 2

16
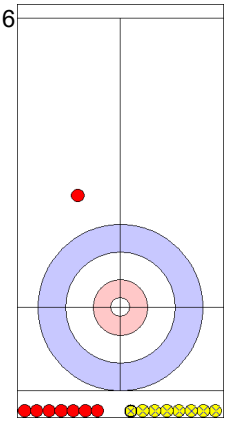
GER: BAUMANN A
Through ↺ X

	NED	GER
Total Score	2	1
Time left	00:00	00:00

Game - Shot by Shot

End 5 | **NED - Netherlands** **2 + 0** (this end) **= 2** | **GER - Germany** **1 + 0** (this end) **= 1**

1
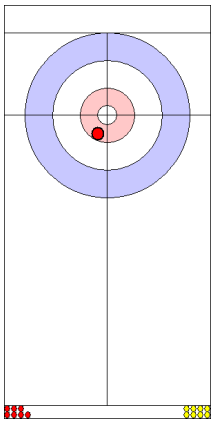
NED: GLASBERGEN C
Draw ↺ 4

2
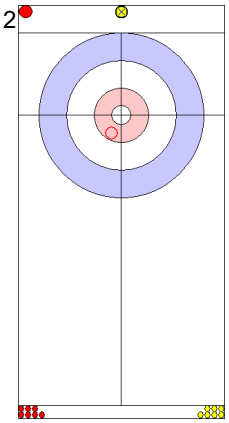
GER: SHERRARD R
Take-out ↻ 2

3
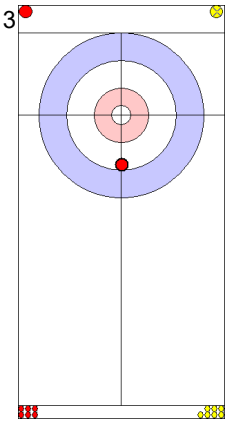
NED: GLASBERGEN C
Draw ↺ 4

4
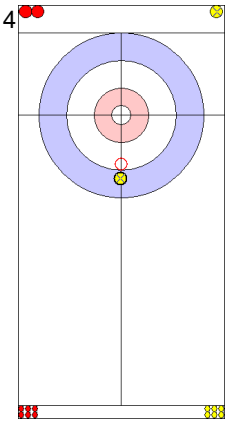
GER: SHERRARD R
Take-out ↺ 4

5
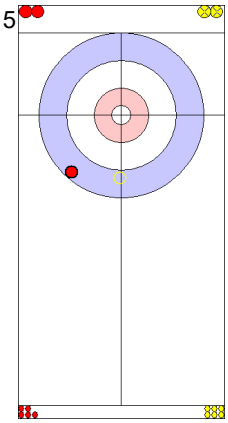
NED: HOEKMAN L
Take-out ↻ 4

6
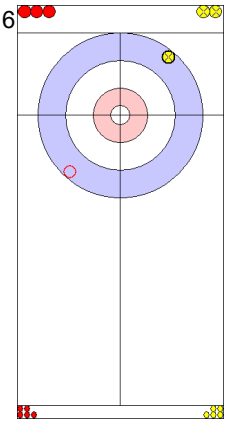
GER: HERBERG D
Take-out ↻ 4

7
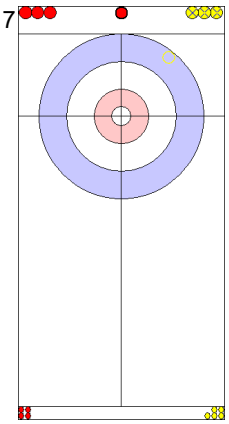
NED: HOEKMAN L
Take-out ↺ 2

8
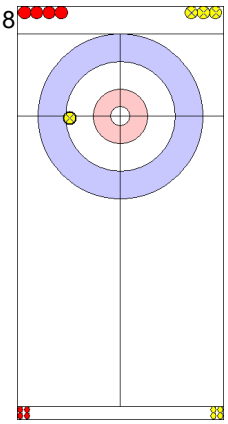
GER: HERBERG D
Draw ↺ 4

9
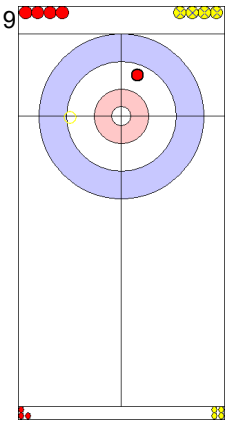
NED: GOESGENS W
Take-out ↻ 4

10
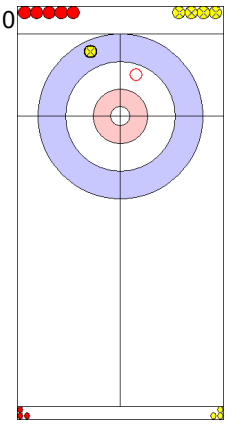
GER: WALTER M
Take-out ↺ 4

11
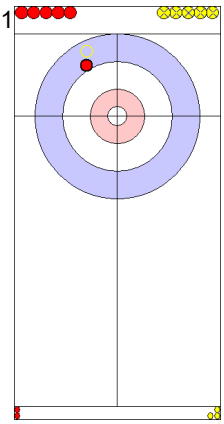
NED: GOESGENS W
Take-out ↻ 4

12
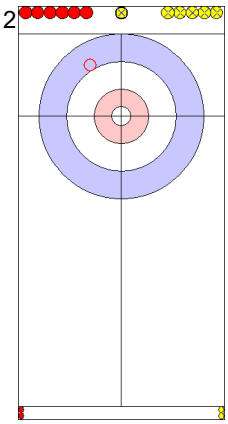
GER: WALTER M
Take-out ↻ 2

13
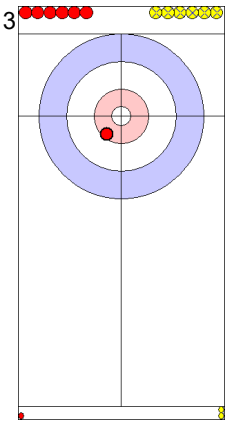
NED: VAN DORP J
Draw ↺ 4

14
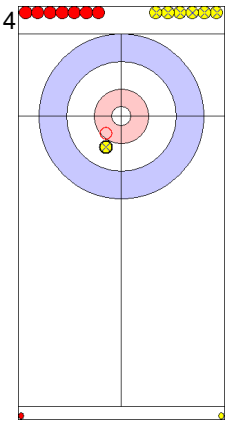
GER: BAUMANN A
Take-out ↻ 4

15
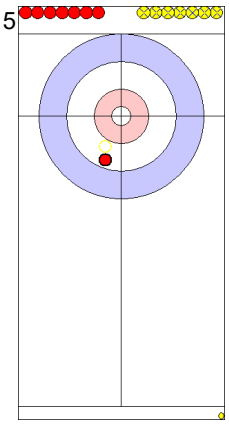
NED: VAN DORP J
Take-out ↻ 4

16
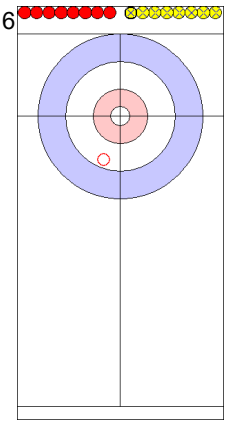
GER: BAUMANN A
Clearing ↻ 4

	NED	GER
Total Score	2	1
Time left	00:00	00:00

Game - Shot by Shot

End 6 | **NED - Netherlands** **2 + 1** (this end) **= 3** | **GER - Germany** **1 + 0** (this end) **= 1**

1
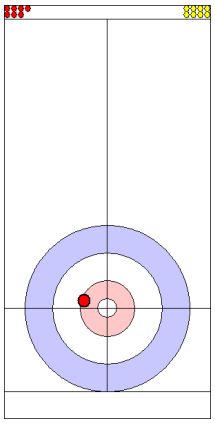
NED: GLASBERGEN C
Draw ↻ 4

2
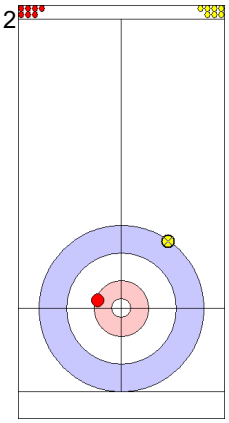
GER: SHERRARD R
Front ↺ 0

3
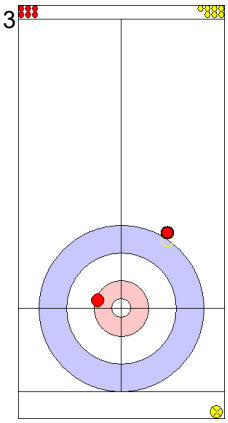
NED: GLASBERGEN C
Take-out ↻ 4

4
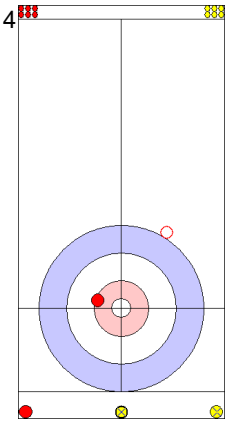
GER: SHERRARD R
Take-out ↻ 2

5
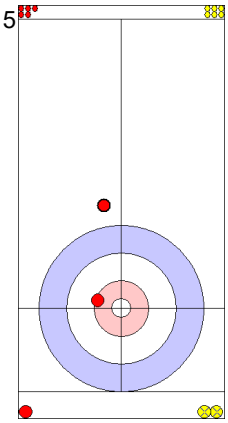
NED: HOEKMAN L
Guard ↺ 3

6
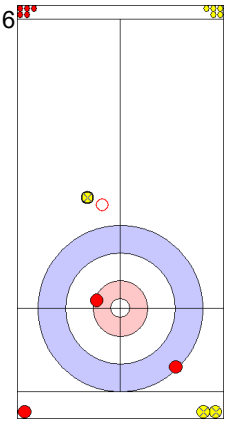
GER: HERBERG D
Take-out ↺ 0

7
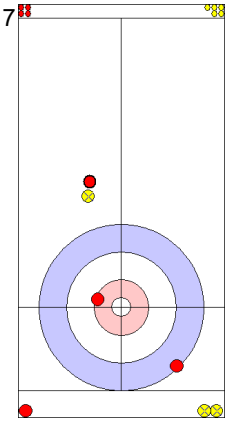
NED: HOEKMAN L
Draw ↻ 1

8
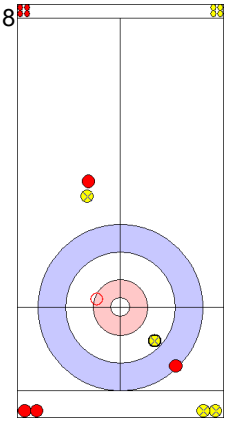
GER: HERBERG D
Take-out ↻ 4

9
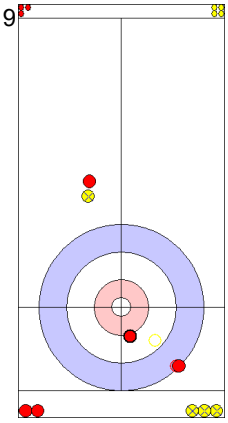
NED: GOESGENS W
Take-out ↻ 4

10
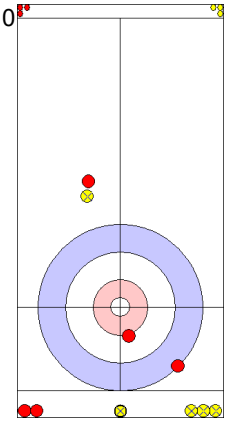
GER: WALTER M
Double Take-out ↻ 2

11
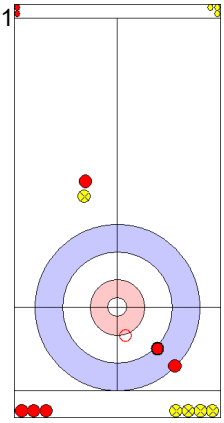
NED: GOESGENS W
Take-out ↻ 4

12
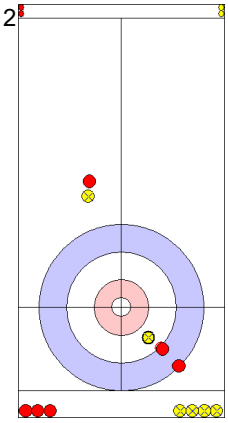
GER: WALTER M
Draw ↺ 4

13
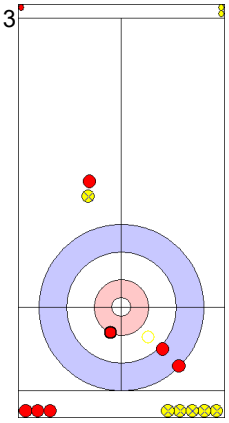
NED: VAN DORP J
Take-out ↻ 4

14
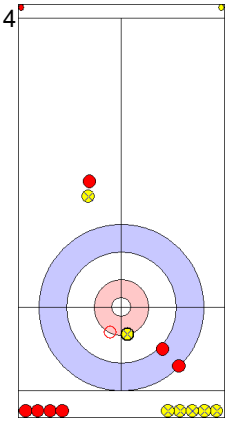
GER: BAUMANN A
Hit and Roll ↻ 3

15
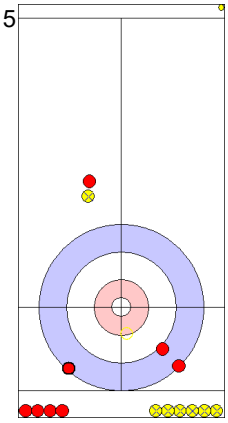
NED: VAN DORP J
Take-out ↻ 4

16
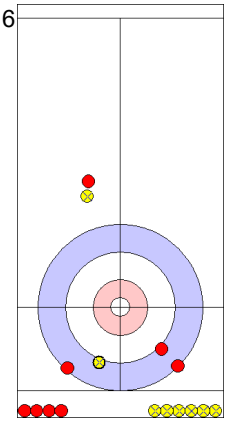
GER: BAUMANN A
Draw ↻ 2
Measurement

	NED	GER
Total Score	3	1
Time left	00:00	00:00

Game - Shot by Shot

End 7 | **NED - Netherlands** **3 + 0** (this end) **= 3** | **GER - Germany** **1 + 2** (this end) **= 3**

1
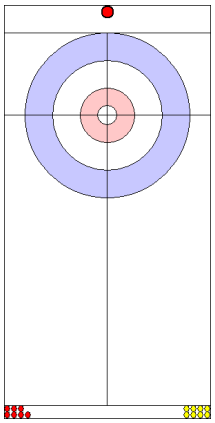
NED: GLASBERGEN C
Draw ↺ 0

2
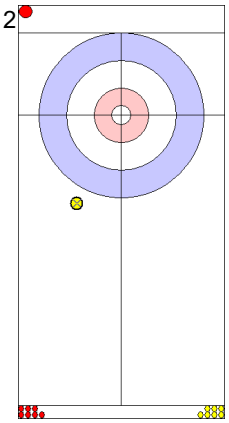
GER: SHERRARD R
Front ↺ 4

3
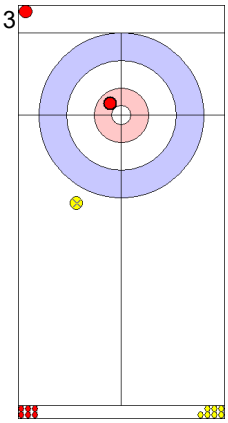
NED: GLASBERGEN C
Draw ↺ 4

4
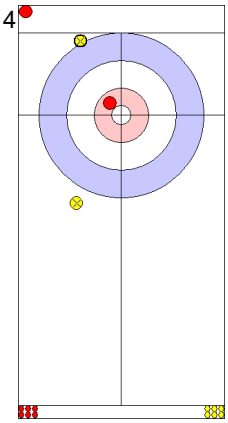
GER: SHERRARD R
Draw ↺ 3

5
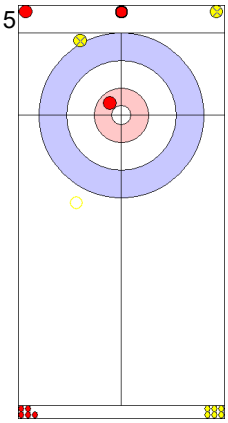
NED: HOEKMAN L
Clearing ↺ 4

6
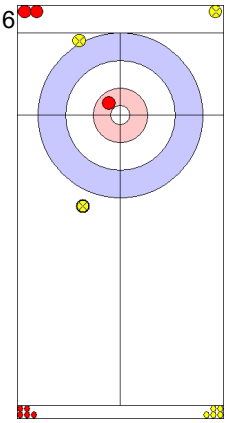
GER: HERBERG D
Guard ↺ 4

7
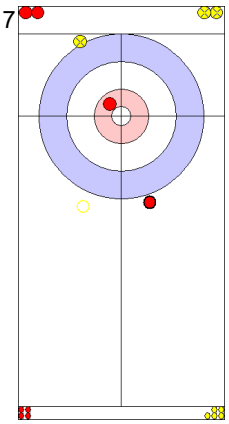
NED: HOEKMAN L
Clearing ↺ 2

8
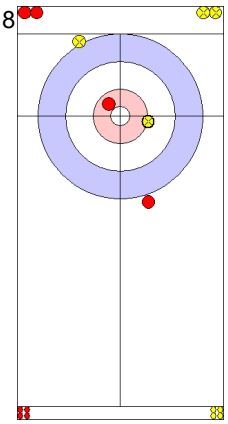
GER: HERBERG D
Draw ↺ 4

9
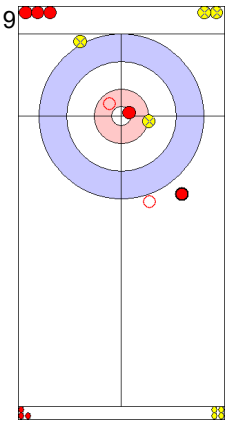
NED: GOESGENS W
Promotion Take-out ↺ 2

10
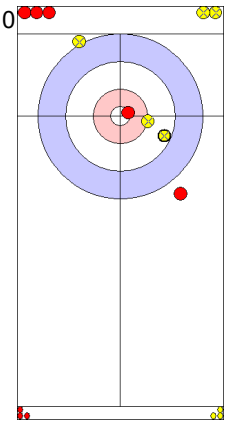
GER: WALTER M
Draw ↺ 4

11
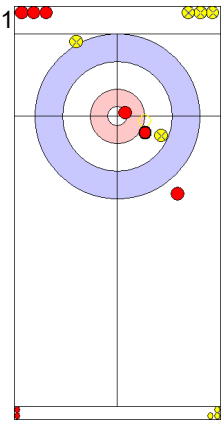
NED: GOESGENS W
Take-out ↺ 4

12
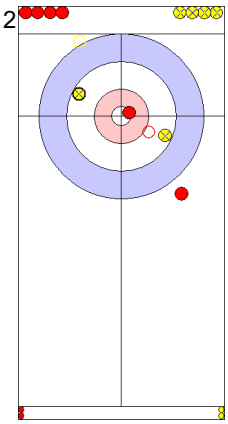
GER: WALTER M
Take-out ↺ 4

13
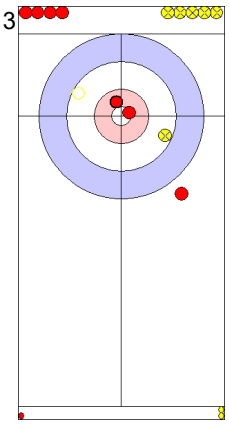
NED: VAN DORP J
Hit and Roll ↺ 3

14
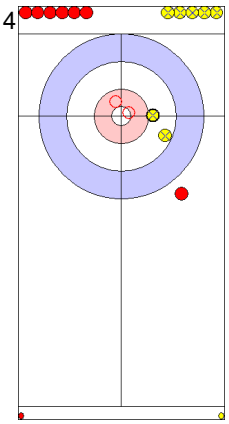
GER: BAUMANN A
Double Take-out ↺ 4

15
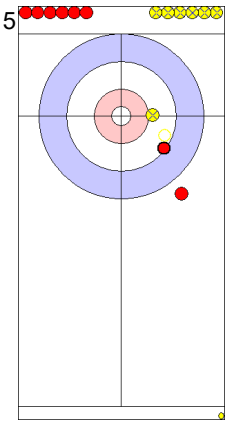
NED: VAN DORP J
Double Take-out ↺ 2

16
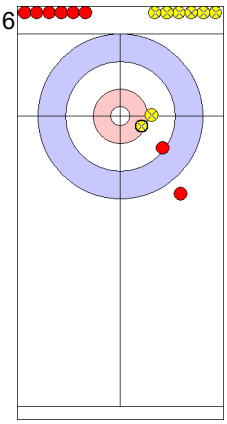
GER: BAUMANN A
Draw ↺ 4

	NED	GER
Total Score	3	3
Time left	00:00	00:00

Game - Shot by Shot

End 8 | **NED - Netherlands** **3 + 1** (this end) **= 4** | **GER - Germany** **3 + 0** (this end) **= 3**

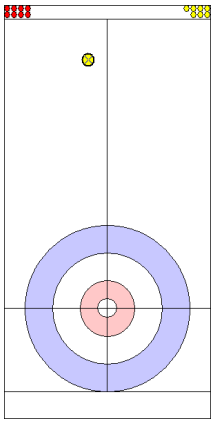

1 GER: SHERRARD R
Front ↻ 4

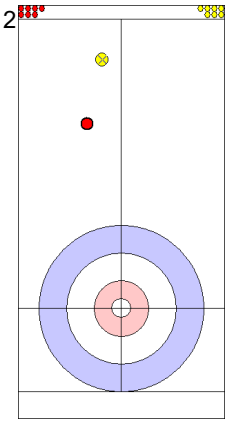

2 NED: GLASBERGEN C
Draw ↻ 0

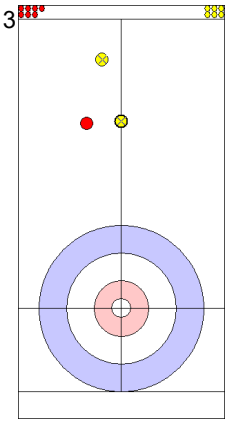

3 GER: SHERRARD R
Front ↻ 4

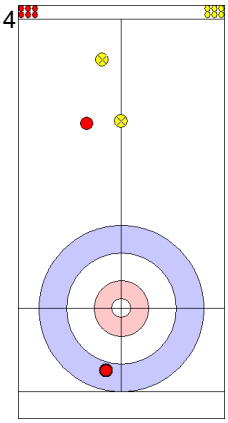

4 NED: GLASBERGEN C
Draw ↻ 3

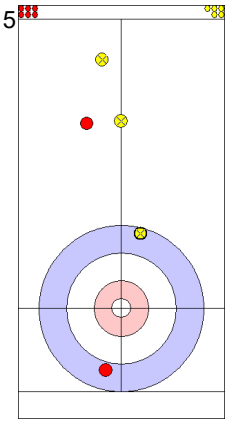

5 GER: HERBERG D
Draw ↻ 2

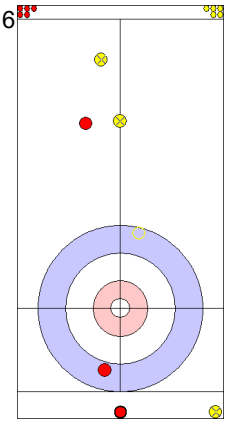

6 NED: HOEKMAN L
Take-out ↻ 2

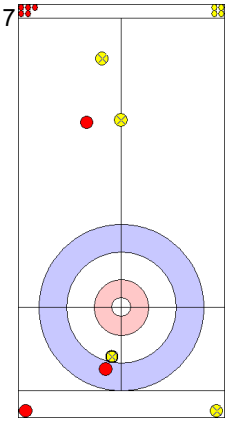

7 GER: HERBERG D
Draw ↻ 4

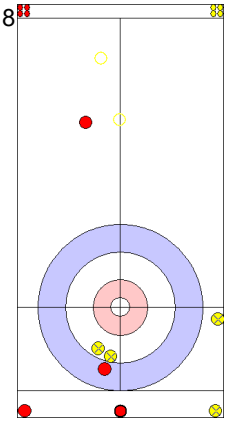

8 NED: HOEKMAN L
Clearing ↻ 3

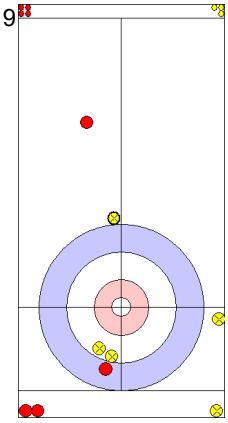

9 GER: WALTER M
Guard ↻ 3

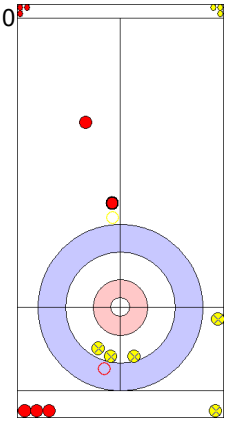

10 NED: GOESGENS W
Clearing ↻ 0

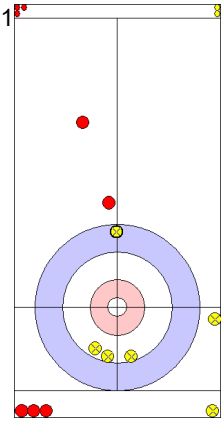

11 GER: WALTER M
Draw ↻ 4

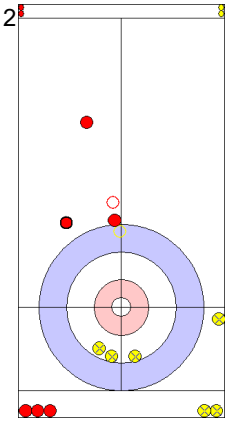

12 NED: GOESGENS W
Promotion Take-out ↻ 3

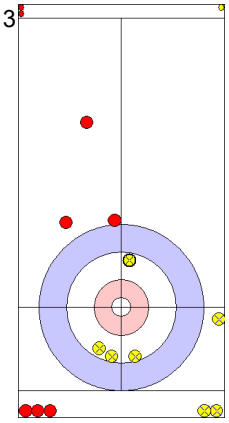

13 GER: BAUMANN A
Draw ↻ 4

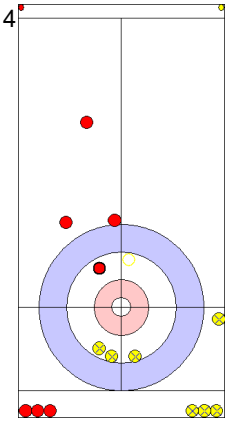

14 NED: VAN DORP J
Hit and Roll ↻ 4

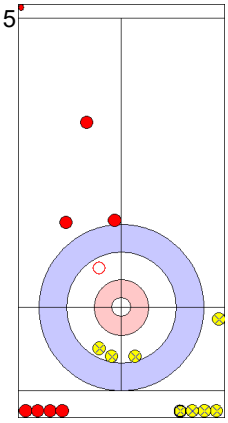

15 GER: BAUMANN A
Take-out ↻ 3

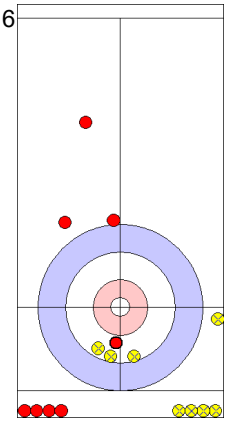

16 NED: VAN DORP J
Draw ↻ 4

	NED	GER
Total Score	4	3
Time left	00:00	00:00

Game - Shot by Shot

End 9 | **NED - Netherlands** **4 + 0** (this end) **= 4** | **GER - Germany** **3 + 2** (this end) **= 5**

1
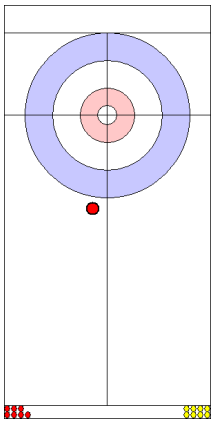
NED: GLASBERGEN C
Draw ↺ 0

2
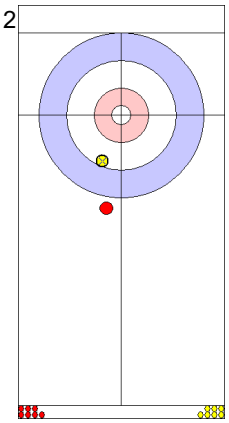
GER: SHERRARD R
Draw ↺ 4

3
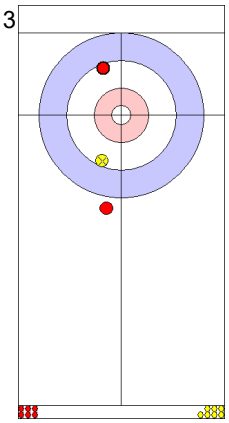
NED: GLASBERGEN C
Draw ↺ 4

4
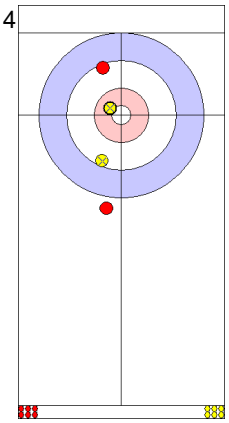
GER: SHERRARD R
Draw ↺ 4

5
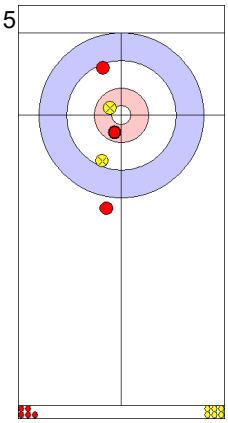
NED: HOEKMAN L
Draw ↺ 4

6
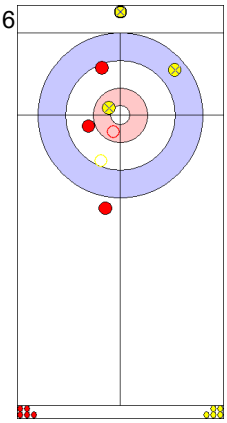
GER: HERBERG D
Take-out ↺ 0

7
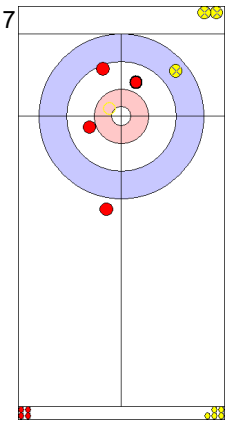
NED: HOEKMAN L
Take-out ↺ 4

8
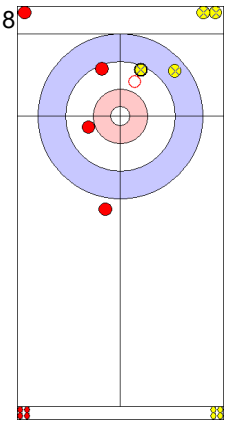
GER: HERBERG D
Take-out ↺ 4

9
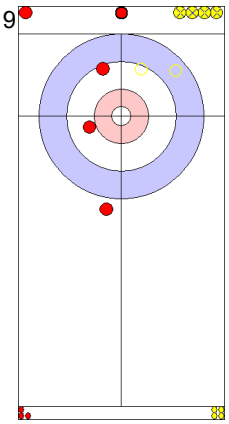
NED: GOESGENS W
Double Take-out ↺ 4

10
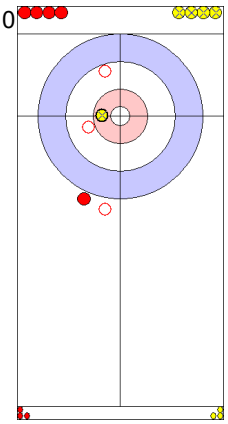
GER: WALTER M
Promotion Take-out ↺ 2

11
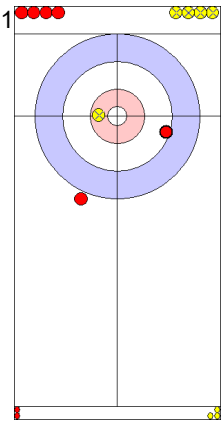
NED: GOESGENS W
Draw ↻ 4

12
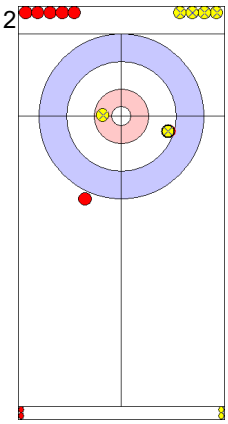
GER: WALTER M
Draw ↻ 4

13
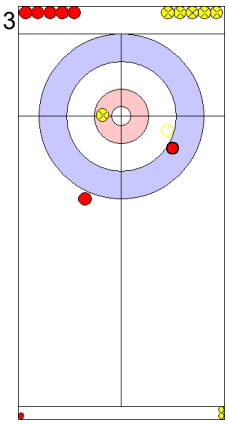
NED: VAN DORP J
Take-out ↺ 4

14
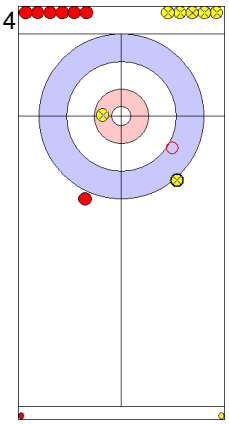
GER: BAUMANN A
Take-out ↺ 4

15
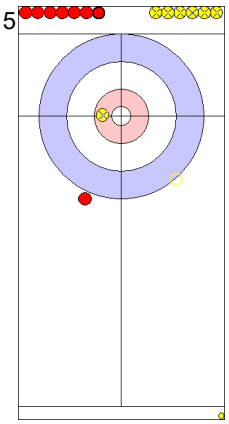
NED: VAN DORP J
Double Take-out ↻ 2

16
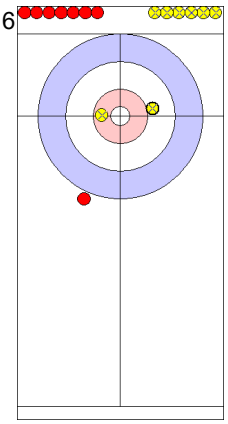
GER: BAUMANN A
Draw ↻ 4

	NED	GER
Total Score	4	5
Time left	00:00	00:00

Game - Shot by Shot

End 10 | **NED - Netherlands** **4 + 1** (this end) **= 5** | **GER - Germany** **5 + 0** (this end) **= 5**

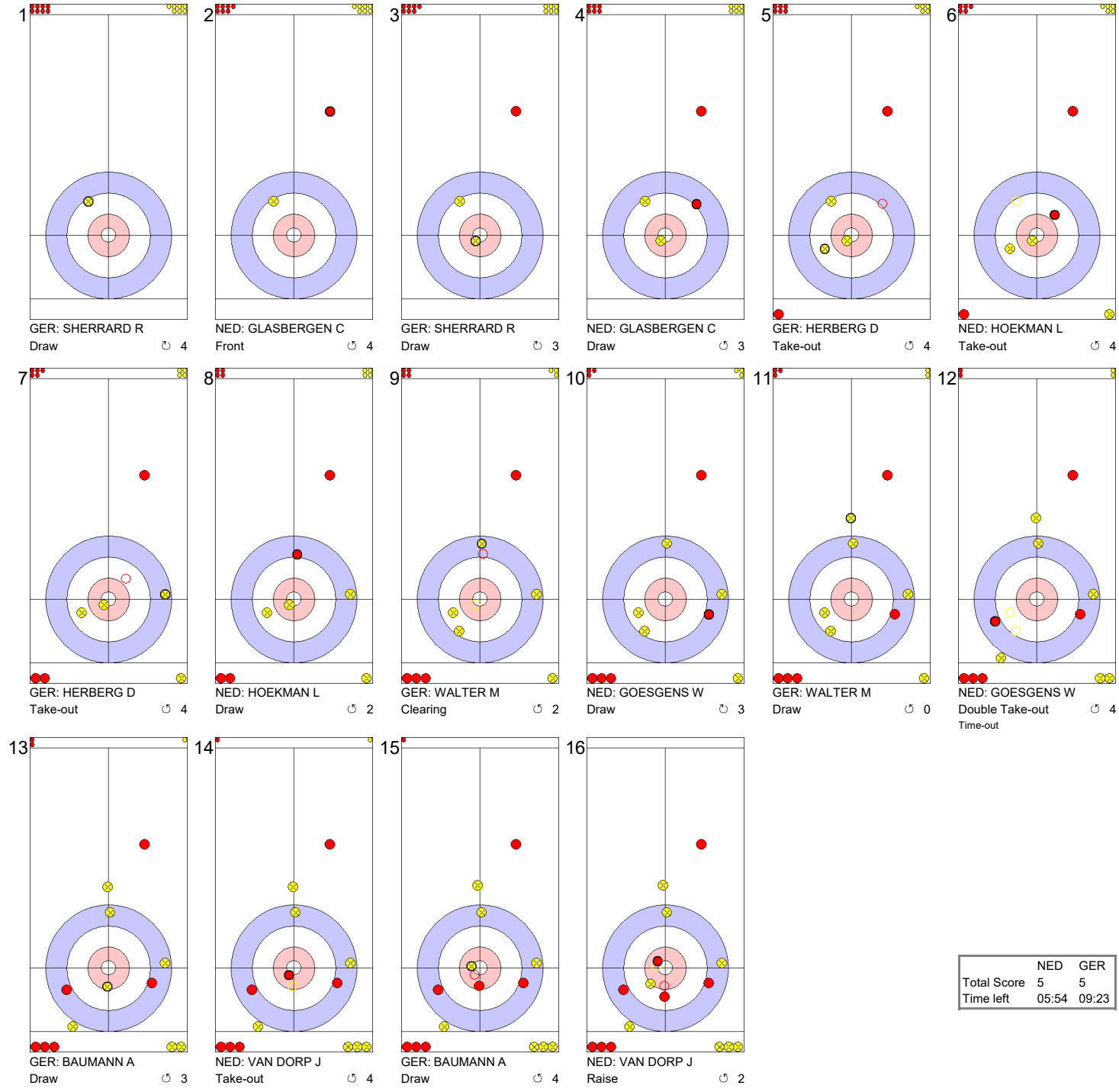

1 GER: SHERRARD R — Draw ↺ 4
2 NED: GLASBERGEN C — Front ↺ 4
3 GER: SHERRARD R — Draw ↺ 3
4 NED: GLASBERGEN C — Draw ↺ 3
5 GER: HERBERG D — Take-out ↺ 4
6 NED: HOEKMAN L — Take-out ↺ 4
7 GER: HERBERG D — Take-out ↺ 4
8 NED: HOEKMAN L — Draw ↺ 2
9 GER: WALTER M — Clearing ↺ 2
10 NED: GOESGENS W — Draw ↺ 3
11 GER: WALTER M — Draw ↺ 0
12 NED: GOESGENS W — Double Take-out ↺ 4 — Time-out
13 GER: BAUMANN A — Draw ↺ 3
14 NED: VAN DORP J — Take-out ↺ 4
15 GER: BAUMANN A — Draw ↺ 4
16 NED: VAN DORP J — Raise ↺ 2

	NED	GER
Total Score	5	5
Time left	05:54	09:23

Game - Shot by Shot

End 11 | **NED - Netherlands** **5 + 0** (this end) **= 5** | **GER - Germany** **5 + 1** (this end) **= 6**

1
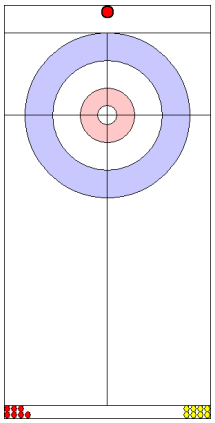
NED: GLASBERGEN C
no statistics ↺ 0
Hogline violation

2
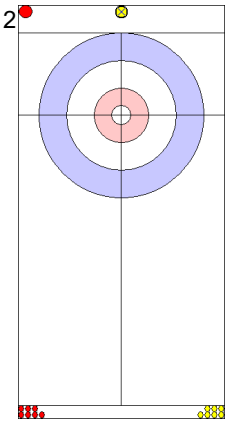
GER: SHERRARD R
Through ↺ X

3
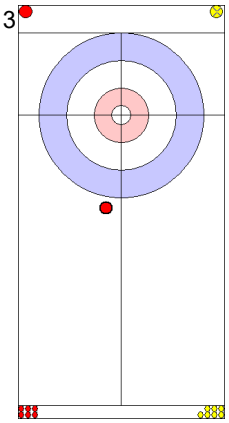
NED: GLASBERGEN C
Front ↺ 4

4
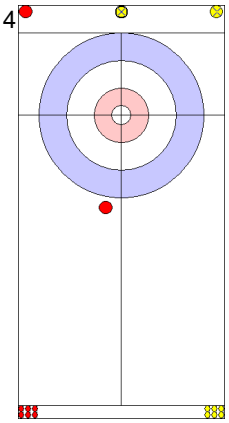
GER: SHERRARD R
Through ↺ X

5
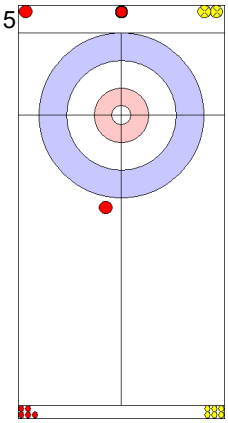
NED: HOEKMAN L
Draw ↺ 0

6
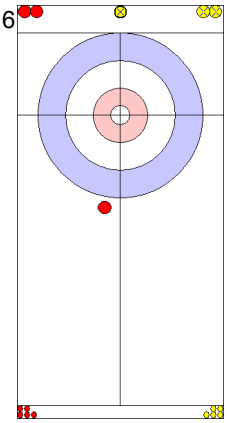
GER: HERBERG D
Clearing ↻ 4

7
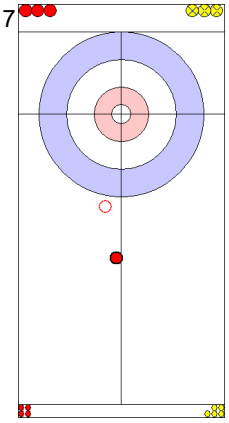
NED: HOEKMAN L
Front ↺ 4

8
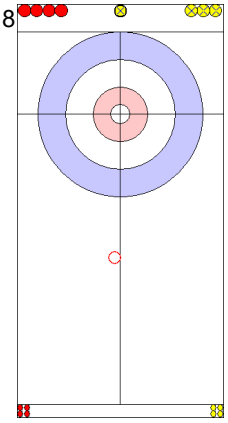
GER: HERBERG D
Clearing ↻ 4

9
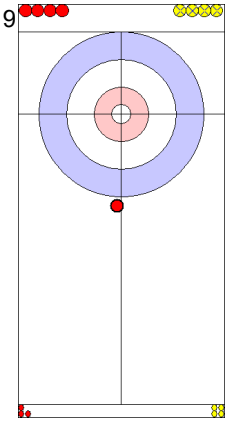
NED: GOESGENS W
Front ↺ 4

10
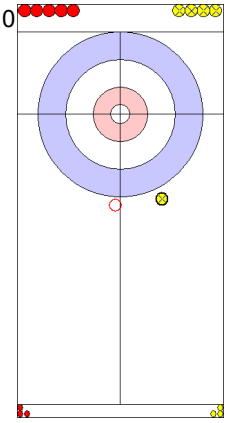
GER: WALTER M
Clearing ↺ 2

11
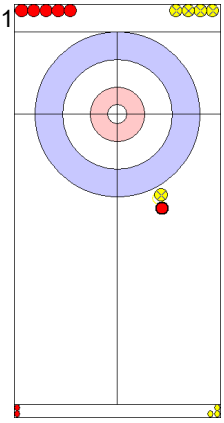
NED: GOESGENS W
Front ↺ 2

12
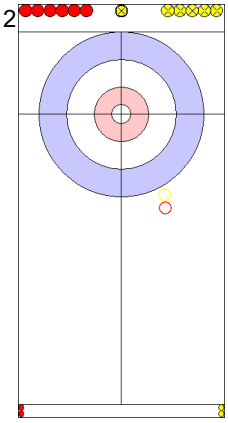
GER: WALTER M
Clearing ↻ 4

13
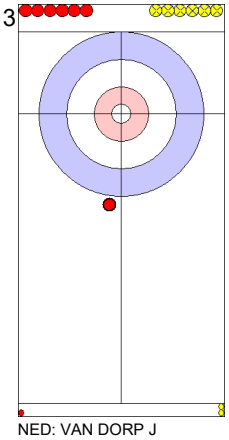
NED: VAN DORP J
Front ↺ 4

14
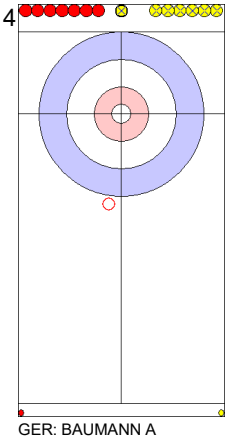
GER: BAUMANN A
Clearing ↻ 4

15
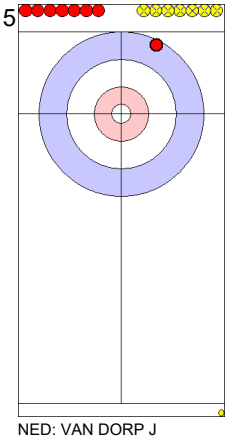
NED: VAN DORP J
Draw ↻ 4

16
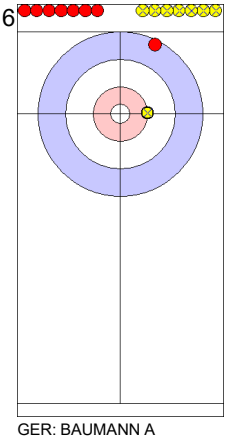
GER: BAUMANN A
Draw ↻ 4

Note:
Shot Success Points:
4 = 100%
3 = 75%
2 = 50%
1 = 25%
0 = 0%
X = not considered

Rotation:
↻ Clockwise
↺ Counter-clockwise

	NED	GER
Total Score	5	6
Time left	01:07	02:25

Entry List by Country

As of FRI 31 MAR 2017

CAN - Canada		
4 S	GUSHUE Brad	R
3 V	NICHOLS Mark	R
2	GALLANT Brett	R
1	WALKER Geoff	R
A	SALLOWS Tom	R
C	OWCHAR Jules	

CHN - China		
4 S	LIU Rui	R
3 V	XU Xiaoming	R
2	BA Dexin	R
1	ZANG Jialiang	R
A	ZOU Qiang	R
C	ROCQUE Marcel	

GER - Germany		
4 S	BAUMANN Alexander	R
3	WALTER Manuel	R
2 V	HERBERG Daniel	R
1	SHERRARD Ryan	R
A	SCHWEIZER Sebastian	R
C	LIPS Thomas	

ITA - Italy		
4 V	MOSANER Amos	R
3 S	RETORNAZ Joel	R
2	PILZER Andrea	R
1	FERRAZZA Daniele	R
A	GONIN Simone	R
C	RUETSCHE Jean Pierre	

JPN - Japan		
4 S	MOROZUMI Yusuke	R
3 V	SHIMIZU Tetsuro	R
2	YAMAGUCHI Tsuyoshi	R
1	MOROZUMI Kosuke	R
A	HIRATA Kohsuke	R
C	NAGAOKA Hatomi	

NED - Netherlands		
4 S	VAN DORP Jaap	R
3 V	GOESGENS Wouter	R
2	HOEKMAN Laurens	R
1	GLASBERGEN Carlo	R
A	MAGAN Alexander	R
C	LEIBBRANDT-DEMMON Shari	

NOR - Norway		
4 S	WALSTAD Steffen	R
3 V	HOEIBERG Markus	R
2	NEDREGOTTEN Magnus	R
1	LINDSTROEM Alexander	R
A	ROELVAAG Sander	R
C	LOEVOLD Thomas	

RUS - Russia		
4 S	STUKALSKIY Alexey	R
3	TIMOFEEV Alexey	R
2 V	GADZHIKHANOV Timur	R
1	RAZHABOV Artur	R
A	KLIMOV Evgeny	R
C	KOZYREV Alexander	

SCO - Scotland		
4 S	MURDOCH David	R
3 V	DRUMMOND Greg	R
2	ANDREWS Scott	R
1	GOODFELLOW Michael	R
A	PATERSON Ross	R
C	TETLEY Ian	

SUI - Switzerland		
4 V	SCHWARZ Benoit	R
3	PAETZ Claudio	R
2 S	DE CRUZ Peter	R
1	TANNER Valentin	L
A	MEIER Romano	R
C	PESCIA Claudio	

SWE - Sweden		
4 S	EDIN Niklas	R
3 V	ERIKSSON Oskar	L
2	WRANAA Rasmus	R
1	SUNDGREN Christoffer	R
A	LEEK Henrik	R
C	LINDBERG Fredrik	

USA - United States		
4 S	SHUSTER John	R
3 V	GEORGE Tyler	R
2	HAMILTON Matt	R
1	LANDSTEINER John	L
A	POLO Joe	R
C	DROBNICK Phill	

Note:
Team position and functions are attached to each team member's name as follows:
4 = Fourth, **3** = Third, **2** = Second, **1** = Lead, **A** = Alternate, **S** = Skip, **V** = Vice-Skip, **C** = Coach

Legend:
L Left-handed **R** Right-handed

Extended Team List by Country

As of FRI 31 MAR 2017

CAN - Canada		
4 S	GUSHUE Brad	R
3 V	NICHOLS Mark	R
2	GALLANT Brett	R
1	WALKER Geoff	R
A	SALLOWS Tom	R
C	OWCHAR Jules	X
NC	LANG Rick	X
O	WEBSTER Paul	

JPN - Japan		
4 S	MOROZUMI Yusuke	R
3 V	SHIMIZU Tetsuro	R
2	YAMAGUCHI Tsuyoshi	R
1	MOROZUMI Kosuke	R
A	HIRATA Kohsuke	R
C	NAGAOKA Hatomi	X
2C	LIND James	X
O	UZAWA Masashi	

CHN - China		
4 S	LIU Rui	R
3 V	XU Xiaoming	R
2	BA Dexin	R
1	ZANG Jialiang	R
A	ZOU Qiang	R
C	ROCQUE Marcel	X
O	LI Dongyan	
O	ROZALINA Dionisio Jesus	X

NED - Netherlands		
4 S	VAN DORP Jaap	R
3 V	GOESGENS Wouter	R
2	HOEKMAN Laurens	R
1	GLASBERGEN Carlo	R
A	MAGAN Alexander	R
C	LEIBBRANDT-DEMMON Shari	X
O	McDONALD Taylor	X
O	-	

GER - Germany		
4 S	BAUMANN Alexander	R
3	WALTER Manuel	R
2 V	HERBERG Daniel	R
1	SHERRARD Ryan	R
A	SCHWEIZER Sebastian	R
C	LIPS Thomas	X
O	TROEGER Markus	
O	DEMETER Marion	X

NOR - Norway		
4 S	WALSTAD Steffen	R
3 V	HOEIBERG Markus	R
2	NEDREGOTTEN Magnus	R
1	LINDSTROEM Alexander	R
A	ROELVAAG Sander	R
C	LOEVOLD Thomas	X
O	TRULSEN Paal	X
O	OLSEN Roger	

ITA - Italy		
4 V	MOSANER Amos	R
3 S	RETORNAZ Joel	R
2	PILZER Andrea	R
1	FERRAZZA Daniele	R
A	GONIN Simone	R
C	RUETSCHE Jean Pierre	X
NC	SCHMIDT Rodger	X
O	MARIANI Marco	

RUS - Russia		
4 S	STUKALSKIY Alexey	R
3	TIMOFEEV Alexey	R
2 V	GADZHIKHANOV Timur	R
1	RAZHABOV Artur	R
A	KLIMOV Evgeny	R
C	KOZYREV Alexander	X
2C	GRAN Soren	X
O	SAVCHENKO Vladimir	

Extended Team List by Country

As of FRI 31 MAR 2017

SCO - Scotland		
4 S	MURDOCH David	R
3 V	DRUMMOND Greg	R
2	ANDREWS Scott	R
1	GOODFELLOW Michael	R
A	PATERSON Ross	R
C	TETLEY Ian	X
NC	ZUMMACK Tony	X
O	THOMSON Lindsay	

SWE - Sweden		
4 S	EDIN Niklas	R
3 V	ERIKSSON Oskar	L
2	WRANAA Rasmus	R
1	SUNDGREN Christoffer	R
A	LEEK Henrik	R
C	LINDBERG Fredrik	X
NC	LINDHOLM Peja	X
O	DRUGGE Peter	

SUI - Switzerland		
4 V	SCHWARZ Benoit	R
3	PAETZ Claudio	R
2 S	DE CRUZ Peter	R
1	TANNER Valentin	L
A	MEIER Romano	R
C	PESCIA Claudio	X
NC	SCHWALLER Andreas	X
O	ALBERTINI Curdin	

USA - United States		
4 S	SHUSTER John	R
3 V	GEORGE Tyler	R
2	HAMILTON Matt	R
1	LANDSTEINER John	L
A	POLO Joe	R
C	DROBNICK Phill	X
NC	BROWN Derek	X
O	ANDERSON Carly	

Note:
Position and function for each team member:
4 = Fourth, **3** = Third, **2** = Second, **1** = Lead, **A** = Alternate, **S** = Skip, **V** = Vice-Skip
C = Coach, **NC** = National Coach, **2C** = 2nd Team Coach, **O** = Approved Official

Legend:
L Left-handed **R** Right-handed **X** Official selected to be on the coach bench

Competition Officials

As of THU 30 MAR 2017

Function	Name	Organisation
WCF President:	CAITHNESS Kate	SCO - Scotland
WCF Director of Competitions:	WENDORF Keith	CAN - Canada
WCF Technical Delegate:	ELL Darrell	CAN - Canada
Chief Umpire:	WALDROFF Brett	CAN - Canada
Deputy Chief Umpire:	ROETHLISBERGER Eeva	SUI - Switzerland
Game Umpires:	BARKER Dianne	CAN - Canada
	McADOO Pat	CAN - Canada
	McARTON Ken	CAN - Canada
	McPHEE Tom	CAN - Canada
	ROGERS Brenda	CAN - Canada
Chief Ice Technician:	BOURASSA Jamie	CAN - Canada
Deputy Chief Ice Technician:	ADAMSON Brent	CAN - Canada
Chief Timer:	PANICH Bernie	CAN - Canada
Deputy Chief Timer:	McKENZIE Phil	CAN - Canada

Competition Schedule

As of THU 30 MAR 2017

Date	Start Time	Session	Sheet A	Sheet B	Sheet C	Sheet D	BYE
SAT 1 APR	14:00	1	SUI - CAN	RUS - USA	JPN - ITA	NED - GER	CHN, NOR, SCO, SWE
	19:00	2	SCO - NOR	ITA - GER	CHN - SWE	USA - SUI	CAN, JPN, NED, RUS
SUN 2 APR	9:00	3		JPN - NED	RUS - CAN		CHN, GER, ITA, NOR, SCO, SUI
	14:00	4	GER - SWE	SUI - NOR	USA - SCO	CHN - ITA	CAN, JPN, NED, RUS
	19:00	5	CHN - RUS	CAN - SWE	NOR - NED	JPN - SCO	GER, ITA, SUI, USA
MON 3 APR	9:00	6	ITA - USA	SCO - CHN	SUI - GER	SWE - NOR	CAN, JPN, NED, RUS
	14:00	7	NED - CHN	NOR - RUS	SWE - JPN	SCO - CAN	GER, ITA, SUI, USA
	19:00	8	RUS - SUI	GER - JPN	CAN - USA	ITA - NED	CHN, NOR, SCO, SWE
TUE 4 APR	9:00	9	SWE - ITA	SUI - SCO	GER - CHN	NOR - USA	CAN, JPN, NED, RUS
	14:00	10	JPN - NOR	CAN - CHN	SCO - NED	SWE - RUS	GER, ITA, SUI, USA
	19:00	11	GER - CAN	USA - JPN	RUS - ITA	NED - SUI	CHN, NOR, SCO, SWE
WED 5 APR	9:00	12	SWE - SCO	NED - CAN	CHN - NOR	RUS - JPN	GER, ITA, SUI, USA
	14:00	13	CAN - JPN	ITA - SUI	NED - RUS	USA - GER	CHN, NOR, SCO, SWE
	19:00	14	NOR - GER	CHN - USA	ITA - SCO	SUI - SWE	CAN, JPN, NED, RUS
THU 6 APR	9:00	15	USA - NED	RUS - GER	JPN - SUI	CAN - ITA	CHN, NOR, SCO, SWE
	14:00	16	SUI - CHN	NOR - ITA	USA - SWE	GER - SCO	CAN, JPN, NED, RUS
	19:00	17	SCO - RUS	SWE - NED	NOR - CAN	JPN - CHN	GER, ITA, SUI, USA
FRI 7 APR	14:00		Tie-breaker Session				
	19:00		Page Play-off 1v2				
SAT 8 APR	14:00		Page Play-off 3v4				
	19:00		Semi-final				
SUN 9 APR	12:00		Bronze Medal Game				
	18:00		Gold Medal Game				

Note:
First named team in each game plays red-handled stones and wears dark coloured upper playing garments.