



## RESULTS SUMMARY



**LGT**  
**World Men's Curling**  
**Championship 2026**  
**Ogden, UT, USA**

**27 March - 4 April 2026**



SAT 4 APR 2026

## Medallists

Medal	Country	Name	Position - Function
GOLD	SWE - Sweden	EDIN Niklas	4 S
		ERIKSSON Oskar	3
		WRANAA Rasmus	2
		SUNDGREN Christoffer	1
		OLOFSSON Simon	A
		LINDSTROM Alexander	C
SILVER	CAN - Canada	DUNSTONE Matt	4 S
		LOTT Colton	3
		HARNDEN E.J.	2
		HARNDEN Ryan	1
		WALKER Geoff	A
		FLAXEY Caleb	C
BRONZE	SCO - Scotland	WHYTE Ross	4 S
		BRYDONE Robin	3
		WADDELL Craig	2
		KYLE Euan	1
		McFADZEAN Duncan	A
		SCOTT Alistair	C

**Note:**  
Position and function for each team member:  
**4** = Fourth, **3** = Third, **2** = Second, **1** = Lead, **A** = Alternate, **S** = Skip, **C** = Coach

## Final Standings

Rank	Team	Players	Position - Function
1	SWE - Sweden	EDIN Niklas	4 S
		ERIKSSON Oskar	3
		WRANAA Rasmus	2
		SUNDGREN Christoffer	1 V
		OLOFSSON Simon	A
		LINDSTROM Alexander	C
2	CAN - Canada	DUNSTONE Matt	4 S
		LOTT Colton	3 V
		HARNDEN E.J.	2
		HARNDEN Ryan	1
		WALKER Geoff	A
		FLAXEY Caleb	C
3	SCO - Scotland	WHYTE Ross	4 S
		BRYDONE Robin	3 V
		WADDELL Craig	2
		KYLE Euan	1
		McFADZEAN Duncan	A
		SCOTT Alistair	C
4	USA - United States	SHUSTER John	4 S
		PLYS Christopher	3 V
		HUFMAN Colin	2
		HAMILTON Matt	1
		OLDENBURG Aidan	A
		MICHAELIS Theran	C
5	ITA - Italy	SPILLER Stefano	4 S
		MOSANER Amos	3
		ARMAN Sebastiano	2
		PIMPINI Alberto	1 V
		GIOVANELLA Mattia	A
		FRY Ryan	C
5	SUI - Switzerland	HOESLI Philipp	4 V
		HOESLI Marco	3 S
		GLOOR Simon	2
		HAUSHERR Justin	1
		HESS Jan	A
		HOESLI Rolf	C
7	CHN - China	XU Xiaoming	4 S
		FEI Xueqing	3 V
		LI Zhichao	2
		YU Sen	1
		WANG Zhenhao	A
		TAN Weidong	C
8	JPN - Japan	YANAGISAWA Riku	4 V
		YAMAGUCHI Tsuyoshi	3 S
		YAMAMOTO Takeru	2
		KOIZUMI Satoshi	1
		USUI Shingo	A
		URSEL Bob	C

## Final Standings

Rank	Team	Players	Position - Function
9	GER - Germany	MUSKATEWITZ Marc	4 S
		KAPP Benjamin	3 V
		MESSENZEHL Felix	2
		SCHEUERL Johannes	1
		TREVISIOL Mario	A
		SHERRARD Ryan	C
10	KOR - Korea	KIM Soo-Hyuk	4 V
		KIM Changmin	3 S
		YOO Minhyeon	2
		JEON Jae Ik	1
		-	A
		YOON So Min	C
11	CZE - Czechia	KLIMA Lukas	4 S
		CERNOVSKY Marek	3 V
		JURIK Martin	2
		KLIPA Lukas	1
		CHABICOVSKY Vit	A
		SAVILL Craig	C
12	POL - Poland	STYCH Konrad	4 S
		DOMIN Krzysztof	3 V
		CIEMINSKI Marcin	2
		LOBAZA Bartosz	1
		GRZELKA Maksym	A
		BARES Jakub	C
13	NOR - Norway	HAARSTAD Andreas	4 S
		NAESS Wilhelm	3 V
		MELLEMSETER Michael	2
		BRAENDEN Mathias	1
		RAMSFJELL Magnus	A
		MELLEMSETER Stein	C

**Note:**

Teams eliminated during the qualification games are ranked based on their Round Robin ranking.

Position and function for each team member:

4 = Fourth, 3 = Third, 2 = Second, 1 = Lead, A = Alternate, S = Skip, V = Vice-Skip, C = Coach

## Competition Summary

Session	Date	Time	Sheet A	Sheet B	Sheet C	Sheet D
Session 1	FRI 27 MAR	13:30	SCO 5-6 SWE	KOR 2-5 CAN	CZE 7-8 CHN	NOR 4-6 JPN
Session 2	FRI 27 MAR	19:00	POL 9-11 SUI	SCO 5-7 JPN	GER 10-5 USA	ITA 2-9 CAN
Session 3	SAT 28 MAR	9:00	USA 9-8 KOR	SUI 8-1 NOR	SWE 9-4 ITA	GER 8-7 CZE <sup>EE</sup>
Session 4	SAT 28 MAR	14:00	NOR 5-6 CZE	CHN 2-9 SWE	CAN 3-8 SCO	KOR 7-4 POL
Session 5	SAT 28 MAR	19:00	ITA 7-4 CHN	POL 11-4 GER	JPN 3-8 SUI	USA 4-6 SCO
Session 6	SUN 29 MAR	9:00	SWE 7-3 JPN	CZE 6-7 <sup>EE</sup> KOR	ITA 7-5 GER	
Session 7	SUN 29 MAR	14:00	CZE 7-9 <sup>EE</sup> SUI	CAN 3-9 USA	SCO 7-2 POL	CHN 9-4 NOR
Session 8	SUN 29 MAR	19:00	GER 6-4 KOR	JPN 7-8 CHN	USA 3-5 SWE	SUI 1-7 ITA
Session 9	MON 30 MAR	9:00		KOR 6-7 <sup>EE</sup> SWE	NOR 6-7 GER	POL 2-9 CAN
Session 10	MON 30 MAR	14:00	SUI 8-2 CHN	ITA 3-9 SCO	POL 6-10 CZE	JPN 2-9 USA
Session 11	MON 30 MAR	19:00	CAN 8-3 JPN	GER 6-7 SUI	KOR 4-9 ITA	SWE 9-4 NOR
Session 12	TUE 31 MAR	9:00	USA 8-5 CZE	NOR 5-8 POL	CHN 4-8 CAN	SCO 7-2 KOR
Session 13	TUE 31 MAR	14:00	ITA 8-4 POL	USA 6-5 <sup>EE</sup> CHN	SUI 8-5 SWE	JPN 10-4 GER
Session 14	TUE 31 MAR	19:00	KOR 9-7 NOR	SWE 3-10 CAN	GER 4-10 SCO	CZE 4-6 ITA
Session 15	WED 1 APR	9:00	CHN 3-9 SCO	JPN 6-7 <sup>EE</sup> CZE	POL 3-8 USA	CAN 8-7 SUI
Session 16	WED 1 APR	14:00	SWE 8-3 GER	SUI 9-2 KOR	ITA 6-4 JPN	NOR 7-9 <sup>EE</sup> USA
Session 17	WED 1 APR	19:00	CZE 5-9 CAN	SCO 7-5 NOR	CHN 8-4 KOR	POL 1-9 SWE
Session 18	THU 2 APR	9:00	JPN 10-2 POL	USA 9-8 ITA	SCO 7-4 SUI	GER 5-9 CHN
Session 19	THU 2 APR	14:00	NOR 4-7 ITA	CAN 9-2 GER	SWE 11-2 CZE	KOR 3-9 JPN
Session 20	THU 2 APR	19:00	SUI 9-5 USA	CHN 6-5 POL	CAN 7-5 <sup>EE</sup> NOR	CZE 2-8 SCO
Qualifications	FRI 3 APR	9:00		SUI 8-9 <sup>EE</sup> USA		ITA 7-9 CAN
Semi-finals	FRI 3 APR	15:00		SCO 7-9 CAN		SWE 8-6 <sup>EE</sup> USA
Bronze Medal	SAT 4 APR	9:00			SCO 11-6 USA	
Gold Medal	SAT 4 APR	14:00			SWE 9-6 CAN	

## Standings after Round Robin

Rank	Team	Games	Wins	Losses				
1	SWE - Sweden	12	10	2	Q	w1	DSC	14.445cm
2	SCO - Scotland	12	10	2	Q	w1	DSC	23.959cm
3	CAN - Canada	12	10	2	Q	w1	DSC	30.777cm
4	SUI - Switzerland	12	9	3	Q			
5	USA - United States	12	8	4	Q	w1		
6	ITA - Italy	12	8	4	Q	w0		
7	CHN - China	12	6	6				
8	JPN - Japan	12	5	7				
9	GER - Germany	12	4	8				
10	KOR - Korea	12	3	9		w1		
11	CZE - Czechia	12	3	9		w0		
12	POL - Poland	12	2	10				
13	NOR - Norway	12	0	12				

## Competition Summary

### Play-offs Bracket

Qualification	Semi-finals	Finals	Final Standings
<p>4 SUI 8 Sheet B</p> <p>5 USA 9</p> <p>3 CAN 9 Sheet D</p> <p>6 ITA 7</p>	<p>1 SWE 8 Sheet D</p> <p>USA 6</p> <p>2 SCO 7 Sheet B</p> <p>CAN 9</p>	<p>SWE 9 Sheet C</p> <p>CAN 6</p> <p>USA 6 Sheet C</p> <p>SCO 11</p>	<p>1 SWE - Sweden</p> <p>2 CAN - Canada</p> <p>3 SCO - Scotland</p> <p>4 USA - United States</p> <p>5 ITA - Italy</p> <p>5 SUI - Switzerland</p> <p>7 CHN - China</p> <p>8 JPN - Japan</p> <p>9 GER - Germany</p> <p>10 KOR - Korea</p> <p>11 CZE - Czechia</p> <p>12 POL - Poland</p> <p>13 NOR - Norway</p>
		<p>SWE 1st</p> <p>CAN 2nd</p> <p>SCO 3rd</p> <p>USA 4th</p>	

#### Legend:

DSC Draw Shot Challenge

EE Extra End

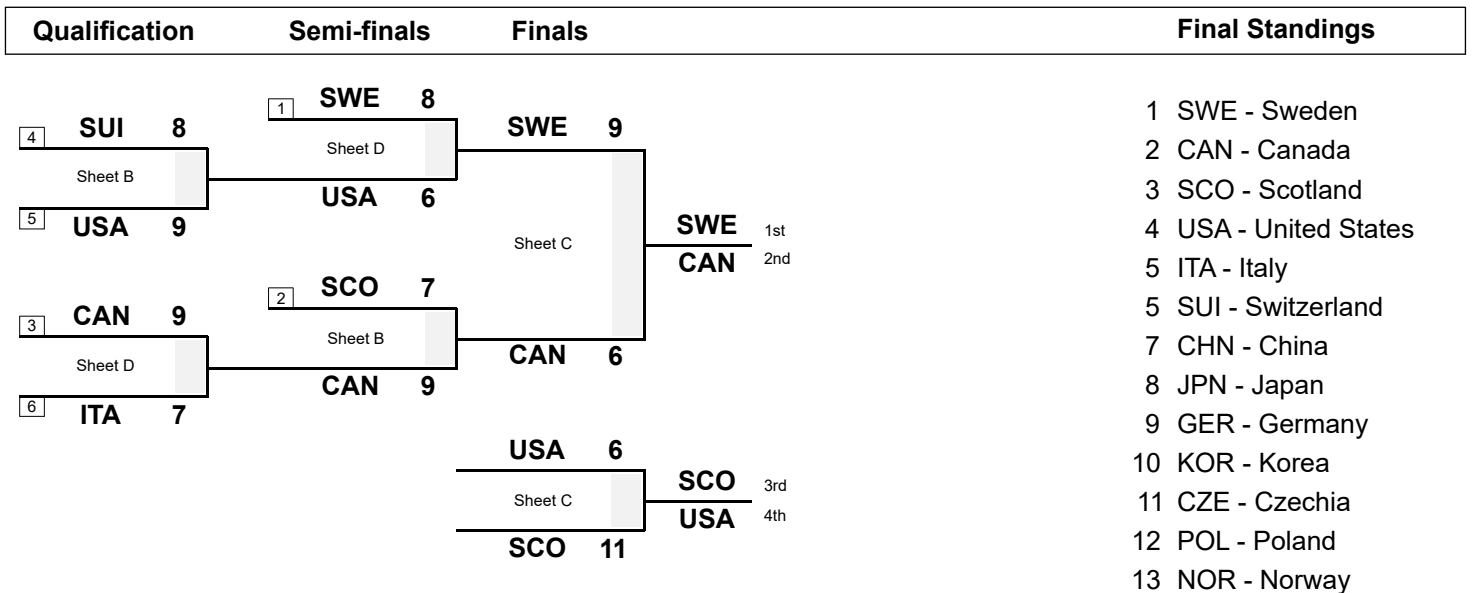
Q Qualified for the play-offs

wn Number of wins (n) against tied teams

### Session Results and Standings

Sheet	Team	LSFE	1	2	3	4	5	6	7	8	9	10	Extra Ends	Total
C	SWE - Sweden	*	2	0	2	0	0	2	0	2	0	1		9
	CAN - Canada		0	1	0	0	2	0	2	0	1	0		6

### Play-offs Bracket

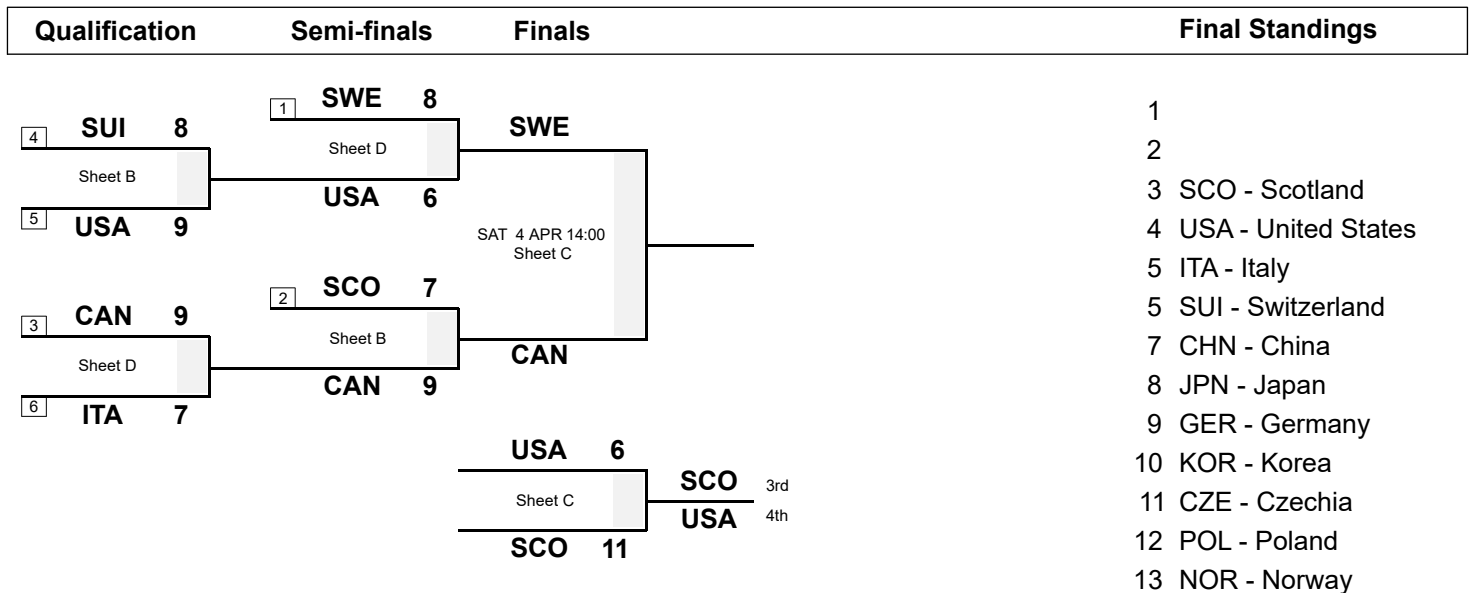


**Legend:**  
LSFE(\*) Last Stone First End

### Session Results and Standings

Sheet	Team	LSFE	1	2	3	4	5	6	7	8	9	10	Extra Ends	Total
C	SCO - Scotland	*	3	0	2	0	0	0	2	0	4	X		11
	USA - United States		0	2	0	2	1	0	0	1	0	X		6

### Play-offs Bracket

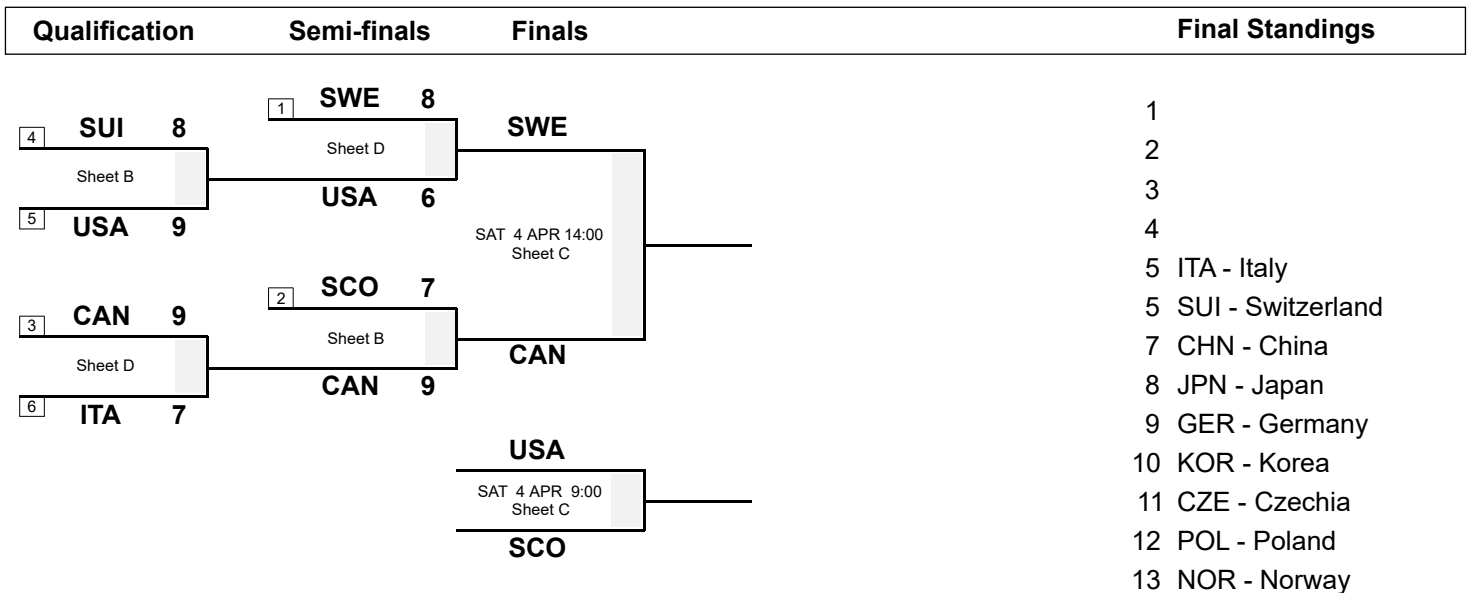


**Legend:**  
 LSFE(\*) Last Stone First End      X Unplayed/unfinished end due to concession

### Session Results and Standings

Sheet	Team	LSFE	1	2	3	4	5	6	7	8	9	10	Extra Ends	Total
B	SCO - Scotland	*	2	0	0	1	0	2	0	2	0	0		7
	CAN - Canada		0	0	2	0	1	0	3	0	2	1		9
D	SWE - Sweden	*	0	2	0	1	0	2	0	1	0	0	2	8
	USA - United States		0	0	2	0	1	0	1	0	1	1	0	6

### Play-offs Bracket

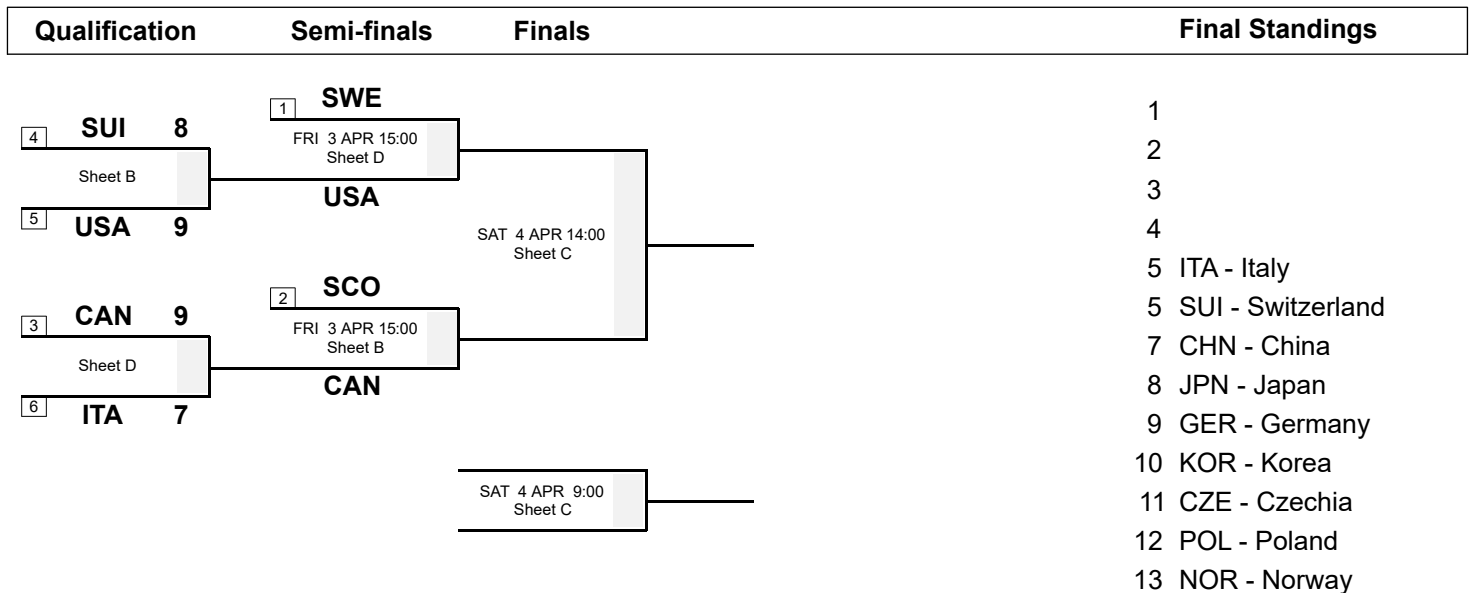


**Legend:**  
LSFE(\*) Last Stone First End

### Session Results and Standings

Sheet	Team	LSFE	1	2	3	4	5	6	7	8	9	10	Extra Ends	Total
B	SUI - Switzerland	*	1	0	2	0	0	3	0	0	2	0		8
	USA - United States		0	1	0	2	0	0	2	2	0	1	1	9
D	ITA - Italy		0	0	3	0	1	0	2	0	1	0		7
	CAN - Canada	*	0	1	0	1	0	2	0	2	0	3		9

### Play-offs Bracket



**Legend:**  
LSFE(\*) Last Stone First End

### Competition Matrix

Team	CAN	CHN	CZE	GER	ITA	JPN	KOR	NOR	POL	SCO	SUI	SWE	USA
CAN		8 - 4	9 - 5	9 - 2	9 - 2	8 - 3	5 - 2	7 - 5	9 - 2	3 - 8	8 - 7	10 - 3	3 - 9
CHN	4 - 8		8 - 7	9 - 5	4 - 7	8 - 7	8 - 4	9 - 4	6 - 5	3 - 9	2 - 8	2 - 9	5 - 6
CZE	5 - 9	7 - 8		7 - 8	4 - 6	7 - 6	6 - 7	6 - 5	10 - 6	2 - 8	7 - 9	2 - 11	5 - 8
GER	2 - 9	5 - 9	8 - 7		5 - 7	4 - 10	6 - 4	7 - 6	4 - 11	4 - 10	6 - 7	3 - 8	10 - 5
ITA	2 - 9	7 - 4	6 - 4	7 - 5		6 - 4	9 - 4	7 - 4	8 - 4	3 - 9	7 - 1	4 - 9	8 - 9
JPN	3 - 8	7 - 8	6 - 7	10 - 4	4 - 6		9 - 3	6 - 4	10 - 2	7 - 5	3 - 8	3 - 7	2 - 9
KOR	2 - 5	4 - 8	7 - 6	4 - 6	4 - 9	3 - 9		9 - 7	7 - 4	2 - 7	2 - 9	6 - 7	8 - 9
NOR	5 - 7	4 - 9	5 - 6	6 - 7	4 - 7	4 - 6	7 - 9		5 - 8	5 - 7	1 - 8	4 - 9	7 - 9
POL	2 - 9	5 - 6	6 - 10	11 - 4	4 - 8	2 - 10	4 - 7	8 - 5		2 - 7	9 - 11	1 - 9	3 - 8
SCO	8 - 3	9 - 3	8 - 2	10 - 4	9 - 3	5 - 7	7 - 2	7 - 5	7 - 2		7 - 4	5 - 6	6 - 4
SUI	7 - 8	8 - 2	9 - 7	7 - 6	1 - 7	8 - 3	9 - 2	8 - 1	11 - 9	4 - 7		8 - 5	9 - 5
SWE	3 - 10	9 - 2	11 - 2	8 - 3	9 - 4	7 - 3	7 - 6	9 - 4	9 - 1	6 - 5	5 - 8		5 - 3
USA	9 - 3	6 - 5	8 - 5	5 - 10	9 - 8	9 - 2	9 - 8	9 - 7	8 - 3	4 - 6	5 - 9	3 - 5	

### Standings after Round Robin

Rank	Team	Games	Wins	Losses				
1	SWE - Sweden	12	10	2	Q	w1	DSC	14.445cm
2	SCO - Scotland	12	10	2	Q	w1	DSC	23.959cm
3	CAN - Canada	12	10	2	Q	w1	DSC	30.777cm
4	SUI - Switzerland	12	9	3	Q			
5	USA - United States	12	8	4	Q	w1		
6	ITA - Italy	12	8	4	Q	w0		
7	CHN - China	12	6	6				
8	JPN - Japan	12	5	7				
9	GER - Germany	12	4	8				
10	KOR - Korea	12	3	9		w1		
11	CZE - Czechia	12	3	9		w0		
12	POL - Poland	12	2	10				
13	NOR - Norway	12	0	12				

**Legend:**

DSC Draw Shot Challenge

Q Qualified for the play-offs

wn Number of wins (n) against tied teams

## Draw Shot Challenge

Rank Team	Stone Rotation	Last Stone Draw in each Round Robin Game												DSC
		1	2	3	4	5	6	7	8	9	10	11	12	
1 SWE - Sweden	↻	5.2	13.2	25.5	8.4	2.8	6.3	2.0	12.7	13.8	15.1	<del>199.6</del>	34.3	14.445cm
	↻	20.6	2.5	<del>109.6</del>	12.7	16.2	14.4	5.3	6.4	11.8	66.6	1.4	20.6	
2 ITA - Italy	↻	10.3	<del>58.7</del>	5.2	<del>58.1</del>	15.2	9.3	34.9	12.9	4.9	36.9	18.3	47.4	19.673cm
	↻	33.6	19.3	15.6	12.6	50.9	23.9	15.4	2.1	9.8	15.1	36.2	3.0	
3 CHN - China	↻	64.6	7.3	19.7	31.6	11.5	21.8	8.6	20.2	3.6	17.6	3.3	26.6	20.545cm
	↻	<del>88.7</del>	80.2	17.4	35.1	9.8	<del>100.1</del>	22.0	4.6	16.0	15.0	8.5	7.0	
4 GER - Germany	↻	16.7	50.9	10.7	26.2	10.8	<del>57.5</del>	19.8	44.0	11.2	35.3	23.9	<del>66.8</del>	22.109cm
	↻	6.5	35.3	7.9	12.8	19.1	43.5	1.9	23.4	14.8	9.8	28.9	33.0	
5 SCO - Scotland	↻	18.8	35.5	42.9	6.3	13.0	14.9	23.6	13.8	0.9	9.2	9.6	9.0	23.959cm
	↻	17.0	<del>154.0</del>	8.7	33.8	12.6	18.0	20.7	<del>113.9</del>	92.9	24.6	72.1	29.2	
6 NOR - Norway	↻	50.0	4.6	15.0	<del>59.8</del>	9.7	46.9	14.6	20.7	8.5	49.8	37.4	12.1	25.355cm
	↻	14.2	38.3	54.4	55.7	9.2	16.2	<del>171.0</del>	28.5	29.5	9.6	20.9	12.0	
7 USA - United States	↻	67.8	17.7	61.7	62.2	31.2	38.4	38.9	3.6	50.9	28.0	6.2	25.4	29.355cm
	↻	70.1	11.7	13.3	19.6	22.1	24.7	8.3	<del>138.5</del>	30.3	<del>176.9</del>	3.7	10.0	
8 SUI - Switzerland	↻	19.6	59.0	4.1	5.0	71.8	39.4	<del>199.6</del>	3.4	82.8	8.4	25.4	34.4	29.673cm
	↻	3.7	6.5	12.8	11.1	23.7	10.2	15.0	120.1	76.8	<del>179.3</del>	7.3	12.3	
9 JPN - Japan	↻	45.4	33.2	5.0	17.2	<del>184.8</del>	6.3	69.8	16.0	19.6	82.7	16.6	24.3	30.482cm
	↻	24.9	28.3	31.7	6.1	17.6	<del>101.5</del>	27.3	16.8	25.3	28.1	86.2	42.2	
10 CAN - Canada	↻	29.2	29.3	13.4	69.3	3.4	2.0	33.4	5.2	19.3	98.2	11.5	25.1	30.777cm
	↻	6.5	<del>116.8</del>	70.1	21.2	11.4	61.6	<del>199.6</del>	23.2	15.5	103.0	18.5	6.8	
11 KOR - Korea	↻	41.0	25.5	<del>119.9</del>	13.0	19.2	11.6	31.8	2.0	44.7	41.5	84.2	18.1	31.909cm
	↻	84.4	97.2	15.0	29.6	9.7	7.6	44.9	<del>199.6</del>	9.5	29.6	5.3	36.6	
12 CZE - Czechia	↻	39.6	18.3	91.3	24.2	14.5	24.7	<del>146.8</del>	121.7	107.4	14.3	25.3	39.4	37.614cm
	↻	70.7	48.6	<del>143.2</del>	27.3	9.8	12.2	24.7	20.2	16.6	12.1	49.9	14.7	
13 POL - Poland	↻	16.5	109.7	94.1	148.7	104.9	4.8	30.9	<del>199.6</del>	25.2	17.8	63.6	48.2	56.782cm
	↻	24.2	<del>175.2</del>	22.2	40.9	27.9	144.6	49.5	14.5	30.8	56.2	44.2	129.8	

**Note:**

The Draw Shot Challenge (DSC) is the average distance of all the individual Last Stone Draws (LSD), which were delivered by a team during the round robin. The two least favourable results will be eliminated before calculating the average distance. The team with the lesser DSC receives the higher ranking. If the DSCs are equal then the team with the best non-equal counting LSD receives the higher ranking. In the case where all counting LSDs are equal, the team ranked higher in the official World Curling World Ranking is ranked higher.

**Legend:**

↻ Clockwise

↻ Counter-clockwise

**DSC** Draw Shot Challenge

**nnn.n** Eliminated Last Stone Draw

### Shot Success Percentage by Position

Fourth	Game >	1	2	3	4	5	6	7	8	9	10	11	12	Avg.	
1	WHYTE Ross	SCO	81	81	95	90	95	96	82	93	96	87	91	94	89.4
2	DUNSTONE Matt	CAN	89	95	75	77	83	91	90	100	84	92	94	85	87.5
3	EDIN Niklas	SWE	91	82	92	86	94	87	93	57	75	100	94	100	86.9
3	YANAGISAWA Riku	JPN	98	93	82	89	80	75	80	100	85	81	95	85	86.9
5	HOESLI Philipp	SUI	81	89	86	86	70	97	96	85	80	94	76	88	85.5
6	SPILLER Stefano	ITA	60	79	85	76	91	77	91	88	96	78	81	75	82.1
7	SHUSTER John	USA	68	78	85	91	78	88	69	75	97	89	85	85	81.8
8	HAARSTAD Andreas	NOR	68	64	73	72		(2)90	(1)93	74	89	88	68		78.1
9	MUSKATEWITZ Marc	GER	90	82	70	78	90	81	83	71	66	52	69	67	76.6
10	KLIMA Lukas	CZE	70	82	65	82	84	79	74	76	81	74	67	73	76.1
11	STYCH Konrad	POL	62	80	84	75	77	80	84	75	68	54	52	70	72.6
	XU Xiaoming	CHN									(3)78	(3)88	(3)78		81.5

Third	Game >	1	2	3	4	5	6	7	8	9	10	11	12	Avg.	
1	MOSANER Amos	ITA	79	93	91	94	93	83	86	99	91	89	83	90	89.8
2	BRYDONE Robin	SCO	88	93	86	89	89	92	79	91	83	93	96	85	88.9
3	LOTT Colton	CAN	85	96	88	82	84	97	88	85	81	94	90	93	88.5
4	HOESLI Marco	SUI	88	89	88	88	77	97	90	90	86	79	83	89	87.2
5	ERIKSSON Oskar	SWE	85	85	90	89	85	92	89	79	94	90	75	92	86.9
6	PLYS Christopher	USA	75	83	93	80	94	85	94	82	86	83	94	90	86.7
7	YAMAGUCHI Tsuyoshi	JPN	83	91	94	88	89	71	73	91	74	84	75	88	83.9
8	CERNOVSKY Marek	CZE	88	85	90	77	78	80	74	81	85	78		73	81.2
9	KAPP Benjamin	GER	88	82	91	79	86	81	69	80	66	83	85	71	80.3
10	NAESS Wilhelm	NOR	78	73	88	78	88	79	69		83		(2)78	78	79.3
11	DOMIN Krzysztof	POL	68	81	92	70	63	70	73	75	72	40	75	71	71.6
	FEI Xueqing	CHN	(4)78	(4)63	(4)82	(4)86	(4)80	(4)81	(4)79	(4)85	(4)68	(4)92	(4)79	(4)71	79.1
	KIM Changmin	KOR	(4)79	(4)84	(4)95	(4)75	(4)85	(4)81	(4)79	(4)71	(4)79	(4)44	(4)75	(4)48	76.7

Second	Game >	1	2	3	4	5	6	7	8	9	10	11	12	Avg.	
1	GLOOR Simon	SUI	79	97	79	84	80	83	93	83	86	94	88	94	86.4
2	WADDELL Craig	SCO	81	78	95	94	91	75	73	90	83	90	95	83	86.1
3	WRANAA Rasmus	SWE	90	88		88	82	87	85	79	83	100	69	98	85.9
4	HARNDEN E.J.	CAN	86	92	91	71	93	83	79	88	86	85	85	88	85.4
5	ARMAN Sebastiano	ITA	79	81	91	86	84	88	82	79	84	84	75	94	83.9
6	MESSENZEHL Felix	GER	92	78	89	81	88	79	90	89	80	73	75	71	82.5
7	HUFMAN Colin	USA	71	76	90	79	73	79	83	91		76	90	82	81.1
8	MELLEMSETER Michael	NOR	91	66	78	82	75		71	80	77	88		80	78.9
9	JURIK Martin	CZE	81	76	84	92	78	73	79		68	75	73	71	77.6
10	CIEMINSKI Marcin	POL	69	79	67	(1)100			66	85		(1)98	59	73	76.3
	LI Zhichao	CHN	(3)85	(3)75	(3)80	(3)88	(3)86	(3)83	(3)85	(3)92	75	89	72	(3)84	83.1
	YAMAMOTO Takeru	JPN	85	83	69	73		79							77.8
	YOO Minhyeon	KOR	(3)78	(3)75	(3)79	(3)82	(3)72	(3)80	(3)80	(3)77	(3)88	(3)72	(3)73	(3)65	77.3

### Shot Success Percentage by Position

Lead	Game >	1	2	3	4	5	6	7	8	9	10	11	12	Avg.
1 SUNDGREN Christoffer	SWE	91	93	96	93	96		100	98			96	98	95.5
2 HAUSHERR Justin	SUI	91	93	97	94	96	98	91	88	96	93	98	94	94.2
3 HARNDEN Ryan	CAN	93	90	96	96	93	92	88	94	96	97	81		92.6
4 HAMILTON Matt	USA	89	88	100	93	86	92		95	(2)90	92	98	88	91.9
5 KYLE Euan	SCO	89	96	86	95	95	94	95	89	89	88	89	95	91.3
6 KOIZUMI Satoshi	JPN	95	99	92	96	75	96	89	89	93	93	100	88	91.2
7 PIMPINI Alberto	ITA	81	88	86	99	91	90	93	93	93	88	88	96	90.6
8 BRAENDEN Mathias	NOR	94	80	84	94	94	81		91	92	84	94	92	89.3
8 LOBAZA Bartosz	POL	90	95	84		82	91	95	98	90		77	84	89.3
10 KLIPA Lukas	CZE	86	88	98	94	85	83	88	80	81	90	98	79	87.3
11 JEON Jae Ik	KOR	88	79	86	92	87	95	96	86	84	76	86	82	86.8
12 SCHEUERL Johannes	GER	89	83	92	84	74	83	80	63	86	81	90	94	83.6
YU Sen	CHN	(2)79	(2)67	(2)79	(2)78	(2)74	(2)81	89	85	90			91	81.4

Alternate	Game >	1	2	3	4	5	6	7	8	9	10	11	12	Avg.
HESS Jan	SUI									(1)100				100.0
OLDENBURG Aidan	USA						(1)99		(1)94					96.7
McFADZEAN Duncan	SCO				(1)100	(2)100		(2)100					(1)75	95.8
WALKER Geoff	CAN							(2)100					(1)93	93.8
OLOFSSON Simon	SWE			(2)75			(1)92		(1)98	(1)100			(1)100	91.7
WANG Zhenhao	CHN	(1)98	(1)98	(1)93	(1)92	(1)91	(1)97	(2)90	(2)82	(3)64	(1)70	(1)89	(2)85	87.2
USUI Shingo	JPN							(2)92	(2)84	(2)82	(2)76	(2)84	(2)71	81.6
GRZELKA Maksym	POL			(2)79	(2)79	(2)81			(2)72	(2)73				76.9
CHABICOVSKY Vit	CZE								(2)75			(3)71		73.4
RAMSFJELL Magnus	NOR				(4)81	(4)71	(4)84	(3)73		(3)63	(3)67	(4)74		73.2
TREVISIOL Mario	GER							(1)63						62.5

Team	Game >	1	2	3	4	5	6	7	8	9	10	11	12	Avg.
1 SCO - Scotland		85	87	90	92	93	90	82	92	88	89	93	89	89.0
2 SWE - Sweden		89	87	88	89	89	90	92	79	88	97	83	97	88.7
3 CAN - Canada		88	93	88	82	88	91	86	92	87	92	88	90	88.6
4 SUI - Switzerland		85	92	88	88	81	94	93	86	87	90	86	91	88.3
5 ITA - Italy		75	85	88	89	90	84	88	90	91	85	82	89	86.6
6 USA - United States		76	81	92	86	83	86	87	86	92	85	92	86	85.8
7 JPN - Japan		90	91	85	86	82	80	84	91	83	83	88	83	85.6
8 CHN - China		85	76	83	86	83	86	86	86	73	85	80	83	82.7
9 KOR - Korea		82	79	86	84	81	86	86	79	84	67	79	67	80.7
10 GER - Germany		90	81	86	80	84	81	80	76	75	72	80	76	80.6
11 CZE - Czechia		81	83	84	86	82	78	79	78	79	79	77	74	80.4
12 NOR - Norway		83	71	80	82	84	80	79	79	85	80	77	81	80.3
13 POL - Poland		72	84	82	81	75	81	79	83	76	66	66	74	77.1

**Note:**

"(n)" denotes a position different from original line-up position: (4) - Fourth, (3) - Third, (2) - Second, (1) - Lead

To be eligible to be ranked, a player must have played in the original position for more than half of the number of games that the team played.

**Legend:**

**Avg.** Average

## Scoring Analysis

Team	Games	LSFE	Stolen Ends	Last Stone Eff.	Force Eff.	Points Scored						Total	Plus / Minus
						0	1	2	3	4	>4		
SCO	For	7	10	59%	74%	7	21	17	6	0	3	88	+43
	Against	5	2			8	27	9	0	0	0	45	
SWE	For	8	14	47%	64%	6	24	13	6	2	2	88	+37
	Against	4	5			10	22	6	3	2	0	51	
CAN	For	5	16	53%	58%	6	22	16	6	4	0	88	+36
	Against	7	4			6	22	10	2	1	0	52	
SUI	For	5	18	51%	63%	3	29	19	3	2	1	89	+27
	Against	7	5			9	25	10	3	2	0	62	
USA	For	6	5	47%	61%	8	21	18	5	3	0	84	+13
	Against	6	7			7	31	13	2	2	0	71	
ITA	For	8	12	46%	59%	18	21	17	5	1	0	74	+8
	Against	4	9			3	23	6	6	2	1	66	
JPN	For	4	12	38%	50%	6	25	13	5	1	0	70	-1
	Against	8	8			9	24	15	3	2	0	71	
CHN	For	9	7	35%	40%	10	27	15	1	2	0	68	-11
	Against	3	10			8	24	13	5	1	2	79	
CZE	For	4	7	37%	60%	5	23	15	5	0	0	68	-23
	Against	8	16			10	34	16	3	1	2	91	
KOR	For	6	1	32%	37%	8	22	12	4	0	0	58	-28
	Against	6	13			8	25	19	6	0	1	86	
GER	For	6	7	30%	32%	4	30	12	2	1	0	64	-29
	Against	6	9			7	15	22	6	4	0	93	
NOR	For	7	7	22%	32%	11	30	12	1	0	0	57	-35
	Against	5	18			6	28	21	6	1	0	92	
POL	For	3	6	24%	36%	7	23	8	2	3	0	57	-37
	Against	9	16			8	18	27	6	1	0	94	
Total	78		122			99	318	187	51	19	6	953	

**Note:**

Stolen ends are the ends won without the last stone advantage.

Last Stone Efficiency: Scoring two or more points with last stone advantage.

Force Efficiency: Forcing the opponent team to score only one point when they have the last stone advantage.

**Legend:**

>4 More than four points scored

Eff. Efficiency

LSFE Last Stone First End

## Summary of Big Ends

Points Scored	By	Against	Session	End	Game Result
7	SWE - Sweden	CZE - Czechia	19	5	11: 2
5	SCO - Scotland	CZE - Czechia	20	3	8: 2
5	SCO - Scotland	CHN - China	15	6	9: 3
5	SCO - Scotland	ITA - Italy	10	4	9: 3
5	SUI - Switzerland	KOR - Korea	16	5	9: 2
5	SWE - Sweden	CHN - China	4	4	9: 2
4	CAN - Canada	SWE - Sweden	14	5	10: 3
4	CAN - Canada	SWE - Sweden	14	1	10: 3
4	CAN - Canada	CHN - China	12	9	8: 4
4	CAN - Canada	JPN - Japan	11	7	8: 3
4	POL - Poland	GER - Germany	5	8	11: 4
4	POL - Poland	GER - Germany	5	6	11: 4
4	POL - Poland	SUI - Switzerland	2	6	9: 11
4	USA - United States	ITA - Italy	18	3	9: 8
4	USA - United States	JPN - Japan	10	5	9: 2
4	USA - United States	CAN - Canada	7	5	9: 3
4	CHN - China	NOR - Norway	7	9	9: 4
4	CHN - China	CZE - Czechia	1	6	8: 7
4	SUI - Switzerland	USA - United States	20	9	9: 5
4	SUI - Switzerland	POL - Poland	2	7	11: 9
4	SWE - Sweden	GER - Germany	16	2	8: 3
4	SWE - Sweden	ITA - Italy	3	9	9: 4
4	GER - Germany	USA - United States	2	2	10: 5
4	ITA - Italy	SUI - Switzerland	8	7	7: 1
4	JPN - Japan	GER - Germany	13	5	10: 4

**Note:**  
Big ends are defined as ends with a score of four or more points.

### Session Results and Standings

Sheet	Team	LSD/LSFE	1	2	3	4	5	6	7	8	9	10	Extra Ends	Total
A	SUI - Switzerland	46.7cm	0	1	2	0	0	2	0	0	4	X		9
	USA - United States	35.4cm *	2	0	0	2	0	0	0	1	0	X		5
B	CHN - China	33.6cm *	0	0	2	0	0	2	0	0	0	2		6
	POL - Poland	178.0cm	0	1	0	2	1	0	0	1	0	0		5
C	CAN - Canada	31.9cm	0	0	0	2	0	2	1	0	0	0	2	7
	NOR - Norway	24.1cm *	0	0	1	0	1	0	0	0	2	1	0	5
D	CZE - Czechia	54.1cm	0	1	0	1	0	0	X	X	X	X		2
	SCO - Scotland	38.2cm *	1	0	5	0	1	1	X	X	X	X		8

### Standings after Round Robin

Rank	Team	Games	Wins	Losses				
1	SWE - Sweden	12	10	2	Q	w1	DSC	14.445cm
2	SCO - Scotland	12	10	2	Q	w1	DSC	23.959cm
3	CAN - Canada	12	10	2	Q	w1	DSC	30.777cm
4	SUI - Switzerland	12	9	3	Q			
5	USA - United States	12	8	4	Q	w1		
6	ITA - Italy	12	8	4	Q	w0		
7	CHN - China	12	6	6				
8	JPN - Japan	12	5	7				
9	GER - Germany	12	4	8				
10	KOR - Korea	12	3	9		w1		
11	CZE - Czechia	12	3	9		w0		
12	POL - Poland	12	2	10				
13	NOR - Norway	12	0	12				

<b>Legend:</b>	<b>DSC</b> Draw Shot Challenge	<b>LSD</b> Last Stone Draw	<b>LSFE(*)</b> Last Stone First End
<b>Q</b> Qualified for the play-offs	<b>wn</b> Number of wins (n) against tied teams	<b>X</b> Unplayed/unfinished end due to concession	

## Session Results and Standings

Sheet	Team	LSD/LSFE	1	2	3	4	5	6	7	8	9	10	Extra Ends	Total
A	NOR - Norway	58.3cm	0	0	0	1	2	0	0	0	1	X		4
	ITA - Italy	50.4cm *	0	1	0	0	0	2	3	1	0	X		7
B	CAN - Canada	30.0cm *	2	0	3	1	3	0	X	X	X	X		9
	GER - Germany	99.8cm	0	1	0	0	0	1	X	X	X	X		2
C	SWE - Sweden	54.9cm *	2	0	2	0	7	0	X	X	X	X		11
	CZE - Czechia	75.2cm	0	0	0	1	0	1	X	X	X	X		2
D	KOR - Korea	54.7cm *	0	1	0	0	2	0	X	X	X	X		3
	JPN - Japan	66.5cm	3	0	3	1	0	2	X	X	X	X		9

## Current Standings

Rank	Team	Games	Wins	Losses	
1	SWE - Sweden	12	10	2	Q
2	CAN - Canada	11	9	2	Q
2	SCO - Scotland	11	9	2	Q
4	SUI - Switzerland	11	8	3	Q
4	USA - United States	11	8	3	Q
6	ITA - Italy	12	8	4	Q
7	CHN - China	11	5	6	
8	JPN - Japan	12	5	7	
9	GER - Germany	12	4	8	
10	CZE - Czechia	11	3	8	
11	KOR - Korea	12	3	9	
12	POL - Poland	11	2	9	
13	NOR - Norway	11	0	11	

**Note:**  
Under World Curling rules, tie-breaking rules for standings are not applied until after the last game of the round robin.

**Legend:**  
**LSD** Last Stone Draw                      **LSFE(\*)** Last Stone First End                      **Q** Qualified for the play-offs  
**X** Unplayed/unfinished end due to concession

## Session Results and Standings

Sheet	Team	LSD/LSFE	1	2	3	4	5	6	7	8	9	10	Extra Ends	Total
A	JPN - Japan	102.8cm *	3	2	0	1	0	1	3	X	X	X		10
	POL - Poland	107.8cm	0	0	1	0	1	0	0	X	X	X		2
B	USA - United States	9.9cm *	2	0	4	0	0	1	0	1	0	1		9
	ITA - Italy	54.5cm	0	1	0	1	1	0	3	0	2	0		8
C	SCO - Scotland	81.7cm	0	2	0	1	1	0	0	0	1	2		7
	SUI - Switzerland	32.7cm *	1	0	1	0	0	2	0	0	0	0		4
D	GER - Germany	52.8cm	0	0	2	0	3	0	0	0	0	X		5
	CHN - China	11.8cm *	2	3	0	1	0	0	0	2	1	X		9

## Current Standings

Rank	Team	Games	Wins	Losses	
1	SCO - Scotland	11	9	2	Q
1	SWE - Sweden	11	9	2	Q
3	CAN - Canada	10	8	2	Q
4	SUI - Switzerland	11	8	3	Q
4	USA - United States	11	8	3	Q
6	ITA - Italy	11	7	4	Q
7	CHN - China	11	5	6	
8	GER - Germany	11	4	7	
8	JPN - Japan	11	4	7	
10	CZE - Czechia	10	3	7	
11	KOR - Korea	11	3	8	
12	POL - Poland	11	2	9	
13	NOR - Norway	10	0	10	

**Note:**  
Under World Curling rules, tie-breaking rules for standings are not applied until after the last game of the round robin.

**Legend:**  
**LSD** Last Stone Draw                      **LSFE(\*)** Last Stone First End                      **Q** Qualified for the play-offs  
**X** Unplayed/unfinished end due to concession

WED 1 APR 2026  
Start Time 19:00

Round Robin Session 17

### Session Results and Standings

Sheet	Team	LSD/LSFE	1	2	3	4	5	6	7	8	9	10	Extra Ends	Total
A	CZE - Czechia	26.4cm *	0	0	2	0	0	1	0	2	0	X		5
	CAN - Canada	201.2cm	1	1	0	1	2	0	1	0	3	X		9
B	SCO - Scotland	33.8cm *	2	0	2	0	0	1	0	2	0	X		7
	NOR - Norway	59.4cm	0	1	0	2	0	0	1	0	1	X		5
C	CHN - China	32.6cm *	2	1	0	2	0	1	0	2	X	X		8
	KOR - Korea	89.5cm	0	0	1	0	1	0	2	0	X	X		4
D	POL - Poland	74.0cm *	0	0	0	0	1	0	X	X	X	X		1
	SWE - Sweden	201.0cm	1	1	3	2	0	2	X	X	X	X		9

### Current Standings

Rank	Team	Games	Wins	Losses	
1	SWE - Sweden	11	9	2	Q
2	CAN - Canada	10	8	2	Q
2	SCO - Scotland	10	8	2	Q
2	SUI - Switzerland	10	8	2	Q
5	ITA - Italy	10	7	3	Q
5	USA - United States	10	7	3	Q
7	CHN - China	10	4	6	
7	GER - Germany	10	4	6	
9	CZE - Czechia	10	3	7	
9	JPN - Japan	10	3	7	
11	KOR - Korea	11	3	8	
12	POL - Poland	10	2	8	
13	NOR - Norway	10	0	10	

**Note:**  
Under World Curling rules, tie-breaking rules for standings are not applied until after the last game of the round robin.

**Legend:**  
**LSD** Last Stone Draw                      **LSFE(\*)** Last Stone First End                      **Q** Qualified for the play-offs  
**X** Unplayed/unfinished end due to concession

WED 1 APR 2026  
Start Time 14:00

Round Robin Session 16

### Session Results and Standings

Sheet	Team	LSD/LSFE	1	2	3	4	5	6	7	8	9	10	Extra Ends	Total
A	SWE - Sweden	81.7cm	0	4	2	0	2	0	X	X	X	X		8
	GER - Germany	45.1cm *	1	0	0	1	0	1	X	X	X	X		3
B	SUI - Switzerland	187.7cm	1	1	0	2	5	0	X	X	X	X		9
	KOR - Korea	71.1cm *	0	0	1	0	0	1	X	X	X	X		2
C	ITA - Italy	52.0cm *	0	2	0	0	1	0	1	1	0	1		6
	JPN - Japan	110.8cm	0	0	1	1	0	1	0	0	1	0		4
D	NOR - Norway	38.0cm *	1	0	2	0	2	0	1	0	0	1	0	7
	USA - United States	204.9cm	0	2	0	2	0	2	0	1	0	0	2	9

### Current Standings

Rank	Team	Games	Wins	Losses	
1	SUI - Switzerland	10	8	2	Q
1	SWE - Sweden	10	8	2	Q
3	CAN - Canada	9	7	2	Q
3	SCO - Scotland	9	7	2	Q
5	ITA - Italy	10	7	3	Q
5	USA - United States	10	7	3	Q
7	GER - Germany	10	4	6	
8	CHN - China	9	3	6	
8	CZE - Czechia	9	3	6	
10	JPN - Japan	10	3	7	
10	KOR - Korea	10	3	7	
12	POL - Poland	9	2	7	
13	NOR - Norway	9	0	9	

**Note:**  
Under World Curling rules, tie-breaking rules for standings are not applied until after the last game of the round robin.

**Legend:**  
**LSD** Last Stone Draw                      **LSFE(\*)** Last Stone First End                      **Q** Qualified for the play-offs  
**X** Unplayed/unfinished end due to concession

## Session Results and Standings

Sheet	Team	LSD/LSFE	1	2	3	4	5	6	7	8	9	10	Extra Ends	Total
A	CHN - China	19.6cm *	0	1	0	0	1	0	1	0	0	X		3
	SCO - Scotland	93.8cm	1	0	1	1	0	5	0	0	1	X		9
B	JPN - Japan	44.9cm *	1	0	0	0	2	0	2	0	0	1	0	6
	CZE - Czechia	124.0cm	0	2	0	1	0	0	0	2	1	0	1	7
C	POL - Poland	56.0cm *	1	0	0	0	1	0	1	0	0	X		3
	USA - United States	81.2cm	0	1	1	2	0	2	0	1	1	X		8
D	CAN - Canada	34.8cm *	2	1	0	1	0	2	0	1	0	1		8
	SUI - Switzerland	159.6cm	0	0	1	0	2	0	1	0	3	0		7

## Current Standings

Rank	Team	Games	Wins	Losses
1	CAN - Canada	9	7	2
1	SCO - Scotland	9	7	2
1	SUI - Switzerland	9	7	2
1	SWE - Sweden	9	7	2
5	ITA - Italy	9	6	3
5	USA - United States	9	6	3
7	GER - Germany	9	4	5
8	CHN - China	9	3	6
8	CZE - Czechia	9	3	6
8	JPN - Japan	9	3	6
8	KOR - Korea	9	3	6
12	POL - Poland	9	2	7
13	NOR - Norway	8	0	8

**Note:**  
Under World Curling rules, tie-breaking rules for standings are not applied until after the last game of the round robin.

**Legend:**  
LSD Last Stone Draw      LSFE(\*) Last Stone First End      X Unplayed/unfinished end due to concession

## Session Results and Standings

Sheet	Team	LSD/LSFE	1	2	3	4	5	6	7	8	9	10	Extra Ends	Total
A	KOR - Korea	54.2cm	0	3	0	0	1	0	3	1	0	1		9
	NOR - Norway	49.2cm *	1	0	1	1	0	2	0	0	2	0		7
B	SWE - Sweden	25.6cm *	0	1	0	1	0	1	X	X	X	X		3
	CAN - Canada	28.4cm	4	0	2	0	4	0	X	X	X	X		10
C	GER - Germany	26.0cm *	1	0	1	0	0	2	0	X	X	X		4
	SCO - Scotland	127.7cm	0	3	0	2	3	0	2	X	X	X		10
D	CZE - Czechia	141.9cm	0	0	0	0	3	0	0	1	0	0		4
	ITA - Italy	14.7cm *	0	0	0	2	0	1	2	0	0	1		6

## Current Standings

Rank	Team	Games	Wins	Losses
1	SUI - Switzerland	8	7	1
2	SWE - Sweden	9	7	2
3	CAN - Canada	8	6	2
3	SCO - Scotland	8	6	2
5	ITA - Italy	9	6	3
6	USA - United States	8	5	3
7	GER - Germany	9	4	5
8	CHN - China	8	3	5
8	JPN - Japan	8	3	5
10	KOR - Korea	9	3	6
11	CZE - Czechia	8	2	6
11	POL - Poland	8	2	6
13	NOR - Norway	8	0	8

**Note:**  
Under World Curling rules, tie-breaking rules for standings are not applied until after the last game of the round robin.

**Legend:**  
LSD Last Stone Draw      LSFE(\*) Last Stone First End      X Unplayed/unfinished end due to concession

## Session Results and Standings

Sheet	Team	LSD/LSFE	1	2	3	4	5	6	7	8	9	10	Extra Ends	Total
A	ITA - Italy	15.0cm *	0	2	0	1	0	0	1	2	0	2		8
	POL - Poland	214.1cm	0	0	1	0	1	0	0	0	2	0		4
B	USA - United States	142.1cm	0	0	3	0	0	1	0	1	0	0	1	6
	CHN - China	24.8cm *	0	1	0	1	1	0	1	0	0	1	0	5
C	SUI - Switzerland	123.5cm	0	2	1	0	1	1	0	2	1	X		8
	SWE - Sweden	19.1cm *	1	0	0	3	0	0	1	0	0	X		5
D	JPN - Japan	32.8cm *	2	0	2	0	4	0	2	X	X	X		10
	GER - Germany	67.4cm	0	1	0	2	0	1	0	X	X	X		4

## Current Standings

Rank	Team	Games	Wins	Losses
1	SUI - Switzerland	8	7	1
1	SWE - Sweden	8	7	1
3	CAN - Canada	7	5	2
3	SCO - Scotland	7	5	2
5	ITA - Italy	8	5	3
5	USA - United States	8	5	3
7	GER - Germany	8	4	4
8	CHN - China	8	3	5
8	JPN - Japan	8	3	5
10	CZE - Czechia	7	2	5
11	KOR - Korea	8	2	6
11	POL - Poland	8	2	6
13	NOR - Norway	7	0	7

**Note:**  
Under World Curling rules, tie-breaking rules for standings are not applied until after the last game of the round robin.

**Legend:**  
LSD Last Stone Draw      LSFE(\*) Last Stone First End      X Unplayed/unfinished end due to concession

## Session Results and Standings

Sheet	Team	LSD/LSFE	1	2	3	4	5	6	7	8	9	10	Extra Ends	Total
A	USA - United States	47.2cm *	1	2	0	3	0	1	0	0	1	X		8
	CZE - Czechia	171.5cm	0	0	1	0	3	0	1	0	0	X		5
B	NOR - Norway	185.6cm	0	1	1	0	1	0	0	0	2	0		5
	POL - Poland	80.4cm *	2	0	0	3	0	0	1	0	0	2		8
C	CHN - China	30.6cm *	1	0	0	2	0	1	0	0	0	X		4
	CAN - Canada	233.0cm	0	2	1	0	1	0	0	0	4	X		8
D	SCO - Scotland	44.3cm *	2	0	2	0	0	2	1	X	X	X		7
	KOR - Korea	201.6cm	0	1	0	0	1	0	0	X	X	X		2

## Current Standings

Rank	Team	Games	Wins	Losses
1	SWE - Sweden	7	7	0
2	SUI - Switzerland	7	6	1
3	CAN - Canada	7	5	2
3	SCO - Scotland	7	5	2
5	GER - Germany	7	4	3
5	ITA - Italy	7	4	3
5	USA - United States	7	4	3
8	CHN - China	7	3	4
9	CZE - Czechia	7	2	5
9	JPN - Japan	7	2	5
9	POL - Poland	7	2	5
12	KOR - Korea	8	2	6
13	NOR - Norway	7	0	7

**Note:**  
Under World Curling rules, tie-breaking rules for standings are not applied until after the last game of the round robin.

**Legend:**  
LSD Last Stone Draw      LSFE(\*) Last Stone First End      X Unplayed/unfinished end due to concession

## Session Results and Standings

Sheet	Team	LSD/LSFE	1	2	3	4	5	6	7	8	9	10	Extra Ends	Total
A	CAN - Canada	63.6cm *	0	2	0	0	1	0	4	1	X	X		8
	JPN - Japan	97.1cm	1	0	1	0	0	1	0	0	X	X		3
B	GER - Germany	21.7cm *	1	0	1	0	2	0	1	0	1	0		6
	SUI - Switzerland	214.6cm	0	2	0	2	0	1	0	1	0	1		7
C	KOR - Korea	76.7cm	0	0	0	1	0	3	0	X	X	X		4
	ITA - Italy	50.3cm *	0	2	1	0	3	0	3	X	X	X		9
D	SWE - Sweden	7.3cm *	0	1	1	0	2	0	2	0	3	X		9
	NOR - Norway	63.1cm	0	0	0	0	0	3	0	1	0	X		4

## Current Standings

Rank	Team	Games	Wins	Losses
1	SWE - Sweden	7	7	0
2	SUI - Switzerland	7	6	1
3	CAN - Canada	6	4	2
3	SCO - Scotland	6	4	2
5	GER - Germany	7	4	3
5	ITA - Italy	7	4	3
7	CHN - China	6	3	3
7	USA - United States	6	3	3
9	CZE - Czechia	6	2	4
10	JPN - Japan	7	2	5
10	KOR - Korea	7	2	5
12	POL - Poland	6	1	5
13	NOR - Norway	6	0	6

**Note:**  
Under World Curling rules, tie-breaking rules for standings are not applied until after the last game of the round robin.

**Legend:**  
LSD Last Stone Draw      LSFE(\*) Last Stone First End      X Unplayed/unfinished end due to concession

## Session Results and Standings

Sheet	Team	LSD/LSFE	1	2	3	4	5	6	7	8	9	10	Extra Ends	Total
A	SUI - Switzerland	49.6cm *	0	2	0	2	1	1	0	2	X	X		8
	CHN - China	121.9cm	0	0	1	0	0	0	1	0	X	X		2
B	ITA - Italy	33.2cm	0	0	2	0	1	0	X	X	X	X		3
	SCO - Scotland	32.9cm *	0	3	0	5	0	1	X	X	X	X		9
C	POL - Poland	149.4cm	1	0	1	0	1	0	2	1	0	0		6
	CZE - Czechia	36.9cm *	0	1	0	2	0	2	0	0	2	3		10
D	JPN - Japan	107.8cm	0	1	1	0	0	0	X	X	X	X		2
	USA - United States	63.1cm *	3	0	0	0	4	2	X	X	X	X		9

## Current Standings

Rank	Team	Games	Wins	Losses
1	SWE - Sweden	6	6	0
2	SUI - Switzerland	6	5	1
3	GER - Germany	6	4	2
3	SCO - Scotland	6	4	2
5	CAN - Canada	5	3	2
6	CHN - China	6	3	3
6	ITA - Italy	6	3	3
6	USA - United States	6	3	3
9	CZE - Czechia	6	2	4
9	JPN - Japan	6	2	4
9	KOR - Korea	6	2	4
12	POL - Poland	6	1	5
13	NOR - Norway	5	0	5

**Note:**  
Under World Curling rules, tie-breaking rules for standings are not applied until after the last game of the round robin.

**Legend:**  
LSD Last Stone Draw      LSFE(\*) Last Stone First End      X Unplayed/unfinished end due to concession

## Session Results and Standings

Sheet	Team	LSD/LSFE	1	2	3	4	5	6	7	8	9	10	Extra Ends	Total
B	KOR - Korea	19.2cm *	0	2	0	0	2	0	0	1	0	1	0	6
	SWE - Sweden	20.7cm	0	0	1	1	0	2	0	0	2	0	1	7
C	NOR - Norway	18.9cm *	0	1	0	1	0	0	2	0	2	0		6
	GER - Germany	101.0cm	0	0	1	0	2	1	0	1	0	2		7
D	POL - Poland	132.8cm	0	0	0	2	0	0	0	X	X	X		2
	CAN - Canada	14.8cm *	0	2	0	0	2	3	2	X	X	X		9

## Current Standings

Rank	Team	Games	Wins	Losses
1	SWE - Sweden	6	6	0
2	SUI - Switzerland	5	4	1
3	GER - Germany	6	4	2
4	CAN - Canada	5	3	2
4	CHN - China	5	3	2
4	ITA - Italy	5	3	2
4	SCO - Scotland	5	3	2
8	JPN - Japan	5	2	3
8	USA - United States	5	2	3
10	KOR - Korea	6	2	4
11	CZE - Czechia	5	1	4
11	POL - Poland	5	1	4
13	NOR - Norway	5	0	5

**Note:**  
Under World Curling rules, tie-breaking rules for standings are not applied until after the last game of the round robin.

**Legend:**  
LSD Last Stone Draw      LSFE(\*) Last Stone First End      X Unplayed/unfinished end due to concession

## Session Results and Standings

Sheet	Team	LSD/LSFE	1	2	3	4	5	6	7	8	9	10	Extra Ends	Total
A	GER - Germany	29.9cm	0	1	0	0	1	0	0	3	0	1		6
	KOR - Korea	28.9cm *	0	0	1	0	0	1	0	0	2	0		4
B	JPN - Japan	202.4cm	1	0	0	3	0	1	0	0	2	0		7
	CHN - China	21.3cm *	0	2	1	0	2	0	0	2	0	1		8
C	USA - United States	53.3cm	0	0	0	0	3	0	0	0	0	X		3
	SWE - Sweden	19.0cm *	0	2	1	0	0	1	0	0	1	X		5
D	SUI - Switzerland	95.5cm	0	0	0	0	1	0	0	X	X	X		1
	ITA - Italy	66.1cm *	0	0	2	1	0	0	4	X	X	X		7

## Current Standings

Rank	Team	Games	Wins	Losses
1	SWE - Sweden	5	5	0
2	SUI - Switzerland	5	4	1
3	CHN - China	5	3	2
3	GER - Germany	5	3	2
3	ITA - Italy	5	3	2
3	SCO - Scotland	5	3	2
7	CAN - Canada	4	2	2
8	JPN - Japan	5	2	3
8	KOR - Korea	5	2	3
8	USA - United States	5	2	3
11	POL - Poland	4	1	3
12	CZE - Czechia	5	1	4
13	NOR - Norway	4	0	4

**Note:**  
Under World Curling rules, tie-breaking rules for standings are not applied until after the last game of the round robin.

**Legend:**  
LSD Last Stone Draw      LSFE(\*) Last Stone First End      X Unplayed/unfinished end due to concession

## Session Results and Standings

Sheet	Team	LSD/LSFE	1	2	3	4	5	6	7	8	9	10	Extra Ends	Total
A	CZE - Czechia	24.3cm	0	0	2	0	1	0	1	0	0	3	0	7
	SUI - Switzerland	16.1cm *	2	1	0	1	0	2	0	0	1	0	2	9
B	CAN - Canada	90.5cm	0	1	0	1	0	1	0	X	X	X		3
	USA - United States	81.8cm *	2	0	2	0	4	0	1	X	X	X		9
C	SCO - Scotland	25.6cm *	2	2	0	0	3	0	0	X	X	X		7
	POL - Poland	189.6cm	0	0	0	1	0	0	1	X	X	X		2
D	CHN - China	66.7cm *	0	1	1	0	1	0	2	0	4	X		9
	NOR - Norway	115.5cm	0	0	0	1	0	1	0	2	0	X		4

## Current Standings

Rank	Team	Games	Wins	Losses
1	SUI - Switzerland	4	4	0
1	SWE - Sweden	4	4	0
3	SCO - Scotland	5	3	2
4	CAN - Canada	4	2	2
4	CHN - China	4	2	2
4	GER - Germany	4	2	2
4	ITA - Italy	4	2	2
4	JPN - Japan	4	2	2
4	KOR - Korea	4	2	2
4	USA - United States	4	2	2
11	POL - Poland	4	1	3
12	CZE - Czechia	5	1	4
13	NOR - Norway	4	0	4

**Note:**  
Under World Curling rules, tie-breaking rules for standings are not applied until after the last game of the round robin.

**Legend:**  
LSD Last Stone Draw      LSFE(\*) Last Stone First End      X Unplayed/unfinished end due to concession

## Session Results and Standings

Sheet	Team	LSD/LSFE	1	2	3	4	5	6	7	8	9	10	Extra Ends	Total
A	SWE - Sweden	21.1cm *	0	0	1	0	1	0	3	0	2	X		7
	JPN - Japan	23.3cm	0	0	0	1	0	1	0	1	0	X		3
B	CZE - Czechia	51.5cm	1	0	0	0	2	0	1	0	0	2	0	6
	KOR - Korea	42.6cm *	0	0	0	2	0	3	0	1	0	0	1	7
C	ITA - Italy	70.7cm	2	1	0	0	0	0	0	2	0	2		7
	GER - Germany	39.0cm *	0	0	2	1	0	0	1	0	1	0		5

## Current Standings

Rank	Team	Games	Wins	Losses
1	SWE - Sweden	4	4	0
2	SUI - Switzerland	3	3	0
3	CAN - Canada	3	2	1
4	GER - Germany	4	2	2
4	ITA - Italy	4	2	2
4	JPN - Japan	4	2	2
4	KOR - Korea	4	2	2
4	SCO - Scotland	4	2	2
9	CHN - China	3	1	2
9	POL - Poland	3	1	2
9	USA - United States	3	1	2
12	CZE - Czechia	4	1	3
13	NOR - Norway	3	0	3

**Note:**  
Under World Curling rules, tie-breaking rules for standings are not applied until after the last game of the round robin.

**Legend:**  
LSD Last Stone Draw      LSFE(\*) Last Stone First End      X Unplayed/unfinished end due to concession

## Session Results and Standings

Sheet	Team	LSD/LSFE	1	2	3	4	5	6	7	8	9	10	Extra Ends	Total
A	ITA - Italy	20.8cm *	2	0	0	1	0	0	0	3	1	X		7
	CHN - China	37.1cm	0	2	0	0	1	0	1	0	0	X		4
B	POL - Poland	116.3cm	2	0	1	0	0	4	0	4	X	X		11
	GER - Germany	18.6cm *	0	1	0	0	1	0	2	0	X	X		4
C	JPN - Japan	36.7cm	0	0	1	0	2	0	0	0	0	X		3
	SUI - Switzerland	16.9cm *	2	0	0	1	0	1	0	1	3	X		8
D	USA - United States	75.0cm	0	2	0	0	0	0	1	0	1	0		4
	SCO - Scotland	40.1cm *	2	0	0	2	0	0	0	1	0	1		6

## Current Standings

Rank	Team	Games	Wins	Losses
1	SUI - Switzerland	3	3	0
1	SWE - Sweden	3	3	0
3	CAN - Canada	3	2	1
3	GER - Germany	3	2	1
3	JPN - Japan	3	2	1
6	SCO - Scotland	4	2	2
7	CHN - China	3	1	2
7	CZE - Czechia	3	1	2
7	ITA - Italy	3	1	2
7	KOR - Korea	3	1	2
7	POL - Poland	3	1	2
7	USA - United States	3	1	2
13	NOR - Norway	3	0	3

**Note:**  
Under World Curling rules, tie-breaking rules for standings are not applied until after the last game of the round robin.

**Legend:**  
LSD Last Stone Draw      LSFE(\*) Last Stone First End      X Unplayed/unfinished end due to concession

## Session Results and Standings

Sheet	Team	LSD/LSFE	1	2	3	4	5	6	7	8	9	10	Extra Ends	Total
A	NOR - Norway	69.4cm *	1	1	0	1	1	1	0	0	0	0		5
	CZE - Czechia	234.5cm	0	0	2	0	0	0	1	1	1	1		6
B	CHN - China	87.5cm *	1	0	1	0	0	0	X	X	X	X		2
	SWE - Sweden	135.1cm	0	3	0	5	0	1	X	X	X	X		9
C	CAN - Canada	83.5cm	0	0	0	2	0	1	0	X	X	X		3
	SCO - Scotland	51.6cm *	2	1	1	0	3	0	1	X	X	X		8
D	KOR - Korea	134.9cm *	0	1	0	0	0	2	0	2	0	2		7
	POL - Poland	284.9cm	0	0	0	0	1	0	1	0	2	0		4

## Current Standings

Rank	Team	Games	Wins	Losses
1	SWE - Sweden	3	3	0
2	GER - Germany	2	2	0
2	JPN - Japan	2	2	0
2	SUI - Switzerland	2	2	0
5	CAN - Canada	3	2	1
6	CHN - China	2	1	1
6	USA - United States	2	1	1
8	CZE - Czechia	3	1	2
8	KOR - Korea	3	1	2
8	SCO - Scotland	3	1	2
11	ITA - Italy	2	0	2
11	POL - Poland	2	0	2
13	NOR - Norway	3	0	3

**Note:**  
Under World Curling rules, tie-breaking rules for standings are not applied until after the last game of the round robin.

**Legend:**  
LSD Last Stone Draw      LSFE(\*) Last Stone First End      X Unplayed/unfinished end due to concession

## Session Results and Standings

Sheet	Team	LSD/LSFE	1	2	3	4	5	6	7	8	9	10	Extra Ends	Total
A	USA - United States	29.4cm *	1	0	3	0	1	0	2	0	2	0		9
	KOR - Korea	122.7cm	0	2	0	2	0	2	0	1	0	1		8
B	SUI - Switzerland	65.5cm	1	1	1	0	1	1	0	3	X	X		8
	NOR - Norway	42.9cm *	0	0	0	0	0	0	1	0	X	X		1
C	SWE - Sweden	15.7cm *	0	1	0	3	1	0	0	0	4	X		9
	ITA - Italy	78.0cm	0	0	2	0	0	0	1	1	0	X		4
D	GER - Germany	86.2cm	0	2	0	1	1	0	1	2	0	0	1	8
	CZE - Czechia	66.9cm *	1	0	3	0	0	2	0	0	0	1	0	7

## Current Standings

Rank	Team	Games	Wins	Losses
1	CAN - Canada	2	2	0
1	GER - Germany	2	2	0
1	JPN - Japan	2	2	0
1	SUI - Switzerland	2	2	0
1	SWE - Sweden	2	2	0
6	CHN - China	1	1	0
7	USA - United States	2	1	1
8	POL - Poland	1	0	1
9	CZE - Czechia	2	0	2
9	ITA - Italy	2	0	2
9	KOR - Korea	2	0	2
9	NOR - Norway	2	0	2
9	SCO - Scotland	2	0	2

**Note:**  
Under World Curling rules, tie-breaking rules for standings are not applied until after the last game of the round robin.

**Legend:**  
LSD Last Stone Draw      LSFE(\*) Last Stone First End      X Unplayed/unfinished end due to concession

## Session Results and Standings

Sheet	Team	LSD/LSFE	1	2	3	4	5	6	7	8	9	10	Extra Ends	Total
A	POL - Poland	40.7cm	0	0	1	0	3	4	0	1	0	X		9
	SUI - Switzerland	23.3cm *	1	2	0	2	0	0	4	0	2	X		11
B	SCO - Scotland	189.5cm	0	1	0	0	2	0	0	2	0	0		5
	JPN - Japan	61.5cm *	1	0	1	1	0	0	2	0	0	2		7
C	GER - Germany	23.2cm *	0	4	0	1	0	2	0	2	1	X		10
	USA - United States	137.9cm	0	0	2	0	2	0	1	0	0	X		5
D	ITA - Italy	43.9cm *	0	0	0	0	2	0	X	X	X	X		2
	CAN - Canada	146.1cm	0	1	3	3	0	2	X	X	X	X		9

## Current Standings

Rank	Team	Games	Wins	Losses
1	CAN - Canada	2	2	0
1	JPN - Japan	2	2	0
3	CHN - China	1	1	0
3	GER - Germany	1	1	0
3	SUI - Switzerland	1	1	0
3	SWE - Sweden	1	1	0
7	CZE - Czechia	1	0	1
7	ITA - Italy	1	0	1
7	KOR - Korea	1	0	1
7	NOR - Norway	1	0	1
7	POL - Poland	1	0	1
7	USA - United States	1	0	1
13	SCO - Scotland	2	0	2

**Note:**  
Under World Curling rules, tie-breaking rules for standings are not applied until after the last game of the round robin.

**Legend:**  
LSD Last Stone Draw      LSFE(\*) Last Stone First End      X Unplayed/unfinished end due to concession

## Session Results and Standings

Sheet	Team	LSD/LSFE	1	2	3	4	5	6	7	8	9	10	Extra Ends	Total
A	SCO - Scotland	35.8cm	0	3	0	0	1	0	0	1	0	0		5
	SWE - Sweden	25.8cm *	2	0	1	1	0	1	0	0	0	1		6
B	KOR - Korea	125.4cm	0	0	0	1	0	1	0	0	0	X		2
	CAN - Canada	35.7cm *	0	1	0	0	1	0	0	2	1	X		5
C	CZE - Czechia	110.3cm *	0	2	0	1	0	0	2	0	2	0		7
	CHN - China	153.3cm	0	0	1	0	0	4	0	1	0	2		8
D	NOR - Norway	64.2cm *	1	0	0	0	0	0	2	0	0	1		4
	JPN - Japan	70.3cm	0	2	0	1	0	1	0	0	2	0		6

## Current Standings

Rank	Team	Games	Wins	Losses
1	CAN - Canada	1	1	0
1	CHN - China	1	1	0
1	JPN - Japan	1	1	0
1	SWE - Sweden	1	1	0
5	CZE - Czechia	1	0	1
5	KOR - Korea	1	0	1
5	NOR - Norway	1	0	1
5	SCO - Scotland	1	0	1
	GER - Germany	0		
	ITA - Italy	0		
	POL - Poland	0		
	SUI - Switzerland	0		
	USA - United States	0		

**Note:**  
Under World Curling rules, tie-breaking rules for standings are not applied until after the last game of the round robin.

**Legend:**  
LSD Last Stone Draw      LSFE(\*) Last Stone First End      X Unplayed/unfinished end due to concession

## Entry List by Event

**REVISED**  
2 APR 22:19

As of THU 2 APR 2026

CAN - Canada		
4 S	DUNSTONE Matt	R
3 V	LOTT Colton	R
2	HARNDEN E.J.	R
1	HARNDEN Ryan	R
A	WALKER Geoff	R
C	FLAXEY Caleb	
NC	STOUGHTON Jeff	
O	DROVER Janice	

CHN - China		
4 S	XU Xiaoming	R
3 V	FEI Xueqing	R
2	LI Zhichao	R
1	YU Sen	R
A	WANG Zhenhao	R
C	TAN Weidong	
O	NING Bowen	
O	-	

CZE - Czechia		
4 S	KLIMA Lukas	R
3 V	CERNOVSKY Marek	R
2	JURIK Martin	R
1	KLIPA Lukas	R
A	CHABICOVSKY Vit	R
C	SAVILL Craig (CAN)	
NC	SCOFFIN Wade (CAN)	
O	-	

GER - Germany		
4 S	MUSKATEWITZ Marc	R
3 V	KAPP Benjamin	R
2	MESSENZEHL Felix	R
1	SCHEUERL Johannes	R
A	TREVISIOL Mario	R
C	SHERRARD Ryan (CAN)	
NC	KAPP Uli	
O	SIMON Matthias	

ITA - Italy		
4 S	SPILLER Stefano	R
3	MOSANER Amos	R
2	ARMAN Sebastiano	R
1 V	PIMPINI Alberto	R
A	GIOVANELLA Mattia	R
C	FRY Ryan (CAN)	
NC	MARIANI Marco	
O	-	

JPN - Japan		
4 V	YANAGISAWA Riku	R
3 S	YAMAGUCHI Tsuyoshi	R
2	YAMAMOTO Takeru	R
1	KOIZUMI Satoshi	R
A	USUI Shingo	R
C	URSEL Bob (CAN)	
2C	SATO Hiroshi	
O	KITANO Tomohisa	

KOR - Korea		
4 V	KIM Soo-Hyuk	R
3 S	KIM Changmin	R
2	YOO Minhyeon	R
1	JEON Jae Ik	R
A	-	
C	YOON So Min	
2C	GALLANT Peter (CAN)	
T	LEE Min (CAN)	

NOR - Norway		
4 S	HAARSTAD Andreas	R
3 V	NAESS Wilhelm	R
2	MELLEMSETER Michael	R
1	BRAENDEN Mathias	R
A	RAMSFJELL Magnus	R
C	MELLEMSETER Stein	
O	MELLEMSETER Ruth	
O	-	

POL - Poland		
4 S	STYCH Konrad	R
3 V	DOMIN Krzysztof	R
2	CIEMINSKI Marcin	R
1	LOBAZA Bartosz	R
A	GRZELKA Maksym	R
C	BARES Jakub (CZE)	
O	-	
O	-	

SCO - Scotland		
4 S	WHYTE Ross	R
3 V	BRYDONE Robin	R
2	WADDELL Craig	R
1	KYLE Euan	L
A	McFADZEAN Duncan	R
C	SCOTT Alistair	
NC	PATERSON Ross	
O	LEAHY Karina	

## Entry List by Event

REVISED  
2 APR 22:19

As of THU 2 APR 2026

SUI - Switzerland		
4 V	HOESLI Philipp	R
3 S	HOESLI Marco	R
2	GLOOR Simon	R
1	HAUSHERR Justin	R
A	HESS Jan	R
C	HOESLI Rolf	
NC	PESCIA Claudio	
O	MUELLER Alissia	

USA - United States		
4 S	SHUSTER John	R
3 V	PLYS Christopher	R
2	HUFMAN Colin	R
1	HAMILTON Matt	R
A	OLDENBURG Aidan	R
C	MICHAELIS Theran	
NC	DROBNICK Phill	
O	GULENCHYN Michael	

SWE - Sweden		
4 S	EDIN Niklas	R
3	ERIKSSON Oskar	L
2	WRANAA Rasmus	R
1 V	SUNDGREN Christoffer	R
A	OLOFSSON Simon	R
C	LINDSTROM Alexander	
O	-	
O	-	

**Note:**

Position and function for each team member:

**4** = Fourth, **3** = Third, **2** = Second, **1** = Lead, **A** = Alternate, **S** = Skip, **V** = Vice-Skip

**C** = Coach, **2C** = 2nd Team Coach, **NC** = National Coach, **T** = Translator, **O** = Team Official

**Legend:**

**L** Left-handed

**R** Right-handed

REVISED

Team CHN: Team Official removed according to rule C2(k).

## Competition Officials

As of THU 26 MAR 2026

Function	Name	Organisation
<b>World Curling President:</b>	WELLING Beau	USA - United States
<b>World Curling Head of Competitions:</b>	ROETHLISBERGER Eeva	SUI - Switzerland
<b>World Curling Technical Delegate:</b>	TRAILA Octavia	ROU - Romania
<b>Chief Umpire:</b>	GOWER Michele	CAN - Canada
<b>Deputy Chief Umpire:</b>	CZARNETZKI Randy	USA - United States
<b>Game Umpires:</b>	HOFLAND Erin	USA - United States
	HONG Junpyo	KOR - Korea
	HUCKLE Anja	GER - Germany
	ROBERTS Joe	USA - United States
	TONIS Angela	USA - United States
<b>Chief Timer:</b>	PAUTSCH Thomas	GER - Germany
<b>Deputy Chief Timer:</b>	FETZER Fred	USA - United States
<b>Chief Ice Technician:</b>	CALLAN Mark	SCO - Scotland
<b>Deputy Chief Ice Technicians:</b>	HALL Cody	CAN - Canada
	OLESEN Shawn	USA - United States

## Competition Schedule

As of THU 26 MAR 2026

Date	Start Time	Session	Sheet A	Sheet B	Sheet C	Sheet D	
FRI 27 MAR	13:30	1	SCO - SWE	KOR - CAN	CZE - CHN	NOR - JPN	
	19:00	2	POL - SUI	SCO - JPN	GER - USA	ITA - CAN	
SAT 28 MAR	9:00	3	USA - KOR	SUI - NOR	SWE - ITA	GER - CZE	
	14:00	4	NOR - CZE	CHN - SWE	CAN - SCO	KOR - POL	
	19:00	5	ITA - CHN	POL - GER	JPN - SUI	USA - SCO	
SUN 29 MAR	9:00	6	SWE - JPN	CZE - KOR	ITA - GER		
	14:00	7	CZE - SUI	CAN - USA	SCO - POL	CHN - NOR	
	19:00	8	GER - KOR	JPN - CHN	USA - SWE	SUI - ITA	
MON 30 MAR	9:00	9		KOR - SWE	NOR - GER	POL - CAN	
	14:00	10	SUI - CHN	ITA - SCO	POL - CZE	JPN - USA	
	19:00	11	CAN - JPN	GER - SUI	KOR - ITA	SWE - NOR	
TUE 31 MAR	9:00	12	USA - CZE	NOR - POL	CHN - CAN	SCO - KOR	
	14:00	13	ITA - POL	USA - CHN	SUI - SWE	JPN - GER	
	19:00	14	KOR - NOR	SWE - CAN	GER - SCO	CZE - ITA	
WED 1 APR	9:00	15	CHN - SCO	JPN - CZE	POL - USA	CAN - SUI	
	14:00	16	SWE - GER	SUI - KOR	ITA - JPN	NOR - USA	
	19:00	17	CZE - CAN	SCO - NOR	CHN - KOR	POL - SWE	
THU 2 APR	9:00	18	JPN - POL	USA - ITA	SCO - SUI	GER - CHN	
	14:00	19	NOR - ITA	CAN - GER	SWE - CZE	KOR - JPN	
	19:00	20	SUI - USA	CHN - POL	CAN - NOR	CZE - SCO	
FRI 3 APR	9:00	Qualification Games					
	15:00	Semi-finals					
SAT 4 APR	9:00	Bronze Medal Game					
	14:00	Gold Medal Game					

**Note:**

First named team in each game plays red-handled stones and wears dark coloured upper playing garments.  
Please check online for more details and the latest updates.