



World Mixed Doubles Curling Championship 2015
Sochi, Russia

18 – 25 April 2015

RESULTS BOOK

МИНИСТЕРСТВО СПОРТА РОССИИ
АДМИНИСТРАЦИЯ ГОРОДА СОЧИ
RUSSIAN CURLING FEDERATION
NEW LEAGUE
АВТОРАДИО
Mercedes-Benz
CURLIT

Medallists

As of SAT 25 APR 2015

Medal	Team	Name	Gender
Gold	Hungary	PALANCSA Dorottya	F
		KISS Zsolt	M
Silver	Sweden	JOHANSSON Camilla	F
		NOREEN Per	M
Bronze	Norway	SKASLIEN Kristin	F
		NEDREGOTTEN Magnus	M

LEGEND
F Female M Male

Final Standings

Rank	Team	Female Player	Male Player	Group Rank	DSC
1	HUN - Hungary	PALANCSA Dorottya	KISS Zsolt	Gold Medal	
2	SWE - Sweden	JOHANSSON Camilla	NOREEN Per	Silver Medal	
3	NOR - Norway	SKASLIEN Kristin	NEDREGOTTEN Magnus	Bronze Medal	
4	CAN - Canada	PARK Kalynn	THOMAS Charley		
5	DEN - Denmark	DUPONT Denise	DUPONT Oliver		
5	EST - Estonia	MOELDER Maile	LILL Erkki		
5	RUS - Russia	MOISEEVA Victoria	DRON Petr		
5	USA - United States	ANDERSON Sarah	DROPKIN Korey		
9	ITA - Italy	SALVAI Lucrezia	GONIN Simone		
10	JPN - Japan	TOMABECHI Michiko	TOMABECHI Kenji	A4	45.24 cm
11	KOR - Korea	LEE Hyein	BEAK Jong-Chul	C4	61.55 cm
12	LAT - Latvia	LINDE Iluta	VEIDEMANIS Arnis	B4	67.23 cm
13	SUI - Switzerland	HOWALD Carole	PFISTER Marc	A5	9.81 cm
14	FIN - Finland	KIISKINEN Katja	KIISKINEN Kalle	B5	36.09 cm
15	ENG - England	WATSON Lana	MACDOUGALL Alan	C5	46.41 cm
16	CHN - China	MEI Jie	HUANG Jihui	B6	32.01 cm
17	ESP - Spain	GARCIA VEZ Irantzu	GARCIA VEZ Gontzal	C6	54.90 cm
18	CZE - Czech Republic	JELINKOVA Jana	MIHOLA Ondrej	A6	63.81 cm
19	SCO - Scotland	McCLEARY Judith	McCLEARY Lee	C7	41.27 cm
20	NZL - New Zealand	JONES Marisa	MUSTAPIC Dan	B7	44.55 cm
21	FRA - France	EMBERGER Catherine	MERCIER Thierry	A7	106.77 cm
22	TUR - Turkey	POLAT Oznur	CAKIR Kadir	A8	65.09 cm
23	SLO - Slovenia	JURINCIC Valentina	CULIC Jure	B8	65.18 cm
24	POL - Poland	FLOREK Karolina	MOLSKI Szymon	C8	87.16 cm
25	SVK - Slovakia	SYKOROVA Silvia	SYKORA Marek	A9	41.32 cm
26	AUT - Austria	WEGHUBER Anna	SCHAGERL Markus	B9	66.68 cm
27	ROU - Romania	TRAILA Iulia	MATAU Cristian	C9	100.03 cm
28	AUS - Australia	FORGE Kim	JOHNS Steve	A10	75.38 cm
29	BLR - Belarus	KIRILLOVA Ekaterina	KIRILLOV Dmitry	C10	81.42 cm
30	BRA - Brazil	LIMA Aline	MELLO Marcelo	B10	111.60 cm

NOTE
Final standings are based on play-off results and group standings. Losers of the quarterfinals are ranked equally as fifth. Teams with the same group rank are ranked according to the Draw Shot Challenge (DSC).

Competition Summary

As of SAT 25 APR 2015 at 15:30

Session	Date	Time	Sheet A		Sheet B		Sheet C		Sheet D		Sheet E	
Session A1	18 Apr	09:00	AUS - TUR	6: 7	CZE - JPN	6: 8	RUS - FRA	10: 1	USA - SVK	7: 3	DEN - SUI	8: 4
Session B1	18 Apr	12:30	NOR - ITA	7: 5	SWE - SLO	9: 4	BRA - AUT	5: 7	CHN - LAT	3: 8	NZL - FIN	3: 11
Session C1	18 Apr	16:00	BLR - ESP	7: 11	CAN - HUN	9: 7	ENG - EST	1: 10	SCO - ROU	16: 0	KOR - POL	8: 4
Session B2	18 Apr	19:30	SLO - CHN	3: 8	ITA - LAT	9: 0	NZL - NOR	6: 8	FIN - AUT	11: 2	SWE - BRA	7: 0
Session C2	19 Apr	08:00	HUN - SCO	8: 5	ESP - ROU	8: 4	KOR - BLR	7: 1	POL - EST	2: 11	CAN - ENG	11: 3
Session A2	19 Apr	11:15	JPN - USA	5: 8	TUR - SVK	10: 11	DEN - AUS	8: 2	SUI - FRA	9: 4	CZE - RUS	3: 11
Session B3	19 Apr	14:30	AUT - SWE	4: 6	NOR - FIN	9: 3	ITA - CHN	7: 6	BRA - NZL	8: 10	SLO - LAT	5: 9
Session C3	19 Apr	17:45	EST - CAN	2: 9	BLR - POL	5: 6	ESP - SCO	10: 9	ENG - KOR	6: 8	HUN - ROU	10: 1
Session A3	19 Apr	21:00	FRA - CZE	3: 7	AUS - SUI	6: 8	TUR - USA	2: 6	RUS - DEN	7: 6	JPN - SVK	12: 1
Session B4	20 Apr	09:00	LAT - NZL	9: 1	BRA - CHN	3: 10	FIN - SLO	11: 6	AUT - NOR	2: 6	ITA - SWE	5: 10
Session C4	20 Apr	12:30	ROU - KOR	0: 12	ENG - SCO	9: 8	POL - HUN	2: 11	EST - BLR	9: 5	ESP - CAN	3: 11
Session A4	20 Apr	16:00	SVK - DEN	2: 12	RUS - USA	8: 3	SUI - JPN	2: 7	FRA - AUS	9: 7	TUR - CZE	1: 8
Session C5	20 Apr	19:30	ENG - HUN	1: 13	KOR - ESP	8: 5	BLR - ROU	6: 7	CAN - POL	8: 2	SCO - EST	7: 8
Session A5	21 Apr	08:00	RUS - JPN	6: 5	DEN - TUR	9: 10	AUS - SVK	3: 7	CZE - SUI	4: 10	USA - FRA	9: 1
Session B5	21 Apr	11:15	BRA - SLO	6: 9	NZL - ITA	7: 8	NOR - LAT	13: 3	SWE - FIN	2: 8	CHN - AUT	9: 2
Session C6	21 Apr	14:30	KOR - EST	5: 8	HUN - BLR	10: 7	SCO - CAN	9: 5	ROU - ENG	3: 11	POL - ESP	2: 6
Session A6	21 Apr	17:45	DEN - FRA	8: 3	JPN - AUS	9: 1	USA - CZE	6: 3	SVK - RUS	3: 8	SUI - TUR	5: 6
Session B6	21 Apr	21:00	NZL - AUT	7: 9	SLO - NOR	1: 12	CHN - SWE	7: 6	LAT - BRA	10: 4	FIN - ITA	3: 6
Session C7	22 Apr	09:00	CAN - ROU	8: 3	POL - ENG	3: 7	EST - ESP	3: 7	KOR - HUN	3: 10	BLR - SCO	3: 8
Session B7	22 Apr	12:30	SWE - LAT	7: 6	FIN - BRA	10: 1	AUT - ITA	5: 6	NZL - SLO	10: 5	NOR - CHN	7: 4
Session C8	22 Apr	16:00	ESP - ENG	4: 7	SCO - KOR	9: 3	ROU - POL	3: 11	BLR - CAN	1: 8	EST - HUN	6: 5
Session A7	22 Apr	19:30	CZE - SVK	9: 5	SUI - RUS	4: 7	FRA - TUR	8: 7	DEN - JPN	11: 2	AUS - USA	4: 8
Session B8	23 Apr	08:00	ITA - BRA	5: 12	CHN - NZL	5: 4	LAT - FIN	12: 11	NOR - SWE	10: 2	AUT - SLO	4: 7
Session A8	23 Apr	11:15	TUR - RUS	5: 11	USA - DEN	8: 5	SVK - SUI	0: 11	AUS - CZE	4: 6	FRA - JPN	7: 10
Session B9	23 Apr	14:30	CHN - FIN	4: 7	LAT - AUT	12: 7	SWE - NZL	7: 6	SLO - ITA	1: 10	BRA - NOR	7: 10
Session A9	23 Apr	17:45	USA - SUI	6: 9	SVK - FRA	5: 7	CZE - DEN	5: 6	JPN - TUR	9: 5	RUS - AUS	8: 1
Session C9	23 Apr	21:00	SCO - POL	10: 5	ROU - EST	2: 10	CAN - KOR	12: 3	HUN - ESP	8: 6	ENG - BLR	11: 2
Tie-breaker	24 Apr	08:00			DEN - JPN	6: 4	ITA - LAT	9: 7	FIN - SWE	6: 7		
Qualification	24 Apr	15:30	ITA - DEN	4: 8								
Quarter-finals	24 Apr	20:00	USA - CAN	6: 9	RUS - HUN	4: 10	EST - SWE	3: 8	NOR - DEN	6: 4		
Semi-finals	25 Apr	10:30			HUN - NOR	9: 6			CAN - SWE	6: 8		
Finals	25 Apr	15:30	NOR - CAN	9: 4			HUN - SWE	6: 5				

Competition Summary

As of SAT 25 APR 2015 at 15:30

Championship Bracket

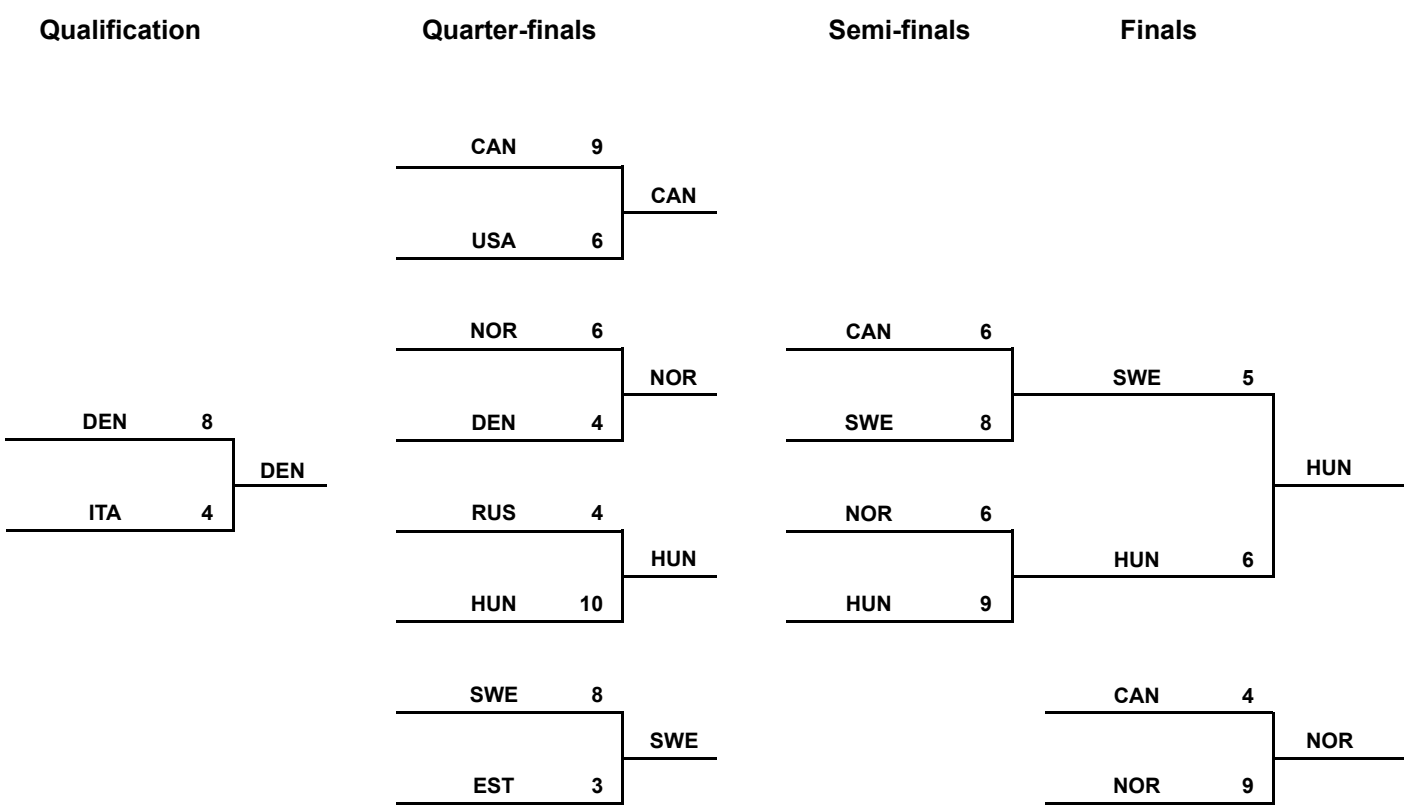

Summary of Big Ends

As of SAT 25 APR 2015 at 15:30

Points Scored	By	Against	Session	End	Game Result
6	EST - Estonia	ROU - Romania	C9	1	10 : 2
6	SUI - Switzerland	AUS - Australia	A3	1	8 : 6
5	BRA - Brazil	ITA - Italy	B8	2	12 : 5
5	CAN - Canada	ENG - England	C2	7	11 : 3
5	CAN - Canada	ESP - Spain	C4	1	11 : 3
5	CZE - Czech Republic	SVK - Slovakia	A7	5	9 : 5
5	DEN - Denmark	TUR - Turkey	A5	5	9 : 10
5	FIN - Finland	LAT - Latvia	B8	4	11 : 12
5	HUN - Hungary	ENG - England	C5	1	13 : 1
5	KOR - Korea	ROU - Romania	C4	1	12 : 0
5	LAT - Latvia	AUT - Austria	B9	9	12 : 7
5	NOR - Norway	SLO - Slovenia	B6	1	12 : 1
5	NZL - New Zealand	BRA - Brazil	B3	4	10 : 8
5	ROU - Romania	BLR - Belarus	C5	2	7 : 6
5	SCO - Scotland	ROU - Romania	C1	5	16 : 0
5	SCO - Scotland	ESP - Spain	C3	1	9 : 10
5	SWE - Sweden	ITA - Italy	B4	9	10 : 5
4	AUS - Australia	FRA - France	A4	7	7 : 9
4	AUT - Austria	NZL - New Zealand	B6	3	9 : 7
4	AUT - Austria	LAT - Latvia	B9	8	7 : 12
4	BLR - Belarus	ESP - Spain	C1	6	7 : 11
4	BRA - Brazil	ITA - Italy	B8	4	12 : 5
4	BRA - Brazil	NOR - Norway	B9	3	7 : 10
4	CAN - Canada	ENG - England	C2	4	11 : 3
4	CAN - Canada	ESP - Spain	C4	4	11 : 3
4	CAN - Canada	POL - Poland	C5	5	8 : 2
4	CAN - Canada	KOR - Korea	C9	7	12 : 3
4	CHN - China	BRA - Brazil	B4	2	10 : 3
4	DEN - Denmark	AUS - Australia	A2	3	8 : 2
4	ENG - England	ROU - Romania	C6	5	11 : 3
4	ESP - Spain	BLR - Belarus	C1	4	11 : 7
4	EST - Estonia	POL - Poland	C2	1	11 : 2
4	EST - Estonia	SCO - Scotland	C5	1	8 : 7
4	FIN - Finland	NZL - New Zealand	B1	2	11 : 3
4	FIN - Finland	SWE - Sweden	B5	3	8 : 2
4	FIN - Finland	LAT - Latvia	B8	1	11 : 12
4	FRA - France	TUR - Turkey	A7	1	8 : 7
4	FRA - France	JPN - Japan	A8	2	7 : 10
4	HUN - Hungary	POL - Poland	C4	5	11 : 2

Summary of Big Ends

As of SAT 25 APR 2015 at 15:30

Points Scored	By	Against	Session	End	Game Result
4	HUN - Hungary	ENG - England	C5	7	13 : 1
4	HUN - Hungary	KOR - Korea	C7	2	10 : 3
4	ITA - Italy	NZL - New Zealand	B5	7	8 : 7
4	JPN - Japan	CZE - Czech Republic	A1	8	8 : 6
4	LAT - Latvia	CHN - China	B1	2	8 : 3
4	LAT - Latvia	FIN - Finland	B8	5	12 : 11
4	LAT - Latvia	FIN - Finland	B8	6	12 : 11
4	LAT - Latvia	ITA - Italy	TB	3	7 : 9
4	NOR - Norway	FIN - Finland	B3	4	9 : 3
4	NOR - Norway	LAT - Latvia	B5	3	13 : 3
4	NOR - Norway	LAT - Latvia	B5	6	13 : 3
4	NOR - Norway	CAN - Canada	F	2	9 : 4
4	POL - Poland	ROU - Romania	C8	1	11 : 3
4	POL - Poland	ROU - Romania	C8	7	11 : 3
4	RUS - Russia	FRA - France	A1	7	10 : 1
4	RUS - Russia	TUR - Turkey	A8	7	11 : 5
4	SCO - Scotland	ROU - Romania	C1	1	16 : 0
4	SCO - Scotland	EST - Estonia	C5	4	7 : 8
4	SCO - Scotland	BLR - Belarus	C7	6	8 : 3
4	SLO - Slovenia	FIN - Finland	B4	6	6 : 11
4	SLO - Slovenia	NZL - New Zealand	B7	2	5 : 10
4	SUI - Switzerland	CZE - Czech Republic	A5	6	10 : 4
4	SUI - Switzerland	SVK - Slovakia	A8	6	11 : 0
4	SUI - Switzerland	USA - United States	A9	5	9 : 6
4	SVK - Slovakia	TUR - Turkey	A2	1	11 : 10
4	SVK - Slovakia	TUR - Turkey	A2	6	11 : 10
4	SWE - Sweden	SLO - Slovenia	B1	2	9 : 4
4	TUR - Turkey	SVK - Slovakia	A2	2	10 : 11
4	TUR - Turkey	DEN - Denmark	A5	4	10 : 9
4	TUR - Turkey	FRA - France	A7	8	7 : 8
4	TUR - Turkey	JPN - Japan	A9	6	5 : 9

NOTE
Big ends are defined as ends with a score of four or more points

LEGEND
F Finals **TBn** Tie-breaker session n

Session Results and Standings

Sheet	Game	Team	LSFE	1	2	3	4	5	6	7	8	Extra Ends						Total
A	12	NOR - Norway	*	3	4	0	1	0	0	1	X							9
	12	CAN - Canada		0	0	1	0	2	1	0	X							4
C	12	HUN - Hungary		0	2	1	1	0	0	2	0							6
	13	SWE - Sweden	*	2	0	0	0	1	1	0	1							5

Championship Bracket

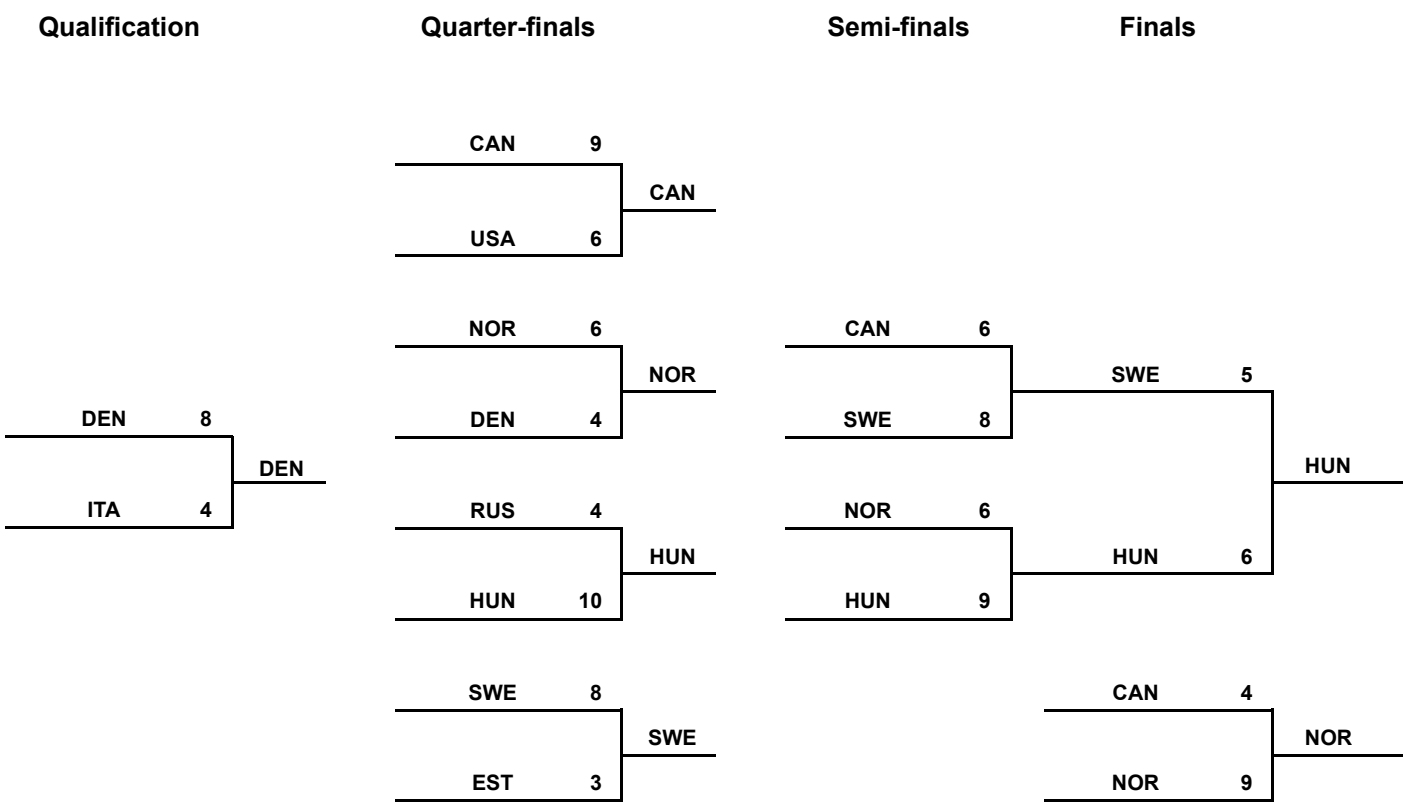

LEGEND
LSFE (*) Last stone first end
X Unplayed/unfinished end due to concession



WMDCC 2015
Sochi, Russia

SAT 25 APR 2015
Start Time 15:30

World Mixed Doubles Curling Championship
Ice Cube Curling Center

Gold Medal Game



Game Results

Sheet	Game	Team	LSFE	1	2	3	4	5	6	7	8	Extra Ends						Total
C	12	HUN - Hungary		0	2	1	1	0	0	2	0							6
	13	SWE - Sweden	*	2	0	0	0	1	1	0	1							5

HUN - Hungary		Game	All
F	PALANCSA Dorottya	80 %	74 %
M	KISS Zsolt	81 %	78 %
	Team Total	81 %	76 %

Last Stone Draw: 281.8cm 96.4cm ↻ KISS Z
185.4cm ↺ PALANCSA D

Time remaining: 2 minutes 36 seconds

SWE - Sweden		Game	All
F	JOHANSSON Camilla	70 %	66 %
M	NOREEN Per	66 %	71 %
	Team Total	68 %	68 %

Last Stone Draw: 25.1cm 21.6cm ↻ JOHANSSON C
3.5cm ↺ NOREEN P

Time remaining: 1 minute 18 seconds

Time-out: end 6 - SWE stone 8

Detailed Game Statistics:

HUN - Hungary		Draws		Takeouts		Total	
F	PALANCSA Dorottya	15	73 %	9	92 %	24	80 %
M	KISS Zsolt	15	85 %	1	25 %	16	81 %
	Team Total	30	79 %	10	85 %	40	81 %

SWE - Sweden		Draws		Takeouts		Total	
F	JOHANSSON Camilla	15	67 %	9	75 %	24	70 %
M	NOREEN Per	10	73 %	6	54 %	16	66 %
	Team Total	25	69 %	15	67 %	40	68 %

LEGEND
F Female **LSFE** (*) Last stone first end **M** Male

МИНИСТЕРСТВО СПОРТА РОССИИ
АДМИНИСТРАЦИЯ ГОРОДА СОЧИ
RUSSIAN CURLING FEDERATION
NEW LEAGUE
АВТОРАДИО
Mercedes-Benz
CURLIT

Game - Shot by Shot

HUN - Hungary	0 + 0	SWE - Sweden	0 + 2	End 1

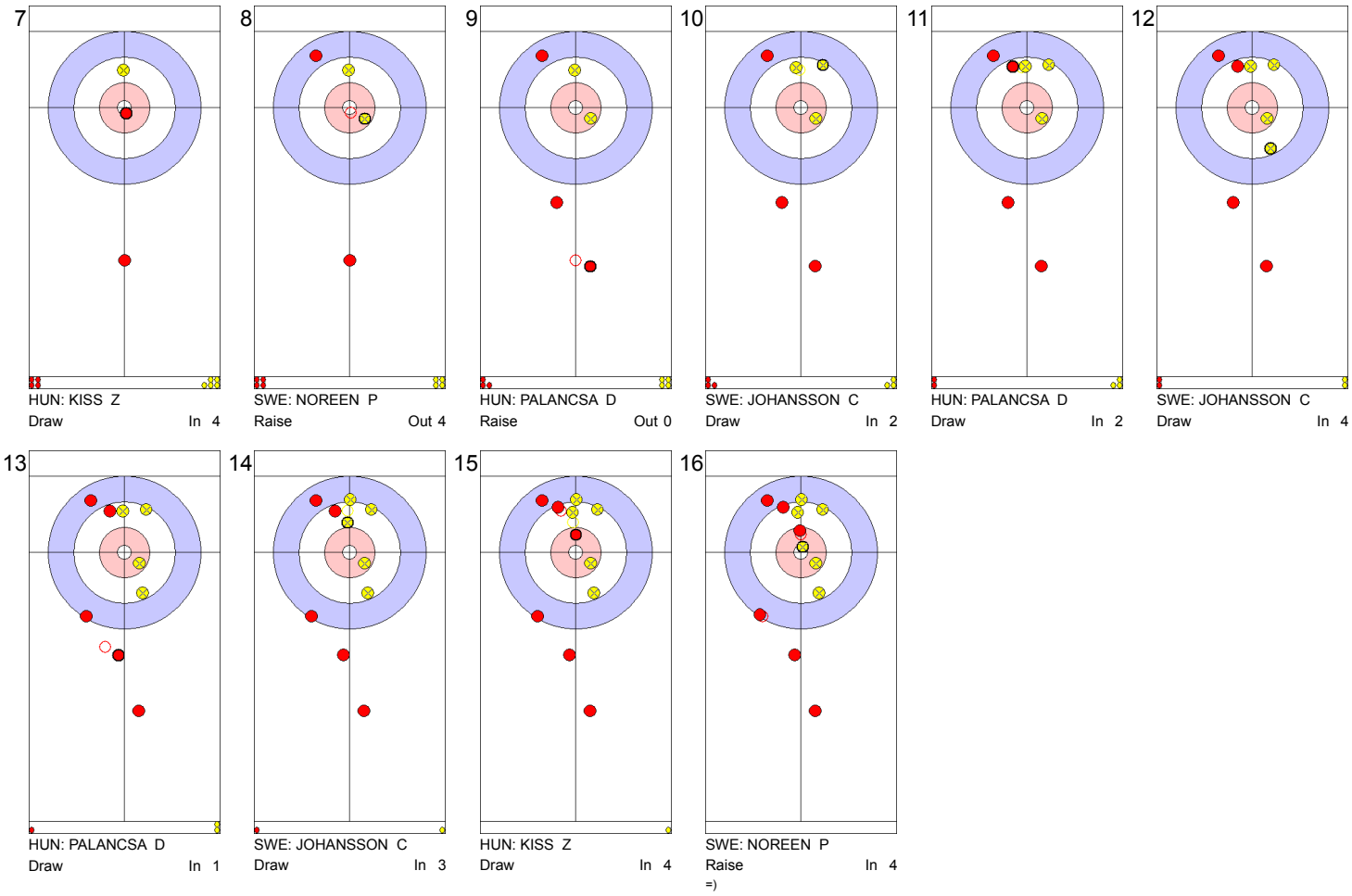

7
HUN: KISS Z
Draw In 4

8
SWE: NOREEN P
Raise Out 4

9
HUN: PALANCSA D
Raise Out 0

10
SWE: JOHANSSON C
Draw In 2

11
HUN: PALANCSA D
Draw In 2

12
SWE: JOHANSSON C
Draw In 4

13
HUN: PALANCSA D
Draw In 1

14
SWE: JOHANSSON C
Draw In 3

15
HUN: KISS Z
Draw In 4

16
SWE: NOREEN P
Raise In 4
=)

Game - Shot by Shot

HUN - Hungary	0 + 2	SWE - Sweden	2 + 0	End 2

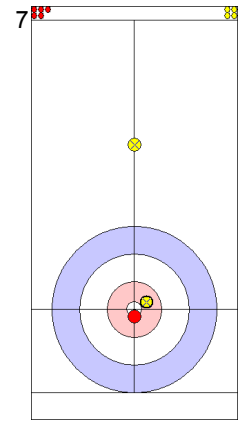

7
SWE: NOREEN P
Draw Out 3

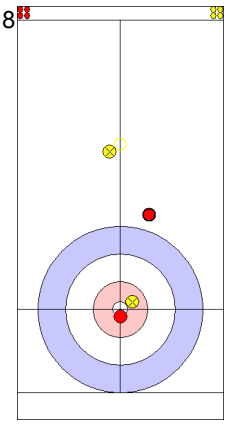

8
HUN: KISS Z
Draw In 0

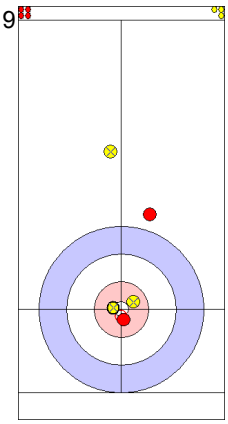

9
SWE: JOHANSSON C
Draw In 4

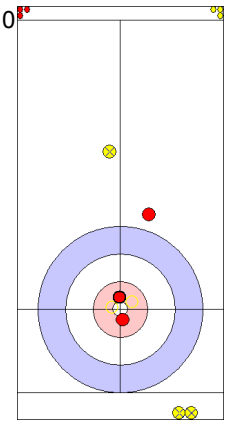

10
HUN: PALANCSA D
Double Takeout In 4

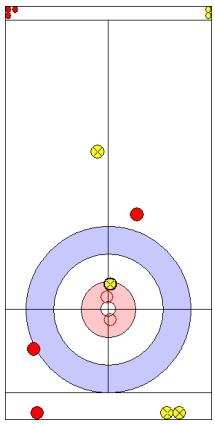

11
SWE: JOHANSSON C
Hit and Roll In 3

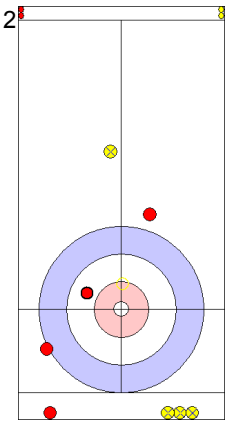

12
HUN: PALANCSA D
Hit and Roll In 3

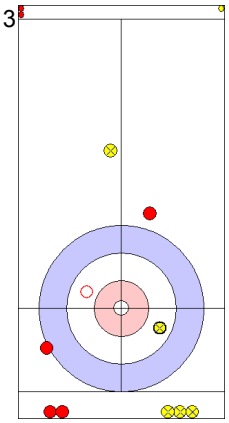

13
SWE: JOHANSSON C
Hit and Roll Out 3

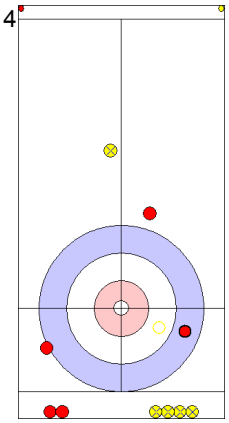

14
HUN: PALANCSA D
Takeout In 4

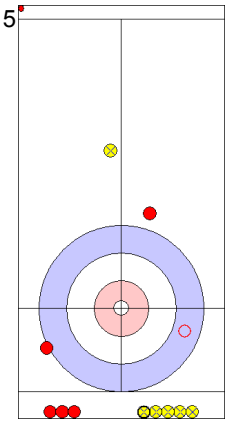

15
SWE: NOREEN P
Hit and Roll In 2

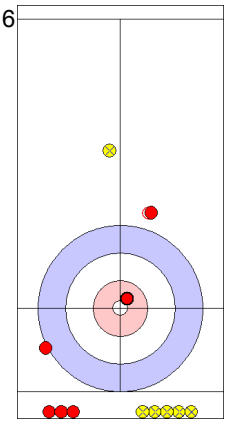

16
HUN: KISS Z
Raise In 4

Game - Shot by Shot

HUN - Hungary	2 + 1	SWE - Sweden	2 + 0	End 3

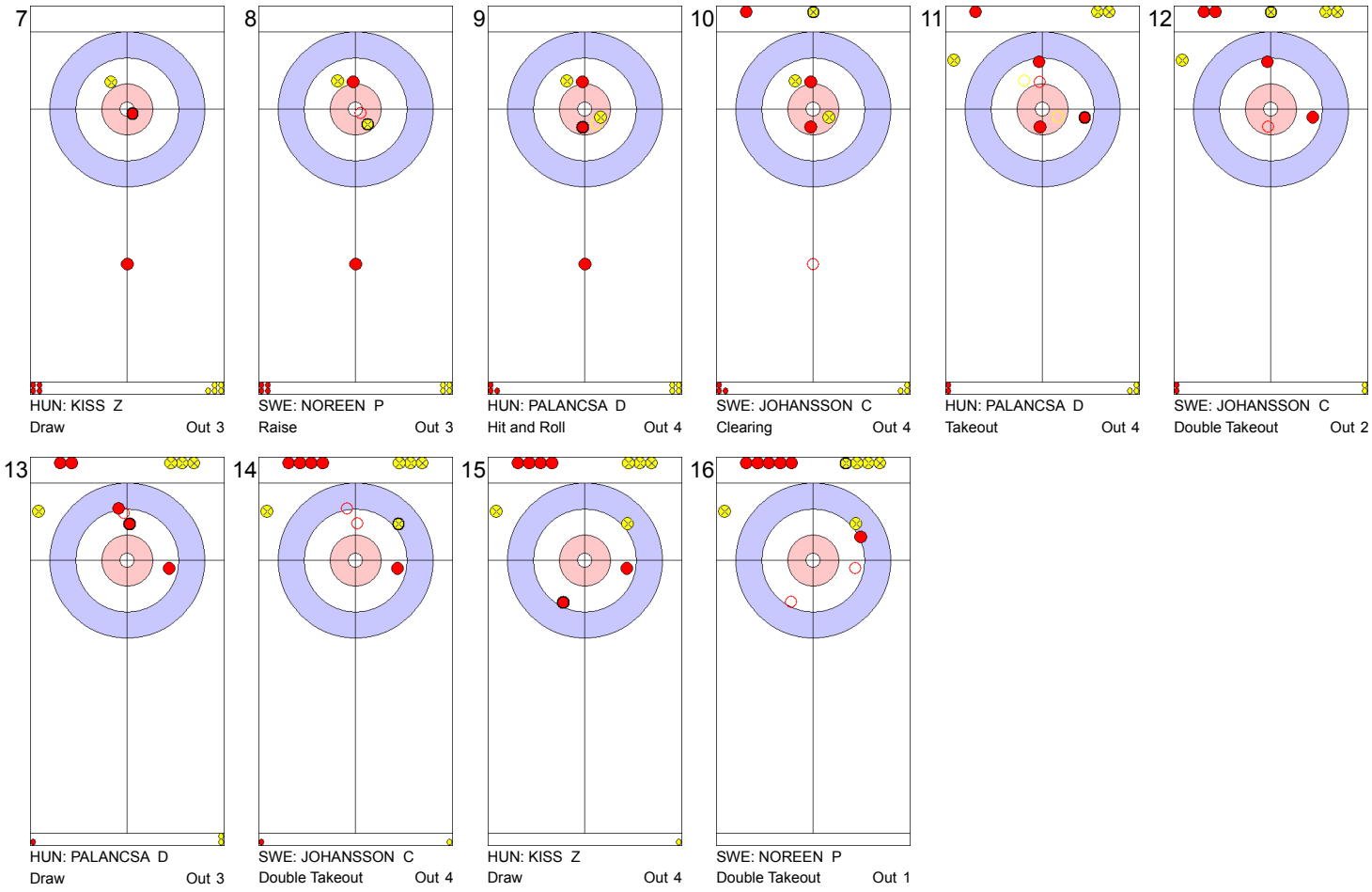

7	8	9	10	11	12
HUN: KISS Z	SWE: NOREEN P	HUN: PALANCSA D	SWE: JOHANSSON C	HUN: PALANCSA D	SWE: JOHANSSON C
Draw Out 3	Raise Out 3	Hit and Roll Out 4	Clearing Out 4	Takeout Out 4	Double Takeout Out 2

13	14	15	16
HUN: PALANCSA D	SWE: JOHANSSON C	HUN: KISS Z	SWE: NOREEN P
Draw Out 3	Double Takeout Out 4	Draw Out 4	Double Takeout Out 1

Game - Shot by Shot

HUN - Hungary	3 + 1	SWE - Sweden	2 + 0	End 4

7

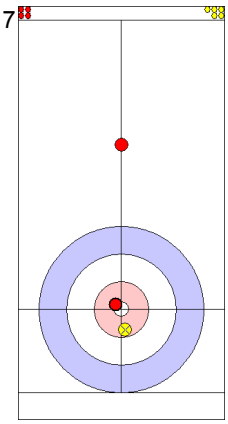

HUN: KISS Z
Draw In 4

8

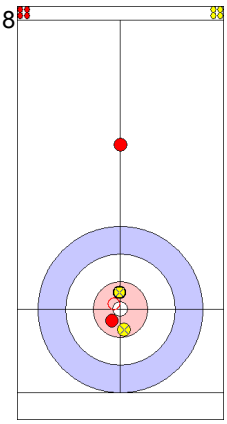

SWE: NOREEN P
Draw Out 4

9

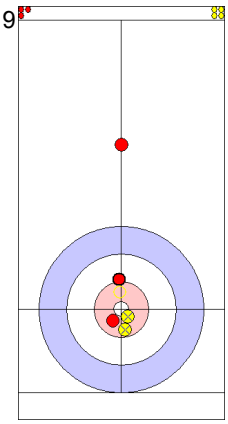

HUN: PALANCSA D
Raise Out 3

10

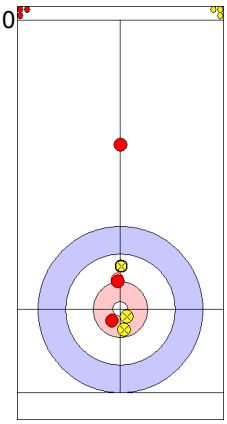

SWE: JOHANSSON C
Draw In 4

11

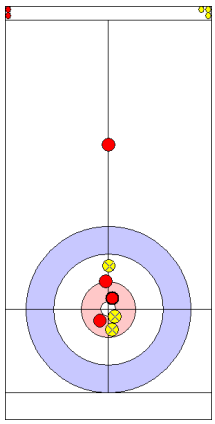

HUN: PALANCSA D
Draw In 4

12

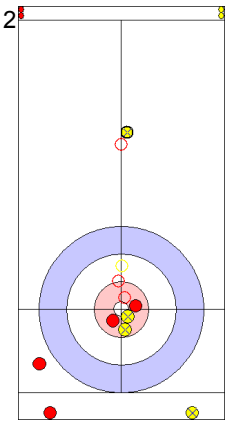

SWE: JOHANSSON C
Promotion Takeout Out 2

13

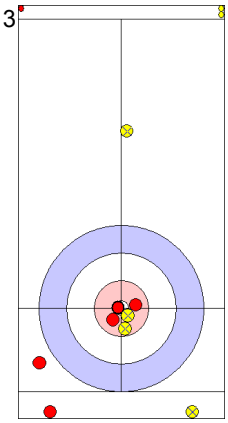

HUN: PALANCSA D
Draw Out 4

14

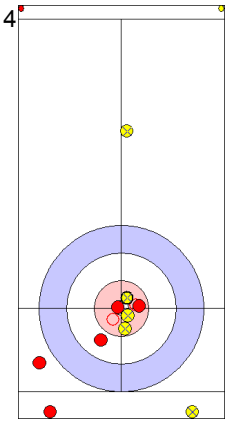

SWE: JOHANSSON C
Raise Out 4

15

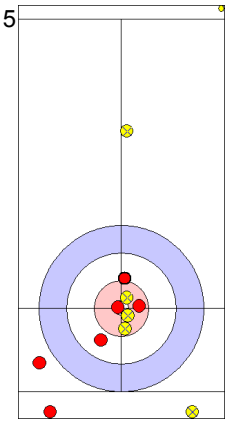

HUN: KISS Z
Draw Out 4

16

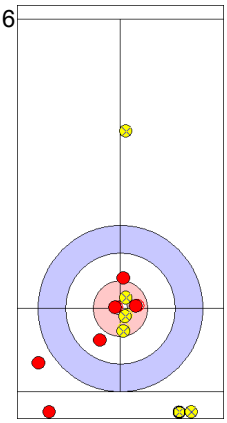

SWE: NOREEN P
Promotion Takeout In 0

Game - Shot by Shot

HUN - Hungary	4 + 0	SWE - Sweden	2 + 1	End 5

7

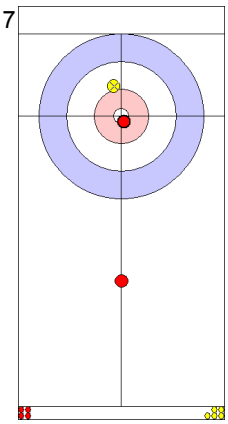

HUN: KISS Z
Draw Out 4

8

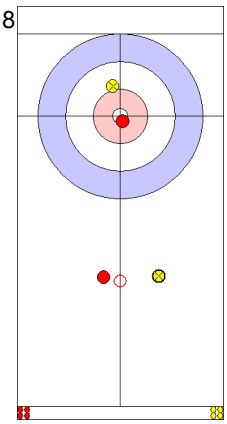

SWE: NOREEN P
Draw Out 0

9

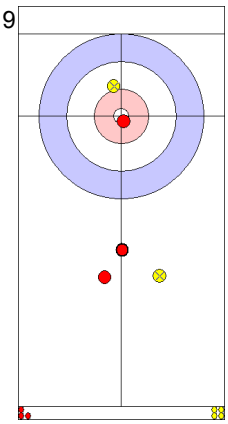

HUN: PALANCSA D
Guard Out 4

10

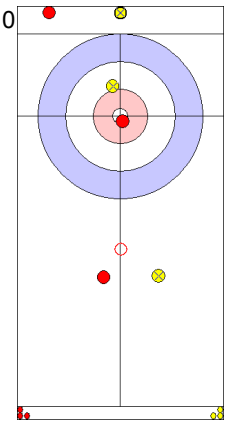

SWE: JOHANSSON C
Clearing Out 4

11

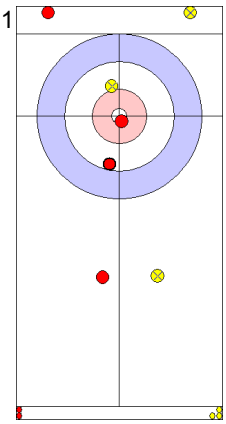

HUN: PALANCSA D
Draw Out 3

12

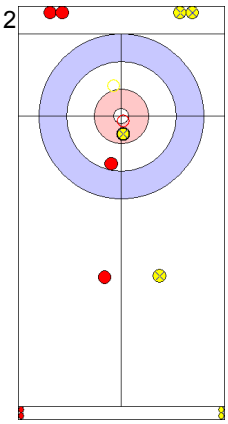

SWE: JOHANSSON C
Hit and Roll Out 3

13

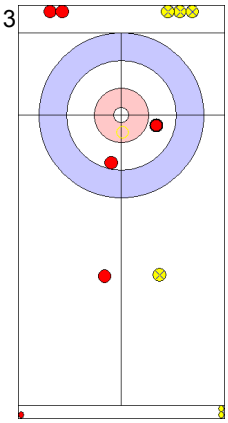

HUN: PALANCSA D
Hit and Roll Out 4

14

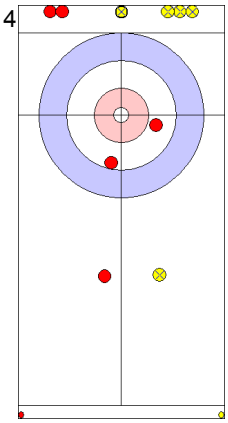

SWE: JOHANSSON C
Draw In 0

15

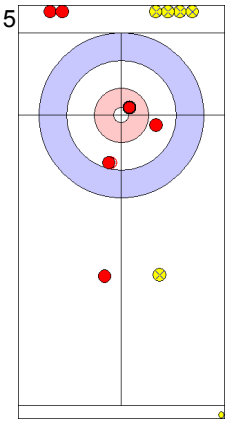

HUN: KISS Z
Draw Out 2

16

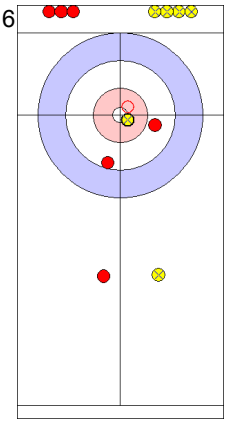

SWE: NOREEN P
Takeout Out 4

Game - Shot by Shot

HUN - Hungary	4 + 0	SWE - Sweden	3 + 1	End 6

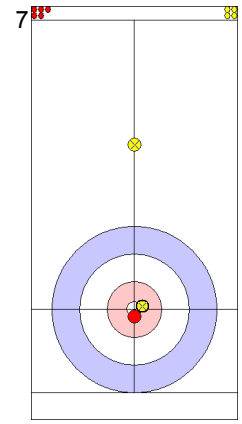

7
SWE: NOREEN P
Draw Out 3

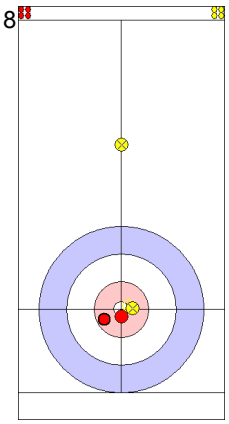

8
HUN: KISS Z
Raise In 2

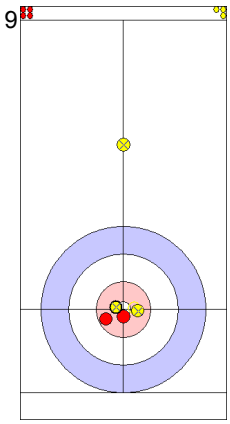

9
SWE: JOHANSSON C
Freeze Out 2

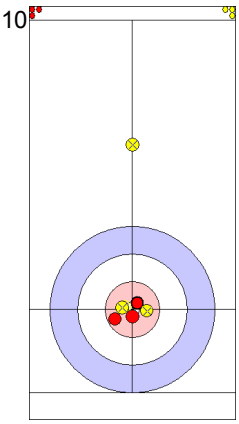

10
HUN: PALANCSA D
Draw In 4

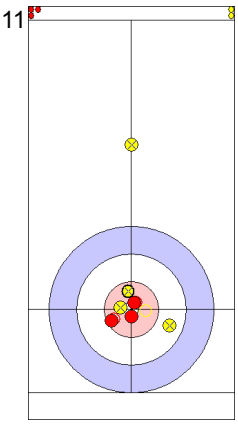

11
SWE: JOHANSSON C
Raise In 3

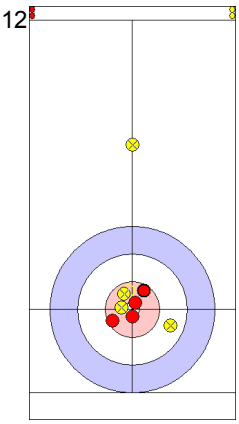

12
HUN: PALANCSA D
Draw In 4

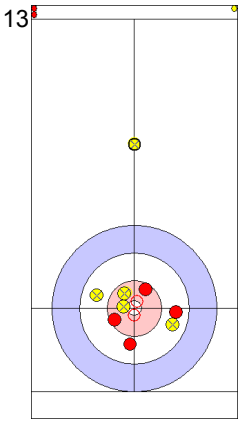

13
SWE: JOHANSSON C
Raise Out 4

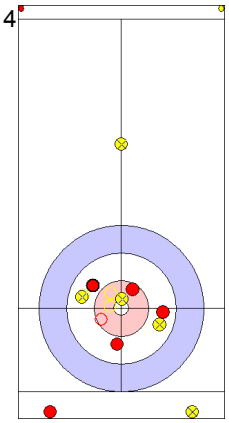

14
HUN: PALANCSA D
Takeout Out 4

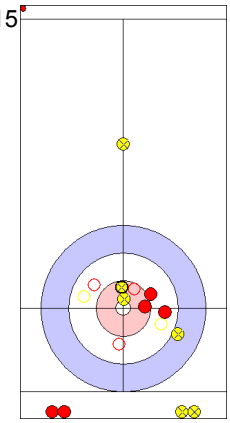

15
SWE: NOREEN P
Double Takeout Out 4
Time-out

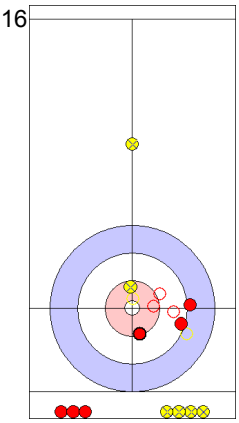

16
HUN: KISS Z
Double Takeout In 1

Game - Shot by Shot

HUN - Hungary	4 + 2	SWE - Sweden	4 + 0	End 7

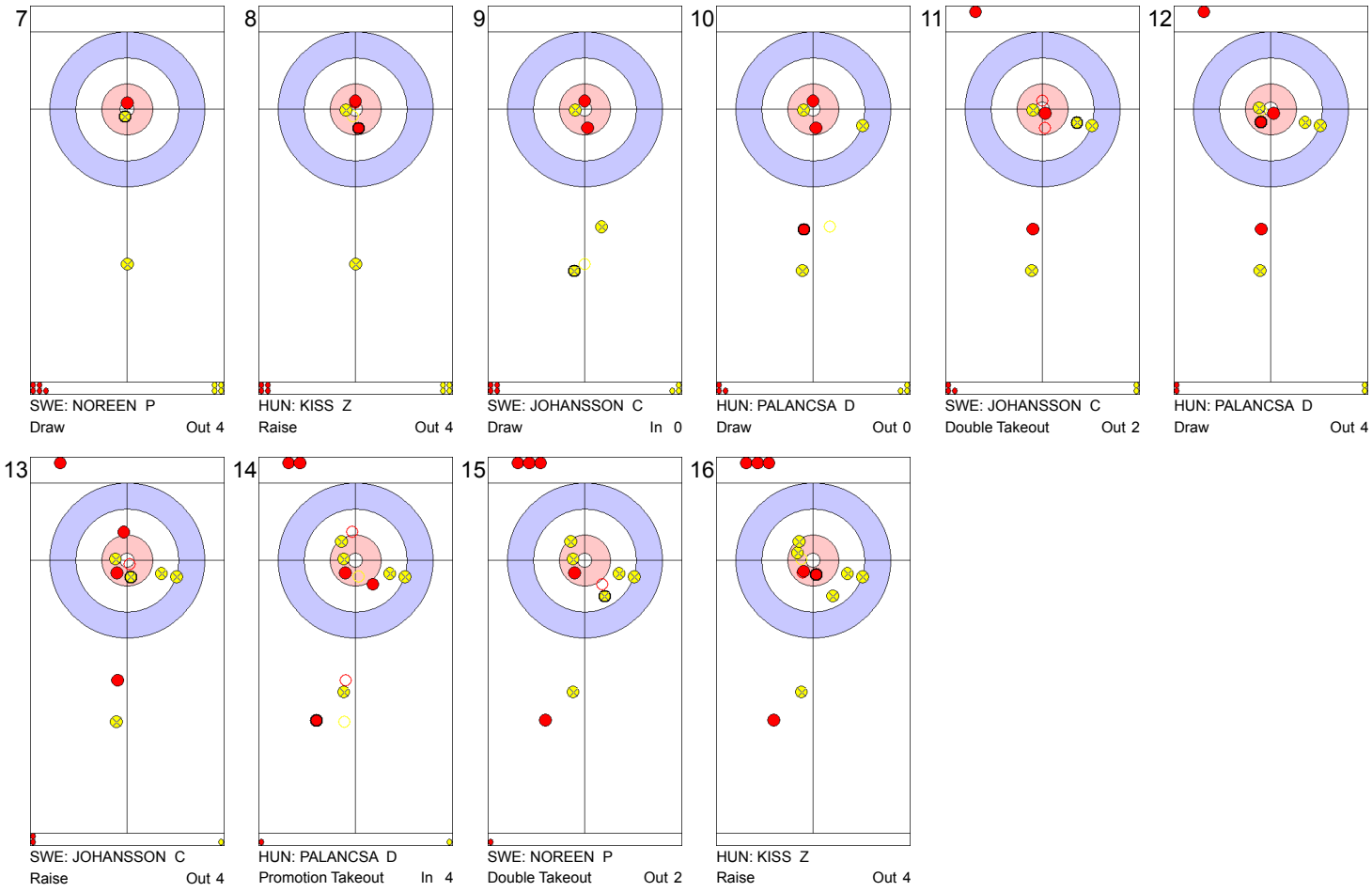

Game - Shot by Shot

HUN - Hungary	6 + 0	SWE - Sweden	4 + 1	End 8

7

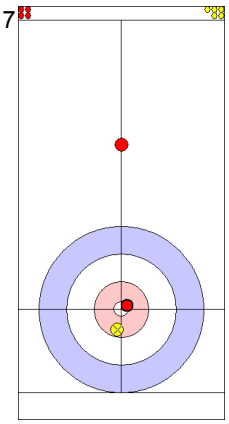

HUN: KISS Z
Draw Out 4

8

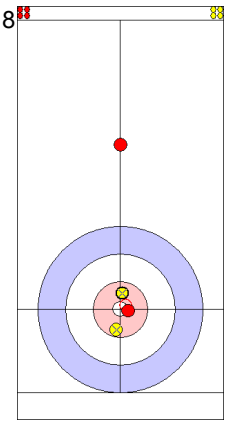

SWE: NOREEN P
Draw Out 4

9

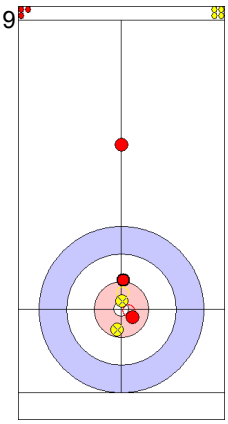

HUN: PALANCSA D
Draw In 4

10

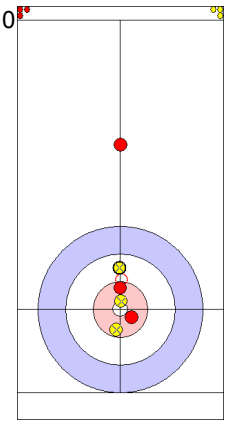

SWE: JOHANSSON C
Draw In 4

11

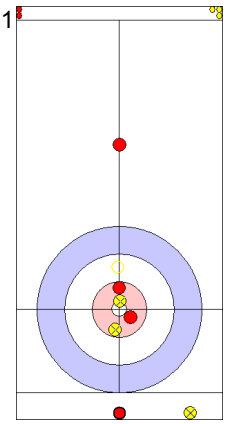

HUN: PALANCSA D
Takeout In 2

12

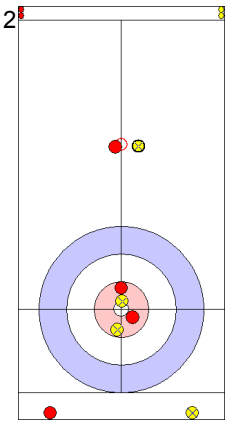

SWE: JOHANSSON C
Draw In 0

13

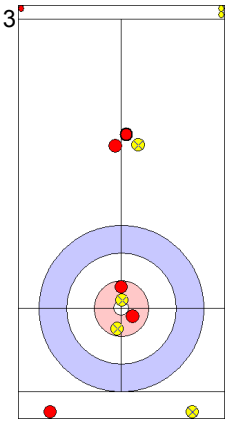

HUN: PALANCSA D
Guard Out 4

14

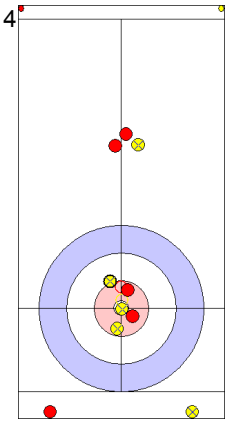

SWE: JOHANSSON C
Draw Out 2

15

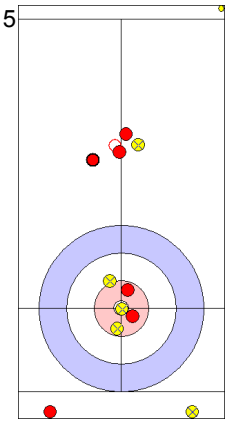

HUN: KISS Z
Guard Out 4

16

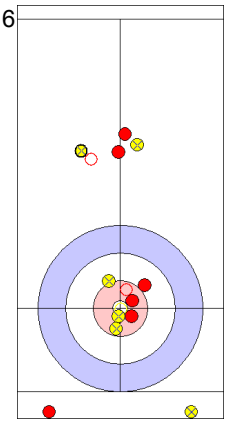

SWE: NOREEN P
Raise Out 0

Game Results

Sheet	Game	Team	LSFE	1	2	3	4	5	6	7	8	Extra Ends						Total
A	12	NOR - Norway	*	3	4	0	1	0	0	1	X							9
	12	CAN - Canada		0	0	1	0	2	1	0	X							4

NOR - Norway		Game	All
F	SKASLIEN Kristin	64 %	69 %
M	NEDREGOTTEN Magnus	93 %	78 %
	Team Total	81 %	74 %

Last Stone Draw: 23.1cm 1.4cm ↻ NEDREGOTTEN M
21.7cm ↺ SKASLIEN K

Time remaining: 2 minutes 42 seconds

CAN - Canada		Game	All
F	PARK Kalynn	82 %	70 %
M	THOMAS Charley	67 %	78 %
	Team Total	73 %	75 %

Last Stone Draw: 57.5cm 38.6cm ↻ THOMAS C
18.9cm ↺ PARK K

Time remaining: 4 minutes 26 seconds

Detailed Game Statistics:

NOR - Norway		Draws		Takeouts		Total	
F	SKASLIEN Kristin	9	78 %	5	40 %	14	64 %
M	NEDREGOTTEN Magnus	3	100 %	18	92 %	21	93 %
	Team Total	12	83 %	23	80 %	35	81 %

CAN - Canada		Draws		Takeouts		Total	
F	PARK Kalynn	9	89 %	5	70 %	14	82 %
M	THOMAS Charley	19	68 %	2	50 %	21	67 %
	Team Total	28	75 %	7	64 %	35	73 %

LEGEND
F Female
X Unplayed/unfinished end due to concession
LSFE (*) Last stone first end
M Male

Game - Shot by Shot

NOR - Norway	0 + 3	CAN - Canada	0 + 0	End 1

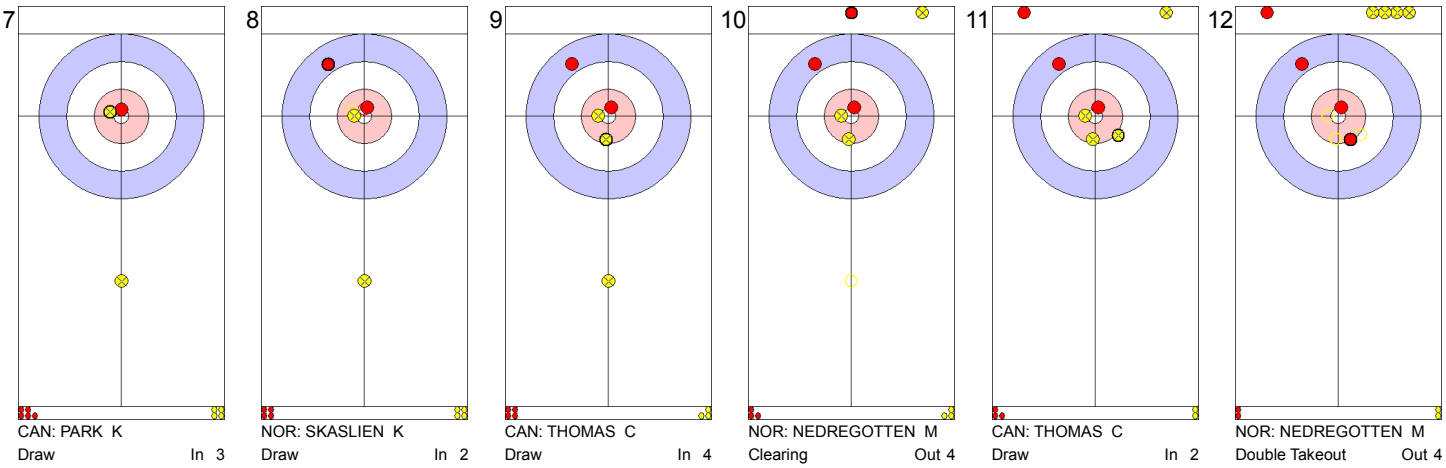

7	8	9	10	11	12
CAN: PARK K	NOR: SKASLIEN K	CAN: THOMAS C	NOR: NEDREGOTTEN M	CAN: THOMAS C	NOR: NEDREGOTTEN M
Draw In 3	Draw In 2	Draw In 4	Clearing Out 4	Draw In 2	Double Takeout Out 4

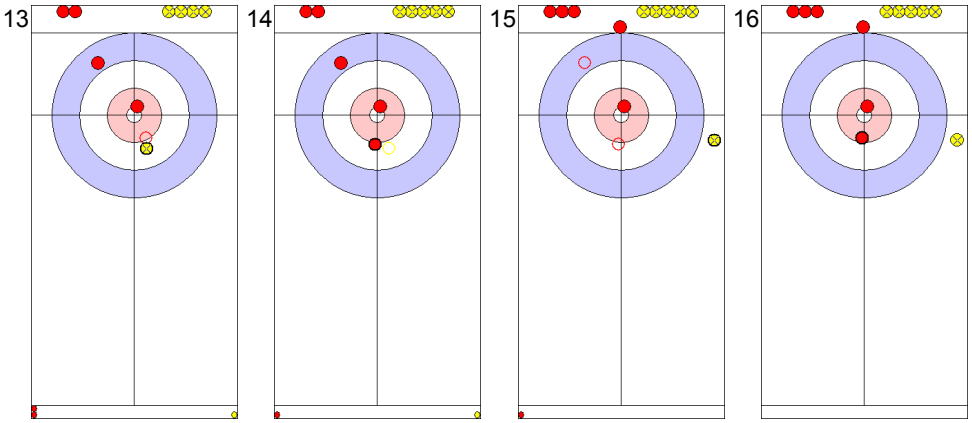

13	14	15	16
CAN: THOMAS C	NOR: NEDREGOTTEN M	CAN: PARK K	NOR: SKASLIEN K
Double Takeout Out 2	Takeout In 4	Double Takeout Out 2	Draw In 4

Game - Shot by Shot

NOR - Norway	3 + 4	CAN - Canada	0 + 0	End 2

7

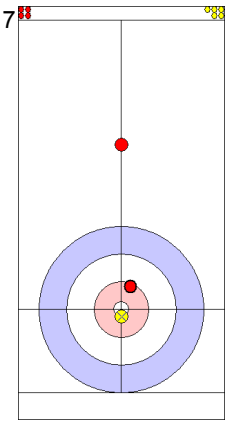

NOR: SKASLIEN K
Draw Out 3

8

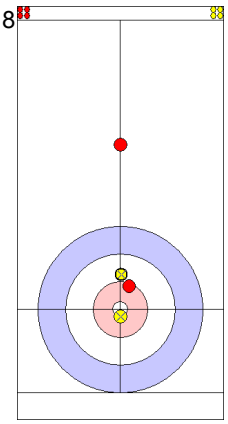

CAN: PARK K
Draw In 4

9

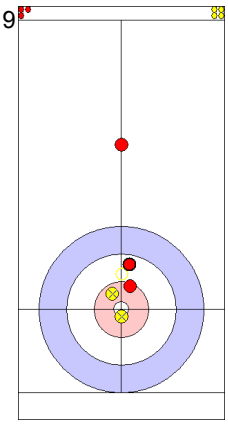

NOR: NEDREGOTTEN M
Draw In 4

10

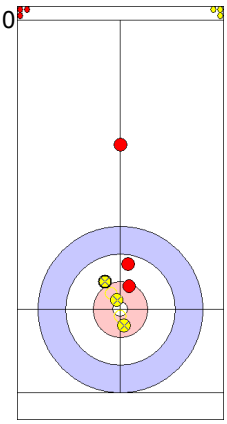

CAN: THOMAS C
Draw Out 3

11

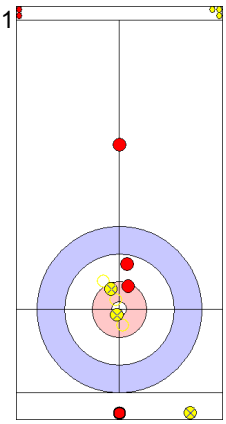

NOR: NEDREGOTTEN M
Double Takeout Out 2

12

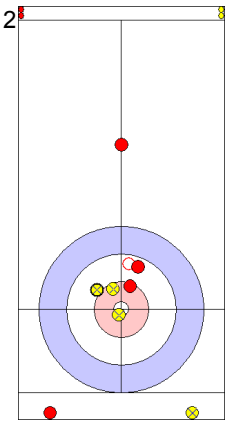

CAN: THOMAS C
Draw Out 2

13

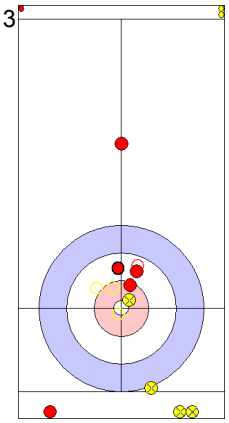

NOR: NEDREGOTTEN M
Double Takeout In 3

14

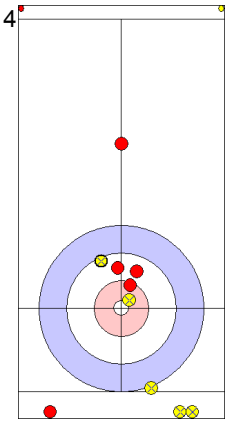

CAN: THOMAS C
Draw Out 2

15

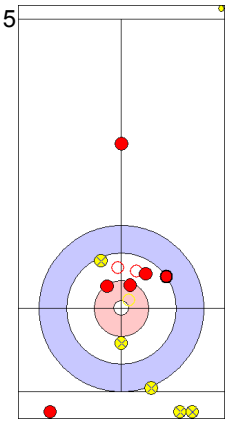

NOR: SKASLIEN K
Raise In 4

16

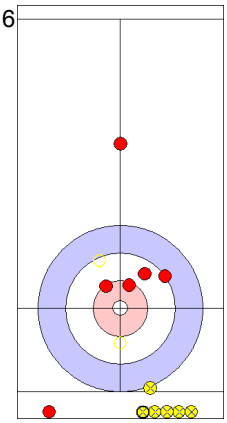

CAN: PARK K
Promotion Takeout Out 0

Game - Shot by Shot

NOR - Norway	7 + 0	CAN - Canada	0 + 1	End 3

7

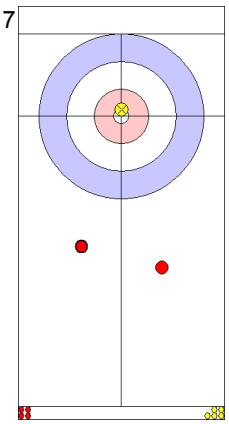

NOR: SKASLIEN K
Wick / Soft Peeling In 4

8

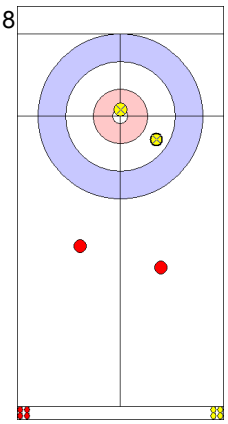

CAN: PARK K
Draw In 4

9

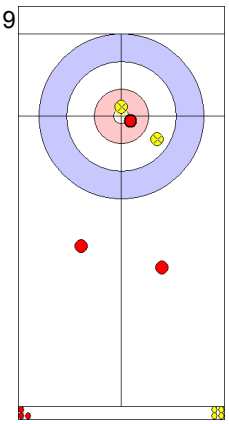

NOR: NEDREGOTTEN M
Draw In 4

10

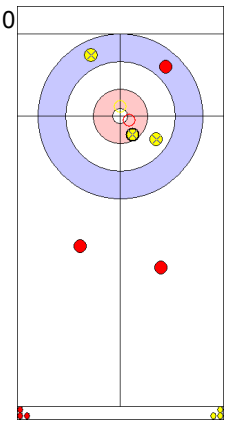

CAN: THOMAS C
Raise In 4
Slow Takeout

11

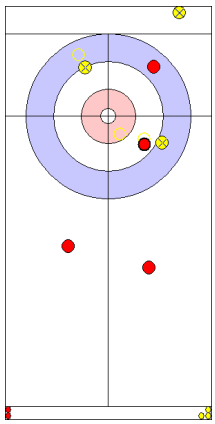

NOR: NEDREGOTTEN M
Takeout In 2

12

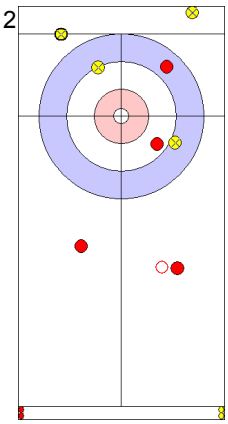

CAN: THOMAS C
Draw In 0

13

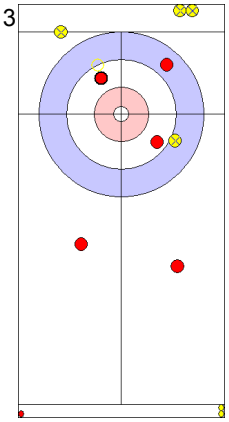

NOR: NEDREGOTTEN M
Takeout Out 4

14

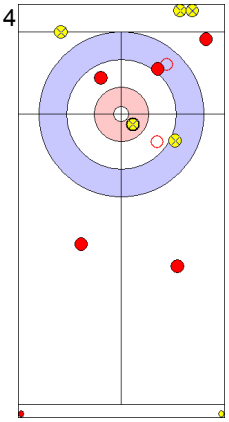

CAN: THOMAS C
Raise In 4
Slow Takeout

15

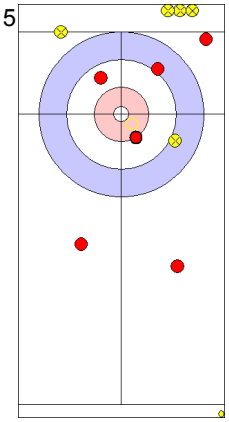

NOR: SKASLIEN K
Takeout Out 4

16

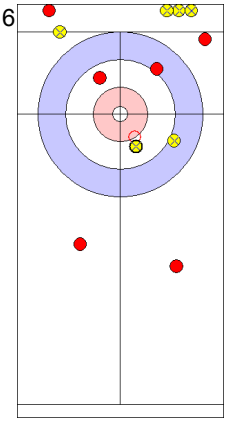

CAN: PARK K
Takeout Out 4

Game - Shot by Shot

NOR - Norway	7 + 1	CAN - Canada	1 + 0	End 4

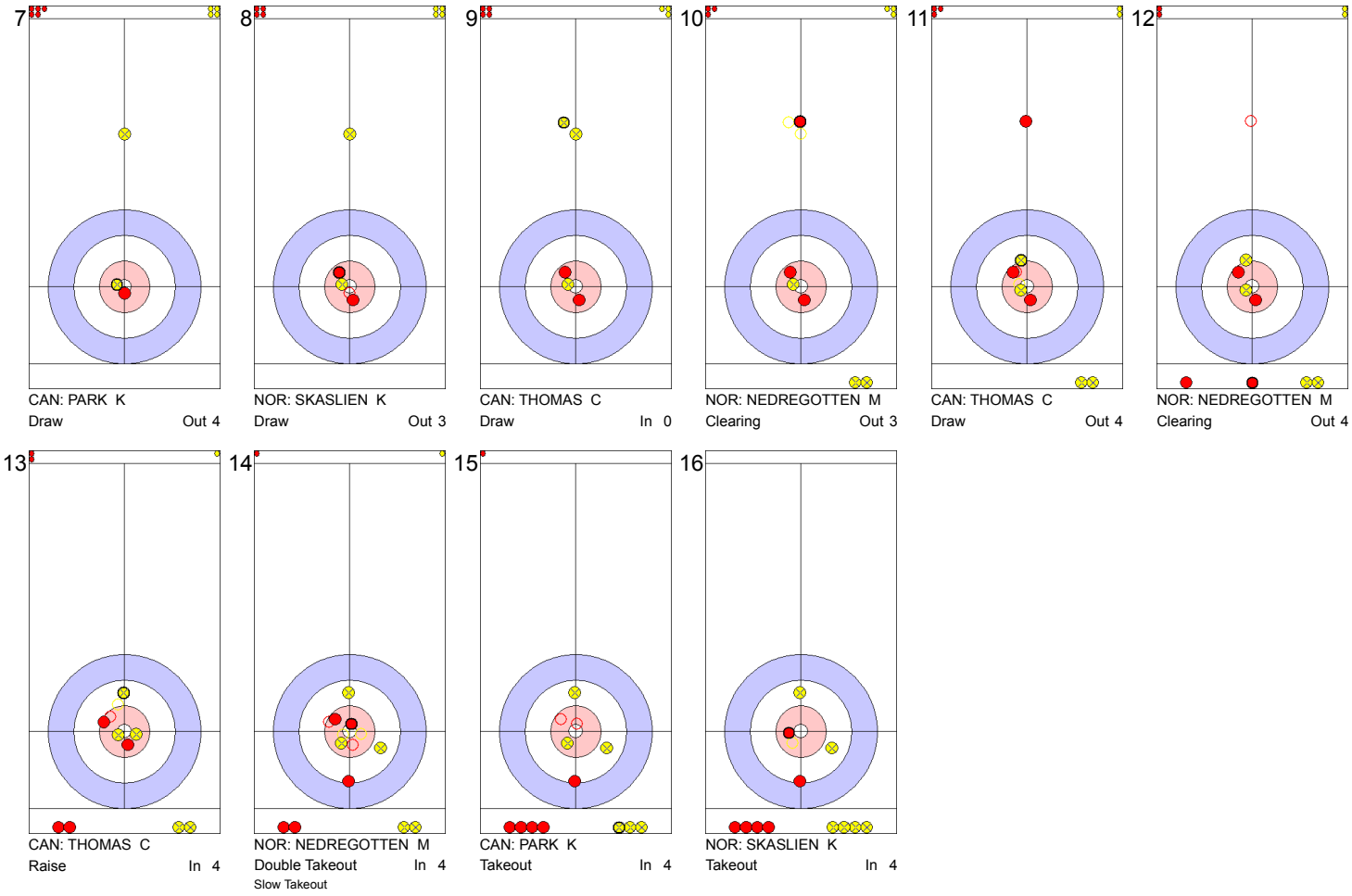

7
CAN: PARK K
Draw Out 4

8
NOR: SKASLIEN K
Draw Out 3

9
CAN: THOMAS C
Draw In 0

10
NOR: NEDREGOTTEN M
Clearing Out 3

11
CAN: THOMAS C
Draw Out 4

12
NOR: NEDREGOTTEN M
Clearing Out 4

13
CAN: THOMAS C
Raise In 4

14
NOR: NEDREGOTTEN M
Double Takeout In 4
Slow Takeout

15
CAN: PARK K
Takeout In 4

16
NOR: SKASLIEN K
Takeout In 4

Game - Shot by Shot

NOR - Norway	8 + 0	CAN - Canada	1 + 2	End 5

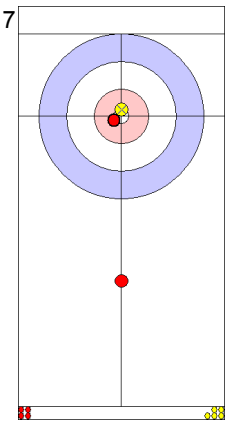

7
NOR: SKASLIEN K
Draw Out 4

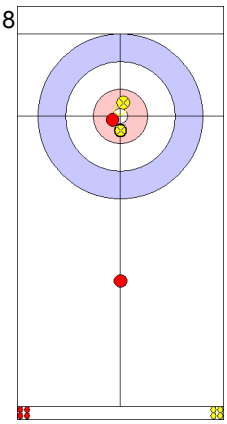

8
CAN: PARK K
Draw Out 4

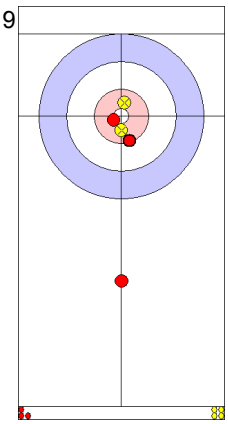

9
NOR: NEDREGOTTEN M
Draw In 4

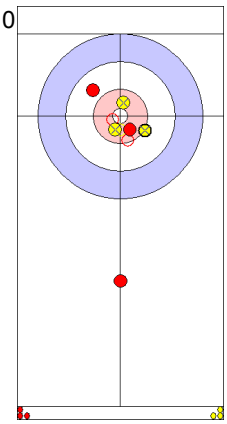

10
CAN: THOMAS C
Raise Out 3

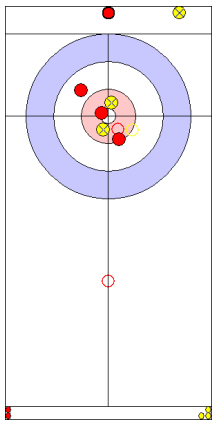

11
NOR: NEDREGOTTEN M
Hit and Roll Out 4

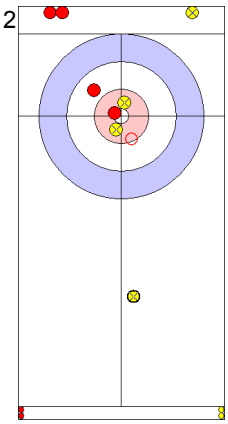

12
CAN: THOMAS C
Promotion Takeout Out 2

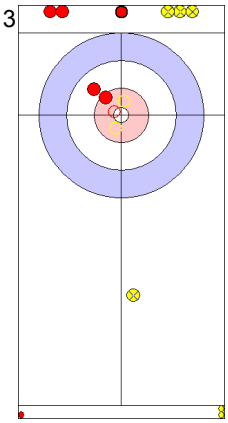

13
NOR: NEDREGOTTEN M
Promotion Takeout In 4

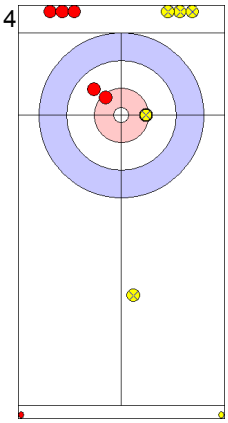

14
CAN: THOMAS C
Draw In 3

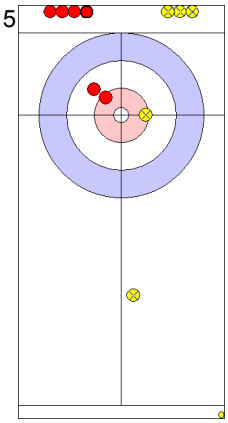

15
NOR: SKASLIEN K
Takeout Out 0

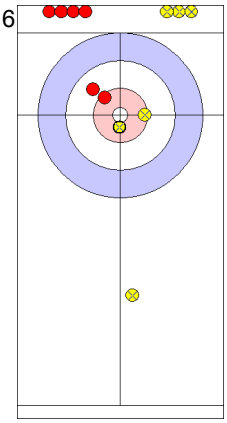

16
CAN: PARK K
Draw In 4

Game - Shot by Shot

NOR - Norway	8 + 0	CAN - Canada	3 + 1	End 6

7

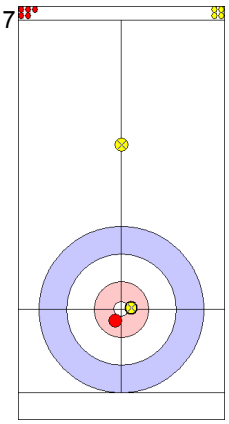

CAN: PARK K
Draw — Out 3

8

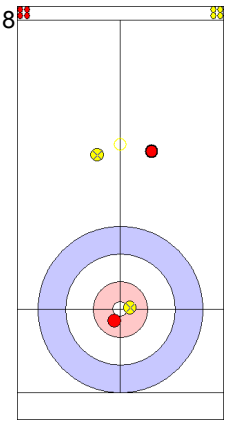

NOR: SKASLIEN K
Draw — Out 0

9

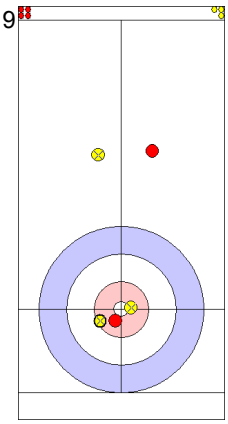

CAN: THOMAS C
Draw — In 3

10

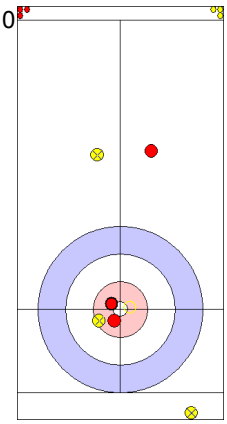

NOR: NEDREGOTTEN M
Hit and Roll — Out 4

11

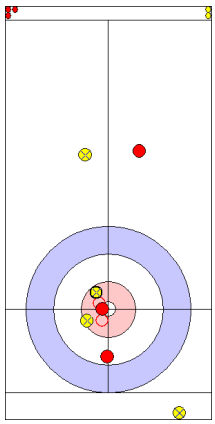

CAN: THOMAS C
Raise — In 2

12

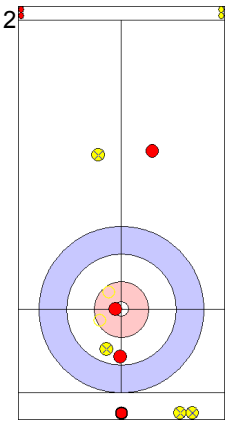

NOR: NEDREGOTTEN M
Takeout — In 4

13

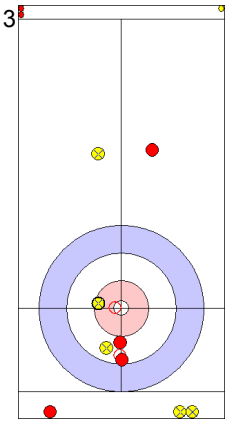

CAN: THOMAS C
Raise — In 4

14

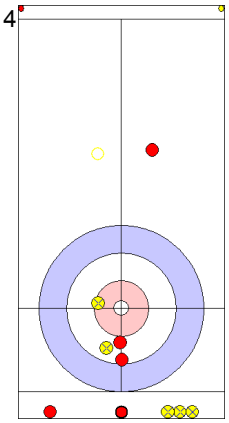

NOR: NEDREGOTTEN M
Clearing — In 4

15

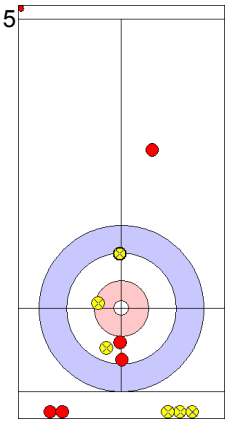

CAN: PARK K
Draw — Out 2

16

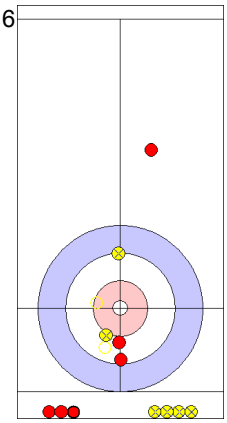

NOR: SKASLIEN K
Takeout — Out 0

Game - Shot by Shot

NOR - Norway	8 + 1	CAN - Canada	4 + 0	End 7

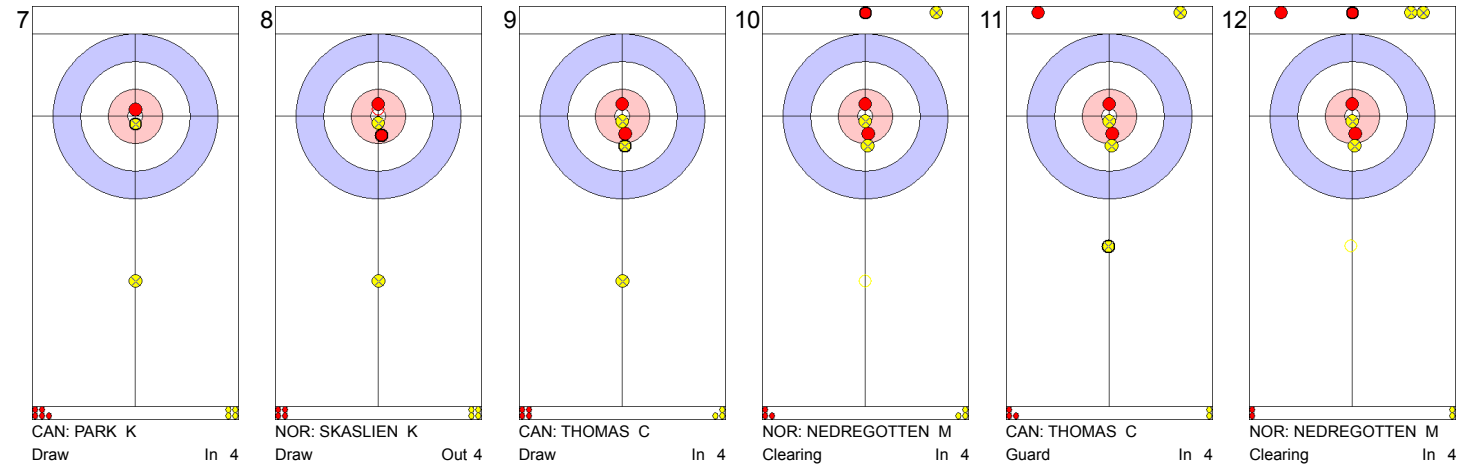

7	8	9	10	11	12
CAN: PARK K	NOR: SKASLIEN K	CAN: THOMAS C	NOR: NEDREGOTTEN M	CAN: THOMAS C	NOR: NEDREGOTTEN M
Draw In 4	Draw Out 4	Draw In 4	Clearing In 4	Guard In 4	Clearing In 4

13	14	15	16
CAN: THOMAS C	NOR: NEDREGOTTEN M	CAN: PARK K	NOR: SKASLIEN K
Draw Out 0	Takeout Out 4	Hit and Roll Out 4	Promotion Takeout Out 0

Session Results and Standings

Sheet	Game	Team	LSFE	1	2	3	4	5	6	7	8	Extra Ends						Total
B	11	HUN - Hungary	*	2	0	3	0	2	1	1	X							9
	11	NOR - Norway		0	3	0	3	0	0	0	X							6
D	11	CAN - Canada		0	0	0	2	1	0	3	0							6
	12	SWE - Sweden	*	2	1	1	0	0	2	0	2							8

Championship Bracket

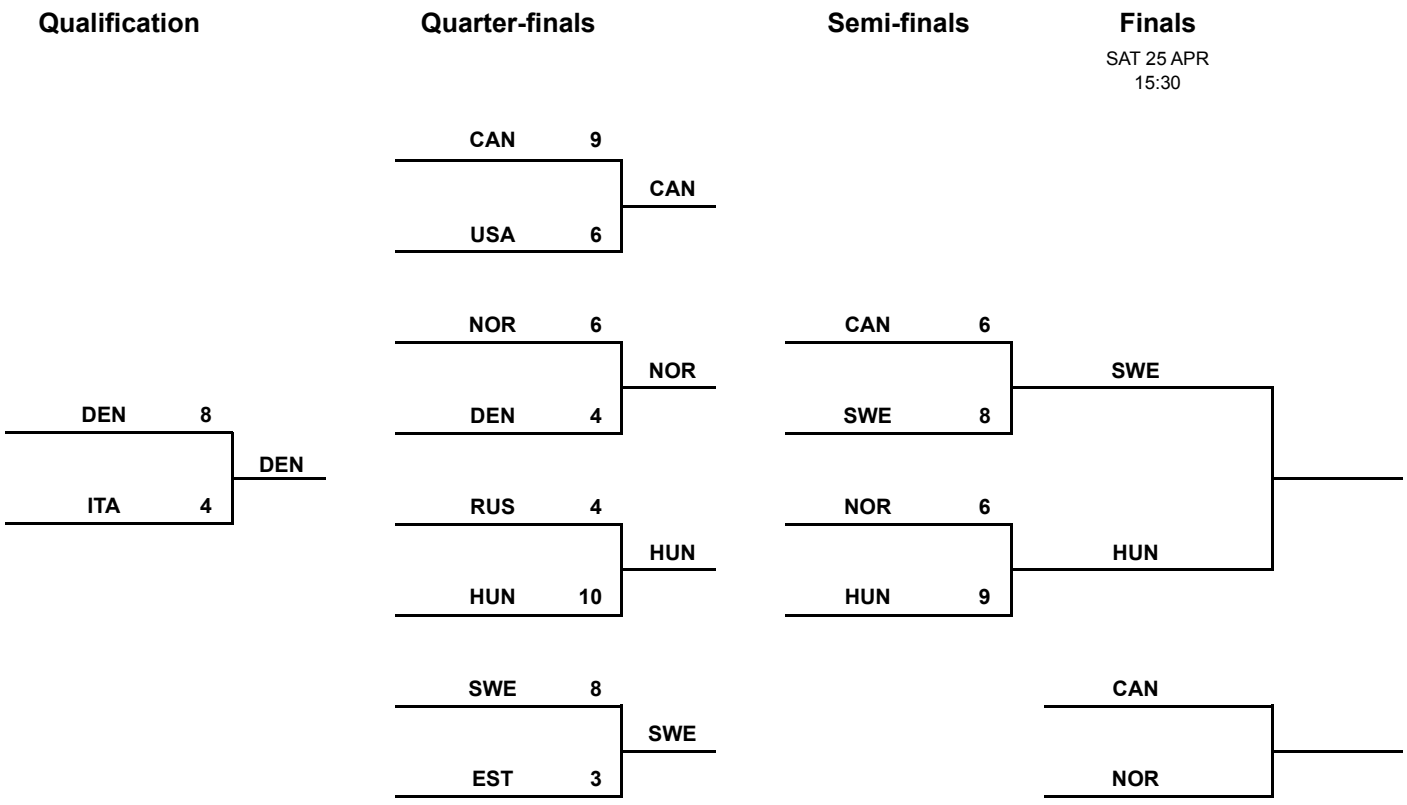

LEGEND
LSFE (*) Last stone first end

Game Results

Sheet	Game	Team	LSFE	1	2	3	4	5	6	7	8	Extra Ends						Total
B	11	HUN - Hungary	*	2	0	3	0	2	1	1	X							9
	11	NOR - Norway		0	3	0	3	0	0	0	X							6

HUN - Hungary		Game	All
F	PALANCSA Dorottya	79 %	73 %
M	KISS Zsolt	78 %	78 %
	Team Total	79 %	75 %

Last Stone Draw: 9.7cm — 0.0cm ↻ KISS Z; 9.7cm ↺ PALANCSA D

Time remaining: 2 minutes 55 seconds

Time-out: end 8 - HUN stone 7

NOR - Norway		Game	All
F	SKASLIEN Kristin	63 %	69 %
M	NEDREGOTTEN Magnus	74 %	77 %
	Team Total	70 %	73 %

Last Stone Draw: 61.6cm — 10.2cm ↻ NEDREGOTTEN M; 51.4cm ↺ SKASLIEN K

Time remaining: 0 minutes 34 seconds

Detailed Game Statistics:

HUN - Hungary		Draws		Takeouts		Total	
F	PALANCSA Dorottya	17	82 %	7	71 %	24	79 %
M	KISS Zsolt	12	79 %	4	75 %	16	78 %
	Team Total	29	81 %	11	73 %	40	79 %

NOR - Norway		Draws		Takeouts		Total	
F	SKASLIEN Kristin	11	84 %	4	6 %	15	63 %
M	NEDREGOTTEN Magnus	16	81 %	8	59 %	24	74 %
	Team Total	27	82 %	12	42 %	39	70 %

LEGEND
F Female — **LSFE** (*) Last stone first end — **M** Male

Министерство спорта России · Администрация города Сочи · Russian Curling Federation · New League · Авто Радио · Mercedes-Benz · CURLIT

Game - Shot by Shot

HUN - Hungary	0 + 2	NOR - Norway	0 + 0	End 1

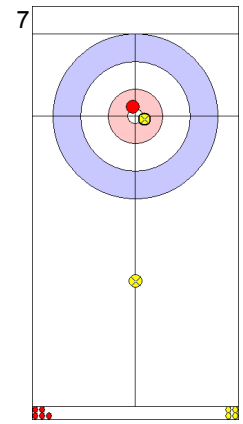

7
NOR: SKASLIEN K
Draw Out 3

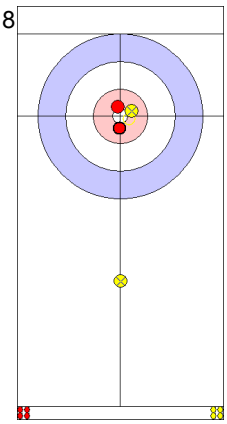

8
HUN: KISS Z
Raise Out 4

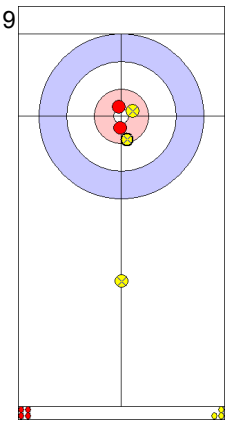

9
NOR: NEDREGOTTEN M
Draw Out 4

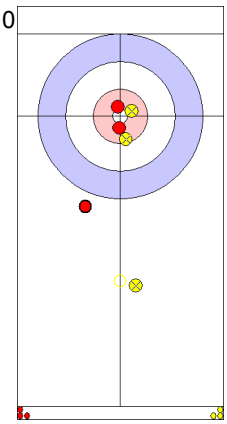

10
HUN: PALANCSA D
Draw In 0

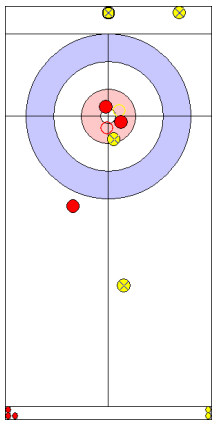

11
NOR: NEDREGOTTEN M
Draw In 2

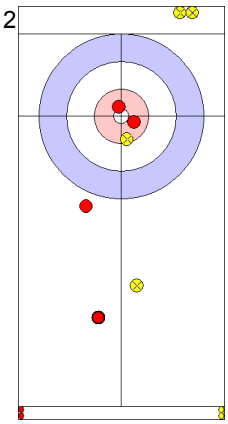

12
HUN: PALANCSA D
Guard In 4

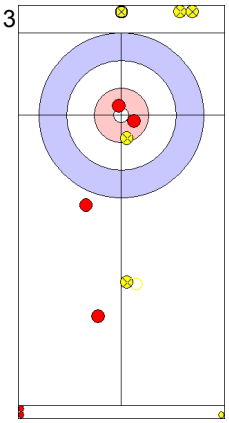

13
NOR: NEDREGOTTEN M
Takeout Out 0

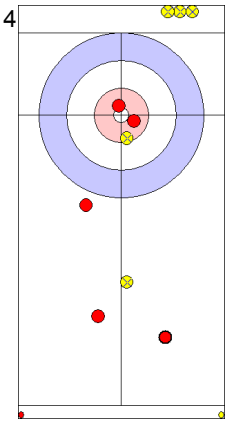

14
HUN: PALANCSA D
Guard Out 4

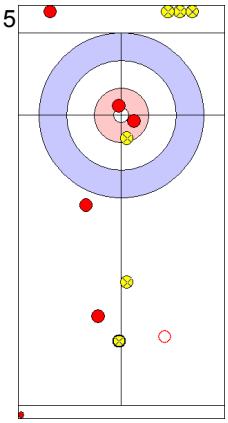

15
NOR: SKASLIEN K
Clearing Out 1

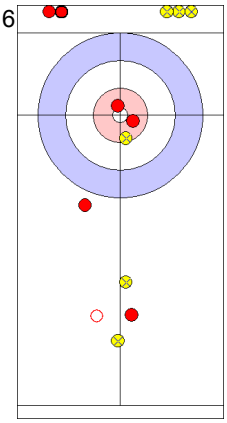

16
HUN: KISS Z
Raise In 0

Game - Shot by Shot

HUN - Hungary	2 + 0	NOR - Norway	0 + 3	End 2

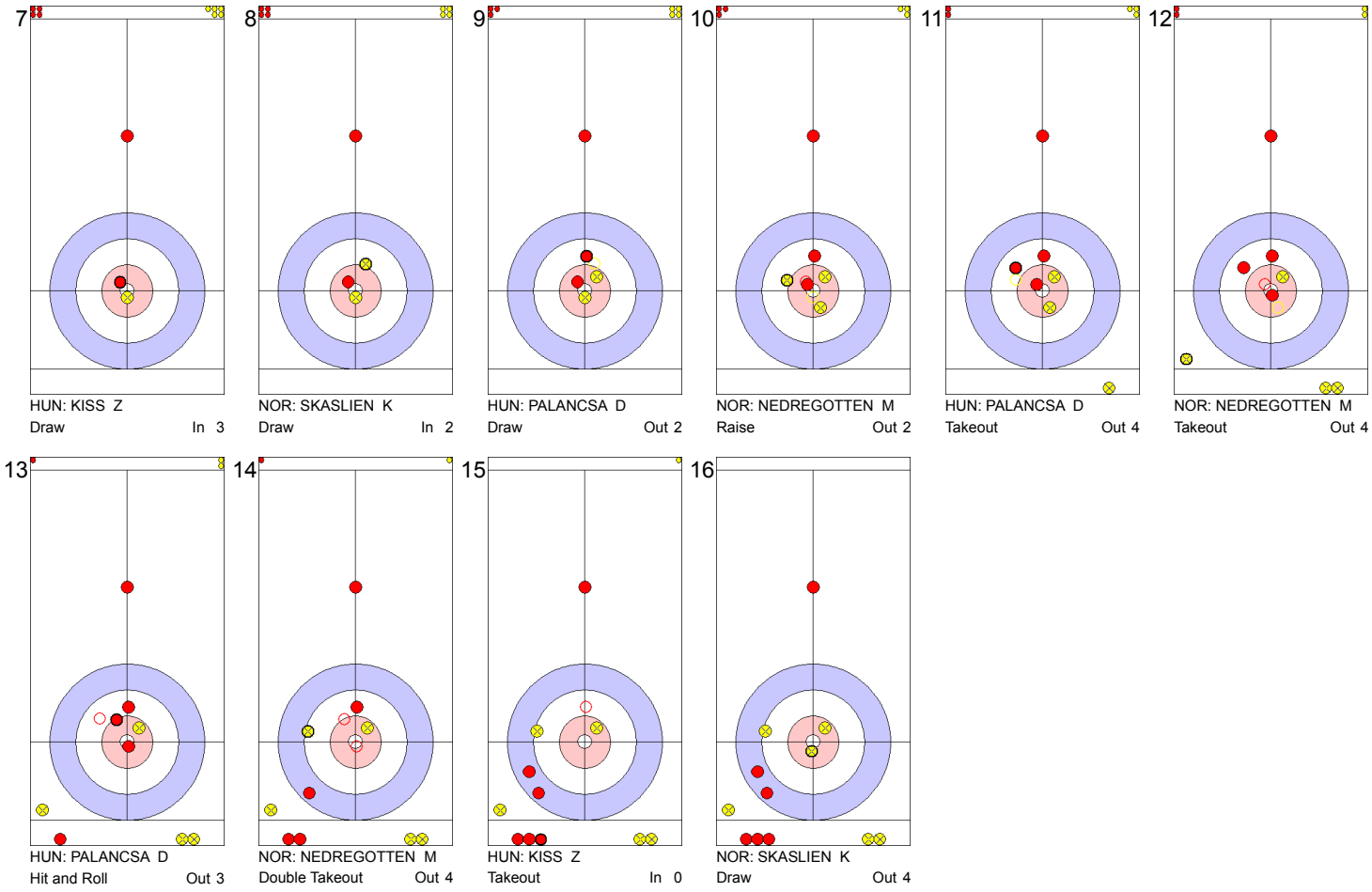

Game - Shot by Shot

HUN - Hungary	2 + 3	NOR - Norway	3 + 0	End 3

7

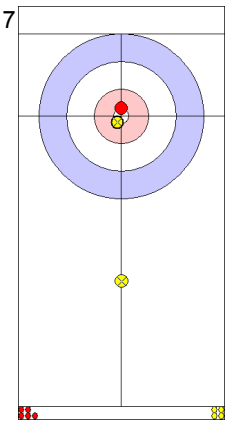

NOR: SKASLIEN K
Draw Out 4

8

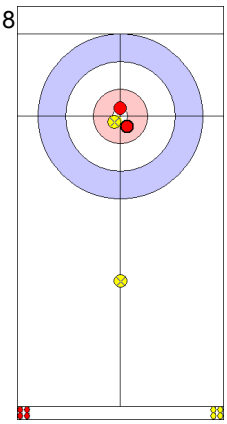

HUN: KISS Z
Draw Out 4

9

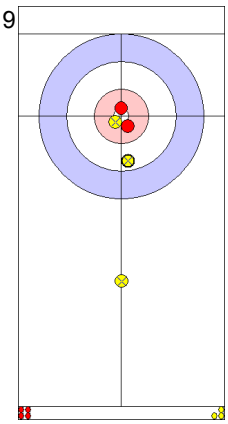

NOR: NEDREGOTTEN M
Draw Out 4

10

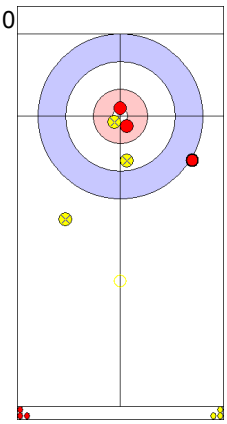

HUN: PALANCSA D
Wick / Soft Peeling Out 4

11

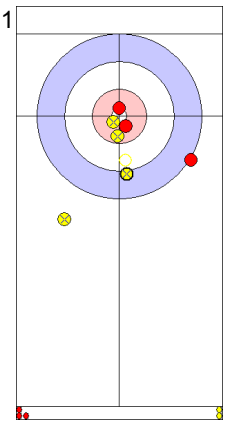

NOR: NEDREGOTTEN M
Raise Out 4

12

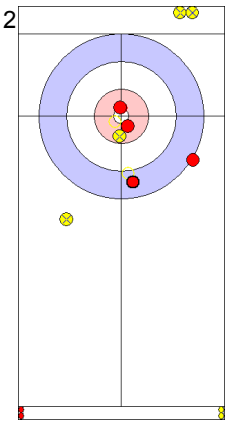

HUN: PALANCSA D
Double Takeout Out 4

13

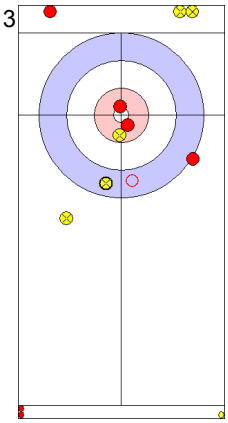

NOR: NEDREGOTTEN M
Takeout Out 4

14

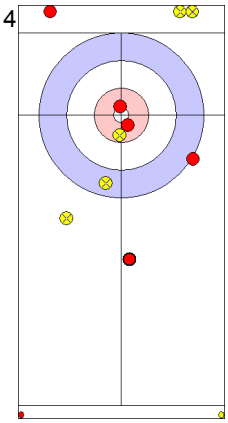

HUN: PALANCSA D
Guard Out 4

15

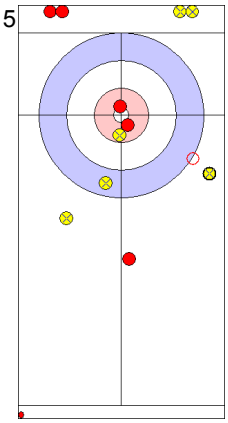

NOR: SKASLIEN K
Hit and Roll Out 0

16

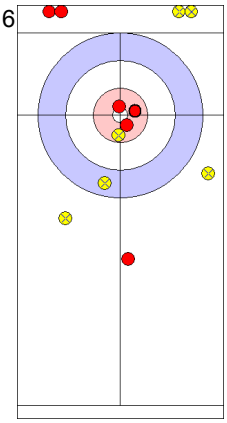

HUN: KISS Z
Draw Out 4

Game - Shot by Shot

HUN - Hungary	5 + 0	NOR - Norway	3 + 3	End 4

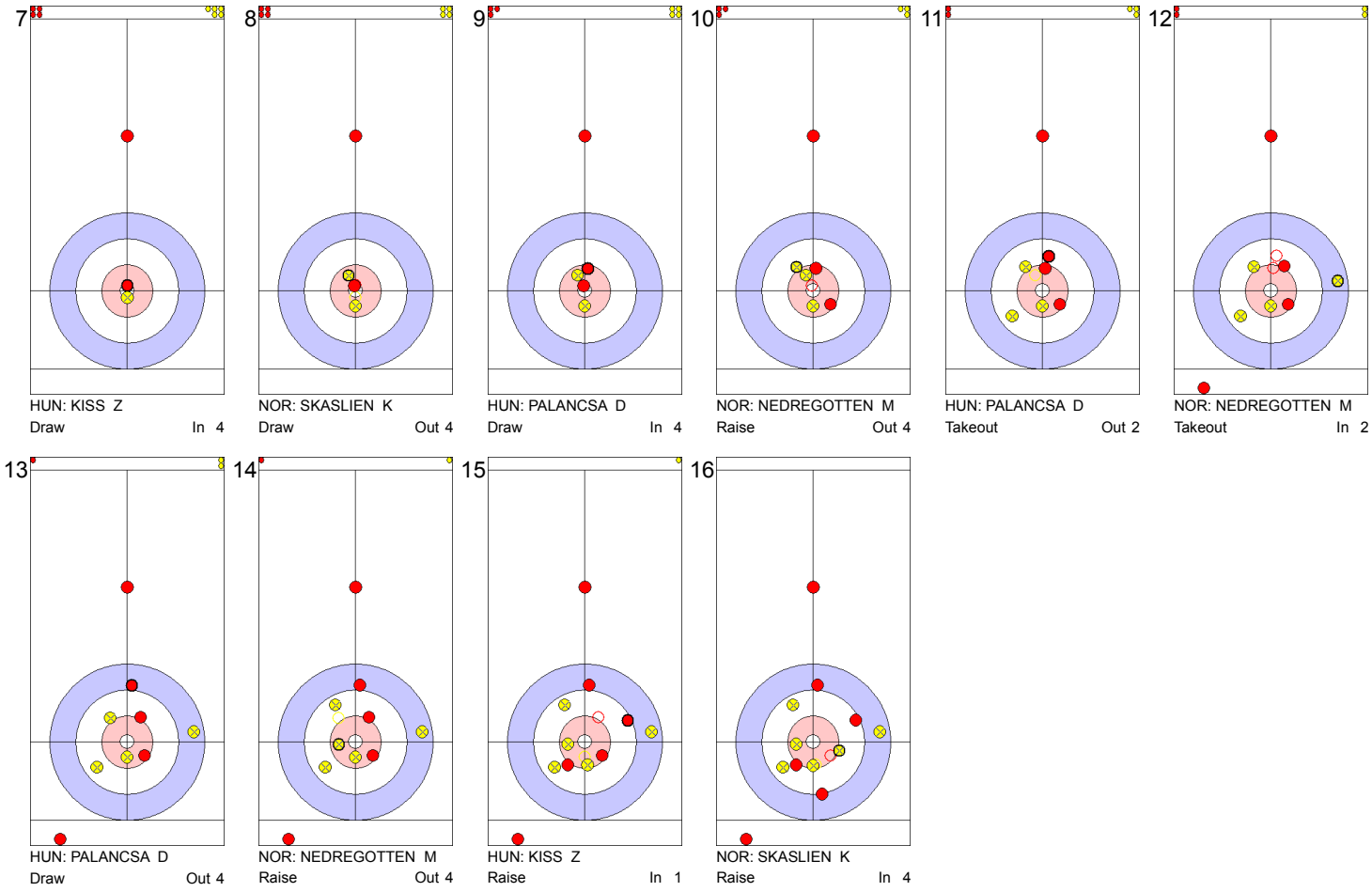

Game - Shot by Shot

HUN - Hungary	5 + 2	NOR - Norway	6 + 0	End 5

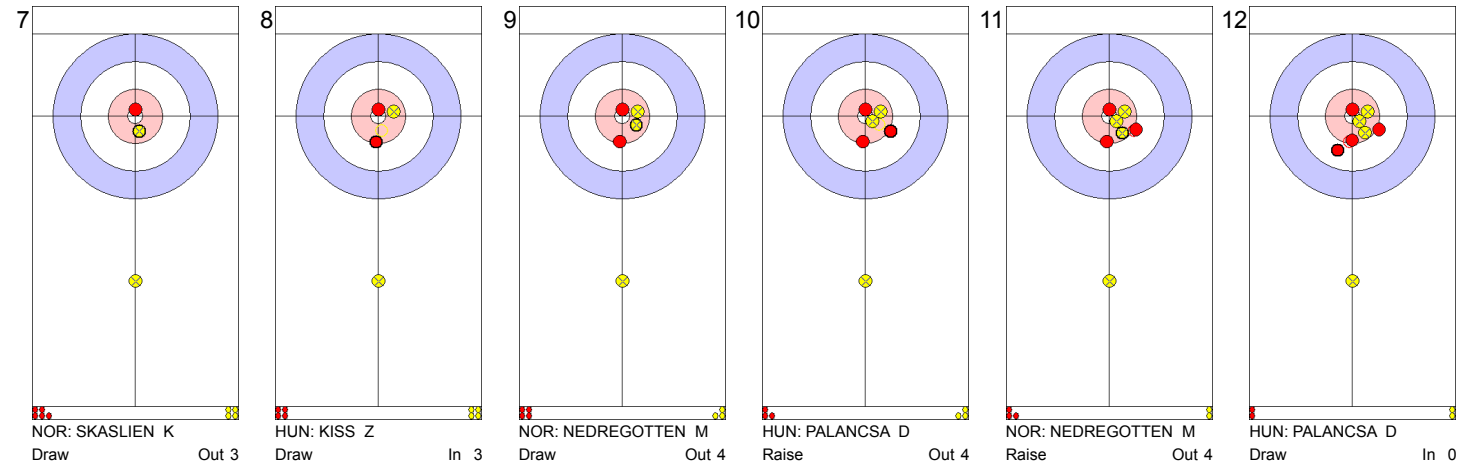

7	8	9	10	11	12
NOR: SKASLIEN K	HUN: KISS Z	NOR: NEDREGOTTEN M	HUN: PALANCSA D	NOR: NEDREGOTTEN M	HUN: PALANCSA D
Draw Out 3	Draw In 3	Draw Out 4	Raise Out 4	Raise Out 4	Draw In 0

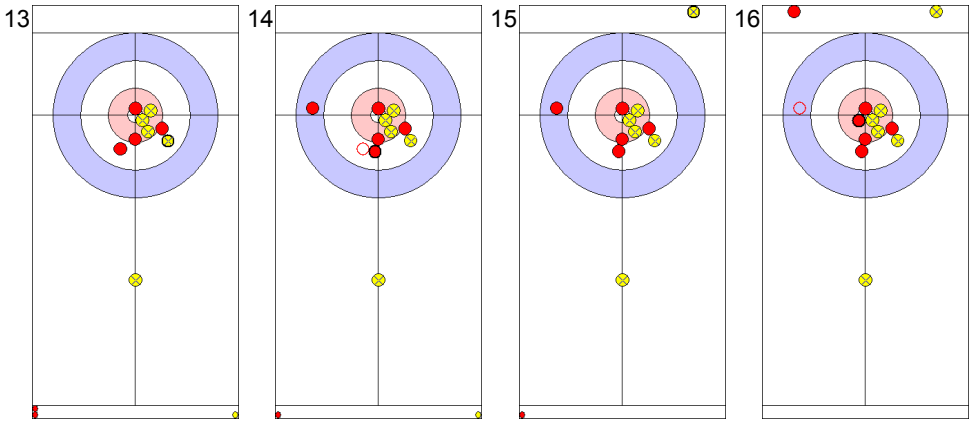

13	14	15	16
NOR: NEDREGOTTEN M	HUN: PALANCSA D	NOR: SKASLIEN K	HUN: KISS Z
Draw Out 0	Draw Out 2	Takeout In 0	Hit and Roll In 4
		Hogline violation	

Game - Shot by Shot

HUN - Hungary	7 + 1	NOR - Norway	6 + 0	End 6

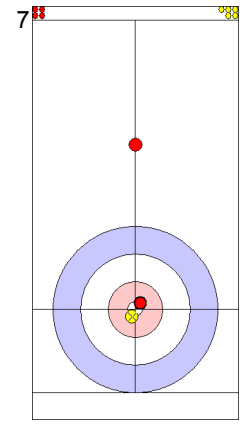

7
HUN: KISS Z
Draw In 4

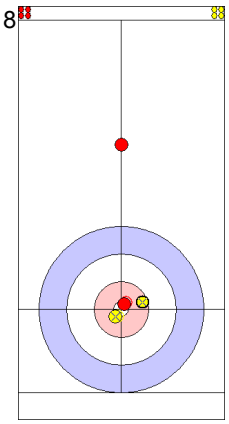

8
NOR: SKASLIEN K
Draw In 4

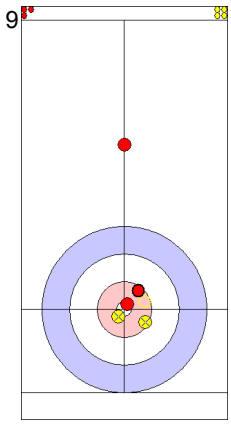

9
HUN: PALANCSA D
Draw In 4

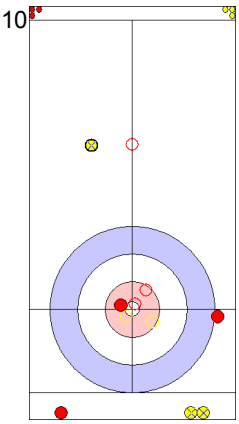

10
NOR: NEDREGOTTEN M
Promotion Takeout In 2

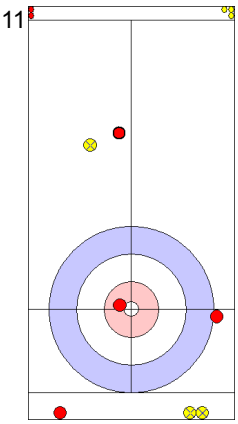

11
HUN: PALANCSA D
Guard In 4

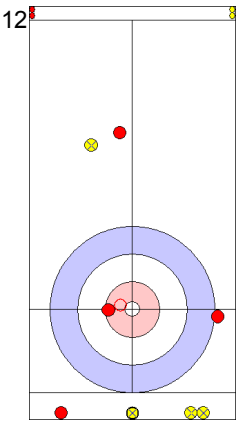

12
NOR: NEDREGOTTEN M
Draw In 0

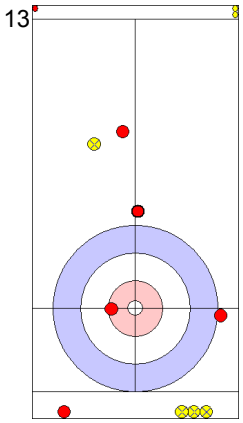

13
HUN: PALANCSA D
Guard In 4

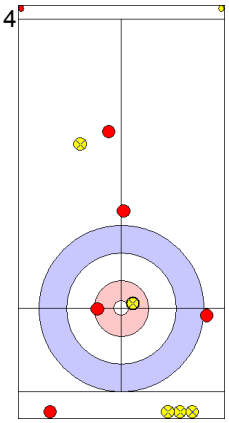

14
NOR: NEDREGOTTEN M
Draw In 4

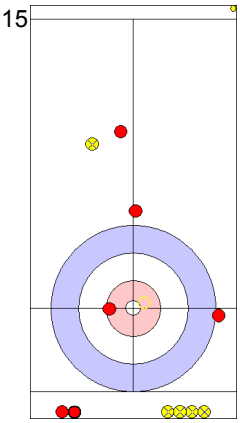

15
HUN: KISS Z
Clearing In 4

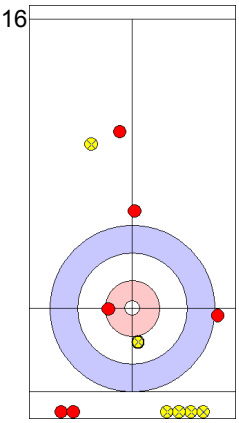

16
NOR: SKASLIEN K
Draw In 1

Game - Shot by Shot

HUN - Hungary	8 + 1	NOR - Norway	6 + 0	End 7

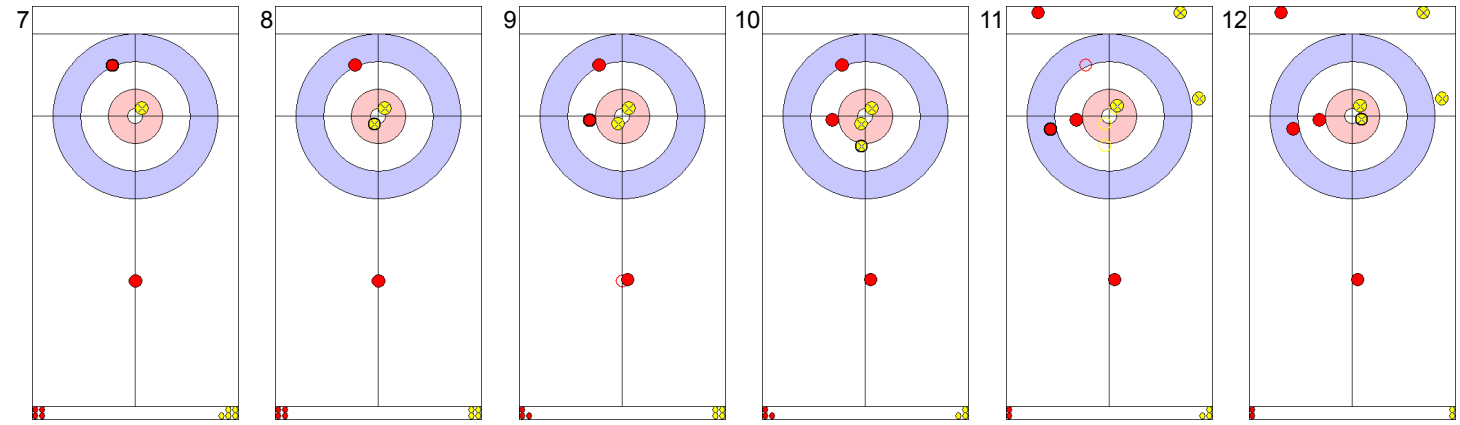

7
HUN: KISS Z
Draw In 3

8
NOR: SKASLIEN K
Draw In 4

9
HUN: PALANCSA D
Takeout In 0

10
NOR: NEDREGOTTEN M
Draw In 4

11
HUN: PALANCSA D
Double Takeout In 4

12
NOR: NEDREGOTTEN M
Draw In 4

13
HUN: PALANCSA D
Draw In 4

14
NOR: NEDREGOTTEN M
Hit and Roll In 3

15
HUN: KISS Z
Raise In 4

16
NOR: SKASLIEN K
Takeout Out 0

Game - Shot by Shot

HUN - Hungary	9 + X	NOR - Norway	6 + X	End 8

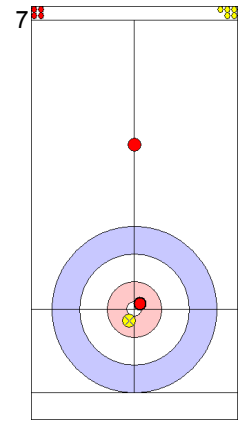

HUN: KISS Z
Draw In 4

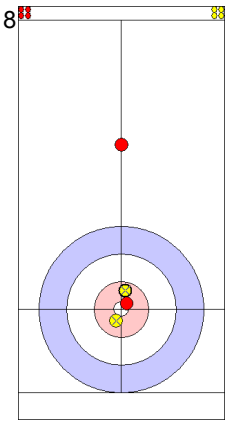

NOR: SKASLIEN K
Draw In 4

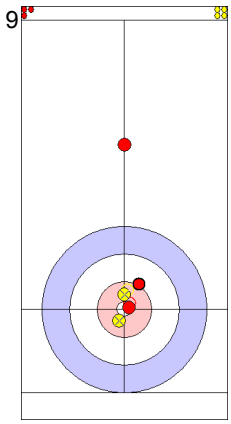

HUN: PALANCSA D
Draw In 4

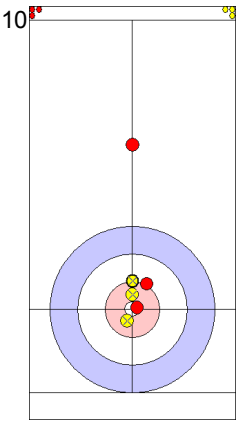

NOR: NEDREGOTTEN M
Draw In 4

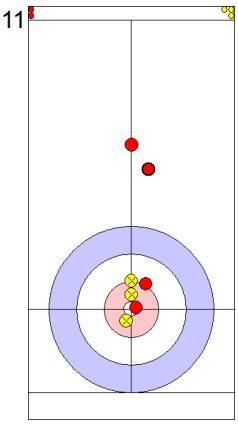

HUN: PALANCSA D
Guard In 4

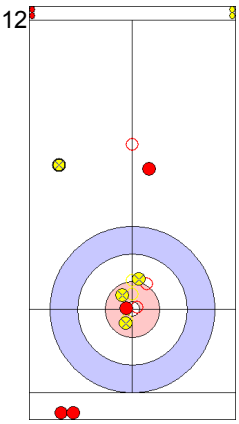

NOR: NEDREGOTTEN M
Promotion Takeout Out 0

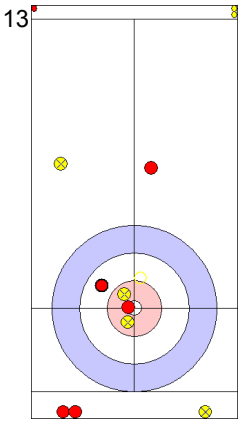

HUN: PALANCSA D
Hit and Roll Out 3
Time-out

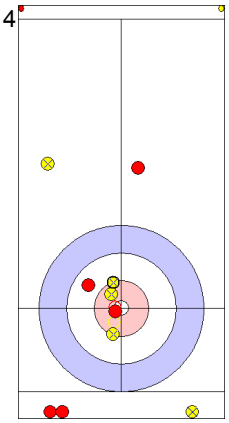

NOR: NEDREGOTTEN M
Draw Out 4

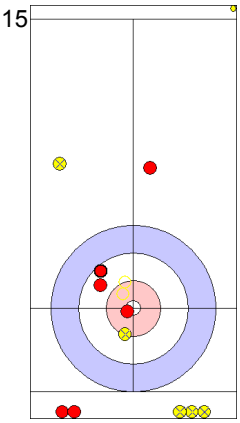

HUN: KISS Z
Double Takeout Out 4

Game Results

Sheet	Game	Team	LSFE	1	2	3	4	5	6	7	8	Extra Ends						Total
D	11	CAN - Canada		0	0	0	2	1	0	3	0							6
	12	SWE - Sweden	*	2	1	1	0	0	2	0	2							8

CAN - Canada		Game	All
F	PARK Kalynn	72 %	69 %
M	THOMAS Charley	69 %	79 %
	Team Total	70 %	75 %

Last Stone Draw: 14.1cm 9.9cm ↻ THOMAS C
4.2cm ↺ PARK K

Time remaining: 1 minute 28 seconds

SWE - Sweden		Game	All
F	JOHANSSON Camilla	82 %	66 %
M	NOREEN Per	78 %	71 %
	Team Total	81 %	68 %

Last Stone Draw: 14.1cm 3.1cm ↻ JOHANSSON C
11.0cm ↺ NOREEN P

Time remaining: 2 minutes 7 seconds

Time-out: end 8 - SWE stone 7

Detailed Game Statistics:

CAN - Canada		Draws		Takeouts		Total	
F	PARK Kalynn	15	72 %	1	75 %	16	72 %
M	THOMAS Charley	16	59 %	8	88 %	24	69 %
	Team Total	31	65 %	9	86 %	40	70 %

SWE - Sweden		Draws		Takeouts		Total	
F	JOHANSSON Camilla	9	81 %	15	83 %	24	82 %
M	NOREEN Per	14	79 %	2	75 %	16	78 %
	Team Total	23	79 %	17	82 %	40	81 %

LEGEND
F Female **LSFE** (*) Last stone first end **M** Male

Министерство спорта России · Администрация города Сочи · Russian Curling Federation · New League · Авто Радио · Mercedes-Benz · CURLIT

Game - Shot by Shot

CAN - Canada	0 + 0	SWE - Sweden	0 + 2	End 1

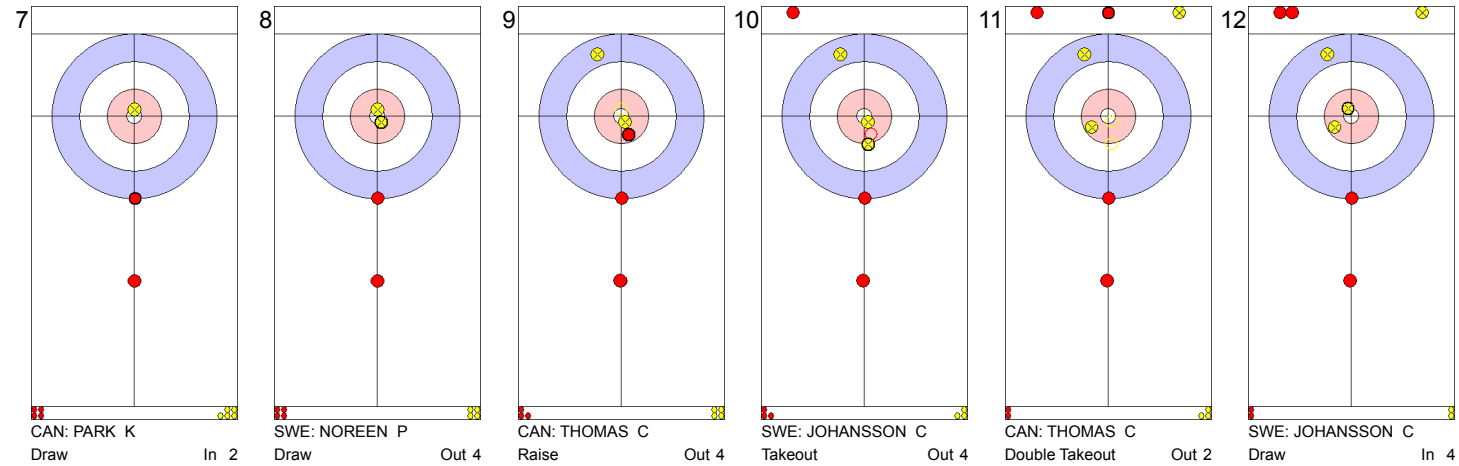

7
CAN: PARK K
Draw In 2

8
SWE: NOREEN P
Draw Out 4

9
CAN: THOMAS C
Raise Out 4

10
SWE: JOHANSSON C
Takeout Out 4

11
CAN: THOMAS C
Double Takeout Out 2

12
SWE: JOHANSSON C
Draw In 4

13
CAN: THOMAS C
Double Takeout In 2

14
SWE: JOHANSSON C
Draw In 3

15
CAN: PARK K
Draw In 2

16
SWE: NOREEN P
Draw Out 4

Game - Shot by Shot

CAN - Canada	0 + 0	SWE - Sweden	2 + 1	End 2

7

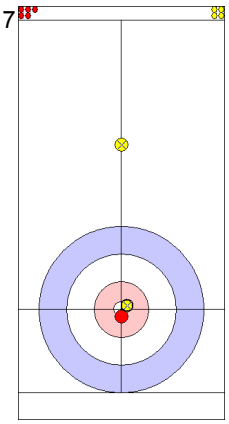

SWE: NOREEN P
Draw Out 4

8

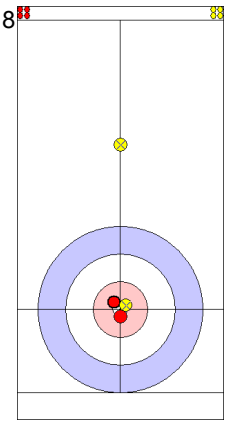

CAN: PARK K
Draw In 4

9

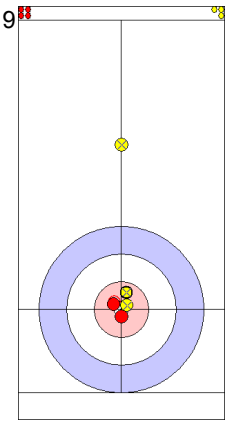

SWE: JOHANSSON C
Draw In 4

10

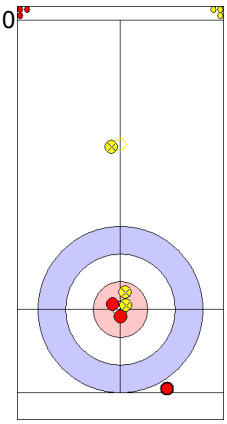

CAN: THOMAS C
Raise In 0

11

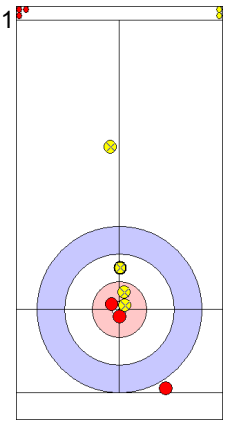

SWE: JOHANSSON C
Guard In 4

12

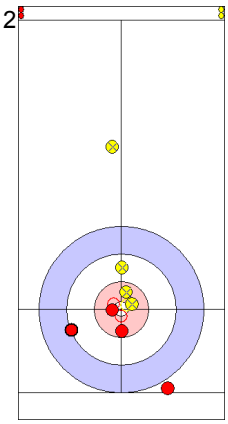

CAN: THOMAS C
Raise Out 4

13

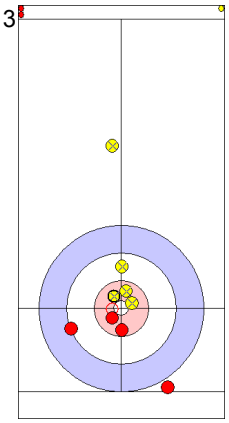

SWE: JOHANSSON C
Raise Out 4

14

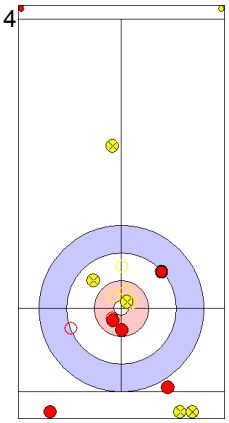

CAN: THOMAS C
Double Takeout In 4

15

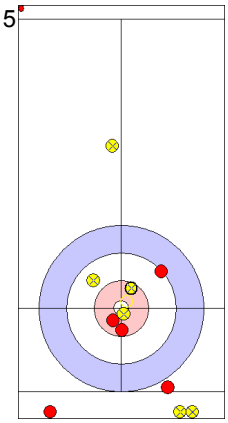

SWE: NOREEN P
Raise In 4

16

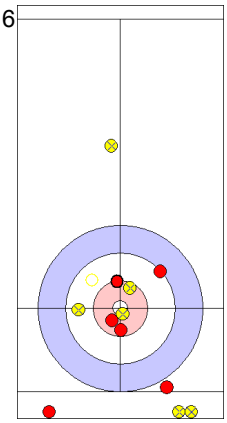

CAN: PARK K
Raise Out 0

Game - Shot by Shot

CAN - Canada	0 + 0	SWE - Sweden	3 + 1	End 3

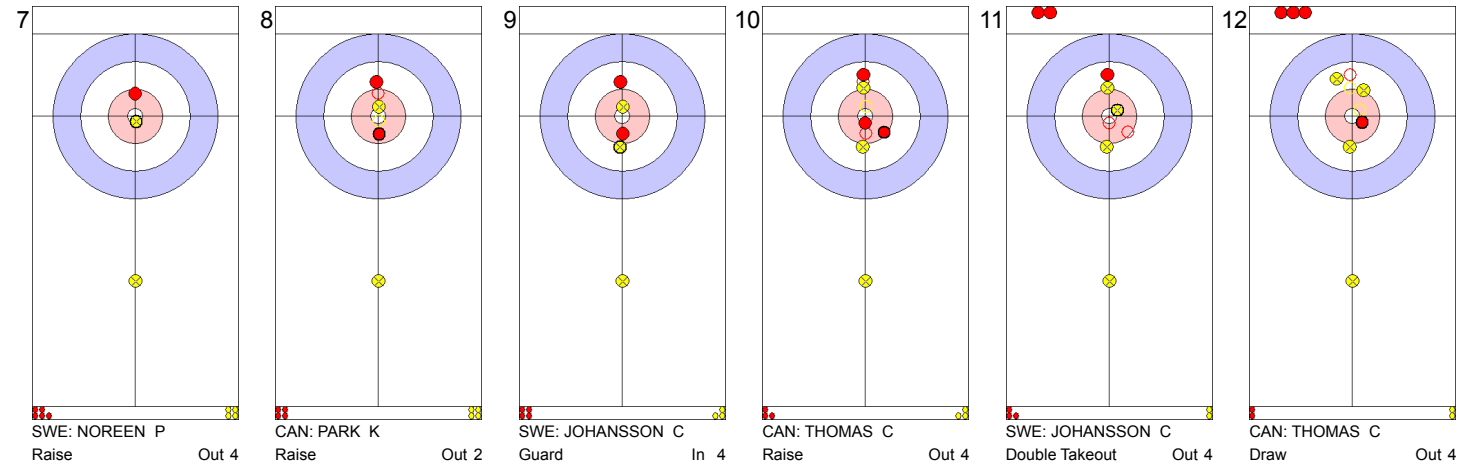

7	8	9	10	11	12
SWE: NOREEN P	CAN: PARK K	SWE: JOHANSSON C	CAN: THOMAS C	SWE: JOHANSSON C	CAN: THOMAS C
Raise Out 4	Raise Out 2	Guard In 4	Raise Out 4	Double Takeout Out 4	Draw Out 4

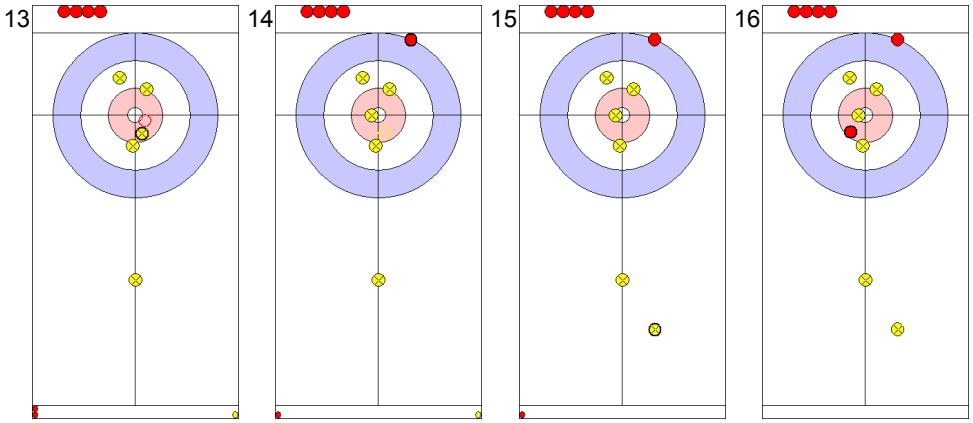

13	14	15	16
SWE: JOHANSSON C	CAN: THOMAS C	SWE: NOREEN P	CAN: PARK K
Takeout Out 4	Draw Out 0	Guard Out 4	Draw In 1

Game - Shot by Shot

CAN - Canada	0 + 2	SWE - Sweden	4 + 0	End 4

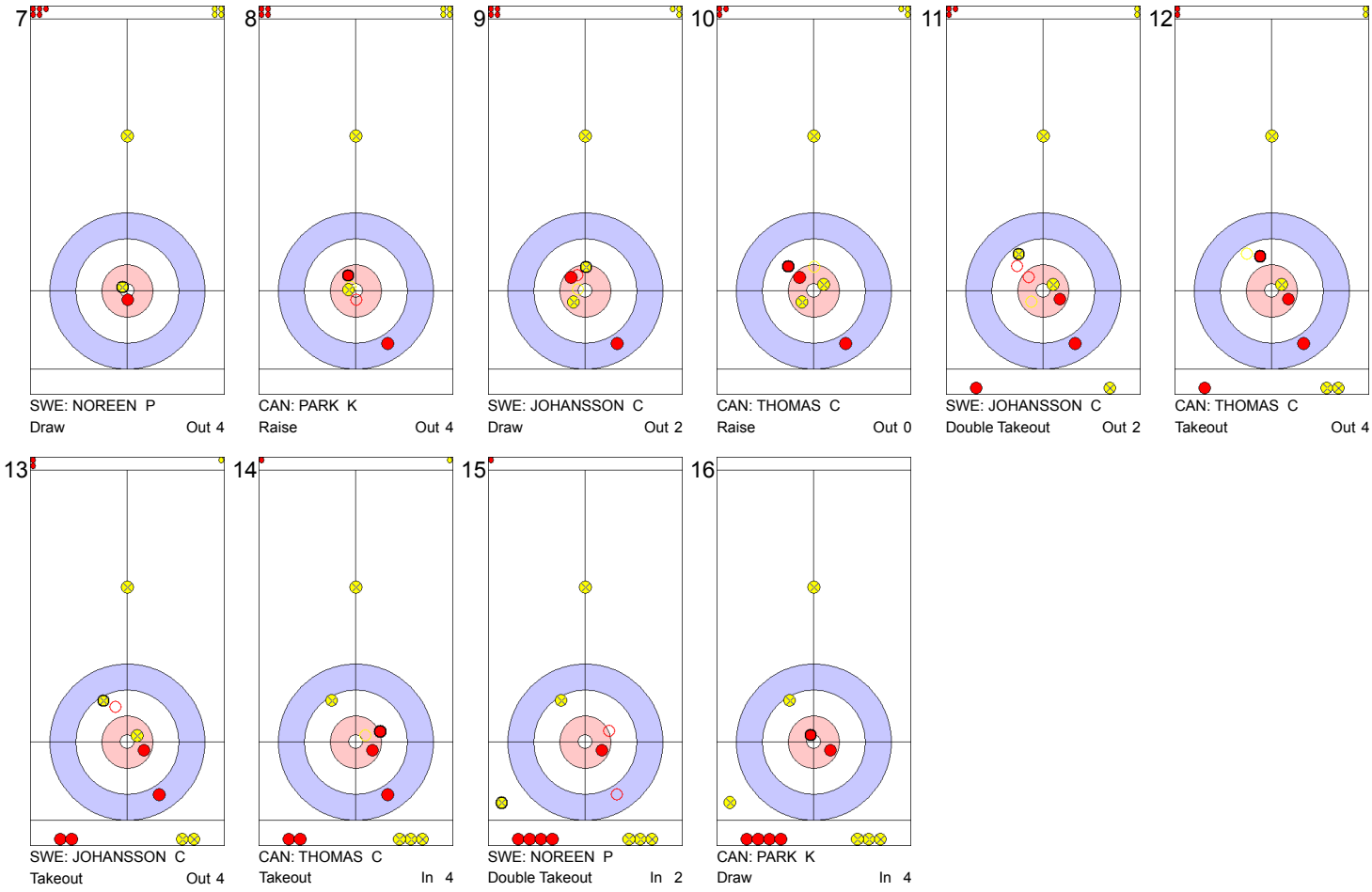

Game - Shot by Shot

CAN - Canada	2 + 1	SWE - Sweden	4 + 0	End 5

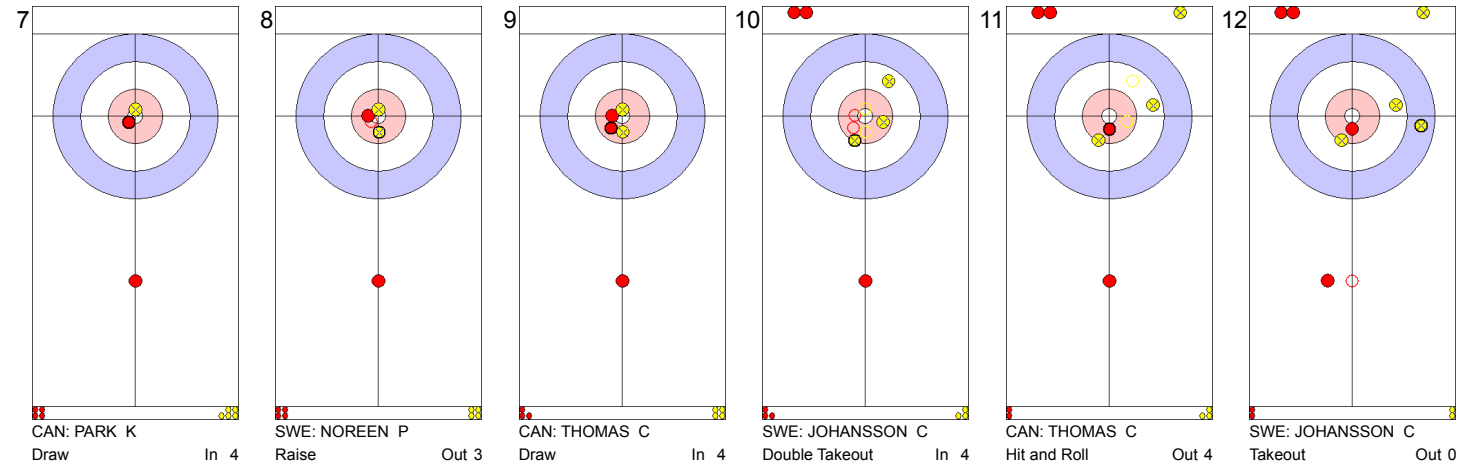

7	8	9	10	11	12
CAN: PARK K	SWE: NOREEN P	CAN: THOMAS C	SWE: JOHANSSON C	CAN: THOMAS C	SWE: JOHANSSON C
Draw In 4	Raise Out 3	Draw In 4	Double Takeout In 4	Hit and Roll Out 4	Takeout Out 0

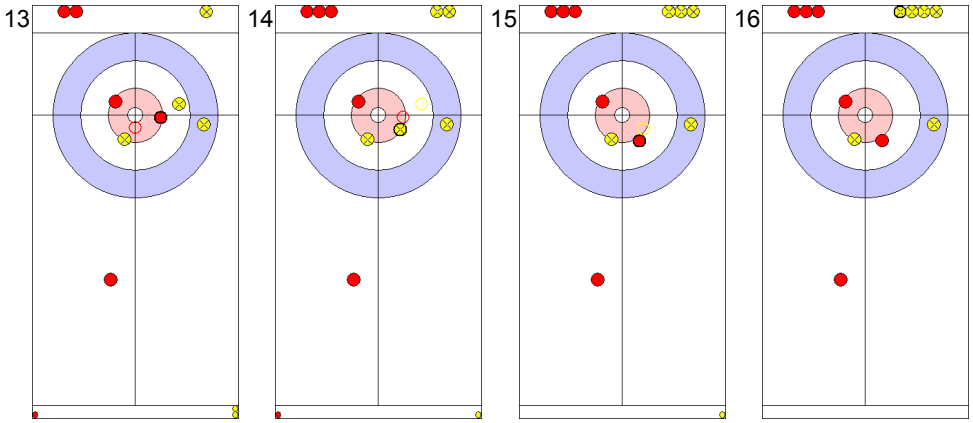

13	14	15	16
CAN: THOMAS C	SWE: JOHANSSON C	CAN: PARK K	SWE: NOREEN P
Draw Out 2	Takeout Out 4	Hit and Roll Out 3	Draw Out 0

Game - Shot by Shot

CAN - Canada	3 + 0	SWE - Sweden	4 + 2	End 6

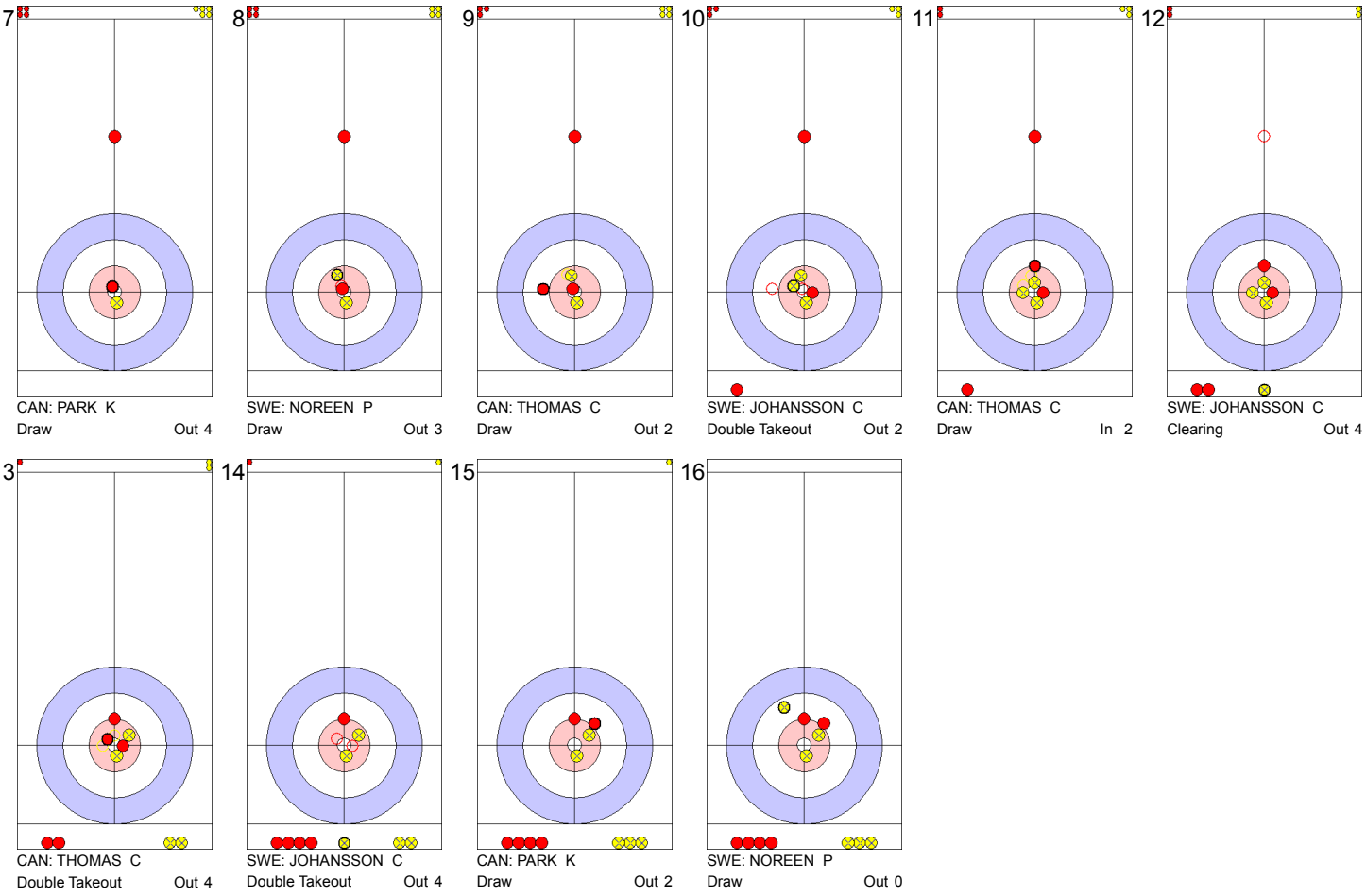

Game - Shot by Shot

CAN - Canada	3 + 3	SWE - Sweden	6 + 0	End 7

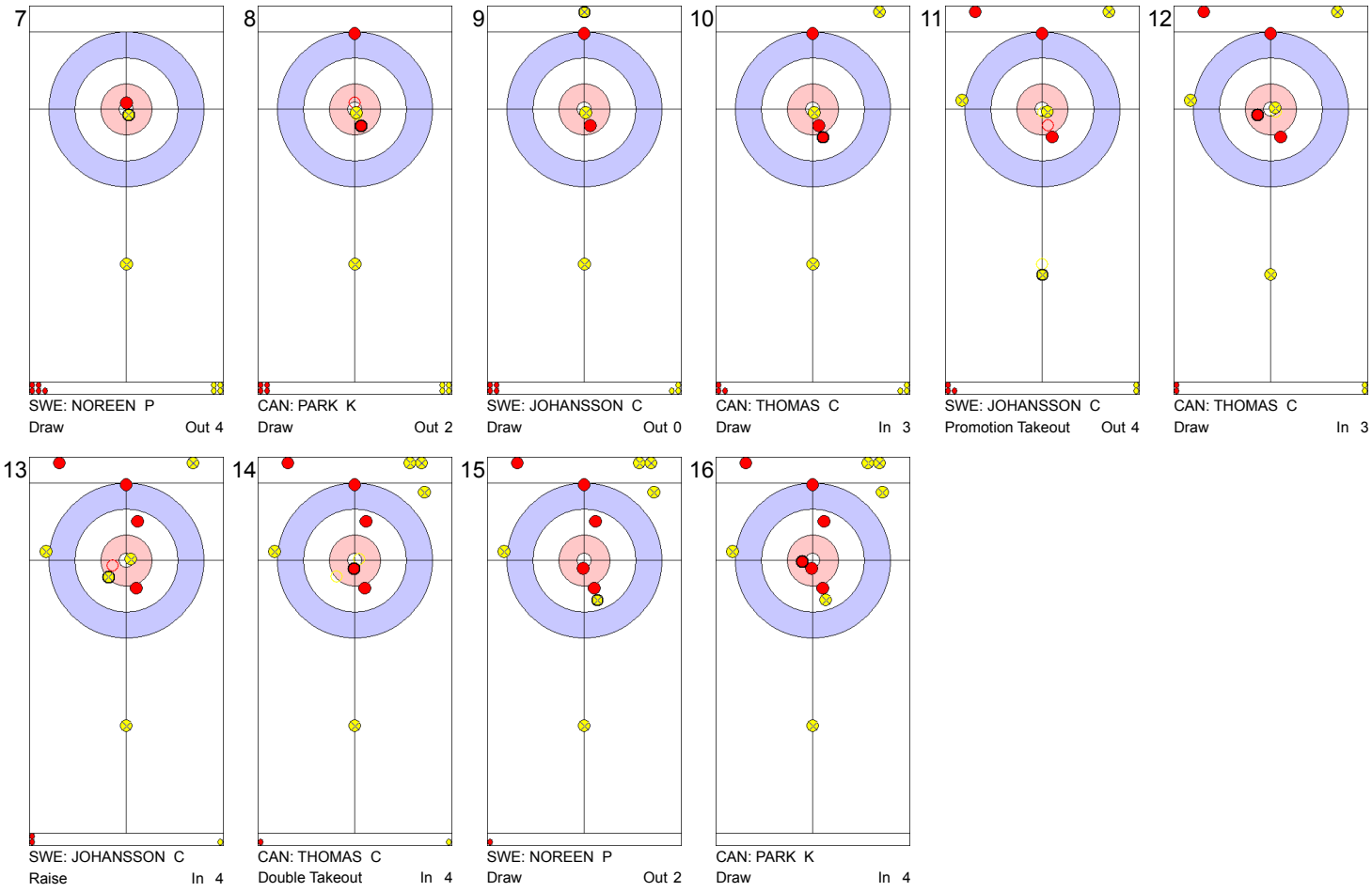

7
SWE: NOREEN P
Draw Out 4

8
CAN: PARK K
Draw Out 2

9
SWE: JOHANSSON C
Draw Out 0

10
CAN: THOMAS C
Draw In 3

11
SWE: JOHANSSON C
Promotion Takeout Out 4

12
CAN: THOMAS C
Draw In 3

13
SWE: JOHANSSON C
Raise In 4

14
CAN: THOMAS C
Double Takeout In 4

15
SWE: NOREEN P
Draw Out 2

16
CAN: PARK K
Draw In 4

Game - Shot by Shot

CAN - Canada	6 + 0	SWE - Sweden	6 + 2	End 8

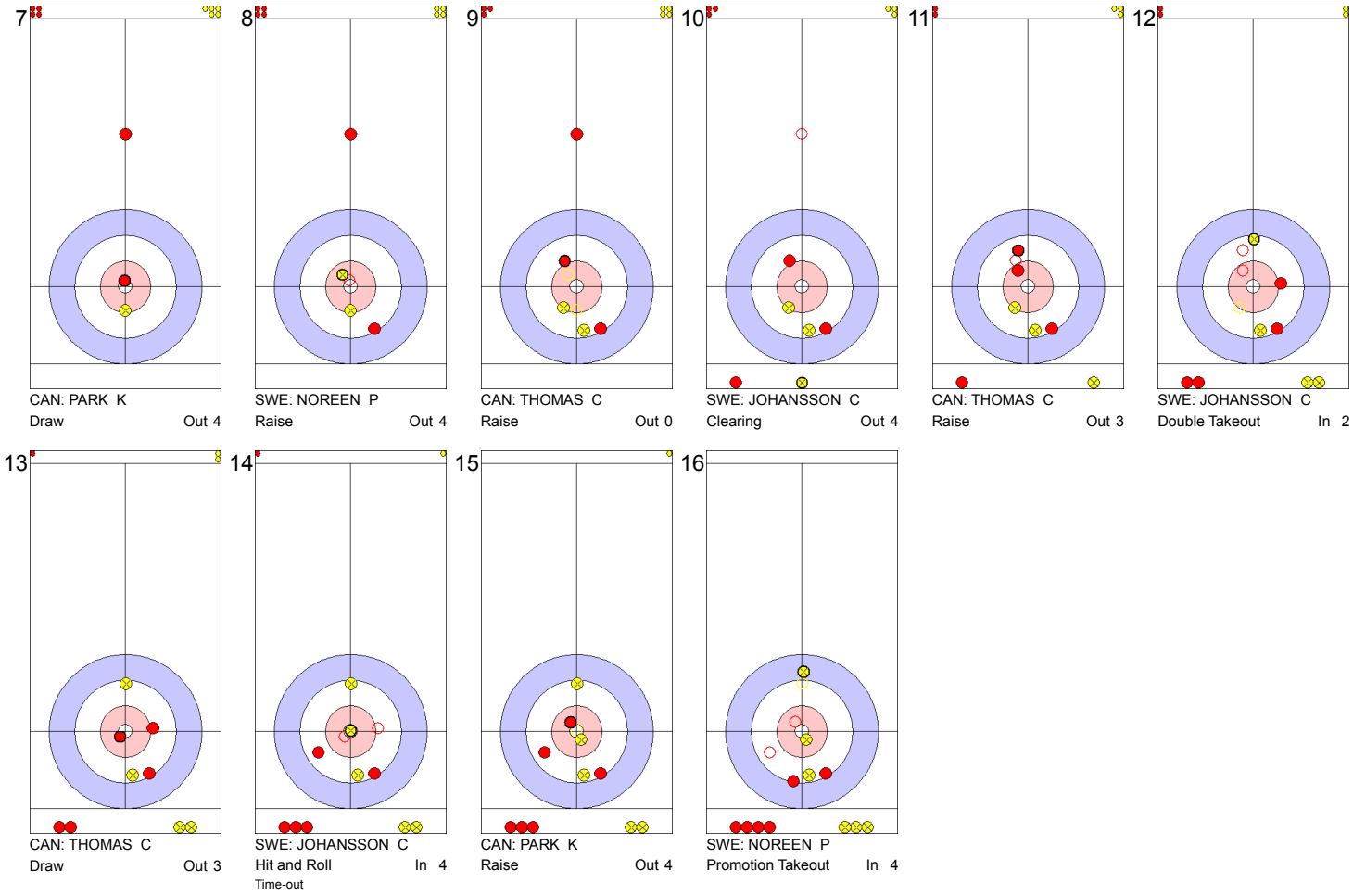

7
CAN: PARK K
Draw Out 4

8
SWE: NOREEN P
Raise Out 4

9
CAN: THOMAS C
Raise Out 0

10
SWE: JOHANSSON C
Clearing Out 4

11
CAN: THOMAS C
Raise Out 3

12
SWE: JOHANSSON C
Double Takeout In 2

13
CAN: THOMAS C
Draw Out 3

14
SWE: JOHANSSON C
Hit and Roll In 4
Time-out

15
CAN: PARK K
Raise Out 4

16
SWE: NOREEN P
Promotion Takeout In 4

Session Results and Standings

Sheet	Game	Team	LSFE	1	2	3	4	5	6	7	8	Extra Ends						Total
A	10	USA - United States		0	2	0	3	0	1	0	X							6
	10	CAN - Canada	*	2	0	3	0	3	0	1	X							9
B	10	RUS - Russia	*	2	0	1	0	0	1	0	0							4
	10	HUN - Hungary		0	2	0	3	1	0	1	3							10
C	10	EST - Estonia		1	1	0	0	0	1	0	X							3
	11	SWE - Sweden	*	0	0	2	1	2	0	3	X							8
D	10	NOR - Norway	*	0	2	0	1	0	1	1	1							6
	12	DEN - Denmark		1	0	1	0	2	0	0	0							4

Championship Bracket

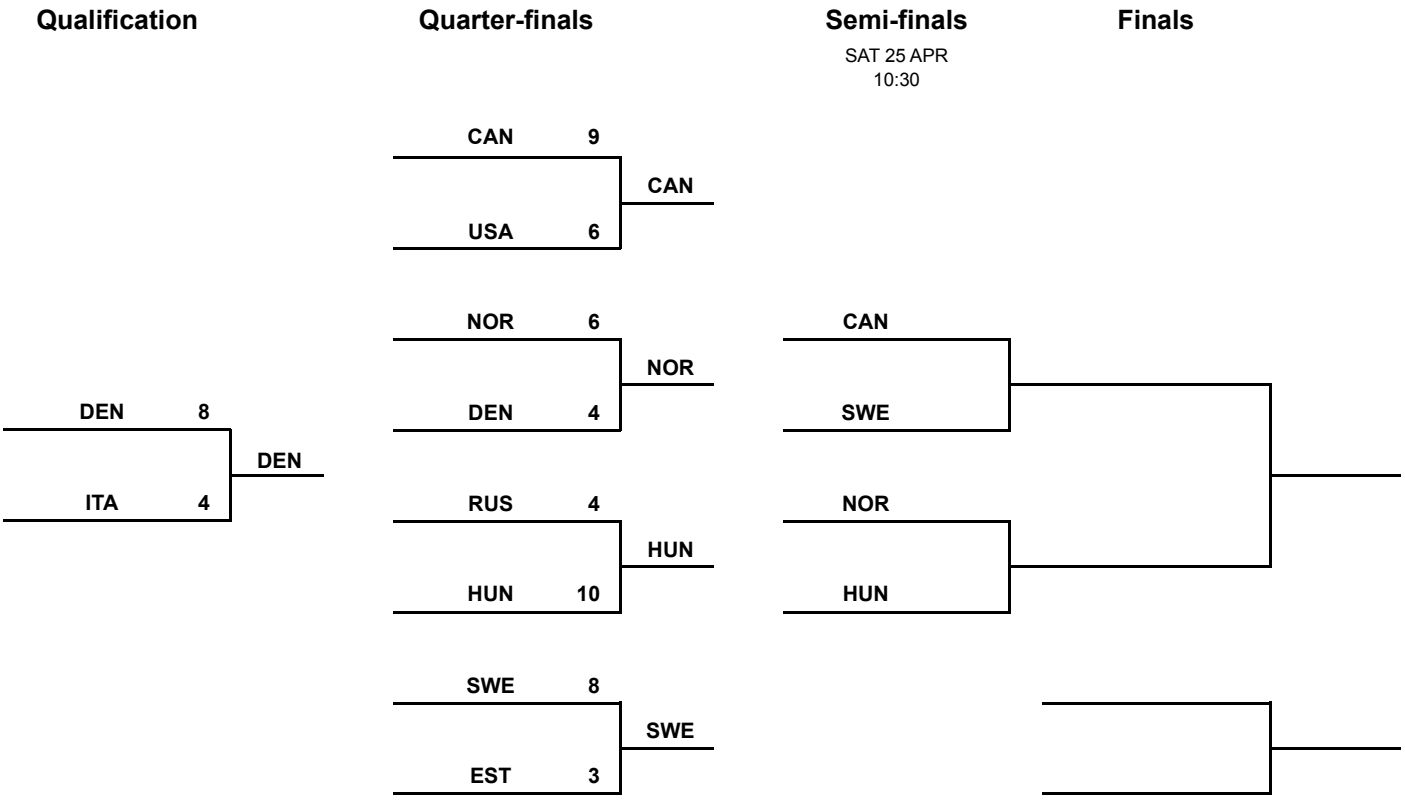

LEGEND
LSFE (*) Last stone first end
X Unplayed/unfinished end due to concession

Game Results

Sheet	Game	Team	LSFE	1	2	3	4	5	6	7	8	Extra Ends						Total
A	10	USA - United States		0	2	0	3	0	1	0	X							6
	10	CAN - Canada	*	2	0	3	0	3	0	1	X							9

USA - United States		Game	All
F	ANDERSON Sarah	70 %	71 %
M	DROPKIN Korey	63 %	73 %
	Team Total	65 %	72 %

Last Stone Draw: 55.0cm — 2.9cm ↻ DROPKIN K; 52.1cm ↺ ANDERSON S

Time remaining: 0 minutes 55 seconds

CAN - Canada		Game	All
F	PARK Kalynn	72 %	69 %
M	THOMAS Charley	81 %	80 %
	Team Total	78 %	76 %

Last Stone Draw: 12.7cm — 4.4cm ↻ THOMAS C; 8.3cm ↺ PARK K

Time remaining: 2 minutes 12 seconds

Detailed Game Statistics:

USA - United States		Draws		Takeouts		Total	
F	ANDERSON Sarah	9	75 %	6	63 %	15	70 %
M	DROPKIN Korey	16	69 %	8	50 %	24	63 %
	Team Total	25	71 %	14	55 %	39	65 %

CAN - Canada		Draws		Takeouts		Total	
F	PARK Kalynn	13	75 %	2	50 %	15	72 %
M	THOMAS Charley	12	79 %	12	83 %	24	81 %
	Team Total	25	77 %	14	79 %	39	78 %

LEGEND
F Female
X Unplayed/unfinished end due to concession
LSFE (*) Last stone first end
M Male

Game - Shot by Shot

USA - United States	0 + 0	CAN - Canada	0 + 2	End 1

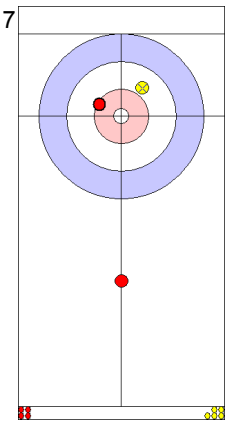

7
USA: ANDERSON S
Draw In 3

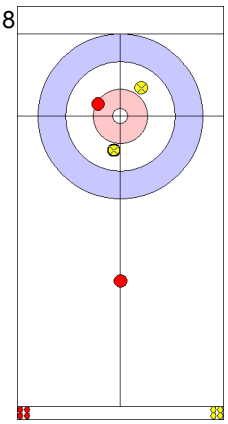

8
CAN: PARK K
Draw In 3

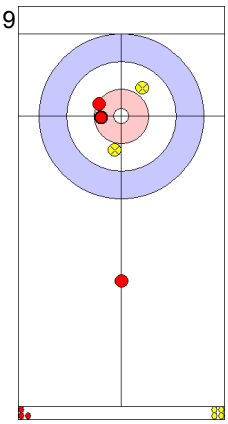

9
USA: DROPKIN K
Raise In 2

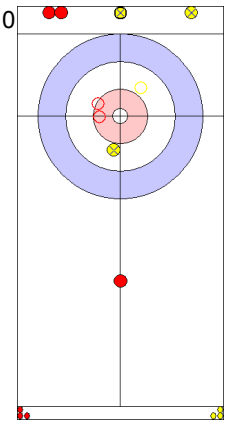

10
CAN: THOMAS C
Double Takeout In 4

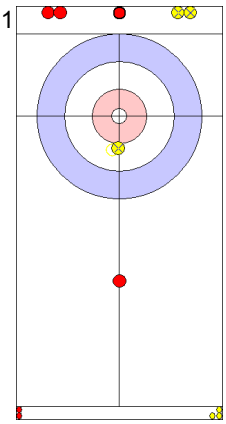

11
USA: DROPKIN K
Takeout In 0

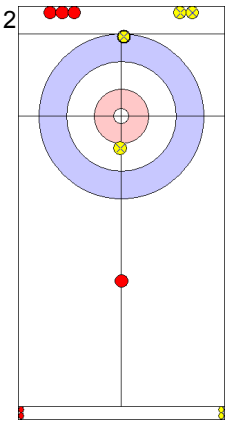

12
CAN: THOMAS C
Draw In 3

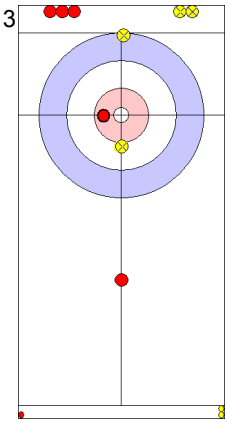

13
USA: DROPKIN K
Draw In 2

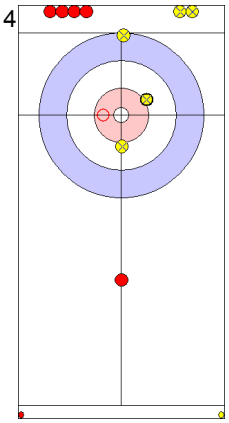

14
CAN: THOMAS C
Hit and Roll In 3

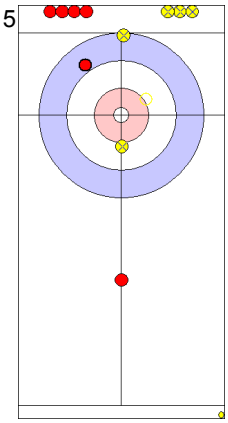

15
USA: ANDERSON S
Hit and Roll Out 3

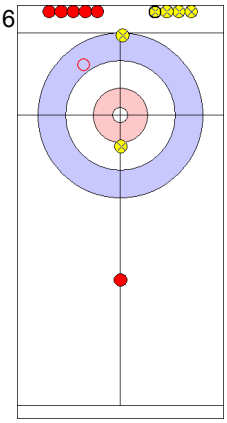

16
CAN: PARK K
Takeout In 2

Game - Shot by Shot

USA - United States	0 + 2	CAN - Canada	2 + 0	End 2

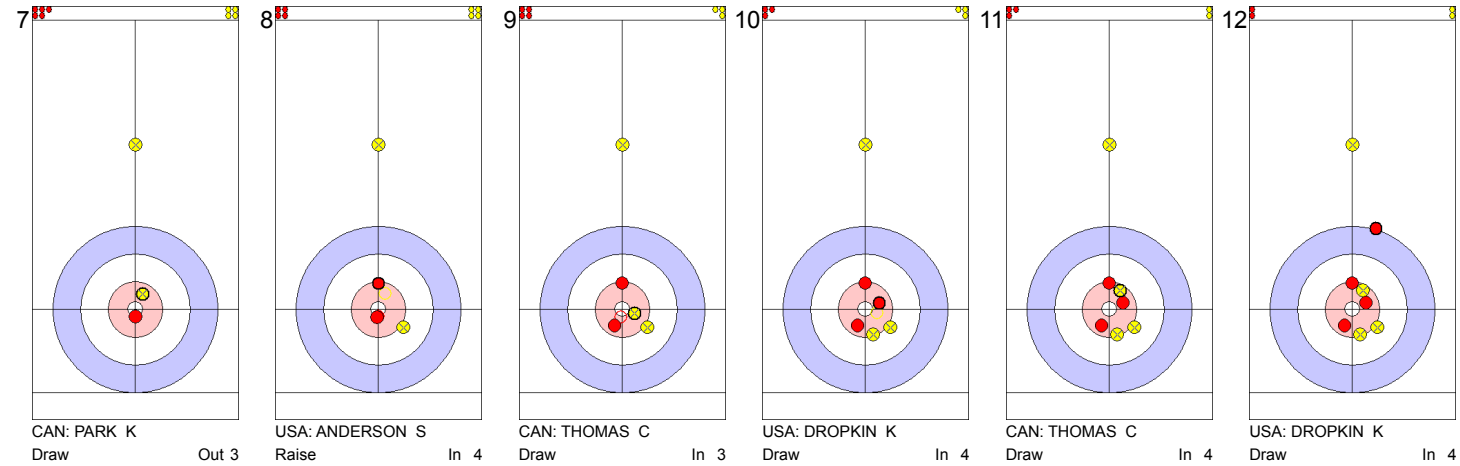

7	8	9	10	11	12
CAN: PARK K	USA: ANDERSON S	CAN: THOMAS C	USA: DROPKIN K	CAN: THOMAS C	USA: DROPKIN K
Draw Out 3	Raise In 4	Draw In 3	Draw In 4	Draw In 4	Draw In 4

13	14	15	16
CAN: THOMAS C	USA: DROPKIN K	CAN: PARK K	USA: ANDERSON S
Draw Out 4	Promotion Takeout In 2	Guard Out 4	Promotion Takeout In 4

Game - Shot by Shot

USA - United States	2 + 0	CAN - Canada	2 + 3	End 3

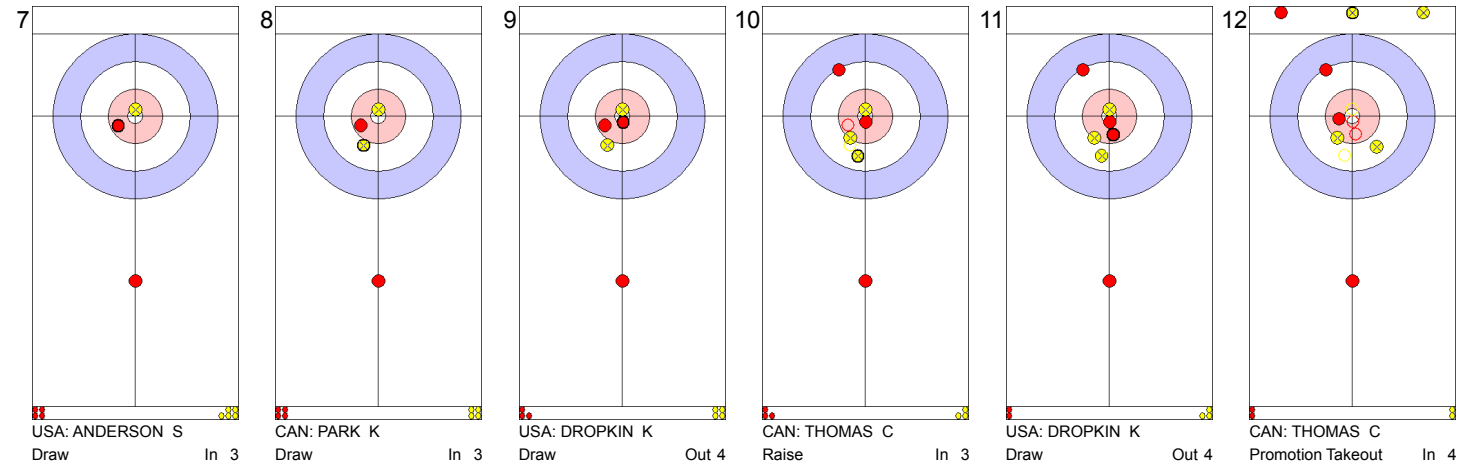

7
USA: ANDERSON S
Draw In 3

8
CAN: PARK K
Draw In 3

9
USA: DROPKIN K
Draw Out 4

10
CAN: THOMAS C
Raise In 3

11
USA: DROPKIN K
Draw Out 4

12
CAN: THOMAS C
Promotion Takeout In 4

13
USA: DROPKIN K
Hit and Roll Out 3

14
CAN: THOMAS C
Raise In 4

15
USA: ANDERSON S
Double Takeout In 0

16
CAN: PARK K
Draw In 4

Game - Shot by Shot

USA - United States	2 + 3	CAN - Canada	5 + 0	End 4

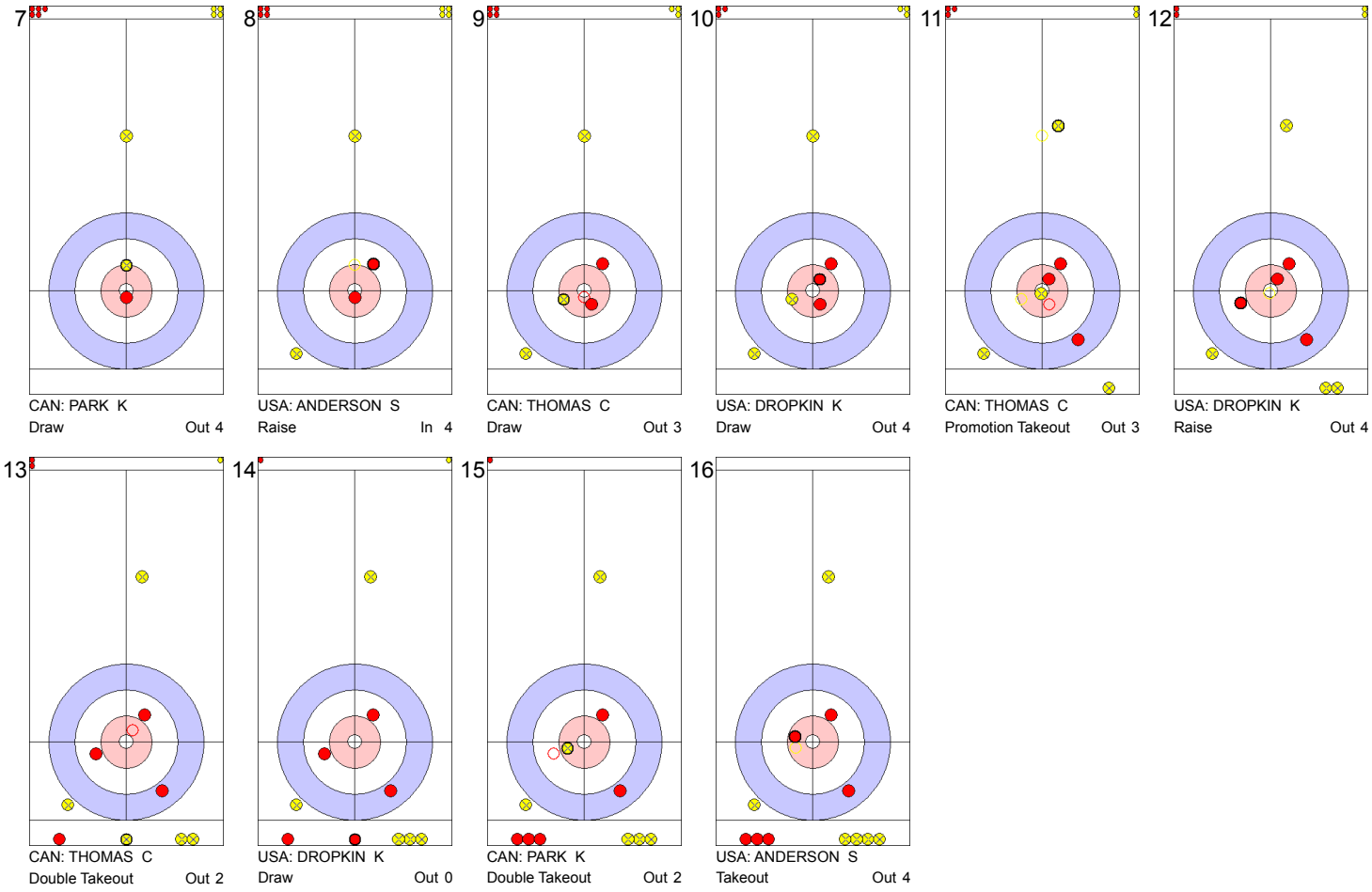

Game - Shot by Shot

USA - United States	5 + 0	CAN - Canada	5 + 3	End 5

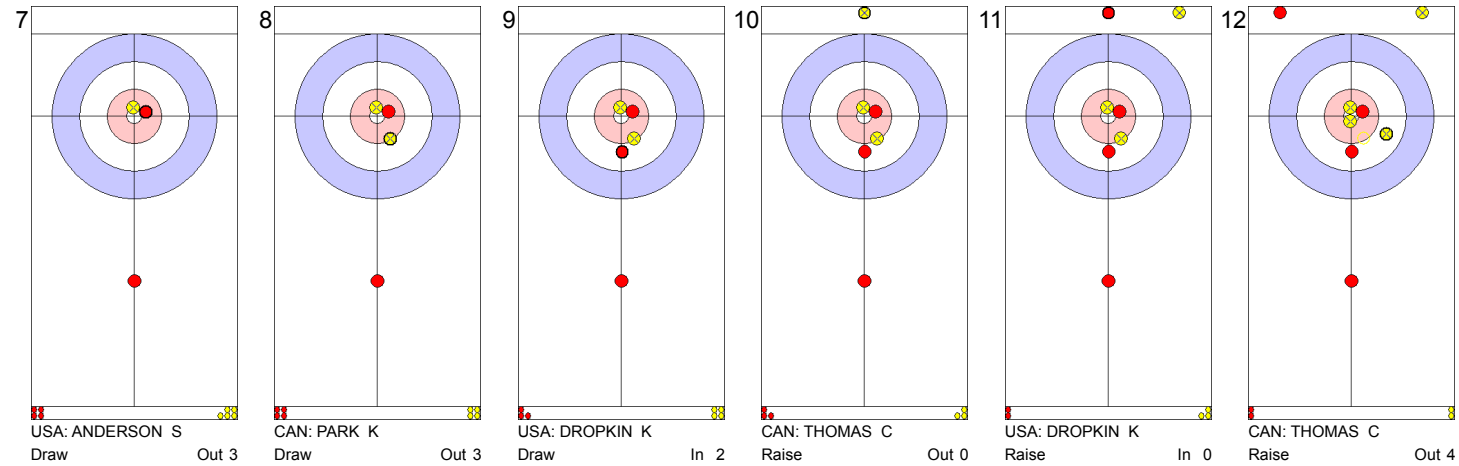

7	8	9	10	11	12
USA: ANDERSON S	CAN: PARK K	USA: DROPKIN K	CAN: THOMAS C	USA: DROPKIN K	CAN: THOMAS C
Draw Out 3	Draw Out 3	Draw In 2	Raise Out 0	Raise In 0	Raise Out 4

13	14	15	16
USA: DROPKIN K	CAN: THOMAS C	USA: ANDERSON S	CAN: PARK K
Double Takeout Out 2	Raise Out 2	Clearing In 0	Draw Out 4

Game - Shot by Shot

USA - United States	5 + 1	CAN - Canada	8 + 0	End 6

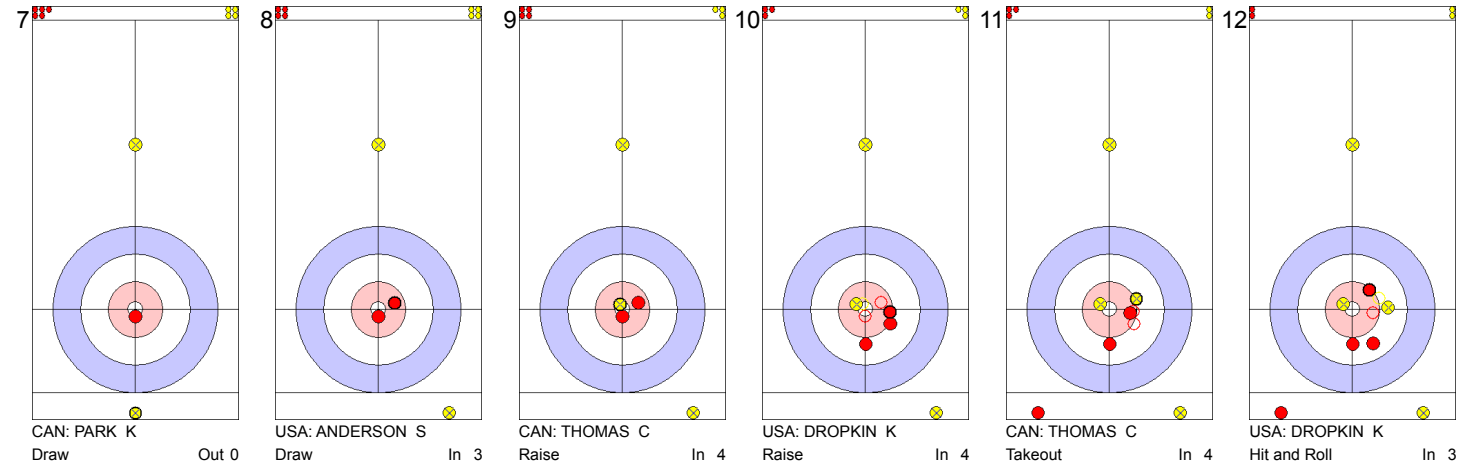

7
CAN: PARK K
Draw Out 0

8
USA: ANDERSON S
Draw In 3

9
CAN: THOMAS C
Raise In 4

10
USA: DROPKIN K
Raise In 4

11
CAN: THOMAS C
Takeout In 4

12
USA: DROPKIN K
Hit and Roll In 3

13
CAN: THOMAS C
Double Takeout In 2

14
USA: DROPKIN K
Hit and Roll Out 4

15
CAN: PARK K
Raise In 3

16
USA: ANDERSON S
Raise Out 0

Game - Shot by Shot

USA - United States	6 + 0	CAN - Canada	8 + 1	End 7

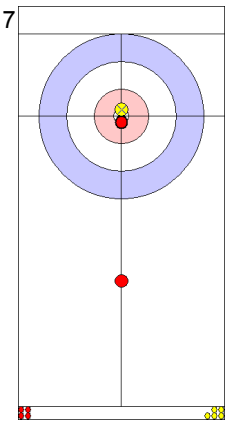

7
USA: ANDERSON S
Draw Out 4

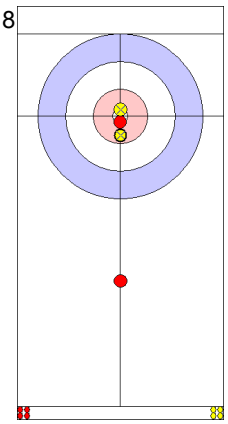

8
CAN: PARK K
Draw Out 4

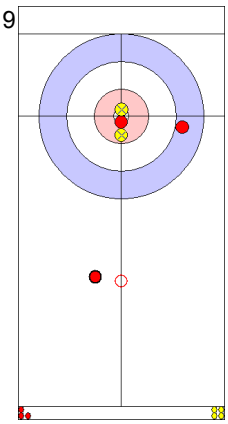

9
USA: DROPKIN K
Raise In 2

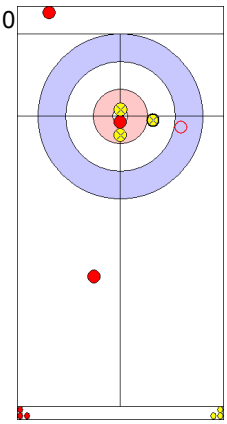

10
CAN: THOMAS C
Hit and Roll Out 4

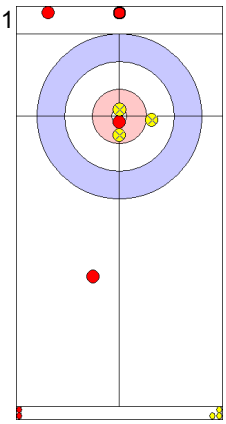

11
USA: DROPKIN K
Double Takeout Out 0

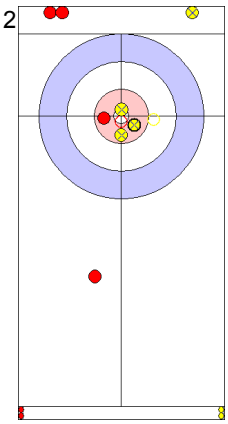

12
CAN: THOMAS C
Hit and Roll Out 4

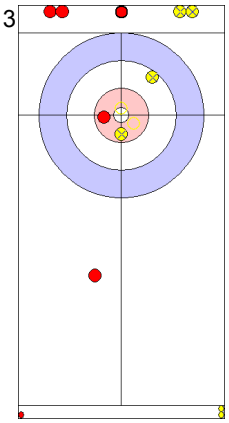

13
USA: DROPKIN K
Double Takeout Out 2

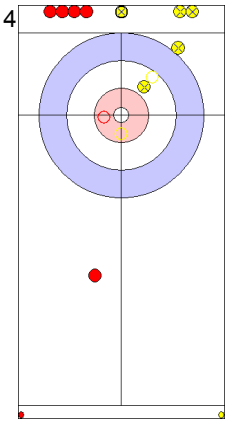

14
CAN: THOMAS C
Promotion Takeout Out 4

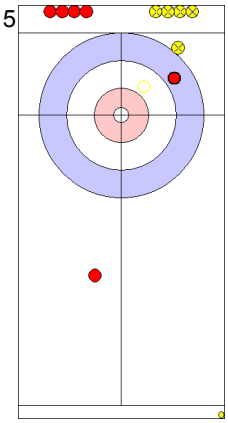

15
USA: ANDERSON S
Hit and Roll Out 4

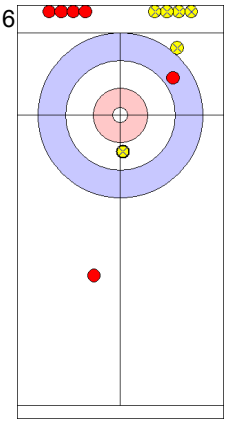

16
CAN: PARK K
Draw Out 4

Game - Shot by Shot

USA - United States	6 + X	CAN - Canada	9 + X	End 8

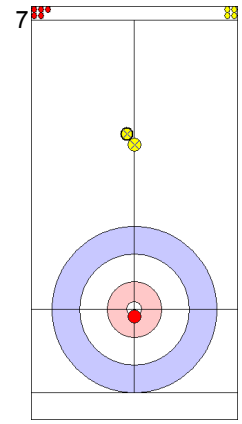

7
CAN: PARK K
Draw Out 0

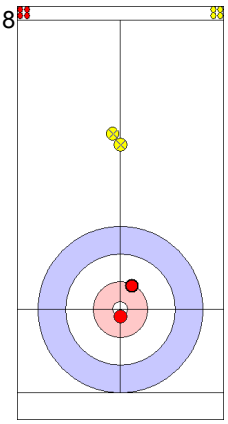

8
USA: ANDERSON S
Draw In 3

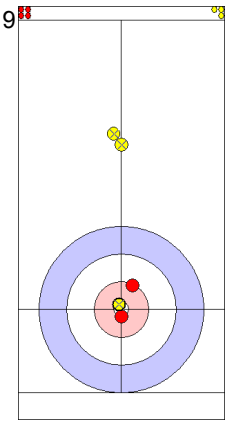

9
CAN: THOMAS C
Draw Out 4

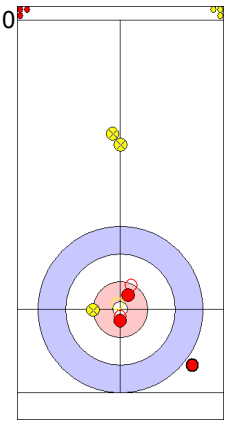

10
USA: DROPKIN K
Raise In 4

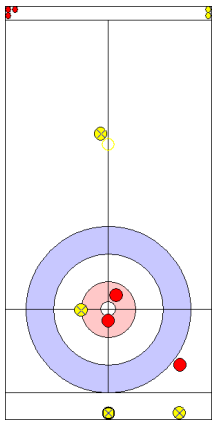

11
CAN: THOMAS C
Double Takeout Out 2

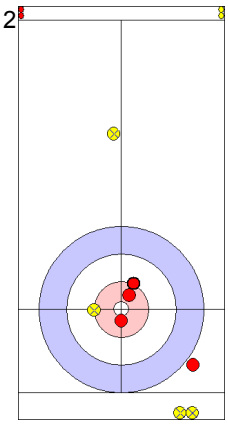

12
USA: DROPKIN K
Draw In 4

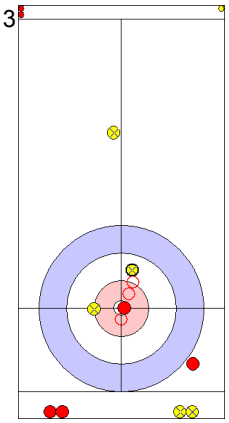

13
CAN: THOMAS C
Takeout In 4

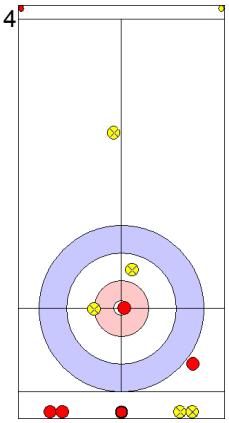

14
USA: DROPKIN K
Raise In 0

Game Results

Sheet	Game	Team	LSFE	1	2	3	4	5	6	7	8	Extra Ends						Total
B	10	RUS - Russia	*	2	0	1	0	0	1	0	0							4
	10	HUN - Hungary		0	2	0	3	1	0	1	3							10

RUS - Russia		Game	All
F	MOISEEVA Victoria	83 %	70 %
M	DRON Petr	77 %	80 %
	Team Total	79 %	76 %

Last Stone Draw: 58.3cm 5.0cm ↻ MOISEEVA V
53.3cm ↺ DRON P

Time remaining: 0 minutes 26 seconds

Time-out: end 7 - RUS stone 8

HUN - Hungary		Game	All
F	PALANCSA Dorottya	88 %	72 %
M	KISS Zsolt	80 %	78 %
	Team Total	84 %	75 %

Last Stone Draw: 131.9cm 121.9cm ↻ KISS Z
10.0cm ↺ PALANCSA D

Time remaining: 0 minutes 57 seconds

Time-out: end 6 - HUN stone 8

Detailed Game Statistics:

RUS - Russia		Draws		Takeouts		Total	
F	MOISEEVA Victoria	13	90 %	3	50 %	16	83 %
M	DRON Petr	12	85 %	12	69 %	24	77 %
	Team Total	25	88 %	15	65 %	40	79 %

HUN - Hungary		Draws		Takeouts		Total	
F	PALANCSA Dorottya	19	89 %	5	80 %	24	88 %
M	KISS Zsolt	12	75 %	4	94 %	16	80 %
	Team Total	31	84 %	9	86 %	40	84 %

LEGEND
F Female **LSFE** (*) Last stone first end **M** Male

Game - Shot by Shot

RUS - Russia	0 + 2	HUN - Hungary	0 + 0	End 1

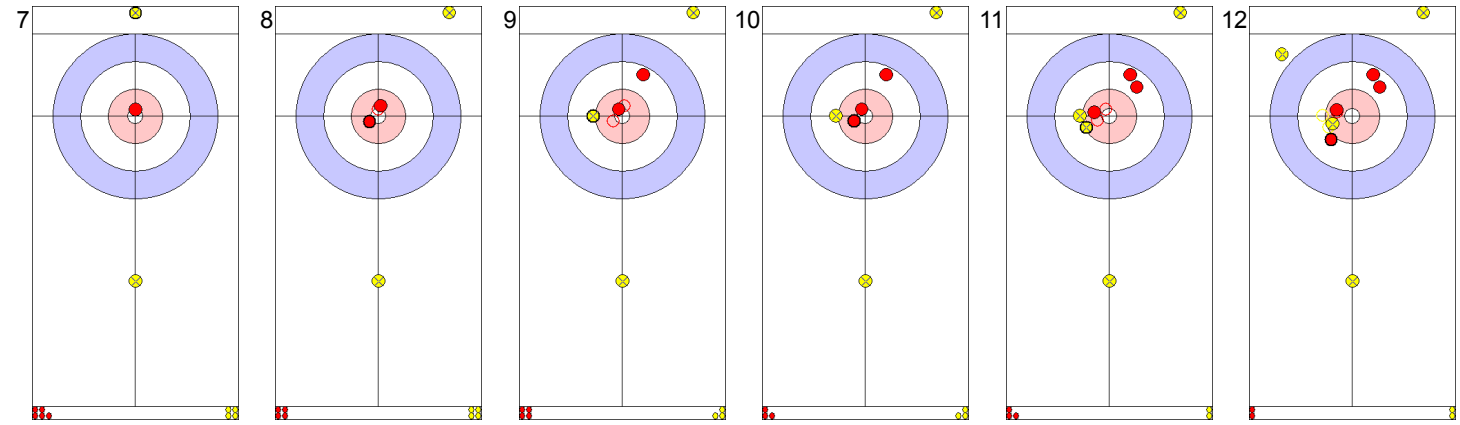

7	8	9	10	11	12
HUN: KISS Z	RUS: MOISEEVA V	HUN: PALANCSA D	RUS: DRON P	HUN: PALANCSA D	RUS: DRON P
Draw In 0	Draw In 3	Draw In 3	Draw In 3	Draw In 3	Raise In 3

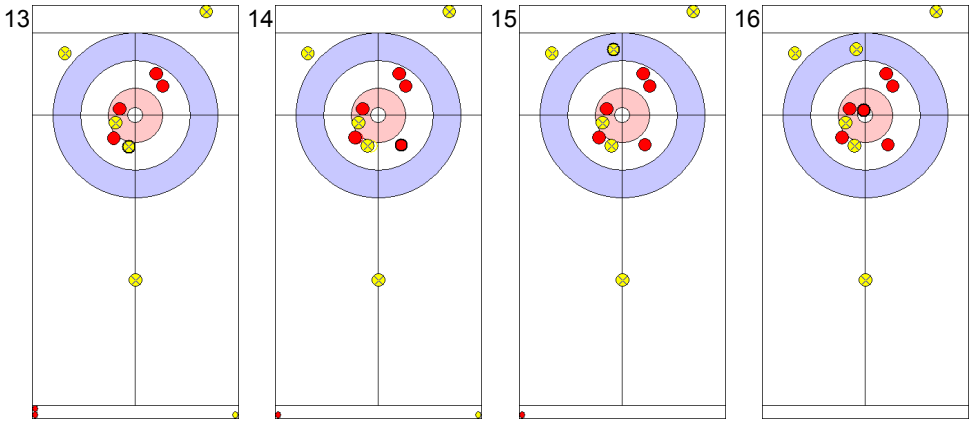

13	14	15	16
HUN: PALANCSA D	RUS: DRON P	HUN: KISS Z	RUS: MOISEEVA V
Draw In 3	Draw Out 2	Draw Out 2	Draw Out 4

МИНИСТЕРСТВО СПОРТА РОССИИ
АДМИНИСТРАЦИЯ ГОРОДА СОЧИ
RUSSIAN CURLING FEDERATION
NEW LEAGUE
АВТОРАДИО
Mercedes-Benz
CURLIT

Game - Shot by Shot

RUS - Russia	2 + 0	HUN - Hungary	0 + 2	End 2

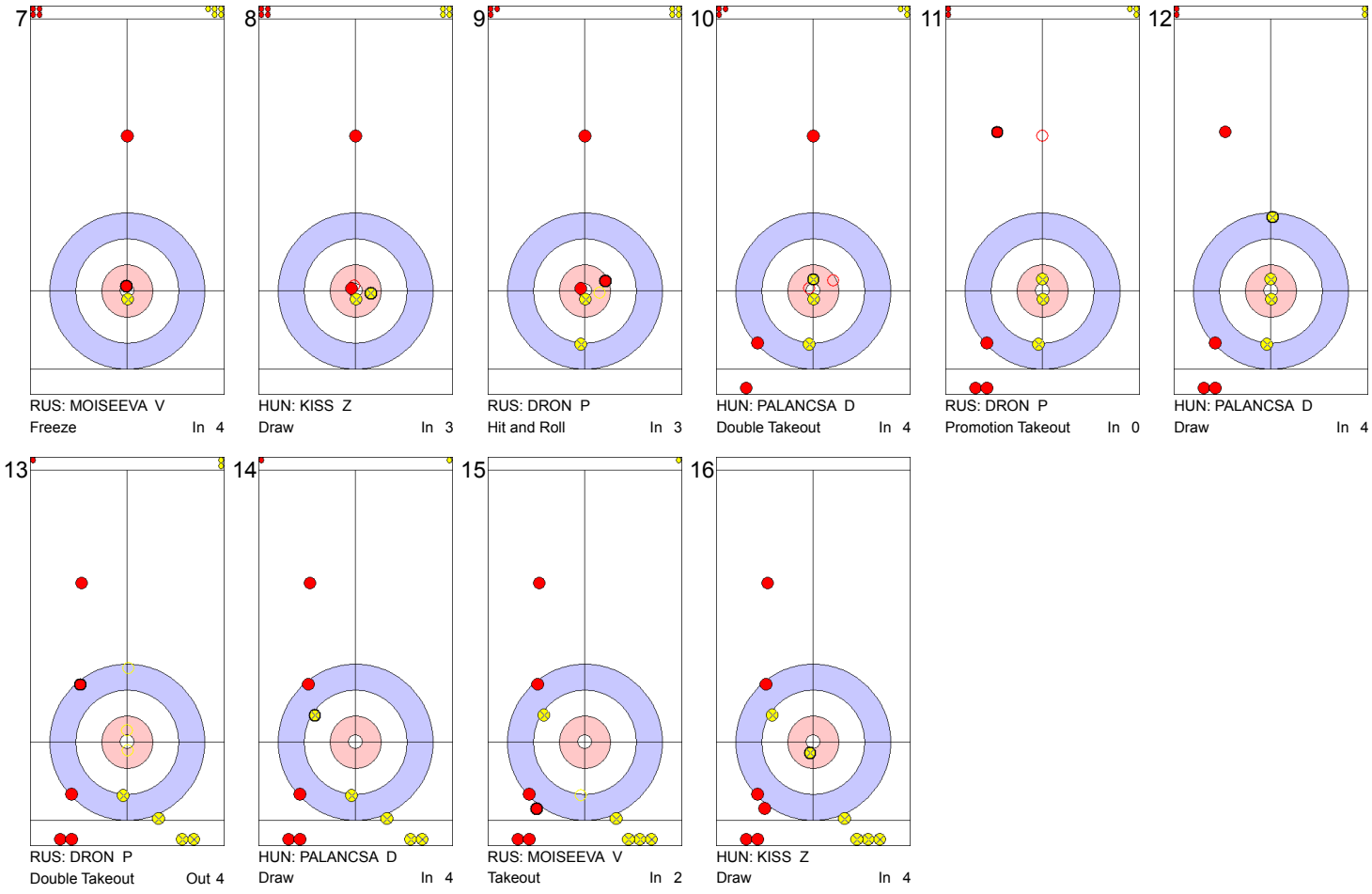

Game - Shot by Shot

RUS - Russia	2 + 1	HUN - Hungary	2 + 0	End 3

7

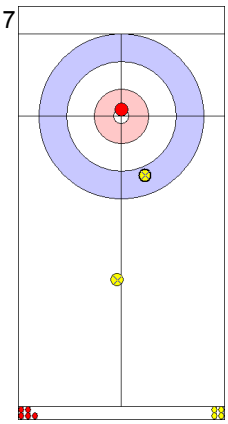

HUN: KISS Z
Draw Out 2

8

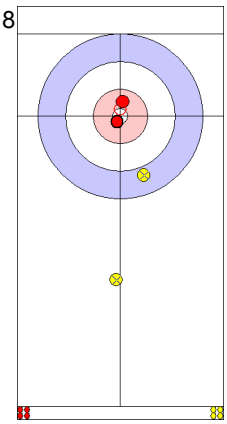

RUS: MOISEEVA V
Draw Out 4

9

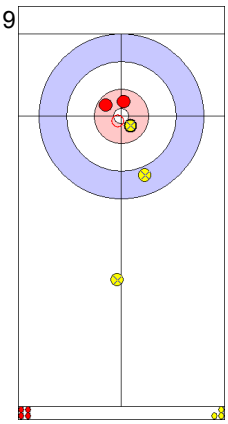

HUN: PALANCSA D
Draw Out 4

10

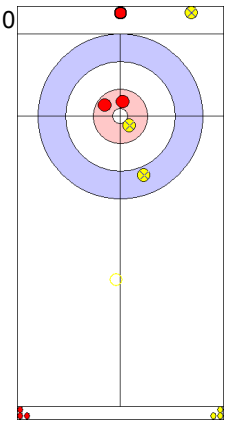

RUS: DRON P
Clearing Out 4

11

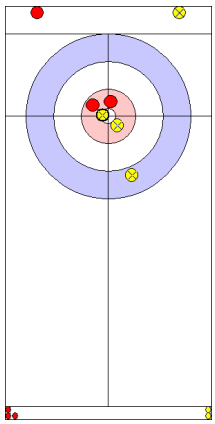

HUN: PALANCSA D
Draw In 4

12

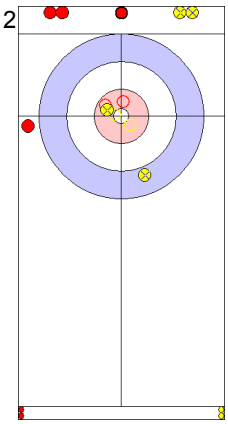

RUS: DRON P
Takeout In 2

13

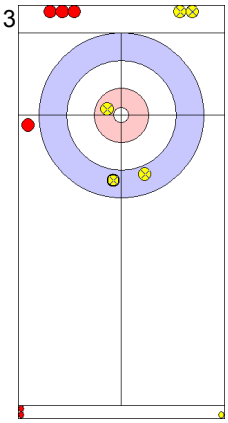

HUN: PALANCSA D
Draw In 3

14

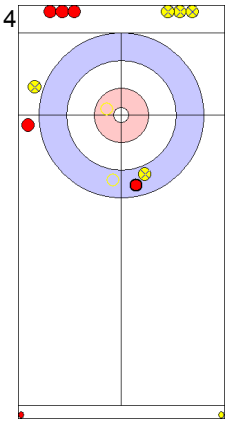

RUS: DRON P
Takeout Out 2

15

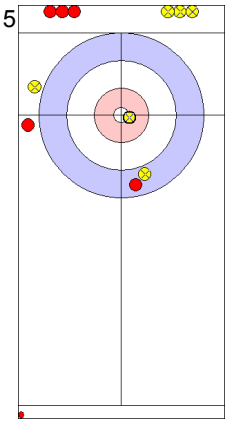

HUN: KISS Z
Draw In 4

16

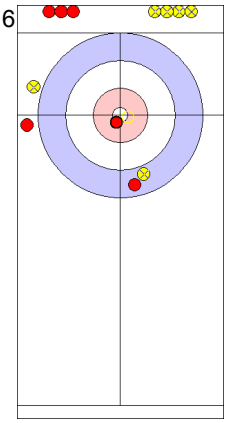

RUS: MOISEEVA V
Raise In 4

Game - Shot by Shot

RUS - Russia	3 + 0	HUN - Hungary	2 + 3	End 4

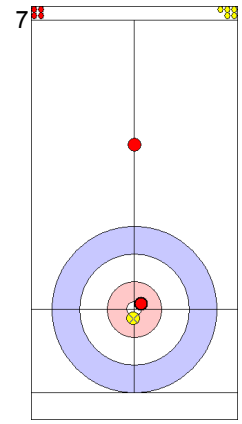

7
RUS: MOISEEVA V
Draw In 4

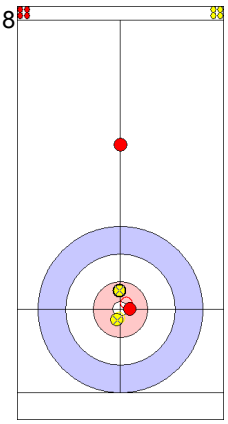

8
HUN: KISS Z
Draw Out 3

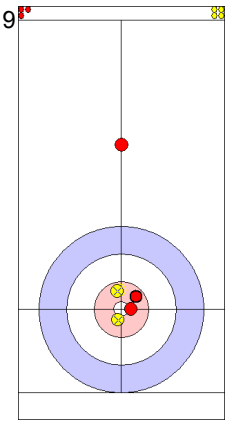

9
RUS: DRON P
Draw In 3

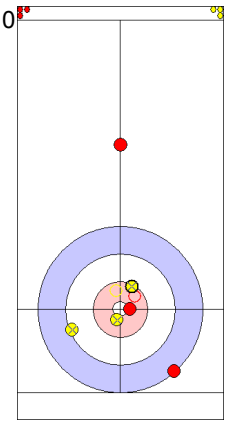

10
HUN: PALANCSA D
Raise In 4

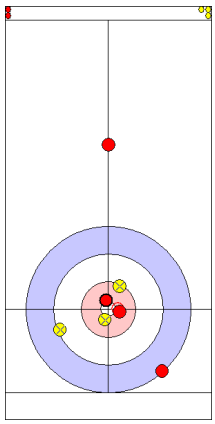

11
RUS: DRON P
Draw Out 4

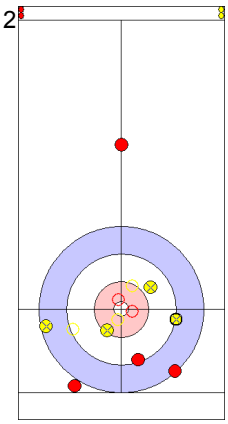

12
HUN: PALANCSA D
Takeout In 4

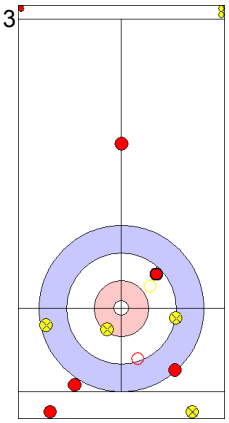

13
RUS: DRON P
Takeout In 4

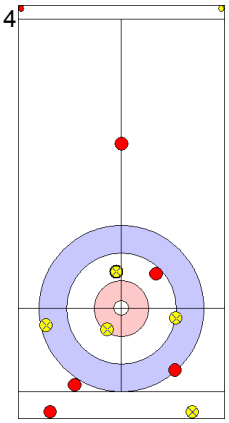

14
HUN: PALANCSA D
Draw In 4

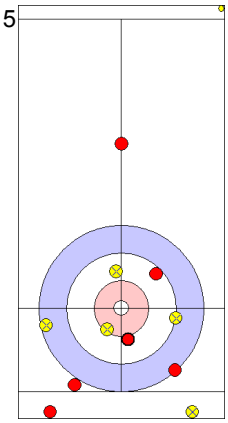

15
RUS: MOISEEVA V
Draw In 3

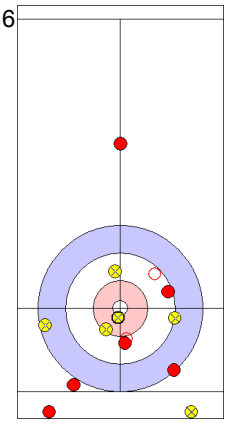

16
HUN: KISS Z
Hit and Roll In 4

Game - Shot by Shot

RUS - Russia	3 + 0	HUN - Hungary	5 + 1	End 5

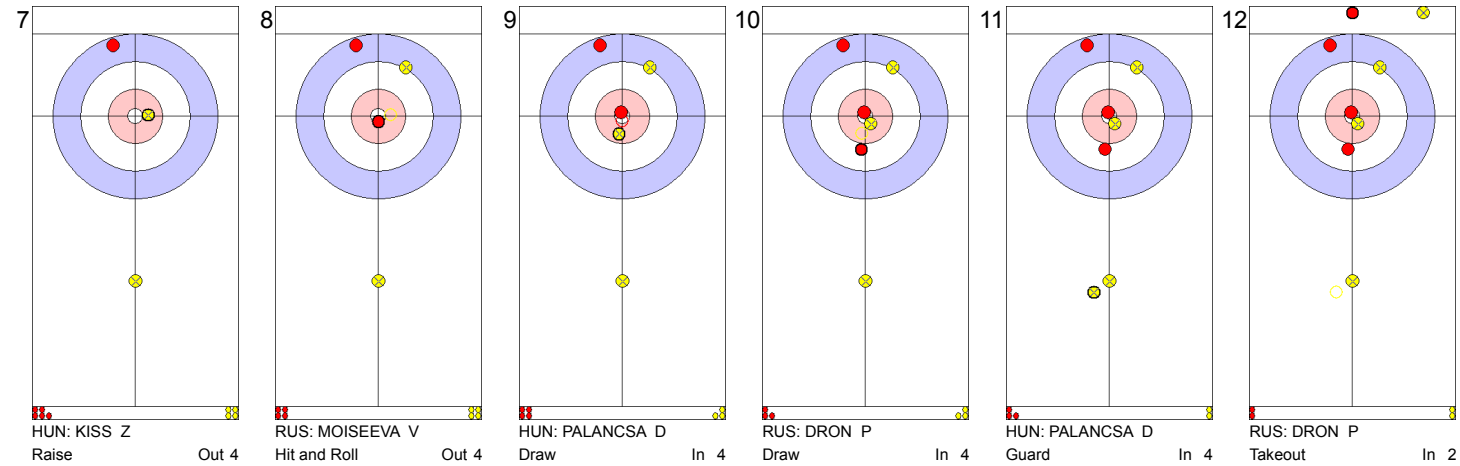

7
HUN: KISS Z
Raise Out 4

8
RUS: MOISEEVA V
Hit and Roll Out 4

9
HUN: PALANCSA D
Draw In 4

10
RUS: DRON P
Draw In 4

11
HUN: PALANCSA D
Guard In 4

12
RUS: DRON P
Takeout In 2

13
HUN: PALANCSA D
Guard In 4

14
RUS: DRON P
Double Takeout In 0

15
HUN: KISS Z
Draw In 4

16
RUS: MOISEEVA V
Draw In 1

Game - Shot by Shot

RUS - Russia	3 + 1	HUN - Hungary	6 + 0	End 6

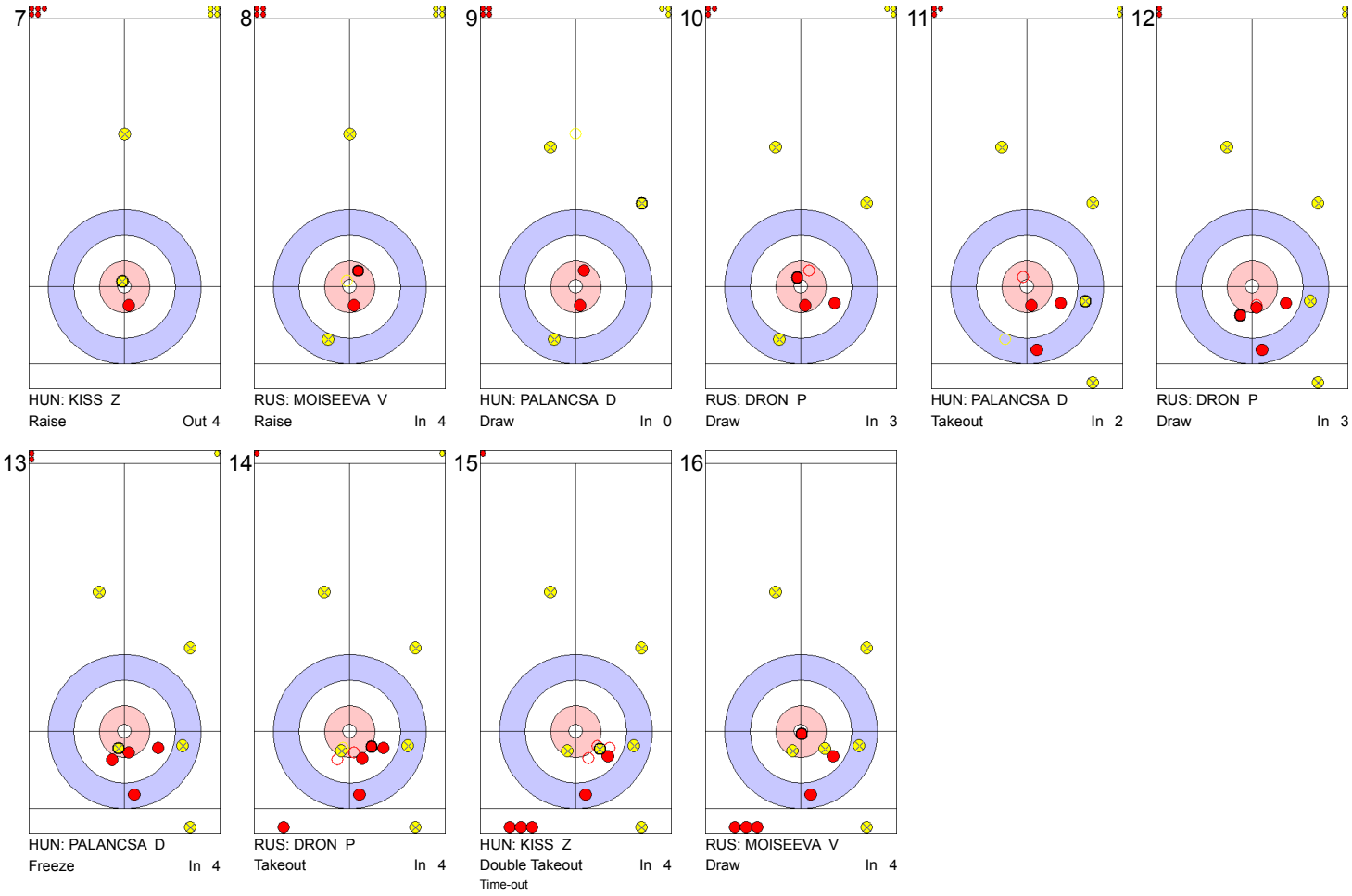

7
HUN: KISS Z
Raise Out 4

8
RUS: MOISEEVA V
Raise In 4

9
HUN: PALANCSA D
Draw In 0

10
RUS: DRON P
Draw In 3

11
HUN: PALANCSA D
Takeout In 2

12
RUS: DRON P
Draw In 3

13
HUN: PALANCSA D
Freeze In 4

14
RUS: DRON P
Takeout In 4

15
HUN: KISS Z
Double Takeout In 4
Time-out

16
RUS: MOISEEVA V
Draw In 4

Game - Shot by Shot

RUS - Russia	4 + 0	HUN - Hungary	6 + 1	End 7

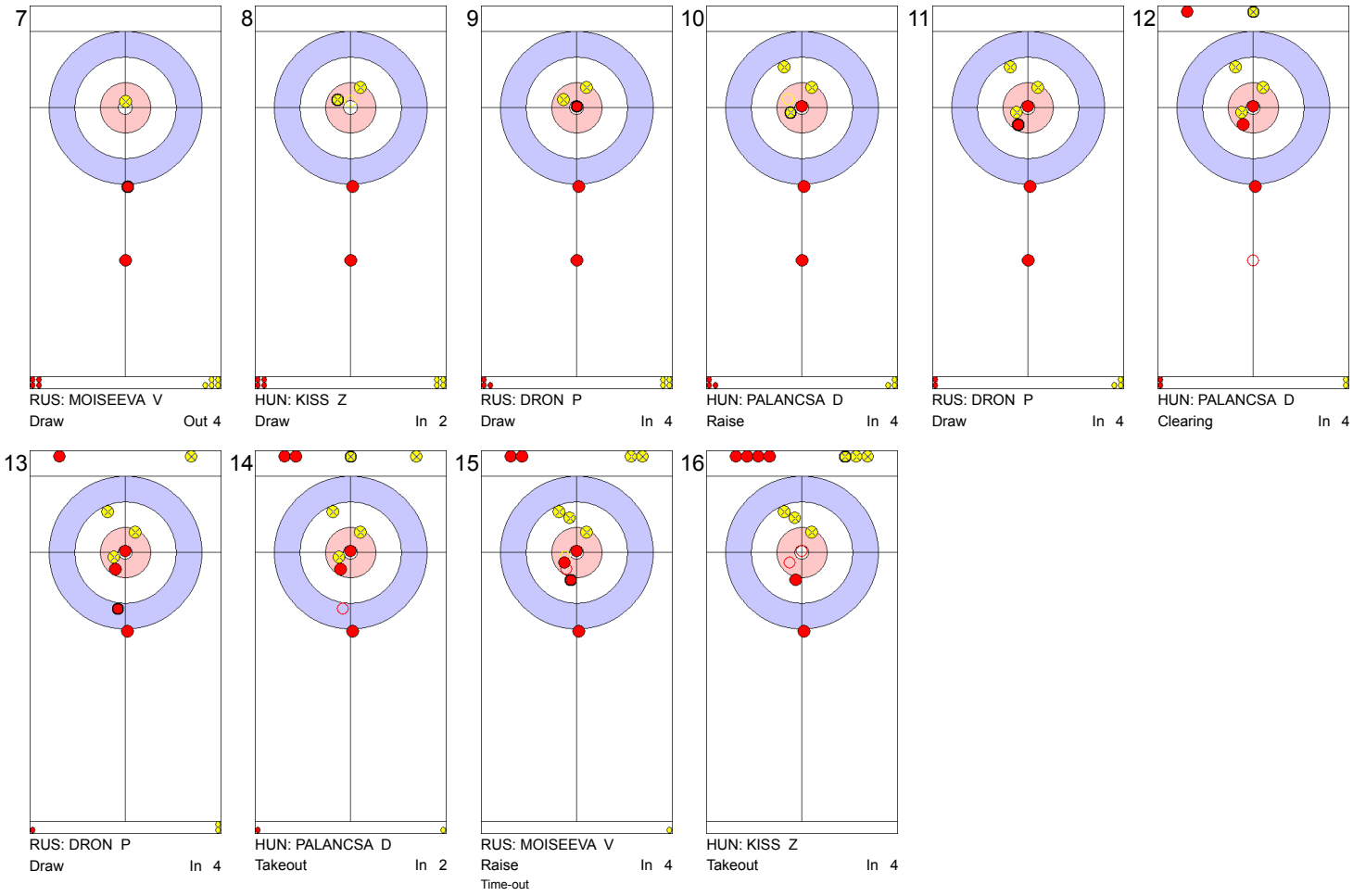

7
RUS: MOISEEVA V
Draw Out 4

8
HUN: KISS Z
Draw In 2

9
RUS: DRON P
Draw In 4

10
HUN: PALANCSA D
Raise In 4

11
RUS: DRON P
Draw In 4

12
HUN: PALANCSA D
Clearing In 4

13
RUS: DRON P
Draw In 4

14
HUN: PALANCSA D
Takeout In 2

15
RUS: MOISEEVA V
Raise In 4
Time-out

16
HUN: KISS Z
Takeout In 4

Game - Shot by Shot

RUS - Russia	4 + 0	HUN - Hungary	7 + 3	End 8

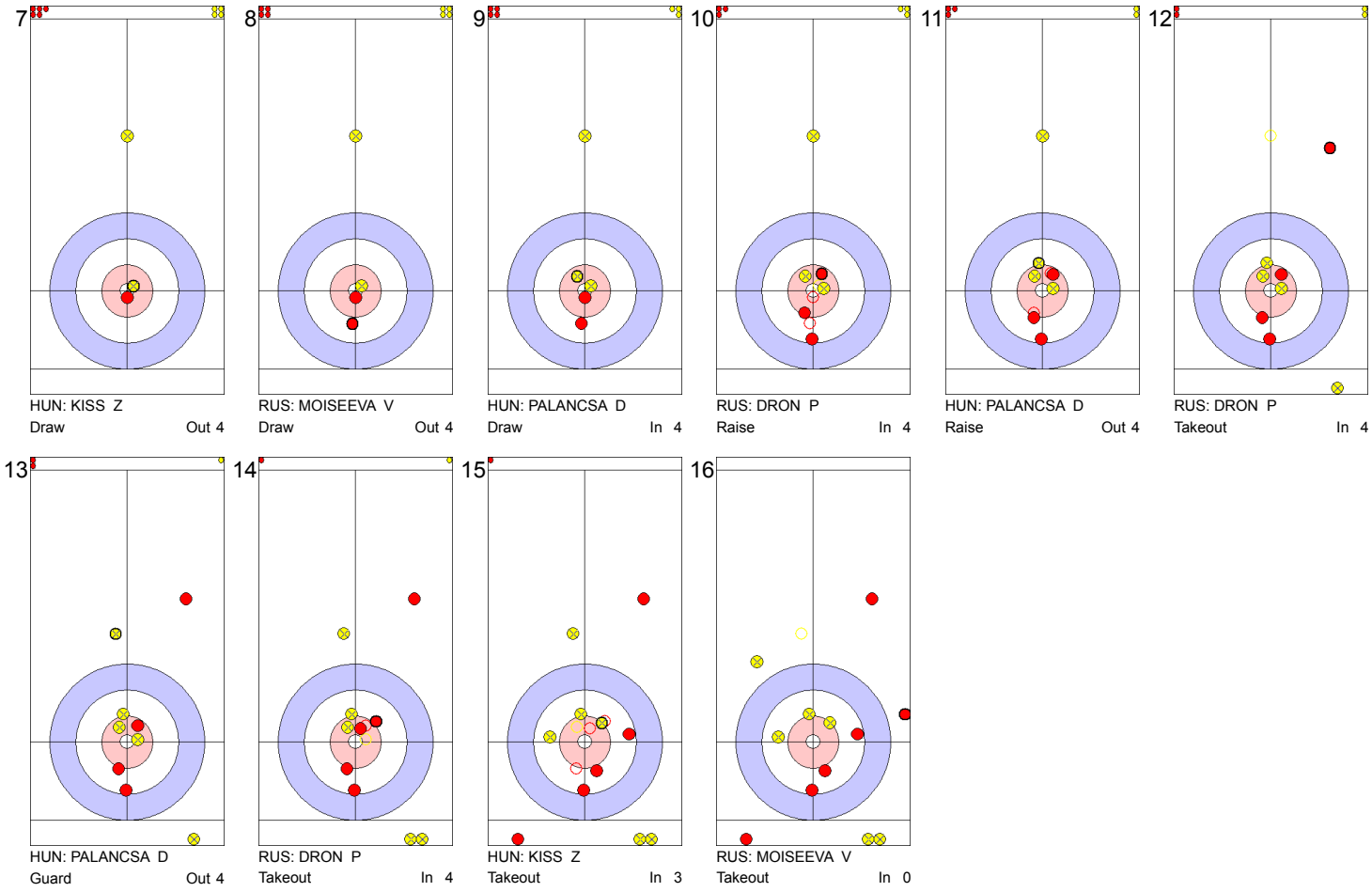

	HUN: KISS Z	RUS: MOISEEVA V	HUN: PALANCSA D	RUS: DRON P	HUN: PALANCSA D	RUS: DRON P
	Draw Out 4	Draw Out 4	Draw In 4	Raise In 4	Raise Out 4	Takeout In 4

	HUN: PALANCSA D	RUS: DRON P	HUN: KISS Z	RUS: MOISEEVA V
	Guard Out 4	Takeout In 4	Takeout In 3	Takeout In 0

Game Results

Sheet	Game	Team	LSFE	1	2	3	4	5	6	7	8	Extra Ends						Total
C	10	EST - Estonia		1	1	0	0	0	1	0	X							3
	11	SWE - Sweden	*	0	0	2	1	2	0	3	X							8

EST - Estonia		Game	All
F	MOELDER Maile	82 %	70 %
M	LILL Erkki	77 %	67 %
	Team Total	80 %	69 %

Last Stone Draw: 91.5cm 69.3cm ↻ LILL E
22.2cm ↺ MOELDER M

Time remaining: 3 minutes 57 seconds

Time-out: end 7 - EST stone 7

SWE - Sweden		Game	All
F	JOHANSSON Camilla	79 %	64 %
M	NOREEN Per	77 %	71 %
	Team Total	78 %	67 %

Last Stone Draw: 22.9cm 22.9cm ↻ JOHANSSON C
0.0cm ↺ NOREEN P

Time remaining: 3 minutes 53 seconds

Detailed Game Statistics:

EST - Estonia		Draws		Takeouts		Total	
F	MOELDER Maile	18	85 %	3	67 %	21	82 %
M	LILL Erkki	12	83 %	1	0 %	13	77 %
	Team Total	30	84 %	4	50 %	34	80 %

SWE - Sweden		Draws		Takeouts		Total	
F	JOHANSSON Camilla	14	82 %	7	71 %	21	79 %
M	NOREEN Per	9	83 %	5	65 %	14	77 %
	Team Total	23	83 %	12	69 %	35	78 %

LEGEND
F Female
X Unplayed/unfinished end due to concession
LSFE (*) Last stone first end
M Male

Game - Shot by Shot

EST - Estonia	0 + 1	SWE - Sweden	0 + 0	End 1

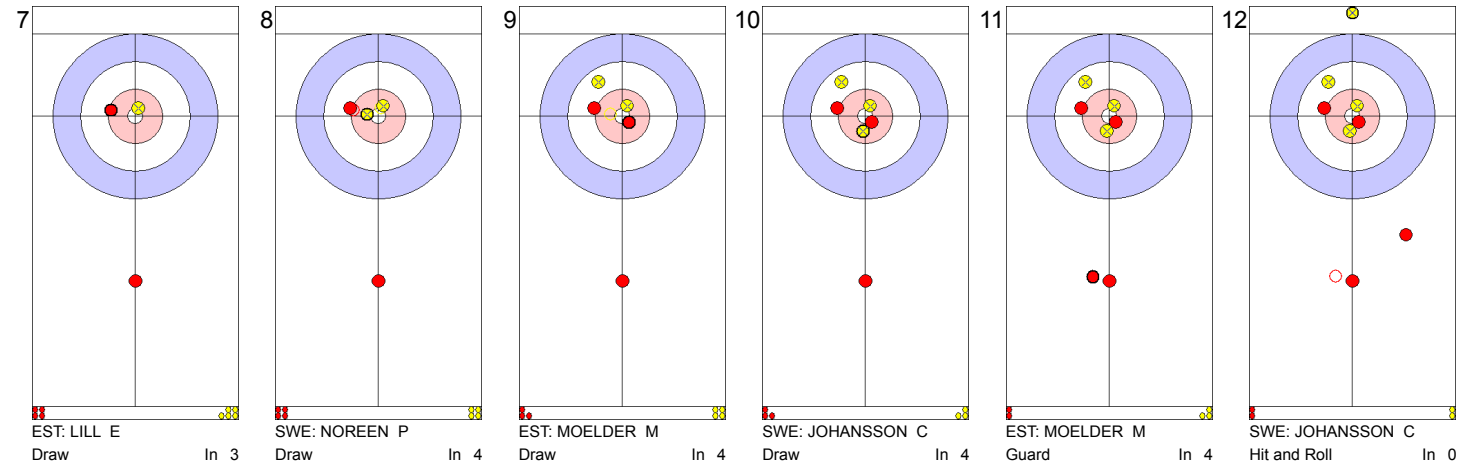

7	8	9	10	11	12
EST: LILL E	SWE: NOREEN P	EST: MOELDER M	SWE: JOHANSSON C	EST: MOELDER M	SWE: JOHANSSON C
Draw In 3	Draw In 4	Draw In 4	Draw In 4	Guard In 4	Hit and Roll In 0

13	14	15	16
EST: MOELDER M	SWE: JOHANSSON C	EST: LILL E	SWE: NOREEN P
Guard In 4	Clearing Out 4	Guard In 4	Promotion Takeout In 0

Game - Shot by Shot

EST - Estonia	1 + 1	SWE - Sweden	0 + 0	End 2

7

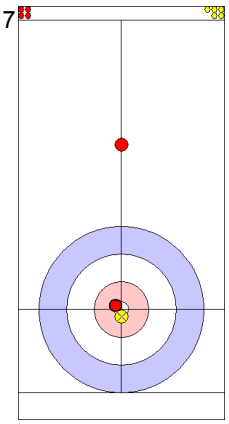

EST: LILL E
Draw In 4

8

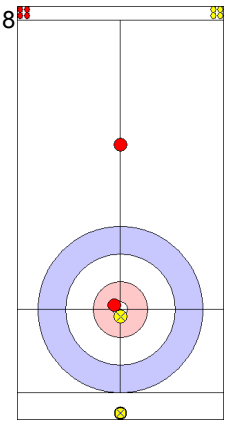

SWE: NOREEN P
Draw In 0
Hogline violation

9

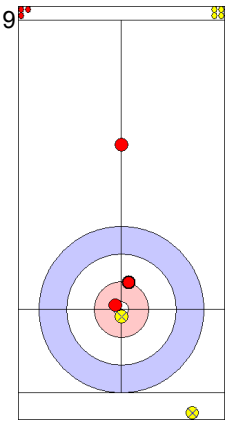

EST: MOELDER M
Draw In 4

10

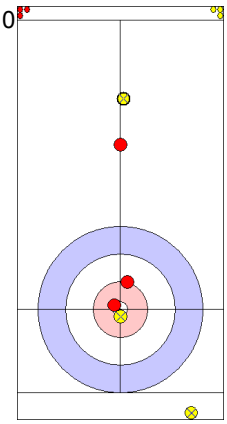

SWE: JOHANSSON C
Draw In 0

11

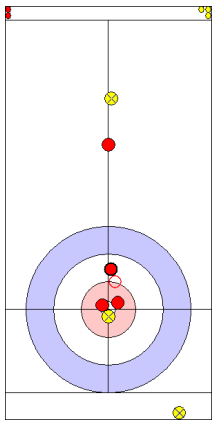

EST: MOELDER M
Raise In 4

12

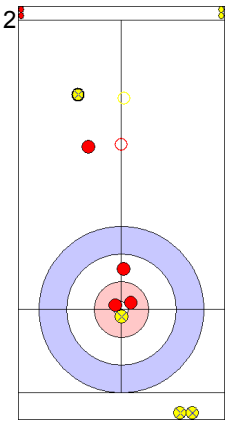

SWE: JOHANSSON C
Clearing In 4

13

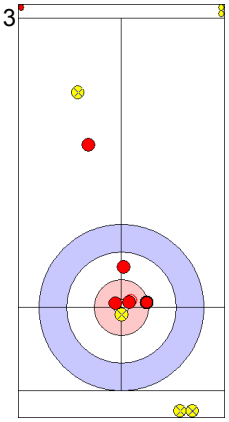

EST: MOELDER M
Draw In 4

14

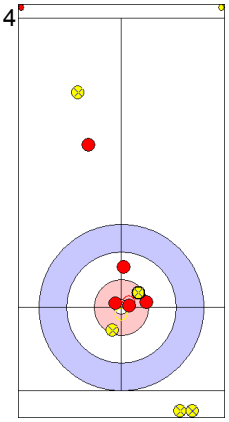

SWE: JOHANSSON C
Draw In 4

15

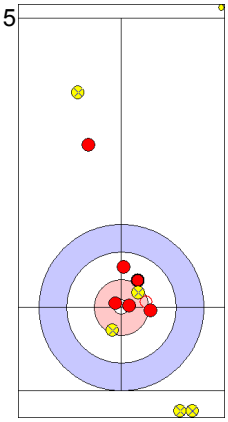

EST: LILL E
Draw In 4

16

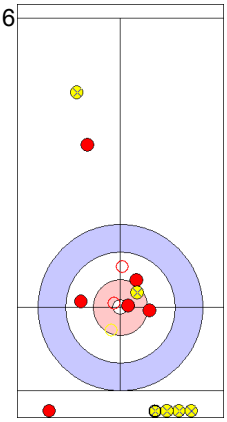

SWE: NOREEN P
Double Takeout In 1

Game - Shot by Shot

EST - Estonia	2 + 0	SWE - Sweden	0 + 2	End 3

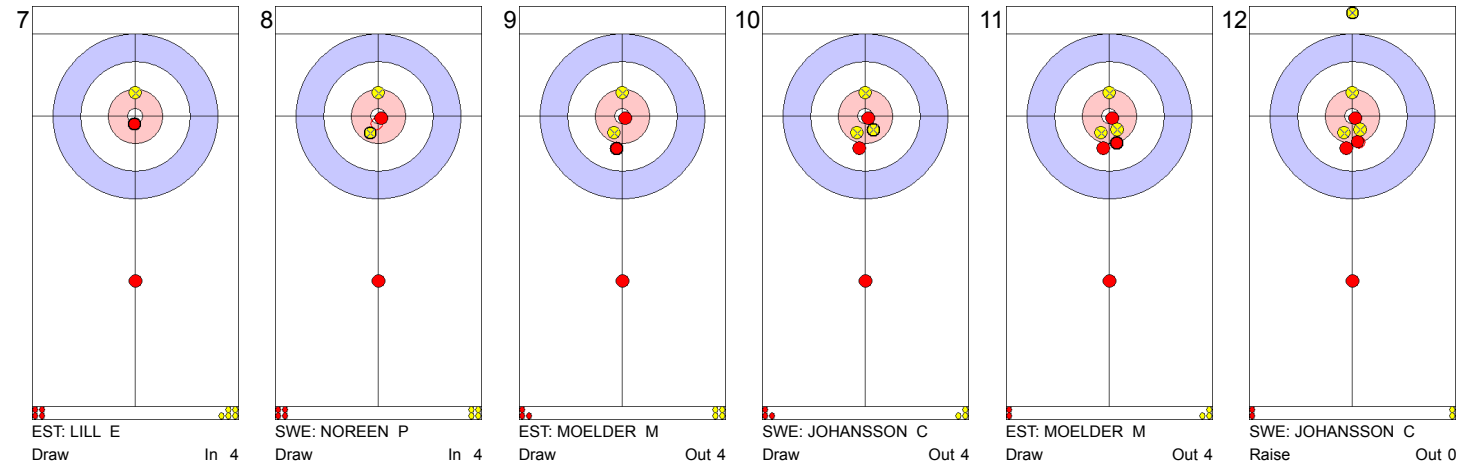

7	8	9	10	11	12
EST: LILL E	SWE: NOREEN P	EST: MOELDER M	SWE: JOHANSSON C	EST: MOELDER M	SWE: JOHANSSON C
Draw In 4	Draw In 4	Draw Out 4	Draw Out 4	Draw Out 4	Raise Out 0

13	14	15	16
EST: MOELDER M	SWE: JOHANSSON C	EST: LILL E	SWE: NOREEN P
Guard In 4	Clearing In 0	Guard In 4	Takeout Out 4

Game - Shot by Shot

EST - Estonia	2 + 0	SWE - Sweden	2 + 1	End 4

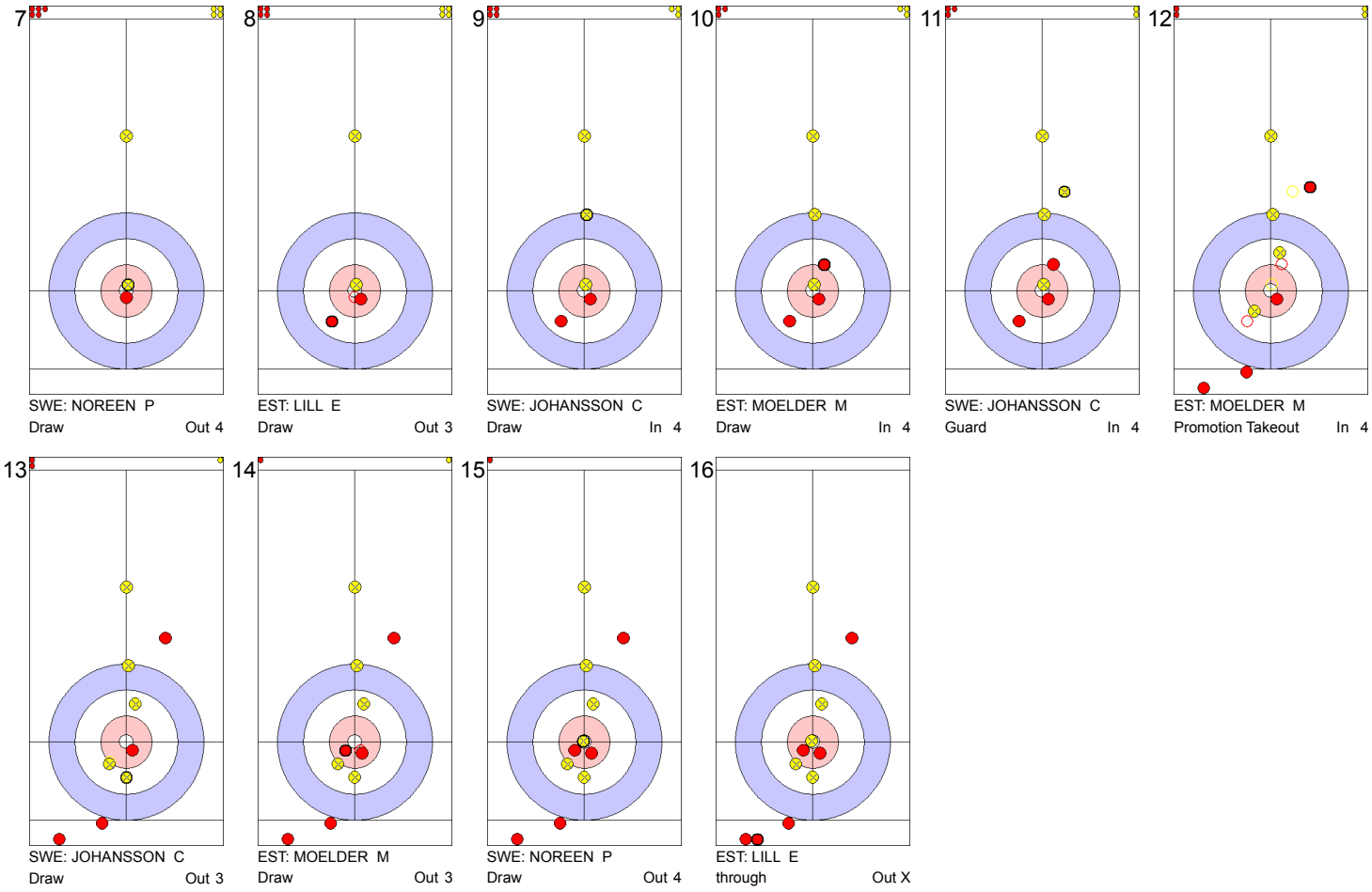

7
SWE: NOREEN P
Draw Out 4

8
EST: LILL E
Draw Out 3

9
SWE: JOHANSSON C
Draw In 4

10
EST: MOELDER M
Draw In 4

11
SWE: JOHANSSON C
Guard In 4

12
EST: MOELDER M
Promotion Takeout In 4

13
SWE: JOHANSSON C
Draw Out 3

14
EST: MOELDER M
Draw Out 3

15
SWE: NOREEN P
Draw Out 4

16
EST: LILL E
through Out X

Game - Shot by Shot

EST - Estonia	2 + 0	SWE - Sweden	3 + 2	End 5

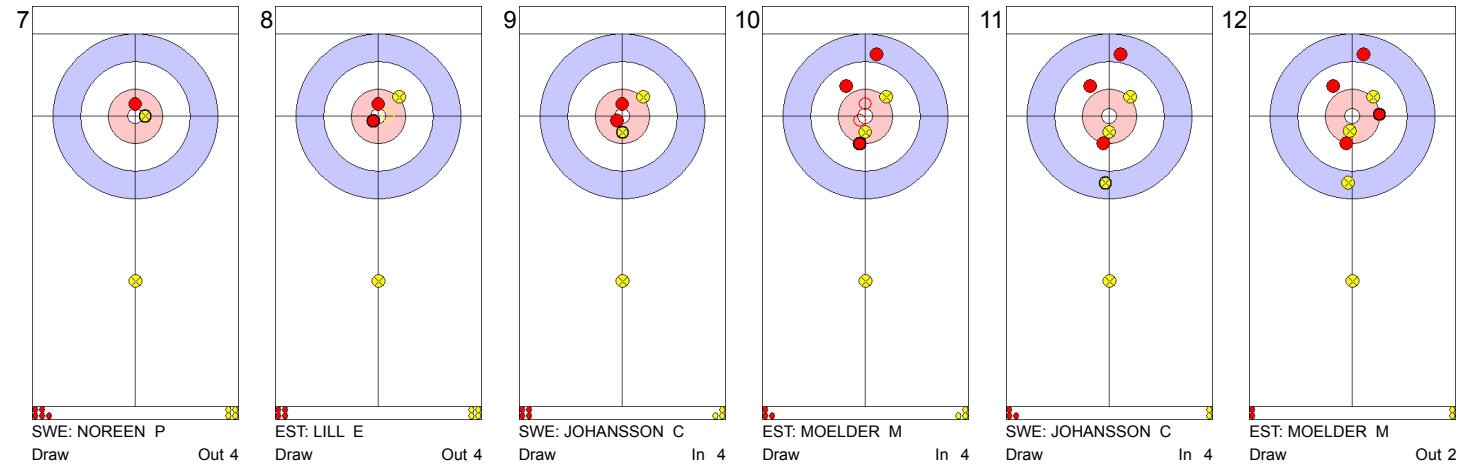

7
SWE: NOREEN P
Draw Out 4

8
EST: LILL E
Draw Out 4

9
SWE: JOHANSSON C
Draw In 4

10
EST: MOELDER M
Draw In 4

11
SWE: JOHANSSON C
Draw In 4

12
EST: MOELDER M
Draw Out 2

13
SWE: JOHANSSON C
Draw Out 3

14
EST: MOELDER M
Hit and Roll Out 0

15
SWE: NOREEN P
Double Takeout Out 4

16
EST: LILL E
Draw In 0

Game - Shot by Shot

EST - Estonia	2 + 1	SWE - Sweden	5 + 0	End 6

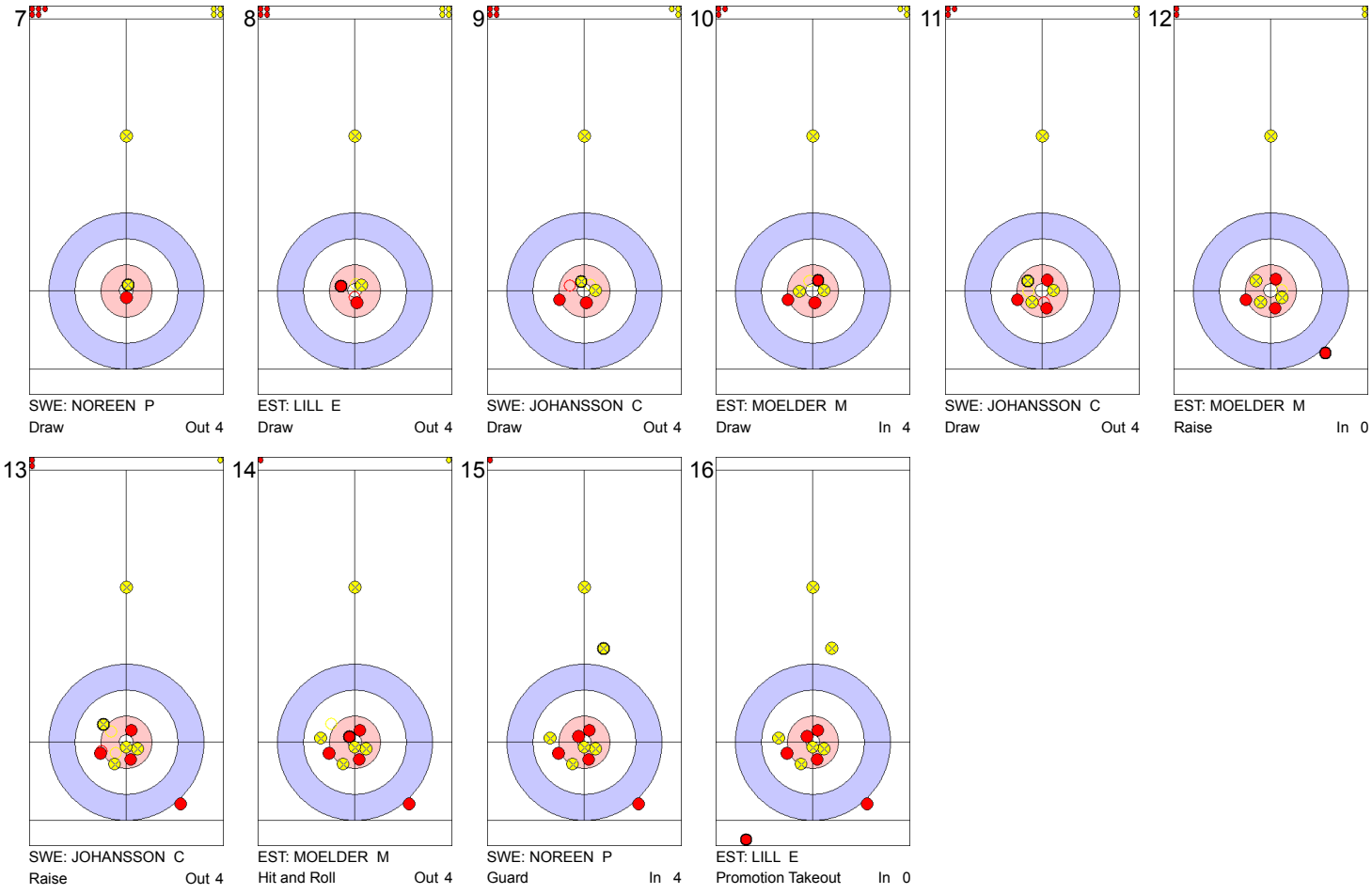

7
SWE: NOREEN P
Draw Out 4

8
EST: LILL E
Draw Out 4

9
SWE: JOHANSSON C
Draw Out 4

10
EST: MOELDER M
Draw In 4

11
SWE: JOHANSSON C
Draw Out 4

12
EST: MOELDER M
Raise In 0

13
SWE: JOHANSSON C
Raise Out 4

14
EST: MOELDER M
Hit and Roll Out 4

15
SWE: NOREEN P
Guard In 4

16
EST: LILL E
Promotion Takeout In 0

Game - Shot by Shot

EST - Estonia	3 + 0	SWE - Sweden	5 + 3	End 7

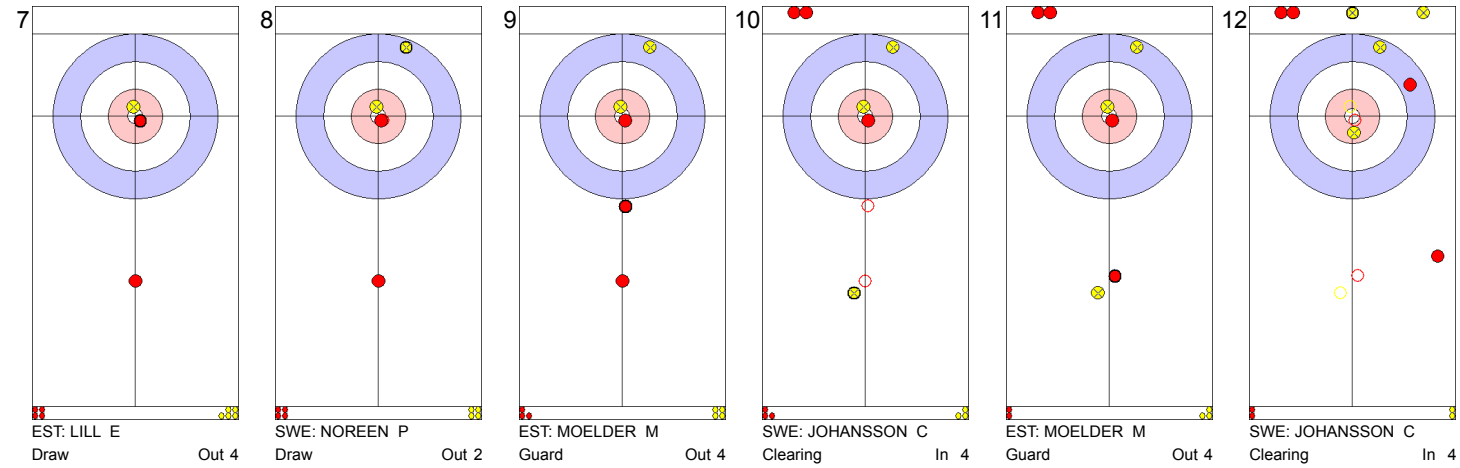

7	8	9	10	11	12
EST: LILL E	SWE: NOREEN P	EST: MOELDER M	SWE: JOHANSSON C	EST: MOELDER M	SWE: JOHANSSON C
Draw Out 4	Draw Out 2	Guard Out 4	Clearing In 4	Guard Out 4	Clearing In 4

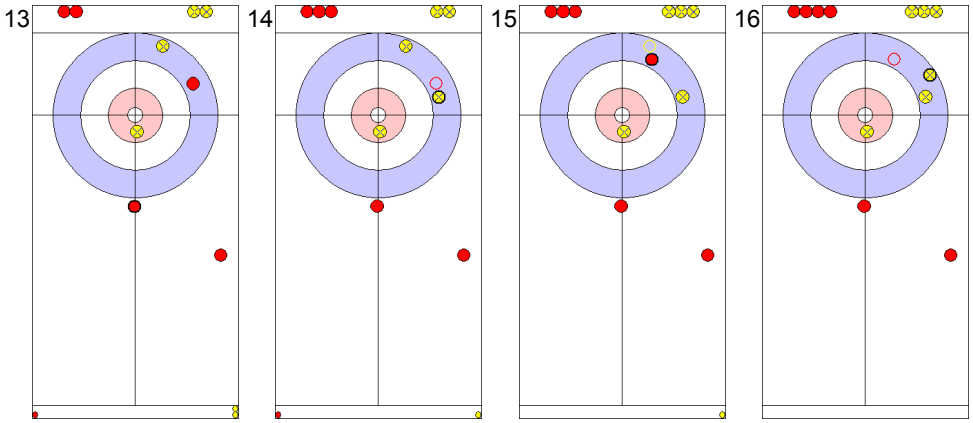

13	14	15	16
EST: MOELDER M	SWE: JOHANSSON C	EST: LILL E	SWE: NOREEN P
Draw Out 0	Takeout Out 4	Draw Out 2	Takeout Out 4
Time-out			

Game Results

Sheet	Game	Team	LSFE	1	2	3	4	5	6	7	8	Extra Ends						Total
D	10	NOR - Norway	*	0	2	0	1	0	1	1	1							6
	12	DEN - Denmark		1	0	1	0	2	0	0	0							4

NOR - Norway		Game	All
F	SKASLIEN Kristin	75 %	70 %
M	NEDREGOTTEN Magnus	79 %	77 %
	Team Total	78 %	74 %

Last Stone Draw: 34.9cm 7.2cm ↻ NEDREGOTTEN M
27.7cm ↺ SKASLIEN K

Time remaining: 0 minutes 13 seconds

Time-out: end 8 - NOR stone 7

DEN - Denmark		Game	All
F	DUPONT Denise	59 %	73 %
M	DUPONT Oliver	66 %	72 %
	Team Total	63 %	73 %

Last Stone Draw: 119.8cm 105.9cm ↻ DUPONT O
13.9cm ↺ DUPONT D

Time remaining: 1 minute 4 seconds

Detailed Game Statistics:

NOR - Norway		Draws		Takeouts		Total	
F	SKASLIEN Kristin	13	87 %	2	0 %	15	75 %
M	NEDREGOTTEN Magnus	16	80 %	8	78 %	24	79 %
	Team Total	29	83 %	10	63 %	39	78 %

DEN - Denmark		Draws		Takeouts		Total	
F	DUPONT Denise	13	65 %	3	33 %	16	59 %
M	DUPONT Oliver	14	64 %	10	68 %	24	66 %
	Team Total	27	65 %	13	60 %	40	63 %

LEGEND
F Female **LSFE** (*) Last stone first end **M** Male

Game - Shot by Shot

NOR - Norway	0 + 0	DEN - Denmark	0 + 1	End 1

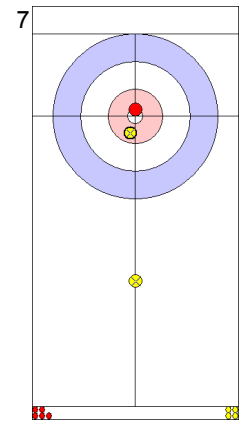

7
DEN: DUPONT D
Draw Out 4

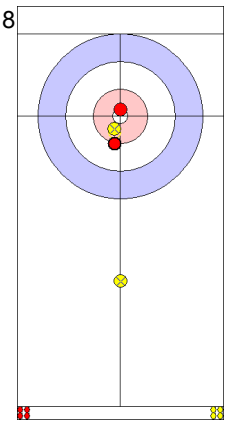

8
NOR: SKASLIEN K
Draw Out 4

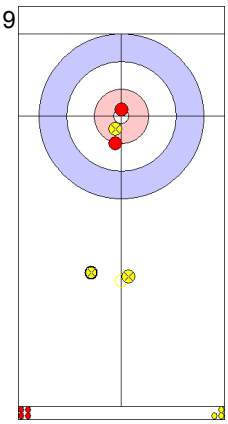

9
DEN: DUPONT O
Draw In 0

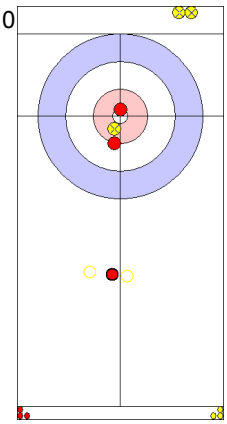

10
NOR: NEDREGOTTEN M
Takeout In 0

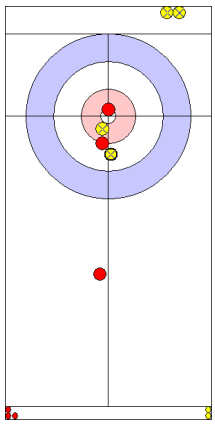

11
DEN: DUPONT O
Draw Out 3

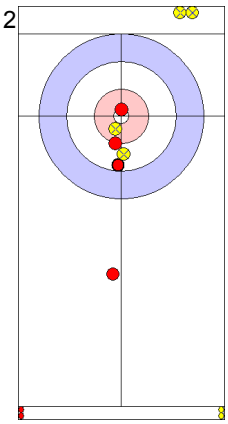

12
NOR: NEDREGOTTEN M
Draw Out 4

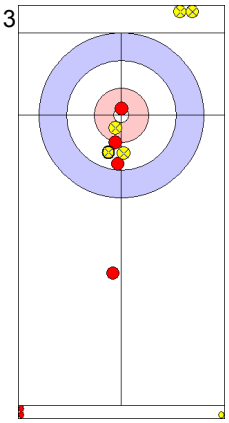

13
DEN: DUPONT O
Draw In 4

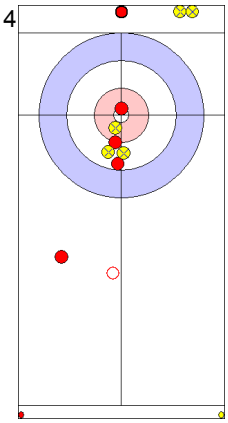

14
NOR: NEDREGOTTEN M
Promotion Takeout In 4

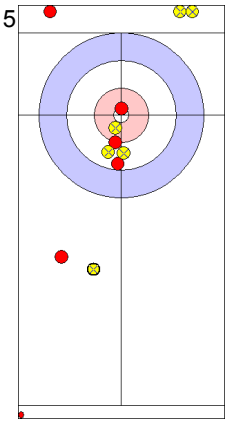

15
DEN: DUPONT D
Guard In 2

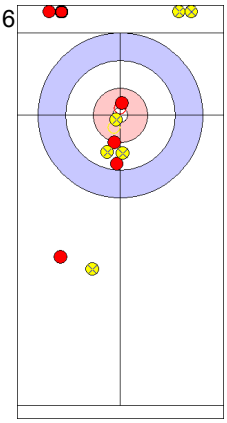

16
NOR: SKASLIEN K
Takeout Out 0

Game - Shot by Shot

NOR - Norway	0 + 2	DEN - Denmark	1 + 0	End 2

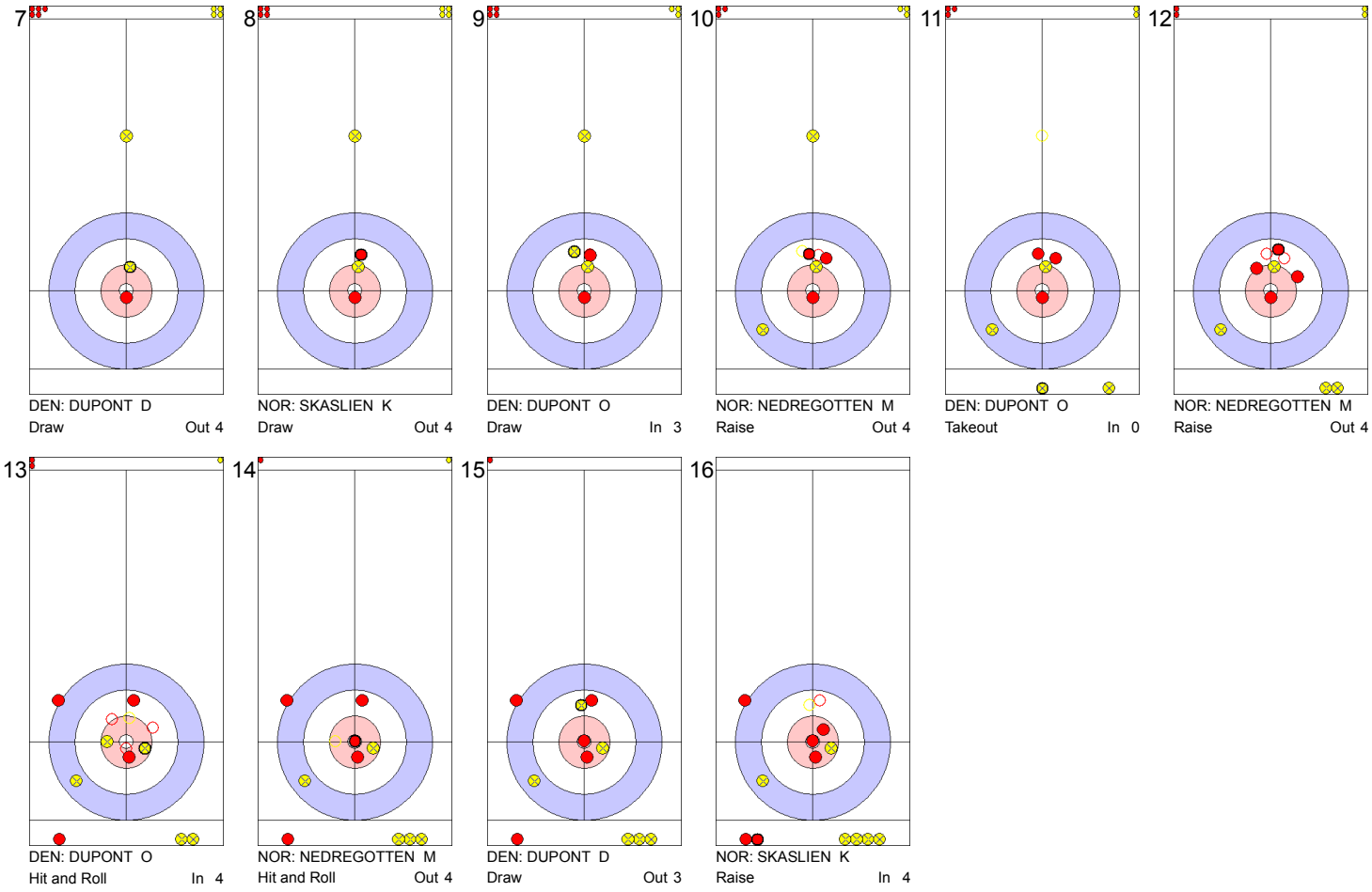

Game - Shot by Shot

NOR - Norway	2 + 0	DEN - Denmark	1 + 1	End 3

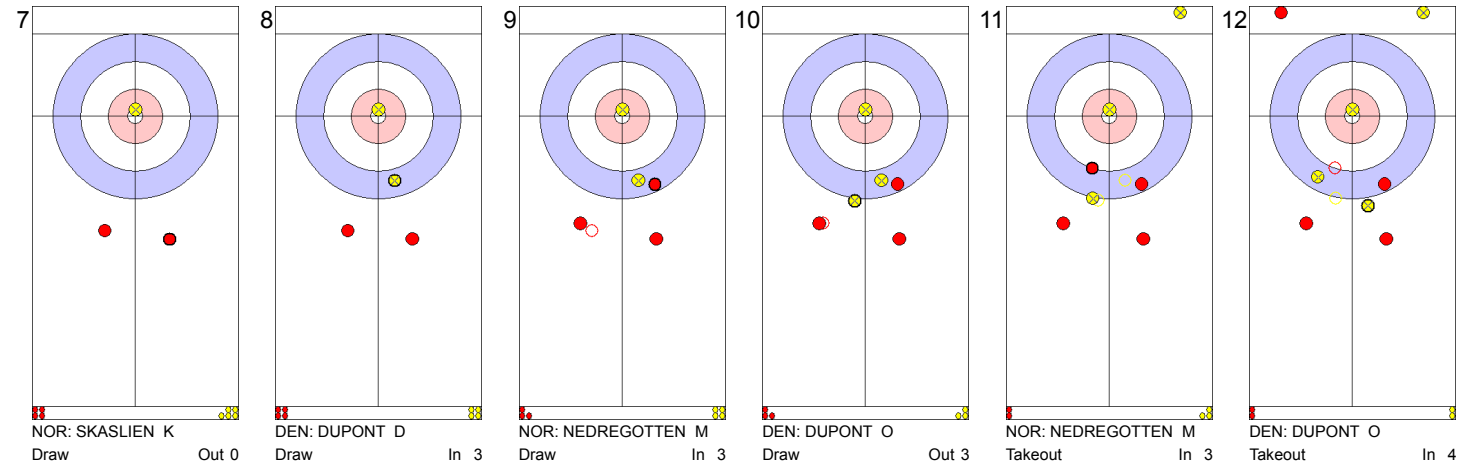

7
NOR: SKASLIEN K
Draw Out 0

8
DEN: DUPONT D
Draw In 3

9
NOR: NEDREGOTTEN M
Draw In 3

10
DEN: DUPONT O
Draw Out 3

11
NOR: NEDREGOTTEN M
Takeout In 3

12
DEN: DUPONT O
Takeout In 4

13
NOR: NEDREGOTTEN M
Draw In 3

14
DEN: DUPONT O
Double Takeout In 2

15
NOR: SKASLIEN K
Draw In 3

16
DEN: DUPONT D
Draw In 4

Game - Shot by Shot

NOR - Norway	2 + 1	DEN - Denmark	2 + 0	End 4

7

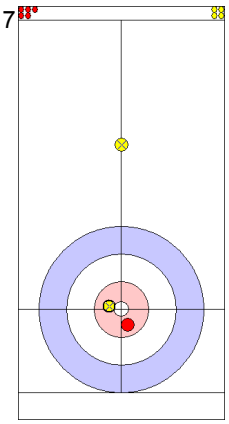

DEN: DUPONT D
Draw Out 3

8

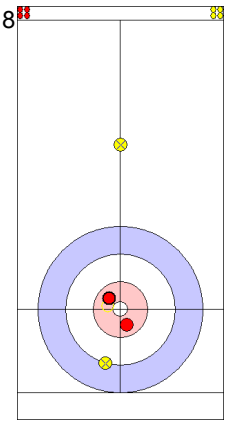

NOR: SKASLIEN K
Raise Out 4

9

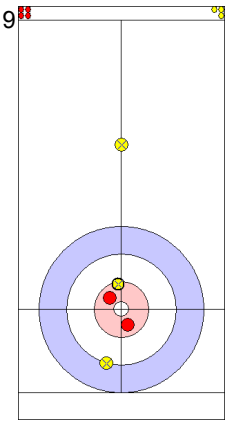

DEN: DUPONT O
Draw Out 3

10

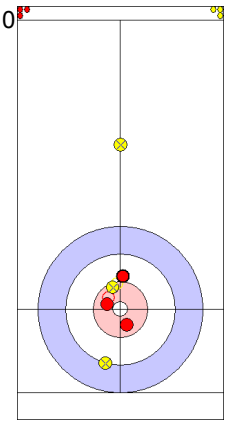

NOR: NEDREGOTTEN M
Guard In 3

11

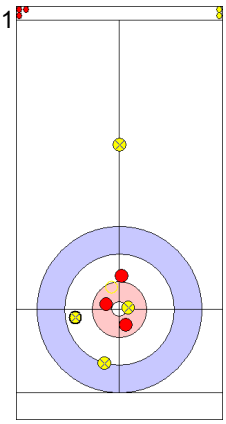

DEN: DUPONT O
Raise Out 4

12

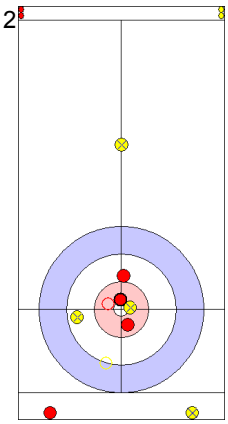

NOR: NEDREGOTTEN M
Hit and Roll Out 4

13

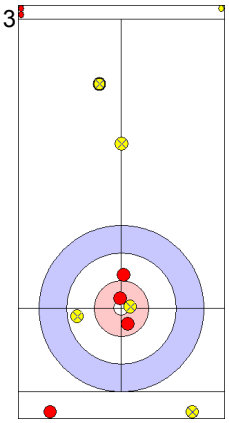

DEN: DUPONT O
Guard Out 4

14

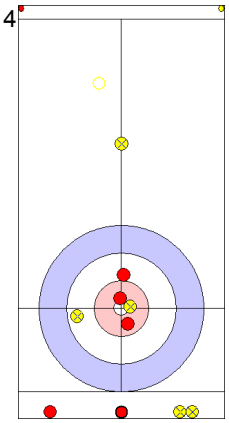

NOR: NEDREGOTTEN M
Clearing In 4

15

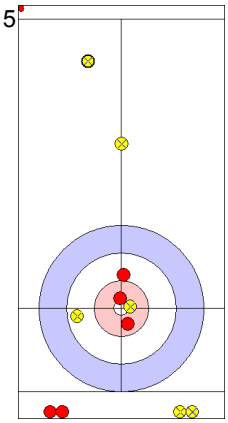

DEN: DUPONT D
Guard Out 0

16

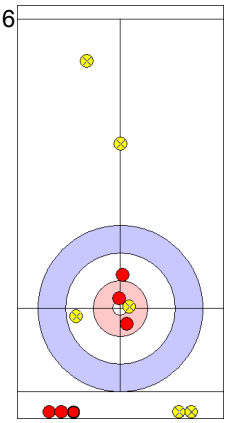

NOR: SKASLIEN K
Promotion Takeout Out 0

Game - Shot by Shot

NOR - Norway	3 + 0	DEN - Denmark	2 + 2	End 5

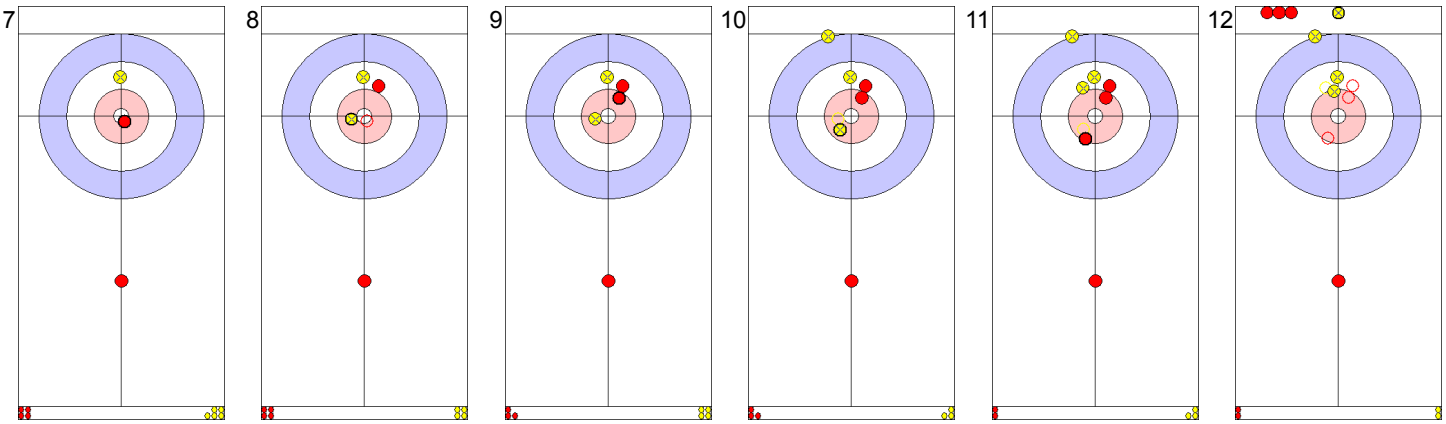

7	8	9	10	11	12
NOR: SKASLIEN K	DEN: DUPONT D	NOR: NEDREGOTTEN M	DEN: DUPONT O	NOR: NEDREGOTTEN M	DEN: DUPONT O
Raise In 4	Raise In 4	Draw In 3	Raise In 0	Raise In 4	Double Takeout In 4

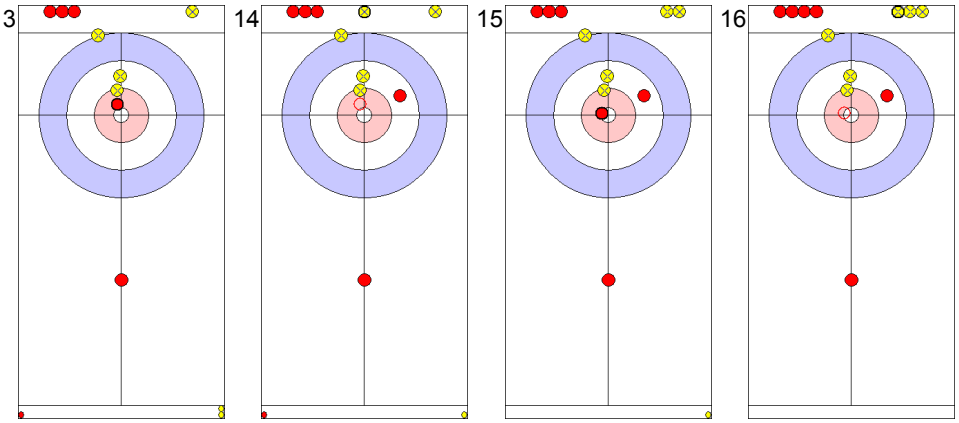

13	14	15	16
NOR: NEDREGOTTEN M	DEN: DUPONT O	NOR: SKASLIEN K	DEN: DUPONT D
Draw In 4	Raise In 2	Draw In 4	Clearing In 4

Game - Shot by Shot

NOR - Norway	3 + 1	DEN - Denmark	4 + 0	End 6

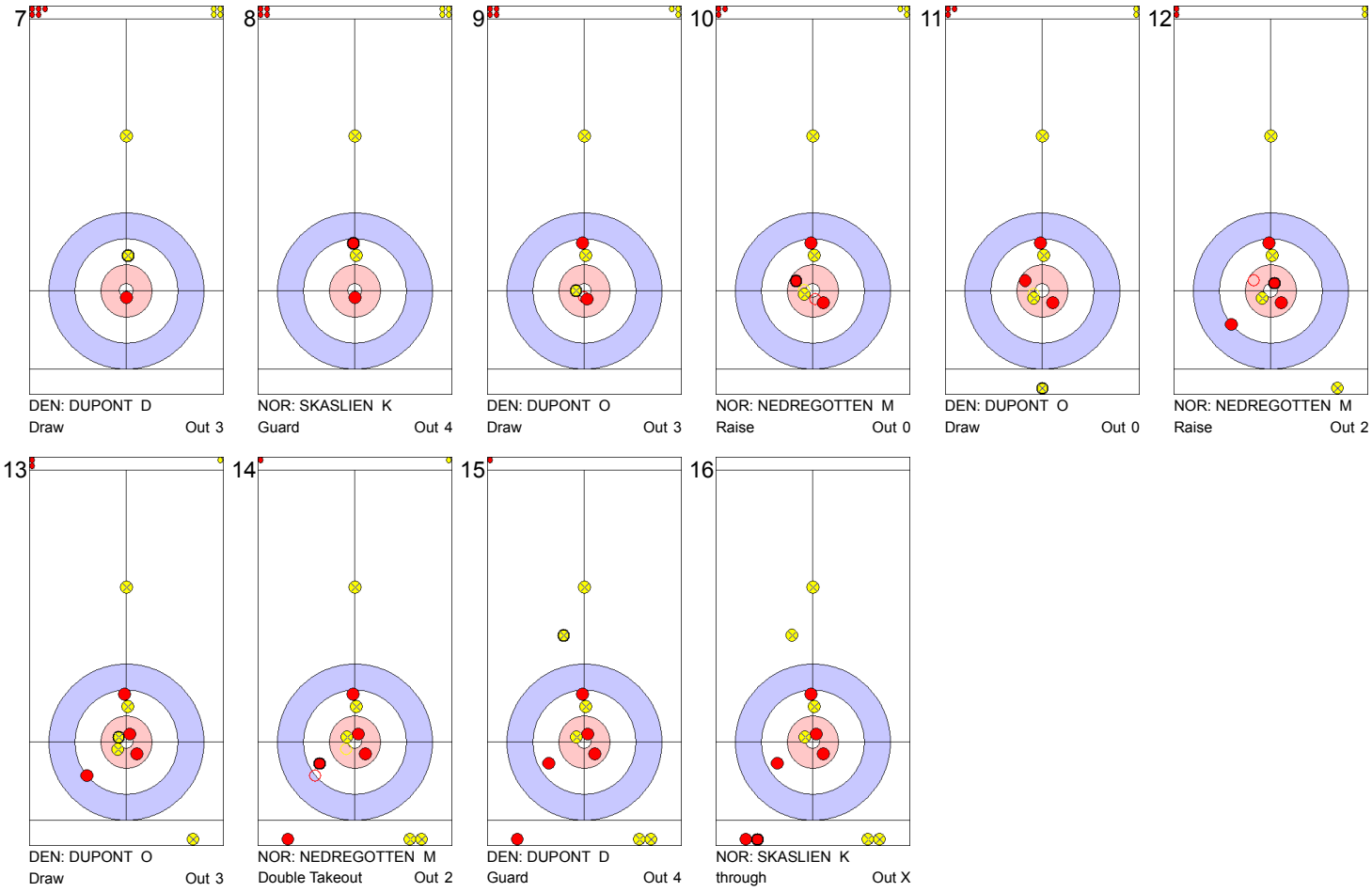

Game - Shot by Shot

NOR - Norway	4 + 1	DEN - Denmark	4 + 0	End 7

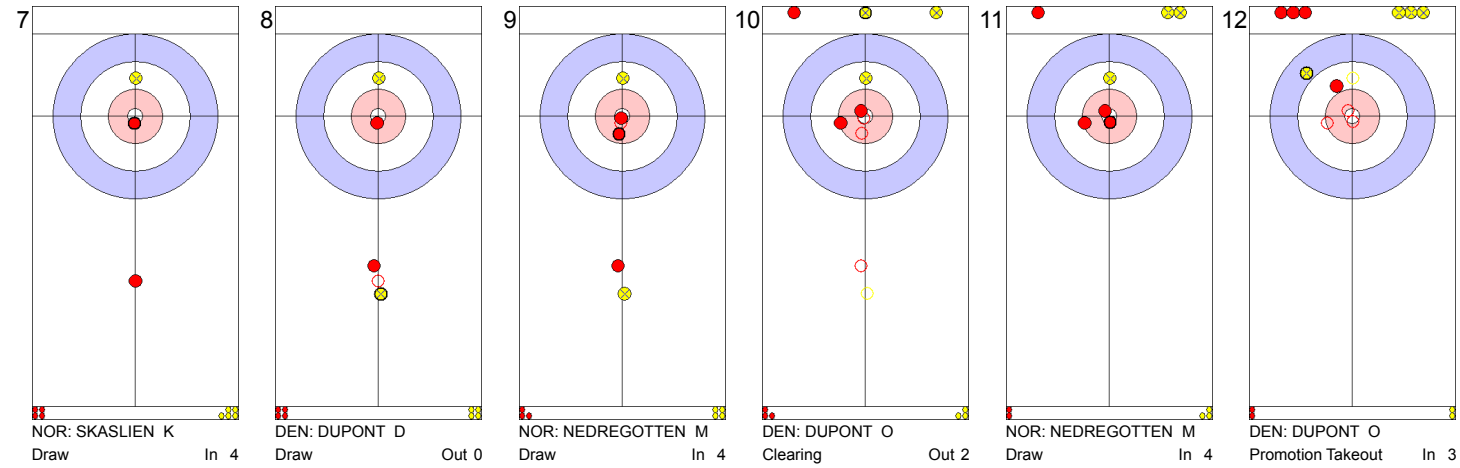

7
NOR: SKASLIEN K
Draw In 4

8
DEN: DUPONT D
Draw Out 0

9
NOR: NEDREGOTTEN M
Draw In 4

10
DEN: DUPONT O
Clearing Out 2

11
NOR: NEDREGOTTEN M
Draw In 4

12
DEN: DUPONT O
Promotion Takeout In 3

13
NOR: NEDREGOTTEN M
Takeout In 4

14
DEN: DUPONT O
Double Takeout In 2

15
NOR: SKASLIEN K
Draw In 3

16
DEN: DUPONT D
Takeout Out 0

Game - Shot by Shot

NOR - Norway	5 + 1	DEN - Denmark	4 + 0	End 8

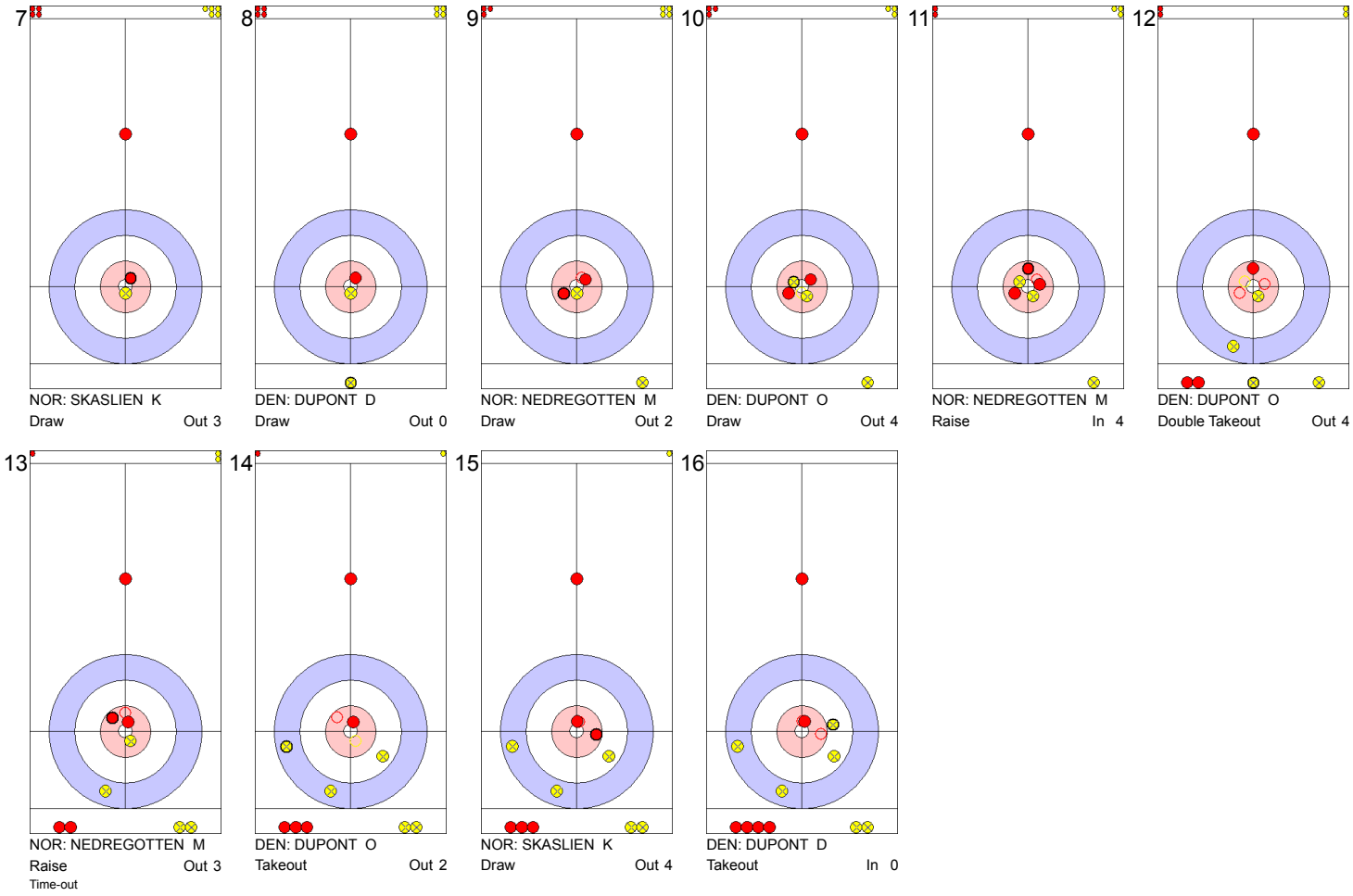

7
NOR: SKASLIEN K
Draw Out 3

8
DEN: DUPONT D
Draw Out 0

9
NOR: NEDREGOTTEN M
Draw Out 2

10
DEN: DUPONT O
Draw Out 4

11
NOR: NEDREGOTTEN M
Raise In 4

12
DEN: DUPONT O
Double Takeout Out 4

13
NOR: NEDREGOTTEN M
Raise Out 3
Time-out

14
DEN: DUPONT O
Takeout Out 2

15
NOR: SKASLIEN K
Draw Out 4

16
DEN: DUPONT D
Takeout In 0

Session Results and Standings

Sheet	Game	Team	LSFE	1	2	3	4	5	6	7	8	Extra Ends						Total
A	11	ITA - Italy		1	1	0	1	0	1	0	X							4
	11	DEN - Denmark	*	0	0	3	0	2	0	3	X							8

Championship Bracket

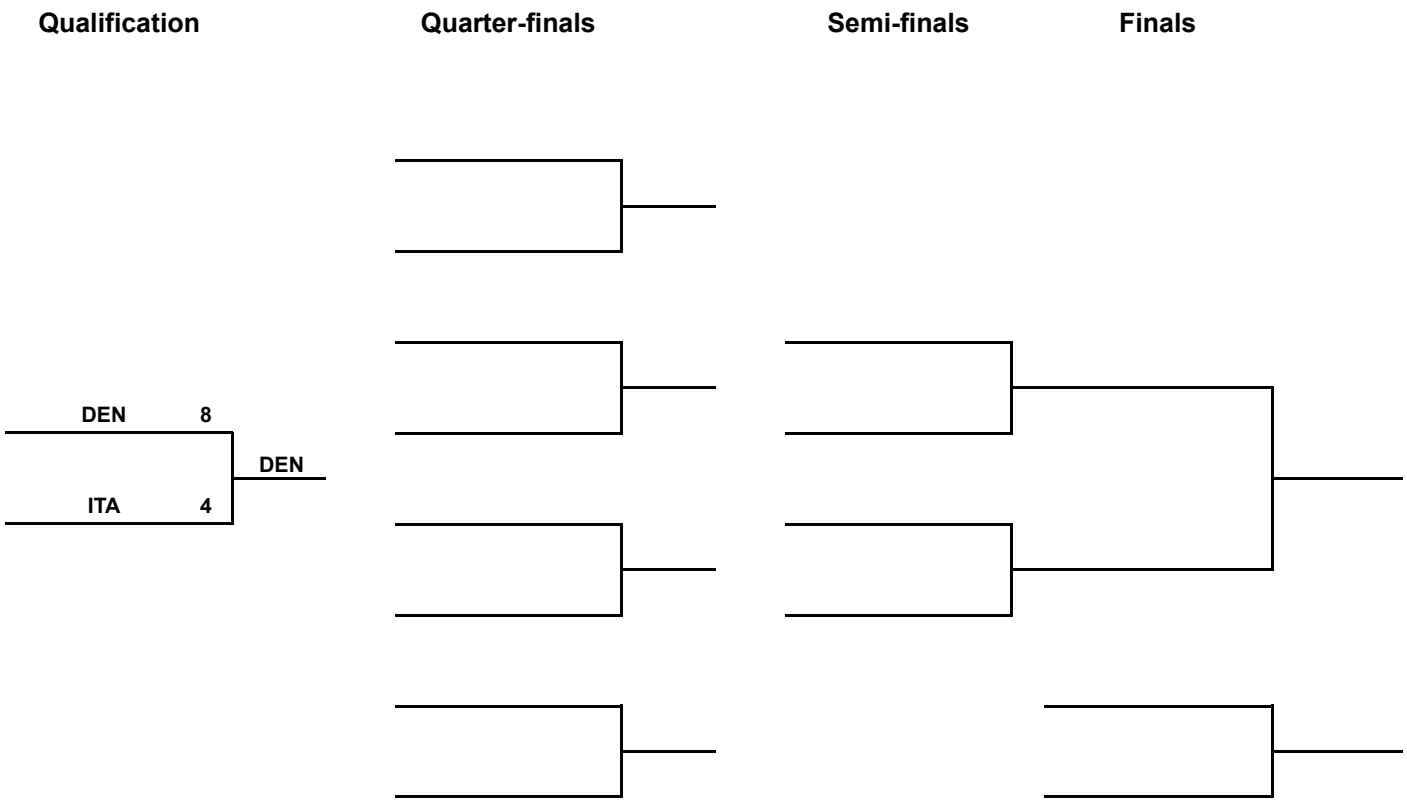

LEGEND
LSFE (*) Last stone first end

Game Results

Sheet	Game	Team	LSFE	1	2	3	4	5	6	7	8	Extra Ends						Total
A	11	ITA - Italy		1	1	0	1	0	1	0	X							4
	11	DEN - Denmark	*	0	0	3	0	2	0	3	X							8

ITA - Italy		Game	All
F	SALVAI Lucrezia	65 %	60 %
M	GONIN Simone	85 %	72 %
	Team Total	78 %	67 %

Last Stone Draw: 95.5cm — 95.5cm ↻ SALVAI L; 0.0cm ↺ GONIN S

Time remaining: 4 minutes 13 seconds

DEN - Denmark		Game	All
F	DUPONT Denise	96 %	75 %
M	DUPONT Oliver	90 %	73 %
	Team Total	92 %	74 %

Last Stone Draw: 6.7cm — 6.7cm ↻ DUPONT O; 0.0cm ↺ DUPONT D

Time remaining: 5 minutes 20 seconds

Time-out: end 8 - DEN stone 7

Detailed Game Statistics:

ITA - Italy		Draws		Takeouts		Total	
F	SALVAI Lucrezia	12	73 %	3	33 %	15	65 %
M	GONIN Simone	14	93 %	10	75 %	24	85 %
	Team Total	26	84 %	13	65 %	39	78 %

DEN - Denmark		Draws		Takeouts		Total	
F	DUPONT Denise	12	96 %	2	100 %	14	96 %
M	DUPONT Oliver	9	97 %	15	85 %	24	90 %
	Team Total	21	96 %	17	87 %	38	92 %

LEGEND
F Female **LSFE** (*) Last stone first end **M** Male

Game - Shot by Shot

ITA - Italy	0 + 1	DEN - Denmark	0 + 0	End 1

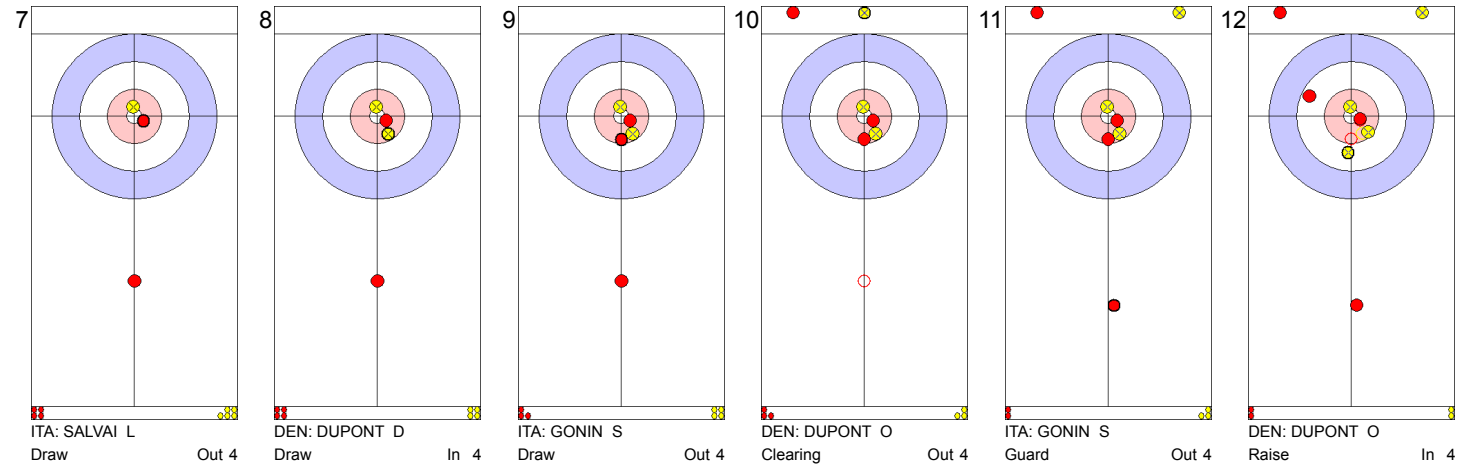

7	8	9	10	11	12
ITA: SALVAI L	DEN: DUPONT D	ITA: GONIN S	DEN: DUPONT O	ITA: GONIN S	DEN: DUPONT O
Draw Out 4	Draw In 4	Draw Out 4	Clearing Out 4	Guard Out 4	Raise In 4

13	14	15	16
ITA: GONIN S	DEN: DUPONT O	ITA: SALVAI L	DEN: DUPONT D
Draw Out 4	Raise In 4	Draw Out 4	Raise In 2

Game - Shot by Shot

ITA - Italy	1 + 1	DEN - Denmark	0 + 0	End 2

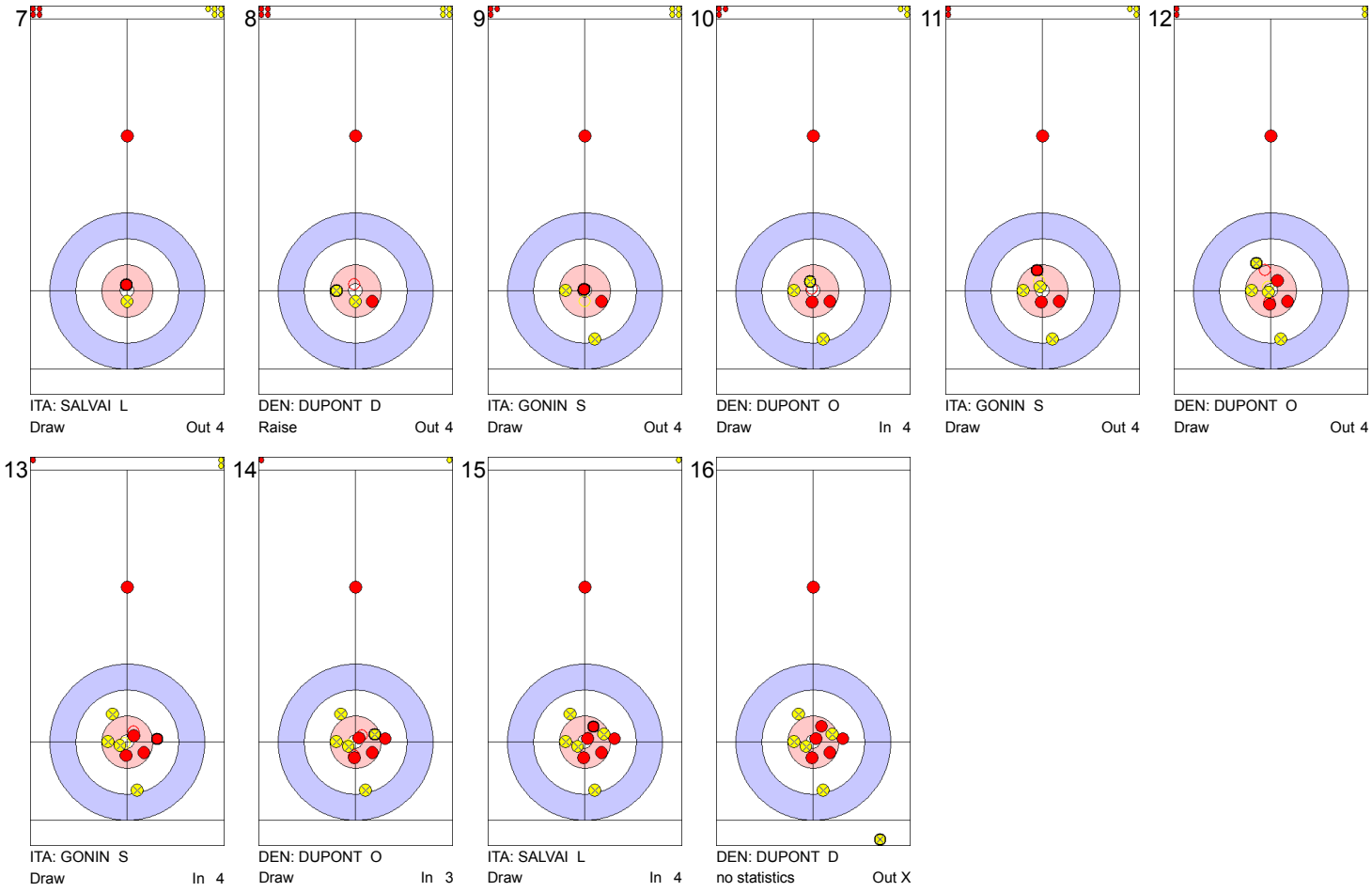

Game - Shot by Shot

ITA - Italy	2 + 0	DEN - Denmark	0 + 3	End 3

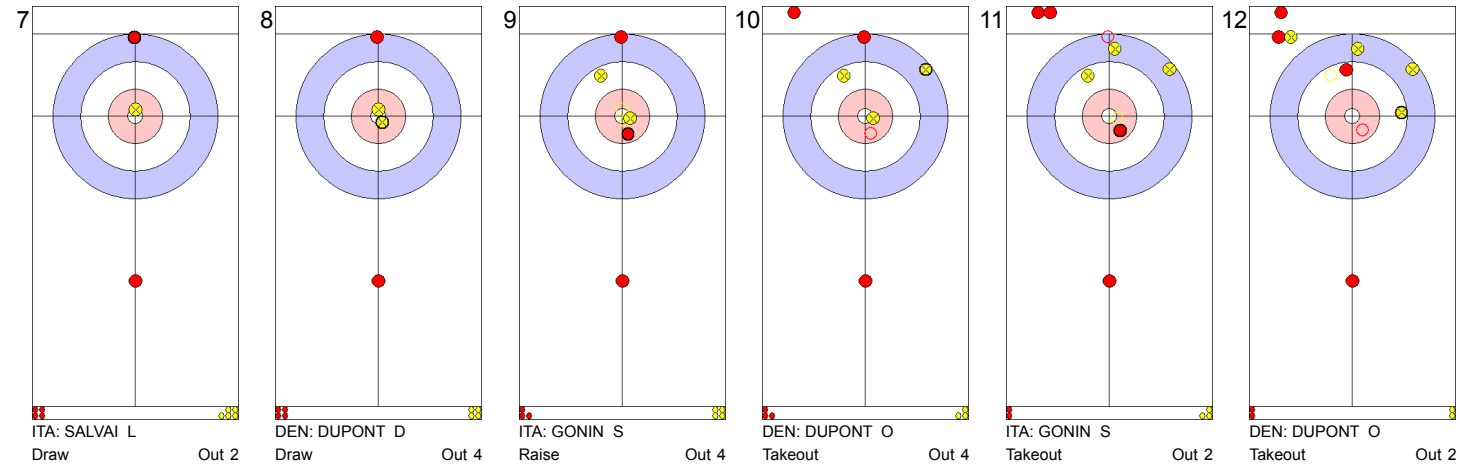

7
ITA: SALVAI L
Draw Out 2

8
DEN: DUPONT D
Draw Out 4

9
ITA: GONIN S
Raise Out 4

10
DEN: DUPONT O
Takeout Out 4

11
ITA: GONIN S
Takeout Out 2

12
DEN: DUPONT O
Takeout Out 2

13
ITA: GONIN S
Double Takeout Out 4

14
DEN: DUPONT O
Takeout Out 4

15
ITA: SALVAI L
Takeout Out 0

16
DEN: DUPONT D
Draw Out 4

Game - Shot by Shot

ITA - Italy	2 + 1	DEN - Denmark	3 + 0	End 4

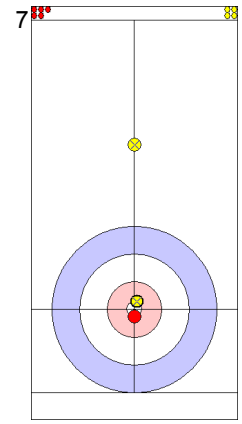

7
DEN: DUPONT D
Draw Out 4

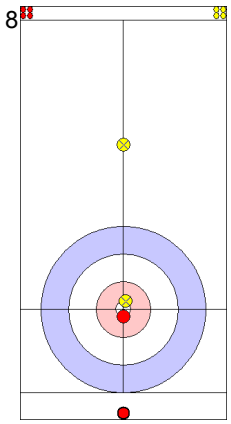

8
ITA: SALVAI L
Raise In 0

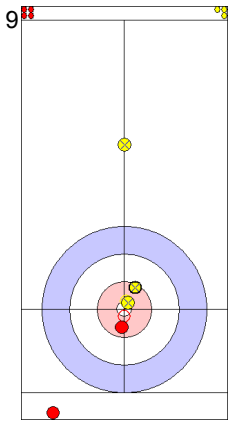

9
DEN: DUPONT O
Raise In 4

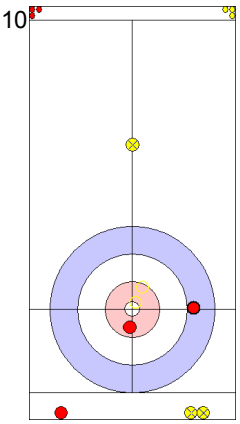

10
ITA: GONIN S
Double Takeout In 4

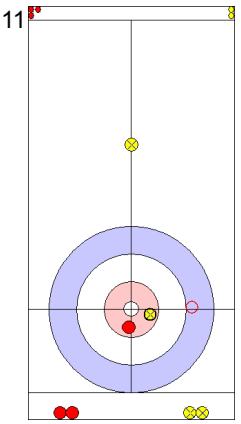

11
DEN: DUPONT O
Hit and Roll In 3

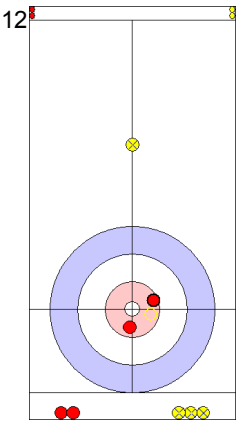

12
ITA: GONIN S
Takeout In 4

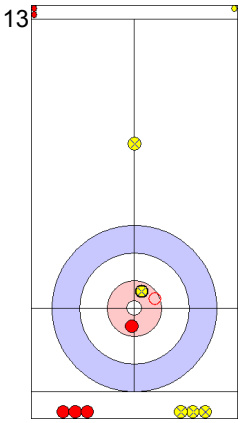

13
DEN: DUPONT O
Hit and Roll In 4

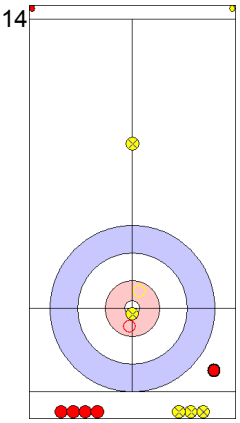

14
ITA: GONIN S
Takeout In 0

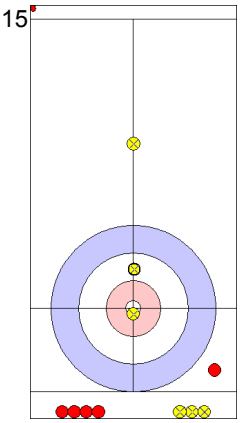

15
DEN: DUPONT D
Draw Out 4

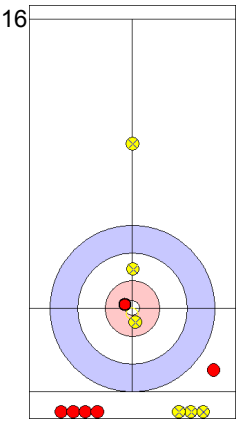

16
ITA: SALVAI L
Draw Out 4

Game - Shot by Shot

ITA - Italy	3 + 0	DEN - Denmark	3 + 2	End 5

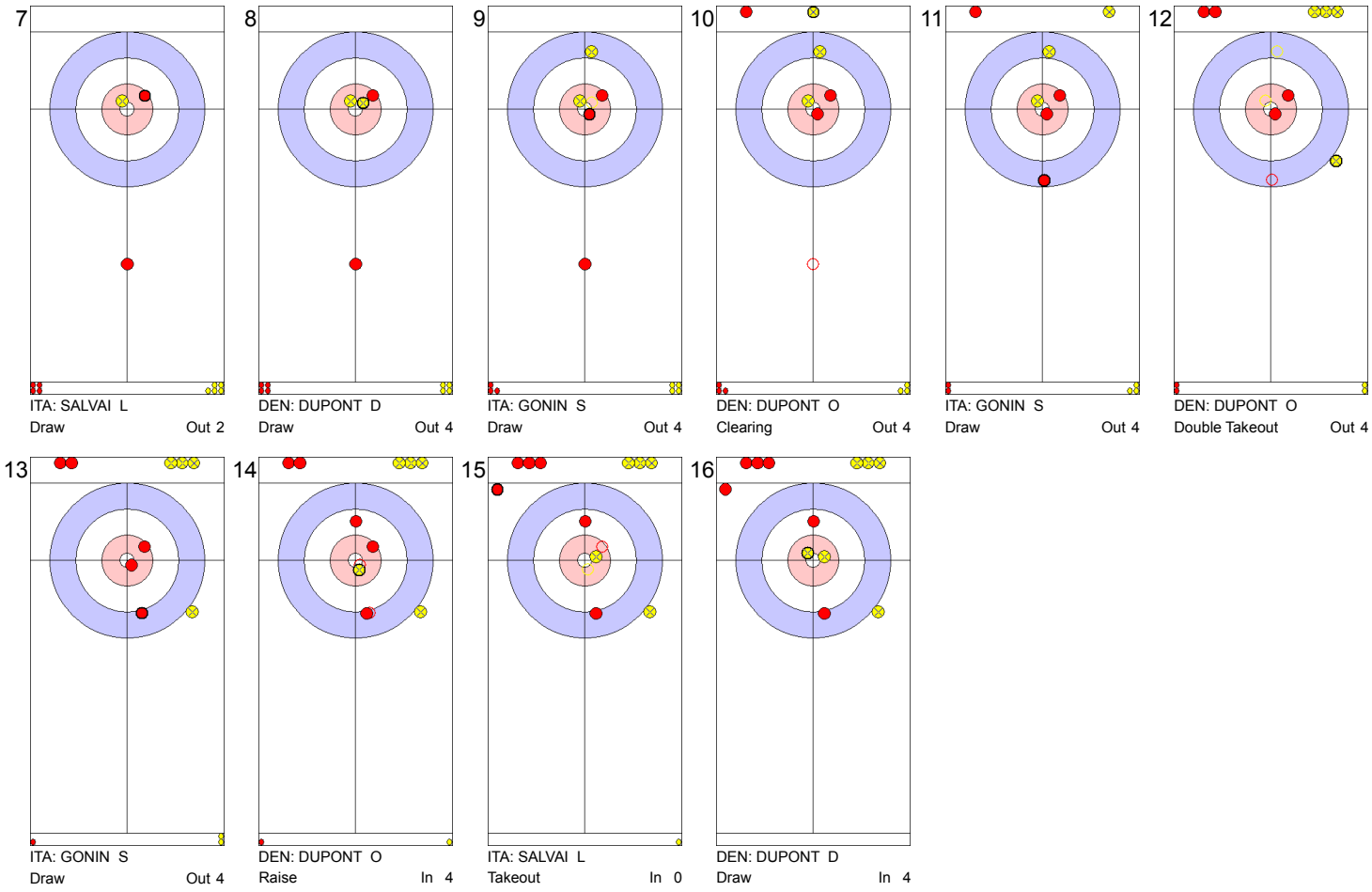

7	8	9	10	11	12
ITA: SALVAI L	DEN: DUPONT D	ITA: GONIN S	DEN: DUPONT O	ITA: GONIN S	DEN: DUPONT O
Draw Out 2	Draw Out 4	Draw Out 4	Clearing Out 4	Draw Out 4	Double Takeout Out 4

13	14	15	16
ITA: GONIN S	DEN: DUPONT O	ITA: SALVAI L	DEN: DUPONT D
Draw Out 4	Raise In 4	Takeout In 0	Draw In 4

Game - Shot by Shot

ITA - Italy	3 + 1	DEN - Denmark	5 + 0	End 6

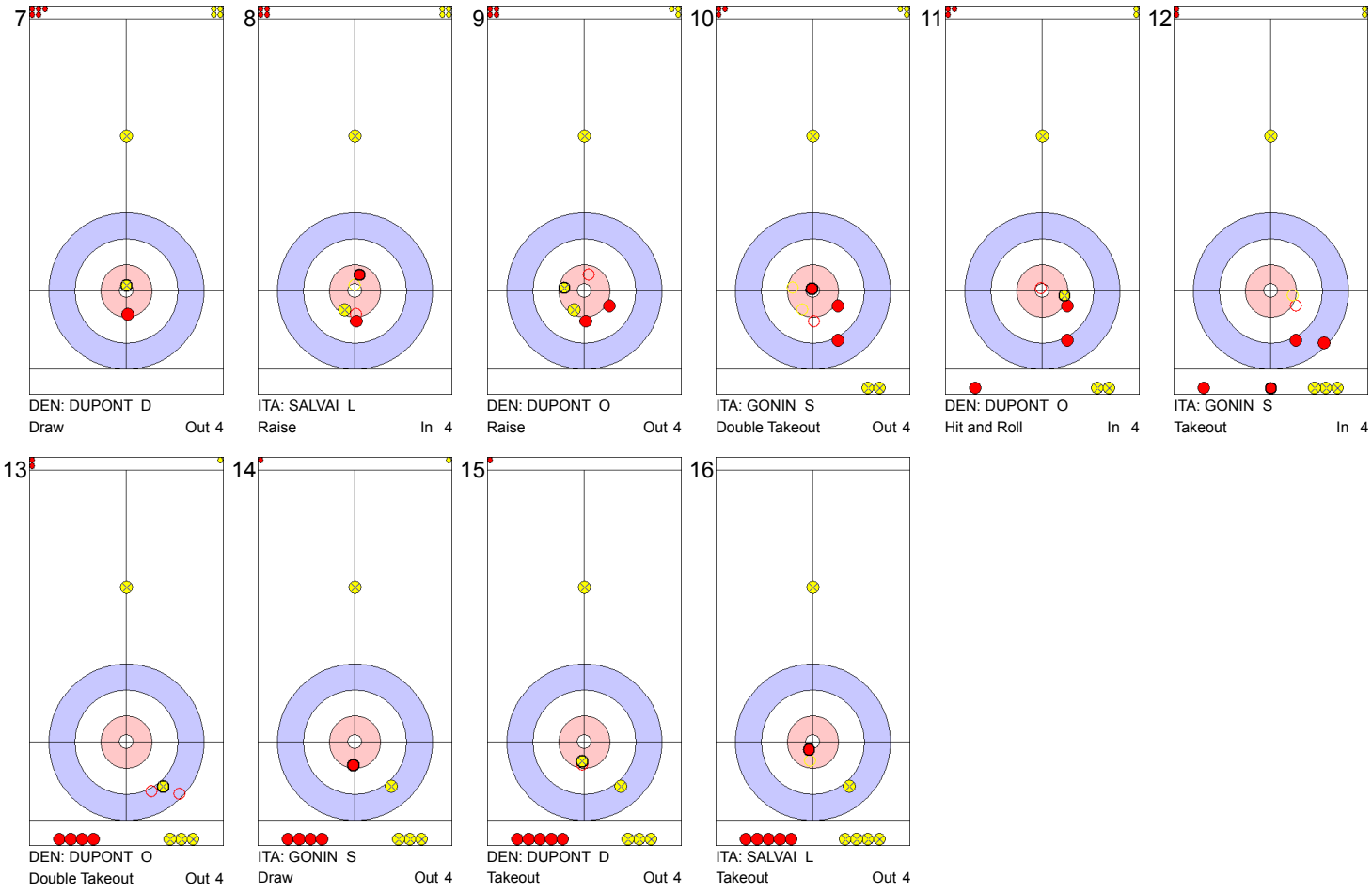

Game - Shot by Shot

ITA - Italy	4 + 0	DEN - Denmark	5 + 3	End 7

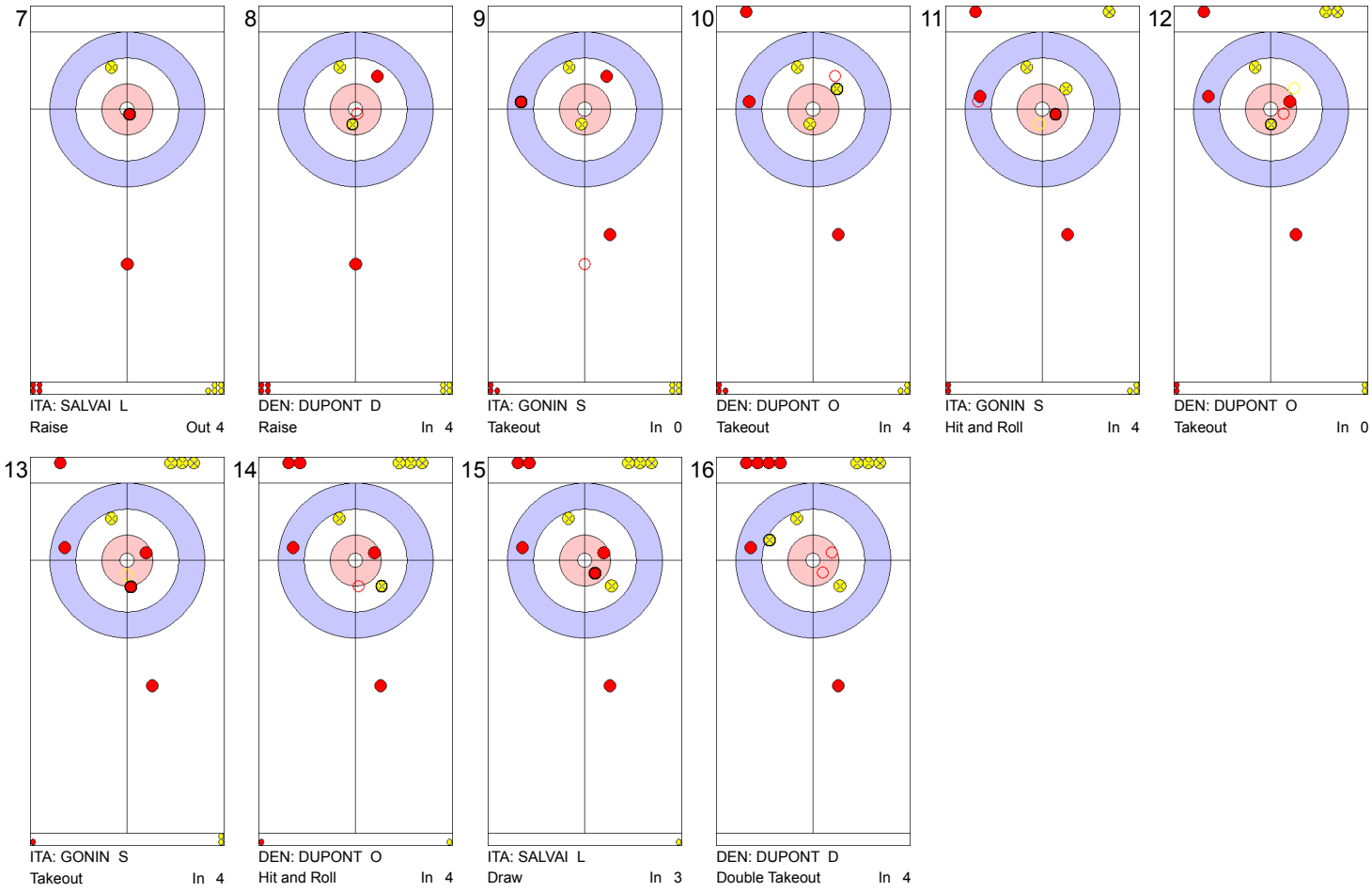

7	8	9	10	11	12
ITA: SALVAI L	DEN: DUPONT D	ITA: GONIN S	DEN: DUPONT O	ITA: GONIN S	DEN: DUPONT O
Raise Out 4	Raise In 4	Takeout In 0	Takeout In 4	Hit and Roll In 4	Takeout In 0

13	14	15	16
ITA: GONIN S	DEN: DUPONT O	ITA: SALVAI L	DEN: DUPONT D
Takeout In 4	Hit and Roll In 4	Draw In 3	Double Takeout In 4

Game - Shot by Shot

ITA - Italy	4 + X	DEN - Denmark	8 + X	End 8

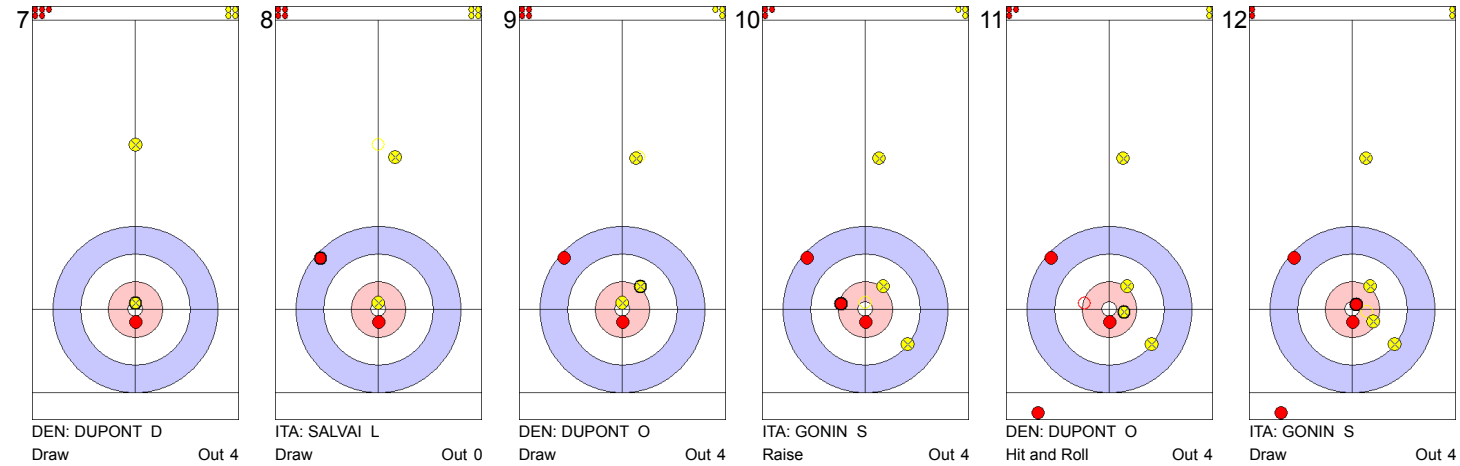

7
DEN: DUPONT D
Draw Out 4

8
ITA: SALVAI L
Draw Out 0

9
DEN: DUPONT O
Draw Out 4

10
ITA: GONIN S
Raise Out 4

11
DEN: DUPONT O
Hit and Roll Out 4

12
ITA: GONIN S
Draw Out 4

13
DEN: DUPONT O
Takeout Out 2
Time-out

14
ITA: GONIN S
Draw In 0

Session Results and Standings

Sheet	Game	Team	LSFE	1	2	3	4	5	6	7	8	Extra Ends						Total
B	10	DEN - Denmark	*	0	2	1	0	1	1	0	1							6
	10	JPN - Japan		2	0	0	1	0	0	1	0							4
C	10	ITA - Italy	*	2	1	0	1	0	2	2	1							9
	10	LAT - Latvia		0	0	4	0	3	0	0	0							7
D	10	FIN - Finland	*	0	2	0	2	0	1	1	0							6
	10	SWE - Sweden		1	0	2	0	3	0	0	1							7

Q QF indicates qualified for the Quarter-finals.
DEN and ITA play the Qualification Game for the last spot in the Quarter-finals.

Session Results and Standings

Standings after Tie-breaker Session

Rank	Team	Games	Wins	Losses	TB W-L				
Group A									
1	RUS - Russia	9	9	0		Q QF			
2	USA - United States	9	7	2		Q QF			
3	DEN - Denmark	9	6	3	1 - 0	Q	w1		
4	JPN - Japan	9	6	3	0 - 1		w0		
5	SUI - Switzerland	9	5	4					
6	CZE - Czech Republic	9	4	5					
7	FRA - France	9	3	6			w1		
8	TUR - Turkey	9	3	6			w0		
9	SVK - Slovakia	9	2	7					
10	AUS - Australia	9	0	9					
Group B									
1	NOR - Norway	9	9	0		Q QF			
2	SWE - Sweden	9	6	3	1 - 0	Q QF	w1		
3	ITA - Italy	9	6	3	1 - 0	Q	w0		
4	LAT - Latvia	9	6	3	0 - 1		w1		
5	FIN - Finland	9	6	3	0 - 1		w0		
6	CHN - China	9	5	4					
7	NZL - New Zealand	9	2	7			w1	DSC	44.55 cm
8	SLO - Slovenia	9	2	7			w1	DSC	65.18 cm
9	AUT - Austria	9	2	7			w1	DSC	66.68 cm
10	BRA - Brazil	9	1	8					
Group C									
1	CAN - Canada	9	8	1		Q QF			
2	EST - Estonia	9	7	2		Q QF	w1		
3	HUN - Hungary	9	7	2		Q QF	w0		
4	KOR - Korea	9	5	4			w2,1		
5	ENG - England	9	5	4			w2,0		
6	ESP - Spain	9	5	4			w1,1		
7	SCO - Scotland	9	5	4			w1,0		
8	POL - Poland	9	2	7					
9	ROU - Romania	9	1	8					
10	BLR - Belarus	9	0	9					

LEGEND
DSC Draw Shot Challenge
TB W-L Tie-breaker Wins-Losses
LSFE (*) Last stone first end
wx Number of wins (x) against tied teams
Q Qualified for post round robin games

Q QF indicates qualified for the Quarter-finals.
DEN and ITA play the Qualification Game for the last spot in the Quarter-finals.

Game Results

Sheet	Game	Team	LSFE	1	2	3	4	5	6	7	8	Extra Ends						Total
B	10	DEN - Denmark	*	0	2	1	0	1	1	0	1							6
	10	JPN - Japan		2	0	0	1	0	0	1	0							4

DEN - Denmark		Game	All
F	DUPONT Denise	73 %	73 %
M	DUPONT Oliver	76 %	71 %
	Team Total	75 %	72 %

Time remaining: 2 minutes 4 seconds

Time-out: end 8 - DEN stone 7

JPN - Japan		Game	All
F	TOMABECHI Michiko	58 %	62 %
M	TOMABECHI Kenji	77 %	69 %
	Team Total	70 %	66 %

Time remaining: 1 minute 26 seconds

Time-out: end 8 - JPN stone 8

Detailed Game Statistics:

DEN - Denmark		Draws		Takeouts		Total	
F	DUPONT Denise	12	75 %	3	67 %	15	73 %
M	DUPONT Oliver	18	76 %	6	75 %	24	76 %
	Team Total	30	76 %	9	72 %	39	75 %

JPN - Japan		Draws		Takeouts		Total	
F	TOMABECHI Michiko	14	63 %	1	0 %	15	58 %
M	TOMABECHI Kenji	23	78 %	1	50 %	24	77 %
	Team Total	37	72 %	2	25 %	39	70 %

LEGEND
F Female **LSFE** (*) Last stone first end **M** Male

Game - Shot by Shot

DEN - Denmark	0 + 0	JPN - Japan	0 + 2	End 1

7

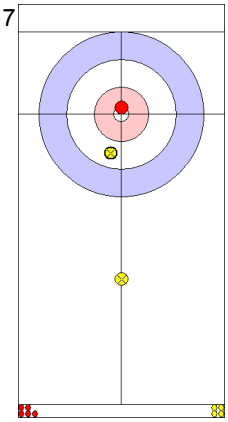

JPN: TOMABECHI M
Draw In 3

8

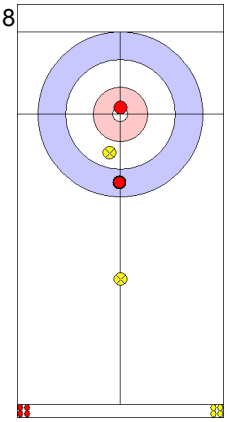

DEN: DUPONT D
Draw Out 2

9

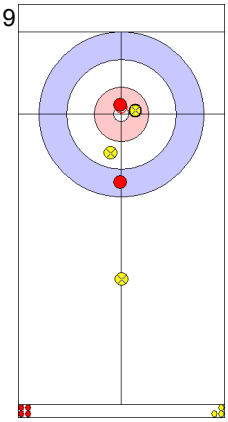

JPN: TOMABECHI K
Draw Out 2

10

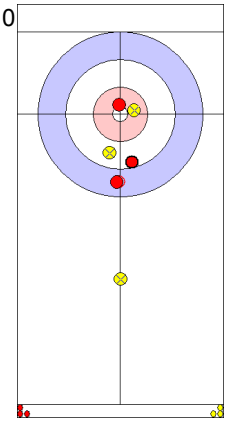

DEN: DUPONT O
Draw Out 2

11

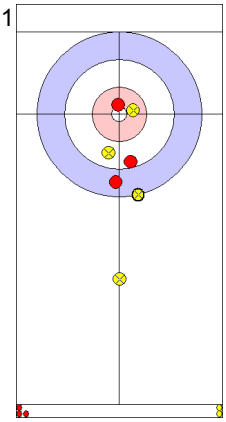

JPN: TOMABECHI K
Draw Out 2

12

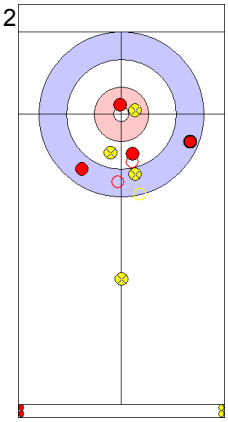

DEN: DUPONT O
Raise Out 2

13

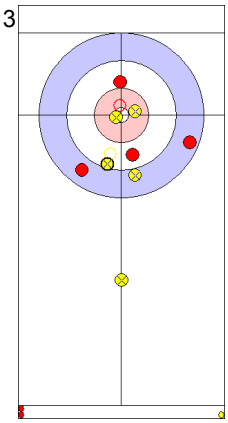

JPN: TOMABECHI K
Raise In 4

14

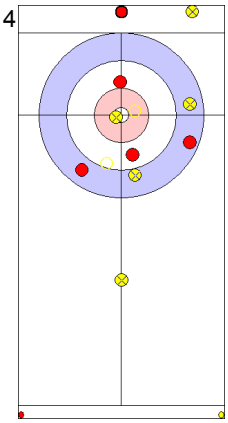

DEN: DUPONT O
Double Takeout In 2

15

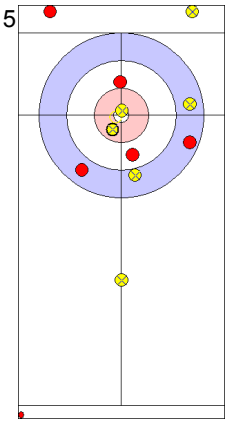

JPN: TOMABECHI M
Draw In 3

16

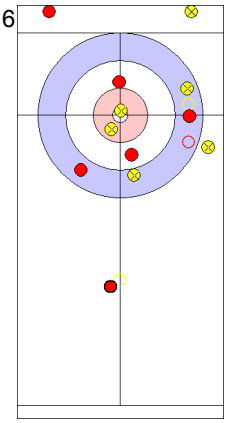

DEN: DUPONT D
Double Takeout In 0

Game - Shot by Shot

DEN - Denmark	0 + 2	JPN - Japan	2 + 0	End 2

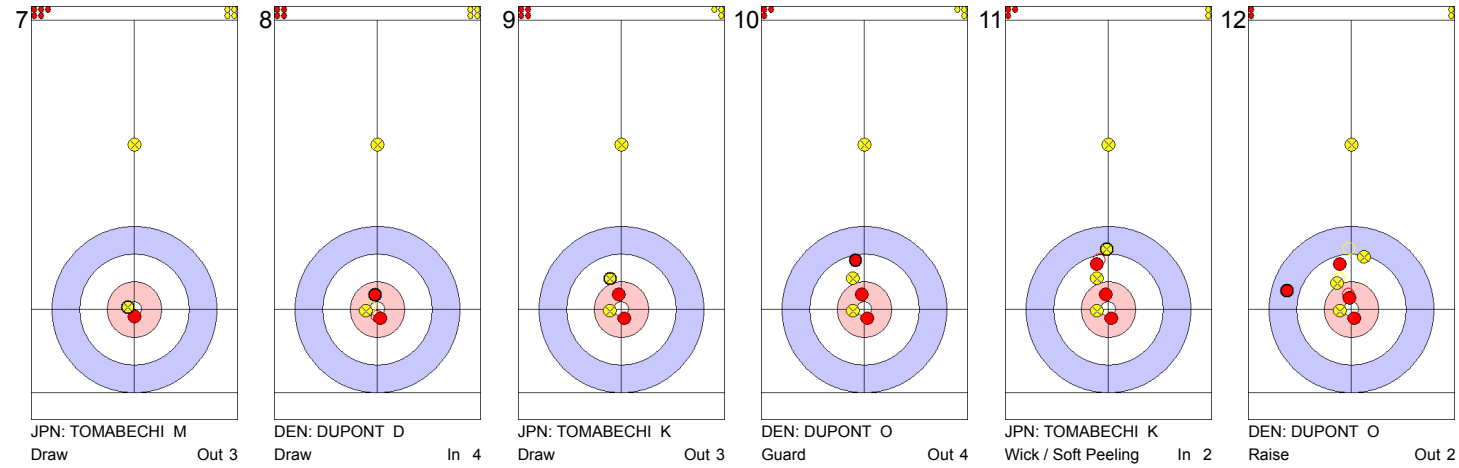

7	8	9	10	11	12
JPN: TOMABECHI M	DEN: DUPONT D	JPN: TOMABECHI K	DEN: DUPONT O	JPN: TOMABECHI K	DEN: DUPONT O
Draw Out 3	Draw In 4	Draw Out 3	Guard Out 4	Wick / Soft Peeling In 2	Raise Out 2

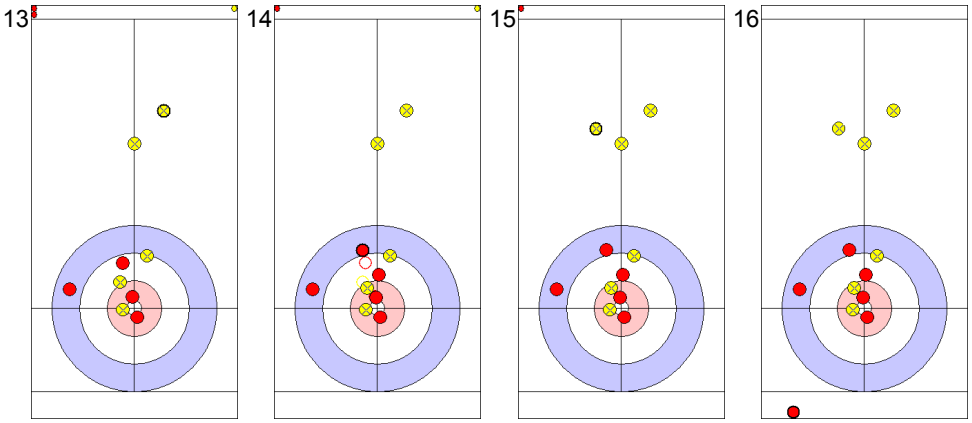

13	14	15	16
JPN: TOMABECHI K	DEN: DUPONT O	JPN: TOMABECHI M	DEN: DUPONT D
Guard In 4	Raise Out 2	Guard Out 4	through Out X

Game - Shot by Shot

DEN - Denmark	2 + 1	JPN - Japan	2 + 0	End 3

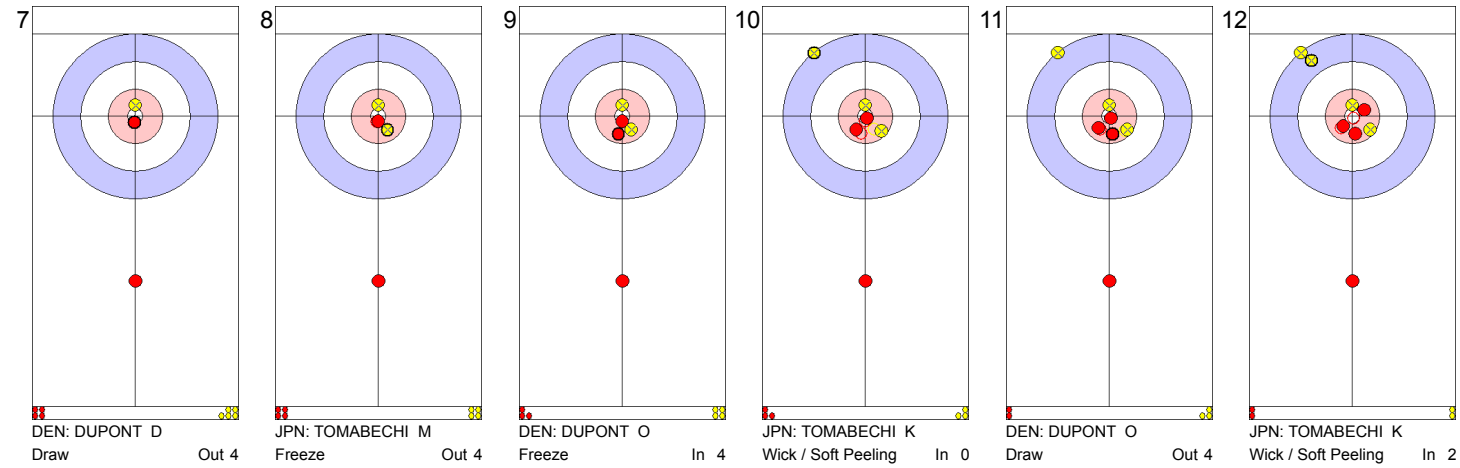

7
DEN: DUPONT D
Draw Out 4

8
JPN: TOMABECHI M
Freeze Out 4

9
DEN: DUPONT O
Freeze In 4

10
JPN: TOMABECHI K
Wick / Soft Peeling In 0

11
DEN: DUPONT O
Draw Out 4

12
JPN: TOMABECHI K
Wick / Soft Peeling In 2

13
DEN: DUPONT O
Guard Out 4

14
JPN: TOMABECHI K
Raise Out 4

15
DEN: DUPONT D
Guard Out 4

16
JPN: TOMABECHI M
Promotion Takeout Out 0

Game - Shot by Shot

DEN - Denmark	3 + 0	JPN - Japan	2 + 1	End 4

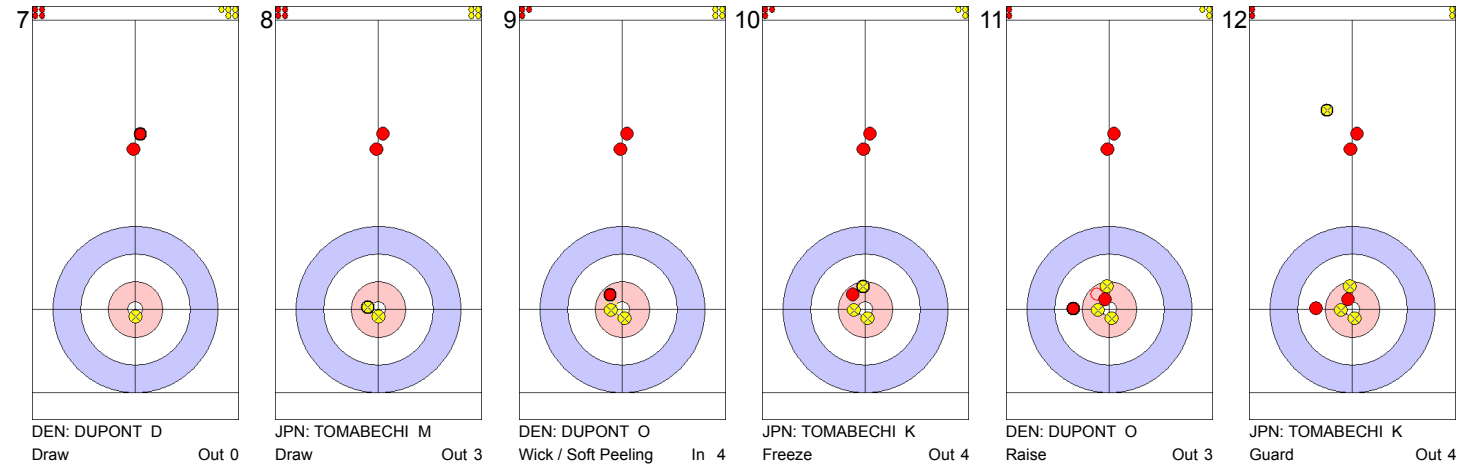

7
DEN: DUPONT D
Draw Out 0

8
JPN: TOMABECHI M
Draw Out 3

9
DEN: DUPONT O
Wick / Soft Peeling In 4

10
JPN: TOMABECHI K
Freeze Out 4

11
DEN: DUPONT O
Raise Out 3

12
JPN: TOMABECHI K
Guard Out 4

13
DEN: DUPONT O
Draw In 2

14
JPN: TOMABECHI K
Draw In 4

15
DEN: DUPONT D
Guard In 4

16
JPN: TOMABECHI M
through Out X

Game - Shot by Shot

DEN - Denmark	3 + 1	JPN - Japan	3 + 0	End 5

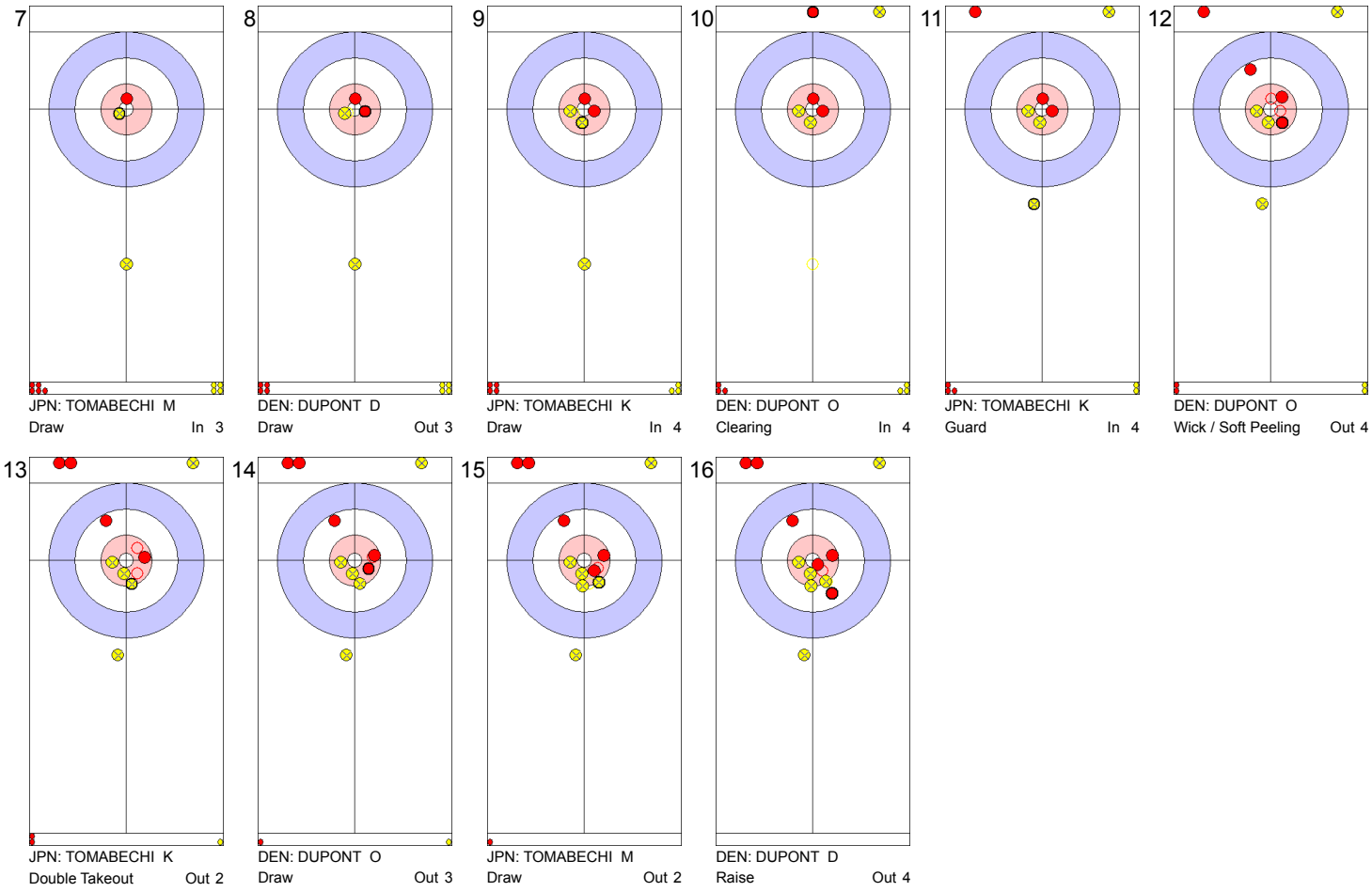

7
JPN: TOMABECHI M
Draw In 3

8
DEN: DUPONT D
Draw Out 3

9
JPN: TOMABECHI K
Draw In 4

10
DEN: DUPONT O
Clearing In 4

11
JPN: TOMABECHI K
Guard In 4

12
DEN: DUPONT O
Wick / Soft Peeling Out 4

13
JPN: TOMABECHI K
Double Takeout Out 2

14
DEN: DUPONT O
Draw Out 3

15
JPN: TOMABECHI M
Draw Out 2

16
DEN: DUPONT D
Raise Out 4

Game - Shot by Shot

DEN - Denmark	4 + 1	JPN - Japan	3 + 0	End 6

7

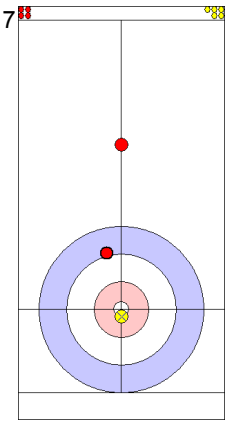

DEN: DUPONT D
Draw Out 3

8

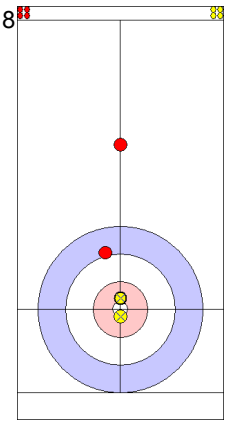

JPN: TOMABECHI M
Draw In 4

9

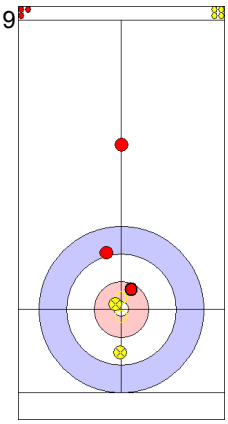

DEN: DUPONT O
Wick / Soft Peeling In 4

10

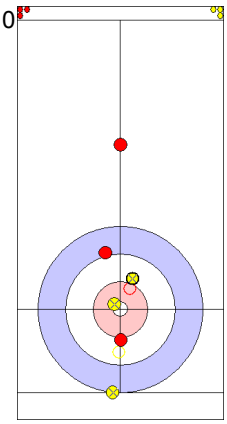

JPN: TOMABECHI K
Wick / Soft Peeling In 3

11

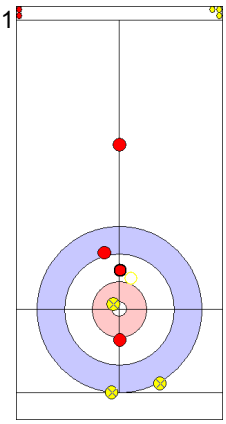

DEN: DUPONT O
Raise In 3

12

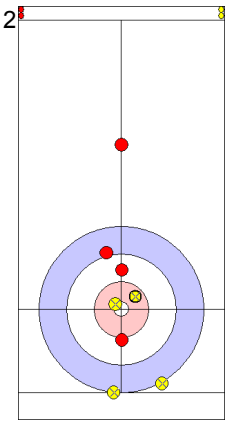

JPN: TOMABECHI K
Draw In 2

13

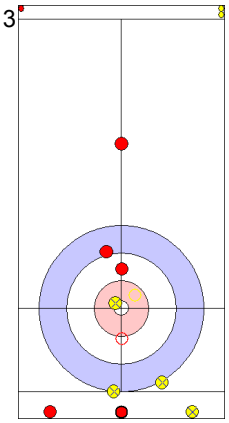

DEN: DUPONT O
Double Takeout In 2

14

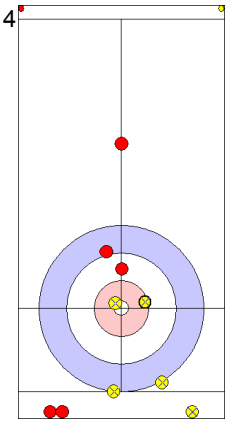

JPN: TOMABECHI K
Draw In 2

15

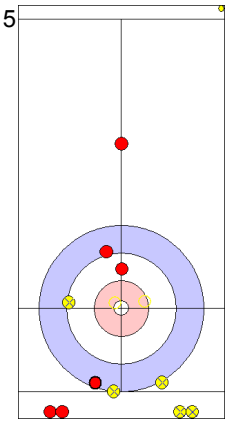

DEN: DUPONT D
Double Takeout In 4

16

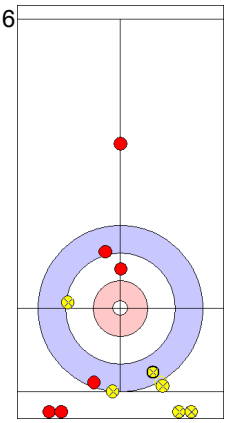

JPN: TOMABECHI M
Draw In 0

Game - Shot by Shot

DEN - Denmark	5 + 0	JPN - Japan	3 + 1	End 7

7

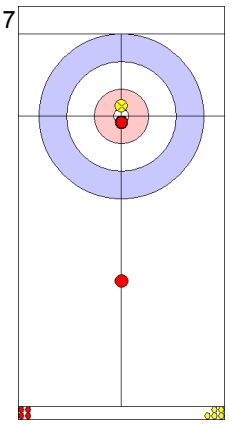

DEN: DUPONT D
Draw Out 4

8

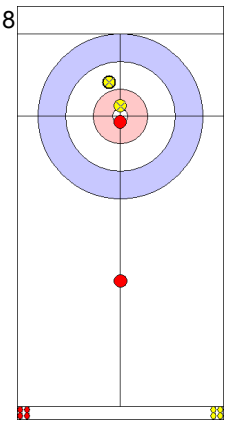

JPN: TOMABECHI M
Draw In 2

9

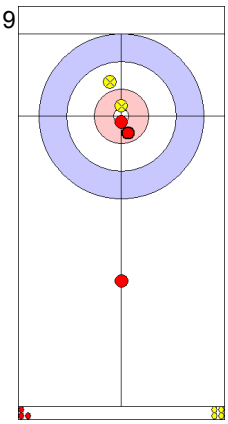

DEN: DUPONT O
Freeze Out 3

10

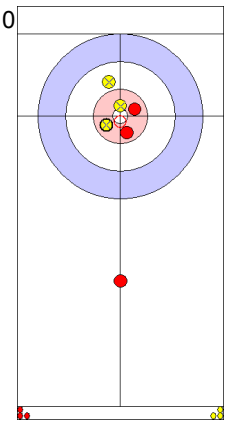

JPN: TOMABECHI K
Wick / Soft Peeling In 3

11

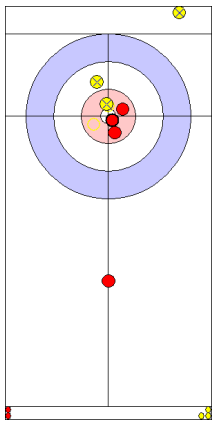

DEN: DUPONT O
Double Takeout In 2

12

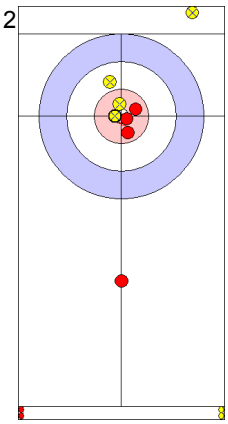

JPN: TOMABECHI K
Draw In 4

13

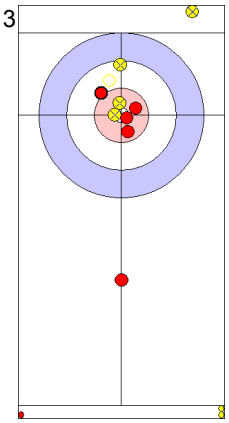

DEN: DUPONT O
Draw In 2

14

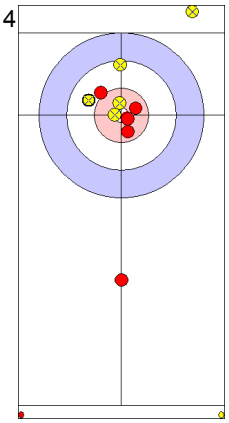

JPN: TOMABECHI K
Raise In 4

15

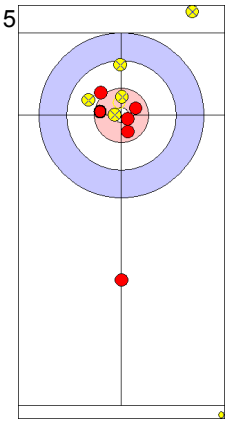

DEN: DUPONT D
Wick / Soft Peeling In 2

16

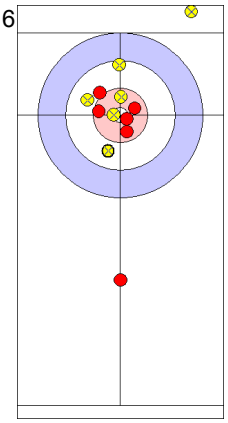

JPN: TOMABECHI M
Draw In 0

Game - Shot by Shot

DEN - Denmark	5 + 1	JPN - Japan	4 + 0	End 8

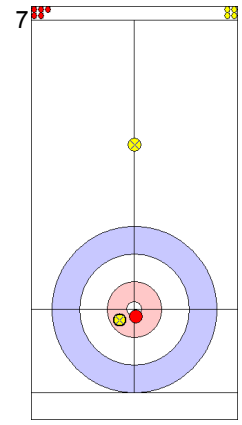

7
JPN: TOMABECHI M
Draw Out 2

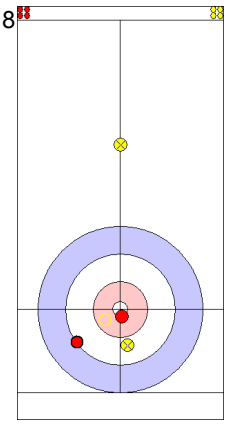

8
DEN: DUPONT D
Draw Out 2

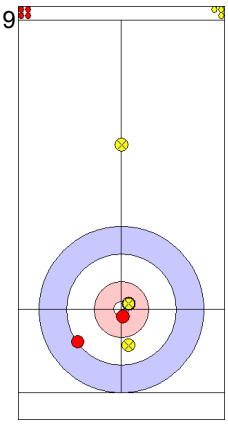

9
JPN: TOMABECHI K
Draw In 3

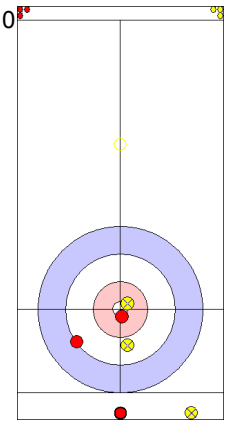

10
DEN: DUPONT O
Clearing Out 4

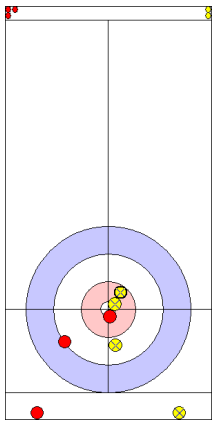

11
JPN: TOMABECHI K
Freeze In 4

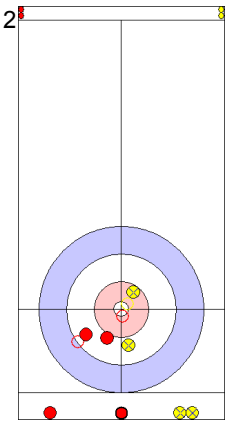

12
DEN: DUPONT O
Takeout Out 4

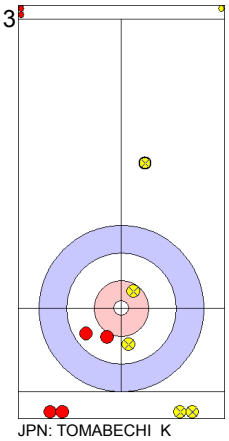

13
JPN: TOMABECHI K
Guard In 4

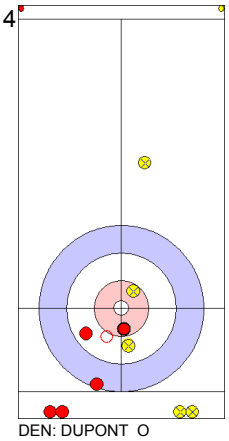

14
DEN: DUPONT O
Draw Out 3
Time-out

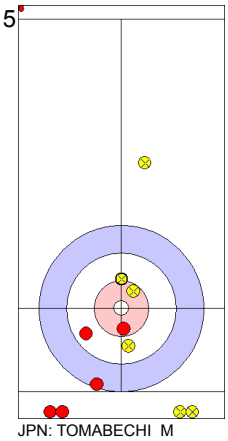

15
JPN: TOMABECHI M
Draw Out 2
Time-out

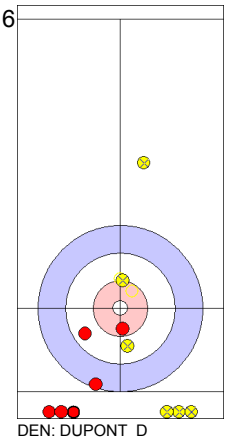

16
DEN: DUPONT D
Takeout Out 4

Game Results

Sheet	Game	Team	LSFE	1	2	3	4	5	6	7	8	Extra Ends						Total
C	10	ITA - Italy	*	2	1	0	1	0	2	2	1							9
	10	LAT - Latvia		0	0	4	0	3	0	0	0							7

ITA - Italy		Game	All
F	SALVAI Lucrezia	57 %	59 %
M	GONIN Simone	61 %	71 %
	Team Total	59 %	66 %

Time remaining: 0 minutes 25 seconds

LAT - Latvia		Game	All
F	LINDE Iluta	54 %	63 %
M	VEIDEMANIS Arnis	58 %	65 %
	Team Total	56 %	64 %

Time remaining: 0 minutes 37 seconds

Time-out: end 8 - LAT stone 7

Detailed Game Statistics:

ITA - Italy		Draws		Takeouts		Total	
F	SALVAI Lucrezia	15	58 %	2	50 %	17	57 %
M	GONIN Simone	17	59 %	6	67 %	23	61 %
	Team Total	32	59 %	8	63 %	40	59 %

LAT - Latvia		Draws		Takeouts		Total	
F	LINDE Iluta	13	69 %	6	21 %	19	54 %
M	VEIDEMANIS Arnis	12	63 %	9	53 %	21	58 %
	Team Total	25	66 %	15	40 %	40	56 %

LEGEND
F Female **LSFE** (*) Last stone first end **M** Male

Game - Shot by Shot

ITA - Italy	0 + 2	LAT - Latvia	0 + 0	End 1

7

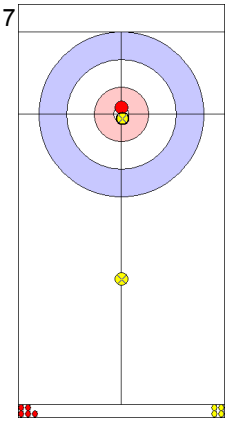

LAT: LINDE I
Draw Out 4

8

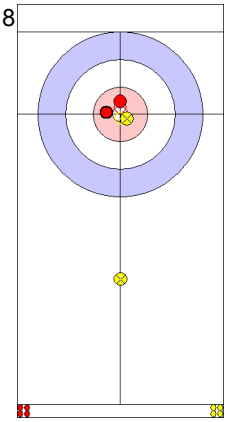

ITA: SALVAI L
Draw In 3

9

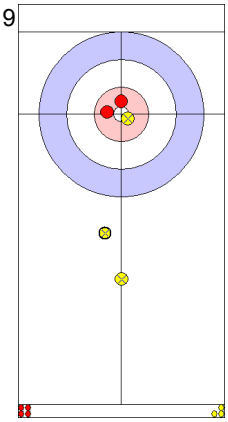

LAT: VEIDEMANIS A
Draw In 0

10

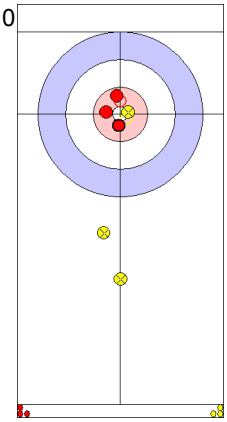

ITA: GONIN S
Raise Out 4

11

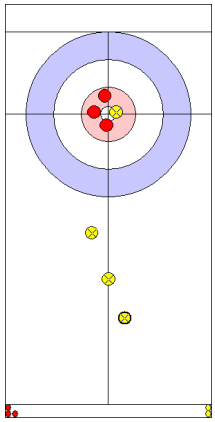

LAT: VEIDEMANIS A
Draw Out 0

12

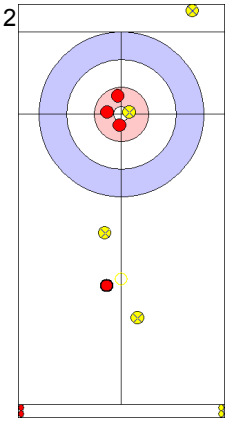

ITA: GONIN S
Promotion Takeout In 0

13

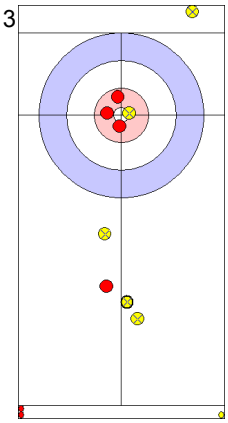

LAT: VEIDEMANIS A
Guard In 4

14

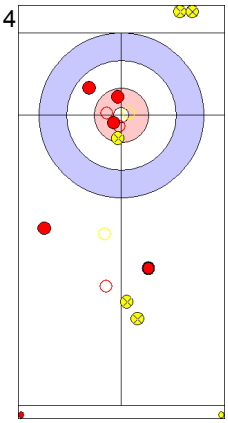

ITA: GONIN S
Promotion Takeout Out 4

15

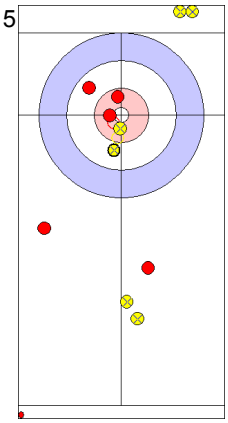

LAT: LINDE I
Raise In 3

16

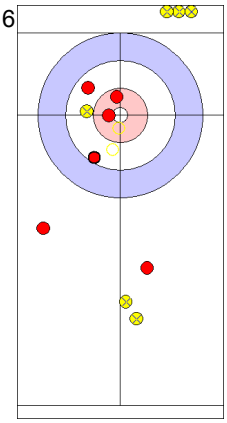

ITA: SALVAI L
Double Takeout In 2

Game - Shot by Shot

ITA - Italy	2 + 1	LAT - Latvia	0 + 0	End 2

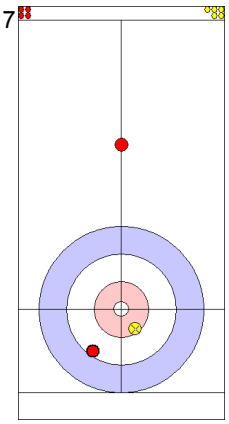

7
ITA: SALVAI L
Draw Out 2

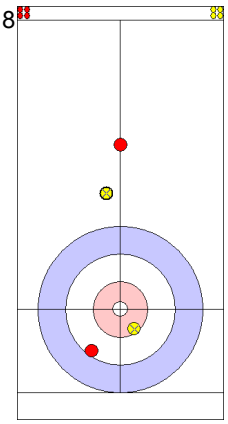

8
LAT: LINDE I
Draw Out 0

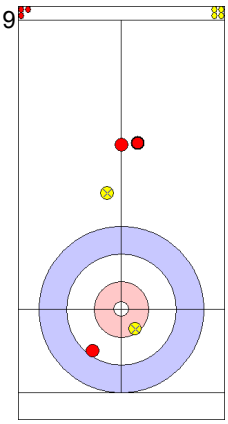

9
ITA: GONIN S
Draw In 0

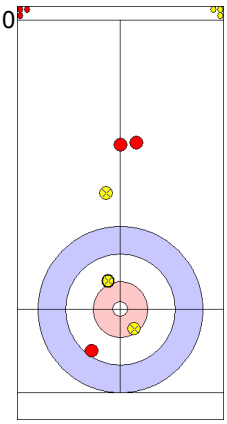

10
LAT: VEIDEMANIS A
Draw Out 4

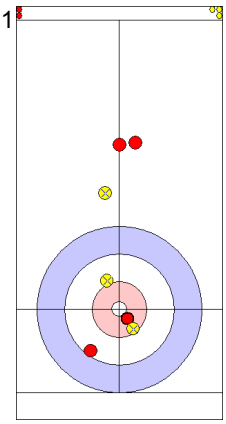

11
ITA: GONIN S
Draw In 4

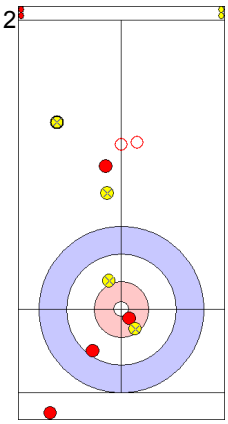

12
LAT: VEIDEMANIS A
Clearing In 3

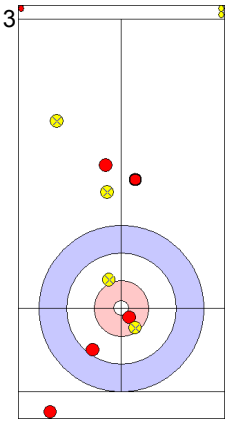

13
ITA: GONIN S
Draw In 0

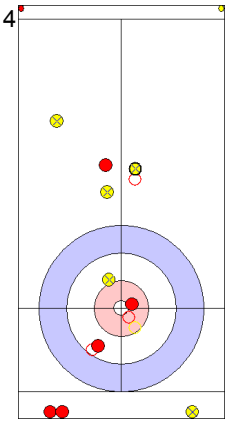

14
LAT: VEIDEMANIS A
Promotion Takeout In 1

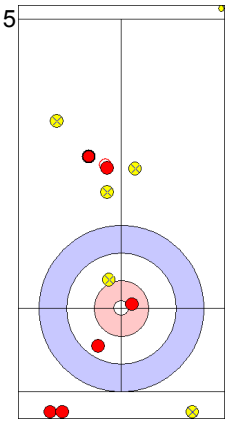

15
ITA: SALVAI L
Guard Out 1

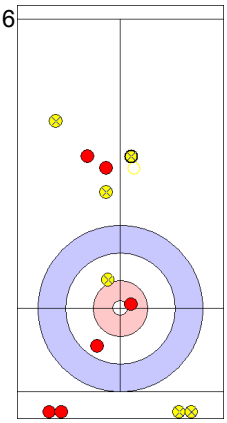

16
LAT: LINDE I
Takeout Out 0

Game - Shot by Shot

ITA - Italy	3 + 0	LAT - Latvia	0 + 4	End 3

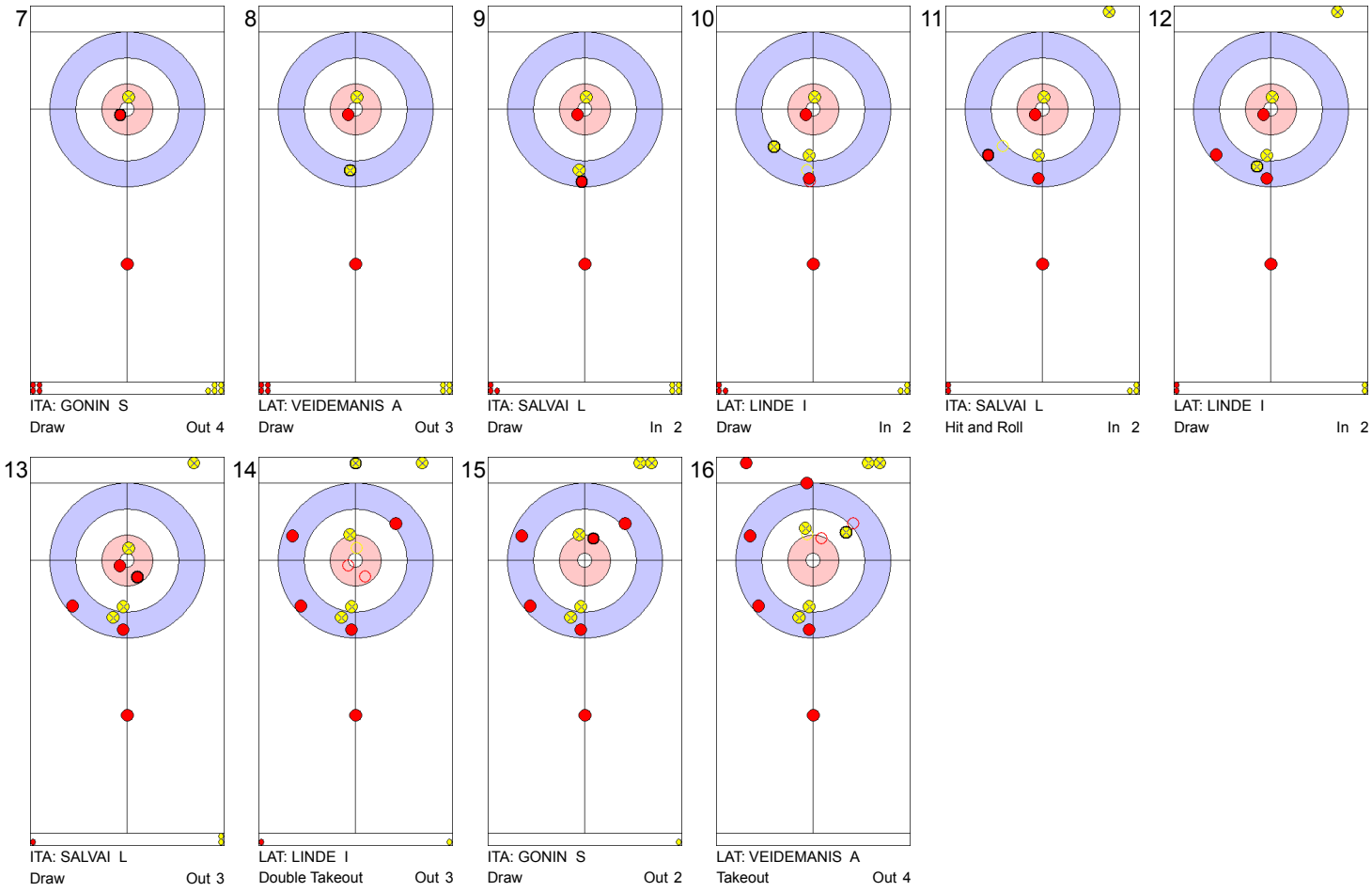

7
ITA: GONIN S
Draw Out 4

8
LAT: VEIDEMANIS A
Draw Out 3

9
ITA: SALVAI L
Draw In 2

10
LAT: LINDE I
Draw In 2

11
ITA: SALVAI L
Hit and Roll In 2

12
LAT: LINDE I
Draw In 2

13
ITA: SALVAI L
Draw Out 3

14
LAT: LINDE I
Double Takeout Out 3

15
ITA: GONIN S
Draw Out 2

16
LAT: VEIDEMANIS A
Takeout Out 4

Game - Shot by Shot

ITA - Italy	3 + 1	LAT - Latvia	4 + 0	End 4



7
LAT: LINDE I
Draw Out 4

8
ITA: SALVAI L
Draw Out 2

9
LAT: VEIDEMANIS A
Draw Out 0

10
ITA: GONIN S
Clearing In 4

11
LAT: VEIDEMANIS A
Hit and Roll Out 2

12
ITA: GONIN S
Takeout In 2

13
LAT: VEIDEMANIS A
Takeout Out 2

14
ITA: GONIN S
Draw Out 0

15
LAT: LINDE I
Draw Out 3

16
ITA: SALVAI L
Draw Out 4

Game - Shot by Shot

ITA - Italy	4 + 0	LAT - Latvia	4 + 3	End 5

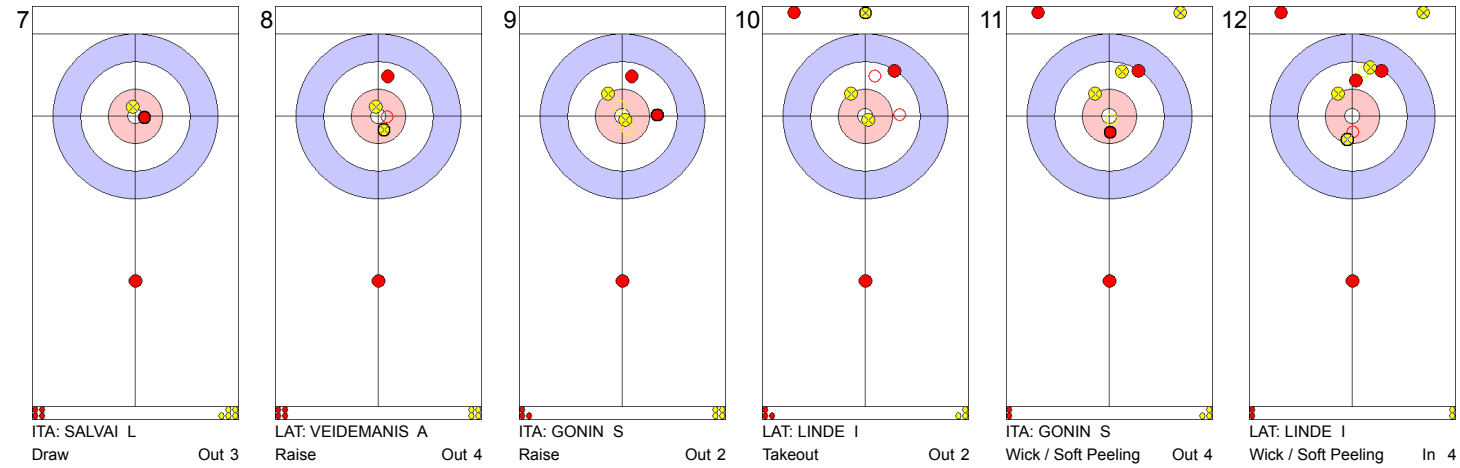

7
ITA: SALVAI L
Draw Out 3

8
LAT: VEIDEMANIS A
Raise Out 4

9
ITA: GONIN S
Raise Out 2

10
LAT: LINDE I
Takeout Out 2

11
ITA: GONIN S
Wick / Soft Peeling Out 4

12
LAT: LINDE I
Wick / Soft Peeling In 4

13
ITA: GONIN S
Draw Out 2

14
LAT: LINDE I
Guard Out 4

15
ITA: SALVAI L
Draw In 0

16
LAT: VEIDEMANIS A
Draw In 4

Game - Shot by Shot

ITA - Italy	4 + 2	LAT - Latvia	7 + 0	End 6

7

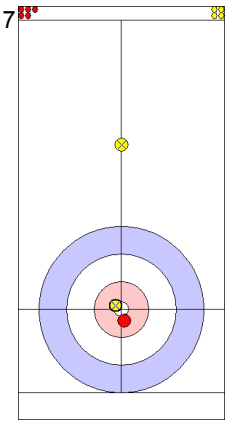

LAT: LINDE I
Draw Out 4

8

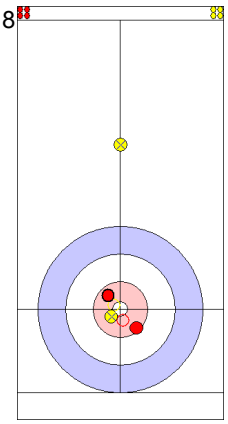

ITA: SALVAI L
Raise Out 3

9

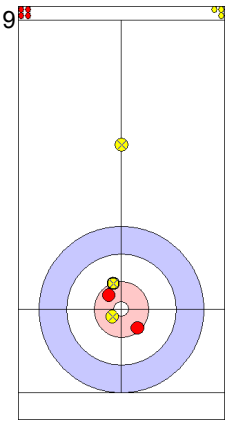

LAT: VEIDEMANIS A
Draw Out 4

10

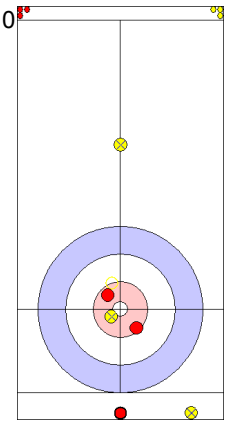

ITA: GONIN S
Double Takeout Out 2

11

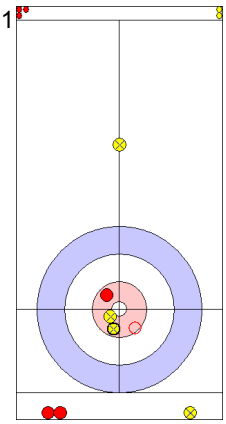

LAT: VEIDEMANIS A
Hit and Roll In 3

12

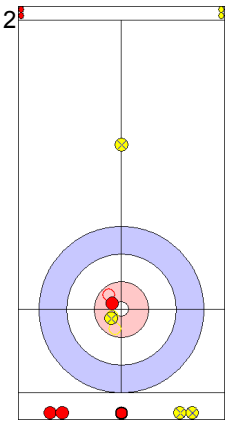

ITA: GONIN S
Takeout Out 4

13

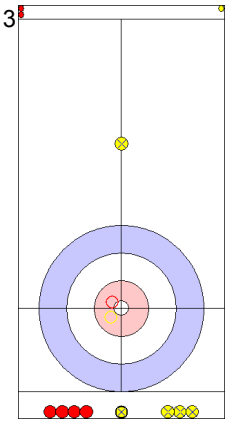

LAT: VEIDEMANIS A
Clearing Out 4

14

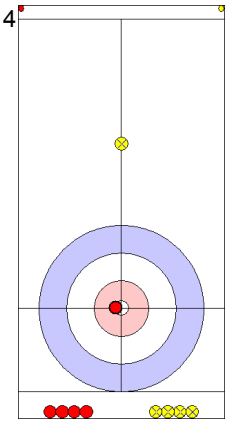

ITA: GONIN S
Draw Out 4

15

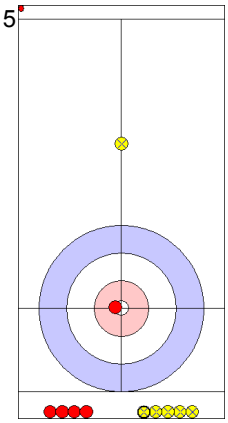

LAT: LINDE I
Takeout Out 0

16

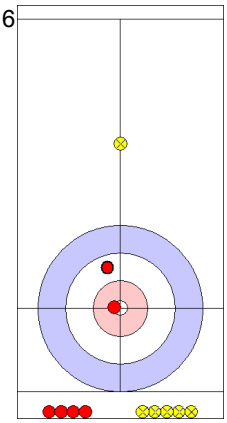

ITA: SALVAI L
Draw Out 4

Game - Shot by Shot

ITA - Italy	6 + 2	LAT - Latvia	7 + 0	End 7

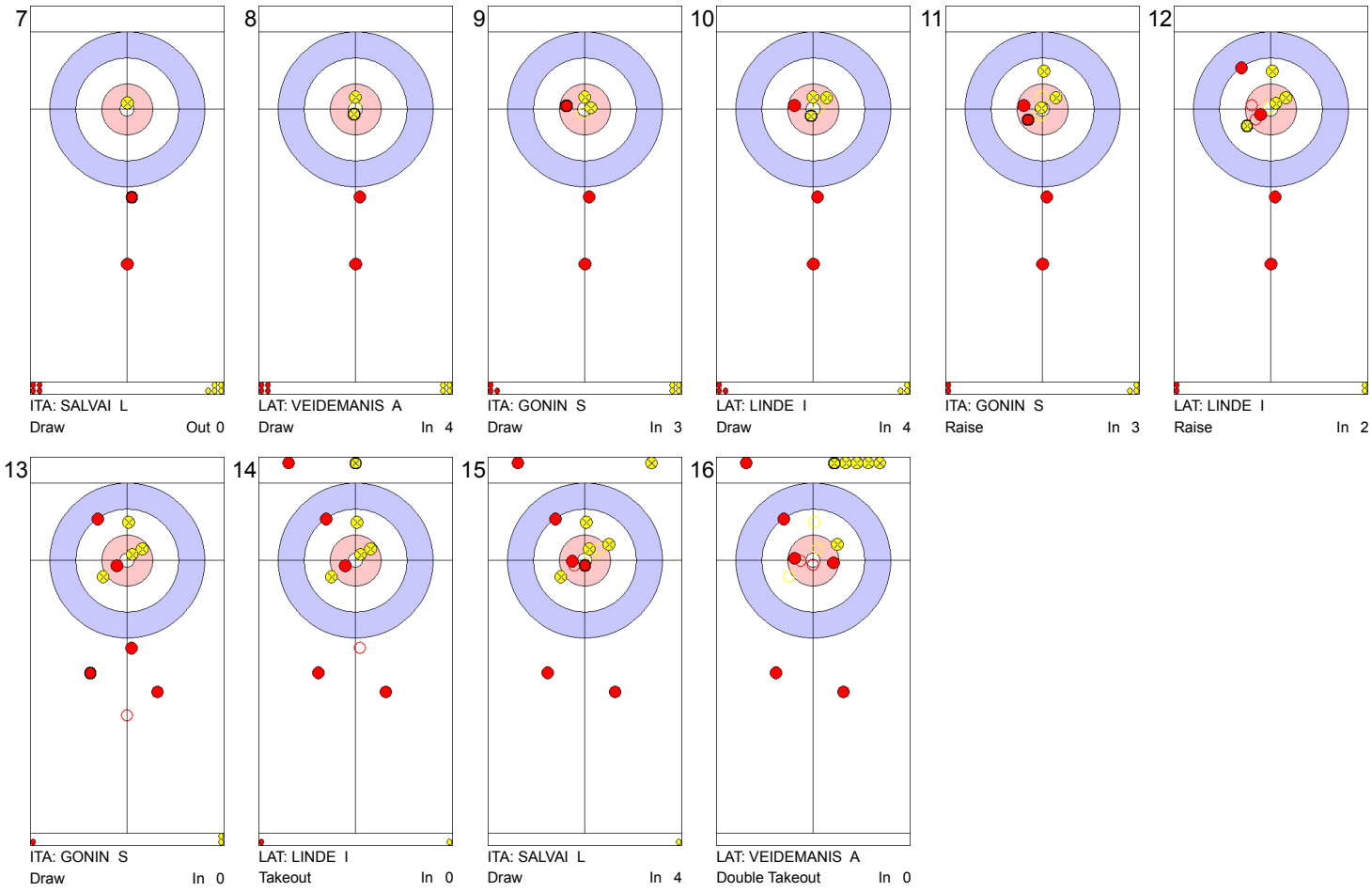

7
ITA: SALVAI L
Draw Out 0

8
LAT: VEIDEMANIS A
Draw In 4

9
ITA: GONIN S
Draw In 3

10
LAT: LINDE I
Draw In 4

11
ITA: GONIN S
Raise In 3

12
LAT: LINDE I
Raise In 2

13
ITA: GONIN S
Draw In 0

14
LAT: LINDE I
Takeout In 0

15
ITA: SALVAI L
Draw In 4

16
LAT: VEIDEMANIS A
Double Takeout In 0

Game - Shot by Shot

ITA - Italy	8 + 1	LAT - Latvia	7 + 0	End 8

7

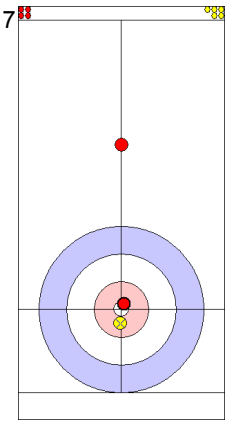

ITA: SALVAI L
Draw Out 4

8

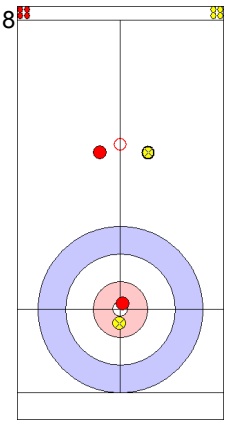

LAT: LINDE I
Draw In 0

9

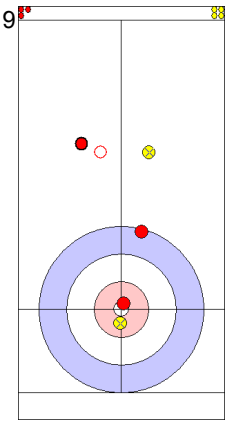

ITA: GONIN S
Draw Out 1

10

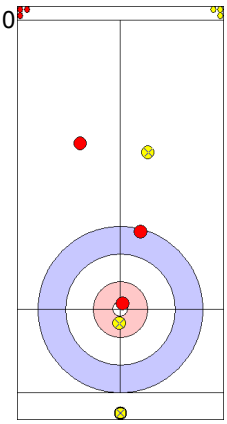

LAT: VEIDEMANIS A
Draw Out 0

11

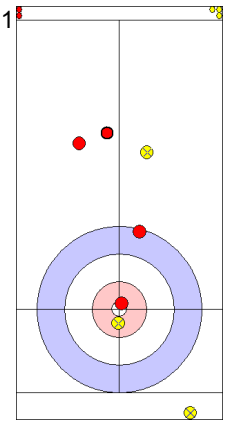

ITA: GONIN S
Guard Out 3

12

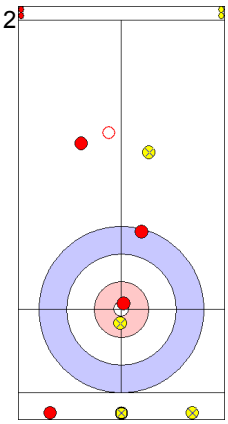

LAT: VEIDEMANIS A
Takeout Out 0

13

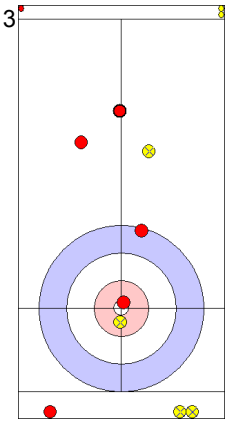

ITA: GONIN S
Guard Out 4

14

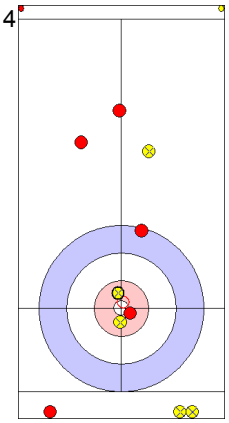

LAT: VEIDEMANIS A
Raise Out 3
Time-out

15

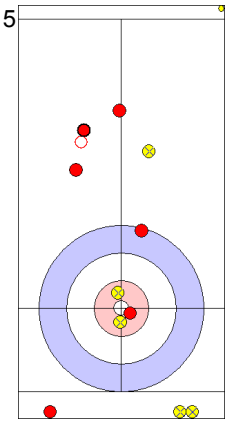

ITA: SALVAI L
Guard Out 0

16

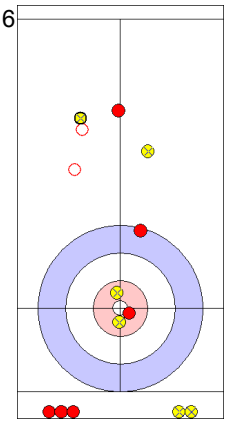

LAT: LINDE I
Promotion Takeout Out 0

Game Results

Sheet	Game	Team	LSFE	1	2	3	4	5	6	7	8	Extra Ends						Total
D	10	FIN - Finland	*	0	2	0	2	0	1	1	0							6
	10	SWE - Sweden		1	0	2	0	3	0	0	1							7

FIN - Finland		Game	All
F	KIISKINEN Katja	61%	57 %
M	KIISKINEN Kalle	80 %	72 %
	Team Total	73 %	66 %

Time remaining: 1 minute 32 seconds

Time-out: end 8 - FIN stone 8

SWE - Sweden		Game	All
F	JOHANSSON Camilla	85 %	63 %
M	NOREEN Per	75 %	70 %
	Team Total	81 %	66 %

Time remaining: 3 minutes 17 seconds

Detailed Game Statistics:

FIN - Finland		Draws		Takeouts		Total	
F	KIISKINEN Katja	12	71 %	4	31 %	16	61 %
M	KIISKINEN Kalle	24	80 %	0	- %	24	80 %
	Team Total	36	77 %	4	31 %	40	73 %

SWE - Sweden		Draws		Takeouts		Total	
F	JOHANSSON Camilla	18	86 %	6	83 %	24	85 %
M	NOREEN Per	12	81 %	3	50 %	15	75 %
	Team Total	30	84 %	9	72 %	39	81 %

LEGEND
F Female **LSFE** (*) Last stone first end **M** Male

Game - Shot by Shot

FIN - Finland	0 + 0	SWE - Sweden	0 + 1	End 1

7

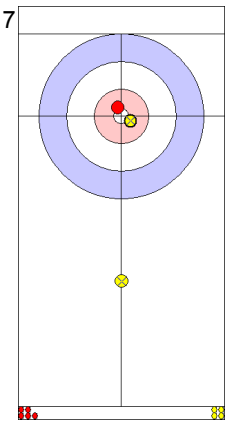

SWE: NOREEN P
Draw Out 3

8

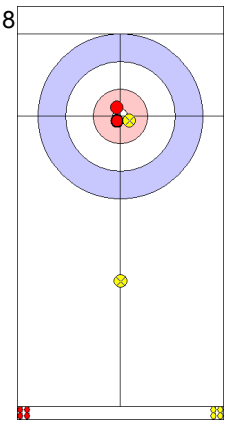

FIN: KIISKINEN Katja
Draw Out 4

9

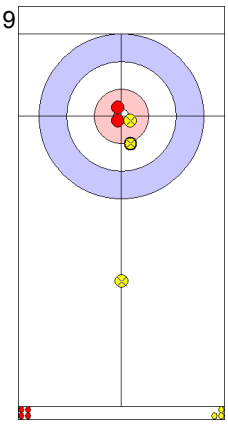

SWE: JOHANSSON C
Draw In 3

10

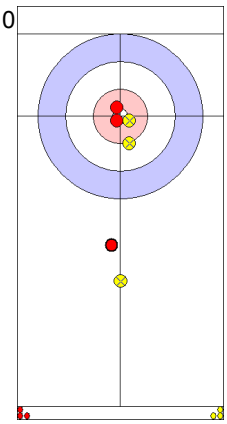

FIN: KIISKINEN Kalle
Draw In 0

11

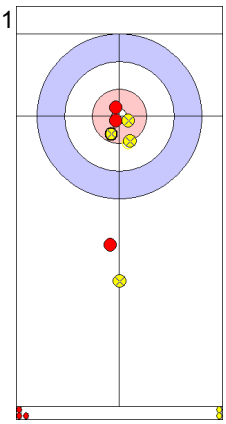

SWE: JOHANSSON C
Draw Out 4

12

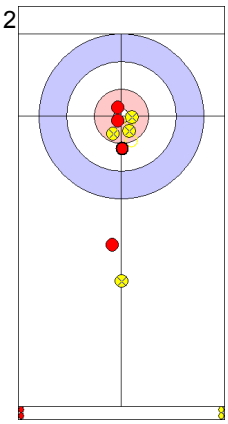

FIN: KIISKINEN Kalle
Draw Out 4

13

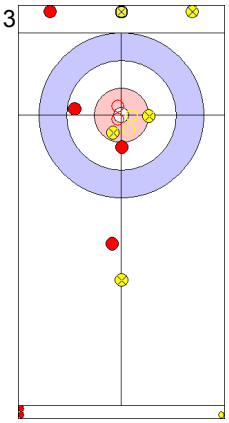

SWE: JOHANSSON C
Takeout Out 4

14

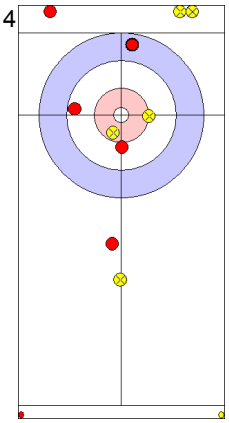

FIN: KIISKINEN Kalle
Raise Out 2

15

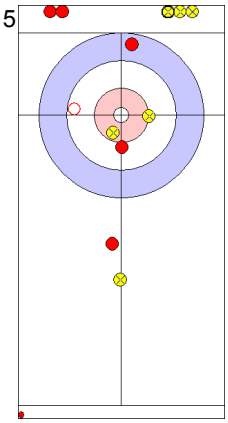

SWE: NOREEN P
Hit and Roll In 2

16

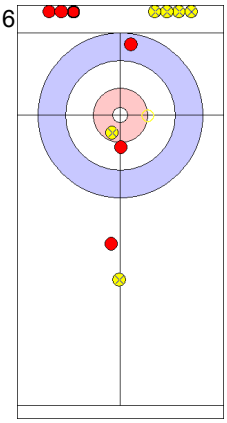

FIN: KIISKINEN Katja
Hit and Roll Out 2

Game - Shot by Shot

FIN - Finland	0 + 2	SWE - Sweden	1 + 0	End 2

7

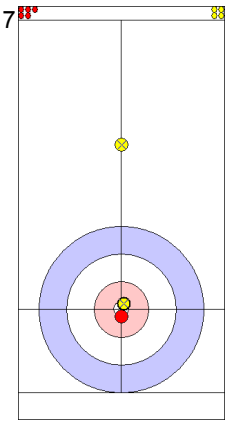

SWE: NOREEN P
Draw Out 4

8

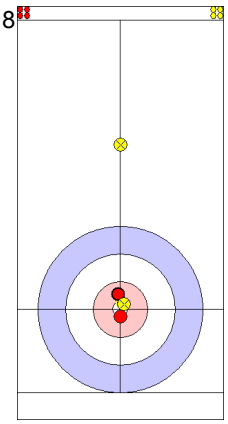

FIN: KIISKINEN Katja
Draw Out 4

9

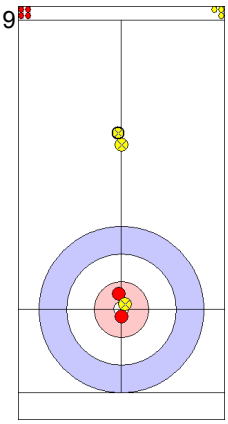

SWE: JOHANSSON C
Draw In 0

10

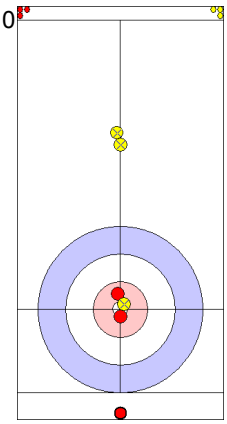

FIN: KIISKINEN Kalle
Draw Out 0

11

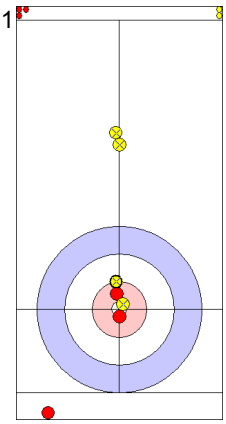

SWE: JOHANSSON C
Draw In 4

12

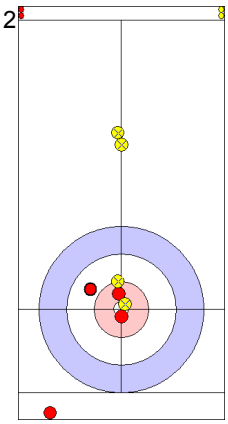

FIN: KIISKINEN Kalle
Raise Out 3

13

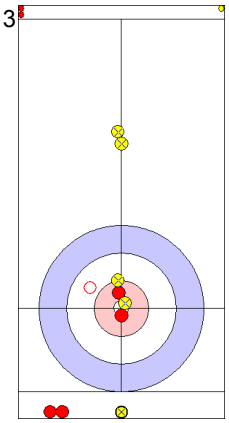

SWE: JOHANSSON C
Double Takeout Out 2

14

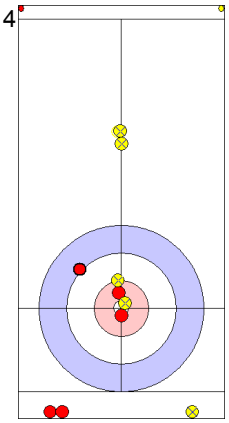

FIN: KIISKINEN Kalle
Draw Out 3

15

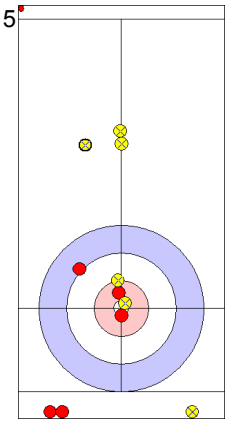

SWE: NOREEN P
Guard Out 4

16

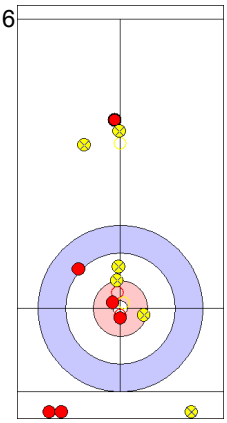

FIN: KIISKINEN Katja
Raise Out 4

Game - Shot by Shot

FIN - Finland	2 + 0	SWE - Sweden	1 + 2	End 3

7

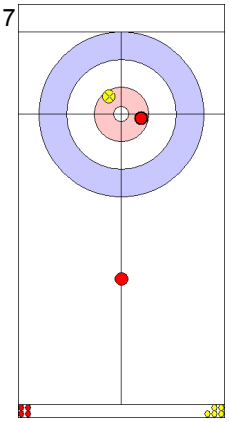

FIN: KIISKINEN Katja
Draw Out 3

8

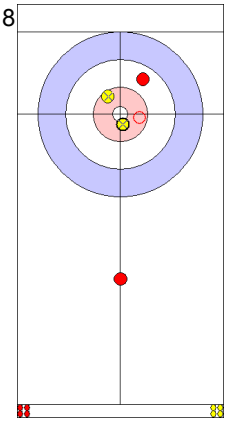

SWE: NOREEN P
Draw Out 4

9

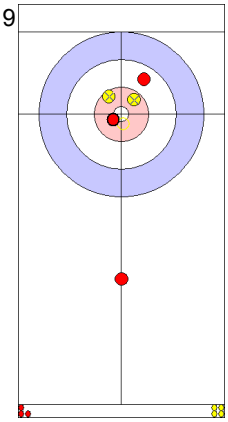

FIN: KIISKINEN Kalle
Draw Out 4

10

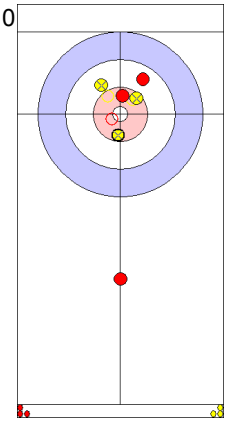

SWE: JOHANSSON C
Raise In 4

11

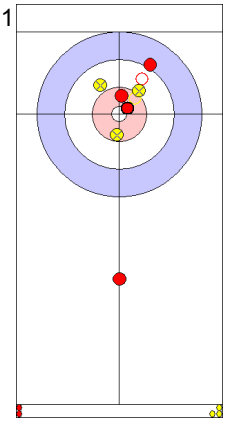

FIN: KIISKINEN Kalle
Draw Out 4

12

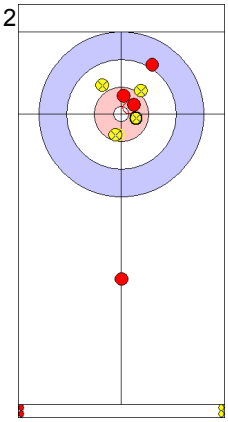

SWE: JOHANSSON C
Raise Out 2

13

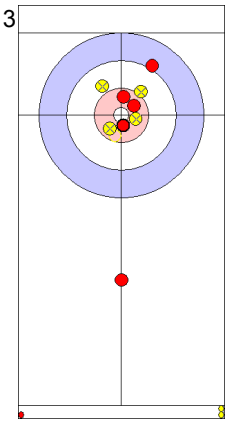

FIN: KIISKINEN Kalle
Draw Out 4

14

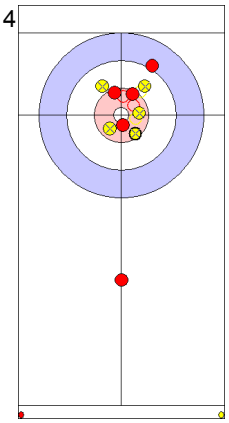

SWE: JOHANSSON C
Raise Out 4

15

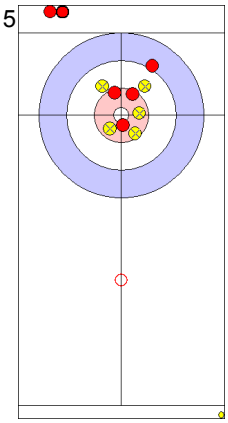

FIN: KIISKINEN Katja
Takeout Out 0

16

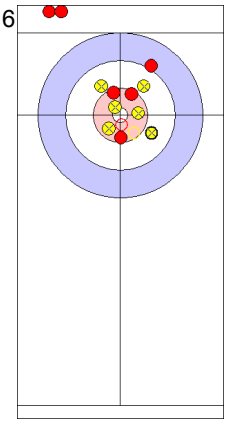

SWE: NOREEN P
Raise Out 4

Game - Shot by Shot

FIN - Finland	2 + 2	SWE - Sweden	3 + 0	End 4

7

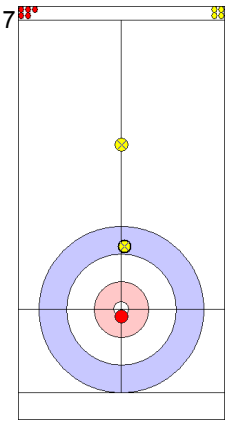

SWE: NOREEN P
Draw Out 4

8

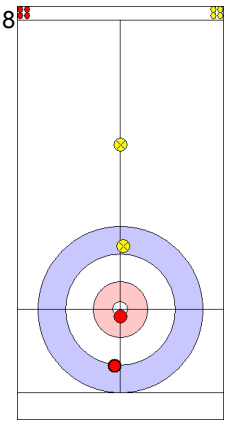

FIN: KIISKINEN Katja
Draw Out 2

9

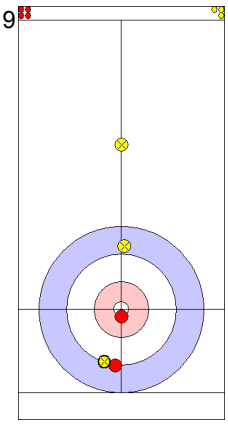

SWE: JOHANSSON C
Draw Out 2

10

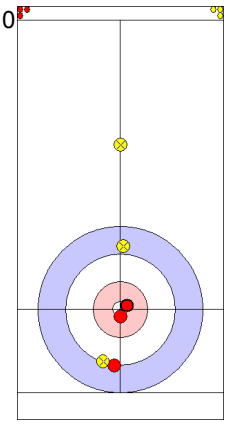

FIN: KIISKINEN Kalle
Draw Out 4

11

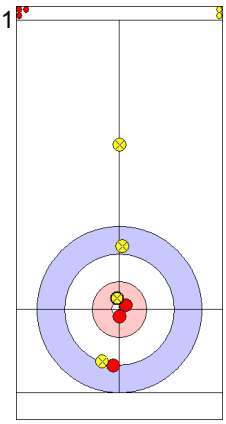

SWE: JOHANSSON C
Draw Out 4

12

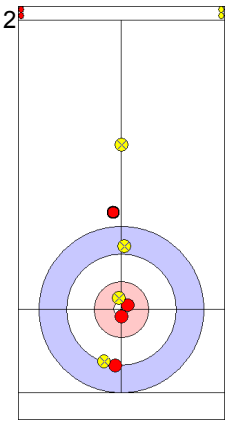

FIN: KIISKINEN Kalle
Guard Out 4

13

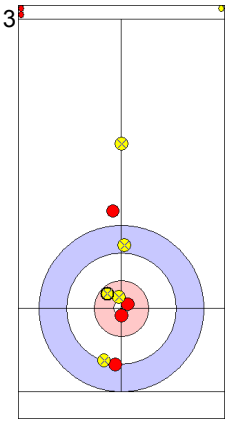

SWE: JOHANSSON C
Draw Out 4

14

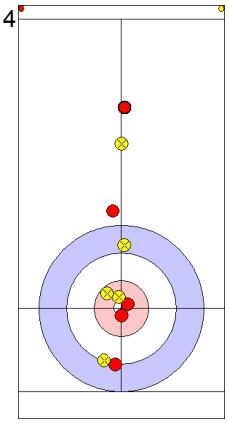

FIN: KIISKINEN Kalle
Guard Out 4

15

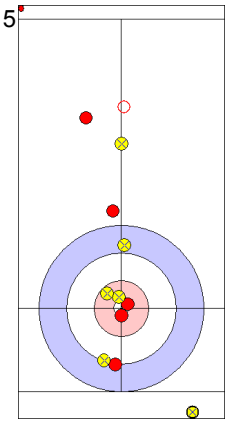

SWE: NOREEN P
Raise In 0

16

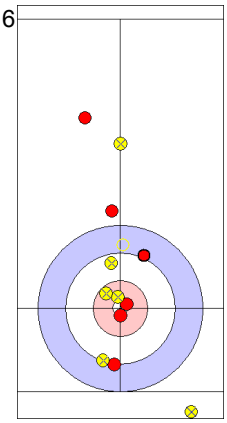

FIN: KIISKINEN Katja
Draw In 0

Game - Shot by Shot

FIN - Finland	4 + 0	SWE - Sweden	3 + 3	End 5

7

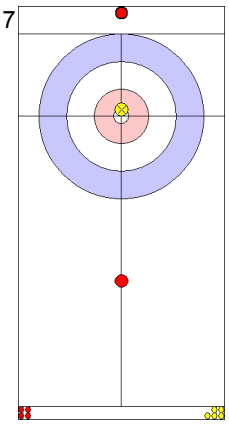

FIN: KIISKINEN Katja
Draw Out 0

8

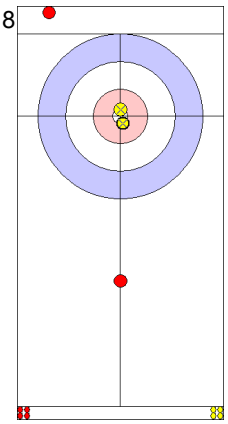

SWE: NOREEN P
Draw Out 4

9

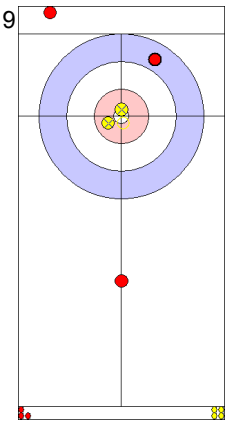

FIN: KIISKINEN Kalle
Raise Out 2

10

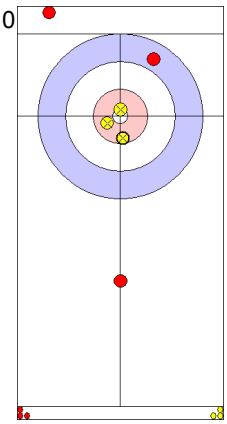

SWE: JOHANSSON C
Draw Out 4

11

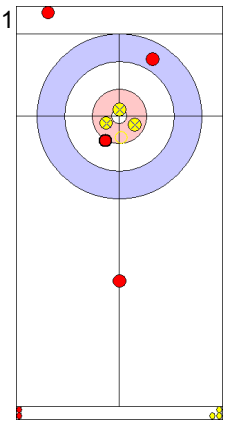

FIN: KIISKINEN Kalle
Raise In 3

12

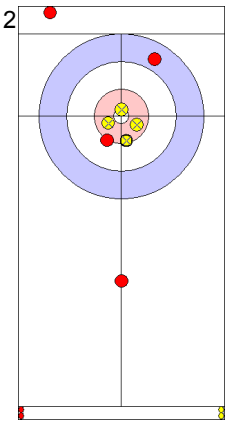

SWE: JOHANSSON C
Draw Out 4

13

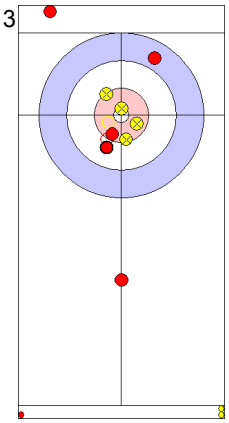

FIN: KIISKINEN Kalle
Raise In 4

14

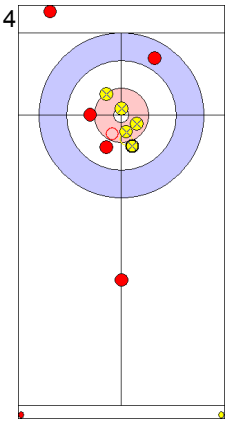

SWE: JOHANSSON C
Raise Out 4

15

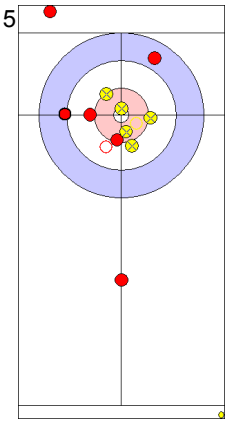

FIN: KIISKINEN Katja
Raise In 3

16

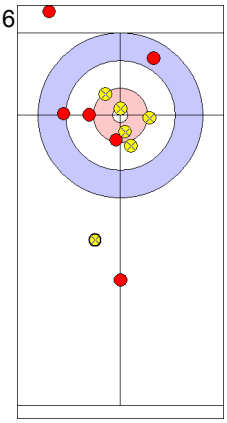

SWE: NOREEN P
Hit and Roll In 0

Game - Shot by Shot

FIN - Finland	4 + 1	SWE - Sweden	6 + 0	End 6

7

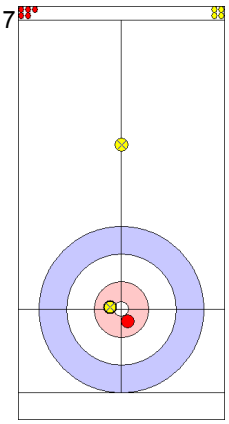

SWE: NOREEN P
Draw Out 3

8

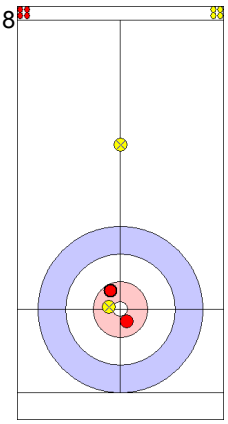

FIN: KIISKINEN Katja
Draw In 4

9

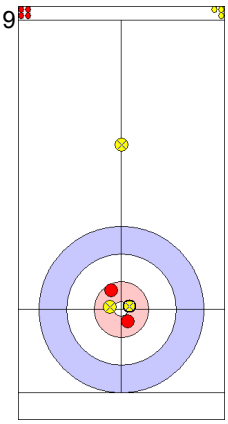

SWE: JOHANSSON C
Draw In 4

10

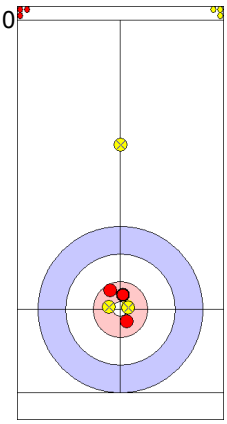

FIN: KIISKINEN Kalle
Raise In 3

11

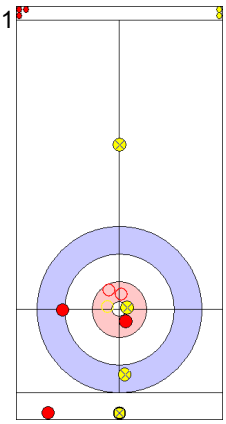

SWE: JOHANSSON C
Takeout Out 4

12

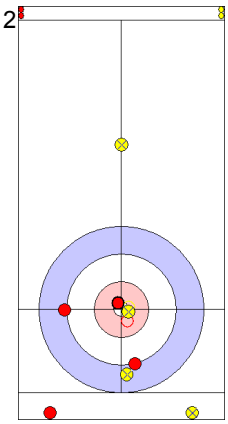

FIN: KIISKINEN Kalle
Raise In 4

13

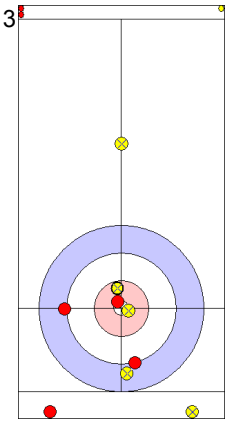

SWE: JOHANSSON C
Draw In 4

14

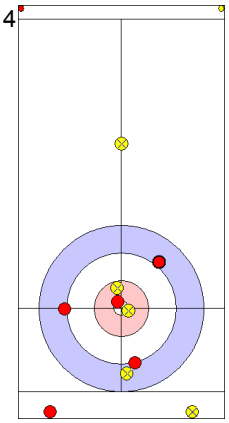

FIN: KIISKINEN Kalle
Draw In 3

15

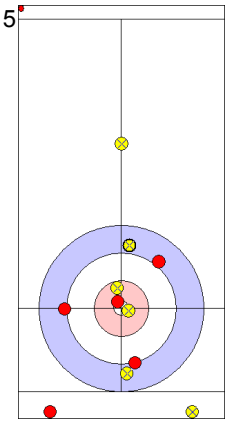

SWE: NOREEN P
Draw In 4

16

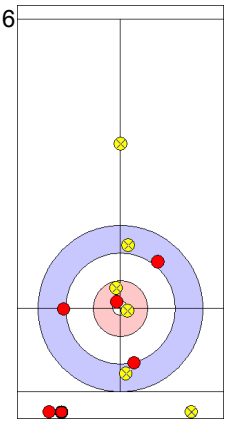

FIN: KIISKINEN Katja
Takeout Out 0

Game - Shot by Shot

FIN - Finland	5 + 1	SWE - Sweden	6 + 0	End 7

7

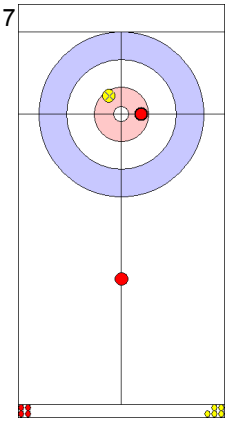

FIN: KIISKINEN Katja
Draw Out 3

8

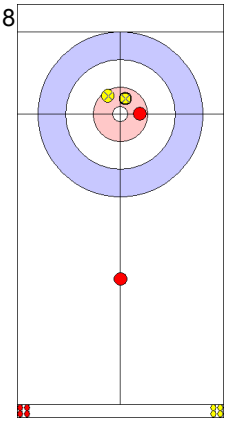

SWE: NOREEN P
Draw Out 2

9

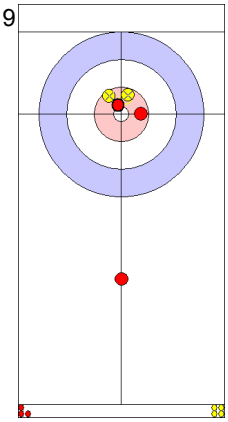

FIN: KIISKINEN Kalle
Draw Out 4

10

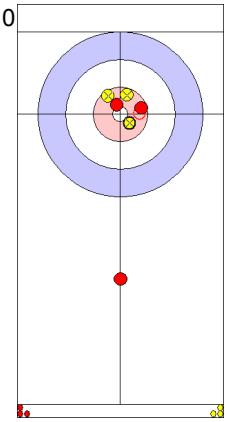

SWE: JOHANSSON C
Draw Out 3

11

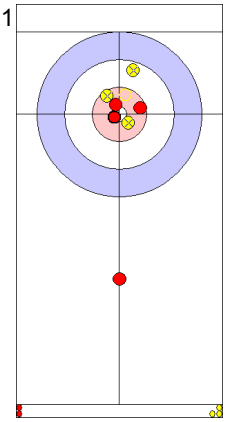

FIN: KIISKINEN Kalle
Draw In 4

12

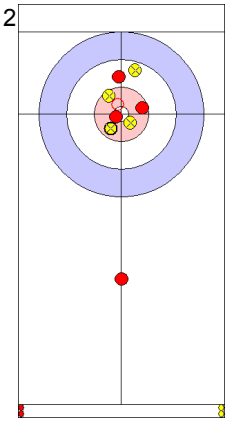

SWE: JOHANSSON C
Raise In 4

13

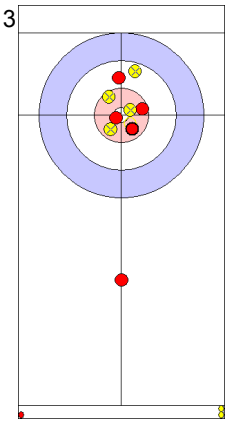

FIN: KIISKINEN Kalle
Draw Out 3

14

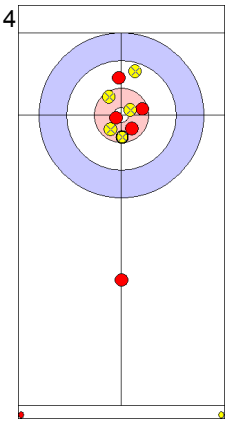

SWE: JOHANSSON C
Draw Out 4

15

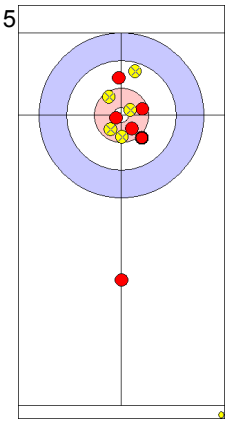

FIN: KIISKINEN Katja
Raise Out 3

16

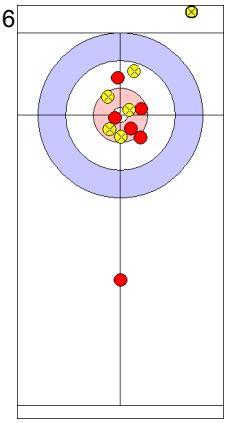

SWE: NOREEN P
through Out X

Game - Shot by Shot

FIN - Finland	6 + 0	SWE - Sweden	6 + 1	End 8

7

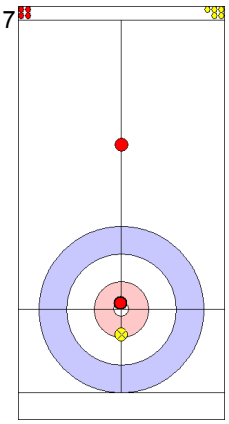

FIN: KIISKINEN Katja
Draw Out 4

8

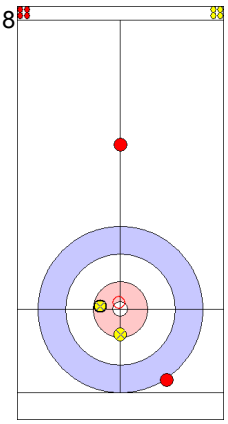

SWE: NOREEN P
Draw Out 3

9

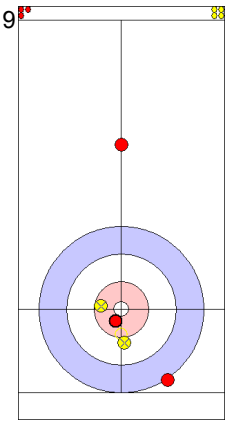

FIN: KIISKINEN Kalle
Draw Out 3

10

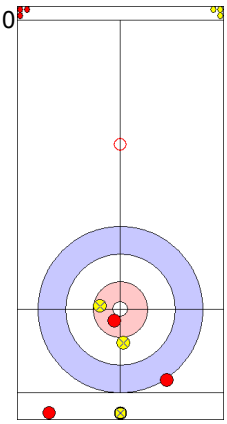

SWE: JOHANSSON C
Clearing Out 4

11

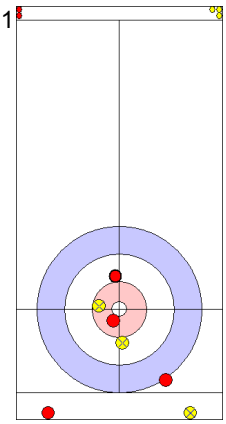

FIN: KIISKINEN Kalle
Draw Out 4

12

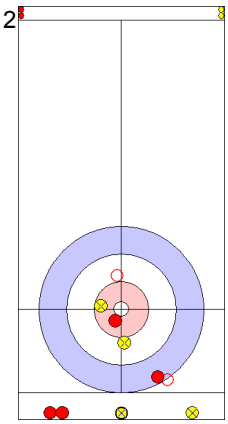

SWE: JOHANSSON C
Double Takeout Out 2

13

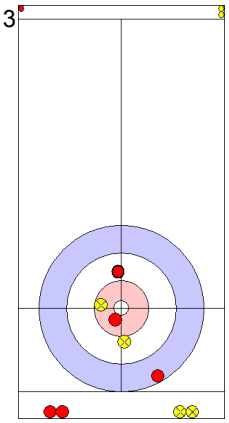

FIN: KIISKINEN Kalle
Draw Out 4

14

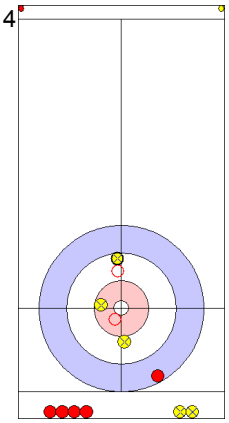

SWE: JOHANSSON C
Double Takeout Out 4

15

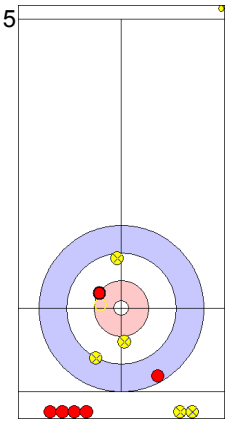

FIN: KIISKINEN Katja
Hit and Roll Out 3
Time-out

16

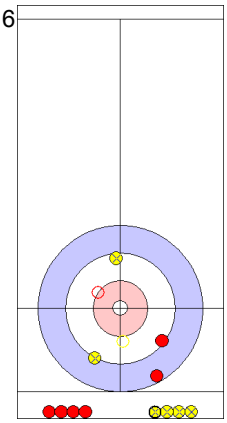

SWE: NOREEN P
Takeout Out 4

Competition Matrix

As of THU 23 APR 2015

Team	AUS	CZE	DEN	FRA	JPN	RUS	SUI	SVK	TUR	USA
AUS		4 - 6	2 - 8	7 - 9	1 - 9	1 - 8	6 - 8	3 - 7	6 - 7	4 - 8
CZE	6 - 4		5 - 6	7 - 3	6 - 8	3 - 11	4 - 10	9 - 5	8 - 1	3 - 6
DEN	8 - 2	6 - 5		8 - 3	11 - 2	6 - 7	8 - 4	12 - 2	9 - 10	5 - 8
FRA	9 - 7	3 - 7	3 - 8		7 - 10	1 - 10	4 - 9	7 - 5	8 - 7	1 - 9
JPN	9 - 1	8 - 6	2 - 11	10 - 7		5 - 6	7 - 2	12 - 1	9 - 5	5 - 8
RUS	8 - 1	11 - 3	7 - 6	10 - 1	6 - 5		7 - 4	8 - 3	11 - 5	8 - 3
SUI	8 - 6	10 - 4	4 - 8	9 - 4	2 - 7	4 - 7		11 - 0	5 - 6	9 - 6
SVK	7 - 3	5 - 9	2 - 12	5 - 7	1 - 12	3 - 8	0 - 11		11 - 10	3 - 7
TUR	7 - 6	1 - 8	10 - 9	7 - 8	5 - 9	5 - 11	6 - 5	10 - 11		2 - 6
USA	8 - 4	6 - 3	8 - 5	9 - 1	8 - 5	3 - 8	6 - 9	7 - 3	6 - 2	

Standings after Round Robin

Rank	Team	Games	Wins	Losses		
1	RUS - Russia	9	9	0	Q	
2	USA - United States	9	7	2	Q	
3	DEN - Denmark	9	6	3	TB	w1
3	JPN - Japan	9	6	3	TB	w0
5	SUI - Switzerland	9	5	4		
6	CZE - Czech Republic	9	4	5		
7	FRA - France	9	3	6		w1
8	TUR - Turkey	9	3	6		w0
9	SVK - Slovakia	9	2	7		
10	AUS - Australia	9	0	9		

LEGEND

DSC Draw Shot Challenge
wx Number of wins (x) against tied teams
Q Qualified for post round robin games
TB Involved in the tie-breaker

Competition Matrix

As of THU 23 APR 2015

Team	AUT	BRA	CHN	FIN	ITA	LAT	NOR	NZL	SLO	SWE
AUT		7 - 5	2 - 9	2 - 11	5 - 6	7 - 12	2 - 6	9 - 7	4 - 7	4 - 6
BRA	5 - 7		3 - 10	1 - 10	12 - 5	4 - 10	7 - 10	8 - 10	6 - 9	0 - 7
CHN	9 - 2	10 - 3		4 - 7	6 - 7	3 - 8	4 - 7	5 - 4	8 - 3	7 - 6
FIN	11 - 2	10 - 1	7 - 4		3 - 6	11 - 12	3 - 9	11 - 3	11 - 6	8 - 2
ITA	6 - 5	5 - 12	7 - 6	6 - 3		9 - 0	5 - 7	8 - 7	10 - 1	5 - 10
LAT	12 - 7	10 - 4	8 - 3	12 - 11	0 - 9		3 - 13	9 - 1	9 - 5	6 - 7
NOR	6 - 2	10 - 7	7 - 4	9 - 3	7 - 5	13 - 3		8 - 6	12 - 1	10 - 2
NZL	7 - 9	10 - 8	4 - 5	3 - 11	7 - 8	1 - 9	6 - 8		10 - 5	6 - 7
SLO	7 - 4	9 - 6	3 - 8	6 - 11	1 - 10	5 - 9	1 - 12	5 - 10		4 - 9
SWE	6 - 4	7 - 0	6 - 7	2 - 8	10 - 5	7 - 6	2 - 10	7 - 6	9 - 4	

Standings after Round Robin

Rank	Team	Games	Wins	Losses				
1	NOR - Norway	9	9	0	Q			
2	SWE - Sweden	9	6	3	TB	w2,1		
2	ITA - Italy	9	6	3	TB	w2,0		
2	LAT - Latvia	9	6	3	TB	w1,1		
2	FIN - Finland	9	6	3	TB	w1,0		
6	CHN - China	9	5	4				
7	NZL - New Zealand	9	2	7		w1	DSC	44.55 cm
8	SLO - Slovenia	9	2	7		w1	DSC	65.18 cm
9	AUT - Austria	9	2	7		w1	DSC	66.68 cm
10	BRA - Brazil	9	1	8				

LEGEND

DSC Draw Shot Challenge
wx Number of wins (x) against tied teams
Q Qualified for post round robin games
TB Involved in the tie-breaker

Competition Matrix

As of THU 23 APR 2015

Team	BLR	CAN	ENG	ESP	EST	HUN	KOR	POL	ROU	SCO
BLR		1 - 8	2 - 11	7 - 11	5 - 9	7 - 10	1 - 7	5 - 6	6 - 7	3 - 8
CAN	8 - 1		11 - 3	11 - 3	9 - 2	9 - 7	12 - 3	8 - 2	8 - 3	5 - 9
ENG	11 - 2	3 - 11		7 - 4	1 - 10	1 - 13	6 - 8	7 - 3	11 - 3	9 - 8
ESP	11 - 7	3 - 11	4 - 7		7 - 3	6 - 8	5 - 8	6 - 2	8 - 4	10 - 9
EST	9 - 5	2 - 9	10 - 1	3 - 7		6 - 5	8 - 5	11 - 2	10 - 2	8 - 7
HUN	10 - 7	7 - 9	13 - 1	8 - 6	5 - 6		10 - 3	11 - 2	10 - 1	8 - 5
KOR	7 - 1	3 - 12	8 - 6	8 - 5	5 - 8	3 - 10		8 - 4	12 - 0	3 - 9
POL	6 - 5	2 - 8	3 - 7	2 - 6	2 - 11	2 - 11	4 - 8		11 - 3	5 - 10
ROU	7 - 6	3 - 8	3 - 11	4 - 8	2 - 10	1 - 10	0 - 12	3 - 11		0 - 16
SCO	8 - 3	9 - 5	8 - 9	9 - 10	7 - 8	5 - 8	9 - 3	10 - 5	16 - 0	

Standings after Round Robin

Rank	Team	Games	Wins	Losses		
1	CAN - Canada	9	8	1	Q	
2	EST - Estonia	9	7	2	Q	w1
3	HUN - Hungary	9	7	2	Q	w0
4	KOR - Korea	9	5	4		w2,1
5	ENG - England	9	5	4		w2,0
6	ESP - Spain	9	5	4		w1,1
7	SCO - Scotland	9	5	4		w1,0
8	POL - Poland	9	2	7		
9	ROU - Romania	9	1	8		
10	BLR - Belarus	9	0	9		

LEGEND

DSC Draw Shot Challenge
wx Number of wins (x) against tied teams
Q Qualified for post round robin games
TB Involved in the tie-breaker

Draw Shot Challenge

As of THU 23 APR 2015 at 21:00

Rank	Team	Last Stone Draw in each Round Robin Game									DSC
		1	2	3	4	5	6	7	8	9	
Group-A											
1	SUI - Switzerland	~~185.4~~	18.9	1.4	6.6	0.0	~~32.4~~	6.3	12.0	0.0	**9.81cm**
		21.6	14.3	0.0	0.8	11.9	20.2	31.5	4.9	6.6	
2	RUS - Russia	48.3	~~185.4~~	19.4	51.9	81.0	81.7	32.8	~~171.5~~	89.7	**39.06cm**
		3.7	0.0	32.7	22.8	31.5	34.0	0.8	63.9	30.7	
3	SVK - Slovakia	70.6	60.2	30.7	29.9	32.3	43.8	22.6	36.1	75.3	**41.32cm**
		~~185.4~~	17.8	41.8	101.2	26.2	35.4	~~185.4~~	0.0	37.2	
4	JPN - Japan	~~142.8~~	~~185.4~~	20.0	3.8	3.4	48.2	92.8	0.0	10.6	**45.24cm**
		3.8	3.9	57.6	0.0	119.3	65.9	80.3	84.9	129.3	
5	USA - United States	73.2	76.8	~~185.4~~	2.5	3.3	0.0	163.5	20.5	69.9	**53.16cm**
		131.6	29.3	45.3	89.6	25.9	~~185.4~~	25.0	82.2	12.0	
6	DEN - Denmark	81.7	~~173.1~~	25.8	22.2	62.8	~~185.4~~	147.4	124.5	0.0	**55.91cm**
		34.1	68.4	153.5	6.8	124.2	25.1	14.8	0.9	2.3	
7	CZE - Czech Republic	12.4	26.8	20.3	~~185.4~~	0.0	22.7	0.0	~~185.4~~	0.0	**63.81cm**
		89.7	169.6	107.0	140.1	41.0	57.3	74.1	74.5	185.4	
8	TUR - Turkey	30.9	131.1	39.5	3.2	2.9	9.6	49.2	185.4	34.9	**65.09cm**
		~~185.4~~	81.8	126.0	~~185.4~~	113.5	1.1	177.1	24.0	31.3	
9	AUS - Australia	0.0	53.5	59.3	~~185.4~~	32.5	32.5	46.1	149.6	140.1	**75.38cm**
		45.8	155.9	51.7	113.6	~~185.4~~	34.1	80.8	185.4	25.1	
10	FRA - France	~~185.4~~	132.8	185.4	185.4	25.7	88.4	185.4	20.2	0.0	**106.77cm**
		~~185.4~~	185.4	2.8	108.1	179.3	159.3	0.0	185.4	64.7	
Group-B											
1	SWE - Sweden	~~185.4~~	21.1	6.6	0.0	19.6	0.0	0.0	~~102.1~~	5.1	**24.77cm**
		83.3	23.4	52.8	0.0	36.2	46.5	0.0	82.2	19.5	
2	NOR - Norway	38.7	~~115.0~~	10.5	2.2	15.3	63.7	0.0	87.7	82.5	**30.04cm**
		~~131.0~~	82.6	33.5	9.2	0.0	0.0	15.1	17.3	22.3	
3	CHN - China	21.1	143.9	2.9	5.4	97.8	2.9	8.3	0.0	57.2	**32.01cm**
		15.3	0.0	~~149.6~~	5.6	~~185.4~~	0.0	40.5	59.2	52.1	
4	FIN - Finland	~~185.4~~	48.6	21.0	24.2	26.3	~~171.1~~	89.5	13.8	4.4	**36.09cm**
		9.2	29.6	26.7	6.2	25.1	119.4	23.6	109.9	0.0	
5	NZL - New Zealand	50.9	73.3	~~117.8~~	60.3	43.9	72.9	64.2	39.8	25.4	**44.55cm**
		89.1	22.4	12.8	~~185.4~~	18.0	22.8	0.0	36.1	80.9	
6	ITA - Italy	77.1	105.0	0.0	67.9	14.1	0.0	185.4	7.8	0.0	**54.21cm**
		151.7	~~185.4~~	~~185.4~~	109.5	23.3	41.1	31.6	43.3	9.6	
7	SLO - Slovenia	~~185.4~~	173.4	62.5	1.1	56.8	10.2	56.9	14.8	92.4	**65.18cm**
		44.4	12.6	114.9	134.8	~~185.4~~	78.2	43.8	73.2	72.9	
8	AUT - Austria	126.4	19.3	50.3	166.7	~~185.4~~	28.6	9.5	117.4	24.6	**66.68cm**
		50.1	68.9	69.7	~~185.4~~	0.0	108.6	185.4	0.0	41.3	
9	LAT - Latvia	107.2	~~133.0~~	14.3	12.5	70.4	75.0	103.5	81.7	122.0	**67.23cm**
		102.5	31.2	93.1	75.3	19.4	13.1	64.6	89.8	~~185.4~~	
10	BRA - Brazil	~~185.4~~	40.0	30.3	119.9	92.0	185.4	185.4	185.4	185.4	**111.60cm**
		101.6	95.2	~~185.4~~	185.4	11.8	139.6	95.2	79.5	53.5	

МИНИСТЕРСТВО СПОРТА РОССИИ
АДМИНИСТРАЦИЯ ГОРОДА СОЧИ
RUSSIAN CURLING FEDERATION
NEW LEAGUE
АВТОРАДИО
Mercedes-Benz
CURLIT

Draw Shot Challenge

As of THU 23 APR 2015 at 21:00

Rank	Team		Last Stone Draw in each Round Robin Game									DSC
			1	2	3	4	5	6	7	8	9	
Group-C												
1	HUN - Hungary	↻	6.2	8.8	17.8	48.2	0.0	9.0	73.8	62.9	10.6	**20.64cm**
		↺	33.7	38.2	2.0	~~80.2~~	0.0	19.0	0.0	~~94.1~~	0.0	
2	CAN - Canada	↻	10.6	13.3	52.9	51.6	127.7	13.0	0.0	9.4	~~144.7~~	**24.55cm**
		↺	~~185.4~~	8.5	36.2	34.4	19.1	0.0	0.0	14.1	2.0	
3	SCO - Scotland	↻	58.9	0.0	75.1	~~123.0~~	57.4	80.9	~~113.0~~	45.4	0.0	**41.27cm**
		↺	104.8	15.4	6.6	69.8	47.4	19.4	30.5	29.9	18.8	
4	ENG - England	↻	63.0	56.4	~~185.4~~	4.4	97.6	19.7	3.5	31.1	39.8	**46.41cm**
		↺	11.8	84.8	9.6	56.6	154.2	67.4	22.9	~~163.3~~	19.8	
5	ESP - Spain	↻	0.0	12.0	157.9	~~185.4~~	~~160.2~~	10.9	103.3	5.3	29.4	**54.90cm**
		↺	92.4	93.1	107.1	12.8	0.0	44.6	58.1	82.6	68.9	
6	KOR - Korea	↻	80.5	16.6	68.8	23.1	0.0	116.7	~~185.4~~	55.3	185.4	**61.55cm**
		↺	75.8	~~185.4~~	28.8	11.2	81.5	122.2	92.4	26.5	0.0	
7	EST - Estonia	↻	33.4	27.3	~~185.4~~	43.6	38.0	10.9	163.9	55.6	0.0	**63.96cm**
		↺	~~185.4~~	2.3	63.9	84.2	4.0	185.4	76.1	185.4	49.4	
8	BLR - Belarus	↻	20.8	91.4	12.7	51.2	127.0	185.4	54.2	162.7	92.7	**81.42cm**
		↺	4.5	7.6	~~185.4~~	0.0	~~185.4~~	29.7	152.6	124.8	185.4	
9	POL - Poland	↻	~~185.4~~	78.4	86.9	84.2	185.4	185.4	22.9	30.2	5.7	**87.16cm**
		↺	~~185.4~~	54.9	103.9	42.9	164.0	63.9	43.3	62.5	180.0	
10	ROU - Romania	↻	139.2	~~185.4~~	~~185.4~~	99.7	108.0	185.4	69.0	80.7	88.8	**100.03cm**
		↺	47.0	32.8	77.2	8.4	157.4	41.6	185.4	94.5	185.4	

NOTE
The Draw Shot Challenge (DSC) is the average distance of all the individual Last Stone Draw stones, which were delivered by a team during the round robin. Where a total of 11 or fewer individual stones have been delivered, the single least favourable result is automatically eliminated before calculating the average distance. Where more than 11 individual stones have been delivered, the two least favourable results will be eliminated before calculating the average distance.
For teams with equal DSC, the team with the best non-equal counting LSD receives the higher ranking. In case all counting LSDs are equal, the team ranked higher in the WCF World Ranking is ranked higher.

LEGEND
↻ Clockwise ↺ Counter-clockwise **DSC** Draw Shot Challenge

Cumulative Percentage by Position

As of THU 23 APR 2015 at 21:00

Female	Game -->	1	2	3	4	5	6	7	8	9	AVG
1 DUPONT Denise	DEN	80	82	72	77	77	70	83	57	61	73
1 McCLEARY Judith	SCO	65	63	74	86	88	70	58	82	72	73
3 ANDERSON Sarah	USA	75	58	83	73	63	67	60	83	72	71
3 PALANCSA Dorottya	HUN	69	83	51	74	70	73	72	58	80	71
5 MOELDER Maile	EST	79	78	58	66	78	75	57	67	68	69
5 SKASLIEN Kristin	NOR	25	78	78	58	77	90	83	88	52	69
7 MOISEEVA Victoria	RUS	66	75	54	95	47	75	73	66	67	68
7 PARK Kalynn	CAN	88	73	71	83	63	55	52	61	73	68
9 LEE Hyein	KOR	55	75	52	69	81	70	70	63	72	67
10 MEI Jie	CHN	74	50	64	62	71	66	70	64	66	66
11 LINDE Iluta	LAT	57	62	62	64	54	58	74	63	82	64
12 TOMABECHI Michiko	JPN	69	58	57	82	41	63	55	69	61	62
13 GARCIA VEZ Irantzu	ESP	65	64	70	33	52	75	65	60	63	61
14 FLOREK Karolina	POL	47	56	59	63	49	70	51	64	76	60
14 JELINKOVA Jana	CZE	56	43	58	88	47	63	70	59	58	60
14 JOHANSSON Camilla	SWE	63	78	59	58	36	62	73	42	59	60
14 JONES Marisa	NZL	8	62	58	54	60	76	65	63	69	60
14 WATSON Lana	ENG	48	67	48	70	40	64	64	73	62	60
19 SALVAI Lucrezia	ITA	55	73	78	50	52	47	51	46	88	59
20 SYKOROVA Silvia	SVK	77	60	35	44	59	64	73	47	55	58
21 HOWALD Carole	SUI	53	58	48	43	64	61	42	80	66	57
21 POLAT Oznur	TUR	37	56	49	48	64	58	55	83	51	57
23 KIISKINEN Katja	FIN	67	66	48	39	63	61	54	55	55	56
23 WEGHUBER Anna	AUT	50	41	45	69	65	69	43	60	58	56
25 LIMA Aline	BRA	53	21	53	59	31	57	33	88	59	51
26 JURINCIC Valentina	SLO	44	49	47	45	54	48	50	75	34	49
27 EMBERGER Catherine	FRA	26	56	40	48	41	57	56	53	37	46
27 FORGE Kim	AUS	50	41	45	48	47	33	55	46	44	46
29 KIRILLOVA Ekaterina	BLR	40	32	55	41	41	55	45	38	23	41
30 TRAILA Iulia	ROU	11	42	38	35	37	32	52	41	36	37

Cumulative Percentage by Position

As of THU 23 APR 2015 at 21:00

	Male	Game -->	1	2	3	4	5	6	7	8	9	AVG
1	DRON Petr	RUS	89	85	82	79	73	79	79	77	83	81
2	THOMAS Charley	CAN	93	82	79	83	75	66	82	76	88	80
3	KISS Zsolt	HUN	84	84	79	77	86	67	65	67	88	78
4	NEDREGOTTEN Magnus	NOR	75	63	79	64	85	83	85	78	78	77
5	DROPKIN Korey	USA	70	66	88	65	82	70	79	79	75	75
5	McCLEARY Lee	SCO	93	52	81	84	73	73	77	71	67	75
7	HUANG Jihui	CHN	66	88	69	66	95	63	75	59	80	73
8	GONIN Simone	ITA	66	89	77	76	70	65	68	57	86	72
9	DUPONT Oliver	DEN	71	62	72	71	86	76	74	71	53	71
9	KIISKINEN Kalle	FIN	90	64	78	67	92	74	64	50	66	71
11	NOREEN Per	SWE	73	77	81	68	48	78	78	59	62	70
12	MIHOLA Ondrej	CZE	66	81	51	83	68	51	87	70	66	69
12	PFISTER Marc	SUI	70	60	73	67	80	67	74	72	63	69
14	TOMABECHI Kenji	JPN	64	67	70	61	65	67	63	76	77	68
15	LILL Erkki	EST	78	60	70	69	59	83	42	63	75	67
16	GARCIA VEZ Gontzal	ESP	69	63	78	65	75	63	52	64	66	66
16	VEIDEMANIS Arnis	LAT	65	60	65	53	73	70	72	55	75	66
18	BEAK Jong-Chul	KOR	55	61	71	64	74	72	61	77	43	65
18	MACDOUGALL Alan	ENG	57	63	68	64	43	69	78	86	57	65
20	MUSTAPIC Dan	NZL	63	71	41	48	66	73	79	53	51	61
21	CULIC Jure	SLO	58	47	57	63	63	78	53	78	39	60
22	CAKIR Kadir	TUR	50	60	55	57	70	52	56	57	70	59
23	JOHNS Steve	AUS	50	58	71	55	60	49	60	50	54	57
23	SYKORA Marek	SVK	62	63	27	36	78	57	85	45	50	57
25	MOLSKI Szymon	POL	57	35	67	44	52	65	53	75	30	54
26	MERCIER Thierry	FRA	37	41	38	70	50	51	54	63	60	53
27	MELLO Marcelo	BRA	50	54	33	43	64	46	44	80	54	52
27	SCHAGERL Markus	AUT	49	56	60	51	28	66	42	58	55	52
29	KIRILLOV Dmitry	BLR	47	54	43	68	57	44	66	58	19	51
30	MATAU Cristian	ROU	25	50	39	49	55	50	62	57	42	48

Cumulative Percentage by Position

As of THU 23 APR 2015 at 21:00

Teams	Game -->	1	2	3	4	5	6	7	8	9	AVG
1	CAN - Canada	91	79	76	83	70	61	70	70	82	76
1	RUS - Russia	80	81	72	85	63	78	77	73	77	76
3	HUN - Hungary	76	84	63	75	76	71	69	62	83	74
3	SCO - Scotland	76	59	77	85	82	71	66	78	70	74
5	NOR - Norway	56	72	79	61	82	86	85	82	67	73
5	USA - United States	72	63	86	69	74	69	72	81	74	73
7	DEN - Denmark	75	70	72	73	83	74	77	65	56	72
8	CHN - China	70	73	67	64	86	64	73	61	74	70
9	EST - Estonia	79	70	63	68	71	78	51	65	71	68
10	ITA - Italy	61	83	77	66	63	58	61	53	86	67
11	CZE - Czech Republic	62	66	54	85	59	55	80	66	63	66
11	KOR - Korea	55	66	63	66	77	71	66	69	58	66
13	FIN - Finland	81	65	65	56	80	69	60	52	61	65
13	JPN - Japan	66	63	65	70	55	65	59	72	71	65
13	LAT - Latvia	61	61	64	58	64	64	73	59	78	65
13	SUI - Switzerland	63	59	64	57	74	64	61	76	64	65
17	ESP - Spain	67	63	75	53	66	68	57	62	65	64
17	SWE - Sweden	68	78	68	62	41	68	75	52	60	64
19	ENG - England	51	65	56	68	41	66	70	78	60	62
20	NZL - New Zealand	41	67	51	52	63	75	71	59	62	61
21	SVK - Slovakia	71	61	32	41	67	61	77	47	53	58
21	TUR - Turkey	45	58	52	52	66	56	56	73	62	58
23	POL - Poland	51	48	63	55	50	68	52	69	58	57
24	SLO - Slovenia	51	48	53	56	59	64	51	77	36	55
25	AUT - Austria	49	49	53	61	46	67	43	59	56	54
26	AUS - Australia	50	50	61	53	54	41	58	48	50	52
26	BRA - Brazil	51	41	41	49	51	51	40	83	56	52
28	FRA - France	31	49	39	61	46	54	55	58	51	49
29	BLR - Belarus	44	45	48	58	51	48	57	50	21	47
30	ROU - Romania	20	47	38	43	48	43	58	51	39	44

LEGEND
AVG Average

Scoring Analysis

As of THU 23 APR 2015 at 21:00

Team	Games		LSFE	Stolen Ends	Points Scored 0	1	2	3	4	>4	Total	Plus / Minus
NOR - Norway	9	For	8	19	0	16	11	9	3	1	82	+49
		Against	1	6	0	14	6	1	1	0	33	
CAN - Canada	9	For	8	18	1	19	9	6	4	2	81	+48
		Against	1	5	0	11	8	2	0	0	33	
RUS - Russia	9	For	7	21	0	18	19	4	2	0	76	+45
		Against	2	6	0	16	6	1	0	0	31	
HUN - Hungary	9	For	7	16	0	16	11	9	3	1	82	+42
		Against	2	6	0	13	6	5	0	0	40	
DEN - Denmark	9	For	5	19	0	20	7	10	1	1	73	+30
		Against	4	7	0	15	9	2	1	0	43	
FIN - Finland	9	For	7	16	0	16	9	8	3	1	75	+30
		Against	2	9	0	18	4	1	4	0	45	
SCO - Scotland	9	For	6	19	0	17	12	6	3	2	81	+30
		Against	3	7	0	12	7	7	1	0	51	
EST - Estonia	9	For	4	16	0	15	13	4	2	1	67	+24
		Against	5	11	1	19	7	2	1	0	43	
USA - United States	9	For	4	17	0	18	14	5	0	0	61	+21
		Against	5	8	0	17	8	1	1	0	40	
JPN - Japan	9	For	2	20	0	21	9	8	1	0	67	+20
		Against	7	6	1	15	6	4	2	0	47	
SUI - Switzerland	9	For	5	16	0	24	4	4	3	1	62	+14
		Against	4	12	0	15	9	5	0	0	48	
ITA - Italy	9	For	4	20	0	26	11	3	1	0	61	+10
		Against	5	9	0	19	6	2	1	2	51	
CHN - China	9	For	6	17	0	26	7	4	1	0	56	+9
		Against	3	12	0	21	8	2	1	0	47	

Scoring Analysis

As of THU 23 APR 2015 at 21:00

Team	Games		LSFE	Stolen Ends	Points Scored 0	1	2	3	4	>4	Total	Plus / Minus
LAT - Latvia	9	For	4	16	0	16	9	6	3	1	69	+9
		Against	5	12	0	18	3	5	4	1	60	
SWE - Sweden	9	For	5	13	0	19	11	2	1	1	56	+6
		Against	4	12	2	18	11	2	1	0	50	
KOR - Korea	9	For	4	20	0	23	10	3	0	1	57	+2
		Against	5	9	0	9	7	8	2	0	55	
ESP - Spain	9	For	4	16	0	21	10	5	1	0	60	+1
		Against	5	11	0	15	10	2	2	2	59	
CZE - Czech Republic	9	For	5	14	0	17	13	1	0	1	51	-3
		Against	4	14	0	21	8	3	2	0	54	
ENG - England	9	For	5	8	0	12	8	8	1	0	56	-6
		Against	4	14	0	19	11	1	2	2	62	
NZL - New Zealand	9	For	4	12	0	20	10	3	0	1	54	-16
		Against	5	12	0	14	5	10	4	0	70	
TUR - Turkey	9	For	7	7	0	15	8	2	4	0	53	-20
		Against	2	22	0	22	12	2	4	1	73	
AUT - Austria	9	For	4	3	0	14	7	2	2	0	42	-27
		Against	5	21	0	33	8	5	0	1	69	
FRA - France	9	For	3	7	0	15	4	4	2	0	43	-29
		Against	6	17	0	20	11	6	3	0	72	
BRA - Brazil	9	For	1	8	2	12	6	3	2	1	46	-32
		Against	8	17	0	13	16	8	1	1	78	
POL - Poland	9	For	3	3	0	12	7	1	2	0	37	-32
		Against	6	19	0	23	11	4	3	0	69	
AUS - Australia	9	For	3	8	0	14	8	0	1	0	34	-36
		Against	6	22	0	24	9	6	1	1	70	

Scoring Analysis

As of THU 23 APR 2015 at 21:00

Team	Games		LSFE	Stolen Ends	Points Scored 0	1	2	3	4	>4	Total	Plus / Minus
SLO - Slovenia	9	For	2	5	0	16	4	3	2	0	41	-38
		Against	7	19	0	13	18	7	1	1	79	
BLR - Belarus	9	For	3	6	0	15	3	4	1	0	37	-40
		Against	6	21	0	21	11	7	2	1	77	
SVK - Slovakia	9	For	4	7	1	17	3	2	2	0	37	-42
		Against	5	22	0	14	11	10	2	1	79	
ROU - Romania	9	For	1	2	0	12	3	0	0	1	23	-69
		Against	8	21	0	20	8	8	4	3	92	
Total	135			389	4	522	260	129	51	17	1720	

NOTE
Stolen ends are the ends won without the last stone advantage

LEGEND
LSFE Last Stone First End
>4 More than four points scored

Summary of Big Ends

As of THU 23 APR 2015 at 21:00

Points Scored	By	Against	Session	End	Game Result
6	EST - Estonia	ROU - Romania	C9	1	10 : 2
6	SUI - Switzerland	AUS - Australia	A3	1	8 : 6
5	BRA - Brazil	ITA - Italy	B8	2	12 : 5
5	CAN - Canada	ENG - England	C2	7	11 : 3
5	CAN - Canada	ESP - Spain	C4	1	11 : 3
5	CZE - Czech Republic	SVK - Slovakia	A7	5	9 : 5
5	DEN - Denmark	TUR - Turkey	A5	5	9 : 10
5	FIN - Finland	LAT - Latvia	B8	4	11 : 12
5	HUN - Hungary	ENG - England	C5	1	13 : 1
5	KOR - Korea	ROU - Romania	C4	1	12 : 0
5	LAT - Latvia	AUT - Austria	B9	9	12 : 7
5	NOR - Norway	SLO - Slovenia	B6	1	12 : 1
5	NZL - New Zealand	BRA - Brazil	B3	4	10 : 8
5	ROU - Romania	BLR - Belarus	C5	2	7 : 6
5	SCO - Scotland	ROU - Romania	C1	5	16 : 0
5	SCO - Scotland	ESP - Spain	C3	1	9 : 10
5	SWE - Sweden	ITA - Italy	B4	9	10 : 5
4	AUS - Australia	FRA - France	A4	7	7 : 9
4	AUT - Austria	NZL - New Zealand	B6	3	9 : 7
4	AUT - Austria	LAT - Latvia	B9	8	7 : 12
4	BLR - Belarus	ESP - Spain	C1	6	7 : 11
4	BRA - Brazil	ITA - Italy	B8	4	12 : 5
4	BRA - Brazil	NOR - Norway	B9	3	7 : 10
4	CAN - Canada	ENG - England	C2	4	11 : 3
4	CAN - Canada	ESP - Spain	C4	4	11 : 3
4	CAN - Canada	POL - Poland	C5	5	8 : 2
4	CAN - Canada	KOR - Korea	C9	7	12 : 3
4	CHN - China	BRA - Brazil	B4	2	10 : 3
4	DEN - Denmark	AUS - Australia	A2	3	8 : 2
4	ENG - England	ROU - Romania	C6	5	11 : 3
4	ESP - Spain	BLR - Belarus	C1	4	11 : 7
4	EST - Estonia	POL - Poland	C2	1	11 : 2
4	EST - Estonia	SCO - Scotland	C5	1	8 : 7
4	FIN - Finland	NZL - New Zealand	B1	2	11 : 3
4	FIN - Finland	SWE - Sweden	B5	3	8 : 2
4	FIN - Finland	LAT - Latvia	B8	1	11 : 12
4	FRA - France	TUR - Turkey	A7	1	8 : 7
4	FRA - France	JPN - Japan	A8	2	7 : 10
4	HUN - Hungary	POL - Poland	C4	5	11 : 2

Summary of Big Ends

As of THU 23 APR 2015 at 21:00

Points Scored	By	Against	Session	End	Game Result
4	HUN - Hungary	ENG - England	C5	7	13 : 1
4	HUN - Hungary	KOR - Korea	C7	2	10 : 3
4	ITA - Italy	NZL - New Zealand	B5	7	8 : 7
4	JPN - Japan	CZE - Czech Republic	A1	8	8 : 6
4	LAT - Latvia	CHN - China	B1	2	8 : 3
4	LAT - Latvia	FIN - Finland	B8	5	12 : 11
4	LAT - Latvia	FIN - Finland	B8	6	12 : 11
4	NOR - Norway	FIN - Finland	B3	4	9 : 3
4	NOR - Norway	LAT - Latvia	B5	3	13 : 3
4	NOR - Norway	LAT - Latvia	B5	6	13 : 3
4	POL - Poland	ROU - Romania	C8	1	11 : 3
4	POL - Poland	ROU - Romania	C8	7	11 : 3
4	RUS - Russia	FRA - France	A1	7	10 : 1
4	RUS - Russia	TUR - Turkey	A8	7	11 : 5
4	SCO - Scotland	ROU - Romania	C1	1	16 : 0
4	SCO - Scotland	EST - Estonia	C5	4	7 : 8
4	SCO - Scotland	BLR - Belarus	C7	6	8 : 3
4	SLO - Slovenia	FIN - Finland	B4	6	6 : 11
4	SLO - Slovenia	NZL - New Zealand	B7	2	5 : 10
4	SUI - Switzerland	CZE - Czech Republic	A5	6	10 : 4
4	SUI - Switzerland	SVK - Slovakia	A8	6	11 : 0
4	SUI - Switzerland	USA - United States	A9	5	9 : 6
4	SVK - Slovakia	TUR - Turkey	A2	1	11 : 10
4	SVK - Slovakia	TUR - Turkey	A2	6	11 : 10
4	SWE - Sweden	SLO - Slovenia	B1	2	9 : 4
4	TUR - Turkey	SVK - Slovakia	A2	2	10 : 11
4	TUR - Turkey	DEN - Denmark	A5	4	10 : 9
4	TUR - Turkey	FRA - France	A7	8	7 : 8
4	TUR - Turkey	JPN - Japan	A9	6	5 : 9

NOTE
Big ends are defined as ends with a score of four or more points

Session Results and Standings

Sheet	Game	Team	LSFE	1	2	3	4	5	6	7	8	Extra Ends						Total
A	9	USA - United States		0	0	2	0	0	3	1	0							6
	9	SUI - Switzerland	*	1	1	0	2	4	0	0	1							9
B	9	SVK - Slovakia		1	0	0	0	2	0	2	X							5
	9	FRA - France	*	0	2	1	1	0	3	0	X							7
C	9	CZE - Czech Republic		1	0	2	0	2	0	0	0							5
	9	DEN - Denmark	*	0	1	0	2	0	1	1	1							6
D	9	JPN - Japan		2	2	0	2	1	0	2	X							9
	9	TUR - Turkey	*	0	0	1	0	0	4	0	X							5
E	9	RUS - Russia	*	3	1	1	2	0	1	X	X							8
	9	AUS - Australia		0	0	0	0	1	0	X	X							1

Session Results and Standings

Standings after Round Robin Session A9

Rank	Team	Games	Wins	Losses				
Group A								
1	RUS - Russia	9	9	0	Q			
2	USA - United States	9	7	2	Q			
3	DEN - Denmark	9	6	3	TB	w1		
3	JPN - Japan	9	6	3	TB	w0		
5	SUI - Switzerland	9	5	4				
6	CZE - Czech Republic	9	4	5				
7	FRA - France	9	3	6		w1		
8	TUR - Turkey	9	3	6		w0		
9	SVK - Slovakia	9	2	7				
10	AUS - Australia	9	0	9				
Group B								
1	NOR - Norway	9	9	0	Q			
2	SWE - Sweden	9	6	3	TB	w2,1		
2	ITA - Italy	9	6	3	TB	w2,0		
2	LAT - Latvia	9	6	3	TB	w1,1		
2	FIN - Finland	9	6	3	TB	w1,0		
6	CHN - China	9	5	4				
7	NZL - New Zealand	9	2	7		w1	DSC	44.55 cm
8	SLO - Slovenia	9	2	7		w1	DSC	65.18 cm
9	AUT - Austria	9	2	7		w1	DSC	66.68 cm
10	BRA - Brazil	9	1	8				
Group C								
1	CAN - Canada	8	7	1	Q			
2	EST - Estonia	8	6	2				
2	HUN - Hungary	8	6	2				
4	ESP - Spain	8	5	3				
4	KOR - Korea	8	5	3				
6	ENG - England	8	4	4				
6	SCO - Scotland	8	4	4				
8	POL - Poland	8	2	6				
9	ROU - Romania	8	1	7				
10	BLR - Belarus	8	0	8				

LEGEND

DSC	Draw Shot Challenge	**LSFE**	(*) Last stone first end	**Q**	Qualified for post round robin games
TB	Involved in the tie-breaker	**TBx**	Tie-breaker number (x)	**wx**	Number of wins (x) against tied teams
X	Unplayed/unfinished end due to concession				

Game Results

Sheet	Game	Team	LSFE	1	2	3	4	5	6	7	8	Extra Ends						Total
A	9	USA - United States		0	0	2	0	0	3	1	0							6
	9	SUI - Switzerland	*	1	1	0	2	4	0	0	1							9

USA - United States		Game	All
F	ANDERSON Sarah	72 %	71 %
M	DROPKIN Korey	75 %	75 %
	Team Total	74 %	73 %

Last Stone Draw: 81.9cm — 69.9cm ↻ ANDERSON S; 12.0cm ↺ DROPKIN K

Time remaining: 2 minutes 39 seconds

Time-out: end 8 - USA stone 7

SUI - Switzerland		Game	All
F	HOWALD Carole	66 %	57 %
M	PFISTER Marc	63 %	69 %
	Team Total	64 %	65 %

Last Stone Draw: 6.6cm — 0.0cm ↻ PFISTER M; 6.6cm ↺ HOWALD C

Time remaining: 0 minutes 26 seconds

Detailed Game Statistics:

USA - United States		Draws		Takeouts		Total	
F	ANDERSON Sarah	14	77 %	1	0 %	15	72 %
M	DROPKIN Korey	20	80 %	4	50 %	24	75 %
	Team Total	34	79 %	5	40 %	39	74 %

SUI - Switzerland		Draws		Takeouts		Total	
F	HOWALD Carole	12	65 %	4	69 %	16	66 %
M	PFISTER Marc	14	63 %	10	63 %	24	63 %
	Team Total	26	63 %	14	64 %	40	64 %

LEGEND
F Female **LSFE** (*) Last stone first end **M** Male

Game - Shot by Shot

USA - United States	0 + 0	SUI - Switzerland	0 + 1	End 1

7

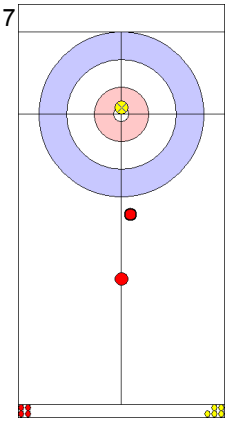

USA: ANDERSON S
Draw Out 0

8

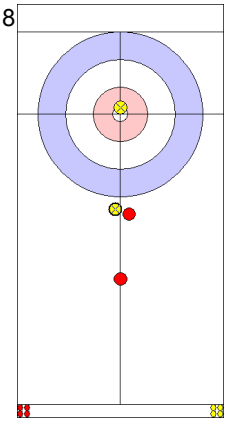

SUI: HOWALD C
Draw In 0

9

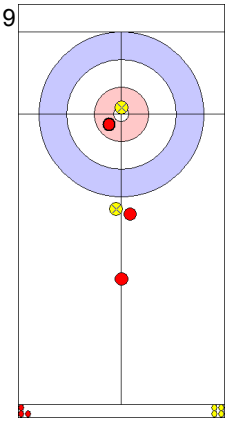

USA: DROPKIN K
Draw In 4

10

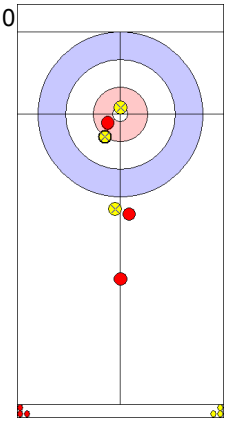

SUI: PFISTER M
Draw In 4

11

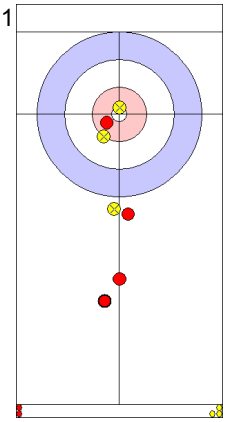

USA: DROPKIN K
Guard In 4

12

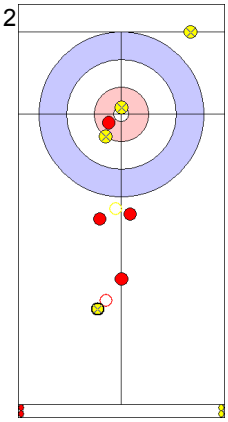

SUI: PFISTER M
Raise Out 0

13

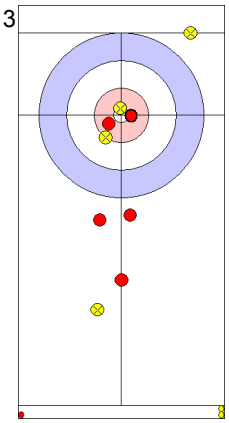

USA: DROPKIN K
Draw Out 4

14

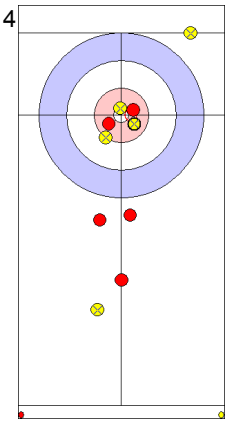

SUI: PFISTER M
Draw Out 4

15

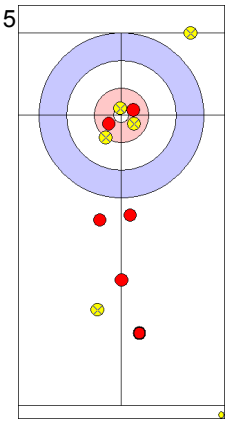

USA: ANDERSON S
Guard Out 4

16

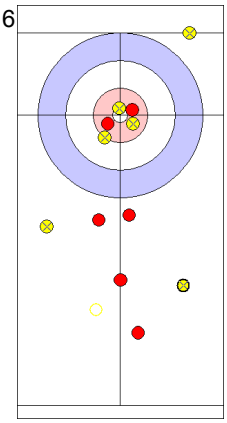

SUI: HOWALD C
Raise In 0

Game - Shot by Shot

USA - United States	0 + 0	SUI - Switzerland	1 + 1	End 2

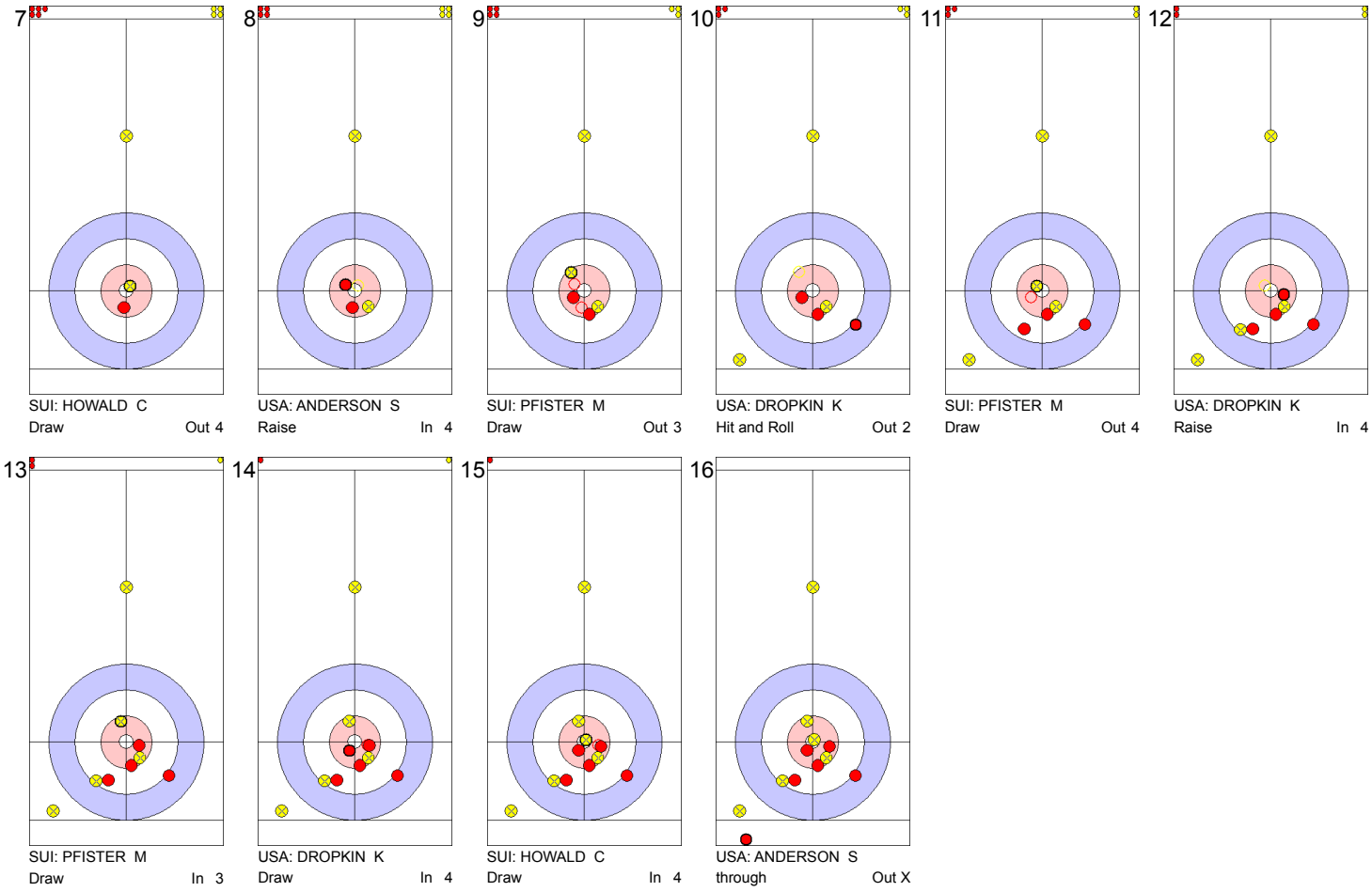

7
SUI: HOWALD C
Draw Out 4

8
USA: ANDERSON S
Raise In 4

9
SUI: PFISTER M
Draw Out 3

10
USA: DROPKIN K
Hit and Roll Out 2

11
SUI: PFISTER M
Draw Out 4

12
USA: DROPKIN K
Raise In 4

13
SUI: PFISTER M
Draw In 3

14
USA: DROPKIN K
Draw In 4

15
SUI: HOWALD C
Draw In 4

16
USA: ANDERSON S
through Out X

Game - Shot by Shot

USA - United States	0 + 2	SUI - Switzerland	2 + 0	End 3

7
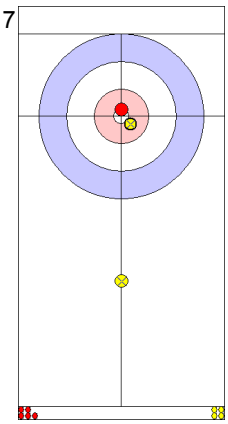
SUI: HOWALD C
Draw In 3

8
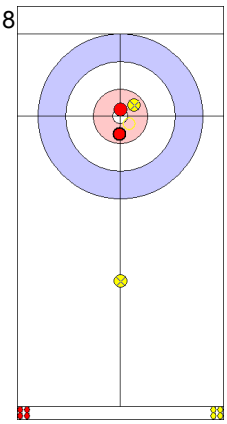
USA: ANDERSON S
Raise Out 4

9
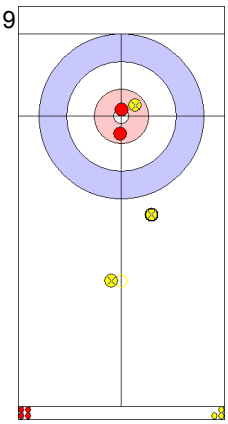
SUI: PFISTER M
Draw Out 0

10
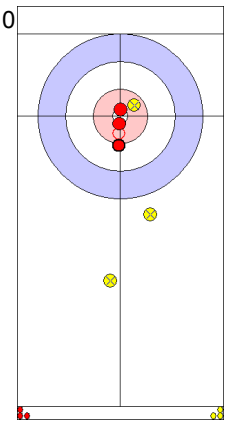
USA: DROPKIN K
Raise Out 4

11
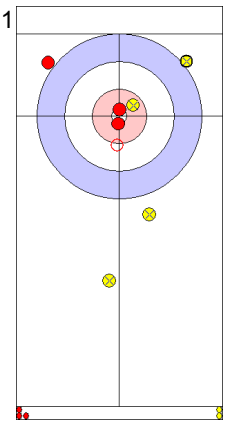
SUI: PFISTER M
Takeout Out 2

12
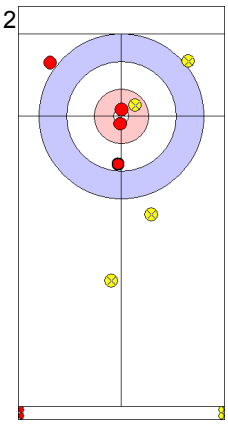
USA: DROPKIN K
Draw Out 4

13
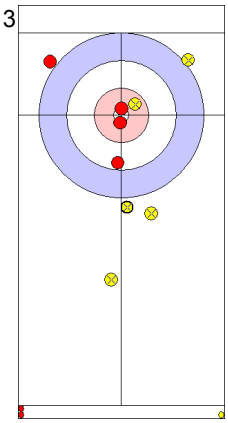
SUI: PFISTER M
Draw Out 0

14
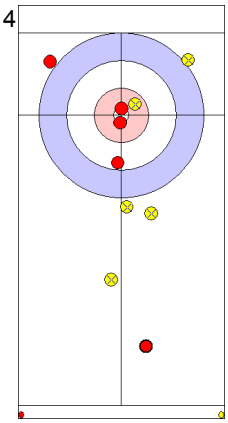
USA: DROPKIN K
Guard Out 4

15
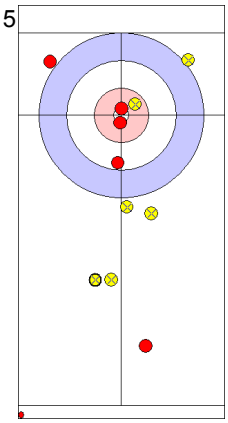
SUI: HOWALD C
Guard In 4

16
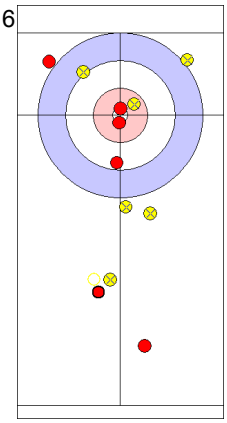
USA: ANDERSON S
Raise In 0

Game - Shot by Shot

USA - United States	2 + 0	SUI - Switzerland	2 + 2	End 4

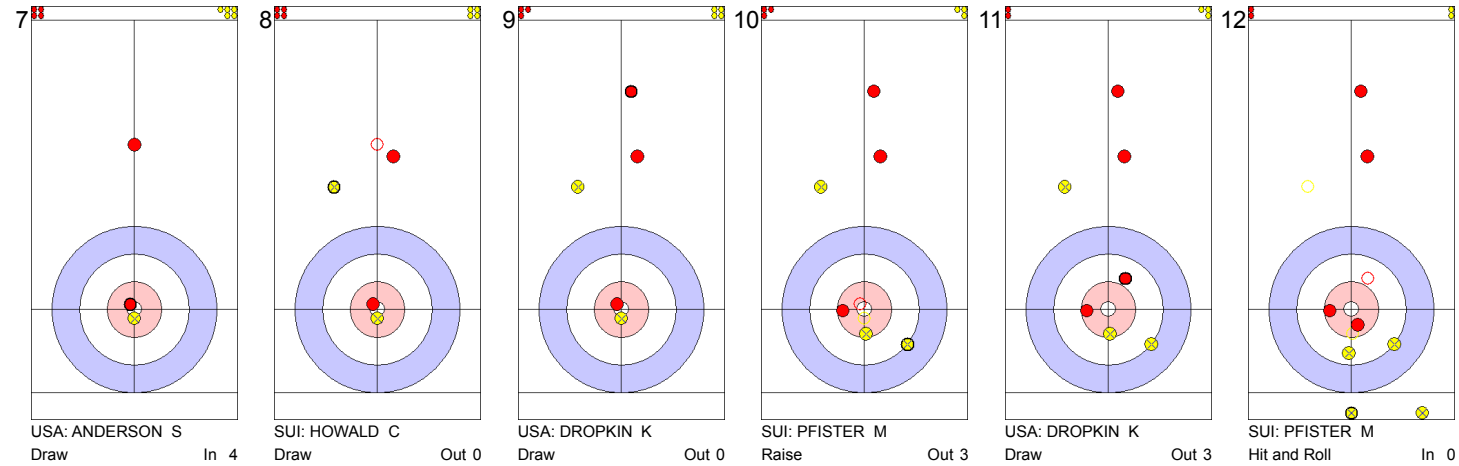

7
USA: ANDERSON S
Draw In 4

8
SUI: HOWALD C
Draw Out 0

9
USA: DROPKIN K
Draw Out 0

10
SUI: PFISTER M
Raise Out 3

11
USA: DROPKIN K
Draw Out 3

12
SUI: PFISTER M
Hit and Roll In 0

13
USA: DROPKIN K
Draw Out 0

14
SUI: PFISTER M
Double Takeout Out 3

15
USA: ANDERSON S
Raise Out 3

16
SUI: HOWALD C
Takeout Out 4

Game - Shot by Shot

USA - United States	2 + 0	SUI - Switzerland	4 + 4	End 5

7

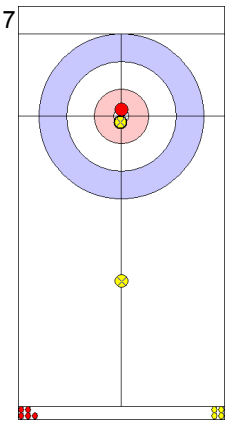

SUI: HOWALD C
Draw In 4

8

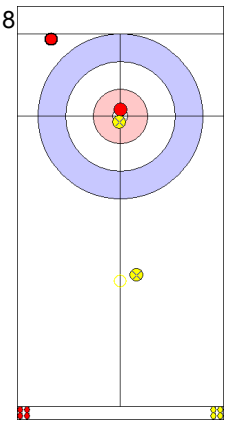

USA: ANDERSON S
Raise In 0

9

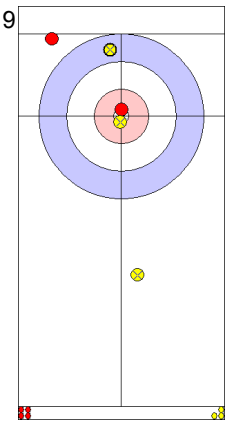

SUI: PFISTER M
Draw In 1

10

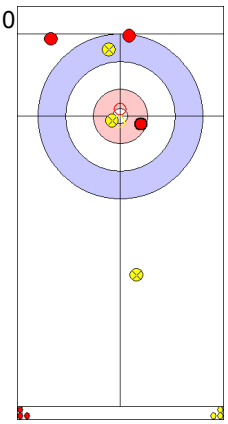

USA: DROPKIN K
Raise In 4

11

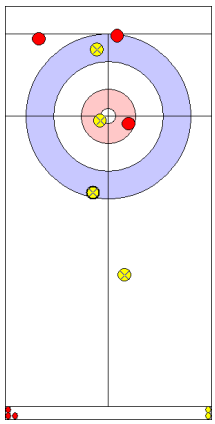

SUI: PFISTER M
Guard In 2

12

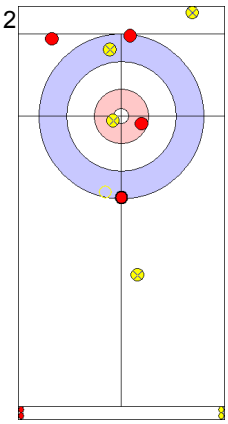

USA: DROPKIN K
Double Takeout In 2

13

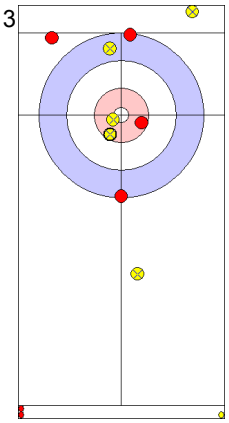

SUI: PFISTER M
Draw In 4

14

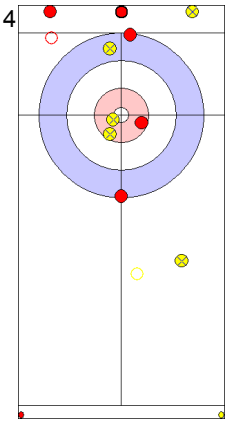

USA: DROPKIN K
Promotion Takeout In 0

15

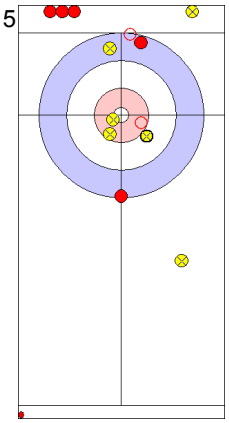

SUI: HOWALD C
Hit and Roll Out 3

16

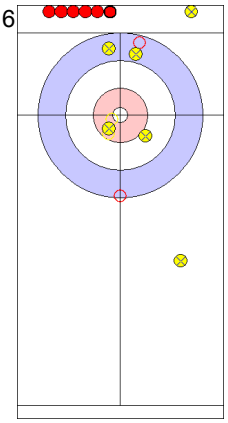

USA: ANDERSON S
Promotion Takeout In 0

Game - Shot by Shot

USA - United States	2 + 3	SUI - Switzerland	8 + 0	End 6

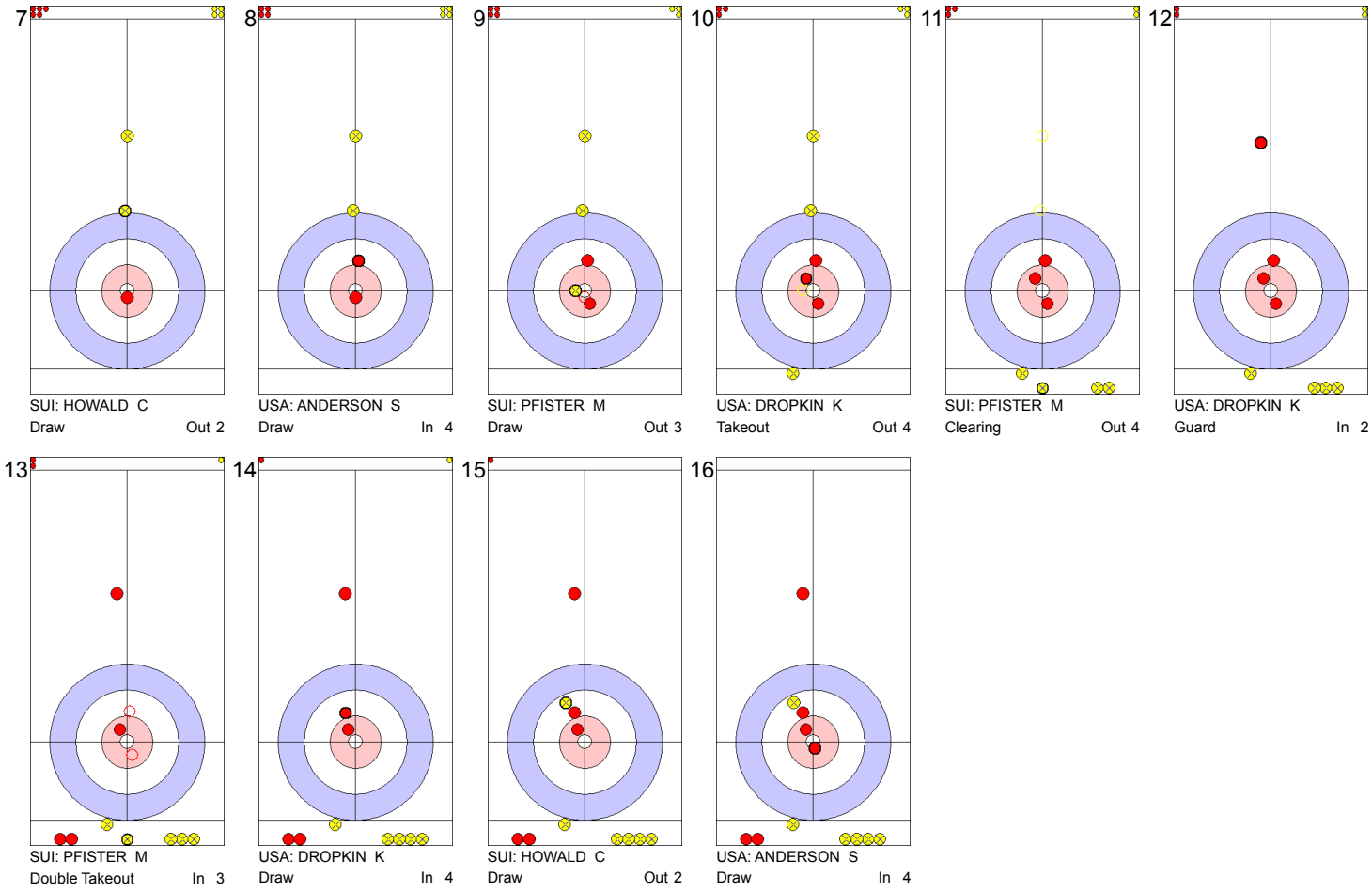

Game - Shot by Shot

USA - United States	5 + 1	SUI - Switzerland	8 + 0	End 7

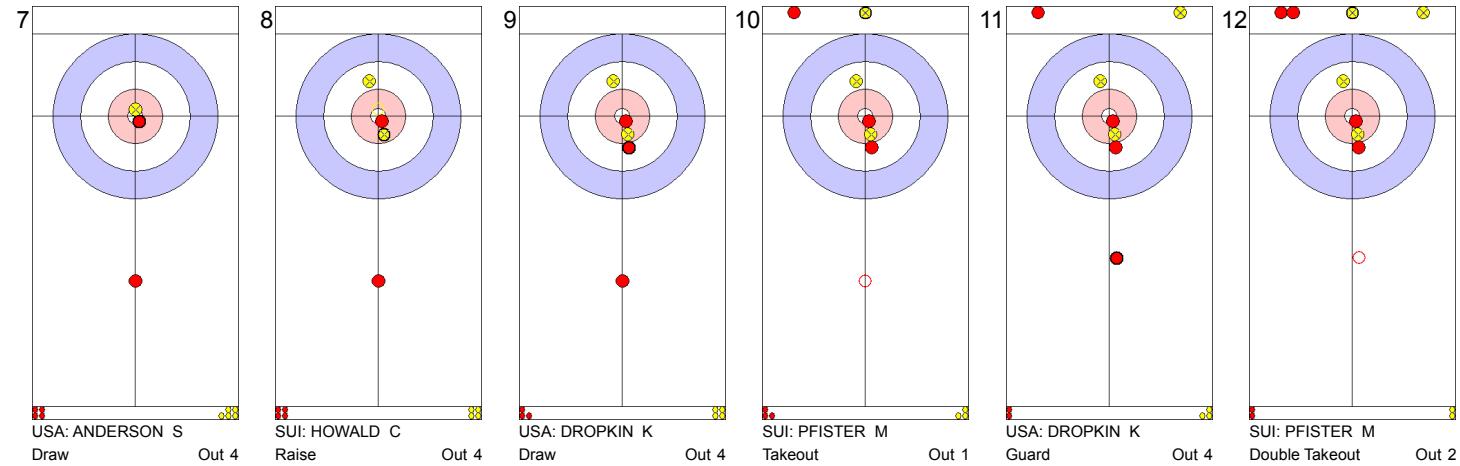

7	8	9	10	11	12
USA: ANDERSON S	SUI: HOWALD C	USA: DROPKIN K	SUI: PFISTER M	USA: DROPKIN K	SUI: PFISTER M
Draw Out 4	Raise Out 4	Draw Out 4	Takeout Out 1	Guard Out 4	Double Takeout Out 2

13	14	15	16
USA: DROPKIN K	SUI: PFISTER M	USA: ANDERSON S	SUI: HOWALD C
Guard Out 1	Double Takeout Out 2	Guard Out 4	Takeout In 0

Game - Shot by Shot

USA - United States	6 + 0	SUI - Switzerland	8 + 1	End 8

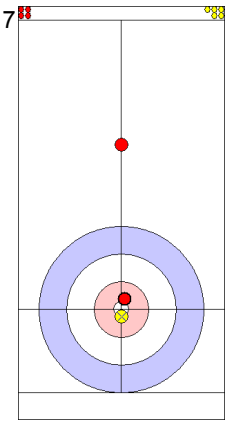

7
USA: ANDERSON S
Draw In 4

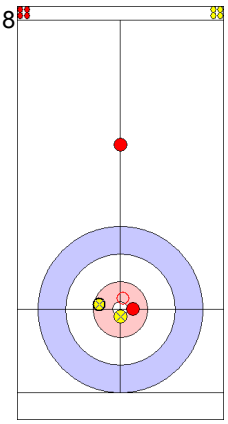

8
SUI: HOWALD C
Raise Out 4

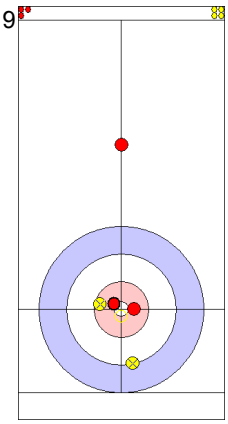

9
USA: DROPKIN K
Draw Out 3

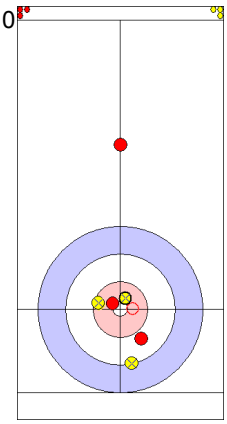

10
SUI: PFISTER M
Raise In 4

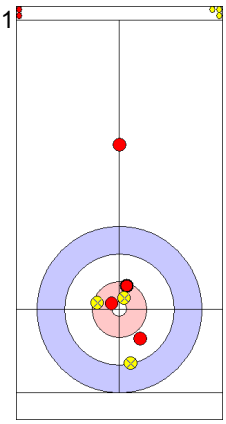

11
USA: DROPKIN K
Draw Out 3

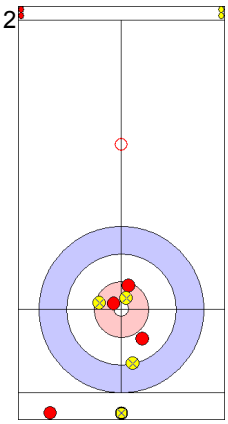

12
SUI: PFISTER M
Clearing Out 4

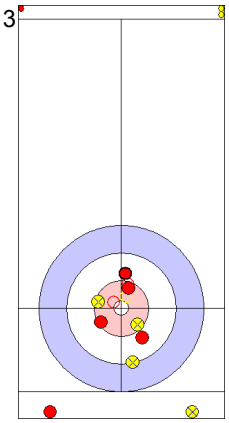

13
USA: DROPKIN K
Raise In 4
Time-out

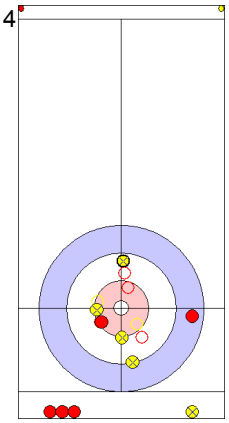

14
SUI: PFISTER M
Double Takeout Out 4

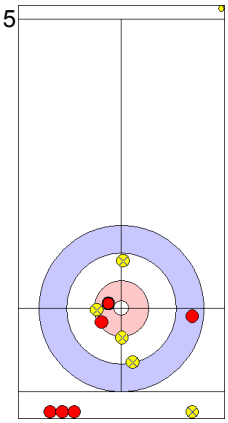

15
USA: ANDERSON S
Draw Out 4

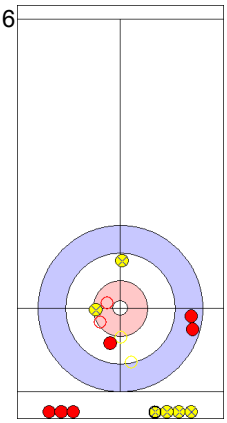

16
SUI: HOWALD C
Clearing Out 4

Game Results

Sheet	Game	Team	LSFE	1	2	3	4	5	6	7	8	Extra Ends						Total
B	9	SVK - Slovakia		1	0	0	0	2	0	2	X							5
	9	FRA - France	*	0	2	1	1	0	3	0	X							7

SVK - Slovakia		Game	All
F	SYKOROVA Silvia	55 %	58 %
M	SYKORA Marek	50 %	57 %
	Team Total	53 %	58 %

Last Stone Draw: 112.5cm 75.3cm ↻ SYKOROVA S
37.2cm ↺ SYKORA M

Time remaining: 2 minutes 0 seconds

FRA - France		Game	All
F	EMBERGER Catherine	37 %	46 %
M	MERCIER Thierry	60 %	53 %
	Team Total	51 %	49 %

Last Stone Draw: 64.7cm 0.0cm ↻ MERCIER T
64.7cm ↺ EMBERGER C

Time remaining: 3 minutes 19 seconds

Detailed Game Statistics:

SVK - Slovakia		Draws		Takeouts		Total	
F	SYKOROVA Silvia	18	69 %	6	13 %	24	55 %
M	SYKORA Marek	12	58 %	3	17 %	15	50 %
	Team Total	30	65 %	9	14 %	39	53 %

FRA - France		Draws		Takeouts		Total	
F	EMBERGER Catherine	13	35 %	2	50 %	15	37 %
M	MERCIER Thierry	17	57 %	6	67 %	23	60 %
	Team Total	30	48 %	8	63 %	38	51 %

LEGEND
F Female
X Unplayed/unfinished end due to concession
LSFE (*) Last stone first end
M Male

Game - Shot by Shot

SVK - Slovakia	0 + 1	FRA - France	0 + 0	End 1

7

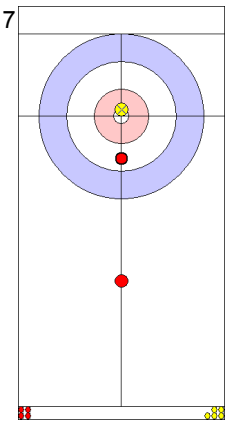

SVK: SYKORA M
Draw In 3

8

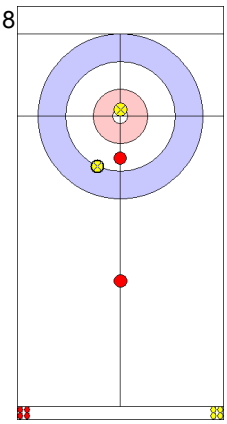

FRA: EMBERGER C
Draw In 2

9

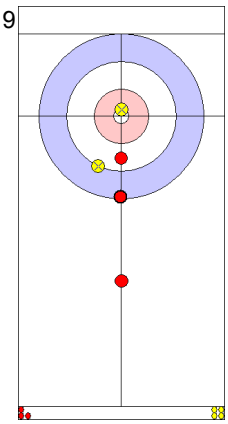

SVK: SYKOROVA S
Draw Out 3

10

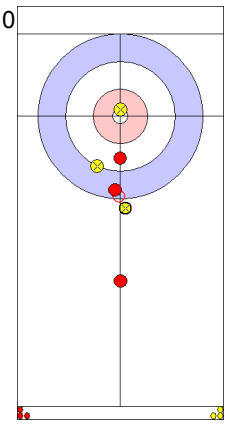

FRA: MERCIER T
Draw Out 0

11

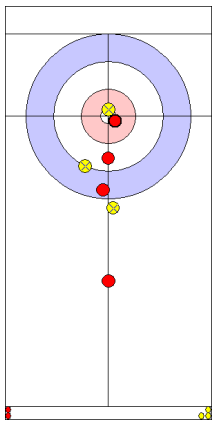

SVK: SYKOROVA S
Draw Out 4

12

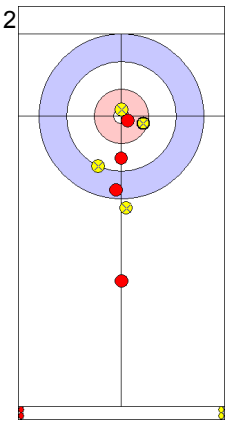

FRA: MERCIER T
Draw Out 2

13

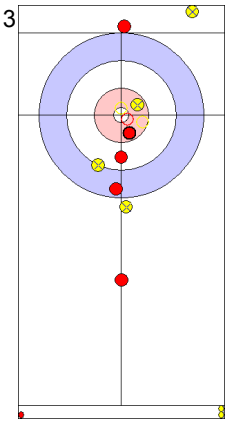

SVK: SYKOROVA S
Hit and Roll Out 3

14

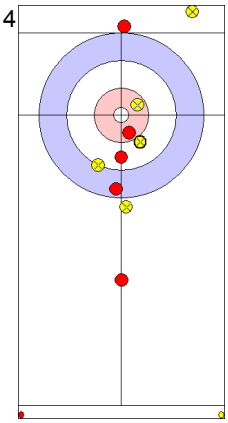

FRA: MERCIER T
Draw Out 2

15

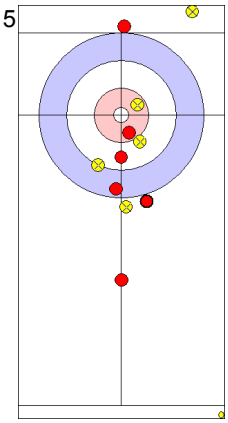

SVK: SYKORA M
Guard Out 4

16

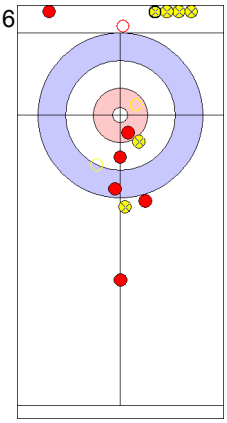

FRA: EMBERGER C
Raise In 0

Game - Shot by Shot

SVK - Slovakia	1 + 0	FRA - France	0 + 2	End 2

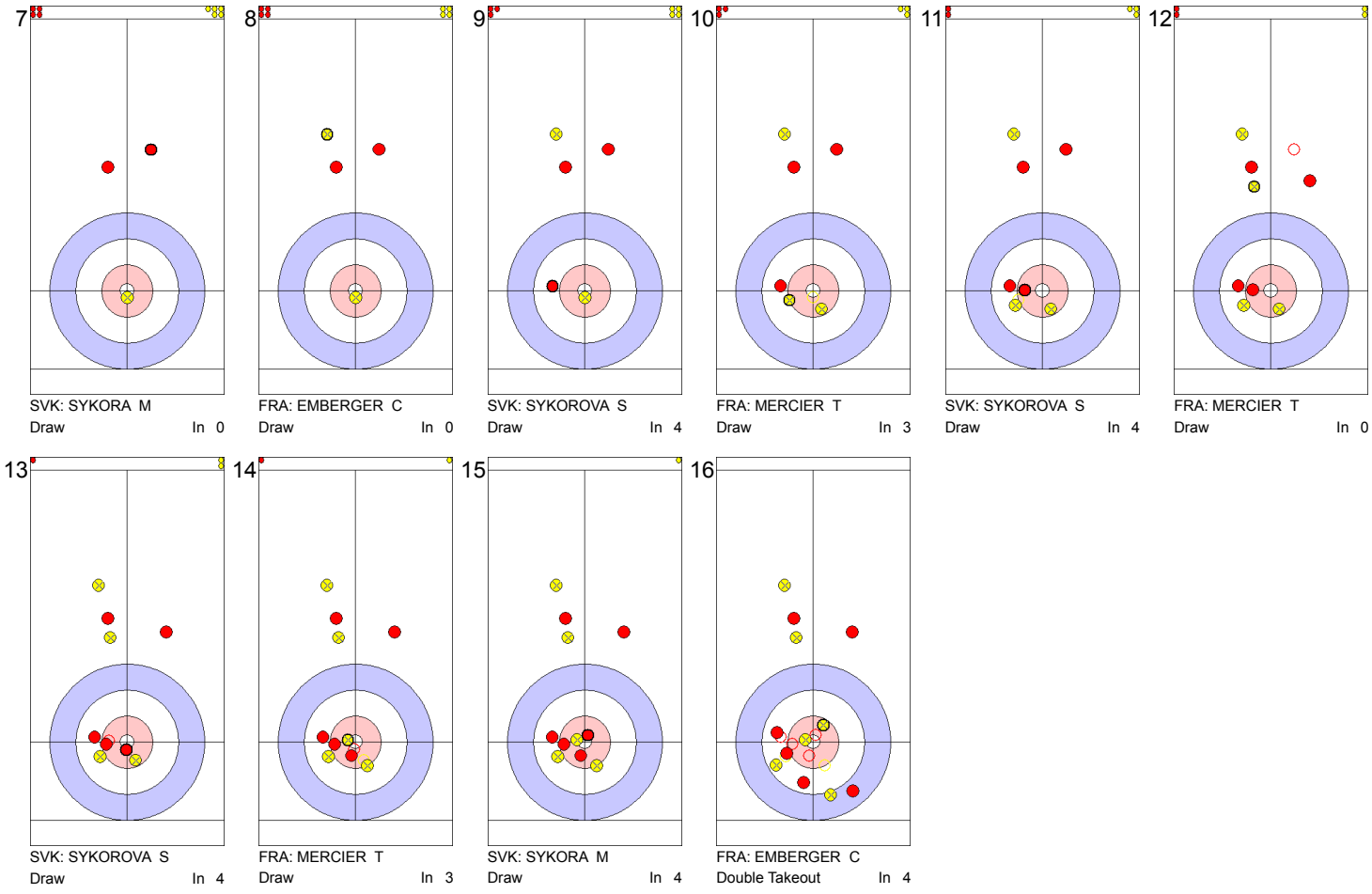

Game - Shot by Shot

SVK - Slovakia	1 + 0	FRA - France	2 + 1	End 3

7

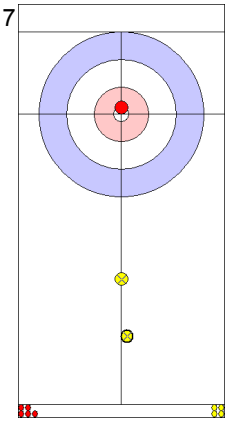

FRA: EMBERGER C
Draw In 0

8

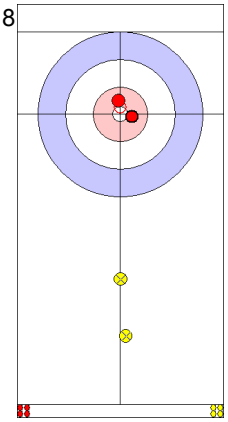

SVK: SYKORA M
Draw In 4

9

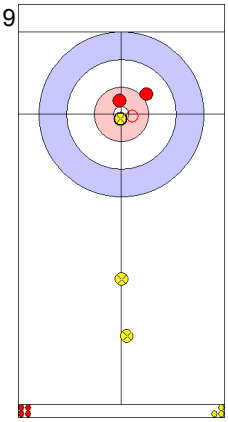

FRA: MERCIER T
Draw In 4

10

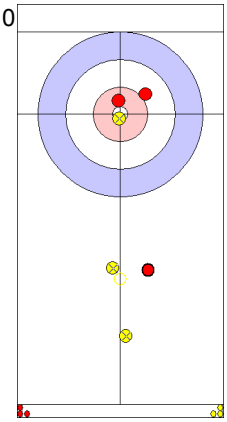

SVK: SYKOROVA S
Draw Out 0

11

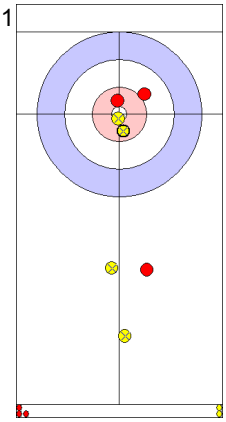

FRA: MERCIER T
Draw In 4

12

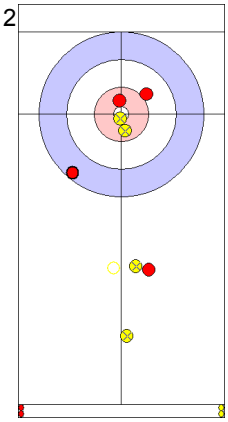

SVK: SYKOROVA S
Draw In 2

13

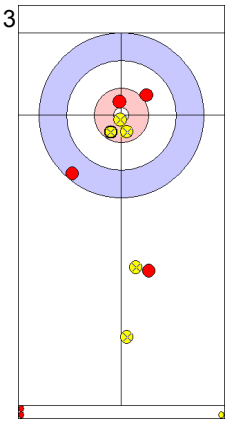

FRA: MERCIER T
Draw In 3

14

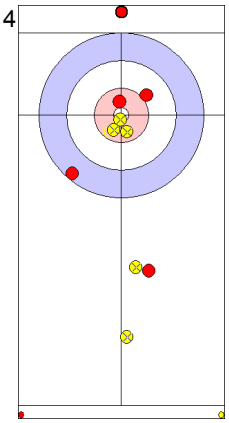

SVK: SYKOROVA S
Double Takeout In 0

15

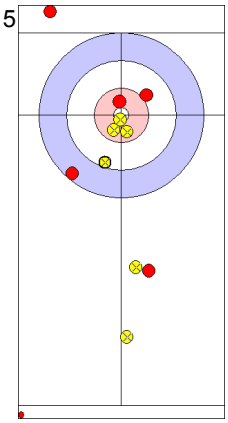

FRA: EMBERGER C
Guard In 2

16

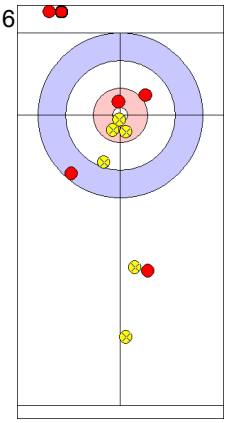

SVK: SYKORA M
Promotion Takeout In 0

Game - Shot by Shot

SVK - Slovakia	1 + 0	FRA - France	3 + 1	End 4

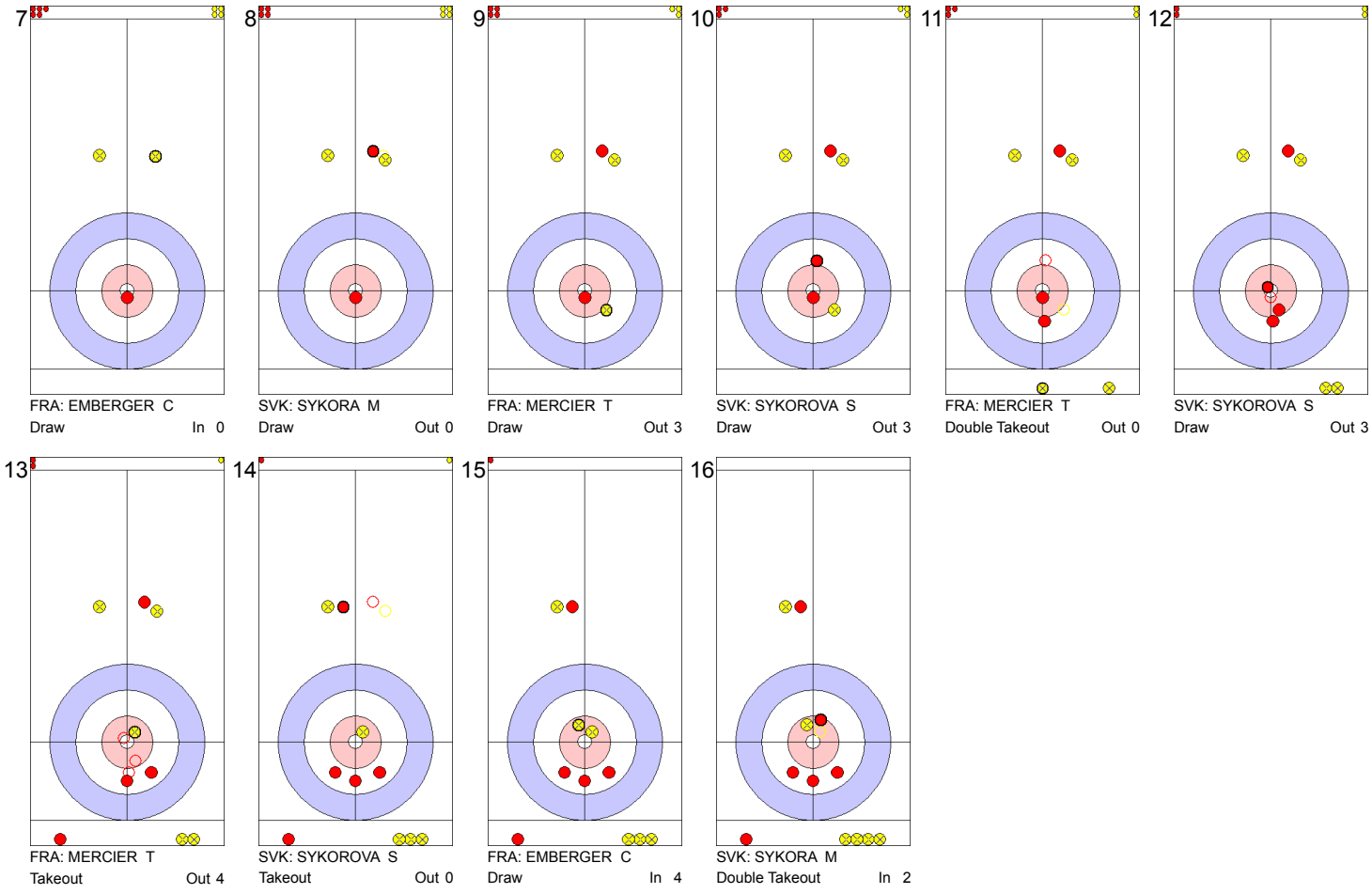

Game - Shot by Shot

SVK - Slovakia	1 + 2	FRA - France	4 + 0	End 5

7

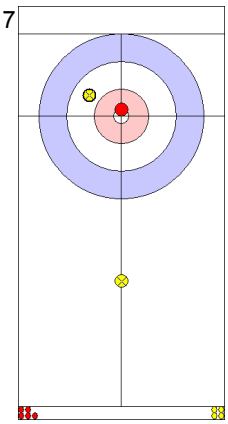

FRA: EMBERGER C
Draw In 2

8

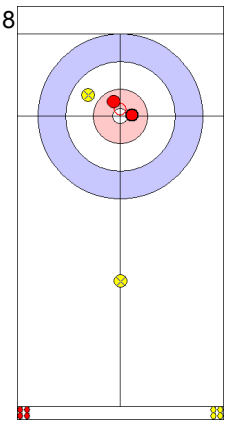

SVK: SYKORA M
Draw In 3

9

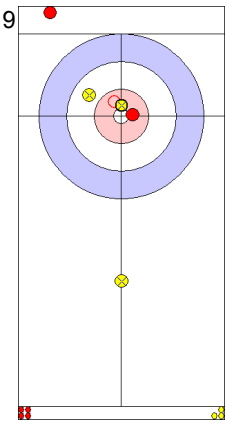

FRA: MERCIER T
Draw In 3

10

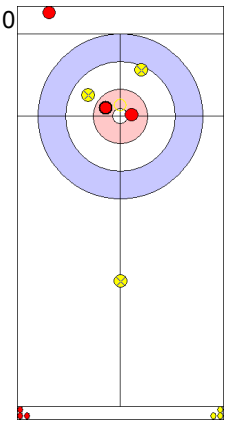

SVK: SYKOROVA S
Draw In 3

11

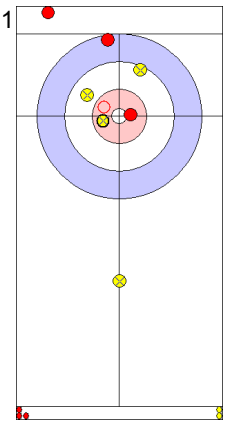

FRA: MERCIER T
Takeout In 4

12

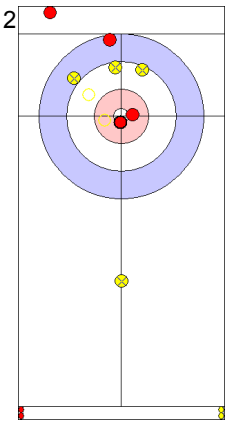

SVK: SYKOROVA S
Wick / Soft Peeling In 4

13

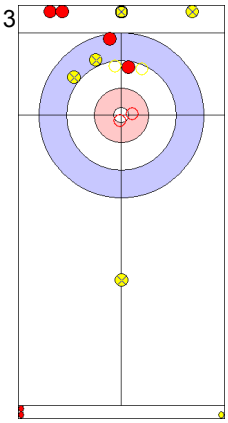

FRA: MERCIER T
Double Takeout Out 2

14

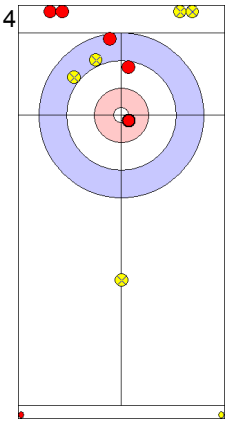

SVK: SYKOROVA S
Draw In 3

15

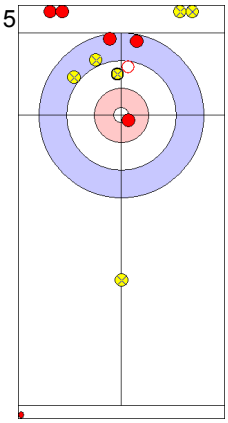

FRA: EMBERGER C
Draw In 2

16

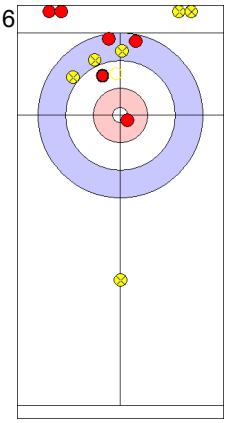

SVK: SYKORA M
Draw In 4

Game - Shot by Shot

SVK - Slovakia	3 + 0	FRA - France	4 + 3	End 6

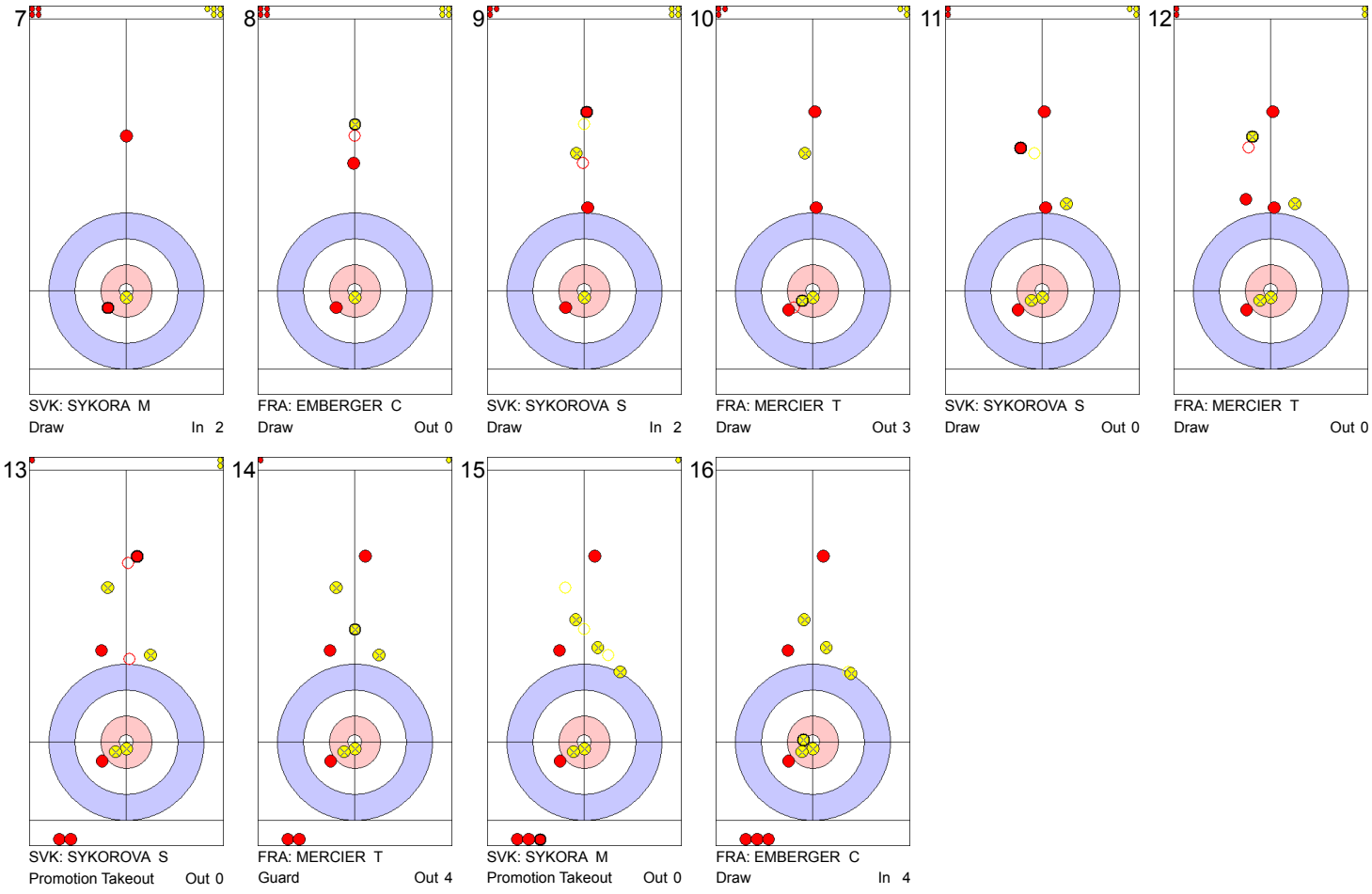

7
SVK: SYKORA M
Draw In 2

8
FRA: EMBERGER C
Draw Out 0

9
SVK: SYKOROVA S
Draw In 2

10
FRA: MERCIER T
Draw Out 3

11
SVK: SYKOROVA S
Draw Out 0

12
FRA: MERCIER T
Draw Out 0

13
SVK: SYKOROVA S
Promotion Takeout Out 0

14
FRA: MERCIER T
Guard Out 4

15
SVK: SYKORA M
Promotion Takeout Out 0

16
FRA: EMBERGER C
Draw In 4

Game - Shot by Shot

SVK - Slovakia	3 + 2	FRA - France	7 + 0	End 7

7

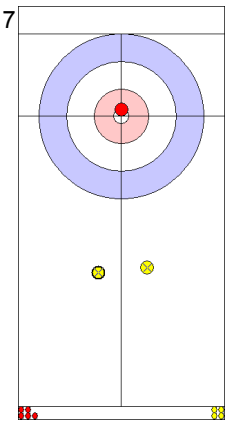

FRA: EMBERGER C
Draw In 0

8

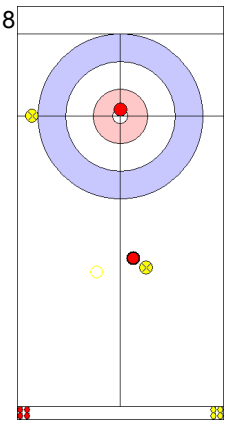

SVK: SYKORA M
Draw In 0

9

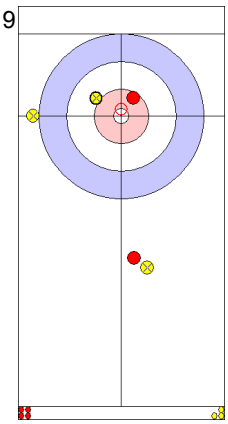

FRA: MERCIER T
Draw In 2

10

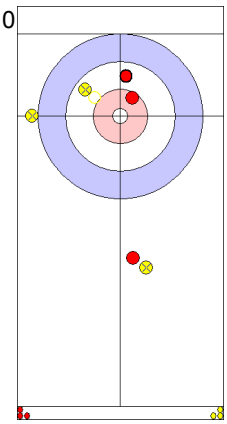

SVK: SYKOROVA S
Draw In 2

11

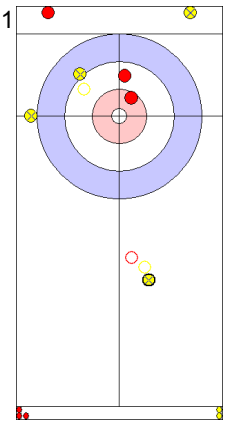

FRA: MERCIER T
Clearing In 2

12

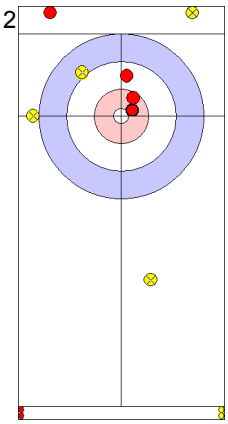

SVK: SYKOROVA S
Draw In 4

13

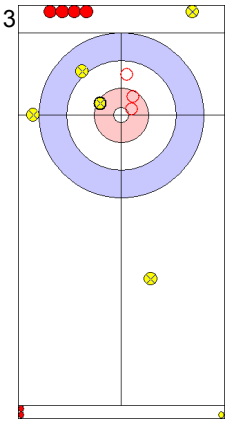

FRA: MERCIER T
Double Takeout In 4

14

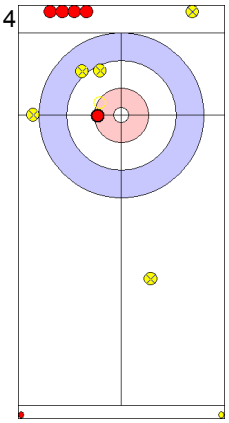

SVK: SYKOROVA S
Draw In 3

15

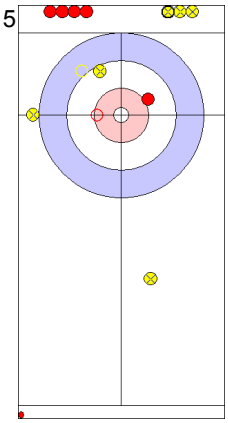

FRA: EMBERGER C
Clearing In 0

16

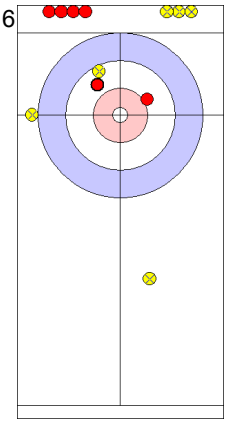

SVK: SYKORA M
Draw In 4

Game - Shot by Shot

SVK - Slovakia	5 + X	FRA - France	7 + X	End 8

7

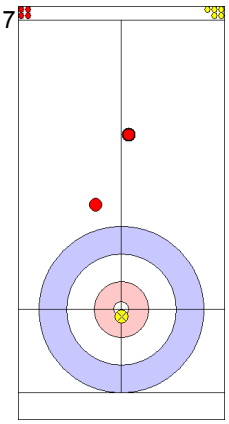

SVK: SYKORA M
Draw In 0

8

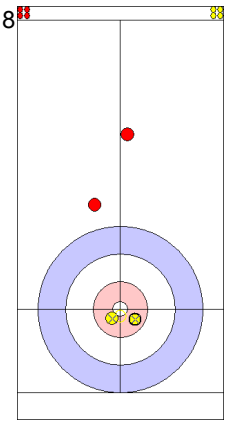

FRA: EMBERGER C
Draw In 2

9

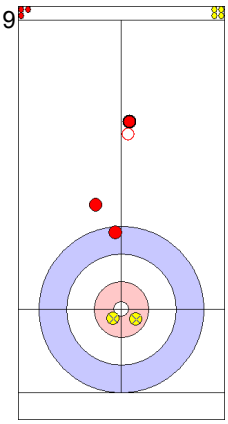

SVK: SYKOROVA S
Draw In 2

10

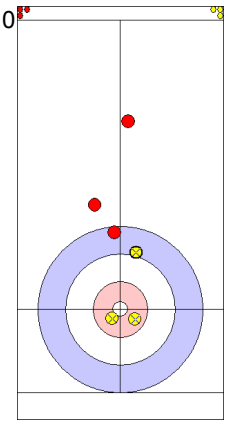

FRA: MERCIER T
Draw In 3

11

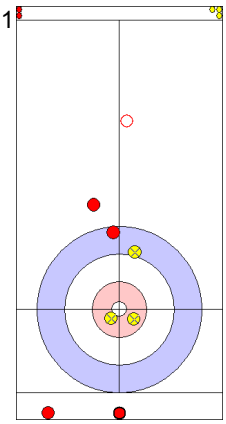

SVK: SYKOROVA S
Promotion Takeout Out 0

12

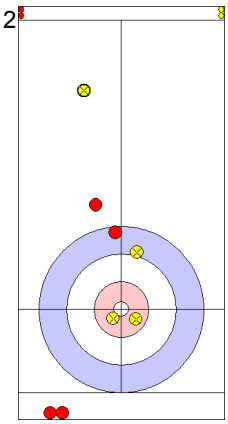

FRA: MERCIER T
Raise In 0

13

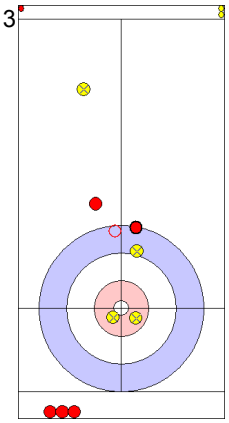

SVK: SYKOROVA S
Promotion Takeout In 0

Game Results

Sheet	Game	Team	LSFE	1	2	3	4	5	6	7	8	Extra Ends						Total
C	9	CZE - Czech Republic		1	0	2	0	2	0	0	0							5
	9	DEN - Denmark	*	0	1	0	2	0	1	1	1							6

CZE - Czech Republic		Game	All
F	JELINKOVA Jana	58 %	60 %
M	MIHOLA Ondrej	66 %	69 %
	Team Total	63 %	66 %

Last Stone Draw: 185.4cm 0.0cm ↻ MIHOLA O
185.4cm ↺ JELINKOVA J

Time remaining: 0 minutes 51 seconds

DEN - Denmark		Game	All
F	DUPONT Denise	61 %	73 %
M	DUPONT Oliver	53 %	71 %
	Team Total	56 %	72 %

Last Stone Draw: 2.3cm 0.0cm ↻ DUPONT O
2.3cm ↺ DUPONT D

Time remaining: 3 minutes 2 seconds

Detailed Game Statistics:

CZE - Czech Republic		Draws		Takeouts		Total	
F	JELINKOVA Jana	13	60 %	3	50 %	16	58 %
M	MIHOLA Ondrej	20	68 %	4	56 %	24	66 %
	Team Total	33	64 %	7	54 %	40	63 %

DEN - Denmark		Draws		Takeouts		Total	
F	DUPONT Denise	14	66 %	2	25 %	16	61 %
M	DUPONT Oliver	17	51 %	7	57 %	24	53 %
	Team Total	31	58 %	9	50 %	40	56 %

LEGEND
F Female **LSFE** (*) Last stone first end **M** Male

Game - Shot by Shot

CZE - Czech Republic	0 + 1	DEN - Denmark	0 + 0	End 1

7

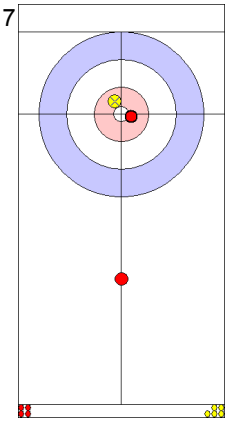

CZE: JELINKOVA J
Draw Out 3

8

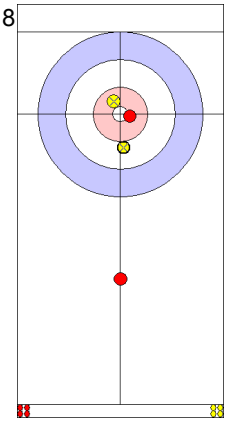

DEN: DUPONT D
Draw Out 3

9

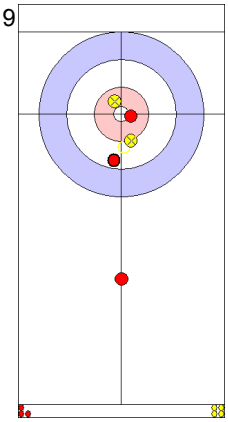

CZE: MIHOLA O
Draw In 2

10

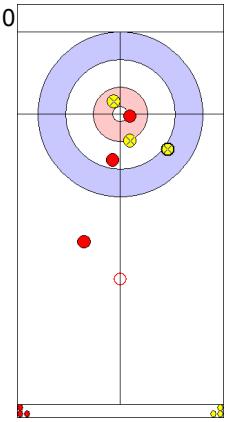

DEN: DUPONT O
Raise Out 1

11

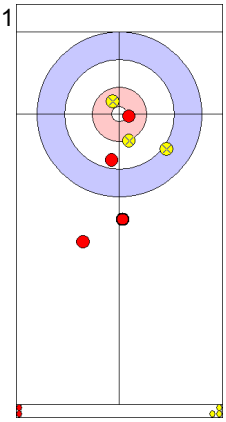

CZE: MIHOLA O
Guard Out 3

12

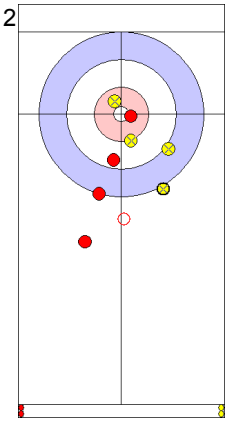

DEN: DUPONT O
Raise Out 2

13

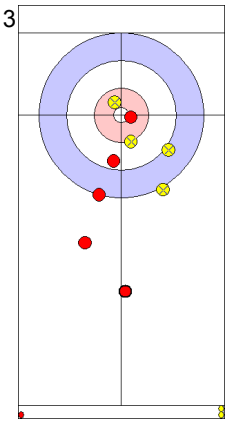

CZE: MIHOLA O
Guard Out 4

14

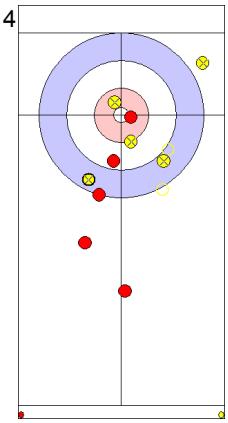

DEN: DUPONT O
Raise In 0

15

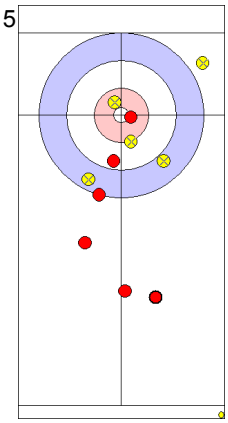

CZE: JELINKOVA J
Guard Out 4

16

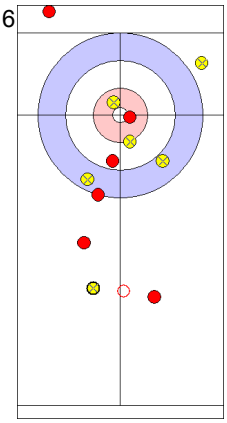

DEN: DUPONT D
Promotion Takeout In 0

Game - Shot by Shot

CZE - Czech Republic	1 + 0	DEN - Denmark	0 + 1	End 2

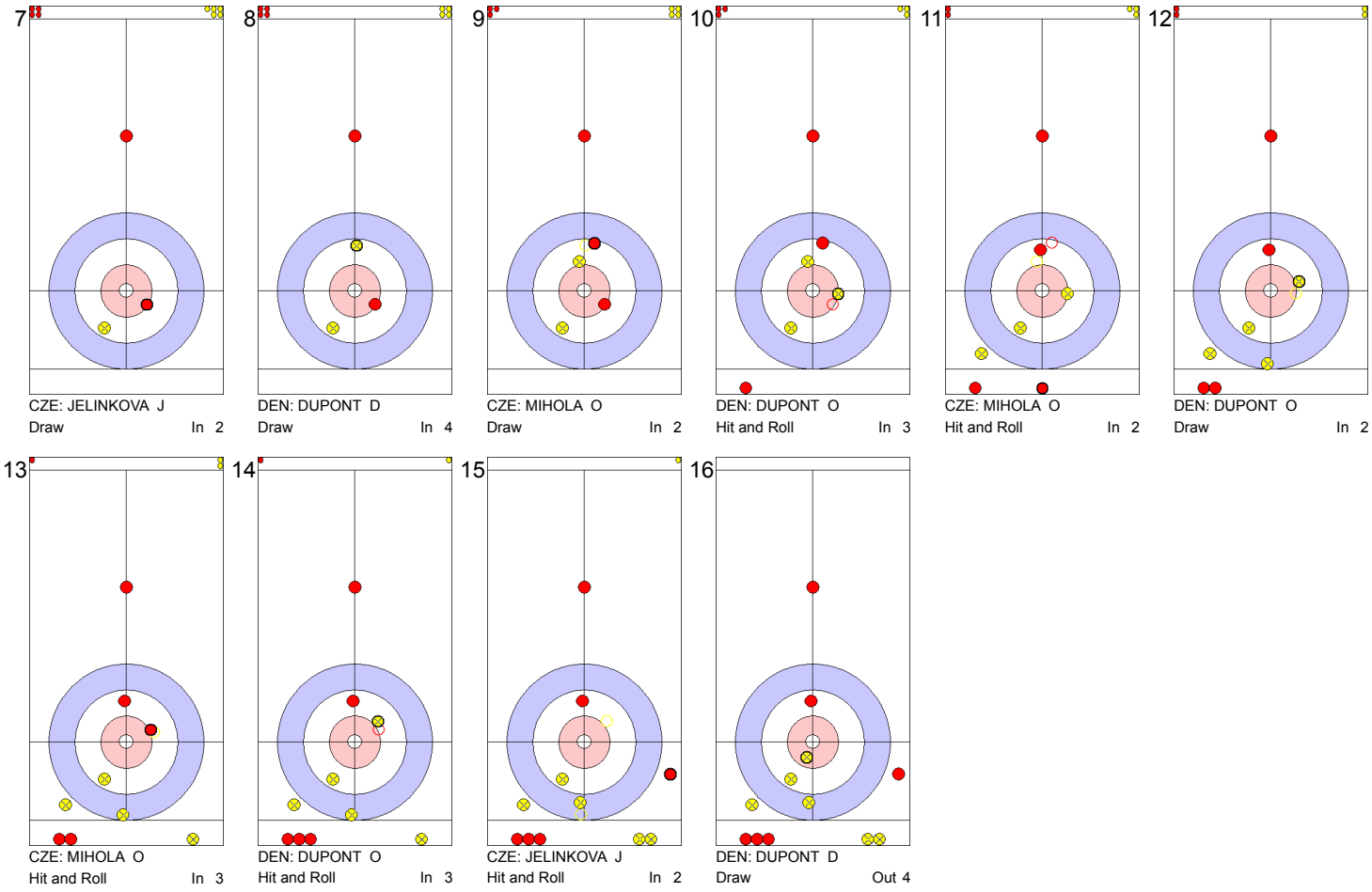

Game - Shot by Shot

CZE - Czech Republic	1 + 2	DEN - Denmark	1 + 0	End 3

7
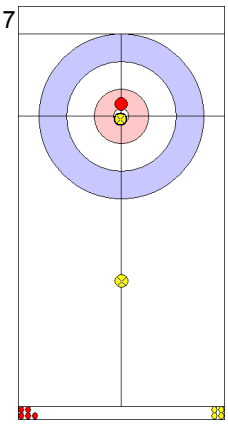
DEN: DUPONT D
Draw Out 4

8
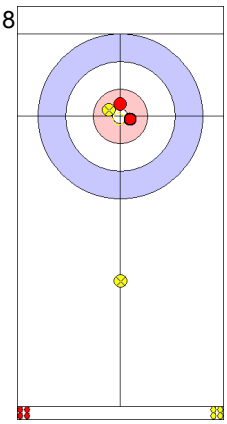
CZE: JELINKOVA J
Draw Out 3

9
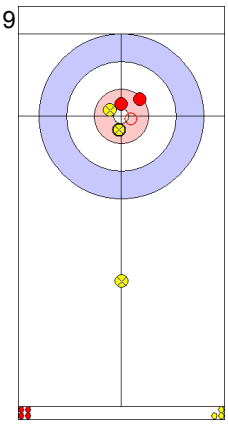
DEN: DUPONT O
Draw In 4

10
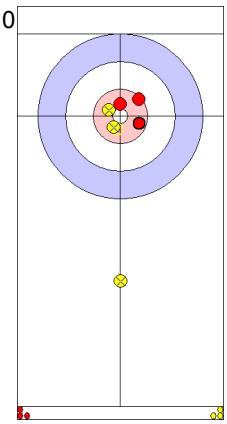
CZE: MIHOLA O
Draw Out 2

11
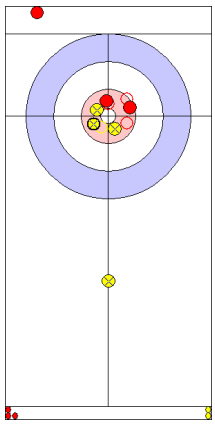
DEN: DUPONT O
Takeout In 4

12
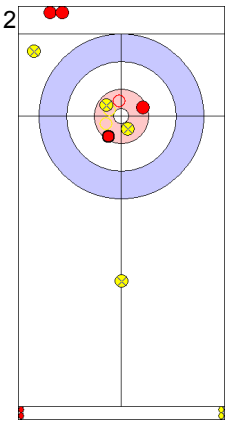
CZE: MIHOLA O
Takeout In 2

13
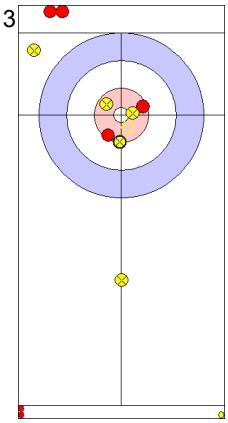
DEN: DUPONT O
Draw In 4

14
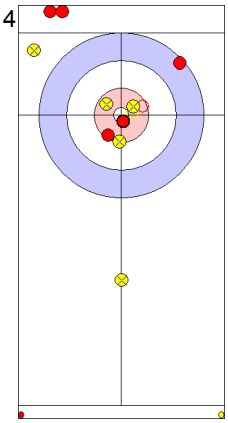
CZE: MIHOLA O
Wick / Soft Peeling Out 4

15
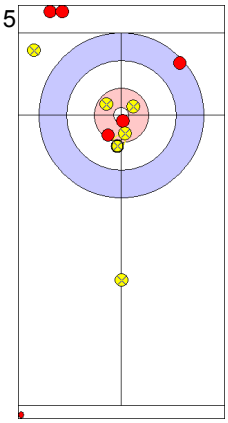
DEN: DUPONT D
Draw In 3

16
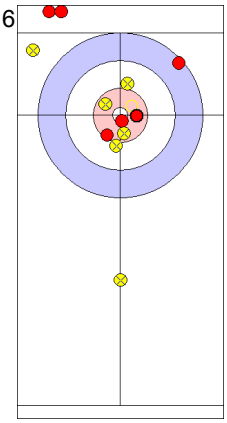
CZE: JELINKOVA J
Draw Out 4

Game - Shot by Shot

CZE - Czech Republic	3 + 0	DEN - Denmark	1 + 2	End 4

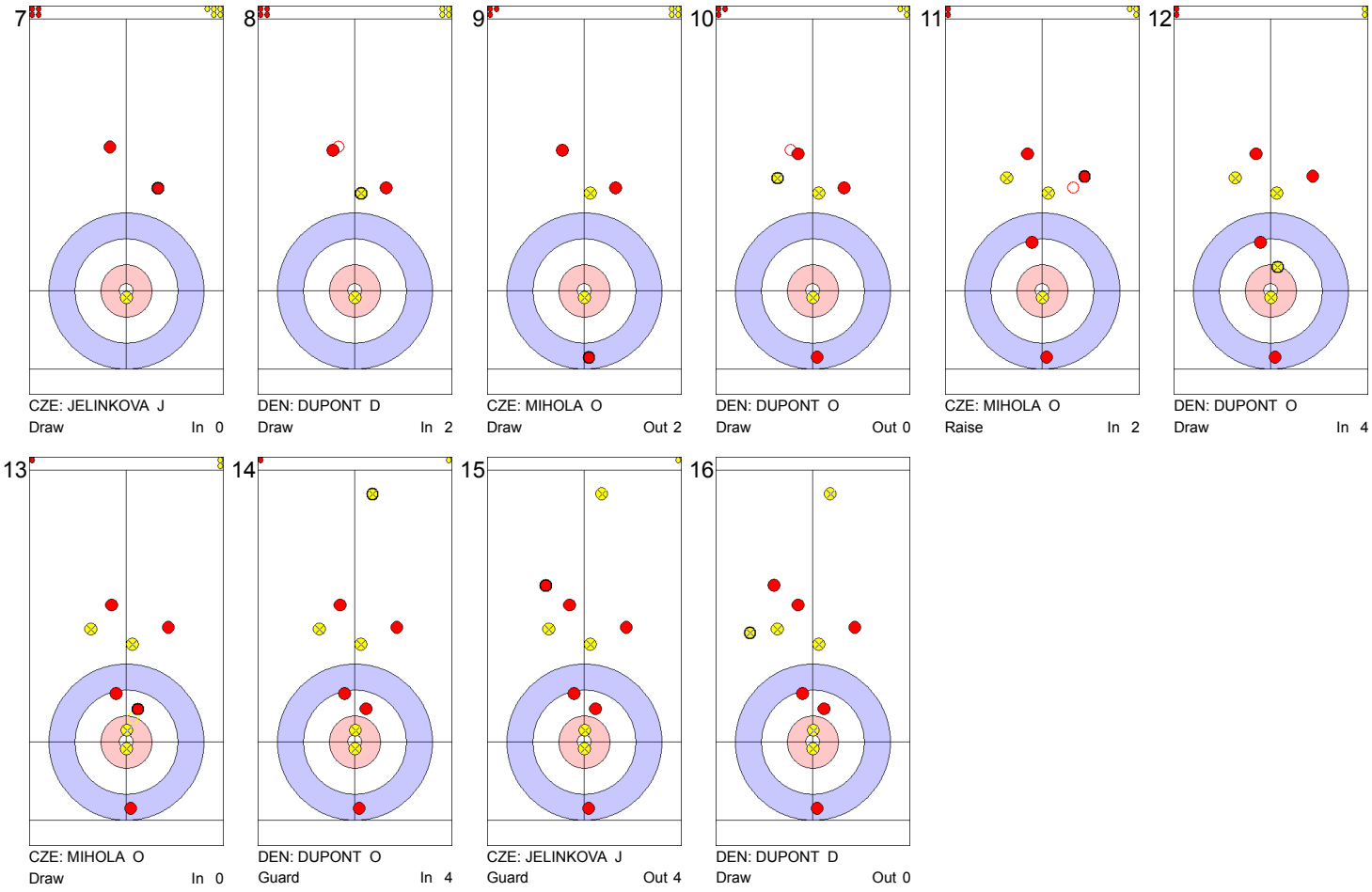

Game - Shot by Shot

CZE - Czech Republic	3 + 2	DEN - Denmark	3 + 0	End 5

7
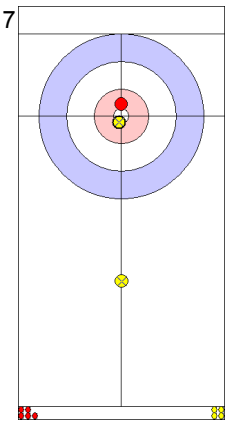
DEN: DUPONT D
Draw Out 4

8
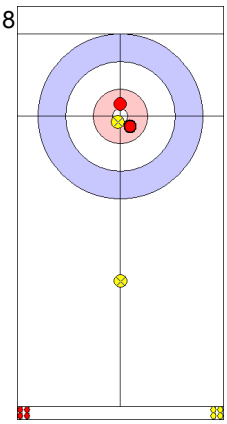
CZE: JELINKOVA J
Draw Out 4

9
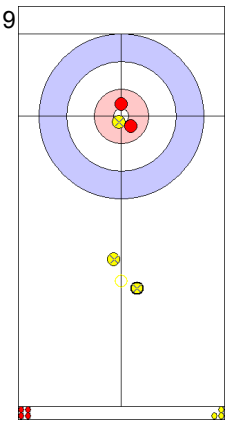
DEN: DUPONT O
Draw Out 0

10
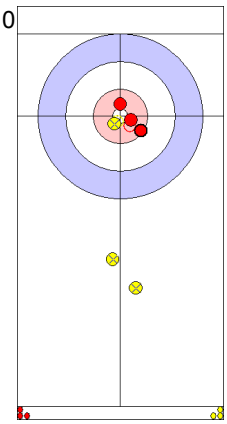
CZE: MIHOLA O
Draw Out 4

11
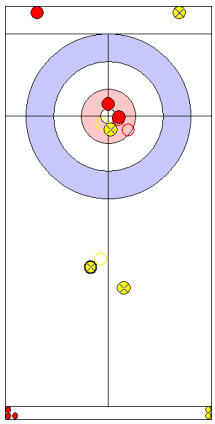
DEN: DUPONT O
Promotion Takeout Out 0

12
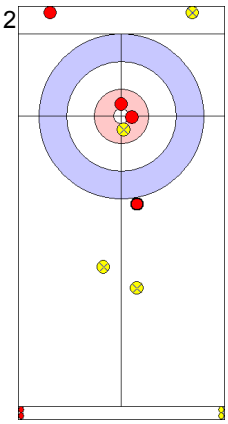
CZE: MIHOLA O
Draw Out 2

13
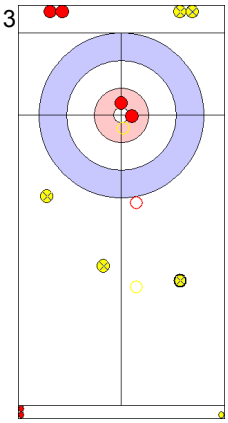
DEN: DUPONT O
Promotion Takeout Out 0

14
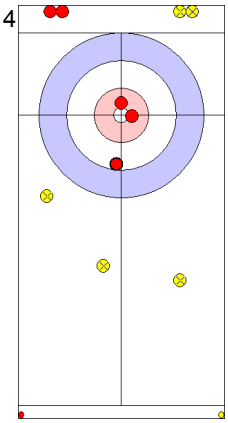
CZE: MIHOLA O
Draw Out 2

15
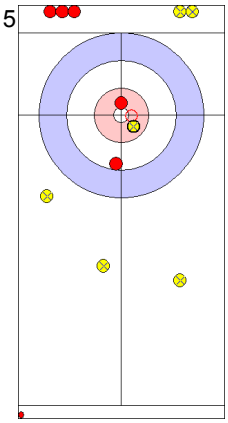
DEN: DUPONT D
Double Takeout Out 2

16
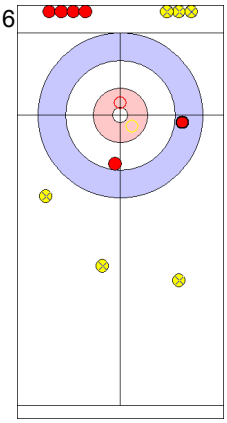
CZE: JELINKOVA J
Takeout Out 2

Game - Shot by Shot

CZE - Czech Republic	5 + 0	DEN - Denmark	3 + 1	End 6

7

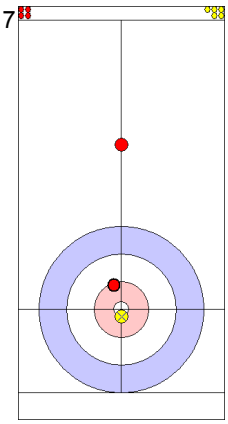

CZE: JELINKOVA J
Draw In 3

8

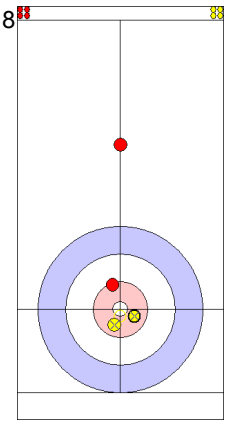

DEN: DUPONT D
Draw In 2

9

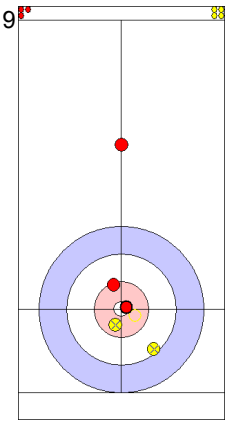

CZE: MIHOLA O
Draw In 4

10

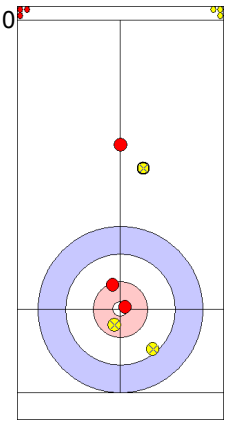

DEN: DUPONT O
Draw In 0

11

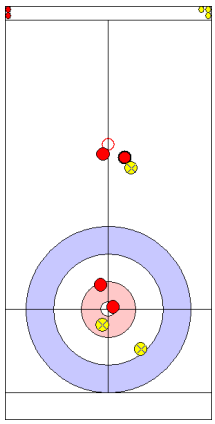

CZE: MIHOLA O
Guard In 4

12

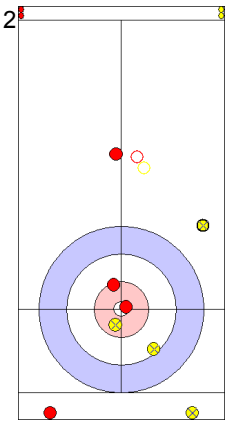

DEN: DUPONT O
Clearing Out 4

13

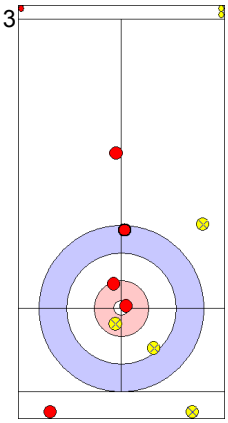

CZE: MIHOLA O
Draw In 3

14

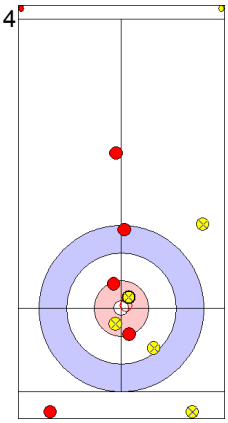

DEN: DUPONT O
Draw In 4

15

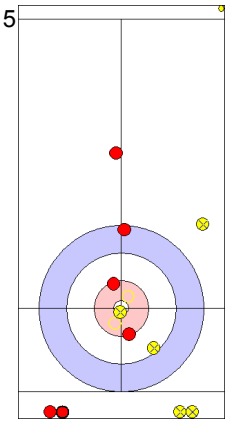

CZE: JELINKOVA J
Takeout In 2

16

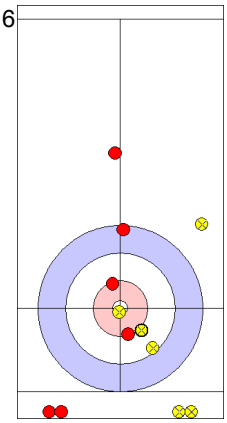

DEN: DUPONT D
Draw In 0

Game - Shot by Shot

CZE - Czech Republic	5 + 0	DEN - Denmark	4 + 1	End 7

7

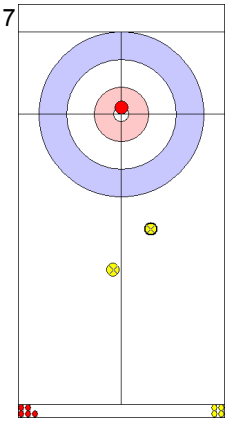

DEN: DUPONT D
Draw Out 0

8

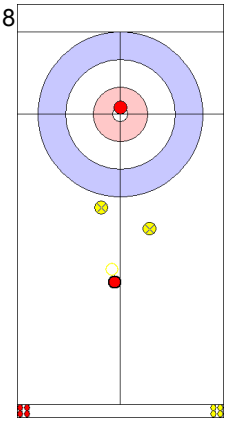

CZE: JELINKOVA J
Draw In 0

9

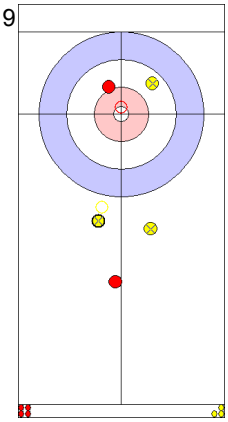

DEN: DUPONT O
Raise In 2

10

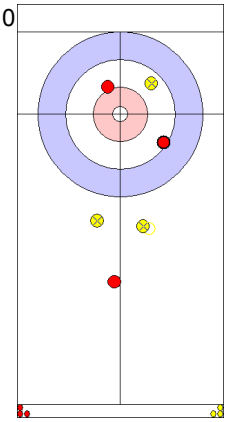

CZE: MIHOLA O
Draw Out 2

11

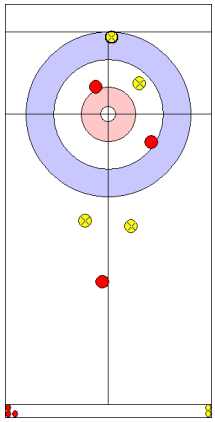

DEN: DUPONT O
Draw Out 2

12

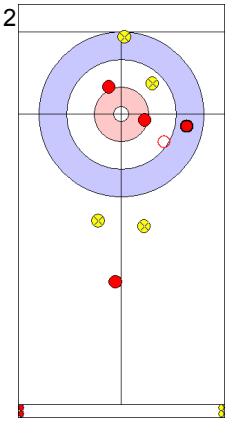

CZE: MIHOLA O
Raise Out 4

13

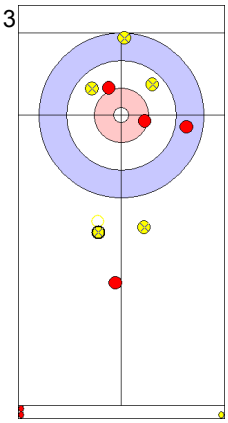

DEN: DUPONT O
Raise In 2

14

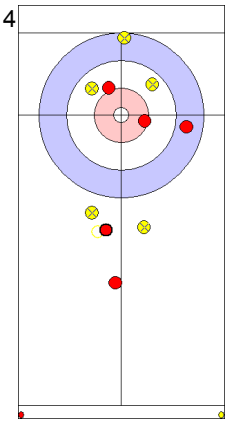

CZE: MIHOLA O
Guard In 1

15

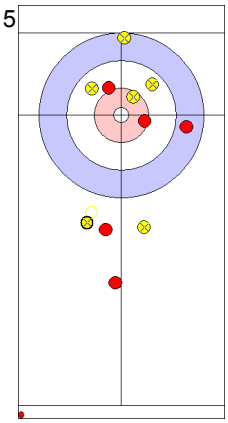

DEN: DUPONT D
Raise In 4

16

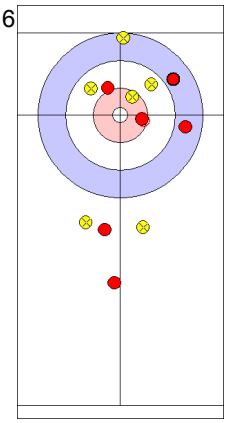

CZE: JELINKOVA J
Wick / Soft Peeling Out 0

Game - Shot by Shot

CZE - Czech Republic	5 + 0	DEN - Denmark	5 + 1	End 8

7

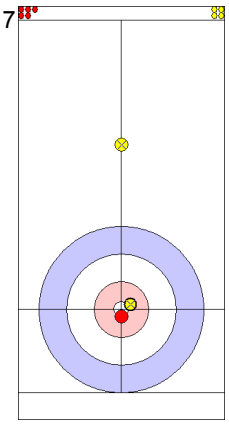

DEN: DUPONT D
Draw Out 3

8

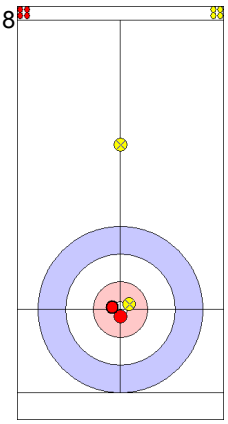

CZE: JELINKOVA J
Draw Out 4

9

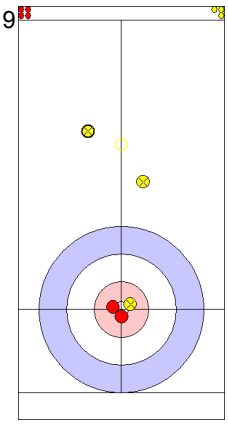

DEN: DUPONT O
Draw In 0

10

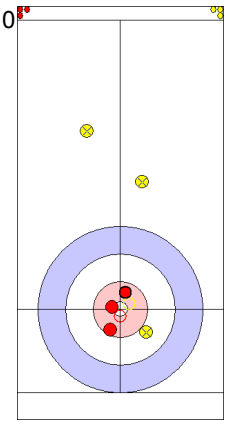

CZE: MIHOLA O
Draw Out 4

11

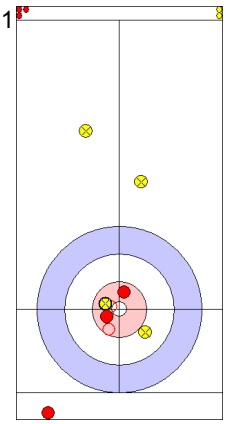

DEN: DUPONT O
Takeout In 2

12

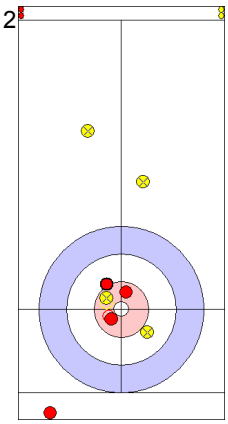

CZE: MIHOLA O
Draw In 3

13

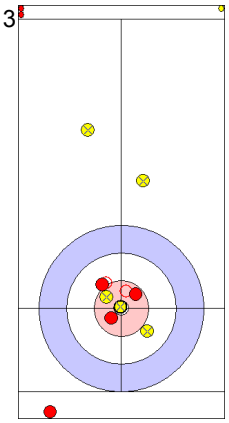

DEN: DUPONT O
Wick / Soft Peeling In 4

14

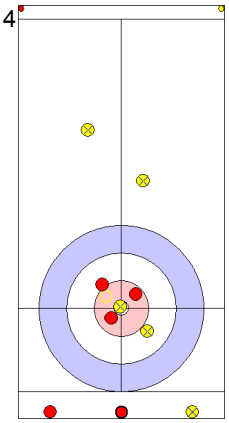

CZE: MIHOLA O
Takeout In 2

15

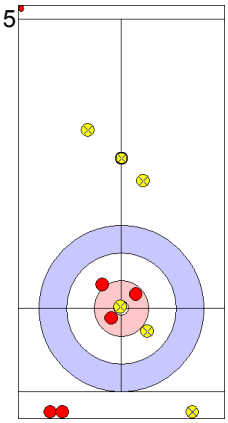

DEN: DUPONT D
Guard In 4

16

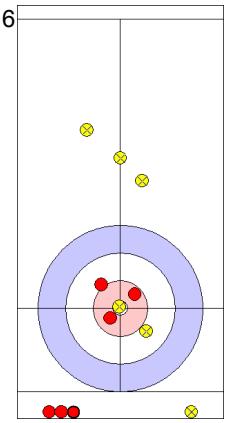

CZE: JELINKOVA J
Raise Out 0

Game Results

Sheet	Game	Team	LSFE	1	2	3	4	5	6	7	8	Extra Ends						Total
D	9	JPN - Japan		2	2	0	2	1	0	2	X							9
	9	TUR - Turkey	*	0	0	1	0	0	4	0	X							5

JPN - Japan		Game	All
F	TOMABECHI Michiko	61 %	62 %
M	TOMABECHI Kenji	77 %	68 %
	Team Total	71 %	65 %

Last Stone Draw: 139.9cm 10.6cm ↻ TOMABECHI K
129.3cm ↺ TOMABECHI M

Time remaining: 6 minutes 19 seconds

TUR - Turkey		Game	All
F	POLAT Oznur	51 %	57 %
M	CAKIR Kadir	70 %	59 %
	Team Total	62 %	58 %

Last Stone Draw: 66.2cm 34.9cm ↻ POLAT O
31.3cm ↺ CAKIR K

Time remaining: 2 minutes 0 seconds

Detailed Game Statistics:

JPN - Japan		Draws		Takeouts		Total	
F	TOMABECHI Michiko	13	56 %	3	83 %	16	61 %
M	TOMABECHI Kenji	19	83 %	4	50 %	23	77 %
	Team Total	32	72 %	7	64 %	39	71 %

TUR - Turkey		Draws		Takeouts		Total	
F	POLAT Oznur	13	46 %	4	69 %	17	51 %
M	CAKIR Kadir	10	65 %	12	75 %	22	70 %
	Team Total	23	54 %	16	73 %	39	62 %

LEGEND
F Female **LSFE** (*) Last stone first end **M** Male
X Unplayed/unfinished end due to concession

Game - Shot by Shot

JPN - Japan	0 + 2	TUR - Turkey	0 + 0	End 1

7

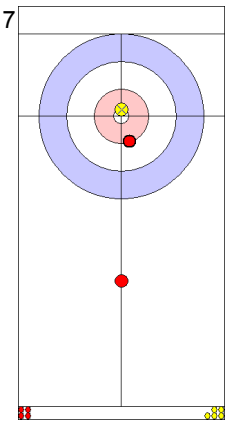

JPN: TOMABECHI M
Draw In 3

8

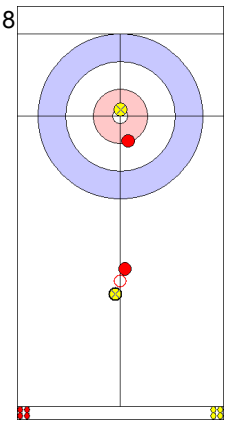

TUR: POLAT O
Draw In 0

9

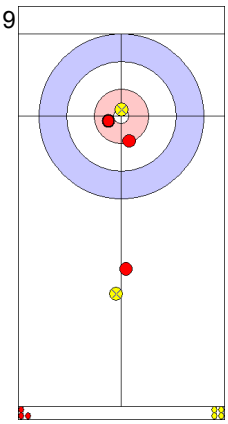

JPN: TOMABECHI K
Draw In 4

10

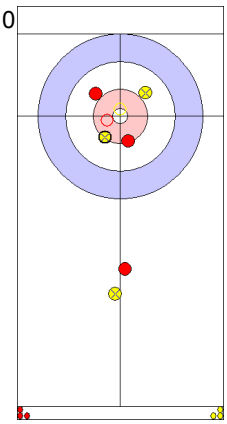

TUR: CAKIR K
Raise In 4

11

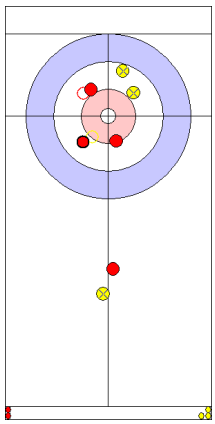

JPN: TOMABECHI K
Raise In 4

12

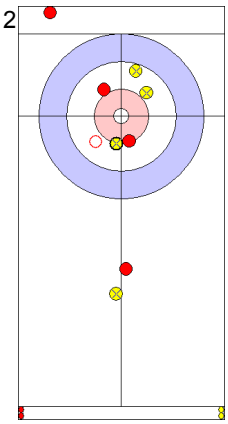

TUR: CAKIR K
Double Takeout In 2

13

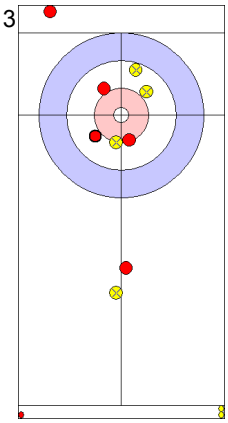

JPN: TOMABECHI K
Draw In 2

14

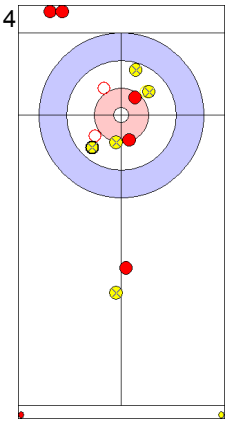

TUR: CAKIR K
Double Takeout In 0

15

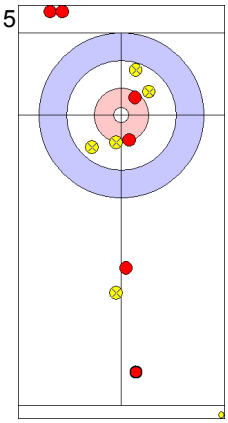

JPN: TOMABECHI M
Guard Out 4

16

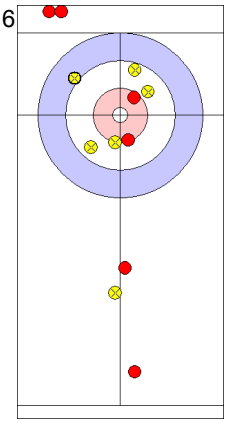

TUR: POLAT O
Draw In 0

Game - Shot by Shot

JPN - Japan	2 + 2	TUR - Turkey	0 + 0	End 2

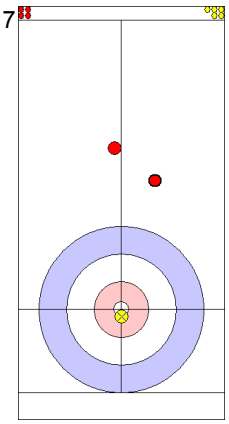

7
JPN: TOMABECHI M
Draw In 0

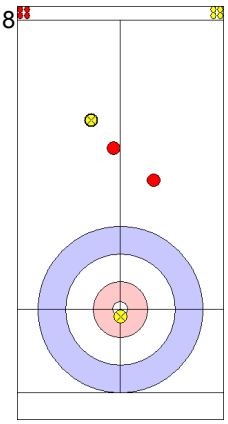

8
TUR: POLAT O
Draw Out 0

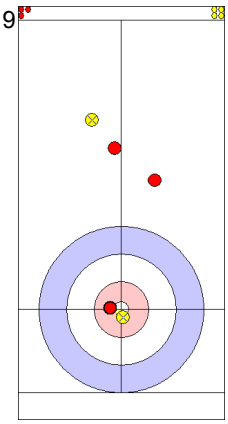

9
JPN: TOMABECHI K
Draw In 4

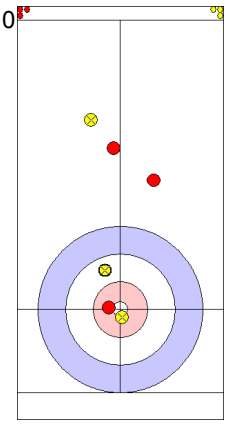

10
TUR: CAKIR K
Draw In 4

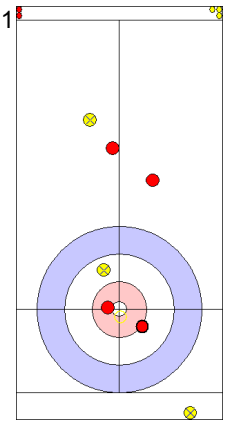

11
JPN: TOMABECHI K
Takeout In 4

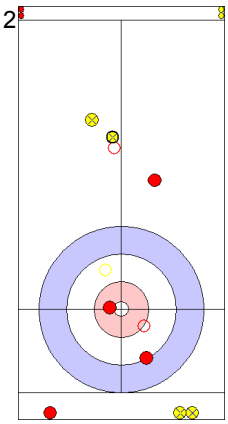

12
TUR: CAKIR K
Promotion Takeout In 2

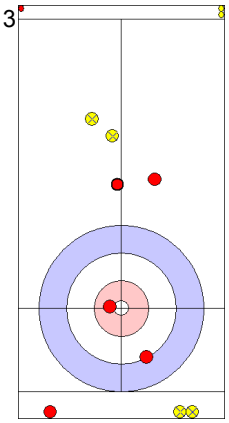

13
JPN: TOMABECHI K
Guard In 4

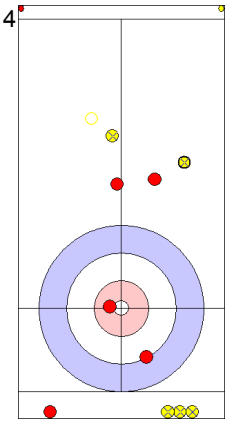

14
TUR: CAKIR K
Promotion Takeout In 2

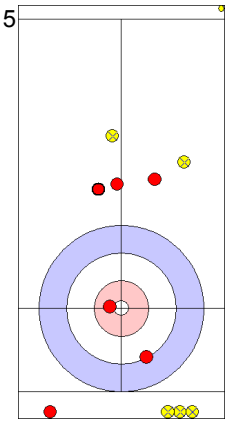

15
JPN: TOMABECHI M
Guard Out 4

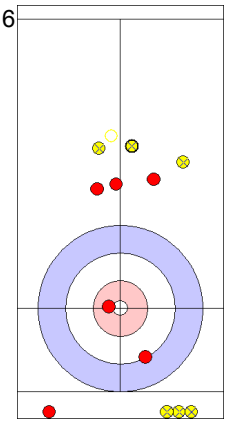

16
TUR: POLAT O
Draw In 0

Game - Shot by Shot

JPN - Japan	4 + 0	TUR - Turkey	0 + 1	End 3

7

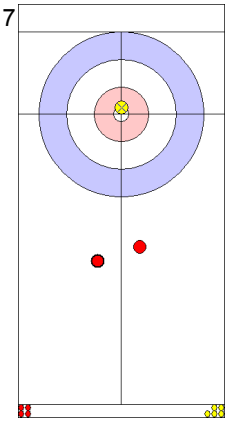

JPN: TOMABECHI M
Draw In 0

8

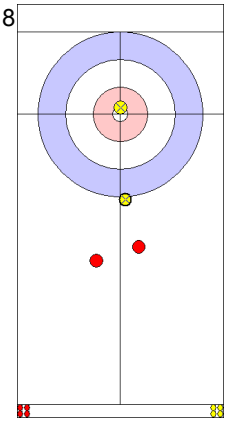

TUR: CAKIR K
Draw In 3

9

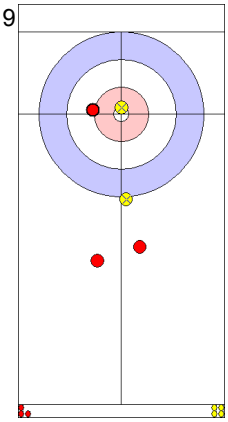

JPN: TOMABECHI K
Draw In 4

10

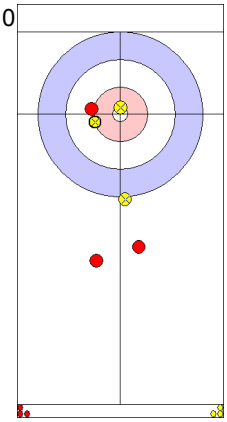

TUR: POLAT O
Draw In 4

11

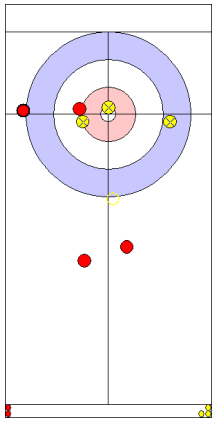

JPN: TOMABECHI K
Takeout Out 2

12

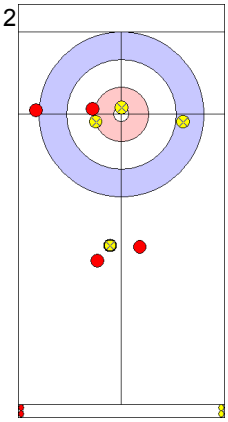

TUR: POLAT O
Guard Out 3

13

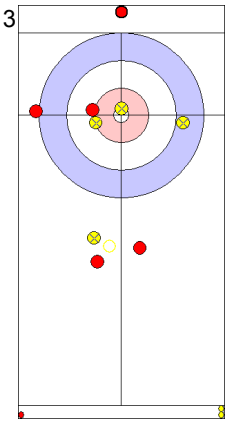

JPN: TOMABECHI K
Takeout Out 0

14

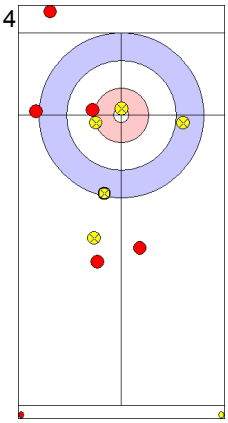

TUR: POLAT O
Draw Out 3

15

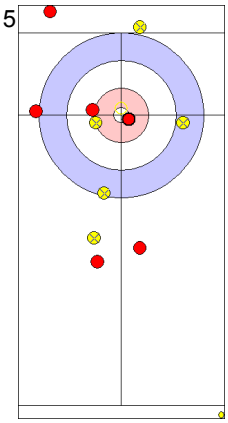

JPN: TOMABECHI M
Takeout Out 4

16

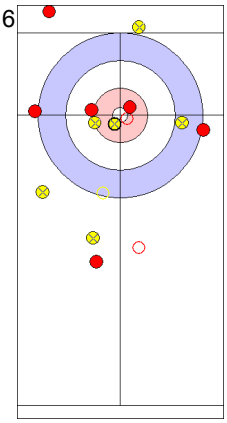

TUR: CAKIR K
Takeout In 4

Game - Shot by Shot

JPN - Japan	4 + 2	TUR - Turkey	1 + 0	End 4

7

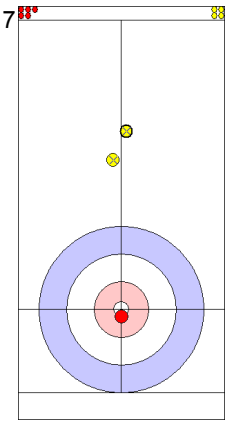

TUR: CAKIR K
Draw In 0

8

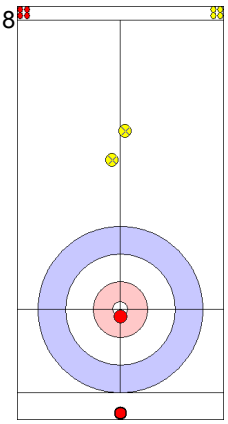

JPN: TOMABECHI M
Draw Out 0

9

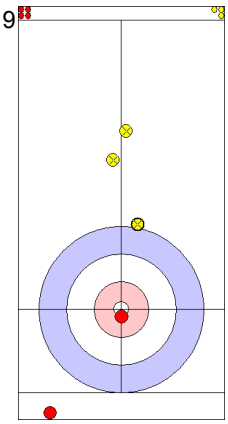

TUR: POLAT O
Draw In 3

10

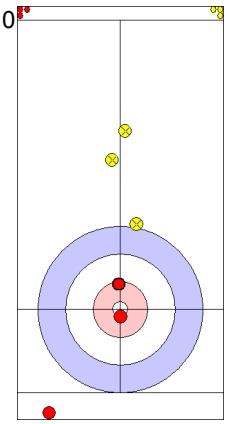

JPN: TOMABECHI K
Draw Out 4

11

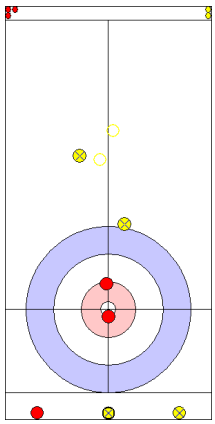

TUR: POLAT O
Double Takeout In 2

12

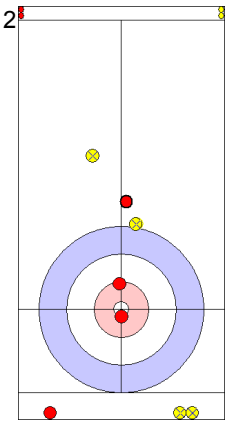

JPN: TOMABECHI K
Guard In 4

13

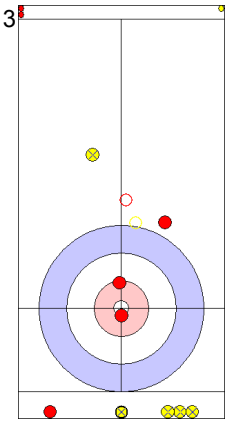

TUR: POLAT O
Takeout Out 4

14

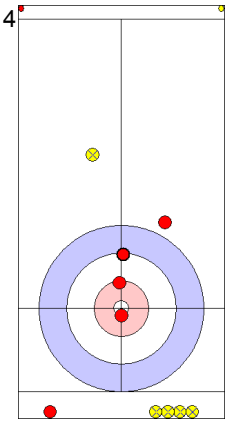

JPN: TOMABECHI K
Draw In 4

15

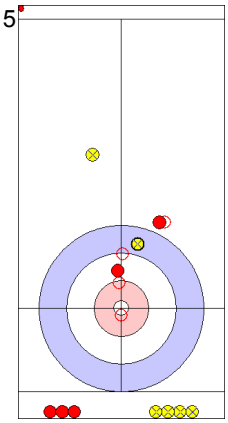

TUR: CAKIR K
Double Takeout In 4

16

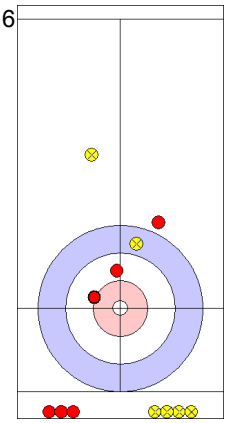

JPN: TOMABECHI M
Draw In 4

Game - Shot by Shot

JPN - Japan	6 + 1	TUR - Turkey	1 + 0	End 5

7

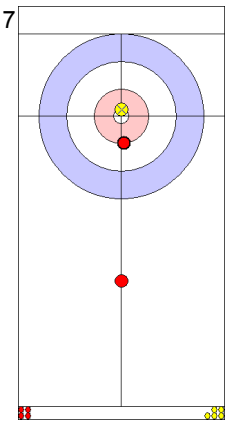

JPN: TOMABECHI M
Draw In 4

8

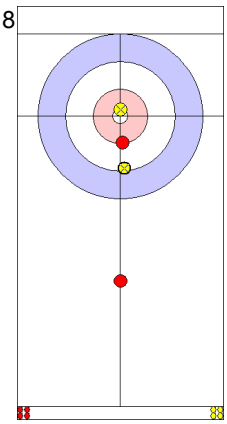

TUR: POLAT O
Draw In 3

9

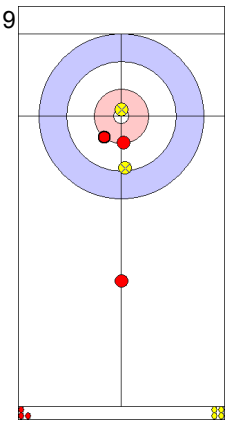

JPN: TOMABECHI K
Draw In 3

10

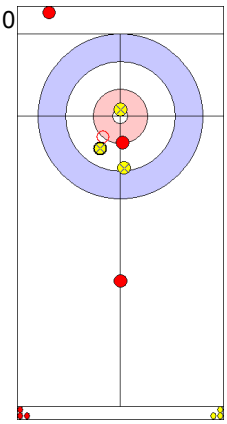

TUR: CAKIR K
Takeout In 4

11

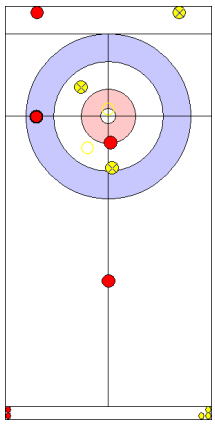

JPN: TOMABECHI K
Double Takeout In 2

12

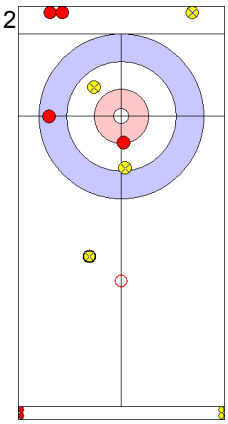

TUR: CAKIR K
Takeout In 2

13

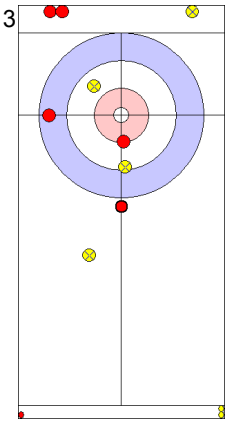

JPN: TOMABECHI K
Guard In 4

14

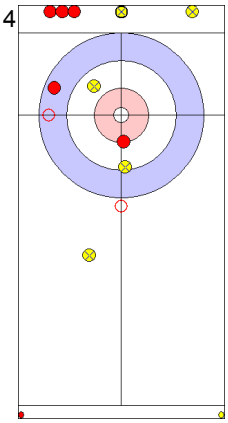

TUR: CAKIR K
Clearing In 4

15

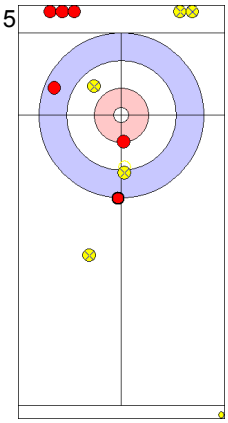

JPN: TOMABECHI M
Guard In 3

16

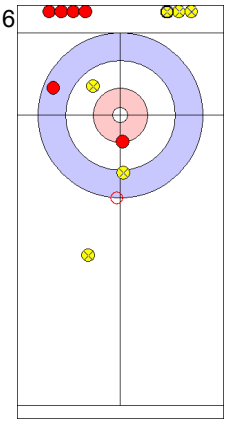

TUR: POLAT O
Takeout In 2

Game - Shot by Shot

JPN - Japan	7 + 0	TUR - Turkey	1 + 4	End 6

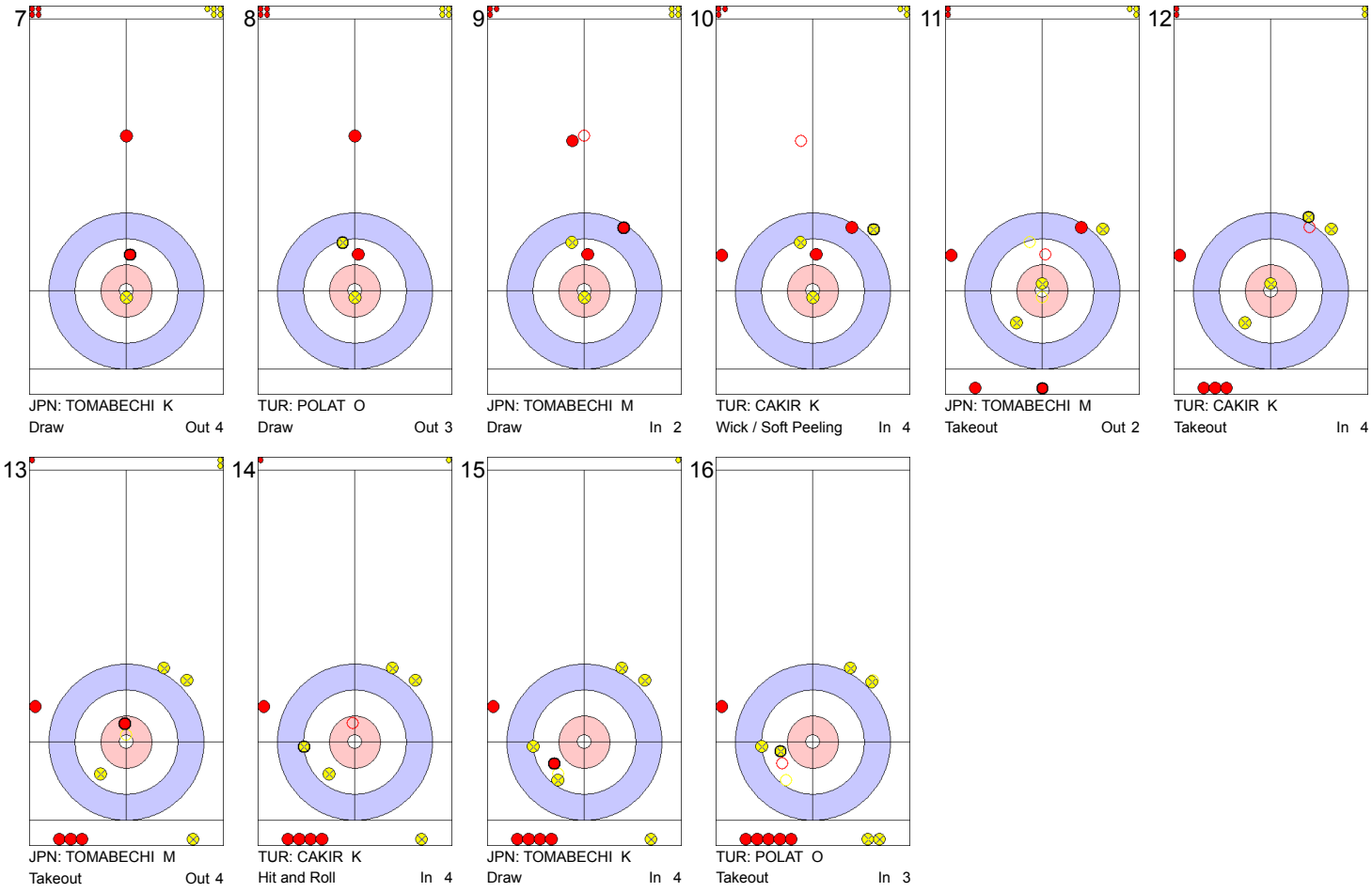

7
JPN: TOMABECHI K
Draw Out 4

8
TUR: POLAT O
Draw Out 3

9
JPN: TOMABECHI M
Draw In 2

10
TUR: CAKIR K
Wick / Soft Peeling In 4

11
JPN: TOMABECHI M
Takeout Out 2

12
TUR: CAKIR K
Takeout In 4

13
JPN: TOMABECHI M
Takeout Out 4

14
TUR: CAKIR K
Hit and Roll In 4

15
JPN: TOMABECHI K
Draw In 4

16
TUR: POLAT O
Takeout In 3

Game - Shot by Shot

JPN - Japan	7 + 2	TUR - Turkey	5 + 0	End 7

7

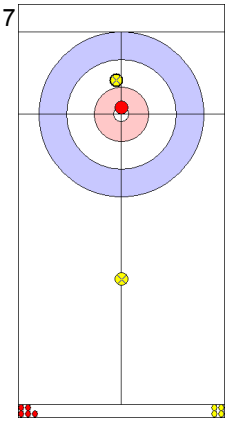

TUR: POLAT O
Draw In 3

8

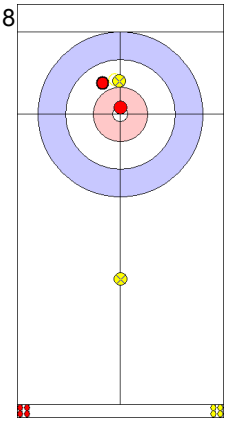

JPN: TOMABECHI M
Draw In 2

9

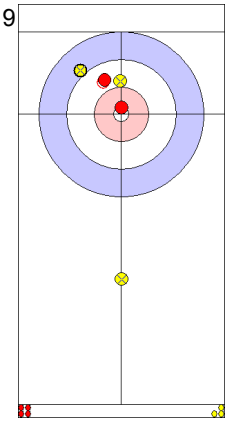

TUR: CAKIR K
Draw In 2

10

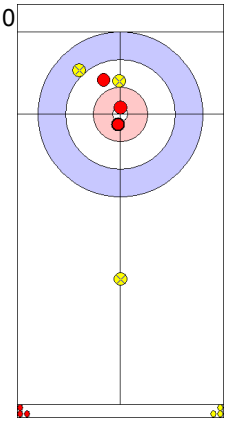

JPN: TOMABECHI K
Draw In 4

11

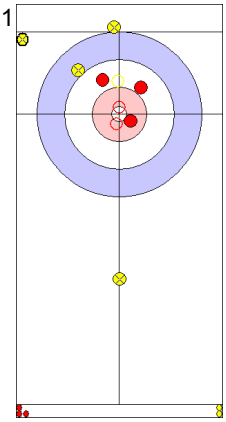

TUR: CAKIR K
Raise In 4

12

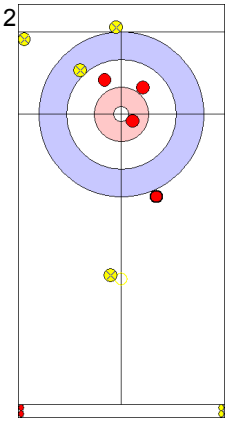

JPN: TOMABECHI K
Draw Out 0

13

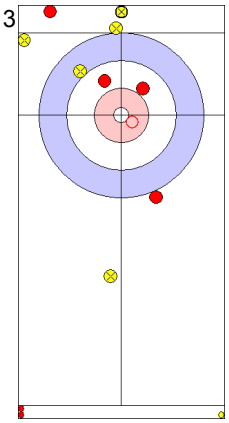

TUR: CAKIR K
Takeout In 4

14

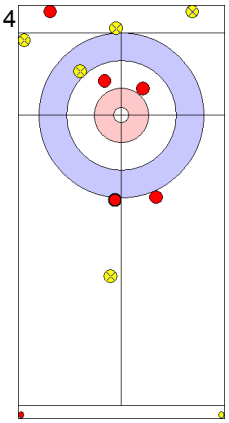

JPN: TOMABECHI K
Draw Out 2

15

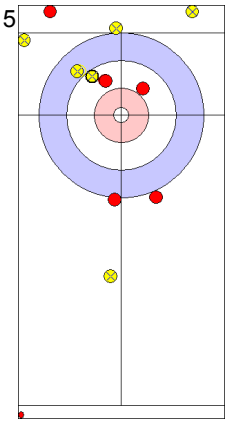

TUR: POLAT O
Draw In 2

16

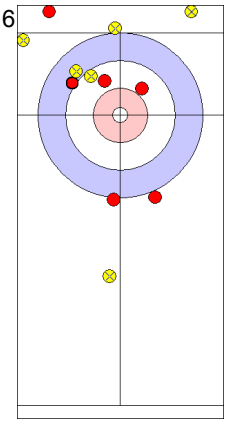

JPN: TOMABECHI M
Draw In 0

Game - Shot by Shot

JPN - Japan	9 + X	TUR - Turkey	5 + X	End 8

7

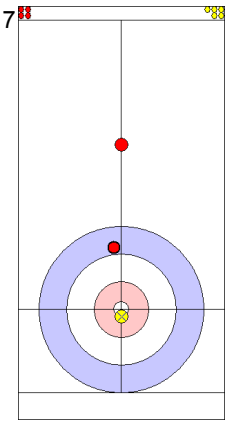

JPN: TOMABECHI M
Draw Out 3

8

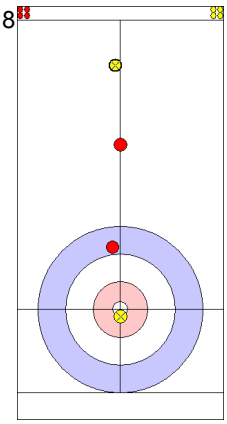

TUR: POLAT O
Draw In 0

9

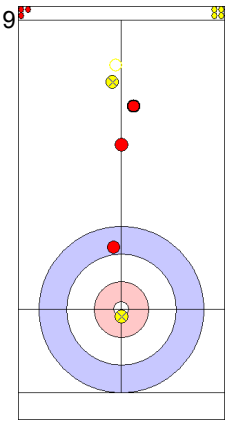

JPN: TOMABECHI K
Draw In 0

10

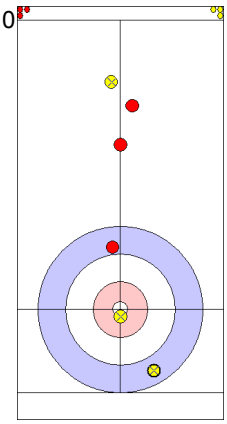

TUR: CAKIR K
Draw In 2

11

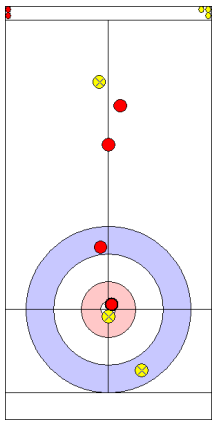

JPN: TOMABECHI K
Freeze In 4

12

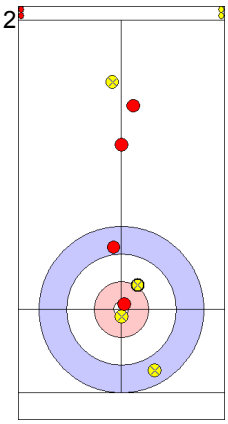

TUR: CAKIR K
Draw In 3

13

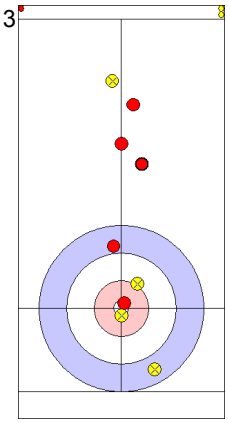

JPN: TOMABECHI K
Guard In 4

14

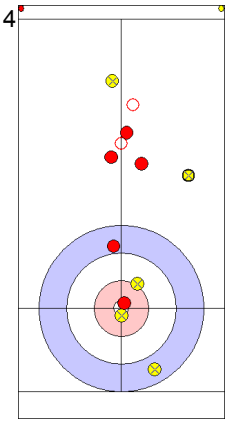

TUR: CAKIR K
Draw In 0

Game Results

Sheet	Game	Team	LSFE	1	2	3	4	5	6	7	8	Extra Ends						Total
E	9	RUS - Russia	*	3	1	1	2	0	1	X	X							8
	9	AUS - Australia		0	0	0	0	1	0	X	X							1

RUS - Russia		Game	All
F	MOISEEVA Victoria	67 %	68 %
M	DRON Petr	83 %	81 %
	Team Total	77 %	76 %

Last Stone Draw: 120.4cm 89.7cm ↻ DRON P
30.7cm ↺ MOISEEVA V

Time remaining: 5 minutes 56 seconds

AUS - Australia		Game	All
F	FORGE Kim	44 %	46 %
M	JOHNS Steve	54 %	57 %
	Team Total	50 %	52 %

Last Stone Draw: 165.2cm 140.1cm ↻ FORGE K
25.1cm ↺ JOHNS S

Time remaining: 6 minutes 20 seconds

Detailed Game Statistics:

RUS - Russia		Draws		Takeouts		Total	
F	MOISEEVA Victoria	11	68 %	1	50 %	12	67 %
M	DRON Petr	11	86 %	7	79 %	18	83 %
	Team Total	22	77 %	8	75 %	30	77 %

AUS - Australia		Draws		Takeouts		Total	
F	FORGE Kim	11	48 %	2	25 %	13	44 %
M	JOHNS Steve	13	48 %	4	75 %	17	54 %
	Team Total	24	48 %	6	58 %	30	50 %

LEGEND
F Female
X Unplayed/unfinished end due to concession
LSFE (*) Last stone first end
M Male

Game - Shot by Shot

RUS - Russia	0 + 3	AUS - Australia	0 + 0	End 1

7

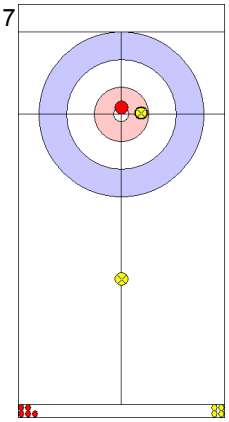

AUS: FORGE K
Draw In 3

8

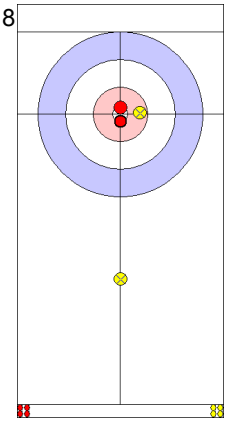

RUS: MOISEEVA V
Draw Out 4

9

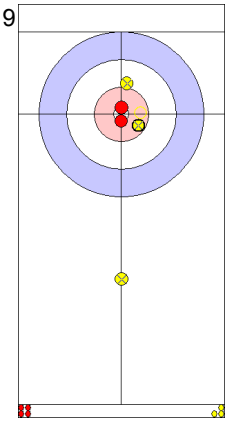

AUS: JOHNS S
Draw Out 3

10

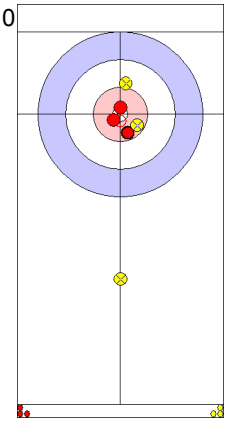

RUS: DRON P
Draw Out 4

11

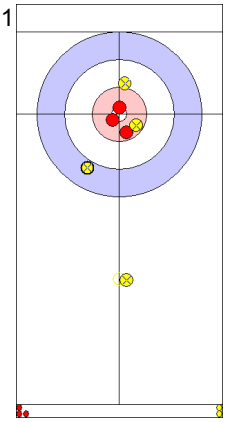

AUS: JOHNS S
Draw In 2

12

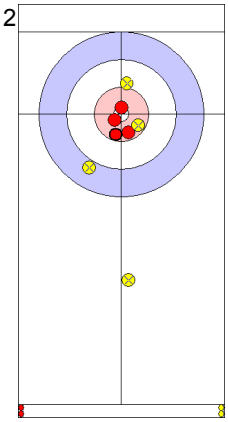

RUS: DRON P
Draw In 4

13

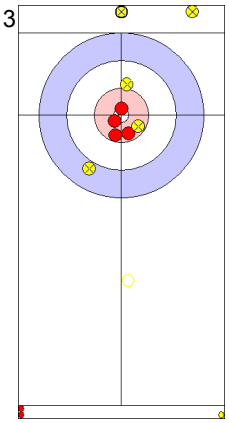

AUS: JOHNS S
Clearing Out 4

14

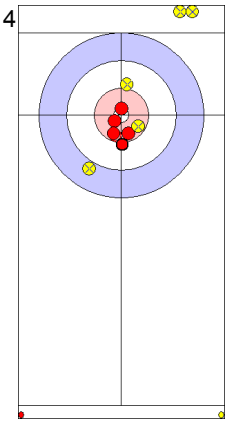

RUS: DRON P
Draw Out 4

15

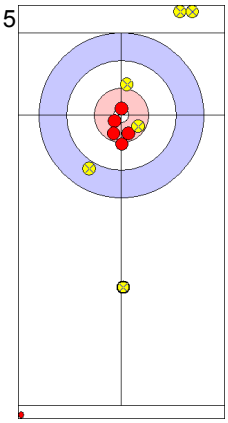

AUS: FORGE K
Guard Out 4

16

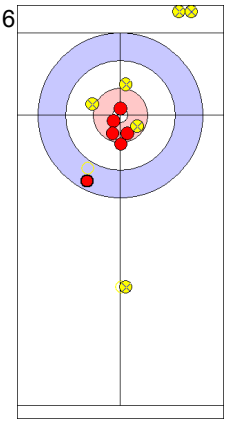

RUS: MOISEEVA V
Raise In 0

Game - Shot by Shot

RUS - Russia	3 + 1	AUS - Australia	0 + 0	End 2

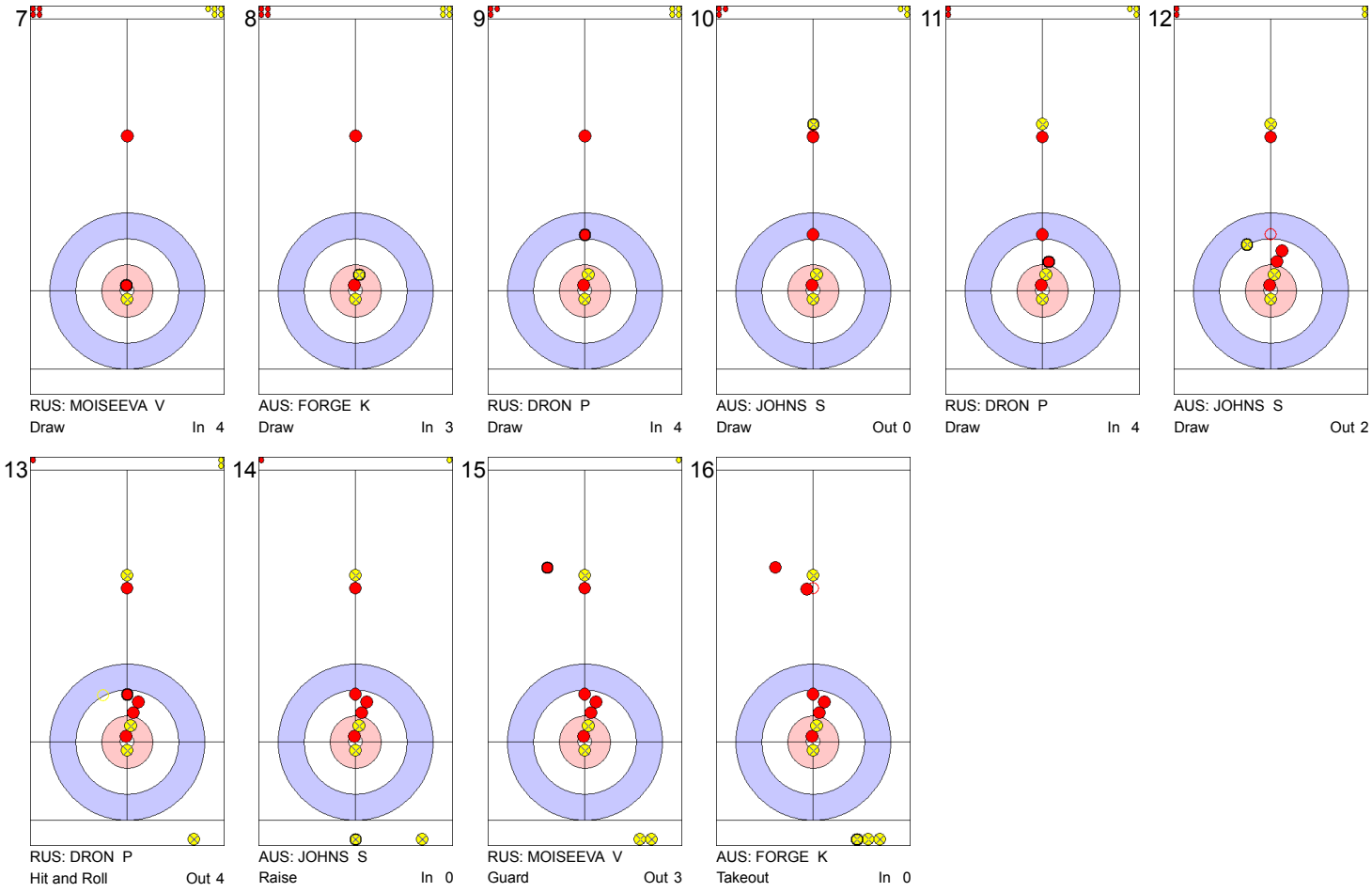

Game - Shot by Shot

RUS - Russia	4 + 1	AUS - Australia	0 + 0	End 3

7

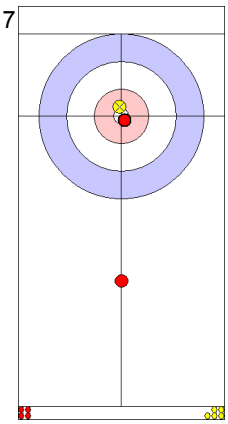

RUS: MOISEEVA V
Draw Out 4

8

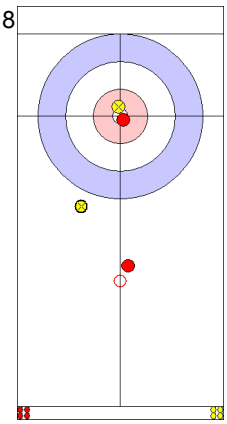

AUS: FORGE K
Draw In 0

9

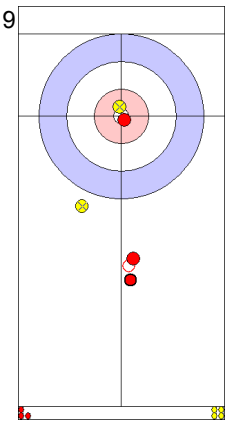

RUS: DRON P
Draw In 0

10

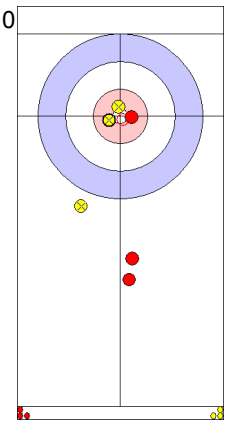

AUS: JOHNS S
Draw In 3

11

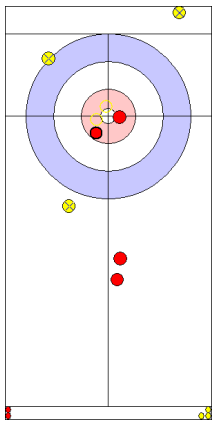

RUS: DRON P
Double Takeout In 2

12

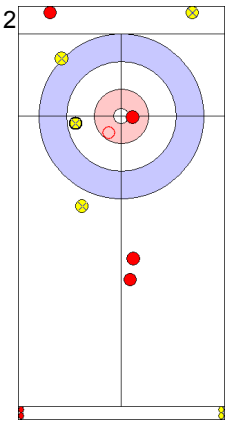

AUS: JOHNS S
Double Takeout In 2

13

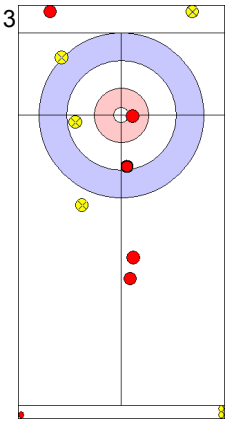

RUS: DRON P
Draw In 4

14

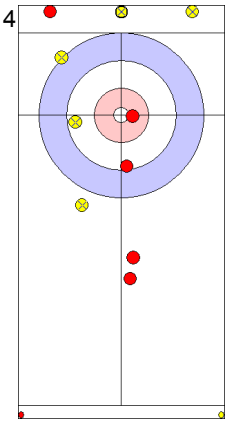

AUS: JOHNS S
Draw Out 0

15

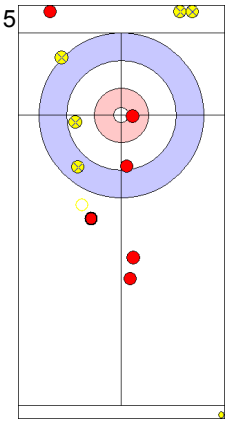

RUS: MOISEEVA V
Draw In 0

16

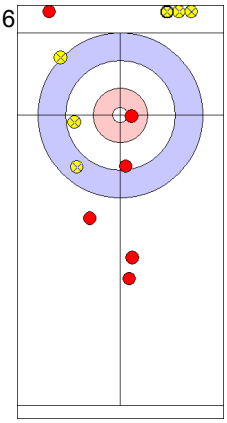

AUS: FORGE K
Draw Out 0

Game - Shot by Shot

RUS - Russia	5 + 2	AUS - Australia	0 + 0	End 4

7

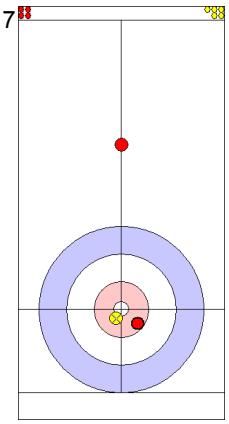

RUS: MOISEEVA V
Draw In 2

8

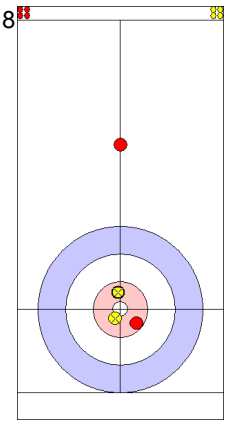

AUS: FORGE K
Draw In 4

9

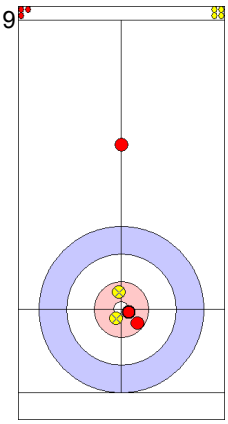

RUS: DRON P
Draw In 4

10

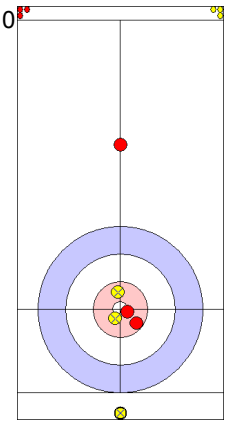

AUS: JOHNS S
Raise In 0

11

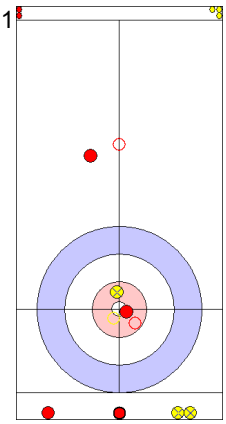

RUS: DRON P
Promotion Takeout Out 2

12

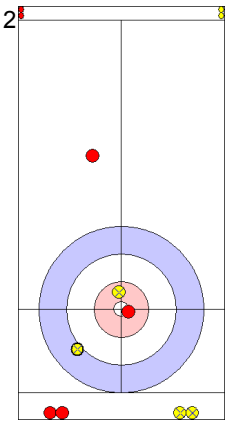

AUS: JOHNS S
Raise In 2

13

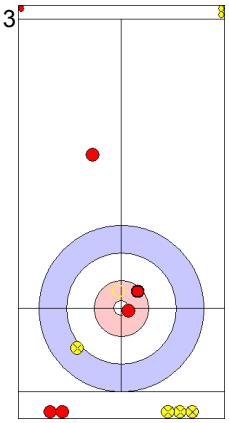

RUS: DRON P
Takeout In 4

14

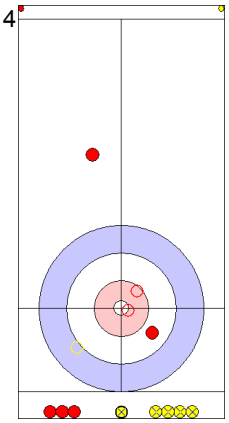

AUS: JOHNS S
Double Takeout In 2

15

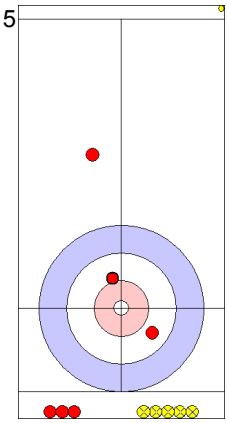

RUS: MOISEEVA V
Draw In 3

16

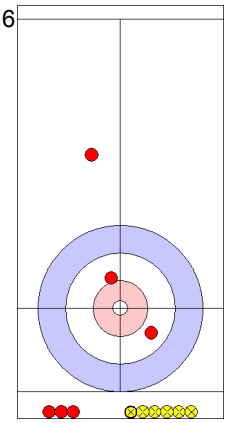

AUS: FORGE K
Draw In 0

Game - Shot by Shot

RUS - Russia	7 + 0	AUS - Australia	0 + 1	End 5

7
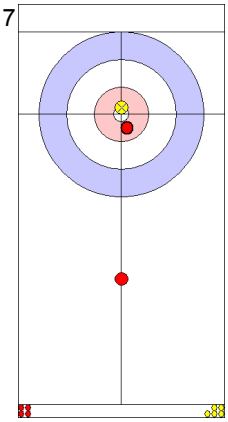
RUS: MOISEEVA V
Draw Out 4

8
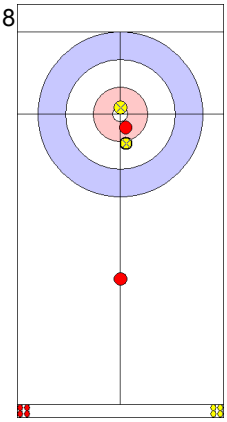
AUS: JOHNS S
Draw Out 4

9
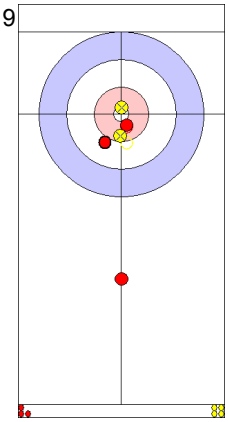
RUS: DRON P
Draw In 3

10
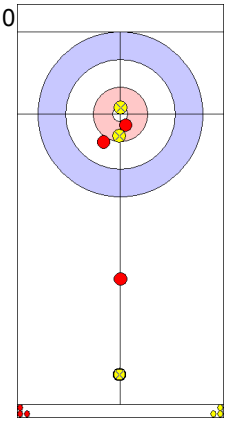
AUS: FORGE K
Draw In 0

11
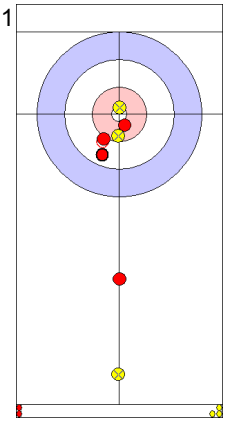
RUS: DRON P
Raise In 3

12
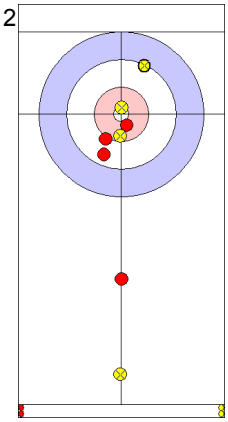
AUS: FORGE K
Draw Out 2

13
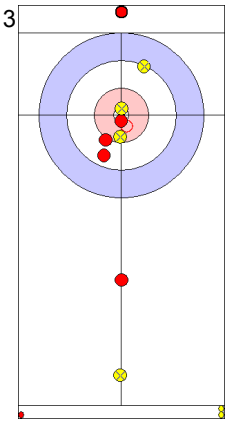
RUS: DRON P
Raise Out 4

14
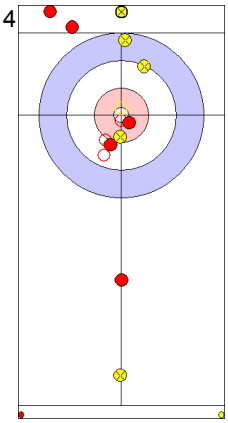
AUS: FORGE K
Takeout In 2

15
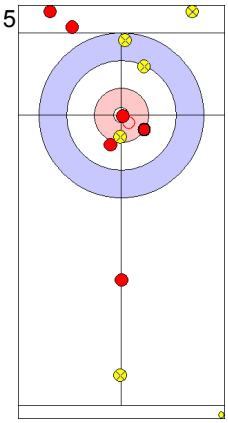
RUS: MOISEEVA V
Draw Out 3

16
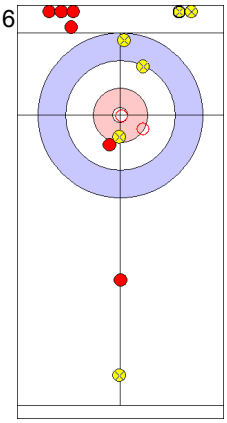
AUS: JOHNS S
Double Takeout Out 4

Game - Shot by Shot

RUS - Russia	7 + 1	AUS - Australia	1 + 0	End 6

7

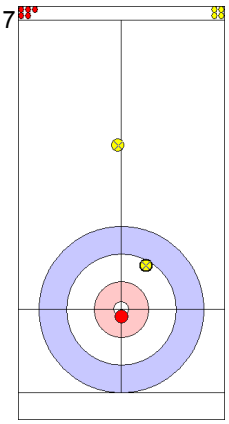

AUS: FORGE K
Draw Out 2

8

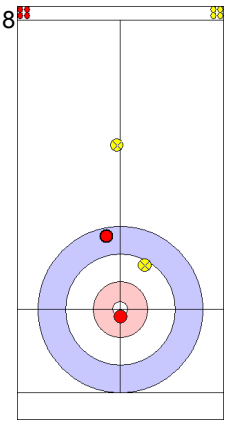

RUS: MOISEEVA V
Draw Out 3

9

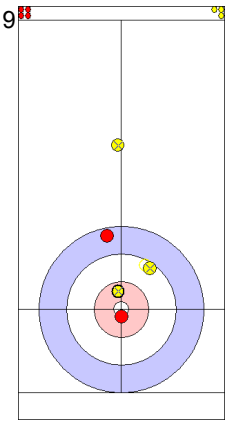

AUS: JOHNS S
Draw In 3

10

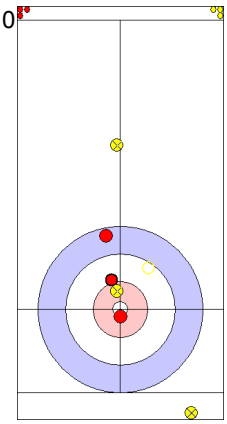

RUS: DRON P
Hit and Roll Out 4

11

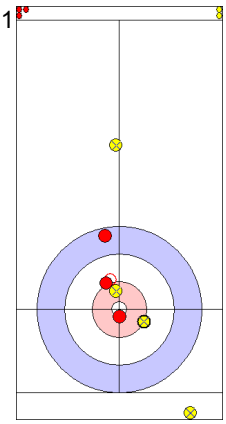

AUS: JOHNS S
Draw In 2

12

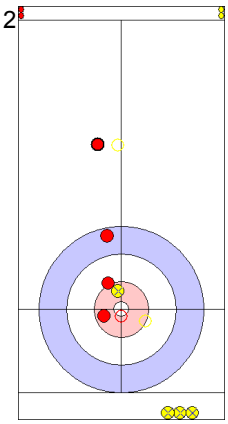

RUS: DRON P
Takeout Out 4

13

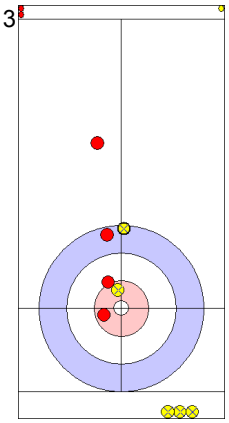

AUS: JOHNS S
Draw In 4

14

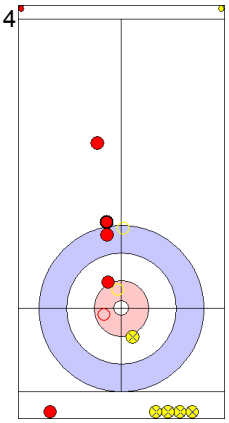

RUS: DRON P
Takeout Out 2

15

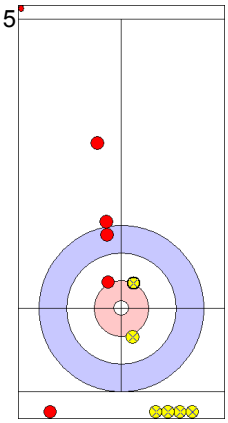

AUS: FORGE K
Guard In 3

16

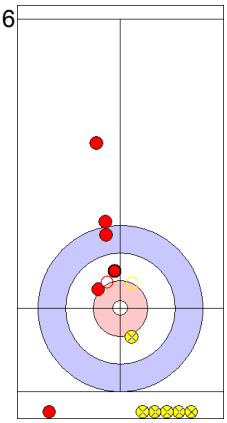

RUS: MOISEEVA V
Double Takeout In 2

Session Results and Standings

Sheet	Game	Team	LSFE	1	2	3	4	5	6	7	8	Extra Ends						Total
A	8	TUR - Turkey	*	2	0	1	0	2	0	0	X							5
	8	RUS - Russia		0	3	0	2	0	2	4	X							11
B	8	USA - United States	*	0	3	0	2	2	0	1	X							8
	8	DEN - Denmark		1	0	2	0	0	2	0	X							5
C	8	SVK - Slovakia		0	0	0	0	0	0	X	X							0
	8	SUI - Switzerland	*	1	1	1	1	3	4	X	X							11
D	8	AUS - Australia		0	0	0	0	1	2	1	X							4
	8	CZE - Czech Republic	*	2	2	1	1	0	0	0	X							6
E	8	FRA - France		0	4	0	0	1	0	2	0							7
	8	JPN - Japan	*	3	0	2	1	0	3	0	1							10

Standings

Group-A

Rank	Team	Games	Wins	Losses	
1	RUS - Russia	8	8	0	Q
2	USA - United States	8	7	1	Q
3	DEN - Denmark	8	5	3	
3	JPN - Japan	8	5	3	
5	CZE - Czech Republic	8	4	4	
5	SUI - Switzerland	8	4	4	
7	TUR - Turkey	8	3	5	
8	FRA - France	8	2	6	
8	SVK - Slovakia	8	2	6	
10	AUS - Australia	8	0	8	

Group-B

Rank	Team	Games	Wins	Losses	
1	NOR - Norway	8	8	0	Q
2	CHN - China	8	5	3	
2	FIN - Finland	8	5	3	
2	ITA - Italy	8	5	3	
2	LAT - Latvia	8	5	3	
2	SWE - Sweden	8	5	3	
7	AUT - Austria	8	2	6	
7	NZL - New Zealand	8	2	6	
7	SLO - Slovenia	8	2	6	
10	BRA - Brazil	8	1	7	

Group-C

Rank	Team	Games	Wins	Losses	
1	CAN - Canada	8	7	1	Q
2	EST - Estonia	8	6	2	
2	HUN - Hungary	8	6	2	
4	ESP - Spain	8	5	3	
4	KOR - Korea	8	5	3	
6	ENG - England	8	4	4	
6	SCO - Scotland	8	4	4	
8	POL - Poland	8	2	6	
9	ROU - Romania	8	1	7	
10	BLR - Belarus	8	0	8	

LEGEND
LSFE (*) Last stone first end | **Q** Qualified for post round robin games | **X** Unplayed/unfinished end due to concession

Game Results

Sheet	Game	Team	LSFE	1	2	3	4	5	6	7	8	Extra Ends						Total
A	8	TUR - Turkey	*	2	0	1	0	2	0	0	X							5
	8	RUS - Russia		0	3	0	2	0	2	4	X							11

TUR - Turkey		Game	All
F	POLAT Oznur	83 %	57 %
M	CAKIR Kadir	57 %	57 %
	Team Total	73 %	57 %

Last Stone Draw: 209.4cm 185.4cm ↻ CAKIR K
24.0cm ↺ POLAT O

Time remaining: 2 minutes 56 seconds

RUS - Russia		Game	All
F	MOISEEVA Victoria	66 %	68 %
M	DRON Petr	77 %	80 %
	Team Total	73 %	76 %

Last Stone Draw: 235.4cm 171.5cm ↻ MOISEEVA V
63.9cm ↺ DRON P

Time remaining: 3 minutes 14 seconds

Detailed Game Statistics:

TUR - Turkey		Draws		Takeouts		Total	
F	POLAT Oznur	14	80 %	7	89 %	21	83 %
M	CAKIR Kadir	11	59 %	3	50 %	14	57 %
	Team Total	25	71 %	10	78 %	35	73 %

RUS - Russia		Draws		Takeouts		Total	
F	MOISEEVA Victoria	11	61 %	3	83 %	14	66 %
M	DRON Petr	12	88 %	9	64 %	21	77 %
	Team Total	23	75 %	12	69 %	35	73 %

LEGEND
F Female
X Unplayed/unfinished end due to concession
LSFE (*) Last stone first end
M Male

МИНИСТЕРСТВО СПОРТА РОССИИ
АДМИНИСТРАЦИЯ ГОРОДА СОЧИ
RUSSIAN CURLING FEDERATION
NEW LEAGUE
АВТОРАДИО
Mercedes-Benz
CURLIT

Game - Shot by Shot

TUR - Turkey	0 + 2	RUS - Russia	0 + 0	End 1

7

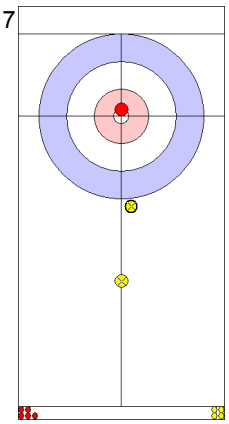

RUS: MOISEEVA V
Draw Out 0

8

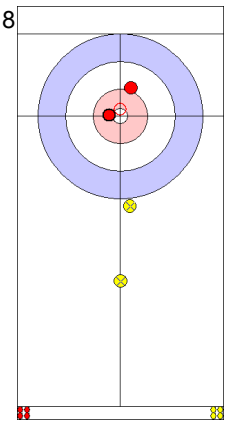

TUR: CAKIR K
Draw In 3

9

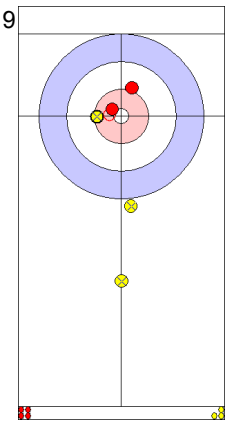

RUS: DRON P
Draw In 2

10

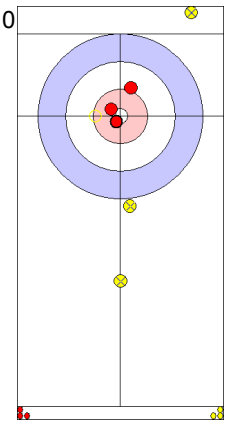

TUR: POLAT O
Hit and Roll In 4

11

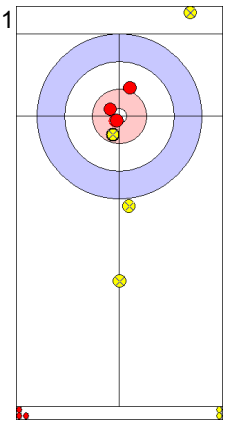

RUS: DRON P
Draw In 4

12

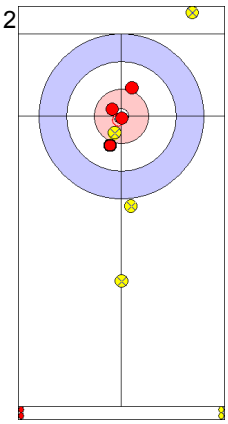

TUR: POLAT O
Draw In 4

13

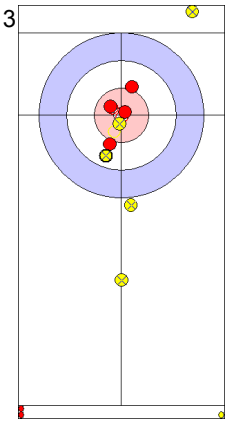

RUS: DRON P
Raise In 4

14

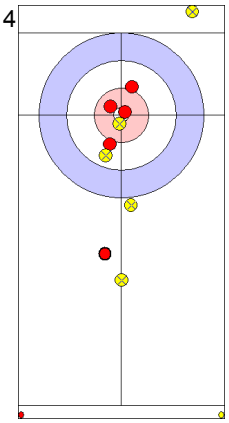

TUR: POLAT O
Guard In 4

15

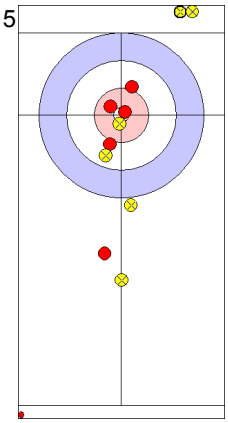

RUS: MOISEEVA V
Draw Out 0

16

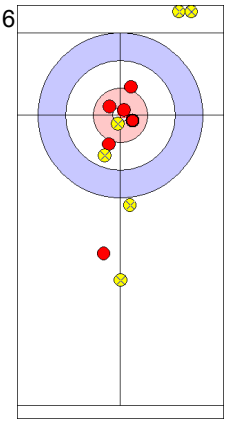

TUR: CAKIR K
Draw Out 4

Game - Shot by Shot

TUR - Turkey	2 + 0	RUS - Russia	0 + 3	End 2

7

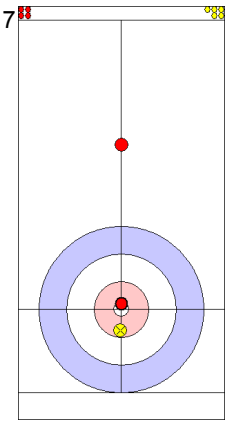

TUR: CAKIR K
Draw In 4

8

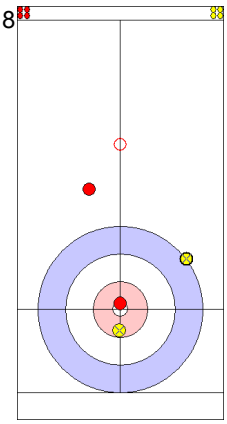

RUS: MOISEEVA V
Raise In 0

9

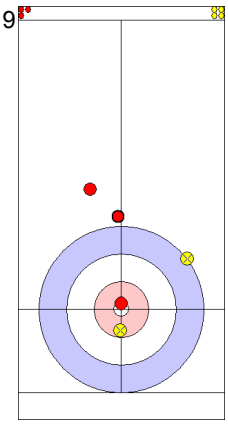

TUR: POLAT O
Guard In 4

10

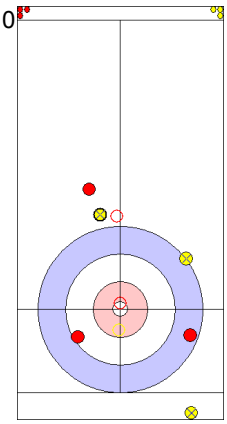

RUS: DRON P
Promotion Takeout Out 0

11

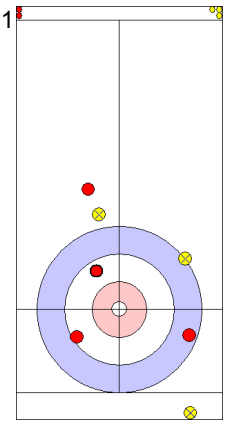

TUR: POLAT O
Draw In 4

12

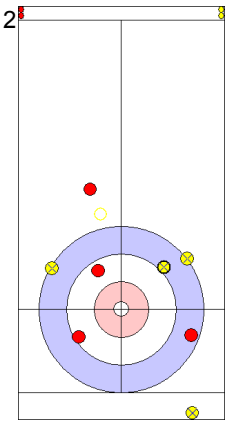

RUS: DRON P
Raise In 4

13

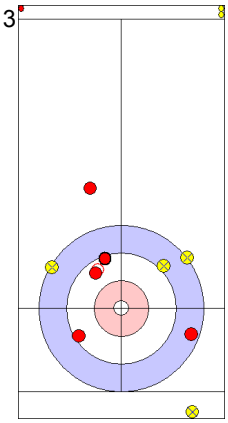

TUR: POLAT O
Draw In 4

14

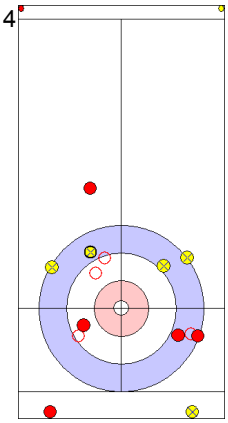

RUS: DRON P
Double Takeout In 4

15

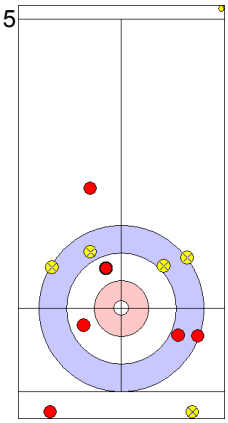

TUR: CAKIR K
Draw In 4

16

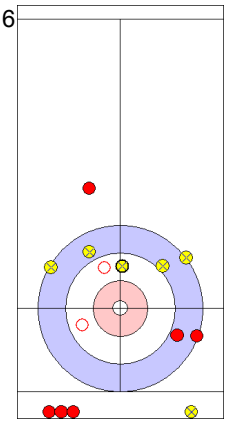

RUS: MOISEEVA V
Double Takeout In 4

Game - Shot by Shot

TUR - Turkey	2 + 1	RUS - Russia	3 + 0	End 3

7

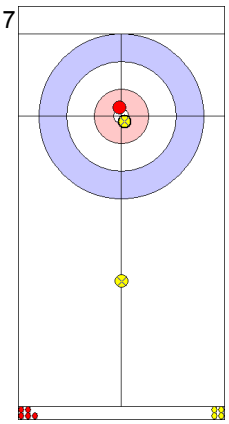

RUS: MOISEEVA V
Draw Out 4

8

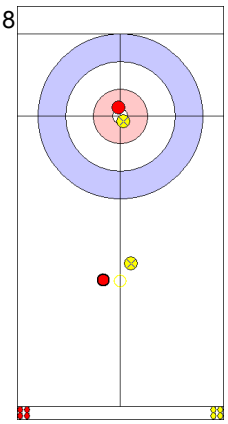

TUR: CAKIR K
Draw In 0

9

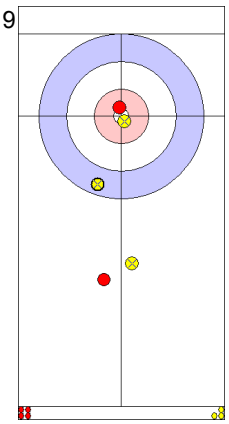

RUS: DRON P
Draw In 3

10

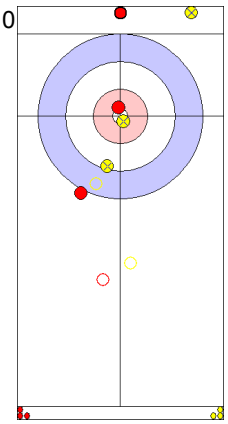

TUR: POLAT O
Clearing In 4

11

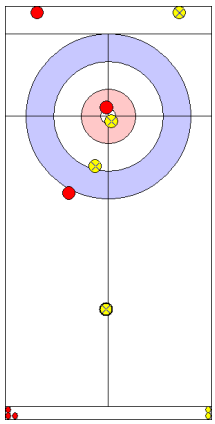

RUS: DRON P
Guard In 4

12

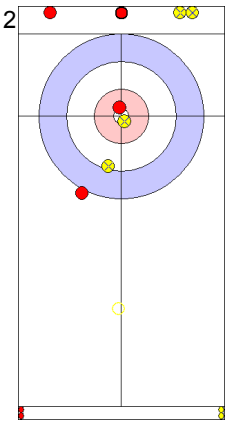

TUR: POLAT O
Takeout In 2

13

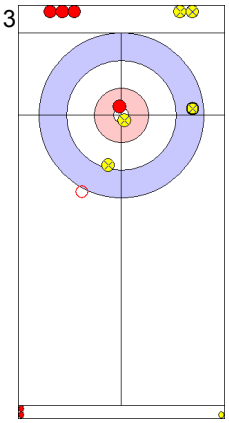

RUS: DRON P
Takeout Out 4

14

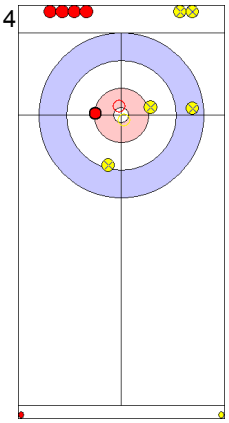

TUR: POLAT O
Takeout Out 4

15

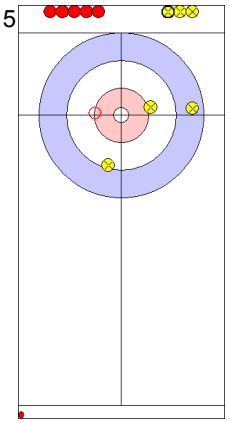

RUS: MOISEEVA V
Takeout In 2

16

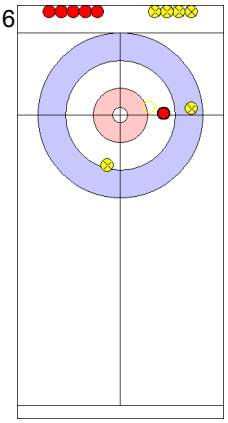

TUR: CAKIR K
Hit and Roll Out 4

Game - Shot by Shot

TUR - Turkey	3 + 0	RUS - Russia	3 + 2	End 4

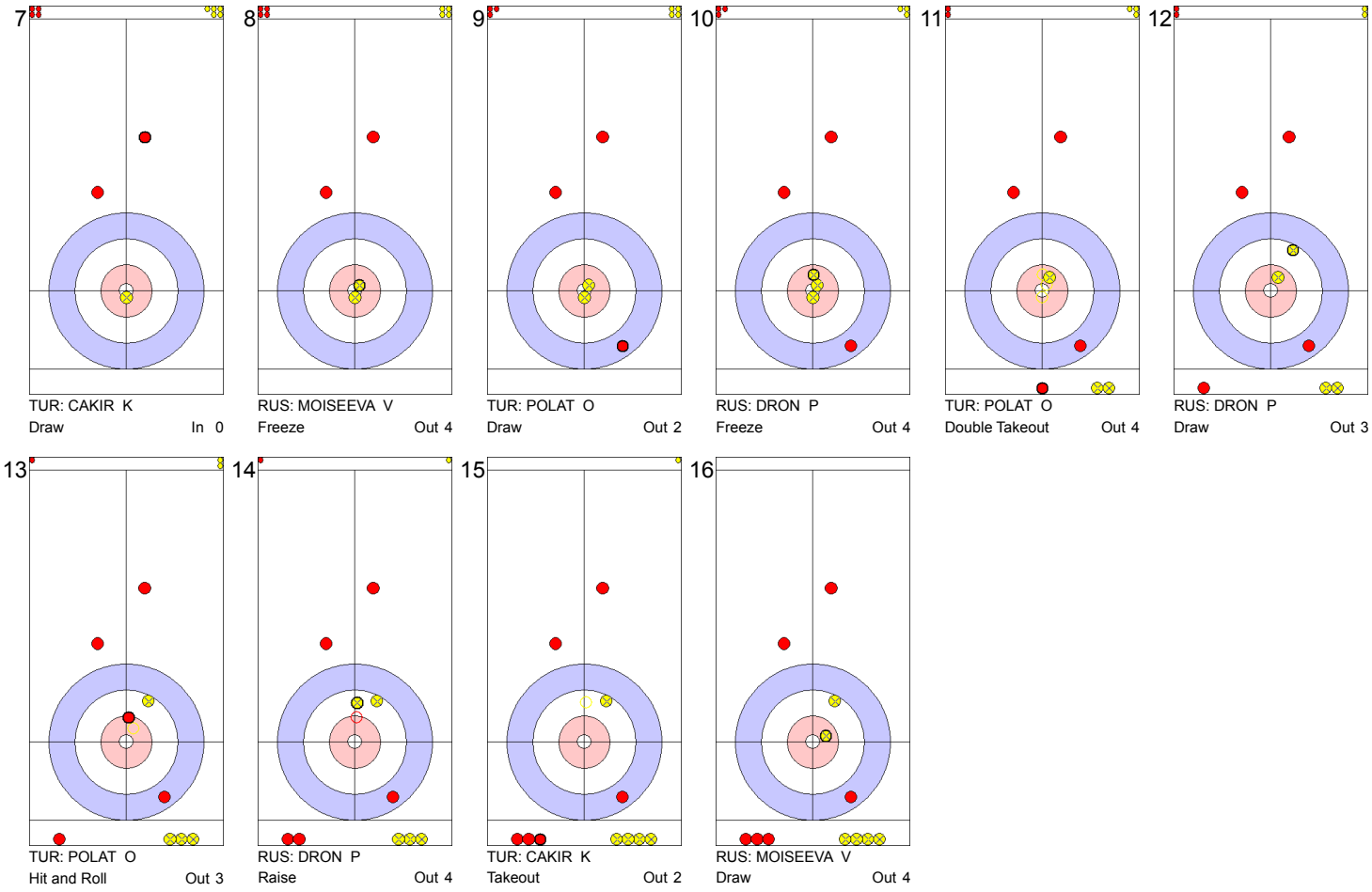

7
TUR: CAKIR K
Draw In 0

8
RUS: MOISEEVA V
Freeze Out 4

9
TUR: POLAT O
Draw Out 2

10
RUS: DRON P
Freeze Out 4

11
TUR: POLAT O
Double Takeout Out 4

12
RUS: DRON P
Draw Out 3

13
TUR: POLAT O
Hit and Roll Out 3

14
RUS: DRON P
Raise Out 4

15
TUR: CAKIR K
Takeout Out 2

16
RUS: MOISEEVA V
Draw Out 4

Game - Shot by Shot

TUR - Turkey	3 + 2	RUS - Russia	5 + 0	End 5

7

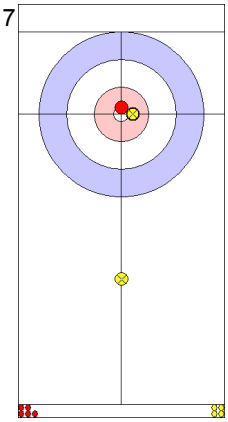

RUS: MOISEEVA V
Draw Out 3

8

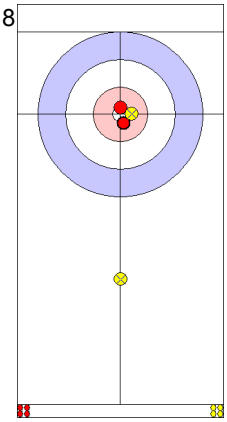

TUR: CAKIR K
Draw Out 4

9

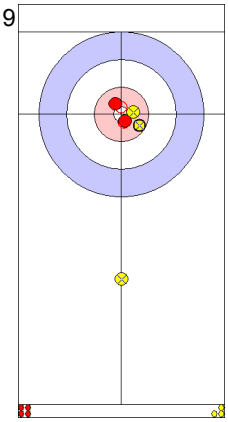

RUS: DRON P
Raise Out 3

10

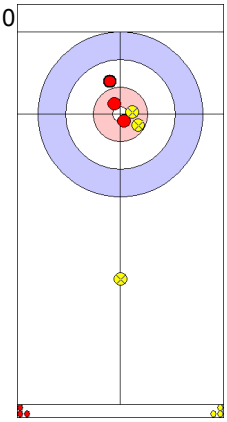

TUR: POLAT O
Draw In 2

11

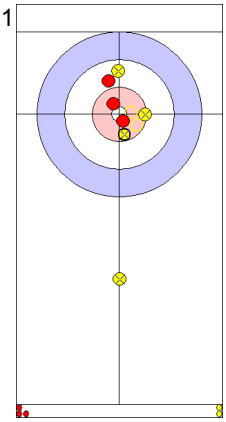

RUS: DRON P
Raise Out 3

12

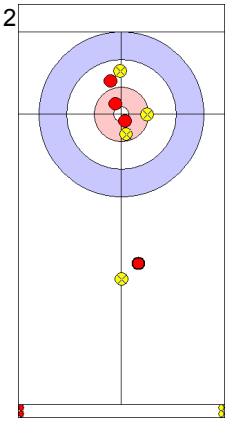

TUR: POLAT O
Guard Out 4

13

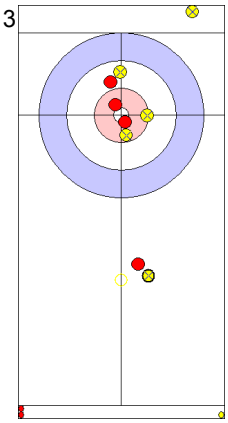

RUS: DRON P
Double Takeout In 2

14

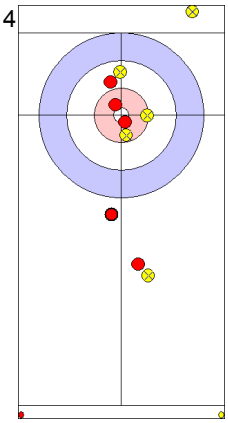

TUR: POLAT O
Guard In 4

15

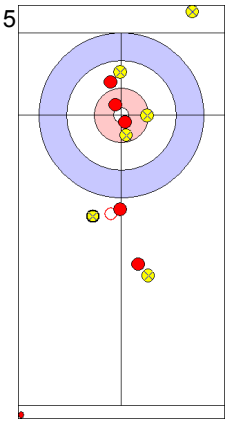

RUS: MOISEEVA V
Draw In 0

16

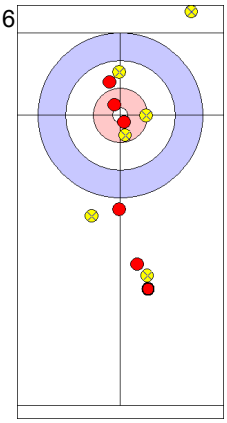

TUR: CAKIR K
Draw Out 0

Game - Shot by Shot

TUR - Turkey	5 + 0	RUS - Russia	5 + 2	End 6

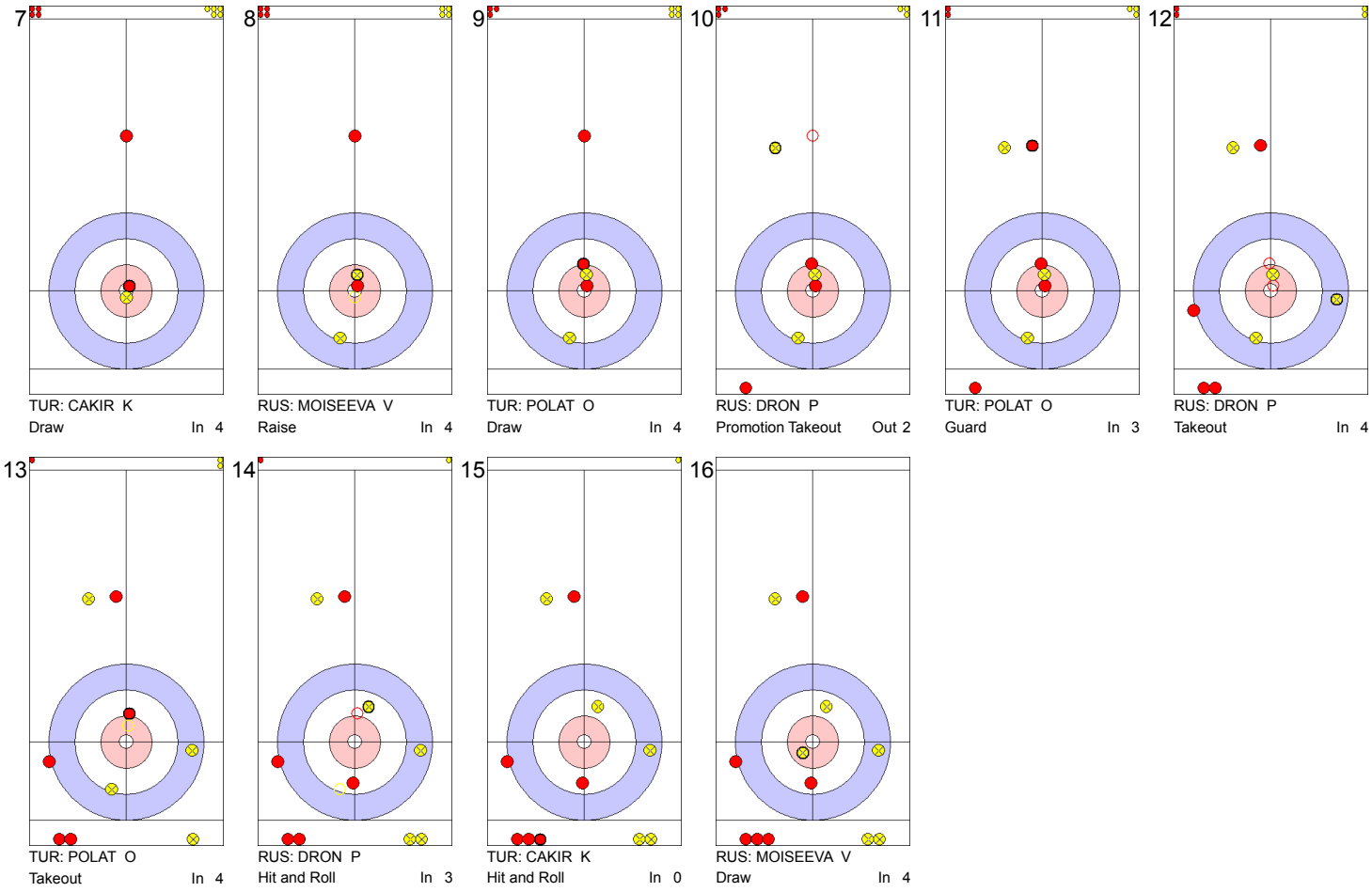

Game - Shot by Shot

TUR - Turkey	5 + 0	RUS - Russia	7 + 4	End 7

7

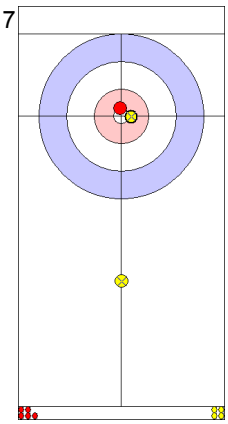

RUS: MOISEEVA V
Draw Out 4

8

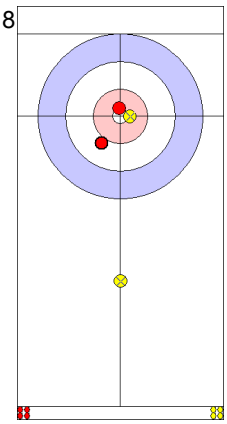

TUR: CAKIR K
Draw In 3

9

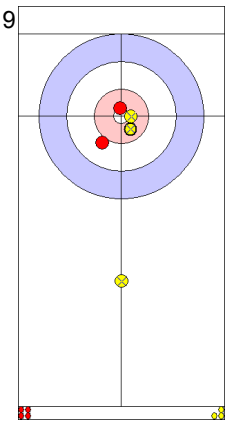

RUS: DRON P
Draw Out 4

10

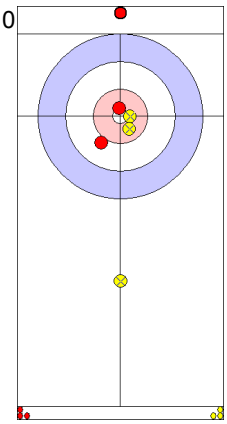

TUR: POLAT O
Raise Out 0

11

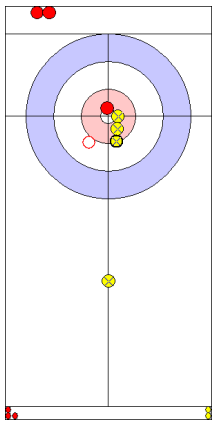

RUS: DRON P
Double Takeout In 2

12

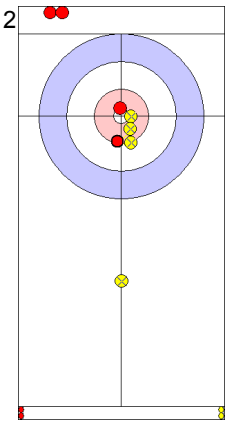

TUR: POLAT O
Draw In 4

13

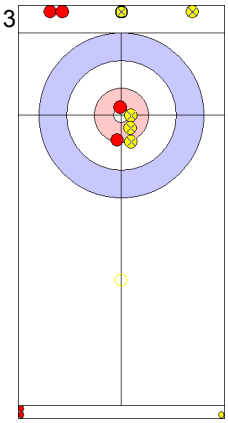

RUS: DRON P
Promotion Takeout Out 2

14

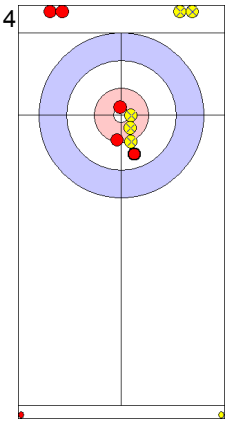

TUR: POLAT O
Draw In 2

15

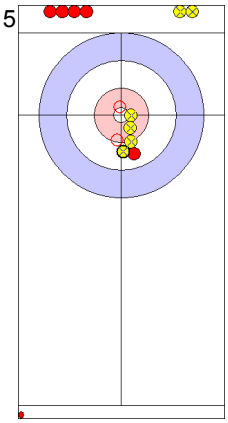

RUS: MOISEEVA V
Double Takeout Out 4

16

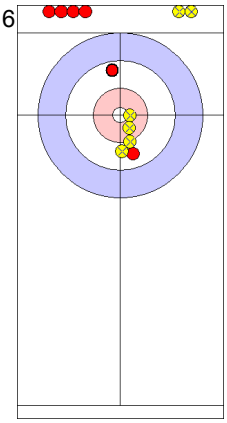

TUR: CAKIR K
Draw In 0

Game Results

Sheet	Game	Team	LSFE	1	2	3	4	5	6	7	8	Extra Ends						Total
B	8	USA - United States	*	0	3	0	2	2	0	1	X							8
	8	DEN - Denmark		1	0	2	0	0	2	0	X							5

USA - United States		Game	All
F	ANDERSON Sarah	83 %	70 %
M	DROPKIN Korey	79 %	75 %
	Team Total	81 %	73 %

Last Stone Draw: 102.7cm
20.5cm ↻ DROPKIN K
82.2cm ↺ ANDERSON S

Time remaining: 2 minutes 19 seconds

Time-out: end 6 - USA stone 7

DEN - Denmark		Game	All
F	DUPONT Denise	57 %	74 %
M	DUPONT Oliver	71 %	73 %
	Team Total	65 %	74 %

Last Stone Draw: 125.4cm
124.5cm ↻ DUPONT D
0.9cm ↺ DUPONT O

Time remaining: 4 minutes 59 seconds

Time-out: end 8 - DEN stone 5

Detailed Game Statistics:

USA - United States		Draws		Takeouts		Total	
F	ANDERSON Sarah	12	88 %	3	67 %	15	83 %
M	DROPKIN Korey	10	83 %	14	77 %	24	79 %
	Team Total	22	85 %	17	75 %	39	81 %

DEN - Denmark		Draws		Takeouts		Total	
F	DUPONT Denise	11	77 %	4	0 %	15	57 %
M	DUPONT Oliver	17	75 %	6	58 %	23	71 %
	Team Total	28	76 %	10	35 %	38	65 %

LEGEND
F Female
X Unplayed/unfinished end due to concession
LSFE (*) Last stone first end
M Male

Game - Shot by Shot

USA - United States	0 + 0	DEN - Denmark	0 + 1	End 1

7

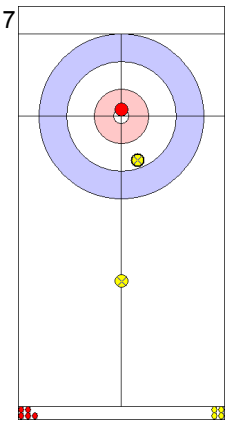

DEN: DUPONT D
Draw Out 2

8

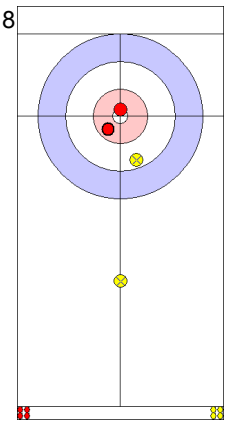

USA: ANDERSON S
Draw In 3

9

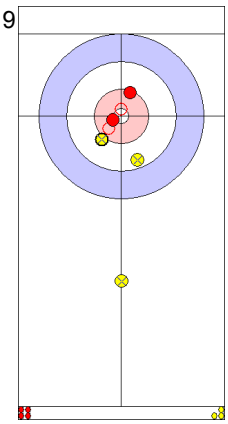

DEN: DUPONT O
Draw In 3

10

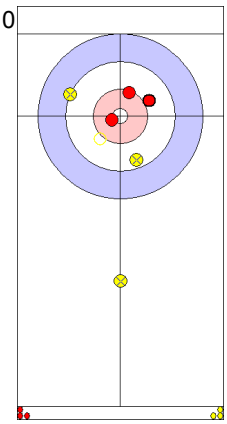

USA: DROPKIN K
Raise In 4

11

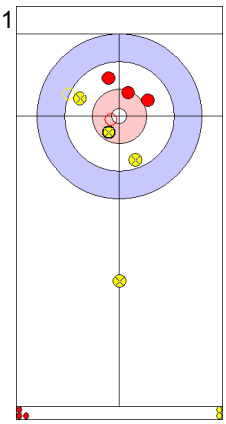

DEN: DUPONT O
Raise In 4

12

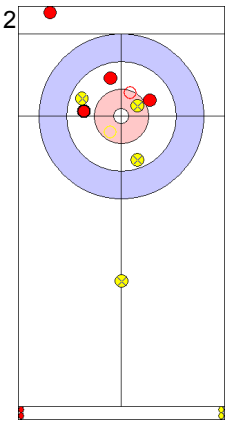

USA: DROPKIN K
Takeout In 2

13

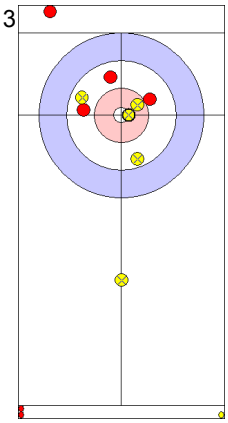

DEN: DUPONT O
Draw In 4

14

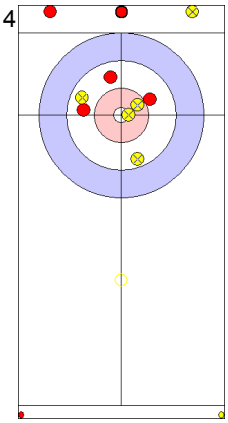

USA: DROPKIN K
Double Takeout Out 2

15

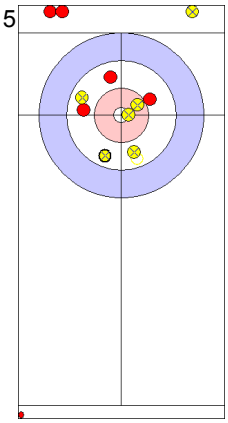

DEN: DUPONT D
Draw In 4

16

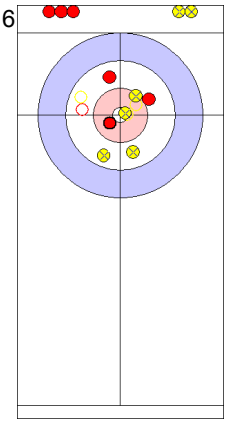

USA: ANDERSON S
Hit and Roll In 0

Game - Shot by Shot

USA - United States	0 + 3	DEN - Denmark	1 + 0	End 2

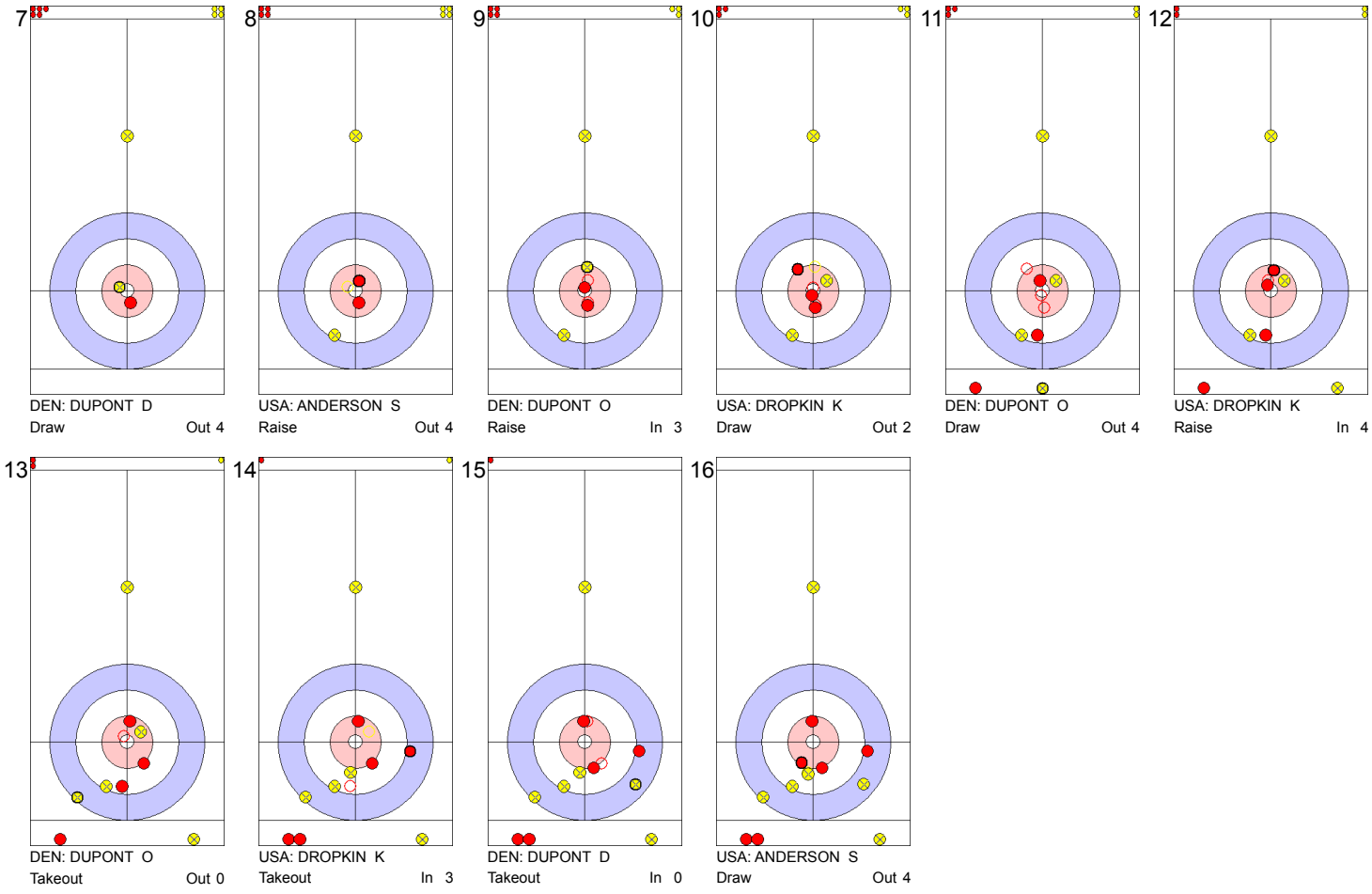

Game - Shot by Shot

USA - United States	3 + 0	DEN - Denmark	1 + 2	End 3

7

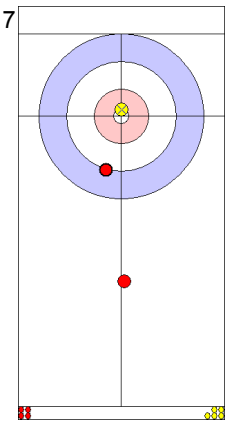

USA: ANDERSON S
Draw In 2

8

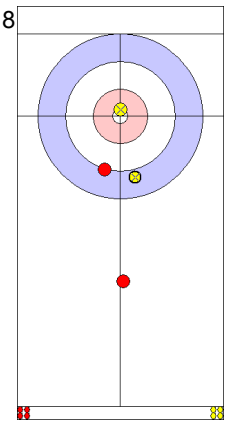

DEN: DUPONT D
Draw Out 2

9

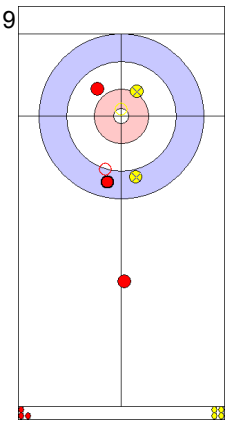

USA: DROPKIN K
Raise In 2

10

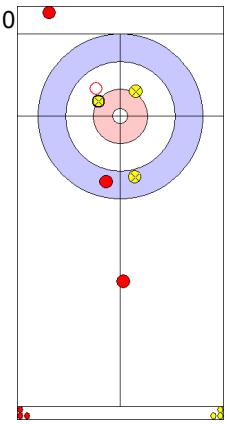

DEN: DUPONT O
Takeout In 4

11

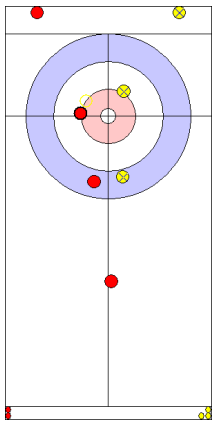

USA: DROPKIN K
Hit and Roll In 2

12

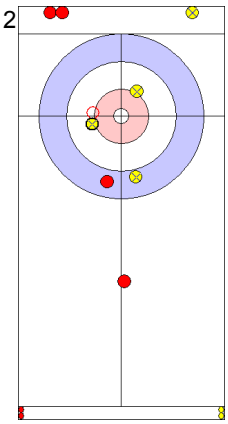

DEN: DUPONT O
Takeout In 4

13

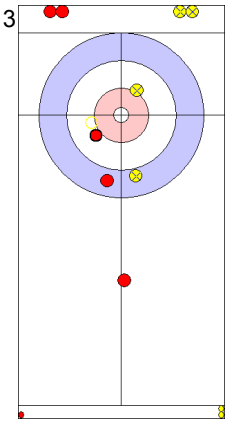

USA: DROPKIN K
Takeout In 3

14

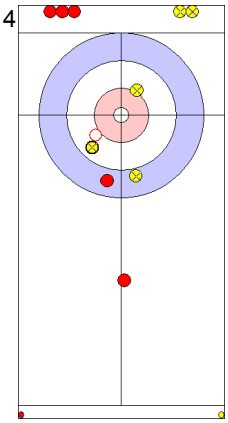

DEN: DUPONT O
Takeout In 4

15

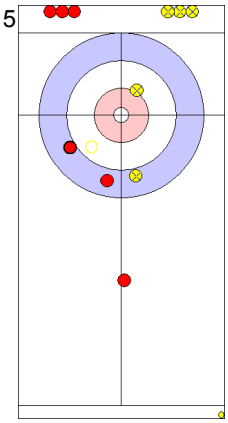

USA: ANDERSON S
Takeout In 4

16

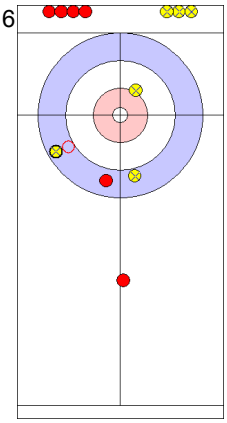

DEN: DUPONT D
Hit and Roll In 0

Game - Shot by Shot

USA - United States	3 + 2	DEN - Denmark	3 + 0	End 4

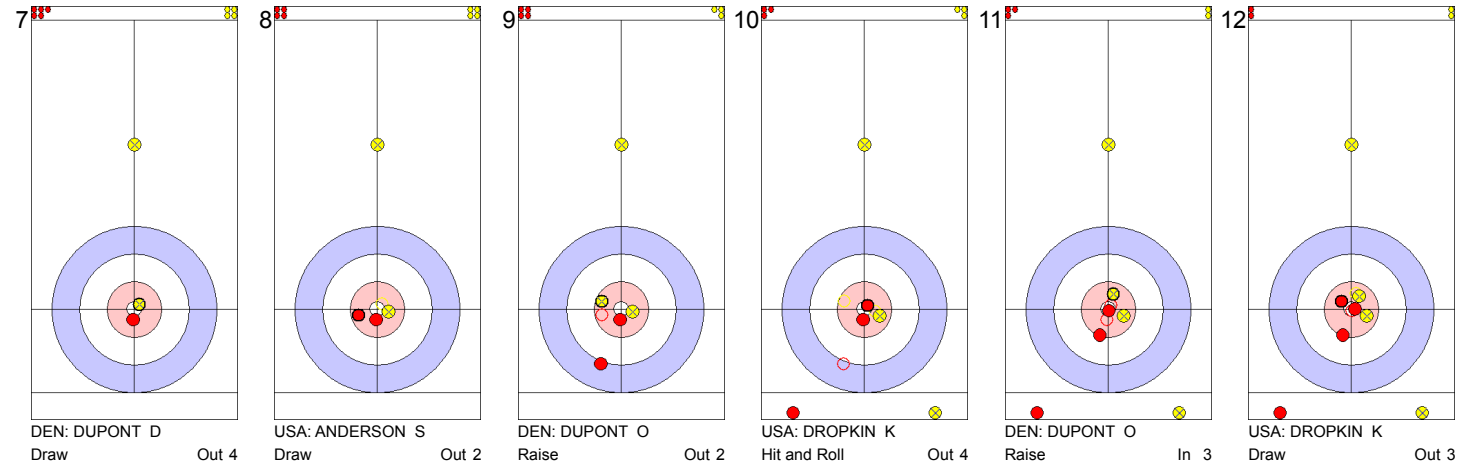

7
DEN: DUPONT D
Draw Out 4

8
USA: ANDERSON S
Draw Out 2

9
DEN: DUPONT O
Raise Out 2

10
USA: DROPKIN K
Hit and Roll Out 4

11
DEN: DUPONT O
Raise In 3

12
USA: DROPKIN K
Draw Out 3

13
DEN: DUPONT O
Raise Out 2

14
USA: DROPKIN K
Takeout Out 4

15
DEN: DUPONT D
Guard In 4

16
USA: ANDERSON S
Raise Out 4

Game - Shot by Shot

USA - United States	5 + 2	DEN - Denmark	3 + 0	End 5

7
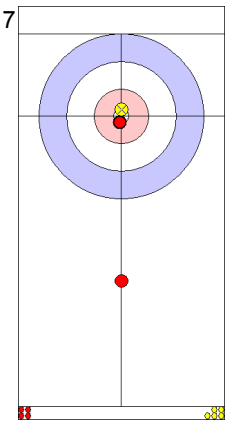
USA: ANDERSON S
Draw In 4

8
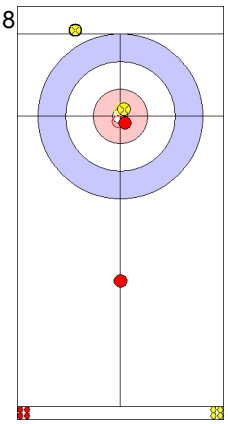
DEN: DUPONT D
Draw In 0

9
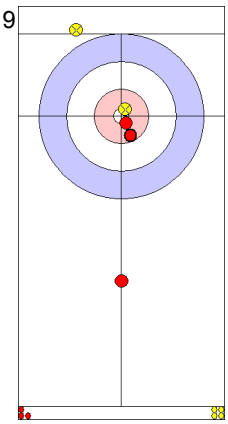
USA: DROPKIN K
Draw Out 4

10
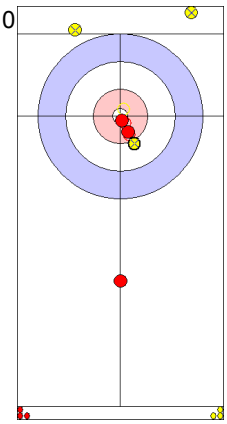
DEN: DUPONT O
Takeout Out 2

11
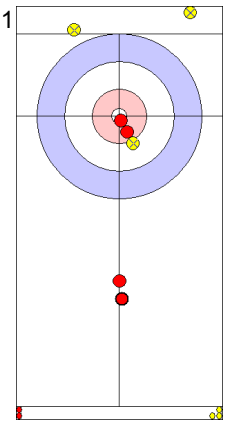
USA: DROPKIN K
Guard Out 4

12
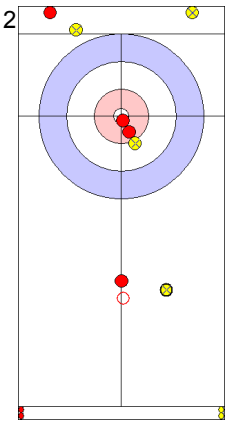
DEN: DUPONT O
Draw Out 0

13
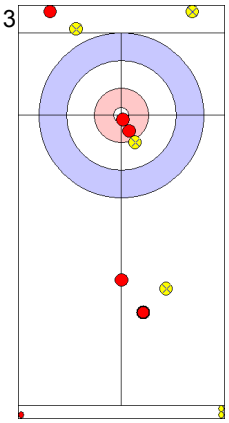
USA: DROPKIN K
Guard Out 4

14
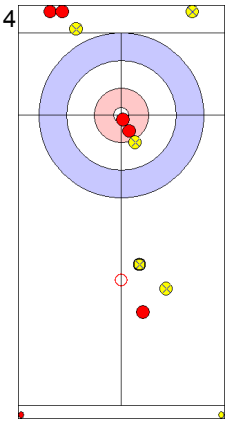
DEN: DUPONT O
Promotion Takeout Out 0

15
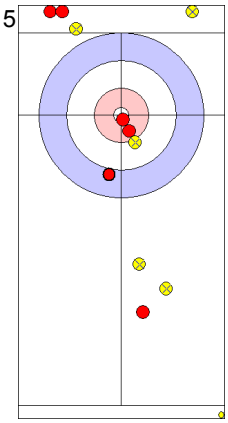
USA: ANDERSON S
Guard In 4

16
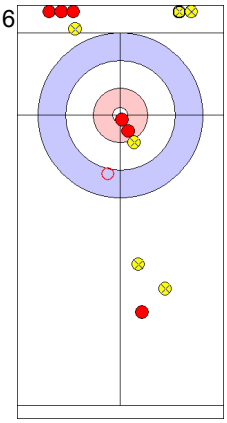
DEN: DUPONT D
Takeout In 0

Game - Shot by Shot

USA - United States	7 + 0	DEN - Denmark	3 + 2	End 6

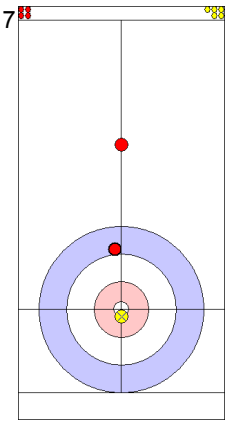

7
USA: ANDERSON S
Draw Out 3

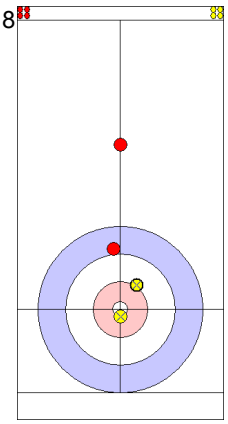

8
DEN: DUPONT D
Draw Out 3

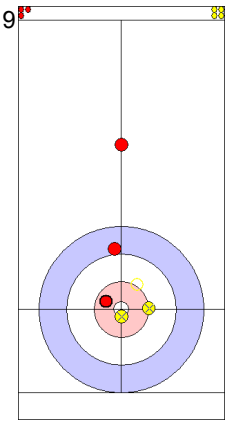

9
USA: DROPKIN K
Hit and Roll In 4

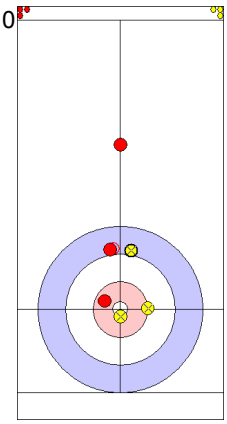

10
DEN: DUPONT O
Draw In 3

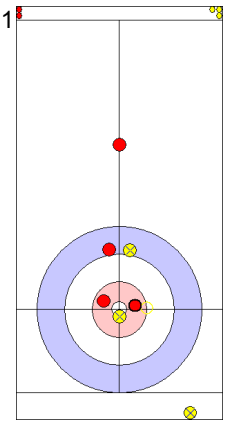

11
USA: DROPKIN K
Hit and Roll In 3

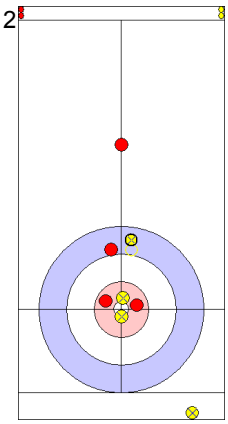

12
DEN: DUPONT O
Raise In 4

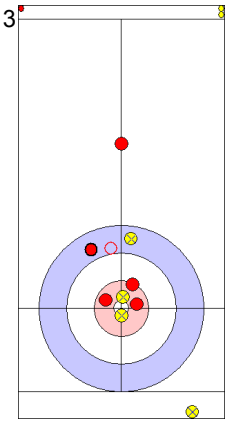

13
USA: DROPKIN K
Draw Out 3
Time-out

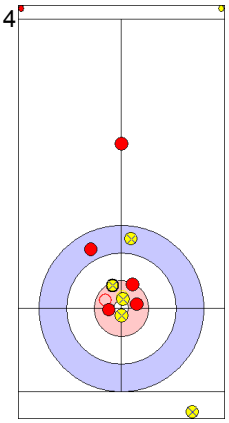

14
DEN: DUPONT O
Draw Out 4

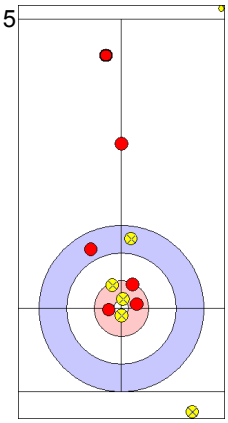

15
USA: ANDERSON S
Guard Out 4

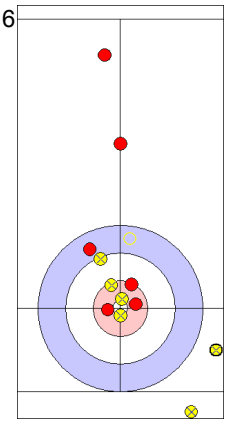

16
DEN: DUPONT D
Promotion Takeout In 0

Game - Shot by Shot

USA - United States	7 + 1	DEN - Denmark	5 + 0	End 7

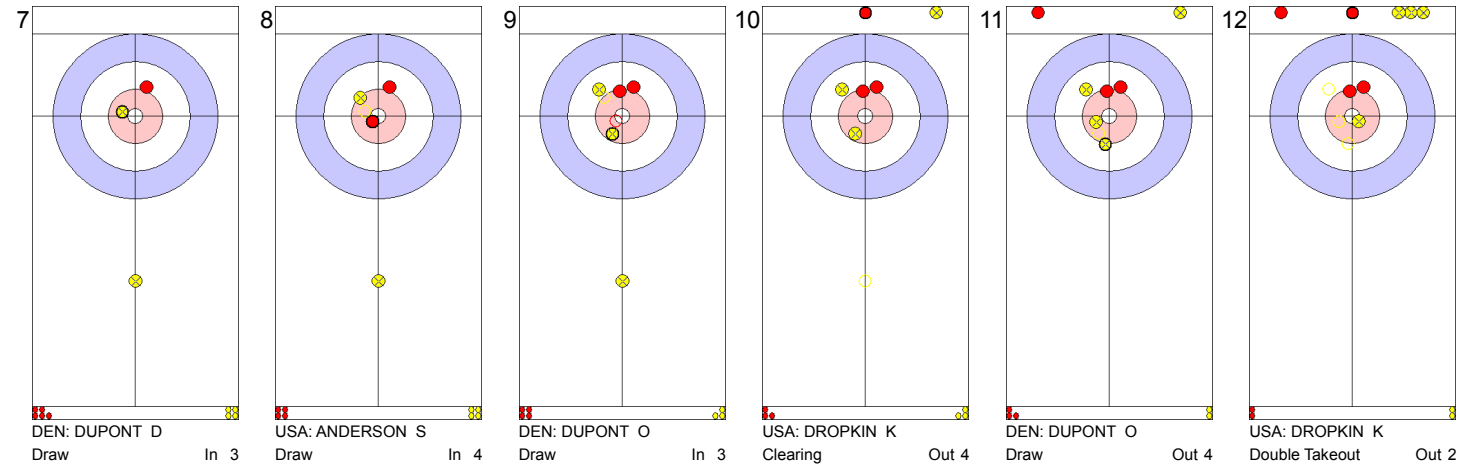

7	8	9	10	11	12
DEN: DUPONT D	USA: ANDERSON S	DEN: DUPONT O	USA: DROPKIN K	DEN: DUPONT O	USA: DROPKIN K
Draw In 3	Draw In 4	Draw In 3	Clearing Out 4	Draw Out 4	Double Takeout Out 2

13	14	15	16
DEN: DUPONT O	USA: DROPKIN K	DEN: DUPONT D	USA: ANDERSON S
Raise Out 4	Takeout Out 2	Freeze In 4	Double Takeout Out 4

Game - Shot by Shot

USA - United States	8 + X	DEN - Denmark	5 + X	End 8

7

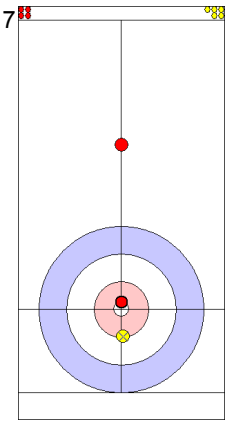

USA: ANDERSON S
Draw Out 4

8

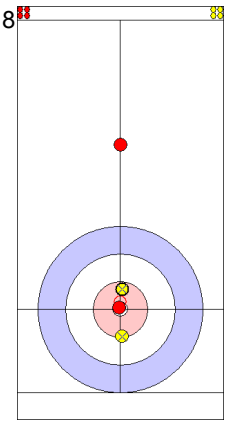

DEN: DUPONT D
Draw In 4

9

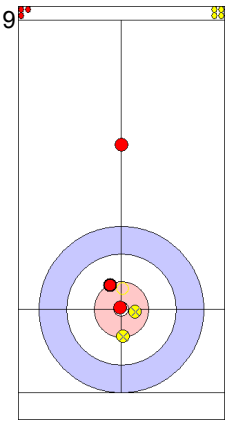

USA: DROPKIN K
Draw Out 3

10

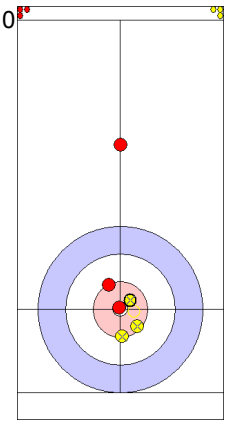

DEN: DUPONT O
Draw In 4
Time-out

11

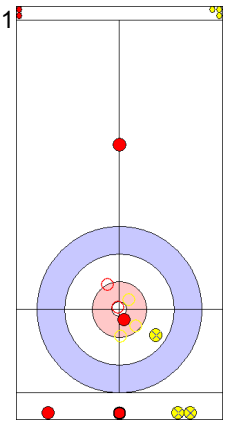

USA: DROPKIN K
Takeout Out 4

12

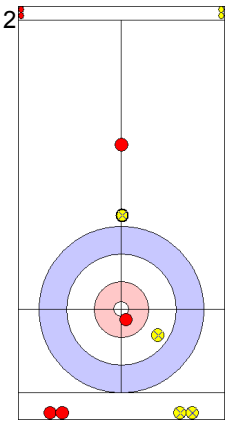

DEN: DUPONT O
Draw In 0

13

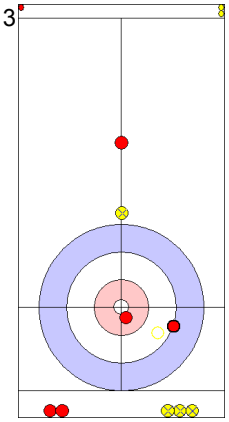

USA: DROPKIN K
Takeout In 4

Game Results

Sheet	Game	Team	LSFE	1	2	3	4	5	6	7	8	Extra Ends						Total
C	8	SVK - Slovakia		0	0	0	0	0	0	X	X							0
	8	SUI - Switzerland	*	1	1	1	1	3	4	X	X							11

SVK - Slovakia		Game	All
F	SYKOROVA Silvia	47 %	59 %
M	SYKORA Marek	45 %	58 %
	Team Total	47 %	58 %

Last Stone Draw: 36.1cm
36.1cm ↻ SYKORA M
0.0cm ↺ SYKOROVA S

Time remaining: 7 minutes 2 seconds

SUI - Switzerland		Game	All
F	HOWALD Carole	80 %	56 %
M	PFISTER Marc	72 %	70 %
	Team Total	76 %	65 %

Last Stone Draw: 16.9cm
12.0cm ↻ PFISTER M
4.9cm ↺ HOWALD C

Time remaining: 8 minutes 15 seconds

Detailed Game Statistics:

SVK - Slovakia		Draws		Takeouts		Total	
F	SYKOROVA Silvia	13	50 %	6	42 %	19	47 %
M	SYKORA Marek	9	50 %	1	0 %	10	45 %
	Team Total	22	50 %	7	36 %	29	47 %

SUI - Switzerland		Draws		Takeouts		Total	
F	HOWALD Carole	10	88 %	4	63 %	14	80 %
M	PFISTER Marc	13	65 %	3	100 %	16	72 %
	Team Total	23	75 %	7	79 %	30	76 %

LEGEND
F Female
X Unplayed/unfinished end due to concession
LSFE (*) Last stone first end
M Male

Game - Shot by Shot

SVK - Slovakia	0 + 0	SUI - Switzerland	0 + 1	End 1

7

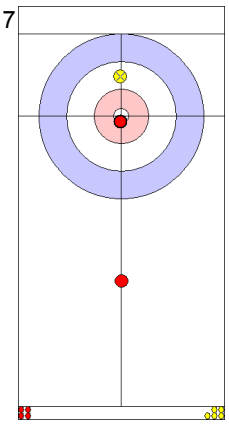

SVK: SYKORA M
Raise In 4

8

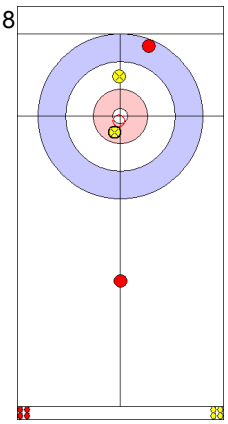

SUI: HOWALD C
Raise In 4

9

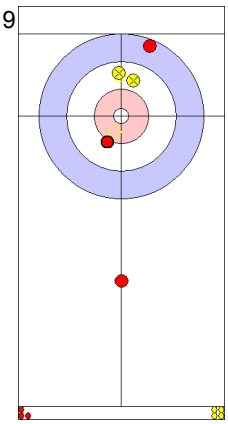

SVK: SYKOROVA S
Draw In 4

10

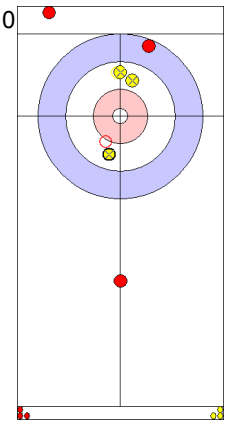

SUI: PFISTER M
Takeout In 4

11

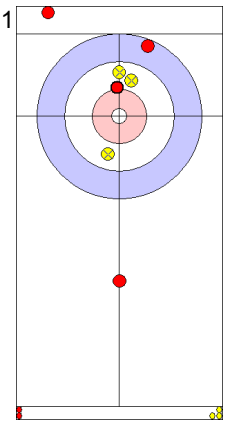

SVK: SYKOROVA S
Draw Out 4

12

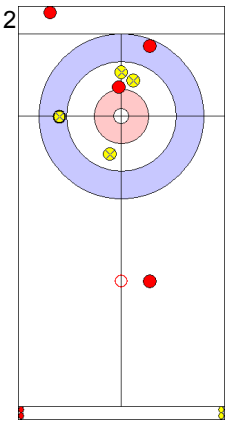

SUI: PFISTER M
Raise In 0

13

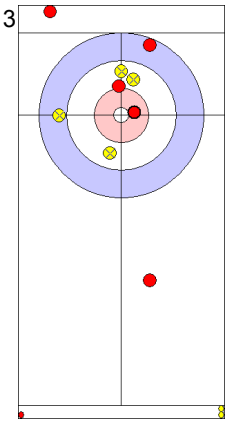

SVK: SYKOROVA S
Draw In 4

14

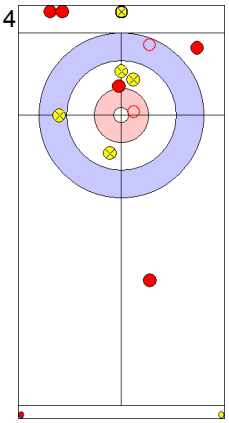

SUI: PFISTER M
Clearing In 4

15

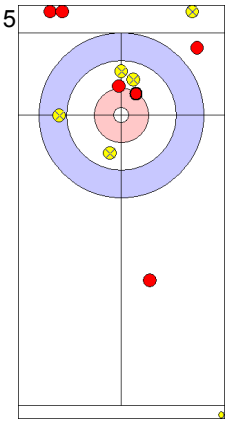

SVK: SYKORA M
Draw In 4

16

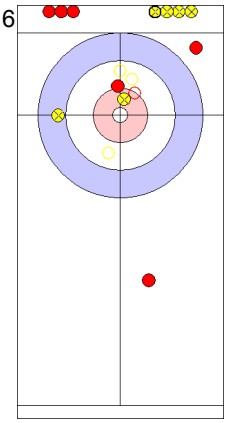

SUI: HOWALD C
Promotion Takeout In 4

Game - Shot by Shot

SVK - Slovakia	0 + 0	SUI - Switzerland	1 + 1	End 2

7

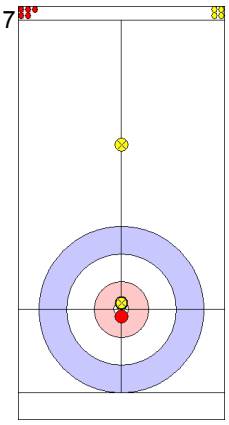

SUI: HOWALD C
Draw Out 4

8

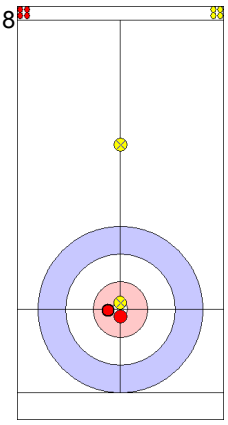

SVK: SYKORA M
Draw Out 4

9

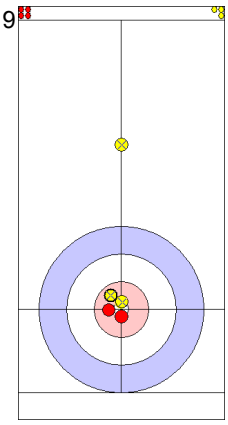

SUI: PFISTER M
Draw Out 4

10

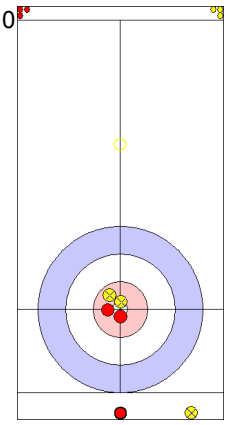

SVK: SYKOROVA S
Takeout Out 0

11

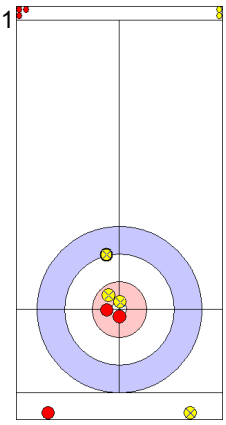

SUI: PFISTER M
Guard Out 1

12

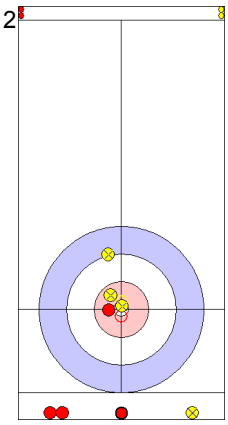

SVK: SYKOROVA S
Takeout In 4

13

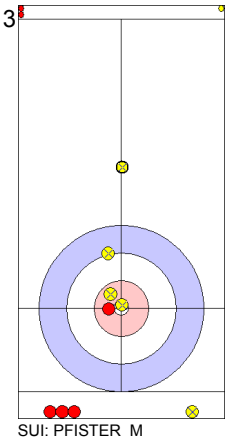

SUI: PFISTER M
Guard In 4

14

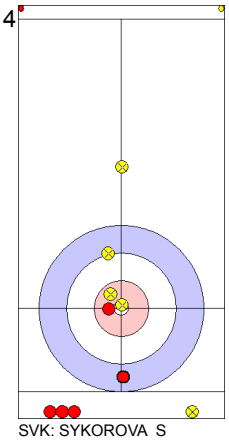

SVK: SYKOROVA S
Draw In 2

15

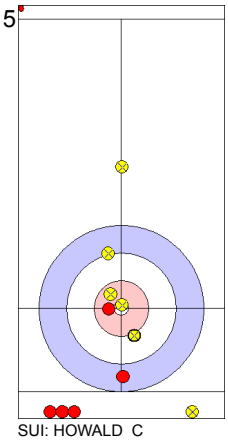

SUI: HOWALD C
Draw In 2

16

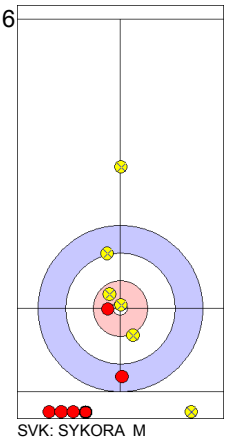

SVK: SYKORA M
through Out X

Game - Shot by Shot

SVK - Slovakia	0 + 0	SUI - Switzerland	2 + 1	End 3

7

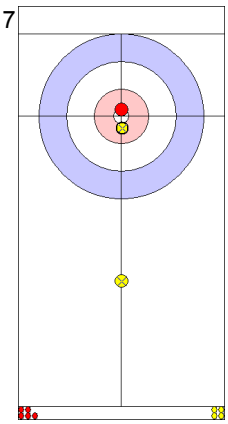

SUI: HOWALD C
Draw In 3

8

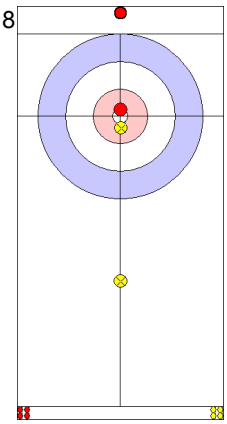

SVK: SYKORA M
Draw In 0

9

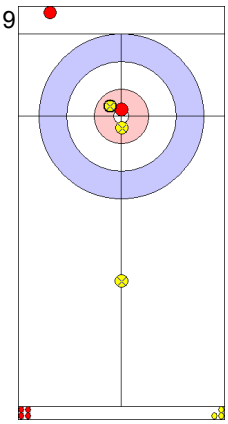

SUI: PFISTER M
Draw In 2

10

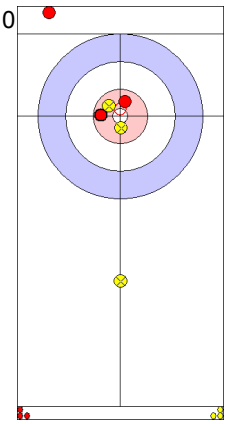

SVK: SYKOROVA S
Draw In 2

11

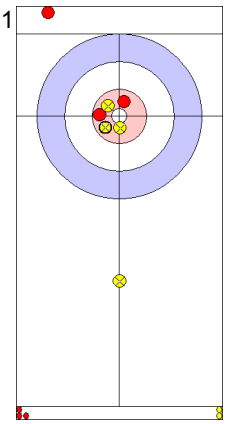

SUI: PFISTER M
Draw In 2

12

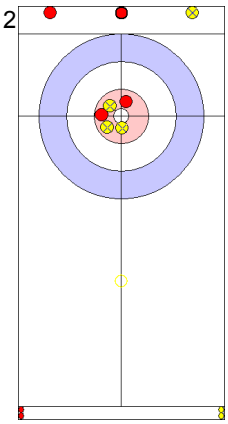

SVK: SYKOROVA S
Takeout In 0

13

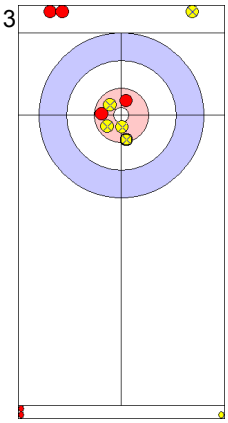

SUI: PFISTER M
Draw Out 3

14

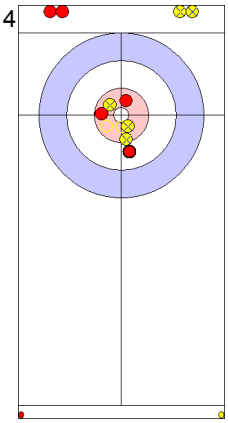

SVK: SYKOROVA S
Takeout Out 2

15

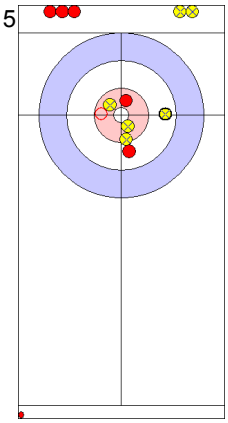

SUI: HOWALD C
Hit and Roll In 2

16

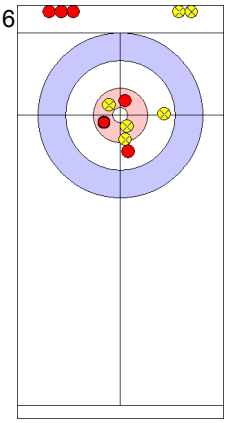

SVK: SYKORA M
Draw In 0

Game - Shot by Shot

SVK - Slovakia	0 + 0	SUI - Switzerland	3 + 1	End 4

7

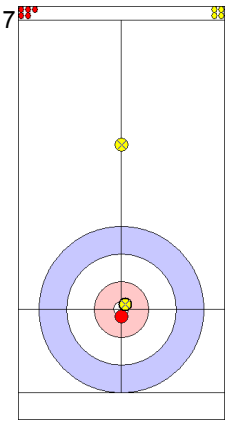

SUI: HOWALD C
Draw Out 4

8

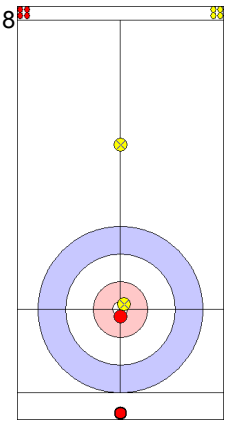

SVK: SYKORA M
Draw Out 0

9

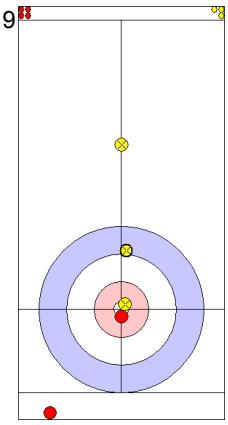

SUI: PFISTER M
Draw In 2

10

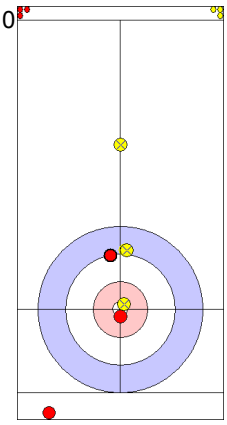

SVK: SYKOROVA S
Draw Out 2

11

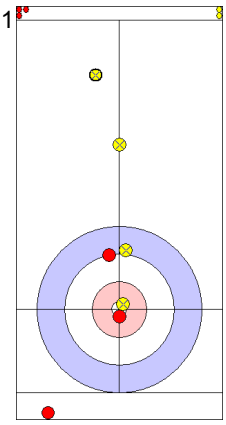

SUI: PFISTER M
Guard Out 3

12

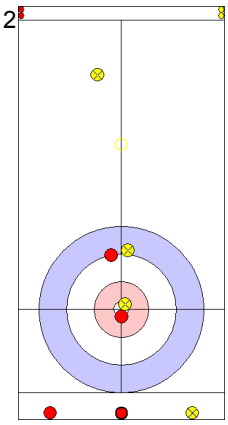

SVK: SYKOROVA S
Clearing In 4

13

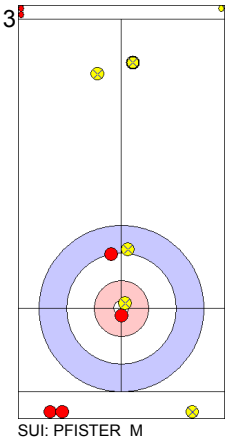

SUI: PFISTER M
Guard In 2

14

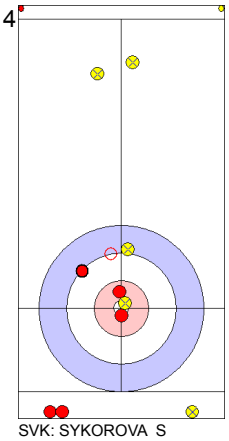

SVK: SYKOROVA S
Raise In 2

15

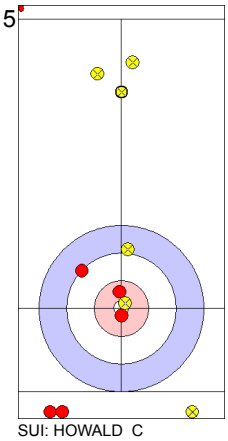

SUI: HOWALD C
Guard Out 4

16

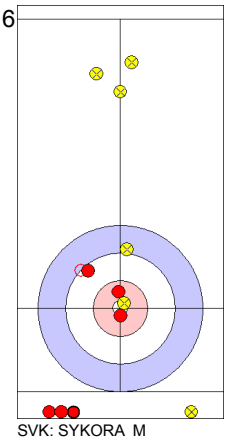

SVK: SYKORA M
Promotion Takeout Out 0

Game - Shot by Shot

SVK - Slovakia	0 + 0	SUI - Switzerland	4 + 3	End 5

7

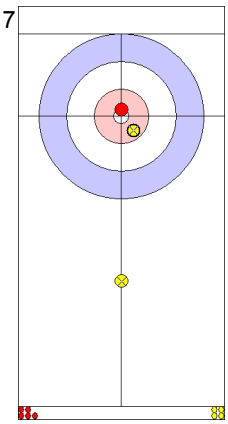

SUI: HOWALD C
Draw In 3

8

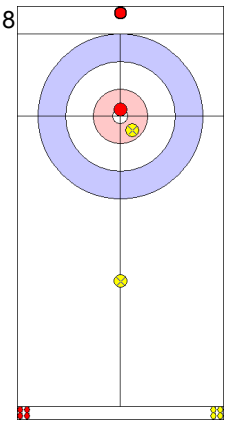

SVK: SYKOROVA S
Draw In 0

9

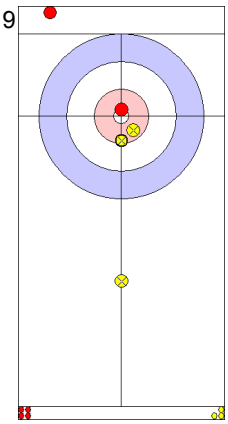

SUI: PFISTER M
Draw In 3

10

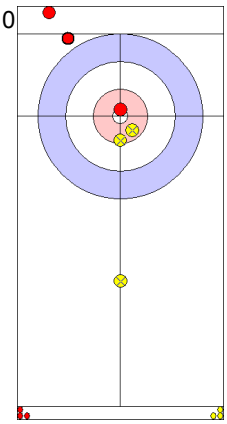

SVK: SYKORA M
Draw In 0

11

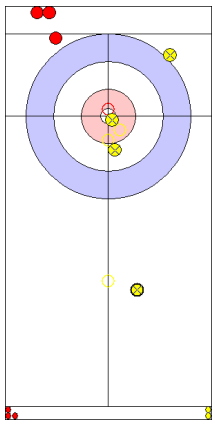

SUI: PFISTER M
Promotion Takeout Out 4

12

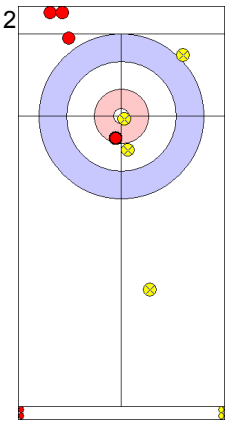

SVK: SYKORA M
Draw In 2

13

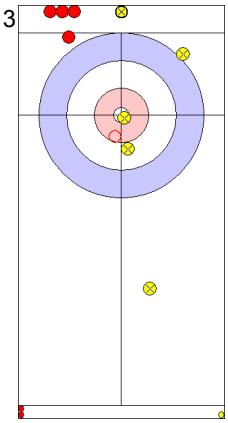

SUI: HOWALD C
Takeout In 2

14

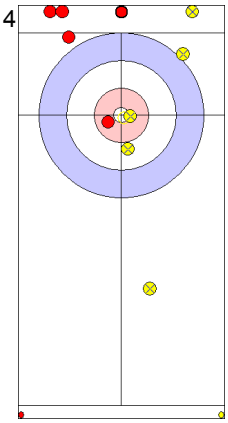

SVK: SYKOROVA S
Draw In 2

15

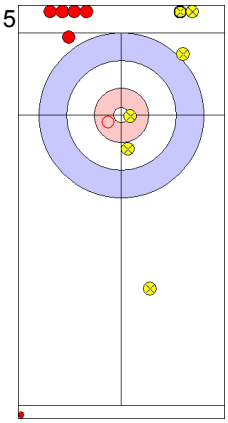

SUI: HOWALD C
Takeout In 2

16

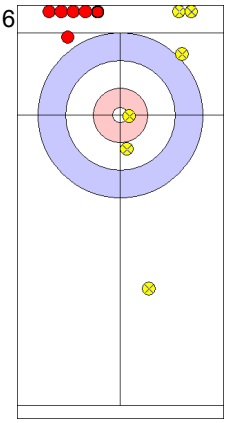

SVK: SYKOROVA S
Draw In 0

Game - Shot by Shot

SVK - Slovakia	0 + 0	SUI - Switzerland	7 + 4	End 6

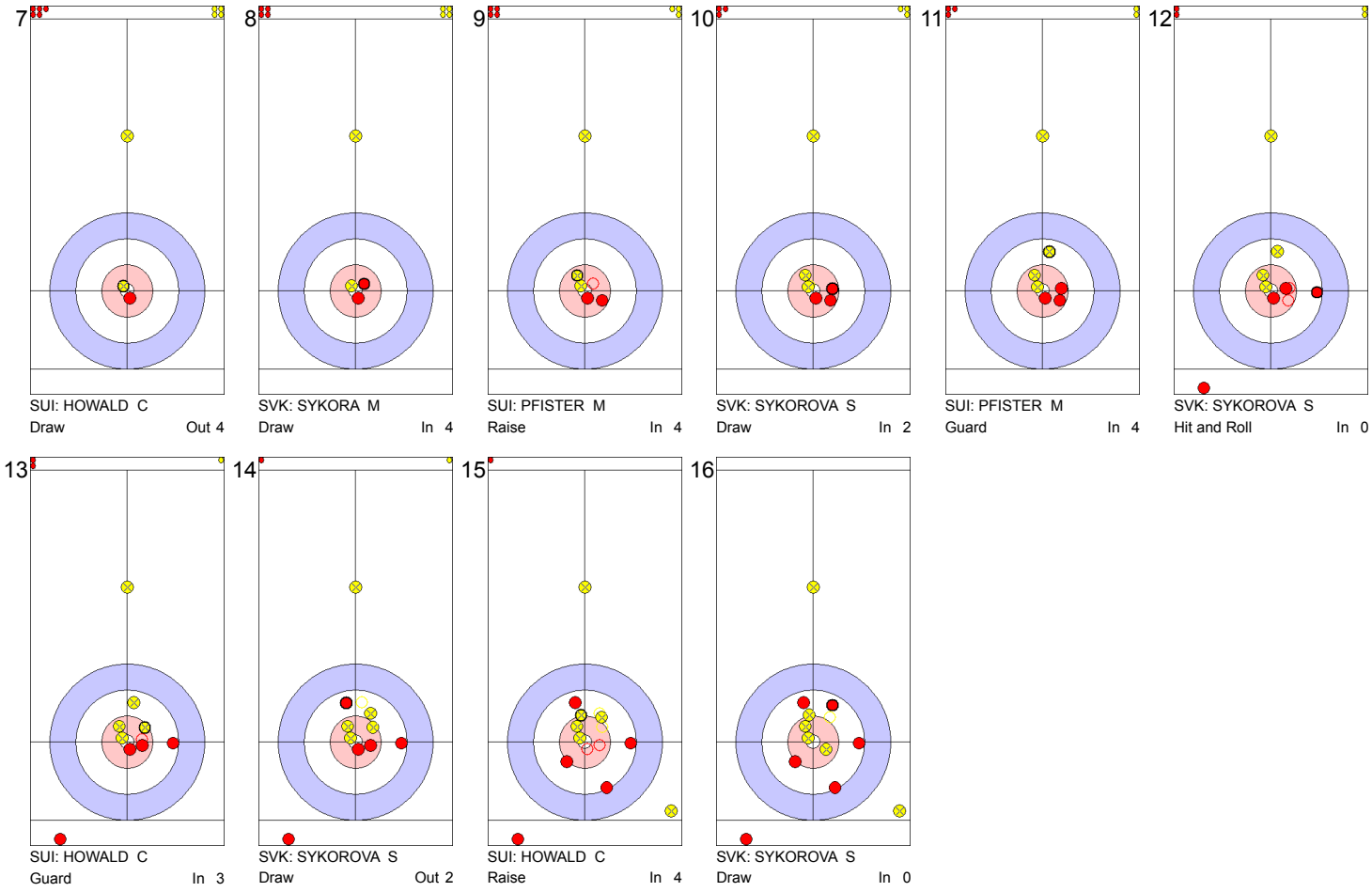

Game Results

Sheet	Game	Team	LSFE	1	2	3	4	5	6	7	8	Extra Ends						Total
D	8	AUS - Australia		0	0	0	0	1	2	1	X							4
	8	CZE - Czech Republic	*	2	2	1	1	0	0	0	X							6

AUS - Australia		Game	All
F	FORGE Kim	46 %	46 %
M	JOHNS Steve	50 %	57 %
	Team Total	48 %	52 %

Last Stone Draw: 335.0cm 149.6cm ↻ JOHNS S
185.4cm ↺ FORGE K

Time remaining: 0 minutes 56 seconds

Time-out: end 8 - AUS stone 8

CZE - Czech Republic		Game	All
F	JELINKOVA Jana	59 %	61 %
M	MIHOLA Ondrej	70 %	69 %
	Team Total	66 %	66 %

Last Stone Draw: 259.9cm 185.4cm ↻ MIHOLA O
74.5cm ↺ JELINKOVA J

Time remaining: 1 minute 19 seconds

Detailed Game Statistics:

AUS - Australia		Draws		Takeouts		Total	
F	FORGE Kim	13	38 %	6	63 %	19	46 %
M	JOHNS Steve	19	53 %	2	25 %	21	50 %
	Team Total	32	47 %	8	53 %	40	48 %

CZE - Czech Republic		Draws		Takeouts		Total	
F	JELINKOVA Jana	14	59 %	0	- %	14	59 %
M	MIHOLA Ondrej	20	68 %	4	81 %	24	70 %
	Team Total	34	64 %	4	81 %	38	66 %

LEGEND
F Female **LSFE** (*) Last stone first end **M** Male

Game - Shot by Shot

AUS - Australia	0 + 0	CZE - Czech Republic	0 + 2	End 1

7

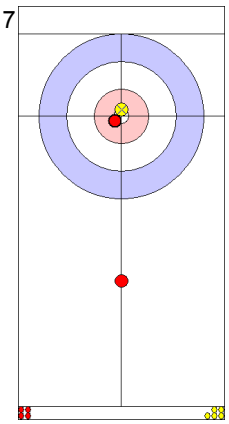

AUS: FORGE K
Draw Out 3

8

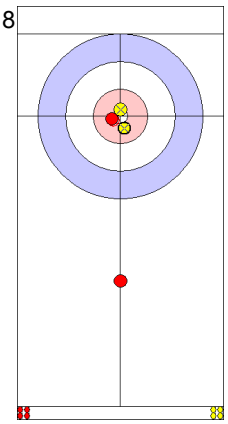

CZE: JELINKOVA J
Draw Out 3

9

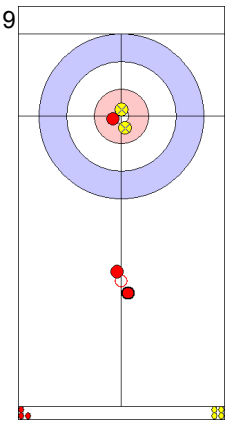

AUS: JOHNS S
Draw In 0

10

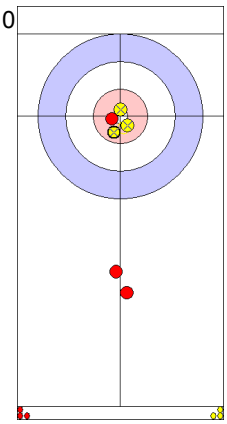

CZE: MIHOLA O
Draw In 4

11

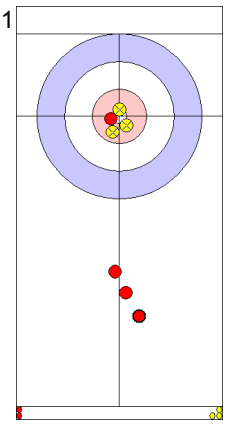

AUS: JOHNS S
Draw Out 0

12

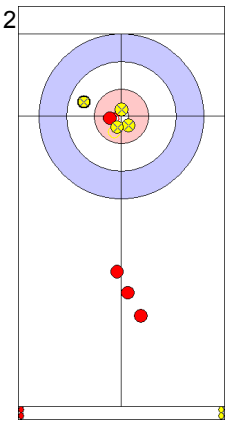

CZE: MIHOLA O
Draw In 2

13

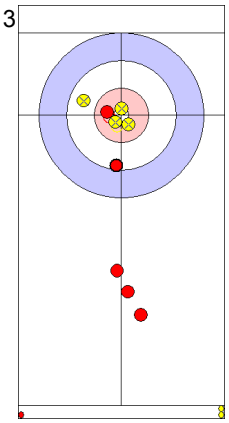

AUS: JOHNS S
Draw In 3

14

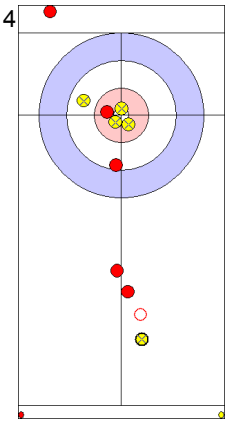

CZE: MIHOLA O
Takeout Out 4

15

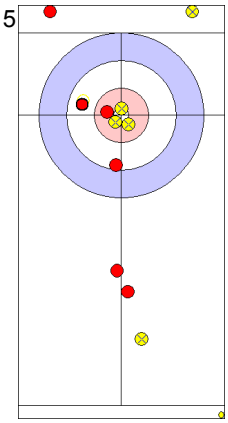

AUS: FORGE K
Hit and Roll In 3

16

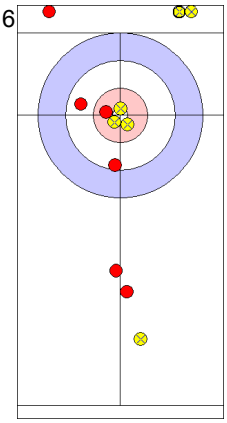

CZE: JELINKOVA J
Draw Out 0

Game - Shot by Shot

AUS - Australia	0 + 0	CZE - Czech Republic	2 + 2	End 2

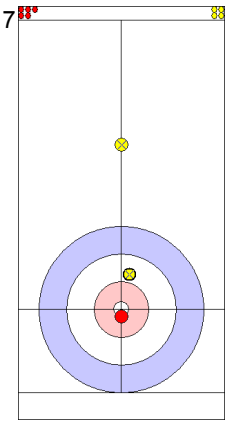

7
CZE: JELINKOVA J
Draw Out 3

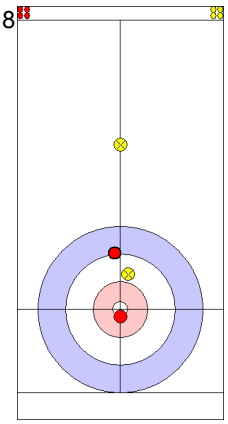

8
AUS: FORGE K
Draw Out 3

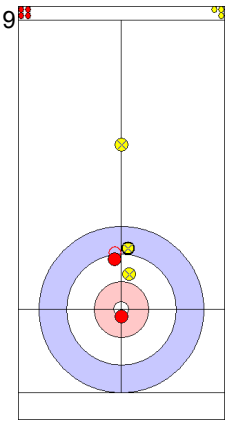

9
CZE: MIHOLA O
Draw In 2

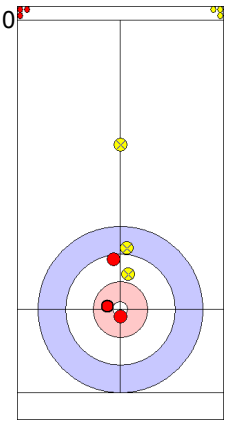

10
AUS: JOHNS S
Draw Out 3

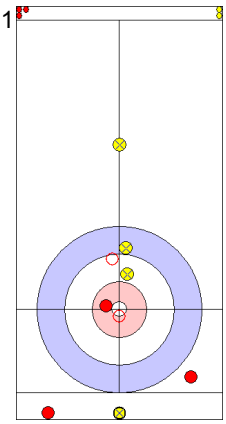

11
CZE: MIHOLA O
Takeout Out 2

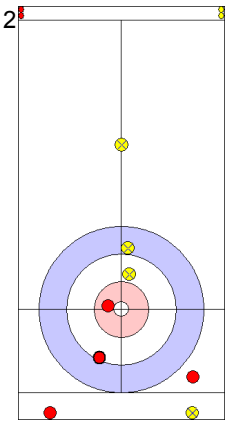

12
AUS: JOHNS S
Draw Out 2

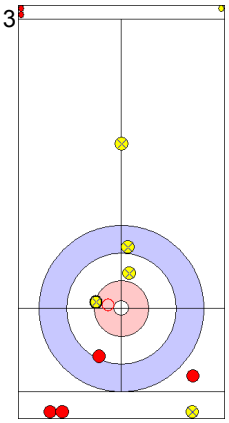

13
CZE: MIHOLA O
Hit and Roll Out 3

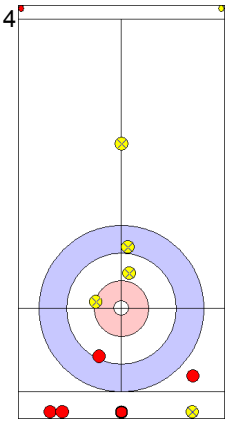

14
AUS: JOHNS S
Hit and Roll Out 0

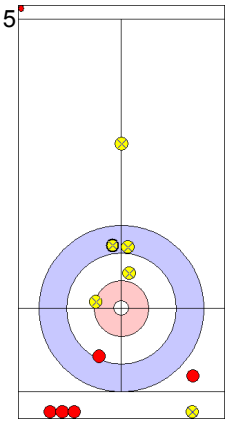

15
CZE: JELINKOVA J
Draw Out 4

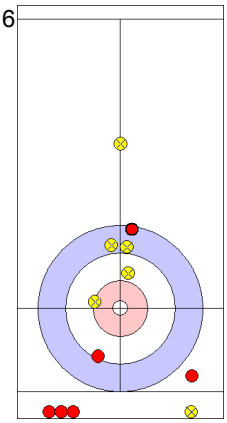

16
AUS: FORGE K
Draw In 0

Game - Shot by Shot

AUS - Australia	0 + 0	CZE - Czech Republic	4 + 1	End 3

7

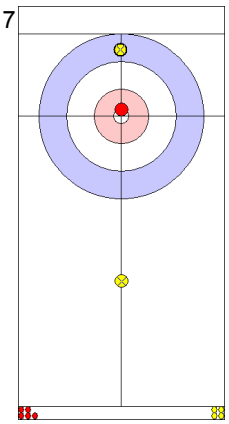

CZE: JELINKOVA J
Draw Out 2

8

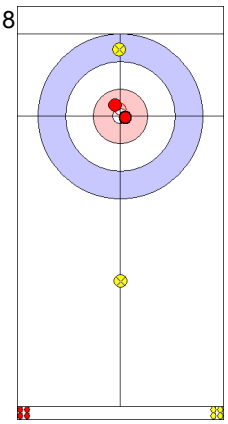

AUS: FORGE K
Draw Out 3

9

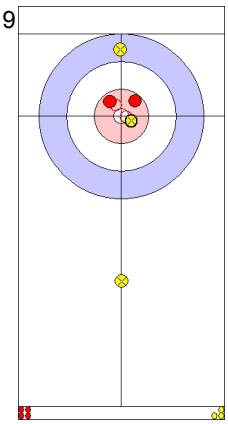

CZE: MIHOLA O
Draw Out 3

10

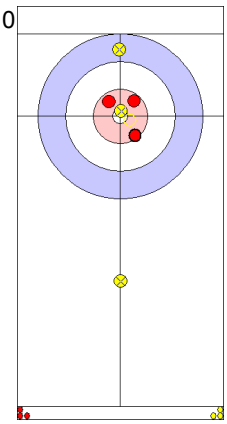

AUS: JOHNS S
Draw Out 3

11

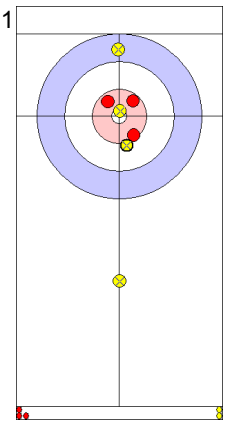

CZE: MIHOLA O
Draw In 3

12

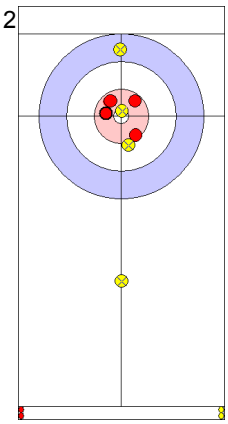

AUS: JOHNS S
Draw In 2

13

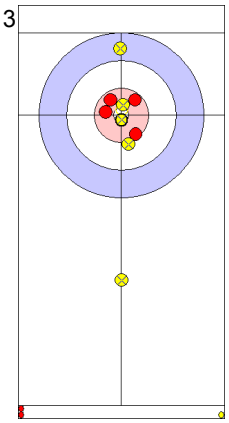

CZE: MIHOLA O
Draw In 4

14

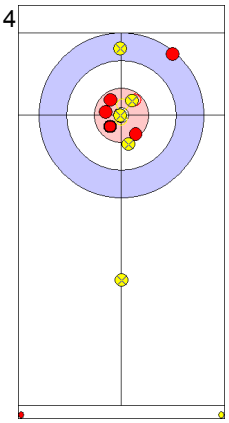

AUS: JOHNS S
Draw In 2

15

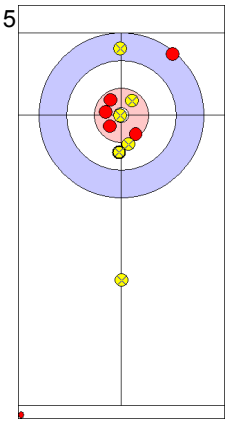

CZE: JELINKOVA J
Draw In 4

16

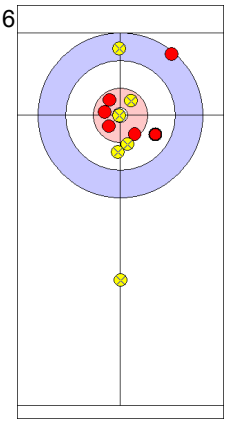

AUS: FORGE K
Promotion Takeout Out 0

Game - Shot by Shot

AUS - Australia	0 + 0	CZE - Czech Republic	5 + 1	End 4

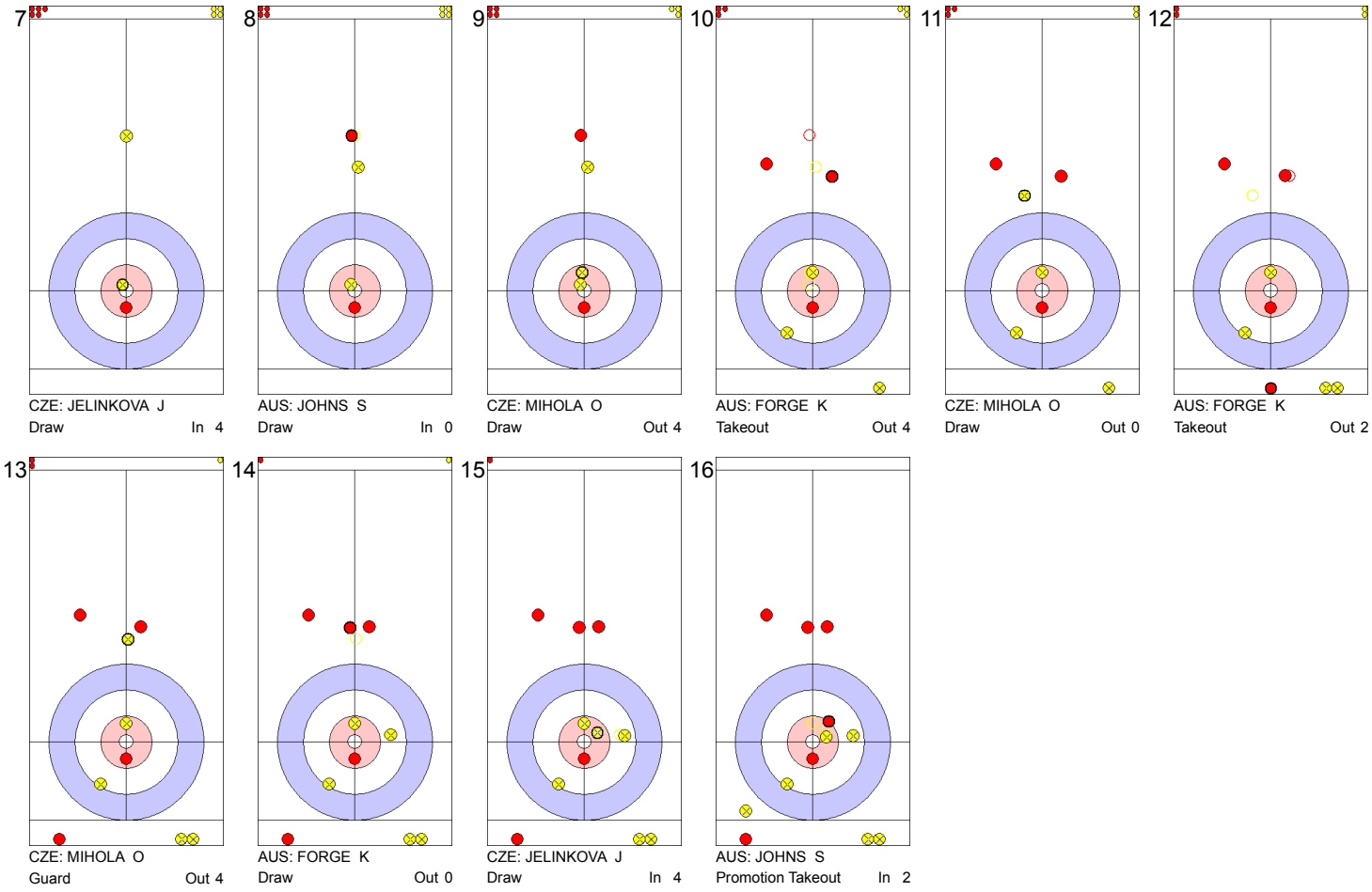

7
CZE: JELINKOVA J
Draw In 4

8
AUS: JOHNS S
Draw In 0

9
CZE: MIHOLA O
Draw Out 4

10
AUS: FORGE K
Takeout Out 4

11
CZE: MIHOLA O
Draw Out 0

12
AUS: FORGE K
Takeout Out 2

13
CZE: MIHOLA O
Guard Out 4

14
AUS: FORGE K
Draw Out 0

15
CZE: JELINKOVA J
Draw In 4

16
AUS: JOHNS S
Promotion Takeout In 2

Game - Shot by Shot

AUS - Australia	0 + 1	CZE - Czech Republic	6 + 0	End 5

7

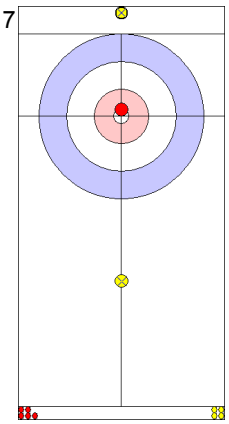

CZE: JELINKOVA J
Draw Out 0

8

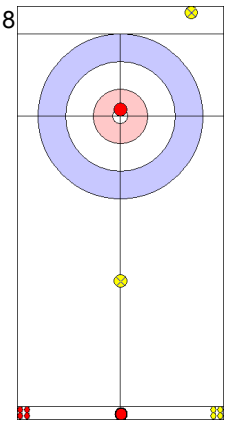

AUS: JOHNS S
Draw Out 0

9

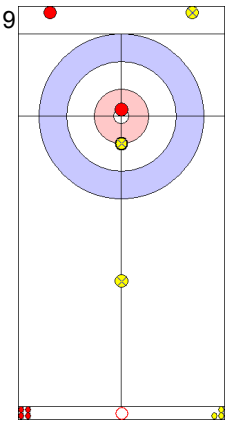

CZE: MIHOLA O
Draw Out 4

10

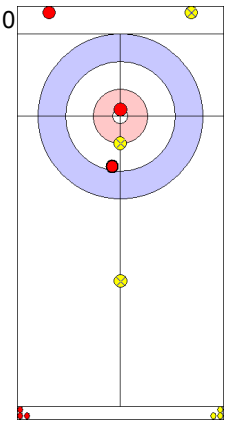

AUS: FORGE K
Draw Out 3

11

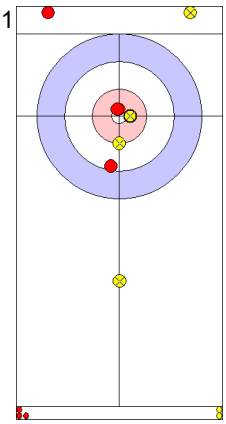

CZE: MIHOLA O
Draw Out 3

12

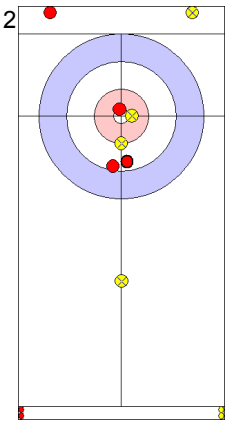

AUS: FORGE K
Draw Out 3

13

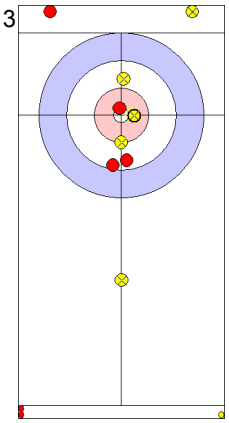

CZE: MIHOLA O
Draw Out 3

14

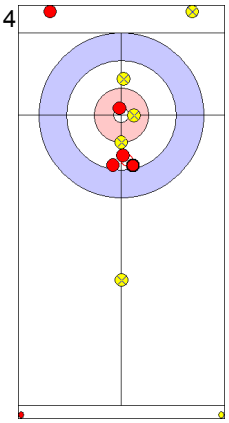

AUS: FORGE K
Draw Out 2

15

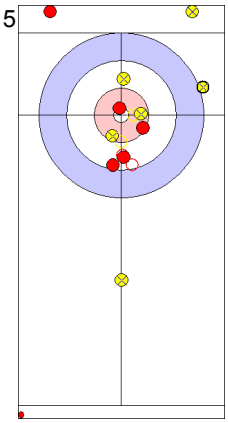

CZE: JELINKOVA J
Raise Out 2

16

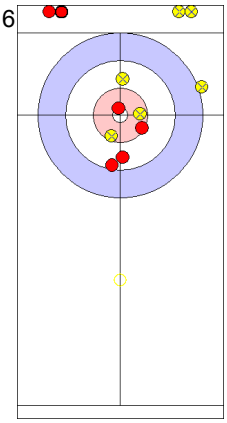

AUS: FORGE K
Takeout Out 2

Game - Shot by Shot

AUS - Australia	1 + 2	CZE - Czech Republic	6 + 0	End 6

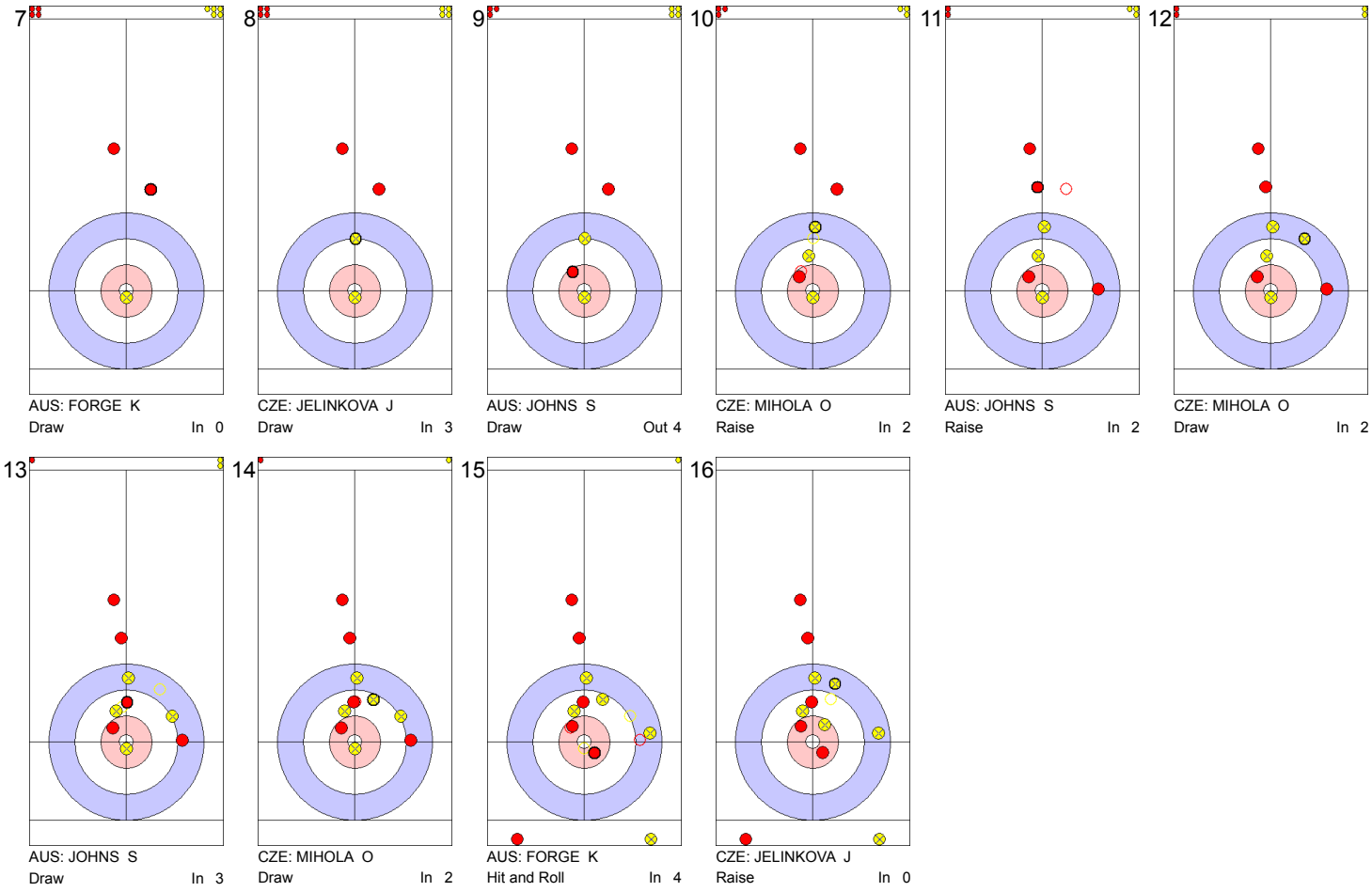

Game - Shot by Shot

AUS - Australia	3 + 1	CZE - Czech Republic	6 + 0	End 7

7

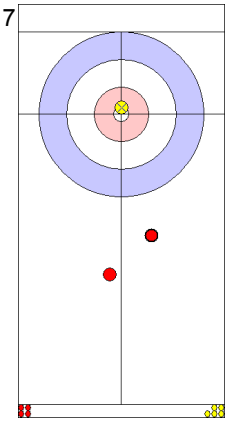

AUS: FORGE K
Draw Out 0

8

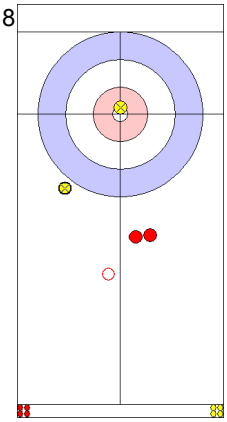

CZE: JELINKOVA J
Draw In 0

9

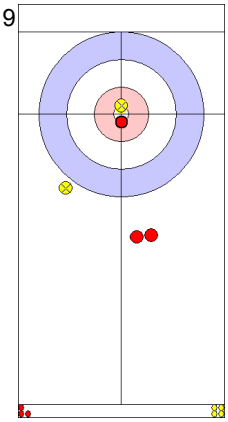

AUS: JOHNS S
Draw In 3

10

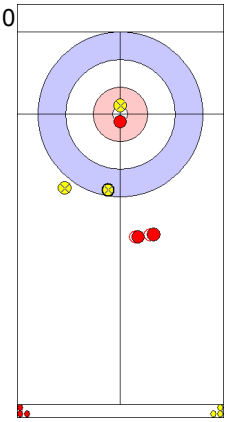

CZE: MIHOLA O
Draw In 0

11

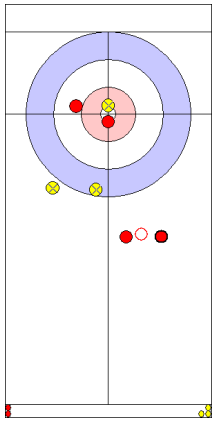

AUS: JOHNS S
Raise Out 3

12

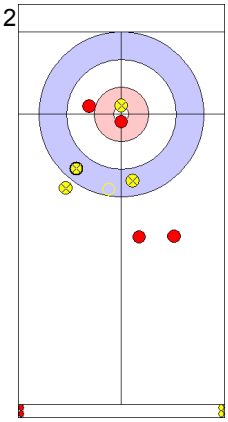

CZE: MIHOLA O
Draw In 2

13

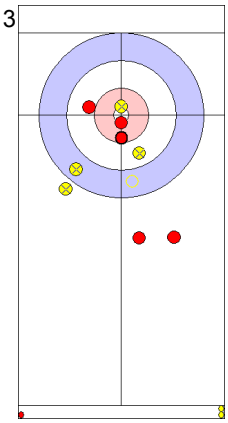

AUS: JOHNS S
Draw In 3

14

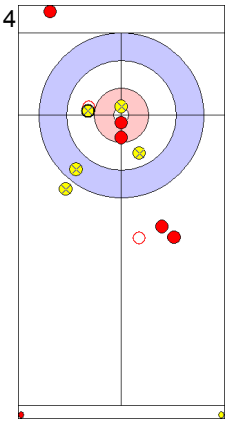

CZE: MIHOLA O
Takeout In 4

15

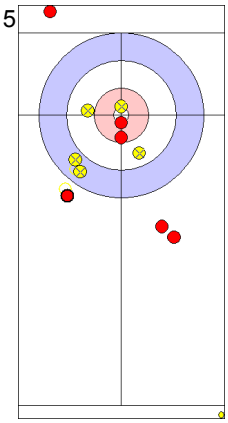

AUS: FORGE K
Draw In 0

16

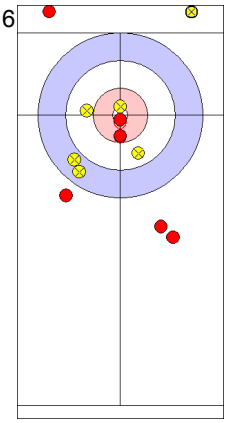

CZE: JELINKOVA J
through Out 0

Game - Shot by Shot

AUS - Australia	4 + X	CZE - Czech Republic	6 + X	End 8

7

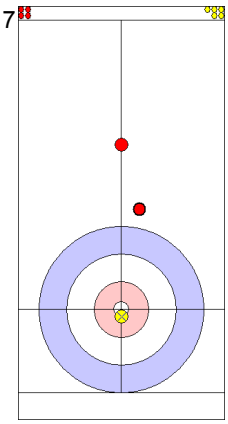

AUS: FORGE K
Draw In 0

8

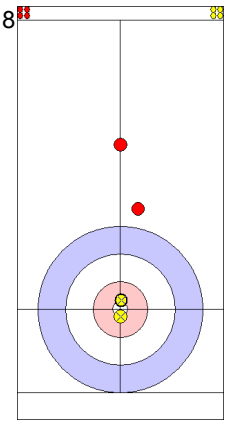

CZE: JELINKOVA J
Draw Out 4

9

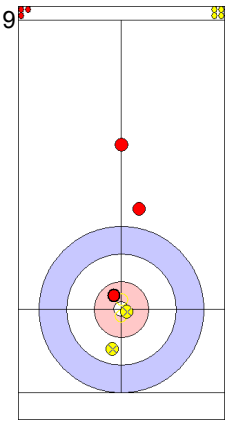

AUS: JOHNS S
Draw Out 3

10

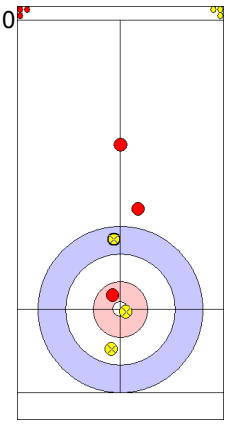

CZE: MIHOLA O
Draw Out 2

11

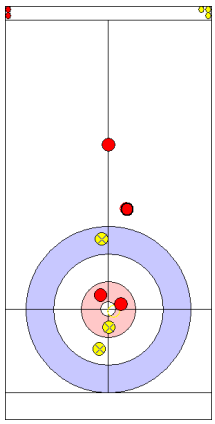

AUS: JOHNS S
Raise In 4

12

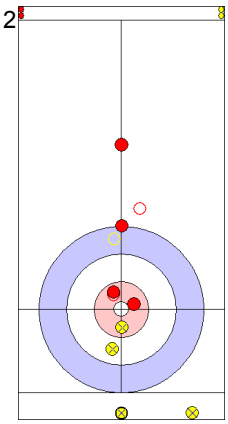

CZE: MIHOLA O
Guard In 4

13

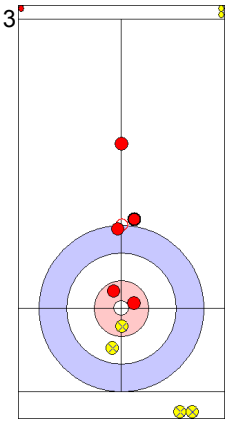

AUS: JOHNS S
Draw In 0

14

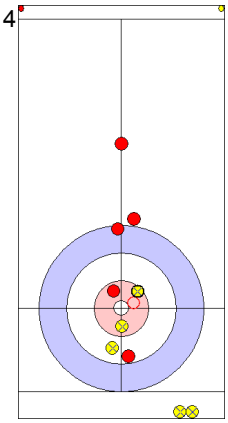

CZE: MIHOLA O
Draw In 4

15

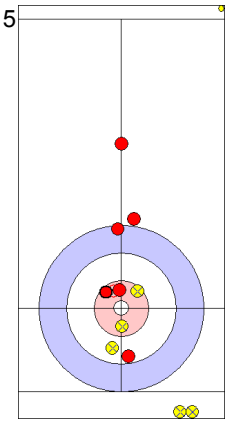

AUS: FORGE K
Draw Out 3
Time-out

Game Results

Sheet	Game	Team	LSFE	1	2	3	4	5	6	7	8	Extra Ends						Total
E	8	FRA - France		0	4	0	0	1	0	2	0							7
	8	JPN - Japan	*	3	0	2	1	0	3	0	1							10

FRA - France		Game	All
F	EMBERGER Catherine	53 %	47 %
M	MERCIER Thierry	63 %	52 %
	Team Total	58 %	49 %

Last Stone Draw: 205.6cm 20.2cm ↻ EMBERGER C
185.4cm ↺ MERCIER T

Time remaining: 0 minutes 26 seconds

JPN - Japan		Game	All
F	TOMABECHI Michiko	69 %	62 %
M	TOMABECHI Kenji	76 %	66 %
	Team Total	72 %	64 %

Last Stone Draw: 84.9cm 0.0cm ↻ TOMABECHI M
84.9cm ↺ TOMABECHI K

Time remaining: 0 minutes 12 seconds

Time-out: end 8 - JPN stone 6

Detailed Game Statistics:

FRA - France		Draws		Takeouts		Total	
F	EMBERGER Catherine	13	56 %	7	46 %	20	53 %
M	MERCIER Thierry	13	65 %	7	57 %	20	63 %
	Team Total	26	61 %	14	52 %	40	58 %

JPN - Japan		Draws		Takeouts		Total	
F	TOMABECHI Michiko	18	67 %	3	83 %	21	69 %
M	TOMABECHI Kenji	15	85 %	3	33 %	18	76 %
	Team Total	33	75 %	6	58 %	39	72 %

LEGEND
F Female **LSFE** (*) Last stone first end **M** Male

Game - Shot by Shot

FRA - France	0 + 0	JPN - Japan	0 + 3	End 1

7

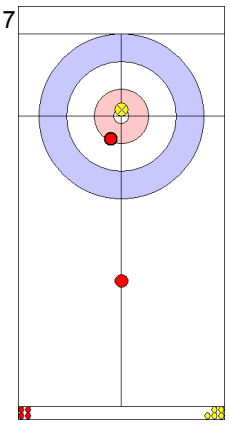

FRA: EMBERGER C
Draw In 4

8

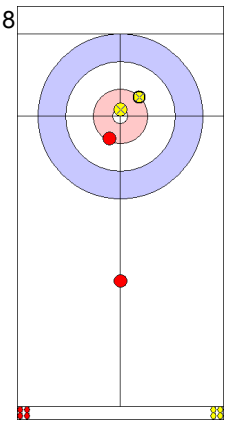

JPN: TOMABECHI M
Draw Out 3

9

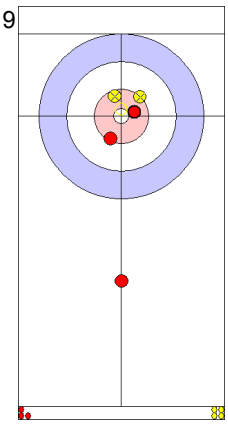

FRA: MERCIER T
Draw Out 4

10

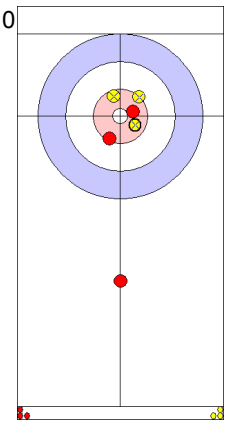

JPN: TOMABECHI K
Draw Out 4

11

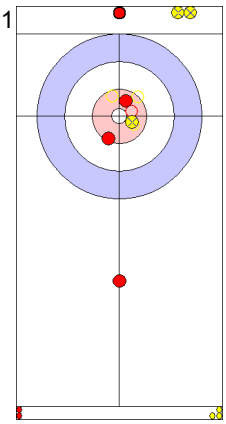

FRA: MERCIER T
Double Takeout Out 4

12

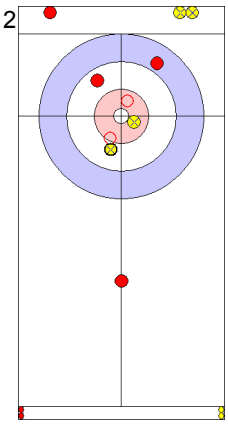

JPN: TOMABECHI K
Takeout In 0

13

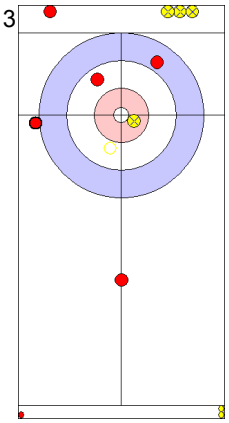

FRA: MERCIER T
Takeout In 4

14

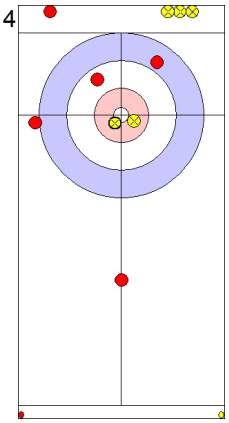

JPN: TOMABECHI K
Draw In 4

15

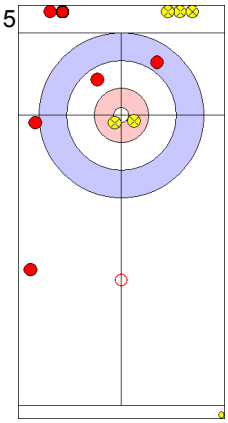

FRA: EMBERGER C
Takeout Out 0

16

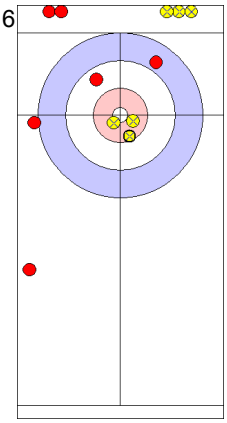

JPN: TOMABECHI M
Draw Out 4

Game - Shot by Shot

FRA - France	0 + 4	JPN - Japan	3 + 0	End 2

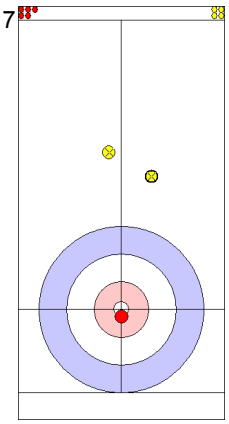

JPN: TOMABECHI M
Draw In 0

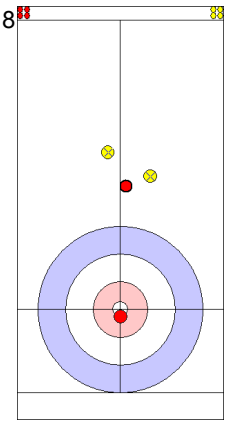

FRA: EMBERGER C
Guard In 4

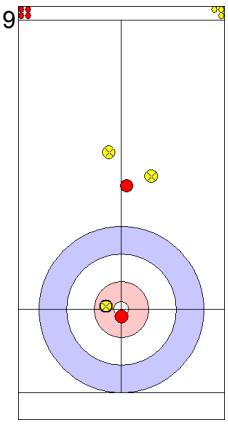

JPN: TOMABECHI K
Draw Out 4

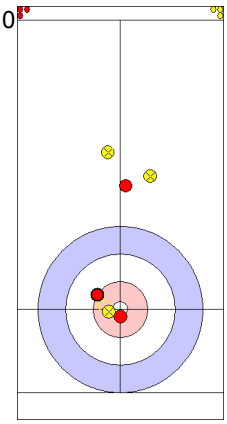

FRA: MERCIER T
Draw Out 4

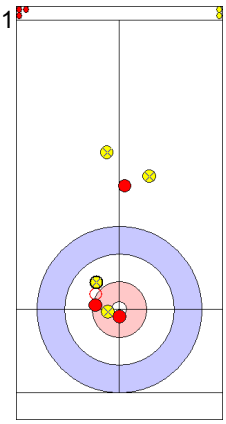

JPN: TOMABECHI K
Draw Out 4

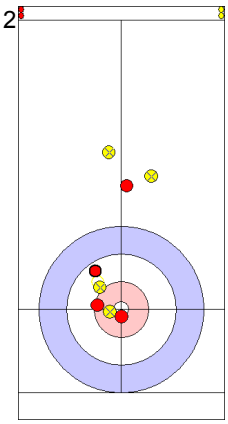

FRA: MERCIER T
Draw Out 2

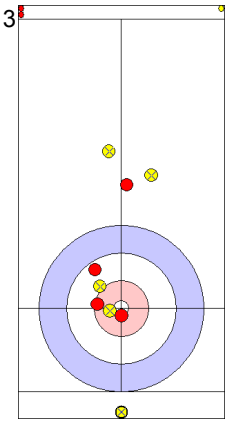

JPN: TOMABECHI K
Takeout Out 0

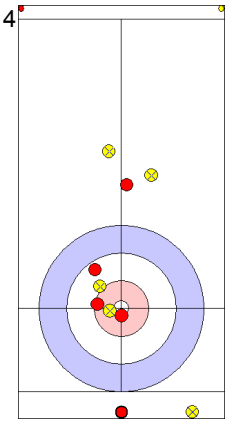

FRA: MERCIER T
Takeout Out 0

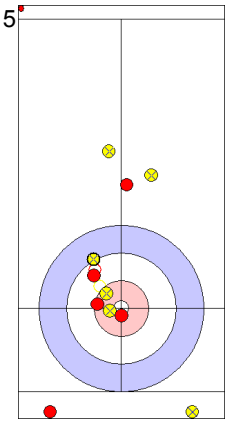

JPN: TOMABECHI M
Raise Out 3

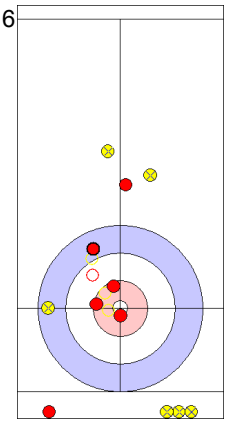

FRA: EMBERGER C
Double Takeout Out 4

Game - Shot by Shot

FRA - France	4 + 0	JPN - Japan	3 + 2	End 3

7

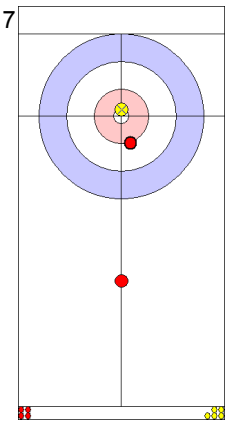

FRA: EMBERGER C
Draw Out 4

8

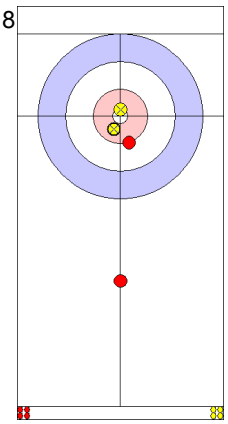

JPN: TOMABECHI M
Draw In 4

9

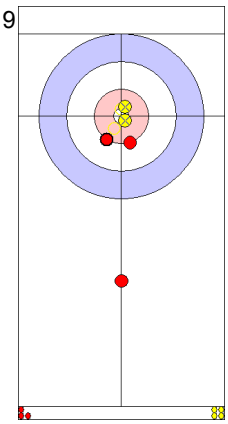

FRA: MERCIER T
Draw In 2

10

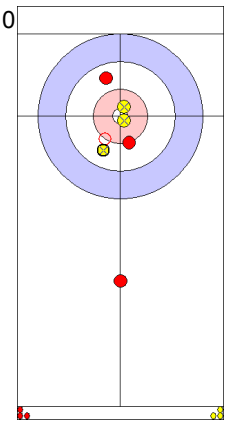

JPN: TOMABECHI K
Draw In 4

11

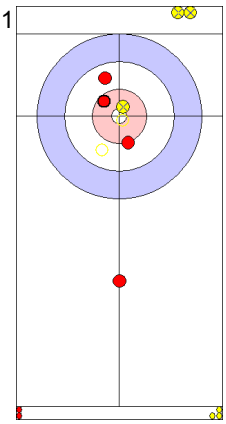

FRA: MERCIER T
Takeout In 4

12

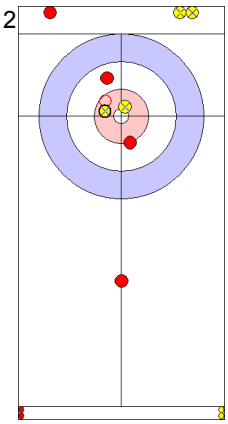

JPN: TOMABECHI K
Takeout In 4

13

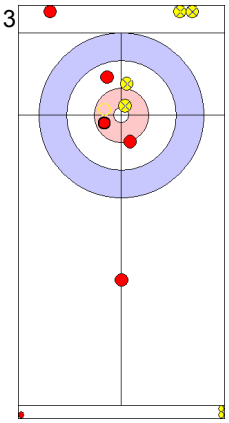

FRA: MERCIER T
Draw In 4

14

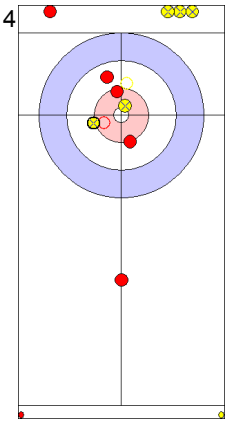

JPN: TOMABECHI K
Raise In 3

15

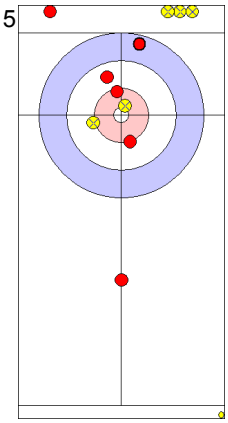

FRA: EMBERGER C
Draw Out 2

16

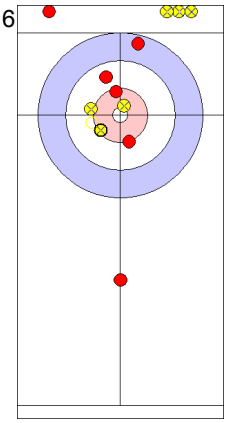

JPN: TOMABECHI M
Draw In 4

Game - Shot by Shot

FRA - France	4 + 0	JPN - Japan	5 + 1	End 4

7

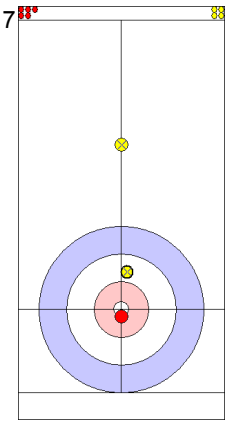

JPN: TOMABECHI K
Draw In 4

8

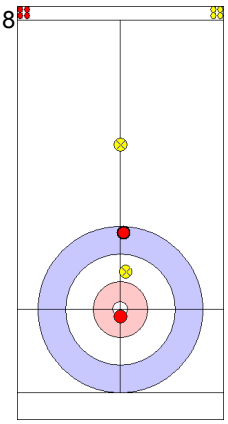

FRA: EMBERGER C
Draw Out 4

9

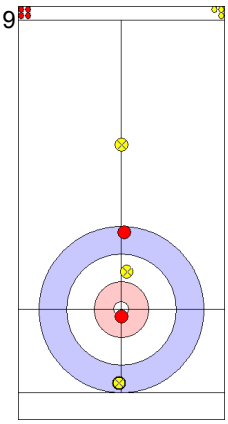

JPN: TOMABECHI M
Draw Out 3

10

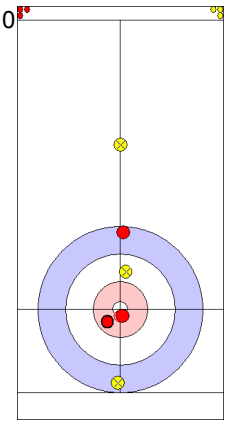

FRA: MERCIER T
Draw Out 3

11

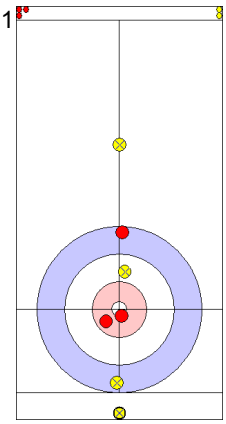

JPN: TOMABECHI M
Draw Out 0

12

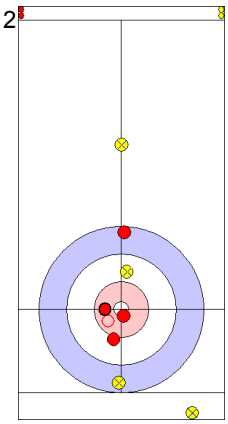

FRA: MERCIER T
Draw Out 4

13

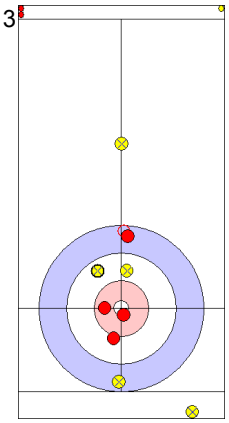

JPN: TOMABECHI M
Double Takeout Out 2

14

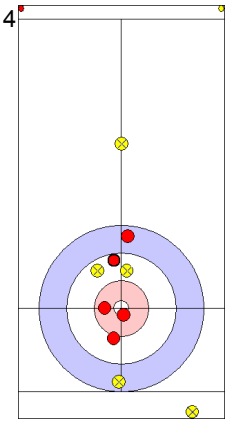

FRA: MERCIER T
Guard Out 3

15

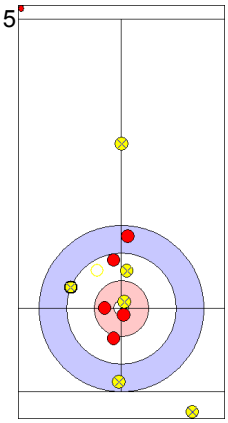

JPN: TOMABECHI K
Raise Out 4

16

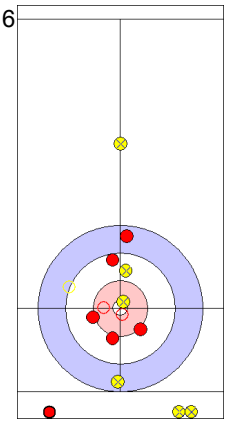

FRA: EMBERGER C
Hit and Roll Out 0

Game - Shot by Shot

FRA - France	4 + 1	JPN - Japan	6 + 0	End 5

7

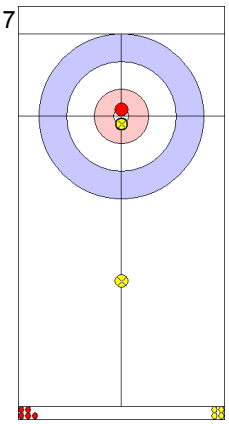

JPN: TOMABECHI K
Draw In 4

8

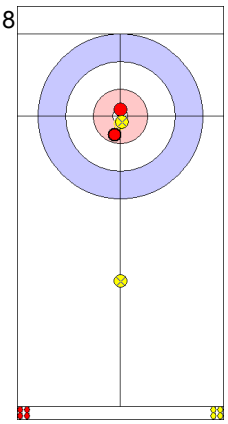

FRA: MERCIER T
Draw In 4

9

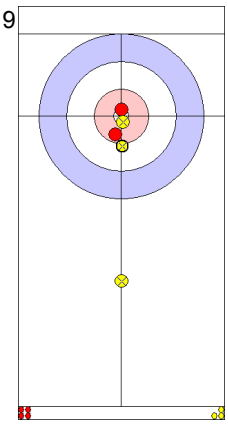

JPN: TOMABECHI M
Draw Out 4

10

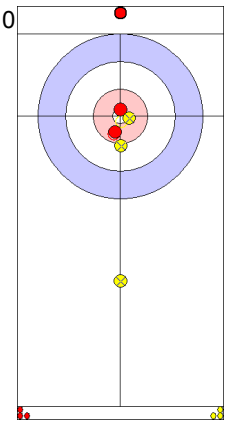

FRA: EMBERGER C
Draw In 0

11

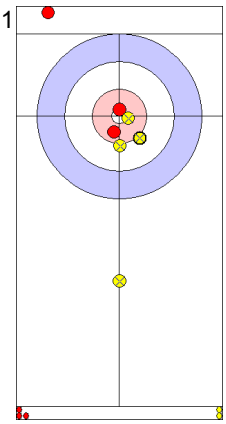

JPN: TOMABECHI M
Draw Out 4

12

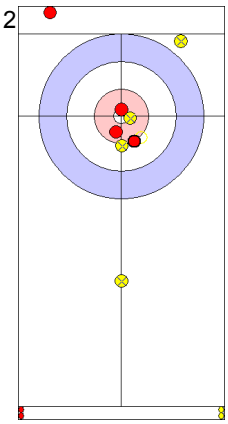

FRA: EMBERGER C
Takeout Out 4
Slow Takeout

13

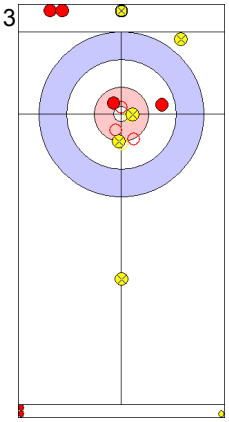

JPN: TOMABECHI M
Takeout Out 4

14

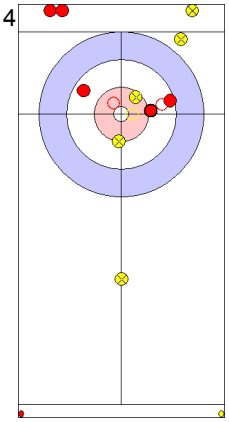

FRA: EMBERGER C
Takeout Out 0
Slow Takeout

15

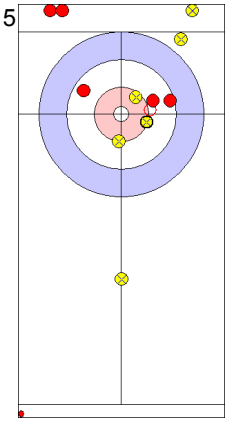

JPN: TOMABECHI K
Draw Out 4
Slow Takeout

16

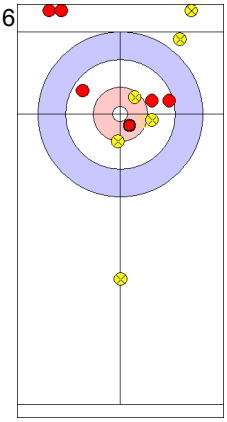

FRA: MERCIER T
Draw Out 4

Game - Shot by Shot

FRA - France	5 + 0	JPN - Japan	6 + 3	End 6

7

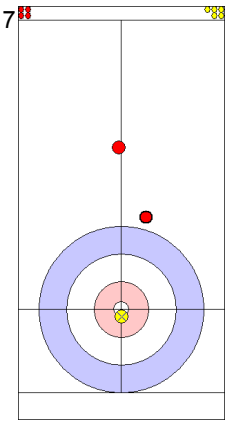

FRA: MERCIER T
Draw In 0

8

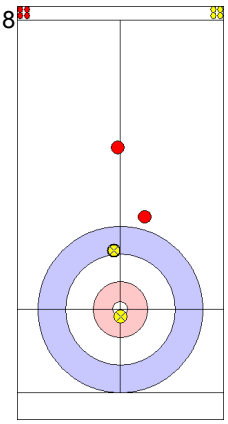

JPN: TOMABECHI K
Draw Out 4

9

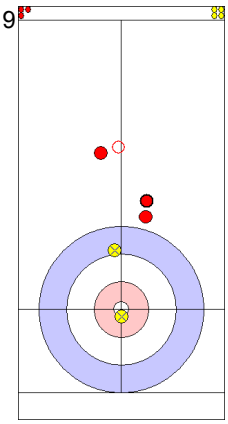

FRA: EMBERGER C
Draw In 0

10

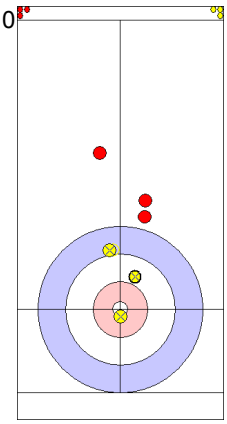

JPN: TOMABECHI M
Draw In 4

11

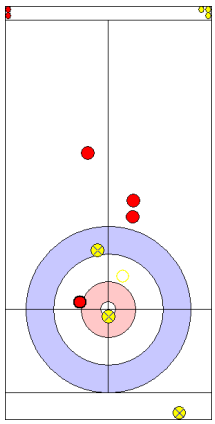

FRA: EMBERGER C
Hit and Roll Out 3

12

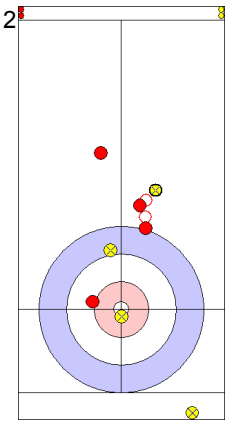

JPN: TOMABECHI M
Draw In 0

13

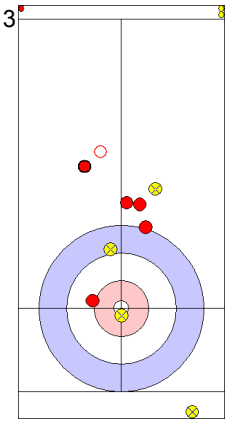

FRA: EMBERGER C
Draw Out 0

14

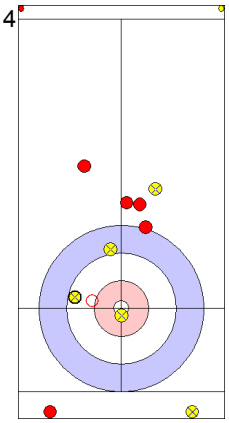

JPN: TOMABECHI M
Hit and Roll In 4

15

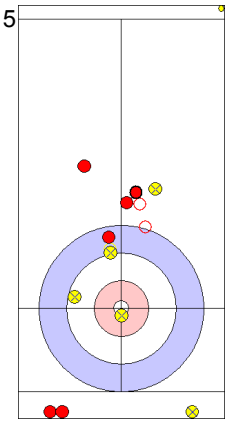

FRA: MERCIER T
Promotion Takeout In 0

16

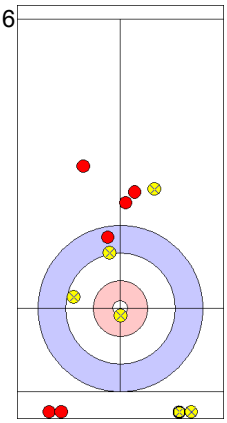

JPN: TOMABECHI K
Raise In 0

Game - Shot by Shot

FRA - France	5 + 2	JPN - Japan	9 + 0	End 7

7

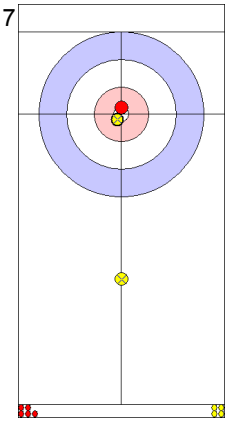

JPN: TOMABECHI K
Draw In 4

8

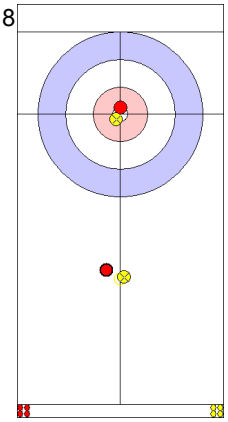

FRA: MERCIER T
Draw In 0

9

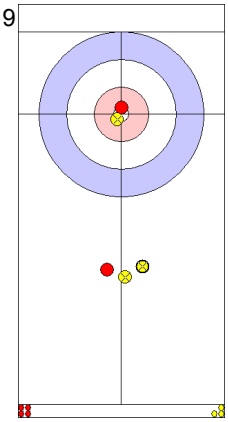

JPN: TOMABECHI M
Draw Out 0

10

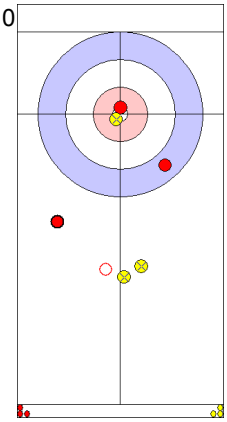

FRA: EMBERGER C
Raise In 2

11

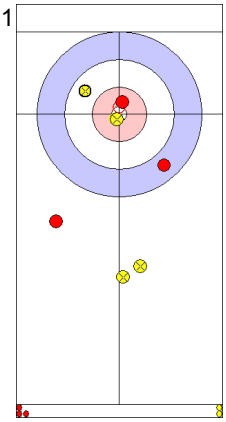

JPN: TOMABECHI M
Draw In 3

12

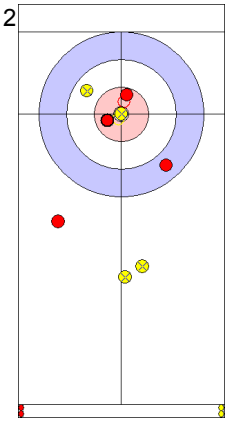

FRA: EMBERGER C
Draw In 4

13

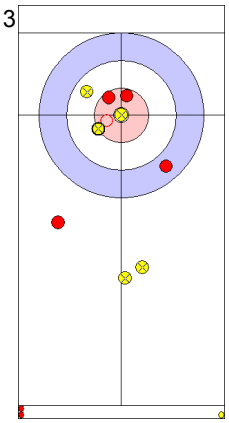

JPN: TOMABECHI M
Draw In 4

14

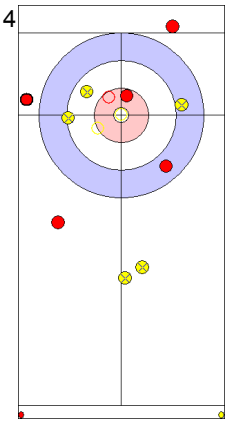

FRA: EMBERGER C
Takeout In 2

15

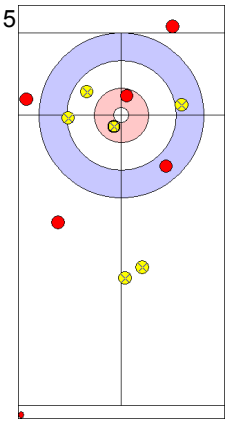

JPN: TOMABECHI K
Draw In 4

16

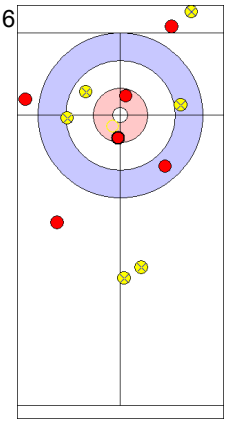

FRA: MERCIER T
Takeout In 4

Game - Shot by Shot

FRA - France	7 + 0	JPN - Japan	9 + 1	End 8

7

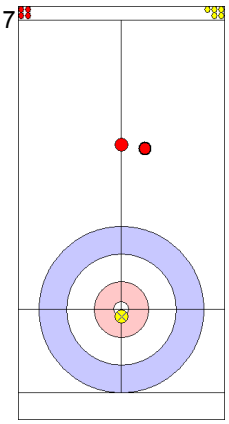

FRA: MERCIER T
Draw In 0

8

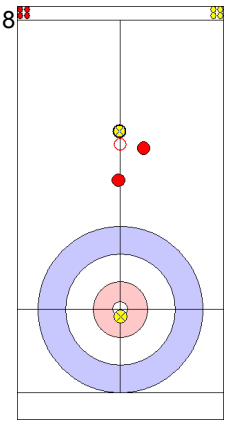

JPN: TOMABECHI K
Draw Out 0

9

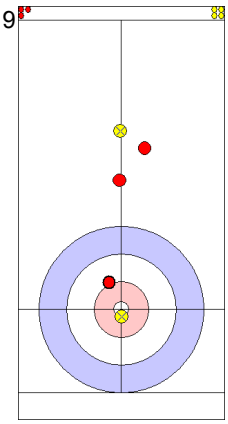

FRA: EMBERGER C
Draw Out 3

10

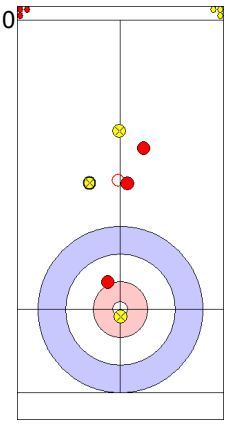

JPN: TOMABECHI M
Draw Out 0

11

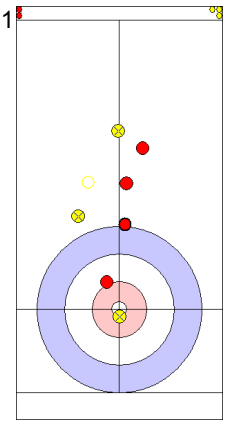

FRA: EMBERGER C
Draw Out 2

12

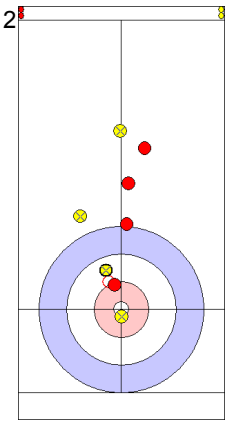

JPN: TOMABECHI M
Draw Out 4
Time-out

13

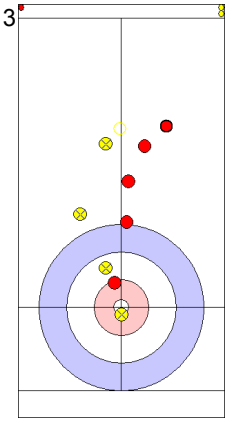

FRA: EMBERGER C
Raise Out 0

14

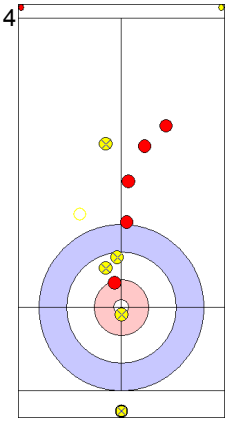

JPN: TOMABECHI M
Raise Out 4

15

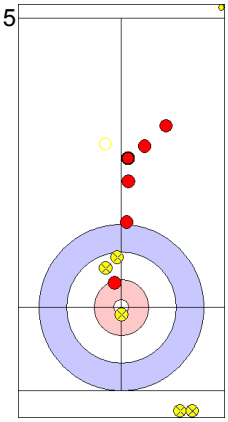

FRA: MERCIER T
Promotion Takeout Out 0

Session Results and Standings

Sheet	Game	Team	LSFE	1	2	3	4	5	6	7	8	Extra Ends						Total
A	7	CZE - Czech Republic	*	1	0	2	0	5	1	0	X							9
	7	SVK - Slovakia		0	3	0	1	0	0	1	X							5
B	7	SUI - Switzerland		0	0	1	1	1	0	0	1							4
	7	RUS - Russia	*	2	1	0	0	0	2	2	0							7
C	7	FRA - France	*	4	0	0	0	2	1	1	0							8
	7	TUR - Turkey		0	1	1	1	0	0	0	4							7
D	7	DEN - Denmark	*	3	3	0	1	0	1	3	X							11
	7	JPN - Japan		0	0	1	0	1	0	0	X							2
E	7	AUS - Australia	*	0	0	2	1	0	1	0	X							4
	7	USA - United States		1	2	0	0	2	0	3	X							8

Standings

Group-A

Rank	Team	Games	Wins	Losses	
1	RUS - Russia	7	7	0	Q
2	USA - United States	7	6	1	
3	DEN - Denmark	7	5	2	
4	JPN - Japan	7	4	3	
5	CZE - Czech Republic	7	3	4	
5	SUI - Switzerland	7	3	4	
5	TUR - Turkey	7	3	4	
8	FRA - France	7	2	5	
8	SVK - Slovakia	7	2	5	
10	AUS - Australia	7	0	7	

Group-B

Rank	Team	Games	Wins	Losses
1	NOR - Norway	7	7	0
2	FIN - Finland	7	5	2
2	ITA - Italy	7	5	2
2	SWE - Sweden	7	5	2
5	CHN - China	7	4	3
5	LAT - Latvia	7	4	3
7	AUT - Austria	7	2	5
7	NZL - New Zealand	7	2	5
9	SLO - Slovenia	7	1	6
10	BRA - Brazil	7	0	7

Group-C

Rank	Team	Games	Wins	Losses	
1	CAN - Canada	8	7	1	Q
2	EST - Estonia	8	6	2	
2	HUN - Hungary	8	6	2	
4	ESP - Spain	8	5	3	
4	KOR - Korea	8	5	3	
6	ENG - England	8	4	4	
6	SCO - Scotland	8	4	4	
8	POL - Poland	8	2	6	
9	ROU - Romania	8	1	7	
10	BLR - Belarus	8	0	8	

LEGEND
LSFE (*) Last stone first end | **Q** Qualified for post round robin games | **X** Unplayed/unfinished end due to concession

Game Results

Sheet	Game	Team	LSFE	1	2	3	4	5	6	7	8	Extra Ends						Total
A	7	CZE - Czech Republic	*	1	0	2	0	5	1	0	X							9
	7	SVK - Slovakia		0	3	0	1	0	0	1	X							5

CZE - Czech Republic		Game	All
F	JELINKOVA Jana	70 %	61 %
M	MIHOLA Ondrej	87 %	69 %
	Team Total	80 %	66 %

Last Stone Draw: 74.1cm 0.0cm ↻ MIHOLA O
74.1cm ↺ JELINKOVA J

Time remaining: 2 minutes 25 seconds

SVK - Slovakia		Game	All
F	SYKOROVA Silvia	73 %	60 %
M	SYKORA Marek	85 %	59 %
	Team Total	77 %	60 %

Last Stone Draw: 208.0cm 22.6cm ↻ SYKORA M
185.4cm ↺ SYKOROVA S

Time remaining: 2 minutes 3 seconds

Time-out: end 6 - SVK stone 7

Detailed Game Statistics:

CZE - Czech Republic		Draws		Takeouts		Total	
F	JELINKOVA Jana	13	77 %	2	25 %	15	70 %
M	MIHOLA Ondrej	19	91 %	4	69 %	23	87 %
	Team Total	32	85 %	6	54 %	38	80 %

SVK - Slovakia		Draws		Takeouts		Total	
F	SYKOROVA Silvia	21	74 %	3	67 %	24	73 %
M	SYKORA Marek	12	83 %	1	100 %	13	85 %
	Team Total	33	77 %	4	75 %	37	77 %

LEGEND
F Female **LSFE** (*) Last stone first end **M** Male

Game - Shot by Shot

CZE - Czech Republic	0 + 1	SVK - Slovakia	0 + 0	End 1

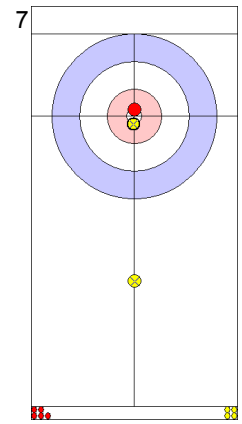

7
SVK: SYKORA M
Draw In 4

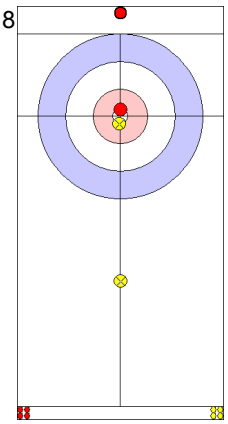

8
CZE: JELINKOVA J
Draw Out 0

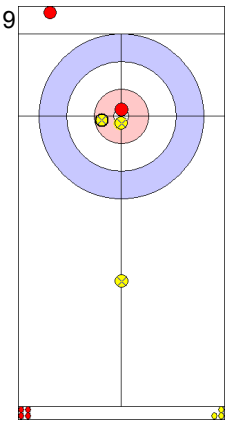

9
SVK: SYKOROVA S
Draw In 3

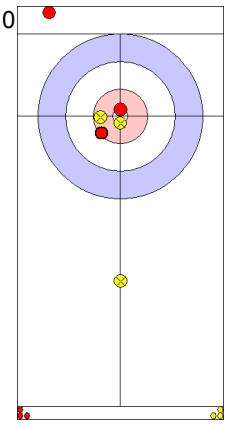

10
CZE: MIHOLA O
Draw In 4

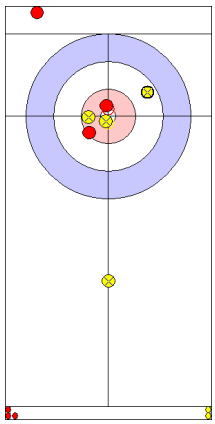

11
SVK: SYKOROVA S
Draw Out 2

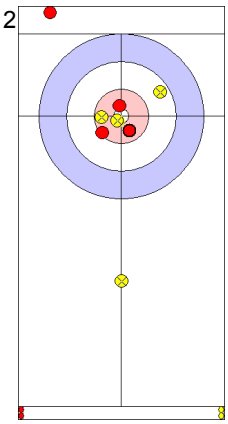

12
CZE: MIHOLA O
Draw Out 4

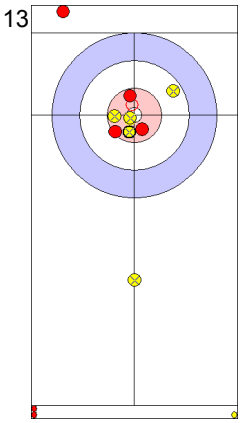

13
SVK: SYKOROVA S
Raise In 4

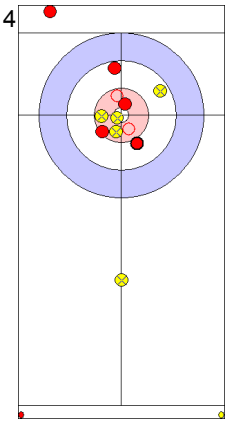

14
CZE: MIHOLA O
Draw Out 4

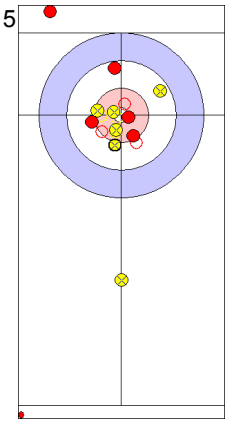

15
SVK: SYKORA M
Raise In 4

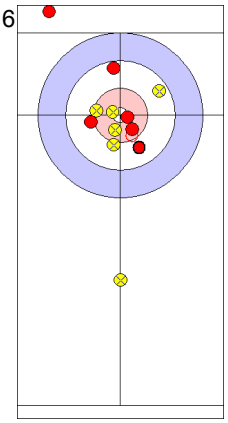

16
CZE: JELINKOVA J
Raise Out 4

Game - Shot by Shot

CZE - Czech Republic	1 + 0	SVK - Slovakia	0 + 3	End 2

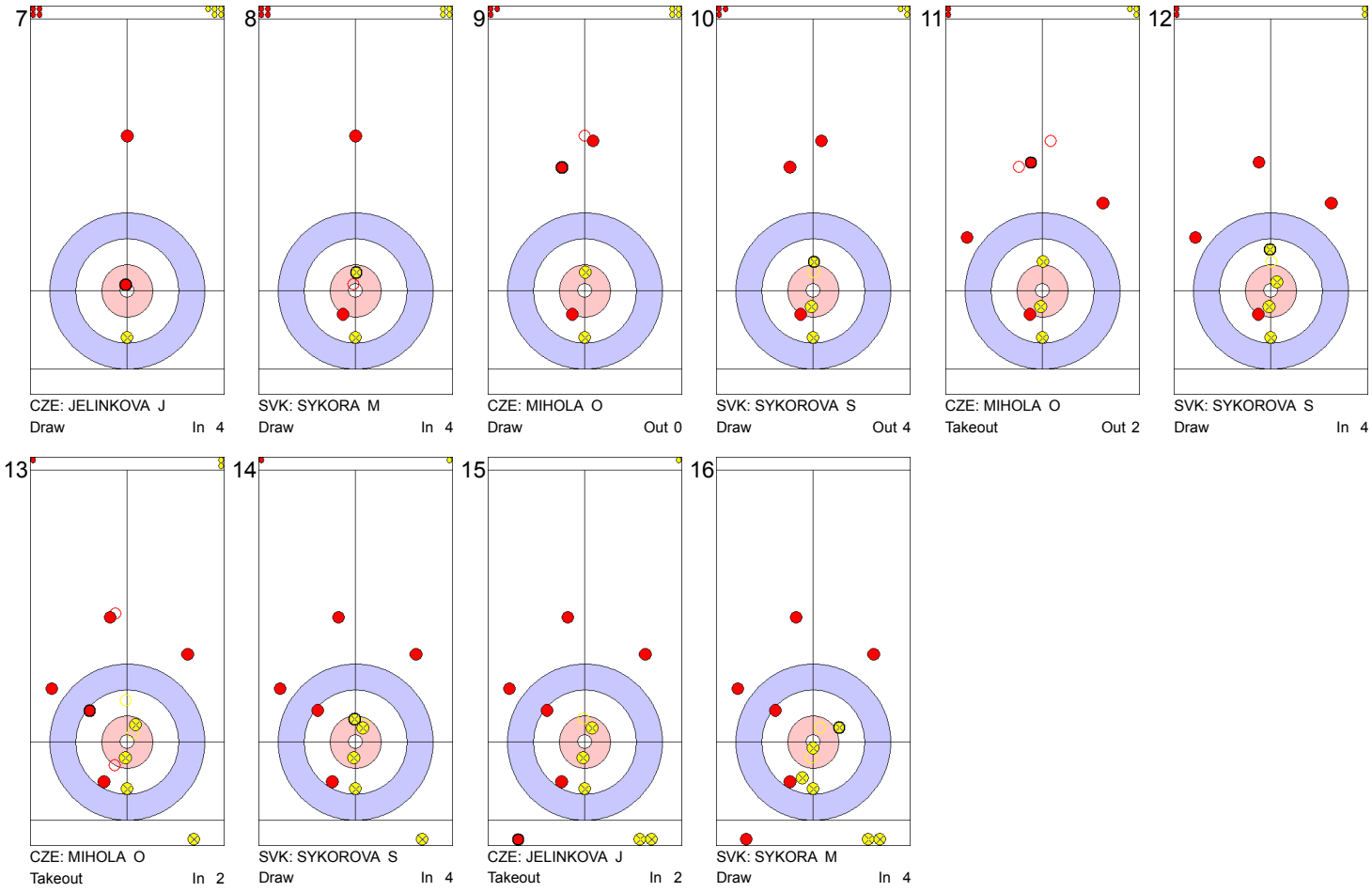

Game - Shot by Shot

CZE - Czech Republic	1 + 2	SVK - Slovakia	3 + 0	End 3

7

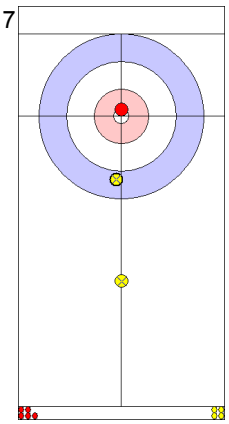

SVK: SYKORA M
Draw In 4

8

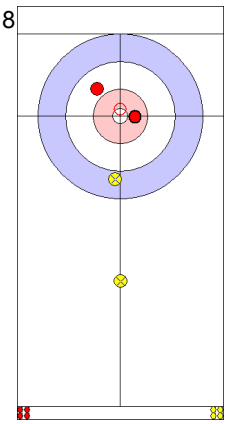

CZE: JELINKOVA J
Draw Out 2

9

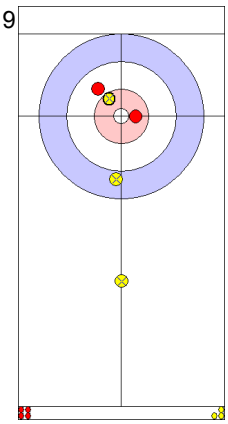

SVK: SYKOROVA S
Draw Out 4

10

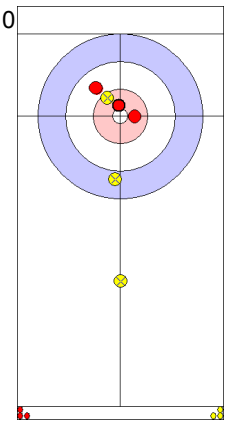

CZE: MIHOLA O
Draw Out 4

11

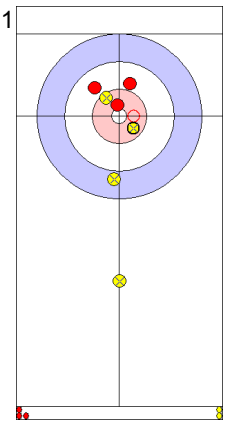

SVK: SYKOROVA S
Draw Out 3

12

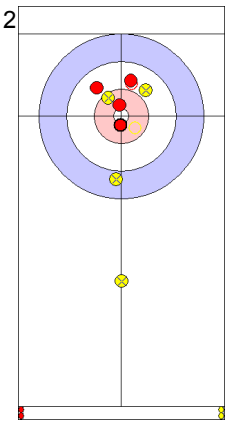

CZE: MIHOLA O
Draw Out 4

13

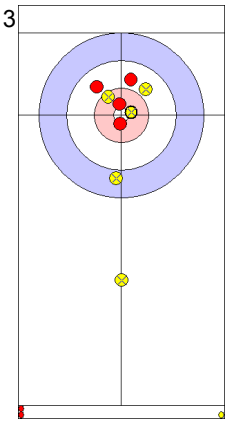

SVK: SYKOROVA S
Draw Out 4

14

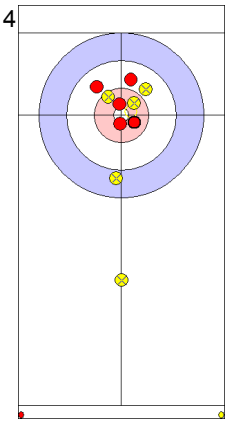

CZE: MIHOLA O
Draw Out 4

15

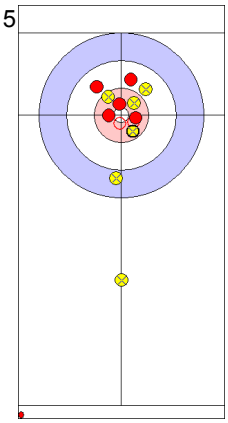

SVK: SYKORA M
Draw Out 4

16

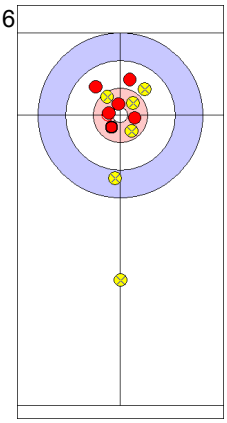

CZE: JELINKOVA J
Draw In 4

Game - Shot by Shot

CZE - Czech Republic	3 + 0	SVK - Slovakia	3 + 1	End 4

7

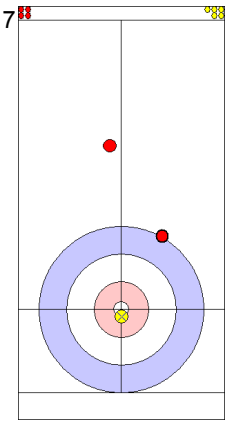

CZE: JELINKOVA J
Draw In 3

8

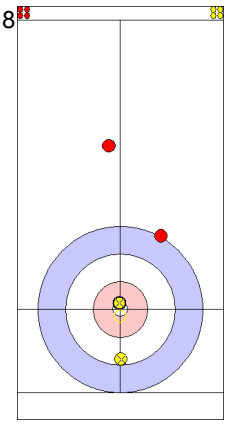

SVK: SYKORA M
Draw In 4

9

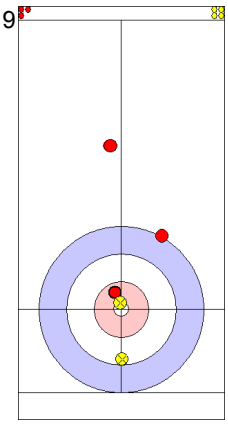

CZE: MIHOLA O
Draw In 4

10

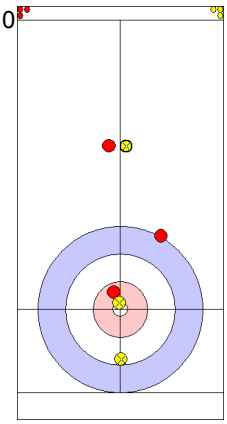

SVK: SYKOROVA S
Guard In 4

11

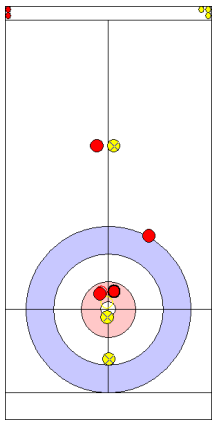

CZE: MIHOLA O
Draw In 4

12

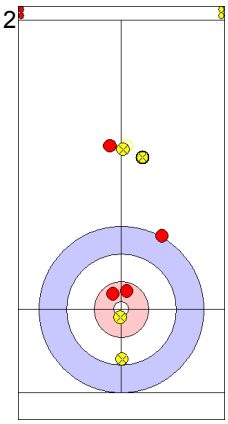

SVK: SYKOROVA S
Guard In 4

13

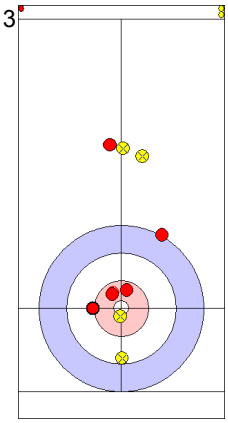

CZE: MIHOLA O
Draw Out 3

14

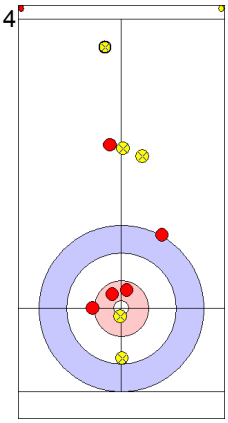

SVK: SYKOROVA S
Guard Out 3

15

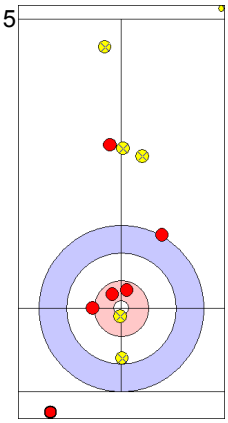

CZE: JELINKOVA J
Promotion Takeout In 0

16

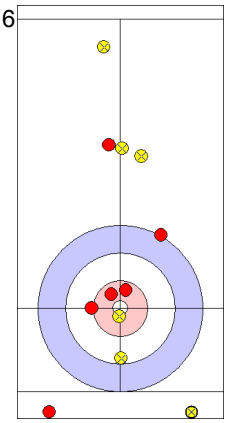

SVK: SYKORA M
no statistics Out X

Game - Shot by Shot

CZE - Czech Republic	3 + 5	SVK - Slovakia	4 + 0	End 5

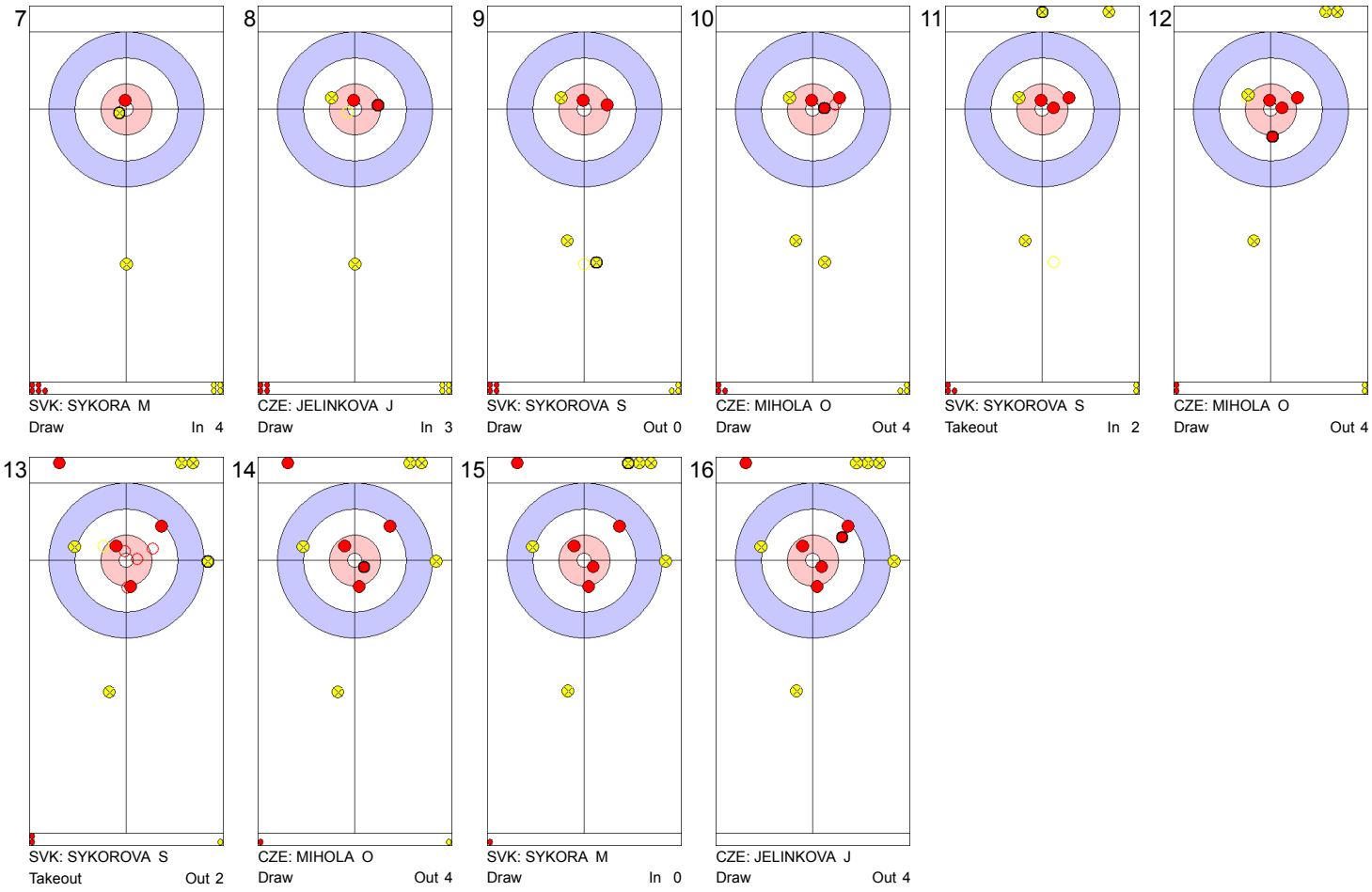

Game - Shot by Shot

CZE - Czech Republic	8 + 1	SVK - Slovakia	4 + 0	End 6

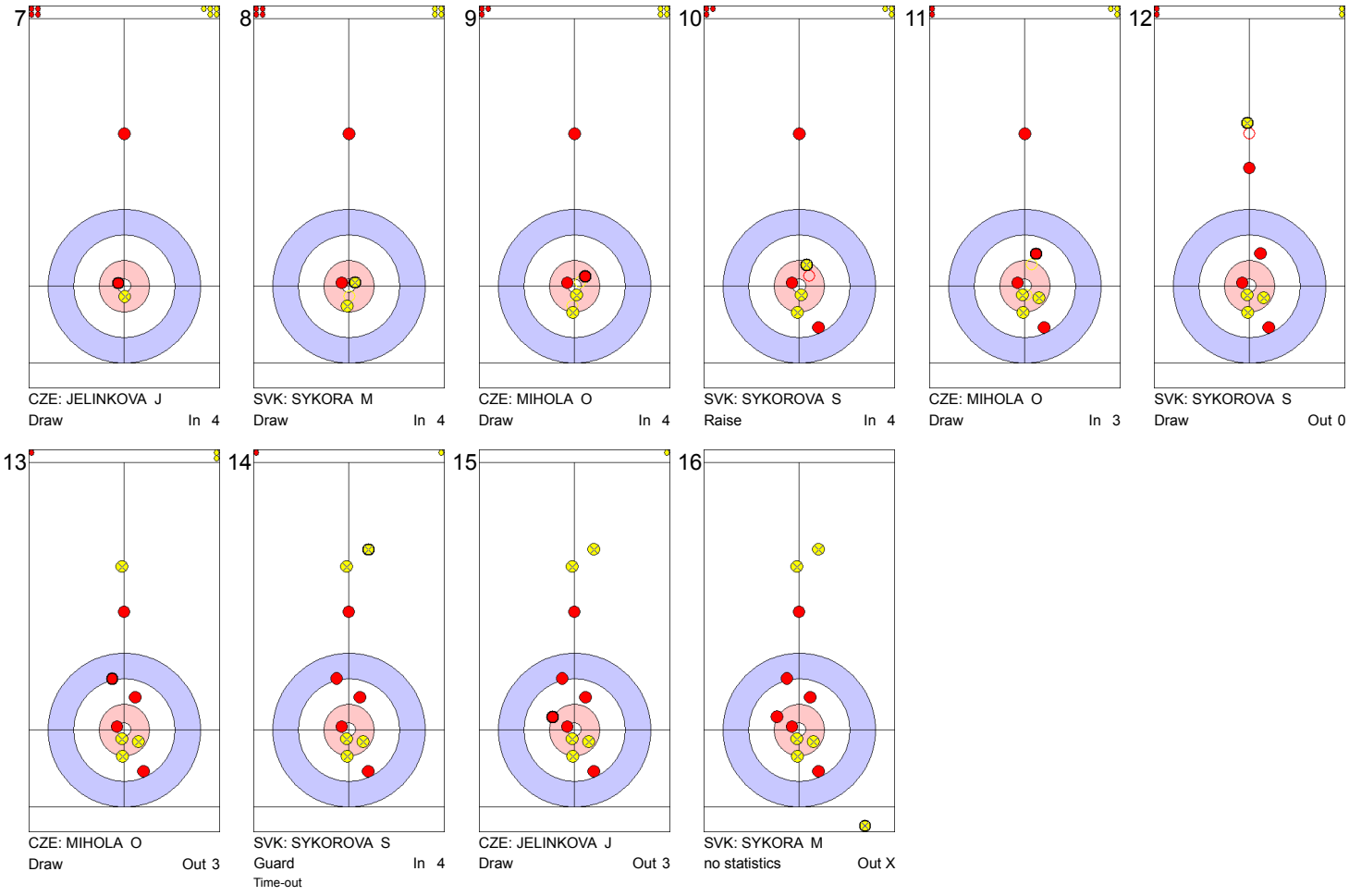

7
CZE: JELINKOVA J
Draw In 4

8
SVK: SYKORA M
Draw In 4

9
CZE: MIHOLA O
Draw In 4

10
SVK: SYKOROVA S
Raise In 4

11
CZE: MIHOLA O
Draw In 3

12
SVK: SYKOROVA S
Draw Out 0

13
CZE: MIHOLA O
Draw Out 3

14
SVK: SYKOROVA S
Guard In 4
Time-out

15
CZE: JELINKOVA J
Draw Out 3

16
SVK: SYKORA M
no statistics Out X

Game - Shot by Shot

CZE - Czech Republic	9 + 0	SVK - Slovakia	4 + 1	End 7

7

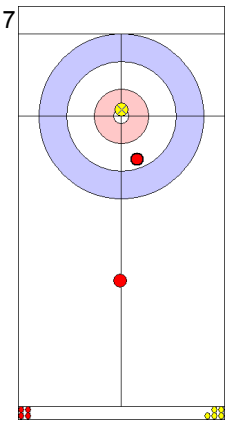

CZE: JELINKOVA J
Draw Out 3

8

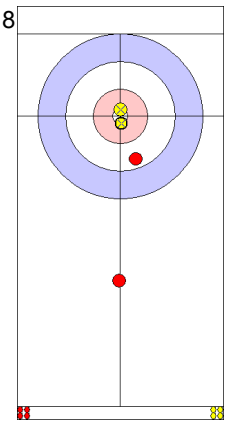

SVK: SYKORA M
Draw In 4

9

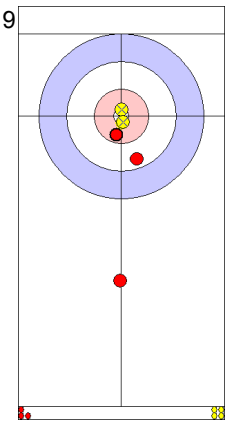

CZE: MIHOLA O
Draw In 4

10

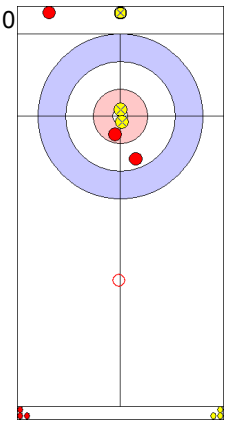

SVK: SYKOROVA S
Clearing In 4

11

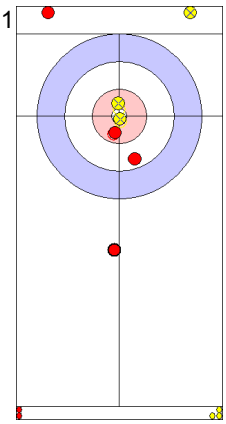

CZE: MIHOLA O
Guard In 4

12

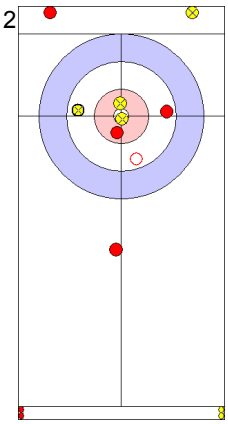

SVK: SYKOROVA S
Draw Out 2

13

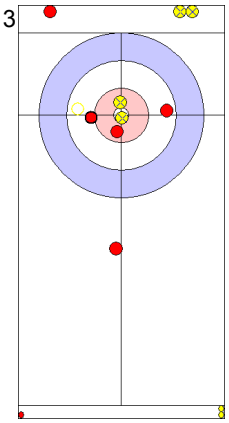

CZE: MIHOLA O
Hit and Roll In 3

14

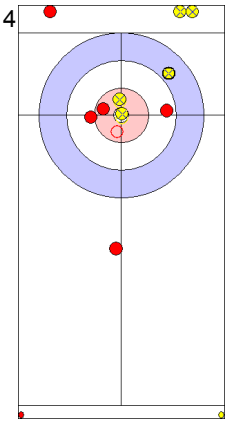

SVK: SYKOROVA S
Draw Out 2

15

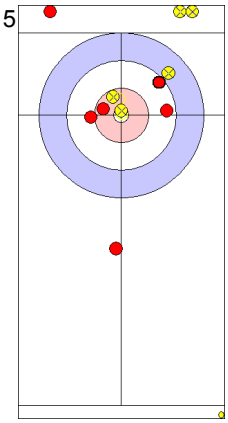

CZE: JELINKOVA J
Draw Out 2

16

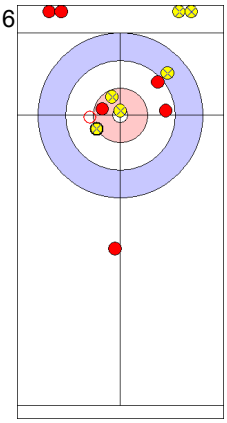

SVK: SYKORA M
Takeout In 4

Game - Shot by Shot

CZE - Czech Republic	9 + X	SVK - Slovakia	5 + X	End 8

7

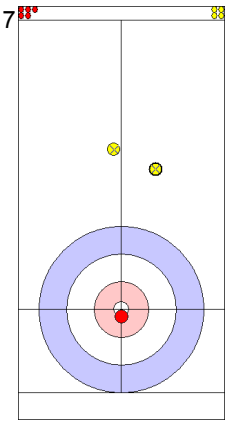

SVK: SYKORA M
Draw In 0

8

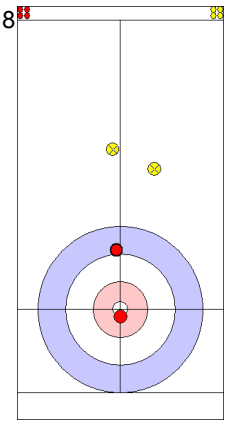

CZE: JELINKOVA J
Draw In 4

9

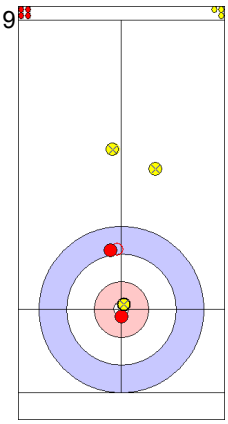

SVK: SYKOROVA S
Draw In 4

10

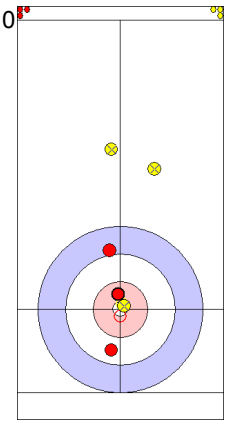

CZE: MIHOLA O
Raise In 4

11

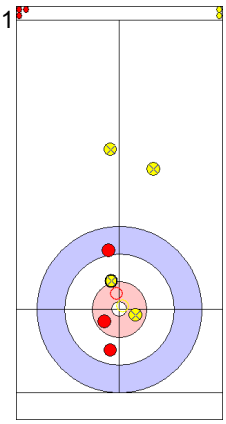

SVK: SYKOROVA S
Raise In 3

12

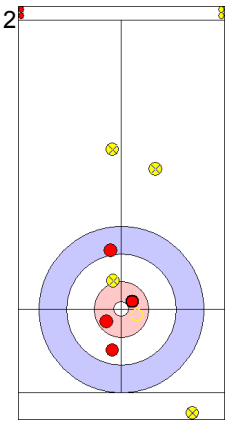

CZE: MIHOLA O
Takeout Out 4

13

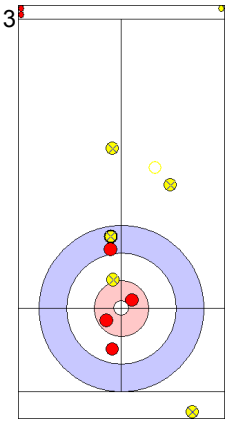

SVK: SYKOROVA S
Draw In 0

Game Results

Sheet	Game	Team	LSFE	1	2	3	4	5	6	7	8	Extra Ends						Total
B	7	SUI - Switzerland		0	0	1	1	1	0	0	1							4
	7	RUS - Russia	*	2	1	0	0	0	2	2	0							7

SUI - Switzerland		Game	All
F	HOWALD Carole	42 %	53 %
M	PFISTER Marc	74 %	70 %
	Team Total	61 %	63 %

Last Stone Draw: 37.8cm 6.3cm ↻ PFISTER M
31.5cm ↺ HOWALD C

Time remaining: 0 minutes 34 seconds

Time-out: end 7 - SUI stone 7

RUS - Russia		Game	All
F	MOISEEVA Victoria	73 %	69 %
M	DRON Petr	79 %	81 %
	Team Total	77 %	76 %

Last Stone Draw: 33.6cm 32.8cm ↻ DRON P
0.8cm ↺ MOISEEVA V

Time remaining: 1 minute 36 seconds

Time-out: end 7 - RUS stone 8

Detailed Game Statistics:

SUI - Switzerland		Draws		Takeouts		Total	
F	HOWALD Carole	11	45 %	4	31 %	15	42 %
M	PFISTER Marc	18	81 %	5	50 %	23	74 %
	Team Total	29	67 %	9	42 %	38	61 %

RUS - Russia		Draws		Takeouts		Total	
F	MOISEEVA Victoria	13	79 %	3	50 %	16	73 %
M	DRON Petr	16	81 %	8	75 %	24	79 %
	Team Total	29	80 %	11	68 %	40	77 %

LEGEND
F Female **LSFE** (*) Last stone first end **M** Male

Game - Shot by Shot

SUI - Switzerland	0 + 0	RUS - Russia	0 + 2	End 1

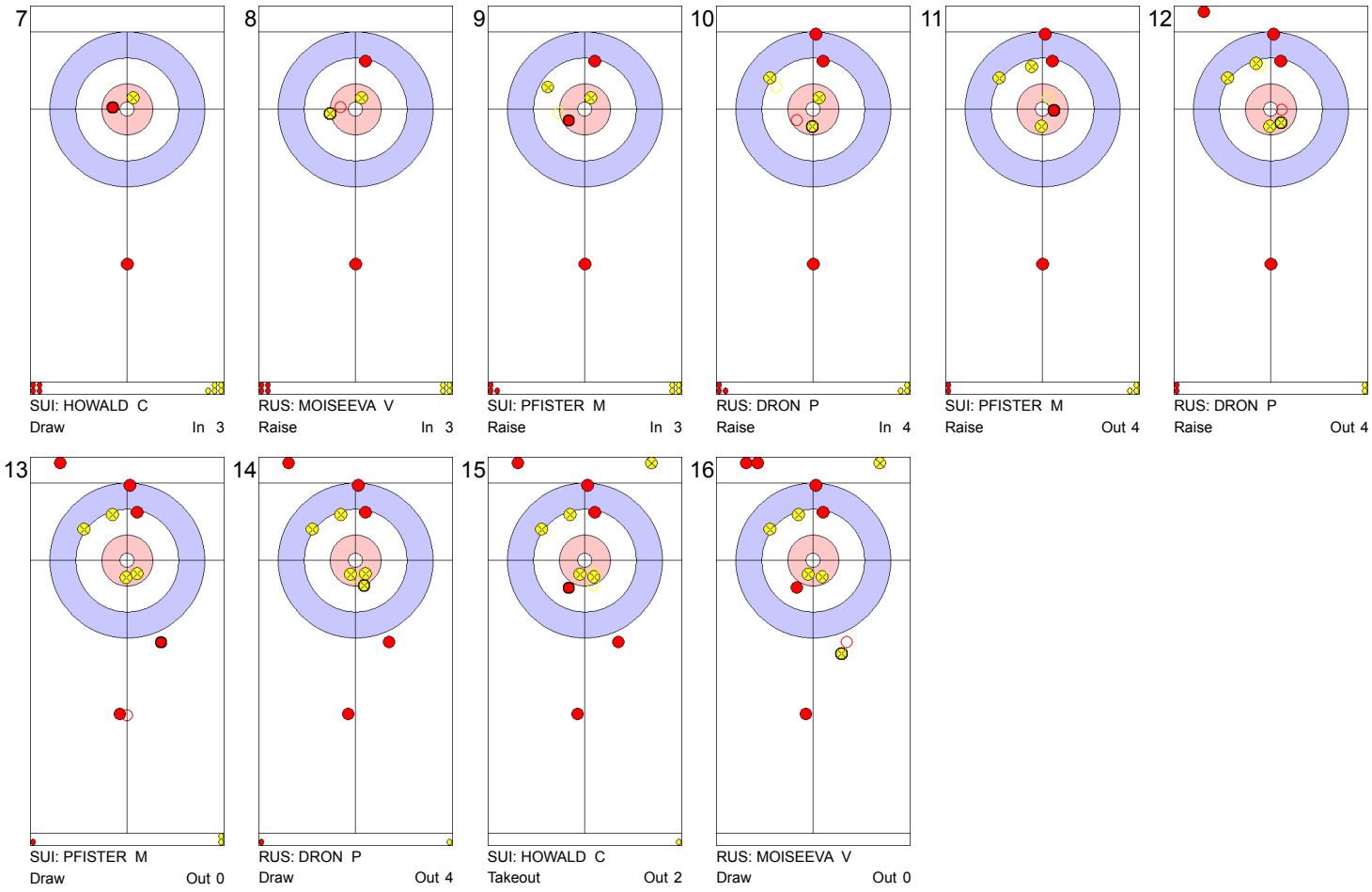

Game - Shot by Shot

SUI - Switzerland	0 + 0	RUS - Russia	2 + 1	End 2

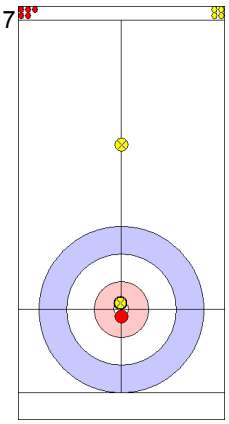

7
RUS: MOISEEVA V
Draw Out 4

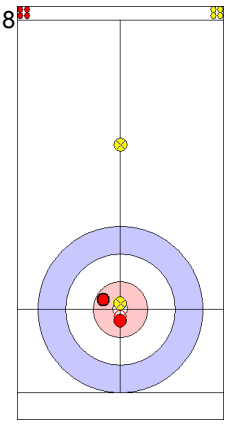

8
SUI: HOWALD C
Draw Out 3

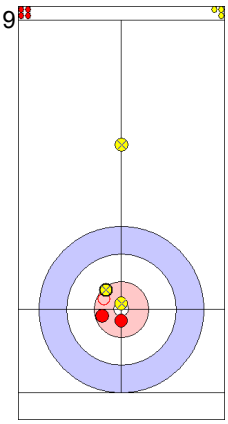

9
RUS: DRON P
Draw Out 4

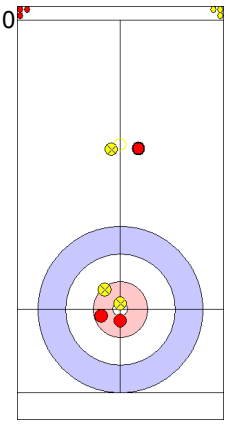

10
SUI: PFISTER M
Draw In 0

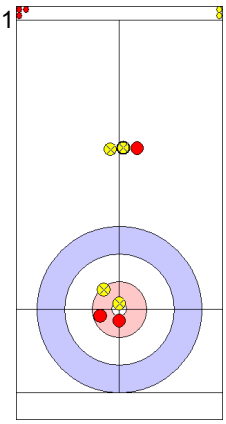

11
RUS: DRON P
Guard In 4

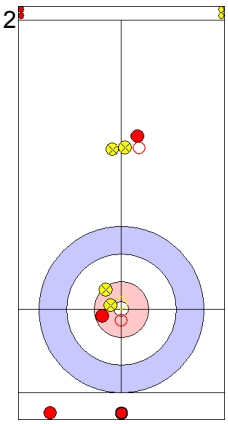

12
SUI: PFISTER M
Promotion Takeout In 0

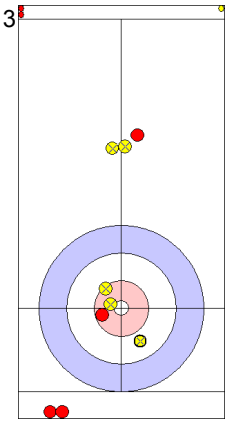

13
RUS: DRON P
Draw In 2

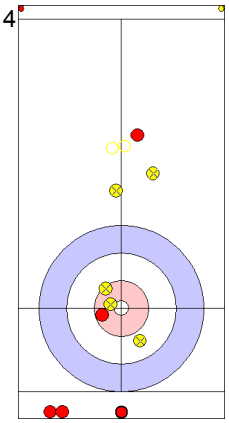

14
SUI: PFISTER M
Takeout Out 0

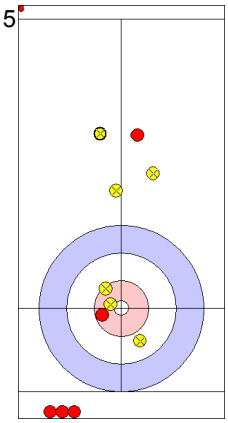

15
RUS: MOISEEVA V
Guard Out 4

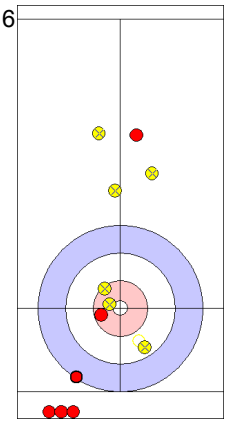

16
SUI: HOWALD C
Promotion Takeout In 0

Game - Shot by Shot

SUI - Switzerland	0 + 1	RUS - Russia	3 + 0	End 3

7

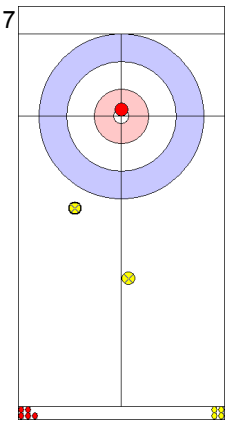

RUS: MOISEEVA V
Draw In 0

8

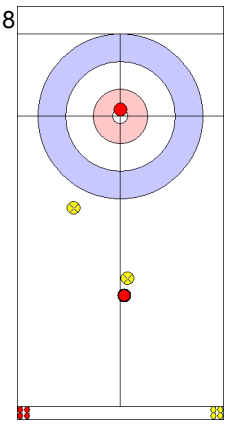

SUI: HOWALD C
Draw In 0

9

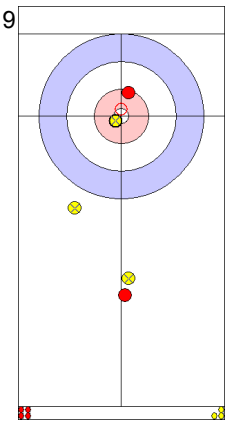

RUS: DRON P
Draw In 3

10

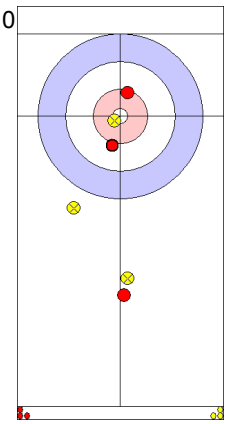

SUI: PFISTER M
Draw In 3

11

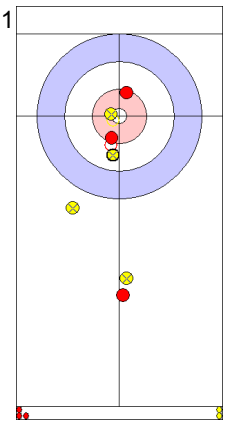

RUS: DRON P
Draw In 3

12

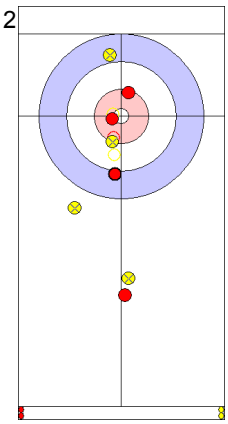

SUI: PFISTER M
Raise In 4

13

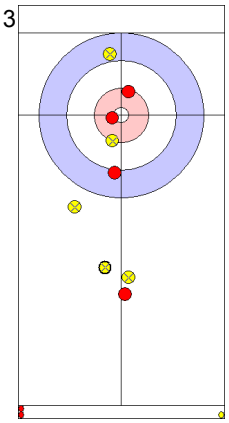

RUS: DRON P
Draw In 0

14

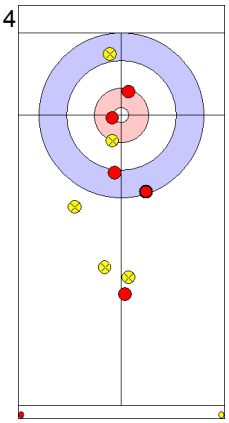

SUI: PFISTER M
Draw Out 3

15

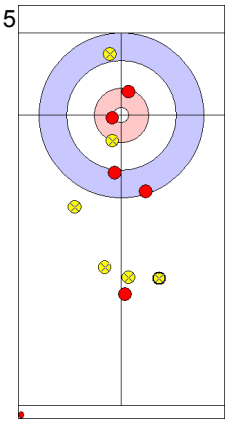

RUS: MOISEEVA V
Guard Out 3

16

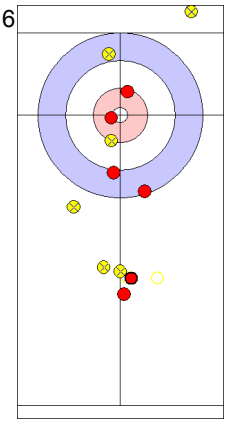

SUI: HOWALD C
Promotion Takeout In 0

Game - Shot by Shot

SUI - Switzerland	1 + 1	RUS - Russia	3 + 0	End 4

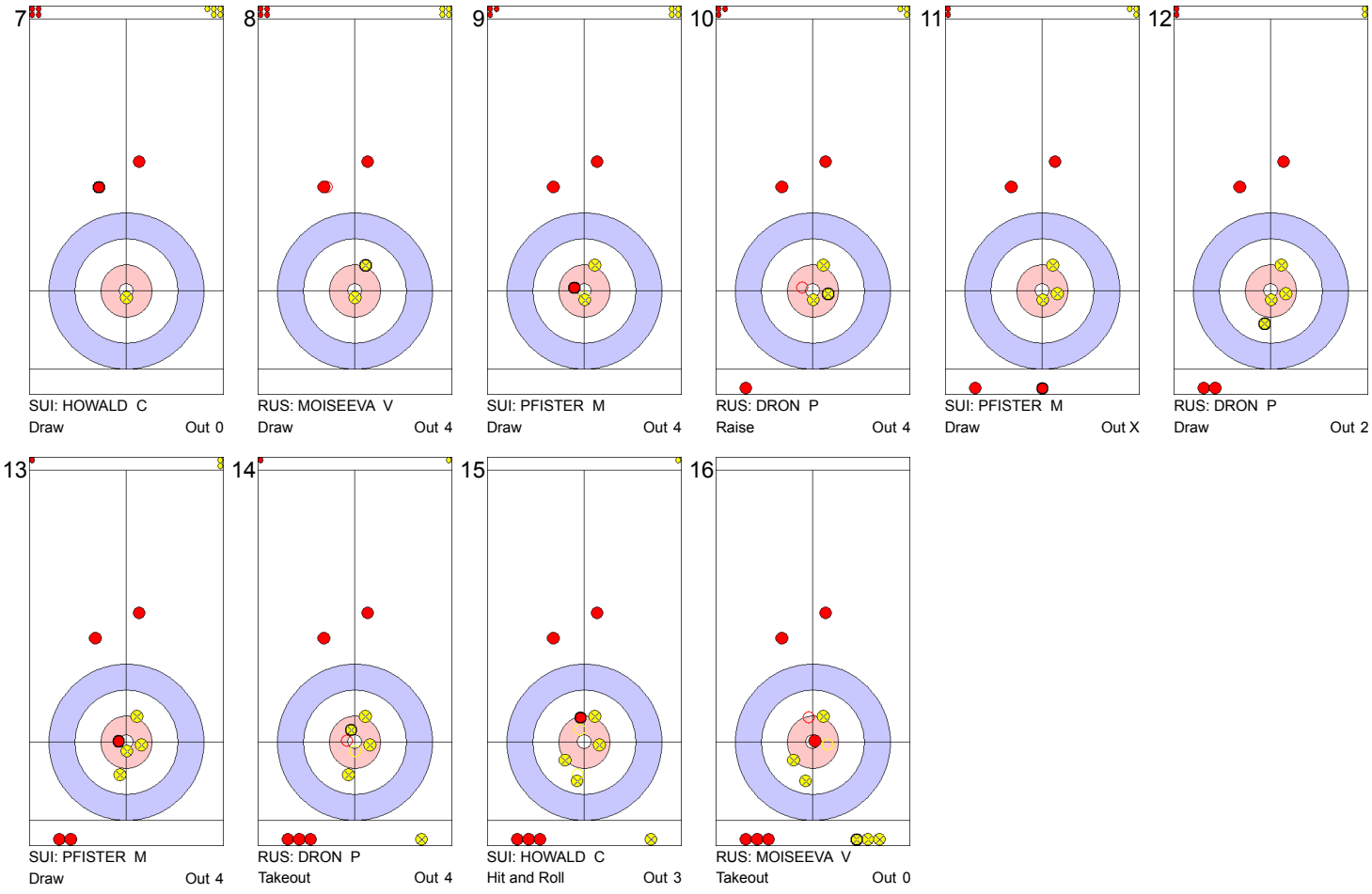

Game - Shot by Shot

SUI - Switzerland	2 + 1	RUS - Russia	3 + 0	End 5

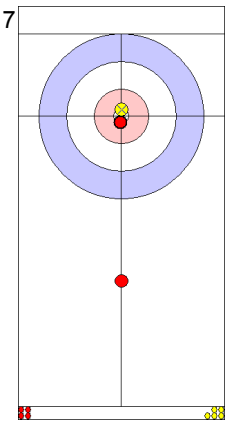

7
SUI: HOWALD C
Draw In 4

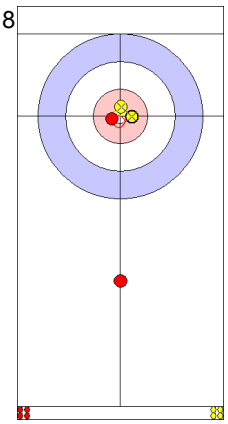

8
RUS: MOISEEVA V
Draw Out 3

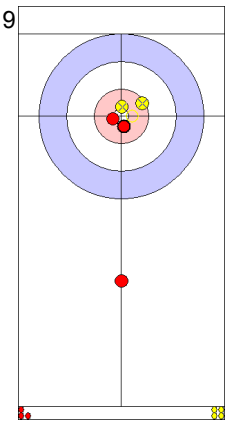

9
SUI: PFISTER M
Raise Out 4

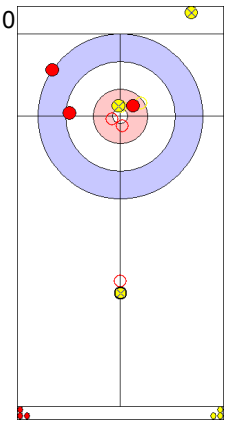

10
RUS: DRON P
Promotion Takeout Out 4

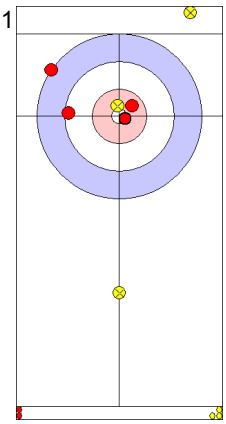

11
SUI: PFISTER M
Draw Out 4

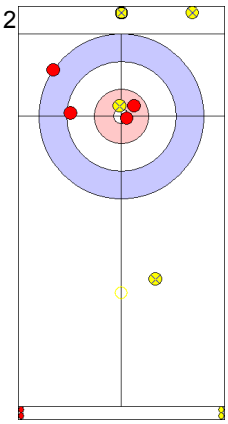

12
RUS: DRON P
Promotion Takeout Out 0

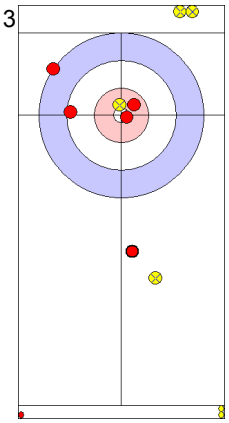

13
SUI: PFISTER M
Guard In 4

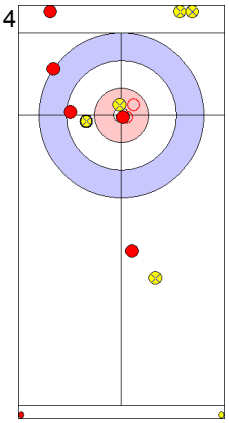

14
RUS: DRON P
Takeout In 2

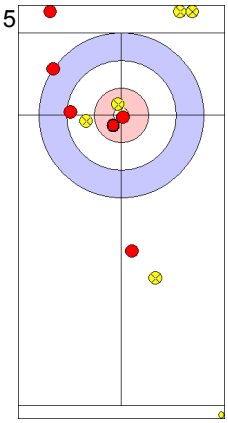

15
SUI: HOWALD C
Draw In 4

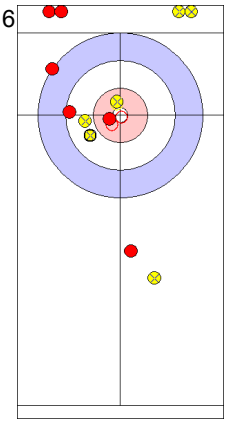

16
RUS: MOISEEVA V
Takeout In 2

Game - Shot by Shot

SUI - Switzerland	3 + 0	RUS - Russia	3 + 2	End 6

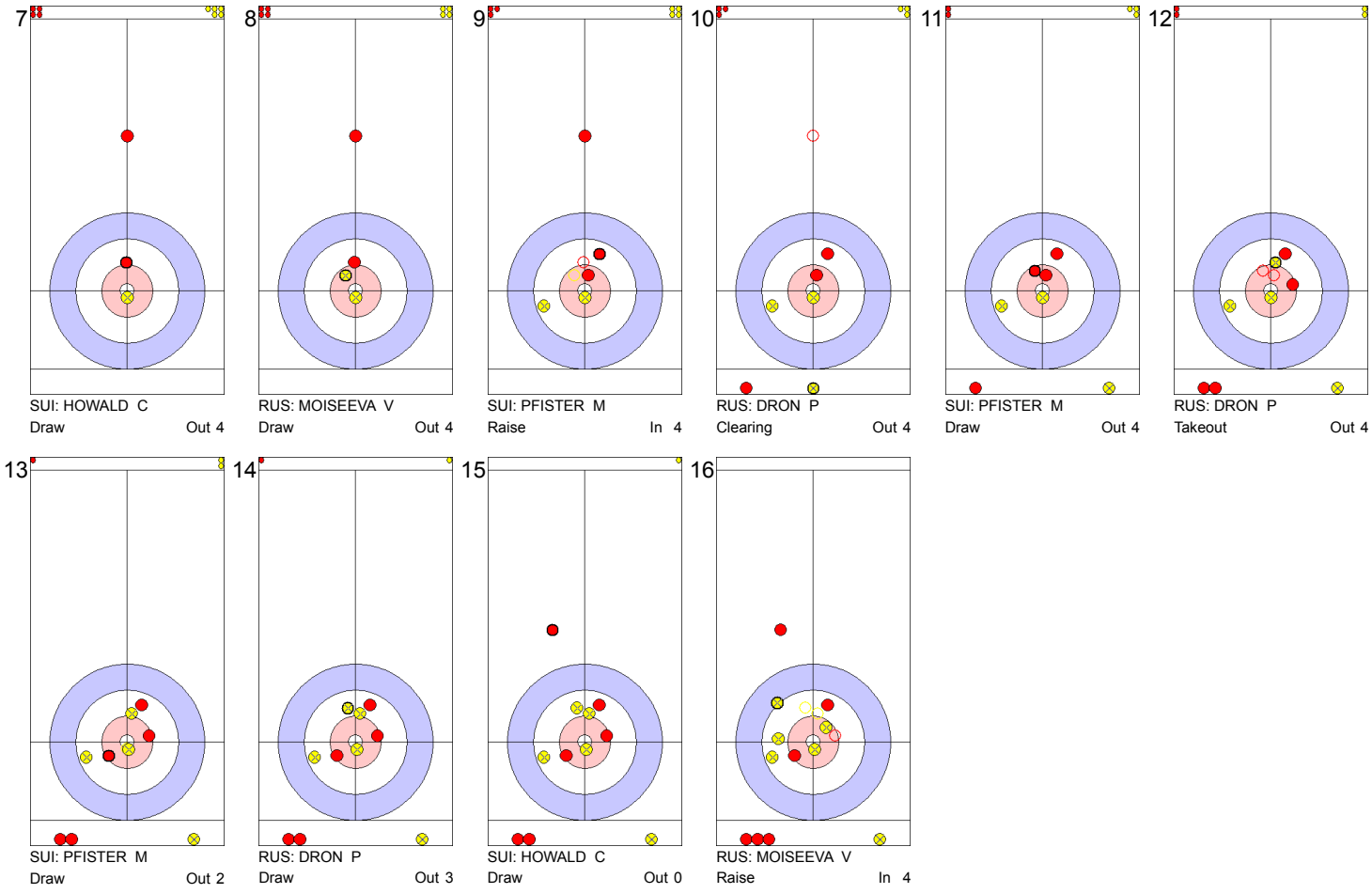

Game - Shot by Shot

SUI - Switzerland	3 + 0	RUS - Russia	5 + 2	End 7

7

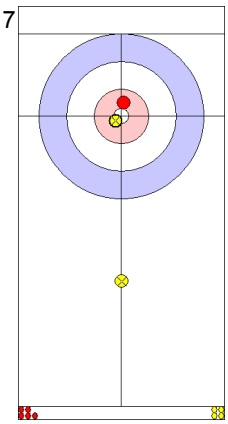

RUS: MOISEEVA V
Draw In 4

8

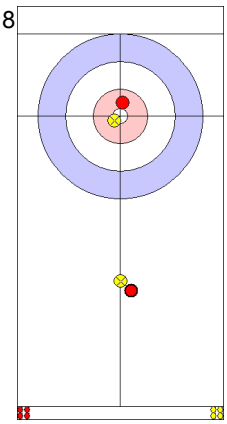

SUI: HOWALD C
Draw Out 0

9

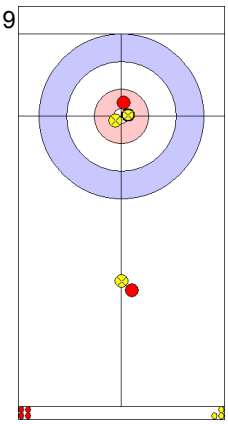

RUS: DRON P
Draw Out 4

10

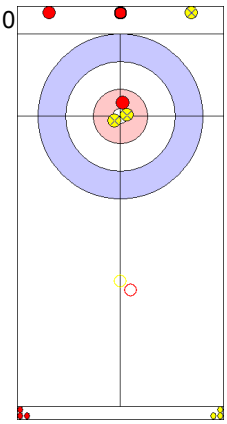

SUI: PFISTER M
Clearing Out 4

11

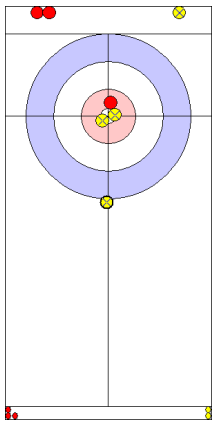

RUS: DRON P
Guard In 3

12

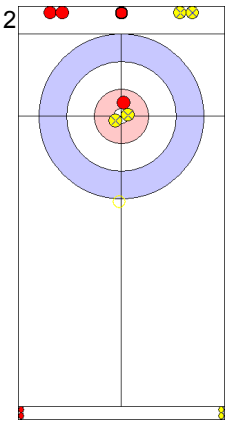

SUI: PFISTER M
Takeout Out 2

13

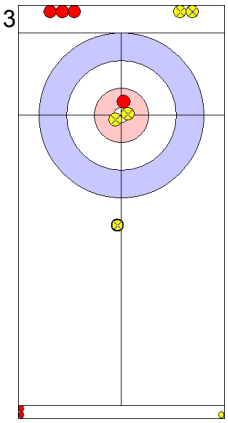

RUS: DRON P
Guard In 4

14

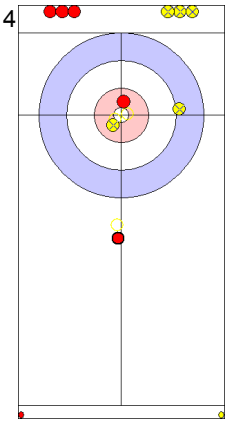

SUI: PFISTER M
Takeout Out 4
Time-out

15

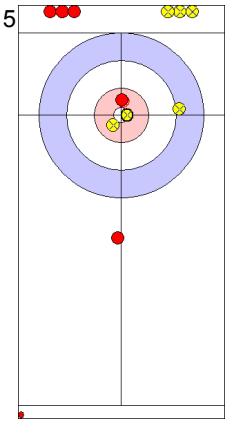

RUS: MOISEEVA V
Draw Out 4
Time-out

16

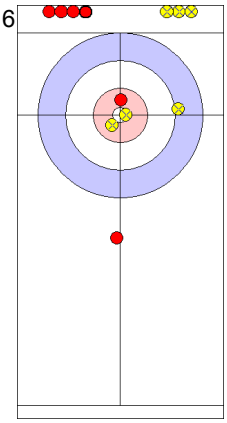

SUI: HOWALD C
Draw Out 0

Game - Shot by Shot

SUI - Switzerland	3 + 1	RUS - Russia	7 + 0	End 8

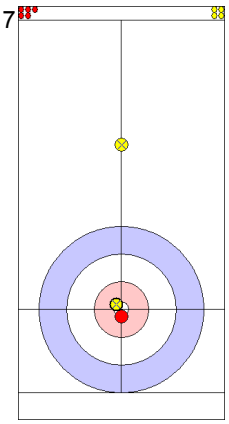

7
RUS: MOISEEVA V
Draw Out 4

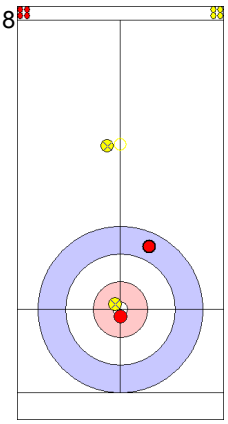

8
SUI: HOWALD C
Draw In 2

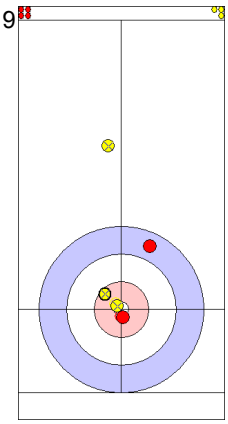

9
RUS: DRON P
Draw In 4

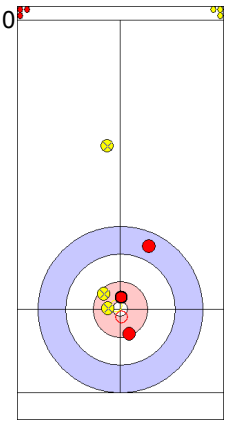

10
SUI: PFISTER M
Draw In 3

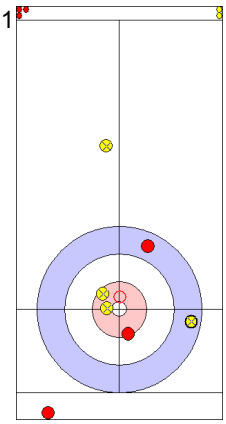

11
RUS: DRON P
Double Takeout In 2

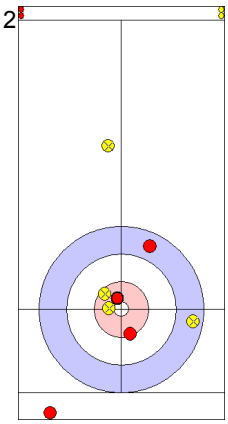

12
SUI: PFISTER M
Draw In 4

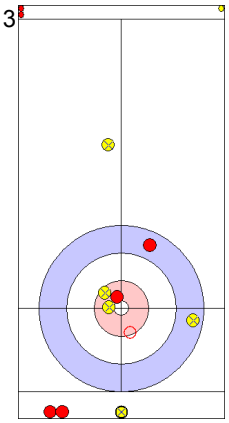

13
RUS: DRON P
Clearing In 4

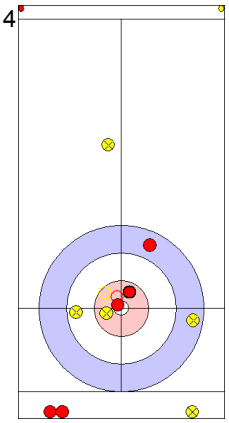

14
SUI: PFISTER M
Raise In 4

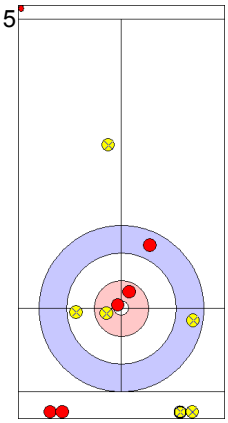

15
RUS: MOISEEVA V
Takeout In 4

Game Results

Sheet	Game	Team	LSFE	1	2	3	4	5	6	7	8	Extra Ends						Total
C	7	FRA - France	*	4	0	0	0	2	1	1	0							8
	7	TUR - Turkey		0	1	1	1	0	0	0	4							7

FRA - France		Game	All
F	EMBERGER Catherine	56 %	46 %
M	MERCIER Thierry	54 %	50 %
	Team Total	55 %	48 %

Last Stone Draw: 185.4cm — 185.4cm ↻ EMBERGER C; 0.0cm ↺ MERCIER T

Time remaining: 3 minutes 29 seconds

TUR - Turkey		Game	All
F	POLAT Oznur	55 %	53 %
M	CAKIR Kadir	56 %	57 %
	Team Total	56 %	55 %

Last Stone Draw: 226.3cm — 49.2cm ↻ POLAT O; 177.1cm ↺ CAKIR K

Time remaining: 1 minute 21 seconds

Time-out: end 8 - TUR stone 7

Detailed Game Statistics:

FRA - France		Draws		Takeouts		Total	
F	EMBERGER Catherine	13	54 %	3	67 %	16	56 %
M	MERCIER Thierry	13	42 %	11	68 %	24	54 %
	Team Total	26	48 %	14	68 %	40	55 %

TUR - Turkey		Draws		Takeouts		Total	
F	POLAT Oznur	21	52 %	3	75 %	24	55 %
M	CAKIR Kadir	12	65 %	4	31 %	16	56 %
	Team Total	33	57 %	7	50 %	40	56 %

LEGEND
F Female — **LSFE** (*) Last stone first end — **M** Male

Game - Shot by Shot

FRA - France	0 + 4	TUR - Turkey	0 + 0	End 1

7

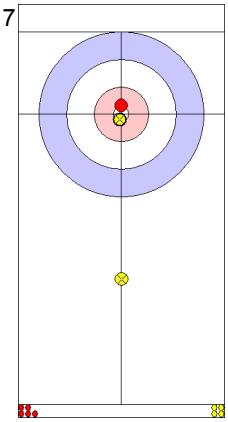

TUR: CAKIR K
Draw In 4

8

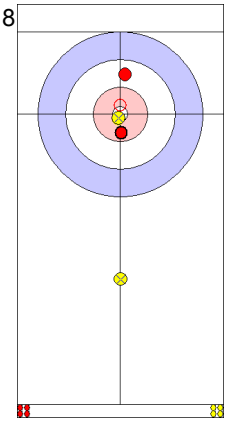

FRA: EMBERGER C
Raise In 4

9

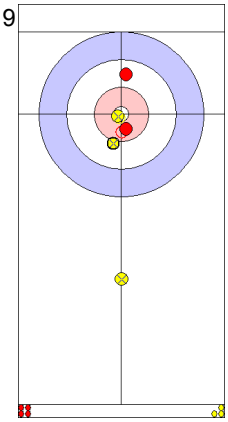

TUR: POLAT O
Draw In 4

10

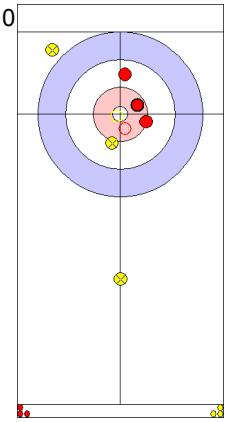

FRA: MERCIER T
Takeout Out 4

11

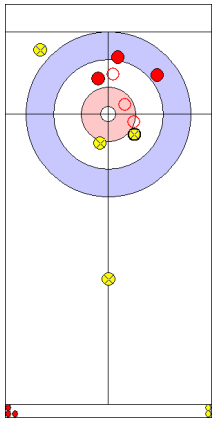

TUR: POLAT O
Hit and Roll Out 2

12

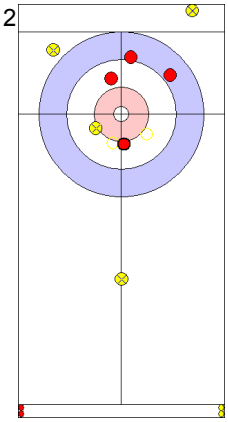

FRA: MERCIER T
Hit and Roll Out 4

13

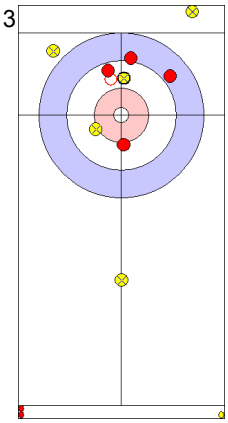

TUR: POLAT O
Draw In 2

14

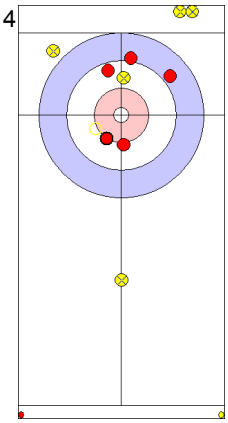

FRA: MERCIER T
Takeout In 4

15

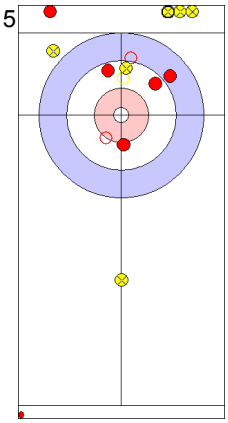

TUR: CAKIR K
Takeout In 0

16

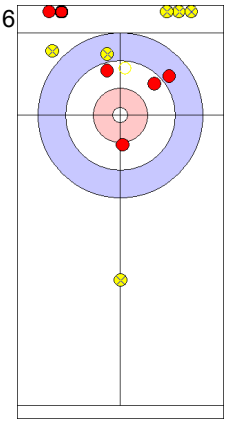

FRA: EMBERGER C
Takeout Out 4

Game - Shot by Shot

FRA - France	4 + 0	TUR - Turkey	0 + 1	End 2

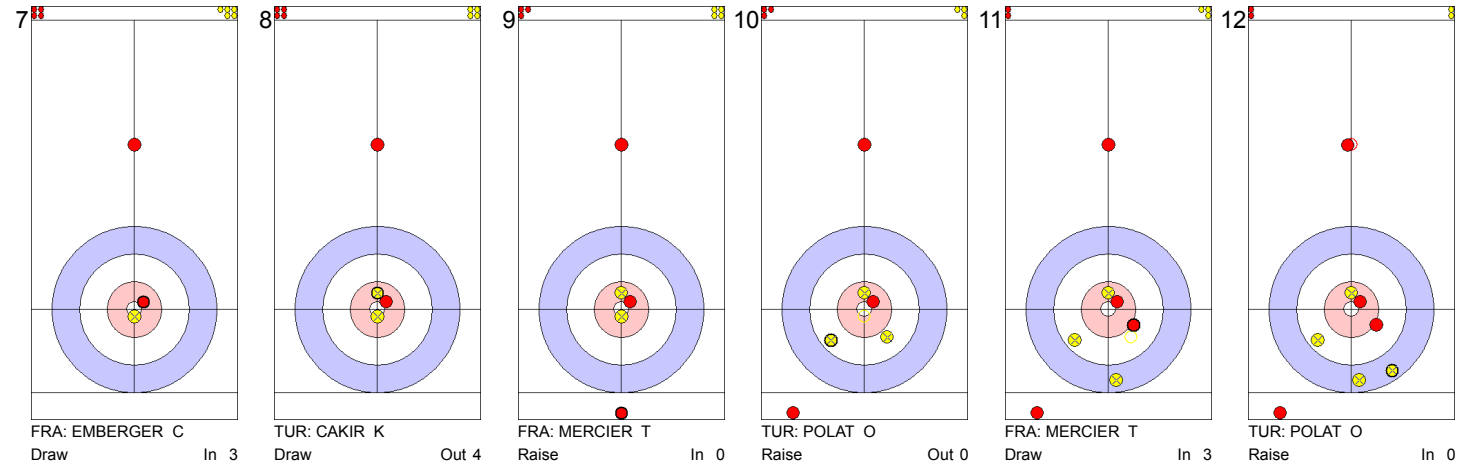

7
FRA: EMBERGER C
Draw In 3

8
TUR: CAKIR K
Draw Out 4

9
FRA: MERCIER T
Raise In 0

10
TUR: POLAT O
Raise Out 0

11
FRA: MERCIER T
Draw In 3

12
TUR: POLAT O
Raise In 0

13
FRA: MERCIER T
Draw In 2

14
TUR: POLAT O
Raise In 2

15
FRA: EMBERGER C
Guard In 3

16
TUR: CAKIR K
Draw Out 4

Game - Shot by Shot

FRA - France	4 + 0	TUR - Turkey	1 + 1	End 3

7

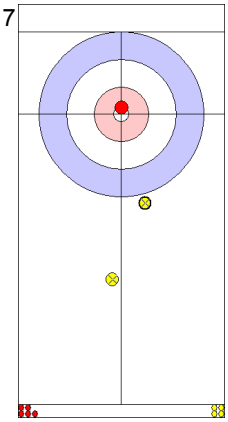

TUR: CAKIR K
Draw In 0

8

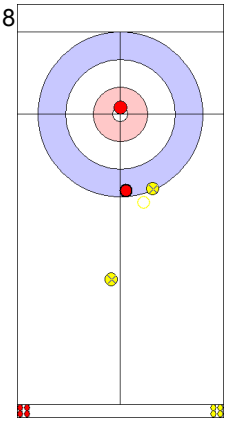

FRA: EMBERGER C
Draw Out 2

9

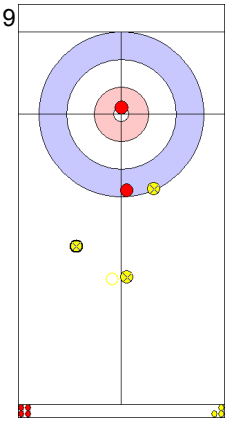

TUR: POLAT O
Draw In 0

10

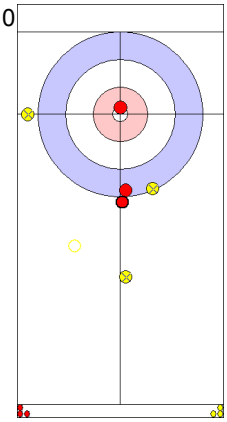

FRA: MERCIER T
Draw In 0

11

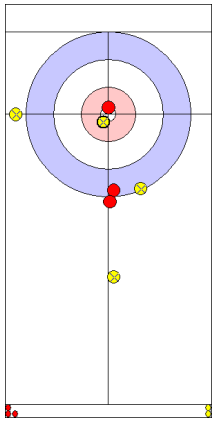

TUR: POLAT O
Draw In 4

12

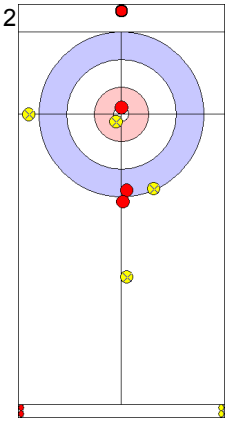

FRA: MERCIER T
Draw In 0

13

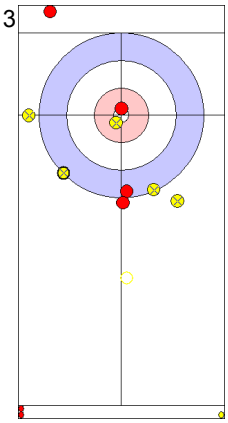

TUR: POLAT O
Raise In 0

14

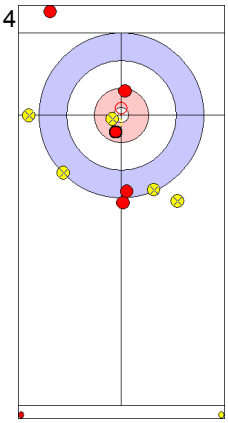

FRA: MERCIER T
Raise In 3

15

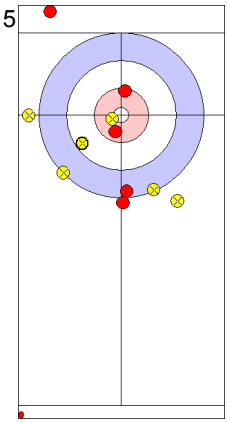

TUR: CAKIR K
Draw In 2

16

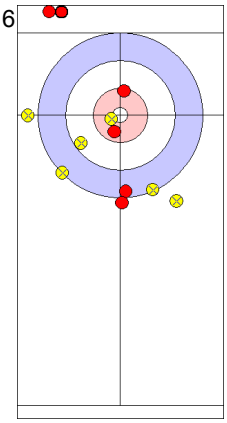

FRA: EMBERGER C
Raise In 0

Game - Shot by Shot

FRA - France	4 + 0	TUR - Turkey	2 + 1	End 4

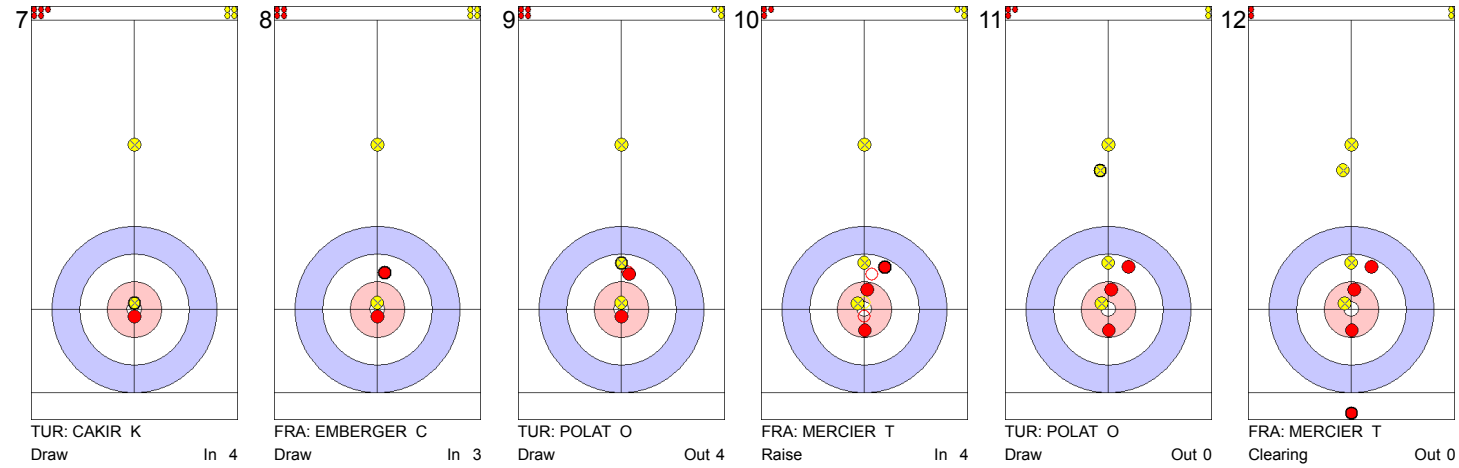

7
TUR: CAKIR K
Draw In 4

8
FRA: EMBERGER C
Draw In 3

9
TUR: POLAT O
Draw Out 4

10
FRA: MERCIER T
Raise In 4

11
TUR: POLAT O
Draw Out 0

12
FRA: MERCIER T
Clearing Out 0

13
TUR: POLAT O
Draw In 2

14
FRA: MERCIER T
Promotion Takeout In 1

15
TUR: CAKIR K
Hit and Roll In 2

16
FRA: EMBERGER C
Hit and Roll In 0

Game - Shot by Shot

FRA - France	4 + 2	TUR - Turkey	3 + 0	End 5

7

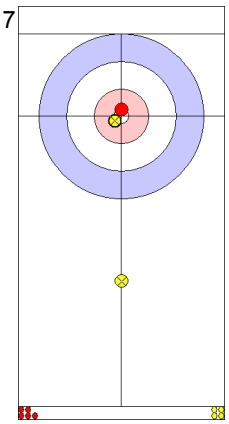

TUR: CAKIR K
Draw In 4

8

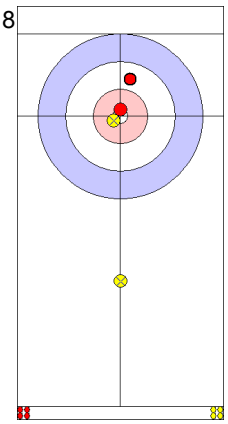

FRA: EMBERGER C
Draw Out 2

9

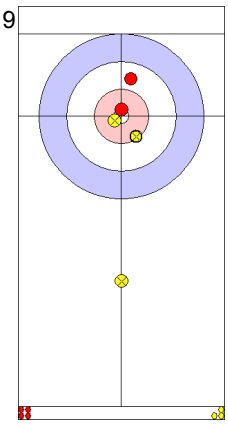

TUR: POLAT O
Draw Out 3

10

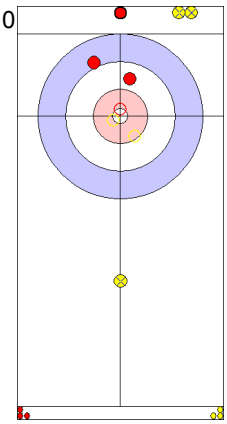

FRA: MERCIER T
Double Takeout Out 4

11

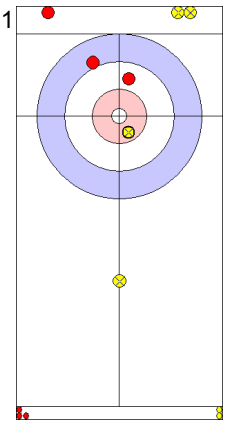

TUR: POLAT O
Draw Out 3

12

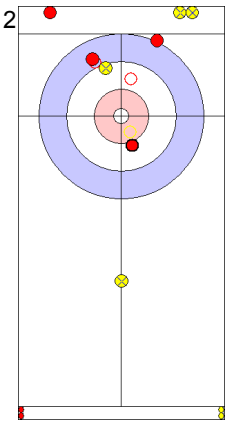

FRA: MERCIER T
Takeout Out 2

13

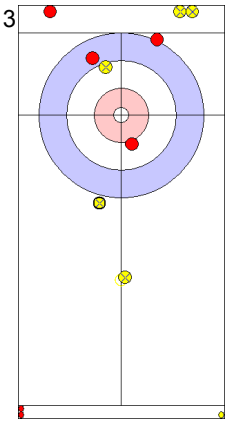

TUR: POLAT O
Draw In 0

14

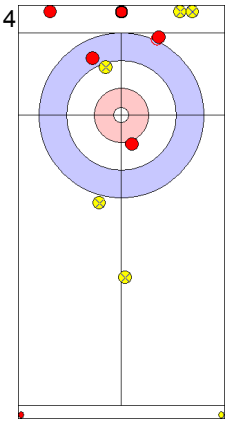

FRA: MERCIER T
Raise Out 0

15

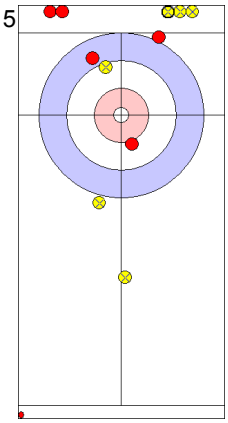

TUR: CAKIR K
Draw In 0

16

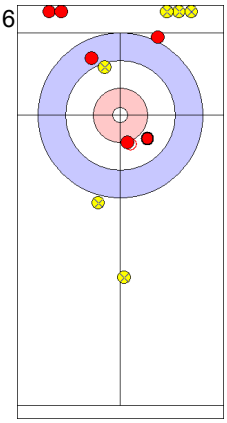

FRA: EMBERGER C
Draw Out 4

Game - Shot by Shot

FRA - France	6 + 1	TUR - Turkey	3 + 0	End 6

7

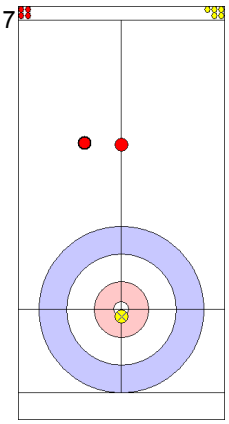

FRA: EMBERGER C
Draw Out 0

8

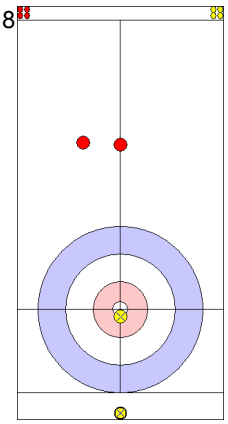

TUR: CAKIR K
Draw In 0

9

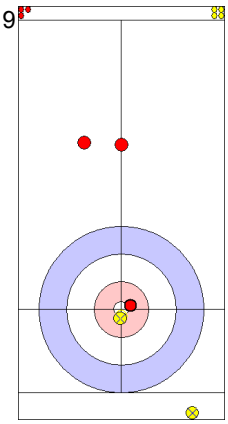

FRA: MERCIER T
Draw In 3

10

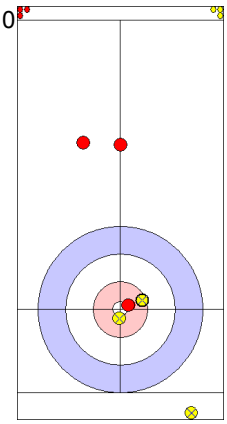

TUR: POLAT O
Draw In 2

11

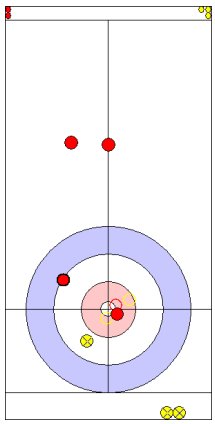

FRA: MERCIER T
Double Takeout In 3

12

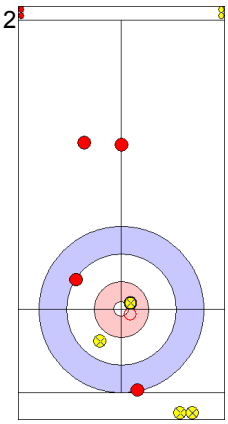

TUR: POLAT O
Hit and Roll In 3

13

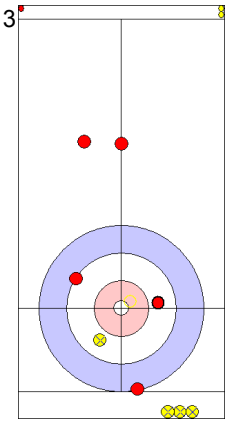

FRA: MERCIER T
Takeout In 4

14

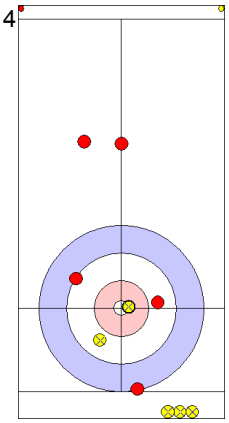

TUR: POLAT O
Draw In 3

15

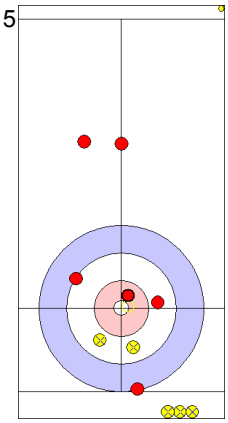

FRA: EMBERGER C
Raise In 4

16

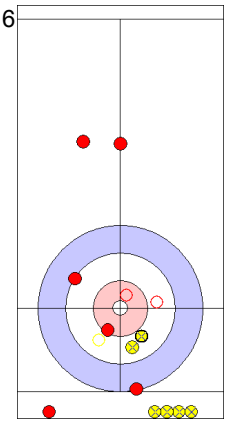

TUR: CAKIR K
Takeout In 1

Game - Shot by Shot

FRA - France	7 + 1	TUR - Turkey	3 + 0	End 7

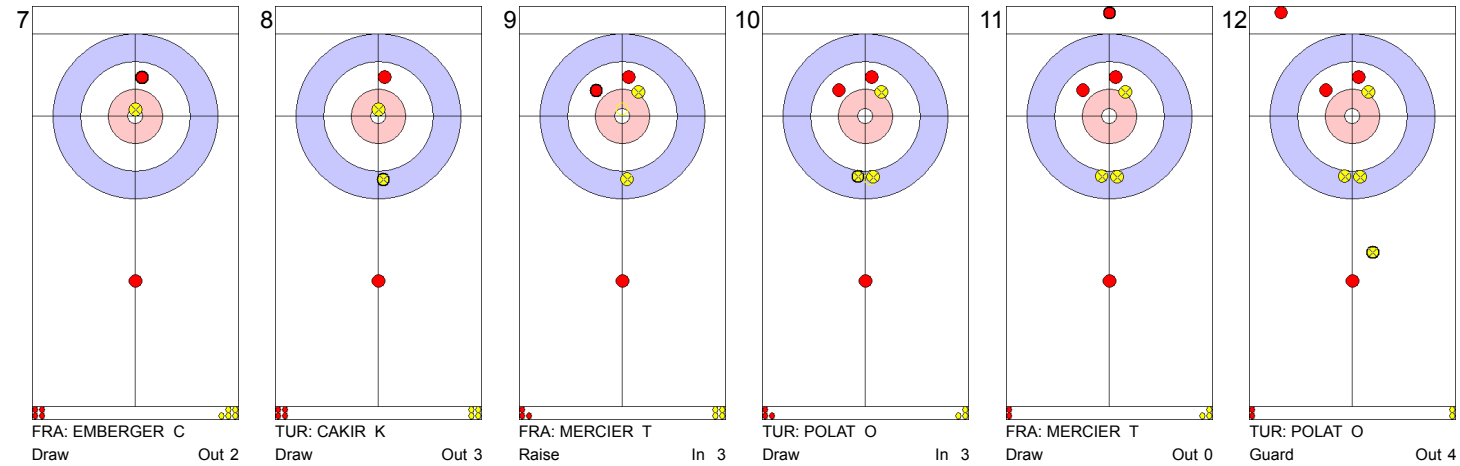

7
FRA: EMBERGER C
Draw Out 2

8
TUR: CAKIR K
Draw Out 3

9
FRA: MERCIER T
Raise In 3

10
TUR: POLAT O
Draw In 3

11
FRA: MERCIER T
Draw Out 0

12
TUR: POLAT O
Guard Out 4

13
FRA: MERCIER T
Draw In 4

14
TUR: POLAT O
Takeout In 4

15
FRA: EMBERGER C
Double Takeout In 4

16
TUR: CAKIR K
Promotion Takeout Out 2

Game - Shot by Shot

FRA - France	8 + 0	TUR - Turkey	3 + 4	End 8

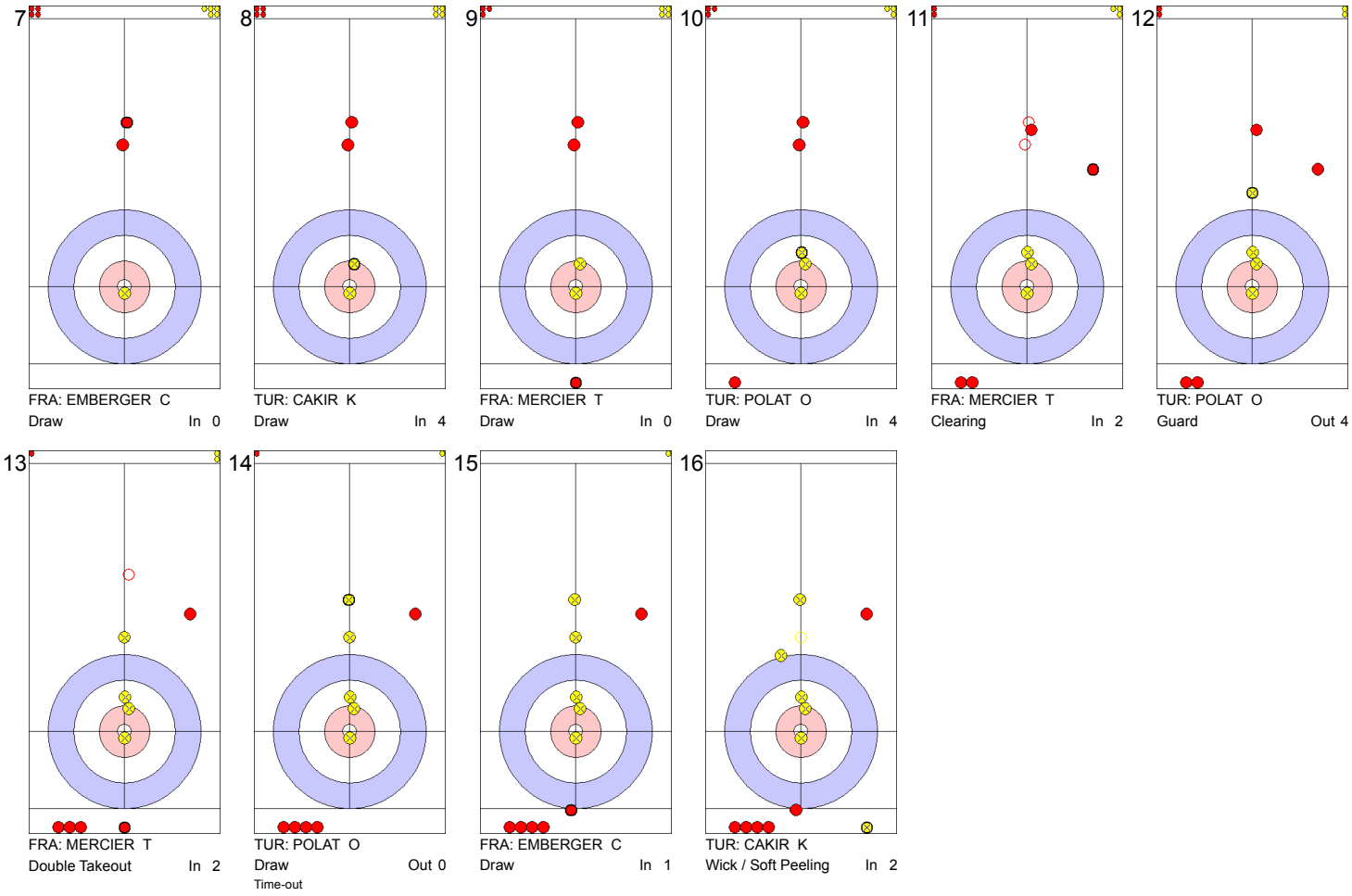

Game Results

Sheet	Game	Team	LSFE	1	2	3	4	5	6	7	8	Extra Ends						Total
D	7	DEN - Denmark	*	3	3	0	1	0	1	3	X							11
	7	JPN - Japan		0	0	1	0	1	0	0	X							2

DEN - Denmark		Game	All
F	DUPONT Denise	83 %	77 %
M	DUPONT Oliver	74 %	74 %
	Team Total	77 %	75 %

Last Stone Draw: 162.2cm 147.4cm ↻ DUPONT O
14.8cm ↺ DUPONT D

Time remaining: 7 minutes 13 seconds

JPN - Japan		Game	All
F	TOMABECHI Michiko	55 %	61 %
M	TOMABECHI Kenji	63 %	65 %
	Team Total	59 %	63 %

Last Stone Draw: 173.1cm 92.8cm ↻ TOMABECHI M
80.3cm ↺ TOMABECHI K

Time remaining: 2 minutes 5 seconds

Detailed Game Statistics:

DEN - Denmark		Draws		Takeouts		Total	
F	DUPONT Denise	9	81 %	4	88 %	13	83 %
M	DUPONT Oliver	10	75 %	11	73 %	21	74 %
	Team Total	19	78 %	15	77 %	34	77 %

JPN - Japan		Draws		Takeouts		Total	
F	TOMABECHI Michiko	10	65 %	6	38 %	16	55 %
M	TOMABECHI Kenji	14	68 %	5	50 %	19	63 %
	Team Total	24	67 %	11	43 %	35	59 %

LEGEND
F Female
X Unplayed/unfinished end due to concession
LSFE (*) Last stone first end
M Male

Game - Shot by Shot

DEN - Denmark	0 + 3	JPN - Japan	0 + 0	End 1

7

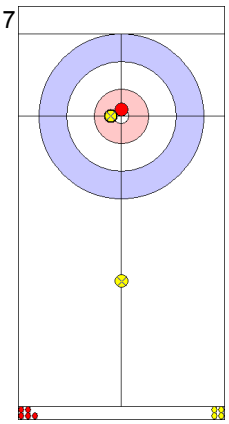

JPN: TOMABECHI M
Draw In 3

8

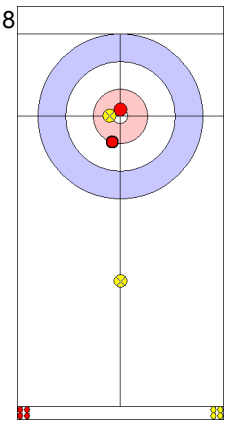

DEN: DUPONT D
Draw Out 3

9

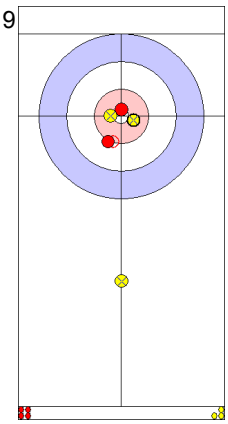

JPN: TOMABECHI K
Draw Out 2

10

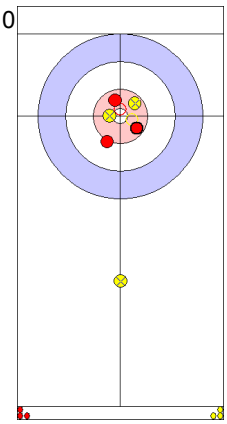

DEN: DUPONT O
Raise Out 3

11

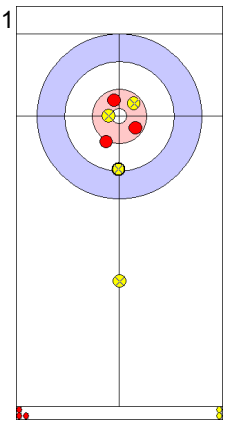

JPN: TOMABECHI K
Draw Out 3

12

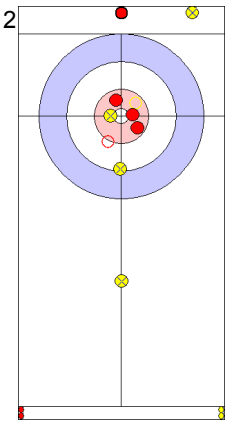

DEN: DUPONT O
Takeout In 4

13

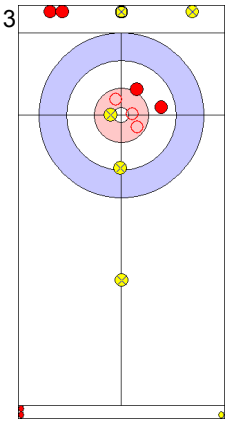

JPN: TOMABECHI K
Double Takeout Out 2

14

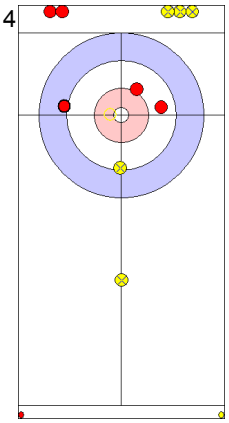

DEN: DUPONT O
Takeout In 4

15

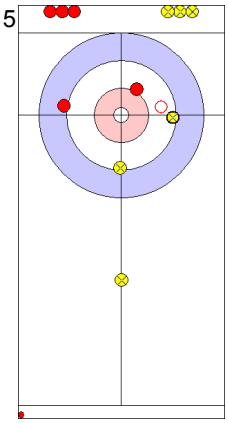

JPN: TOMABECHI M
Double Takeout In 2

16

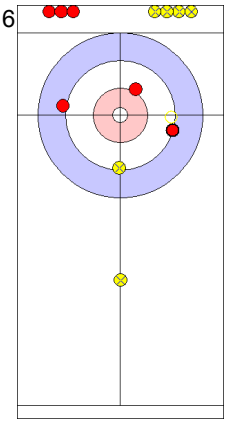

DEN: DUPONT D
Takeout Out 4

Game - Shot by Shot

DEN - Denmark	3 + 3	JPN - Japan	0 + 0	End 2

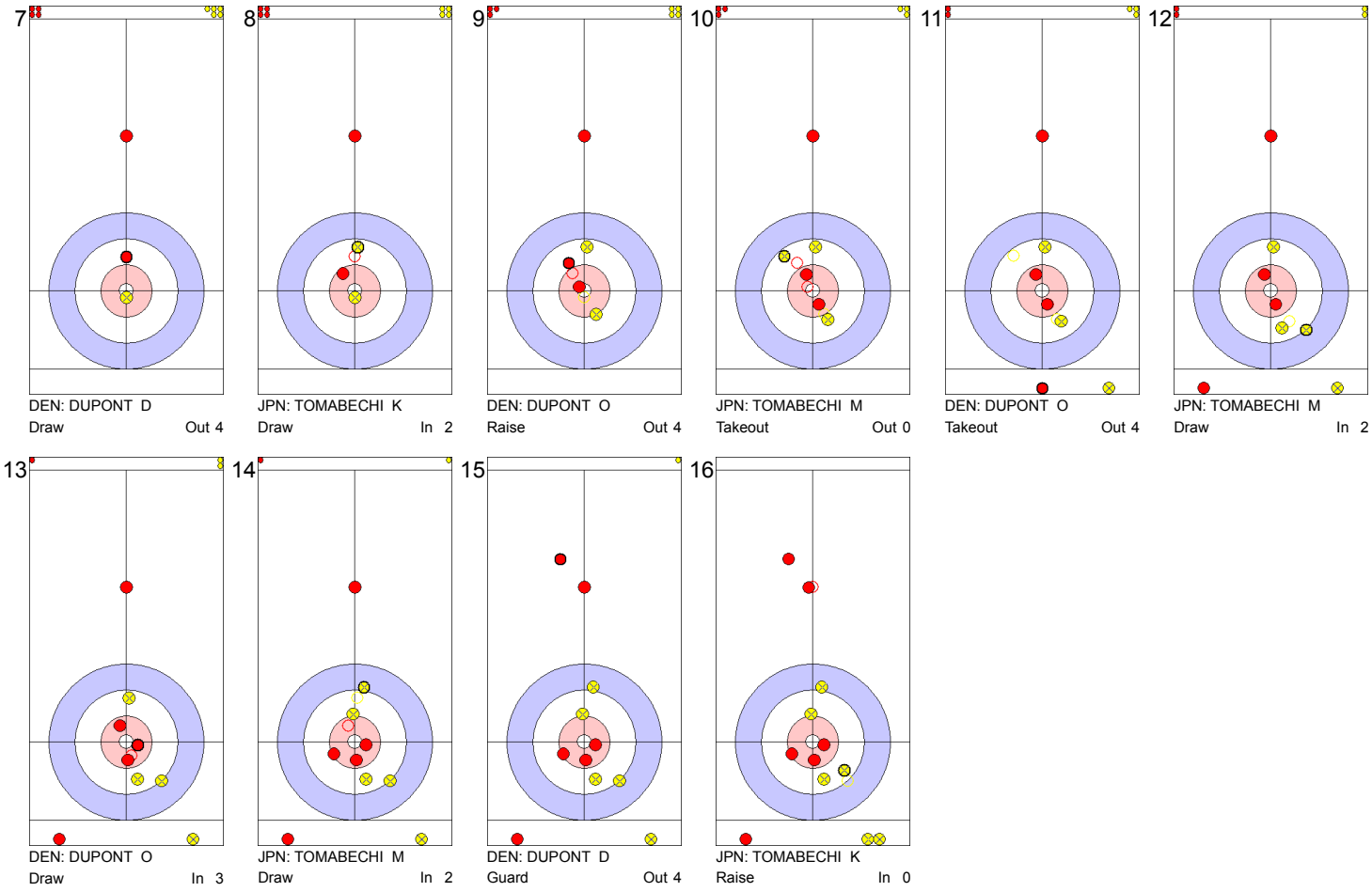

Game - Shot by Shot

DEN - Denmark	6 + 0	JPN - Japan	0 + 1	End 3

7

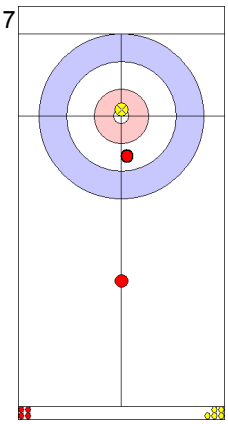

DEN: DUPONT D
Draw Out 3

8

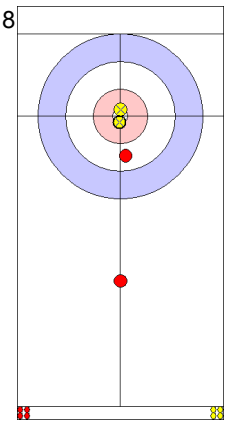

JPN: TOMABECHI M
Draw In 4

9

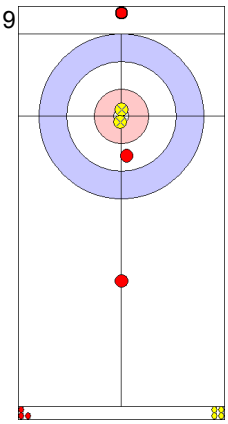

DEN: DUPONT O
Takeout In 0

10

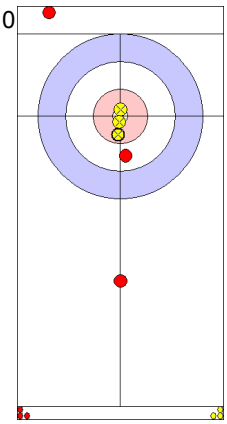

JPN: TOMABECHI K
Draw In 4

11

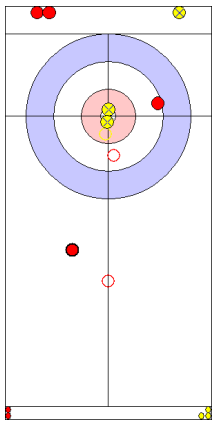

DEN: DUPONT O
Promotion Takeout Out 4

12

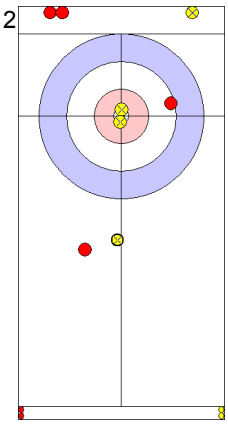

JPN: TOMABECHI K
Guard In 4

13

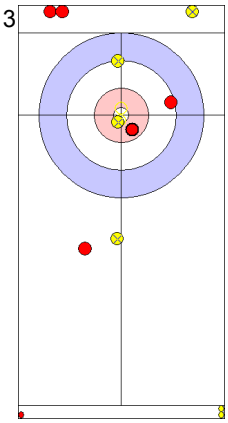

DEN: DUPONT O
Wick / Soft Peeling Out 4

14

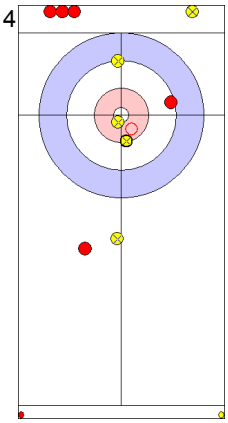

JPN: TOMABECHI K
Takeout Out 4

15

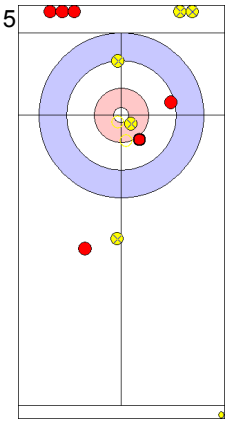

DEN: DUPONT D
Double Takeout Out 2

16

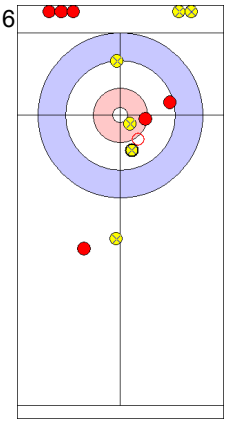

JPN: TOMABECHI M
Draw Out 1

Game - Shot by Shot

DEN - Denmark	6 + 1	JPN - Japan	1 + 0	End 4

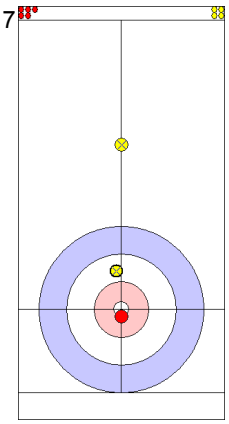

7
JPN: TOMABECHI M
Draw In 3

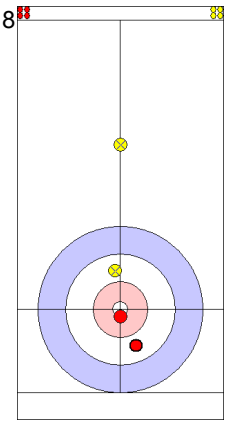

8
DEN: DUPONT D
Draw In 2

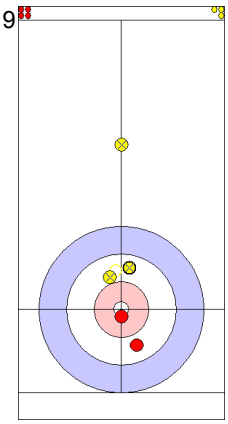

9
JPN: TOMABECHI K
Draw In 3

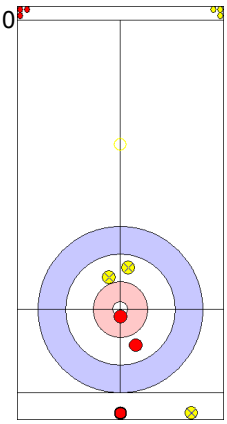

10
DEN: DUPONT O
Double Takeout In 1

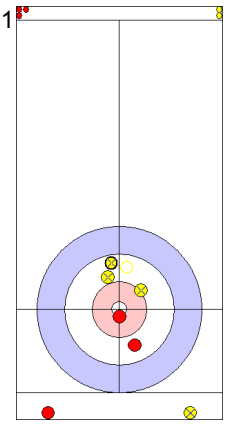

11
JPN: TOMABECHI K
Raise In 2

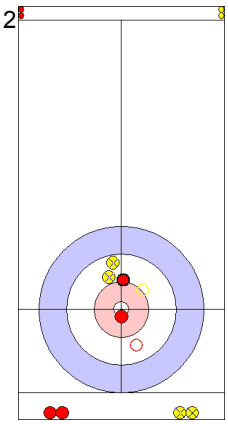

12
DEN: DUPONT O
Double Takeout In 2

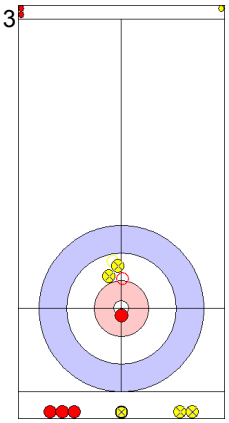

13
JPN: TOMABECHI K
Promotion Takeout Out 2

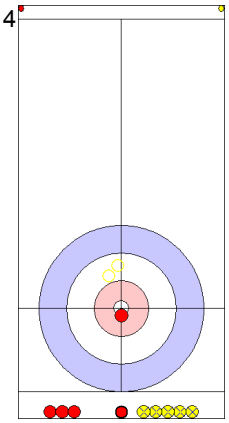

14
DEN: DUPONT O
Double Takeout Out 4

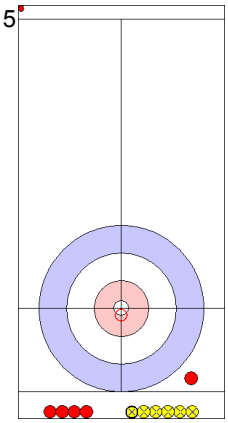

15
JPN: TOMABECHI M
Takeout Out 2

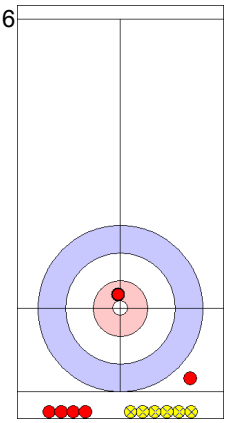

16
DEN: DUPONT D
Draw Out 4

Game - Shot by Shot

DEN - Denmark	7 + 0	JPN - Japan	1 + 1	End 5

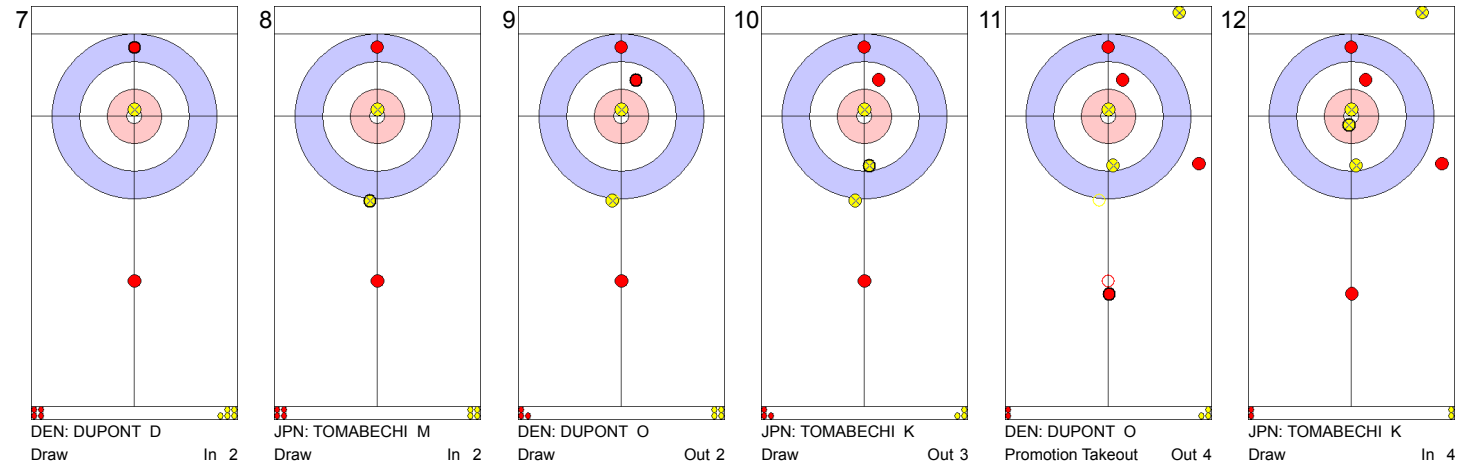

7
DEN: DUPONT D
Draw In 2

8
JPN: TOMABECHI M
Draw In 2

9
DEN: DUPONT O
Draw Out 2

10
JPN: TOMABECHI K
Draw Out 3

11
DEN: DUPONT O
Promotion Takeout Out 4

12
JPN: TOMABECHI K
Draw In 4

13
DEN: DUPONT O
Draw In 0

14
JPN: TOMABECHI K
Draw In 3

15
DEN: DUPONT D
Double Takeout In 4

16
JPN: TOMABECHI M
Draw Out 4

Game - Shot by Shot

DEN - Denmark	7 + 1	JPN - Japan	2 + 0	End 6

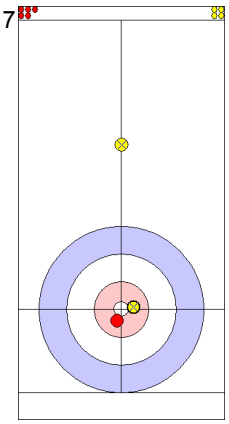

7
JPN: TOMABECHI M
Draw In 2

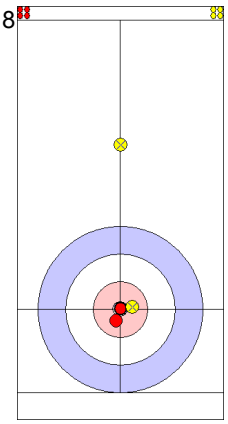

8
DEN: DUPONT D
Draw Out 4

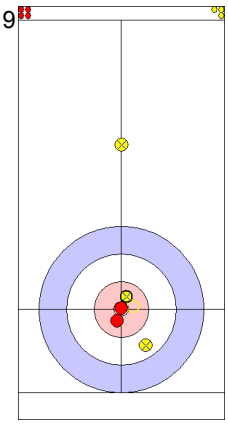

9
JPN: TOMABECHI K
Wick / Soft Peeling In 1

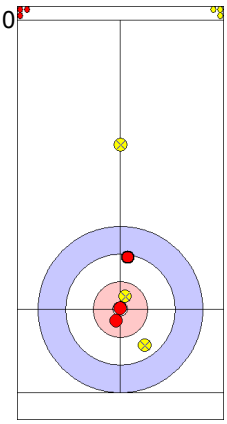

10
DEN: DUPONT O
Draw Out 4

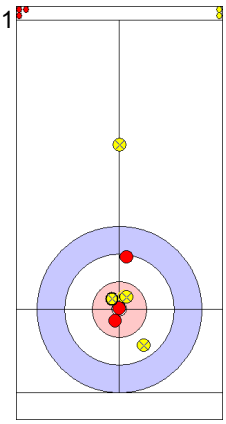

11
JPN: TOMABECHI K
Freeze Out 4

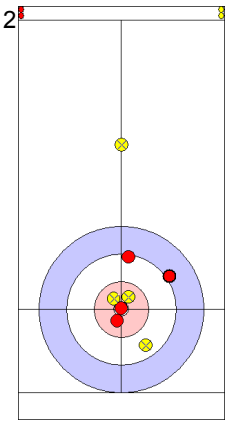

12
DEN: DUPONT O
Promotion Takeout In 1

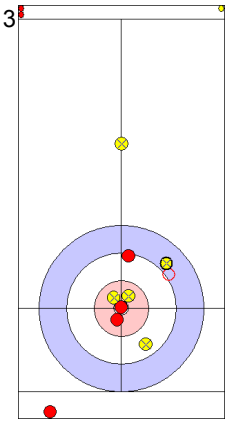

13
JPN: TOMABECHI K
Double Takeout Out 2

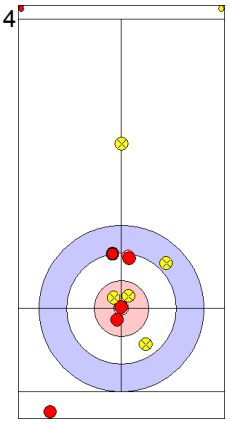

14
DEN: DUPONT O
Guard In 3

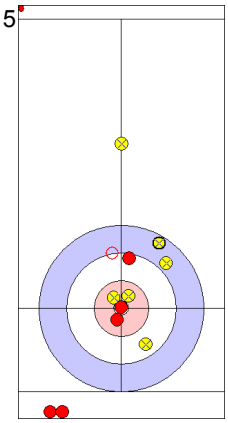

15
JPN: TOMABECHI M
Promotion Takeout In 1

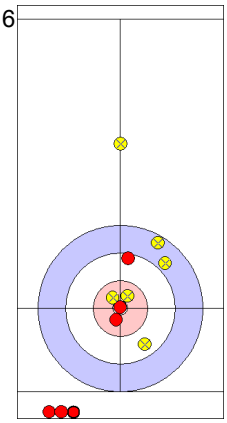

16
DEN: DUPONT D
through In X

Game - Shot by Shot

DEN - Denmark	8 + 3	JPN - Japan	2 + 0	End 7

7

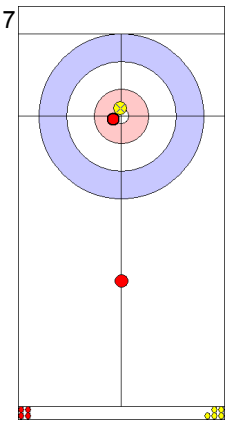

DEN: DUPONT D
Draw Out 3

8

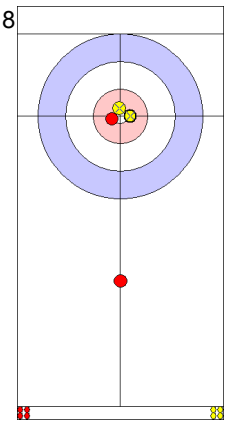

JPN: TOMABECHI K
Draw In 3

9

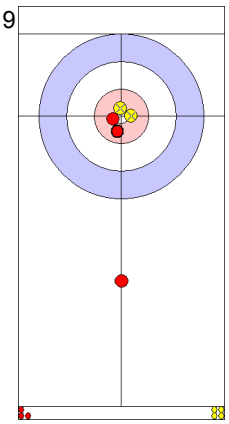

DEN: DUPONT O
Draw Out 3

10

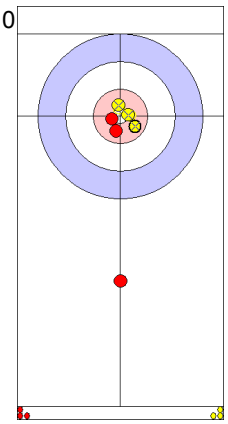

JPN: TOMABECHI M
Draw Out 3

11

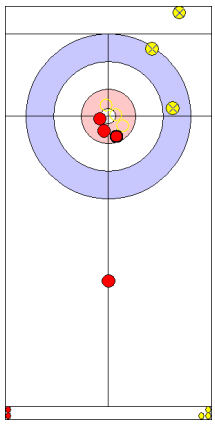

DEN: DUPONT O
Wick / Soft Peeling Out 4

12

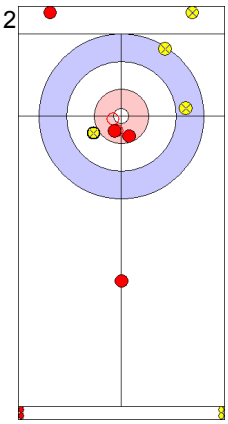

JPN: TOMABECHI M
Double Takeout In 2

13

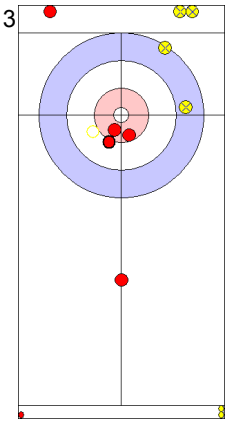

DEN: DUPONT O
Takeout In 4

14

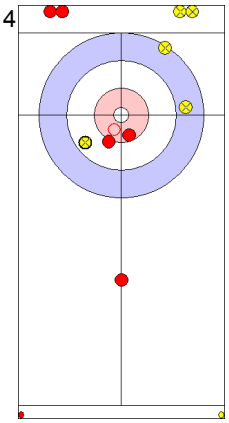

JPN: TOMABECHI M
Double Takeout In 2

15

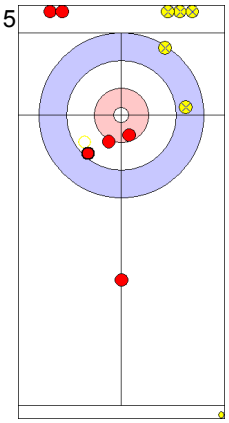

DEN: DUPONT D
Takeout In 4

16

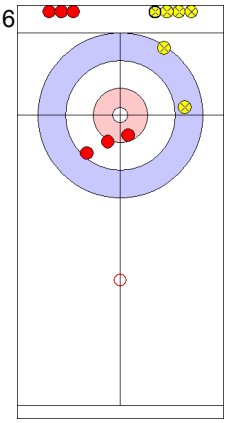

JPN: TOMABECHI K
Double Takeout In 0

Game Results

Sheet	Game	Team	LSFE	1	2	3	4	5	6	7	8	Extra Ends						Total
E	7	AUS - Australia	*	0	0	2	1	0	1	0	X							4
	7	USA - United States		1	2	0	0	2	0	3	X							8

AUS - Australia		Game	All
F	FORGE Kim	55 %	46 %
M	JOHNS Steve	60 %	58 %
	Team Total	58 %	53 %

Last Stone Draw: 126.9cm 46.1cm ↻ JOHNS S
80.8cm ↺ FORGE K

Time remaining: 1 minute 41 seconds

USA - United States		Game	All
F	ANDERSON Sarah	60 %	69 %
M	DROPKIN Korey	79 %	74 %
	Team Total	72 %	72 %

Last Stone Draw: 188.5cm 163.5cm ↻ ANDERSON S
25.0cm ↺ DROPKIN K

Time remaining: 1 minute 17 seconds

Detailed Game Statistics:

AUS - Australia		Draws		Takeouts		Total	
F	FORGE Kim	14	59 %	1	0 %	15	55 %
M	JOHNS Steve	21	61 %	2	50 %	23	60 %
	Team Total	35	60 %	3	33 %	38	58 %

USA - United States		Draws		Takeouts		Total	
F	ANDERSON Sarah	12	63 %	3	50 %	15	60 %
M	DROPKIN Korey	14	84 %	10	73 %	24	79 %
	Team Total	26	74 %	13	67 %	39	72 %

LEGEND
F Female **LSFE** (*) Last stone first end **M** Male

Game - Shot by Shot

AUS - Australia	0 + 0	USA - United States	0 + 1	End 1

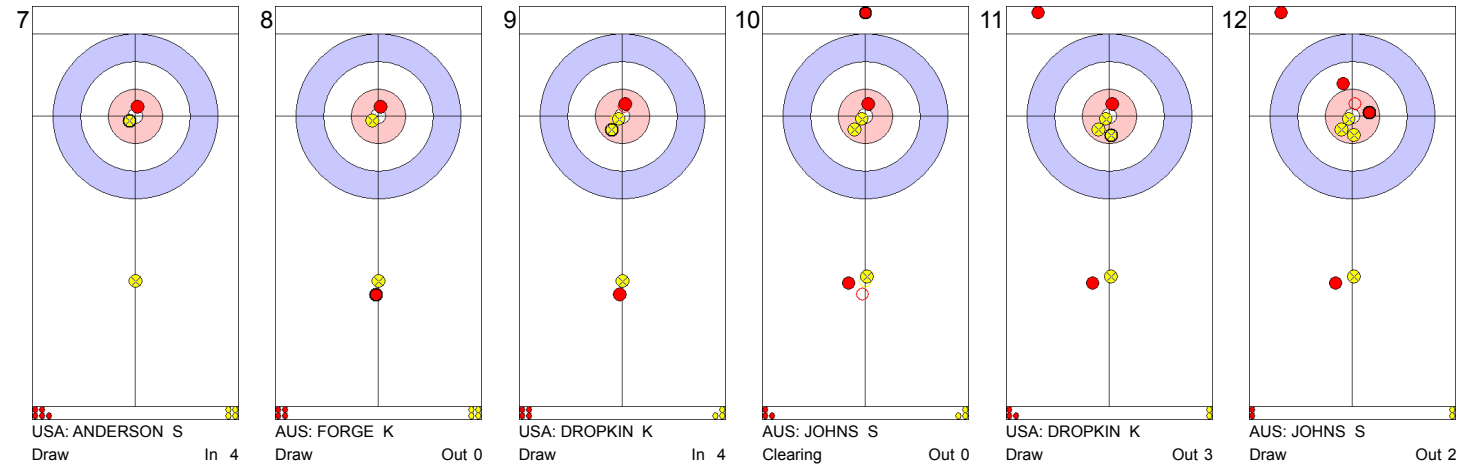

7	8	9	10	11	12
USA: ANDERSON S	AUS: FORGE K	USA: DROPKIN K	AUS: JOHNS S	USA: DROPKIN K	AUS: JOHNS S
Draw In 4	Draw Out 0	Draw In 4	Clearing Out 0	Draw Out 3	Draw Out 2

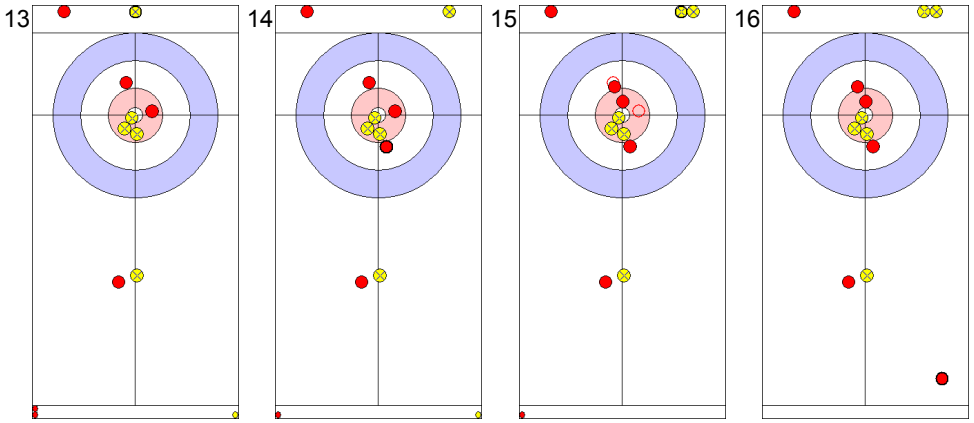

13	14	15	16
USA: DROPKIN K	AUS: JOHNS S	USA: ANDERSON S	AUS: FORGE K
Takeout Out 0	Draw Out 2	Takeout Out 0	Draw Out 0

Game - Shot by Shot

AUS - Australia	0 + 0	USA - United States	1 + 2	End 2

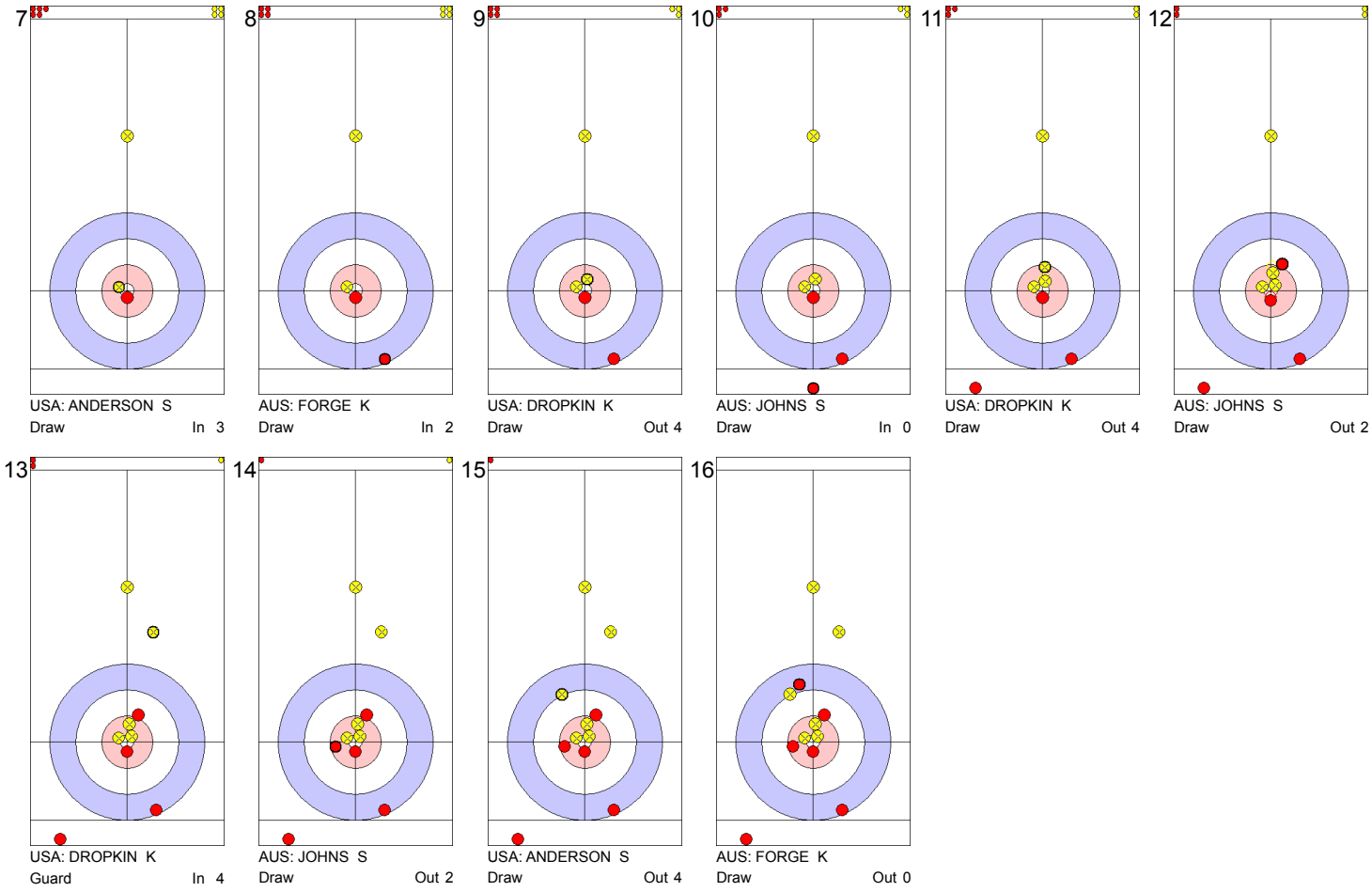

Game - Shot by Shot

AUS - Australia	0 + 2	USA - United States	3 + 0	End 3

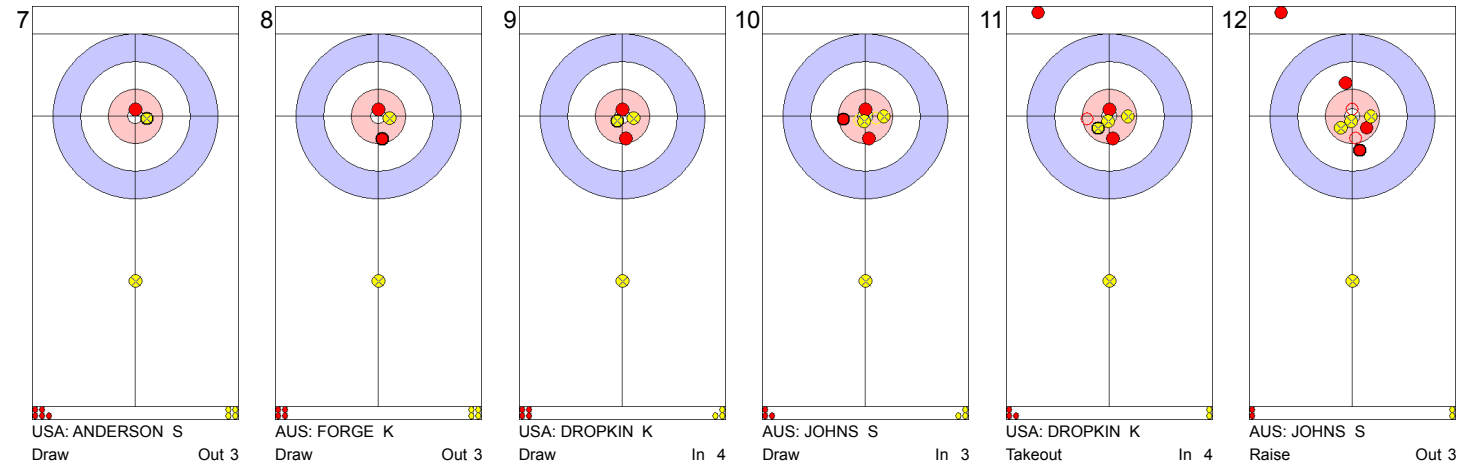

7
USA: ANDERSON S
Draw Out 3

8
AUS: FORGE K
Draw Out 3

9
USA: DROPKIN K
Draw In 4

10
AUS: JOHNS S
Draw In 3

11
USA: DROPKIN K
Takeout In 4

12
AUS: JOHNS S
Raise Out 3

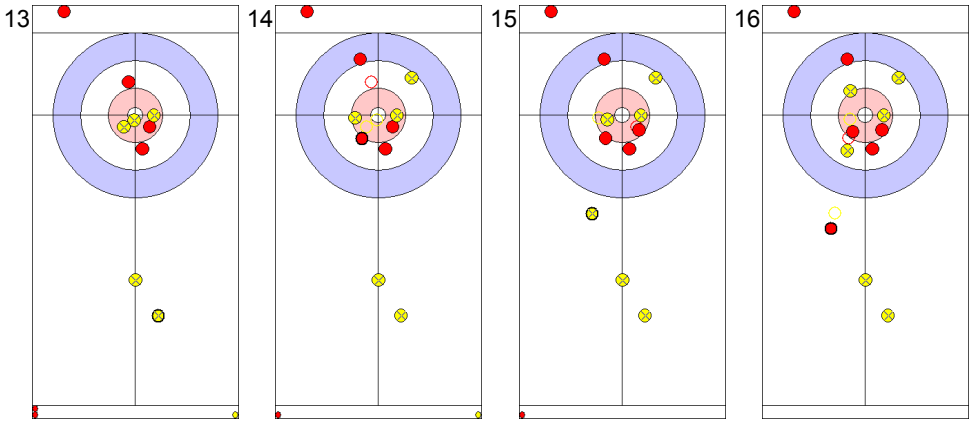

13
USA: DROPKIN K
Guard Out 4

14
AUS: JOHNS S
Raise In 4
Slow Takeout

15
USA: ANDERSON S
Guard In 4

16
AUS: FORGE K
Raise In 4

Game - Shot by Shot

AUS - Australia	2 + 1	USA - United States	3 + 0	End 4

7

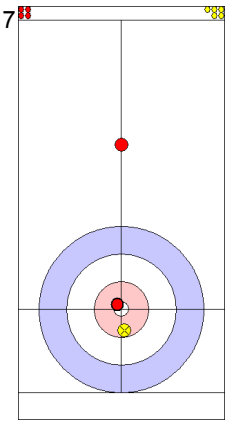

AUS: FORGE K
Draw Out 4

8

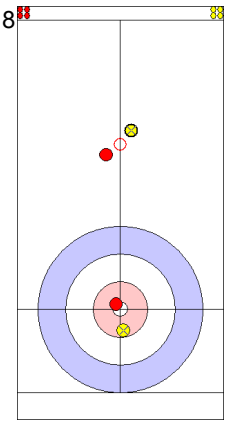

USA: ANDERSON S
Draw In 0

9

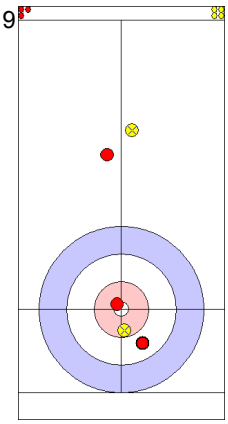

AUS: JOHNS S
Draw In 2

10

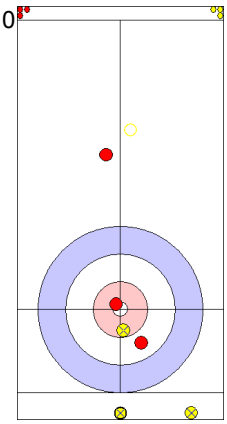

USA: DROPKIN K
Promotion Takeout In 1

11

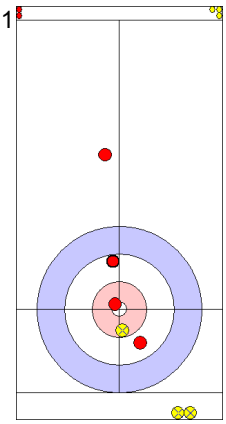

AUS: JOHNS S
Draw In 4

12

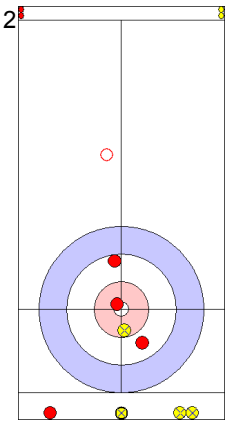

USA: DROPKIN K
Clearing Out 4

13

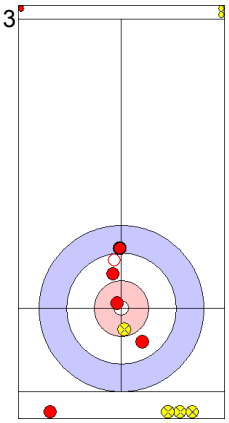

AUS: JOHNS S
Draw Out 4

14

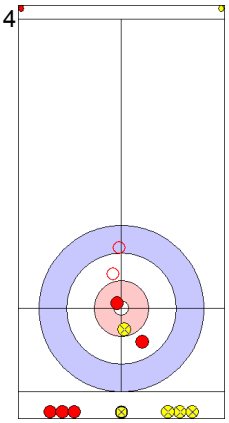

USA: DROPKIN K
Double Takeout Out 4

15

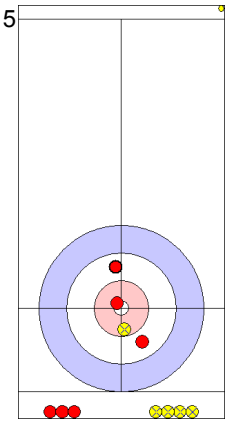

AUS: FORGE K
Draw In 4

16

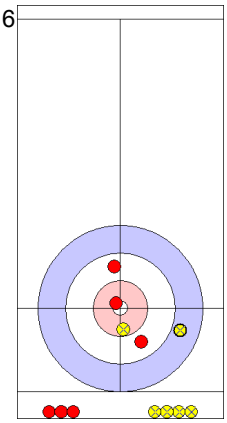

USA: ANDERSON S
Draw In 0

Game - Shot by Shot

AUS - Australia	3 + 0	USA - United States	3 + 2	End 5

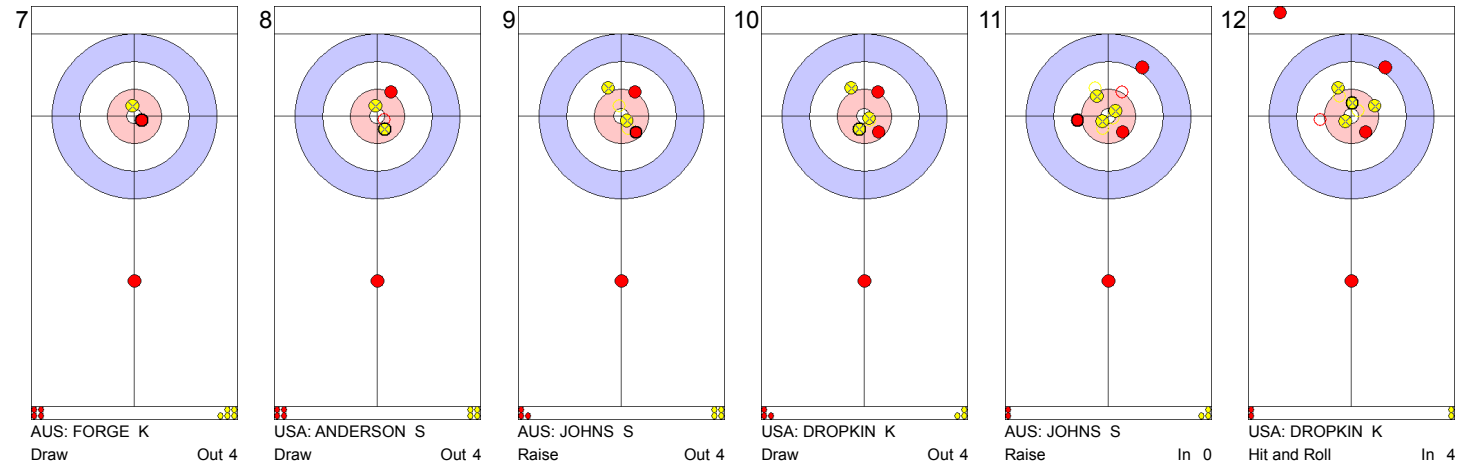

7	8	9	10	11	12
AUS: FORGE K	USA: ANDERSON S	AUS: JOHNS S	USA: DROPKIN K	AUS: JOHNS S	USA: DROPKIN K
Draw Out 4	Draw Out 4	Raise Out 4	Draw Out 4	Raise In 0	Hit and Roll In 4

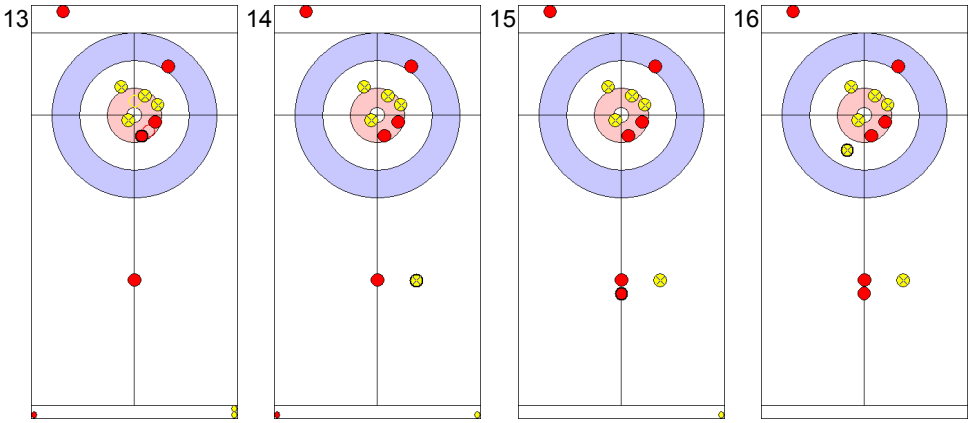

13	14	15	16
AUS: JOHNS S	USA: DROPKIN K	AUS: FORGE K	USA: ANDERSON S
Raise Out 2	Guard Out 4	Draw In 0	Draw In 0

Game - Shot by Shot

AUS - Australia	3 + 1	USA - United States	5 + 0	End 6

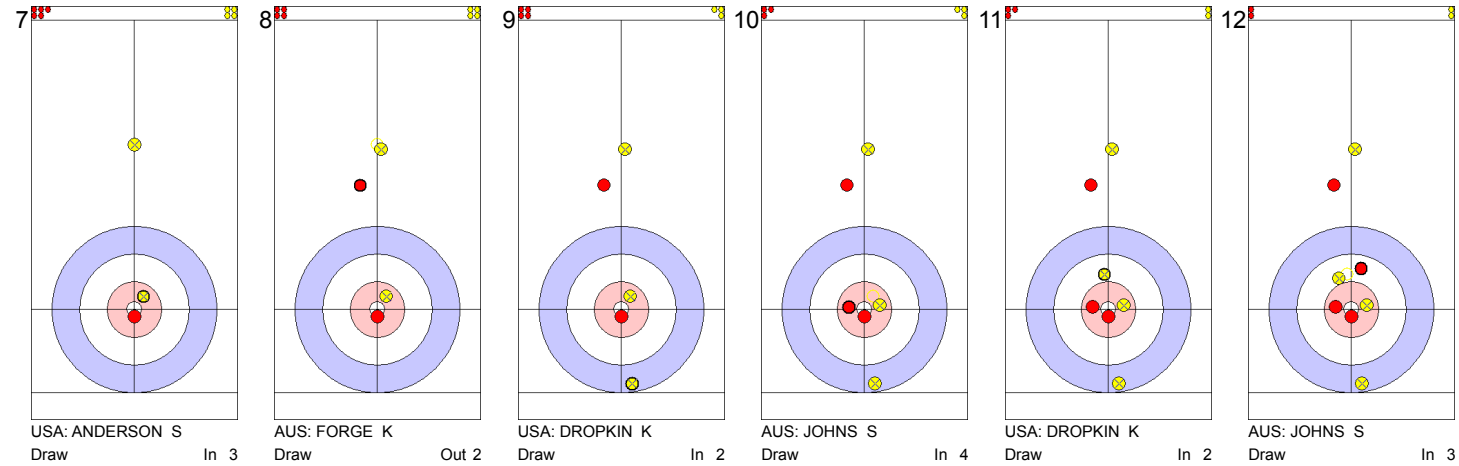

7
USA: ANDERSON S
Draw In 3

8
AUS: FORGE K
Draw Out 2

9
USA: DROPKIN K
Draw In 2

10
AUS: JOHNS S
Draw In 4

11
USA: DROPKIN K
Draw In 2

12
AUS: JOHNS S
Draw In 3

13
USA: DROPKIN K
Promotion Takeout Out 1

14
AUS: JOHNS S
Raise In 4

15
USA: ANDERSON S
Promotion Takeout Out 2

16
AUS: FORGE K
Promotion Takeout In 0

Game - Shot by Shot

AUS - Australia	4 + 0	USA - United States	5 + 3	End 7

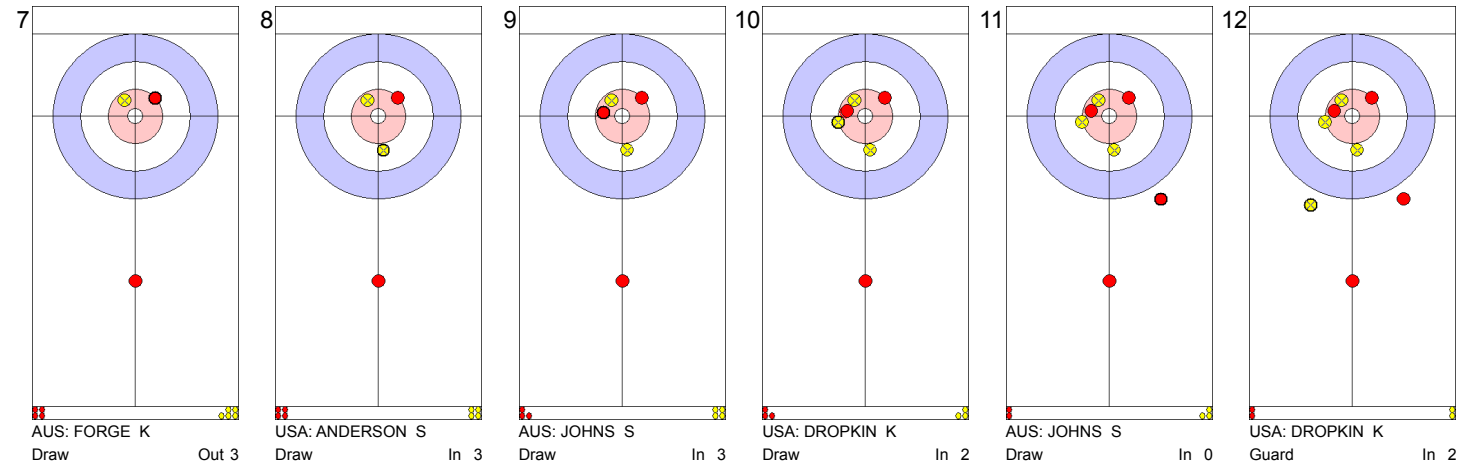

7	8	9	10	11	12
AUS: FORGE K	USA: ANDERSON S	AUS: JOHNS S	USA: DROPKIN K	AUS: JOHNS S	USA: DROPKIN K
Draw Out 3	Draw In 3	Draw In 3	Draw In 2	Draw In 0	Guard In 2

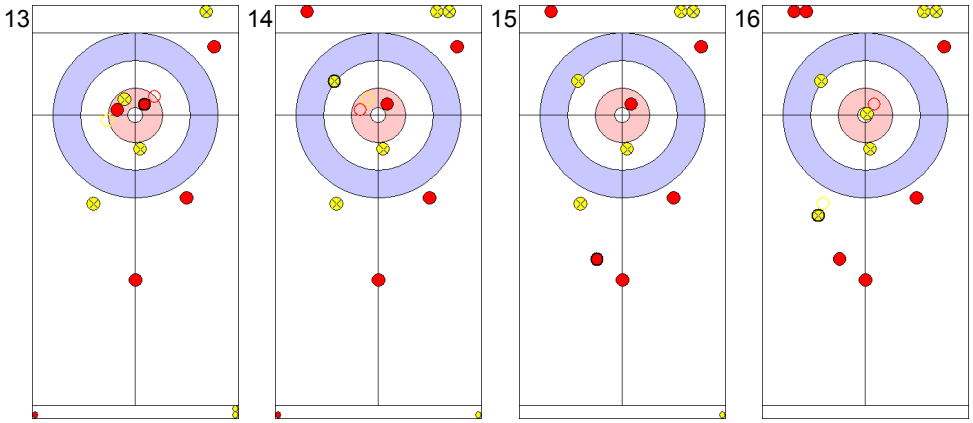

13	14	15	16
AUS: JOHNS S	USA: DROPKIN K	AUS: FORGE K	USA: ANDERSON S
Hit and Roll Out 4	Takeout In 3	Guard In 4	Promotion Takeout In 4

Game - Shot by Shot

AUS - Australia	4 + X	USA - United States	8 + X	End 8

7

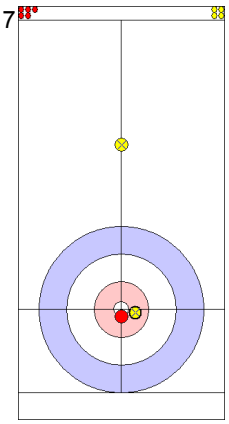

USA: ANDERSON S
Draw In 2

8

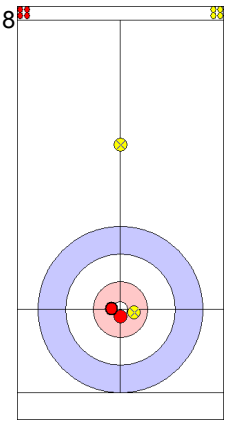

AUS: FORGE K
Draw In 3

9

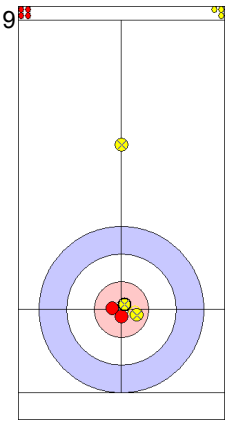

USA: DROPKIN K
Draw In 4

10

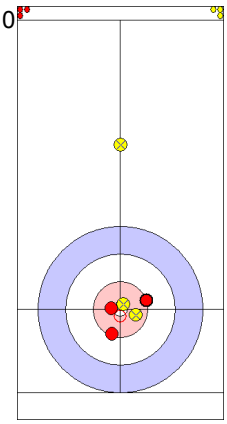

AUS: JOHNS S
Raise In 3

11

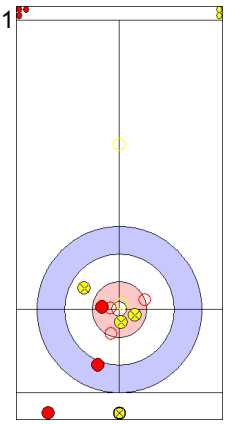

USA: DROPKIN K
Takeout In 4

12

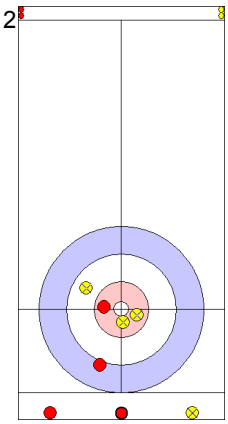

AUS: JOHNS S
Draw In 0

13

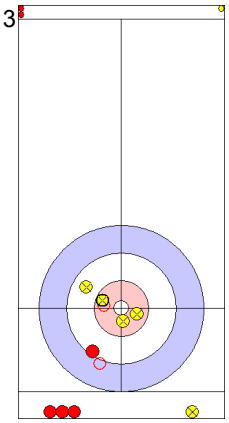

USA: DROPKIN K
Takeout Out 4

Session Results and Standings

Sheet	Game	Team	LSFE	1	2	3	4	5	6	7	8	Extra Ends						Total
A	6	DEN - Denmark	*	0	2	0	2	1	1	2	X							8
	6	FRA - France		2	0	1	0	0	0	0	X							3
B	6	JPN - Japan		0	1	1	3	1	2	1	X							9
	6	AUS - Australia	*	1	0	0	0	0	0	0	X							1
C	6	USA - United States		1	0	2	1	1	0	1	X							6
	6	CZE - Czech Republic	*	0	2	0	0	0	1	0	X							3
D	6	SVK - Slovakia	*	0	0	2	0	0	0	1	X							3
	6	RUS - Russia		2	2	0	2	1	1	0	X							8
E	6	SUI - Switzerland		0	1	0	1	1	2	0	0							5
	6	TUR - Turkey	*	1	0	3	0	0	0	1	1							6

Standings

Group-A

Rank	Team	Games	Wins	Losses
1	RUS - Russia	6	6	0
2	USA - United States	6	5	1
3	DEN - Denmark	6	4	2
3	JPN - Japan	6	4	2
5	SUI - Switzerland	6	3	3
5	TUR - Turkey	6	3	3
7	CZE - Czech Republic	6	2	4
7	SVK - Slovakia	6	2	4
9	FRA - France	6	1	5
10	AUS - Australia	6	0	6

Group-B

Rank	Team	Games	Wins	Losses
1	NOR - Norway	5	5	0
2	FIN - Finland	5	4	1
2	SWE - Sweden	5	4	1
4	CHN - China	5	3	2
4	ITA - Italy	5	3	2
4	LAT - Latvia	5	3	2
7	AUT - Austria	5	1	4
7	NZL - New Zealand	5	1	4
7	SLO - Slovenia	5	1	4
10	BRA - Brazil	5	0	5

Group-C

Rank	Team	Games	Wins	Losses
1	CAN - Canada	6	5	1
1	EST - Estonia	6	5	1
1	HUN - Hungary	6	5	1
1	KOR - Korea	6	5	1
5	ESP - Spain	6	4	2
6	ENG - England	6	2	4
6	SCO - Scotland	6	2	4
8	POL - Poland	6	1	5
8	ROU - Romania	6	1	5
10	BLR - Belarus	6	0	6

LEGEND
LSFE (*) Last stone first end
X Unplayed/unfinished end due to concession

Game Results

Sheet	Game	Team	LSFE	1	2	3	4	5	6	7	8	Extra Ends						Total
A	6	DEN - Denmark	*	0	2	0	2	1	1	2	X							8
	6	FRA - France		2	0	1	0	0	0	0	X							3

DEN - Denmark		Game	All
F	DUPONT Denise	70 %	76 %
M	DUPONT Oliver	76 %	73 %
	Team Total	74 %	75 %

Last Stone Draw: 210.5cm 185.4cm ↻ DUPONT D
25.1cm ↺ DUPONT O

Time remaining: 8 minutes 5 seconds

FRA - France		Game	All
F	EMBERGER Catherine	57 %	44 %
M	MERCIER Thierry	51 %	49 %
	Team Total	54 %	47 %

Last Stone Draw: 247.7cm 88.4cm ↻ MERCIER T
159.3cm ↺ EMBERGER C

Time remaining: 4 minutes 29 seconds

Detailed Game Statistics:

DEN - Denmark		Draws		Takeouts		Total	
F	DUPONT Denise	13	75 %	1	0 %	14	70 %
M	DUPONT Oliver	16	72 %	5	90 %	21	76 %
	Team Total	29	73 %	6	75 %	35	74 %

FRA - France		Draws		Takeouts		Total	
F	EMBERGER Catherine	10	60 %	5	50 %	15	57 %
M	MERCIER Thierry	12	58 %	8	41 %	20	51 %
	Team Total	22	59 %	13	44 %	35	54 %

LEGEND
F Female
X Unplayed/unfinished end due to concession
LSFE (*) Last stone first end
M Male

Game - Shot by Shot

DEN - Denmark	0 + 0	FRA - France	0 + 2	End 1

7

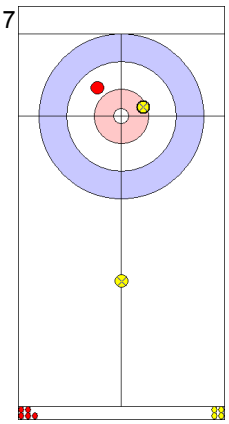

FRA: EMBERGER C
Draw Out 2

8

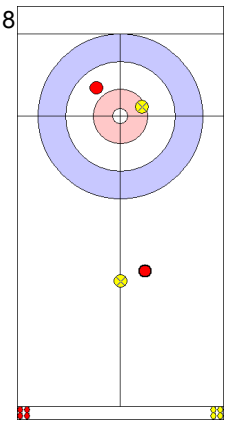

DEN: DUPONT D
Draw Out 0

9

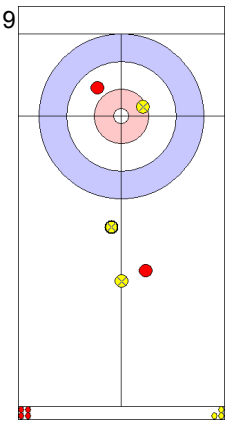

FRA: MERCIER T
Draw In 0

10

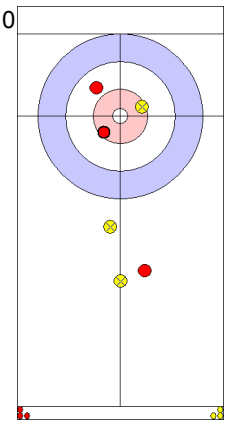

DEN: DUPONT O
Draw In 3

11

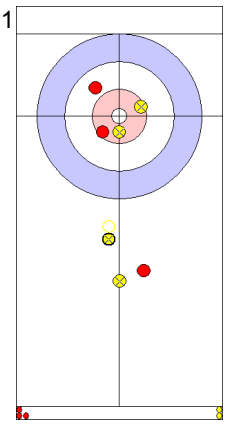

FRA: MERCIER T
Hit and Roll In 1

12

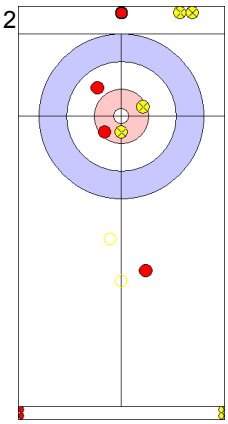

DEN: DUPONT O
Double Takeout Out 4

13

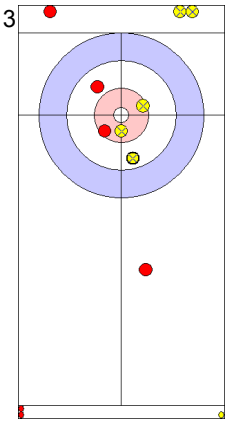

FRA: MERCIER T
Draw In 2

14

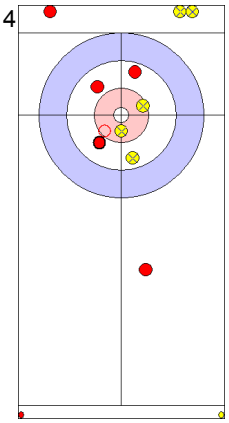

DEN: DUPONT O
Raise In 2

15

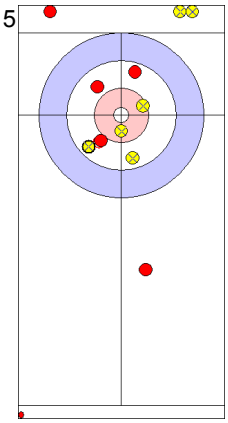

FRA: EMBERGER C
Draw In 2

16

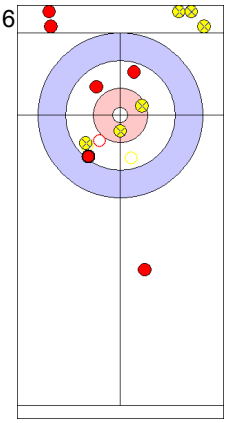

DEN: DUPONT D
Double Takeout In 0

Game - Shot by Shot

DEN - Denmark	0 + 2	FRA - France	2 + 0	End 2

7

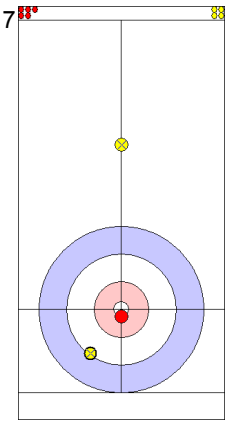

FRA: EMBERGER C
Draw In 2

8

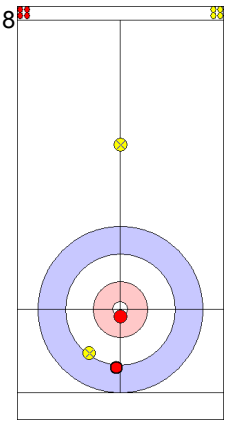

DEN: DUPONT D
Draw Out 2

9

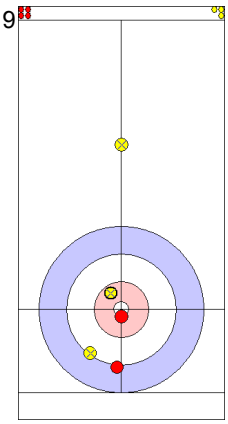

FRA: MERCIER T
Draw Out 3

10

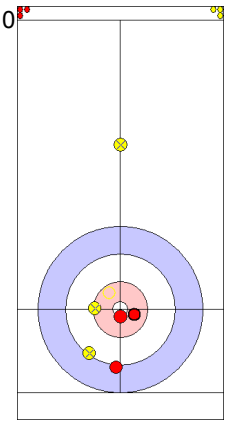

DEN: DUPONT O
Draw In 3

11

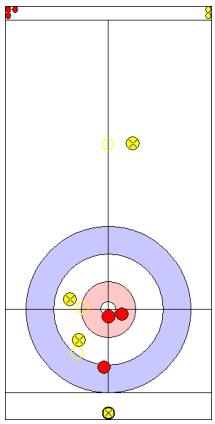

FRA: MERCIER T
Takeout In 0

12

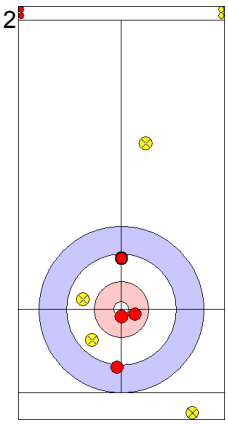

DEN: DUPONT O
Draw Out 4

13

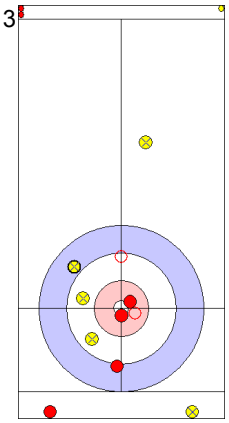

FRA: MERCIER T
Double Takeout Out 2

14

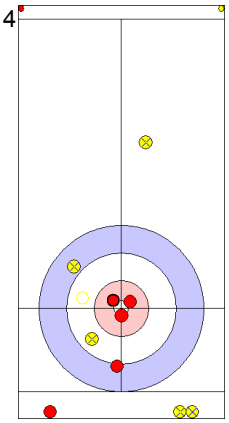

DEN: DUPONT O
Takeout In 4

15

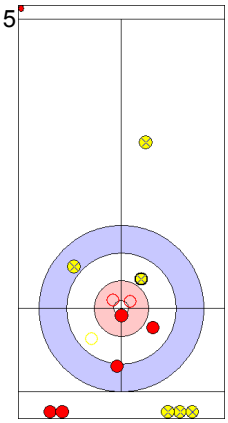

FRA: EMBERGER C
Takeout Out 4

16

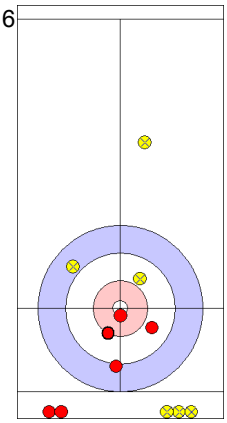

DEN: DUPONT D
Draw Out 4

Game - Shot by Shot

DEN - Denmark	2 + 0	FRA - France	2 + 1	End 3

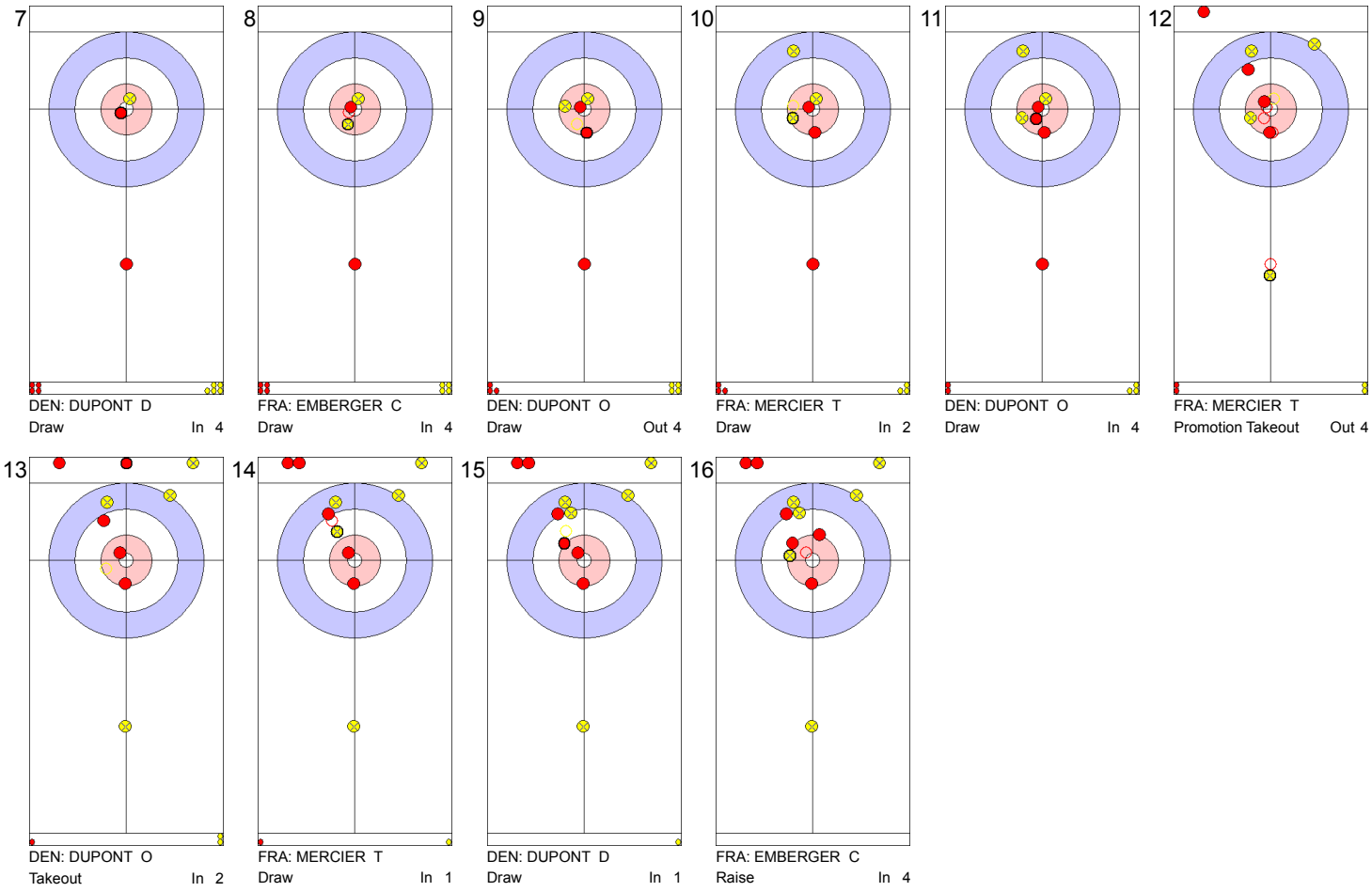

Game - Shot by Shot

DEN - Denmark	2 + 2	FRA - France	3 + 0	End 4

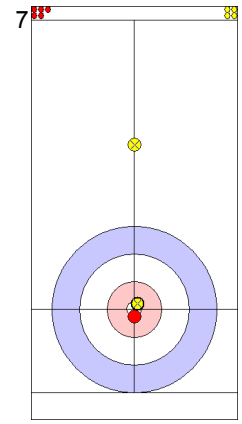

7
FRA: EMBERGER C
Draw In 4

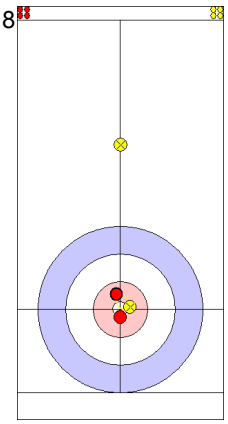

8
DEN: DUPONT D
Draw Out 4

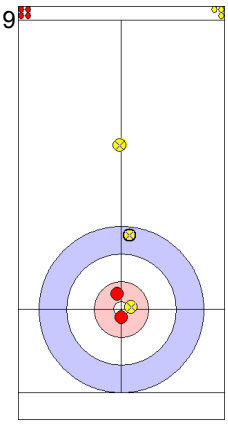

9
FRA: MERCIER T
Draw In 3

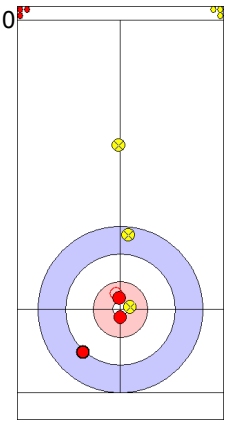

10
DEN: DUPONT O
Raise Out 3

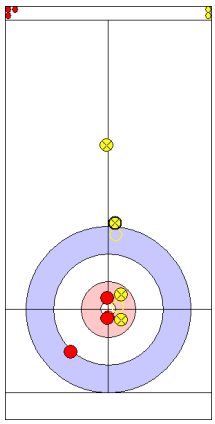

11
FRA: MERCIER T
Raise In 3

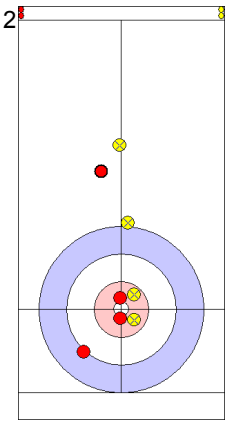

12
DEN: DUPONT O
Draw Out 0

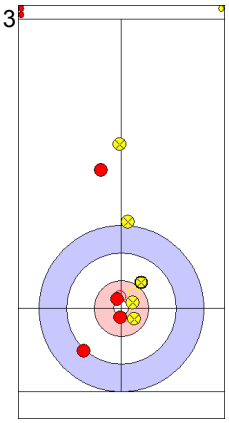

13
FRA: MERCIER T
Raise In 4

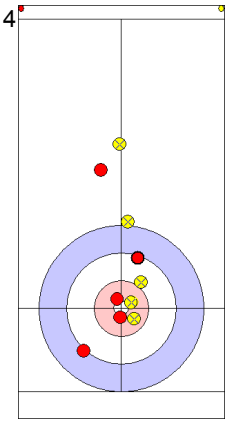

14
DEN: DUPONT O
Draw In 4

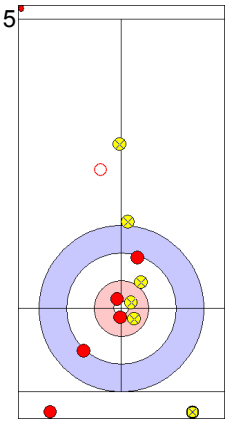

15
FRA: EMBERGER C
Promotion Takeout Out 2

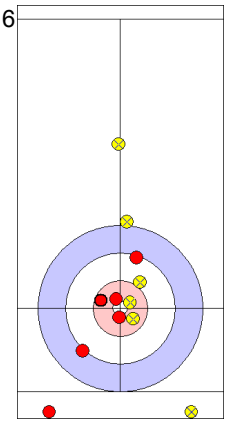

16
DEN: DUPONT D
Draw Out 2

Game - Shot by Shot

DEN - Denmark	4 + 1	FRA - France	3 + 0	End 5

7

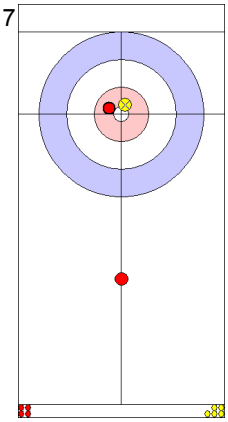

DEN: DUPONT D
Draw In 4

8

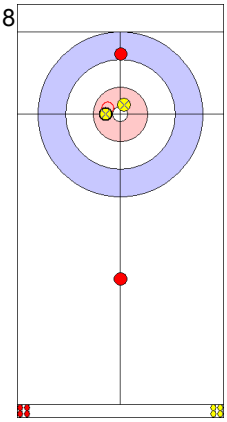

FRA: EMBERGER C
Draw In 3

9

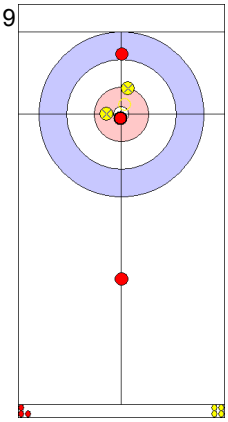

DEN: DUPONT O
Draw In 4

10

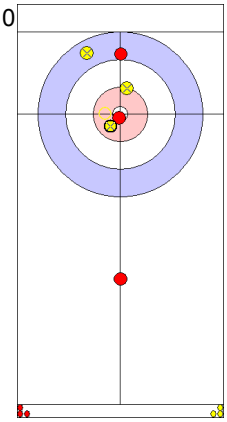

FRA: MERCIER T
Draw In 4

11

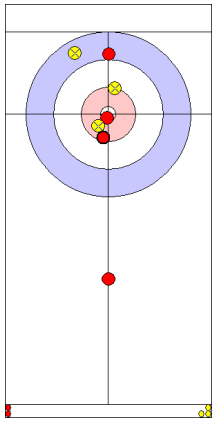

DEN: DUPONT O
Freeze In 4

12

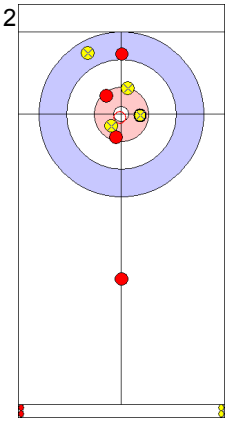

FRA: MERCIER T
Draw Out 4

13

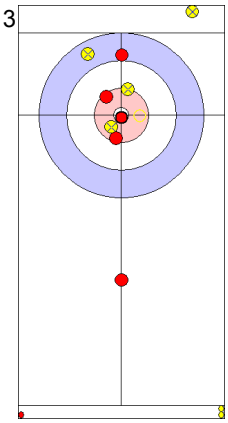

DEN: DUPONT O
Hit and Roll Out 4

14

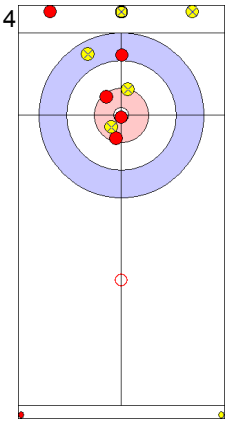

FRA: MERCIER T
Takeout In 0

15

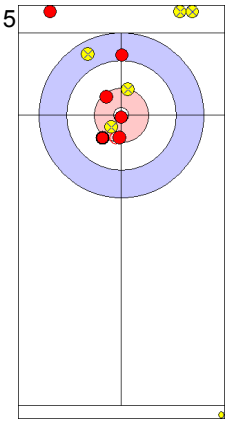

DEN: DUPONT D
Draw In 2

16

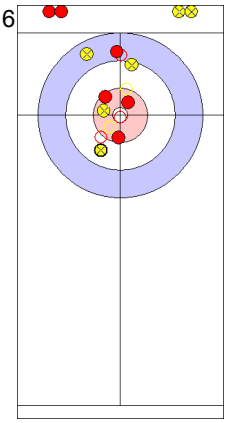

FRA: EMBERGER C
Double Takeout In 2

Game - Shot by Shot

DEN - Denmark	5 + 1	FRA - France	3 + 0	End 6

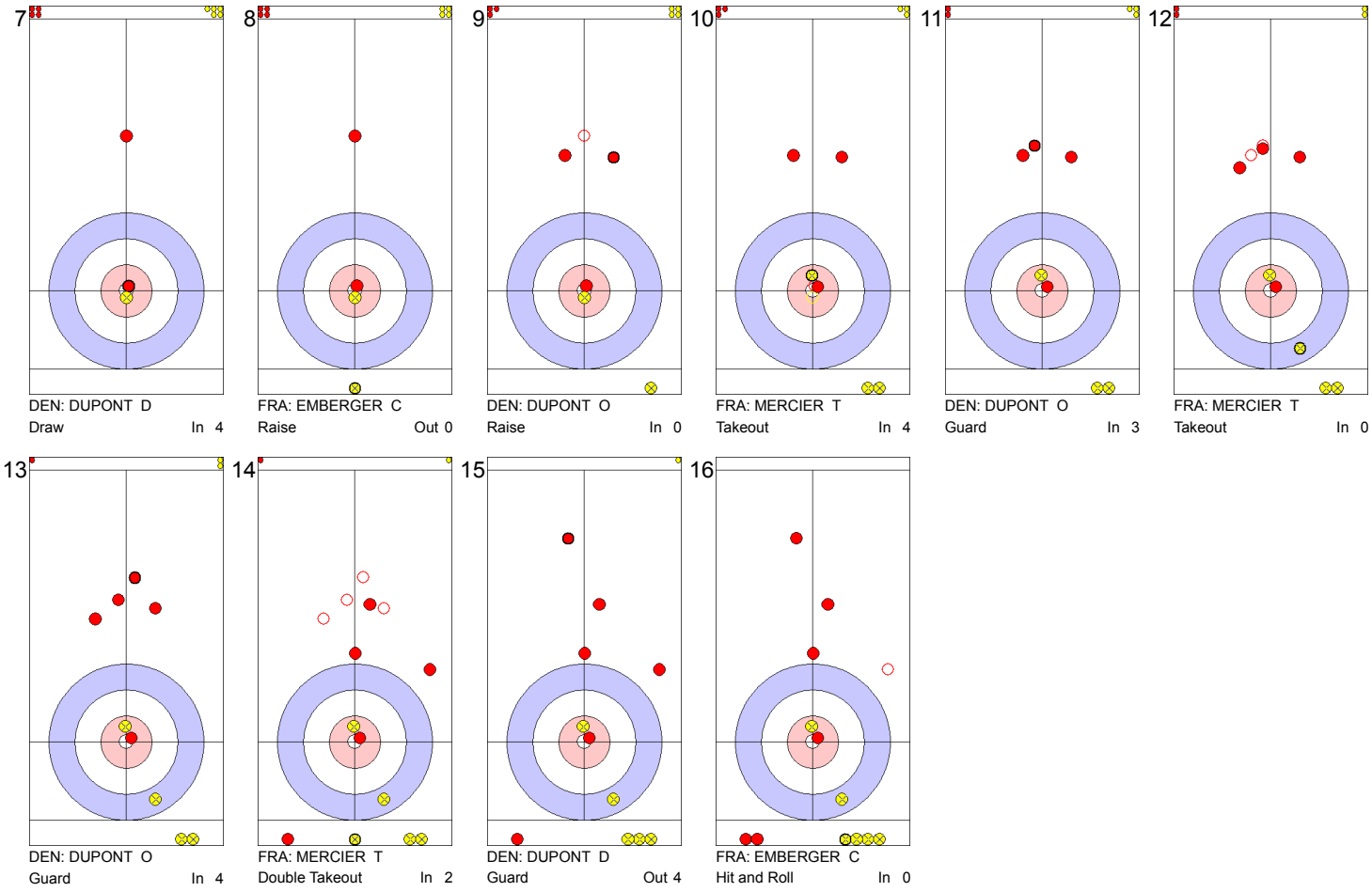

7
DEN: DUPONT D
Draw In 4

8
FRA: EMBERGER C
Raise Out 0

9
DEN: DUPONT O
Raise In 0

10
FRA: MERCIER T
Takeout In 4

11
DEN: DUPONT O
Guard In 3

12
FRA: MERCIER T
Takeout In 0

13
DEN: DUPONT O
Guard In 4

14
FRA: MERCIER T
Double Takeout In 2

15
DEN: DUPONT D
Guard Out 4

16
FRA: EMBERGER C
Hit and Roll In 0

Game - Shot by Shot

DEN - Denmark	6 + 2	FRA - France	3 + 0	End 7

7

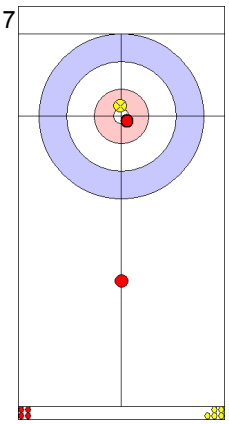

DEN: DUPONT D
Draw In 4

8

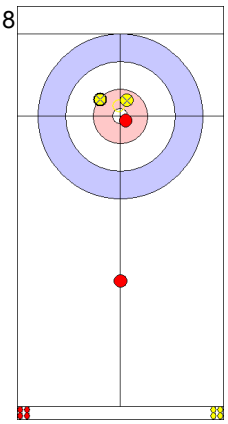

FRA: MERCIER T
Draw In 2

9

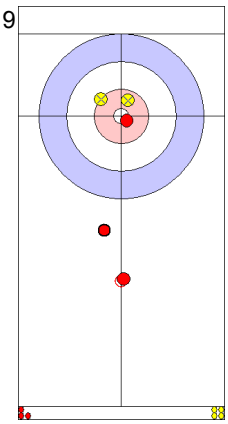

DEN: DUPONT O
Draw In 0

10

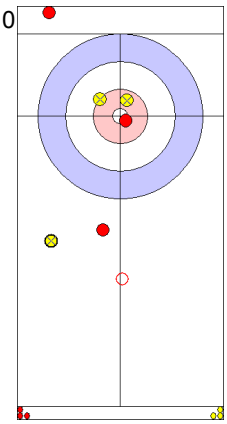

FRA: EMBERGER C
Double Takeout Out 2

11

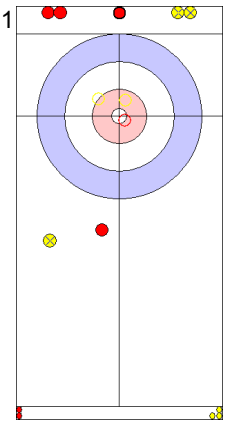

DEN: DUPONT O
Double Takeout Out 4

12

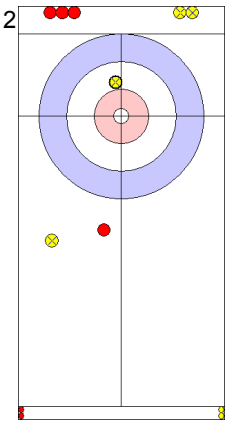

FRA: EMBERGER C
Draw Out 3

13

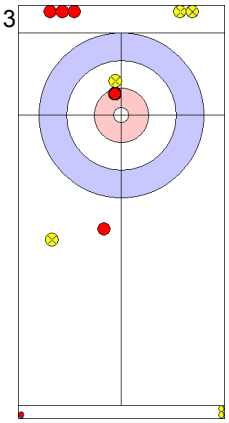

DEN: DUPONT O
Freeze Out 4

14

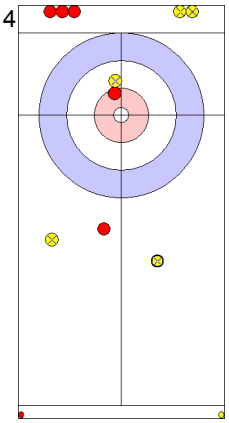

FRA: EMBERGER C
Draw Out 0
burned stone

15

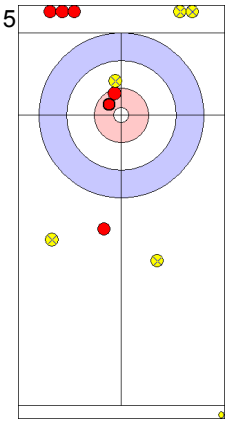

DEN: DUPONT D
Draw In 4

16

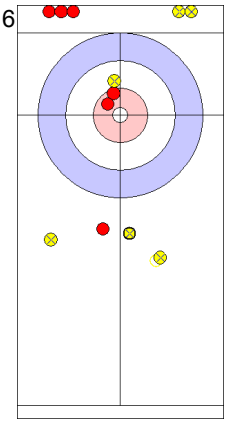

FRA: MERCIER T
Draw Out 0

Game Results

Sheet	Game	Team	LSFE	1	2	3	4	5	6	7	8	Extra Ends						Total
B	6	JPN - Japan		0	1	1	3	1	2	1	X							9
	6	AUS - Australia	*	1	0	0	0	0	0	0	X							1

JPN - Japan		Game	All
F	TOMABECHI Michiko	63 %	62 %
M	TOMABECHI Kenji	67 %	66 %
	Team Total	65 %	64 %

Last Stone Draw: 114.1cm 48.2cm ↻ TOMABECHI M
65.9cm ↺ TOMABECHI K

Time remaining: 4 minutes 35 seconds

AUS - Australia		Game	All
F	FORGE Kim	33 %	44 %
M	JOHNS Steve	49 %	57 %
	Team Total	41 %	52 %

Last Stone Draw: 66.6cm 32.5cm ↻ JOHNS S
34.1cm ↺ FORGE K

Time remaining: 1 minute 55 seconds

Detailed Game Statistics:

JPN - Japan		Draws		Takeouts		Total	
F	TOMABECHI Michiko	13	54 %	4	94 %	17	63 %
M	TOMABECHI Kenji	16	64 %	2	88 %	18	67 %
	Team Total	29	59 %	6	92 %	35	65 %

AUS - Australia		Draws		Takeouts		Total	
F	FORGE Kim	8	19 %	8	47 %	16	33 %
M	JOHNS Steve	12	44 %	7	57 %	19	49 %
	Team Total	20	34 %	15	52 %	35	41 %

LEGEND
F Female
X Unplayed/unfinished end due to concession
LSFE (*) Last stone first end
M Male

Game - Shot by Shot

JPN - Japan	0 + 0	AUS - Australia	0 + 1	End 1

7

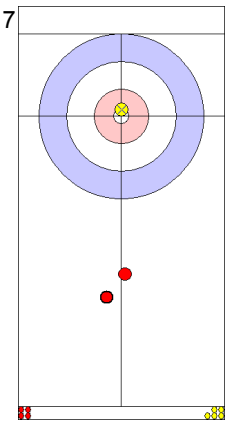

JPN: TOMABECHI M
Draw In 0

8

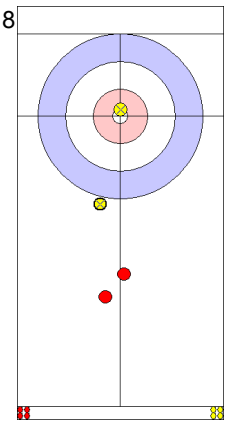

AUS: FORGE K
Draw In 0

9

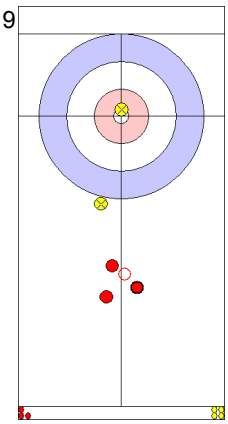

JPN: TOMABECHI K
Draw Out 0

10

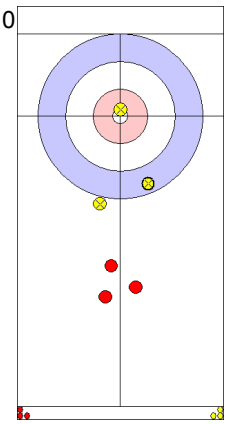

AUS: JOHNS S
Draw Out 1

11

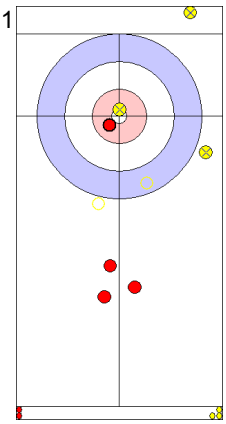

JPN: TOMABECHI K
Takeout Out 3

12

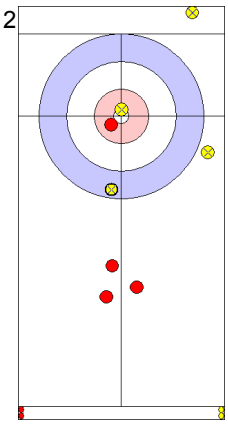

AUS: JOHNS S
Draw Out 1

13

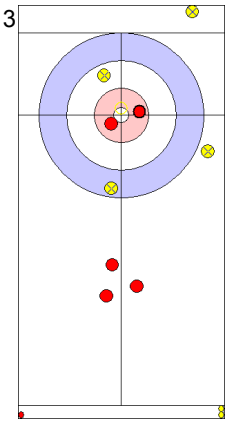

JPN: TOMABECHI K
Raise Out 4

14

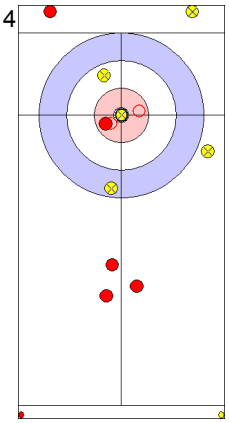

AUS: JOHNS S
Hit and Roll Out 4

15

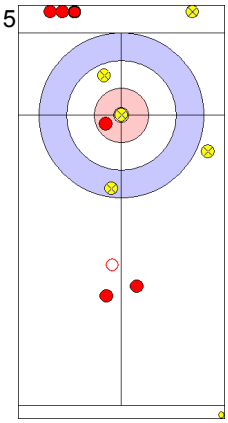

JPN: TOMABECHI M
Raise Out 0

16

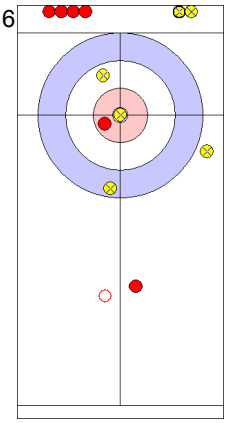

AUS: FORGE K
Takeout In 0

Game - Shot by Shot

JPN - Japan	0 + 1	AUS - Australia	1 + 0	End 2

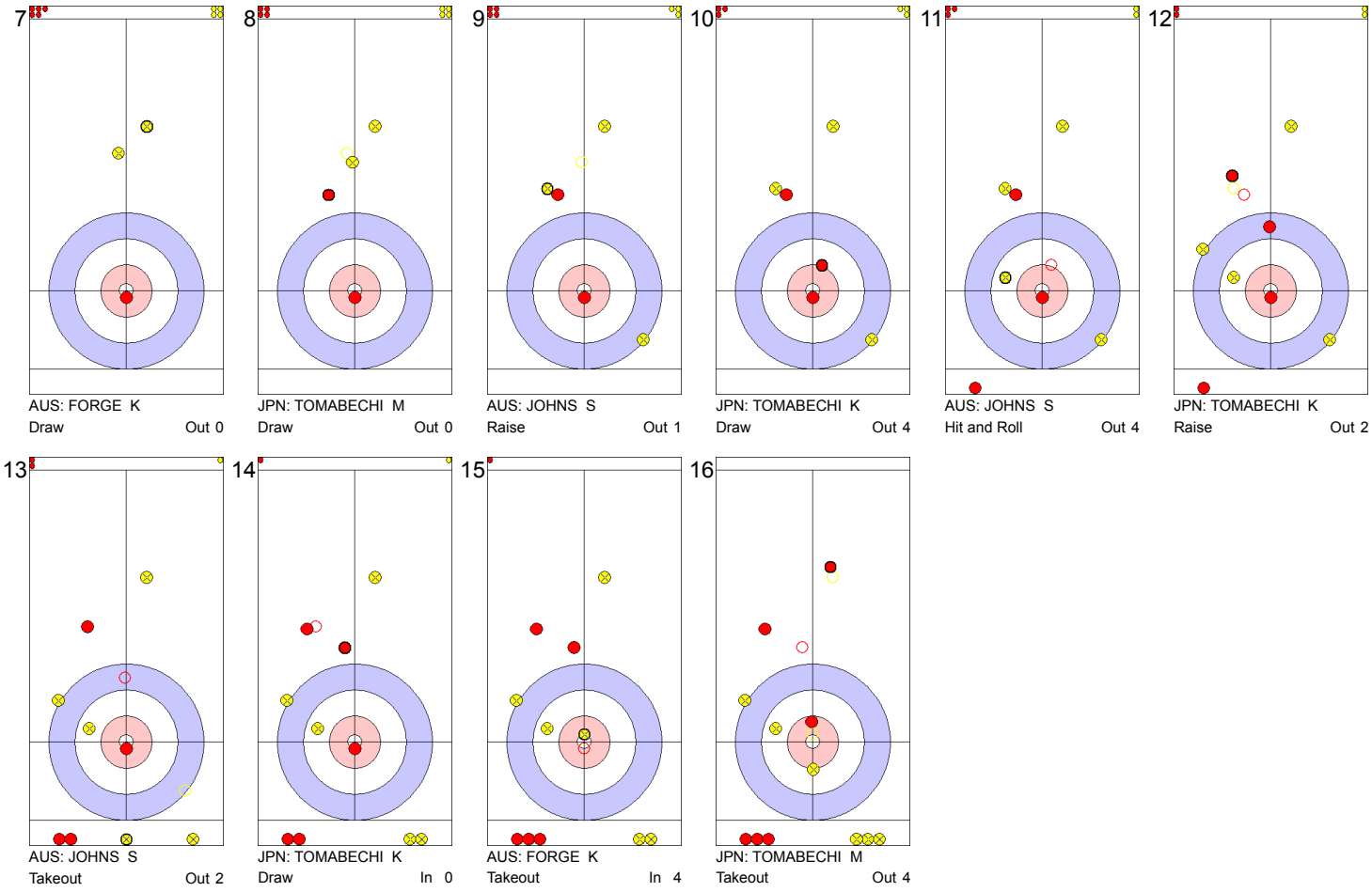

Game - Shot by Shot

JPN - Japan	1 + 1	AUS - Australia	1 + 0	End 3

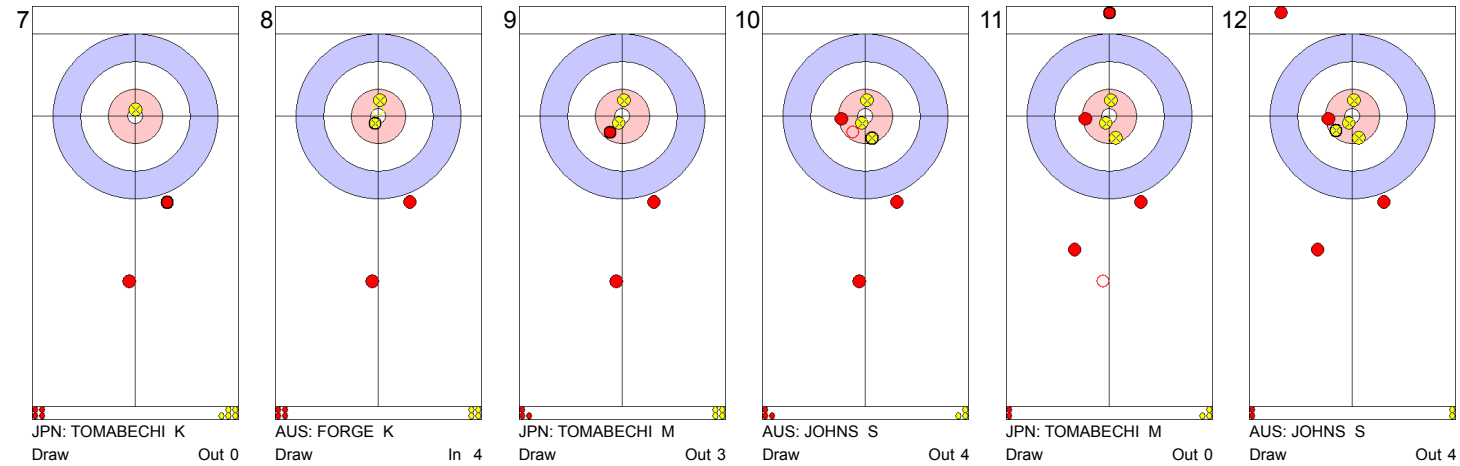

7
JPN: TOMABECHI K
Draw Out 0

8
AUS: FORGE K
Draw In 4

9
JPN: TOMABECHI M
Draw Out 3

10
AUS: JOHNS S
Draw Out 4

11
JPN: TOMABECHI M
Draw Out 0

12
AUS: JOHNS S
Draw Out 4

13
JPN: TOMABECHI M
Double Takeout In 3

14
AUS: JOHNS S
Draw Out 0

15
JPN: TOMABECHI K
Guard Out 4

16
AUS: FORGE K
Promotion Takeout Out 4

Game - Shot by Shot

JPN - Japan	2 + 3	AUS - Australia	1 + 0	End 4

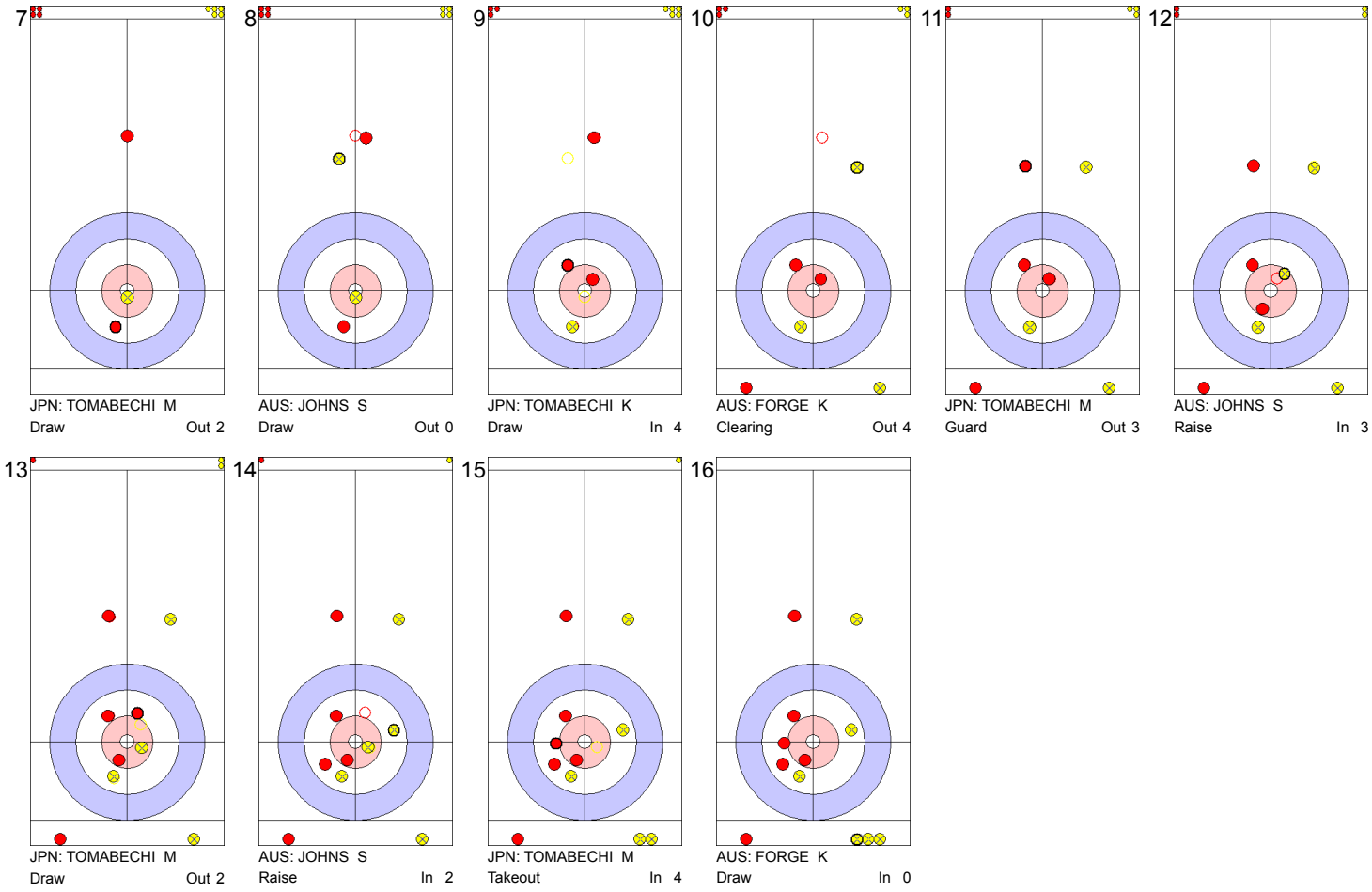

Game - Shot by Shot

JPN - Japan	5 + 1	AUS - Australia	1 + 0	End 5

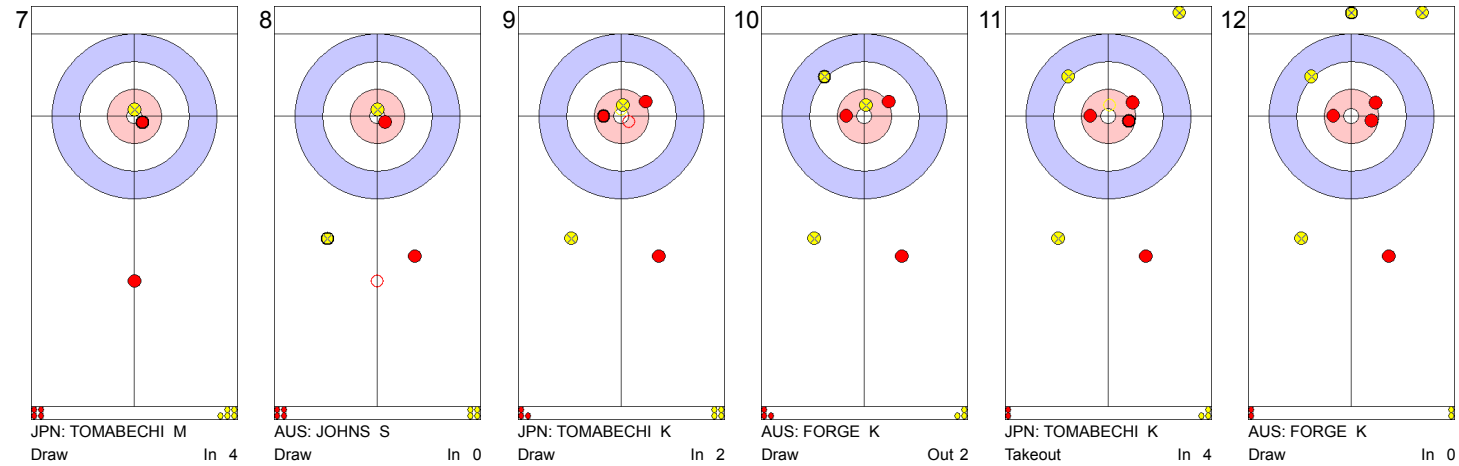

7
JPN: TOMABECHI M
Draw In 4

8
AUS: JOHNS S
Draw In 0

9
JPN: TOMABECHI K
Draw In 2

10
AUS: FORGE K
Draw Out 2

11
JPN: TOMABECHI K
Takeout In 4

12
AUS: FORGE K
Draw In 0

13
JPN: TOMABECHI K
Guard In 0

14
AUS: FORGE K
Hit and Roll Out 3

15
JPN: TOMABECHI M
Takeout Out 4

16
AUS: JOHNS S
Takeout In 2

Game - Shot by Shot

JPN - Japan	6 + 2	AUS - Australia	1 + 0	End 6

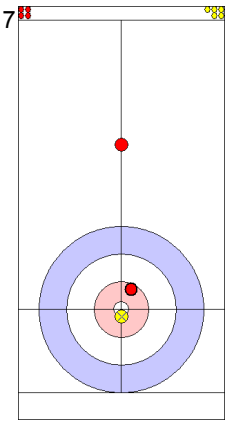

7
JPN: TOMABECHI M
Draw In 3

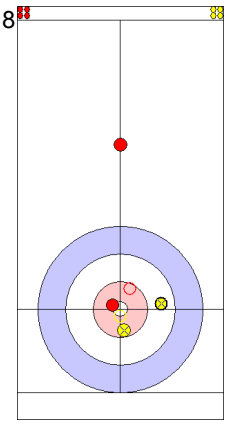

8
AUS: JOHNS S
Raise In 2

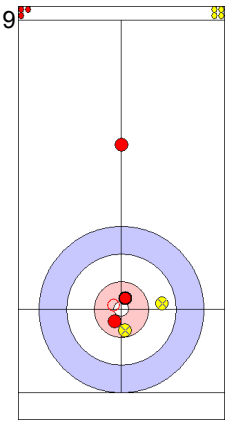

9
JPN: TOMABECHI K
Draw Out 4

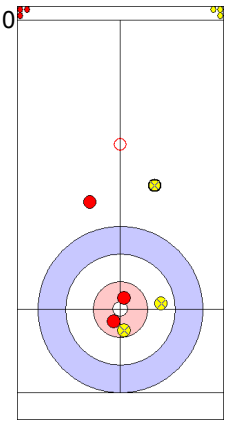

10
AUS: FORGE K
Draw In 0

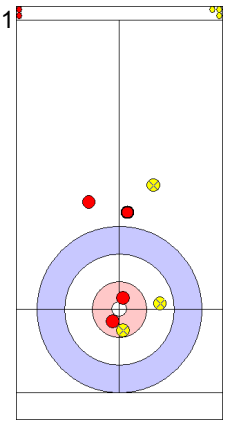

11
JPN: TOMABECHI K
Guard Out 3

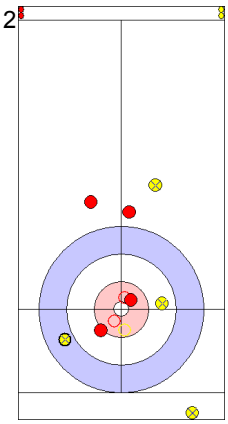

12
AUS: FORGE K
Takeout Out 0

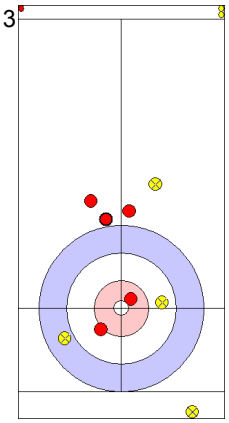

13
JPN: TOMABECHI K
Guard Out 4

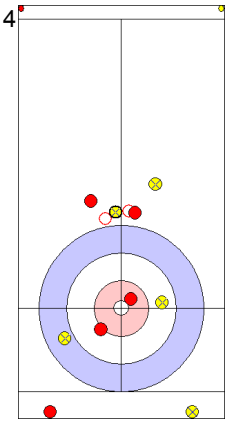

14
AUS: FORGE K
Takeout Out 0

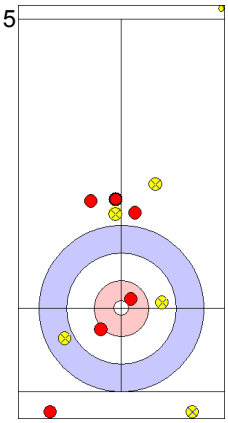

15
JPN: TOMABECHI M
Guard Out 3

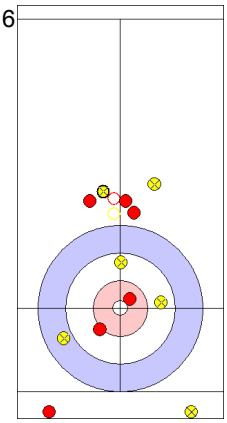

16
AUS: JOHNS S
Takeout Out 0

Game - Shot by Shot

JPN - Japan	8 + 1	AUS - Australia	1 + 0	End 7

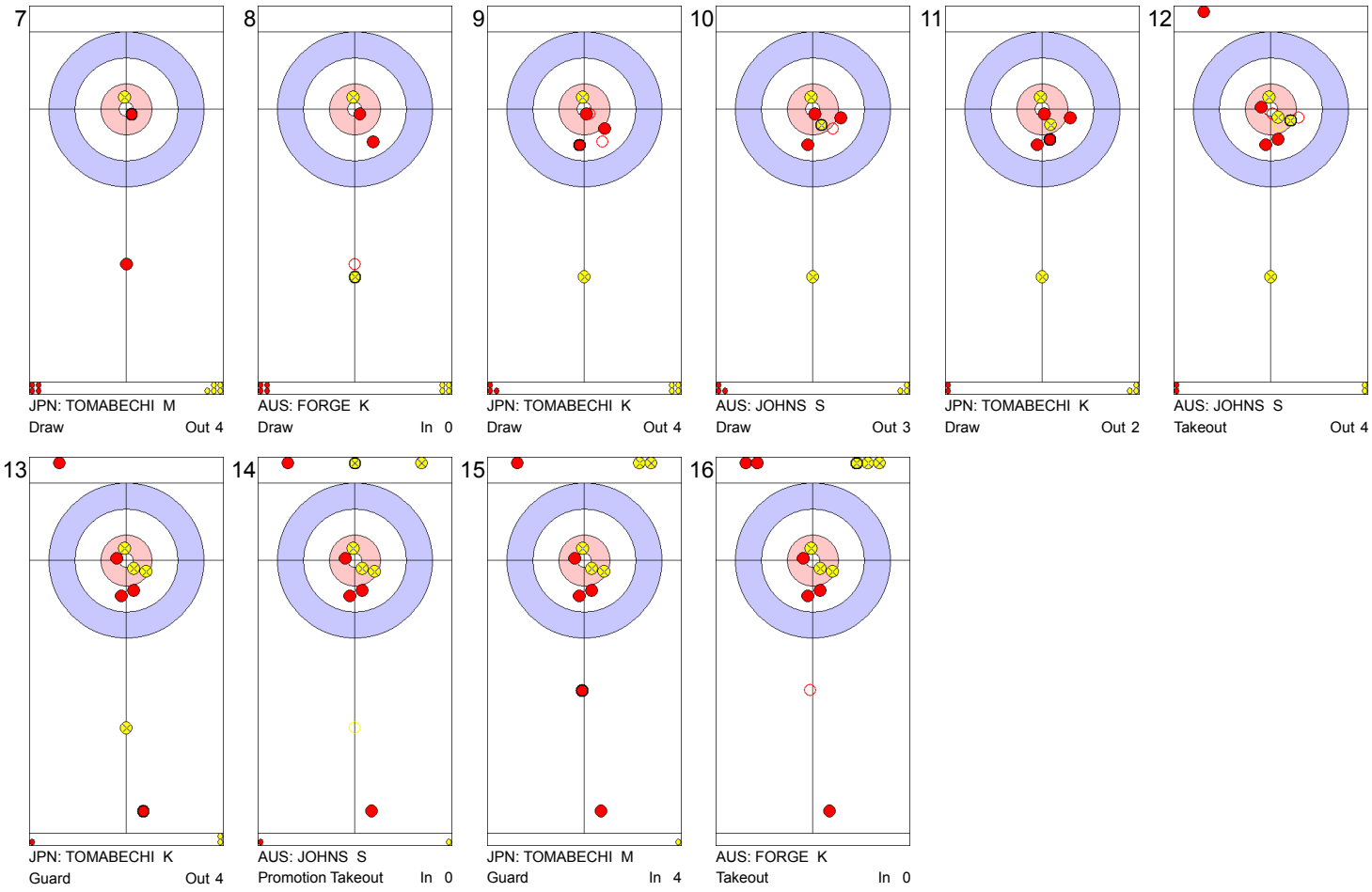

7
JPN: TOMABECHI M
Draw Out 4

8
AUS: FORGE K
Draw In 0

9
JPN: TOMABECHI K
Draw Out 4

10
AUS: JOHNS S
Draw Out 3

11
JPN: TOMABECHI K
Draw Out 2

12
AUS: JOHNS S
Takeout Out 4

13
JPN: TOMABECHI K
Guard Out 4

14
AUS: JOHNS S
Promotion Takeout In 0

15
JPN: TOMABECHI M
Guard In 4

16
AUS: FORGE K
Takeout In 0

Game Results

Sheet	Game	Team	LSFE	1	2	3	4	5	6	7	8	Extra Ends						Total
C	6	USA - United States		1	0	2	1	1	0	1	X							6
	6	CZE - Czech Republic	*	0	2	0	0	0	1	0	X							3

USA - United States		Game	All
F	ANDERSON Sarah	67 %	70 %
M	DROPKIN Korey	70 %	73 %
	Team Total	69 %	72 %

Last Stone Draw: 185.4cm 0.0cm ↻ DROPKIN K
185.4cm ↺ ANDERSON S

Time remaining: 2 minutes 6 seconds

Time-out: end 7 - USA stone 5

CZE - Czech Republic		Game	All
F	JELINKOVA Jana	63 %	59 %
M	MIHOLA Ondrej	51 %	66 %
	Team Total	55 %	64 %

Last Stone Draw: 80.0cm 22.7cm ↻ JELINKOVA J
57.3cm ↺ MIHOLA O

Time remaining: 2 minutes 20 seconds

Time-out: end 8 - CZE stone 5

Detailed Game Statistics:

USA - United States		Draws		Takeouts		Total	
F	ANDERSON Sarah	12	65 %	4	75 %	16	67 %
M	DROPKIN Korey	17	81 %	7	43 %	24	70 %
	Team Total	29	74 %	11	55 %	40	69 %

CZE - Czech Republic		Draws		Takeouts		Total	
F	JELINKOVA Jana	9	72 %	5	45 %	14	63 %
M	MIHOLA Ondrej	18	49 %	6	58 %	24	51 %
	Team Total	27	56 %	11	52 %	38	55 %

LEGEND
F Female **LSFE** (*) Last stone first end **M** Male
X Unplayed/unfinished end due to concession

Game - Shot by Shot

USA - United States	0 + 1	CZE - Czech Republic	0 + 0	End 1

7

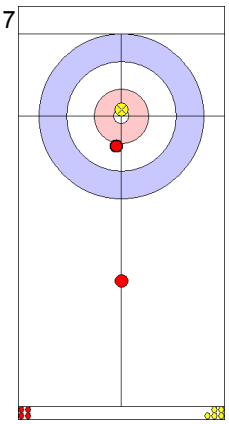

USA: ANDERSON S
Draw In 3

8

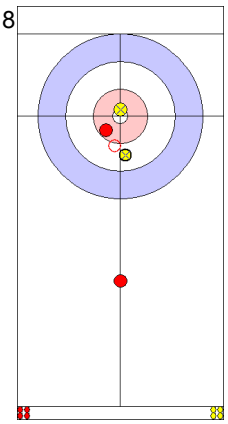

CZE: JELINKOVA J
Draw Out 2

9

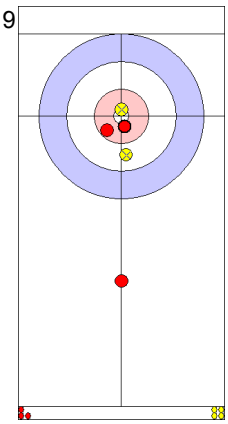

USA: DROPKIN K
Draw In 3

10

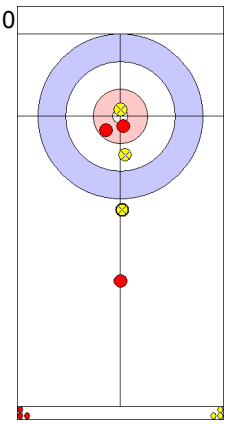

CZE: MIHOLA O
Draw In 0

11

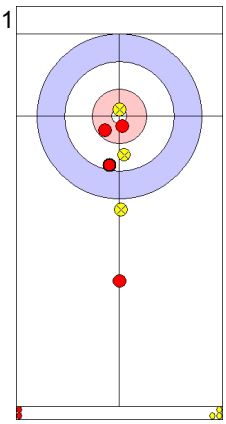

USA: DROPKIN K
Guard In 4

12

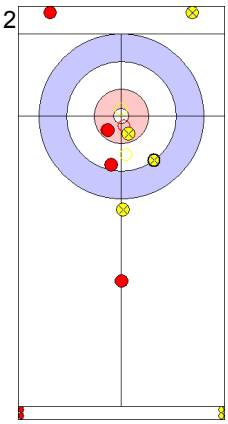

CZE: MIHOLA O
Promotion Takeout Out 4

13

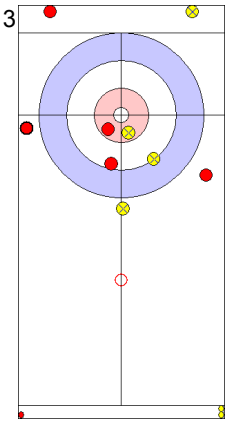

USA: DROPKIN K
Takeout In 0

14

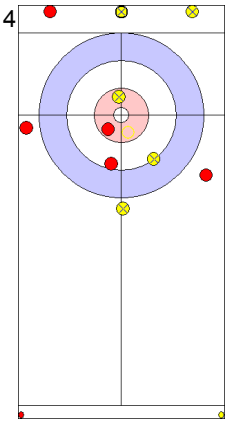

CZE: MIHOLA O
Draw Out 0

15

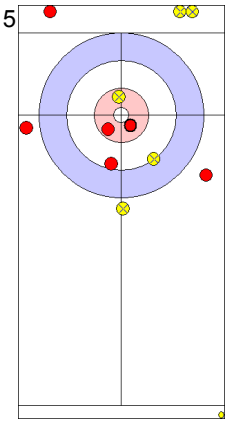

USA: ANDERSON S
Draw Out 4

16

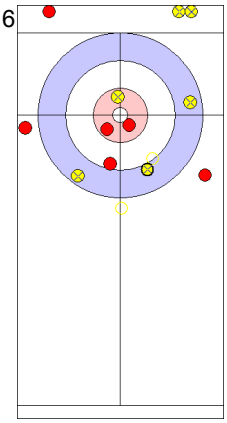

CZE: JELINKOVA J
Takeout Out 0

Game - Shot by Shot

USA - United States	1 + 0	CZE - Czech Republic	0 + 2	End 2

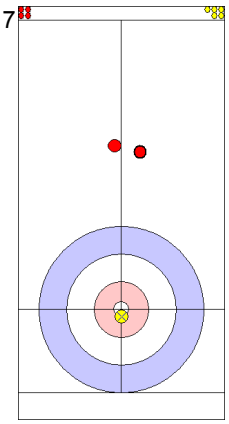

7
USA: ANDERSON S
Draw In 0

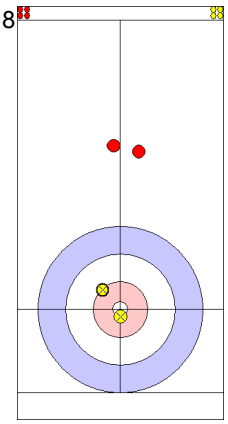

8
CZE: JELINKOVA J
Draw Out 3

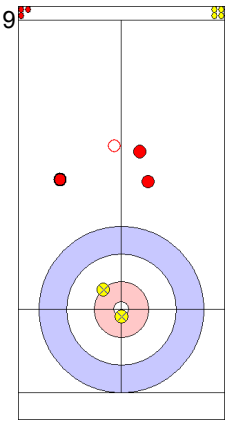

9
USA: DROPKIN K
Draw Out 0

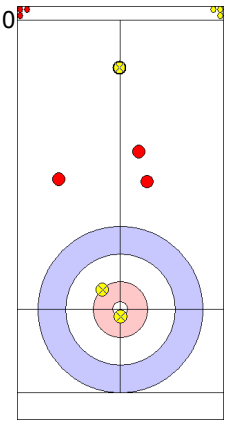

10
CZE: MIHOLA O
Guard Out 2

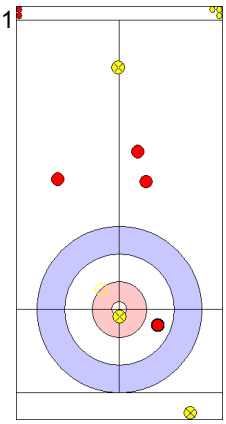

11
USA: DROPKIN K
Hit and Roll Out 3

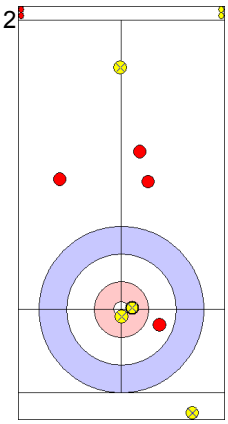

12
CZE: MIHOLA O
Draw Out 4

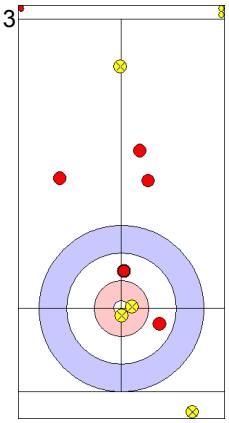

13
USA: DROPKIN K
Draw Out 2

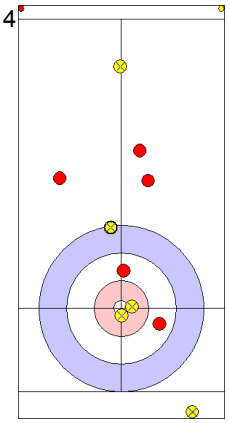

14
CZE: MIHOLA O
Guard Out 4

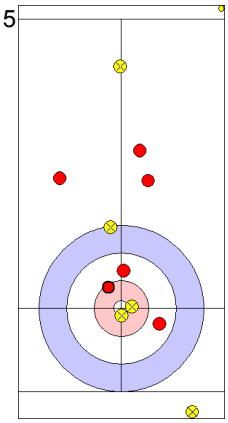

15
USA: ANDERSON S
Draw Out 2

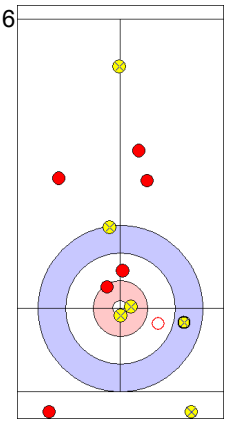

16
CZE: JELINKOVA J
Hit and Roll In 0

Game - Shot by Shot

USA - United States	1 + 2	CZE - Czech Republic	2 + 0	End 3

7

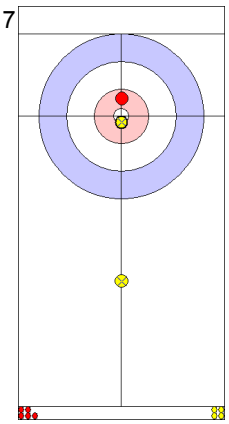

CZE: JELINKOVA J
Raise Out 4

8

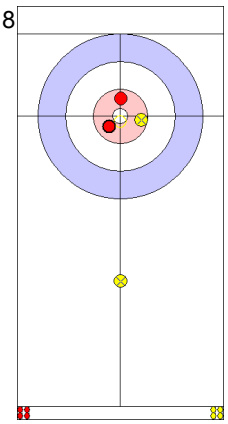

USA: ANDERSON S
Raise In 4

9

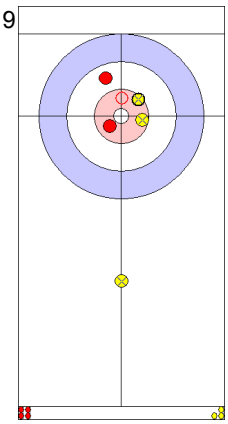

CZE: MIHOLA O
Draw Out 2

10

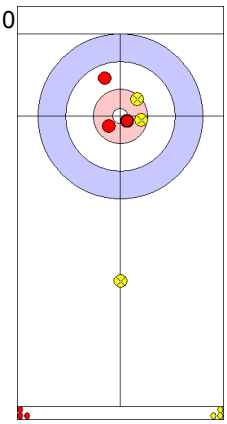

USA: DROPKIN K
Draw In 4

11

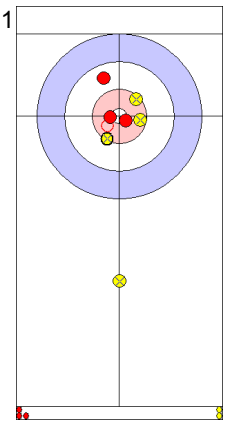

CZE: MIHOLA O
Draw In 0

12

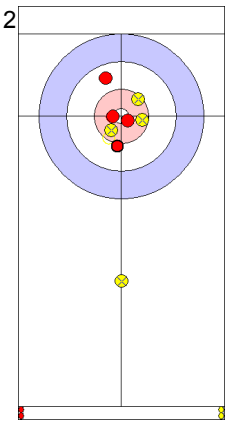

USA: DROPKIN K
Raise In 4

13

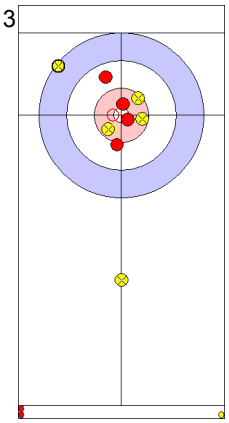

CZE: MIHOLA O
Raise In 0

14

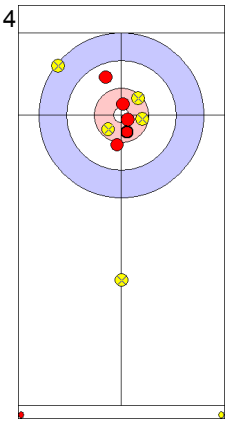

USA: DROPKIN K
Draw Out 4

15

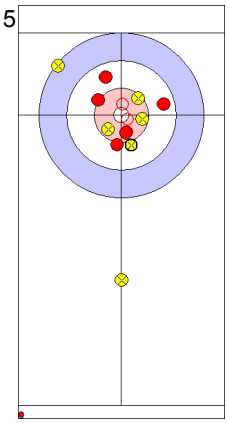

CZE: JELINKOVA J
Raise Out 4

16

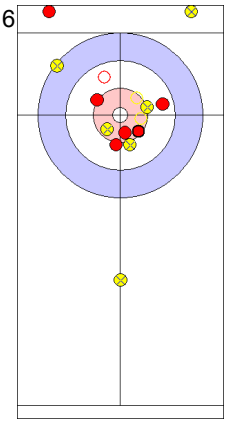

USA: ANDERSON S
Double Takeout Out 4

Game - Shot by Shot

USA - United States	3 + 1	CZE - Czech Republic	2 + 0	End 4

7

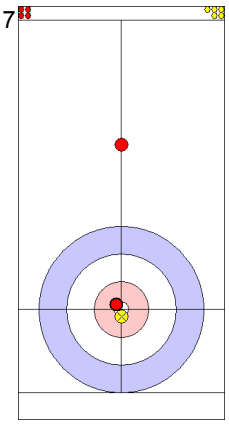

USA: ANDERSON S
Draw In 4

8

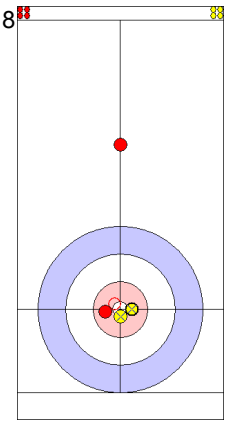

CZE: JELINKOVA J
Draw In 3

9

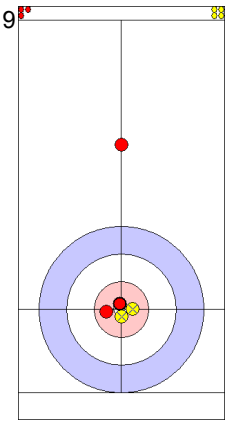

USA: DROPKIN K
Draw Out 4

10

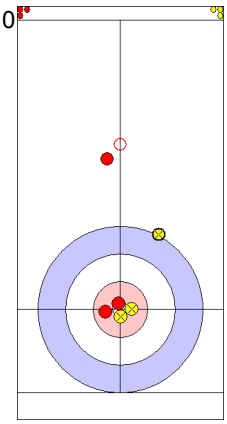

CZE: MIHOLA O
Draw In 1

11

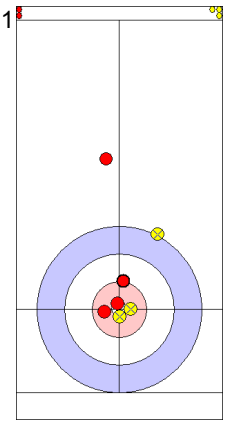

USA: DROPKIN K
Draw In 3

12

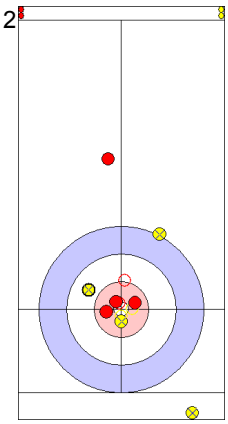

CZE: MIHOLA O
Takeout In 0

13

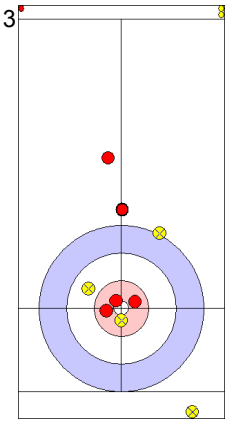

USA: DROPKIN K
Guard In 3

14

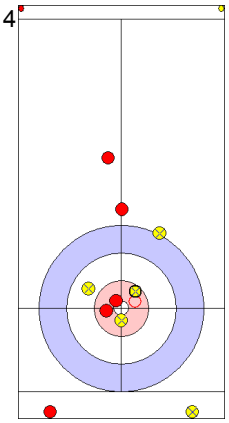

CZE: MIHOLA O
Double Takeout In 2

15

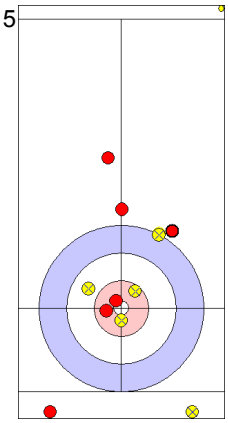

USA: ANDERSON S
Guard In 0

16

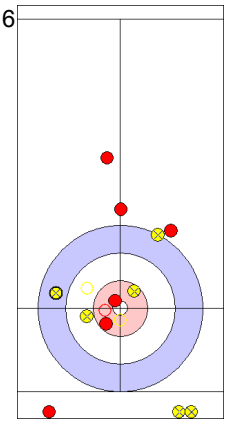

CZE: JELINKOVA J
Promotion Takeout Out 1

Game - Shot by Shot

USA - United States	4 + 1	CZE - Czech Republic	2 + 0	End 5

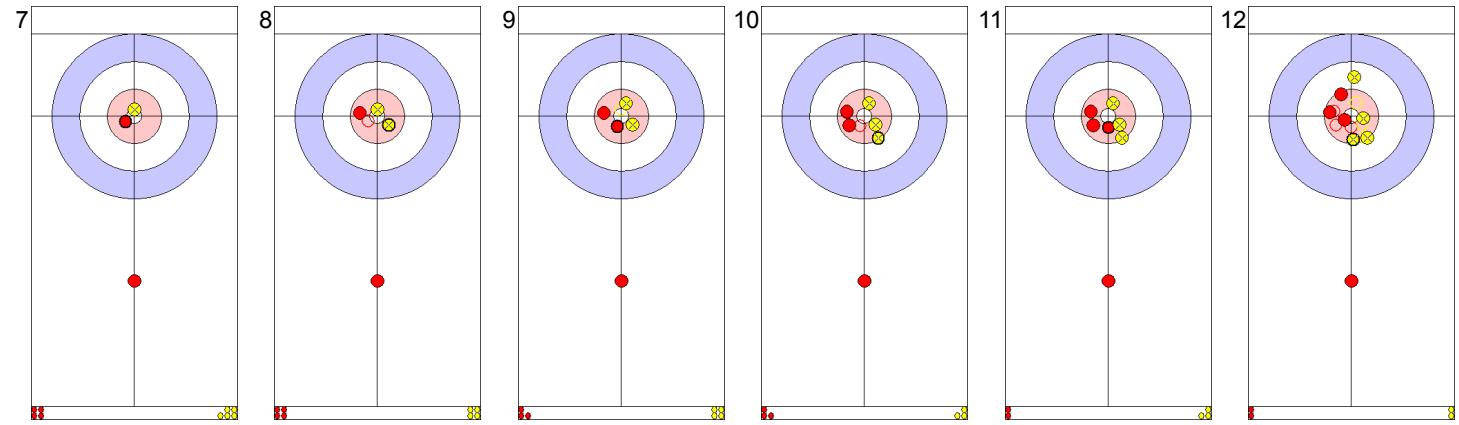

7
USA: ANDERSON S
Draw In 3

8
CZE: JELINKOVA J
Raise Out 4

9
USA: DROPKIN K
Draw In 3

10
CZE: MIHOLA O
Raise Out 4

11
USA: DROPKIN K
Draw In 4

12
CZE: MIHOLA O
Raise Out 2

13
USA: DROPKIN K
Draw In 3

14
CZE: MIHOLA O
Promotion Takeout Out 0

15
USA: ANDERSON S
Guard Out 3

16
CZE: JELINKOVA J
through Out X

Game - Shot by Shot

USA - United States	5 + 0	CZE - Czech Republic	2 + 1	End 6

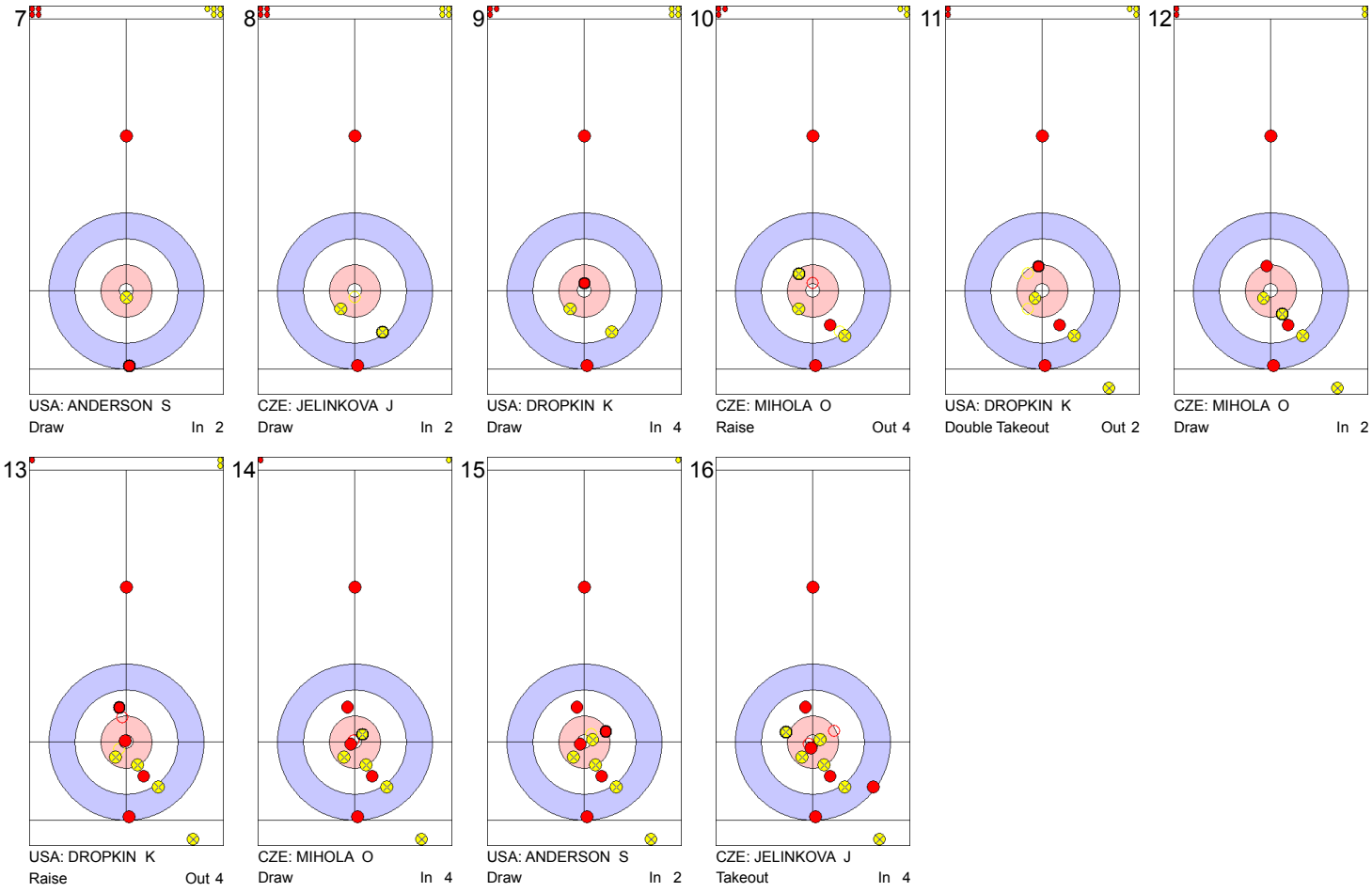

7
USA: ANDERSON S
Draw In 2

8
CZE: JELINKOVA J
Draw In 2

9
USA: DROPKIN K
Draw In 4

10
CZE: MIHOLA O
Raise Out 4

11
USA: DROPKIN K
Double Takeout Out 2

12
CZE: MIHOLA O
Draw In 2

13
USA: DROPKIN K
Raise Out 4

14
CZE: MIHOLA O
Draw In 4

15
USA: ANDERSON S
Draw In 2

16
CZE: JELINKOVA J
Takeout In 4

Game - Shot by Shot

USA - United States	5 + 1	CZE - Czech Republic	3 + 0	End 7

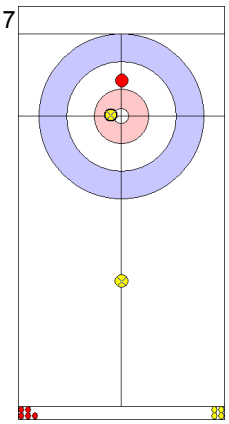

7
CZE: JELINKOVA J
Raise Out 4

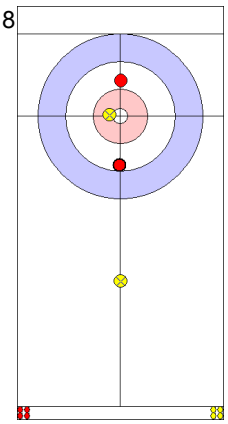

8
USA: ANDERSON S
Hit and Roll In 2

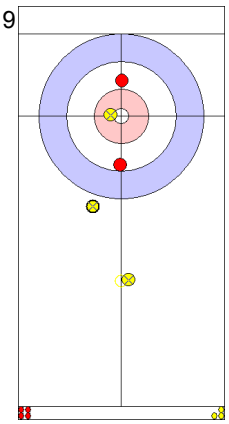

9
CZE: MIHOLA O
Draw In 0

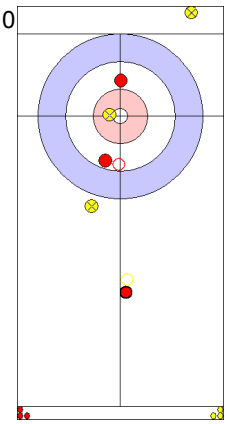

10
USA: DROPKIN K
Promotion Takeout In 0
Time-out

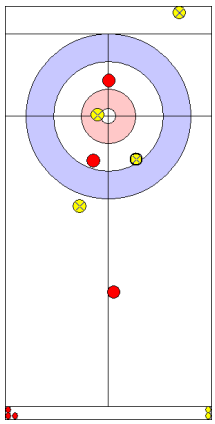

11
CZE: MIHOLA O
Draw Out 2

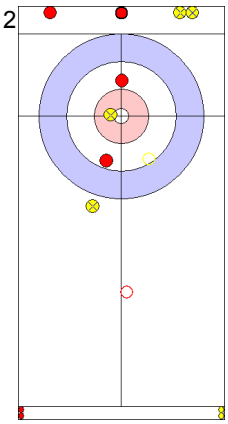

12
USA: DROPKIN K
Promotion Takeout In 0

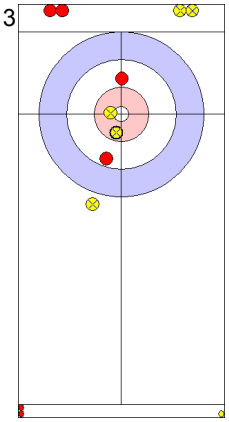

13
CZE: MIHOLA O
Draw Out 4

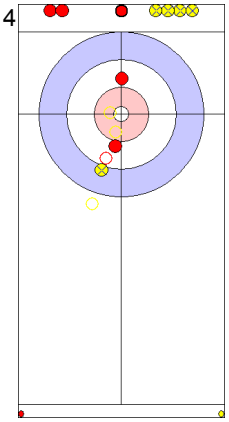

14
USA: DROPKIN K
Promotion Takeout In 4

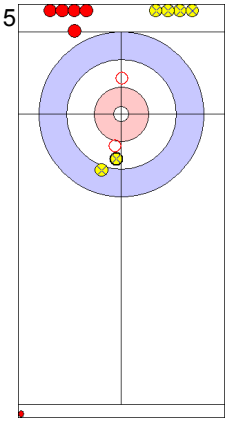

15
CZE: JELINKOVA J
Double Takeout Out 4

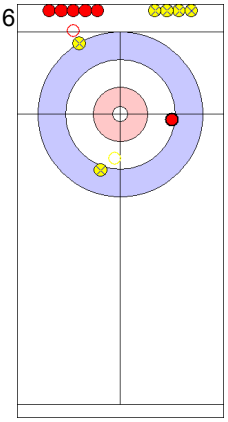

16
USA: ANDERSON S
Takeout Out 4

Game - Shot by Shot

USA - United States	6 + X	CZE - Czech Republic	3 + X	End 8

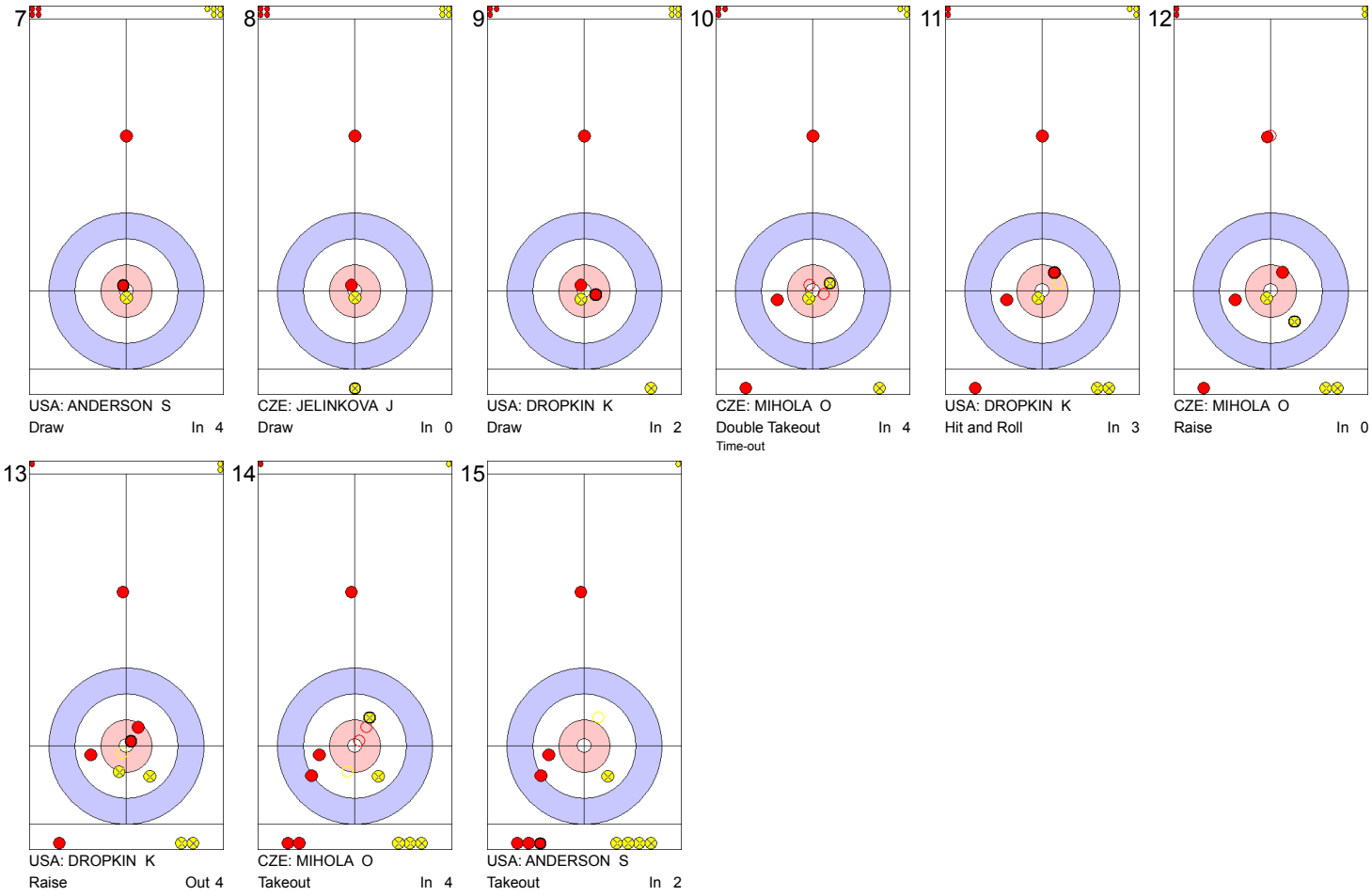

7
USA: ANDERSON S
Draw In 4

8
CZE: JELINKOVA J
Draw In 0

9
USA: DROPKIN K
Draw In 2

10
CZE: MIHOLA O
Double Takeout In 4
Time-out

11
USA: DROPKIN K
Hit and Roll In 3

12
CZE: MIHOLA O
Raise In 0

13
USA: DROPKIN K
Raise Out 4

14
CZE: MIHOLA O
Takeout In 4

15
USA: ANDERSON S
Takeout In 2

Game Results

Sheet	Game	Team	LSFE	1	2	3	4	5	6	7	8	Extra Ends						Total
D	6	SVK - Slovakia	*	0	0	2	0	0	0	1	X							3
	6	RUS - Russia		2	2	0	2	1	1	0	X							8

SVK - Slovakia		Game	All
F	SYKOROVA Silvia	64 %	58 %
M	SYKORA Marek	57 %	56 %
	Team Total	61 %	57 %

Last Stone Draw: 79.2cm 43.8cm ↻ SYKOROVA S
35.4cm ↺ SYKORA M

Time remaining: 4 minutes 14 seconds

RUS - Russia		Game	All
F	MOISEEVA Victoria	75 %	68 %
M	DRON Petr	79 %	81 %
	Team Total	78 %	76 %

Last Stone Draw: 115.7cm 81.7cm ↻ MOISEEVA V
34.0cm ↺ DRON P

Time remaining: 3 minutes 23 seconds

Detailed Game Statistics:

SVK - Slovakia		Draws		Takeouts		Total	
F	SYKOROVA Silvia	15	63 %	8	66 %	23	64 %
M	SYKORA Marek	14	61 %	1	0 %	15	57 %
	Team Total	29	62 %	9	58 %	38	61 %

RUS - Russia		Draws		Takeouts		Total	
F	MOISEEVA Victoria	13	71 %	2	100 %	15	75 %
M	DRON Petr	14	91 %	9	61 %	23	79 %
	Team Total	27	81 %	11	68 %	38	78 %

LEGEND
F Female
X Unplayed/unfinished end due to concession
LSFE (*) Last stone first end
M Male

Game - Shot by Shot

SVK - Slovakia	0 + 0	RUS - Russia	0 + 2	End 1

7

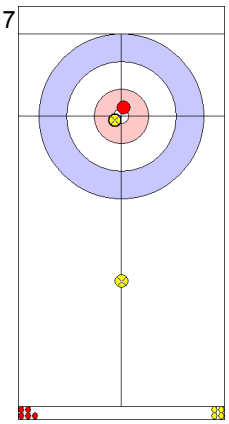

RUS: MOISEEVA V
Draw Out 3

8

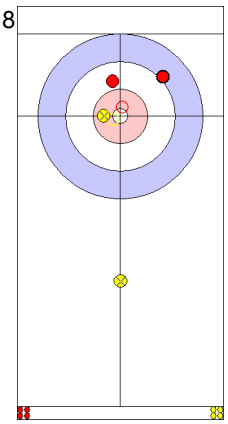

SVK: SYKORA M
Draw Out 2

9

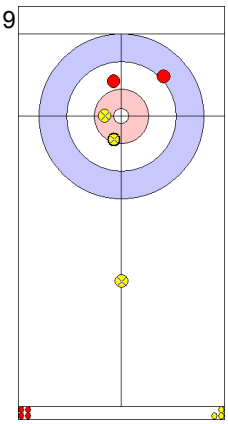

RUS: DRON P
Draw Out 3

10

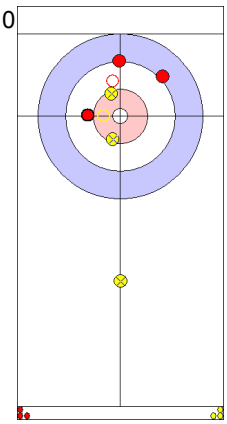

SVK: SYKOROVA S
Draw In 2

11

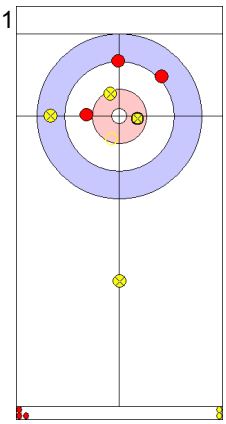

RUS: DRON P
Hit and Roll In 0

12

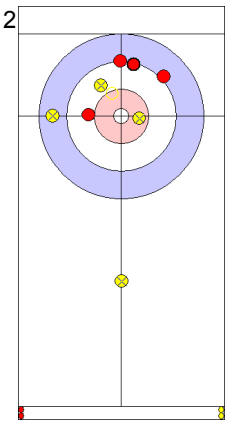

SVK: SYKOROVA S
Draw Out 2

13

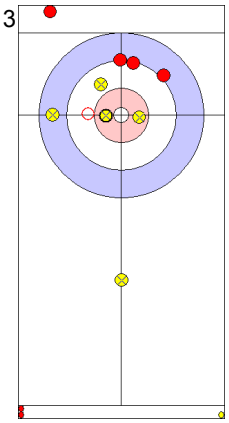

RUS: DRON P
Hit and Roll In 3

14

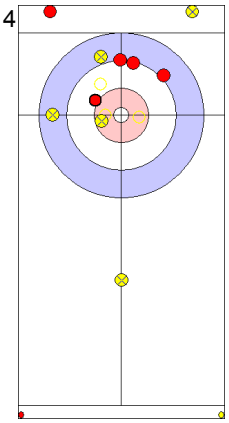

SVK: SYKOROVA S
Hit and Roll Out 3

15

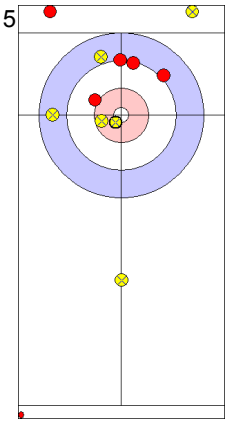

RUS: MOISEEVA V
Draw Out 4

16

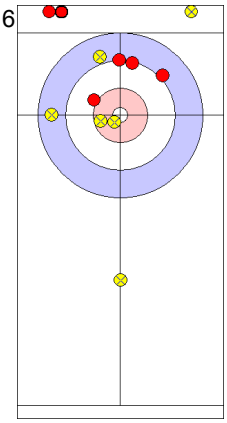

SVK: SYKORA M
Takeout In 0

Game - Shot by Shot

SVK - Slovakia	0 + 0	RUS - Russia	2 + 2	End 2

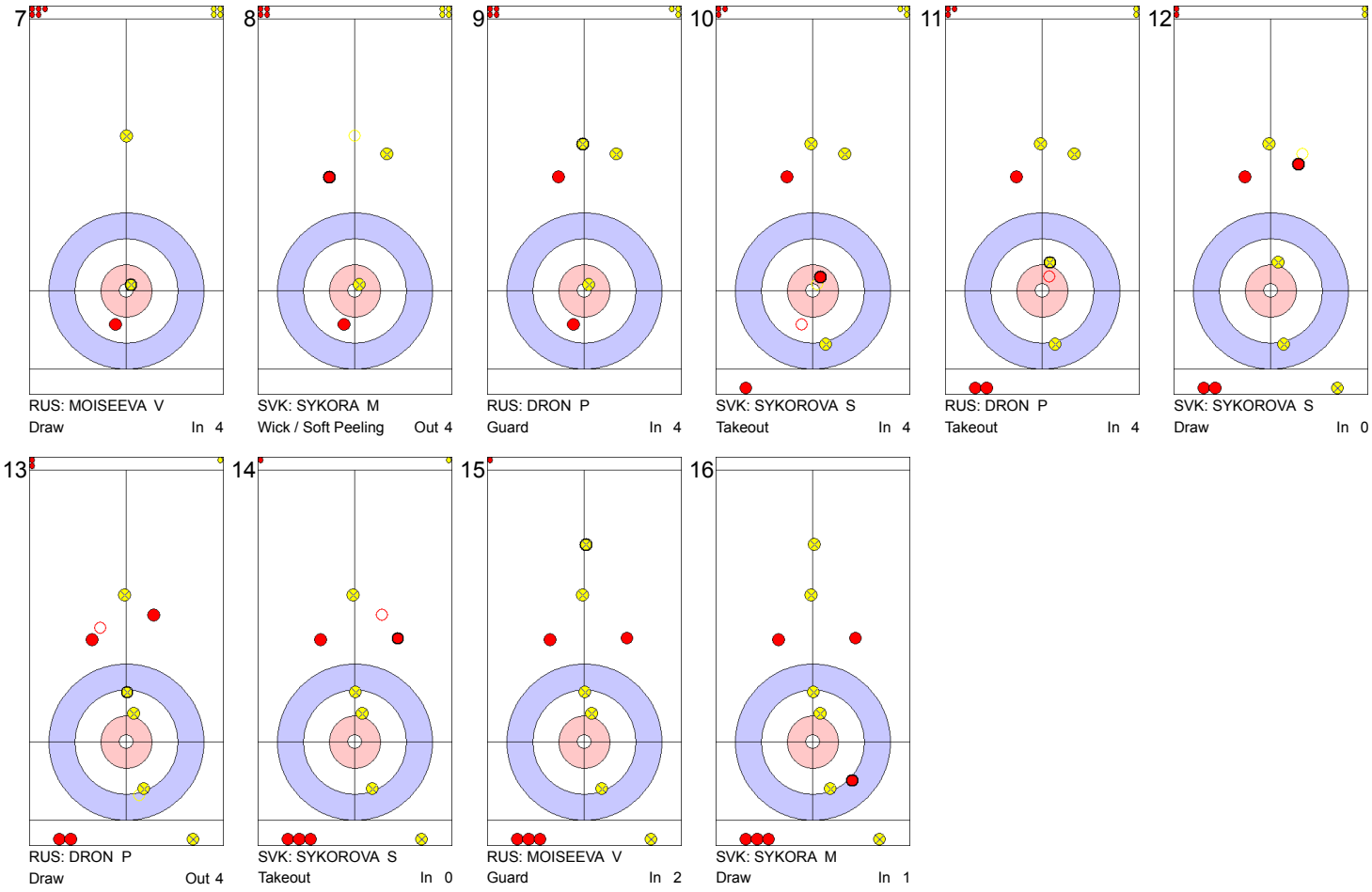

Game - Shot by Shot

SVK - Slovakia	0 + 2	RUS - Russia	4 + 0	End 3

7

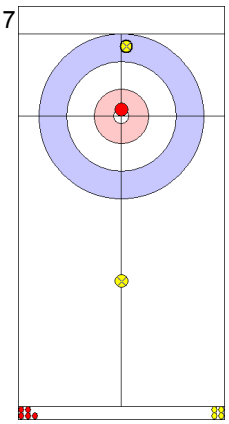

RUS: MOISEEVA V
Draw In 2

8

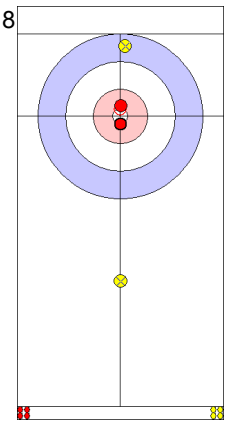

SVK: SYKORA M
Draw In 4

9

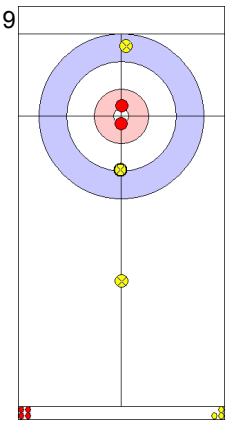

RUS: DRON P
Draw In 4

10

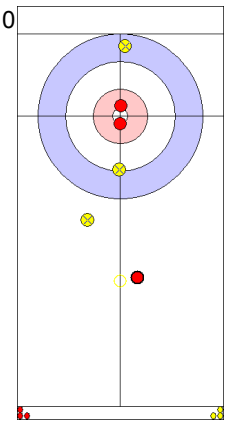

SVK: SYKOROVA S
Guard Out 2

11

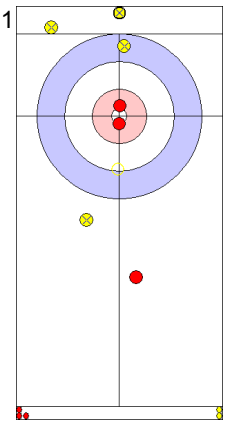

RUS: DRON P
Promotion Takeout Out 0

12

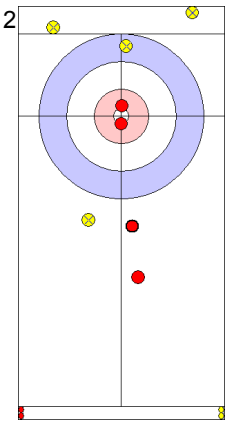

SVK: SYKOROVA S
Guard In 3

13

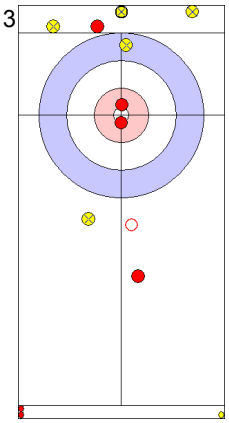

RUS: DRON P
Double Takeout In 0

14

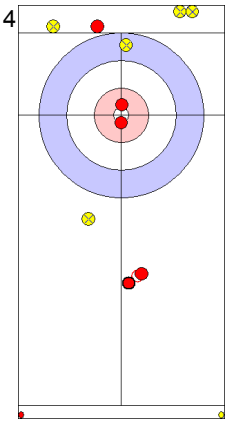

SVK: SYKOROVA S
Guard In 3

15

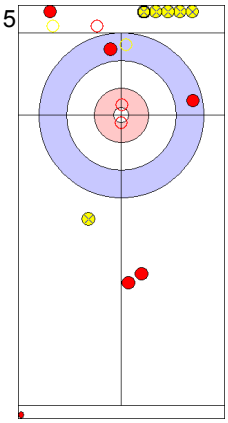

RUS: MOISEEVA V
Double Takeout In 4

16

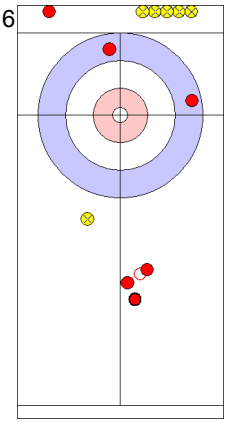

SVK: SYKORA M
Raise Out 0

Game - Shot by Shot

SVK - Slovakia	2 + 0	RUS - Russia	4 + 2	End 4

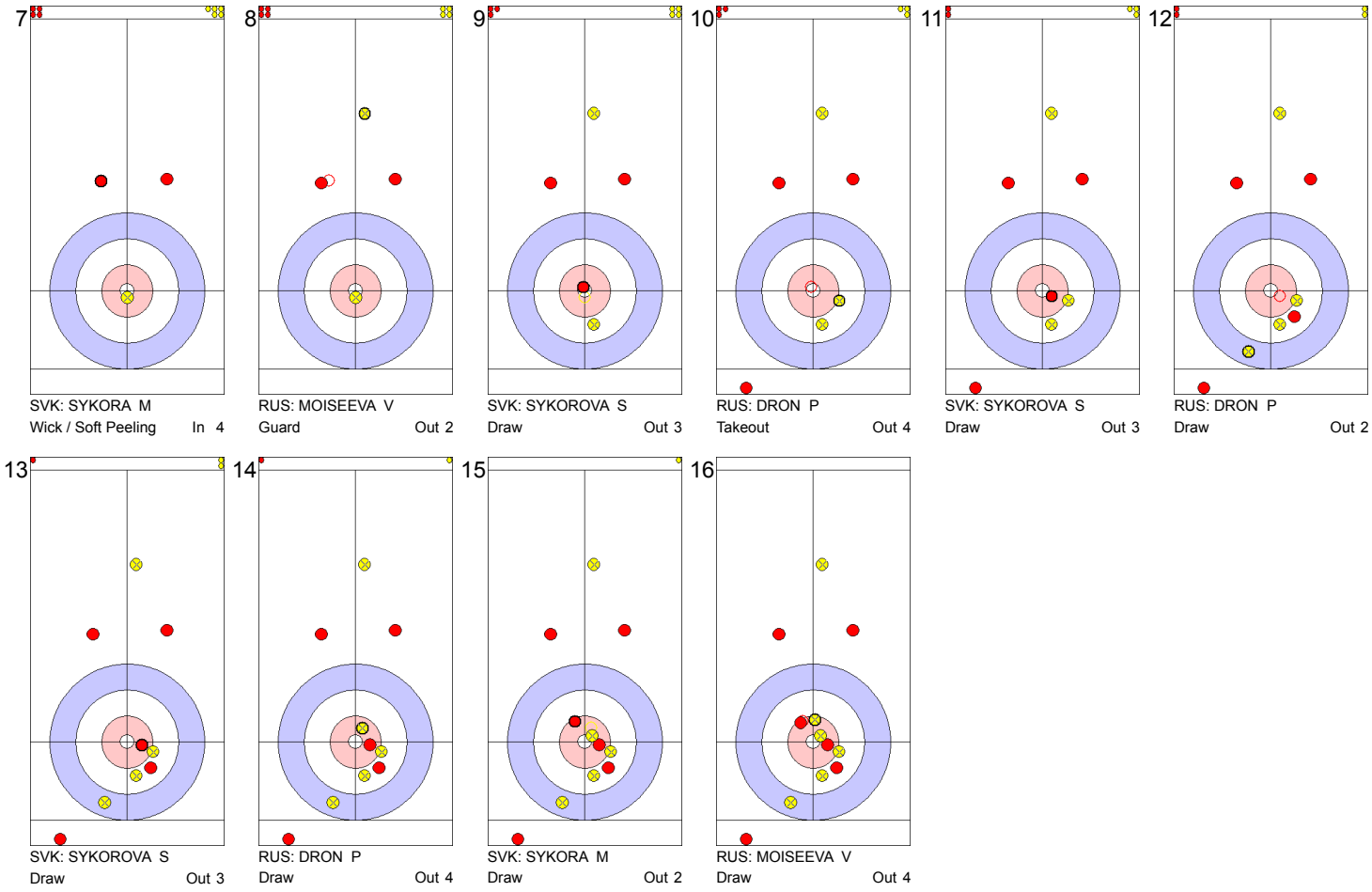

7
SVK: SYKORA M
Wick / Soft Peeling In 4

8
RUS: MOISEEVA V
Guard Out 2

9
SVK: SYKOROVA S
Draw Out 3

10
RUS: DRON P
Takeout Out 4

11
SVK: SYKOROVA S
Draw Out 3

12
RUS: DRON P
Draw Out 2

13
SVK: SYKOROVA S
Draw Out 3

14
RUS: DRON P
Draw Out 4

15
SVK: SYKORA M
Draw Out 2

16
RUS: MOISEEVA V
Draw Out 4

Game - Shot by Shot

SVK - Slovakia	2 + 0	RUS - Russia	6 + 1	End 5

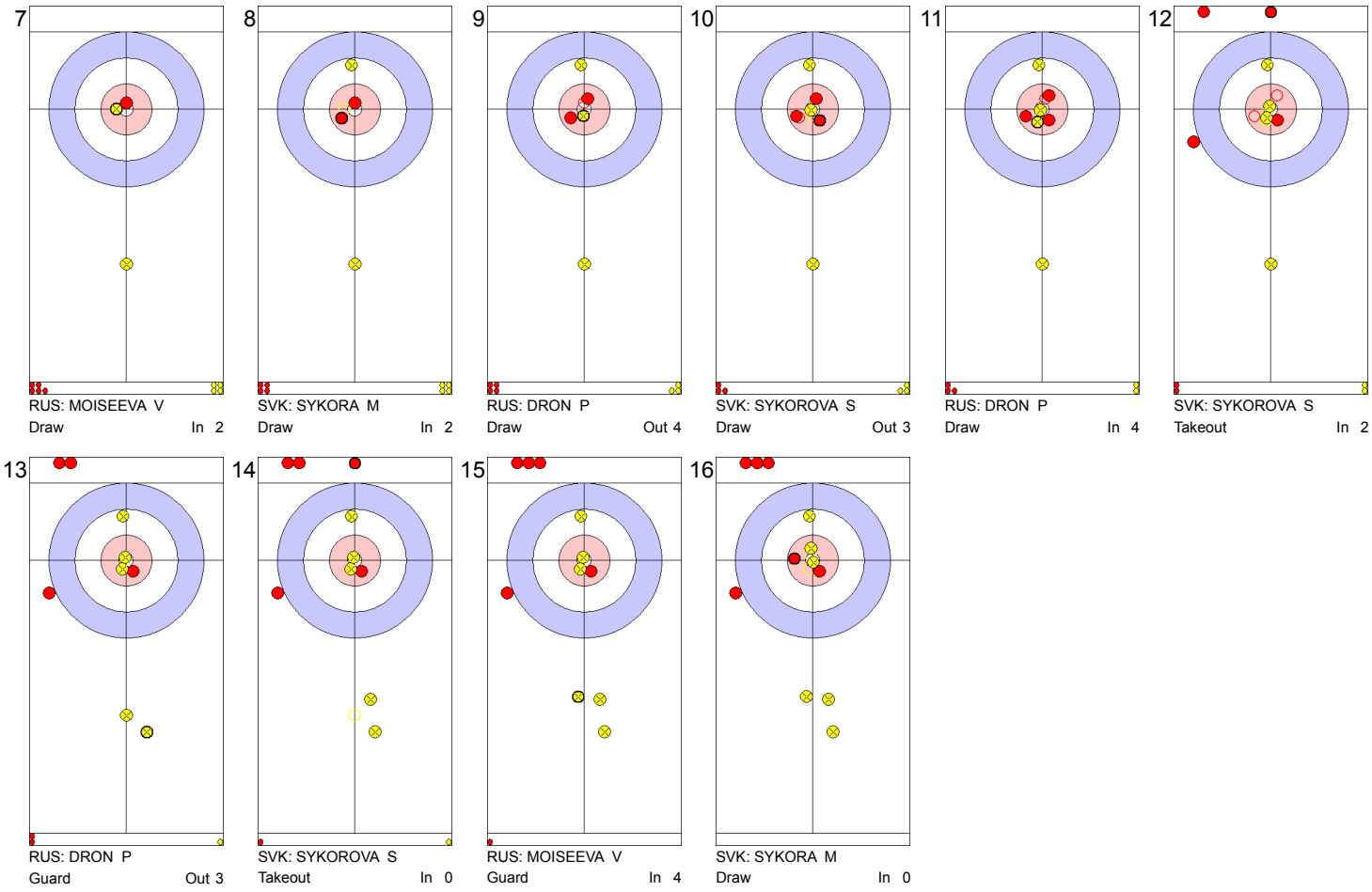

Game - Shot by Shot

SVK - Slovakia	2 + 0	RUS - Russia	7 + 1	End 6

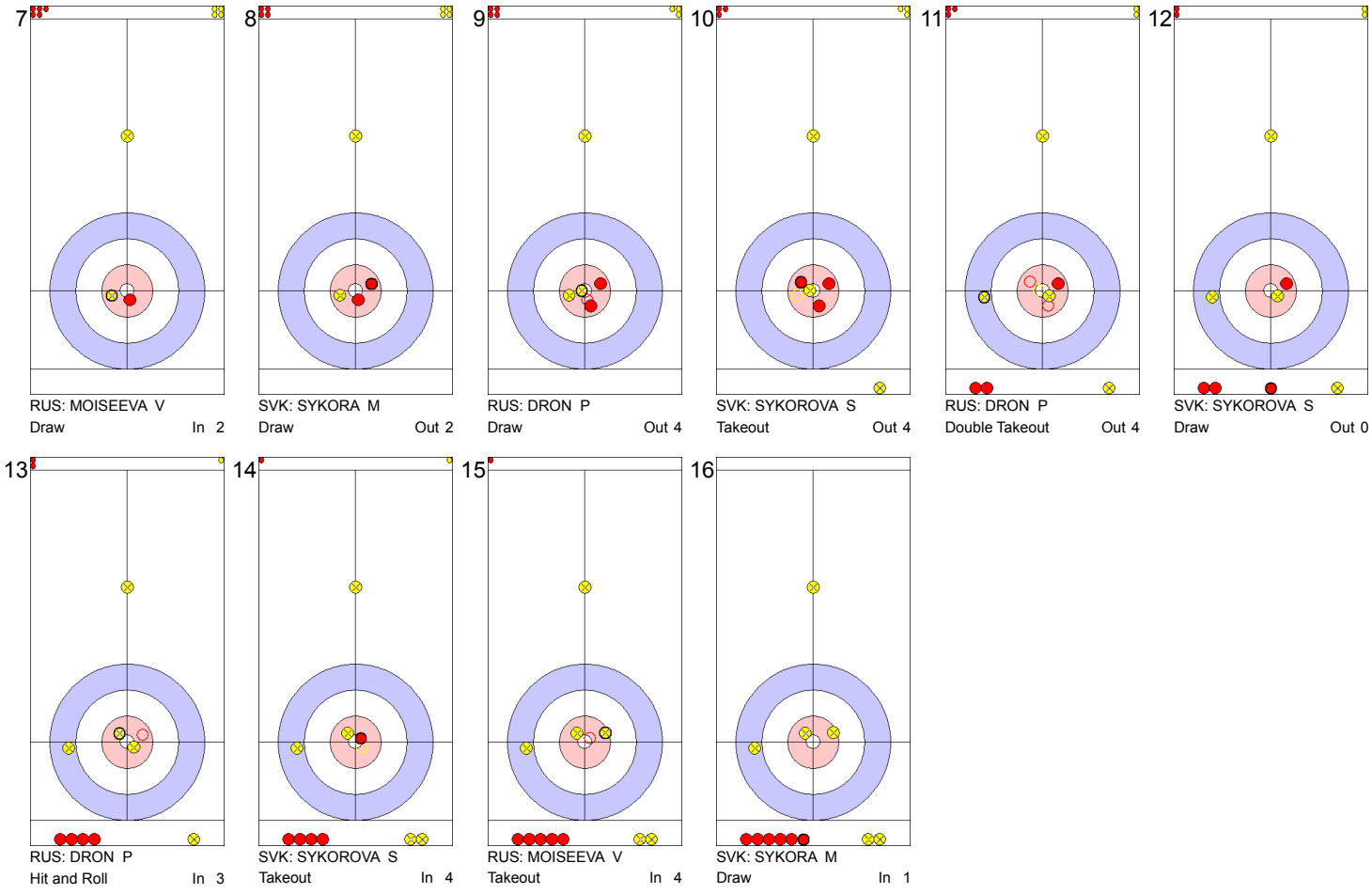

Game - Shot by Shot

SVK - Slovakia	2 + 1	RUS - Russia	8 + 0	End 7

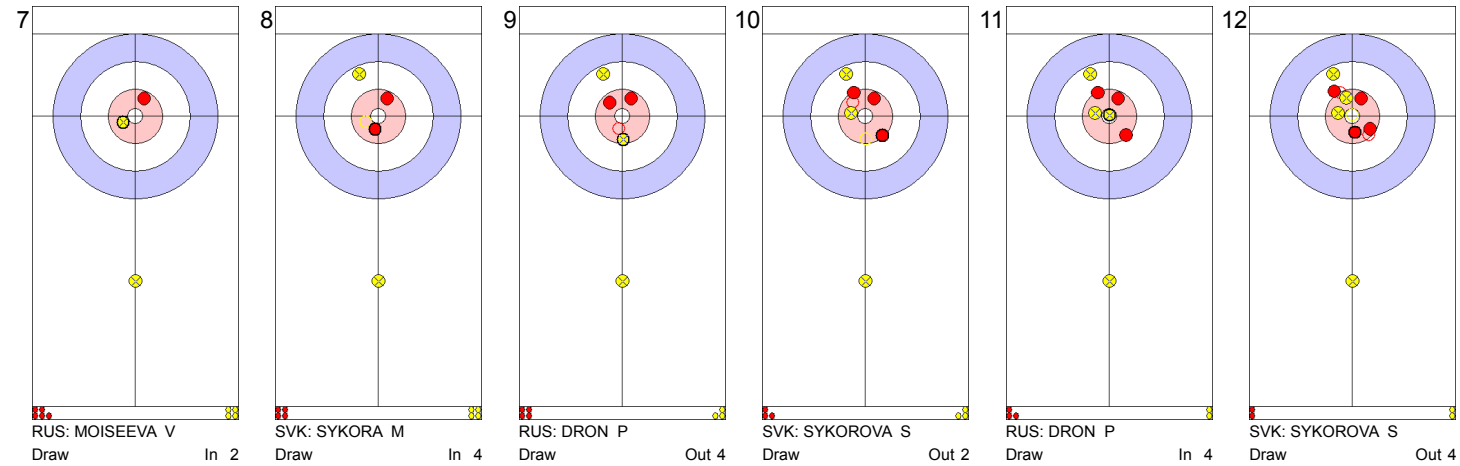

7
RUS: MOISEEVA V
Draw In 2

8
SVK: SYKORA M
Draw In 4

9
RUS: DRON P
Draw Out 4

10
SVK: SYKOROVA S
Draw Out 2

11
RUS: DRON P
Draw In 4

12
SVK: SYKOROVA S
Draw Out 4

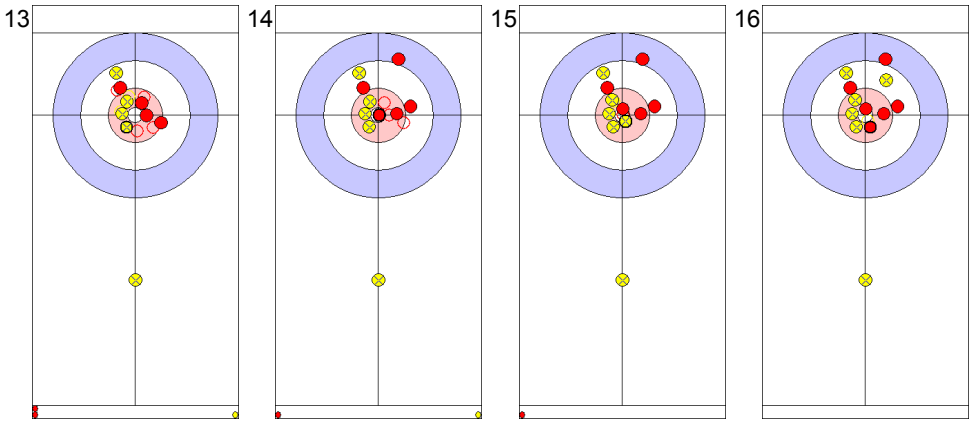

13
RUS: DRON P
Draw In 3

14
SVK: SYKOROVA S
Draw Out 4

15
RUS: MOISEEVA V
Draw Out 4

16
SVK: SYKORA M
Draw Out 4

Game - Shot by Shot

SVK - Slovakia	3 + X	RUS - Russia	8 + X	End 8

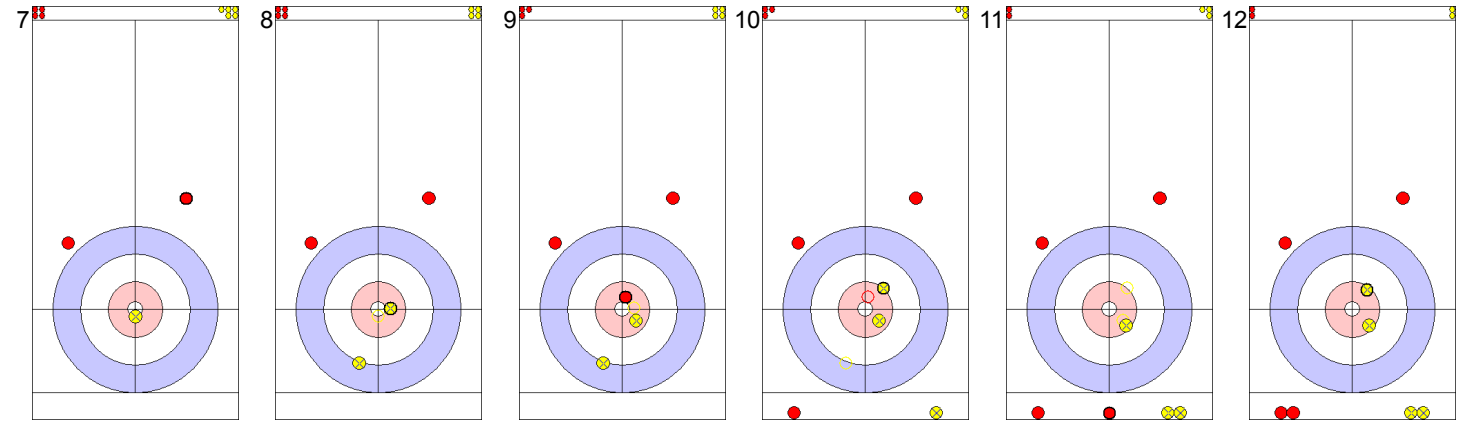

7	8	9	10	11	12
SVK: SYKORA M	RUS: MOISEEVA V	SVK: SYKOROVA S	RUS: DRON P	SVK: SYKOROVA S	RUS: DRON P
Wick / Soft Peeling In 4	Draw Out 2	Draw Out 4	Hit and Roll In 4	Clearing In 4	Draw Out 4

Game Results

Sheet	Game	Team	LSFE	1	2	3	4	5	6	7	8	Extra Ends						Total
E	6	SUI - Switzerland		0	1	0	1	1	2	0	0							5
	6	TUR - Turkey	*	1	0	3	0	0	0	1	1							6

SUI - Switzerland		Game	All
F	HOWALD Carole	61 %	55 %
M	PFISTER Marc	67 %	70 %
	Team Total	64 %	64 %

Last Stone Draw: 52.6cm
32.4cm ↻ PFISTER M
20.2cm ↺ HOWALD C

Time remaining: 0 minutes 9 seconds

Time-out: end 6 - SUI stone 6

TUR - Turkey		Game	All
F	POLAT Oznur	58 %	53 %
M	CAKIR Kadir	52 %	57 %
	Team Total	56 %	55 %

Last Stone Draw: 10.7cm
9.6cm ↻ CAKIR K
1.1cm ↺ POLAT O

Time remaining: 0 minutes 33 seconds

Time-out: end 8 - TUR stone 7

Detailed Game Statistics:

SUI - Switzerland		Draws		Takeouts		Total	
F	HOWALD Carole	11	75 %	5	30 %	16	61 %
M	PFISTER Marc	19	74 %	5	40 %	24	67 %
	Team Total	30	74 %	10	35 %	40	64 %

TUR - Turkey		Draws		Takeouts		Total	
F	POLAT Oznur	16	53 %	8	69 %	24	58 %
M	CAKIR Kadir	12	54 %	4	44 %	16	52 %
	Team Total	28	54 %	12	60 %	40	56 %

LEGEND
F Female **LSFE** (*) Last stone first end **M** Male

МИНИСТЕРСТВО СПОРТА РОССИИ
АДМИНИСТРАЦИЯ ГОРОДА СОЧИ
RUSSIAN CURLING FEDERATION
NEW LEAGUE
АВТОРАДИО
Mercedes-Benz
CURLIT

Game - Shot by Shot

SUI - Switzerland	0 + 0	TUR - Turkey	0 + 1	End 1

7

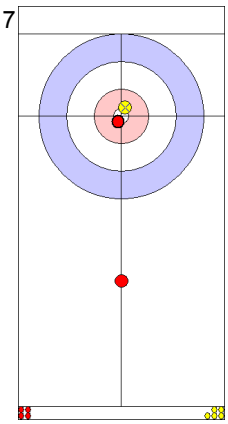

SUI: HOWALD C
Draw In 4

8

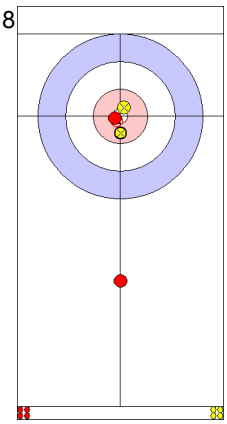

TUR: CAKIR K
Draw Out 4

9

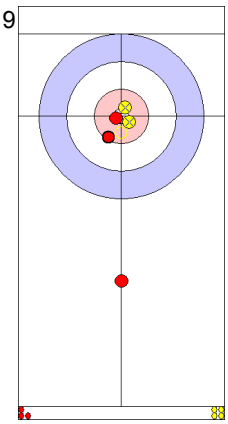

SUI: PFISTER M
Draw In 4

10

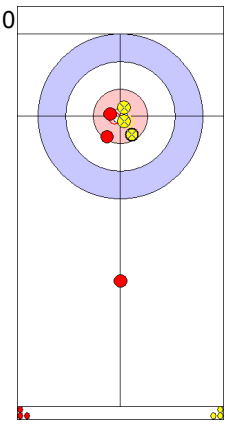

TUR: POLAT O
Draw Out 4

11

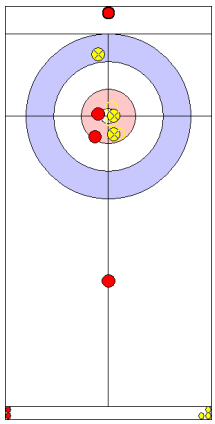

SUI: PFISTER M
Double Takeout Out 0

12

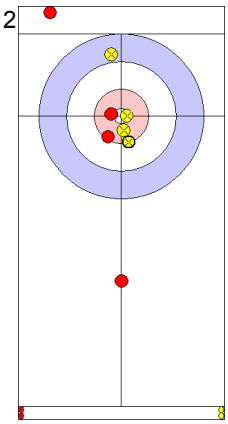

TUR: POLAT O
Draw Out 4

13

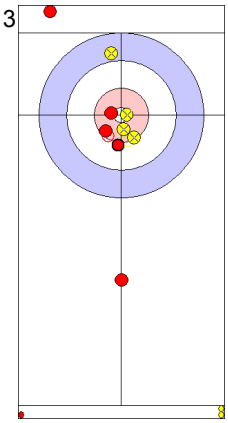

SUI: PFISTER M
Raise In 2

14

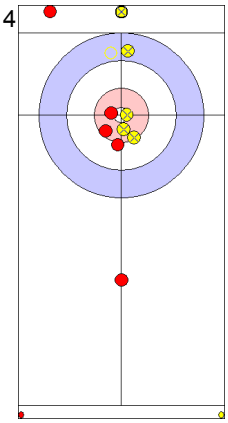

TUR: POLAT O
Draw In 0

15

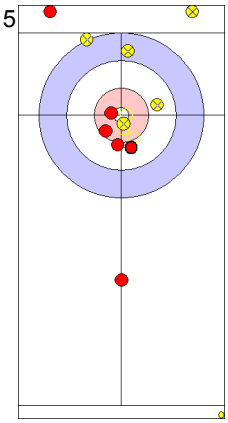

SUI: HOWALD C
Double Takeout Out 2

16

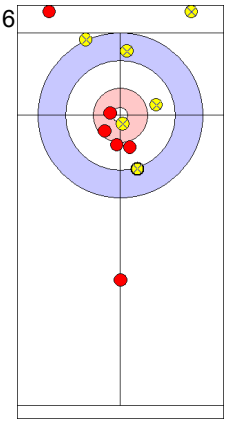

TUR: CAKIR K
Draw Out 0

Game - Shot by Shot

SUI - Switzerland	0 + 1	TUR - Turkey	1 + 0	End 2

7

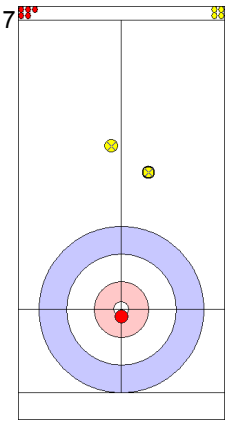

TUR: CAKIR K
Draw In 0

8

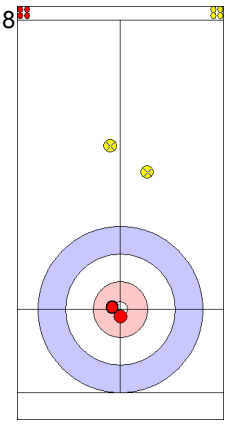

SUI: HOWALD C
Draw Out 4

9

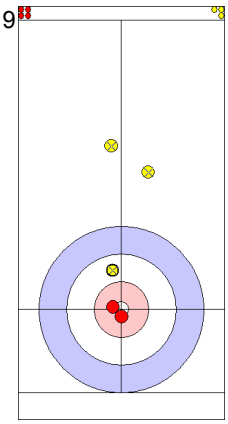

TUR: POLAT O
Draw In 2

10

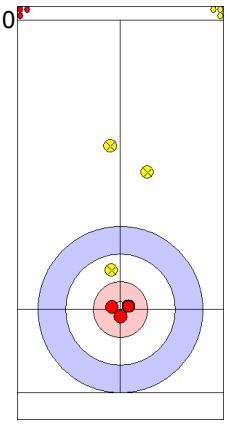

SUI: PFISTER M
Draw In 4

11

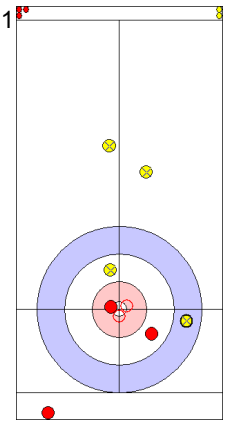

TUR: POLAT O
Double Takeout In 2

12

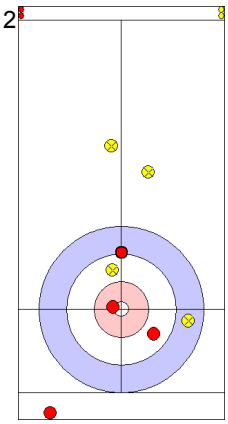

SUI: PFISTER M
Draw In 4

13

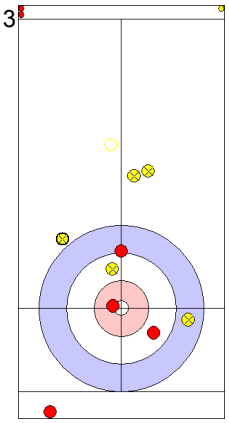

TUR: POLAT O
Draw Out 0

14

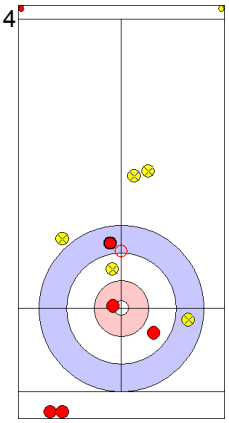

SUI: PFISTER M
Promotion Takeout Out 0

15

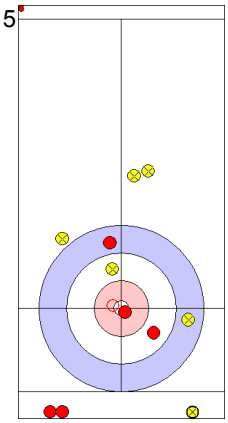

TUR: CAKIR K
Raise Out 0

16

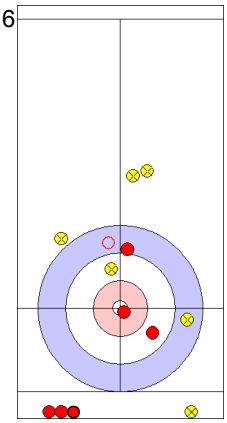

SUI: HOWALD C
Promotion Takeout Out 0

Game - Shot by Shot

SUI - Switzerland	1 + 0	TUR - Turkey	1 + 3	End 3

7

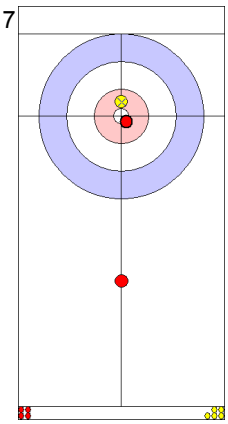

SUI: HOWALD C
Draw — Out 4

8

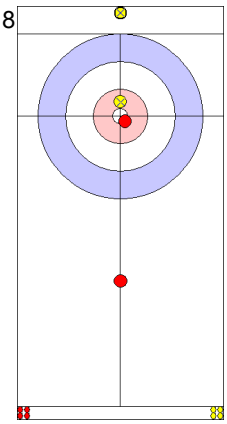

TUR: CAKIR K
Draw — In 0

9

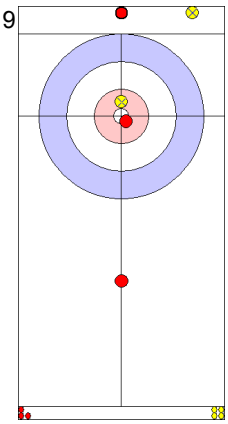

SUI: PFISTER M
Draw — In 0

10

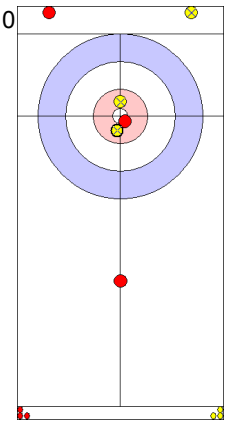

TUR: POLAT O
Draw — In 4

11

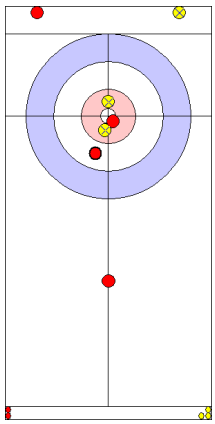

SUI: PFISTER M
Draw — In 4

12

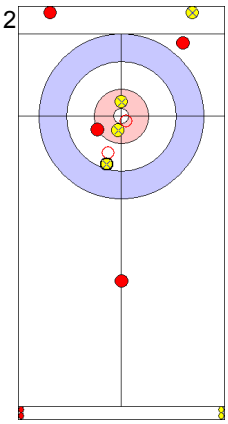

TUR: POLAT O
Promotion Takeout — In 4

13

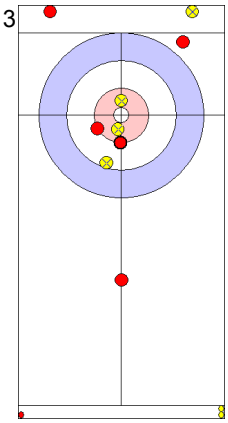

SUI: PFISTER M
Draw — Out 2

14

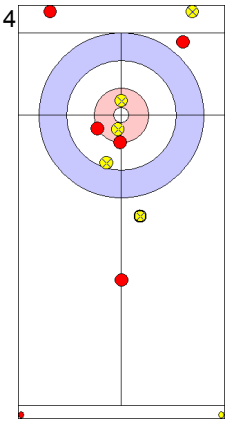

TUR: POLAT O
Guard — Out 4

15

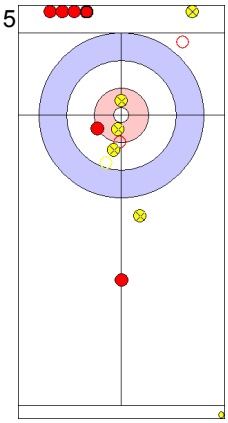

SUI: HOWALD C
Hit and Roll — In 0

16

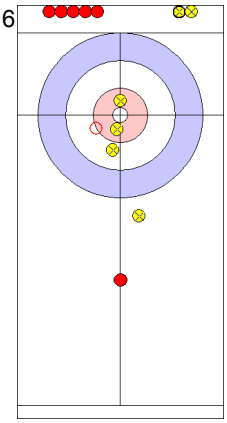

TUR: CAKIR K
Takeout — In 2

Game - Shot by Shot

SUI - Switzerland	1 + 1	TUR - Turkey	4 + 0	End 4

7

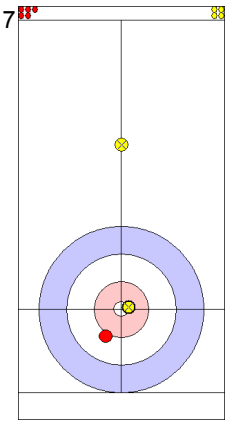

TUR: CAKIR K
Draw In 4

8

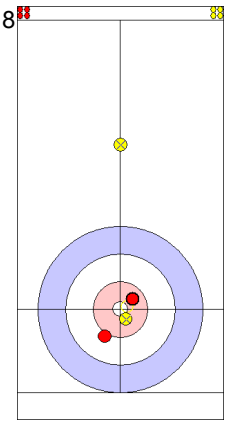

SUI: HOWALD C
Draw In 4

9

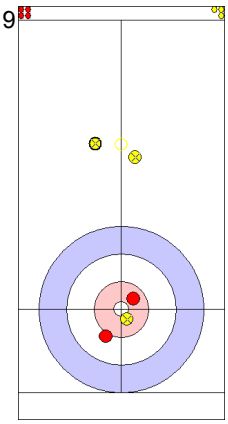

TUR: POLAT O
Draw Out 0

10

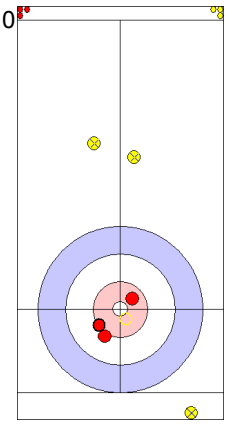

SUI: PFISTER M
Takeout Out 4
Slow Takeout

11

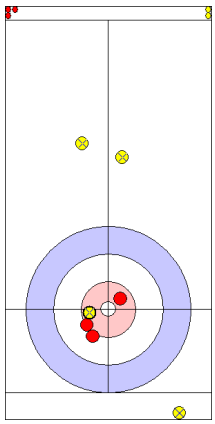

TUR: POLAT O
Draw In 4

12

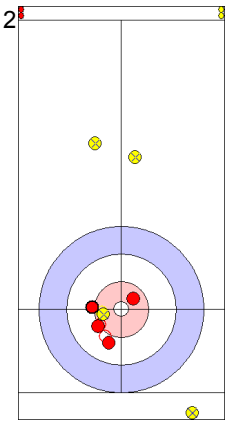

SUI: PFISTER M
Draw In 2

13

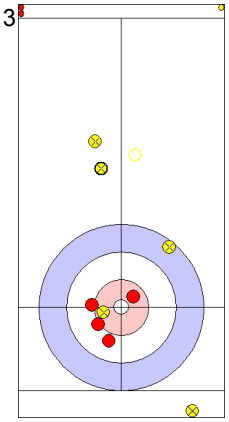

TUR: POLAT O
Draw In 0

14

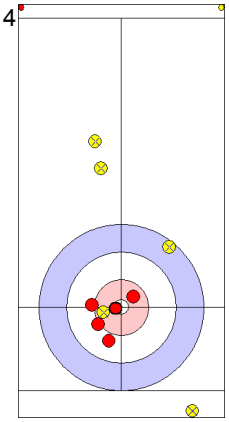

SUI: PFISTER M
Draw In 4

15

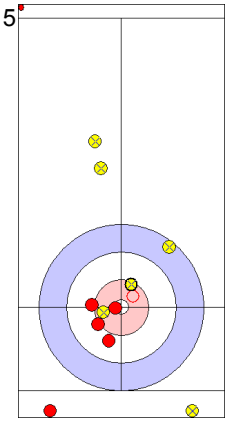

TUR: CAKIR K
Raise In 2

16

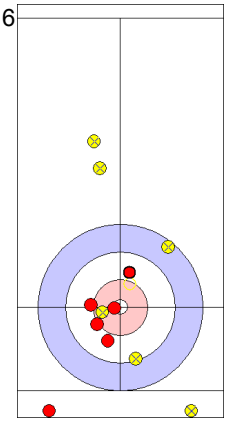

SUI: HOWALD C
Draw In 1

Game - Shot by Shot

SUI - Switzerland	2 + 1	TUR - Turkey	4 + 0	End 5

7

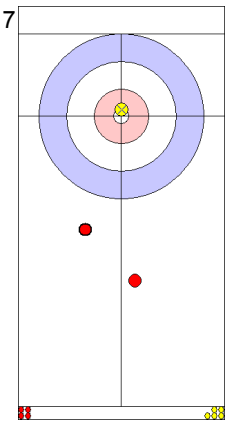

SUI: HOWALD C
Draw In 0

8

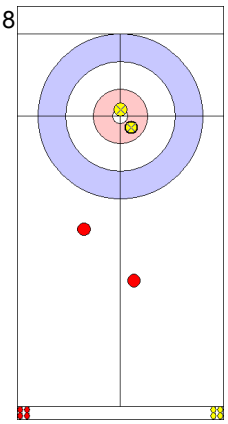

TUR: CAKIR K
Draw In 4

9

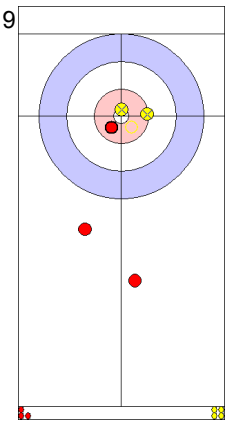

SUI: PFISTER M
Draw In 2

10

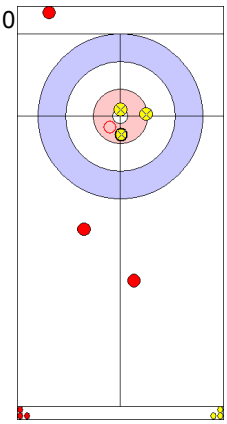

TUR: POLAT O
Takeout In 4
Slow Takeout

11

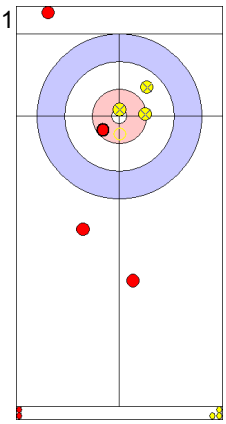

SUI: PFISTER M
Draw In 2

12

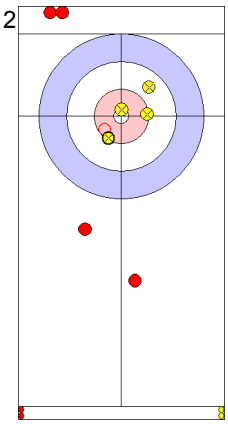

TUR: POLAT O
Takeout Out 4

13

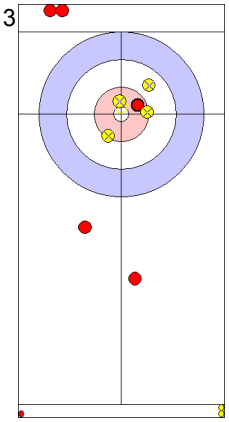

SUI: PFISTER M
Draw In 4

14

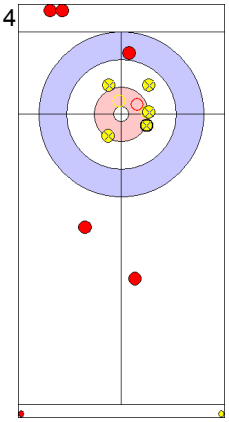

TUR: POLAT O
Raise Out 4

15

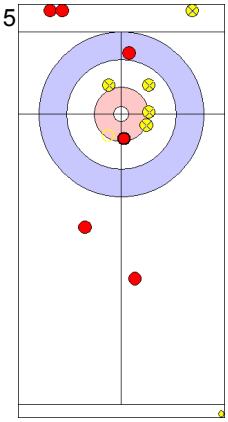

SUI: HOWALD C
Takeout In 4

16

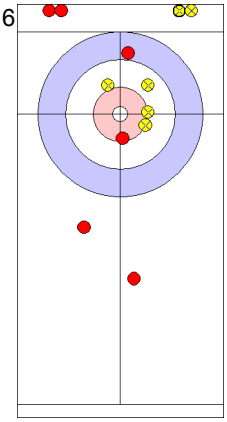

TUR: CAKIR K
Takeout In 0
Slow Takeout

Game - Shot by Shot

SUI - Switzerland	3 + 2	TUR - Turkey	4 + 0	End 6

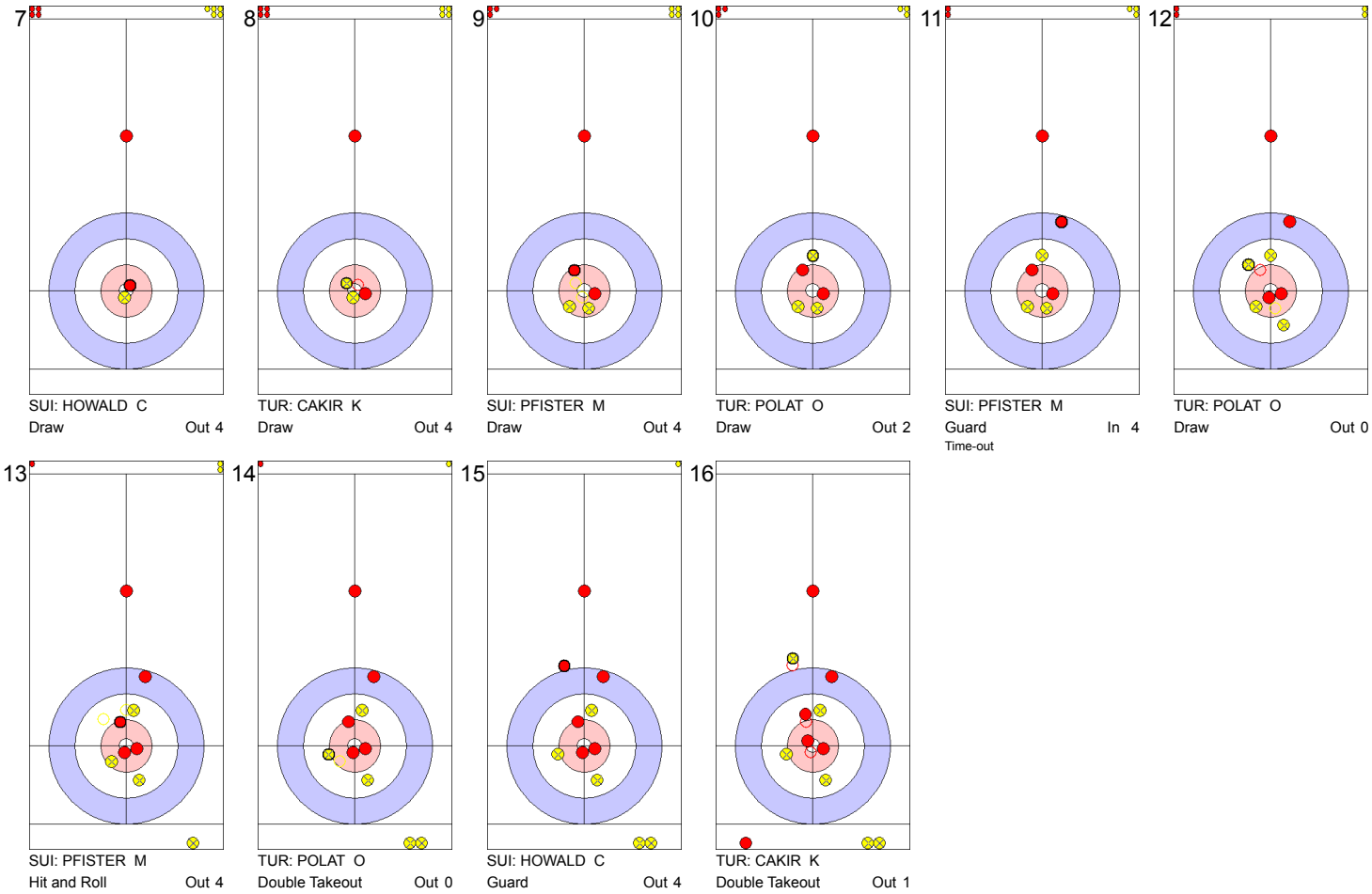

7
SUI: HOWALD C
Draw Out 4

8
TUR: CAKIR K
Draw Out 4

9
SUI: PFISTER M
Draw Out 4

10
TUR: POLAT O
Draw Out 2

11
SUI: PFISTER M
Guard In 4
Time-out

12
TUR: POLAT O
Draw Out 0

13
SUI: PFISTER M
Hit and Roll Out 4

14
TUR: POLAT O
Double Takeout Out 0

15
SUI: HOWALD C
Guard Out 4

16
TUR: CAKIR K
Double Takeout Out 1

Game - Shot by Shot

SUI - Switzerland	5 + 0	TUR - Turkey	4 + 1	End 7

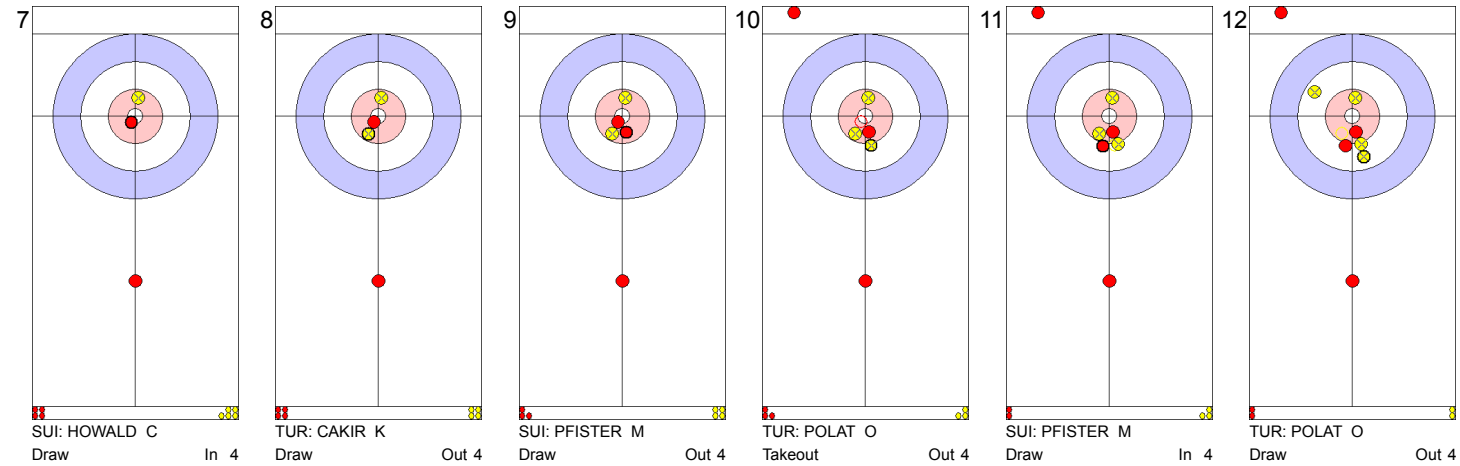

7
SUI: HOWALD C
Draw In 4

8
TUR: CAKIR K
Draw Out 4

9
SUI: PFISTER M
Draw Out 4

10
TUR: POLAT O
Takeout Out 4

11
SUI: PFISTER M
Draw In 4

12
TUR: POLAT O
Draw Out 4

13
SUI: PFISTER M
Draw In 2

14
TUR: POLAT O
Takeout Out 0

15
SUI: HOWALD C
Guard Out 0

16
TUR: CAKIR K
Promotion Takeout Out 4

Game - Shot by Shot

SUI - Switzerland	5 + 0	TUR - Turkey	5 + 1	End 8

7

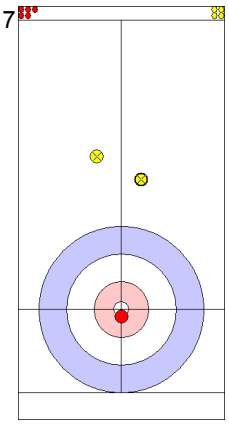

TUR: CAKIR K
Draw In 0

8

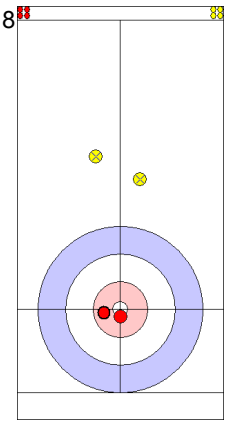

SUI: HOWALD C
Draw In 4

9

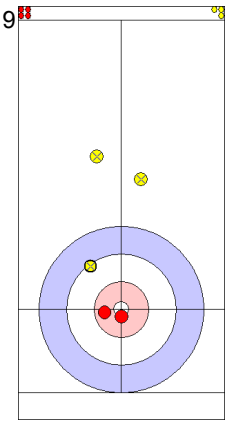

TUR: POLAT O
Draw In 2

10

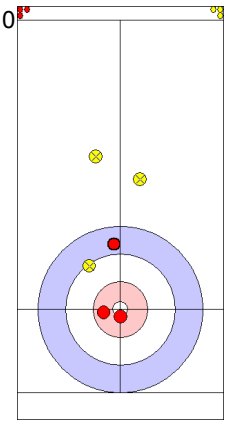

SUI: PFISTER M
Guard In 4

11

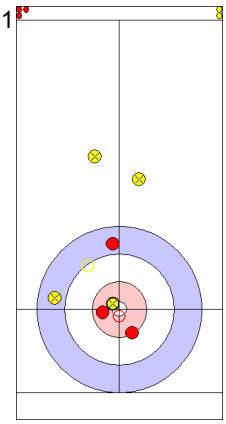

TUR: POLAT O
Hit and Roll In 4

12

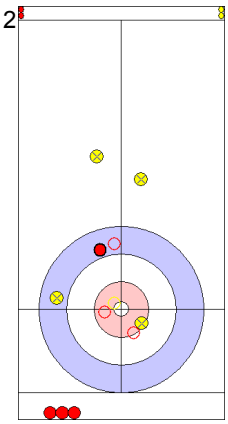

SUI: PFISTER M
Promotion Takeout In 0

13

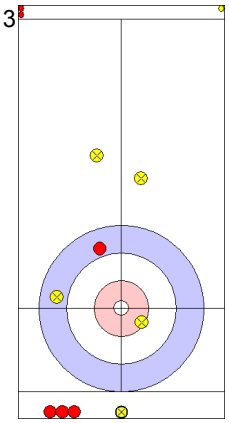

TUR: POLAT O
Draw Out 0
Time-out

14

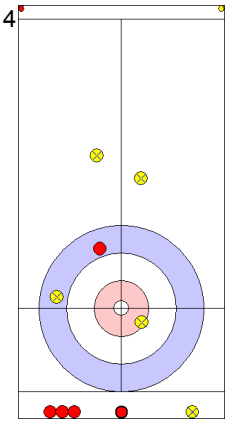

SUI: PFISTER M
Draw Out 0

15

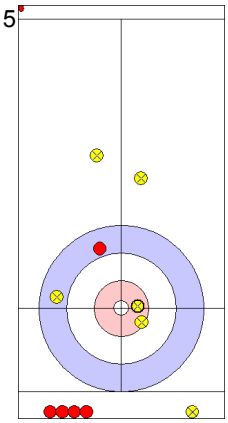

TUR: CAKIR K
Draw Out 4

16

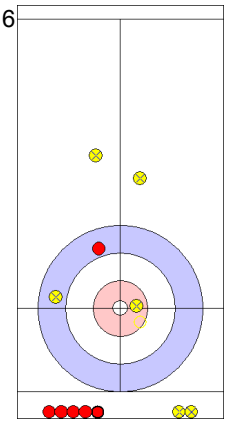

SUI: HOWALD C
Takeout Out 0

Session Results and Standings

Sheet	Game	Team	LSFE	1	2	3	4	5	6	7	8	Extra Ends						Total
A	5	RUS - Russia	*	2	0	0	2	1	0	0	1							6
	5	JPN - Japan		0	1	2	0	0	1	1	0							5
B	5	DEN - Denmark		0	1	3	0	5	0	0	0							9
	5	TUR - Turkey	*	1	0	0	4	0	1	2	2							10
C	5	AUS - Australia		1	2	0	0	0	0	0	X							3
	5	SVK - Slovakia	*	0	0	3	1	1	1	1	X							7
D	5	CZE - Czech Republic		2	0	0	0	2	0	0	X							4
	5	SUI - Switzerland	*	0	1	2	2	0	4	1	X							10
E	5	USA - United States	*	3	0	2	1	2	1	X	X							9
	5	FRA - France		0	1	0	0	0	0	X	X							1

Standings

Group-A

Rank	Team	Games	Wins	Losses
1	RUS - Russia	5	5	0
2	USA - United States	5	4	1
3	DEN - Denmark	5	3	2
3	JPN - Japan	5	3	2
3	SUI - Switzerland	5	3	2
6	CZE - Czech Republic	5	2	3
6	SVK - Slovakia	5	2	3
6	TUR - Turkey	5	2	3
9	FRA - France	5	1	4
10	AUS - Australia	5	0	5

Group-B

Rank	Team	Games	Wins	Losses
1	NOR - Norway	4	4	0
1	SWE - Sweden	4	4	0
3	FIN - Finland	4	3	1
3	LAT - Latvia	4	3	1
5	CHN - China	4	2	2
5	ITA - Italy	4	2	2
7	AUT - Austria	4	1	3
7	NZL - New Zealand	4	1	3
9	BRA - Brazil	4	0	4
9	SLO - Slovenia	4	0	4

Group-C

Rank	Team	Games	Wins	Losses
1	CAN - Canada	5	5	0
1	KOR - Korea	5	5	0
3	EST - Estonia	5	4	1
3	HUN - Hungary	5	4	1
5	ESP - Spain	5	3	2
6	ENG - England	5	1	4
6	POL - Poland	5	1	4
6	ROU - Romania	5	1	4
6	SCO - Scotland	5	1	4
10	BLR - Belarus	5	0	5

LEGEND
LSFE (*) Last stone first end
X Unplayed/unfinished end due to concession

Game Results

Sheet	Game	Team	LSFE	1	2	3	4	5	6	7	8	Extra Ends						Total
A	5	RUS - Russia	*	2	0	0	2	1	0	0	1							6
	5	JPN - Japan		0	1	2	0	0	1	1	0							5

RUS - Russia		Game	All
F	MOISEEVA Victoria	47 %	66 %
M	DRON Petr	73 %	81 %
	Team Total	63 %	75 %

Last Stone Draw: 112.5cm 81.0cm ↻ DRON P
31.5cm ↺ MOISEEVA V

Time remaining: 0 minutes 34 seconds

Time-out: end 7 - RUS stone 7

JPN - Japan		Game	All
F	TOMABECHI Michiko	41 %	61 %
M	TOMABECHI Kenji	65 %	65 %
	Team Total	55 %	64 %

Last Stone Draw: 122.7cm 3.4cm ↻ TOMABECHI M
119.3cm ↺ TOMABECHI K

Time remaining: 0 minutes 15 seconds

Time-out: end 8 - JPN stone 7

Detailed Game Statistics:

RUS - Russia		Draws		Takeouts		Total	
F	MOISEEVA Victoria	13	38 %	3	83 %	16	47 %
M	DRON Petr	14	80 %	10	63 %	24	73 %
	Team Total	27	60 %	13	67 %	40	63 %

JPN - Japan		Draws		Takeouts		Total	
F	TOMABECHI Michiko	13	46 %	4	25 %	17	41 %
M	TOMABECHI Kenji	17	71 %	6	50 %	23	65 %
	Team Total	30	60 %	10	40 %	40	55 %

LEGEND
F Female **LSFE** (*) Last stone first end **M** Male

Game - Shot by Shot

RUS - Russia	0 + 2	JPN - Japan	0 + 0	End 1

7

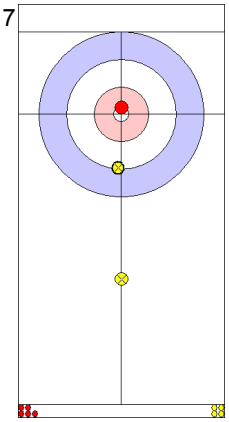

JPN: TOMABECHI M
Freeze In 0

8

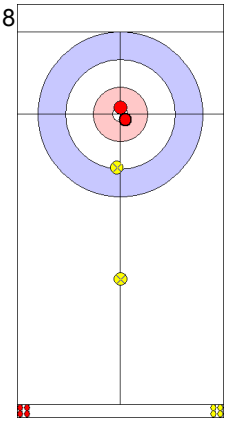

RUS: MOISEEVA V
Freeze Out 4

9

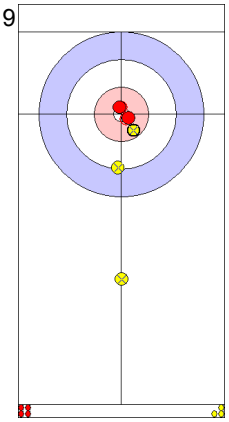

JPN: TOMABECHI K
Freeze Out 3

10

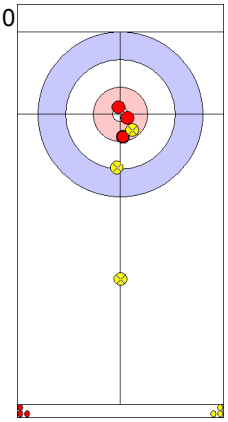

RUS: DRON P
Draw Out 4

11

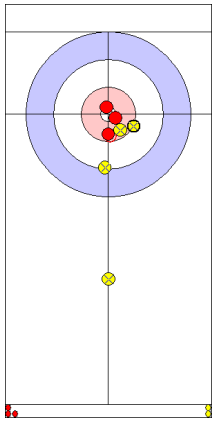

JPN: TOMABECHI K
Raise Out 0

12

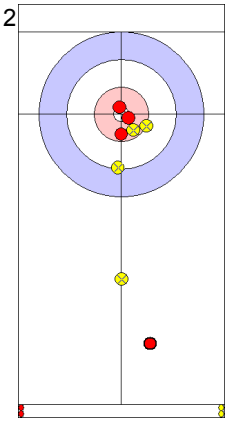

RUS: DRON P
Guard Out 4

13

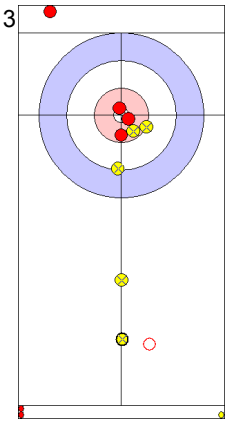

JPN: TOMABECHI K
Takeout In 0

14

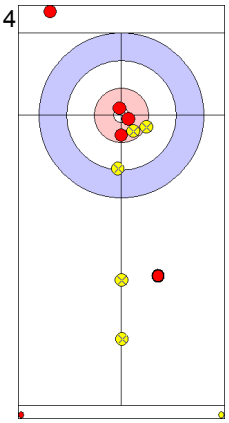

RUS: DRON P
Guard Out 3

15

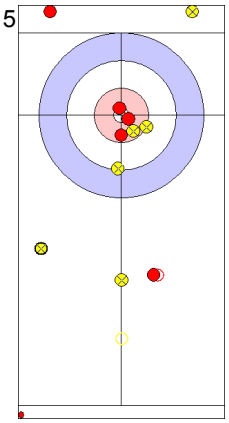

JPN: TOMABECHI M
Takeout Out 0

16

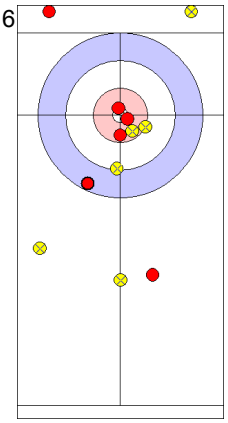

RUS: MOISEEVA V
Draw In 0

Game - Shot by Shot

RUS - Russia	2 + 0	JPN - Japan	0 + 1	End 2

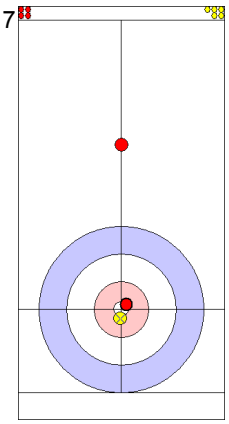

7
RUS: MOISEEVA V
Freeze In 2

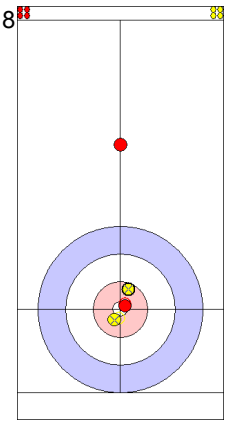

8
JPN: TOMABECHI M
Freeze In 0

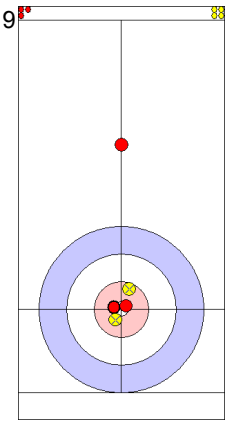

9
RUS: DRON P
Freeze Out 4

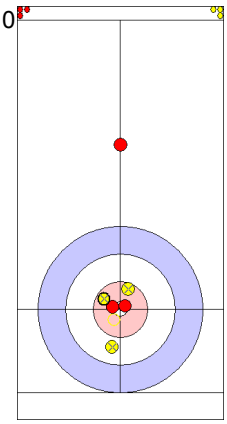

10
JPN: TOMABECHI K
Draw Out 2

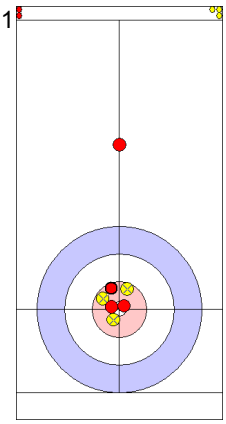

11
RUS: DRON P
Draw Out 3

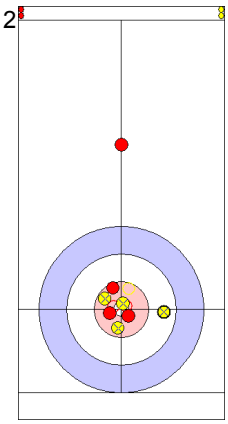

12
JPN: TOMABECHI K
Raise In 4

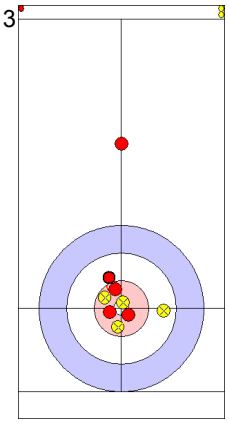

13
RUS: DRON P
Draw Out 3

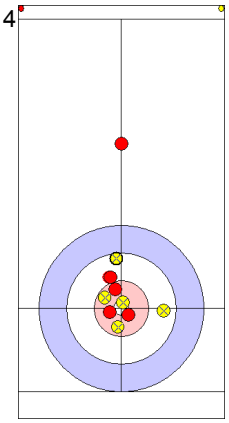

14
JPN: TOMABECHI K
Draw In 3

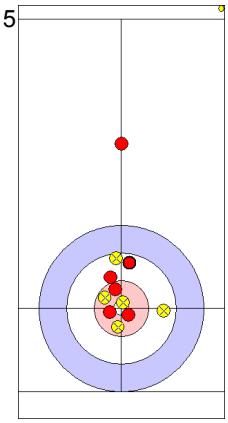

15
RUS: MOISEEVA V
Draw In 3

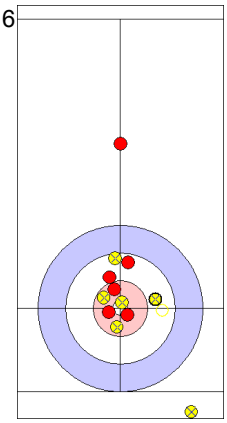

16
JPN: TOMABECHI M
Hit and Roll In 0

Game - Shot by Shot

RUS - Russia	2 + 0	JPN - Japan	1 + 2	End 3

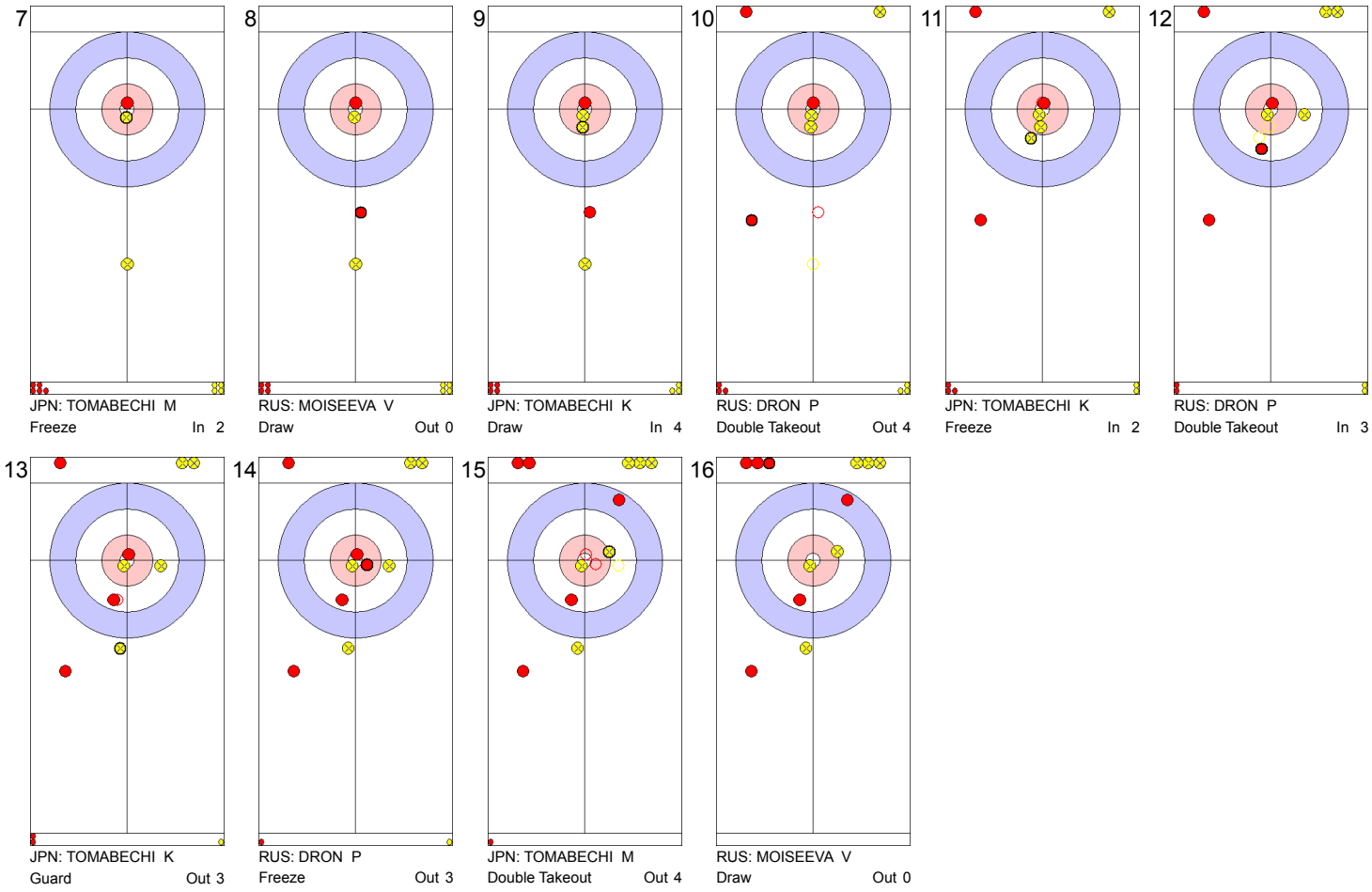

Game - Shot by Shot

RUS - Russia	2 + 2	JPN - Japan	3 + 0	End 4

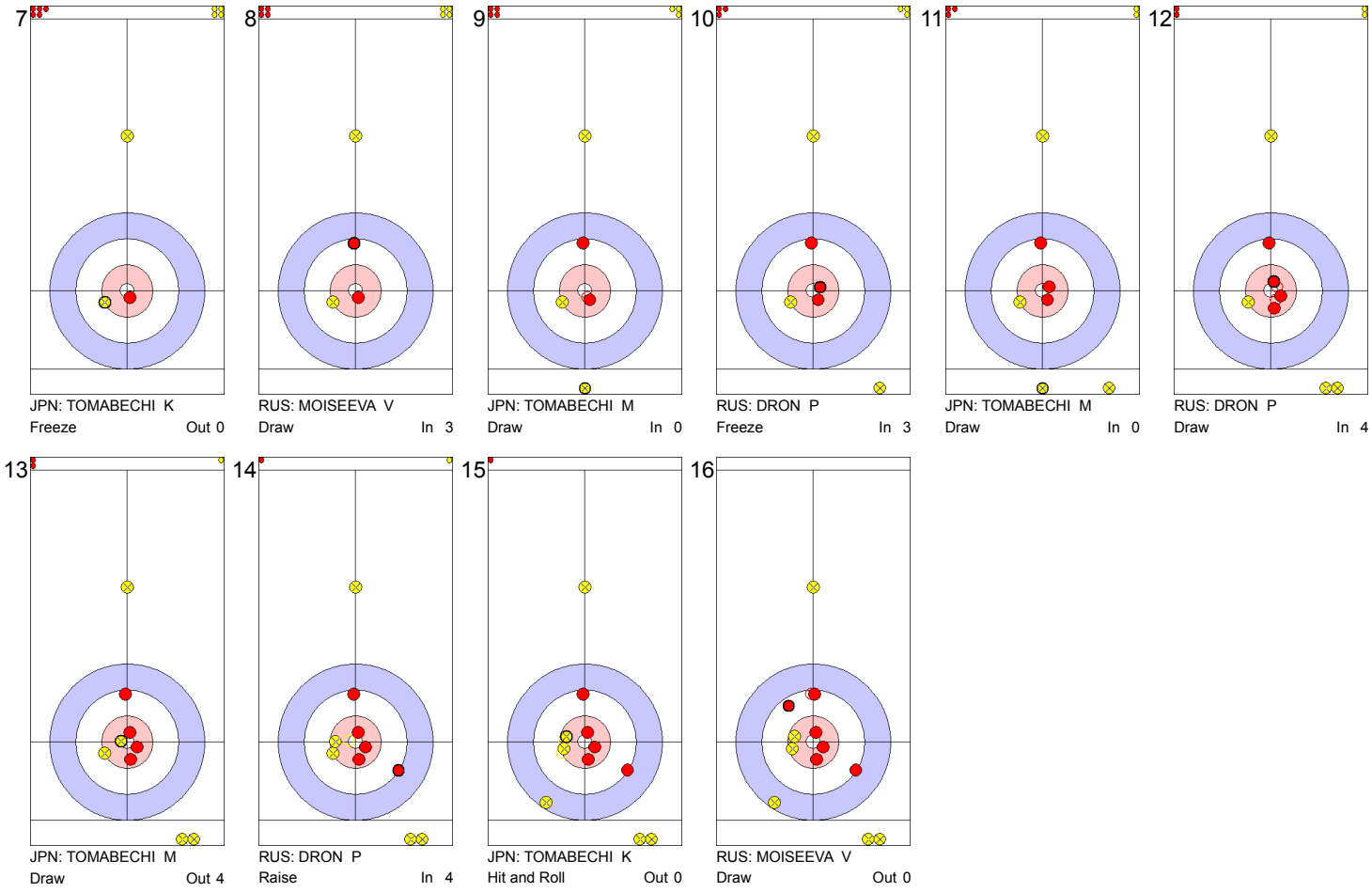

Game - Shot by Shot

RUS - Russia	4 + 1	JPN - Japan	3 + 0	End 5

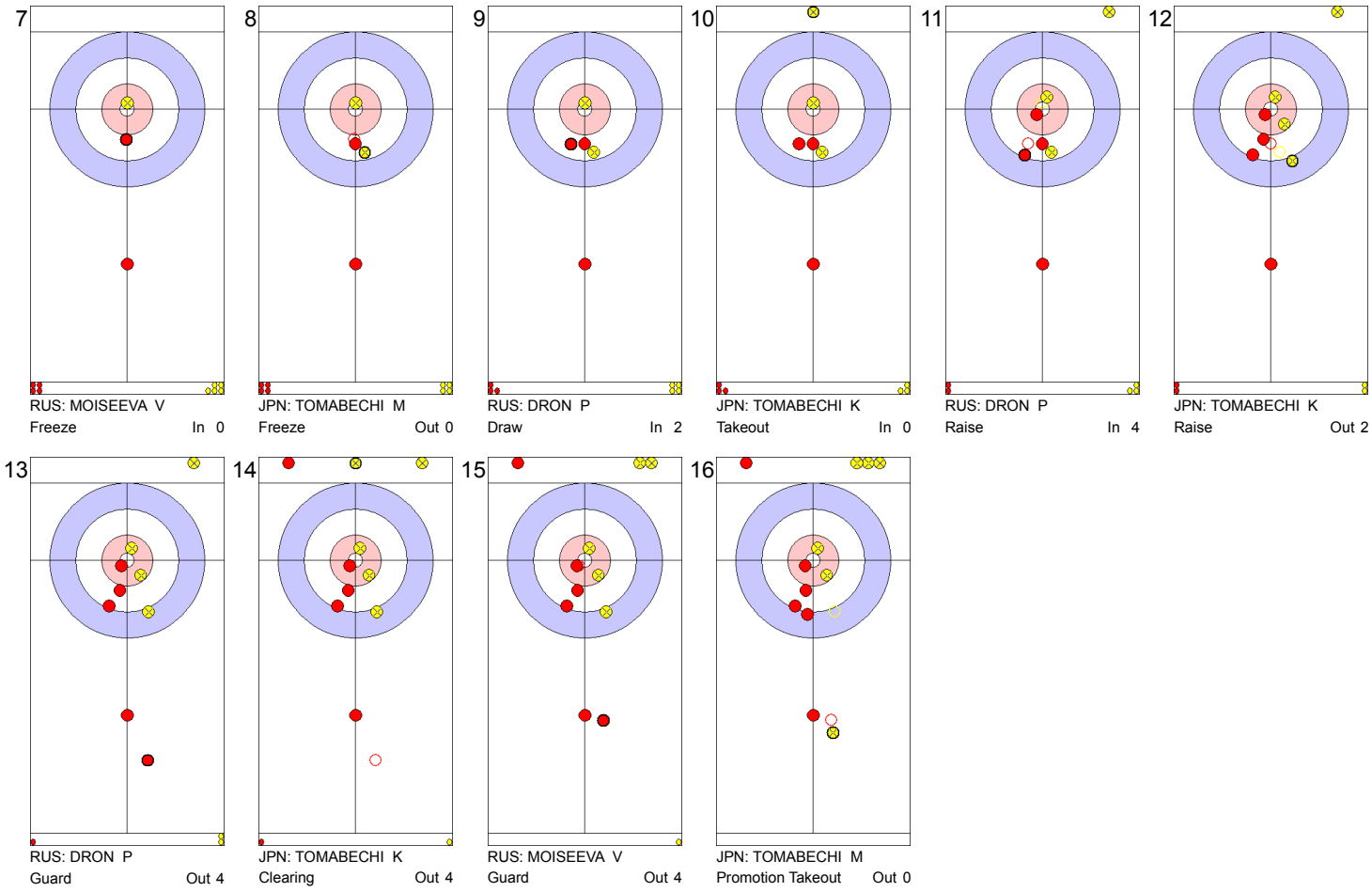

7
RUS: MOISEEVA V
Freeze In 0

8
JPN: TOMABECHI M
Freeze Out 0

9
RUS: DRON P
Draw In 2

10
JPN: TOMABECHI K
Takeout In 0

11
RUS: DRON P
Raise In 4

12
JPN: TOMABECHI K
Raise Out 2

13
RUS: DRON P
Guard Out 4

14
JPN: TOMABECHI K
Clearing Out 4

15
RUS: MOISEEVA V
Guard Out 4

16
JPN: TOMABECHI M
Promotion Takeout Out 0

Game - Shot by Shot

RUS - Russia	5 + 0	JPN - Japan	3 + 1	End 6

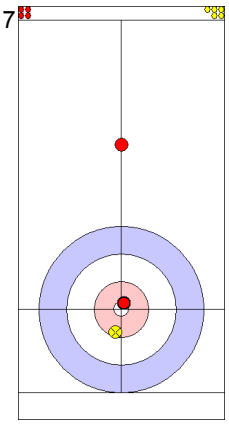

7
RUS: MOISEEVA V
Draw In 4

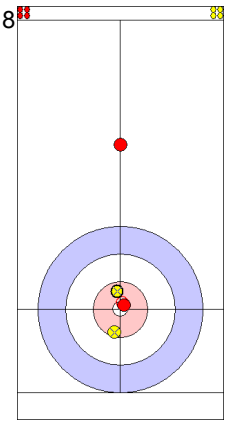

8
JPN: TOMABECHI M
Draw Out 3

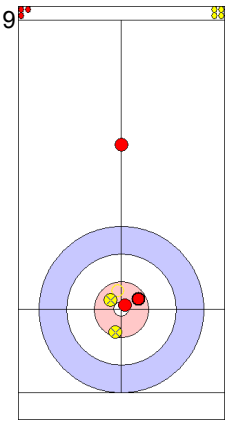

9
RUS: DRON P
Freeze In 0

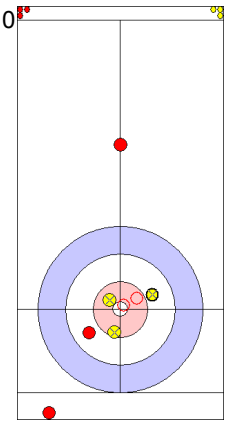

10
JPN: TOMABECHI K
Takeout In 4

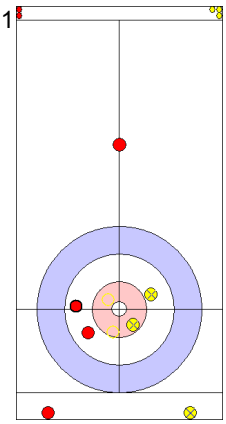

11
RUS: DRON P
Double Takeout Out 2

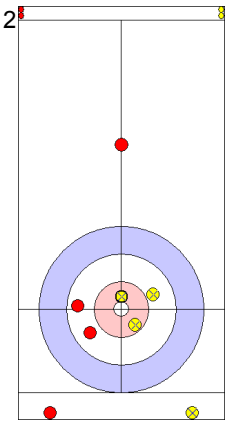

12
JPN: TOMABECHI K
Draw In 4

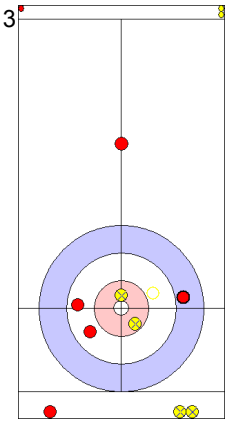

13
RUS: DRON P
Double Takeout In 2

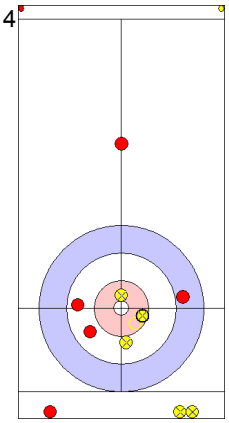

14
JPN: TOMABECHI K
Draw In 3

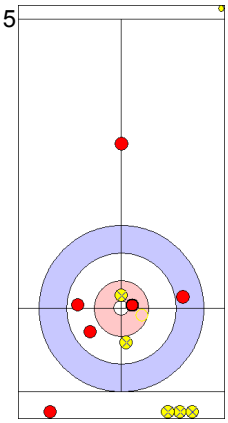

15
RUS: MOISEEVA V
Hit and Roll In 4

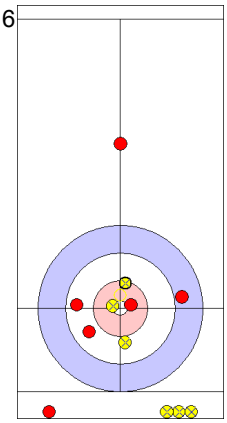

16
JPN: TOMABECHI M
Raise Out 4

Game - Shot by Shot

RUS - Russia	5 + 0	JPN - Japan	4 + 1	End 7

7

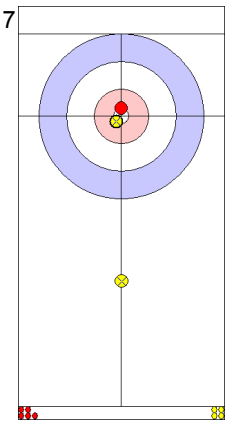

JPN: TOMABECHI M
Freeze In 2

8

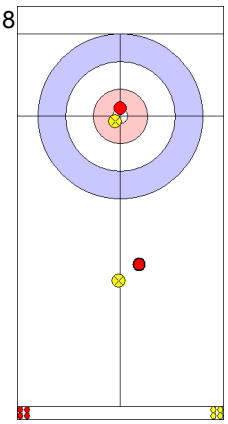

RUS: MOISEEVA V
Draw Out 0

9

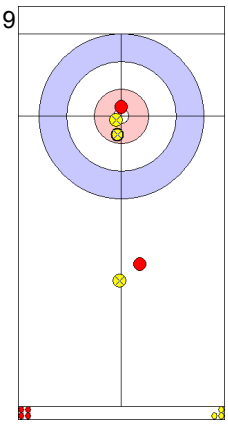

JPN: TOMABECHI K
Draw In 4

10

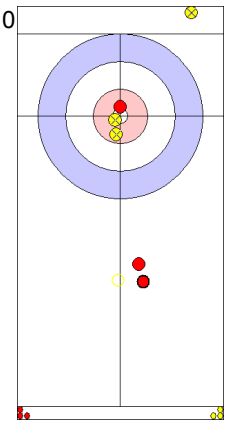

RUS: DRON P
Takeout In 2

11

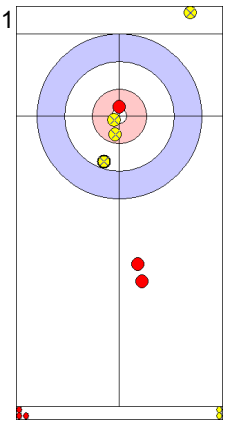

JPN: TOMABECHI K
Draw In 3

12

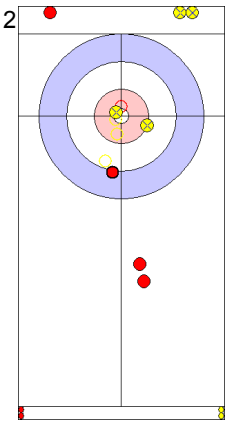

RUS: DRON P
Double Takeout Out 4

13

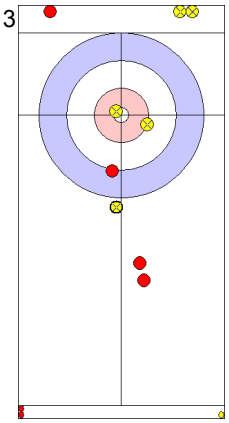

JPN: TOMABECHI K
Guard In 4

14

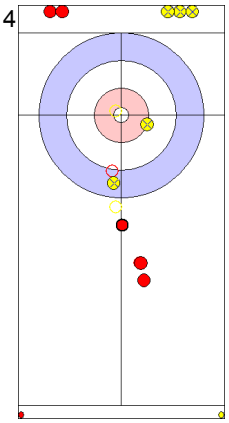

RUS: DRON P
Promotion Takeout Out 4
Time-out

15

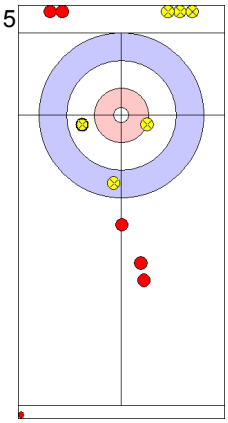

JPN: TOMABECHI M
Draw In 3

16

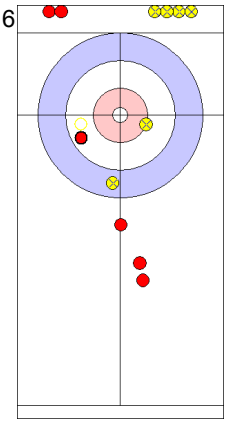

RUS: MOISEEVA V
Takeout In 2

Game - Shot by Shot

RUS - Russia	5 + 1	JPN - Japan	5 + 0	End 8

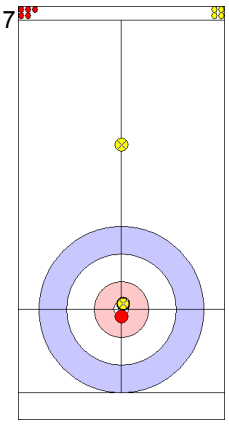

7
JPN: TOMABECHI M
Freeze In 3

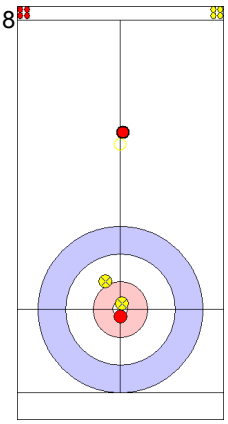

8
RUS: MOISEEVA V
Draw Out 0

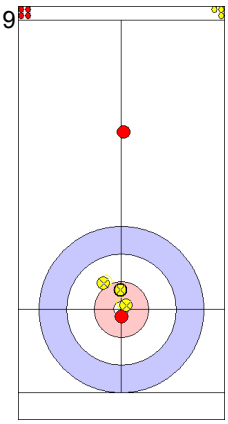

9
JPN: TOMABECHI K
Draw Out 4

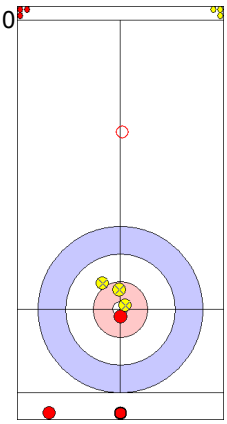

10
RUS: DRON P
Promotion Takeout In 2

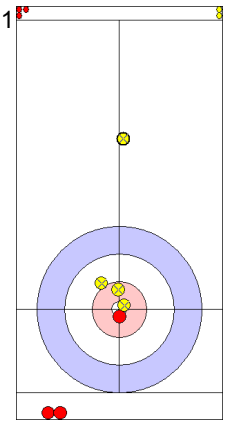

11
JPN: TOMABECHI K
Guard Out 3

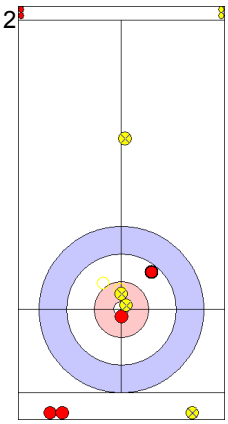

12
RUS: DRON P
Takeout Out 2

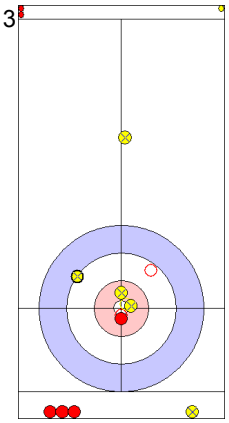

13
JPN: TOMABECHI K
Takeout In 4
Time-out

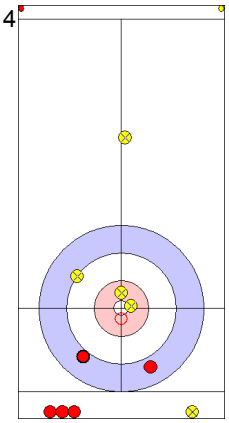

14
RUS: DRON P
Takeout Out 0

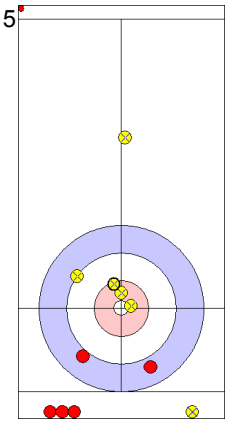

15
JPN: TOMABECHI M
Draw Out 3

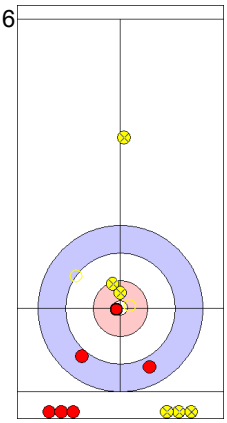

16
RUS: MOISEEVA V
Double Takeout In 4

Game Results

Sheet	Game	Team	LSFE	1	2	3	4	5	6	7	8	Extra Ends						Total
B	5	DEN - Denmark		0	1	3	0	5	0	0	0							9
	5	TUR - Turkey	*	1	0	0	4	0	1	2	2							10

DEN - Denmark		Game	All
F	DUPONT Denise	77 %	77 %
M	DUPONT Oliver	86 %	73 %
	Team Total	83 %	75 %

Last Stone Draw: 187.0cm 62.8cm ↻ DUPONT O
124.2cm ↺ DUPONT D

Time remaining: 1 minute 37 seconds

Time-out: end 8 - DEN stone 7

TUR - Turkey		Game	All
F	POLAT Oznur	64 %	52 %
M	CAKIR Kadir	70 %	58 %
	Team Total	66 %	55 %

Last Stone Draw: 116.4cm 2.9cm ↻ POLAT O
113.5cm ↺ CAKIR K

Time remaining: 1 minute 54 seconds

Time-out: end 8 - TUR stone 7

Detailed Game Statistics:

DEN - Denmark		Draws		Takeouts		Total	
F	DUPONT Denise	12	90 %	4	38 %	16	77 %
M	DUPONT Oliver	14	88 %	10	85 %	24	86 %
	Team Total	26	88 %	14	71 %	40	83 %

TUR - Turkey		Draws		Takeouts		Total	
F	POLAT Oznur	18	79 %	6	17 %	24	64 %
M	CAKIR Kadir	12	75 %	4	56 %	16	70 %
	Team Total	30	78 %	10	33 %	40	66 %

LEGEND
F Female **LSFE** (*) Last stone first end **M** Male

Game - Shot by Shot

DEN - Denmark	0 + 0	TUR - Turkey	0 + 1	End 1

7

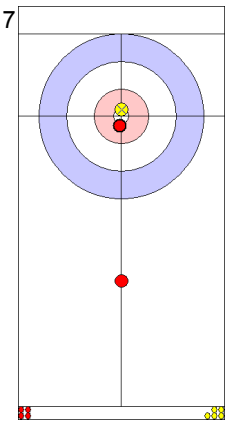

DEN: DUPONT D
Draw Out 4

8

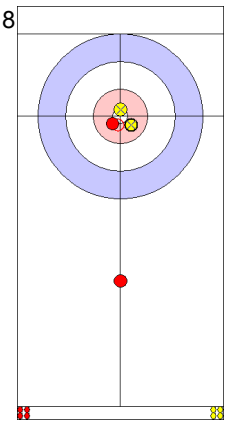

TUR: CAKIR K
Draw Out 3

9

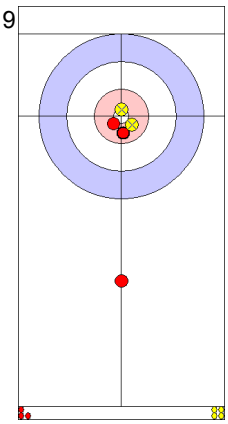

DEN: DUPONT O
Draw Out 4

10

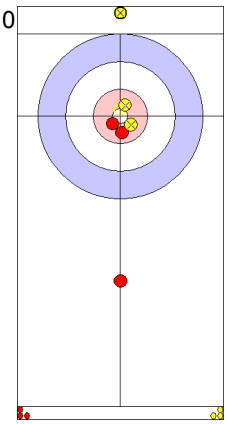

TUR: POLAT O
Clearing Out 0

11

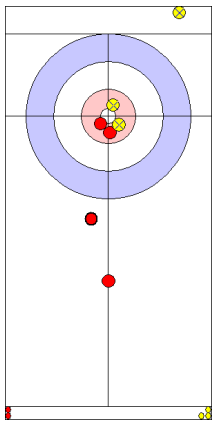

DEN: DUPONT O
Guard In 4

12

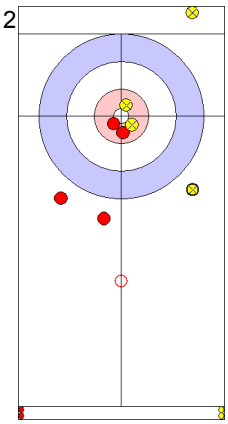

TUR: POLAT O
Draw Out 0

13

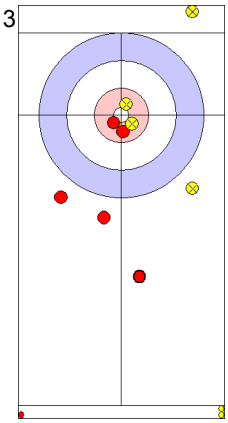

DEN: DUPONT O
Guard Out 4

14

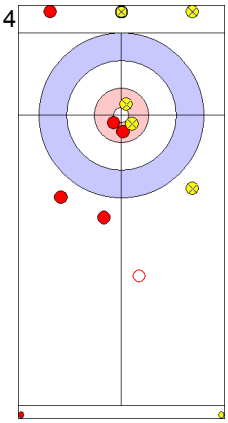

TUR: POLAT O
Takeout In 1

15

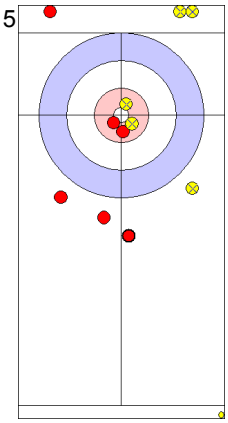

DEN: DUPONT D
Guard Out 4

16

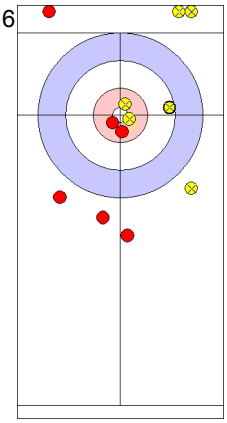

TUR: CAKIR K
Wick / Soft Peeling Out 4

Game - Shot by Shot

DEN - Denmark	0 + 1	TUR - Turkey	1 + 0	End 2

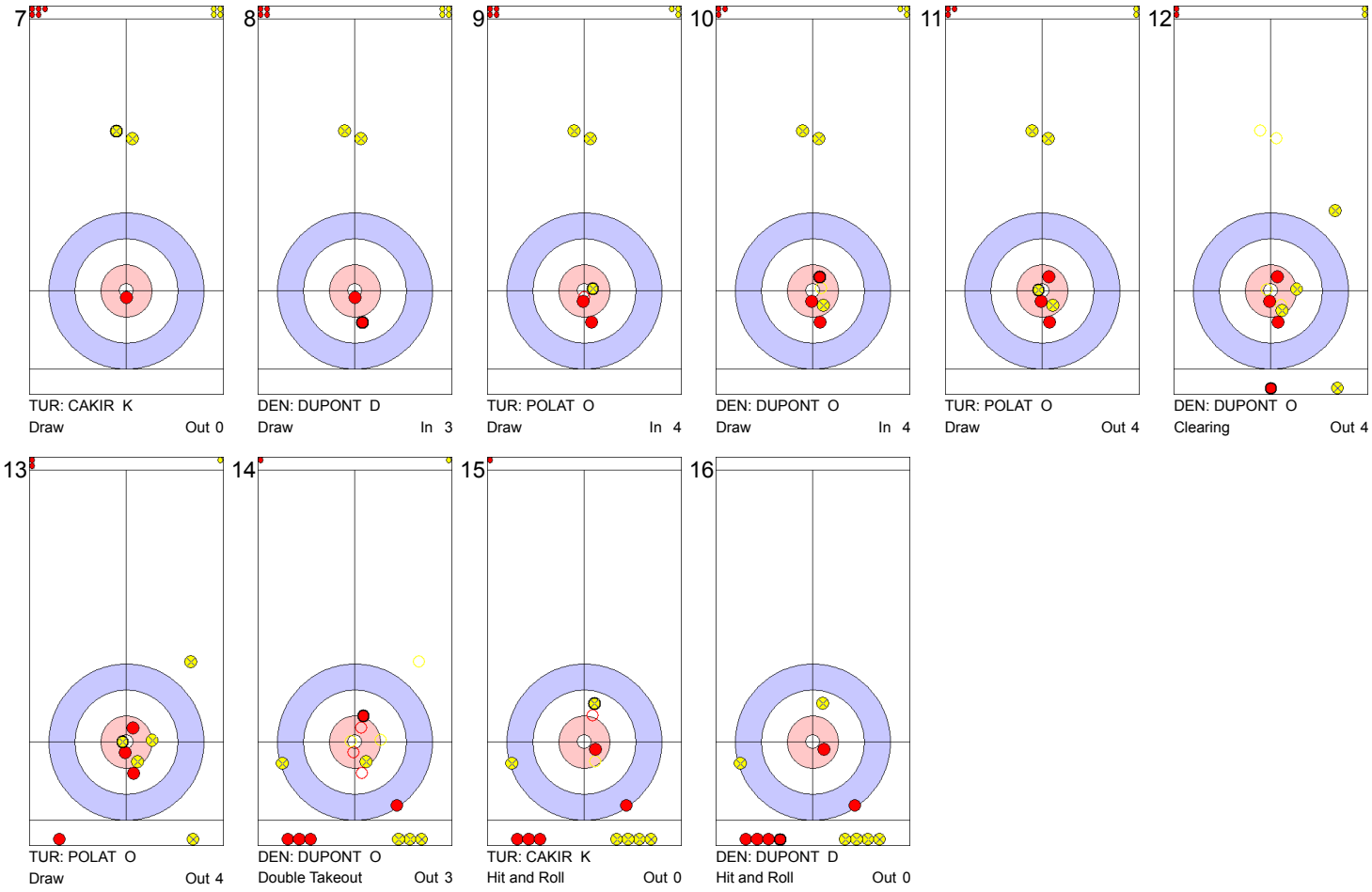

Game - Shot by Shot

DEN - Denmark	1 + 3	TUR - Turkey	1 + 0	End 3

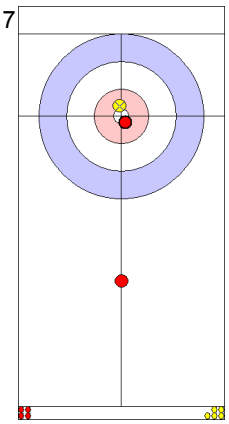

7
DEN: DUPONT D
Draw Out 4

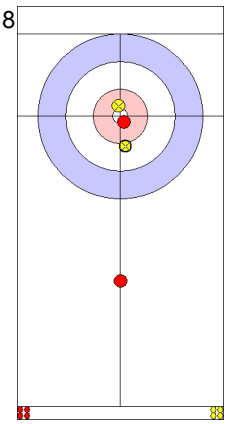

8
TUR: CAKIR K
Draw In 2

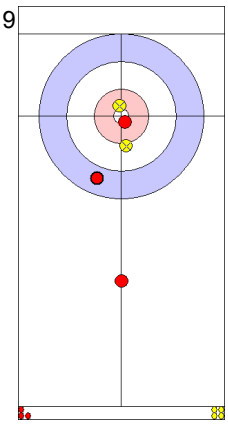

9
DEN: DUPONT O
Draw In 3

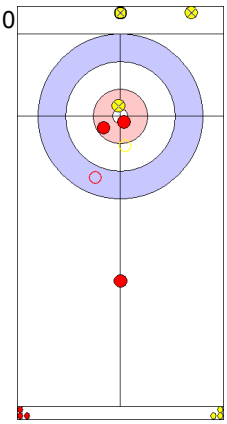

10
TUR: POLAT O
Takeout In 0

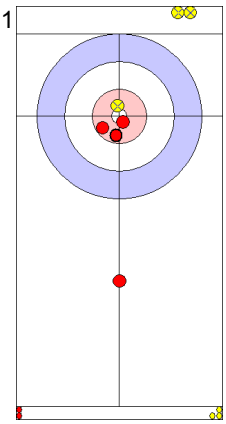

11
DEN: DUPONT O
Draw In 4

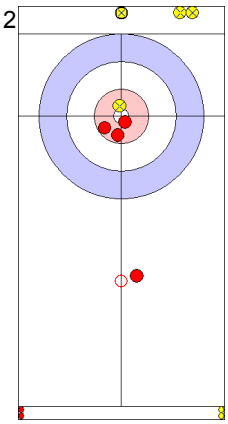

12
TUR: POLAT O
Takeout In 0

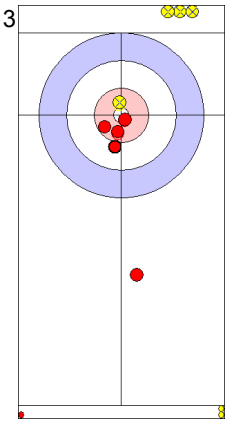

13
DEN: DUPONT O
Draw In 4

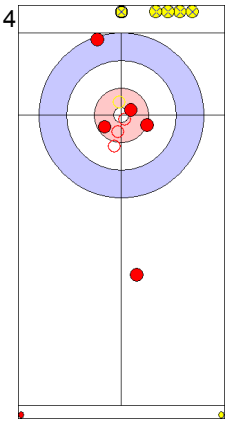

14
TUR: POLAT O
Double Takeout In 0

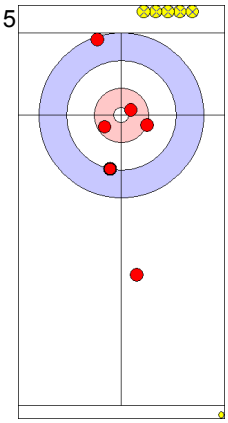

15
DEN: DUPONT D
Draw In 4

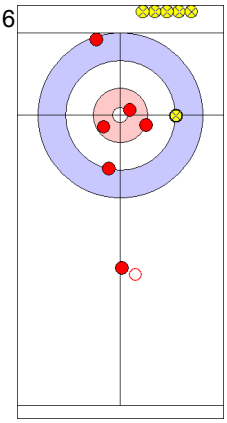

16
TUR: CAKIR K
Draw Out 2

Game - Shot by Shot

DEN - Denmark	4 + 0	TUR - Turkey	1 + 4	End 4

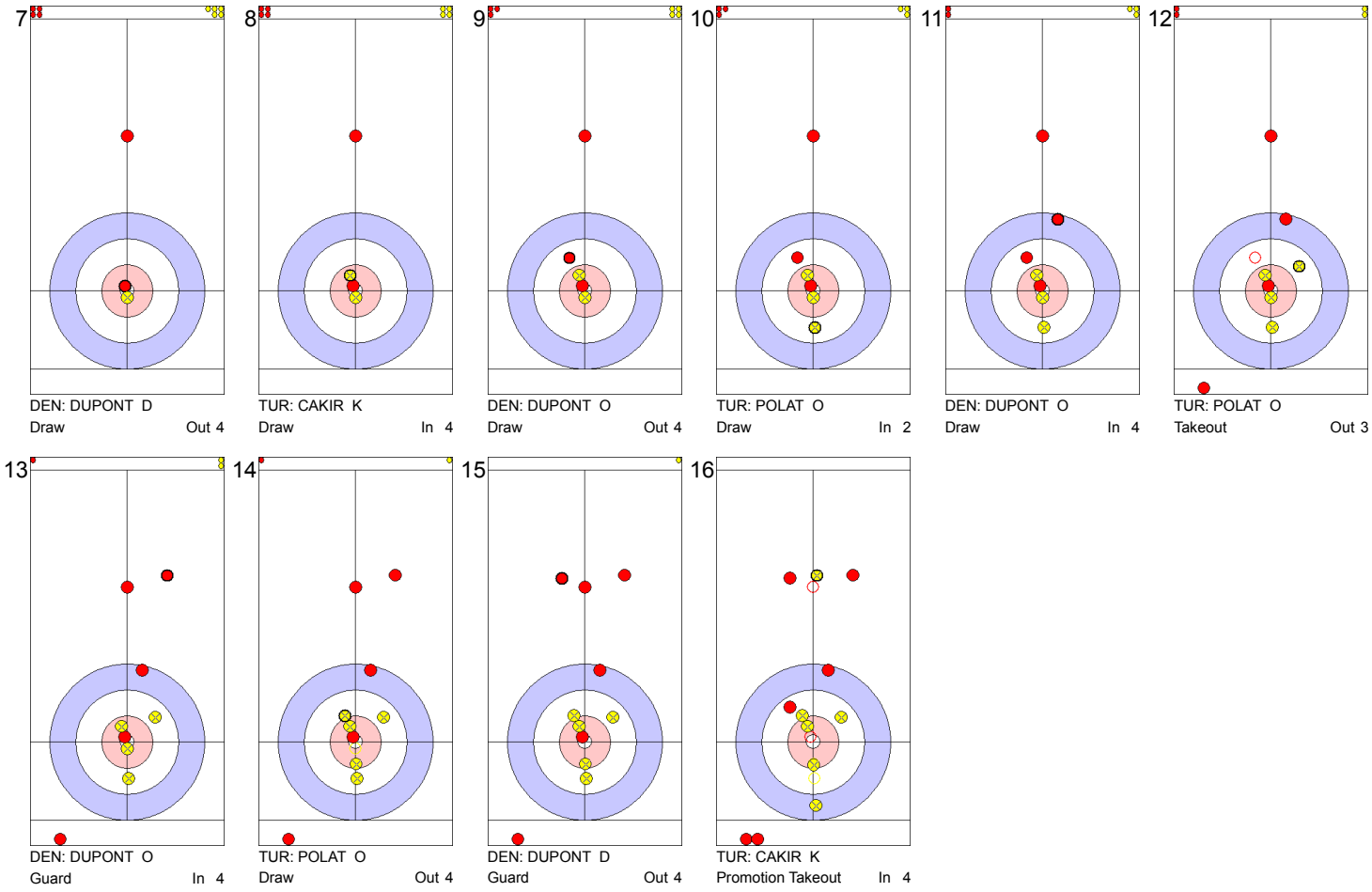

Game - Shot by Shot

DEN - Denmark	4 + 5	TUR - Turkey	5 + 0	End 5

7

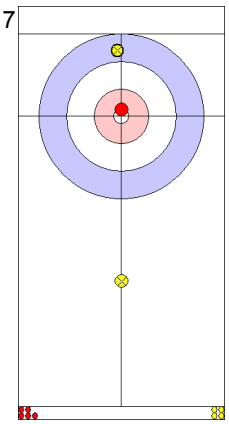

TUR: CAKIR K
Draw Out 2

8

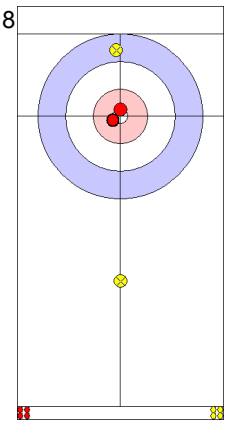

DEN: DUPONT D
Draw In 4

9

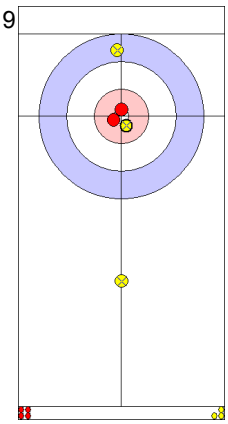

TUR: POLAT O
Draw Out 4

10

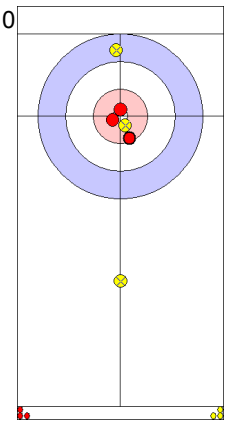

DEN: DUPONT O
Draw In 4

11

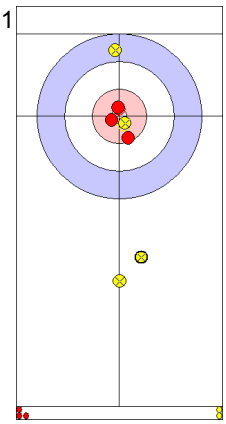

TUR: POLAT O
Guard Out 4

12

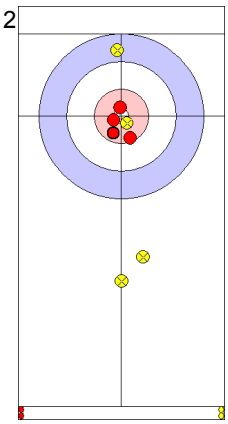

DEN: DUPONT O
Draw In 4

13

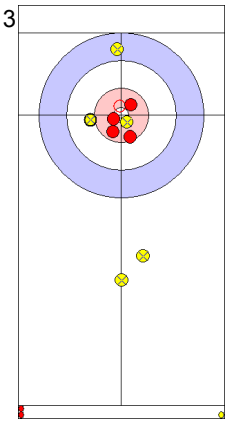

TUR: POLAT O
Draw In 3

14

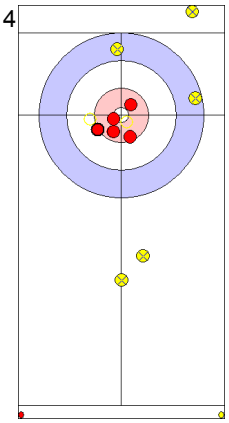

DEN: DUPONT O
Takeout In 4

15

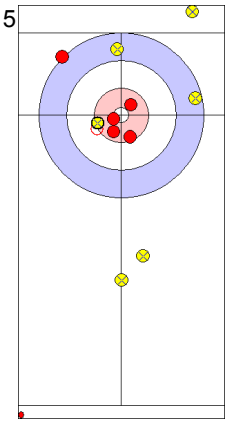

TUR: CAKIR K
Hit and Roll In 1

16

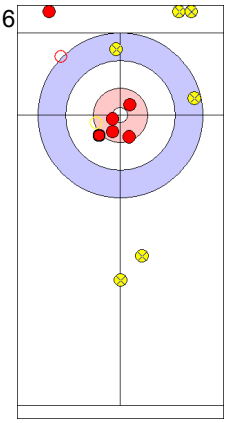

DEN: DUPONT D
Takeout In 4

Game - Shot by Shot

DEN - Denmark	9 + 0	TUR - Turkey	5 + 1	End 6

7

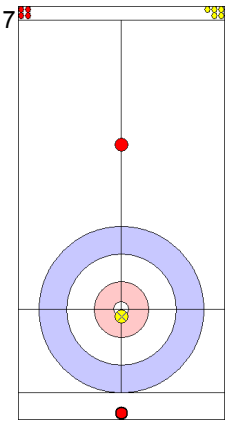

DEN: DUPONT D
Draw Out 0

8

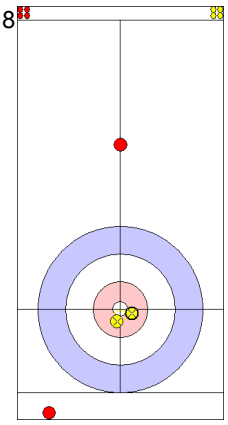

TUR: CAKIR K
Draw In 3

9

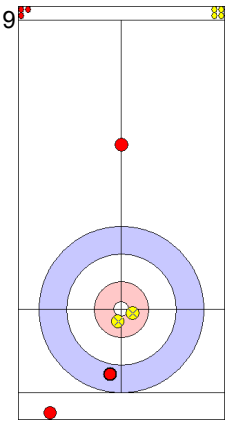

DEN: DUPONT O
Draw Out 2

10

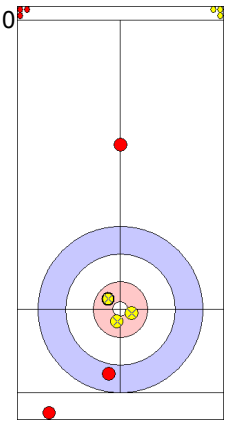

TUR: POLAT O
Draw Out 3

11

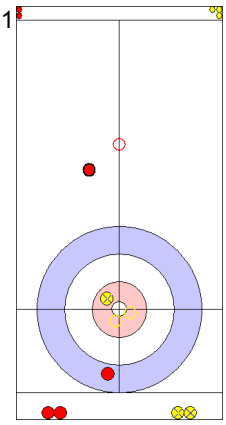

DEN: DUPONT O
Promotion Takeout In 4

12

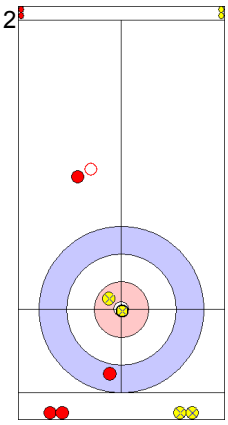

TUR: POLAT O
Draw In 3

13

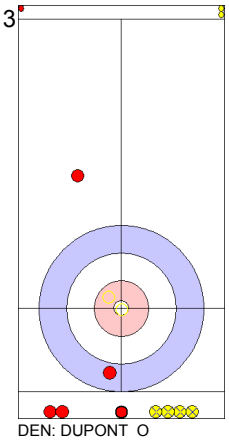

DEN: DUPONT O
Double Takeout In 4

14

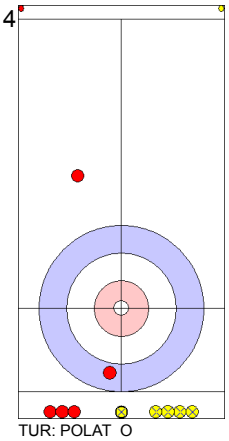

TUR: POLAT O
Draw In 0

15

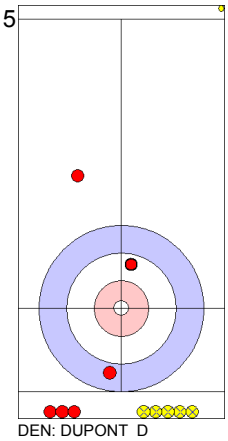

DEN: DUPONT D
Draw In 4

16

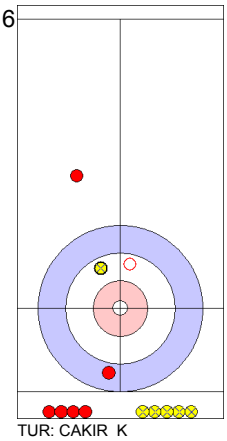

TUR: CAKIR K
Takeout In 4

Game - Shot by Shot

DEN - Denmark	9 + 0	TUR - Turkey	6 + 2	End 7

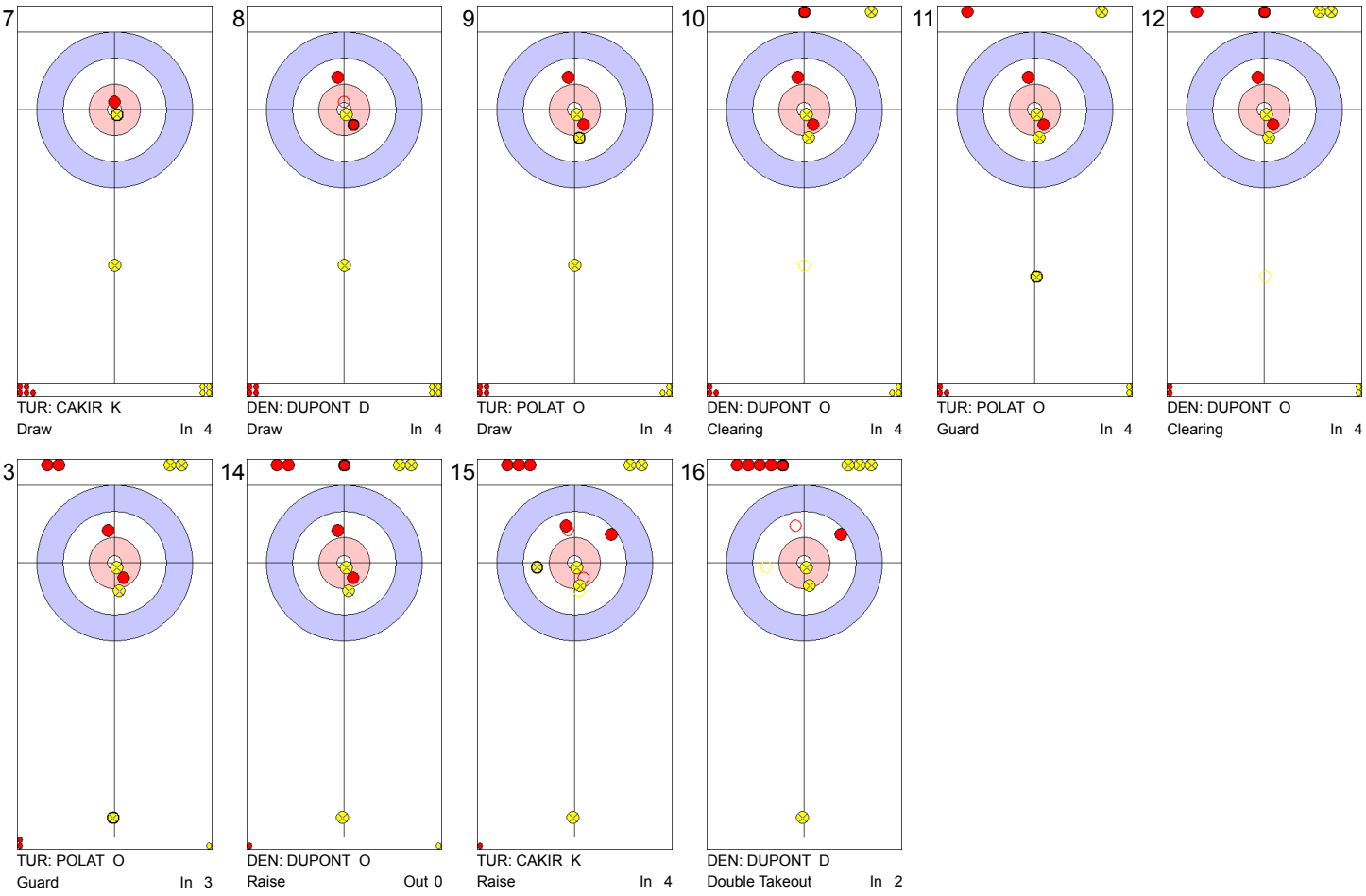

7
TUR: CAKIR K
Draw In 4

8
DEN: DUPONT D
Draw In 4

9
TUR: POLAT O
Draw In 4

10
DEN: DUPONT O
Clearing In 4

11
TUR: POLAT O
Guard In 4

12
DEN: DUPONT O
Clearing In 4

13
TUR: POLAT O
Guard In 3

14
DEN: DUPONT O
Raise Out 0

15
TUR: CAKIR K
Raise In 4

16
DEN: DUPONT D
Double Takeout In 2

Game - Shot by Shot

DEN - Denmark	9 + 0	TUR - Turkey	8 + 2	End 8

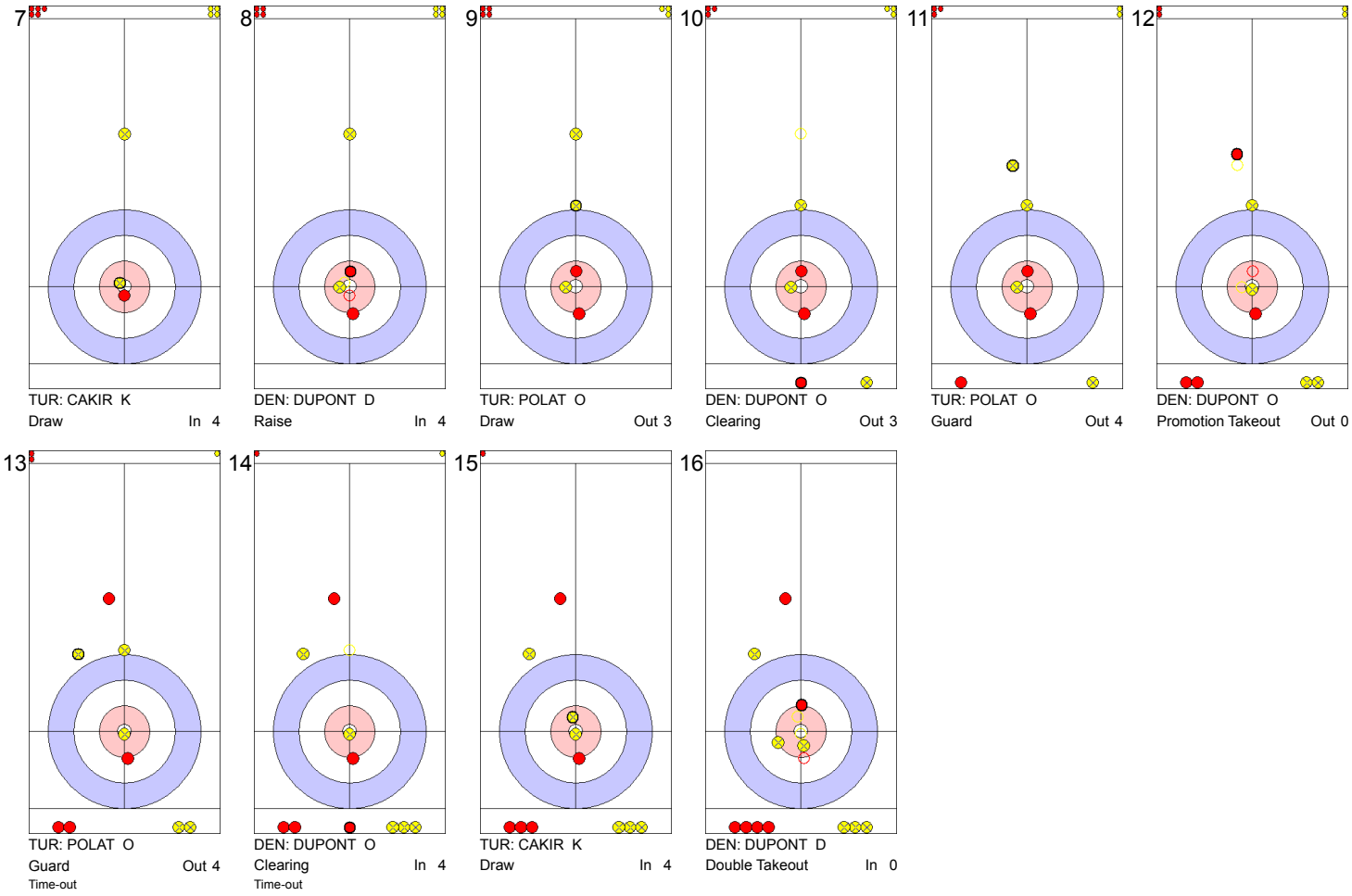

7
TUR: CAKIR K
Draw In 4

8
DEN: DUPONT D
Raise In 4

9
TUR: POLAT O
Draw Out 3

10
DEN: DUPONT O
Clearing Out 3

11
TUR: POLAT O
Guard Out 4

12
DEN: DUPONT O
Promotion Takeout Out 0

13
TUR: POLAT O
Guard Out 4
Time-out

14
DEN: DUPONT O
Clearing In 4
Time-out

15
TUR: CAKIR K
Draw In 4

16
DEN: DUPONT D
Double Takeout In 0

Game Results

Sheet	Game	Team	LSFE	1	2	3	4	5	6	7	8	Extra Ends						Total
C	5	AUS - Australia		1	2	0	0	0	0	0	X							3
	5	SVK - Slovakia	*	0	0	3	1	1	1	1	X							7

AUS - Australia		Game	All
F	FORGE Kim	47 %	46 %
M	JOHNS Steve	60 %	59 %
	Team Total	54 %	53 %

Last Stone Draw: 217.9cm 32.5cm ↻ JOHNS S
185.4cm ↺ FORGE K

Time remaining: 0 minutes 43 seconds

SVK - Slovakia		Game	All
F	SYKOROVA Silvia	59 %	56 %
M	SYKORA Marek	78 %	55 %
	Team Total	67 %	56 %

Last Stone Draw: 58.5cm 32.3cm ↻ SYKOROVA S
26.2cm ↺ SYKORA M

Time remaining: 4 minutes 30 seconds

Detailed Game Statistics:

AUS - Australia		Draws		Takeouts		Total	
F	FORGE Kim	15	53 %	3	17 %	18	47 %
M	JOHNS Steve	16	53 %	5	80 %	21	60 %
	Team Total	31	53 %	8	56 %	39	54 %

SVK - Slovakia		Draws		Takeouts		Total	
F	SYKOROVA Silvia	23	62 %	1	0 %	24	59 %
M	SYKORA Marek	16	78 %	0	- %	16	78 %
	Team Total	39	69 %	1	0 %	40	67 %

LEGEND
F Female **LSFE** (*) Last stone first end **M** Male

Game - Shot by Shot

AUS - Australia	0 + 1	SVK - Slovakia	0 + 0	End 1

7

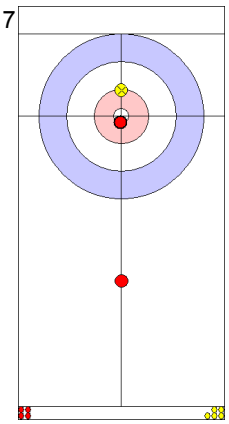

AUS: FORGE K
Draw Out 4

8

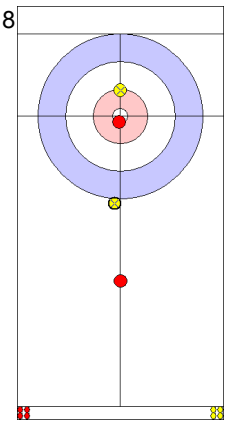

SVK: SYKORA M
Draw In 2

9

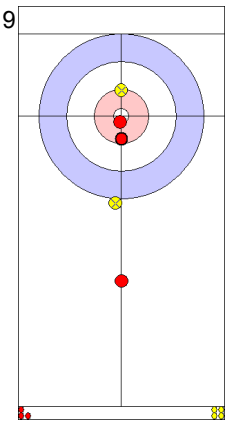

AUS: JOHNS S
Draw Out 4

10

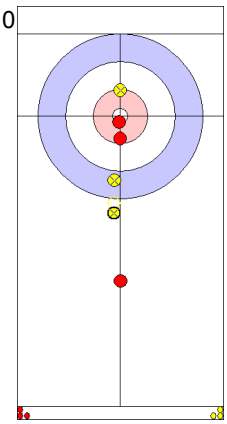

SVK: SYKOROVA S
Draw In 0

11

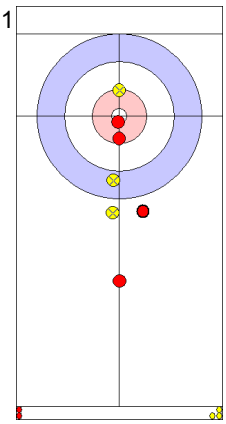

AUS: JOHNS S
Draw Out 3

12

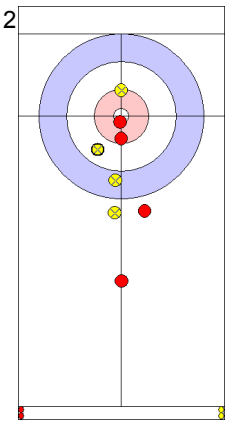

SVK: SYKOROVA S
Draw In 3

13

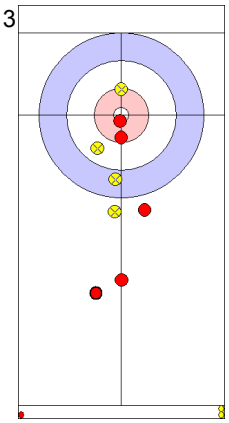

AUS: JOHNS S
Guard In 4

14

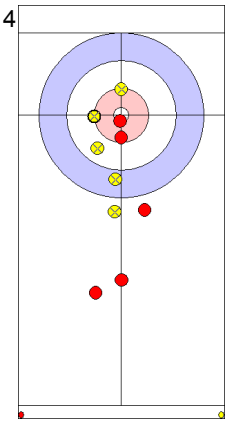

SVK: SYKOROVA S
Draw In 4

15

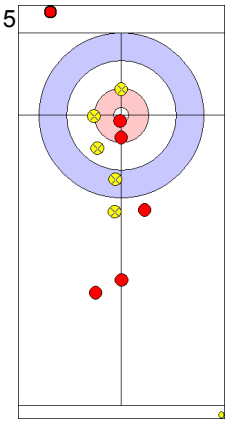

AUS: FORGE K
Guard In 0

16

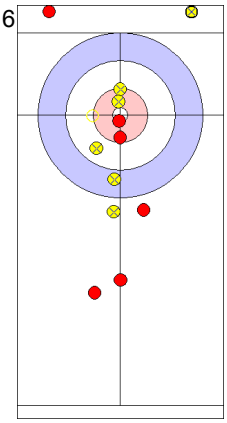

SVK: SYKORA M
Draw In 2

Game - Shot by Shot

AUS - Australia	1 + 2	SVK - Slovakia	0 + 0	End 2

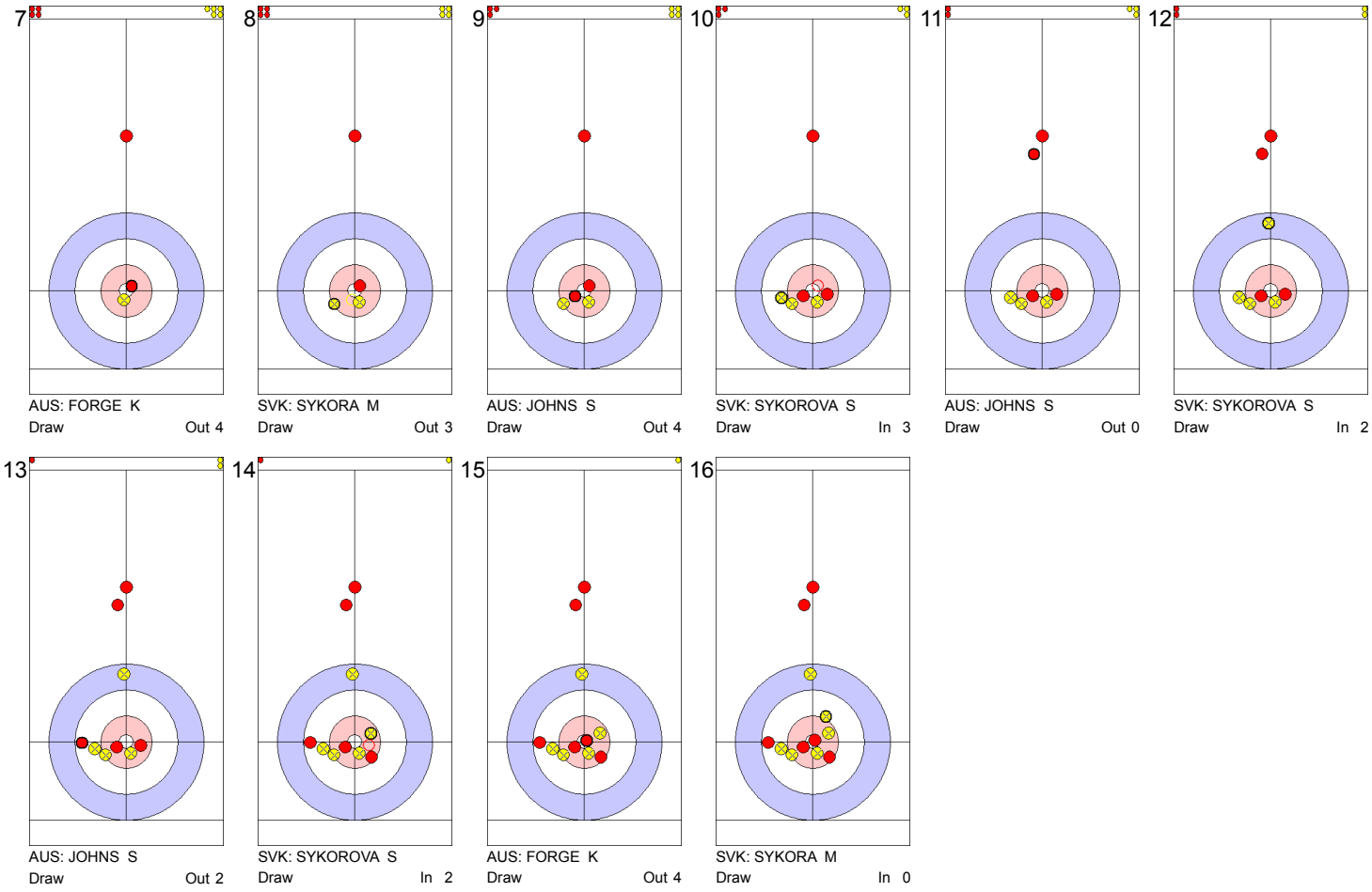

Game - Shot by Shot

AUS - Australia	3 + 0	SVK - Slovakia	0 + 3	End 3

7

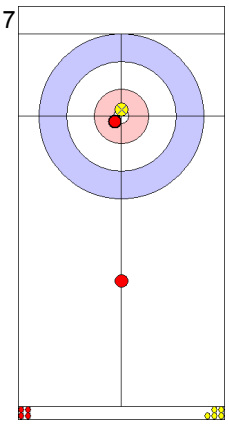

AUS: FORGE K
Draw In 4

8

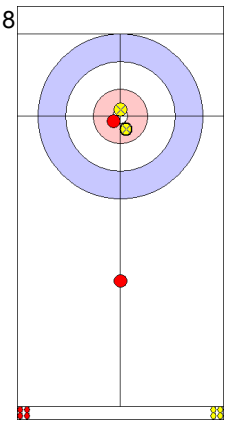

SVK: SYKORA M
Draw Out 4

9

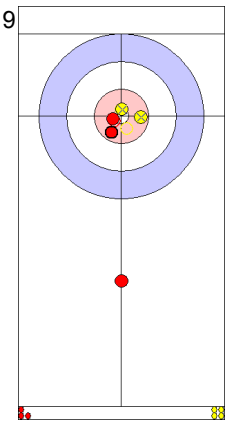

AUS: JOHNS S
Draw In 4

10

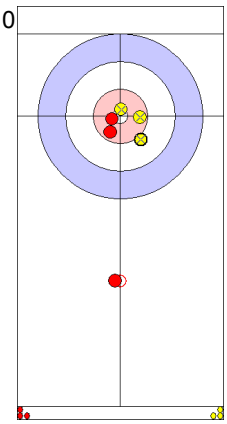

SVK: SYKOROVA S
Draw Out 2

11

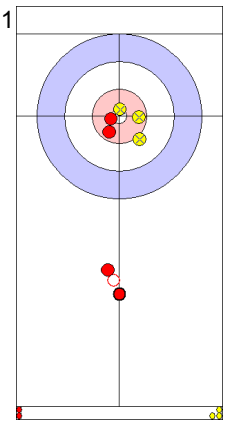

AUS: JOHNS S
Draw Out 0

12

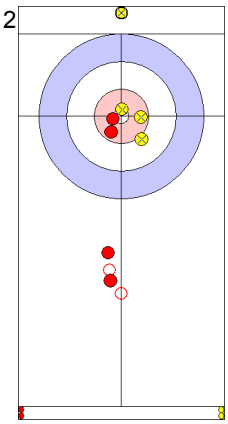

SVK: SYKOROVA S
Takeout Out 0

13

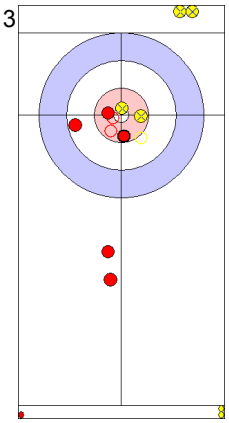

AUS: JOHNS S
Double Takeout Out 2

14

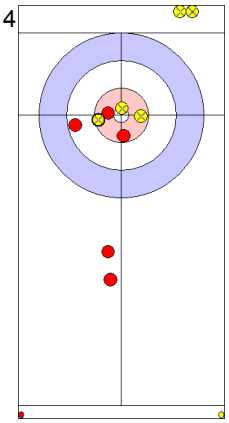

SVK: SYKOROVA S
Draw In 4

15

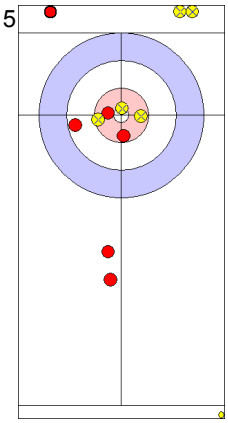

AUS: FORGE K
Raise Out 0

16

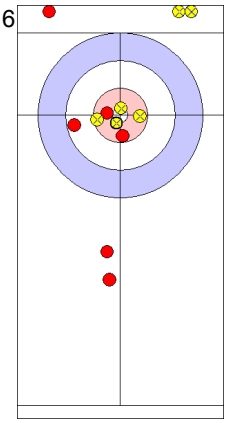

SVK: SYKORA M
Draw In 4

Game - Shot by Shot

AUS - Australia	3 + 0	SVK - Slovakia	3 + 1	End 4

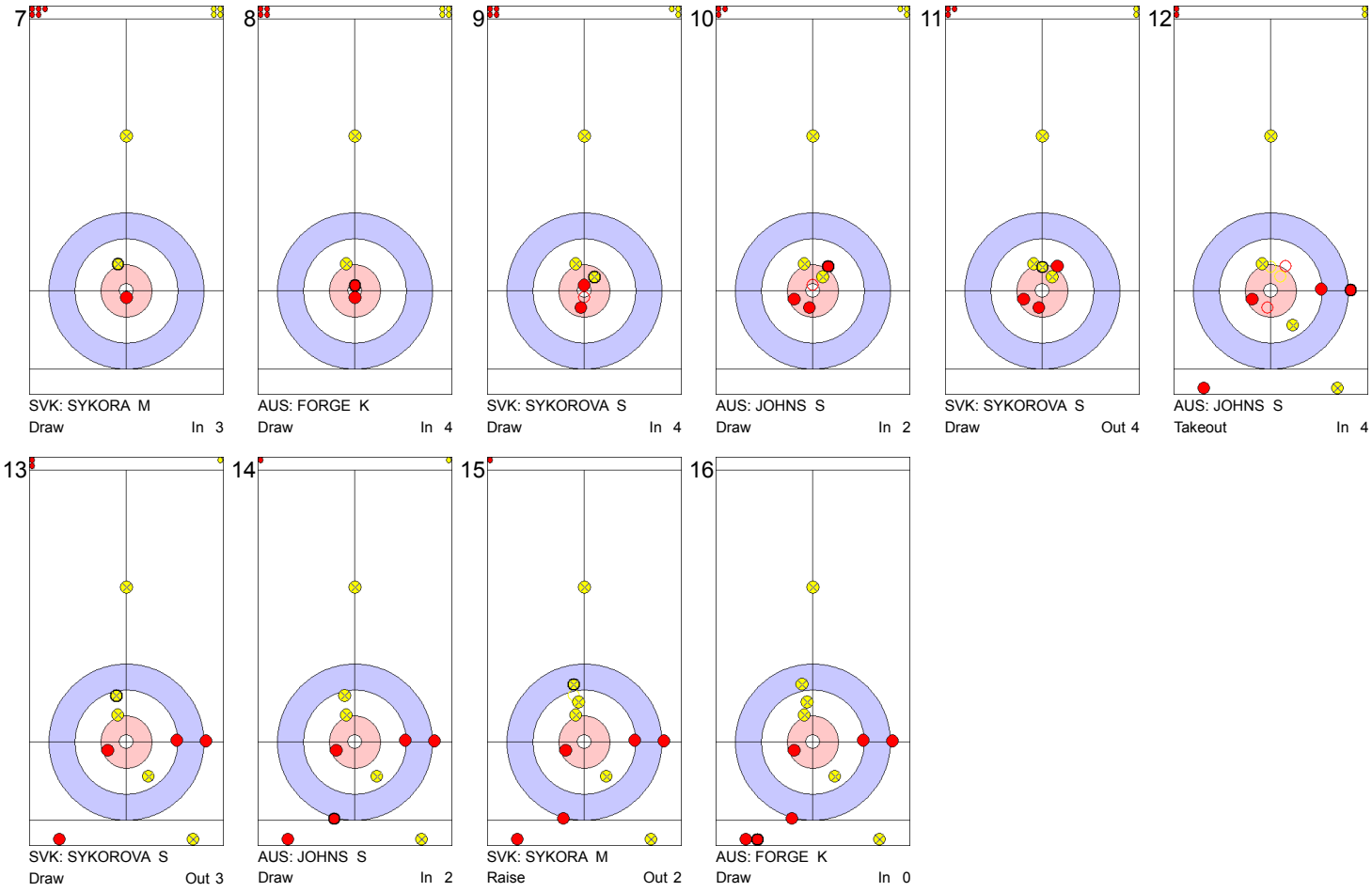

7
SVK: SYKORA M
Draw In 3

8
AUS: FORGE K
Draw In 4

9
SVK: SYKOROVA S
Draw In 4

10
AUS: JOHNS S
Draw In 2

11
SVK: SYKOROVA S
Draw Out 4

12
AUS: JOHNS S
Takeout In 4

13
SVK: SYKOROVA S
Draw Out 3

14
AUS: JOHNS S
Draw In 2

15
SVK: SYKORA M
Raise Out 2

16
AUS: FORGE K
Draw In 0

Game - Shot by Shot

AUS - Australia	3 + 0	SVK - Slovakia	4 + 1	End 5

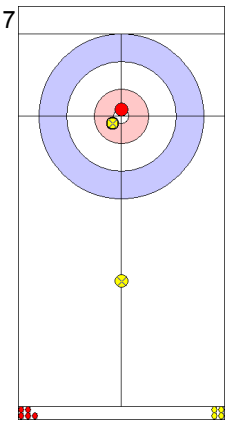

7
SVK: SYKORA M
Draw In 4

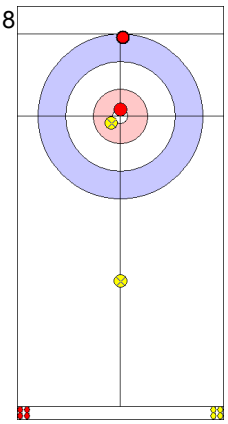

8
AUS: FORGE K
Draw In 2

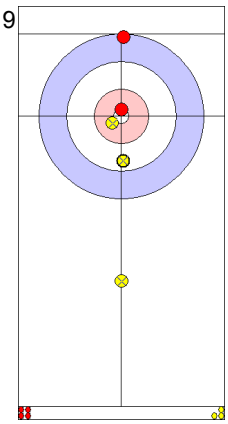

9
SVK: SYKOROVA S
Draw In 3

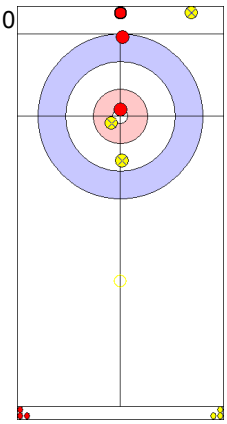

10
AUS: JOHNS S
Clearing Out 4

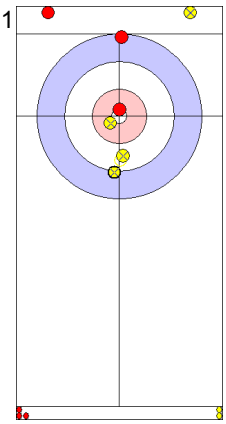

11
SVK: SYKOROVA S
Raise In 3

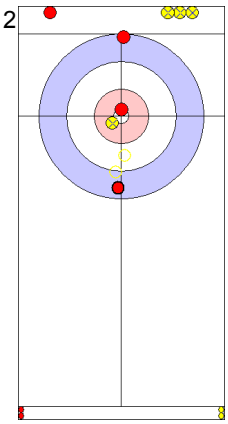

12
AUS: JOHNS S
Double Takeout Out 4

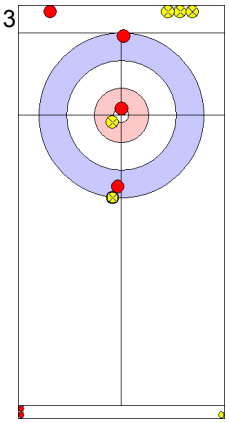

13
SVK: SYKOROVA S
Draw Out 2

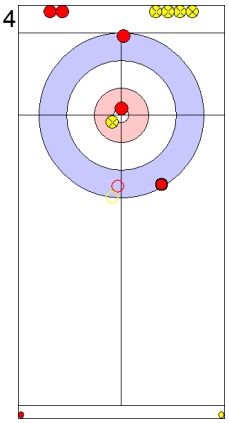

14
AUS: JOHNS S
Takeout Out 2

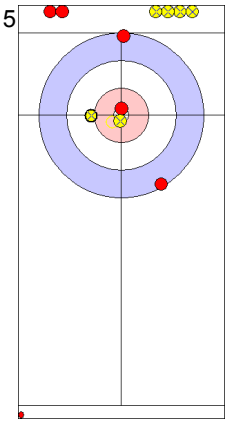

15
SVK: SYKORA M
Draw In 4

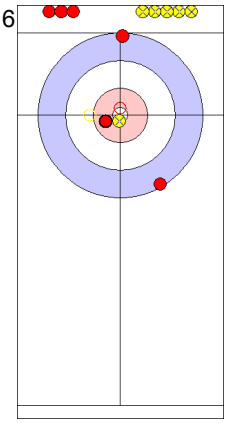

16
AUS: FORGE K
Takeout Out 0

Game - Shot by Shot

AUS - Australia	3 + 0	SVK - Slovakia	5 + 1	End 6

7

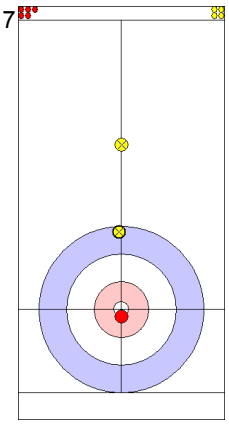

SVK: SYKORA M
Draw In 4

8

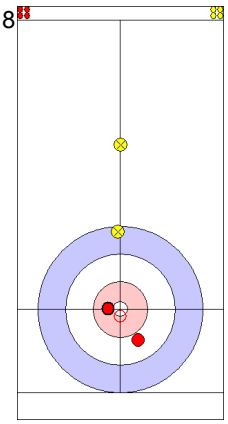

AUS: FORGE K
Draw Out 3

9

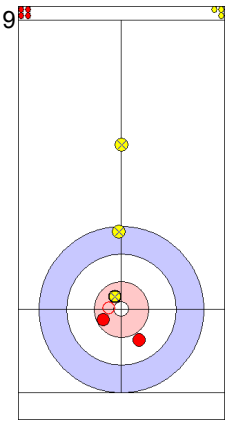

SVK: SYKOROVA S
Draw Out 4

10

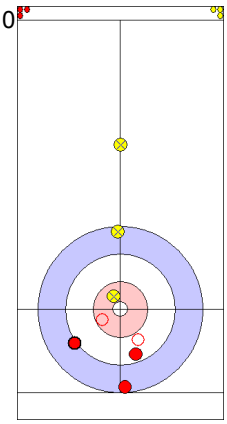

AUS: JOHNS S
Raise Out 2

11

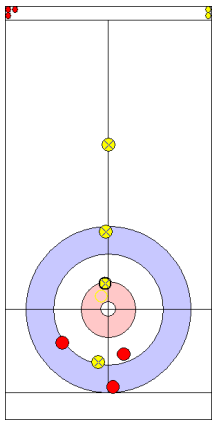

SVK: SYKOROVA S
Draw Out 2

12

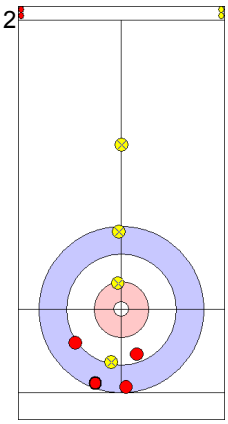

AUS: JOHNS S
Raise Out 2

13

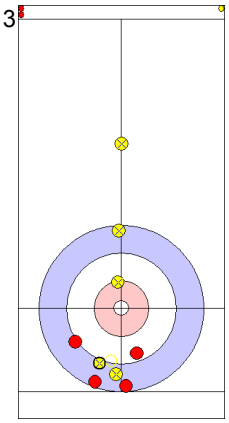

SVK: SYKOROVA S
Draw Out 2

14

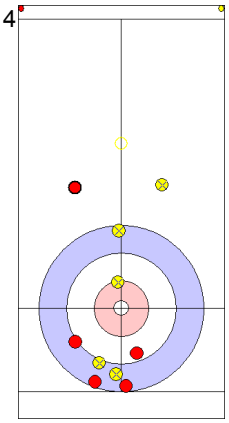

AUS: JOHNS S
Raise Out 0

15

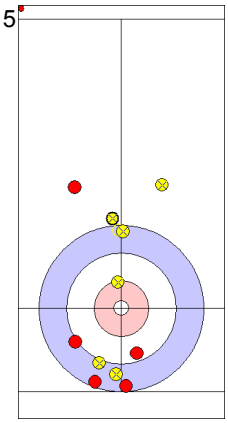

SVK: SYKORA M
Draw Out 4

16

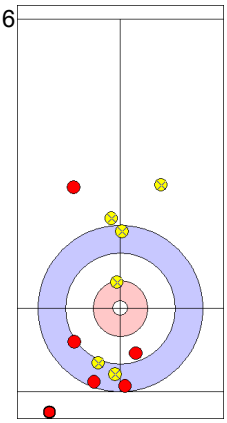

AUS: FORGE K
Promotion Takeout Out 0

Game - Shot by Shot

AUS - Australia	3 + 0	SVK - Slovakia	6 + 1	End 7

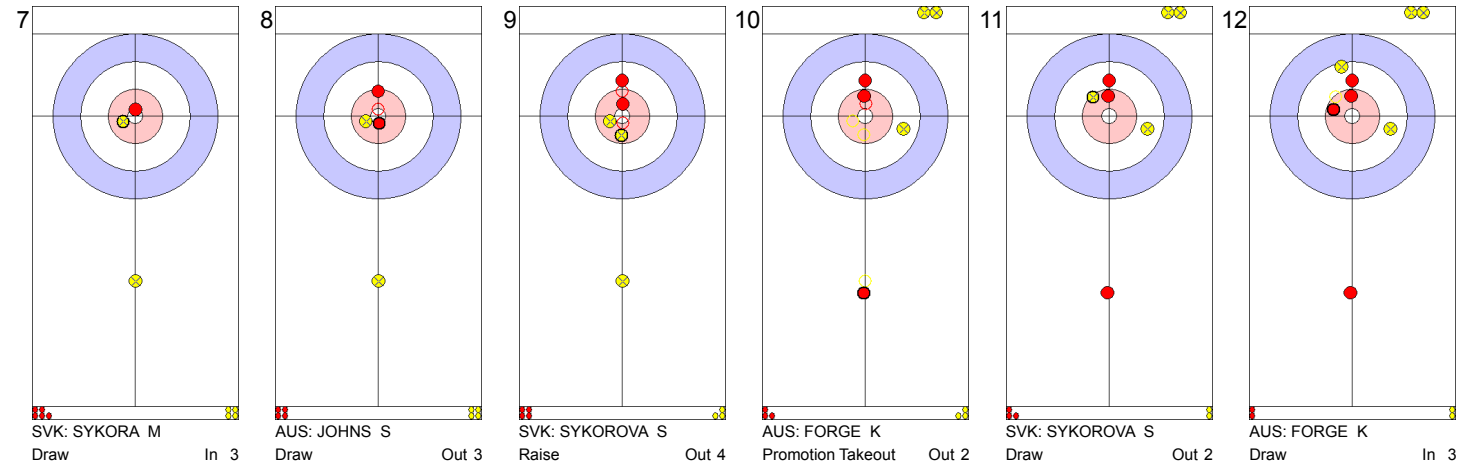

7
SVK: SYKORA M
Draw In 3

8
AUS: JOHNS S
Draw Out 3

9
SVK: SYKOROVA S
Raise Out 4

10
AUS: FORGE K
Promotion Takeout Out 2

11
SVK: SYKOROVA S
Draw Out 2

12
AUS: FORGE K
Draw In 3

13
SVK: SYKOROVA S
Draw In 0

14
AUS: FORGE K
Draw In 2

15
SVK: SYKORA M
Draw In 3

16
AUS: JOHNS S
Draw In 0

Game - Shot by Shot

AUS - Australia	3 + X	SVK - Slovakia	7 + X	End 8

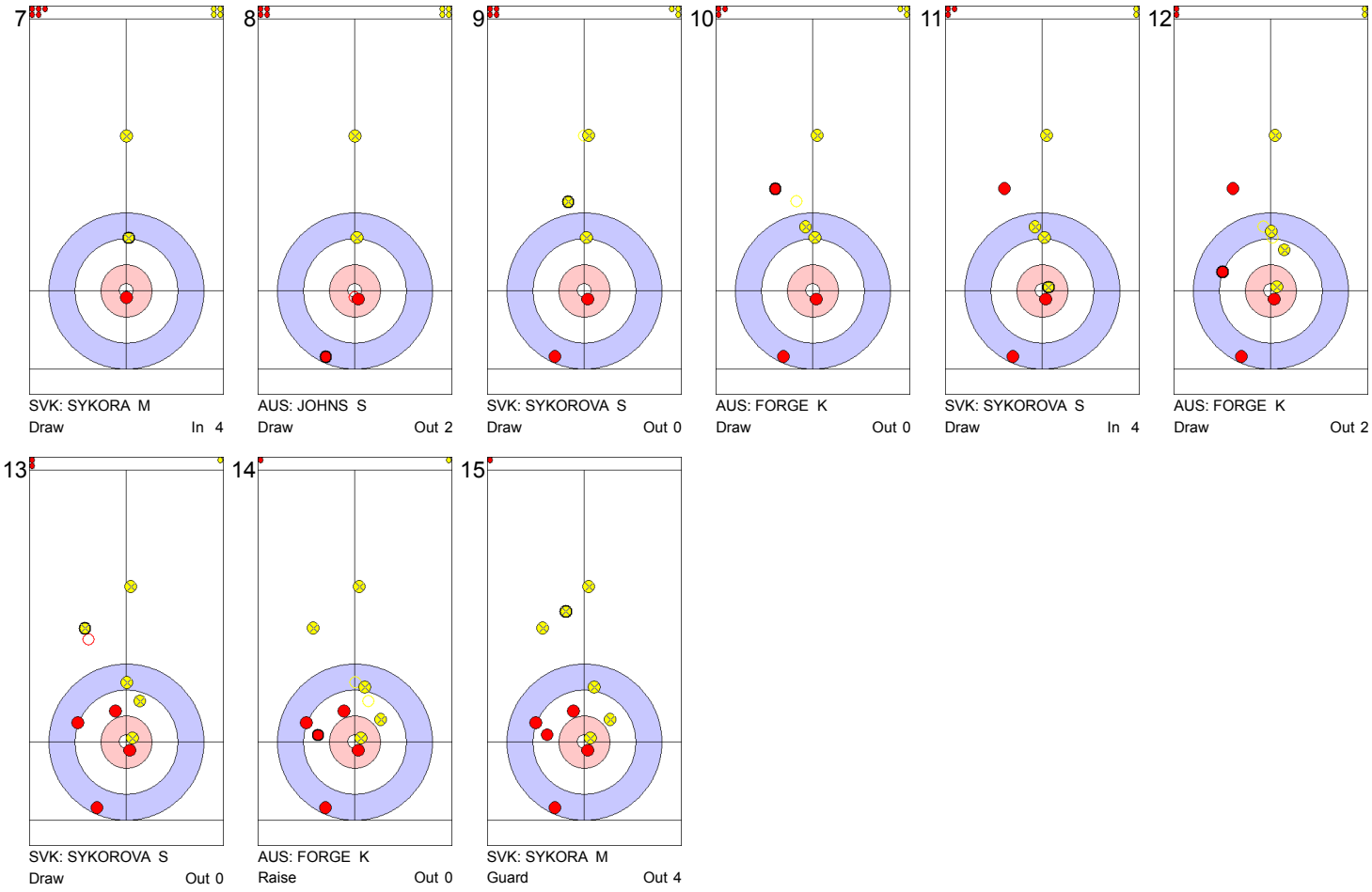

Game Results

Sheet	Game	Team	LSFE	1	2	3	4	5	6	7	8	Extra Ends						Total
D	5	CZE - Czech Republic		2	0	0	0	2	0	0	X							4
	5	SUI - Switzerland	*	0	1	2	2	0	4	1	X							10

CZE - Czech Republic		Game	All
F	JELINKOVA Jana	47 %	59 %
M	MIHOLA Ondrej	68 %	70 %
	Team Total	59 %	65 %

Last Stone Draw: 41.0cm 0.0cm ↻ MIHOLA O
41.0cm ↺ JELINKOVA J

Time remaining: 2 minutes 43 seconds

SUI - Switzerland		Game	All
F	HOWALD Carole	64 %	53 %
M	PFISTER Marc	80 %	70 %
	Team Total	74 %	64 %

Last Stone Draw: 11.9cm 0.0cm ↻ HOWALD C
11.9cm ↺ PFISTER M

Time remaining: 2 minutes 14 seconds

Detailed Game Statistics:

CZE - Czech Republic		Draws		Takeouts		Total	
F	JELINKOVA Jana	13	52 %	2	13 %	15	47 %
M	MIHOLA Ondrej	17	71 %	5	60 %	22	68 %
	Team Total	30	63 %	7	46 %	37	59 %

SUI - Switzerland		Draws		Takeouts		Total	
F	HOWALD Carole	12	73 %	2	13 %	14	64 %
M	PFISTER Marc	15	87 %	8	69 %	23	80 %
	Team Total	27	81 %	10	58 %	37	74 %

LEGEND
F Female **LSFE** (*) Last stone first end **M** Male
X Unplayed/unfinished end due to concession

Game - Shot by Shot

CZE - Czech Republic	0 + 2	SUI - Switzerland	0 + 0	End 1

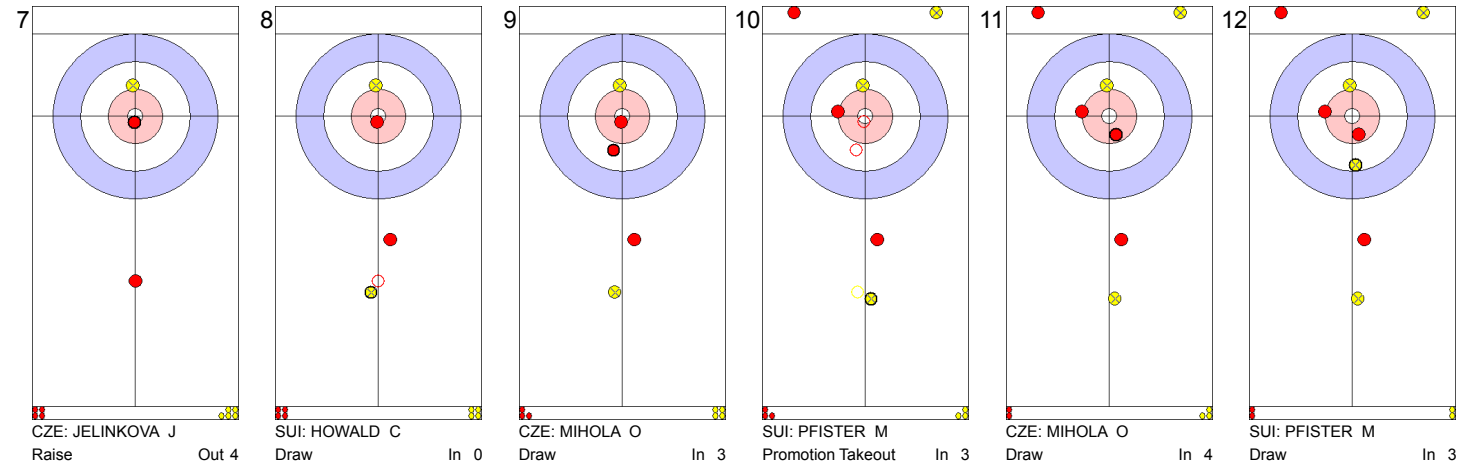

7	8	9	10	11	12
CZE: JELINKOVA J	SUI: HOWALD C	CZE: MIHOLA O	SUI: PFISTER M	CZE: MIHOLA O	SUI: PFISTER M
Raise Out 4	Draw In 0	Draw In 3	Promotion Takeout In 3	Draw In 4	Draw In 3

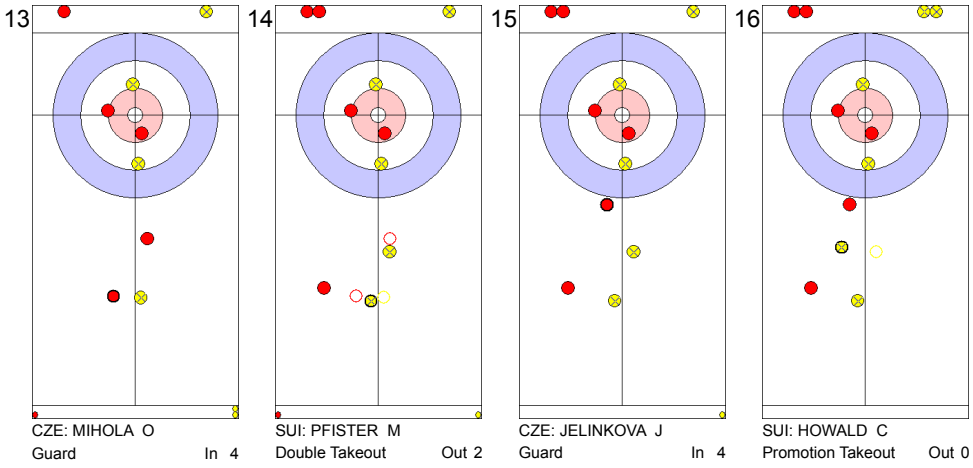

13	14	15	16
CZE: MIHOLA O	SUI: PFISTER M	CZE: JELINKOVA J	SUI: HOWALD C
Guard In 4	Double Takeout Out 2	Guard In 4	Promotion Takeout Out 0

Game - Shot by Shot

CZE - Czech Republic	2 + 0	SUI - Switzerland	0 + 1	End 2

7

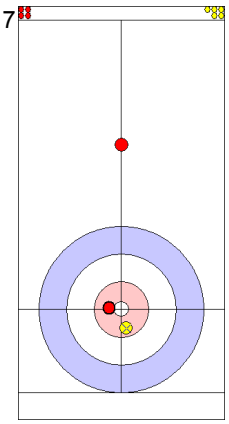

CZE: JELINKOVA J
Draw In 3

8

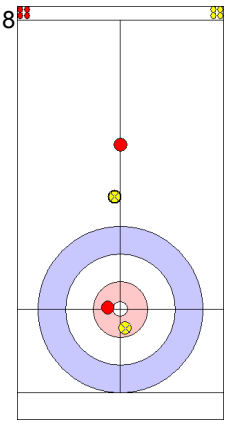

SUI: HOWALD C
Draw Out 0

9

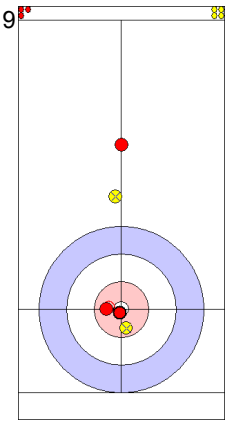

CZE: MIHOLA O
Draw In 4

10

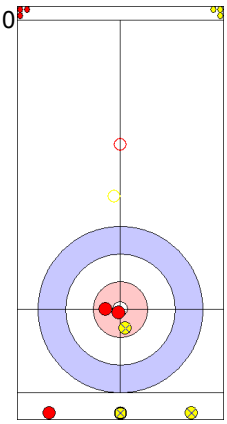

SUI: PFISTER M
Clearing In 4

11

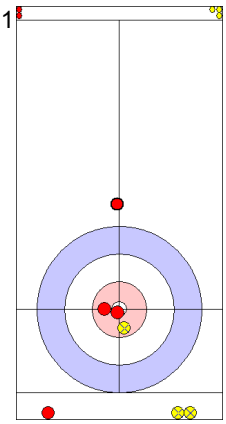

CZE: MIHOLA O
Guard In 4

12

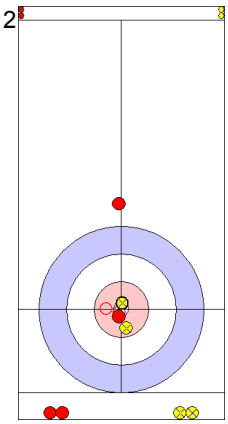

SUI: PFISTER M
Hit and Roll Out 4

13

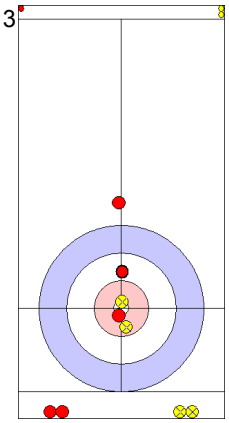

CZE: MIHOLA O
Draw In 4

14

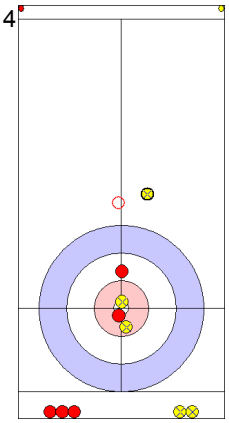

SUI: PFISTER M
Promotion Takeout In 0

15

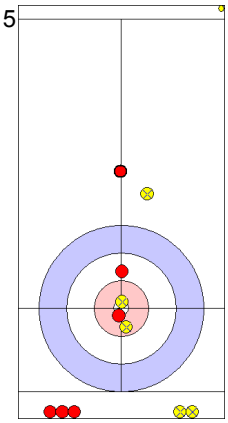

CZE: JELINKOVA J
Guard Out 4

16

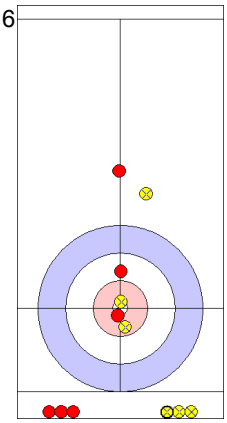

SUI: HOWALD C
through Out X

Game - Shot by Shot

CZE - Czech Republic	2 + 0	SUI - Switzerland	1 + 2	End 3

7

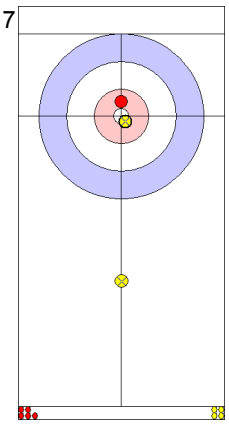

SUI: HOWALD C
Draw In 4

8

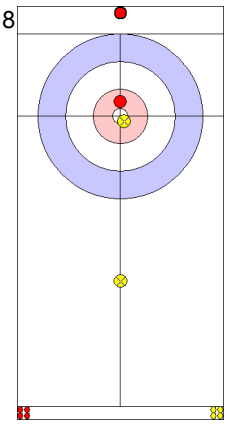

CZE: JELINKOVA J
Draw In 0

9

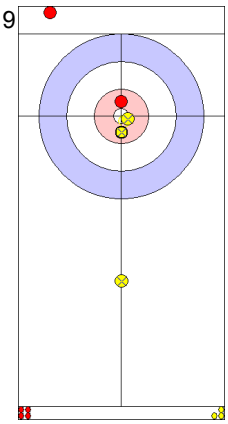

SUI: PFISTER M
Draw Out 4

10

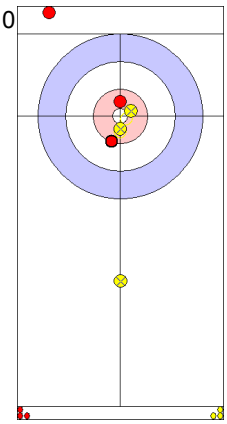

CZE: MIHOLA O
Raise In 4

11

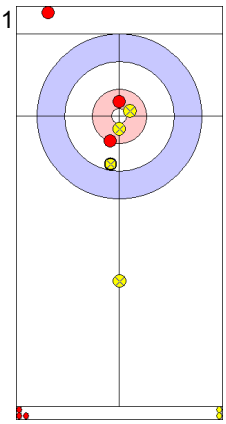

SUI: PFISTER M
Draw In 4

12

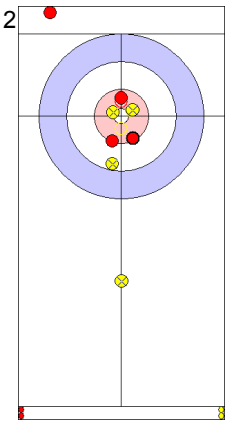

CZE: MIHOLA O
Raise Out 3

13

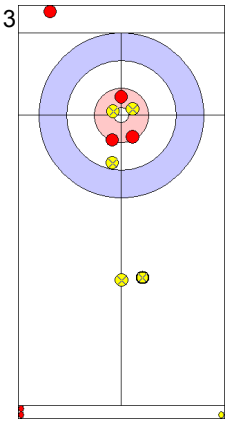

SUI: PFISTER M
Guard Out 4

14

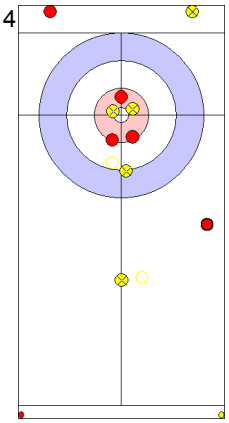

CZE: MIHOLA O
Promotion Takeout Out 0

15

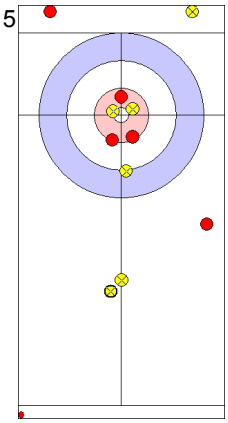

SUI: HOWALD C
Guard In 4

16

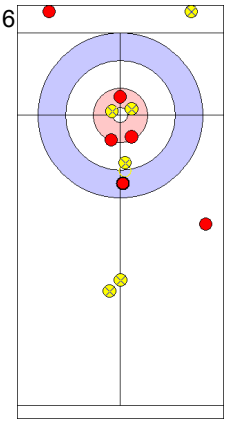

CZE: JELINKOVA J
Raise Out 0

Game - Shot by Shot

CZE - Czech Republic	2 + 0	SUI - Switzerland	3 + 2	End 4

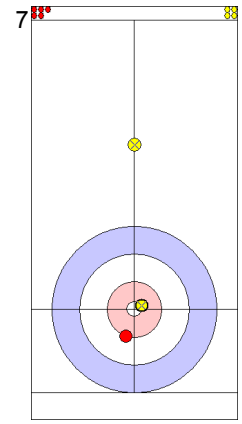

7
SUI: HOWALD C
Raise In 3

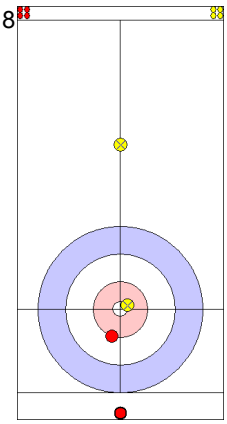

8
CZE: JELINKOVA J
Raise In 0

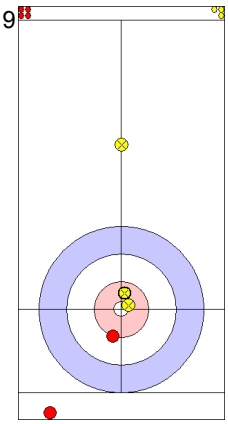

9
SUI: PFISTER M
Draw In 4

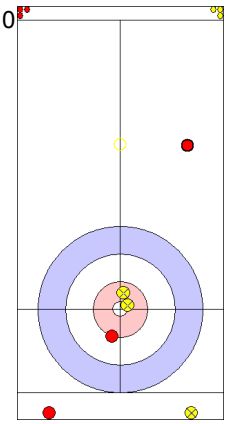

10
CZE: MIHOLA O
Double Takeout In 2

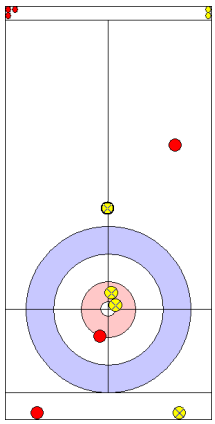

11
SUI: PFISTER M
Guard Out 4

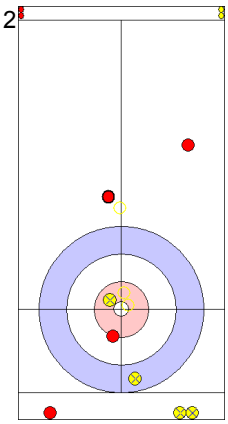

12
CZE: MIHOLA O
Double Takeout Out 3

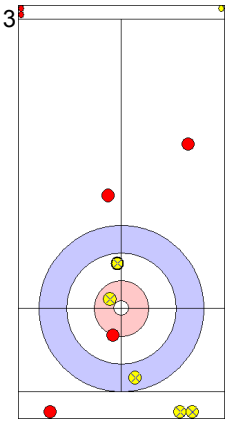

13
SUI: PFISTER M
Draw In 3

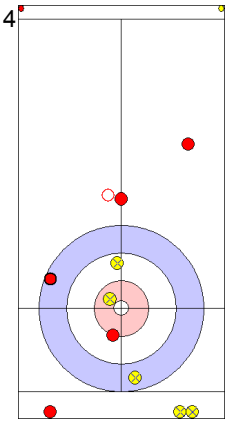

14
CZE: MIHOLA O
Raise In 0

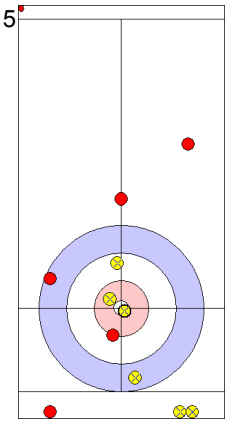

15
SUI: HOWALD C
Draw In 4

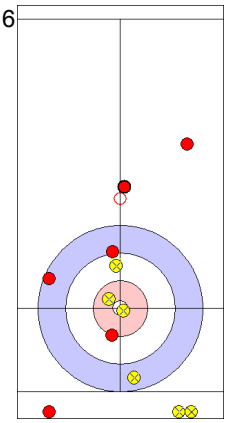

16
CZE: JELINKOVA J
Draw In 0

Game - Shot by Shot

CZE - Czech Republic	2 + 2	SUI - Switzerland	5 + 0	End 5

7

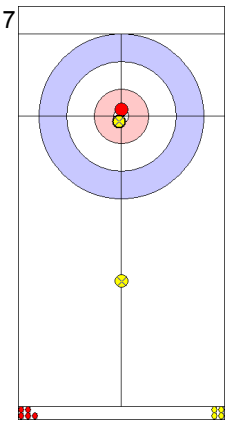

SUI: HOWALD C
Draw In 4

8

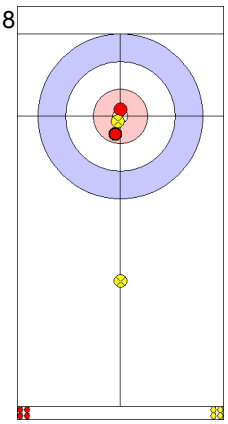

CZE: JELINKOVA J
Draw In 4

9

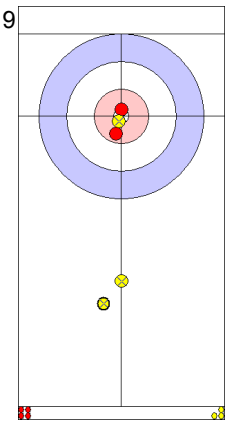

SUI: PFISTER M
Draw In 0

10

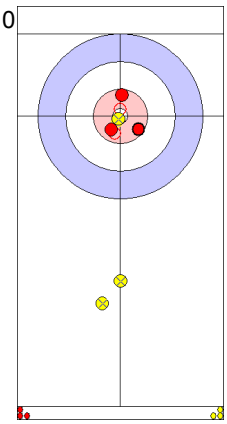

CZE: MIHOLA O
Raise Out 4

11

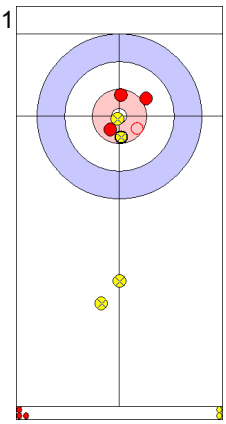

SUI: PFISTER M
Raise Out 4

12

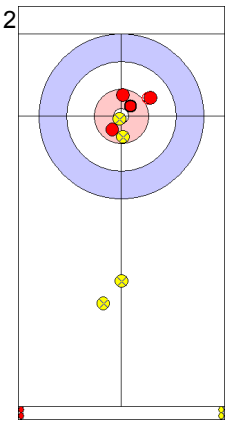

CZE: MIHOLA O
Draw Out 2

13

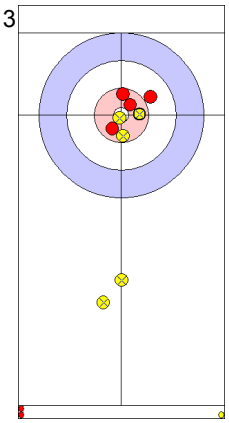

SUI: PFISTER M
Draw Out 3

14

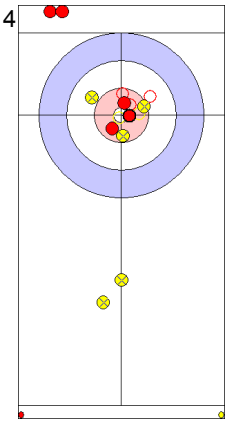

CZE: MIHOLA O
Takeout Out 4

15

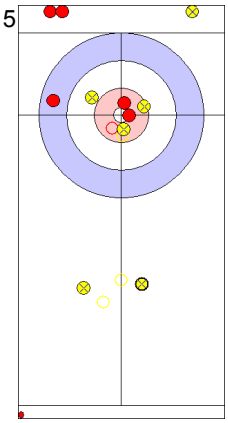

SUI: HOWALD C
Promotion Takeout Out 1

16

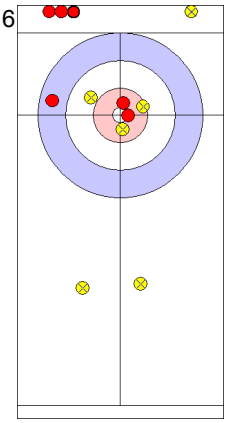

CZE: JELINKOVA J
Draw In 0

Game - Shot by Shot

CZE - Czech Republic	4 + 0	SUI - Switzerland	5 + 4	End 6

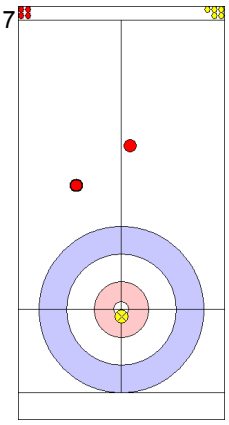

7
CZE: JELINKOVA J
Draw In 0

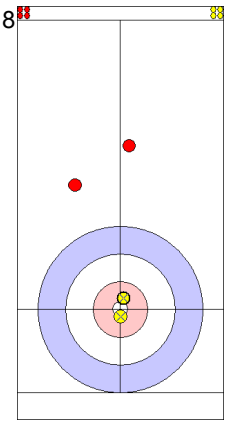

8
SUI: HOWALD C
Draw Out 4

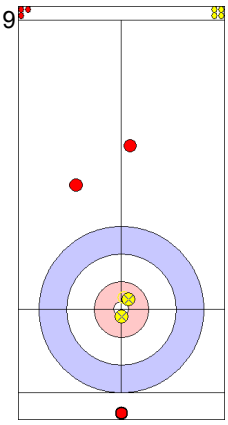

9
CZE: MIHOLA O
Raise Out 0

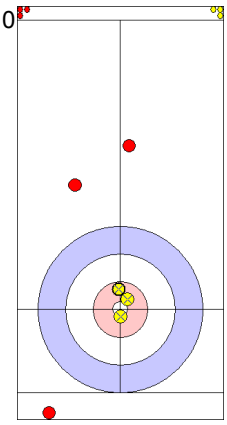

10
SUI: PFISTER M
Draw Out 3

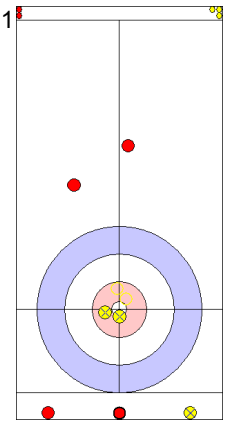

11
CZE: MIHOLA O
Takeout Out 3

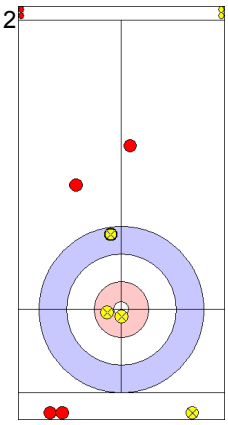

12
SUI: PFISTER M
Draw Out 4

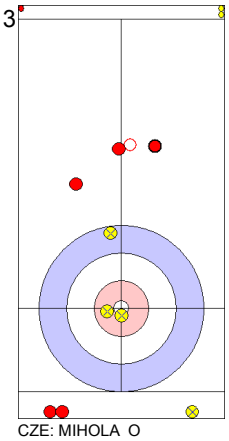

13
CZE: MIHOLA O
Draw In 0

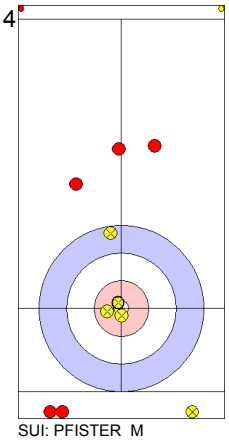

14
SUI: PFISTER M
Draw In 4

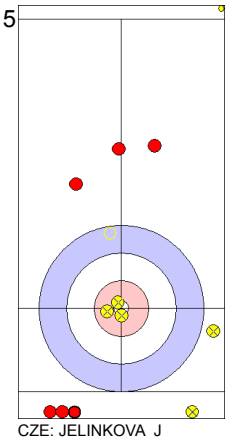

15
CZE: JELINKOVA J
Takeout Out 1

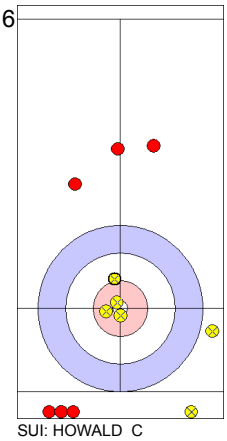

16
SUI: HOWALD C
Draw Out 4

Game - Shot by Shot

CZE - Czech Republic	4 + 0	SUI - Switzerland	9 + 1	End 7

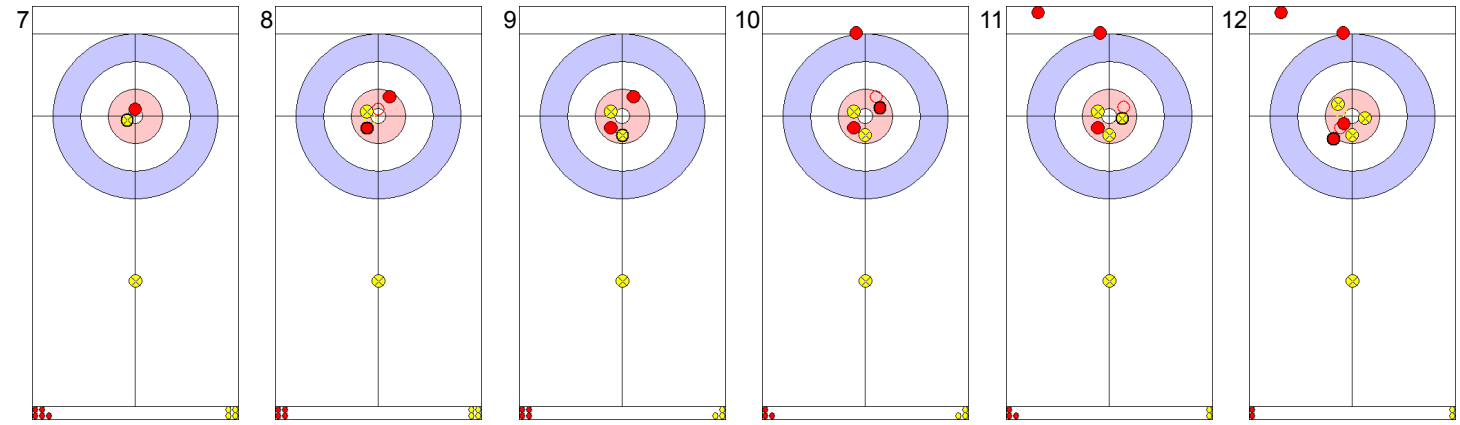

7	8	9	10	11	12
SUI: HOWALD C	CZE: JELINKOVA J	SUI: PFISTER M	CZE: MIHOLA O	SUI: PFISTER M	CZE: MIHOLA O
Draw In 3	Raise In 4	Draw Out 4	Draw Out 2	Hit and Roll Out 3	Raise In 4

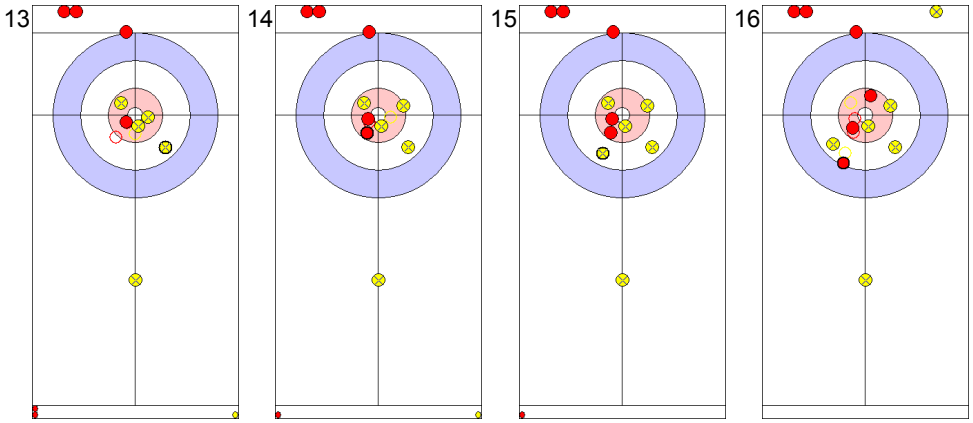

13	14	15	16
SUI: PFISTER M	CZE: MIHOLA O	SUI: HOWALD C	CZE: JELINKOVA J
Double Takeout In 2	Draw In 2	Guard In 1	Takeout In 0

Game - Shot by Shot

CZE - Czech Republic	4 + X	SUI - Switzerland	10 + X	End 8

7

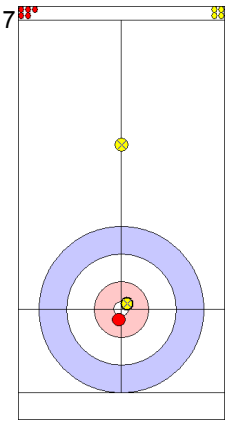

SUI: HOWALD C
Draw In 4

8

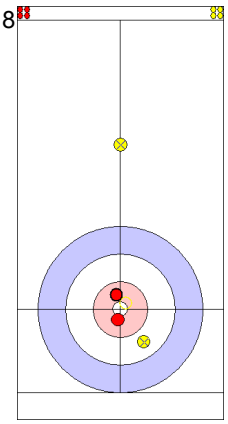

CZE: JELINKOVA J
Raise Out 4

9

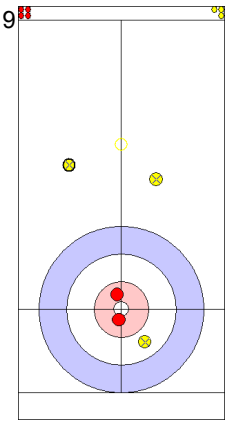

SUI: PFISTER M
Wick / Soft Peeling Out 4

10

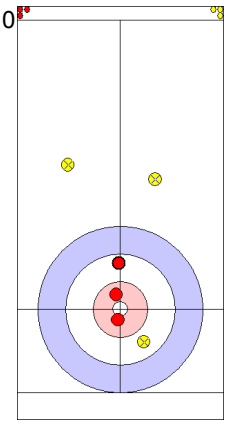

CZE: MIHOLA O
Draw In 4

11

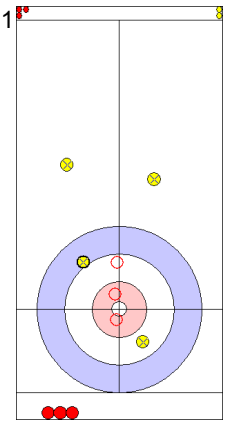

SUI: PFISTER M
Double Takeout Out 4

Game Results

Sheet	Game	Team	LSFE	1	2	3	4	5	6	7	8	Extra Ends						Total
E	5	USA - United States	*	3	0	2	1	2	1	X	X							9
	5	FRA - France		0	1	0	0	0	0	X	X							1

USA - United States		Game	All
F	ANDERSON Sarah	63 %	71 %
M	DROPKIN Korey	82 %	74 %
	Team Total	74 %	73 %

Last Stone Draw: 29.2cm 3.3cm ↻ ANDERSON S
25.9cm ↺ DROPKIN K

Time remaining: 9 minutes 41 seconds

FRA - France		Game	All
F	EMBERGER Catherine	41 %	42 %
M	MERCIER Thierry	50 %	49 %
	Team Total	46 %	45 %

Last Stone Draw: 205.0cm 25.7cm ↻ MERCIER T
179.3cm ↺ EMBERGER C

Time remaining: 5 minutes 31 seconds

Detailed Game Statistics:

USA - United States		Draws		Takeouts		Total	
F	ANDERSON Sarah	12	63 %	0	- %	12	63 %
M	DROPKIN Korey	17	81 %	1	100 %	18	82 %
	Team Total	29	73 %	1	100 %	30	74 %

FRA - France		Draws		Takeouts		Total	
F	EMBERGER Catherine	7	39 %	7	43 %	14	41 %
M	MERCIER Thierry	8	47 %	8	53 %	16	50 %
	Team Total	15	43 %	15	48 %	30	46 %

LEGEND
F Female
X Unplayed/unfinished end due to concession
LSFE (*) Last stone first end
M Male

Game - Shot by Shot

USA - United States	0 + 3	FRA - France	0 + 0	End 1

7
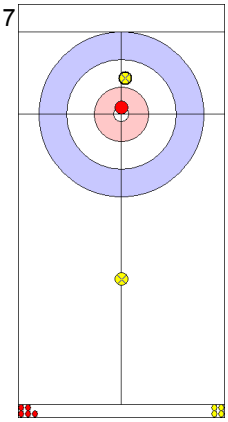
FRA: EMBERGER C
Draw Out 2

8
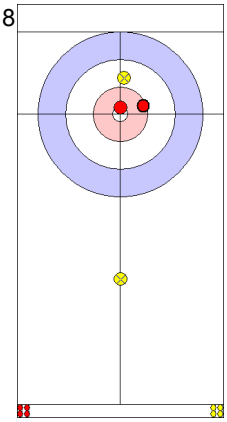
USA: ANDERSON S
Draw Out 2

9
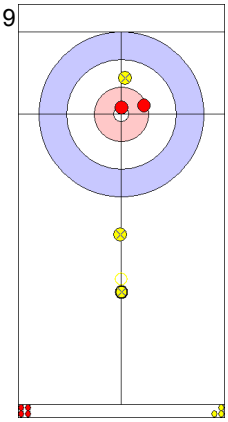
FRA: MERCIER T
Draw Out 0

10
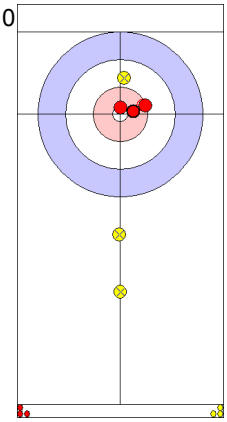
USA: DROPKIN K
Draw Out 3

11
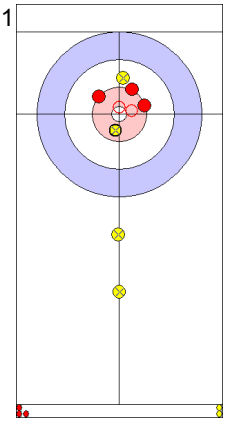
FRA: MERCIER T
Hit and Roll Out 4

12
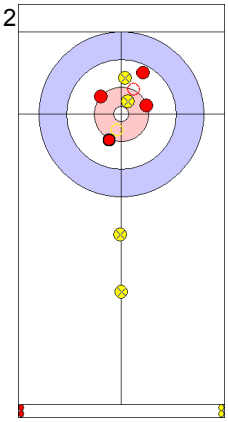
USA: DROPKIN K
Raise In 4

13
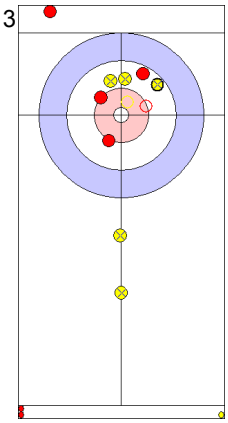
FRA: MERCIER T
Draw Out 2

14
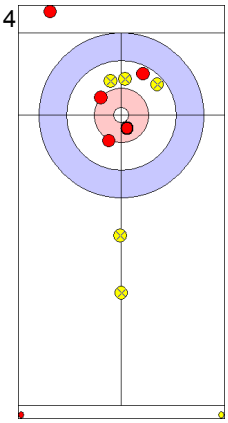
USA: DROPKIN K
Draw Out 4

15
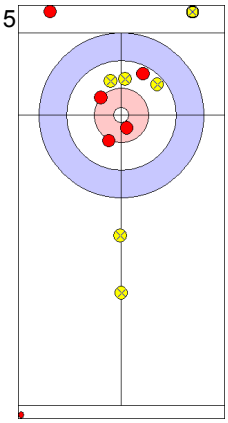
FRA: EMBERGER C
Takeout Out 0

16
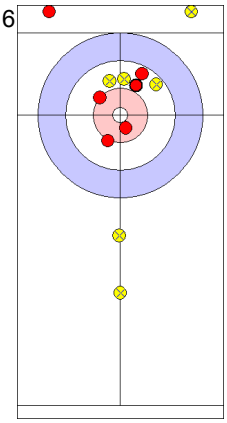
USA: ANDERSON S
Draw Out 1

Game - Shot by Shot

USA - United States	3 + 0	FRA - France	0 + 1	End 2

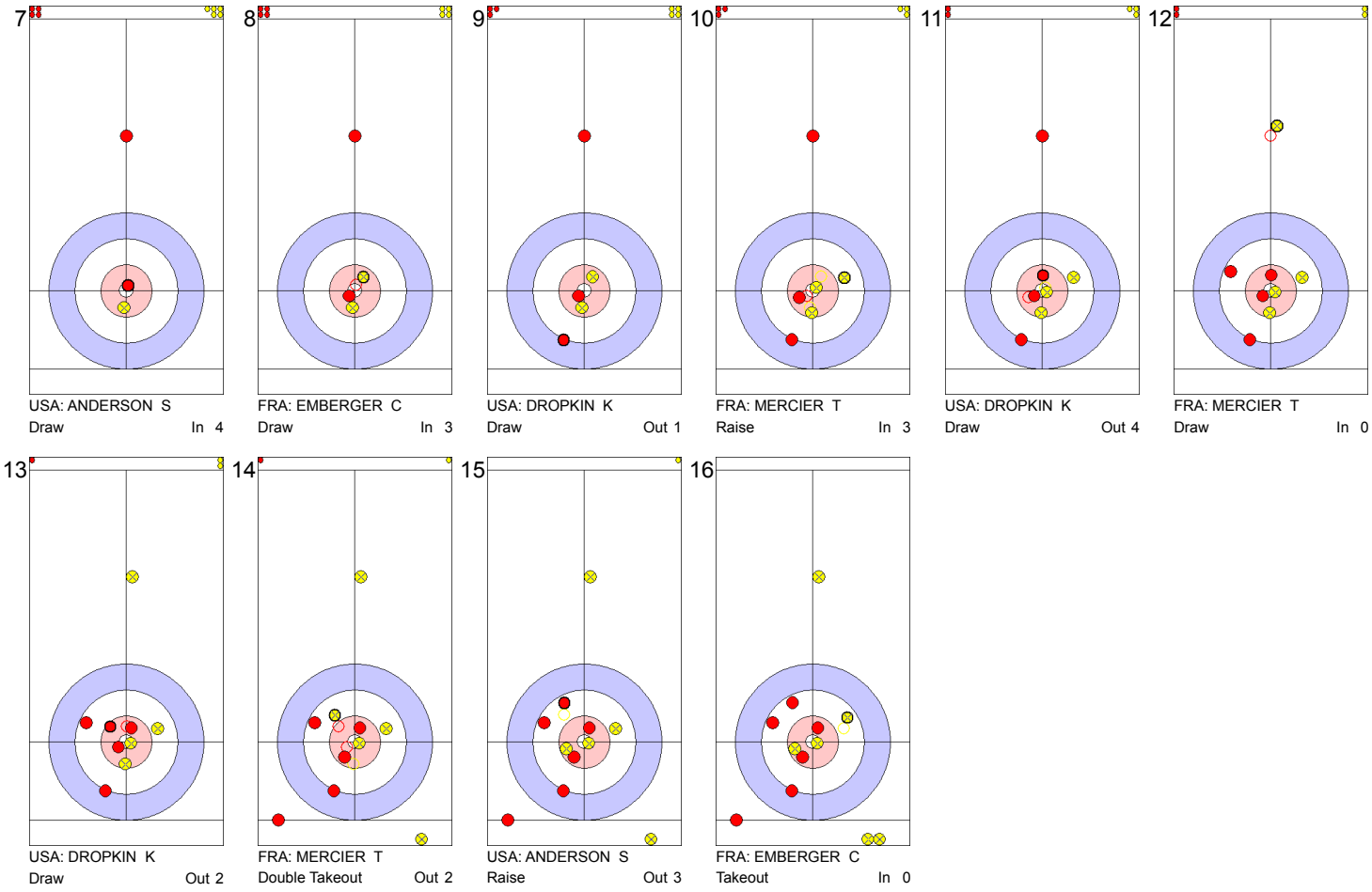

Game - Shot by Shot

USA - United States	3 + 2	FRA - France	1 + 0	End 3

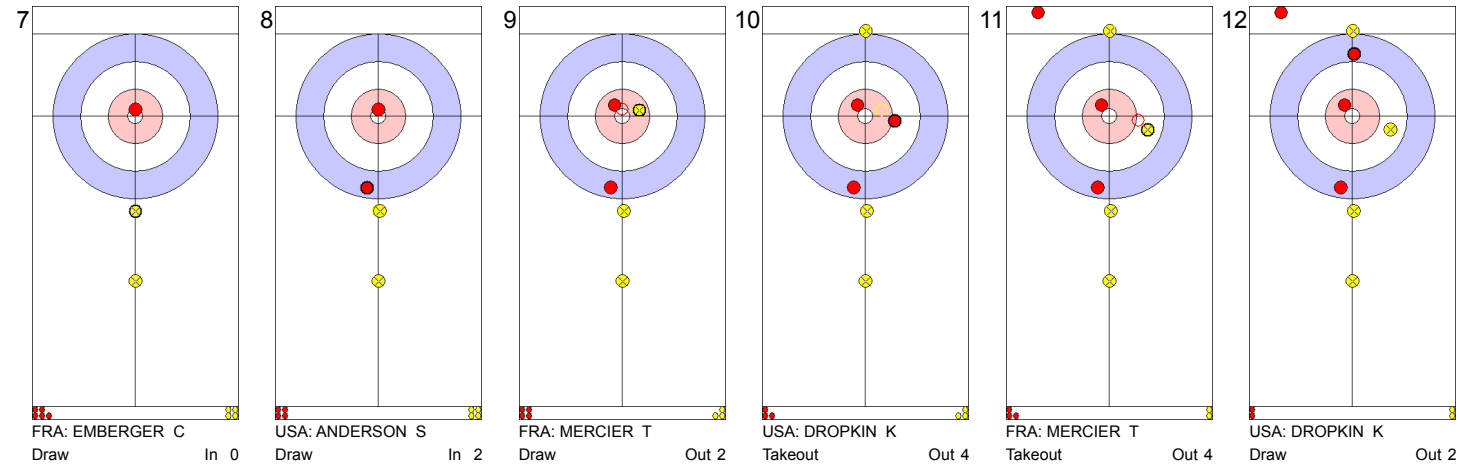

7	8	9	10	11	12
FRA: EMBERGER C	USA: ANDERSON S	FRA: MERCIER T	USA: DROPKIN K	FRA: MERCIER T	USA: DROPKIN K
Draw In 0	Draw In 2	Draw Out 2	Takeout Out 4	Takeout Out 4	Draw Out 2

13	14	15	16
FRA: MERCIER T	USA: DROPKIN K	FRA: EMBERGER C	USA: ANDERSON S
Draw Out 2	Draw Out 4	Raise Out 3	Draw Out 0

Game - Shot by Shot

USA - United States	5 + 1	FRA - France	1 + 0	End 4

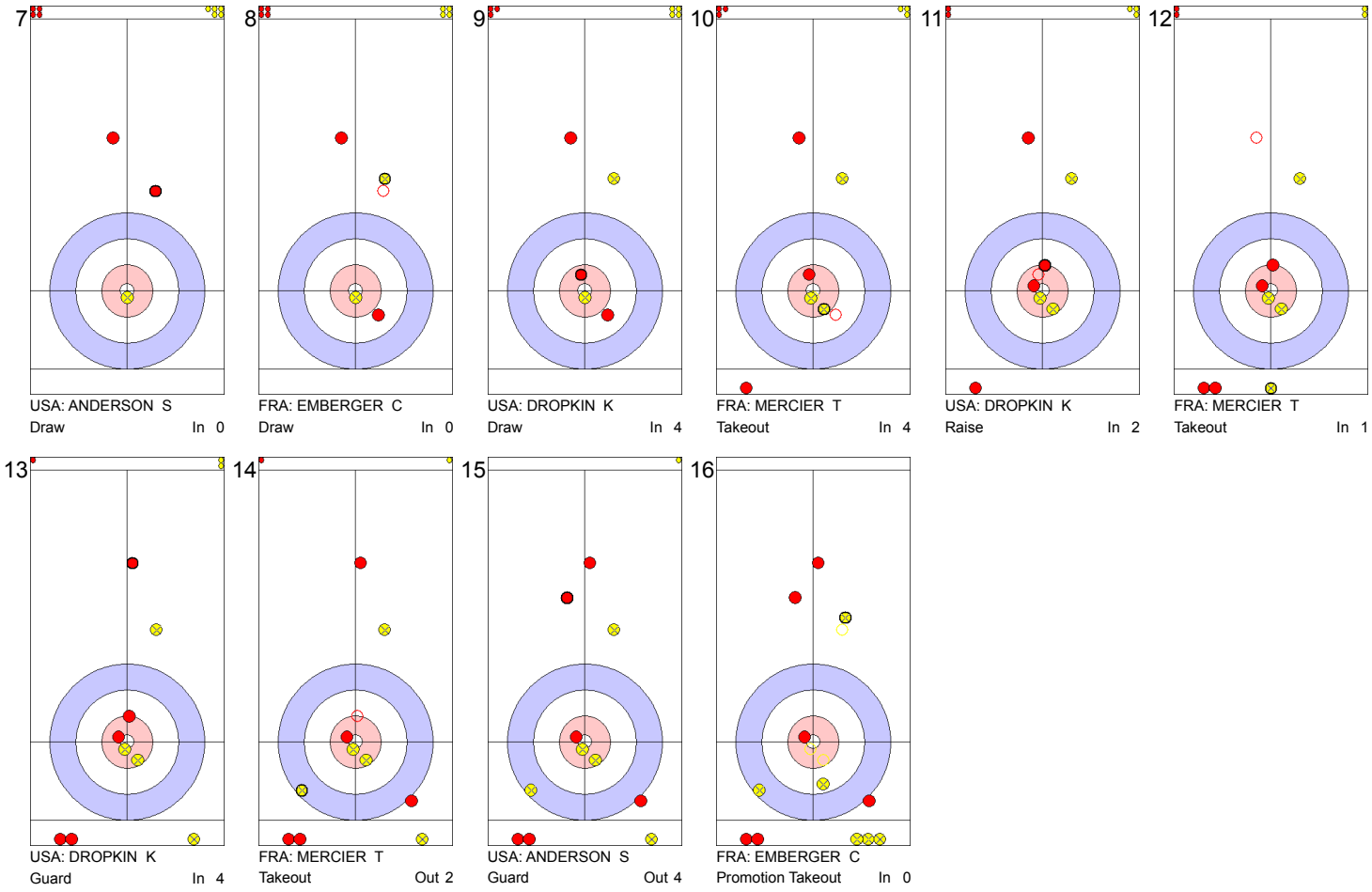

	7	8	9	10	11	12
	USA: ANDERSON S	FRA: EMBERGER C	USA: DROPKIN K	FRA: MERCIER T	USA: DROPKIN K	FRA: MERCIER T
	Draw In 0	Draw In 0	Draw In 4	Takeout In 4	Raise In 2	Takeout In 1

	13	14	15	16
	USA: DROPKIN K	FRA: MERCIER T	USA: ANDERSON S	FRA: EMBERGER C
	Guard In 4	Takeout Out 2	Guard Out 4	Promotion Takeout In 0

Game - Shot by Shot

USA - United States	6 + 2	FRA - France	1 + 0	End 5

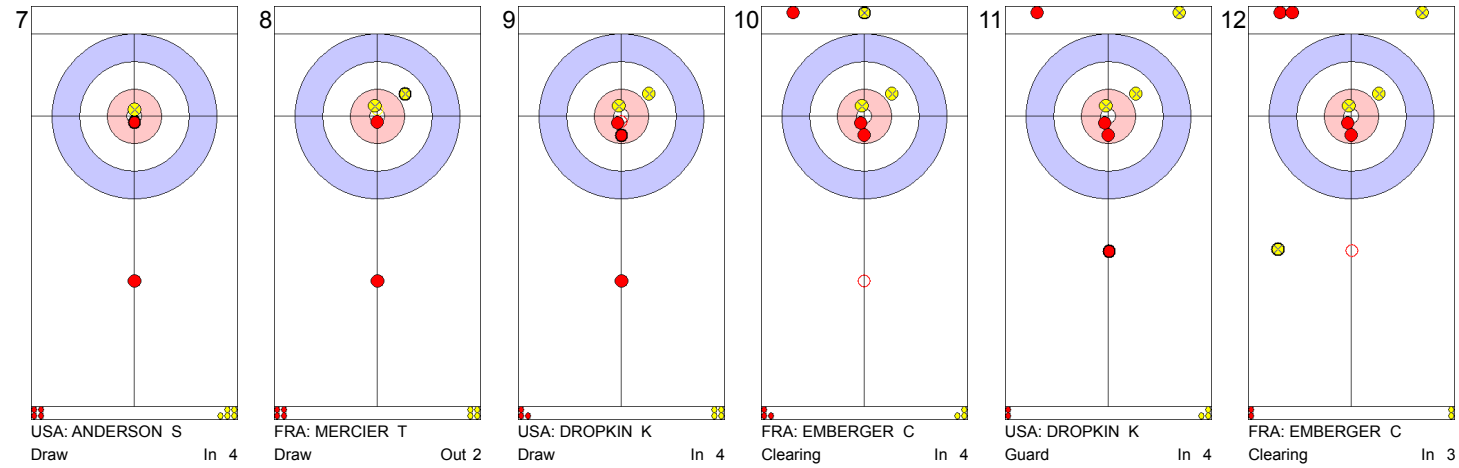

7
USA: ANDERSON S
Draw In 4

8
FRA: MERCIER T
Draw Out 2

9
USA: DROPKIN K
Draw In 4

10
FRA: EMBERGER C
Clearing In 4

11
USA: DROPKIN K
Guard In 4

12
FRA: EMBERGER C
Clearing In 3

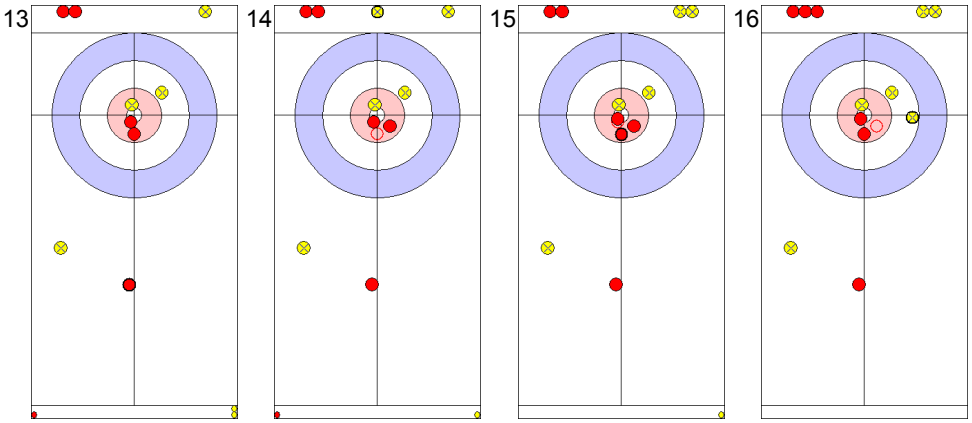

13
USA: DROPKIN K
Guard In 4

14
FRA: EMBERGER C
Draw In 0

15
USA: ANDERSON S
Draw Out 4

16
FRA: MERCIER T
Takeout Out 0

Game - Shot by Shot

USA - United States	8 + 1	FRA - France	1 + 0	End 6

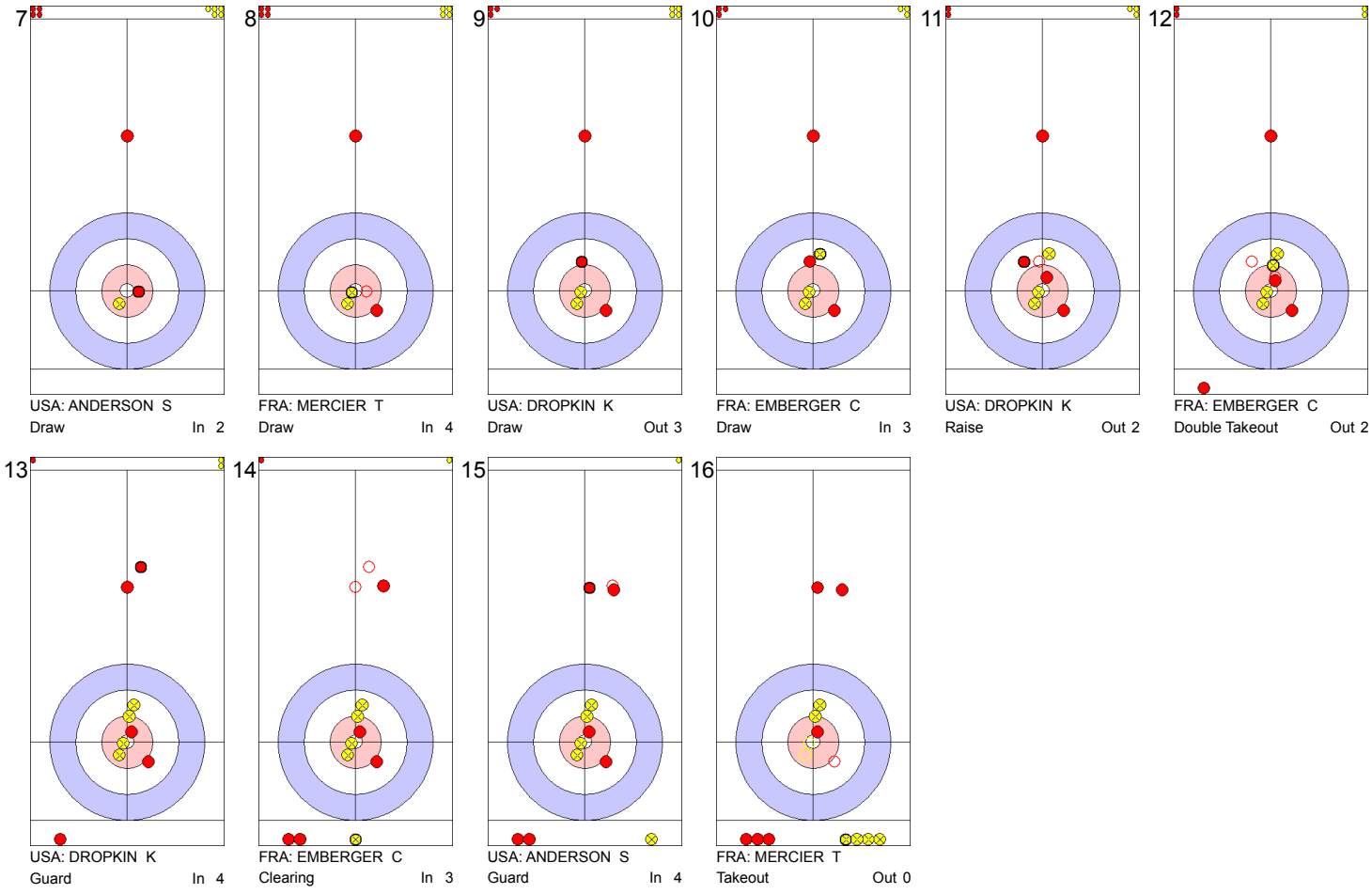

7	8	9	10	11	12
USA: ANDERSON S	FRA: MERCIER T	USA: DROPKIN K	FRA: EMBERGER C	USA: DROPKIN K	FRA: EMBERGER C
Draw In 2	Draw In 4	Draw Out 3	Draw In 3	Raise Out 2	Double Takeout Out 2

13	14	15	16
USA: DROPKIN K	FRA: EMBERGER C	USA: ANDERSON S	FRA: MERCIER T
Guard In 4	Clearing In 3	Guard In 4	Takeout Out 0

Session Results and Standings

Sheet	Game	Team	LSFE	1	2	3	4	5	6	7	8	Extra Ends						Total
A	4	SVK - Slovakia		0	0	1	0	0	1	X	X							2
	4	DEN - Denmark	*	3	3	0	3	3	0	X	X							12
B	4	RUS - Russia	*	1	2	1	0	2	0	2	X							8
	4	USA - United States		0	0	0	2	0	1	0	X							3
C	4	SUI - Switzerland		0	1	0	0	0	0	1	X							2
	4	JPN - Japan	*	1	0	3	1	1	1	0	X							7
D	4	FRA - France	*	1	0	3	0	3	1	0	1							9
	4	AUS - Australia		0	1	0	2	0	0	4	0							7
E	4	TUR - Turkey	*	0	0	0	1	0	0	0	0							1
	4	CZE - Czech Republic		1	1	1	0	1	1	1	2							8

Standings

Group-A

Rank	Team	Games	Wins	Losses
1	RUS - Russia	4	4	0
2	DEN - Denmark	4	3	1
2	JPN - Japan	4	3	1
2	USA - United States	4	3	1
5	CZE - Czech Republic	4	2	2
5	SUI - Switzerland	4	2	2
7	FRA - France	4	1	3
7	SVK - Slovakia	4	1	3
7	TUR - Turkey	4	1	3
10	AUS - Australia	4	0	4

Group-B

Rank	Team	Games	Wins	Losses
1	NOR - Norway	4	4	0
1	SWE - Sweden	4	4	0
3	FIN - Finland	4	3	1
3	LAT - Latvia	4	3	1
5	CHN - China	4	2	2
5	ITA - Italy	4	2	2
7	AUT - Austria	4	1	3
7	NZL - New Zealand	4	1	3
9	BRA - Brazil	4	0	4
9	SLO - Slovenia	4	0	4

Group-C

Rank	Team	Games	Wins	Losses
1	CAN - Canada	4	4	0
1	KOR - Korea	4	4	0
3	ESP - Spain	4	3	1
3	EST - Estonia	4	3	1
3	HUN - Hungary	4	3	1
6	ENG - England	4	1	3
6	POL - Poland	4	1	3
6	SCO - Scotland	4	1	3
9	BLR - Belarus	4	0	4
9	ROU - Romania	4	0	4

LEGEND
LSFE (*) Last stone first end
X Unplayed/unfinished end due to concession

Game Results

Sheet	Game	Team	LSFE	1	2	3	4	5	6	7	8	Extra Ends						Total
A	4	SVK - Slovakia		0	0	1	0	0	1	X	X							2
	4	DEN - Denmark	*	3	3	0	3	3	0	X	X							12

SVK - Slovakia		Game	All
F	SYKOROVA Silvia	44 %	56 %
M	SYKORA Marek	36 %	49 %
	Team Total	41 %	53 %

Last Stone Draw: 131.1cm 29.9cm ↻ SYKOROVA S
101.2cm ↺ SYKORA M

Time remaining: 9 minutes 12 seconds

DEN - Denmark		Game	All
F	DUPONT Denise	77 %	78 %
M	DUPONT Oliver	71 %	69 %
	Team Total	73 %	73 %

Last Stone Draw: 29.0cm 22.2cm ↻ DUPONT D
6.8cm ↺ DUPONT O

Time remaining: 10 minutes 39 seconds

Detailed Game Statistics:

SVK - Slovakia		Draws		Takeouts		Total	
F	SYKOROVA Silvia	13	44 %	5	45 %	18	44 %
M	SYKORA Marek	9	42 %	2	13 %	11	36 %
	Team Total	22	43 %	7	36 %	29	41 %

DEN - Denmark		Draws		Takeouts		Total	
F	DUPONT Denise	10	78 %	2	75 %	12	77 %
M	DUPONT Oliver	14	80 %	4	38 %	18	71 %
	Team Total	24	79 %	6	50 %	30	73 %

LEGEND
F Female
X Unplayed/unfinished end due to concession
LSFE (*) Last stone first end
M Male

Game - Shot by Shot

SVK - Slovakia	0 + 0	DEN - Denmark	0 + 3	End 1

7

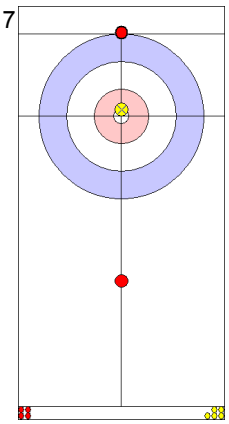

SVK: SYKORA M
Draw In 2

8

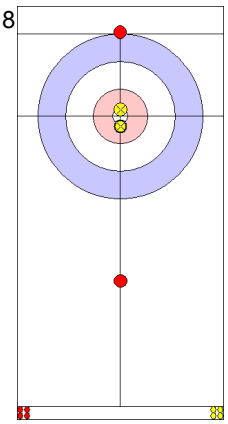

DEN: DUPONT D
Draw Out 4

9

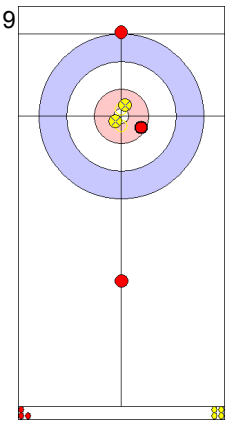

SVK: SYKOROVA S
Raise Out 3

10

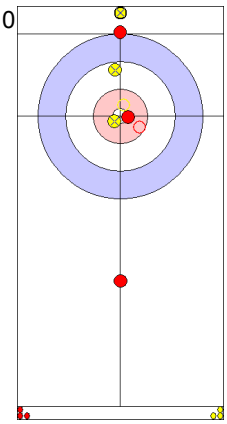

DEN: DUPONT O
Hit and Roll Out 0

11

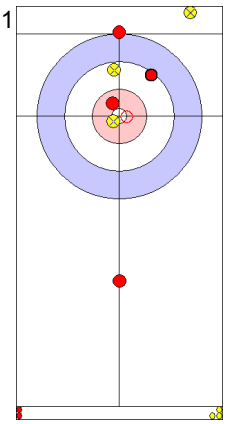

SVK: SYKOROVA S
Draw Out 2

12

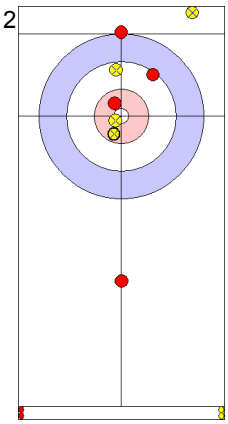

DEN: DUPONT O
Draw In 4

13

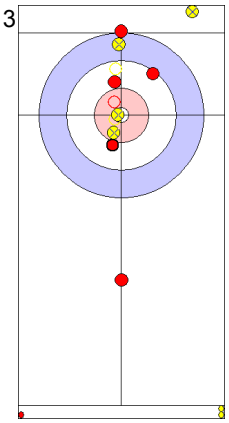

SVK: SYKOROVA S
Raise In 4

14

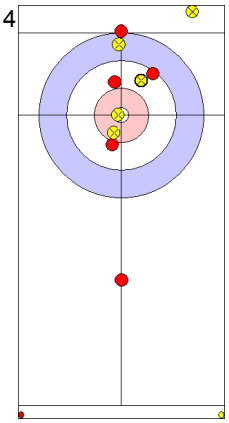

DEN: DUPONT O
Draw Out 2

15

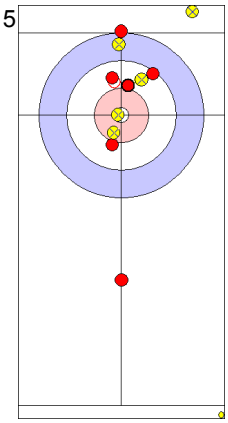

SVK: SYKORA M
Draw Out 2

16

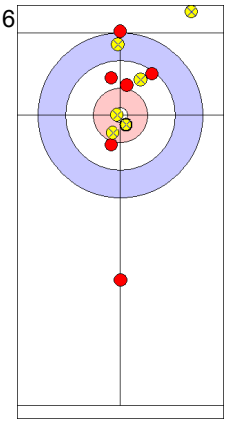

DEN: DUPONT D
Draw Out 4

Game - Shot by Shot

SVK - Slovakia	0 + 0	DEN - Denmark	3 + 3	End 2

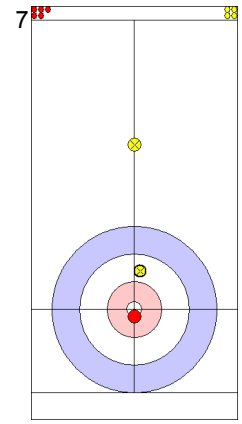

7
DEN: DUPONT D
Draw Out 3

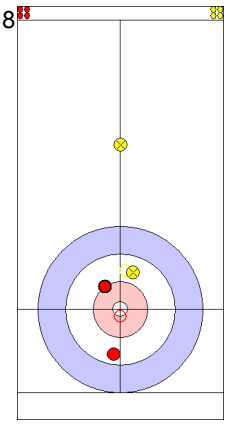

8
SVK: SYKORA M
Draw Out 3

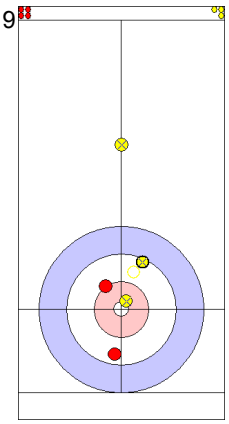

9
DEN: DUPONT O
Raise In 4

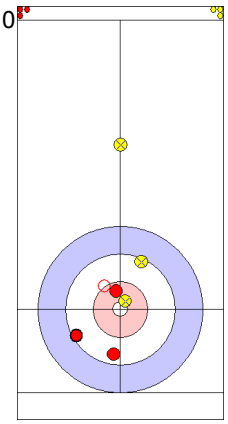

10
SVK: SYKOROVA S
Raise Out 4

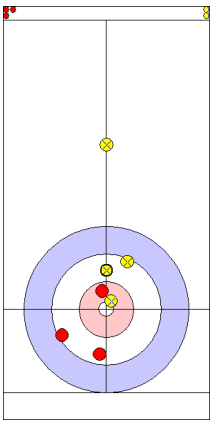

11
DEN: DUPONT O
Draw Out 4

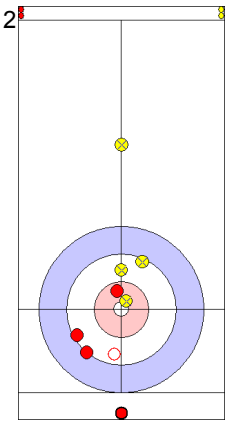

12
SVK: SYKOROVA S
Raise Out 0

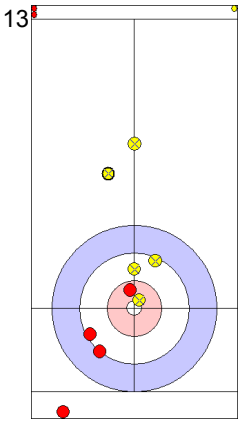

13
DEN: DUPONT O
Guard Out 4

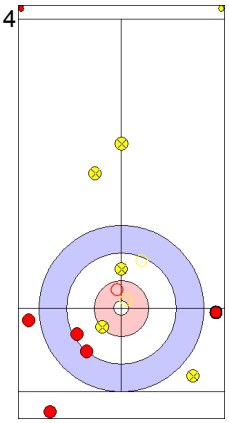

14
SVK: SYKOROVA S
Double Takeout In 2

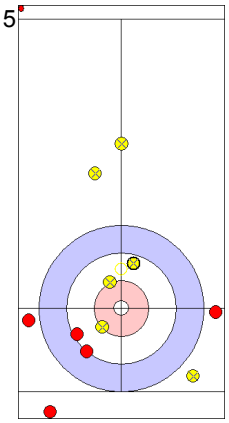

15
DEN: DUPONT D
Raise In 4

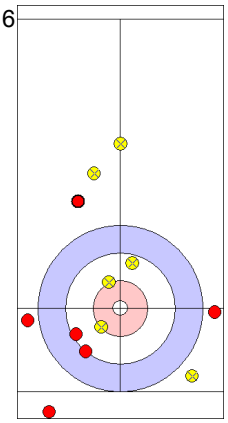

16
SVK: SYKORA M
Draw Out 0

Game - Shot by Shot

SVK - Slovakia	0 + 1	DEN - Denmark	6 + 0	End 3

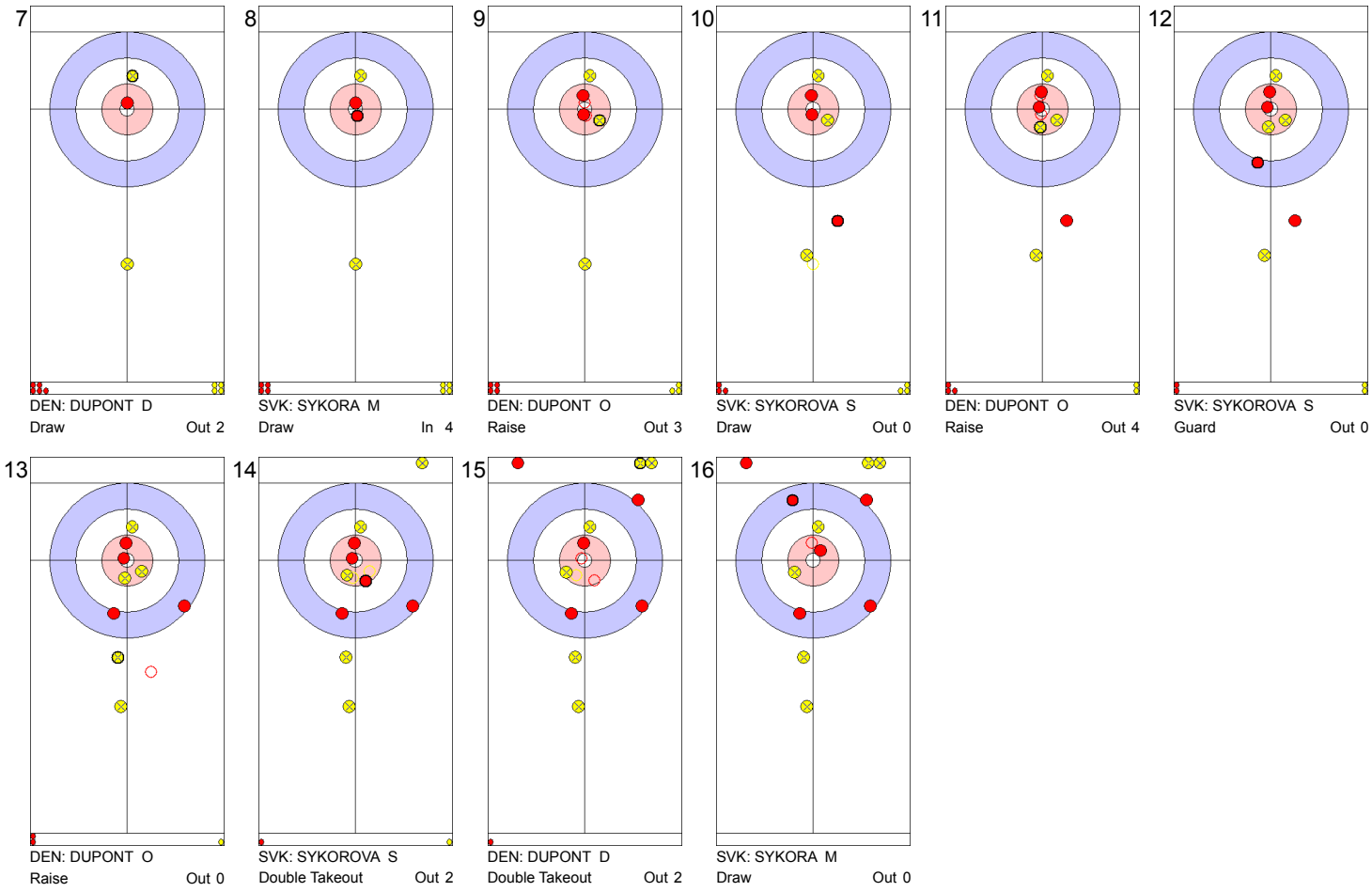

7
DEN: DUPONT D
Draw Out 2

8
SVK: SYKORA M
Draw In 4

9
DEN: DUPONT O
Raise Out 3

10
SVK: SYKOROVA S
Draw Out 0

11
DEN: DUPONT O
Raise Out 4

12
SVK: SYKOROVA S
Guard Out 0

13
DEN: DUPONT O
Raise Out 0

14
SVK: SYKOROVA S
Double Takeout Out 2

15
DEN: DUPONT D
Double Takeout Out 2

16
SVK: SYKORA M
Draw Out 0

Game - Shot by Shot

SVK - Slovakia	1 + 0	DEN - Denmark	6 + 3	End 4

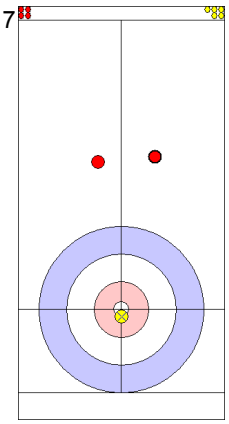

7
SVK: SYKORA M
Draw In 0

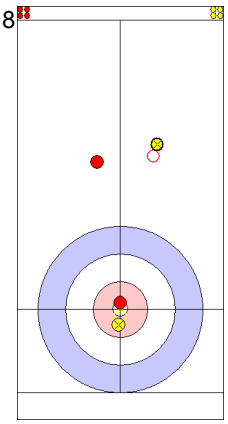

8
DEN: DUPONT D
Draw In 0

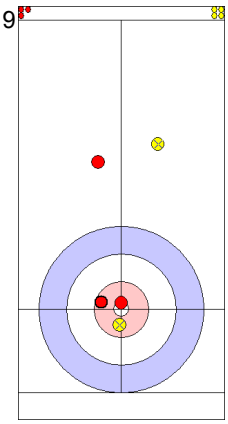

9
SVK: SYKOROVA S
Raise In 2

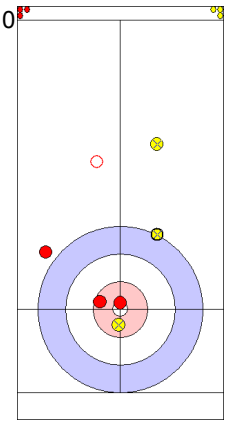

10
DEN: DUPONT O
Takeout Out 0

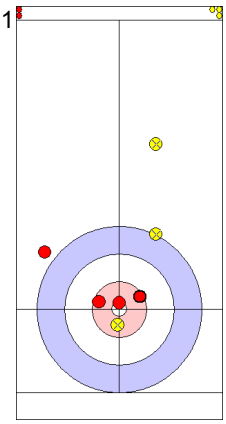

11
SVK: SYKOROVA S
Freeze Out 0

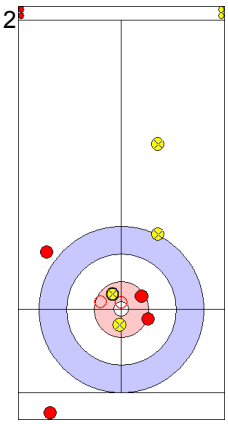

12
DEN: DUPONT O
Double Takeout Out 2

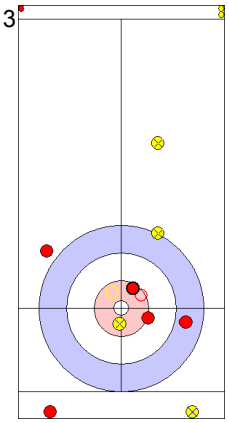

13
SVK: SYKOROVA S
Double Takeout In 2

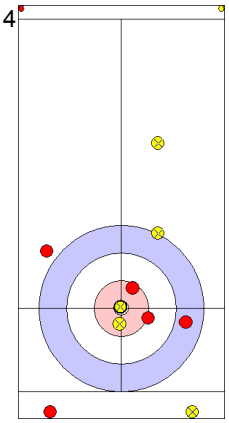

14
DEN: DUPONT O
Draw Out 4

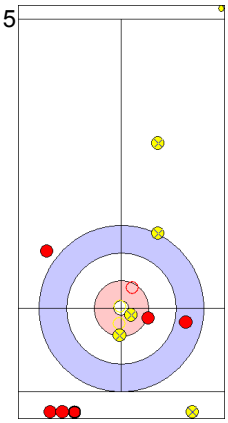

15
SVK: SYKORA M
Takeout Out 0

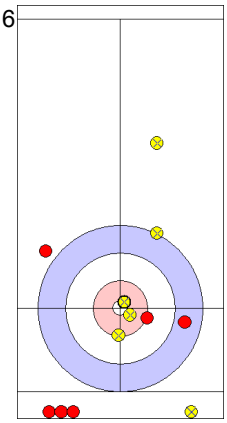

16
DEN: DUPONT D
Draw Out 4

Game - Shot by Shot

SVK - Slovakia	1 + 0	DEN - Denmark	9 + 3	End 5

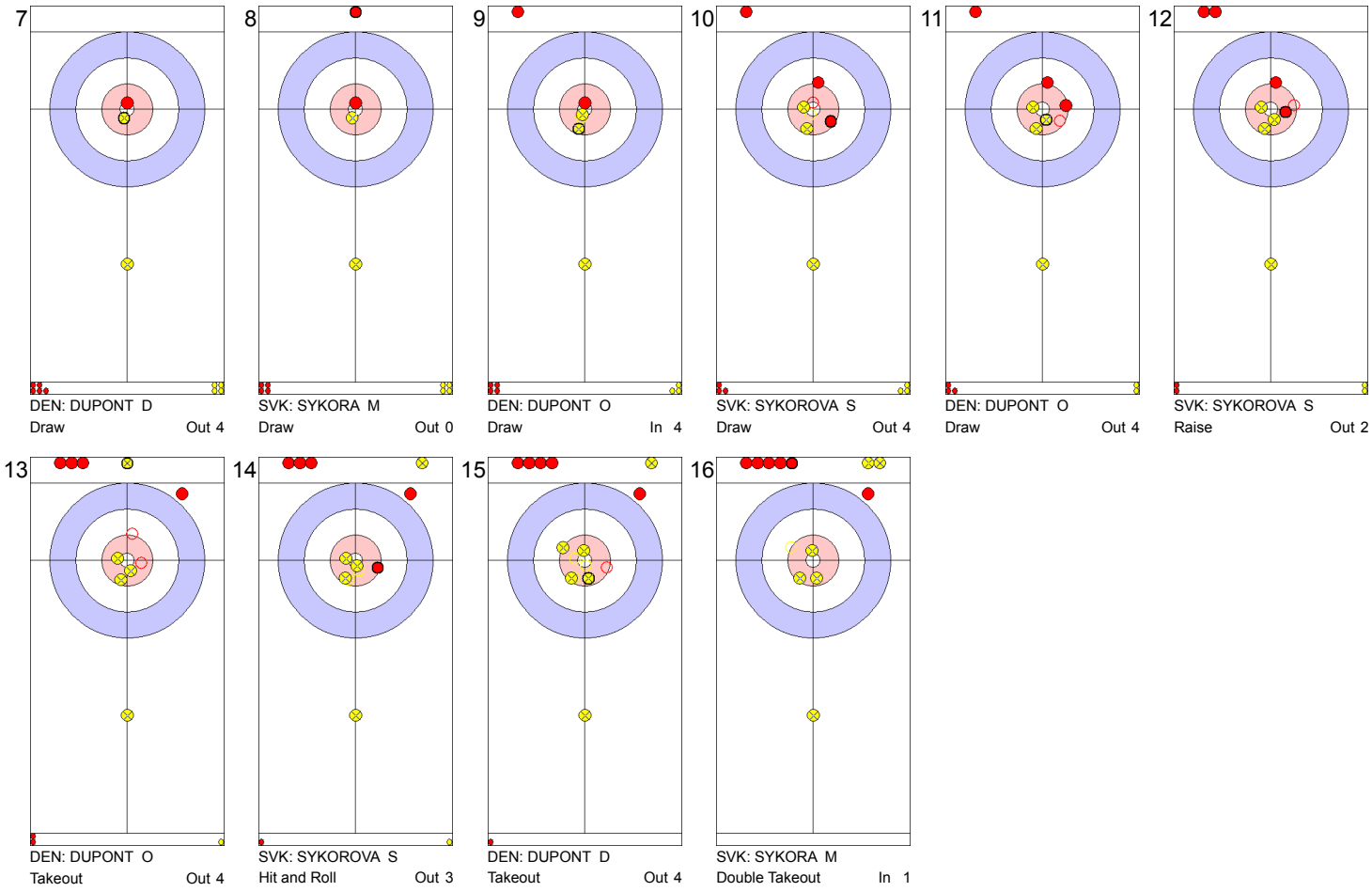

Game - Shot by Shot

SVK - Slovakia	1 + 1	DEN - Denmark	12 + 0	End 6

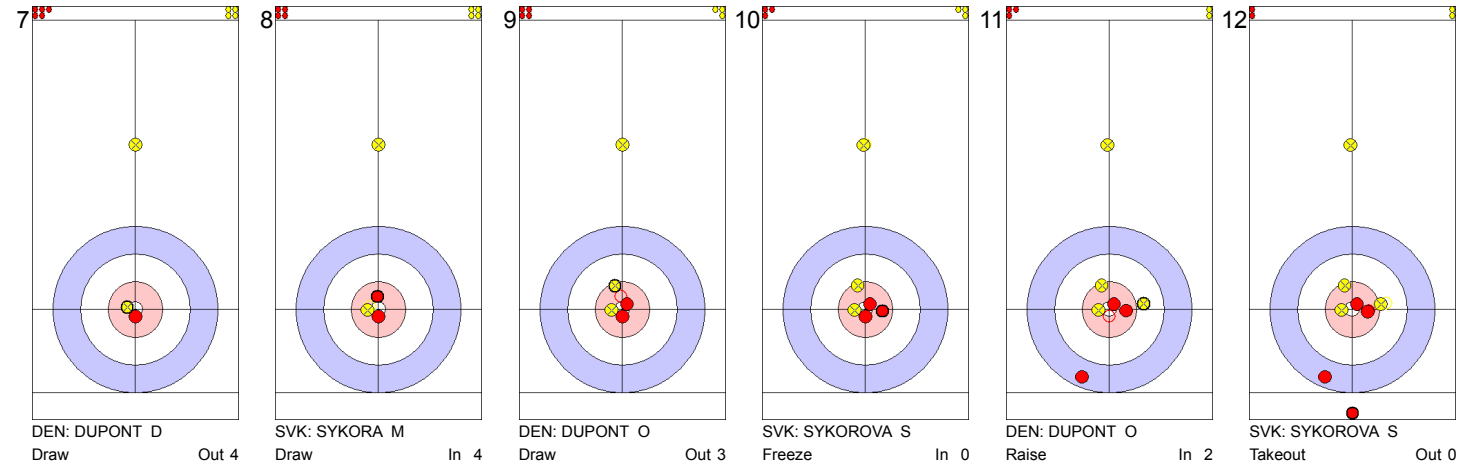

7
DEN: DUPONT D
Draw Out 4

8
SVK: SYKORA M
Draw In 4

9
DEN: DUPONT O
Draw Out 3

10
SVK: SYKOROVA S
Freeze In 0

11
DEN: DUPONT O
Raise In 2

12
SVK: SYKOROVA S
Takeout Out 0

13
DEN: DUPONT O
Raise In 3

14
SVK: SYKOROVA S
Draw In 2

15
DEN: DUPONT D
Raise Out 2

16
SVK: SYKORA M
not played Out X

Game Results

Sheet	Game	Team	LSFE	1	2	3	4	5	6	7	8	Extra Ends						Total
B	4	RUS - Russia	*	1	2	1	0	2	0	2	X							8
	4	USA - United States		0	0	0	2	0	1	0	X							3

RUS - Russia		Game	All
F	MOISEEVA Victoria	95 %	72 %
M	DRON Petr	79 %	84 %
	Team Total	85 %	79 %

Last Stone Draw: 74.7cm 51.9cm ↻ MOISEEVA V
22.8cm ↺ DRON P

Time remaining: 2 minutes 27 seconds

USA - United States		Game	All
F	ANDERSON Sarah	73 %	72 %
M	DROPKIN Korey	65 %	72 %
	Team Total	69 %	72 %

Last Stone Draw: 92.1cm 2.5cm ↻ DROPKIN K
89.6cm ↺ ANDERSON S

Time remaining: 1 minute 32 seconds

Detailed Game Statistics:

RUS - Russia		Draws		Takeouts		Total	
F	MOISEEVA Victoria	13	94 %	1	100 %	14	95 %
M	DRON Petr	13	85 %	8	69 %	21	79 %
	Team Total	26	89 %	9	72 %	35	85 %

USA - United States		Draws		Takeouts		Total	
F	ANDERSON Sarah	12	69 %	2	100 %	14	73 %
M	DROPKIN Korey	14	64 %	7	68 %	21	65 %
	Team Total	26	66 %	9	75 %	35	69 %

LEGEND
F Female
X Unplayed/unfinished end due to concession
LSFE (*) Last stone first end
M Male

Game - Shot by Shot

RUS - Russia	0 + 1	USA - United States	0 + 0	End 1

7

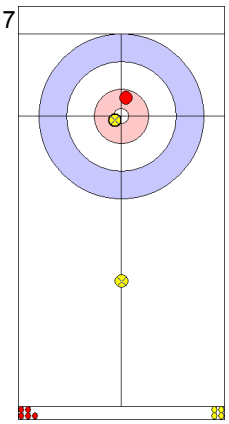

USA: ANDERSON S
Draw In 4

8

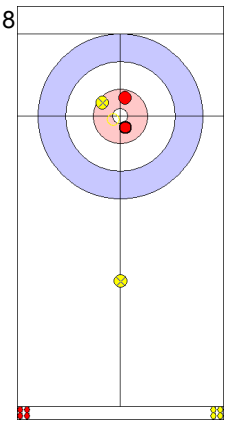

RUS: MOISEEVA V
Raise Out 4

9

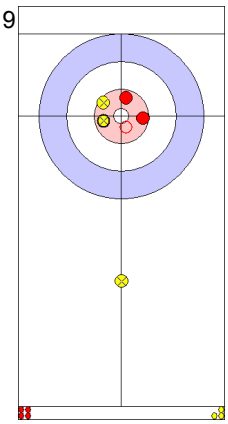

USA: DROPKIN K
Raise In 4

10

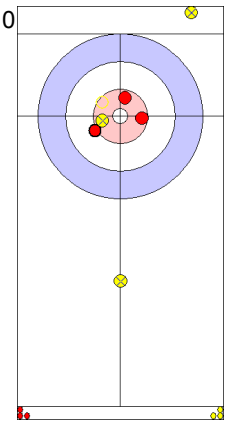

RUS: DRON P
Raise In 2

11

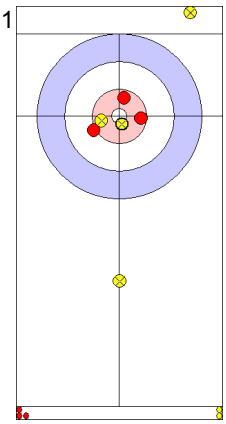

USA: DROPKIN K
Draw Out 4

12

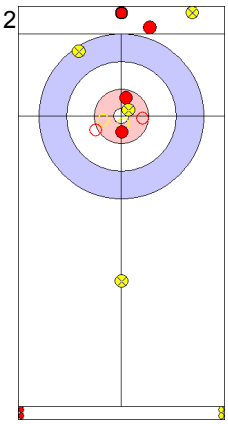

RUS: DRON P
Takeout In 2

13

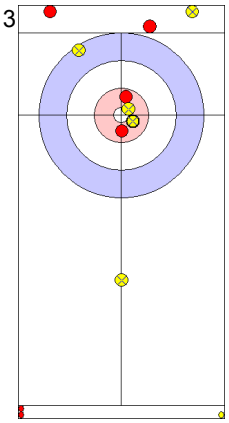

USA: DROPKIN K
Draw Out 4

14

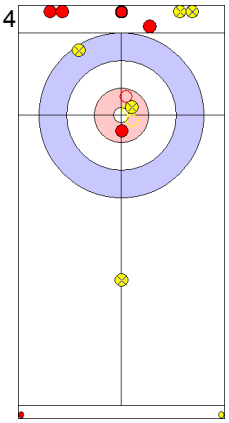

RUS: DRON P
Takeout Out 2

15

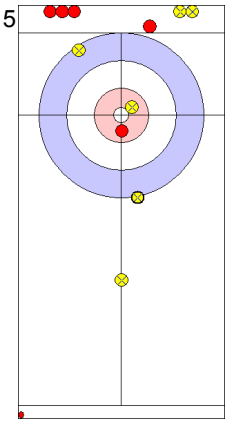

USA: ANDERSON S
Guard Out 3

16

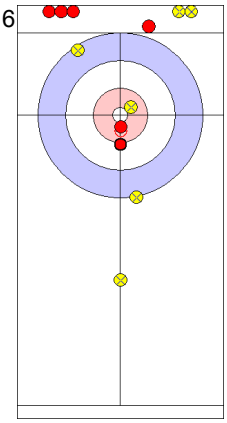

RUS: MOISEEVA V
Raise In 4

Game - Shot by Shot

RUS - Russia	1 + 2	USA - United States	0 + 0	End 2

7

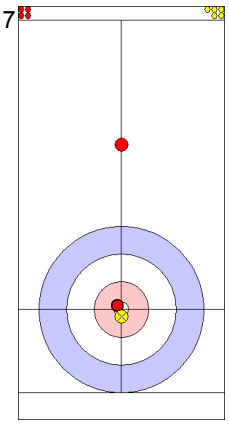

RUS: MOISEEVA V
Draw In 4

8

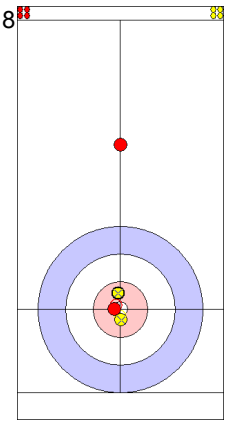

USA: ANDERSON S
Draw In 4

9

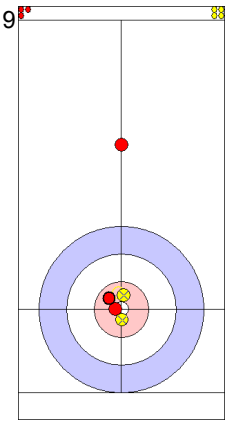

RUS: DRON P
Draw Out 4

10

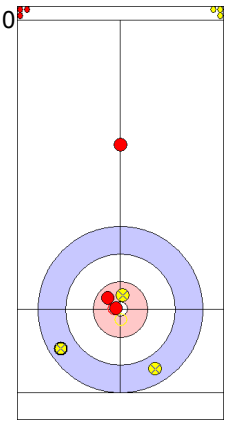

USA: DROPKIN K
Raise Out 1

11

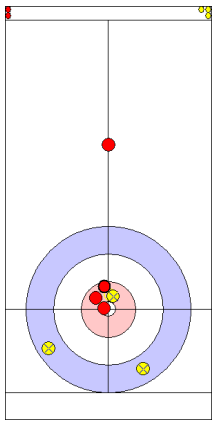

RUS: DRON P
Draw Out 4

12

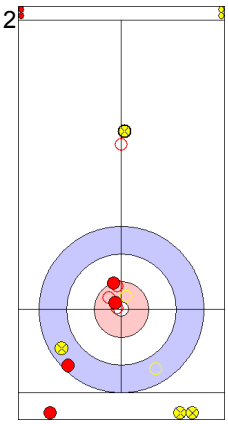

USA: DROPKIN K
Promotion Takeout In 2

13

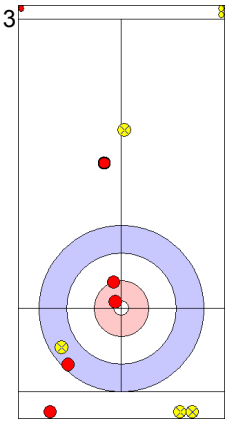

RUS: DRON P
Guard Out 4

14

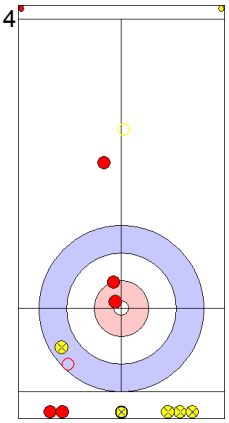

USA: DROPKIN K
Double Takeout In 1

15

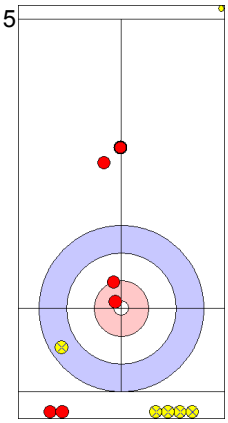

RUS: MOISEEVA V
Guard In 3

16

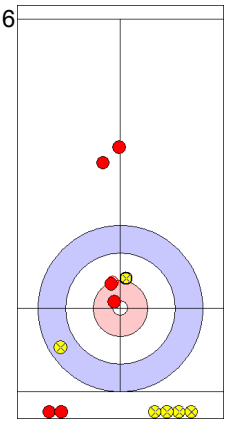

USA: ANDERSON S
Raise In 0

Game - Shot by Shot

RUS - Russia	3 + 1	USA - United States	0 + 0	End 3

7

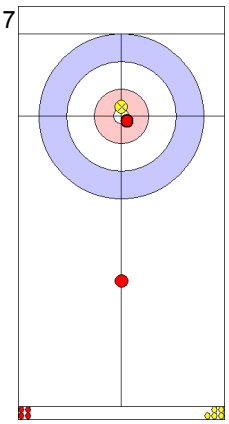

RUS: MOISEEVA V
Draw In 4

8

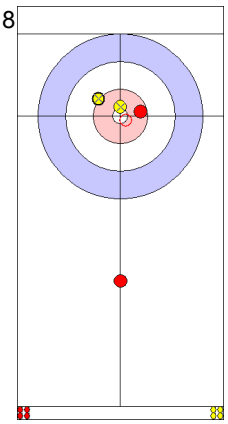

USA: ANDERSON S
Raise In 4

9

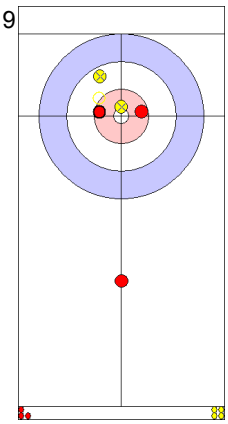

RUS: DRON P
Draw In 2

10

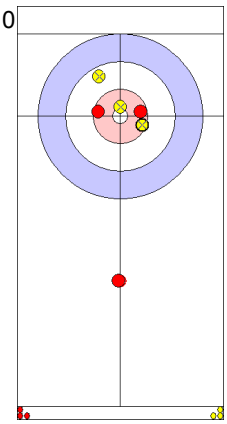

USA: DROPKIN K
Draw Out 2

11

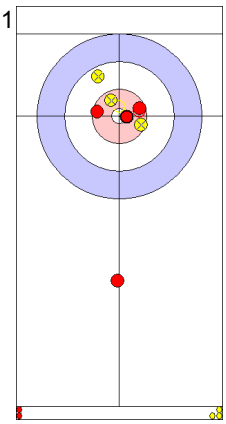

RUS: DRON P
Raise Out 4

12

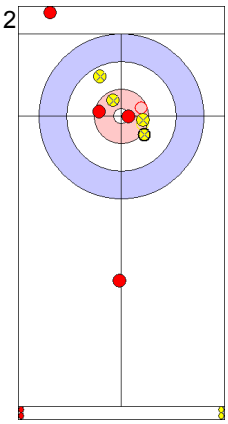

USA: DROPKIN K
Raise Out 1

13

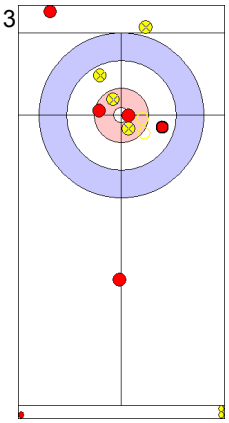

RUS: DRON P
Takeout Out 2

14

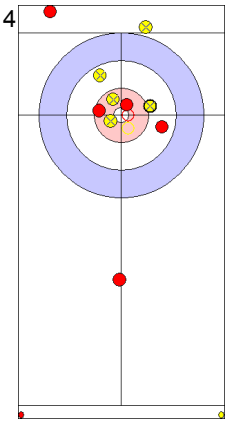

USA: DROPKIN K
Takeout Out 4

15

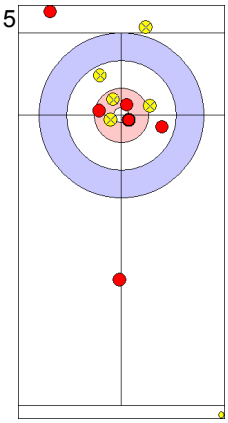

RUS: MOISEEVA V
Draw Out 4

16

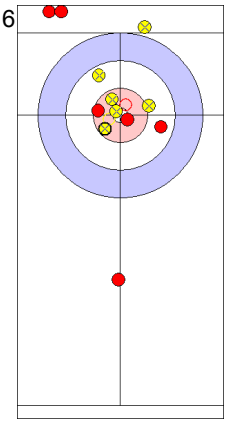

USA: ANDERSON S
Takeout In 4

Game - Shot by Shot

RUS - Russia	4 + 0	USA - United States	0 + 2	End 4

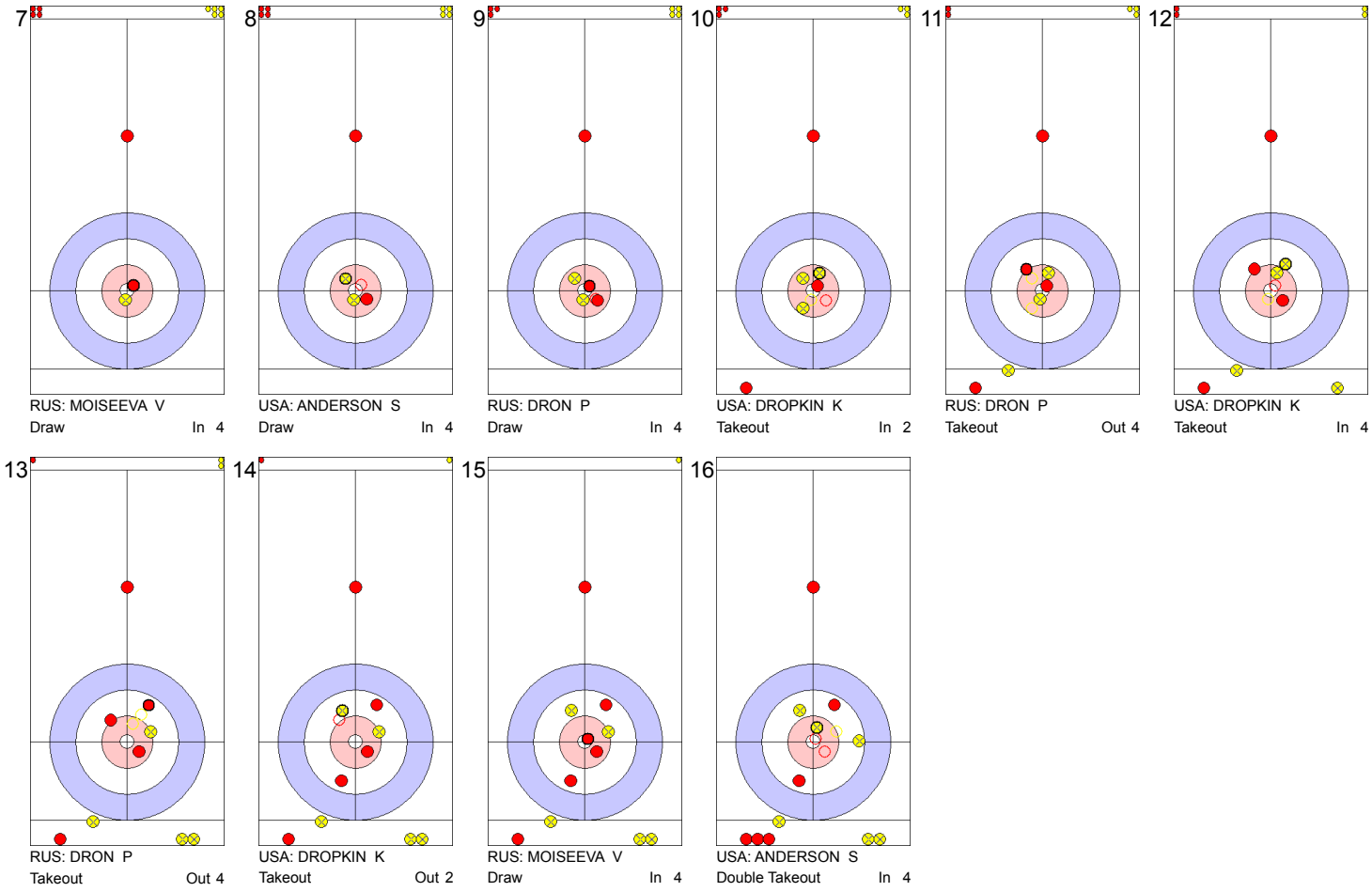

Game - Shot by Shot

RUS - Russia	4 + 2	USA - United States	2 + 0	End 5

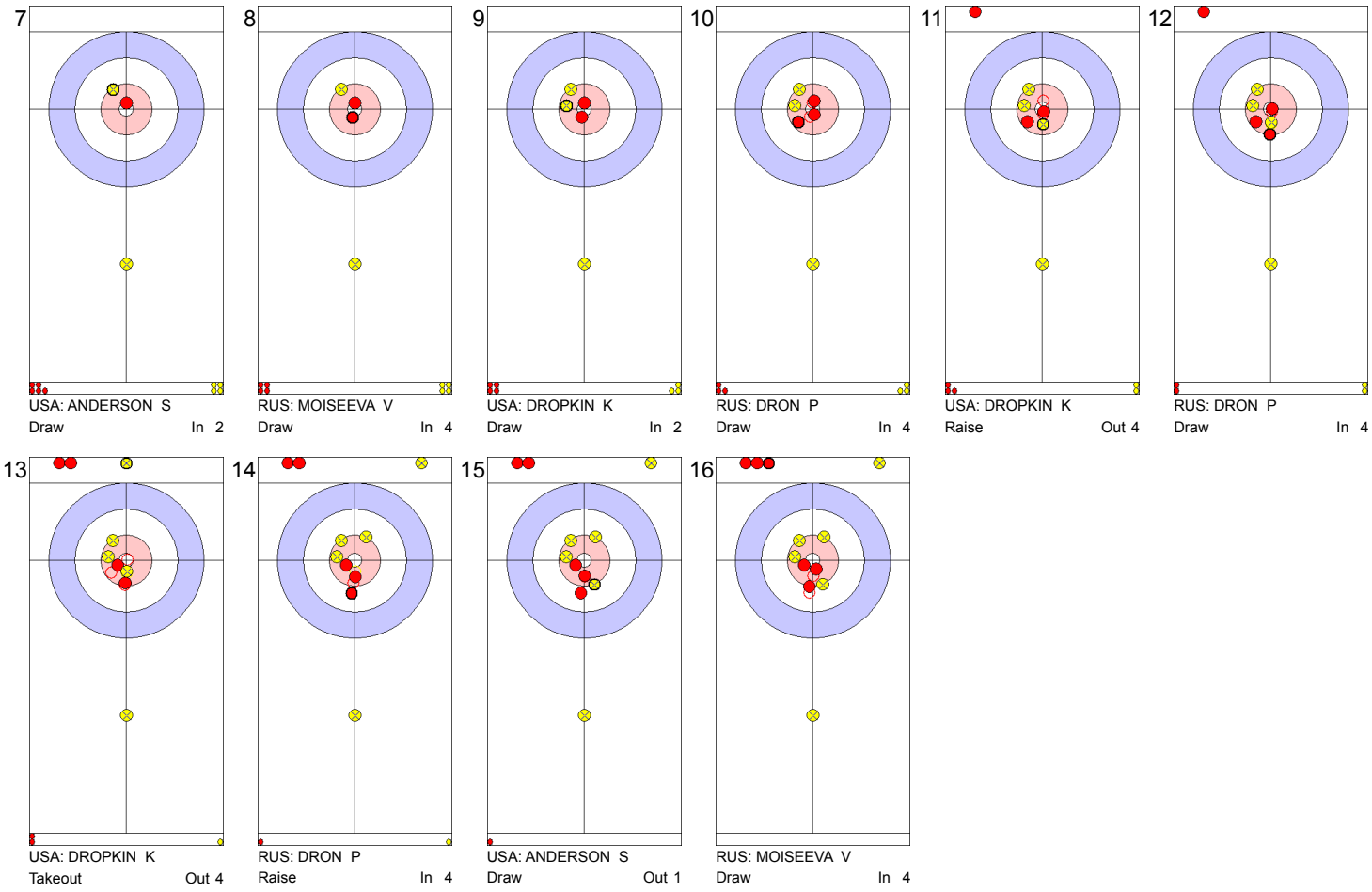

Game - Shot by Shot

RUS - Russia	6 + 0	USA - United States	2 + 1	End 6

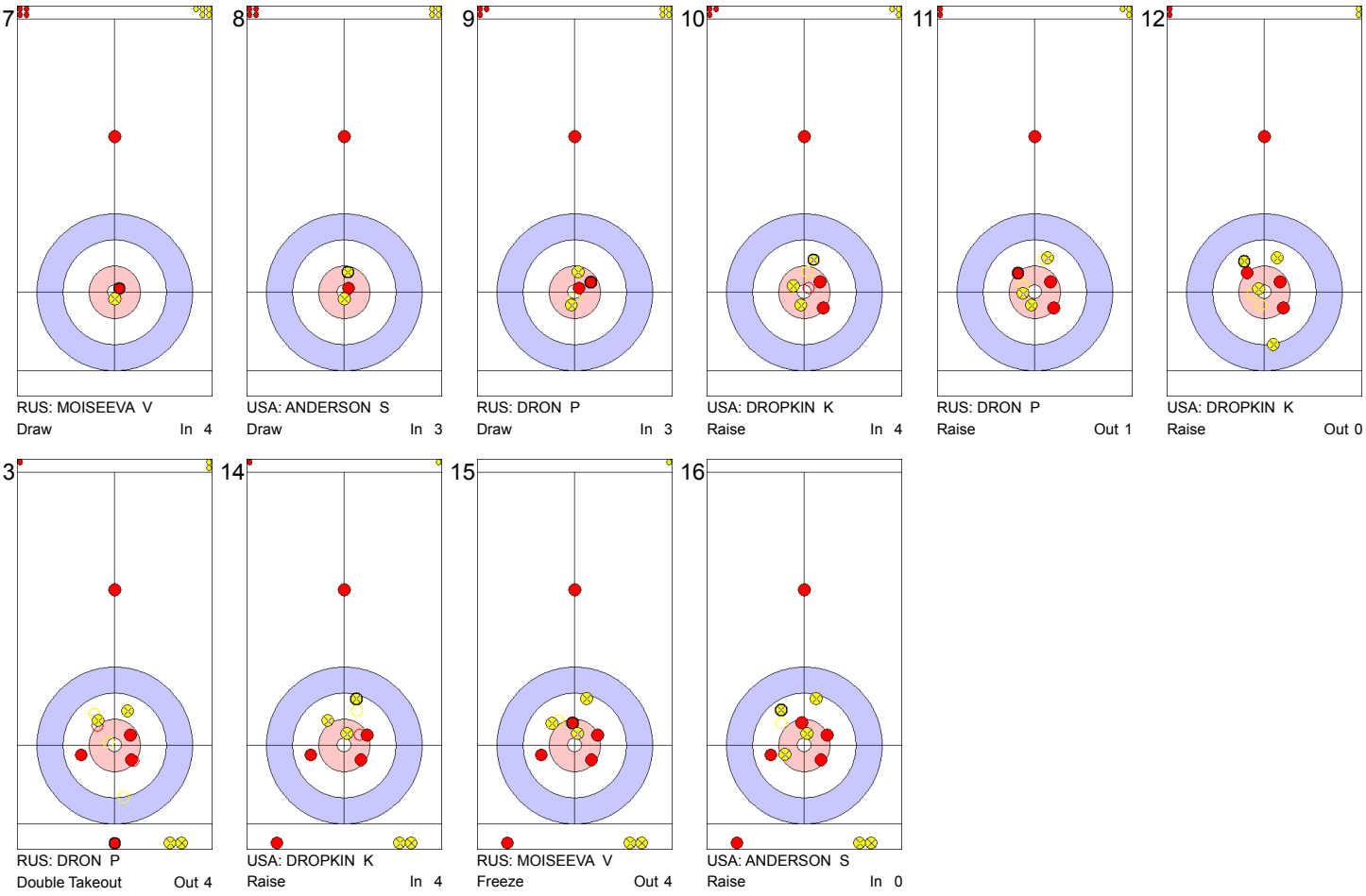

7
RUS: MOISEEVA V
Draw In 4

8
USA: ANDERSON S
Draw In 3

9
RUS: DRON P
Draw In 3

10
USA: DROPKIN K
Raise In 4

11
RUS: DRON P
Raise Out 1

12
USA: DROPKIN K
Raise Out 0

13
RUS: DRON P
Double Takeout Out 4

14
USA: DROPKIN K
Raise In 4

15
RUS: MOISEEVA V
Freeze Out 4

16
USA: ANDERSON S
Raise In 0

Game - Shot by Shot

RUS - Russia	6 + 2	USA - United States	3 + 0	End 7

7

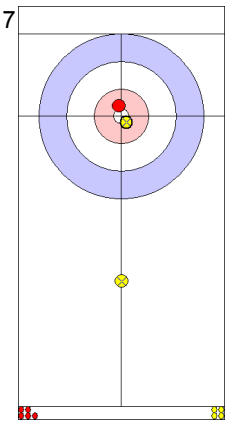

USA: ANDERSON S
Draw In 4

8

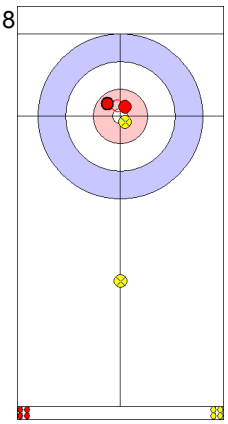

RUS: MOISEEVA V
Draw In 2

9

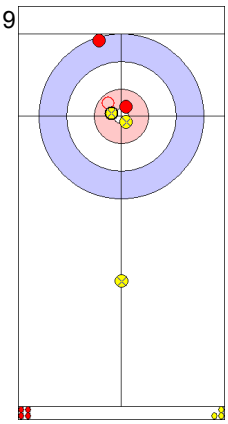

USA: DROPKIN K
Draw In 4

10

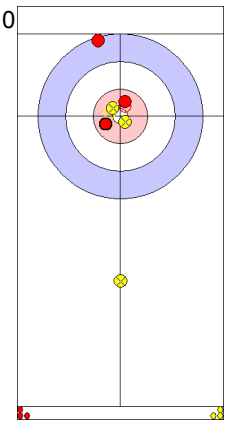

RUS: DRON P
Draw In 4

11

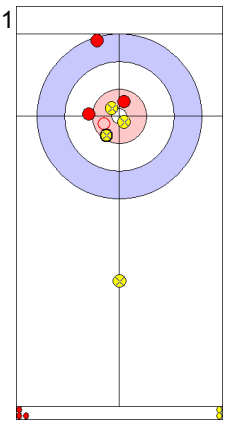

USA: DROPKIN K
Draw In 2

12

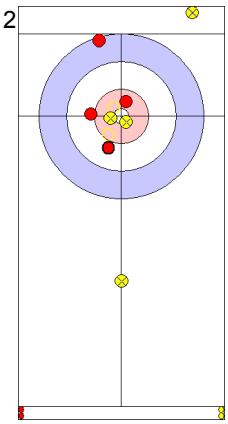

RUS: DRON P
Double Takeout In 2

13

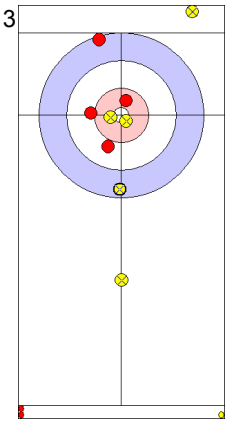

USA: DROPKIN K
Guard In 0

14

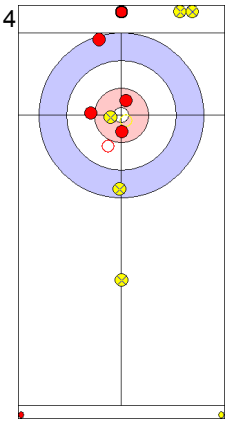

RUS: DRON P
Takeout In 2

15

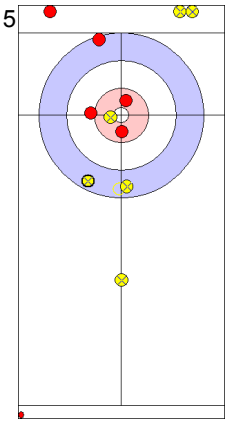

USA: ANDERSON S
Wick / Soft Peeling In 4

16

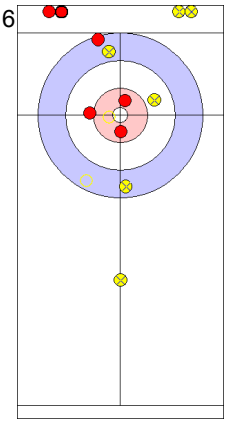

RUS: MOISEEVA V
Takeout In 4

Game Results

Sheet	Game	Team	LSFE	1	2	3	4	5	6	7	8	Extra Ends						Total
C	4	SUI - Switzerland		0	1	0	0	0	0	1	X							2
	4	JPN - Japan	*	1	0	3	1	1	1	0	X							7

SUI - Switzerland		Game	All
F	HOWALD Carole	43 %	50 %
M	PFISTER Marc	67 %	67 %
	Team Total	57 %	61 %

Last Stone Draw: 7.4cm — 6.6cm ↻ HOWALD C; 0.8cm ↺ PFISTER M

Time remaining: 1 minute 9 seconds

JPN - Japan		Game	All
F	TOMABECHI Michiko	82 %	67 %
M	TOMABECHI Kenji	61 %	65 %
	Team Total	70 %	66 %

Last Stone Draw: 3.8cm — 3.8cm ↻ TOMABECHI K; 0.0cm ↺ TOMABECHI M

Time remaining: 4 minutes 28 seconds

Detailed Game Statistics:

SUI - Switzerland		Draws		Takeouts		Total	
F	HOWALD Carole	10	58 %	4	6 %	14	43 %
M	PFISTER Marc	14	71 %	7	57 %	21	67 %
	Team Total	24	66 %	11	39 %	35	57 %

JPN - Japan		Draws		Takeouts		Total	
F	TOMABECHI Michiko	14	80 %	1	100 %	15	82 %
M	TOMABECHI Kenji	17	63 %	3	50 %	20	61 %
	Team Total	31	71 %	4	63 %	35	70 %

LEGEND
F Female
X Unplayed/unfinished end due to concession
LSFE (*) Last stone first end
M Male

Game - Shot by Shot

SUI - Switzerland	0 + 0	JPN - Japan	0 + 1	End 1

7

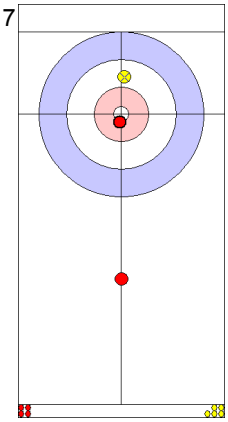

SUI: HOWALD C
Raise In 4

8

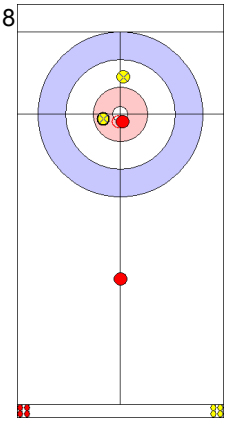

JPN: TOMABECHI K
Draw In 3

9

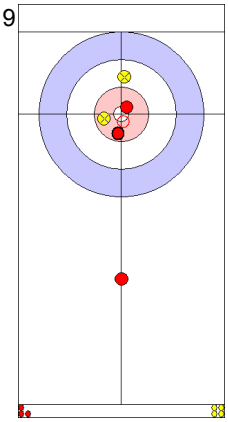

SUI: PFISTER M
Draw In 4

10

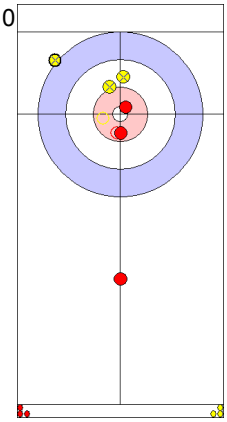

JPN: TOMABECHI M
Draw In 2

11

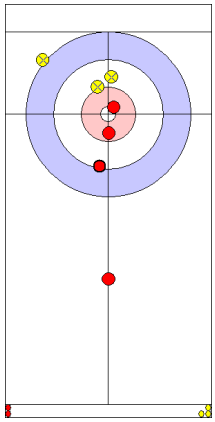

SUI: PFISTER M
Guard In 4

12

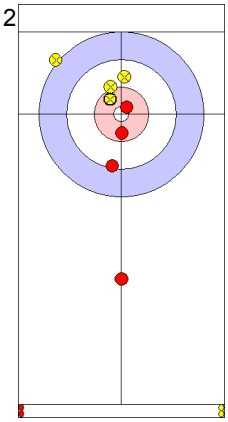

JPN: TOMABECHI M
Draw In 3

13

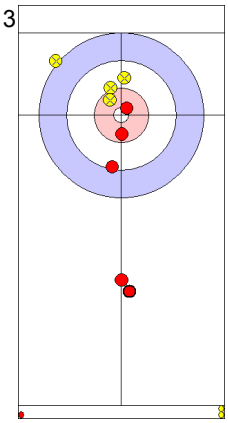

SUI: PFISTER M
Guard Out 3

14

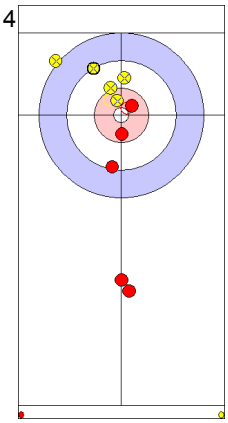

JPN: TOMABECHI M
Draw In 4

15

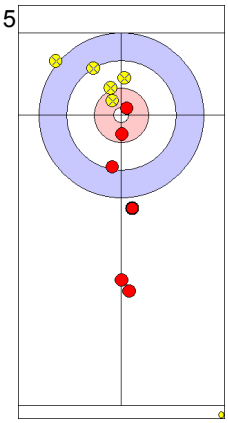

SUI: HOWALD C
Draw Out 0

16

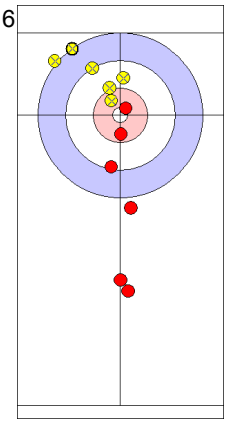

JPN: TOMABECHI K
Draw In 0

Game - Shot by Shot

SUI - Switzerland	0 + 1	JPN - Japan	1 + 0	End 2

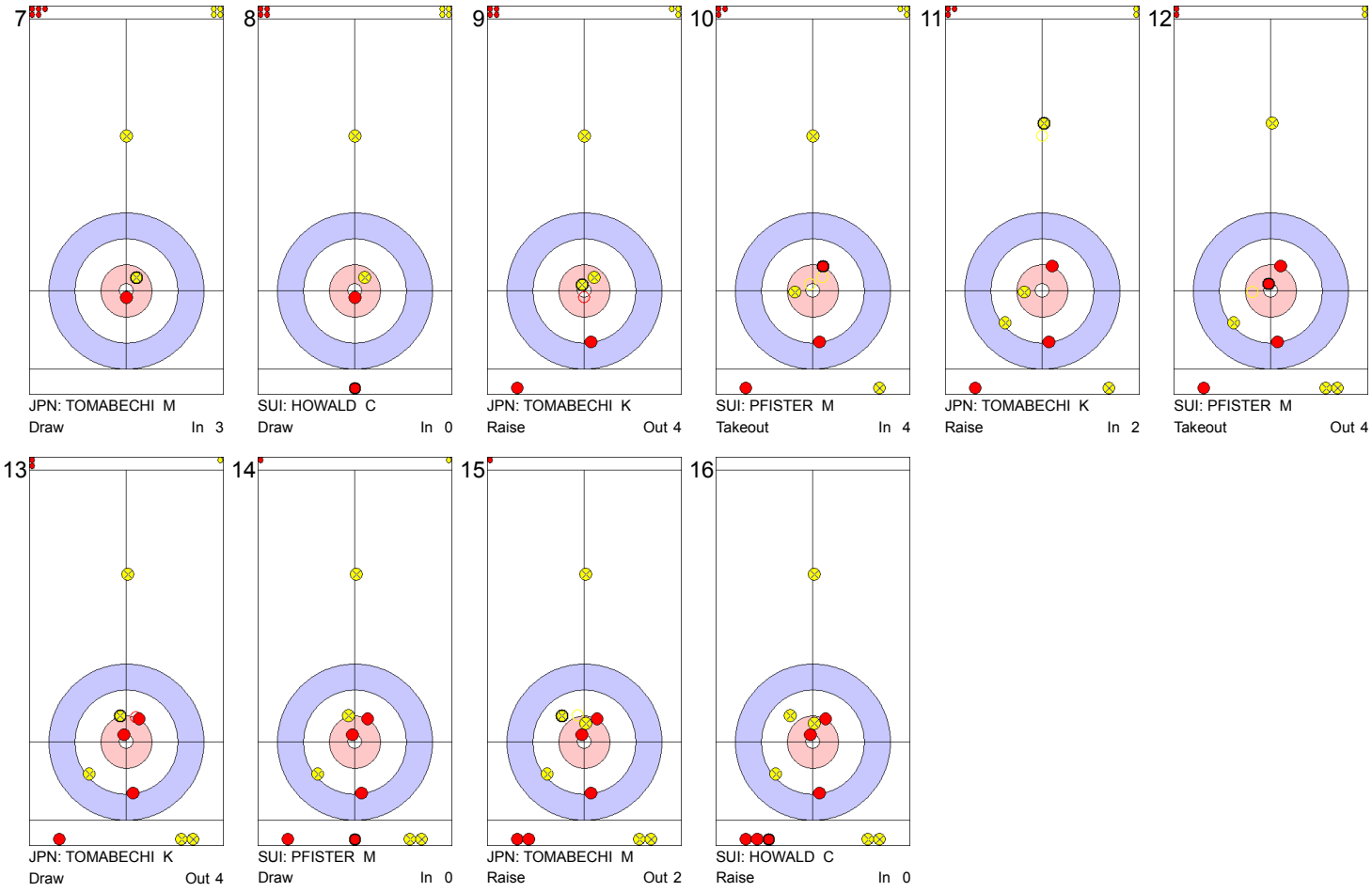

Game - Shot by Shot

SUI - Switzerland	1 + 0	JPN - Japan	1 + 3	End 3

7

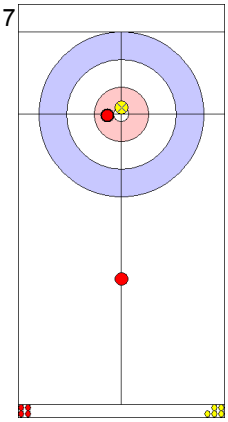

SUI: HOWALD C
Draw In 3

8

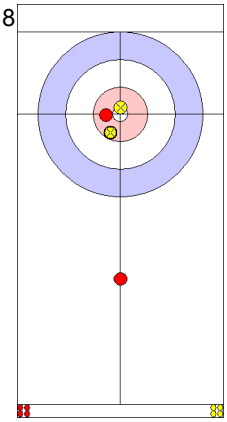

JPN: TOMABECHI M
Draw In 3

9

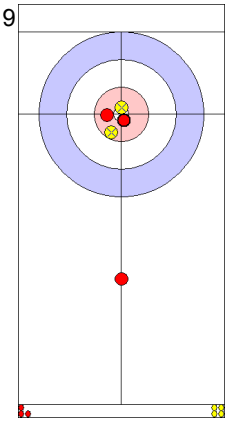

SUI: PFISTER M
Draw Out 4

10

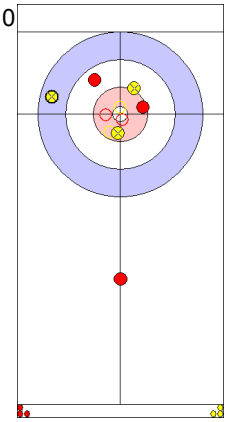

JPN: TOMABECHI K
Raise In 4

11

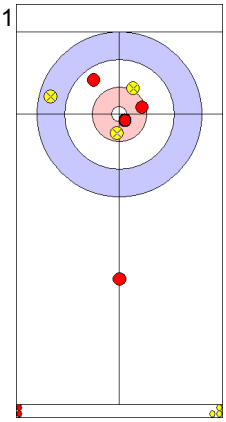

SUI: PFISTER M
Draw Out 4

12

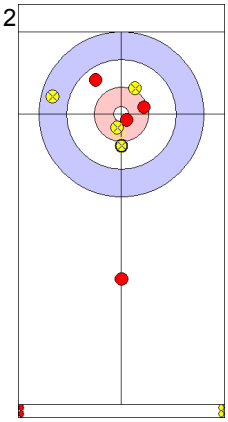

JPN: TOMABECHI K
Raise Out 3

13

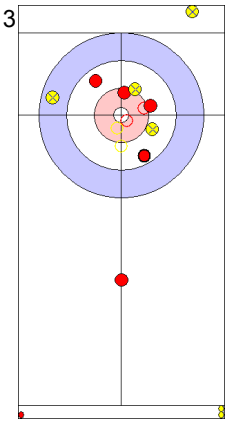

SUI: PFISTER M
Takeout Out 4

14

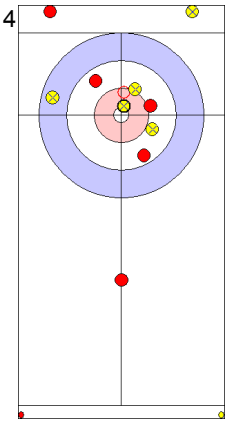

JPN: TOMABECHI K
Takeout Out 4

15

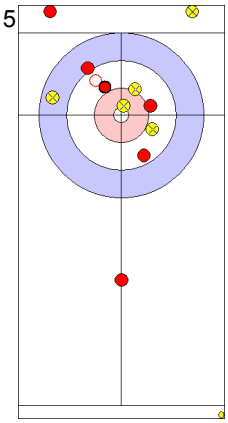

SUI: HOWALD C
Raise In 2

16

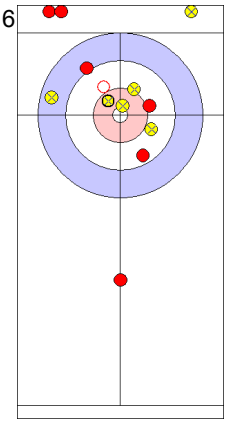

JPN: TOMABECHI M
Takeout In 4

Game - Shot by Shot

SUI - Switzerland	1 + 0	JPN - Japan	4 + 1	End 4

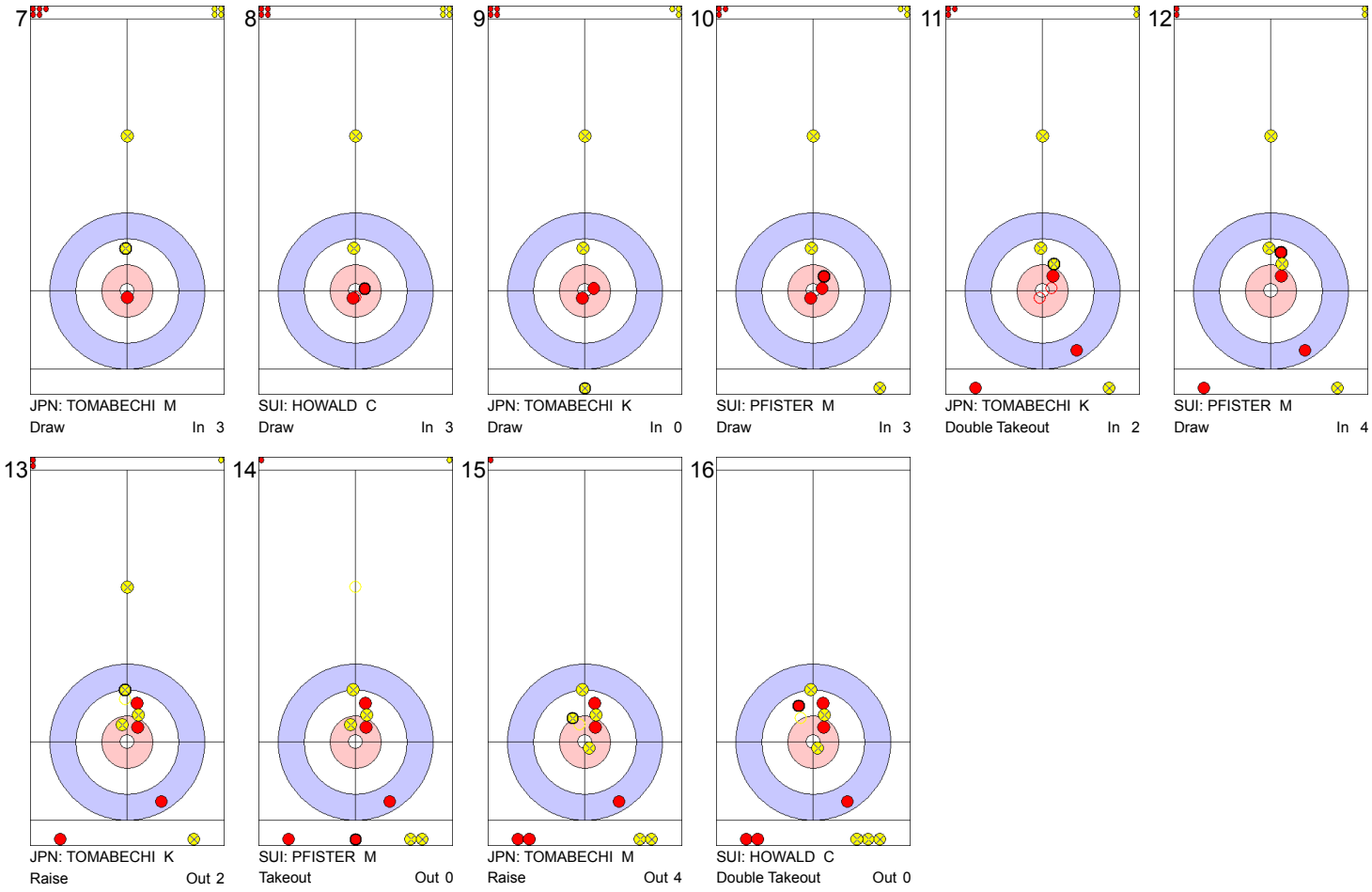

Game - Shot by Shot

SUI - Switzerland	1 + 0	JPN - Japan	5 + 1	End 5

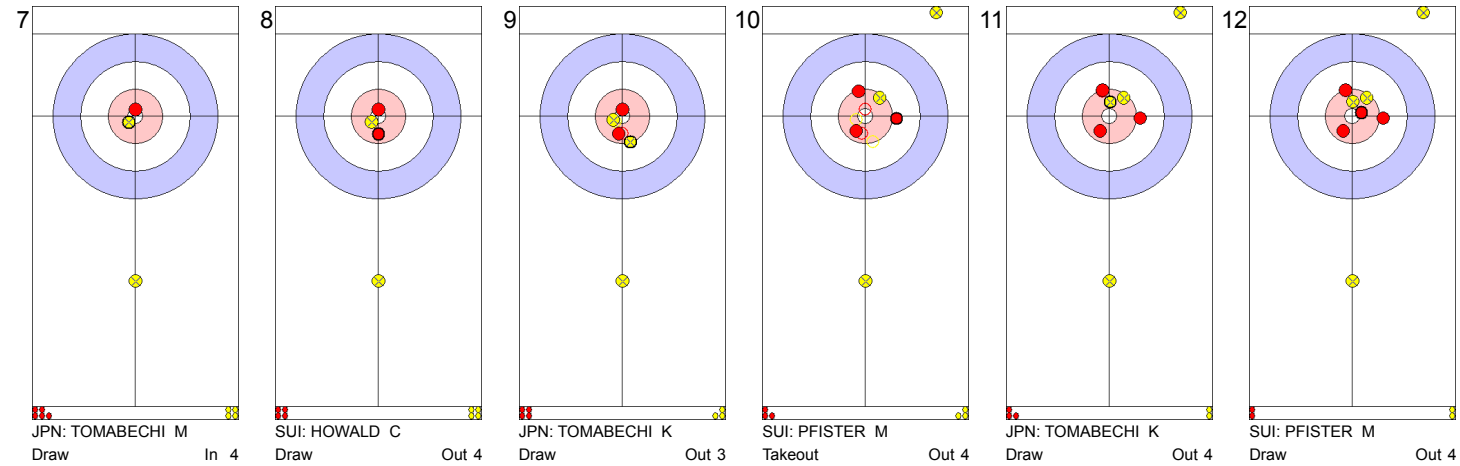

7	8	9	10	11	12
JPN: TOMABECHI M	SUI: HOWALD C	JPN: TOMABECHI K	SUI: PFISTER M	JPN: TOMABECHI K	SUI: PFISTER M
Draw In 4	Draw Out 4	Draw Out 3	Takeout Out 4	Draw Out 4	Draw Out 4

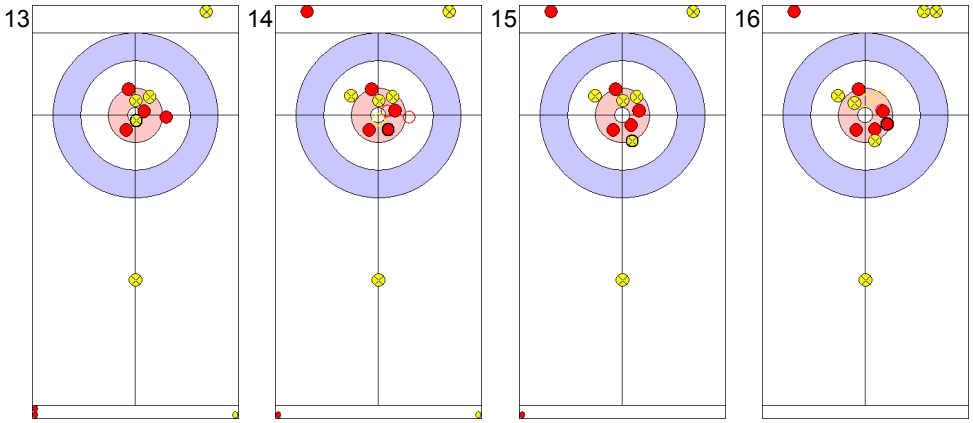

13	14	15	16
JPN: TOMABECHI K	SUI: PFISTER M	JPN: TOMABECHI M	SUI: HOWALD C
Draw Out 4	Takeout Out 0	Guard Out 4	Promotion Takeout Out 0

Game - Shot by Shot

SUI - Switzerland	1 + 0	JPN - Japan	6 + 1	End 6

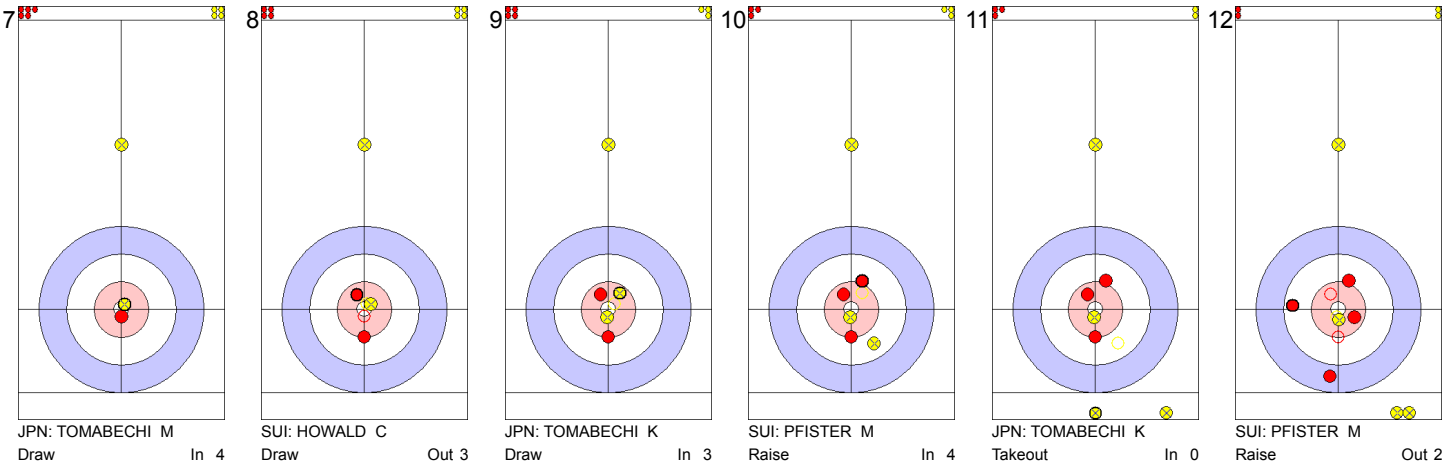

7
JPN: TOMABECHI M
Draw In 4

8
SUI: HOWALD C
Draw Out 3

9
JPN: TOMABECHI K
Draw In 3

10
SUI: PFISTER M
Raise In 4

11
JPN: TOMABECHI K
Takeout In 0

12
SUI: PFISTER M
Raise Out 2

13
JPN: TOMABECHI K
Draw Out 0

14
SUI: PFISTER M
Raise In 2

15
JPN: TOMABECHI M
Guard In 4

16
SUI: HOWALD C
Hit and Roll Out 0

Game - Shot by Shot

SUI - Switzerland	1 + 1	JPN - Japan	7 + 0	End 7

7

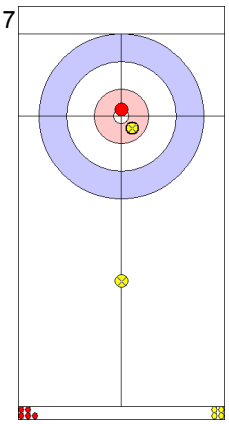

JPN: TOMABECHI M
Draw In 3

8

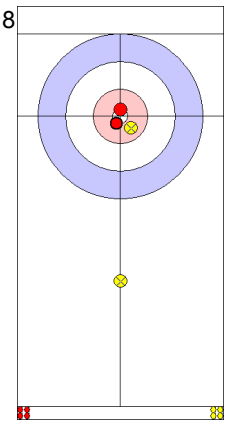

SUI: HOWALD C
Draw In 4

9

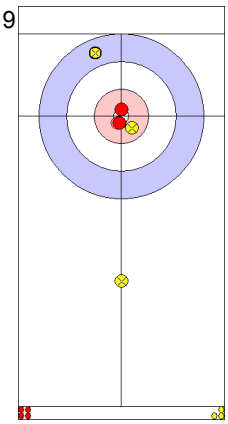

JPN: TOMABECHI K
Raise In 0

10

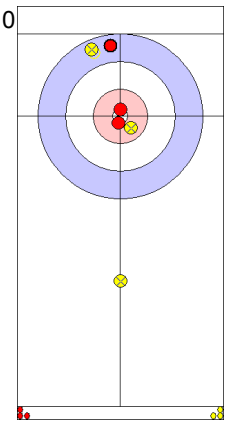

SUI: PFISTER M
Draw In 2

11

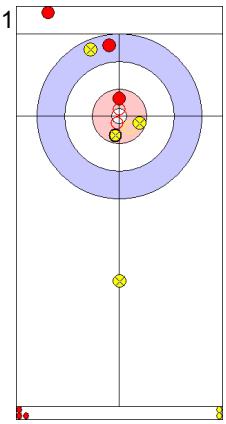

JPN: TOMABECHI K
Raise In 4

12

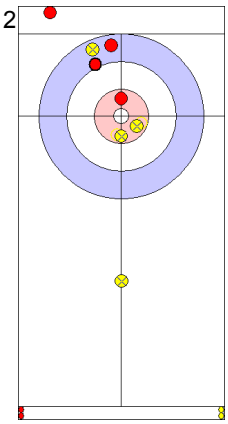

SUI: PFISTER M
Raise In 0

13

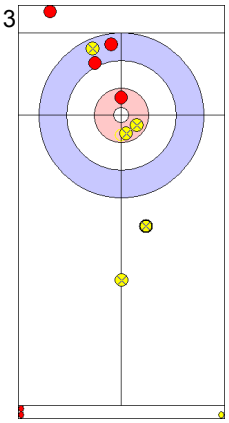

JPN: TOMABECHI K
Guard Out 3

14

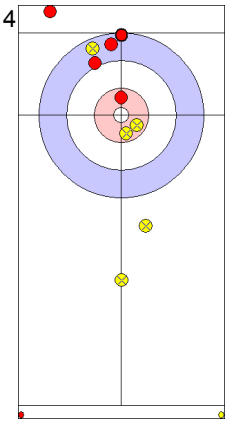

SUI: PFISTER M
Takeout In 0

15

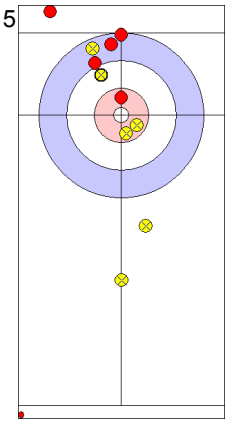

JPN: TOMABECHI M
Draw In 2

16

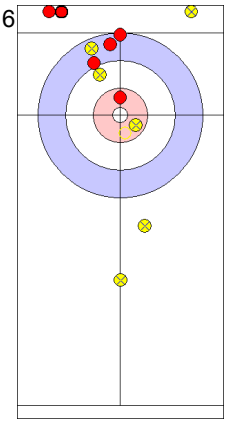

SUI: HOWALD C
Takeout Out 1

Game Results

Sheet	Game	Team	LSFE	1	2	3	4	5	6	7	8	Extra Ends						Total
D	4	FRA - France	*	1	0	3	0	3	1	0	1							9
	4	AUS - Australia		0	1	0	2	0	0	4	0							7

FRA - France		Game	All
F	EMBERGER Catherine	48 %	42 %
M	MERCIER Thierry	70 %	48 %
	Team Total	61 %	45 %

Last Stone Draw: 293.5cm 185.4cm ↻ EMBERGER C
108.1cm ↺ MERCIER T

Time remaining: 3 minutes 53 seconds

AUS - Australia		Game	All
F	FORGE Kim	48 %	46 %
M	JOHNS Steve	55 %	59 %
	Team Total	53 %	53 %

Last Stone Draw: 299.0cm 185.4cm ↻ FORGE K
113.6cm ↺ JOHNS S

Time remaining: 1 minute 13 seconds

Time-out: end 8 - AUS stone 8

Detailed Game Statistics:

FRA - France		Draws		Takeouts		Total	
F	EMBERGER Catherine	12	40 %	4	75 %	16	48 %
M	MERCIER Thierry	12	73 %	12	67 %	24	70 %
	Team Total	24	56 %	16	69 %	40	61 %

AUS - Australia		Draws		Takeouts		Total	
F	FORGE Kim	15	45 %	1	100 %	16	48 %
M	JOHNS Steve	23	58 %	1	0 %	24	55 %
	Team Total	38	53 %	2	50 %	40	53 %

LEGEND
F Female **LSFE** (*) Last stone first end **M** Male

Game - Shot by Shot

FRA - France	0 + 1	AUS - Australia	0 + 0	End 1

7

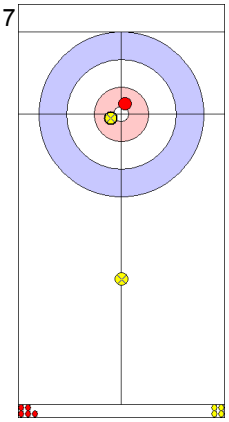

AUS: FORGE K
Draw — Out 2

8

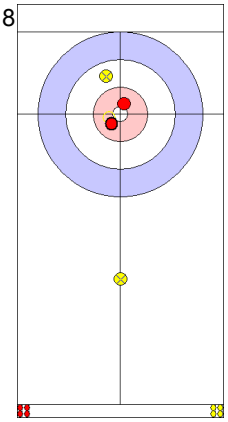

FRA: EMBERGER C
Draw — In 3

9

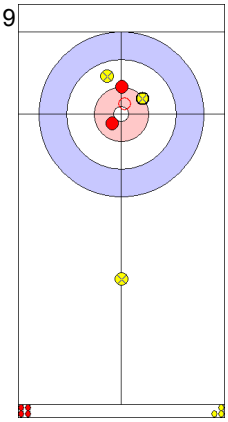

AUS: JOHNS S
Draw — Out 0

10

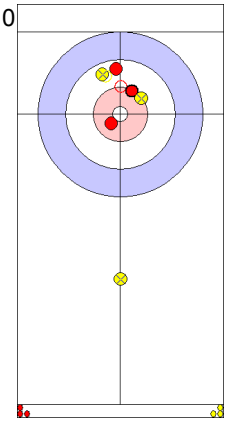

FRA: MERCIER T
Draw — Out 2

11

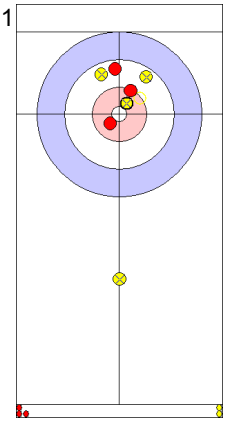

AUS: JOHNS S
Draw — Out 3

12

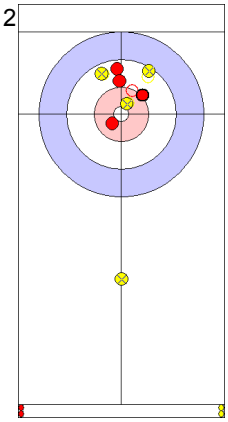

FRA: MERCIER T
Draw — Out 2

13

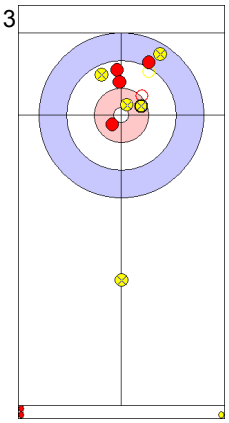

AUS: JOHNS S
Draw — Out 3

14

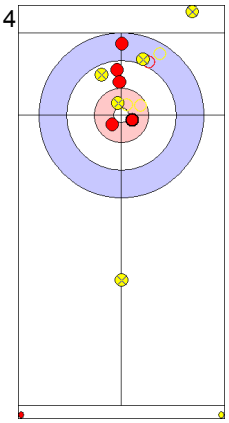

FRA: MERCIER T
Takeout — Out 4

15

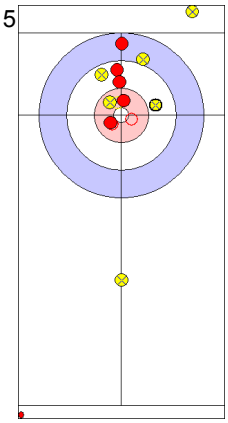

AUS: FORGE K
Draw — Out 2

16

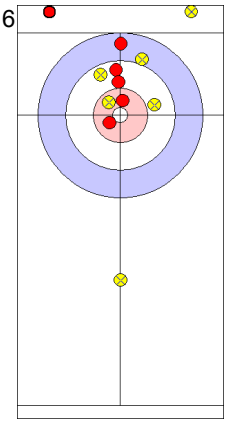

FRA: EMBERGER C
Takeout — Out 0

Game - Shot by Shot

FRA - France	1 + 0	AUS - Australia	0 + 1	End 2

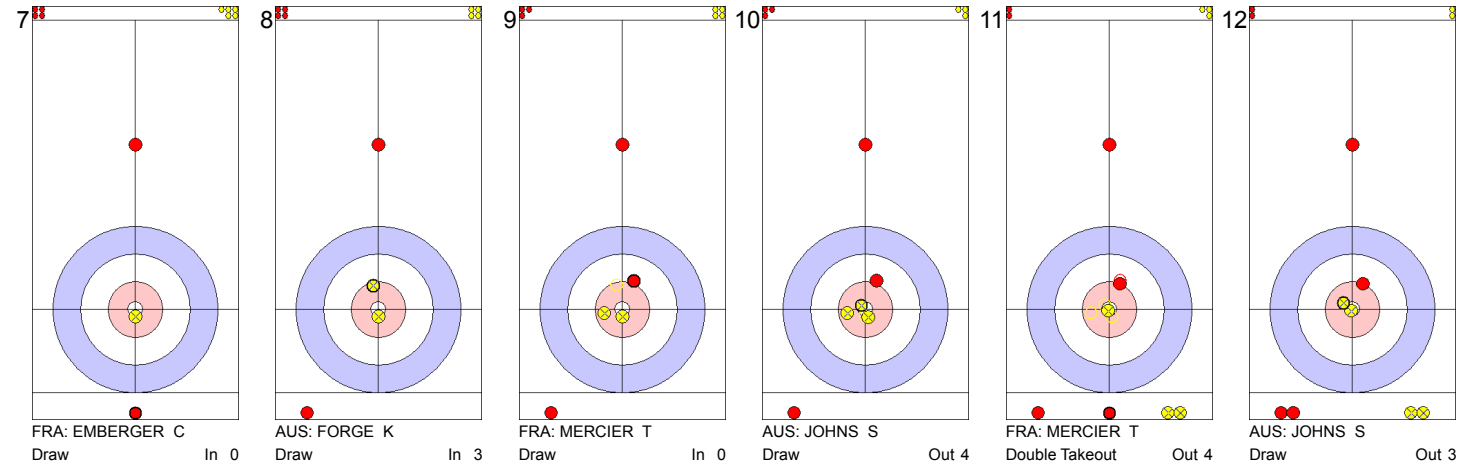

7
FRA: EMBERGER C
Draw In 0

8
AUS: FORGE K
Draw In 3

9
FRA: MERCIER T
Draw In 0

10
AUS: JOHNS S
Draw Out 4

11
FRA: MERCIER T
Double Takeout Out 4

12
AUS: JOHNS S
Draw Out 3

13
FRA: MERCIER T
Takeout Out 4

14
AUS: JOHNS S
Draw In 0

15
FRA: EMBERGER C
Draw Out 2

16
AUS: FORGE K
Draw In 4

Game - Shot by Shot

FRA - France	1 + 3	AUS - Australia	1 + 0	End 3

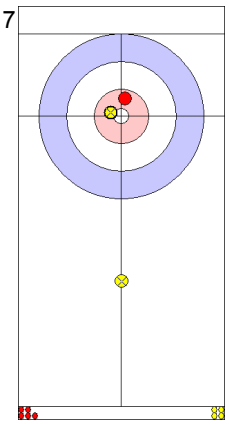

7
AUS: FORGE K
Draw Out 2

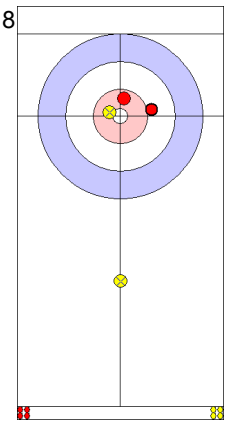

8
FRA: EMBERGER C
Draw Out 2

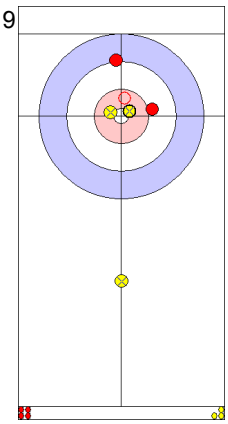

9
AUS: JOHNS S
Draw Out 4

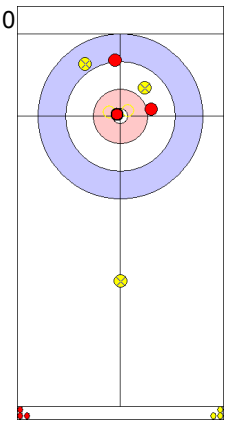

10
FRA: MERCIER T
Draw In 4

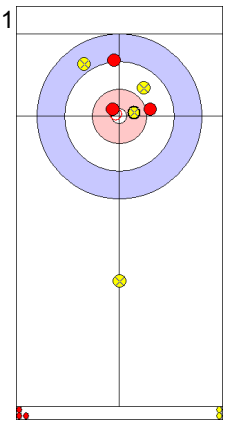

11
AUS: JOHNS S
Draw Out 2

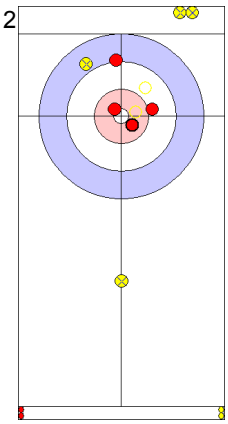

12
FRA: MERCIER T
Double Takeout Out 4

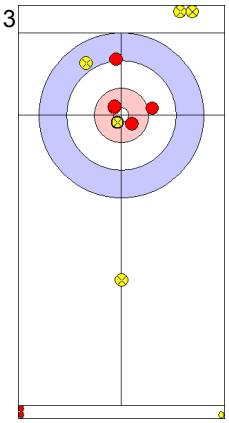

13
AUS: JOHNS S
Draw In 3

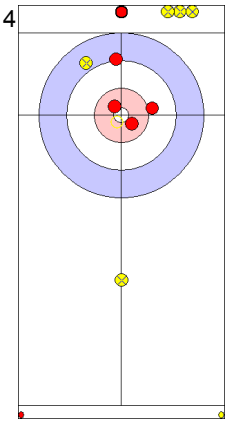

14
FRA: MERCIER T
Takeout In 2

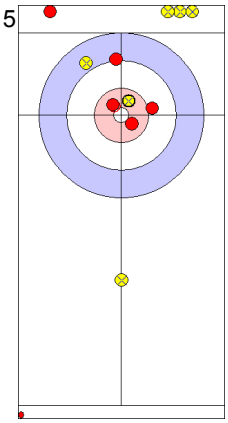

15
AUS: FORGE K
Draw In 4

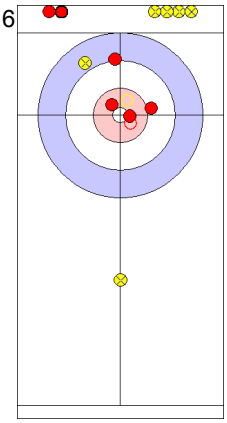

16
FRA: EMBERGER C
Takeout Out 4

Game - Shot by Shot

FRA - France	4 + 0	AUS - Australia	1 + 2	End 4

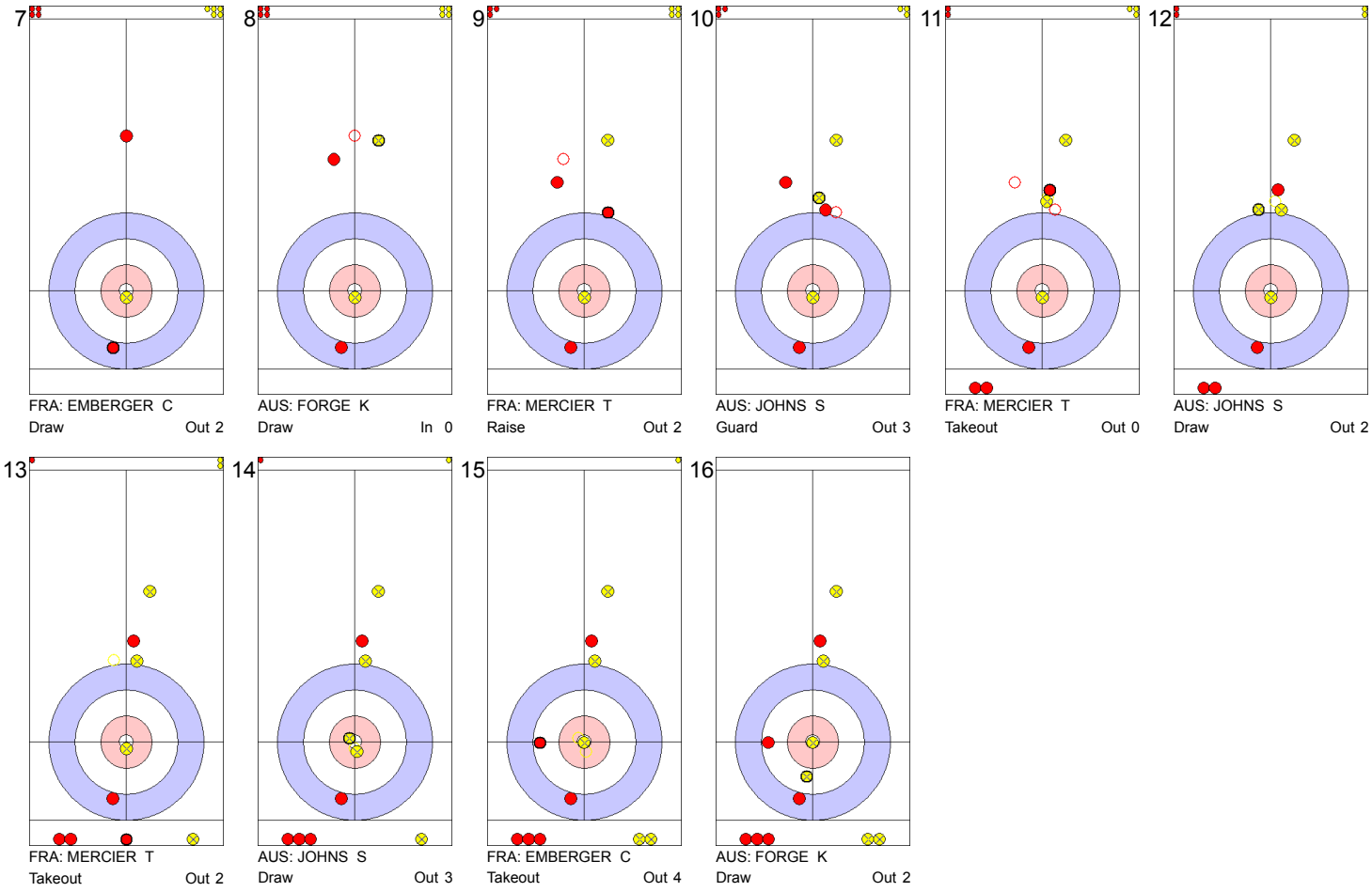

Game - Shot by Shot

FRA - France	4 + 3	AUS - Australia	3 + 0	End 5

7

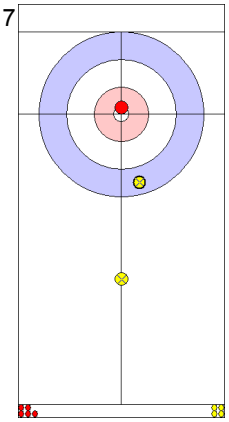

AUS: FORGE K
Draw Out 2

8

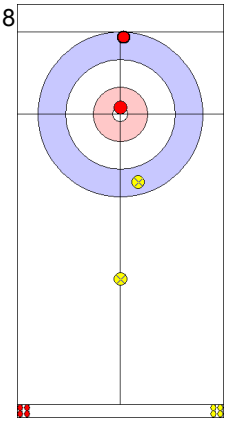

FRA: EMBERGER C
Draw In 2

9

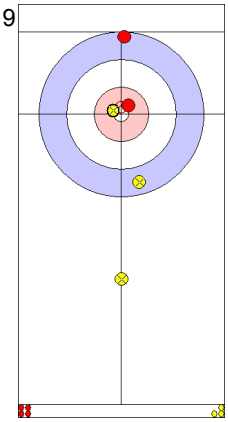

AUS: JOHNS S
Draw In 3

10

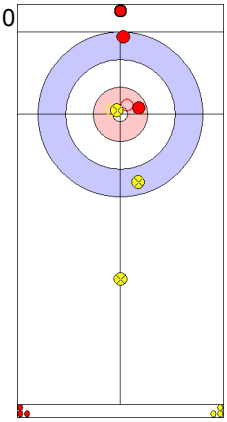

FRA: MERCIER T
Hit and Roll In 0

11

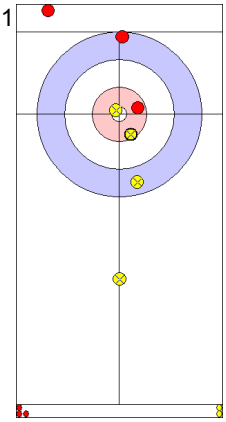

AUS: JOHNS S
Draw In 4

12

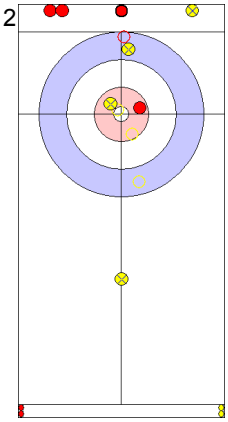

FRA: MERCIER T
Double Takeout Out 4

13

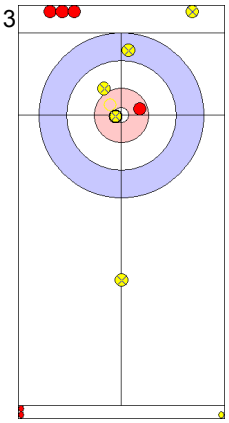

AUS: JOHNS S
Draw Out 3

14

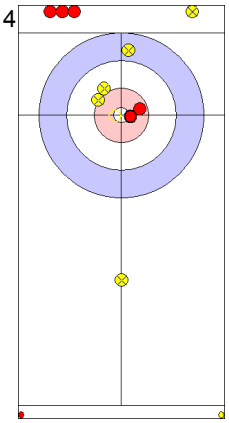

FRA: MERCIER T
Draw Out 3

15

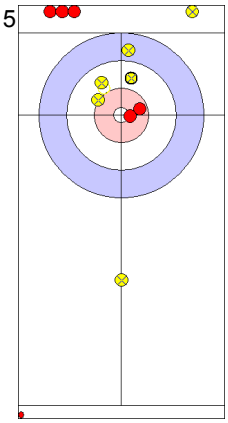

AUS: FORGE K
Draw In 2

16

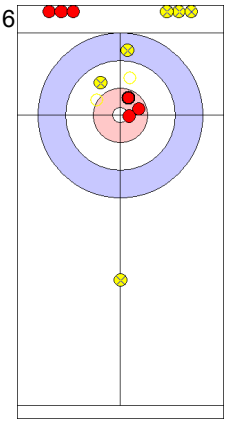

FRA: EMBERGER C
Hit and Roll In 4

Game - Shot by Shot

FRA - France	7 + 1	AUS - Australia	3 + 0	End 6

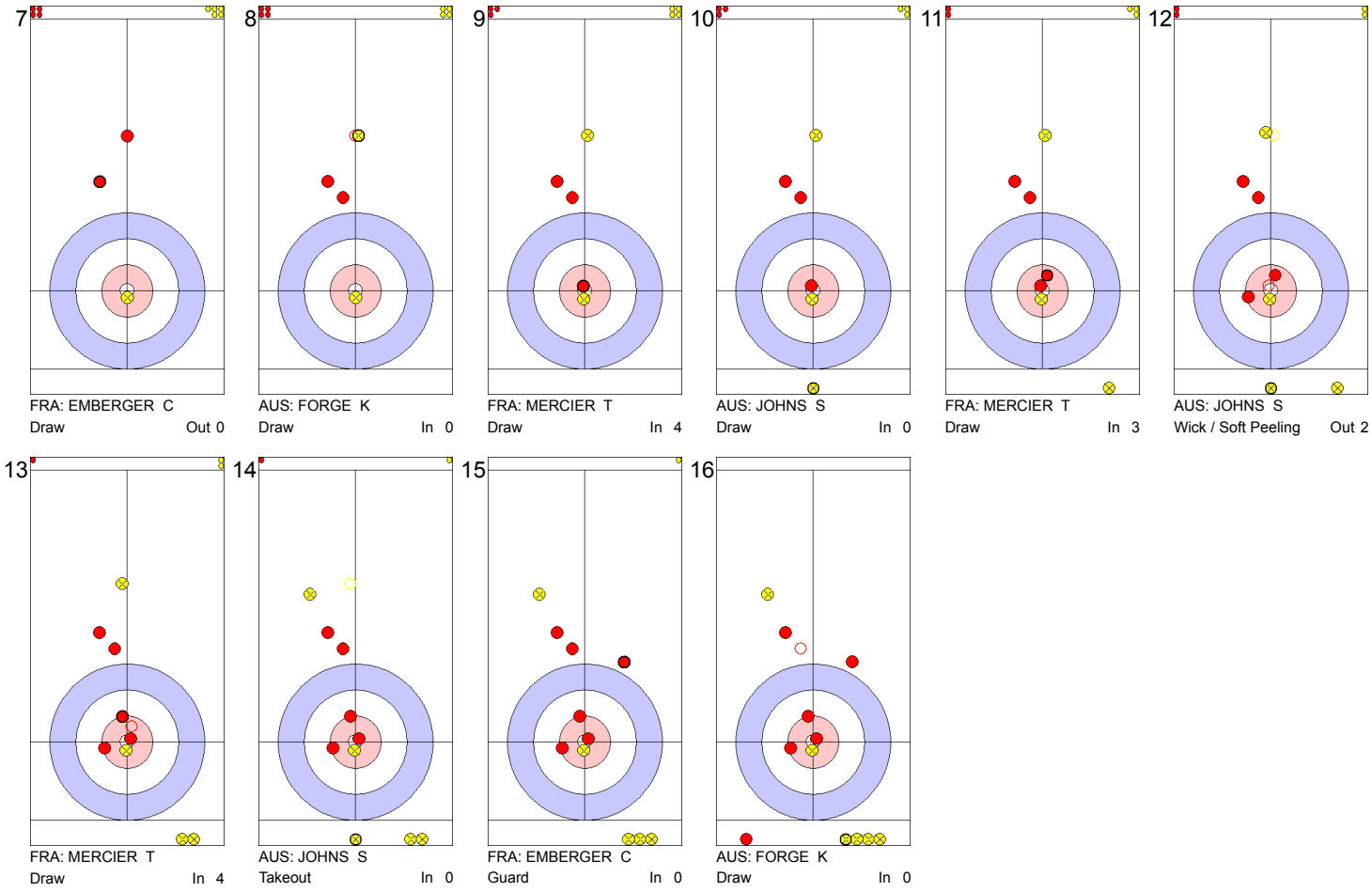

7
FRA: EMBERGER C
Draw Out 0

8
AUS: FORGE K
Draw In 0

9
FRA: MERCIER T
Draw In 4

10
AUS: JOHNS S
Draw In 0

11
FRA: MERCIER T
Draw In 3

12
AUS: JOHNS S
Wick / Soft Peeling Out 2

13
FRA: MERCIER T
Draw In 4

14
AUS: JOHNS S
Takeout In 0

15
FRA: EMBERGER C
Guard In 0

16
AUS: FORGE K
Draw In 0

Game - Shot by Shot

FRA - France	8 + 0	AUS - Australia	3 + 4	End 7

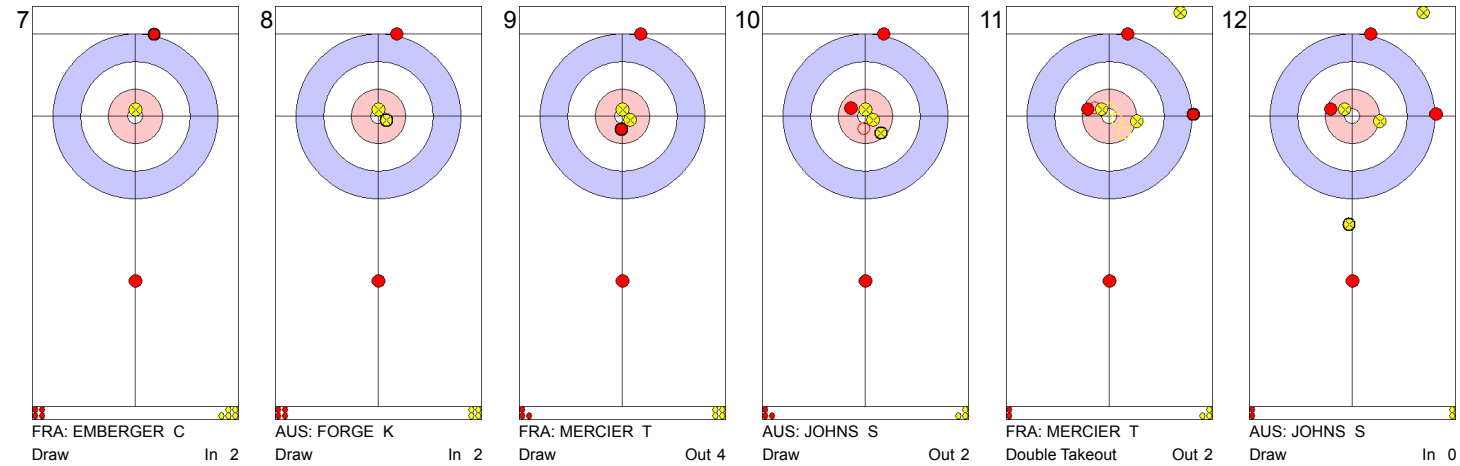

7
FRA: EMBERGER C
Draw In 2

8
AUS: FORGE K
Draw In 2

9
FRA: MERCIER T
Draw Out 4

10
AUS: JOHNS S
Draw Out 2

11
FRA: MERCIER T
Double Takeout Out 2

12
AUS: JOHNS S
Draw In 0

13
FRA: MERCIER T
Draw In 3

14
AUS: JOHNS S
Draw In 2

15
FRA: EMBERGER C
Draw In 2

16
AUS: FORGE K
Takeout In 4

Game - Shot by Shot

FRA - France	8 + 1	AUS - Australia	7 + 0	End 8

7

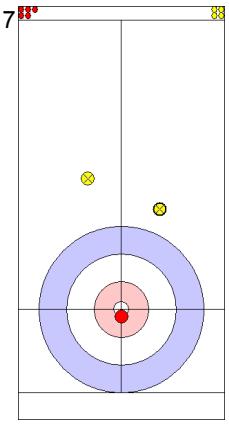

AUS: FORGE K
Draw In 0

8

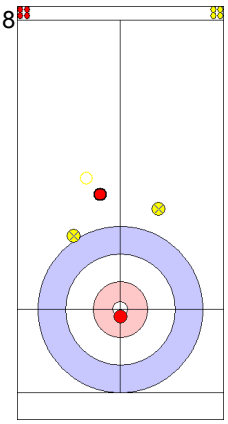

FRA: EMBERGER C
Draw In 0

9

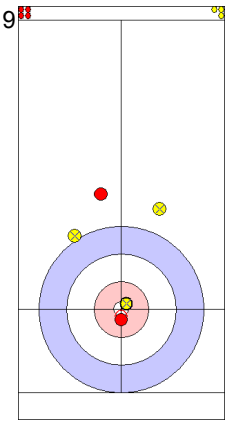

AUS: JOHNS S
Draw In 4

10

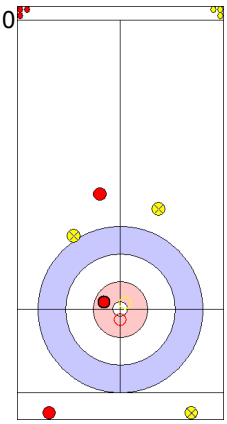

FRA: MERCIER T
Takeout Out 2

11

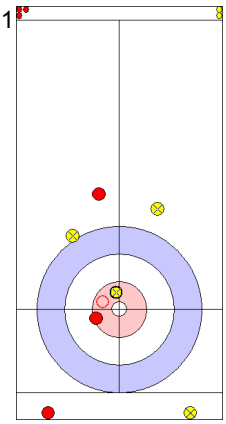

AUS: JOHNS S
Draw In 3

12

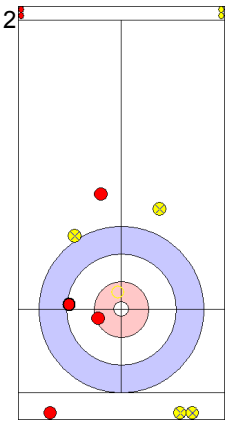

FRA: MERCIER T
Takeout In 4

13

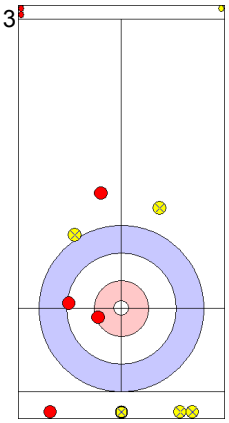

AUS: JOHNS S
Draw In 0

14

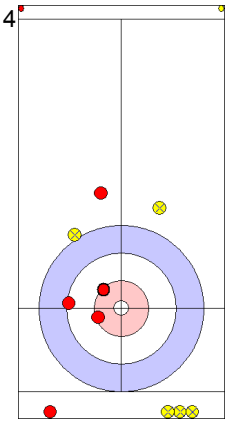

FRA: MERCIER T
Draw In 4

15

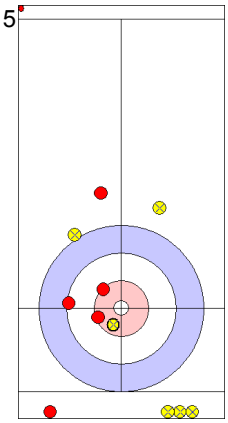

AUS: FORGE K
Draw In 2
Time-out

16

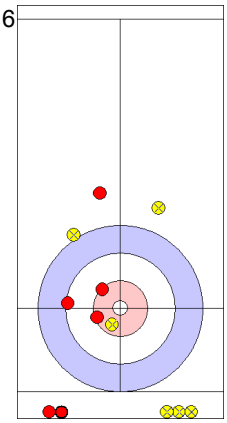

FRA: EMBERGER C
Draw In 4

Game Results

Sheet	Game	Team	LSFE	1	2	3	4	5	6	7	8	Extra Ends						Total
E	4	TUR - Turkey	*	0	0	0	1	0	0	0	0							1
	4	CZE - Czech Republic		1	1	1	0	1	1	1	2							8

TUR - Turkey		Game	All
F	POLAT Oznur	48 %	48 %
M	CAKIR Kadir	57 %	56 %
	Team Total	52 %	52 %

Last Stone Draw: 188.6cm 3.2cm ↻ CAKIR K
185.4cm ↺ POLAT O

Time remaining: 1 minute 12 seconds

CZE - Czech Republic		Game	All
F	JELINKOVA Jana	88 %	62 %
M	MIHOLA Ondrej	83 %	70 %
	Team Total	85 %	67 %

Last Stone Draw: 325.5cm 185.4cm ↻ JELINKOVA J
140.1cm ↺ MIHOLA O

Time remaining: 1 minute 45 seconds

Detailed Game Statistics:

TUR - Turkey		Draws		Takeouts		Total	
F	POLAT Oznur	10	58 %	11	39 %	21	48 %
M	CAKIR Kadir	13	56 %	6	58 %	19	57 %
	Team Total	23	57 %	17	46 %	40	52 %

CZE - Czech Republic		Draws		Takeouts		Total	
F	JELINKOVA Jana	14	86 %	2	100 %	16	88 %
M	MIHOLA Ondrej	24	83 %	0	- %	24	83 %
	Team Total	38	84 %	2	100 %	40	85 %

LEGEND
F Female **LSFE** (*) Last stone first end **M** Male

МИНИСТЕРСТВО СПОРТА РОССИИ
АДМИНИСТРАЦИЯ ГОРОДА СОЧИ
RUSSIAN CURLING FEDERATION
NEW LEAGUE
АВТОРАДИО
Mercedes-Benz
CURLIT

Game - Shot by Shot

TUR - Turkey	0 + 0	CZE - Czech Republic	0 + 1	End 1

7

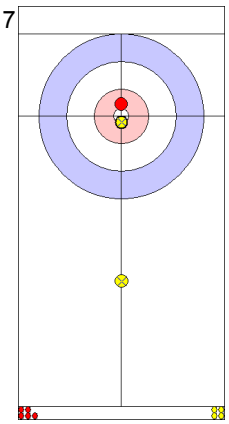

CZE: JELINKOVA J
Draw Out 4

8

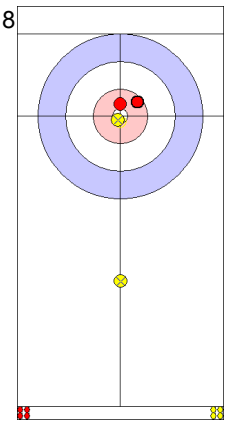

TUR: POLAT O
Draw Out 3

9

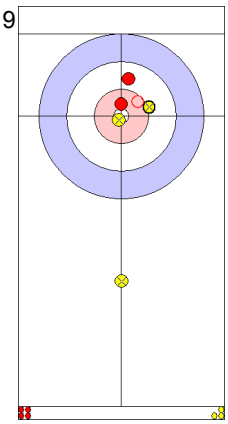

CZE: MIHOLA O
Draw Out 3

10

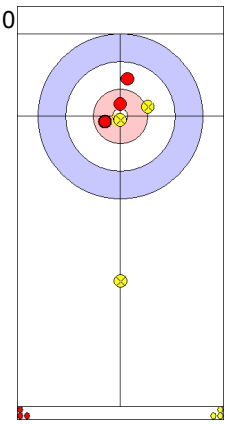

TUR: CAKIR K
Draw In 4

11

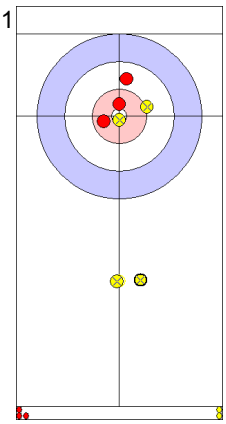

CZE: MIHOLA O
Guard In 4

12

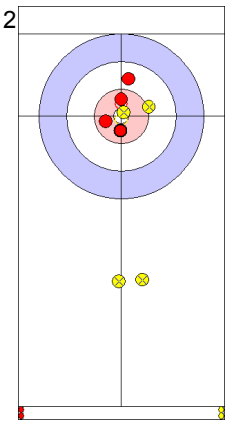

TUR: CAKIR K
Draw In 4

13

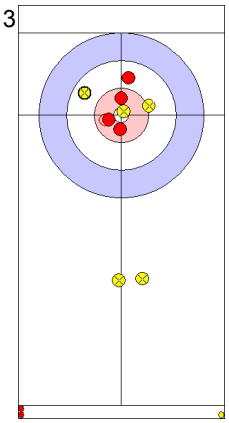

CZE: MIHOLA O
Draw In 2

14

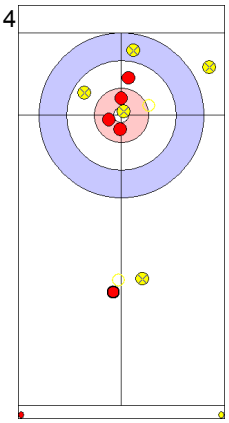

TUR: CAKIR K
Raise In 0

15

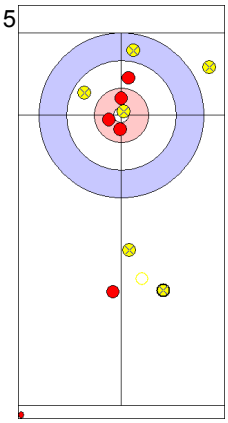

CZE: JELINKOVA J
Guard Out 4

16

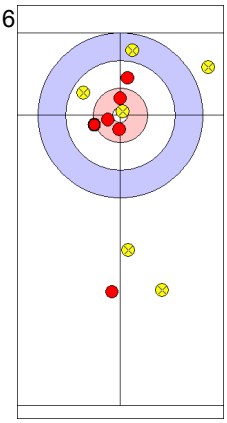

TUR: POLAT O
Raise In 1

Game - Shot by Shot

TUR - Turkey	0 + 0	CZE - Czech Republic	1 + 1	End 2

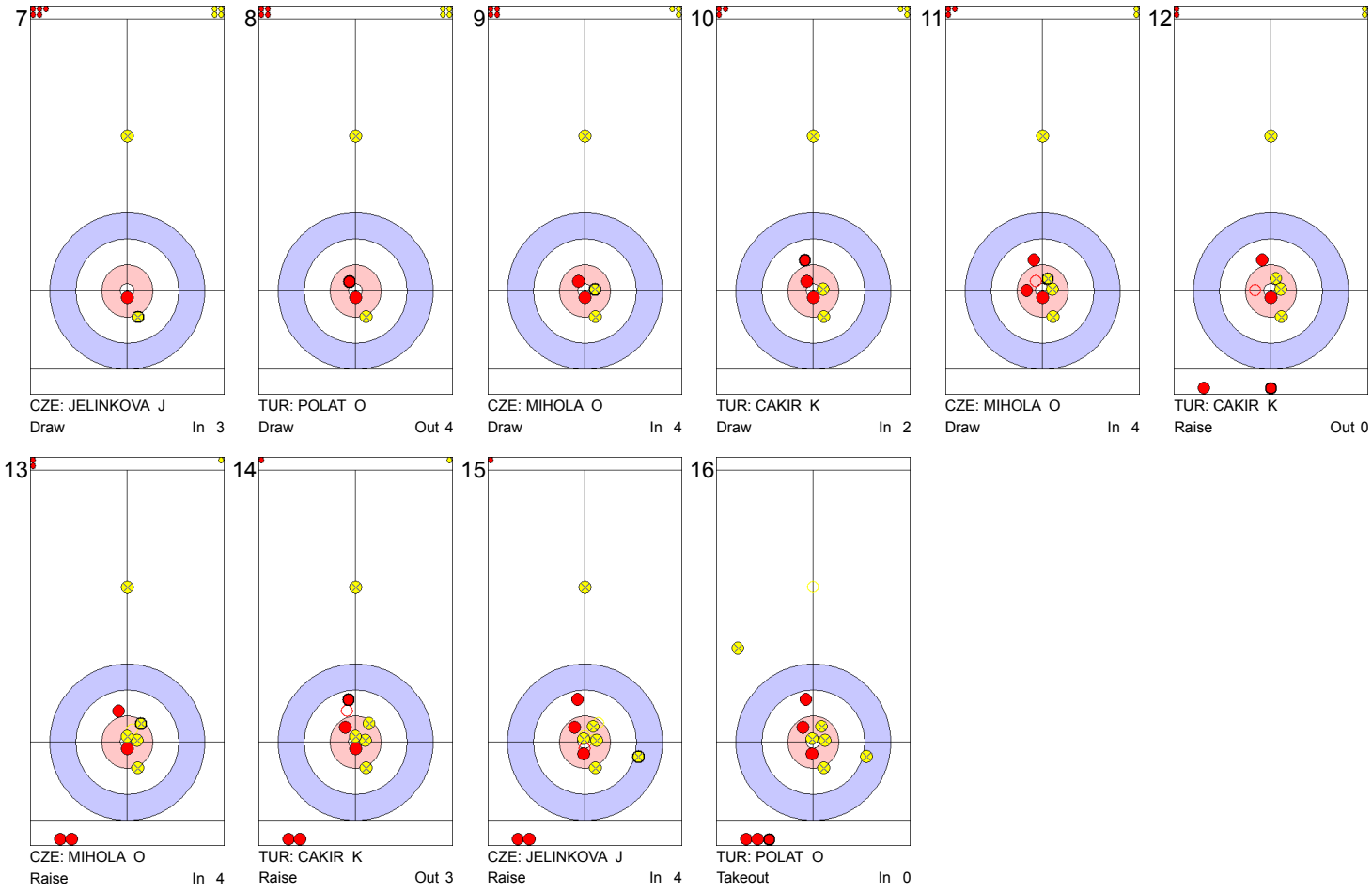

Game - Shot by Shot

TUR - Turkey	0 + 0	CZE - Czech Republic	2 + 1	End 3

7

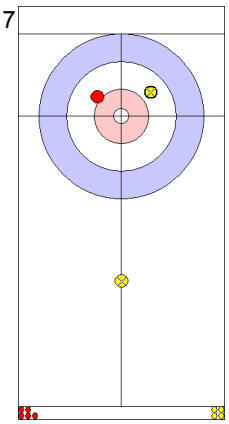

CZE: JELINKOVA J
Draw Out 2

8

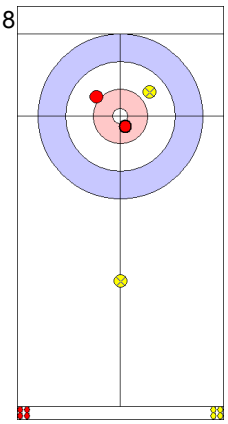

TUR: POLAT O
Draw In 4

9

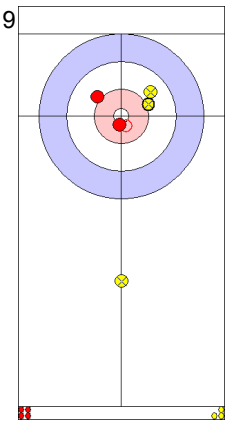

CZE: MIHOLA O
Draw Out 3

10

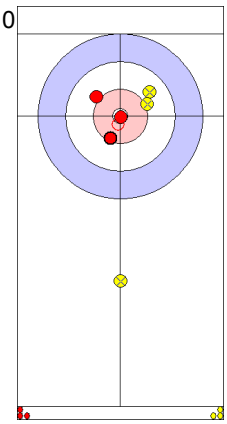

TUR: CAKIR K
Draw In 4

11

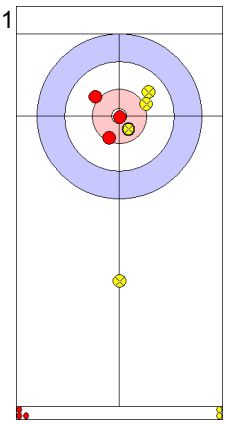

CZE: MIHOLA O
Draw Out 4

12

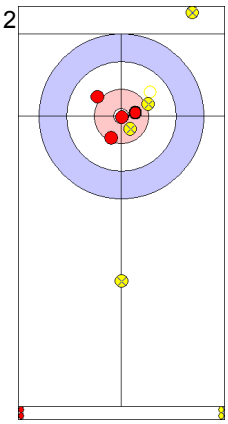

TUR: CAKIR K
Hit and Roll Out 4

13

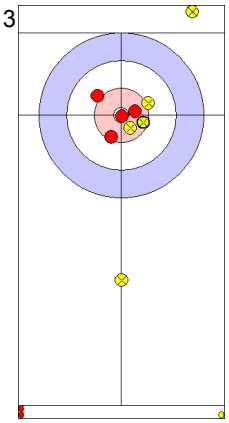

CZE: MIHOLA O
Draw Out 4

14

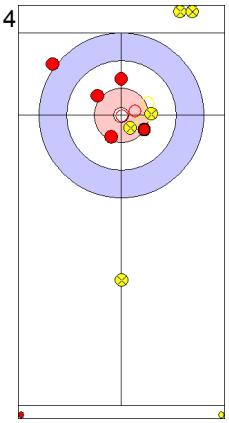

TUR: CAKIR K
Takeout Out 2

15

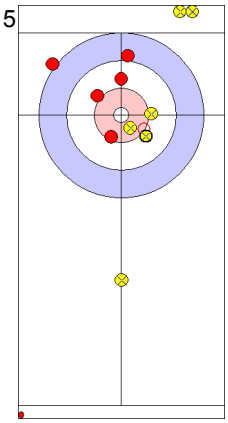

CZE: JELINKOVA J
Takeout Out 4

16

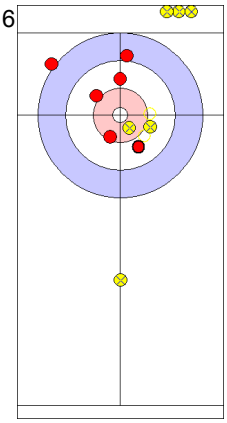

TUR: POLAT O
Takeout Out 2

Game - Shot by Shot

TUR - Turkey	0 + 1	CZE - Czech Republic	3 + 0	End 4

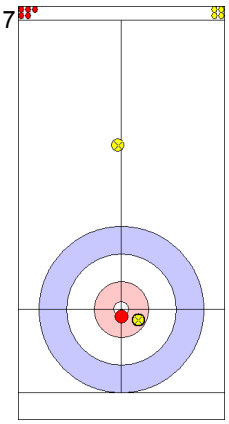

7
CZE: JELINKOVA J
Draw In 3

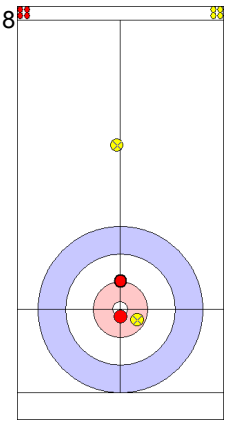

8
TUR: CAKIR K
Draw Out 4

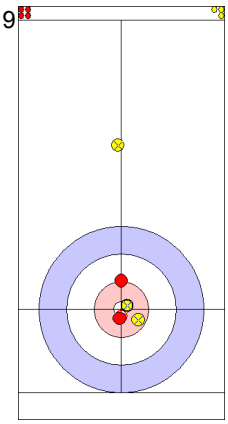

9
CZE: MIHOLA O
Draw In 4

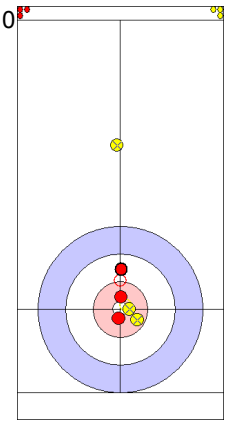

10
TUR: POLAT O
Raise Out 4

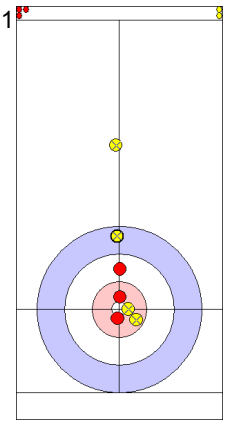

11
CZE: MIHOLA O
Draw In 2

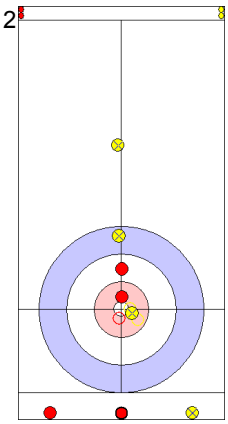

12
TUR: POLAT O
Double Takeout In 2

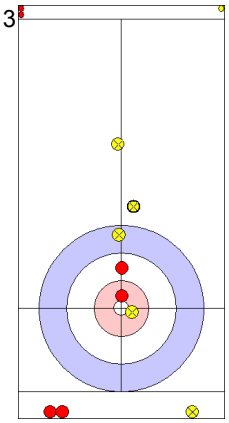

13
CZE: MIHOLA O
Guard In 4

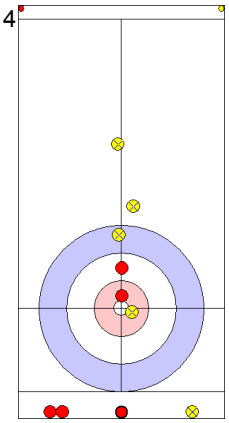

14
TUR: POLAT O
Takeout In 0
Slow Takeout

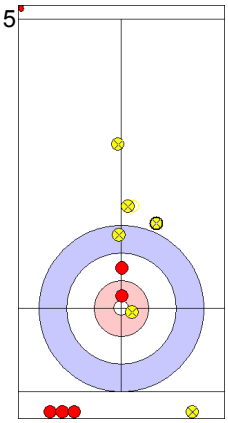

15
CZE: JELINKOVA J
Guard In 2

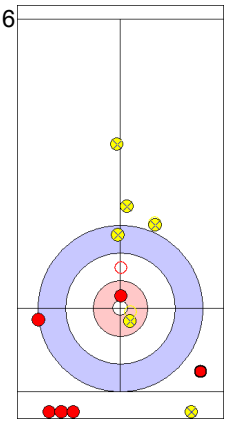

16
TUR: CAKIR K
Takeout In 4

Game - Shot by Shot

TUR - Turkey	1 + 0	CZE - Czech Republic	3 + 1	End 5

7

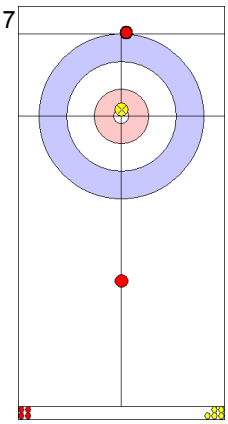

TUR: CAKIR K
Draw In 2

8

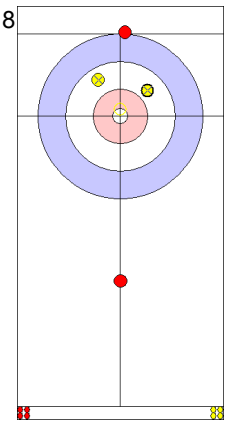

CZE: JELINKOVA J
Draw Out 4

9

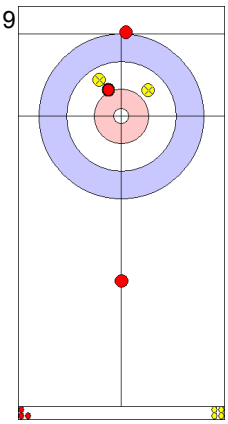

TUR: POLAT O
Draw Out 3

10

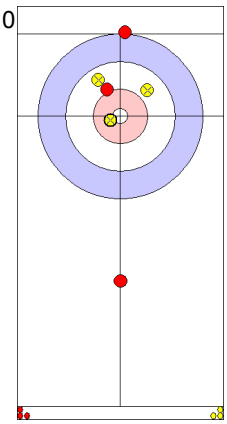

CZE: MIHOLA O
Draw In 4

11

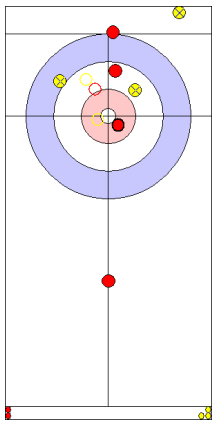

TUR: POLAT O
Takeout In 4

12

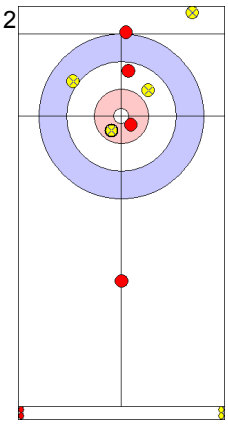

CZE: MIHOLA O
Draw Out 2

13

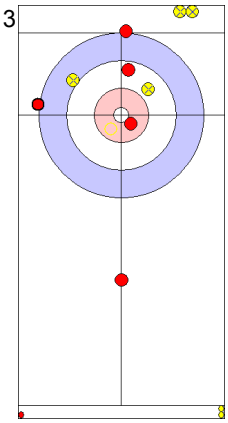

TUR: POLAT O
Takeout In 4

14

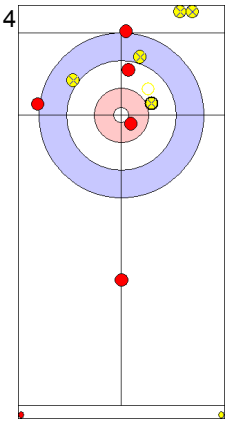

CZE: MIHOLA O
Draw Out 3

15

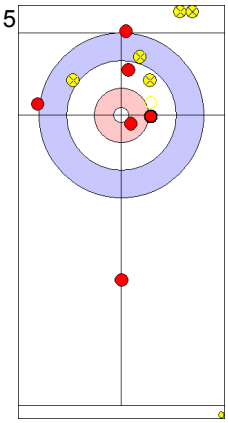

TUR: CAKIR K
Takeout Out 4
Slow Takeout

16

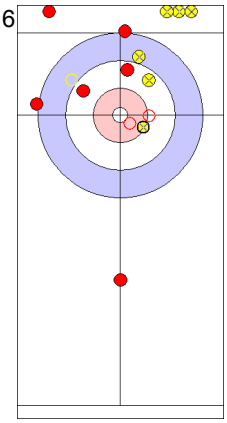

CZE: JELINKOVA J
Double Takeout Out 4

Game - Shot by Shot

TUR - Turkey	1 + 0	CZE - Czech Republic	4 + 1	End 6

7

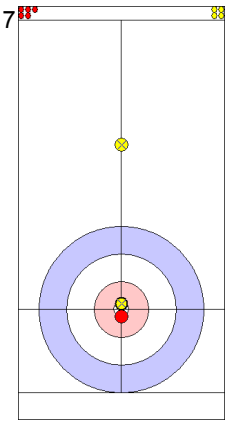

CZE: JELINKOVA J
Draw In 4

8

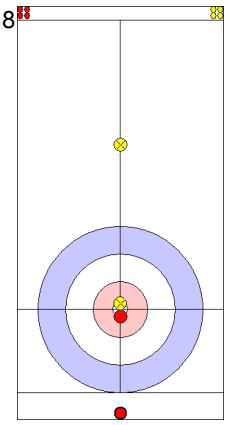

TUR: CAKIR K
Draw In 0

9

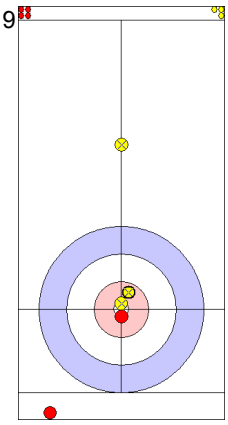

CZE: MIHOLA O
Draw In 4

10

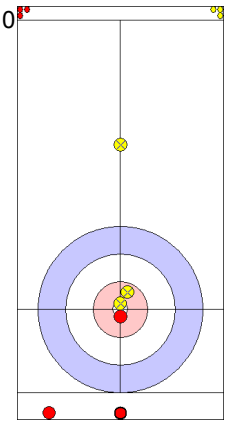

TUR: POLAT O
Wick / Soft Peeling Out 0

11

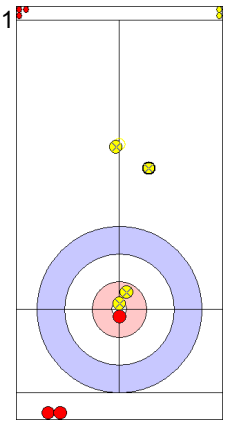

CZE: MIHOLA O
Draw In 0

12

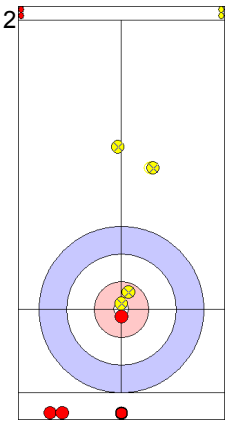

TUR: POLAT O
Takeout In 0

13

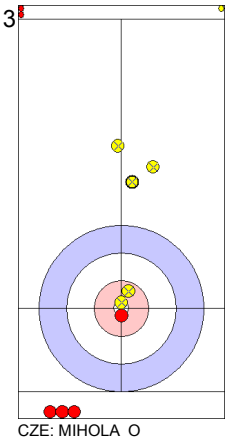

CZE: MIHOLA O
Guard In 4

14

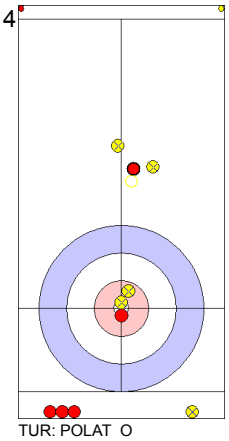

TUR: POLAT O
Clearing In 0

15

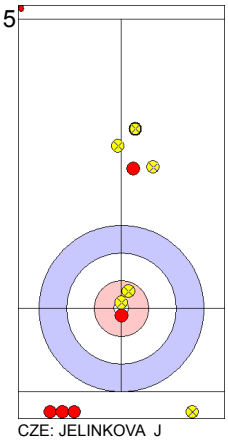

CZE: JELINKOVA J
Guard In 4

16

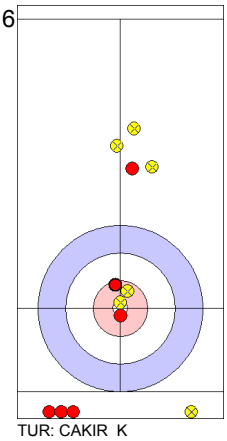

TUR: CAKIR K
Draw Out 2

Game - Shot by Shot

TUR - Turkey	1 + 0	CZE - Czech Republic	5 + 1	End 7

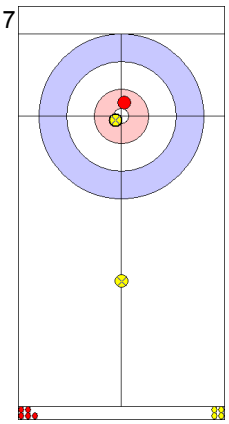

7
CZE: JELINKOVA J
Draw Out 4

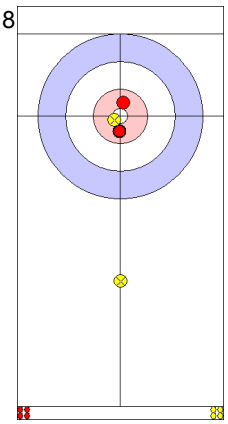

8
TUR: CAKIR K
Draw Out 4

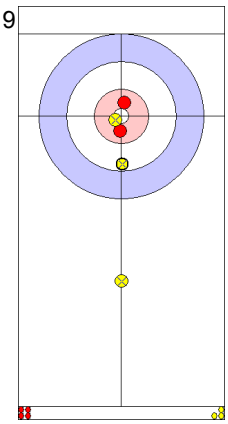

9
CZE: MIHOLA O
Draw In 4

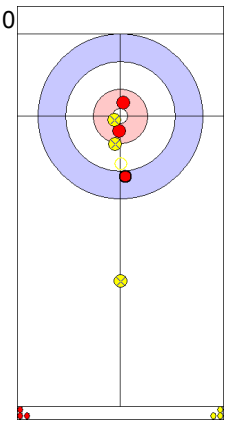

10
TUR: POLAT O
Draw Out 2

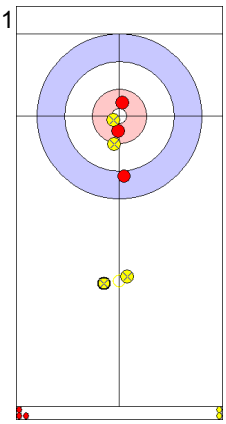

11
CZE: MIHOLA O
Guard In 4

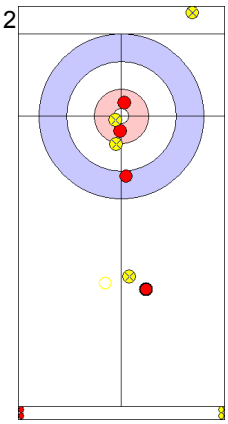

12
TUR: POLAT O
Clearing In 2

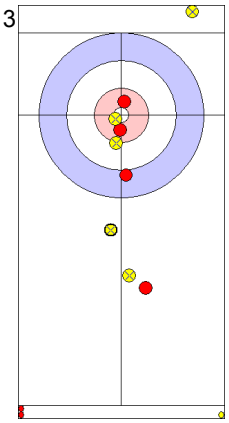

13
CZE: MIHOLA O
Guard In 4

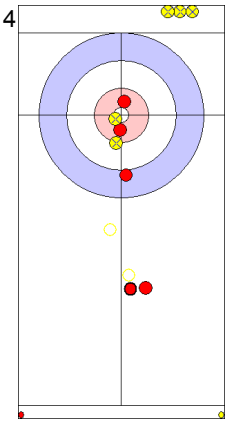

14
TUR: POLAT O
Promotion Takeout Out 0

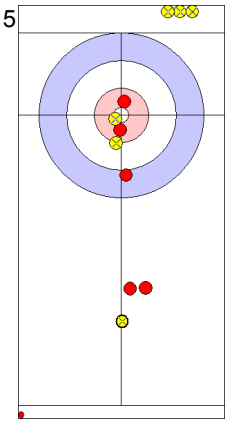

15
CZE: JELINKOVA J
Guard In 2

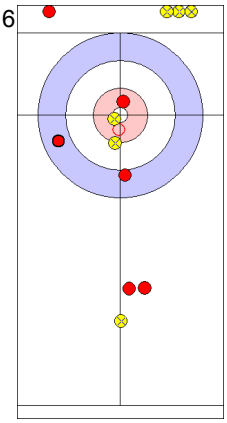

16
TUR: CAKIR K
Takeout In 0

Game - Shot by Shot

TUR - Turkey	1 + 0	CZE - Czech Republic	6 + 2	End 8

7

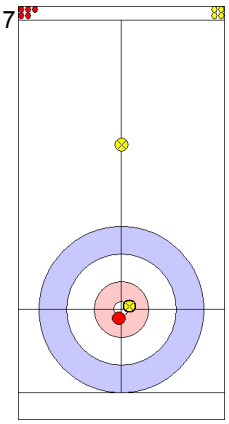

CZE: JELINKOVA J
Draw In 4

8

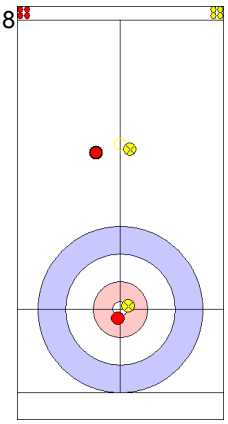

TUR: CAKIR K
Draw Out 0

9

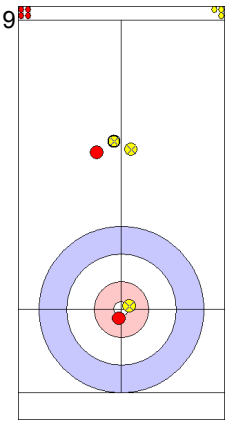

CZE: MIHOLA O
Guard In 4

10

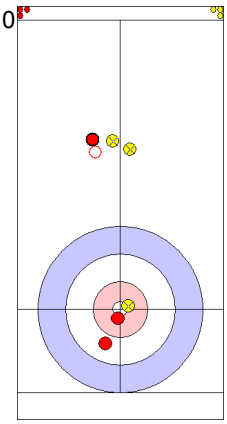

TUR: POLAT O
Raise Out 2

11

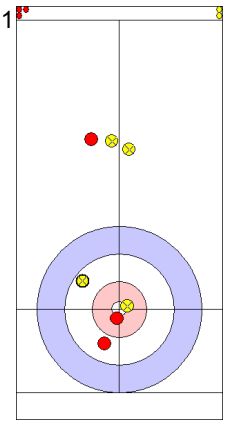

CZE: MIHOLA O
Draw Out 2

12

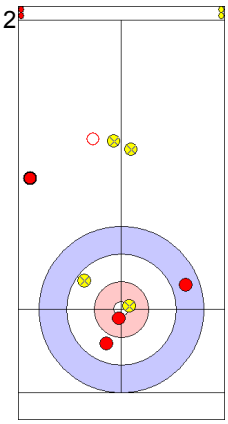

TUR: POLAT O
Raise Out 0

13

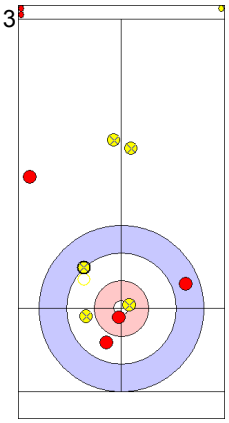

CZE: MIHOLA O
Draw Out 3

14

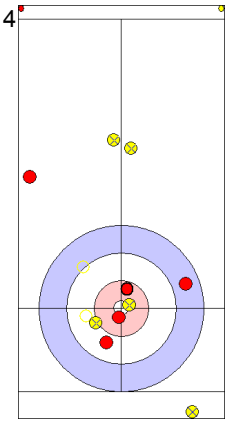

TUR: POLAT O
Hit and Roll Out 3

15

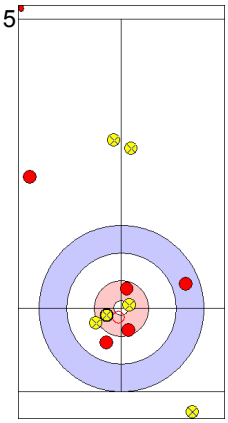

CZE: JELINKOVA J
Draw Out 4

16

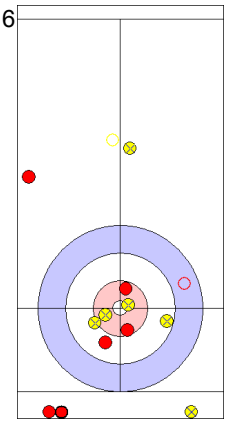

TUR: CAKIR K
Promotion Takeout Out 0

Session Results and Standings

Sheet	Game	Team	LSFE	1	2	3	4	5	6	7	8	Extra Ends						Total
A	3	FRA - France		0	1	0	0	1	1	0	X							3
	3	CZE - Czech Republic	*	2	0	3	1	0	0	1	X							7
B	3	AUS - Australia		0	2	1	0	2	0	1	X							6
	3	SUI - Switzerland	*	6	0	0	1	0	1	0	X							8
C	3	TUR - Turkey	*	0	0	0	0	1	0	1	X							2
	3	USA - United States		1	1	1	1	0	2	0	X							6
D	3	RUS - Russia	*	1	0	2	0	0	0	2	1	1						7
	3	DEN - Denmark		0	3	0	1	1	1	0	0	0						6
E	3	JPN - Japan		1	2	0	3	3	3	0	X							12
	3	SVK - Slovakia	*	0	0	1	0	0	0	0	X							1

Standings

Group-A

Rank	Team	Games	Wins	Losses
1	RUS - Russia	3	3	0
1	USA - United States	3	3	0
3	DEN - Denmark	3	2	1
3	JPN - Japan	3	2	1
3	SUI - Switzerland	3	2	1
6	CZE - Czech Republic	3	1	2
6	SVK - Slovakia	3	1	2
6	TUR - Turkey	3	1	2
9	AUS - Australia	3	0	3
9	FRA - France	3	0	3

Group-B

Rank	Team	Games	Wins	Losses
1	NOR - Norway	3	3	0
1	SWE - Sweden	3	3	0
3	FIN - Finland	3	2	1
3	ITA - Italy	3	2	1
3	LAT - Latvia	3	2	1
6	AUT - Austria	3	1	2
6	CHN - China	3	1	2
6	NZL - New Zealand	3	1	2
9	BRA - Brazil	3	0	3
9	SLO - Slovenia	3	0	3

Group-C

Rank	Team	Games	Wins	Losses
1	CAN - Canada	3	3	0
1	ESP - Spain	3	3	0
1	KOR - Korea	3	3	0
4	EST - Estonia	3	2	1
4	HUN - Hungary	3	2	1
6	POL - Poland	3	1	2
6	SCO - Scotland	3	1	2
8	BLR - Belarus	3	0	3
8	ENG - England	3	0	3
8	ROU - Romania	3	0	3

LEGEND
LSFE (*) Last stone first end
X Unplayed/unfinished end due to concession

Game Results

Sheet	Game	Team	LSFE	1	2	3	4	5	6	7	8	Extra Ends						Total
A	3	FRA - France		0	1	0	0	1	1	0	X							3
	3	CZE - Czech Republic	*	2	0	3	1	0	0	1	X							7

FRA - France		Game	All
F	EMBERGER Catherine	40 %	40 %
M	MERCIER Thierry	38 %	39 %
	Team Total	39 %	39 %

Last Stone Draw: 188.2cm 185.4cm ↻ EMBERGER C
2.8cm ↺ MERCIER T

Time remaining: 2 minutes 35 seconds

CZE - Czech Republic		Game	All
F	JELINKOVA Jana	58 %	53 %
M	MIHOLA Ondrej	51 %	65 %
	Team Total	54 %	60 %

Last Stone Draw: 127.3cm 20.3cm ↻ JELINKOVA J
107.0cm ↺ MIHOLA O

Time remaining: 1 minute 10 seconds

Detailed Game Statistics:

FRA - France		Draws		Takeouts		Total	
F	EMBERGER Catherine	14	38 %	4	50 %	18	40 %
M	MERCIER Thierry	16	39 %	5	35 %	21	38 %
	Team Total	30	38 %	9	42 %	39	39 %

CZE - Czech Republic		Draws		Takeouts		Total	
F	JELINKOVA Jana	13	58 %	3	58 %	16	58 %
M	MIHOLA Ondrej	20	53 %	4	44 %	24	51 %
	Team Total	33	55 %	7	50 %	40	54 %

LEGEND
F Female
X Unplayed/unfinished end due to concession
LSFE (*) Last stone first end
M Male

Game - Shot by Shot

FRA - France	0 + 0	CZE - Czech Republic	0 + 2	End 1

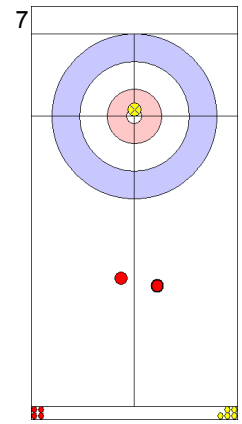

7
FRA: MERCIER T
Draw Out 0

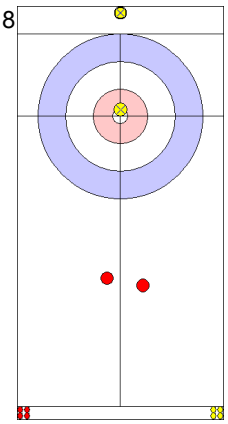

8
CZE: JELINKOVA J
Draw Out 0

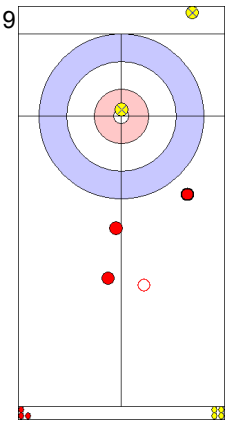

9
FRA: EMBERGER C
Draw Out 0

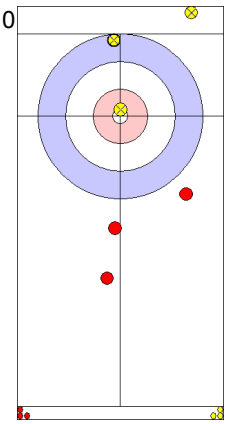

10
CZE: MIHOLA O
Draw Out 2

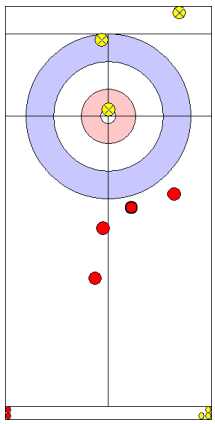

11
FRA: EMBERGER C
Draw Out 0

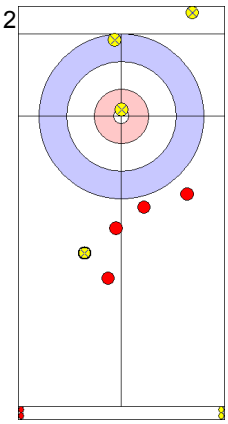

12
CZE: MIHOLA O
Draw In 0

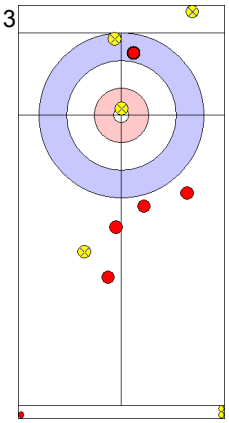

13
FRA: EMBERGER C
Draw Out 2

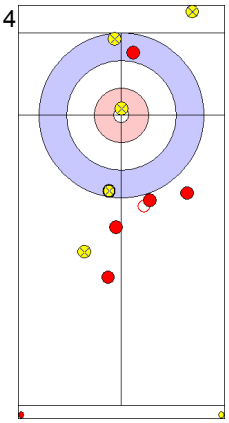

14
CZE: MIHOLA O
Draw Out 2

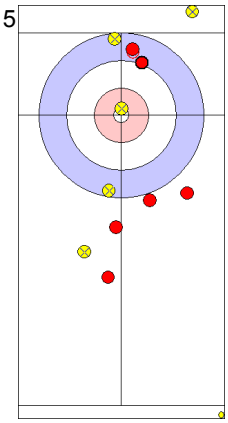

15
FRA: MERCIER T
Draw Out 2

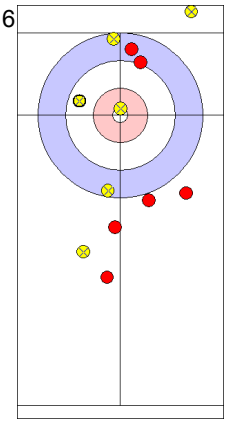

16
CZE: JELINKOVA J
Draw In 3

Game - Shot by Shot

FRA - France	0 + 1	CZE - Czech Republic	2 + 0	End 2

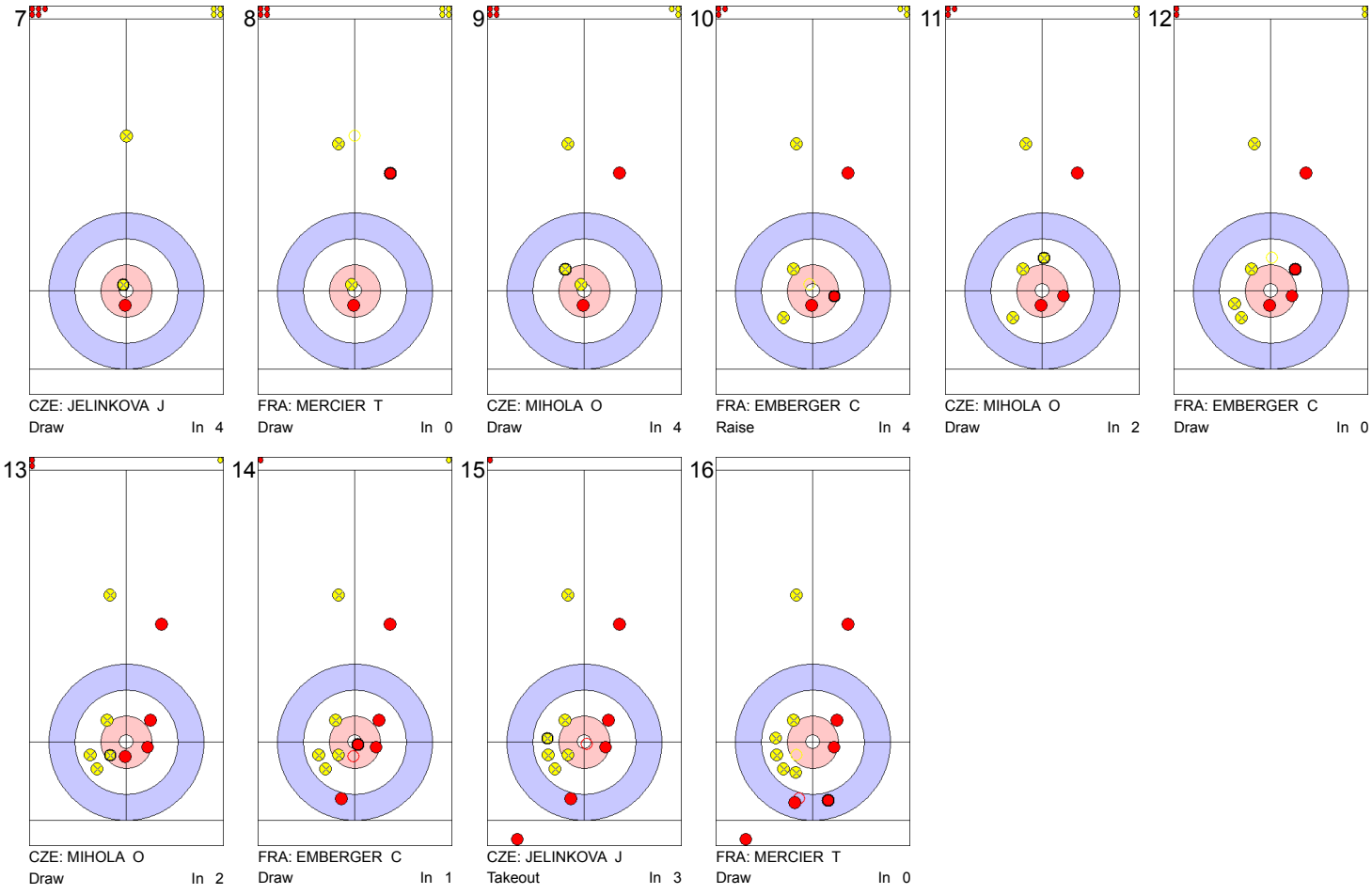

Game - Shot by Shot

FRA - France	1 + 0	CZE - Czech Republic	2 + 3	End 3

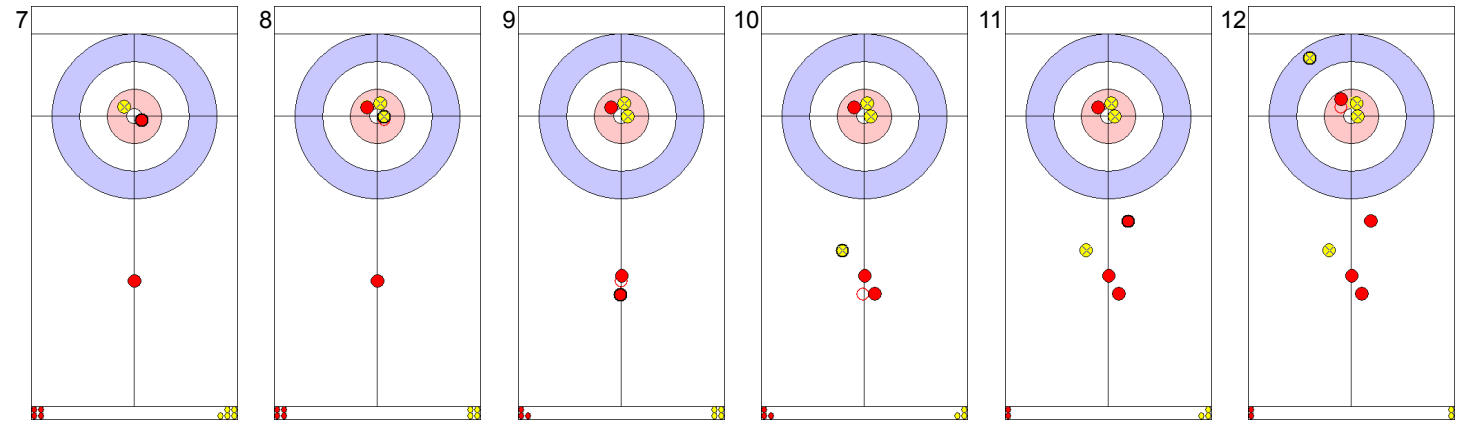

7
FRA: MERCIER T
Draw Out 3

8
CZE: JELINKOVA J
Draw In 3

9
FRA: EMBERGER C
Draw In 0

10
CZE: MIHOLA O
Draw In 0

11
FRA: EMBERGER C
Draw Out 0

12
CZE: MIHOLA O
Raise In 2

13
FRA: EMBERGER C
Draw In 4

14
CZE: MIHOLA O
Draw Out 4

15
FRA: MERCIER T
Raise In 0

16
CZE: JELINKOVA J
Draw Out 1

Game - Shot by Shot

FRA - France	1 + 0	CZE - Czech Republic	5 + 1	End 4

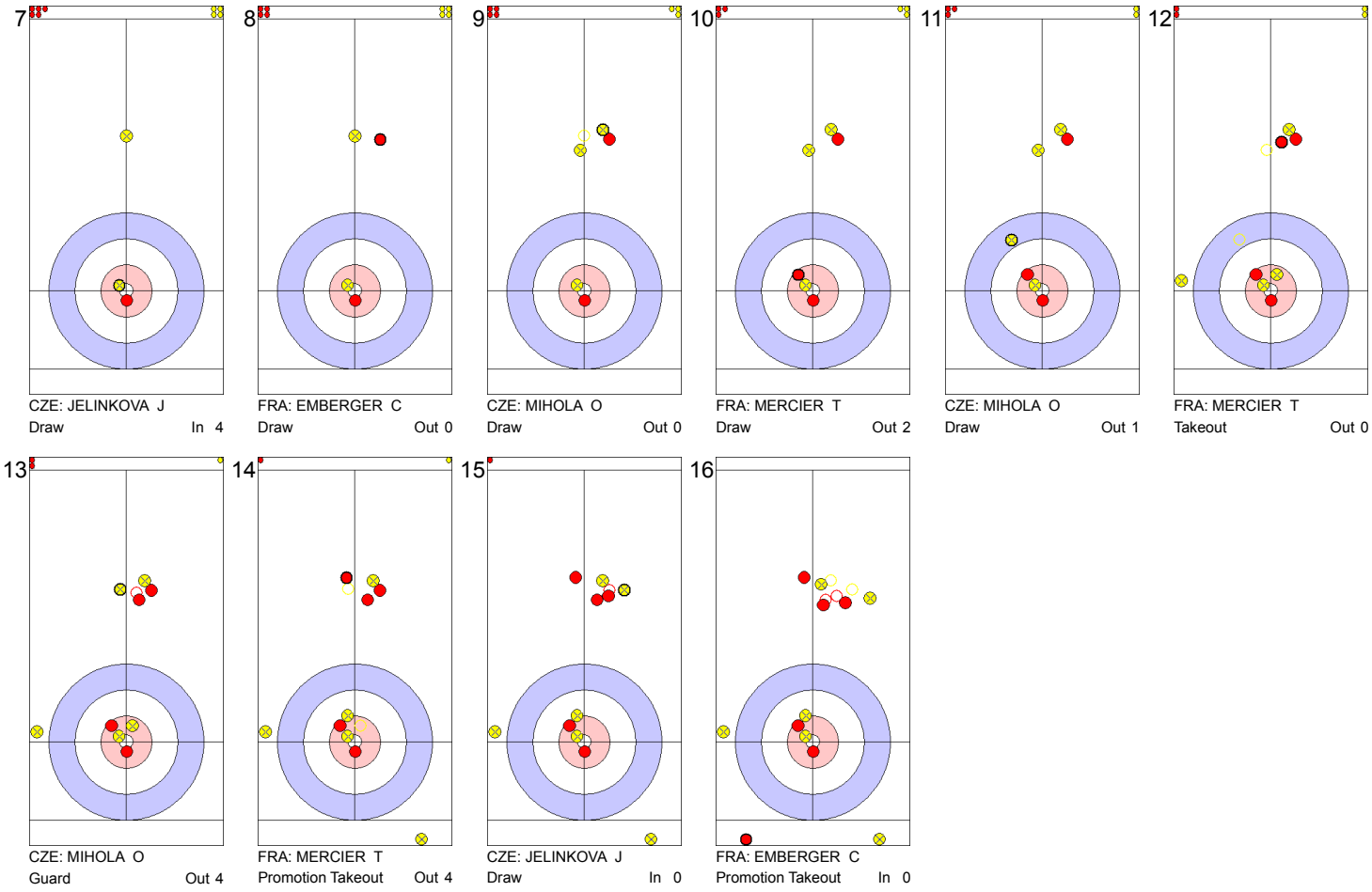

7	8	9	10	11	12
CZE: JELINKOVA J	FRA: EMBERGER C	CZE: MIHOLA O	FRA: MERCIER T	CZE: MIHOLA O	FRA: MERCIER T
Draw In 4	Draw Out 0	Draw Out 0	Draw Out 2	Draw Out 1	Takeout Out 0

13	14	15	16
CZE: MIHOLA O	FRA: MERCIER T	CZE: JELINKOVA J	FRA: EMBERGER C
Guard Out 4	Promotion Takeout Out 4	Draw In 0	Promotion Takeout In 0

Game - Shot by Shot

FRA - France	1 + 1	CZE - Czech Republic	6 + 0	End 5

7

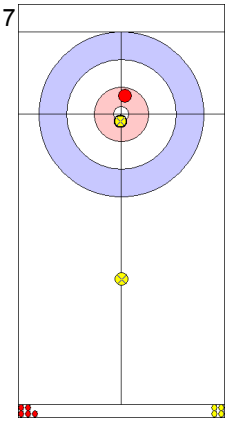

CZE: JELINKOVA J
Draw In 4

8

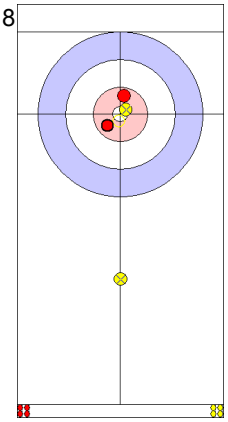

FRA: EMBERGER C
Draw In 3

9

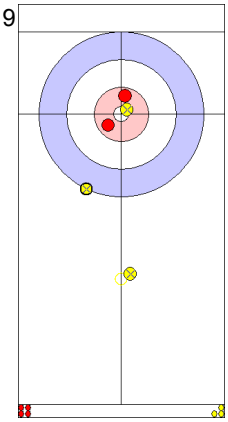

CZE: MIHOLA O
Draw In 0

10

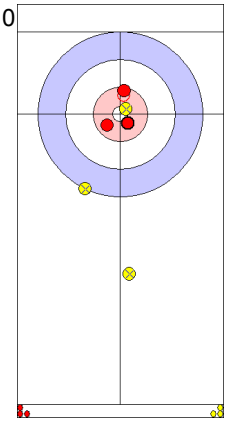

FRA: MERCIER T
Draw In 4

11

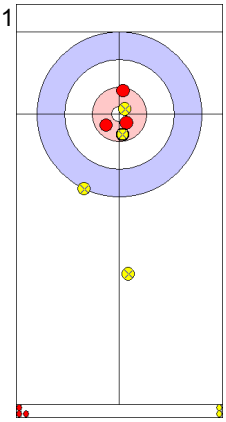

CZE: MIHOLA O
Draw In 4

12

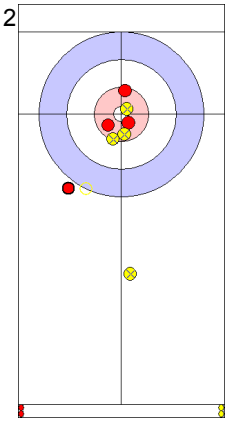

FRA: MERCIER T
Draw In 0

13

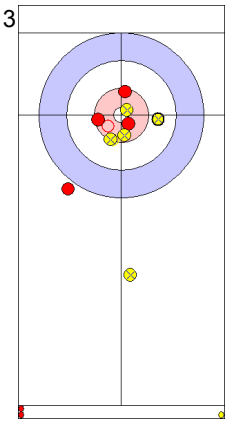

CZE: MIHOLA O
Raise In 3

14

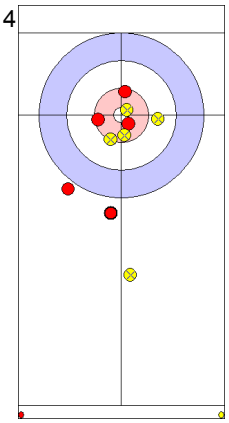

FRA: MERCIER T
Draw In 0

15

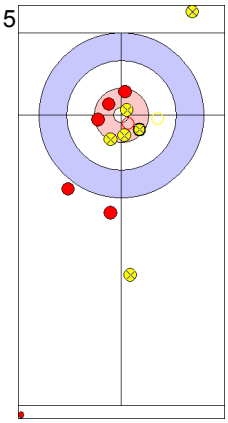

CZE: JELINKOVA J
Takeout Out 4

16

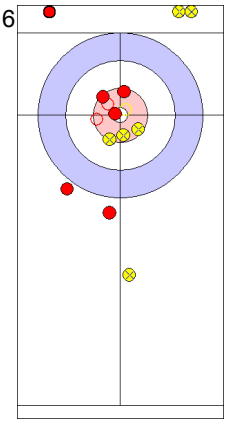

FRA: EMBERGER C
Takeout In 4

Game - Shot by Shot

FRA - France	2 + 1	CZE - Czech Republic	6 + 0	End 6

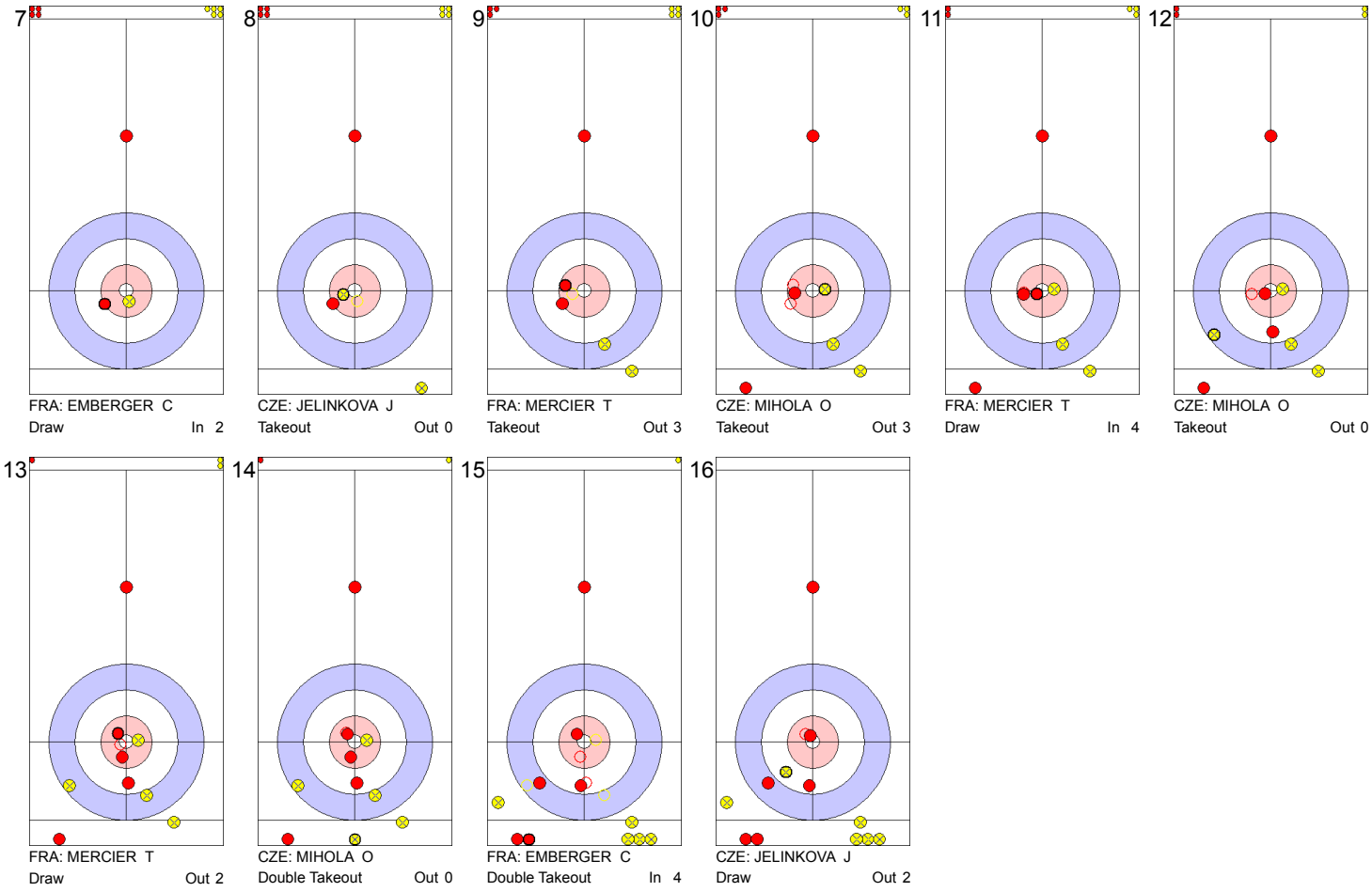

Game - Shot by Shot

FRA - France	3 + 0	CZE - Czech Republic	6 + 1	End 7

7

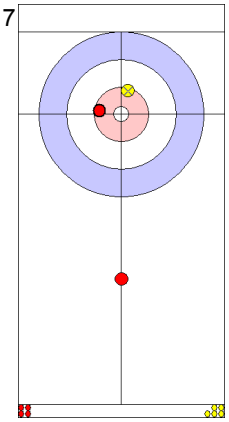

FRA: EMBERGER C
Draw Out 3

8

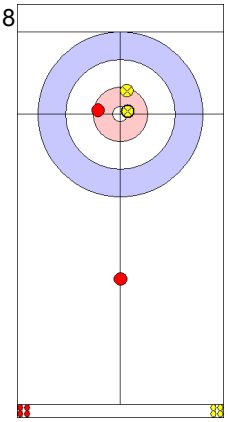

CZE: JELINKOVA J
Draw In 3

9

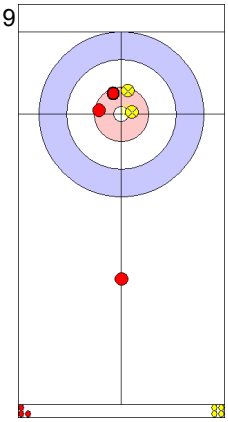

FRA: MERCIER T
Draw In 2

10

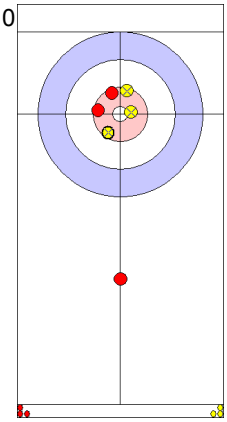

CZE: MIHOLA O
Draw In 2

11

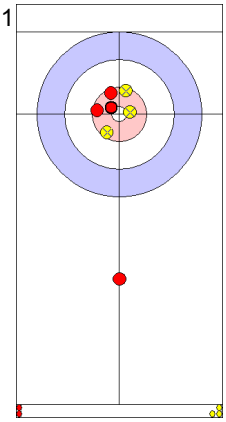

FRA: MERCIER T
Draw Out 4

12

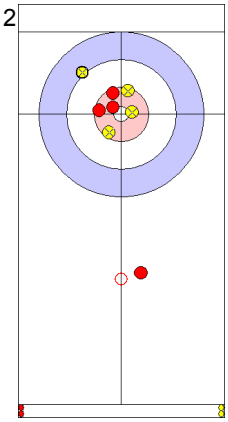

CZE: MIHOLA O
Raise In 0

13

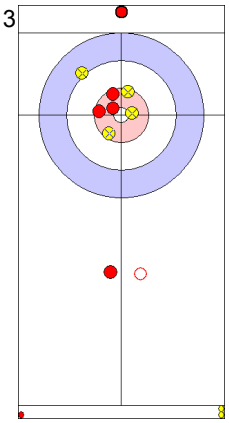

FRA: MERCIER T
Takeout In 0

14

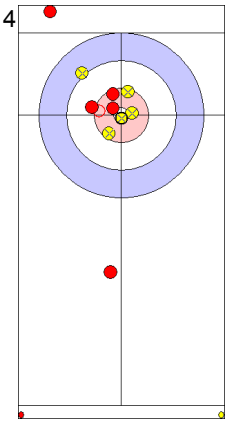

CZE: MIHOLA O
Draw Out 4

15

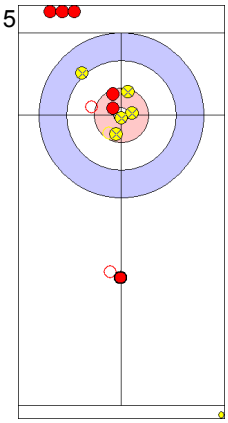

FRA: EMBERGER C
Double Takeout Out 0

16

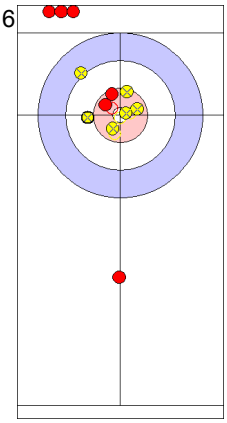

CZE: JELINKOVA J
Raise In 2

Game - Shot by Shot

FRA - France	3 + X	CZE - Czech Republic	7 + X	End 8

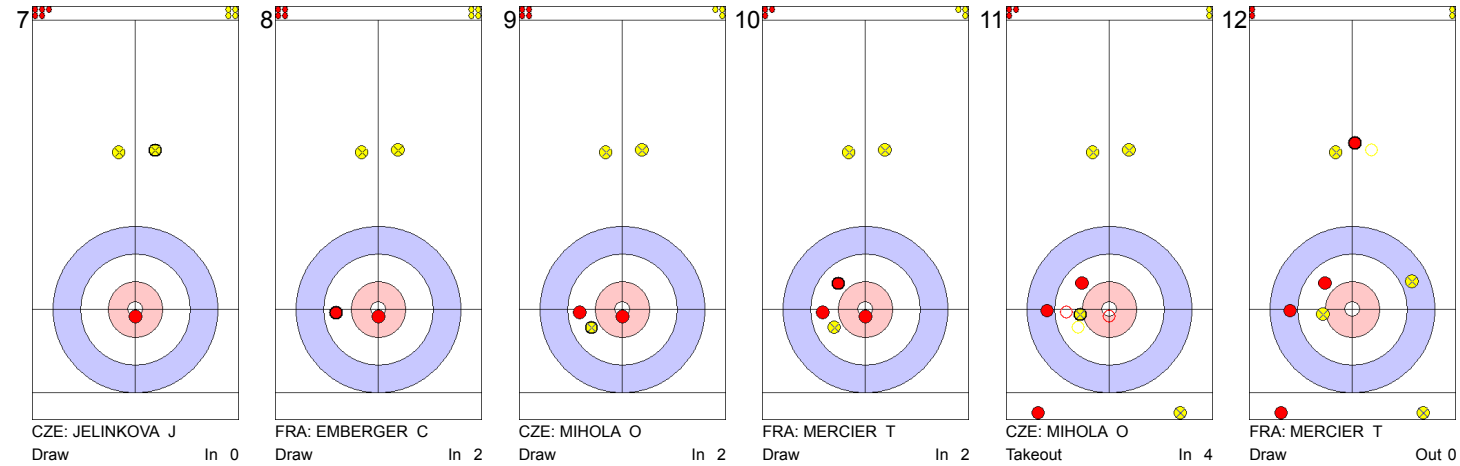

7
CZE: JELINKOVA J
Draw In 0

8
FRA: EMBERGER C
Draw In 2

9
CZE: MIHOLA O
Draw In 2

10
FRA: MERCIER T
Draw In 2

11
CZE: MIHOLA O
Takeout In 4

12
FRA: MERCIER T
Draw Out 0

13
CZE: MIHOLA O
Draw In 4

14
FRA: MERCIER T
Double Takeout In 0

15
CZE: JELINKOVA J
Draw In 4

16
FRA: EMBERGER C
not played Out X

Game Results

Sheet	Game	Team	LSFE	1	2	3	4	5	6	7	8	Extra Ends						Total
B	3	AUS - Australia		0	2	1	0	2	0	1	X							6
	3	SUI - Switzerland	*	6	0	0	1	0	1	0	X							8

AUS - Australia		Game	All
F	FORGE Kim	45 %	45 %
M	JOHNS Steve	71 %	60 %
	Team Total	61 %	54 %

Last Stone Draw: 111.0cm
59.3cm ↻ FORGE K
51.7cm ↺ JOHNS S

Time remaining: 0 minutes 21 seconds

Time-out: end 6 - AUS stone 8

SUI - Switzerland		Game	All
F	HOWALD Carole	48 %	53 %
M	PFISTER Marc	73 %	68 %
	Team Total	64 %	62 %

Last Stone Draw: 1.4cm
1.4cm ↻ HOWALD C
0.0cm ↺ PFISTER M

Time remaining: 1 minute 41 seconds

Time-out: end 7 - SUI stone 6

Detailed Game Statistics:

AUS - Australia		Draws		Takeouts		Total	
F	FORGE Kim	14	48 %	2	25 %	16	45 %
M	JOHNS Steve	21	73 %	3	58 %	24	71 %
	Team Total	35	63 %	5	45 %	40	61 %

SUI - Switzerland		Draws		Takeouts		Total	
F	HOWALD Carole	12	48 %	2	50 %	14	48 %
M	PFISTER Marc	9	92 %	15	62 %	24	73 %
	Team Total	21	67 %	17	60 %	38	64 %

LEGEND
F Female
X Unplayed/unfinished end due to concession
LSFE (*) Last stone first end
M Male

Game - Shot by Shot

AUS - Australia	0 + 0	SUI - Switzerland	0 + 6	End 1

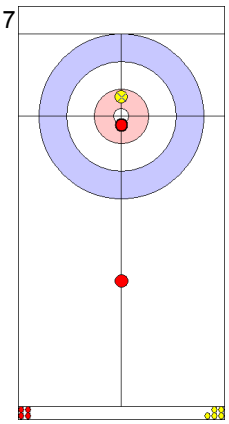

7
AUS: FORGE K
Draw In 4

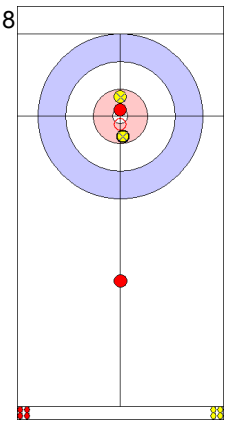

8
SUI: HOWALD C
Draw In 4

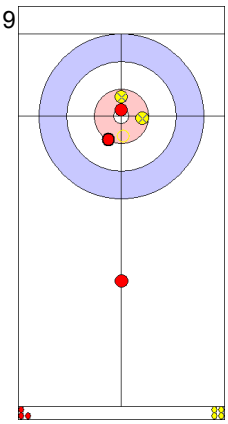

9
AUS: JOHNS S
Draw In 3

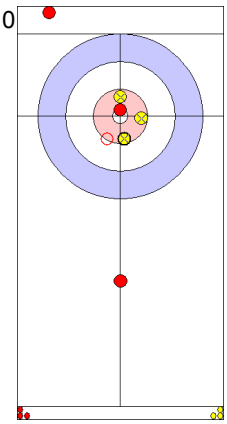

10
SUI: PFISTER M
Takeout In 4

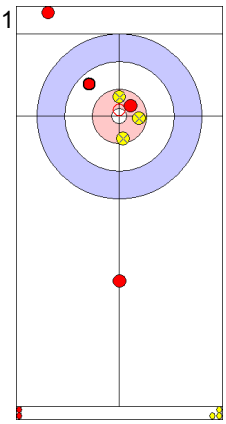

11
AUS: JOHNS S
Draw In 2

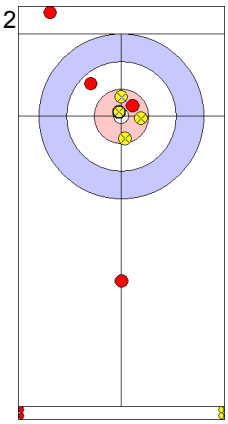

12
SUI: PFISTER M
Draw In 4

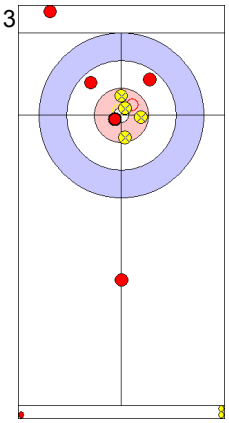

13
AUS: JOHNS S
Draw In 3

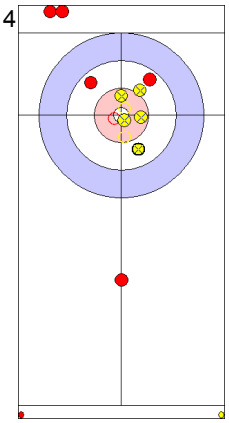

14
SUI: PFISTER M
Promotion Takeout Out 4

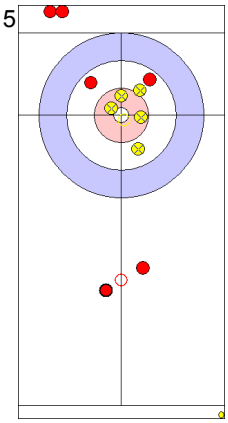

15
AUS: FORGE K
Draw In 0

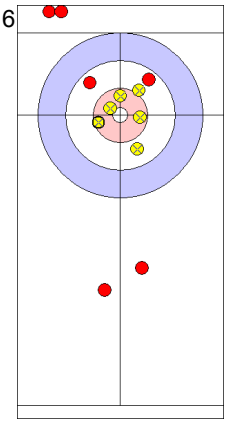

16
SUI: HOWALD C
Draw In 4

Game - Shot by Shot

AUS - Australia	0 + 2	SUI - Switzerland	6 + 0	End 2

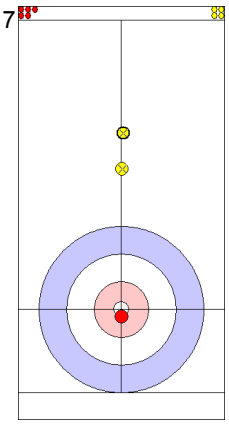

7
SUI: HOWALD C
Draw In 0

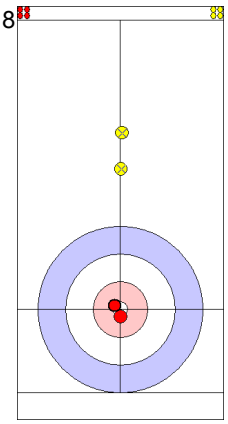

8
AUS: FORGE K
Draw In 4

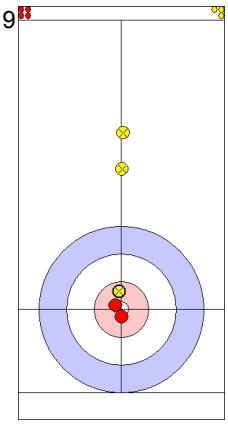

9
SUI: PFISTER M
Draw In 4

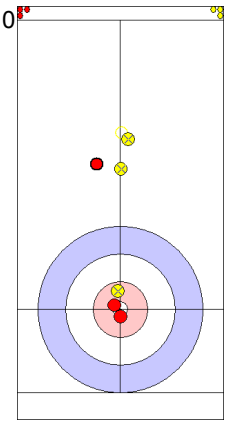

10
AUS: JOHNS S
Draw Out 0

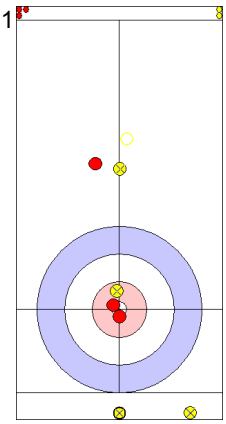

11
SUI: PFISTER M
Clearing In 4

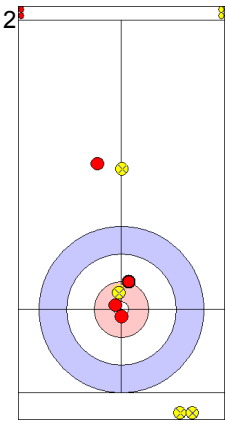

12
AUS: JOHNS S
Draw In 4

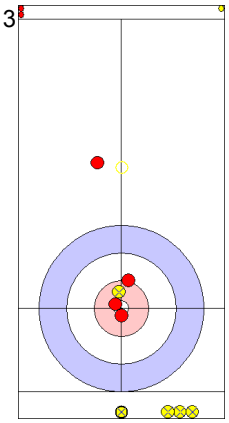

13
SUI: PFISTER M
Clearing In 4

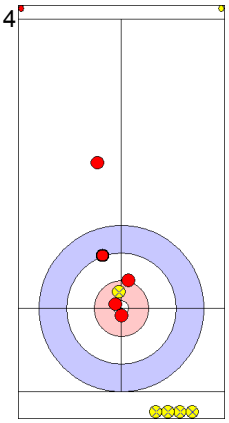

14
AUS: JOHNS S
Draw In 3

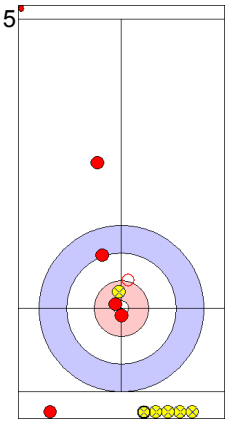

15
SUI: HOWALD C
Double Takeout In 0

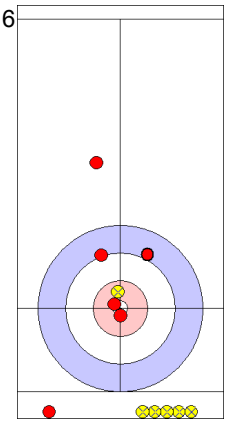

16
AUS: FORGE K
Draw In 0

Game - Shot by Shot

AUS - Australia	2 + 1	SUI - Switzerland	6 + 0	End 3

7

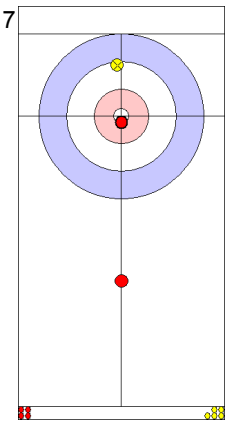

AUS: FORGE K
Draw In 4

8

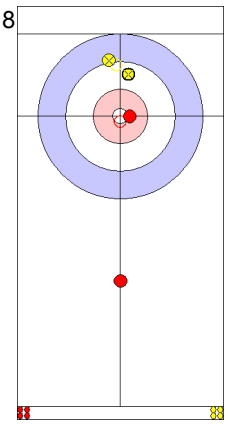

SUI: HOWALD C
Draw Out 1

9

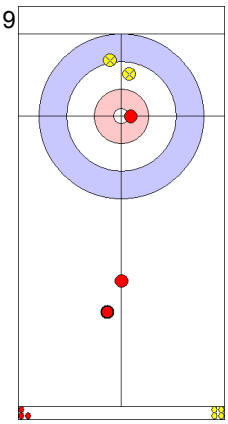

AUS: JOHNS S
Draw In 0

10

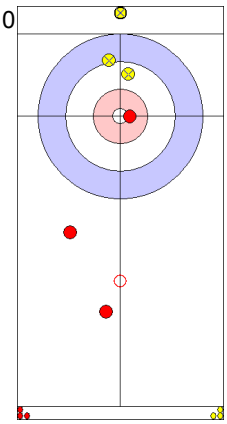

SUI: PFISTER M
Takeout Out 0

11

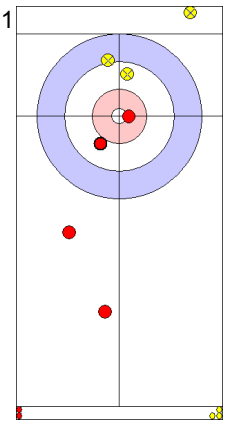

AUS: JOHNS S
Draw Out 2

12

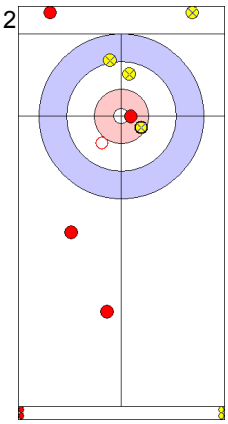

SUI: PFISTER M
Takeout In 3

13

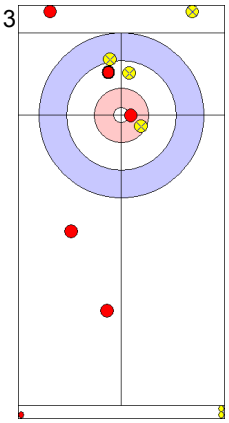

AUS: JOHNS S
Draw Out 2

14

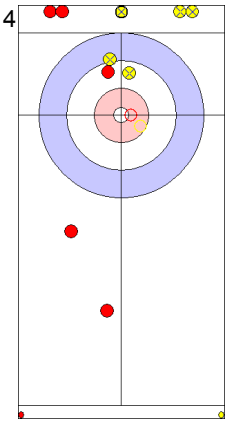

SUI: PFISTER M
Takeout Out 3

15

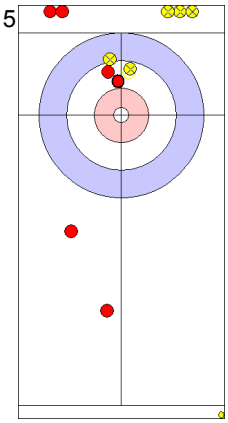

AUS: FORGE K
Draw In 4

16

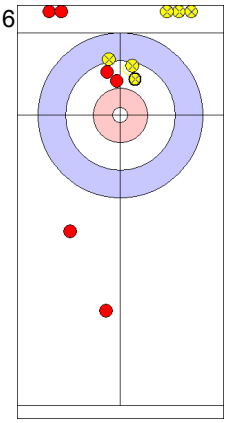

SUI: HOWALD C
Draw In 2

Game - Shot by Shot

AUS - Australia	3 + 0	SUI - Switzerland	6 + 1	End 4

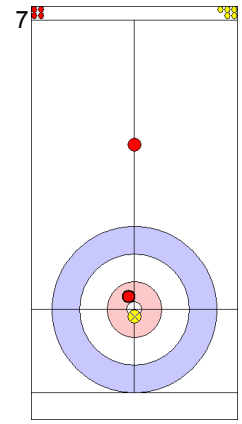

AUS: FORGE K
Draw In 3

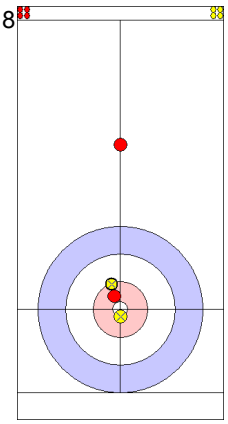

SUI: HOWALD C
Draw In 4

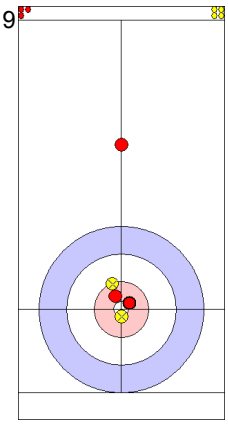

AUS: JOHNS S
Draw In 4

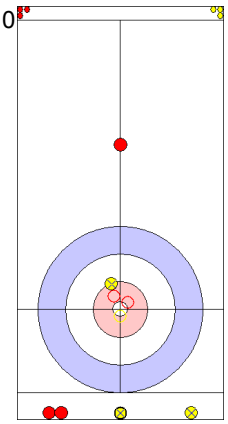

SUI: PFISTER M
Double Takeout In 4

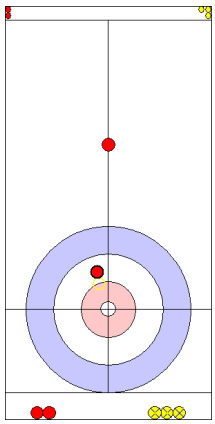

AUS: JOHNS S
Draw Out 3
Slow Takeout

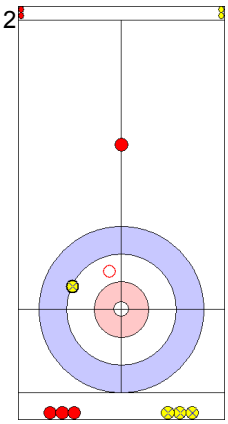

SUI: PFISTER M
Draw Out 4
Slow Takeout

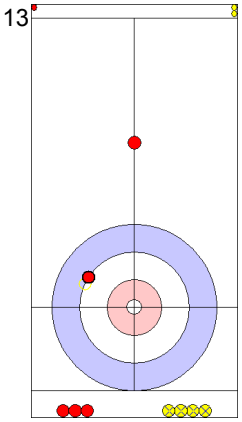

AUS: JOHNS S
Takeout Out 4

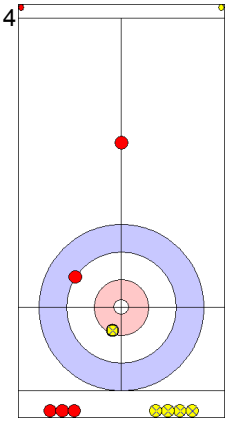

SUI: PFISTER M
Draw In 2

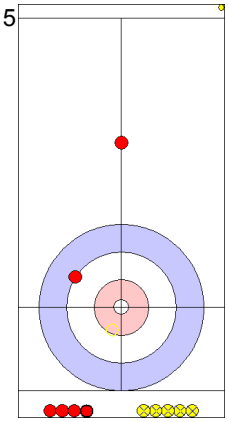

AUS: FORGE K
Takeout Out 2

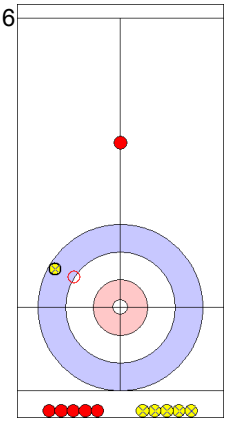

SUI: HOWALD C
Takeout Out 4

Game - Shot by Shot

AUS - Australia	3 + 2	SUI - Switzerland	7 + 0	End 5

7

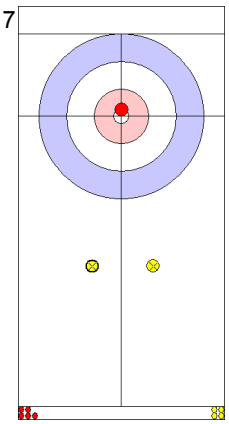

SUI: HOWALD C
Draw In 0

8

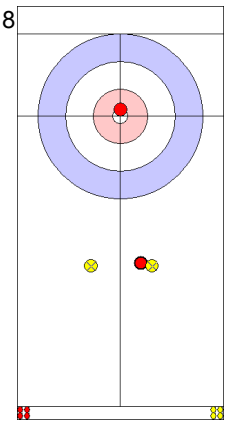

AUS: FORGE K
Draw Out 0

9

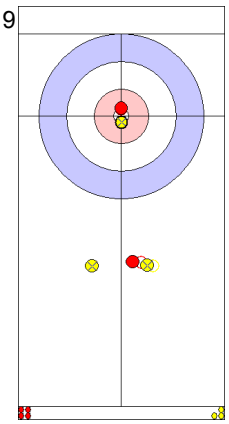

SUI: PFISTER M
Draw In 4

10

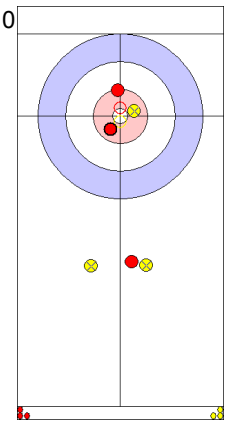

AUS: JOHNS S
Raise In 4

11

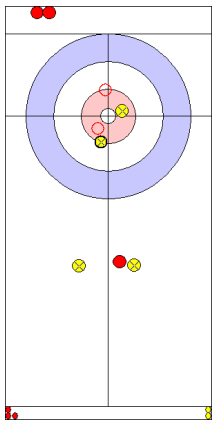

SUI: PFISTER M
Double Takeout In 4

12

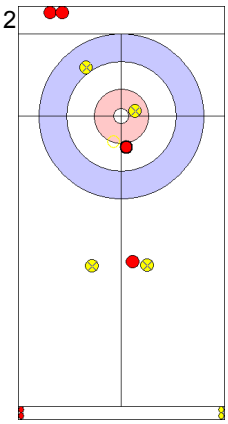

AUS: JOHNS S
Raise In 3

13

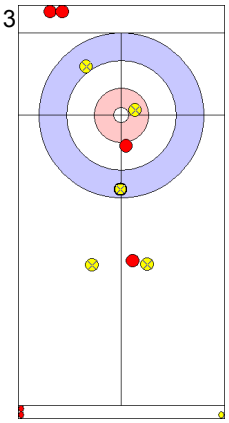

SUI: PFISTER M
Draw In 4

14

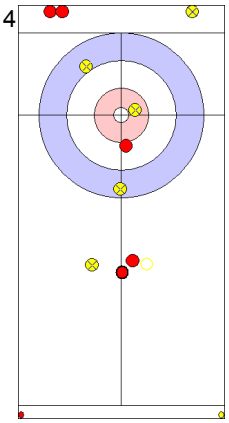

AUS: JOHNS S
Promotion Takeout Out 0

15

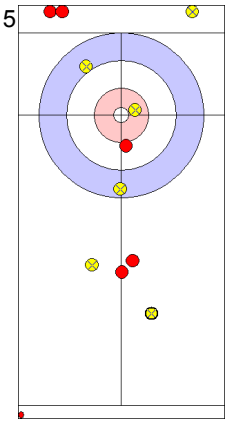

SUI: HOWALD C
Guard In 4

16

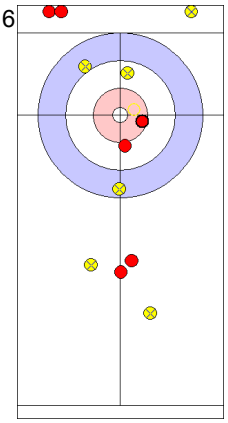

AUS: FORGE K
Raise Out 4

Game - Shot by Shot

AUS - Australia	5 + 0	SUI - Switzerland	7 + 1	End 6

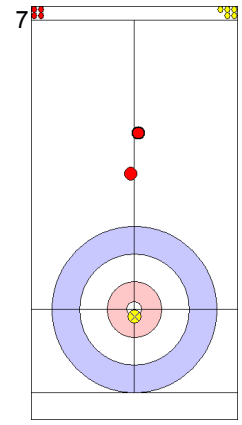

7
AUS: FORGE K
Draw In 2

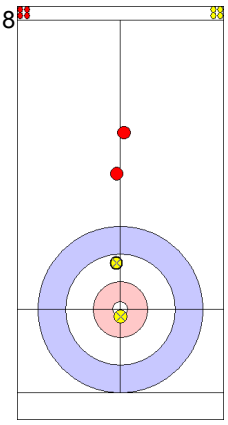

8
SUI: HOWALD C
Draw In 4

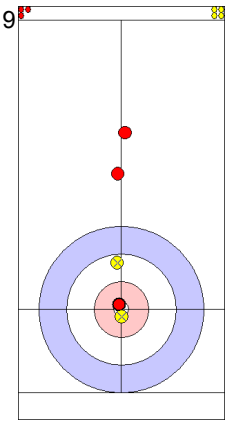

9
AUS: JOHNS S
Draw In 4

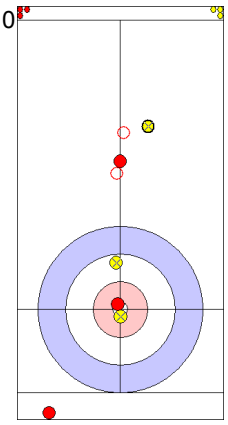

10
SUI: PFISTER M
Clearing In 0

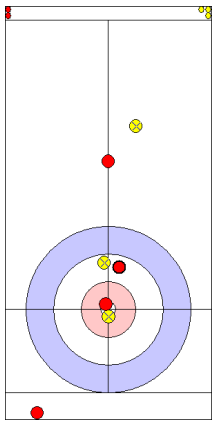

11
AUS: JOHNS S
Draw Out 3

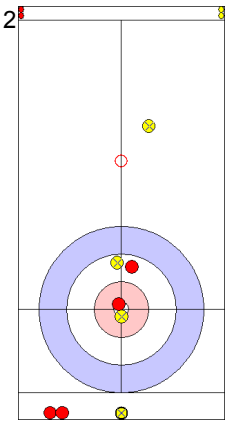

12
SUI: PFISTER M
Takeout In 2

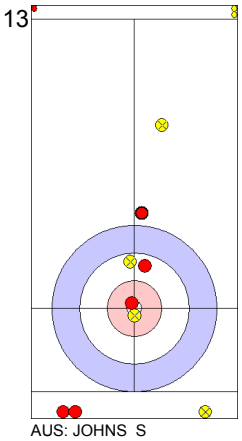

13
AUS: JOHNS S
Guard Out 4

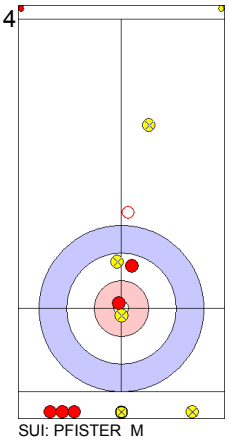

14
SUI: PFISTER M
Promotion Takeout Out 1

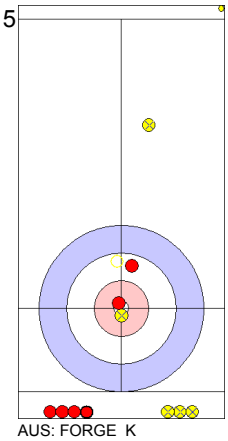

15
AUS: FORGE K
Promotion Takeout In 0
Time-out

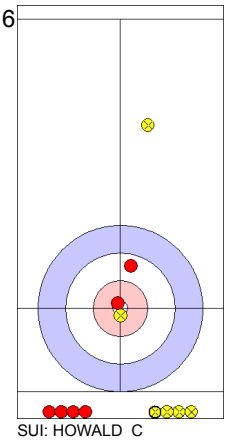

16
SUI: HOWALD C
through In X

Game - Shot by Shot

AUS - Australia	5 + 1	SUI - Switzerland	8 + 0	End 7

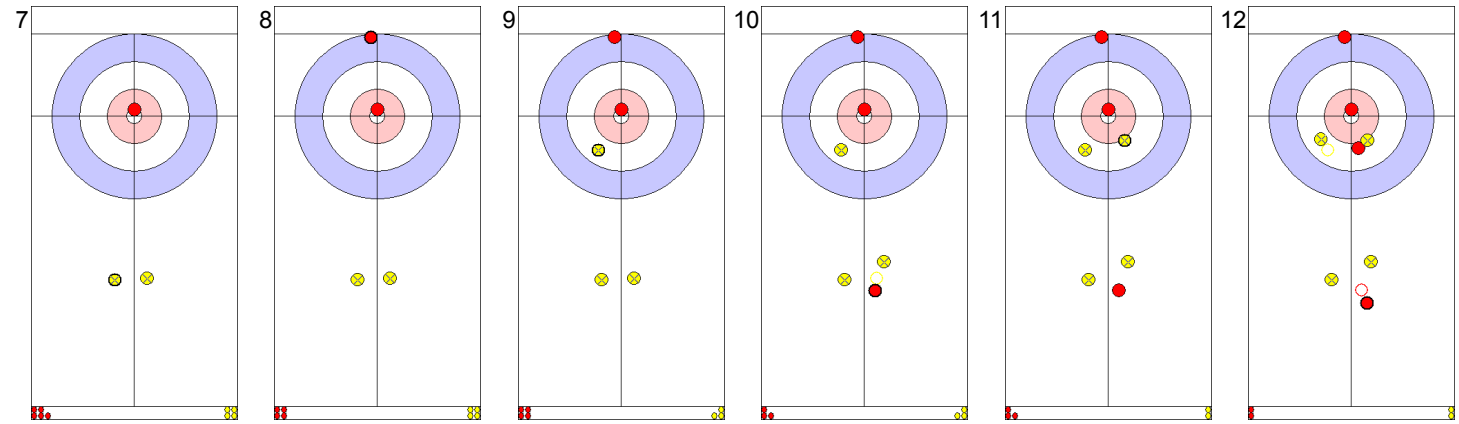

7
SUI: HOWALD C
Draw In 0

8
AUS: FORGE K
Draw In 2

9
SUI: PFISTER M
Draw In 4

10
AUS: JOHNS S
Draw Out 2

11
SUI: PFISTER M
Draw Out 4
Time-out

12
AUS: JOHNS S
Raise Out 3

13
SUI: PFISTER M
Wick / Soft Peeling In 3

14
AUS: JOHNS S
Hit and Roll In 3

15
SUI: HOWALD C
Raise In 0

16
AUS: FORGE K
Wick / Soft Peeling In 0

Game - Shot by Shot

AUS - Australia	6 + X	SUI - Switzerland	8 + X	End 8

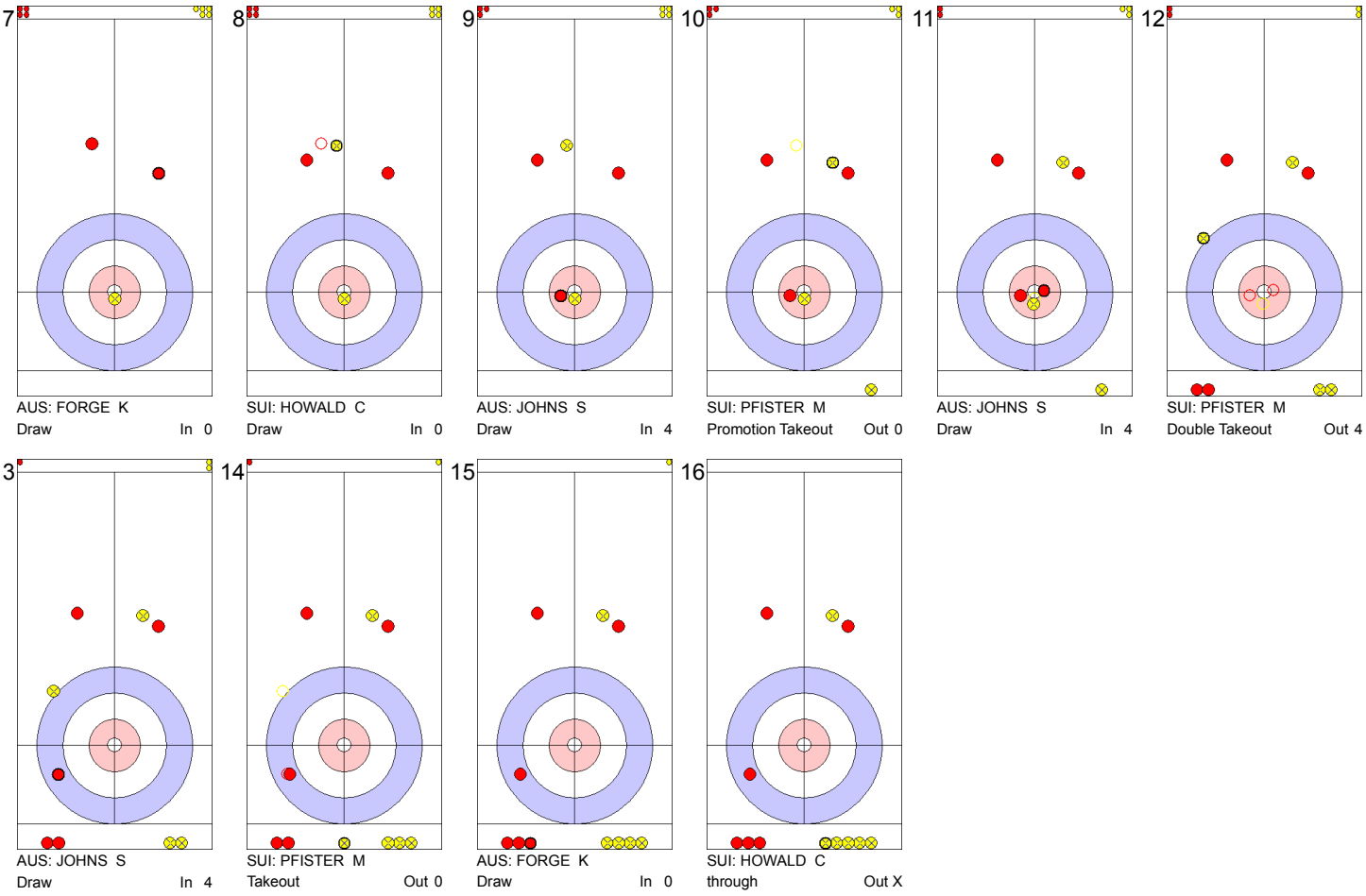

Game Results

Sheet	Game	Team	LSFE	1	2	3	4	5	6	7	8	Extra Ends						Total
C	3	TUR - Turkey	*	0	0	0	0	1	0	1	X							2
	3	USA - United States		1	1	1	1	0	2	0	X							6

TUR - Turkey		Game	All
F	POLAT Oznur	49 %	48 %
M	CAKIR Kadir	55 %	55 %
	Team Total	52 %	52 %

Last Stone Draw: 165.5cm 39.5cm ↻ POLAT O
126.0cm ↺ CAKIR K

Time remaining: 3 minutes 3 seconds

USA - United States		Game	All
F	ANDERSON Sarah	83 %	72 %
M	DROPKIN Korey	88 %	74 %
	Team Total	86 %	73 %

Last Stone Draw: 230.7cm 185.4cm ↻ ANDERSON S
45.3cm ↺ DROPKIN K

Time remaining: 5 minutes 13 seconds

Detailed Game Statistics:

TUR - Turkey		Draws		Takeouts		Total	
F	POLAT Oznur	15	55 %	4	25 %	19	49 %
M	CAKIR Kadir	14	54 %	5	60 %	19	55 %
	Team Total	29	54 %	9	44 %	38	52 %

USA - United States		Draws		Takeouts		Total	
F	ANDERSON Sarah	13	88 %	2	50 %	15	83 %
M	DROPKIN Korey	18	89 %	5	85 %	23	88 %
	Team Total	31	89 %	7	75 %	38	86 %

LEGEND
F Female
X Unplayed/unfinished end due to concession
LSFE (*) Last stone first end
M Male

Game - Shot by Shot

TUR - Turkey	0 + 0	USA - United States	0 + 1	End 1

7

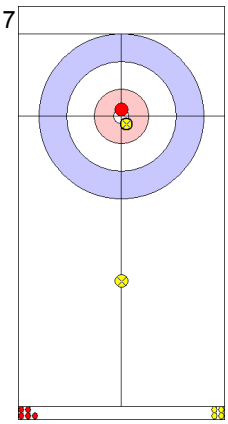

USA: ANDERSON S
Draw Out 4

8

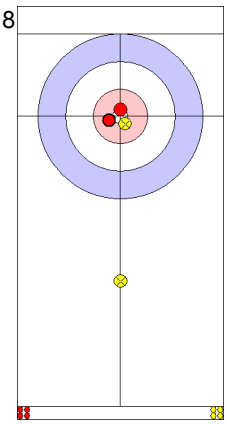

TUR: POLAT O
Draw In 4

9

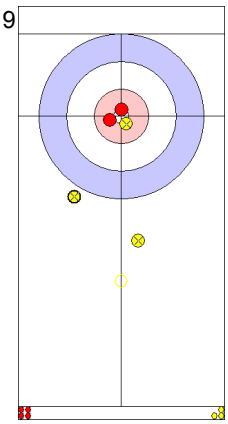

USA: DROPKIN K
Draw In 0

10

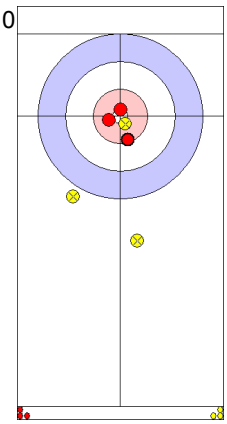

TUR: CAKIR K
Takeout In 4

11

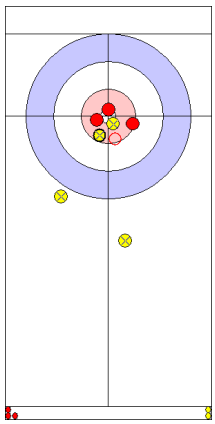

USA: DROPKIN K
Draw In 4

12

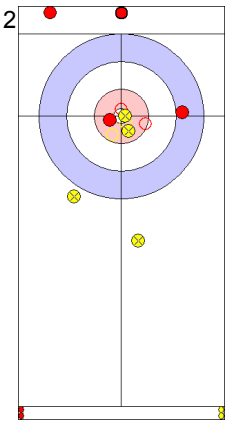

TUR: CAKIR K
Takeout In 4

13

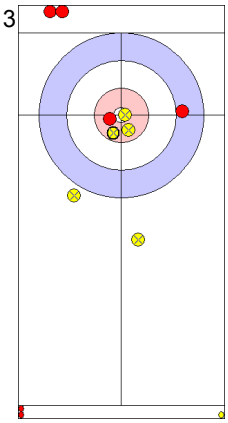

USA: DROPKIN K
Draw In 4

14

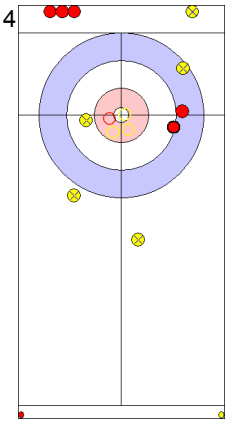

TUR: CAKIR K
Takeout In 2

15

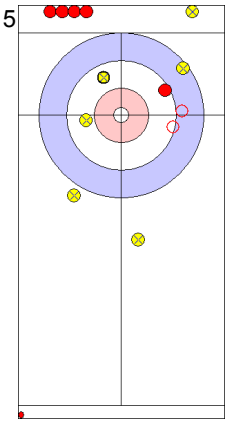

USA: ANDERSON S
Takeout Out 2

16

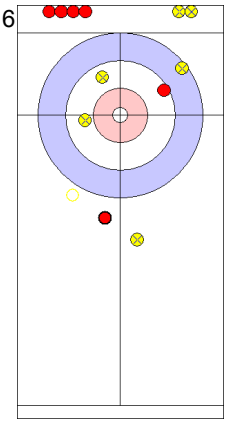

TUR: POLAT O
Takeout Out 0

Game - Shot by Shot

TUR - Turkey	0 + 0	USA - United States	1 + 1	End 2

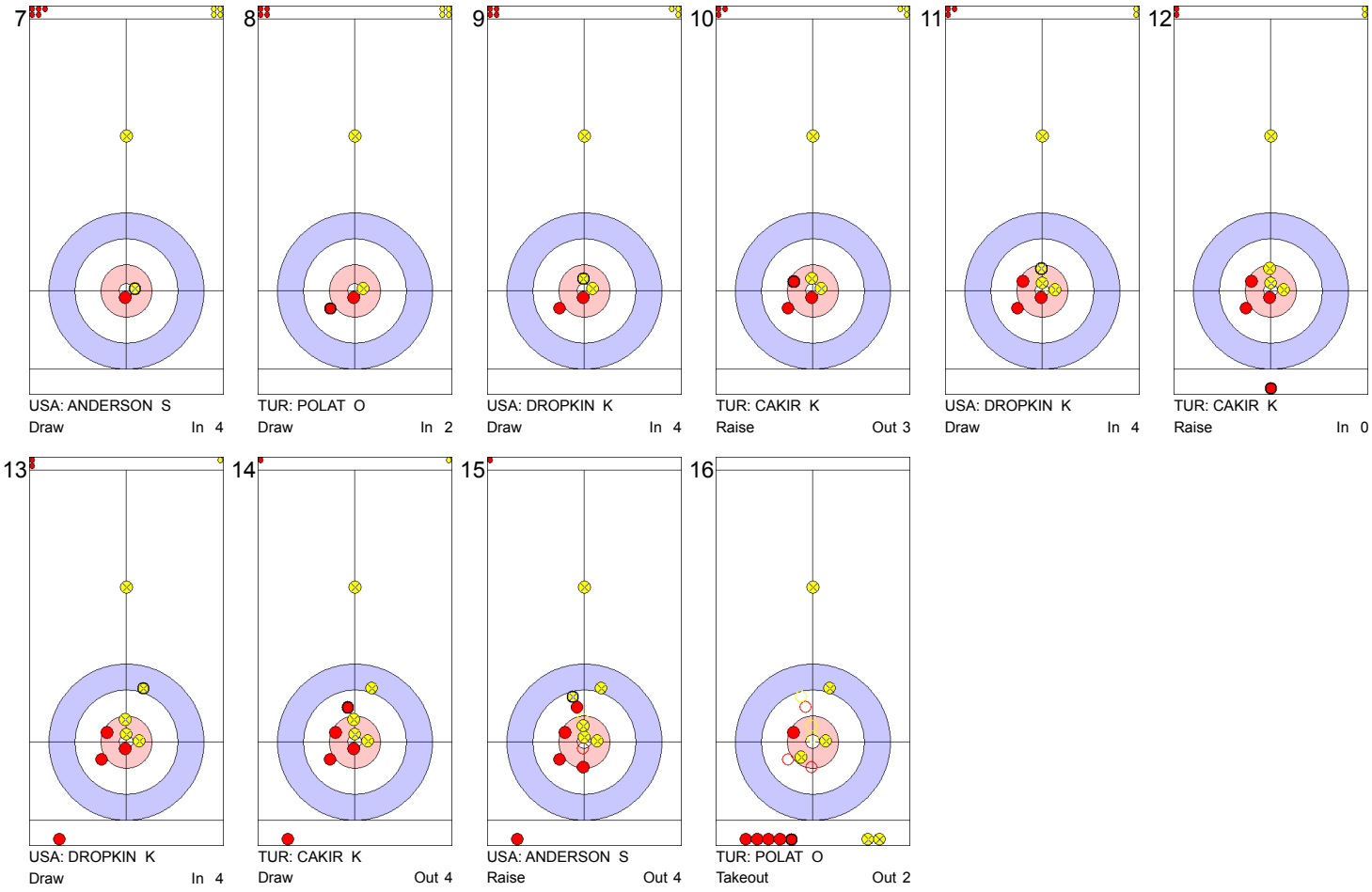

Game - Shot by Shot

TUR - Turkey	0 + 0	USA - United States	2 + 1	End 3

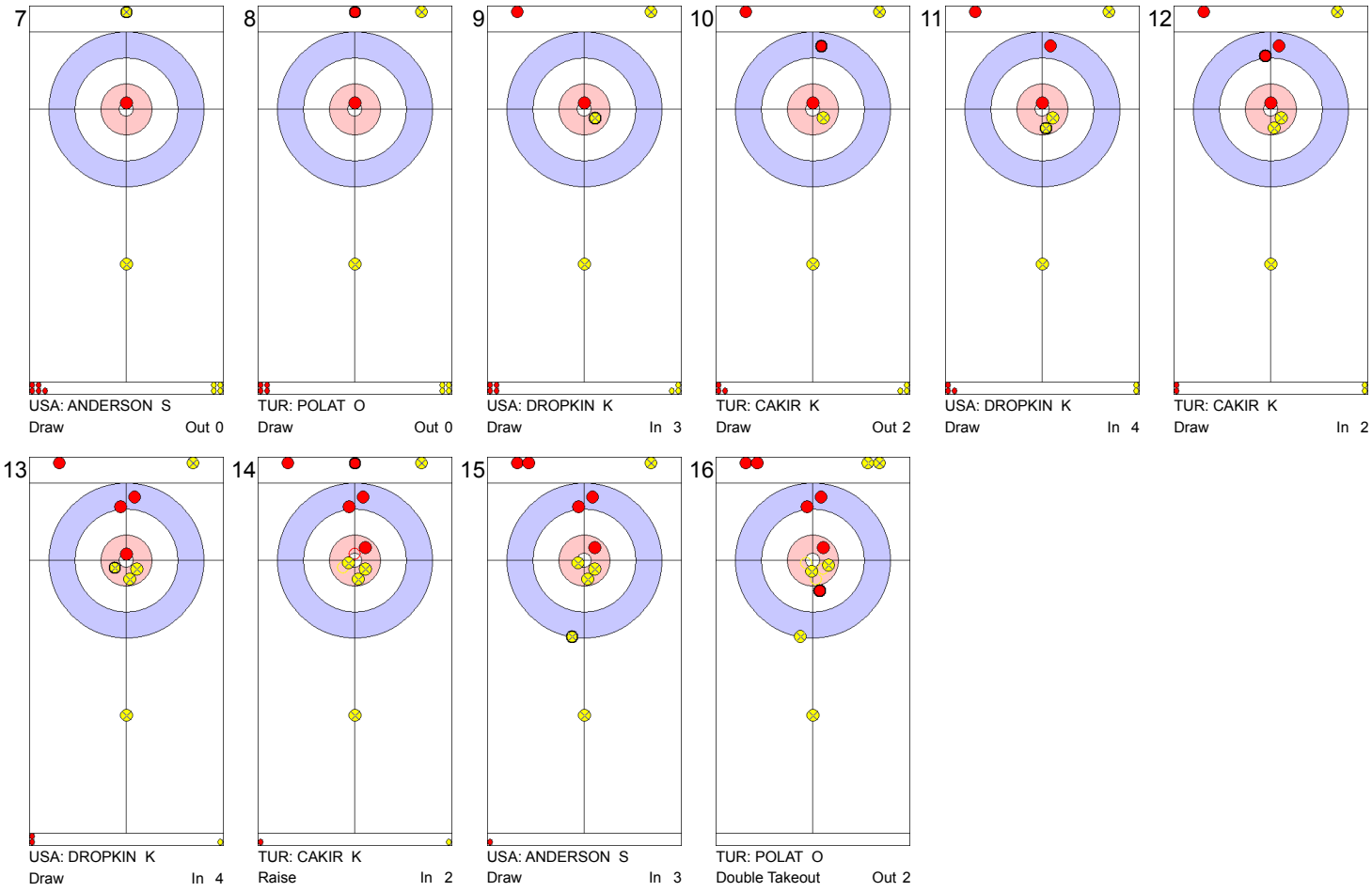

Game - Shot by Shot

TUR - Turkey	0 + 0	USA - United States	3 + 1	End 4

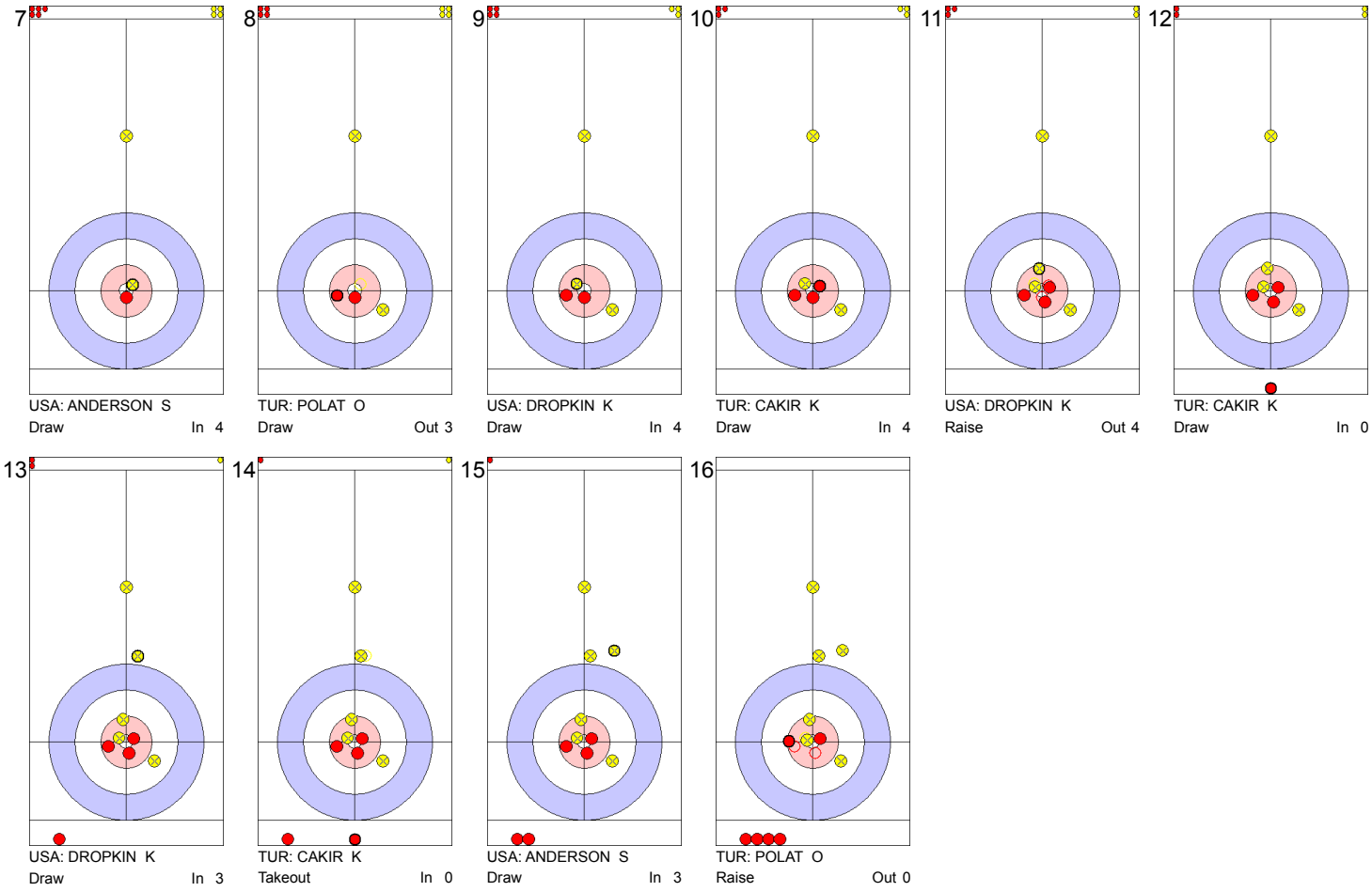

Game - Shot by Shot

TUR - Turkey	0 + 1	USA - United States	4 + 0	End 5

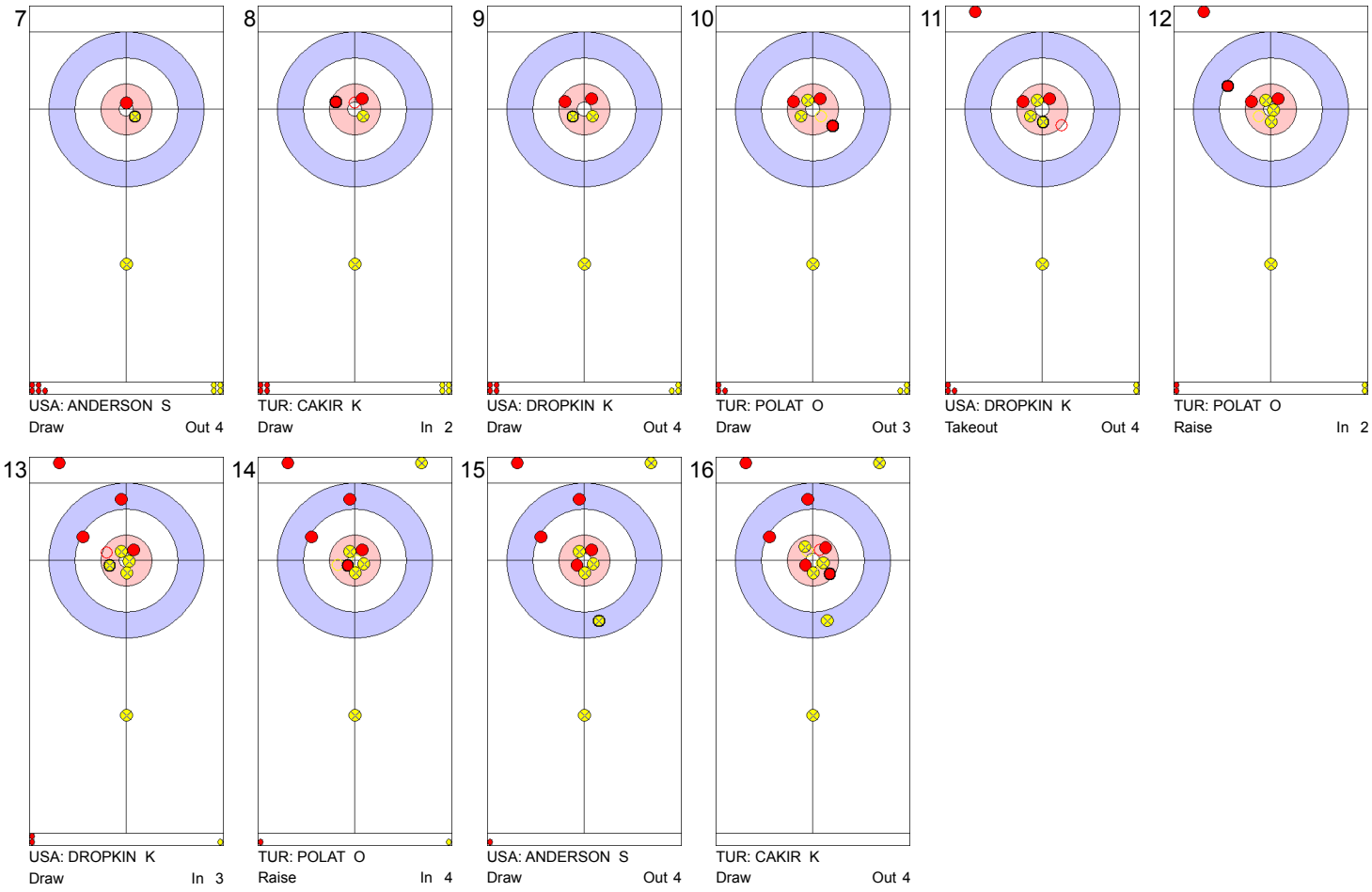

Game - Shot by Shot

TUR - Turkey	1 + 0	USA - United States	4 + 2	End 6

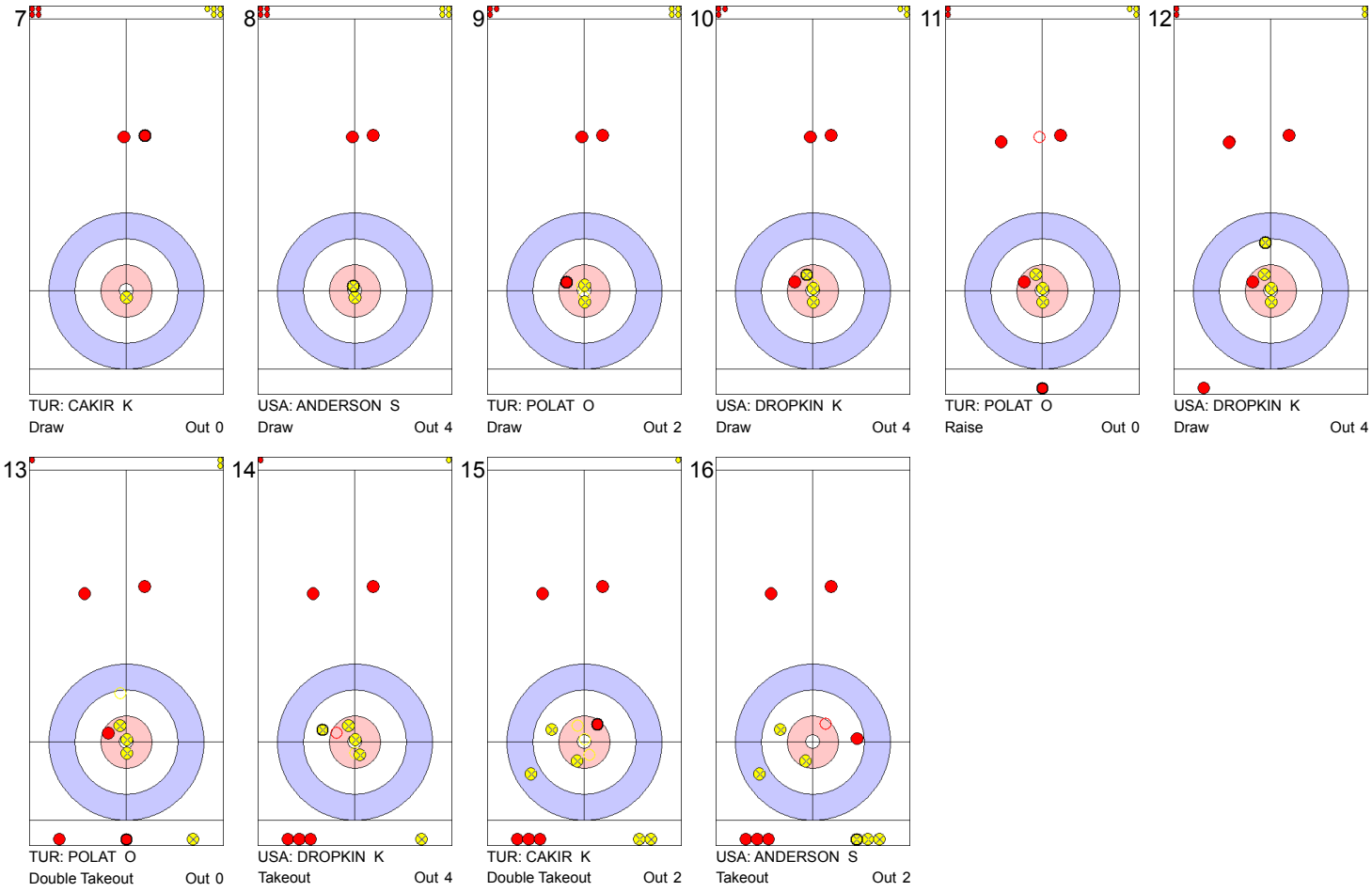

Game - Shot by Shot

TUR - Turkey	1 + 1	USA - United States	6 + 0	End 7

7

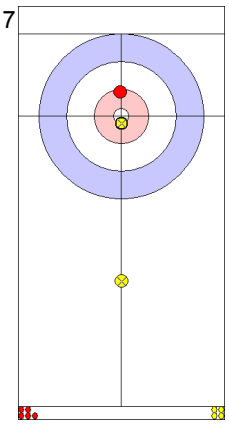

USA: ANDERSON S
Draw Out 4

8

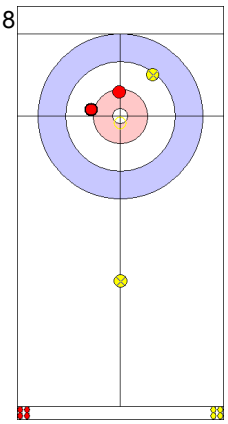

TUR: CAKIR K
Raise In 3

9

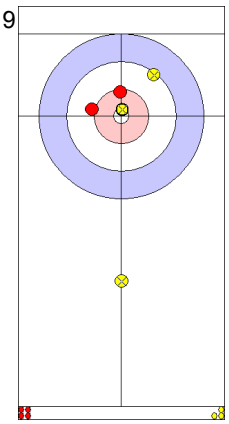

USA: DROPKIN K
Draw In 3

10

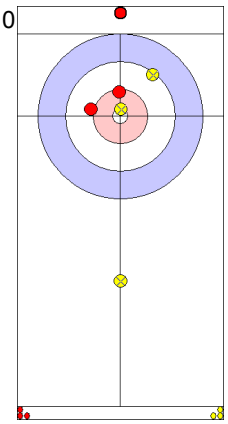

TUR: POLAT O
Raise In 0

11

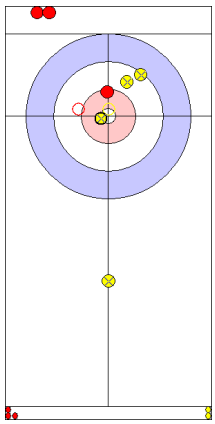

USA: DROPKIN K
Takeout In 3

12

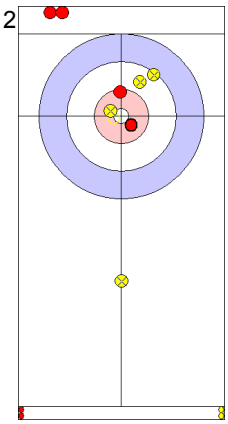

TUR: POLAT O
Draw Out 2

13

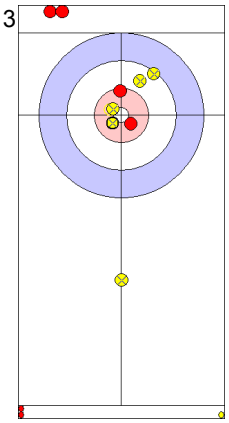

USA: DROPKIN K
Draw In 4

14

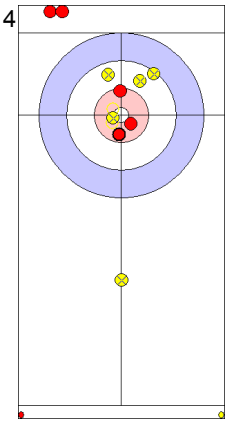

TUR: POLAT O
Draw In 3

15

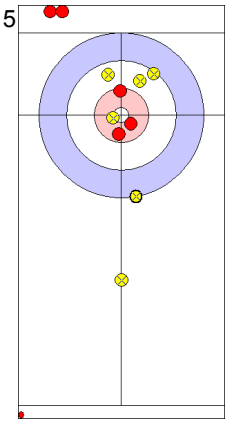

USA: ANDERSON S
Draw Out 4

16

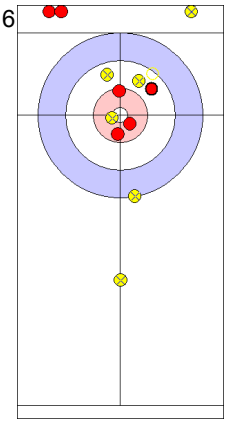

TUR: CAKIR K
Raise Out 0

Game - Shot by Shot

TUR - Turkey	2 + X	USA - United States	6 + X	End 8

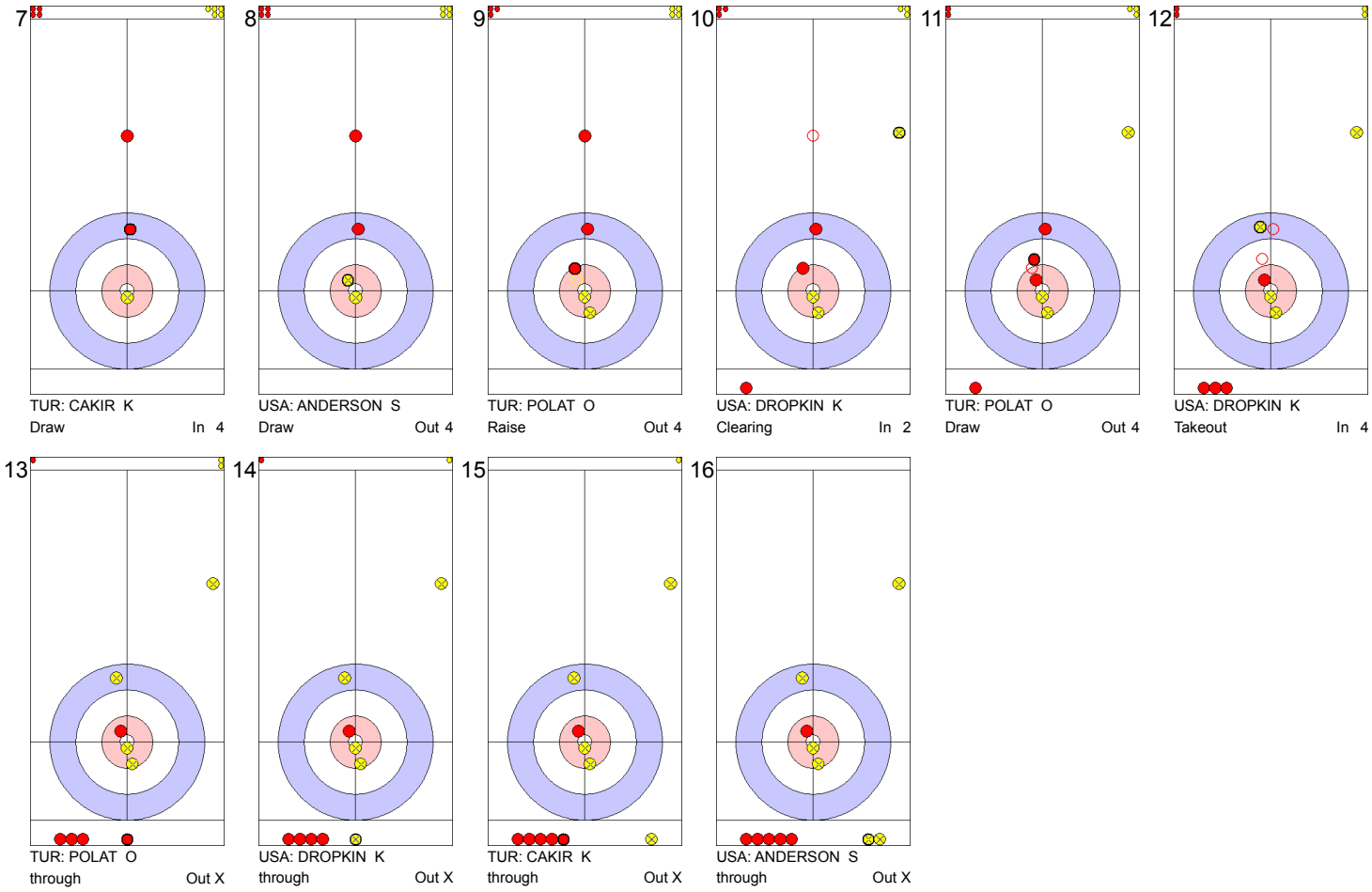

Game Results

Sheet	Game	Team	LSFE	1	2	3	4	5	6	7	8	Extra Ends					Total
D	3	RUS - Russia	*	1	0	2	0	0	0	2	1	1						7
	3	DEN - Denmark		0	3	0	1	1	1	0	0	0						6

RUS - Russia		Game	All
F	MOISEEVA Victoria	54 %	64 %
M	DRON Petr	82 %	85 %
	Team Total	72 %	77 %

Last Stone Draw: 52.1cm 19.4cm ↻ DRON P
32.7cm ↺ MOISEEVA V

Time remaining: 1 minute 0 seconds
Time remaining: 0 minutes 34 seconds (after extra end)

Time-out: end 7 - RUS stone 5

DEN - Denmark		Game	All
F	DUPONT Denise	72 %	78 %
M	DUPONT Oliver	72 %	69 %
	Team Total	72 %	72 %

Last Stone Draw: 179.3cm 25.8cm ↻ DUPONT O
153.5cm ↺ DUPONT D

Time remaining: 0 minutes 15 seconds
Time remaining: 0 minutes 2 seconds (after extra end)

Time-out: end 9 - DEN stone 7

Detailed Game Statistics:

RUS - Russia		Draws		Takeouts		Total	
F	MOISEEVA Victoria	11	55 %	6	54 %	17	54 %
M	DRON Petr	15	83 %	12	81 %	27	82 %
	Team Total	26	71 %	18	72 %	44	72 %

DEN - Denmark		Draws		Takeouts		Total	
F	DUPONT Denise	12	90 %	6	38 %	18	72 %
M	DUPONT Oliver	15	72 %	12	73 %	27	72 %
	Team Total	27	80 %	18	61 %	45	72 %

LEGEND
F Female **LSFE** (*) Last stone first end **M** Male

Game - Shot by Shot

RUS - Russia	0 + 1	DEN - Denmark	0 + 0	End 1

7

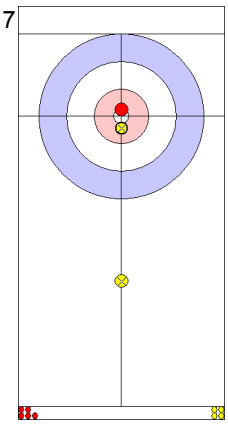

DEN: DUPONT D
Draw Out 4

8

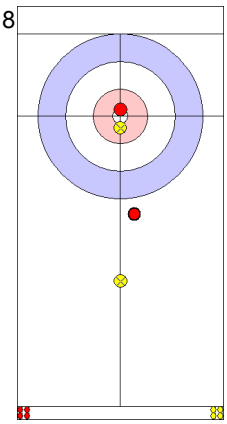

RUS: MOISEEVA V
Draw Out 0

9

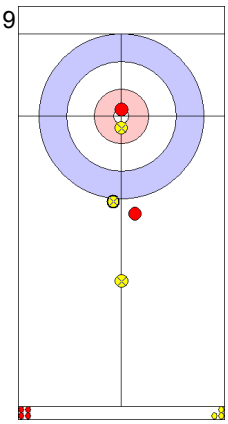

DEN: DUPONT O
Draw In 2

10

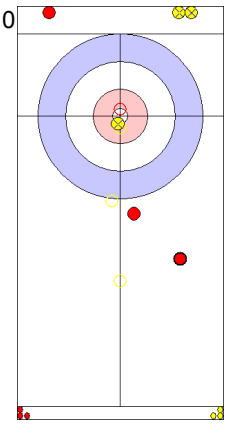

RUS: DRON P
Double Takeout Out 4

11

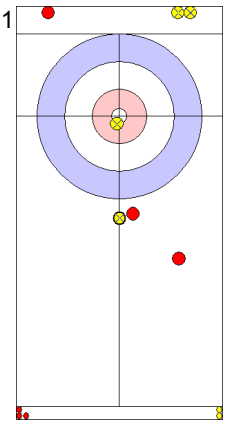

DEN: DUPONT O
Guard In 4

12

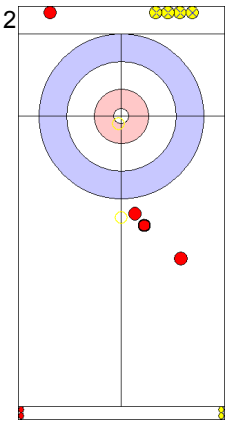

RUS: DRON P
Promotion Takeout Out 4

13

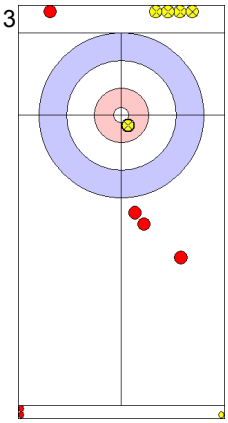

DEN: DUPONT O
Draw In 4

14

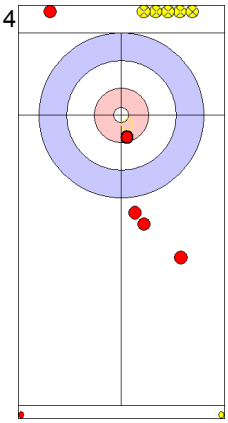

RUS: DRON P
Takeout In 4

15

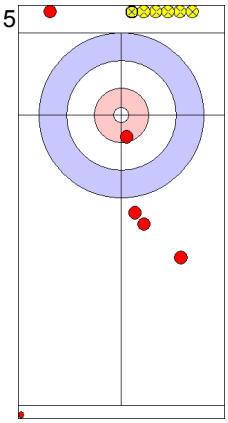

DEN: DUPONT D
Takeout In 0

16

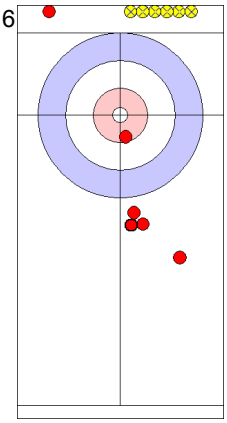

RUS: MOISEEVA V
Wick / Soft Peeling In 0

Game - Shot by Shot

RUS - Russia	1 + 0	DEN - Denmark	0 + 3	End 2

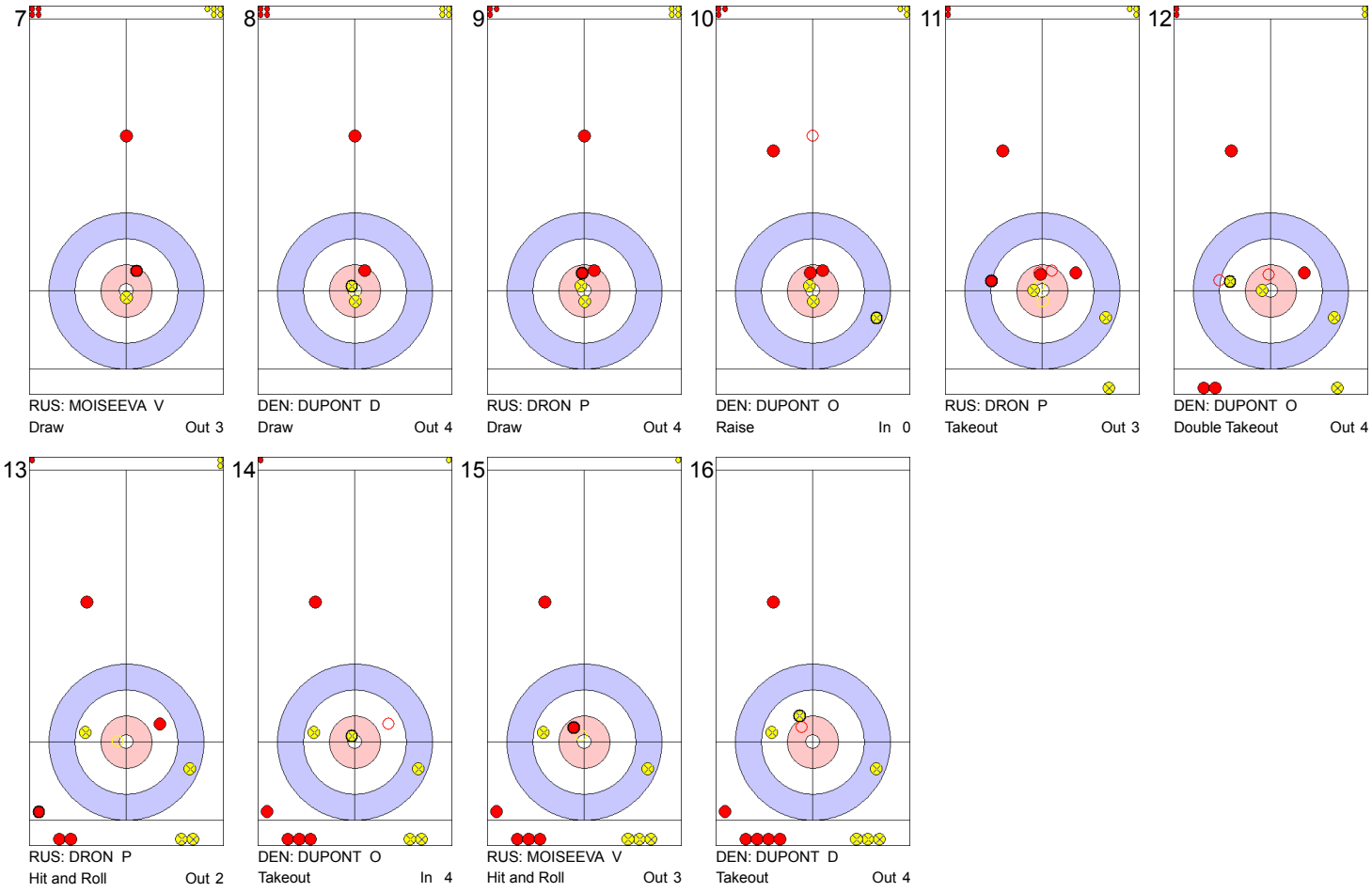

Game - Shot by Shot

RUS - Russia	1 + 2	DEN - Denmark	3 + 0	End 3

7

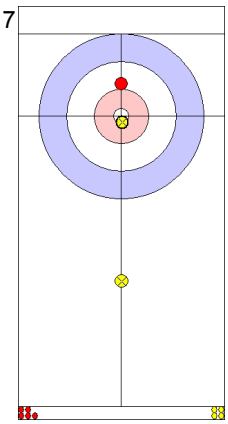

DEN: DUPONT D
Raise Out 4

8

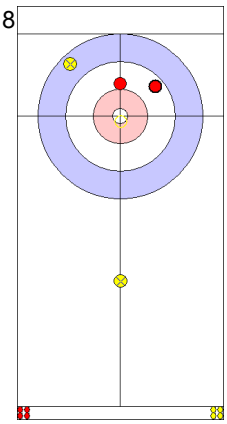

RUS: MOISEEVA V
Raise Out 4

9

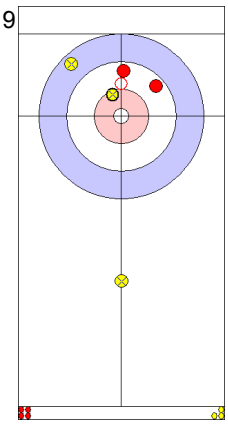

DEN: DUPONT O
Draw Out 3

10

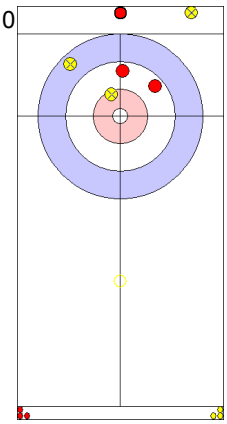

RUS: DRON P
Clearing Out 4

11

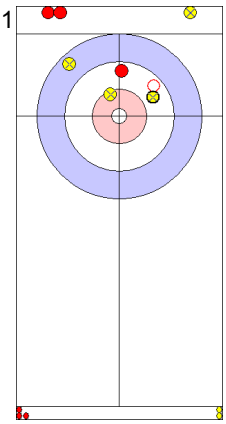

DEN: DUPONT O
Double Takeout Out 2

12

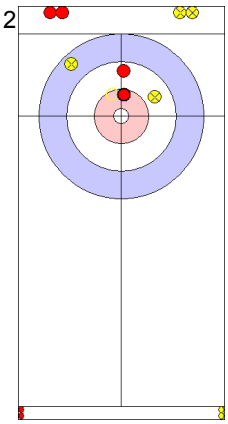

RUS: DRON P
Takeout Out 4

13

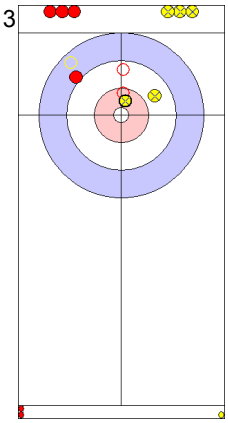

DEN: DUPONT O
Double Takeout Out 2

14

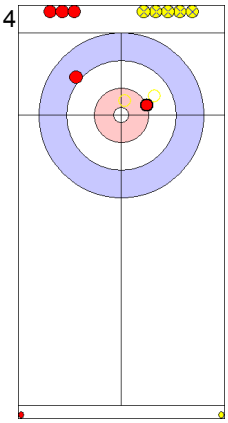

RUS: DRON P
Double Takeout Out 4

15

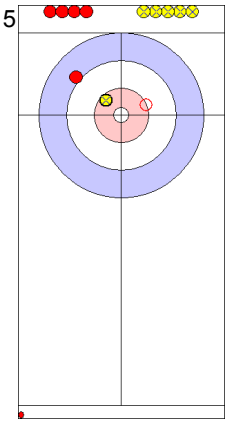

DEN: DUPONT D
Hit and Roll Out 3

16

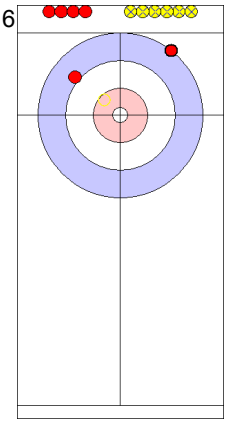

RUS: MOISEEVA V
Takeout Out 4

Game - Shot by Shot

RUS - Russia	3 + 0	DEN - Denmark	3 + 1	End 4

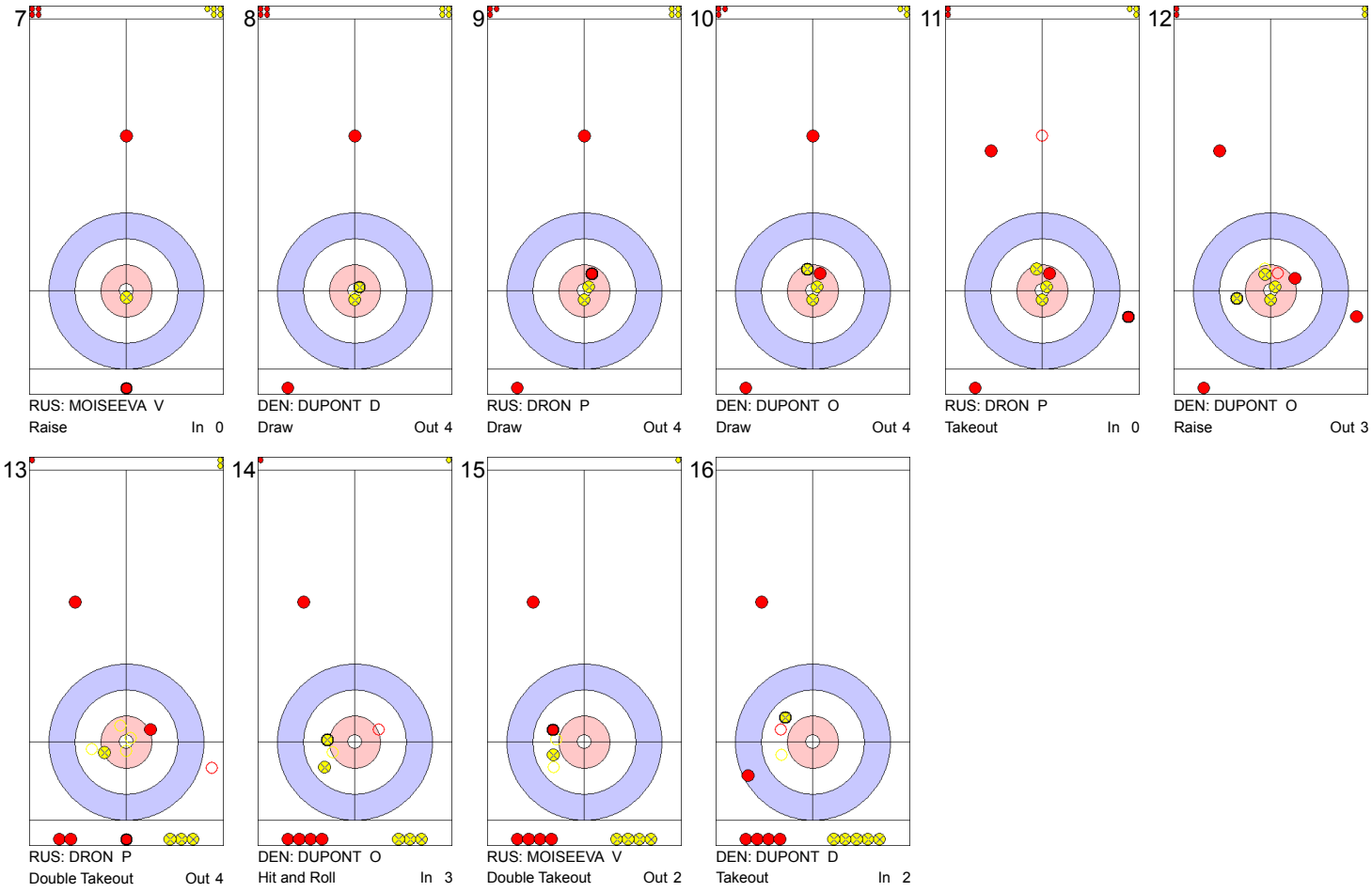

Game - Shot by Shot

RUS - Russia	3 + 0	DEN - Denmark	4 + 1	End 5

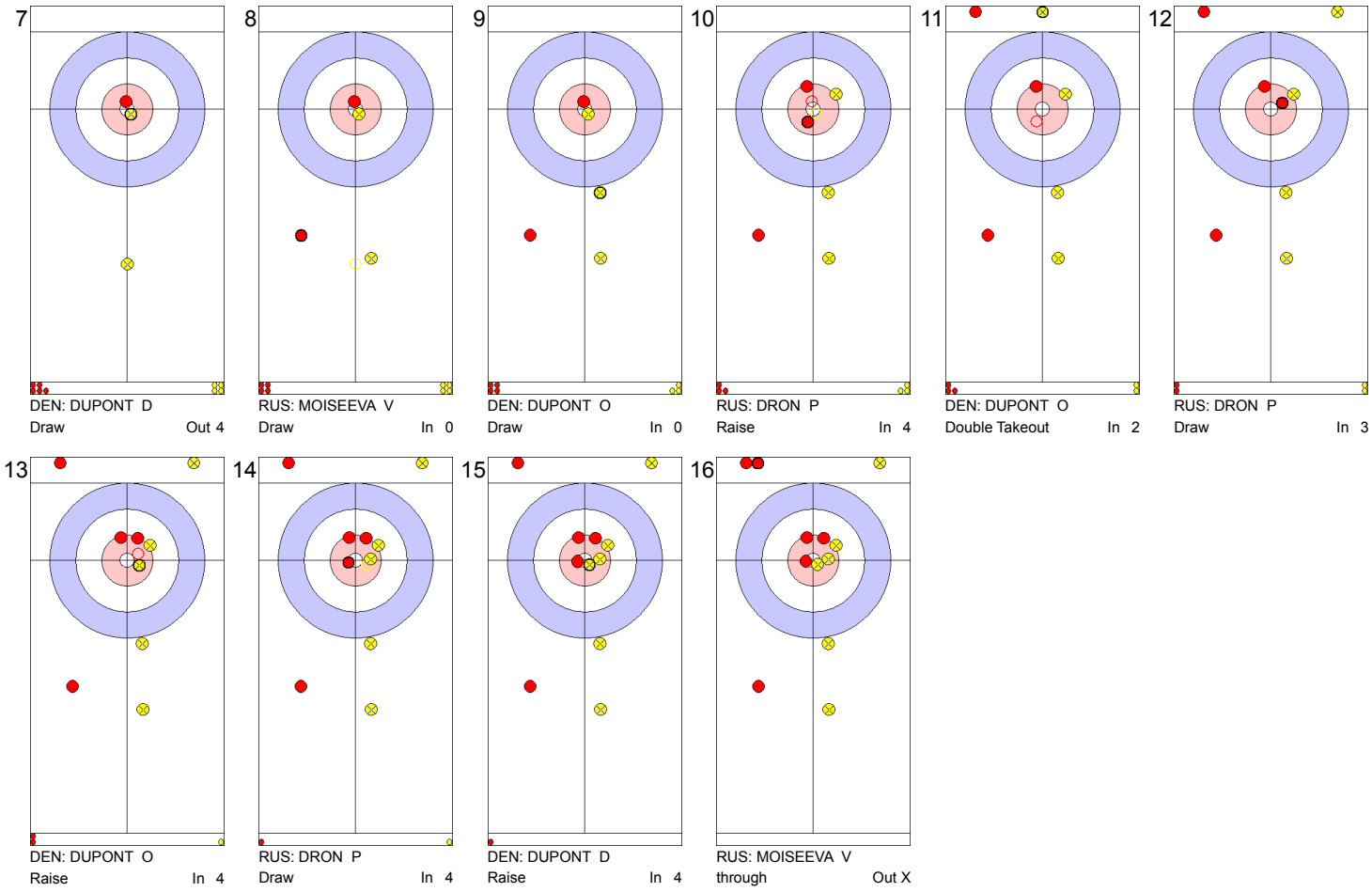

Game - Shot by Shot

RUS - Russia	3 + 0	DEN - Denmark	5 + 1	End 6

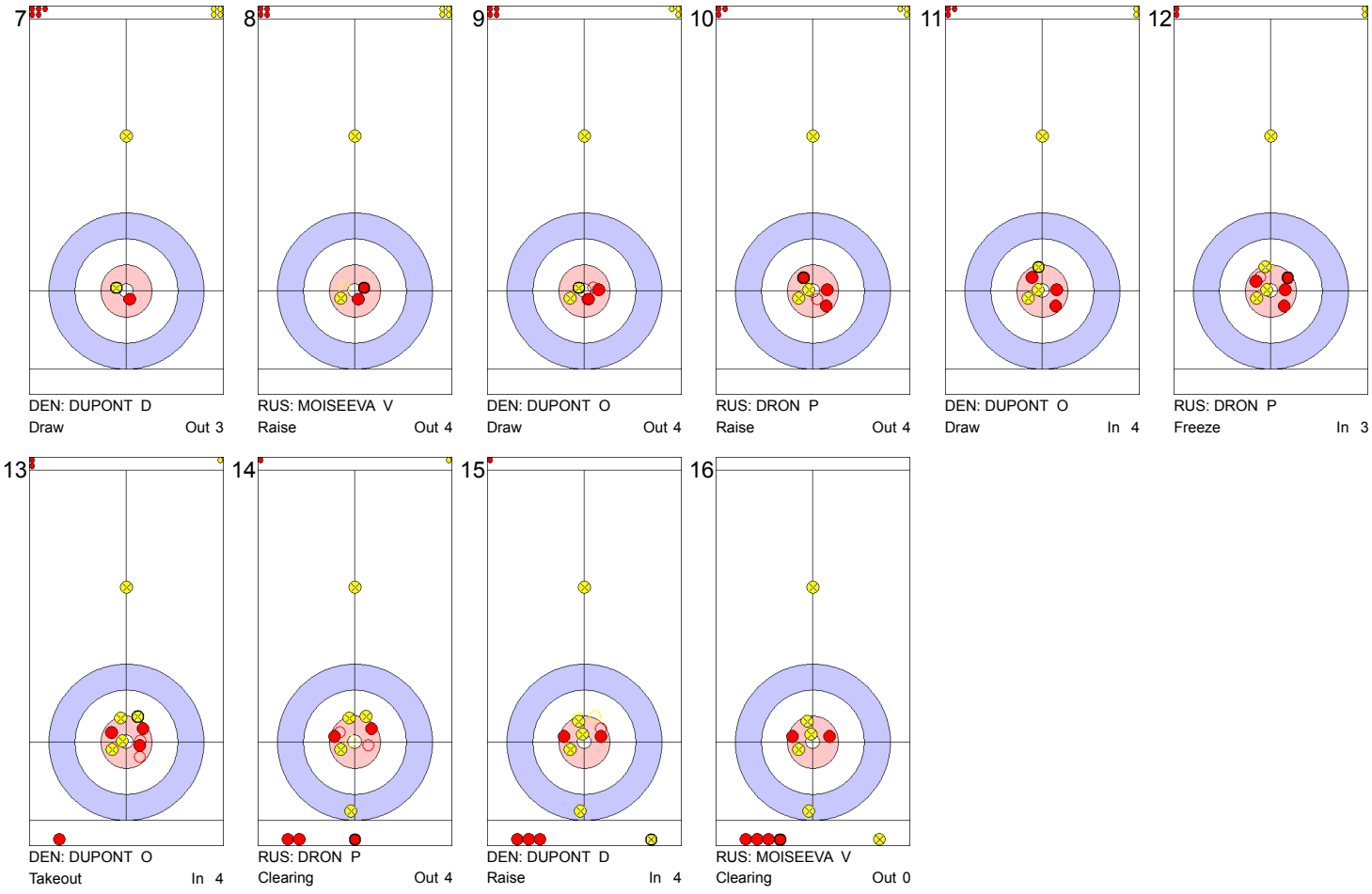

Game - Shot by Shot

RUS - Russia	3 + 2	DEN - Denmark	6 + 0	End 7

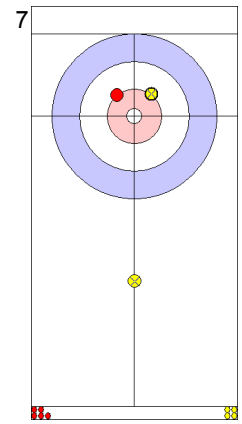

7
DEN: DUPONT D
Raise Out 3

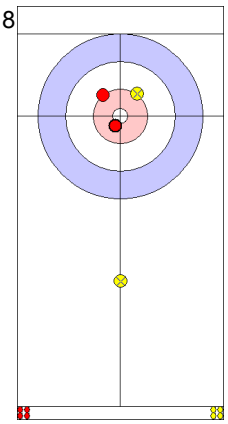

8
RUS: MOISEEVA V
Draw Out 4

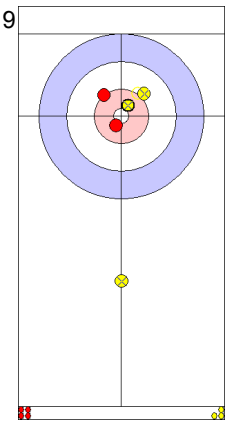

9
DEN: DUPONT O
Draw Out 3

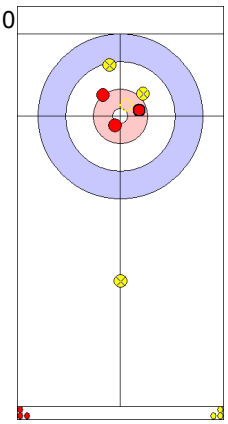

10
RUS: DRON P
Raise Out 4
Time-out

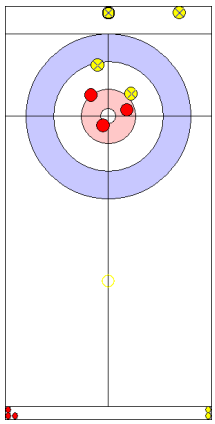

11
DEN: DUPONT O
Clearing Out 4

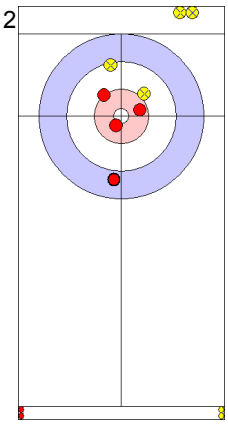

12
RUS: DRON P
Draw Out 4

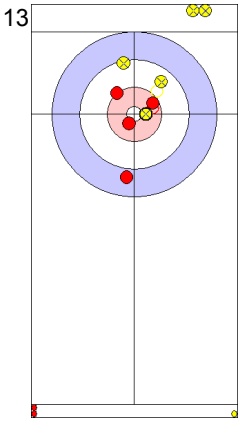

13
DEN: DUPONT O
Draw Out 4

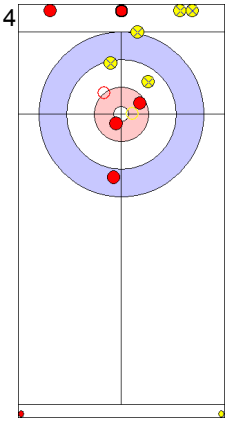

14
RUS: DRON P
Takeout Out 2

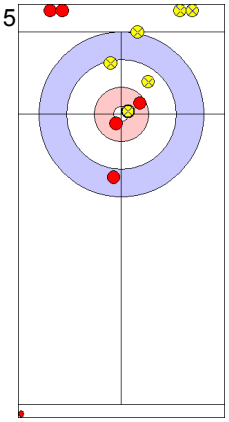

15
DEN: DUPONT D
Freeze Out 2

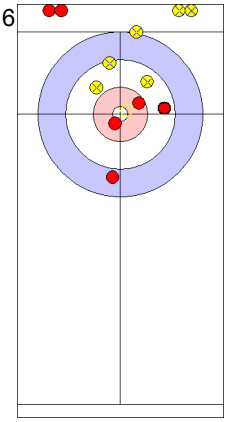

16
RUS: MOISEEVA V
Takeout Out 2

Game - Shot by Shot

RUS - Russia	5 + 1	DEN - Denmark	6 + 0	End 8

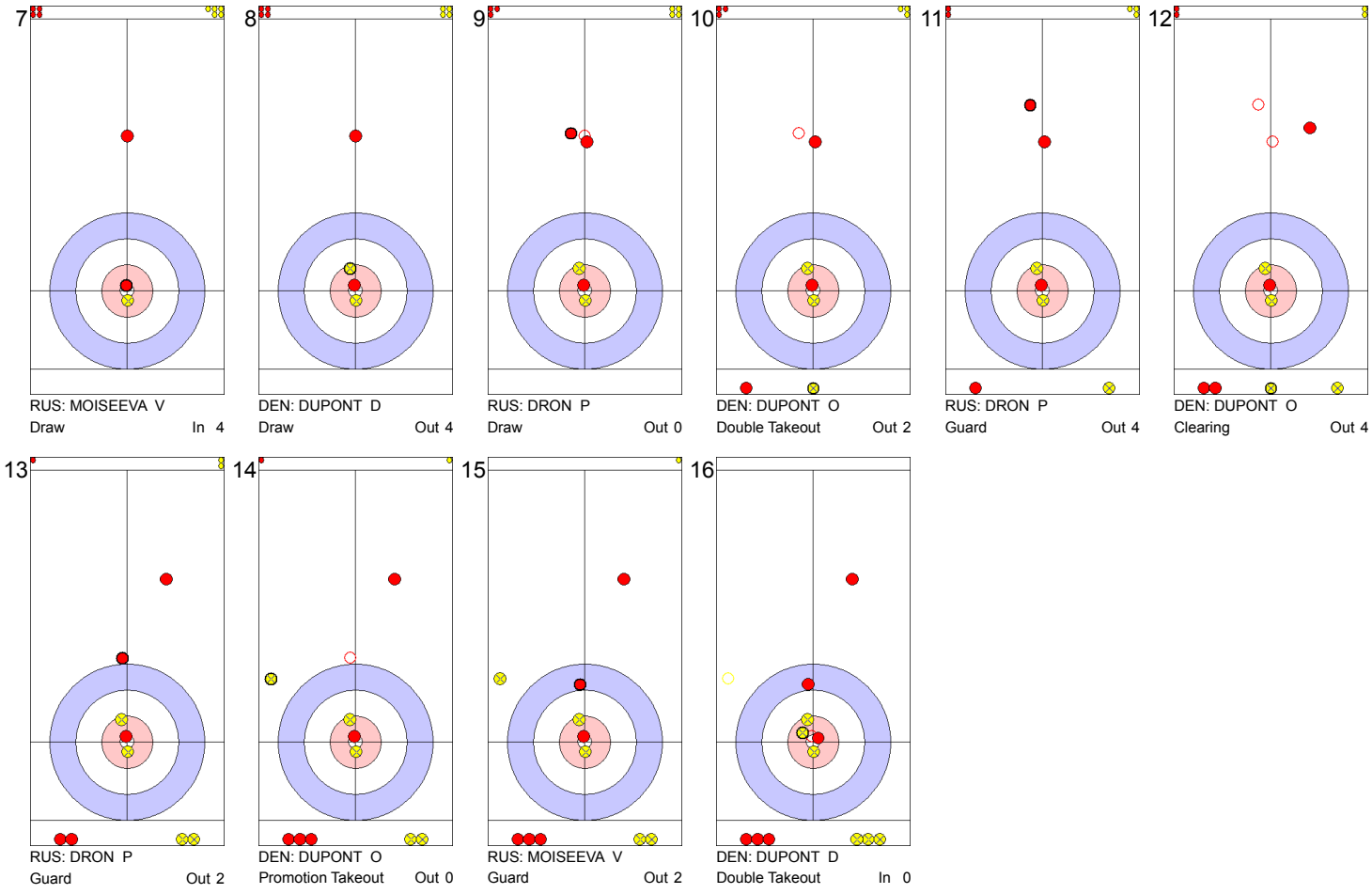

Game - Shot by Shot

RUS - Russia	6 + 1	DEN - Denmark	6 + 0	End 9

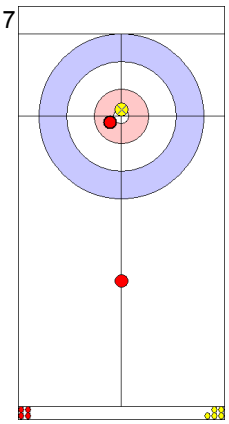

7
RUS: MOISEEVA V
Draw Out 3

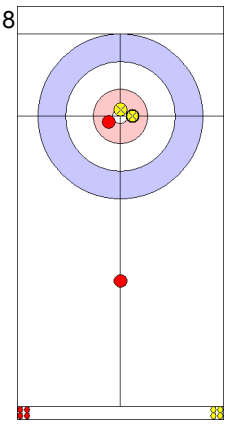

8
DEN: DUPONT D
Draw Out 3

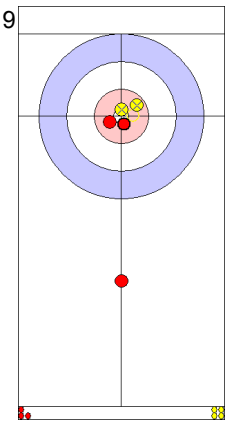

9
RUS: DRON P
Draw Out 4

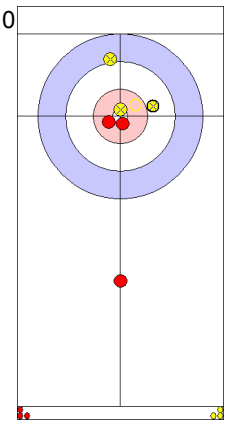

10
DEN: DUPONT O
Draw Out 0

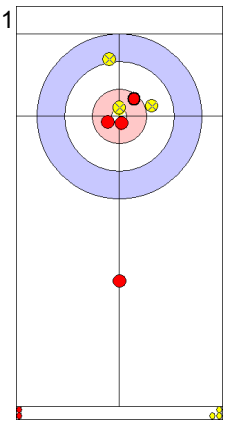

11
RUS: DRON P
Raise Out 3

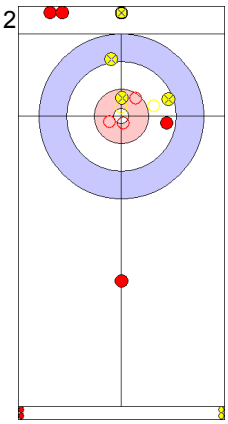

12
DEN: DUPONT O
Double Takeout In 4

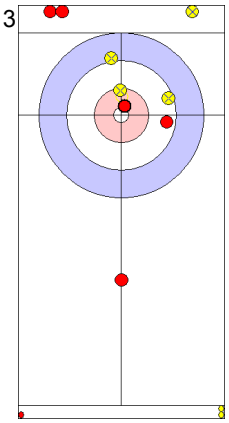

13
RUS: DRON P
Draw Out 3

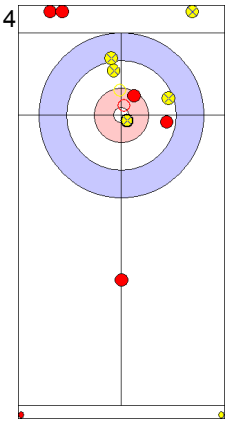

14
DEN: DUPONT O
Raise Out 4
Time-out

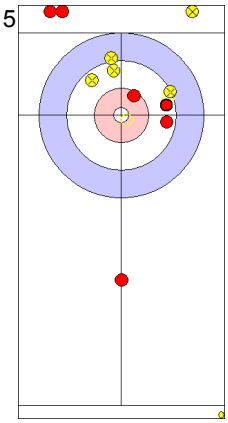

15
RUS: MOISEEVA V
Takeout Out 2

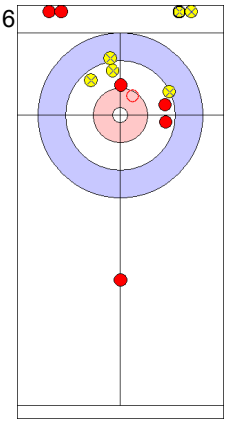

16
DEN: DUPONT D
Takeout Out 0

Game Results

Sheet	Game	Team	LSFE	1	2	3	4	5	6	7	8	Extra Ends						Total
E	3	JPN - Japan		1	2	0	3	3	3	0	X							12
	3	SVK - Slovakia	*	0	0	1	0	0	0	0	X							1

JPN - Japan		Game	All
F	TOMABECHI Michiko	57 %	62 %
M	TOMABECHI Kenji	70 %	67 %
	Team Total	65 %	65 %

Last Stone Draw: 77.6cm
20.0cm ↻ TOMABECHI K
57.6cm ↺ TOMABECHI M

Time remaining: 5 minutes 1 second

SVK - Slovakia		Game	All
F	SYKOROVA Silvia	35 %	59 %
M	SYKORA Marek	27 %	52 %
	Team Total	32 %	56 %

Last Stone Draw: 72.5cm
30.7cm ↻ SYKORA M
41.8cm ↺ SYKOROVA S

Time remaining: 6 minutes 56 seconds

Detailed Game Statistics:

JPN - Japan		Draws		Takeouts		Total	
F	TOMABECHI Michiko	13	54 %	1	100 %	14	57 %
M	TOMABECHI Kenji	14	64 %	6	83 %	20	70 %
	Team Total	27	59 %	7	86 %	34	65 %

SVK - Slovakia		Draws		Takeouts		Total	
F	SYKOROVA Silvia	13	31 %	7	43 %	20	35 %
M	SYKORA Marek	11	27 %	2	25 %	13	27 %
	Team Total	24	29 %	9	39 %	33	32 %

LEGEND
F Female
X Unplayed/unfinished end due to concession
LSFE (*) Last stone first end
M Male

Game - Shot by Shot

JPN - Japan	0 + 1	SVK - Slovakia	0 + 0	End 1

7

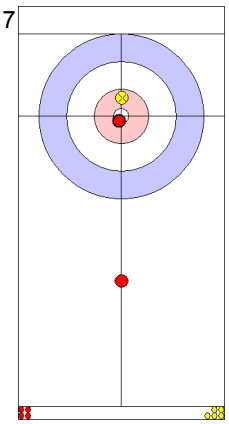

JPN: TOMABECHI K
Draw Out 4

8

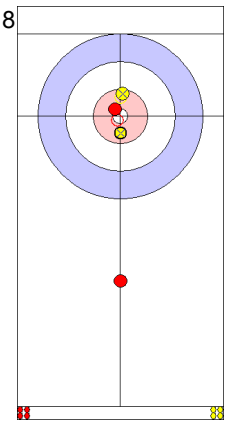

SVK: SYKORA M
Draw Out 3

9

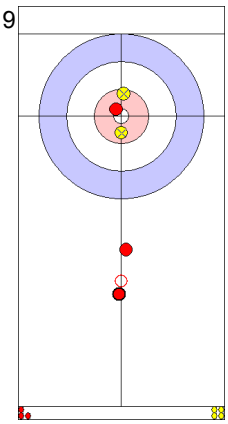

JPN: TOMABECHI M
Draw In 0

10

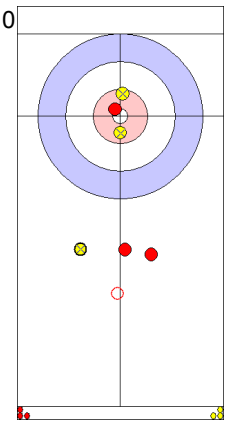

SVK: SYKOROVA S
Draw In 0

11

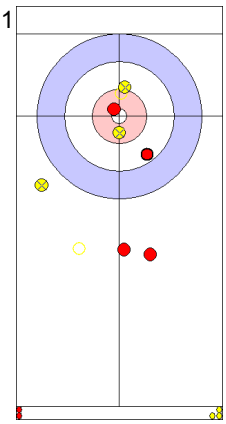

JPN: TOMABECHI M
Draw In 2

12

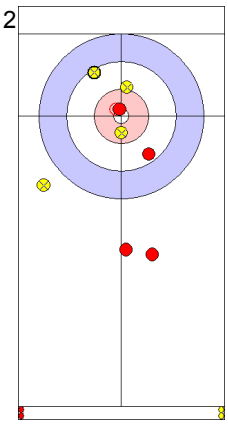

SVK: SYKOROVA S
Draw In 0

13

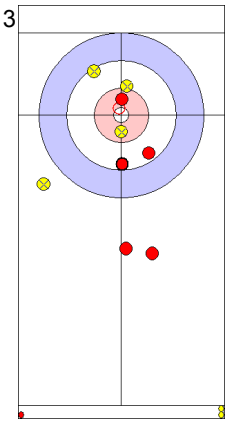

JPN: TOMABECHI M
Draw In 2

14

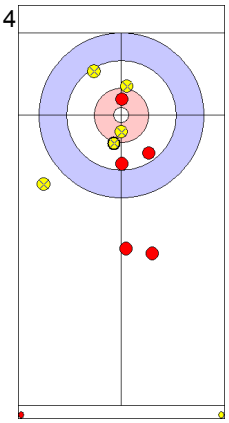

SVK: SYKOROVA S
Draw In 3

15

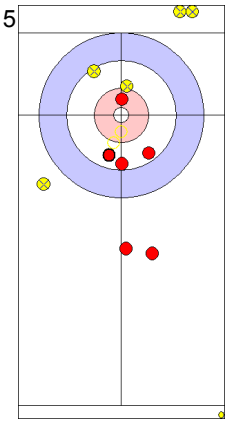

JPN: TOMABECHI K
Double Takeout In 4

16

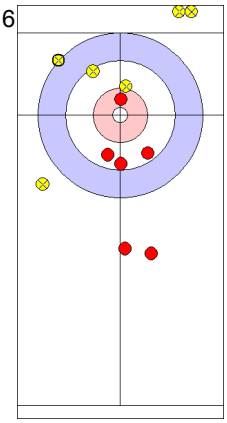

SVK: SYKORA M
Draw In 0

Game - Shot by Shot

JPN - Japan	1 + 2	SVK - Slovakia	0 + 0	End 2

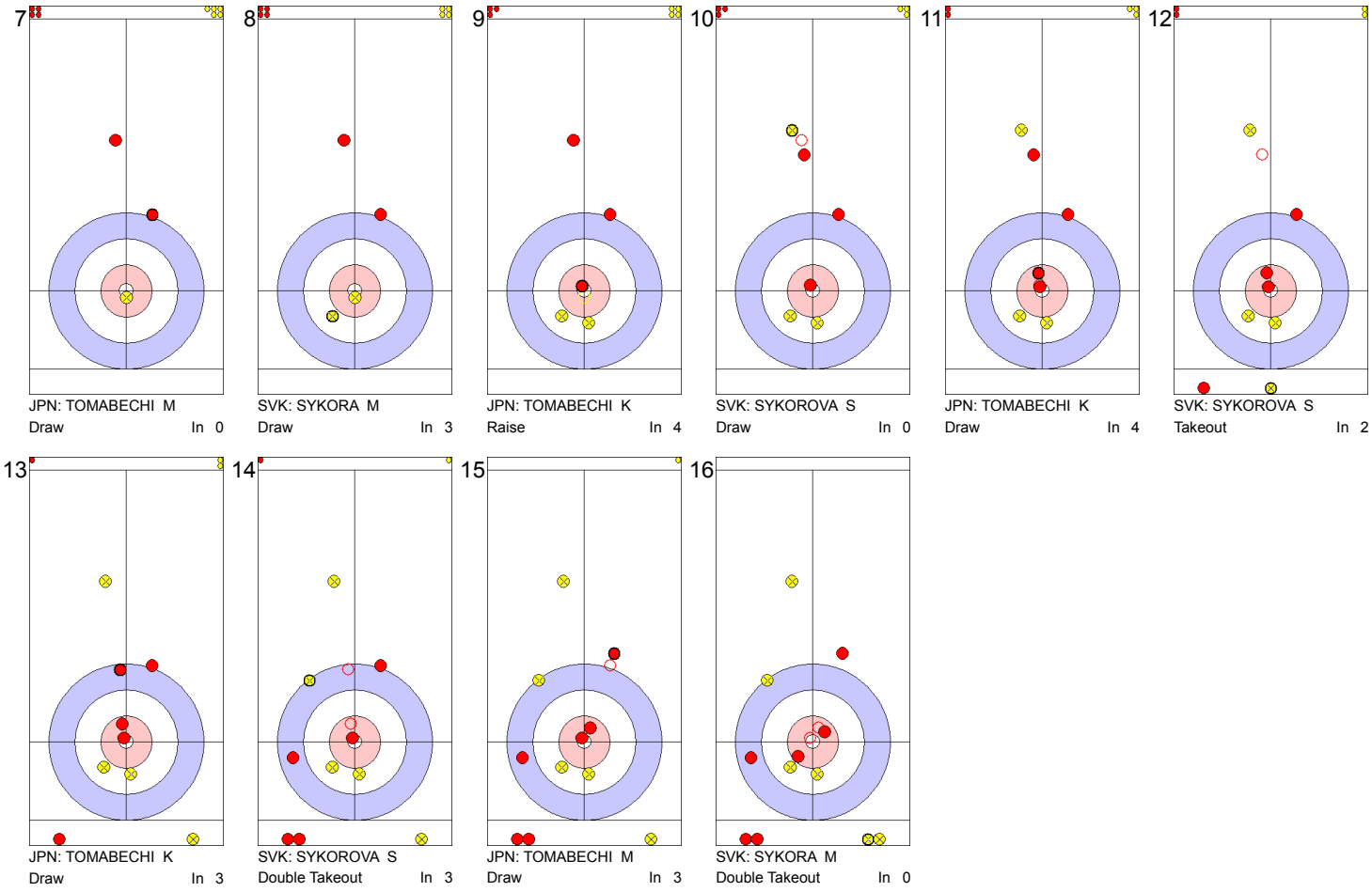

Game - Shot by Shot

JPN - Japan	3 + 0	SVK - Slovakia	0 + 1	End 3

7

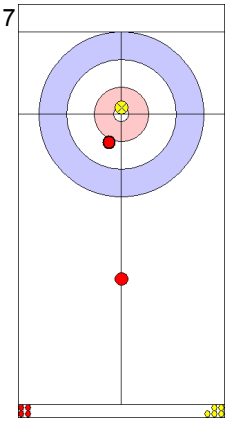

JPN: TOMABECHI M
Draw Out 2

8

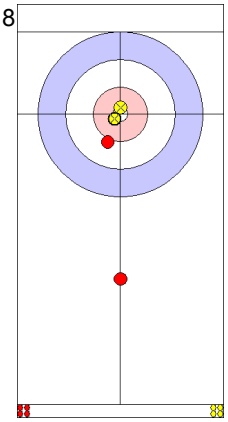

SVK: SYKORA M
Draw Out 4

9

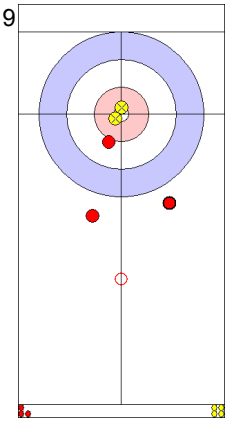

JPN: TOMABECHI K
Draw In 0

10

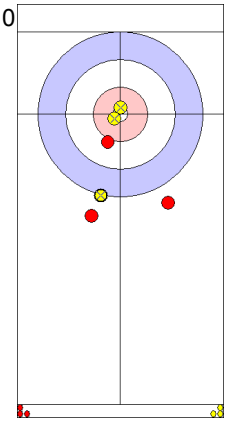

SVK: SYKOROVA S
Draw Out 0

11

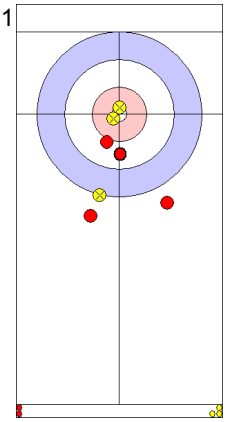

JPN: TOMABECHI K
Draw Out 2

12

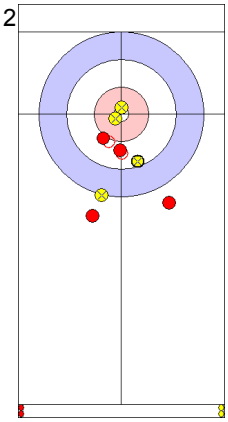

SVK: SYKOROVA S
Draw Out 2

13

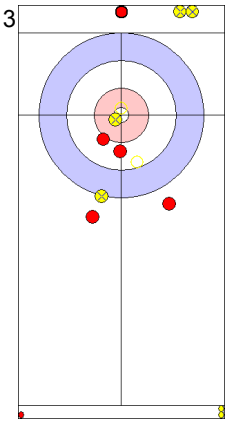

JPN: TOMABECHI K
Double Takeout Out 4

14

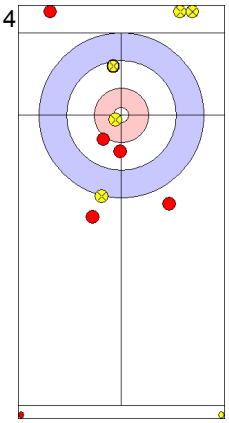

SVK: SYKOROVA S
Draw Out 0

15

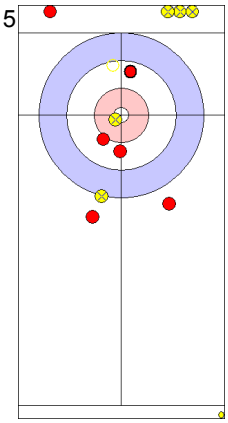

JPN: TOMABECHI M
Draw Out 0

16

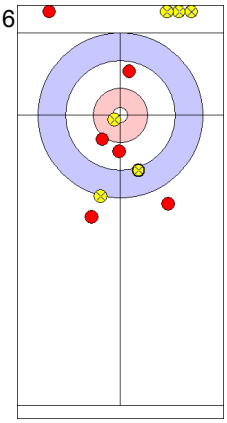

SVK: SYKORA M
Draw Out 0

Game - Shot by Shot

JPN - Japan	3 + 3	SVK - Slovakia	1 + 0	End 4

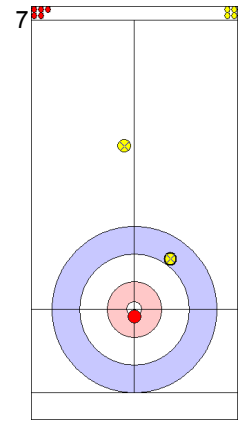

SVK: SYKORA M
Draw In 0

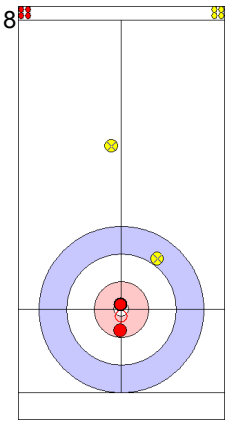

JPN: TOMABECHI M
Draw In 3

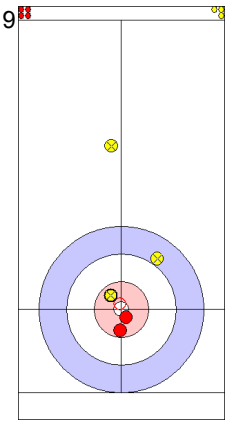

SVK: SYKOROVA S
Draw In 3

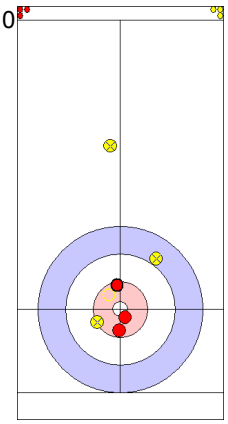

JPN: TOMABECHI K
Raise In 4

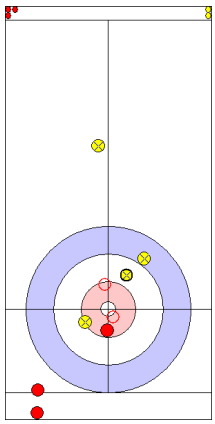

SVK: SYKOROVA S
Double Takeout In 3

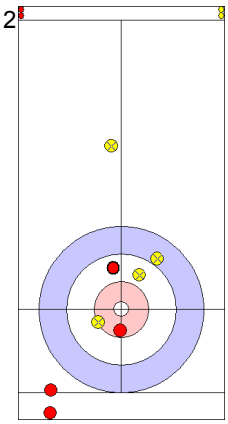

JPN: TOMABECHI K
Draw In 3

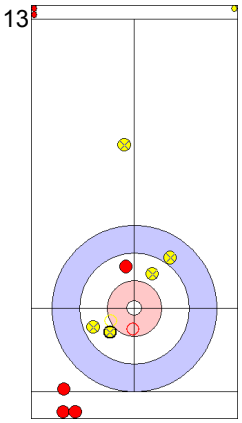

SVK: SYKOROVA S
Hit and Roll In 4

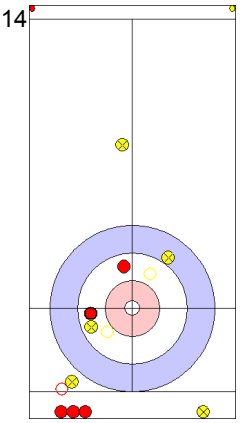

JPN: TOMABECHI K
Double Takeout Out 4

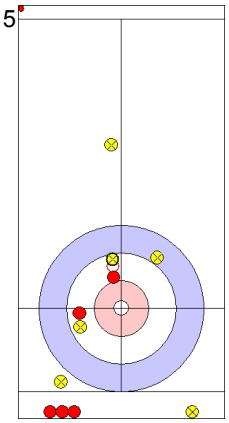

SVK: SYKORA M
Draw Out 0

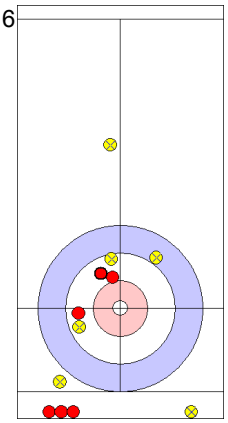

JPN: TOMABECHI M
Draw Out 4

Game - Shot by Shot

JPN - Japan	6 + 3	SVK - Slovakia	1 + 0	End 5

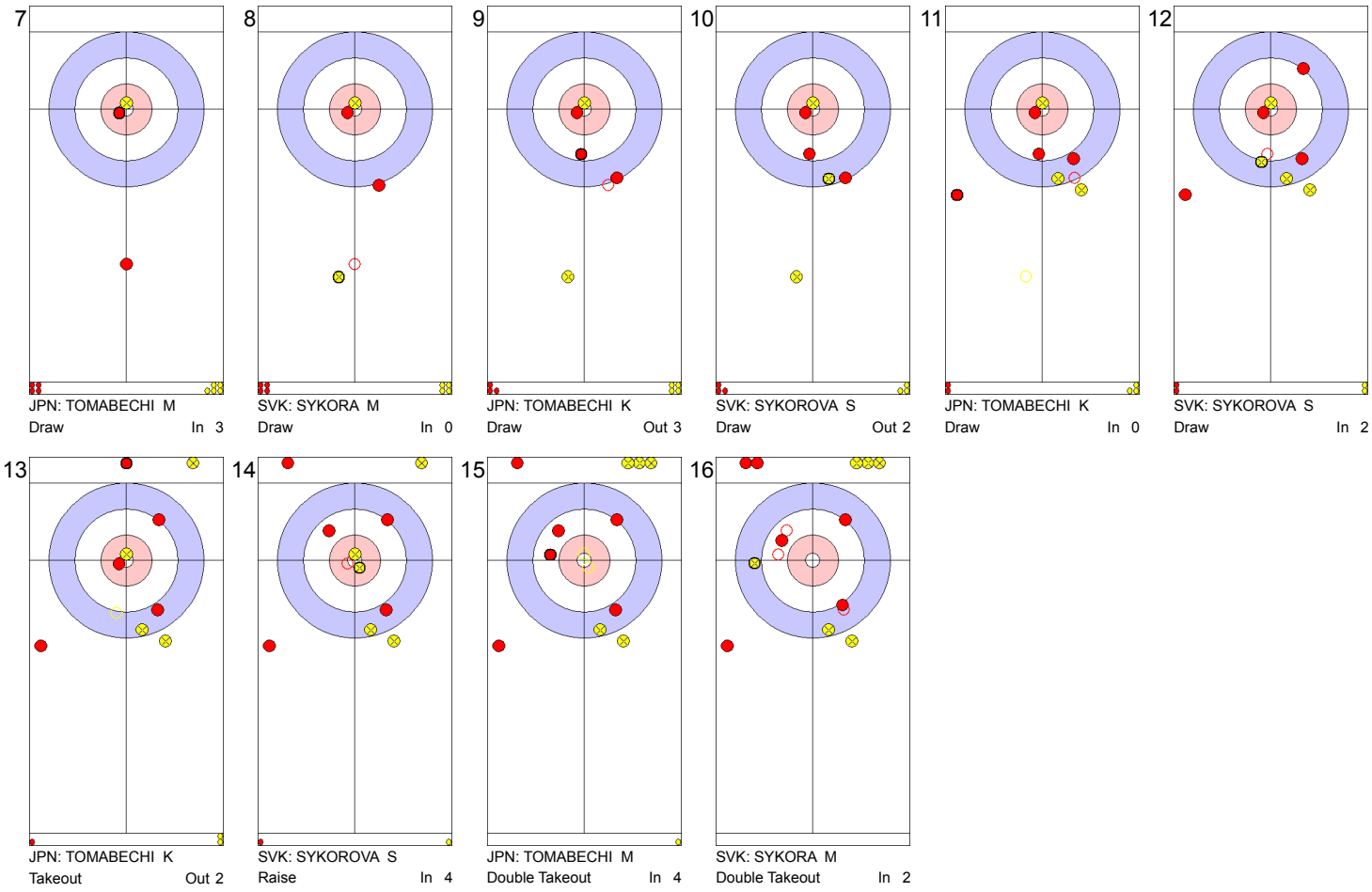

7
JPN: TOMABECHI M
Draw In 3

8
SVK: SYKORA M
Draw In 0

9
JPN: TOMABECHI K
Draw Out 3

10
SVK: SYKOROVA S
Draw Out 2

11
JPN: TOMABECHI K
Draw In 0

12
SVK: SYKOROVA S
Draw In 2

13
JPN: TOMABECHI K
Takeout Out 2

14
SVK: SYKOROVA S
Raise In 4

15
JPN: TOMABECHI M
Double Takeout In 4

16
SVK: SYKORA M
Double Takeout In 2

Game - Shot by Shot

JPN - Japan	9 + 3	SVK - Slovakia	1 + 0	End 6

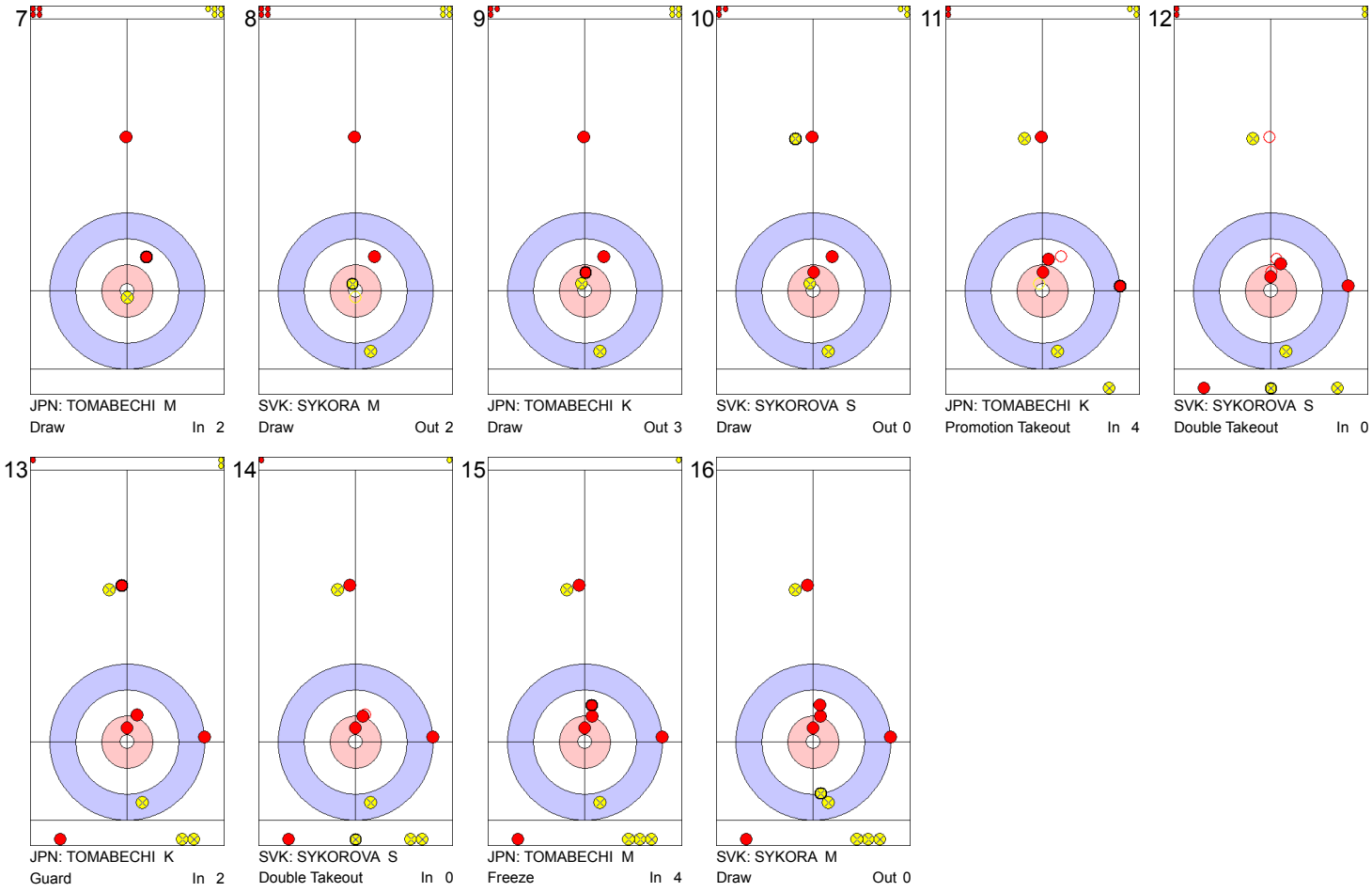

7
JPN: TOMABECHI M
Draw In 2

8
SVK: SYKORA M
Draw Out 2

9
JPN: TOMABECHI K
Draw Out 3

10
SVK: SYKOROVA S
Draw Out 0

11
JPN: TOMABECHI K
Promotion Takeout In 4

12
SVK: SYKOROVA S
Double Takeout In 0

13
JPN: TOMABECHI K
Guard In 2

14
SVK: SYKOROVA S
Double Takeout In 0

15
JPN: TOMABECHI M
Freeze In 4

16
SVK: SYKORA M
Draw Out 0

Game - Shot by Shot

JPN - Japan	12 + 0	SVK - Slovakia	1 + 0	End 7

7

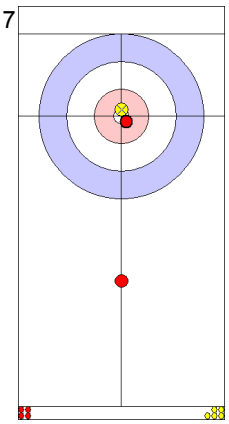

JPN: TOMABECHI M
Draw Out 3

8

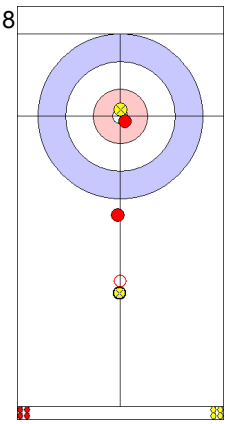

SVK: SYKORA M
Draw In 0

9

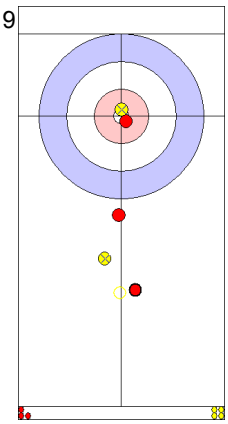

JPN: TOMABECHI K
Draw Out 0

10

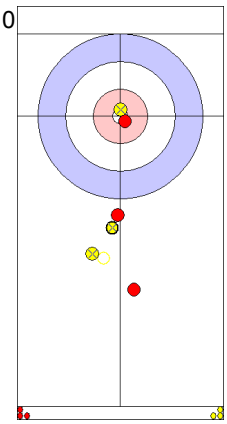

SVK: SYKOROVA S
Draw In 0

11

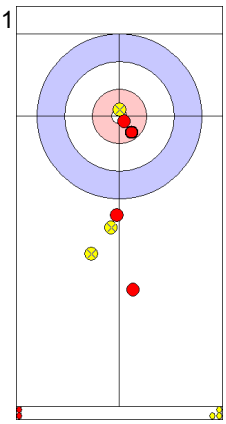

JPN: TOMABECHI K
Draw Out 4

12

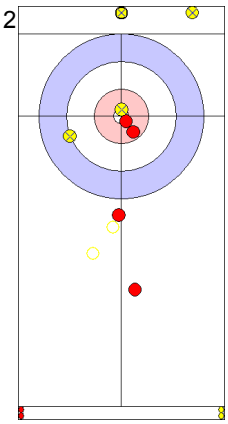

SVK: SYKOROVA S
Promotion Takeout In 0

13

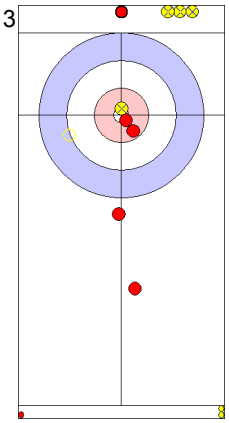

JPN: TOMABECHI K
Double Takeout In 2

14

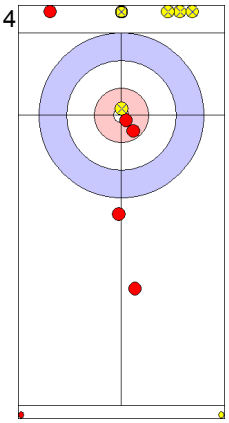

SVK: SYKOROVA S
not played Out X

15

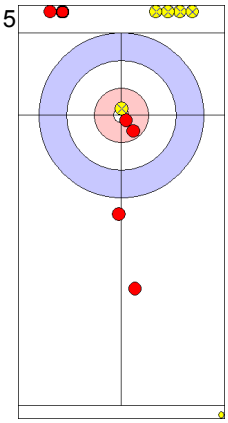

JPN: TOMABECHI M
not played Out X

16

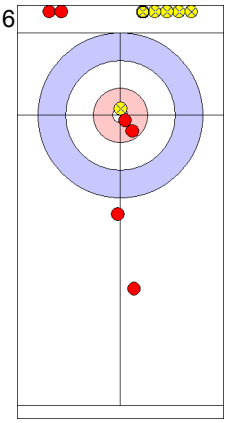

SVK: SYKORA M
not played Out X

Session Results and Standings

Sheet	Game	Team	LSFE	1	2	3	4	5	6	7	8	Extra Ends						Total
A	2	JPN - Japan		0	1	0	0	0	3	1	0							5
	2	USA - United States	*	2	0	1	1	1	0	0	3							8
B	2	TUR - Turkey		0	4	0	0	1	0	3	2	0						10
	2	SVK - Slovakia	*	4	0	1	1	0	4	0	0	1						11
C	2	DEN - Denmark		1	0	4	1	1	0	1	X							8
	2	AUS - Australia	*	0	1	0	0	0	1	0	X							2
D	2	SUI - Switzerland	*	3	1	1	0	1	0	3	X							9
	2	FRA - France		0	0	0	3	0	1	0	X							4
E	2	CZE - Czech Republic		0	0	2	0	0	1	0	X							3
	2	RUS - Russia	*	3	3	0	2	1	0	2	X							11

Standings

Group-A

Rank	Team	Games	Wins	Losses
1	DEN - Denmark	2	2	0
1	RUS - Russia	2	2	0
1	USA - United States	2	2	0
4	JPN - Japan	2	1	1
4	SUI - Switzerland	2	1	1
4	SVK - Slovakia	2	1	1
4	TUR - Turkey	2	1	1
8	AUS - Australia	2	0	2
8	CZE - Czech Republic	2	0	2
8	FRA - France	2	0	2

Group-B

Rank	Team	Games	Wins	Losses
1	FIN - Finland	2	2	0
1	NOR - Norway	2	2	0
1	SWE - Sweden	2	2	0
4	AUT - Austria	2	1	1
4	CHN - China	2	1	1
4	ITA - Italy	2	1	1
4	LAT - Latvia	2	1	1
8	BRA - Brazil	2	0	2
8	NZL - New Zealand	2	0	2
8	SLO - Slovenia	2	0	2

Group-C

Rank	Team	Games	Wins	Losses
1	CAN - Canada	2	2	0
1	ESP - Spain	2	2	0
1	EST - Estonia	2	2	0
1	KOR - Korea	2	2	0
5	HUN - Hungary	2	1	1
5	SCO - Scotland	2	1	1
7	BLR - Belarus	2	0	2
7	ENG - England	2	0	2
7	POL - Poland	2	0	2
7	ROU - Romania	2	0	2

LEGEND
LSFE (*) Last stone first end
X Unplayed/unfinished end due to concession

Game Results

Sheet	Game	Team	LSFE	1	2	3	4	5	6	7	8	Extra Ends						Total
A	2	JPN - Japan		0	1	0	0	0	3	1	0							5
	2	USA - United States	*	2	0	1	1	1	0	0	3							8

JPN - Japan		Game	All
F	TOMABECHI Michiko	58 %	64 %
M	TOMABECHI Kenji	67 %	65 %
	Team Total	63 %	65 %

Last Stone Draw: 189.3cm — 185.4cm ↻ TOMABECHI K; 3.9cm ↺ TOMABECHI M

Time remaining: 1 minute 21 seconds

USA - United States		Game	All
F	ANDERSON Sarah	58 %	66 %
M	DROPKIN Korey	66 %	68 %
	Team Total	63 %	67 %

Last Stone Draw: 106.1cm — 76.8cm ↻ DROPKIN K; 29.3cm ↺ ANDERSON S

Time remaining: 1 minute 31 seconds

Detailed Game Statistics:

JPN - Japan		Draws		Takeouts		Total	
F	TOMABECHI Michiko	14	52 %	4	81 %	18	58 %
M	TOMABECHI Kenji	14	75 %	7	50 %	21	67 %
	Team Total	28	63 %	11	61 %	39	63 %

USA - United States		Draws		Takeouts		Total	
F	ANDERSON Sarah	13	63 %	2	25 %	15	58 %
M	DROPKIN Korey	15	63 %	9	69 %	24	66 %
	Team Total	28	63 %	11	61 %	39	63 %

LEGEND
F Female **LSFE** (*) Last stone first end **M** Male

Game - Shot by Shot

JPN - Japan	0 + 0	USA - United States	0 + 2	End 1

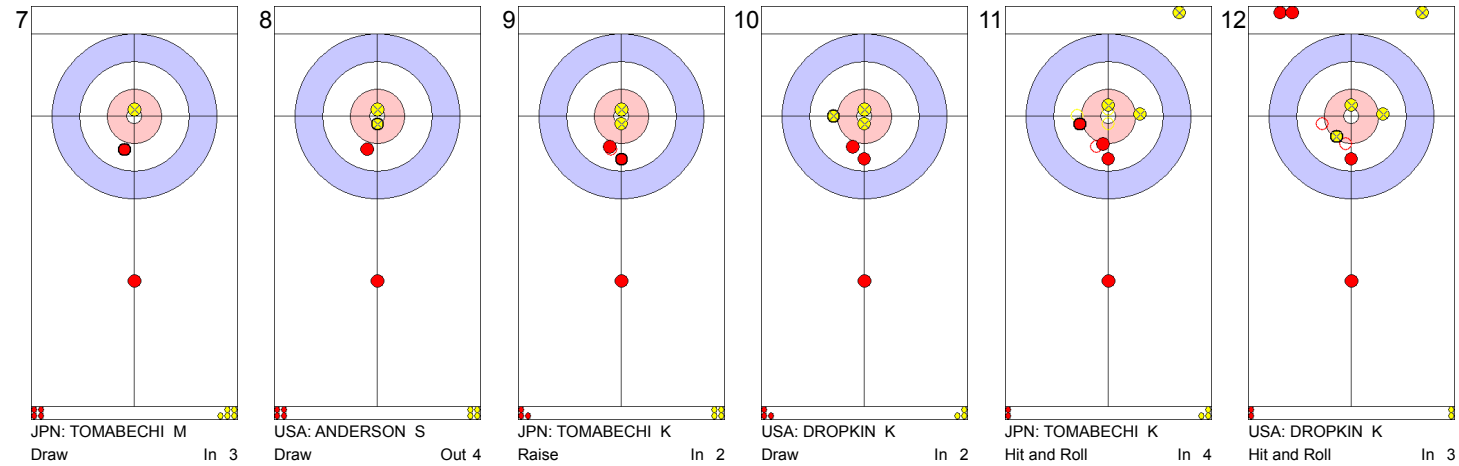

7
JPN: TOMABECHI M
Draw In 3

8
USA: ANDERSON S
Draw Out 4

9
JPN: TOMABECHI K
Raise In 2

10
USA: DROPKIN K
Draw In 2

11
JPN: TOMABECHI K
Hit and Roll In 4

12
USA: DROPKIN K
Hit and Roll In 3

13
JPN: TOMABECHI K
Takeout In 4

14
USA: DROPKIN K
Draw In 4

15
JPN: TOMABECHI M
Raise In 0

16
USA: ANDERSON S
Draw Out 0

Game - Shot by Shot

JPN - Japan	0 + 1	USA - United States	2 + 0	End 2

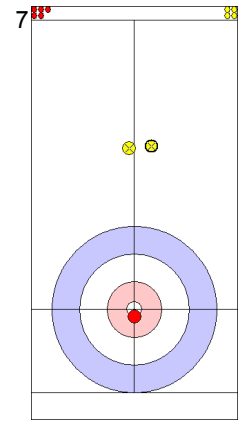

7
USA: ANDERSON S
Draw In 0

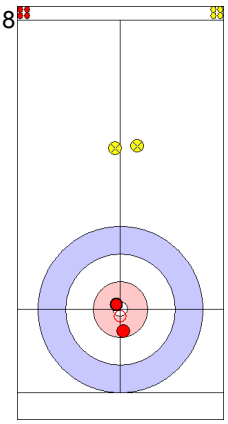

8
JPN: TOMABECHI M
Draw Out 4

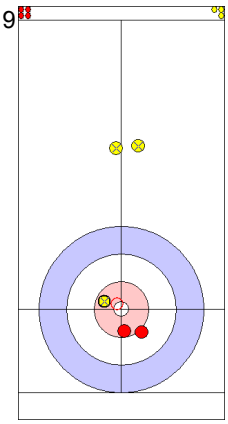

9
USA: DROPKIN K
Draw Out 4

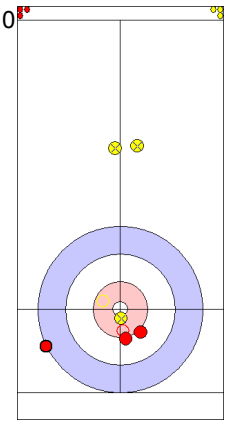

10
JPN: TOMABECHI K
Hit and Roll Out 0

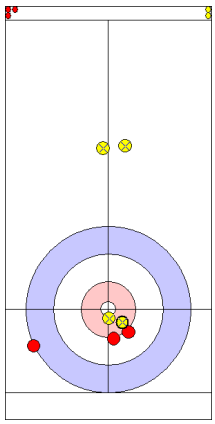

11
USA: DROPKIN K
Draw Out 2

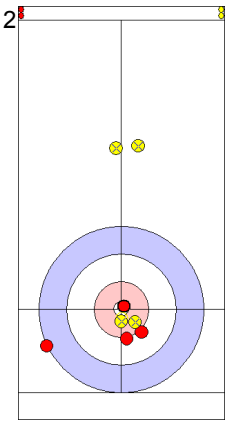

12
JPN: TOMABECHI K
Freeze Out 4

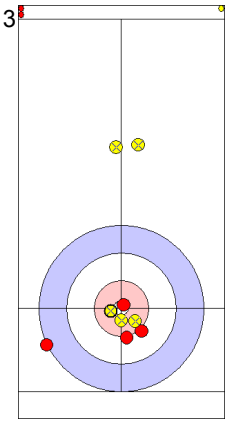

13
USA: DROPKIN K
Freeze Out 1

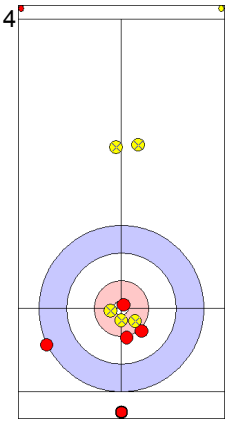

14
JPN: TOMABECHI K
Draw Out 0

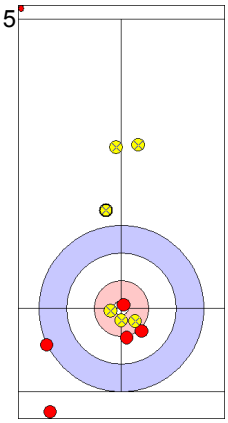

15
USA: ANDERSON S
Draw Out 1

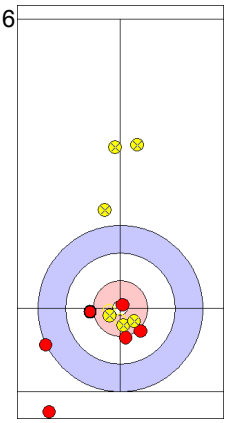

16
JPN: TOMABECHI M
Draw Out 0

Game - Shot by Shot

JPN - Japan	1 + 0	USA - United States	2 + 1	End 3

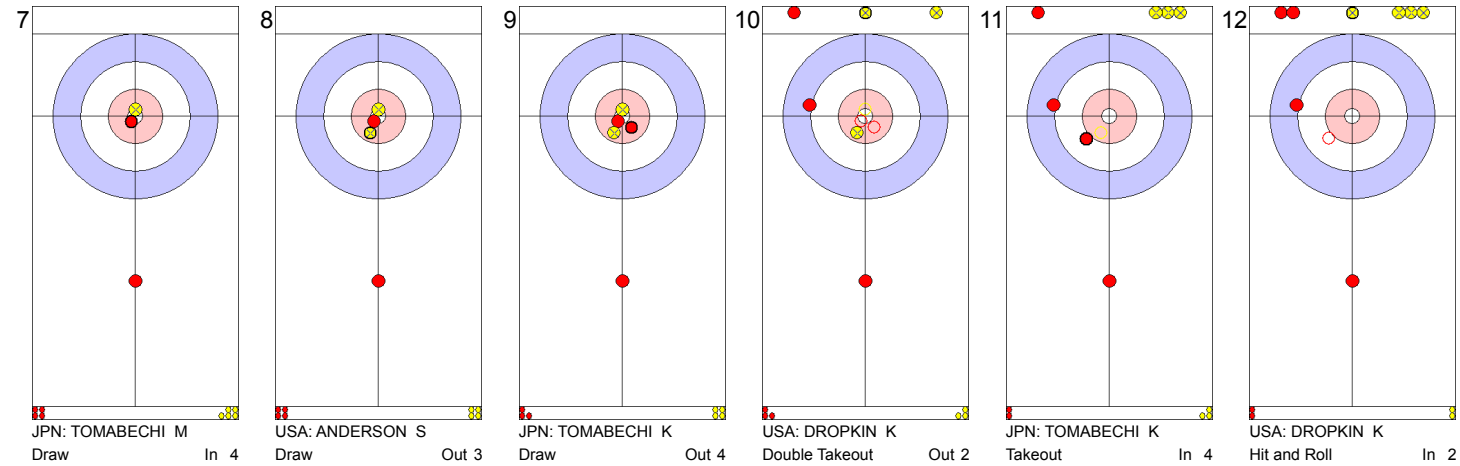

7
JPN: TOMABECHI M
Draw In 4

8
USA: ANDERSON S
Draw Out 3

9
JPN: TOMABECHI K
Draw Out 4

10
USA: DROPKIN K
Double Takeout Out 2

11
JPN: TOMABECHI K
Takeout In 4

12
USA: DROPKIN K
Hit and Roll In 2

13
JPN: TOMABECHI K
Draw In 3

14
USA: DROPKIN K
Draw Out 4

15
JPN: TOMABECHI M
Takeout In 4

16
USA: ANDERSON S
Draw In 4

Game - Shot by Shot

JPN - Japan	1 + 0	USA - United States	3 + 1	End 4

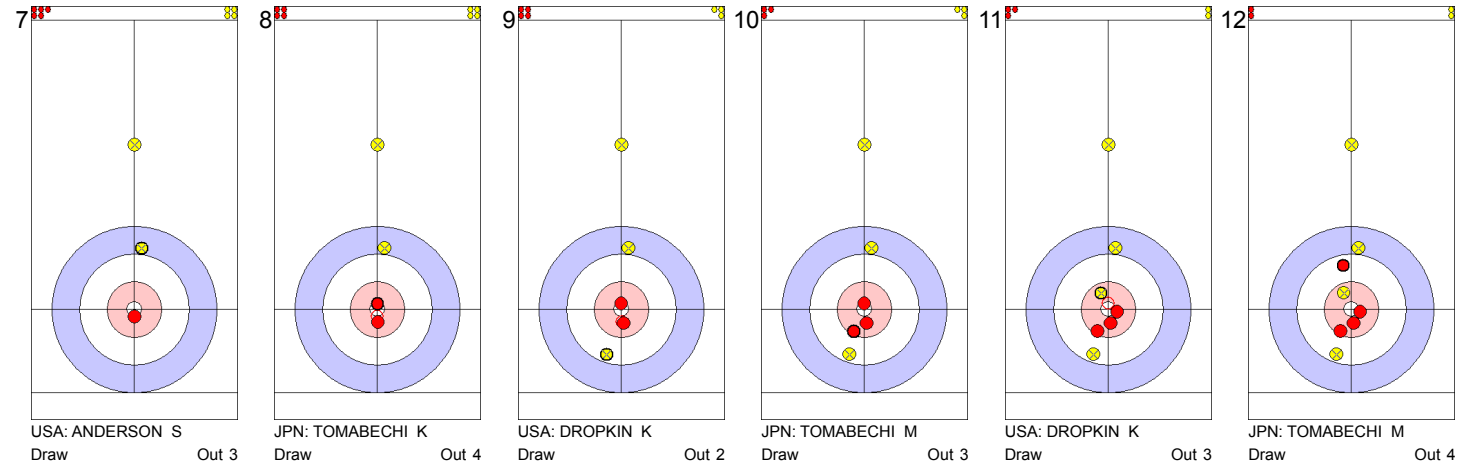

7
USA: ANDERSON S
Draw Out 3

8
JPN: TOMABECHI K
Draw Out 4

9
USA: DROPKIN K
Draw Out 2

10
JPN: TOMABECHI M
Draw Out 3

11
USA: DROPKIN K
Draw Out 3

12
JPN: TOMABECHI M
Draw Out 4

13
USA: DROPKIN K
Draw In 2

14
JPN: TOMABECHI M
Hit and Roll Out 1

15
USA: ANDERSON S
Guard Out 4

16
JPN: TOMABECHI K
Promotion Takeout Out 0

Game - Shot by Shot

JPN - Japan	1 + 0	USA - United States	4 + 1	End 5

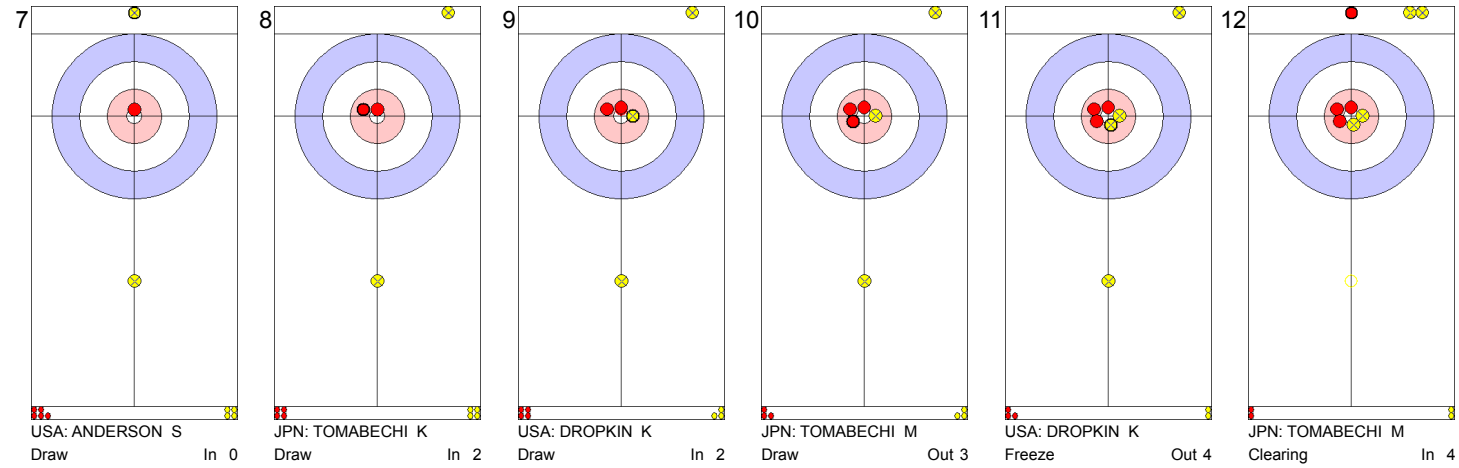

7
USA: ANDERSON S
Draw In 0

8
JPN: TOMABECHI K
Draw In 2

9
USA: DROPKIN K
Draw In 2

10
JPN: TOMABECHI M
Draw Out 3

11
USA: DROPKIN K
Freeze Out 4

12
JPN: TOMABECHI M
Clearing In 4

13
USA: DROPKIN K
Guard Out 4

14
JPN: TOMABECHI M
Clearing Out 4

15
USA: ANDERSON S
Guard Out 4

16
JPN: TOMABECHI K
Promotion Takeout In 0

Game - Shot by Shot

JPN - Japan	1 + 3	USA - United States	5 + 0	End 6

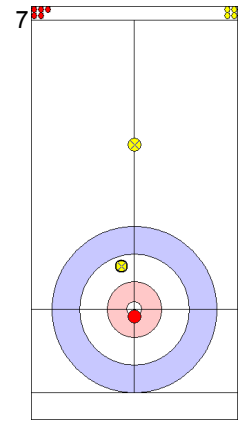

7
USA: ANDERSON S
Draw In 3

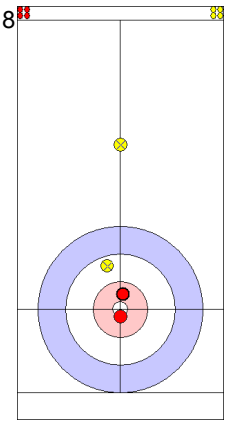

8
JPN: TOMABECHI M
Draw In 4

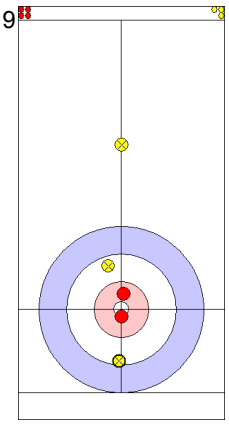

9
USA: DROPKIN K
Draw In 2

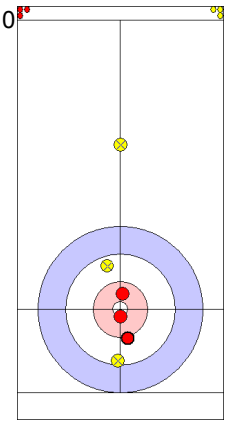

10
JPN: TOMABECHI K
Draw In 2

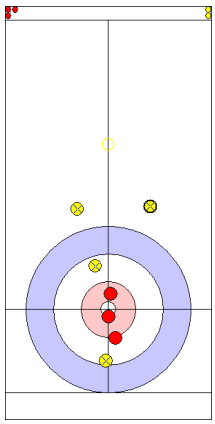

11
USA: DROPKIN K
Raise In 0

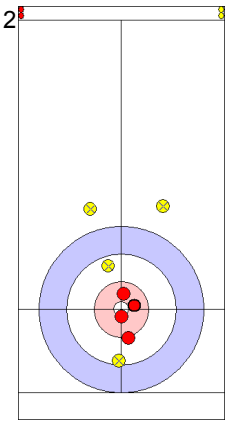

12
JPN: TOMABECHI K
Draw In 4

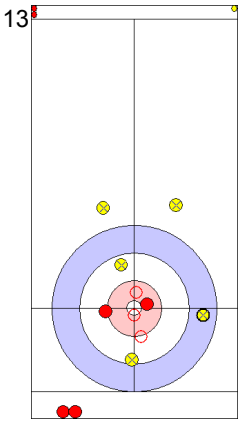

13
USA: DROPKIN K
Double Takeout In 4

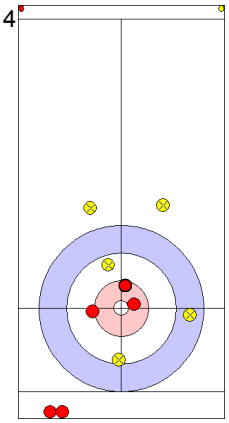

14
JPN: TOMABECHI K
Draw In 4

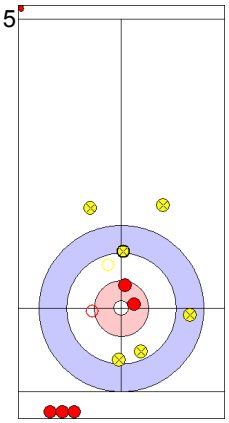

15
USA: ANDERSON S
Takeout In 2

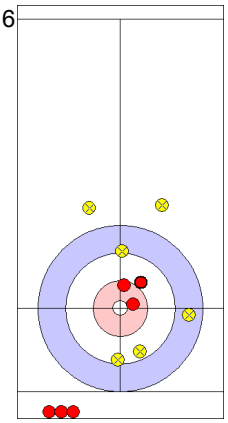

16
JPN: TOMABECHI M
Draw In 4

Game - Shot by Shot

JPN - Japan	4 + 1	USA - United States	5 + 0	End 7

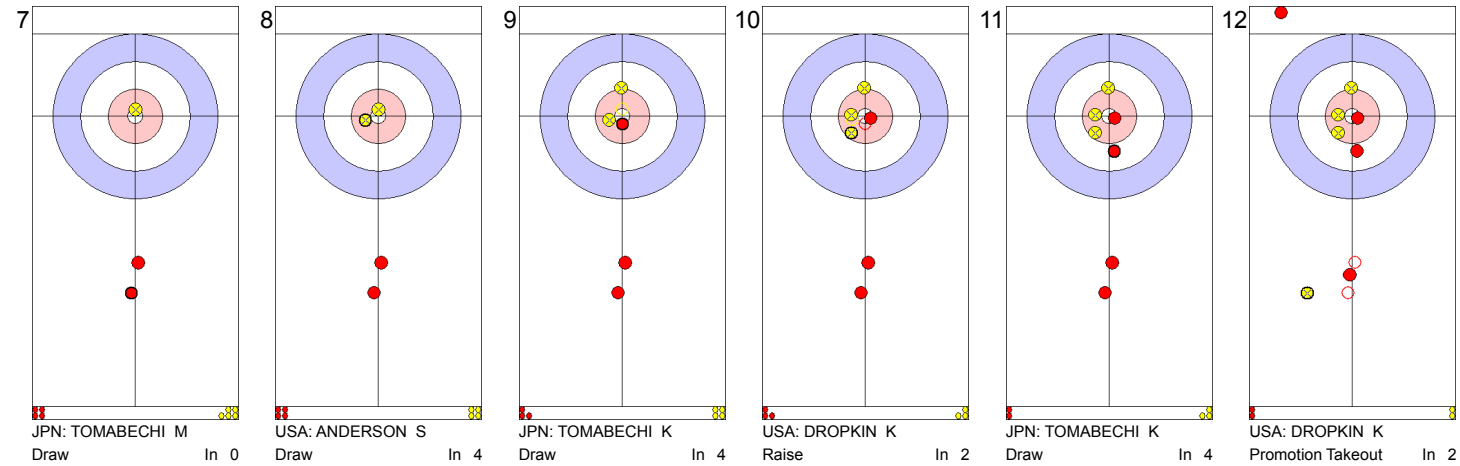

7
JPN: TOMABECHI M
Draw In 0

8
USA: ANDERSON S
Draw In 4

9
JPN: TOMABECHI K
Draw In 4

10
USA: DROPKIN K
Raise In 2

11
JPN: TOMABECHI K
Draw In 4

12
USA: DROPKIN K
Promotion Takeout In 2

13
JPN: TOMABECHI K
Hit and Roll In 2

14
USA: DROPKIN K
Hit and Roll In 4

15
JPN: TOMABECHI M
Draw In 0

16
USA: ANDERSON S
Hit and Roll In 0

Game - Shot by Shot

JPN - Japan	5 + 0	USA - United States	5 + 3	End 8

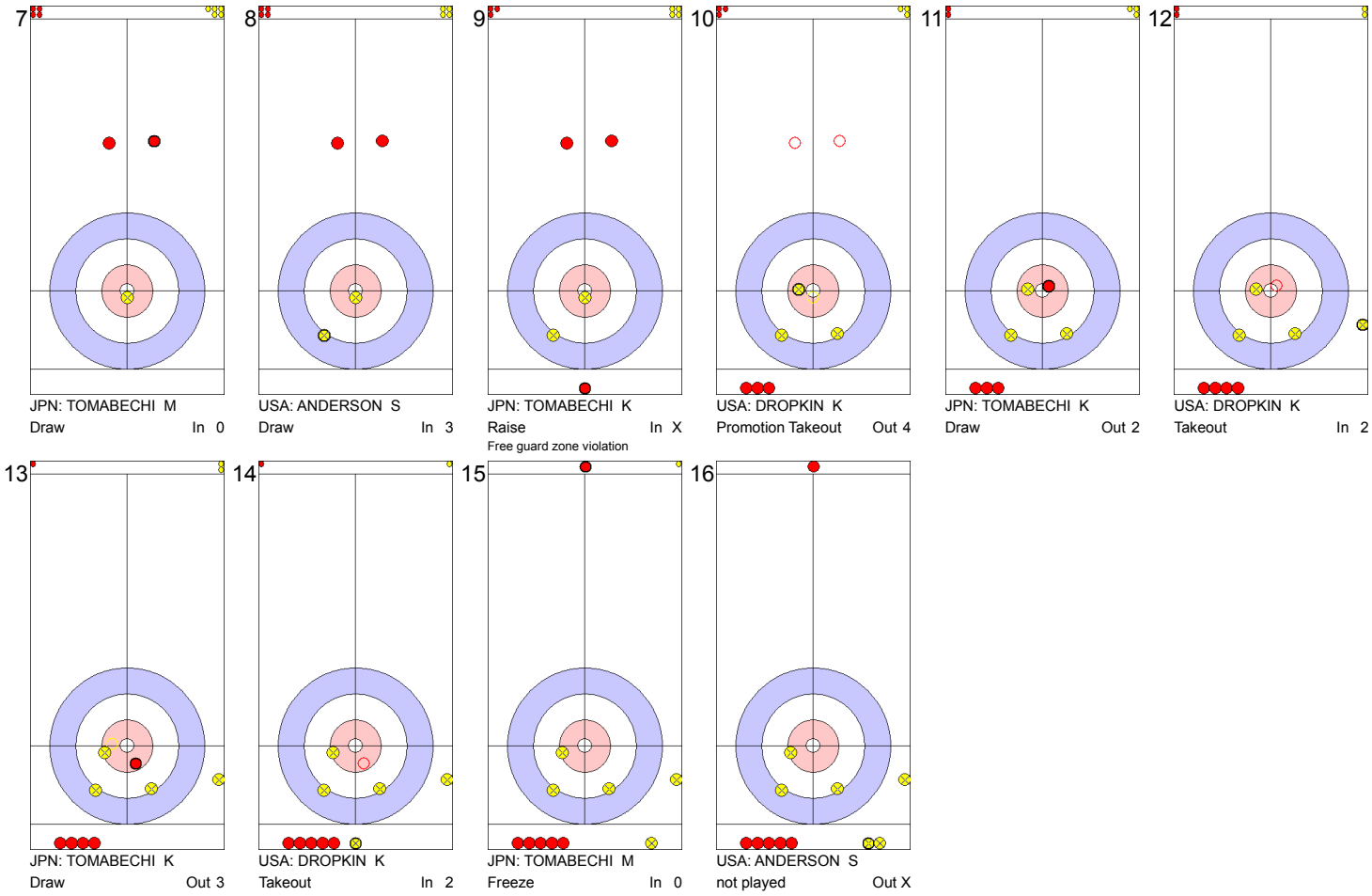

7
JPN: TOMABECHI M
Draw In 0

8
USA: ANDERSON S
Draw In 3

9
JPN: TOMABECHI K
Raise In X
Free guard zone violation

10
USA: DROPKIN K
Promotion Takeout Out 4

11
JPN: TOMABECHI K
Draw Out 2

12
USA: DROPKIN K
Takeout In 2

13
JPN: TOMABECHI K
Draw Out 3

14
USA: DROPKIN K
Takeout In 2

15
JPN: TOMABECHI M
Freeze In 0

16
USA: ANDERSON S
not played Out X

Game Results

Sheet	Game	Team	LSFE	1	2	3	4	5	6	7	8	Extra Ends					Total
B	2	TUR - Turkey		0	4	0	0	1	0	3	2	0						10
	2	SVK - Slovakia	*	4	0	1	1	0	4	0	0	1						11

TUR - Turkey		Game	All
F	POLAT Oznur	56 %	47 %
M	CAKIR Kadir	60 %	55 %
	Team Total	58 %	52 %

Last Stone Draw: 212.9cm 131.1cm ↻ CAKIR K
81.8cm ↺ POLAT O

Time remaining: 0 minutes 34 seconds
Time remaining: 0 minutes 53 seconds (after extra end)

SVK - Slovakia		Game	All
F	SYKOROVA Silvia	60 %	68 %
M	SYKORA Marek	63 %	62 %
	Team Total	61 %	66 %

Last Stone Draw: 78.0cm 60.2cm ↻ SYKORA M
17.8cm ↺ SYKOROVA S

Time remaining: 0 minutes 32 seconds
Time remaining: 0 minutes 43 seconds (after extra end)

Time-out: end 8 - SVK stone 5

Detailed Game Statistics:

TUR - Turkey		Draws		Takeouts		Total	
F	POLAT Oznur	17	56 %	1	50 %	18	56 %
M	CAKIR Kadir	21	51 %	6	92 %	27	60 %
	Team Total	38	53 %	7	86 %	45	58 %

SVK - Slovakia		Draws		Takeouts		Total	
F	SYKOROVA Silvia	18	54 %	9	72 %	27	60 %
M	SYKORA Marek	16	64 %	2	50 %	18	63 %
	Team Total	34	59 %	11	68 %	45	61 %

LEGEND
F Female **LSFE** (*) Last stone first end **M** Male

Game - Shot by Shot

TUR - Turkey	0 + 0	SVK - Slovakia	0 + 4	End 1

7

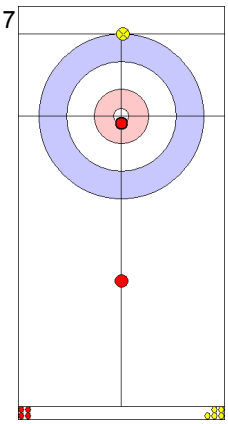

TUR: POLAT O
Raise Out 4

8

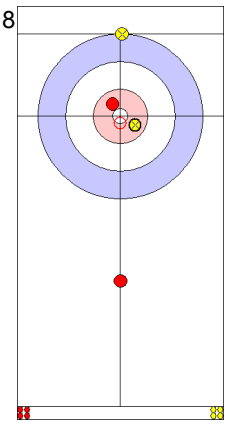

SVK: SYKORA M
Draw In 4

9

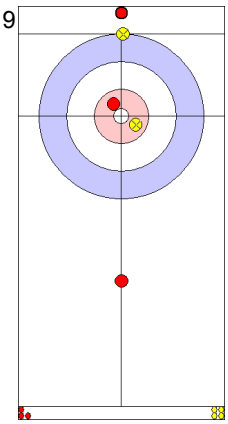

TUR: CAKIR K
Draw In 0

10

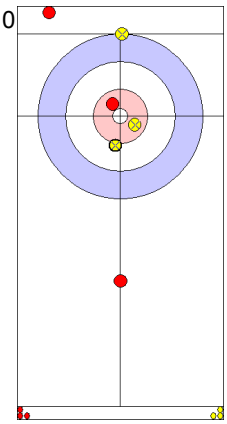

SVK: SYKOROVA S
Draw In 4

11

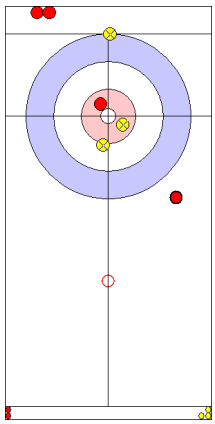

TUR: CAKIR K
Draw Out 2

12

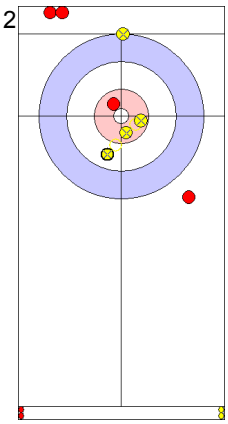

SVK: SYKOROVA S
Draw In 2

13

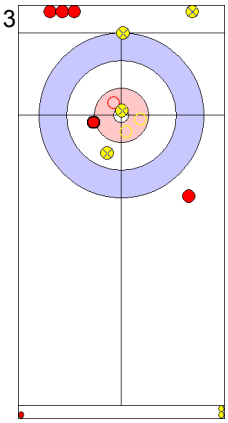

TUR: CAKIR K
Takeout Out 4

14

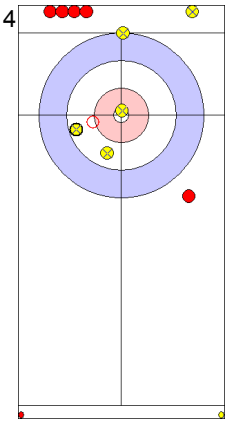

SVK: SYKOROVA S
Takeout Out 4

15

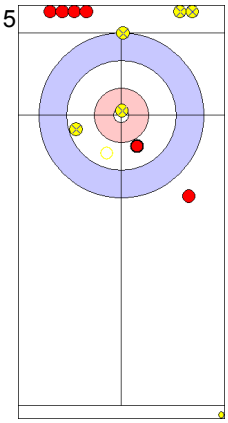

TUR: POLAT O
Takeout Out 2

16

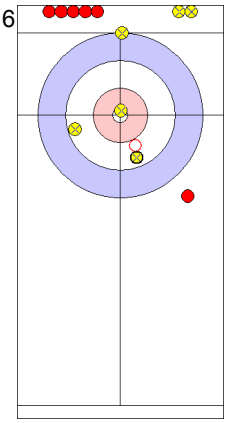

SVK: SYKORA M
Takeout Out 4

Game - Shot by Shot

TUR - Turkey	0 + 4	SVK - Slovakia	4 + 0	End 2

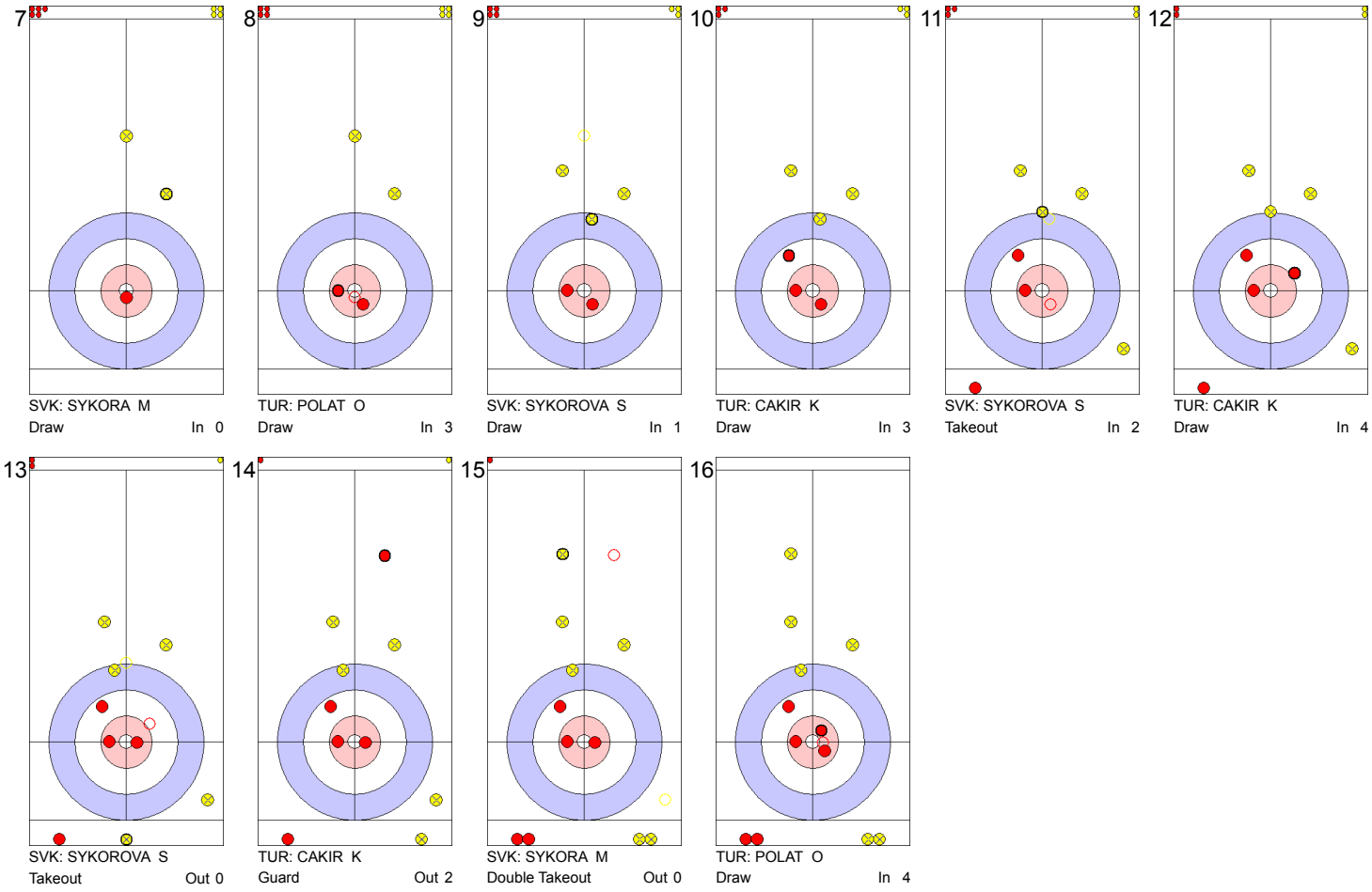

Game - Shot by Shot

TUR - Turkey	4 + 0	SVK - Slovakia	4 + 1	End 3

7

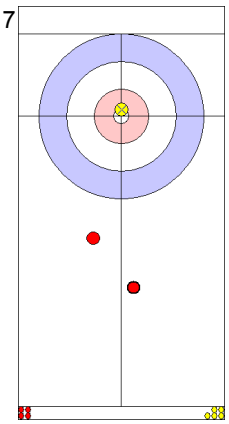

TUR: POLAT O
Draw Out 0

8

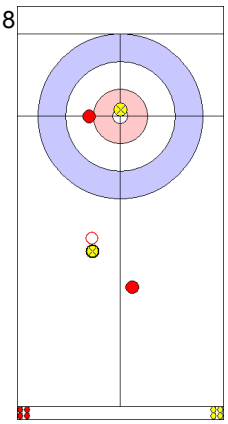

SVK: SYKORA M
Draw In 0

9

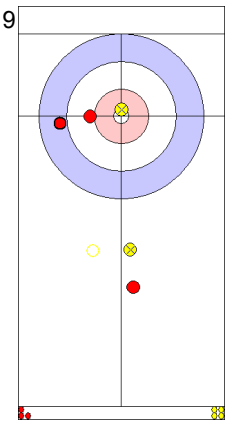

TUR: CAKIR K
Draw In 0

10

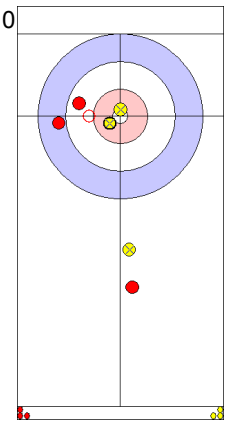

SVK: SYKOROVA S
Raise In 4

11

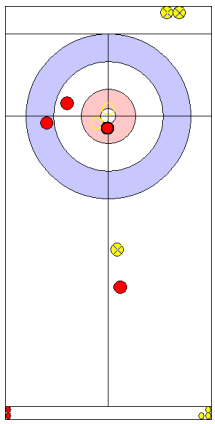

TUR: CAKIR K
Double Takeout In 4

12

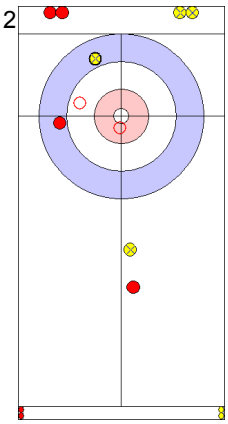

SVK: SYKOROVA S
Takeout In 4

13

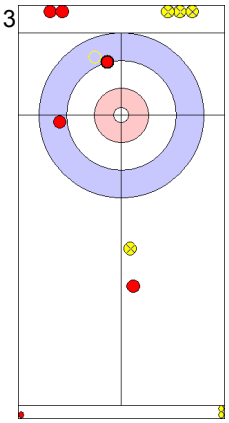

TUR: CAKIR K
Takeout In 4

14

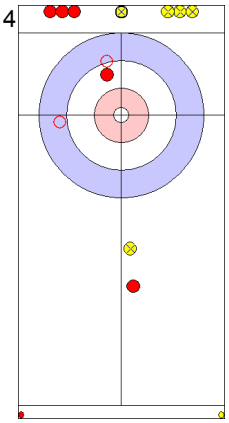

SVK: SYKOROVA S
Takeout In 2

15

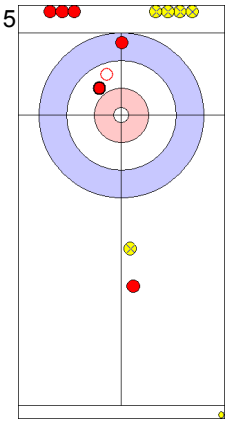

TUR: POLAT O
Draw In 3

16

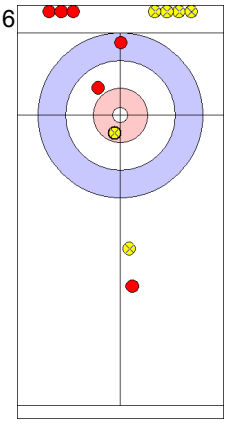

SVK: SYKORA M
Draw In 4

Game - Shot by Shot

TUR - Turkey	4 + 0	SVK - Slovakia	5 + 1	End 4

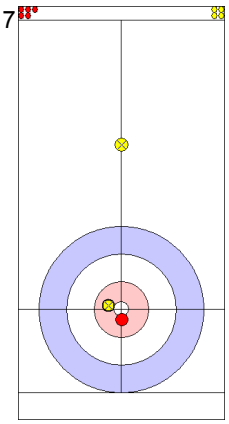

7
SVK: SYKORA M
Draw In 4

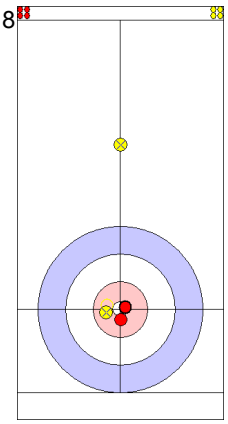

8
TUR: POLAT O
Draw Out 4

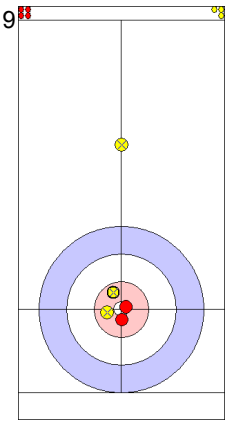

9
SVK: SYKOROVA S
Draw Out 4

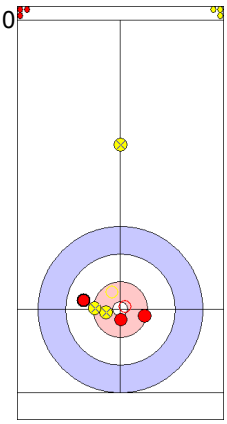

10
TUR: CAKIR K
Takeout Out 2

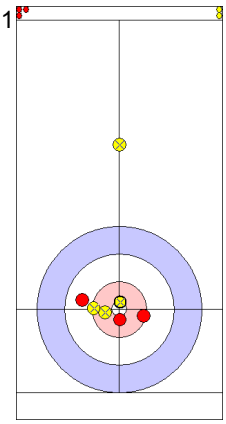

11
SVK: SYKOROVA S
Draw Out 4

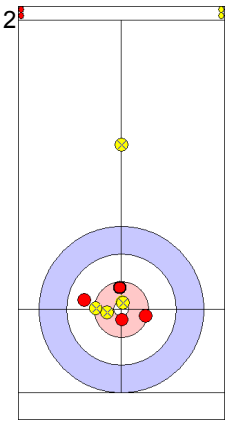

12
TUR: CAKIR K
Draw Out 4

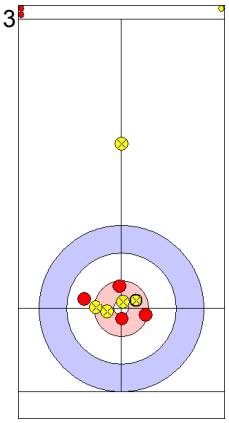

13
SVK: SYKOROVA S
Draw In 3

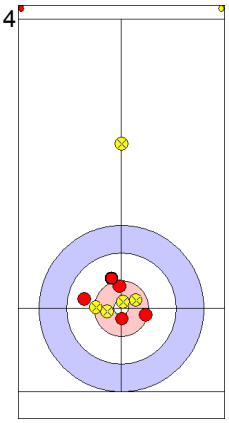

14
TUR: CAKIR K
Draw Out 2

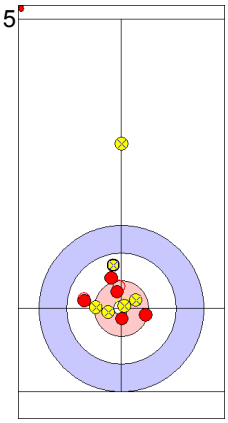

15
SVK: SYKORA M
Guard In 3

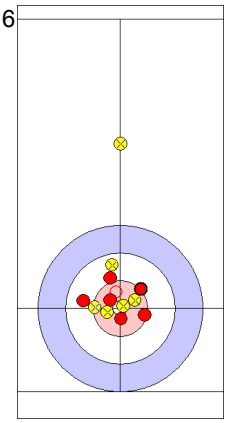

16
TUR: POLAT O
Raise In 0

Game - Shot by Shot

TUR - Turkey	4 + 1	SVK - Slovakia	6 + 0	End 5

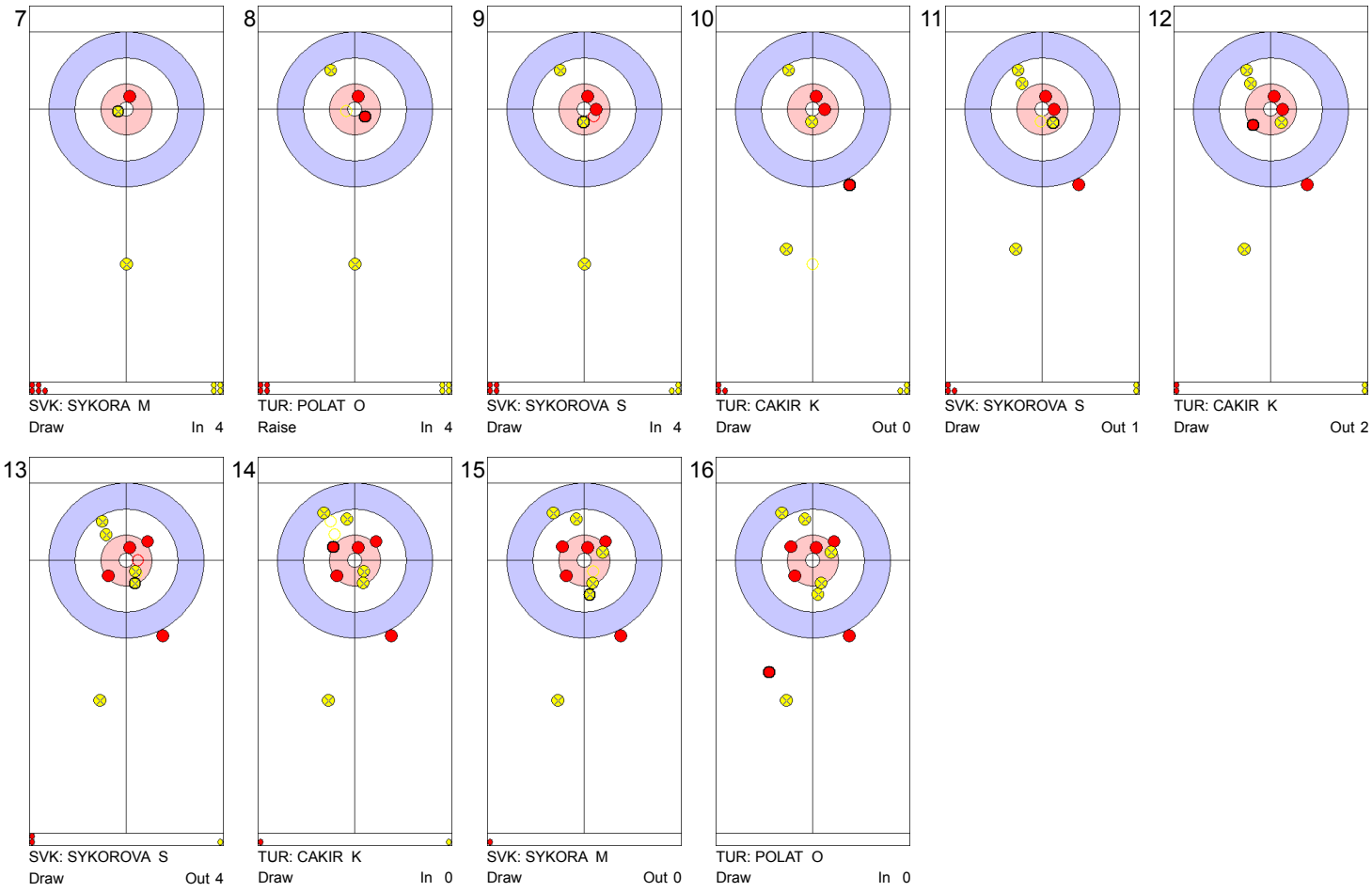

7
SVK: SYKORA M
Draw In 4

8
TUR: POLAT O
Raise In 4

9
SVK: SYKOROVA S
Draw In 4

10
TUR: CAKIR K
Draw Out 0

11
SVK: SYKOROVA S
Draw Out 1

12
TUR: CAKIR K
Draw Out 2

13
SVK: SYKOROVA S
Draw Out 4

14
TUR: CAKIR K
Draw In 0

15
SVK: SYKORA M
Draw Out 0

16
TUR: POLAT O
Draw In 0

Game - Shot by Shot

TUR - Turkey	5 + 0	SVK - Slovakia	6 + 4	End 6

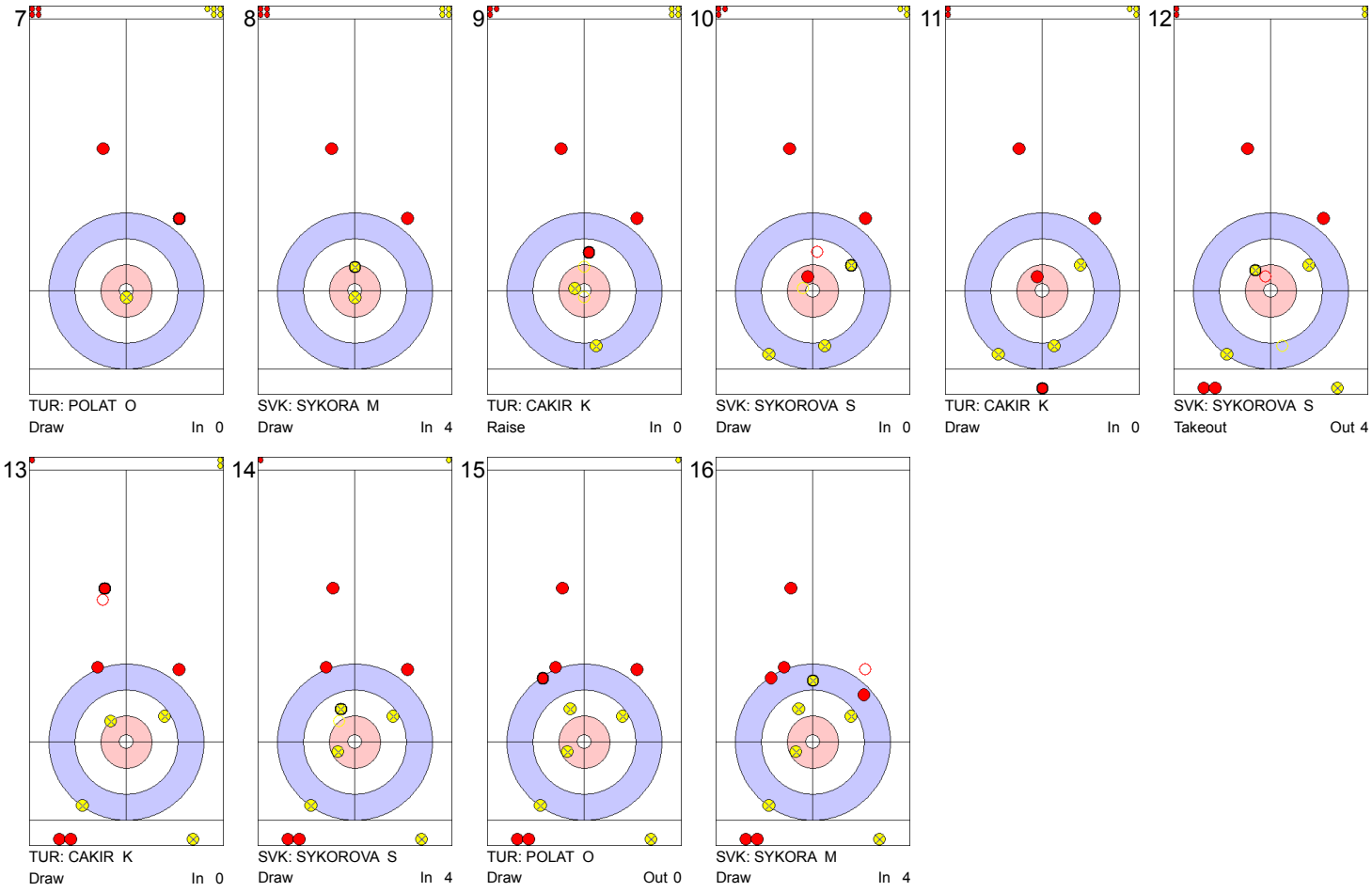

Game - Shot by Shot

TUR - Turkey	5 + 3	SVK - Slovakia	10 + 0	End 7

7

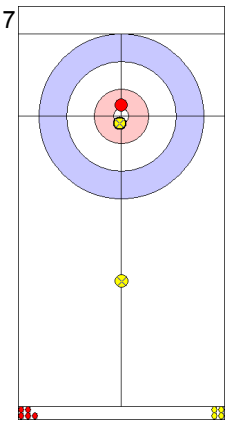

SVK: SYKORA M
Draw In 4

8

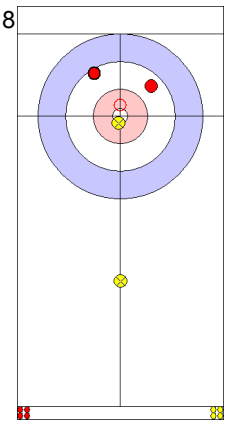

TUR: POLAT O
Draw In 0

9

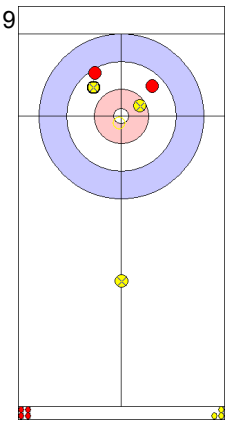

SVK: SYKOROVA S
Wick / Soft Peeling In 4

10

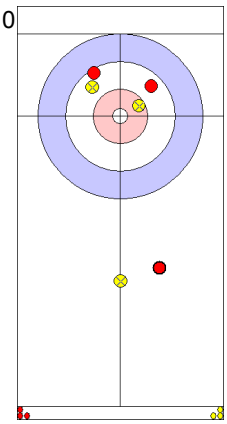

TUR: CAKIR K
Draw Out 0

11

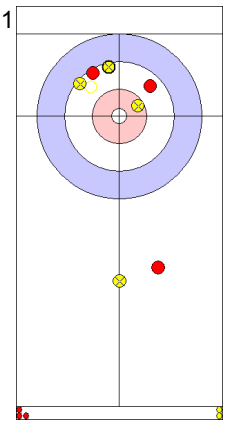

SVK: SYKOROVA S
Draw Out 0

12

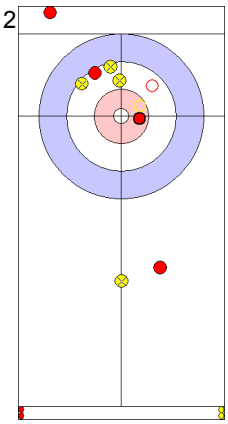

TUR: CAKIR K
Takeout In 4

13

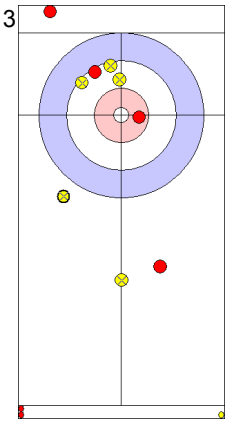

SVK: SYKOROVA S
Draw In 0

14

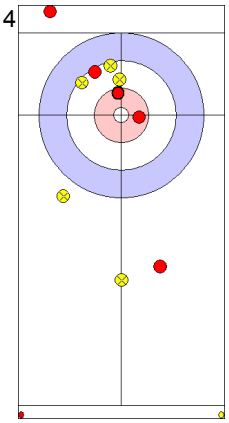

TUR: CAKIR K
Draw In 4

15

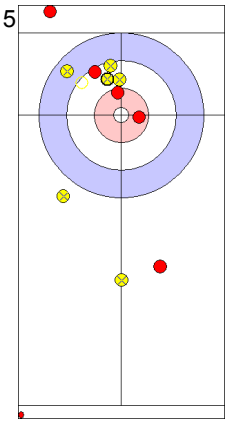

SVK: SYKORA M
Draw In 0

16

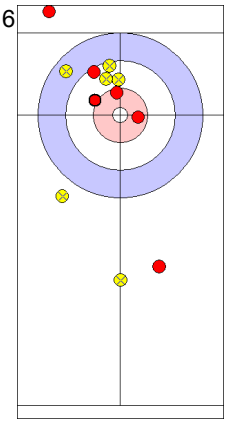

TUR: POLAT O
Draw In 4

Game - Shot by Shot

TUR - Turkey	8 + 2	SVK - Slovakia	10 + 0	End 8

7

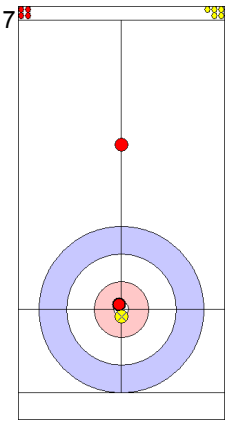

TUR: POLAT O
Draw In 4

8

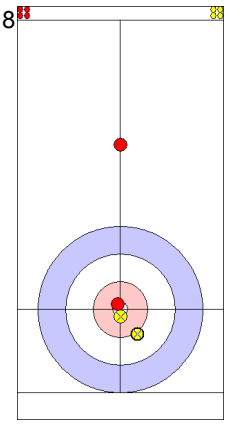

SVK: SYKORA M
Draw Out 2

9

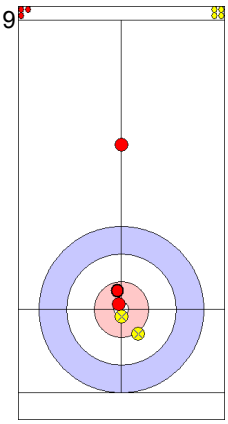

TUR: CAKIR K
Draw Out 4

10

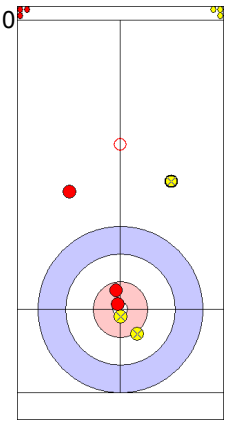

SVK: SYKOROVA S
Draw In 0
Time-out

11

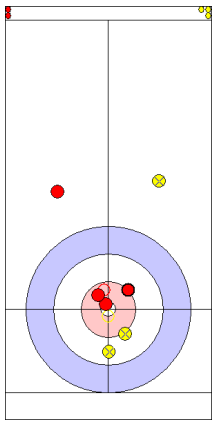

TUR: CAKIR K
Draw In 4

12

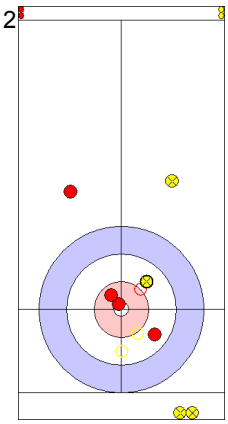

SVK: SYKOROVA S
Takeout Out 2

13

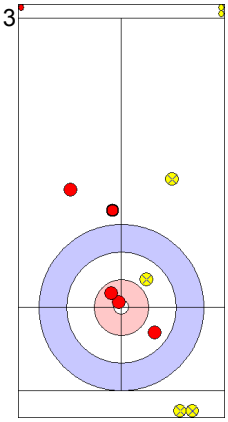

TUR: CAKIR K
Guard In 4

14

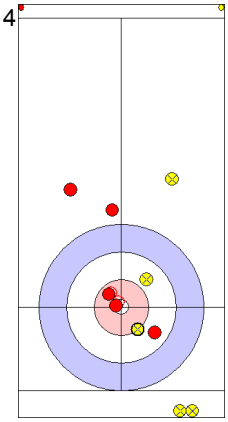

SVK: SYKOROVA S
Draw In 0

15

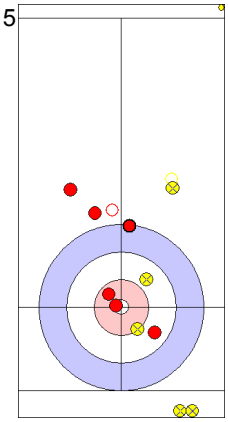

TUR: POLAT O
Draw In 0

16

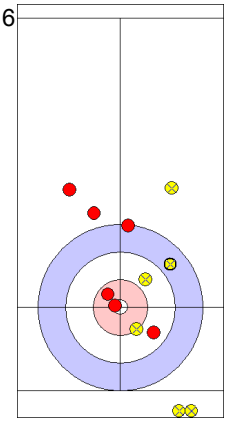

SVK: SYKORA M
Draw In 0

Game - Shot by Shot

TUR - Turkey	10 + 0	SVK - Slovakia	10 + 1	End 9

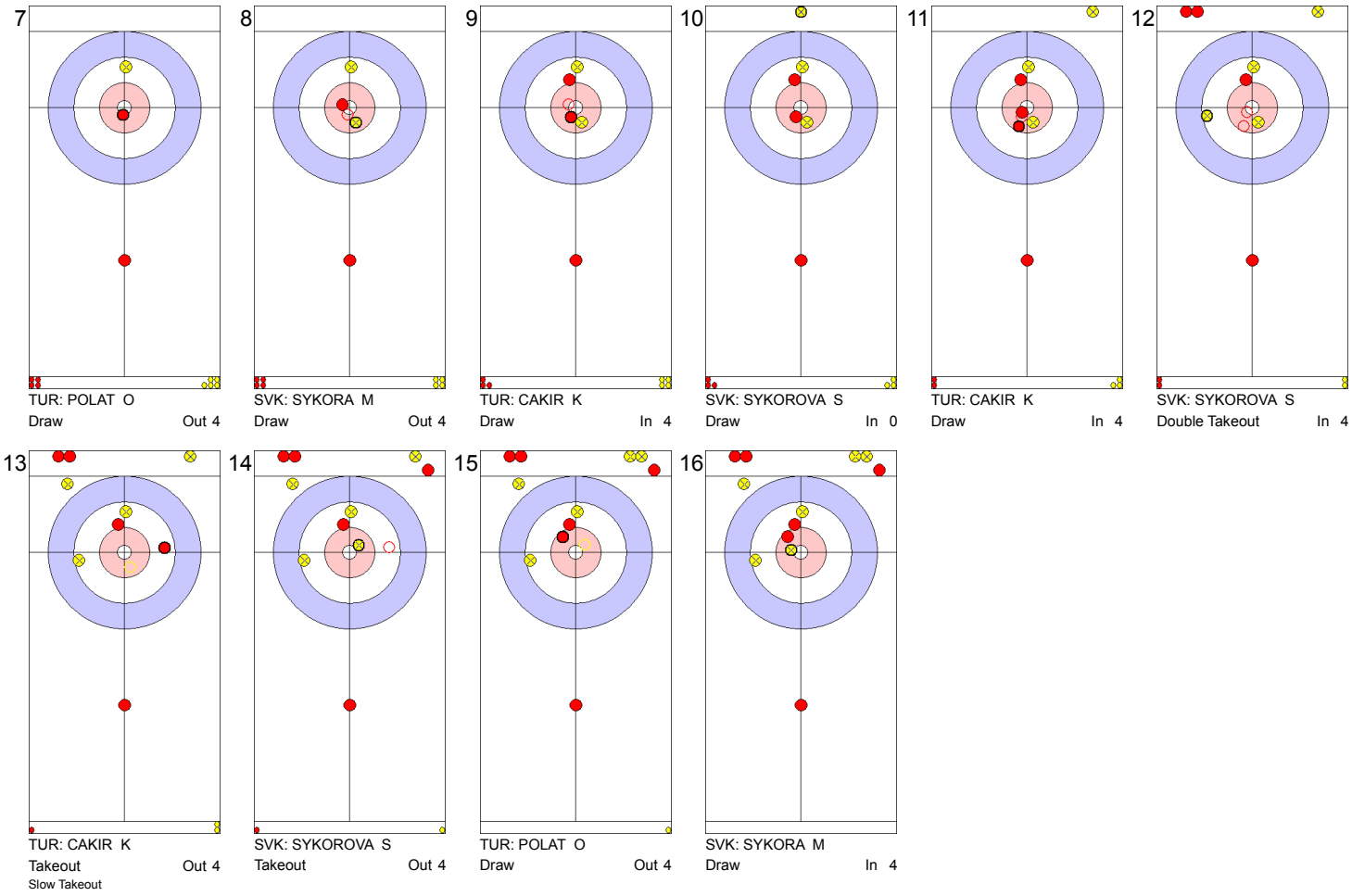

Game Results

Sheet	Game	Team	LSFE	1	2	3	4	5	6	7	8	Extra Ends						Total
C	2	DEN - Denmark		1	0	4	1	1	0	1	X							8
	2	AUS - Australia	*	0	1	0	0	0	1	0	X							2

DEN - Denmark		Game	All
F	DUPONT Denise	82 %	81 %
M	DUPONT Oliver	62 %	66 %
	Team Total	70 %	73 %

Last Stone Draw: 241.5cm 173.1cm ↻ DUPONT D
68.4cm ↺ DUPONT O

Time remaining: 5 minutes 12 seconds

AUS - Australia		Game	All
F	FORGE Kim	41 %	45 %
M	JOHNS Steve	58 %	54 %
	Team Total	50 %	50 %

Last Stone Draw: 209.4cm 53.5cm ↻ FORGE K
155.9cm ↺ JOHNS S

Time remaining: 3 minutes 34 seconds

Detailed Game Statistics:

DEN - Denmark		Draws		Takeouts		Total	
F	DUPONT Denise	12	79 %	2	100 %	14	82 %
M	DUPONT Oliver	10	60 %	11	64 %	21	62 %
	Team Total	22	70 %	13	69 %	35	70 %

AUS - Australia		Draws		Takeouts		Total	
F	FORGE Kim	11	50 %	5	20 %	16	41 %
M	JOHNS Steve	11	50 %	7	71 %	18	58 %
	Team Total	22	50 %	12	50 %	34	50 %

LEGEND
F Female
X Unplayed/unfinished end due to concession
LSFE (*) Last stone first end
M Male

Game - Shot by Shot

DEN - Denmark	0 + 1	AUS - Australia	0 + 0	End 1

7

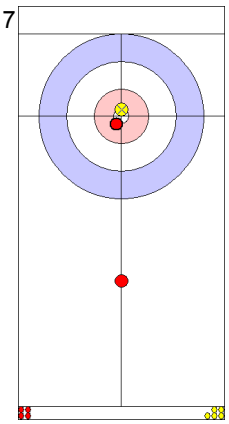

DEN: DUPONT D
Draw — Out 4

8

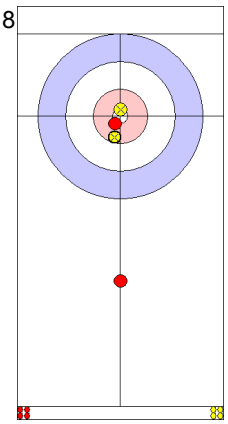

AUS: FORGE K
Draw — Out 3

9

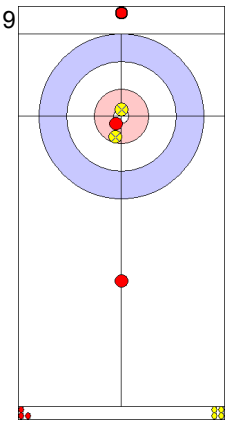

DEN: DUPONT O
Draw — Out 0

10

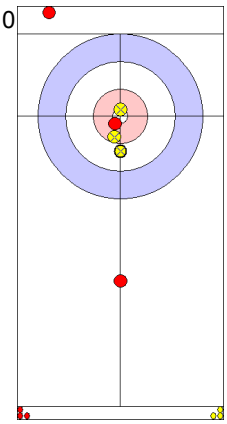

AUS: JOHNS S
Draw — Out 4

11

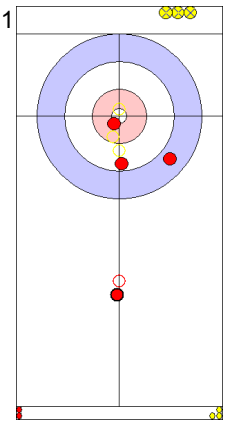

DEN: DUPONT O
Promotion Takeout — Out 2

12

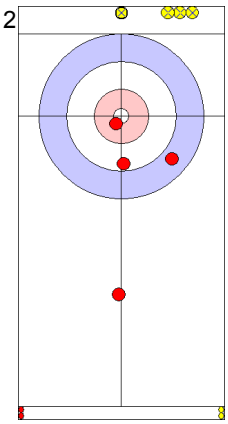

AUS: JOHNS S
Draw — In 0

13

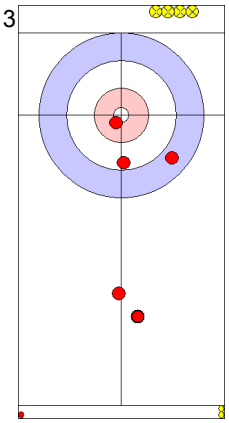

DEN: DUPONT O
Draw — Out 0

14

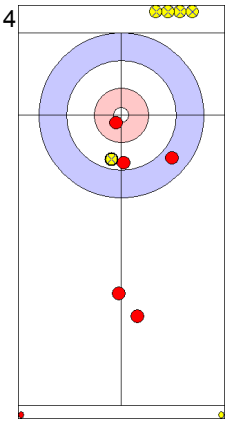

AUS: JOHNS S
Draw — In 3

15

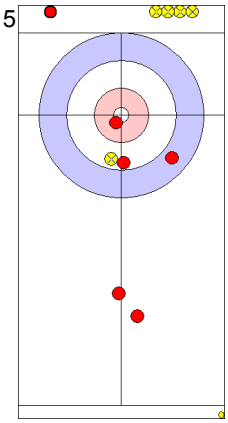

DEN: DUPONT D
Draw — In 0

16

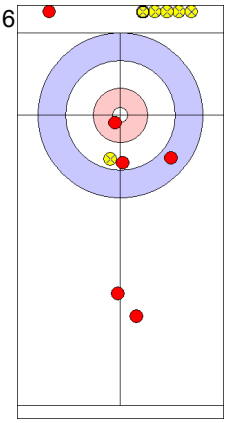

AUS: FORGE K
Takeout — Out 0

Game - Shot by Shot

DEN - Denmark	1 + 0	AUS - Australia	0 + 1	End 2

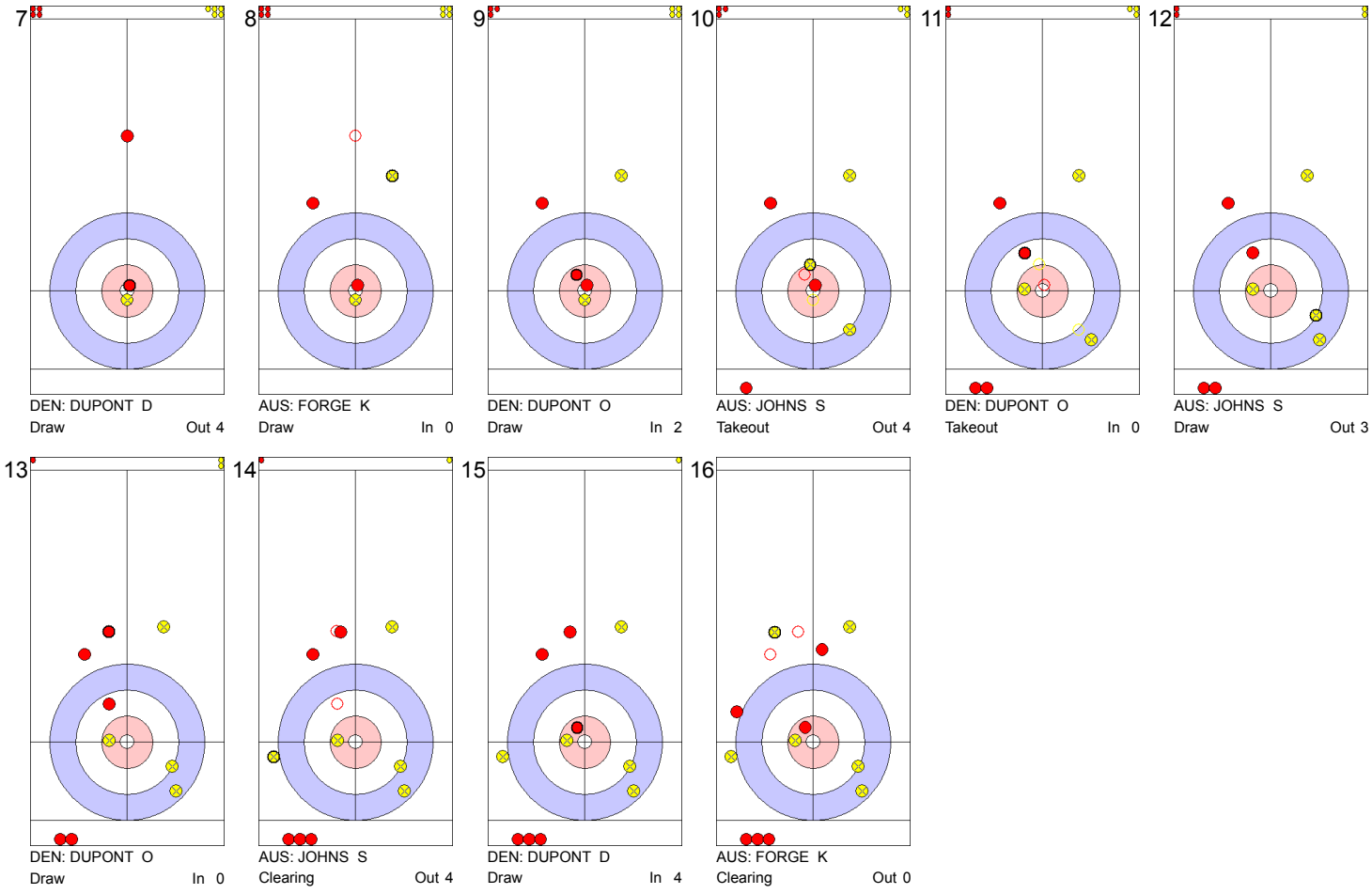

Game - Shot by Shot

DEN - Denmark	1 + 4	AUS - Australia	1 + 0	End 3

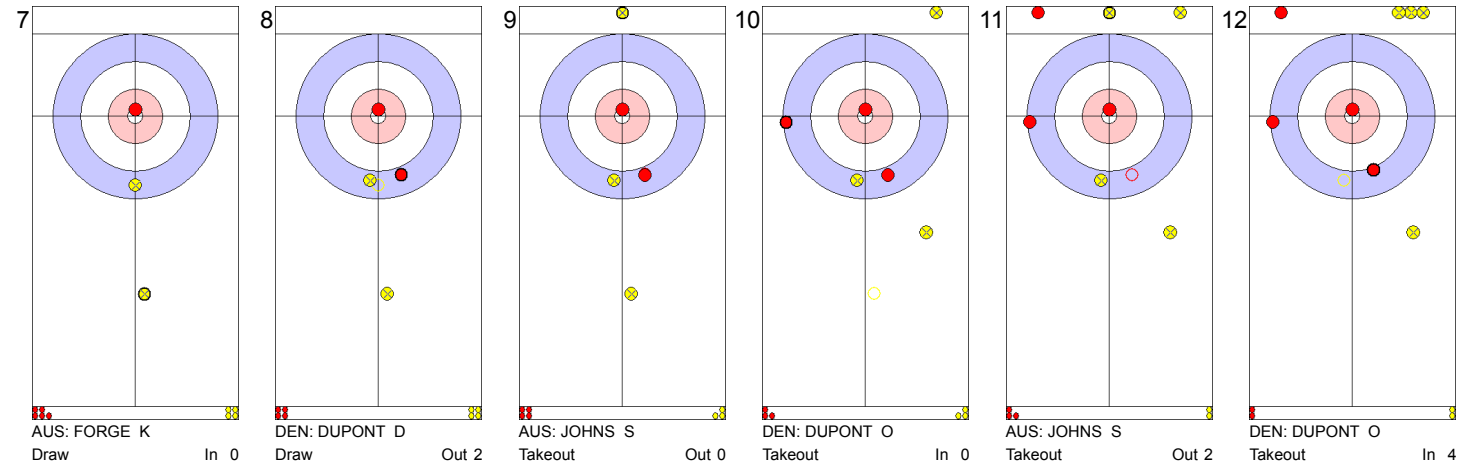

7
AUS: FORGE K
Draw In 0

8
DEN: DUPONT D
Draw Out 2

9
AUS: JOHNS S
Takeout Out 0

10
DEN: DUPONT O
Takeout In 0

11
AUS: JOHNS S
Takeout Out 2

12
DEN: DUPONT O
Takeout In 4

13
AUS: JOHNS S
Draw In 3

14
DEN: DUPONT O
Takeout In 4

15
AUS: FORGE K
Takeout In 2

16
DEN: DUPONT D
Draw In 4

Game - Shot by Shot

DEN - Denmark	5 + 1	AUS - Australia	1 + 0	End 4

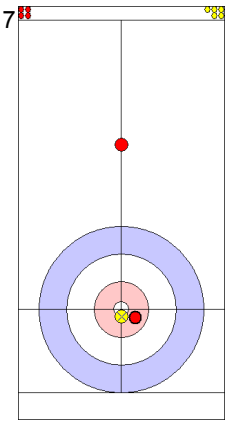

7
DEN: DUPONT D
Draw Out 3

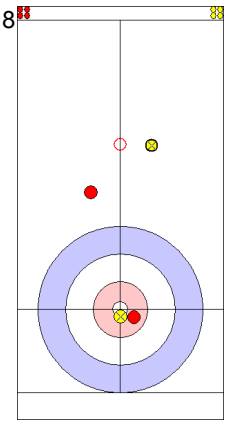

8
AUS: FORGE K
Draw In 0

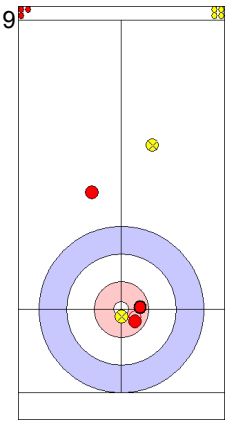

9
DEN: DUPONT O
Draw Out 3

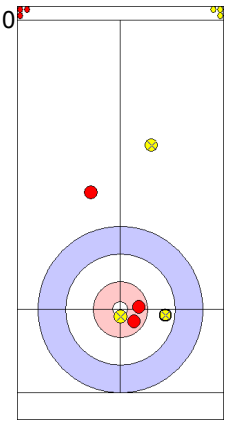

10
AUS: JOHNS S
Draw Out 2

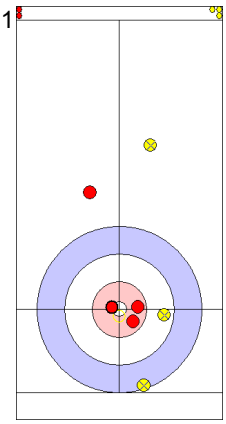

11
DEN: DUPONT O
Raise Out 4

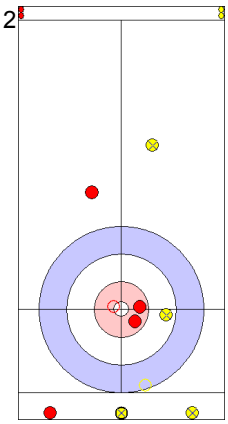

12
AUS: JOHNS S
Takeout Out 2

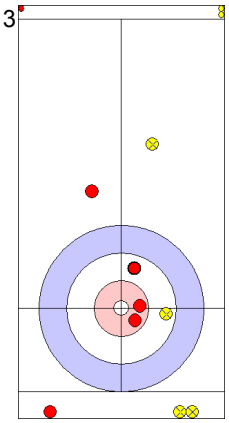

13
DEN: DUPONT O
Draw Out 3

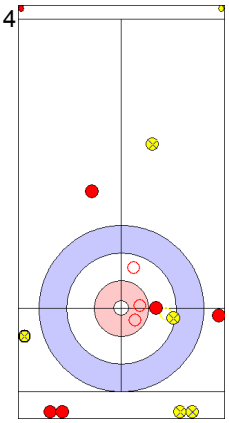

14
AUS: JOHNS S
Double Takeout Out 4

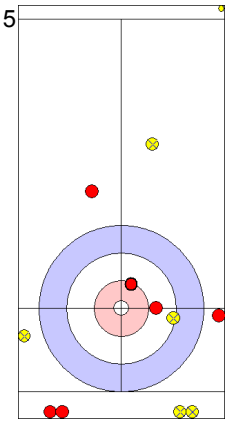

15
DEN: DUPONT D
Draw Out 4

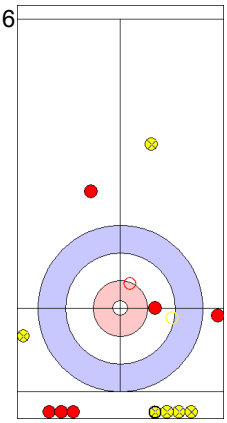

16
AUS: FORGE K
Takeout Out 1

Game - Shot by Shot

DEN - Denmark	6 + 1	AUS - Australia	1 + 0	End 5

7

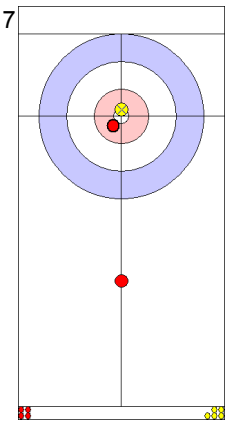

DEN: DUPONT D
Draw Out 4

8

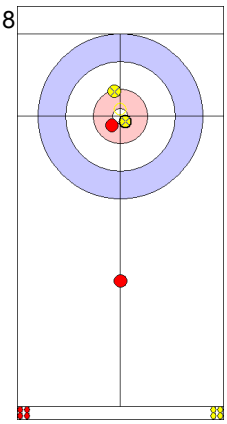

AUS: FORGE K
Draw Out 3

9

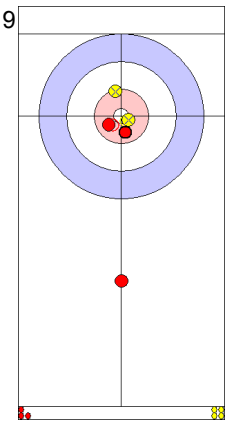

DEN: DUPONT O
Draw Out 4

10

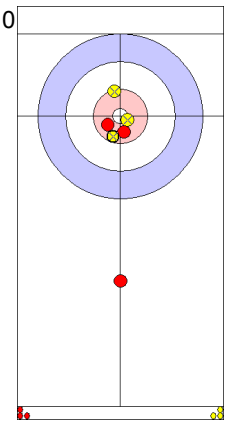

AUS: JOHNS S
Draw In 4

11

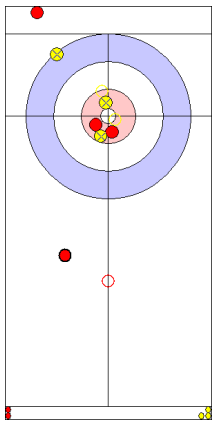

DEN: DUPONT O
Promotion Takeout Out 2

12

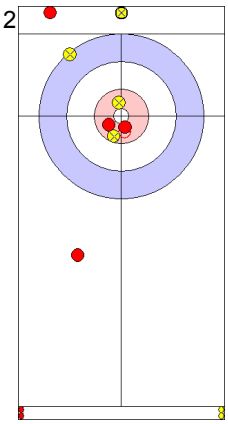

AUS: JOHNS S
Draw Out 0

13

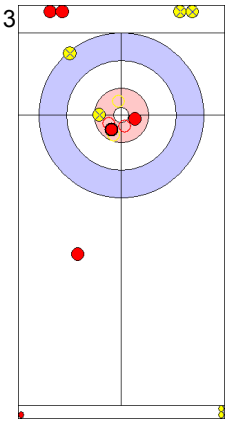

DEN: DUPONT O
Promotion Takeout Out 4

14

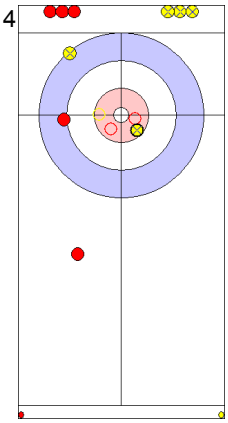

AUS: JOHNS S
Takeout Out 4

15

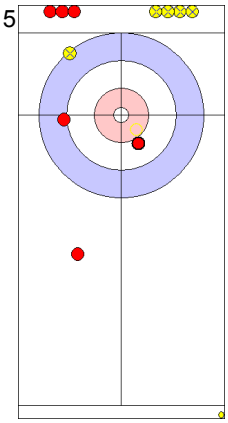

DEN: DUPONT D
Takeout Out 4

16

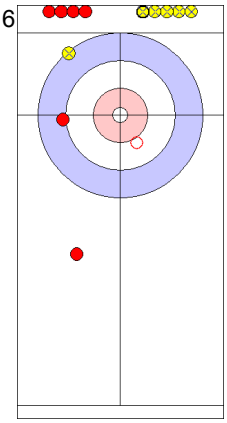

AUS: FORGE K
Takeout Out 1

Game - Shot by Shot

DEN - Denmark	7 + 0	AUS - Australia	1 + 1	End 6

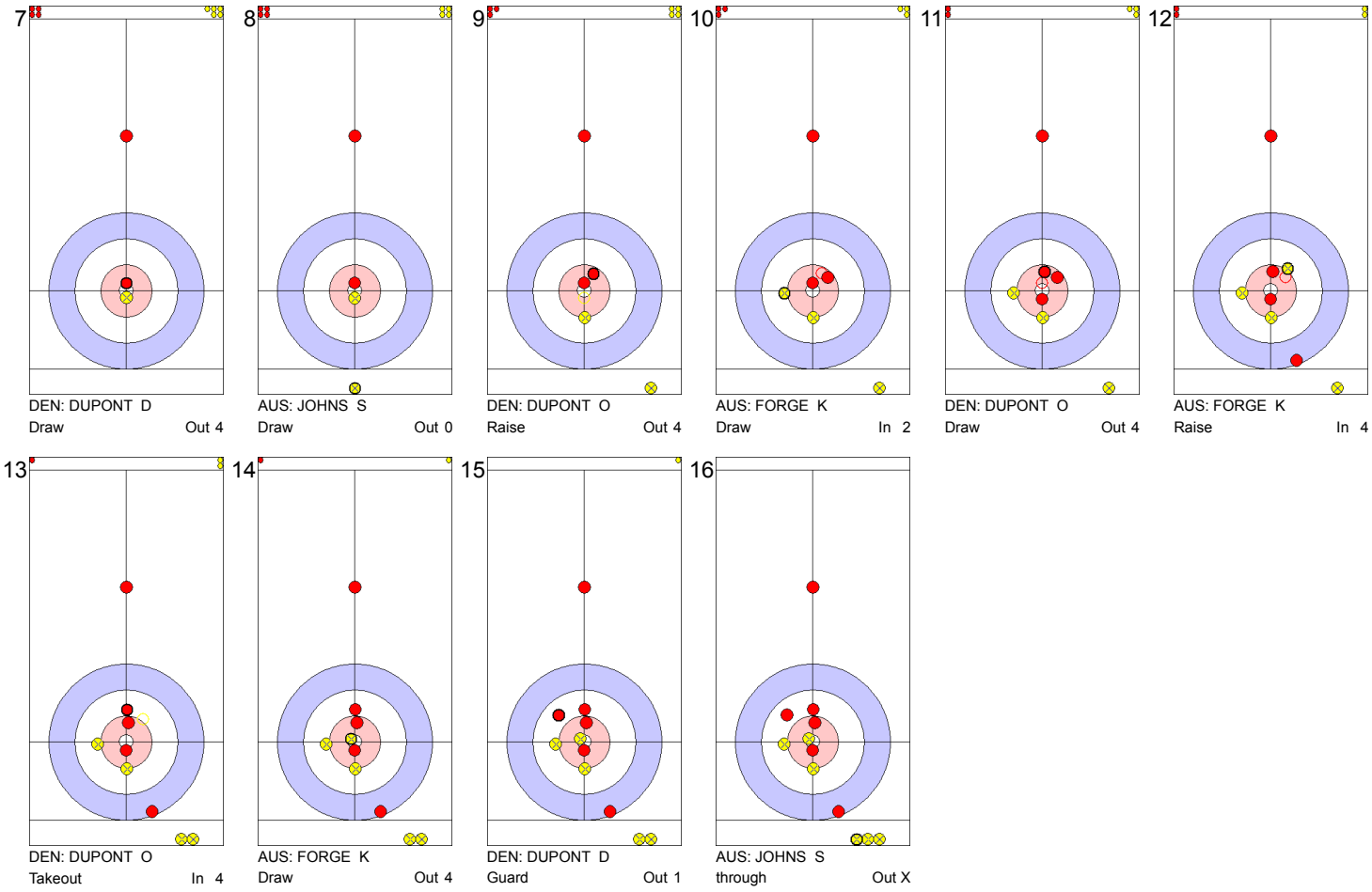

Game - Shot by Shot

DEN - Denmark	7 + 1	AUS - Australia	2 + 0	End 7

7

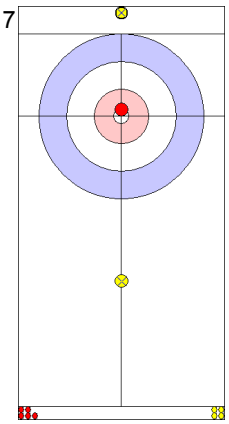

AUS: JOHNS S
Draw Out 0

8

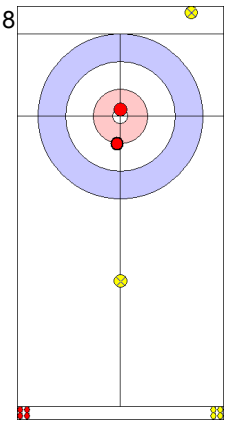

DEN: DUPONT D
Draw Out 4

9

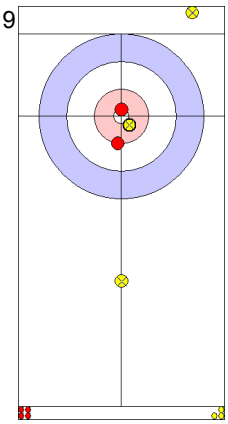

AUS: FORGE K
Draw Out 3

10

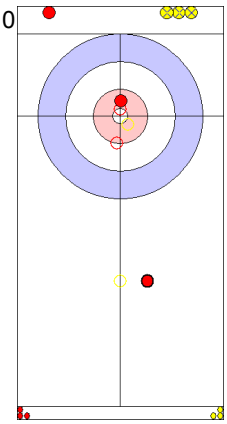

DEN: DUPONT O
Takeout Out 4

11

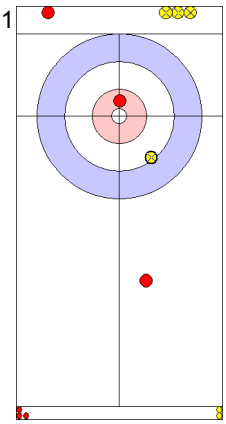

AUS: FORGE K
Draw In 3

12

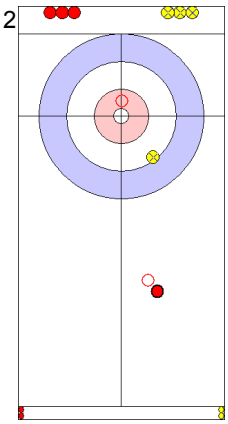

DEN: DUPONT O
Promotion Takeout Out 0

13

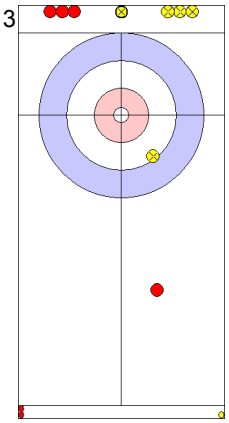

AUS: FORGE K
Draw In 0

14

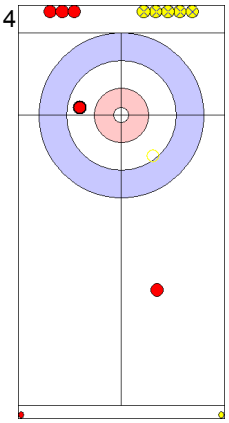

DEN: DUPONT O
Takeout In 4

15

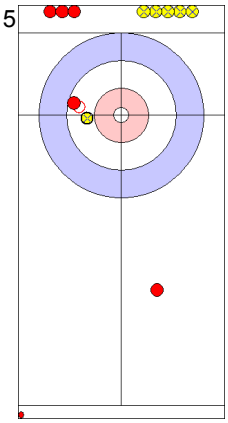

AUS: JOHNS S
Draw Out 3

16

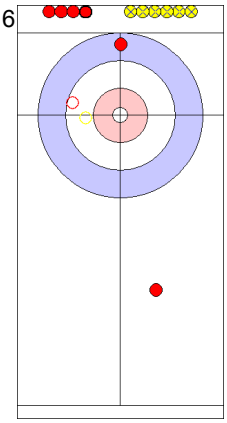

DEN: DUPONT D
Clearing In 4

Game Results

Sheet	Game	Team	LSFE	1	2	3	4	5	6	7	8	Extra Ends						Total
D	2	SUI - Switzerland	*	3	1	1	0	1	0	3	X							9
	2	FRA - France		0	0	0	3	0	1	0	X							4

SUI - Switzerland		Game	All
F	HOWALD Carole	58 %	56 %
M	PFISTER Marc	60 %	65 %
	Team Total	59 %	61 %

Last Stone Draw: 33.2cm 18.9cm ↻ HOWALD C
14.3cm ↺ PFISTER M

Time remaining: 3 minutes 27 seconds

FRA - France		Game	All
F	EMBERGER Catherine	56 %	40 %
M	MERCIER Thierry	41 %	39 %
	Team Total	49 %	40 %

Last Stone Draw: 318.2cm 132.8cm ↻ MERCIER T
185.4cm ↺ EMBERGER C

Time remaining: 3 minutes 56 seconds

Detailed Game Statistics:

SUI - Switzerland		Draws		Takeouts		Total	
F	HOWALD Carole	8	38 %	4	100 %	12	58 %
M	PFISTER Marc	17	62 %	4	50 %	21	60 %
	Team Total	25	54 %	8	75 %	33	59 %

FRA - France		Draws		Takeouts		Total	
F	EMBERGER Catherine	14	54 %	4	63 %	18	56 %
M	MERCIER Thierry	11	34 %	6	54 %	17	41 %
	Team Total	25	45 %	10	58 %	35	49 %

LEGEND
F Female
X Unplayed/unfinished end due to concession
LSFE (*) Last stone first end
M Male

Game - Shot by Shot

SUI - Switzerland	0 + 3	FRA - France	0 + 0	End 1

7

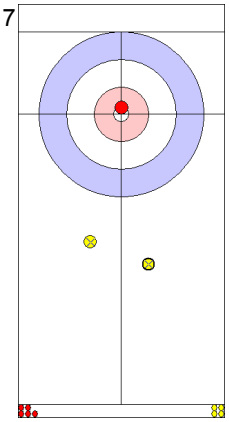

FRA: MERCIER T
Draw Out 0

8

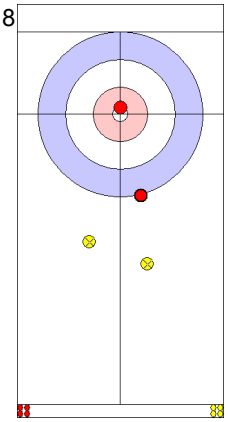

SUI: HOWALD C
Draw In 2

9

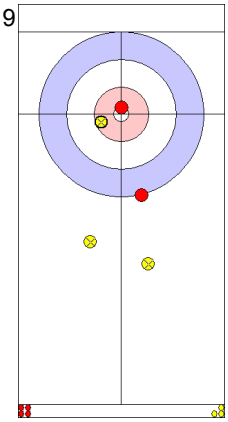

FRA: EMBERGER C
Draw In 3

10

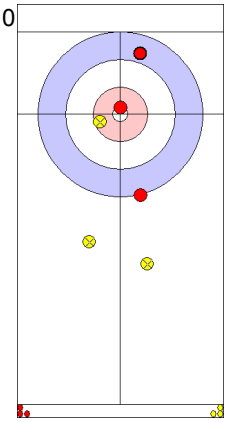

SUI: PFISTER M
Draw Out 2

11

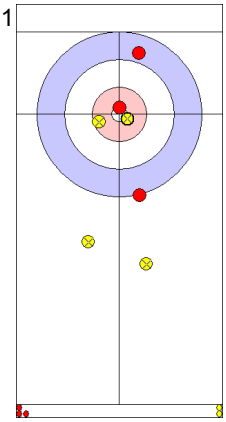

FRA: EMBERGER C
Draw In 3

12

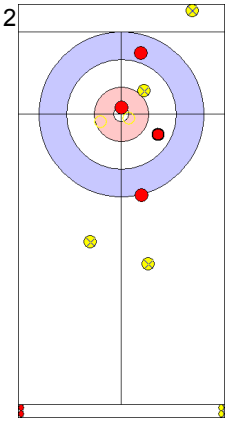

SUI: PFISTER M
Double Takeout Out 2

13

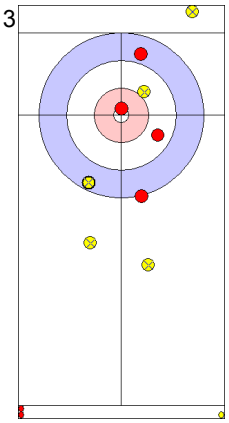

FRA: EMBERGER C
Raise In 2

14

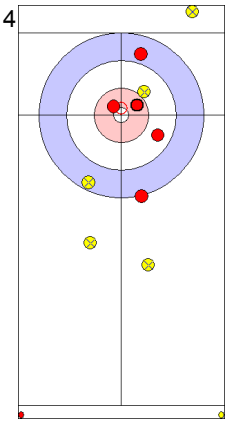

SUI: PFISTER M
Draw In 4

15

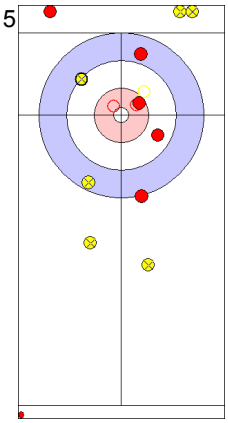

FRA: MERCIER T
Takeout In 4

16

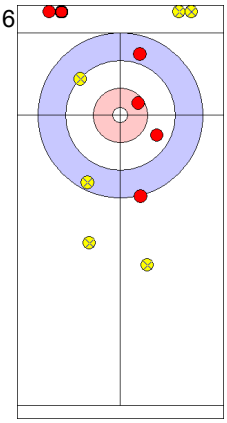

SUI: HOWALD C
Hit and Roll In 4

Game - Shot by Shot

SUI - Switzerland	3 + 1	FRA - France	0 + 0	End 2

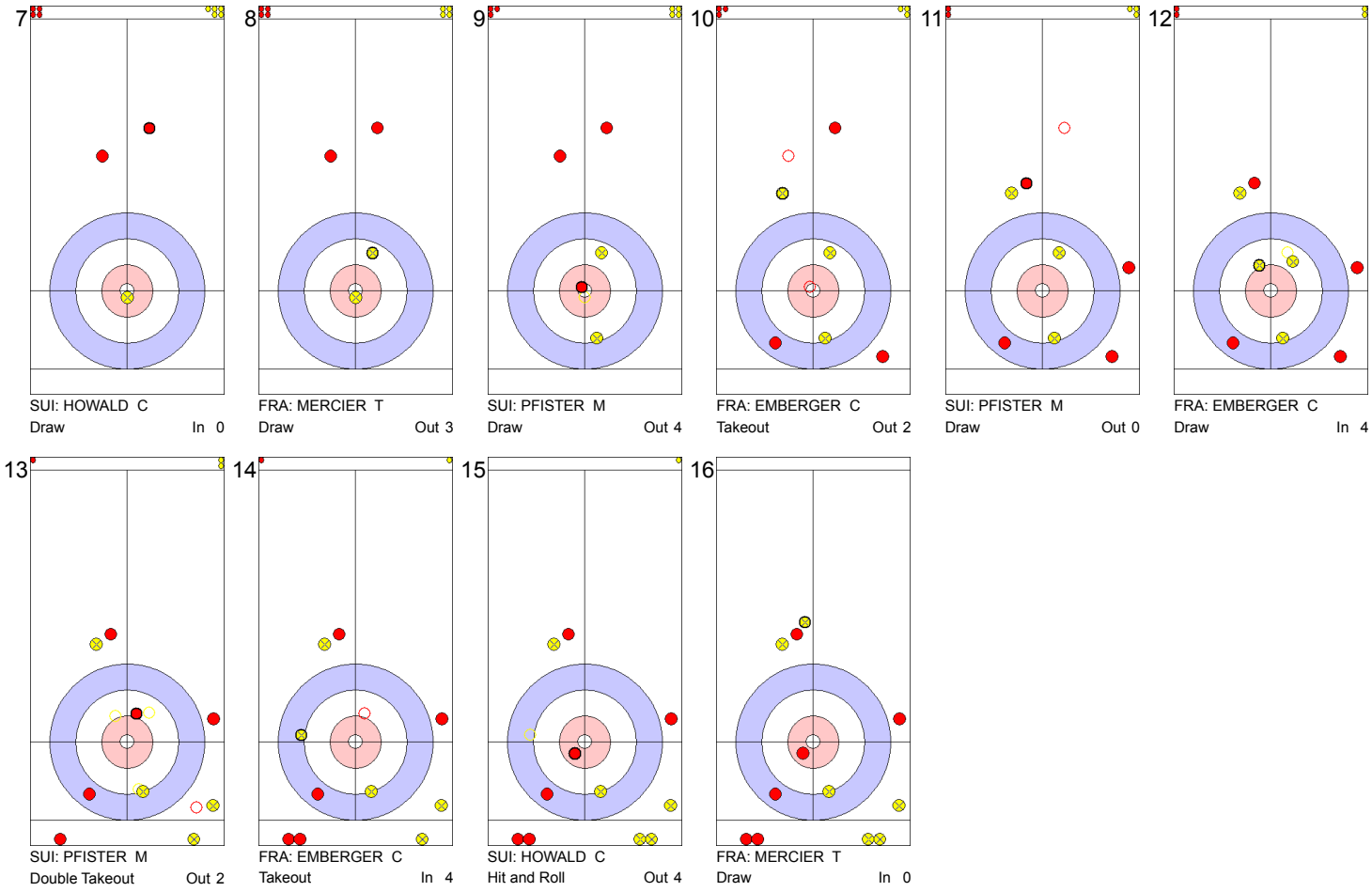

Game - Shot by Shot

SUI - Switzerland	4 + 1	FRA - France	0 + 0	End 3

7

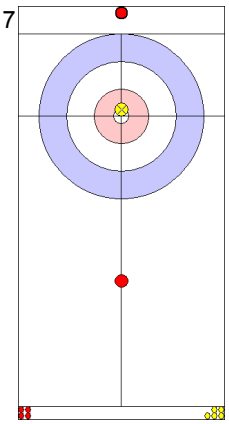

SUI: HOWALD C
through Out X

8

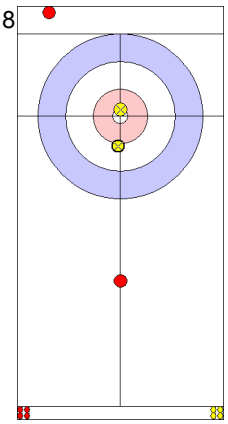

FRA: MERCIER T
Draw Out 4

9

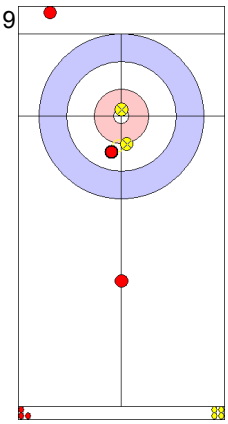

SUI: PFISTER M
Draw In 2

10

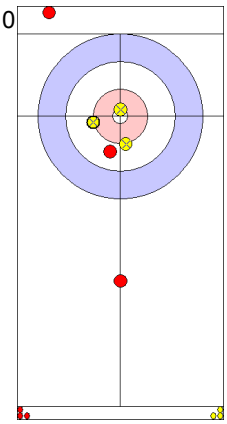

FRA: EMBERGER C
Draw In 2

11

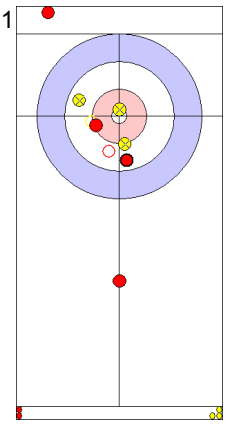

SUI: PFISTER M
Raise In 2

12

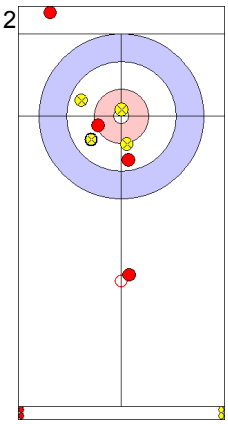

FRA: EMBERGER C
Draw In 2

13

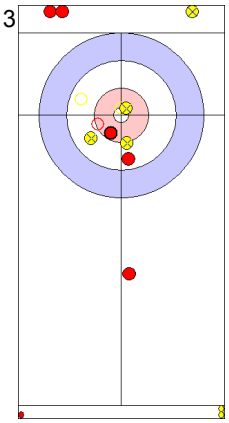

SUI: PFISTER M
Takeout In 2

14

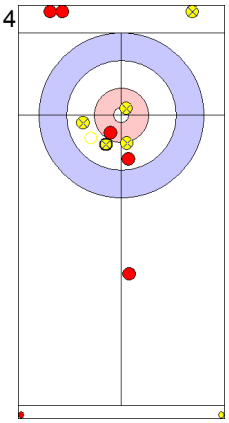

FRA: EMBERGER C
Raise In 2

15

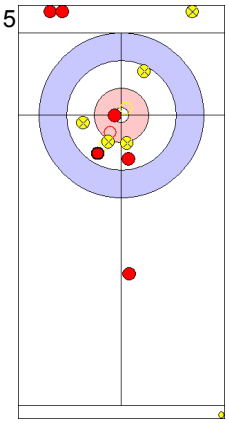

SUI: HOWALD C
Promotion Takeout In 4

16

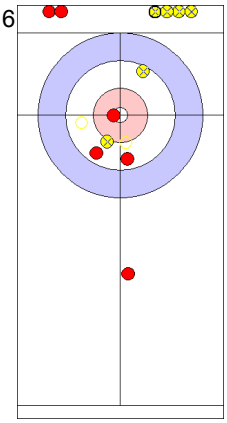

FRA: MERCIER T
Takeout In 0

Game - Shot by Shot

SUI - Switzerland	5 + 0	FRA - France	0 + 3	End 4

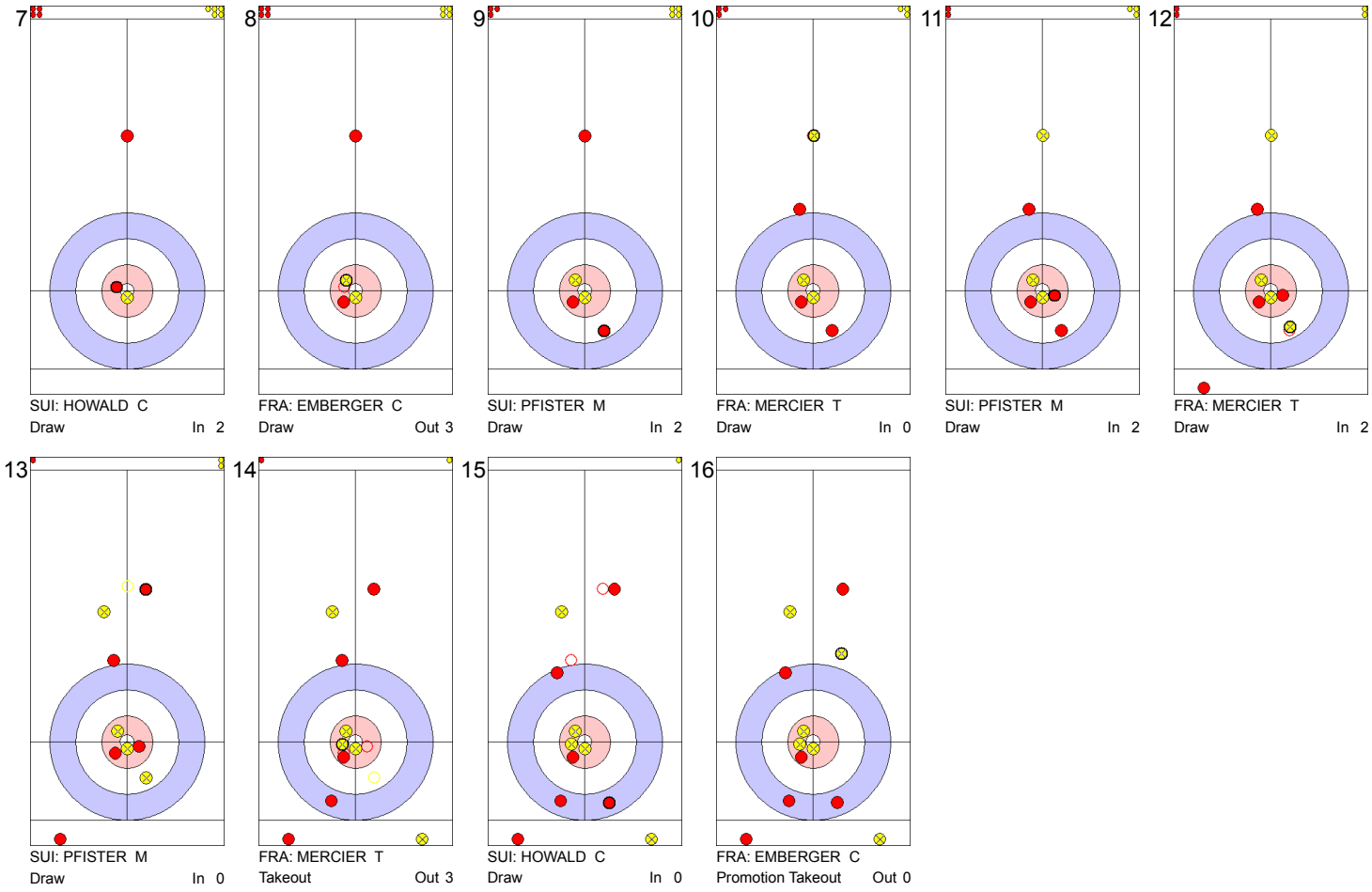

Game - Shot by Shot

SUI - Switzerland	5 + 1	FRA - France	3 + 0	End 5

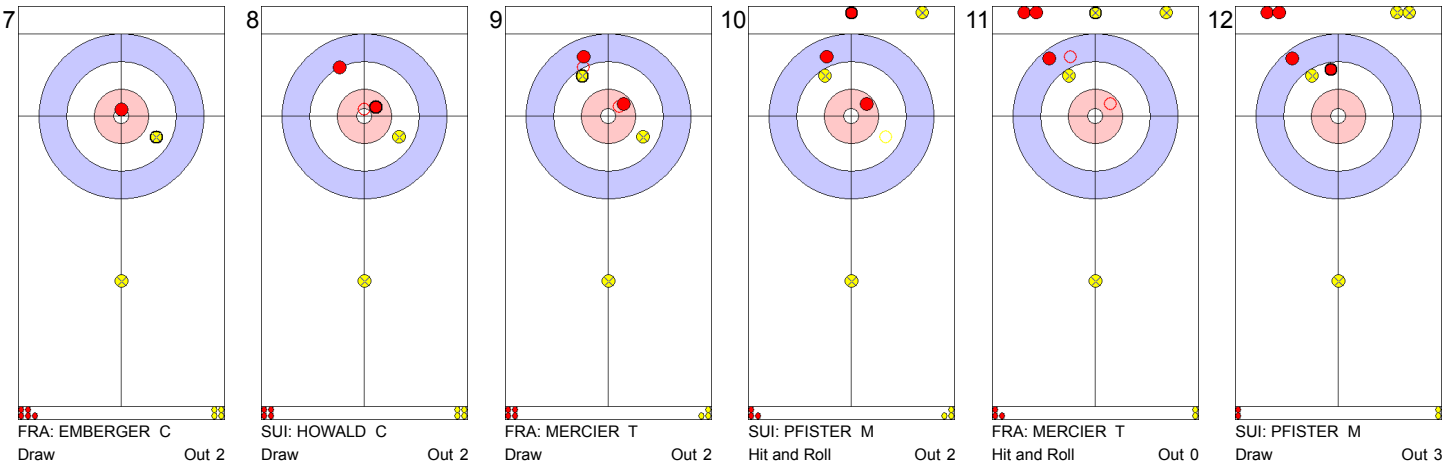

7
FRA: EMBERGER C
Draw Out 2

8
SUI: HOWALD C
Draw Out 2

9
FRA: MERCIER T
Draw Out 2

10
SUI: PFISTER M
Hit and Roll Out 2

11
FRA: MERCIER T
Hit and Roll Out 0

12
SUI: PFISTER M
Draw Out 3

13
FRA: MERCIER T
Draw Out 2

14
SUI: PFISTER M
Draw Out 3

15
FRA: EMBERGER C
Draw Out 3

16
SUI: HOWALD C
Draw In 0

Game - Shot by Shot

SUI - Switzerland	6 + 0	FRA - France	3 + 1	End 6

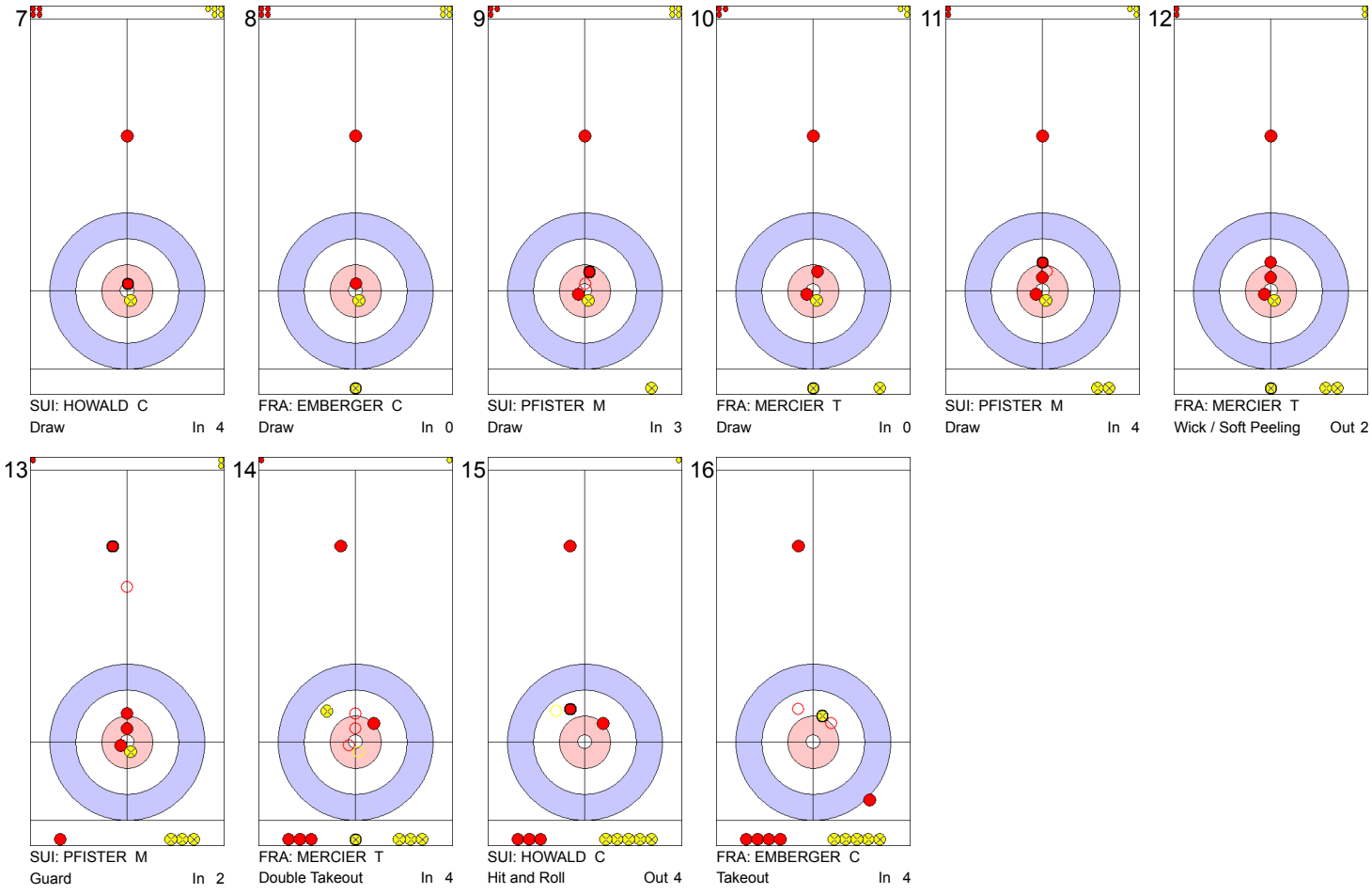

7
SUI: HOWALD C
Draw In 4

8
FRA: EMBERGER C
Draw In 0

9
SUI: PFISTER M
Draw In 3

10
FRA: MERCIER T
Draw In 0

11
SUI: PFISTER M
Draw In 4

12
FRA: MERCIER T
Wick / Soft Peeling Out 2

13
SUI: PFISTER M
Guard In 2

14
FRA: MERCIER T
Double Takeout In 4

15
SUI: HOWALD C
Hit and Roll Out 4

16
FRA: EMBERGER C
Takeout In 4

Game - Shot by Shot

SUI - Switzerland	6 + 3	FRA - France	4 + 0	End 7

7

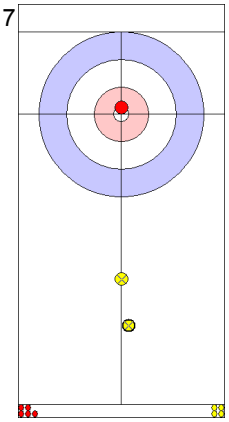

FRA: MERCIER T
Draw In 0

8

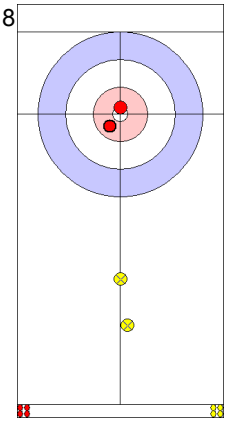

SUI: HOWALD C
Draw In 2

9

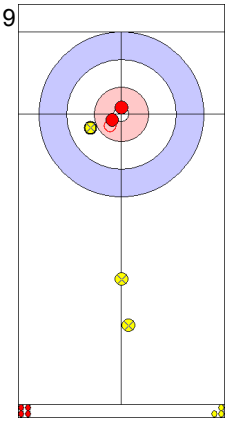

FRA: EMBERGER C
Draw In 2

10

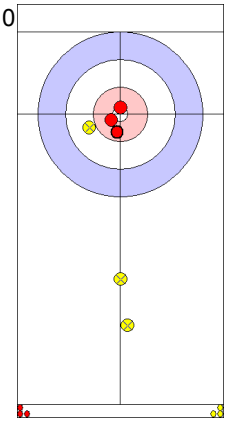

SUI: PFISTER M
Draw In 4

11

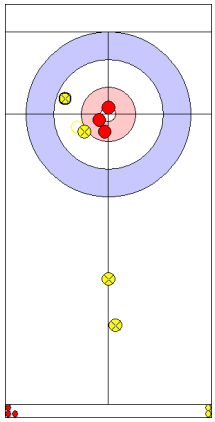

FRA: EMBERGER C
Draw In 2

12

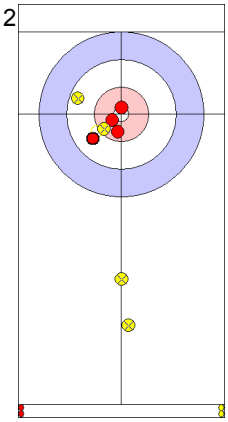

SUI: PFISTER M
Draw In 2

13

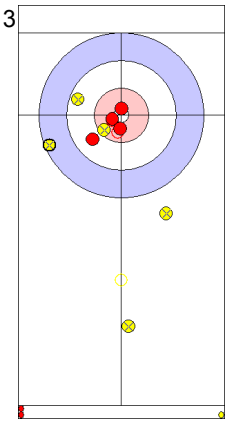

FRA: EMBERGER C
Draw In 0

14

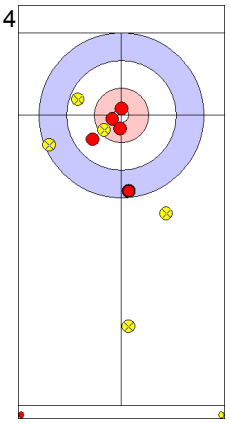

SUI: PFISTER M
Guard In 3

15

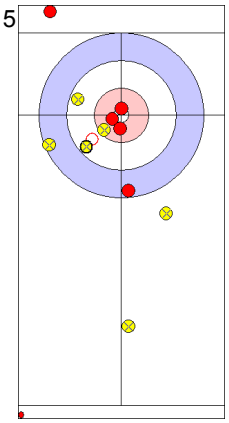

FRA: MERCIER T
Promotion Takeout In 2

16

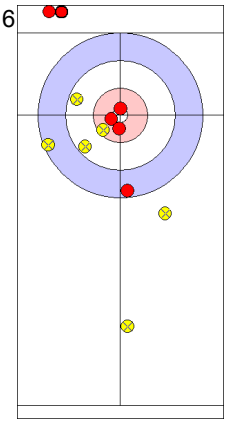

SUI: HOWALD C
through Out X

Game Results

Sheet	Game	Team	LSFE	1	2	3	4	5	6	7	8	Extra Ends						Total
E	2	CZE - Czech Republic		0	0	2	0	0	1	0	X							3
	2	RUS - Russia	*	3	3	0	2	1	0	2	X							11

CZE - Czech Republic		Game	All
F	JELINKOVA Jana	43 %	50 %
M	MIHOLA Ondrej	81 %	73 %
	Team Total	66 %	64 %

Last Stone Draw: 196.4cm 26.8cm ↻ MIHOLA O
169.6cm ↺ JELINKOVA J

Time remaining: 4 minutes 11 seconds

Time-out: end 4 - CZE stone 8

RUS - Russia		Game	All
F	MOISEEVA Victoria	75 %	71 %
M	DRON Petr	85 %	87 %
	Team Total	81 %	80 %

Last Stone Draw: 185.4cm 185.4cm ↻ MOISEEVA V
0.0cm ↺ DRON P

Time remaining: 4 minutes 13 seconds

Detailed Game Statistics:

CZE - Czech Republic		Draws		Takeouts		Total	
F	JELINKOVA Jana	11	50 %	3	17 %	14	43 %
M	MIHOLA Ondrej	16	91 %	5	50 %	21	81 %
	Team Total	27	74 %	8	38 %	35	66 %

RUS - Russia		Draws		Takeouts		Total	
F	MOISEEVA Victoria	11	70 %	3	92 %	14	75 %
M	DRON Petr	13	83 %	8	88 %	21	85 %
	Team Total	24	77 %	11	89 %	35	81 %

LEGEND
F Female
X Unplayed/unfinished end due to concession
LSFE (*) Last stone first end
M Male

Game - Shot by Shot

CZE - Czech Republic	0 + 0	RUS - Russia	0 + 3	End 1

7

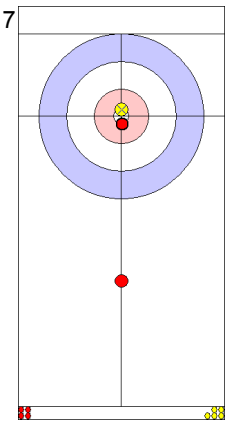

CZE: JELINKOVA J
Draw In 4

8

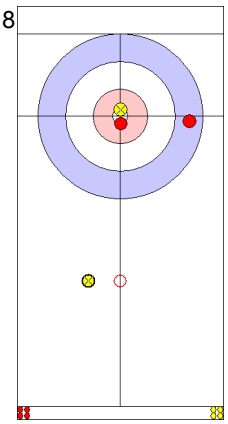

RUS: MOISEEVA V
Draw In 0

9

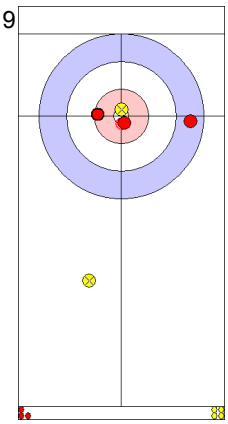

CZE: MIHOLA O
Draw Out 4

10

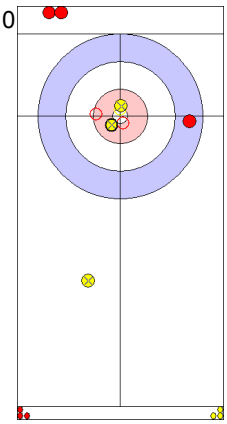

RUS: DRON P
Double Takeout In 4

11

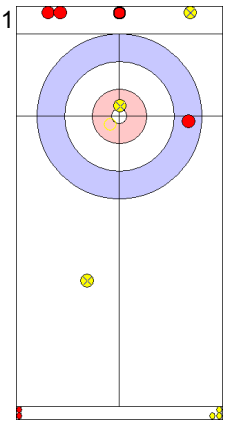

CZE: MIHOLA O
Takeout In 2

12

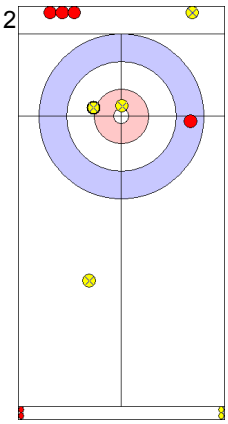

RUS: DRON P
Draw Out 4

13

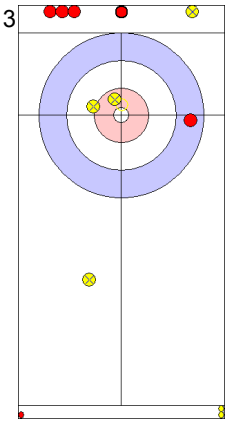

CZE: MIHOLA O
Takeout Out 0

14

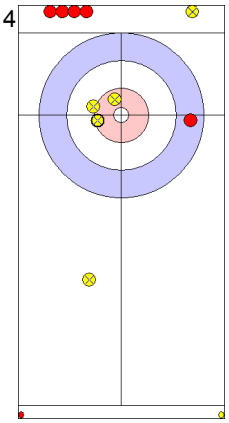

RUS: DRON P
Draw Out 4

15

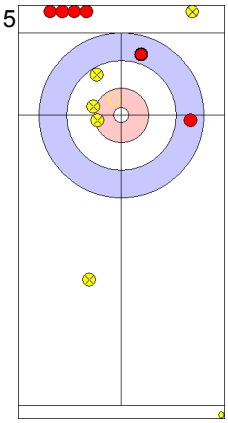

CZE: JELINKOVA J
Draw Out 2

16

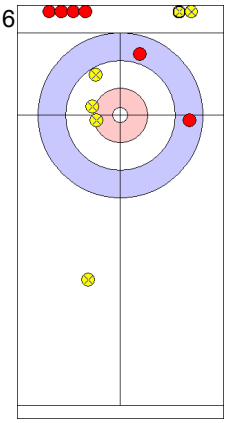

RUS: MOISEEVA V
Draw Out 0

Game - Shot by Shot

CZE - Czech Republic	0 + 0	RUS - Russia	3 + 3	End 2

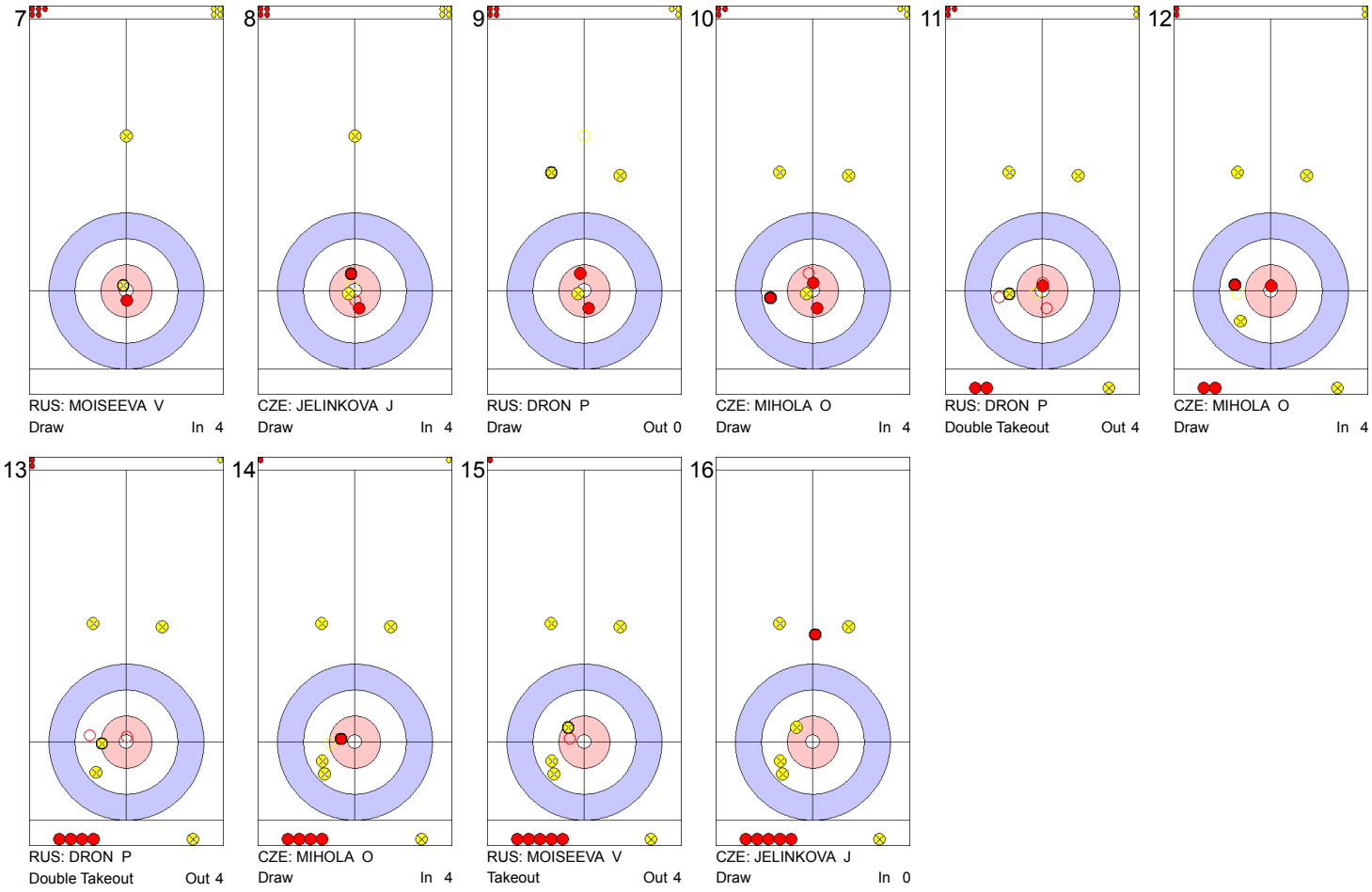

Game - Shot by Shot

CZE - Czech Republic	0 + 2	RUS - Russia	6 + 0	End 3

7

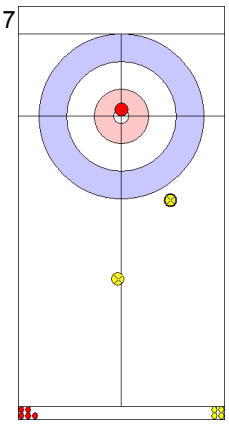

RUS: MOISEEVA V
Draw In 0

8

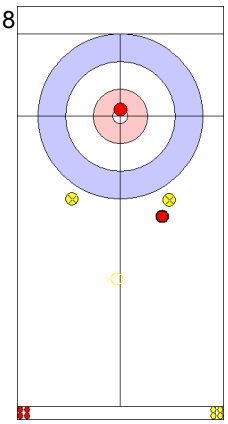

CZE: JELINKOVA J
Draw Out 0

9

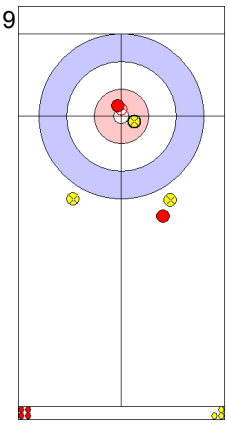

RUS: DRON P
Draw In 4

10

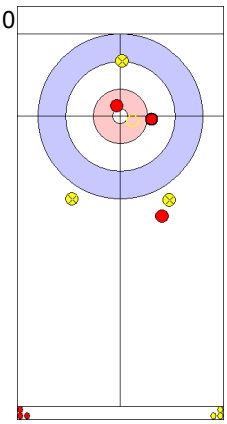

CZE: MIHOLA O
Draw In 4

11

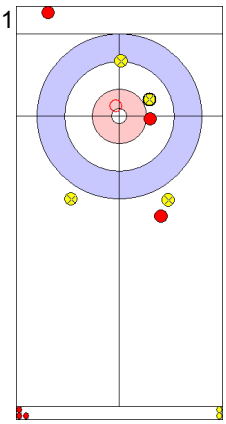

RUS: DRON P
Hit and Roll In 4

12

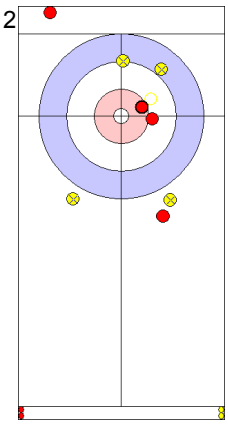

CZE: MIHOLA O
Draw In 4

13

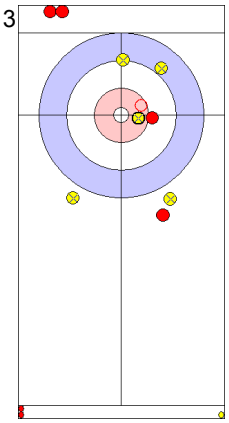

RUS: DRON P
Takeout In 4
Slow Takeout

14

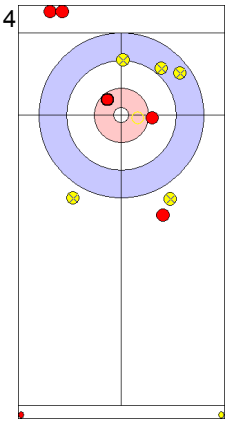

CZE: MIHOLA O
Raise In 4

15

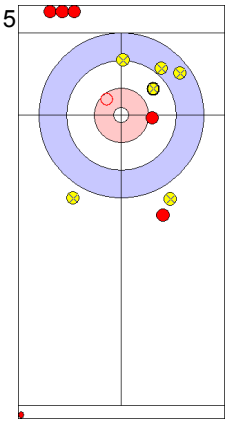

RUS: MOISEEVA V
Hit and Roll Out 3

16

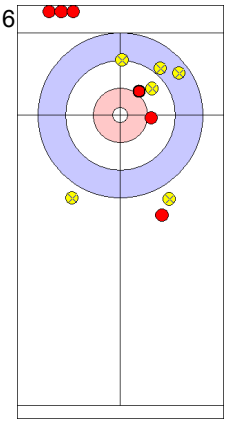

CZE: JELINKOVA J
Draw In 4

Game - Shot by Shot

CZE - Czech Republic	2 + 0	RUS - Russia	6 + 2	End 4

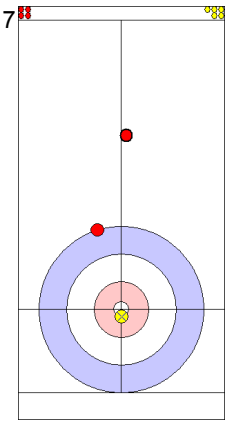

7
CZE: JELINKOVA J
Draw In 2

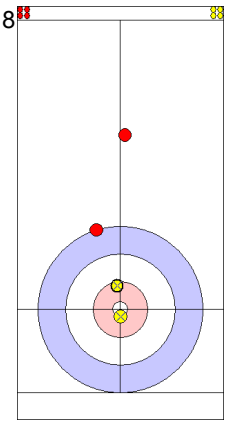

8
RUS: MOISEEVA V
Draw In 4

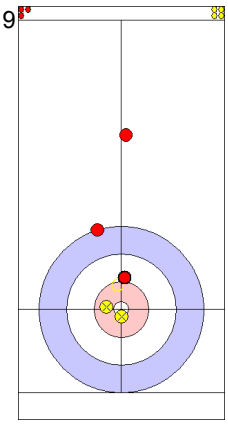

9
CZE: MIHOLA O
Draw In 4

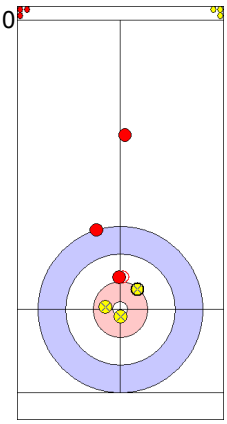

10
RUS: DRON P
Draw In 4

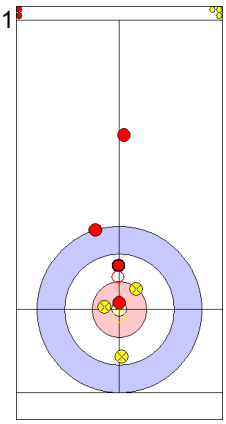

11
CZE: MIHOLA O
Raise Out 4

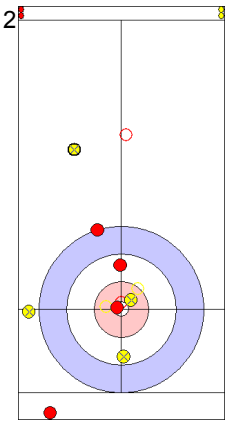

12
RUS: DRON P
Clearing Out 4

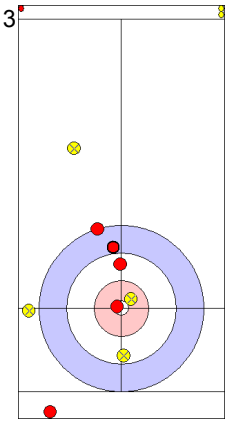

13
CZE: MIHOLA O
Draw In 4

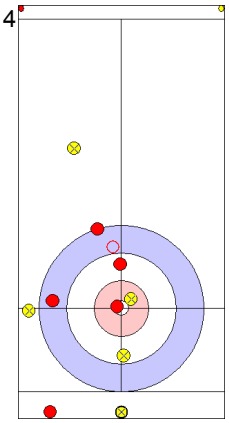

14
RUS: DRON P
Double Takeout In 0

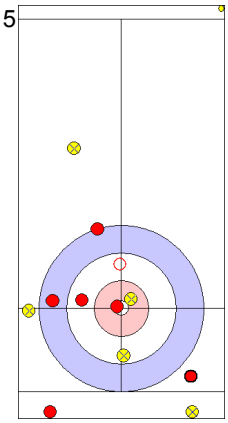

15
CZE: JELINKOVA J
Takeout In 0
Slow Takeout; Time-out

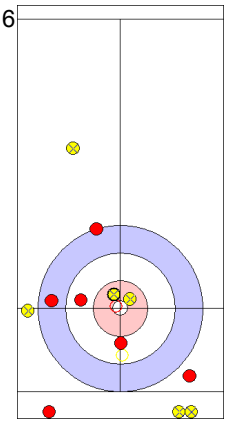

16
RUS: MOISEEVA V
Takeout Out 4

Game - Shot by Shot

CZE - Czech Republic	2 + 0	RUS - Russia	8 + 1	End 5

7

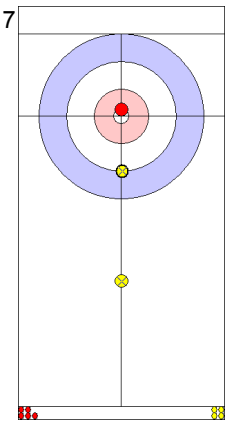

RUS: MOISEEVA V
Draw In 4

8

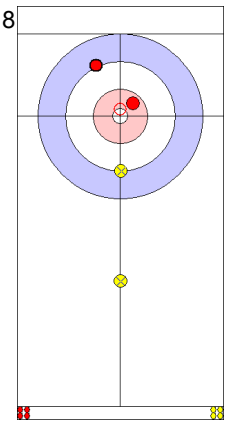

CZE: JELINKOVA J
Draw In 3

9

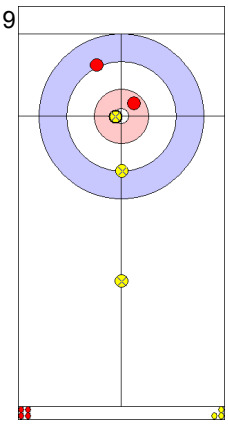

RUS: DRON P
Draw In 4

10

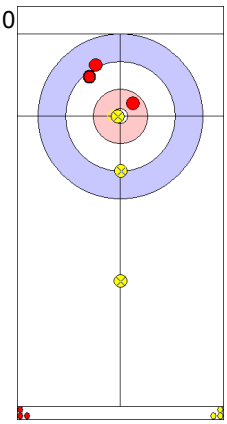

CZE: MIHOLA O
Draw In 3

11

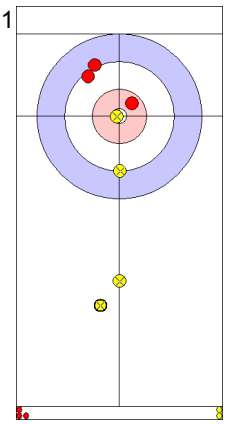

RUS: DRON P
Guard In 4

12

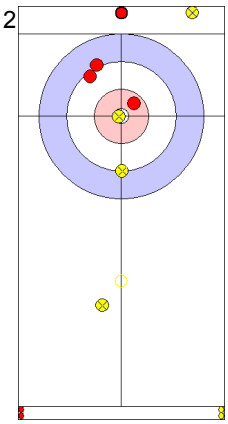

CZE: MIHOLA O
Clearing Out 4

13

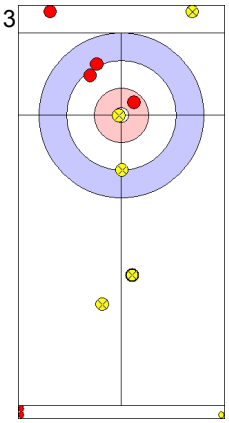

RUS: DRON P
Guard Out 4

14

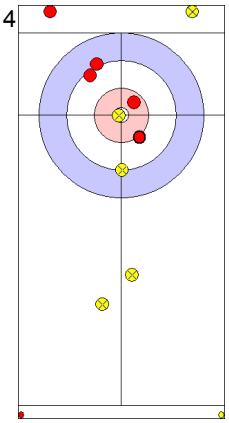

CZE: MIHOLA O
Draw Out 2

15

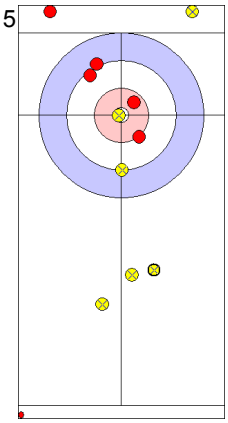

RUS: MOISEEVA V
Guard Out 4

16

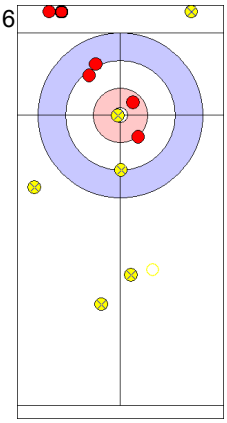

CZE: JELINKOVA J
Promotion Takeout Out 0

Game - Shot by Shot

CZE - Czech Republic	2 + 1	RUS - Russia	9 + 0	End 6

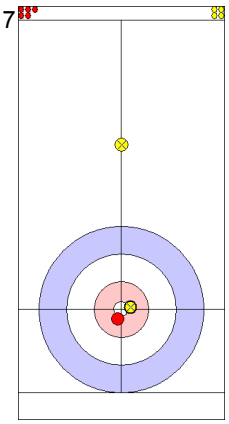

7
RUS: MOISEEVA V
Draw Out 4

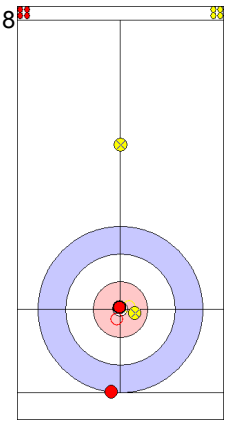

8
CZE: JELINKOVA J
Draw Out 3

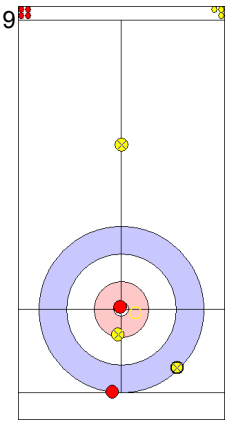

9
RUS: DRON P
Draw In 2

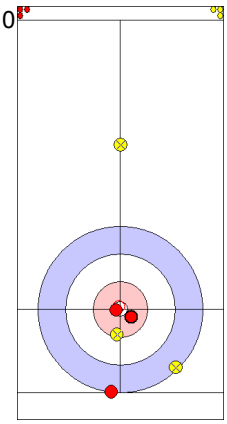

10
CZE: MIHOLA O
Draw In 4

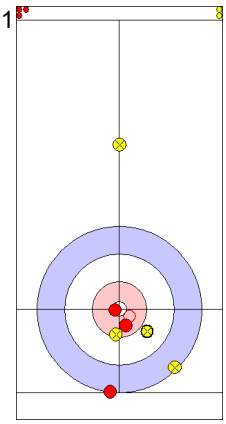

11
RUS: DRON P
Draw In 2

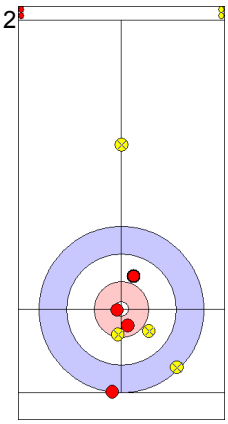

12
CZE: MIHOLA O
Draw In 4

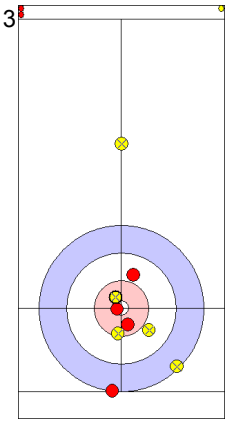

13
RUS: DRON P
Draw Out 4

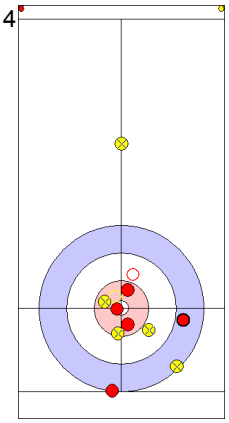

14
CZE: MIHOLA O
Raise In 2

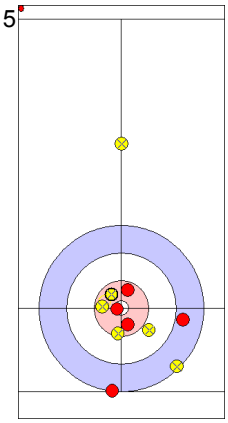

15
RUS: MOISEEVA V
Draw Out 4

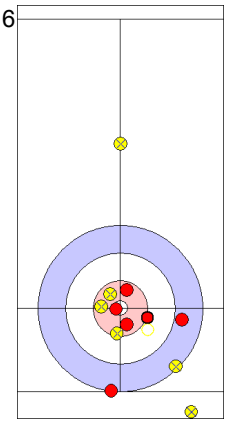

16
CZE: JELINKOVA J
Raise In 0

Game - Shot by Shot

CZE - Czech Republic	3 + 0	RUS - Russia	9 + 2	End 7

7

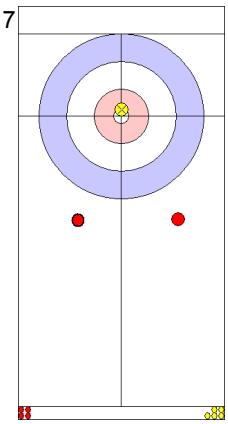

CZE: JELINKOVA J
Draw In 0

8

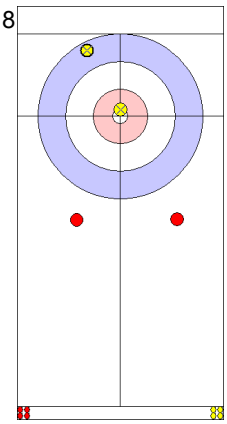

RUS: MOISEEVA V
Draw Out 3

9

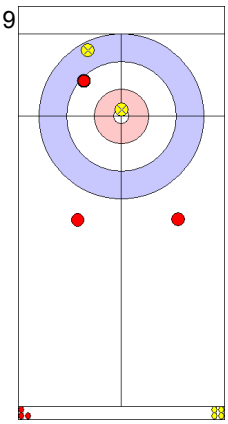

CZE: MIHOLA O
Draw Out 3

10

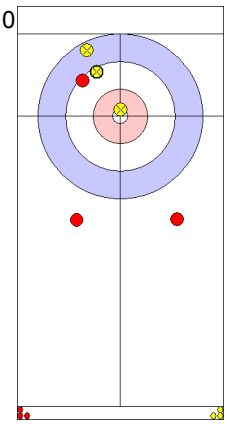

RUS: DRON P
Draw Out 3

11

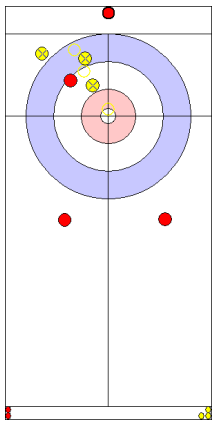

CZE: MIHOLA O
Takeout Out 0

12

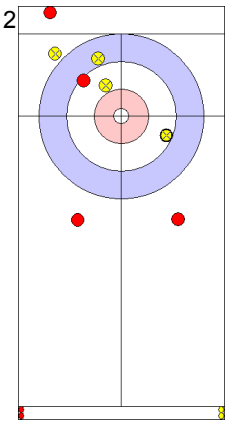

RUS: DRON P
Draw In 4

13

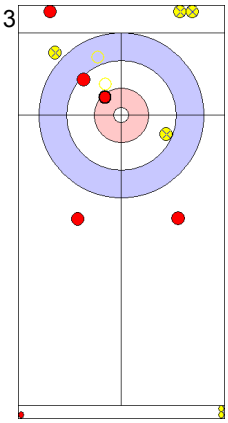

CZE: MIHOLA O
Double Takeout Out 4

14

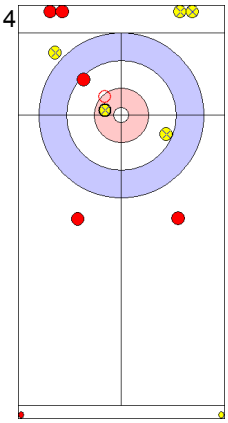

RUS: DRON P
Takeout Out 4

15

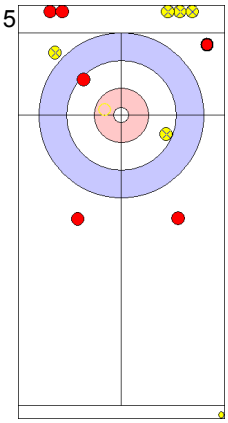

CZE: JELINKOVA J
Takeout Out 2

16

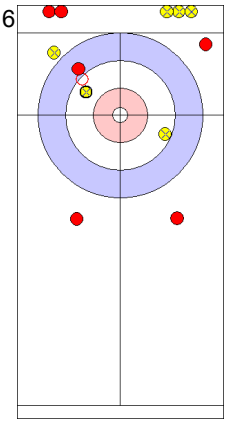

RUS: MOISEEVA V
Raise Out 4

Session Results and Standings

Sheet	Game	Team	LSFE	1	2	3	4	5	6	7	8	Extra Ends						Total
A	1	AUS - Australia		0	0	2	2	0	1	1	0							6
	1	TUR - Turkey	*	2	1	0	0	2	0	0	2							7
B	1	CZE - Czech Republic	*	2	0	0	2	0	1	1	0							6
	1	JPN - Japan		0	2	1	0	1	0	0	4							8
C	1	RUS - Russia	*	1	1	0	1	1	2	4	X							10
	1	FRA - France		0	0	1	0	0	0	0	X							1
D	1	USA - United States	*	2	0	0	1	0	2	2	X							7
	1	SVK - Slovakia		0	1	1	0	1	0	0	X							3
E	1	DEN - Denmark	*	2	1	1	3	0	1	0	X							8
	1	SUI - Switzerland		0	0	0	0	3	0	1	X							4

Standings after Session 1

Group-A

Rank	Team	Games	Wins	Losses
1	DEN - Denmark	1	1	0
1	JPN - Japan	1	1	0
1	RUS - Russia	1	1	0
1	TUR - Turkey	1	1	0
1	USA - United States	1	1	0
6	AUS - Australia	1	0	1
6	CZE - Czech Republic	1	0	1
6	FRA - France	1	0	1
6	SUI - Switzerland	1	0	1
6	SVK - Slovakia	1	0	1

Group-B

Rank	Team	Games	Wins	Losses
	AUT - Austria			
	BRA - Brazil			
	CHN - China			
	FIN - Finland			
	ITA - Italy			
	LAT - Latvia			
	NOR - Norway			
	NZL - New Zealand			
	SLO - Slovenia			
	SWE - Sweden			

Group-C

Rank	Team	Games	Wins	Losses
	BLR - Belarus			
	CAN - Canada			
	ENG - England			
	ESP - Spain			
	EST - Estonia			
	HUN - Hungary			
	KOR - Korea			
	POL - Poland			
	ROU - Romania			
	SCO - Scotland			

LEGEND
LSFE (*) Last stone first end
X Unplayed/unfinished end due to concession

Game Results

Sheet	Game	Team	LSFE	1	2	3	4	5	6	7	8	Extra Ends						Total
A	1	AUS - Australia		0	0	2	2	0	1	1	0							6
	1	TUR - Turkey	*	2	1	0	0	2	0	0	2							7

AUS - Australia		Game	All
F	FORGE Kim	50 %	50 %
M	JOHNS Steve	50 %	50 %
	Team Total	50 %	50 %

Last Stone Draw: 45.8cm 0.0cm ↻ FORGE K
45.8cm ↺ JOHNS S

Time remaining: 0 minutes 52 seconds

TUR - Turkey		Game	All
F	POLAT Oznur	37 %	37 %
M	CAKIR Kadir	50 %	50 %
	Team Total	45 %	45 %

Last Stone Draw: 216.3cm 30.9cm ↻ POLAT O
185.4cm ↺ CAKIR K

Time remaining: 5 minutes 25 seconds

Detailed Game Statistics:

AUS - Australia		Draws		Takeouts		Total	
F	FORGE Kim	12	44 %	4	69 %	16	50 %
M	JOHNS Steve	20	56 %	4	19 %	24	50 %
	Team Total	32	52 %	8	44 %	40	50 %

TUR - Turkey		Draws		Takeouts		Total	
F	POLAT Oznur	13	33 %	2	63 %	15	37 %
M	CAKIR Kadir	11	39 %	13	60 %	24	50 %
	Team Total	24	35 %	15	60 %	39	45 %

LEGEND
F Female **LSFE** (*) Last stone first end **M** Male

Game - Shot by Shot

AUS - Australia	0 + 0	TUR - Turkey	0 + 2	End 1

7

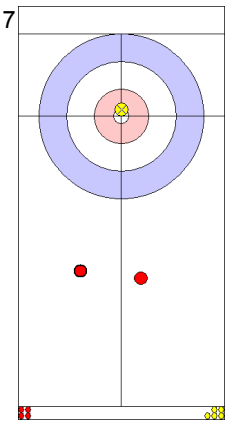

AUS: FORGE K
Draw In 0

8

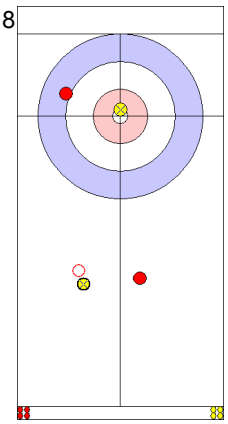

TUR: POLAT O
Draw In 0

9

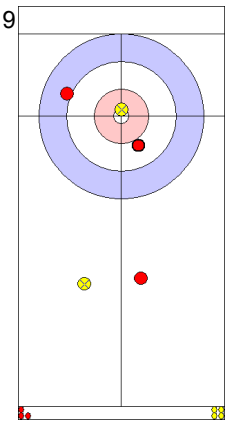

AUS: JOHNS S
Draw In 4

10

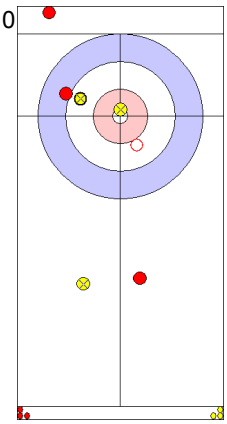

TUR: CAKIR K
Takeout In 4

11

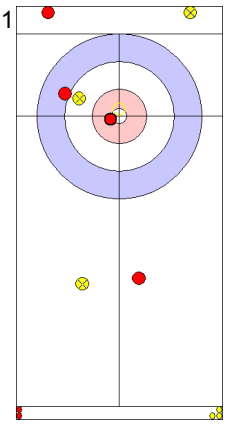

AUS: JOHNS S
Hit and Roll In 3

12

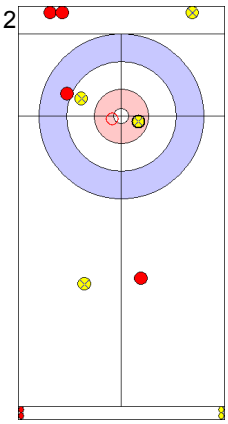

TUR: CAKIR K
Hit and Roll Out 4

13

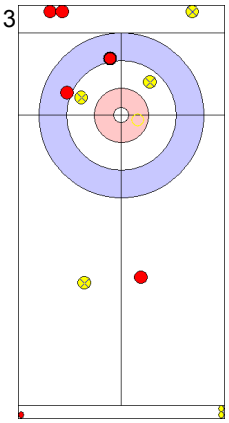

AUS: JOHNS S
Takeout In 0

14

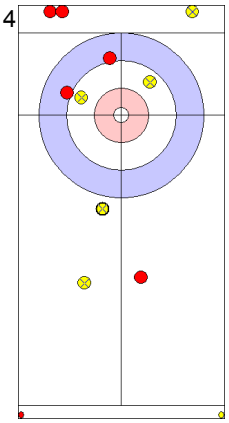

TUR: CAKIR K
Draw Out 0

15

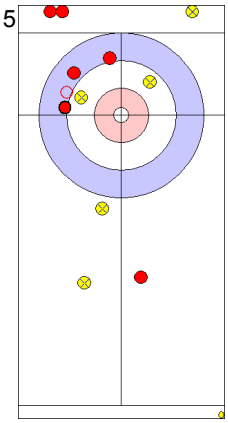

AUS: FORGE K
Freeze In 2

16

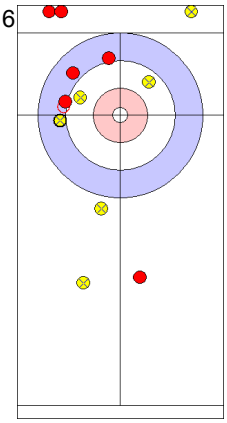

TUR: POLAT O
Draw In 0

Game - Shot by Shot

AUS - Australia	0 + 0	TUR - Turkey	2 + 1	End 2

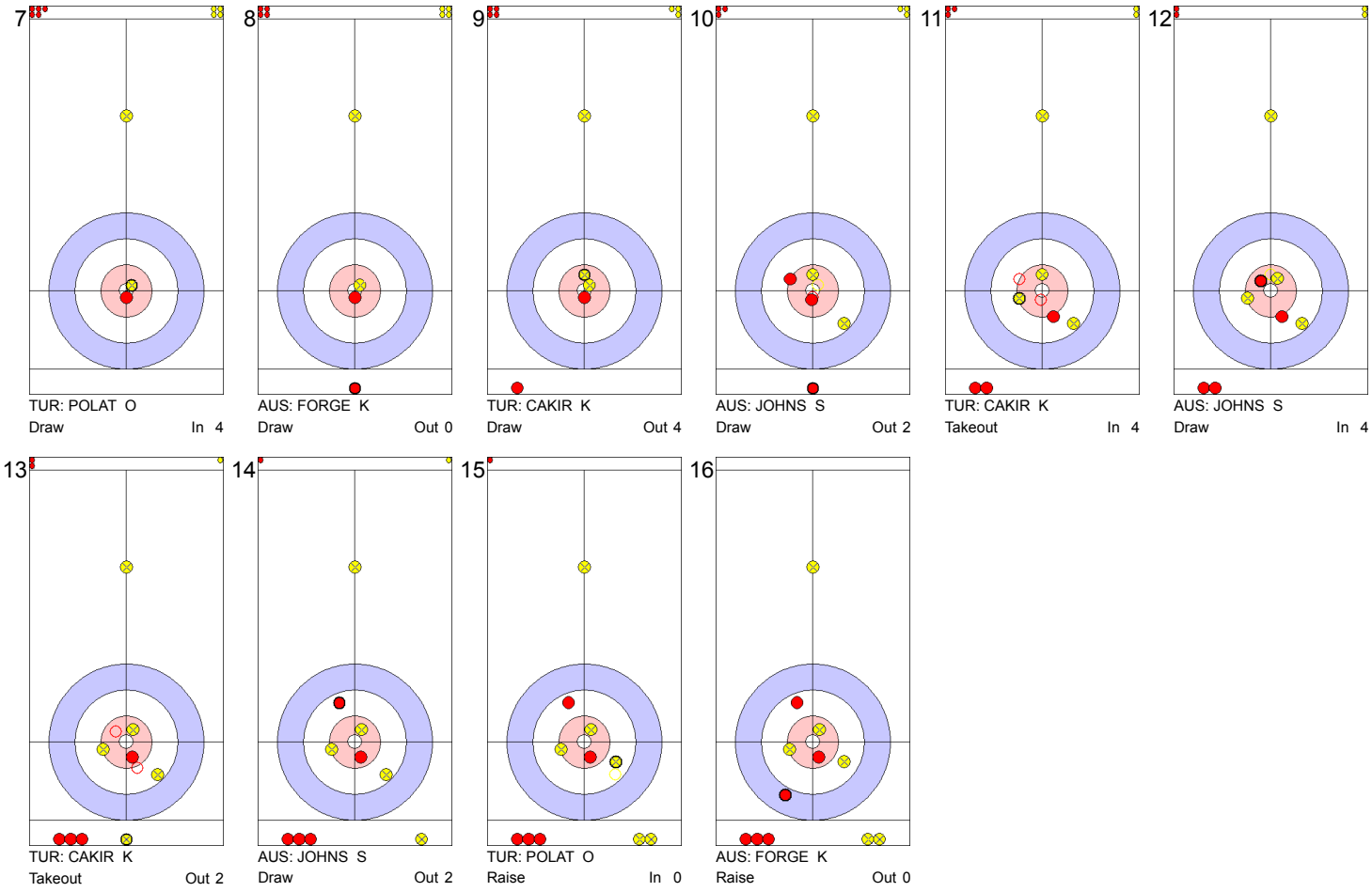

Game - Shot by Shot

AUS - Australia	0 + 2	TUR - Turkey	3 + 0	End 3

7

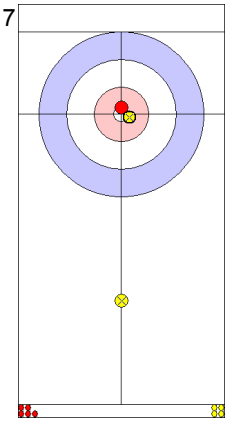

TUR: POLAT O
Draw In 3

8

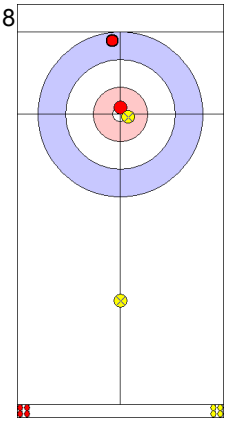

AUS: FORGE K
Draw In 2

9

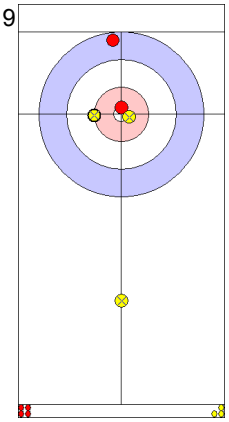

TUR: CAKIR K
Draw In 3

10

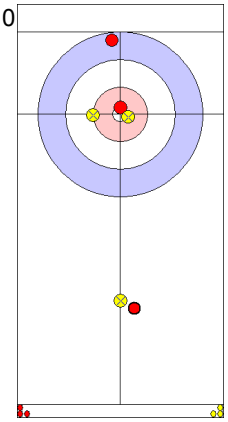

AUS: JOHNS S
Draw In 0

11

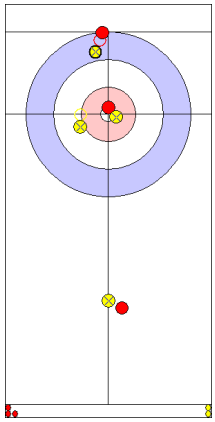

TUR: CAKIR K
Draw In 2

12

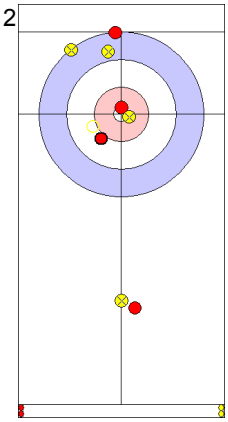

AUS: JOHNS S
Hit and Roll In 0

13

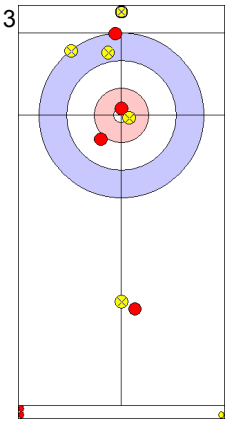

TUR: CAKIR K
Takeout In 0

14

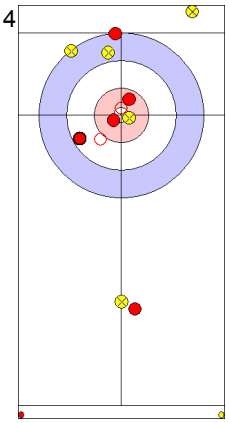

AUS: JOHNS S
Raise In 2

15

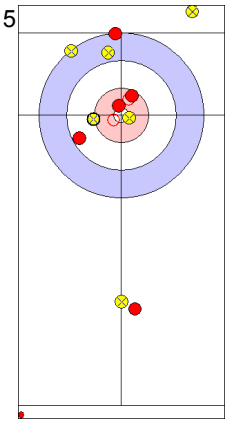

TUR: POLAT O
Draw In 2

16

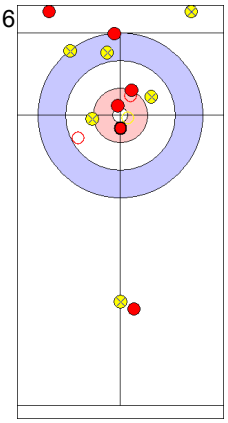

AUS: FORGE K
Double Takeout In 4

Game - Shot by Shot

AUS - Australia	2 + 2	TUR - Turkey	3 + 0	End 4

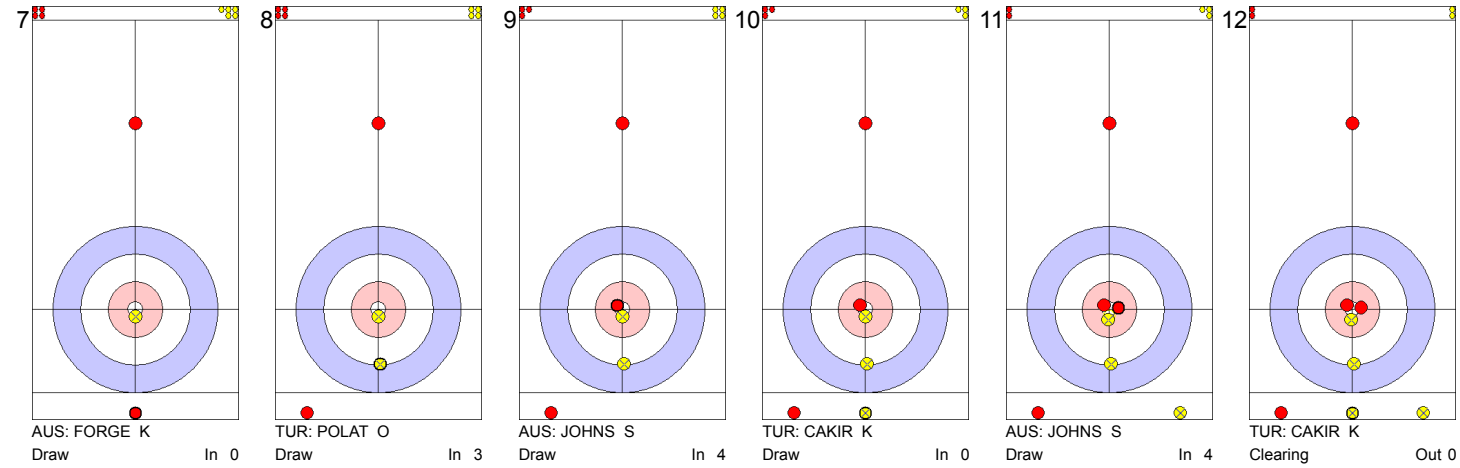

Game - Shot by Shot

AUS - Australia	4 + 0	TUR - Turkey	3 + 2	End 5

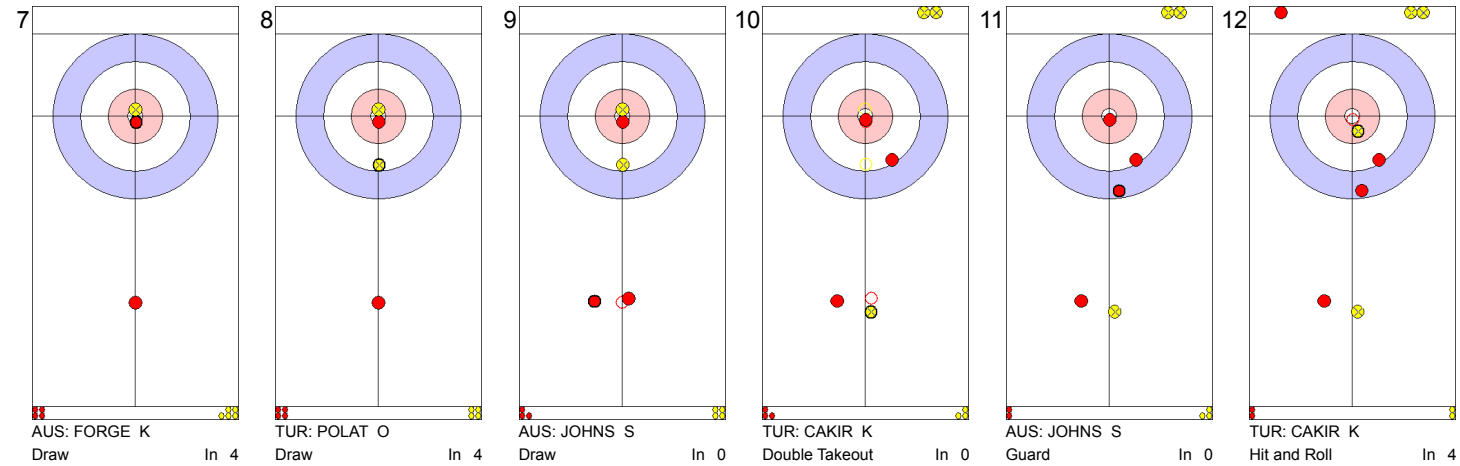

7	8	9	10	11	12
AUS: FORGE K	TUR: POLAT O	AUS: JOHNS S	TUR: CAKIR K	AUS: JOHNS S	TUR: CAKIR K
Draw In 4	Draw In 4	Draw In 0	Double Takeout In 0	Guard In 0	Hit and Roll In 4

13	14	15	16
AUS: JOHNS S	TUR: CAKIR K	AUS: FORGE K	TUR: POLAT O
Promotion Takeout Out 0	Draw In 2	Promotion Takeout Out 3	Takeout Out 4

Game - Shot by Shot

AUS - Australia	4 + 1	TUR - Turkey	5 + 0	End 6

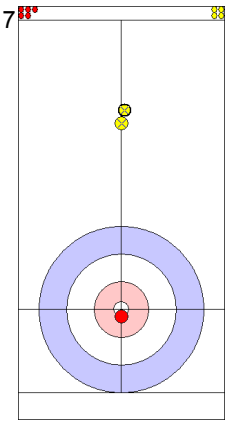

7
TUR: POLAT O
Draw In 0

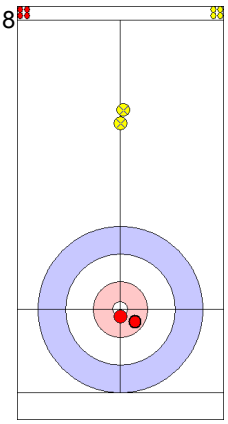

8
AUS: FORGE K
Draw In 3

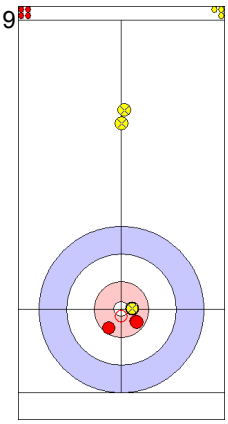

9
TUR: CAKIR K
Draw In 4

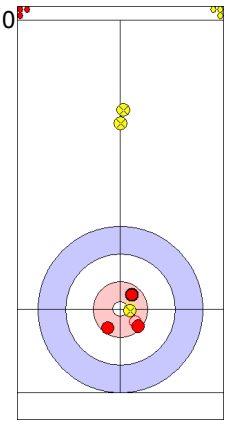

10
AUS: JOHNS S
Draw In 4

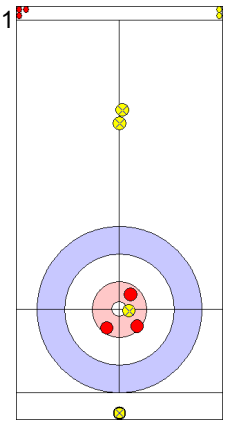

11
TUR: CAKIR K
Guard In 0

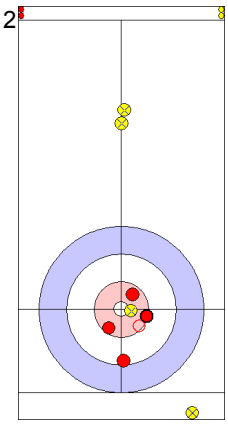

12
AUS: JOHNS S
Raise In 0

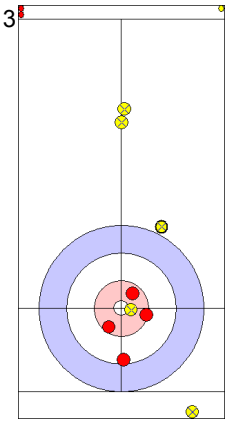

13
TUR: CAKIR K
Guard In 2

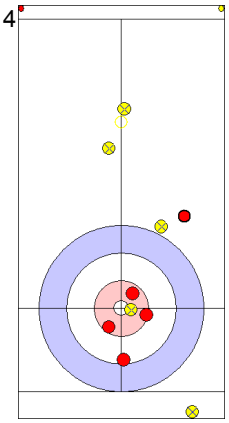

14
AUS: JOHNS S
Raise In 0

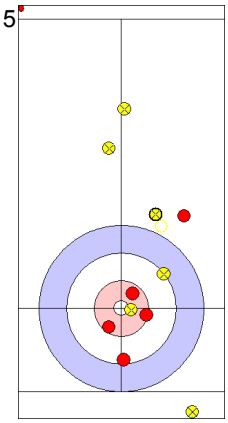

15
TUR: POLAT O
Draw In 0

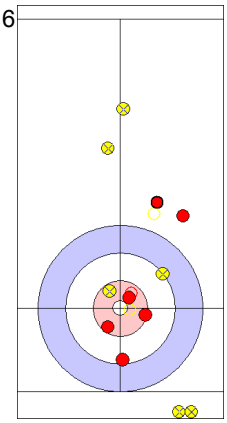

16
AUS: FORGE K
Promotion Takeout In 4

Game - Shot by Shot

AUS - Australia	5 + 1	TUR - Turkey	5 + 0	End 7

7

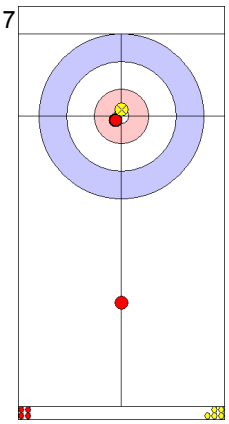

AUS: FORGE K
Draw Out 4

8

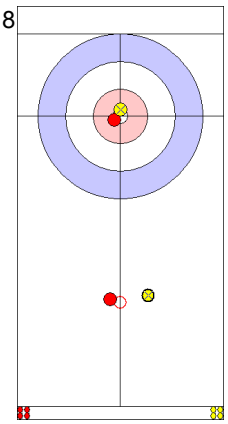

TUR: POLAT O
Draw Out 0

9

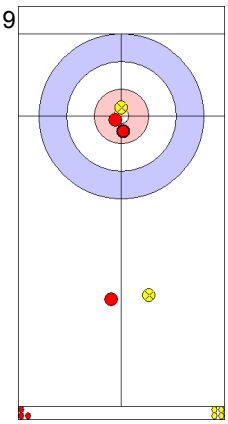

AUS: JOHNS S
Draw In 4

10

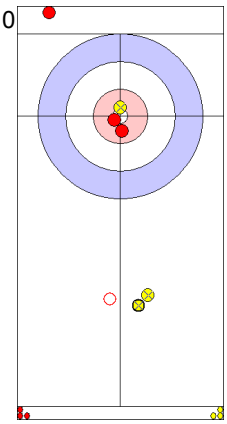

TUR: CAKIR K
Takeout Out 1

11

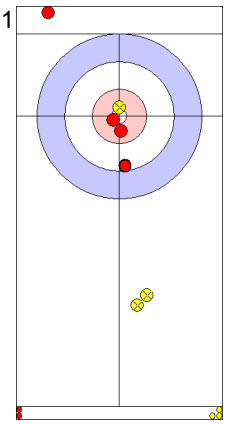

AUS: JOHNS S
Draw In 3

12

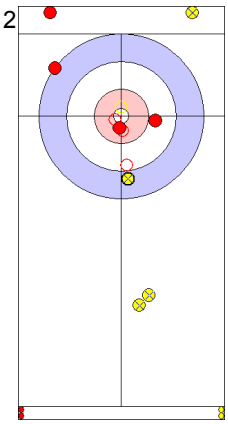

TUR: CAKIR K
Takeout In 2

13

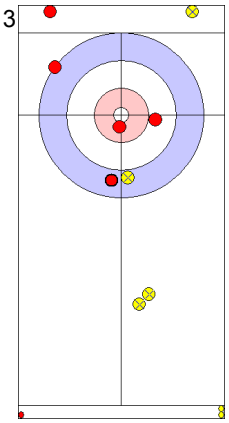

AUS: JOHNS S
Draw In 4

14

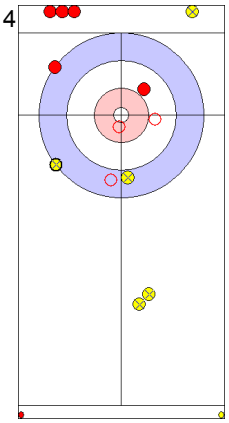

TUR: CAKIR K
Double Takeout In 4

15

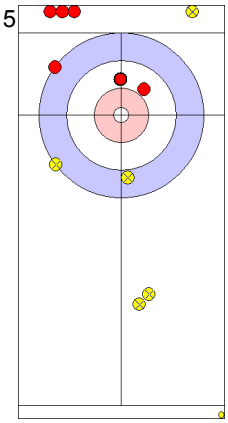

AUS: FORGE K
Draw In 3

16

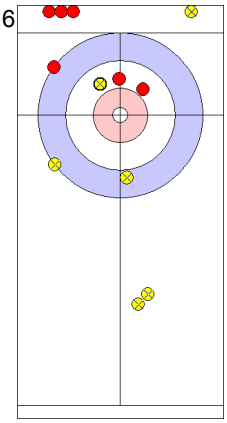

TUR: POLAT O
Draw In 1

Game - Shot by Shot

AUS - Australia	6 + 0	TUR - Turkey	5 + 2	End 8

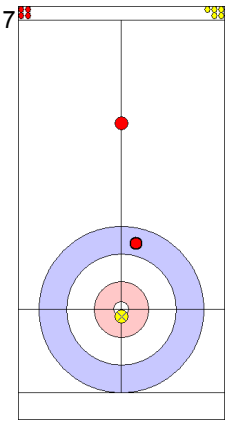

7
AUS: FORGE K
Draw In 3

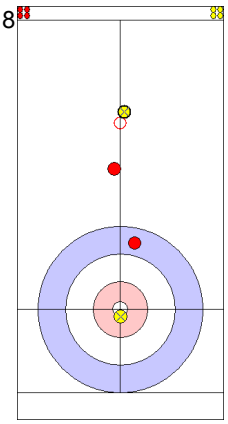

8
TUR: POLAT O
Draw Out 0

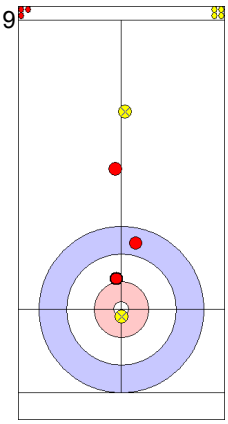

9
AUS: JOHNS S
Draw Out 2

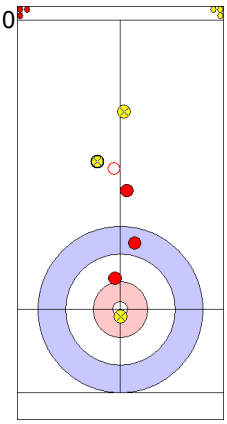

10
TUR: CAKIR K
Draw Out 0

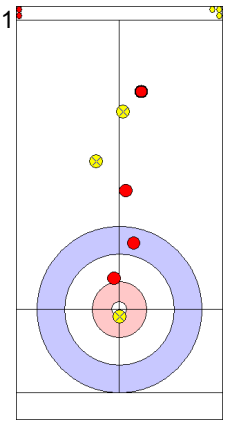

11
AUS: JOHNS S
Draw In 0

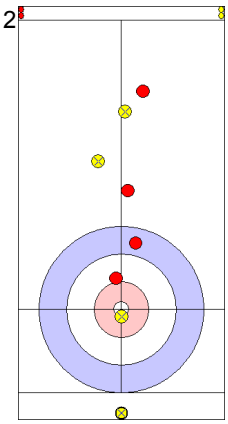

12
TUR: CAKIR K
Draw In 0

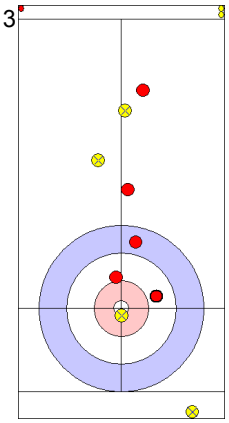

13
AUS: JOHNS S
Draw In 2

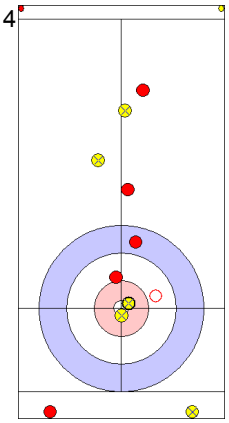

14
TUR: CAKIR K
Hit and Roll In 4

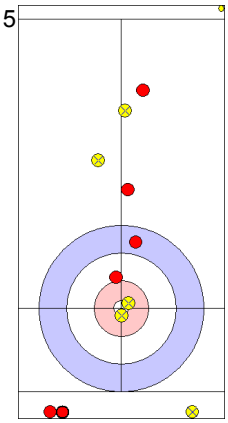

15
AUS: FORGE K
Promotion Takeout Out 0

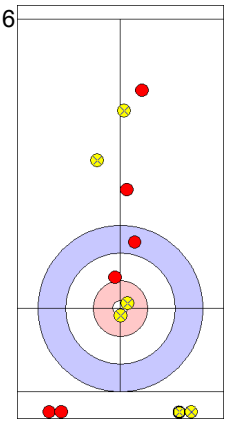

16
TUR: POLAT O
not played Out X

Game Results

Sheet	Game	Team	LSFE	1	2	3	4	5	6	7	8	Extra Ends						Total
B	1	CZE - Czech Republic	*	2	0	0	2	0	1	1	0							6
	1	JPN - Japan		0	2	1	0	1	0	0	4							8

CZE - Czech Republic		Game	All
F	JELINKOVA Jana	56 %	56 %
M	MIHOLA Ondrej	66 %	66 %
	Team Total	62 %	62 %

Last Stone Draw: 102.1cm 12.4cm ↻ JELINKOVA J
89.7cm ↺ MIHOLA O

Time remaining: 0 minutes 49 seconds

JPN - Japan		Game	All
F	TOMABECHI Michiko	69 %	69 %
M	TOMABECHI Kenji	64 %	64 %
	Team Total	66 %	66 %

Last Stone Draw: 146.6cm 142.8cm ↻ TOMABECHI K
3.8cm ↺ TOMABECHI M

Time remaining: 0 minutes 21 seconds

Detailed Game Statistics:

CZE - Czech Republic		Draws		Takeouts		Total	
F	JELINKOVA Jana	13	54 %	3	67 %	16	56 %
M	MIHOLA Ondrej	21	65 %	3	67 %	24	66 %
	Team Total	34	61 %	6	67 %	40	62 %

JPN - Japan		Draws		Takeouts		Total	
F	TOMABECHI Michiko	14	68 %	4	75 %	18	69 %
M	TOMABECHI Kenji	17	65 %	5	60 %	22	64 %
	Team Total	31	66 %	9	67 %	40	66 %

LEGEND
F Female **LSFE** (*) Last stone first end **M** Male

Game - Shot by Shot

CZE - Czech Republic	0 + 2	JPN - Japan	0 + 0	End 1

7

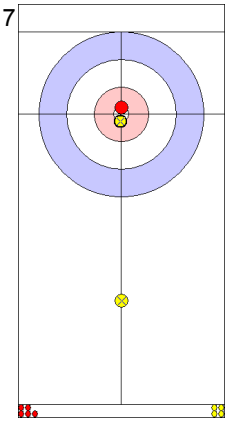

JPN: TOMABECHI K
Draw In 4

8

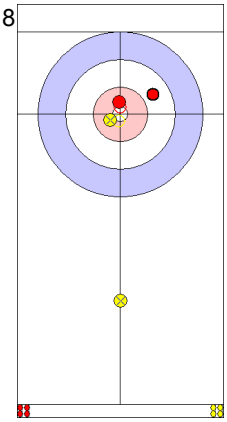

CZE: JELINKOVA J
Draw Out 2

9

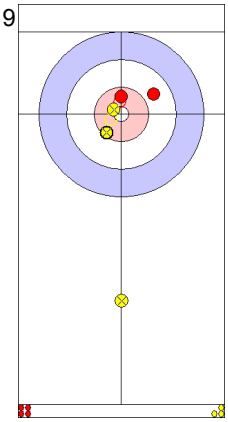

JPN: TOMABECHI M
Draw In 3

10

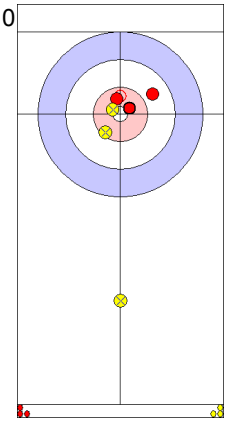

CZE: MIHOLA O
Draw Out 3

11

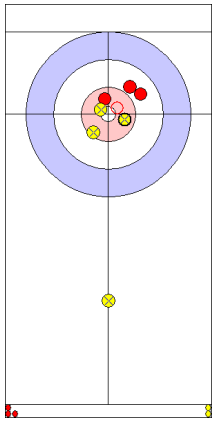

JPN: TOMABECHI M
Draw Out 4

12

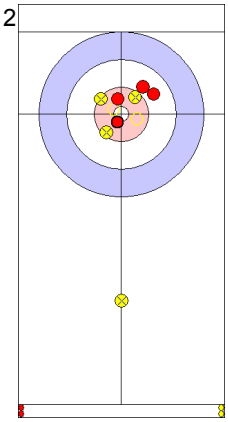

CZE: MIHOLA O
Draw Out 4

13

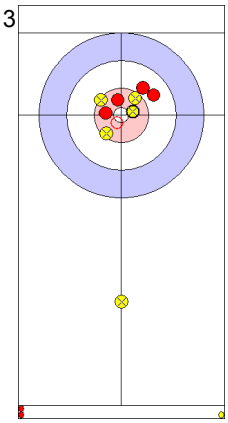

JPN: TOMABECHI M
Draw Out 4

14

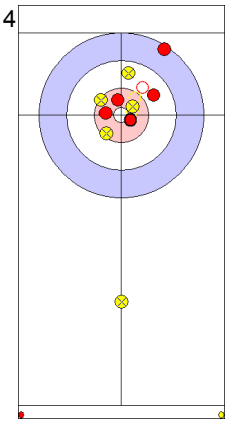

CZE: MIHOLA O
Draw Out 4

15

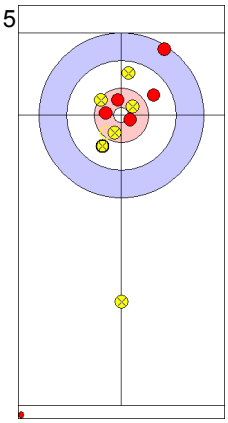

JPN: TOMABECHI K
Draw In 0

16

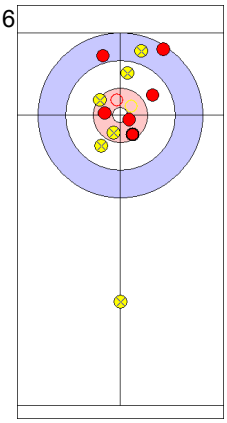

CZE: JELINKOVA J
Takeout Out 4

Game - Shot by Shot

CZE - Czech Republic	2 + 0	JPN - Japan	0 + 2	End 2

7

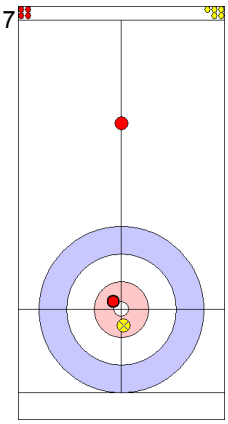

CZE: JELINKOVA J
Draw In 4

8

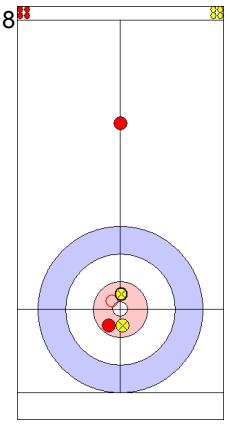

JPN: TOMABECHI M
Raise Out 4

9

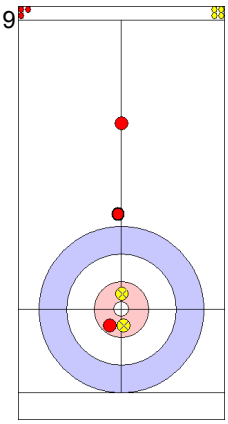

CZE: MIHOLA O
Draw Out 0

10

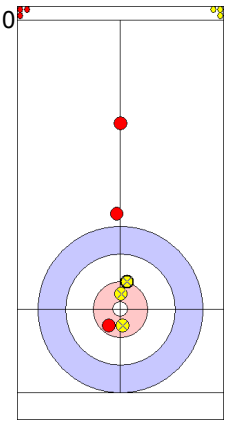

JPN: TOMABECHI K
Draw In 3

11

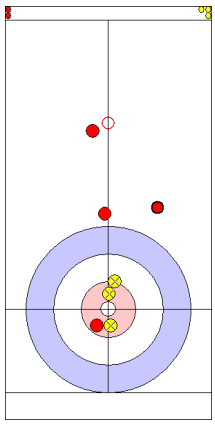

CZE: MIHOLA O
Draw In 0

12

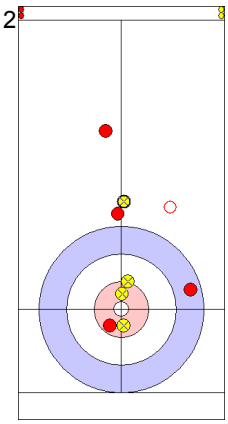

JPN: TOMABECHI K
Raise In 0

13

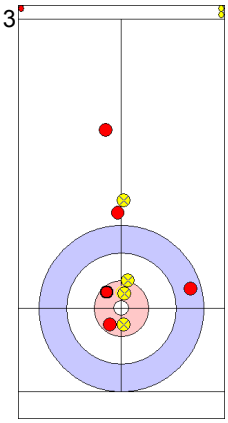

CZE: MIHOLA O
Draw Out 2

14

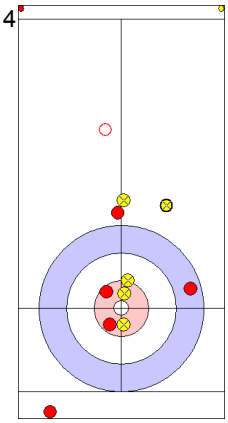

JPN: TOMABECHI K
Raise In 0

15

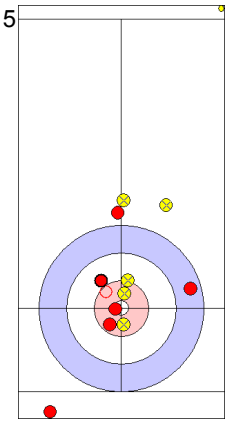

CZE: JELINKOVA J
Raise Out 4

16

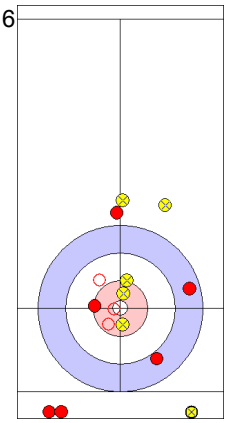

JPN: TOMABECHI M
Double Takeout Out 4

Game - Shot by Shot

CZE - Czech Republic	2 + 0	JPN - Japan	2 + 1	End 3

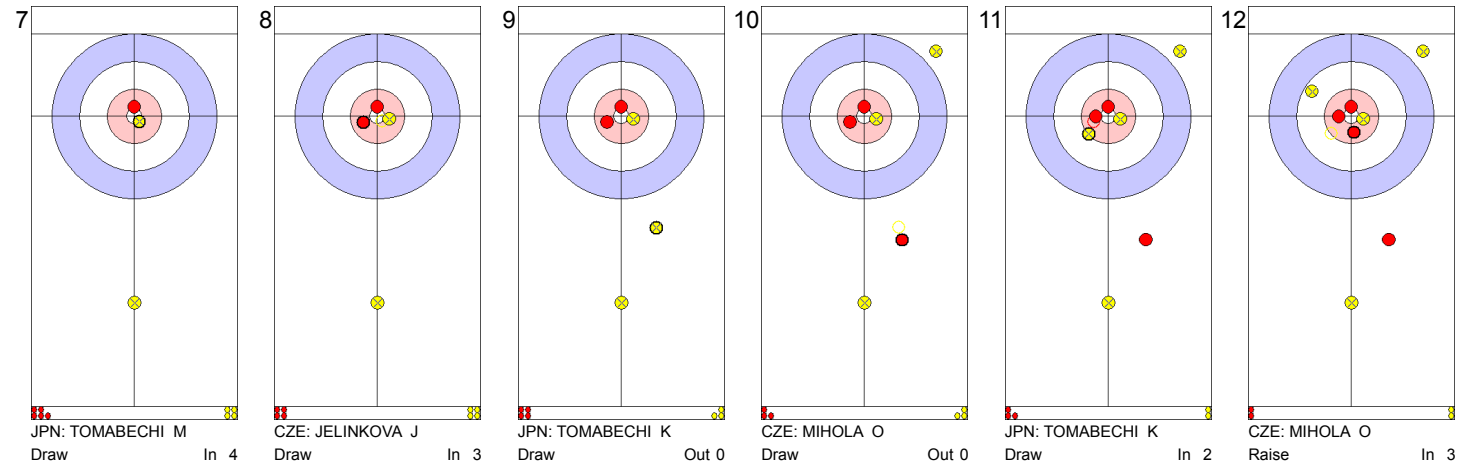

7
JPN: TOMABECHI M
Draw In 4

8
CZE: JELINKOVA J
Draw In 3

9
JPN: TOMABECHI K
Draw Out 0

10
CZE: MIHOLA O
Draw Out 0

11
JPN: TOMABECHI K
Draw In 2

12
CZE: MIHOLA O
Raise In 3

13
JPN: TOMABECHI K
Draw In 3

14
CZE: MIHOLA O
Takeout In 0

15
JPN: TOMABECHI M
Draw In 0

16
CZE: JELINKOVA J
Takeout Out 0

Game - Shot by Shot

CZE - Czech Republic	2 + 2	JPN - Japan	3 + 0	End 4

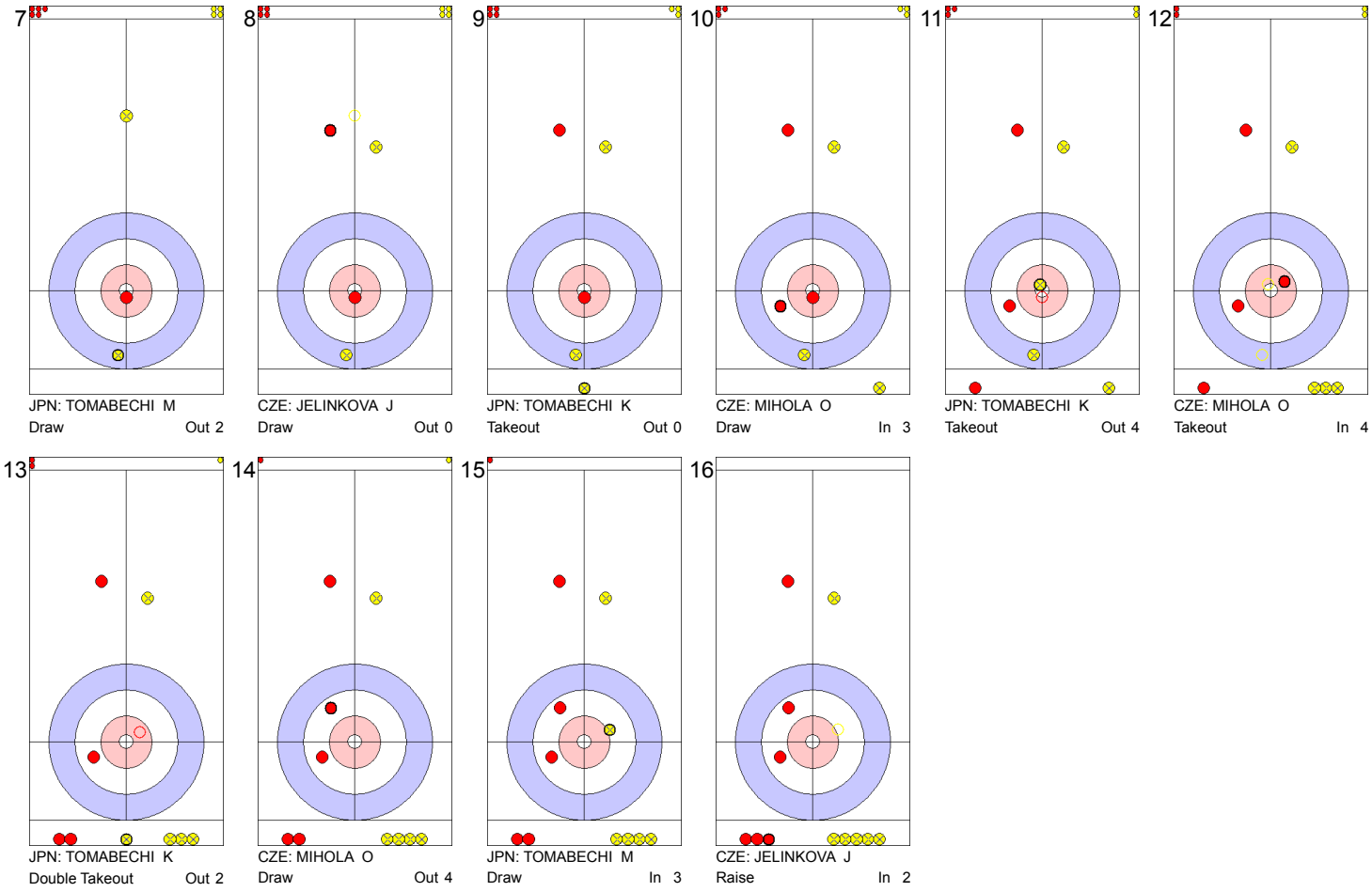

Game - Shot by Shot

CZE - Czech Republic	4 + 0	JPN - Japan	3 + 1	End 5

7

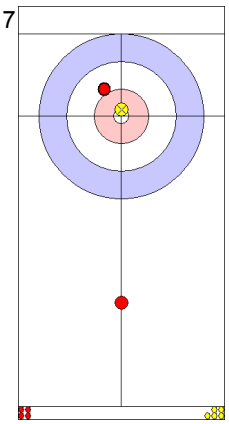

CZE: JELINKOVA J
Draw In 2

8

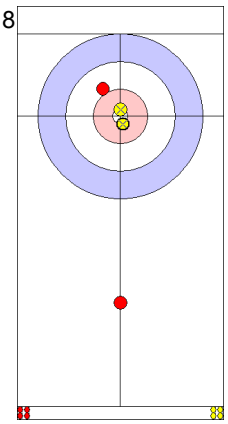

JPN: TOMABECHI M
Draw In 4

9

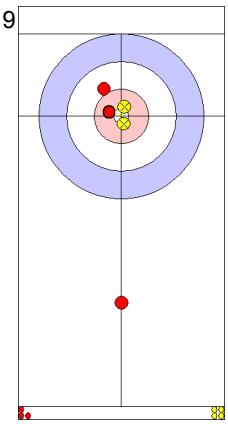

CZE: MIHOLA O
Draw In 4

10

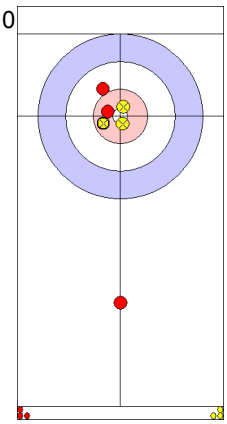

JPN: TOMABECHI K
Draw In 3

11

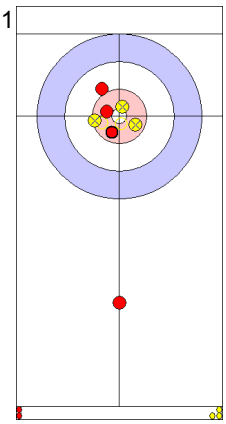

CZE: MIHOLA O
Raise In 3

12

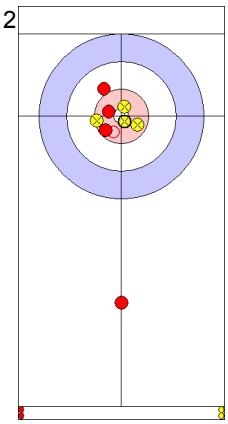

JPN: TOMABECHI K
Draw Out 4

13

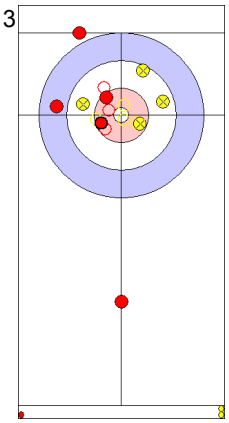

CZE: MIHOLA O
Takeout In 4

14

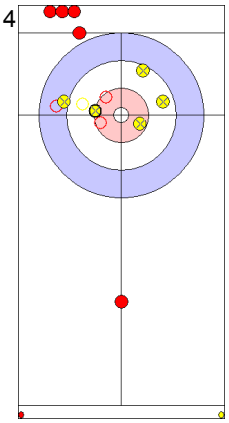

JPN: TOMABECHI K
Double Takeout In 4

15

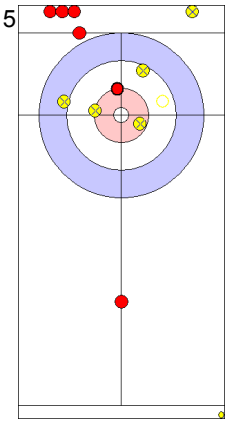

CZE: JELINKOVA J
Hit and Roll Out 4

16

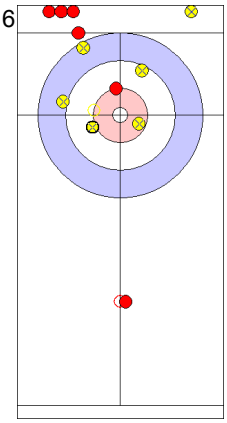

JPN: TOMABECHI M
Takeout In 0

Game - Shot by Shot

CZE - Czech Republic	4 + 1	JPN - Japan	4 + 0	End 6

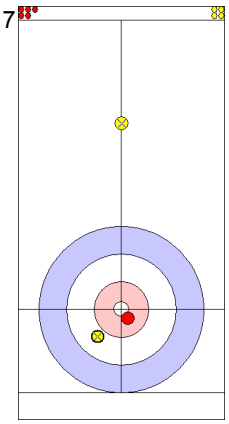

7
JPN: TOMABECHI M
Draw Out 2

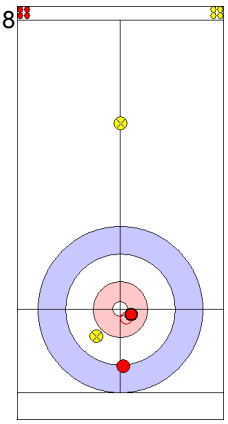

8
CZE: JELINKOVA J
Draw Out 2

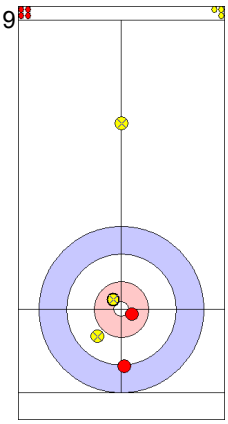

9
JPN: TOMABECHI K
Draw In 4

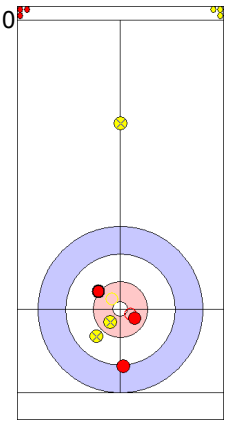

10
CZE: MIHOLA O
Draw Out 3

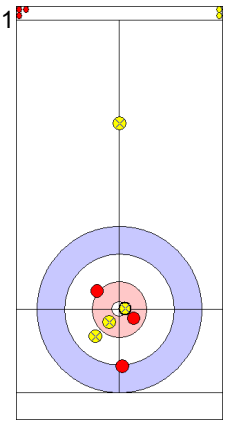

11
JPN: TOMABECHI K
Draw In 4

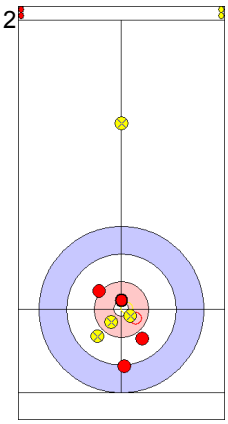

12
CZE: MIHOLA O
Raise In 4

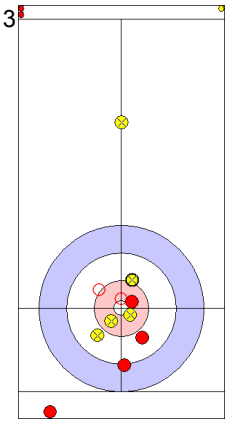

13
JPN: TOMABECHI K
Takeout Out 2

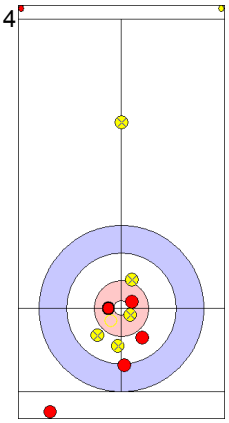

14
CZE: MIHOLA O
Draw Out 4

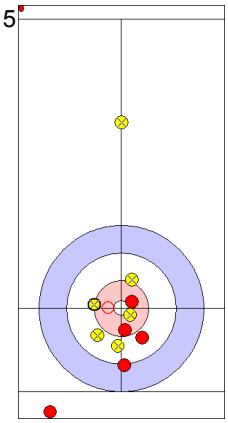

15
JPN: TOMABECHI M
Draw Out 2

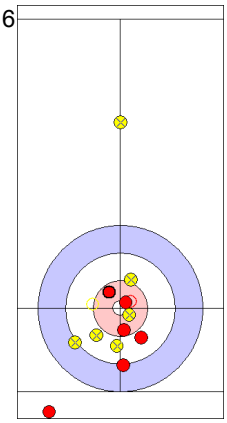

16
CZE: JELINKOVA J
Draw Out 0

Game - Shot by Shot

CZE - Czech Republic	5 + 1	JPN - Japan	4 + 0	End 7

7

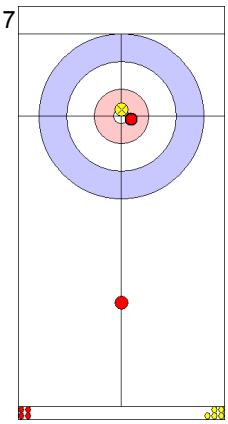

CZE: JELINKOVA J
Draw In 4

8

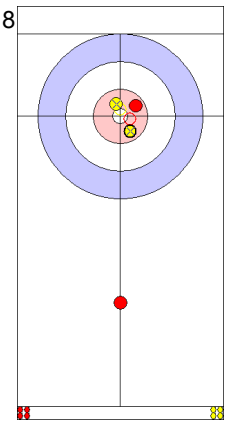

JPN: TOMABECHI K
Draw Out 3

9

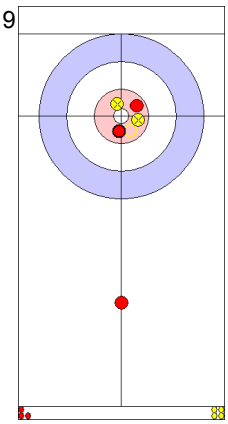

CZE: MIHOLA O
Draw In 3

10

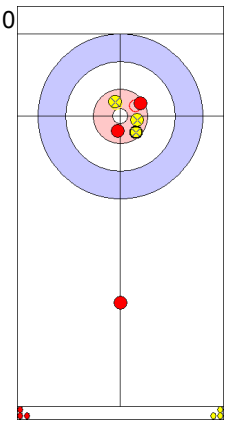

JPN: TOMABECHI M
Draw Out 2

11

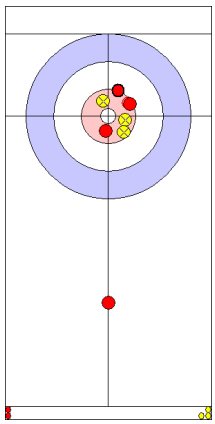

CZE: MIHOLA O
Draw In 1

12

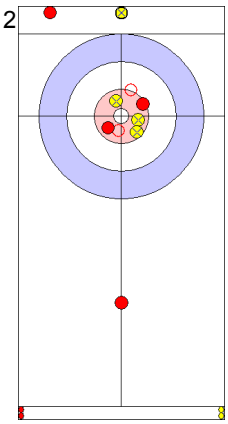

JPN: TOMABECHI M
Draw In 0

13

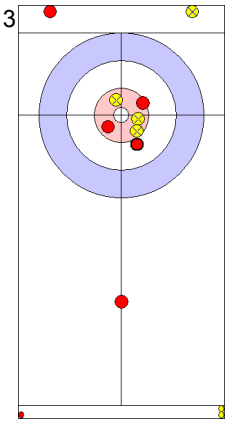

CZE: MIHOLA O
Draw Out 2

14

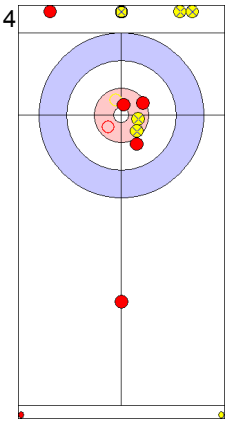

JPN: TOMABECHI M
Takeout In 4

15

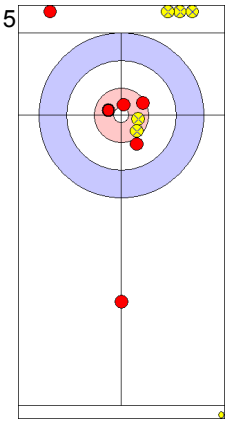

CZE: JELINKOVA J
Draw In 3

16

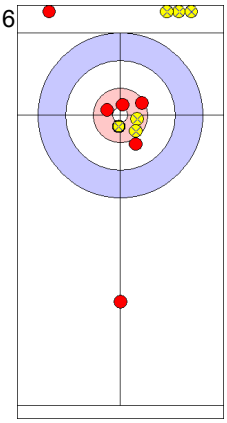

JPN: TOMABECHI K
Draw In 2

Game - Shot by Shot

CZE - Czech Republic	6 + 0	JPN - Japan	4 + 4	End 8

7

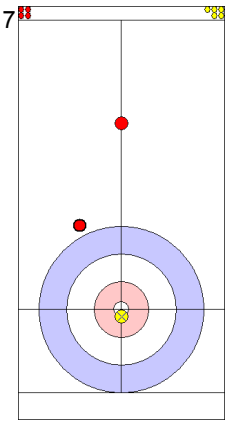

CZE: JELINKOVA J
Draw Out 0

8

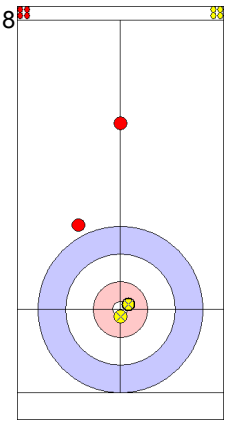

JPN: TOMABECHI M
Draw Out 4

9

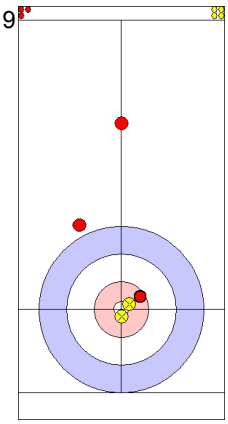

CZE: MIHOLA O
Draw Out 2

10

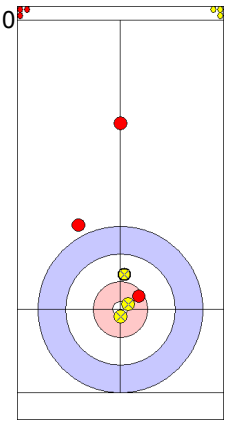

JPN: TOMABECHI K
Draw Out 4

11

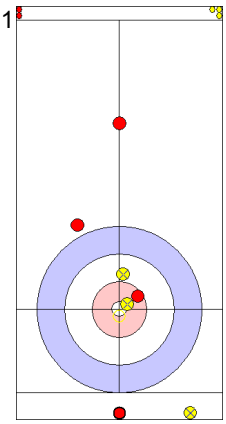

CZE: MIHOLA O
Draw Out 4

12

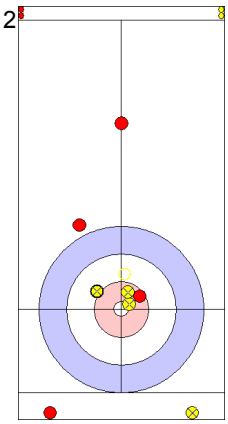

JPN: TOMABECHI K
Draw Out 4

13

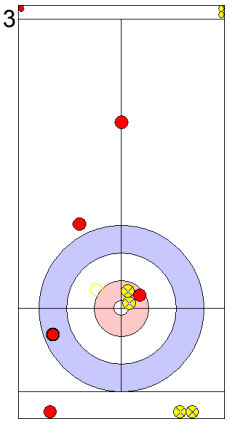

CZE: MIHOLA O
Draw Out 2

14

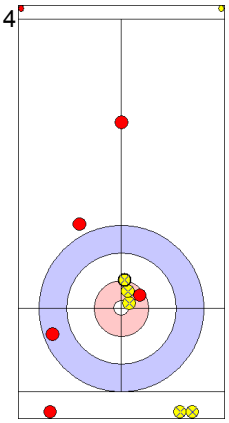

JPN: TOMABECHI K
Draw Out 4

15

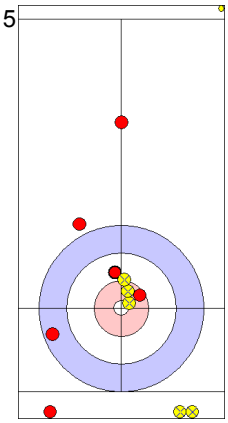

CZE: JELINKOVA J
Draw Out 2

16

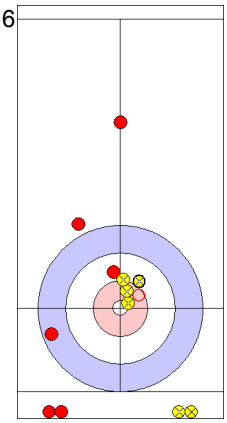

JPN: TOMABECHI M
Takeout In 4

Game Results

Sheet	Game	Team	LSFE	1	2	3	4	5	6	7	8	Extra Ends						Total
C	1	RUS - Russia	*	1	1	0	1	1	2	4	X							10
	1	FRA - France		0	0	1	0	0	0	0	X							1

RUS - Russia		Game	All
F	MOISEEVA Victoria	66 %	66 %
M	DRON Petr	89 %	89 %
	Team Total	80 %	80 %

Last Stone Draw: 52.0cm 48.3cm ↻ DRON P
3.7cm ↺ MOISEEVA V

Time remaining: 8 minutes 4 seconds

FRA - France		Game	All
F	EMBERGER Catherine	26 %	26 %
M	MERCIER Thierry	37 %	37 %
	Team Total	31 %	31 %

Last Stone Draw: 370.8cm 185.4cm ↻ MERCIER T
185.4cm ↺ EMBERGER C

Time remaining: 3 minutes 58 seconds

Detailed Game Statistics:

RUS - Russia		Draws		Takeouts		Total	
F	MOISEEVA Victoria	12	69 %	2	50 %	14	66 %
M	DRON Petr	18	88 %	3	100 %	21	89 %
	Team Total	30	80 %	5	80 %	35	80 %

FRA - France		Draws		Takeouts		Total	
F	EMBERGER Catherine	10	23 %	10	30 %	20	26 %
M	MERCIER Thierry	8	25 %	7	50 %	15	37 %
	Team Total	18	24 %	17	38 %	35	31 %

LEGEND
F Female
X Unplayed/unfinished end due to concession
LSFE (*) Last stone first end
M Male

Game - Shot by Shot

RUS - Russia	0 + 1	FRA - France	0 + 0	End 1

7

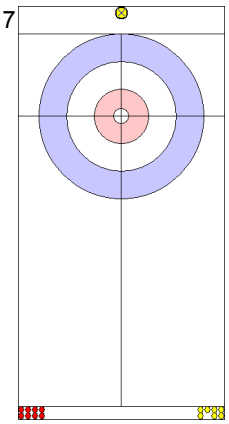

FRA: MERCIER T
Draw In 0

8

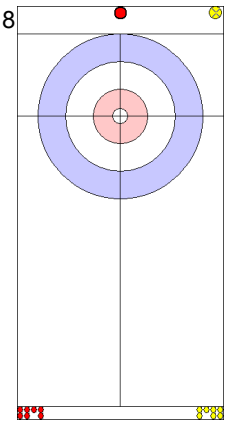

RUS: MOISEEVA V
Draw In 4

9

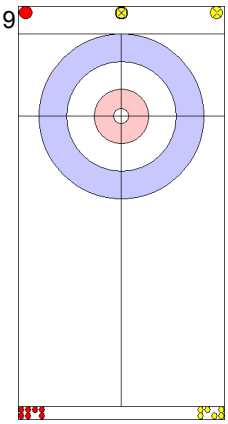

FRA: EMBERGER C
Draw In 0

10

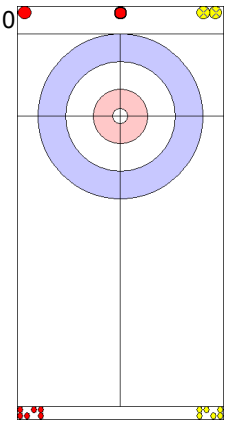

RUS: DRON P
Draw In 4

11

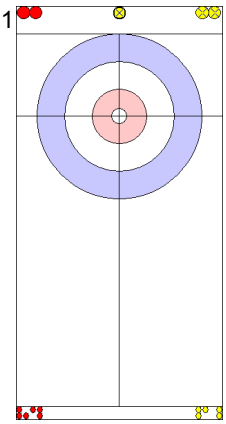

FRA: EMBERGER C
Takeout In 4

12

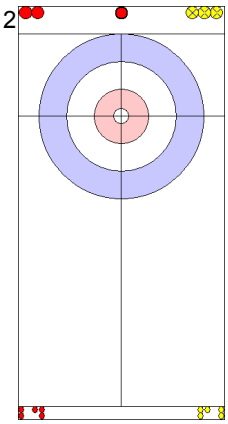

RUS: DRON P
Draw In 3

13

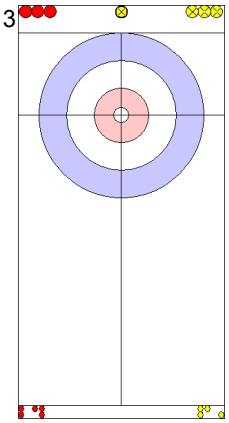

FRA: EMBERGER C
Double Takeout In 4

14

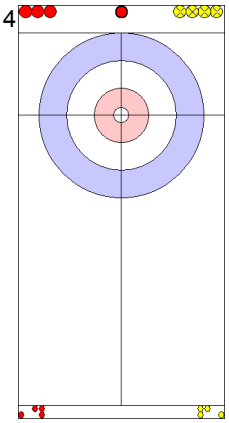

RUS: DRON P
Takeout In 4

15

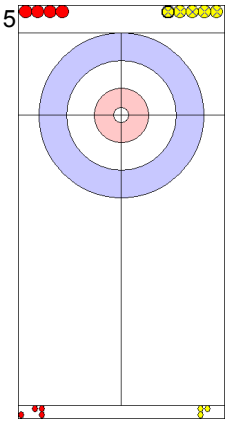

FRA: MERCIER T
Takeout In 4

16

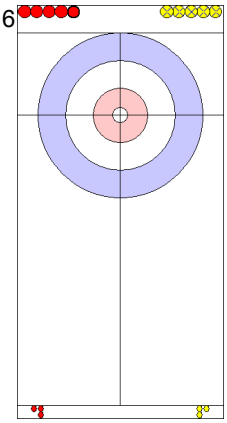

RUS: MOISEEVA V
Double Takeout In 4

Game - Shot by Shot

RUS - Russia	1 + 1	FRA - France	0 + 0	End 2

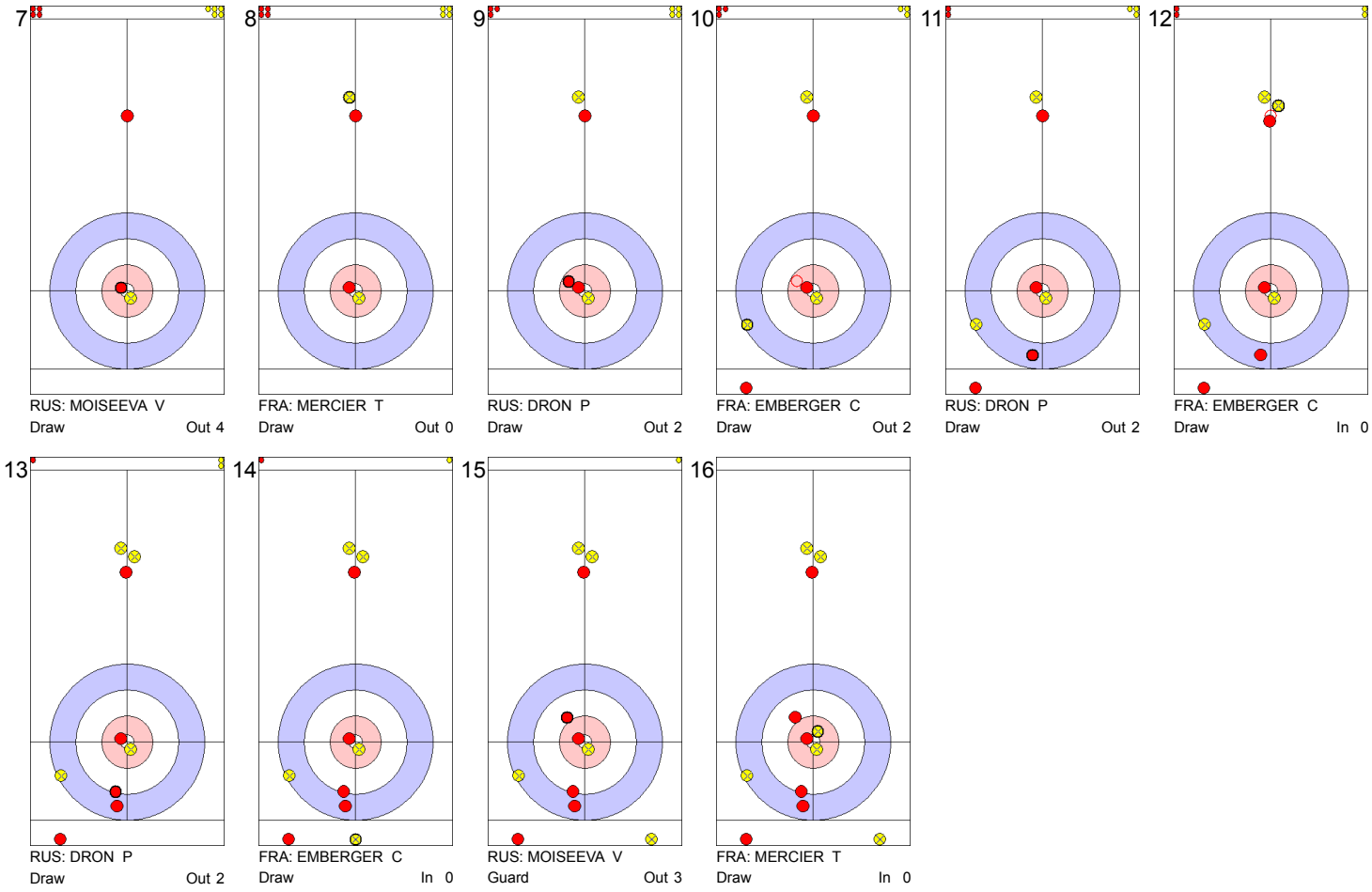

Game - Shot by Shot

RUS - Russia	2 + 0	FRA - France	0 + 1	End 3

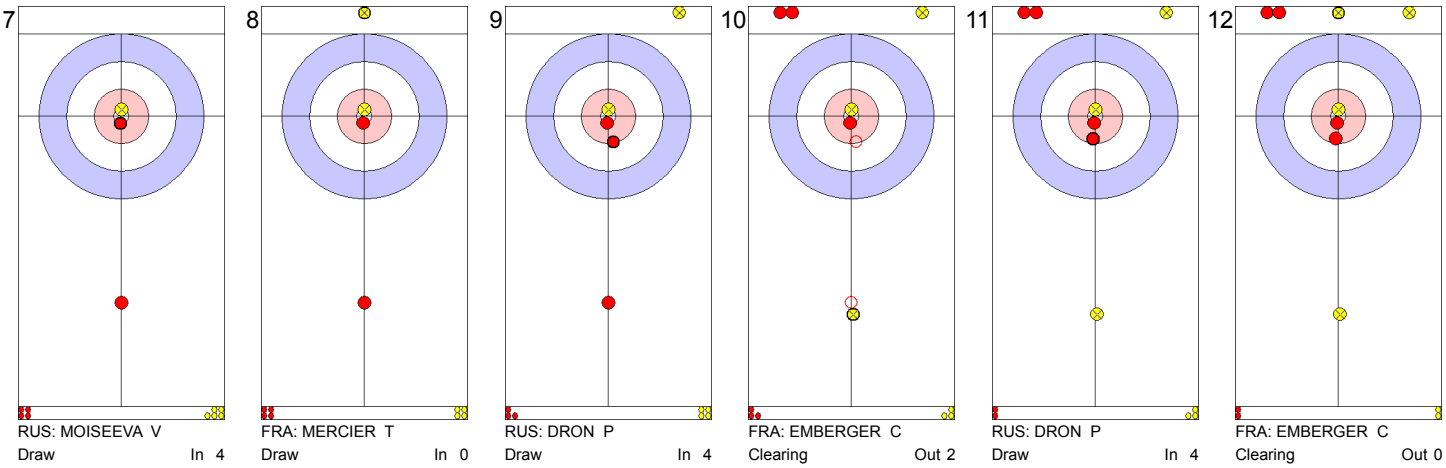

	7	8	9	10	11	12
	RUS: MOISEEVA V	FRA: MERCIER T	RUS: DRON P	FRA: EMBERGER C	RUS: DRON P	FRA: EMBERGER C
	Draw In 4	Draw In 0	Draw In 4	Clearing Out 2	Draw In 4	Clearing Out 0

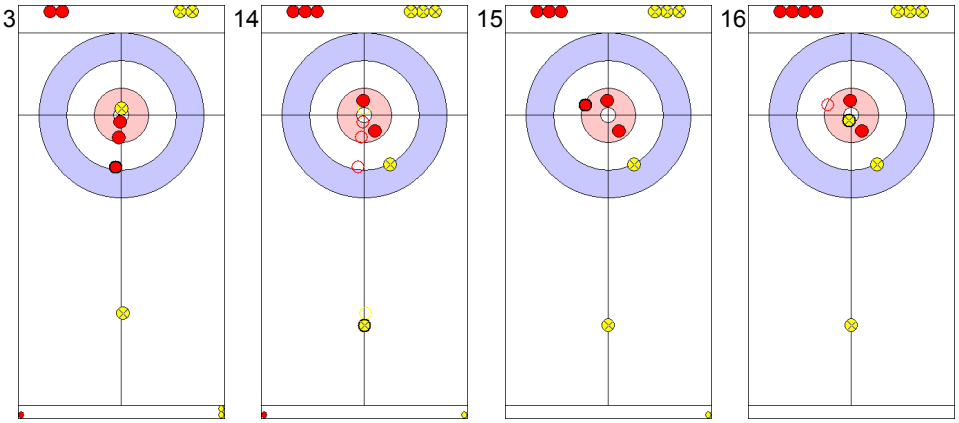

	13	14	15	16
	RUS: DRON P	FRA: EMBERGER C	RUS: MOISEEVA V	FRA: MERCIER T
	Draw In 4	Clearing Out 0	Draw In 4	Takeout In 4

Game - Shot by Shot

RUS - Russia	2 + 1	FRA - France	1 + 0	End 4

7

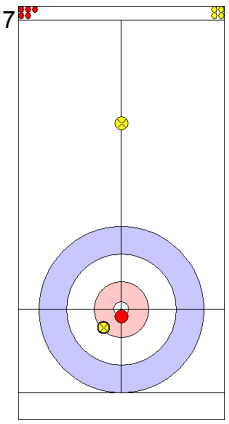

FRA: MERCIER T
Draw In 2

8

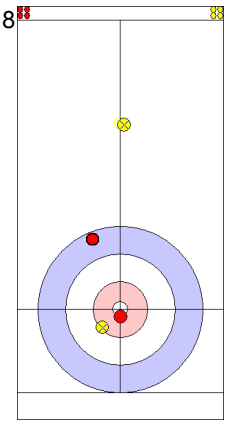

RUS: MOISEEVA V
Draw Out 2

9

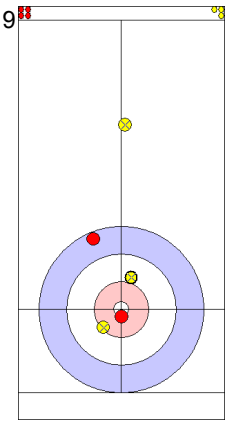

FRA: EMBERGER C
Draw Out 2

10

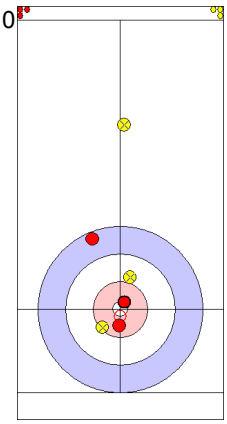

RUS: DRON P
Draw Out 4

11

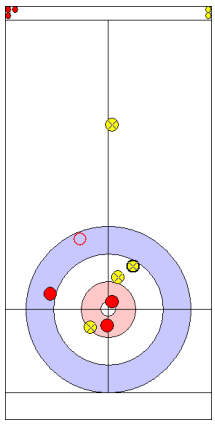

FRA: EMBERGER C
Draw Out 0

12

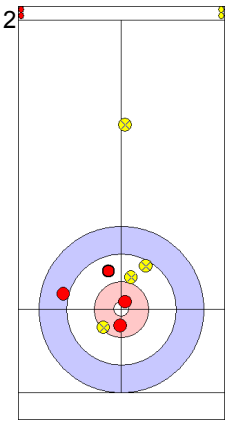

RUS: DRON P
Guard Out 4

13

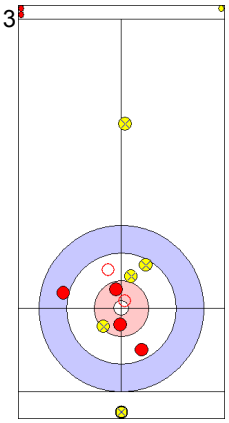

FRA: EMBERGER C
Takeout Out 0

14

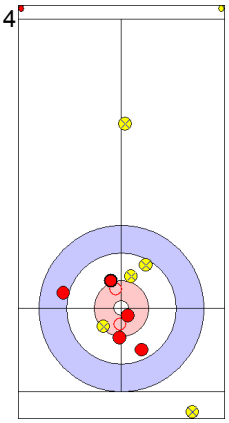

RUS: DRON P
Draw Out 2

15

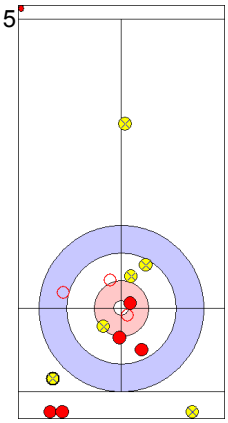

FRA: MERCIER T
Takeout Out 2

16

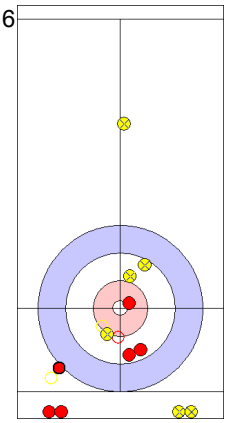

RUS: MOISEEVA V
Takeout Out 0

Game - Shot by Shot

RUS - Russia	3 + 1	FRA - France	1 + 0	End 5

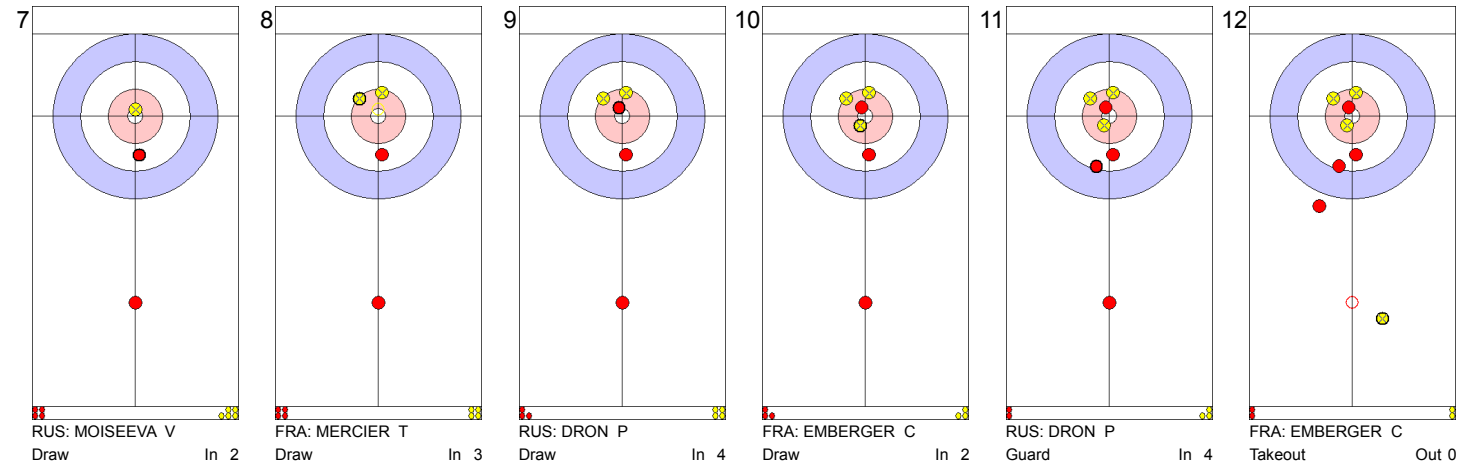

	7	8	9	10	11	12
	RUS: MOISEEVA V	FRA: MERCIER T	RUS: DRON P	FRA: EMBERGER C	RUS: DRON P	FRA: EMBERGER C
	Draw In 2	Draw In 3	Draw In 4	Draw In 2	Guard In 4	Takeout Out 0

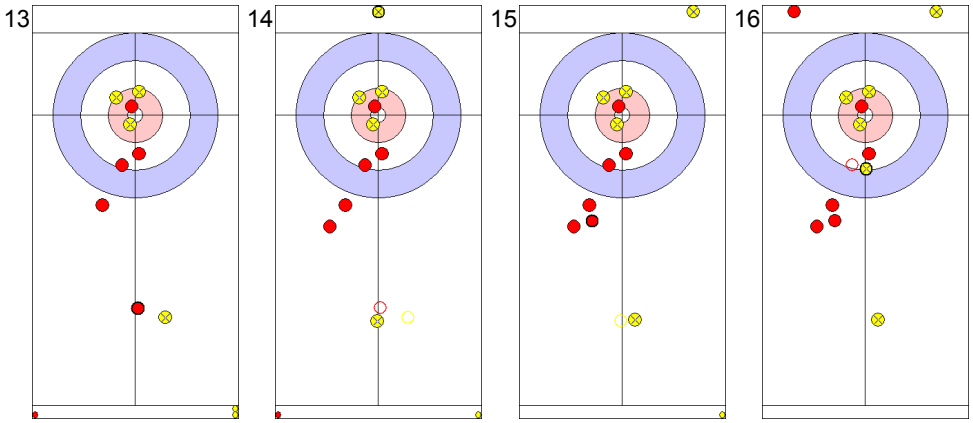

	13	14	15	16
	RUS: DRON P	FRA: EMBERGER C	RUS: MOISEEVA V	FRA: MERCIER T
	Guard In 4	Clearing Out 0	Guard In 0	Takeout Out 0

Game - Shot by Shot

RUS - Russia	4 + 2	FRA - France	1 + 0	End 6

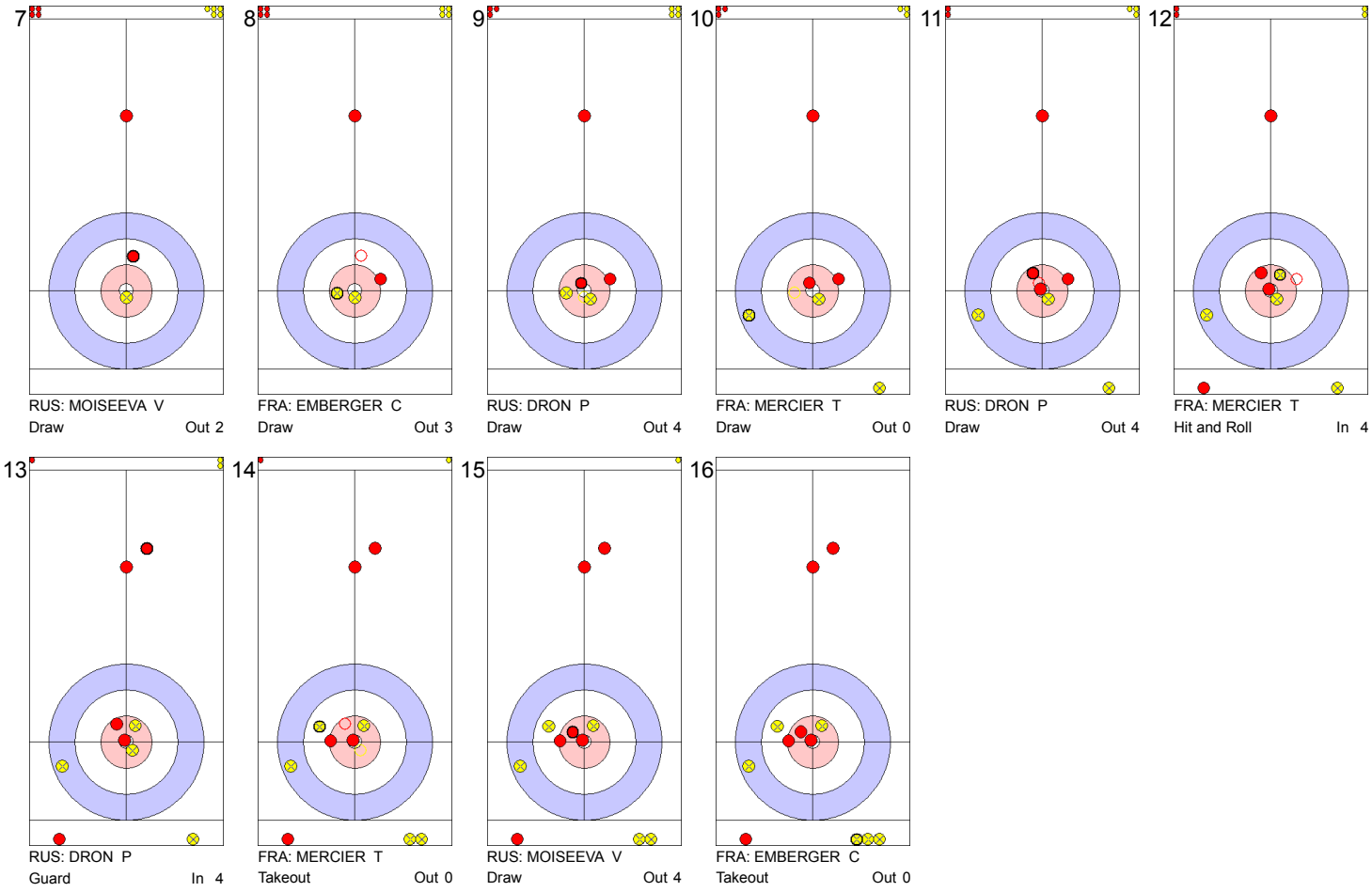

Game - Shot by Shot

RUS - Russia	6 + 4	FRA - France	1 + 0	End 7

7

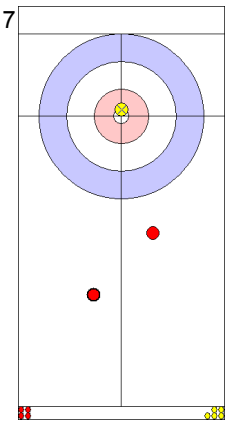

RUS: MOISEEVA V
Draw In 0

8

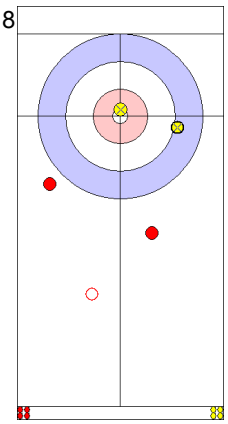

FRA: MERCIER T
Draw In 3

9

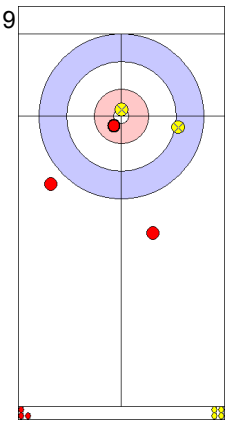

RUS: DRON P
Draw In 4

10

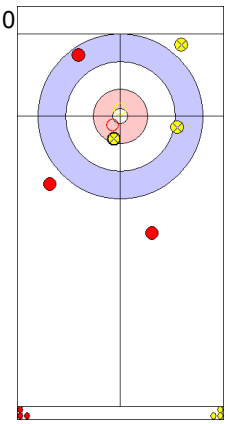

FRA: EMBERGER C
Takeout In 2

11

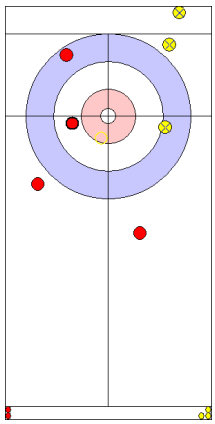

RUS: DRON P
Takeout In 4

12

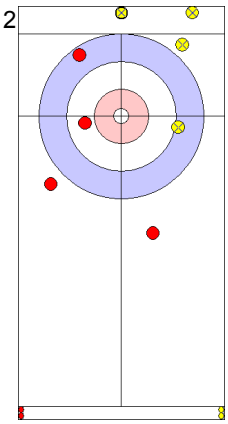

FRA: EMBERGER C
Draw In 0

13

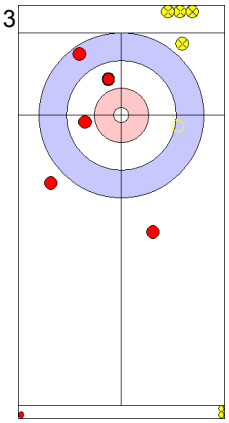

RUS: DRON P
Takeout Out 4

14

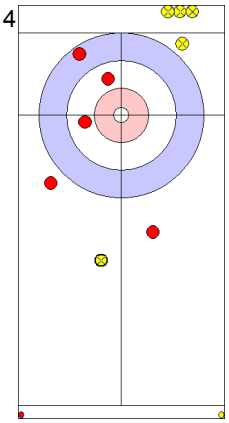

FRA: EMBERGER C
Draw Out 0

15

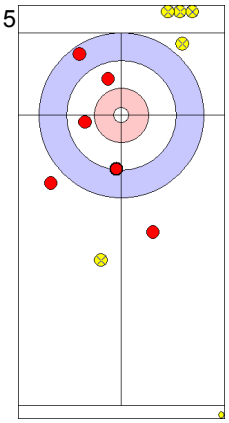

RUS: MOISEEVA V
Draw Out 4

16

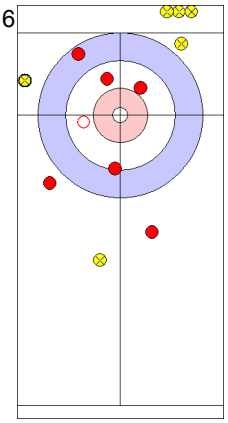

FRA: MERCIER T
Takeout In 0

End 1: No graphics

Game Results

Sheet	Game	Team	LSFE	1	2	3	4	5	6	7	8	Extra Ends						Total
D	1	USA - United States	*	2	0	0	1	0	2	2	X							7
	1	SVK - Slovakia		0	1	1	0	1	0	0	X							3

USA - United States		Game	All
F	ANDERSON Sarah	75 %	75 %
M	DROPKIN Korey	70 %	70 %
	Team Total	72 %	72 %

Last Stone Draw: 204.8cm 73.2cm ↻ ANDERSON S
131.6cm ↺ DROPKIN K

Time remaining: 1 minute 15 seconds

SVK - Slovakia		Game	All
F	SYKOROVA Silvia	77 %	77 %
M	SYKORA Marek	62 %	62 %
	Team Total	71 %	71 %

Last Stone Draw: 256.0cm 70.6cm ↻ SYKOROVA S
185.4cm ↺ SYKORA M

Time remaining: 0 minutes 39 seconds

Detailed Game Statistics:

USA - United States		Draws		Takeouts		Total	
F	ANDERSON Sarah	10	68 %	3	100 %	13	75 %
M	DROPKIN Korey	18	74 %	6	58 %	24	70 %
	Team Total	28	71 %	9	72 %	37	72 %

SVK - Slovakia		Draws		Takeouts		Total	
F	SYKOROVA Silvia	23	77 %	0	- %	23	77 %
M	SYKORA Marek	14	63 %	1	50 %	15	62 %
	Team Total	37	72 %	1	50 %	38	71 %

LEGEND
F Female
X Unplayed/unfinished end due to concession
LSFE (*) Last stone first end
M Male

Министерство спорта России
Администрация города Сочи
Russian Curling Federation
New League
Авто Радио
Mercedes-Benz
CURLIT

Game - Shot by Shot

USA - United States	0 + 2	SVK - Slovakia	0 + 0	End 1

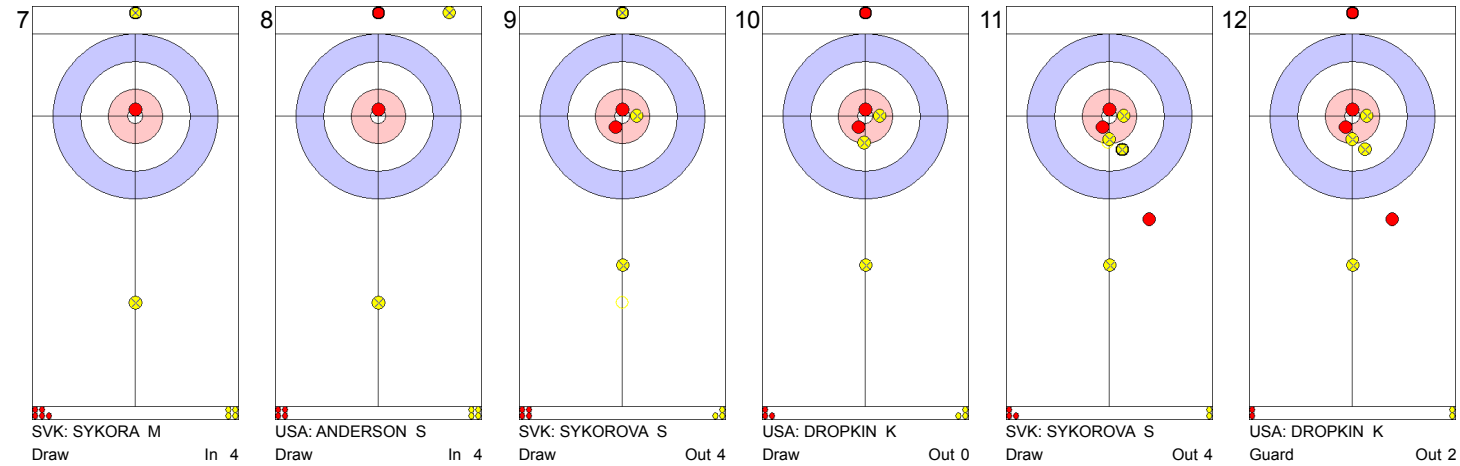

7 SVK: SYKORA M — Draw — In 4

8 USA: ANDERSON S — Draw — In 4

9 SVK: SYKOROVA S — Draw — Out 4

10 USA: DROPKIN K — Draw — Out 0

11 SVK: SYKOROVA S — Draw — Out 4

12 USA: DROPKIN K — Guard — Out 2

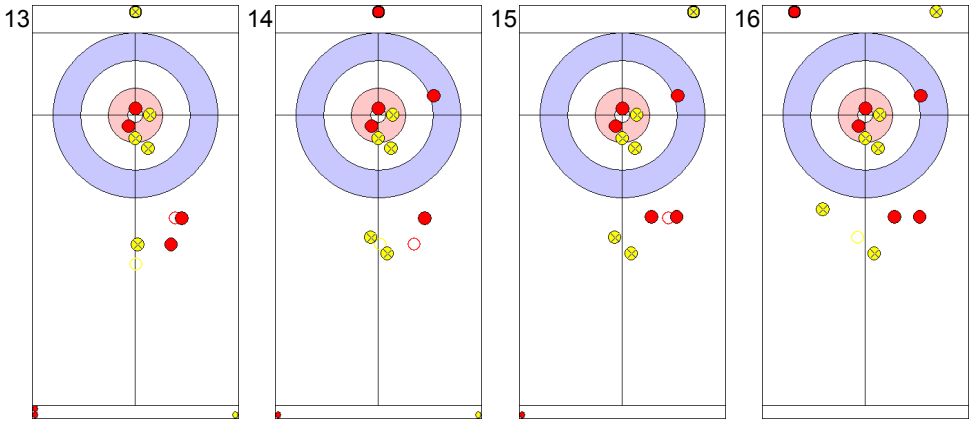

13 SVK: SYKOROVA S — Draw — Out 0

14 USA: DROPKIN K — Guard — Out 3

15 SVK: SYKORA M — Wick / Soft Peeling — In 2

16 USA: ANDERSON S — through — Out X

Game - Shot by Shot

USA - United States	2 + 0	SVK - Slovakia	0 + 1	End 2

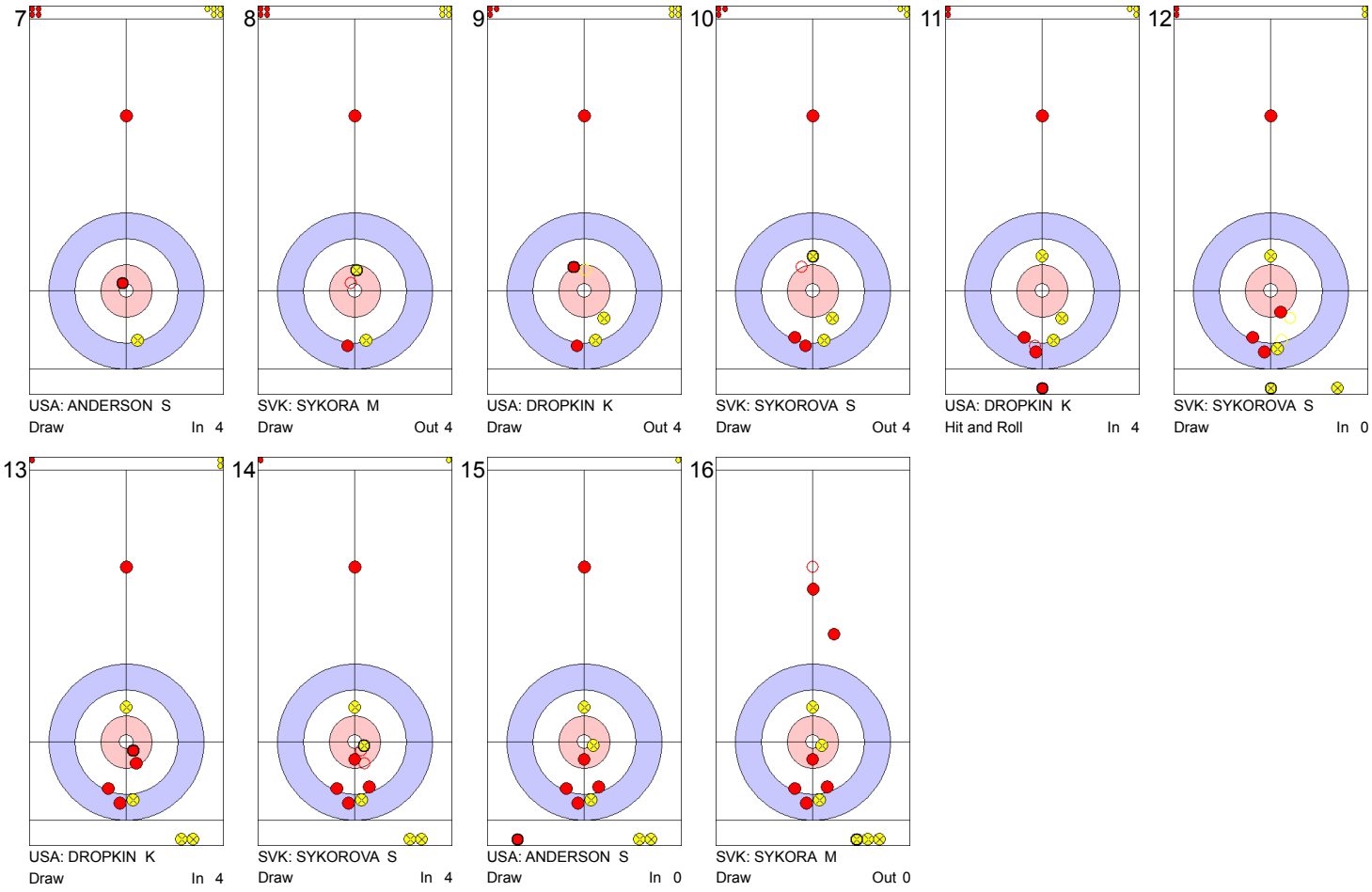

Game - Shot by Shot

USA - United States	2 + 0	SVK - Slovakia	1 + 1	End 3

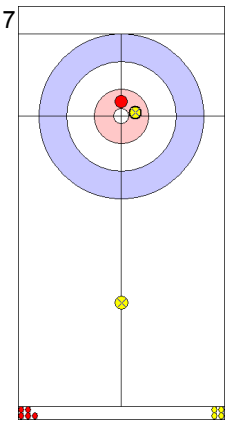

7
SVK: SYKORA M
Draw In 4

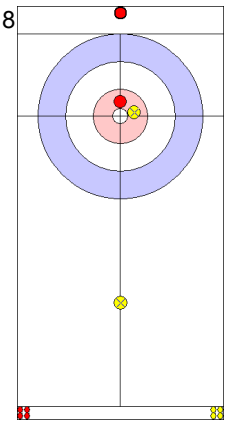

8
USA: ANDERSON S
Wick / Soft Peeling Out 2

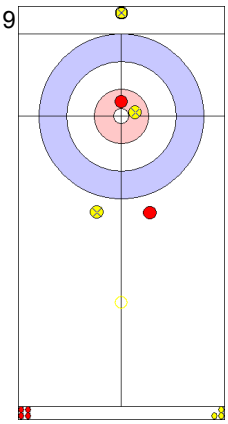

9
SVK: SYKOROVA S
Draw Out 4

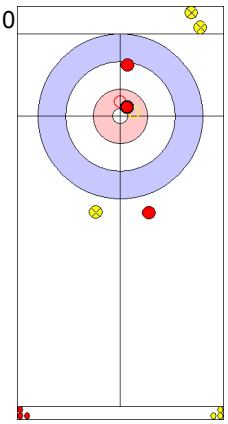

10
USA: DROPKIN K
Double Takeout Out 4

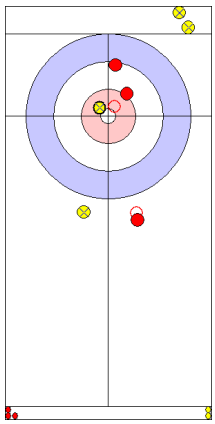

11
SVK: SYKOROVA S
Draw Out 4

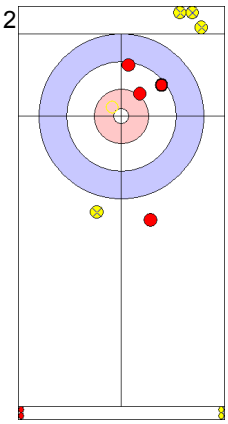

12
USA: DROPKIN K
Takeout Out 4

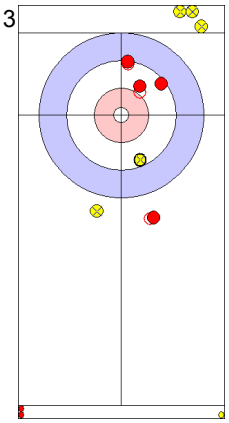

13
SVK: SYKOROVA S
Draw In 2

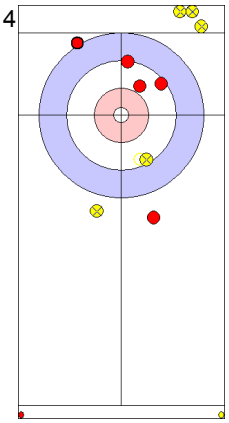

14
USA: DROPKIN K
Draw Out 2

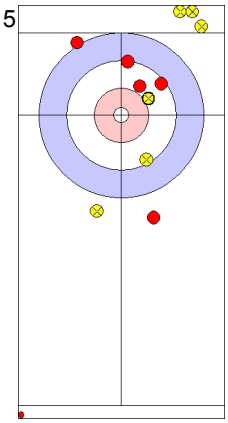

15
SVK: SYKORA M
Draw In 4

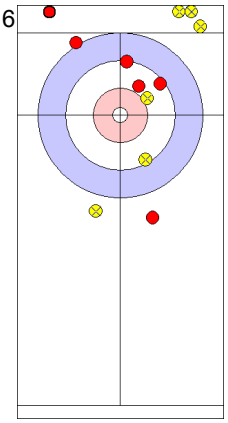

16
USA: ANDERSON S
Draw In X

Game - Shot by Shot

USA - United States	2 + 1	SVK - Slovakia	2 + 0	End 4

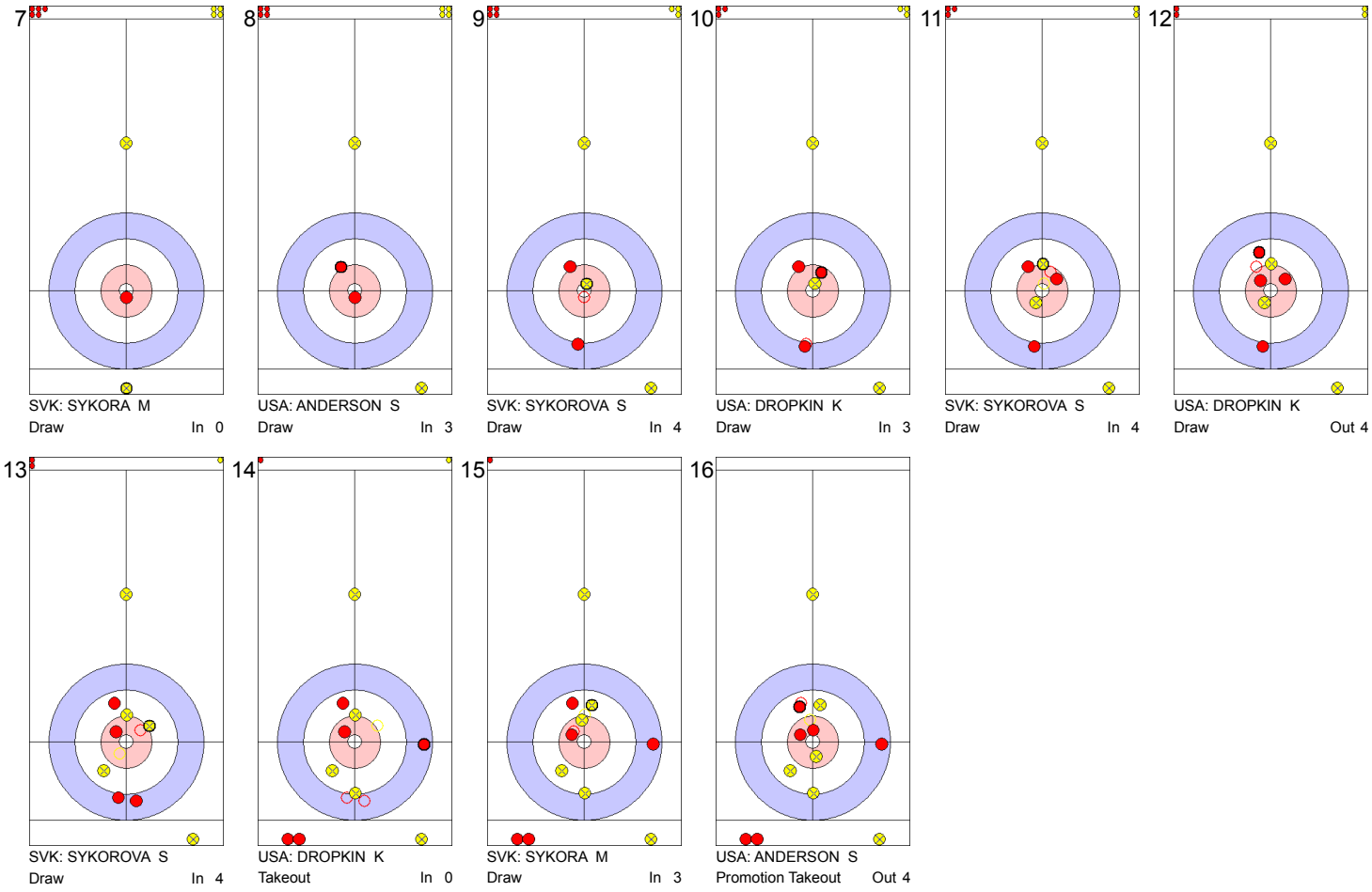

Game - Shot by Shot

USA - United States	3 + 0	SVK - Slovakia	2 + 1	End 5

7

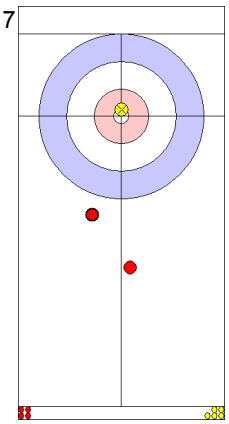

USA: ANDERSON S
Draw In 0

8

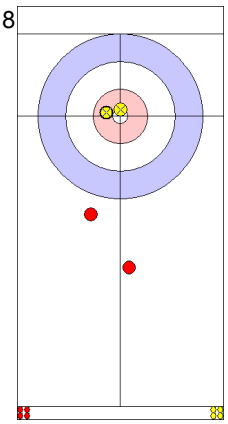

SVK: SYKORA M
Draw Out 4

9

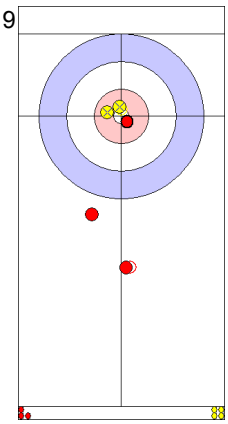

USA: DROPKIN K
Draw Out 4

10

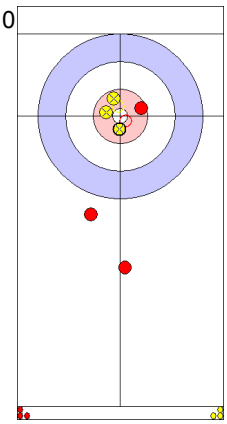

SVK: SYKOROVA S
Draw In 4

11

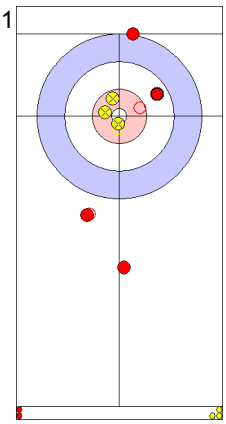

USA: DROPKIN K
Draw In 2

12

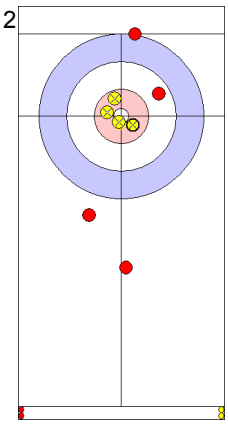

SVK: SYKOROVA S
Draw In 4

13

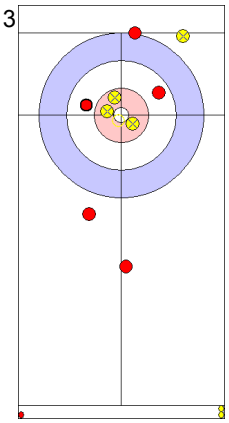

USA: DROPKIN K
Draw In 2

14

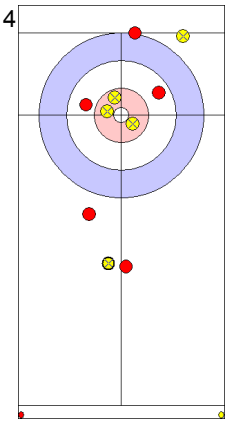

SVK: SYKOROVA S
Guard In 4

15

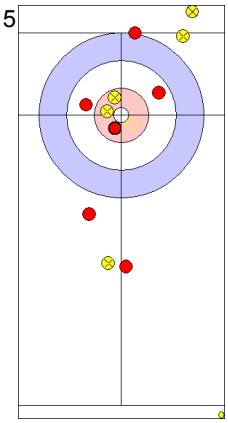

USA: ANDERSON S
Takeout Out 4

16

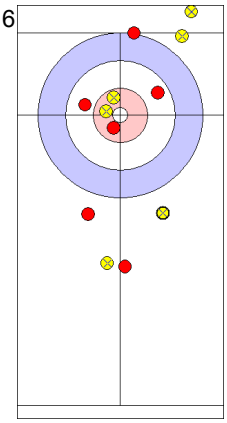

SVK: SYKORA M
Draw Out 0

Game - Shot by Shot

USA - United States	3 + 2	SVK - Slovakia	3 + 0	End 6

7

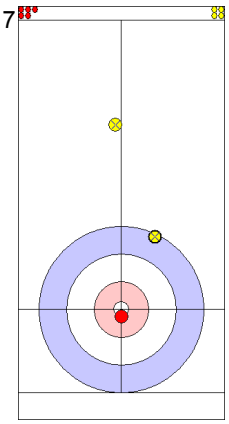

SVK: SYKORA M
Draw In 3

8

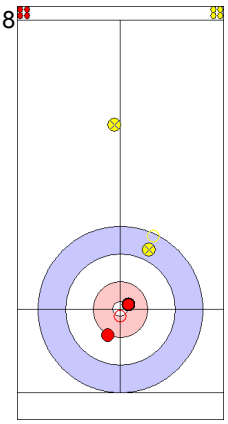

USA: ANDERSON S
Draw In 4

9

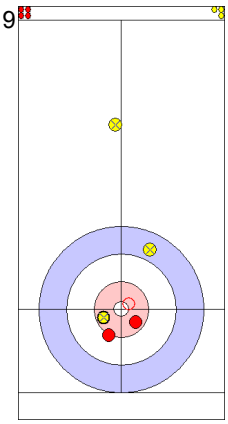

SVK: SYKOROVA S
Draw In 3

10

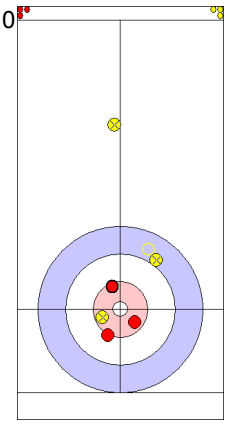

USA: DROPKIN K
Draw In 4

11

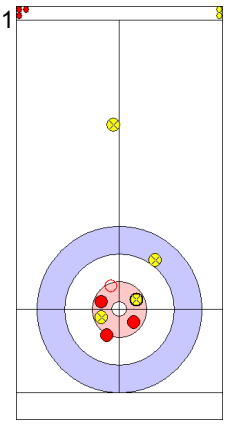

SVK: SYKOROVA S
Draw In 3

12

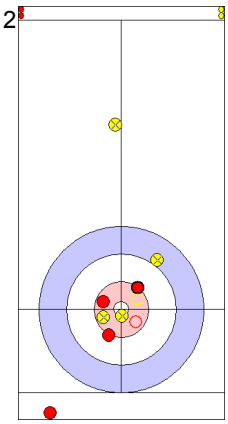

USA: DROPKIN K
Draw In 2

13

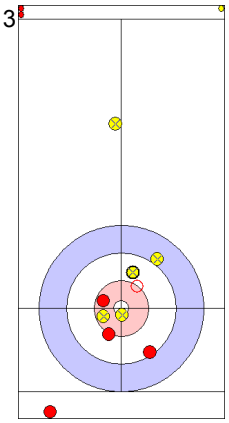

SVK: SYKOROVA S
Draw In 3

14

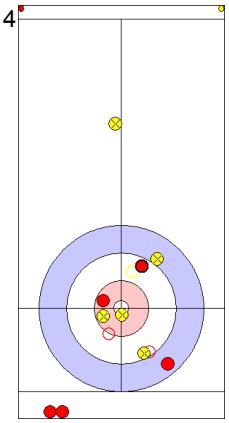

USA: DROPKIN K
Takeout In 0

15

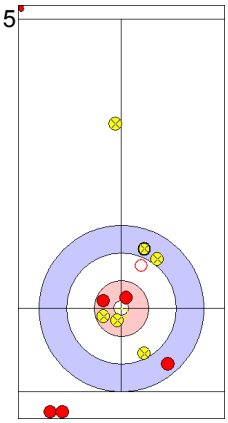

SVK: SYKORA M
Raise In 2

16

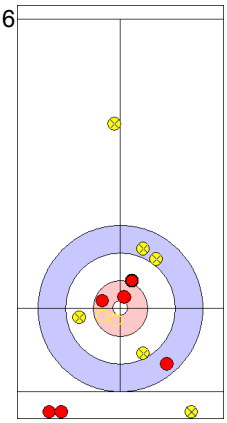

USA: ANDERSON S
Double Takeout In 4

Game - Shot by Shot

USA - United States	5 + 2	SVK - Slovakia	3 + 0	End 7

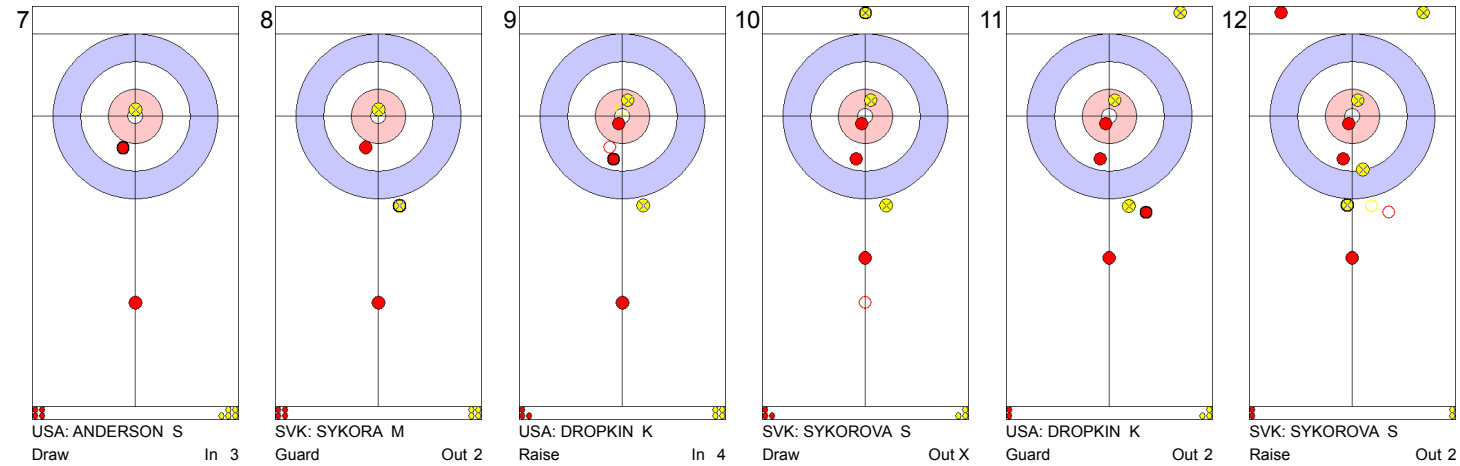

7
USA: ANDERSON S
Draw In 3

8
SVK: SYKORA M
Guard Out 2

9
USA: DROPKIN K
Raise In 4

10
SVK: SYKOROVA S
Draw Out X

11
USA: DROPKIN K
Guard Out 2

12
SVK: SYKOROVA S
Raise Out 2

13
USA: DROPKIN K
Guard Out 4

14
SVK: SYKOROVA S
Raise In 2

15
USA: ANDERSON S
Guard Out 4

16
SVK: SYKORA M
Promotion Takeout In 2

Game - Shot by Shot

USA - United States	7 + X	SVK - Slovakia	3 + X	End 8

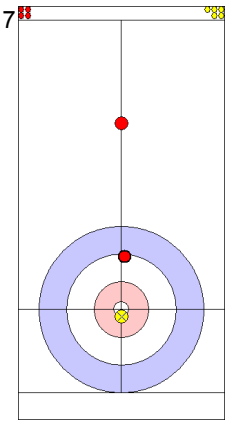

7
USA: ANDERSON S
Draw In 3

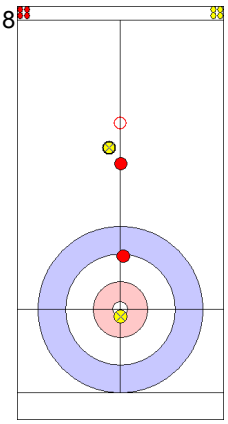

8
SVK: SYKORA M
Guard Out 3

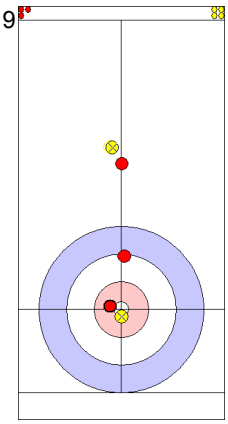

9
USA: DROPKIN K
Draw Out 3

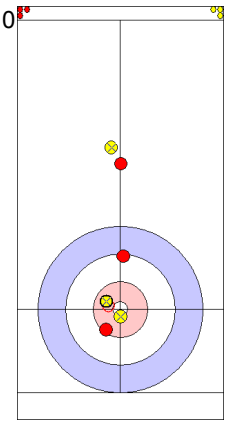

10
SVK: SYKOROVA S
Draw Out 4

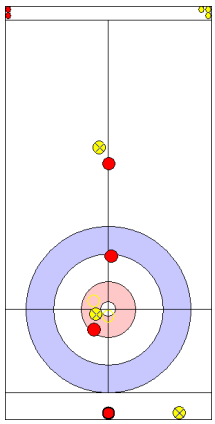

11
USA: DROPKIN K
Takeout Out 2

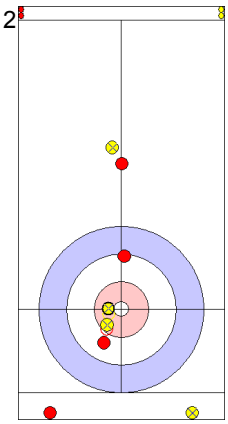

12
SVK: SYKOROVA S
Draw Out 4

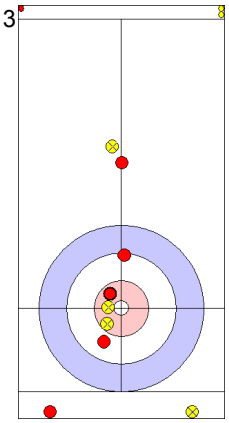

13
USA: DROPKIN K
Draw Out 4

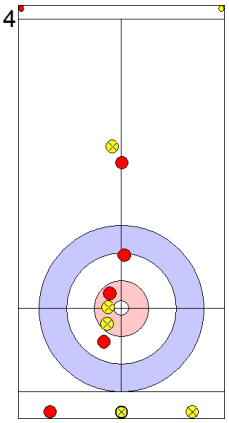

14
SVK: SYKOROVA S
Draw In 0

Game Results

Sheet	Game	Team	LSFE	1	2	3	4	5	6	7	8	Extra Ends						Total
E	1	DEN - Denmark	*	2	1	1	3	0	1	0	X							8
	1	SUI - Switzerland		0	0	0	0	3	0	1	X							4

DEN - Denmark		Game	All
F	DUPONT Denise	80 %	80 %
M	DUPONT Oliver	71 %	71 %
	Team Total	75 %	75 %

Last Stone Draw: 115.8cm 81.7cm ↻ DUPONT O
34.1cm ↺ DUPONT D

Time remaining: 6 minutes 16 seconds

SUI - Switzerland		Game	All
F	HOWALD Carole	53 %	53 %
M	PFISTER Marc	70 %	70 %
	Team Total	63 %	63 %

Last Stone Draw: 207.0cm 185.4cm ↻ HOWALD C
21.6cm ↺ PFISTER M

Time remaining: 1 minute 26 seconds

Detailed Game Statistics:

DEN - Denmark		Draws		Takeouts		Total	
F	DUPONT Denise	14	86 %	1	0 %	15	80 %
M	DUPONT Oliver	12	67 %	8	78 %	20	71 %
	Team Total	26	77 %	9	69 %	35	75 %

SUI - Switzerland		Draws		Takeouts		Total	
F	HOWALD Carole	11	59 %	4	38 %	15	53 %
M	PFISTER Marc	13	65 %	7	79 %	20	70 %
	Team Total	24	63 %	11	64 %	35	63 %

LEGEND
F Female
X Unplayed/unfinished end due to concession
LSFE (*) Last stone first end
M Male

Game - Shot by Shot

DEN - Denmark	0 + 2	SUI - Switzerland	0 + 0	End 1

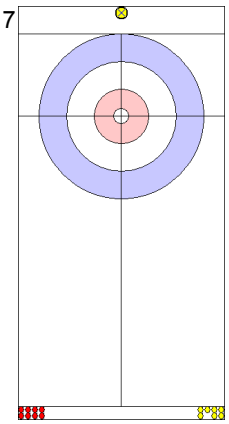

7
SUI: HOWALD C
Draw In 4

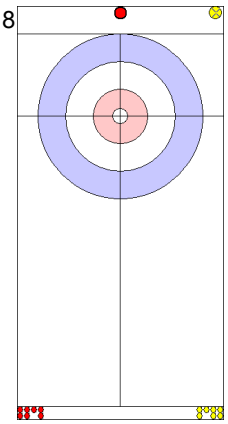

8
DEN: DUPONT D
Draw Out 4

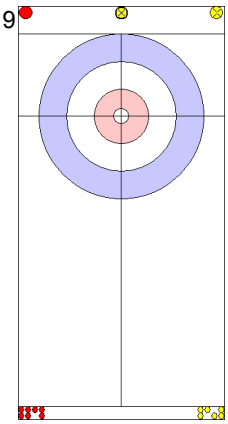

9
SUI: PFISTER M
Draw Out 2

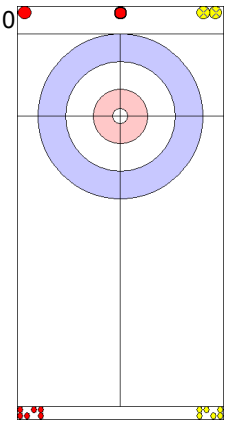

10
DEN: DUPONT O
Takeout In 4

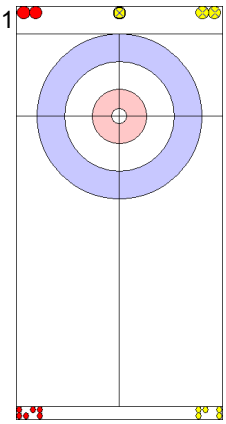

11
SUI: PFISTER M
Draw In 4

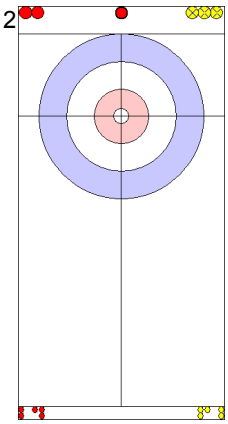

12
DEN: DUPONT O
Draw Out 0

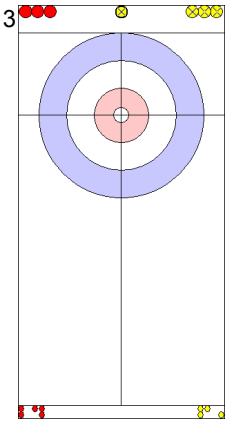

13
SUI: HOWALD C
Takeout In 2

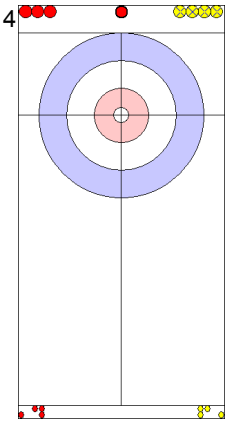

14
DEN: DUPONT D
Draw In 4

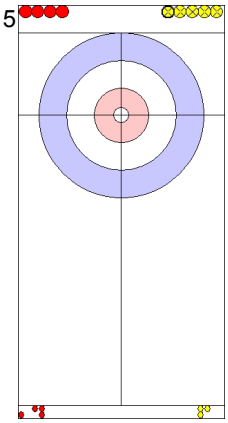

15
SUI: HOWALD C
Takeout In 2

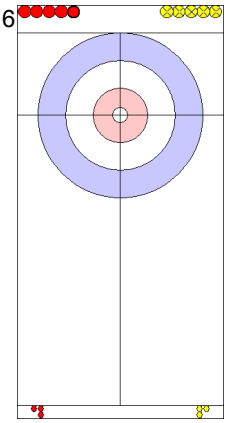

16
DEN: DUPONT D
Draw In 4

Game - Shot by Shot

DEN - Denmark	2 + 1	SUI - Switzerland	0 + 0	End 2

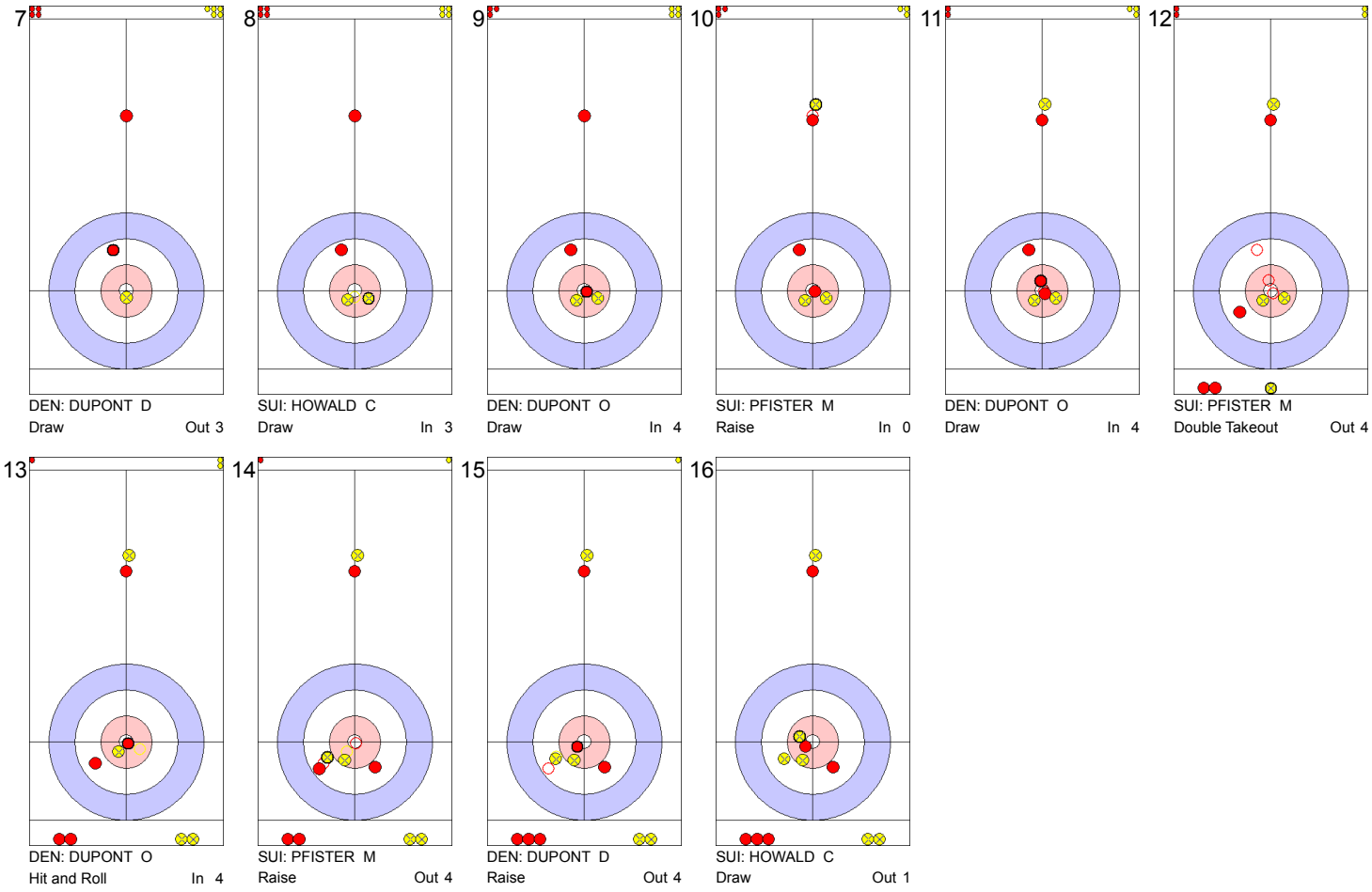

Game - Shot by Shot

DEN - Denmark	3 + 1	SUI - Switzerland	0 + 0	End 3

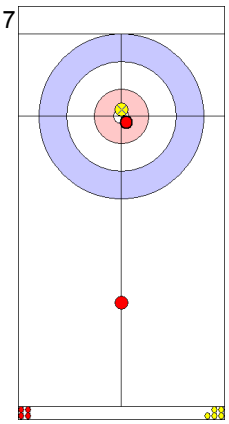

7
DEN: DUPONT D
Draw Out 4

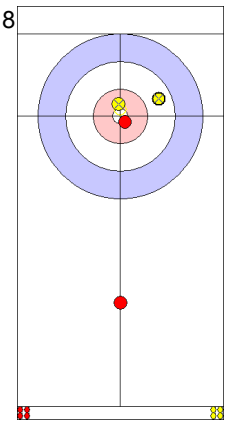

8
SUI: HOWALD C
Raise Out 2

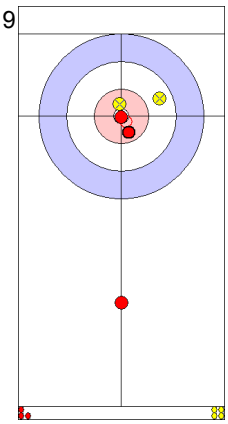

9
DEN: DUPONT O
Draw Out 4

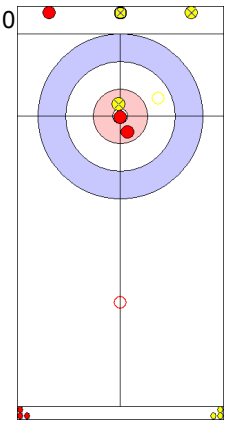

10
SUI: PFISTER M
Clearing Out 4

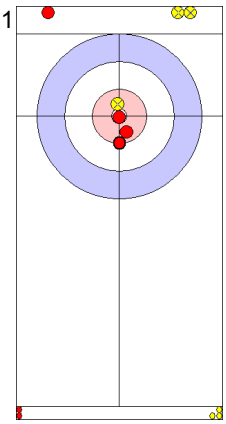

11
DEN: DUPONT O
Draw Out 4

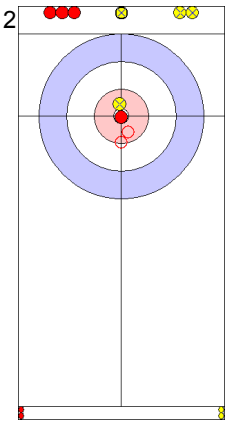

12
SUI: PFISTER M
Double Takeout Out 4

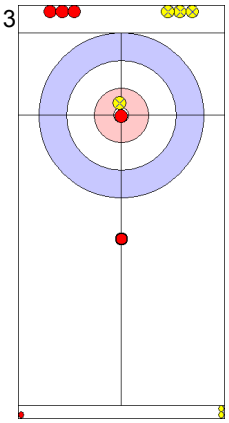

13
DEN: DUPONT O
Guard Out 4

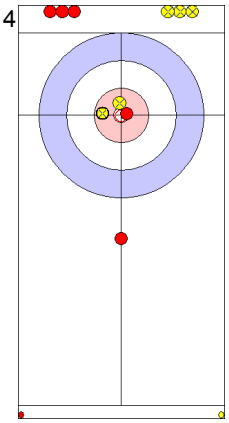

14
SUI: PFISTER M
Raise In 2

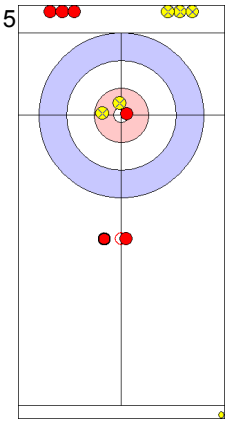

15
DEN: DUPONT D
Guard In 4

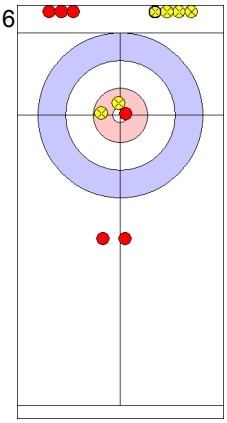

16
SUI: HOWALD C
Draw Out 0

Game - Shot by Shot

DEN - Denmark	4 + 3	SUI - Switzerland	0 + 0	End 4

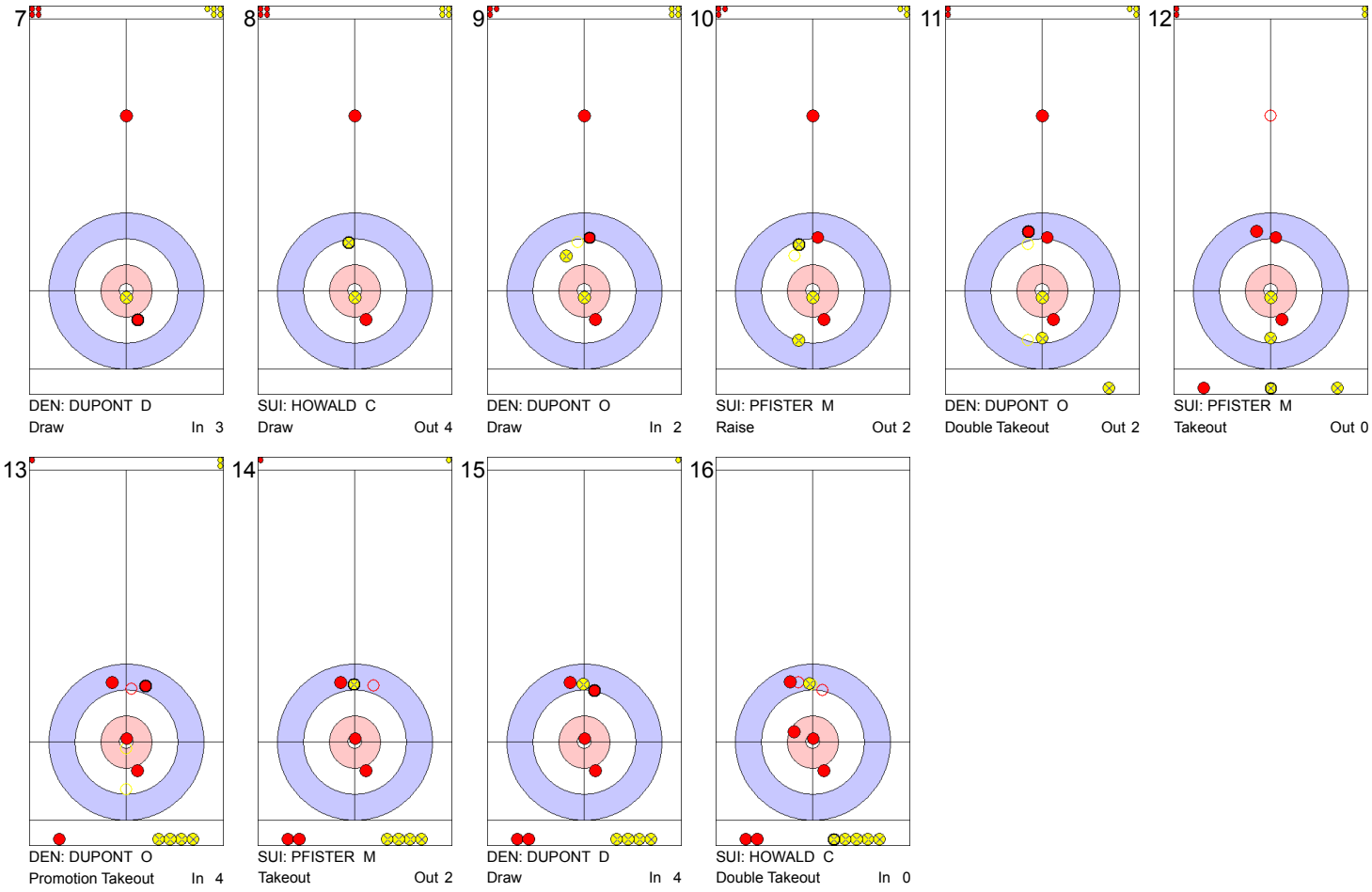

Game - Shot by Shot

DEN - Denmark	7 + 0	SUI - Switzerland	0 + 3	End 5

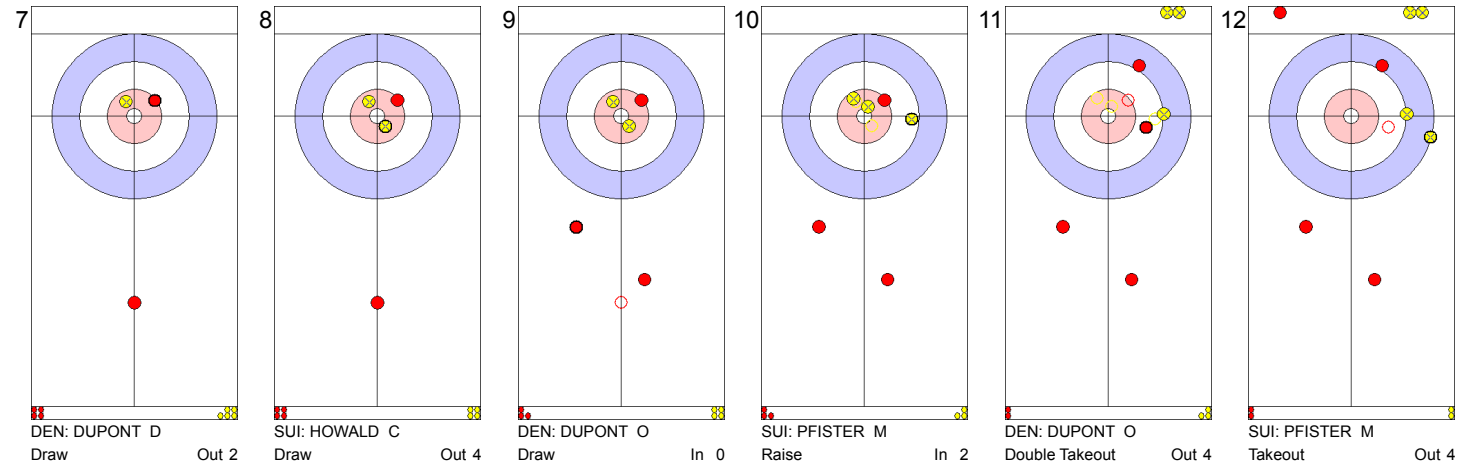

7	8	9	10	11	12
DEN: DUPONT D	SUI: HOWALD C	DEN: DUPONT O	SUI: PFISTER M	DEN: DUPONT O	SUI: PFISTER M
Draw Out 2	Draw Out 4	Draw In 0	Raise In 2	Double Takeout Out 4	Takeout Out 4

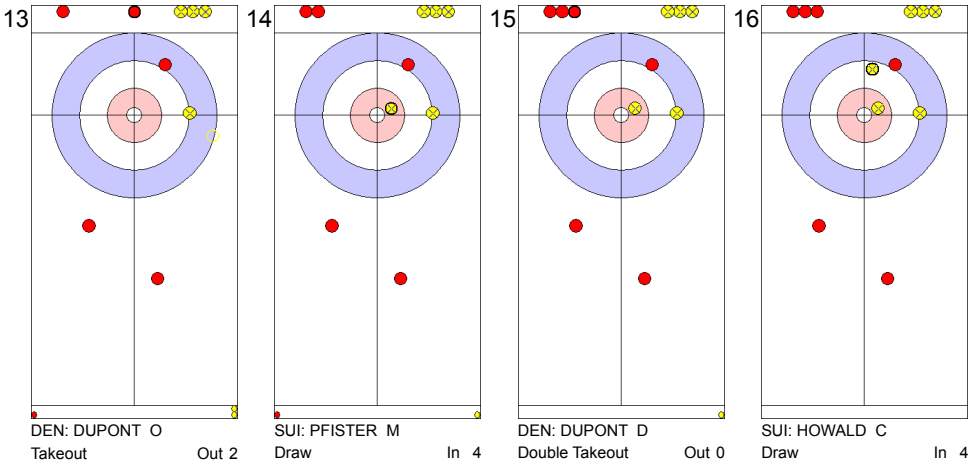

13	14	15	16
DEN: DUPONT O	SUI: PFISTER M	DEN: DUPONT D	SUI: HOWALD C
Takeout Out 2	Draw In 4	Double Takeout Out 0	Draw In 4

Game - Shot by Shot

DEN - Denmark	7 + 1	SUI - Switzerland	3 + 0	End 6

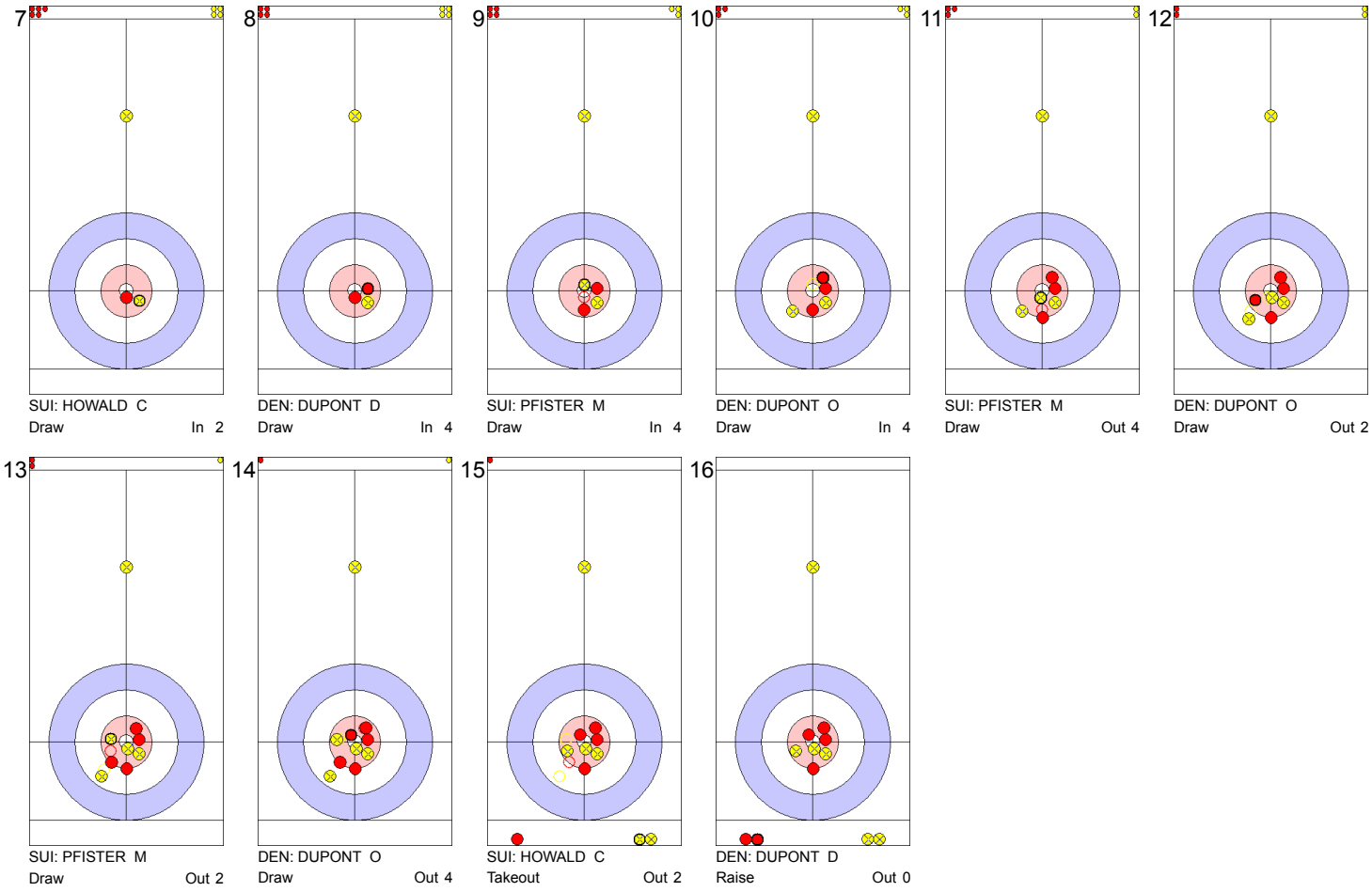

Game - Shot by Shot

DEN - Denmark	8 + 0	SUI - Switzerland	3 + 1	End 7

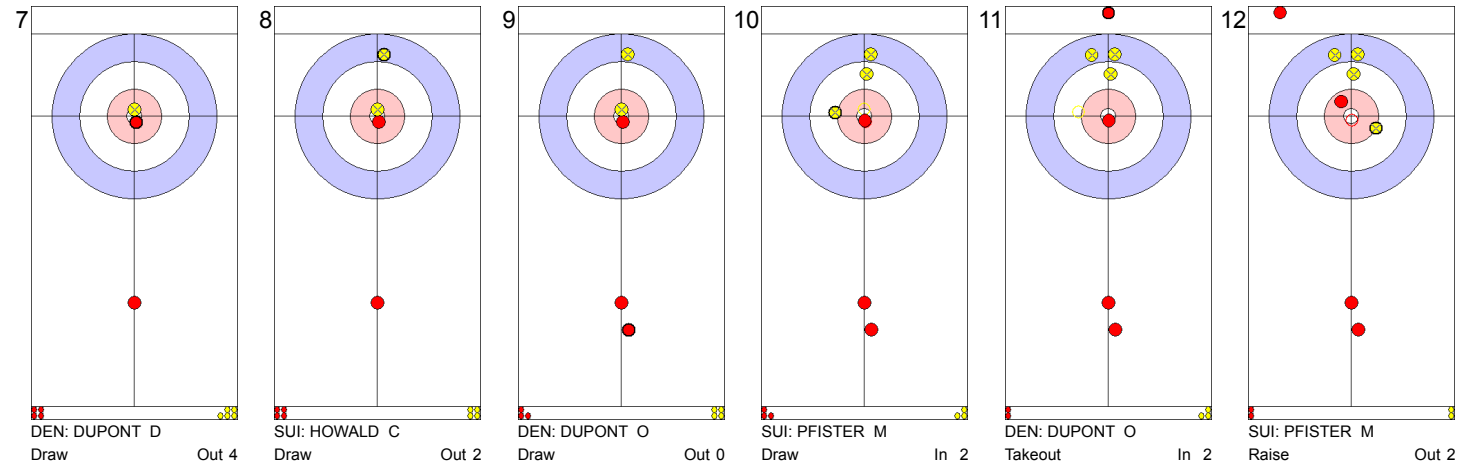

7
DEN: DUPONT D
Draw Out 4

8
SUI: HOWALD C
Draw Out 2

9
DEN: DUPONT O
Draw Out 0

10
SUI: PFISTER M
Draw In 2

11
DEN: DUPONT O
Takeout In 2

12
SUI: PFISTER M
Raise Out 2

13
DEN: DUPONT O
Hit and Roll Out 3

14
SUI: PFISTER M
Double Takeout In 4

15
DEN: DUPONT D
Draw Out 4

16
SUI: HOWALD C
Raise Out 0

End 1: No graphics

Session Results and Standings

Sheet	Game	Team	LSFE	1	2	3	4	5	6	7	8	Extra Ends						Total
A	9	CHN - China		0	2	1	0	1	0	0	0							4
	9	FIN - Finland	*	2	0	0	2	0	1	1	1							7
B	9	LAT - Latvia		1	0	1	0	2	0	3	0	5						12
	9	AUT - Austria	*	0	1	0	1	0	1	0	4	0						7
C	9	SWE - Sweden	*	0	2	3	0	1	0	0	0	1						7
	9	NZL - New Zealand		1	0	0	1	0	2	1	1	0						6
D	9	SLO - Slovenia		0	0	1	0	0	0	0	X							1
	9	ITA - Italy	*	2	2	0	1	1	2	2	X							10
E	9	BRA - Brazil		0	0	4	0	0	2	1	X							7
	9	NOR - Norway	*	3	3	0	2	2	0	0	X							10

Министерство спорта России
Администрация города Сочи
Russian Curling Federation
New League
Авто Радио
Mercedes-Benz
CURLIT

Session Results and Standings

Standings after Round Robin Session B9

Rank	Team	Games	Wins	Losses				
Group A								
1	RUS - Russia	8	8	0	Q			
2	USA - United States	8	7	1	Q			
3	DEN - Denmark	8	5	3				
3	JPN - Japan	8	5	3				
5	CZE - Czech Republic	8	4	4				
5	SUI - Switzerland	8	4	4				
7	TUR - Turkey	8	3	5				
8	FRA - France	8	2	6				
8	SVK - Slovakia	8	2	6				
10	AUS - Australia	8	0	8				
Group B								
1	NOR - Norway	9	9	0	Q			
2	SWE - Sweden	9	6	3	TB	w2,1		
2	ITA - Italy	9	6	3	TB	w2,0		
2	LAT - Latvia	9	6	3	TB	w1,1		
2	FIN - Finland	9	6	3	TB	w1,0		
6	CHN - China	9	5	4				
7	NZL - New Zealand	9	2	7		w1	DSC	44.55 cm
8	SLO - Slovenia	9	2	7		w1	DSC	65.18 cm
9	AUT - Austria	9	2	7		w1	DSC	66.68 cm
10	BRA - Brazil	9	1	8				
Group C								
1	CAN - Canada	8	7	1	Q			
2	EST - Estonia	8	6	2				
2	HUN - Hungary	8	6	2				
4	ESP - Spain	8	5	3				
4	KOR - Korea	8	5	3				
6	ENG - England	8	4	4				
6	SCO - Scotland	8	4	4				
8	POL - Poland	8	2	6				
9	ROU - Romania	8	1	7				
10	BLR - Belarus	8	0	8				

LEGEND

DSC	Draw Shot Challenge	**LSFE**	(*) Last stone first end	**Q**	Qualified for post round robin games
TB	Involved in the tie-breaker	**TBx**	Tie-breaker number (x)	**wx**	Number of wins (x) against tied teams
X	Unplayed/unfinished end due to concession				

Game Results

Sheet	Game	Team	LSFE	1	2	3	4	5	6	7	8	Extra Ends						Total
A	9	CHN - China		0	2	1	0	1	0	0	0							4
	9	FIN - Finland	*	2	0	0	2	0	1	1	1							7

CHN - China		Game	All
F	MEI Jie	66 %	66 %
M	HUANG Jihui	80 %	73 %
	Team Total	74 %	70 %

Last Stone Draw: 109.3cm
57.2cm ↻ HUANG J
52.1cm ↺ MEI J

Time remaining: 0 minutes 9 seconds

Time-out: end 8 - CHN stone 6

FIN - Finland		Game	All
F	KIISKINEN Katja	55 %	56 %
M	KIISKINEN Kalle	66 %	71 %
	Team Total	61 %	65 %

Last Stone Draw: 4.4cm
4.4cm ↻ KIISKINEN Kalle
0.0cm ↺ KIISKINEN Katja

Time remaining: 0 minutes 8 seconds

Time-out: end 8 - FIN stone 7

Detailed Game Statistics:

CHN - China		Draws		Takeouts		Total	
F	MEI Jie	14	75 %	2	0 %	16	66 %
M	HUANG Jihui	23	80 %	1	75 %	24	80 %
	Team Total	37	78 %	3	25 %	40	74 %

FIN - Finland		Draws		Takeouts		Total	
F	KIISKINEN Katja	12	54 %	4	56 %	16	55 %
M	KIISKINEN Kalle	19	67 %	5	60 %	24	66 %
	Team Total	31	62 %	9	58 %	40	61 %

LEGEND
F Female **LSFE** (*) Last stone first end **M** Male

Game - Shot by Shot

CHN - China	0 + 0	FIN - Finland	0 + 2	End 1

7

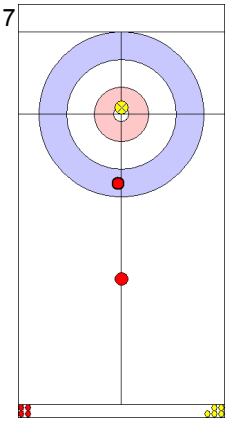

CHN: MEI J
Draw In 3

8

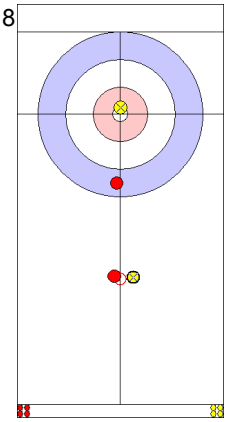

FIN: KIISKINEN Katja
Draw Out 0

9

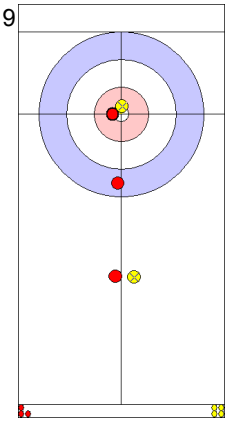

CHN: HUANG J
Draw In 4

10

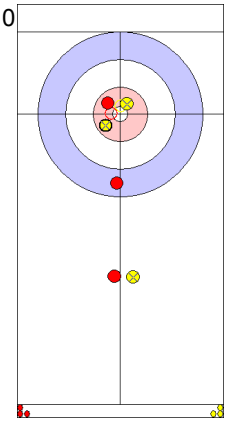

FIN: KIISKINEN Kalle
Draw In 4

11

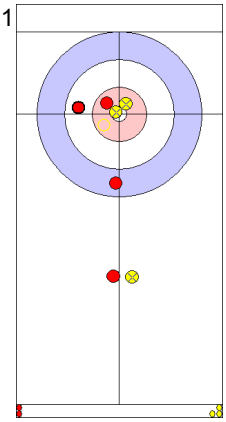

CHN: HUANG J
Draw In 0

12

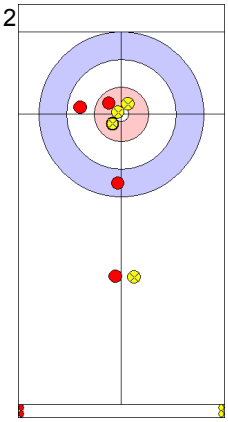

FIN: KIISKINEN Kalle
Draw In 4

13

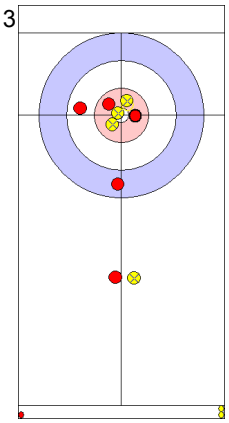

CHN: HUANG J
Draw Out 3

14

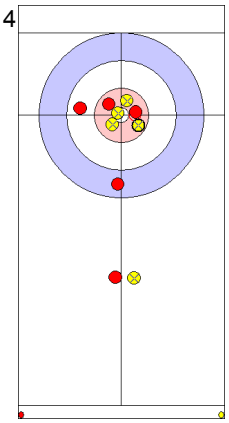

FIN: KIISKINEN Kalle
Draw Out 3

15

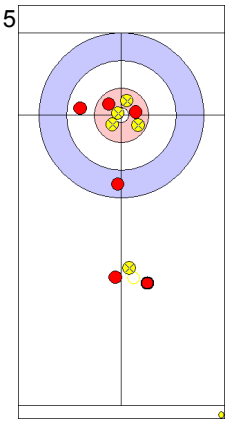

CHN: MEI J
Guard Out 4

16

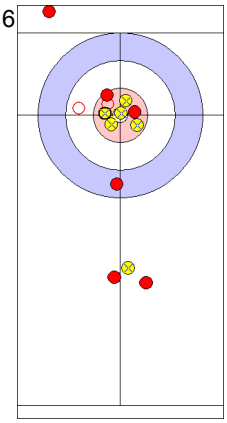

FIN: KIISKINEN Katja
Hit and Roll In 2

Game - Shot by Shot

CHN - China	0 + 2	FIN - Finland	2 + 0	End 2

7

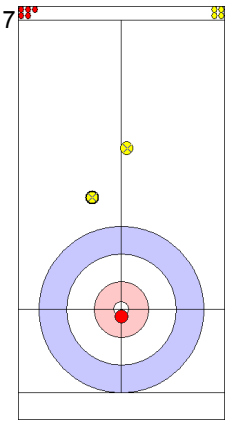

FIN: KIISKINEN Katja
Draw Out 0

8

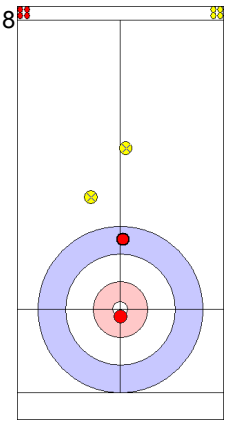

CHN: MEI J
Draw Out 4

9

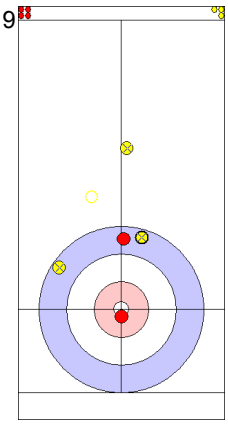

FIN: KIISKINEN Kalle
Draw Out 1

10

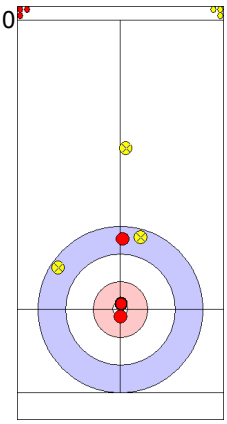

CHN: HUANG J
Draw Out 4

11

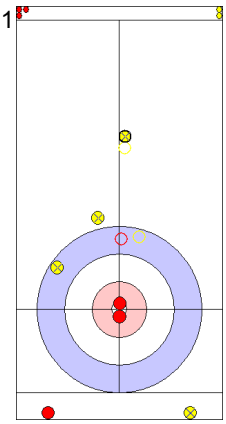

FIN: KIISKINEN Kalle
Promotion Takeout In 2

12

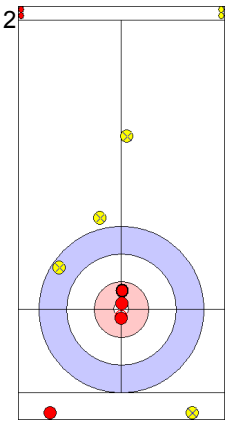

CHN: HUANG J
Draw Out 4

13

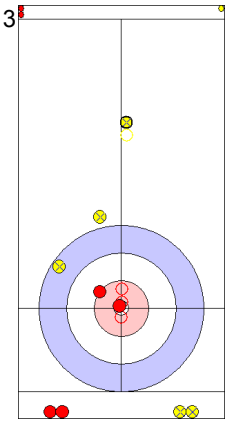

FIN: KIISKINEN Kalle
Promotion Takeout In 2

14

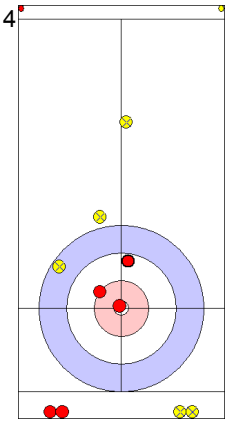

CHN: HUANG J
Draw Out 3

15

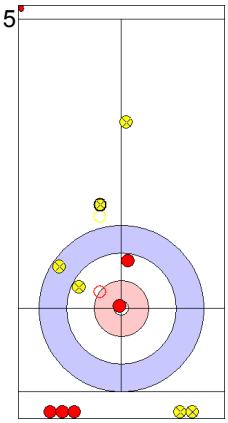

FIN: KIISKINEN Katja
Promotion Takeout Out 3

16

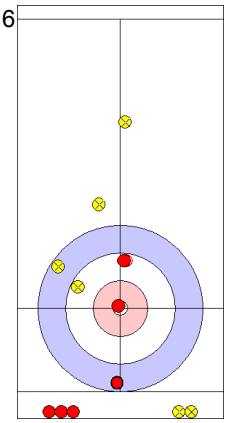

CHN: MEI J
Draw In 0

Game - Shot by Shot

CHN - China	2 + 1	FIN - Finland	2 + 0	End 3

7

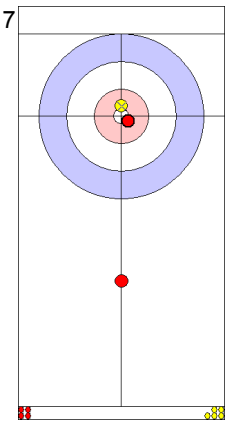

CHN: MEI J
Draw In 4

8

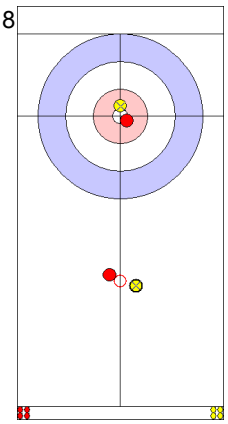

FIN: KIISKINEN Katja
Draw Out 0

9

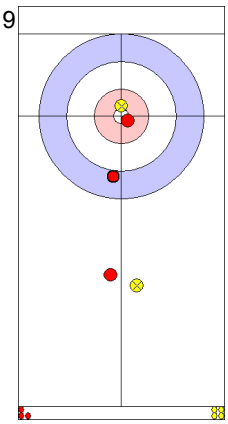

CHN: HUANG J
Draw In 3

10

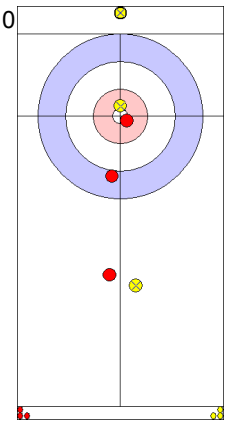

FIN: KIISKINEN Kalle
Draw In 0

11

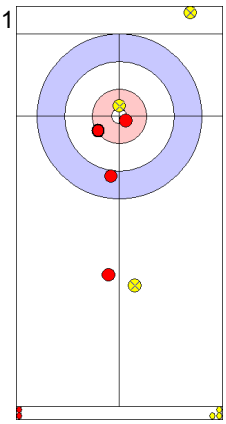

CHN: HUANG J
Draw In 3

12

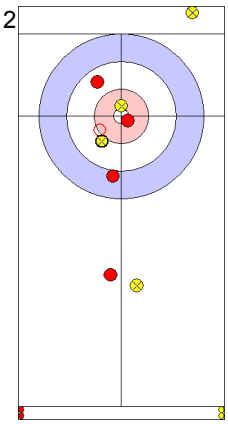

FIN: KIISKINEN Kalle
Raise In 4

13

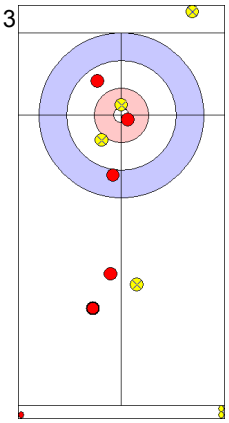

CHN: HUANG J
Guard In 4

14

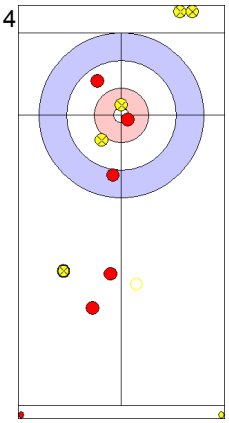

FIN: KIISKINEN Kalle
Promotion Takeout Out 0

15

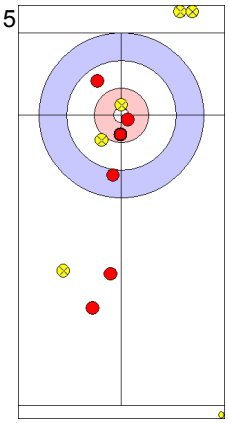

CHN: MEI J
Draw Out 4

16

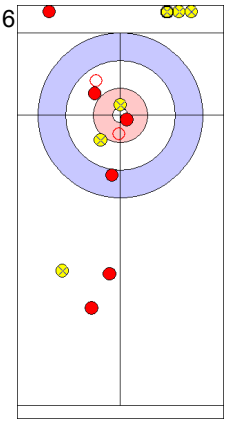

FIN: KIISKINEN Katja
Double Takeout Out 0

Game - Shot by Shot

CHN - China	3 + 0	FIN - Finland	2 + 2	End 4

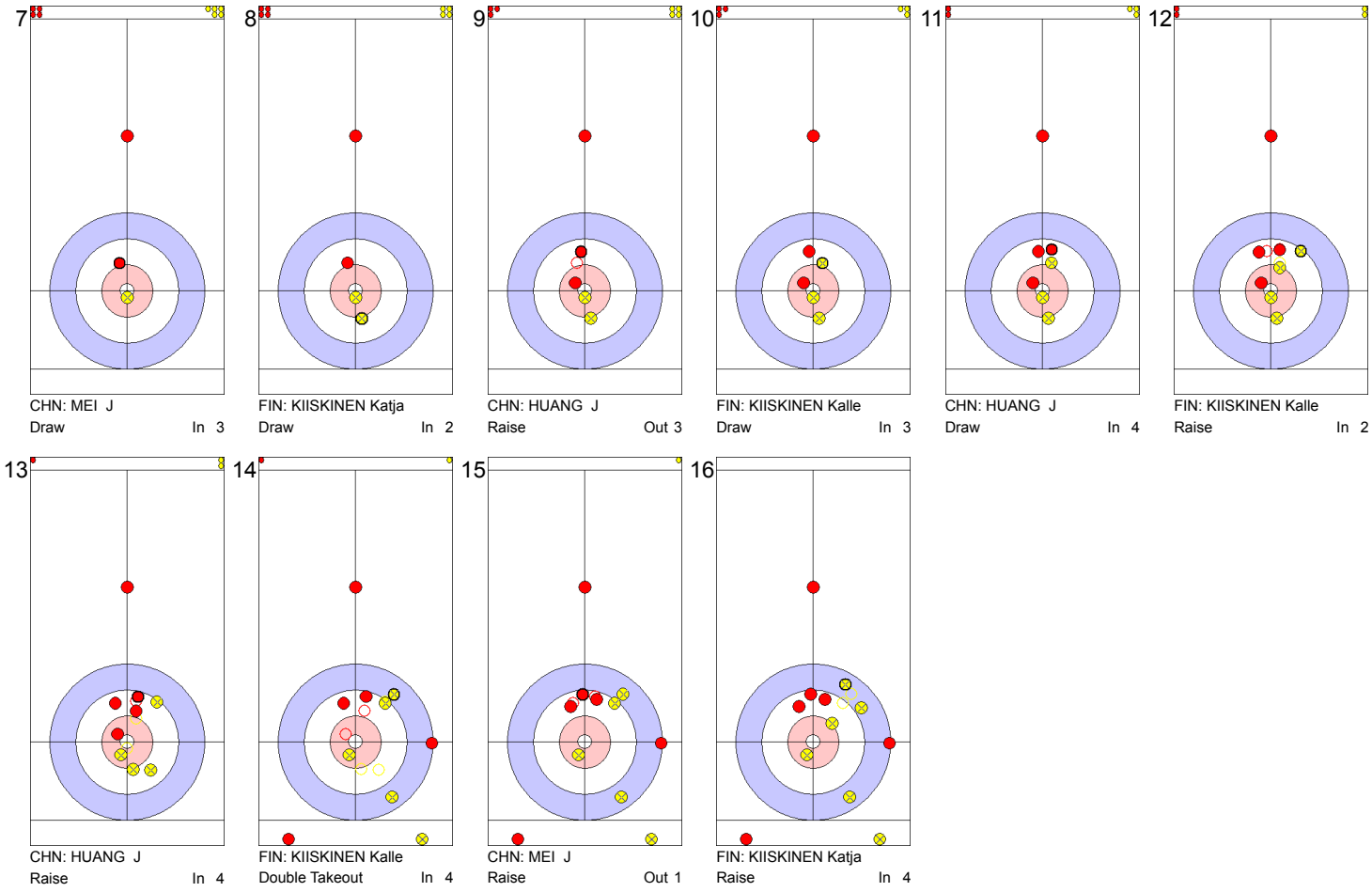

7
CHN: MEI J
Draw In 3

8
FIN: KIISKINEN Katja
Draw In 2

9
CHN: HUANG J
Raise Out 3

10
FIN: KIISKINEN Kalle
Draw In 3

11
CHN: HUANG J
Draw In 4

12
FIN: KIISKINEN Kalle
Raise In 2

13
CHN: HUANG J
Raise In 4

14
FIN: KIISKINEN Kalle
Double Takeout In 4

15
CHN: MEI J
Raise Out 1

16
FIN: KIISKINEN Katja
Raise In 4

Game - Shot by Shot

CHN - China	3 + 1	FIN - Finland	4 + 0	End 5

7

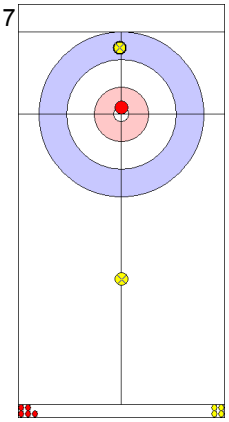

FIN: KIISKINEN Katja
Draw In 1

8

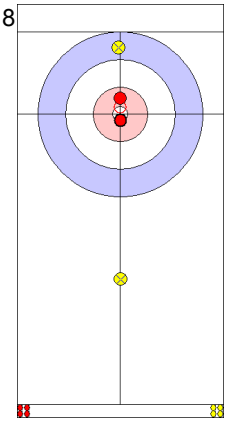

CHN: MEI J
Draw Out 4

9

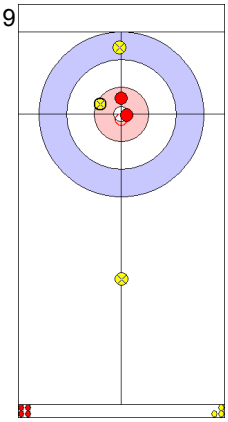

FIN: KIISKINEN Kalle
Draw In 2

10

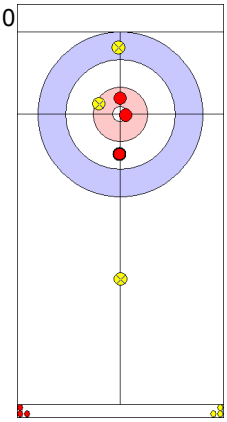

CHN: HUANG J
Draw In 3

11

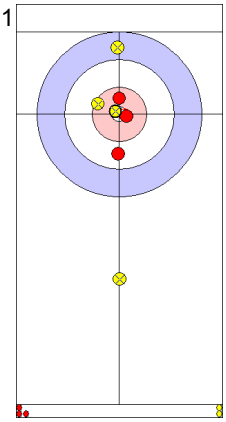

FIN: KIISKINEN Kalle
Draw In 4

12

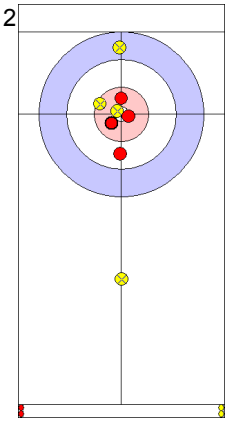

CHN: HUANG J
Draw In 4

13

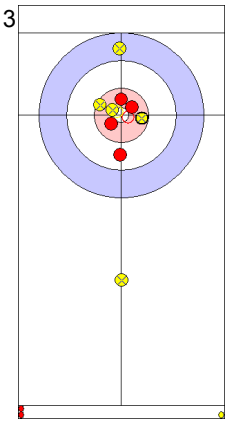

FIN: KIISKINEN Kalle
Raise Out 3

14

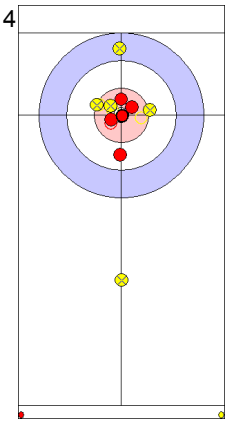

CHN: HUANG J
Wick / Soft Peeling Out 4

15

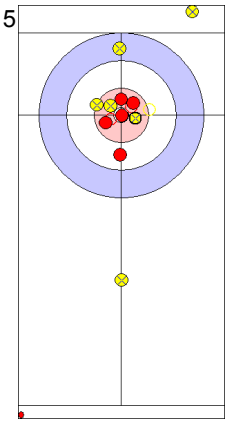

FIN: KIISKINEN Katja
Hit and Roll Out 4

16

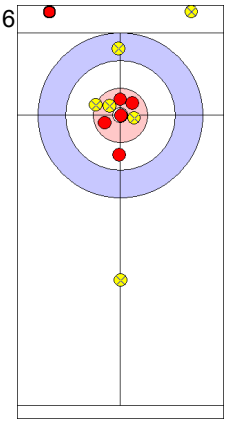

CHN: MEI J
Takeout Out 0

Game - Shot by Shot

CHN - China	4 + 0	FIN - Finland	4 + 1	End 6

7

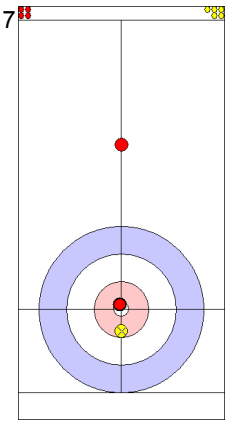

CHN: MEI J
Draw In 4

8

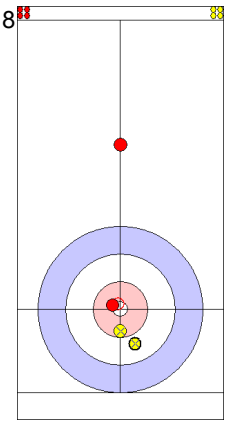

FIN: KIISKINEN Katja
Draw In 2

9

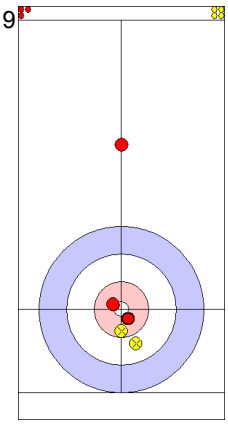

CHN: HUANG J
Draw In 3

10

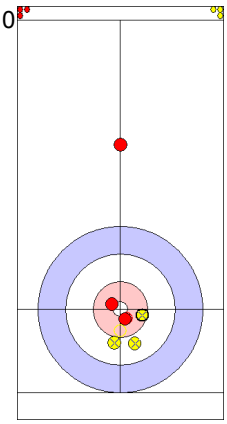

FIN: KIISKINEN Kalle
Draw In 2

11

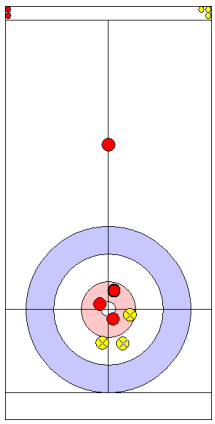

CHN: HUANG J
Draw In 4

12

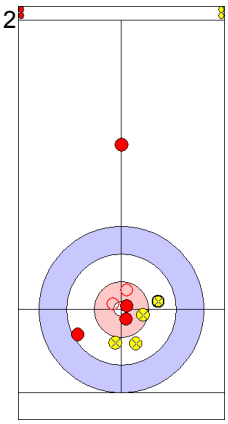

FIN: KIISKINEN Kalle
Raise In 2

13

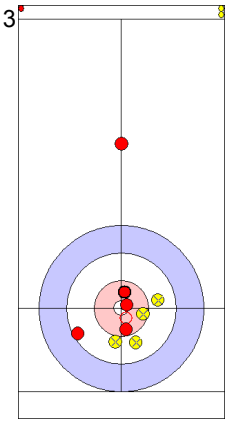

CHN: HUANG J
Draw In 4

14

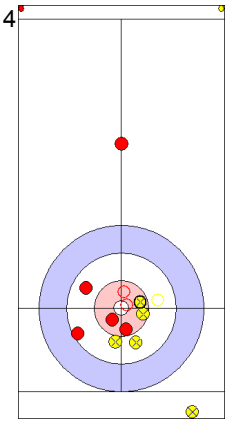

FIN: KIISKINEN Kalle
Hit and Roll In 4

15

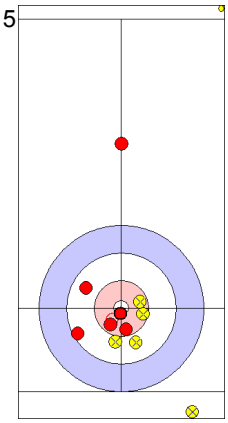

CHN: MEI J
Draw In 3

16

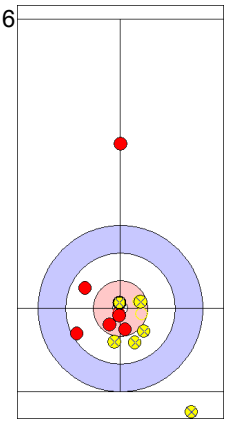

FIN: KIISKINEN Katja
Raise In 4

Game - Shot by Shot

CHN - China	4 + 0	FIN - Finland	5 + 1	End 7

7

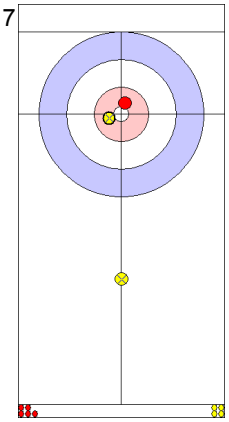

FIN: KIISKINEN Katja
Draw In 3

8

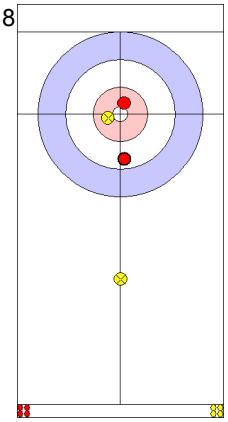

CHN: MEI J
Draw In 3

9

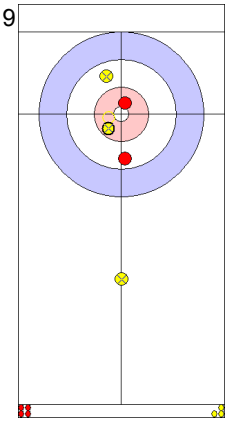

FIN: KIISKINEN Kalle
Draw In 2

10

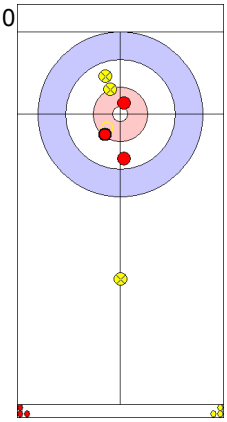

CHN: HUANG J
Raise In 4

11

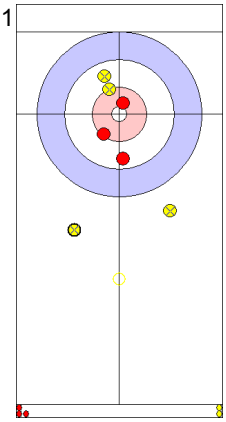

FIN: KIISKINEN Kalle
Raise In 0

12

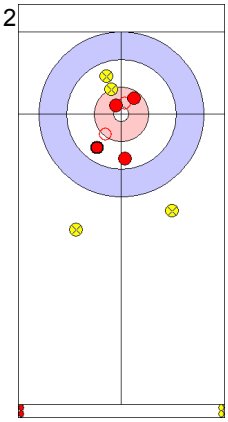

CHN: HUANG J
Raise Out 3

13

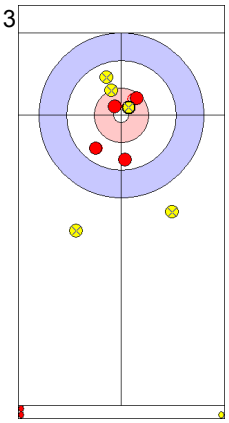

FIN: KIISKINEN Kalle
Draw In 4

14

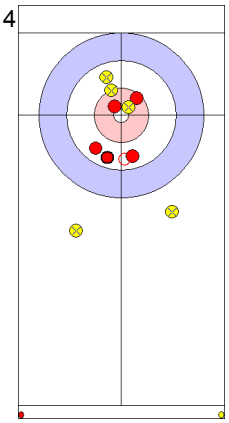

CHN: HUANG J
Freeze In 0

15

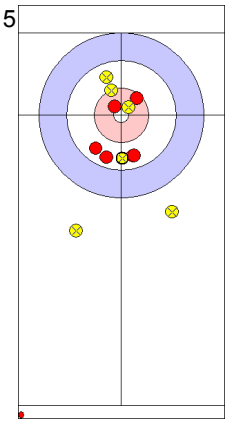

FIN: KIISKINEN Katja
Draw Out 2

16

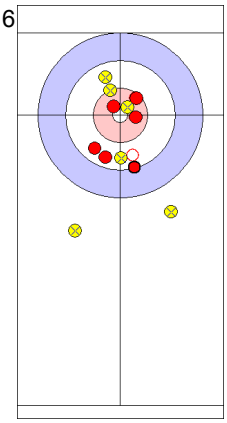

CHN: MEI J
Raise Out 1

Game - Shot by Shot

CHN - China	4 + 0	FIN - Finland	6 + 1	End 8

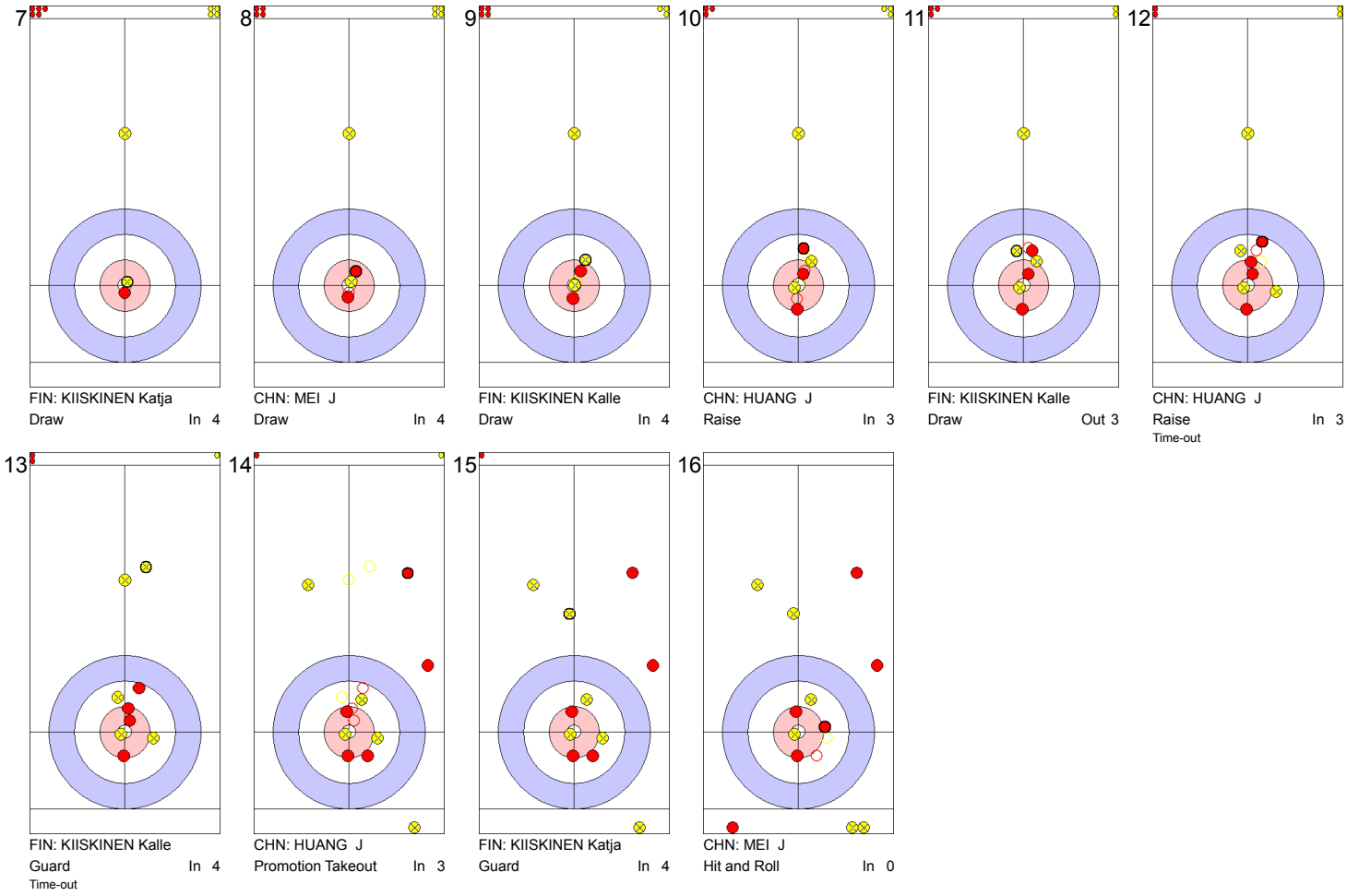

7
FIN: KIISKINEN Katja
Draw In 4

8
CHN: MEI J
Draw In 4

9
FIN: KIISKINEN Kalle
Draw In 4

10
CHN: HUANG J
Raise In 3

11
FIN: KIISKINEN Kalle
Draw Out 3

12
CHN: HUANG J
Raise In 3
Time-out

13
FIN: KIISKINEN Kalle
Guard In 4
Time-out

14
CHN: HUANG J
Promotion Takeout In 3

15
FIN: KIISKINEN Katja
Guard In 4

16
CHN: MEI J
Hit and Roll In 0

Game Results

Sheet	Game	Team	LSFE	1	2	3	4	5	6	7	8	Extra Ends					Total
B	9	LAT - Latvia		1	0	1	0	2	0	3	0	5					12
	9	AUT - Austria	*	0	1	0	1	0	1	0	4	0					7

LAT - Latvia		Game	All
F	LINDE Iluta	82 %	64 %
M	VEIDEMANIS Arnis	75 %	66 %
	Team Total	78 %	65 %

Last Stone Draw: 307.4cm 122.0cm ↻ VEIDEMANIS A
185.4cm ↺ LINDE I

Time remaining: 1 minute 14 seconds
Time remaining: 1 minute 6 seconds (after extra end)

AUT - Austria		Game	All
F	WEGHUBER Anna	58 %	56 %
M	SCHAGERL Markus	55 %	52 %
	Team Total	56 %	54 %

Last Stone Draw: 65.9cm 24.6cm ↻ SCHAGERL M
41.3cm ↺ WEGHUBER A

Time remaining: 2 minutes 30 seconds
Time remaining: 0 minutes 40 seconds (after extra end)

Time-out: end 8 - AUT stone 8

Detailed Game Statistics:

LAT - Latvia		Draws		Takeouts		Total	
F	LINDE Iluta	13	87 %	4	69 %	17	82 %
M	VEIDEMANIS Arnis	20	70 %	7	89 %	27	75 %
	Team Total	33	77 %	11	82 %	44	78 %

AUT - Austria		Draws		Takeouts		Total	
F	WEGHUBER Anna	14	52 %	4	81 %	18	58 %
M	SCHAGERL Markus	17	65 %	10	38 %	27	55 %
	Team Total	31	59 %	14	50 %	45	56 %

LEGEND
F Female **LSFE** (*) Last stone first end **M** Male

Game - Shot by Shot

LAT - Latvia	0 + 1	AUT - Austria	0 + 0	End 1

7

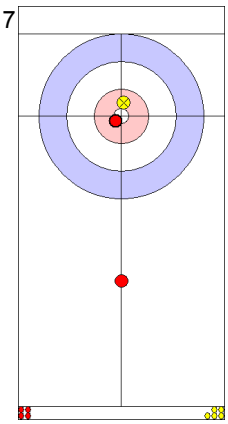

LAT: LINDE I
Draw — Out 4

8

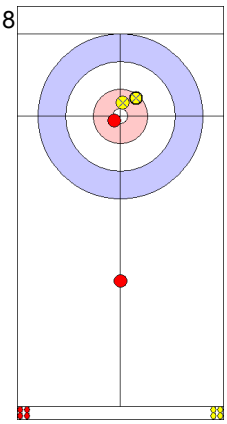

AUT: WEGHUBER A
Draw — In 2

9

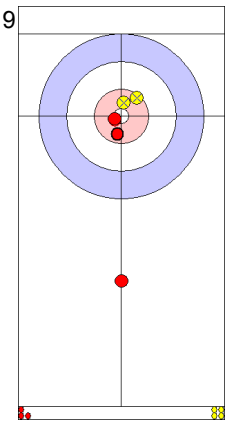

LAT: VEIDEMANIS A
Draw — Out 4

10

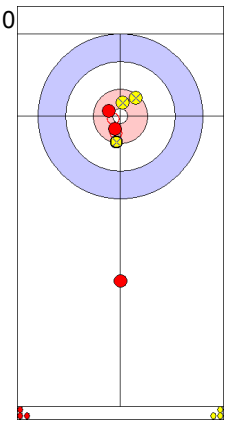

AUT: SCHAGERL M
Draw — In 4

11

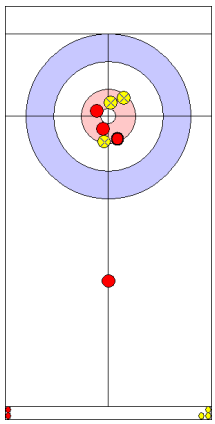

LAT: VEIDEMANIS A
Draw — Out 3

12

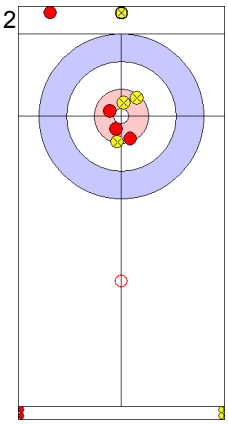

AUT: SCHAGERL M
Takeout — Out 2

13

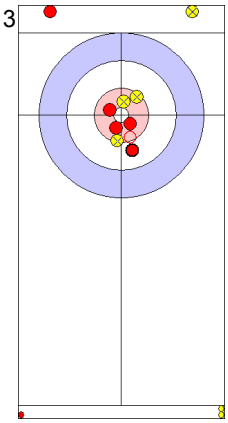

LAT: VEIDEMANIS A
Raise — Out 4

14

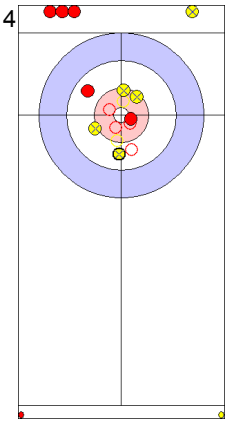

AUT: SCHAGERL M
Takeout — In 3

15

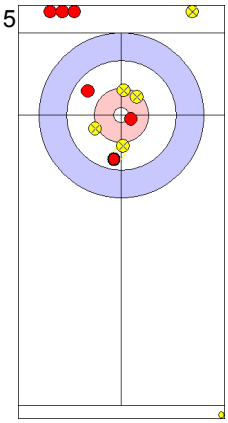

LAT: LINDE I
Draw — In 4

16

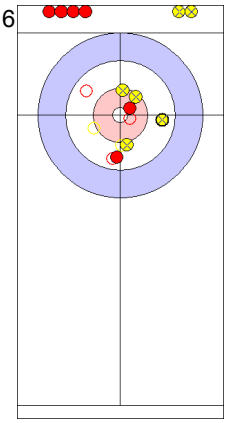

AUT: WEGHUBER A
Wick / Soft Peeling — In 0

Game - Shot by Shot

LAT - Latvia	1 + 0	AUT - Austria	0 + 1	End 2

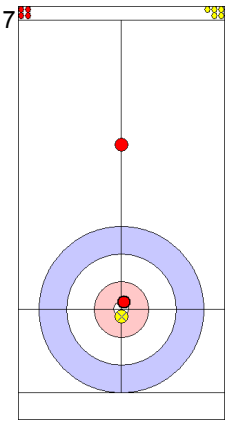

7
LAT: LINDE I
Draw Out 4

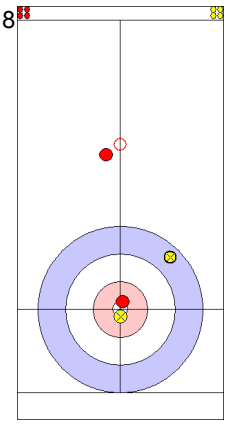

8
AUT: WEGHUBER A
Draw In 2

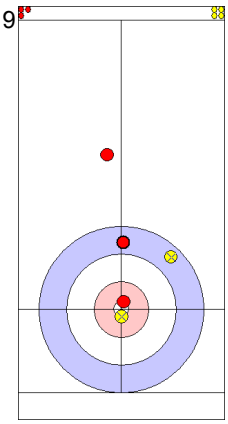

9
LAT: VEIDEMANIS A
Draw In 3

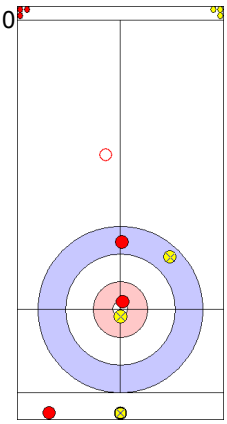

10
AUT: SCHAGERL M
Takeout In 1

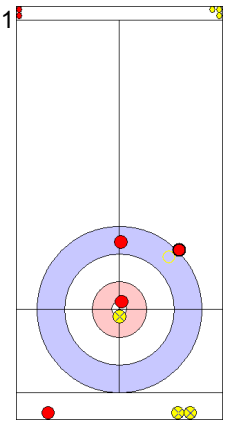

11
LAT: VEIDEMANIS A
Hit and Roll In 3

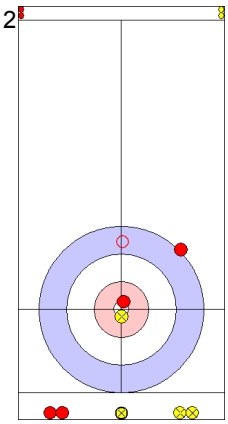

12
AUT: SCHAGERL M
Clearing In 4

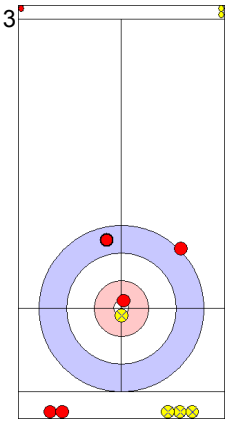

13
LAT: VEIDEMANIS A
Draw In 2

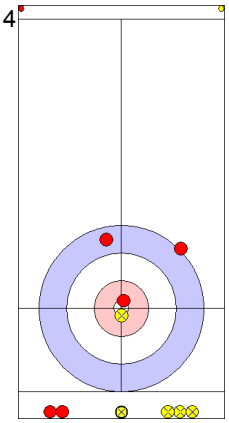

14
AUT: SCHAGERL M
Draw In 0

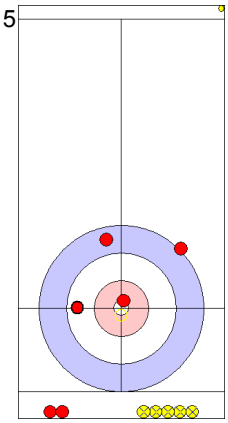

15
LAT: LINDE I
Takeout In 4

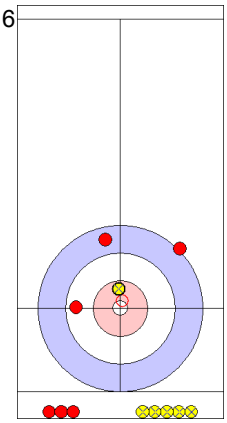

16
AUT: WEGHUBER A
Takeout In 4
Slow Takeout

Game - Shot by Shot

LAT - Latvia	1 + 1	AUT - Austria	1 + 0	End 3

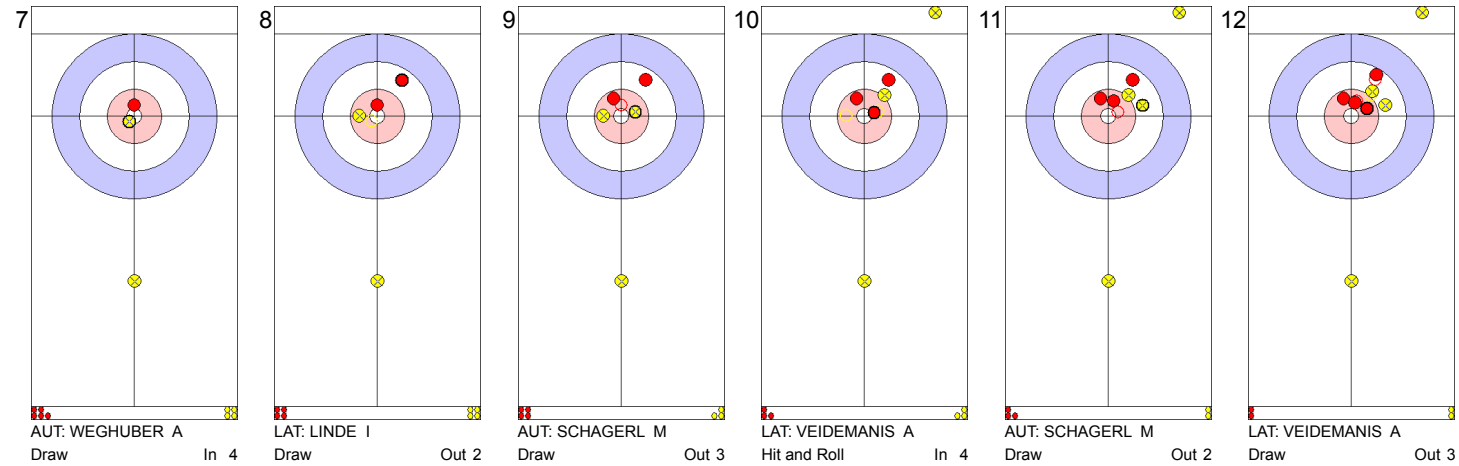

7
AUT: WEGHUBER A
Draw In 4

8
LAT: LINDE I
Draw Out 2

9
AUT: SCHAGERL M
Draw Out 3

10
LAT: VEIDEMANIS A
Hit and Roll In 4

11
AUT: SCHAGERL M
Draw Out 2

12
LAT: VEIDEMANIS A
Draw Out 3

13
AUT: SCHAGERL M
Raise Out 0

14
LAT: VEIDEMANIS A
Draw Out 4

15
AUT: WEGHUBER A
Draw In 3

16
LAT: LINDE I
Draw In 4

Game - Shot by Shot

LAT - Latvia	2 + 0	AUT - Austria	1 + 1	End 4

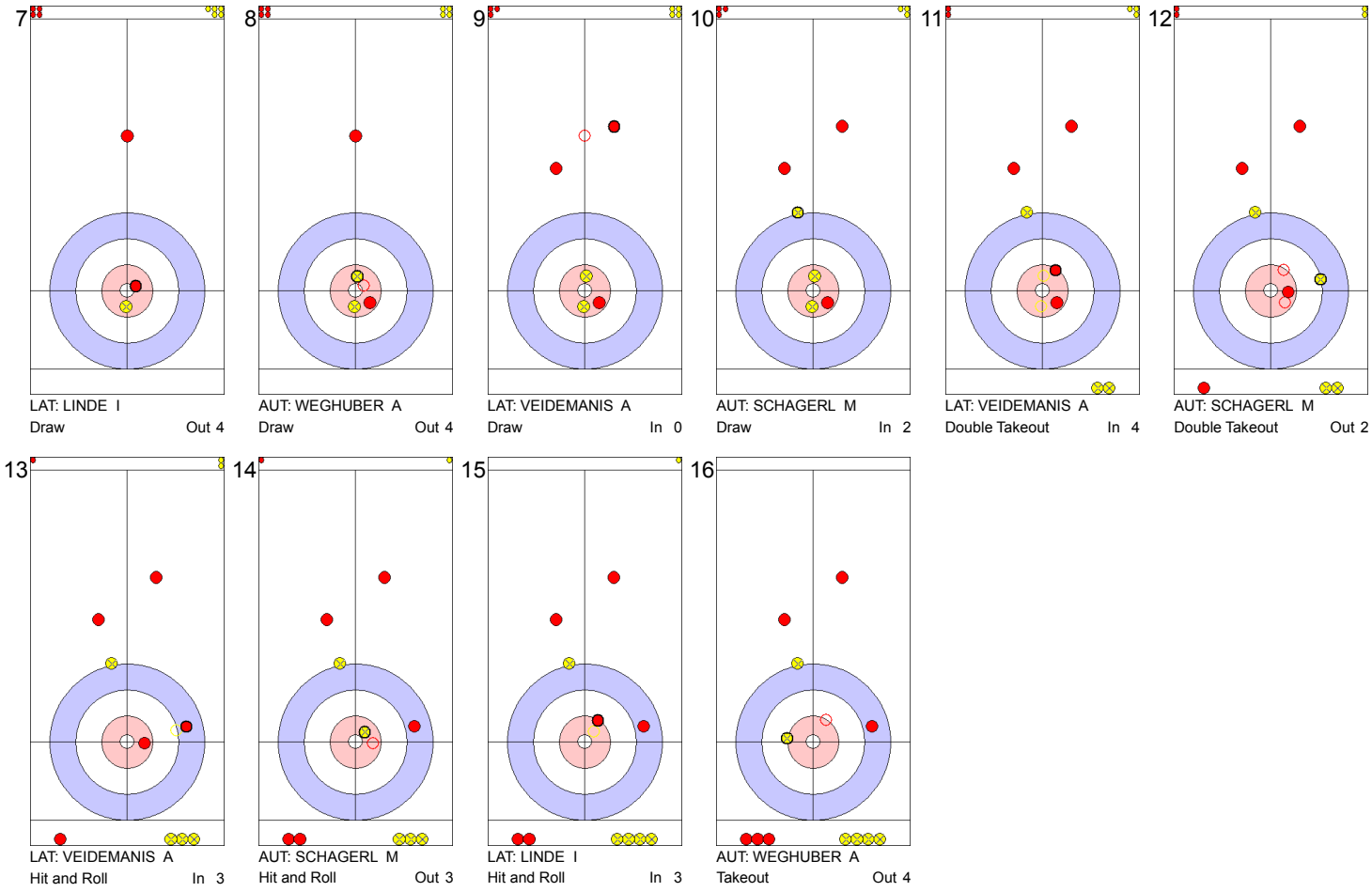

Game - Shot by Shot

LAT - Latvia	2 + 2	AUT - Austria	2 + 0	End 5

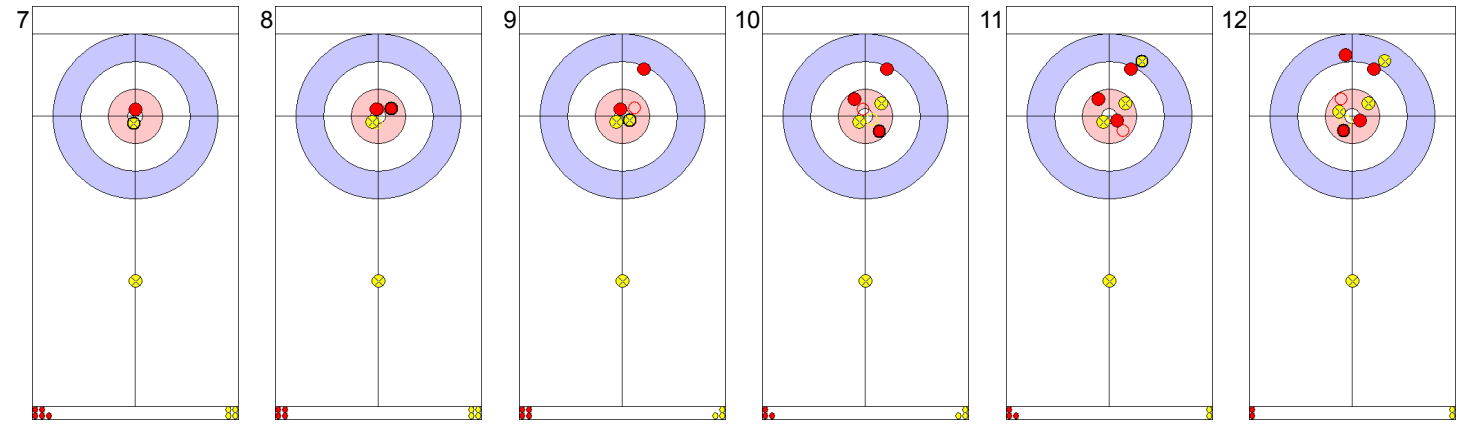

7	8	9	10	11	12
AUT: WEGHUBER A	LAT: LINDE I	AUT: SCHAGERL M	LAT: VEIDEMANIS A	AUT: SCHAGERL M	LAT: VEIDEMANIS A
Draw In 4	Draw Out 3	Draw Out 4	Raise Out 4	Raise Out 0	Raise In 3

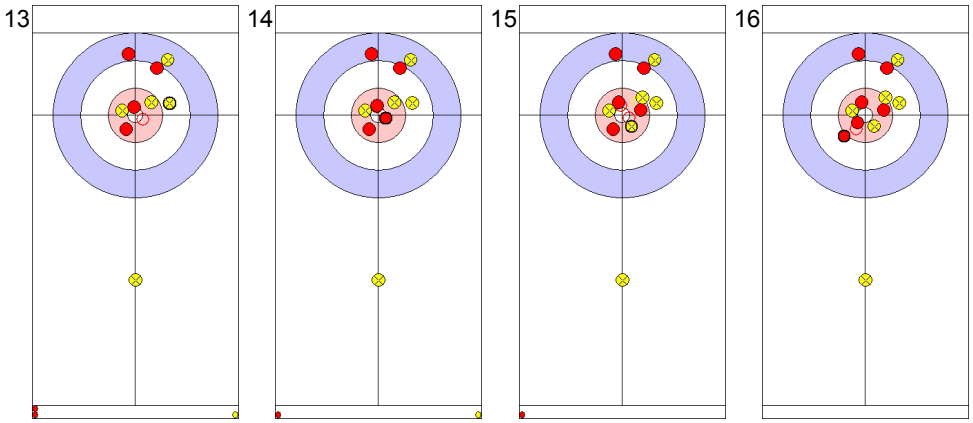

13	14	15	16
AUT: SCHAGERL M	LAT: VEIDEMANIS A	AUT: WEGHUBER A	LAT: LINDE I
Raise Out 0	Draw Out 4	Double Takeout Out 2	Wick / Soft Peeling In 4

Game - Shot by Shot

LAT - Latvia	4 + 0	AUT - Austria	2 + 1	End 6

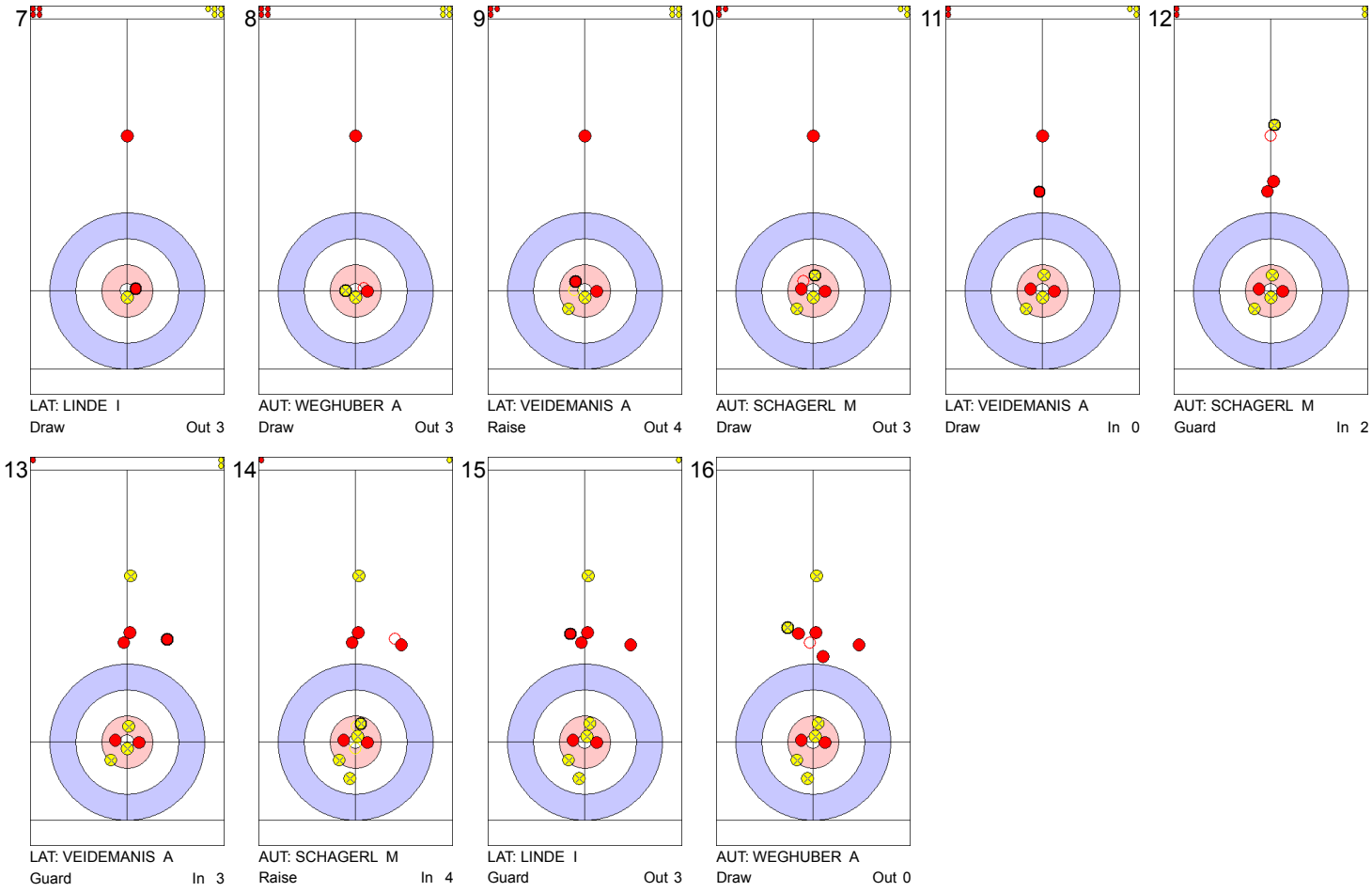

Game - Shot by Shot

LAT - Latvia	4 + 3	AUT - Austria	3 + 0	End 7

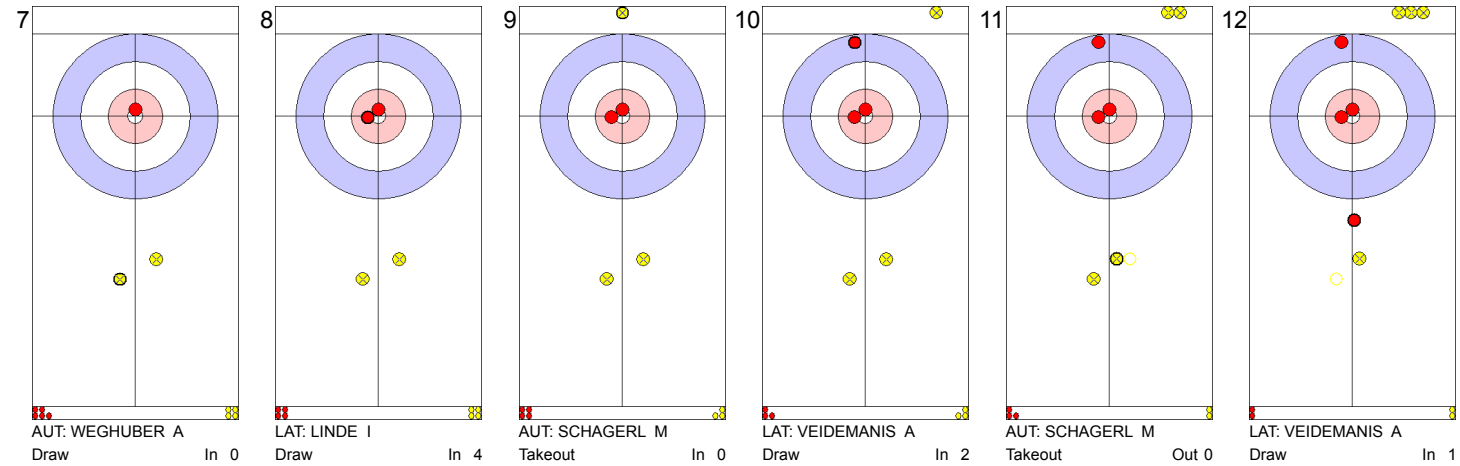

7
AUT: WEGHUBER A
Draw In 0

8
LAT: LINDE I
Draw In 4

9
AUT: SCHAGERL M
Takeout In 0

10
LAT: VEIDEMANIS A
Draw In 2

11
AUT: SCHAGERL M
Takeout Out 0

12
LAT: VEIDEMANIS A
Draw In 1

13
AUT: SCHAGERL M
Draw In 4

14
LAT: VEIDEMANIS A
Clearing Out 3

15
AUT: WEGHUBER A
Takeout In 3

16
LAT: LINDE I
Double Takeout In 4

Game - Shot by Shot

LAT - Latvia	7 + 0	AUT - Austria	3 + 4	End 8

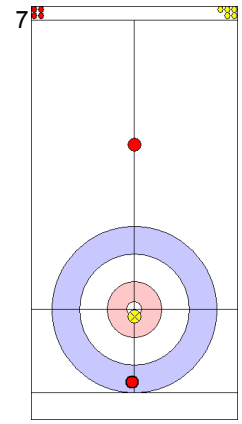

7
LAT: LINDE I
Draw In 2

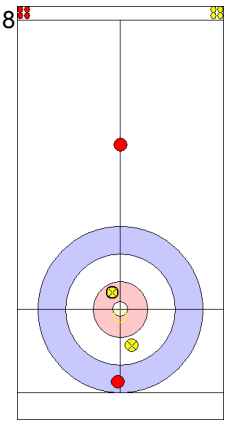

8
AUT: WEGHUBER A
Draw Out 3

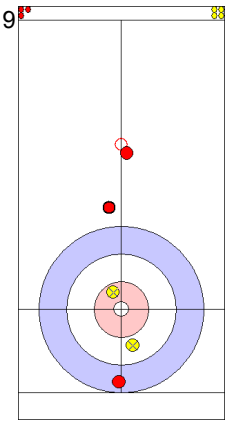

9
LAT: VEIDEMANIS A
Draw Out 0

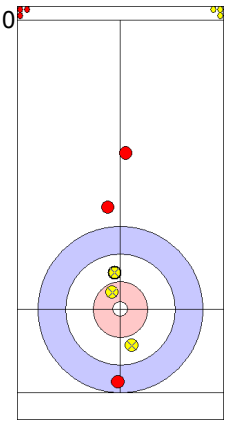

10
AUT: SCHAGERL M
Draw In 4

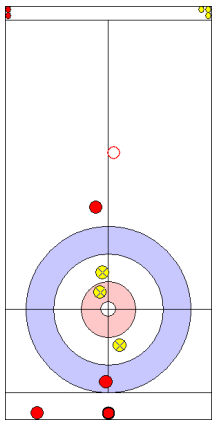

11
LAT: VEIDEMANIS A
Clearing In 4

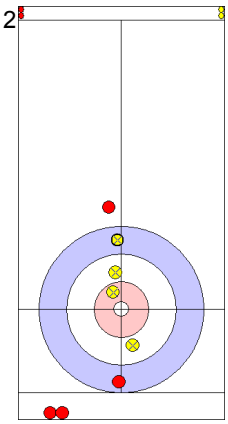

12
AUT: SCHAGERL M
Draw In 4

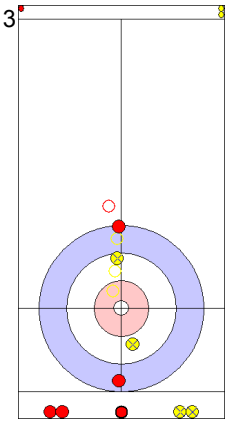

13
LAT: VEIDEMANIS A
Promotion Takeout In 4

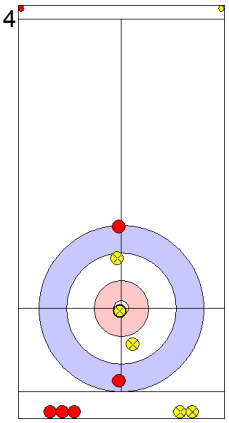

14
AUT: SCHAGERL M
Draw In 4

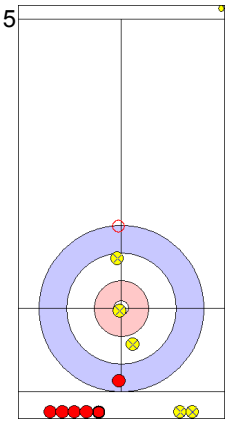

15
LAT: LINDE I
Takeout In 0

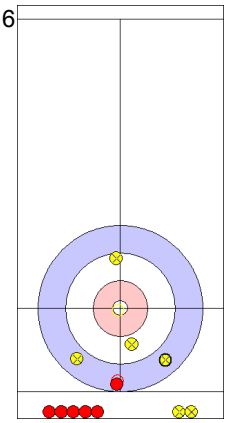

16
AUT: WEGHUBER A
Draw In 4
Time-out

Game - Shot by Shot

LAT - Latvia	7 + 5	AUT - Austria	7 + 0	End 9

7

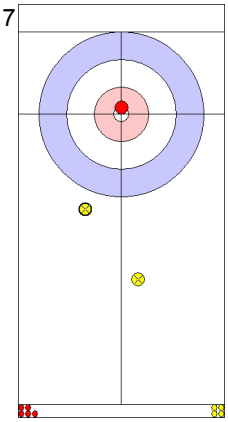

AUT: WEGHUBER A
Draw In 0

8

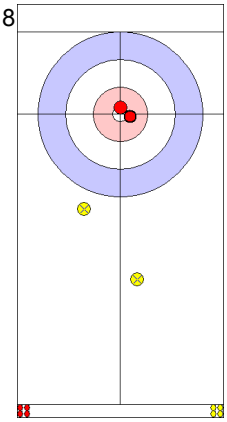

LAT: LINDE I
Draw In 4

9

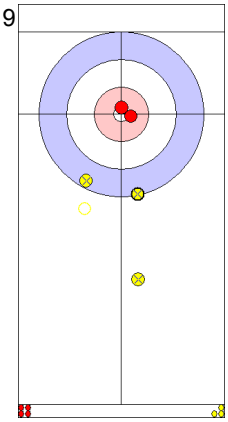

AUT: SCHAGERL M
Draw In 4

10

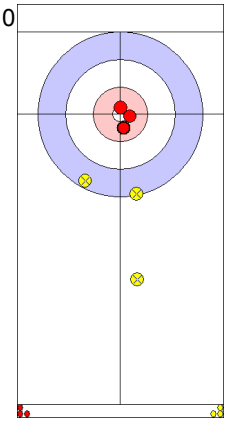

LAT: VEIDEMANIS A
Draw In 4

11

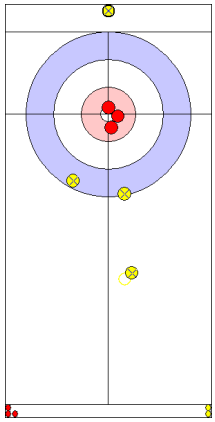

AUT: SCHAGERL M
Takeout In 0

12

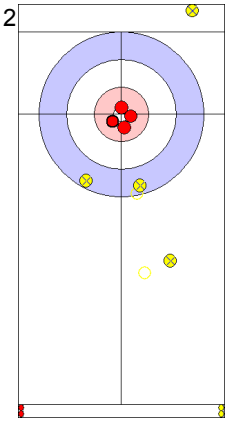

LAT: VEIDEMANIS A
Draw In 4

13

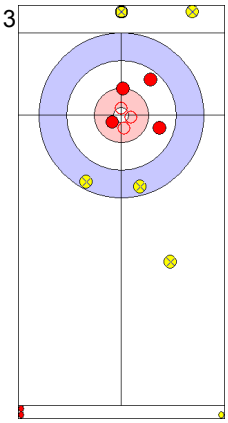

AUT: SCHAGERL M
Double Takeout In 0

14

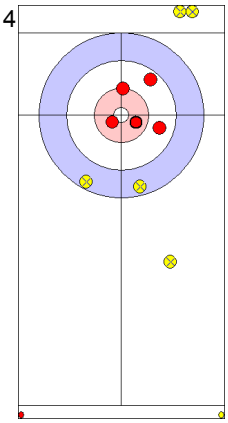

LAT: VEIDEMANIS A
Draw In 4

15

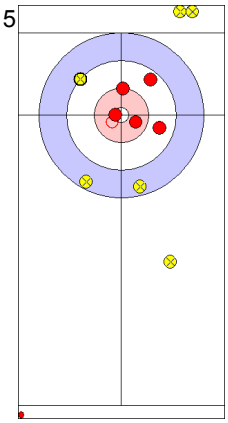

AUT: WEGHUBER A
Draw In 0

16

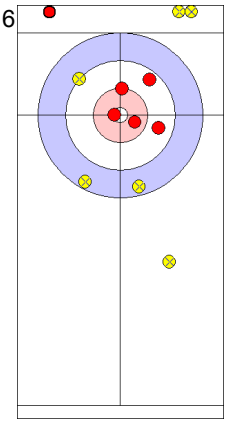

LAT: LINDE I
through In X

Game Results

Sheet	Game	Team	LSFE	1	2	3	4	5	6	7	8	Extra Ends					Total
C	9	SWE - Sweden	*	0	2	3	0	1	0	0	0	1					7
	9	NZL - New Zealand		1	0	0	1	0	2	1	1	0					6

SWE - Sweden		Game	All
F	JOHANSSON Camilla	59 %	60 %
M	NOREEN Per	62 %	70 %
	Team Total	60 %	64 %

Last Stone Draw: 24.6cm 5.1cm ↻ JOHANSSON C
19.5cm ↺ NOREEN P

Time remaining: 3 minutes 55 seconds
Time remaining: 0 minutes 21 seconds (after extra end)

Time-out: end 8 - SWE stone 7

NZL - New Zealand		Game	All
F	JONES Marisa	69 %	60 %
M	MUSTAPIC Dan	51 %	61 %
	Team Total	62 %	61 %

Last Stone Draw: 106.3cm 25.4cm ↻ JONES M
80.9cm ↺ MUSTAPIC D

Time remaining: 5 minutes 13 seconds
Time remaining: 1 minute 22 seconds (after extra end)

Detailed Game Statistics:

SWE - Sweden		Draws		Takeouts		Total	
F	JOHANSSON Camilla	16	47 %	11	77 %	27	59 %
M	NOREEN Per	12	67 %	5	50 %	17	62 %
	Team Total	28	55 %	16	69 %	44	60 %

NZL - New Zealand		Draws		Takeouts		Total	
F	JONES Marisa	25	68 %	2	75 %	27	69 %
M	MUSTAPIC Dan	16	55 %	2	25 %	18	51 %
	Team Total	41	63 %	4	50 %	45	62 %

LEGEND
F Female **LSFE** (*) Last stone first end **M** Male

МИНИСТЕРСТВО СПОРТА РОССИИ
АДМИНИСТРАЦИЯ ГОРОДА СОЧИ
RUSSIAN CURLING FEDERATION
NEW LEAGUE
АВТОРАДИО
Mercedes-Benz
CURLIT

Game - Shot by Shot

SWE - Sweden	0 + 0	NZL - New Zealand	0 + 1	End 1

7

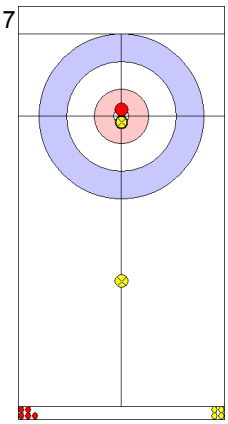

NZL: MUSTAPIC D
Draw In 4

8

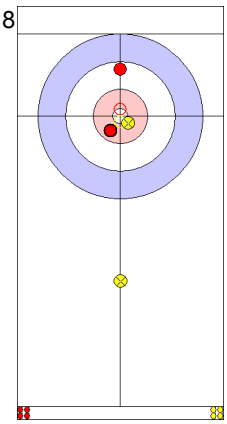

SWE: NOREEN P
Wick / Soft Peeling In 4

9

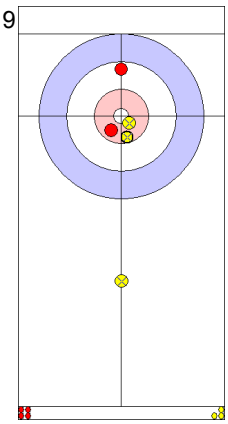

NZL: JONES M
Draw In 4

10

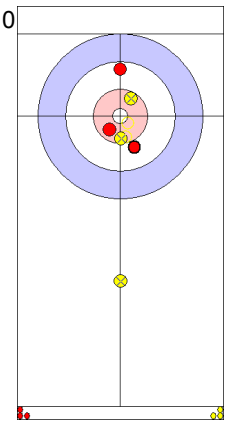

SWE: JOHANSSON C
Wick / Soft Peeling Out 2

11

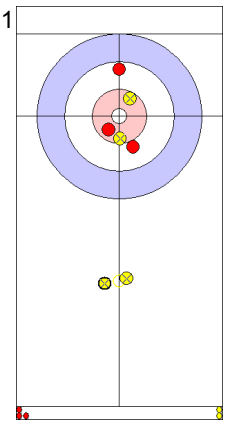

NZL: JONES M
Draw In 1

12

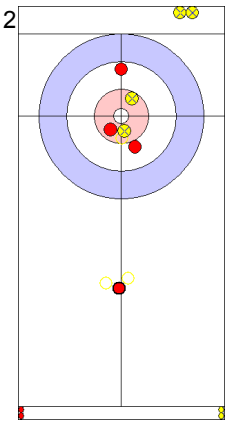

SWE: JOHANSSON C
Double Takeout Out 4

13

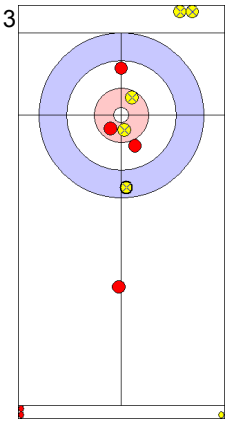

NZL: JONES M
Draw In 2

14

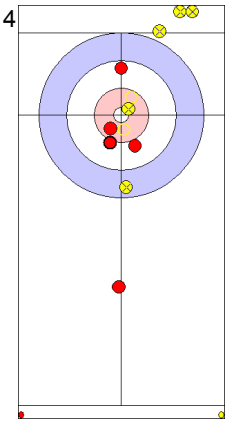

SWE: JOHANSSON C
Double Takeout In 2

15

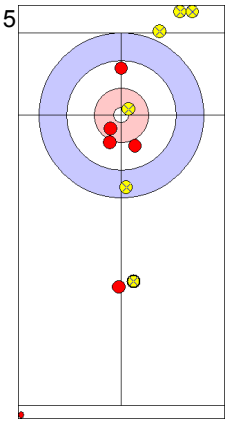

NZL: MUSTAPIC D
Guard Out 4

16

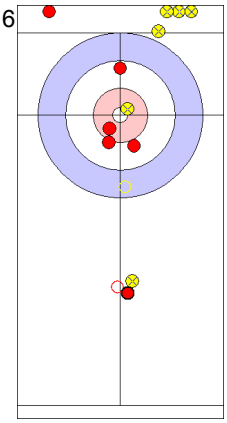

SWE: NOREEN P
Promotion Takeout In 0

Game - Shot by Shot

SWE - Sweden	0 + 2	NZL - New Zealand	1 + 0	End 2

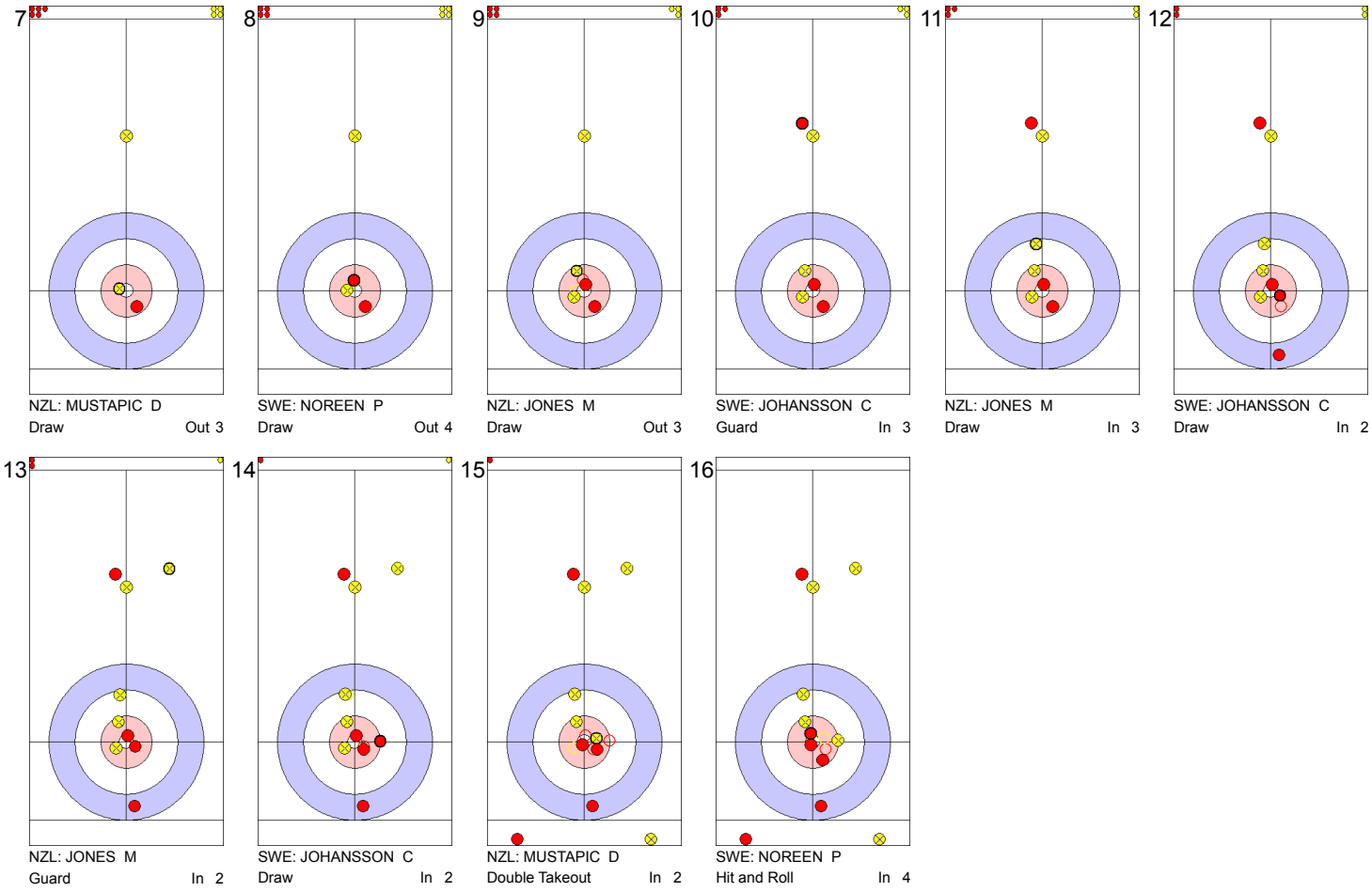

7
NZL: MUSTAPIC D
Draw Out 3

8
SWE: NOREEN P
Draw Out 4

9
NZL: JONES M
Draw Out 3

10
SWE: JOHANSSON C
Guard In 3

11
NZL: JONES M
Draw In 3

12
SWE: JOHANSSON C
Draw In 2

13
NZL: JONES M
Guard In 2

14
SWE: JOHANSSON C
Draw In 2

15
NZL: MUSTAPIC D
Double Takeout In 2

16
SWE: NOREEN P
Hit and Roll In 4

Game - Shot by Shot

SWE - Sweden	2 + 3	NZL - New Zealand	1 + 0	End 3

7

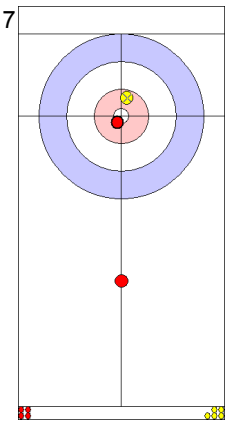

SWE: NOREEN P
Draw In 4

8

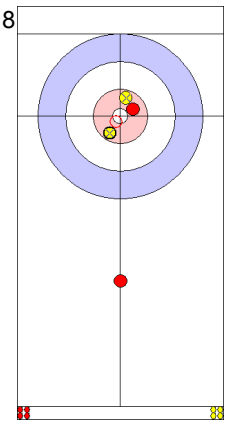

NZL: MUSTAPIC D
Draw In 3

9

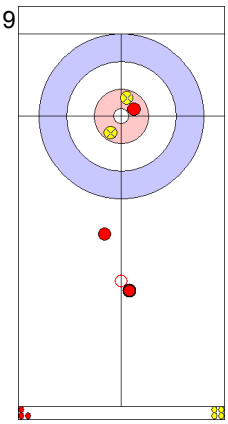

SWE: JOHANSSON C
Draw Out 0

10

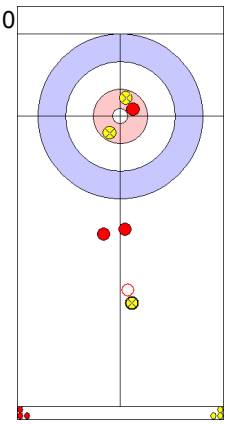

NZL: JONES M
Draw Out 0

11

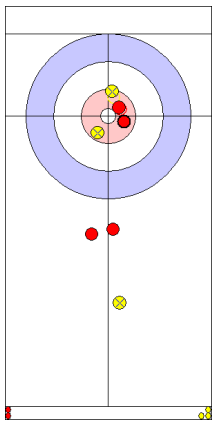

SWE: JOHANSSON C
Draw Out 3

12

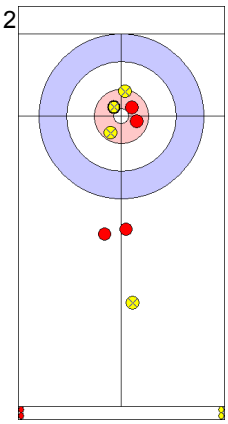

NZL: JONES M
Draw Out 2

13

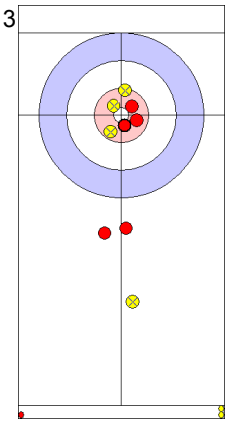

SWE: JOHANSSON C
Draw Out 4

14

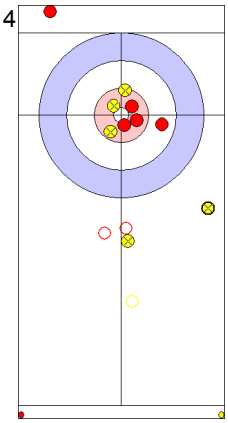

NZL: JONES M
Promotion Takeout Out 2

15

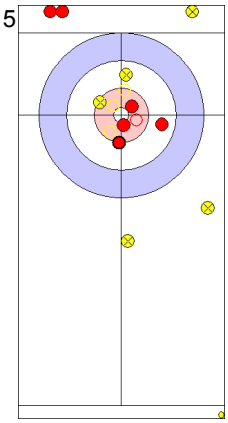

SWE: NOREEN P
Double Takeout In 2

16

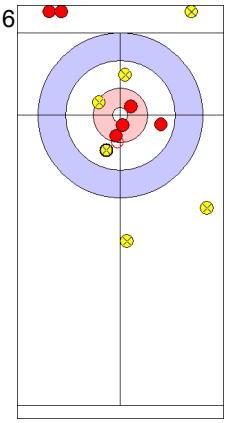

NZL: MUSTAPIC D
Wick / Soft Peeling In 0

Game - Shot by Shot

SWE - Sweden	5 + 0	NZL - New Zealand	1 + 1	End 4

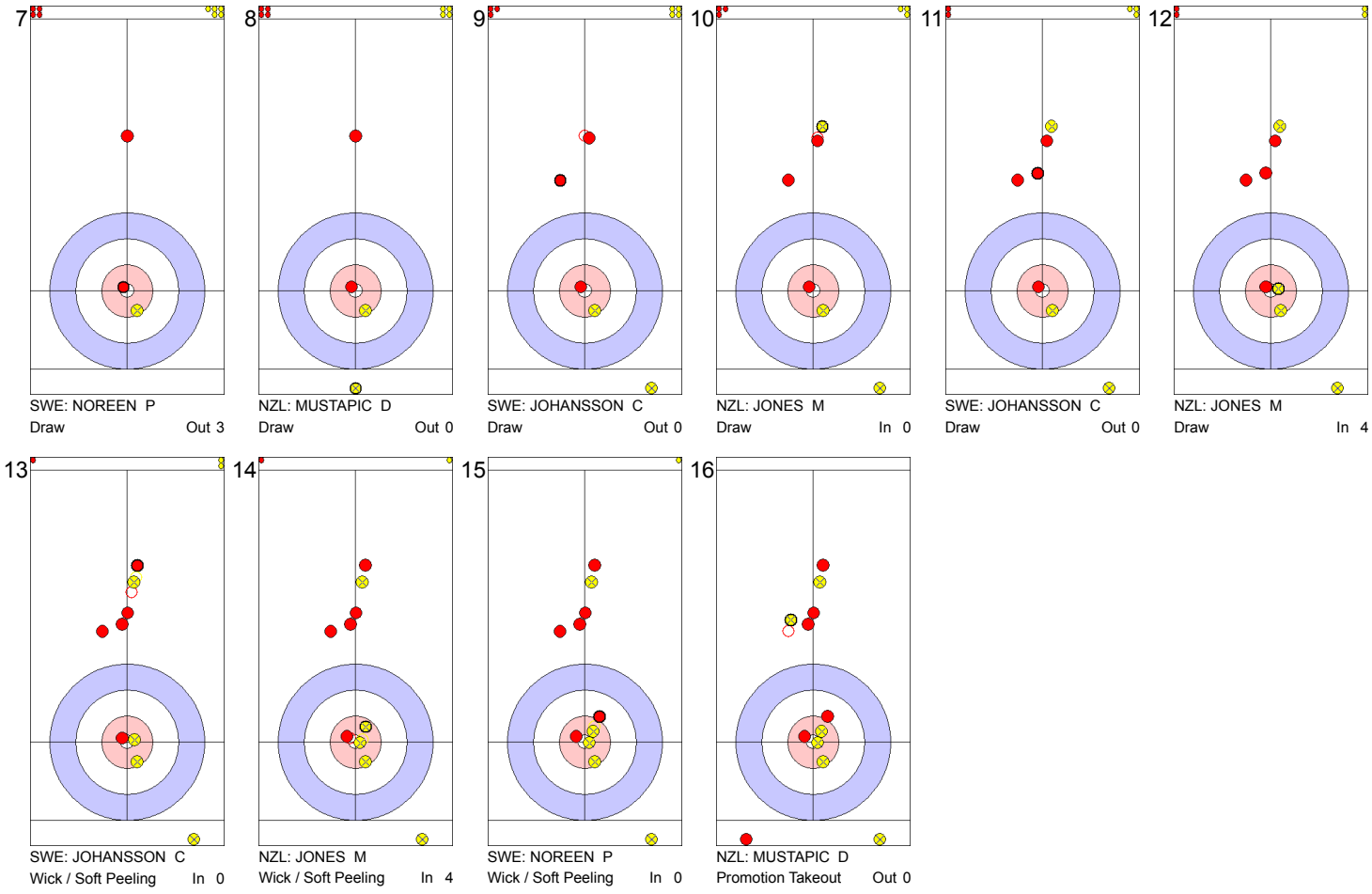

Game - Shot by Shot

SWE - Sweden	5 + 1	NZL - New Zealand	2 + 0	End 5

7

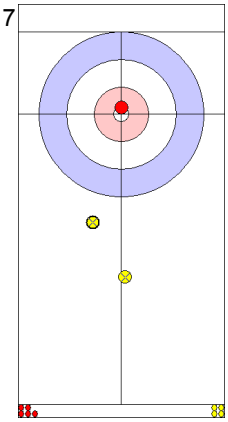

NZL: MUSTAPIC D
Draw In 0

8

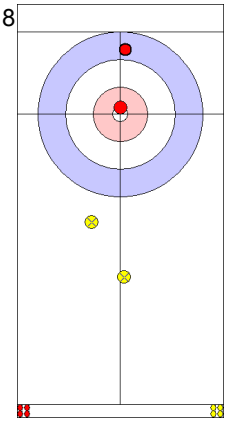

SWE: NOREEN P
Draw Out 2

9

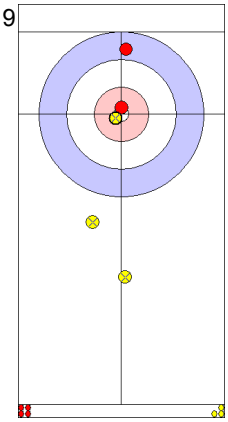

NZL: JONES M
Draw Out 4

10

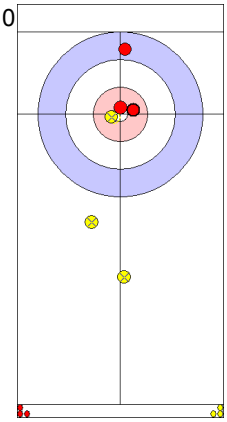

SWE: JOHANSSON C
Draw Out 2

11

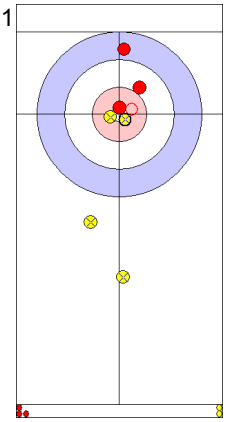

NZL: JONES M
Draw Out 4

12

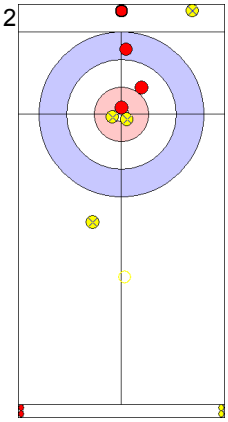

SWE: JOHANSSON C
Takeout In 2

13

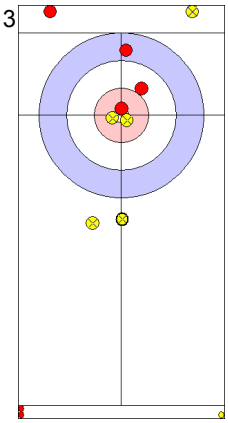

NZL: JONES M
Guard Out 4

14

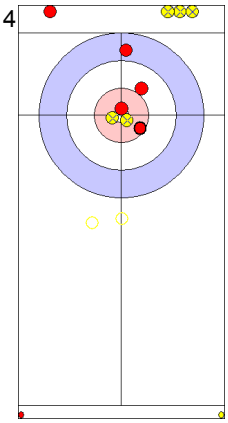

SWE: JOHANSSON C
Clearing In 4

15

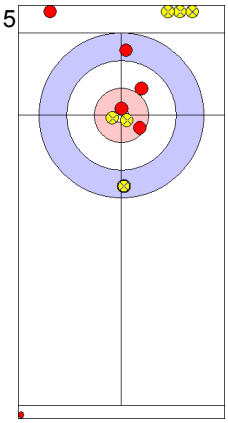

NZL: MUSTAPIC D
Guard Out 3

16

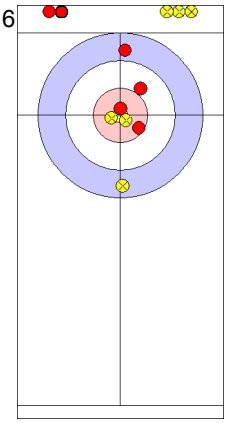

SWE: NOREEN P
through In X

Game - Shot by Shot

SWE - Sweden	6 + 0	NZL - New Zealand	2 + 2	End 6

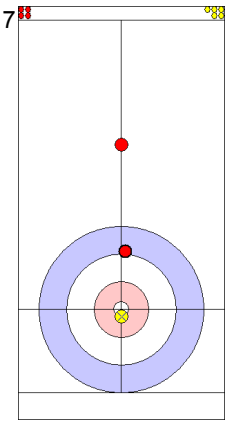

7
SWE: NOREEN P
Draw Out 3

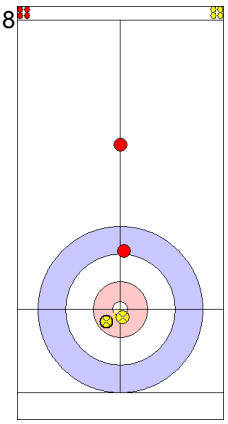

8
NZL: MUSTAPIC D
Draw Out 2

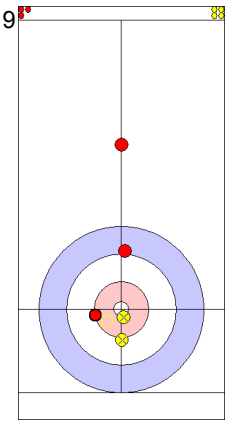

9
SWE: JOHANSSON C
Draw Out 2

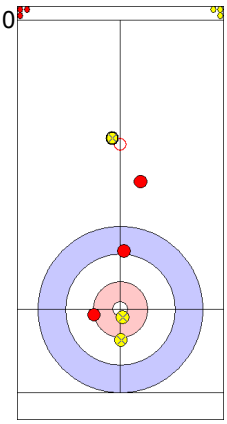

10
NZL: JONES M
Draw Out 0

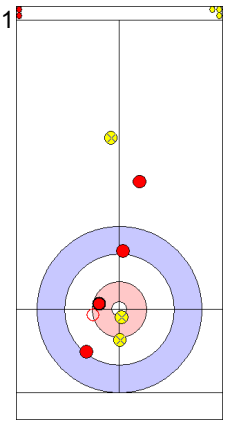

11
SWE: JOHANSSON C
Draw Out 3

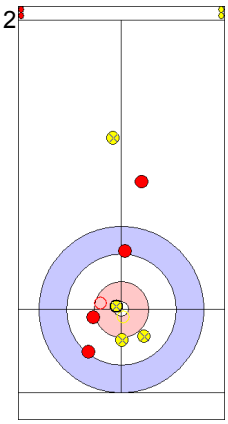

12
NZL: JONES M
Hit and Roll Out 4

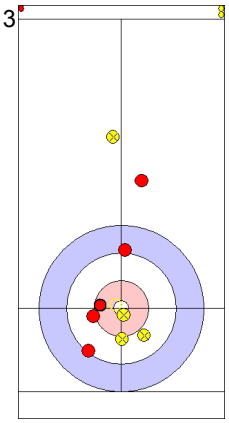

13
SWE: JOHANSSON C
Wick / Soft Peeling Out 0

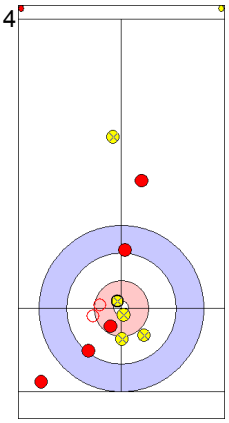

14
NZL: JONES M
Draw Out 4

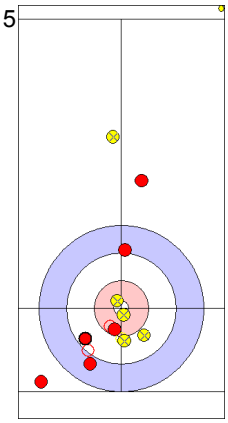

15
SWE: NOREEN P
Draw Out 2

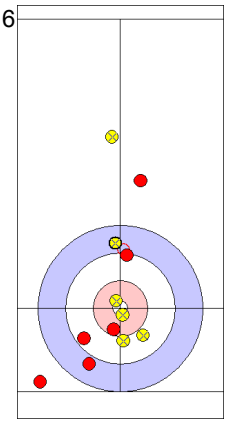

16
NZL: MUSTAPIC D
Draw Out 0

Game - Shot by Shot

SWE - Sweden	6 + 0	NZL - New Zealand	4 + 1	End 7

7

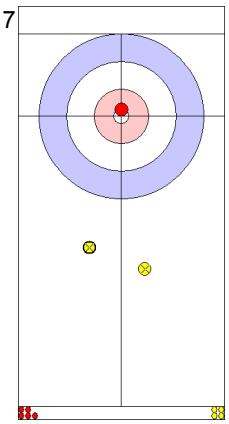

NZL: MUSTAPIC D
Draw In 0

8

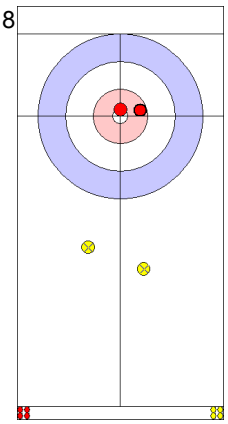

SWE: NOREEN P
Draw In 4

9

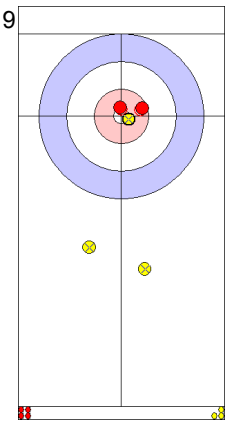

NZL: JONES M
Draw In 4

10

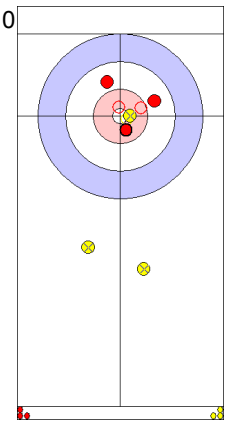

SWE: JOHANSSON C
Draw In 3

11

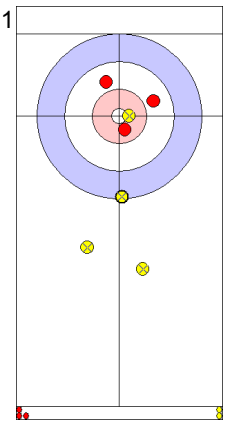

NZL: JONES M
Guard In 3

12

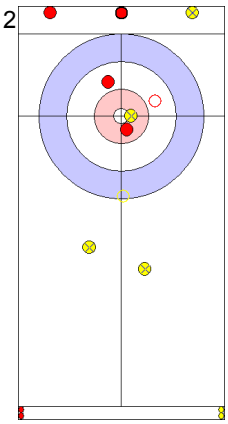

SWE: JOHANSSON C
Clearing In 2

13

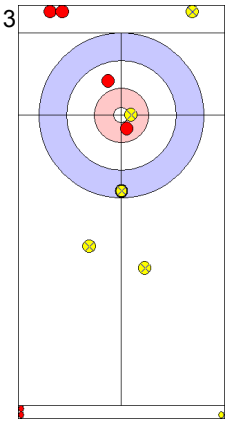

NZL: JONES M
Guard In 3

14

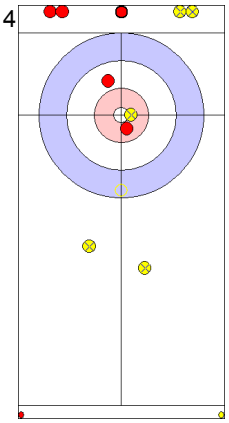

SWE: JOHANSSON C
Clearing In 4

15

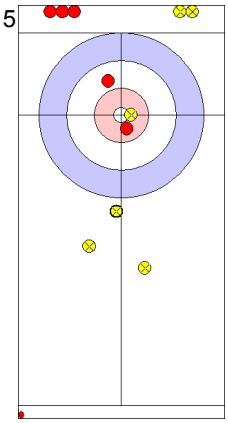

NZL: MUSTAPIC D
Guard In 4

16

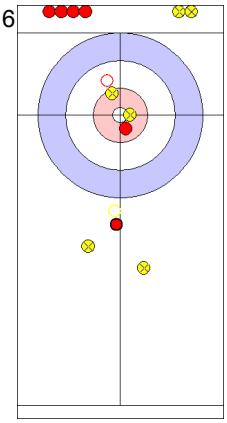

SWE: NOREEN P
Promotion Takeout In 0

Game - Shot by Shot

SWE - Sweden	6 + 0	NZL - New Zealand	5 + 1	End 8

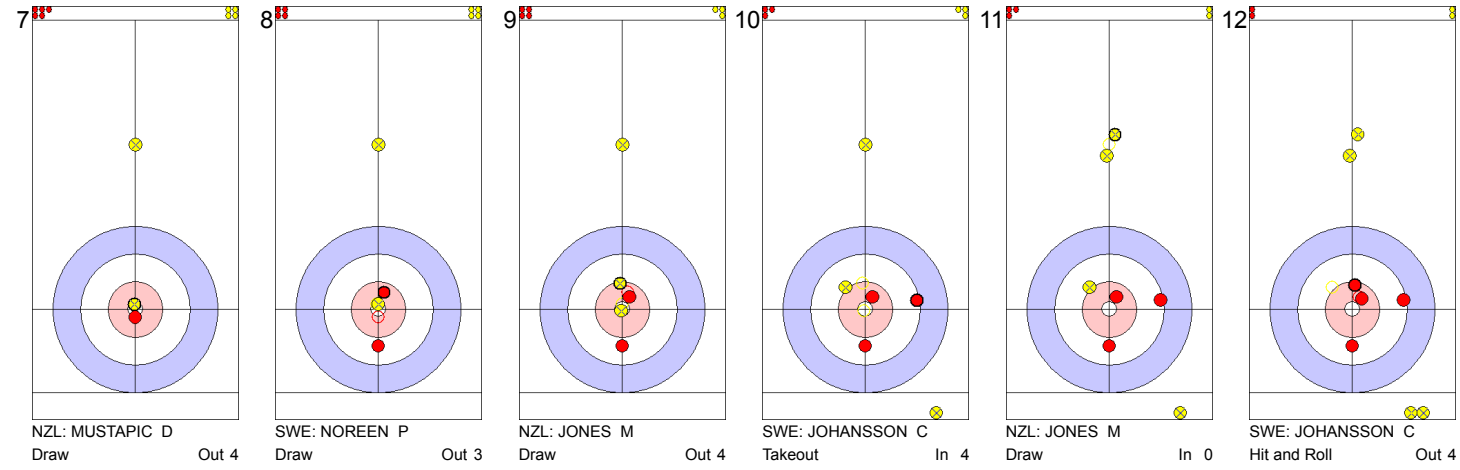

7
NZL: MUSTAPIC D
Draw Out 4

8
SWE: NOREEN P
Draw Out 3

9
NZL: JONES M
Draw Out 4

10
SWE: JOHANSSON C
Takeout In 4

11
NZL: JONES M
Draw In 0

12
SWE: JOHANSSON C
Hit and Roll Out 4

13
NZL: JONES M
Draw Out 3

14
SWE: JOHANSSON C
Guard Out 4
Time-out

15
NZL: MUSTAPIC D
Raise Out 4

16
SWE: NOREEN P
Draw In 0

Game - Shot by Shot

SWE - Sweden	6 + 1	NZL - New Zealand	6 + 0	End 9

7

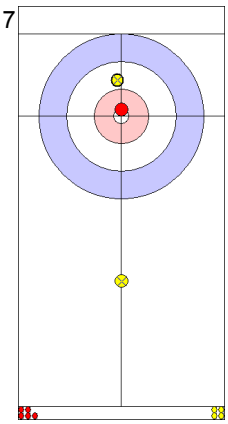

NZL: MUSTAPIC D
Draw In 2

8

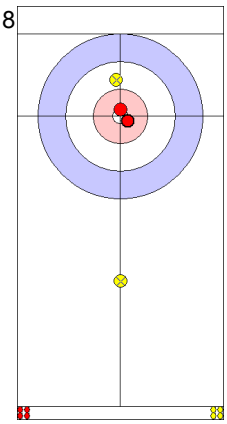

SWE: NOREEN P
Draw In 3

9

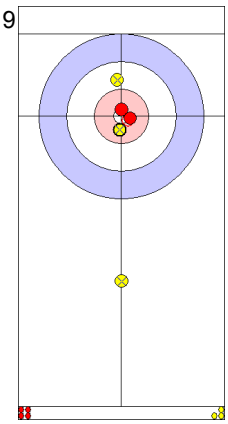

NZL: JONES M
Draw In 4

10

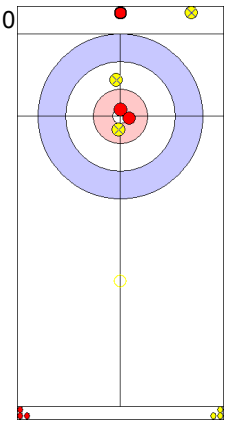

SWE: JOHANSSON C
Clearing In 4

11

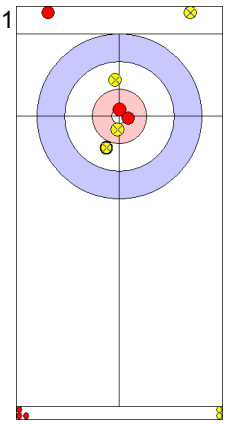

NZL: JONES M
Guard In 2

12

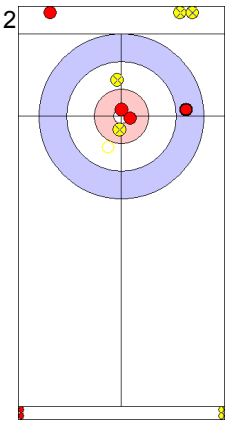

SWE: JOHANSSON C
Double Takeout Out 2

13

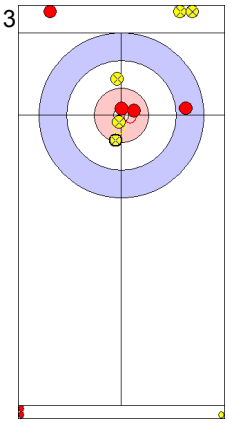

NZL: JONES M
Raise In 4

14

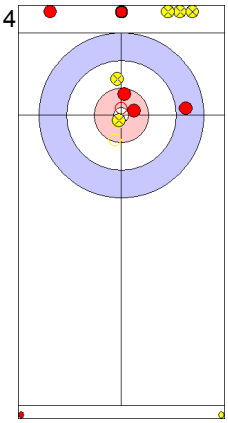

SWE: JOHANSSON C
Double Takeout Out 2

15

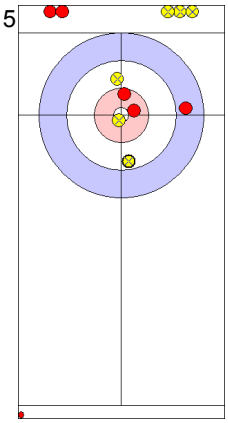

NZL: MUSTAPIC D
Guard In 2

16

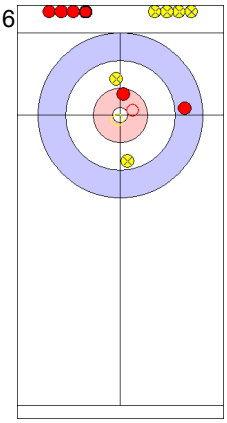

SWE: NOREEN P
Takeout In 4

Game Results

Sheet	Game	Team	LSFE	1	2	3	4	5	6	7	8	Extra Ends						Total
D	9	SLO - Slovenia		0	0	1	0	0	0	0	X							1
	9	ITA - Italy	*	2	2	0	1	1	2	2	X							10

SLO - Slovenia		Game	All
F	JURINCIC Valentina	34 %	49 %
M	CULIC Jure	39 %	60 %
	Team Total	36 %	55 %

Last Stone Draw: 165.3cm
92.4cm ↻ JURINCIC V
72.9cm ↺ CULIC J

Time remaining: 5 minutes 22 seconds

ITA - Italy		Game	All
F	SALVAI Lucrezia	88 %	59 %
M	GONIN Simone	86 %	72 %
	Team Total	86 %	67 %

Last Stone Draw: 9.6cm
0.0cm ↻ SALVAI L
9.6cm ↺ GONIN S

Time remaining: 7 minutes 15 seconds

Detailed Game Statistics:

SLO - Slovenia		Draws		Takeouts		Total	
F	JURINCIC Valentina	13	37 %	6	29 %	19	34 %
M	CULIC Jure	10	30 %	6	54 %	16	39 %
	Team Total	23	34 %	12	42 %	35	36 %

ITA - Italy		Draws		Takeouts		Total	
F	SALVAI Lucrezia	14	88 %	0	- %	14	88 %
M	GONIN Simone	18	83 %	3	100 %	21	86 %
	Team Total	32	85 %	3	100 %	35	86 %

LEGEND
F Female
X Unplayed/unfinished end due to concession
LSFE (*) Last stone first end
M Male

Game - Shot by Shot

SLO - Slovenia	0 + 0	ITA - Italy	0 + 2	End 1

7

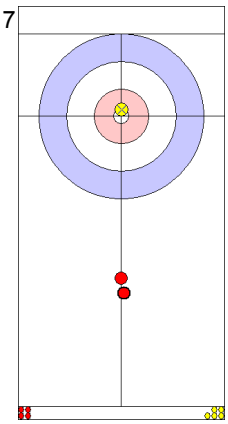

SLO: JURINCIC V
Draw In 0

8

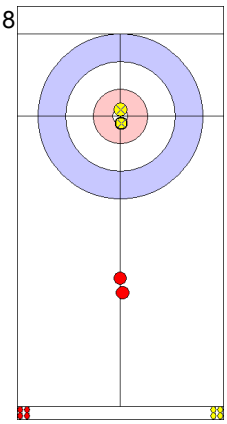

ITA: SALVAI L
Draw Out 4

9

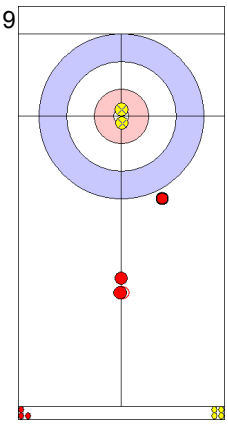

SLO: CULIC J
Draw Out 0

10

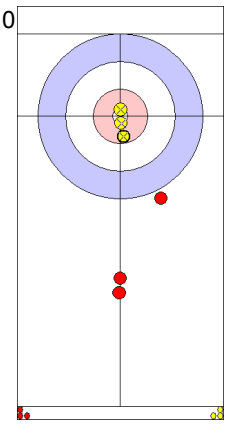

ITA: GONIN S
Draw Out 4

11

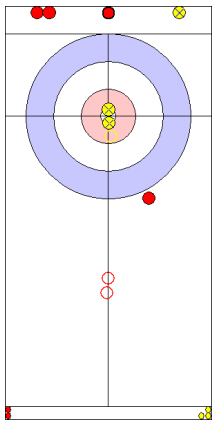

SLO: CULIC J
Double Takeout Out 4

12

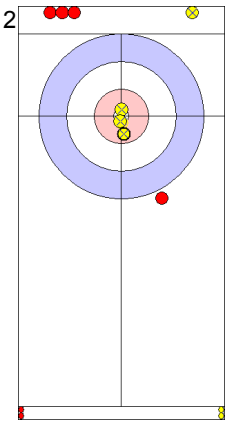

ITA: GONIN S
Freeze Out 4

13

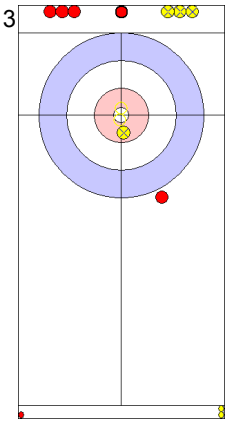

SLO: CULIC J
Double Takeout Out 4

14

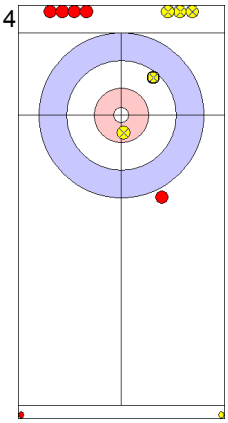

ITA: GONIN S
Draw In 4

15

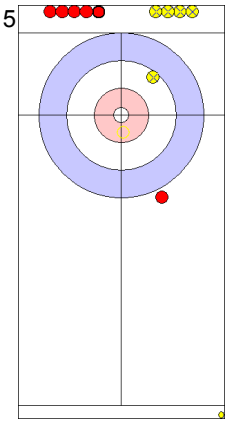

SLO: JURINCIC V
Takeout In 2

16

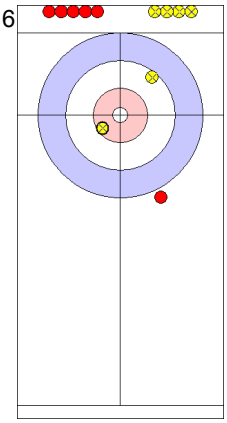

ITA: SALVAI L
Draw Out 4

Game - Shot by Shot

SLO - Slovenia	0 + 0	ITA - Italy	2 + 2	End 2

7

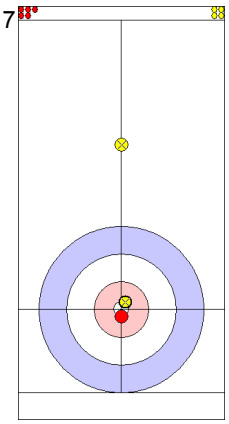

ITA: SALVAI L
Draw Out 4

8

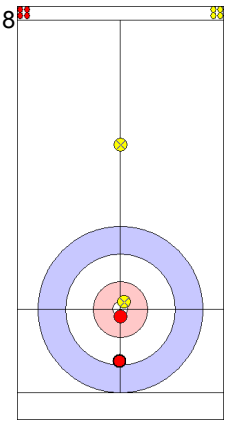

SLO: JURINCIC V
Draw Out 2

9

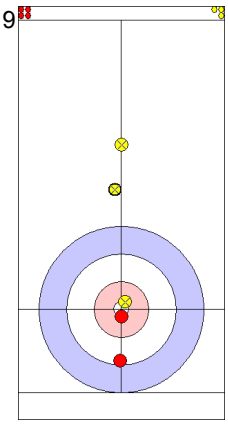

ITA: GONIN S
Draw Out 0

10

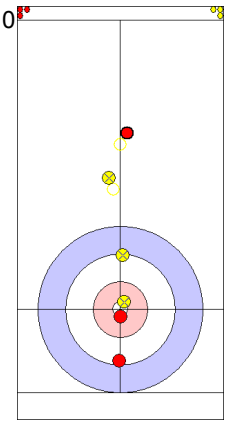

SLO: CULIC J
Draw In 0

11

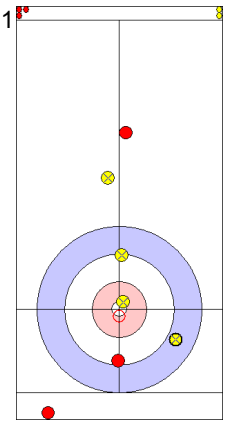

ITA: GONIN S
Raise In 4

12

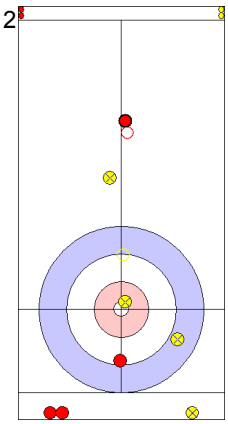

SLO: CULIC J
Promotion Takeout Out 3

13

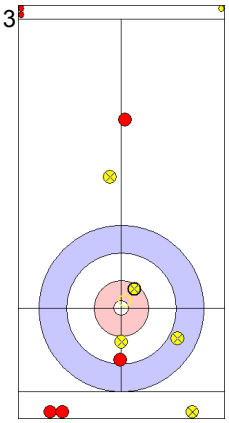

ITA: GONIN S
Draw In 4

14

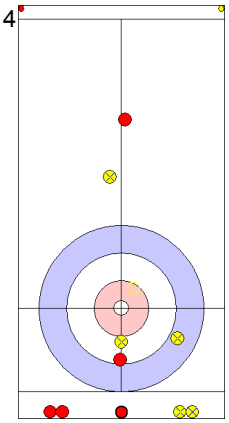

SLO: CULIC J
Hit and Roll In 2

15

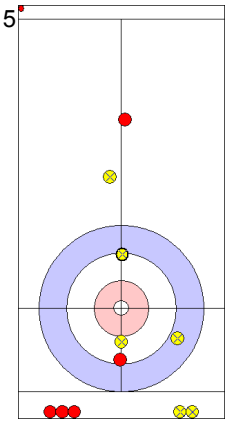

ITA: SALVAI L
Draw In 4

16

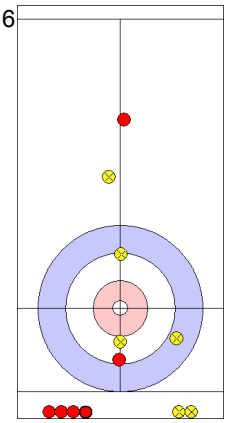

SLO: JURINCIC V
Draw In 0

Game - Shot by Shot

SLO - Slovenia	0 + 1	ITA - Italy	4 + 0	End 3

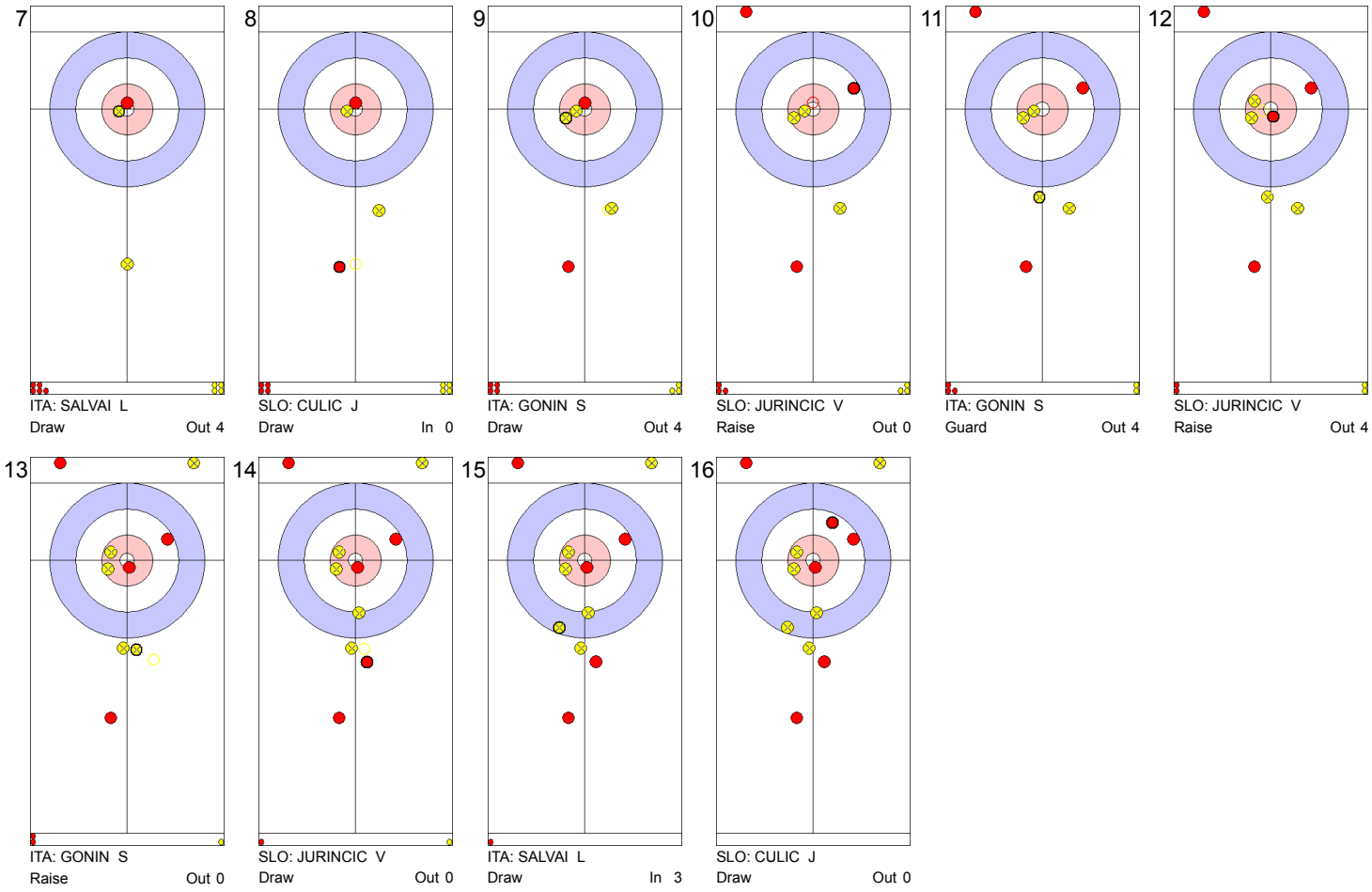

Game - Shot by Shot

SLO - Slovenia	1 + 0	ITA - Italy	4 + 1	End 4

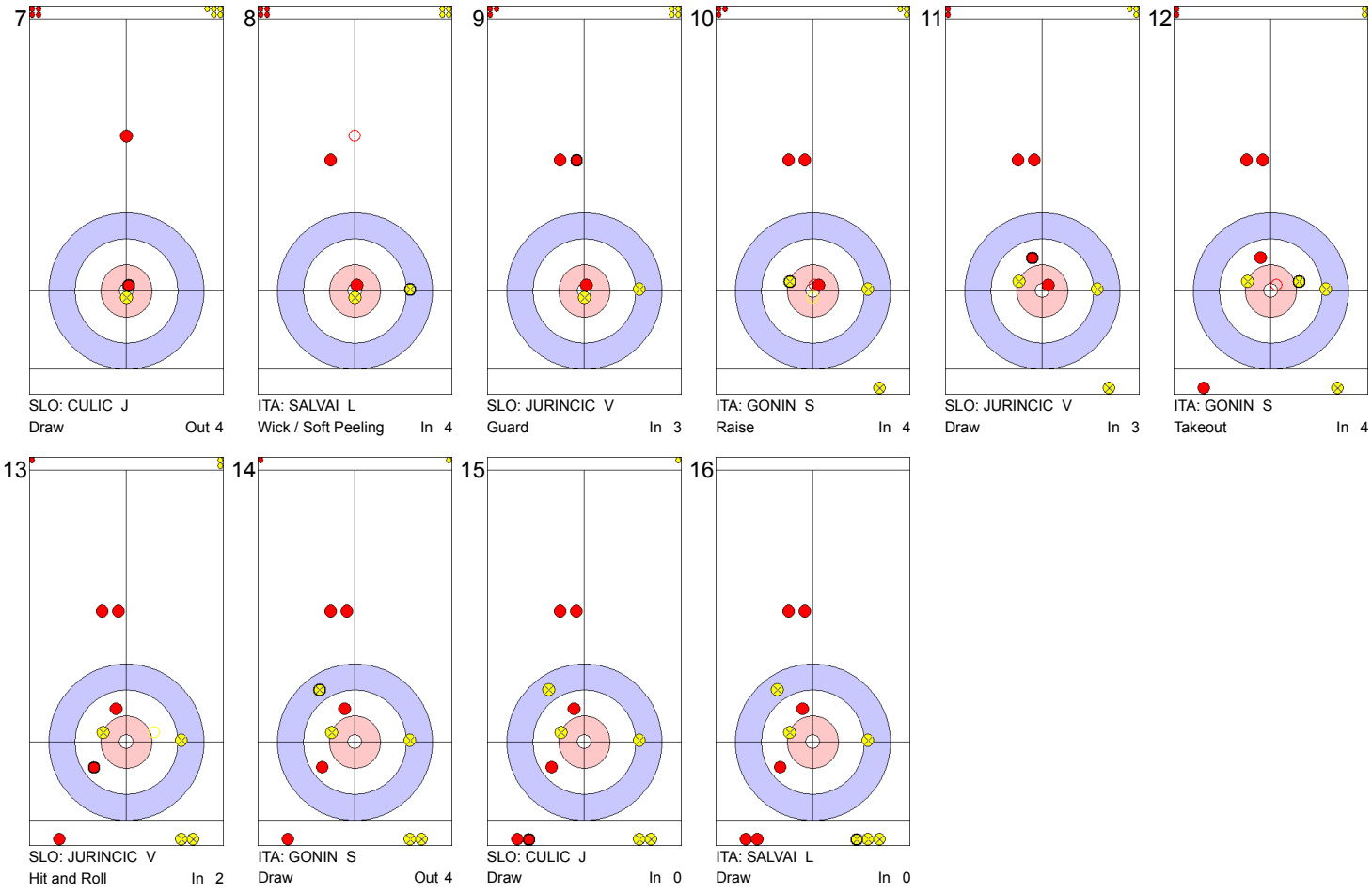

7
SLO: CULIC J
Draw Out 4

8
ITA: SALVAI L
Wick / Soft Peeling In 4

9
SLO: JURINCIC V
Guard In 3

10
ITA: GONIN S
Raise In 4

11
SLO: JURINCIC V
Draw In 3

12
ITA: GONIN S
Takeout In 4

13
SLO: JURINCIC V
Hit and Roll In 2

14
ITA: GONIN S
Draw Out 4

15
SLO: CULIC J
Draw In 0

16
ITA: SALVAI L
Draw In 0

Game - Shot by Shot

SLO - Slovenia	1 + 0	ITA - Italy	5 + 1	End 5

7

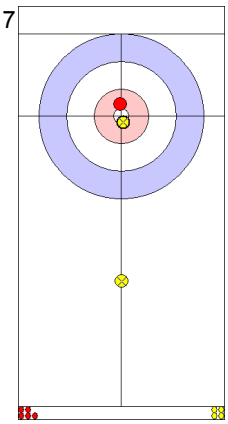

ITA: SALVAI L
Draw Out 4

8

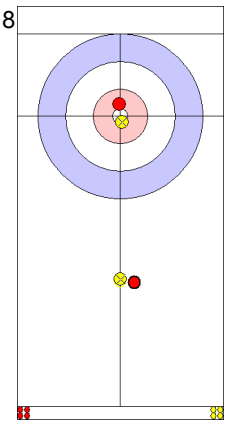

SLO: CULIC J
Draw In 0

9

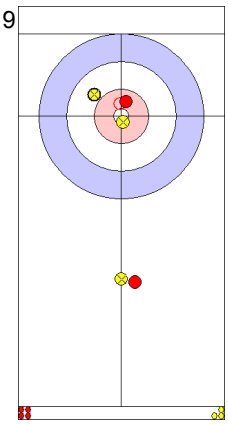

ITA: GONIN S
Draw In 2

10

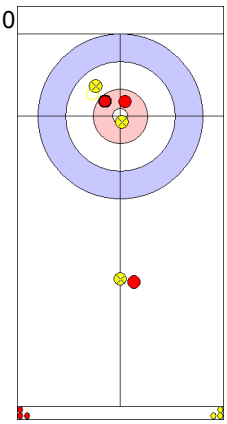

SLO: JURINCIC V
Draw In 3

11

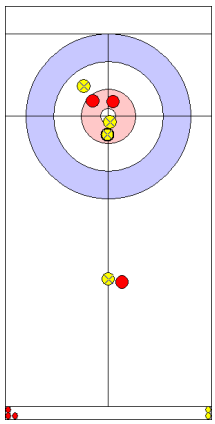

ITA: GONIN S
Draw In 4

12

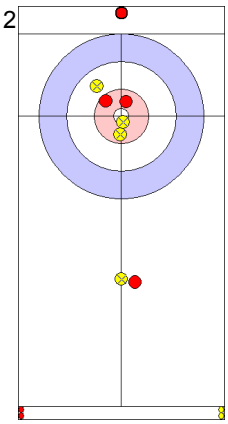

SLO: JURINCIC V
Takeout Out 0

13

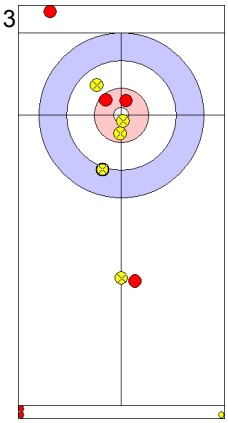

ITA: GONIN S
Draw In 4

14

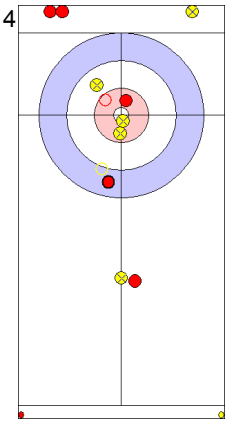

SLO: JURINCIC V
Promotion Takeout In 0

15

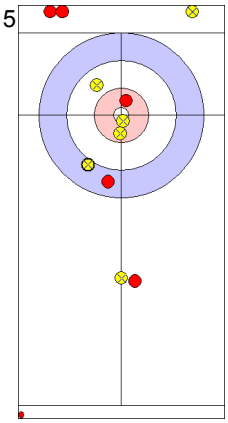

ITA: SALVAI L
Draw In 3

16

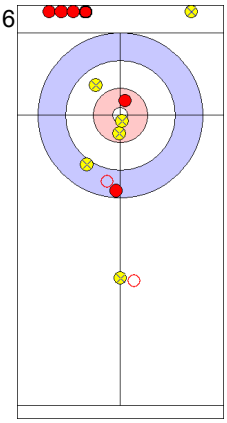

SLO: CULIC J
Promotion Takeout Out 0

Game - Shot by Shot

SLO - Slovenia	1 + 0	ITA - Italy	6 + 2	End 6

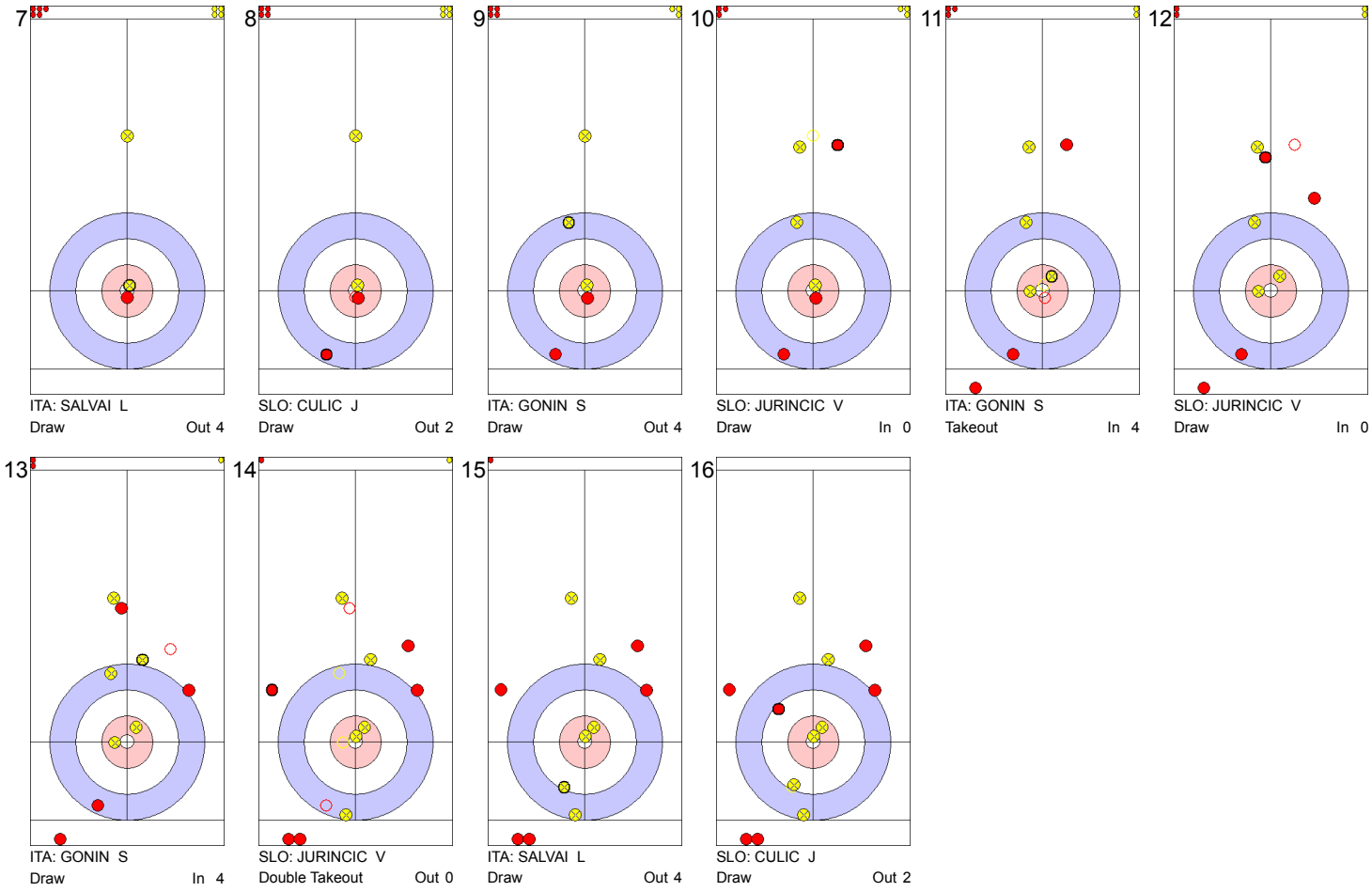

Game - Shot by Shot

SLO - Slovenia	1 + 0	ITA - Italy	8 + 2	End 7

7

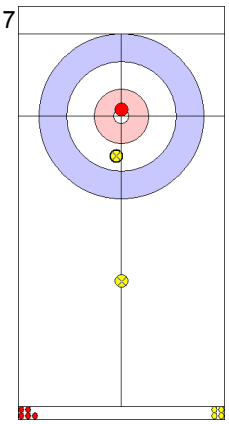

ITA: SALVAI L
Draw Out 3

8

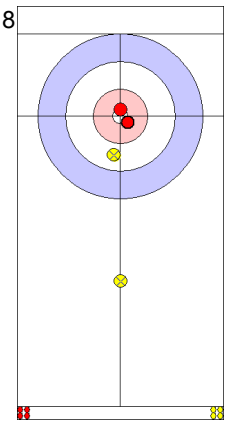

SLO: CULIC J
Draw Out 4

9

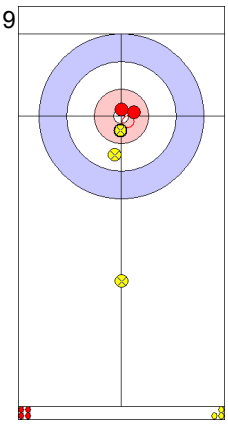

ITA: GONIN S
Draw Out 4

10

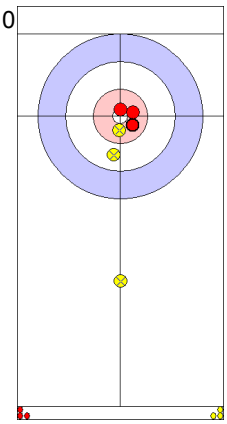

SLO: JURINCIC V
Draw Out 4

11

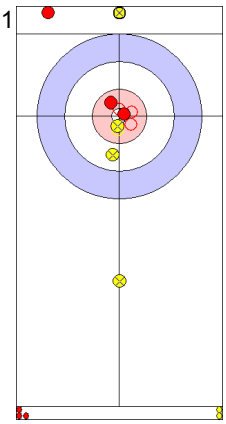

ITA: GONIN S
Takeout Out 4

12

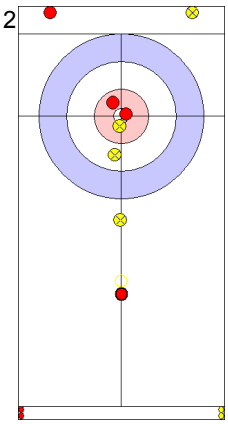

SLO: JURINCIC V
Draw In 0

13

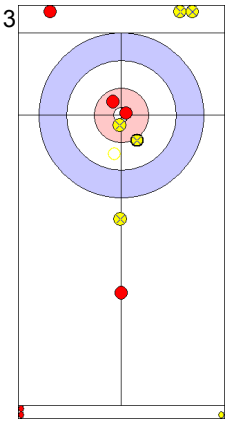

ITA: GONIN S
Raise In 2

14

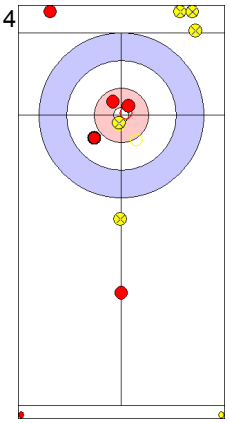

SLO: JURINCIC V
Takeout Out 3

15

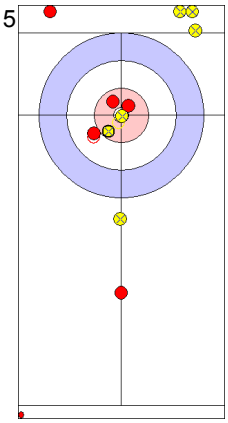

ITA: SALVAI L
Draw In 4

16

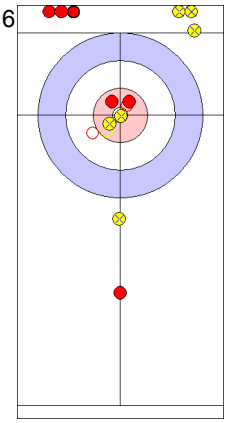

SLO: CULIC J
Takeout In 0

Game Results

Sheet	Game	Team	LSFE	1	2	3	4	5	6	7	8	Extra Ends						Total
E	9	BRA - Brazil		0	0	4	0	0	2	1	X							7
	9	NOR - Norway	*	3	3	0	2	2	0	0	X							10

BRA - Brazil		Game	All
F	LIMA Aline	59 %	51 %
M	MELLO Marcelo	54 %	52 %
	Team Total	56 %	52 %

Last Stone Draw: 238.9cm 185.4cm ↻ LIMA A
53.5cm ↺ MELLO M

Time remaining: 1 minute 20 seconds

NOR - Norway		Game	All
F	SKASLIEN Kristin	52 %	69 %
M	NEDREGOTTEN Magnus	78 %	77 %
	Team Total	67 %	73 %

Last Stone Draw: 104.8cm 82.5cm ↻ NEDREGOTTEN M
22.3cm ↺ SKASLIEN K

Time remaining: 1 minute 13 seconds

Detailed Game Statistics:

BRA - Brazil		Draws		Takeouts		Total	
F	LIMA Aline	14	64 %	2	25 %	16	59 %
M	MELLO Marcelo	18	58 %	6	42 %	24	54 %
	Team Total	32	61 %	8	38 %	40	56 %

NOR - Norway		Draws		Takeouts		Total	
F	SKASLIEN Kristin	12	56 %	4	38 %	16	52 %
M	NEDREGOTTEN Magnus	11	82 %	12	75 %	23	78 %
	Team Total	23	68 %	16	66 %	39	67 %

LEGEND
F Female
X Unplayed/unfinished end due to concession
LSFE (*) Last stone first end
M Male

Game - Shot by Shot

BRA - Brazil	0 + 0	NOR - Norway	0 + 3	End 1

7

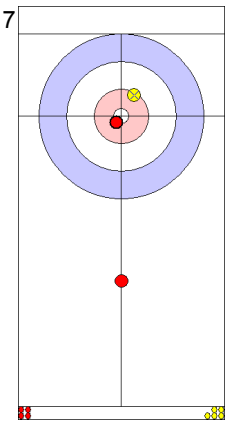

BRA: LIMA A
Draw In 3

8

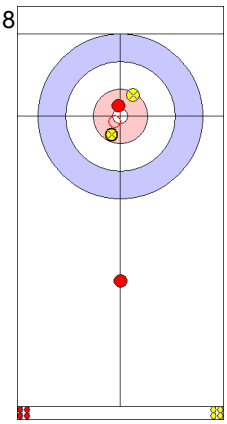

NOR: SKASLIEN K
Draw In 3

9

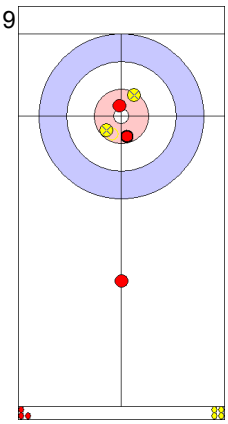

BRA: MELLO M
Draw Out 4

10

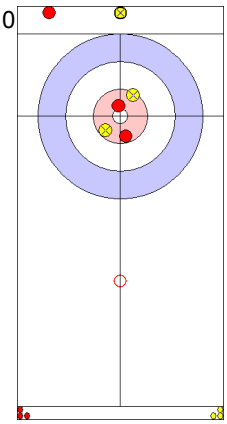

NOR: NEDREGOTTEN M
Clearing In 4

11

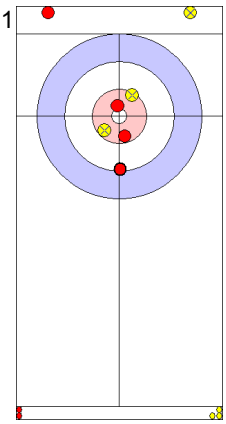

BRA: MELLO M
Guard Out 0

12

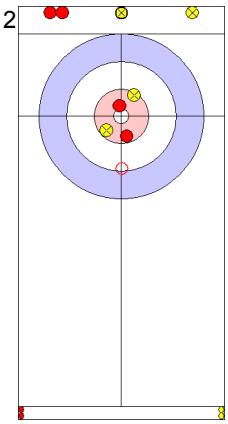

NOR: NEDREGOTTEN M
Double Takeout In 2

13

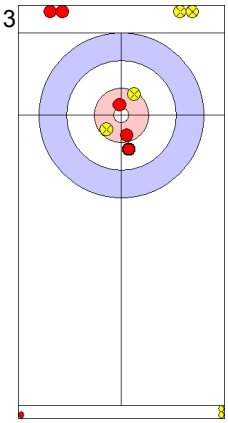

BRA: MELLO M
Guard Out 0

14

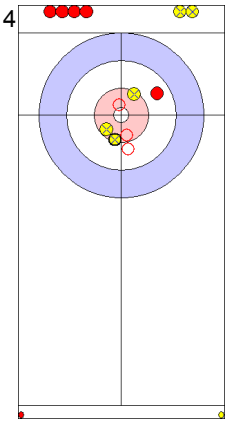

NOR: NEDREGOTTEN M
Double Takeout In 4

15

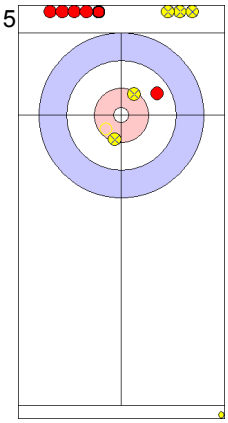

BRA: LIMA A
Takeout Out 2

16

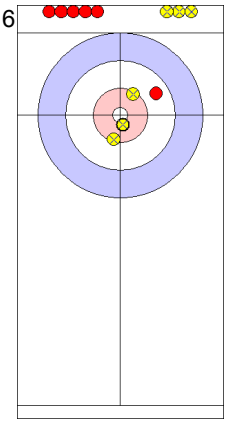

NOR: SKASLIEN K
Draw Out 4

Game - Shot by Shot

BRA - Brazil	0 + 0	NOR - Norway	3 + 3	End 2

7

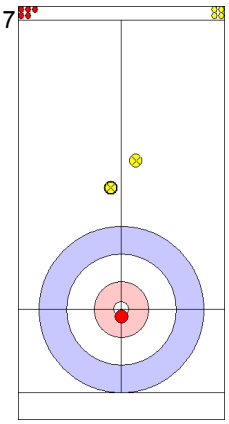

NOR: SKASLIEN K
Draw Out 0

8

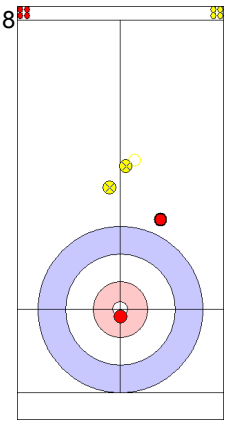

BRA: LIMA A
Draw In 0

9

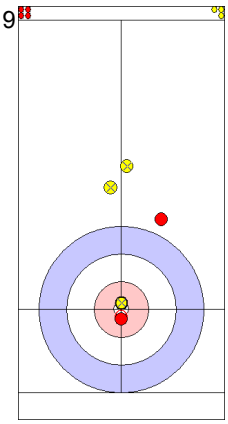

NOR: NEDREGOTTEN M
Draw In 4

10

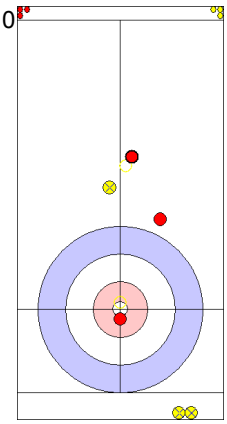

BRA: MELLO M
Double Takeout Out 4

11

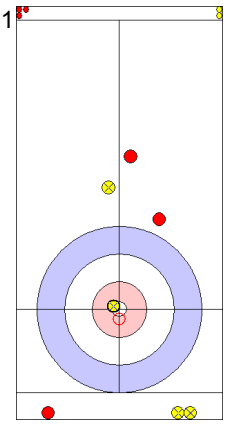

NOR: NEDREGOTTEN M
Takeout Out 4

12

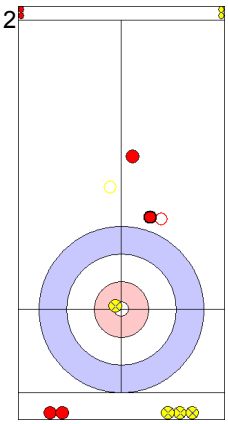

BRA: MELLO M
Takeout Out 0

13

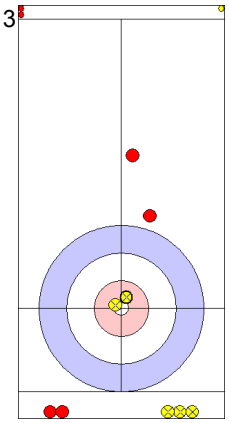

NOR: NEDREGOTTEN M
Draw Out 4

14

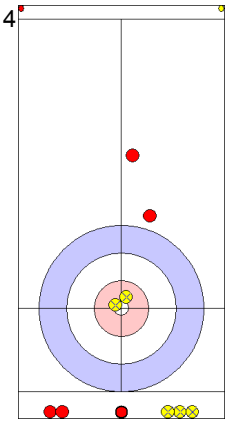

BRA: MELLO M
Draw Out 0

15

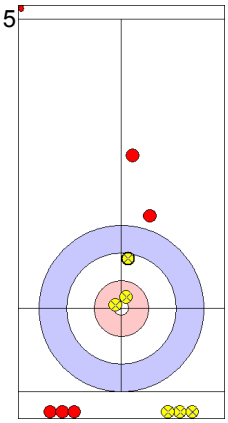

NOR: SKASLIEN K
Draw Out 4

16

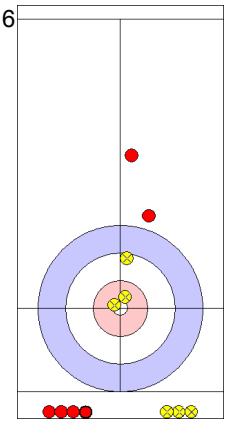

BRA: LIMA A
Raise Out 0

Game - Shot by Shot

BRA - Brazil	0 + 4	NOR - Norway	6 + 0	End 3

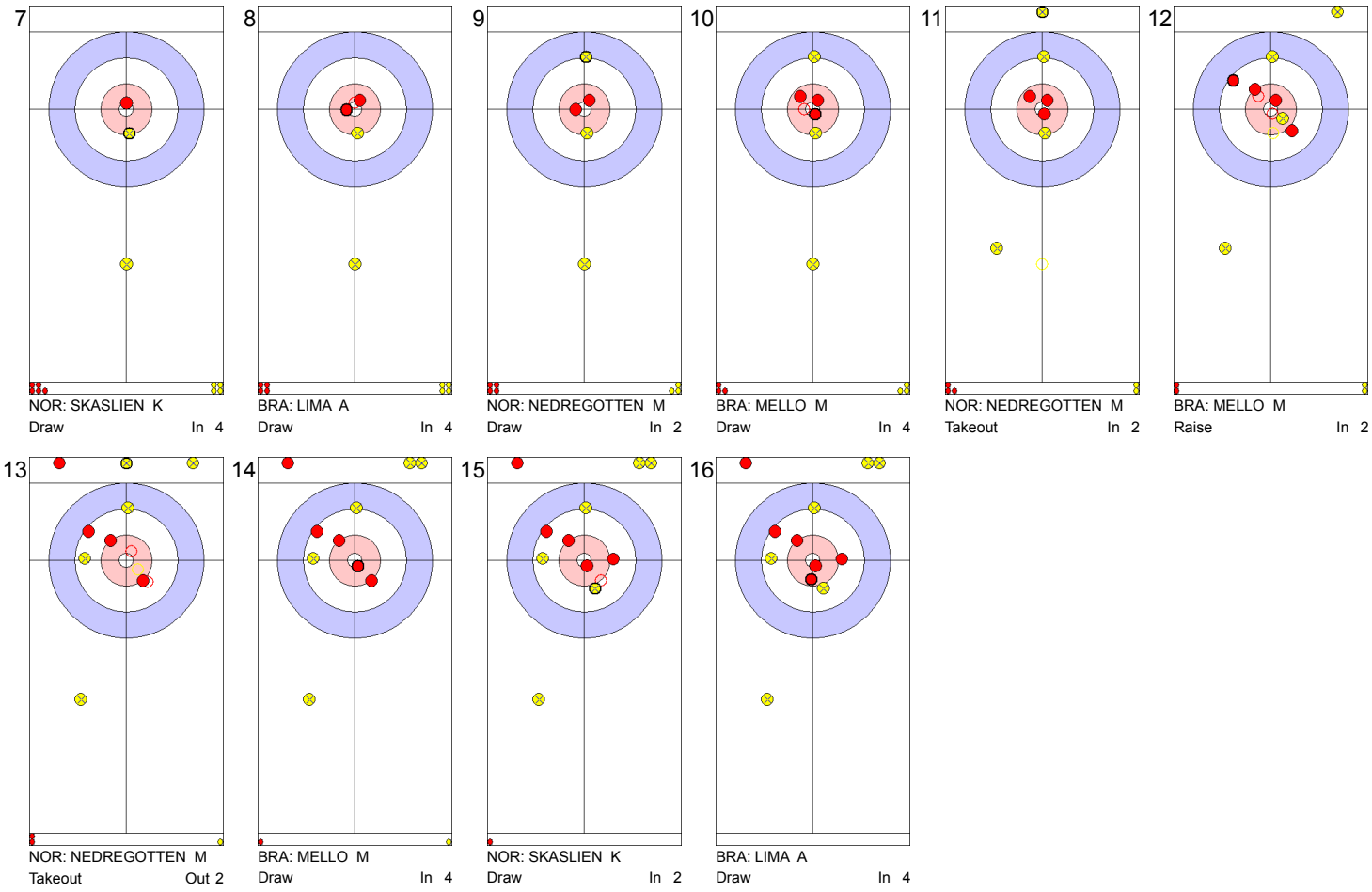

7
NOR: SKASLIEN K
Draw In 4

8
BRA: LIMA A
Draw In 4

9
NOR: NEDREGOTTEN M
Draw In 2

10
BRA: MELLO M
Draw In 4

11
NOR: NEDREGOTTEN M
Takeout In 2

12
BRA: MELLO M
Raise In 2

13
NOR: NEDREGOTTEN M
Takeout Out 2

14
BRA: MELLO M
Draw In 4

15
NOR: SKASLIEN K
Draw In 2

16
BRA: LIMA A
Draw In 4

Game - Shot by Shot

BRA - Brazil	4 + 0	NOR - Norway	6 + 2	End 4

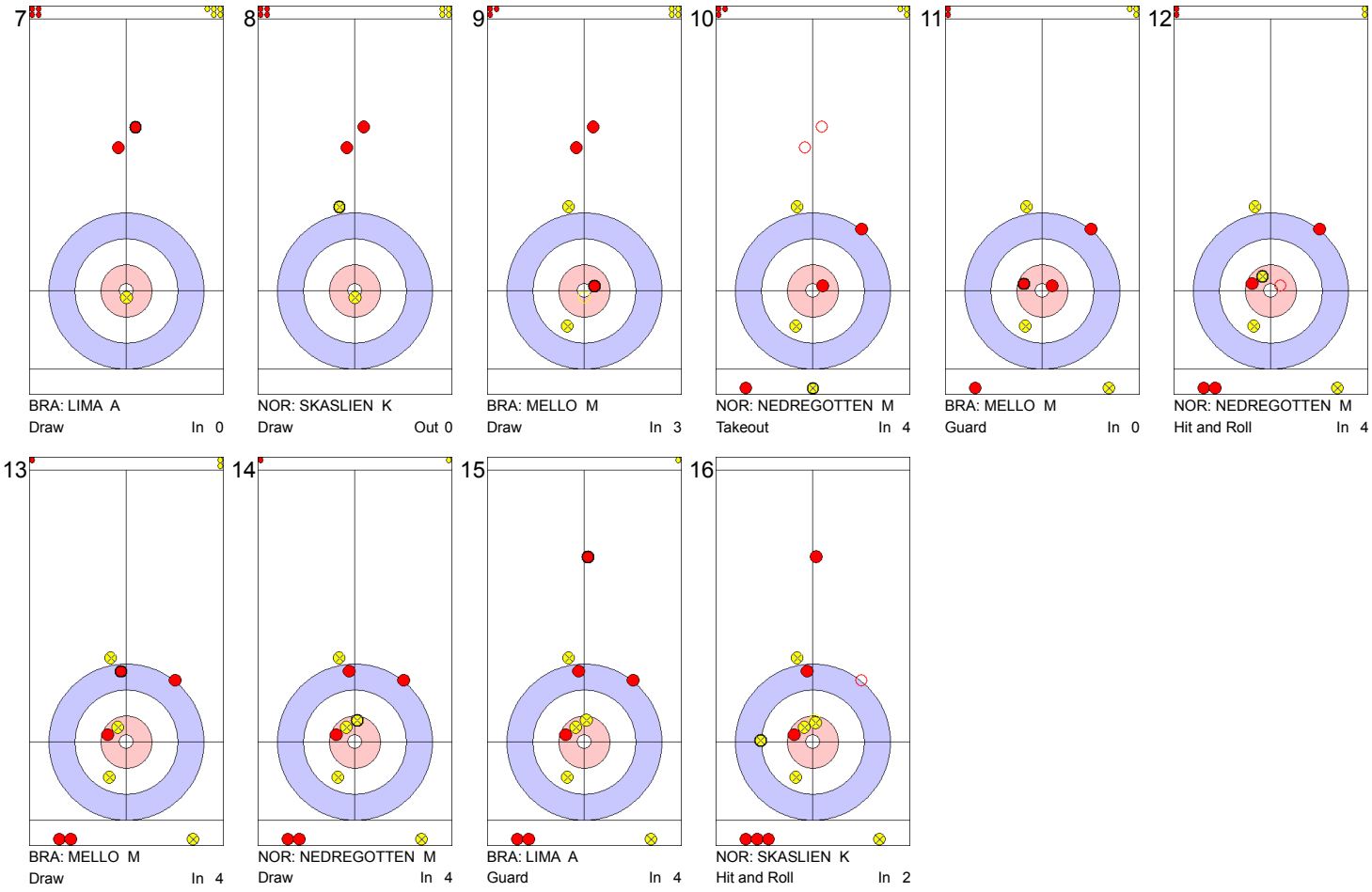

Game - Shot by Shot

BRA - Brazil	4 + 0	NOR - Norway	8 + 2	End 5

7

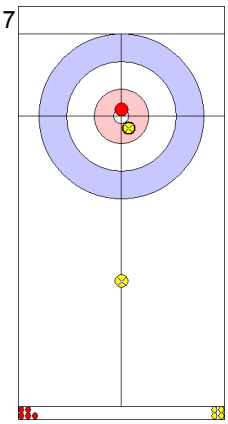

NOR: SKASLIEN K
Draw In 4

8

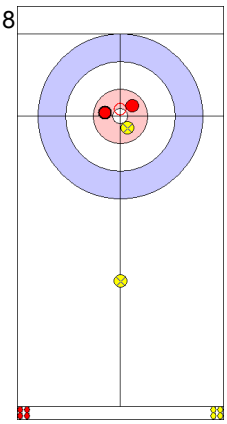

BRA: LIMA A
Draw In 3

9

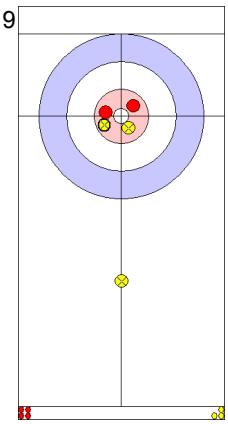

NOR: NEDREGOTTEN M
Draw In 4

10

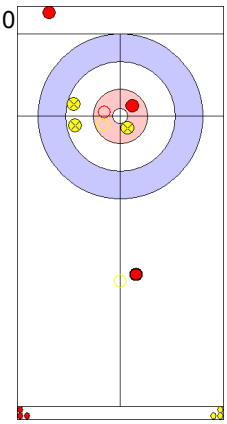

BRA: MELLO M
Promotion Takeout Out 0

11

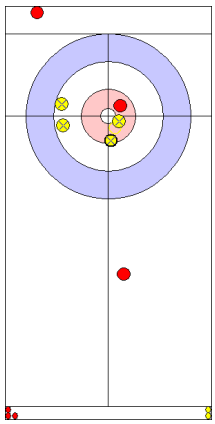

NOR: NEDREGOTTEN M
Raise In 4

12

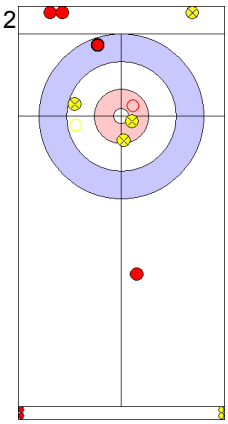

BRA: MELLO M
Takeout Out 2

13

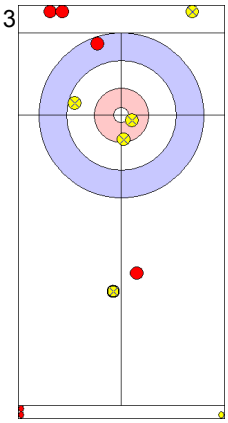

NOR: NEDREGOTTEN M
Guard In 4

14

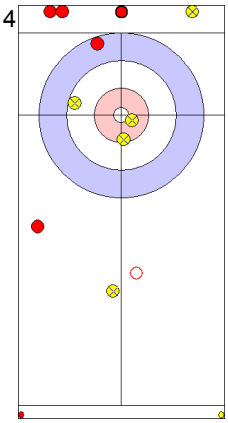

BRA: MELLO M
Promotion Takeout Out 0

15

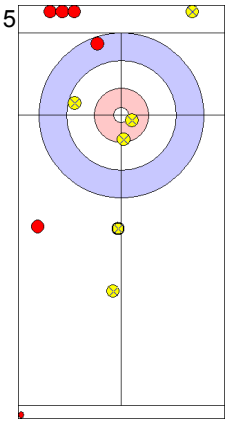

NOR: SKASLIEN K
Draw Out 0

16

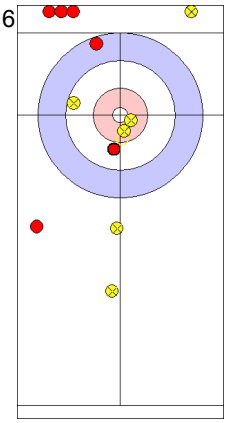

BRA: LIMA A
Draw In 1

Game - Shot by Shot

BRA - Brazil	4 + 2	NOR - Norway	10 + 0	End 6

7

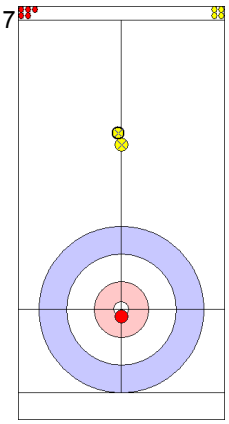

NOR: SKASLIEN K
Draw Out 0

8

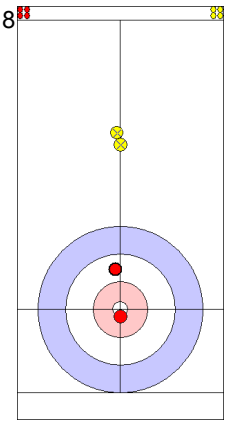

BRA: LIMA A
Draw In 4

9

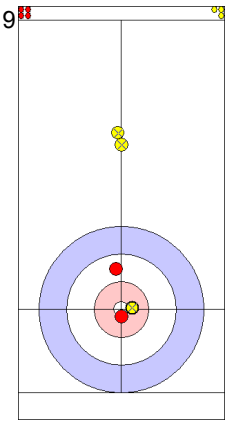

NOR: NEDREGOTTEN M
Draw In 4

10

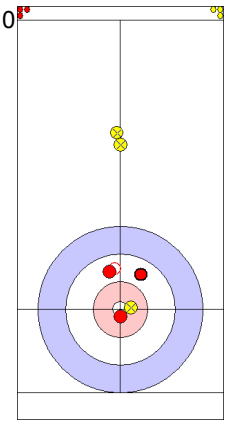

BRA: MELLO M
Draw In 3

11

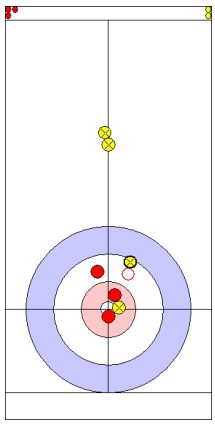

NOR: NEDREGOTTEN M
Raise In 2

12

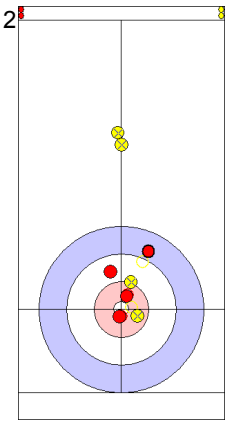

BRA: MELLO M
Raise In 2

13

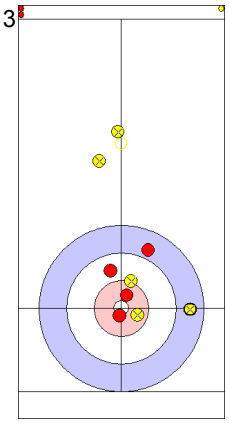

NOR: NEDREGOTTEN M
Raise In 0

14

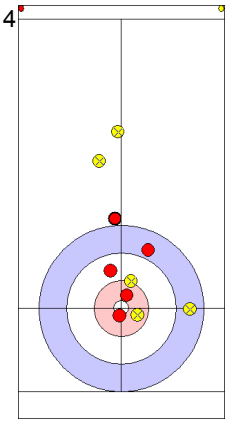

BRA: MELLO M
Draw Out 2

15

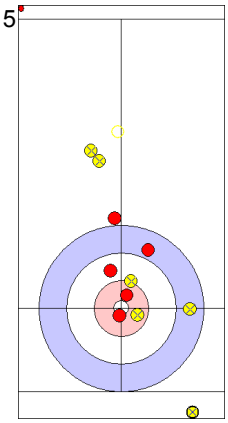

NOR: SKASLIEN K
Takeout In 0

16

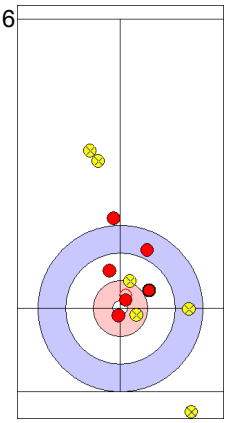

BRA: LIMA A
Raise In 2

Game - Shot by Shot

BRA - Brazil	6 + 1	NOR - Norway	10 + 0	End 7

7

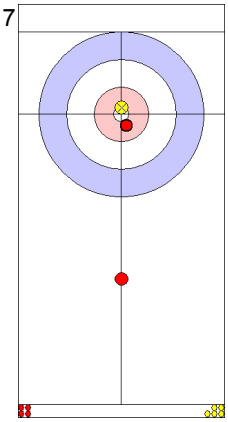

BRA: LIMA A
Draw In 4

8

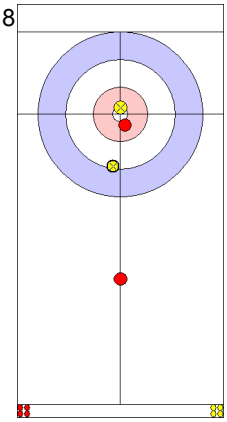

NOR: NEDREGOTTEN M
Draw In 4

9

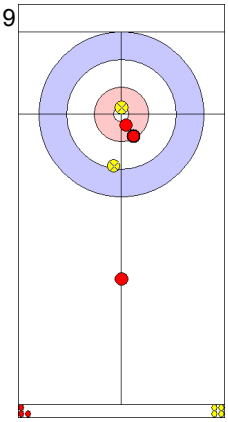

BRA: MELLO M
Draw Out 3

10

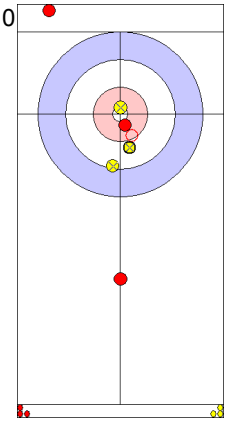

NOR: SKASLIEN K
Raise Out 4

11

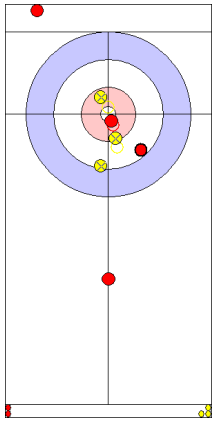

BRA: MELLO M
Draw Out 2

12

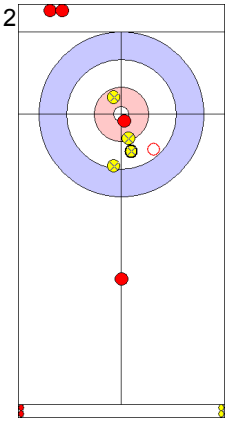

NOR: SKASLIEN K
Hit and Roll Out 4

13

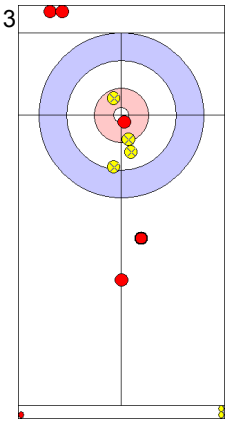

BRA: MELLO M
Guard Out 4

14

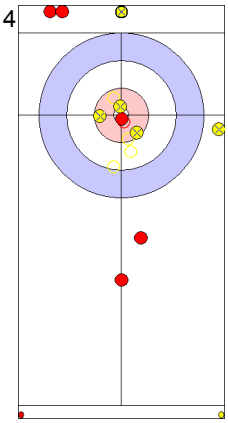

NOR: SKASLIEN K
Takeout In 0

15

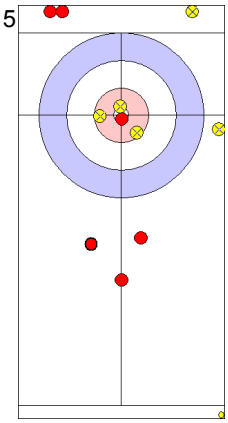

BRA: LIMA A
Guard In 4

16

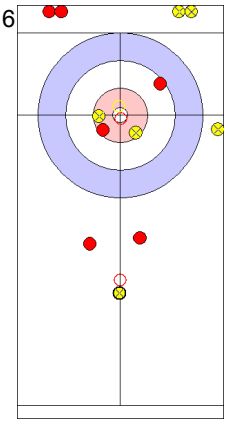

NOR: NEDREGOTTEN M
Takeout Out 0

Game - Shot by Shot

BRA - Brazil	7 + X	NOR - Norway	10 + X	End 8

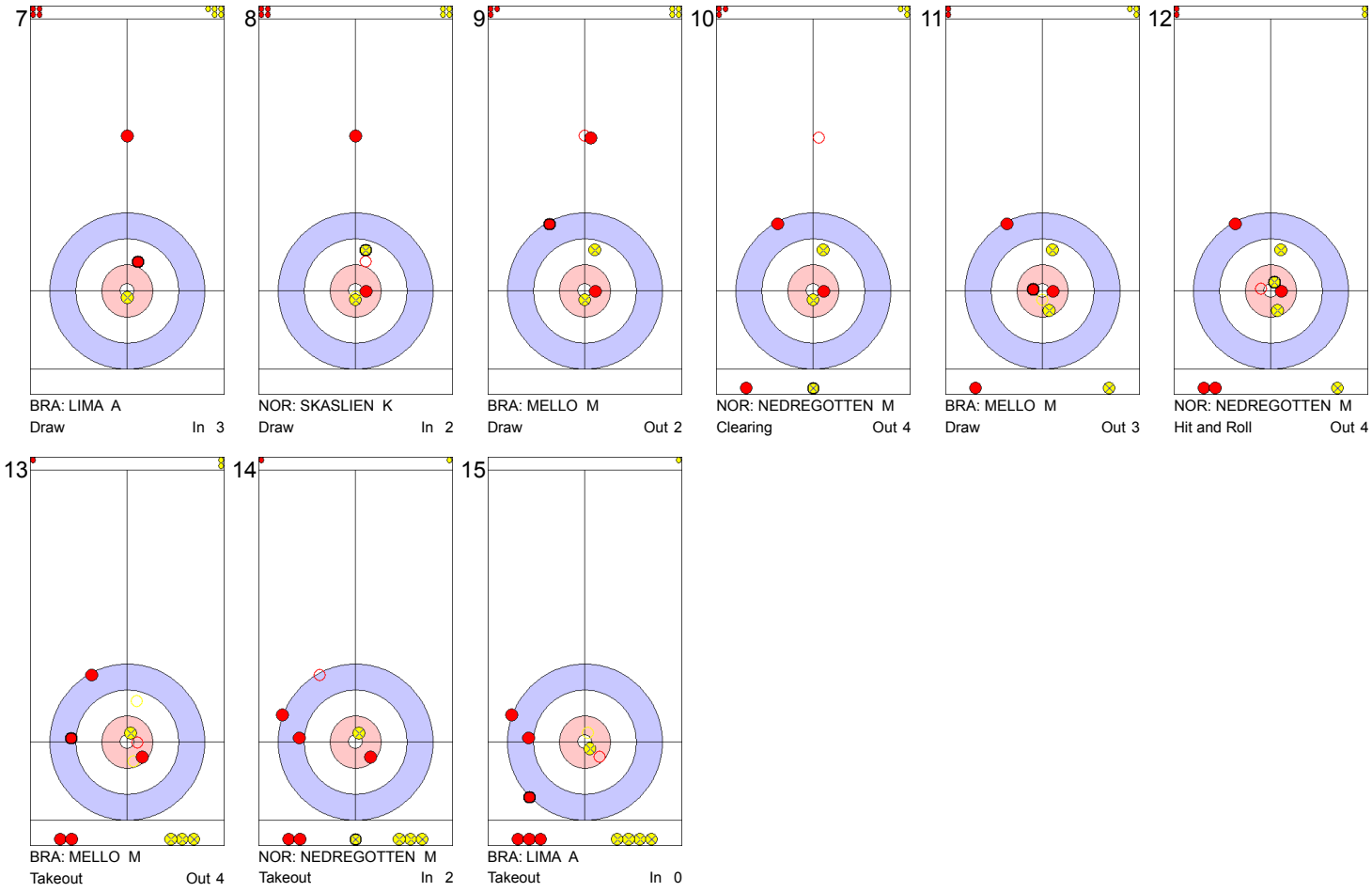

Session Results and Standings

Sheet	Game	Team	LSFE	1	2	3	4	5	6	7	8	Extra Ends						Total
A	8	ITA - Italy	*	1	0	1	0	0	3	0	X							5
	8	BRA - Brazil		0	5	0	4	2	0	1	X							12
B	8	CHN - China	*	0	1	0	0	2	1	1	0							5
	8	NZL - New Zealand		1	0	1	1	0	0	0	1							4
C	8	LAT - Latvia		0	1	2	0	4	4	0	0	1						12
	8	FIN - Finland	*	4	0	0	5	0	0	1	1	0						11
D	8	NOR - Norway	*	2	0	2	2	2	2	X	X							10
	8	SWE - Sweden		0	2	0	0	0	0	X	X							2
E	8	AUT - Austria		0	2	0	2	0	0	0	0							4
	8	SLO - Slovenia	*	1	0	2	0	1	1	1	1							7

Standings

Group-A

Rank	Team	Games	Wins	Losses	
1	RUS - Russia	7	7	0	Q
2	USA - United States	7	6	1	
3	DEN - Denmark	7	5	2	
4	JPN - Japan	7	4	3	
5	CZE - Czech Republic	7	3	4	
5	SUI - Switzerland	7	3	4	
5	TUR - Turkey	7	3	4	
8	FRA - France	7	2	5	
8	SVK - Slovakia	7	2	5	
10	AUS - Australia	7	0	7	

Group-B

Rank	Team	Games	Wins	Losses	
1	NOR - Norway	8	8	0	Q
2	CHN - China	8	5	3	
2	FIN - Finland	8	5	3	
2	ITA - Italy	8	5	3	
2	LAT - Latvia	8	5	3	
2	SWE - Sweden	8	5	3	
7	AUT - Austria	8	2	6	
7	NZL - New Zealand	8	2	6	
7	SLO - Slovenia	8	2	6	
10	BRA - Brazil	8	1	7	

Group-C

Rank	Team	Games	Wins	Losses	
1	CAN - Canada	8	7	1	Q
2	EST - Estonia	8	6	2	
2	HUN - Hungary	8	6	2	
4	ESP - Spain	8	5	3	
4	KOR - Korea	8	5	3	
6	ENG - England	8	4	4	
6	SCO - Scotland	8	4	4	
8	POL - Poland	8	2	6	
9	ROU - Romania	8	1	7	
10	BLR - Belarus	8	0	8	

LEGEND
LSFE (*) Last stone first end | **Q** Qualified for post round robin games | **X** Unplayed/unfinished end due to concession

Game Results

Sheet	Game	Team	LSFE	1	2	3	4	5	6	7	8	Extra Ends						Total
A	8	ITA - Italy	*	1	0	1	0	0	3	0	X							5
	8	BRA - Brazil		0	5	0	4	2	0	1	X							12

ITA - Italy		Game	All
F	SALVAI Lucrezia	46 %	56 %
M	GONIN Simone	57 %	71 %
	Team Total	53 %	65 %

Last Stone Draw: 51.1cm 7.8cm ↻ SALVAI L
43.3cm ↺ GONIN S

Time remaining: 4 minutes 57 seconds

BRA - Brazil		Game	All
F	LIMA Aline	88 %	49 %
M	MELLO Marcelo	80 %	52 %
	Team Total	83 %	51 %

Last Stone Draw: 264.9cm 185.4cm ↻ MELLO M
79.5cm ↺ LIMA A

Time remaining: 3 minutes 53 seconds

Time-out: end 7 - BRA stone 5

Detailed Game Statistics:

ITA - Italy		Draws		Takeouts		Total	
F	SALVAI Lucrezia	9	50 %	5	40 %	14	46 %
M	GONIN Simone	15	57 %	6	58 %	21	57 %
	Team Total	24	54 %	11	50 %	35	53 %

BRA - Brazil		Draws		Takeouts		Total	
F	LIMA Aline	10	88 %	3	92 %	13	88 %
M	MELLO Marcelo	17	84 %	4	63 %	21	80 %
	Team Total	27	85 %	7	75 %	34	83 %

LEGEND
F Female
X Unplayed/unfinished end due to concession
LSFE (*) Last stone first end
M Male

Game - Shot by Shot

ITA - Italy	0 + 1	BRA - Brazil	0 + 0	End 1

7

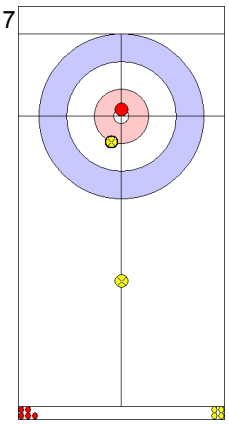

BRA: LIMA A
Draw In 3

8

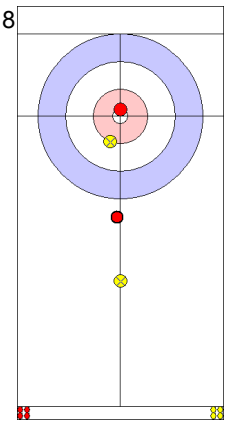

ITA: SALVAI L
Draw In 0

9

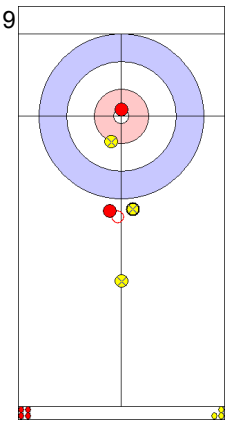

BRA: MELLO M
Draw Out 0

10

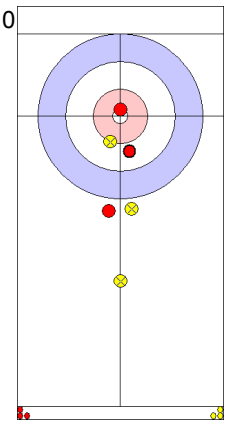

ITA: GONIN S
Draw Out 2

11

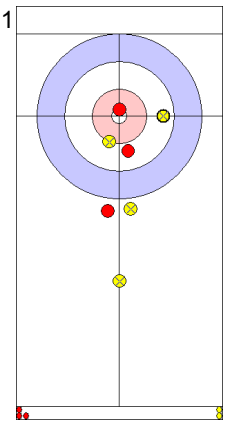

BRA: MELLO M
Draw Out 2

12

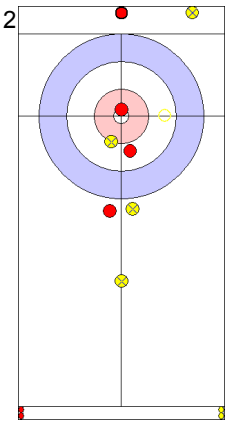

ITA: GONIN S
Hit and Roll Out 2

13

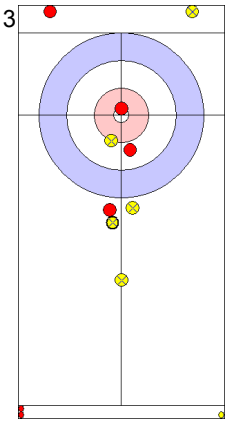

BRA: MELLO M
Guard In 3

14

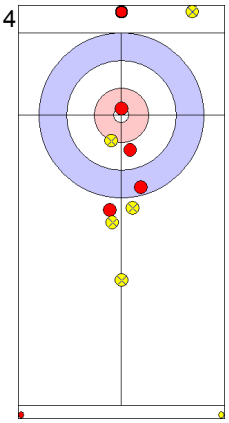

ITA: GONIN S
Draw Out 2

15

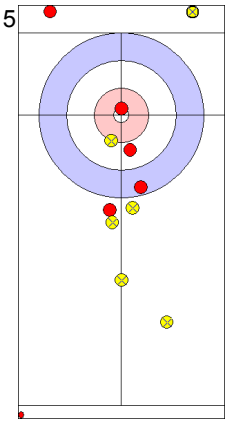

BRA: LIMA A
Guard Out 3

16

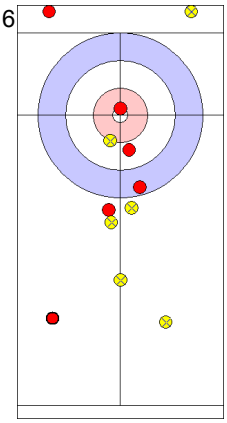

ITA: SALVAI L
Draw In 0

Game - Shot by Shot

ITA - Italy	1 + 0	BRA - Brazil	0 + 5	End 2

7

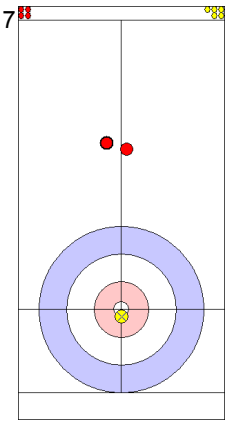

ITA: SALVAI L
Draw Out 0

8

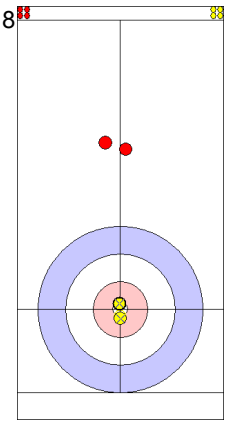

BRA: LIMA A
Draw In 4

9

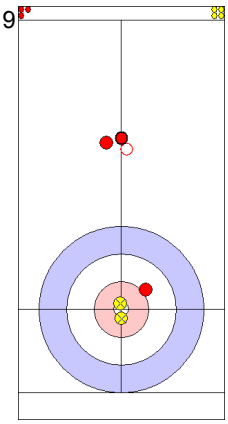

ITA: GONIN S
Raise In 2

10

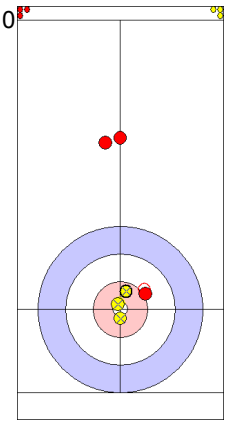

BRA: MELLO M
Draw In 3

11

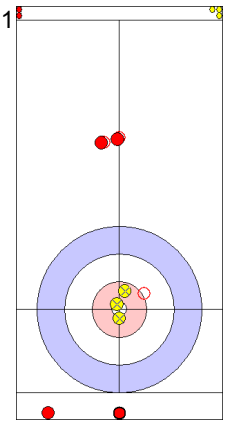

ITA: GONIN S
Takeout In 0

12

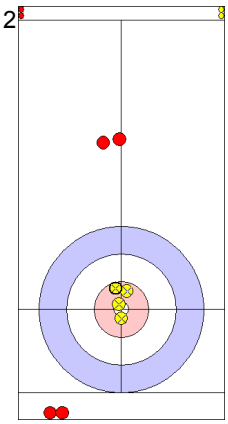

BRA: MELLO M
Draw In 4

13

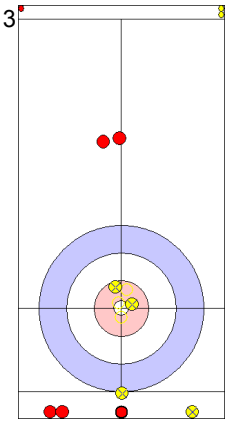

ITA: GONIN S
Takeout In 4

14

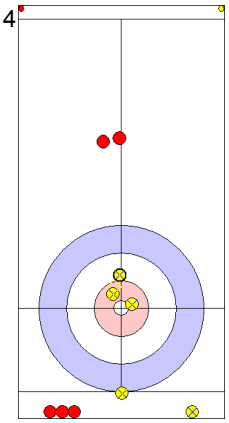

BRA: MELLO M
Draw In 4

15

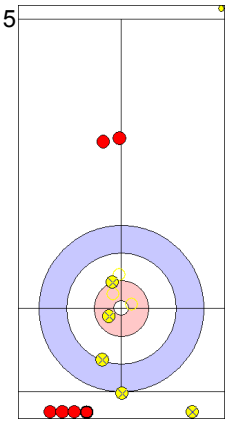

ITA: SALVAI L
Takeout In 0

16

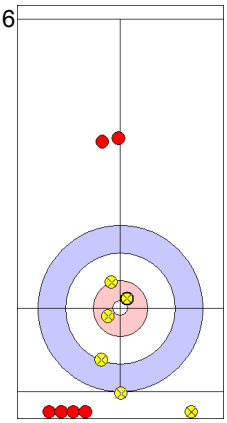

BRA: LIMA A
Draw In 4

Game - Shot by Shot

ITA - Italy	1 + 1	BRA - Brazil	5 + 0	End 3

7

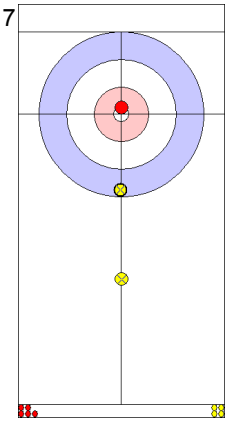

BRA: LIMA A
Draw In 4

8

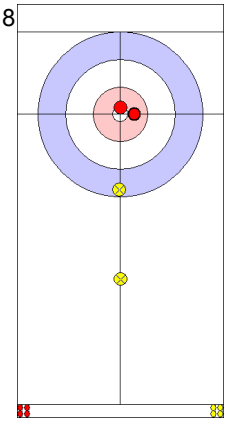

ITA: SALVAI L
Draw Out 3

9

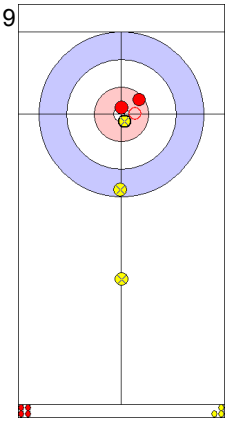

BRA: MELLO M
Freeze Out 4

10

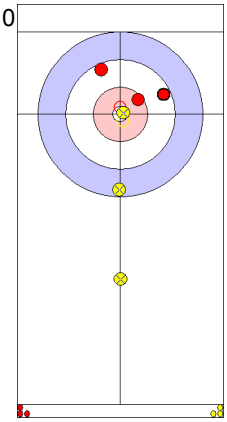

ITA: GONIN S
Raise Out 3

11

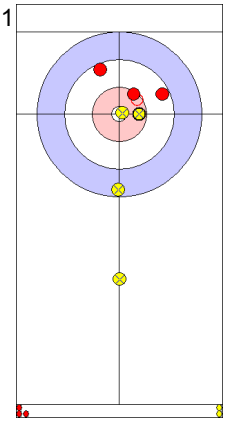

BRA: MELLO M
Raise Out 4

12

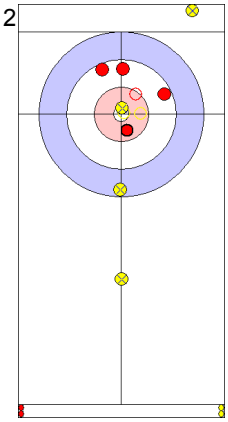

ITA: GONIN S
Raise Out 3

13

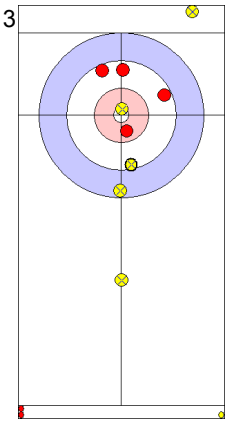

BRA: MELLO M
Draw Out 3

14

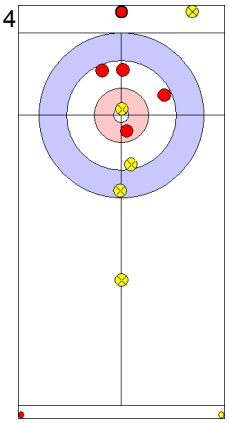

ITA: GONIN S
Promotion Takeout Out 0

15

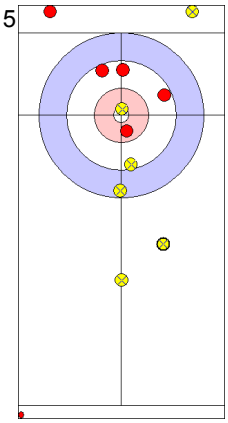

BRA: LIMA A
Guard Out 3

16

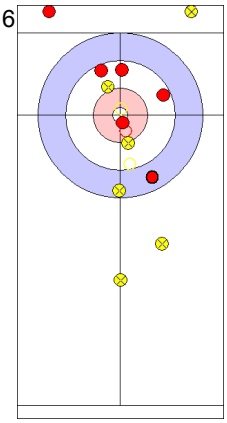

ITA: SALVAI L
Promotion Takeout Out 4

Game - Shot by Shot

ITA - Italy	2 + 0	BRA - Brazil	5 + 4	End 4

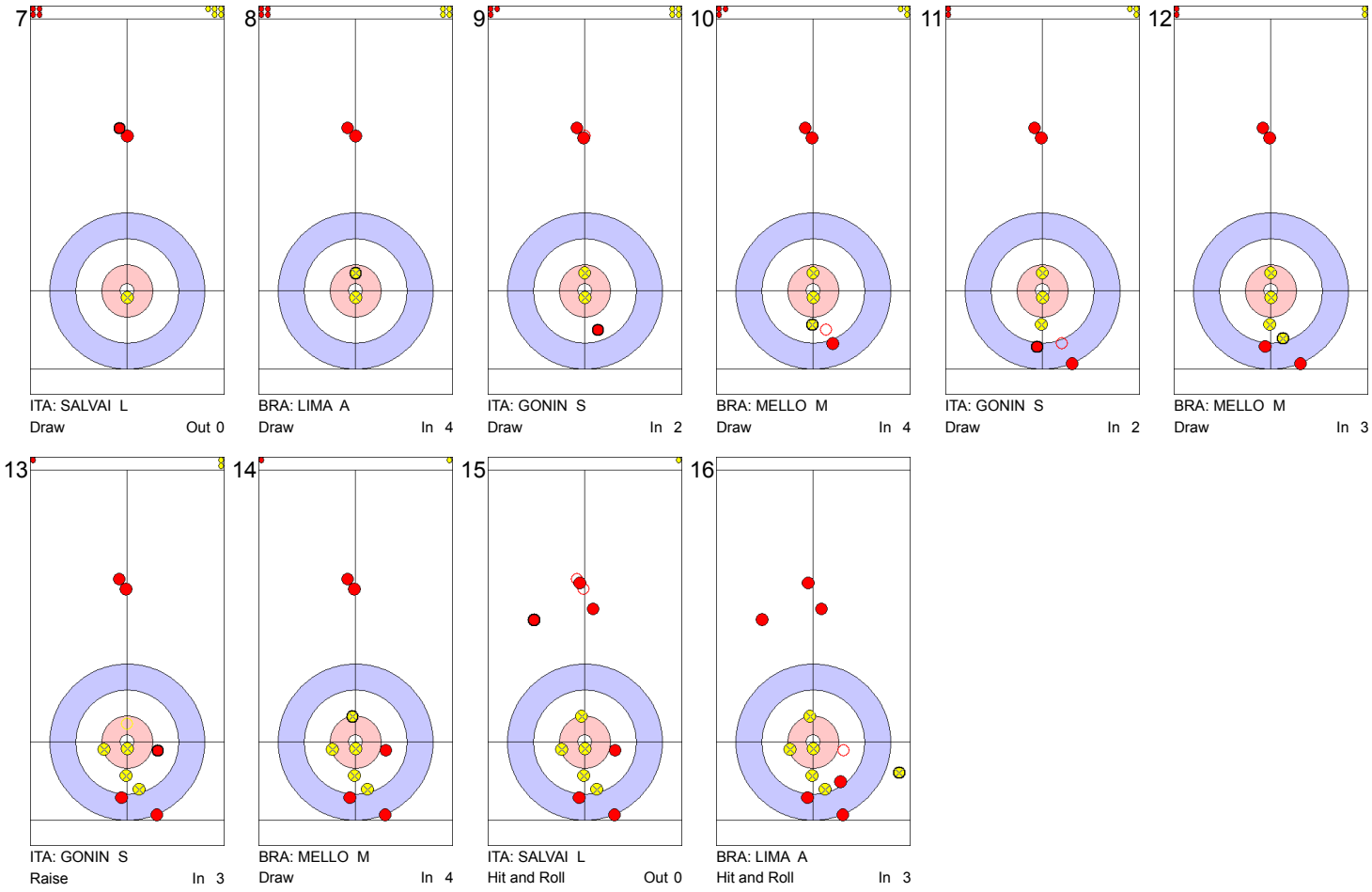

7
ITA: SALVAI L
Draw Out 0

8
BRA: LIMA A
Draw In 4

9
ITA: GONIN S
Draw In 2

10
BRA: MELLO M
Draw In 4

11
ITA: GONIN S
Draw In 2

12
BRA: MELLO M
Draw In 3

13
ITA: GONIN S
Raise In 3

14
BRA: MELLO M
Draw In 4

15
ITA: SALVAI L
Hit and Roll Out 0

16
BRA: LIMA A
Hit and Roll In 3

Game - Shot by Shot

ITA - Italy	2 + 0	BRA - Brazil	9 + 2	End 5

7

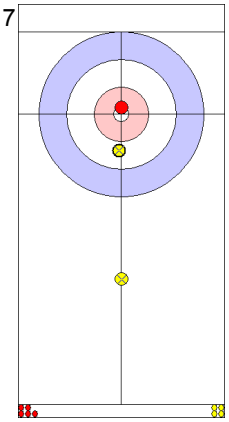

BRA: LIMA A
Draw In 4

8

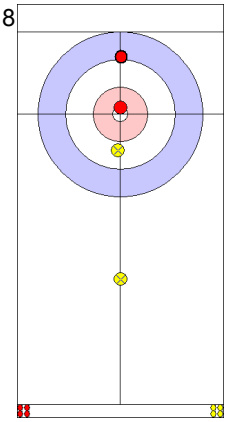

ITA: SALVAI L
Draw Out 3

9

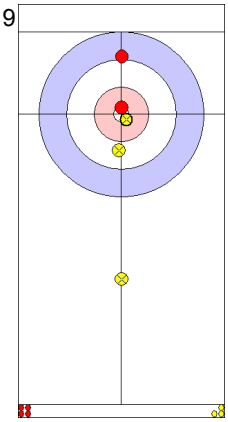

BRA: MELLO M
Draw Out 4

10

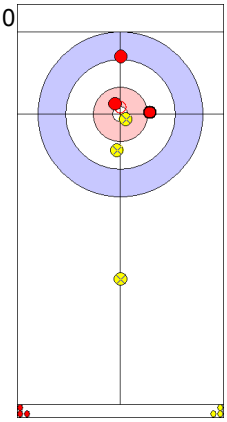

ITA: GONIN S
Raise Out 2

11

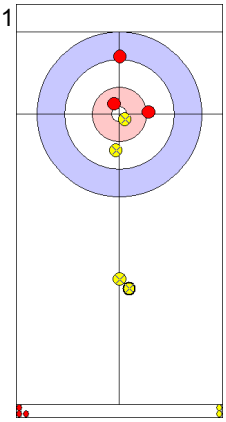

BRA: MELLO M
Guard Out 4

12

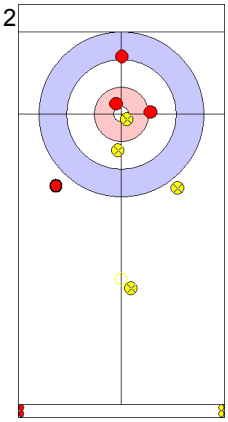

ITA: GONIN S
Raise In 0

13

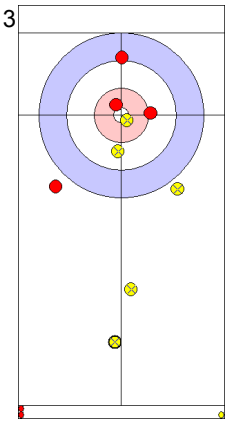

BRA: MELLO M
Guard In 4

14

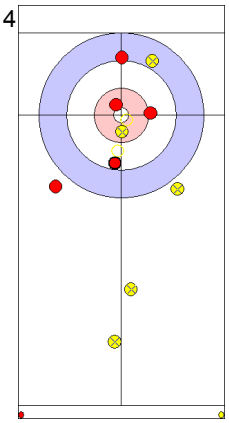

ITA: GONIN S
Raise In 4

15

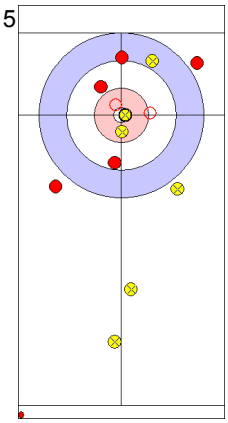

BRA: LIMA A
Hit and Roll Out 4

16

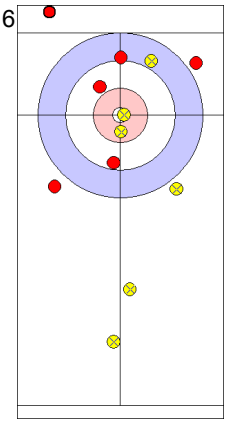

ITA: SALVAI L
Promotion Takeout In 0

Game - Shot by Shot

ITA - Italy	2 + 3	BRA - Brazil	11 + 0	End 6

7

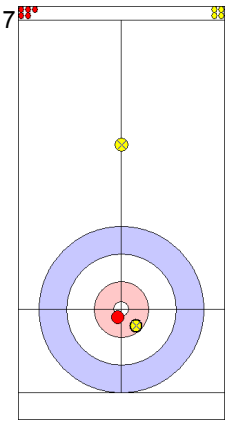

BRA: LIMA A
Draw In 3

8

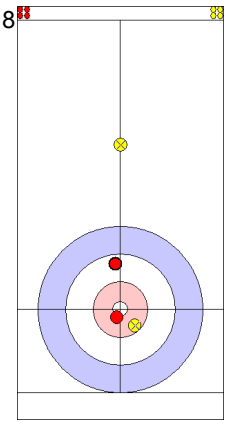

ITA: SALVAI L
Draw Out 4

9

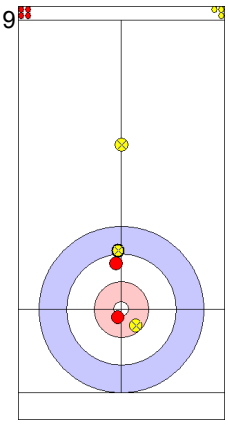

BRA: MELLO M
Draw In 4

10

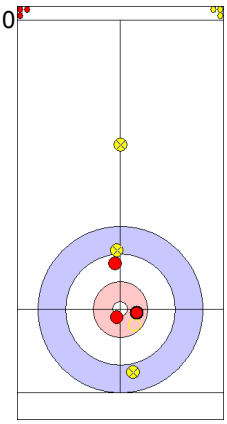

ITA: GONIN S
Draw In 3

11

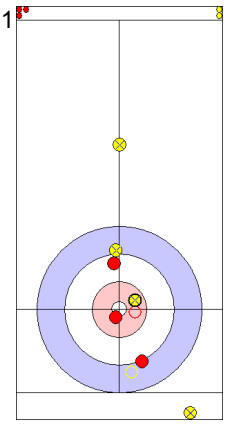

BRA: MELLO M
Takeout In 4

12

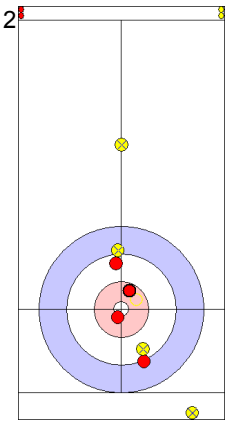

ITA: GONIN S
Hit and Roll In 4

13

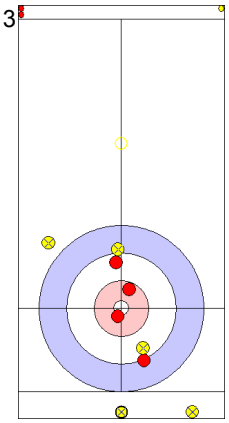

BRA: MELLO M
Double Takeout In 0

14

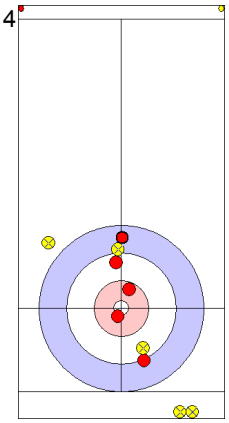

ITA: GONIN S
Draw In 3

15

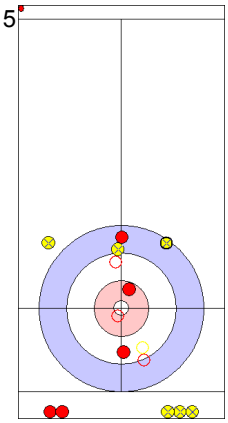

BRA: LIMA A
Promotion Takeout Out 4

16

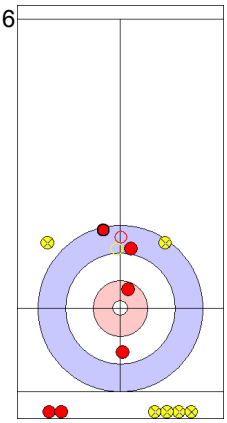

ITA: SALVAI L
Promotion Takeout In 4

Game - Shot by Shot

ITA - Italy	5 + 0	BRA - Brazil	11 + 1	End 7

7

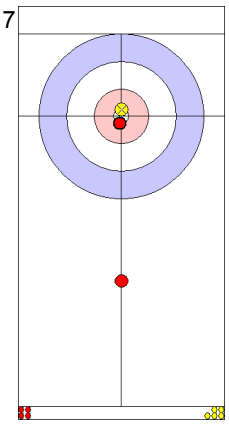

ITA: SALVAI L
Draw In 4

8

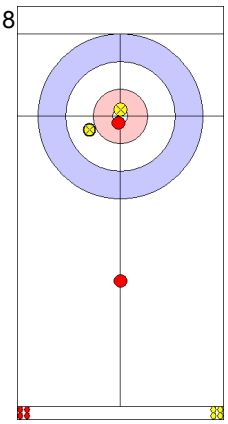

BRA: LIMA A
Draw In 3

9

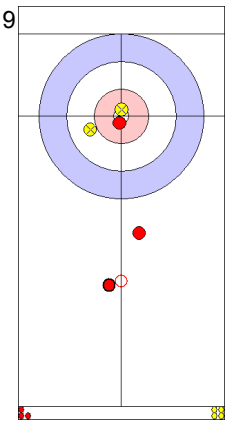

ITA: GONIN S
Draw In 0

10

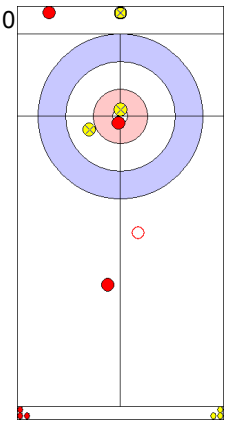

BRA: MELLO M
Takeout Out 2
Time-out

11

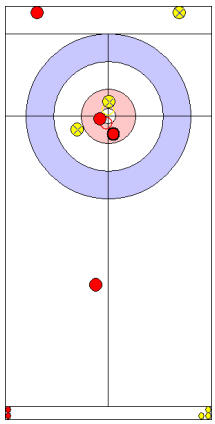

ITA: GONIN S
Draw Out 3

12

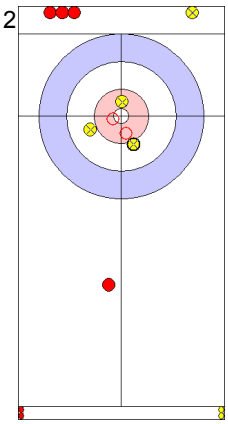

BRA: MELLO M
Double Takeout Out 4

13

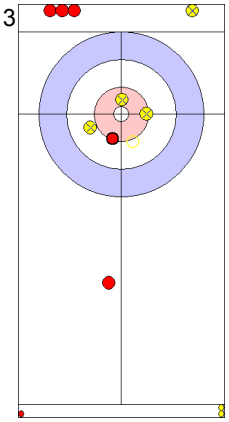

ITA: GONIN S
Hit and Roll Out 4

14

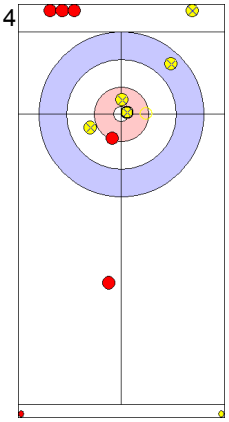

BRA: MELLO M
Draw Out 3

15

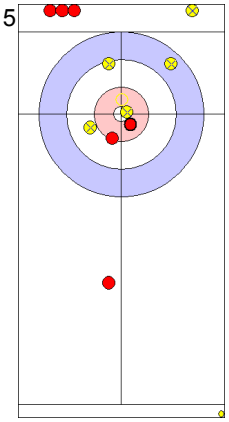

ITA: SALVAI L
Raise Out 4

16

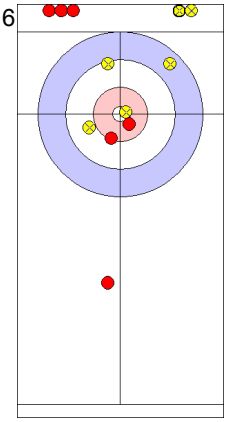

BRA: LIMA A
no statistics Out X

Game Results

Sheet	Game	Team	LSFE	1	2	3	4	5	6	7	8	Extra Ends						Total
B	8	CHN - China	*	0	1	0	0	2	1	1	0							5
	8	NZL - New Zealand		1	0	1	1	0	0	0	1							4

CHN - China		Game	All
F	MEI Jie	64 %	66 %
M	HUANG Jihui	59 %	72 %
	Team Total	61 %	69 %

Last Stone Draw: 59.2cm 0.0cm ↻ MEI J
59.2cm ↺ HUANG J

Time remaining: 1 minute 33 seconds

NZL - New Zealand		Game	All
F	JONES Marisa	63 %	59 %
M	MUSTAPIC Dan	53 %	62 %
	Team Total	59 %	60 %

Last Stone Draw: 75.9cm 39.8cm ↻ JONES M
36.1cm ↺ MUSTAPIC D

Time remaining: 0 minutes 1 second

Detailed Game Statistics:

CHN - China		Draws		Takeouts		Total	
F	MEI Jie	14	64 %	4	63 %	18	64 %
M	HUANG Jihui	18	61 %	4	50 %	22	59 %
	Team Total	32	63 %	8	56 %	40	61 %

NZL - New Zealand		Draws		Takeouts		Total	
F	JONES Marisa	10	43 %	14	77 %	24	63 %
M	MUSTAPIC Dan	11	59 %	5	40 %	16	53 %
	Team Total	21	51 %	19	67 %	40	59 %

LEGEND
F Female **LSFE** (*) Last stone first end **M** Male

Game - Shot by Shot

CHN - China	0 + 0	NZL - New Zealand	0 + 1	End 1

7

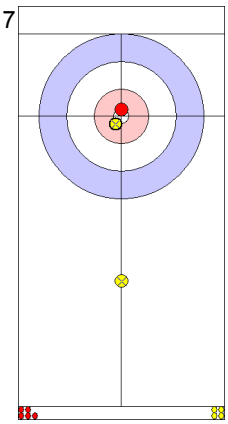

NZL: MUSTAPIC D
Draw In 4

8

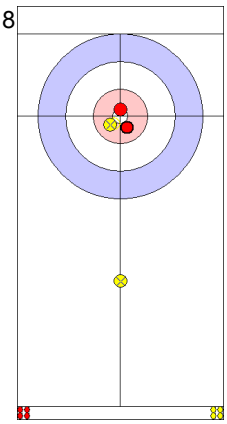

CHN: MEI J
Draw Out 4

9

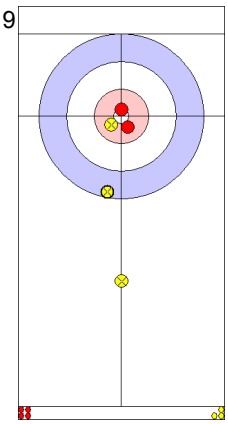

NZL: JONES M
Raise In 0

10

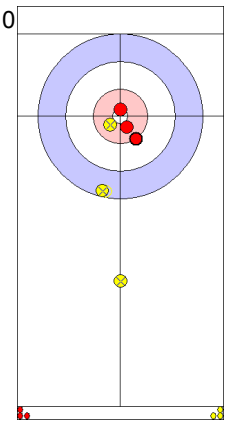

CHN: HUANG J
Draw Out 3

11

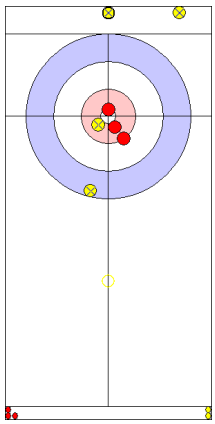

NZL: JONES M
Clearing Out 4

12

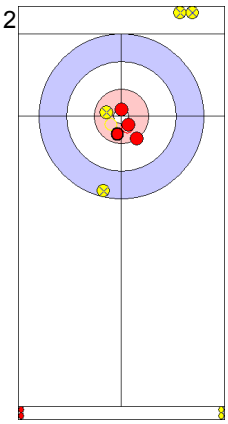

CHN: HUANG J
Raise Out 4

13

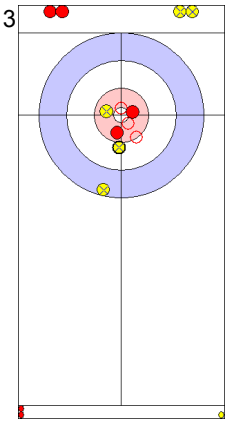

NZL: JONES M
Double Takeout Out 3

14

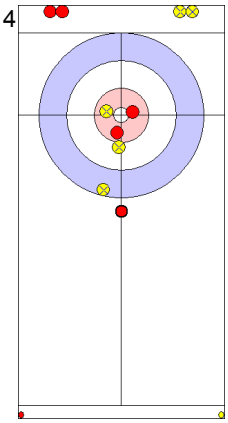

CHN: HUANG J
Draw Out 0

15

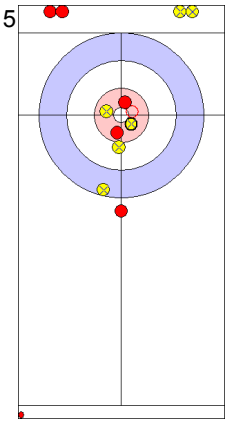

NZL: MUSTAPIC D
Draw Out 4

16

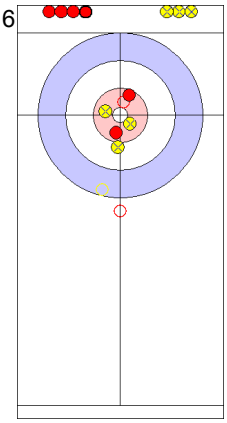

CHN: MEI J
Takeout In 2

Game - Shot by Shot

CHN - China	0 + 1	NZL - New Zealand	1 + 0	End 2

7

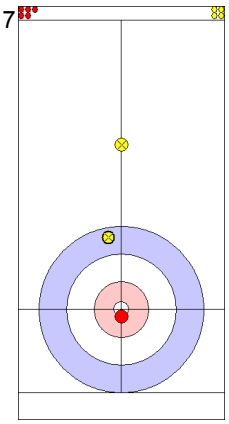

NZL: MUSTAPIC D
Draw Out 2

8

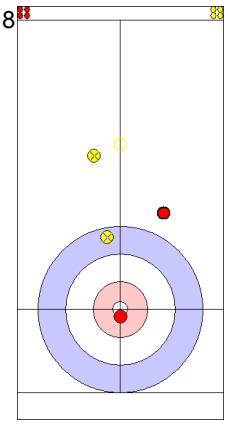

CHN: HUANG J
Draw In 0

9

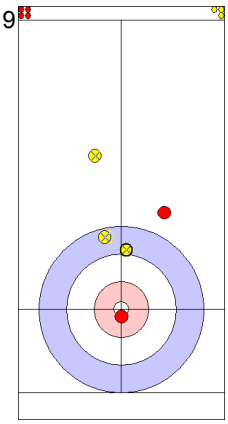

NZL: JONES M
Draw In 2

10

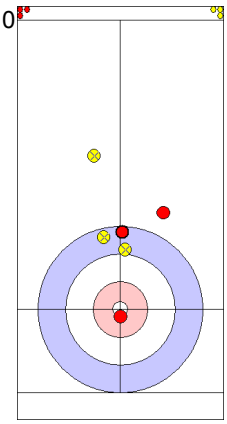

CHN: MEI J
Draw In 2

11

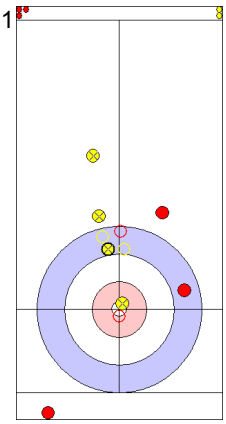

NZL: JONES M
Double Takeout In 4

12

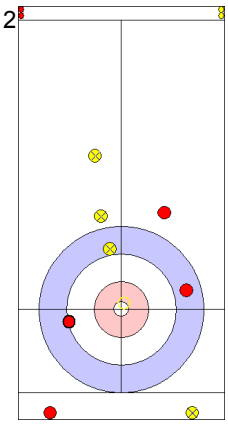

CHN: MEI J
Hit and Roll In 2

13

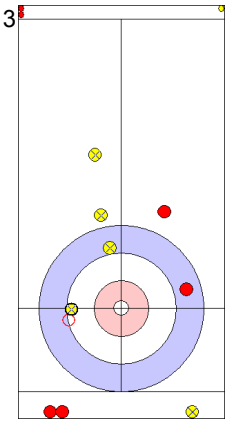

NZL: JONES M
Takeout Out 4

14

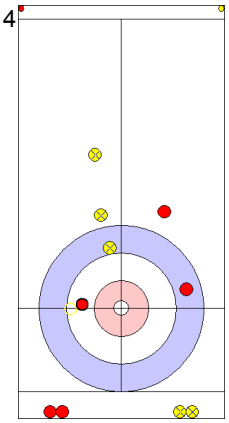

CHN: MEI J
Hit and Roll Out 2

15

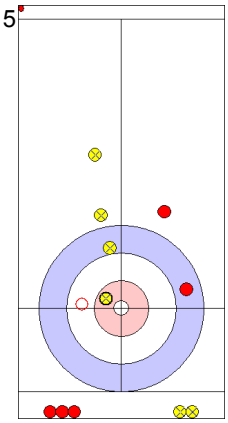

NZL: MUSTAPIC D
Hit and Roll Out 4

16

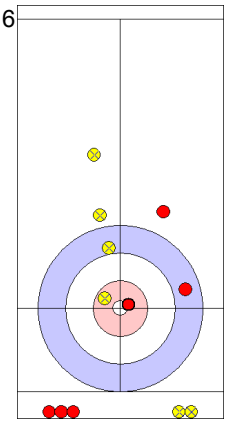

CHN: HUANG J
Draw In 4

Game - Shot by Shot

CHN - China	1 + 0	NZL - New Zealand	1 + 1	End 3

7

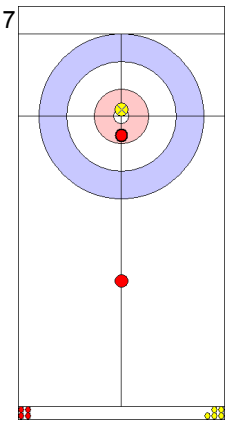

CHN: MEI J
Draw Out 3

8

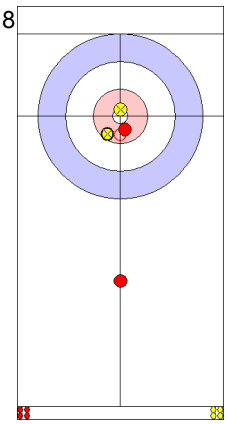

NZL: MUSTAPIC D
Draw In 2

9

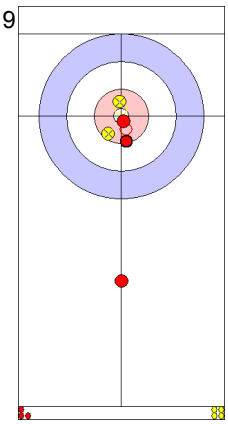

CHN: HUANG J
Raise Out 4

10

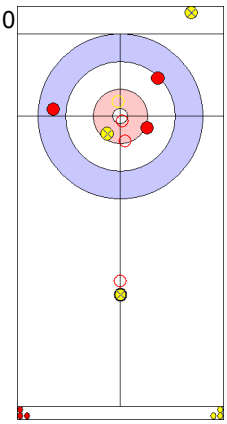

NZL: JONES M
Takeout In 2

11

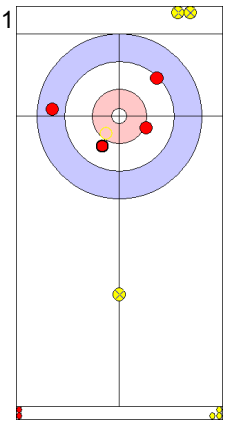

CHN: HUANG J
Takeout In 4

12

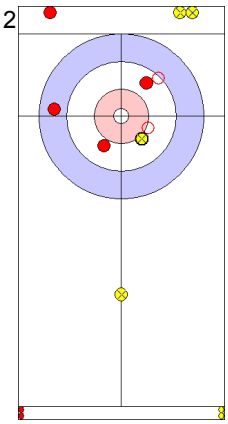

NZL: JONES M
Double Takeout Out 2

13

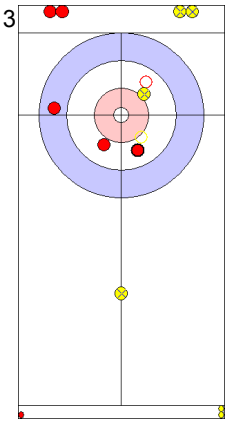

CHN: HUANG J
Takeout Out 2

14

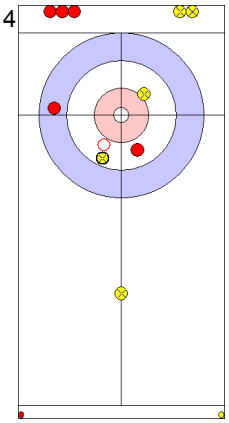

NZL: JONES M
Takeout In 4

15

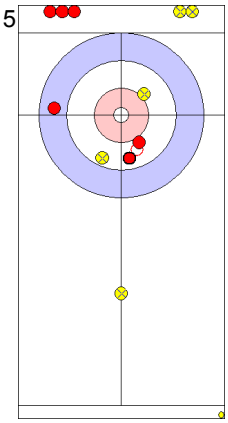

CHN: MEI J
Raise Out 2

16

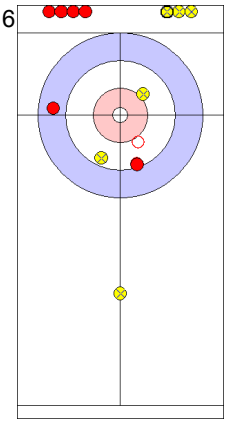

NZL: MUSTAPIC D
Clearing Out 4

Game - Shot by Shot

CHN - China	1 + 0	NZL - New Zealand	2 + 1	End 4

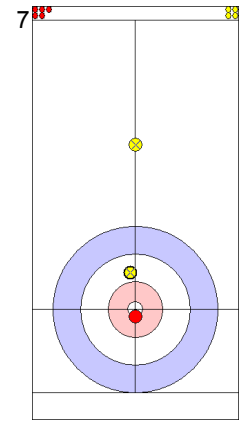

7
NZL: MUSTAPIC D
Draw Out 2

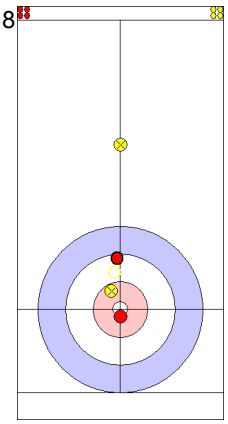

8
CHN: HUANG J
Draw Out 2

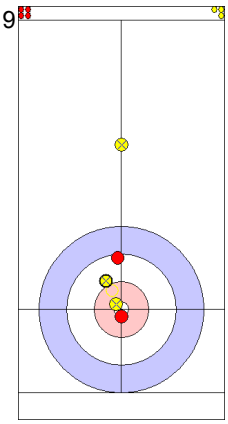

9
NZL: JONES M
Raise Out 4

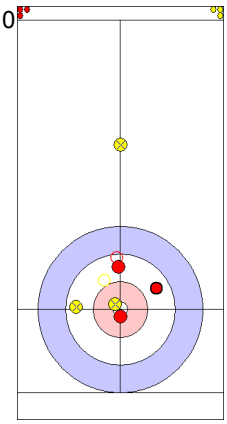

10
CHN: MEI J
Draw In 2

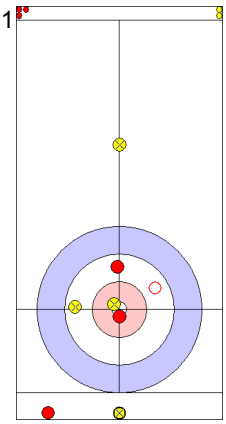

11
NZL: JONES M
Hit and Roll In 2

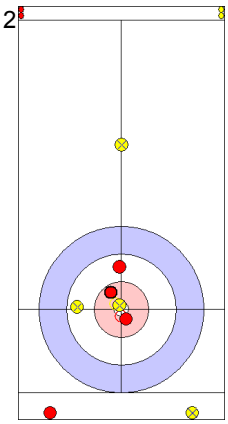

12
CHN: MEI J
Raise Out 2

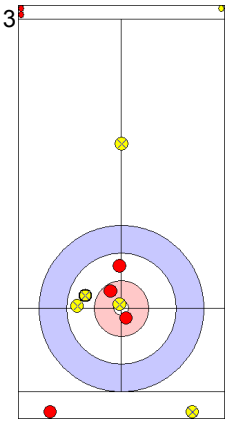

13
NZL: JONES M
Draw Out 2

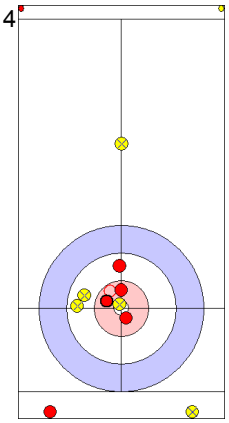

14
CHN: MEI J
Draw Out 2

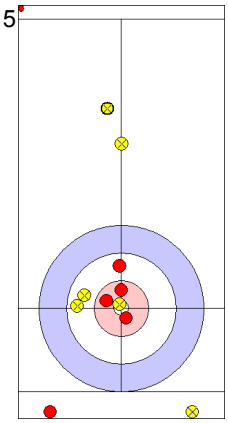

15
NZL: MUSTAPIC D
Guard Out 2

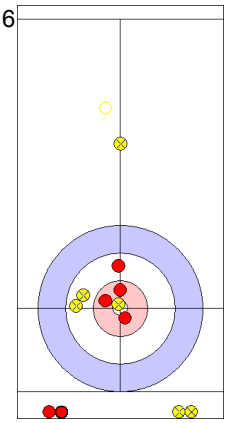

16
CHN: HUANG J
Takeout Out 0

Game - Shot by Shot

CHN - China	1 + 2	NZL - New Zealand	3 + 0	End 5

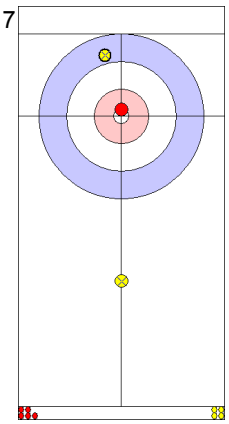

7
NZL: MUSTAPIC D
Draw In 0

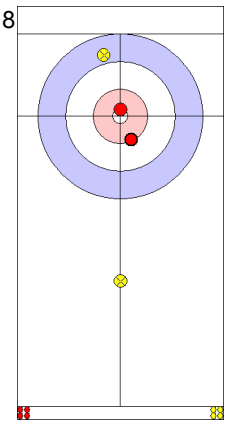

8
CHN: MEI J
Draw Out 4

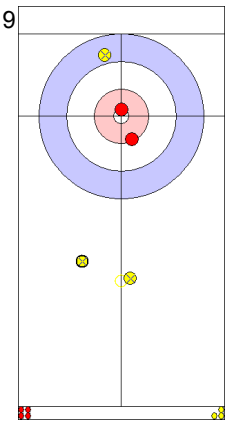

9
NZL: JONES M
Draw In 0

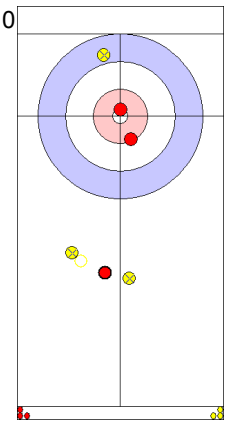

10
CHN: HUANG J
Guard In 4

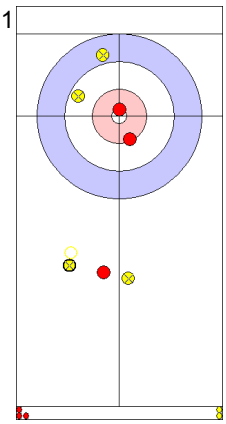

11
NZL: JONES M
Raise In 1

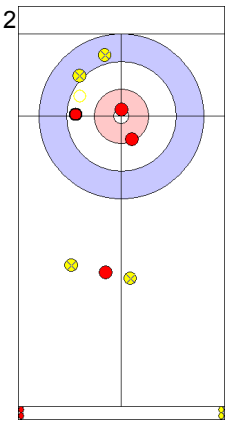

12
CHN: HUANG J
Draw In 1

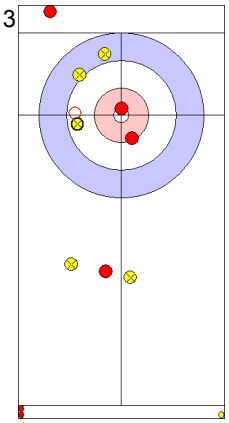

13
NZL: JONES M
Hit and Roll In 2

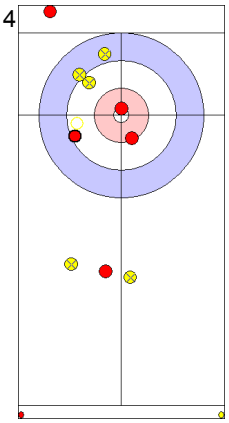

14
CHN: HUANG J
Takeout In 2

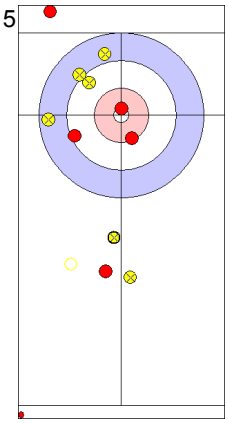

15
NZL: MUSTAPIC D
Takeout In 0

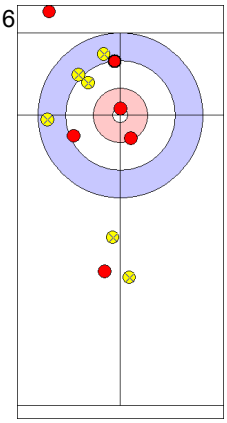

16
CHN: MEI J
Draw In 0

Game - Shot by Shot

CHN - China	3 + 1	NZL - New Zealand	3 + 0	End 6

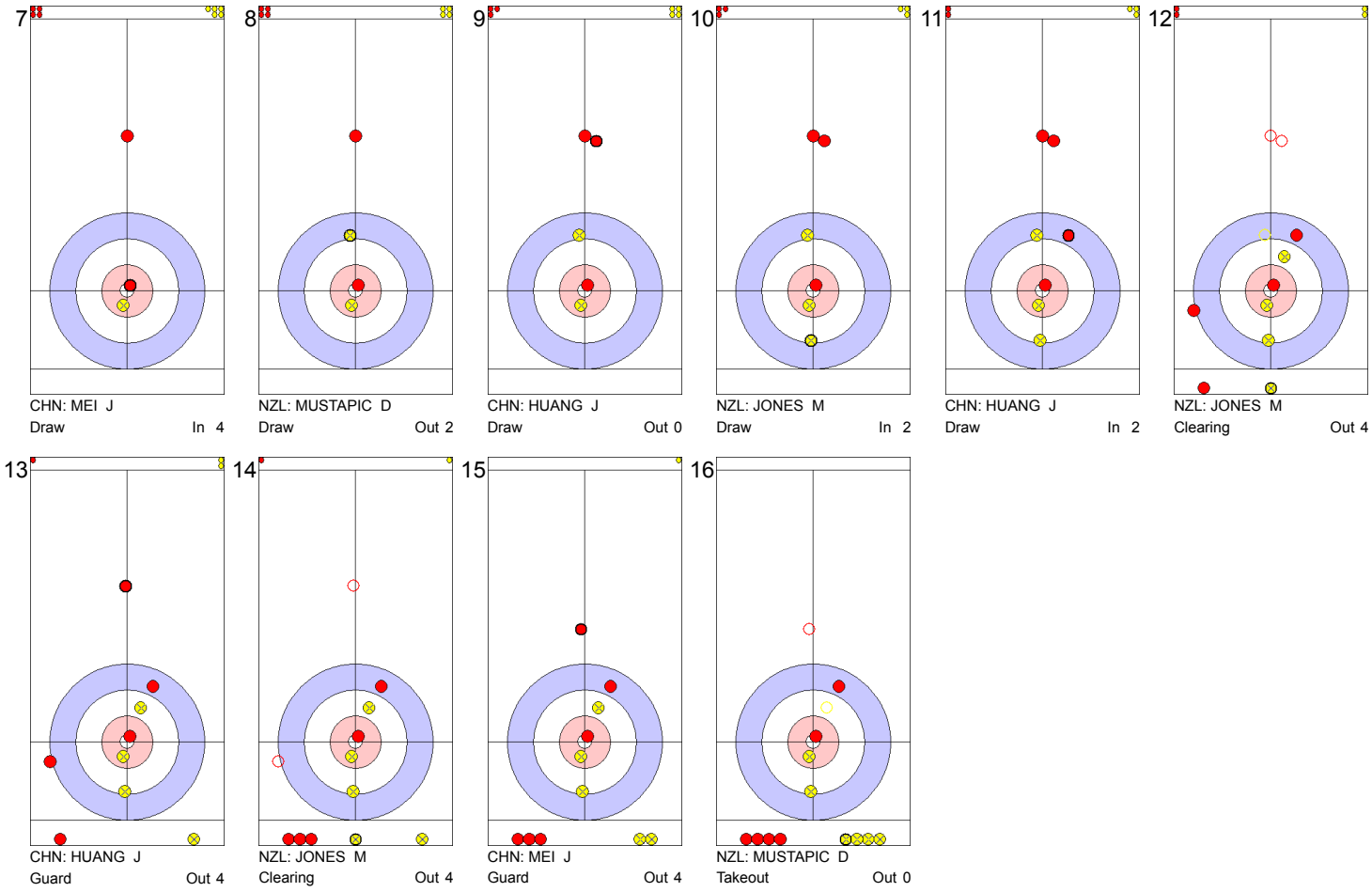

Game - Shot by Shot

CHN - China	4 + 1	NZL - New Zealand	3 + 0	End 7

7

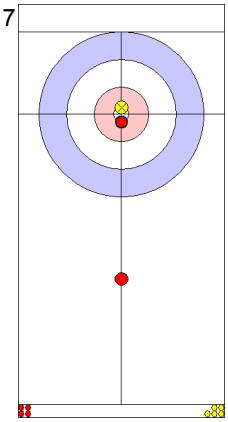

CHN: MEI J
Draw Out 3

8

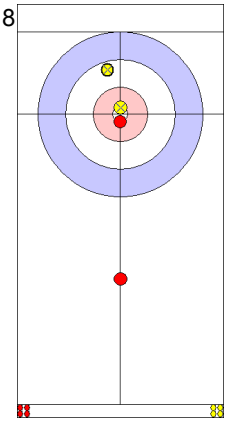

NZL: MUSTAPIC D
Draw In 2

9

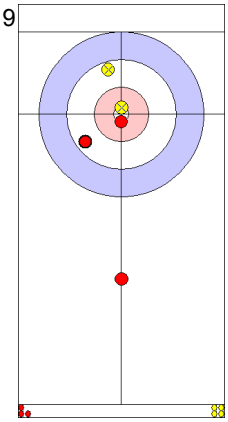

CHN: HUANG J
Draw In 2

10

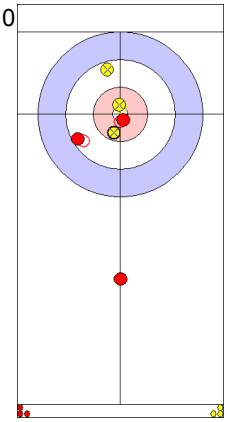

NZL: JONES M
Raise In 2

11

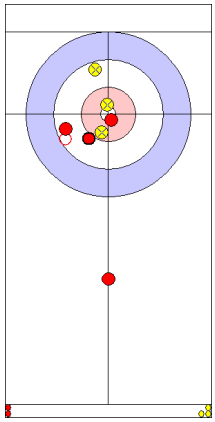

CHN: HUANG J
Draw In 2

12

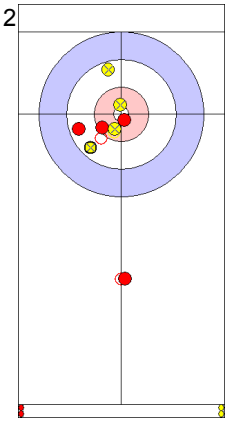

NZL: JONES M
Draw In 2

13

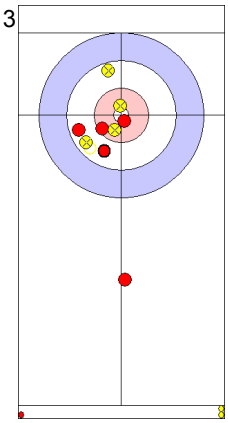

CHN: HUANG J
Draw In 2

14

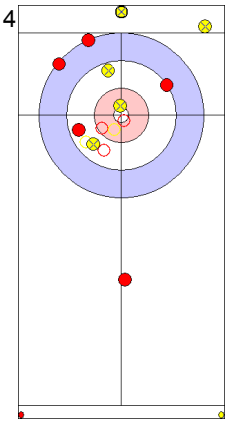

NZL: JONES M
Double Takeout In 4

15

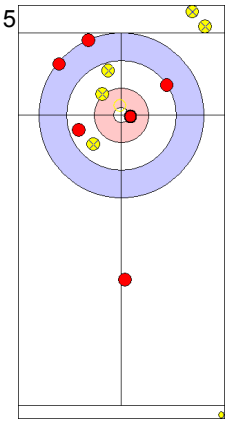

CHN: MEI J
Takeout Out 4

16

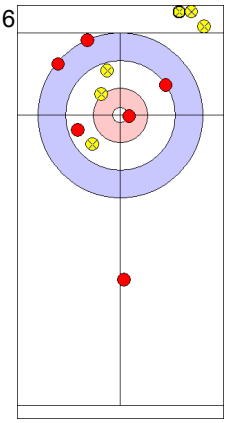

NZL: MUSTAPIC D
Takeout Out 0

Game - Shot by Shot

CHN - China	5 + 0	NZL - New Zealand	3 + 1	End 8

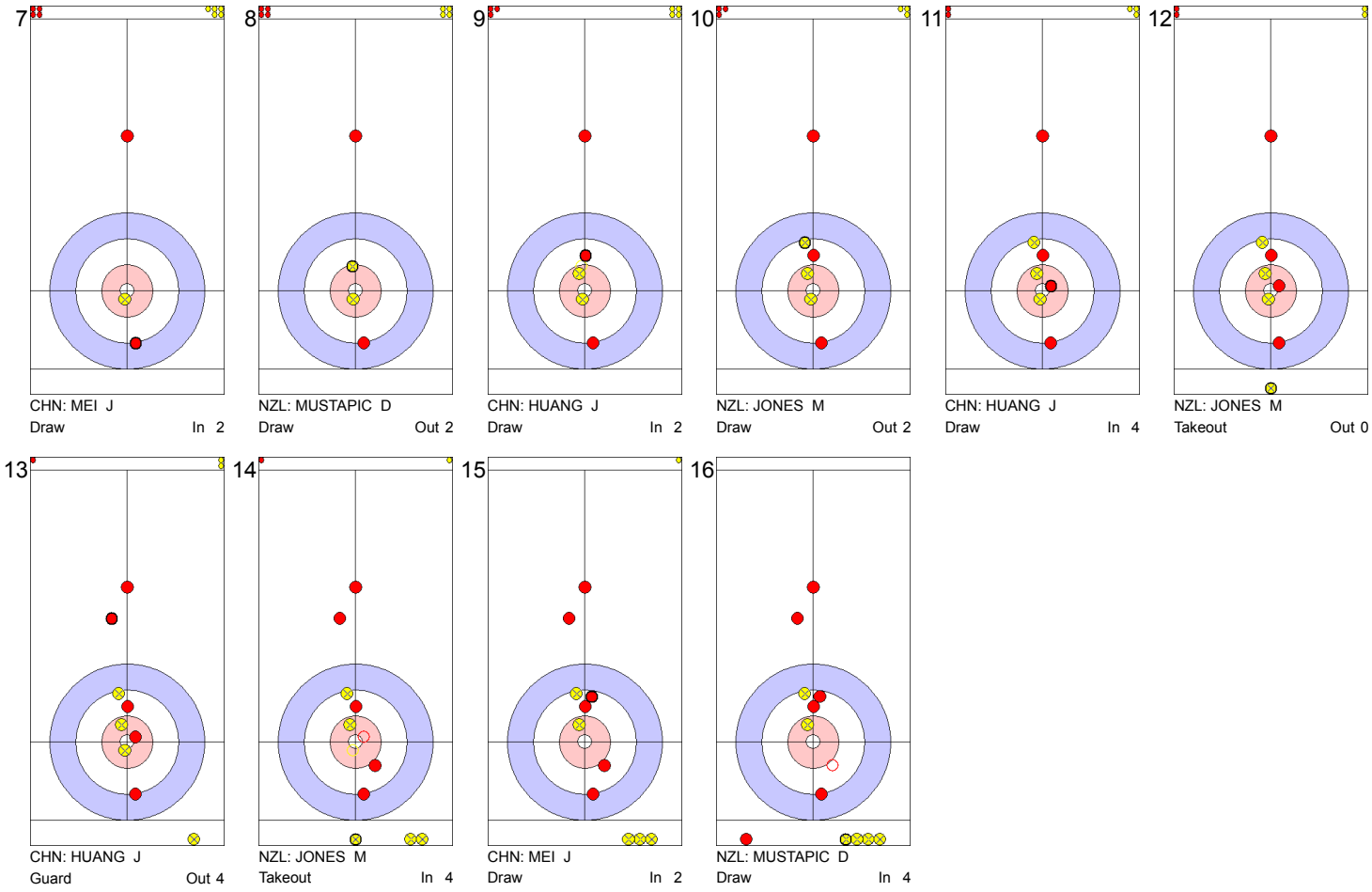

Game Results

Sheet	Game	Team	LSFE	1	2	3	4	5	6	7	8	Extra Ends					Total
C	8	LAT - Latvia		0	1	2	0	4	4	0	0	1					12
	8	FIN - Finland	*	4	0	0	5	0	0	1	1	0					11

LAT - Latvia		Game	All
F	LINDE Iluta	63 %	62 %
M	VEIDEMANIS Arnis	55 %	64 %
	Team Total	59 %	63 %

Last Stone Draw: 171.5cm 81.7cm ↻ LINDE I
89.8cm ↺ VEIDEMANIS A

Time remaining: 1 minute 45 seconds
Time remaining: 0 minutes 54 seconds (after extra end)

Time-out: end 8 - LAT stone 8

FIN - Finland		Game	All
F	KIISKINEN Katja	55 %	56 %
M	KIISKINEN Kalle	50 %	71 %
	Team Total	52 %	65 %

Last Stone Draw: 123.7cm 13.8cm ↻ KIISKINEN Kalle
109.9cm ↺ KIISKINEN Katja

Time remaining: 1 minute 22 seconds
Time remaining: 0 minutes 59 seconds (after extra end)

Time-out: end 8 - FIN stone 8; end 9 - FIN stone 8

Detailed Game Statistics:

LAT - Latvia		Draws		Takeouts		Total	
F	LINDE Iluta	14	75 %	6	33 %	20	63 %
M	VEIDEMANIS Arnis	17	60 %	7	43 %	24	55 %
	Team Total	31	67 %	13	38 %	44	59 %

FIN - Finland		Draws		Takeouts		Total	
F	KIISKINEN Katja	18	53 %	1	100 %	19	55 %
M	KIISKINEN Kalle	17	59 %	8	31 %	25	50 %
	Team Total	35	56 %	9	39 %	44	52 %

LEGEND
F Female **LSFE** (*) Last stone first end **M** Male

Game - Shot by Shot

LAT - Latvia	0 + 0	FIN - Finland	0 + 4	End 1

7

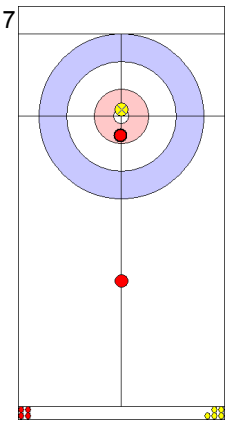

LAT: LINDE I
Draw Out 4

8

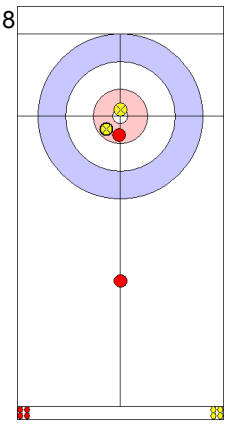

FIN: KIISKINEN Katja
Draw In 4

9

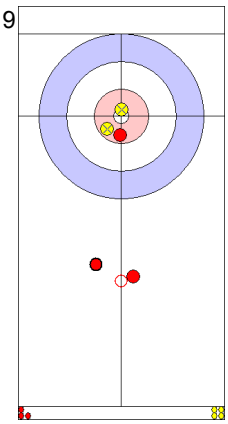

LAT: VEIDEMANIS A
Draw In 0

10

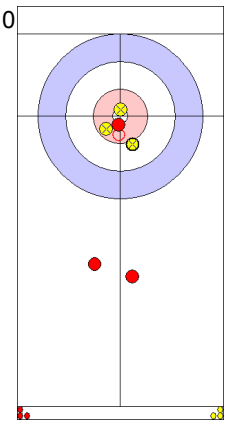

FIN: KIISKINEN Kalle
Raise In 0

11

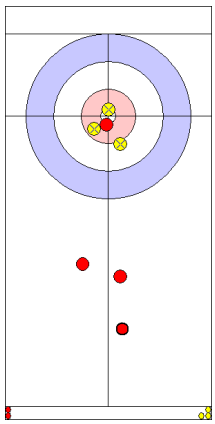

LAT: VEIDEMANIS A
Guard In 1

12

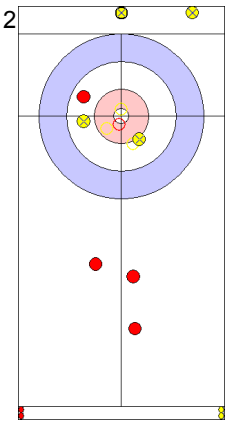

FIN: KIISKINEN Kalle
Takeout In 2

13

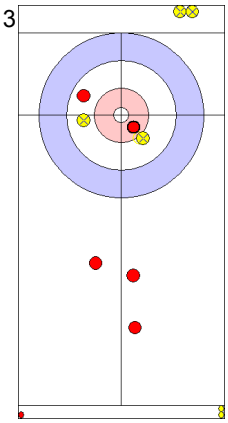

LAT: VEIDEMANIS A
Draw In 4

14

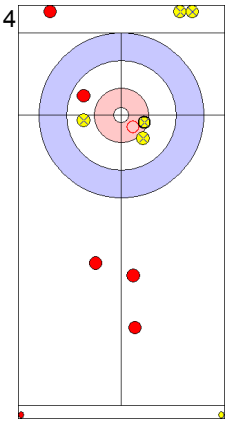

FIN: KIISKINEN Kalle
Takeout In 4

15

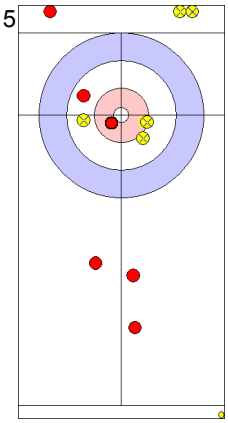

LAT: LINDE I
Draw In 3

16

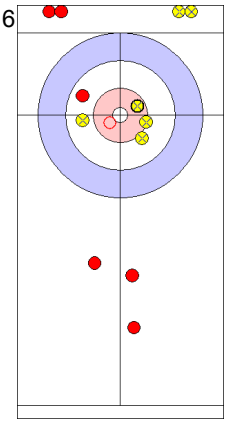

FIN: KIISKINEN Katja
Takeout Out 4

Game - Shot by Shot

LAT - Latvia	0 + 1	FIN - Finland	4 + 0	End 2

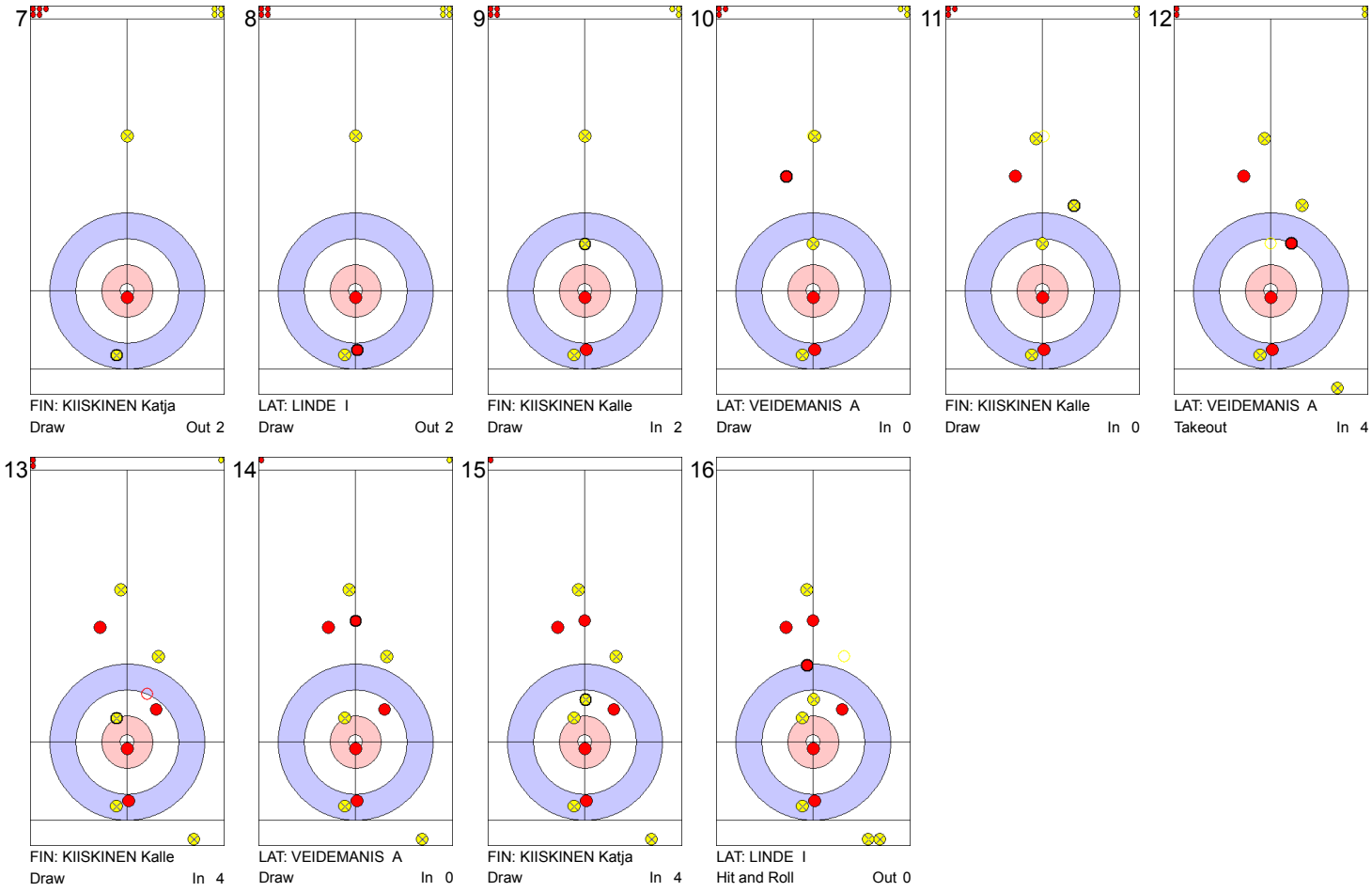

Game - Shot by Shot

LAT - Latvia	1 + 2	FIN - Finland	4 + 0	End 3

7

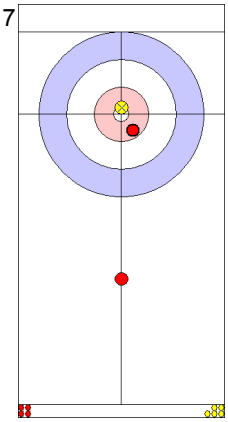

LAT: LINDE I
Draw Out 3

8

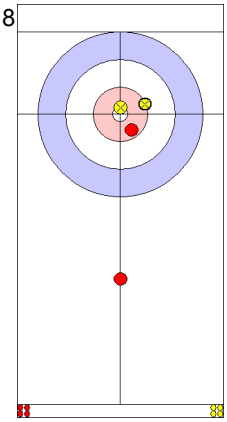

FIN: KIISKINEN Katja
Draw Out 2

9

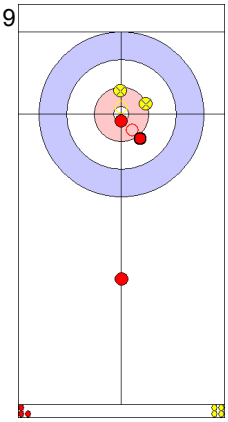

LAT: VEIDEMANIS A
Raise Out 4

10

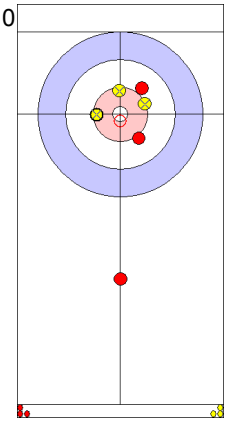

FIN: KIISKINEN Kalle
Raise In 4

11

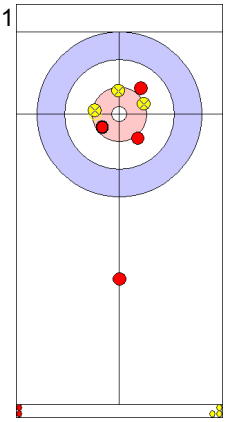

LAT: VEIDEMANIS A
Draw In 3

12

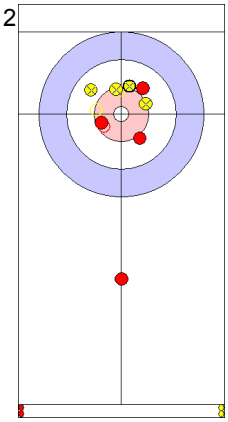

FIN: KIISKINEN Kalle
Raise In 0

13

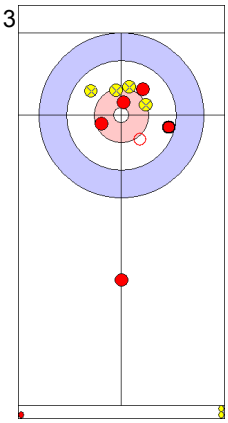

LAT: VEIDEMANIS A
Raise Out 4

14

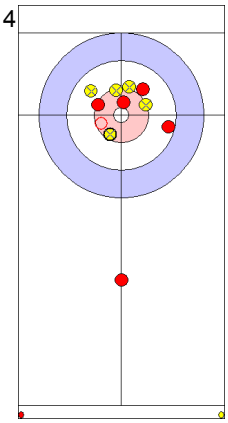

FIN: KIISKINEN Kalle
Raise In 3

15

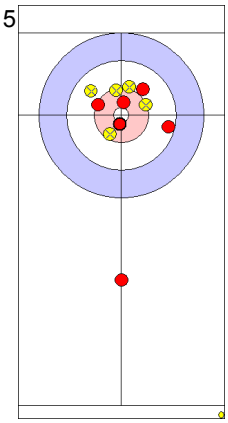

LAT: LINDE I
Draw Out 4

16

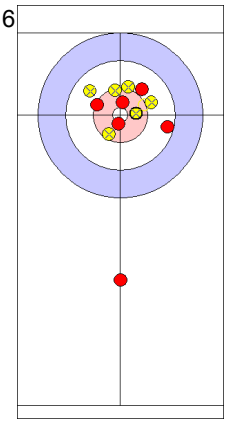

FIN: KIISKINEN Katja
Draw Out 1

Game - Shot by Shot

LAT - Latvia	3 + 0	FIN - Finland	4 + 5	End 4

7

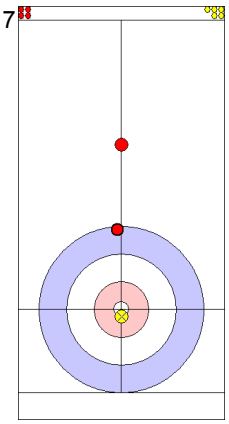

LAT: LINDE I
Draw Out 2

8

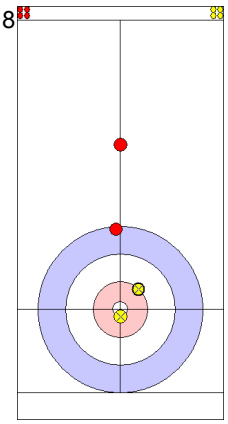

FIN: KIISKINEN Katja
Draw In 3

9

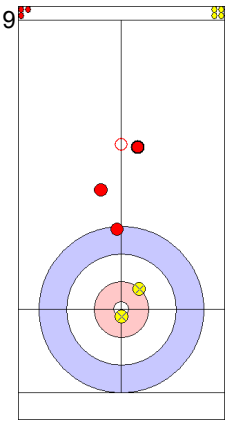

LAT: VEIDEMANIS A
Raise In 0

10

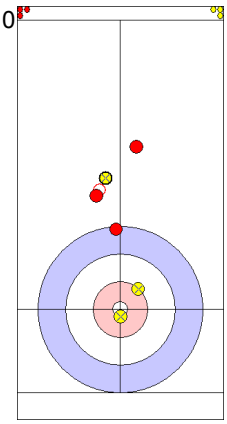

FIN: KIISKINEN Kalle
Draw Out 0

11

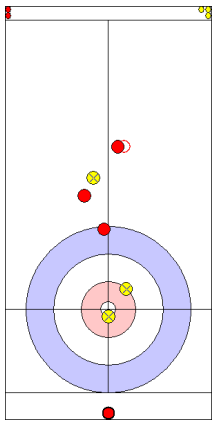

LAT: VEIDEMANIS A
Promotion Takeout In 0

12

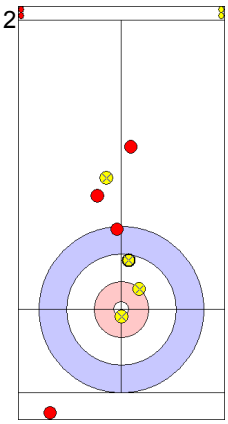

FIN: KIISKINEN Kalle
Draw In 4

13

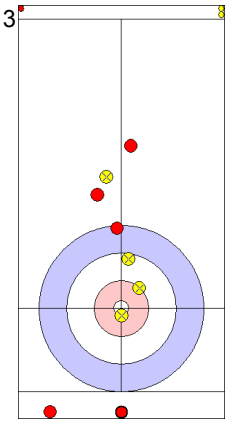

LAT: VEIDEMANIS A
Takeout In 0

14

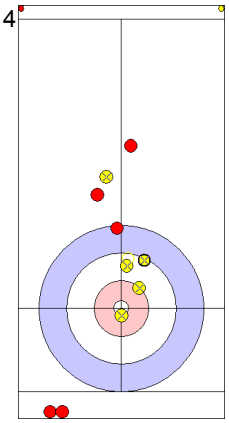

FIN: KIISKINEN Kalle
Draw In 4

15

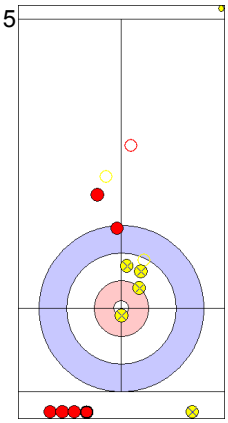

LAT: LINDE I
Takeout In 0

16

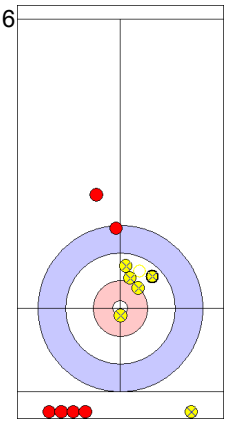

FIN: KIISKINEN Katja
Draw In 4

Game - Shot by Shot

LAT - Latvia	3 + 4	FIN - Finland	9 + 0	End 5

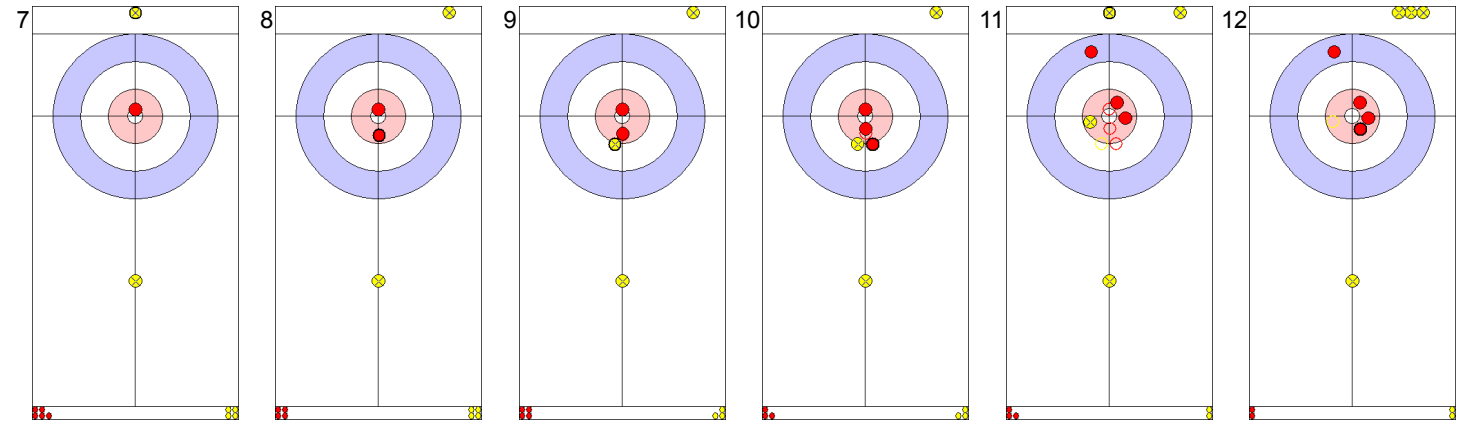

7	8	9	10	11	12
FIN: KIISKINEN Katja	LAT: VEIDEMANIS A	FIN: KIISKINEN Kalle	LAT: LINDE I	FIN: KIISKINEN Kalle	LAT: LINDE I
through Out X	Draw Out 4	Draw In 3	Draw Out 2	Takeout Out 0	Takeout In 4

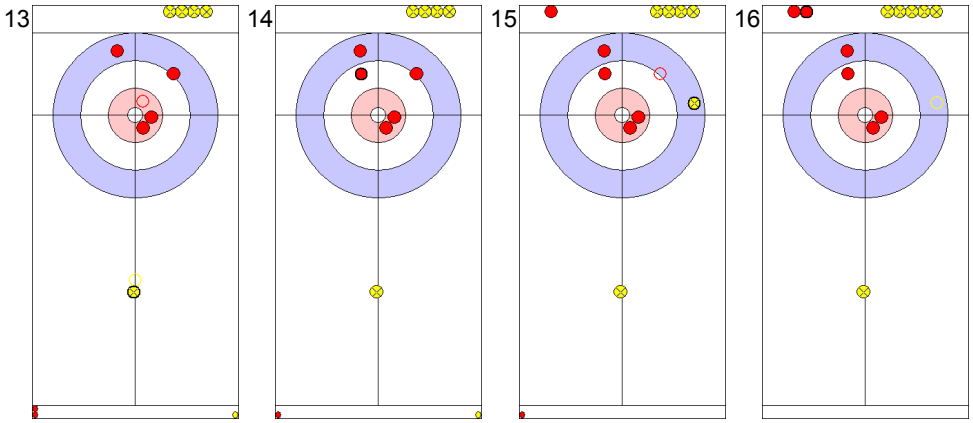

13	14	15	16
FIN: KIISKINEN Kalle	LAT: LINDE I	FIN: KIISKINEN Katja	LAT: VEIDEMANIS A
Promotion Takeout Out 0	Draw In 3	Draw Out 2	Takeout Out 2

Game - Shot by Shot

LAT - Latvia	7 + 4	FIN - Finland	9 + 0	End 6

7

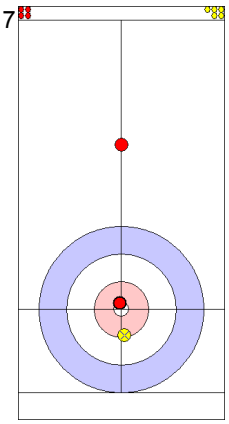

LAT: VEIDEMANIS A
Raise Out 4

8

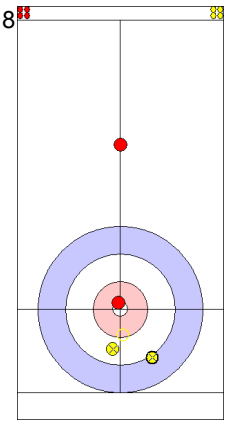

FIN: KIISKINEN Katja
Draw In 2

9

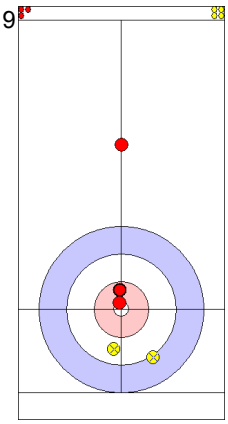

LAT: LINDE I
Draw Out 4

10

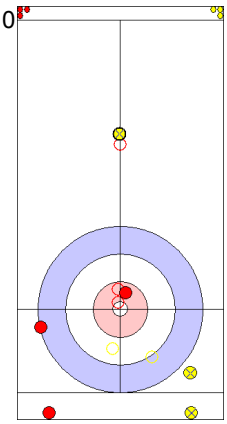

FIN: KIISKINEN Kalle
Double Takeout Out 2

11

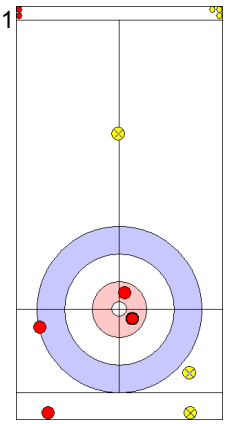

LAT: LINDE I
Draw In 4

12

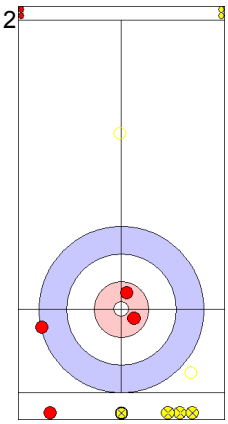

FIN: KIISKINEN Kalle
Promotion Takeout Out 0

13

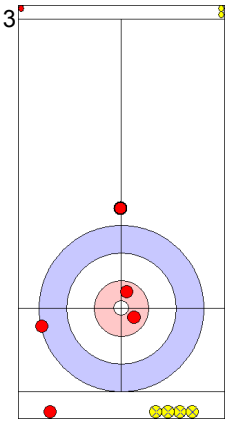

LAT: LINDE I
Guard Out 3

14

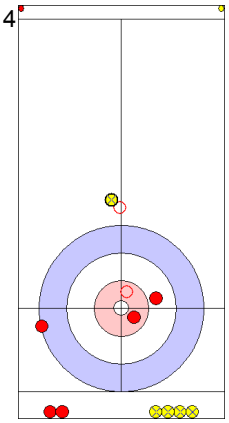

FIN: KIISKINEN Kalle
Double Takeout Out 2

15

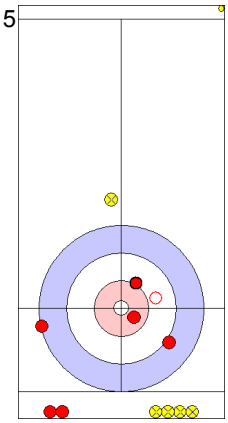

LAT: VEIDEMANIS A
Draw In 3

16

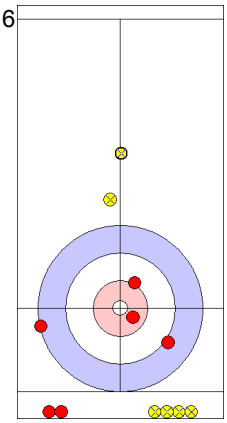

FIN: KIISKINEN Katja
Draw In 0

Game - Shot by Shot

LAT - Latvia	11 + 0	FIN - Finland	9 + 1	End 7

7

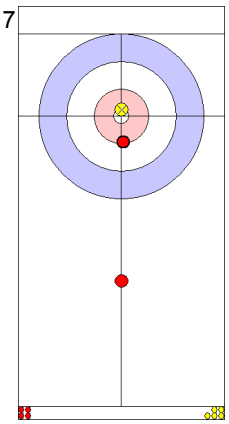

LAT: VEIDEMANIS A
Draw Out 3

8

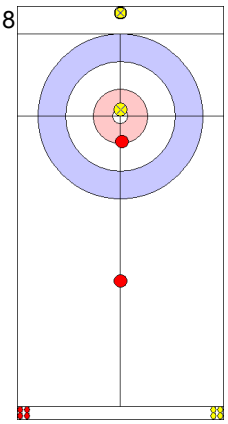

FIN: KIISKINEN Katja
Draw Out 0

9

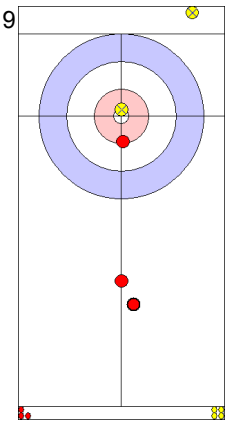

LAT: LINDE I
Draw Out 0

10

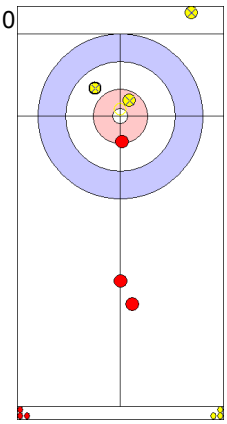

FIN: KIISKINEN Kalle
Draw In 2

11

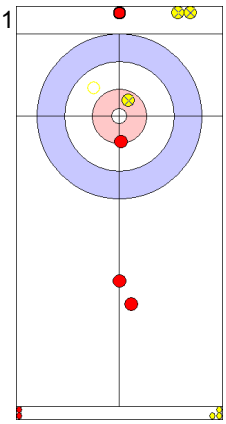

LAT: LINDE I
Takeout In 2

12

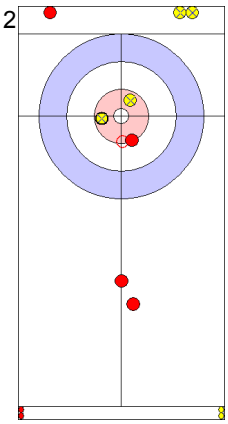

FIN: KIISKINEN Kalle
Draw In 3

13

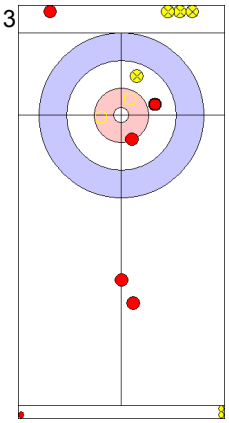

LAT: LINDE I
Double Takeout In 2

14

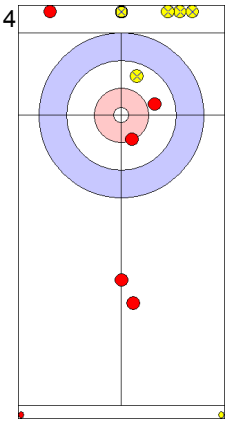

FIN: KIISKINEN Kalle
Draw In 0

15

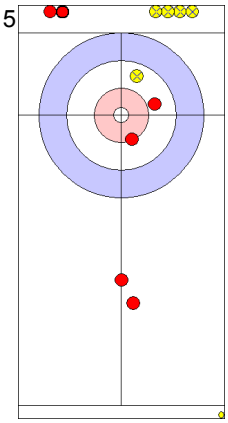

LAT: VEIDEMANIS A
Draw In 0

16

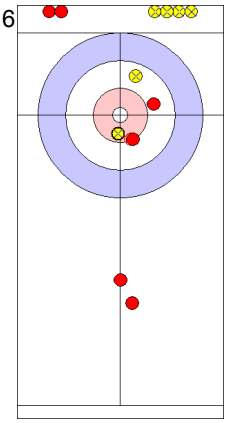

FIN: KIISKINEN Katja
Draw In 4

Game - Shot by Shot

LAT - Latvia	11 + 0	FIN - Finland	10 + 1	End 8

7

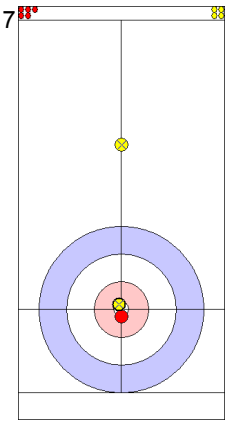

FIN: KIISKINEN Kalle
Draw In 4

8

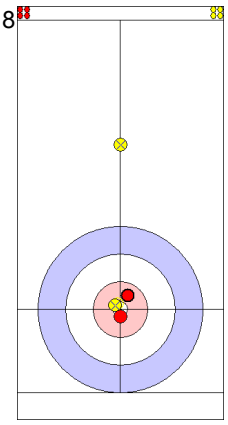

LAT: LINDE I
Draw In 4

9

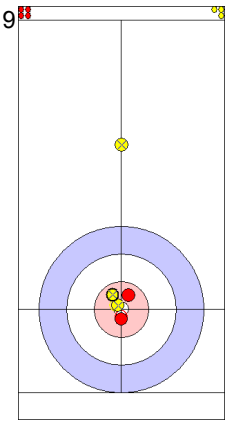

FIN: KIISKINEN Katja
Draw Out 4

10

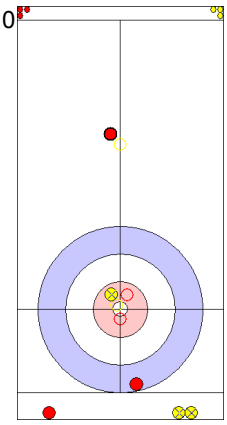

LAT: VEIDEMANIS A
Double Takeout Out 2

11

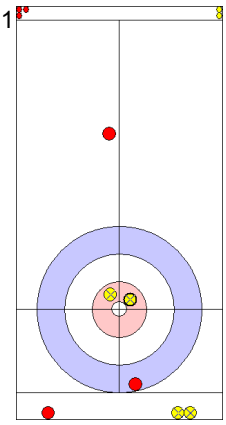

FIN: KIISKINEN Katja
Draw In 3

12

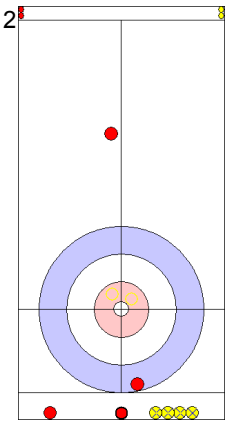

LAT: VEIDEMANIS A
Clearing In 4

13

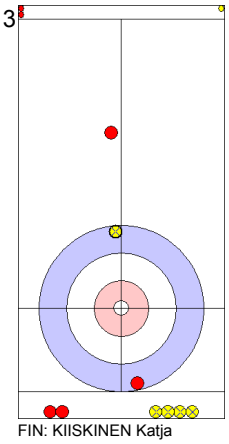

FIN: KIISKINEN Katja
Draw In 3

14

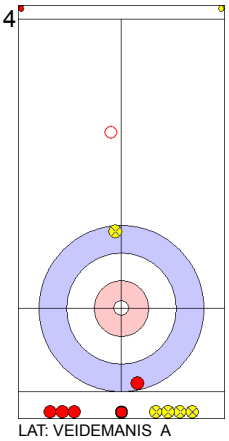

LAT: VEIDEMANIS A
Promotion Takeout Out 0

15

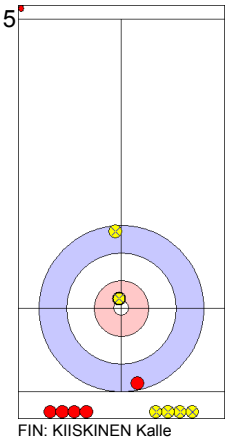

FIN: KIISKINEN Kalle
Draw In 4
Time-out

16

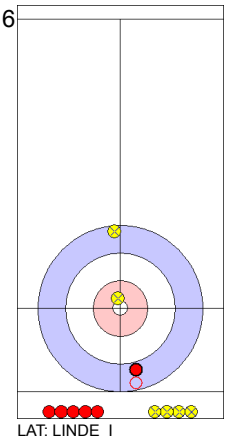

LAT: LINDE I
Double Takeout Out 0
Time-out

Game - Shot by Shot

LAT - Latvia	11 + 1	FIN - Finland	11 + 0	End 9

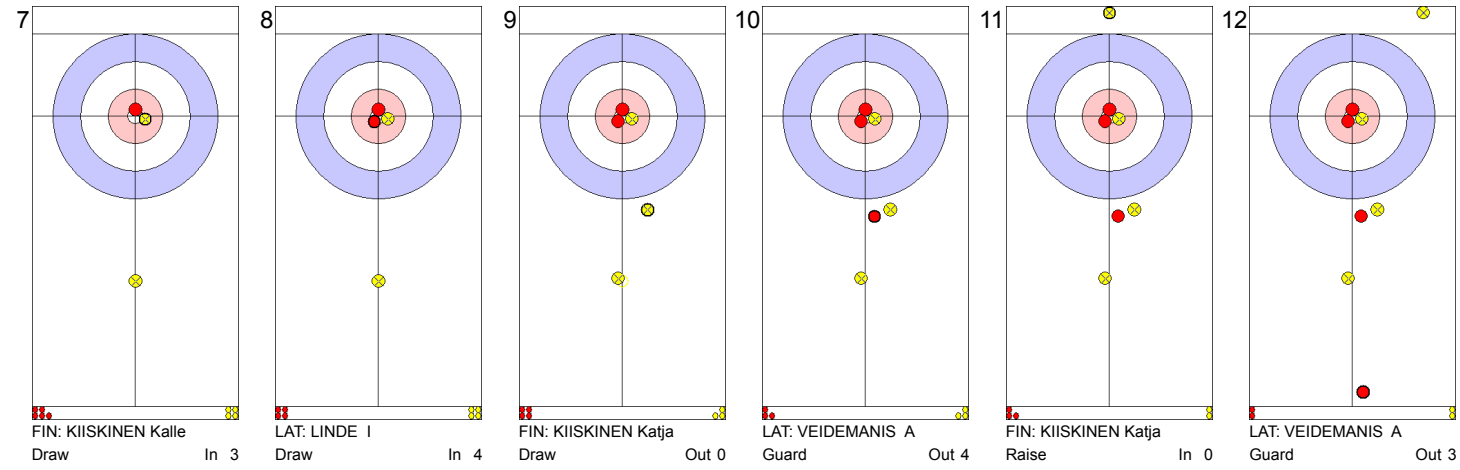

7
FIN: KIISKINEN Kalle
Draw In 3

8
LAT: LINDE I
Draw In 4

9
FIN: KIISKINEN Katja
Draw Out 0

10
LAT: VEIDEMANIS A
Guard Out 4

11
FIN: KIISKINEN Katja
Raise In 0

12
LAT: VEIDEMANIS A
Guard Out 3

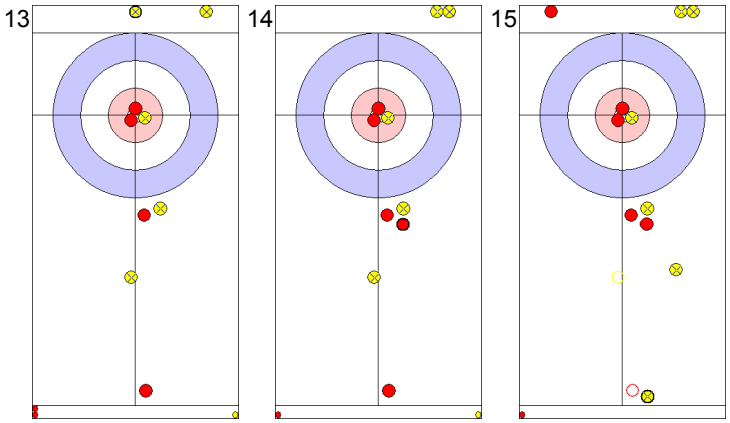

13
FIN: KIISKINEN Katja
Raise Out 0

14
LAT: VEIDEMANIS A
Guard Out 4

15
FIN: KIISKINEN Kalle
Promotion Takeout Out 0
Time-out

Game Results

Sheet	Game	Team	LSFE	1	2	3	4	5	6	7	8	Extra Ends						Total
D	8	NOR - Norway	*	2	0	2	2	2	2	X	X							10
	8	SWE - Sweden		0	2	0	0	0	0	X	X							2

NOR - Norway		Game	All
F	SKASLIEN Kristin	88 %	71 %
M	NEDREGOTTEN Magnus	78 %	76 %
	Team Total	82 %	74 %

Last Stone Draw: 105.0cm 87.7cm ↻ NEDREGOTTEN M
17.3cm ↺ SKASLIEN K

Time remaining: 7 minutes 2 seconds

SWE - Sweden		Game	All
F	JOHANSSON Camilla	42 %	60 %
M	NOREEN Per	59 %	71 %
	Team Total	52 %	64 %

Last Stone Draw: 184.3cm 102.1cm ↻ NOREEN P
82.2cm ↺ JOHANSSON C

Time remaining: 5 minutes 56 seconds

Detailed Game Statistics:

NOR - Norway		Draws		Takeouts		Total	
F	SKASLIEN Kristin	12	88 %	0	- %	12	88 %
M	NEDREGOTTEN Magnus	7	82 %	11	75 %	18	78 %
	Team Total	19	86 %	11	75 %	30	82 %

SWE - Sweden		Draws		Takeouts		Total	
F	JOHANSSON Camilla	12	40 %	1	75 %	13	42 %
M	NOREEN Per	9	69 %	8	47 %	17	59 %
	Team Total	21	52 %	9	50 %	30	52 %

LEGEND
F Female
X Unplayed/unfinished end due to concession
LSFE (*) Last stone first end
M Male

Game - Shot by Shot

NOR - Norway	0 + 2	SWE - Sweden	0 + 0	End 1

7

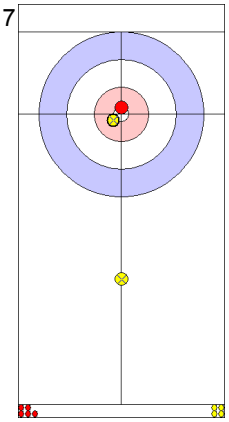

SWE: JOHANSSON C
Draw In 3

8

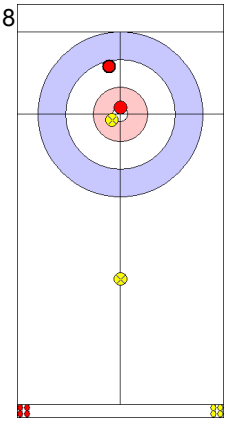

NOR: SKASLIEN K
Draw In 2

9

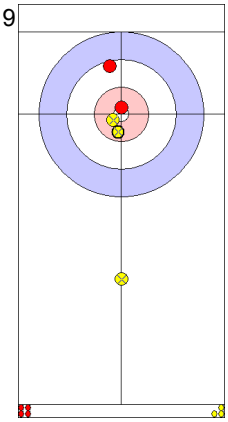

SWE: NOREEN P
Draw In 4

10

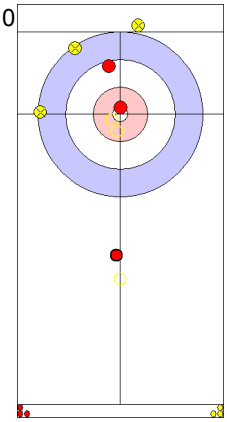

NOR: NEDREGOTTEN M
Takeout Out 4

11

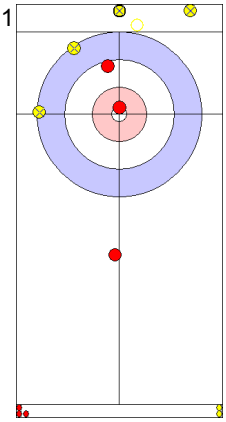

SWE: NOREEN P
Draw Out 0

12

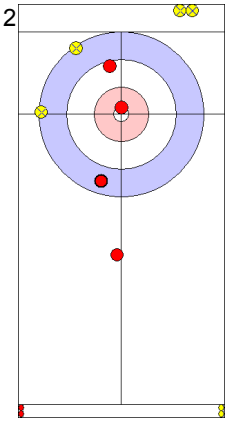

NOR: NEDREGOTTEN M
Draw In 2

13

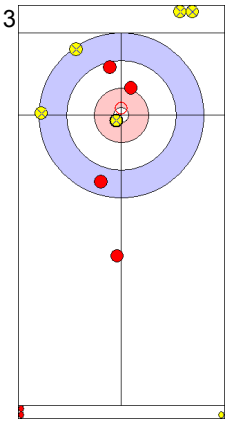

SWE: NOREEN P
Draw Out 4

14

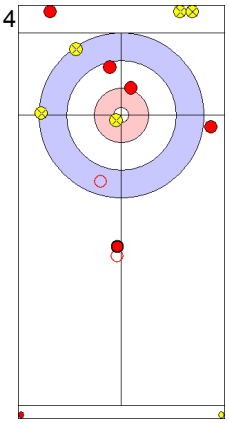

NOR: NEDREGOTTEN M
Promotion Takeout Out 0

15

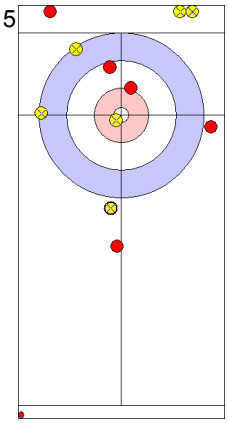

SWE: JOHANSSON C
Guard In 3

16

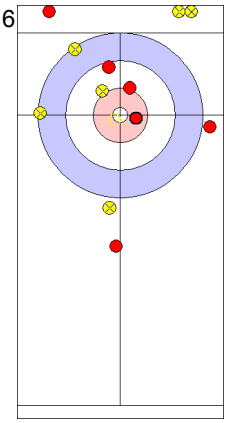

NOR: SKASLIEN K
Draw Out 4

Game - Shot by Shot

NOR - Norway	2 + 0	SWE - Sweden	0 + 2	End 2

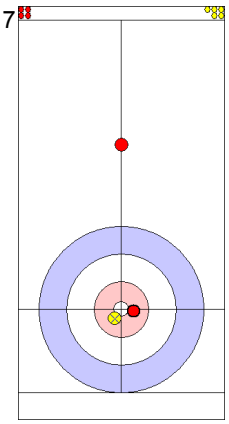

7
NOR: SKASLIEN K
Draw In 3

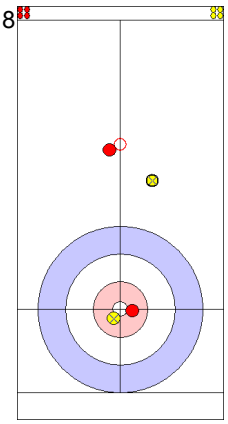

8
SWE: JOHANSSON C
Draw In 0

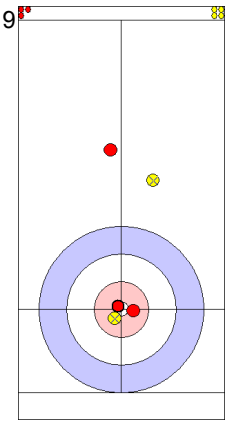

9
NOR: NEDREGOTTEN M
Draw In 4

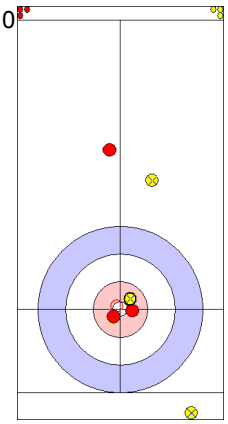

10
SWE: NOREEN P
Draw In 3

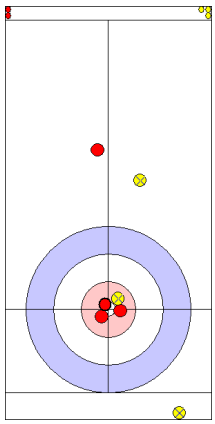

11
NOR: NEDREGOTTEN M
Draw In 4

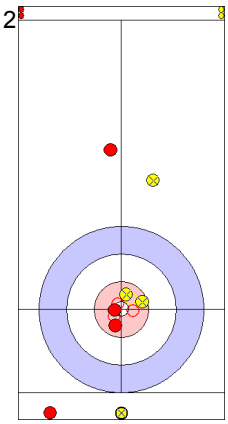

12
SWE: NOREEN P
Draw In 4

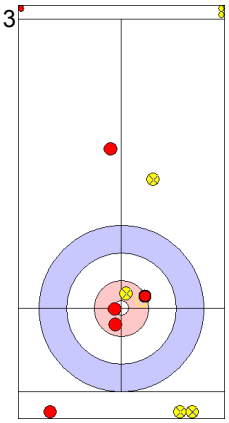

13
NOR: NEDREGOTTEN M
Takeout In 4

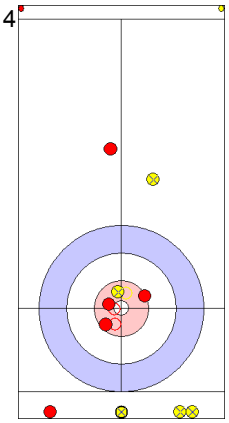

14
SWE: NOREEN P
Draw In 0

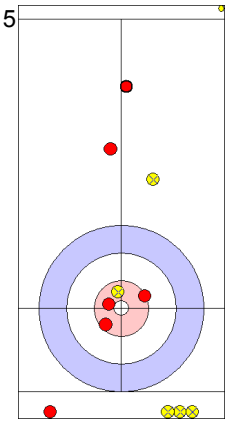

15
NOR: SKASLIEN K
Guard Out 4

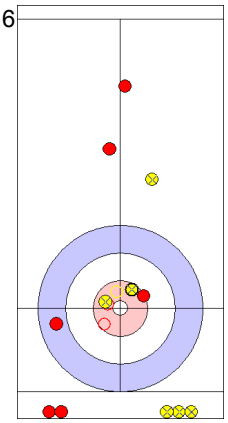

16
SWE: JOHANSSON C
Raise In 4

Game - Shot by Shot

NOR - Norway	2 + 2	SWE - Sweden	2 + 0	End 3

7

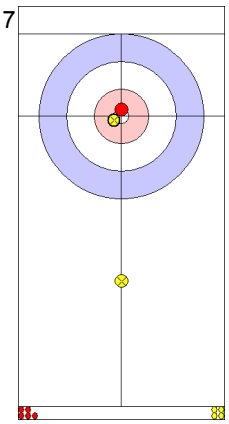

SWE: JOHANSSON C
Draw In 3

8

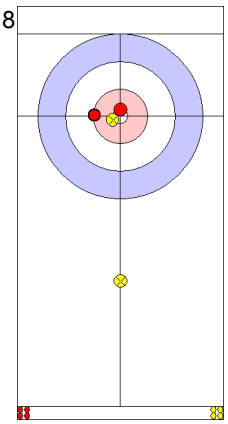

NOR: SKASLIEN K
Draw In 2

9

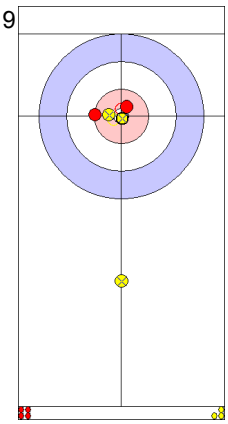

SWE: NOREEN P
Draw Out 4

10

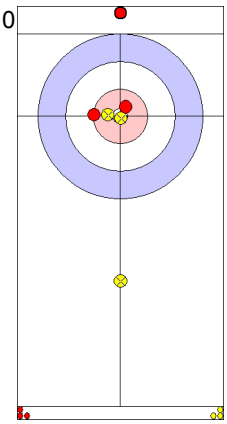

NOR: NEDREGOTTEN M
Clearing In 4

11

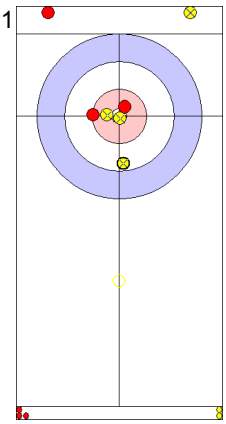

SWE: NOREEN P
Draw Out 3

12

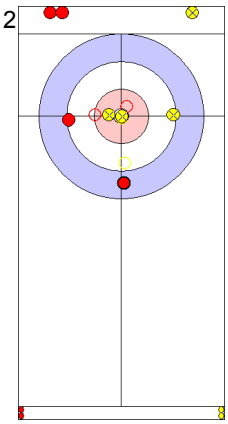

NOR: NEDREGOTTEN M
Takeout Out 0

13

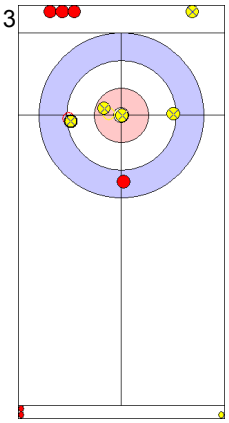

SWE: NOREEN P
Hit and Roll In 3

14

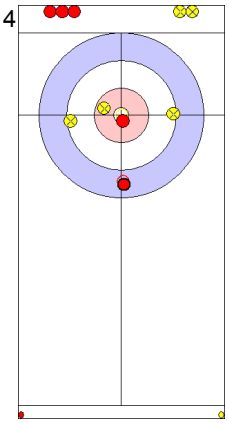

NOR: NEDREGOTTEN M
Promotion Takeout Out 4

15

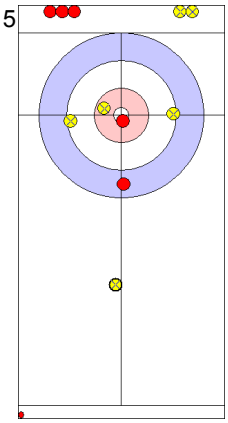

SWE: JOHANSSON C
Draw In 0

16

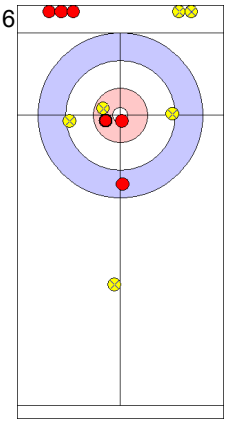

NOR: SKASLIEN K
Draw In 4

Game - Shot by Shot

NOR - Norway	4 + 2	SWE - Sweden	2 + 0	End 4

7

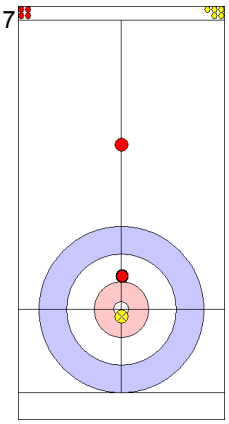

NOR: SKASLIEN K
Draw Out 4

8

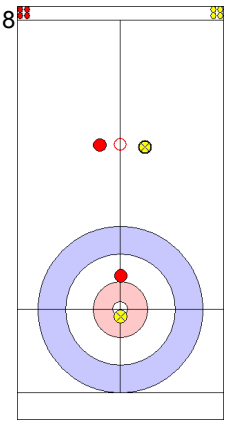

SWE: JOHANSSON C
Wick / Soft Peeling In 4

9

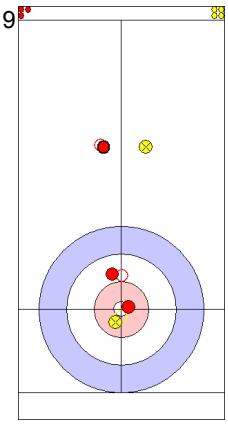

NOR: NEDREGOTTEN M
Promotion Takeout In 3

10

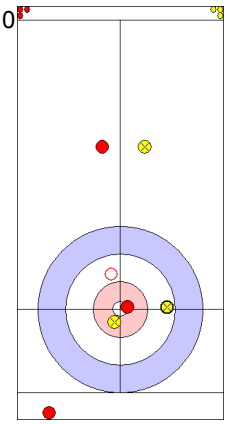

SWE: NOREEN P
Takeout In 4

11

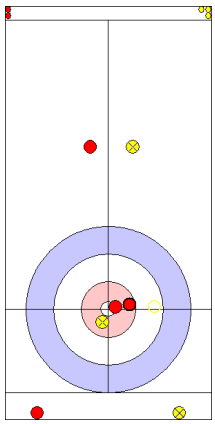

NOR: NEDREGOTTEN M
Hit and Roll In 4

12

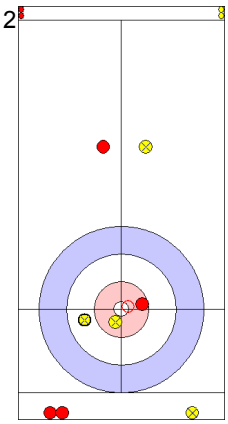

SWE: NOREEN P
Hit and Roll In 4

13

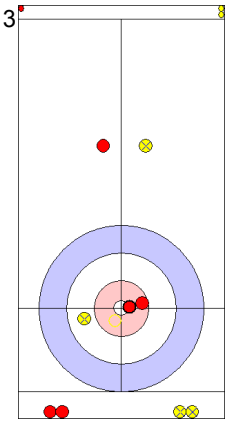

NOR: NEDREGOTTEN M
Takeout In 4

14

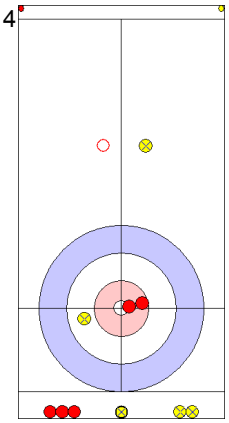

SWE: NOREEN P
Takeout In 0

15

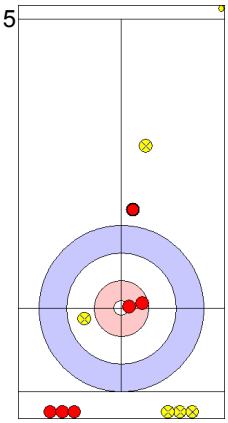

NOR: SKASLIEN K
Guard Out 4

16

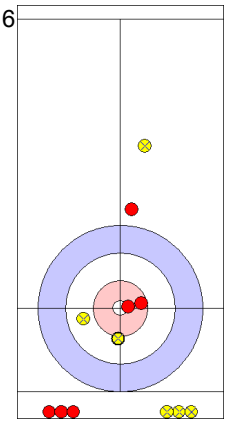

SWE: JOHANSSON C
Draw Out 0

Game - Shot by Shot

NOR - Norway	6 + 2	SWE - Sweden	2 + 0	End 5

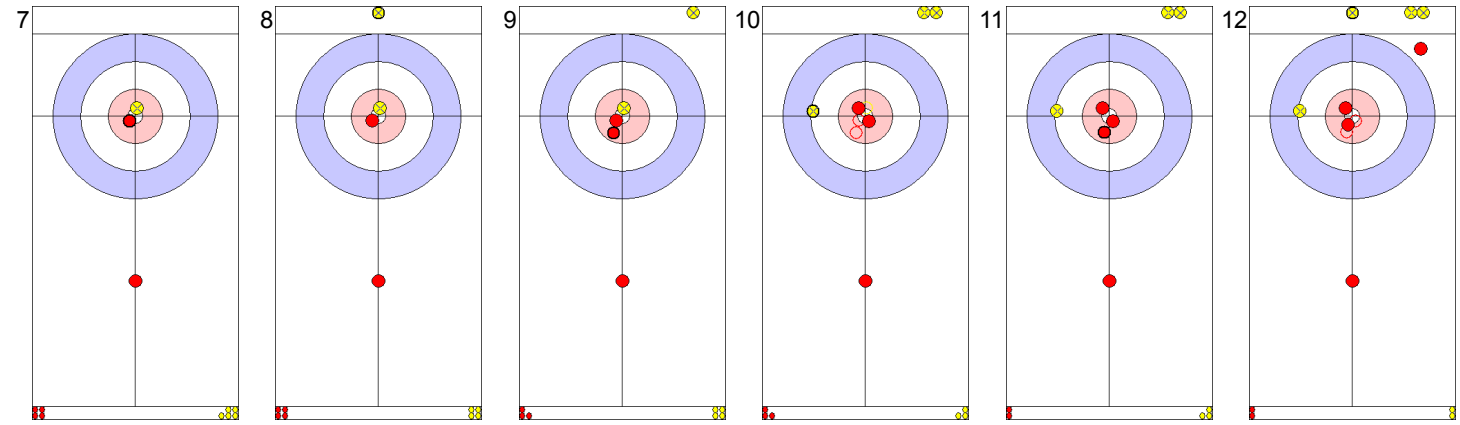

7	8	9	10	11	12
NOR: SKASLIEN K	SWE: JOHANSSON C	NOR: NEDREGOTTEN M	SWE: NOREEN P	NOR: NEDREGOTTEN M	SWE: NOREEN P
Draw In 4	Draw In 0	Draw In 3	Takeout In 0	Draw In 4	Hit and Roll In 2

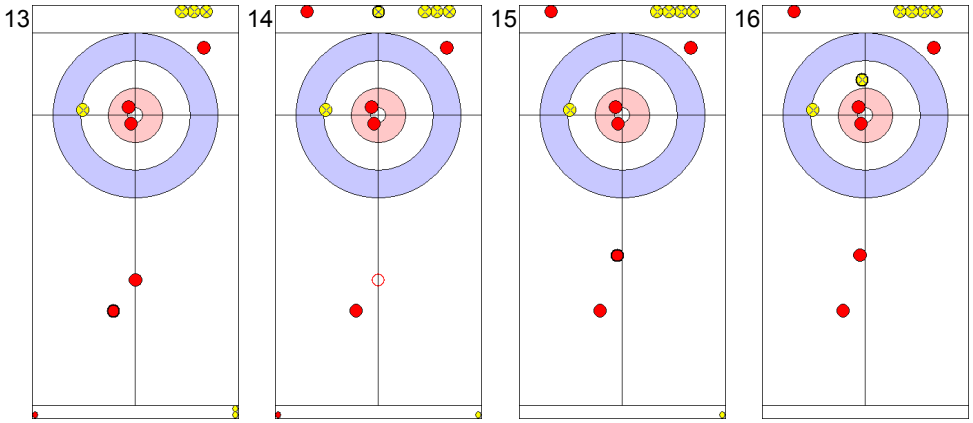

13	14	15	16
NOR: NEDREGOTTEN M	SWE: NOREEN P	NOR: SKASLIEN K	SWE: JOHANSSON C
Guard In 4	Takeout Out 2	Guard Out 4	Draw Out 0

Game - Shot by Shot

NOR - Norway	8 + 2	SWE - Sweden	2 + 0	End 6

7

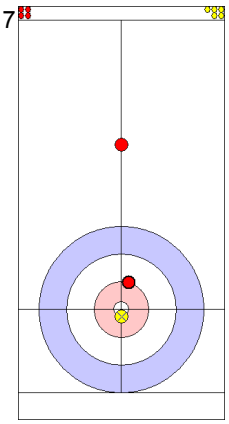

NOR: SKASLIEN K
Draw Out 3

8

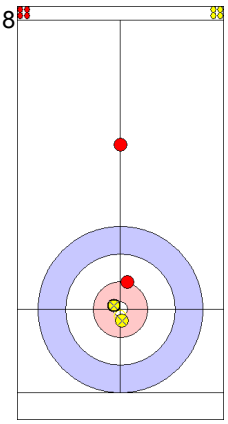

SWE: NOREEN P
Draw Out 3

9

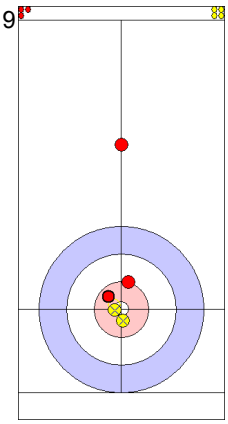

NOR: NEDREGOTTEN M
Draw Out 2

10

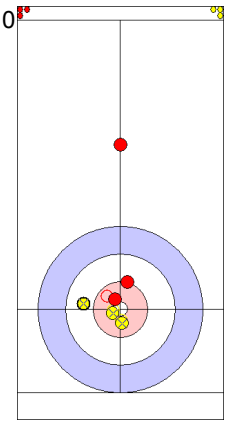

SWE: JOHANSSON C
Draw Out 2

11

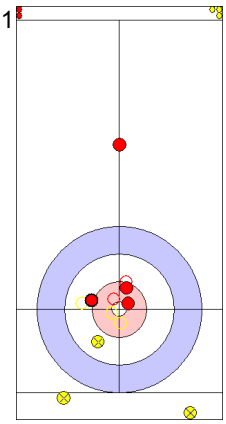

NOR: NEDREGOTTEN M
Double Takeout Out 4

12

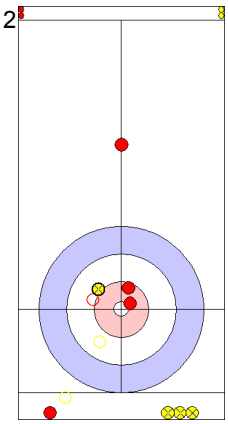

SWE: JOHANSSON C
Double Takeout Out 3

13

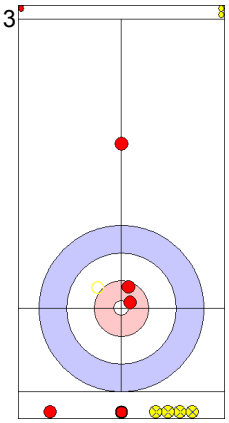

NOR: NEDREGOTTEN M
Hit and Roll Out 2

14

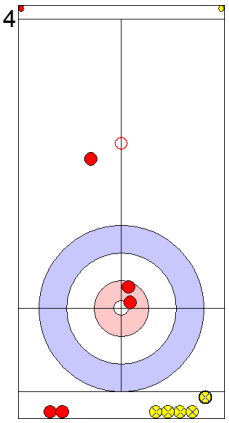

SWE: JOHANSSON C
Draw In 0

15

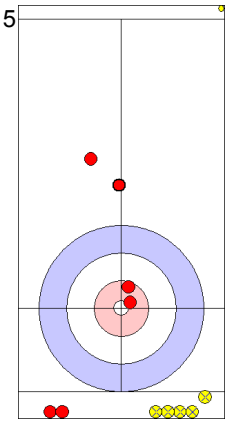

NOR: SKASLIEN K
Guard Out 4

16

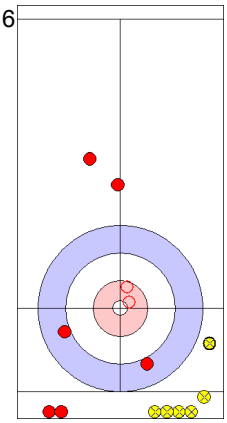

SWE: NOREEN P
Double Takeout In 0

Game Results

Sheet	Game	Team	LSFE	1	2	3	4	5	6	7	8	Extra Ends						Total
E	8	AUT - Austria		0	2	0	2	0	0	0	0							4
	8	SLO - Slovenia	*	1	0	2	0	1	1	1	1							7

AUT - Austria		Game	All
F	WEGHUBER Anna	60 %	55 %
M	SCHAGERL Markus	58 %	52 %
	Team Total	59 %	53 %

Last Stone Draw: 117.4cm 117.4cm ↻ WEGHUBER A
0.0cm ↺ SCHAGERL M

Time remaining: 1 minute 50 seconds

Time-out: end 8 - AUT stone 8

SLO - Slovenia		Game	All
F	JURINCIC Valentina	75 %	51 %
M	CULIC Jure	78 %	63 %
	Team Total	77 %	58 %

Last Stone Draw: 88.0cm 14.8cm ↻ CULIC J
73.2cm ↺ JURINCIC V

Time remaining: 1 minute 37 seconds

Detailed Game Statistics:

AUT - Austria		Draws		Takeouts		Total	
F	WEGHUBER Anna	19	63 %	3	42 %	22	60 %
M	SCHAGERL Markus	12	50 %	6	75 %	18	58 %
	Team Total	31	58 %	9	64 %	40	59 %

SLO - Slovenia		Draws		Takeouts		Total	
F	JURINCIC Valentina	13	81 %	2	38 %	15	75 %
M	CULIC Jure	20	79 %	4	75 %	24	78 %
	Team Total	33	80 %	6	63 %	39	77 %

LEGEND
F Female **LSFE** (*) Last stone first end **M** Male

Game - Shot by Shot

AUT - Austria	0 + 0	SLO - Slovenia	0 + 1	End 1

7

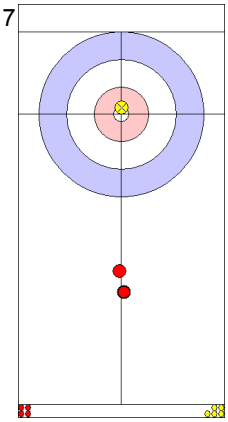

AUT: SCHAGERL M
Draw In 0

8

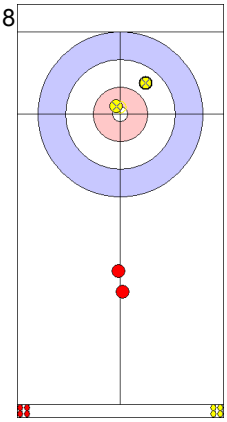

SLO: JURINCIC V
Draw Out 3

9

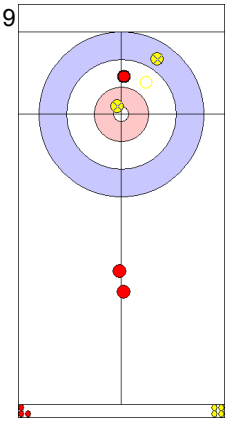

AUT: WEGHUBER A
Draw Out 3

10

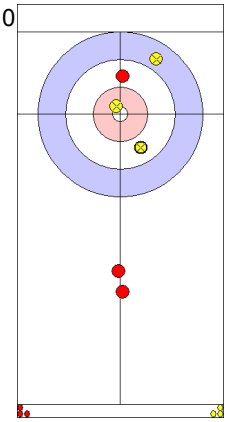

SLO: CULIC J
Draw Out 3

11

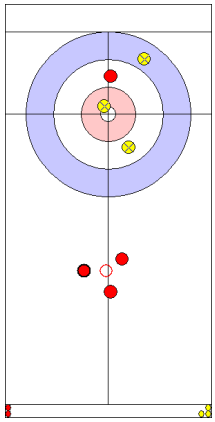

AUT: WEGHUBER A
Draw In 0

12

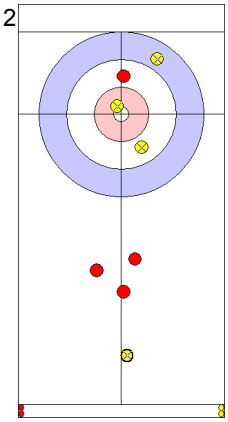

SLO: CULIC J
Guard In 2

13

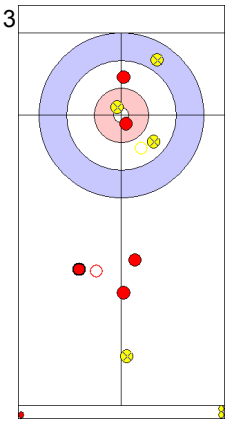

AUT: WEGHUBER A
Raise In 4

14

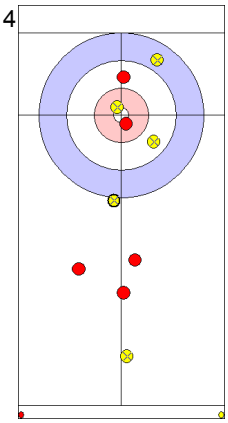

SLO: CULIC J
Guard In 4

15

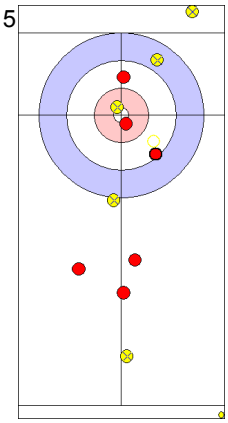

AUT: SCHAGERL M
Raise Out 2

16

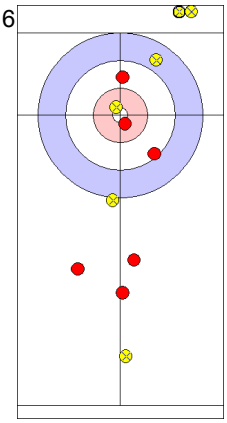

SLO: JURINCIC V
through In X

Game - Shot by Shot

AUT - Austria	0 + 2	SLO - Slovenia	1 + 0	End 2

7

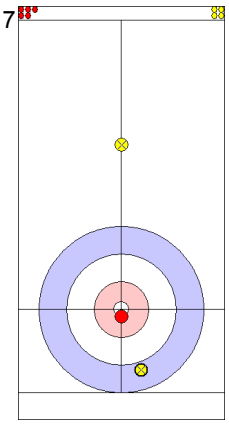

SLO: JURINCIC V
Draw In 3

8

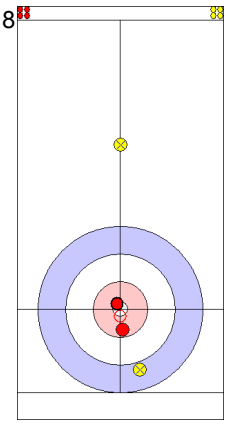

AUT: SCHAGERL M
Draw Out 4

9

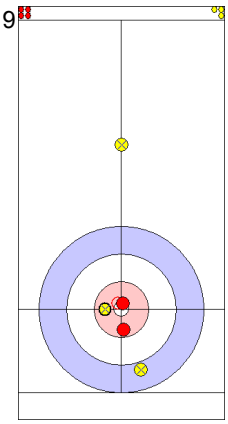

SLO: CULIC J
Draw Out 4

10

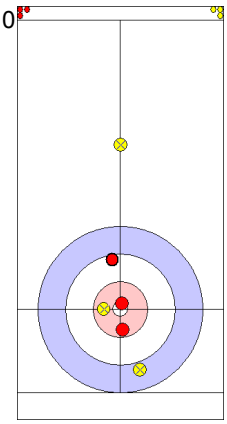

AUT: WEGHUBER A
Draw Out 4

11

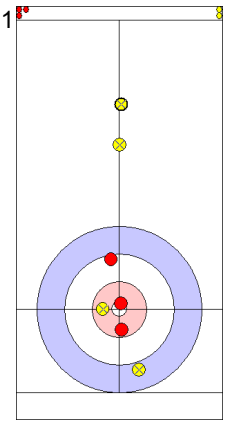

SLO: CULIC J
Draw In 0

12

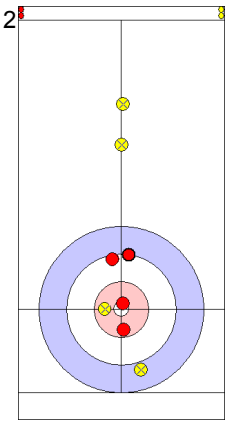

AUT: WEGHUBER A
Draw In 4

13

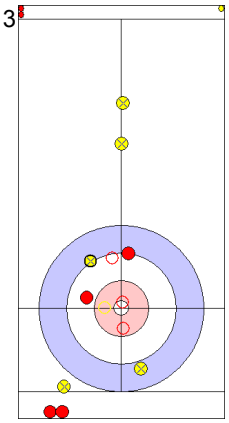

SLO: CULIC J
Double Takeout Out 4

14

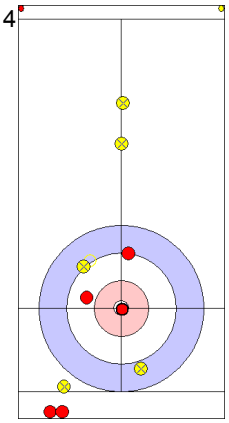

AUT: WEGHUBER A
Draw Out 4

15

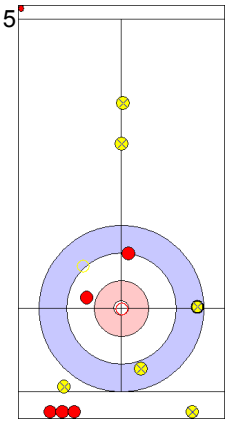

SLO: JURINCIC V
Hit and Roll Out 3

16

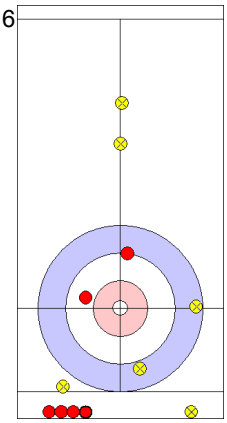

AUT: SCHAGERL M
Draw In 0

Game - Shot by Shot

AUT - Austria	2 + 0	SLO - Slovenia	1 + 2	End 3

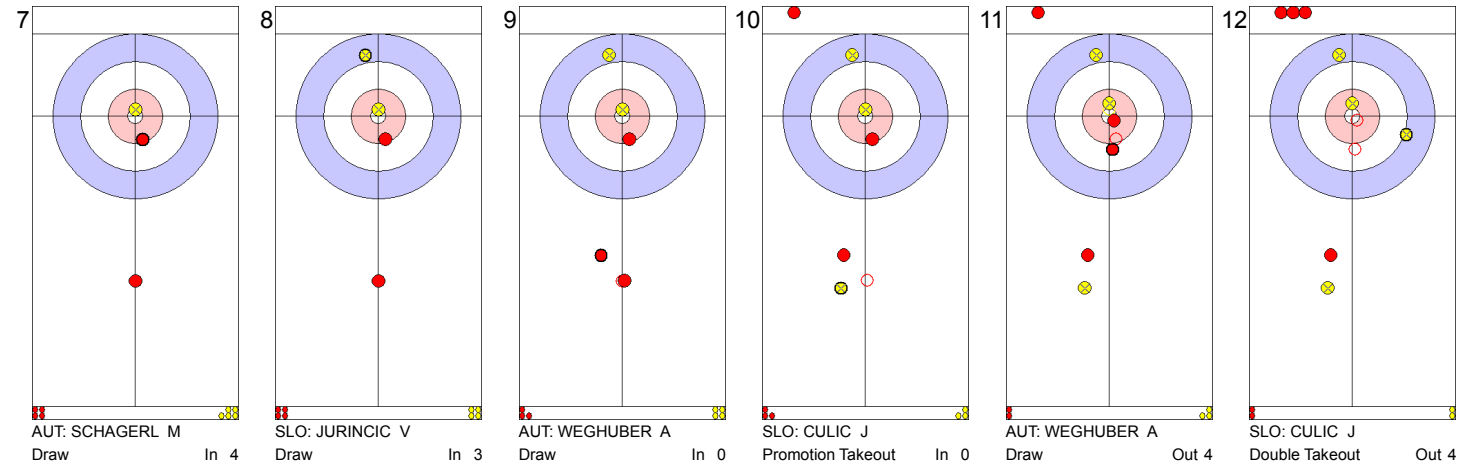

7
AUT: SCHAGERL M
Draw In 4

8
SLO: JURINCIC V
Draw In 3

9
AUT: WEGHUBER A
Draw In 0

10
SLO: CULIC J
Promotion Takeout In 0

11
AUT: WEGHUBER A
Draw Out 4

12
SLO: CULIC J
Double Takeout Out 4

13
AUT: WEGHUBER A
Hit and Roll Out 3

14
SLO: CULIC J
Draw Out 4

15
AUT: SCHAGERL M
Double Takeout Out 4

16
SLO: JURINCIC V
Draw Out 4

Game - Shot by Shot

AUT - Austria	2 + 2	SLO - Slovenia	3 + 0	End 4

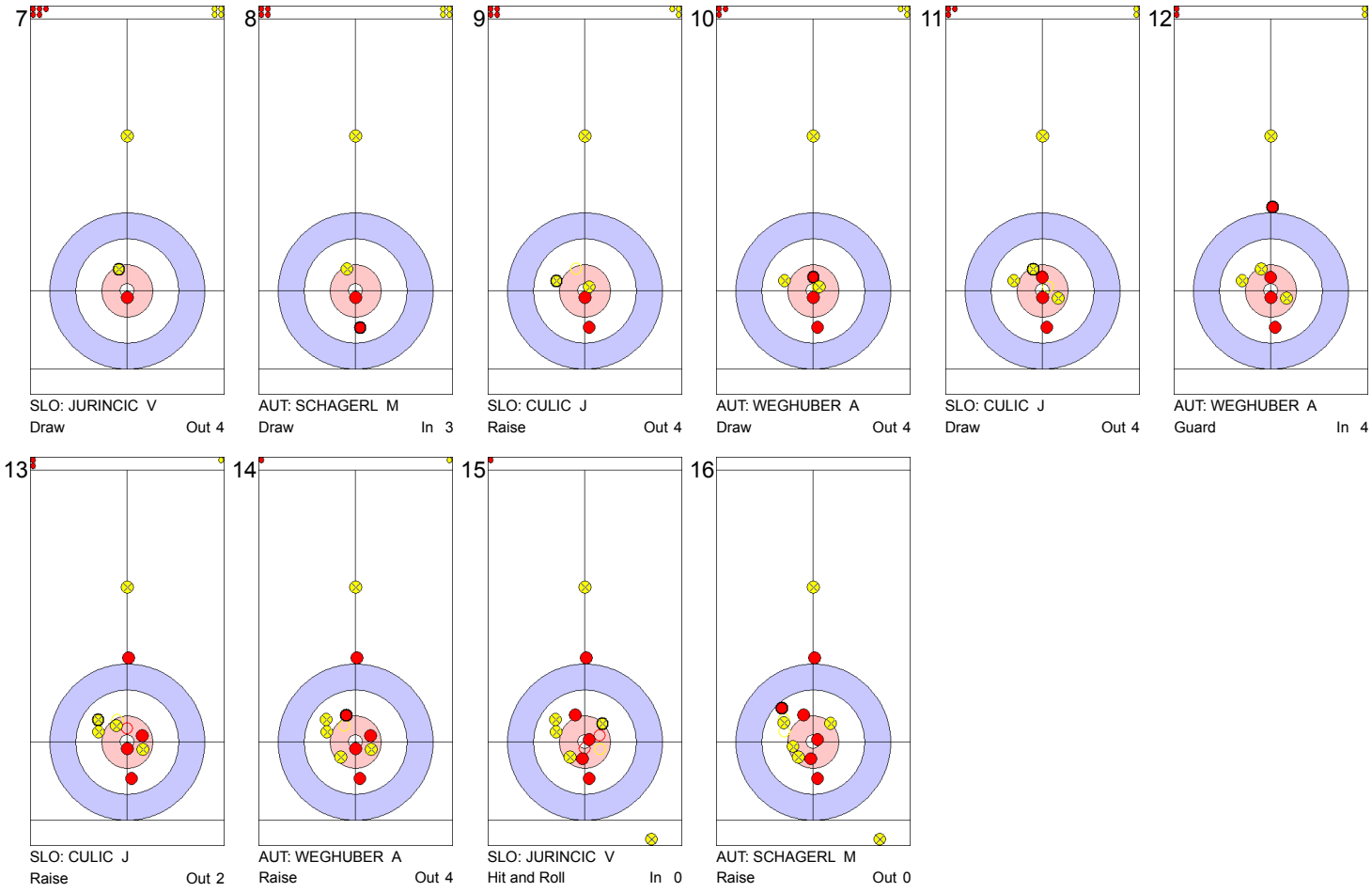

7
SLO: JURINCIC V
Draw Out 4

8
AUT: SCHAGERL M
Draw In 3

9
SLO: CULIC J
Raise Out 4

10
AUT: WEGHUBER A
Draw Out 4

11
SLO: CULIC J
Draw Out 4

12
AUT: WEGHUBER A
Guard In 4

13
SLO: CULIC J
Raise Out 2

14
AUT: WEGHUBER A
Raise Out 4

15
SLO: JURINCIC V
Hit and Roll In 0

16
AUT: SCHAGERL M
Raise Out 0

Game - Shot by Shot

AUT - Austria	4 + 0	SLO - Slovenia	3 + 1	End 5

7

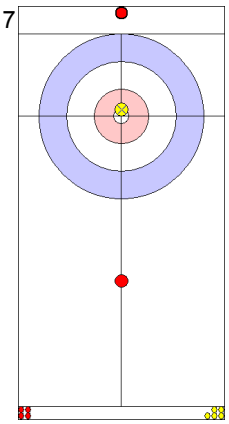

AUT: WEGHUBER A
Draw In 0

8

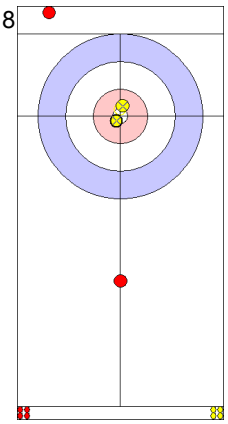

SLO: JURINCIC V
Draw In 4

9

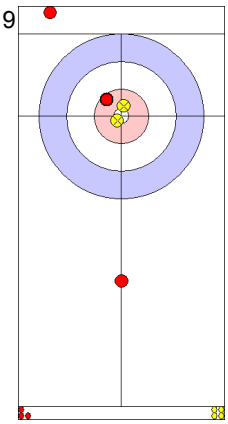

AUT: SCHAGERL M
Draw In 3

10

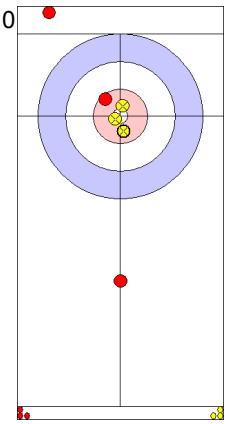

SLO: CULIC J
Draw In 4

11

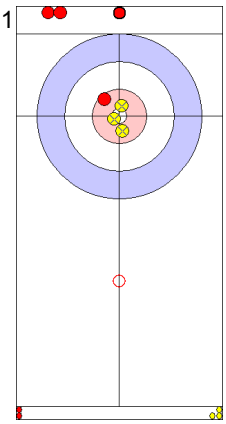

AUT: SCHAGERL M
Clearing In 4

12

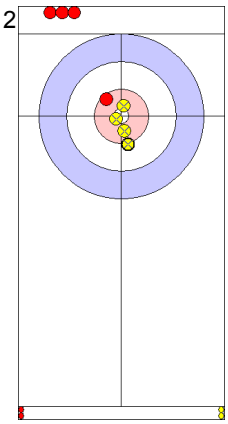

SLO: CULIC J
Draw In 4

13

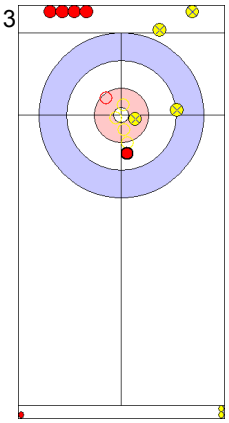

AUT: SCHAGERL M
Double Takeout In 4

14

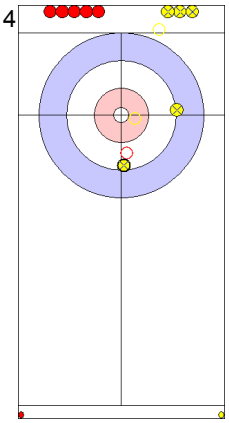

SLO: CULIC J
Takeout Out 4

15

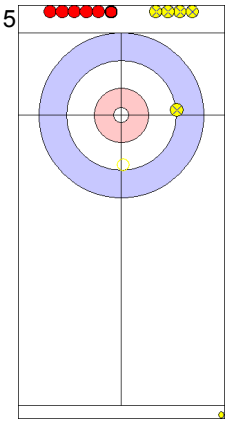

AUT: WEGHUBER A
Takeout Out 2

16

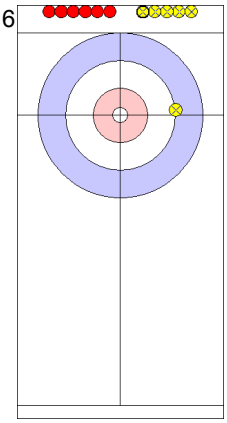

SLO: JURINCIC V
Draw Out 0

Game - Shot by Shot

AUT - Austria	4 + 0	SLO - Slovenia	4 + 1	End 6

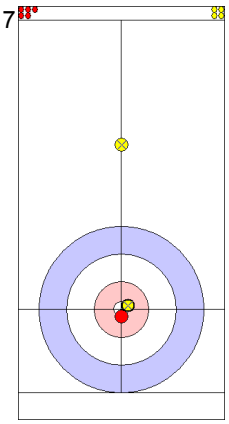

7
SLO: JURINCIC V
Freeze In 4

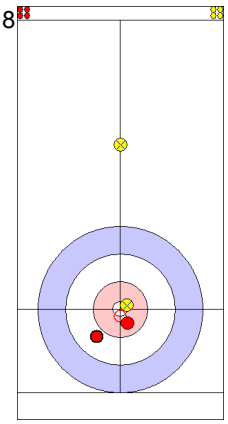

8
AUT: WEGHUBER A
Draw Out 2

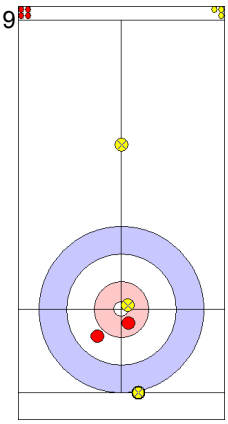

9
SLO: CULIC J
Draw In 2

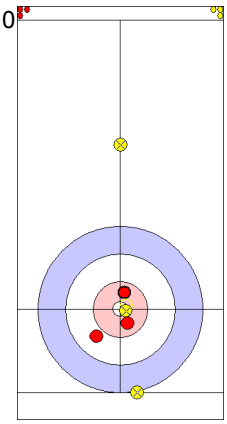

10
AUT: SCHAGERL M
Raise In 3

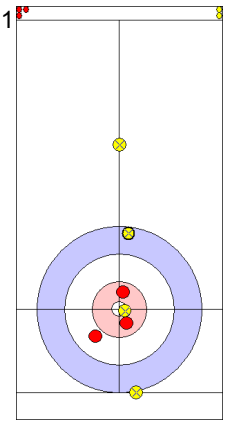

11
SLO: CULIC J
Draw In 3

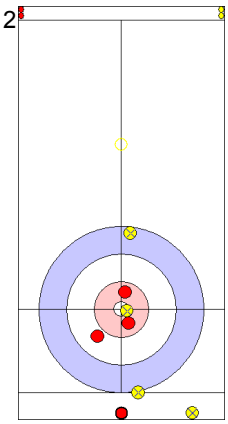

12
AUT: SCHAGERL M
Promotion Takeout Out 2

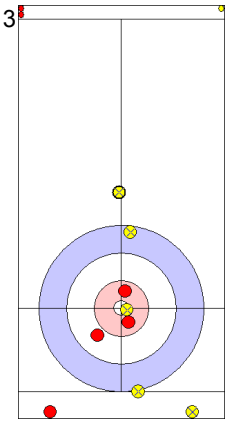

13
SLO: CULIC J
Guard In 4

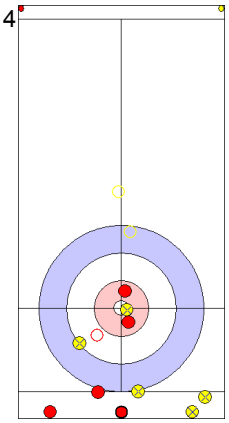

14
AUT: SCHAGERL M
Clearing Out 4

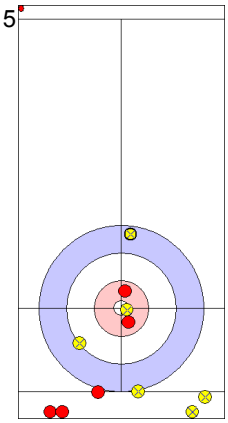

15
SLO: JURINCIC V
Guard In 4

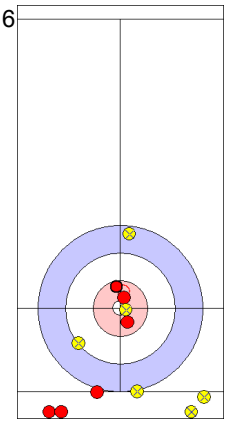

16
AUT: WEGHUBER A
Raise Out 1

Game - Shot by Shot

AUT - Austria	4 + 0	SLO - Slovenia	5 + 1	End 7

7

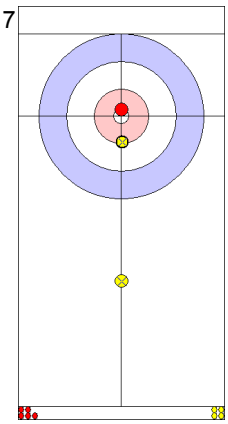

SLO: JURINCIC V
Draw In 4

8

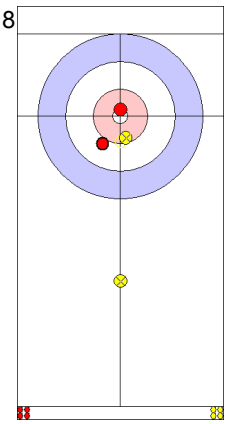

AUT: SCHAGERL M
Draw In 3

9

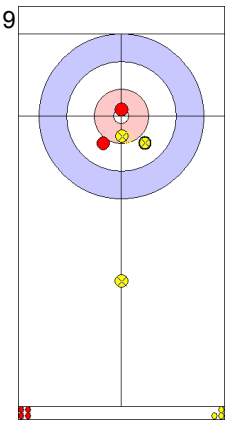

SLO: CULIC J
Raise Out 3

10

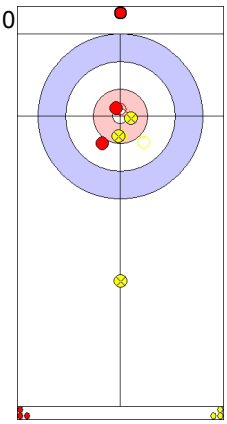

AUT: WEGHUBER A
Takeout Out 0

11

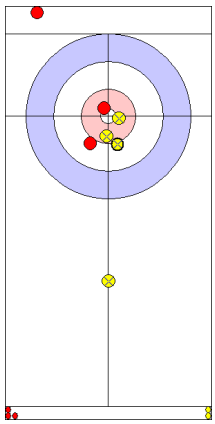

SLO: CULIC J
Draw In 4

12

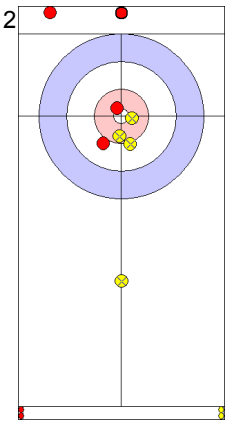

AUT: WEGHUBER A
Draw Out 0

13

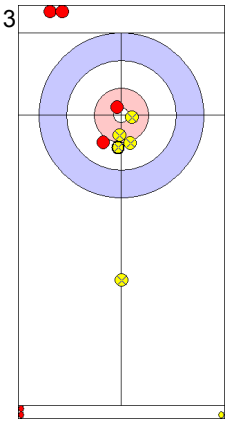

SLO: CULIC J
Draw In 4

14

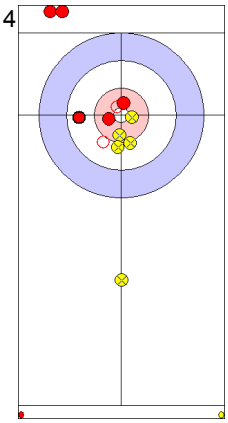

AUT: WEGHUBER A
Raise In 2

15

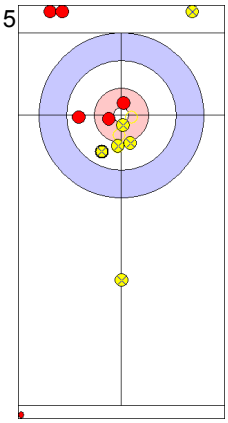

SLO: JURINCIC V
Raise In 3

16

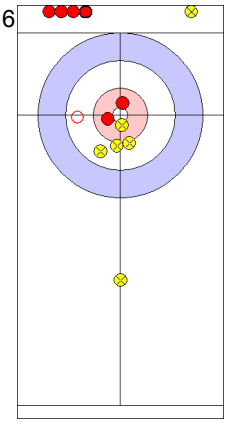

AUT: SCHAGERL M
Hit and Roll In 0

Game - Shot by Shot

AUT - Austria	4 + 0	SLO - Slovenia	6 + 1	End 8

7

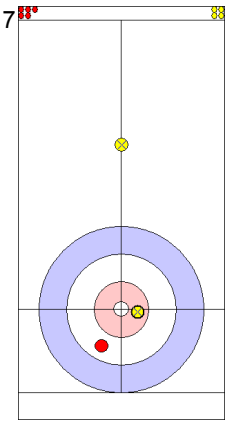

SLO: JURINCIC V
Draw In 4

8

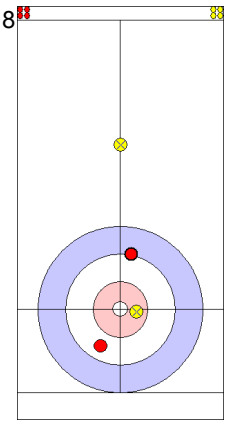

AUT: SCHAGERL M
Draw In 2

9

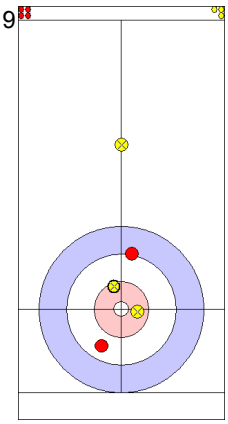

SLO: CULIC J
Draw Out 4

10

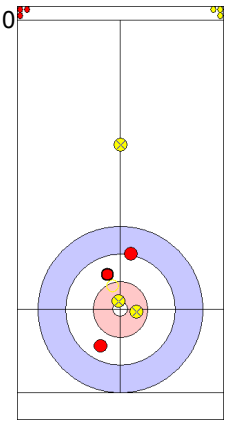

AUT: WEGHUBER A
Draw Out 4

11

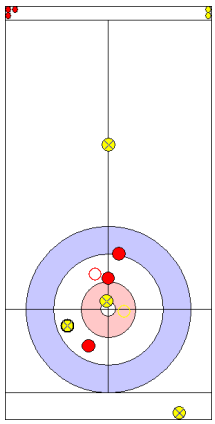

SLO: CULIC J
Draw Out 2

12

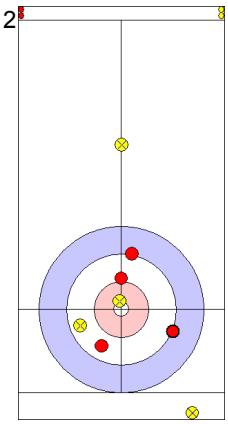

AUT: WEGHUBER A
Draw In 2

13

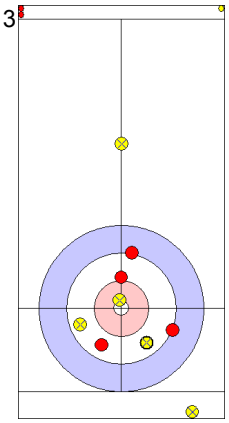

SLO: CULIC J
Draw In 2

14

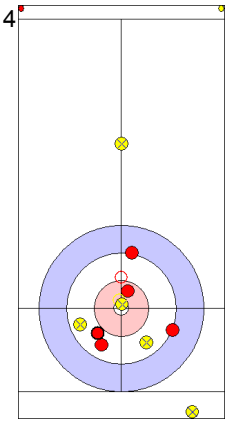

AUT: WEGHUBER A
Raise Out 2

15

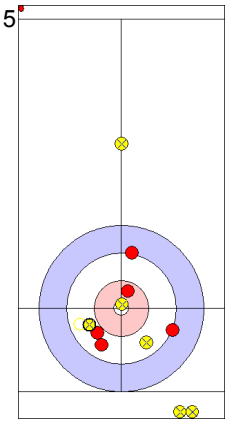

SLO: JURINCIC V
Draw Out 2

16

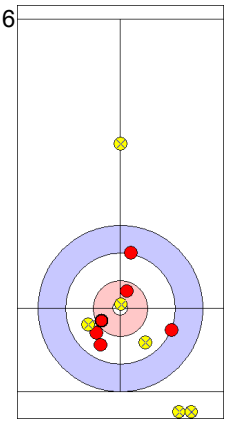

AUT: SCHAGERL M
Draw Out 0
Time-out

Session Results and Standings

Sheet	Game	Team	LSFE	1	2	3	4	5	6	7	8	Extra Ends						Total
A	7	SWE - Sweden	*	1	1	0	0	3	1	0	1							7
	7	LAT - Latvia		0	0	3	2	0	0	1	0							6
B	7	FIN - Finland	*	2	2	0	2	3	1	X	X							10
	7	BRA - Brazil		0	0	1	0	0	0	X	X							1
C	7	AUT - Austria	*	1	0	0	1	1	0	0	2	0						5
	7	ITA - Italy		0	1	2	0	0	1	1	0	1						6
D	7	NZL - New Zealand	*	2	0	3	2	2	1	0	X							10
	7	SLO - Slovenia		0	4	0	0	0	0	1	X							5
E	7	NOR - Norway	*	1	2	1	0	3	0	0	X							7
	7	CHN - China		0	0	0	2	0	1	1	X							4

Standings

Group-A

Rank	Team	Games	Wins	Losses
1	RUS - Russia	6	6	0
2	USA - United States	6	5	1
3	DEN - Denmark	6	4	2
3	JPN - Japan	6	4	2
5	SUI - Switzerland	6	3	3
5	TUR - Turkey	6	3	3
7	CZE - Czech Republic	6	2	4
7	SVK - Slovakia	6	2	4
9	FRA - France	6	1	5
10	AUS - Australia	6	0	6

Group-B

Rank	Team	Games	Wins	Losses
1	NOR - Norway	7	7	0
2	FIN - Finland	7	5	2
2	ITA - Italy	7	5	2
2	SWE - Sweden	7	5	2
5	CHN - China	7	4	3
5	LAT - Latvia	7	4	3
7	AUT - Austria	7	2	5
7	NZL - New Zealand	7	2	5
9	SLO - Slovenia	7	1	6
10	BRA - Brazil	7	0	7

Group-C

Rank	Team	Games	Wins	Losses
1	CAN - Canada	7	6	1
1	HUN - Hungary	7	6	1
3	ESP - Spain	7	5	2
3	EST - Estonia	7	5	2
3	KOR - Korea	7	5	2
6	ENG - England	7	3	4
6	SCO - Scotland	7	3	4
8	POL - Poland	7	1	6
8	ROU - Romania	7	1	6
10	BLR - Belarus	7	0	7

LEGEND
LSFE (*) Last stone first end
X Unplayed/unfinished end due to concession

Game Results

Sheet	Game	Team	LSFE	1	2	3	4	5	6	7	8	Extra Ends						Total
A	7	SWE - Sweden	*	1	1	0	0	3	1	0	1							7
	7	LAT - Latvia		0	0	3	2	0	0	1	0							6

SWE - Sweden		Game	All
F	JOHANSSON Camilla	73 %	61 %
M	NOREEN Per	78 %	73 %
	Team Total	75 %	66 %

Last Stone Draw: 0.0cm
0.0cm ↻ JOHANSSON C
0.0cm ↺ NOREEN P

Time remaining: 0 minutes 34 seconds

Time-out: end 8 - SWE stone 7

LAT - Latvia		Game	All
F	LINDE Iluta	74 %	61 %
M	VEIDEMANIS Arnis	72 %	66 %
	Team Total	73 %	64 %

Last Stone Draw: 168.1cm
103.5cm ↻ LINDE I
64.6cm ↺ VEIDEMANIS A

Time remaining: 1 minute 13 seconds

Detailed Game Statistics:

SWE - Sweden		Draws		Takeouts		Total	
F	JOHANSSON Camilla	12	83 %	8	56 %	20	73 %
M	NOREEN Per	12	79 %	8	75 %	20	78 %
	Team Total	24	81 %	16	66 %	40	75 %

LAT - Latvia		Draws		Takeouts		Total	
F	LINDE Iluta	15	73 %	2	75 %	17	74 %
M	VEIDEMANIS Arnis	18	74 %	5	65 %	23	72 %
	Team Total	33	73 %	7	68 %	40	73 %

LEGEND
F Female **LSFE** (*) Last stone first end **M** Male

Game - Shot by Shot

SWE - Sweden	0 + 1	LAT - Latvia	0 + 0	End 1

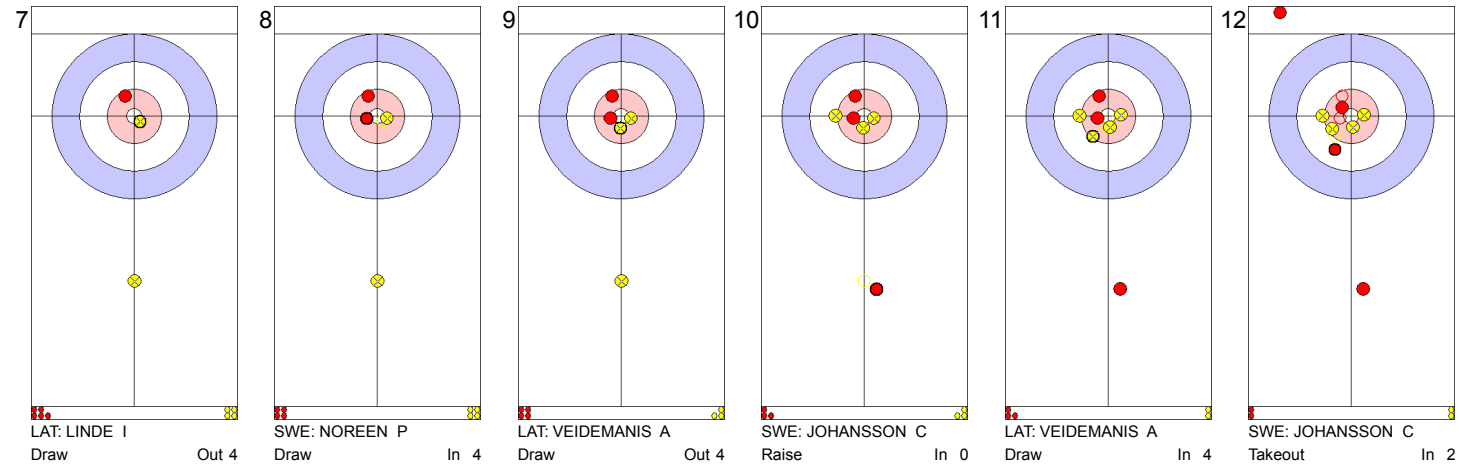

7 LAT: LINDE I — Draw — Out 4

8 SWE: NOREEN P — Draw — In 4

9 LAT: VEIDEMANIS A — Draw — Out 4

10 SWE: JOHANSSON C — Raise — In 0

11 LAT: VEIDEMANIS A — Draw — In 4

12 SWE: JOHANSSON C — Takeout — In 2

13 LAT: VEIDEMANIS A — Guard — In 3

14 SWE: JOHANSSON C — Promotion Takeout — In 2

15 LAT: LINDE I — Draw — In 4

16 SWE: NOREEN P — Raise — In 4

Game - Shot by Shot

SWE - Sweden	1 + 1	LAT - Latvia	0 + 0	End 2

7

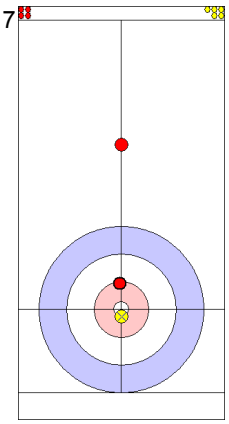

SWE: NOREEN P
Draw In 4

8

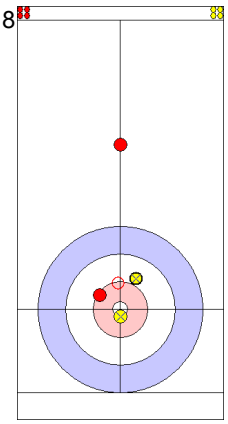

LAT: VEIDEMANIS A
Raise In 4

9

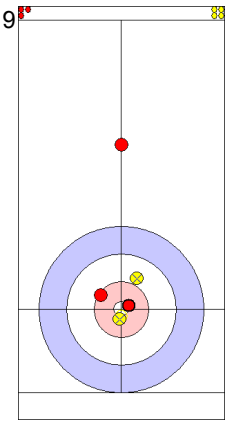

SWE: JOHANSSON C
Draw Out 4

10

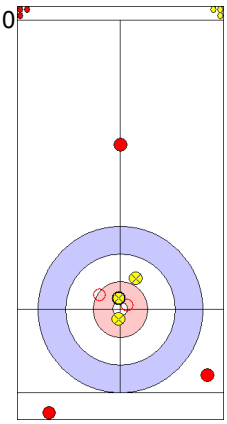

LAT: LINDE I
Double Takeout Out 4

11

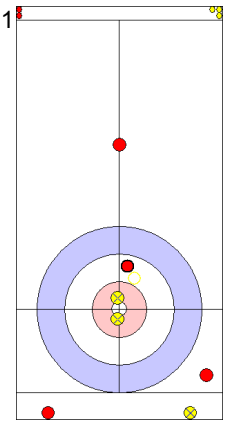

SWE: JOHANSSON C
Double Takeout In 2

12

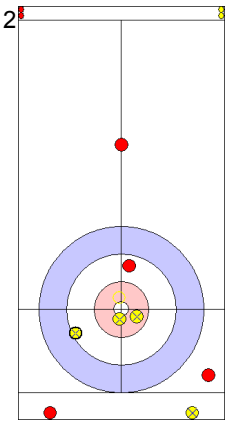

LAT: LINDE I
Draw Out 2

13

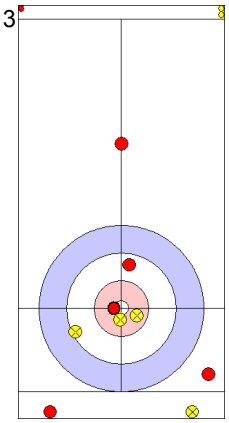

SWE: JOHANSSON C
Draw Out 4

14

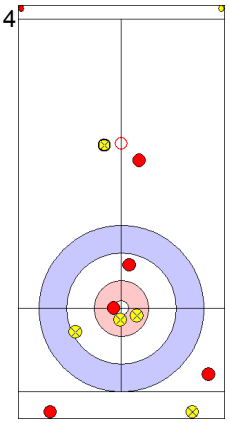

LAT: LINDE I
Draw Out 0

15

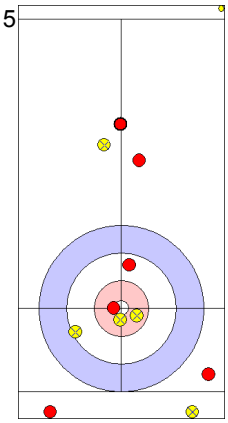

SWE: NOREEN P
Guard Out 3

16

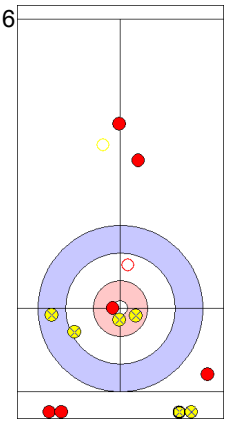

LAT: VEIDEMANIS A
Promotion Takeout Out 2

Game - Shot by Shot

SWE - Sweden	2 + 0	LAT - Latvia	0 + 3	End 3

7

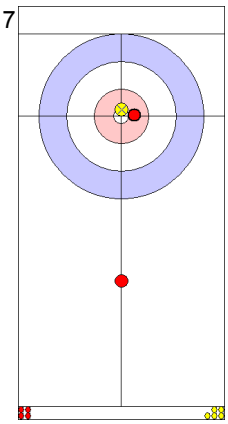

SWE: NOREEN P
Draw Out 3

8

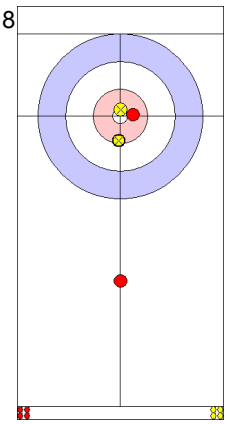

LAT: LINDE I
Draw Out 4

9

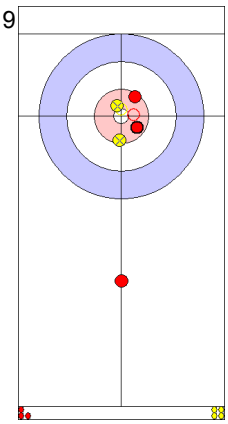

SWE: JOHANSSON C
Raise Out 2

10

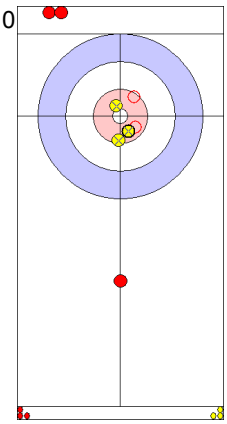

LAT: VEIDEMANIS A
Double Takeout Out 4

11

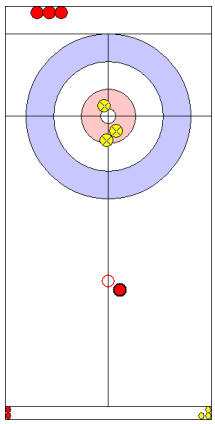

SWE: JOHANSSON C
Clearing Out 2

12

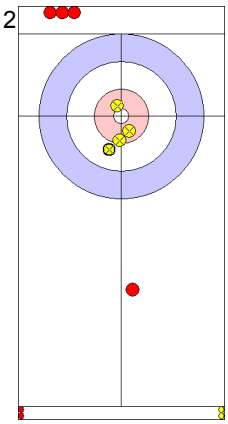

LAT: VEIDEMANIS A
Draw In 2

13

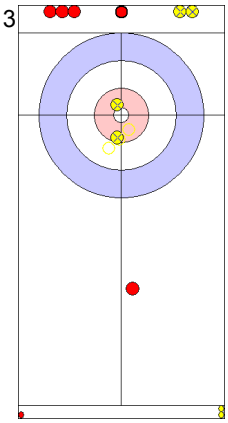

SWE: JOHANSSON C
Takeout In 2

14

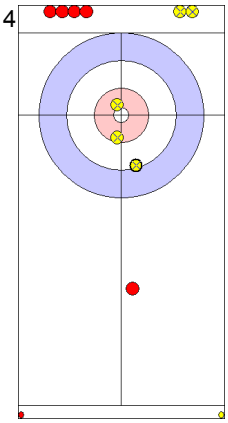

LAT: VEIDEMANIS A
Draw In 2

15

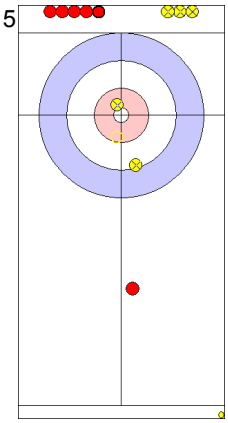

SWE: NOREEN P
Double Takeout In 2

16

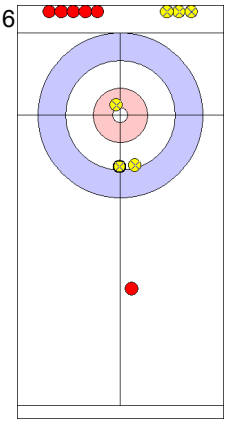

LAT: LINDE I
Draw In 4

Game - Shot by Shot

SWE - Sweden	2 + 0	LAT - Latvia	3 + 2	End 4

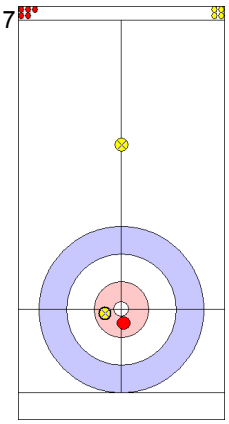

7
LAT: LINDE I
Draw In 3

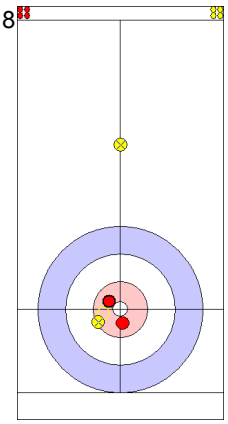

8
SWE: NOREEN P
Draw Out 4

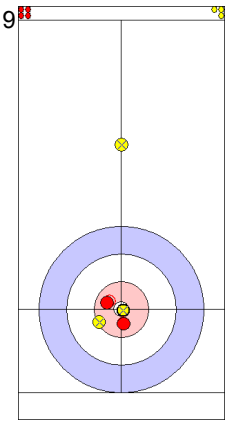

9
LAT: VEIDEMANIS A
Draw In 4

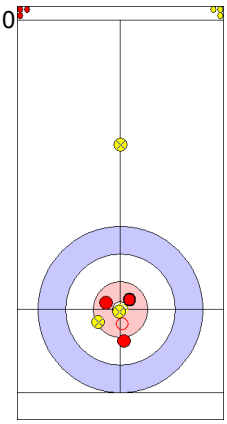

10
SWE: JOHANSSON C
Raise Out 4

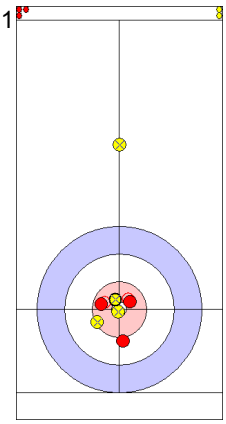

11
LAT: VEIDEMANIS A
Draw Out 4

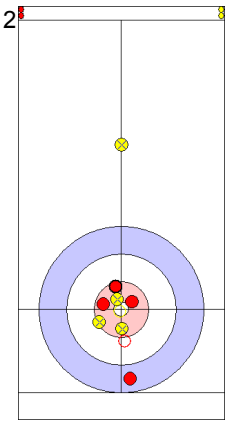

12
SWE: JOHANSSON C
Raise Out 4

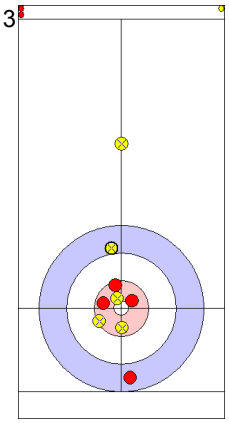

13
LAT: VEIDEMANIS A
Draw Out 4

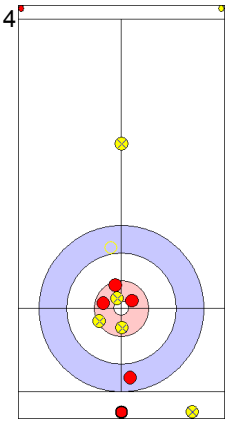

14
SWE: JOHANSSON C
Promotion Takeout In 2

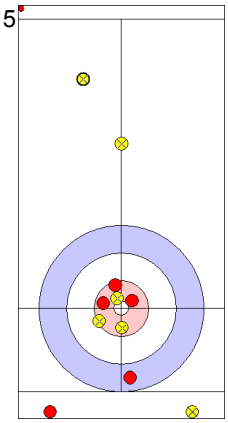

15
LAT: LINDE I
Guard Out 2

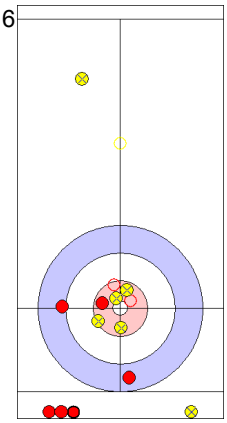

16
SWE: NOREEN P
Promotion Takeout In 0

Game - Shot by Shot

SWE - Sweden	2 + 3	LAT - Latvia	5 + 0	End 5

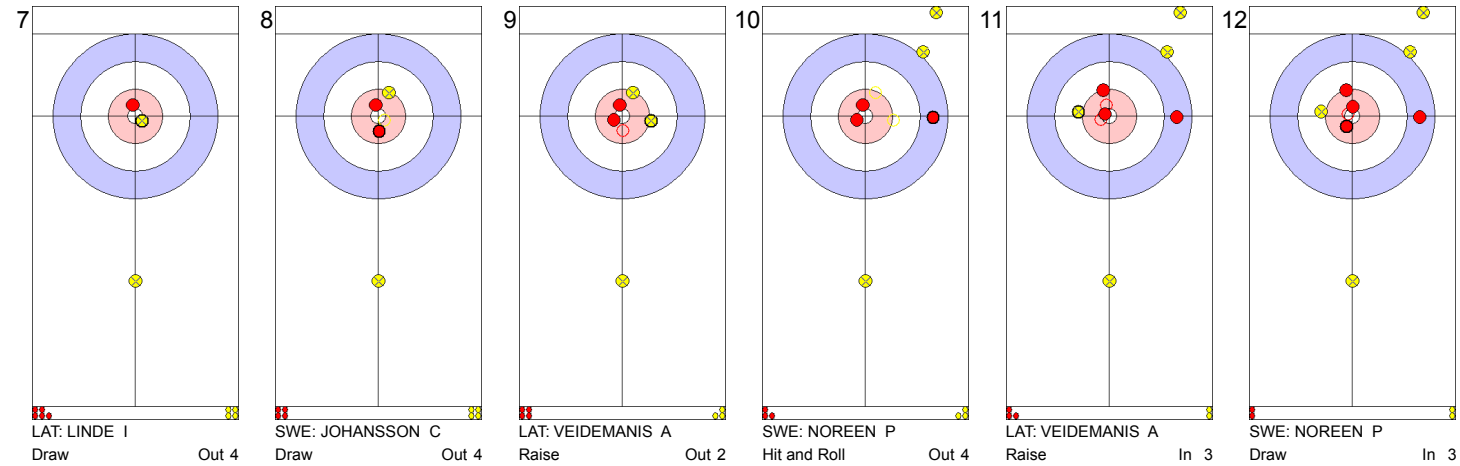

7
LAT: LINDE I
Draw Out 4

8
SWE: JOHANSSON C
Draw Out 4

9
LAT: VEIDEMANIS A
Raise Out 2

10
SWE: NOREEN P
Hit and Roll Out 4

11
LAT: VEIDEMANIS A
Raise In 3

12
SWE: NOREEN P
Draw In 3

13
LAT: VEIDEMANIS A
Raise In 3

14
SWE: NOREEN P
Draw In 4

15
LAT: LINDE I
Raise In 0

16
SWE: JOHANSSON C
Draw Out 4

Game - Shot by Shot

SWE - Sweden	5 + 1	LAT - Latvia	5 + 0	End 6

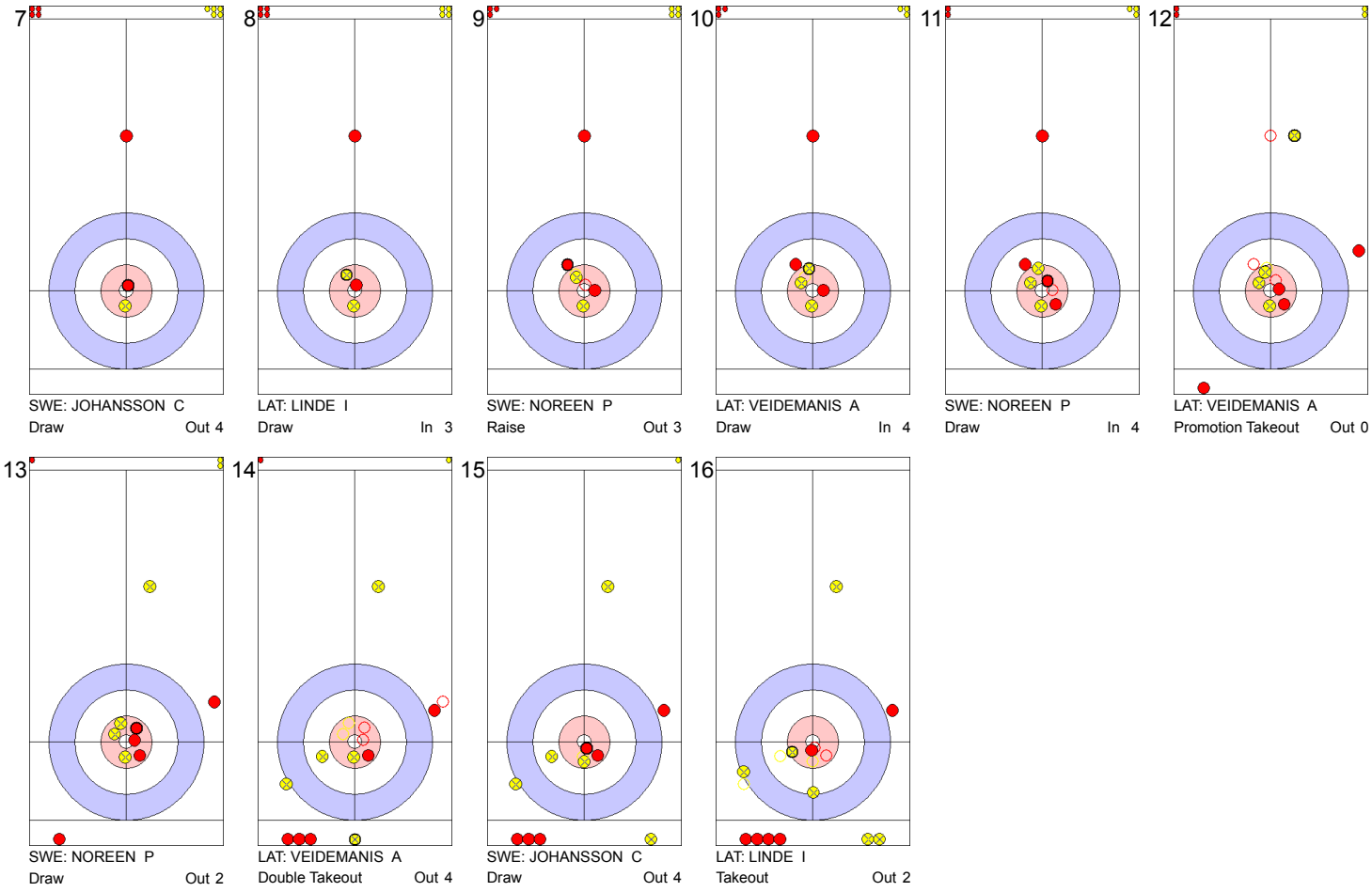

7
SWE: JOHANSSON C
Draw Out 4

8
LAT: LINDE I
Draw In 3

9
SWE: NOREEN P
Raise Out 3

10
LAT: VEIDEMANIS A
Draw In 4

11
SWE: NOREEN P
Draw In 4

12
LAT: VEIDEMANIS A
Promotion Takeout Out 0

13
SWE: NOREEN P
Draw Out 2

14
LAT: VEIDEMANIS A
Double Takeout Out 4

15
SWE: JOHANSSON C
Draw Out 4

16
LAT: LINDE I
Takeout Out 2

Game - Shot by Shot

SWE - Sweden	6 + 0	LAT - Latvia	5 + 1	End 7

7

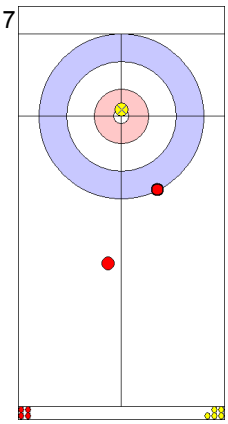

SWE: JOHANSSON C
Draw Out 2

8

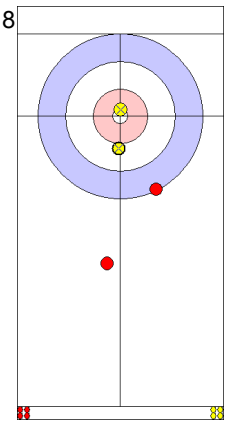

LAT: LINDE I
Draw Out 4

9

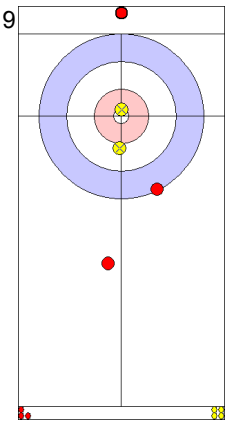

SWE: NOREEN P
Raise Out 0

10

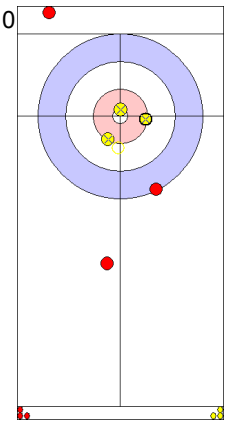

LAT: VEIDEMANIS A
Draw Out 2

11

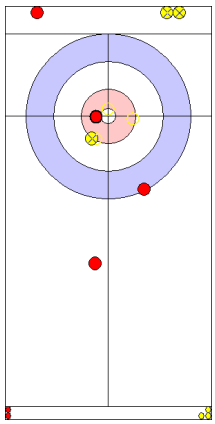

SWE: NOREEN P
Double Takeout In 4

12

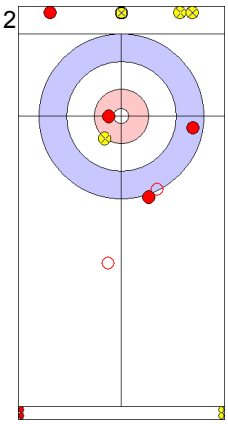

LAT: VEIDEMANIS A
Raise In 0

13

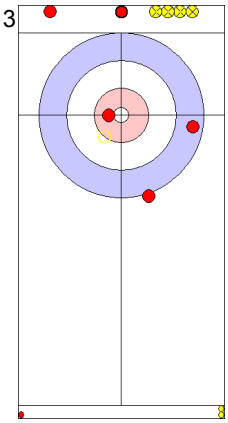

SWE: NOREEN P
Clearing Out 4

14

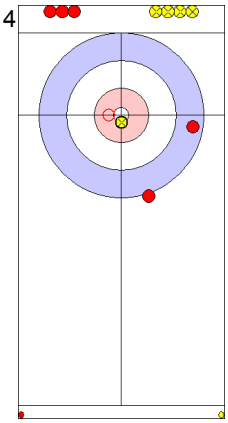

LAT: VEIDEMANIS A
Hit and Roll In 3

15

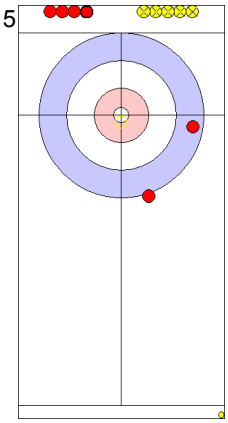

SWE: JOHANSSON C
Takeout Out 2

16

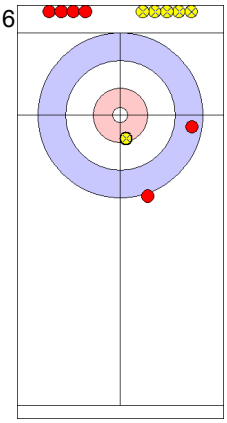

LAT: LINDE I
Draw In 4

Game - Shot by Shot

SWE - Sweden	6 + 1	LAT - Latvia	6 + 0	End 8

7

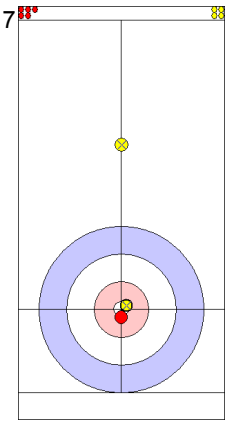

LAT: LINDE I
Draw Out 4

8

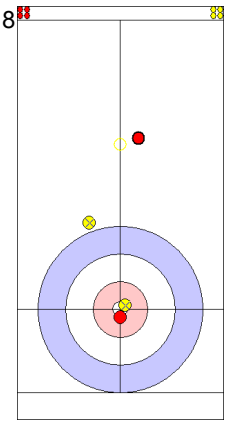

SWE: JOHANSSON C
Hit and Roll In 4

9

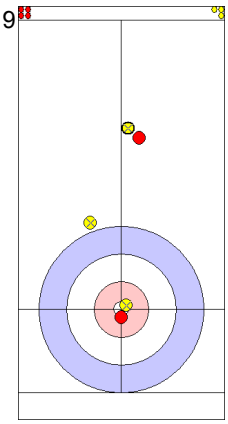

LAT: VEIDEMANIS A
Guard Out 4

10

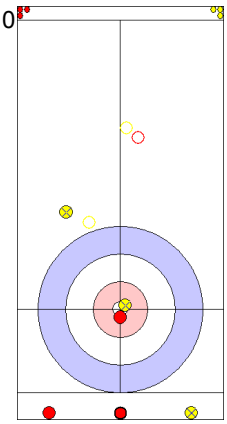

SWE: NOREEN P
Clearing Out 4

11

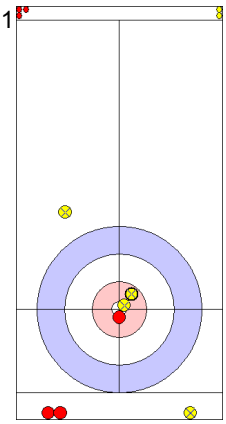

LAT: VEIDEMANIS A
Guard Out 0

12

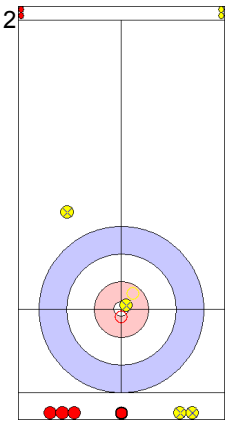

SWE: NOREEN P
Takeout Out 2

13

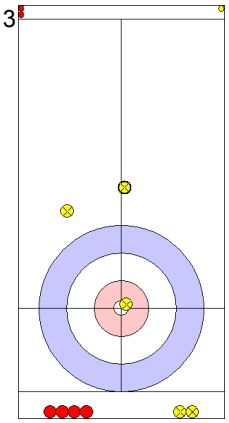

LAT: VEIDEMANIS A
Guard Out 4

14

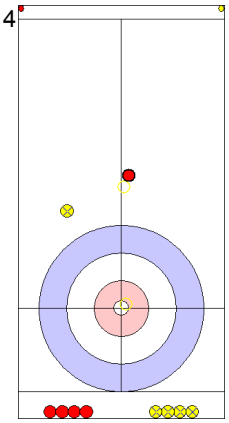

SWE: NOREEN P
Double Takeout In 4
Time-out

15

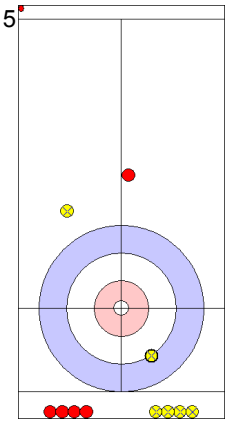

LAT: LINDE I
Draw Out 2

16

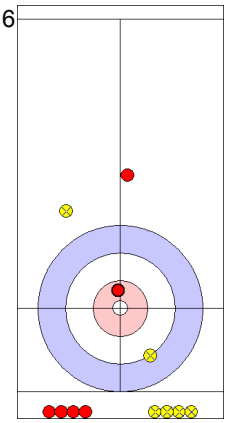

SWE: JOHANSSON C
Draw Out 4

Game Results

Sheet	Game	Team	LSFE	1	2	3	4	5	6	7	8	Extra Ends						Total
B	7	FIN - Finland	*	2	2	0	2	3	1	X	X							10
	7	BRA - Brazil		0	0	1	0	0	0	X	X							1

FIN - Finland		Game	All
F	KIISKINEN Katja	54 %	57 %
M	KIISKINEN Kalle	64 %	75 %
	Team Total	60 %	68 %

Last Stone Draw: 113.1cm
89.5cm ↻ KIISKINEN Katja
23.6cm ↺ KIISKINEN Kalle

Time remaining: 5 minutes 13 seconds

BRA - Brazil		Game	All
F	LIMA Aline	33 %	44 %
M	MELLO Marcelo	44 %	48 %
	Team Total	40 %	47 %

Last Stone Draw: 280.6cm
185.4cm ↻ LIMA A
95.2cm ↺ MELLO M

Time remaining: 4 minutes 9 seconds

Detailed Game Statistics:

FIN - Finland		Draws		Takeouts		Total	
F	KIISKINEN Katja	11	59 %	1	0 %	12	54 %
M	KIISKINEN Kalle	14	64 %	4	63 %	18	64 %
	Team Total	25	62 %	5	50 %	30	60 %

BRA - Brazil		Draws		Takeouts		Total	
F	LIMA Aline	9	33 %	3	33 %	12	33 %
M	MELLO Marcelo	12	46 %	6	42 %	18	44 %
	Team Total	21	40 %	9	39 %	30	40 %

LEGEND
F Female
X Unplayed/unfinished end due to concession
LSFE (*) Last stone first end
M Male

Game - Shot by Shot

FIN - Finland	0 + 2	BRA - Brazil	0 + 0	End 1

7

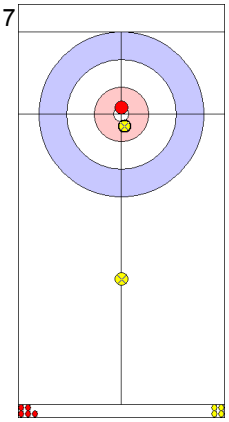

BRA: LIMA A
Draw In 2

8

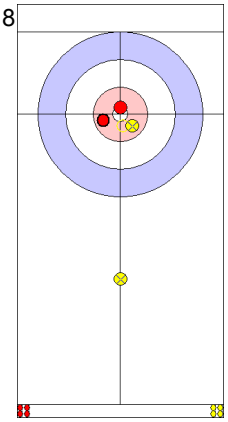

FIN: KIISKINEN Katja
Draw In 2

9

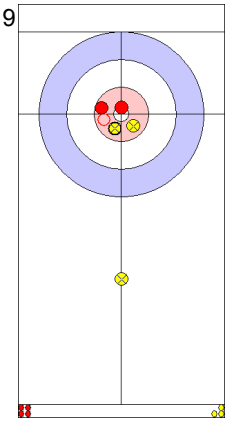

BRA: MELLO M
Draw In 3

10

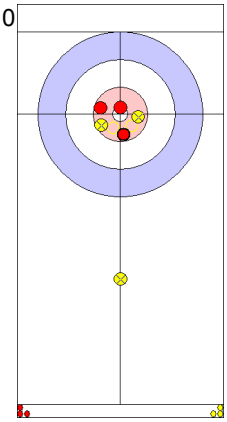

FIN: KIISKINEN Kalle
Double Takeout Out 4

11

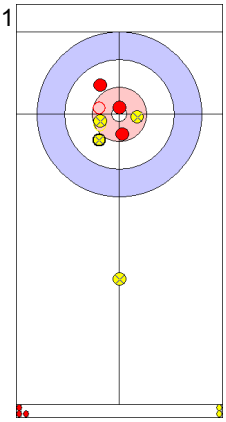

BRA: MELLO M
Draw In 2

12

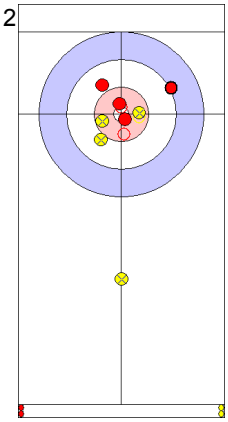

FIN: KIISKINEN Kalle
Raise Out 4

13

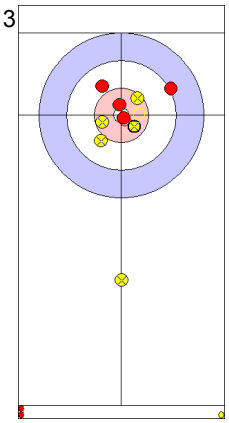

BRA: MELLO M
Draw Out 2

14

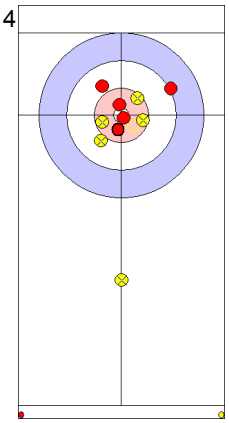

FIN: KIISKINEN Kalle
Draw Out 4

15

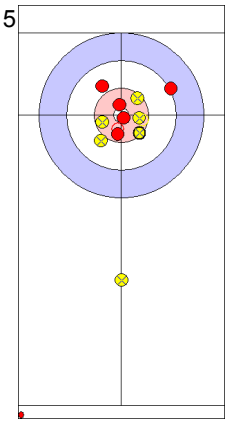

BRA: LIMA A
Draw Out 0

16

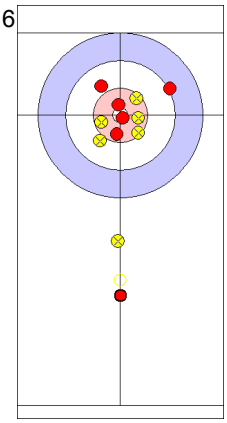

FIN: KIISKINEN Katja
Raise In 0

Game - Shot by Shot

FIN - Finland	2 + 2	BRA - Brazil	0 + 0	End 2

7
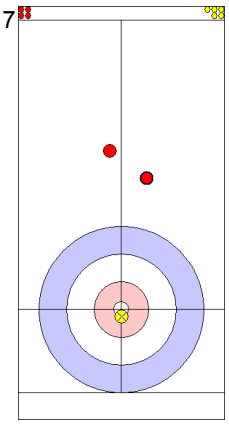
FIN: KIISKINEN Katja
Draw In 0

8
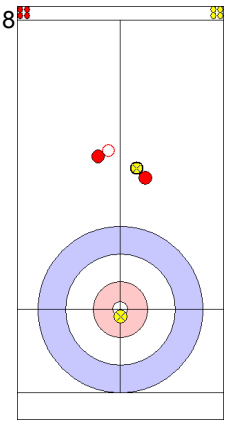
BRA: LIMA A
Draw In 0

9
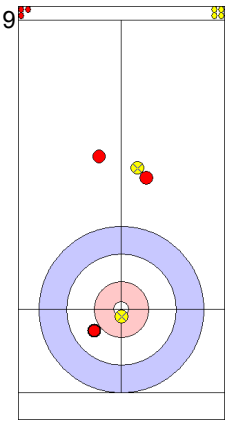
FIN: KIISKINEN Kalle
Draw In 2

10
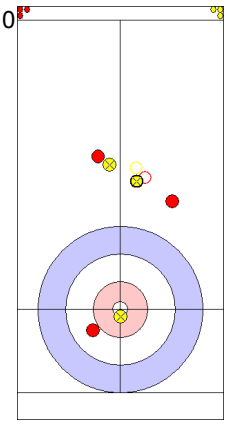
BRA: MELLO M
Draw In 0

11
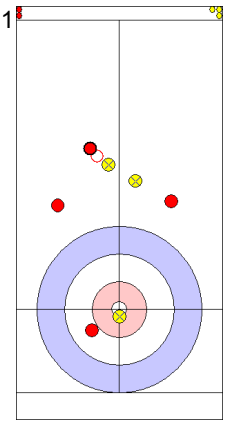
FIN: KIISKINEN Kalle
Raise Out 0

12
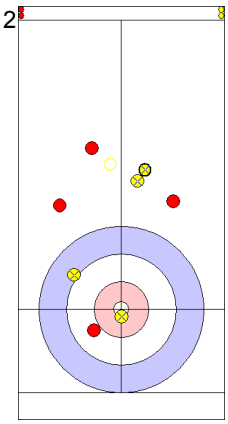
BRA: MELLO M
Draw In 2

13
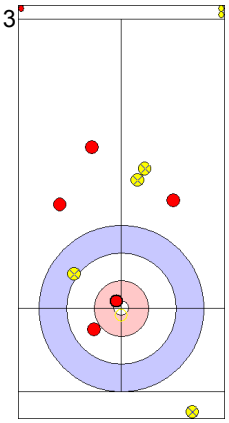
FIN: KIISKINEN Kalle
Takeout In 4

14
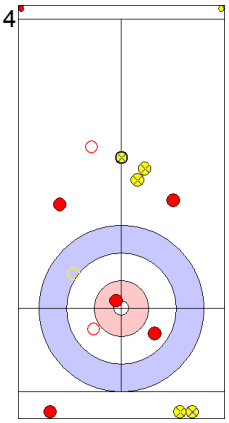
BRA: MELLO M
Takeout Out 0

15
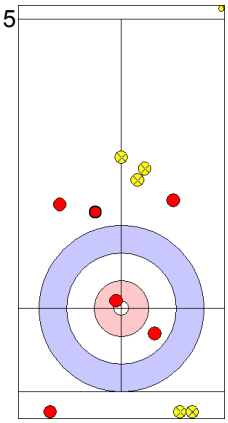
FIN: KIISKINEN Katja
Guard Out 4

16
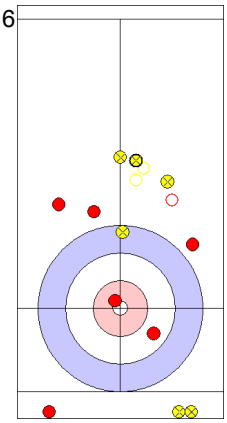
BRA: LIMA A
Draw In 0

Game - Shot by Shot

FIN - Finland	4 + 0	BRA - Brazil	0 + 1	End 3

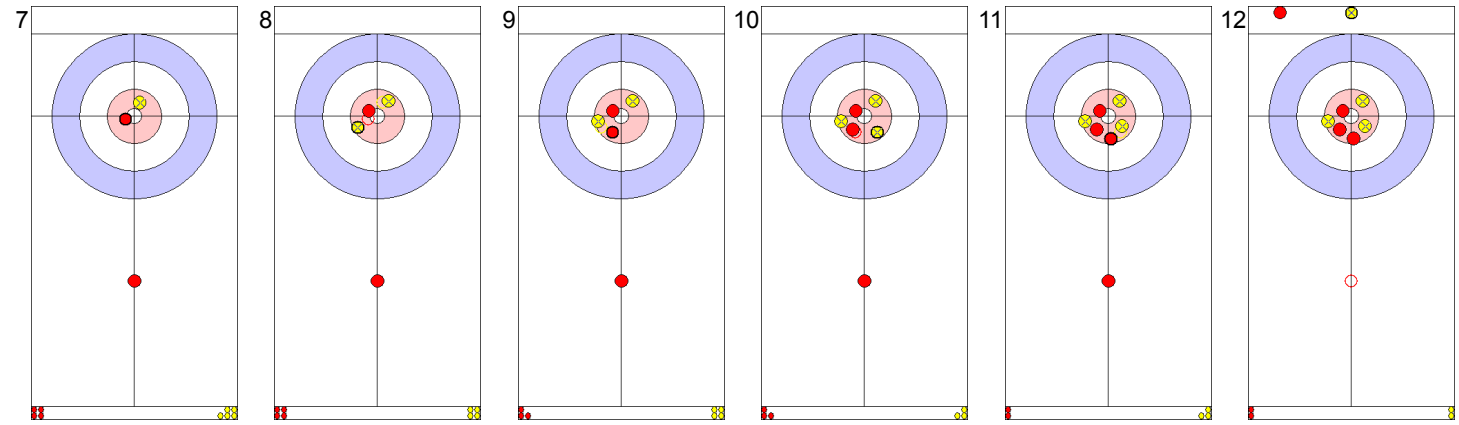

7
FIN: KIISKINEN Katja
Draw In 4

8
BRA: LIMA A
Draw In 2

9
FIN: KIISKINEN Kalle
Draw In 2

10
BRA: MELLO M
Draw Out 2

11
FIN: KIISKINEN Kalle
Draw Out 2

12
BRA: MELLO M
Clearing In 4

13
FIN: KIISKINEN Kalle
Draw In 4

14
BRA: MELLO M
Draw Out 0

15
FIN: KIISKINEN Katja
Raise In 0

16
BRA: LIMA A
Takeout In 4

Game - Shot by Shot

FIN - Finland	4 + 2	BRA - Brazil	1 + 0	End 4

7

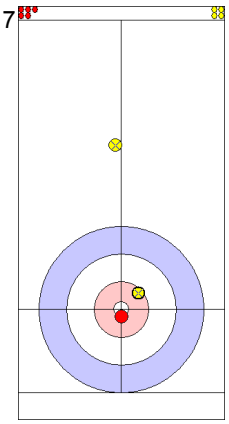

BRA: LIMA A
Draw In 2

8

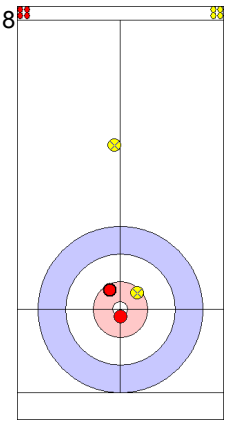

FIN: KIISKINEN Katja
Draw In 2

9

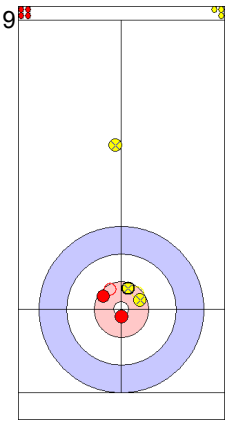

BRA: MELLO M
Draw In 2

10

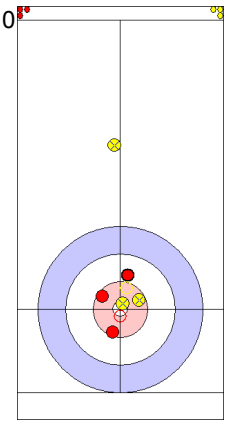

FIN: KIISKINEN Kalle
Draw In 0

11

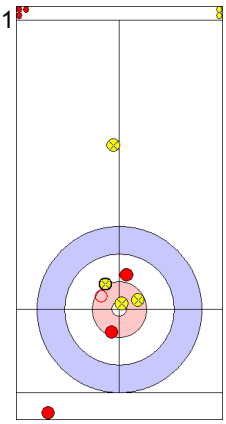

BRA: MELLO M
Takeout Out 2

12

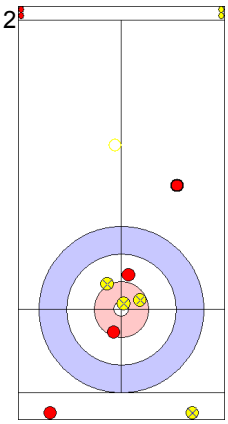

FIN: KIISKINEN Kalle
Double Takeout Out 2

13

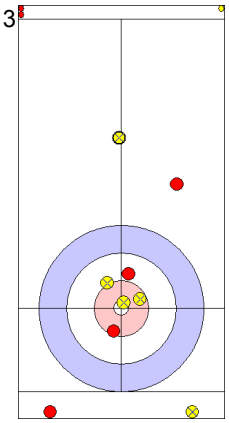

BRA: MELLO M
Guard Out 4

14

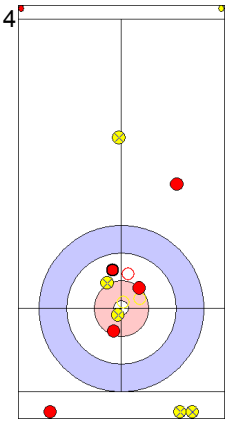

FIN: KIISKINEN Kalle
Takeout In 0

15

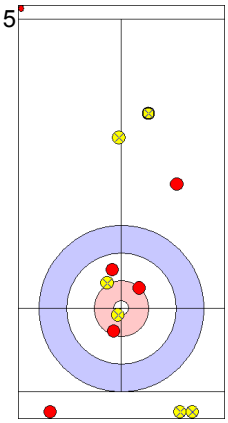

BRA: LIMA A
Guard In 4

16

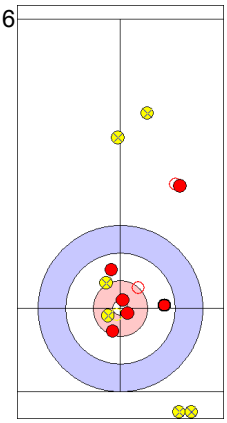

FIN: KIISKINEN Katja
Takeout In 0

Game - Shot by Shot

FIN - Finland	6 + 3	BRA - Brazil	1 + 0	End 5

7

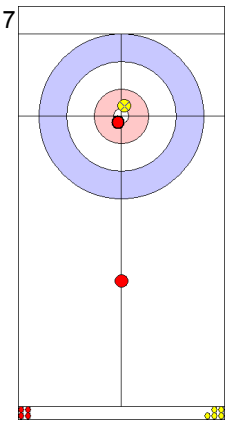

FIN: KIISKINEN Katja
Draw In 4

8

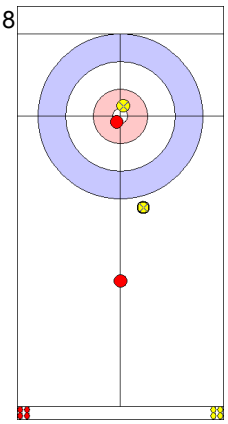

BRA: LIMA A
Draw Out 0

9

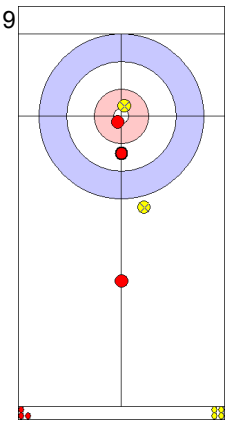

FIN: KIISKINEN Kalle
Draw In 3

10

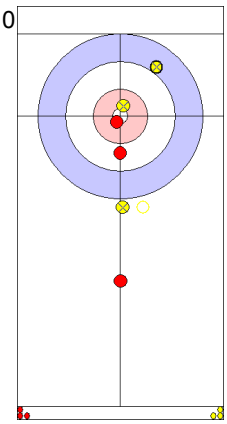

BRA: MELLO M
Draw Out 1

11

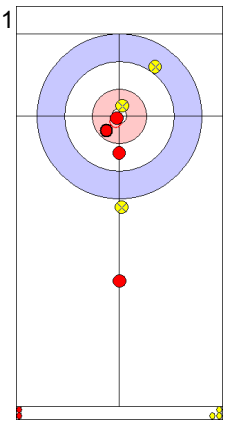

FIN: KIISKINEN Kalle
Raise In 4

12

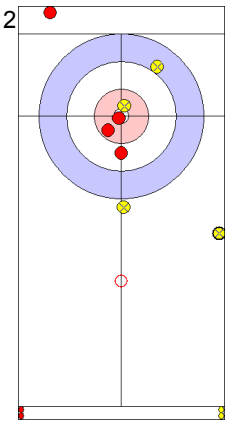

BRA: MELLO M
Promotion Takeout Out 2

13

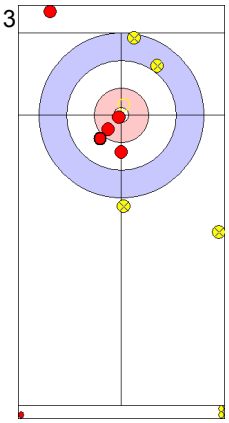

FIN: KIISKINEN Kalle
Raise In 4

14

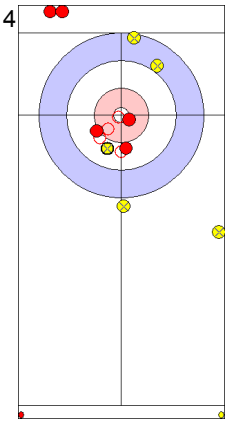

BRA: MELLO M
Takeout In 2

15

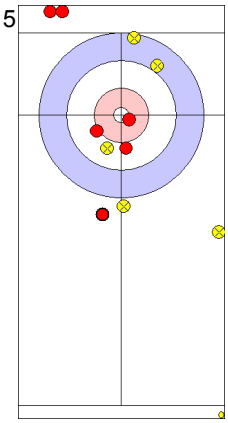

FIN: KIISKINEN Katja
Guard In 4

16

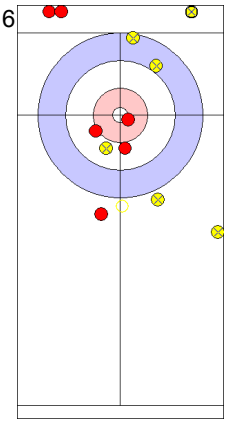

BRA: LIMA A
Takeout In 0

Game - Shot by Shot

FIN - Finland	9 + 1	BRA - Brazil	1 + 0	End 6

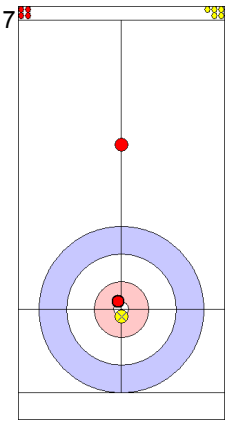

7
FIN: KIISKINEN Katja
Draw Out 3

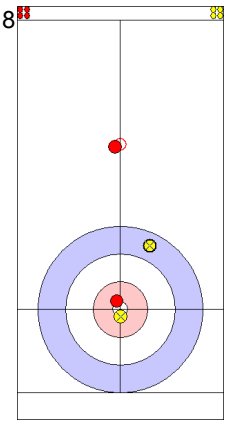

8
BRA: LIMA A
Draw In 2

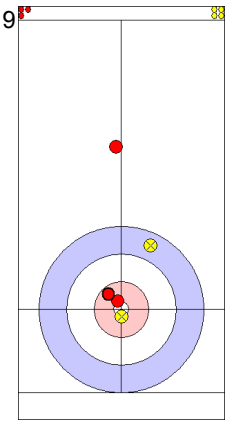

9
FIN: KIISKINEN Kalle
Draw Out 3

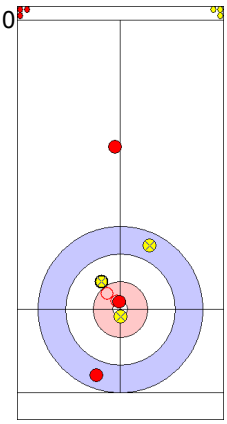

10
BRA: MELLO M
Raise Out 2

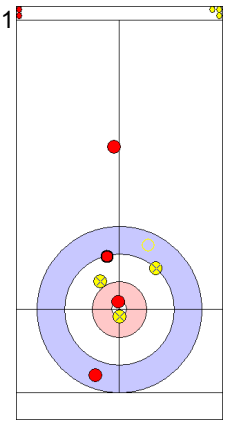

11
FIN: KIISKINEN Kalle
Raise In 2

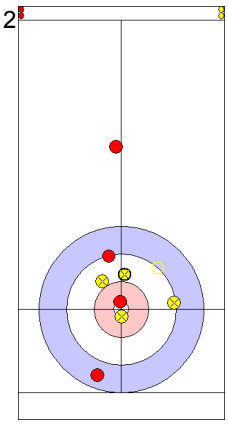

12
BRA: MELLO M
Draw In 2

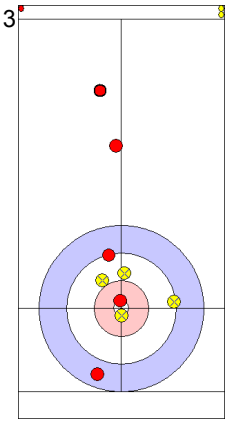

13
FIN: KIISKINEN Kalle
Guard Out 2

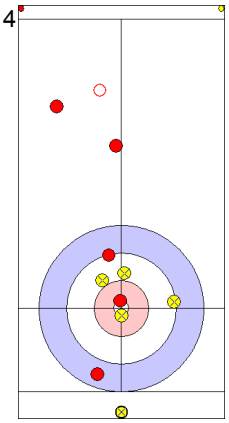

14
BRA: MELLO M
Takeout In 0

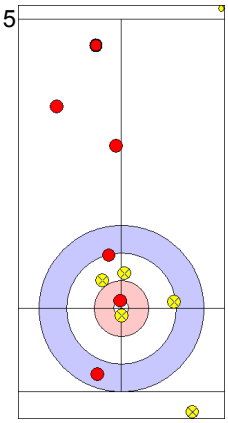

15
FIN: KIISKINEN Katja
Guard Out 3

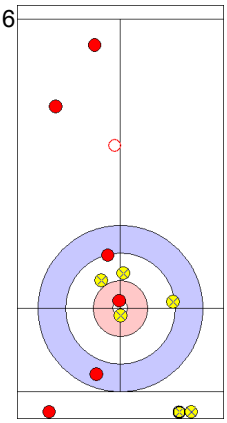

16
BRA: LIMA A
Takeout In 0

Game Results

Sheet	Game	Team	LSFE	1	2	3	4	5	6	7	8	Extra Ends					Total
C	7	AUT - Austria	*	1	0	0	1	1	0	0	2	0					5
	7	ITA - Italy		0	1	2	0	0	1	1	0	1					6

AUT - Austria		Game	All
F	WEGHUBER Anna	43 %	54 %
M	SCHAGERL Markus	42 %	51 %
	Team Total	43 %	52 %

Last Stone Draw: 194.9cm 9.5cm ↻ SCHAGERL M
185.4cm ↺ WEGHUBER A

Time remaining: 1 minute 3 seconds
Time remaining: 1 minute 53 seconds (after extra end)

ITA - Italy		Game	All
F	SALVAI Lucrezia	51 %	58 %
M	GONIN Simone	68 %	72 %
	Team Total	61 %	66 %

Last Stone Draw: 217.0cm 185.4cm ↻ SALVAI L
31.6cm ↺ GONIN S

Time remaining: 0 minutes 17 seconds
Time remaining: 0 minutes 54 seconds (after extra end)

Time-out: end 6 - ITA stone 8

Detailed Game Statistics:

AUT - Austria		Draws		Takeouts		Total	
F	WEGHUBER Anna	16	45 %	5	35 %	21	43 %
M	SCHAGERL Markus	15	42 %	8	44 %	23	42 %
	Team Total	31	44 %	13	40 %	44	43 %

ITA - Italy		Draws		Takeouts		Total	
F	SALVAI Lucrezia	15	52 %	2	50 %	17	51 %
M	GONIN Simone	20	66 %	7	71 %	27	68 %
	Team Total	35	60 %	9	67 %	44	61 %

LEGEND
F Female **LSFE** (*) Last stone first end **M** Male

Game - Shot by Shot

AUT - Austria	0 + 1	ITA - Italy	0 + 0	End 1

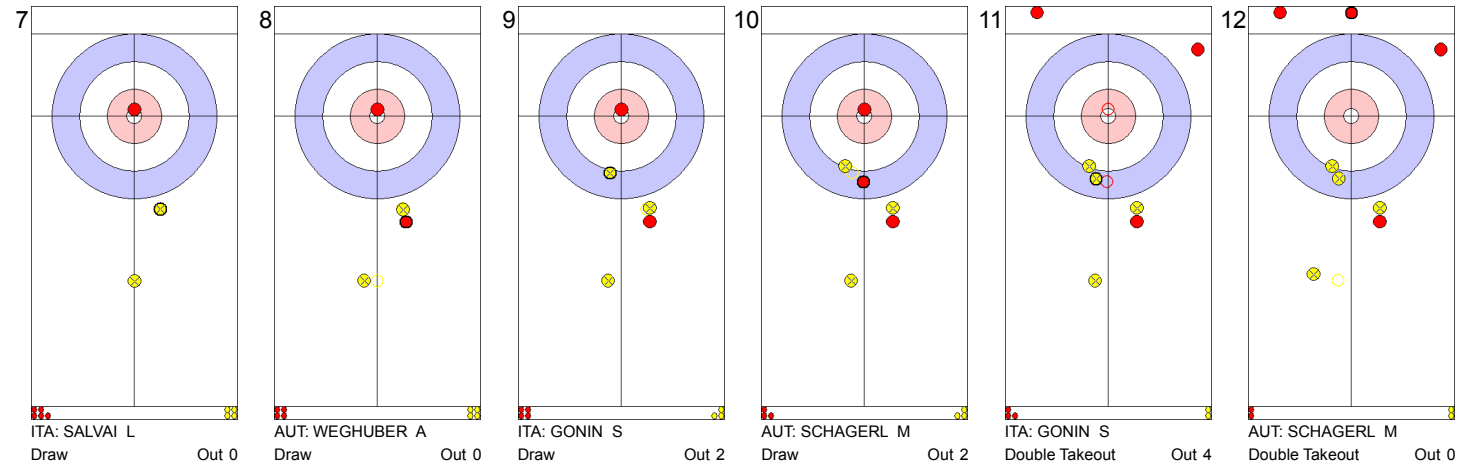

7 ITA: SALVAI L — Draw — Out 0

8 AUT: WEGHUBER A — Draw — Out 0

9 ITA: GONIN S — Draw — Out 2

10 AUT: SCHAGERL M — Draw — Out 2

11 ITA: GONIN S — Double Takeout — Out 4

12 AUT: SCHAGERL M — Double Takeout — Out 0

13 ITA: GONIN S — Wick / Soft Peeling — Out 4

14 AUT: SCHAGERL M — Double Takeout — In 2

15 ITA: SALVAI L — Raise — In 4

16 AUT: WEGHUBER A — Takeout — In 4

Game - Shot by Shot

AUT - Austria	1 + 0	ITA - Italy	0 + 1	End 2

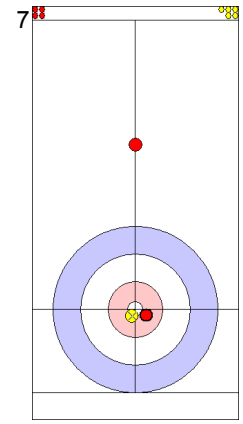

7
AUT: WEGHUBER A
Draw In 3

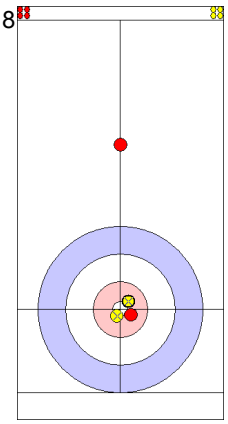

8
ITA: SALVAI L
Draw Out 3

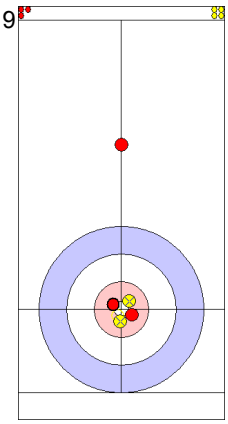

9
AUT: SCHAGERL M
Draw Out 4

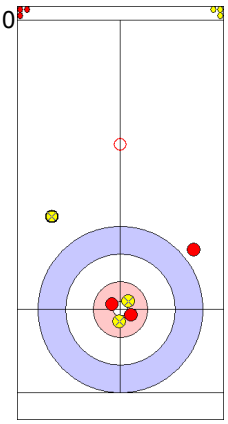

10
ITA: GONIN S
Raise Out 0

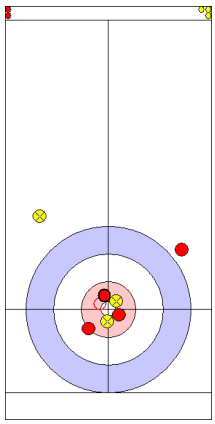

11
AUT: SCHAGERL M
Draw Out 2

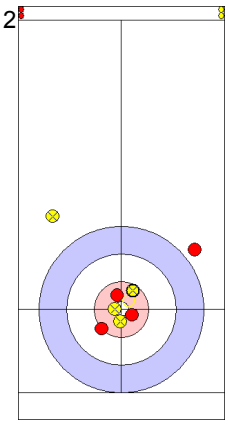

12
ITA: GONIN S
Raise In 4

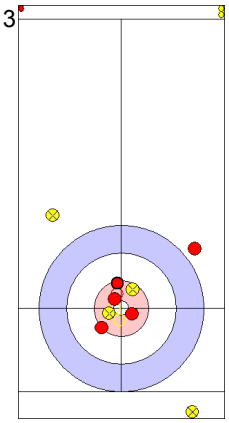

13
AUT: SCHAGERL M
Promotion Takeout Out 4

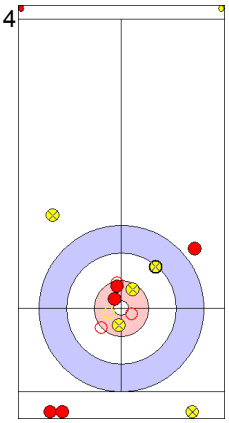

14
ITA: GONIN S
Takeout Out 0

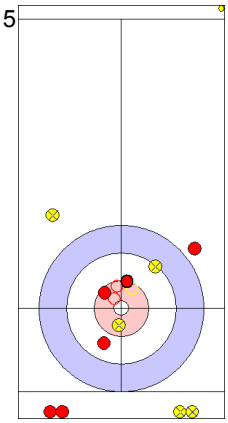

15
AUT: WEGHUBER A
Takeout In 0

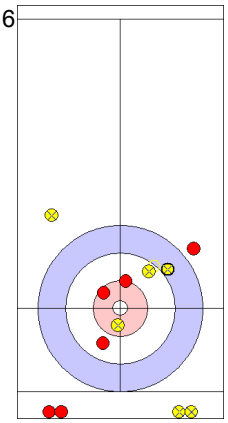

16
ITA: SALVAI L
Draw In 0

Game - Shot by Shot

AUT - Austria	1 + 0	ITA - Italy	1 + 2	End 3

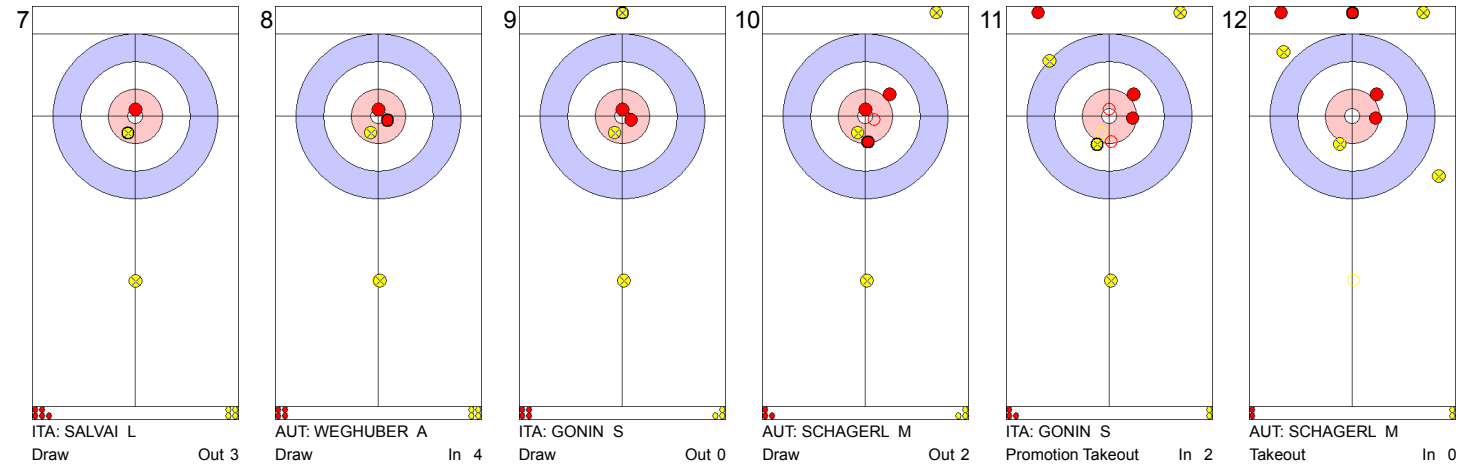

7
ITA: SALVAI L
Draw Out 3

8
AUT: WEGHUBER A
Draw In 4

9
ITA: GONIN S
Draw Out 0

10
AUT: SCHAGERL M
Draw Out 2

11
ITA: GONIN S
Promotion Takeout In 2

12
AUT: SCHAGERL M
Takeout In 0

13
ITA: GONIN S
Double Takeout Out 4

14
AUT: SCHAGERL M
Takeout In 4

15
ITA: SALVAI L
Takeout In 4

16
AUT: WEGHUBER A
Takeout In 1

Game - Shot by Shot

AUT - Austria	1 + 1	ITA - Italy	3 + 0	End 4

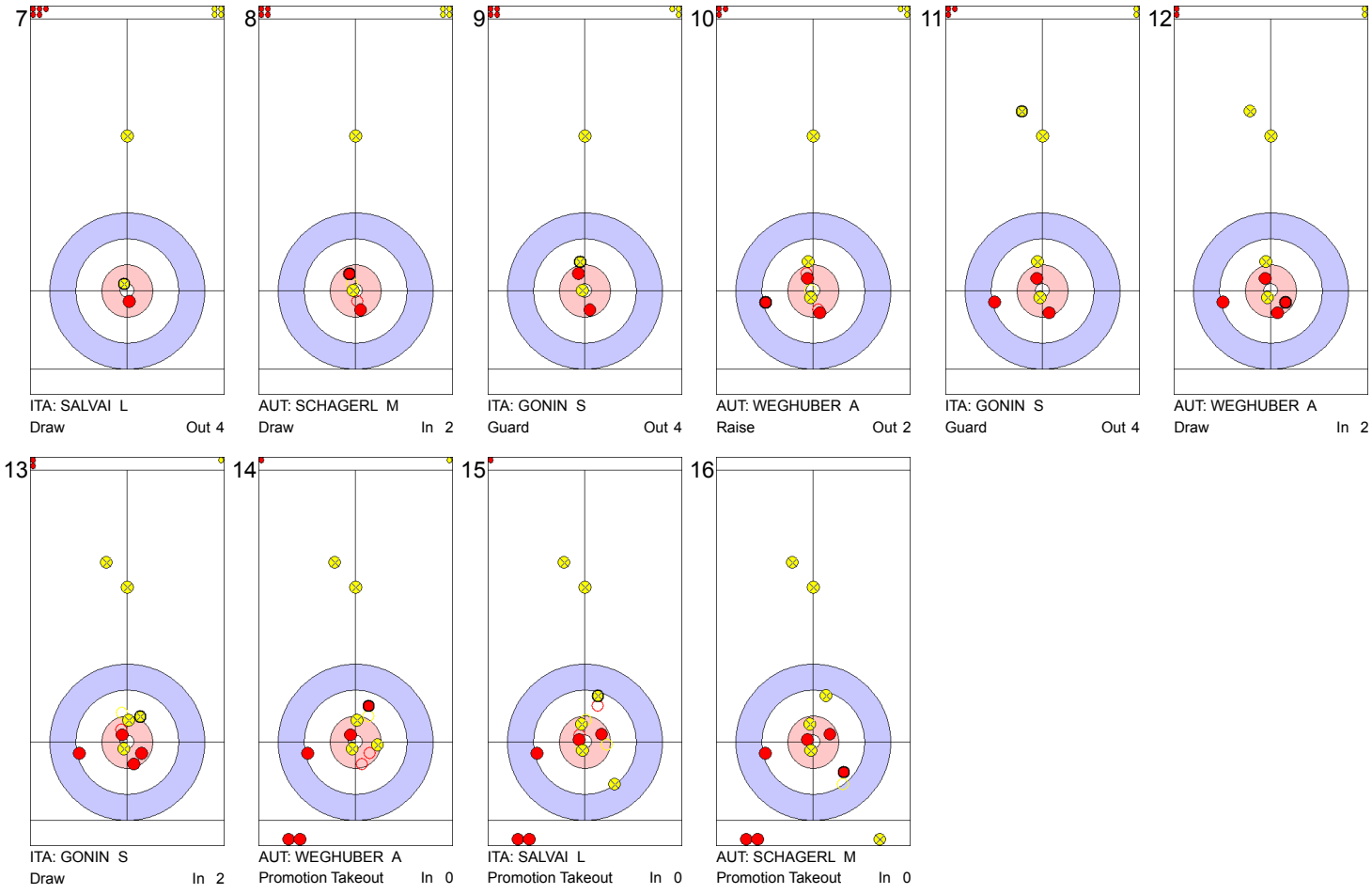

Game - Shot by Shot

AUT - Austria	2 + 1	ITA - Italy	3 + 0	End 5

7

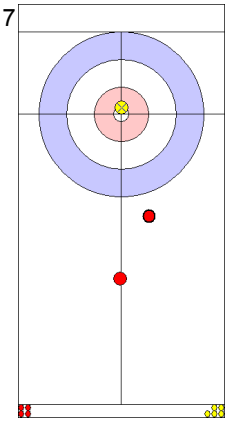

AUT: SCHAGERL M
Draw Out 0

8

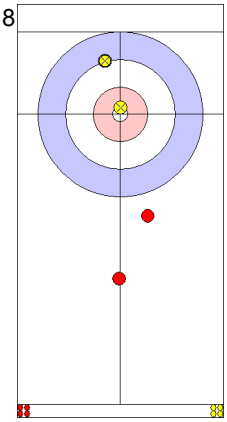

ITA: SALVAI L
Draw In 2

9

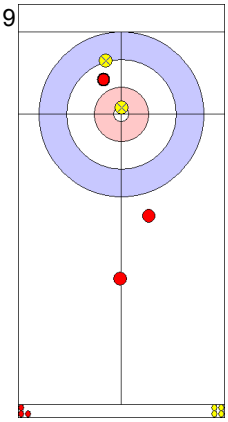

AUT: WEGHUBER A
Draw In 2

10

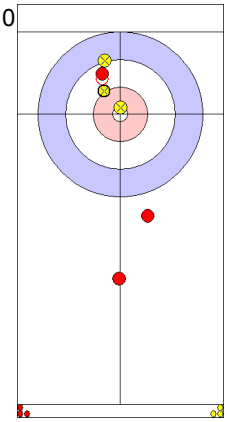

ITA: GONIN S
Draw In 3

11

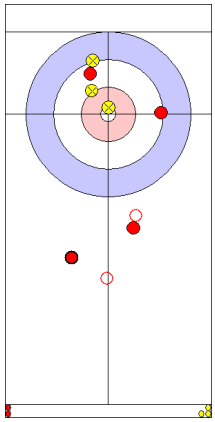

AUT: WEGHUBER A
Draw In 0

12

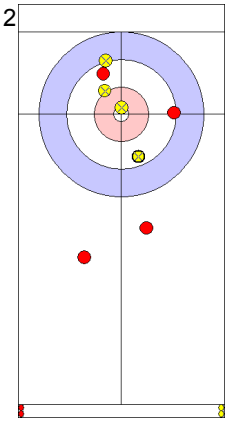

ITA: GONIN S
Draw In 3

13

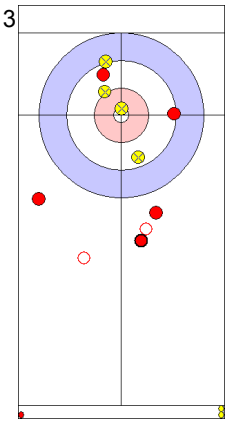

AUT: WEGHUBER A
Draw In 0

14

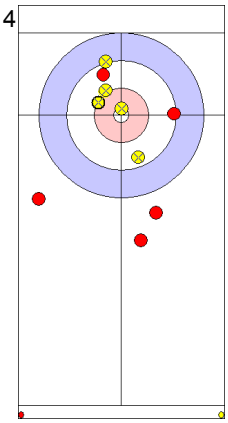

ITA: GONIN S
Draw In 3

15

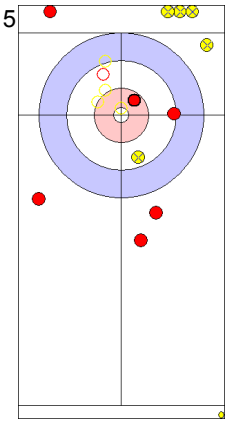

AUT: SCHAGERL M
Double Takeout In 4

16

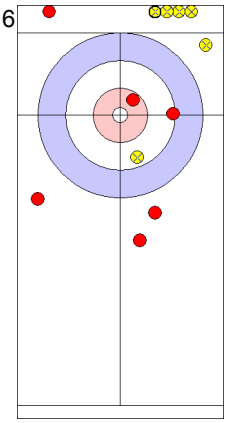

ITA: SALVAI L
Raise In 0

Game - Shot by Shot

AUT - Austria	3 + 0	ITA - Italy	3 + 1	End 6

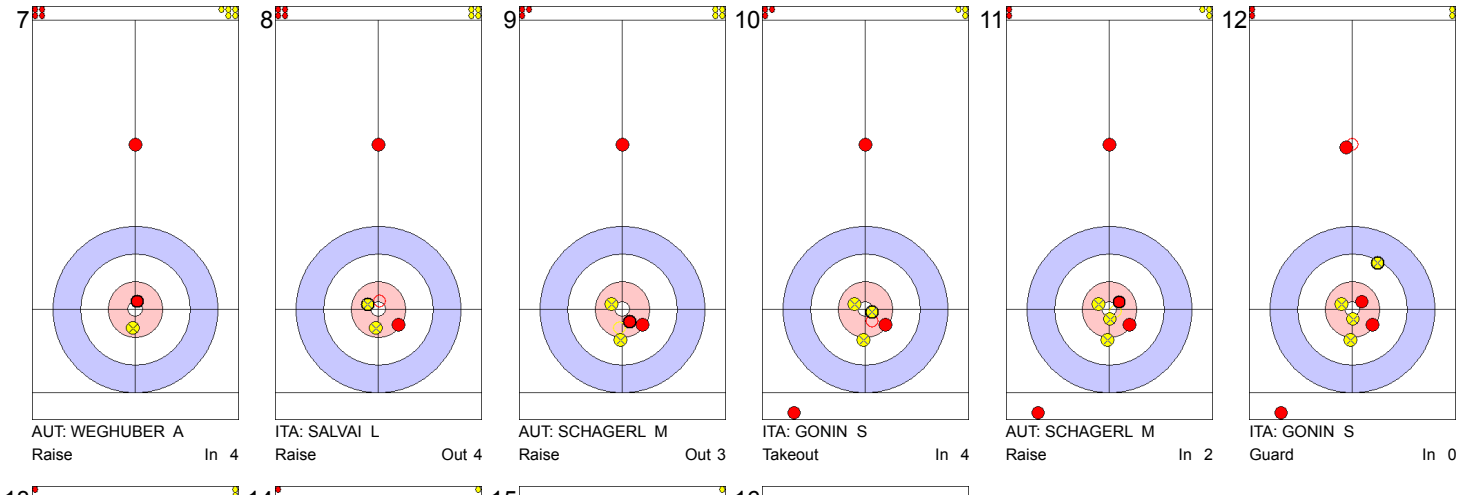

7
AUT: WEGHUBER A
Raise In 4

8
ITA: SALVAI L
Raise Out 4

9
AUT: SCHAGERL M
Raise Out 3

10
ITA: GONIN S
Takeout In 4

11
AUT: SCHAGERL M
Raise In 2

12
ITA: GONIN S
Guard In 0

13
AUT: SCHAGERL M
Raise In 4

14
ITA: GONIN S
Hit and Roll In 4

15
AUT: WEGHUBER A
Raise In 2

16
ITA: SALVAI L
Raise Out 0
Time-out

Game - Shot by Shot

AUT - Austria	3 + 0	ITA - Italy	4 + 1	End 7

7

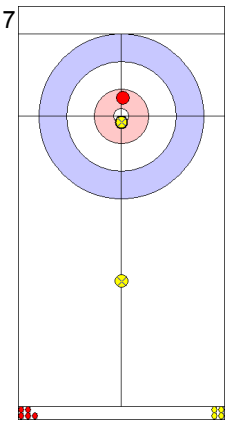

ITA: SALVAI L
Draw Out 4

8

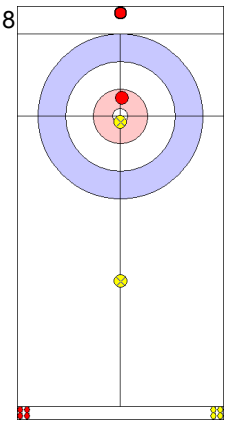

AUT: WEGHUBER A
Draw Out 0

9

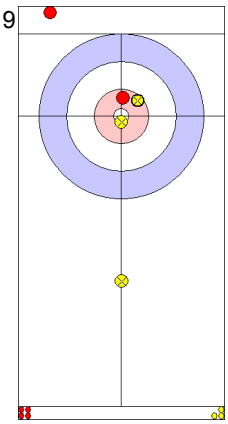

ITA: GONIN S
Draw Out 2

10

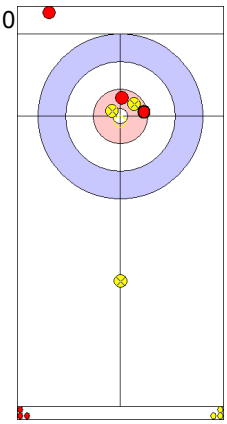

AUT: SCHAGERL M
Raise Out 2

11

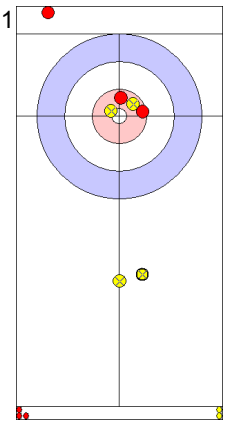

ITA: GONIN S
Guard Out 4

12

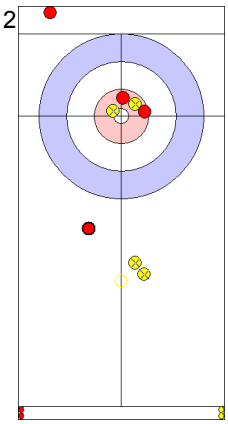

AUT: SCHAGERL M
Draw In 0

13

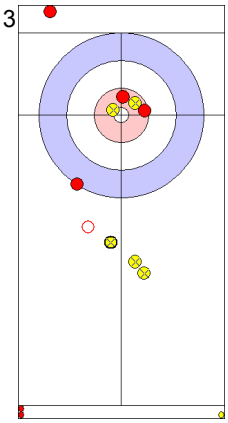

ITA: GONIN S
Guard In 4

14

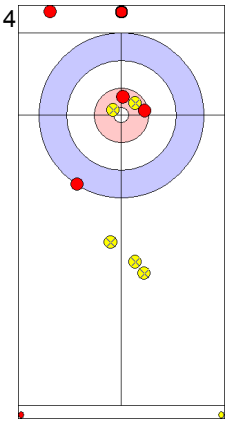

AUT: SCHAGERL M
Promotion Takeout In 0

15

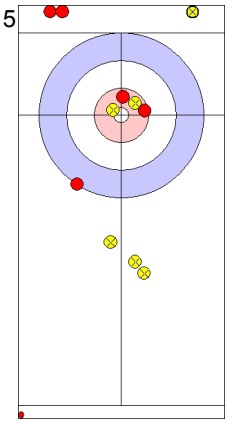

ITA: SALVAI L
Draw In 0

16

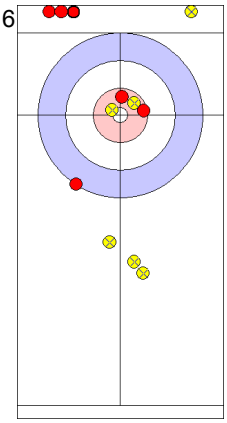

AUT: WEGHUBER A
through Out X

Game - Shot by Shot

AUT - Austria	3 + 2	ITA - Italy	5 + 0	End 8

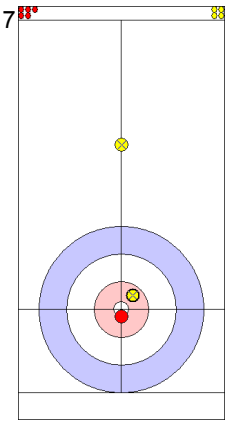

7
ITA: SALVAI L
Draw Out 3

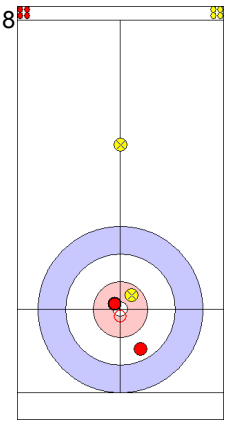

8
AUT: SCHAGERL M
Draw Out 2

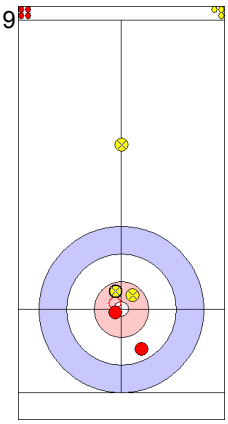

9
ITA: GONIN S
Draw Out 3

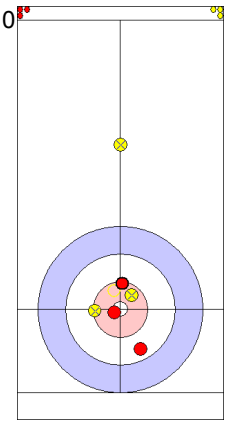

10
AUT: WEGHUBER A
Raise In 3

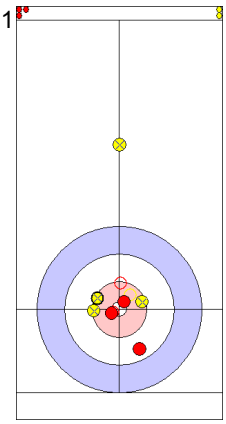

11
ITA: GONIN S
Draw Out 2

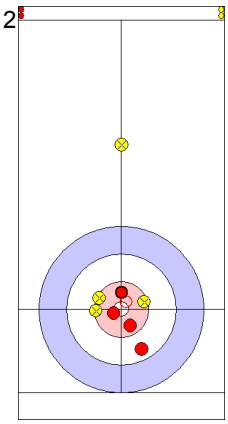

12
AUT: WEGHUBER A
Draw In 4

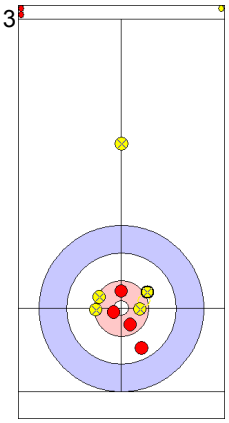

13
ITA: GONIN S
Raise In 2

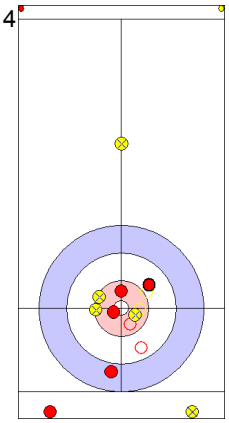

14
AUT: WEGHUBER A
Double Takeout In 2

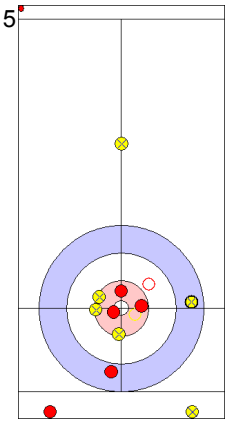

15
ITA: SALVAI L
Raise In 0

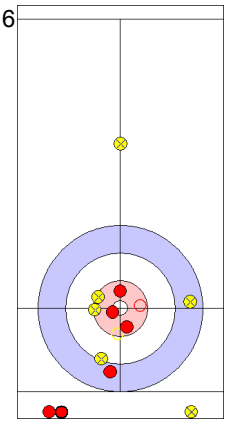

16
AUT: SCHAGERL M
Draw In 0

Game - Shot by Shot

AUT - Austria	5 + 0	ITA - Italy	5 + 1	End 9

7

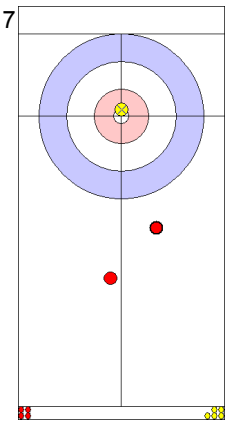

AUT: SCHAGERL M
Draw Out 0

8

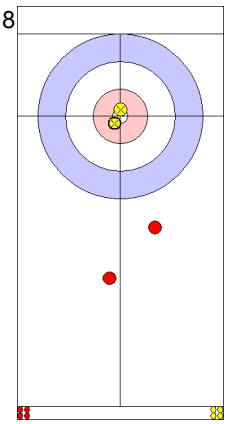

ITA: SALVAI L
Draw Out 4

9

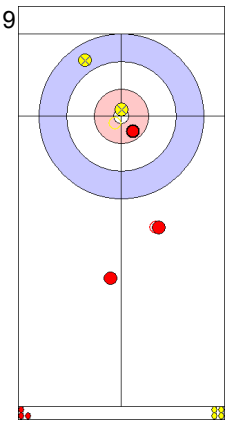

AUT: WEGHUBER A
Draw Out 3

10

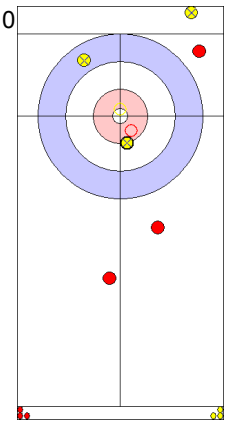

ITA: GONIN S
Takeout Out 2

11

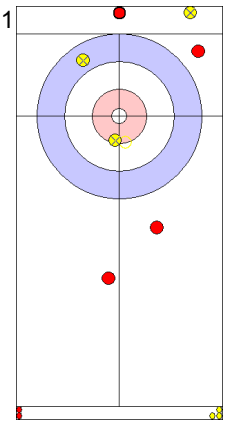

AUT: WEGHUBER A
Draw Out 0

12

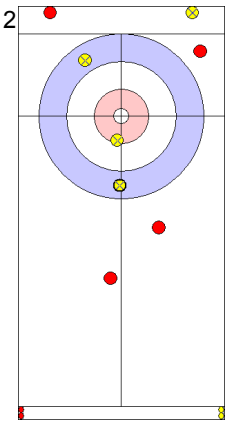

ITA: GONIN S
Guard Out 3

13

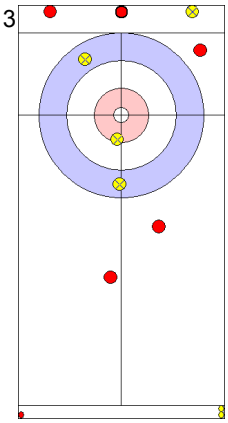

AUT: WEGHUBER A
Draw Out 0

14

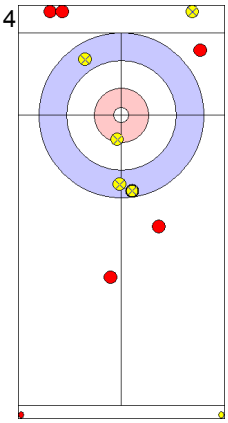

ITA: GONIN S
Draw Out 4

15

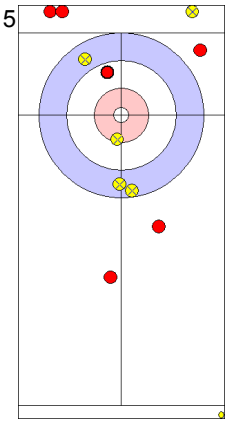

AUT: SCHAGERL M
Draw In 0

Game Results

Sheet	Game	Team	LSFE	1	2	3	4	5	6	7	8	Extra Ends						Total
D	7	NZL - New Zealand	*	2	0	3	2	2	1	0	X							10
	7	SLO - Slovenia		0	4	0	0	0	0	1	X							5

NZL - New Zealand		Game	All
F	JONES Marisa	65 %	58 %
M	MUSTAPIC Dan	79 %	63 %
	Team Total	71 %	61 %

Last Stone Draw: 64.2cm — 64.2cm ↻ MUSTAPIC D; 0.0cm ↺ JONES M

Time remaining: 5 minutes 11 seconds

SLO - Slovenia		Game	All
F	JURINCIC Valentina	50 %	48 %
M	CULIC Jure	53 %	60 %
	Team Total	51 %	55 %

Last Stone Draw: 100.7cm — 56.9cm ↻ CULIC J; 43.8cm ↺ JURINCIC V

Time remaining: 5 minutes 30 seconds

Detailed Game Statistics:

NZL - New Zealand		Draws		Takeouts		Total	
F	JONES Marisa	19	67 %	2	50 %	21	65 %
M	MUSTAPIC Dan	11	73 %	3	100 %	14	79 %
	Team Total	30	69 %	5	80 %	35	71 %

SLO - Slovenia		Draws		Takeouts		Total	
F	JURINCIC Valentina	11	55 %	5	40 %	16	50 %
M	CULIC Jure	10	50 %	9	56 %	19	53 %
	Team Total	21	52 %	14	50 %	35	51 %

LEGEND
F Female
X Unplayed/unfinished end due to concession
LSFE (*) Last stone first end
M Male

Game - Shot by Shot

NZL - New Zealand	0 + 2	SLO - Slovenia	0 + 0	End 1

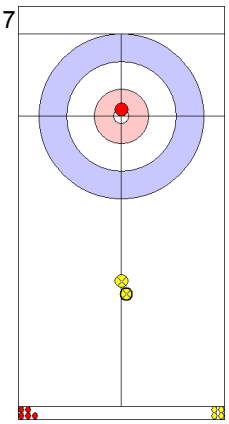

7
SLO: JURINCIC V
Draw In 0

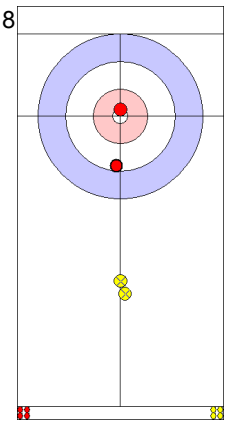

8
NZL: MUSTAPIC D
Draw Out 4

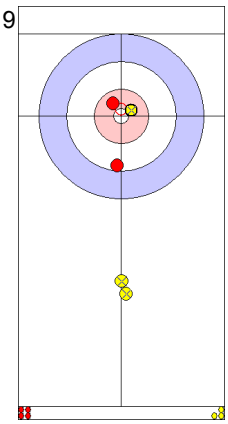

9
SLO: CULIC J
Draw Out 3

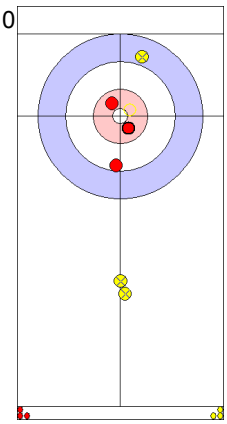

10
NZL: JONES M
Draw Out 4

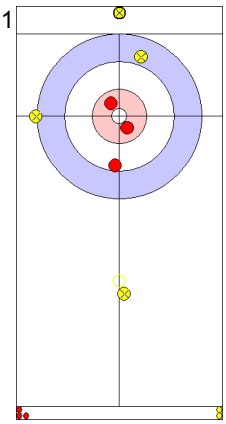

11
SLO: CULIC J
Double Takeout Out 0

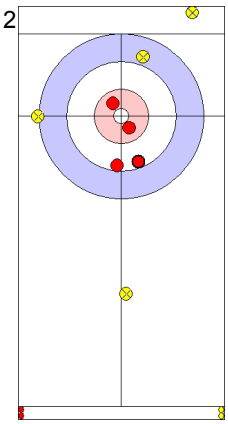

12
NZL: JONES M
Draw Out 2

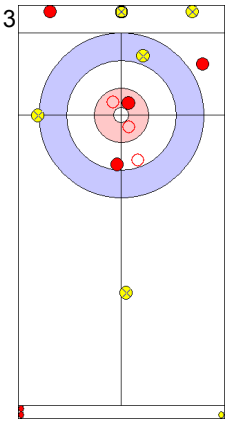

13
SLO: CULIC J
Double Takeout Out 2

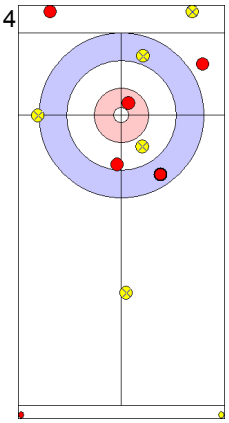

14
NZL: JONES M
Draw Out 2

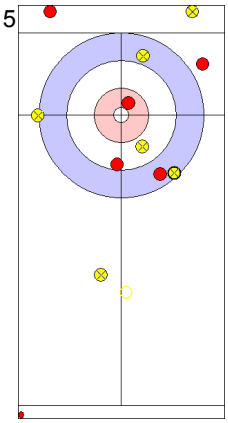

15
SLO: JURINCIC V
Draw Out 2

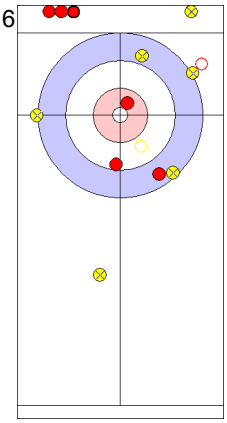

16
NZL: MUSTAPIC D
Takeout Out 4

Game - Shot by Shot

NZL - New Zealand	2 + 0	SLO - Slovenia	0 + 4	End 2

7
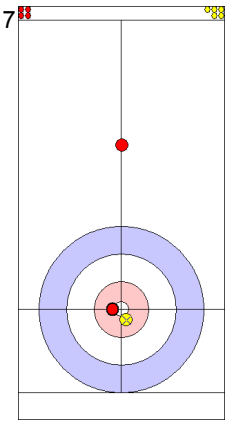
NZL: MUSTAPIC D
Draw In 3

8
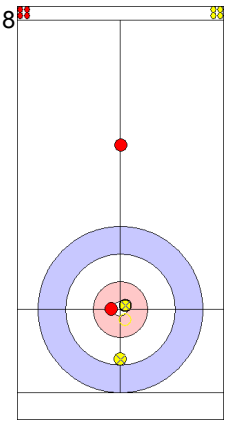
SLO: JURINCIC V
Draw In 4

9
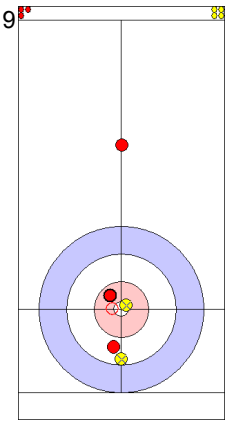
NZL: JONES M
Draw Out 4

10
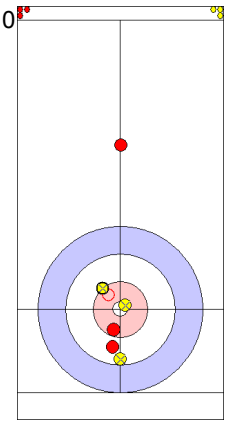
SLO: CULIC J
Draw Out 2

11
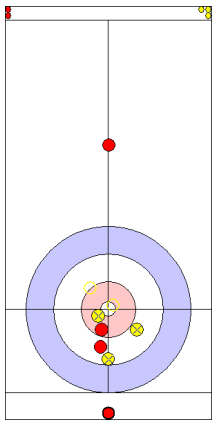
NZL: JONES M
Draw Out 0

12
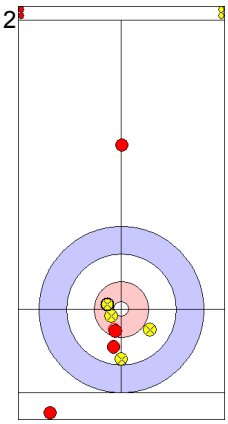
SLO: CULIC J
Draw Out 2

13
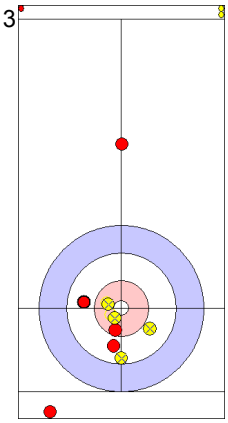
NZL: JONES M
Draw Out 2

14
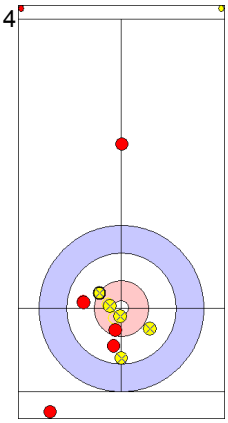
SLO: CULIC J
Draw Out 2

15
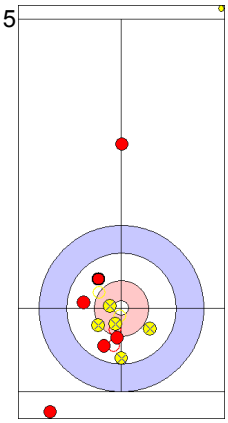
NZL: MUSTAPIC D
Draw Out 2

16
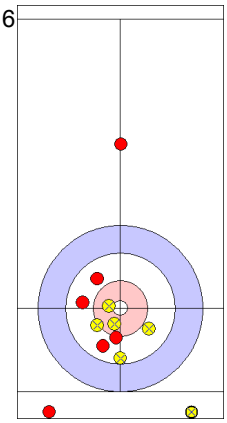
SLO: JURINCIC V
Draw In 4

Game - Shot by Shot

NZL - New Zealand	2 + 3	SLO - Slovenia	4 + 0	End 3

7

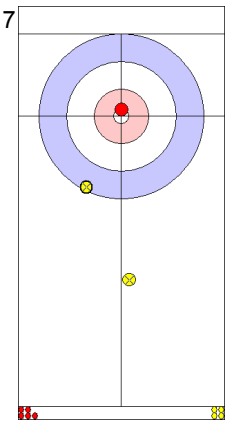

SLO: JURINCIC V
Draw In 2

8

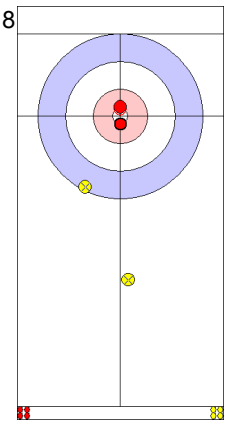

NZL: MUSTAPIC D
Draw Out 4

9

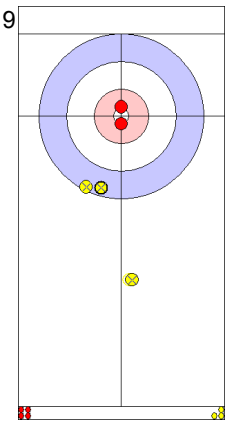

SLO: CULIC J
Draw In 2

10

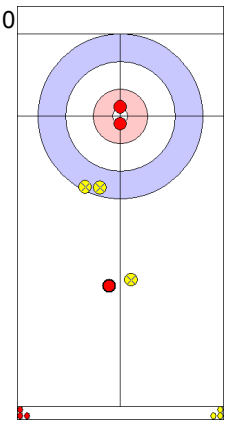

NZL: JONES M
Guard In 3

11

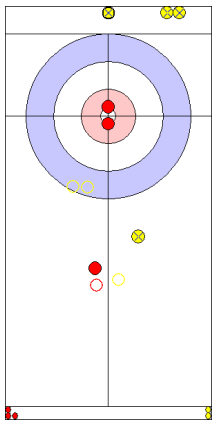

SLO: CULIC J
Takeout Out 2

12

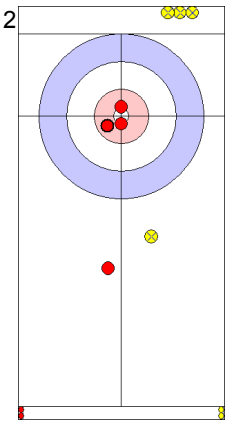

NZL: JONES M
Draw Out 4

13

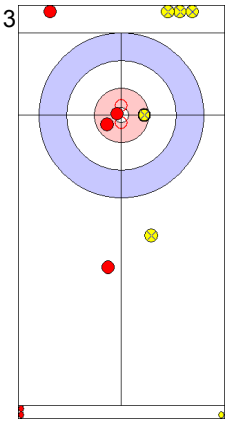

SLO: CULIC J
Hit and Roll Out 4

14

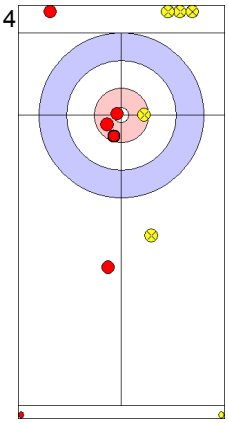

NZL: JONES M
Draw Out 4

15

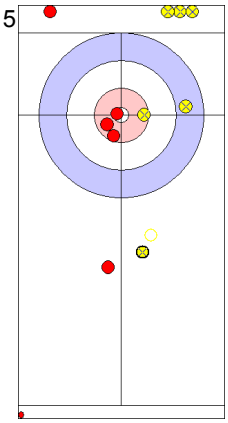

SLO: JURINCIC V
Raise Out 2

16

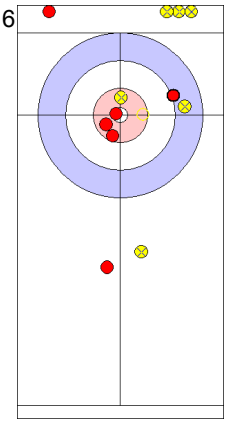

NZL: MUSTAPIC D
Draw Out 4

Game - Shot by Shot

NZL - New Zealand	5 + 2	SLO - Slovenia	4 + 0	End 4

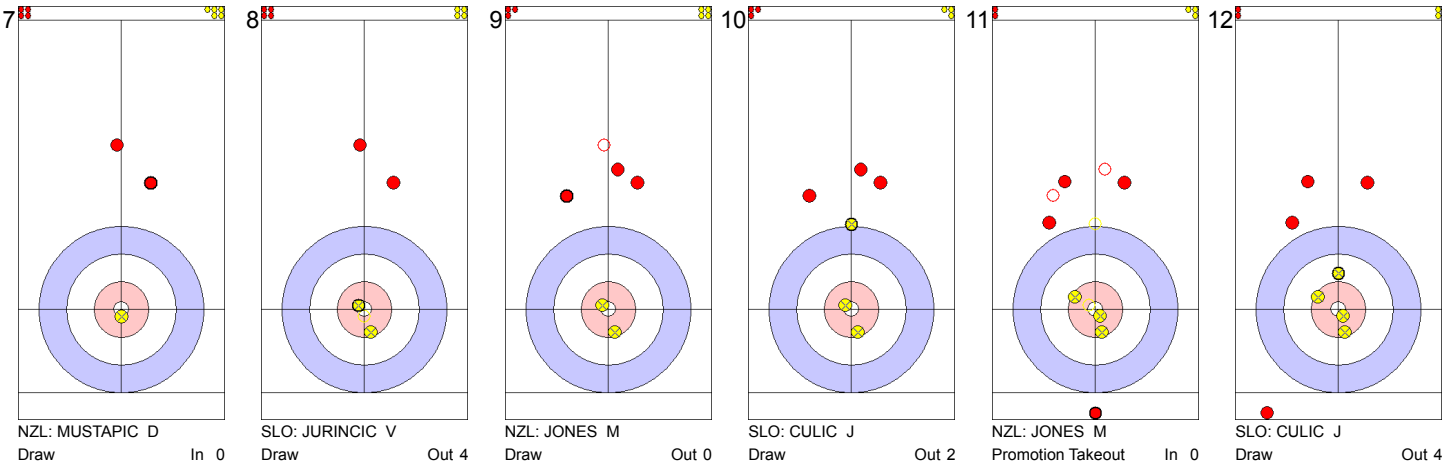

7
NZL: MUSTAPIC D
Draw In 0

8
SLO: JURINCIC V
Draw Out 4

9
NZL: JONES M
Draw Out 0

10
SLO: CULIC J
Draw Out 2

11
NZL: JONES M
Promotion Takeout In 0

12
SLO: CULIC J
Draw Out 4

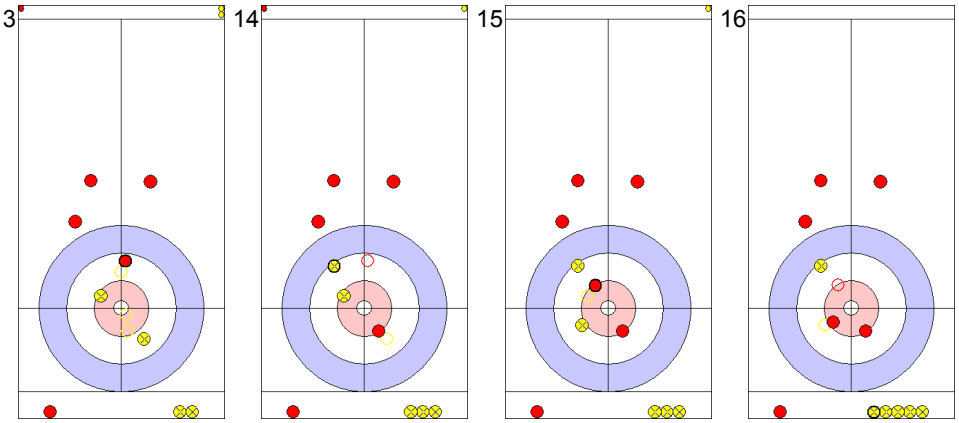

13
NZL: JONES M
Double Takeout In 4

14
SLO: CULIC J
Takeout Out 4

15
NZL: MUSTAPIC D
Hit and Roll In 4

16
SLO: JURINCIC V
Takeout In 0

Game - Shot by Shot

NZL - New Zealand	7 + 2	SLO - Slovenia	4 + 0	End 5

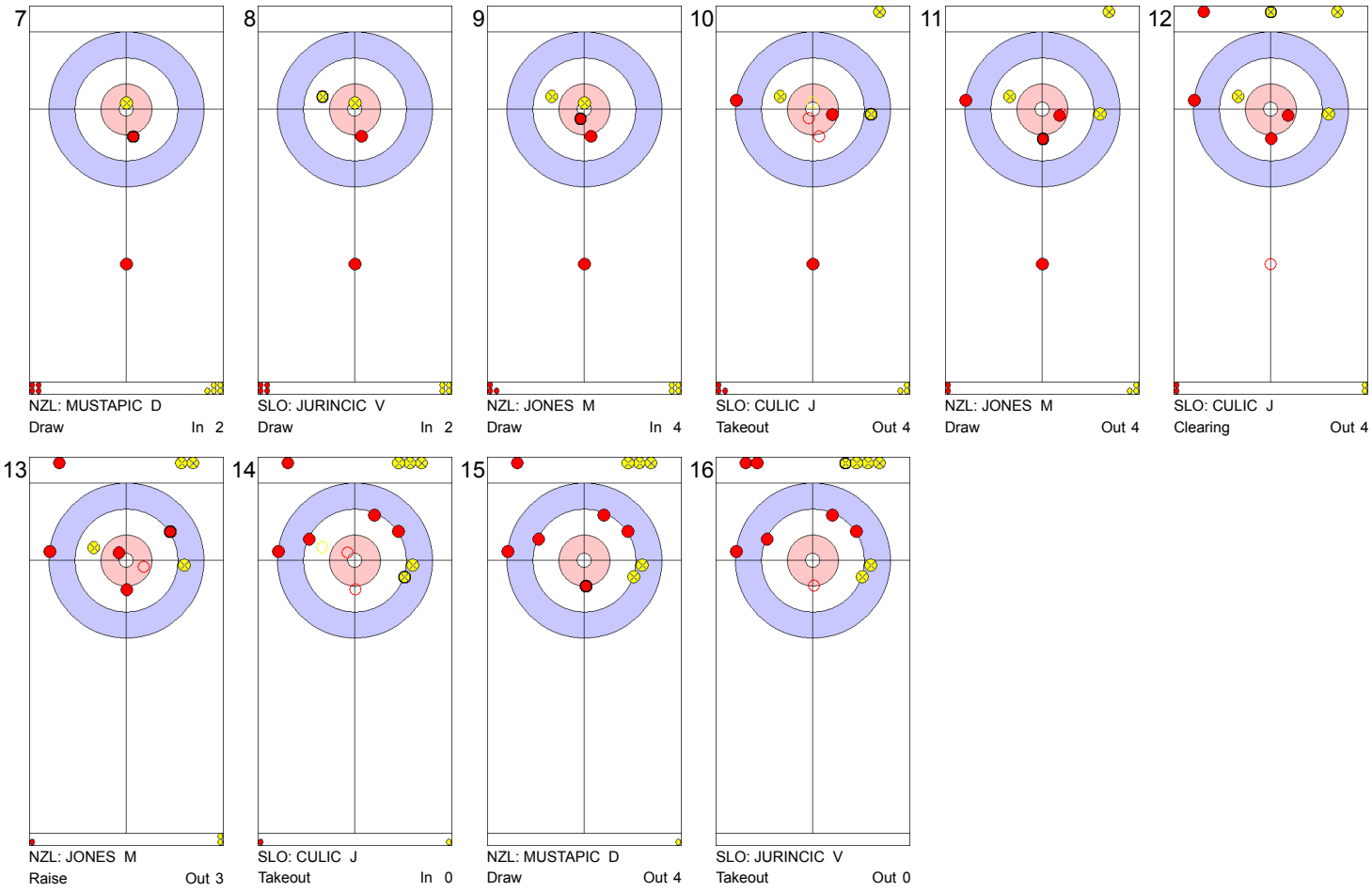

7
NZL: MUSTAPIC D
Draw In 2

8
SLO: JURINCIC V
Draw In 2

9
NZL: JONES M
Draw In 4

10
SLO: CULIC J
Takeout Out 4

11
NZL: JONES M
Draw Out 4

12
SLO: CULIC J
Clearing Out 4

13
NZL: JONES M
Raise Out 3

14
SLO: CULIC J
Takeout In 0

15
NZL: MUSTAPIC D
Draw Out 4

16
SLO: JURINCIC V
Takeout Out 0

Game - Shot by Shot

NZL - New Zealand	9 + 1	SLO - Slovenia	4 + 0	End 6

7

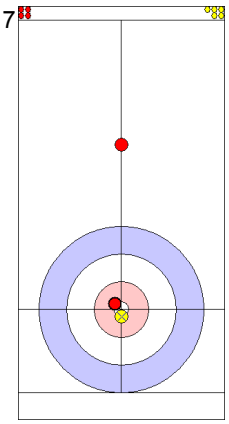

NZL: MUSTAPIC D
Draw Out 4

8

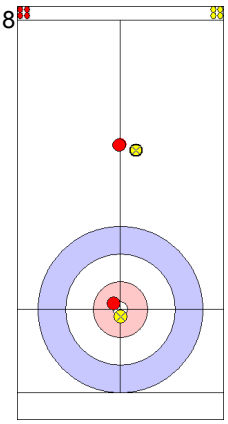

SLO: CULIC J
Draw In 0

9

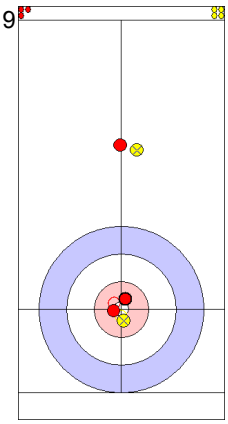

NZL: JONES M
Draw Out 2

10

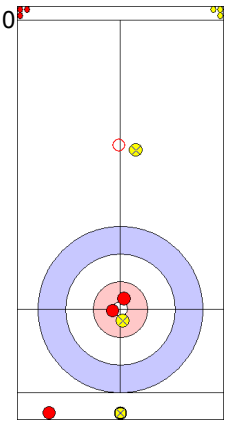

SLO: JURINCIC V
Wick / Soft Peeling In 2

11

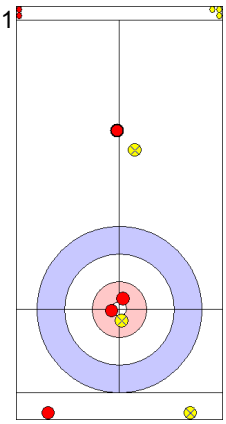

NZL: JONES M
Guard Out 3

12

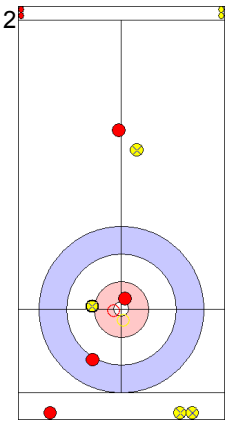

SLO: JURINCIC V
Takeout Out 0

13

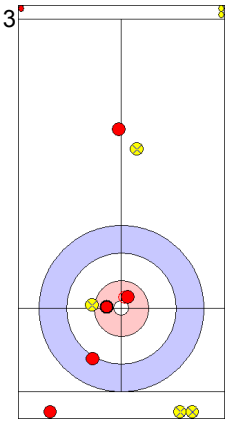

NZL: JONES M
Draw Out 2

14

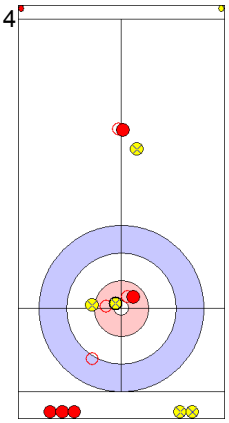

SLO: JURINCIC V
Hit and Roll Out 4

15

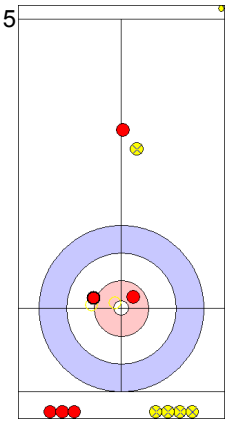

NZL: MUSTAPIC D
Double Takeout Out 4

16

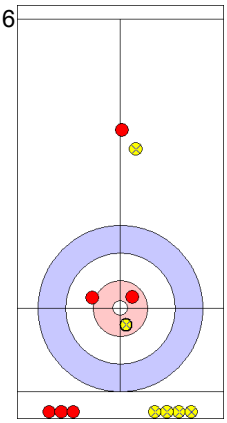

SLO: CULIC J
Draw Out 0

Game - Shot by Shot

NZL - New Zealand	10 + 0	SLO - Slovenia	4 + 1	End 7

7

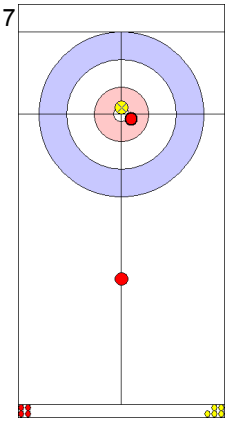

NZL: MUSTAPIC D
Draw In 3

8

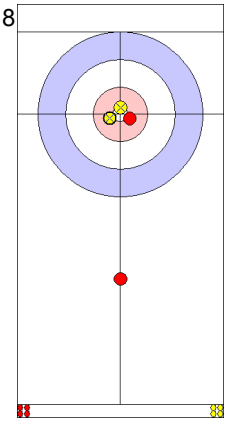

SLO: CULIC J
Draw Out 3

9

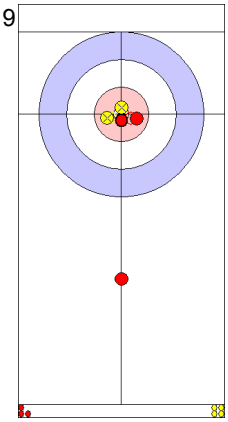

NZL: JONES M
Draw Out 4

10

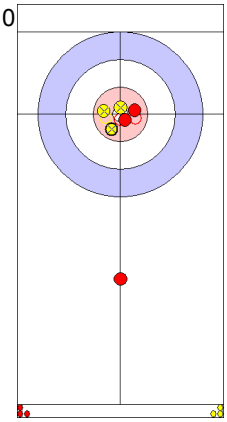

SLO: JURINCIC V
Draw In 2

11

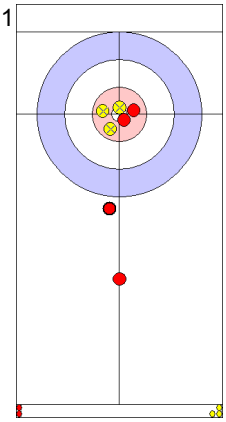

NZL: JONES M
Guard In 4

12

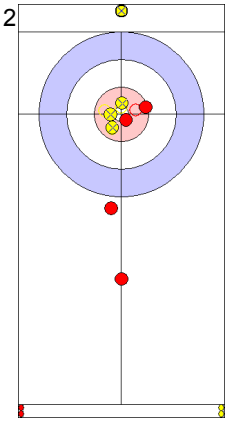

SLO: JURINCIC V
Draw In 0

13

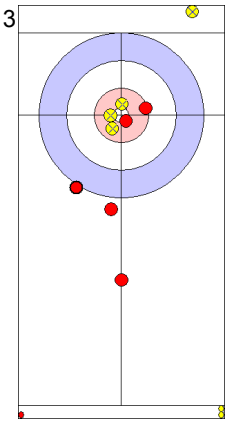

NZL: JONES M
Guard In 0

14

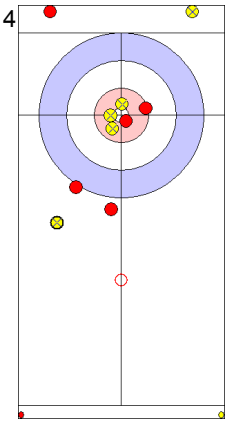

SLO: JURINCIC V
Takeout In 4

15

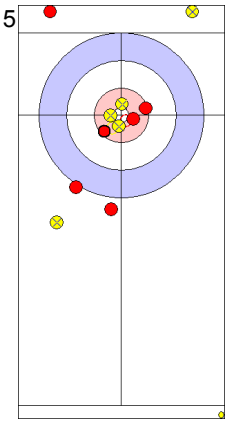

NZL: MUSTAPIC D
Draw In 2

16

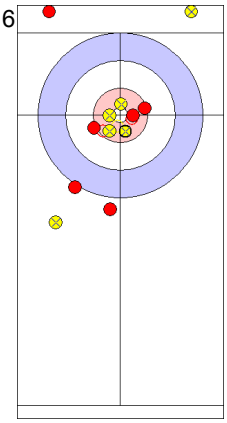

SLO: CULIC J
Takeout Out 0

Game Results

Sheet	Game	Team	LSFE	1	2	3	4	5	6	7	8	Extra Ends						Total
E	7	NOR - Norway	*	1	2	1	0	3	0	0	X							7
	7	CHN - China		0	0	0	2	0	1	1	X							4

NOR - Norway		Game	All
F	SKASLIEN Kristin	83 %	70 %
M	NEDREGOTTEN Magnus	85 %	76 %
	Team Total	85 %	73 %

Last Stone Draw: 15.1cm 0.0cm ↻ NEDREGOTTEN M
15.1cm ↺ SKASLIEN K

Time remaining: 1 minute 13 seconds

CHN - China		Game	All
F	MEI Jie	70 %	66 %
M	HUANG Jihui	75 %	74 %
	Team Total	73 %	71 %

Last Stone Draw: 48.8cm 8.3cm ↻ HUANG J
40.5cm ↺ MEI J

Time remaining: 1 minute 2 seconds

Detailed Game Statistics:

NOR - Norway		Draws		Takeouts		Total	
F	SKASLIEN Kristin	9	92%	6	71%	15	83%
M	NEDREGOTTEN Magnus	10	93%	14	80%	24	85%
	Team Total	19	92%	20	78%	39	85%

CHN - China		Draws		Takeouts		Total	
F	MEI Jie	15	75%	1	0%	16	70%
M	HUANG Jihui	19	82%	3	33%	22	75%
	Team Total	34	79%	4	25%	38	73%

LEGEND
F Female **LSFE** (*) Last stone first end **M** Male
X Unplayed/unfinished end due to concession

Game - Shot by Shot

NOR - Norway	0 + 1	CHN - China	0 + 0	End 1

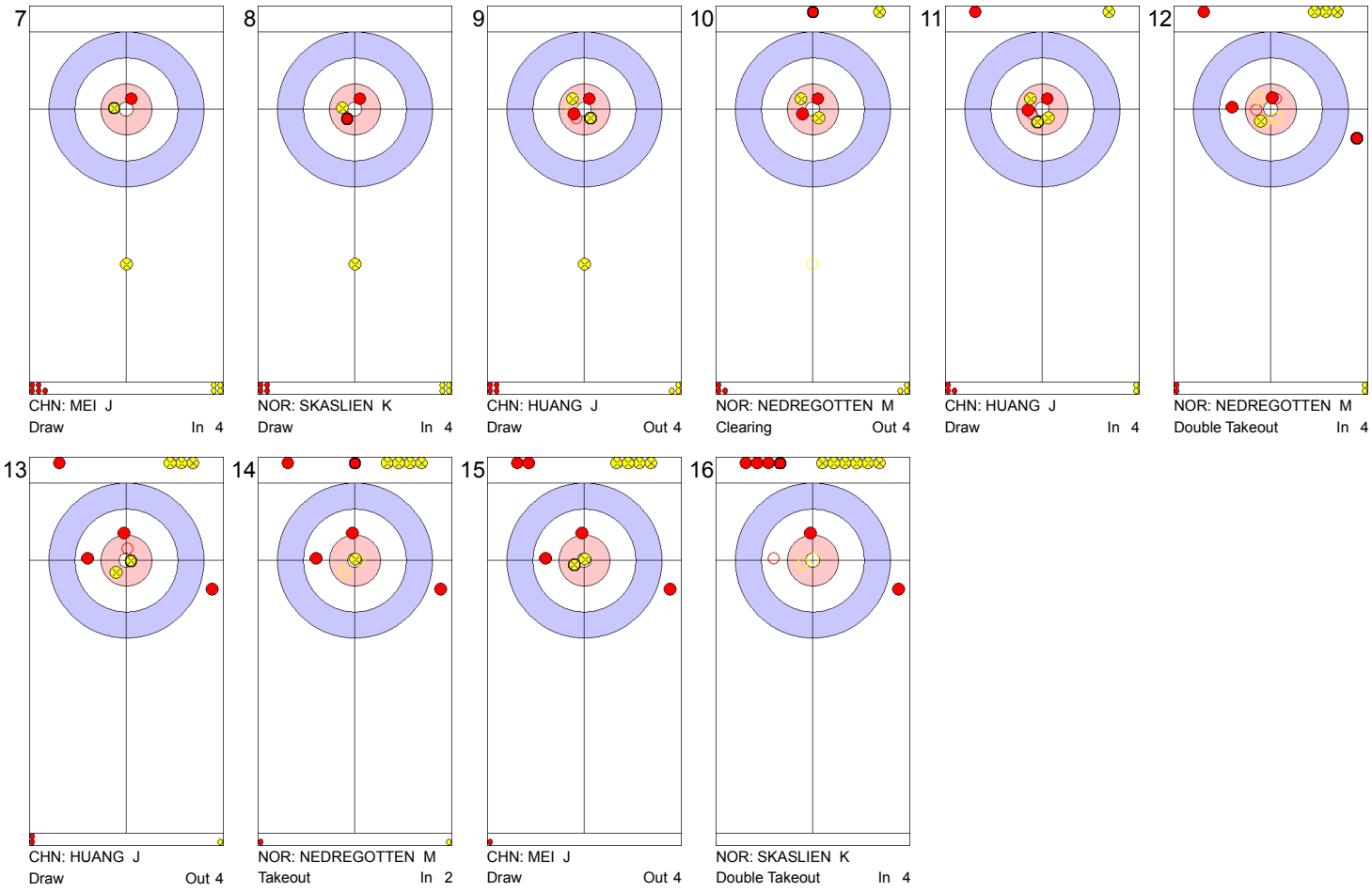

7	8	9	10	11	12
CHN: MEI J	NOR: SKASLIEN K	CHN: HUANG J	NOR: NEDREGOTTEN M	CHN: HUANG J	NOR: NEDREGOTTEN M
Draw In 4	Draw In 4	Draw Out 4	Clearing Out 4	Draw In 4	Double Takeout In 4

13	14	15	16
CHN: HUANG J	NOR: NEDREGOTTEN M	CHN: MEI J	NOR: SKASLIEN K
Draw Out 4	Takeout In 2	Draw Out 4	Double Takeout In 4

Game - Shot by Shot

NOR - Norway	1 + 2	CHN - China	0 + 0	End 2

7

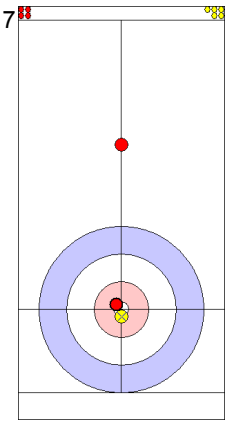

NOR: SKASLIEN K
Draw In 4

8

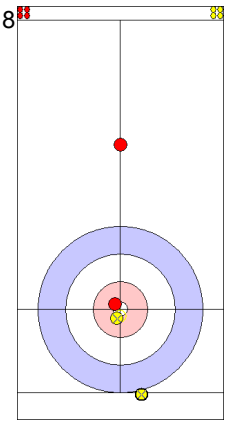

CHN: HUANG J
Draw In 2

9

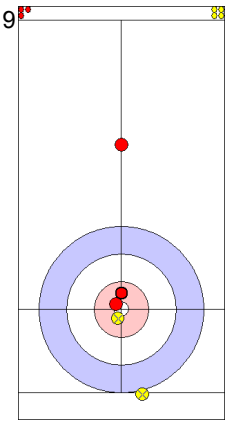

NOR: NEDREGOTTEN M
Draw Out 4

10

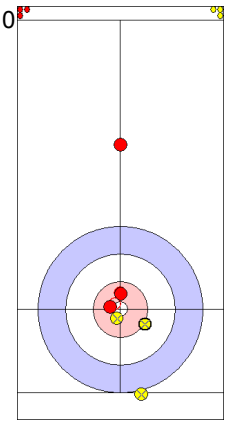

CHN: MEI J
Draw In 3

11

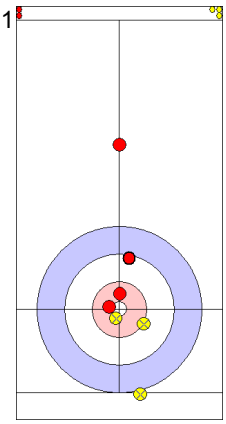

NOR: NEDREGOTTEN M
Draw In 4

12

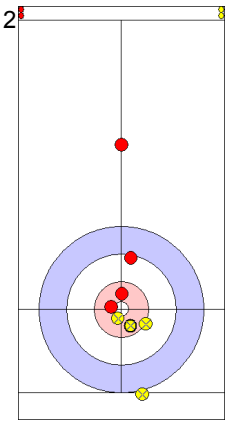

CHN: MEI J
Draw In 3

13

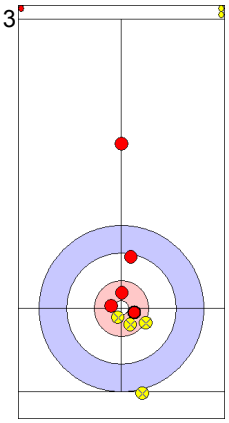

NOR: NEDREGOTTEN M
Draw In 3

14

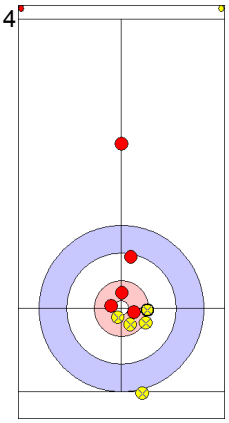

CHN: MEI J
Draw In 2

15

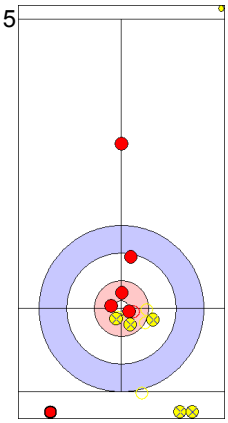

NOR: SKASLIEN K
Takeout In 4

16

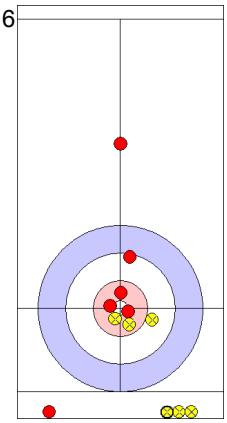

CHN: HUANG J
through Out X

Game - Shot by Shot

NOR - Norway	3 + 1	CHN - China	0 + 0	End 3

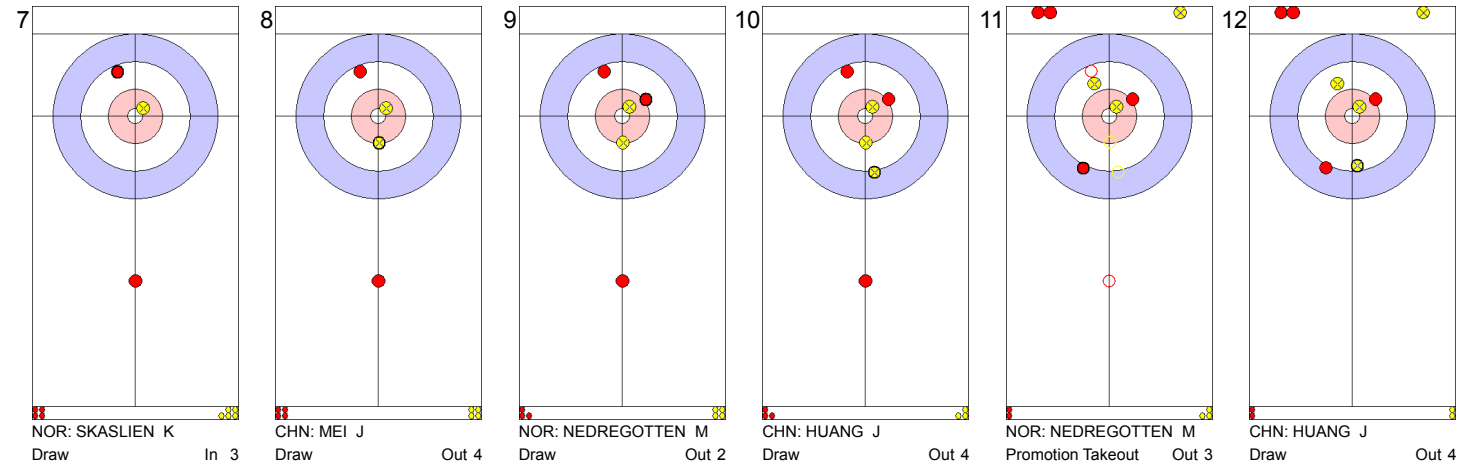

7
NOR: SKASLIEN K
Draw In 3

8
CHN: MEI J
Draw Out 4

9
NOR: NEDREGOTTEN M
Draw Out 2

10
CHN: HUANG J
Draw Out 4

11
NOR: NEDREGOTTEN M
Promotion Takeout Out 3

12
CHN: HUANG J
Draw Out 4

13
NOR: NEDREGOTTEN M
Draw Out 4

14
CHN: HUANG J
Draw In 2

15
NOR: SKASLIEN K
Hit and Roll Out 3

16
CHN: MEI J
Double Takeout Out 0

Game - Shot by Shot

NOR - Norway	4 + 0	CHN - China	0 + 2	End 4

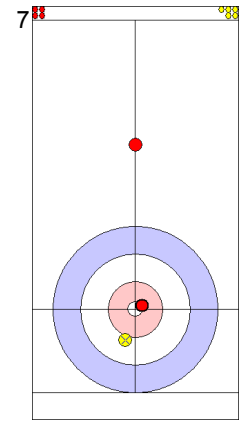

7
NOR: SKASLIEN K
Draw In 4

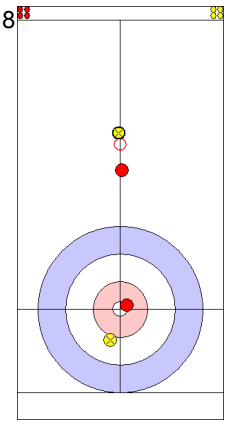

8
CHN: MEI J
Draw In 0

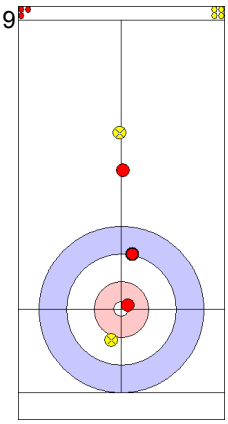

9
NOR: NEDREGOTTEN M
Draw In 4

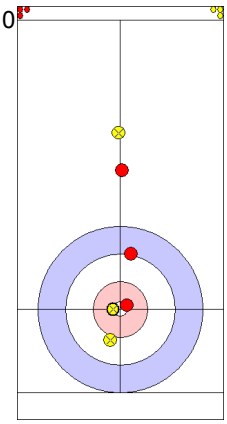

10
CHN: HUANG J
Draw Out 4

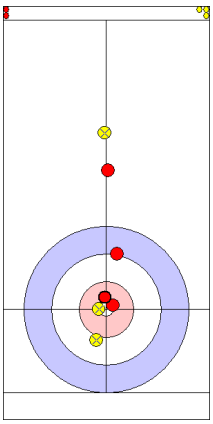

11
NOR: NEDREGOTTEN M
Draw Out 4

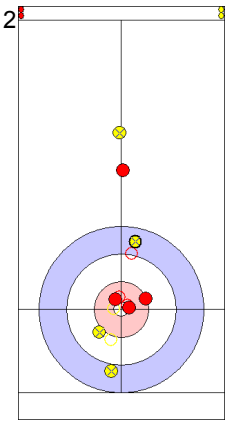

12
CHN: HUANG J
Double Takeout In 0

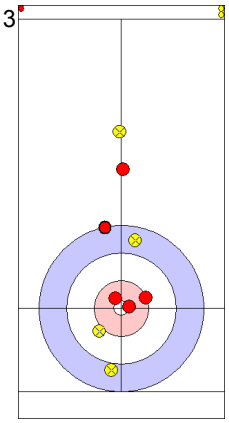

13
NOR: NEDREGOTTEN M
Guard Out 4

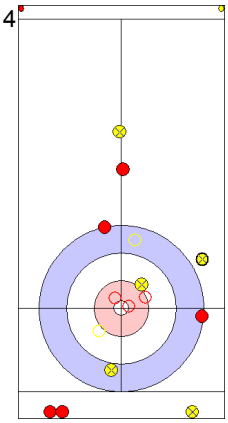

14
CHN: HUANG J
Promotion Takeout In 4

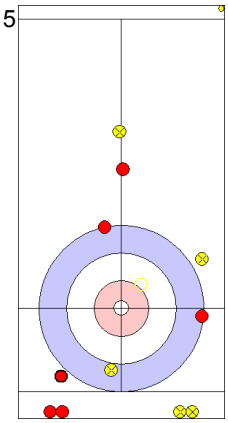

15
NOR: SKASLIEN K
Hit and Roll In 2

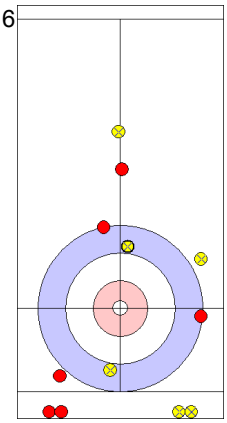

16
CHN: MEI J
Draw In 4

Game - Shot by Shot

NOR - Norway	4 + 3	CHN - China	2 + 0	End 5

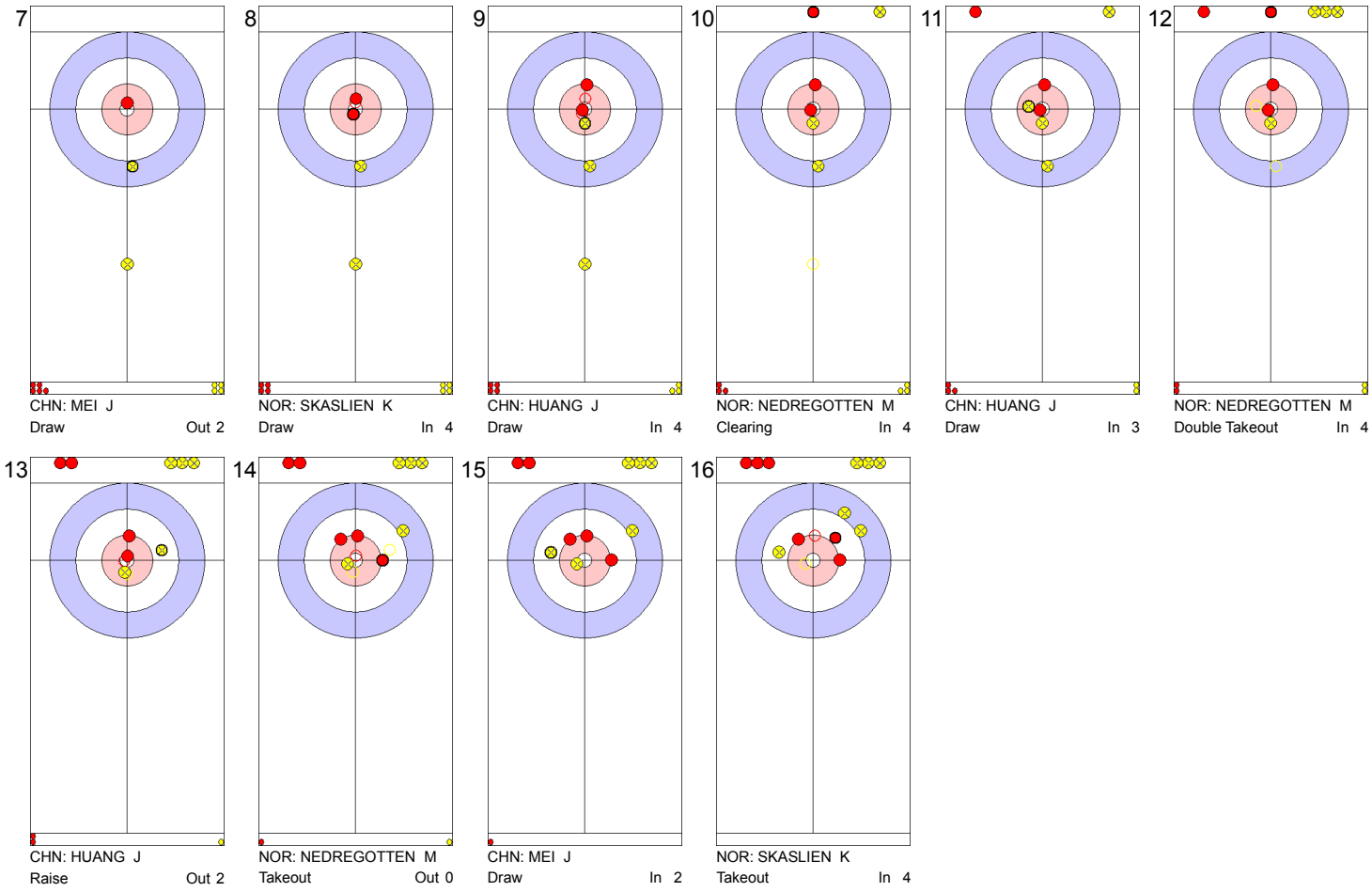

7	8	9	10	11	12
CHN: MEI J	NOR: SKASLIEN K	CHN: HUANG J	NOR: NEDREGOTTEN M	CHN: HUANG J	NOR: NEDREGOTTEN M
Draw Out 2	Draw In 4	Draw In 4	Clearing In 4	Draw In 3	Double Takeout In 4

13	14	15	16
CHN: HUANG J	NOR: NEDREGOTTEN M	CHN: MEI J	NOR: SKASLIEN K
Raise Out 2	Takeout Out 0	Draw In 2	Takeout In 4

Game - Shot by Shot

NOR - Norway	7 + 0	CHN - China	2 + 1	End 6

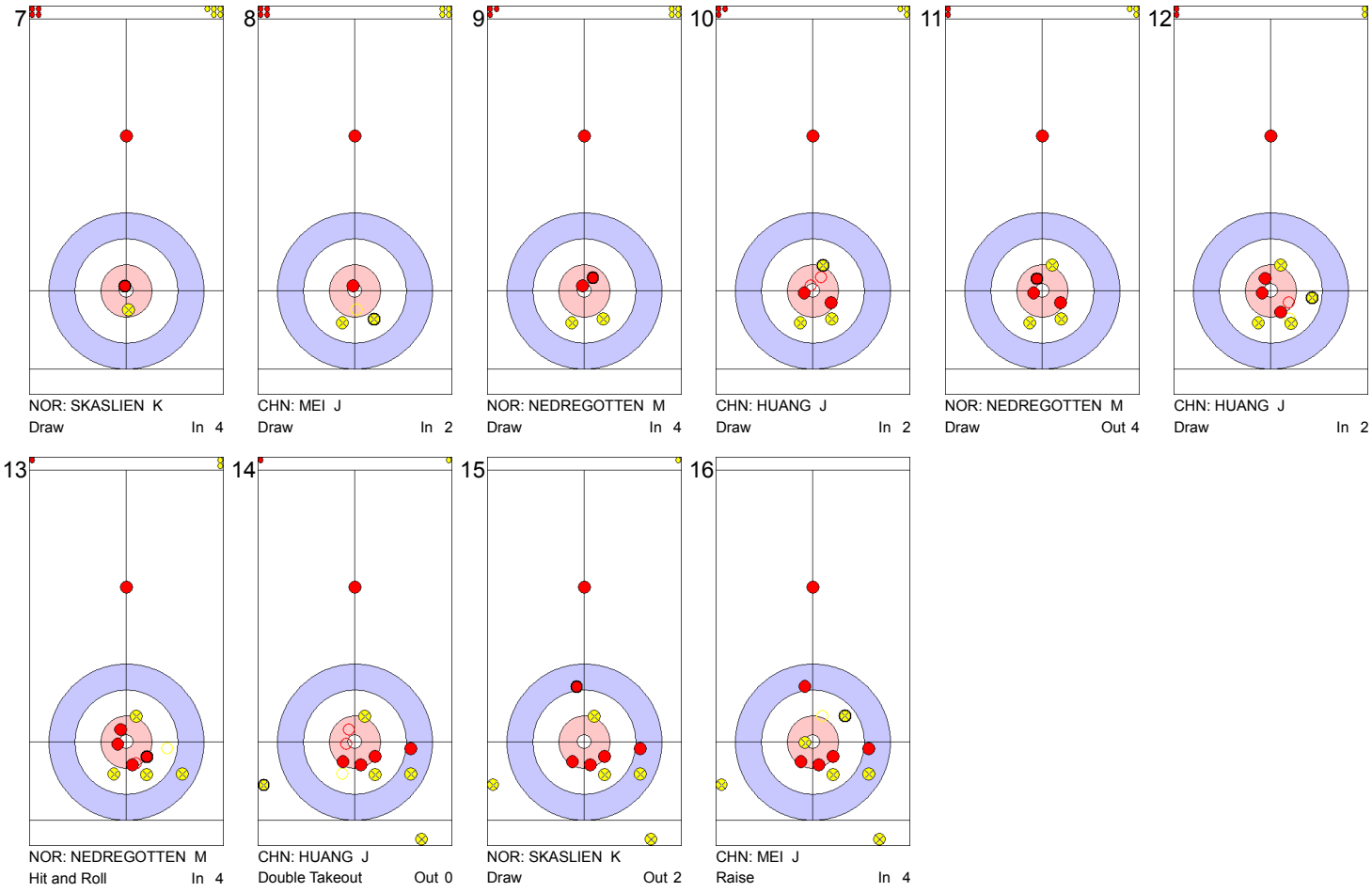

Game - Shot by Shot

NOR - Norway	7 + 0	CHN - China	3 + 1	End 7

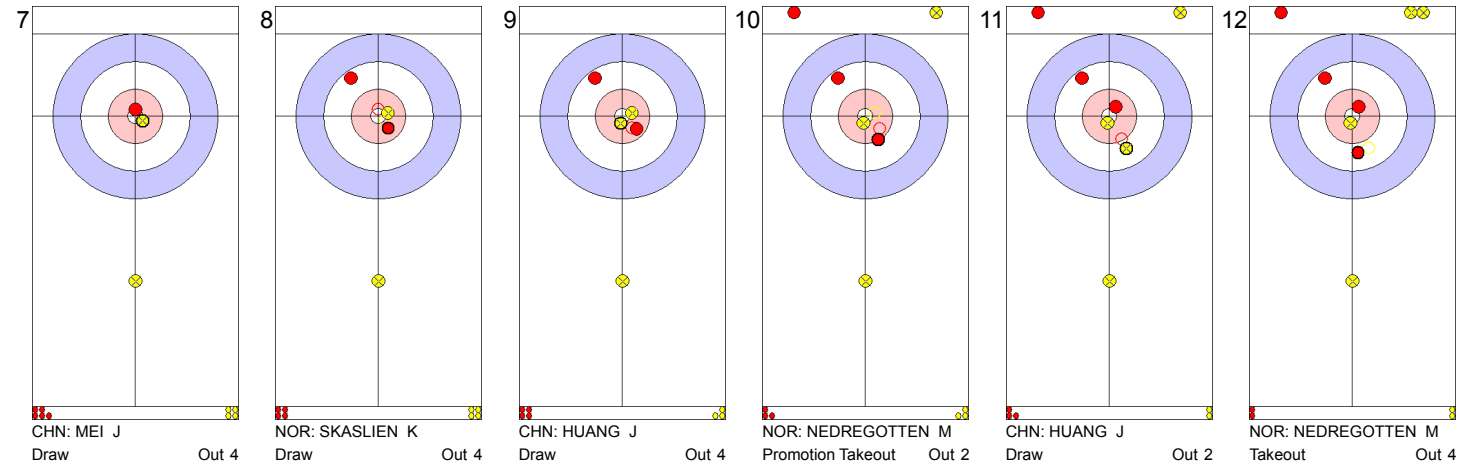

7	8	9	10	11	12
CHN: MEI J	NOR: SKASLIEN K	CHN: HUANG J	NOR: NEDREGOTTEN M	CHN: HUANG J	NOR: NEDREGOTTEN M
Draw Out 4	Draw Out 4	Draw Out 4	Promotion Takeout Out 2	Draw Out 2	Takeout Out 4

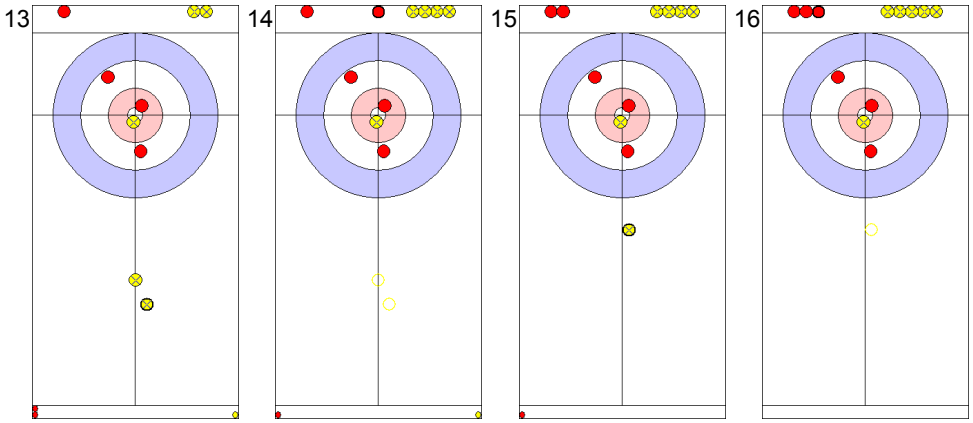

13	14	15	16
CHN: HUANG J	NOR: NEDREGOTTEN M	CHN: MEI J	NOR: SKASLIEN K
Guard Out 4	Clearing Out 4	Guard In 4	Promotion Takeout Out 0

Game - Shot by Shot

NOR - Norway	7 + X	CHN - China	4 + X	End 8

7

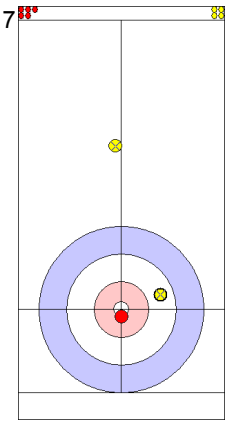

CHN: MEI J
Draw In 3

8

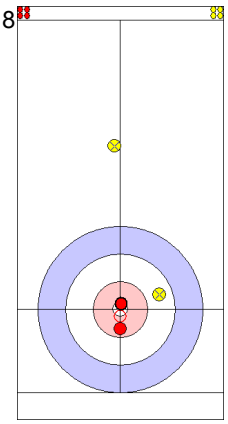

NOR: SKASLIEN K
Draw In 4

9

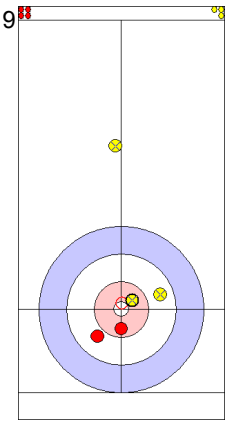

CHN: HUANG J
Draw In 4

10

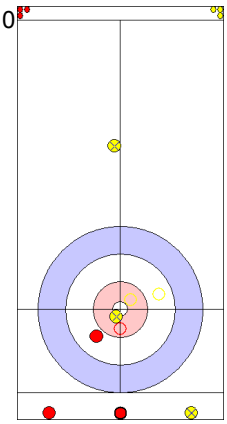

NOR: NEDREGOTTEN M
Takeout In 4

11

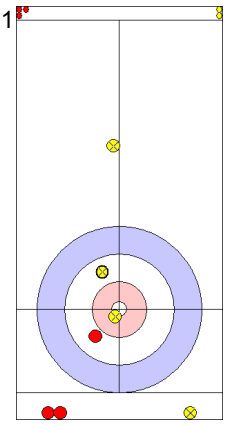

CHN: HUANG J
Draw Out 4

12

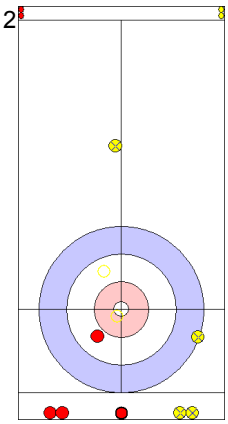

NOR: NEDREGOTTEN M
Double Takeout Out 2

13

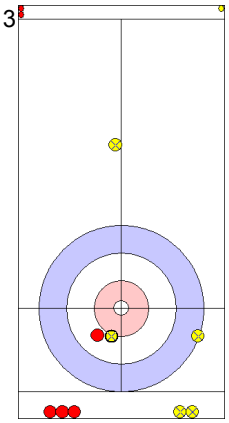

CHN: HUANG J
Freeze In 3

14

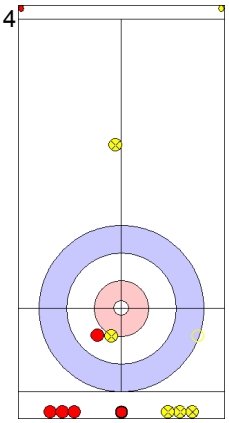

NOR: NEDREGOTTEN M
Clearing Out 4

Session Results and Standings

Sheet	Game	Team	LSFE	1	2	3	4	5	6	7	8	Extra Ends						Total
A	6	NZL - New Zealand	*	2	1	0	1	0	2	0	1							7
	6	AUT - Austria		0	0	4	0	2	0	3	0							9
B	6	SLO - Slovenia		0	0	0	1	0	0	X	X							1
	6	NOR - Norway	*	5	1	2	0	3	1	X	X							12
C	6	CHN - China	*	0	1	0	3	1	0	0	1	1						7
	6	SWE - Sweden		1	0	2	0	0	2	1	0	0						6
D	6	LAT - Latvia	*	2	2	0	3	2	0	1	X							10
	6	BRA - Brazil		0	0	3	0	0	1	0	X							4
E	6	FIN - Finland		0	0	2	1	0	0	0	0							3
	6	ITA - Italy	*	1	1	0	0	1	1	1	1							6

Standings

Group-A

Rank	Team	Games	Wins	Losses
1	RUS - Russia	6	6	0
2	USA - United States	6	5	1
3	DEN - Denmark	6	4	2
3	JPN - Japan	6	4	2
5	SUI - Switzerland	6	3	3
5	TUR - Turkey	6	3	3
7	CZE - Czech Republic	6	2	4
7	SVK - Slovakia	6	2	4
9	FRA - France	6	1	5
10	AUS - Australia	6	0	6

Group-B

Rank	Team	Games	Wins	Losses
1	NOR - Norway	6	6	0
2	CHN - China	6	4	2
2	FIN - Finland	6	4	2
2	ITA - Italy	6	4	2
2	LAT - Latvia	6	4	2
2	SWE - Sweden	6	4	2
7	AUT - Austria	6	2	4
8	NZL - New Zealand	6	1	5
8	SLO - Slovenia	6	1	5
10	BRA - Brazil	6	0	6

Group-C

Rank	Team	Games	Wins	Losses
1	CAN - Canada	6	5	1
1	EST - Estonia	6	5	1
1	HUN - Hungary	6	5	1
1	KOR - Korea	6	5	1
5	ESP - Spain	6	4	2
6	ENG - England	6	2	4
6	SCO - Scotland	6	2	4
8	POL - Poland	6	1	5
8	ROU - Romania	6	1	5
10	BLR - Belarus	6	0	6

LEGEND
LSFE (*) Last stone first end
X Unplayed/unfinished end due to concession

Game Results

Sheet	Game	Team	LSFE	1	2	3	4	5	6	7	8	Extra Ends						Total
A	6	NZL - New Zealand	*	2	1	0	1	0	2	0	1							7
	6	AUT - Austria		0	0	4	0	2	0	3	0							9

NZL - New Zealand		Game	All
F	JONES Marisa	76 %	57 %
M	MUSTAPIC Dan	73 %	61 %
	Team Total	75 %	59 %

Last Stone Draw: 95.7cm 72.9cm ↻ JONES M
22.8cm ↺ MUSTAPIC D

Time remaining: 2 minutes 59 seconds

AUT - Austria		Game	All
F	WEGHUBER Anna	69 %	57 %
M	SCHAGERL Markus	66 %	52 %
	Team Total	67 %	54 %

Last Stone Draw: 137.2cm 28.6cm ↻ WEGHUBER A
108.6cm ↺ SCHAGERL M

Time remaining: 3 minutes 18 seconds

Time-out: end 8 - AUT stone 7

Detailed Game Statistics:

NZL - New Zealand		Draws		Takeouts		Total	
F	JONES Marisa	21	76 %	3	75 %	24	76 %
M	MUSTAPIC Dan	14	71 %	1	100 %	15	73 %
	Team Total	35	74 %	4	81 %	39	75 %

AUT - Austria		Draws		Takeouts		Total	
F	WEGHUBER Anna	11	70 %	5	65 %	16	69 %
M	SCHAGERL Markus	12	63 %	12	69 %	24	66 %
	Team Total	23	66 %	17	68 %	40	67 %

LEGEND
F Female **LSFE** (*) Last stone first end **M** Male

Game - Shot by Shot

NZL - New Zealand	0 + 2	AUT - Austria	0 + 0	End 1

7

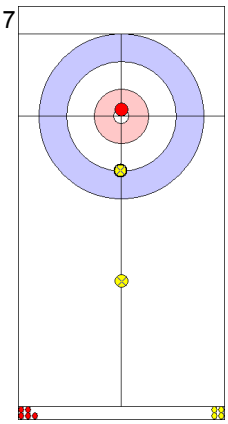

AUT: WEGHUBER A
Draw In 4

8

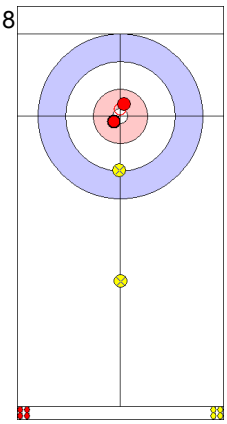

NZL: MUSTAPIC D
Draw In 4

9

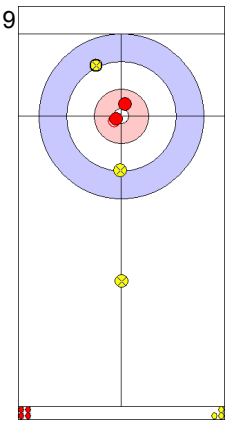

AUT: SCHAGERL M
Draw In 2

10

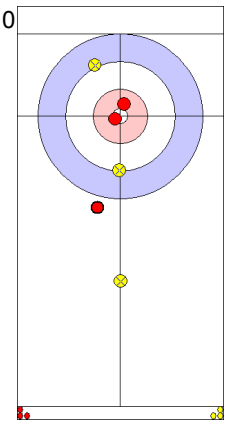

NZL: JONES M
Draw In 0

11

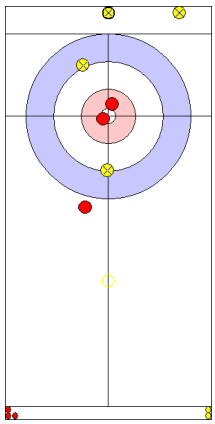

AUT: SCHAGERL M
Double Takeout Out 2

12

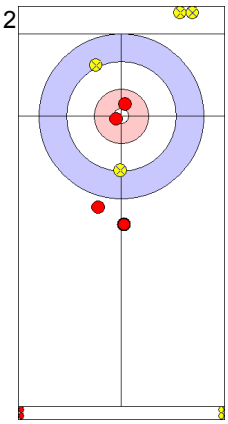

NZL: JONES M
Guard Out 4

13

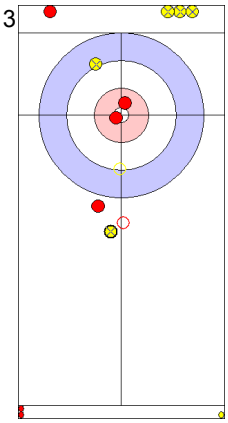

AUT: SCHAGERL M
Promotion Takeout Out 2

14

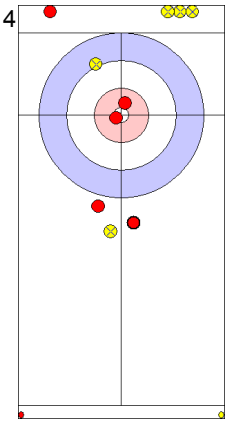

NZL: JONES M
Guard Out 4

15

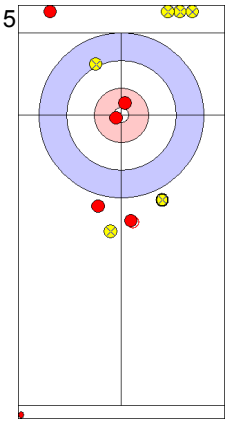

AUT: WEGHUBER A
Draw Out 0

16

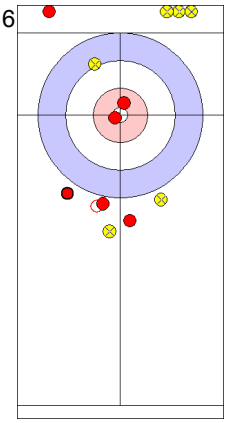

NZL: MUSTAPIC D
Draw In 0

Game - Shot by Shot

NZL - New Zealand	2 + 1	AUT - Austria	0 + 0	End 2

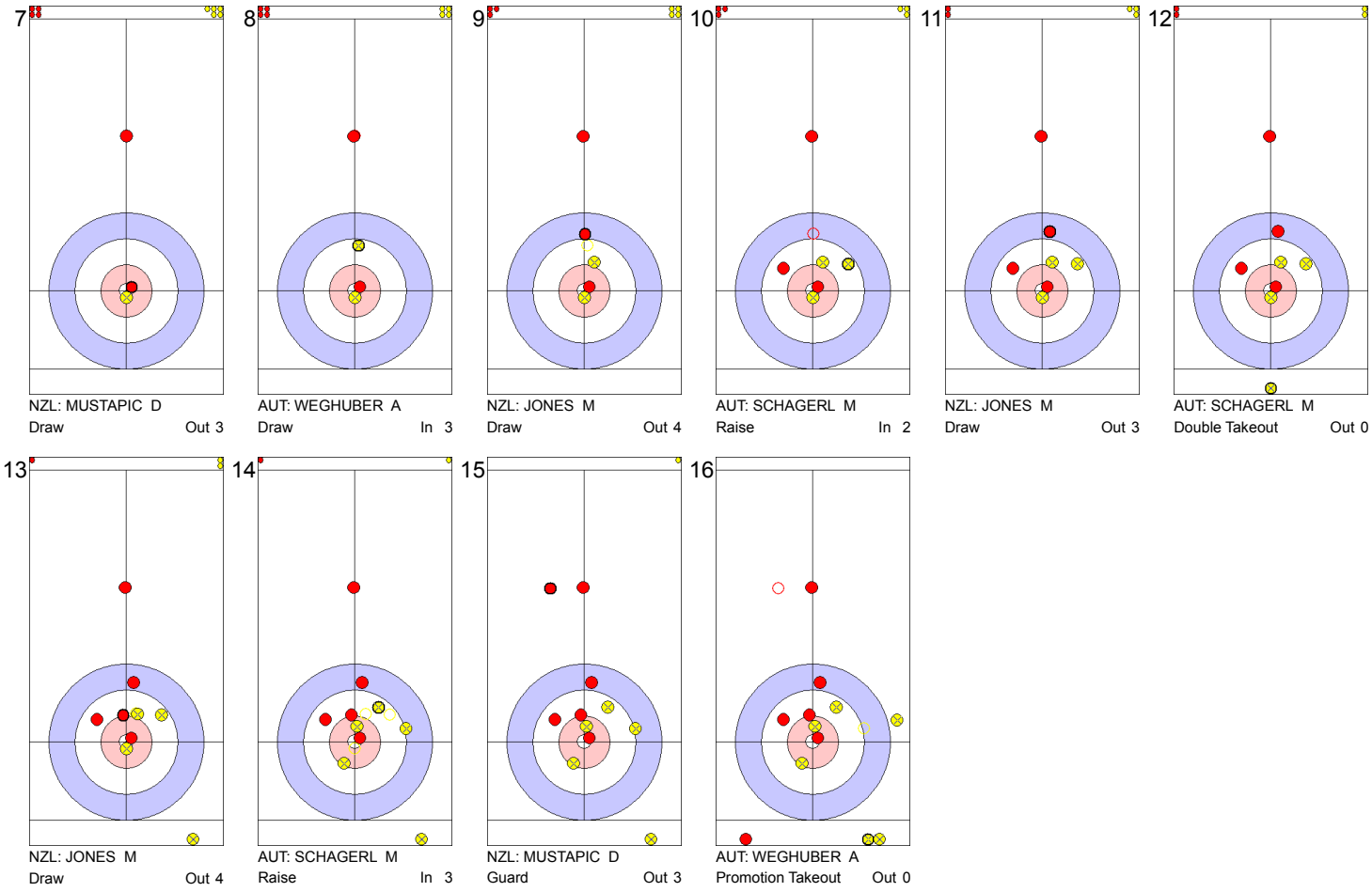

Game - Shot by Shot

NZL - New Zealand	3 + 0	AUT - Austria	0 + 4	End 3

7

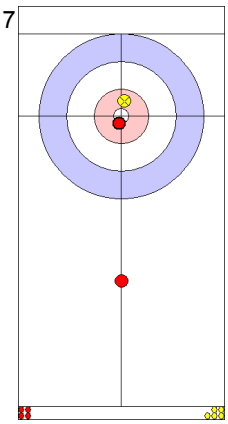

NZL: MUSTAPIC D
Draw In 4

8

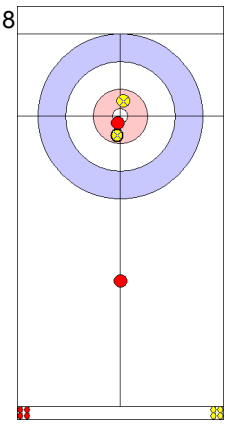

AUT: WEGHUBER A
Draw In 4

9

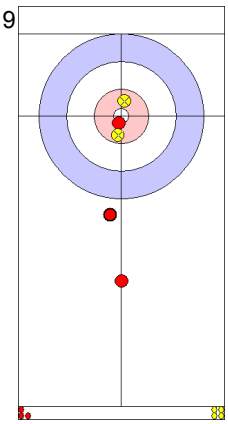

NZL: JONES M
Guard In 4

10

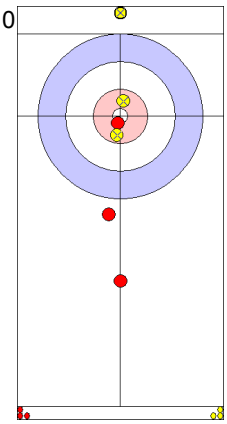

AUT: SCHAGERL M
Raise Out 0

11

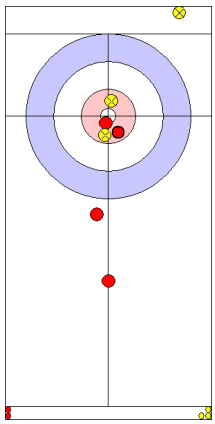

NZL: JONES M
Draw Out 2

12

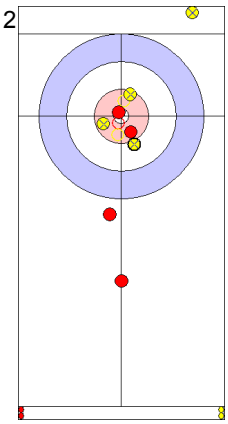

AUT: SCHAGERL M
Raise Out 2

13

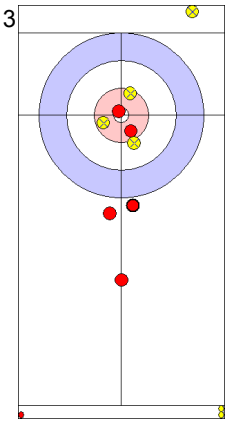

NZL: JONES M
Guard Out 4

14

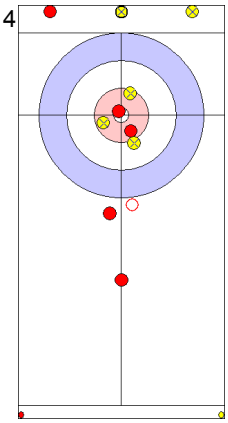

AUT: SCHAGERL M
Promotion Takeout Out 2

15

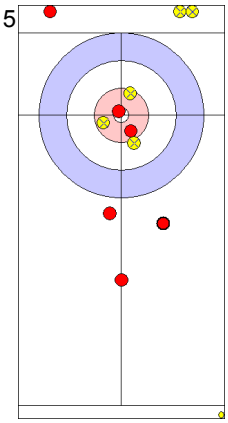

NZL: MUSTAPIC D
Guard Out 2

16

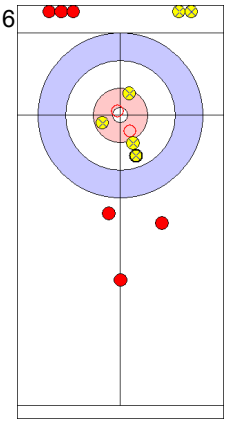

AUT: WEGHUBER A
Promotion Takeout Out 4

Game - Shot by Shot

NZL - New Zealand	3 + 1	AUT - Austria	4 + 0	End 4

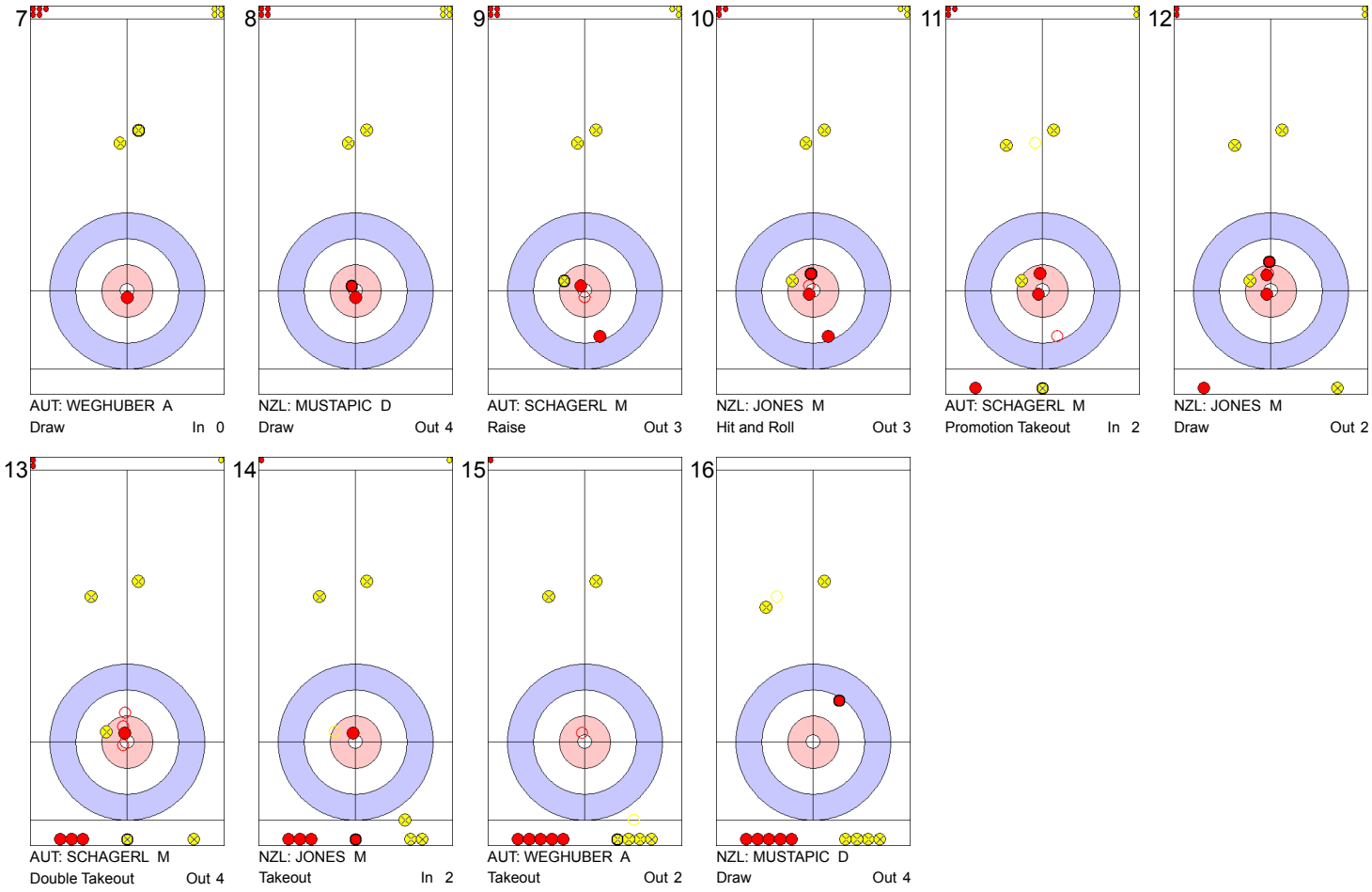

7
AUT: WEGHUBER A
Draw In 0

8
NZL: MUSTAPIC D
Draw Out 4

9
AUT: SCHAGERL M
Raise Out 3

10
NZL: JONES M
Hit and Roll Out 3

11
AUT: SCHAGERL M
Promotion Takeout In 2

12
NZL: JONES M
Draw Out 2

13
AUT: SCHAGERL M
Double Takeout Out 4

14
NZL: JONES M
Takeout In 2

15
AUT: WEGHUBER A
Takeout Out 2

16
NZL: MUSTAPIC D
Draw Out 4

Game - Shot by Shot

NZL - New Zealand	4 + 0	AUT - Austria	4 + 2	End 5

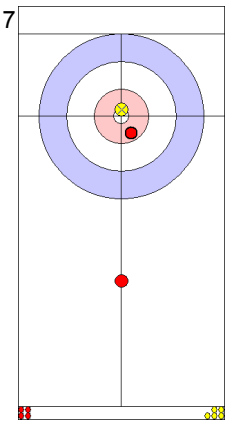

7
NZL: MUSTAPIC D
Draw In 3

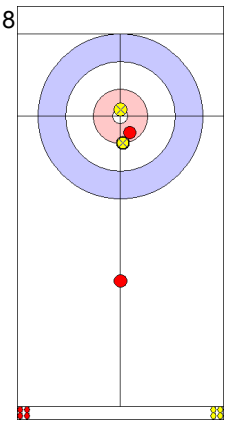

8
AUT: WEGHUBER A
Draw In 4

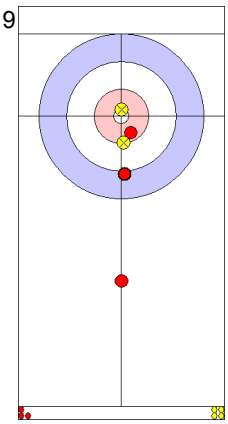

9
NZL: JONES M
Draw Out 4

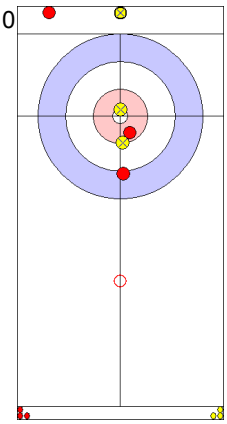

10
AUT: SCHAGERL M
Promotion Takeout In 2

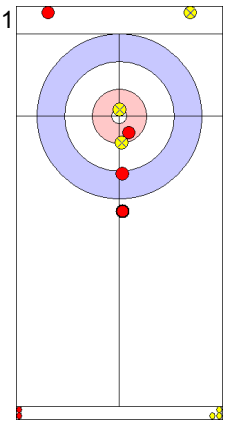

11
NZL: JONES M
Guard Out 4

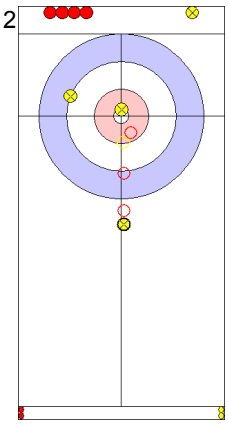

12
AUT: SCHAGERL M
Promotion Takeout In 4

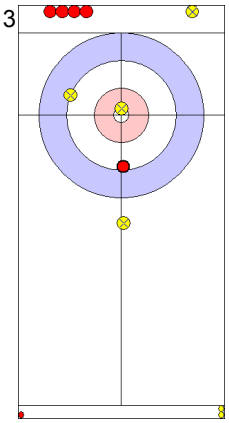

13
NZL: JONES M
Draw In 2

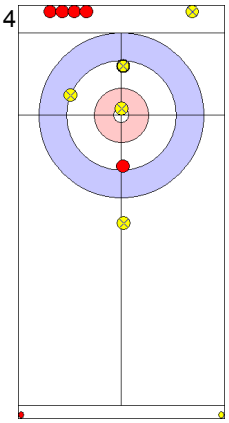

14
AUT: SCHAGERL M
Draw In 2

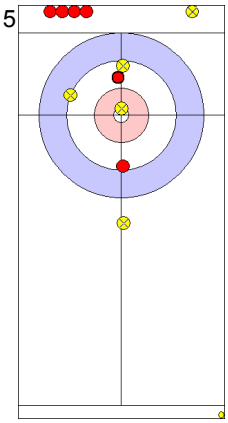

15
NZL: MUSTAPIC D
Draw In 2

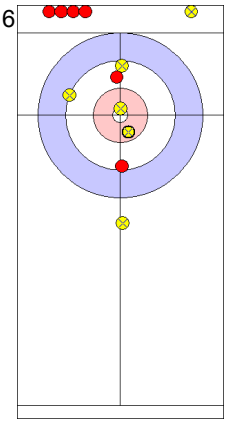

16
AUT: WEGHUBER A
Draw Out 4

Game - Shot by Shot

NZL - New Zealand	4 + 2	AUT - Austria	6 + 0	End 6

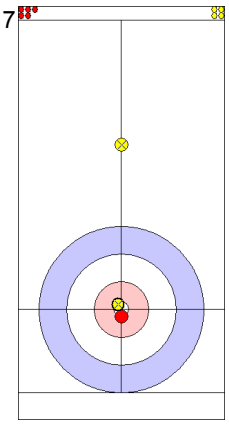

7
AUT: WEGHUBER A
Draw Out 4

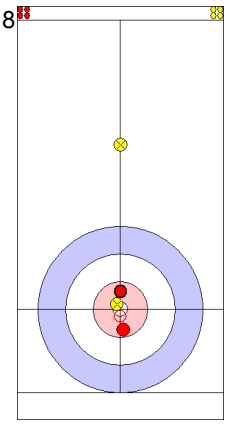

8
NZL: MUSTAPIC D
Draw In 4

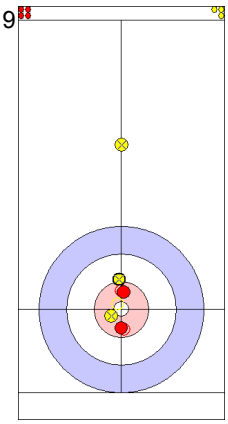

9
AUT: SCHAGERL M
Draw Out 4

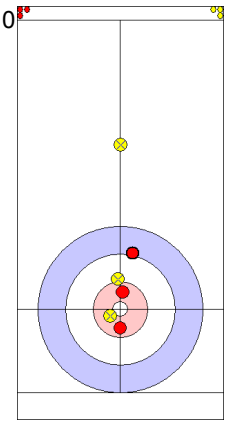

10
NZL: JONES M
Draw In 3

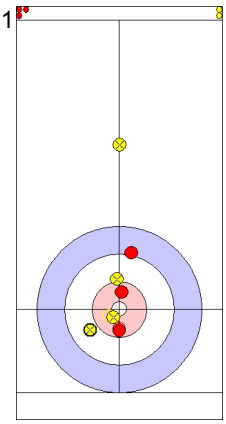

11
AUT: SCHAGERL M
Draw Out 2

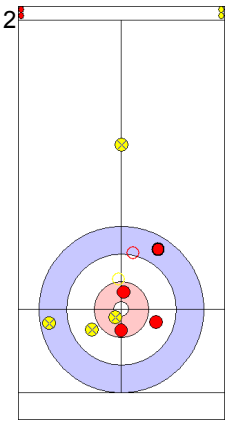

12
NZL: JONES M
Raise In 2

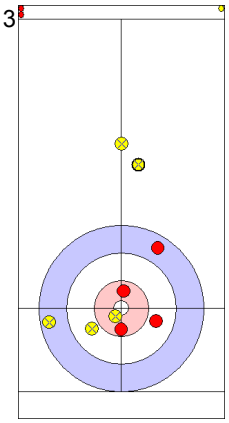

13
AUT: SCHAGERL M
Guard In 4

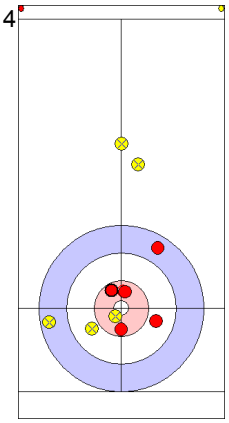

14
NZL: JONES M
Draw Out 4

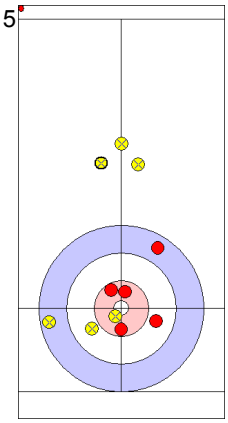

15
AUT: WEGHUBER A
Guard Out 4

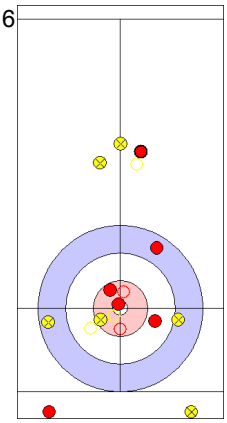

16
NZL: MUSTAPIC D
Promotion Takeout In 4

Game - Shot by Shot

NZL - New Zealand	6 + 0	AUT - Austria	6 + 3	End 7

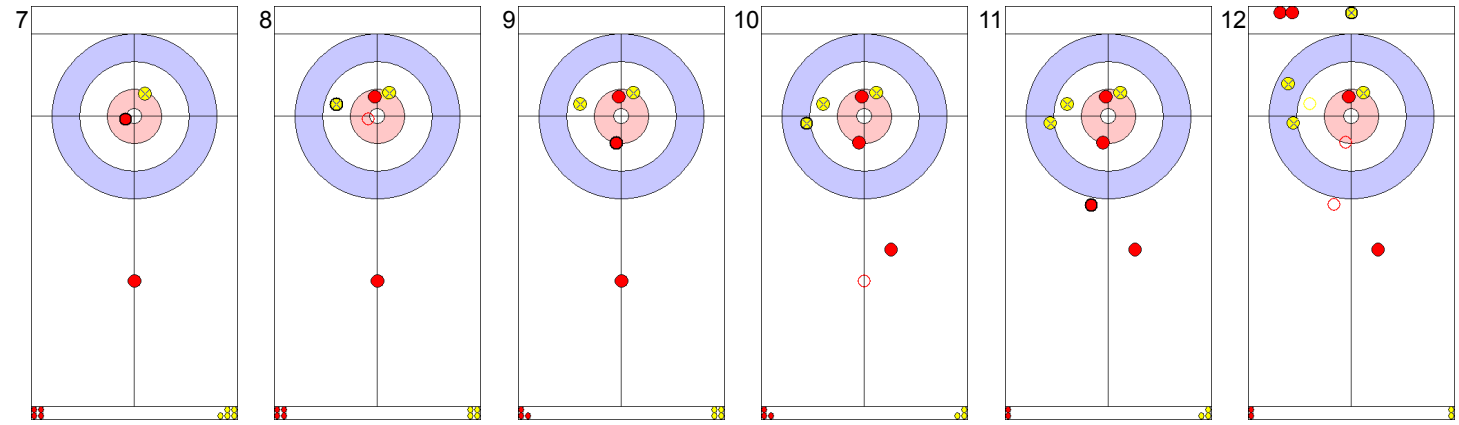

7
NZL: MUSTAPIC D
Draw In 3

8
AUT: WEGHUBER A
Hit and Roll In 3

9
NZL: JONES M
Draw In 4

10
AUT: SCHAGERL M
Raise In 2

11
NZL: JONES M
Guard In 3

12
AUT: SCHAGERL M
Promotion Takeout In 4

13
NZL: JONES M
Draw In 2

14
AUT: SCHAGERL M
Takeout In 4

15
NZL: MUSTAPIC D
Draw In 0

16
AUT: WEGHUBER A
Draw In 0

Game - Shot by Shot

NZL - New Zealand	6 + 1	AUT - Austria	9 + 0	End 8

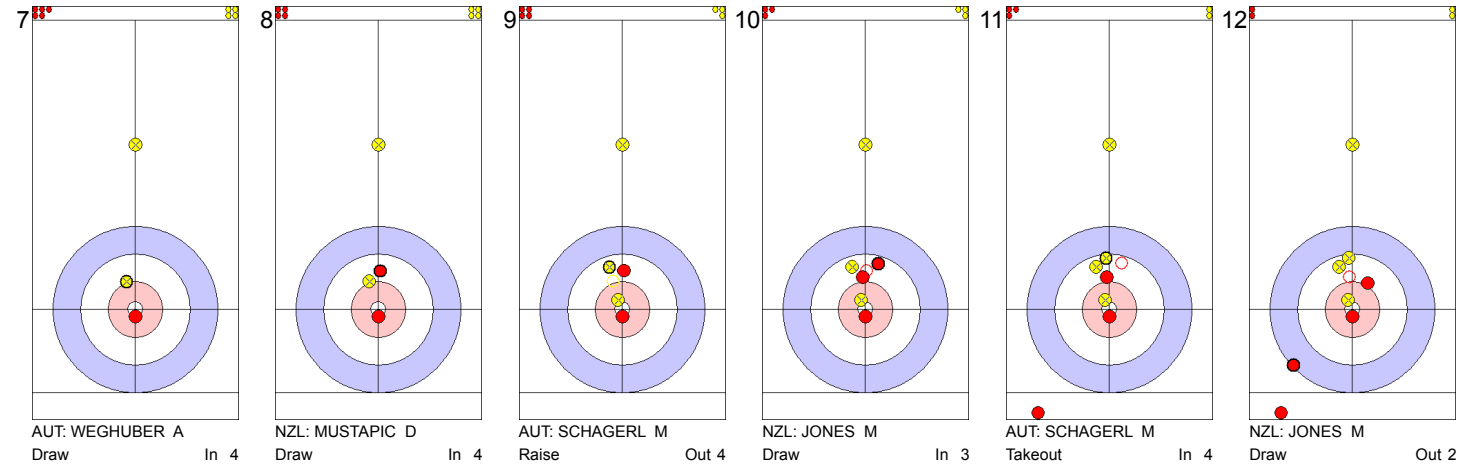

7
AUT: WEGHUBER A
Draw In 4

8
NZL: MUSTAPIC D
Draw In 4

9
AUT: SCHAGERL M
Raise Out 4

10
NZL: JONES M
Draw In 3

11
AUT: SCHAGERL M
Takeout In 4

12
NZL: JONES M
Draw Out 2

13
AUT: SCHAGERL M
Promotion Takeout Out 3
Time-out

14
NZL: JONES M
Hit and Roll Out 4

15
AUT: WEGHUBER A
Takeout In 4

Game Results

Sheet	Game	Team	LSFE	1	2	3	4	5	6	7	8	Extra Ends						Total
B	6	SLO - Slovenia		0	0	0	1	0	0	X	X							1
	6	NOR - Norway	*	5	1	2	0	3	1	X	X							12

SLO - Slovenia		Game	All
F	JURINCIC Valentina	48 %	48 %
M	CULIC Jure	78 %	61 %
	Team Total	64 %	55 %

Last Stone Draw: 88.4cm 10.2cm ↻ JURINCIC V
78.2cm ↺ CULIC J

Time remaining: 8 minutes 29 seconds

NOR - Norway		Game	All
F	SKASLIEN Kristin	90 %	67 %
M	NEDREGOTTEN Magnus	83 %	74 %
	Team Total	86 %	71 %

Last Stone Draw: 63.7cm 63.7cm ↻ NEDREGOTTEN M
0.0cm ↺ SKASLIEN K

Time remaining: 9 minutes 8 seconds

Detailed Game Statistics:

SLO - Slovenia		Draws		Takeouts		Total	
F	JURINCIC Valentina	10	58 %	4	25 %	14	48 %
M	CULIC Jure	9	83 %	7	71 %	16	78 %
	Team Total	19	70 %	11	55 %	30	64 %

NOR - Norway		Draws		Takeouts		Total	
F	SKASLIEN Kristin	10	88 %	2	100 %	12	90 %
M	NEDREGOTTEN Magnus	10	88 %	8	78 %	18	83 %
	Team Total	20	88 %	10	83 %	30	86 %

LEGEND
F Female
X Unplayed/unfinished end due to concession
LSFE (*) Last stone first end
M Male

Game - Shot by Shot

SLO - Slovenia	0 + 0	NOR - Norway	0 + 5	End 1

7

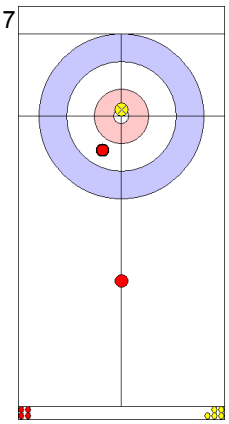

SLO: JURINCIC V
Draw In 2

8

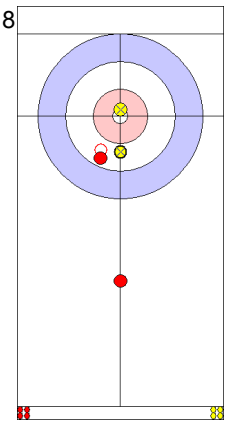

NOR: SKASLIEN K
Draw Out 3

9

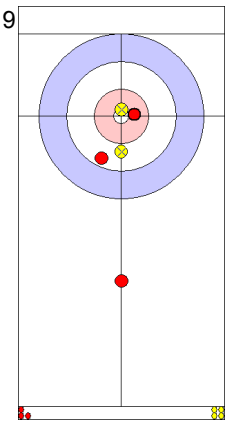

SLO: CULIC J
Draw Out 4

10

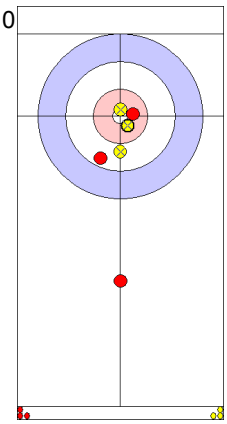

NOR: NEDREGOTTEN M
Freeze Out 4

11

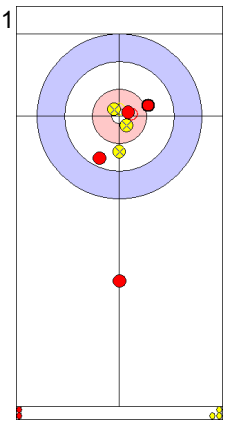

SLO: CULIC J
Draw Out 4

12

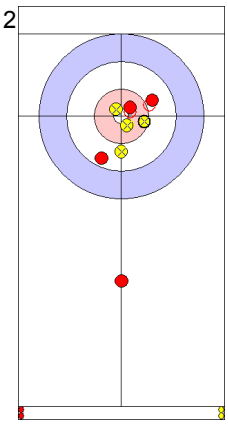

NOR: NEDREGOTTEN M
Draw Out 4

13

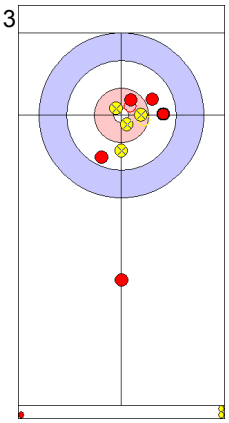

SLO: CULIC J
Draw Out 4

14

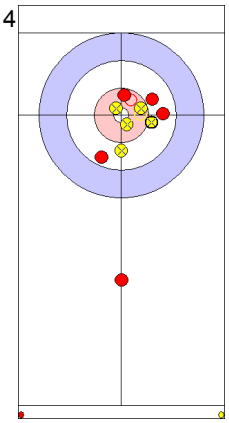

NOR: NEDREGOTTEN M
Draw Out 4

15

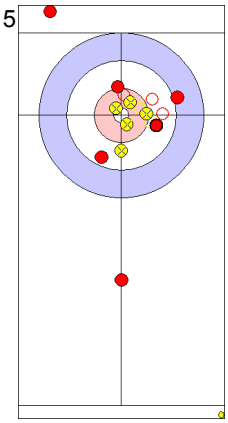

SLO: JURINCIC V
Raise Out 3

16

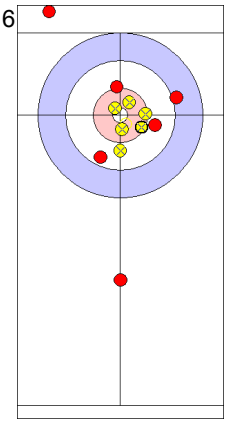

NOR: SKASLIEN K
Draw Out 4

Game - Shot by Shot

SLO - Slovenia	0 + 0	NOR - Norway	5 + 1	End 2

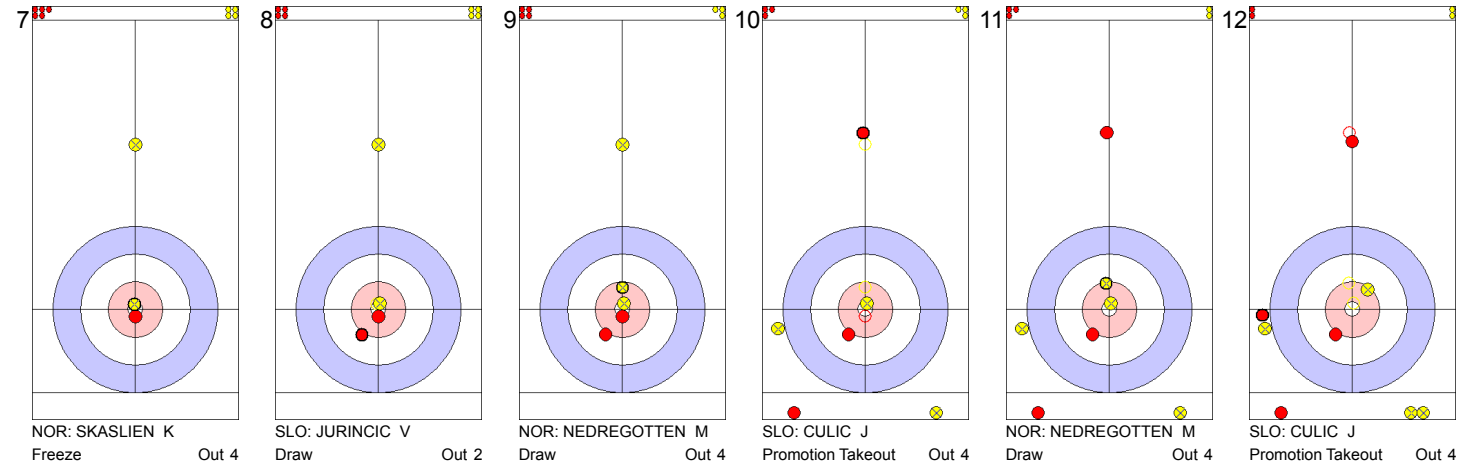

7
NOR: SKASLIEN K
Freeze Out 4

8
SLO: JURINCIC V
Draw Out 2

9
NOR: NEDREGOTTEN M
Draw Out 4

10
SLO: CULIC J
Promotion Takeout Out 4

11
NOR: NEDREGOTTEN M
Draw Out 4

12
SLO: CULIC J
Promotion Takeout Out 4

13
NOR: NEDREGOTTEN M
Takeout Out 4

14
SLO: CULIC J
Double Takeout In 4

15
NOR: SKASLIEN K
Takeout Out 4

16
SLO: JURINCIC V
Takeout Out 0

Game - Shot by Shot

SLO - Slovenia	0 + 0	NOR - Norway	6 + 2	End 3

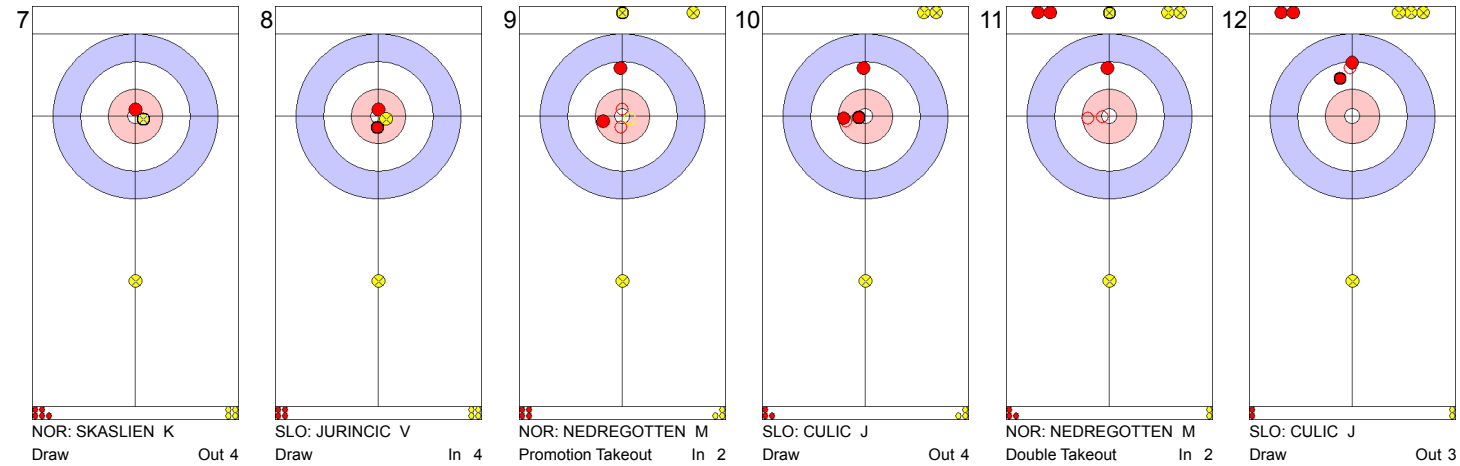

7
NOR: SKASLIEN K
Draw Out 4

8
SLO: JURINCIC V
Draw In 4

9
NOR: NEDREGOTTEN M
Promotion Takeout In 2

10
SLO: CULIC J
Draw Out 4

11
NOR: NEDREGOTTEN M
Double Takeout In 2

12
SLO: CULIC J
Draw Out 3

13
NOR: NEDREGOTTEN M
Double Takeout In 4

14
SLO: CULIC J
Draw Out 0

15
NOR: SKASLIEN K
Draw In 4

16
SLO: JURINCIC V
Draw In 2

Game - Shot by Shot

SLO - Slovenia	0 + 1	NOR - Norway	8 + 0	End 4

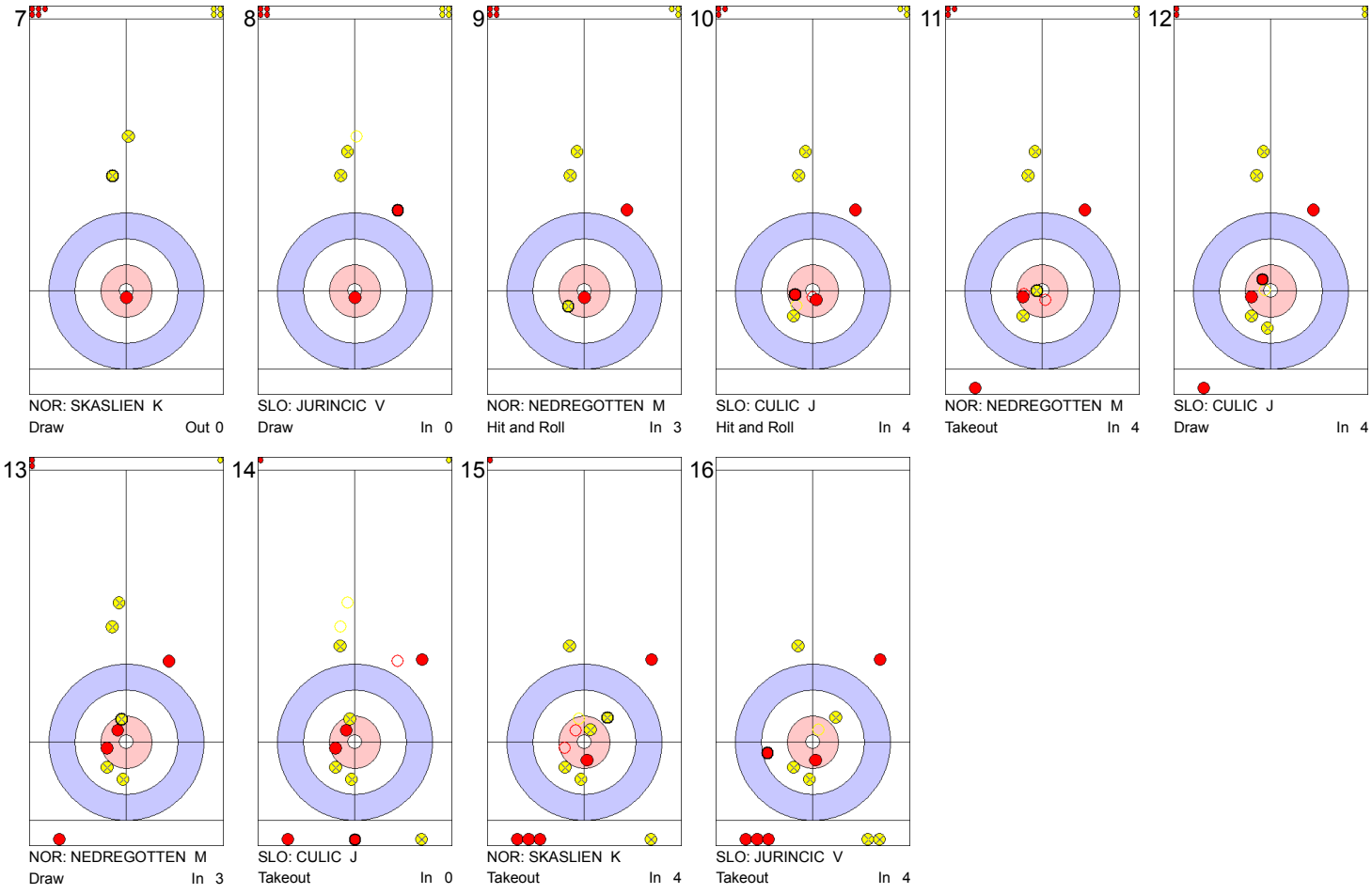

Game - Shot by Shot

SLO - Slovenia	1 + 0	NOR - Norway	8 + 3	End 5

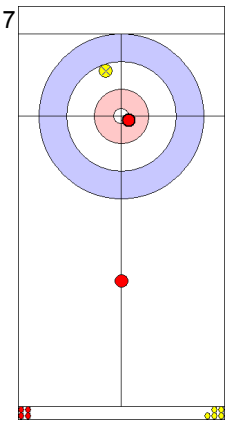

7
SLO: CULIC J
Draw Out 4

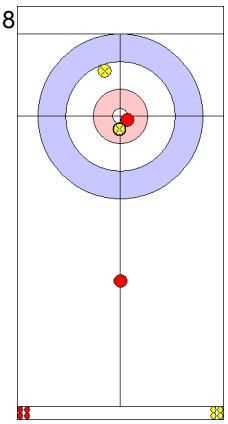

8
NOR: SKASLIEN K
Freeze In 4

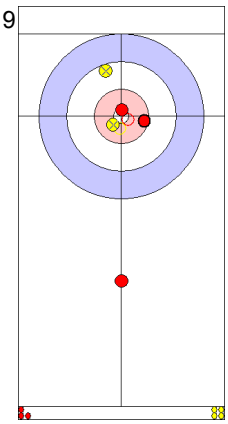

9
SLO: JURINCIC V
Draw Out 4

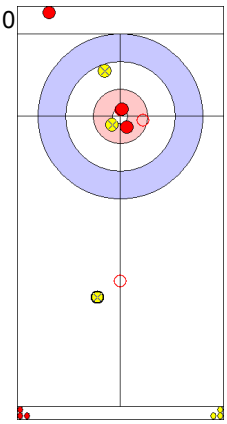

10
NOR: NEDREGOTTEN M
Promotion Takeout In 2

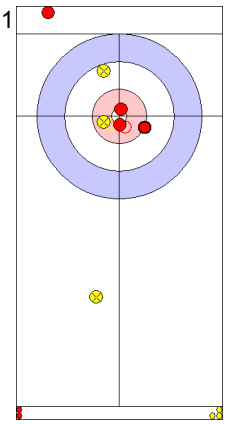

11
SLO: JURINCIC V
Raise Out 4

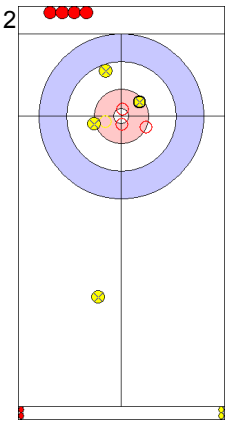

12
NOR: NEDREGOTTEN M
Double Takeout Out 4

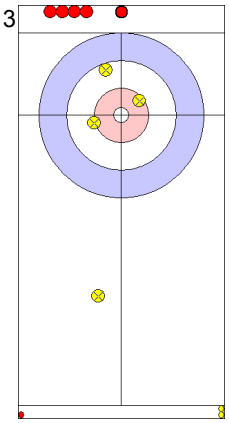

13
SLO: JURINCIC V
Draw Out 0

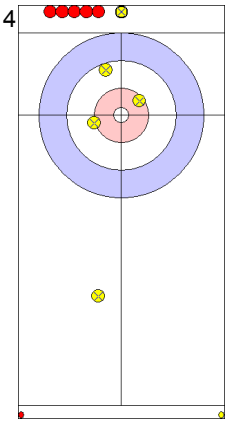

14
NOR: NEDREGOTTEN M
Draw In 0

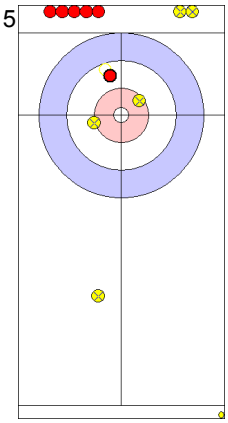

15
SLO: CULIC J
Takeout Out 4

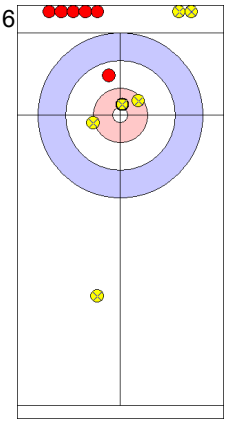

16
NOR: SKASLIEN K
Draw Out 4

Game - Shot by Shot

SLO - Slovenia	1 + 0	NOR - Norway	11 + 1	End 6

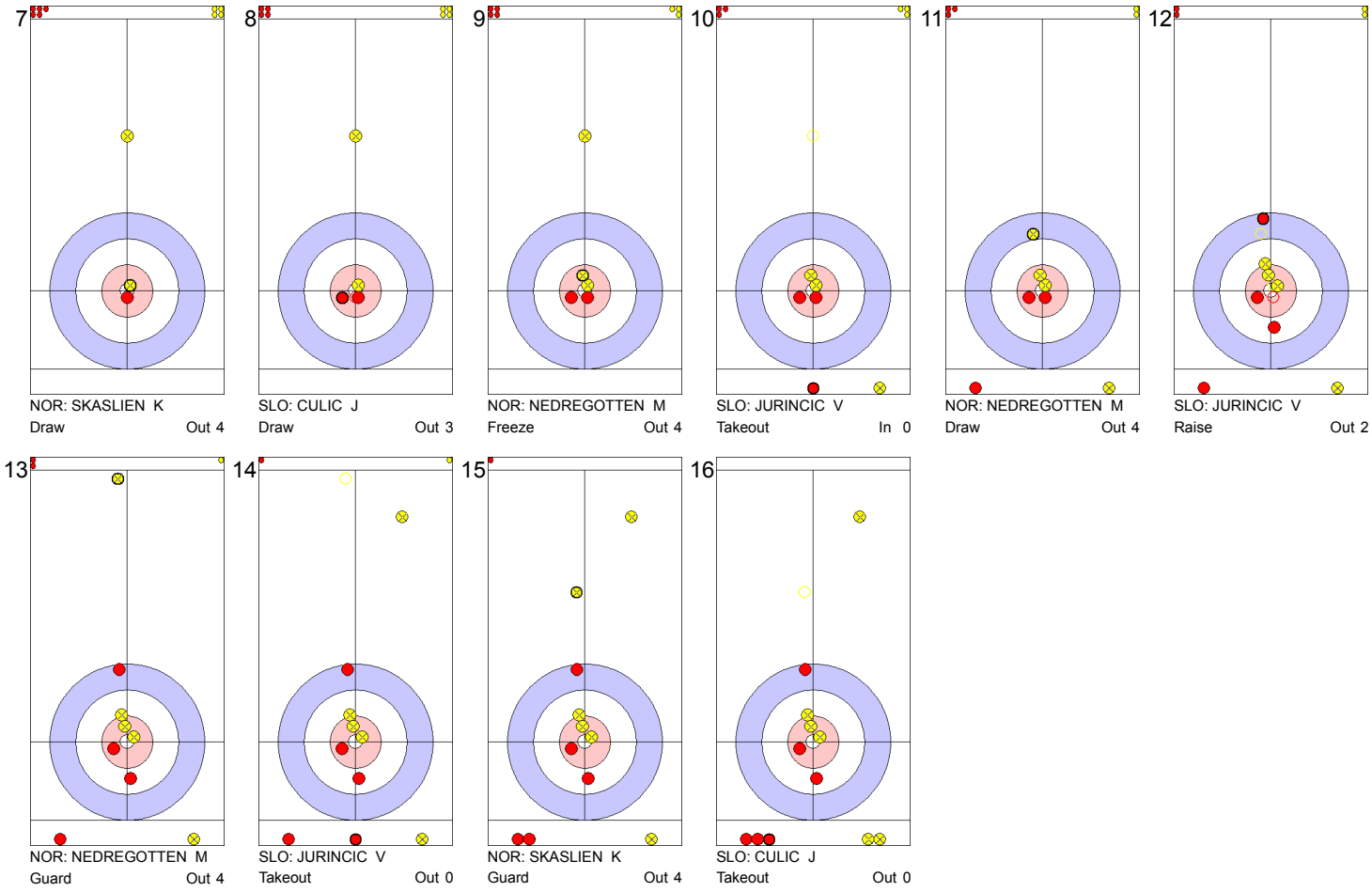

Game Results

Sheet	Game	Team	LSFE	1	2	3	4	5	6	7	8	Extra Ends					Total
C	6	CHN - China	*	0	1	0	3	1	0	0	1	1					7
	6	SWE - Sweden		1	0	2	0	0	2	1	0	0					6

CHN - China		Game	All
F	MEI Jie	66 %	65 %
M	HUANG Jihui	63 %	74 %
	Team Total	64 %	70 %

Last Stone Draw: 2.9cm
2.9cm ↻ MEI J
0.0cm ↺ HUANG J

Time remaining: 0 minutes 45 seconds
Time remaining: 0 minutes 56 seconds (after extra end)

Time-out: end 9 - CHN stone 7

SWE - Sweden		Game	All
F	JOHANSSON Camilla	62 %	60 %
M	NOREEN Per	78 %	72 %
	Team Total	68 %	64 %

Last Stone Draw: 46.5cm
0.0cm ↻ NOREEN P
46.5cm ↺ JOHANSSON C

Time remaining: 1 minute 57 seconds
Time remaining: 0 minutes 14 seconds (after extra end)

Time-out: end 8 - SWE stone 8

Detailed Game Statistics:

CHN - China		Draws		Takeouts		Total	
F	MEI Jie	17	72 %	3	33 %	20	66 %
M	HUANG Jihui	22	63 %	3	67 %	25	63 %
	Team Total	39	67 %	6	50 %	45	64 %

SWE - Sweden		Draws		Takeouts		Total	
F	JOHANSSON Camilla	20	63 %	7	61 %	27	62 %
M	NOREEN Per	14	82 %	2	50 %	16	78 %
	Team Total	34	71 %	9	58 %	43	68 %

LEGEND
F Female **LSFE** (*) Last stone first end **M** Male

Game - Shot by Shot

CHN - China	0 + 0	SWE - Sweden	0 + 1	End 1

7

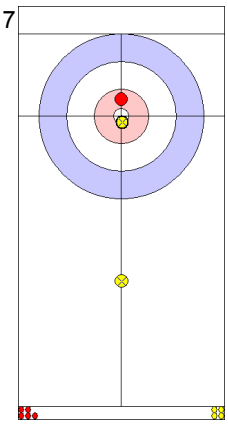

SWE: NOREEN P
Raise Out 4

8

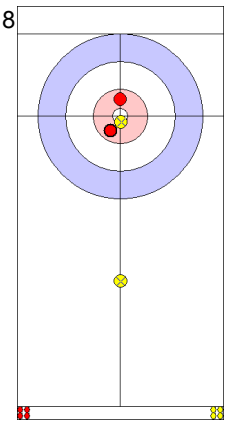

CHN: MEI J
Draw Out 3

9

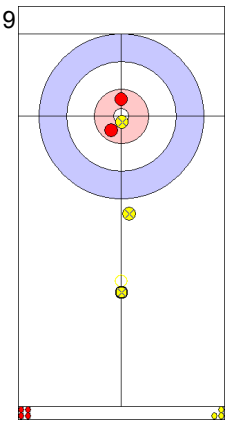

SWE: JOHANSSON C
Draw In 0

10

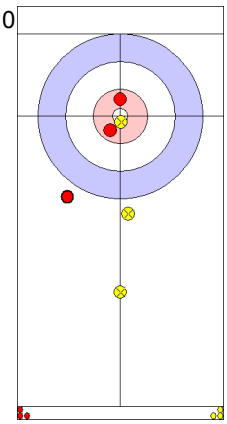

CHN: HUANG J
Draw In 0

11

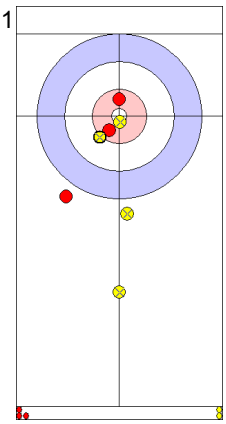

SWE: JOHANSSON C
Draw In 2

12

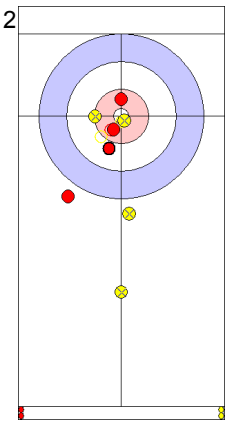

CHN: HUANG J
Raise In 2

13

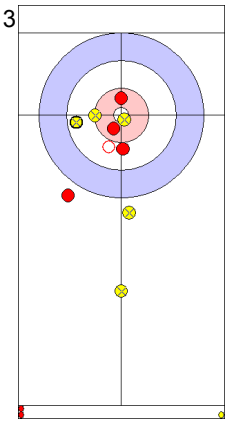

SWE: JOHANSSON C
Guard In 0

14

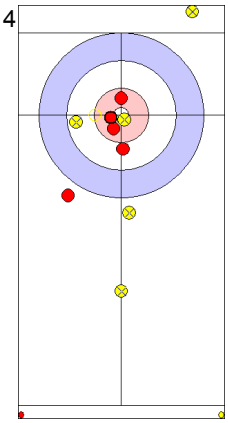

CHN: HUANG J
Takeout In 4

15

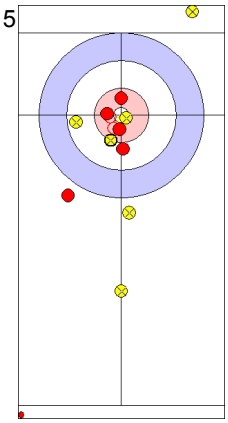

SWE: NOREEN P
Guard In 3

16

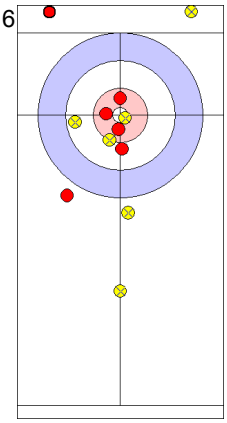

CHN: MEI J
Promotion Takeout In 0

Game - Shot by Shot

CHN - China	0 + 1	SWE - Sweden	1 + 0	End 2

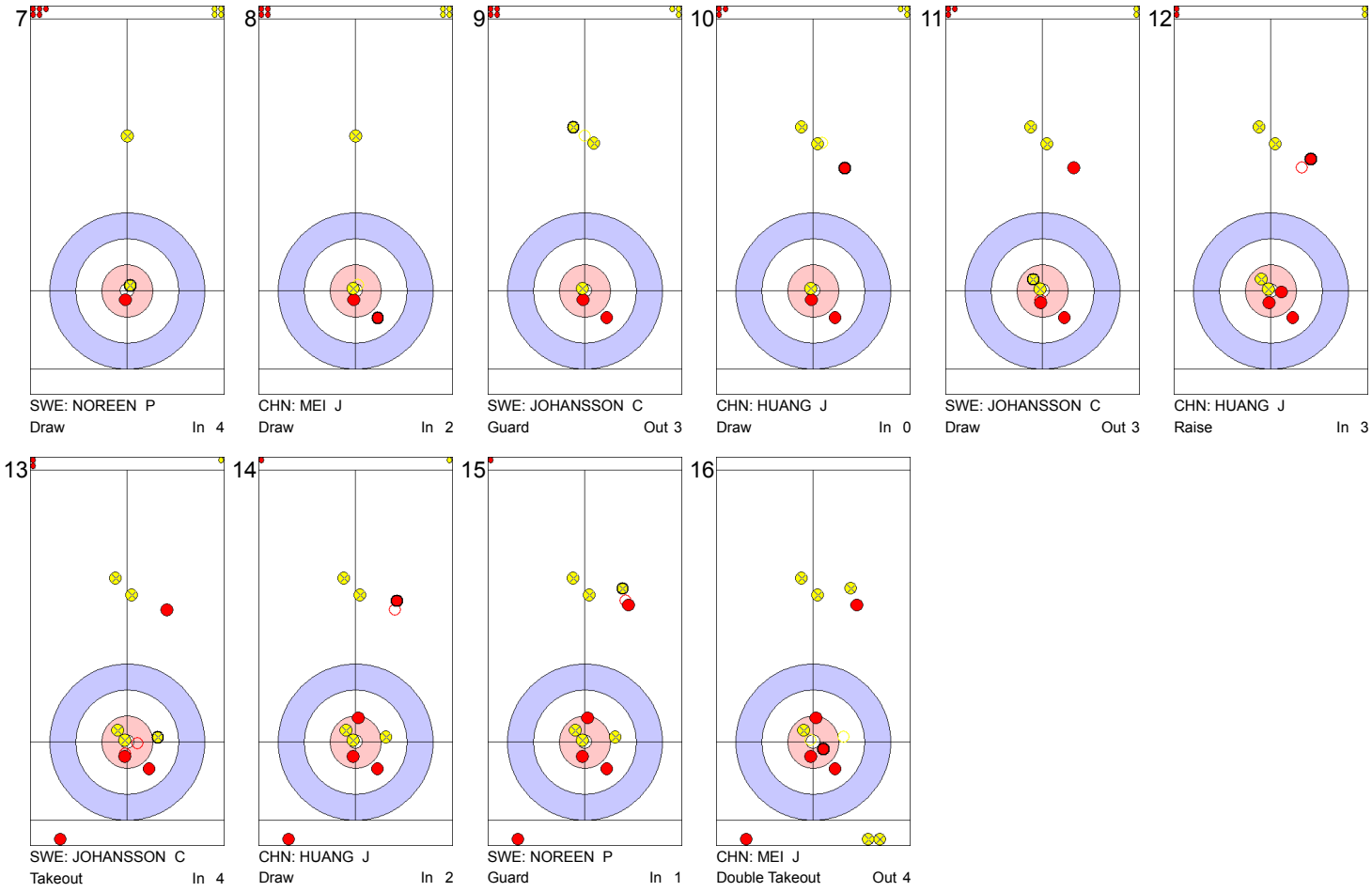

7
SWE: NOREEN P
Draw In 4

8
CHN: MEI J
Draw In 2

9
SWE: JOHANSSON C
Guard Out 3

10
CHN: HUANG J
Draw In 0

11
SWE: JOHANSSON C
Draw Out 3

12
CHN: HUANG J
Raise In 3

13
SWE: JOHANSSON C
Takeout In 4

14
CHN: HUANG J
Draw In 2

15
SWE: NOREEN P
Guard In 1

16
CHN: MEI J
Double Takeout Out 4

Game - Shot by Shot

CHN - China	1 + 0	SWE - Sweden	1 + 2	End 3

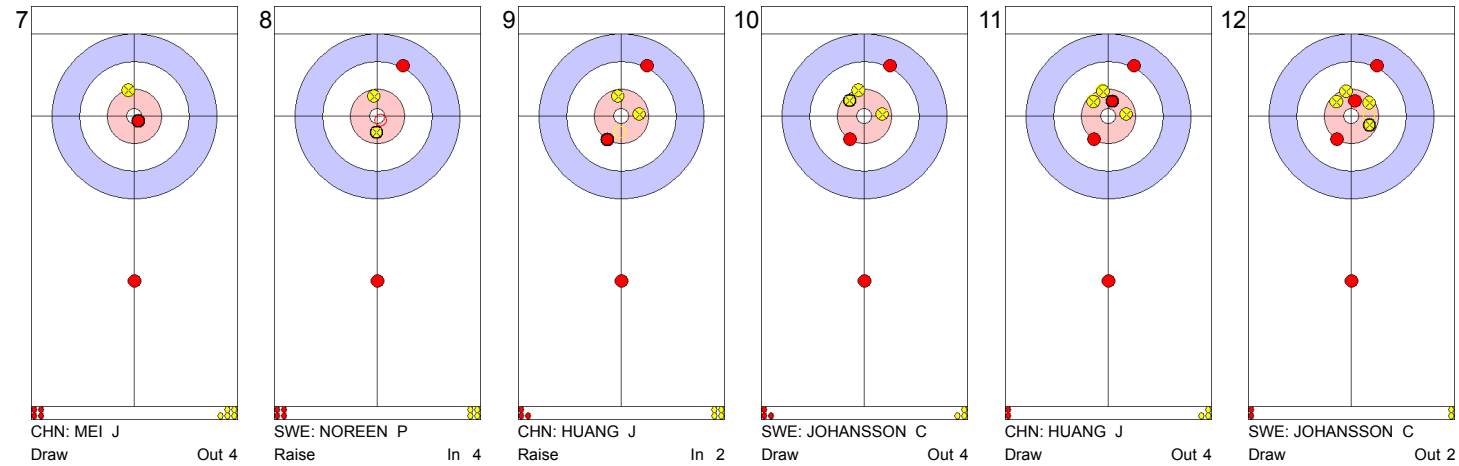

7
CHN: MEI J
Draw Out 4

8
SWE: NOREEN P
Raise In 4

9
CHN: HUANG J
Raise In 2

10
SWE: JOHANSSON C
Draw Out 4

11
CHN: HUANG J
Draw Out 4

12
SWE: JOHANSSON C
Draw Out 2

13
CHN: HUANG J
Draw Out 2

14
SWE: JOHANSSON C
Raise Out 4

15
CHN: MEI J
Draw Out 2

16
SWE: NOREEN P
through Out X

Game - Shot by Shot

CHN - China	1 + 3	SWE - Sweden	3 + 0	End 4

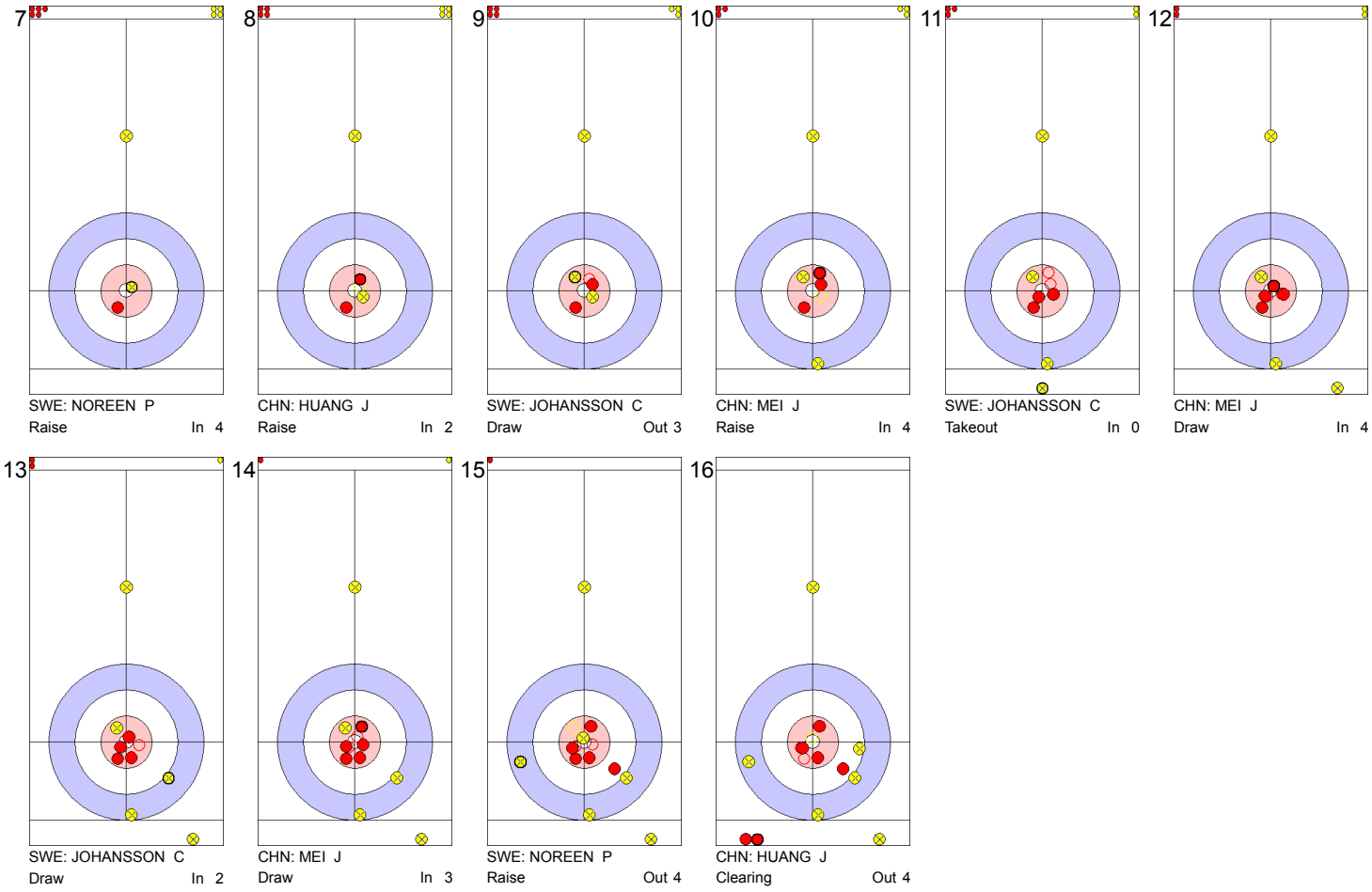

Game - Shot by Shot

CHN - China	4 + 1	SWE - Sweden	3 + 0	End 5

7

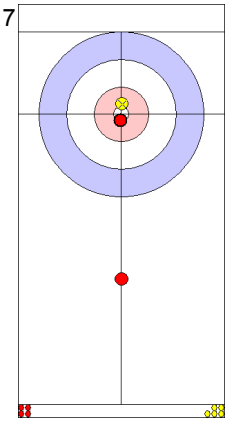

CHN: MEI J
Draw Out 4

8

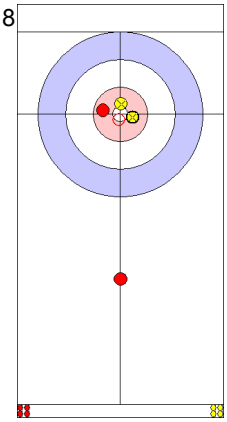

SWE: NOREEN P
Draw Out 4

9

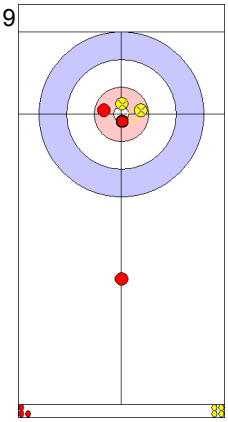

CHN: HUANG J
Draw Out 3

10

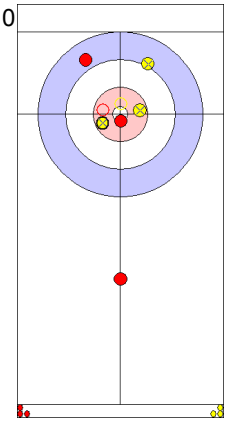

SWE: JOHANSSON C
Raise In 0

11

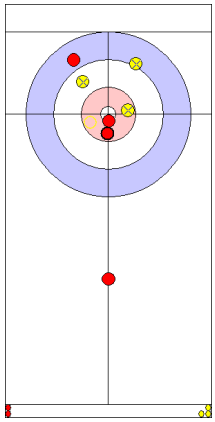

CHN: HUANG J
Raise In 4

12

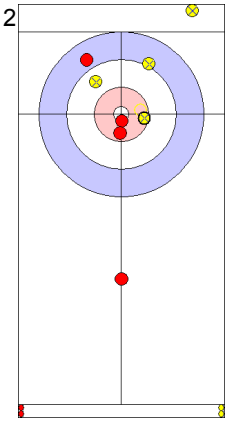

SWE: JOHANSSON C
Raise Out 0

13

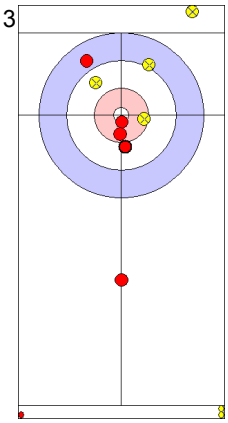

CHN: HUANG J
Guard Out 2

14

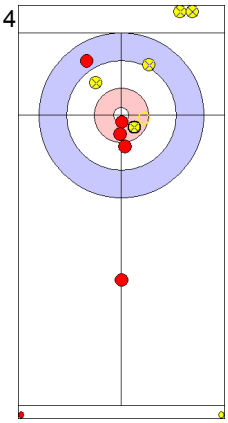

SWE: JOHANSSON C
Hit and Roll Out 3

15

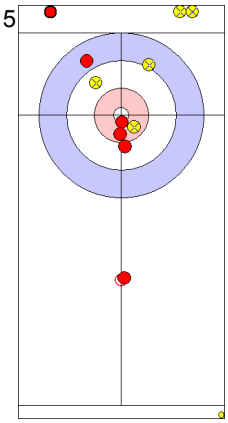

CHN: MEI J
Draw In 0

16

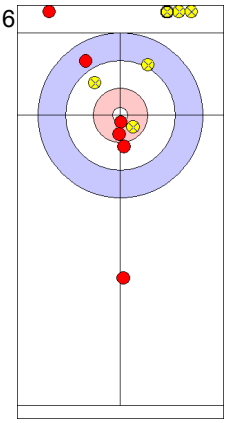

SWE: NOREEN P
through Out X

Game - Shot by Shot

CHN - China	5 + 0	SWE - Sweden	3 + 2	End 6

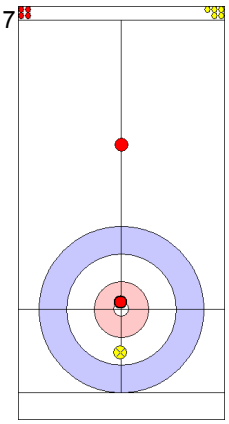

7
CHN: MEI J
Raise In 4

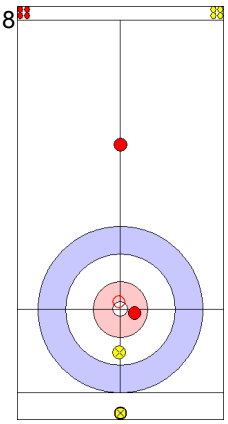

8
SWE: NOREEN P
Draw Out 0

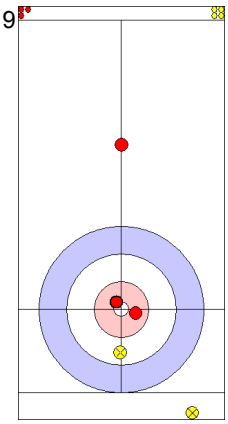

9
CHN: HUANG J
Draw In 4

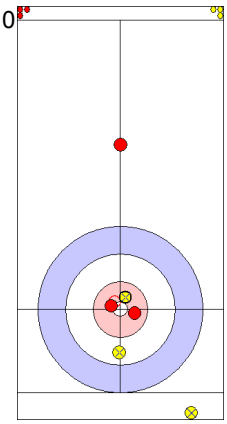

10
SWE: JOHANSSON C
Draw In 3

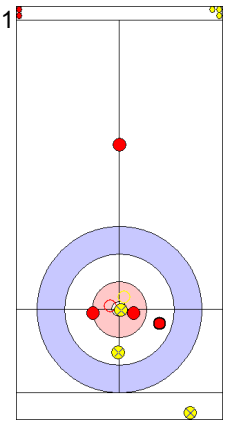

11
CHN: HUANG J
Draw In 2

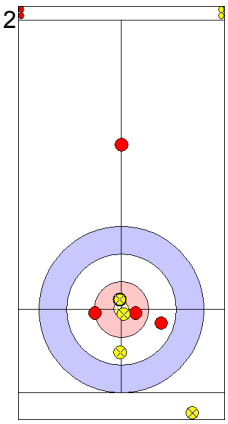

12
SWE: JOHANSSON C
Draw In 4

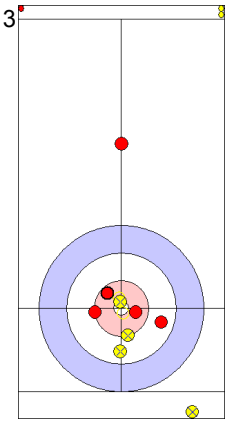

13
CHN: HUANG J
Raise Out 4

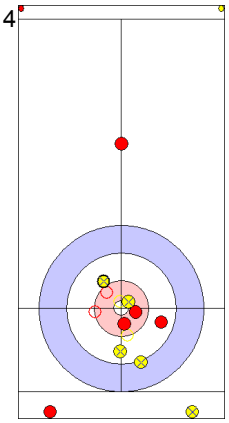

14
SWE: JOHANSSON C
Takeout Out 4

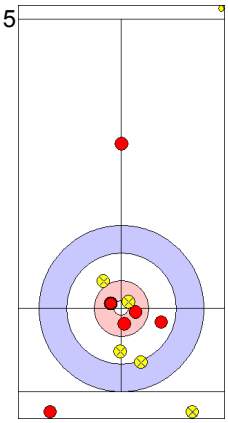

15
CHN: MEI J
Draw In 4

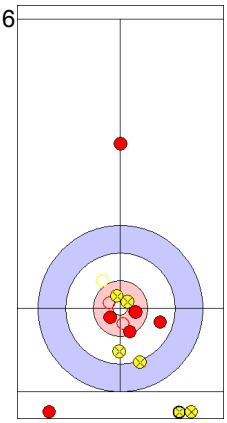

16
SWE: NOREEN P
Promotion Takeout Out 4

Game - Shot by Shot

CHN - China	5 + 0	SWE - Sweden	5 + 1	End 7

7

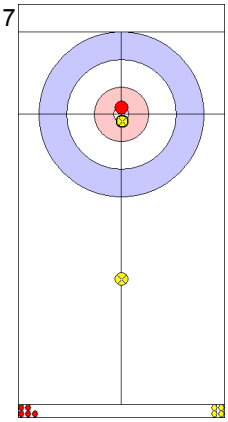

SWE: NOREEN P
Draw Out 4

8

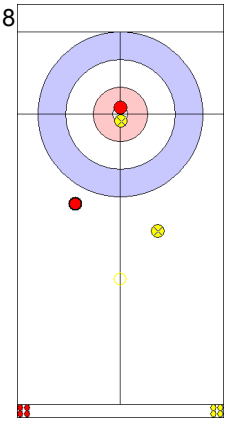

CHN: HUANG J
Draw In 0

9

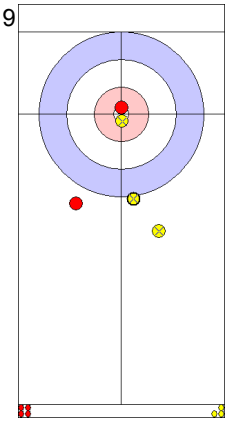

SWE: JOHANSSON C
Guard In 2

10

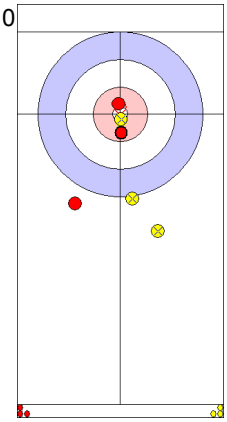

CHN: MEI J
Draw In 4

11

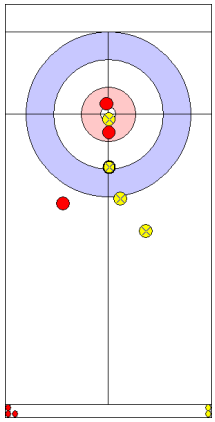

SWE: JOHANSSON C
Guard In 4

12

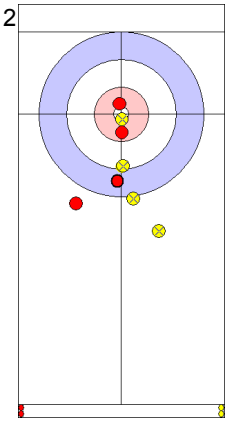

CHN: MEI J
Raise In 0

13

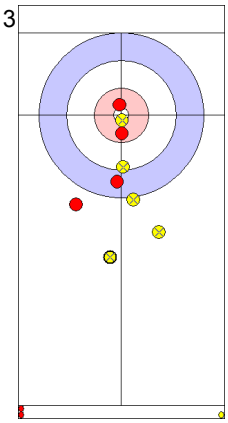

SWE: JOHANSSON C
Guard In 4

14

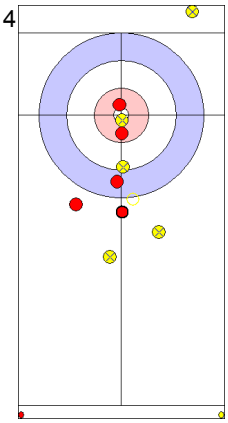

CHN: MEI J
Promotion Takeout Out 0

15

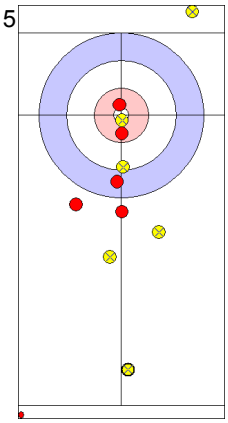

SWE: NOREEN P
Guard Out 4

16

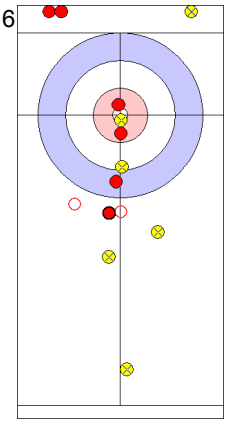

CHN: HUANG J
Promotion Takeout In 0

Game - Shot by Shot

CHN - China	5 + 1	SWE - Sweden	6 + 0	End 8

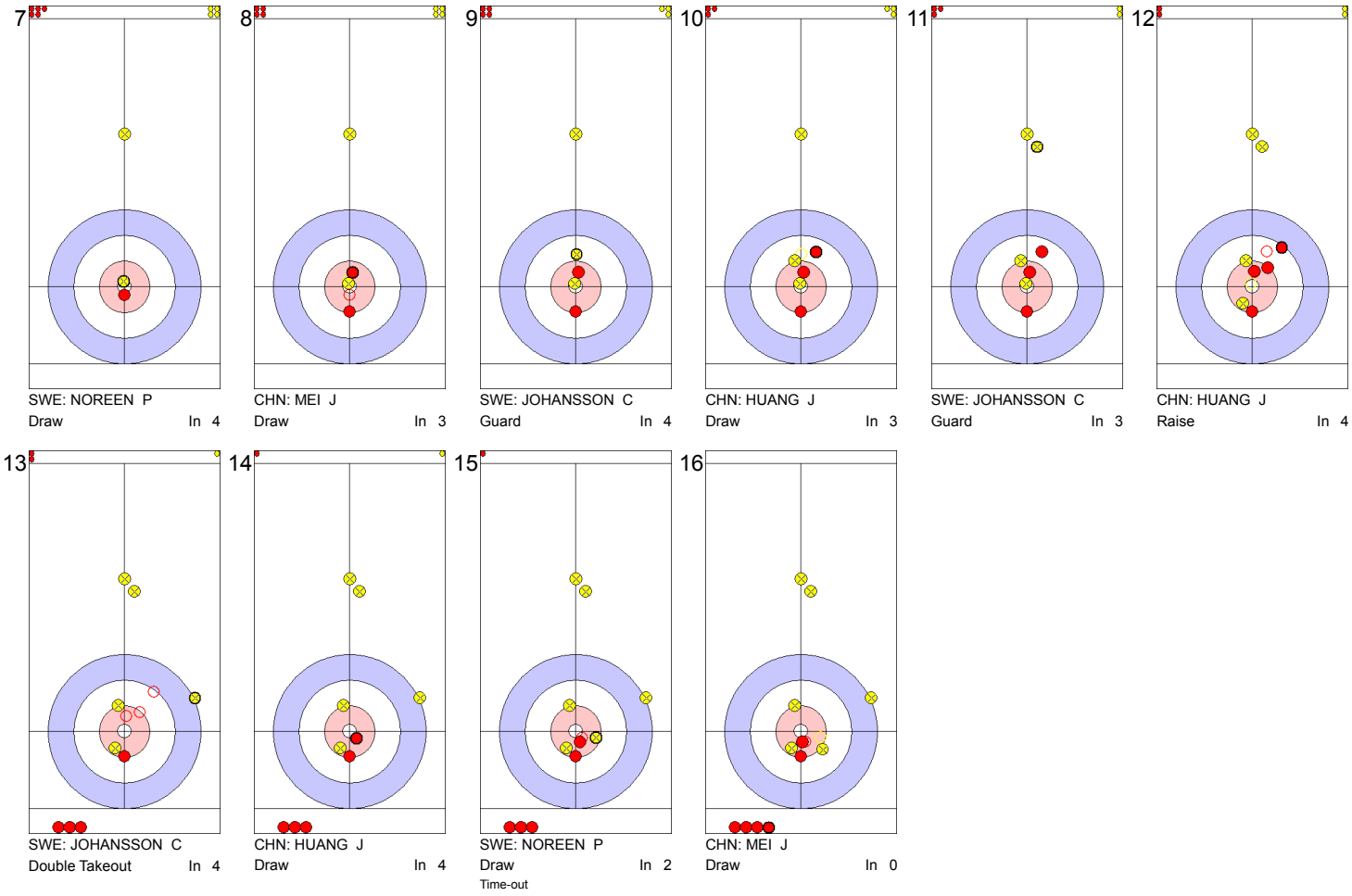

7
SWE: NOREEN P
Draw In 4

8
CHN: MEI J
Draw In 3

9
SWE: JOHANSSON C
Guard In 4

10
CHN: HUANG J
Draw In 3

11
SWE: JOHANSSON C
Guard In 3

12
CHN: HUANG J
Raise In 4

13
SWE: JOHANSSON C
Double Takeout In 4

14
CHN: HUANG J
Draw In 4

15
SWE: NOREEN P
Draw In 2
Time-out

16
CHN: MEI J
Draw In 0

Game - Shot by Shot

CHN - China	6 + 1	SWE - Sweden	6 + 0	End 9

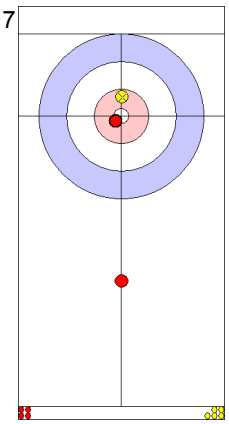

7
CHN: MEI J
Raise Out 4

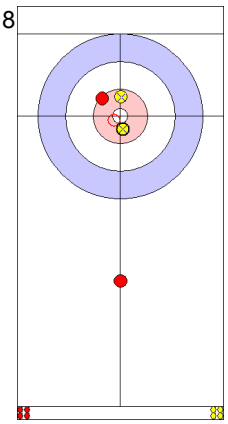

8
SWE: NOREEN P
Raise Out 4

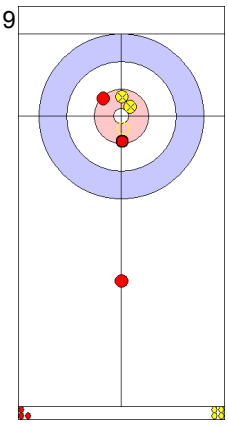

9
CHN: HUANG J
Raise In 0

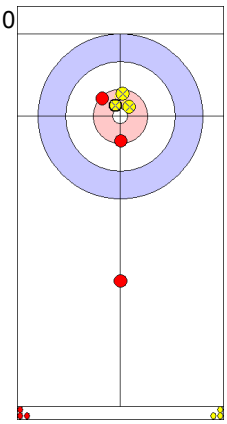

10
SWE: JOHANSSON C
Draw Out 3

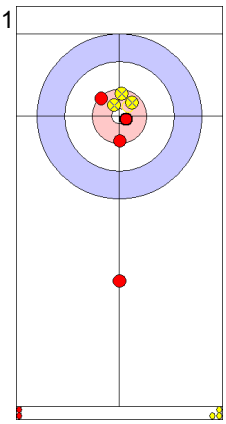

11
CHN: HUANG J
Draw Out 4

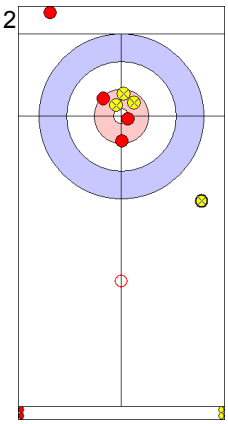

12
SWE: JOHANSSON C
Clearing Out 2

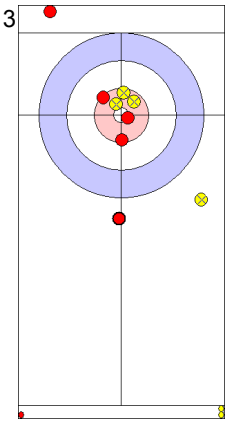

13
CHN: HUANG J
Guard Out 4
Time-out

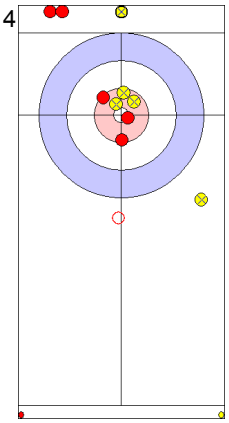

14
SWE: JOHANSSON C
Takeout In 0

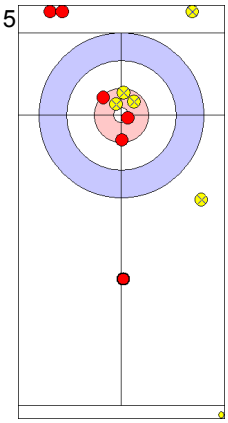

15
CHN: MEI J
Guard Out 4

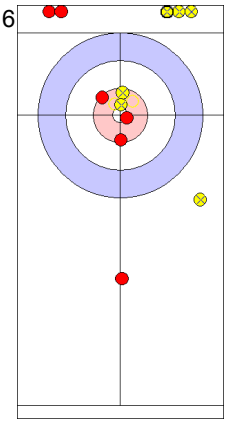

16
SWE: NOREEN P
Takeout In 0

Game Results

Sheet	Game	Team	LSFE	1	2	3	4	5	6	7	8	Extra Ends						Total
D	6	LAT - Latvia	*	2	2	0	3	2	0	1	X							10
	6	BRA - Brazil		0	0	3	0	0	1	0	X							4

LAT - Latvia		Game	All
F	LINDE Iluta	58 %	59 %
M	VEIDEMANIS Arnis	70 %	65 %
	Team Total	64 %	62 %

Last Stone Draw: 88.1cm 75.0cm ↻ VEIDEMANIS A
13.1cm ↺ LINDE I

Time remaining: 7 minutes 4 seconds

BRA - Brazil		Game	All
F	LIMA Aline	57 %	46 %
M	MELLO Marcelo	46 %	49 %
	Team Total	51 %	48 %

Last Stone Draw: 325.0cm 185.4cm ↻ MELLO M
139.6cm ↺ LIMA A

Time remaining: 4 minutes 17 seconds

Detailed Game Statistics:

LAT - Latvia		Draws		Takeouts		Total	
F	LINDE Iluta	13	54 %	3	75 %	16	58 %
M	VEIDEMANIS Arnis	12	77 %	7	57 %	19	70 %
	Team Total	25	65 %	10	63 %	35	64 %

BRA - Brazil		Draws		Takeouts		Total	
F	LIMA Aline	11	64 %	3	33 %	14	57 %
M	MELLO Marcelo	13	44 %	8	50 %	21	46 %
	Team Total	24	53 %	11	45 %	35	51 %

LEGEND
F Female
X Unplayed/unfinished end due to concession
LSFE (*) Last stone first end
M Male

Game - Shot by Shot

LAT - Latvia	0 + 2	BRA - Brazil	0 + 0	End 1

7

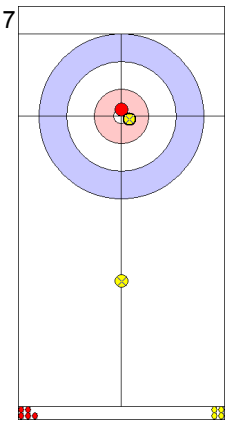

BRA: LIMA A
Draw In 3

8

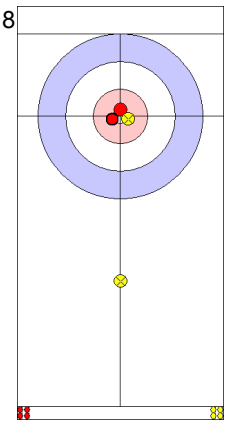

LAT: VEIDEMANIS A
Draw Out 3

9

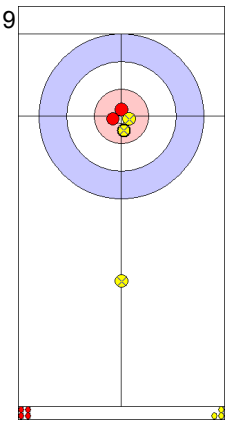

BRA: MELLO M
Draw In 4

10

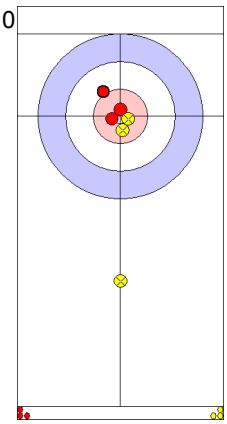

LAT: LINDE I
Wick / Soft Peeling In 0

11

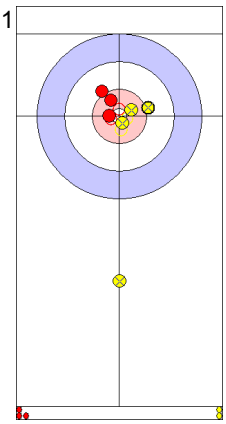

BRA: MELLO M
Draw Out 2

12

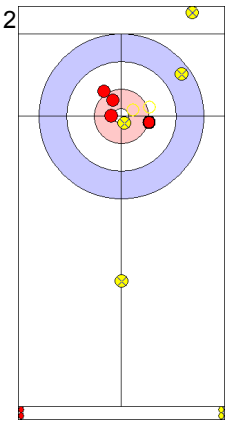

LAT: LINDE I
Double Takeout Out 4

13

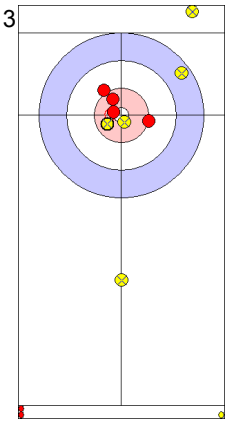

BRA: MELLO M
Draw In 2

14

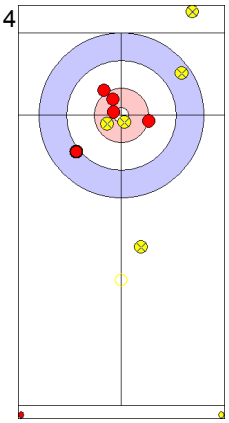

LAT: LINDE I
Wick / Soft Peeling In 0

15

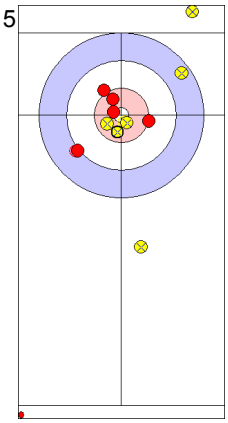

BRA: LIMA A
Draw In 3

16

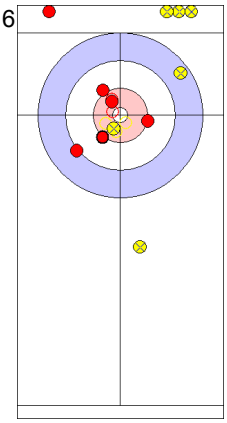

LAT: VEIDEMANIS A
Double Takeout In 4

Game - Shot by Shot

LAT - Latvia	2 + 2	BRA - Brazil	0 + 0	End 2

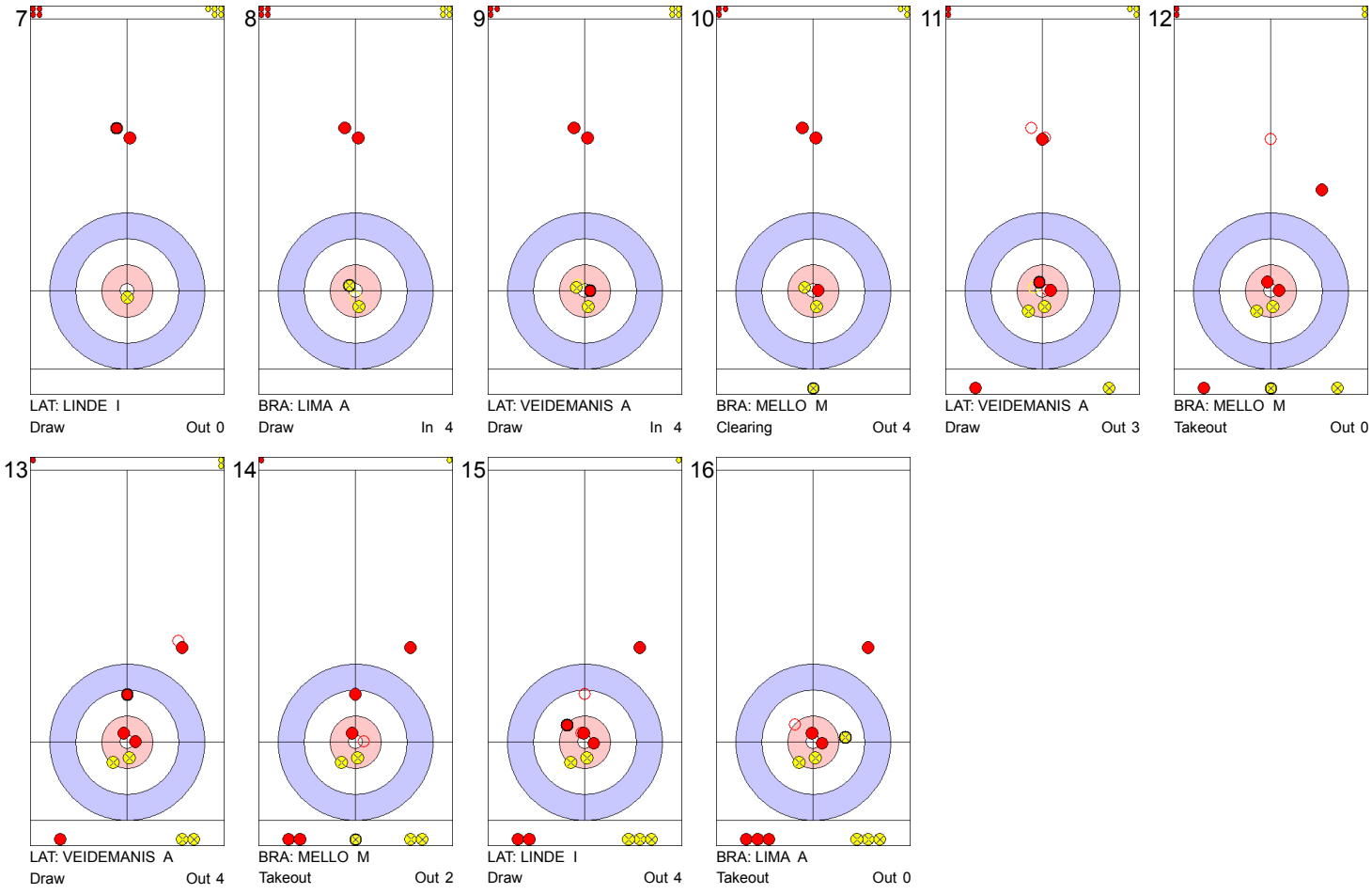

Game - Shot by Shot

LAT - Latvia	4 + 0	BRA - Brazil	0 + 3	End 3

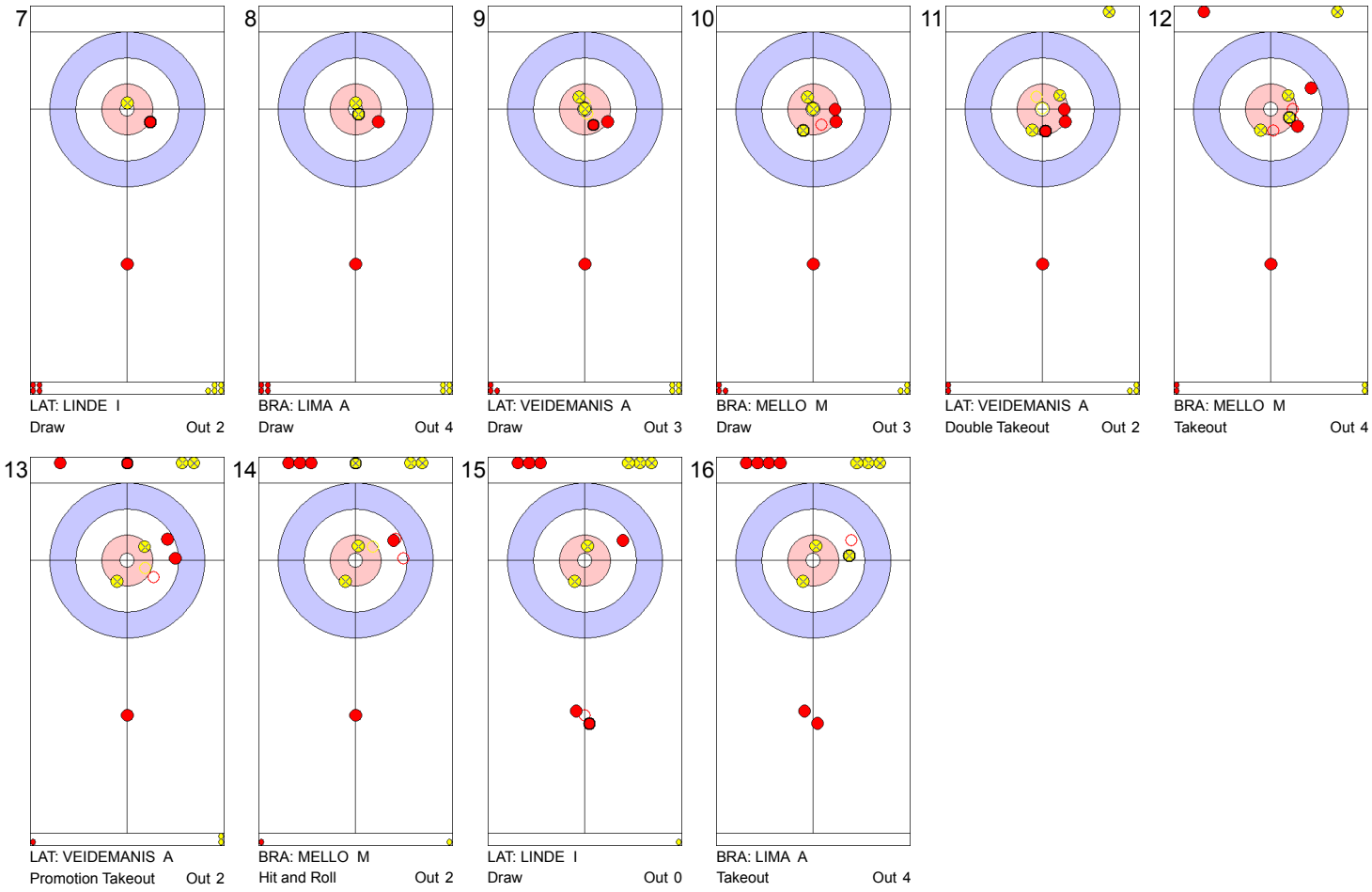

7
LAT: LINDE I
Draw Out 2

8
BRA: LIMA A
Draw Out 4

9
LAT: VEIDEMANIS A
Draw Out 3

10
BRA: MELLO M
Draw Out 3

11
LAT: VEIDEMANIS A
Double Takeout Out 2

12
BRA: MELLO M
Takeout Out 4

13
LAT: VEIDEMANIS A
Promotion Takeout Out 2

14
BRA: MELLO M
Hit and Roll Out 2

15
LAT: LINDE I
Draw Out 0

16
BRA: LIMA A
Takeout Out 4

Game - Shot by Shot

LAT - Latvia	4 + 3	BRA - Brazil	3 + 0	End 4

7

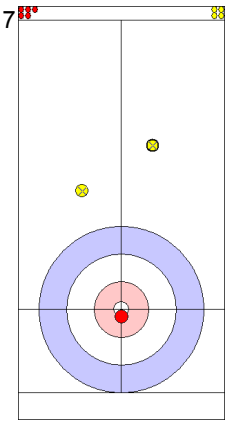

BRA: LIMA A
Draw In 0

8

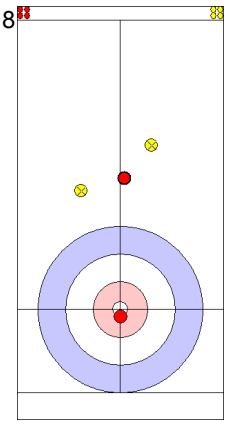

LAT: VEIDEMANIS A
Guard Out 3

9

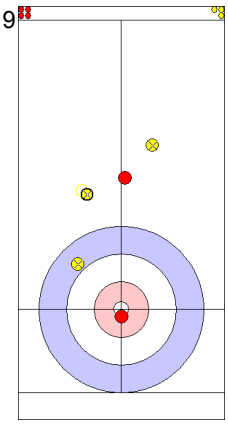

BRA: MELLO M
Raise Out 2

10

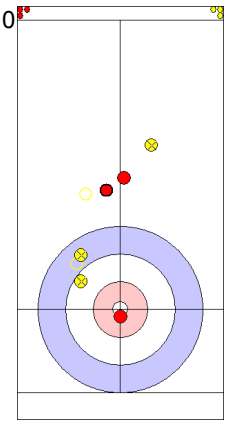

LAT: LINDE I
Draw Out 0

11

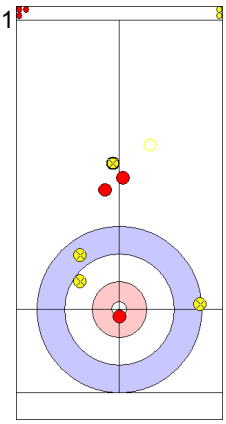

BRA: MELLO M
Raise In 0

12

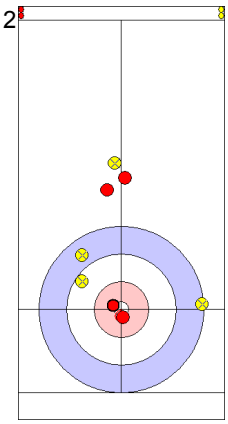

LAT: LINDE I
Draw In 4

13

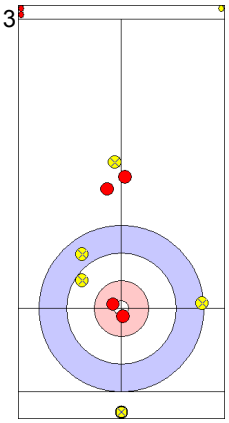

BRA: MELLO M
Draw In 0

14

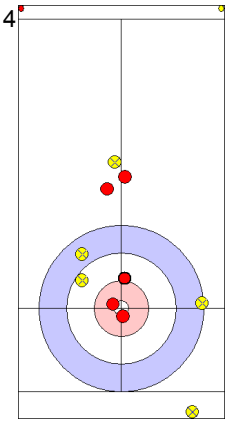

LAT: LINDE I
Draw In 4

15

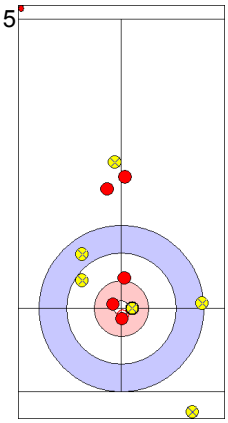

BRA: LIMA A
Draw In 2

16

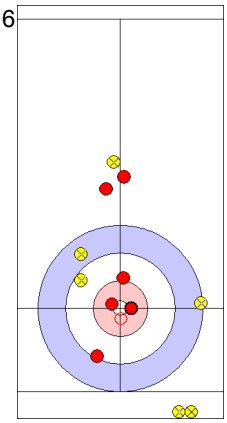

LAT: VEIDEMANIS A
Takeout In 4

Game - Shot by Shot

LAT - Latvia	7 + 2	BRA - Brazil	3 + 0	End 5

7

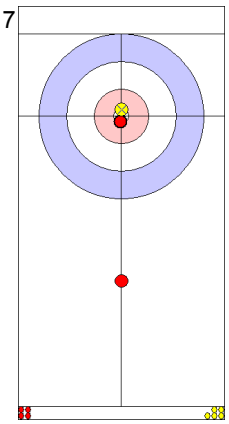

LAT: LINDE I
Draw — Out 4

8

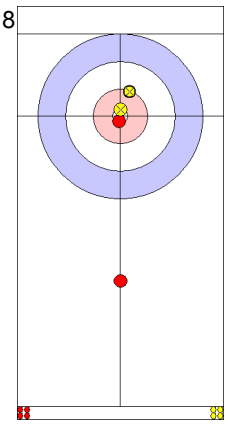

BRA: LIMA A
Draw — Out 2

9

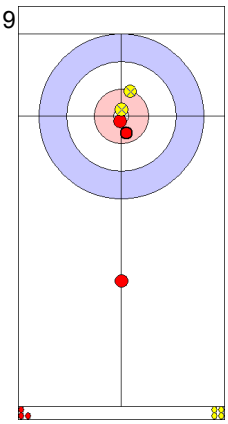

LAT: VEIDEMANIS A
Draw — Out 3

10

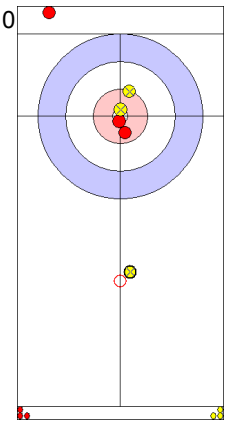

BRA: MELLO M
Wick / Soft Peeling — Out 2

11

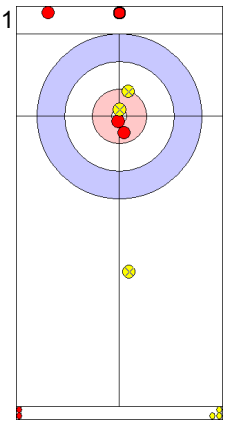

LAT: VEIDEMANIS A
Draw — In 4

12

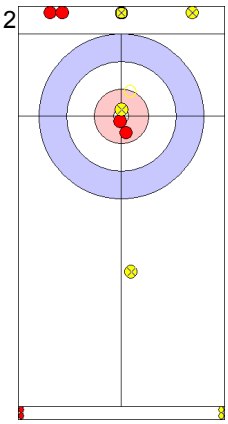

BRA: MELLO M
Draw — Out 0

13

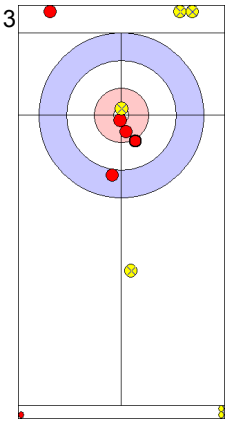

LAT: VEIDEMANIS A
Draw — In 4

14

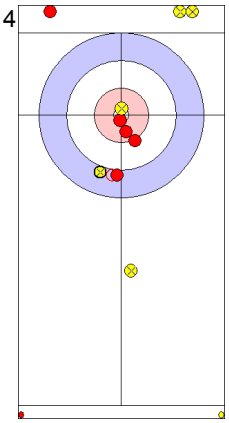

BRA: MELLO M
Draw — In 2

15

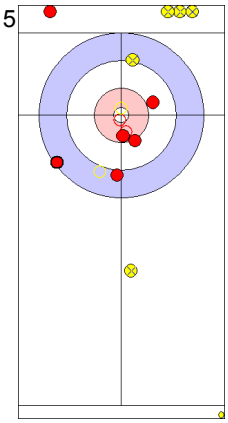

LAT: LINDE I
Takeout — In 2

16

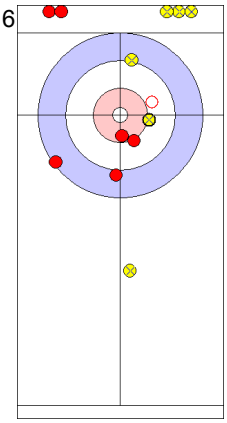

BRA: LIMA A
Hit and Roll — Out 0

Game - Shot by Shot

LAT - Latvia	9 + 0	BRA - Brazil	3 + 1	End 6

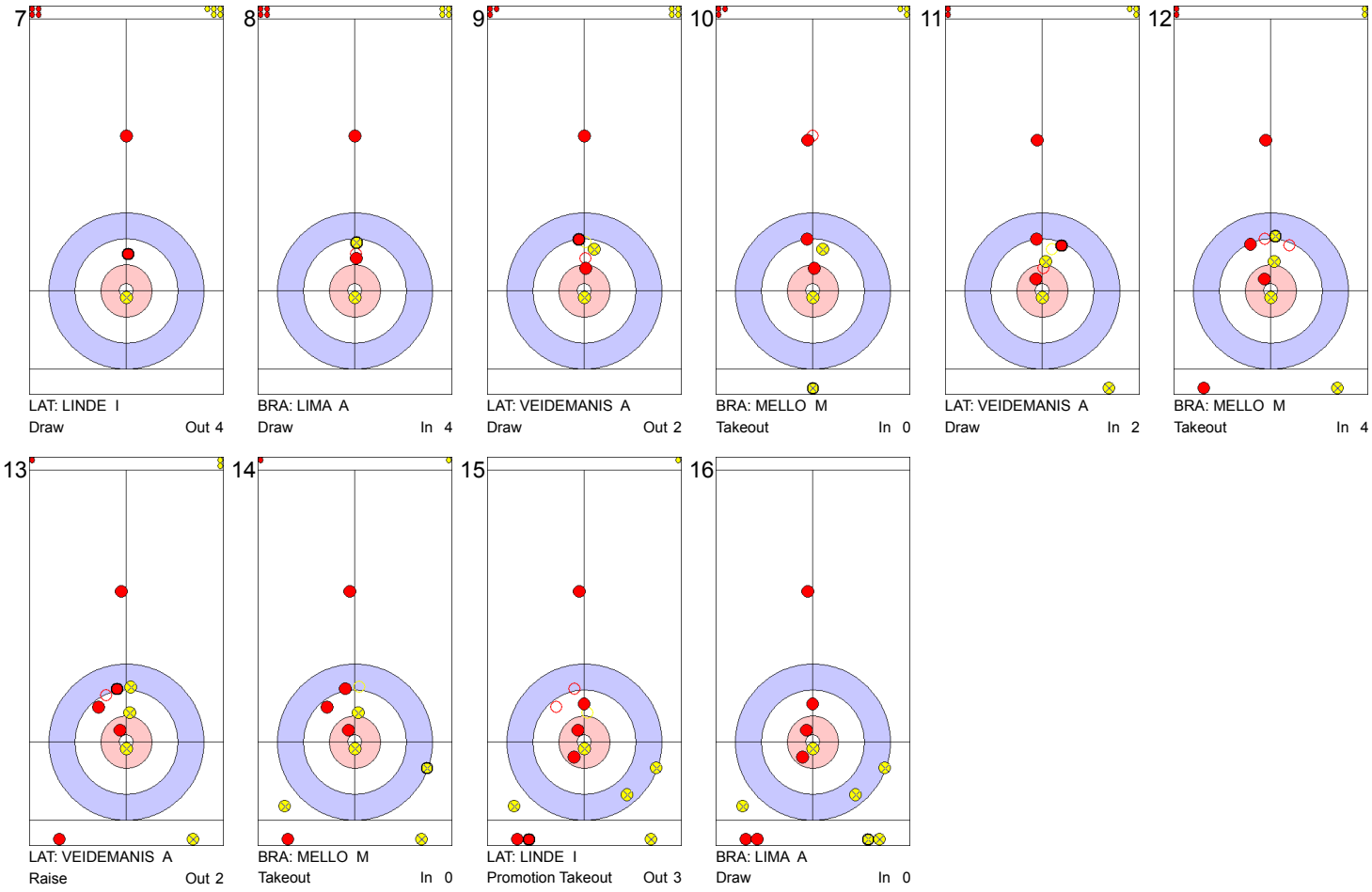

7
LAT: LINDE I
Draw Out 4

8
BRA: LIMA A
Draw In 4

9
LAT: VEIDEMANIS A
Draw Out 2

10
BRA: MELLO M
Takeout In 0

11
LAT: VEIDEMANIS A
Draw In 2

12
BRA: MELLO M
Takeout In 4

13
LAT: VEIDEMANIS A
Raise Out 2

14
BRA: MELLO M
Takeout In 0

15
LAT: LINDE I
Promotion Takeout Out 3

16
BRA: LIMA A
Draw In 0

Game - Shot by Shot

LAT - Latvia	9 + 1	BRA - Brazil	4 + 0	End 7

7

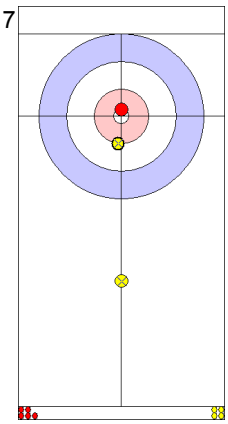

BRA: LIMA A
Draw — Out 4

8

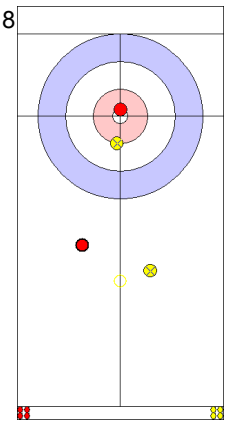

LAT: LINDE I
Wick / Soft Peeling — In 2

9

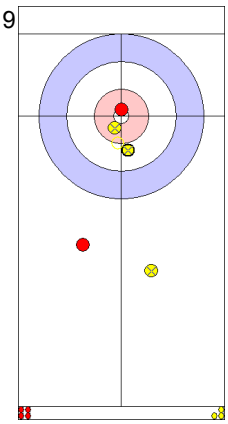

BRA: MELLO M
Draw — In 3

10

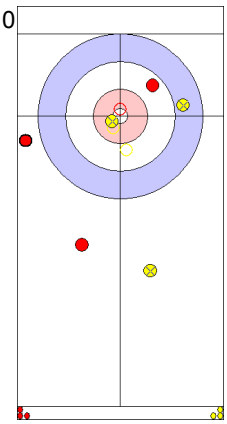

LAT: VEIDEMANIS A
Takeout — In 0

11

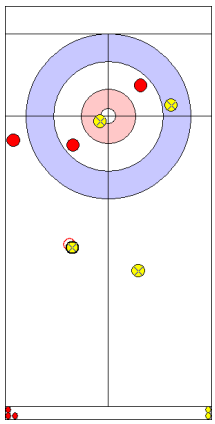

BRA: MELLO M
Draw — In 0

12

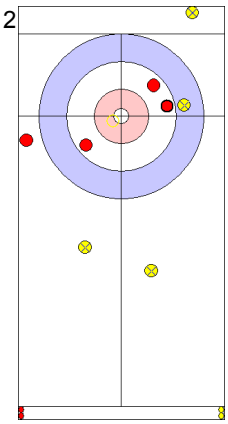

LAT: VEIDEMANIS A
Takeout — In 4

13

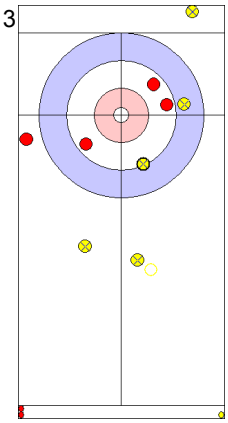

BRA: MELLO M
Draw — Out 3

14

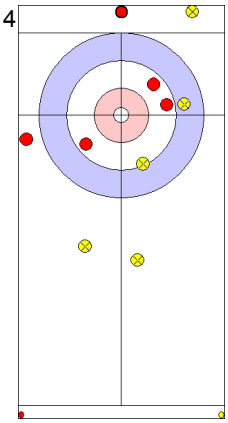

LAT: VEIDEMANIS A
Takeout — Out 0

15

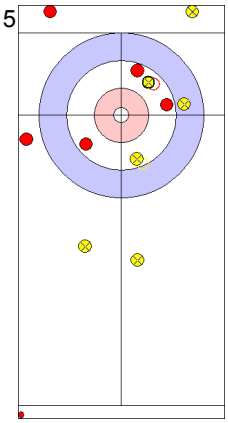

BRA: LIMA A
Draw — Out 2

16

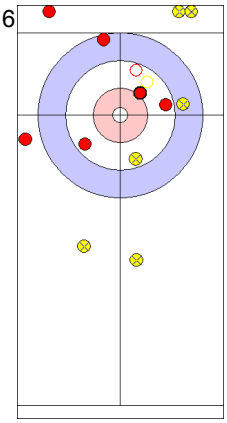

LAT: LINDE I
Draw — Out 4

Game Results

Sheet	Game	Team	LSFE	1	2	3	4	5	6	7	8	Extra Ends						Total
E	6	FIN - Finland		0	0	2	1	0	0	0	0							3
	6	ITA - Italy	*	1	1	0	0	1	1	1	1							6

FIN - Finland		Game	All
F	KIISKINEN Katja	61 %	57 %
M	KIISKINEN Kalle	74 %	77 %
	Team Total	69 %	69 %

Last Stone Draw: 290.5cm 171.1cm ↻ KIISKINEN Kalle
119.4cm ↺ KIISKINEN Katja

Time remaining: 0 minutes 28 seconds

ITA - Italy		Game	All
F	SALVAI Lucrezia	47 %	59 %
M	GONIN Simone	65 %	73 %
	Team Total	58 %	67 %

Last Stone Draw: 41.1cm 0.0cm ↻ SALVAI L
41.1cm ↺ GONIN S

Time remaining: 1 minute 18 seconds

Detailed Game Statistics:

FIN - Finland		Draws		Takeouts		Total	
F	KIISKINEN Katja	14	66 %	2	25 %	16	61 %
M	KIISKINEN Kalle	13	94 %	11	50 %	24	74 %
	Team Total	27	80 %	13	46 %	40	69 %

ITA - Italy		Draws		Takeouts		Total	
F	SALVAI Lucrezia	14	46 %	2	50 %	16	47 %
M	GONIN Simone	13	75 %	11	52 %	24	65 %
	Team Total	27	60 %	13	52 %	40	58 %

LEGEND
F Female **LSFE** (*) Last stone first end **M** Male

Game - Shot by Shot

FIN - Finland	0 + 0	ITA - Italy	0 + 1	End 1

7

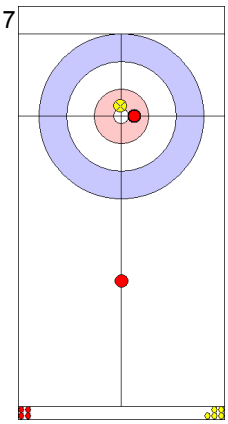

FIN: KIISKINEN Katja
Draw Out 4

8

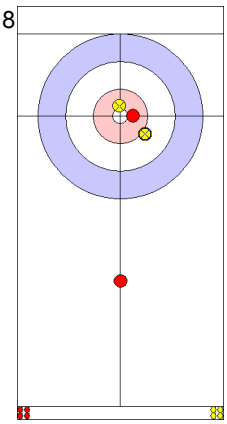

ITA: SALVAI L
Draw Out 4

9

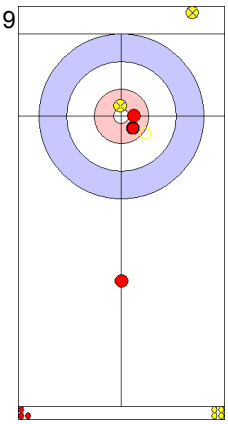

FIN: KIISKINEN Kalle
Takeout Out 4

10

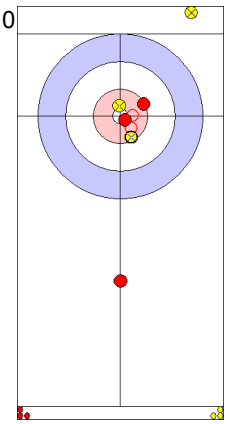

ITA: GONIN S
Draw Out 4

11

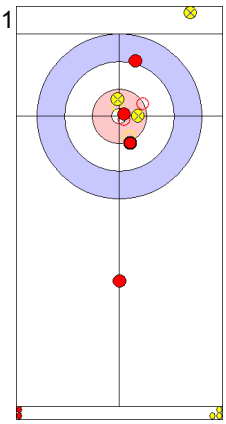

FIN: KIISKINEN Kalle
Draw Out 4

12

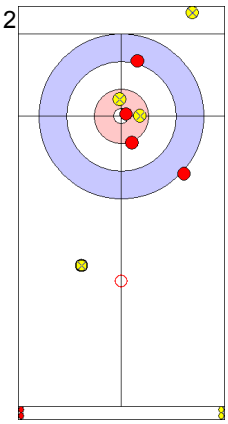

ITA: GONIN S
Draw In 0

13

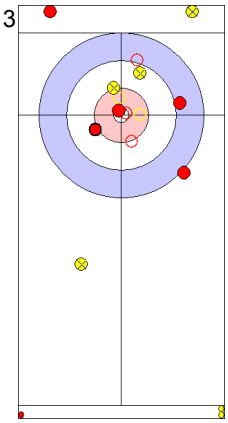

FIN: KIISKINEN Kalle
Promotion Takeout Out 4

14

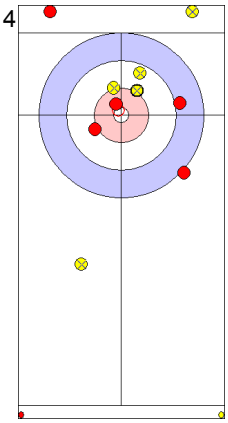

ITA: GONIN S
Draw Out 2

15

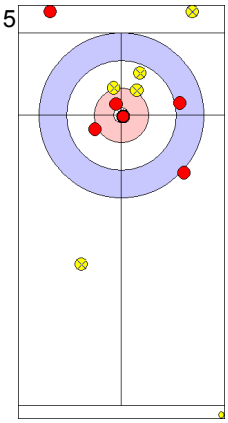

FIN: KIISKINEN Katja
Draw Out 4

16

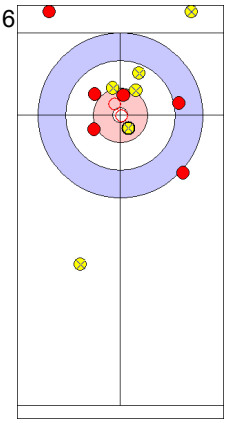

ITA: SALVAI L
Double Takeout Out 4

Game - Shot by Shot

FIN - Finland	0 + 0	ITA - Italy	1 + 1	End 2

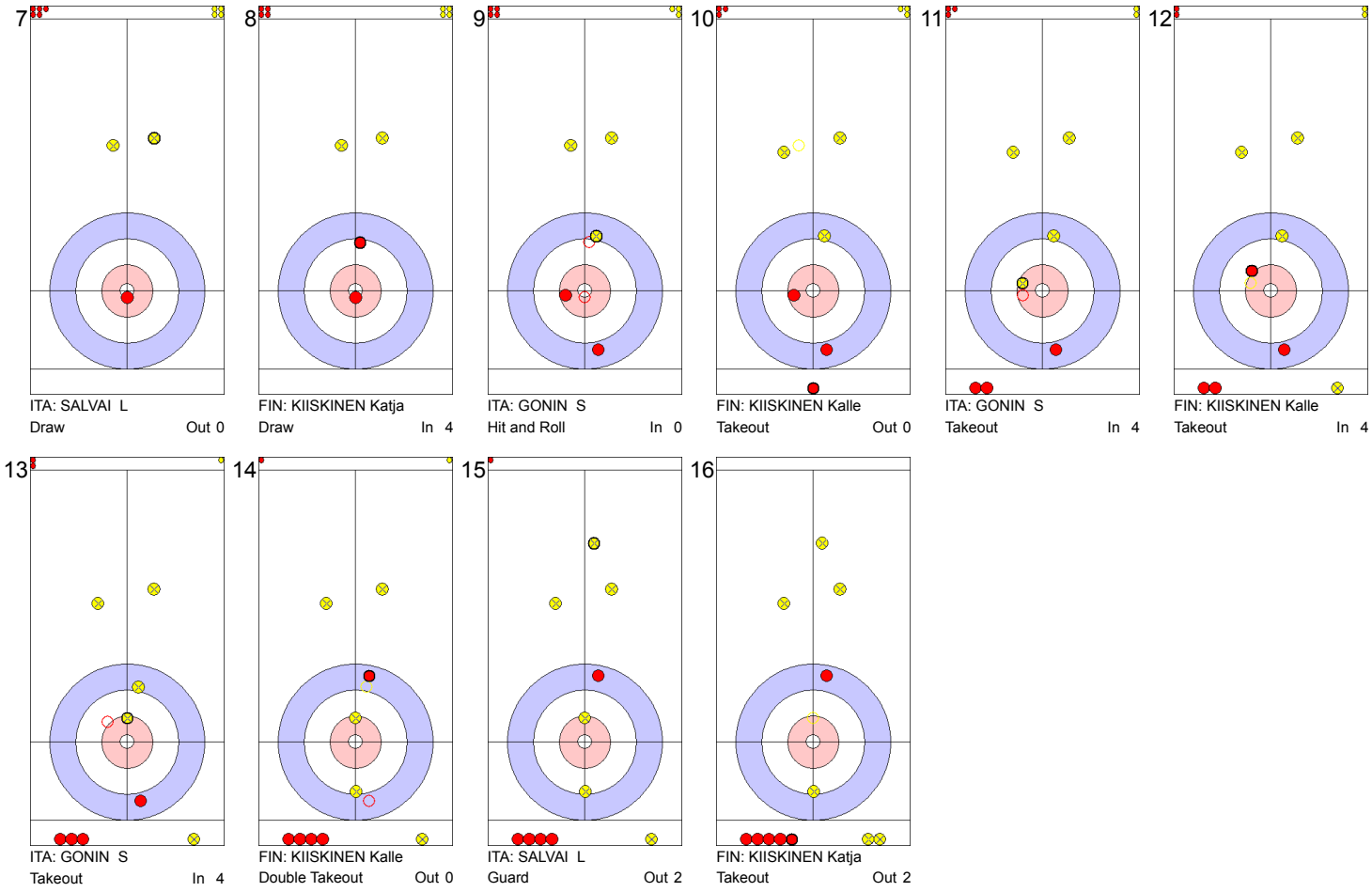

Game - Shot by Shot

FIN - Finland	0 + 2	ITA - Italy	2 + 0	End 3

7

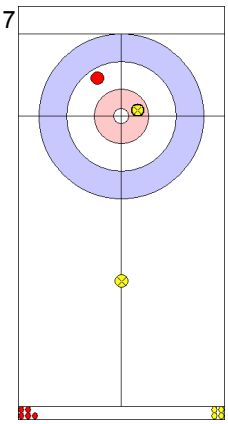

ITA: SALVAI L
Draw Out 4

8

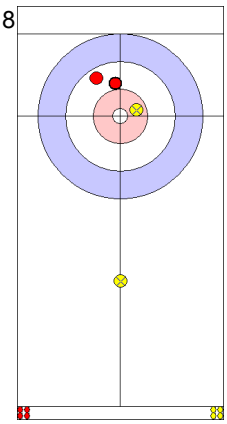

FIN: KIISKINEN Katja
Draw Out 2

9

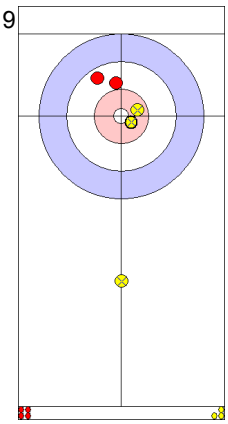

ITA: GONIN S
Draw Out 4

10

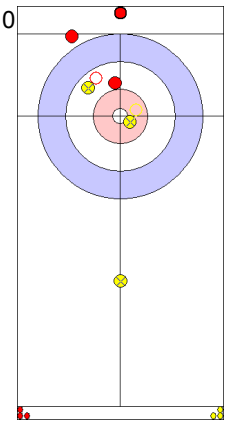

FIN: KIISKINEN Kalle
Takeout Out 0

11

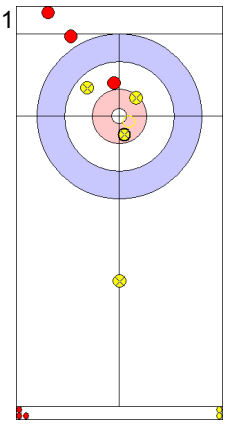

ITA: GONIN S
Draw Out 4

12

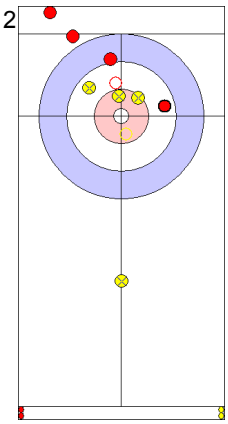

FIN: KIISKINEN Kalle
Raise Out 2

13

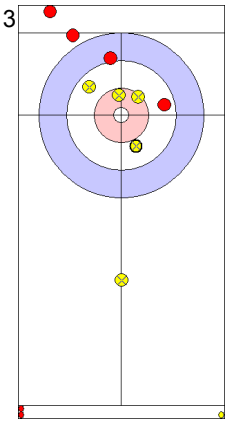

ITA: GONIN S
Draw Out 4

14

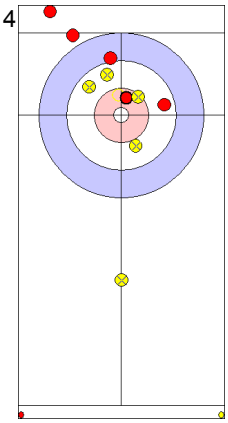

FIN: KIISKINEN Kalle
Draw In 4

15

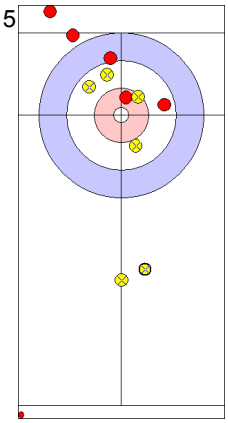

ITA: SALVAI L
Raise Out 0

16

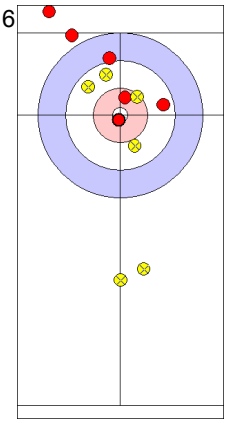

FIN: KIISKINEN Katja
Draw In 4

Game - Shot by Shot

FIN - Finland	2 + 1	ITA - Italy	2 + 0	End 4

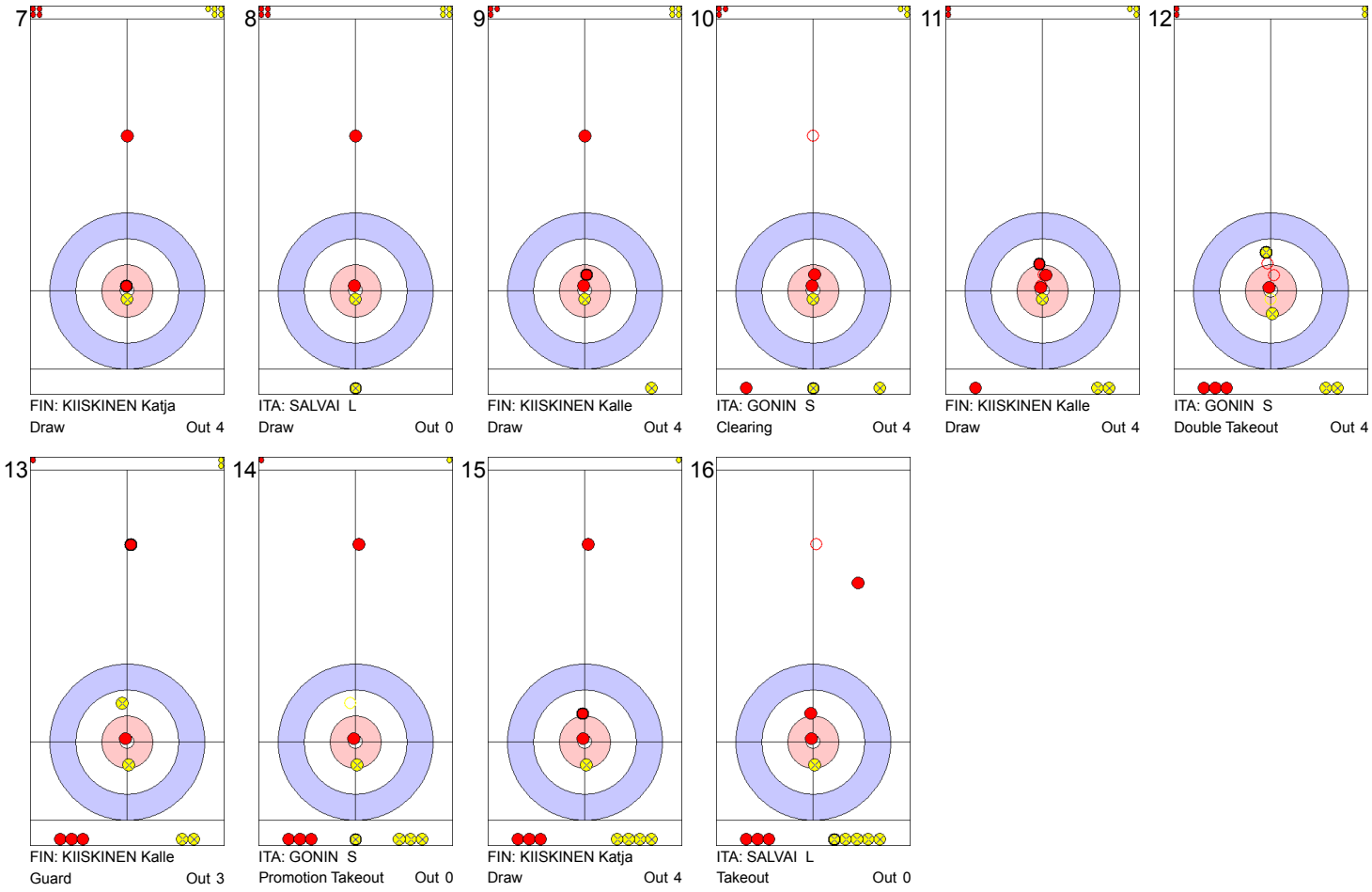

7
FIN: KIISKINEN Katja
Draw Out 4

8
ITA: SALVAI L
Draw Out 0

9
FIN: KIISKINEN Kalle
Draw Out 4

10
ITA: GONIN S
Clearing Out 4

11
FIN: KIISKINEN Kalle
Draw Out 4

12
ITA: GONIN S
Double Takeout Out 4

13
FIN: KIISKINEN Kalle
Guard Out 3

14
ITA: GONIN S
Promotion Takeout Out 0

15
FIN: KIISKINEN Katja
Draw Out 4

16
ITA: SALVAI L
Takeout Out 0

Game - Shot by Shot

FIN - Finland	3 + 0	ITA - Italy	2 + 1	End 5

7

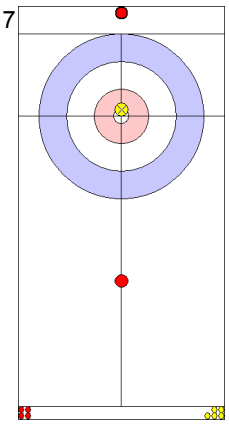

FIN: KIISKINEN Katja
Draw In 0

8

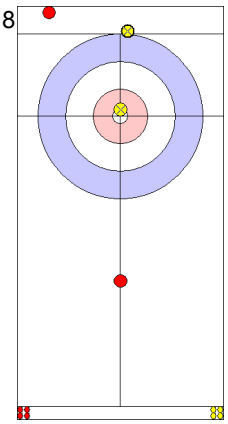

ITA: SALVAI L
Draw Out 3

9

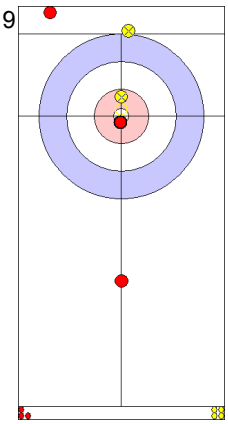

FIN: KIISKINEN Kalle
Draw In 4

10

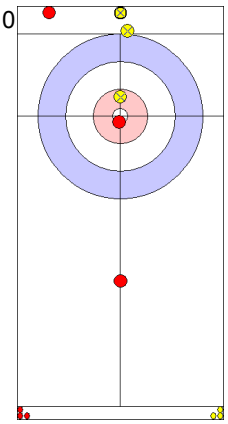

ITA: GONIN S
Draw Out 0

11

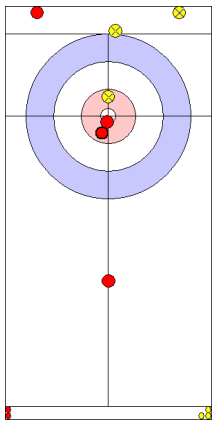

FIN: KIISKINEN Kalle
Draw In 4

12

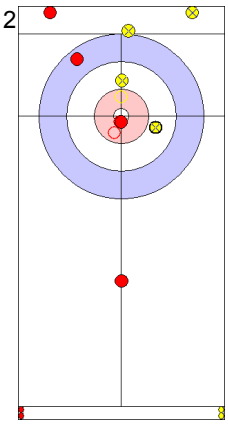

ITA: GONIN S
Takeout Out 0

13

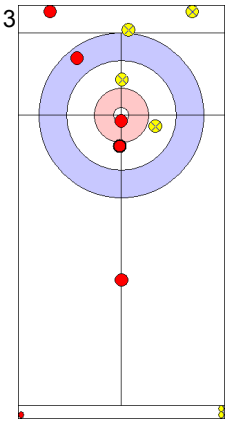

FIN: KIISKINEN Kalle
Draw Out 4

14

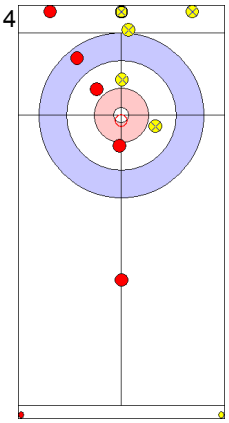

ITA: GONIN S
Takeout Out 0

15

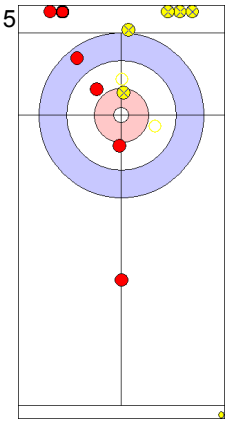

FIN: KIISKINEN Katja
Hit and Roll Out 0

16

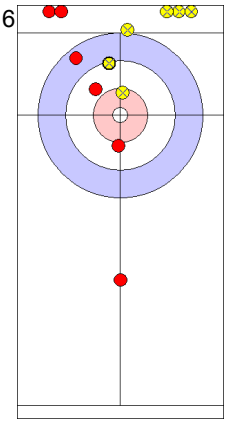

ITA: SALVAI L
Draw In 0

Game - Shot by Shot

FIN - Finland	3 + 0	ITA - Italy	3 + 1	End 6

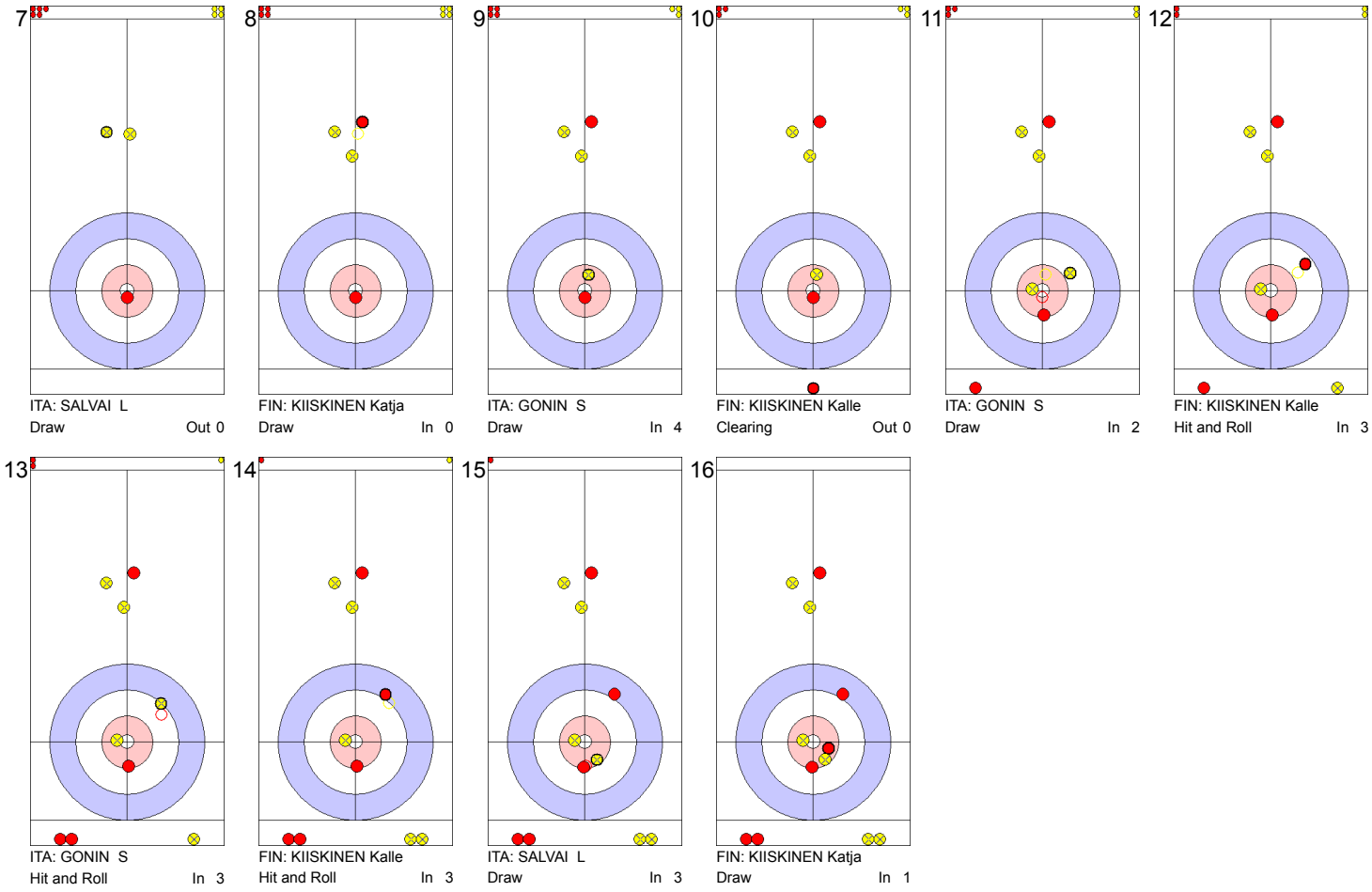

7
ITA: SALVAI L
Draw Out 0

8
FIN: KIISKINEN Katja
Draw In 0

9
ITA: GONIN S
Draw In 4

10
FIN: KIISKINEN Kalle
Clearing Out 0

11
ITA: GONIN S
Draw In 2

12
FIN: KIISKINEN Kalle
Hit and Roll In 3

13
ITA: GONIN S
Hit and Roll In 3

14
FIN: KIISKINEN Kalle
Hit and Roll In 3

15
ITA: SALVAI L
Draw In 3

16
FIN: KIISKINEN Katja
Draw In 1

Game - Shot by Shot

FIN - Finland	3 + 0	ITA - Italy	4 + 1	End 7

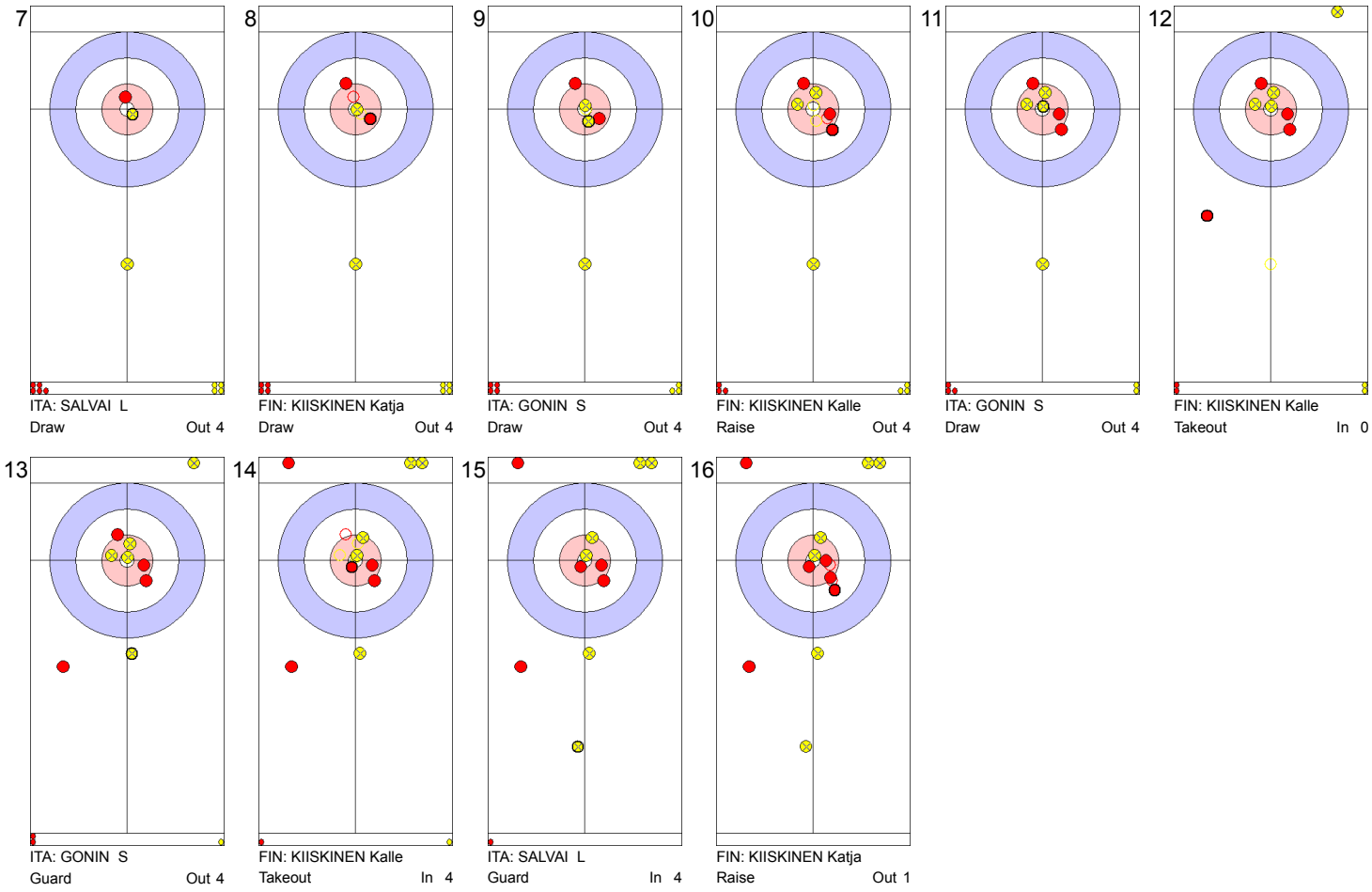

7
ITA: SALVAI L
Draw Out 4

8
FIN: KIISKINEN Katja
Draw Out 4

9
ITA: GONIN S
Draw Out 4

10
FIN: KIISKINEN Kalle
Raise Out 4

11
ITA: GONIN S
Draw Out 4

12
FIN: KIISKINEN Kalle
Takeout In 0

13
ITA: GONIN S
Guard Out 4

14
FIN: KIISKINEN Kalle
Takeout In 4

15
ITA: SALVAI L
Guard In 4

16
FIN: KIISKINEN Katja
Raise Out 1

Game - Shot by Shot

FIN - Finland	3 + 0	ITA - Italy	5 + 1	End 8

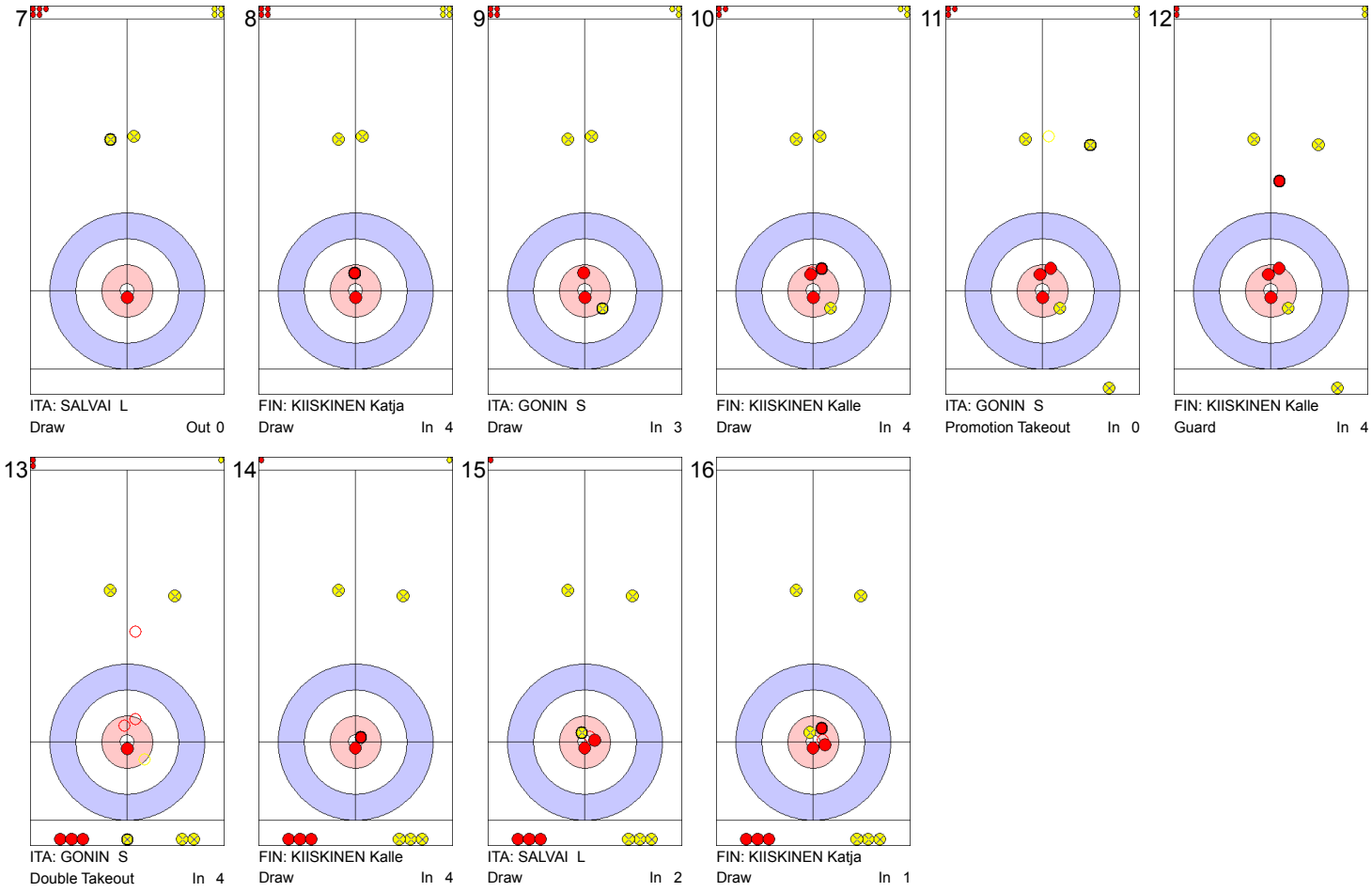

7
ITA: SALVAI L
Draw Out 0

8
FIN: KIISKINEN Katja
Draw In 4

9
ITA: GONIN S
Draw In 3

10
FIN: KIISKINEN Kalle
Draw In 4

11
ITA: GONIN S
Promotion Takeout In 0

12
FIN: KIISKINEN Kalle
Guard In 4

13
ITA: GONIN S
Double Takeout In 4

14
FIN: KIISKINEN Kalle
Draw In 4

15
ITA: SALVAI L
Draw In 2

16
FIN: KIISKINEN Katja
Draw In 1

Session Results and Standings

Sheet	Game	Team	LSFE	1	2	3	4	5	6	7	8	Extra Ends						Total
A	5	BRA - Brazil	*	0	1	1	0	2	0	0	2	0						6
	5	SLO - Slovenia		1	0	0	1	0	3	1	0	3						9
B	5	NZL - New Zealand		0	1	0	3	1	1	0	1							7
	5	ITA - Italy	*	2	0	2	0	0	0	4	0							8
C	5	NOR - Norway	*	0	3	4	2	0	4	X	X							13
	5	LAT - Latvia		2	0	0	0	1	0	X	X							3
D	5	SWE - Sweden		0	1	0	0	1	0	X	X							2
	5	FIN - Finland	*	2	0	4	1	0	1	X	X							8
E	5	CHN - China		1	1	0	3	0	3	1	X							9
	5	AUT - Austria	*	0	0	1	0	1	0	0	X							2

Standings

Group-A

Rank	Team	Games	Wins	Losses
1	RUS - Russia	5	5	0
2	USA - United States	5	4	1
3	DEN - Denmark	5	3	2
3	JPN - Japan	5	3	2
3	SUI - Switzerland	5	3	2
6	CZE - Czech Republic	5	2	3
6	SVK - Slovakia	5	2	3
6	TUR - Turkey	5	2	3
9	FRA - France	5	1	4
10	AUS - Australia	5	0	5

Group-B

Rank	Team	Games	Wins	Losses
1	NOR - Norway	5	5	0
2	FIN - Finland	5	4	1
2	SWE - Sweden	5	4	1
4	CHN - China	5	3	2
4	ITA - Italy	5	3	2
4	LAT - Latvia	5	3	2
7	AUT - Austria	5	1	4
7	NZL - New Zealand	5	1	4
7	SLO - Slovenia	5	1	4
10	BRA - Brazil	5	0	5

Group-C

Rank	Team	Games	Wins	Losses
1	CAN - Canada	5	5	0
1	KOR - Korea	5	5	0
3	EST - Estonia	5	4	1
3	HUN - Hungary	5	4	1
5	ESP - Spain	5	3	2
6	ENG - England	5	1	4
6	POL - Poland	5	1	4
6	ROU - Romania	5	1	4
6	SCO - Scotland	5	1	4
10	BLR - Belarus	5	0	5

LEGEND
LSFE (*) Last stone first end
X Unplayed/unfinished end due to concession

Министерство спорта России · Администрация города Сочи · Russian Curling Federation · New League · Авто Радио · Mercedes-Benz · CURLIT

Game Results

Sheet	Game	Team	LSFE	1	2	3	4	5	6	7	8	Extra Ends					Total
A	5	BRA - Brazil	*	0	1	1	0	2	0	0	2	0						6
	5	SLO - Slovenia		1	0	0	1	0	3	1	0	3						9

BRA - Brazil		Game	All
F	LIMA Aline	31 %	44 %
M	MELLO Marcelo	64 %	49 %
	Team Total	51 %	47 %

Last Stone Draw: 103.8cm 92.0cm ↻ LIMA A
11.8cm ↺ MELLO M

Time remaining: 0 minutes 38 seconds
Time remaining: 0 minutes 4 seconds (after extra end)

Time-out: end 9 - BRA stone 6

SLO - Slovenia		Game	All
F	JURINCIC Valentina	54 %	48 %
M	CULIC Jure	63 %	58 %
	Team Total	59 %	54 %

Last Stone Draw: 242.2cm 56.8cm ↻ JURINCIC V
185.4cm ↺ CULIC J

Time remaining: 2 minutes 54 seconds
Time remaining: 0 minutes 33 seconds (after extra end)

Detailed Game Statistics:

BRA - Brazil		Draws		Takeouts		Total	
F	LIMA Aline	16	31 %	2	25 %	18	31 %
M	MELLO Marcelo	20	66 %	7	57 %	27	64 %
	Team Total	36	51 %	9	50 %	45	51 %

SLO - Slovenia		Draws		Takeouts		Total	
F	JURINCIC Valentina	14	52 %	4	63 %	18	54 %
M	CULIC Jure	16	56 %	11	73 %	27	63 %
	Team Total	30	54 %	15	70 %	45	59 %

LEGEND
F Female **LSFE** (*) Last stone first end **M** Male

Game - Shot by Shot

BRA - Brazil	0 + 0	SLO - Slovenia	0 + 1	End 1

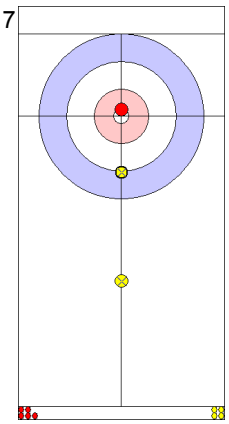

7
SLO: JURINCIC V
Draw In 3

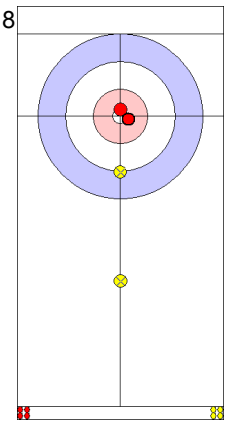

8
BRA: LIMA A
Freeze Out 3

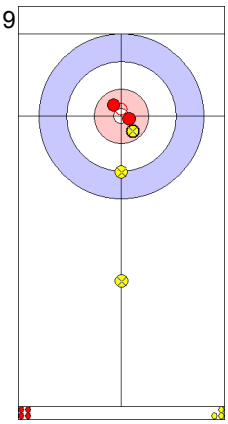

9
SLO: CULIC J
Freeze Out 4

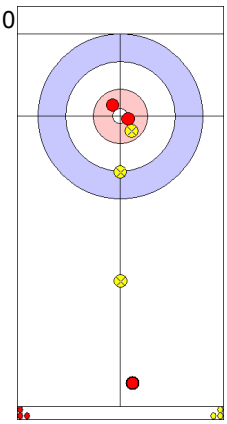

10
BRA: MELLO M
Guard Out 4

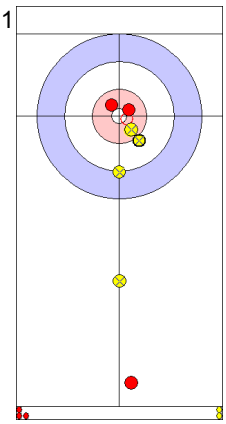

11
SLO: CULIC J
Draw Out 3

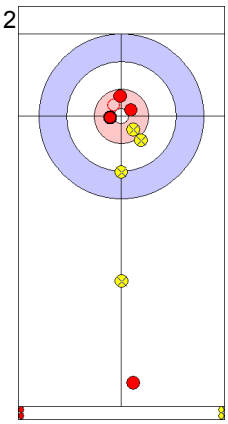

12
BRA: MELLO M
Draw In 3

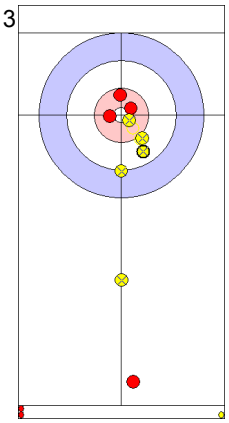

13
SLO: CULIC J
Raise Out 4

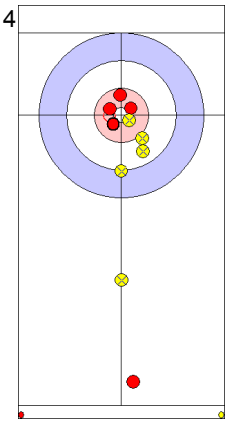

14
BRA: MELLO M
Draw In 4

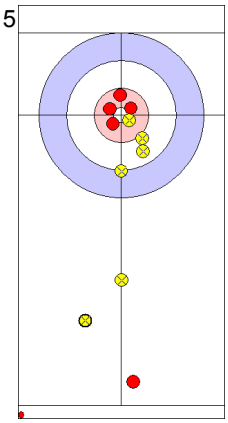

15
SLO: JURINCIC V
Guard In 3

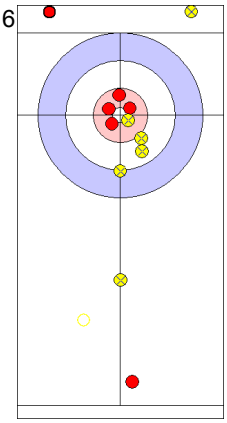

16
BRA: LIMA A
Takeout In 0

Game - Shot by Shot

BRA - Brazil	0 + 1	SLO - Slovenia	1 + 0	End 2

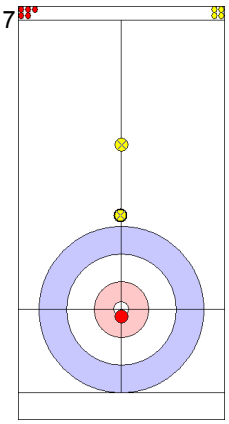

7
SLO: JURINCIC V
Freeze In 0

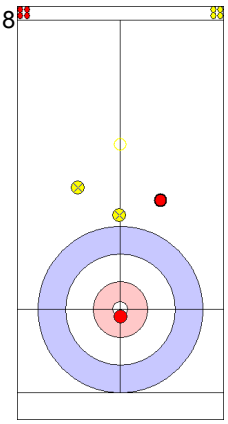

8
BRA: LIMA A
Draw In 0

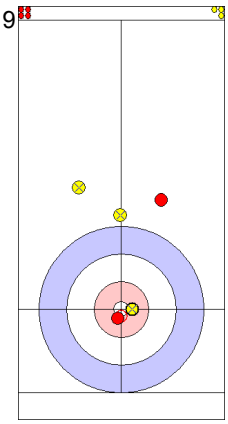

9
SLO: CULIC J
Draw In 3

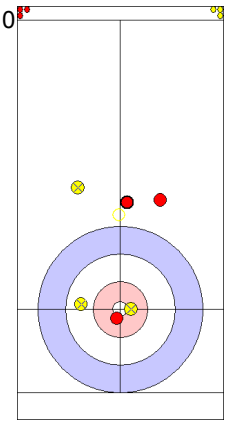

10
BRA: MELLO M
Draw In 0

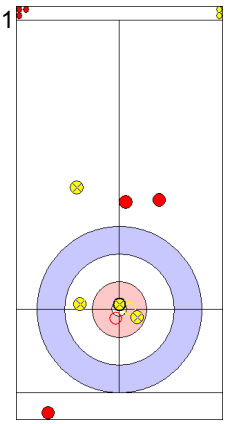

11
SLO: CULIC J
Takeout Out 4

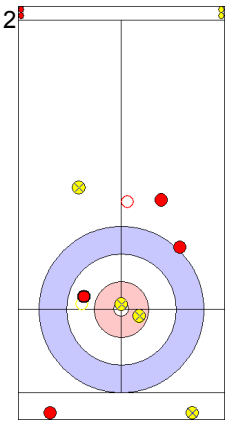

12
BRA: MELLO M
Takeout Out 2

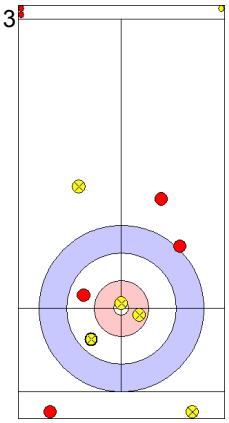

13
SLO: CULIC J
Draw In 2

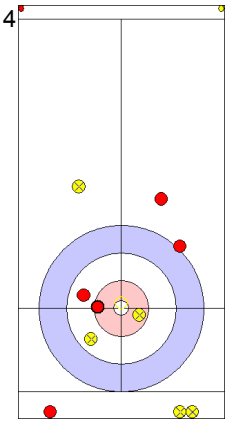

14
BRA: MELLO M
Hit and Roll Out 3

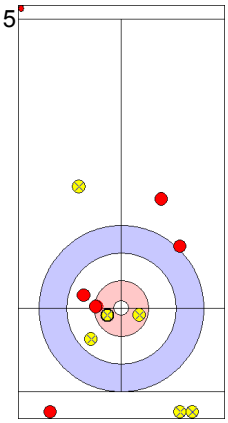

15
SLO: JURINCIC V
Draw In 3

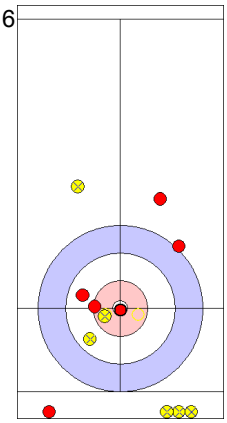

16
BRA: LIMA A
Double Takeout Out 2

Game - Shot by Shot

BRA - Brazil	1 + 1	SLO - Slovenia	1 + 0	End 3

7

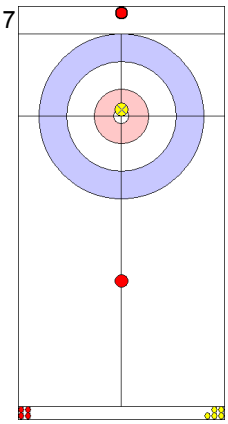

BRA: LIMA A
Freeze Out 0

8

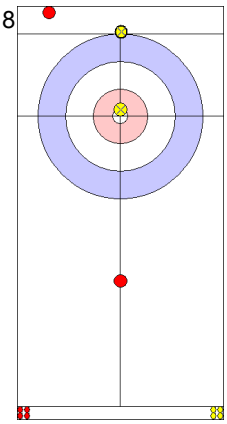

SLO: JURINCIC V
Draw In 2

9

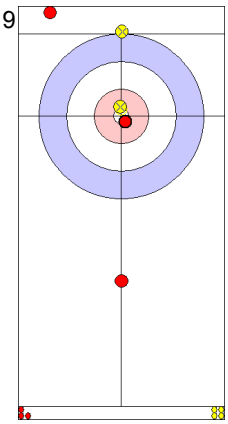

BRA: MELLO M
Draw In 3

10

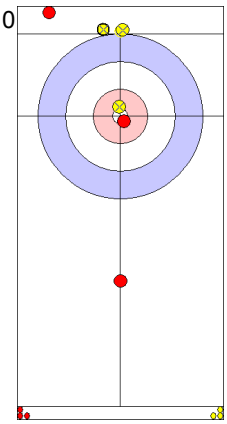

SLO: CULIC J
Draw In 0

11

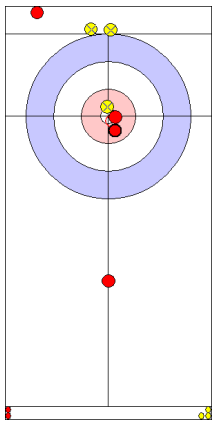

BRA: MELLO M
Draw In 3

12

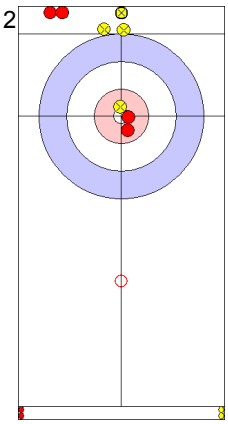

SLO: CULIC J
Clearing Out 4

13

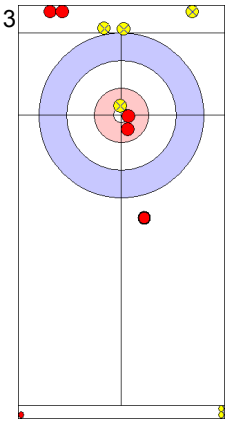

BRA: MELLO M
Guard In 0

14

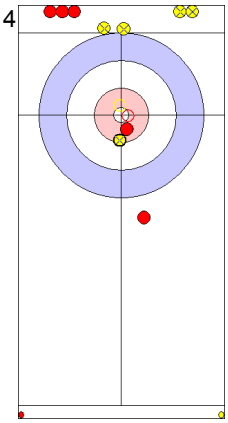

SLO: CULIC J
Takeout In 4

15

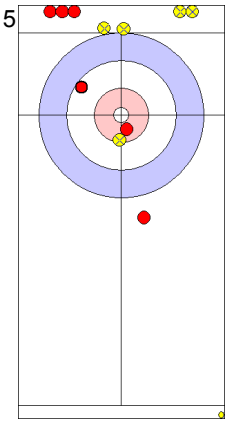

BRA: LIMA A
Draw In 2

16

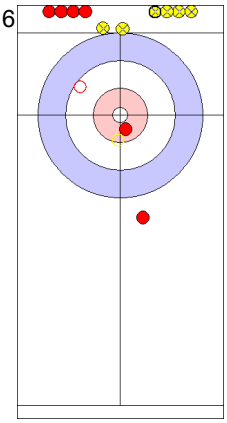

SLO: JURINCIC V
Takeout In 0

Game - Shot by Shot

BRA - Brazil	2 + 0	SLO - Slovenia	1 + 1	End 4

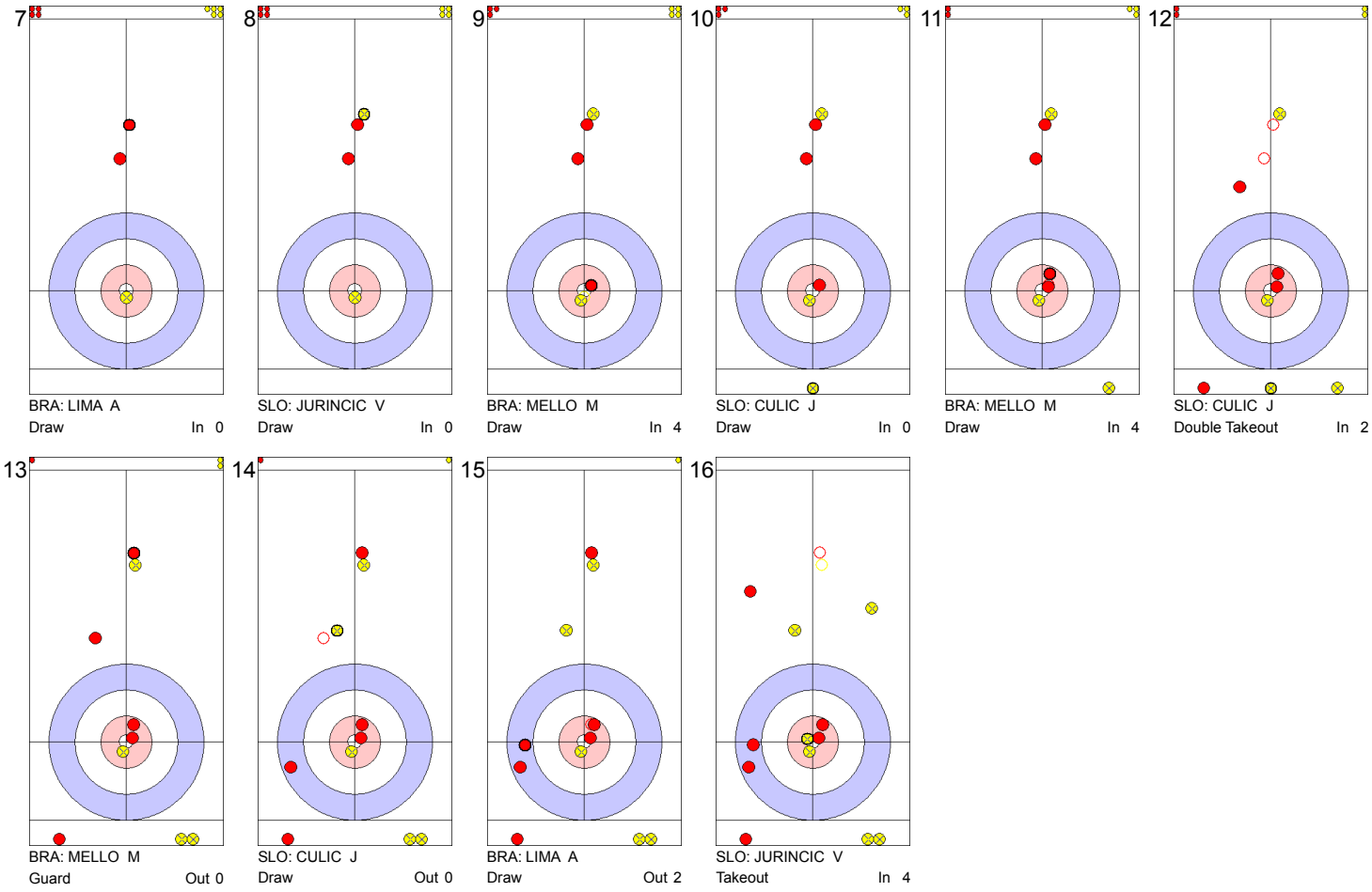

Game - Shot by Shot

BRA - Brazil	2 + 2	SLO - Slovenia	2 + 0	End 5

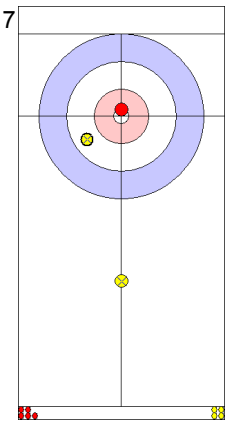

7
SLO: JURINCIC V
Draw In 2

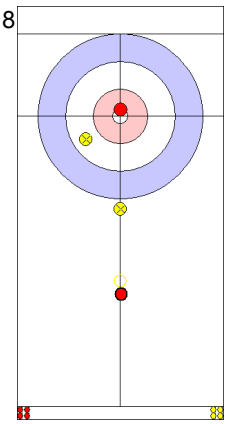

8
BRA: LIMA A
Draw In 0

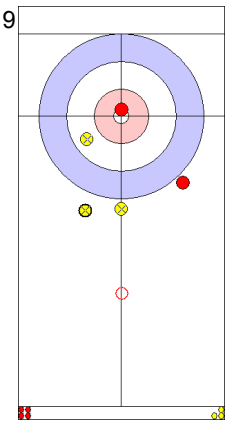

9
SLO: CULIC J
Draw In 0

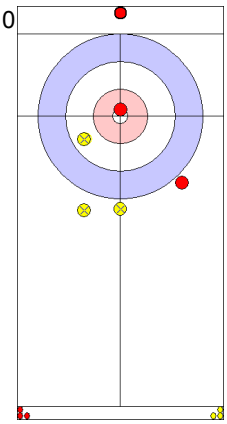

10
BRA: MELLO M
Hit and Roll Out 0

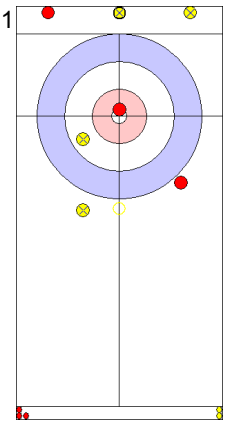

11
SLO: CULIC J
Clearing In 4

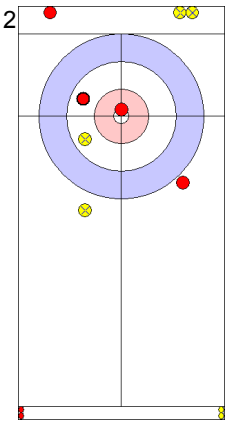

12
BRA: MELLO M
Draw Out 4

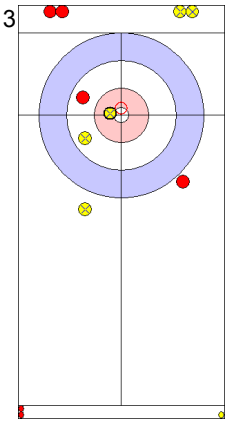

13
SLO: CULIC J
Hit and Roll In 2

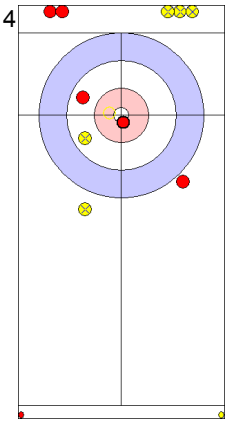

14
BRA: MELLO M
Takeout Out 4

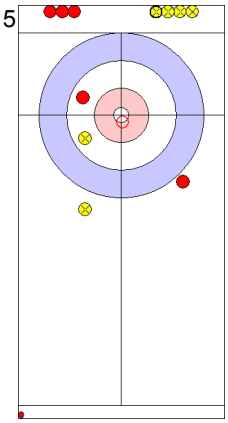

15
SLO: JURINCIC V
Takeout Out 2

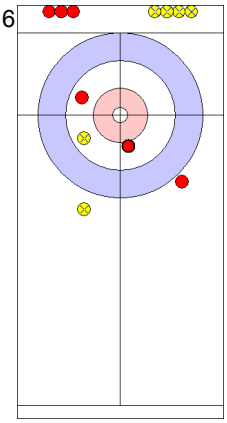

16
BRA: LIMA A
Draw Out 4

Game - Shot by Shot

BRA - Brazil	4 + 0	SLO - Slovenia	2 + 3	End 6

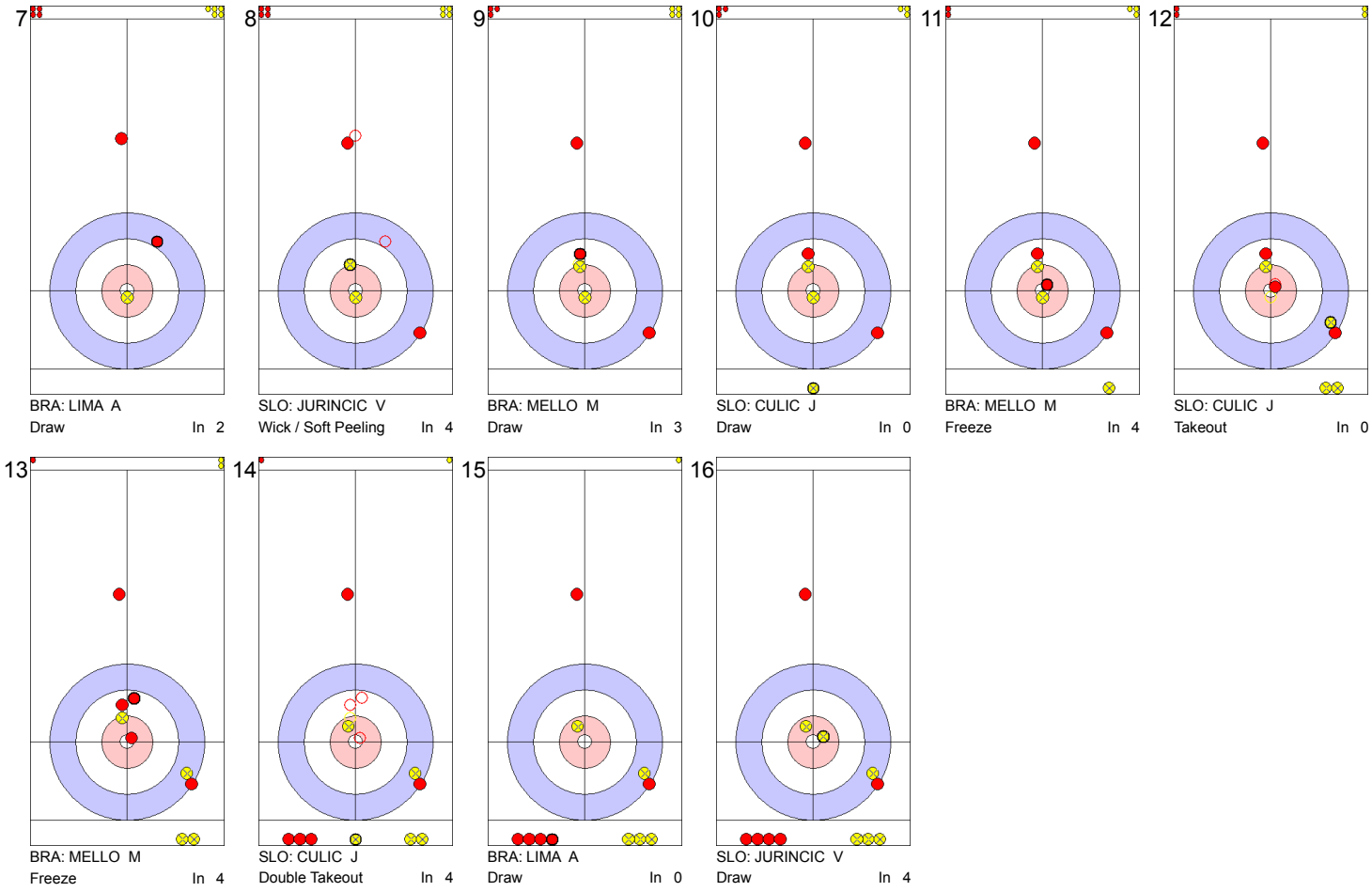

7
BRA: LIMA A
Draw In 2

8
SLO: JURINCIC V
Wick / Soft Peeling In 4

9
BRA: MELLO M
Draw In 3

10
SLO: CULIC J
Draw In 0

11
BRA: MELLO M
Freeze In 4

12
SLO: CULIC J
Takeout In 0

13
BRA: MELLO M
Freeze In 4

14
SLO: CULIC J
Double Takeout In 4

15
BRA: LIMA A
Draw In 0

16
SLO: JURINCIC V
Draw In 4

Game - Shot by Shot

BRA - Brazil	4 + 0	SLO - Slovenia	5 + 1	End 7

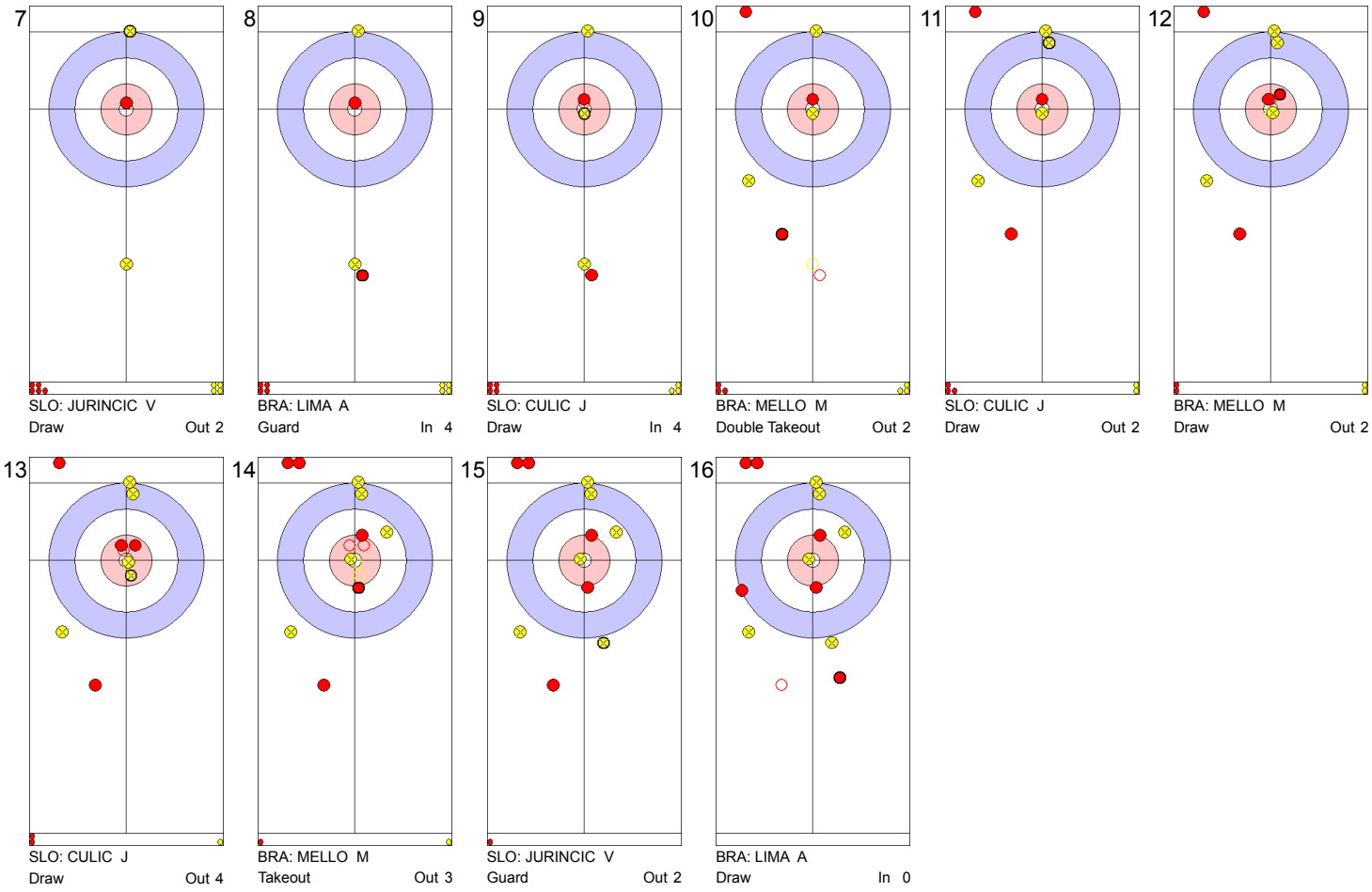

7
SLO: JURINCIC V
Draw Out 2

8
BRA: LIMA A
Guard In 4

9
SLO: CULIC J
Draw In 4

10
BRA: MELLO M
Double Takeout Out 2

11
SLO: CULIC J
Draw Out 2

12
BRA: MELLO M
Draw Out 2

13
SLO: CULIC J
Draw Out 4

14
BRA: MELLO M
Takeout Out 3

15
SLO: JURINCIC V
Guard Out 2

16
BRA: LIMA A
Draw In 0

Game - Shot by Shot

BRA - Brazil	4 + 2	SLO - Slovenia	6 + 0	End 8

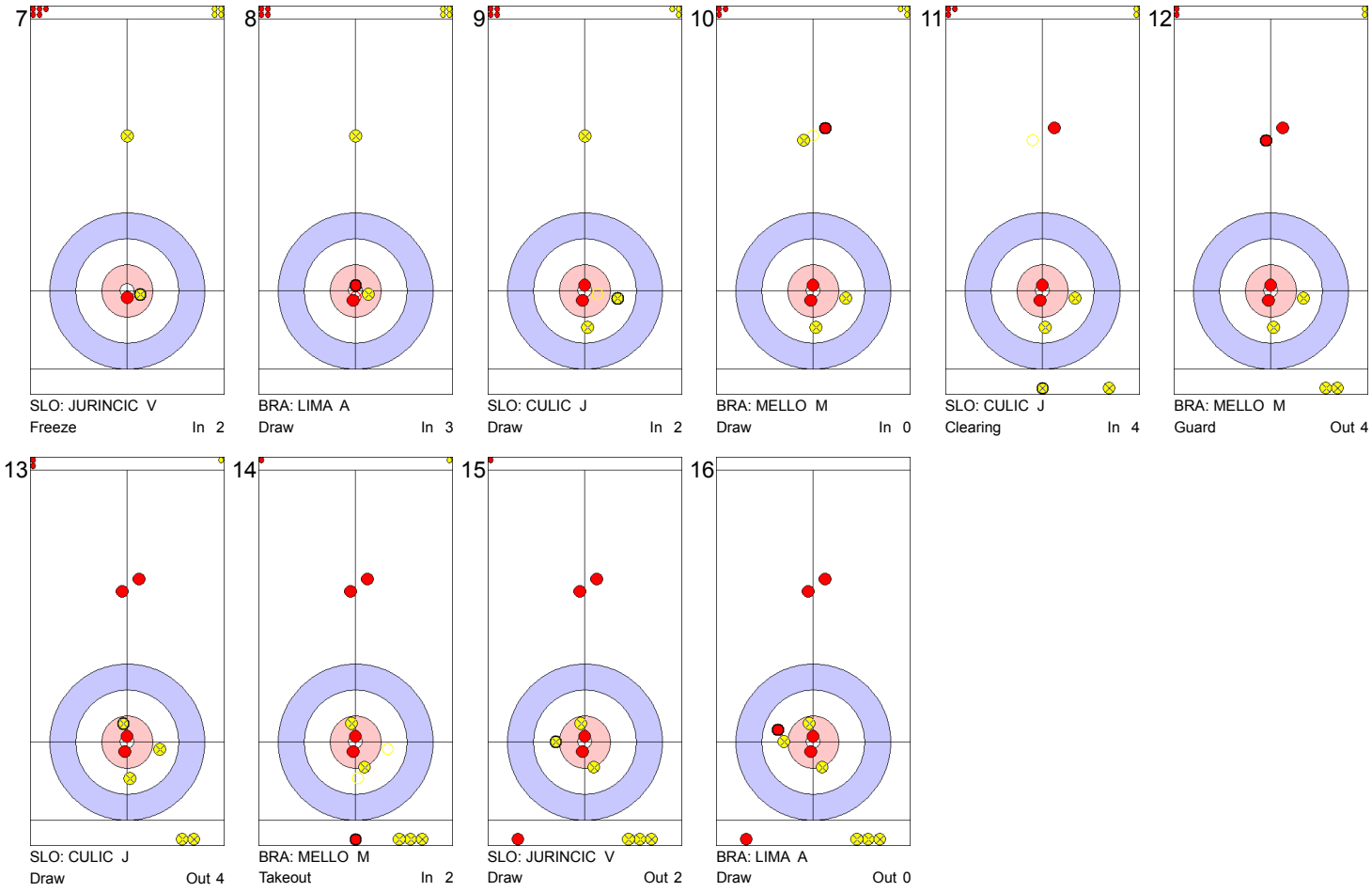

Game - Shot by Shot

BRA - Brazil	6 + 0	SLO - Slovenia	6 + 3	End 9

7

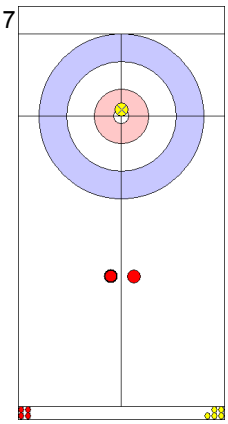

BRA: LIMA A
Draw In 0

8

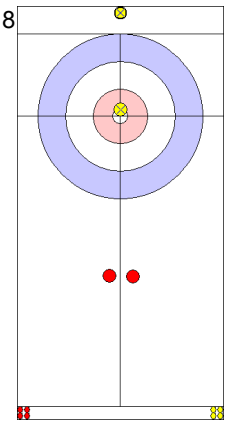

SLO: JURINCIC V
Draw Out 0

9

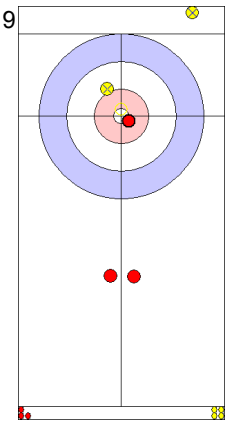

BRA: MELLO M
Draw Out 4

10

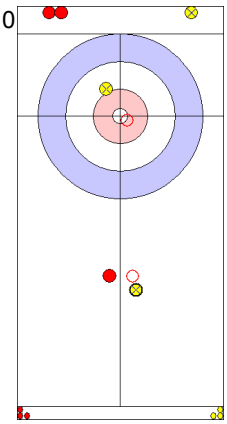

SLO: CULIC J
Double Takeout In 4

11

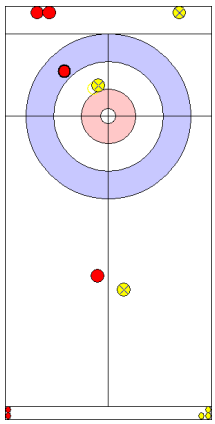

BRA: MELLO M
Draw In 0
Time-out

12

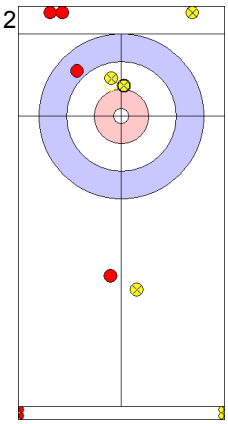

SLO: CULIC J
Draw Out 4

13

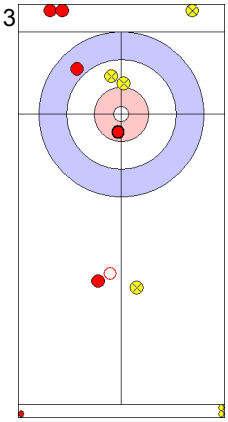

BRA: MELLO M
Draw In 3

14

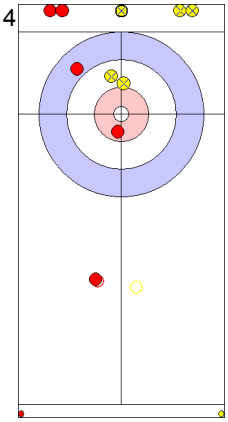

SLO: CULIC J
Takeout Out 0

15

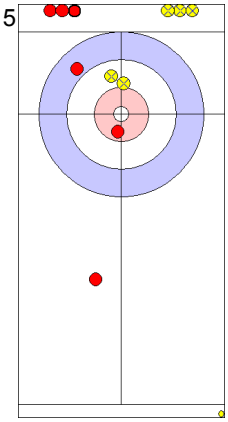

BRA: LIMA A
Draw Out 0

16

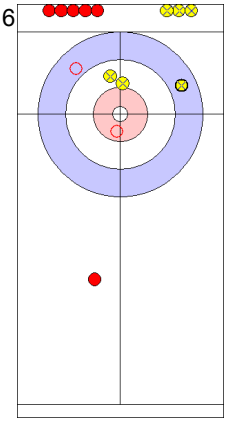

SLO: JURINCIC V
Double Takeout Out 4

Game Results

Sheet	Game	Team	LSFE	1	2	3	4	5	6	7	8	Extra Ends						Total
B	5	NZL - New Zealand		0	1	0	3	1	1	0	1							7
	5	ITA - Italy	*	2	0	2	0	0	0	4	0							8

NZL - New Zealand		Game	All
F	JONES Marisa	60 %	52 %
M	MUSTAPIC Dan	66 %	59 %
	Team Total	63 %	55 %

Last Stone Draw: 61.9cm 43.9cm ↻ MUSTAPIC D
18.0cm ↺ JONES M

Time remaining: 1 minute 51 seconds

ITA - Italy		Game	All
F	SALVAI Lucrezia	52 %	61 %
M	GONIN Simone	70 %	75 %
	Team Total	63 %	69 %

Last Stone Draw: 37.4cm 14.1cm ↻ SALVAI L
23.3cm ↺ GONIN S

Time remaining: 0 minutes 59 seconds

Time-out: end 8 - ITA stone 8

Detailed Game Statistics:

NZL - New Zealand		Draws		Takeouts		Total	
F	JONES Marisa	21	62 %	3	50 %	24	60 %
M	MUSTAPIC Dan	12	63 %	4	75 %	16	66 %
	Team Total	33	62 %	7	64 %	40	63 %

ITA - Italy		Draws		Takeouts		Total	
F	SALVAI Lucrezia	10	45 %	6	63 %	16	52 %
M	GONIN Simone	17	69 %	7	71 %	24	70 %
	Team Total	27	60 %	13	67 %	40	63 %

LEGEND
F Female **LSFE** (*) Last stone first end **M** Male

Министерство спорта России · Администрация города Сочи · Russian Curling Federation · New League · Авто Радио · Mercedes-Benz · CURLIT

Game - Shot by Shot

NZL - New Zealand	0 + 0	ITA - Italy	0 + 2	End 1

7
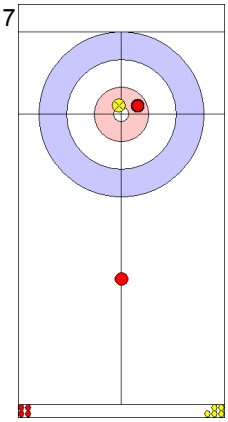
NZL: MUSTAPIC D
Draw Out 2

8
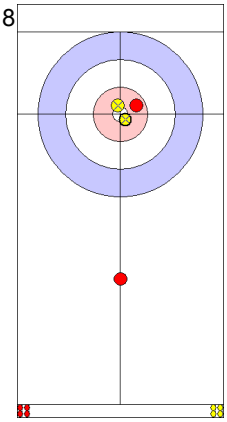
ITA: SALVAI L
Draw Out 3

9
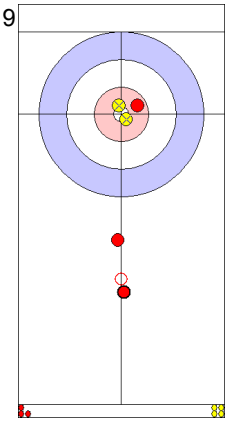
NZL: JONES M
Draw In 0

10
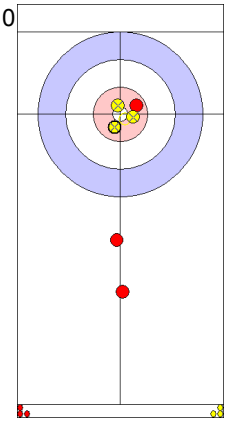
ITA: GONIN S
Draw In 3

11
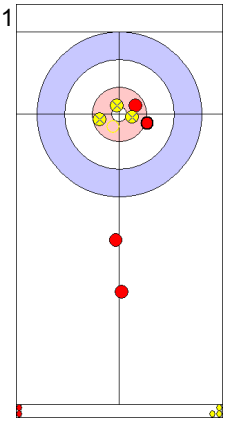
NZL: JONES M
Raise Out 2

12
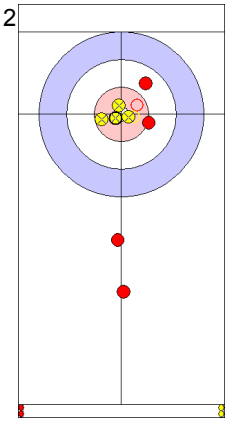
ITA: GONIN S
Raise Out 4

13
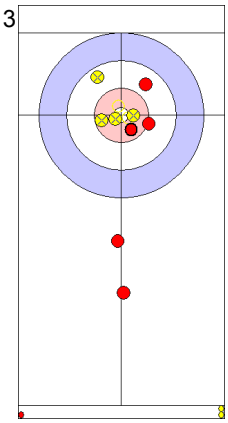
NZL: JONES M
Raise Out 4

14
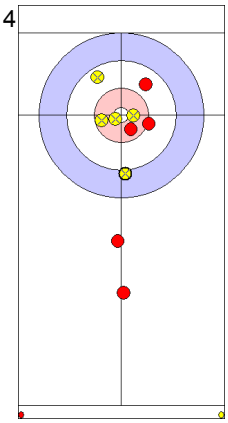
ITA: GONIN S
Draw Out 4

15
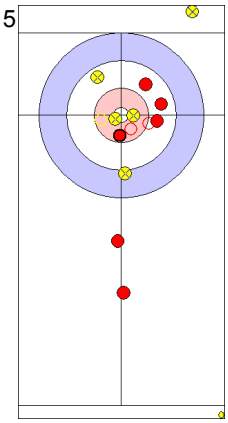
NZL: MUSTAPIC D
Double Takeout In 2

16
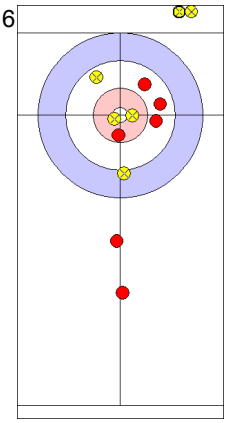
ITA: SALVAI L
Draw In 0

Game - Shot by Shot

NZL - New Zealand	0 + 1	ITA - Italy	2 + 0	End 2

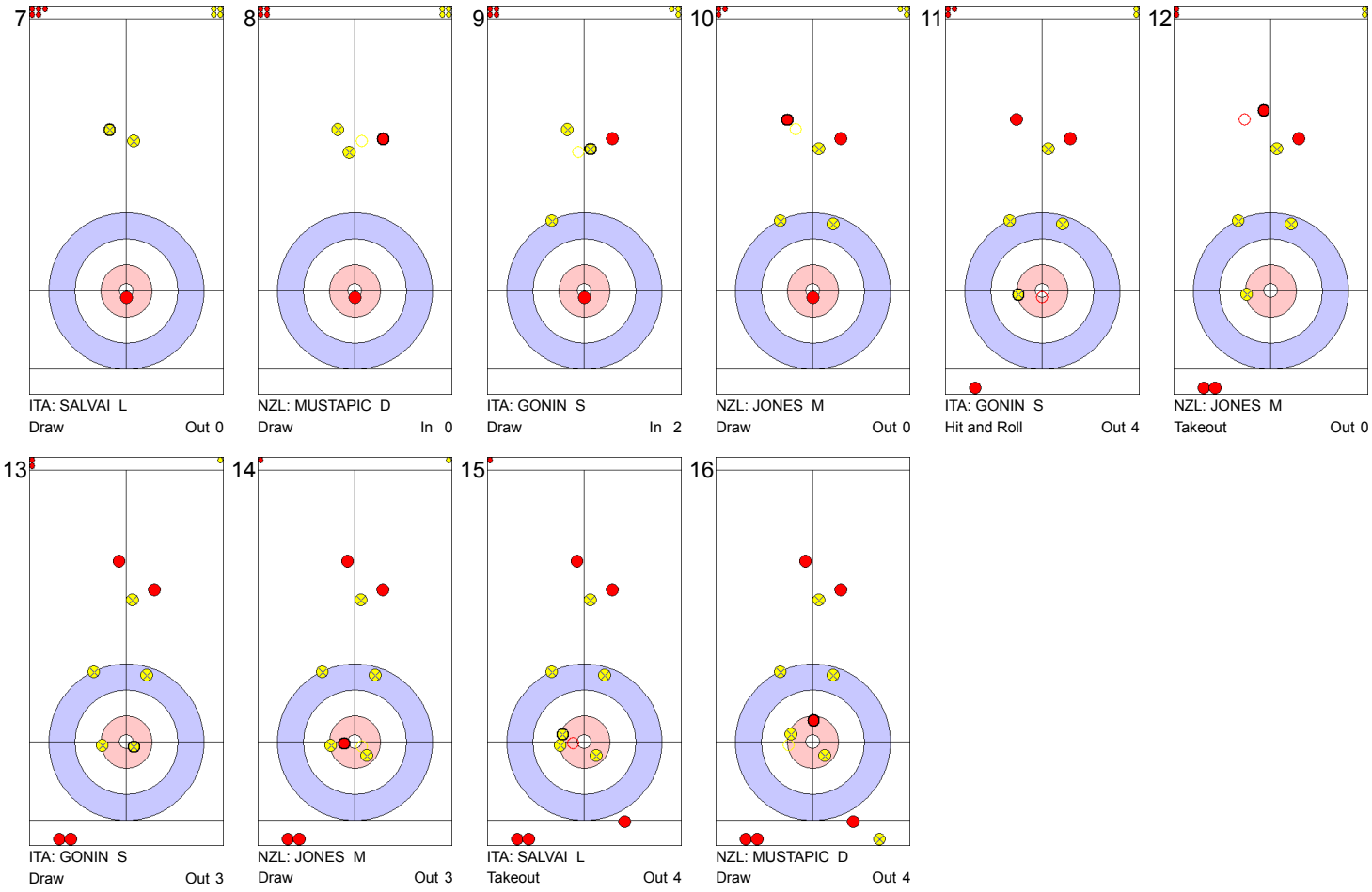

7
ITA: SALVAI L
Draw Out 0

8
NZL: MUSTAPIC D
Draw In 0

9
ITA: GONIN S
Draw In 2

10
NZL: JONES M
Draw Out 0

11
ITA: GONIN S
Hit and Roll Out 4

12
NZL: JONES M
Takeout Out 0

13
ITA: GONIN S
Draw Out 3

14
NZL: JONES M
Draw Out 3

15
ITA: SALVAI L
Takeout Out 4

16
NZL: MUSTAPIC D
Draw Out 4

Game - Shot by Shot

NZL - New Zealand	1 + 0	ITA - Italy	2 + 2	End 3

7

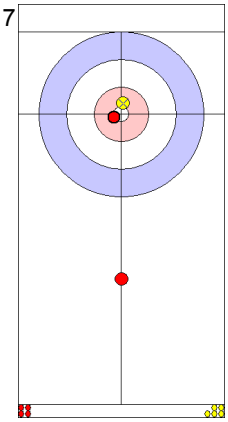

NZL: MUSTAPIC D
Draw Out 3

8

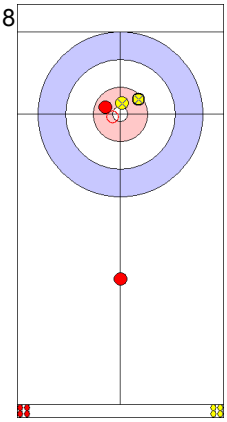

ITA: SALVAI L
Draw In 2

9

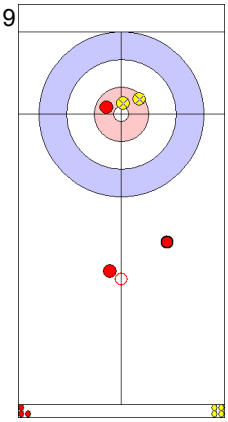

NZL: JONES M
Draw Out 0

10

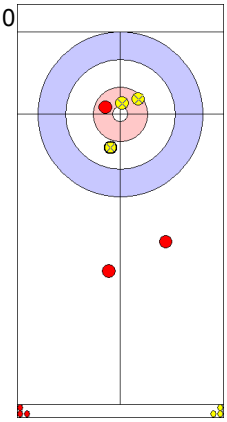

ITA: GONIN S
Draw Out 3

11

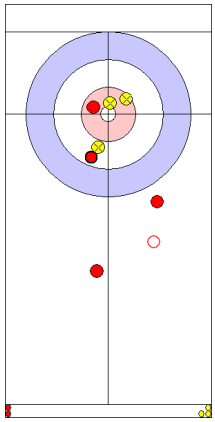

NZL: JONES M
Draw Out 2

12

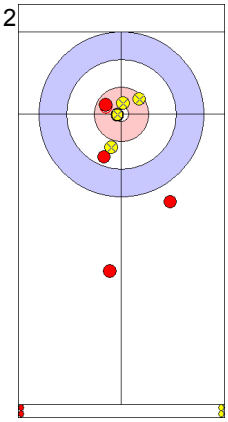

ITA: GONIN S
Draw Out 4

13

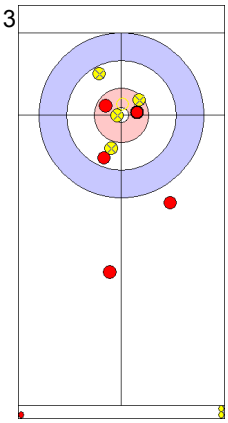

NZL: JONES M
Raise Out 3

14

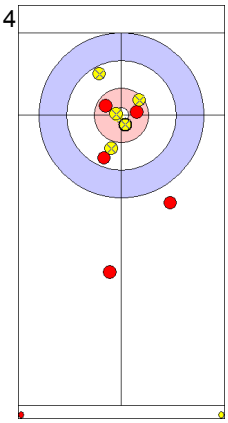

ITA: GONIN S
Draw Out 4

15

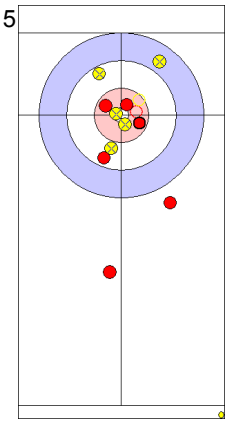

NZL: MUSTAPIC D
Raise Out 4

16

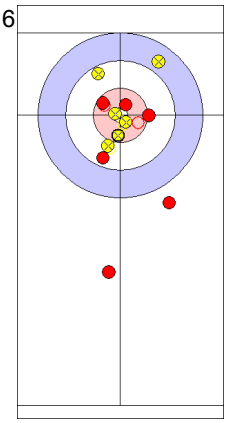

ITA: SALVAI L
Takeout Out 3

Game - Shot by Shot

NZL - New Zealand	1 + 3	ITA - Italy	4 + 0	End 4

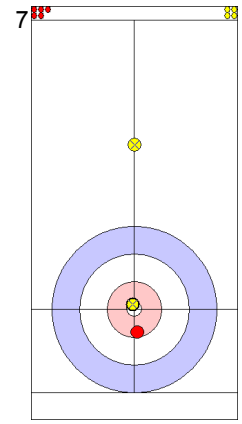

7
ITA: SALVAI L
Draw Out 4

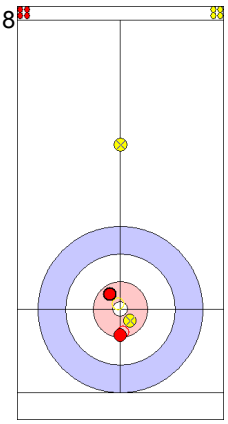

8
NZL: MUSTAPIC D
Raise Out 3

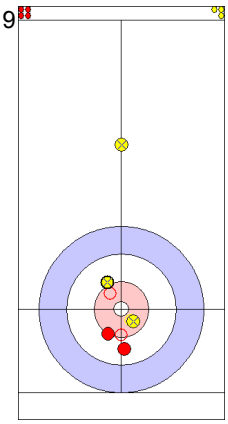

9
ITA: GONIN S
Raise Out 4

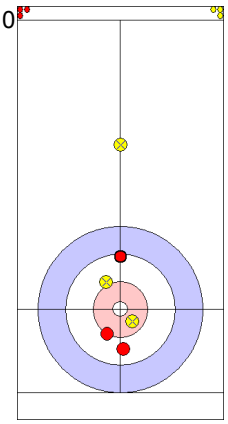

10
NZL: JONES M
Draw In 2

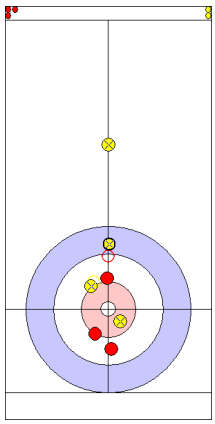

11
ITA: GONIN S
Draw In 1

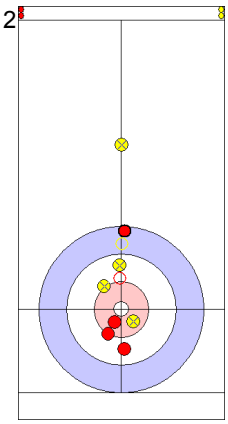

12
NZL: JONES M
Raise In 4

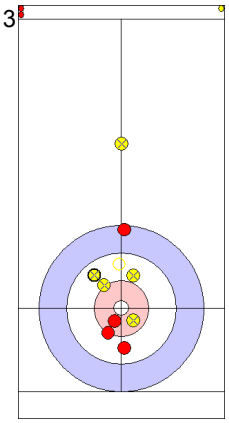

13
ITA: GONIN S
Raise Out 2

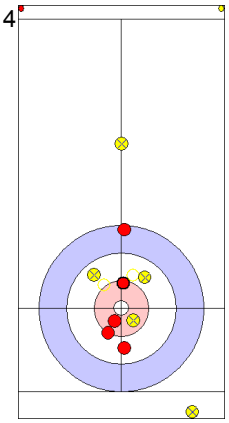

14
NZL: JONES M
Hit and Roll Out 4

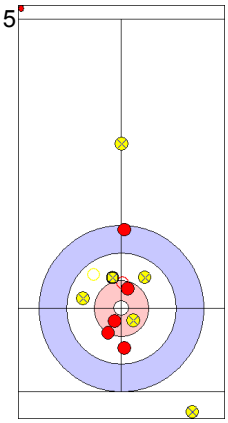

15
ITA: SALVAI L
Raise Out 2

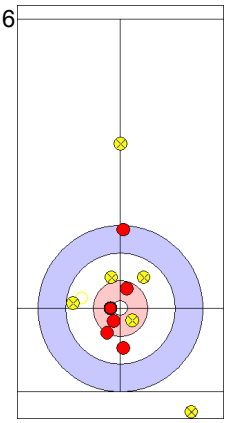

16
NZL: MUSTAPIC D
Hit and Roll Out 4

Game - Shot by Shot

NZL - New Zealand	4 + 1	ITA - Italy	4 + 0	End 5

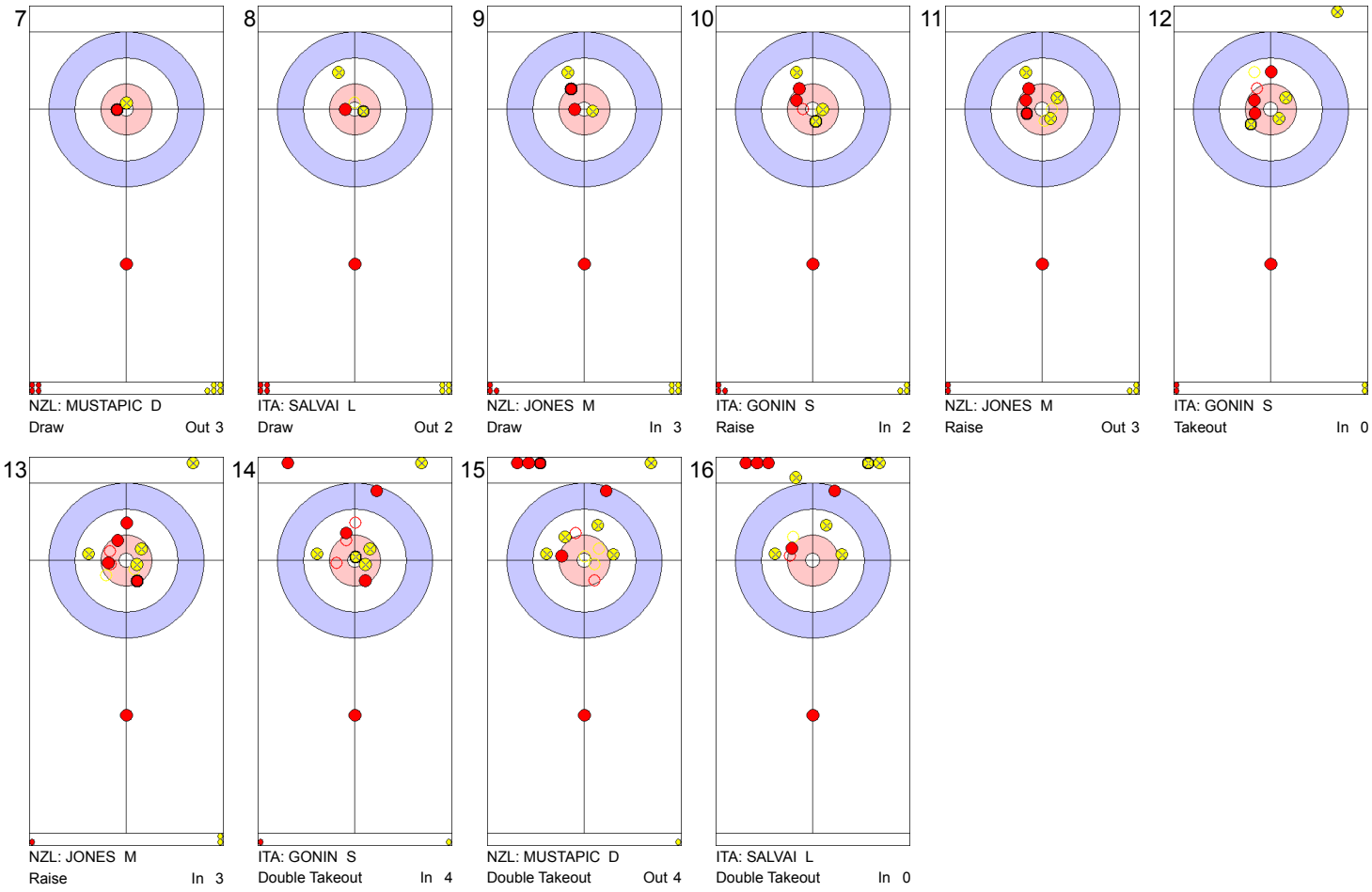

7
NZL: MUSTAPIC D
Draw Out 3

8
ITA: SALVAI L
Draw Out 2

9
NZL: JONES M
Draw In 3

10
ITA: GONIN S
Raise In 2

11
NZL: JONES M
Raise Out 3

12
ITA: GONIN S
Takeout In 0

13
NZL: JONES M
Raise In 3

14
ITA: GONIN S
Double Takeout In 4

15
NZL: MUSTAPIC D
Double Takeout Out 4

16
ITA: SALVAI L
Double Takeout In 0

Game - Shot by Shot

NZL - New Zealand	5 + 1	ITA - Italy	4 + 0	End 6

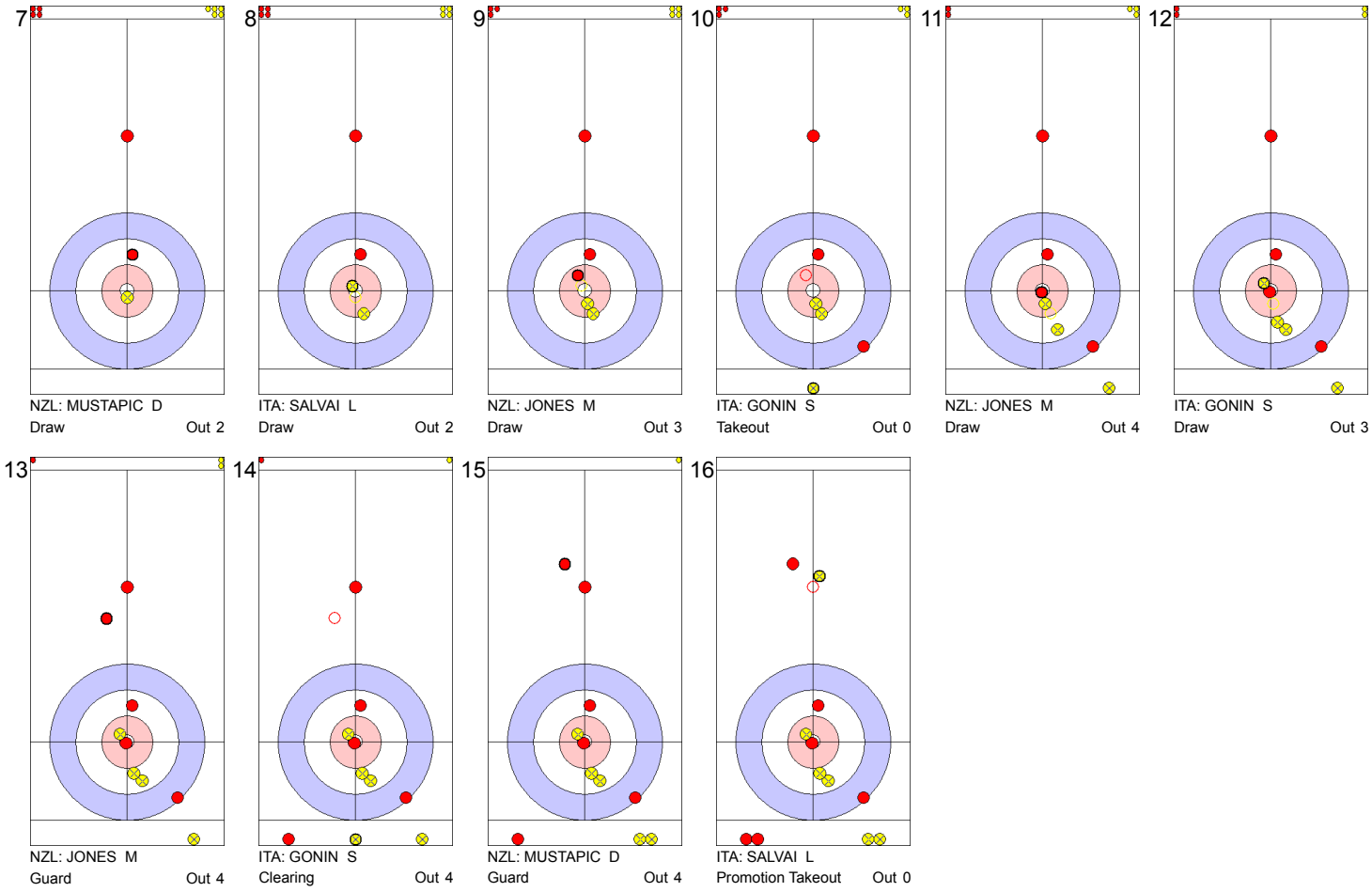

7
NZL: MUSTAPIC D
Draw Out 2

8
ITA: SALVAI L
Draw Out 2

9
NZL: JONES M
Draw Out 3

10
ITA: GONIN S
Takeout Out 0

11
NZL: JONES M
Draw Out 4

12
ITA: GONIN S
Draw Out 3

13
NZL: JONES M
Guard Out 4

14
ITA: GONIN S
Clearing Out 4

15
NZL: MUSTAPIC D
Guard Out 4

16
ITA: SALVAI L
Promotion Takeout Out 0

Game - Shot by Shot

NZL - New Zealand	6 + 0	ITA - Italy	4 + 4	End 7

7

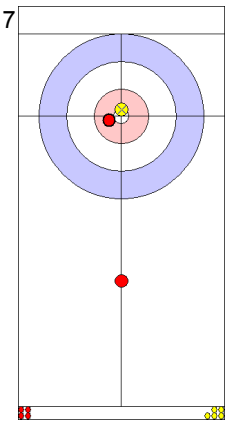

NZL: MUSTAPIC D
Draw — Out 3

8

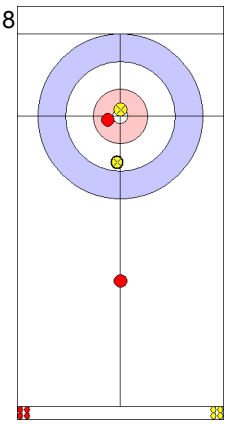

ITA: SALVAI L
Draw — Out 3

9

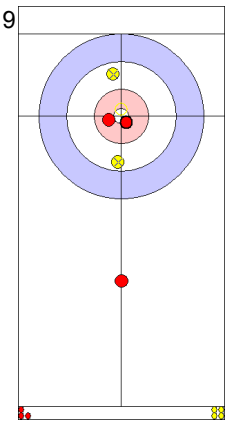

NZL: JONES M
Raise — Out 4

10

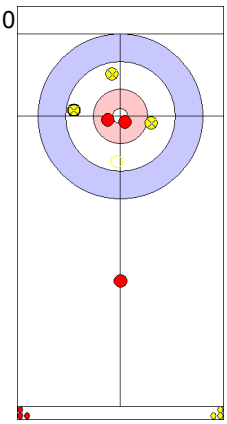

ITA: GONIN S
Raise — In 0

11

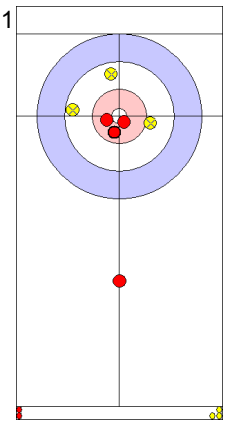

NZL: JONES M
Draw — In 4

12

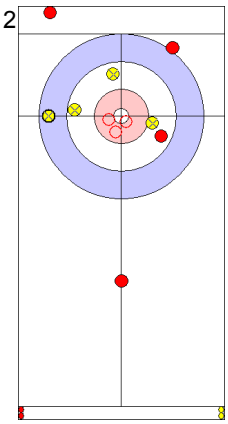

ITA: GONIN S
Double Takeout — In 4

13

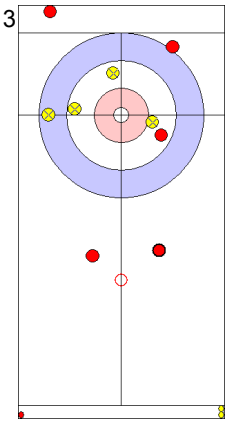

NZL: JONES M
Draw — Out 0

14

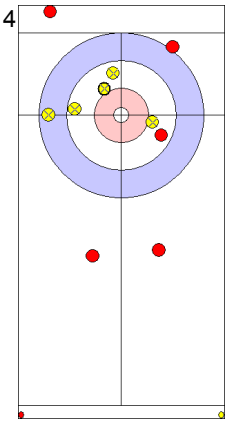

ITA: GONIN S
Draw — Out 2

15

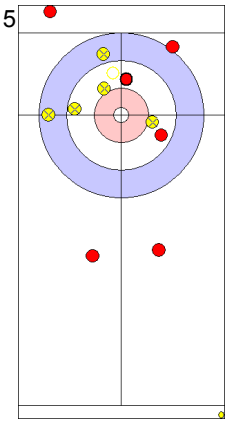

NZL: MUSTAPIC D
Draw — Out 2

16

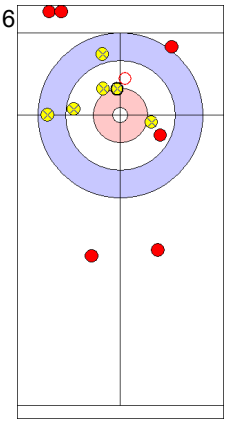

ITA: SALVAI L
Takeout — Out 4

Game - Shot by Shot

NZL - New Zealand	6 + 1	ITA - Italy	8 + 0	End 8

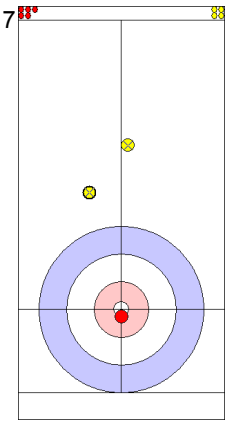

7
ITA: SALVAI L
Draw Out 0

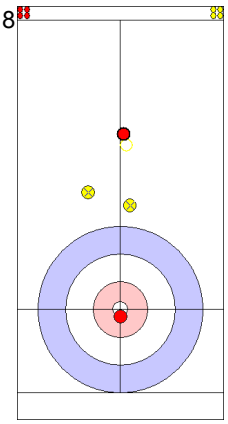

8
NZL: MUSTAPIC D
Draw In 0

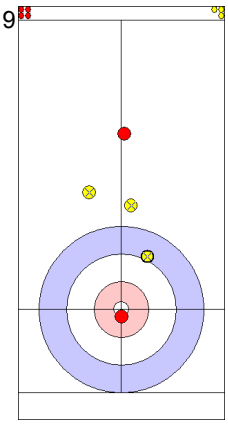

9
ITA: GONIN S
Draw In 2

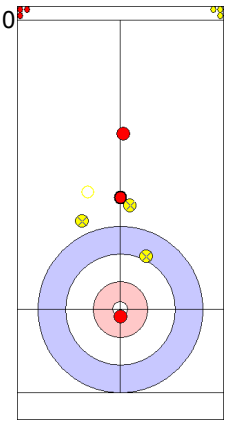

10
NZL: JONES M
Draw Out 0

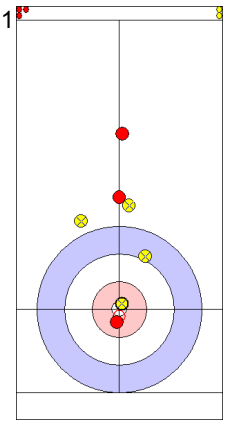

11
ITA: GONIN S
Draw Out 4

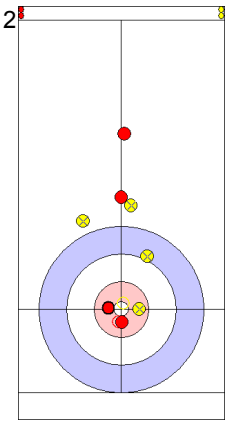

12
NZL: JONES M
Raise Out 4

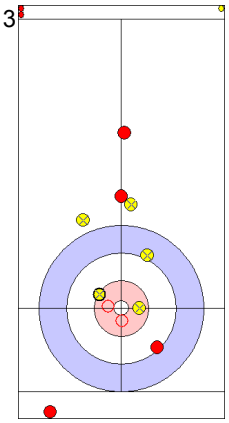

13
ITA: GONIN S
Double Takeout Out 4

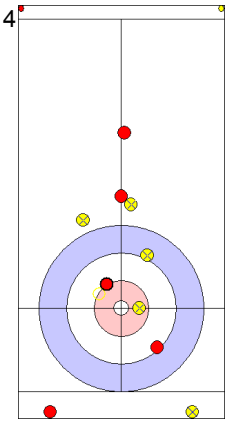

14
NZL: JONES M
Hit and Roll Out 2

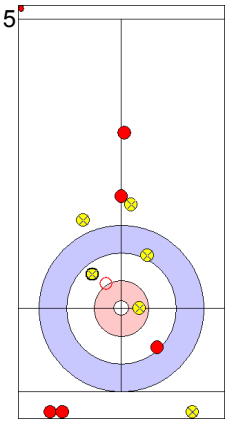

15
ITA: SALVAI L
Hit and Roll Out 4
Time-out

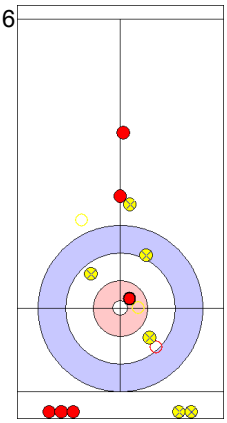

16
NZL: MUSTAPIC D
Double Takeout Out 2

Game Results

Sheet	Game	Team	LSFE	1	2	3	4	5	6	7	8	Extra Ends						Total
C	5	NOR - Norway	*	0	3	4	2	0	4	X	X							13
	5	LAT - Latvia		2	0	0	0	1	0	X	X							3

NOR - Norway		Game	All
F	SKASLIEN Kristin	77 %	64 %
M	NEDREGOTTEN Magnus	85 %	73 %
	Team Total	82 %	69 %

Last Stone Draw: 15.3cm — 15.3cm ↻ NEDREGOTTEN M; 0.0cm ↺ SKASLIEN K

Time remaining: 6 minutes 40 seconds

LAT - Latvia		Game	All
F	LINDE Iluta	54 %	59 %
M	VEIDEMANIS Arnis	73 %	64 %
	Team Total	64 %	62 %

Last Stone Draw: 89.8cm — 70.4cm ↻ LINDE I; 19.4cm ↺ VEIDEMANIS A

Time remaining: 7 minutes 26 seconds

Detailed Game Statistics:

NOR - Norway		Draws		Takeouts		Total	
F	SKASLIEN Kristin	10	80 %	2	63 %	12	77 %
M	NEDREGOTTEN Magnus	9	97 %	9	72 %	18	85 %
	Team Total	19	88 %	11	70 %	30	82 %

LAT - Latvia		Draws		Takeouts		Total	
F	LINDE Iluta	12	54 %	2	50 %	14	54 %
M	VEIDEMANIS Arnis	13	79 %	3	50 %	16	73 %
	Team Total	25	67 %	5	50 %	30	64 %

LEGEND
F Female
X Unplayed/unfinished end due to concession
LSFE (*) Last stone first end
M Male

Game - Shot by Shot

NOR - Norway	0 + 0	LAT - Latvia	0 + 2	End 1

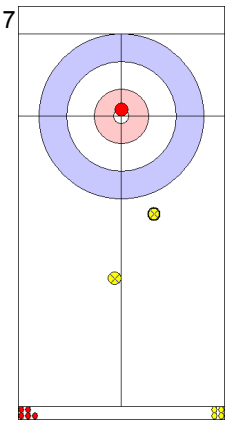

7
LAT: LINDE I
Draw Out 0

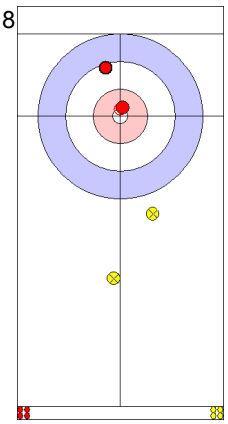

8
NOR: SKASLIEN K
Draw In 2

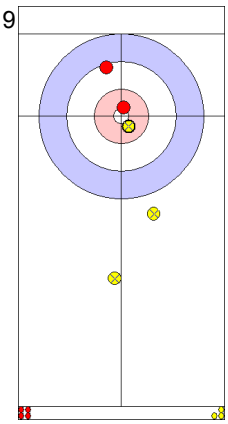

9
LAT: VEIDEMANIS A
Draw In 3

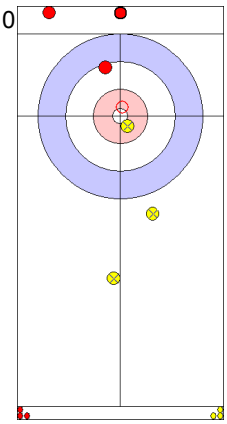

10
NOR: NEDREGOTTEN M
Takeout In 0

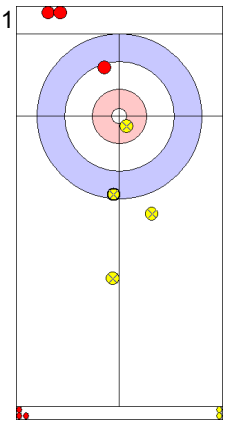

11
LAT: VEIDEMANIS A
Draw Out 4

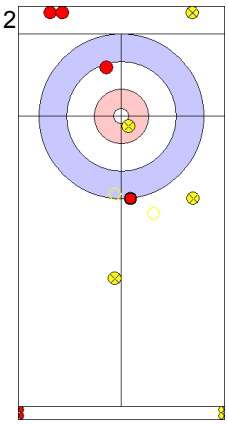

12
NOR: NEDREGOTTEN M
Takeout Out 2

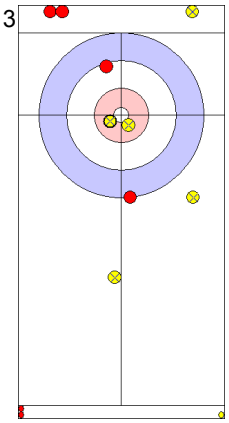

13
LAT: VEIDEMANIS A
Draw In 3

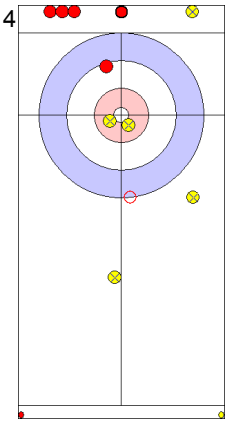

14
NOR: NEDREGOTTEN M
Promotion Takeout Out 0

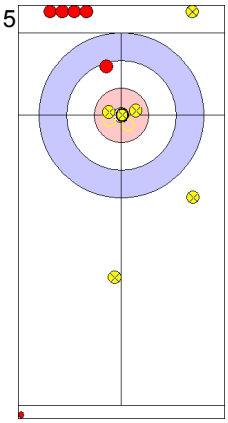

15
LAT: LINDE I
Draw Out 4

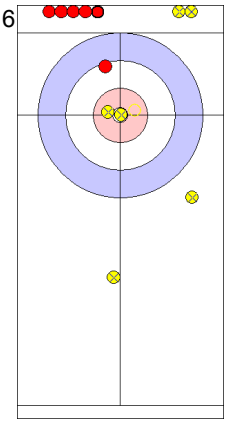

16
NOR: SKASLIEN K
Double Takeout Out 1

Game - Shot by Shot

NOR - Norway	0 + 3	LAT - Latvia	2 + 0	End 2

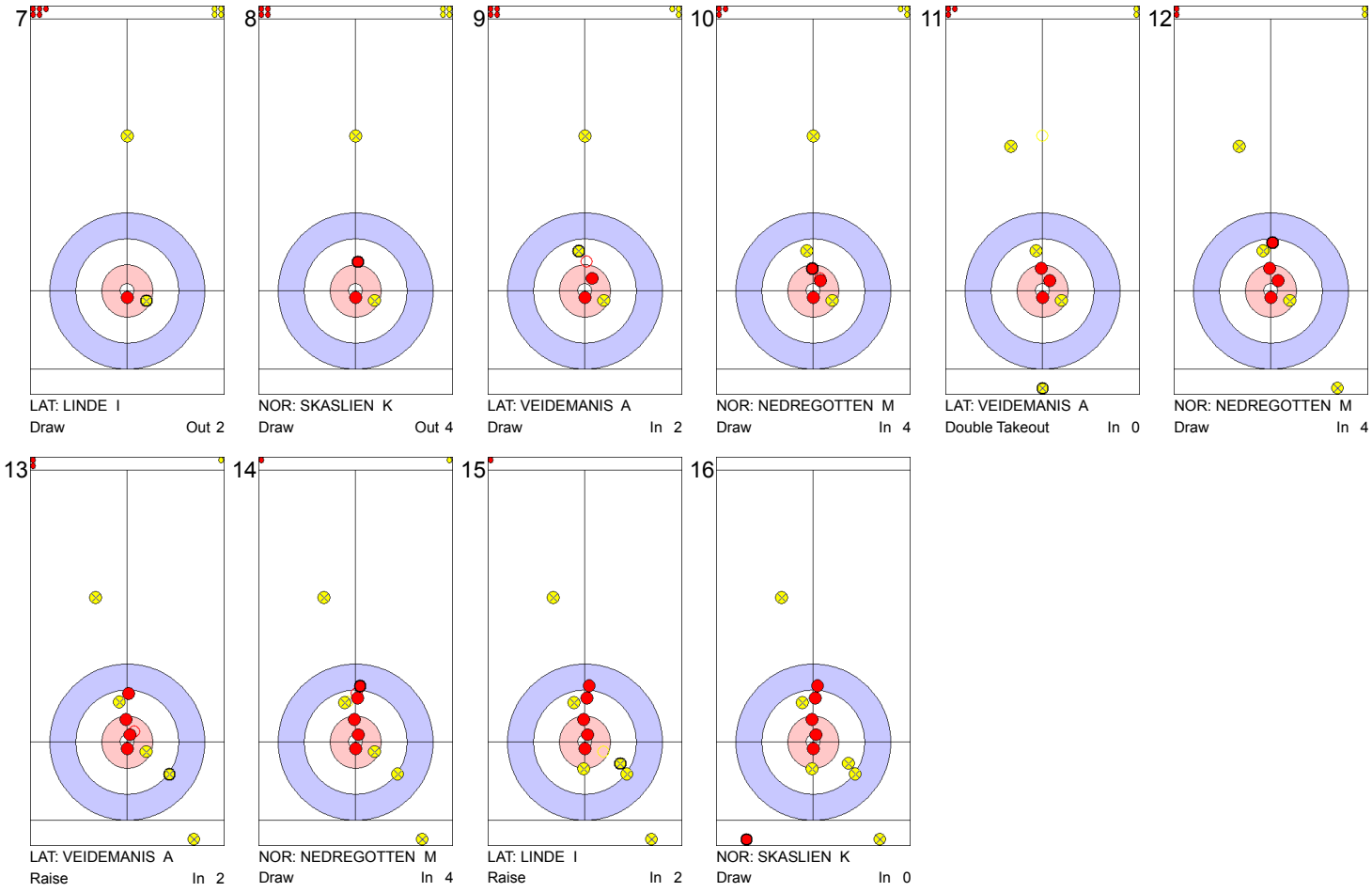

7
LAT: LINDE I
Draw Out 2

8
NOR: SKASLIEN K
Draw Out 4

9
LAT: VEIDEMANIS A
Draw In 2

10
NOR: NEDREGOTTEN M
Draw In 4

11
LAT: VEIDEMANIS A
Double Takeout In 0

12
NOR: NEDREGOTTEN M
Draw In 4

13
LAT: VEIDEMANIS A
Raise In 2

14
NOR: NEDREGOTTEN M
Draw In 4

15
LAT: LINDE I
Raise In 2

16
NOR: SKASLIEN K
Draw In 0

Game - Shot by Shot

NOR - Norway	3 + 4	LAT - Latvia	2 + 0	End 3

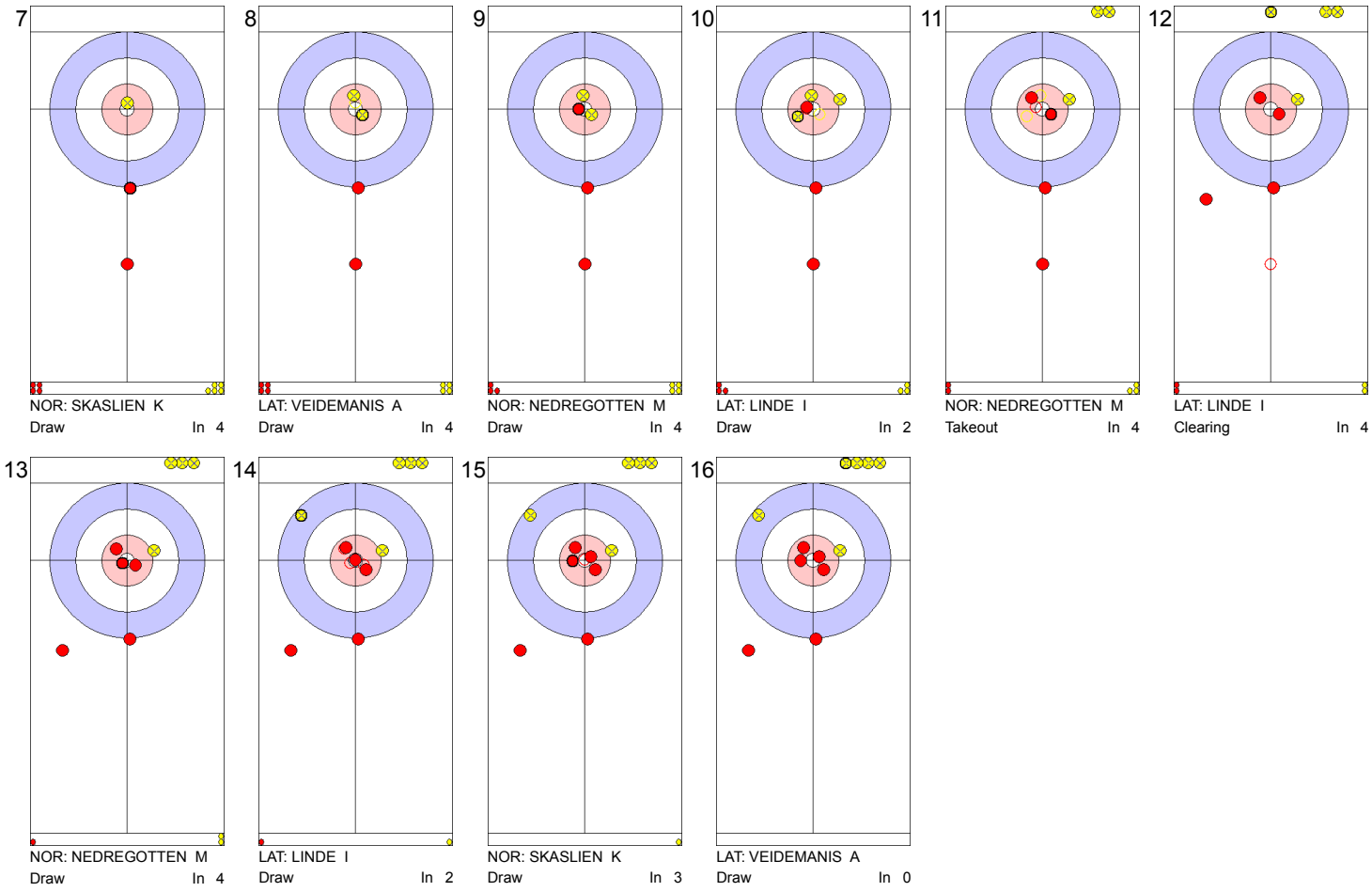

7
NOR: SKASLIEN K
Draw In 4

8
LAT: VEIDEMANIS A
Draw In 4

9
NOR: NEDREGOTTEN M
Draw In 4

10
LAT: LINDE I
Draw In 2

11
NOR: NEDREGOTTEN M
Takeout In 4

12
LAT: LINDE I
Clearing In 4

13
NOR: NEDREGOTTEN M
Draw In 4

14
LAT: LINDE I
Draw In 2

15
NOR: SKASLIEN K
Draw In 3

16
LAT: VEIDEMANIS A
Draw In 0

Game - Shot by Shot

NOR - Norway	7 + 2	LAT - Latvia	2 + 0	End 4

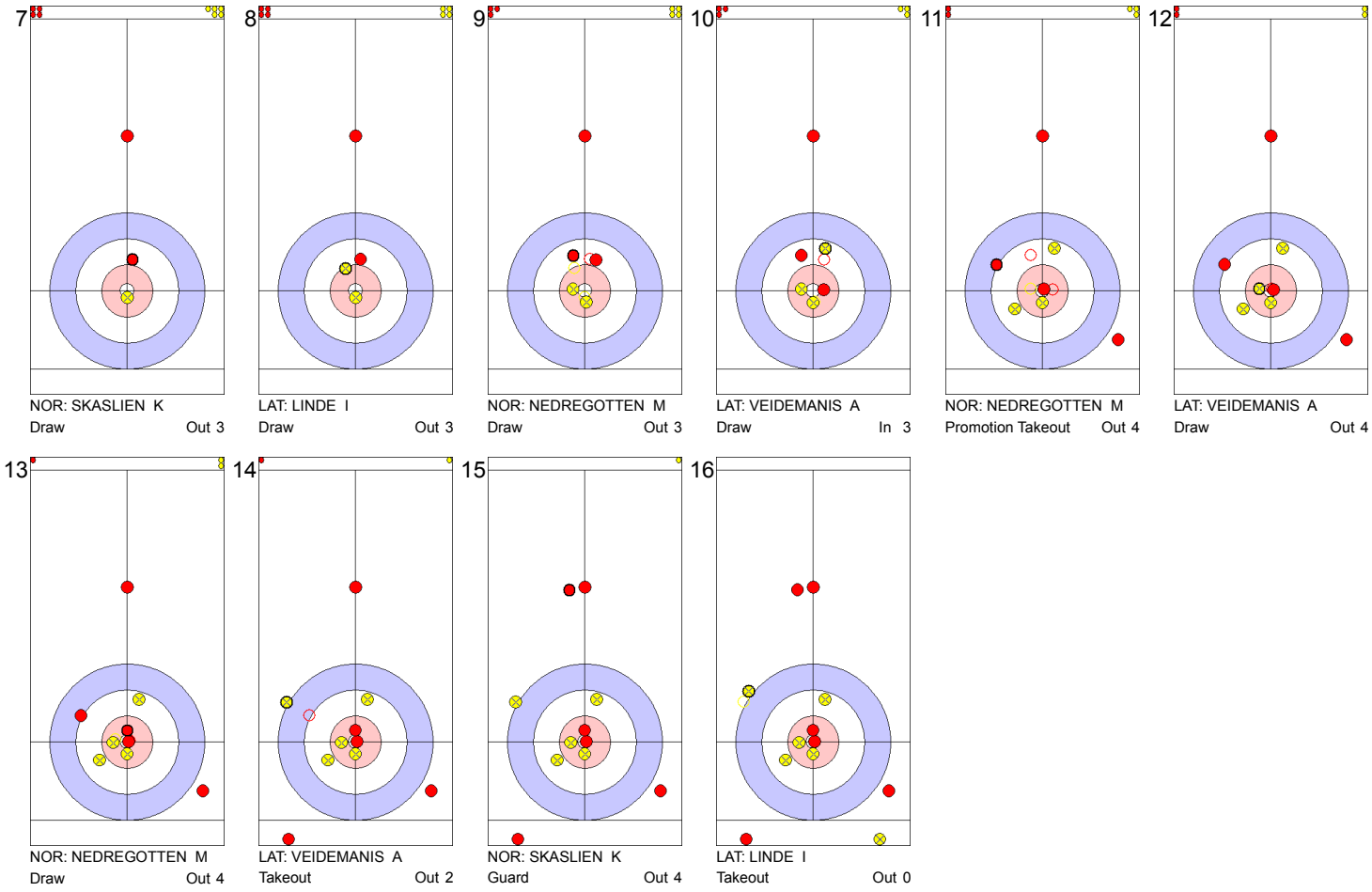

7
NOR: SKASLIEN K
Draw Out 3

8
LAT: LINDE I
Draw Out 3

9
NOR: NEDREGOTTEN M
Draw Out 3

10
LAT: VEIDEMANIS A
Draw In 3

11
NOR: NEDREGOTTEN M
Promotion Takeout Out 4

12
LAT: VEIDEMANIS A
Draw Out 4

13
NOR: NEDREGOTTEN M
Draw Out 4

14
LAT: VEIDEMANIS A
Takeout Out 2

15
NOR: SKASLIEN K
Guard Out 4

16
LAT: LINDE I
Takeout Out 0

Game - Shot by Shot

NOR - Norway	9 + 0	LAT - Latvia	2 + 1	End 5

7

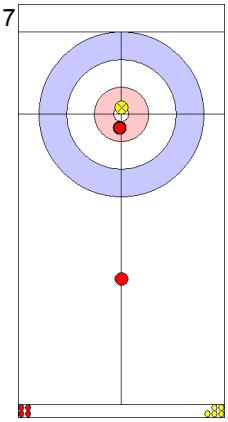

NOR: SKASLIEN K
Draw Out 4

8

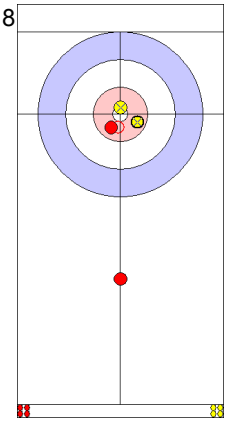

LAT: VEIDEMANIS A
Raise Out 4

9

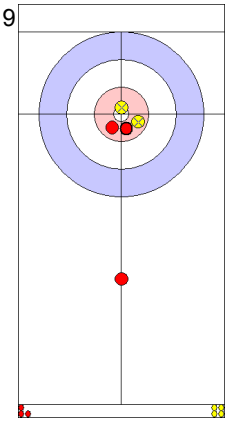

NOR: NEDREGOTTEN M
Draw Out 4

10

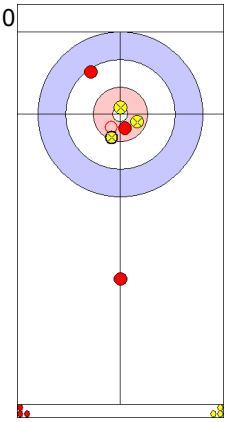

LAT: LINDE I
Raise In 4

11

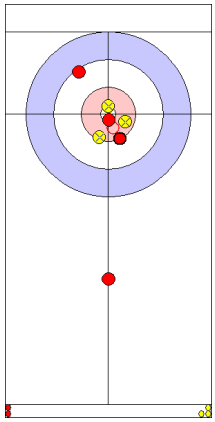

NOR: NEDREGOTTEN M
Draw Out 4

12

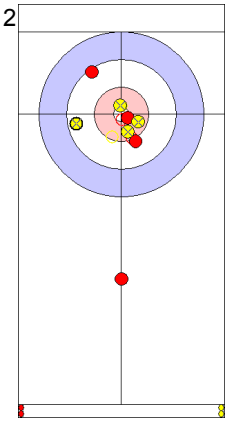

LAT: LINDE I
Raise In 3

13

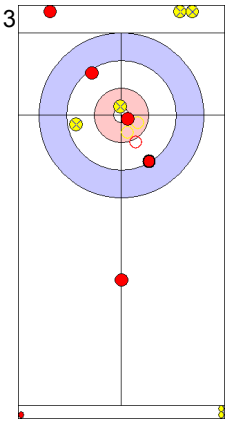

NOR: NEDREGOTTEN M
Double Takeout Out 4

14

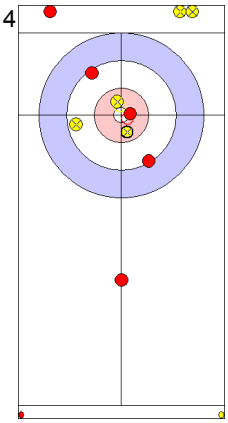

LAT: LINDE I
Draw Out 4

15

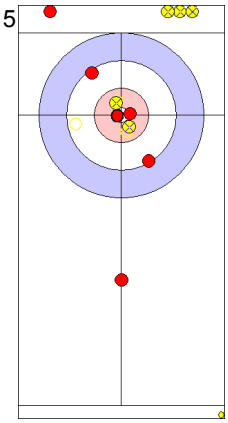

NOR: SKASLIEN K
Hit and Roll Out 4

16

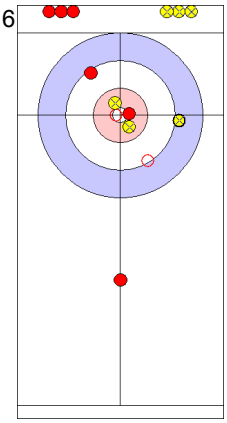

LAT: VEIDEMANIS A
Takeout Out 4

Game - Shot by Shot

NOR - Norway	9 + 4	LAT - Latvia	3 + 0	End 6

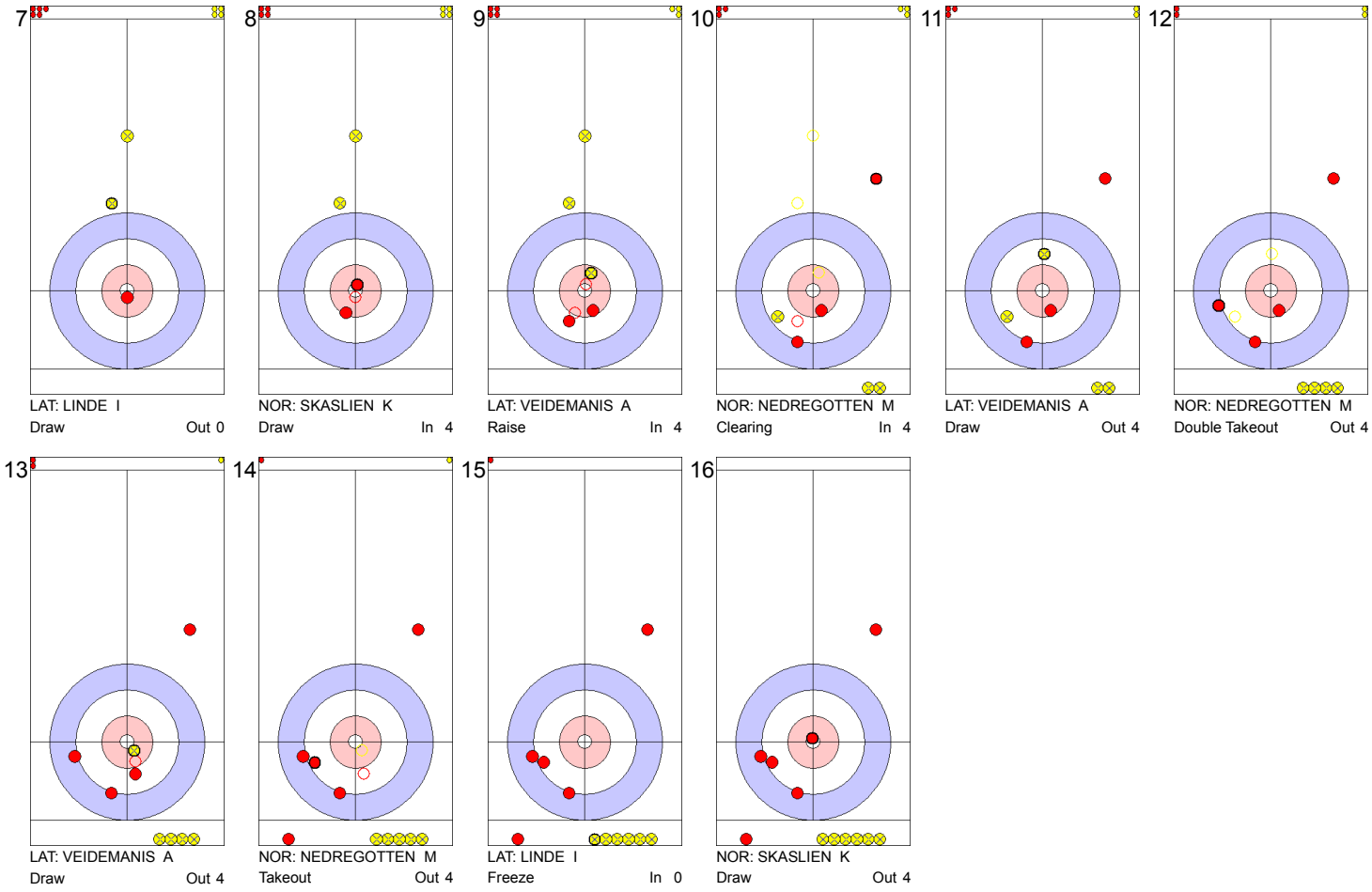

7
LAT: LINDE I
Draw Out 0

8
NOR: SKASLIEN K
Draw In 4

9
LAT: VEIDEMANIS A
Raise In 4

10
NOR: NEDREGOTTEN M
Clearing In 4

11
LAT: VEIDEMANIS A
Draw Out 4

12
NOR: NEDREGOTTEN M
Double Takeout Out 4

13
LAT: VEIDEMANIS A
Draw Out 4

14
NOR: NEDREGOTTEN M
Takeout Out 4

15
LAT: LINDE I
Freeze In 0

16
NOR: SKASLIEN K
Draw Out 4

Game Results

Sheet	Game	Team	LSFE	1	2	3	4	5	6	7	8	Extra Ends						Total
D	5	SWE - Sweden		0	1	0	0	1	0	X	X							2
	5	FIN - Finland	*	2	0	4	1	0	1	X	X							8

SWE - Sweden		Game	All
F	JOHANSSON Camilla	36 %	59 %
M	NOREEN Per	48 %	70 %
	Team Total	41 %	63 %

Last Stone Draw: 55.8cm 19.6cm ↻ JOHANSSON C
36.2cm ↺ NOREEN P

Time remaining: 7 minutes 51 seconds

FIN - Finland		Game	All
F	KIISKINEN Katja	63 %	56 %
M	KIISKINEN Kalle	92 %	78 %
	Team Total	80 %	69 %

Last Stone Draw: 51.4cm 26.3cm ↻ KIISKINEN Katja
25.1cm ↺ KIISKINEN Kalle

Time remaining: 4 minutes 26 seconds

Time-out: end 5 - FIN stone 8

Detailed Game Statistics:

SWE - Sweden		Draws		Takeouts		Total	
F	JOHANSSON Camilla	9	39 %	9	33 %	18	36 %
M	NOREEN Per	9	44 %	3	58 %	12	48 %
	Team Total	18	42 %	12	40 %	30	41 %

FIN - Finland		Draws		Takeouts		Total	
F	KIISKINEN Katja	10	65 %	2	50 %	12	63 %
M	KIISKINEN Kalle	15	92 %	3	92 %	18	92 %
	Team Total	25	81 %	5	75 %	30	80 %

LEGEND
F Female
X Unplayed/unfinished end due to concession
LSFE (*) Last stone first end
M Male

Game - Shot by Shot

SWE - Sweden	0 + 0	FIN - Finland	0 + 2	End 1

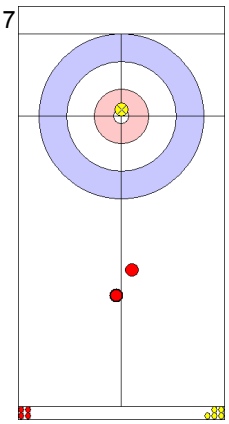

7
SWE: NOREEN P
Draw Out 0

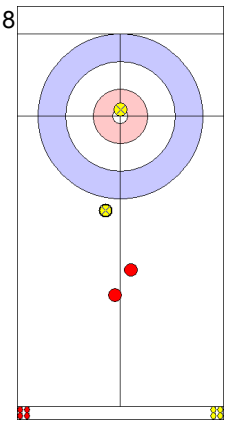

8
FIN: KIISKINEN Katja
Draw In 0

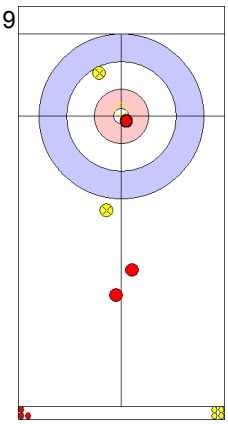

9
SWE: JOHANSSON C
Draw Out 3

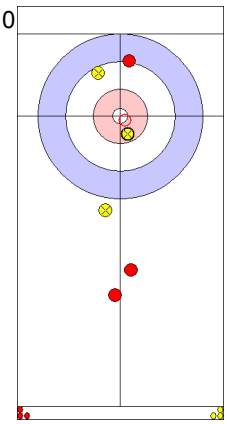

10
FIN: KIISKINEN Kalle
Draw Out 4

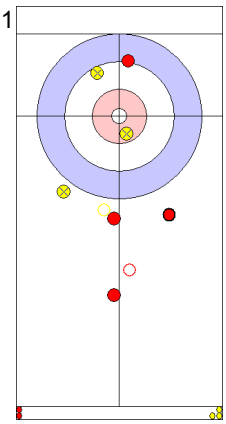

11
SWE: JOHANSSON C
Draw Out 0

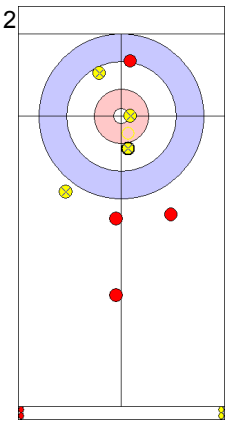

12
FIN: KIISKINEN Kalle
Draw Out 4

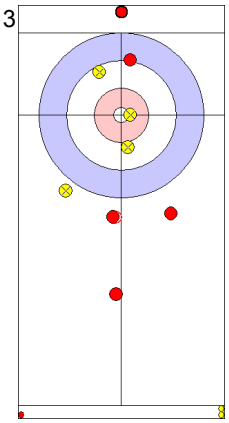

13
SWE: JOHANSSON C
Takeout Out 0

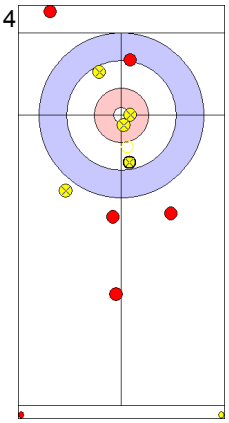

14
FIN: KIISKINEN Kalle
Draw Out 4

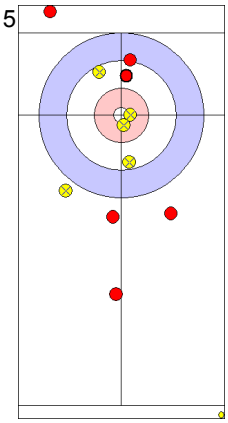

15
SWE: NOREEN P
Draw In 1

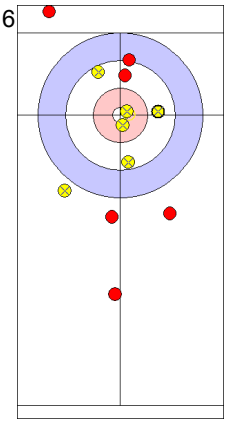

16
FIN: KIISKINEN Katja
Draw Out 0

Game - Shot by Shot

SWE - Sweden	0 + 1	FIN - Finland	2 + 0	End 2

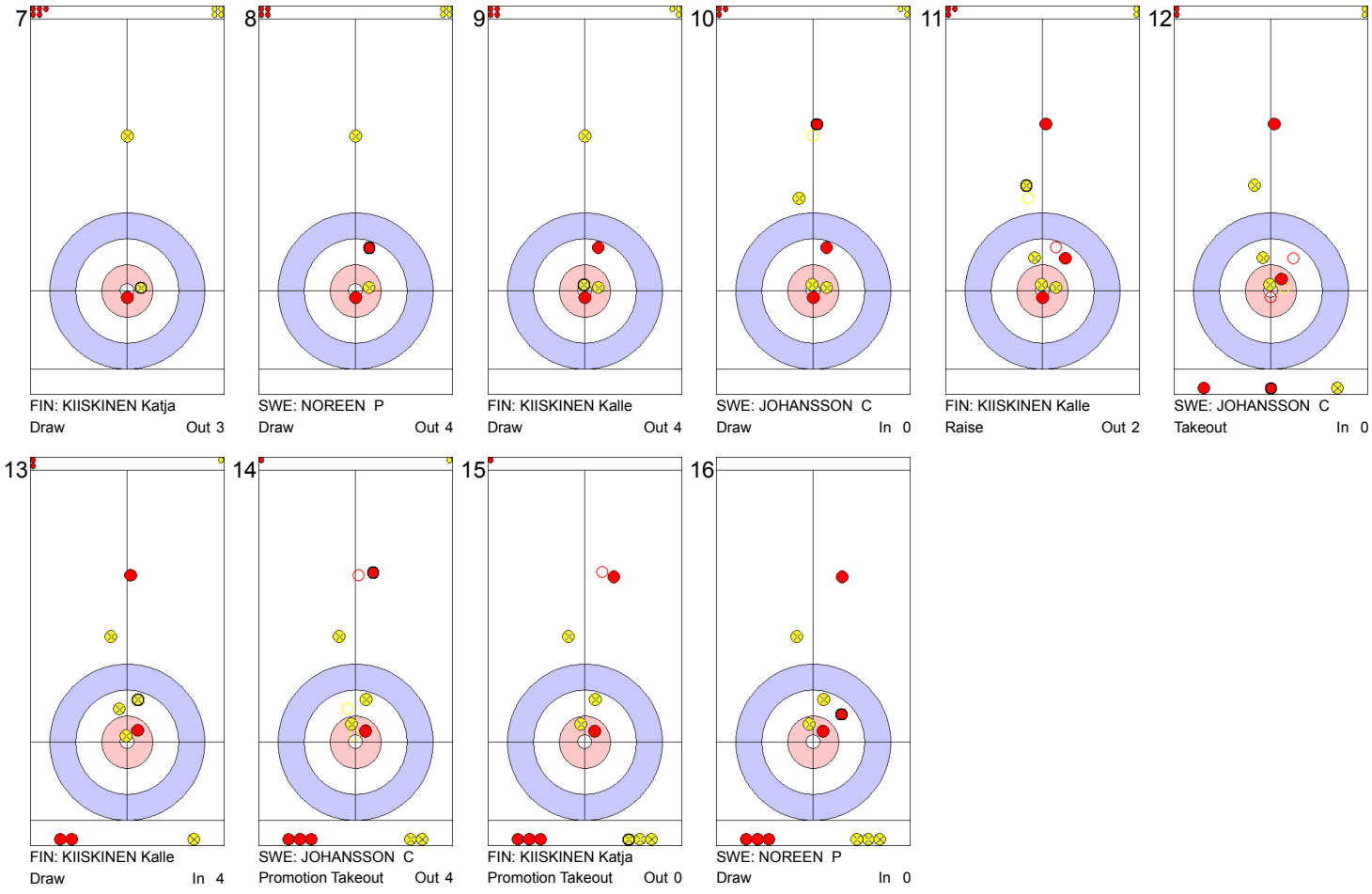

7
FIN: KIISKINEN Katja
Draw Out 3

8
SWE: NOREEN P
Draw Out 4

9
FIN: KIISKINEN Kalle
Draw Out 4

10
SWE: JOHANSSON C
Draw In 0

11
FIN: KIISKINEN Kalle
Raise Out 2

12
SWE: JOHANSSON C
Takeout In 0

13
FIN: KIISKINEN Kalle
Draw In 4

14
SWE: JOHANSSON C
Promotion Takeout Out 4

15
FIN: KIISKINEN Katja
Promotion Takeout Out 0

16
SWE: NOREEN P
Draw In 0

Game - Shot by Shot

SWE - Sweden 1 + 0 | **FIN - Finland** 2 + 4 | **End 3**

7
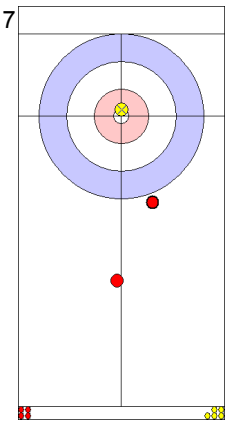
SWE: NOREEN P
Draw Out 0

8
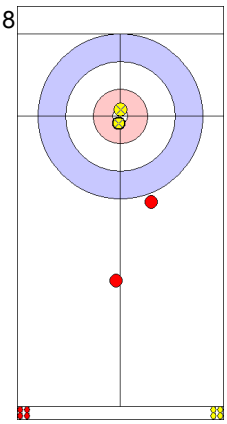
FIN: KIISKINEN Katja
Draw In 4

9
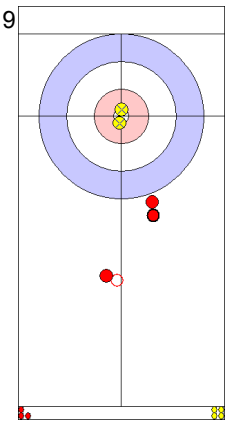
SWE: JOHANSSON C
Draw Out 0

10
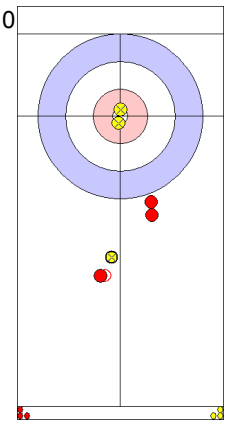
FIN: KIISKINEN Kalle
Guard Out 2

11
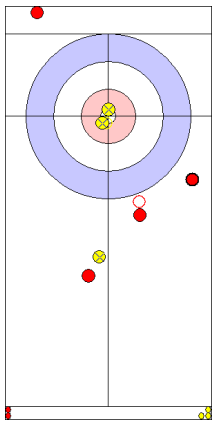
SWE: JOHANSSON C
Promotion Takeout Out 0

12
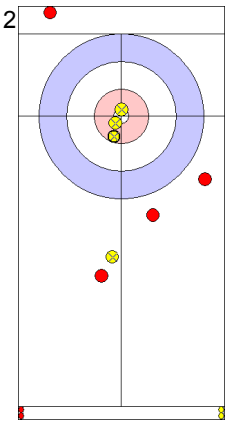
FIN: KIISKINEN Kalle
Draw Out 4

13
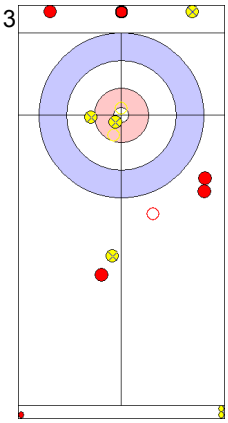
SWE: JOHANSSON C
Takeout Out 2

14
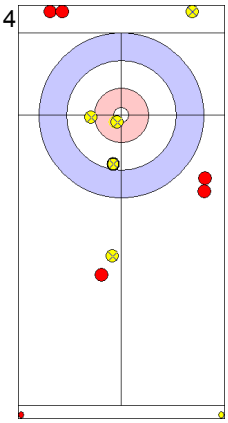
FIN: KIISKINEN Kalle
Draw Out 4

15
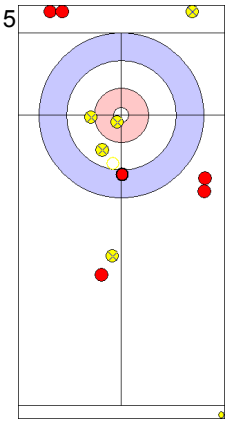
SWE: NOREEN P
Raise Out 0

16
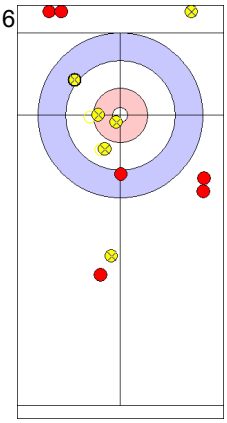
FIN: KIISKINEN Katja
Draw In 4

Game - Shot by Shot

SWE - Sweden	1 + 0	FIN - Finland	6 + 1	End 4

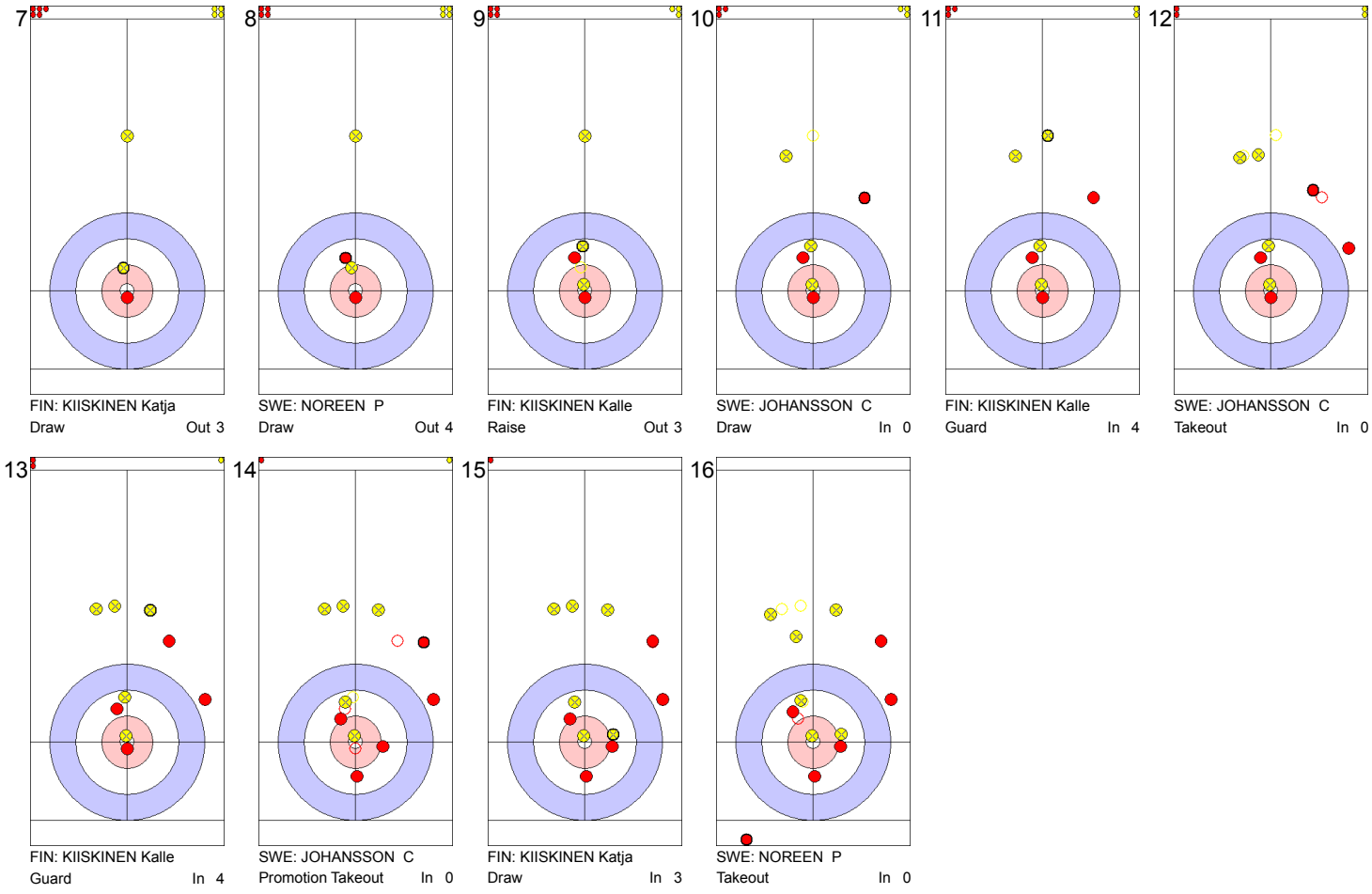

7
FIN: KIISKINEN Katja
Draw Out 3

8
SWE: NOREEN P
Draw Out 4

9
FIN: KIISKINEN Kalle
Raise Out 3

10
SWE: JOHANSSON C
Draw In 0

11
FIN: KIISKINEN Kalle
Guard In 4

12
SWE: JOHANSSON C
Takeout In 0

13
FIN: KIISKINEN Kalle
Guard In 4

14
SWE: JOHANSSON C
Promotion Takeout In 0

15
FIN: KIISKINEN Katja
Draw In 3

16
SWE: NOREEN P
Takeout In 0

Game - Shot by Shot

SWE - Sweden	1 + 1	FIN - Finland	7 + 0	End 5

7

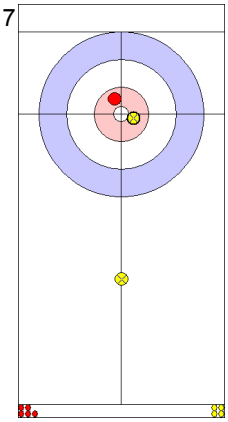

FIN: KIISKINEN Katja
Draw Out 3

8

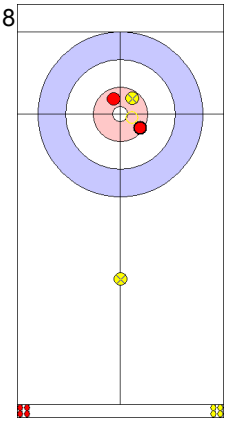

SWE: NOREEN P
Draw Out 3

9

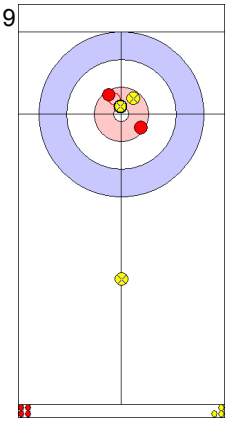

FIN: KIISKINEN Kalle
Draw Out 4

10

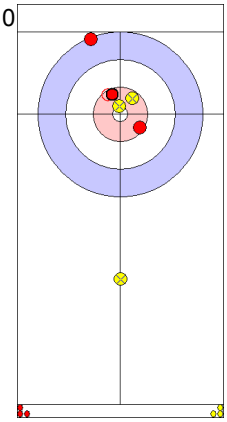

SWE: JOHANSSON C
Draw In 2

11

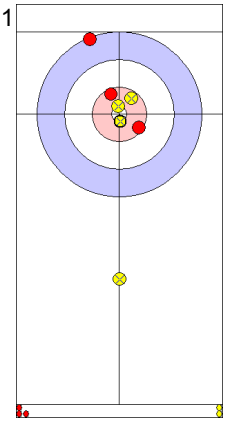

FIN: KIISKINEN Kalle
Draw Out 4

12

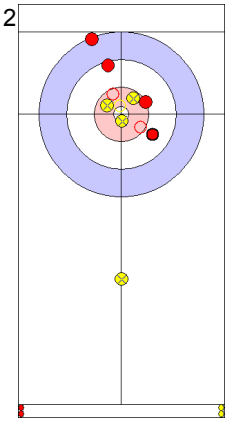

SWE: JOHANSSON C
Raise Out 1

13

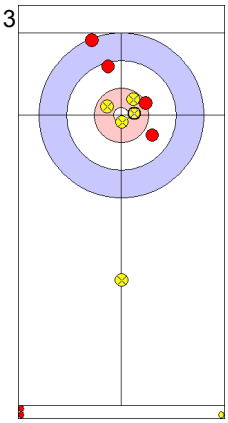

FIN: KIISKINEN Kalle
Draw Out 4

14

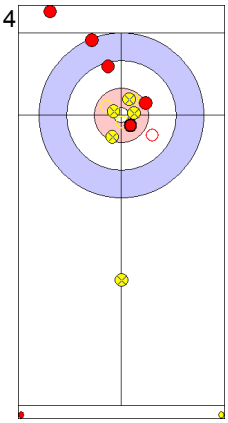

SWE: JOHANSSON C
Hit and Roll Out 4

15

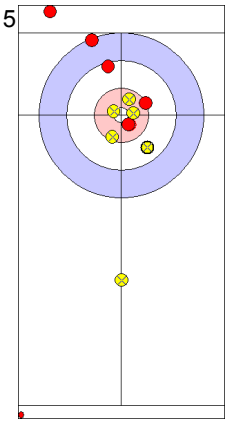

FIN: KIISKINEN Katja
Draw Out 2
Time-out

16

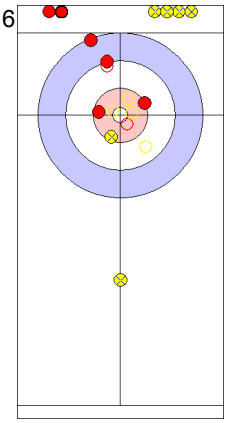

SWE: NOREEN P
Promotion Takeout Out 4

Game - Shot by Shot

SWE - Sweden	2 + 0	FIN - Finland	7 + 1	End 6

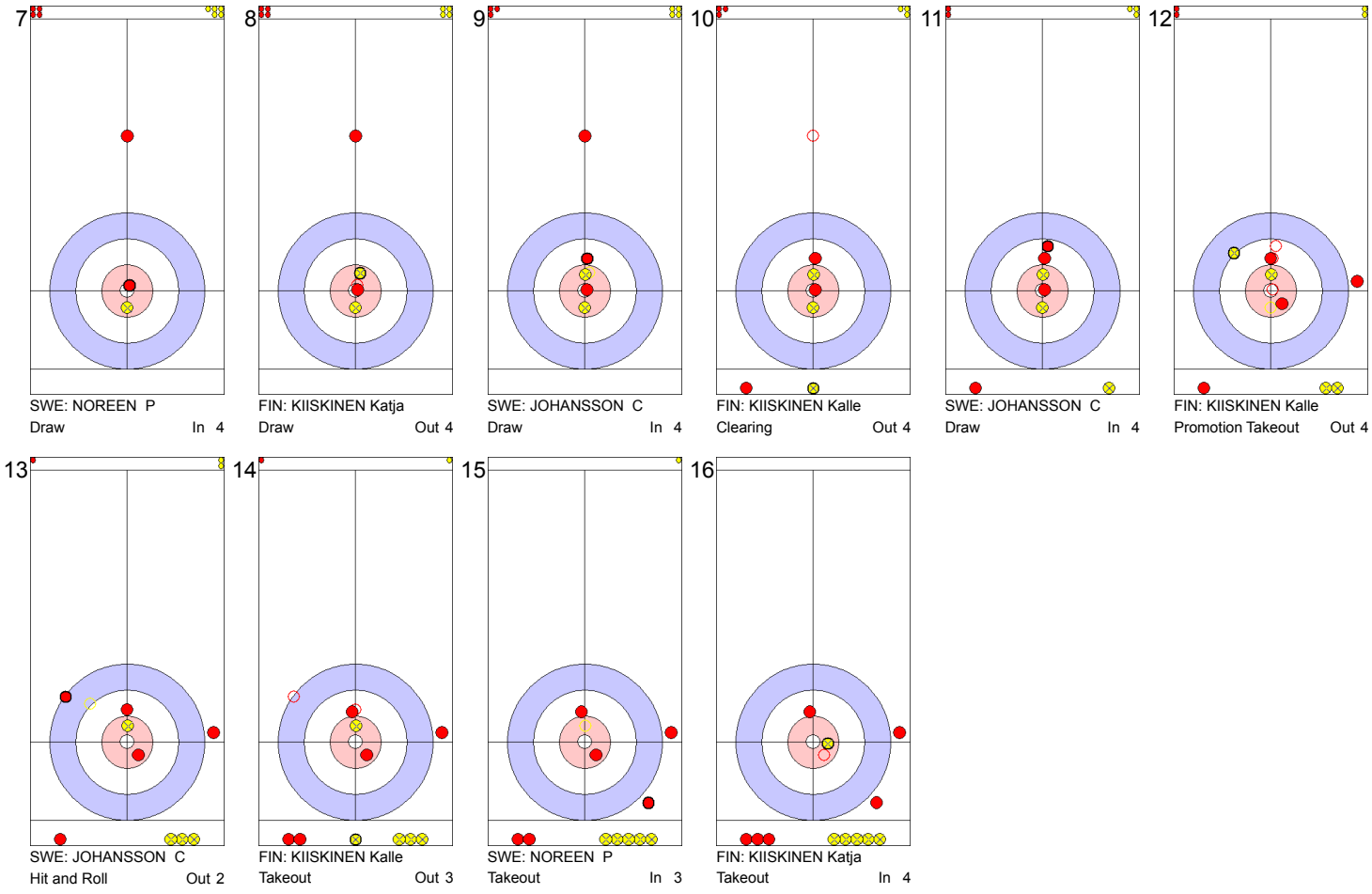

Game Results

Sheet	Game	Team	LSFE	1	2	3	4	5	6	7	8	Extra Ends						Total
E	5	CHN - China		1	1	0	3	0	3	1	X							9
	5	AUT - Austria	*	0	0	1	0	1	0	0	X							2

CHN - China		Game	All
F	MEI Jie	71 %	65 %
M	HUANG Jihui	95 %	77 %
	Team Total	86 %	72 %

Last Stone Draw: 283.2cm 97.8cm ↻ HUANG J
185.4cm ↺ MEI J

Time remaining: 6 minutes 24 seconds

AUT - Austria		Game	All
F	WEGHUBER Anna	65 %	54 %
M	SCHAGERL Markus	28 %	49 %
	Team Total	46 %	52 %

Last Stone Draw: 185.4cm 185.4cm ↻ SCHAGERL M
0.0cm ↺ WEGHUBER A

Time remaining: 5 minutes 52 seconds

Detailed Game Statistics:

CHN - China		Draws		Takeouts		Total	
F	MEI Jie	12	75 %	2	50 %	14	71 %
M	HUANG Jihui	21	95 %	0	- %	21	95 %
	Team Total	33	88 %	2	50 %	35	86 %

AUT - Austria		Draws		Takeouts		Total	
F	WEGHUBER Anna	13	63 %	4	69 %	17	65 %
M	SCHAGERL Markus	15	32 %	2	0 %	17	28 %
	Team Total	28	46 %	6	46 %	34	46 %

LEGEND
F Female
X Unplayed/unfinished end due to concession
LSFE (*) Last stone first end
M Male

МИНИСТЕРСТВО СПОРТА РОССИИ
АДМИНИСТРАЦИЯ ГОРОДА СОЧИ
RUSSIAN CURLING FEDERATION
NEW LEAGUE
АВТОРАДИО
Mercedes-Benz
CURLIT

Game - Shot by Shot

CHN - China	0 + 1	AUT - Austria	0 + 0	End 1

7

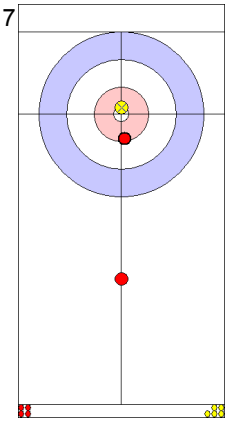

CHN: MEI J
Draw Out 4

8

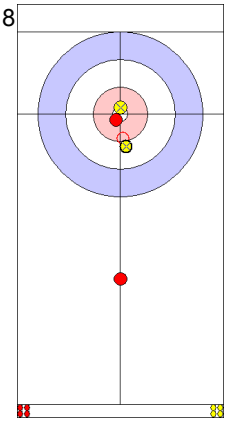

AUT: WEGHUBER A
Draw Out 3

9

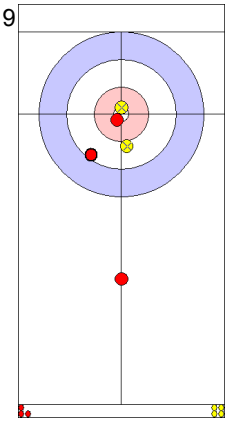

CHN: HUANG J
Draw In 3

10

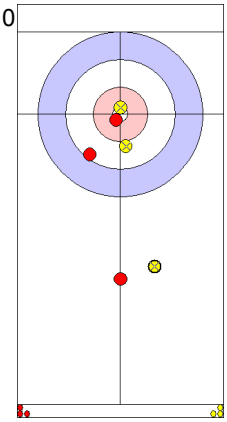

AUT: SCHAGERL M
Draw In 0

11

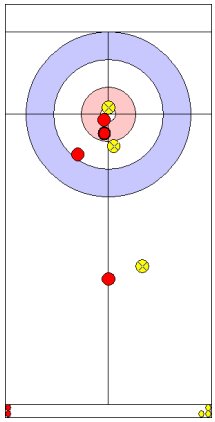

CHN: HUANG J
Draw In 4

12

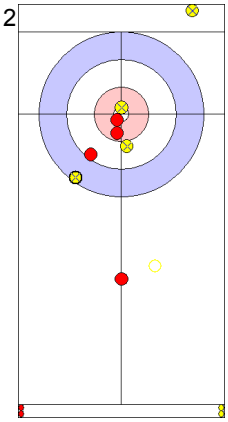

AUT: SCHAGERL M
Raise Out 0

13

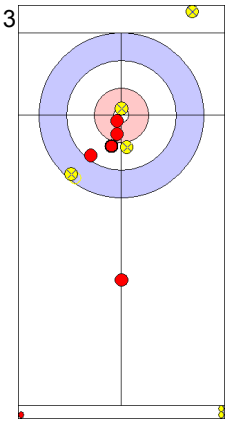

CHN: HUANG J
Draw In 4

14

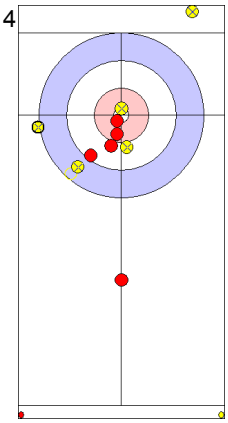

AUT: SCHAGERL M
Draw In 0

15

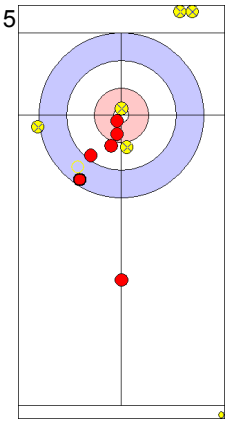

CHN: MEI J
Takeout In 1

16

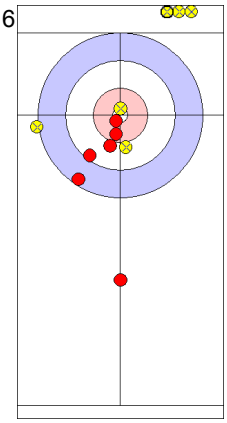

AUT: WEGHUBER A
through Out X

Game - Shot by Shot

CHN - China	1 + 1	AUT - Austria	0 + 0	End 2

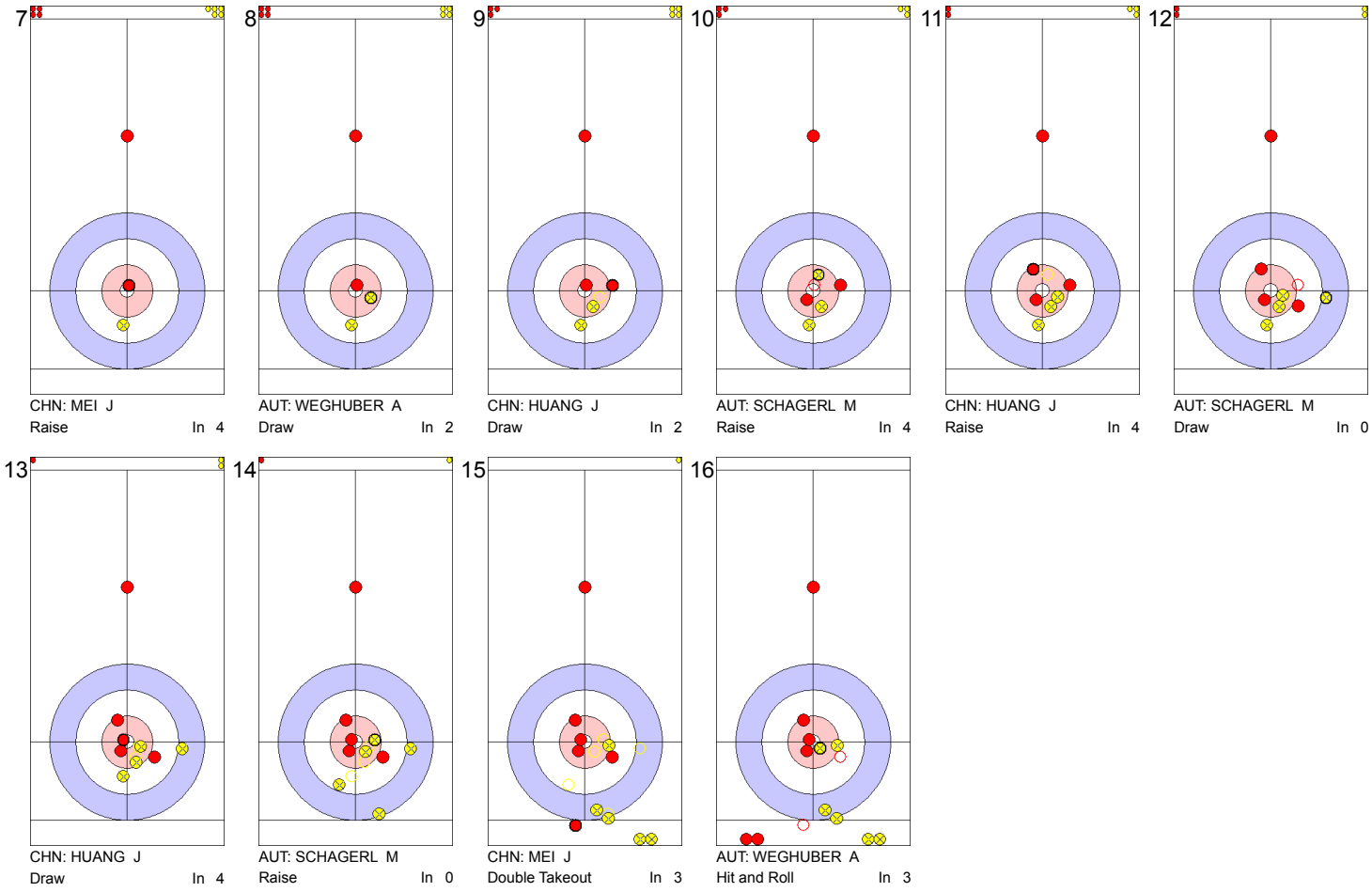

Game - Shot by Shot

CHN - China	2 + 0	AUT - Austria	0 + 1	End 3

7

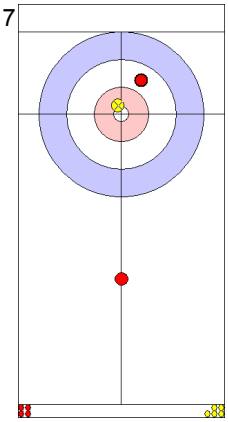

CHN: MEI J
Raise Out 1

8

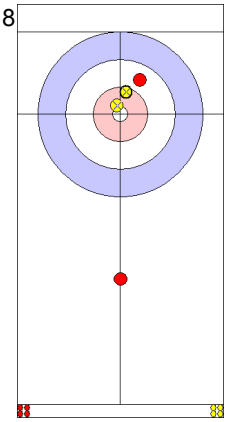

AUT: SCHAGERL M
Draw Out 2

9

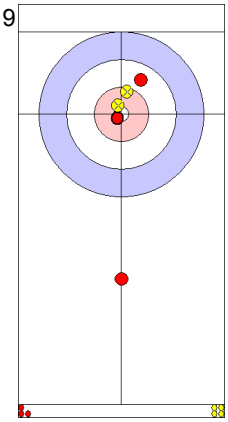

CHN: HUANG J
Draw In 4

10

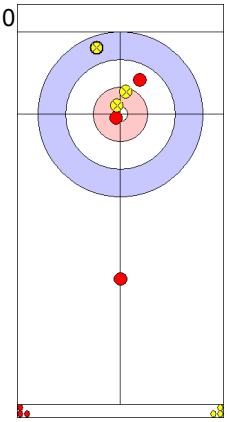

AUT: WEGHUBER A
Raise In 0

11

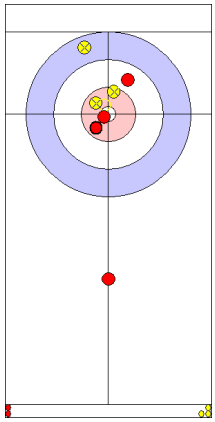

CHN: HUANG J
Raise In 4

12

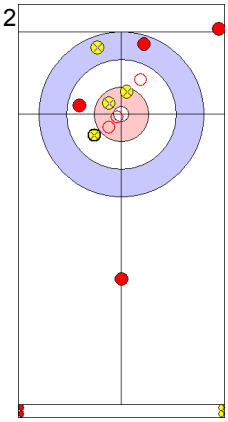

AUT: WEGHUBER A
Takeout In 4

13

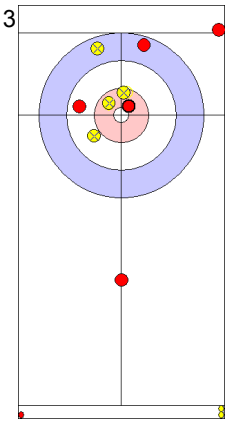

CHN: HUANG J
Draw In 3

14

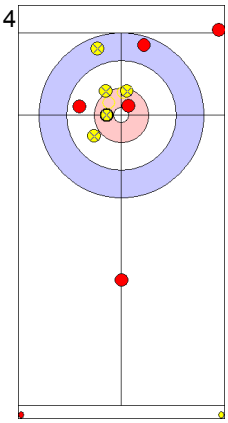

AUT: WEGHUBER A
Draw In 2

15

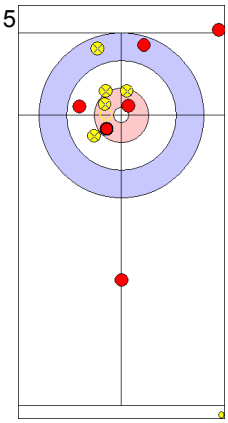

CHN: MEI J
Draw In 3

16

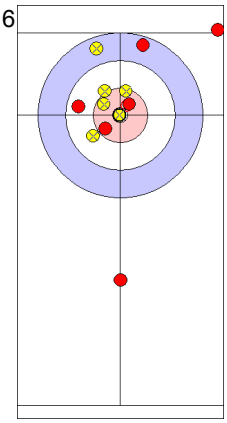

AUT: SCHAGERL M
Draw Out 4

Game - Shot by Shot

CHN - China	2 + 3	AUT - Austria	1 + 0	End 4

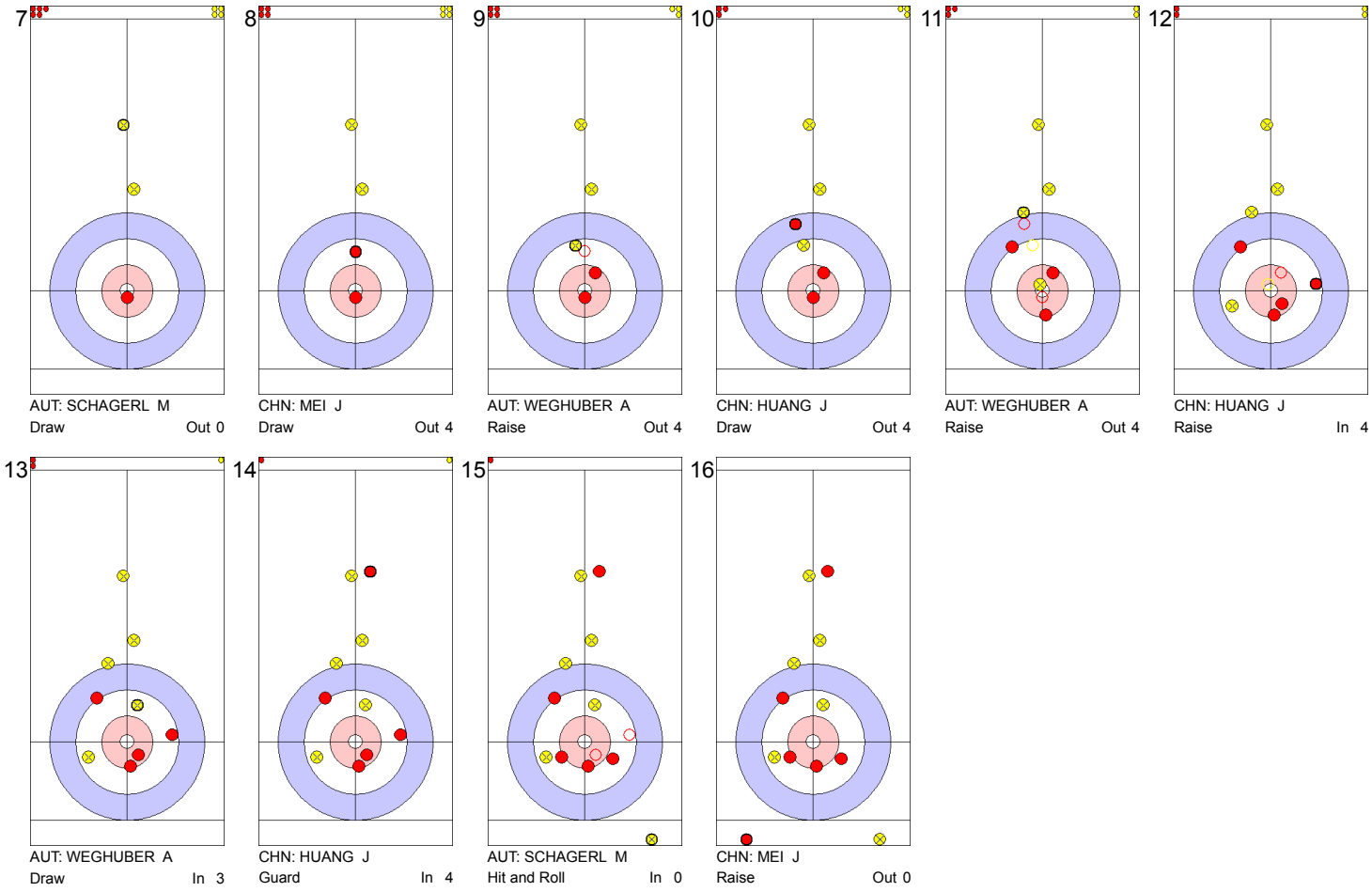

Game - Shot by Shot

CHN - China	5 + 0	AUT - Austria	1 + 1	End 5

7

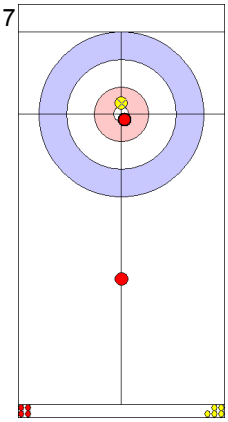

CHN: MEI J
Draw Out 4

8

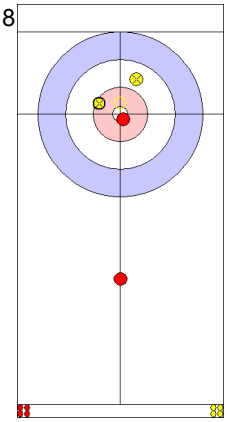

AUT: SCHAGERL M
Draw In 2

9

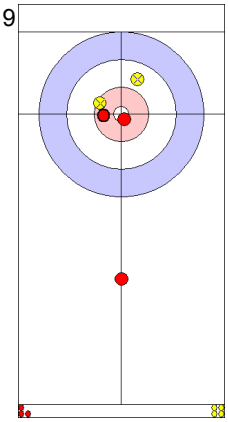

CHN: HUANG J
Draw In 4

10

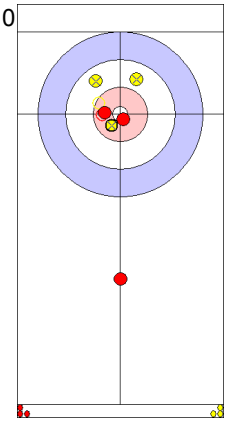

AUT: WEGHUBER A
Draw In 4

11

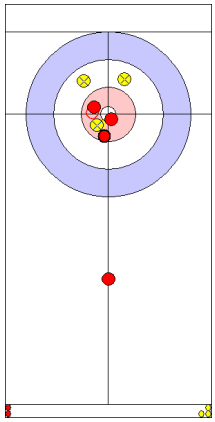

CHN: HUANG J
Draw In 4

12

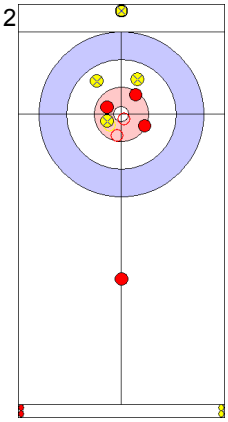

AUT: WEGHUBER A
Takeout In 4

13

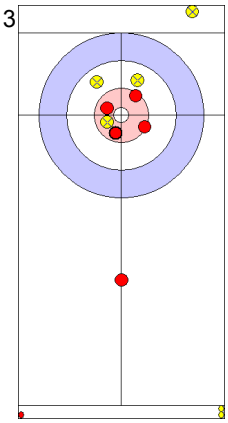

CHN: HUANG J
Draw In 4

14

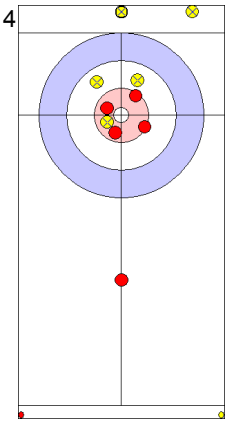

AUT: WEGHUBER A
Raise In 0

15

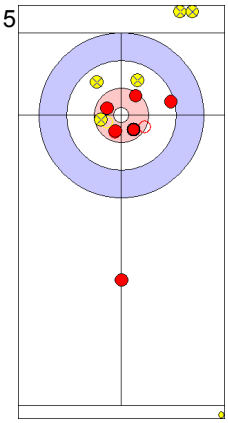

CHN: MEI J
Wick / Soft Peeling Out 4

16

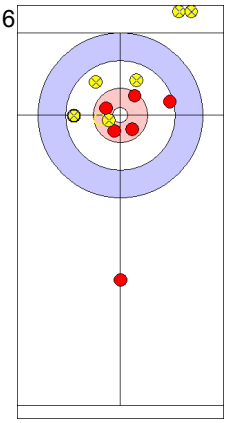

AUT: SCHAGERL M
Draw In 4

Game - Shot by Shot

CHN - China	5 + 3	AUT - Austria	2 + 0	End 6

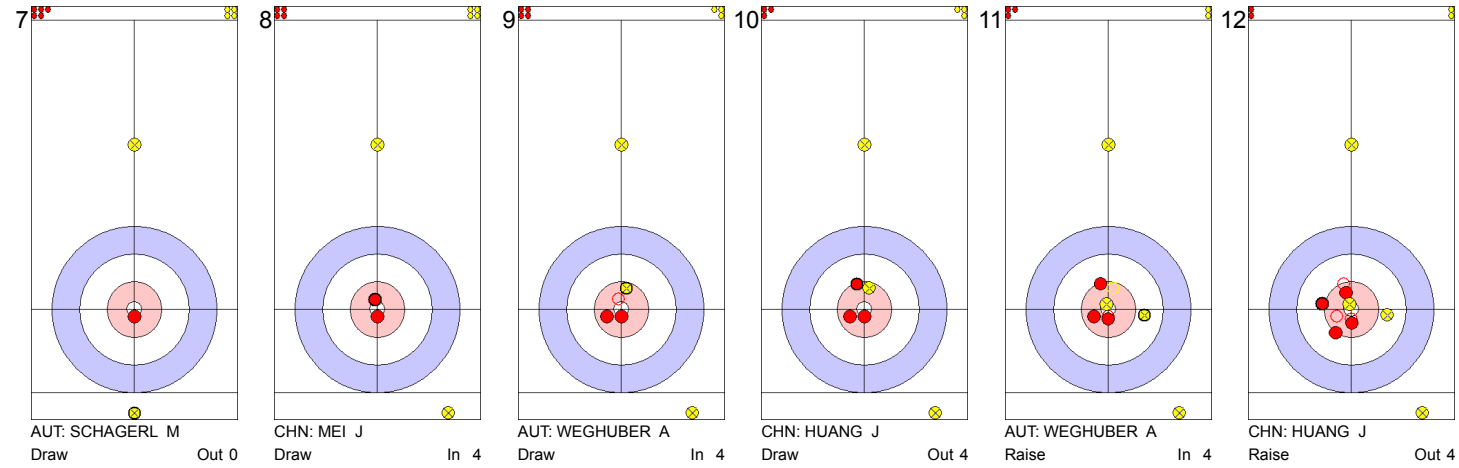

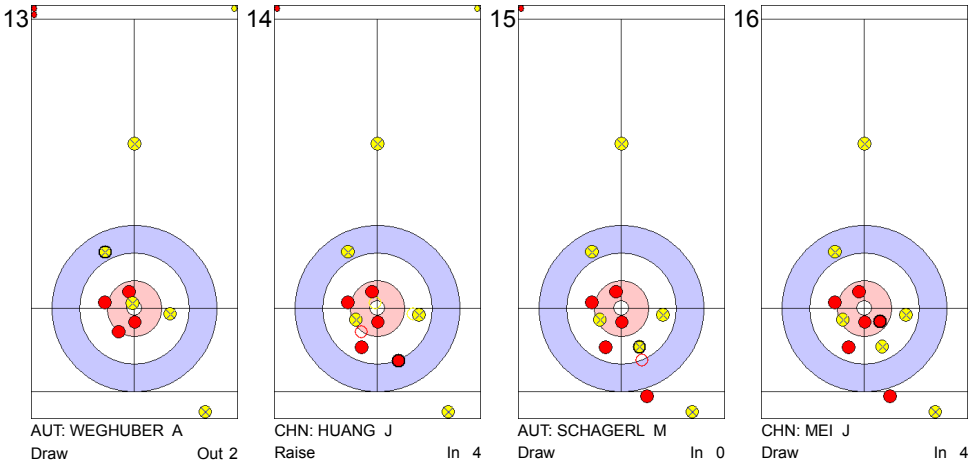

Game - Shot by Shot

CHN - China	8 + 1	AUT - Austria	2 + 0	End 7

7

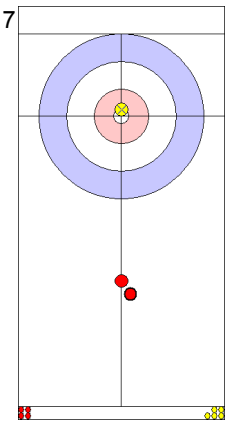

CHN: MEI J
Draw Out 0

8

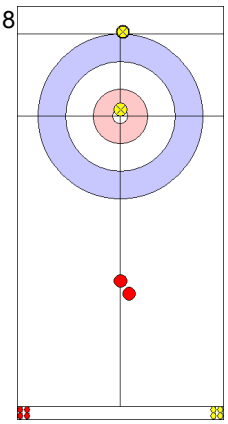

AUT: WEGHUBER A
Draw Out 1

9

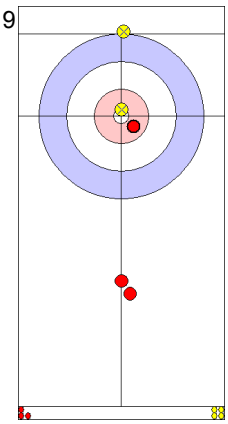

CHN: HUANG J
Draw Out 4

10

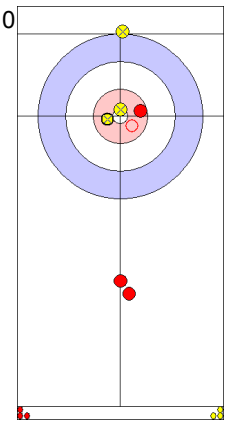

AUT: SCHAGERL M
Raise Out 3

11

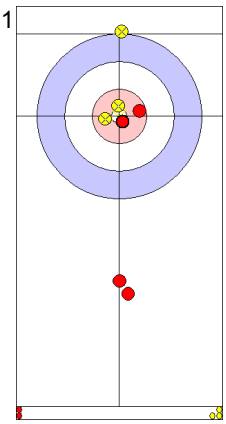

CHN: HUANG J
Draw In 4

12

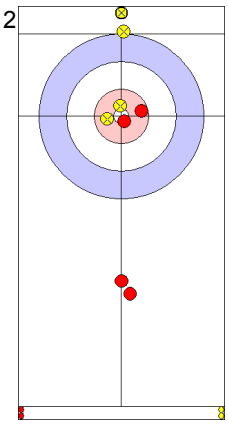

AUT: SCHAGERL M
Raise In 0

13

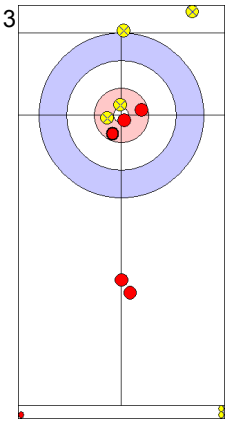

CHN: HUANG J
Draw In 4

14

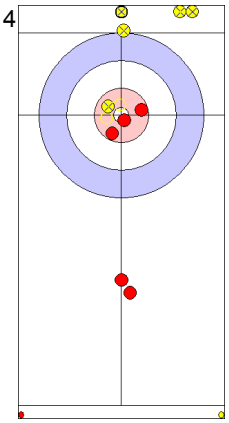

AUT: SCHAGERL M
Takeout In 0

15

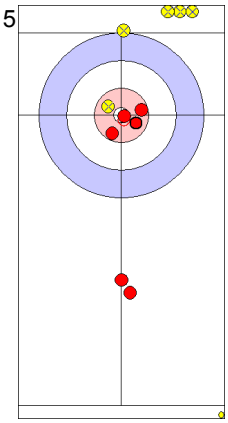

CHN: MEI J
Draw Out 4

16

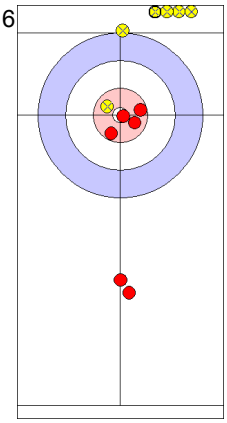

AUT: WEGHUBER A
Takeout In 0

Session Results and Standings

Sheet	Game	Team	LSFE	1	2	3	4	5	6	7	8	Extra Ends						Total
A	4	LAT - Latvia	*	1	1	3	0	3	1	X	X							9
	4	NZL - New Zealand		0	0	0	1	0	0	X	X							1
B	4	BRA - Brazil		1	0	0	0	2	0	0	X							3
	4	CHN - China	*	0	4	1	2	0	2	1	X							10
C	4	FIN - Finland	*	3	0	3	0	2	0	3	X							11
	4	SLO - Slovenia		0	1	0	1	0	4	0	X							6
D	4	AUT - Austria		0	0	1	0	1	0	0	0							2
	4	NOR - Norway	*	1	1	0	1	0	1	1	1							6
E	4	ITA - Italy		1	1	0	0	1	0	0	2	0						5
	4	SWE - Sweden	*	0	0	2	1	0	1	1	0	5						10

Standings

Group-A

Rank	Team	Games	Wins	Losses
1	RUS - Russia	3	3	0
1	USA - United States	3	3	0
3	DEN - Denmark	3	2	1
3	JPN - Japan	3	2	1
3	SUI - Switzerland	3	2	1
6	CZE - Czech Republic	3	1	2
6	SVK - Slovakia	3	1	2
6	TUR - Turkey	3	1	2
9	AUS - Australia	3	0	3
9	FRA - France	3	0	3

Group-B

Rank	Team	Games	Wins	Losses
1	NOR - Norway	4	4	0
1	SWE - Sweden	4	4	0
3	FIN - Finland	4	3	1
3	LAT - Latvia	4	3	1
5	CHN - China	4	2	2
5	ITA - Italy	4	2	2
7	AUT - Austria	4	1	3
7	NZL - New Zealand	4	1	3
9	BRA - Brazil	4	0	4
9	SLO - Slovenia	4	0	4

Group-C

Rank	Team	Games	Wins	Losses
1	CAN - Canada	3	3	0
1	ESP - Spain	3	3	0
1	KOR - Korea	3	3	0
4	EST - Estonia	3	2	1
4	HUN - Hungary	3	2	1
6	POL - Poland	3	1	2
6	SCO - Scotland	3	1	2
8	BLR - Belarus	3	0	3
8	ENG - England	3	0	3
8	ROU - Romania	3	0	3

LEGEND
LSFE (*) Last stone first end
X Unplayed/unfinished end due to concession

Game Results

Sheet	Game	Team	LSFE	1	2	3	4	5	6	7	8	Extra Ends						Total
A	4	LAT - Latvia	*	1	1	3	0	3	1	X	X							9
	4	NZL - New Zealand		0	0	0	1	0	0	X	X							1

LAT - Latvia		Game	All
F	LINDE Iluta	64 %	61 %
M	VEIDEMANIS Arnis	53 %	61 %
	Team Total	58 %	61 %

Last Stone Draw: 87.8cm 12.5cm ↻ VEIDEMANIS A
75.3cm ↺ LINDE I

Time remaining: 9 minutes 28 seconds

NZL - New Zealand		Game	All
F	JONES Marisa	54 %	49 %
M	MUSTAPIC Dan	48 %	58 %
	Team Total	52 %	53 %

Last Stone Draw: 245.7cm 60.3cm ↻ MUSTAPIC D
185.4cm ↺ JONES M

Time remaining: 5 minutes 43 seconds

Detailed Game Statistics:

LAT - Latvia		Draws		Takeouts		Total	
F	LINDE Iluta	14	64 %	0	- %	14	64 %
M	VEIDEMANIS Arnis	14	48 %	2	88 %	16	53 %
	Team Total	28	56 %	2	88 %	30	58 %

NZL - New Zealand		Draws		Takeouts		Total	
F	JONES Marisa	10	48 %	7	64 %	17	54 %
M	MUSTAPIC Dan	9	50 %	4	44 %	13	48 %
	Team Total	19	49 %	11	57 %	30	52 %

LEGEND
F Female
X Unplayed/unfinished end due to concession
LSFE (*) Last stone first end
M Male

Game - Shot by Shot

LAT - Latvia	0 + 1	NZL - New Zealand	0 + 0	End 1

7

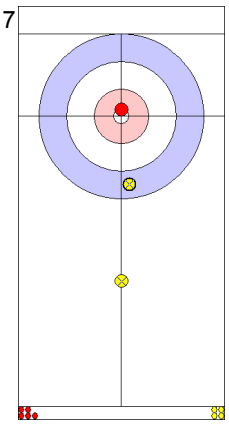

NZL: MUSTAPIC D
Draw Out 2

8

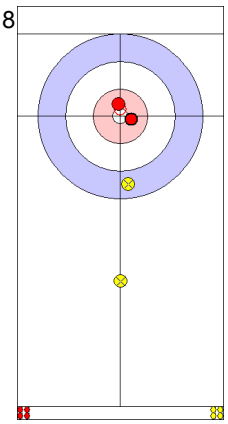

LAT: VEIDEMANIS A
Draw In 3

9

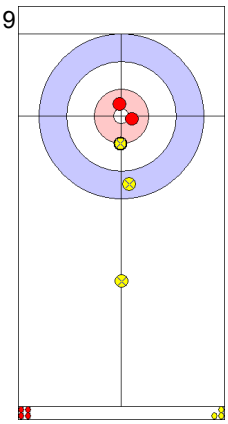

NZL: JONES M
Draw In 4

10

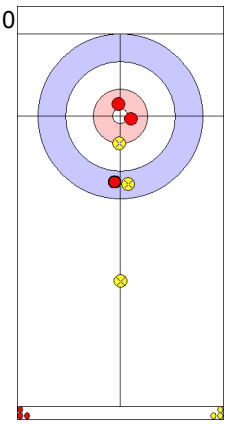

LAT: LINDE I
Draw In 3

11

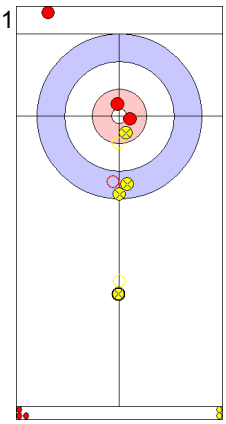

NZL: JONES M
Promotion Takeout In 4

12

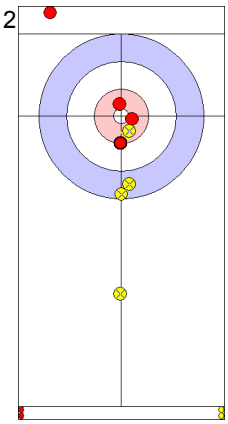

LAT: LINDE I
Draw In 2

13

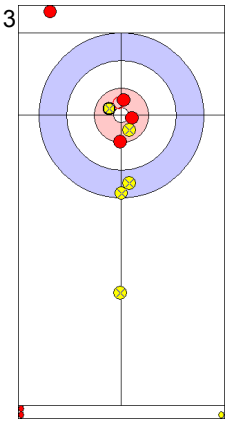

NZL: JONES M
Draw In 2

14

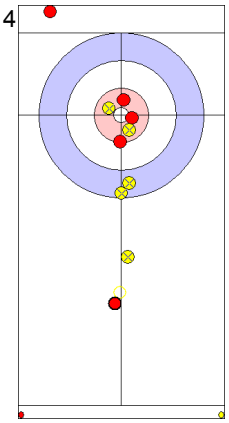

LAT: LINDE I
Draw In 0

15

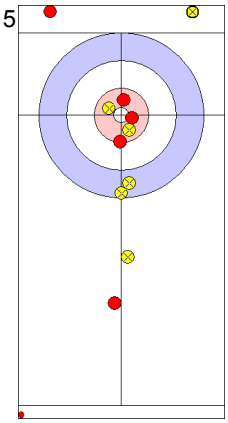

NZL: MUSTAPIC D
Draw In 0

16

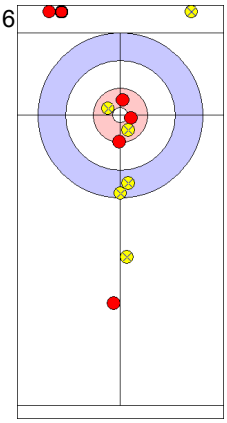

LAT: VEIDEMANIS A
Draw In 0

Game - Shot by Shot

LAT - Latvia	1 + 1	NZL - New Zealand	0 + 0	End 2

7

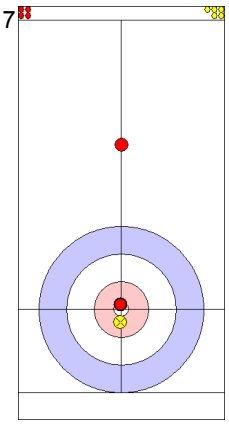

LAT: LINDE I
Draw Out 4

8

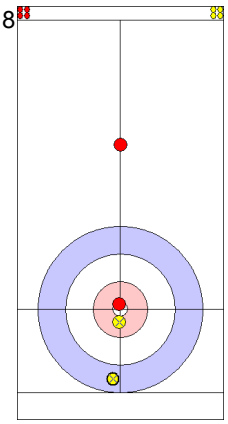

NZL: MUSTAPIC D
Draw Out 1

9

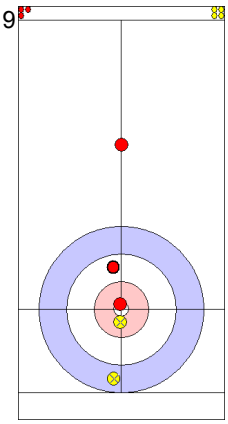

LAT: VEIDEMANIS A
Draw Out 3

10

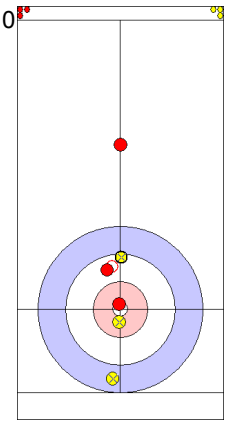

NZL: JONES M
Draw In 2

11

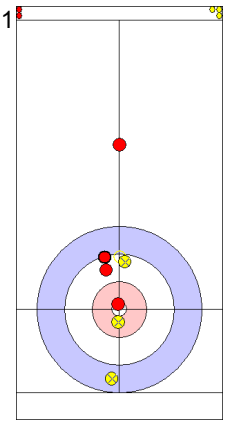

LAT: VEIDEMANIS A
Draw Out 2

12

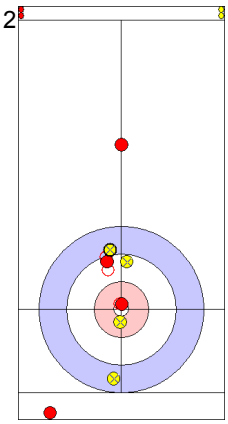

NZL: JONES M
Double Takeout Out 4

13

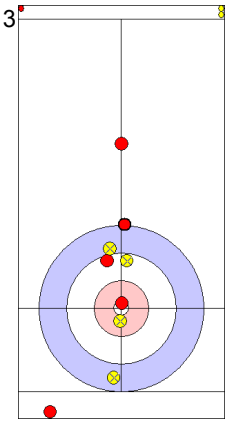

LAT: VEIDEMANIS A
Guard In 3

14

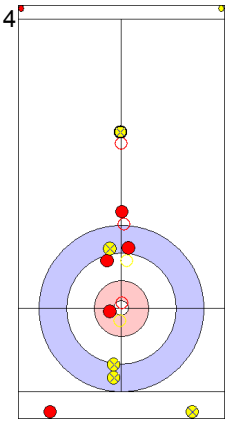

NZL: JONES M
Promotion Takeout In 4

15

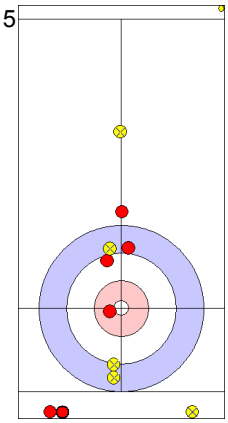

LAT: LINDE I
Draw In 0

16

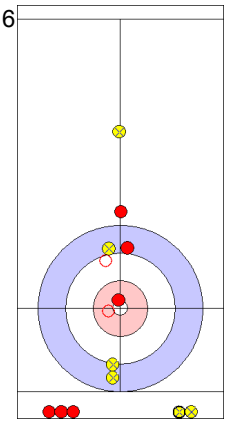

NZL: MUSTAPIC D
Promotion Takeout Out 3

Game - Shot by Shot

LAT - Latvia	2 + 3	NZL - New Zealand	0 + 0	End 3

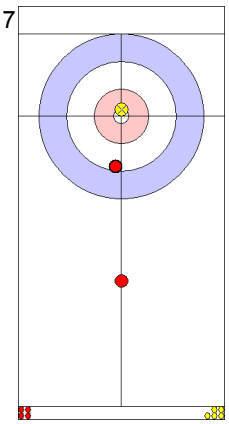

7
LAT: LINDE I
Draw Out 3

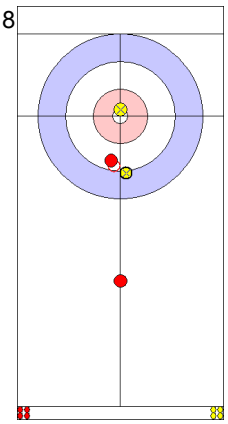

8
NZL: MUSTAPIC D
Draw Out 2

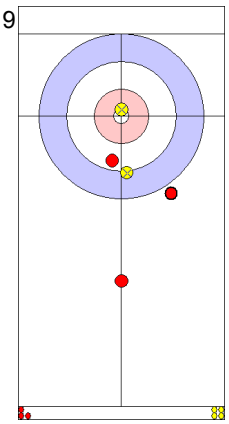

9
LAT: VEIDEMANIS A
Draw In 0

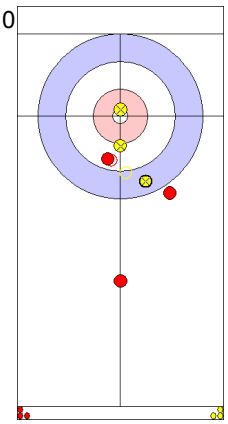

10
NZL: JONES M
Raise Out 4

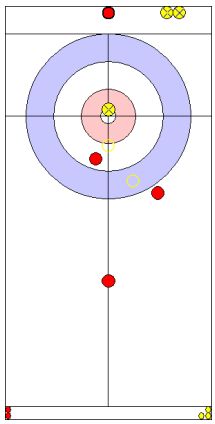

11
LAT: VEIDEMANIS A
Double Takeout Out 4

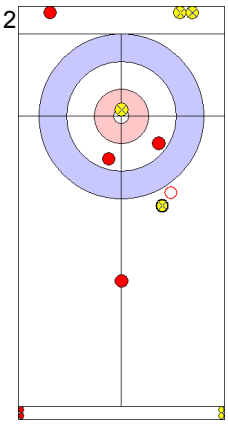

12
NZL: JONES M
Draw Out 0

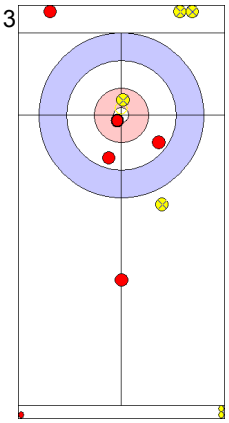

13
LAT: VEIDEMANIS A
Draw Out 4

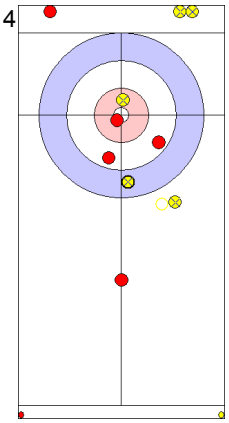

14
NZL: JONES M
Draw Out 2

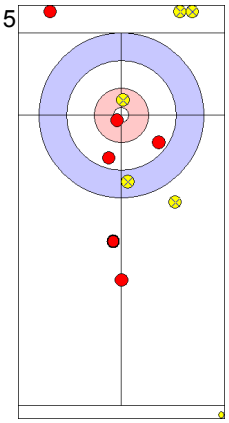

15
LAT: LINDE I
Guard In 3

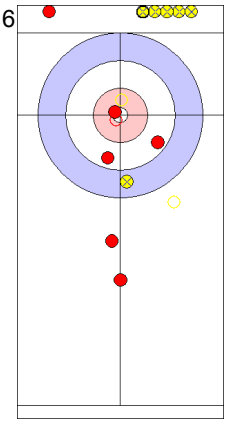

16
NZL: MUSTAPIC D
Double Takeout Out 0

Game - Shot by Shot

LAT - Latvia	5 + 0	NZL - New Zealand	0 + 1	End 4

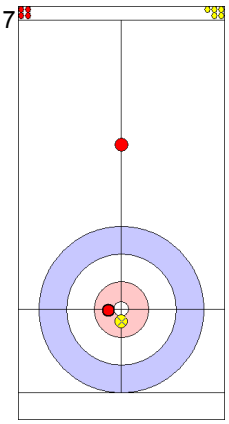

7
LAT: LINDE I
Draw In 2

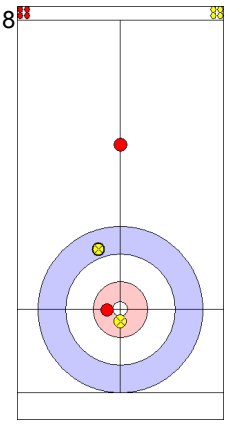

8
NZL: MUSTAPIC D
Draw Out 2

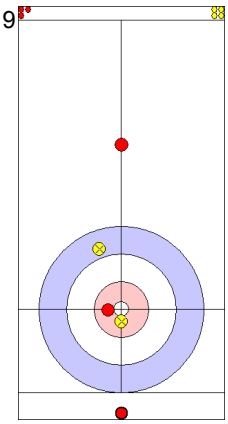

9
LAT: VEIDEMANIS A
Draw In 0

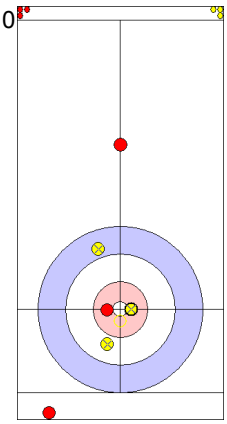

10
NZL: JONES M
Draw In 2

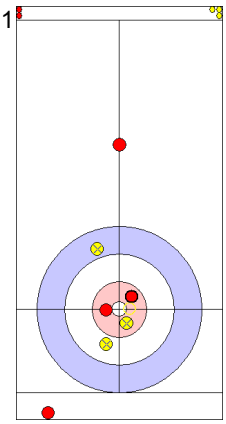

11
LAT: VEIDEMANIS A
Draw In 2

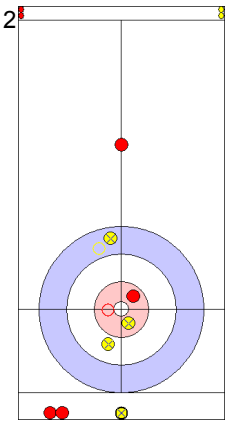

12
NZL: JONES M
Promotion Takeout Out 4

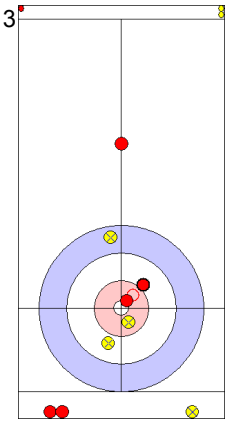

13
LAT: VEIDEMANIS A
Draw In 3

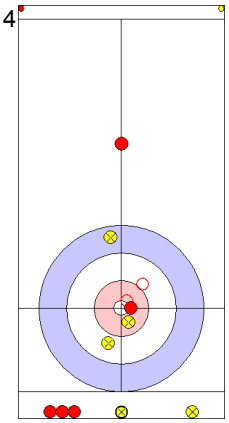

14
NZL: JONES M
Double Takeout In 2

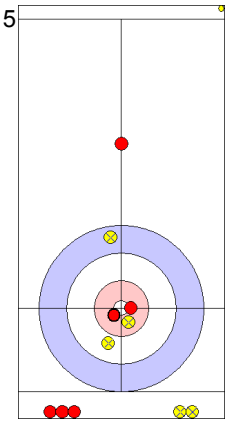

15
LAT: LINDE I
Draw In 4

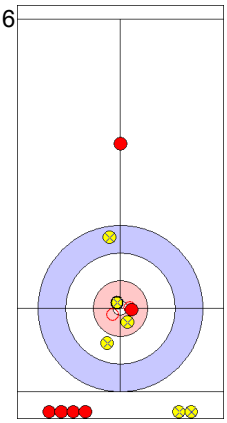

16
NZL: MUSTAPIC D
Draw In 4

Game - Shot by Shot

LAT - Latvia	5 + 3	NZL - New Zealand	1 + 0	End 5

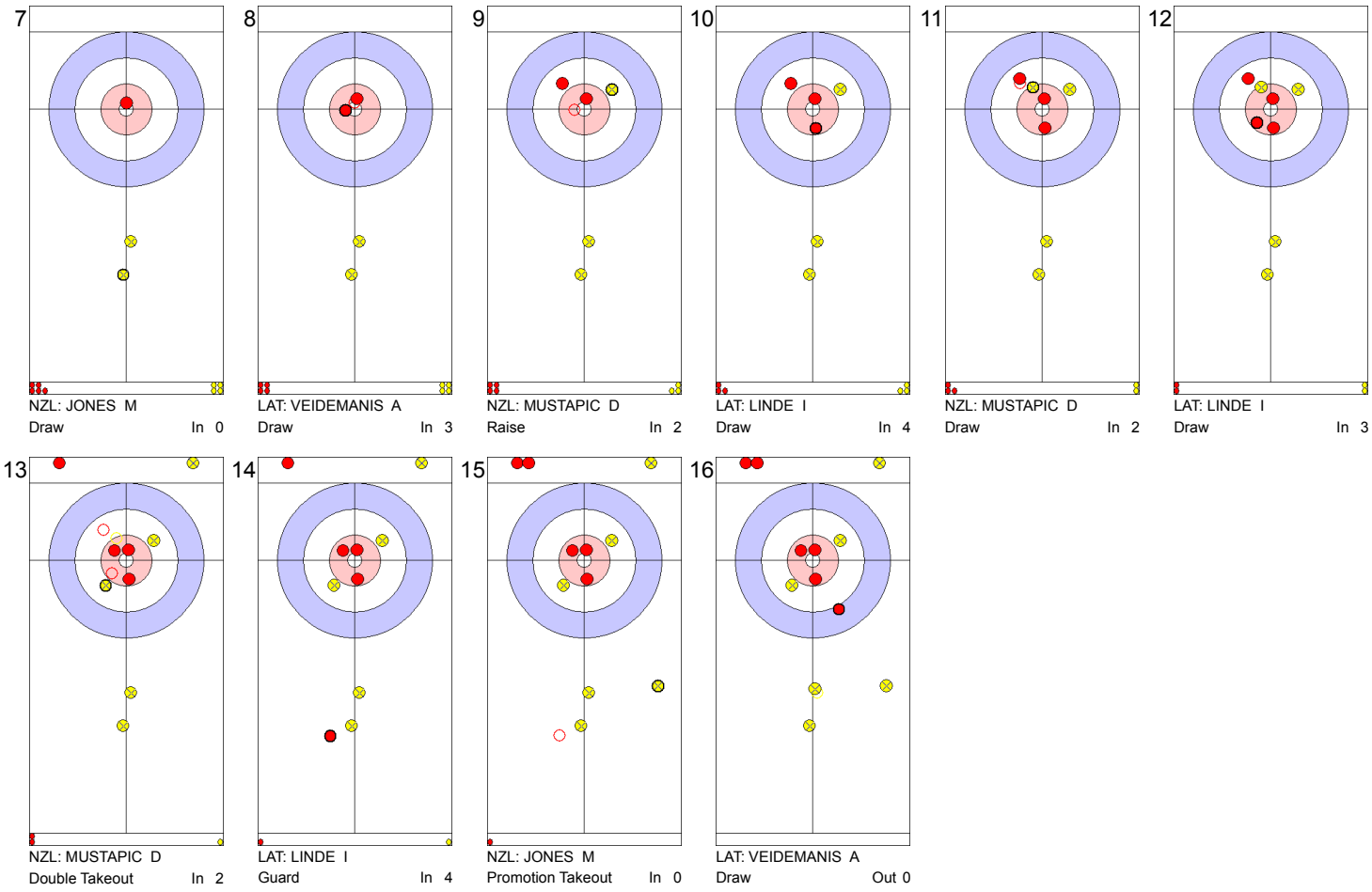

7
NZL: JONES M
Draw In 0

8
LAT: VEIDEMANIS A
Draw In 3

9
NZL: MUSTAPIC D
Raise In 2

10
LAT: LINDE I
Draw In 4

11
NZL: MUSTAPIC D
Draw In 2

12
LAT: LINDE I
Draw In 3

13
NZL: MUSTAPIC D
Double Takeout In 2

14
LAT: LINDE I
Guard In 4

15
NZL: JONES M
Promotion Takeout In 0

16
LAT: VEIDEMANIS A
Draw Out 0

Game - Shot by Shot

LAT - Latvia	8 + 1	NZL - New Zealand	1 + 0	End 6

7

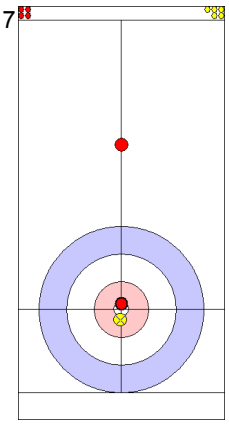

LAT: LINDE I
Draw In 4

8

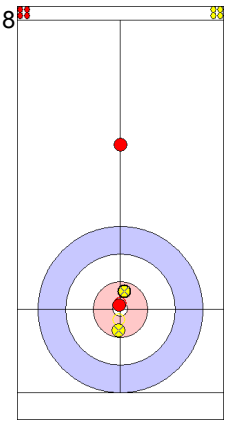

NZL: MUSTAPIC D
Raise Out 3

9

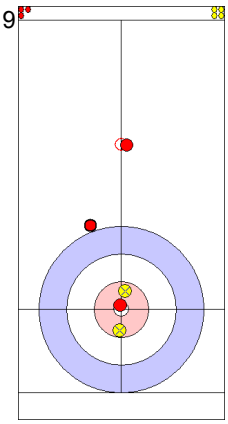

LAT: VEIDEMANIS A
Draw Out 0

10

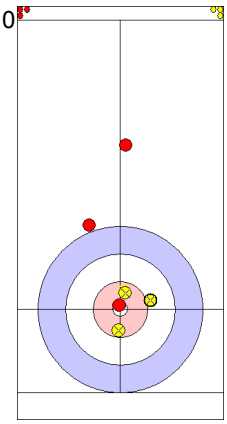

NZL: JONES M
Raise In 1

11

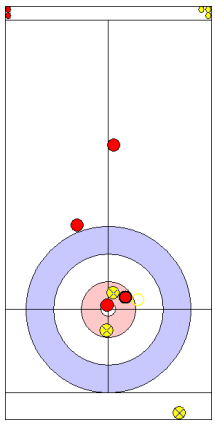

LAT: VEIDEMANIS A
Hit and Roll In 3

12

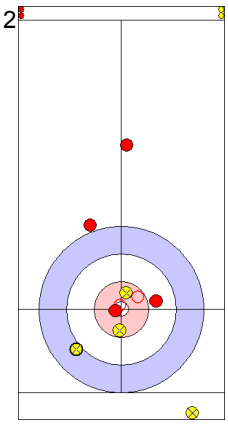

NZL: JONES M
Raise Out 2

13

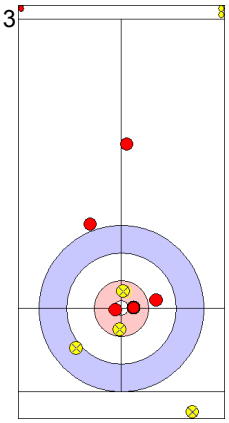

LAT: VEIDEMANIS A
Draw In 4

14

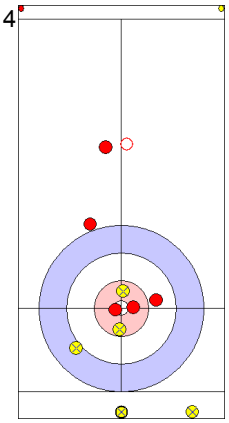

NZL: JONES M
Double Takeout In 0

15

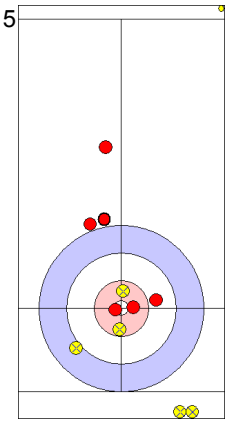

LAT: LINDE I
Guard In 0

16

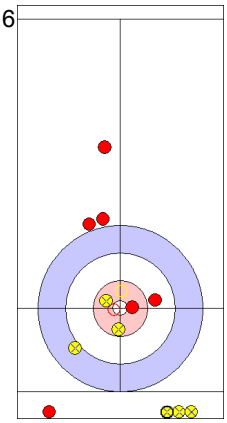

NZL: MUSTAPIC D
Double Takeout In 2

Game Results

Sheet	Game	Team	LSFE	1	2	3	4	5	6	7	8	Extra Ends						Total
B	4	BRA - Brazil		1	0	0	0	2	0	0	X							3
	4	CHN - China	*	0	4	1	2	0	2	1	X							10

BRA - Brazil		Game	All
F	LIMA Aline	59 %	48 %
M	MELLO Marcelo	43 %	45 %
	Team Total	49 %	46 %

Last Stone Draw: 305.3cm 119.9cm ↻ MELLO M
185.4cm ↺ LIMA A

Time remaining: 2 minutes 9 seconds

CHN - China		Game	All
F	MEI Jie	62 %	63 %
M	HUANG Jihui	66 %	72 %
	Team Total	64 %	69 %

Last Stone Draw: 11.0cm 5.4cm ↻ MEI J
5.6cm ↺ HUANG J

Time remaining: 3 minutes 38 seconds

Detailed Game Statistics:

BRA - Brazil		Draws		Takeouts		Total	
F	LIMA Aline	12	54 %	2	88 %	14	59 %
M	MELLO Marcelo	16	38 %	5	60 %	21	43 %
	Team Total	28	45 %	7	68 %	35	49 %

CHN - China		Draws		Takeouts		Total	
F	MEI Jie	12	65 %	3	50 %	15	62 %
M	HUANG Jihui	15	60 %	5	85 %	20	66 %
	Team Total	27	62 %	8	72 %	35	64 %

LEGEND
F Female **LSFE** (*) Last stone first end **M** Male
X Unplayed/unfinished end due to concession

Game - Shot by Shot

BRA - Brazil	0 + 1	CHN - China	0 + 0	End 1

7

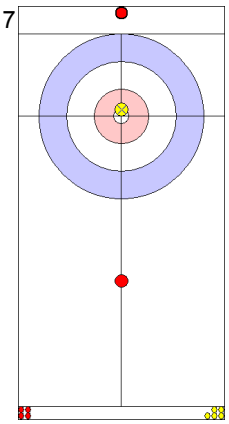

BRA: LIMA A
Draw In 0

8

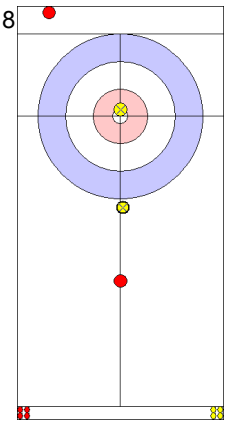

CHN: MEI J
Draw Out 0

9

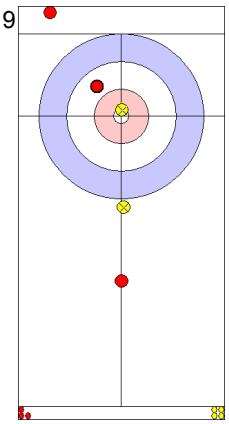

BRA: MELLO M
Draw In 2

10

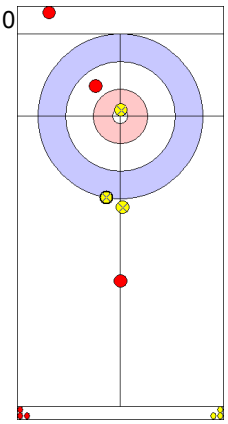

CHN: HUANG J
Draw In 2

11

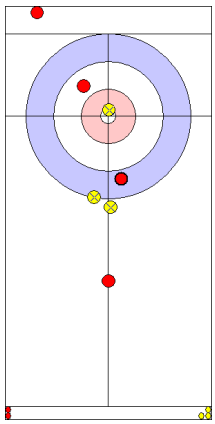

BRA: MELLO M
Draw Out 2

12

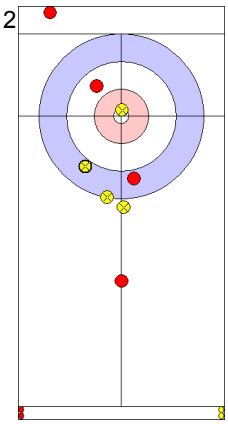

CHN: HUANG J
Draw In 2

13

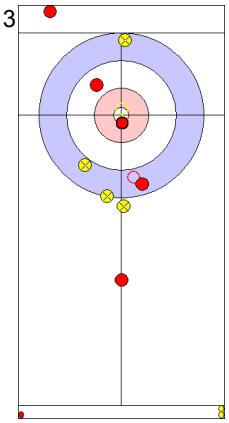

BRA: MELLO M
Raise Out 4

14

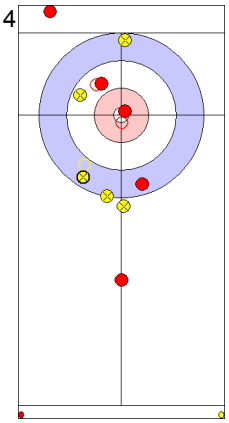

CHN: HUANG J
Raise In 0

15

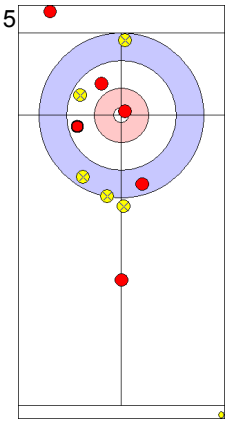

BRA: LIMA A
Draw In 3

16

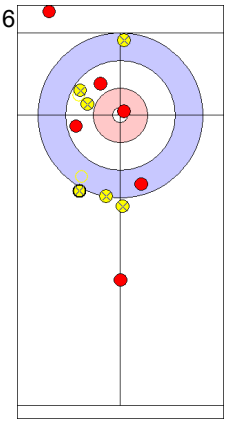

CHN: MEI J
Raise In 2

Game - Shot by Shot

BRA - Brazil	1 + 0	CHN - China	0 + 4	End 2

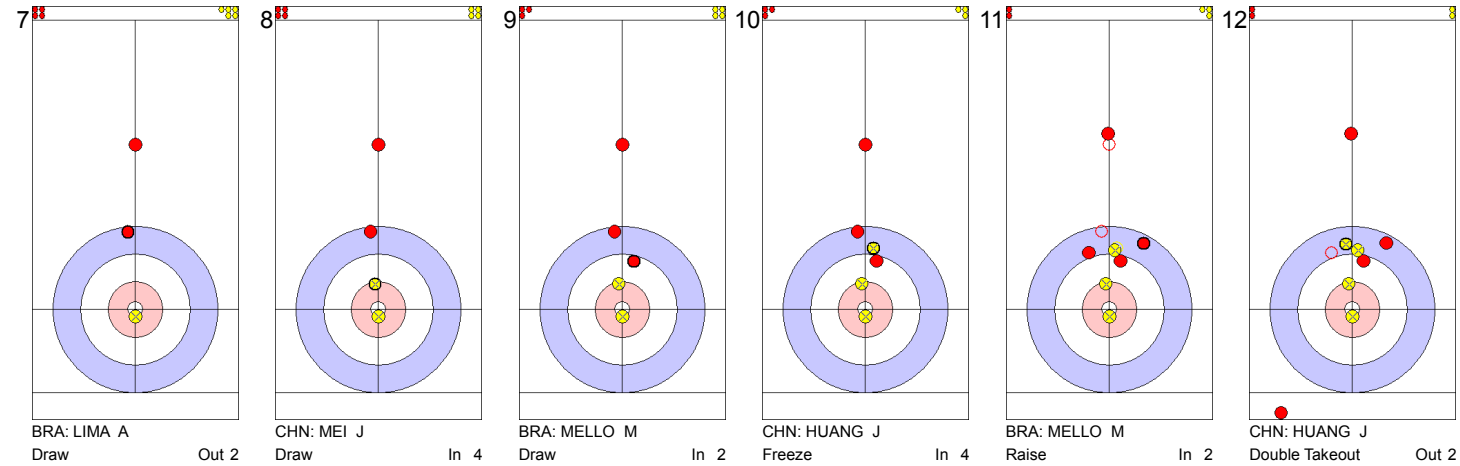

7
BRA: LIMA A
Draw Out 2

8
CHN: MEI J
Draw In 4

9
BRA: MELLO M
Draw In 2

10
CHN: HUANG J
Freeze In 4

11
BRA: MELLO M
Raise In 2

12
CHN: HUANG J
Double Takeout Out 2

13
BRA: MELLO M
Raise In 0

14
CHN: HUANG J
Takeout In 4

15
BRA: LIMA A
Double Takeout In 3

16
CHN: MEI J
Draw Out 4

Game - Shot by Shot

BRA - Brazil	1 + 0	CHN - China	4 + 1	End 3

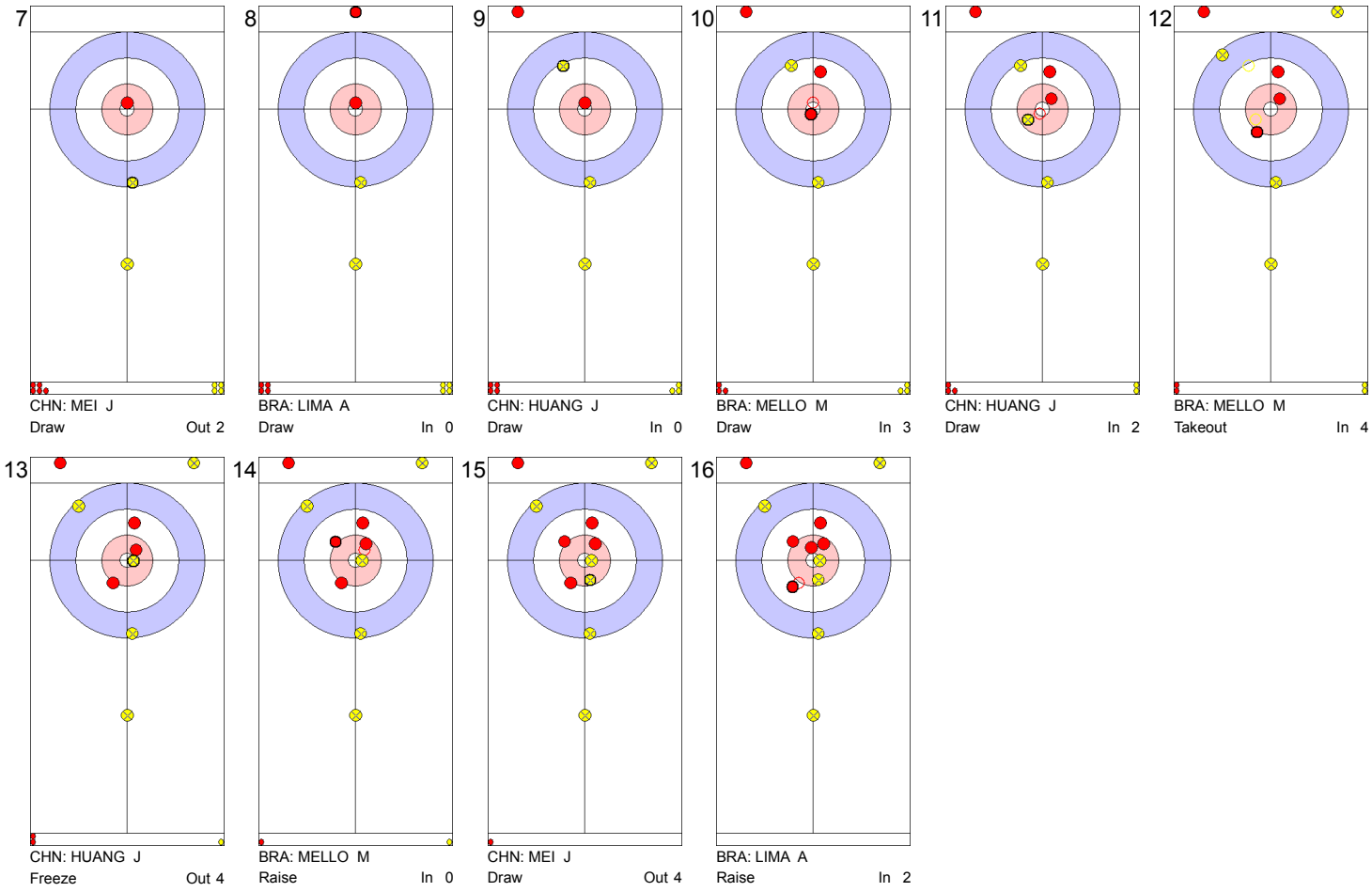

7
CHN: MEI J
Draw Out 2

8
BRA: LIMA A
Draw In 0

9
CHN: HUANG J
Draw In 0

10
BRA: MELLO M
Draw In 3

11
CHN: HUANG J
Draw In 2

12
BRA: MELLO M
Takeout In 4

13
CHN: HUANG J
Freeze Out 4

14
BRA: MELLO M
Raise In 0

15
CHN: MEI J
Draw Out 4

16
BRA: LIMA A
Raise In 2

Game - Shot by Shot

BRA - Brazil	1 + 0	CHN - China	5 + 2	End 4

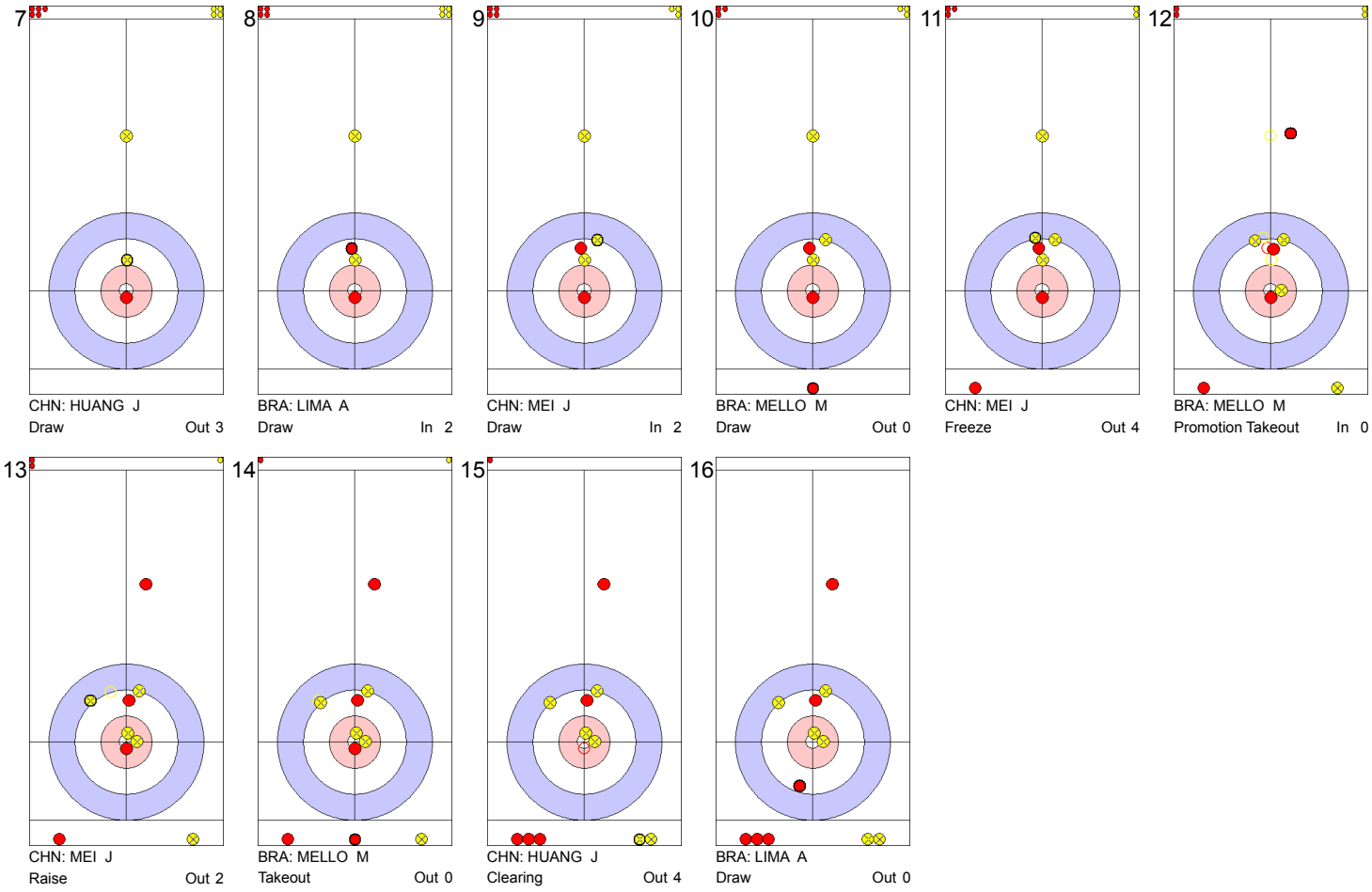

Game - Shot by Shot

BRA - Brazil	1 + 2	CHN - China	7 + 0	End 5

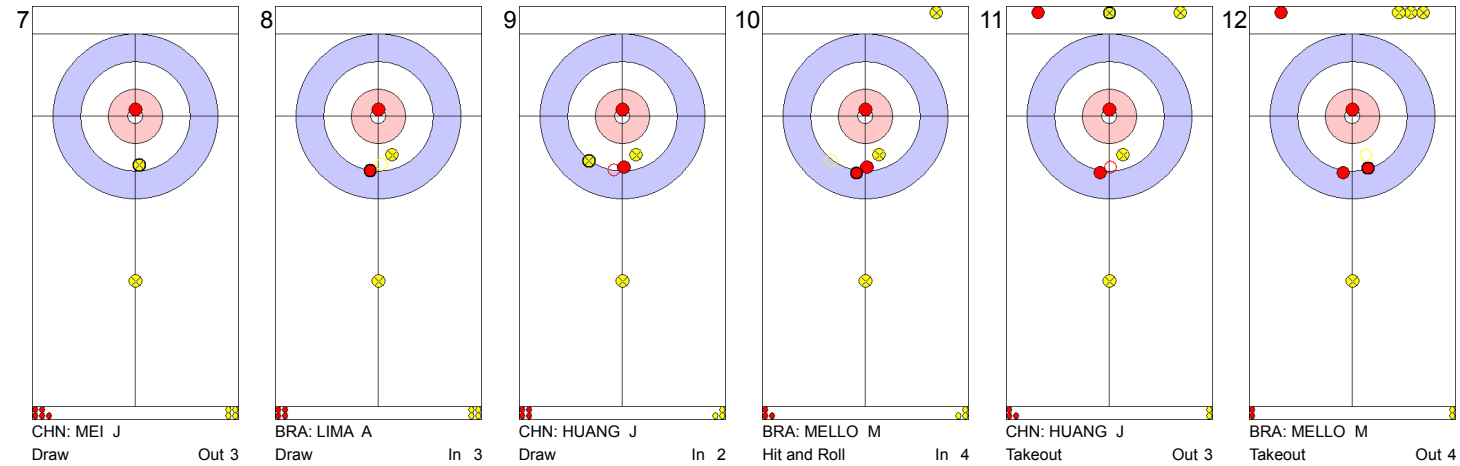

7
CHN: MEI J
Draw Out 3

8
BRA: LIMA A
Draw In 3

9
CHN: HUANG J
Draw In 2

10
BRA: MELLO M
Hit and Roll In 4

11
CHN: HUANG J
Takeout Out 3

12
BRA: MELLO M
Takeout Out 4

13
CHN: HUANG J
Hit and Roll Out 4

14
BRA: MELLO M
Raise In 0

15
CHN: MEI J
Double Takeout In 2

16
BRA: LIMA A
Draw In 4

Game - Shot by Shot

BRA - Brazil	3 + 0	CHN - China	7 + 2	End 6

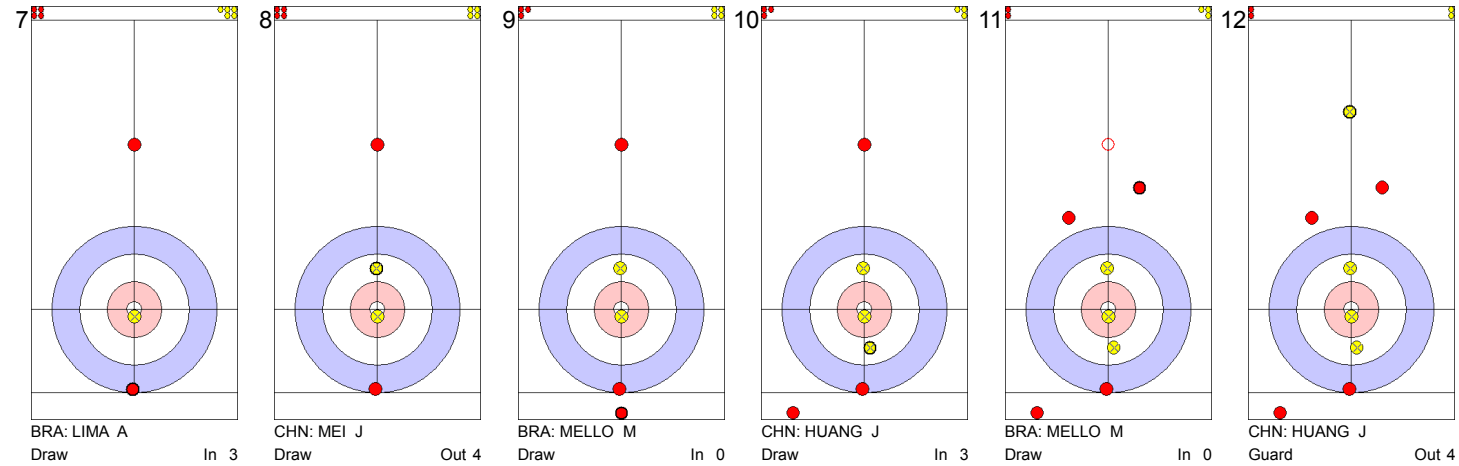

7
BRA: LIMA A
Draw In 3

8
CHN: MEI J
Draw Out 4

9
BRA: MELLO M
Draw In 0

10
CHN: HUANG J
Draw In 3

11
BRA: MELLO M
Draw In 0

12
CHN: HUANG J
Guard Out 4

13
BRA: MELLO M
Draw In 2

14
CHN: HUANG J
Draw In 0

15
BRA: LIMA A
Draw In 3

16
CHN: MEI J
Double Takeout Out 0

Game - Shot by Shot

BRA - Brazil	3 + 0	CHN - China	9 + 1	End 7

7

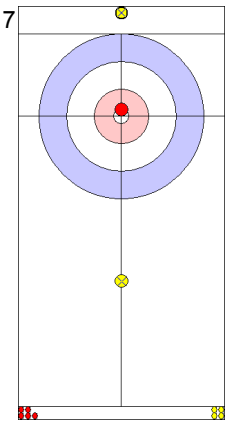

CHN: MEI J
Draw Out 0

8

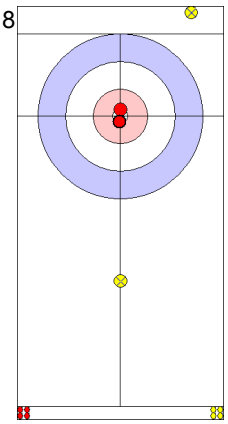

BRA: LIMA A
Draw In 4

9

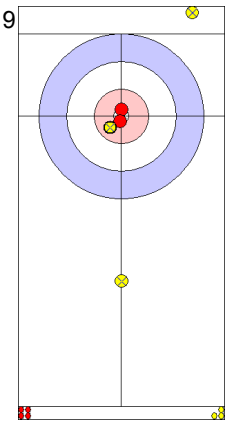

CHN: HUANG J
Draw Out 3

10

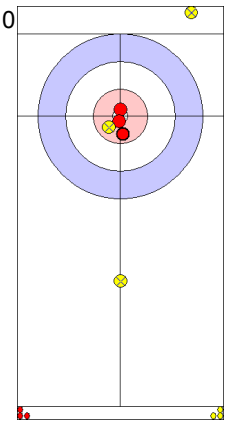

BRA: MELLO M
Draw In 3

11

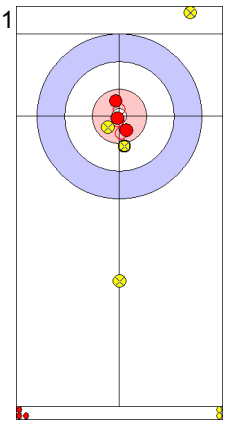

CHN: HUANG J
Wick / Soft Peeling Out 4

12

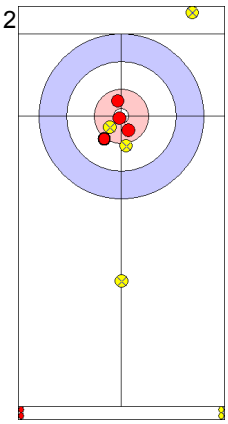

BRA: MELLO M
Raise In 0

13

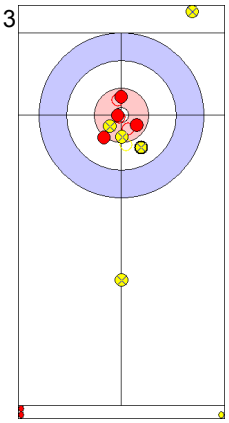

CHN: HUANG J
Raise Out 3

14

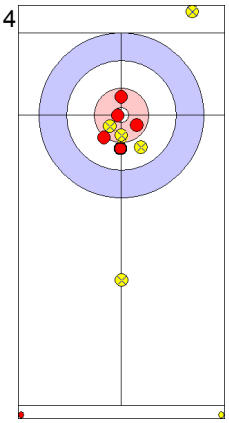

BRA: MELLO M
Draw In 4

15

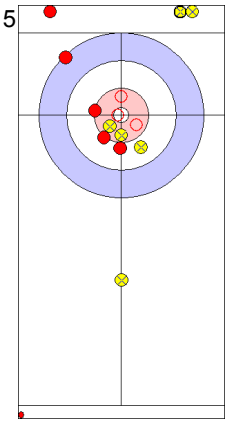

CHN: MEI J
Double Takeout Out 4

16

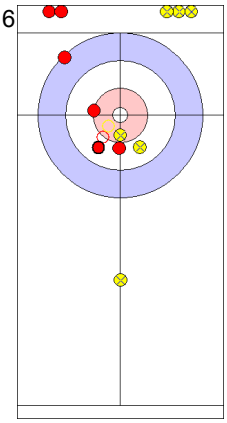

BRA: LIMA A
Takeout In 4

Game Results

Sheet	Game	Team	LSFE	1	2	3	4	5	6	7	8	Extra Ends						Total
C	4	FIN - Finland	*	3	0	3	0	2	0	3	X							11
	4	SLO - Slovenia		0	1	0	1	0	4	0	X							6

FIN - Finland		Game	All
F	KIISKINEN Katja	39 %	55 %
M	KIISKINEN Kalle	67 %	74 %
	Team Total	56 %	66 %

Last Stone Draw: 30.4cm 24.2cm ↻ KIISKINEN Katja
6.2cm ↺ KIISKINEN Kalle

Time remaining: 3 minutes 19 seconds

SLO - Slovenia		Game	All
F	JURINCIC Valentina	45 %	46 %
M	CULIC Jure	63 %	57 %
	Team Total	56 %	52 %

Last Stone Draw: 135.9cm 1.1cm ↻ JURINCIC V
134.8cm ↺ CULIC J

Time remaining: 6 minutes 0 seconds

Detailed Game Statistics:

FIN - Finland		Draws		Takeouts		Total	
F	KIISKINEN Katja	12	42 %	2	25 %	14	39 %
M	KIISKINEN Kalle	17	71 %	4	50 %	21	67 %
	Team Total	29	59 %	6	42 %	35	56 %

SLO - Slovenia		Draws		Takeouts		Total	
F	JURINCIC Valentina	13	44 %	1	50 %	14	45 %
M	CULIC Jure	15	62 %	6	67 %	21	63 %
	Team Total	28	54 %	7	64 %	35	56 %

LEGEND
F Female
X Unplayed/unfinished end due to concession
LSFE (*) Last stone first end
M Male

Game - Shot by Shot

FIN - Finland	0 + 3	SLO - Slovenia	0 + 0	End 1

7

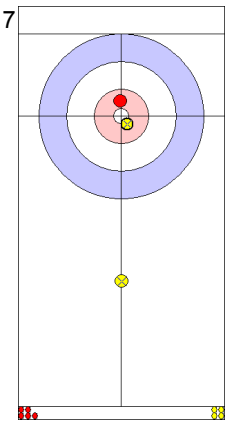

SLO: JURINCIC V
Draw In 3

8

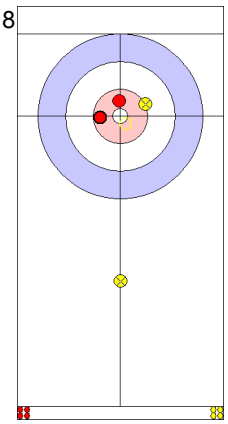

FIN: KIISKINEN Katja
Raise In 4

9

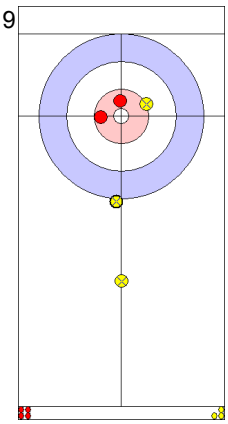

SLO: CULIC J
Draw In 3

10

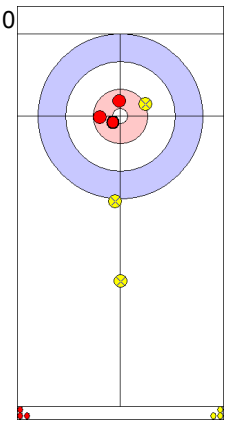

FIN: KIISKINEN Kalle
Draw Out 4

11

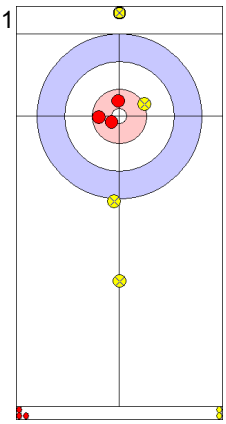

SLO: CULIC J
Draw In 0

12

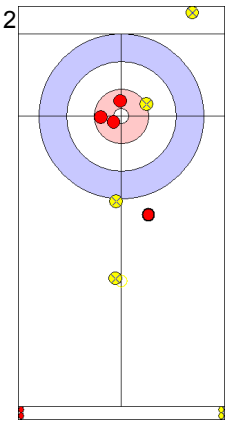

FIN: KIISKINEN Kalle
Draw Out 0

13

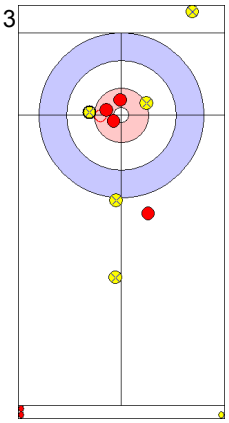

SLO: CULIC J
Draw In 3

14

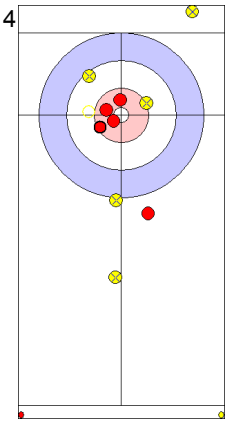

FIN: KIISKINEN Kalle
Raise In 4

15

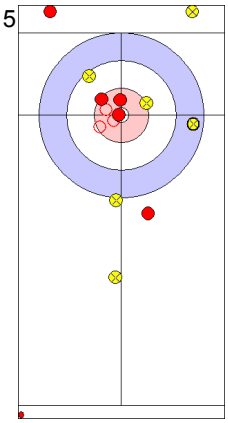

SLO: JURINCIC V
Takeout In 2

16

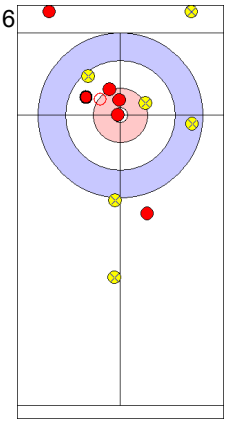

FIN: KIISKINEN Katja
Draw In 0

Game - Shot by Shot

FIN - Finland	3 + 0	SLO - Slovenia	0 + 1	End 2

7

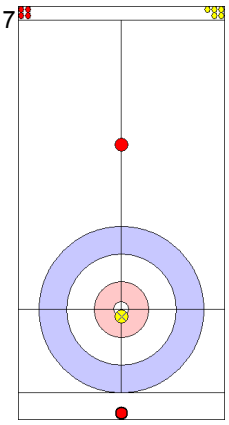

FIN: KIISKINEN Katja
Draw Out 0

8

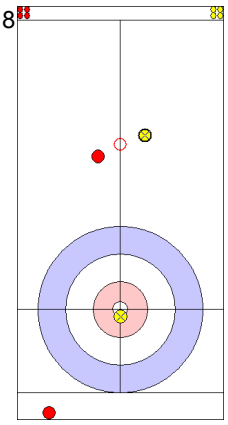

SLO: JURINCIC V
Draw In 0

9

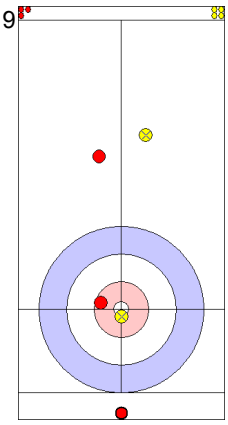

FIN: KIISKINEN Kalle
Draw In 4

10

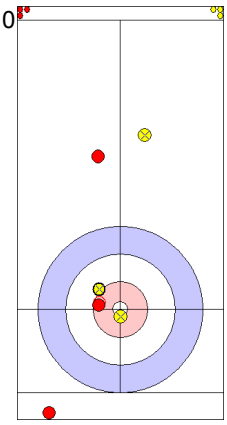

SLO: CULIC J
Draw In 4

11

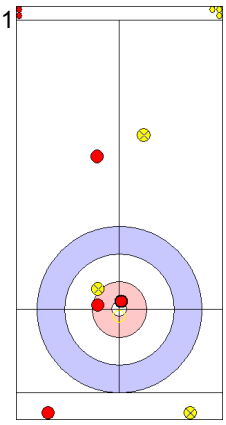

FIN: KIISKINEN Kalle
Takeout Out 4

12

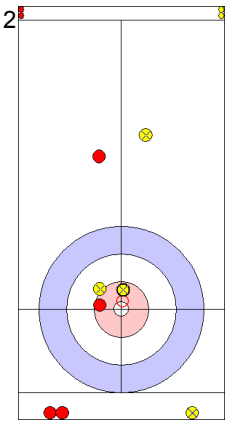

SLO: CULIC J
Takeout Out 4

13

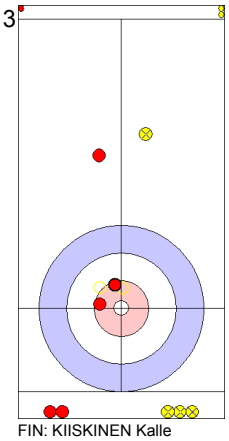

FIN: KIISKINEN Kalle
Double Takeout Out 4

14

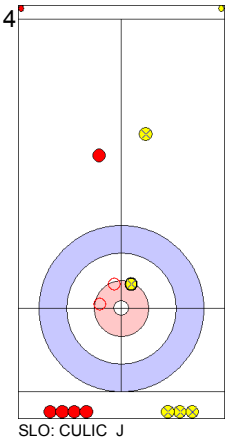

SLO: CULIC J
Double Takeout In 4

15

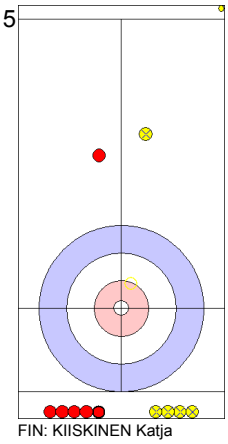

FIN: KIISKINEN Katja
Takeout Out 2

16

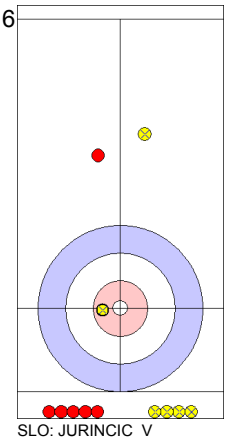

SLO: JURINCIC V
Draw In 4

Game - Shot by Shot

FIN - Finland	3 + 3	SLO - Slovenia	1 + 0	End 3

7

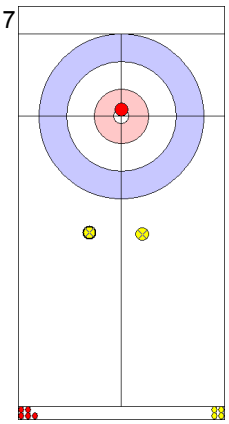

SLO: JURINCIC V
Draw In 0

8

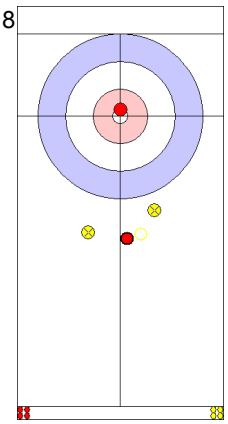

FIN: KIISKINEN Katja
Draw In 0

9

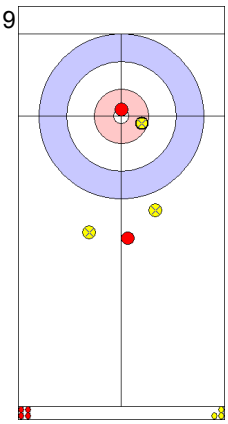

SLO: CULIC J
Draw In 3

10

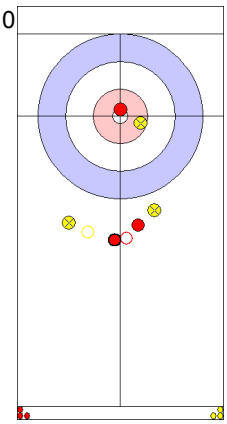

FIN: KIISKINEN Kalle
Draw In 0

11

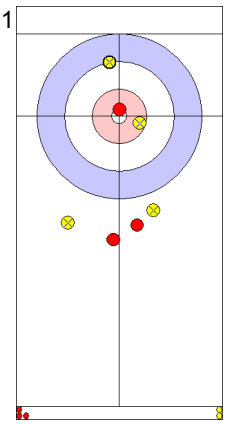

SLO: CULIC J
Draw In 2

12

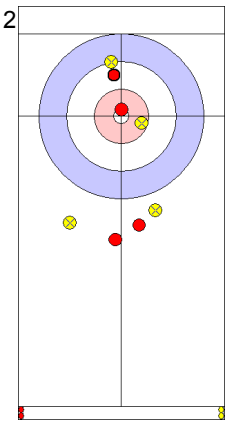

FIN: KIISKINEN Kalle
Draw In 2

13

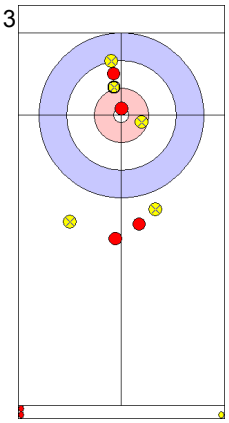

SLO: CULIC J
Draw In 2

14

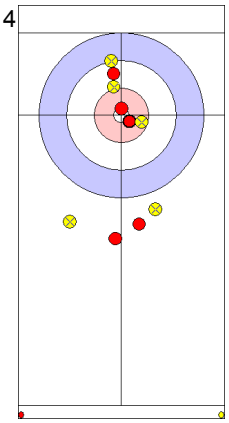

FIN: KIISKINEN Kalle
Draw In 4

15

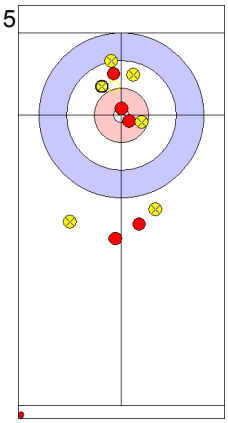

SLO: JURINCIC V
Draw In 2

16

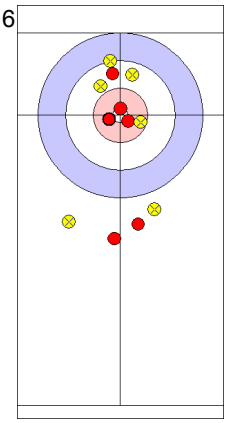

FIN: KIISKINEN Katja
Draw In 4

Game - Shot by Shot

FIN - Finland	6 + 0	SLO - Slovenia	1 + 1	End 4

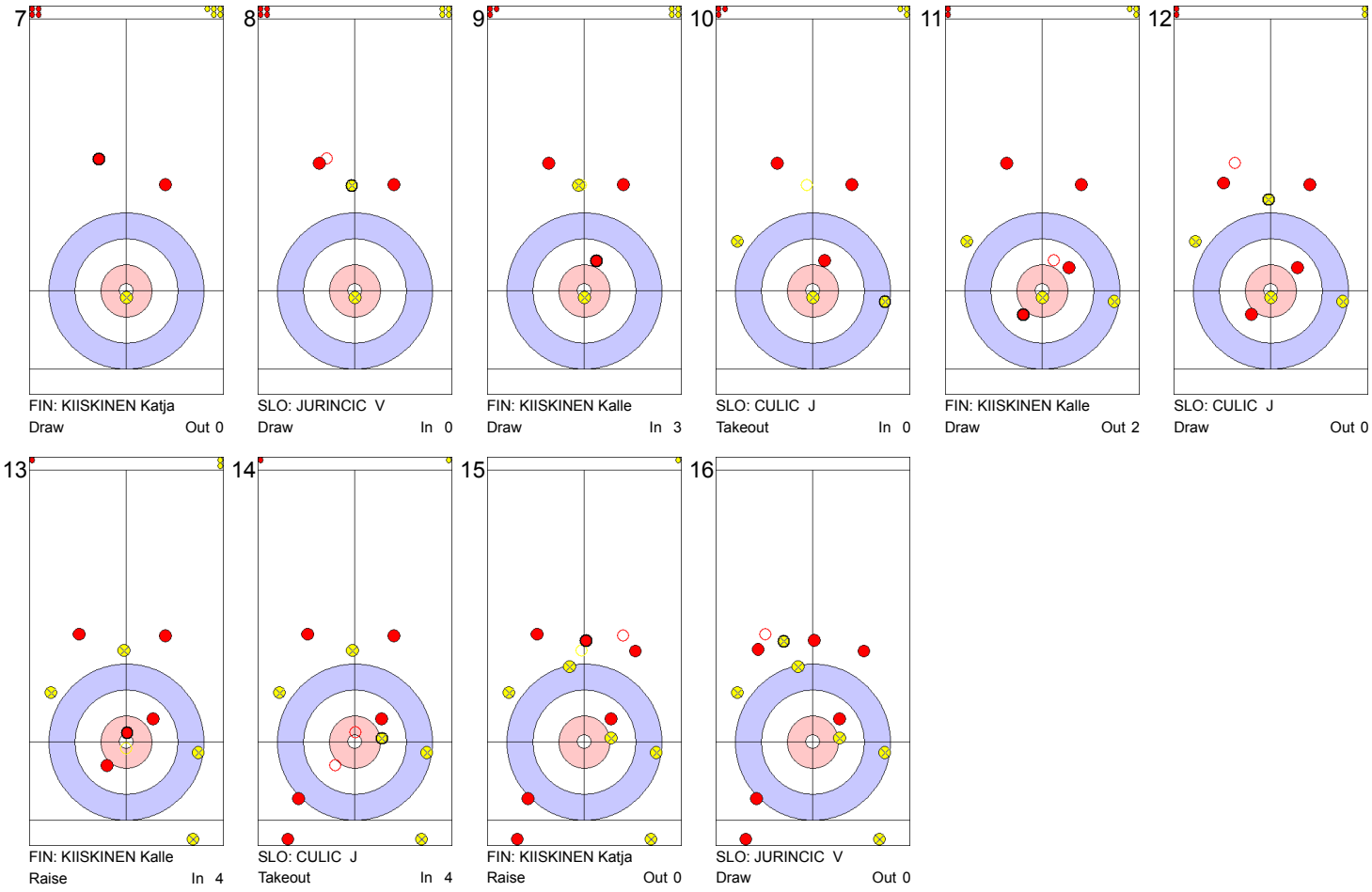

7
FIN: KIISKINEN Katja
Draw Out 0

8
SLO: JURINCIC V
Draw In 0

9
FIN: KIISKINEN Kalle
Draw In 3

10
SLO: CULIC J
Takeout In 0

11
FIN: KIISKINEN Kalle
Draw Out 2

12
SLO: CULIC J
Draw Out 0

13
FIN: KIISKINEN Kalle
Raise In 4

14
SLO: CULIC J
Takeout In 4

15
FIN: KIISKINEN Katja
Raise Out 0

16
SLO: JURINCIC V
Draw Out 0

Game - Shot by Shot

FIN - Finland	6 + 2	SLO - Slovenia	2 + 0	End 5

7

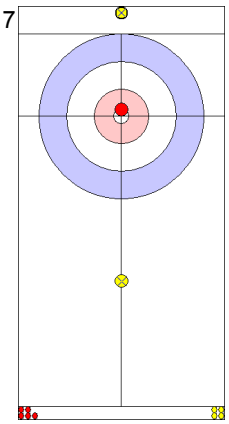

SLO: JURINCIC V
Draw In 0

8

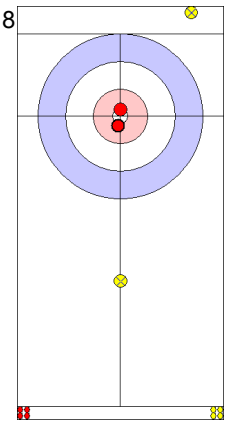

FIN: KIISKINEN Katja
Draw In 4

9

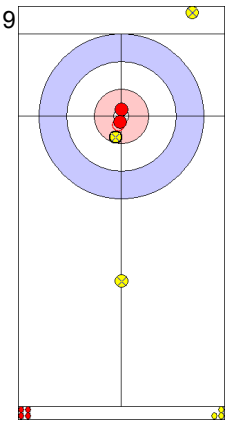

SLO: CULIC J
Draw In 4

10

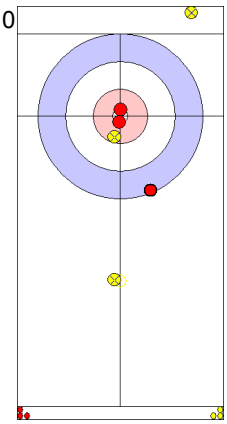

FIN: KIISKINEN Kalle
Draw Out 3

11

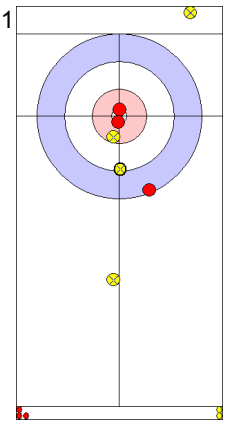

SLO: CULIC J
Draw Out 4

12

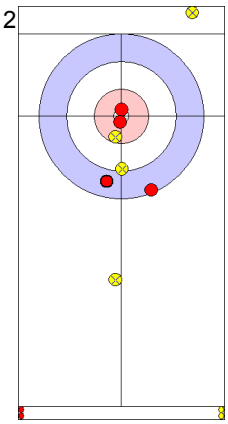

FIN: KIISKINEN Kalle
Draw Out 3

13

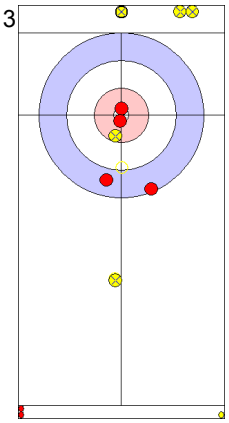

SLO: CULIC J
Promotion Takeout Out 0

14

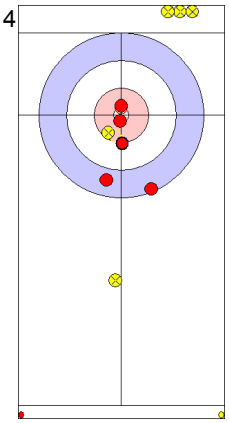

FIN: KIISKINEN Kalle
Draw Out 4

15

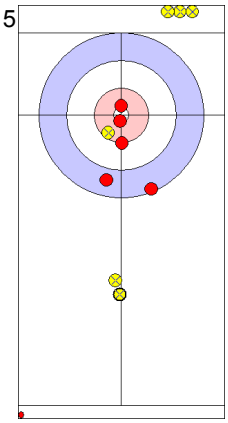

SLO: JURINCIC V
Guard Out 4

16

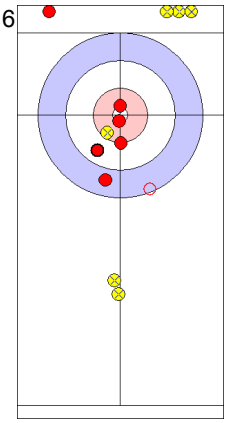

FIN: KIISKINEN Katja
Raise Out 0

Game - Shot by Shot

FIN - Finland	8 + 0	SLO - Slovenia	2 + 4	End 6

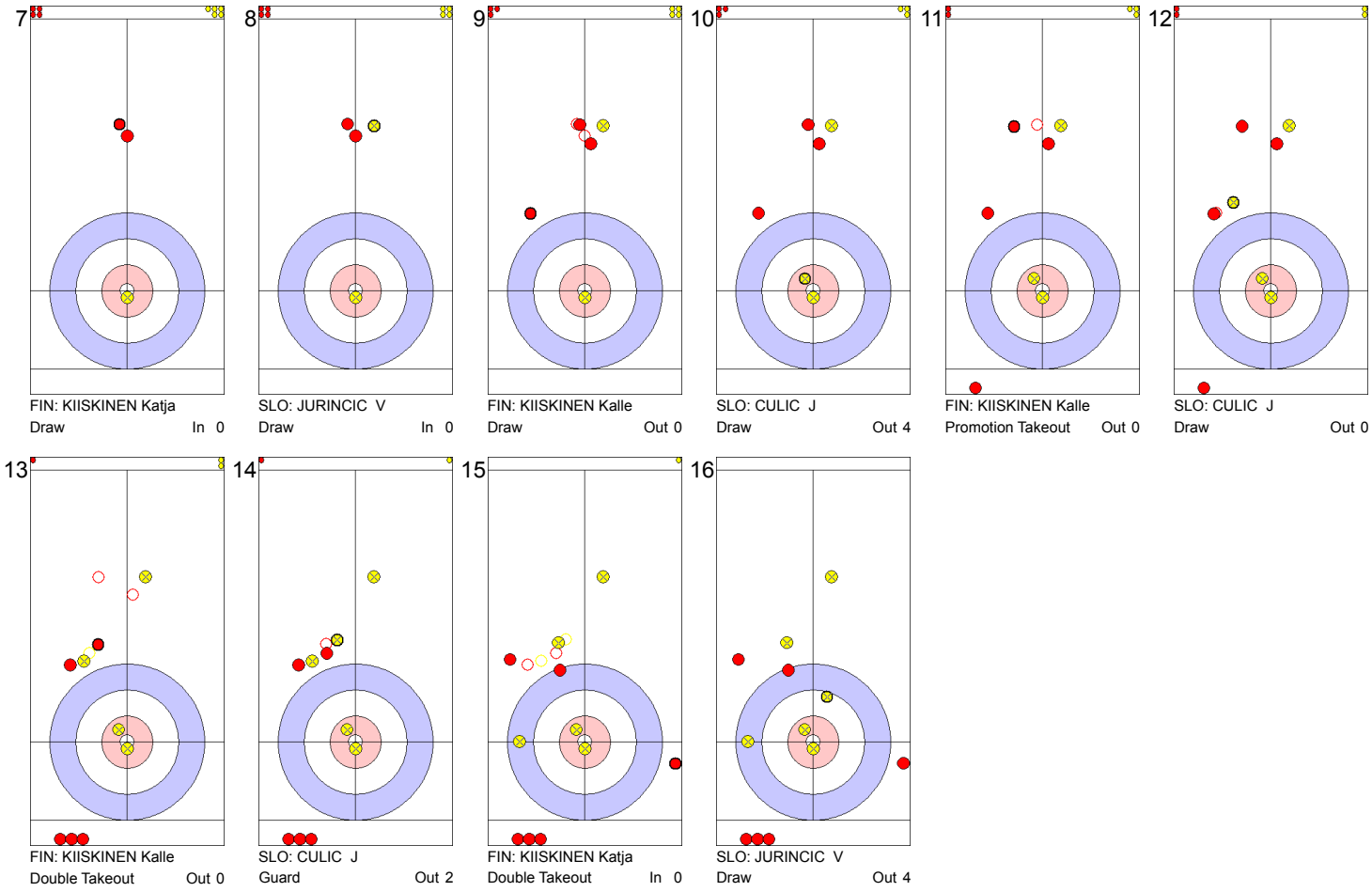

Game - Shot by Shot

FIN - Finland	8 + 3	SLO - Slovenia	6 + 0	End 7

7

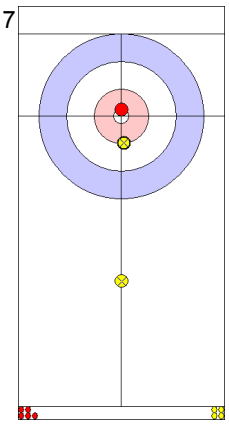

SLO: JURINCIC V
Draw In 4

8

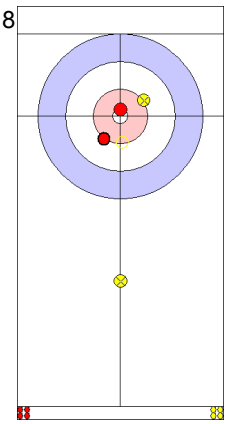

FIN: KIISKINEN Katja
Raise In 4

9

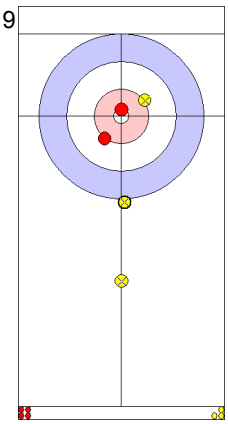

SLO: CULIC J
Draw Out 3

10

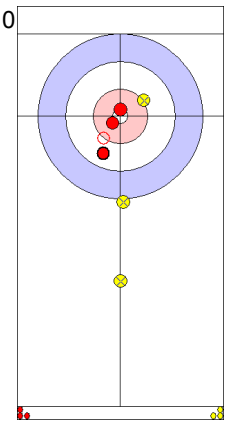

FIN: KIISKINEN Kalle
Raise In 4

11

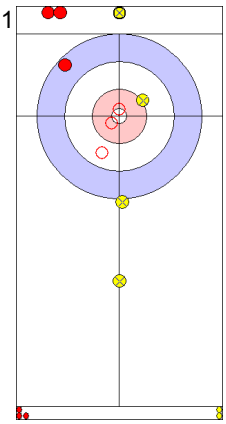

SLO: CULIC J
Double Takeout In 4

12

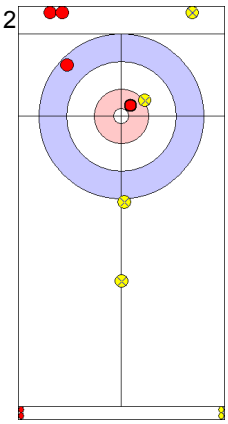

FIN: KIISKINEN Kalle
Draw In 3

13

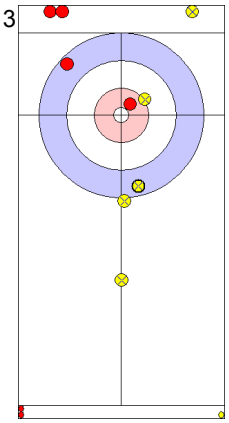

SLO: CULIC J
Draw Out 3

14

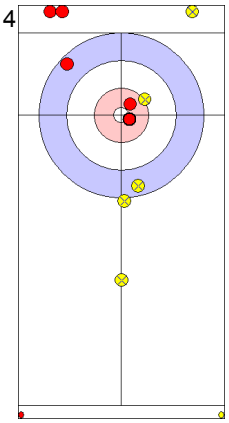

FIN: KIISKINEN Kalle
Draw In 4

15

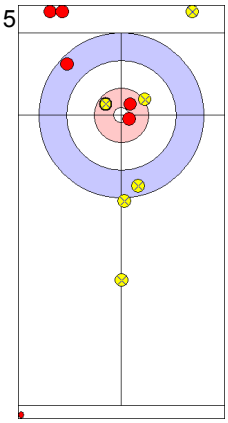

SLO: JURINCIC V
Draw In 2

16

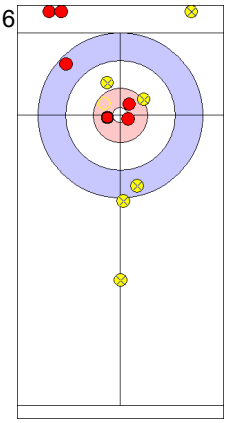

FIN: KIISKINEN Katja
Draw In 4

Game Results

Sheet	Game	Team	LSFE	1	2	3	4	5	6	7	8	Extra Ends						Total
D	4	AUT - Austria		0	0	1	0	1	0	0	0							2
	4	NOR - Norway	*	1	1	0	1	0	1	1	1							6

AUT - Austria		Game	All
F	WEGHUBER Anna	69 %	52 %
M	SCHAGERL Markus	51 %	54 %
	Team Total	61 %	53 %

Last Stone Draw: 352.1cm 166.7cm ↻ WEGHUBER A
185.4cm ↺ SCHAGERL M

Time remaining: 0 minutes 36 seconds

Time-out: end 8 - AUT stone 8

NOR - Norway		Game	All
F	SKASLIEN Kristin	58 %	62 %
M	NEDREGOTTEN Magnus	64 %	70 %
	Team Total	61 %	67 %

Last Stone Draw: 11.4cm 2.2cm ↻ SKASLIEN K
9.2cm ↺ NEDREGOTTEN M

Time remaining: 0 minutes 26 seconds

Time-out: end 8 - NOR stone 7

Detailed Game Statistics:

AUT - Austria		Draws		Takeouts		Total	
F	WEGHUBER Anna	16	73 %	5	55 %	21	69 %
M	SCHAGERL Markus	15	52 %	4	50 %	19	51 %
	Team Total	31	63 %	9	53 %	40	61 %

NOR - Norway		Draws		Takeouts		Total	
F	SKASLIEN Kristin	14	54 %	2	88 %	16	58 %
M	NEDREGOTTEN Magnus	17	62 %	7	68 %	24	64 %
	Team Total	31	58 %	9	72 %	40	61 %

LEGEND
F Female **LSFE** (*) Last stone first end **M** Male

Game - Shot by Shot

AUT - Austria	0 + 0	NOR - Norway	0 + 1	End 1

7

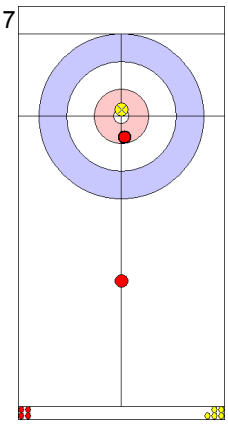

AUT: SCHAGERL M
Draw In 4

8

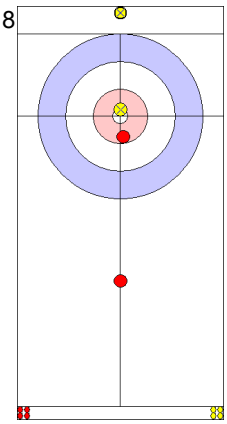

NOR: SKASLIEN K
Draw In 0

9

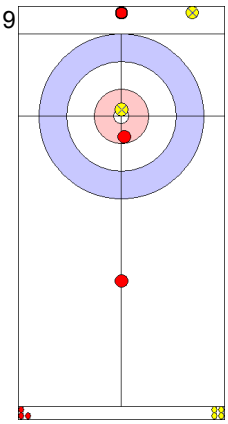

AUT: WEGHUBER A
Draw In 0

10

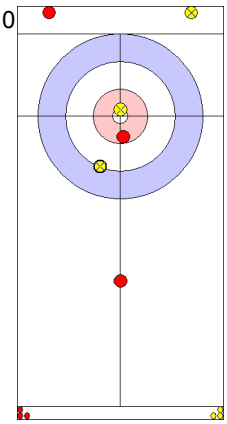

NOR: NEDREGOTTEN M
Draw In 3

11

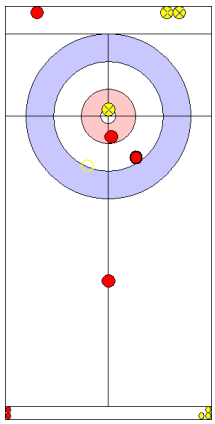

AUT: WEGHUBER A
Hit and Roll In 3

12

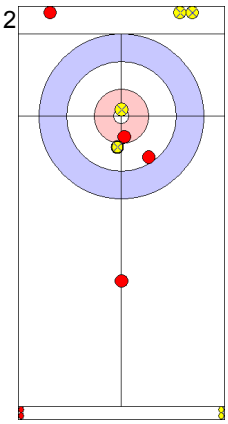

NOR: NEDREGOTTEN M
Draw In 4

13

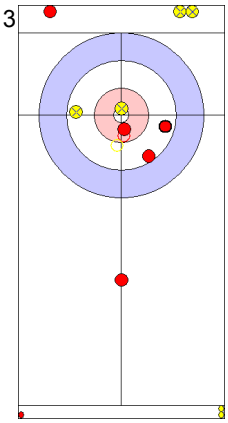

AUT: WEGHUBER A
Raise Out 3

14

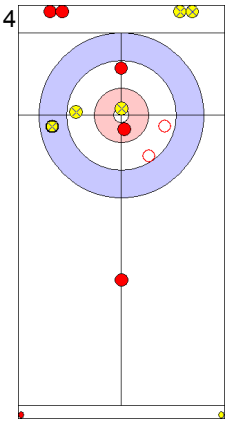

NOR: NEDREGOTTEN M
Hit and Roll Out 3

15

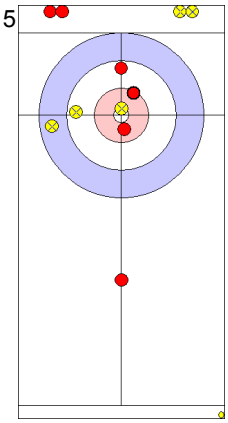

AUT: SCHAGERL M
Raise Out 0

16

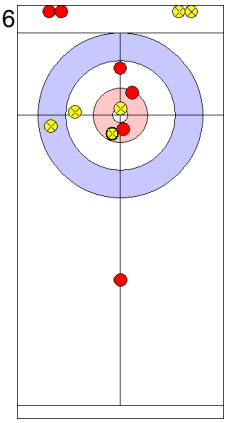

NOR: SKASLIEN K
Draw In 0

Game - Shot by Shot

AUT - Austria	0 + 0	NOR - Norway	1 + 1	End 2

7

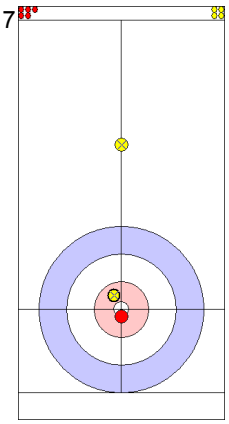

NOR: SKASLIEN K
Draw In 4

8

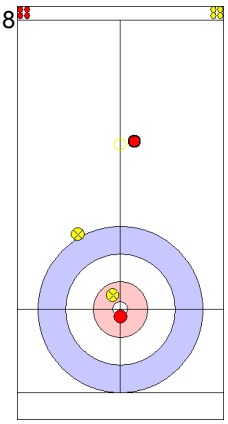

AUT: SCHAGERL M
Draw In 0

9

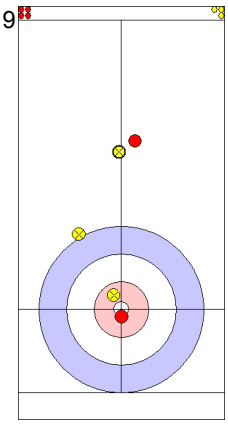

NOR: NEDREGOTTEN M
Draw Out 0

10

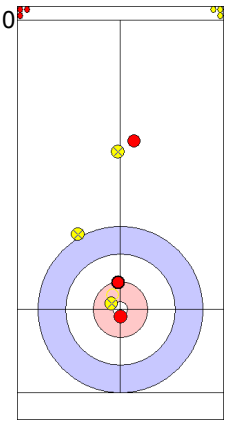

AUT: WEGHUBER A
Draw Out 4

11

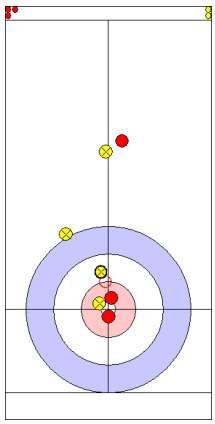

NOR: NEDREGOTTEN M
Draw Out 3

12

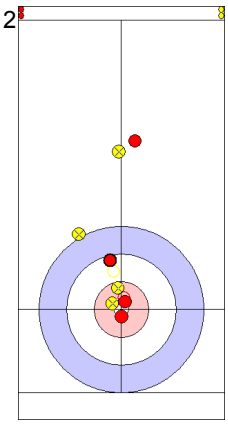

AUT: WEGHUBER A
Draw Out 3

13

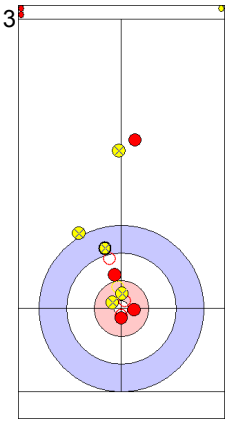

NOR: NEDREGOTTEN M
Raise Out 4

14

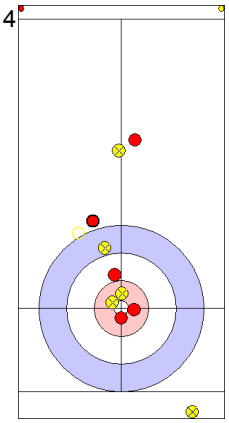

AUT: WEGHUBER A
Takeout Out 0

15

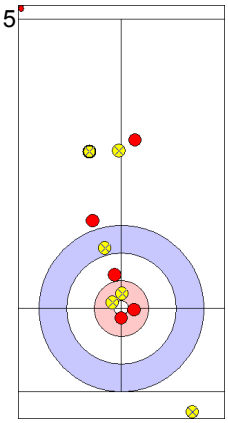

NOR: SKASLIEN K
Guard Out 4

16

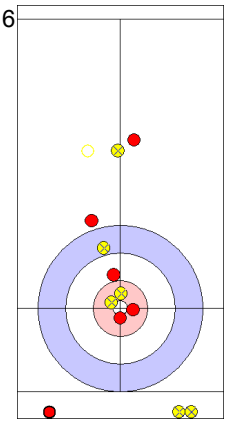

AUT: SCHAGERL M
Promotion Takeout Out 0

Game - Shot by Shot

AUT - Austria	0 + 1	NOR - Norway	2 + 0	End 3

7

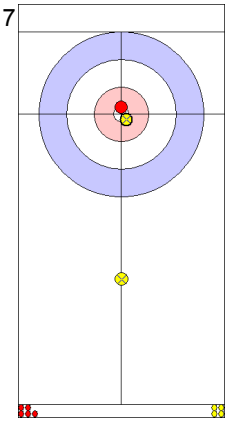

NOR: SKASLIEN K
Draw In 4

8

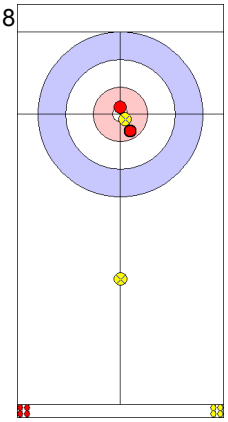

AUT: SCHAGERL M
Draw In 3

9

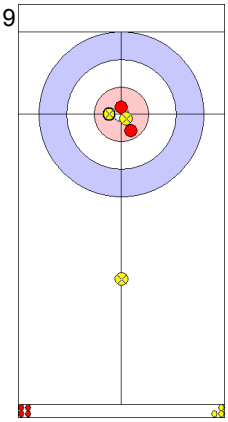

NOR: NEDREGOTTEN M
Draw Out 3

10

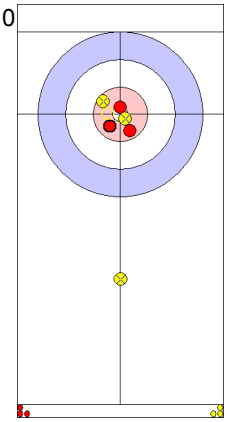

AUT: WEGHUBER A
Raise In 4

11

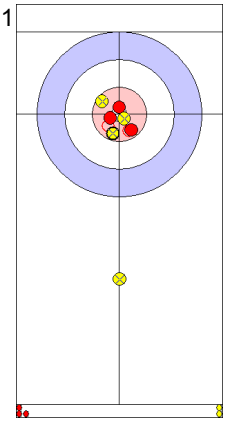

NOR: NEDREGOTTEN M
Draw In 4

12

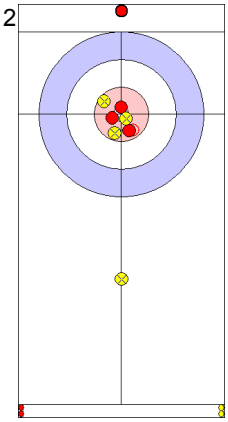

AUT: WEGHUBER A
Raise Out 0

13

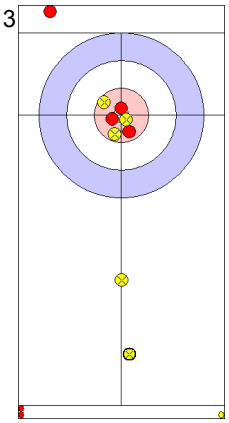

NOR: NEDREGOTTEN M
Guard Out 3

14

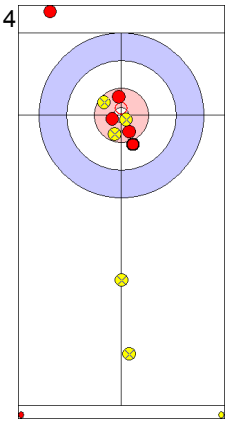

AUT: WEGHUBER A
Raise Out 4

15

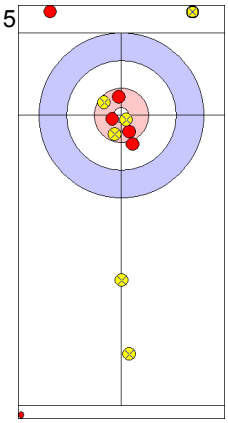

NOR: SKASLIEN K
Raise In 0

16

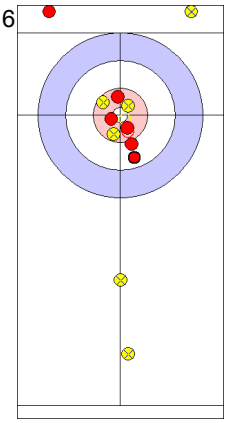

AUT: SCHAGERL M
Raise Out 4

Game - Shot by Shot

AUT - Austria	1 + 0	NOR - Norway	2 + 1	End 4

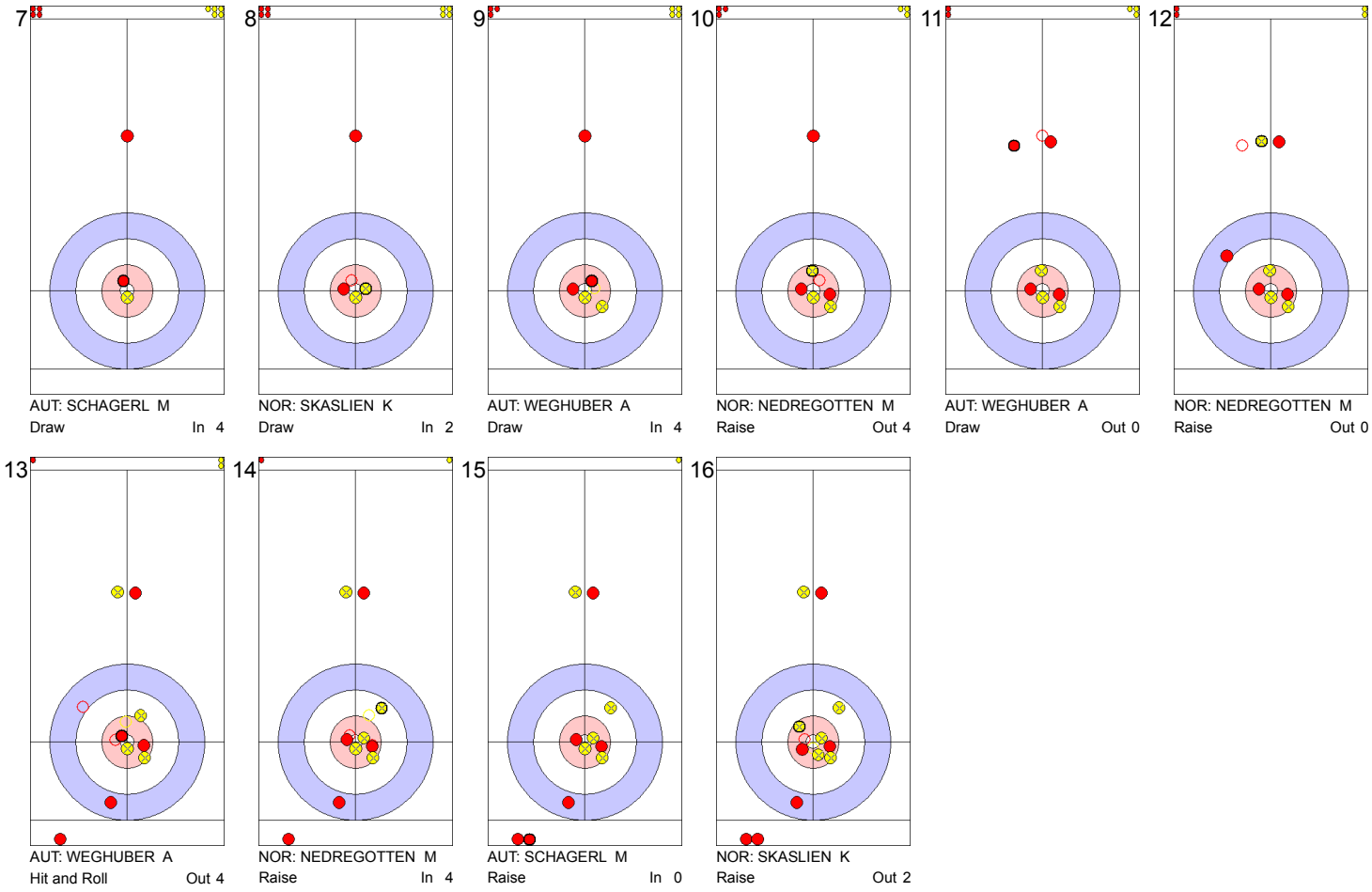

7
AUT: SCHAGERL M
Draw In 4

8
NOR: SKASLIEN K
Draw In 2

9
AUT: WEGHUBER A
Draw In 4

10
NOR: NEDREGOTTEN M
Raise Out 4

11
AUT: WEGHUBER A
Draw Out 0

12
NOR: NEDREGOTTEN M
Raise Out 0

13
AUT: WEGHUBER A
Hit and Roll Out 4

14
NOR: NEDREGOTTEN M
Raise In 4

15
AUT: SCHAGERL M
Raise In 0

16
NOR: SKASLIEN K
Raise Out 2

Game - Shot by Shot

AUT - Austria	1 + 1	NOR - Norway	3 + 0	End 5

7

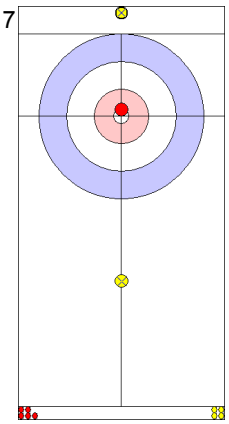

NOR: SKASLIEN K
Draw In 0

8

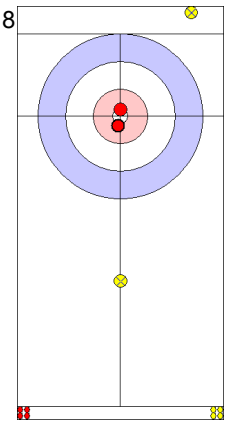

AUT: WEGHUBER A
Draw In 4

9

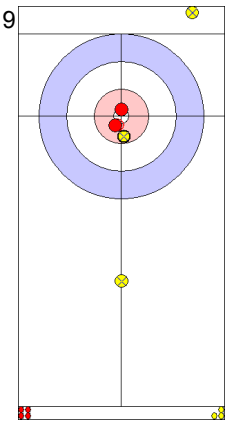

NOR: NEDREGOTTEN M
Draw In 4

10

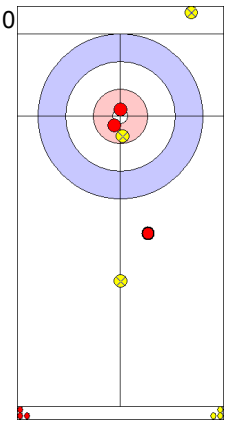

AUT: SCHAGERL M
Guard Out 2

11

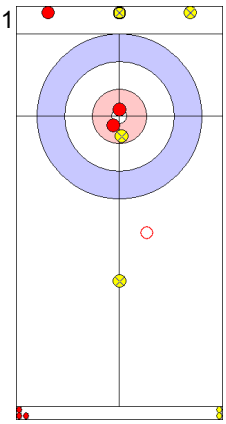

NOR: NEDREGOTTEN M
Takeout Out 0

12

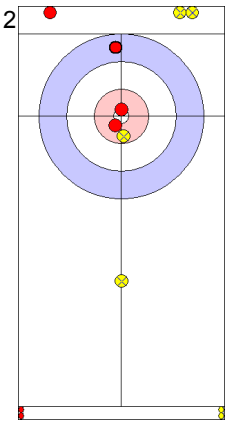

AUT: SCHAGERL M
Draw Out 2

13

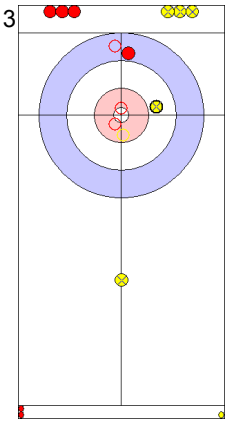

NOR: NEDREGOTTEN M
Double Takeout Out 4

14

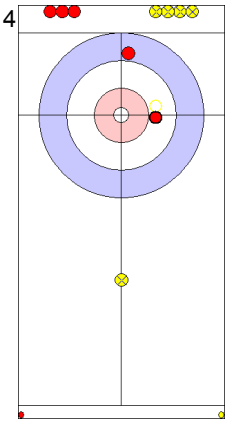

AUT: SCHAGERL M
Takeout Out 4

15

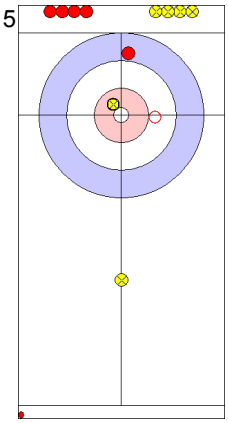

NOR: SKASLIEN K
Hit and Roll Out 3

16

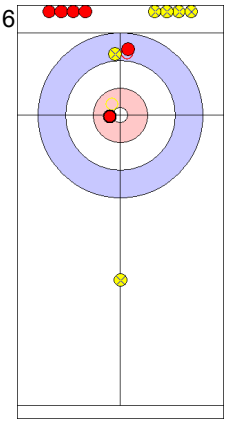

AUT: WEGHUBER A
Takeout In 3

Game - Shot by Shot

AUT - Austria	2 + 0	NOR - Norway	3 + 1	End 6

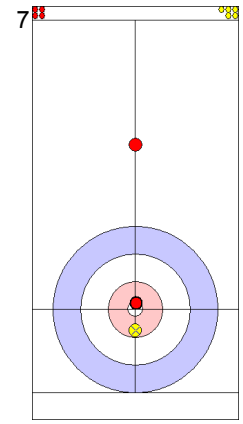

7
AUT: WEGHUBER A
Raise In 4

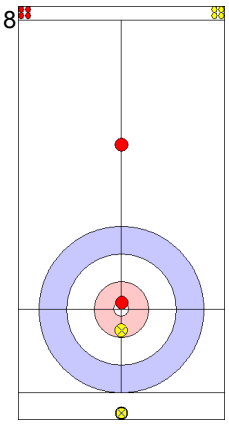

8
NOR: SKASLIEN K
Draw In 0

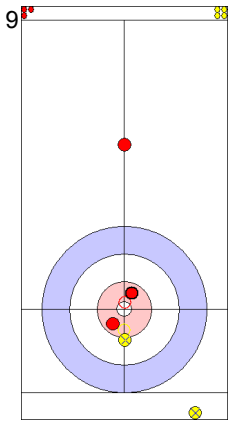

9
AUT: SCHAGERL M
Draw In 3

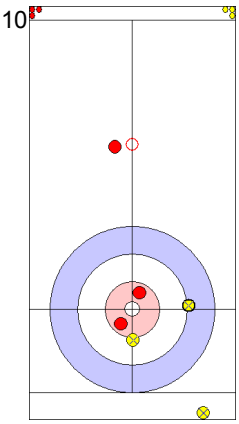

10
NOR: NEDREGOTTEN M
Raise In 0

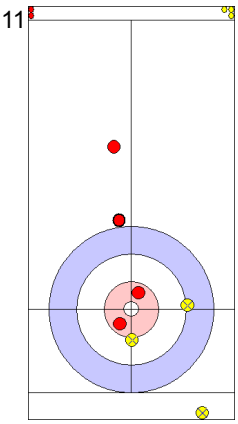

11
AUT: SCHAGERL M
Draw In 1

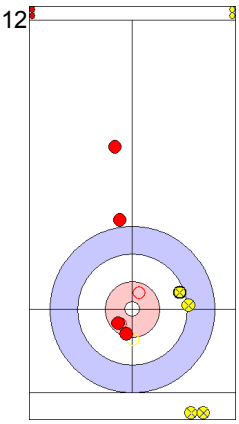

12
NOR: NEDREGOTTEN M
Double Takeout In 0

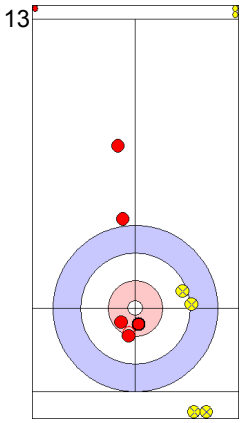

13
AUT: SCHAGERL M
Draw In 2

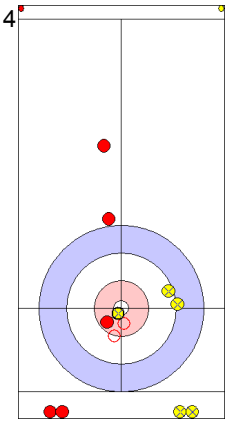

14
NOR: NEDREGOTTEN M
Double Takeout In 4

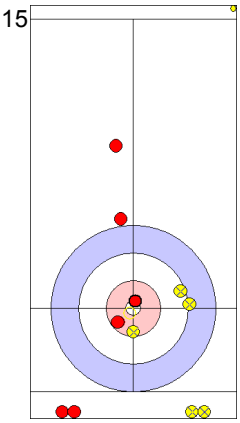

15
AUT: WEGHUBER A
Raise In 4

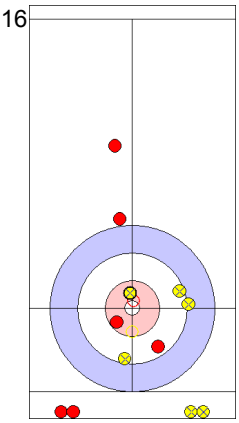

16
NOR: SKASLIEN K
Raise In 4

Game - Shot by Shot

AUT - Austria	2 + 0	NOR - Norway	4 + 1	End 7

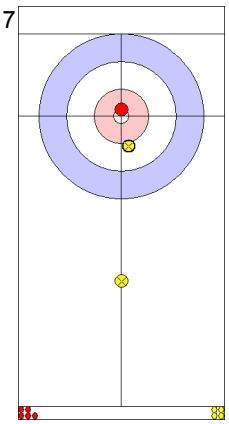

7
NOR: SKASLIEN K
Draw In 4

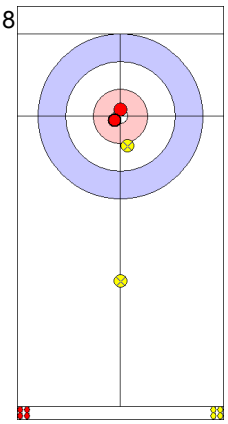

8
AUT: WEGHUBER A
Draw In 4

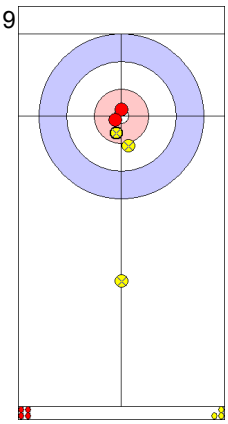

9
NOR: NEDREGOTTEN M
Draw In 4

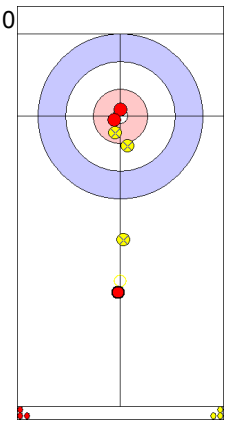

10
AUT: SCHAGERL M
Draw In 0

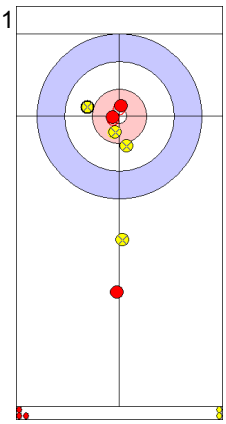

11
NOR: NEDREGOTTEN M
Raise In 2

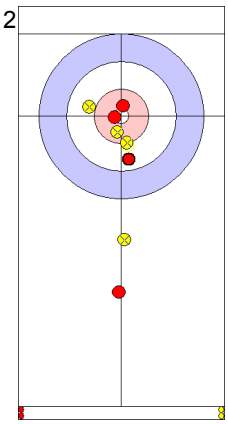

12
AUT: SCHAGERL M
Draw Out 4

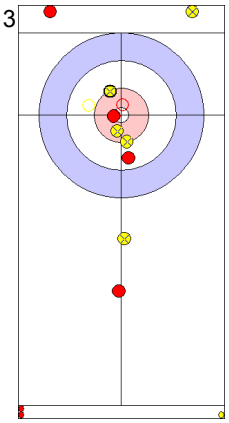

13
NOR: NEDREGOTTEN M
Double Takeout In 4

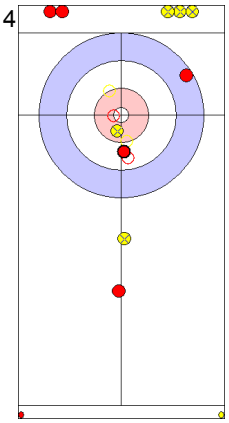

14
AUT: SCHAGERL M
Double Takeout Out 4

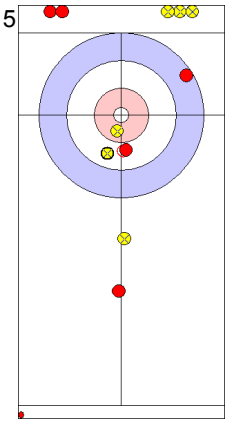

15
NOR: SKASLIEN K
Draw In 2

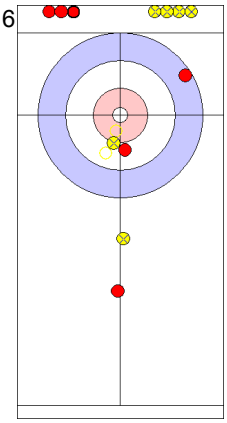

16
AUT: WEGHUBER A
Double Takeout In 1

Game - Shot by Shot

AUT - Austria	2 + 0	NOR - Norway	5 + 1	End 8

7

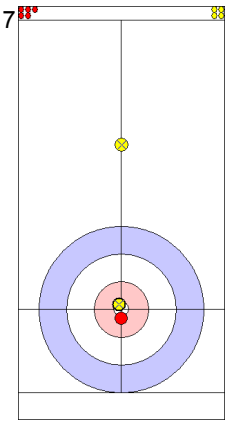

NOR: SKASLIEN K
Draw In 4

8

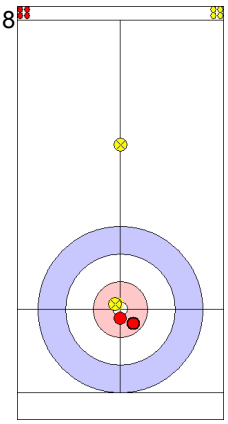

AUT: SCHAGERL M
Draw In 2

9

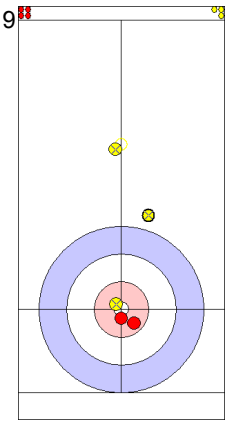

NOR: NEDREGOTTEN M
Draw In 0

10

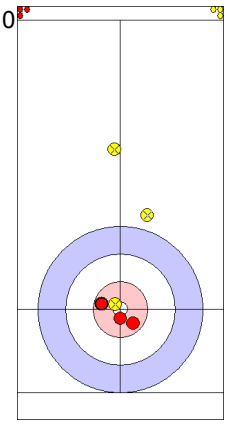

AUT: WEGHUBER A
Draw In 3

11

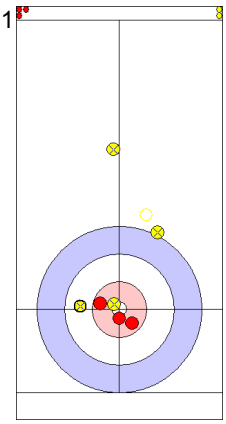

NOR: NEDREGOTTEN M
Raise In 0

12

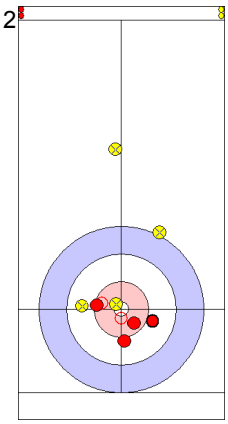

AUT: WEGHUBER A
Raise In 4

13

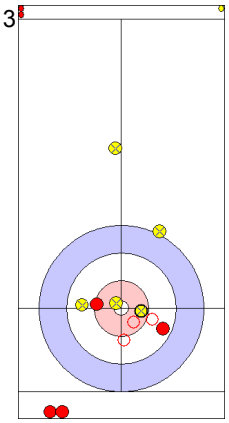

NOR: NEDREGOTTEN M
Double Takeout Out 4
Time-out

14

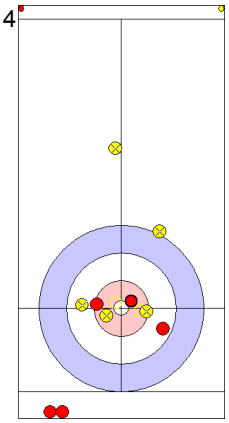

AUT: WEGHUBER A
Raise In 2

15

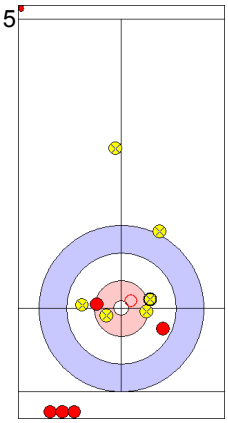

NOR: SKASLIEN K
Takeout In 4

16

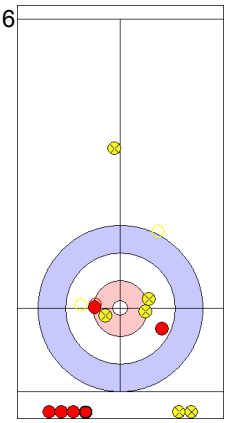

AUT: SCHAGERL M
Double Takeout Out 0
Time-out

Game Results

Sheet	Game	Team	LSFE	1	2	3	4	5	6	7	8	Extra Ends					Total
E	4	ITA - Italy		1	1	0	0	1	0	0	2	0					5
	4	SWE - Sweden	*	0	0	2	1	0	1	1	0	5					10

ITA - Italy		Game	All
F	SALVAI Lucrezia	50 %	63 %
M	GONIN Simone	76 %	76 %
	Team Total	66 %	71 %

Last Stone Draw: 177.4cm 67.9cm ↻ GONIN S
109.5cm ↺ SALVAI L

Time remaining: 0 minutes 55 seconds
Time remaining: 0 minutes 25 seconds (after extra end)

SWE - Sweden		Game	All
F	JOHANSSON Camilla	58 %	64 %
M	NOREEN Per	68 %	75 %
	Team Total	62 %	68 %

Last Stone Draw: 0.0cm 0.0cm ↻ NOREEN P
0.0cm ↺ JOHANSSON C

Time remaining: 2 minutes 58 seconds
Time remaining: 0 minutes 55 seconds (after extra end)

Detailed Game Statistics:

ITA - Italy		Draws		Takeouts		Total	
F	SALVAI Lucrezia	14	61 %	4	13 %	18	50 %
M	GONIN Simone	24	80 %	3	42 %	27	76 %
	Team Total	38	73 %	7	25 %	45	66 %

SWE - Sweden		Draws		Takeouts		Total	
F	JOHANSSON Camilla	18	67 %	9	42 %	27	58 %
M	NOREEN Per	14	75 %	3	33 %	17	68 %
	Team Total	32	70 %	12	40 %	44	62 %

LEGEND
F Female **LSFE** (*) Last stone first end **M** Male

Game - Shot by Shot

ITA - Italy	0 + 1	SWE - Sweden	0 + 0	End 1

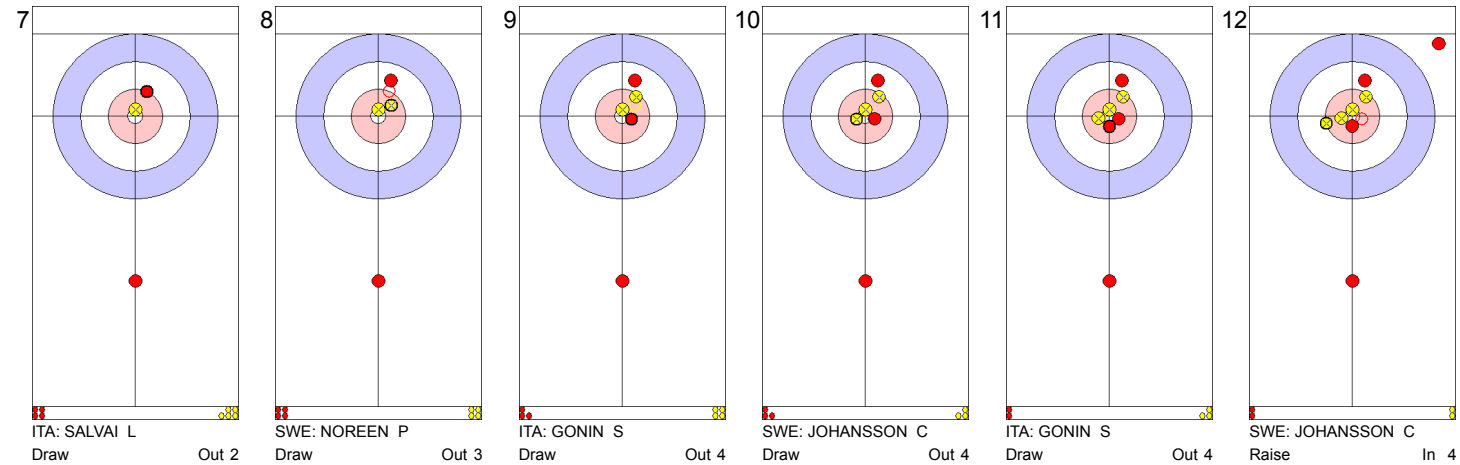

7
ITA: SALVAI L
Draw Out 2

8
SWE: NOREEN P
Draw Out 3

9
ITA: GONIN S
Draw Out 4

10
SWE: JOHANSSON C
Draw Out 4

11
ITA: GONIN S
Draw Out 4

12
SWE: JOHANSSON C
Raise In 4
Slow Takeout

13
ITA: GONIN S
Draw Out 4

14
SWE: JOHANSSON C
Raise In 2
Slow Takeout

15
ITA: SALVAI L
Guard In 4

16
SWE: NOREEN P
Promotion Takeout In 0

Game - Shot by Shot

ITA - Italy	1 + 1	SWE - Sweden	0 + 0	End 2

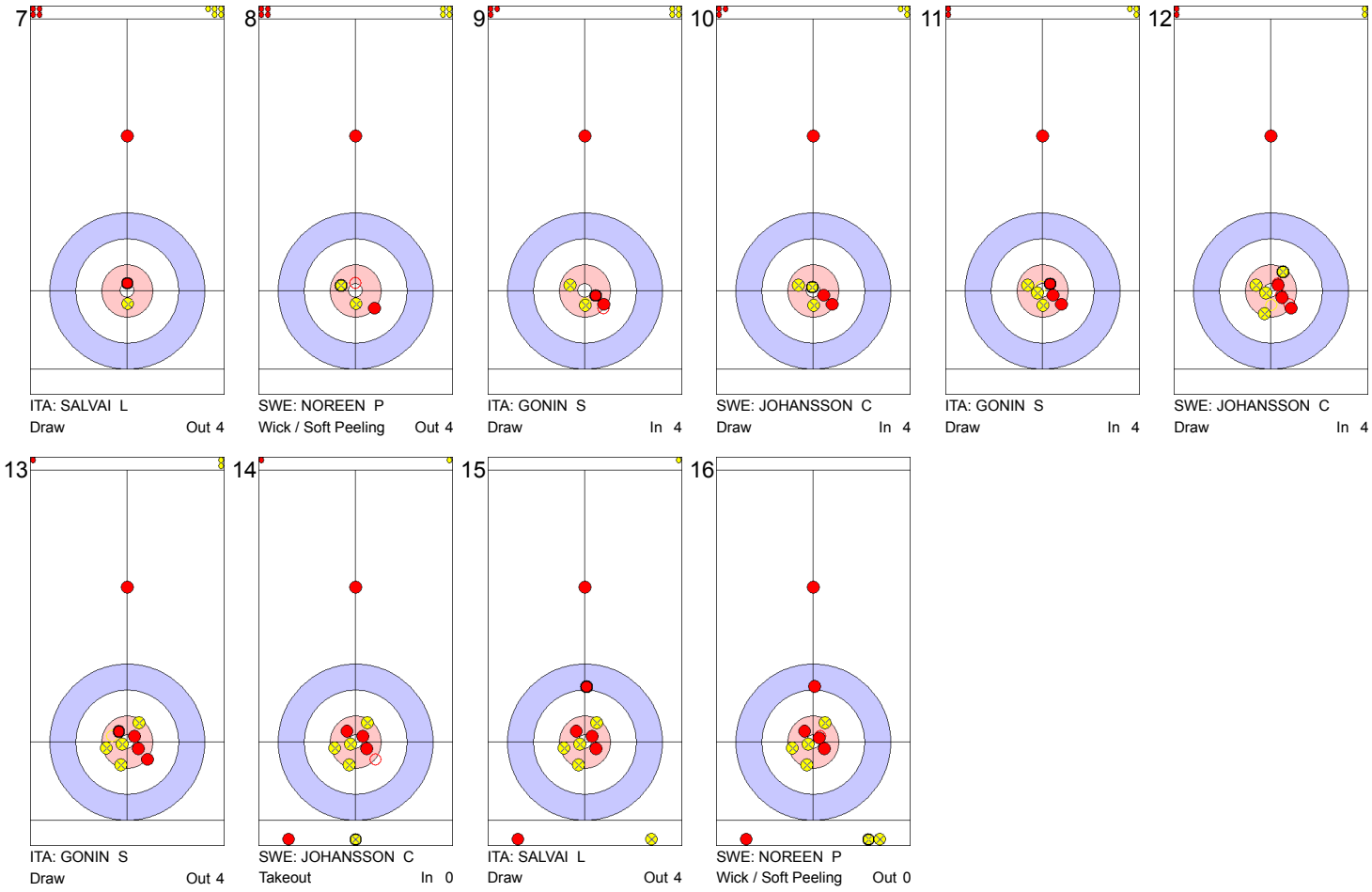

Game - Shot by Shot

ITA - Italy	2 + 0	SWE - Sweden	0 + 2	End 3

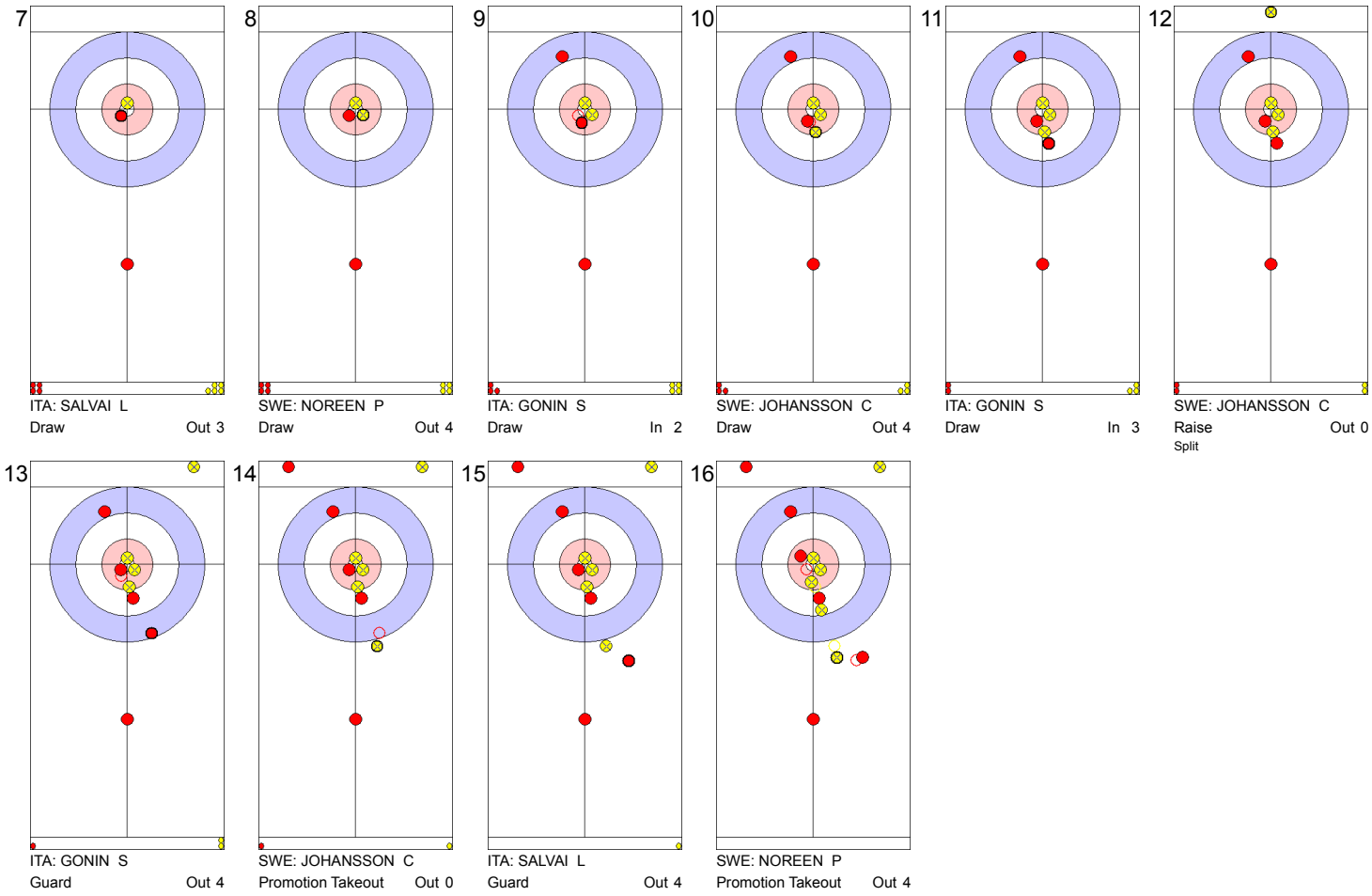

7
ITA: SALVAI L
Draw Out 3

8
SWE: NOREEN P
Draw Out 4

9
ITA: GONIN S
Draw In 2

10
SWE: JOHANSSON C
Draw Out 4

11
ITA: GONIN S
Draw In 3

12
SWE: JOHANSSON C
Raise Out 0
Split

13
ITA: GONIN S
Guard Out 4

14
SWE: JOHANSSON C
Promotion Takeout Out 0

15
ITA: SALVAI L
Guard Out 4

16
SWE: NOREEN P
Promotion Takeout Out 4

Game - Shot by Shot

ITA - Italy	2 + 0	SWE - Sweden	2 + 1	End 4

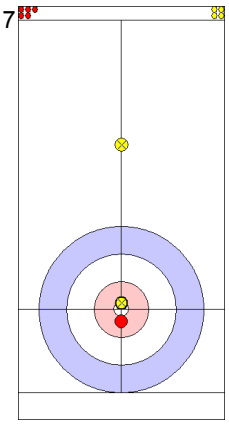

7
SWE: NOREEN P
Draw In 4

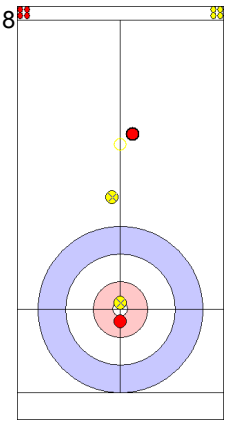

8
ITA: SALVAI L
Draw In 0

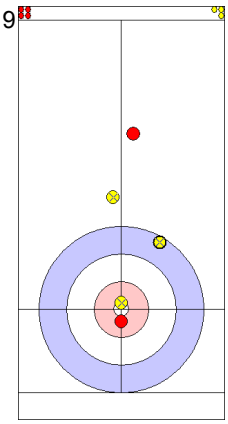

9
SWE: JOHANSSON C
Draw In 4

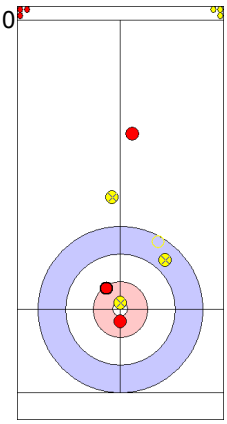

10
ITA: GONIN S
Draw In 3

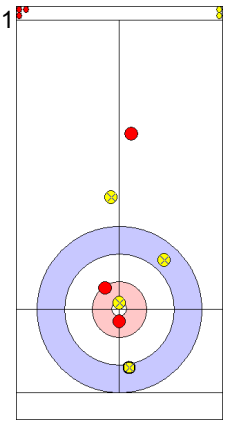

11
SWE: JOHANSSON C
Draw In 2

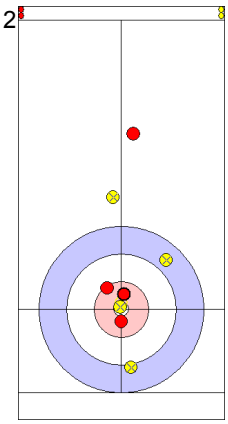

12
ITA: GONIN S
Draw In 4

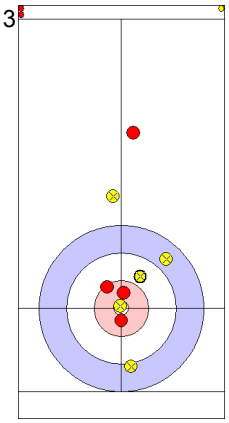

13
SWE: JOHANSSON C
Draw In 2

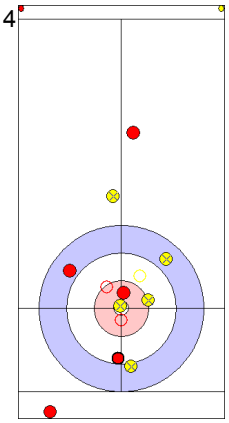

14
ITA: GONIN S
Promotion Takeout In 2

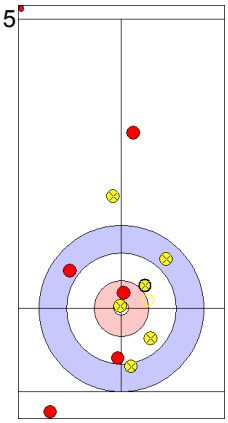

15
SWE: NOREEN P
Draw In 2

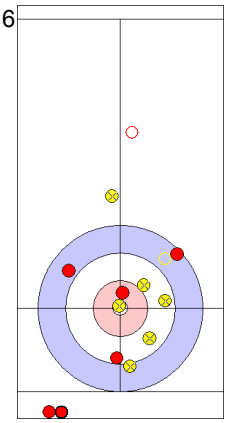

16
ITA: SALVAI L
Promotion Takeout Out 0

Game - Shot by Shot

ITA - Italy	2 + 1	SWE - Sweden	3 + 0	End 5

7

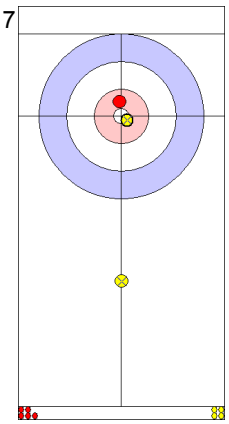

SWE: NOREEN P
Draw Out 4

8

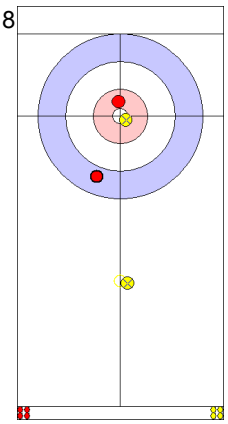

ITA: SALVAI L
Draw In 2

9

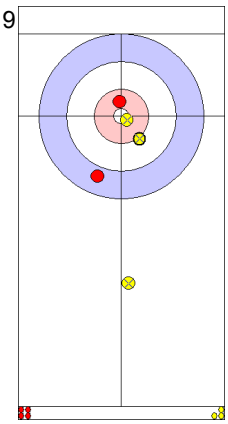

SWE: JOHANSSON C
Draw Out 3

10

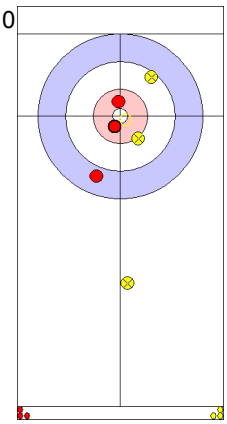

ITA: GONIN S
Raise In 4
Slow Takeout

11

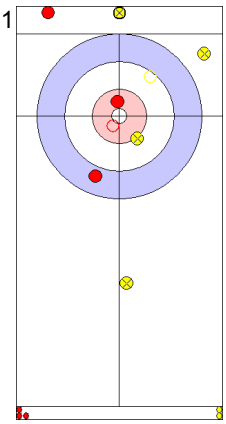

SWE: JOHANSSON C
Takeout In 2

12

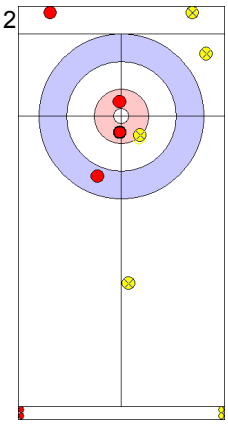

ITA: GONIN S
Draw In 4

13

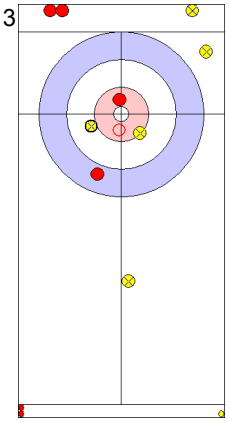

SWE: JOHANSSON C
Takeout In 3

14

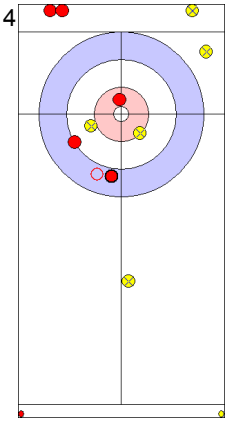

ITA: GONIN S
Guard In 4

15

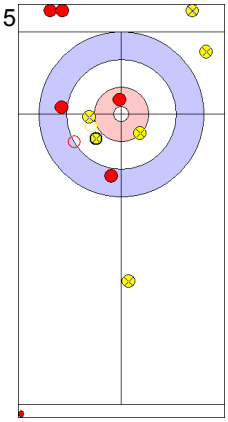

SWE: NOREEN P
Hit and Roll In 0

16

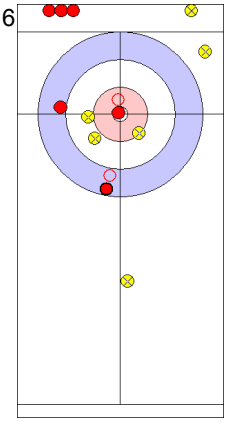

ITA: SALVAI L
Raise In 0

Game - Shot by Shot

ITA - Italy	3 + 0	SWE - Sweden	3 + 1	End 6

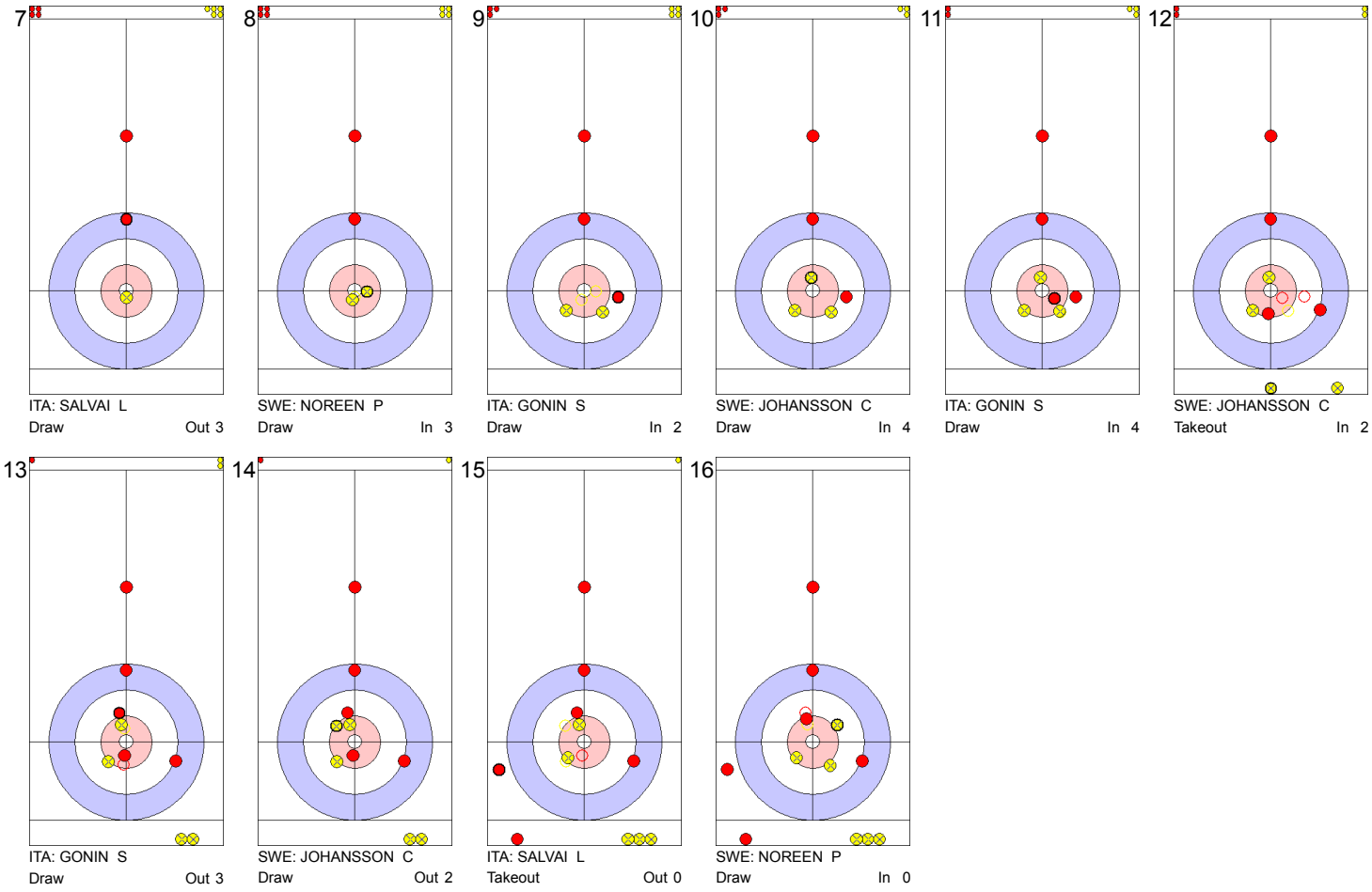

Game - Shot by Shot

ITA - Italy	3 + 0	SWE - Sweden	4 + 1	End 7

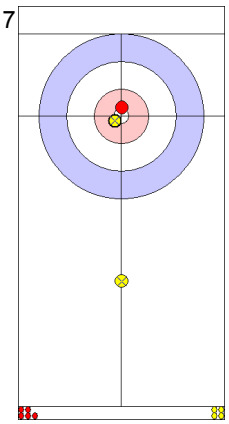

7
SWE: NOREEN P
Draw Out 4

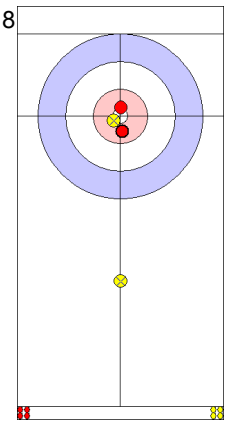

8
ITA: SALVAI L
Draw Out 4

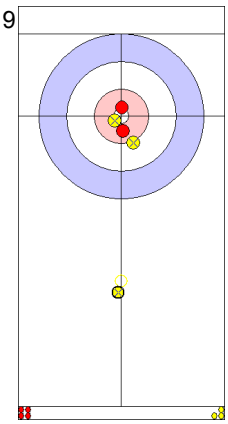

9
SWE: JOHANSSON C
Draw In 2

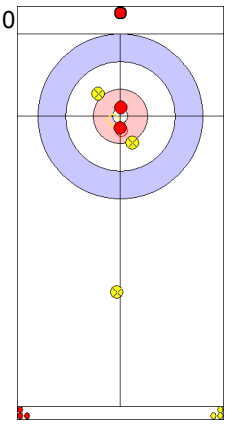

10
ITA: GONIN S
Wick / Soft Peeling Out 4

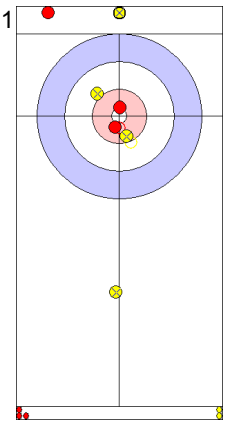

11
SWE: JOHANSSON C
Raise Out 0

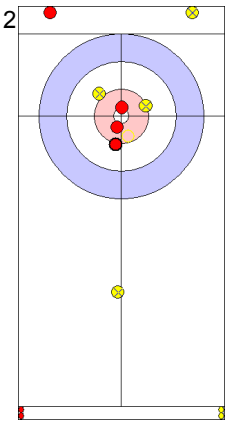

12
ITA: GONIN S
Raise In 4
Soft-Peeling

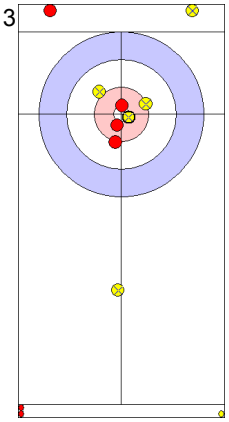

13
SWE: JOHANSSON C
Draw Out 4

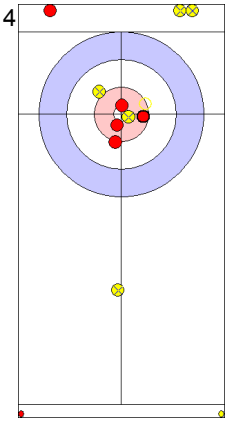

14
ITA: GONIN S
Takeout Out 1

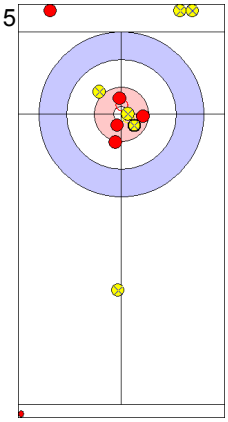

15
SWE: NOREEN P
Draw Out 4

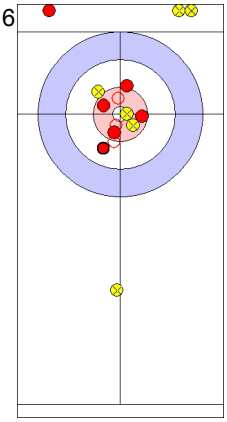

16
ITA: SALVAI L
Raise In 0

Game - Shot by Shot

ITA - Italy	3 + 2	SWE - Sweden	5 + 0	End 8

7

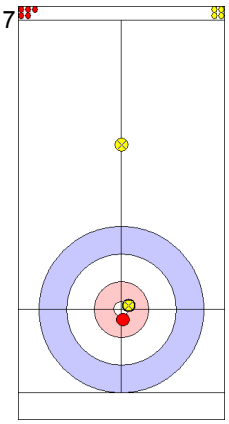

SWE: NOREEN P
Draw In 4

8

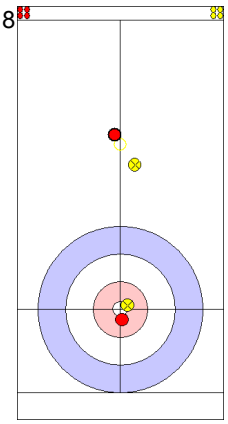

ITA: SALVAI L
Draw Out 0

9

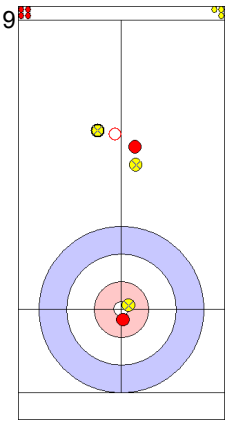

SWE: JOHANSSON C
Draw Out 0

10

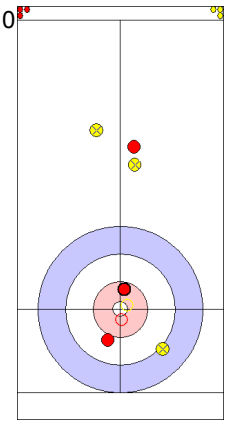

ITA: GONIN S
Raise Out 4

11

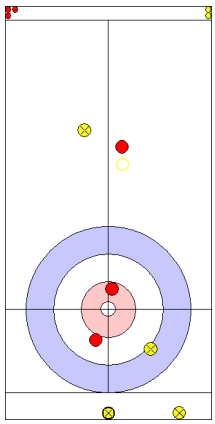

SWE: JOHANSSON C
Takeout Out 0

12

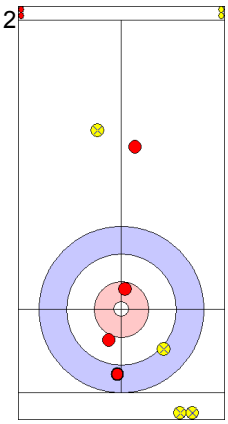

ITA: GONIN S
Draw In 2

13

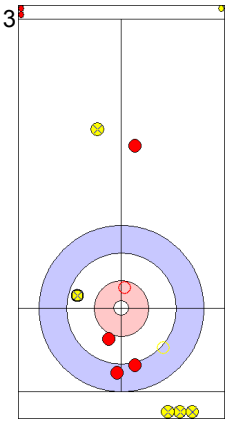

SWE: JOHANSSON C
Takeout Out 0

14

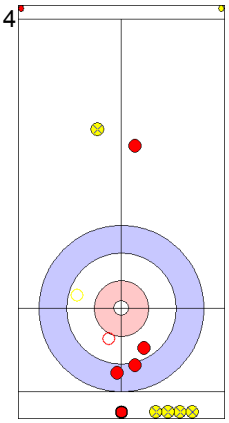

ITA: GONIN S
Takeout Out 2

15

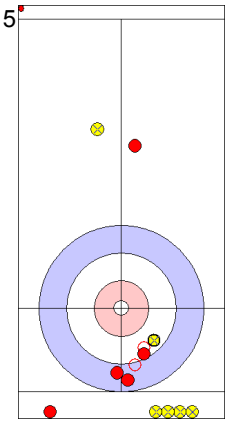

SWE: NOREEN P
Draw In 2

16

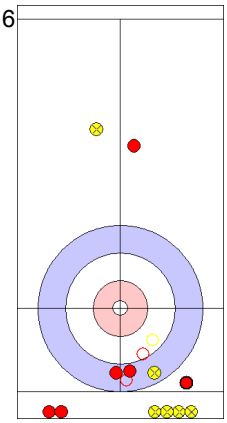

ITA: SALVAI L
Takeout In 2

Game - Shot by Shot

ITA - Italy	5 + 0	SWE - Sweden	5 + 5	End 9

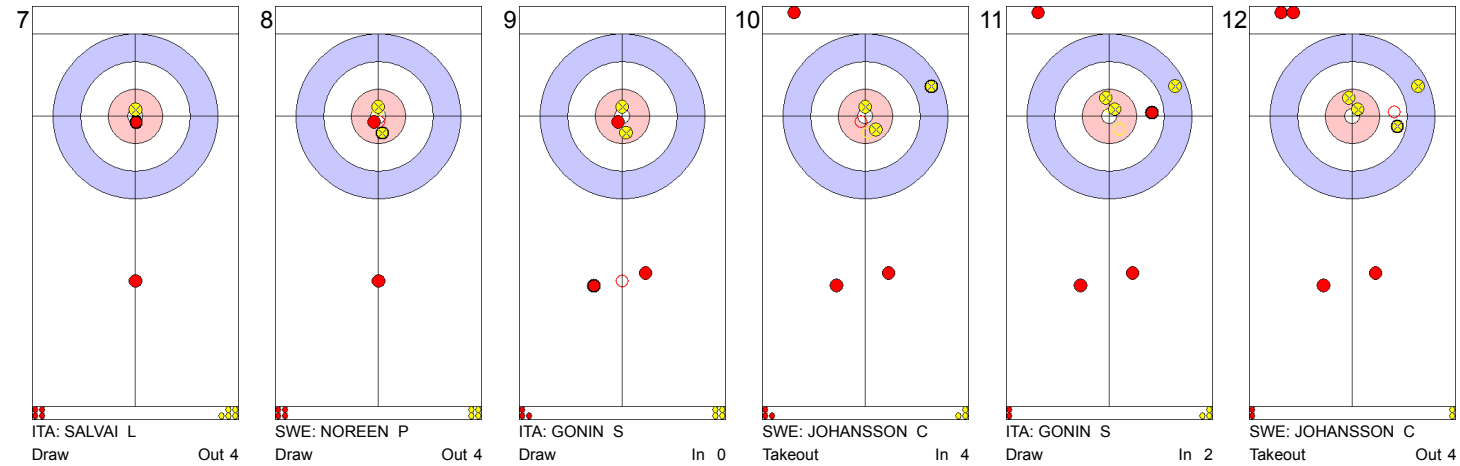

7
ITA: SALVAI L
Draw Out 4

8
SWE: NOREEN P
Draw Out 4

9
ITA: GONIN S
Draw In 0

10
SWE: JOHANSSON C
Takeout In 4

11
ITA: GONIN S
Draw In 2

12
SWE: JOHANSSON C
Takeout Out 4

13
ITA: GONIN S
Draw In 0

14
SWE: JOHANSSON C
Draw In 3

15
ITA: SALVAI L
Hit and Roll Out 0

16
SWE: NOREEN P
not played Out X

Session Results and Standings

Sheet	Game	Team	LSFE	1	2	3	4	5	6	7	8	Extra Ends						Total
A	3	AUT - Austria		0	2	0	0	1	0	1	0							4
	3	SWE - Sweden	*	1	0	2	1	0	1	0	1							6
B	3	NOR - Norway	*	3	0	0	4	1	0	1	X							9
	3	FIN - Finland		0	1	1	0	0	1	0	X							3
C	3	ITA - Italy		0	2	0	1	0	3	0	0	1						7
	3	CHN - China	*	1	0	1	0	1	0	1	2	0						6
D	3	BRA - Brazil		0	3	1	0	1	0	3	0							8
	3	NZL - New Zealand	*	1	0	0	5	0	2	0	2							10
E	3	SLO - Slovenia		0	0	0	0	2	0	3	X							5
	3	LAT - Latvia	*	3	2	2	1	0	1	0	X							9

Standings

Group-A

Rank	Team	Games	Wins	Losses
1	DEN - Denmark	2	2	0
1	RUS - Russia	2	2	0
1	USA - United States	2	2	0
4	JPN - Japan	2	1	1
4	SUI - Switzerland	2	1	1
4	SVK - Slovakia	2	1	1
4	TUR - Turkey	2	1	1
8	AUS - Australia	2	0	2
8	CZE - Czech Republic	2	0	2
8	FRA - France	2	0	2

Group-B

Rank	Team	Games	Wins	Losses
1	NOR - Norway	3	3	0
1	SWE - Sweden	3	3	0
3	FIN - Finland	3	2	1
3	ITA - Italy	3	2	1
3	LAT - Latvia	3	2	1
6	AUT - Austria	3	1	2
6	CHN - China	3	1	2
6	NZL - New Zealand	3	1	2
9	BRA - Brazil	3	0	3
9	SLO - Slovenia	3	0	3

Group-C

Rank	Team	Games	Wins	Losses
1	CAN - Canada	2	2	0
1	ESP - Spain	2	2	0
1	EST - Estonia	2	2	0
1	KOR - Korea	2	2	0
5	HUN - Hungary	2	1	1
5	SCO - Scotland	2	1	1
7	BLR - Belarus	2	0	2
7	ENG - England	2	0	2
7	POL - Poland	2	0	2
7	ROU - Romania	2	0	2

LEGEND
LSFE (*) Last stone first end
X Unplayed/unfinished end due to concession

МИНИСТЕРСТВО СПОРТА РОССИИ
АДМИНИСТРАЦИЯ ГОРОДА СОЧИ
RUSSIAN CURLING FEDERATION
NEW LEAGUE
АВТОРАДИО
Mercedes-Benz
CURLIT

Game Results

Sheet	Game	Team	LSFE	1	2	3	4	5	6	7	8	Extra Ends						Total
A	3	AUT - Austria		0	2	0	0	1	0	1	0							4
	3	SWE - Sweden	*	1	0	2	1	0	1	0	1							6

AUT - Austria		Game	All
F	WEGHUBER Anna	45 %	45 %
M	SCHAGERL Markus	60 %	54 %
	Team Total	53 %	50 %

Last Stone Draw: 120.0cm 50.3cm ↻ SCHAGERL M
69.7cm ↺ WEGHUBER A

Time remaining: 1 minute 1 second

SWE - Sweden		Game	All
F	JOHANSSON Camilla	59 %	66 %
M	NOREEN Per	81 %	77 %
	Team Total	68 %	71 %

Last Stone Draw: 59.4cm 6.6cm ↻ JOHANSSON C
52.8cm ↺ NOREEN P

Time remaining: 2 minutes 44 seconds

Time-out: end 6 - SWE stone 7

Detailed Game Statistics:

AUT - Austria		Draws		Takeouts		Total	
F	WEGHUBER Anna	18	43 %	2	63 %	20	45 %
M	SCHAGERL Markus	15	62 %	5	55 %	20	60 %
	Team Total	33	52 %	7	57 %	40	53 %

SWE - Sweden		Draws		Takeouts		Total	
F	JOHANSSON Camilla	17	53 %	7	75 %	24	59 %
M	NOREEN Per	13	85 %	3	67 %	16	81 %
	Team Total	30	67 %	10	73 %	40	68 %

LEGEND
F Female **LSFE** (*) Last stone first end **M** Male

Game - Shot by Shot

AUT - Austria	0 + 0	SWE - Sweden	0 + 1	End 1

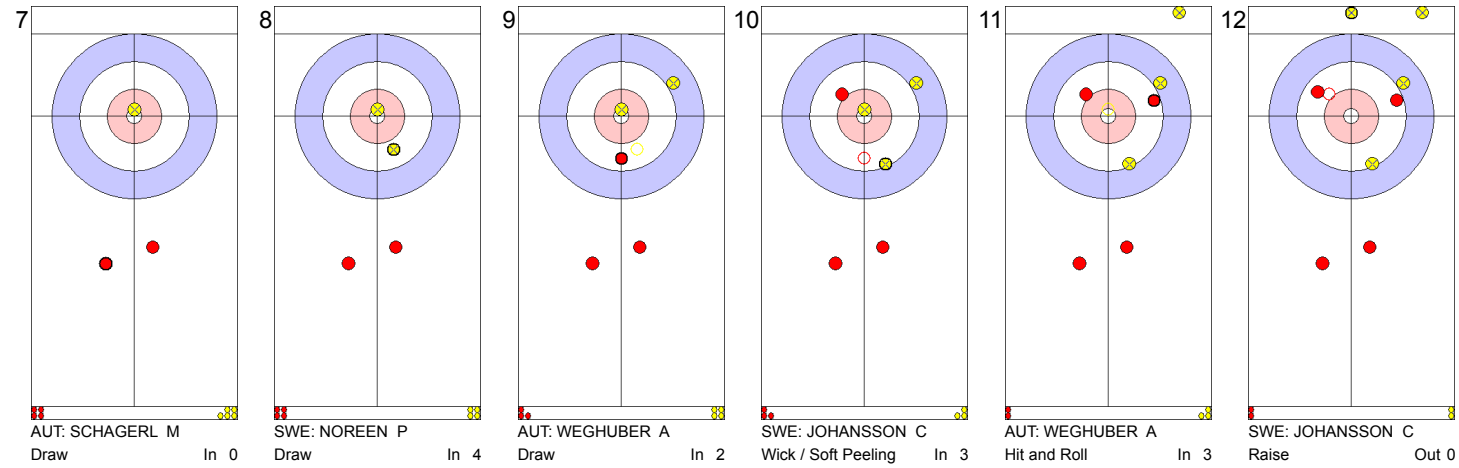

7	8	9	10	11	12
AUT: SCHAGERL M	SWE: NOREEN P	AUT: WEGHUBER A	SWE: JOHANSSON C	AUT: WEGHUBER A	SWE: JOHANSSON C
Draw In 0	Draw In 4	Draw In 2	Wick / Soft Peeling In 3	Hit and Roll In 3	Raise Out 0

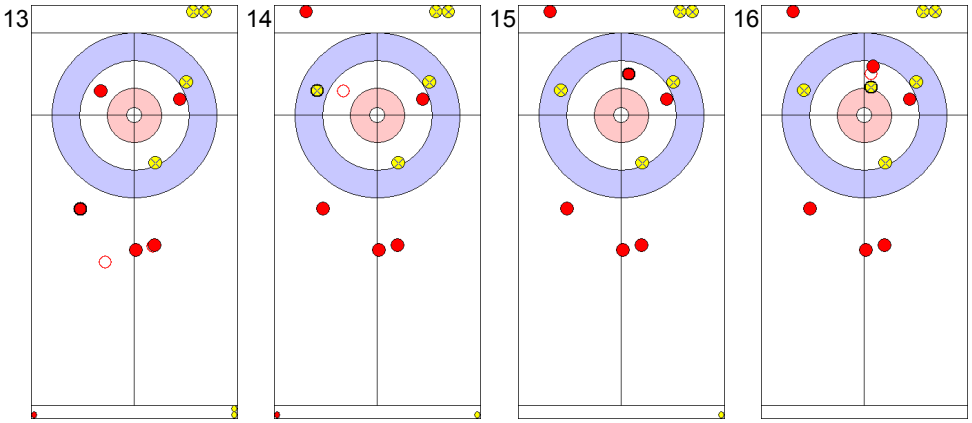

13	14	15	16
AUT: WEGHUBER A	SWE: JOHANSSON C	AUT: SCHAGERL M	SWE: NOREEN P
Draw In 0	Hit and Roll Out 4	Draw In 4	Draw In 4

Game - Shot by Shot

AUT - Austria	0 + 2	SWE - Sweden	1 + 0	End 2

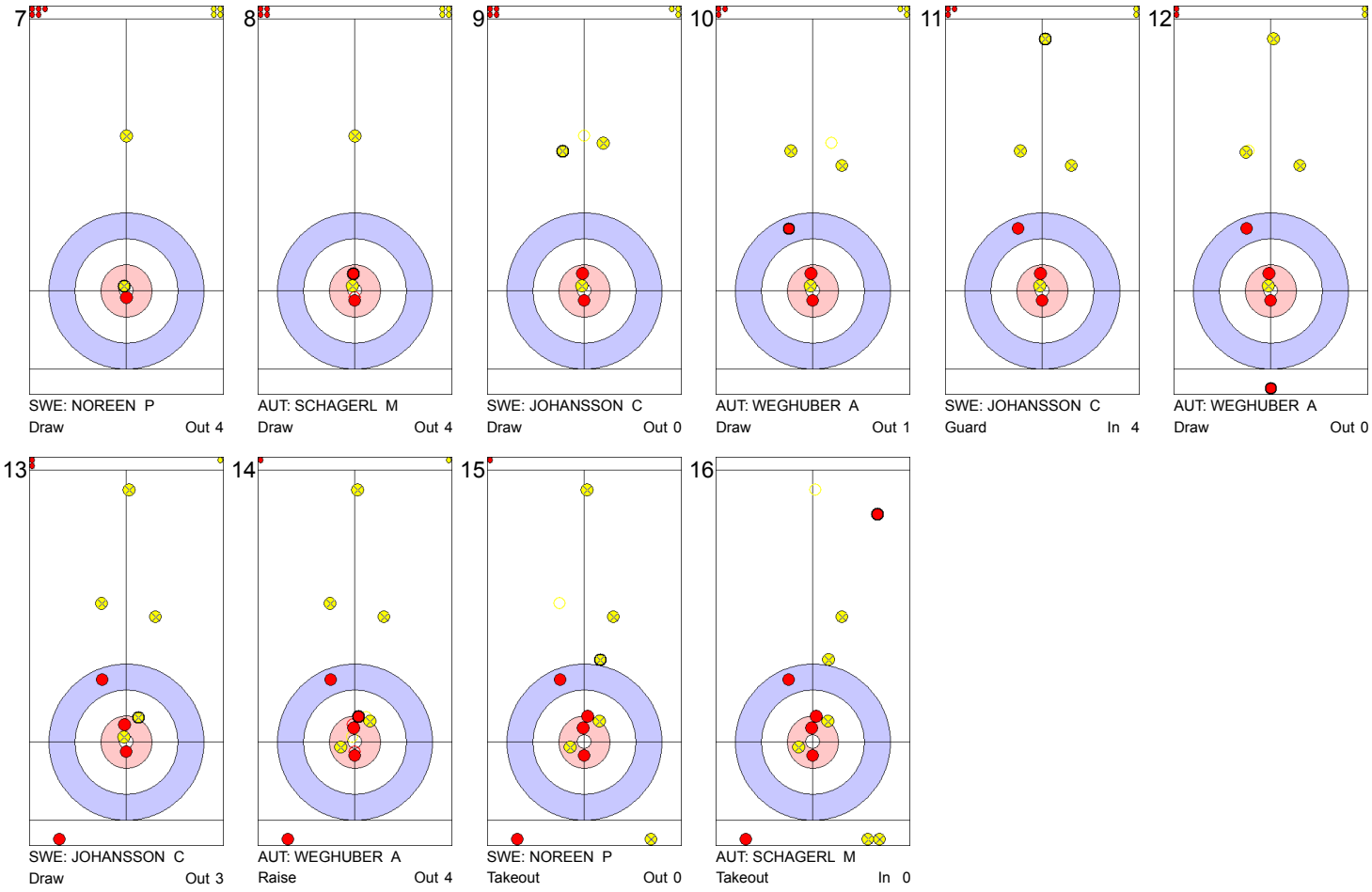

7
SWE: NOREEN P
Draw Out 4

8
AUT: SCHAGERL M
Draw Out 4

9
SWE: JOHANSSON C
Draw Out 0

10
AUT: WEGHUBER A
Draw Out 1

11
SWE: JOHANSSON C
Guard In 4

12
AUT: WEGHUBER A
Draw Out 0

13
SWE: JOHANSSON C
Draw Out 3

14
AUT: WEGHUBER A
Raise Out 4

15
SWE: NOREEN P
Takeout Out 0

16
AUT: SCHAGERL M
Takeout In 0

Game - Shot by Shot

AUT - Austria	2 + 0	SWE - Sweden	1 + 2	End 3

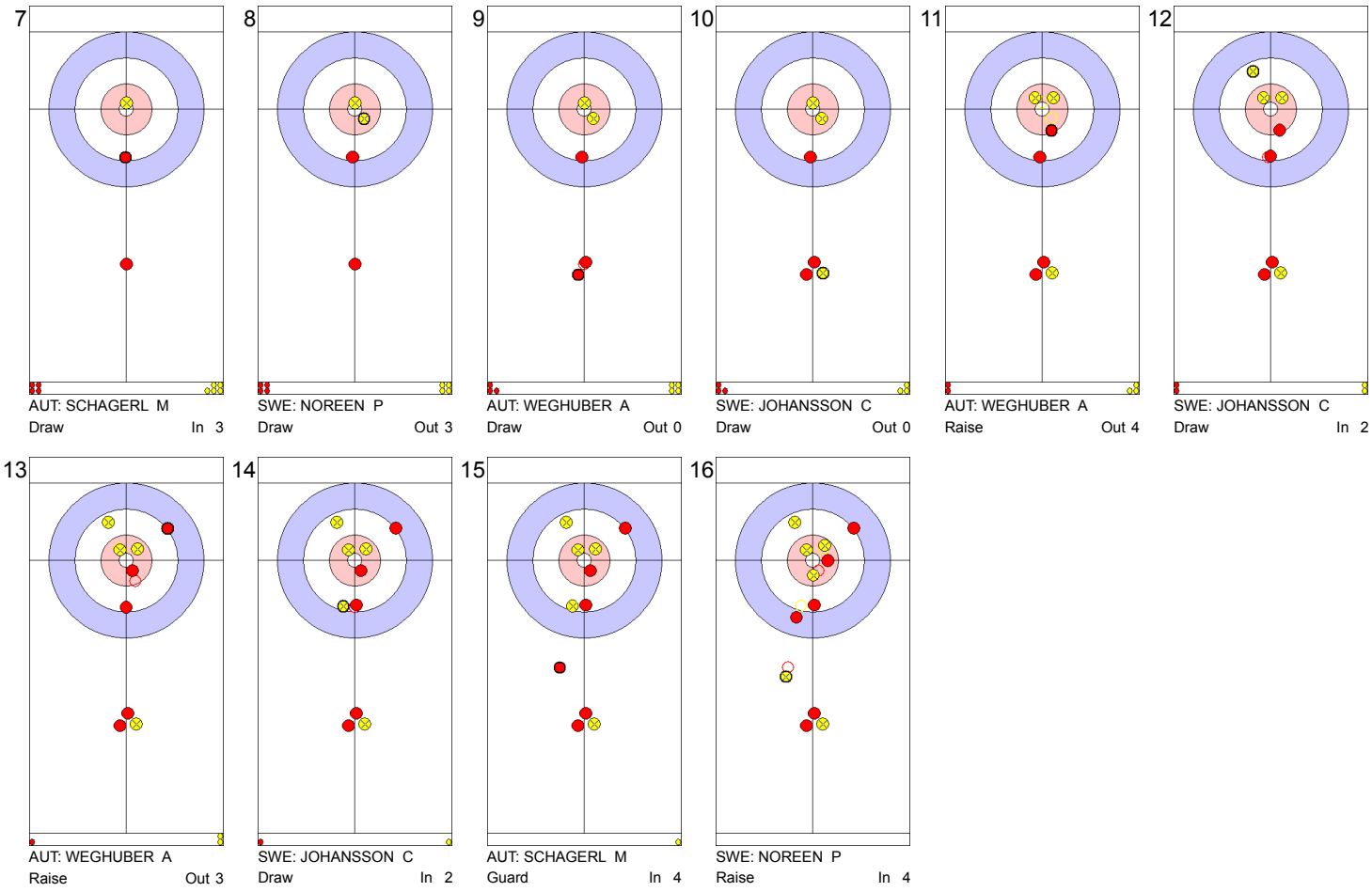

7	8	9	10	11	12
AUT: SCHAGERL M	SWE: NOREEN P	AUT: WEGHUBER A	SWE: JOHANSSON C	AUT: WEGHUBER A	SWE: JOHANSSON C
Draw In 3	Draw Out 3	Draw Out 0	Draw Out 0	Raise Out 4	Draw In 2

13	14	15	16
AUT: WEGHUBER A	SWE: JOHANSSON C	AUT: SCHAGERL M	SWE: NOREEN P
Raise Out 3	Draw In 2	Guard In 4	Raise In 4

Game - Shot by Shot

AUT - Austria	2 + 0	SWE - Sweden	3 + 1	End 4

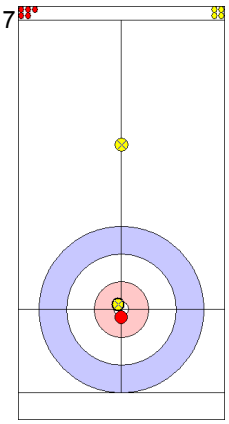

7
SWE: NOREEN P
Draw Out 4

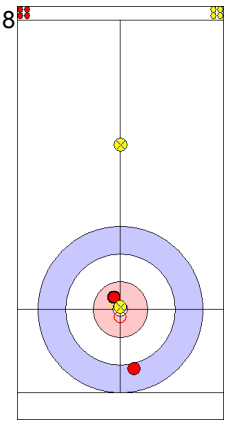

8
AUT: SCHAGERL M
Raise Out 3

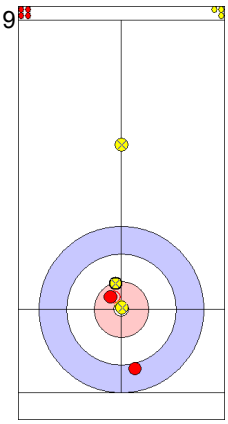

9
SWE: JOHANSSON C
Draw Out 3

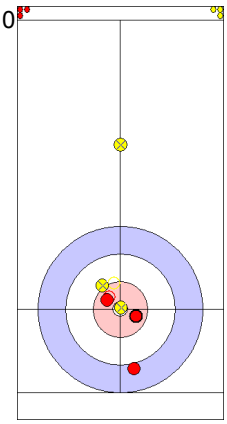

10
AUT: WEGHUBER A
Draw In 2

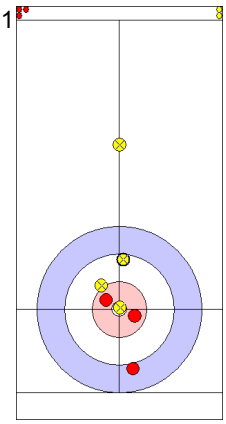

11
SWE: JOHANSSON C
Draw In 3

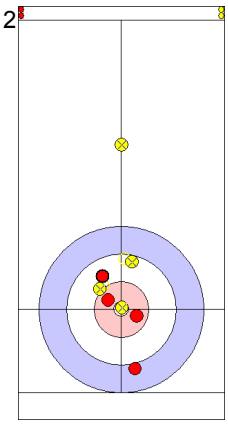

12
AUT: WEGHUBER A
Draw Out 1

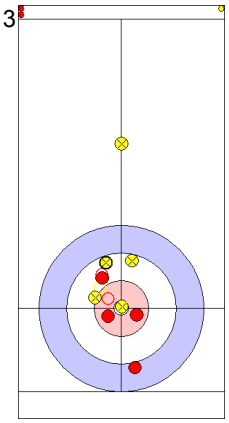

13
SWE: JOHANSSON C
Draw Out 2

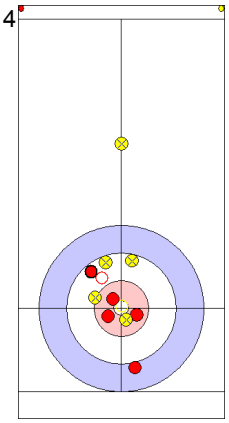

14
AUT: WEGHUBER A
Raise Out 4

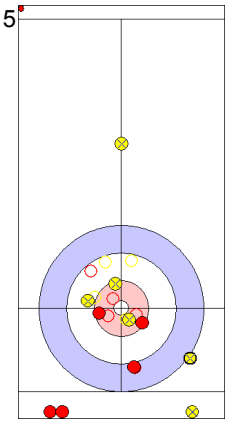

15
SWE: NOREEN P
Double Takeout In 4

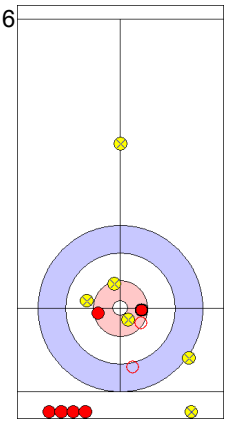

16
AUT: SCHAGERL M
Takeout In 0

Game - Shot by Shot

AUT - Austria	2 + 1	SWE - Sweden	4 + 0	End 5

7

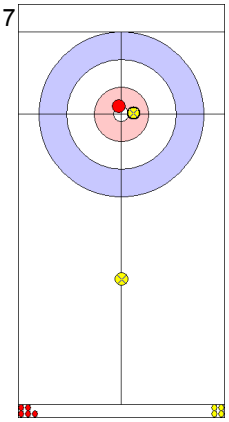

SWE: NOREEN P
Draw Out 2

8

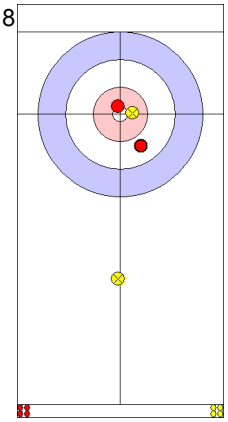

AUT: WEGHUBER A
Draw Out 1

9

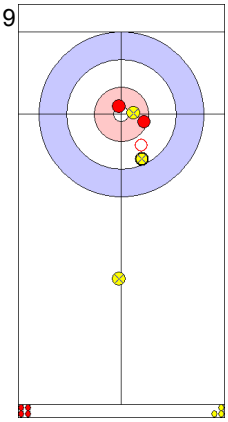

SWE: JOHANSSON C
Draw Out 2

10

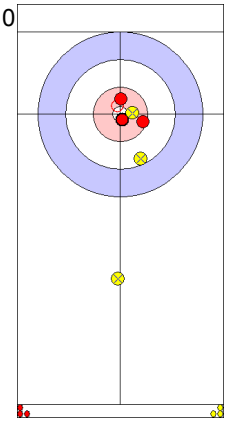

AUT: SCHAGERL M
Draw In 4

11

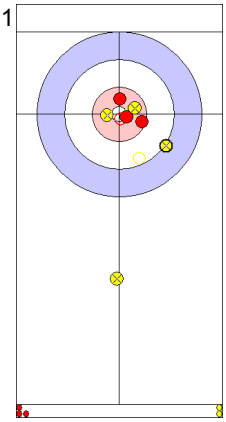

SWE: JOHANSSON C
Raise Out 3

12

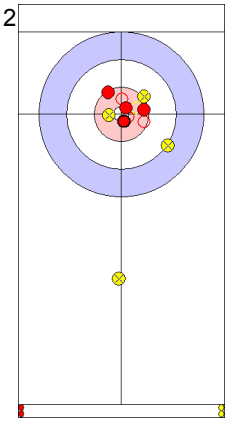

AUT: SCHAGERL M
Raise In 4

13

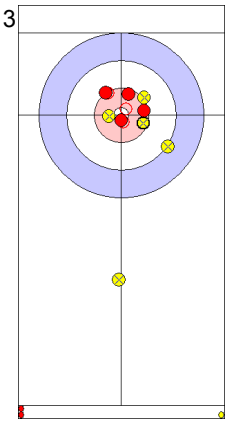

SWE: JOHANSSON C
Raise Out 3

14

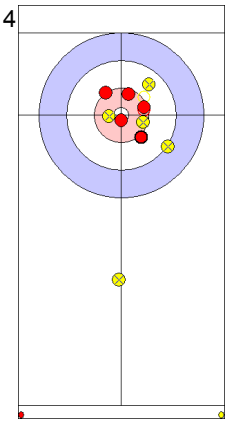

AUT: SCHAGERL M
Draw Out 1

15

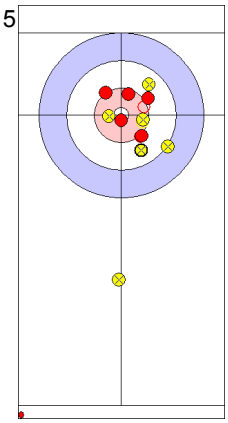

SWE: NOREEN P
Draw Out 0

16

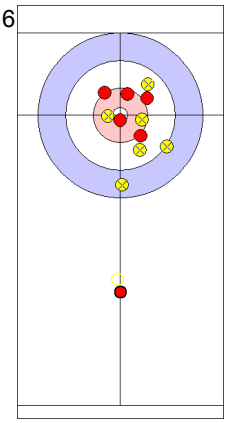

AUT: WEGHUBER A
Draw In 0

Game - Shot by Shot

AUT - Austria	3 + 0	SWE - Sweden	4 + 1	End 6

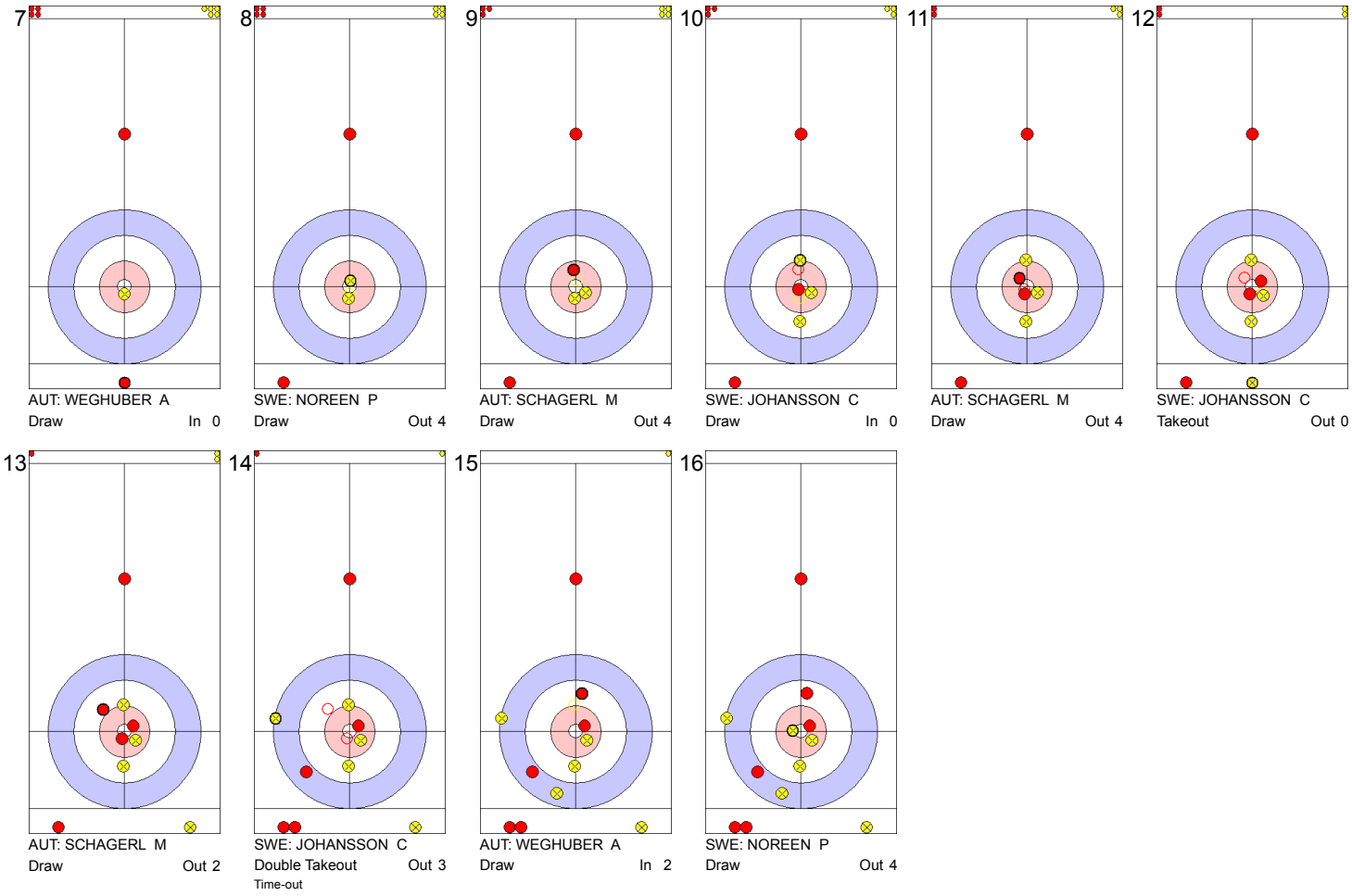

Game - Shot by Shot

AUT - Austria	3 + 1	SWE - Sweden	5 + 0	End 7

7

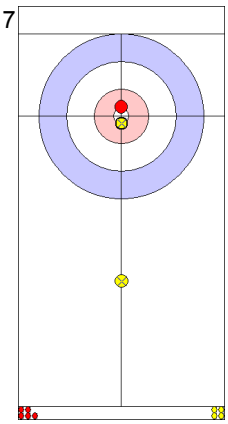

SWE: NOREEN P
Draw Out 4

8

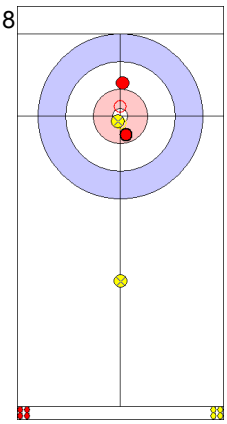

AUT: WEGHUBER A
Raise Out 3

9

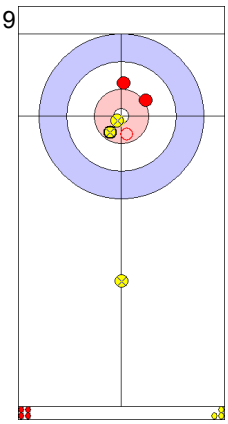

SWE: JOHANSSON C
Raise In 3

10

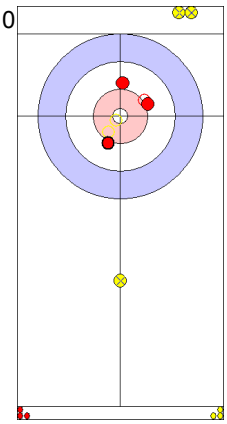

AUT: SCHAGERL M
Double Takeout In 4

11

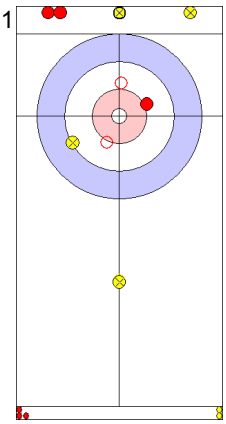

SWE: JOHANSSON C
Double Takeout In 4

12

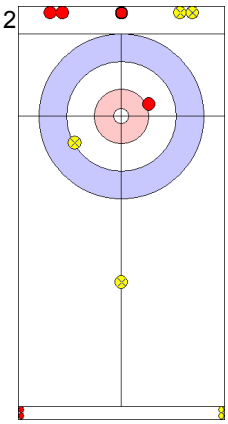

AUT: SCHAGERL M
Draw Out 0

13

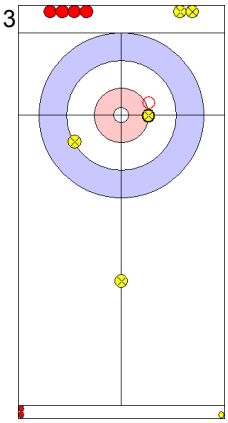

SWE: JOHANSSON C
Takeout Out 4

14

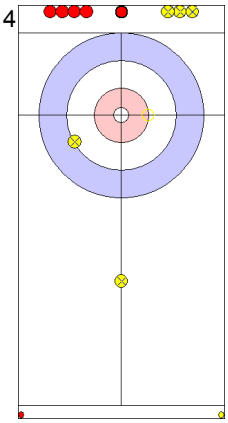

AUT: SCHAGERL M
Takeout Out 3

15

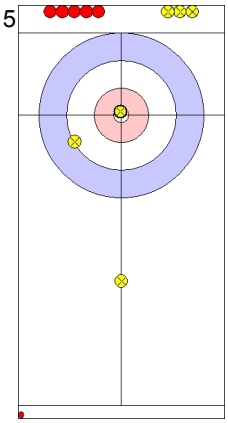

SWE: NOREEN P
Draw Out 4

16

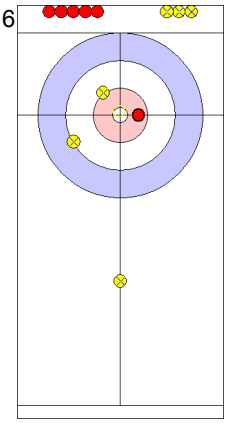

AUT: WEGHUBER A
Draw Out 4

Game - Shot by Shot

AUT - Austria	4 + 0	SWE - Sweden	5 + 1	End 8

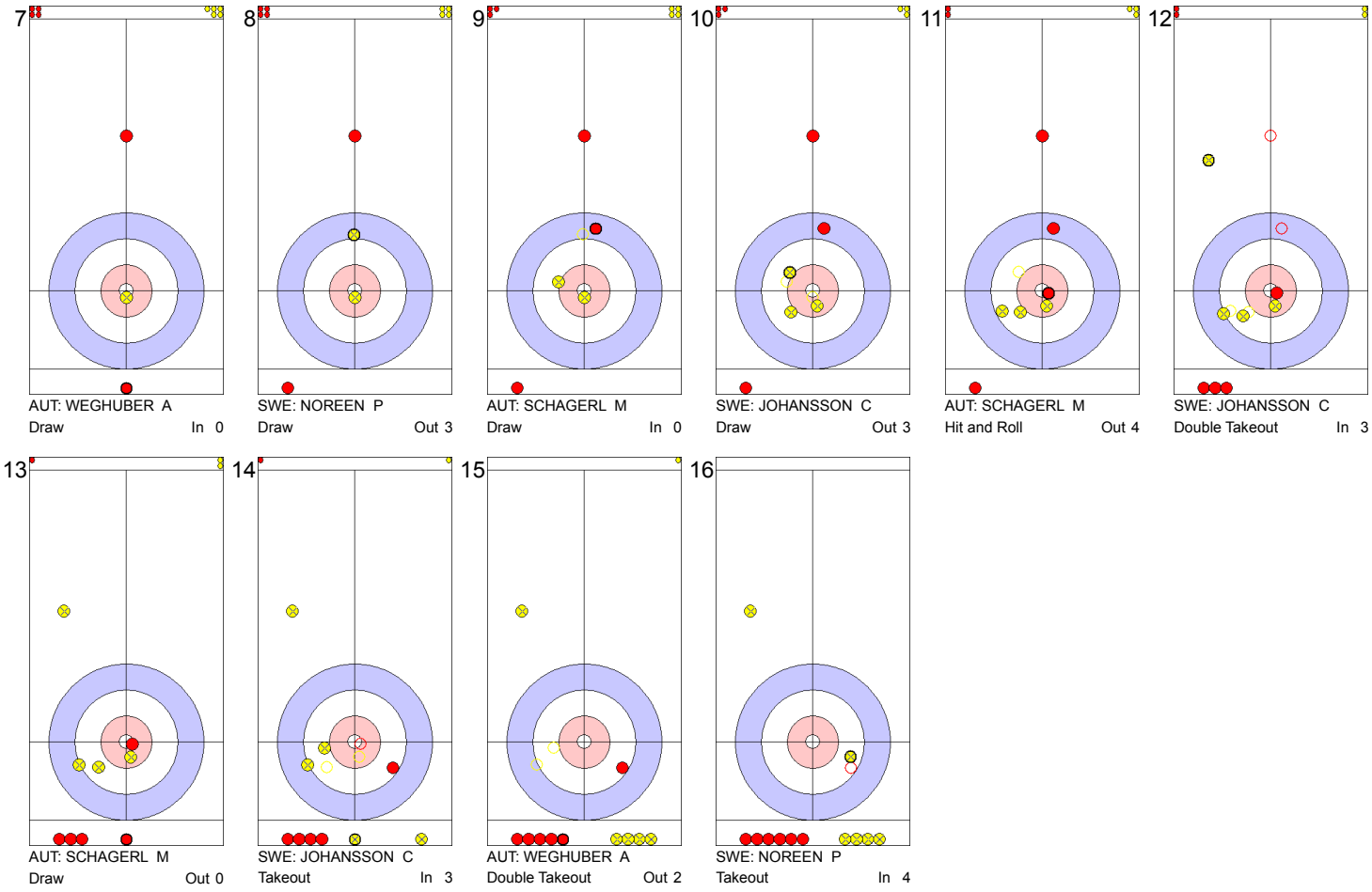

7
AUT: WEGHUBER A
Draw In 0

8
SWE: NOREEN P
Draw Out 3

9
AUT: SCHAGERL M
Draw In 0

10
SWE: JOHANSSON C
Draw Out 3

11
AUT: SCHAGERL M
Hit and Roll Out 4

12
SWE: JOHANSSON C
Double Takeout In 3

13
AUT: SCHAGERL M
Draw Out 0

14
SWE: JOHANSSON C
Takeout In 3

15
AUT: WEGHUBER A
Double Takeout Out 2

16
SWE: NOREEN P
Takeout In 4

Game Results

Sheet	Game	Team	LSFE	1	2	3	4	5	6	7	8	Extra Ends						Total
B	3	NOR - Norway	*	3	0	0	4	1	0	1	X							9
	3	FIN - Finland		0	1	1	0	0	1	0	X							3

NOR - Norway		Game	All
F	SKASLIEN Kristin	78 %	63 %
M	NEDREGOTTEN Magnus	79 %	73 %
	Team Total	79 %	68 %

Last Stone Draw: 44.0cm — 10.5cm ↻ SKASLIEN K; 33.5cm ↺ NEDREGOTTEN M

Time remaining: 2 minutes 53 seconds

FIN - Finland		Game	All
F	KIISKINEN Katja	48 %	60 %
M	KIISKINEN Kalle	78 %	77 %
	Team Total	65 %	70 %

Last Stone Draw: 47.7cm — 21.0cm ↻ KIISKINEN Kalle; 26.7cm ↺ KIISKINEN Katja

Time remaining: 3 minutes 30 seconds

Detailed Game Statistics:

NOR - Norway		Draws		Takeouts		Total	
F	SKASLIEN Kristin	8	78 %	7	79 %	15	78 %
M	NEDREGOTTEN Magnus	11	75 %	9	83 %	20	79 %
	Team Total	19	76 %	16	81 %	35	79 %

FIN - Finland		Draws		Takeouts		Total	
F	KIISKINEN Katja	13	56 %	2	0 %	15	48 %
M	KIISKINEN Kalle	15	75 %	5	85 %	20	78 %
	Team Total	28	66 %	7	61 %	35	65 %

LEGEND
F Female
X Unplayed/unfinished end due to concession
LSFE (*) Last stone first end
M Male

Game - Shot by Shot

NOR - Norway	0 + 3	FIN - Finland	0 + 0	End 1

7

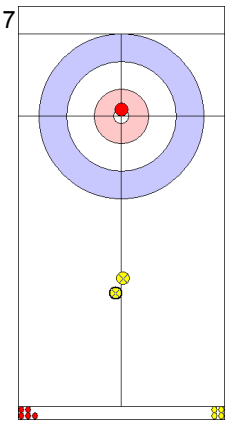

FIN: KIISKINEN Katja
Draw Out 0

8

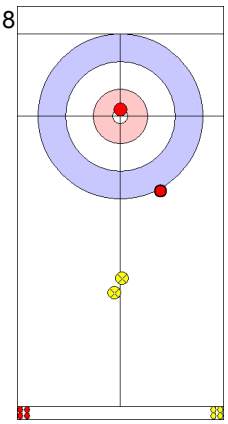

NOR: SKASLIEN K
Draw Out 2

9

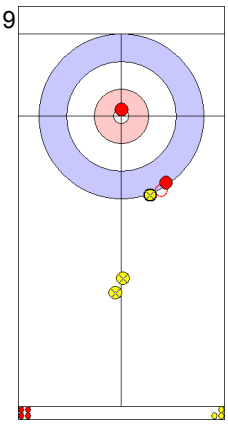

FIN: KIISKINEN Kalle
Raise Out 2

10

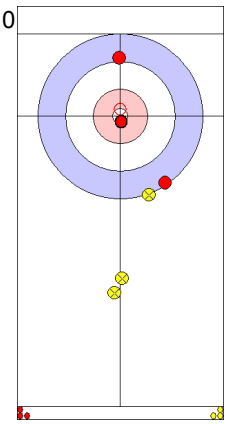

NOR: NEDREGOTTEN M
Draw Out 3

11

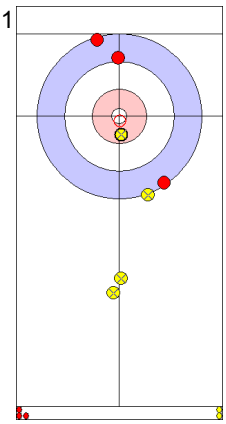

FIN: KIISKINEN Kalle
Raise Out 4

12

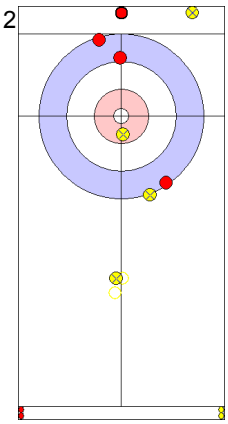

NOR: NEDREGOTTEN M
Clearing Out 2

13

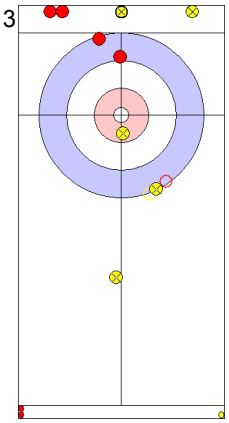

FIN: KIISKINEN Kalle
Takeout In 4

14

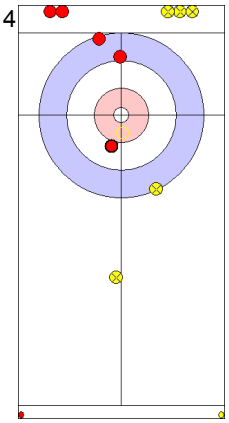

NOR: NEDREGOTTEN M
Takeout Out 4

15

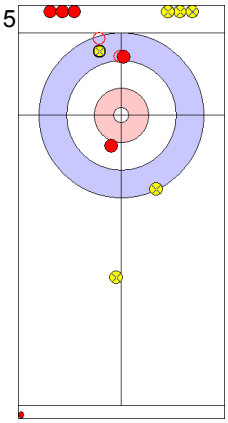

FIN: KIISKINEN Katja
Draw Out 2

16

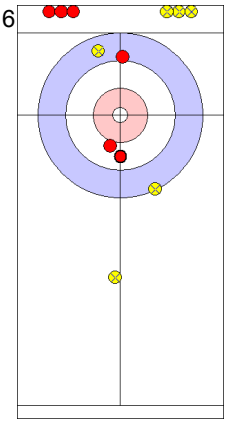

NOR: SKASLIEN K
Draw Out 4

Game - Shot by Shot

NOR - Norway	3 + 0	FIN - Finland	0 + 1	End 2

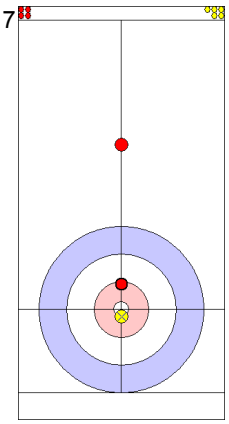

7
NOR: SKASLIEN K
Draw In 4

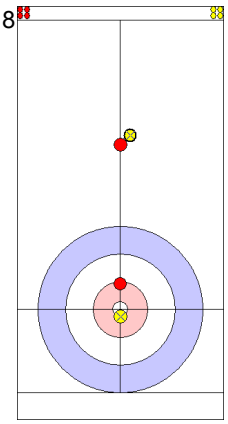

8
FIN: KIISKINEN Katja
Draw Out 0

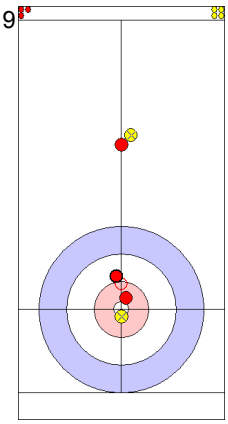

9
NOR: NEDREGOTTEN M
Draw Out 4

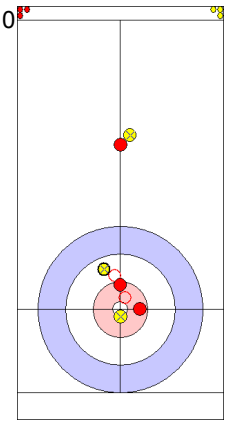

10
FIN: KIISKINEN Kalle
Raise Out 4

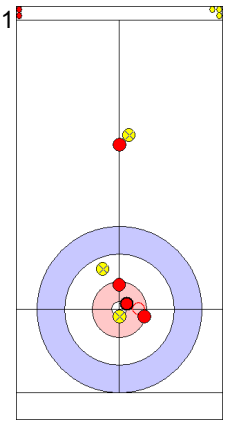

11
NOR: NEDREGOTTEN M
Draw In 4

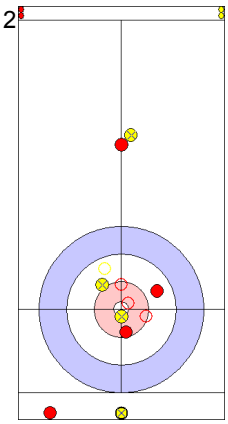

12
FIN: KIISKINEN Kalle
Takeout Out 4

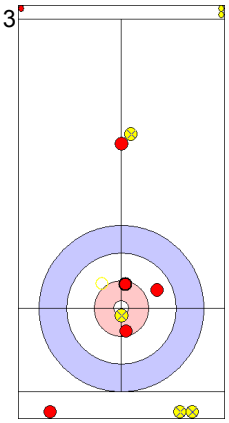

13
NOR: NEDREGOTTEN M
Hit and Roll Out 4

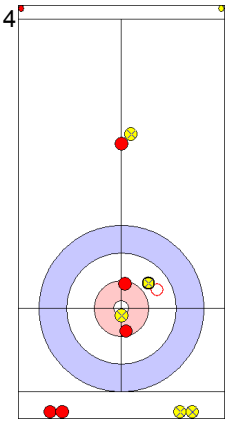

14
FIN: KIISKINEN Kalle
Hit and Roll In 3

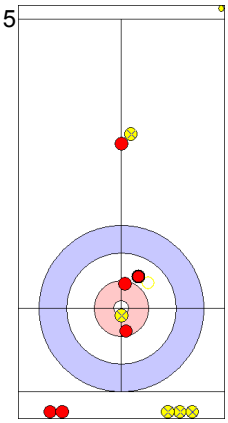

15
NOR: SKASLIEN K
Hit and Roll In 4

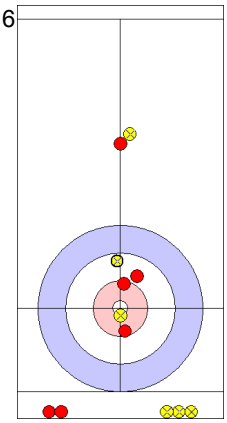

16
FIN: KIISKINEN Katja
Draw Out 1

Game - Shot by Shot

NOR - Norway	3 + 0	FIN - Finland	1 + 1	End 3

7

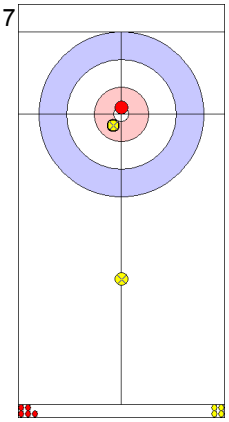

FIN: KIISKINEN Kalle
Draw Out 3

8

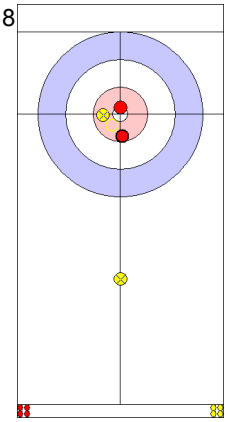

NOR: SKASLIEN K
Draw Out 3

9

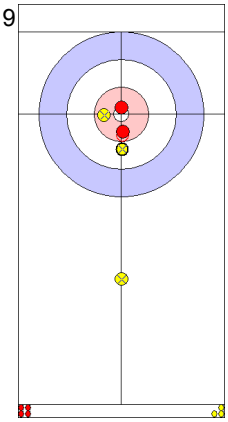

FIN: KIISKINEN Katja
Draw In 3

10

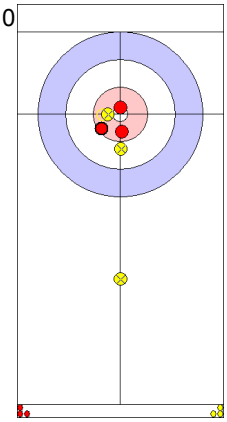

NOR: NEDREGOTTEN M
Draw In 3

11

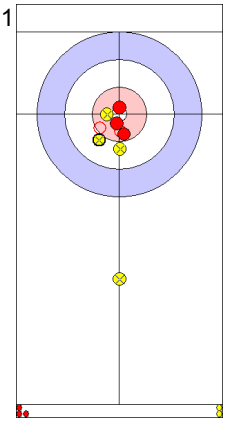

FIN: KIISKINEN Katja
Raise In 2

12

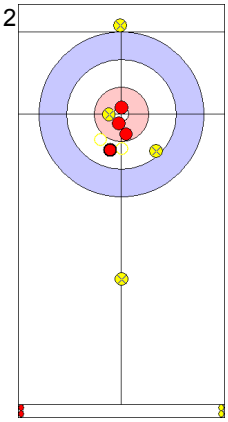

NOR: NEDREGOTTEN M
Takeout Out 4

13

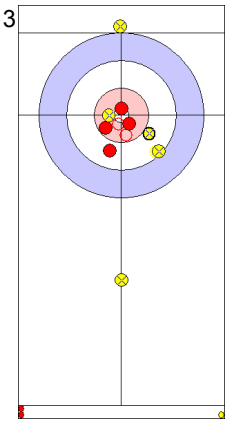

FIN: KIISKINEN Katja
Raise Out 3

14

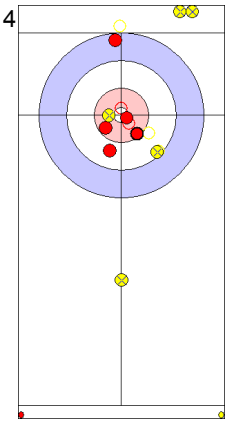

NOR: NEDREGOTTEN M
Takeout Out 4

15

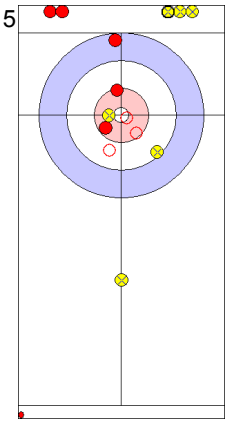

FIN: KIISKINEN Kalle
Takeout Out 4

16

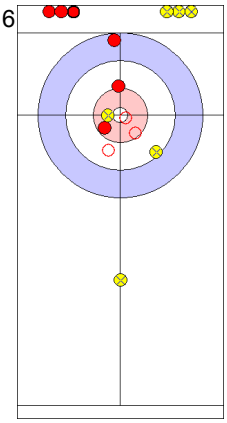

NOR: SKASLIEN K
Takeout In 4

Game - Shot by Shot

NOR - Norway	3 + 4	FIN - Finland	2 + 0	End 4

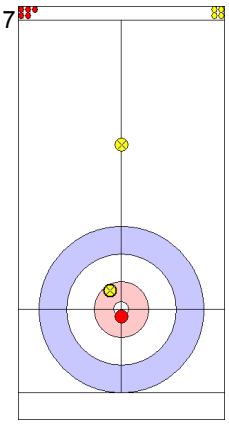

7
FIN: KIISKINEN Katja
Draw In 3

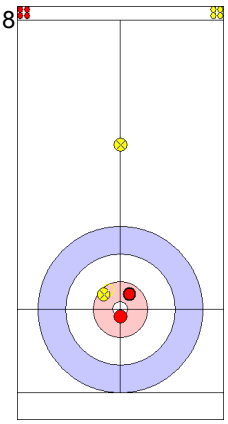

8
NOR: SKASLIEN K
Draw In 3

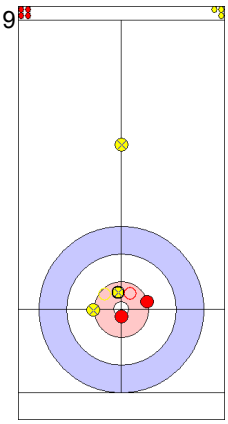

9
FIN: KIISKINEN Kalle
Raise Out 4

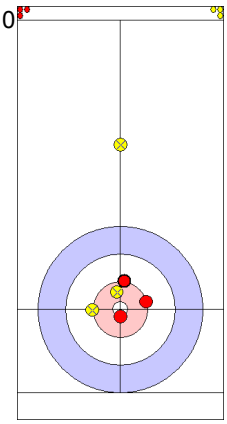

10
NOR: NEDREGOTTEN M
Draw In 4

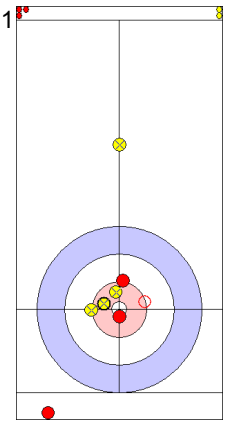

11
FIN: KIISKINEN Kalle
Double Takeout In 2

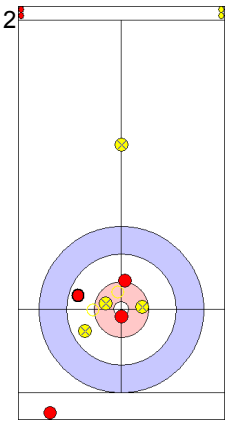

12
NOR: NEDREGOTTEN M
Raise Out 4

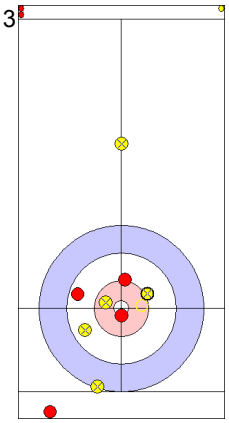

13
FIN: KIISKINEN Kalle
Raise In 2

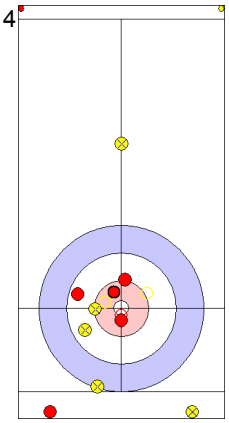

14
NOR: NEDREGOTTEN M
Hit and Roll In 4

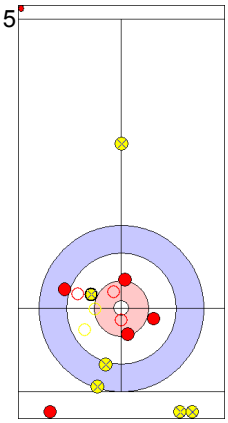

15
FIN: KIISKINEN Katja
Double Takeout Out 0

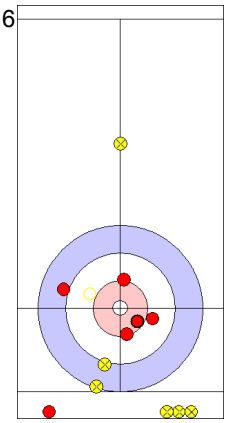

16
NOR: SKASLIEN K
Takeout Out 4

Game - Shot by Shot

NOR - Norway	7 + 1	FIN - Finland	2 + 0	End 5

7

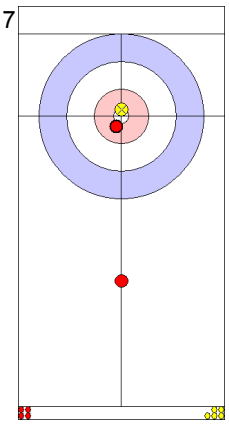

NOR: SKASLIEN K
Draw Out 4

8

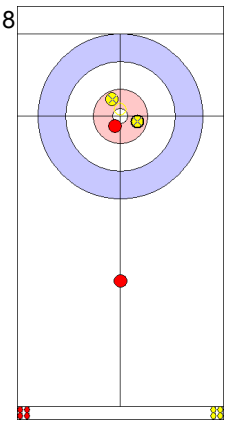

FIN: KIISKINEN Katja
Draw Out 2

9

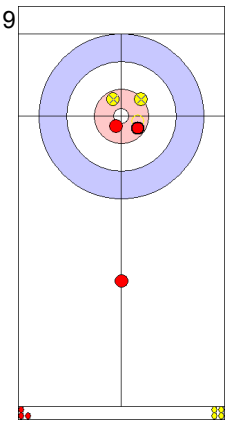

NOR: NEDREGOTTEN M
Draw Out 3

10

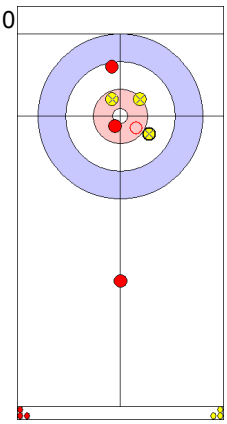

FIN: KIISKINEN Kalle
Draw Out 3

11

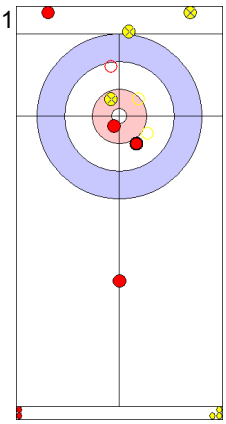

NOR: NEDREGOTTEN M
Double Takeout Out 4

12

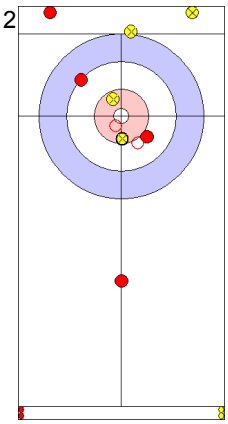

FIN: KIISKINEN Kalle
Draw Out 3

13

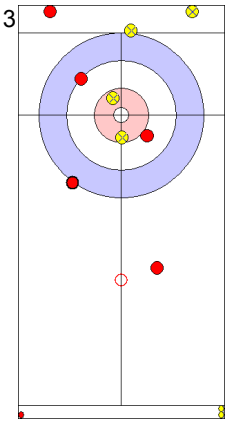

NOR: NEDREGOTTEN M
Draw In 2

14

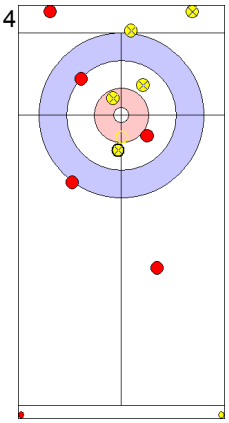

FIN: KIISKINEN Kalle
Raise In 4

15

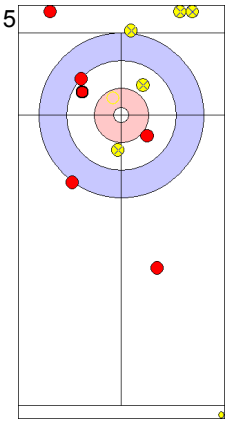

NOR: SKASLIEN K
Takeout In 4

16

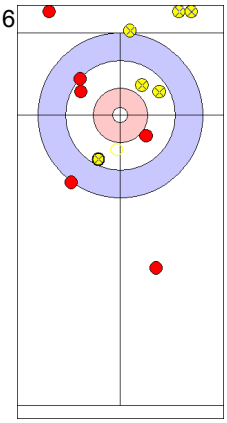

FIN: KIISKINEN Katja
Draw In 1

Game - Shot by Shot

NOR - Norway	8 + 0	FIN - Finland	2 + 1	End 6

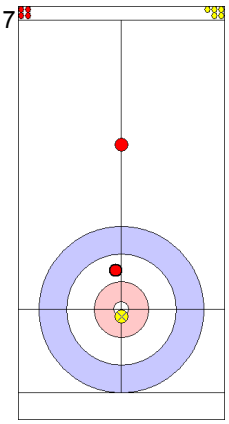

7
NOR: SKASLIEN K
Draw In 3

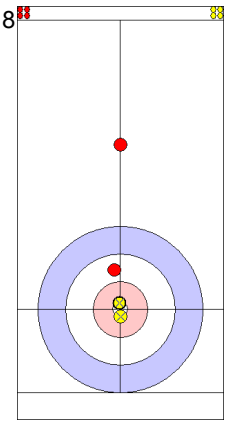

8
FIN: KIISKINEN Katja
Draw In 4

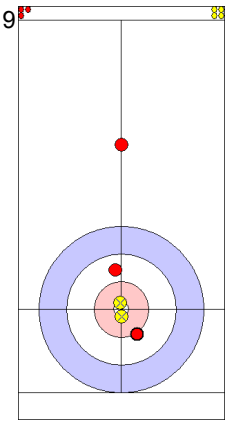

9
NOR: NEDREGOTTEN M
Draw In 2

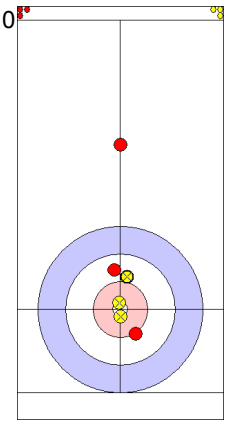

10
FIN: KIISKINEN Kalle
Draw In 3

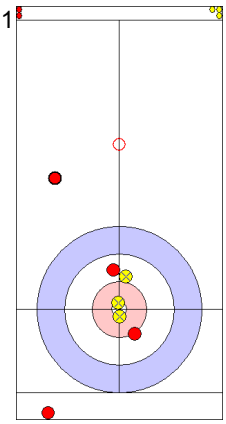

11
NOR: NEDREGOTTEN M
Promotion Takeout Out 0

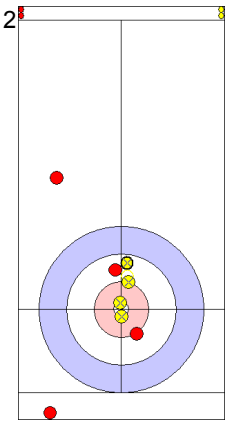

12
FIN: KIISKINEN Kalle
Draw Out 3

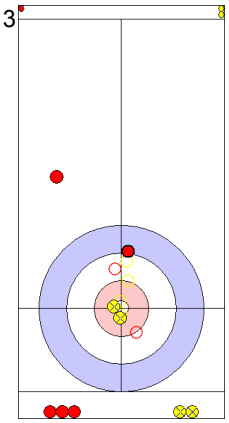

13
NOR: NEDREGOTTEN M
Takeout Out 4

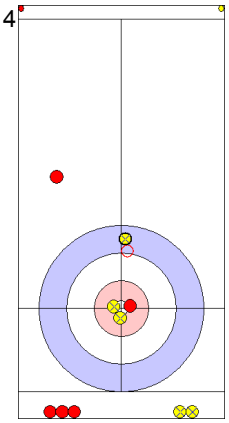

14
FIN: KIISKINEN Kalle
Draw Out 2

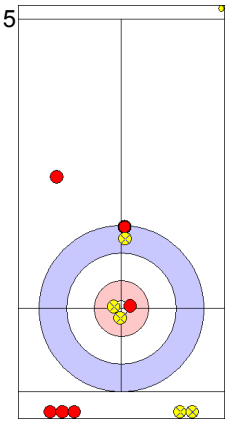

15
NOR: SKASLIEN K
Draw Out 2

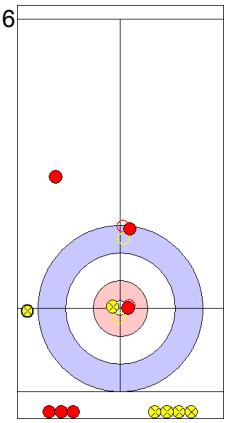

16
FIN: KIISKINEN Katja
Takeout Out 0

Game - Shot by Shot

NOR - Norway	8 + 1	FIN - Finland	3 + 0	End 7

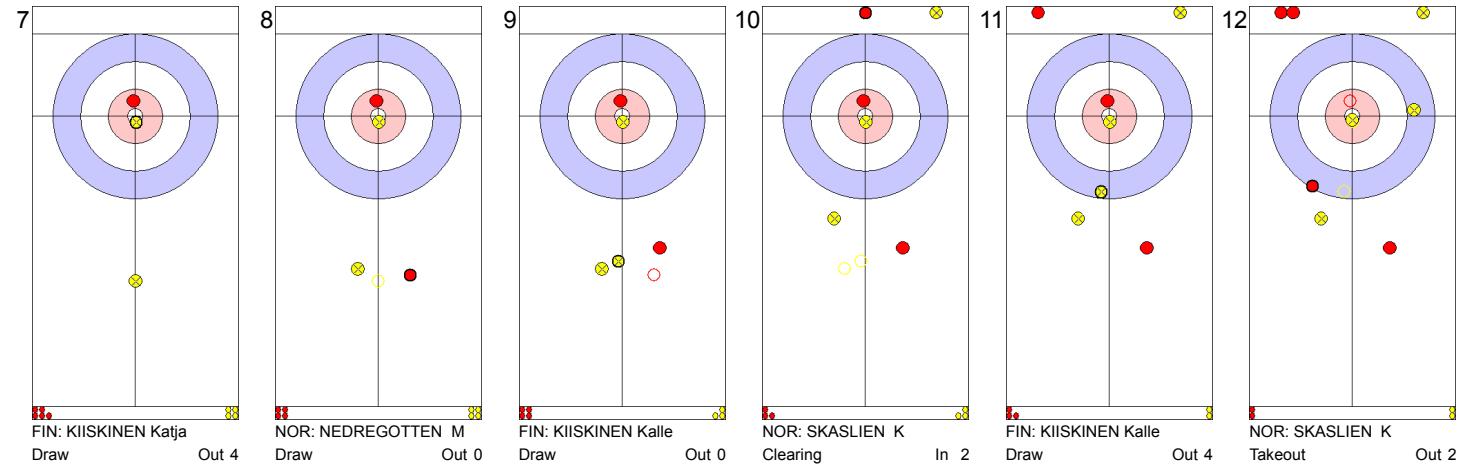

7
FIN: KIISKINEN Katja
Draw Out 4

8
NOR: NEDREGOTTEN M
Draw Out 0

9
FIN: KIISKINEN Kalle
Draw Out 0

10
NOR: SKASLIEN K
Clearing In 2

11
FIN: KIISKINEN Kalle
Draw Out 4

12
NOR: SKASLIEN K
Takeout Out 2

13
FIN: KIISKINEN Kalle
Draw Out 4

14
NOR: SKASLIEN K
Double Takeout In 2

15
FIN: KIISKINEN Katja
Draw Out 4

16
NOR: NEDREGOTTEN M
Draw Out 4

Game Results

Sheet	Game	Team	LSFE	1	2	3	4	5	6	7	8	Extra Ends					Total
C	3	ITA - Italy		0	2	0	1	0	3	0	0	1						7
	3	CHN - China	*	1	0	1	0	1	0	1	2	0						6

ITA - Italy		Game	All
F	SALVAI Lucrezia	78 %	68 %
M	GONIN Simone	77 %	76 %
	Team Total	77 %	73 %

Last Stone Draw: 185.4cm 0.0cm ↻ GONIN S
185.4cm ↺ SALVAI L

Time remaining: 1 minute 28 seconds
Time remaining: 0 minutes 27 seconds (after extra end)

CHN - China		Game	All
F	MEI Jie	64 %	64 %
M	HUANG Jihui	69 %	74 %
	Team Total	67 %	70 %

Last Stone Draw: 152.5cm 2.9cm ↻ HUANG J
149.6cm ↺ MEI J

Time remaining: 2 minutes 23 seconds
Time remaining: 0 minutes 44 seconds (after extra end)

Detailed Game Statistics:

ITA - Italy		Draws		Takeouts		Total	
F	SALVAI Lucrezia	14	80 %	4	69 %	18	78 %
M	GONIN Simone	20	83 %	7	61 %	27	77 %
	Team Total	34	82 %	11	64 %	45	77 %

CHN - China		Draws		Takeouts		Total	
F	MEI Jie	15	63 %	3	67 %	18	64 %
M	HUANG Jihui	22	72 %	5	60 %	27	69 %
	Team Total	37	68 %	8	63 %	45	67 %

LEGEND
F Female **LSFE** (*) Last stone first end **M** Male

Game - Shot by Shot

ITA - Italy	0 + 0	CHN - China	0 + 1	End 1

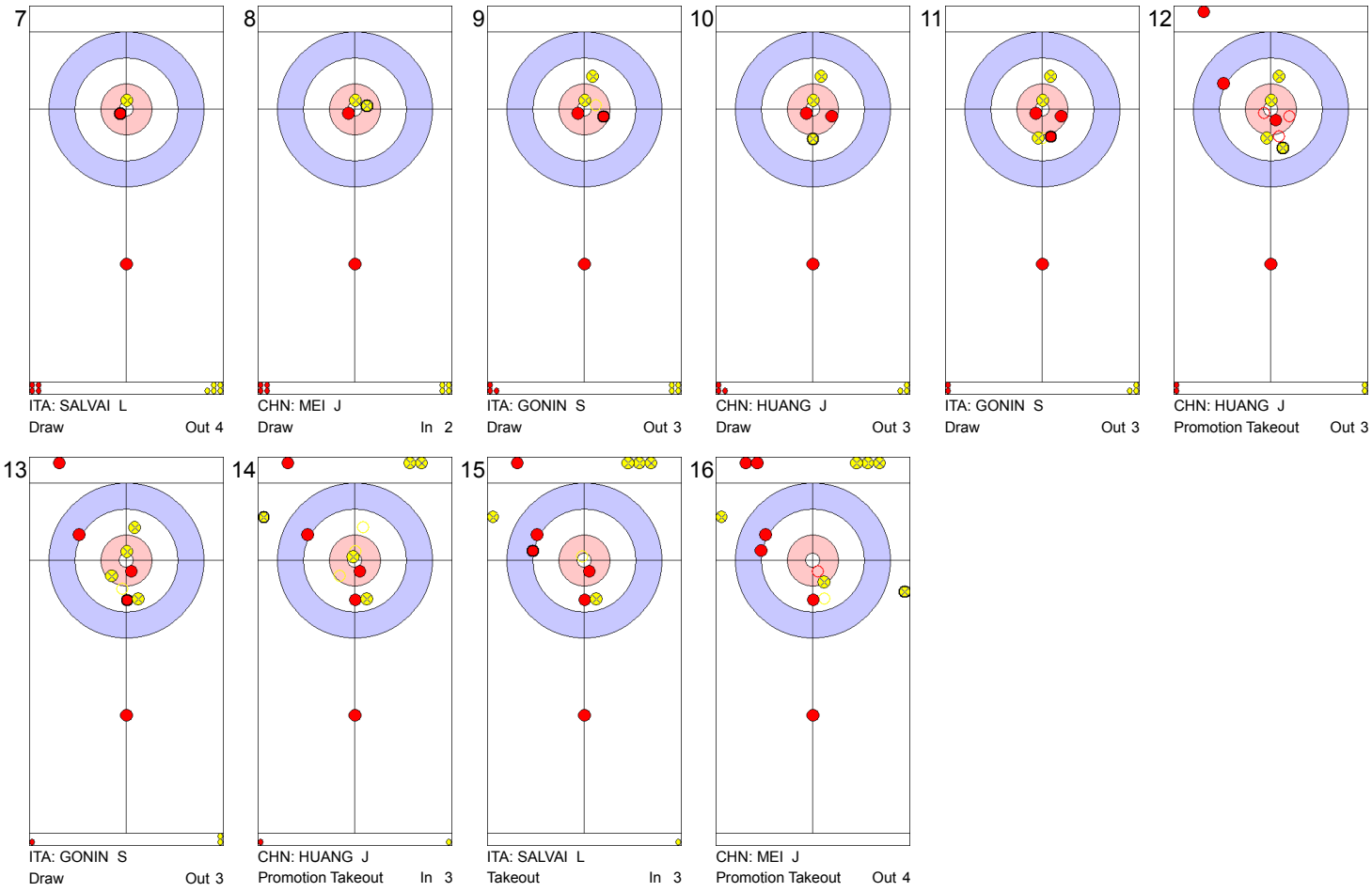

7
ITA: SALVAI L
Draw Out 4

8
CHN: MEI J
Draw In 2

9
ITA: GONIN S
Draw Out 3

10
CHN: HUANG J
Draw Out 3

11
ITA: GONIN S
Draw Out 3

12
CHN: HUANG J
Promotion Takeout Out 3

13
ITA: GONIN S
Draw Out 3

14
CHN: HUANG J
Promotion Takeout In 3

15
ITA: SALVAI L
Takeout In 3

16
CHN: MEI J
Promotion Takeout Out 4

Game - Shot by Shot

ITA - Italy	0 + 2	CHN - China	1 + 0	End 2

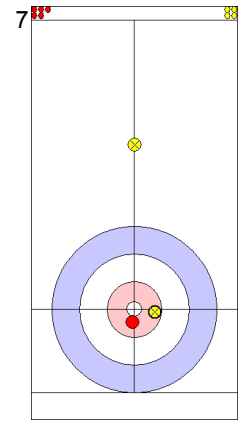

7
CHN: MEI J
Draw Out 3

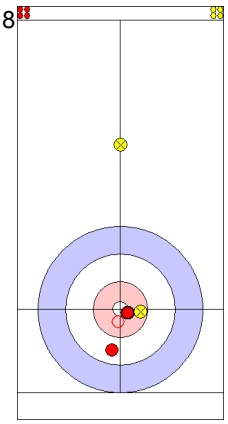

8
ITA: SALVAI L
Draw Out 3

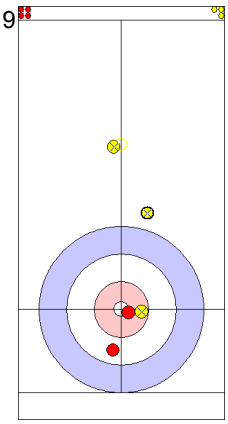

9
CHN: HUANG J
Draw In 0

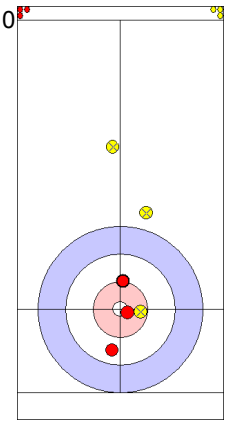

10
ITA: GONIN S
Draw Out 4

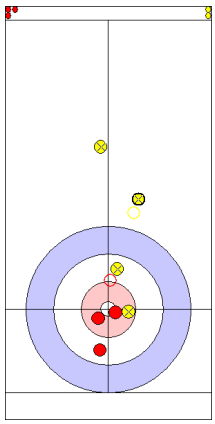

11
CHN: HUANG J
Raise In 2

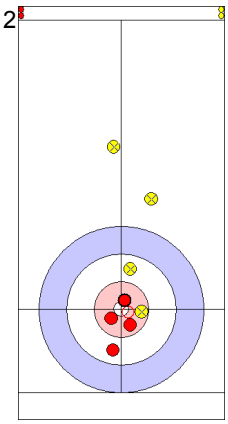

12
ITA: GONIN S
Draw Out 4

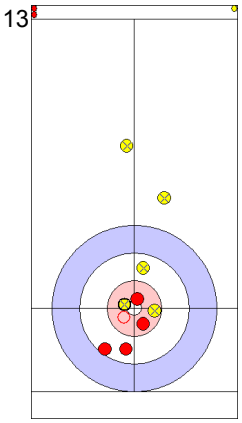

13
CHN: HUANG J
Raise Out 4

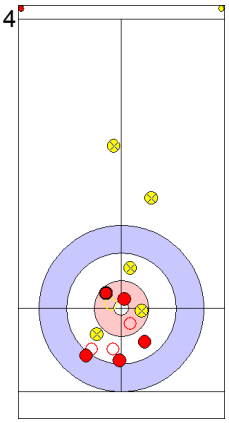

14
ITA: GONIN S
Raise Out 4

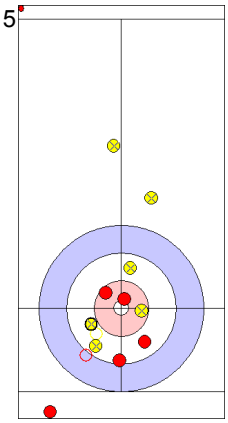

15
CHN: MEI J
Takeout Out 0

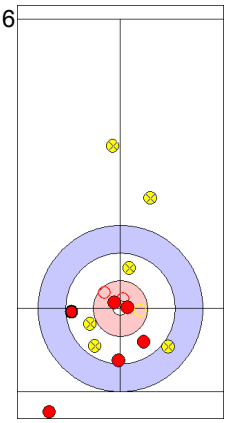

16
ITA: SALVAI L
Raise Out 4

Game - Shot by Shot

ITA - Italy	2 + 0	CHN - China	1 + 1	End 3

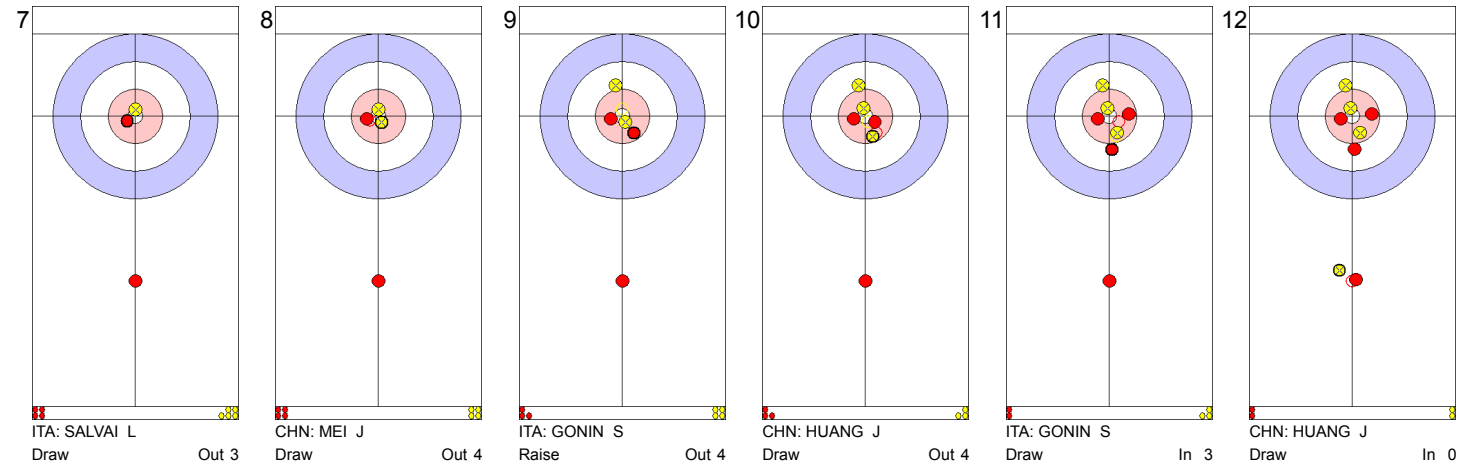

7	8	9	10	11	12
ITA: SALVAI L	CHN: MEI J	ITA: GONIN S	CHN: HUANG J	ITA: GONIN S	CHN: HUANG J
Draw Out 3	Draw Out 4	Raise Out 4	Draw Out 4	Draw In 3	Draw In 0

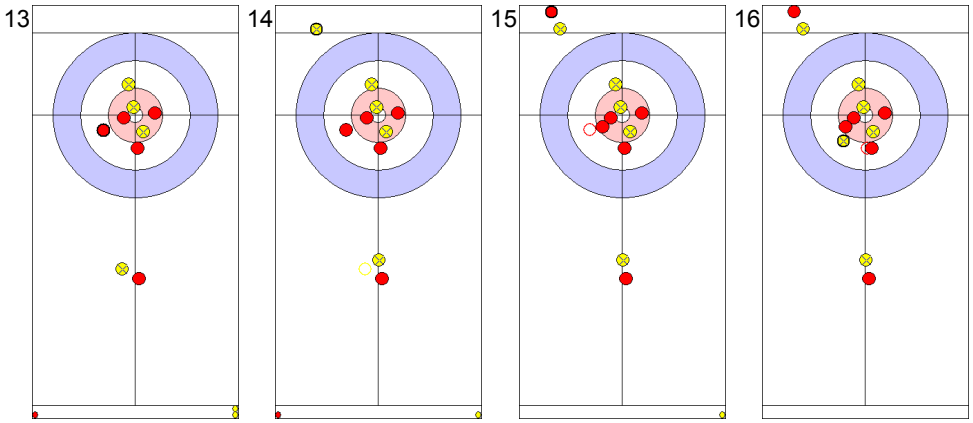

13	14	15	16
ITA: GONIN S	CHN: HUANG J	ITA: SALVAI L	CHN: MEI J
Draw In 2	Draw In 0	Hit and Roll In 0	Draw In 0

Game - Shot by Shot

ITA - Italy	2 + 1	CHN - China	2 + 0	End 4

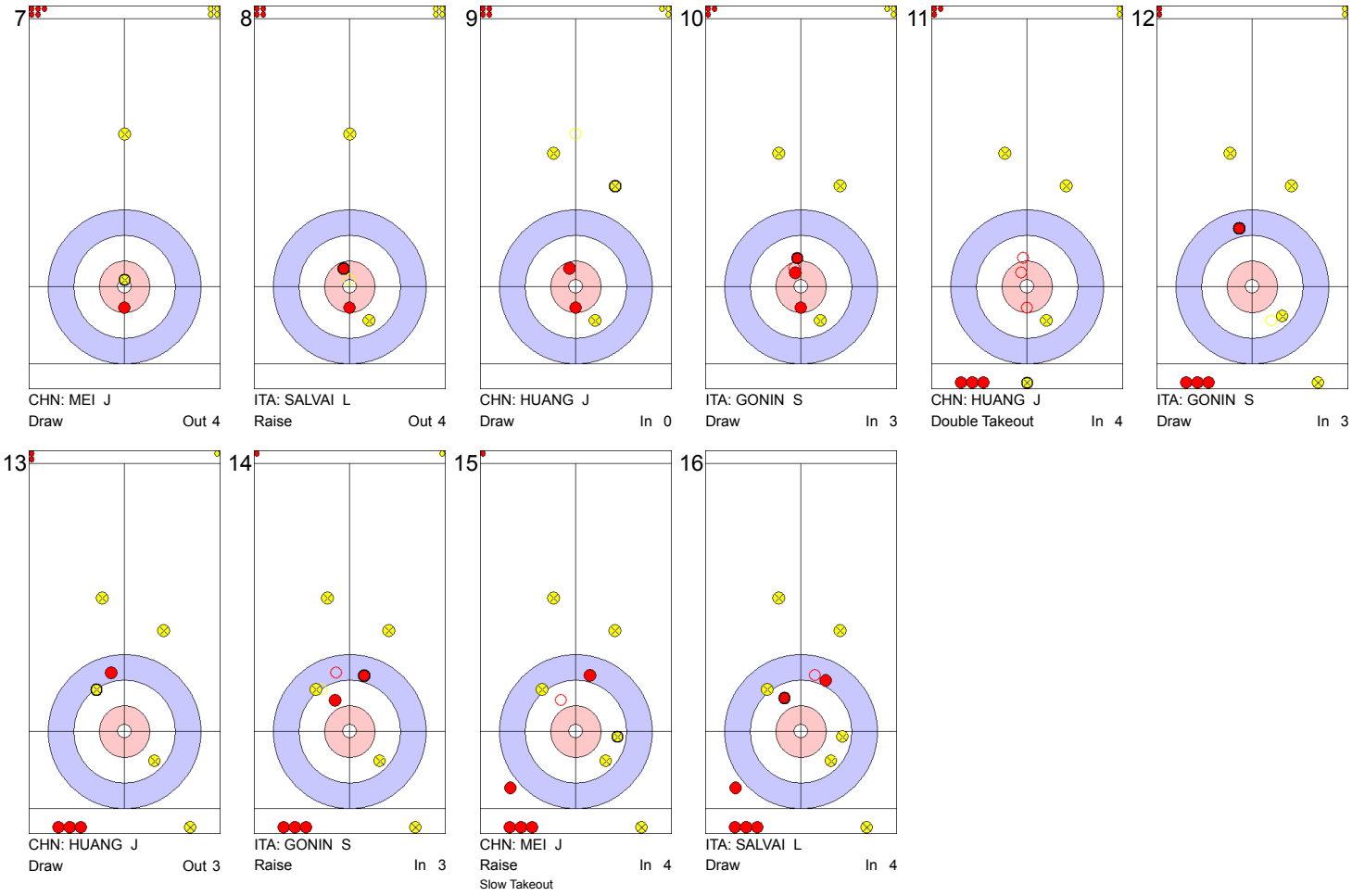

Game - Shot by Shot

ITA - Italy	3 + 0	CHN - China	2 + 1	End 5

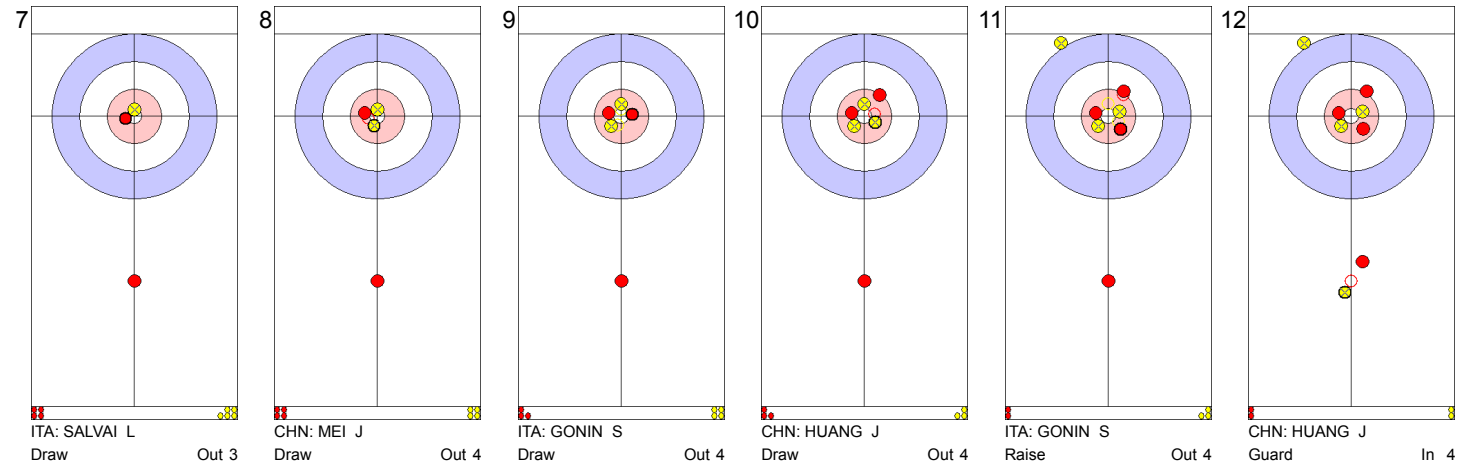

7
ITA: SALVAI L
Draw Out 3

8
CHN: MEI J
Draw Out 4

9
ITA: GONIN S
Draw Out 4

10
CHN: HUANG J
Draw Out 4

11
ITA: GONIN S
Raise Out 4

12
CHN: HUANG J
Guard In 4

13
ITA: GONIN S
Draw In 3

14
CHN: HUANG J
Draw Out 4

15
ITA: SALVAI L
Draw Out 4

16
CHN: MEI J
Draw In 0

Game - Shot by Shot

ITA - Italy	3 + 3	CHN - China	3 + 0	End 6

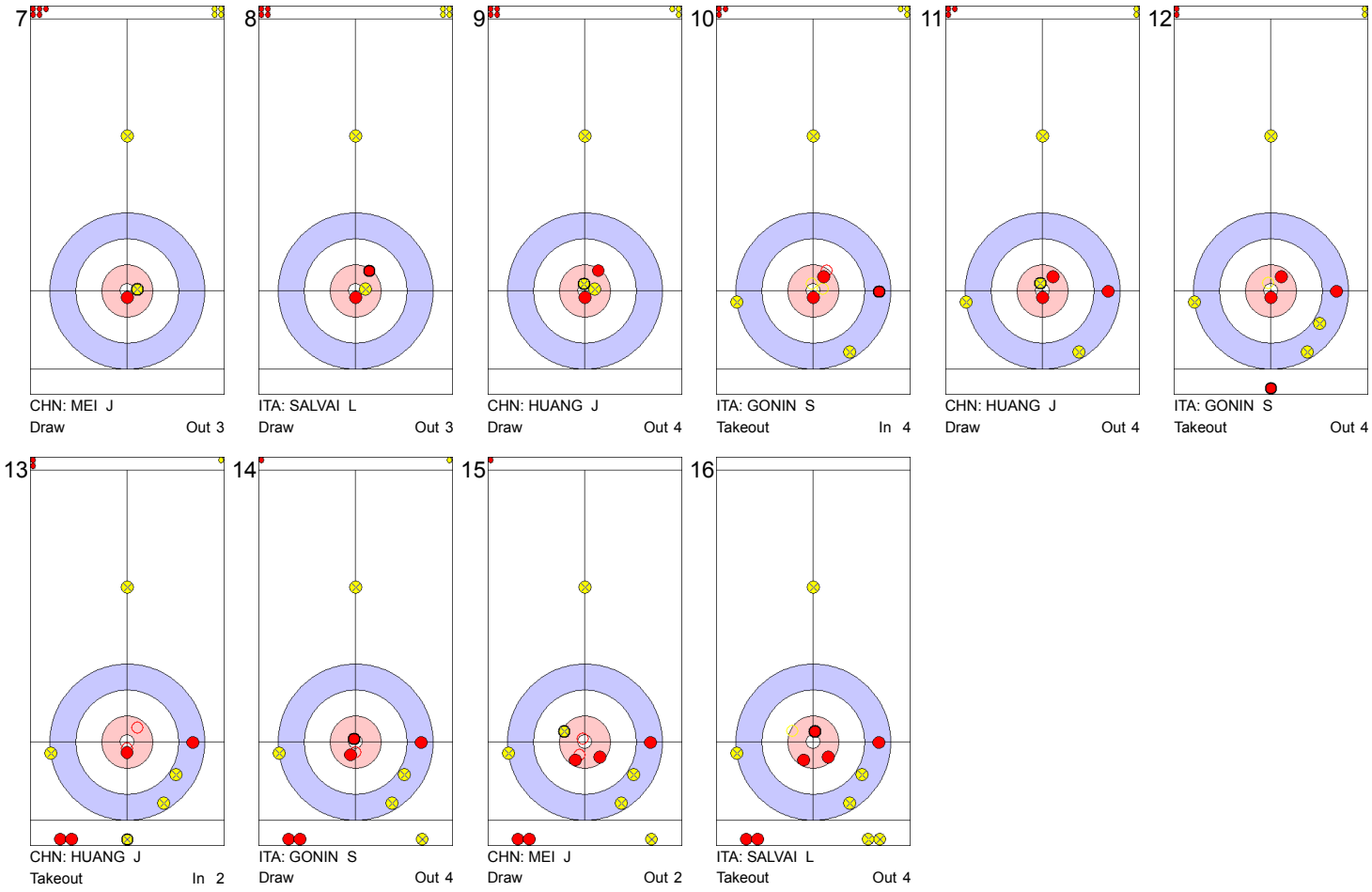

Game - Shot by Shot

ITA - Italy	6 + 0	CHN - China	3 + 1	End 7

7

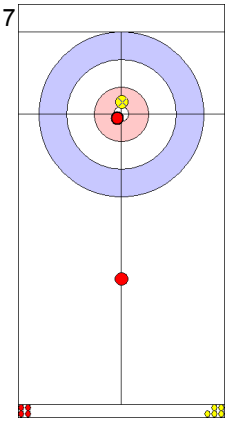

ITA: SALVAI L
Draw — Out 4

8

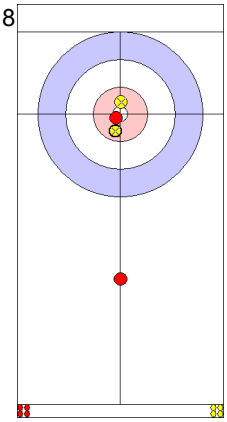

CHN: MEI J
Draw — Out 3

9

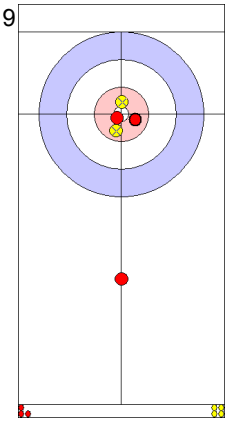

ITA: GONIN S
Draw — In 3

10

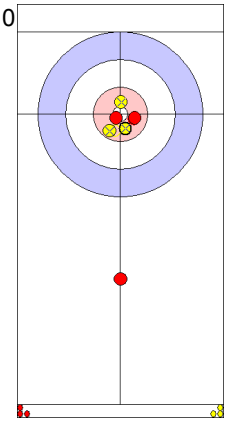

CHN: HUANG J
Draw — Out 4

11

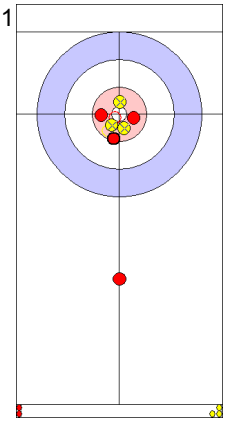

ITA: GONIN S
Draw — In 3

12

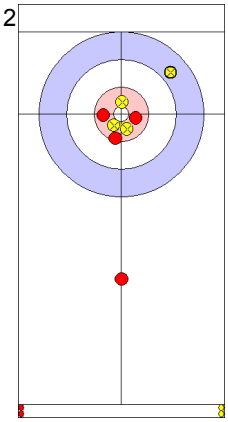

CHN: HUANG J
Raise — Out 1

13

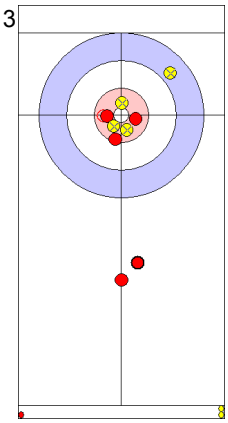

ITA: GONIN S
Guard — Out 4

14

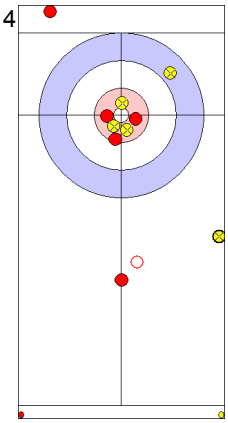

CHN: HUANG J
Promotion Takeout — Out 0

15

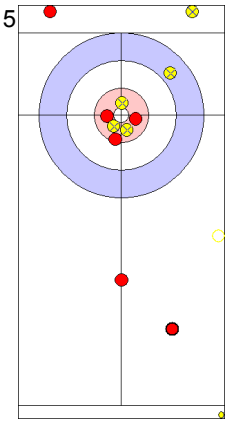

ITA: SALVAI L
Guard — Out 3

16

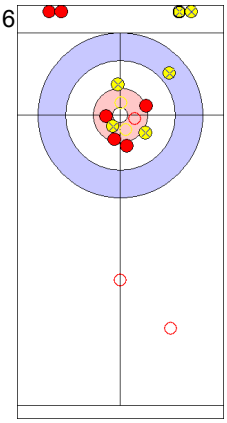

CHN: MEI J
Promotion Takeout — Out 4

Game - Shot by Shot

ITA - Italy	6 + 0	CHN - China	4 + 2	End 8

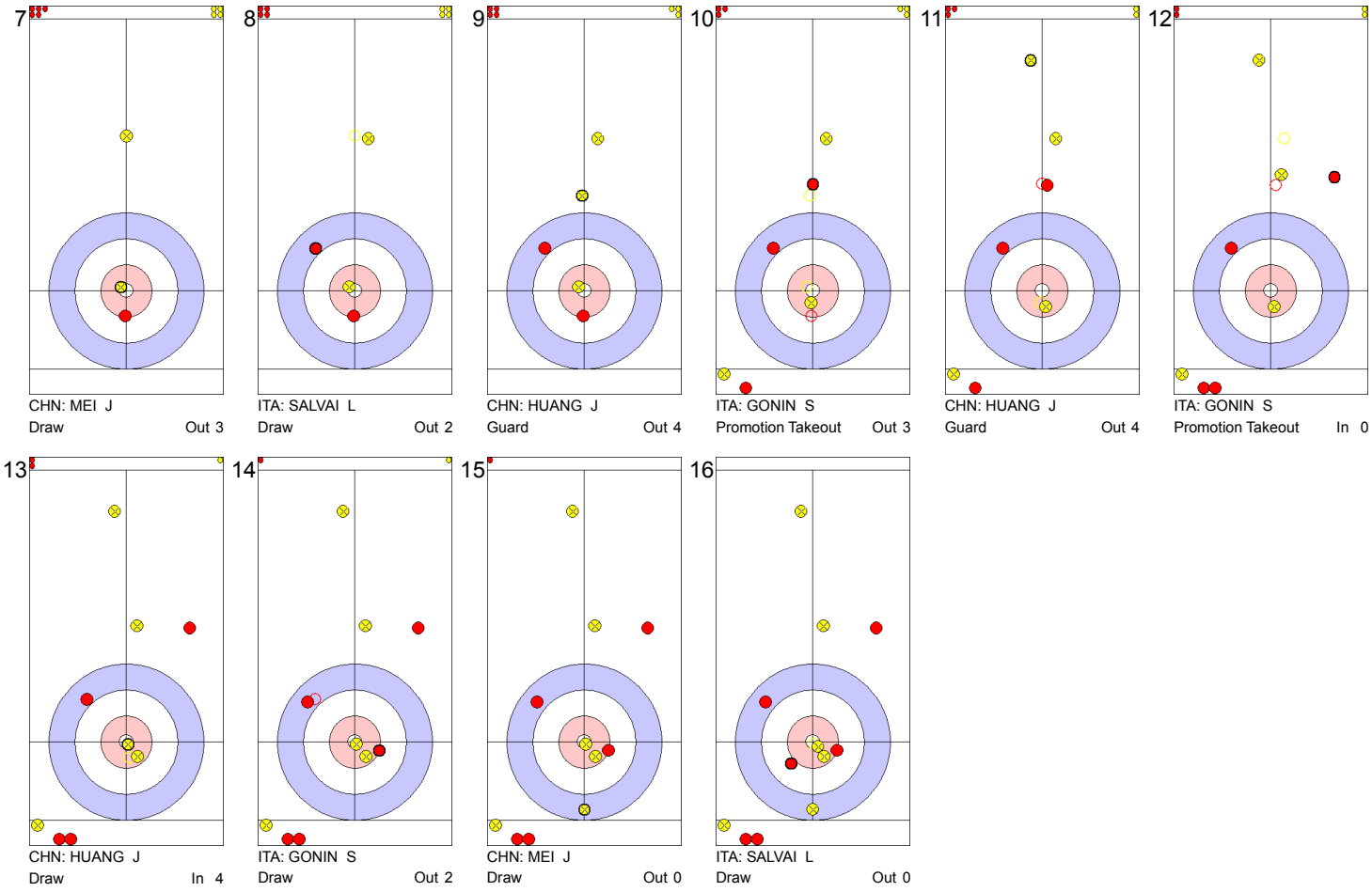

Game - Shot by Shot

ITA - Italy	6 + 1	CHN - China	6 + 0	End 9

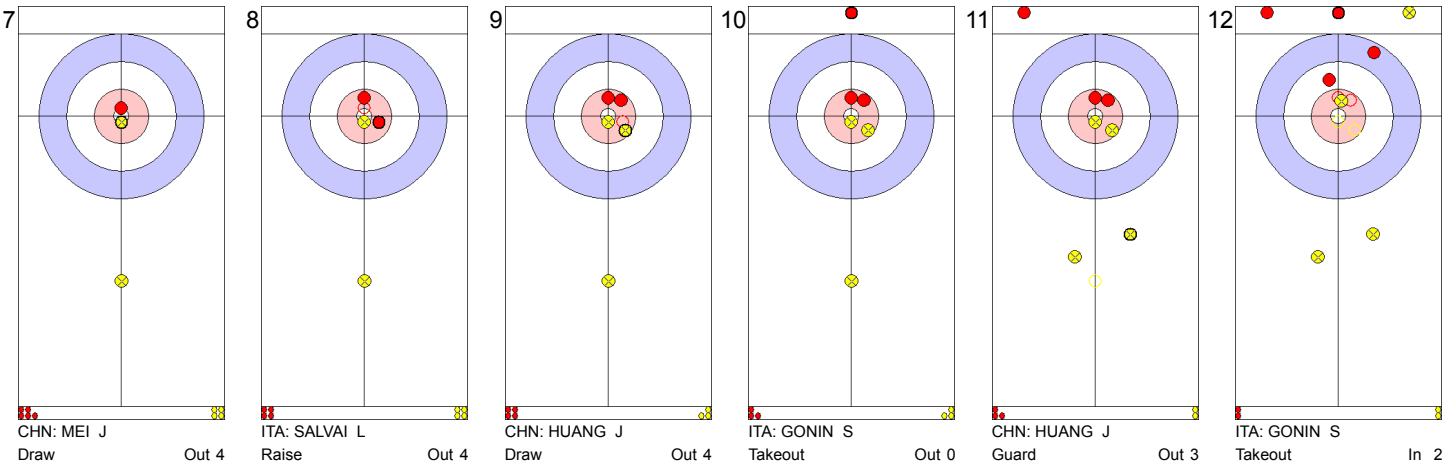

7	8	9	10	11	12
CHN: MEI J	ITA: SALVAI L	CHN: HUANG J	ITA: GONIN S	CHN: HUANG J	ITA: GONIN S
Draw Out 4	Raise Out 4	Draw Out 4	Takeout Out 0	Guard Out 3	Takeout In 2

13	14	15	16
CHN: HUANG J	ITA: GONIN S	CHN: MEI J	ITA: SALVAI L
Guard Out 3	Takeout In 4	Draw In 2	Takeout In 4

Game Results

Sheet	Game	Team	LSFE	1	2	3	4	5	6	7	8	Extra Ends						Total
D	3	BRA - Brazil		0	3	1	0	1	0	3	0							8
	3	NZL - New Zealand	*	1	0	0	5	0	2	0	2							10

BRA - Brazil		Game	All
F	LIMA Aline	53 %	44 %
M	MELLO Marcelo	33 %	45 %
	Team Total	41 %	45 %

Last Stone Draw: 215.7cm 30.3cm ↻ LIMA A
185.4cm ↺ MELLO M

Time remaining: 0 minutes 43 seconds

NZL - New Zealand		Game	All
F	JONES Marisa	58 %	47 %
M	MUSTAPIC Dan	41 %	60 %
	Team Total	51 %	54 %

Last Stone Draw: 130.6cm 117.8cm ↻ JONES M
12.8cm ↺ MUSTAPIC D

Time remaining: 2 minutes 38 seconds

Detailed Game Statistics:

BRA - Brazil		Draws		Takeouts		Total	
F	LIMA Aline	13	52 %	3	58 %	16	53 %
M	MELLO Marcelo	15	40 %	9	22 %	24	33 %
	Team Total	28	46 %	12	31 %	40	41 %

NZL - New Zealand		Draws		Takeouts		Total	
F	JONES Marisa	15	55 %	7	64 %	22	58 %
M	MUSTAPIC Dan	14	39 %	3	50 %	17	41 %
	Team Total	29	47 %	10	60 %	39	51 %

LEGEND
F Female **LSFE** (*) Last stone first end **M** Male

Game - Shot by Shot

BRA - Brazil	0 + 0	NZL - New Zealand	0 + 1	End 1

7

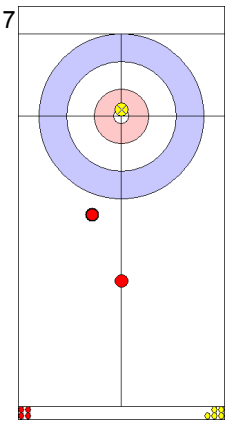

BRA: LIMA A
Draw In 0

8

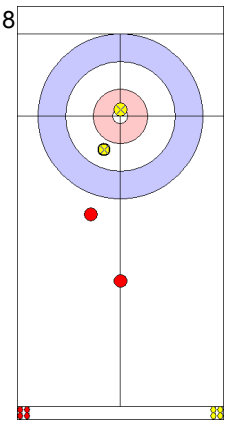

NZL: JONES M
Draw Out 4

9

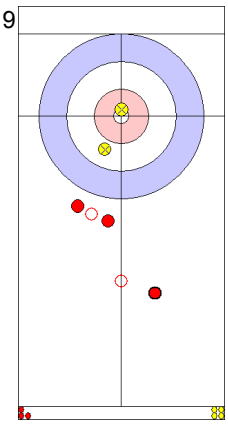

BRA: MELLO M
Draw Out 0

10

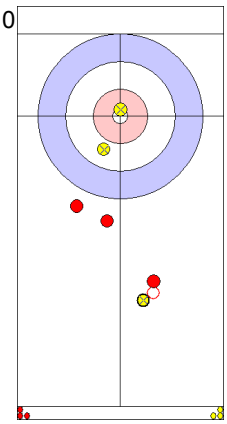

NZL: MUSTAPIC D
Draw Out 0

11

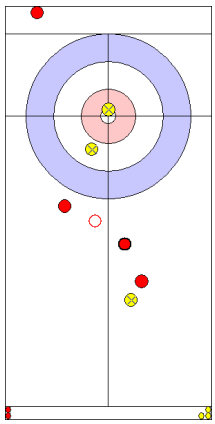

BRA: MELLO M
Promotion Takeout In 0

12

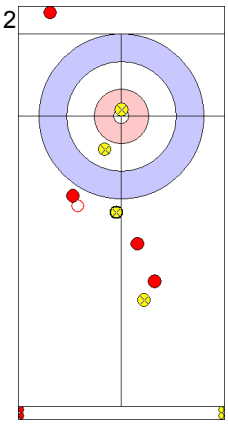

NZL: MUSTAPIC D
Draw In 0

13

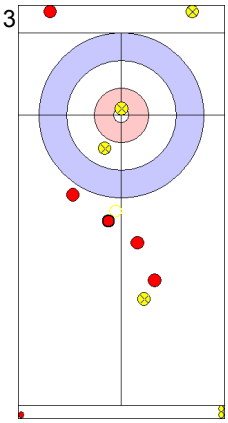

BRA: MELLO M
Promotion Takeout In 0

14

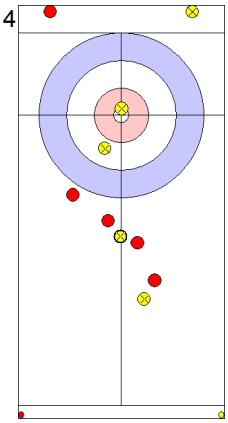

NZL: MUSTAPIC D
Guard In 4

15

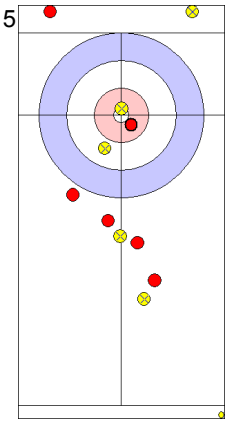

BRA: LIMA A
Draw Out 4

16

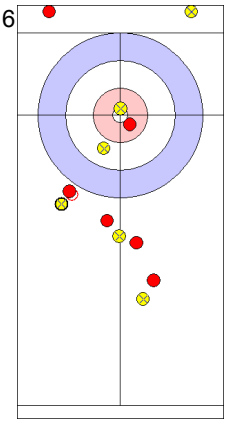

NZL: JONES M
Guard Out 4

Game - Shot by Shot

BRA - Brazil	0 + 3	NZL - New Zealand	1 + 0	End 2

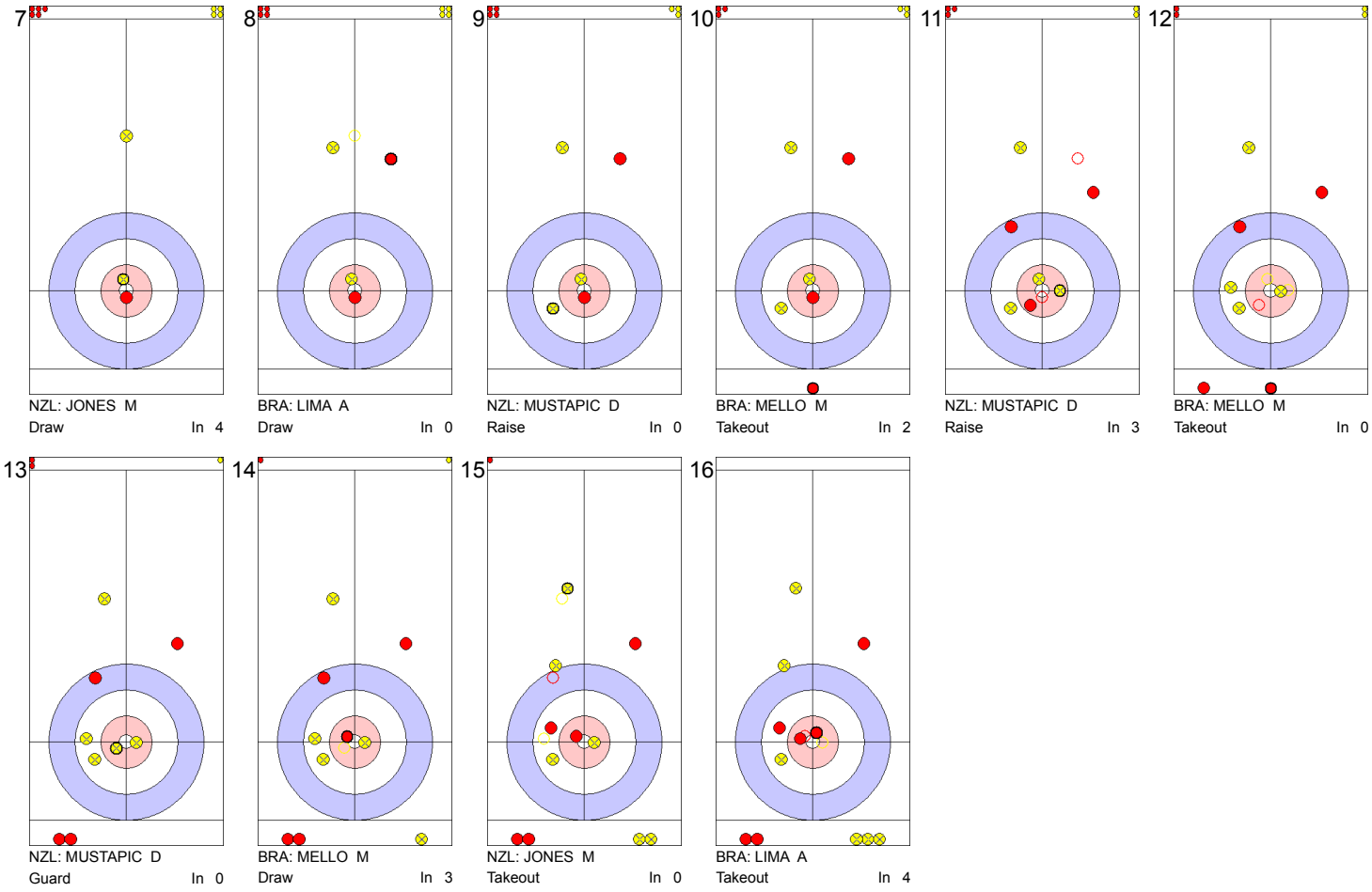

Game - Shot by Shot

BRA - Brazil	3 + 1	NZL - New Zealand	1 + 0	End 3

7

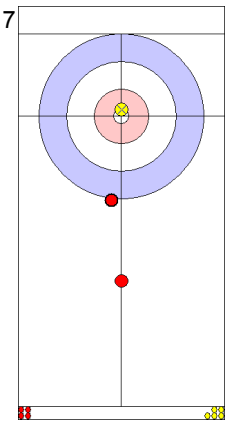

BRA: LIMA A
Draw In 2

8

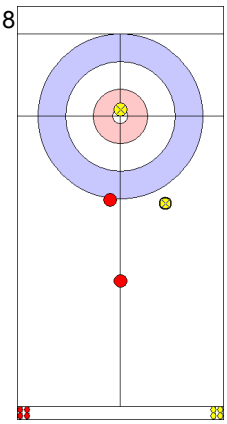

NZL: MUSTAPIC D
Draw Out 0

9

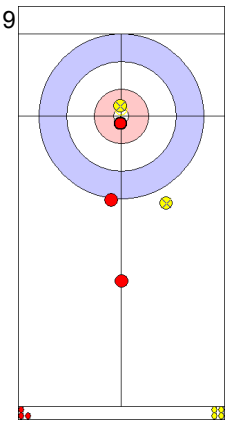

BRA: MELLO M
Draw Out 4

10

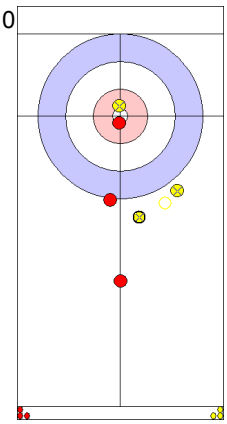

NZL: JONES M
Draw Out 0

11

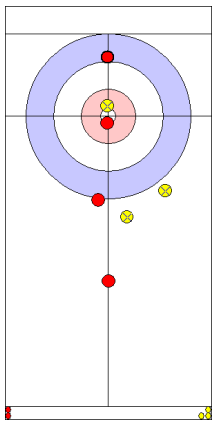

BRA: MELLO M
Draw Out 4

12

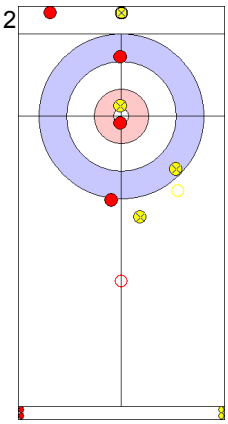

NZL: JONES M
Clearing Out 4

13

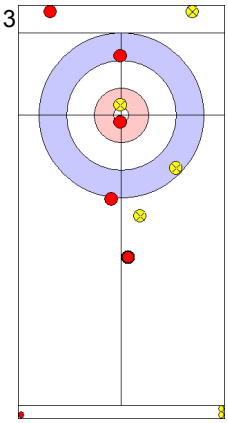

BRA: MELLO M
Guard Out 4

14

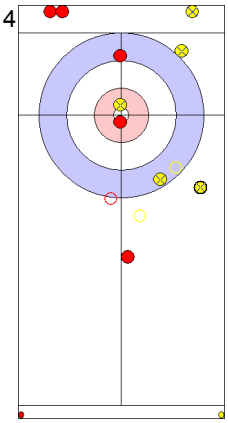

NZL: JONES M
Clearing Out 4

15

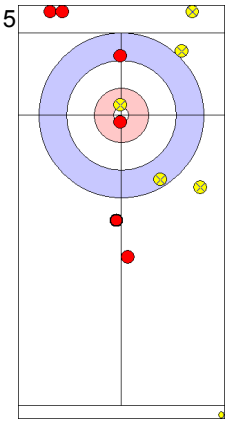

BRA: LIMA A
Guard In 4

16

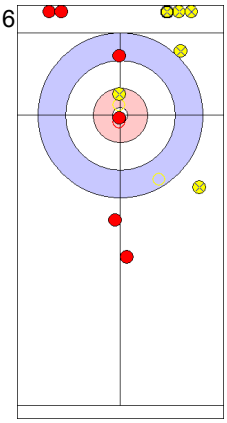

NZL: MUSTAPIC D
Promotion Takeout Out 2

Game - Shot by Shot

BRA - Brazil	4 + 0	NZL - New Zealand	1 + 5	End 4

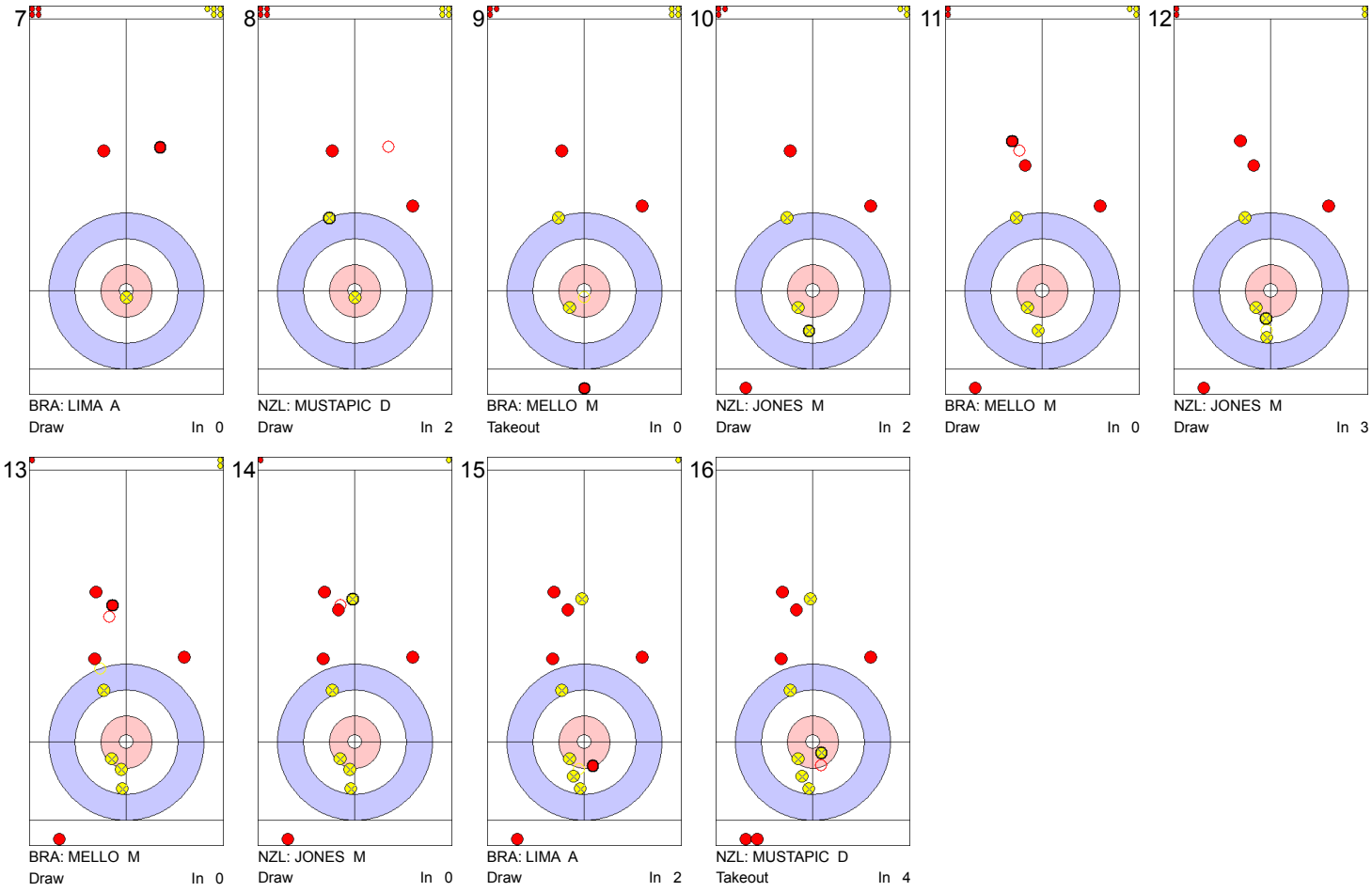

Game - Shot by Shot

BRA - Brazil	4 + 1	NZL - New Zealand	6 + 0	End 5

7

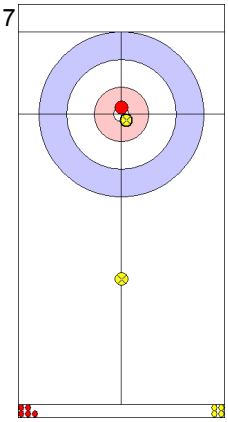

NZL: MUSTAPIC D
Draw In 3

8

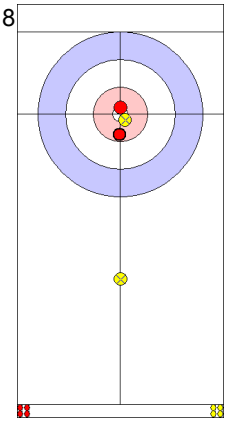

BRA: LIMA A
Draw In 4

9

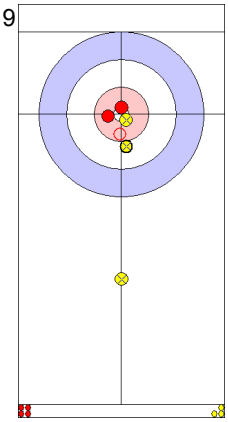

NZL: JONES M
Draw Out 2

10

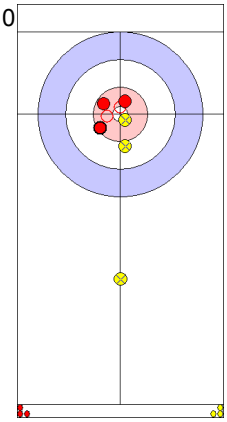

BRA: MELLO M
Draw In 1

11

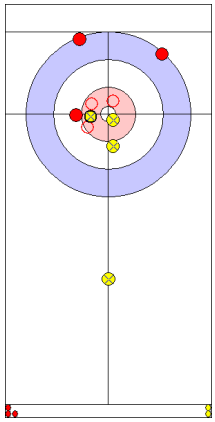

NZL: JONES M
Takeout In 4

12

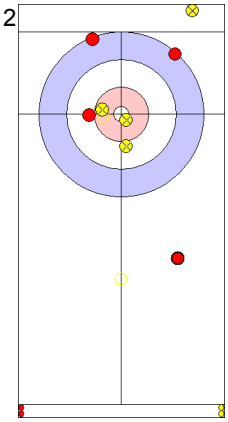

BRA: MELLO M
Promotion Takeout Out 0

13

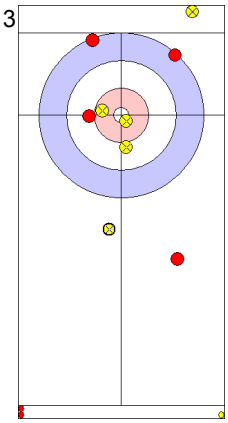

NZL: JONES M
Guard In 3

14

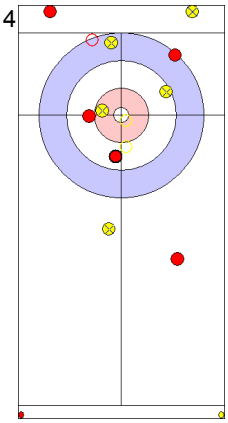

BRA: MELLO M
Double Takeout Out 2

15

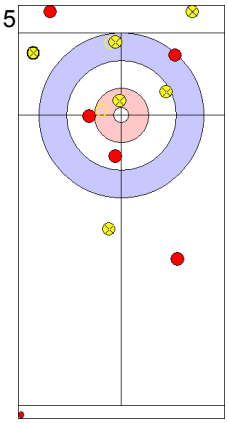

NZL: MUSTAPIC D
Takeout In 0

16

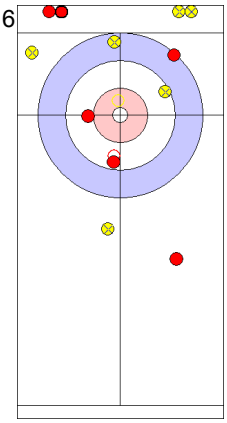

BRA: LIMA A
Takeout Out 2

Game - Shot by Shot

BRA - Brazil	5 + 0	NZL - New Zealand	6 + 2	End 6

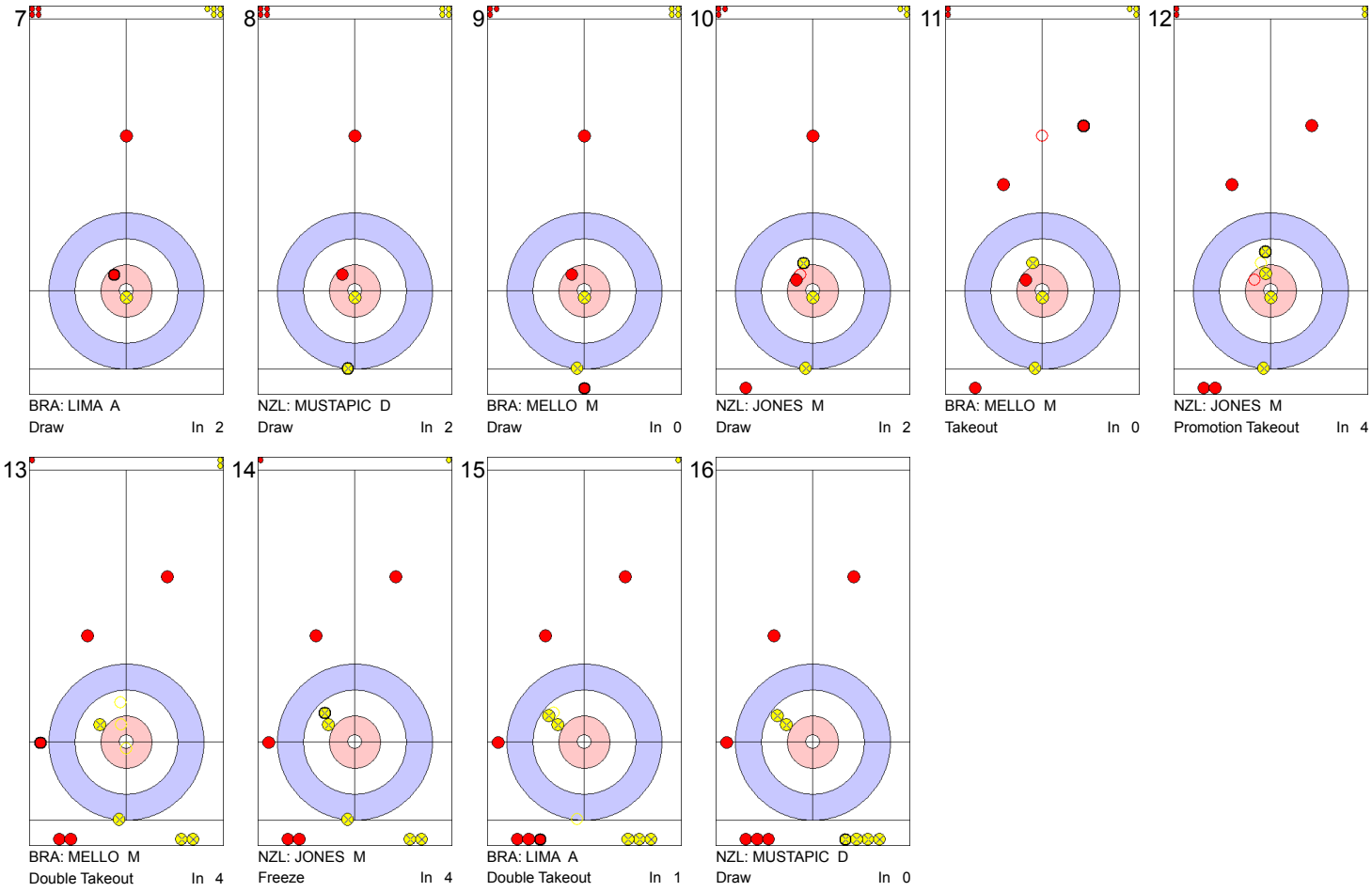

Game - Shot by Shot

BRA - Brazil	5 + 3	NZL - New Zealand	8 + 0	End 7

7

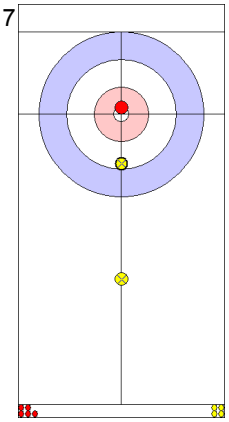

NZL: MUSTAPIC D
Draw In 4

8

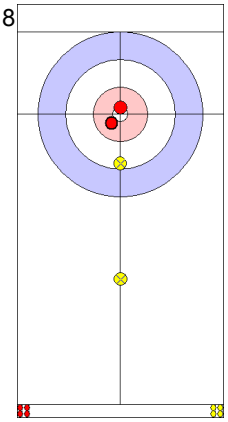

BRA: LIMA A
Draw In 3

9

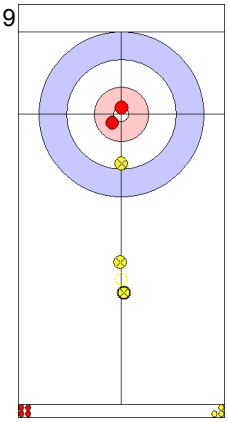

NZL: JONES M
Raise In 0

10

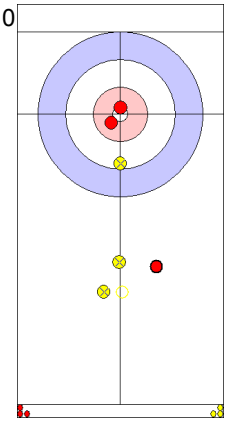

BRA: MELLO M
Draw Out 0

11

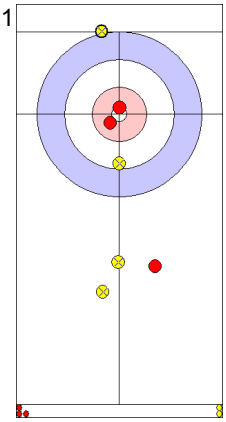

NZL: JONES M
Draw In 1

12

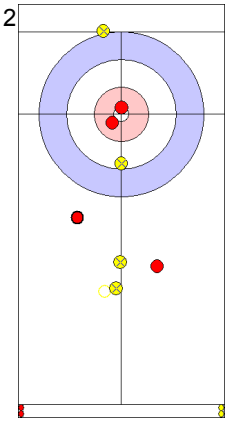

BRA: MELLO M
Draw In 0

13

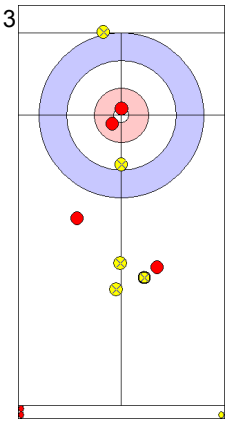

NZL: JONES M
Draw In 0

14

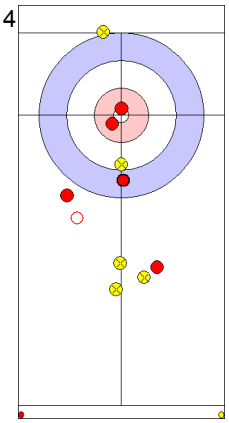

BRA: MELLO M
Draw In 1

15

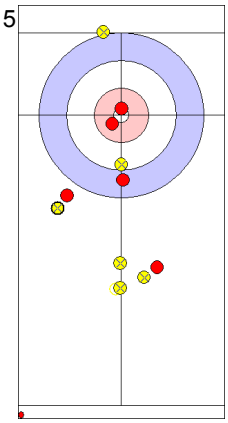

NZL: MUSTAPIC D
Raise In 0

16

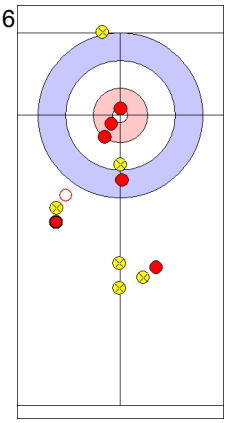

BRA: LIMA A
Raise In 4

Game - Shot by Shot

BRA - Brazil	8 + 0	NZL - New Zealand	8 + 2	End 8

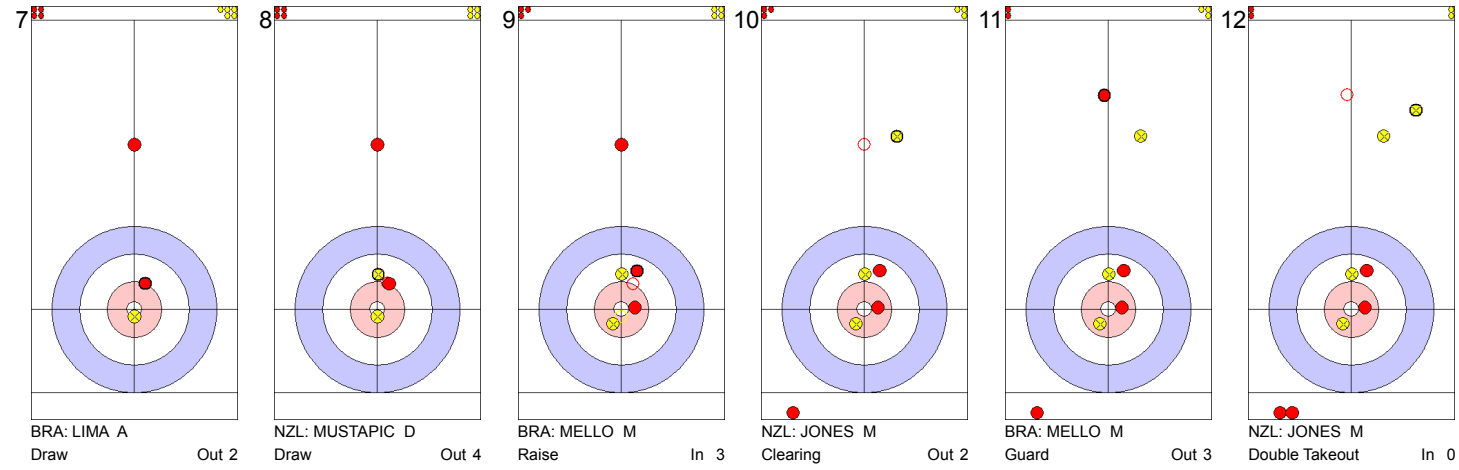

7
BRA: LIMA A
Draw Out 2

8
NZL: MUSTAPIC D
Draw Out 4

9
BRA: MELLO M
Raise In 3

10
NZL: JONES M
Clearing Out 2

11
BRA: MELLO M
Guard Out 3

12
NZL: JONES M
Double Takeout In 0

13
BRA: MELLO M
Guard Out 1

14
NZL: JONES M
Raise Out 4

15
BRA: LIMA A
Draw Out 0

16
NZL: MUSTAPIC D
not played Out X

Game Results

Sheet	Game	Team	LSFE	1	2	3	4	5	6	7	8	Extra Ends						Total
E	3	SLO - Slovenia		0	0	0	0	2	0	3	X							5
	3	LAT - Latvia	*	3	2	2	1	0	1	0	X							9

SLO - Slovenia		Game	All
F	JURINCIC Valentina	47 %	46 %
M	CULIC Jure	57 %	54 %
	Team Total	53 %	51 %

Last Stone Draw: 177.4cm 62.5cm ↻ CULIC J
114.9cm ↺ JURINCIC V

Time remaining: 4 minutes 18 seconds

LAT - Latvia		Game	All
F	LINDE Iluta	62 %	60 %
M	VEIDEMANIS Arnis	65 %	64 %
	Team Total	64 %	62 %

Last Stone Draw: 107.4cm 14.3cm ↻ LINDE I
93.1cm ↺ VEIDEMANIS A

Time remaining: 5 minutes 8 seconds

Detailed Game Statistics:

SLO - Slovenia		Draws		Takeouts		Total	
F	JURINCIC Valentina	10	63 %	5	15 %	15	47 %
M	CULIC Jure	17	65 %	5	30 %	22	57 %
	Team Total	27	64 %	10	23 %	37	53 %

LAT - Latvia		Draws		Takeouts		Total	
F	LINDE Iluta	14	57 %	3	83 %	17	62 %
M	VEIDEMANIS Arnis	11	68 %	9	61 %	20	65 %
	Team Total	25	62 %	12	67 %	37	64 %

LEGEND
F Female
X Unplayed/unfinished end due to concession
LSFE (*) Last stone first end
M Male

Game - Shot by Shot

SLO - Slovenia	0 + 0	LAT - Latvia	0 + 3	End 1

7

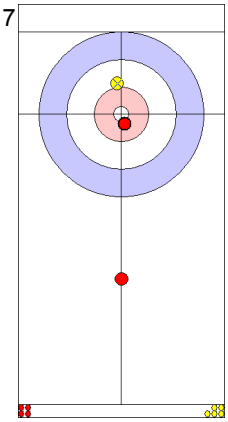

SLO: JURINCIC V
Draw Out 4

8

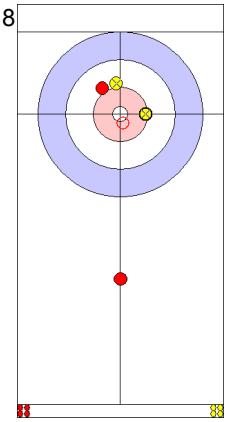

LAT: VEIDEMANIS A
Raise Out 4

9

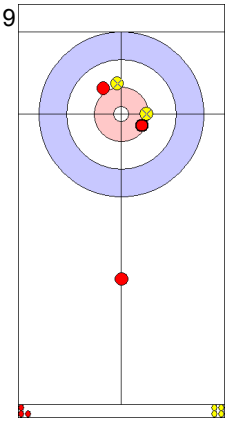

SLO: CULIC J
Draw Out 4

10

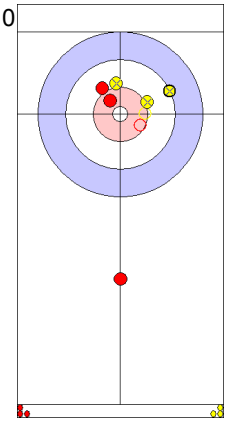

LAT: LINDE I
Raise Out 0

11

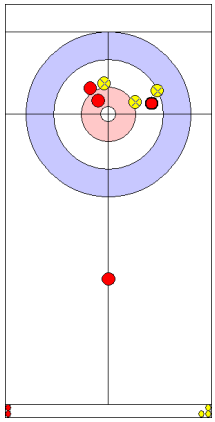

SLO: CULIC J
Draw Out 2

12

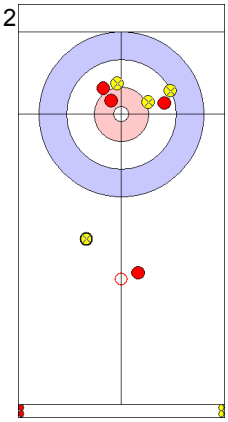

LAT: LINDE I
Draw In 0

13

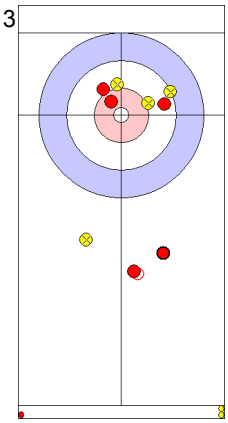

SLO: CULIC J
Draw In 0

14

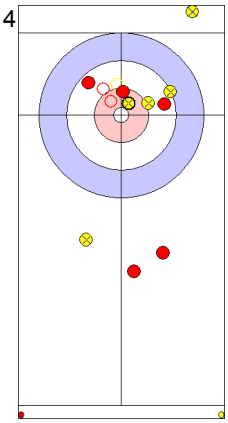

LAT: LINDE I
Raise In 4

15

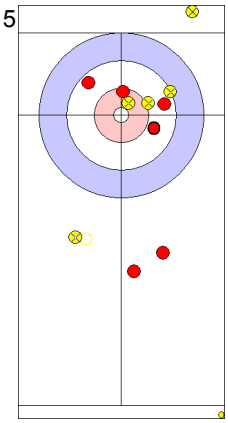

SLO: JURINCIC V
Draw In 1

16

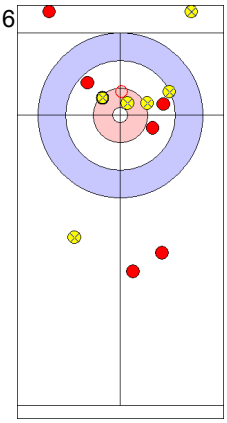

LAT: VEIDEMANIS A
Takeout In 4

Game - Shot by Shot

SLO - Slovenia	0 + 0	LAT - Latvia	3 + 2	End 2

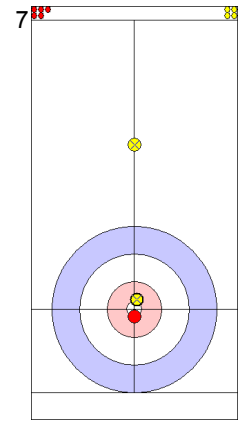

7
LAT: LINDE I
Draw Out 4

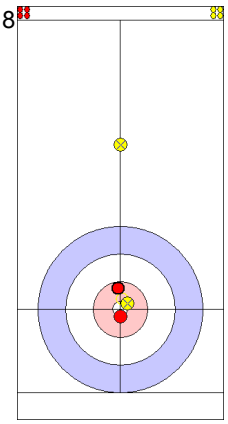

8
SLO: JURINCIC V
Draw Out 4

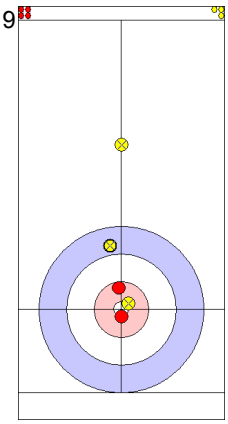

9
LAT: VEIDEMANIS A
Draw Out 4

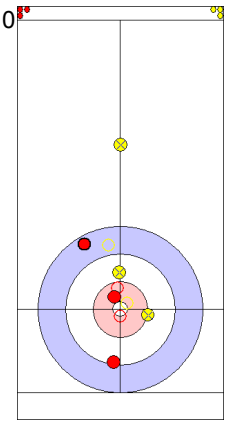

10
SLO: CULIC J
Raise Out 4

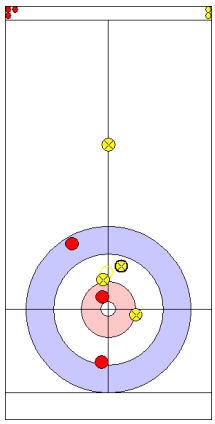

11
LAT: VEIDEMANIS A
Draw Out 4

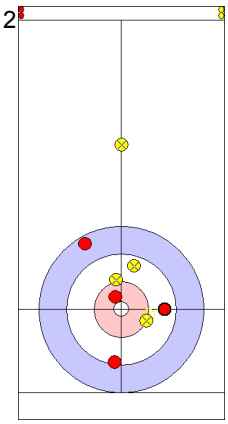

12
SLO: CULIC J
Draw In 2

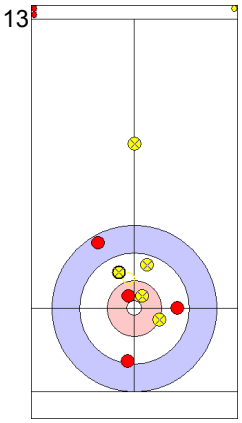

13
LAT: VEIDEMANIS A
Raise Out 3

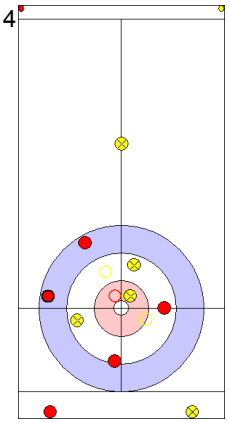

14
SLO: CULIC J
Takeout Out 0

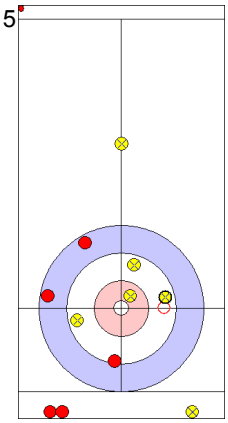

15
LAT: LINDE I
Hit and Roll In 3

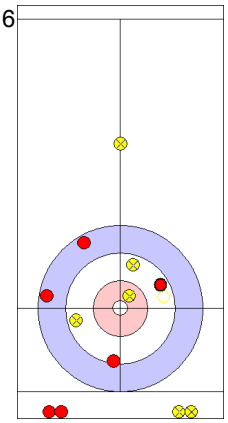

16
SLO: JURINCIC V
Hit and Roll Out 1

Game - Shot by Shot

SLO - Slovenia	0 + 0	LAT - Latvia	5 + 2	End 3

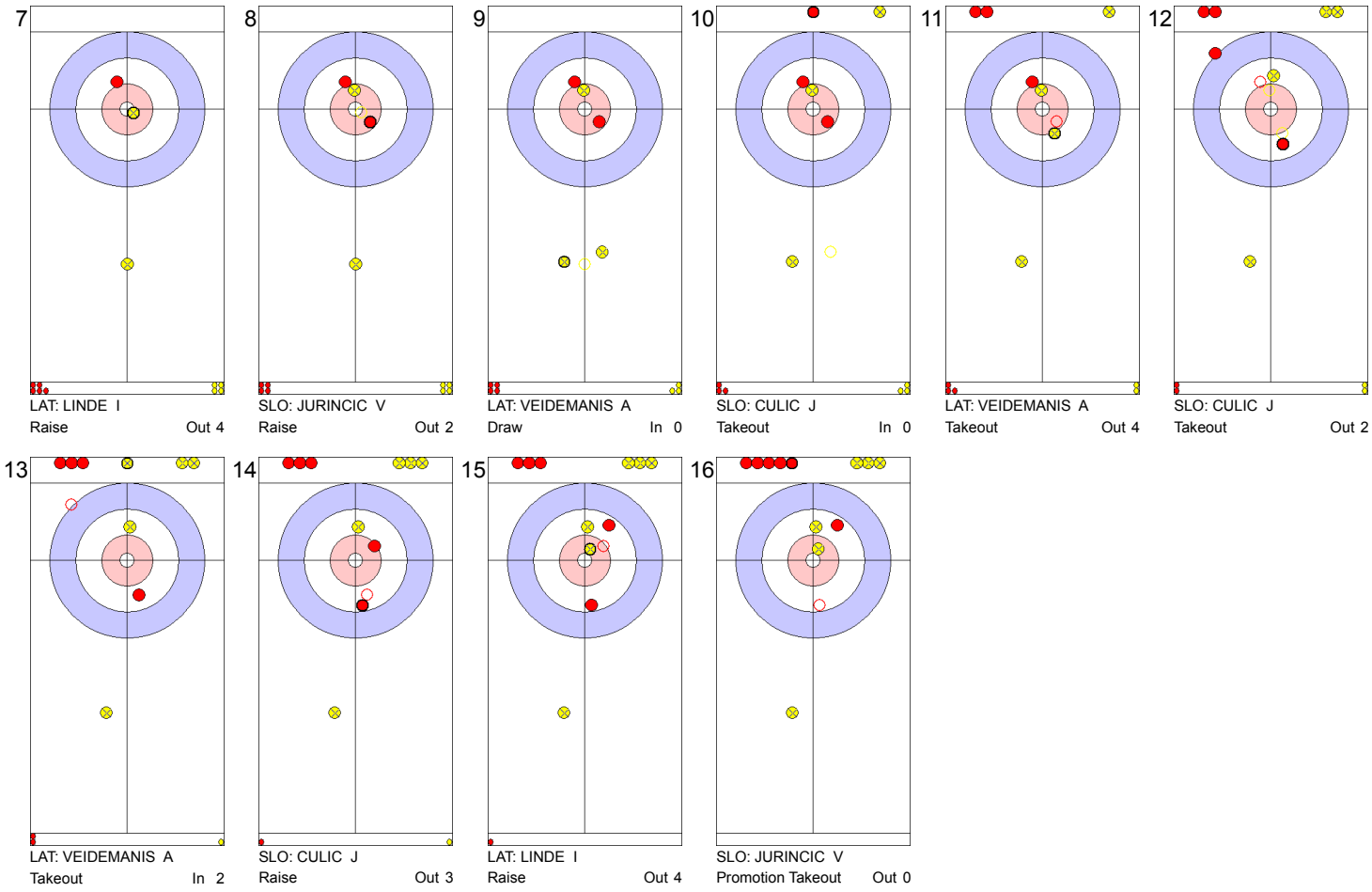

7
LAT: LINDE I
Raise Out 4

8
SLO: JURINCIC V
Raise Out 2

9
LAT: VEIDEMANIS A
Draw In 0

10
SLO: CULIC J
Takeout In 0

11
LAT: VEIDEMANIS A
Takeout Out 4

12
SLO: CULIC J
Takeout Out 2

13
LAT: VEIDEMANIS A
Takeout In 2

14
SLO: CULIC J
Raise Out 3

15
LAT: LINDE I
Raise Out 4

16
SLO: JURINCIC V
Promotion Takeout Out 0

Game - Shot by Shot

SLO - Slovenia	0 + 0	LAT - Latvia	7 + 1	End 4

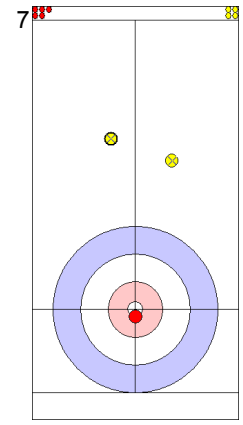

7
LAT: LINDE I
Draw Out 0

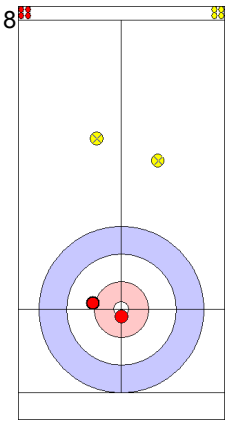

8
SLO: JURINCIC V
Draw In 4

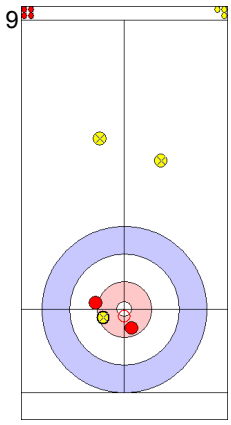

9
LAT: VEIDEMANIS A
Draw In 4

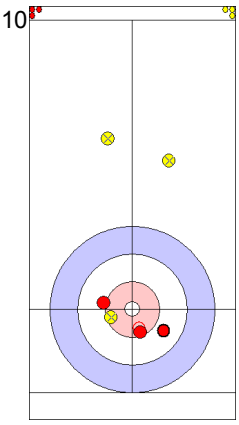

10
SLO: CULIC J
Draw Out 4

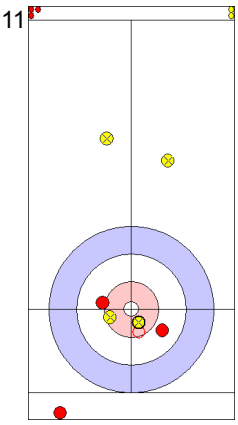

11
LAT: VEIDEMANIS A
Takeout Out 4

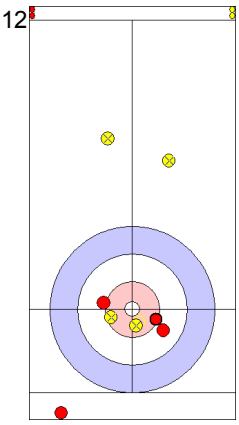

12
SLO: CULIC J
Draw Out 2

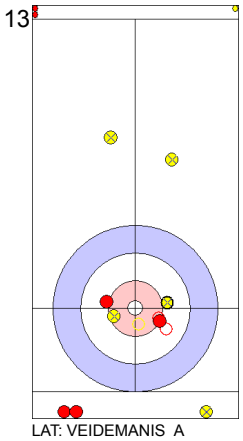

13
LAT: VEIDEMANIS A
Takeout Out 2

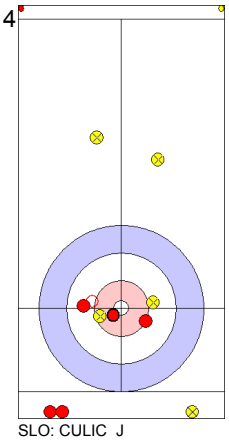

14
SLO: CULIC J
Draw In 3

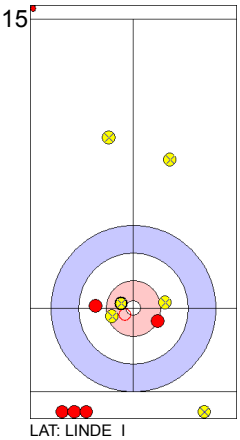

15
LAT: LINDE I
Hit and Roll Out 3

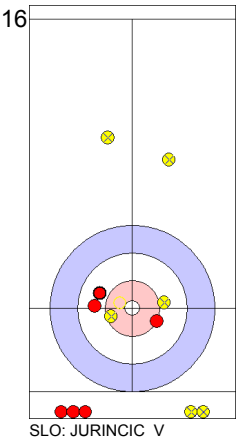

16
SLO: JURINCIC V
Double Takeout Out 0

Game - Shot by Shot

SLO - Slovenia	0 + 2	LAT - Latvia	8 + 0	End 5

7

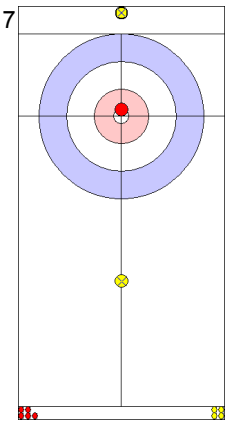

LAT: LINDE I
Draw Out 0

8

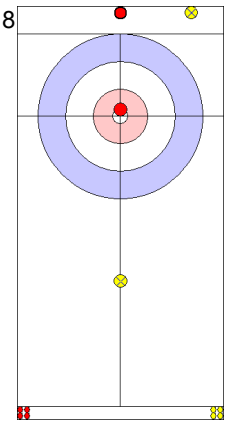

SLO: JURINCIC V
Draw Out 0

9

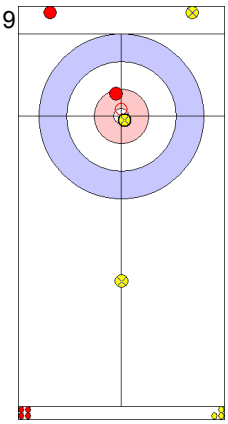

LAT: VEIDEMANIS A
Raise Out 4

10

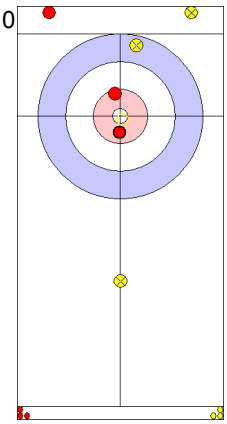

SLO: CULIC J
Raise In 4

11

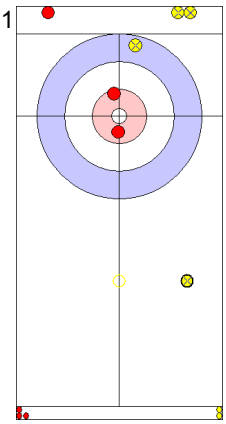

LAT: VEIDEMANIS A
Promotion Takeout Out 0

12

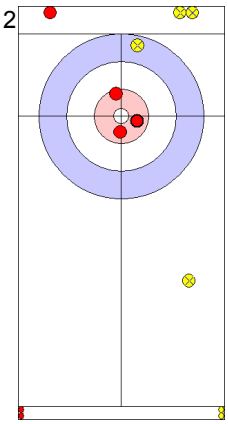

SLO: CULIC J
Draw Out 2

13

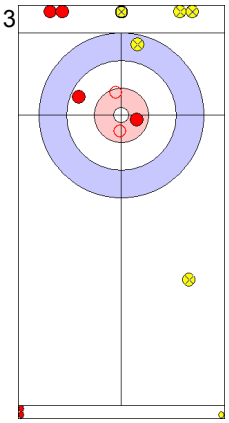

LAT: VEIDEMANIS A
Double Takeout Out 2

14

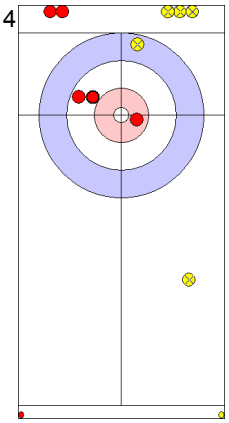

SLO: CULIC J
Draw Out 3

15

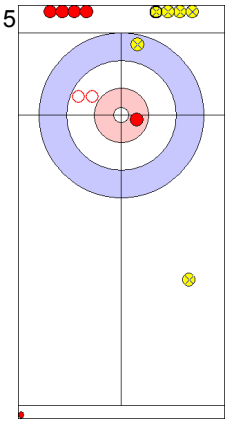

LAT: LINDE I
Double Takeout Out 4

16

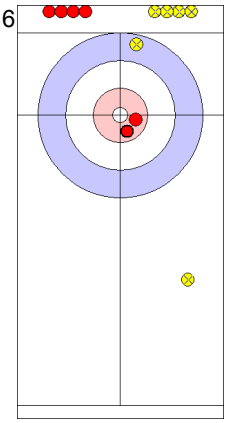

SLO: JURINCIC V
Draw In 4

Game - Shot by Shot

SLO - Slovenia	2 + 0	LAT - Latvia	8 + 1	End 6

7

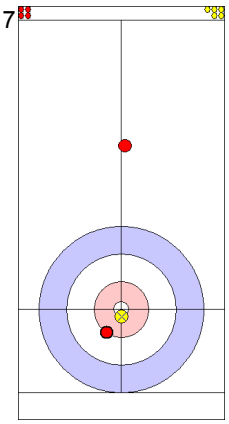

SLO: JURINCIC V
Draw Out 2

8

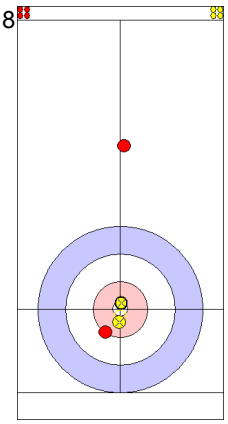

LAT: VEIDEMANIS A
Draw Out 4

9

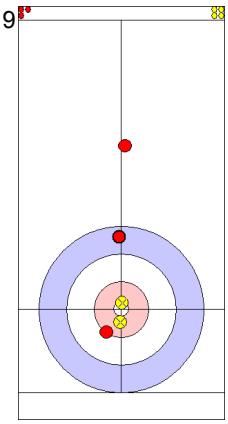

SLO: CULIC J
Draw Out 2

10

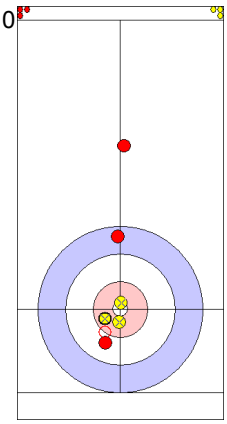

LAT: LINDE I
Draw Out 2

11

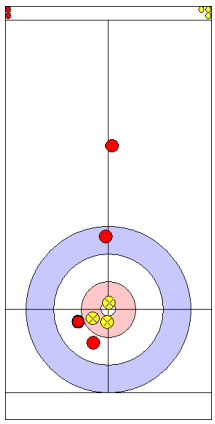

SLO: CULIC J
Draw Out 1

12

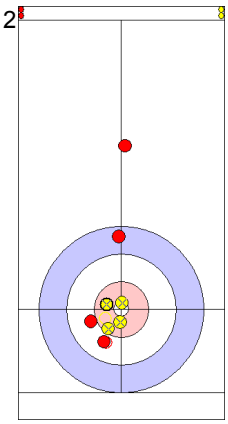

LAT: LINDE I
Draw Out 4

13

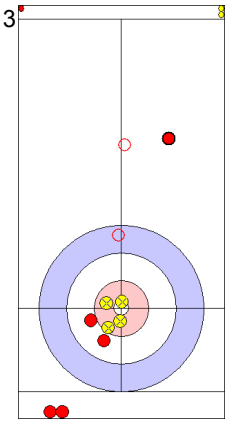

SLO: CULIC J
Promotion Takeout In 0

14

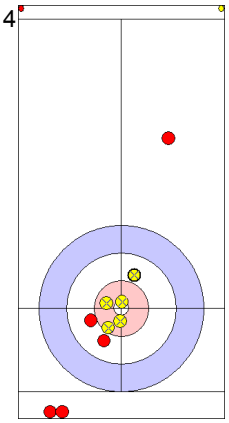

LAT: LINDE I
Draw Out 2

15

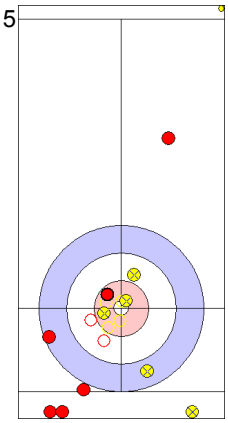

SLO: JURINCIC V
Double Takeout Out 2

16

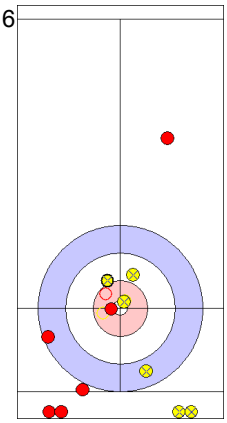

LAT: VEIDEMANIS A
Takeout Out 0

Game - Shot by Shot

SLO - Slovenia	2 + 3	LAT - Latvia	9 + 0	End 7

7

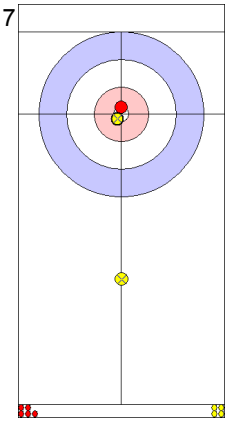

LAT: LINDE I
Draw Out 4

8

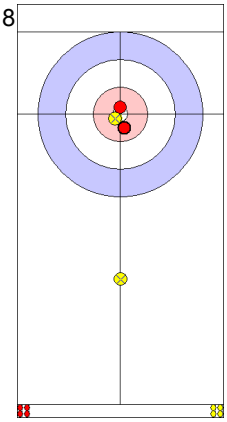

SLO: JURINCIC V
Draw Out 4

9

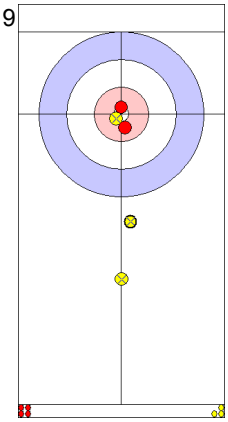

LAT: VEIDEMANIS A
Draw Out 0

10

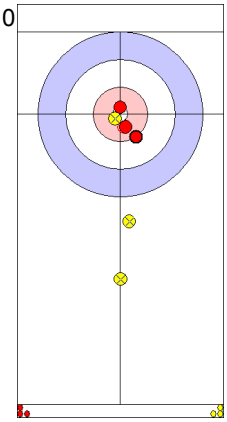

SLO: CULIC J
Draw Out 4

11

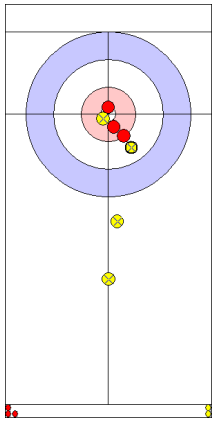

LAT: VEIDEMANIS A
Draw Out 3

12

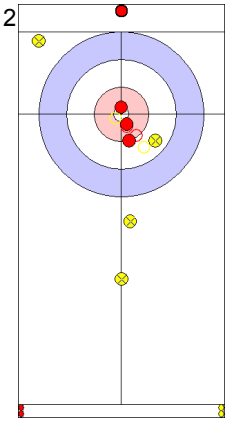

SLO: CULIC J
Promotion Takeout Out 4

13

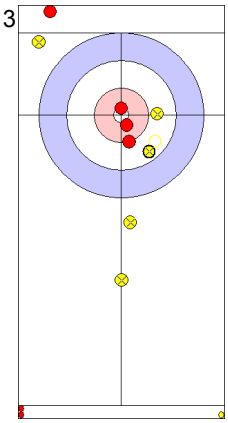

LAT: VEIDEMANIS A
Raise Out 0

14

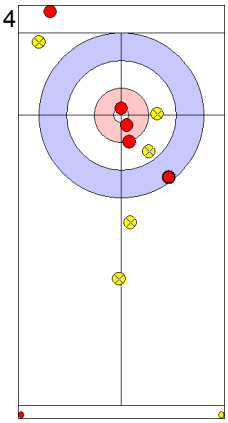

SLO: CULIC J
Draw In 0

15

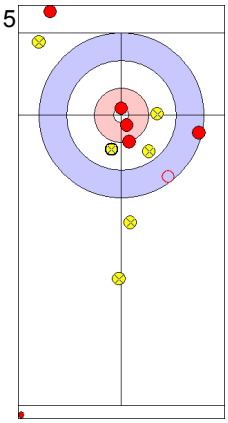

LAT: LINDE I
Raise Out 0

16

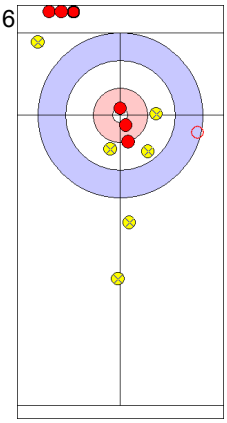

SLO: JURINCIC V
Hit and Roll In 0

Game - Shot by Shot

SLO - Slovenia	5 + X	LAT - Latvia	9 + X	End 8

7

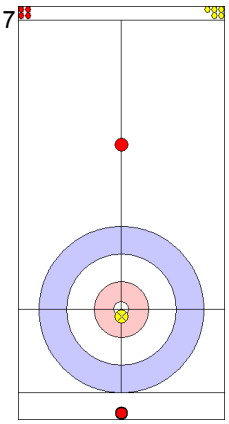

SLO: JURINCIC V
Raise Out 0

8

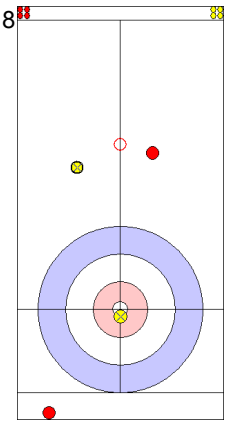

LAT: LINDE I
Wick / Soft Peeling Out 4

9

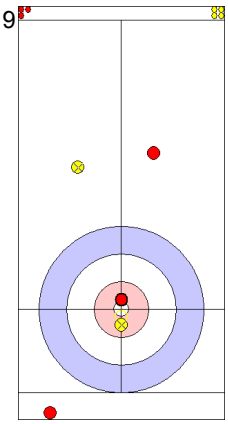

SLO: CULIC J
Draw Out 4

10

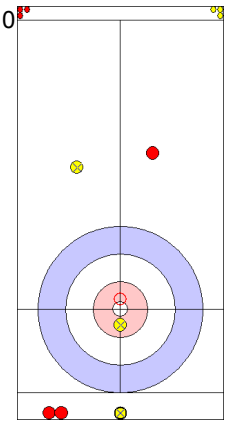

LAT: VEIDEMANIS A
Clearing Out 4

Session Results and Standings

Sheet	Game	Team	LSFE	1	2	3	4	5	6	7	8	Extra Ends						Total
A	2	SLO - Slovenia		0	0	0	0	2	0	1	X							3
	2	CHN - China	*	3	1	1	2	0	1	0	X							8
B	2	ITA - Italy		1	2	1	1	3	1	X	X							9
	2	LAT - Latvia	*	0	0	0	0	0	0	X	X							0
C	2	NZL - New Zealand	*	2	0	1	0	0	0	3	X							6
	2	NOR - Norway		0	3	0	3	1	1	0	X							8
D	2	FIN - Finland	*	1	1	3	1	3	0	2	X							11
	2	AUT - Austria		0	0	0	0	0	2	0	X							2
E	2	SWE - Sweden	*	2	2	0	2	1	0	X	X							7
	2	BRA - Brazil		0	0	0	0	0	0	X	X							0

Standings

Group-A

Rank	Team	Games	Wins	Losses
1	DEN - Denmark	1	1	0
1	JPN - Japan	1	1	0
1	RUS - Russia	1	1	0
1	TUR - Turkey	1	1	0
1	USA - United States	1	1	0
6	AUS - Australia	1	0	1
6	CZE - Czech Republic	1	0	1
6	FRA - France	1	0	1
6	SUI - Switzerland	1	0	1
6	SVK - Slovakia	1	0	1

Group-B

Rank	Team	Games	Wins	Losses
1	FIN - Finland	2	2	0
1	NOR - Norway	2	2	0
1	SWE - Sweden	2	2	0
4	AUT - Austria	2	1	1
4	CHN - China	2	1	1
4	ITA - Italy	2	1	1
4	LAT - Latvia	2	1	1
8	BRA - Brazil	2	0	2
8	NZL - New Zealand	2	0	2
8	SLO - Slovenia	2	0	2

Group-C

Rank	Team	Games	Wins	Losses
1	CAN - Canada	1	1	0
1	ESP - Spain	1	1	0
1	EST - Estonia	1	1	0
1	KOR - Korea	1	1	0
1	SCO - Scotland	1	1	0
6	BLR - Belarus	1	0	1
6	ENG - England	1	0	1
6	HUN - Hungary	1	0	1
6	POL - Poland	1	0	1
6	ROU - Romania	1	0	1

LEGEND
LSFE (*) Last stone first end
X Unplayed/unfinished end due to concession

Game Results

Sheet	Game	Team	LSFE	1	2	3	4	5	6	7	8	Extra Ends						Total
A	2	SLO - Slovenia		0	0	0	0	2	0	1	X							3
	2	CHN - China	*	3	1	1	2	0	1	0	X							8

SLO - Slovenia		Game	All
F	JURINCIC Valentina	49 %	46 %
M	CULIC Jure	47 %	53 %
	Team Total	48 %	50 %

Last Stone Draw: 186.0cm 173.4cm ↻ CULIC J
12.6cm ↺ JURINCIC V

Time remaining: 1 minute 57 seconds

CHN - China		Game	All
F	MEI Jie	50 %	64 %
M	HUANG Jihui	88 %	77 %
	Team Total	73 %	71 %

Last Stone Draw: 143.9cm 143.9cm ↻ MEI J
0.0cm ↺ HUANG J

Time remaining: 4 minutes 38 seconds

Detailed Game Statistics:

SLO - Slovenia		Draws		Takeouts		Total	
F	JURINCIC Valentina	11	50 %	7	46 %	18	49 %
M	CULIC Jure	12	54 %	5	30 %	17	47 %
	Team Total	23	52 %	12	40 %	35	48 %

CHN - China		Draws		Takeouts		Total	
F	MEI Jie	11	64 %	3	0 %	14	50 %
M	HUANG Jihui	19	88 %	2	88 %	21	88 %
	Team Total	30	79 %	5	35 %	35	73 %

LEGEND
F Female
X Unplayed/unfinished end due to concession
LSFE (*) Last stone first end
M Male

Game - Shot by Shot

SLO - Slovenia	0 + 0	CHN - China	0 + 3	End 1

7

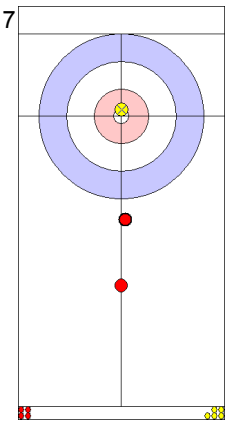

SLO: CULIC J
Draw In 0

8

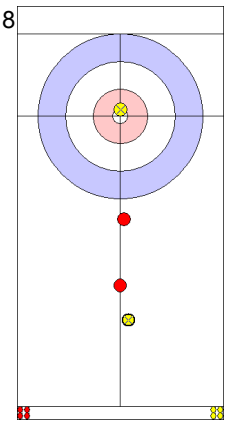

CHN: MEI J
Draw In 0

9

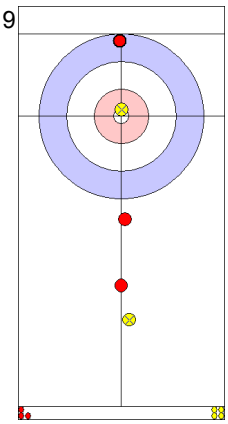

SLO: JURINCIC V
Draw In 2

10

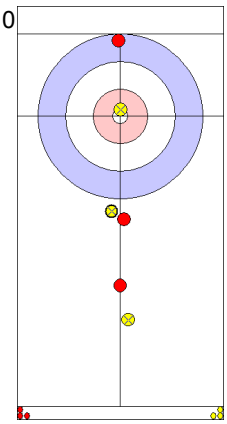

CHN: HUANG J
Draw In 2

11

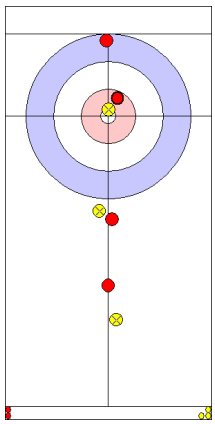

SLO: JURINCIC V
Draw Out 2

12

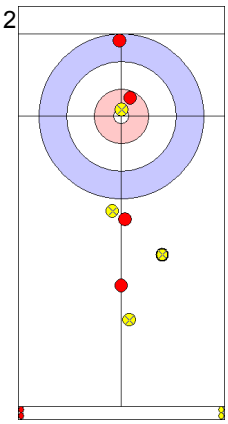

CHN: HUANG J
Guard Out 4

13

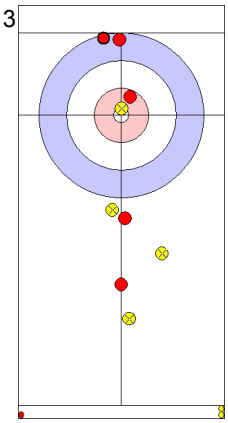

SLO: JURINCIC V
Draw In 1

14

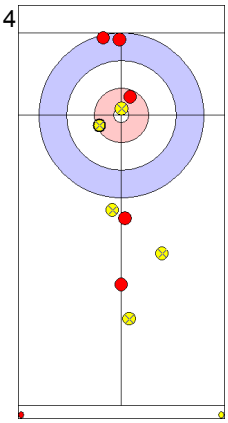

CHN: HUANG J
Draw In 3

15

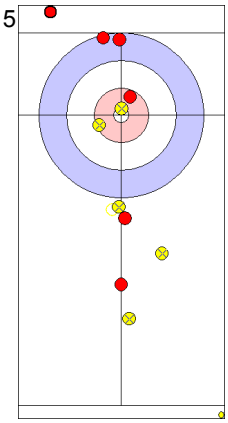

SLO: CULIC J
Hit and Roll In 0

16

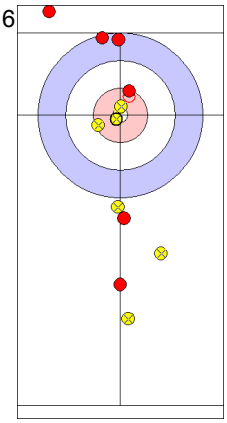

CHN: MEI J
Raise In 4

Game - Shot by Shot

SLO - Slovenia	0 + 0	CHN - China	3 + 1	End 2

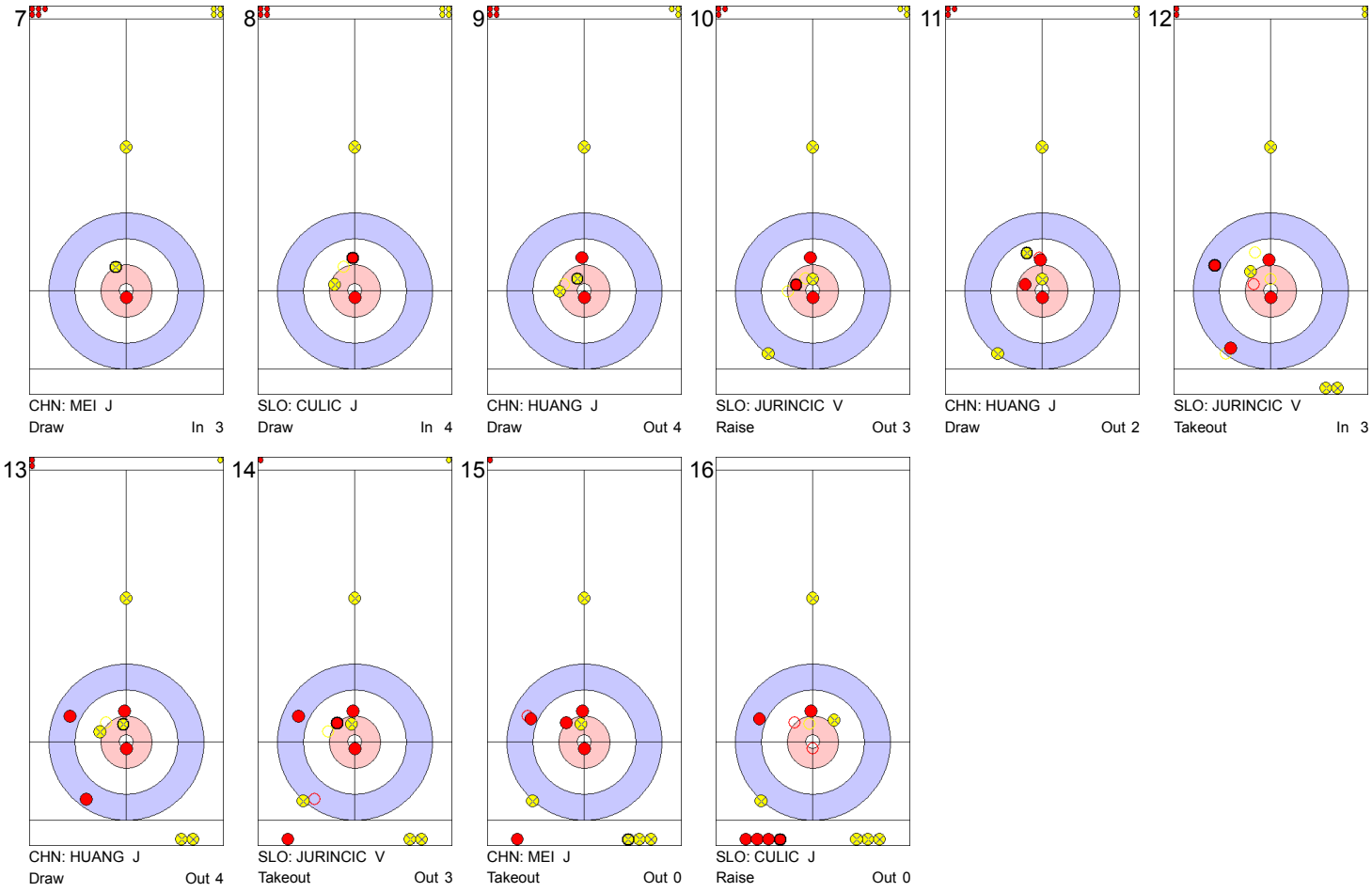

Game - Shot by Shot

SLO - Slovenia	0 + 0	CHN - China	4 + 1	End 3

7

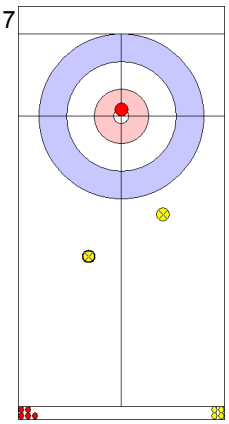

CHN: MEI J
Draw In 0

8

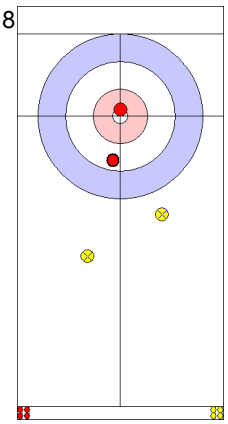

SLO: CULIC J
Draw Out 4

9

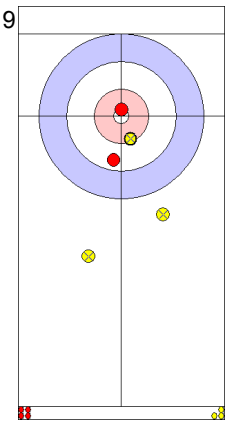

CHN: HUANG J
Draw Out 4

10

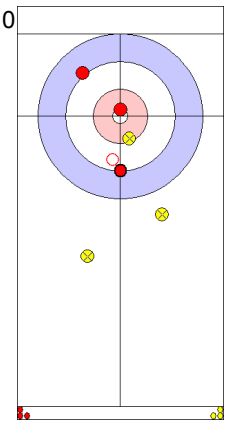

SLO: JURINCIC V
Raise Out 0

11

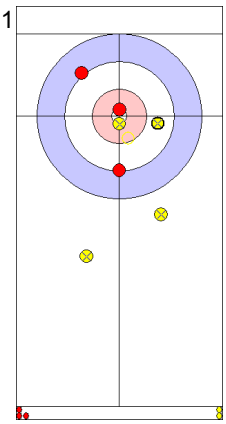

CHN: HUANG J
Raise Out 4

12

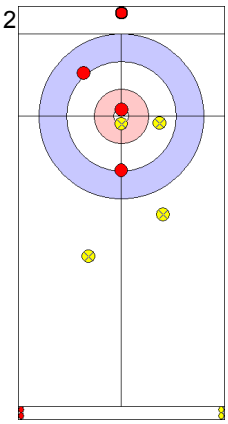

SLO: JURINCIC V
Takeout Out 0

13

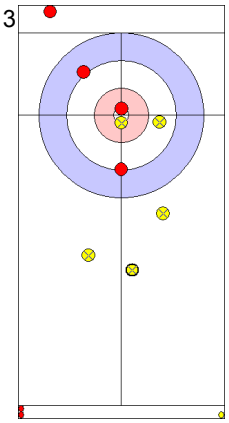

CHN: HUANG J
Guard Out 3

14

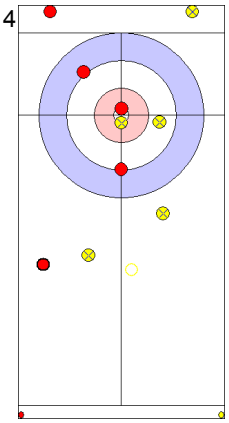

SLO: JURINCIC V
Takeout In 2

15

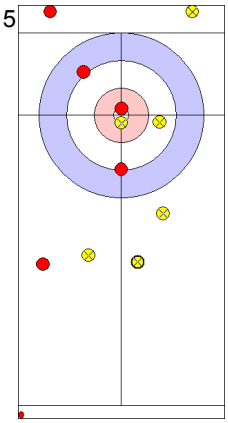

CHN: MEI J
Guard Out 4

16

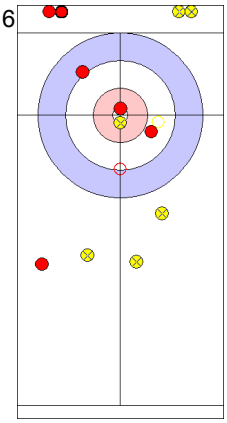

SLO: CULIC J
Takeout In 0

Game - Shot by Shot

SLO - Slovenia	0 + 0	CHN - China	5 + 2	End 4

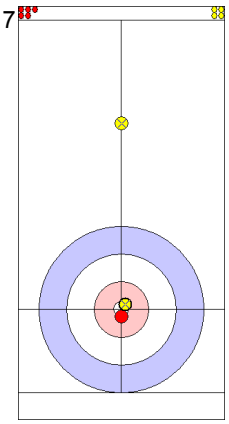

7
CHN: MEI J
Draw Out 4

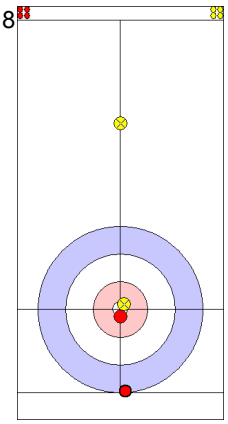

8
SLO: CULIC J
Draw Out 1

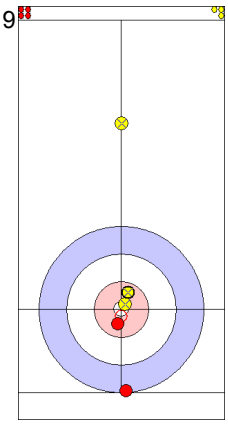

9
CHN: HUANG J
Takeout In 4

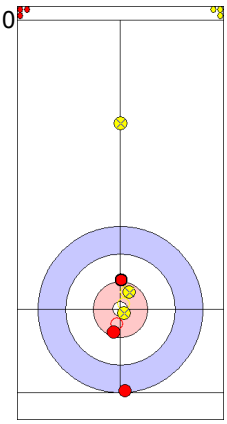

10
SLO: JURINCIC V
Draw In 4

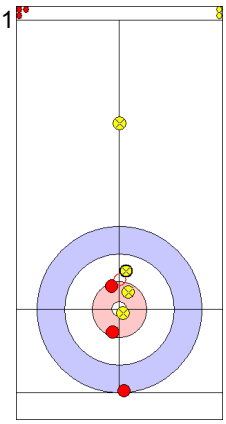

11
CHN: HUANG J
Draw In 4

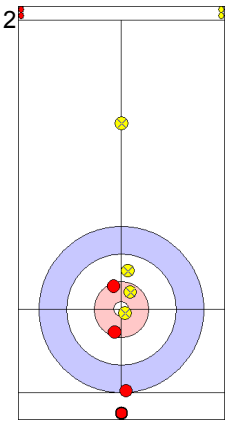

12
SLO: JURINCIC V
Raise Out 0

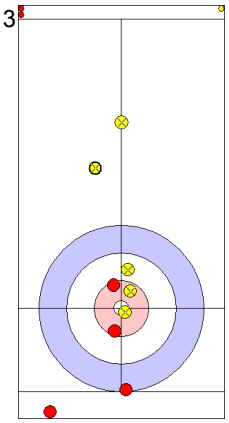

13
CHN: HUANG J
Guard Out 4

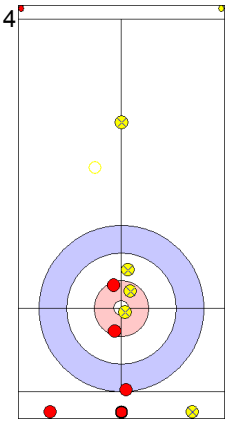

14
SLO: JURINCIC V
Promotion Takeout Out 1

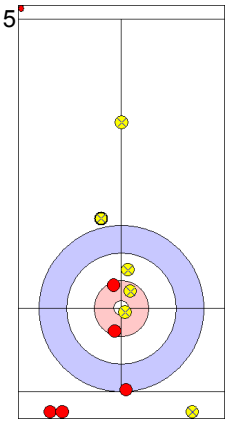

15
CHN: MEI J
Guard Out 4

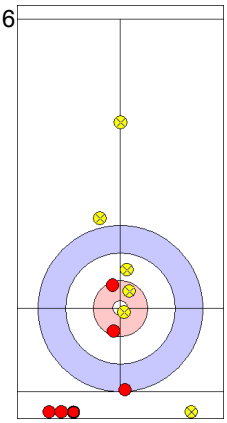

16
SLO: CULIC J
Draw Out 0

Game - Shot by Shot

SLO - Slovenia	0 + 2	CHN - China	7 + 0	End 5

7

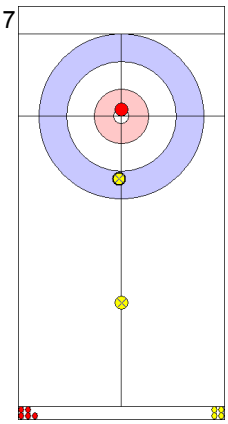

CHN: MEI J
Draw Out 2

8

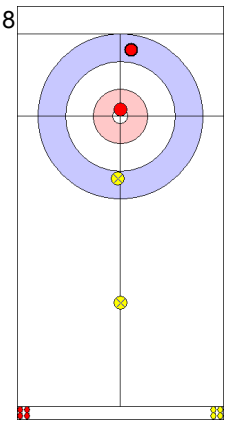

SLO: JURINCIC V
Draw Out 2

9

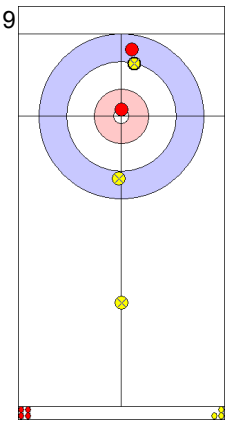

CHN: HUANG J
Draw Out 3

10

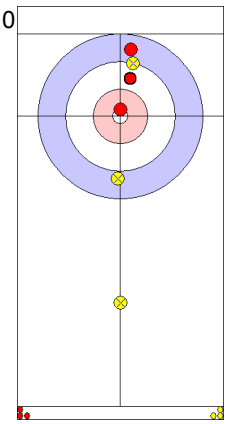

SLO: CULIC J
Draw Out 3

11

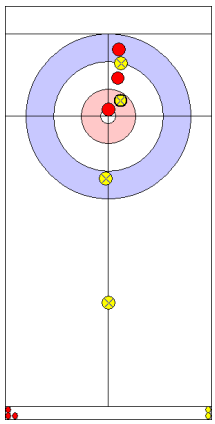

CHN: HUANG J
Draw Out 3

12

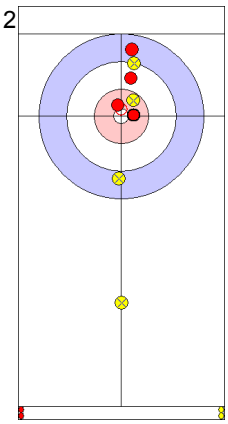

SLO: CULIC J
Draw Out 4

13

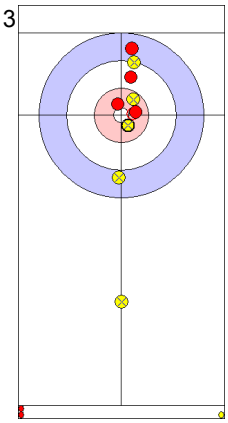

CHN: HUANG J
Draw Out 3

14

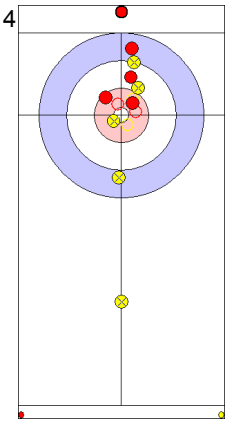

SLO: CULIC J
Takeout Out 0

15

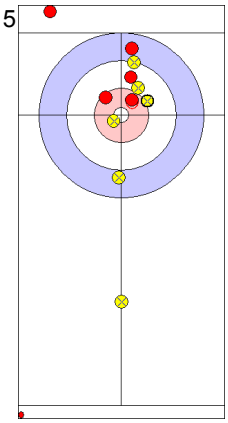

CHN: MEI J
Freeze Out 0

16

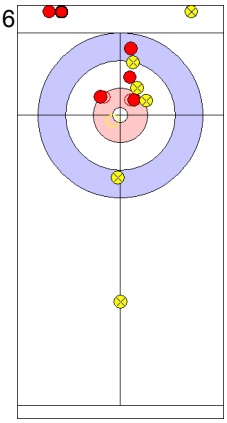

SLO: JURINCIC V
Clearing In 4

Game - Shot by Shot

SLO - Slovenia	2 + 0	CHN - China	7 + 1	End 6

7

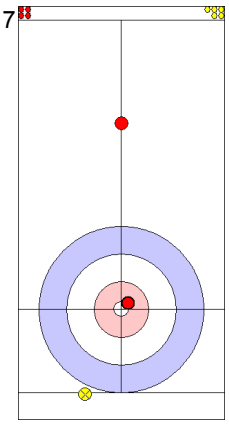

SLO: JURINCIC V
Raise In 4

8

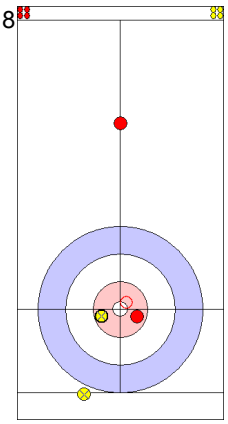

CHN: MEI J
Raise In 3

9

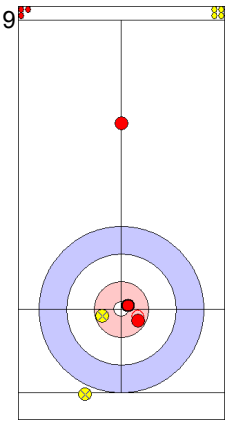

SLO: CULIC J
Draw Out 3

10

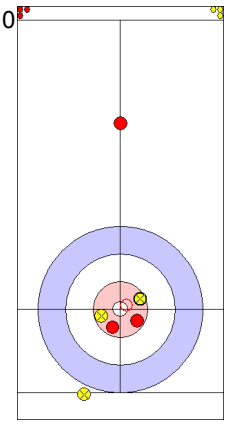

CHN: HUANG J
Raise In 4

11

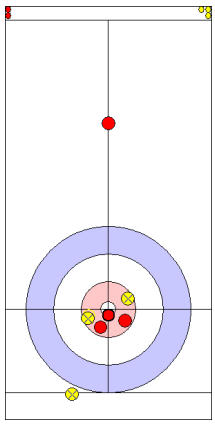

SLO: CULIC J
Draw Out 4

12

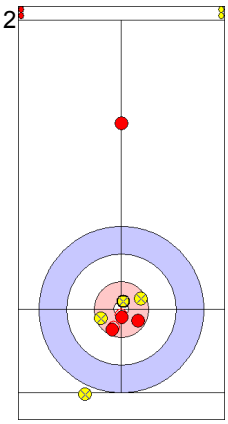

CHN: HUANG J
Freeze Out 4

13

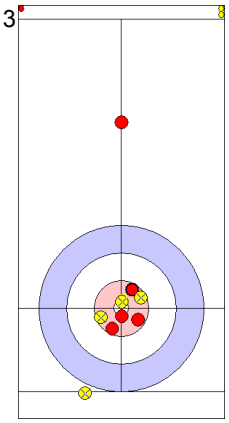

SLO: CULIC J
Draw In 3

14

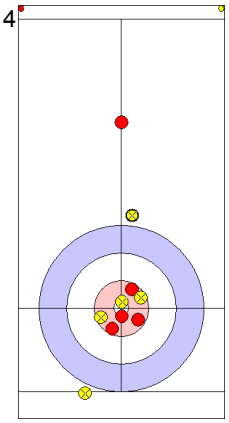

CHN: HUANG J
Guard In 4

15

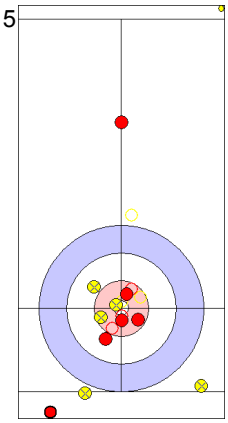

SLO: JURINCIC V
Promotion Takeout In 0

16

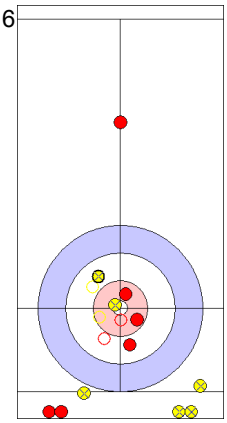

CHN: MEI J
Takeout Out 0

Game - Shot by Shot

SLO - Slovenia	2 + 1	CHN - China	8 + 0	End 7

7

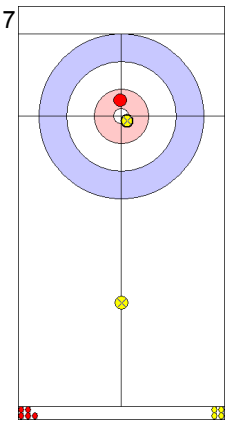

CHN: MEI J
Draw — Out 4

8

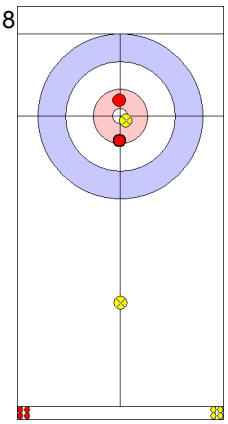

SLO: JURINCIC V
Draw — In 4

9

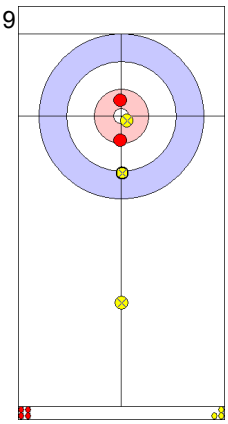

CHN: HUANG J
Draw — In 4

10

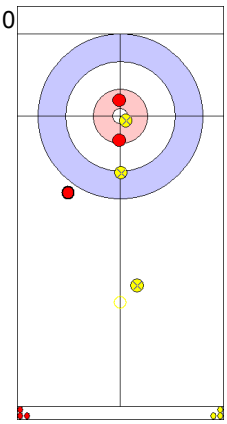

SLO: CULIC J
Draw — In 0

11

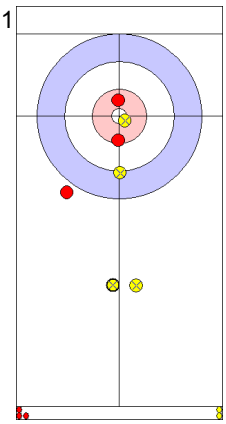

CHN: HUANG J
Guard — In 4

12

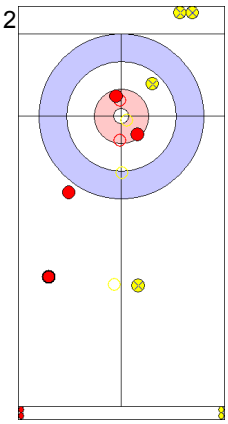

SLO: CULIC J
Promotion Takeout — In 4

13

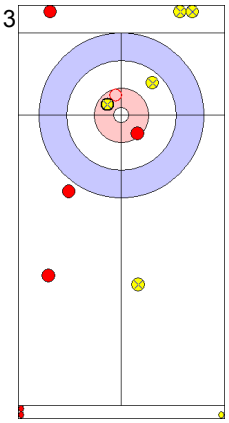

CHN: HUANG J
Hit and Roll — In 3

14

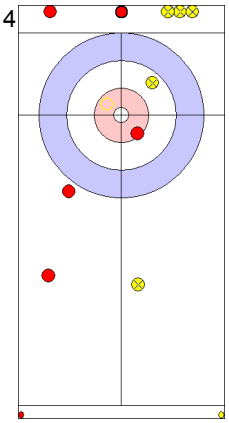

SLO: CULIC J
Hit and Roll — In 2

15

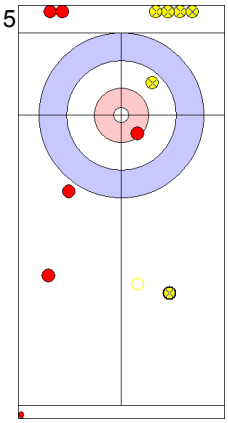

CHN: MEI J
Promotion Takeout — Out 0

16

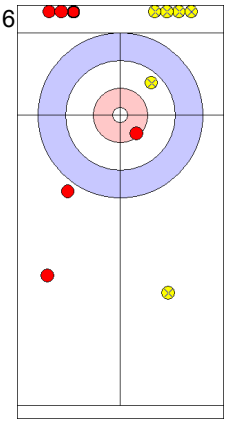

SLO: JURINCIC V
Draw — In 0

Game Results

Sheet	Game	Team	LSFE	1	2	3	4	5	6	7	8	Extra Ends						Total
B	2	ITA - Italy		1	2	1	1	3	1	X	X							9
	2	LAT - Latvia	*	0	0	0	0	0	0	X	X							0

ITA - Italy		Game	All
F	SALVAI Lucrezia	73 %	63 %
M	GONIN Simone	89 %	76 %
	Team Total	83 %	70 %

Last Stone Draw: 290.4cm 105.0cm ↻ GONIN S
185.4cm ↺ SALVAI L

Time remaining: 7 minutes 12 seconds

LAT - Latvia		Game	All
F	LINDE Iluta	62 %	59 %
M	VEIDEMANIS Arnis	60 %	63 %
	Team Total	61 %	61 %

Last Stone Draw: 164.2cm 133.0cm ↻ VEIDEMANIS A
31.2cm ↺ LINDE I

Time remaining: 6 minutes 16 seconds

Detailed Game Statistics:

ITA - Italy		Draws		Takeouts		Total	
F	SALVAI Lucrezia	11	70 %	1	100 %	12	73 %
M	GONIN Simone	16	89 %	2	88 %	18	89 %
	Team Total	27	81 %	3	92 %	30	83 %

LAT - Latvia		Draws		Takeouts		Total	
F	LINDE Iluta	8	66 %	7	57 %	15	62 %
M	VEIDEMANIS Arnis	7	64 %	8	56 %	15	60 %
	Team Total	15	65 %	15	57 %	30	61 %

LEGEND
F Female
X Unplayed/unfinished end due to concession
LSFE (*) Last stone first end
M Male

Game - Shot by Shot

ITA - Italy	0 + 1	LAT - Latvia	0 + 0	End 1

7

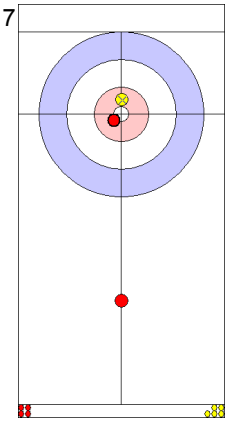

ITA: SALVAI L
Draw Out 3

8

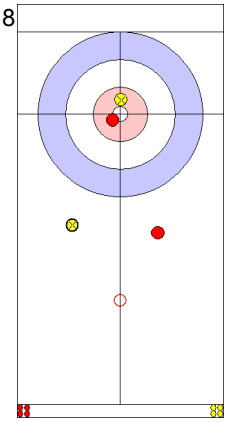

LAT: VEIDEMANIS A
Draw In 0

9

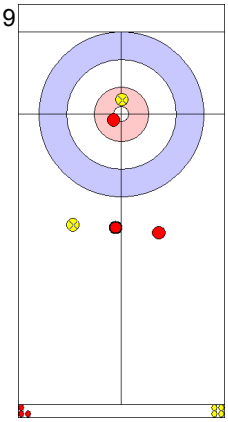

ITA: GONIN S
Guard Out 4

10

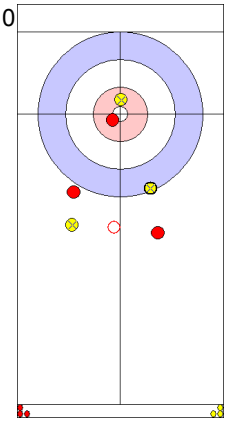

LAT: LINDE I
Draw Out 1

11

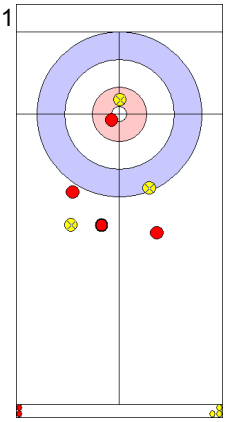

ITA: GONIN S
Guard Out 4

12

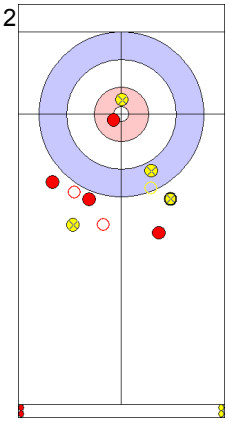

LAT: LINDE I
Draw Out 1

13

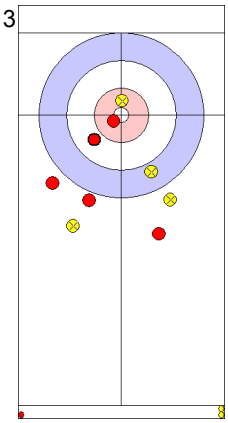

ITA: GONIN S
Draw Out 2

14

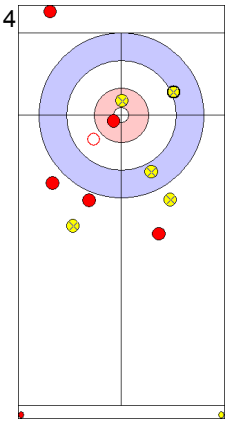

LAT: LINDE I
Takeout Out 4

15

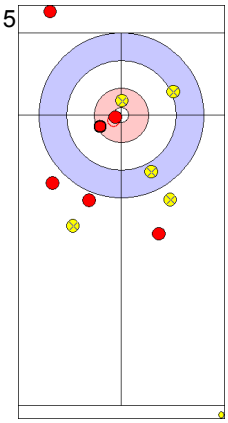

ITA: SALVAI L
Draw Out 2

16

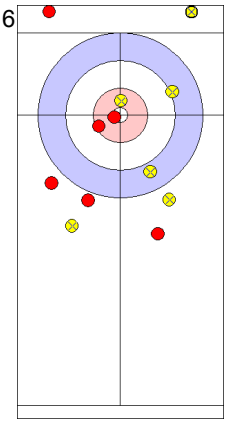

LAT: VEIDEMANIS A
Takeout Out 2

Game - Shot by Shot

ITA - Italy	1 + 2	LAT - Latvia	0 + 0	End 2

7

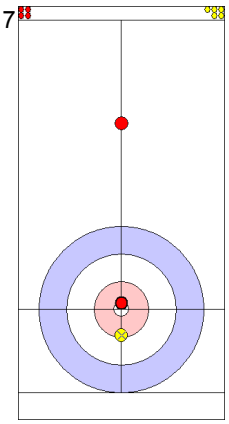

ITA: SALVAI L
Draw Out 4

8

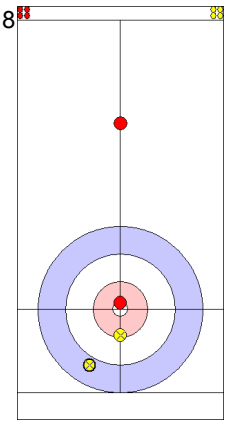

LAT: VEIDEMANIS A
Draw In 1

9

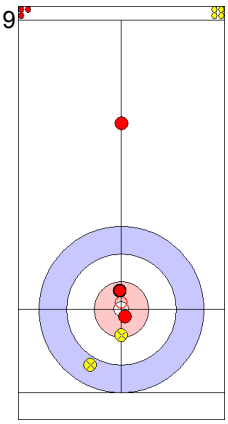

ITA: GONIN S
Draw Out 4

10

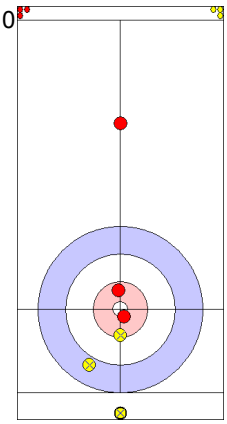

LAT: LINDE I
Raise Out 3

11

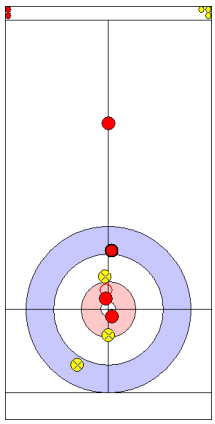

ITA: GONIN S
Draw Out 2

12

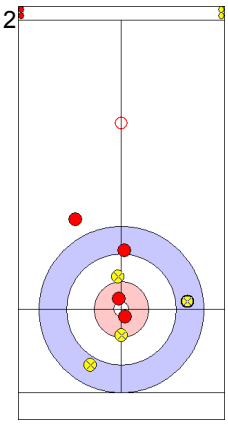

LAT: LINDE I
Takeout Out 2

13

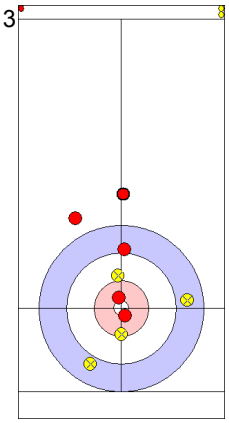

ITA: GONIN S
Guard Out 4

14

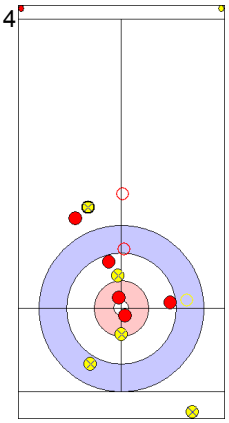

LAT: LINDE I
Takeout Out 3

15

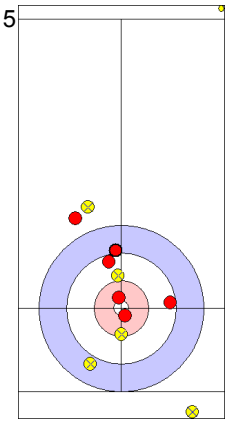

ITA: SALVAI L
Draw Out 4

16

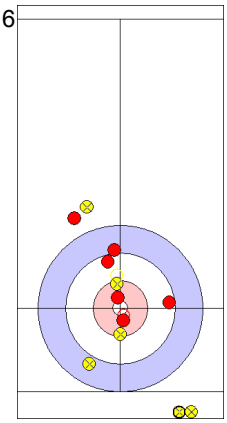

LAT: VEIDEMANIS A
Takeout In 2

Game - Shot by Shot

ITA - Italy	3 + 1	LAT - Latvia	0 + 0	End 3

7

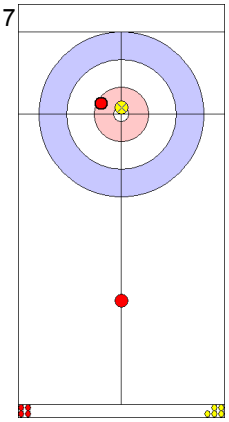

ITA: SALVAI L
Draw — Out 2

8

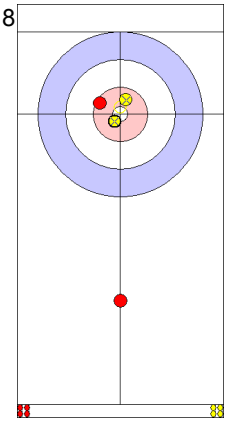

LAT: LINDE I
Draw — In 4

9

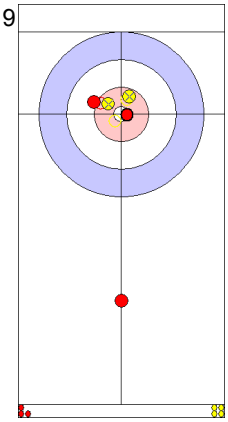

ITA: GONIN S
Draw — In 3

10

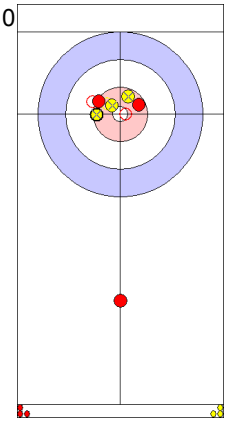

LAT: VEIDEMANIS A
Draw — In 3

11

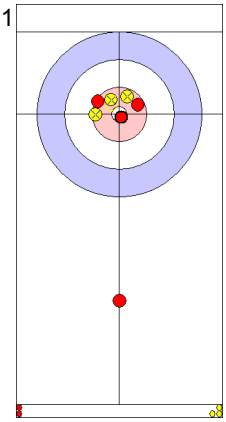

ITA: GONIN S
Draw — Out 4

12

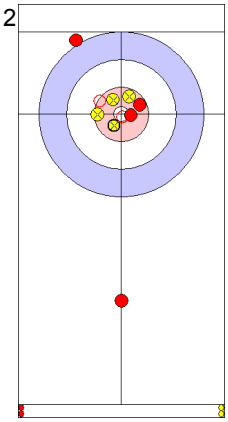

LAT: VEIDEMANIS A
Raise — In 4

13

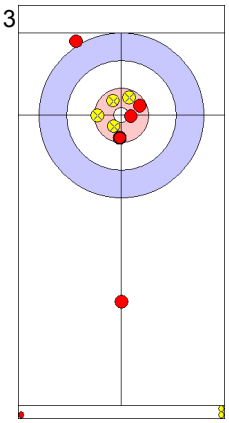

ITA: GONIN S
Draw — Out 4

14

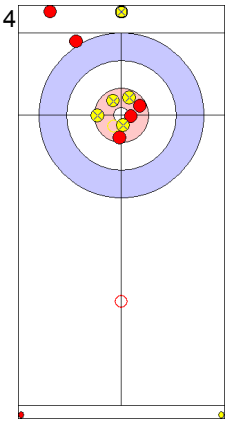

LAT: VEIDEMANIS A
Takeout — Out 2

15

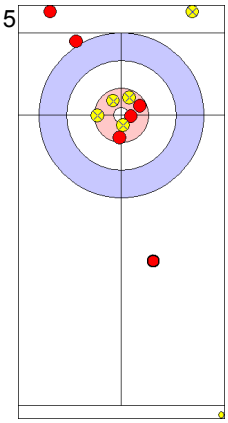

ITA: SALVAI L
Guard — Out 3

16

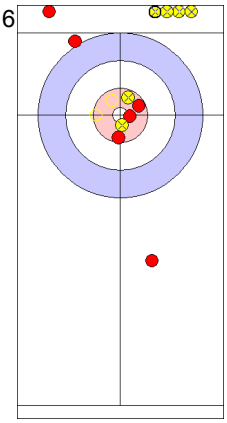

LAT: LINDE I
Takeout — In 2

Game - Shot by Shot

ITA - Italy	4 + 1	LAT - Latvia	0 + 0	End 4

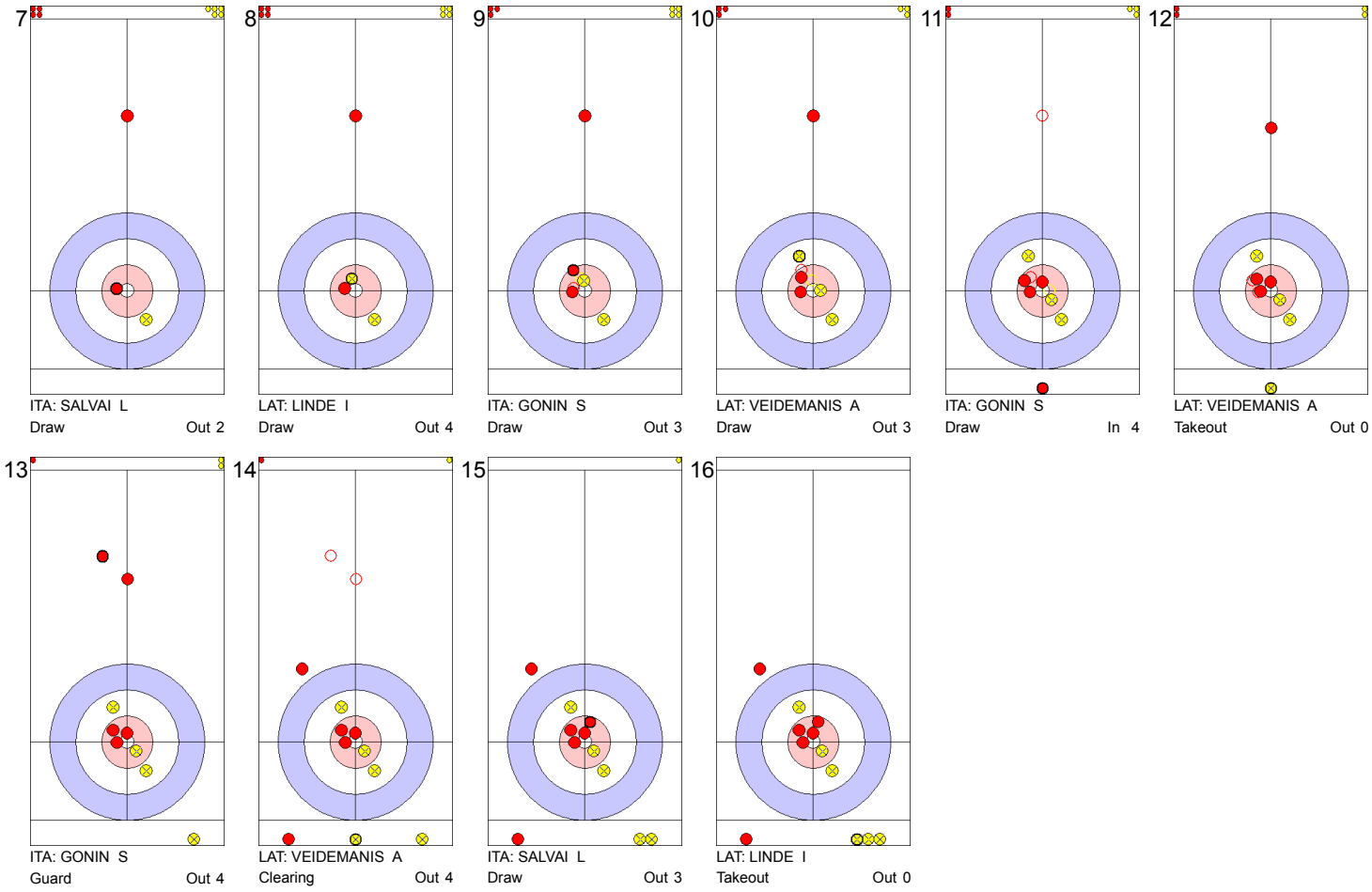

7
ITA: SALVAI L
Draw Out 2

8
LAT: LINDE I
Draw Out 4

9
ITA: GONIN S
Draw Out 3

10
LAT: VEIDEMANIS A
Draw Out 3

11
ITA: GONIN S
Draw In 4

12
LAT: VEIDEMANIS A
Takeout Out 0

13
ITA: GONIN S
Guard Out 4

14
LAT: VEIDEMANIS A
Clearing Out 4

15
ITA: SALVAI L
Draw Out 3

16
LAT: LINDE I
Takeout Out 0

Game - Shot by Shot

ITA - Italy	5 + 3	LAT - Latvia	0 + 0	End 5

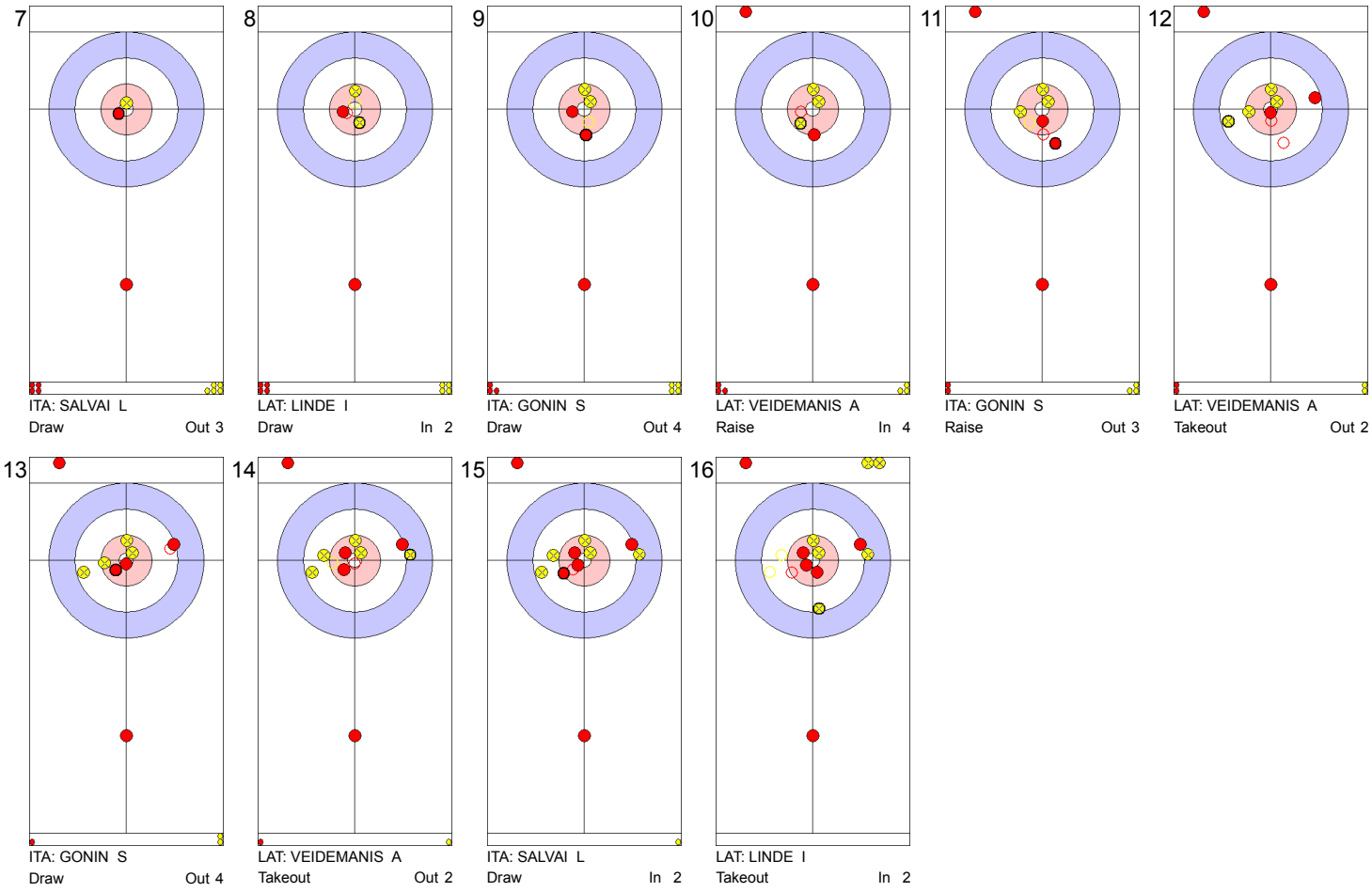

7
ITA: SALVAI L
Draw Out 3

8
LAT: LINDE I
Draw In 2

9
ITA: GONIN S
Draw Out 4

10
LAT: VEIDEMANIS A
Raise In 4

11
ITA: GONIN S
Raise Out 3

12
LAT: VEIDEMANIS A
Takeout Out 2

13
ITA: GONIN S
Draw Out 4

14
LAT: VEIDEMANIS A
Takeout Out 2

15
ITA: SALVAI L
Draw In 2

16
LAT: LINDE I
Takeout In 2

Game - Shot by Shot

ITA - Italy	8 + 1	LAT - Latvia	0 + 0	End 6

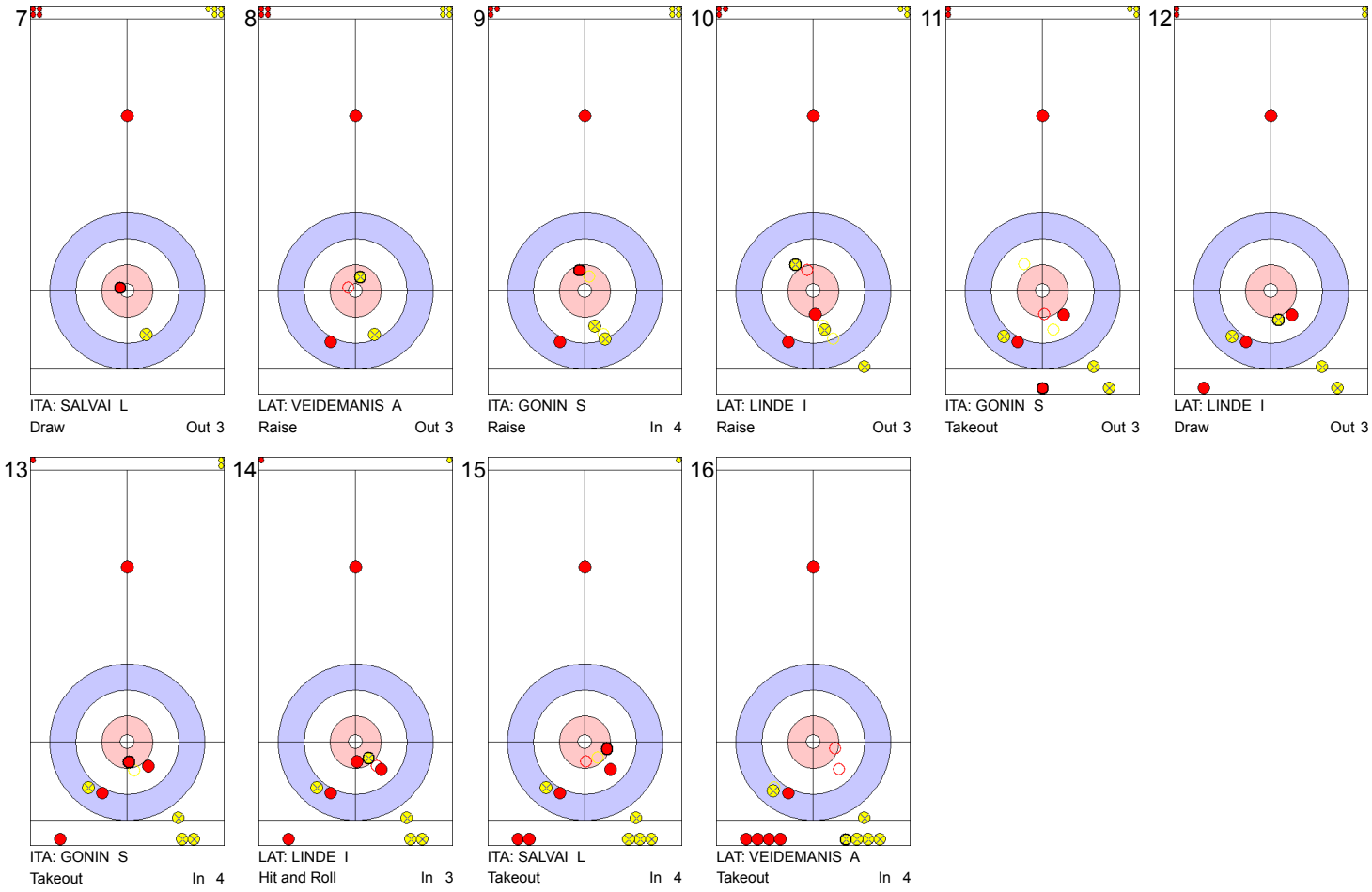

Game Results

Sheet	Game	Team	LSFE	1	2	3	4	5	6	7	8	Extra Ends						Total
C	2	NZL - New Zealand	*	2	0	1	0	0	0	3	X							6
	2	NOR - Norway		0	3	0	3	1	1	0	X							8

NZL - New Zealand		Game	All
F	JONES Marisa	62 %	38 %
M	MUSTAPIC Dan	71 %	67 %
	Team Total	67 %	56 %

Last Stone Draw: 95.7cm 73.3cm ↻ JONES M
22.4cm ↺ MUSTAPIC D

Time remaining: 0 minutes 55 seconds

NOR - Norway		Game	All
F	SKASLIEN Kristin	78 %	57 %
M	NEDREGOTTEN Magnus	63 %	70 %
	Team Total	72 %	64 %

Last Stone Draw: 197.6cm 115.0cm ↻ SKASLIEN K
82.6cm ↺ NEDREGOTTEN M

Time remaining: 1 minute 26 seconds

Detailed Game Statistics:

NZL - New Zealand		Draws		Takeouts		Total	
F	JONES Marisa	13	60 %	2	75 %	15	62 %
M	MUSTAPIC Dan	21	69 %	3	83 %	24	71 %
	Team Total	34	65 %	5	80 %	39	67 %

NOR - Norway		Draws		Takeouts		Total	
F	SKASLIEN Kristin	16	80 %	7	75 %	23	78 %
M	NEDREGOTTEN Magnus	14	57 %	2	100 %	16	63 %
	Team Total	30	69 %	9	81 %	39	72 %

LEGEND
F Female **LSFE** (*) Last stone first end **M** Male
X Unplayed/unfinished end due to concession

Game - Shot by Shot

NZL - New Zealand	0 + 2	NOR - Norway	0 + 0	End 1

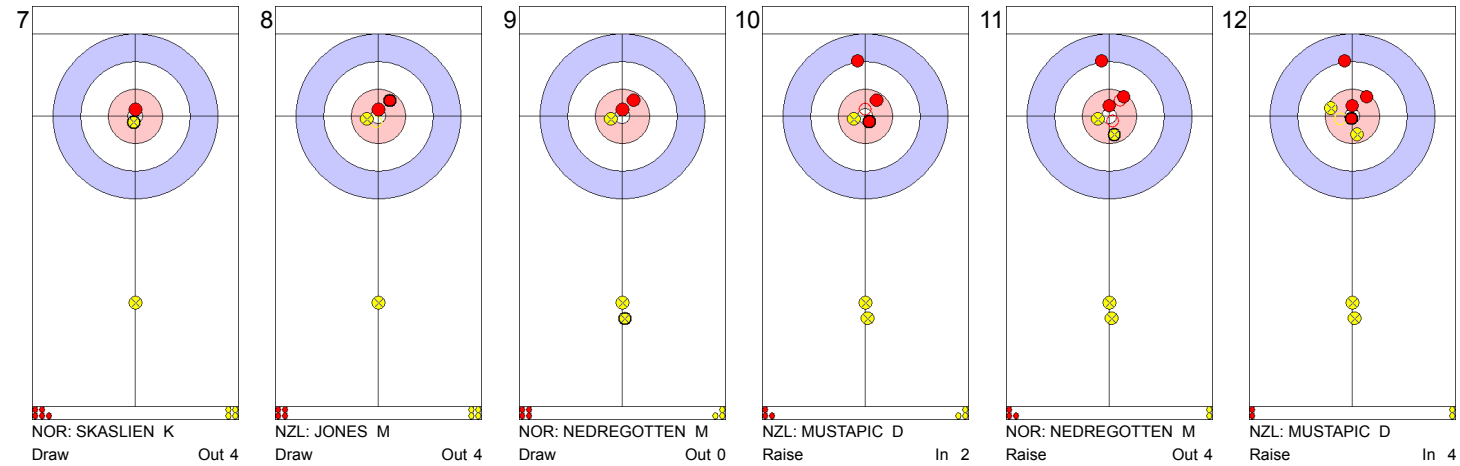

7	8	9	10	11	12
NOR: SKASLIEN K	NZL: JONES M	NOR: NEDREGOTTEN M	NZL: MUSTAPIC D	NOR: NEDREGOTTEN M	NZL: MUSTAPIC D
Draw Out 4	Draw Out 4	Draw Out 0	Raise In 2	Raise Out 4	Raise In 4

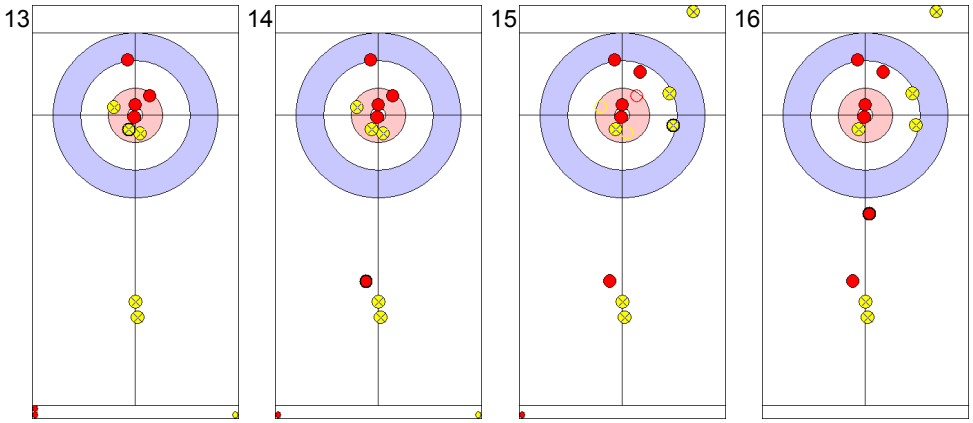

13	14	15	16
NOR: NEDREGOTTEN M	NZL: MUSTAPIC D	NOR: SKASLIEN K	NZL: JONES M
Draw In 4	Guard In 4	Takeout Out 3	Draw Out 1

Game - Shot by Shot

NZL - New Zealand	2 + 0	NOR - Norway	0 + 3	End 2

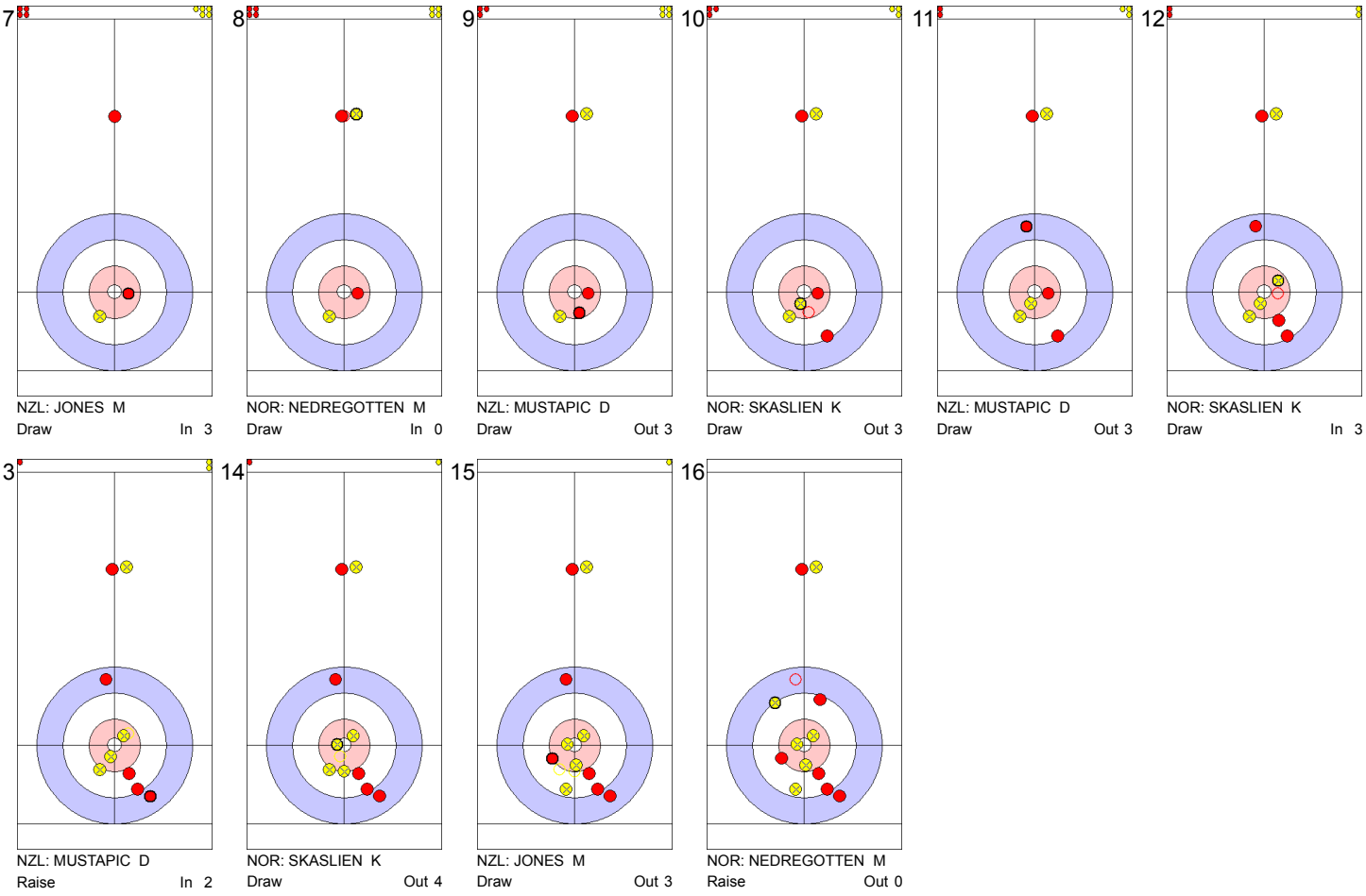

Game - Shot by Shot

NZL - New Zealand	2 + 1	NOR - Norway	3 + 0	End 3

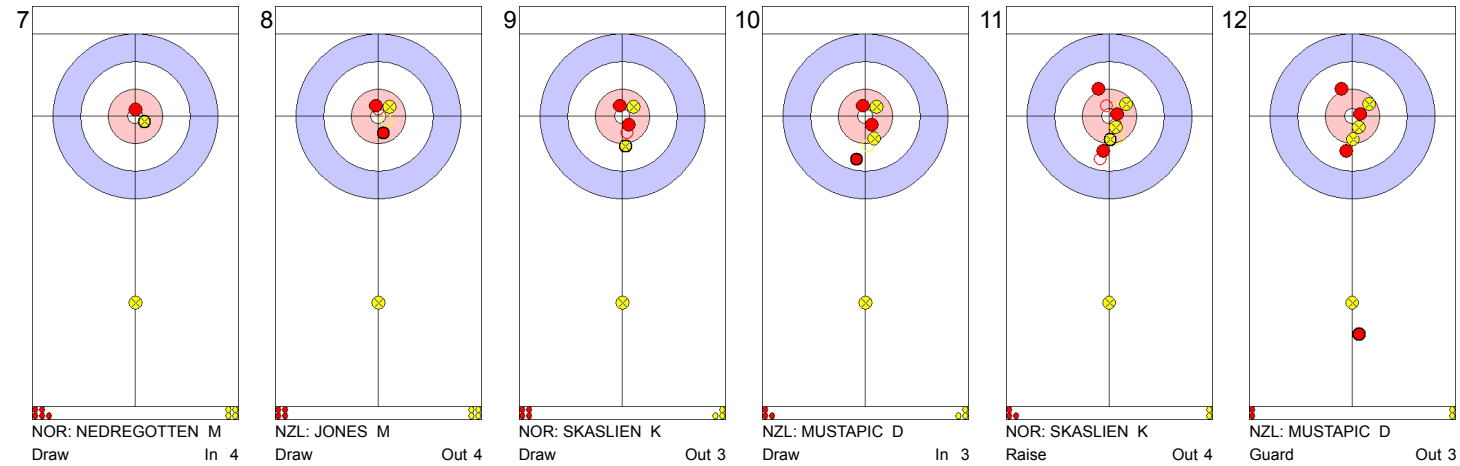

7
NOR: NEDREGOTTEN M
Draw In 4

8
NZL: JONES M
Draw Out 4

9
NOR: SKASLIEN K
Draw Out 3

10
NZL: MUSTAPIC D
Draw In 3

11
NOR: SKASLIEN K
Raise Out 4

12
NZL: MUSTAPIC D
Guard Out 3

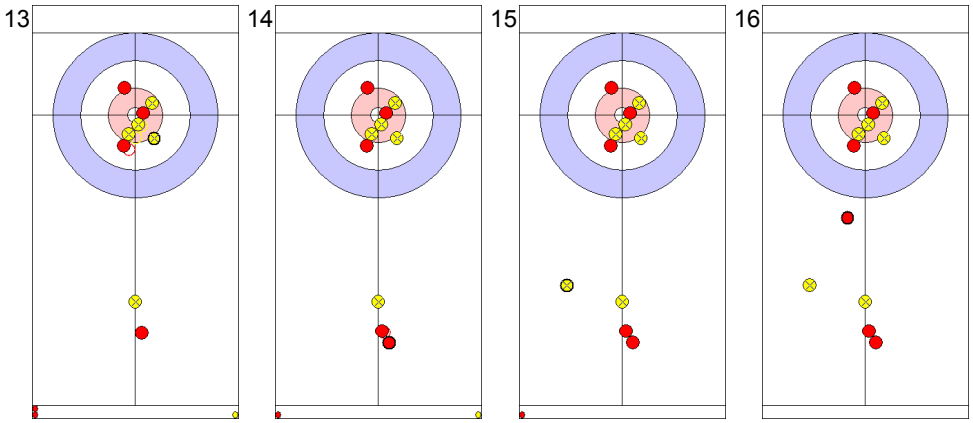

13
NOR: SKASLIEN K
Draw Out 4

14
NZL: MUSTAPIC D
Guard Out 4

15
NOR: NEDREGOTTEN M
Guard Out 2

16
NZL: JONES M
Draw In 0

Game - Shot by Shot

NZL - New Zealand	3 + 0	NOR - Norway	3 + 3	End 4

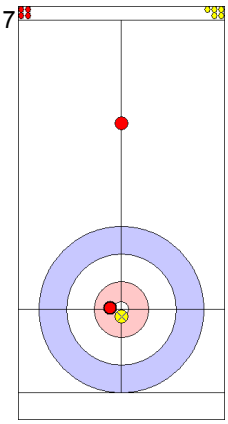

7
NZL: JONES M
Draw In 3

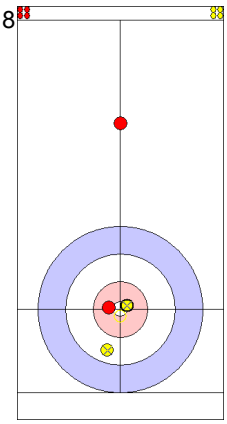

8
NOR: NEDREGOTTEN M
Raise Out 2

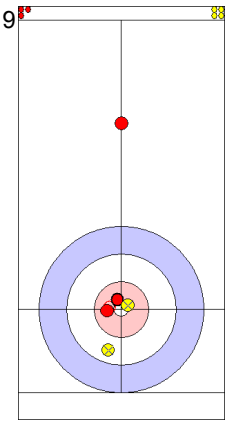

9
NZL: MUSTAPIC D
Raise In 3

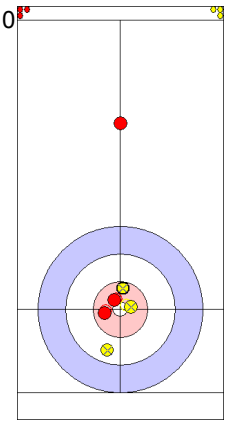

10
NOR: SKASLIEN K
Draw Out 3

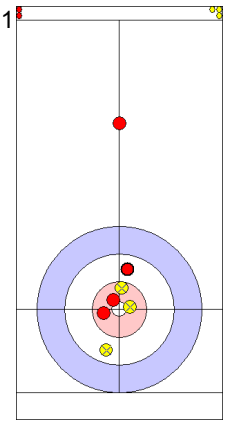

11
NZL: MUSTAPIC D
Draw Out 2

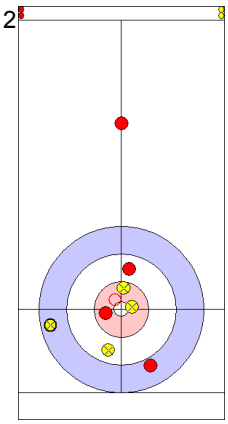

12
NOR: SKASLIEN K
Raise Out 4

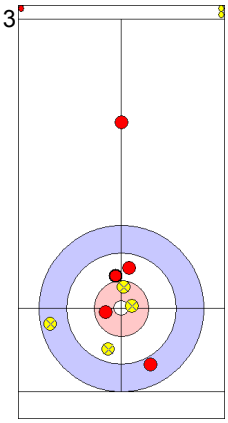

13
NZL: MUSTAPIC D
Draw Out 2

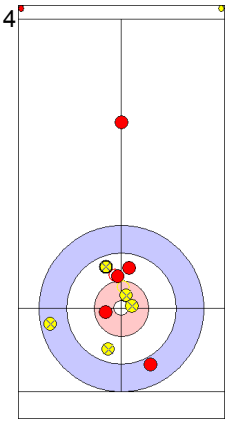

14
NOR: SKASLIEN K
Draw Out 3

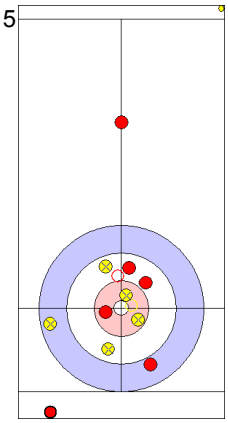

15
NZL: JONES M
Takeout Out 2

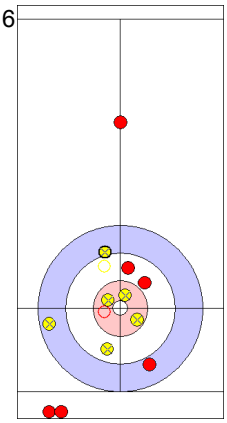

16
NOR: NEDREGOTTEN M
Promotion Takeout Out 4

Game - Shot by Shot

NZL - New Zealand	3 + 0	NOR - Norway	6 + 1	End 5

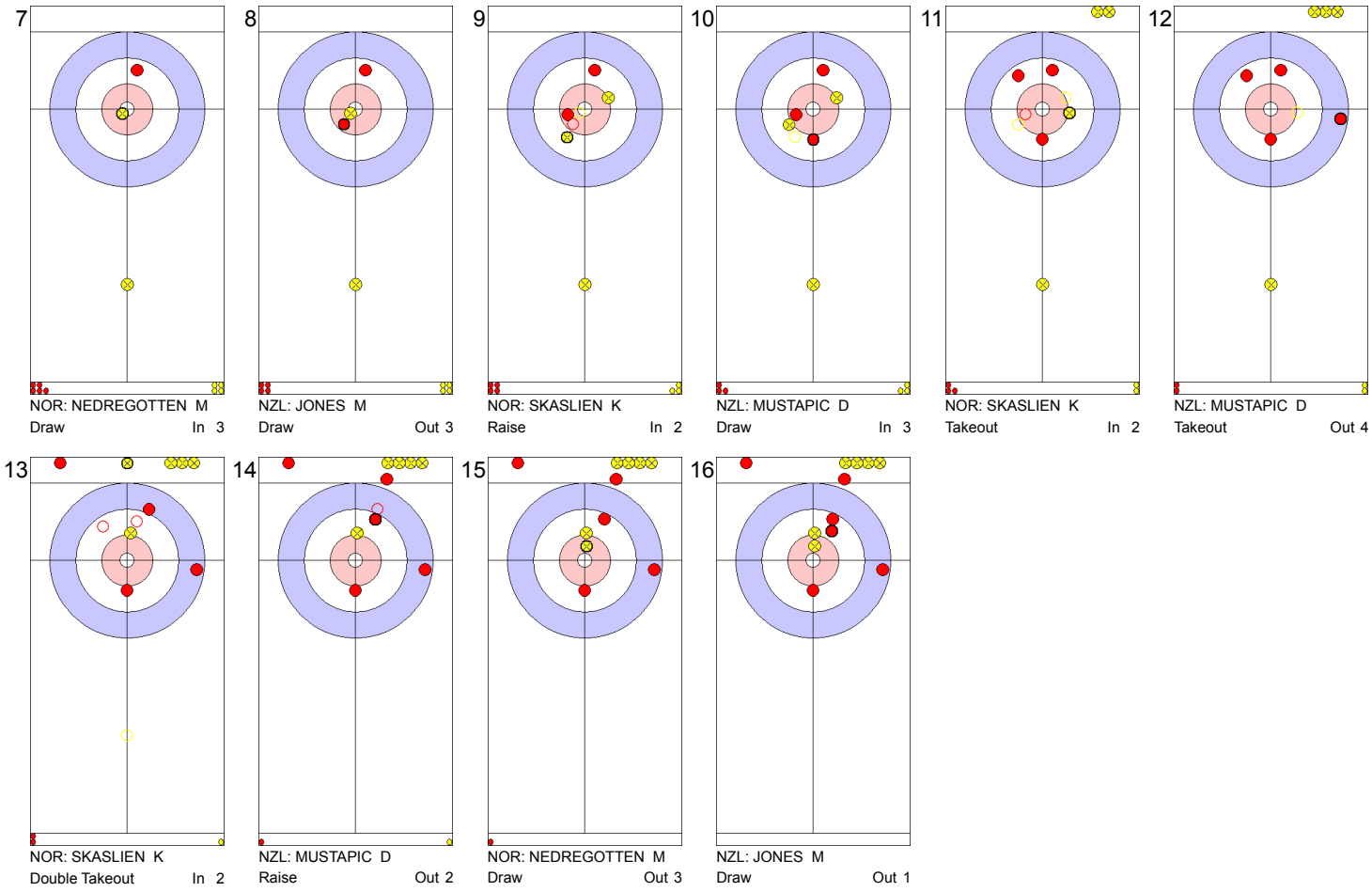

7
NOR: NEDREGOTTEN M
Draw In 3

8
NZL: JONES M
Draw Out 3

9
NOR: SKASLIEN K
Raise In 2

10
NZL: MUSTAPIC D
Draw In 3

11
NOR: SKASLIEN K
Takeout In 2

12
NZL: MUSTAPIC D
Takeout Out 4

13
NOR: SKASLIEN K
Double Takeout In 2

14
NZL: MUSTAPIC D
Raise Out 2

15
NOR: NEDREGOTTEN M
Draw Out 3

16
NZL: JONES M
Draw Out 1

Game - Shot by Shot

NZL - New Zealand	3 + 0	NOR - Norway	7 + 1	End 6

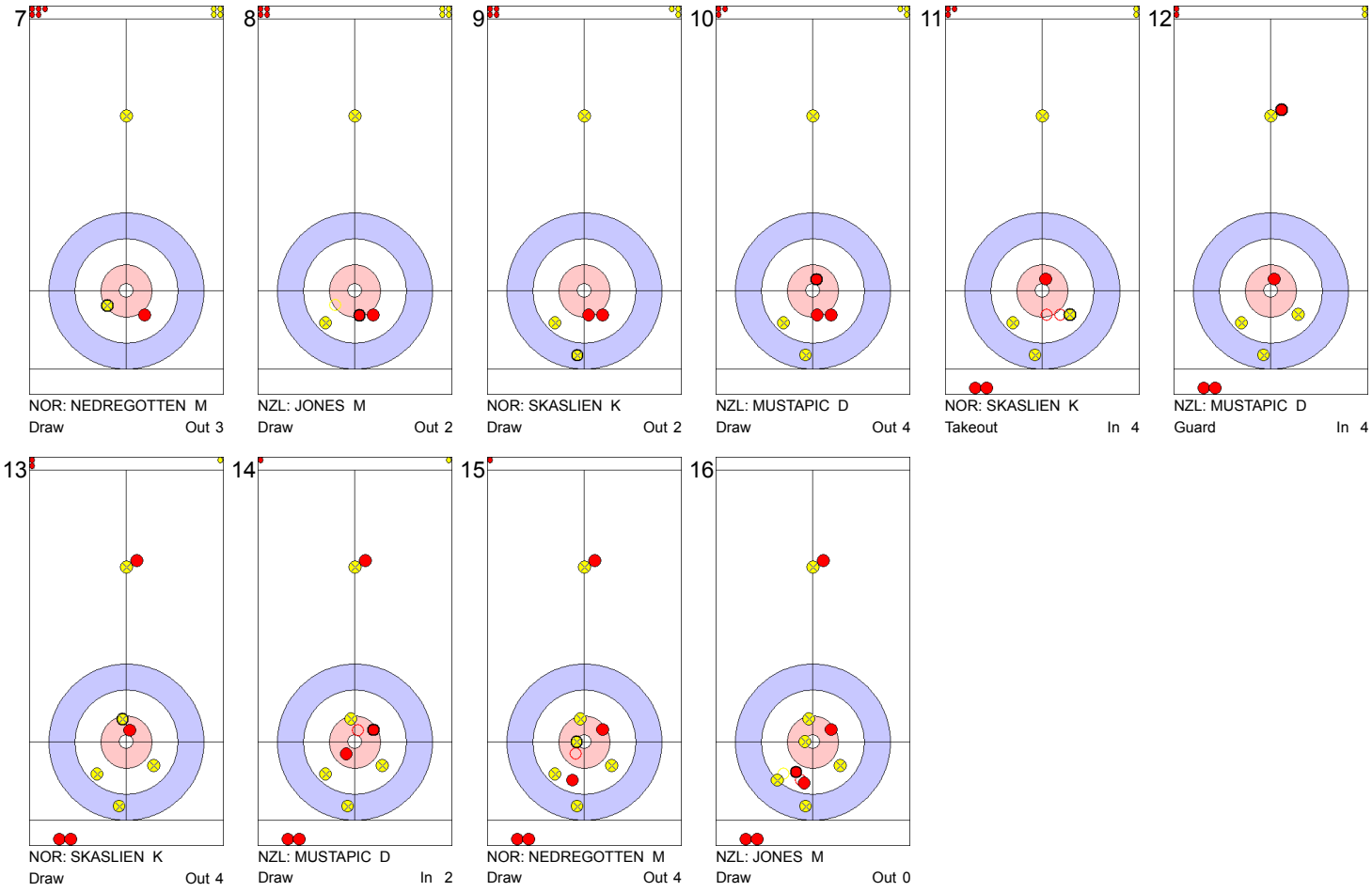

Game - Shot by Shot

NZL - New Zealand	3 + 3	NOR - Norway	8 + 0	End 7

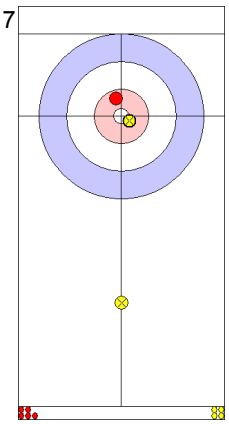

7
NOR: NEDREGOTTEN M
Draw In 3

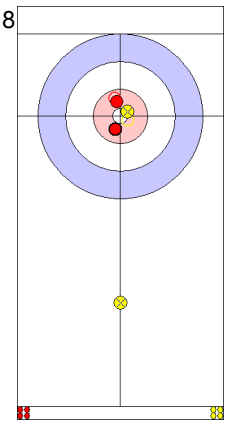

8
NZL: JONES M
Draw Out 3

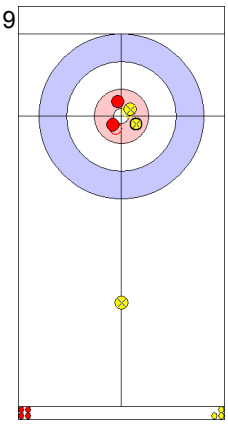

9
NOR: SKASLIEN K
Draw Out 3

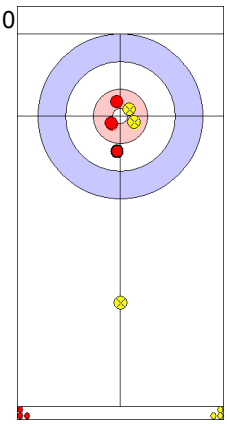

10
NZL: MUSTAPIC D
Draw Out 4

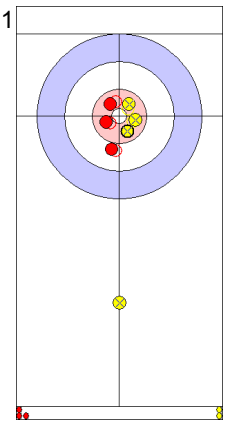

11
NOR: SKASLIEN K
Draw Out 3

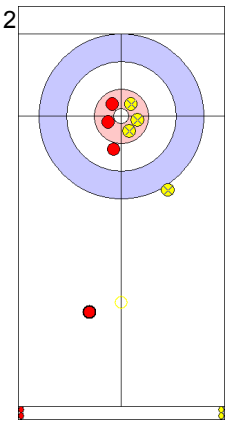

12
NZL: MUSTAPIC D
Draw In 0

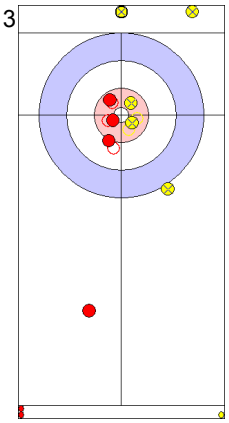

13
NOR: SKASLIEN K
Takeout Out 2

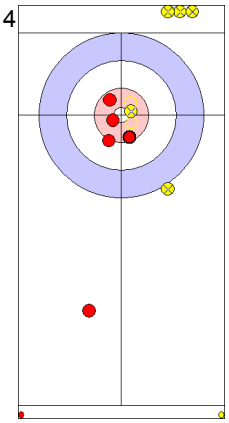

14
NZL: MUSTAPIC D
Double Takeout Out 2

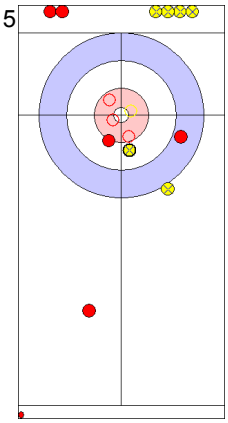

15
NOR: NEDREGOTTEN M
Double Takeout Out 4

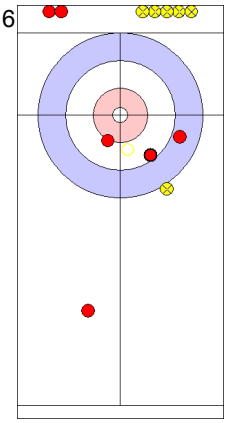

16
NZL: JONES M
Takeout Out 4

Game - Shot by Shot

NZL - New Zealand	6 + X	NOR - Norway	8 + X	End 8

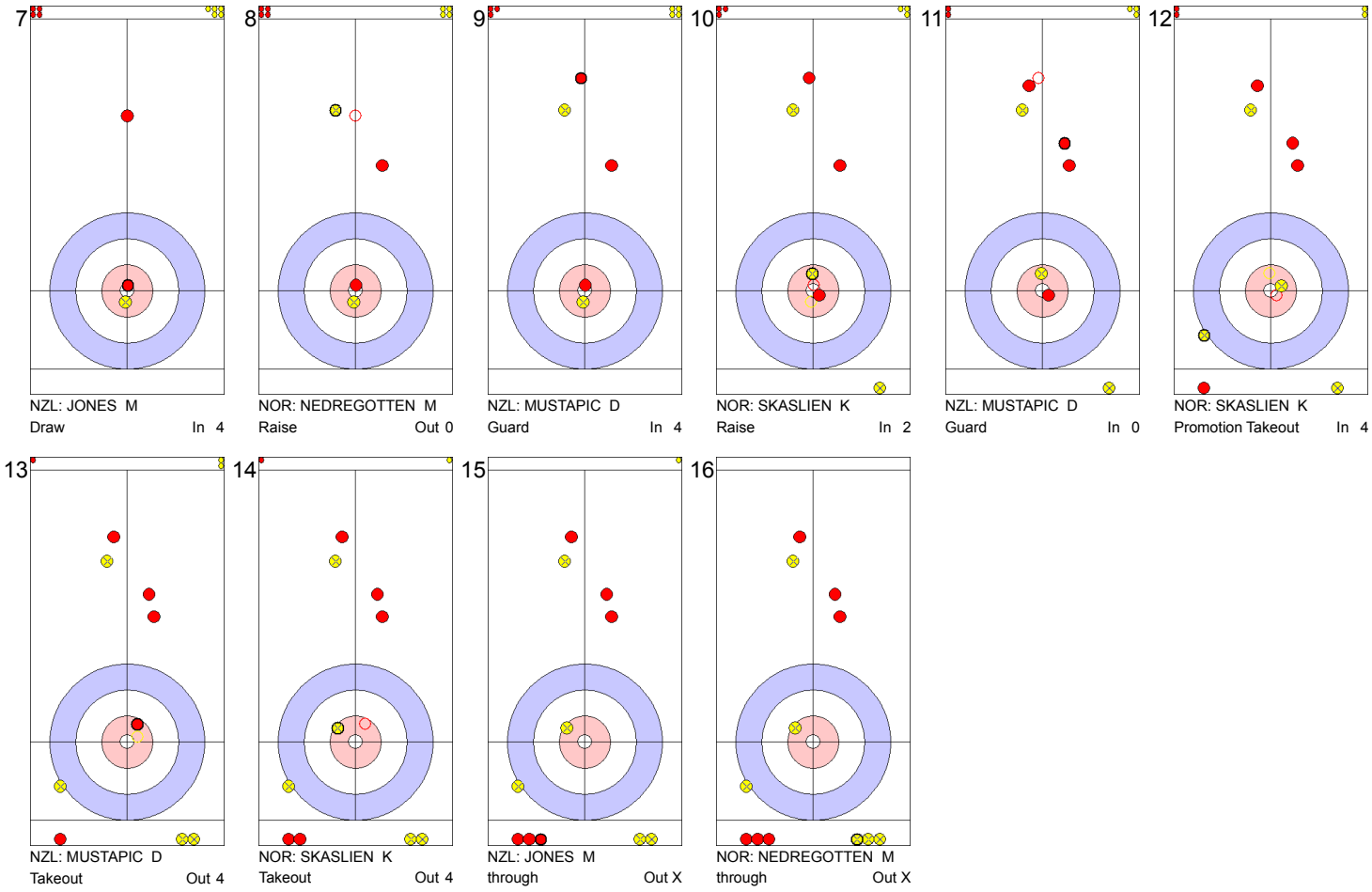

Game Results

Sheet	Game	Team	LSFE	1	2	3	4	5	6	7	8	Extra Ends						Total
D	2	FIN - Finland	*	1	1	3	1	3	0	2	X							11
	2	AUT - Austria		0	0	0	0	0	2	0	X							2

FIN - Finland		Game	All
F	KIISKINEN Katja	66 %	66 %
M	KIISKINEN Kalle	64 %	77 %
	Team Total	65 %	72 %

Last Stone Draw: 78.2cm 48.6cm ↻ KIISKINEN Kalle
29.6cm ↺ KIISKINEN Katja

Time remaining: 3 minutes 6 seconds

AUT - Austria		Game	All
F	WEGHUBER Anna	41 %	45 %
M	SCHAGERL Markus	56 %	52 %
	Team Total	49 %	49 %

Last Stone Draw: 88.2cm 19.3cm ↻ WEGHUBER A
68.9cm ↺ SCHAGERL M

Time remaining: 6 minutes 29 seconds

Detailed Game Statistics:

FIN - Finland		Draws		Takeouts		Total	
F	KIISKINEN Katja	13	67 %	3	58 %	16	66 %
M	KIISKINEN Kalle	17	65 %	2	63 %	19	64 %
	Team Total	30	66 %	5	60 %	35	65 %

AUT - Austria		Draws		Takeouts		Total	
F	WEGHUBER Anna	10	55 %	7	21 %	17	41 %
M	SCHAGERL Markus	14	52 %	4	69 %	18	56 %
	Team Total	24	53 %	11	39 %	35	49 %

LEGEND
F Female
X Unplayed/unfinished end due to concession
LSFE (*) Last stone first end
M Male

Game - Shot by Shot

FIN - Finland	0 + 1	AUT - Austria	0 + 0	End 1

7

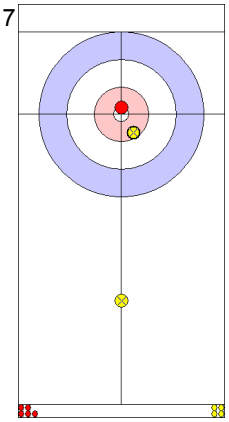

AUT: WEGHUBER A
Draw In 3

8

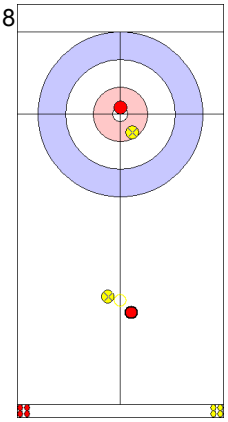

FIN: KIISKINEN Katja
Draw Out 0

9

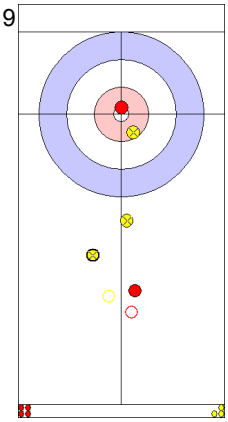

AUT: SCHAGERL M
Draw In 0

10

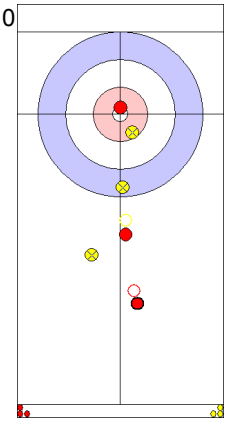

FIN: KIISKINEN Kalle
Draw Out 0

11

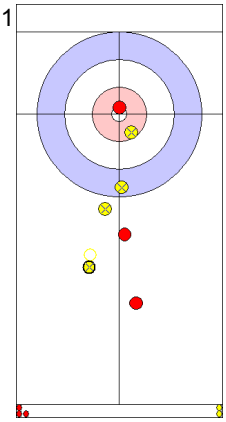

AUT: SCHAGERL M
Raise In 2

12

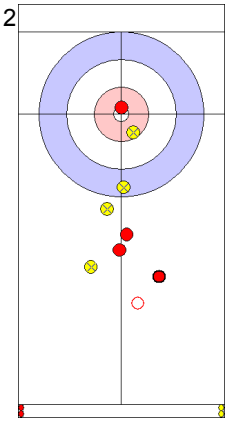

FIN: KIISKINEN Kalle
Draw Out 0

13

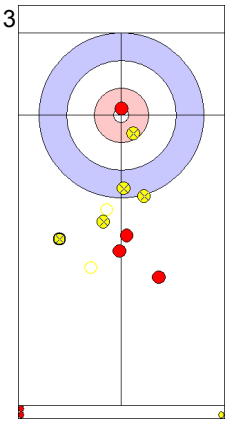

AUT: SCHAGERL M
Raise In 2

14

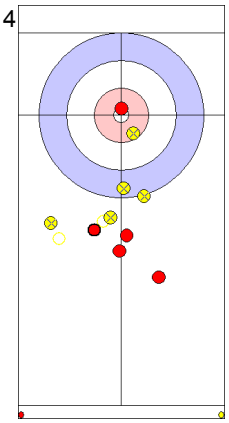

FIN: KIISKINEN Kalle
Draw In 0

15

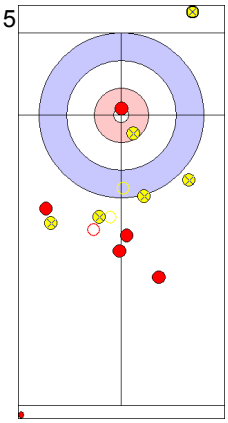

AUT: WEGHUBER A
Promotion Takeout In 2

16

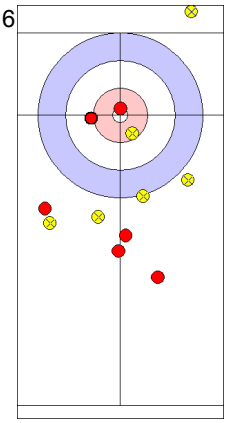

FIN: KIISKINEN Katja
Draw In 0

Game - Shot by Shot

FIN - Finland	1 + 1	AUT - Austria	0 + 0	End 2

7

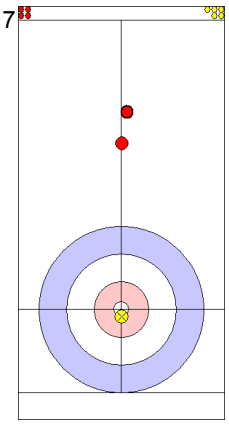

FIN: KIISKINEN Katja
Draw In 0

8

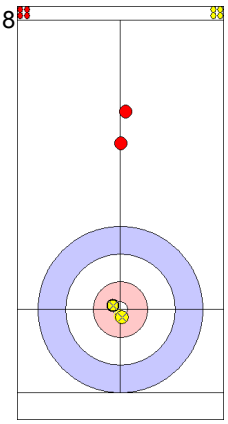

AUT: WEGHUBER A
Draw In 3

9

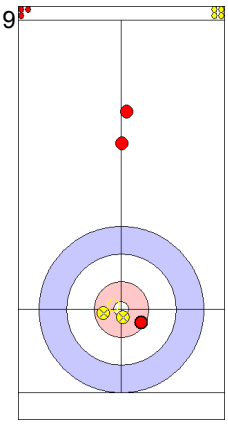

FIN: KIISKINEN Kalle
Draw Out 2

10

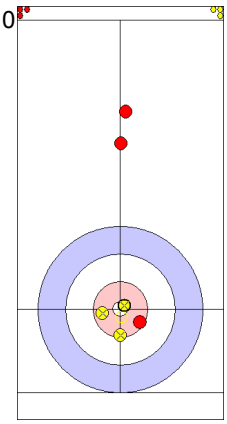

AUT: SCHAGERL M
Draw In 3

11

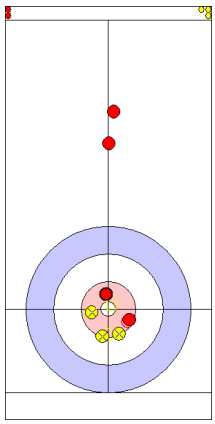

FIN: KIISKINEN Kalle
Raise Out 4

12

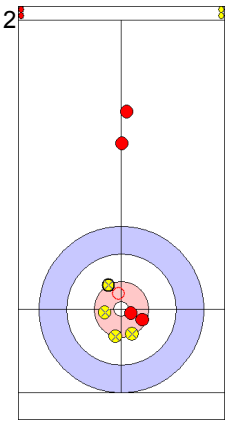

AUT: SCHAGERL M
Draw Out 1

13

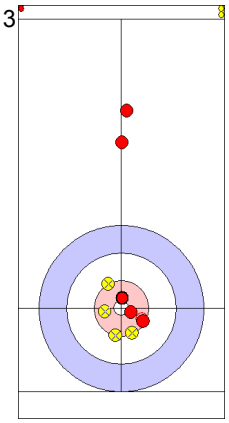

FIN: KIISKINEN Kalle
Draw In 4

14

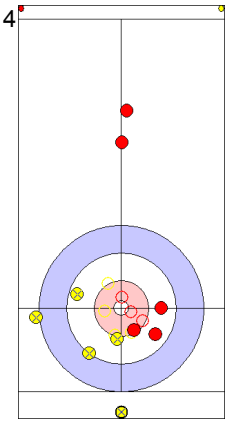

AUT: SCHAGERL M
Takeout Out 4

15

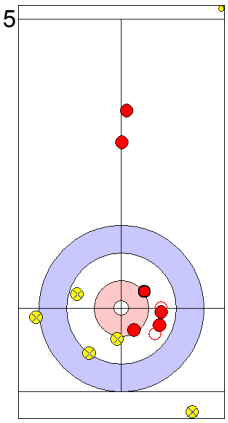

FIN: KIISKINEN Katja
Draw In 4

16

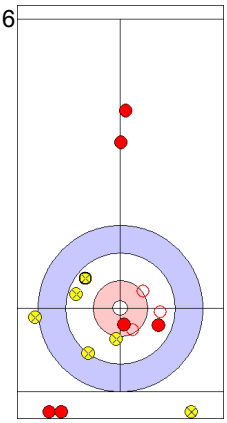

AUT: WEGHUBER A
Double Takeout In 2

Game - Shot by Shot

FIN - Finland	2 + 3	AUT - Austria	0 + 0	End 3

7

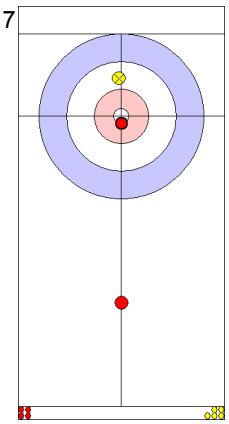

FIN: KIISKINEN Katja
Raise Out 4

8

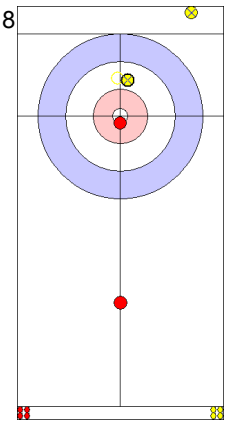

AUT: WEGHUBER A
Draw Out 0

9

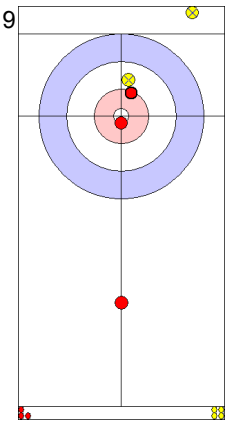

FIN: KIISKINEN Katja
Draw Out 4

10

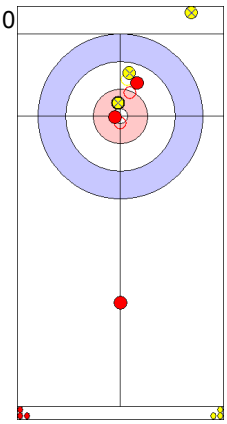

AUT: SCHAGERL M
Draw Out 3

11

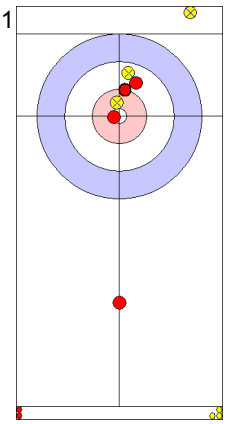

FIN: KIISKINEN Katja
Draw Out 2

12

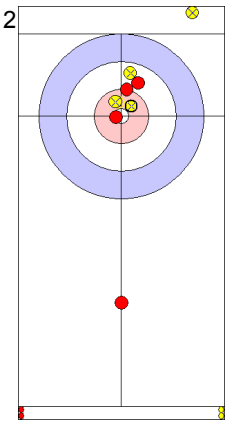

AUT: SCHAGERL M
Draw Out 3

13

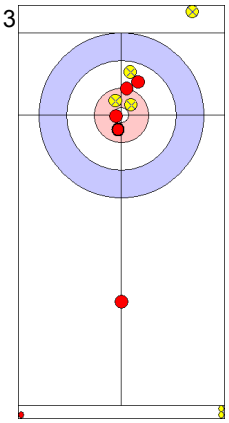

FIN: KIISKINEN Katja
Draw Out 4

14

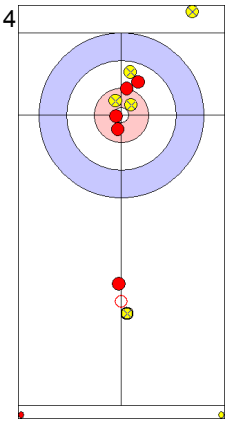

AUT: SCHAGERL M
Draw Out 0

15

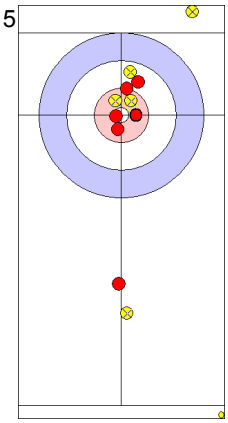

FIN: KIISKINEN Kalle
Draw Out 4

16

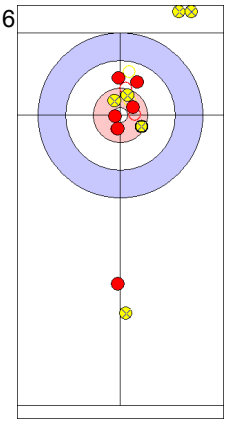

AUT: WEGHUBER A
Takeout Out 0

Game - Shot by Shot

FIN - Finland	5 + 1	AUT - Austria	0 + 0	End 4

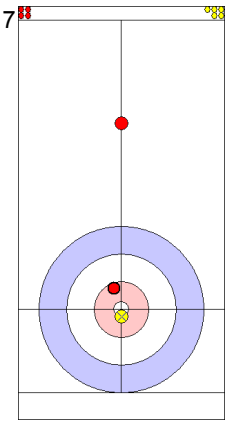

7
FIN: KIISKINEN Katja
Draw In 2

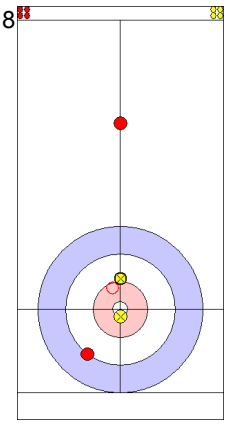

8
AUT: WEGHUBER A
Raise In 4

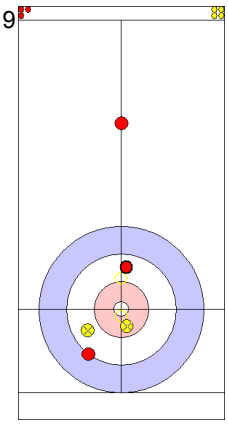

9
FIN: KIISKINEN Kalle
Raise In 2

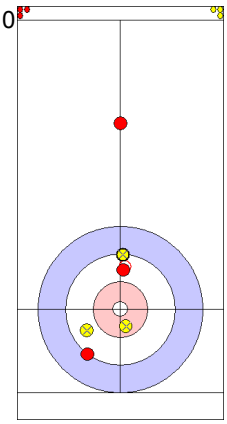

10
AUT: SCHAGERL M
Draw Out 1

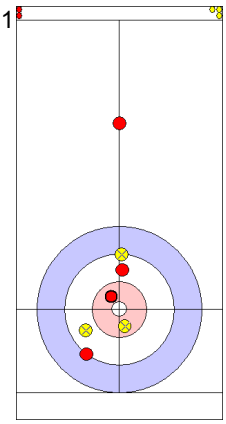

11
FIN: KIISKINEN Kalle
Draw Out 4

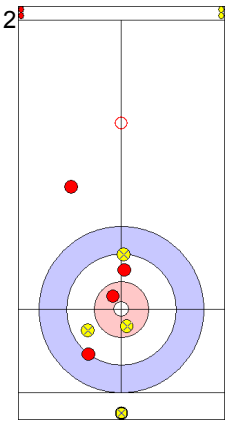

12
AUT: SCHAGERL M
Takeout In 0

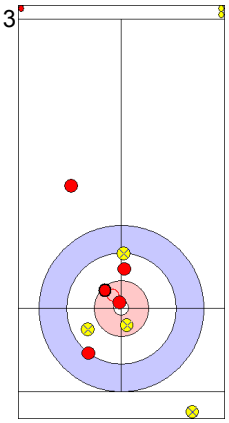

13
FIN: KIISKINEN Kalle
Raise Out 4

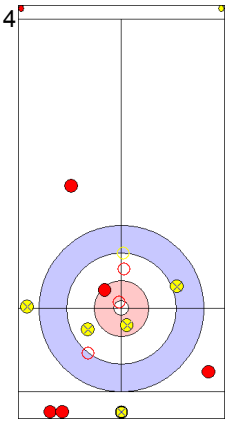

14
AUT: SCHAGERL M
Double Takeout In 4

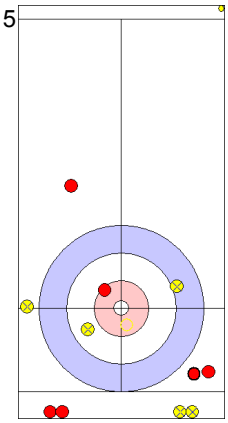

15
FIN: KIISKINEN Katja
Takeout In 2

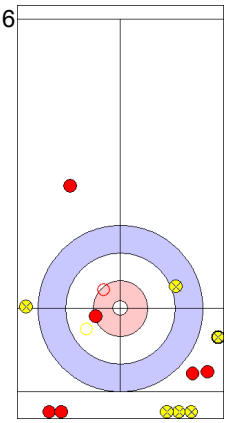

16
AUT: WEGHUBER A
Takeout Out 0

Game - Shot by Shot

FIN - Finland	6 + 3	AUT - Austria	0 + 0	End 5

7

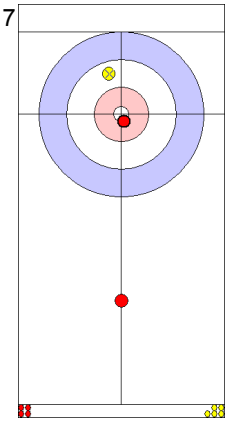

FIN: KIISKINEN Katja
Raise Out 4

8

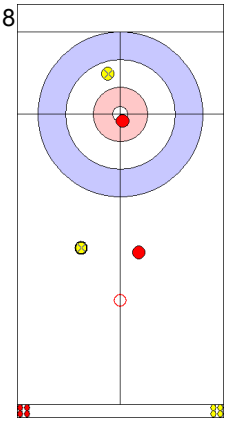

AUT: SCHAGERL M
Draw In 0

9

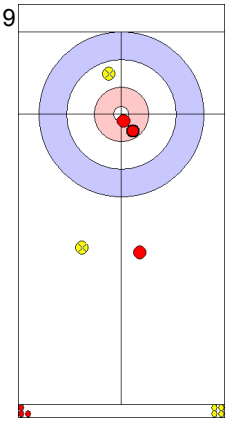

FIN: KIISKINEN Kalle
Draw In 4

10

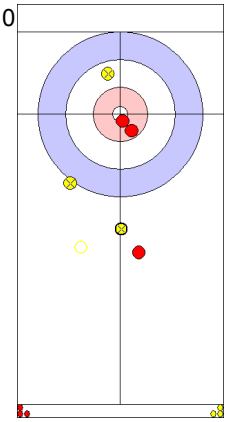

AUT: WEGHUBER A
Draw In 0

11

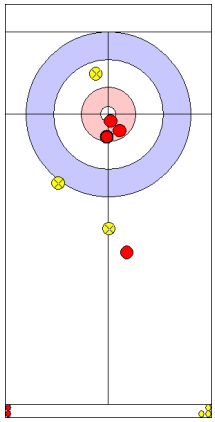

FIN: KIISKINEN Kalle
Draw In 4

12

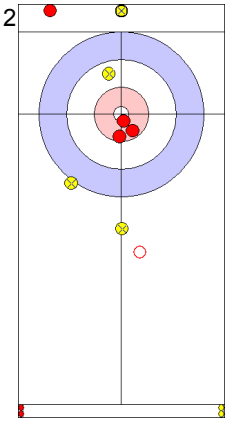

AUT: WEGHUBER A
Takeout In 1

13

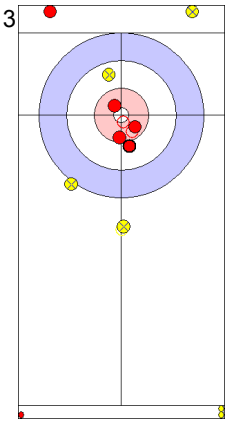

FIN: KIISKINEN Kalle
Draw Out 4

14

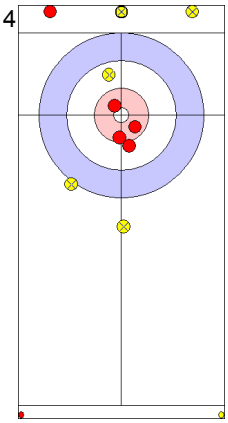

AUT: WEGHUBER A
Double Takeout Out 0

15

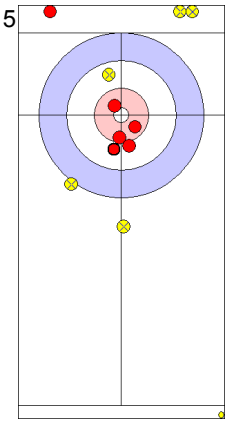

FIN: KIISKINEN Katja
Draw In 4

16

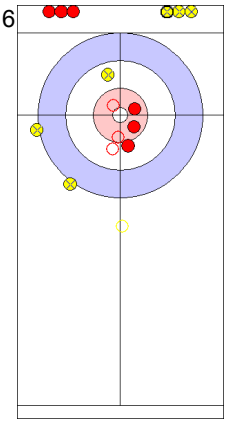

AUT: SCHAGERL M
Promotion Takeout Out 3

Game - Shot by Shot

FIN - Finland	9 + 0	AUT - Austria	0 + 2	End 6

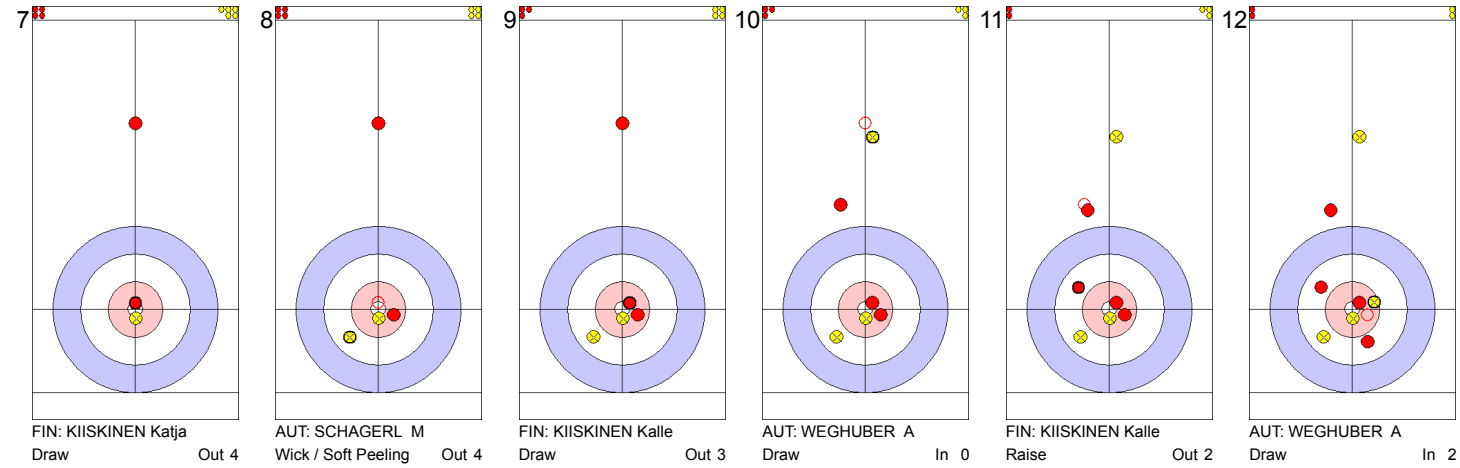

7
FIN: KIISKINEN Katja
Draw Out 4

8
AUT: SCHAGERL M
Wick / Soft Peeling Out 4

9
FIN: KIISKINEN Kalle
Draw Out 3

10
AUT: WEGHUBER A
Draw In 0

11
FIN: KIISKINEN Kalle
Raise Out 2

12
AUT: WEGHUBER A
Draw In 2

13
FIN: KIISKINEN Kalle
Draw In 0

14
AUT: WEGHUBER A
Takeout In 1

15
FIN: KIISKINEN Katja
Takeout In 1

16
AUT: SCHAGERL M
Draw In 4

Game - Shot by Shot

FIN - Finland	9 + 2	AUT - Austria	2 + 0	End 7

7

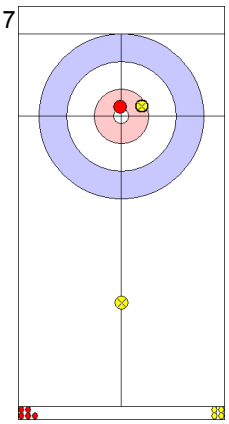

AUT: SCHAGERL M
Draw In 2

8

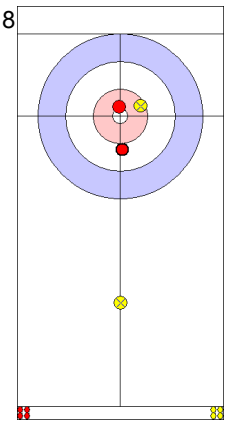

FIN: KIISKINEN Katja
Draw In 3

9

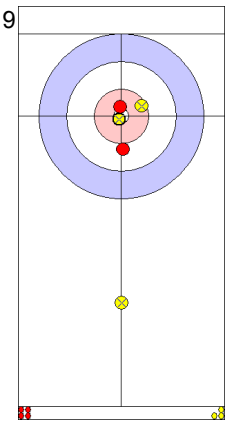

AUT: WEGHUBER A
Draw In 4

10

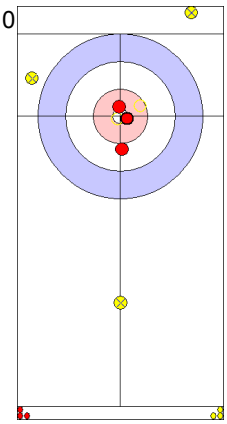

FIN: KIISKINEN Kalle
Double Takeout Out 4

11

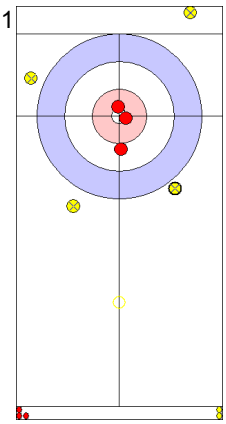

AUT: WEGHUBER A
Wick / Soft Peeling Out 3

12

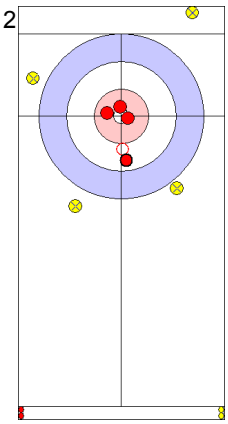

FIN: KIISKINEN Kalle
Draw Out 3

13

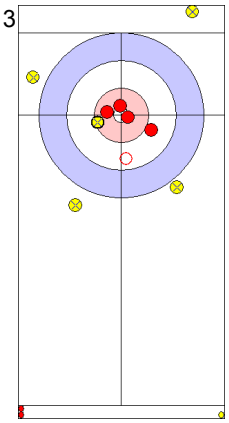

AUT: WEGHUBER A
Draw In 3

14

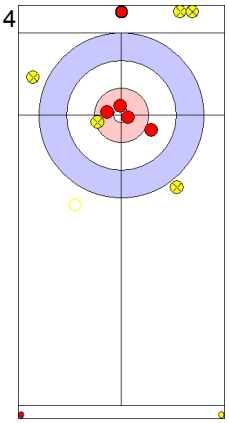

FIN: KIISKINEN Kalle
Takeout Out 1

15

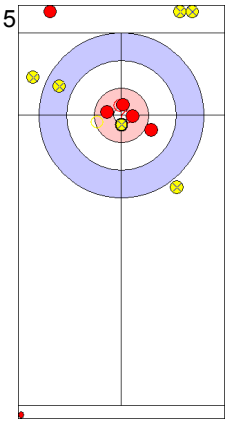

AUT: SCHAGERL M
Draw In 4

16

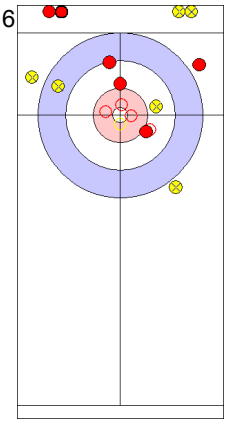

FIN: KIISKINEN Katja
Takeout In 4

Game Results

Sheet	Game	Team	LSFE	1	2	3	4	5	6	7	8	Extra Ends						Total
E	2	SWE - Sweden	*	2	2	0	2	1	0	X	X							7
	2	BRA - Brazil		0	0	0	0	0	0	X	X							0

SWE - Sweden		Game	All
F	JOHANSSON Camilla	78 %	70 %
M	NOREEN Per	77 %	75 %
	Team Total	78 %	72 %

Last Stone Draw: 44.5cm
21.1cm ↻ NOREEN P
23.4cm ↺ JOHANSSON C

Time remaining: 9 minutes 4 seconds

BRA - Brazil		Game	All
F	LIMA Aline	21 %	39 %
M	MELLO Marcelo	54 %	52 %
	Team Total	41 %	47 %

Last Stone Draw: 135.2cm
40.0cm ↻ MELLO M
95.2cm ↺ LIMA A

Time remaining: 4 minutes 3 seconds

Detailed Game Statistics:

SWE - Sweden		Draws		Takeouts		Total	
F	JOHANSSON Camilla	14	79 %	4	75 %	18	78 %
M	NOREEN Per	7	71 %	4	88 %	11	77 %
	Team Total	21	76 %	8	81 %	29	78 %

BRA - Brazil		Draws		Takeouts		Total	
F	LIMA Aline	8	19 %	4	25 %	12	21 %
M	MELLO Marcelo	11	48 %	7	64 %	18	54 %
	Team Total	19	36 %	11	50 %	30	41 %

LEGEND
F Female
X Unplayed/unfinished end due to concession
LSFE (*) Last stone first end
M Male

Game - Shot by Shot

SWE - Sweden	0 + 2	BRA - Brazil	0 + 0	End 1

7

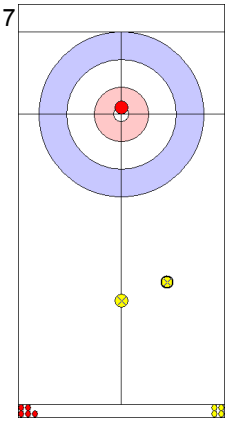

BRA: LIMA A
Draw In 0

8

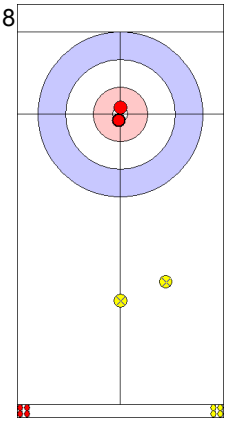

SWE: NOREEN P
Draw In 4

9

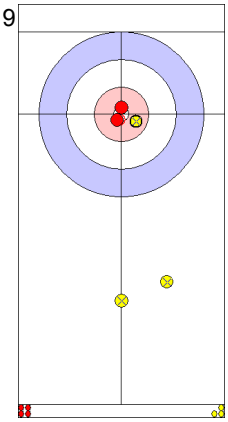

BRA: MELLO M
Draw In 3

10

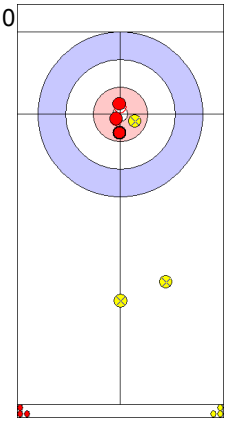

SWE: JOHANSSON C
Draw In 4

11

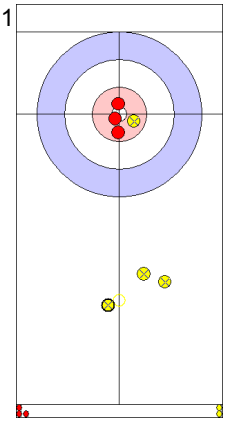

BRA: MELLO M
Draw In 0

12

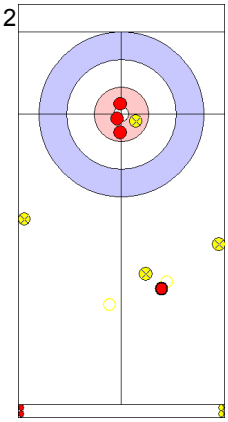

SWE: JOHANSSON C
Clearing Out 4

13

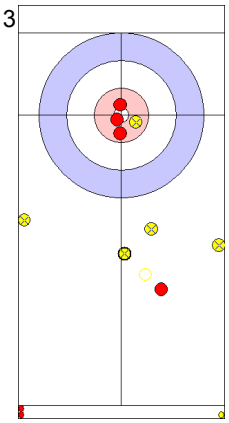

BRA: MELLO M
Draw In 0

14

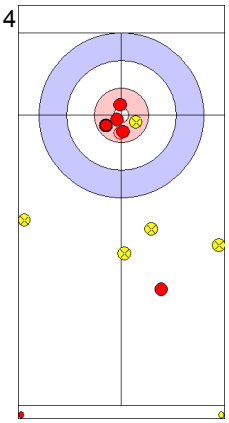

SWE: JOHANSSON C
Draw In 4

15

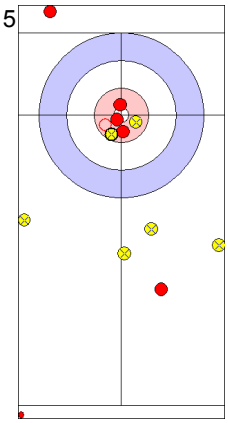

BRA: LIMA A
Takeout In 2

16

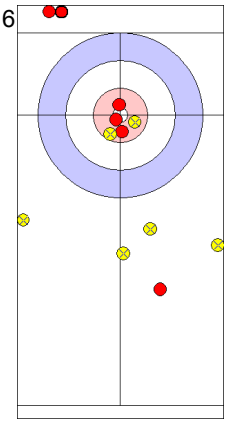

SWE: NOREEN P
through Out X

Game - Shot by Shot

SWE - Sweden	2 + 2	BRA - Brazil	0 + 0	End 2

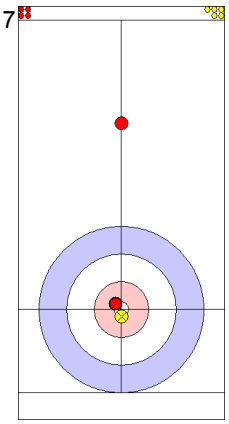

7
SWE: NOREEN P
Draw In 4

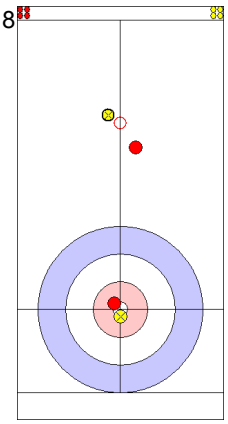

8
BRA: LIMA A
Draw Out 0

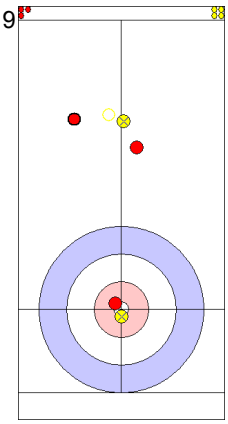

9
SWE: JOHANSSON C
Draw Out 0

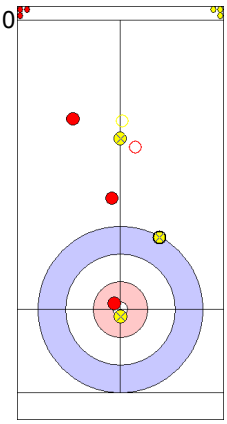

10
BRA: MELLO M
Draw In 2

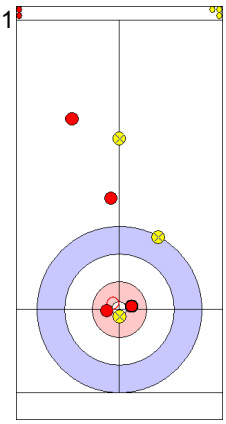

11
SWE: JOHANSSON C
Draw In 2

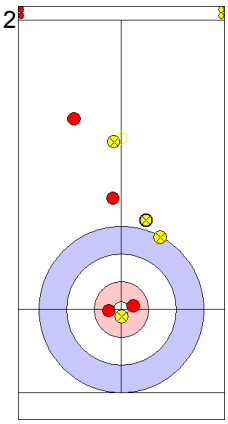

12
BRA: MELLO M
Draw In 0

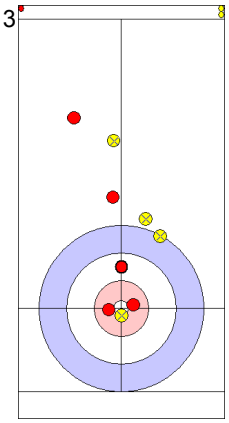

13
SWE: JOHANSSON C
Draw In 3

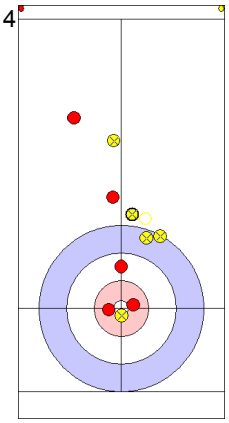

14
BRA: MELLO M
Guard In 4

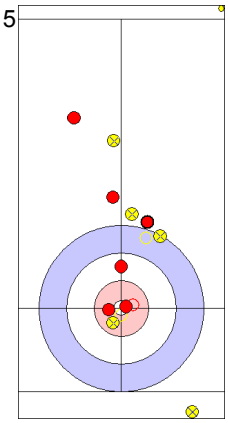

15
SWE: NOREEN P
Promotion Takeout In 4

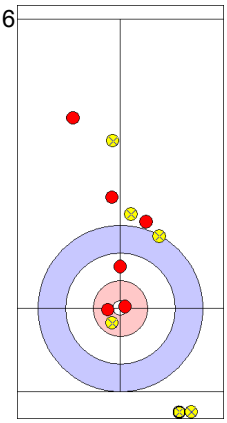

16
BRA: LIMA A
Promotion Takeout In 0

Game - Shot by Shot

SWE - Sweden	4 + 0	BRA - Brazil	0 + 0	End 3

7

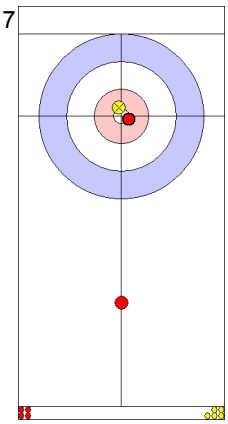

SWE: NOREEN P
Draw Out 4

8

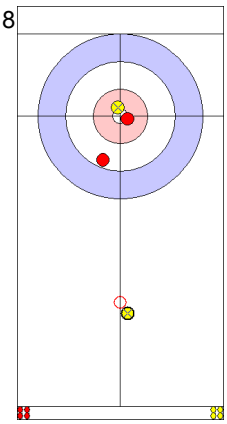

BRA: LIMA A
Draw In 0

9

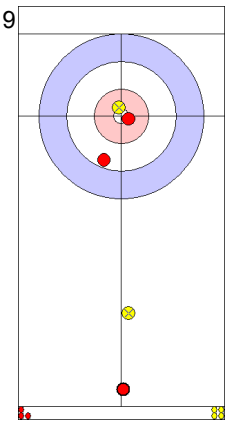

SWE: JOHANSSON C
Guard In 4

10

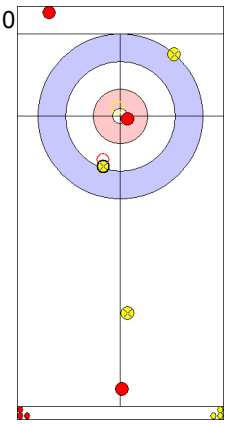

BRA: MELLO M
Takeout In 4

11

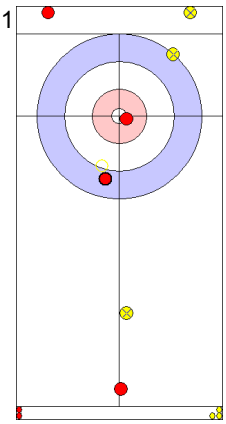

SWE: JOHANSSON C
Takeout In 4

12

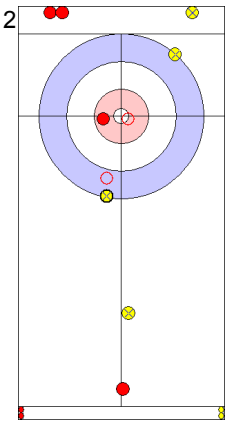

BRA: MELLO M
Double Takeout In 2

13

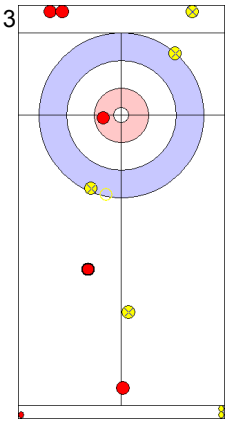

SWE: JOHANSSON C
Guard In 3

14

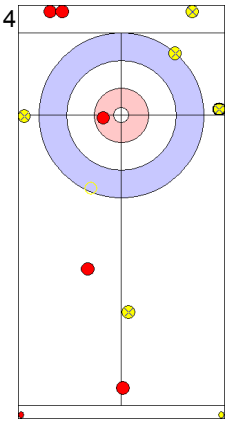

BRA: MELLO M
Takeout Out 0

15

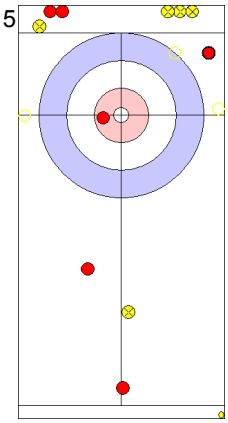

SWE: NOREEN P
Takeout Out 2

16

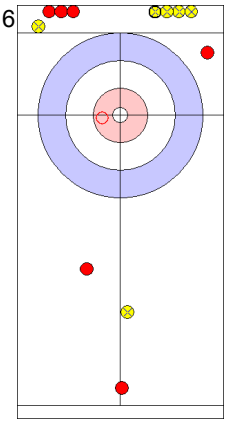

BRA: LIMA A
Takeout Out 2

Game - Shot by Shot

SWE - Sweden	4 + 2	BRA - Brazil	0 + 0	End 4

7

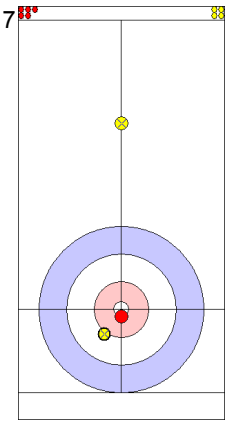

BRA: LIMA A
Draw In 2

8

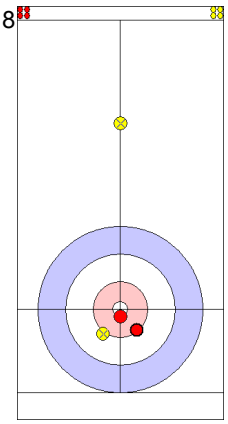

SWE: NOREEN P
Draw In 2

9

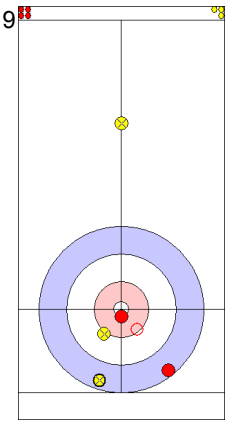

BRA: MELLO M
Draw In 2

10

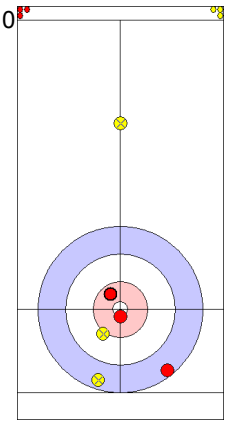

SWE: JOHANSSON C
Draw In 4

11

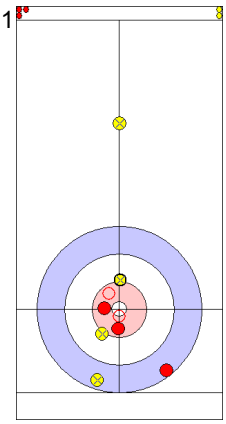

BRA: MELLO M
Draw Out 3

12

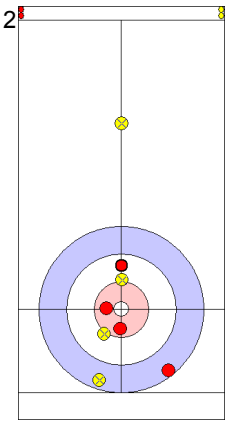

SWE: JOHANSSON C
Draw Out 2

13

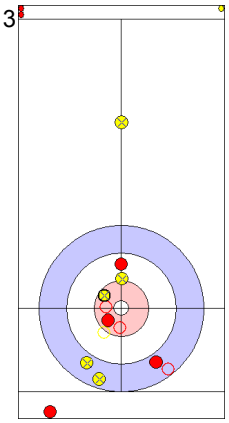

BRA: MELLO M
Takeout Out 2

14

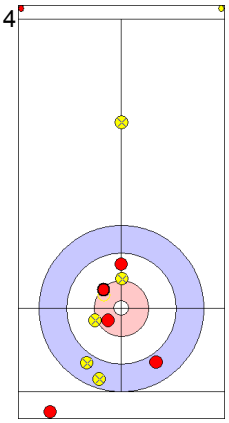

SWE: JOHANSSON C
Draw Out 4

15

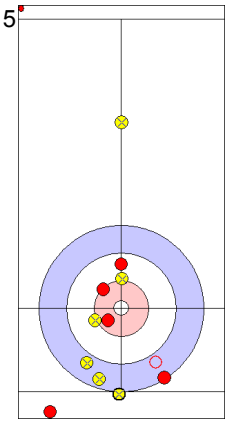

BRA: LIMA A
Draw In 0

16

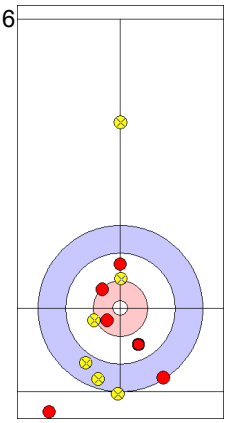

SWE: NOREEN P
Draw In 0

Game - Shot by Shot

SWE - Sweden	6 + 1	BRA - Brazil	0 + 0	End 5

7

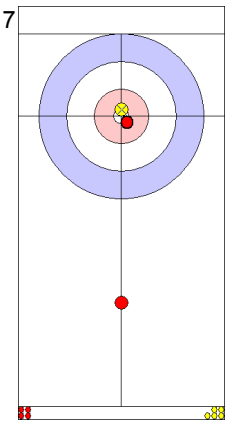

SWE: NOREEN P
Draw Out 4

8

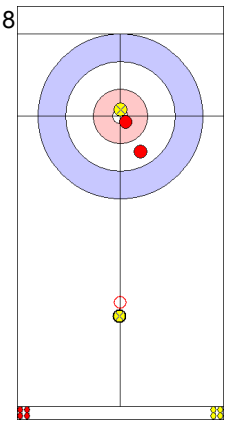

BRA: LIMA A
Draw In 0

9

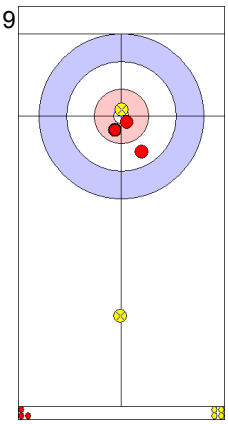

SWE: JOHANSSON C
Draw Out 4

10

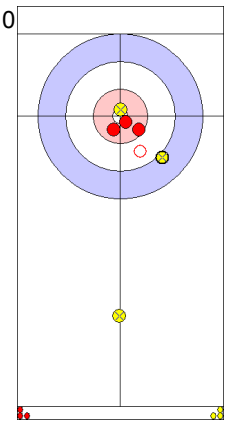

BRA: MELLO M
Draw Out 0

11

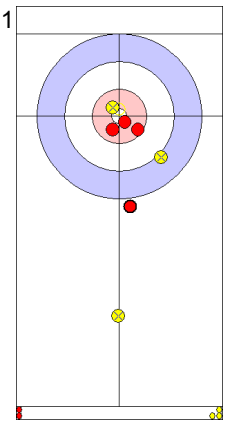

SWE: JOHANSSON C
Guard Out 4

12

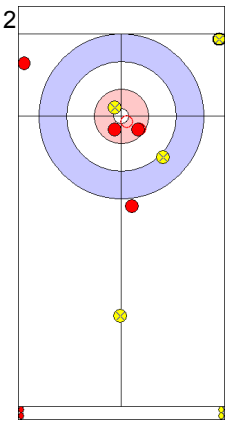

BRA: MELLO M
Clearing Out 2

13

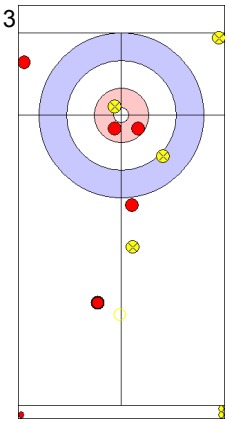

SWE: JOHANSSON C
Guard In 4

14

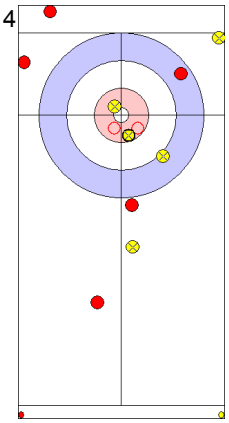

BRA: MELLO M
Double Takeout In 4

15

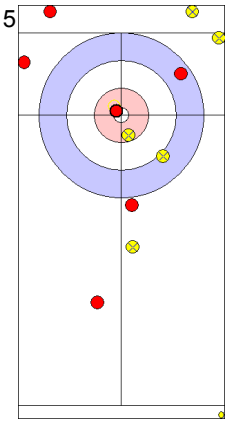

SWE: NOREEN P
Takeout In 4

16

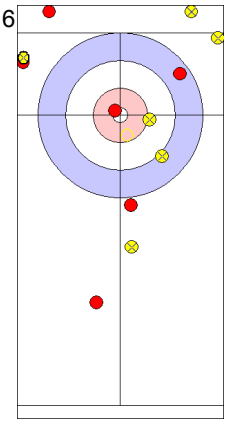

BRA: LIMA A
Takeout In 0

Game - Shot by Shot

SWE - Sweden	7 + 0	BRA - Brazil	0 + 0	End 6

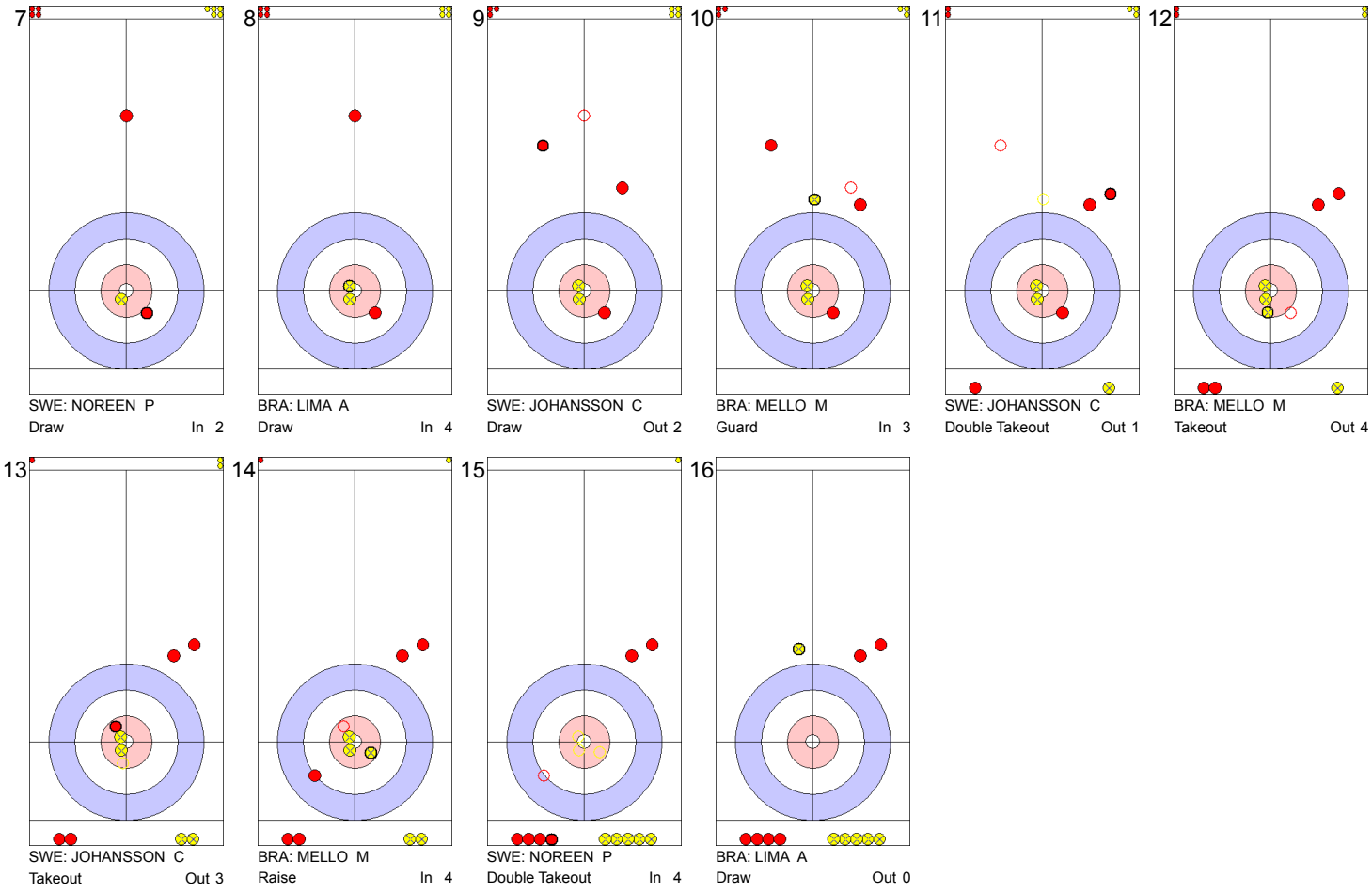

Session Results and Standings

Sheet	Game	Team	LSFE	1	2	3	4	5	6	7	8	Extra Ends	Total
A	1	NOR - Norway	*	0	1	1	0	2	0	0	3		7
	1	ITA - Italy		1	0	0	2	0	1	1	0		5
B	1	SWE - Sweden		0	4	1	2	0	2	0	X		9
	1	SLO - Slovenia	*	2	0	0	0	1	0	1	X		4
C	1	BRA - Brazil		1	1	0	0	0	2	1	0		5
	1	AUT - Austria	*	0	0	3	2	1	0	0	1		7
D	1	CHN - China	*	1	0	0	1	1	0	0	0		3
	1	LAT - Latvia		0	4	1	0	0	1	1	1		8
E	1	NZL - New Zealand		0	0	0	0	2	1	X	X		3
	1	FIN - Finland	*	3	4	3	1	0	0	X	X		11

Standings

Group-A

Rank	Team	Games	Wins	Losses
1	DEN - Denmark	1	1	0
1	JPN - Japan	1	1	0
1	RUS - Russia	1	1	0
1	TUR - Turkey	1	1	0
1	USA - United States	1	1	0
6	AUS - Australia	1	0	1
6	CZE - Czech Republic	1	0	1
6	FRA - France	1	0	1
6	SUI - Switzerland	1	0	1
6	SVK - Slovakia	1	0	1

Group-B

Rank	Team	Games	Wins	Losses
1	AUT - Austria	1	1	0
1	FIN - Finland	1	1	0
1	LAT - Latvia	1	1	0
1	NOR - Norway	1	1	0
1	SWE - Sweden	1	1	0
6	BRA - Brazil	1	0	1
6	CHN - China	1	0	1
6	ITA - Italy	1	0	1
6	NZL - New Zealand	1	0	1
6	SLO - Slovenia	1	0	1

Group-C

Rank	Team	Games	Wins	Losses
	BLR - Belarus			
	CAN - Canada			
	ENG - England			
	ESP - Spain			
	EST - Estonia			
	HUN - Hungary			
	KOR - Korea			
	POL - Poland			
	ROU - Romania			
	SCO - Scotland			

LEGEND
LSFE (*) Last stone first end
X Unplayed/unfinished end due to concession

Game Results

Sheet	Game	Team	LSFE	1	2	3	4	5	6	7	8	Extra Ends						Total
A	1	NOR - Norway	*	0	1	1	0	2	0	0	3							7
	1	ITA - Italy		1	0	0	2	0	1	1	0							5

NOR - Norway		Game	All
F	SKASLIEN Kristin	25 %	25 %
M	NEDREGOTTEN Magnus	75 %	75 %
	Team Total	56 %	56 %

Last Stone Draw: 169.7cm 38.7cm ↻ SKASLIEN K
131.0cm ↺ NEDREGOTTEN M

Time remaining: 0 minutes 46 seconds

ITA - Italy		Game	All
F	SALVAI Lucrezia	55 %	55 %
M	GONIN Simone	66 %	66 %
	Team Total	61 %	61 %

Last Stone Draw: 228.8cm 77.1cm ↻ GONIN S
151.7cm ↺ SALVAI L

Time remaining: 2 minutes 26 seconds

Time-out: end 8 - ITA stone 8

Detailed Game Statistics:

NOR - Norway		Draws		Takeouts		Total	
F	SKASLIEN Kristin	14	27 %	1	0 %	15	25 %
M	NEDREGOTTEN Magnus	14	70 %	10	83 %	24	75 %
	Team Total	28	48 %	11	75 %	39	56 %

ITA - Italy		Draws		Takeouts		Total	
F	SALVAI Lucrezia	13	54 %	3	58 %	16	55 %
M	GONIN Simone	23	66 %	1	50 %	24	66 %
	Team Total	36	62 %	4	56 %	40	61 %

LEGEND
F Female **LSFE** (*) Last stone first end **M** Male

Game - Shot by Shot

NOR - Norway	0 + 0	ITA - Italy	0 + 1	End 1

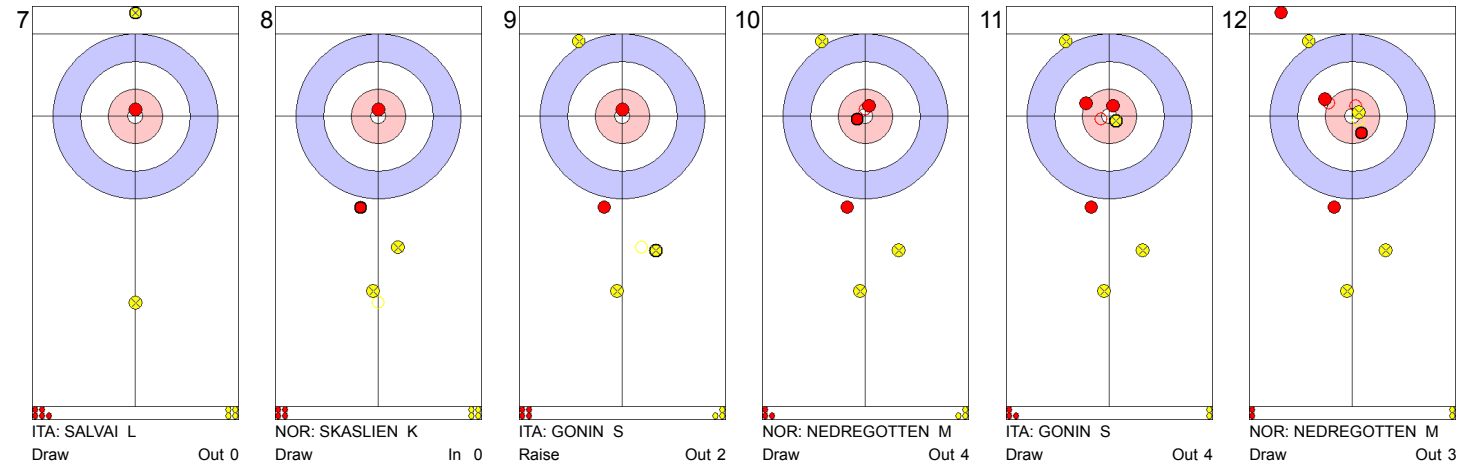

7	8	9	10	11	12
ITA: SALVAI L	NOR: SKASLIEN K	ITA: GONIN S	NOR: NEDREGOTTEN M	ITA: GONIN S	NOR: NEDREGOTTEN M
Draw Out 0	Draw In 0	Raise Out 2	Draw Out 4	Draw Out 4	Draw Out 3

13	14	15	16
ITA: GONIN S	NOR: NEDREGOTTEN M	ITA: SALVAI L	NOR: SKASLIEN K
Draw Out 4	Promotion Takeout Out 4	Takeout Out 3	Draw Out 0

Game - Shot by Shot

NOR - Norway	0 + 1	ITA - Italy	1 + 0	End 2

7

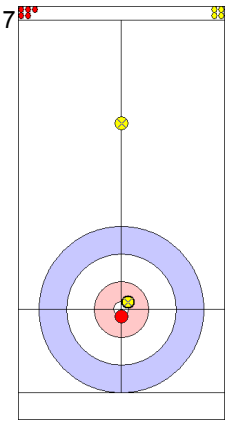

ITA: SALVAI L
Draw Out 4

8

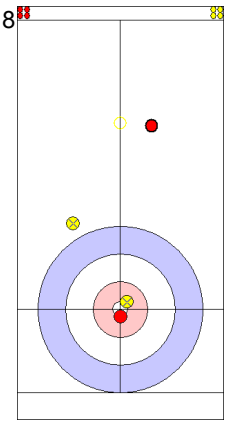

NOR: SKASLIEN K
Draw In 0

9

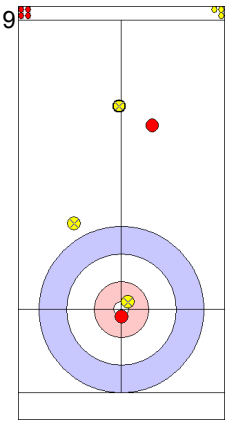

ITA: GONIN S
Draw Out 0

10

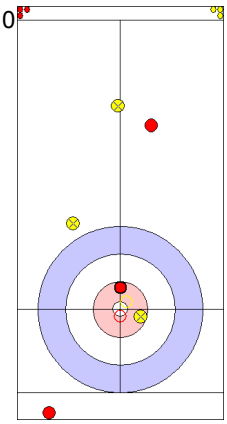

NOR: NEDREGOTTEN M
Promotion Takeout In 4

11

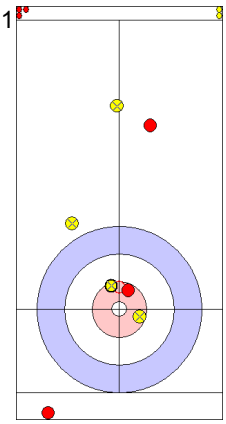

ITA: GONIN S
Draw Out 3

12

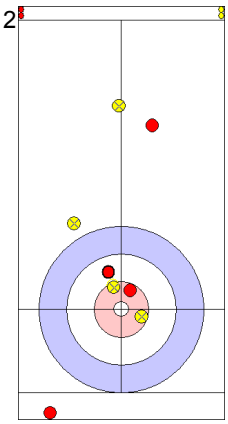

NOR: NEDREGOTTEN M
Draw Out 3

13

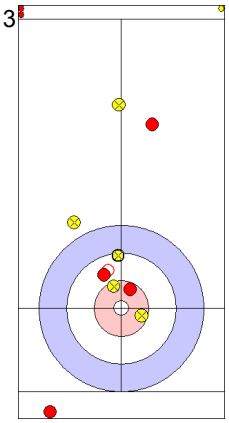

ITA: GONIN S
Draw Out 4

14

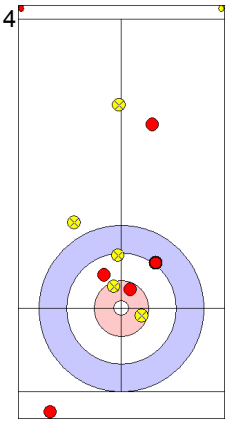

NOR: NEDREGOTTEN M
Draw In 3

15

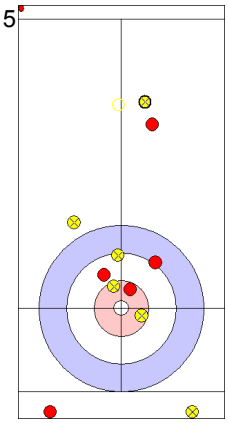

ITA: SALVAI L
Takeout In 0

16

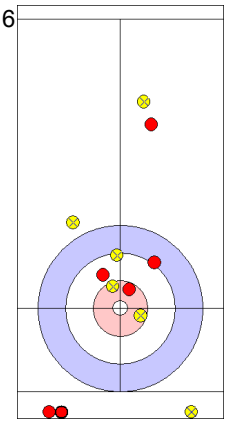

NOR: SKASLIEN K
Raise In 0

Game - Shot by Shot

NOR - Norway	1 + 1	ITA - Italy	1 + 0	End 3

7

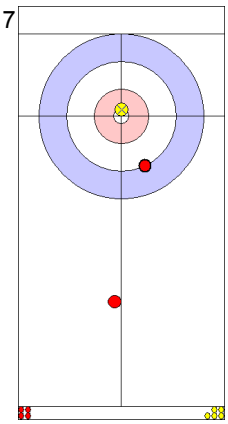

NOR: SKASLIEN K
Draw Out 2

8

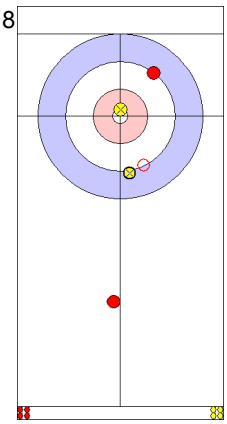

ITA: SALVAI L
Draw Out 2

9

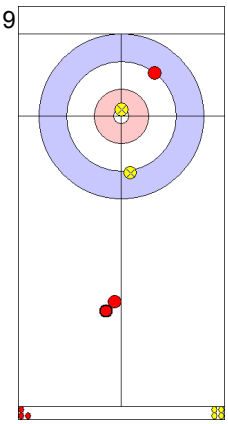

NOR: NEDREGOTTEN M
Draw In 0

10

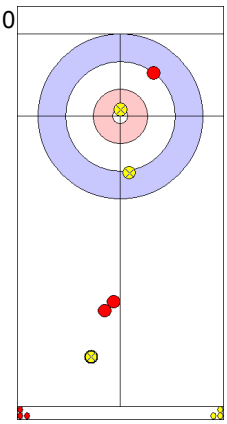

ITA: GONIN S
Draw In 0

11

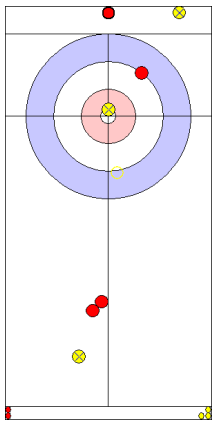

NOR: NEDREGOTTEN M
Takeout Out 2

12

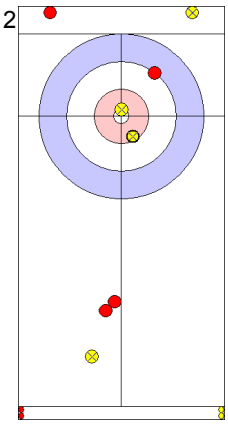

ITA: GONIN S
Draw Out 4

13

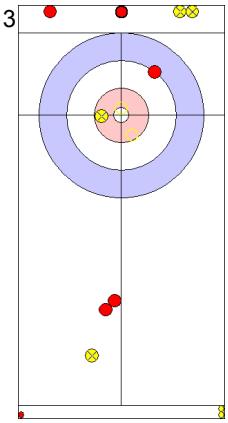

NOR: NEDREGOTTEN M
Double Takeout Out 2

14

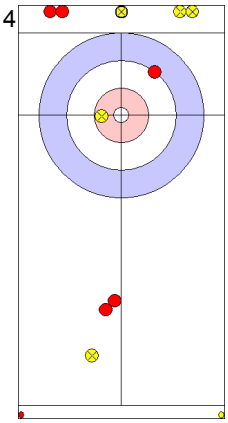

ITA: GONIN S
Draw Out 0

15

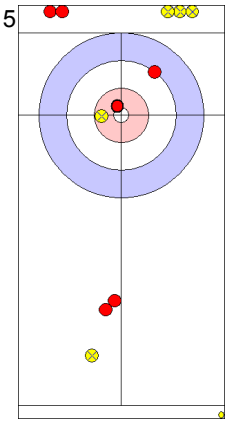

NOR: SKASLIEN K
Draw Out 4

16

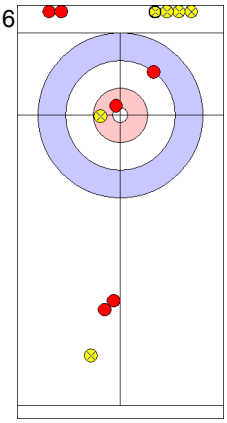

ITA: SALVAI L
Draw Out 0

Game - Shot by Shot

NOR - Norway	2 + 0	ITA - Italy	1 + 2	End 4

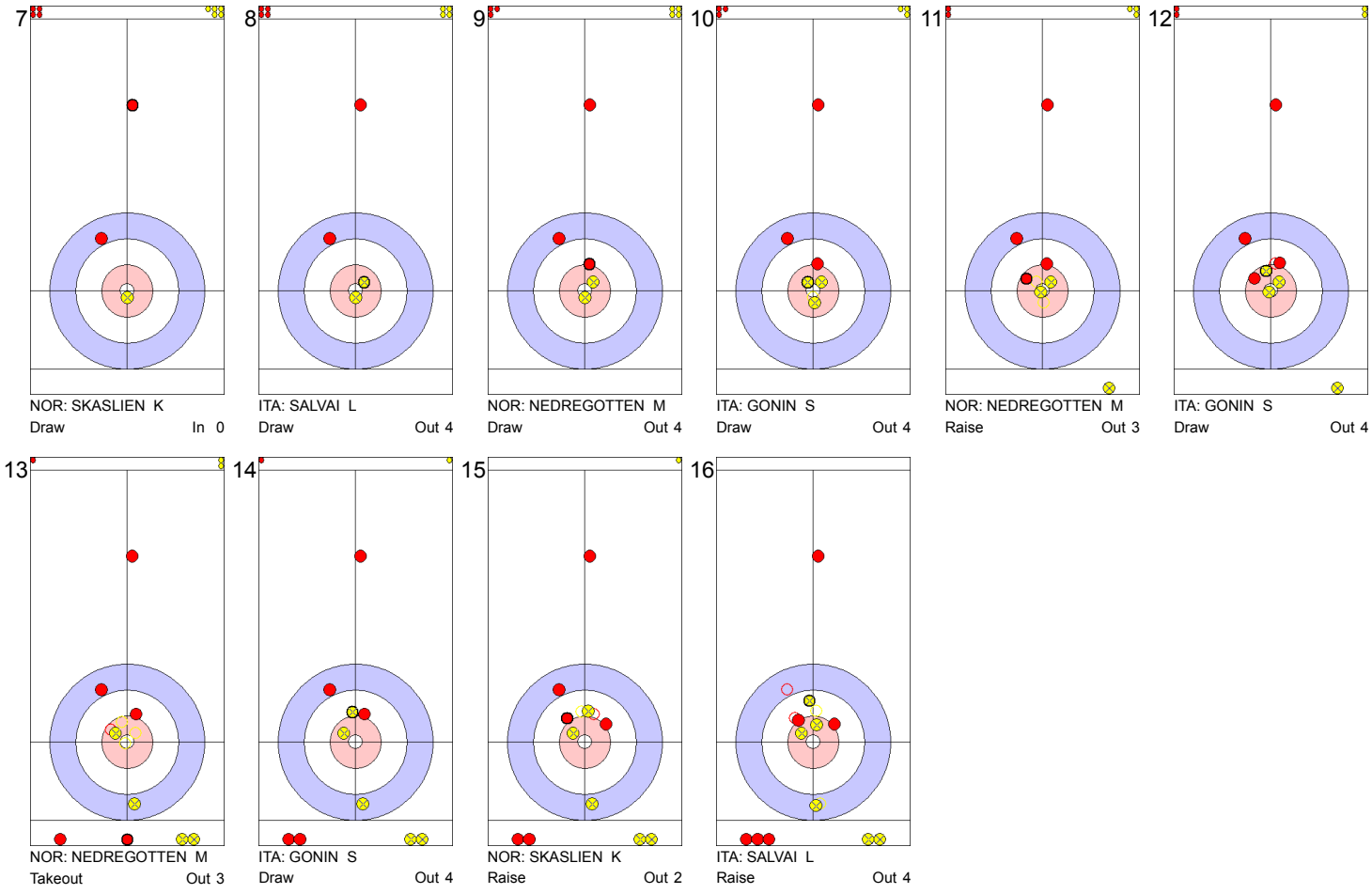

Game - Shot by Shot

NOR - Norway	2 + 2	ITA - Italy	3 + 0	End 5

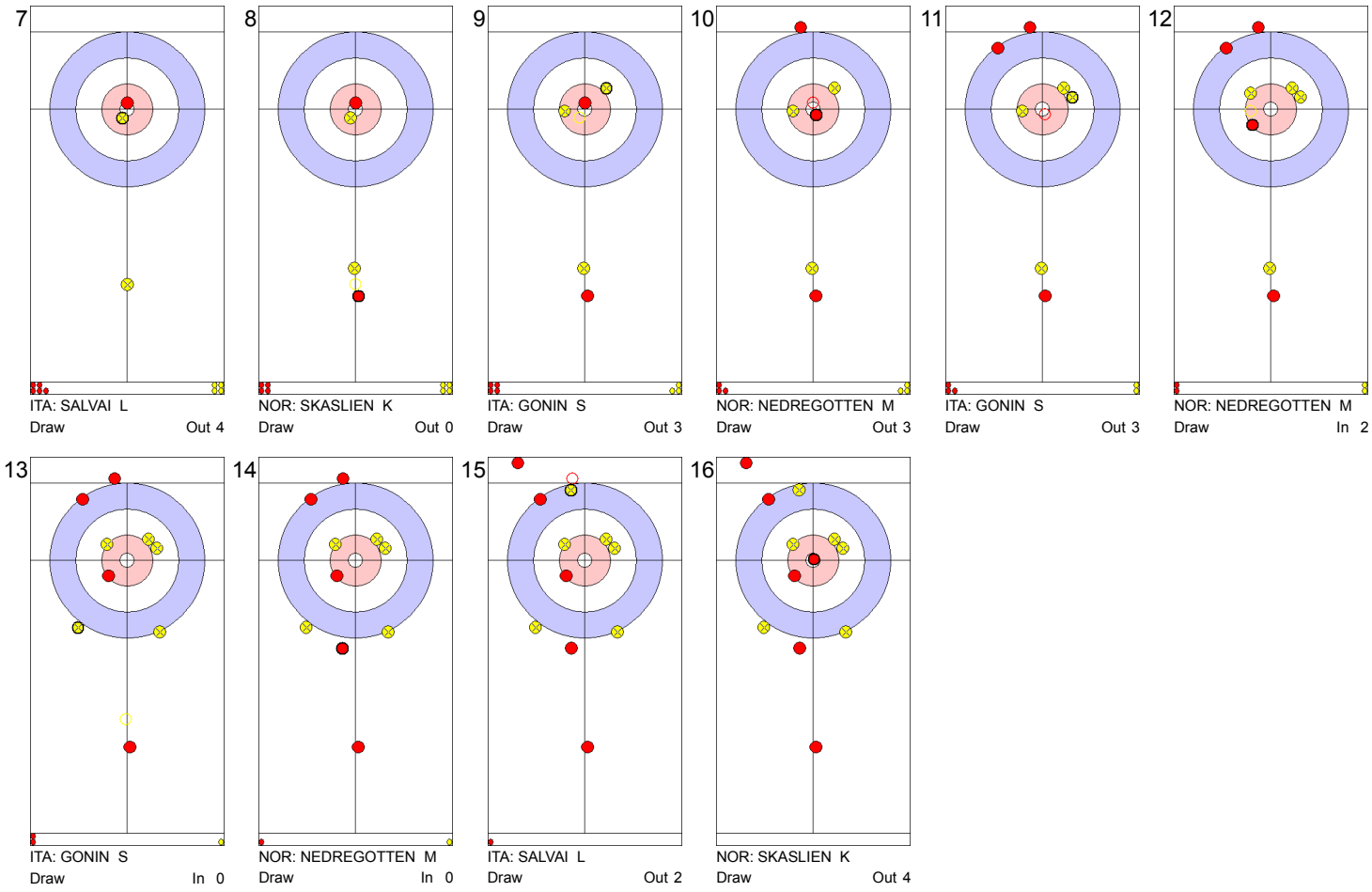

7
ITA: SALVAI L
Draw Out 4

8
NOR: SKASLIEN K
Draw Out 0

9
ITA: GONIN S
Draw Out 3

10
NOR: NEDREGOTTEN M
Draw Out 3

11
ITA: GONIN S
Draw Out 3

12
NOR: NEDREGOTTEN M
Draw In 2

13
ITA: GONIN S
Draw In 0

14
NOR: NEDREGOTTEN M
Draw In 0

15
ITA: SALVAI L
Draw Out 2

16
NOR: SKASLIEN K
Draw Out 4

Game - Shot by Shot

NOR - Norway	4 + 0	ITA - Italy	3 + 1	End 6

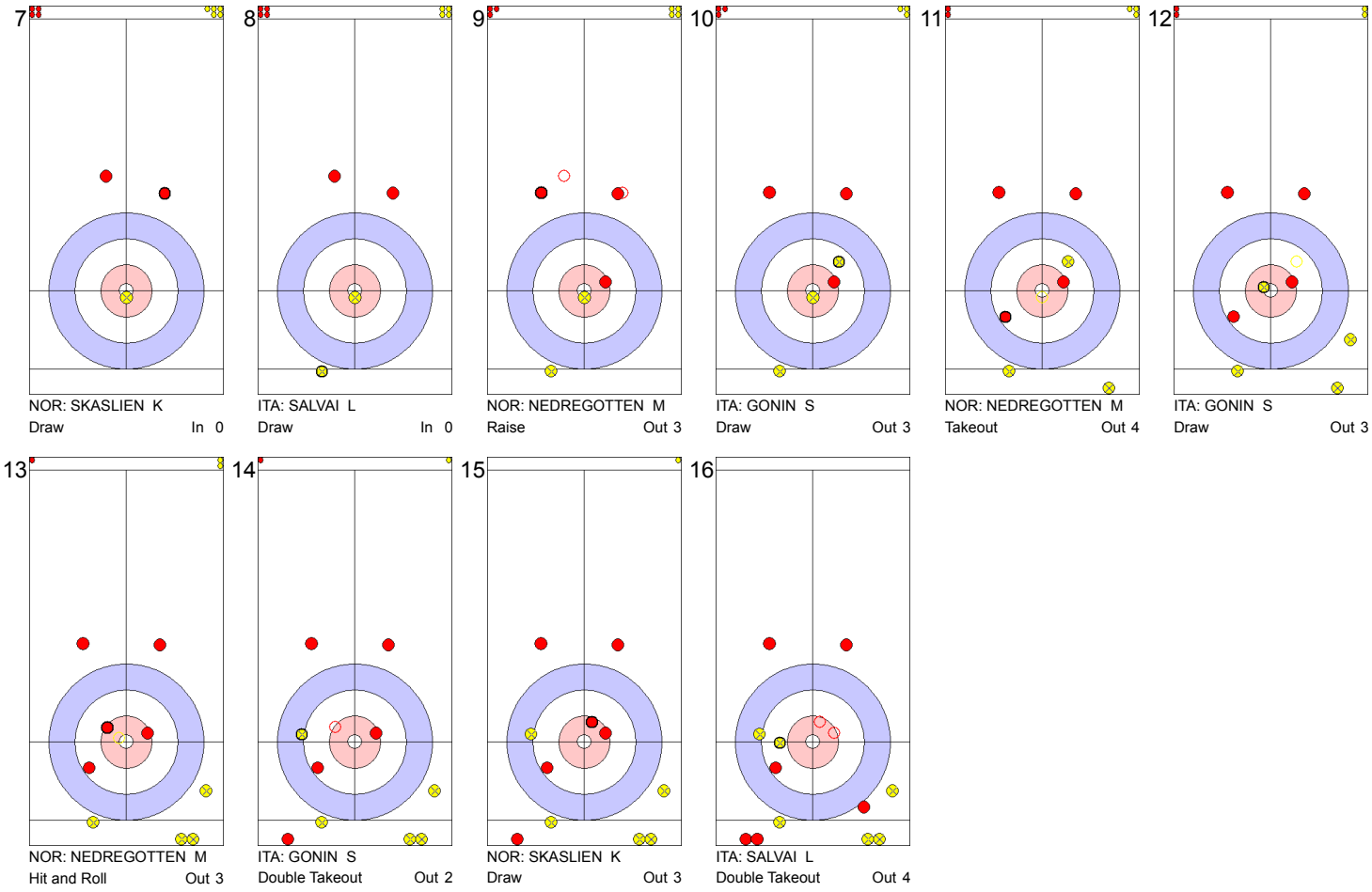

7
NOR: SKASLIEN K
Draw In 0

8
ITA: SALVAI L
Draw In 0

9
NOR: NEDREGOTTEN M
Raise Out 3

10
ITA: GONIN S
Draw Out 3

11
NOR: NEDREGOTTEN M
Takeout Out 4

12
ITA: GONIN S
Draw Out 3

13
NOR: NEDREGOTTEN M
Hit and Roll Out 3

14
ITA: GONIN S
Double Takeout Out 2

15
NOR: SKASLIEN K
Draw Out 3

16
ITA: SALVAI L
Double Takeout Out 4

Game - Shot by Shot

NOR - Norway	4 + 0	ITA - Italy	4 + 1	End 7

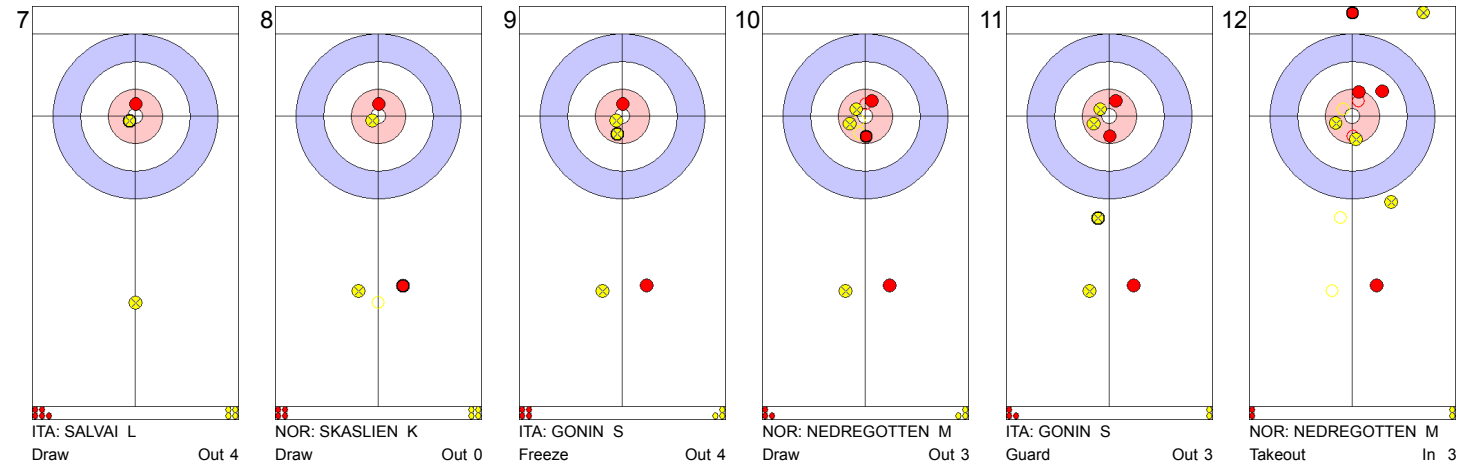

7
ITA: SALVAI L
Draw Out 4

8
NOR: SKASLIEN K
Draw Out 0

9
ITA: GONIN S
Freeze Out 4

10
NOR: NEDREGOTTEN M
Draw Out 3

11
ITA: GONIN S
Guard Out 3

12
NOR: NEDREGOTTEN M
Takeout In 3

13
ITA: GONIN S
Draw In 3

14
NOR: NEDREGOTTEN M
Hit and Roll In 4

15
ITA: SALVAI L
Raise In 4

16
NOR: SKASLIEN K
Promotion Takeout Out 0

Game - Shot by Shot

NOR - Norway	4 + 3	ITA - Italy	5 + 0	End 8

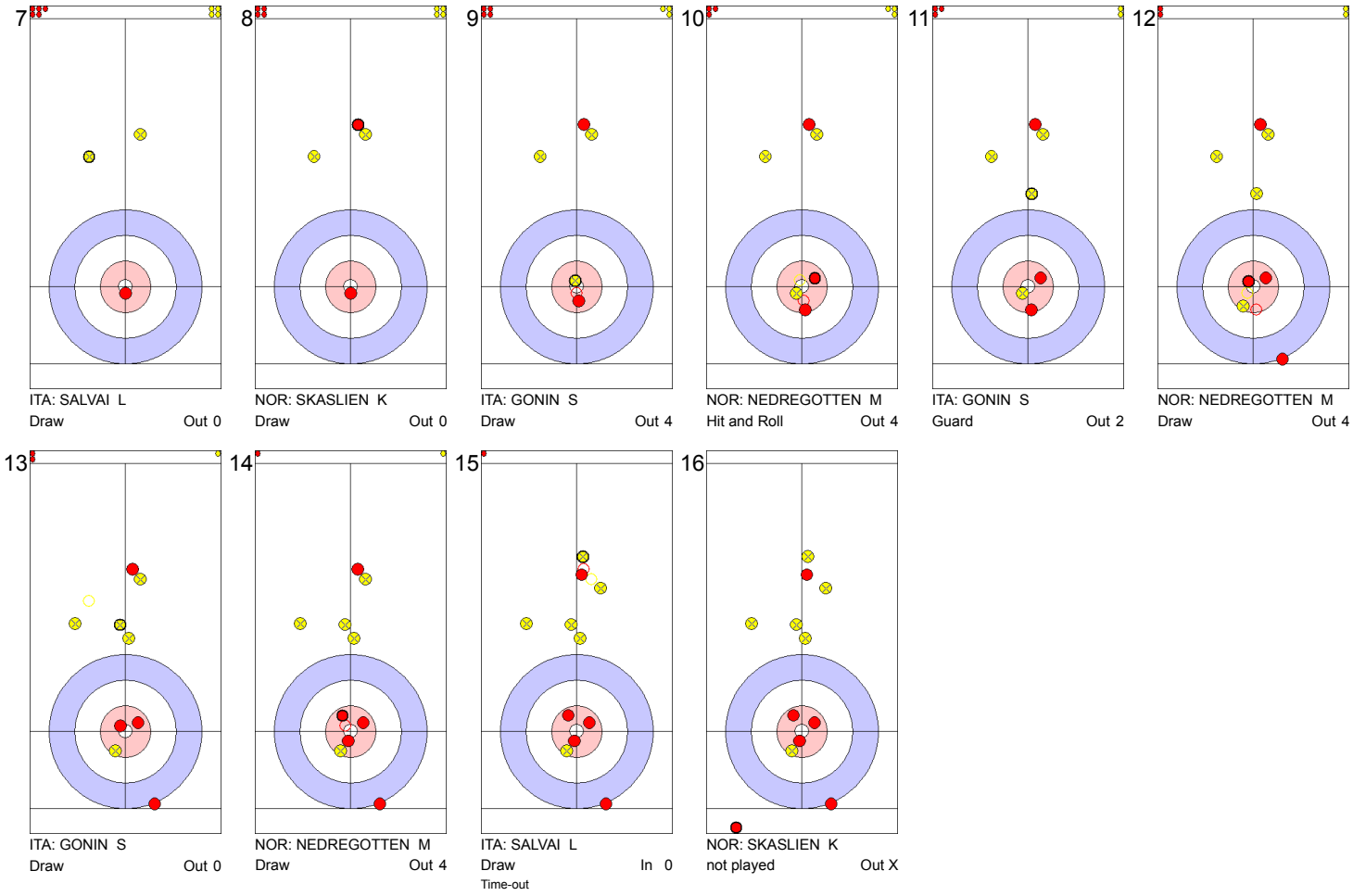

7
ITA: SALVAI L
Draw Out 0

8
NOR: SKASLIEN K
Draw Out 0

9
ITA: GONIN S
Draw Out 4

10
NOR: NEDREGOTTEN M
Hit and Roll Out 4

11
ITA: GONIN S
Guard Out 2

12
NOR: NEDREGOTTEN M
Draw Out 4

13
ITA: GONIN S
Draw Out 0

14
NOR: NEDREGOTTEN M
Draw Out 4

15
ITA: SALVAI L
Draw In 0
Time-out

16
NOR: SKASLIEN K
not played Out X

Game Results

Sheet	Game	Team	LSFE	1	2	3	4	5	6	7	8	Extra Ends						Total
B	1	SWE - Sweden		0	4	1	2	0	2	0	X							9
	1	SLO - Slovenia	*	2	0	0	0	1	0	1	X							4

SWE - Sweden		Game	All
F	JOHANSSON Camilla	63 %	63 %
M	NOREEN Per	73 %	73 %
	Team Total	68 %	68 %

Last Stone Draw: 268.7cm 185.4cm ↻ JOHANSSON C
83.3cm ↺ NOREEN P

Time remaining: 6 minutes 54 seconds

SLO - Slovenia		Game	All
F	JURINCIC Valentina	44 %	44 %
M	CULIC Jure	58 %	58 %
	Team Total	51 %	51 %

Last Stone Draw: 229.8cm 185.4cm ↻ JURINCIC V
44.4cm ↺ CULIC J

Time remaining: 5 minutes 15 seconds

Detailed Game Statistics:

SWE - Sweden		Draws		Takeouts		Total	
F	JOHANSSON Camilla	12	63 %	7	64 %	19	63 %
M	NOREEN Per	12	71 %	3	83 %	15	73 %
	Team Total	24	67 %	10	70 %	34	68 %

SLO - Slovenia		Draws		Takeouts		Total	
F	JURINCIC Valentina	14	46 %	2	25 %	16	44 %
M	CULIC Jure	14	57 %	4	63 %	18	58 %
	Team Total	28	52 %	6	50 %	34	51 %

LEGEND
F Female
X Unplayed/unfinished end due to concession
LSFE (*) Last stone first end
M Male

Game - Shot by Shot

SWE - Sweden	0 + 0	SLO - Slovenia	0 + 2	End 1

7

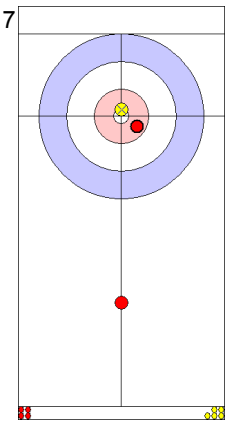

SWE: NOREEN P
Draw Out 4

8

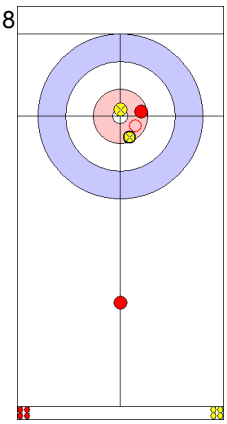

SLO: JURINCIC V
Draw Out 4

9

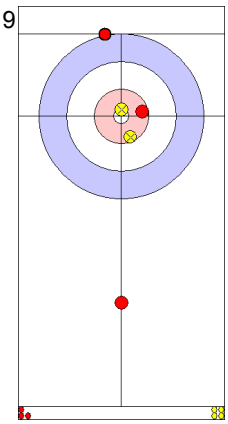

SWE: JOHANSSON C
Draw In 2

10

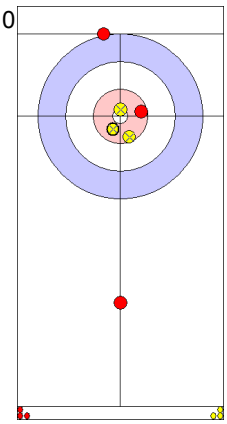

SLO: CULIC J
Draw In 4

11

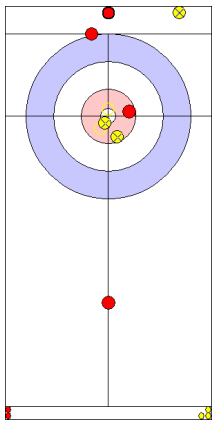

SWE: JOHANSSON C
Double Takeout In 2

12

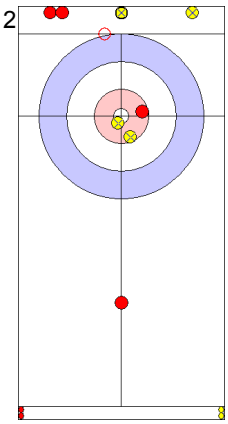

SLO: CULIC J
Draw In 0

13

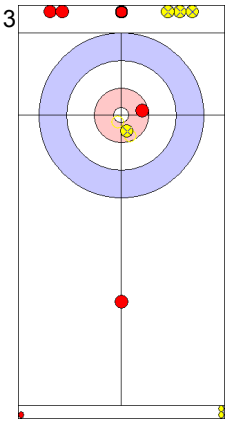

SWE: JOHANSSON C
Double Takeout Out 2

14

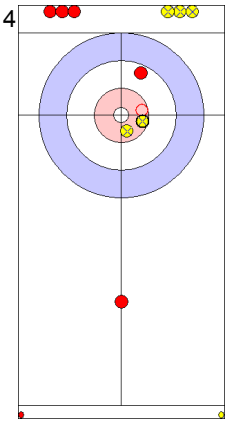

SLO: CULIC J
Raise Out 4

15

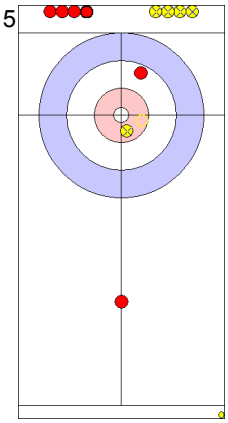

SWE: NOREEN P
Takeout Out 2

16

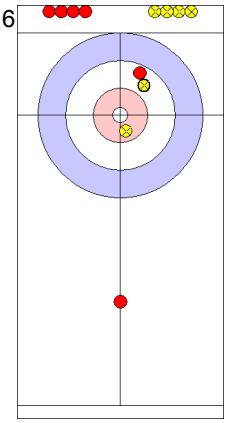

SLO: JURINCIC V
Draw Out 4

Game - Shot by Shot

SWE - Sweden	0 + 4	SLO - Slovenia	2 + 0	End 2

7

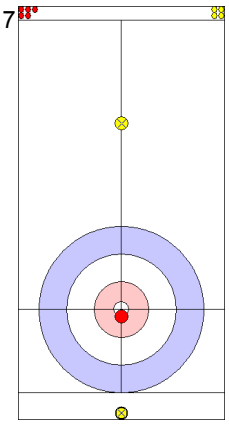

SLO: JURINCIC V
Draw Out 0

8

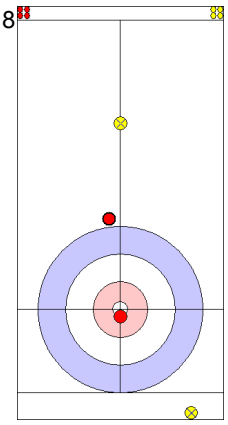

SWE: NOREEN P
Draw Out 0

9

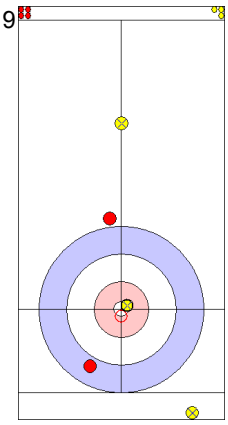

SLO: CULIC J
Raise In 4

10

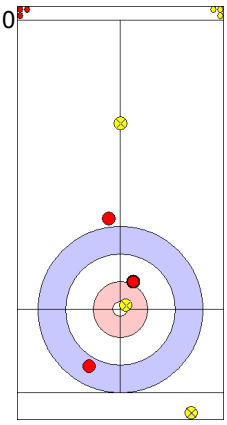

SWE: JOHANSSON C
Draw In 2

11

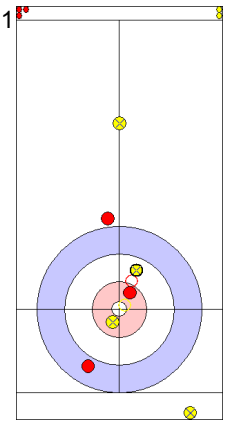

SLO: CULIC J
Draw In 2

12

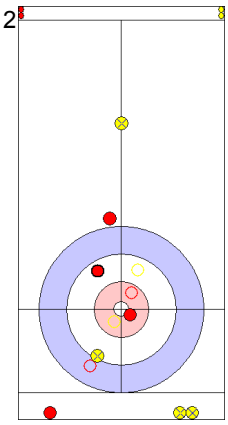

SWE: JOHANSSON C
Takeout In 4

13

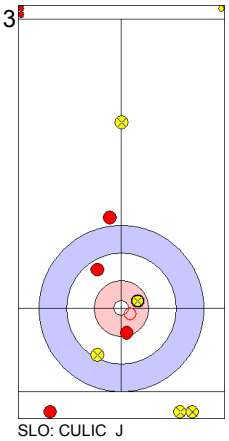

SLO: CULIC J
Draw In 4

14

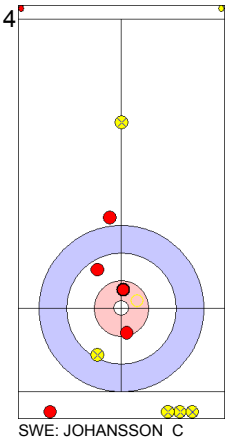

SWE: JOHANSSON C
Takeout In 4

15

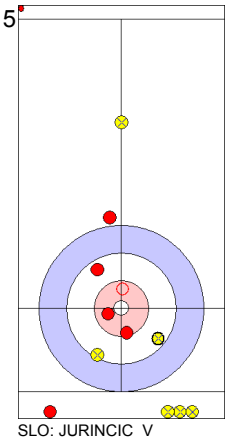

SLO: JURINCIC V
Draw In 2

16

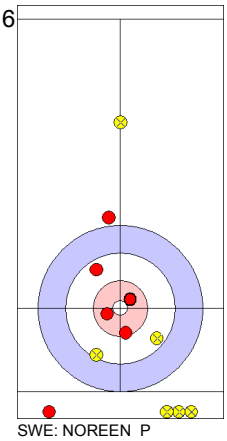

SWE: NOREEN P
Draw In 4

Game - Shot by Shot

SWE - Sweden	4 + 1	SLO - Slovenia	2 + 0	End 3

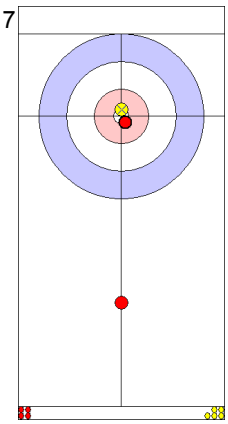

7
SWE: NOREEN P
Draw Out 4

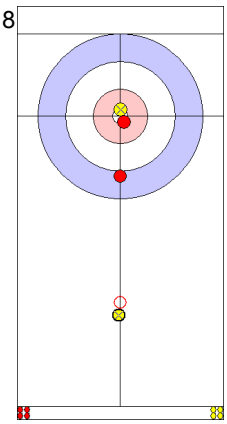

8
SLO: JURINCIC V
Draw In 1

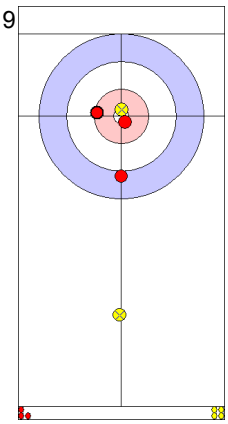

9
SWE: JOHANSSON C
Draw In 2

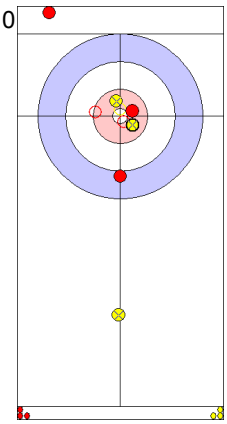

10
SLO: CULIC J
Hit and Roll In 4

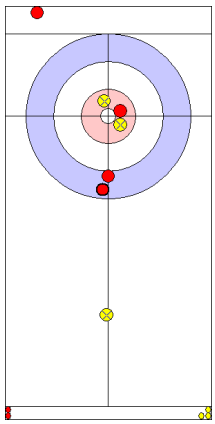

11
SWE: JOHANSSON C
Draw In 2

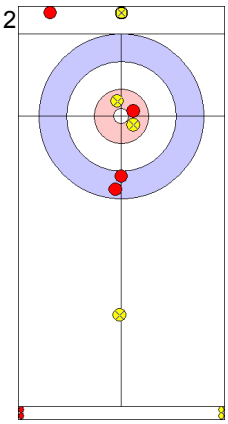

12
SLO: CULIC J
Draw In 0

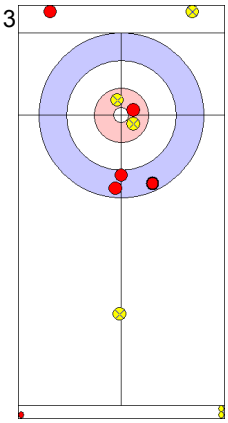

13
SWE: JOHANSSON C
Guard Out 4

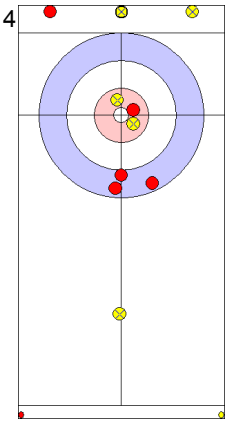

14
SLO: CULIC J
Takeout Out 0

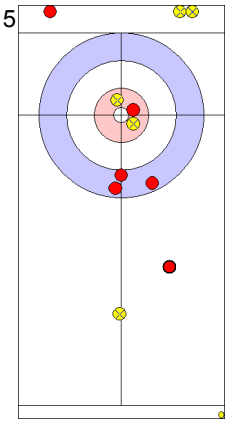

15
SWE: NOREEN P
Guard Out 4

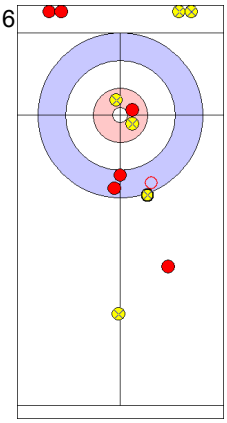

16
SLO: JURINCIC V
Takeout In 0

Game - Shot by Shot

SWE - Sweden	5 + 2	SLO - Slovenia	2 + 0	End 4

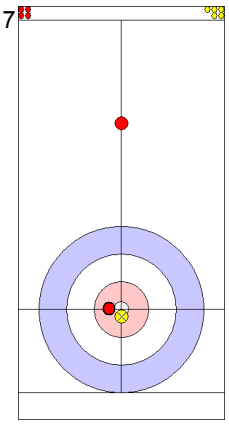

7
SWE: NOREEN P
Draw Out 3

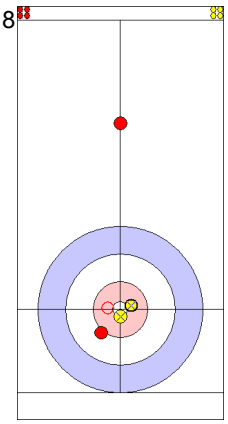

8
SLO: CULIC J
Draw Out 4

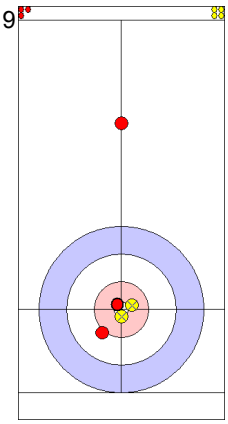

9
SWE: JOHANSSON C
Draw Out 4

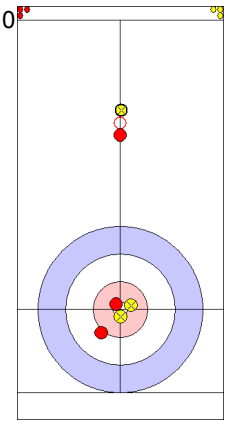

10
SLO: JURINCIC V
Draw In 0

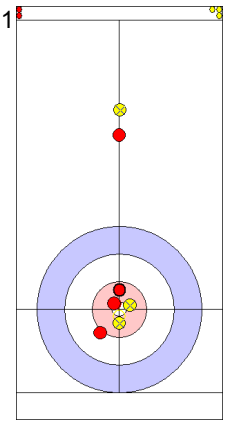

11
SWE: JOHANSSON C
Draw In 4

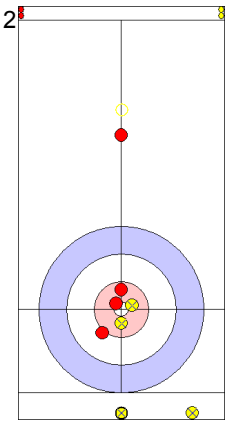

12
SLO: JURINCIC V
Clearing Out 2

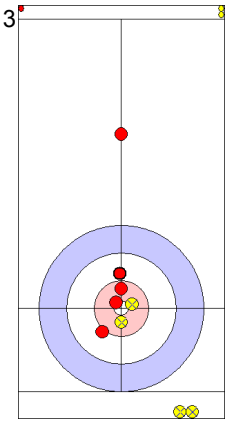

13
SWE: JOHANSSON C
Draw In 2

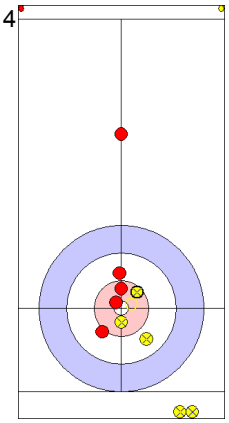

14
SLO: JURINCIC V
Draw In 2

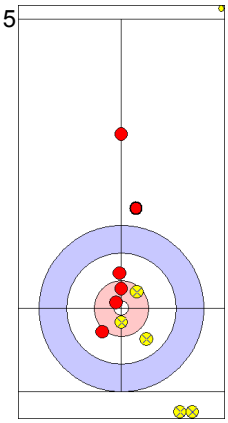

15
SWE: NOREEN P
Guard In 4

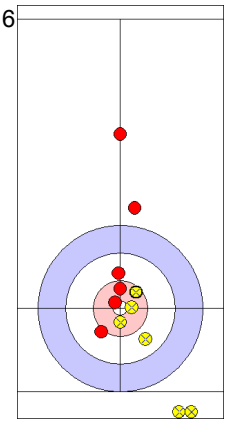

16
SLO: CULIC J
Draw In 0

Game - Shot by Shot

SWE - Sweden	7 + 0	SLO - Slovenia	2 + 1	End 5

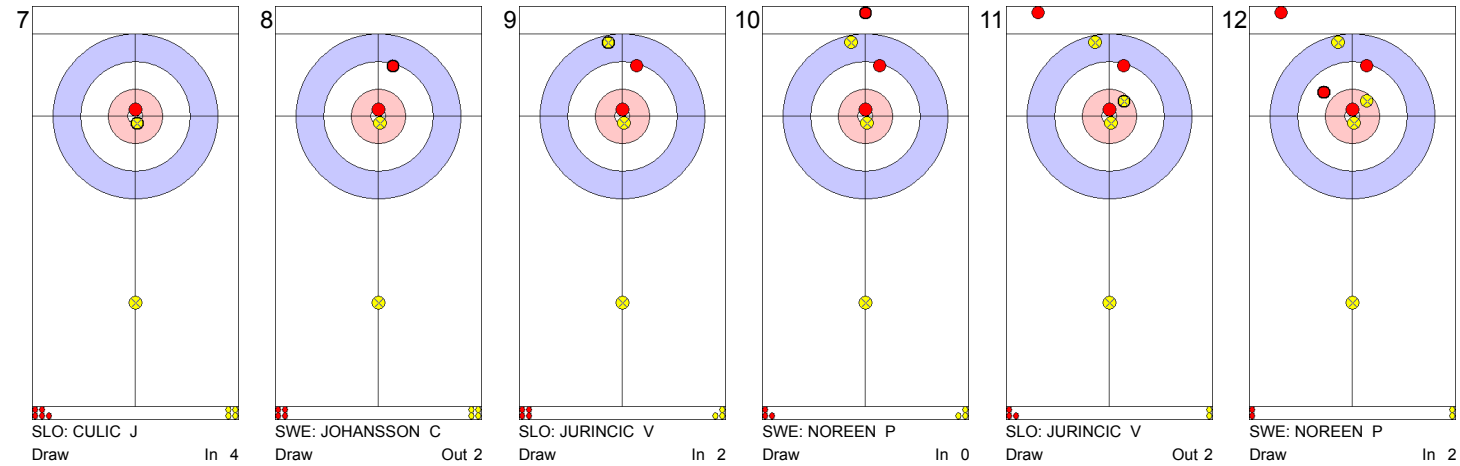

7
SLO: CULIC J
Draw In 4

8
SWE: JOHANSSON C
Draw Out 2

9
SLO: JURINCIC V
Draw In 2

10
SWE: NOREEN P
Draw In 0

11
SLO: JURINCIC V
Draw Out 2

12
SWE: NOREEN P
Draw In 2

13
SLO: JURINCIC V
Draw In 0

14
SWE: NOREEN P
Draw In 4

Game - Shot by Shot

SWE - Sweden	7 + 2	SLO - Slovenia	3 + 0	End 6

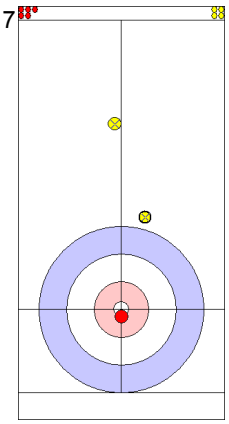

7
SLO: JURINCIC V
Draw In 0

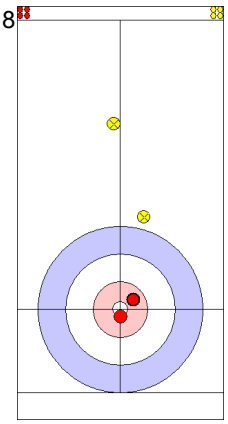

8
SWE: NOREEN P
Draw Out 3

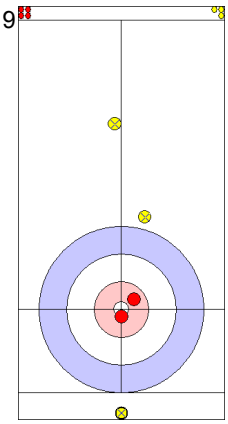

9
SLO: CULIC J
Draw Out 0

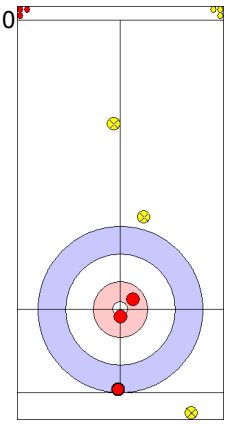

10
SWE: JOHANSSON C
Draw Out 2

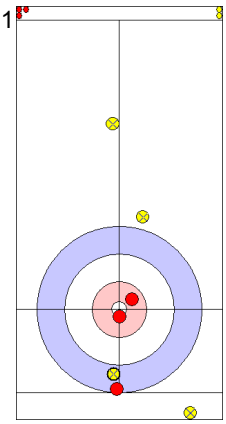

11
SLO: CULIC J
Draw Out 2

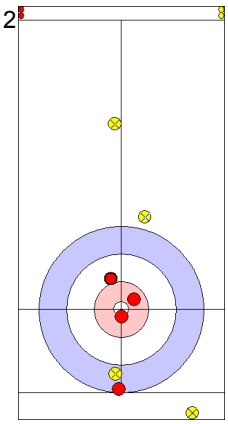

12
SWE: JOHANSSON C
Draw Out 4

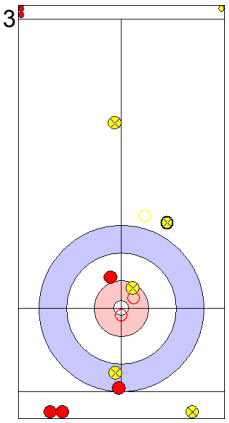

13
SLO: CULIC J
Promotion Takeout In 4

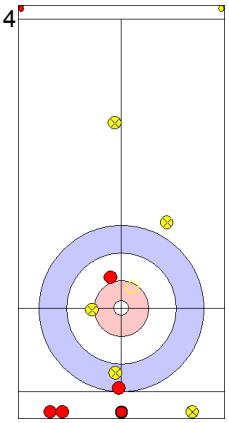

14
SWE: JOHANSSON C
Takeout In 0

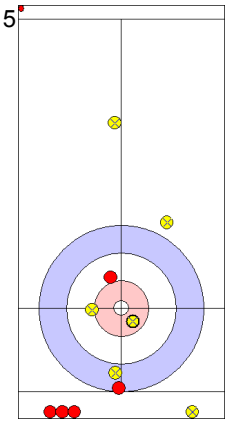

15
SLO: JURINCIC V
Draw In 3

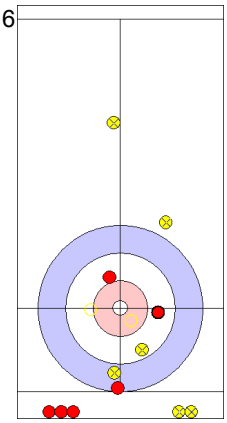

16
SWE: NOREEN P
Double Takeout Out 4

Game - Shot by Shot

SWE - Sweden	9 + 0	SLO - Slovenia	3 + 1	End 7

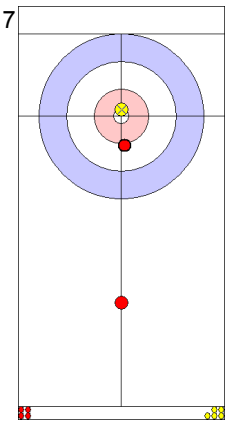

7
SWE: NOREEN P
Draw Out 2

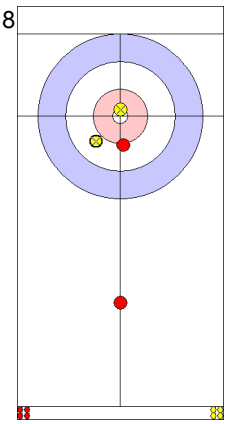

8
SLO: JURINCIC V
Draw In 2

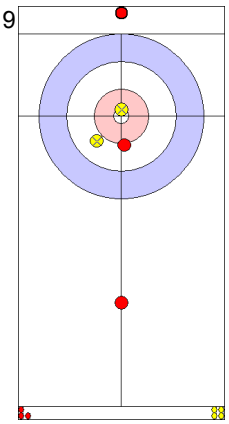

9
SWE: JOHANSSON C
Raise Out 0

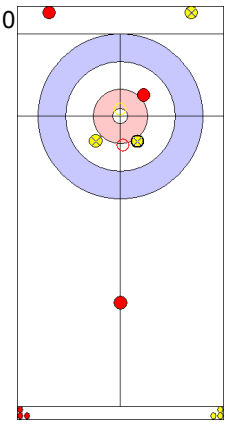

10
SLO: CULIC J
Takeout Out 2

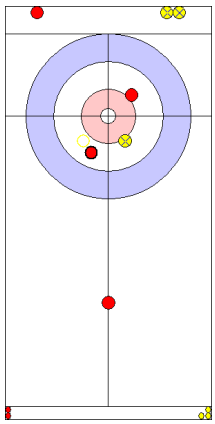

11
SWE: JOHANSSON C
Takeout In 4

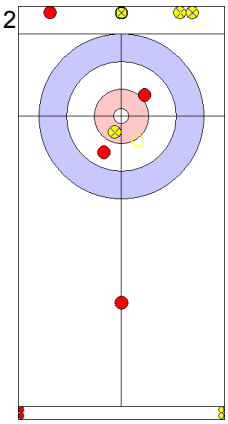

12
SLO: CULIC J
Raise Out 4

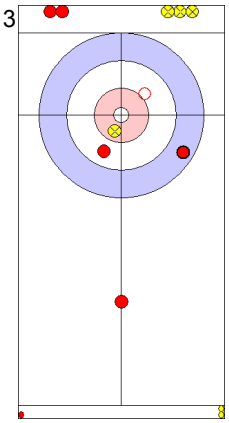

13
SWE: JOHANSSON C
Takeout Out 2

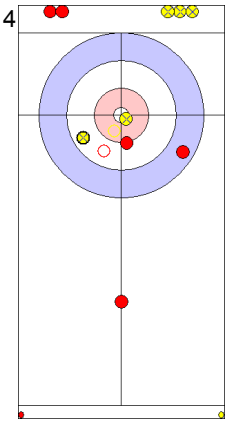

14
SLO: CULIC J
Draw In 0

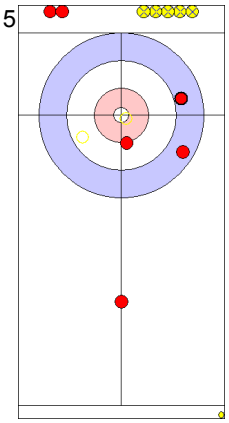

15
SWE: NOREEN P
Double Takeout In 4

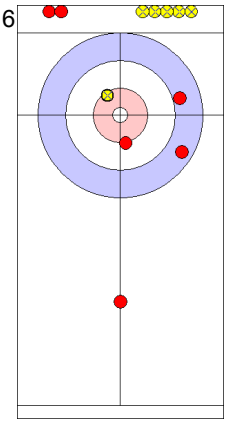

16
SLO: JURINCIC V
Draw In 4

Game Results

Sheet	Game	Team	LSFE	1	2	3	4	5	6	7	8	Extra Ends						Total
C	1	BRA - Brazil		1	1	0	0	0	2	1	0							5
	1	AUT - Austria	*	0	0	3	2	1	0	0	1							7

BRA - Brazil		Game	All
F	LIMA Aline	53 %	53 %
M	MELLO Marcelo	50 %	50 %
	Team Total	51 %	51 %

Last Stone Draw: 287.0cm 185.4cm ↻ LIMA A
101.6cm ↺ MELLO M

Time remaining: 2 minutes 20 seconds

AUT - Austria		Game	All
F	WEGHUBER Anna	50 %	50 %
M	SCHAGERL Markus	49 %	49 %
	Team Total	49 %	49 %

Last Stone Draw: 176.5cm 126.4cm ↻ SCHAGERL M
50.1cm ↺ WEGHUBER A

Time remaining: 1 minute 59 seconds

Detailed Game Statistics:

BRA - Brazil		Draws		Takeouts		Total	
F	LIMA Aline	15	57 %	1	0 %	16	53 %
M	MELLO Marcelo	19	47 %	5	60 %	24	50 %
	Team Total	34	51 %	6	50 %	40	51 %

AUT - Austria		Draws		Takeouts		Total	
F	WEGHUBER Anna	13	50 %	1	50 %	14	50 %
M	SCHAGERL Markus	13	37 %	11	64 %	24	49 %
	Team Total	26	43 %	12	63 %	38	49 %

LEGEND
F Female **LSFE** (*) Last stone first end **M** Male

Game - Shot by Shot

BRA - Brazil	0 + 1	AUT - Austria	0 + 0	End 1

7

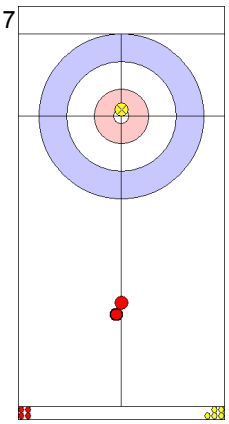

BRA: LIMA A
Draw In 0

8

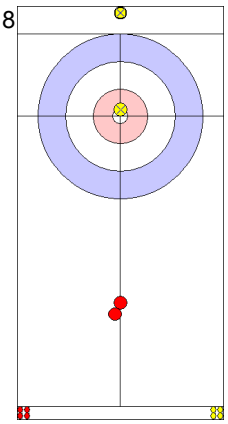

AUT: WEGHUBER A
Draw In 0

9

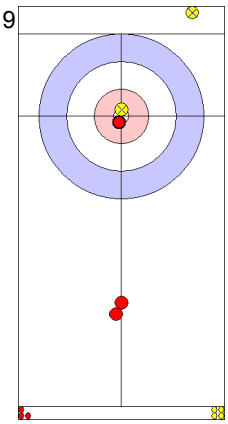

BRA: MELLO M
Draw In 4

10

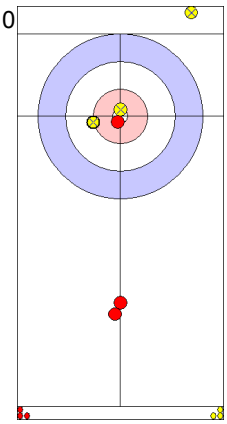

AUT: SCHAGERL M
Draw In 3

11

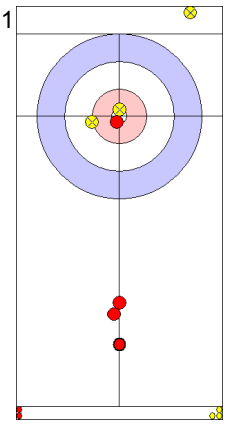

BRA: MELLO M
Draw In 0

12

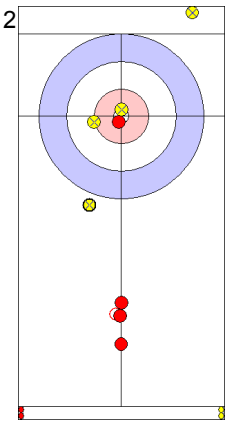

AUT: SCHAGERL M
Draw In 0

13

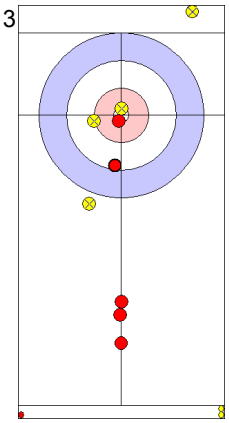

BRA: MELLO M
Draw Out 3

14

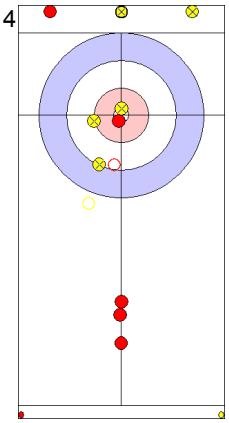

AUT: SCHAGERL M
Clearing In 2

15

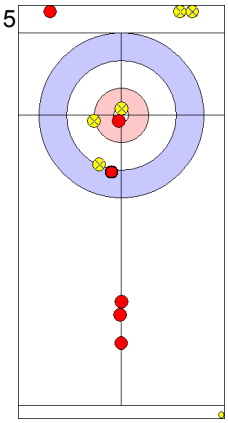

BRA: LIMA A
Guard In 4

16

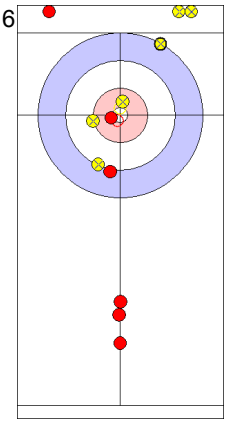

AUT: WEGHUBER A
Raise Out 0

Game - Shot by Shot

BRA - Brazil	1 + 1	AUT - Austria	0 + 0	End 2

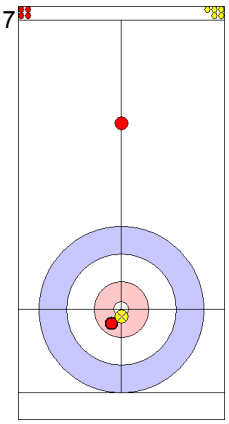

7
BRA: LIMA A
Draw Out 3

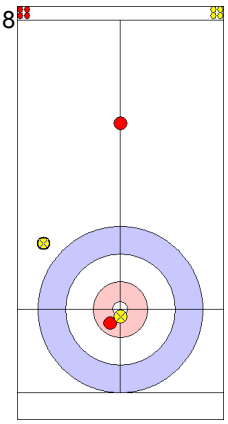

8
AUT: WEGHUBER A
Front In 3

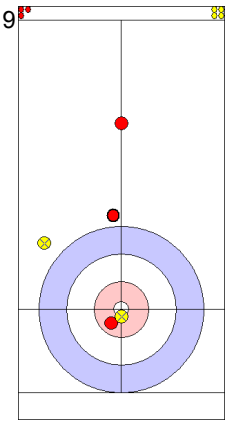

9
BRA: MELLO M
Draw Out 0

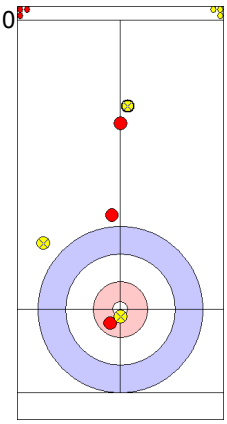

10
AUT: SCHAGERL M
Draw In 0

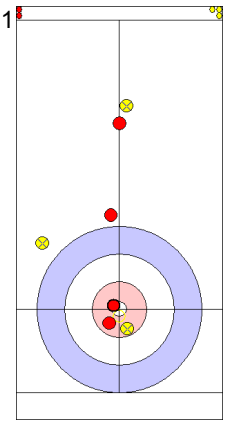

11
BRA: MELLO M
Draw Out 4

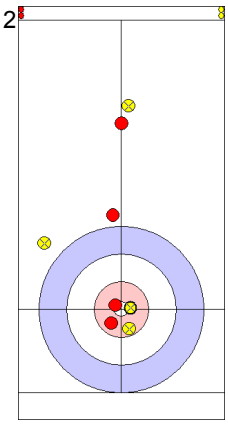

12
AUT: SCHAGERL M
Draw In 3

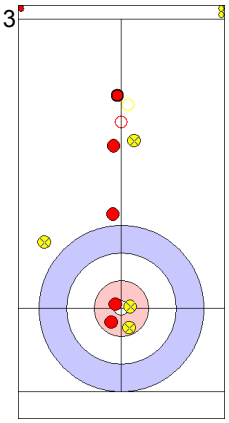

13
BRA: MELLO M
Guard In 3

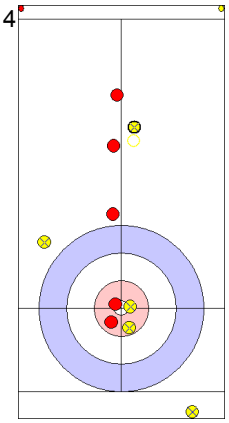

14
AUT: SCHAGERL M
Clearing In 0

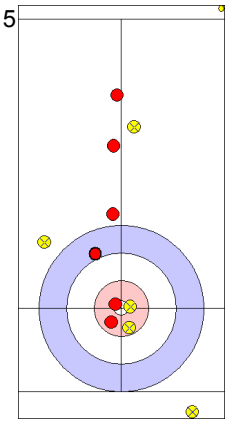

15
BRA: LIMA A
Guard Out 4

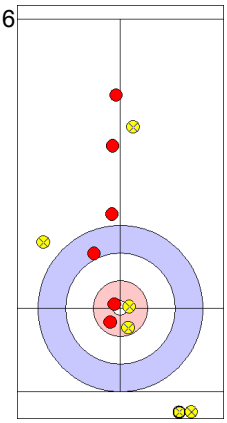

16
AUT: WEGHUBER A
through Out X

Game - Shot by Shot

BRA - Brazil	2 + 0	AUT - Austria	0 + 3	End 3

7

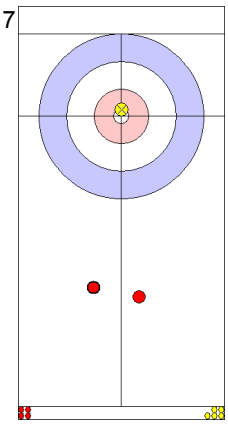

BRA: LIMA A
Draw In 0

8

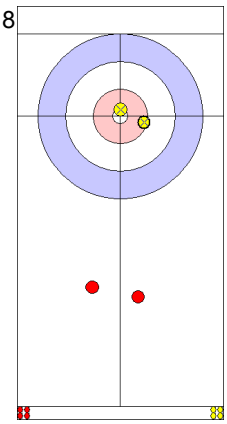

AUT: WEGHUBER A
Draw In 4

9

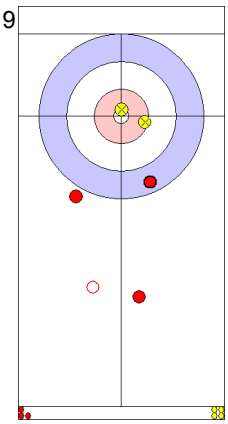

BRA: MELLO M
Draw In 2

10

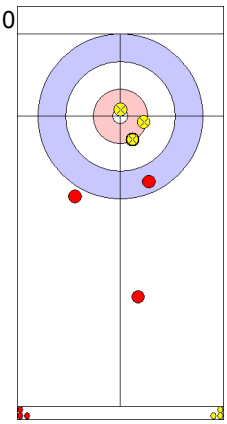

AUT: SCHAGERL M
Draw In 4

11

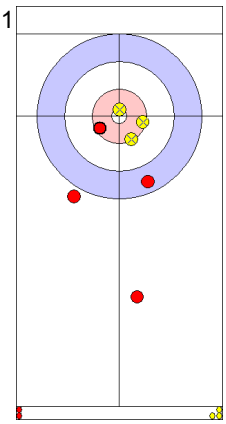

BRA: MELLO M
Draw In 2

12

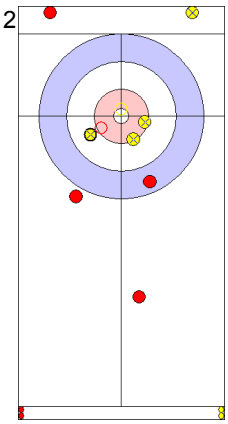

AUT: SCHAGERL M
Takeout In 4

13

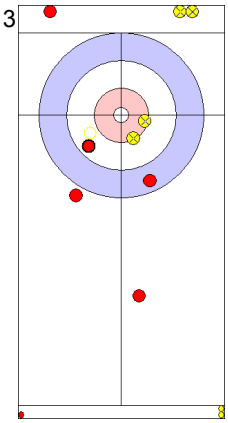

BRA: MELLO M
Takeout In 4

14

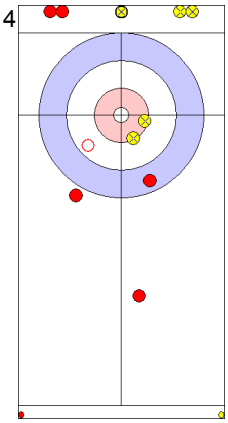

AUT: SCHAGERL M
Hit and Roll In 2

15

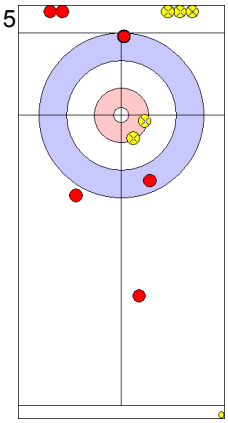

BRA: LIMA A
Draw In 2

16

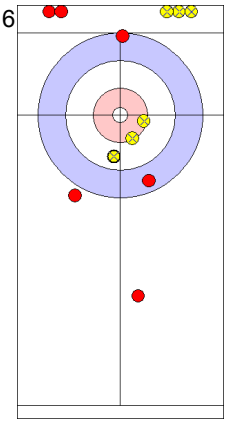

AUT: WEGHUBER A
Draw In 4

Game - Shot by Shot

BRA - Brazil	2 + 0	AUT - Austria	3 + 2	End 4

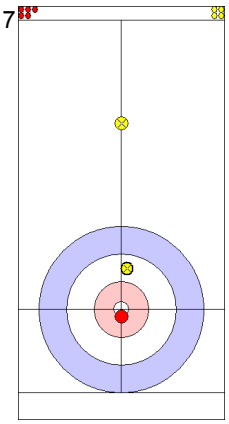

7
AUT: WEGHUBER A
Draw Out 2

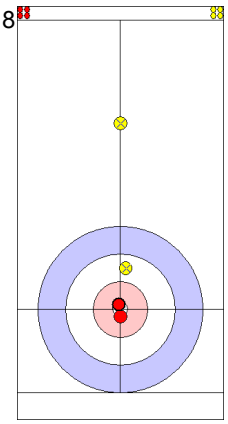

8
BRA: LIMA A
Draw Out 4

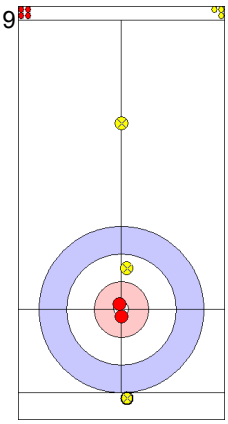

9
AUT: SCHAGERL M
Draw Out 0

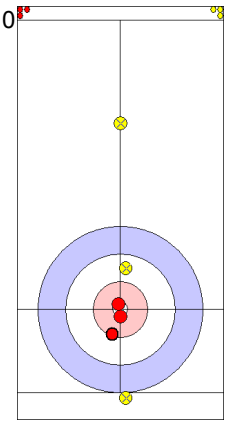

10
BRA: MELLO M
Draw Out 3

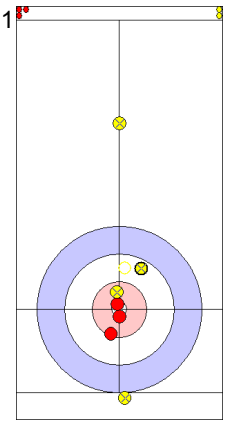

11
AUT: SCHAGERL M
Raise In 3

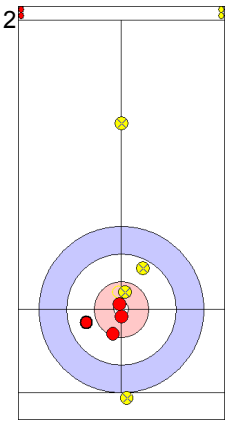

12
BRA: MELLO M
Guard Out 0

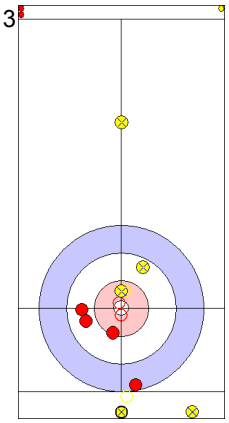

13
AUT: SCHAGERL M
Promotion Takeout In 4

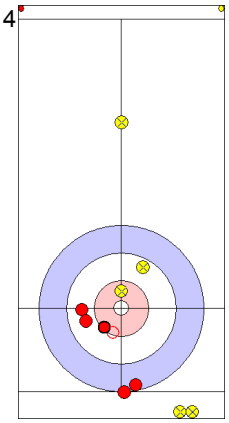

14
BRA: MELLO M
Raise Out 0

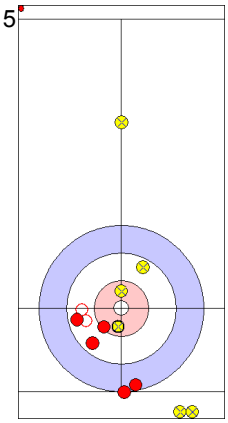

15
AUT: WEGHUBER A
Draw Out 3

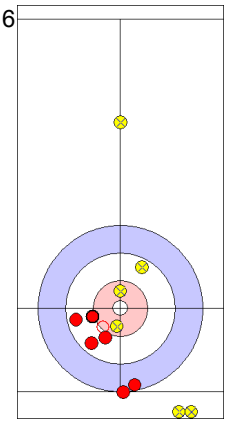

16
BRA: LIMA A
Draw Out 0

Game - Shot by Shot

BRA - Brazil	2 + 0	AUT - Austria	5 + 1	End 5

7

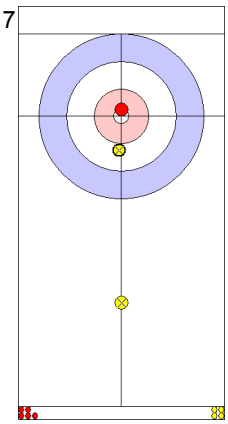

AUT: WEGHUBER A
Draw In 4

8

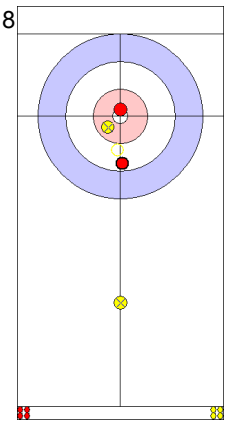

BRA: LIMA A
Draw Out 2

9

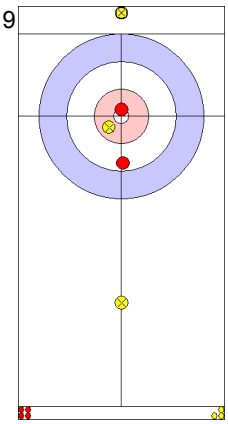

AUT: SCHAGERL M
Draw In 0

10

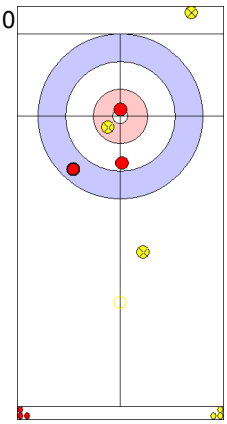

BRA: MELLO M
Draw In 2

11

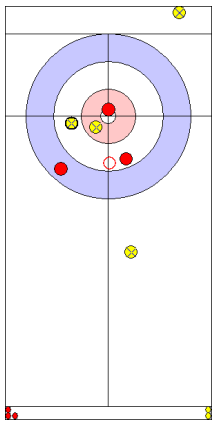

AUT: SCHAGERL M
Draw In 2

12

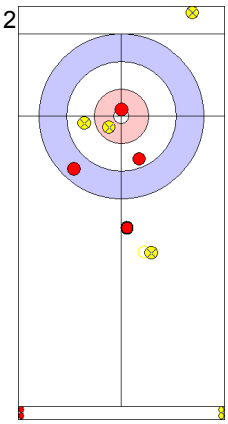

BRA: MELLO M
Draw In 0

13

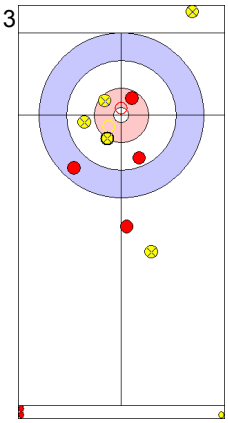

AUT: SCHAGERL M
Raise In 2

14

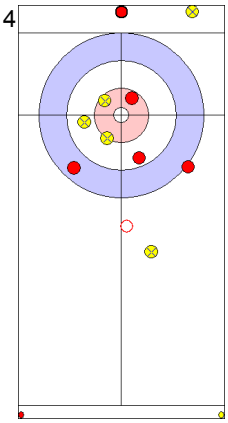

BRA: MELLO M
Takeout In 0

15

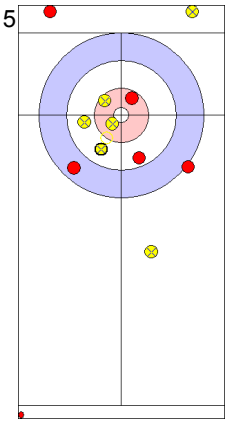

AUT: WEGHUBER A
Raise In 4

16

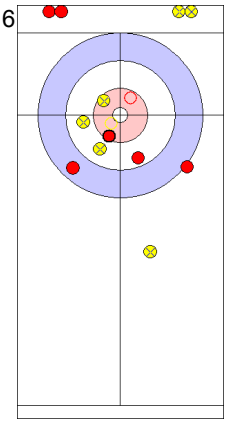

BRA: LIMA A
Takeout In 0

Game - Shot by Shot

BRA - Brazil	2 + 2	AUT - Austria	6 + 0	End 6

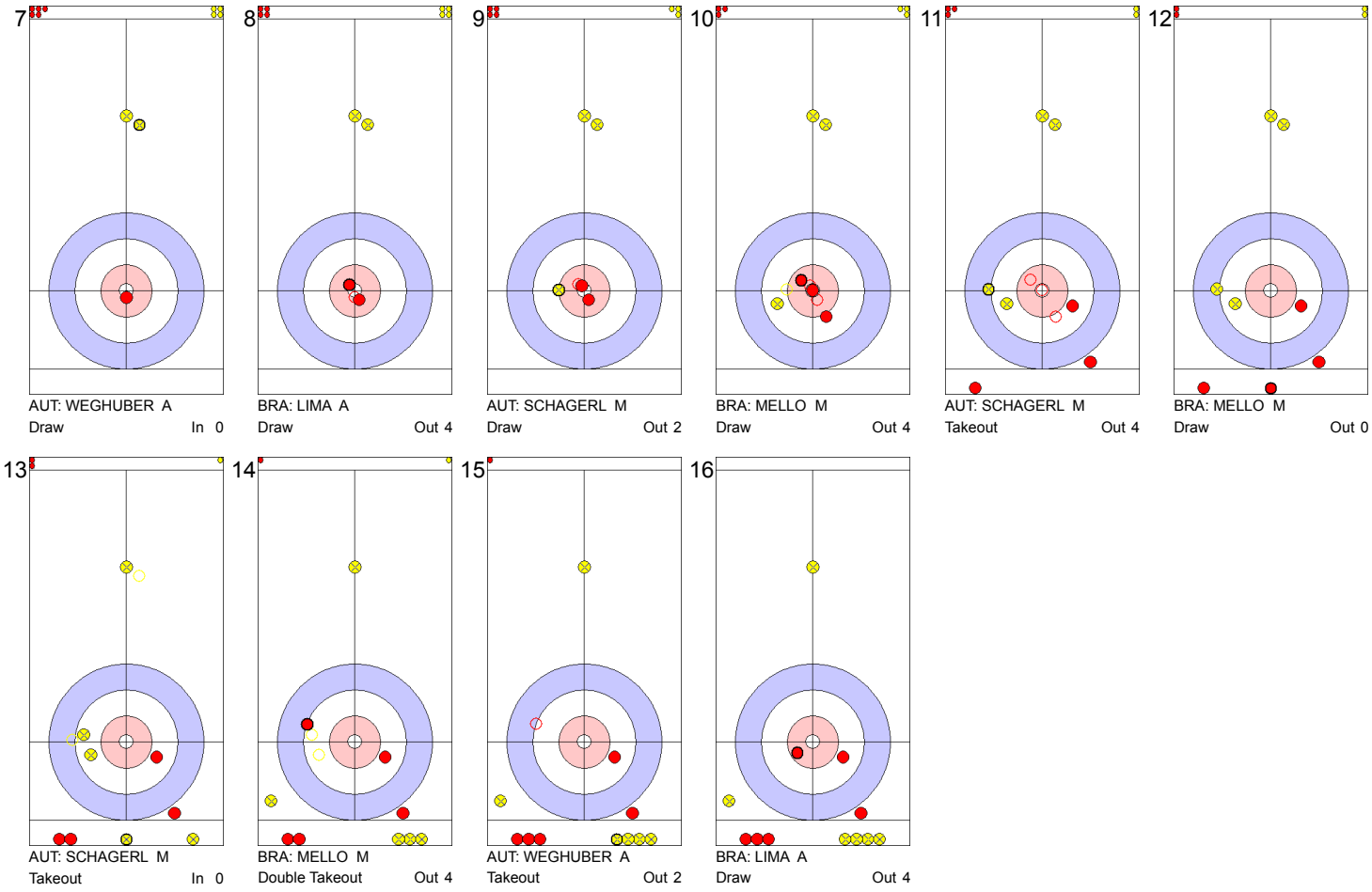

Game - Shot by Shot

BRA - Brazil	4 + 1	AUT - Austria	6 + 0	End 7

7

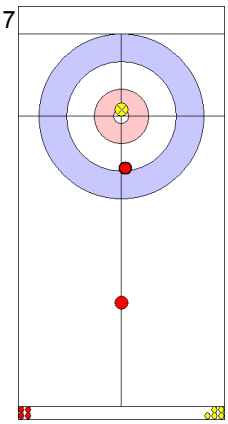

BRA: LIMA A
Draw In 2

8

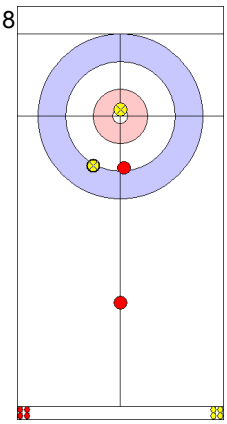

AUT: WEGHUBER A
Draw In 2

9

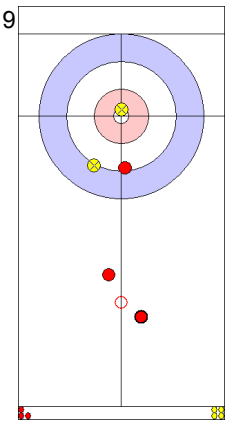

BRA: MELLO M
Draw Out 0

10

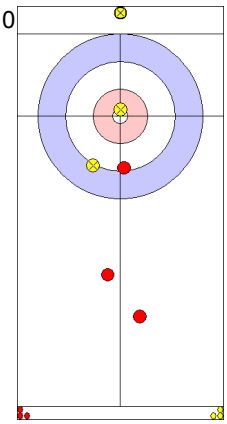

AUT: SCHAGERL M
Draw In 0

11

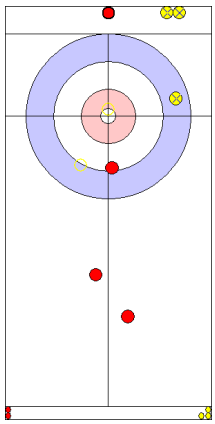

BRA: MELLO M
Double Takeout In 2

12

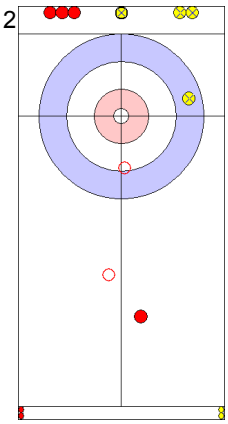

AUT: SCHAGERL M
Clearing Out 4

13

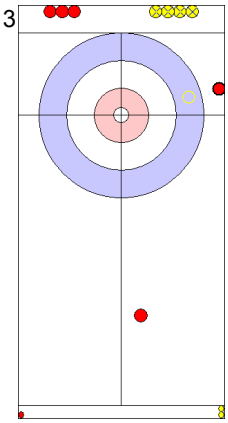

BRA: MELLO M
Takeout Out 2

14

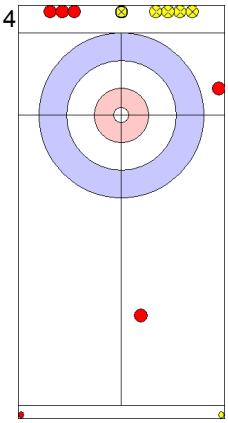

AUT: SCHAGERL M
Draw In 0

15

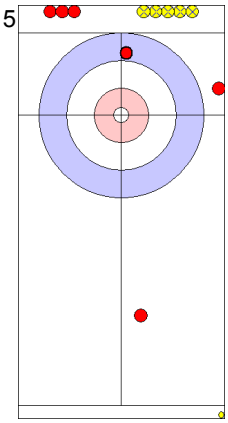

BRA: LIMA A
Draw In 3

16

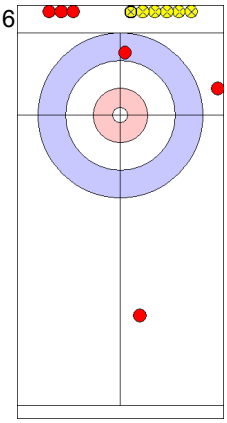

AUT: WEGHUBER A
Draw In 0

Game - Shot by Shot

BRA - Brazil	5 + 0	AUT - Austria	6 + 1	End 8

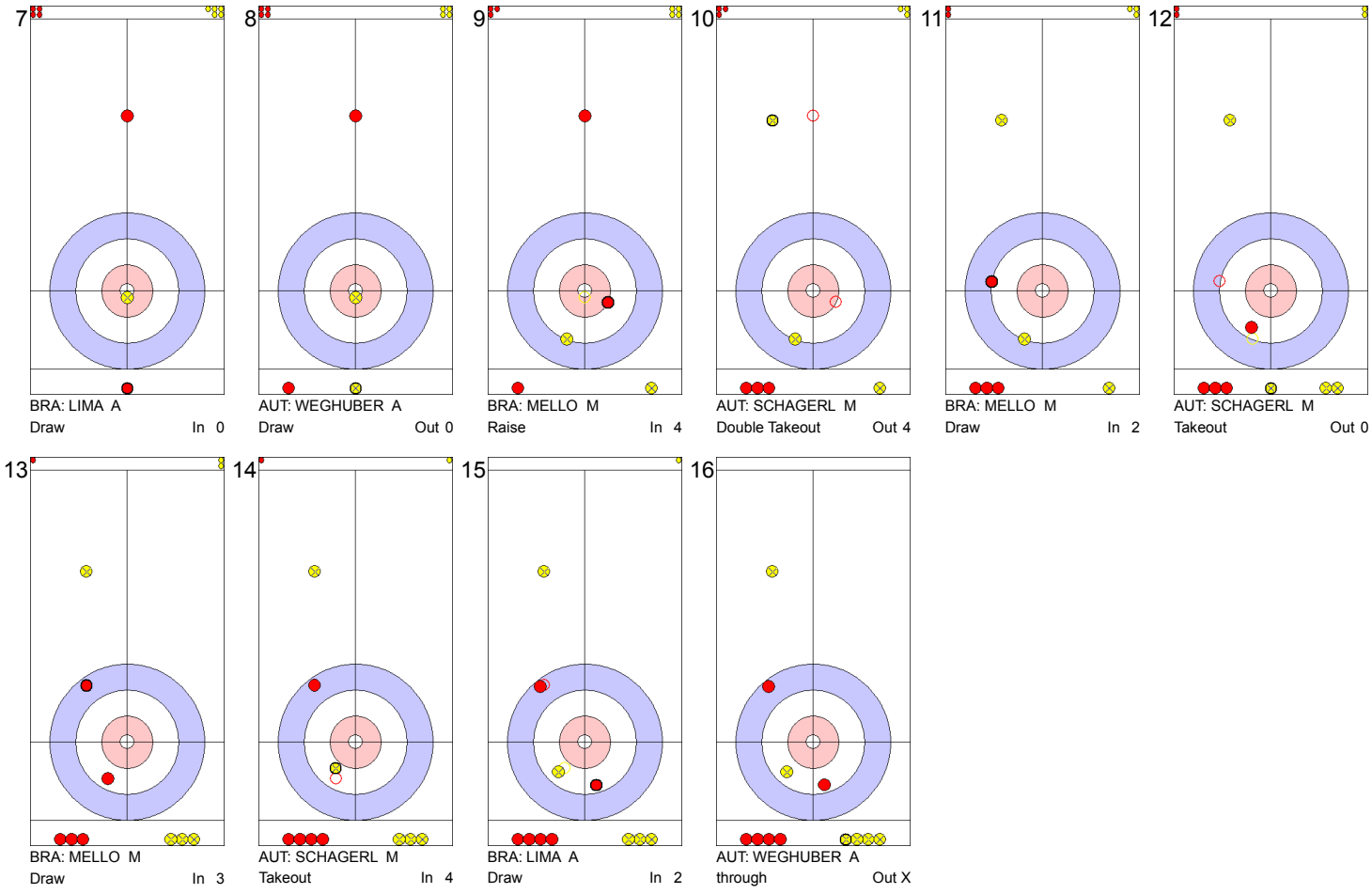

Game Results

Sheet	Game	Team	LSFE	1	2	3	4	5	6	7	8	Extra Ends						Total
D	1	CHN - China	*	1	0	0	1	1	0	0	0							3
	1	LAT - Latvia		0	4	1	0	0	1	1	1							8

CHN - China		Game	All
F	MEI Jie	74 %	74 %
M	HUANG Jihui	66 %	66 %
	Team Total	70 %	70 %

Last Stone Draw: 36.4cm 21.1cm ↻ HUANG J
15.3cm ↺ MEI J

Time remaining: 1 minute 37 seconds

LAT - Latvia		Game	All
F	LINDE Iluta	57 %	57 %
M	VEIDEMANIS Arnis	65 %	65 %
	Team Total	61 %	61 %

Last Stone Draw: 209.7cm 107.2cm ↻ LINDE I
102.5cm ↺ VEIDEMANIS A

Time remaining: 3 minutes 39 seconds

Detailed Game Statistics:

CHN - China		Draws		Takeouts		Total	
F	MEI Jie	16	72 %	4	81 %	20	74 %
M	HUANG Jihui	17	69 %	3	50 %	20	66 %
	Team Total	33	70 %	7	68 %	40	70 %

LAT - Latvia		Draws		Takeouts		Total	
F	LINDE Iluta	15	68 %	4	13 %	19	57 %
M	VEIDEMANIS Arnis	17	63 %	4	75 %	21	65 %
	Team Total	32	66 %	8	44 %	40	61 %

LEGEND
F Female **LSFE** (*) Last stone first end **M** Male

Game - Shot by Shot

CHN - China	0 + 1	LAT - Latvia	0 + 0	End 1

7

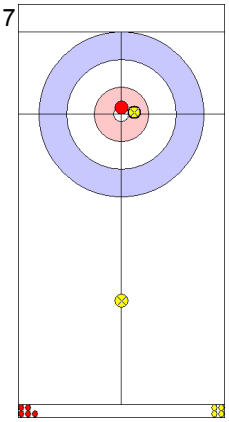

LAT: LINDE I
Draw Out 2

8

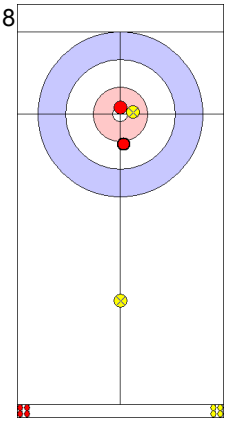

CHN: MEI J
Draw Out 3

9

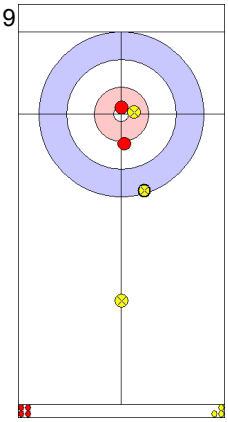

LAT: VEIDEMANIS A
Draw Out 2

10

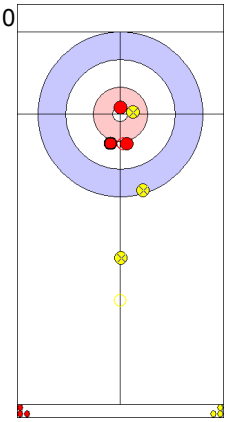

CHN: HUANG J
Draw In 3

11

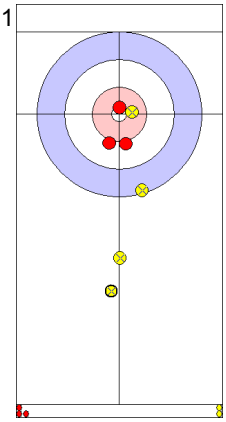

LAT: VEIDEMANIS A
Draw In 0

12

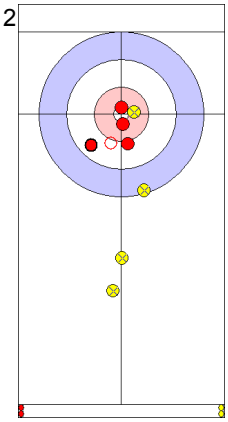

CHN: HUANG J
Raise In 4

13

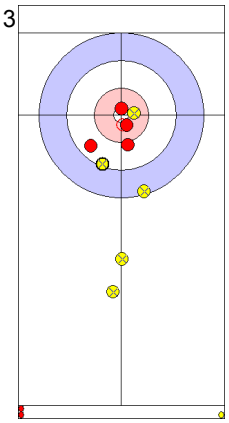

LAT: VEIDEMANIS A
Draw In 3

14

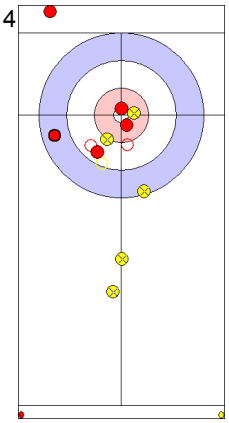

CHN: HUANG J
Raise In 0

15

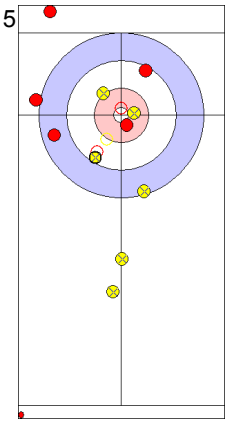

LAT: LINDE I
Raise In 2

16

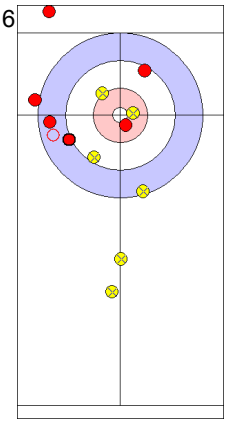

CHN: MEI J
Hit and Roll In 2

Game - Shot by Shot

CHN - China	1 + 0	LAT - Latvia	0 + 4	End 2

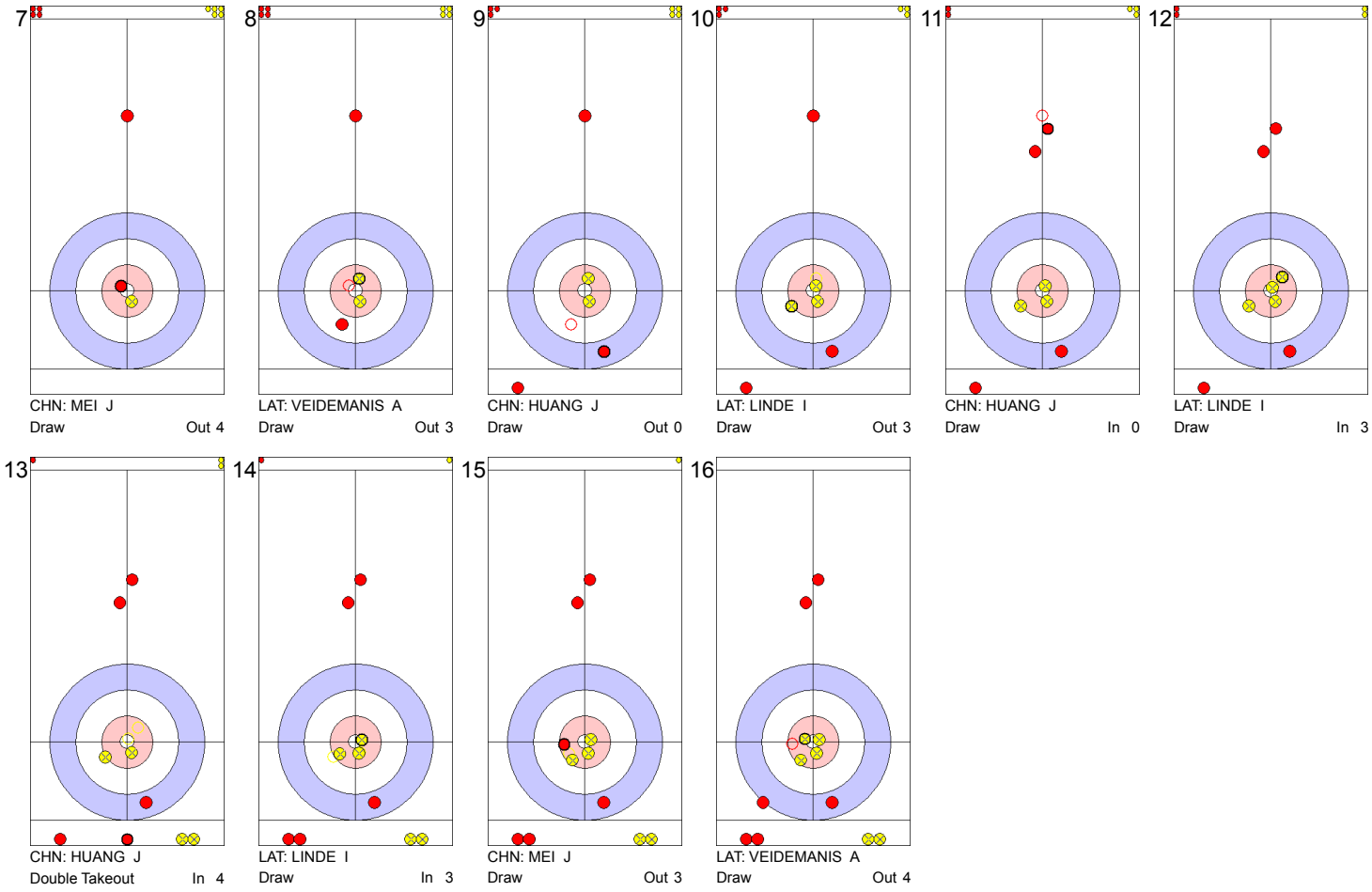

Game - Shot by Shot

CHN - China	1 + 0	LAT - Latvia	4 + 1	End 3

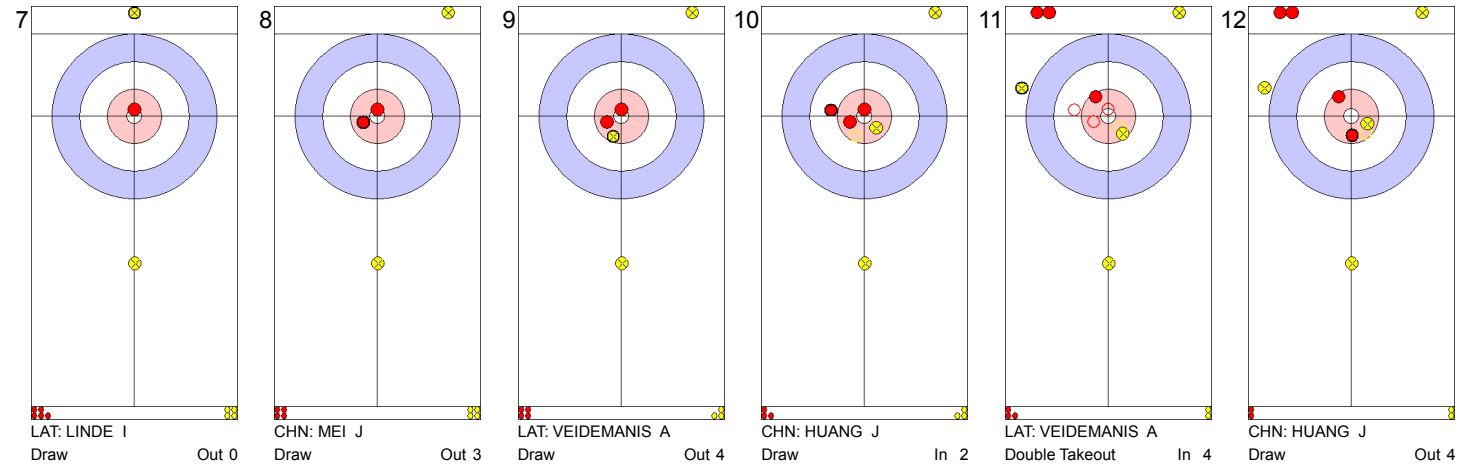

7
LAT: LINDE I
Draw Out 0

8
CHN: MEI J
Draw Out 3

9
LAT: VEIDEMANIS A
Draw Out 4

10
CHN: HUANG J
Draw In 2

11
LAT: VEIDEMANIS A
Double Takeout In 4

12
CHN: HUANG J
Draw Out 4

13
LAT: VEIDEMANIS A
Takeout In 0

14
CHN: HUANG J
Draw Out 3

15
LAT: LINDE I
Draw In 3

16
CHN: MEI J
Draw In 2

Game - Shot by Shot

CHN - China	1 + 1	LAT - Latvia	5 + 0	End 4

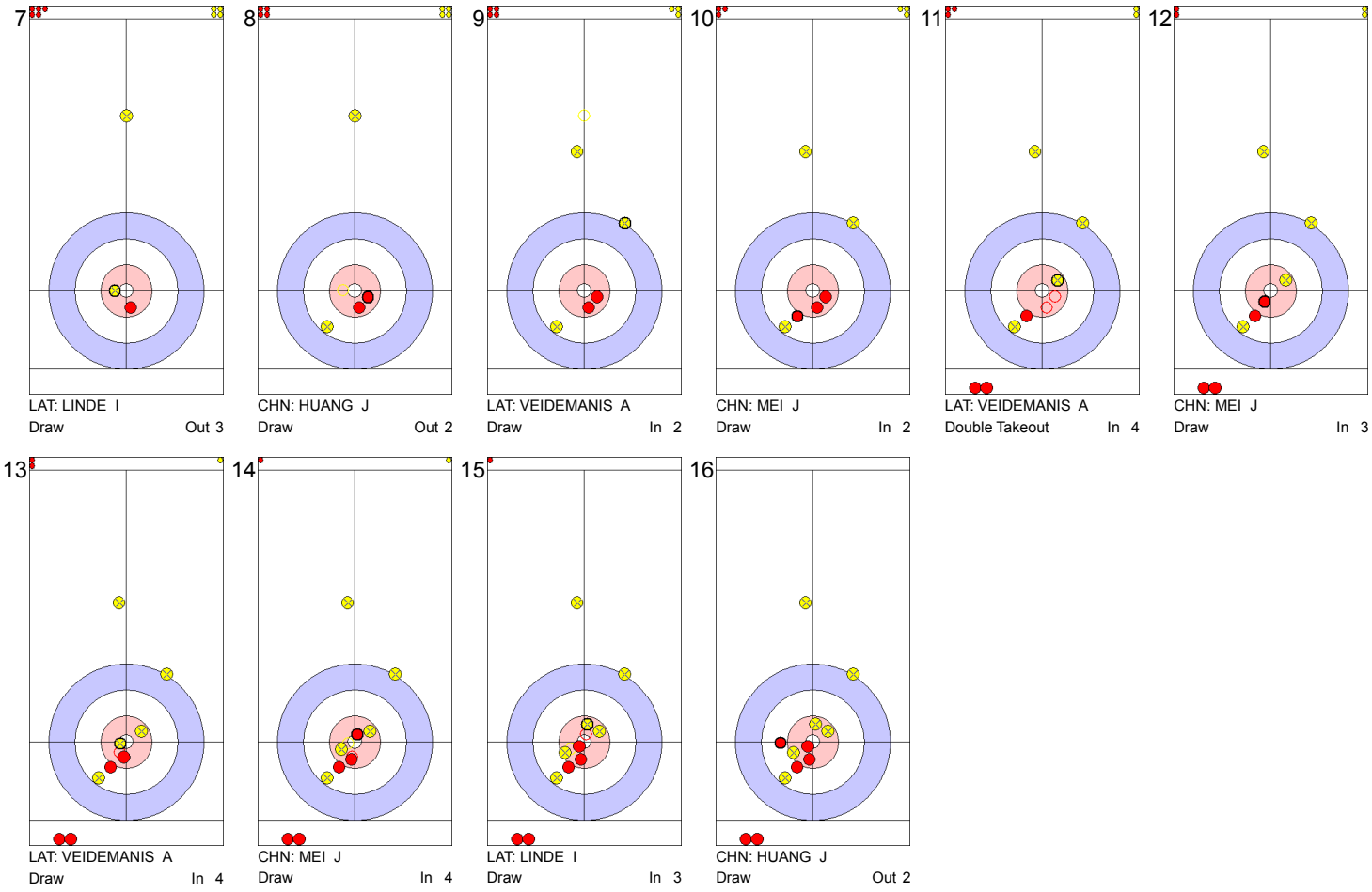

Game - Shot by Shot

CHN - China	2 + 1	LAT - Latvia	5 + 0	End 5

7

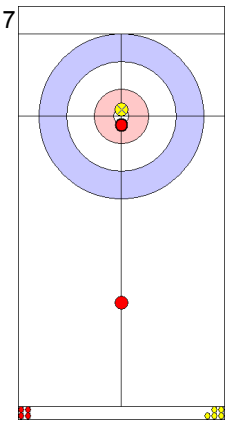

CHN: HUANG J
Draw Out 4

8

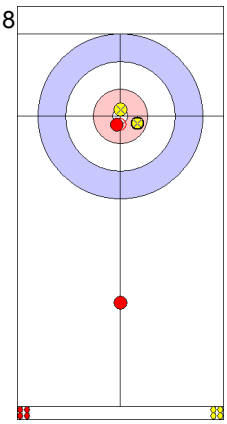

LAT: VEIDEMANIS A
Draw Out 2

9

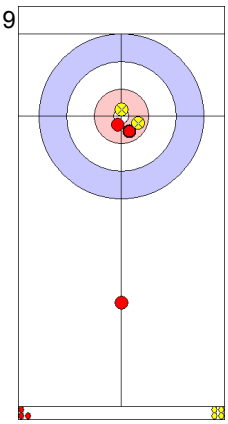

CHN: MEI J
Draw Out 3

10

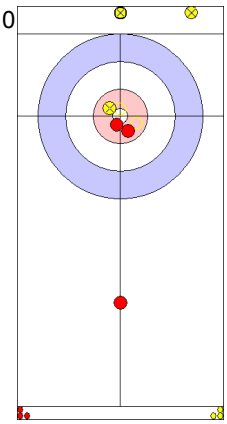

LAT: LINDE I
Takeout Out 0

11

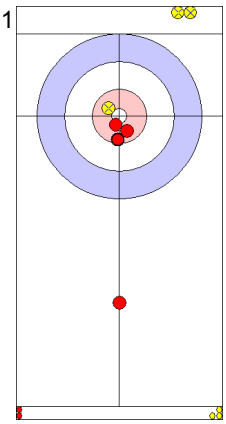

CHN: MEI J
Draw In 4

12

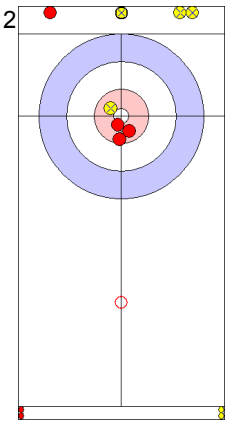

LAT: LINDE I
Takeout Out 2

13

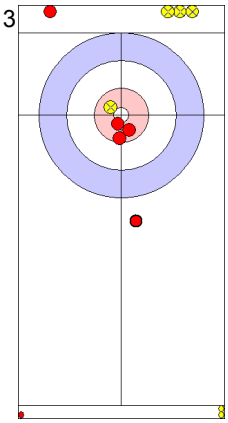

CHN: MEI J
Guard In 3

14

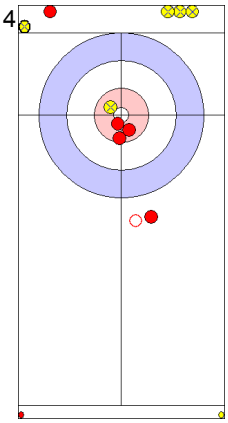

LAT: LINDE I
Takeout In 0

15

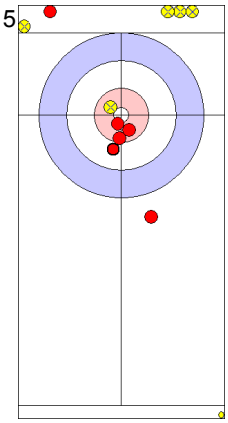

CHN: HUANG J
Draw In 4

16

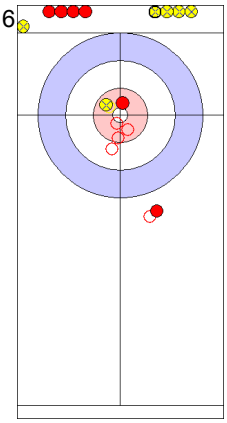

LAT: VEIDEMANIS A
Double Takeout Out 4

Game - Shot by Shot

CHN - China	3 + 0	LAT - Latvia	5 + 1	End 6

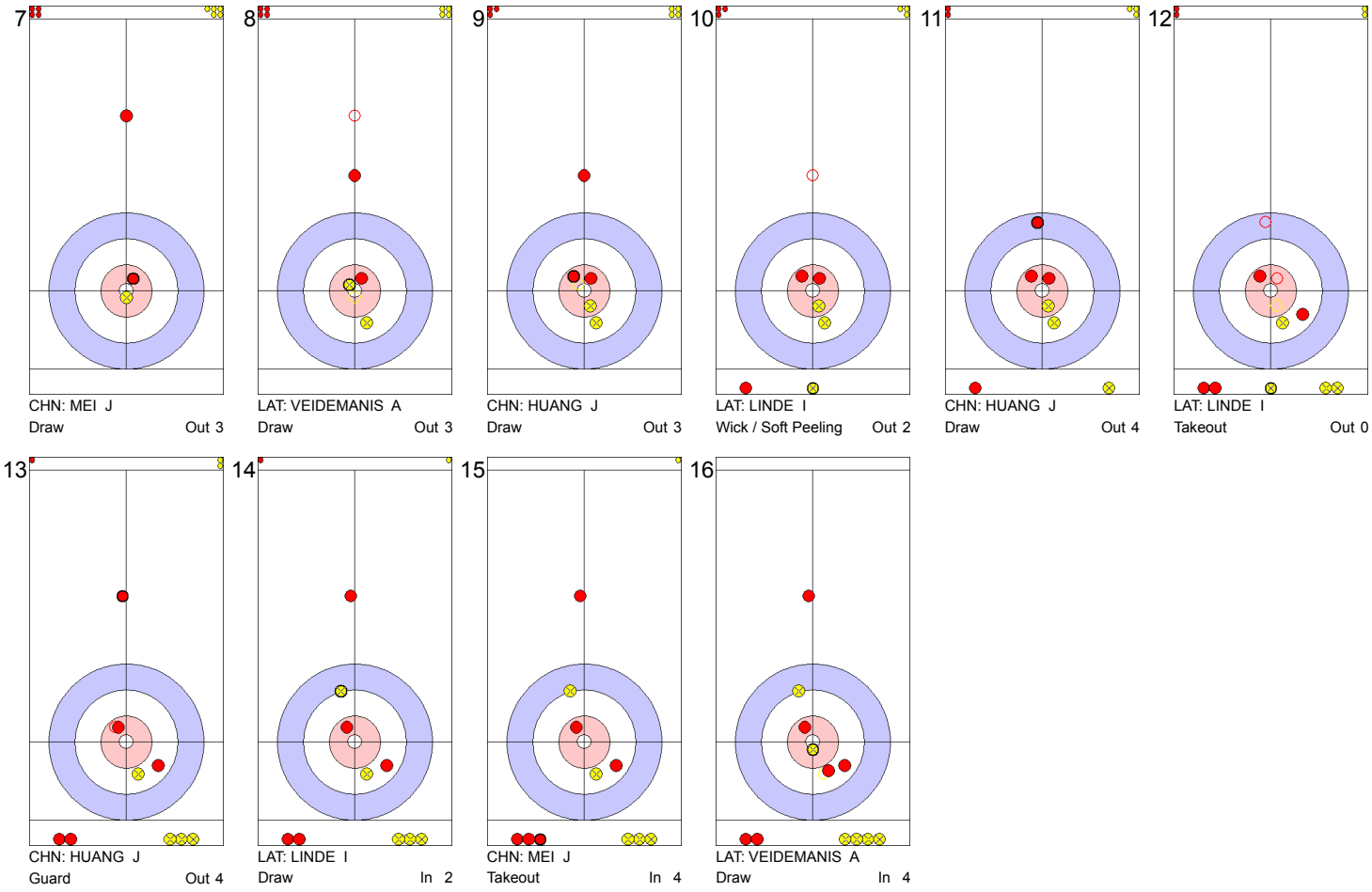

Game - Shot by Shot

CHN - China	3 + 0	LAT - Latvia	6 + 1	End 7

7

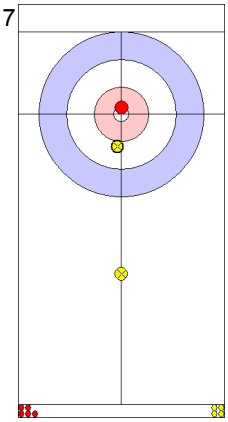

LAT: LINDE I
Draw Out 4

8

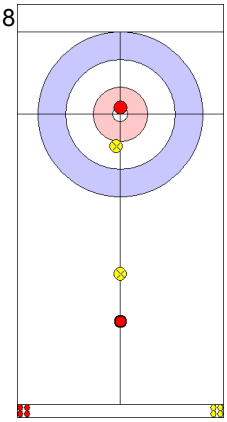

CHN: HUANG J
Guard In 4

9

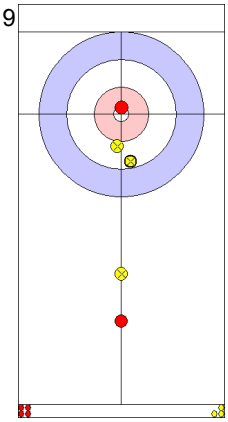

LAT: VEIDEMANIS A
Draw Out 2

10

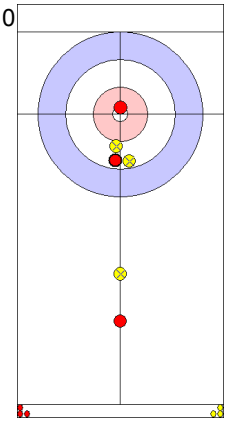

CHN: MEI J
Draw In 4

11

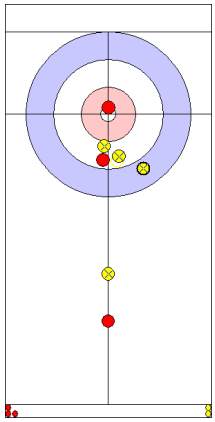

LAT: VEIDEMANIS A
Draw Out 2

12

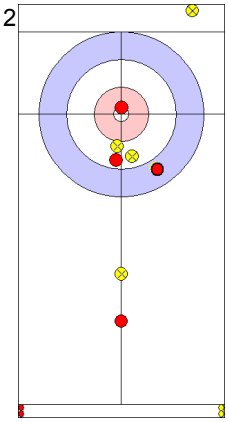

CHN: MEI J
Takeout Out 4

13

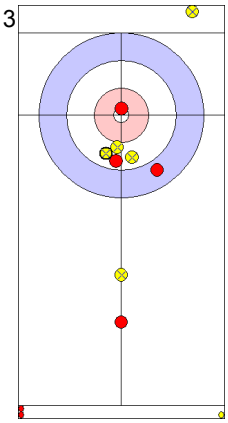

LAT: VEIDEMANIS A
Draw In 2

14

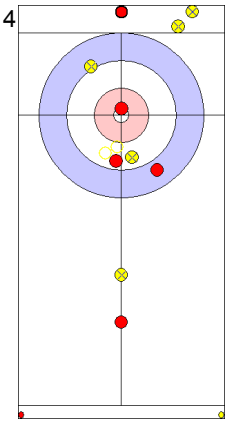

CHN: MEI J
Takeout In 3

15

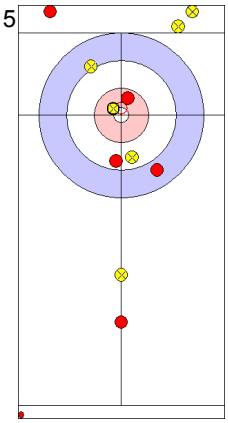

LAT: LINDE I
Draw In 4

16

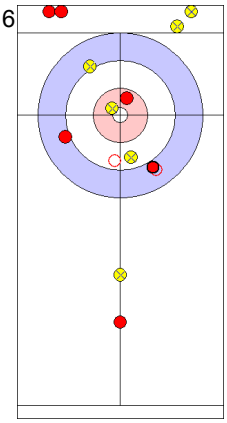

CHN: HUANG J
Takeout Out 2

Game - Shot by Shot

CHN - China	3 + 0	LAT - Latvia	7 + 1	End 8

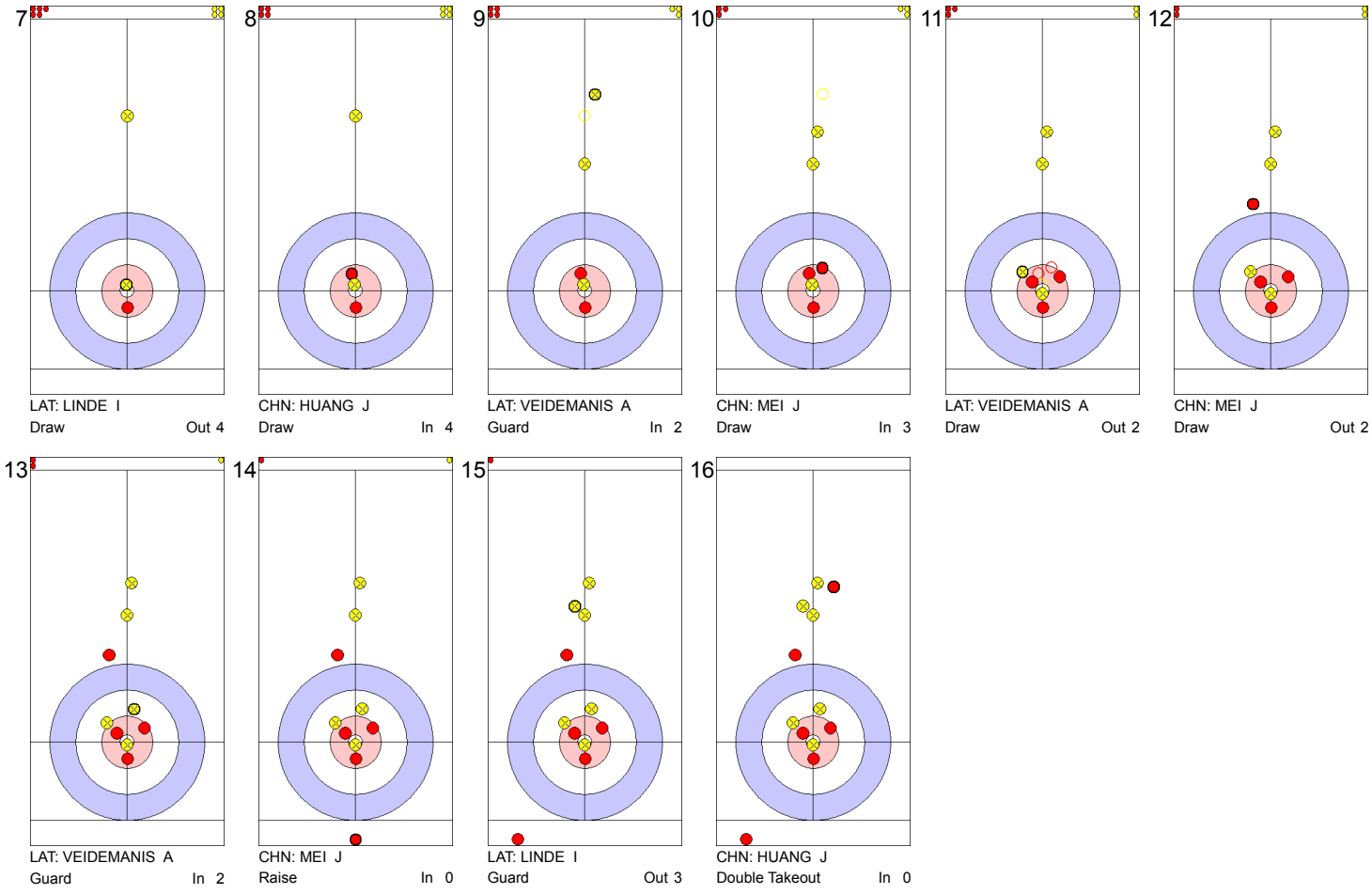

7
LAT: LINDE I
Draw Out 4

8
CHN: HUANG J
Draw In 4

9
LAT: VEIDEMANIS A
Guard In 2

10
CHN: MEI J
Draw In 3

11
LAT: VEIDEMANIS A
Draw Out 2

12
CHN: MEI J
Draw Out 2

13
LAT: VEIDEMANIS A
Guard In 2

14
CHN: MEI J
Raise In 0

15
LAT: LINDE I
Guard Out 3

16
CHN: HUANG J
Double Takeout In 0

Game Results

Sheet	Game	Team	LSFE	1	2	3	4	5	6	7	8	Extra Ends						Total
E	1	NZL - New Zealand		0	0	0	0	2	1	X	X							3
	1	FIN - Finland	*	3	4	3	1	0	0	X	X							11

NZL - New Zealand		Game	All
F	JONES Marisa	8 %	8 %
M	MUSTAPIC Dan	63 %	63 %
	Team Total	41 %	41 %

Last Stone Draw: 140.0cm
50.9cm ↻ MUSTAPIC D
89.1cm ↺ JONES M

Time remaining: 4 minutes 54 seconds

FIN - Finland		Game	All
F	KIISKINEN Katja	67 %	67 %
M	KIISKINEN Kalle	90 %	90 %
	Team Total	81 %	81 %

Last Stone Draw: 194.6cm
185.4cm ↻ KIISKINEN Katja
9.2cm ↺ KIISKINEN Kalle

Time remaining: 4 minutes 54 seconds

Detailed Game Statistics:

NZL - New Zealand		Draws		Takeouts		Total	
F	JONES Marisa	11	9 %	1	0 %	12	8 %
M	MUSTAPIC Dan	12	71 %	6	46 %	18	63 %
	Team Total	23	41 %	7	39 %	30	41 %

FIN - Finland		Draws		Takeouts		Total	
F	KIISKINEN Katja	9	78 %	3	33 %	12	67 %
M	KIISKINEN Kalle	15	90 %	3	92 %	18	90 %
	Team Total	24	85 %	6	63 %	30	81 %

LEGEND
F Female
X Unplayed/unfinished end due to concession
LSFE (*) Last stone first end
M Male

Game - Shot by Shot

NZL - New Zealand	0 + 0	FIN - Finland	0 + 3	End 1

7

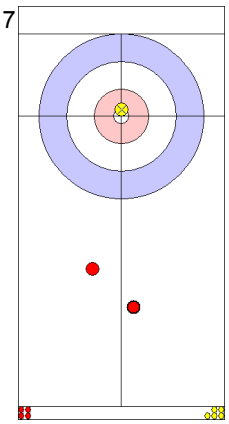

NZL: JONES M
Draw — Out 0

8

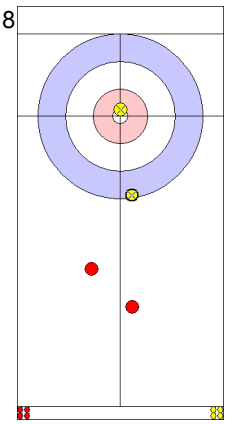

FIN: KIISKINEN Katja
Draw — In 4

9

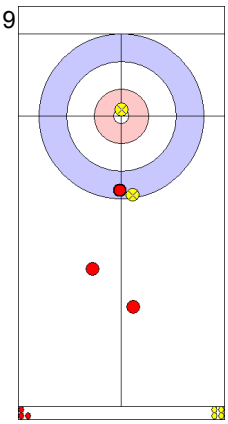

NZL: MUSTAPIC D
Draw — In 4

10

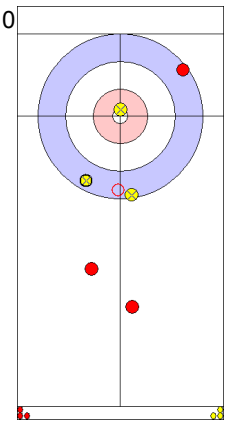

FIN: KIISKINEN Kalle
Draw — In 4

11

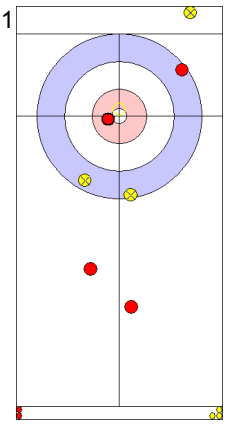

NZL: MUSTAPIC D
Takeout — In 4

12

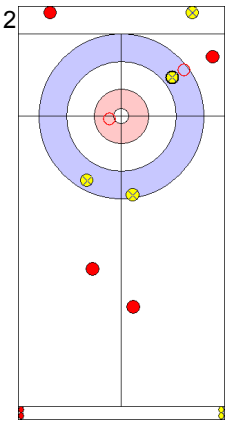

FIN: KIISKINEN Kalle
Double Takeout — In 4

13

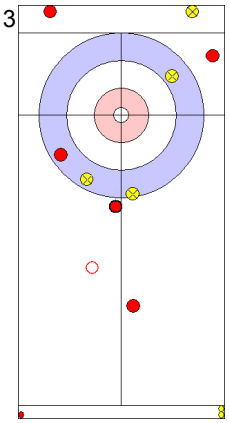

NZL: MUSTAPIC D
Draw — In 2

14

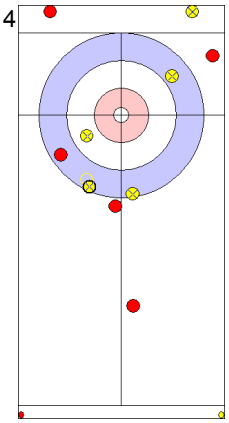

FIN: KIISKINEN Kalle
Raise — In 4

15

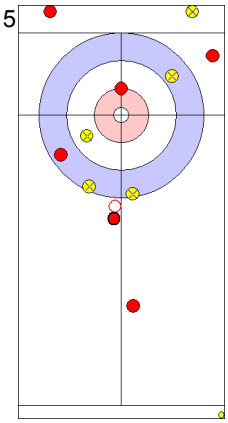

NZL: JONES M
Raise — In 4

16

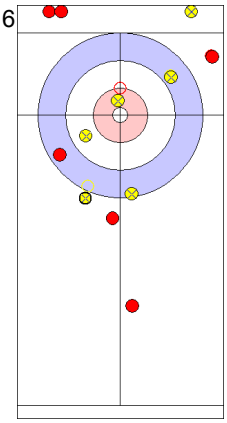

FIN: KIISKINEN Katja
Promotion Takeout — In 4

Game - Shot by Shot

NZL - New Zealand	0 + 0	FIN - Finland	3 + 4	End 2

7

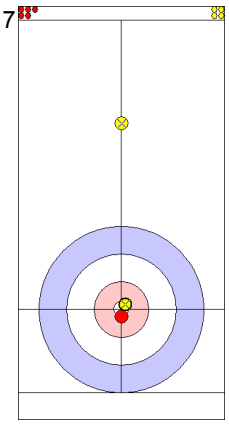

FIN: KIISKINEN Katja
Draw In 4

8

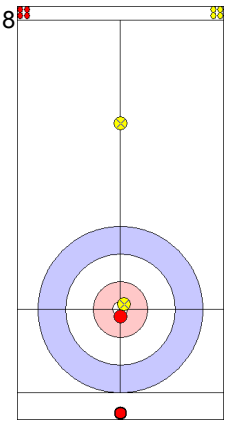

NZL: JONES M
Draw In 0

9

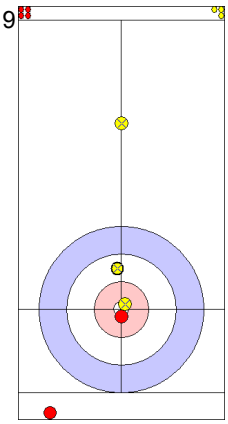

FIN: KIISKINEN Kalle
Draw In 4

10

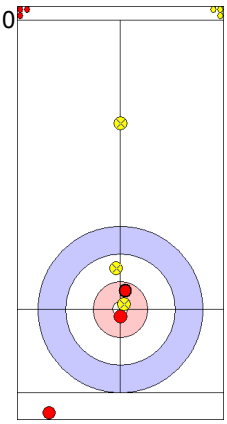

NZL: MUSTAPIC D
Draw In 4

11

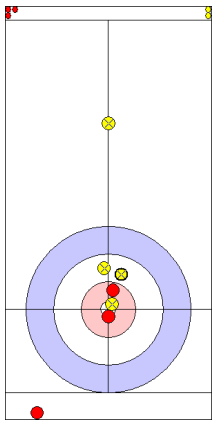

FIN: KIISKINEN Kalle
Draw In 4

12

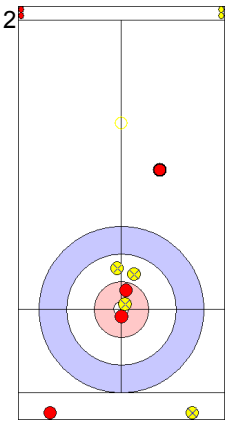

NZL: MUSTAPIC D
Takeout In 0

13

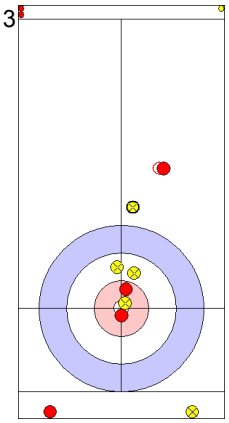

FIN: KIISKINEN Kalle
Guard In 4

14

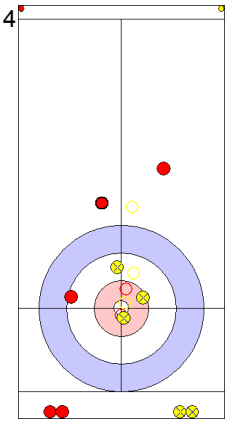

NZL: MUSTAPIC D
Double Takeout In 0

15

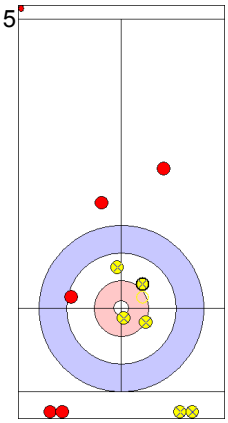

FIN: KIISKINEN Katja
Draw In 4

16

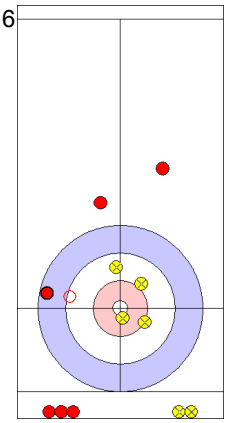

NZL: JONES M
Hit and Roll Out 0

Game - Shot by Shot

NZL - New Zealand	0 + 0	FIN - Finland	7 + 3	End 3

7

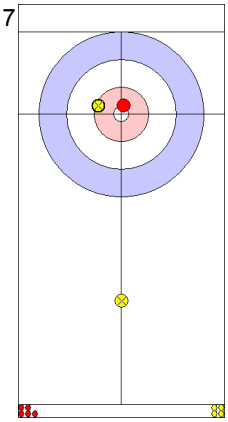

FIN: KIISKINEN Katja
Draw Out 2

8

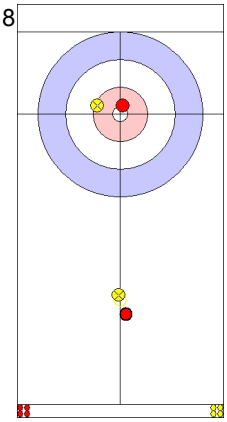

NZL: JONES M
Draw Out 0

9

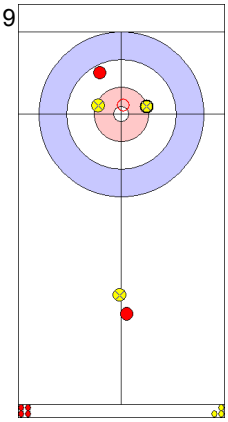

FIN: KIISKINEN Kalle
Raise Out 4

10

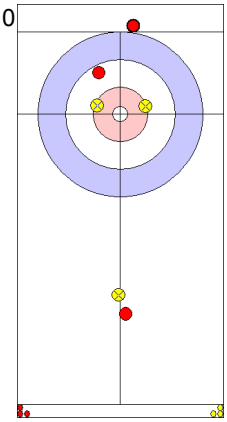

NZL: MUSTAPIC D
Draw Out 0

11

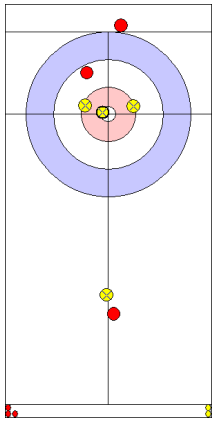

FIN: KIISKINEN Kalle
Draw Out 4

12

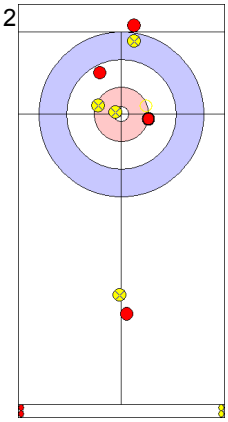

NZL: MUSTAPIC D
Draw Out 2

13

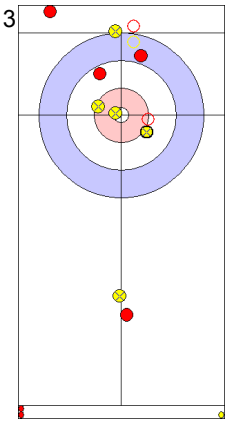

FIN: KIISKINEN Kalle
Hit and Roll Out 3

14

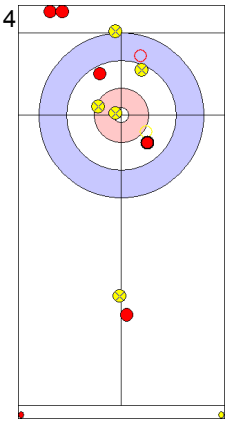

NZL: MUSTAPIC D
Hit and Roll Out 3

15

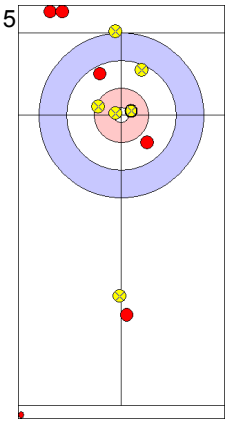

FIN: KIISKINEN Katja
Draw Out 4

16

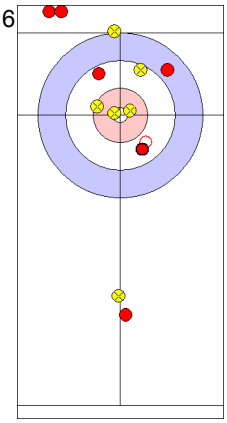

NZL: JONES M
Raise Out 0

Game - Shot by Shot

NZL - New Zealand	0 + 0	FIN - Finland	10 + 1	End 4

7

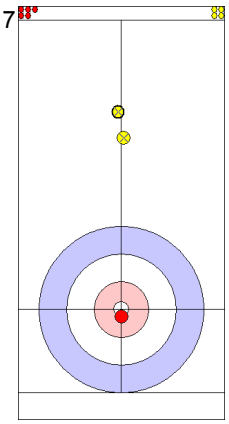

FIN: KIISKINEN Katja
Draw In 0

8

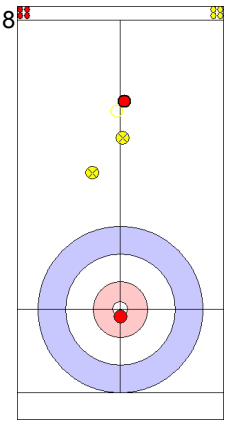

NZL: JONES M
Draw In 0

9

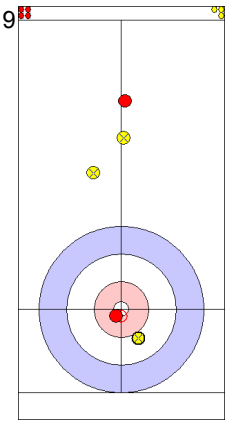

FIN: KIISKINEN Kalle
Draw In 2

10

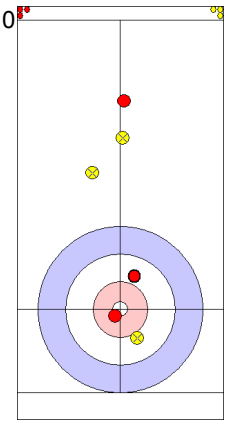

NZL: MUSTAPIC D
Draw In 4

11

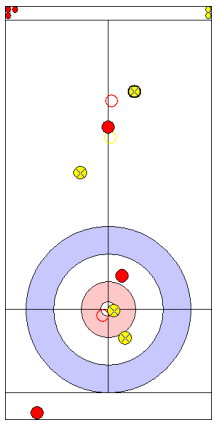

FIN: KIISKINEN Kalle
Promotion Takeout Out 4

12

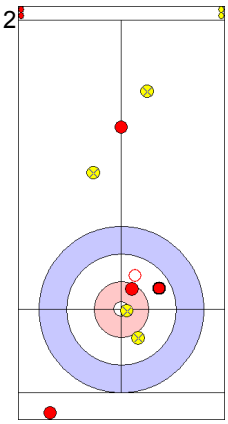

NZL: MUSTAPIC D
Raise Out 2

13

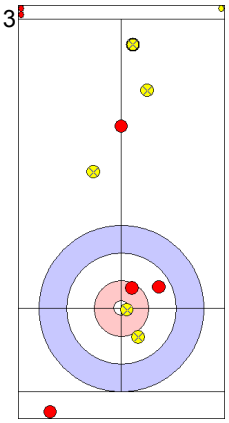

FIN: KIISKINEN Kalle
Guard Out 4

14

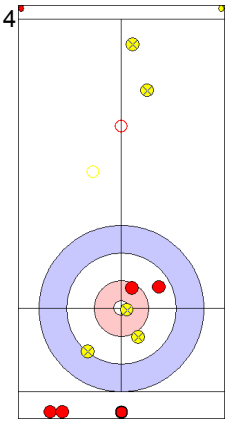

NZL: MUSTAPIC D
Promotion Takeout Out 0

15

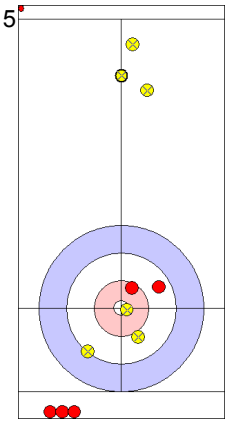

FIN: KIISKINEN Katja
Guard Out 4

16

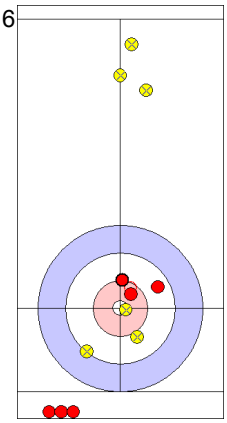

NZL: JONES M
Raise Out 0

Game - Shot by Shot

NZL - New Zealand	0 + 2	FIN - Finland	11 + 0	End 5

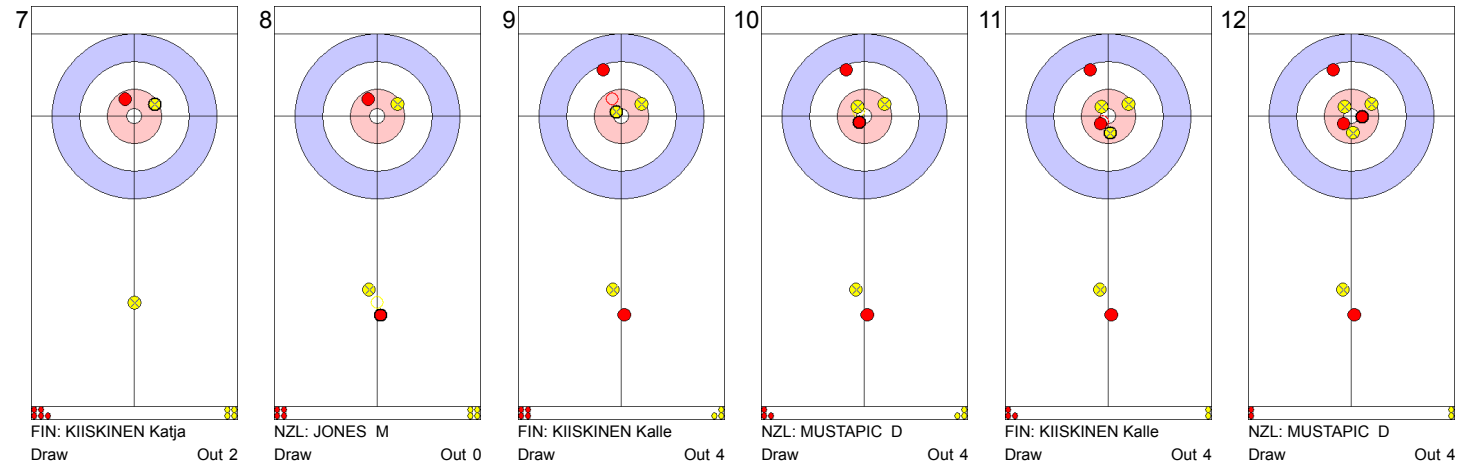

7
FIN: KIISKINEN Katja
Draw Out 2

8
NZL: JONES M
Draw Out 0

9
FIN: KIISKINEN Kalle
Draw Out 4

10
NZL: MUSTAPIC D
Draw Out 4

11
FIN: KIISKINEN Kalle
Draw Out 4

12
NZL: MUSTAPIC D
Draw Out 4

13
FIN: KIISKINEN Kalle
Raise Out 4

14
NZL: MUSTAPIC D
Raise Out 4

15
FIN: KIISKINEN Katja
Takeout Out 0

16
NZL: JONES M
Draw Out 0

Game - Shot by Shot

NZL - New Zealand	2 + 1	FIN - Finland	11 + 0	End 6

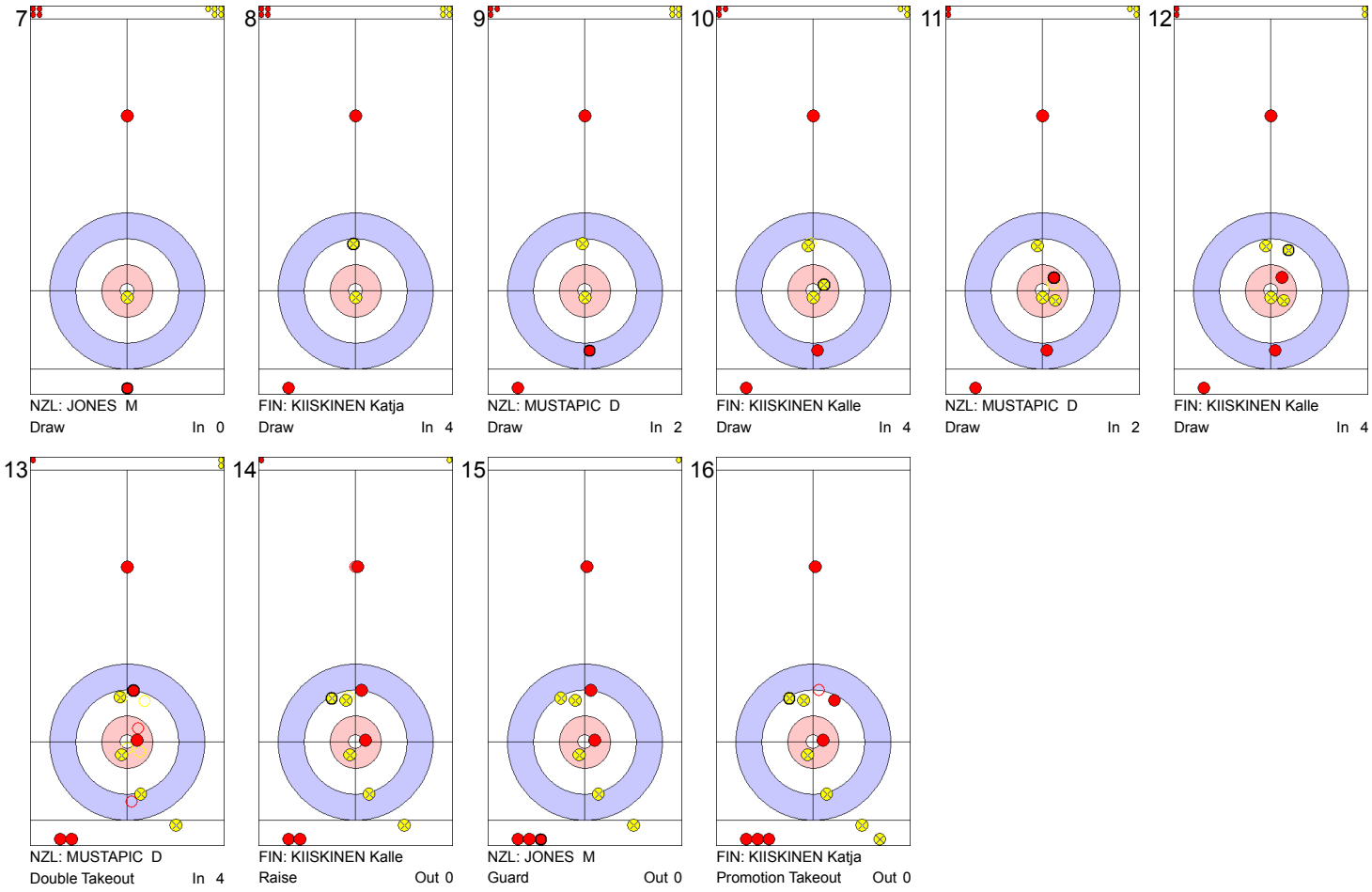

7
NZL: JONES M
Draw In 0

8
FIN: KIISKINEN Katja
Draw In 4

9
NZL: MUSTAPIC D
Draw In 2

10
FIN: KIISKINEN Kalle
Draw In 4

11
NZL: MUSTAPIC D
Draw In 2

12
FIN: KIISKINEN Kalle
Draw In 4

13
NZL: MUSTAPIC D
Double Takeout In 4

14
FIN: KIISKINEN Kalle
Raise Out 0

15
NZL: JONES M
Guard Out 0

16
FIN: KIISKINEN Katja
Promotion Takeout Out 0

Session Results and Standings

Sheet	Game	Team	LSFE	1	2	3	4	5	6	7	8	Extra Ends						Total
A	9	SCO - Scotland	*	0	2	1	2	0	0	2	3							10
	9	POL - Poland		1	0	0	0	3	1	0	0							5
B	9	ROU - Romania		0	1	0	0	0	1	0	X							2
	9	EST - Estonia	*	6	0	1	1	1	0	1	X							10
C	9	CAN - Canada	*	3	0	2	2	0	1	4	X							12
	9	KOR - Korea		0	2	0	0	1	0	0	X							3
D	9	HUN - Hungary	*	2	1	0	0	0	2	0	1	2						8
	9	ESP - Spain		0	0	2	1	1	0	2	0	0						6
E	9	ENG - England	*	3	0	3	2	0	3	X	X							11
	9	BLR - Belarus		0	1	0	0	1	0	X	X							2

Session Results and Standings

Standings after Round Robin

Rank	Team	Games	Wins	Losses				
Group A								
1	RUS - Russia	9	9	0	Q			
2	USA - United States	9	7	2	Q			
3	DEN - Denmark	9	6	3	TB	w1		
3	JPN - Japan	9	6	3	TB	w0		
5	SUI - Switzerland	9	5	4				
6	CZE - Czech Republic	9	4	5				
7	FRA - France	9	3	6		w1		
8	TUR - Turkey	9	3	6		w0		
9	SVK - Slovakia	9	2	7				
10	AUS - Australia	9	0	9				
Group B								
1	NOR - Norway	9	9	0	Q			
2	SWE - Sweden	9	6	3	TB	w2,1		
2	ITA - Italy	9	6	3	TB	w2,0		
2	LAT - Latvia	9	6	3	TB	w1,1		
2	FIN - Finland	9	6	3	TB	w1,0		
6	CHN - China	9	5	4				
7	NZL - New Zealand	9	2	7		w1	DSC	44.55 cm
8	SLO - Slovenia	9	2	7		w1	DSC	65.18 cm
9	AUT - Austria	9	2	7		w1	DSC	66.68 cm
10	BRA - Brazil	9	1	8				
Group C								
1	CAN - Canada	9	8	1	Q			
2	EST - Estonia	9	7	2	Q	w1		
3	HUN - Hungary	9	7	2	Q	w0		
4	KOR - Korea	9	5	4		w2,1		
5	ENG - England	9	5	4		w2,0		
6	ESP - Spain	9	5	4		w1,1		
7	SCO - Scotland	9	5	4		w1,0		
8	POL - Poland	9	2	7				
9	ROU - Romania	9	1	8				
10	BLR - Belarus	9	0	9				

Tie-breaker schedule:

FRI 24 APR	8:00	TB1	SWE	-	FIN
		TB2	ITA	-	LAT
		TB3	DEN	-	JPN

LEGEND

DSC	Draw Shot Challenge	**LSFE**	(*) Last stone first end	**Q**	Qualified for post round robin games
TB	Involved in the tie-breaker	**TBx**	Tie-breaker number (x)	**wx**	Number of wins (x) against tied teams
X	Unplayed/unfinished end due to concession				

Game Results

Sheet	Game	Team	LSFE	1	2	3	4	5	6	7	8	Extra Ends						Total
A	9	SCO - Scotland	*	0	2	1	2	0	0	2	3							10
	9	POL - Poland		1	0	0	0	3	1	0	0							5

SCO - Scotland		Game	All
F	McCLEARY Judith	72 %	73 %
M	McCLEARY Lee	67 %	75 %
	Team Total	70 %	74 %

Last Stone Draw: 18.8cm 0.0cm ↻ McCLEARY L
18.8cm ↺ McCLEARY J

Time remaining: 4 minutes 25 seconds

Time-out: end 8 - SCO stone 6

POL - Poland		Game	All
F	FLOREK Karolina	76 %	60 %
M	MOLSKI Szymon	30 %	54 %
	Team Total	58 %	57 %

Last Stone Draw: 185.7cm 5.7cm ↻ FLOREK K
180.0cm ↺ MOLSKI S

Time remaining: 2 minutes 15 seconds

Time-out: end 7 - POL stone 8

Detailed Game Statistics:

SCO - Scotland		Draws		Takeouts		Total	
F	McCLEARY Judith	15	82 %	9	56 %	24	72 %
M	McCLEARY Lee	13	79 %	3	17 %	16	67 %
	Team Total	28	80 %	12	46 %	40	70 %

POL - Poland		Draws		Takeouts		Total	
F	FLOREK Karolina	24	76 %	0	- %	24	76 %
M	MOLSKI Szymon	13	35 %	2	0 %	15	30 %
	Team Total	37	61 %	2	0 %	39	58 %

LEGEND
F Female **LSFE** (*) Last stone first end **M** Male

Game - Shot by Shot

SCO - Scotland	0 + 0	POL - Poland	0 + 1	End 1

7

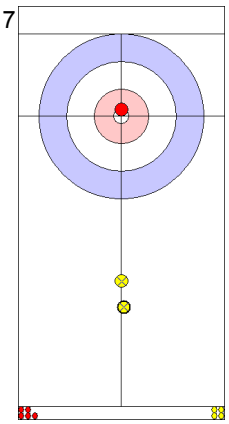

POL: MOLSKI S
Draw In 0

8

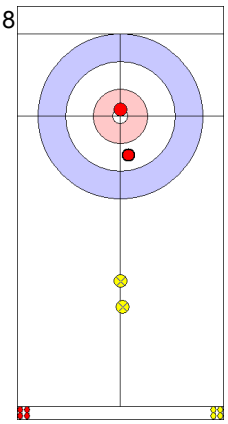

SCO: McCLEARY L
Draw In 3

9

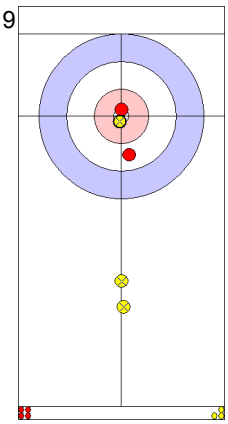

POL: FLOREK K
Draw In 4

10

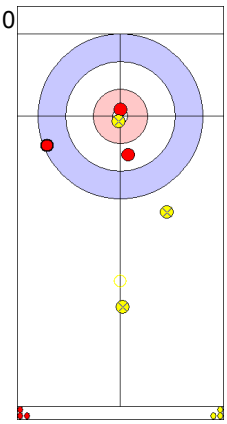

SCO: McCLEARY J
Draw In 1

11

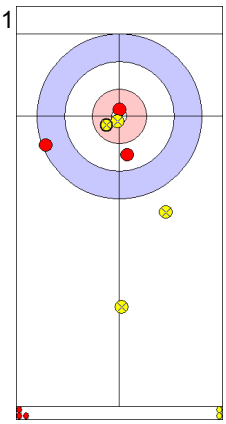

POL: FLOREK K
Draw In 3

12

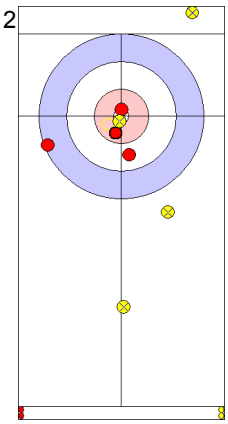

SCO: McCLEARY J
Takeout In 3

13

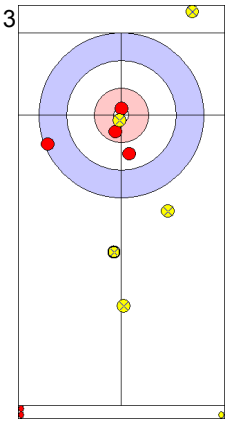

POL: FLOREK K
Guard In 3

14

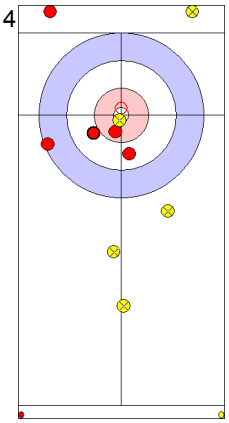

SCO: McCLEARY J
Takeout In 4

15

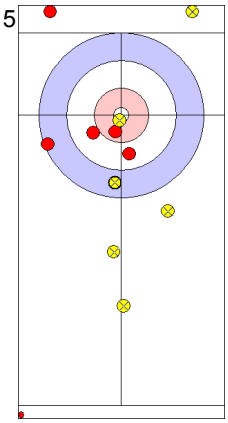

POL: MOLSKI S
Draw In 2

16

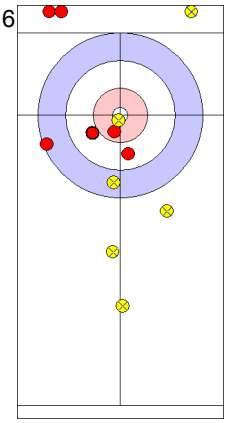

SCO: McCLEARY L
Hit and Roll In 0

Game - Shot by Shot

SCO - Scotland	0 + 2	POL - Poland	1 + 0	End 2

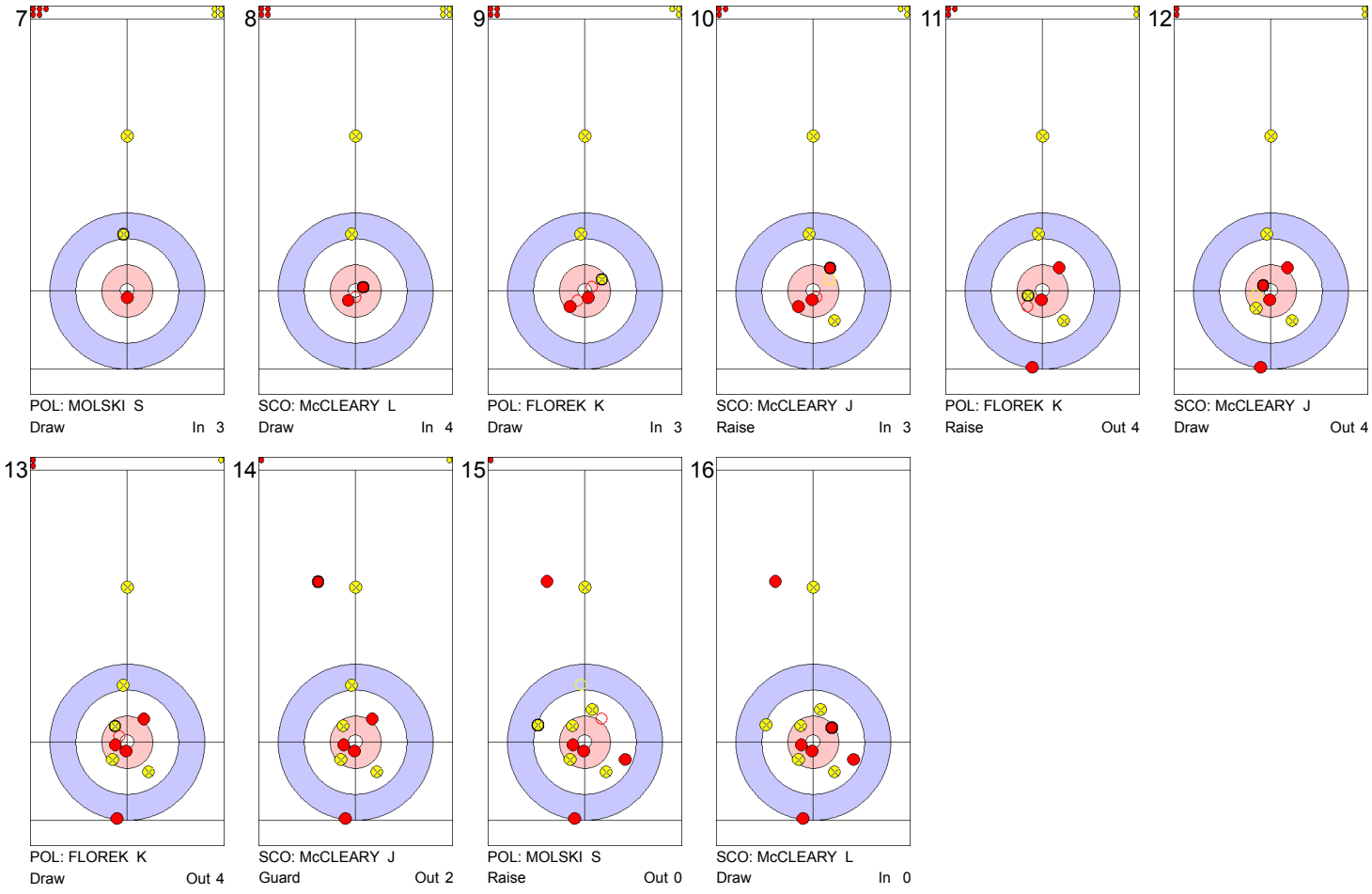

Game - Shot by Shot

SCO - Scotland	2 + 1	POL - Poland	1 + 0	End 3

7

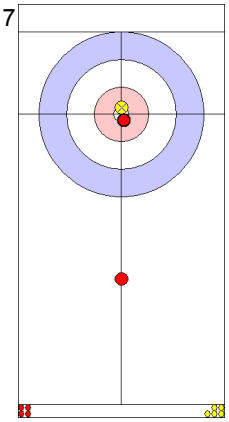

SCO: McCLEARY L
Draw In 4

8

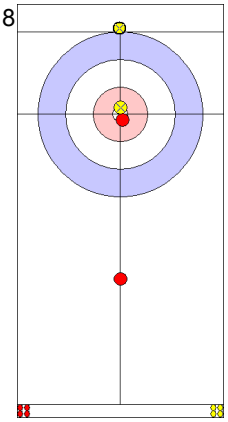

POL: MOLSKI S
Draw In 2

9

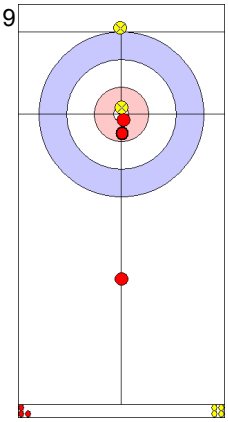

SCO: McCLEARY J
Draw Out 4

10

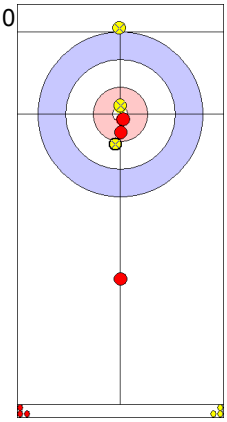

POL: FLOREK K
Draw In 4

11

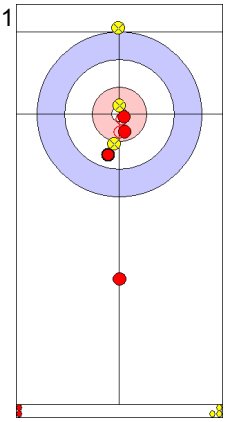

SCO: McCLEARY J
Draw In 3

12

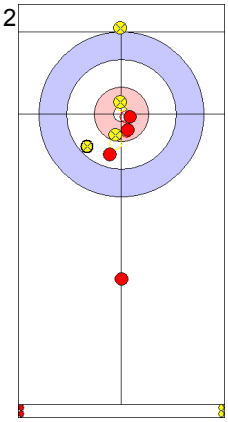

POL: FLOREK K
Raise In 2

13

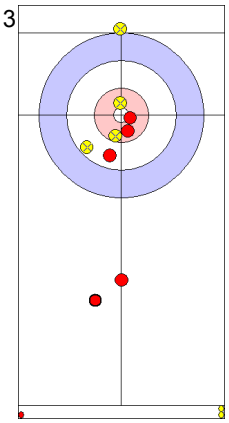

SCO: McCLEARY J
Guard In 4

14

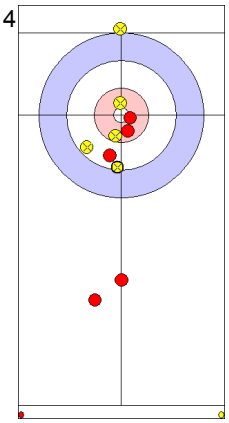

POL: FLOREK K
Draw Out 3

15

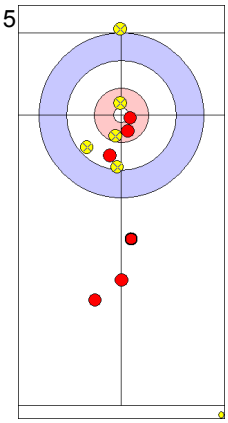

SCO: McCLEARY L
Guard Out 4

16

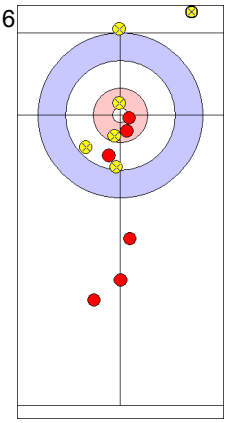

POL: MOLSKI S
through Out X

Game - Shot by Shot

SCO - Scotland	3 + 2	POL - Poland	1 + 0	End 4

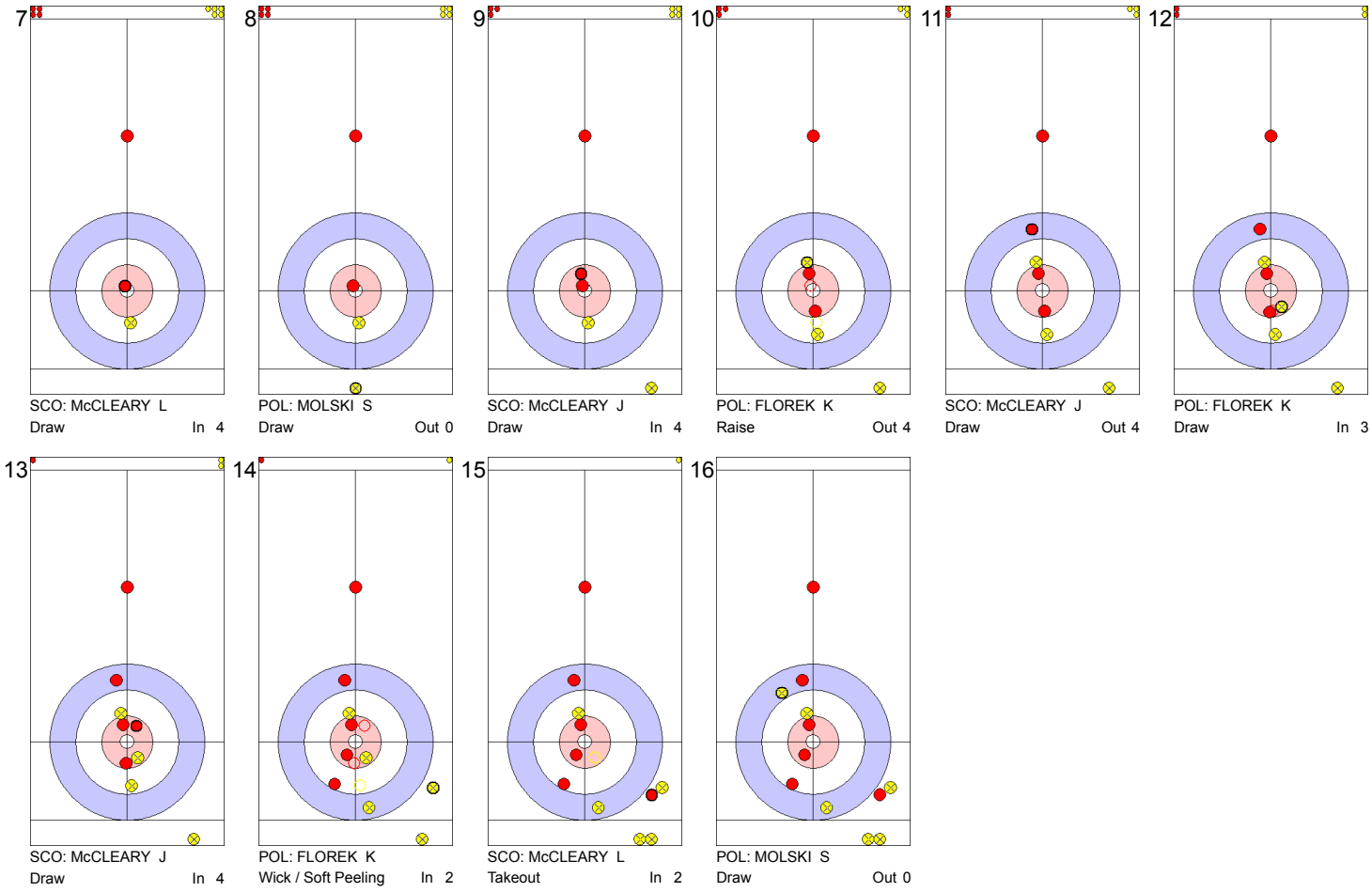

Game - Shot by Shot

SCO - Scotland	5 + 0	POL - Poland	1 + 3	End 5

7

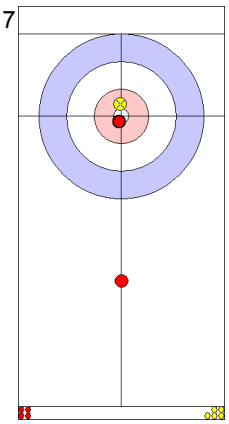

SCO: McCLEARY L
Draw In 4

8

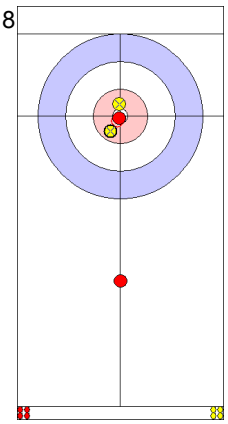

POL: MOLSKI S
Draw In 3

9

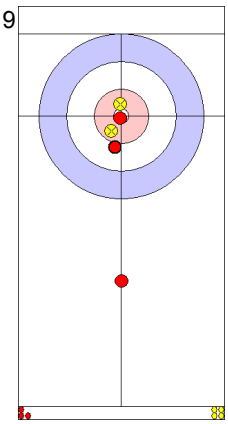

SCO: McCLEARY J
Draw In 4

10

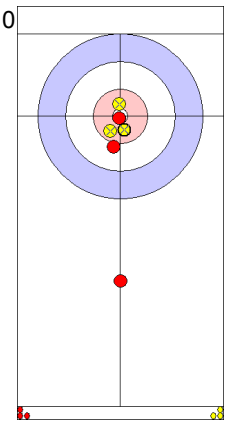

POL: FLOREK K
Draw Out 4

11

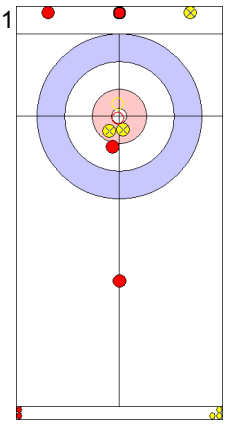

SCO: McCLEARY J
Clearing Out 0

12

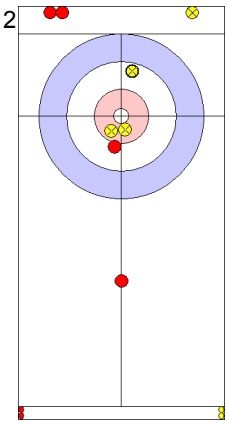

POL: FLOREK K
Draw Out 2

13

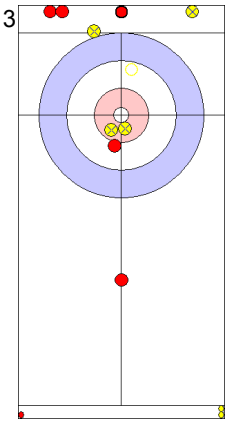

SCO: McCLEARY J
Takeout Out 1

14

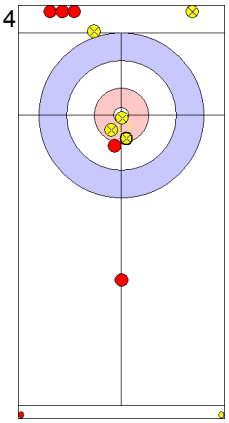

POL: FLOREK K
Draw Out 4

15

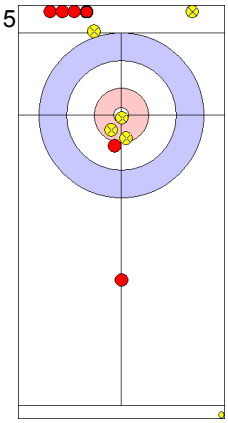

SCO: McCLEARY L
Takeout Out 0

16

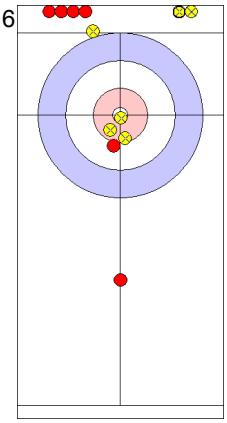

POL: MOLSKI S
Draw Out 0

Game - Shot by Shot

SCO - Scotland	5 + 0	POL - Poland	4 + 1	End 6

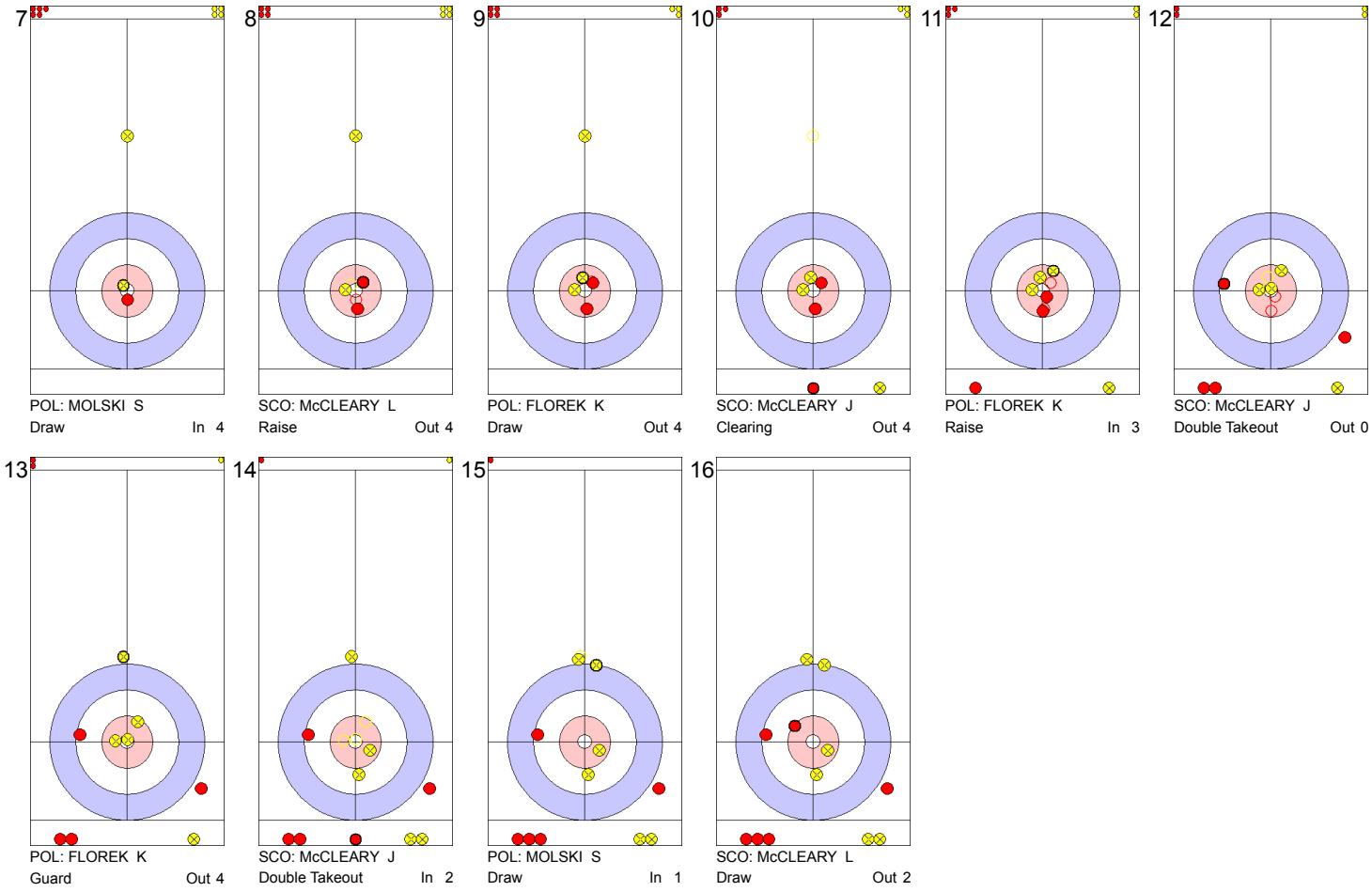

Game - Shot by Shot

SCO - Scotland	5 + 2	POL - Poland	5 + 0	End 7

7

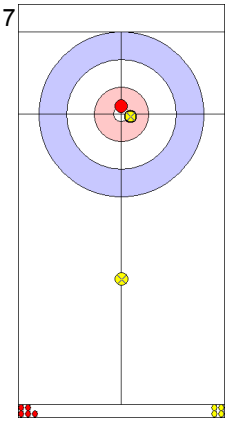

POL: MOLSKI S
Draw In 3

8

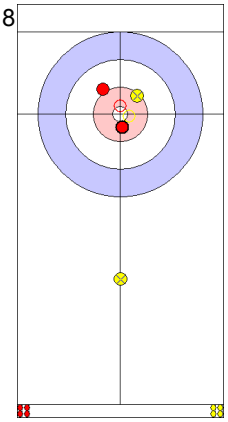

SCO: McCLEARY L
Raise Out 4

9

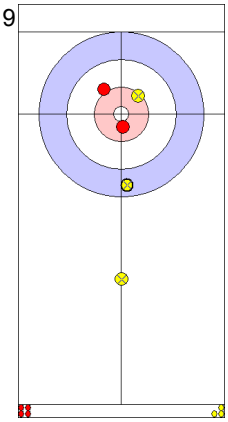

POL: FLOREK K
Draw Out 3

10

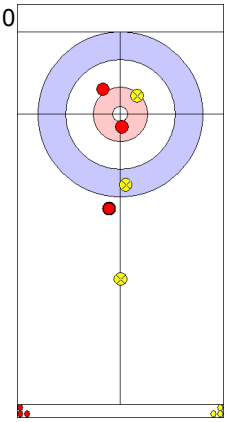

SCO: McCLEARY J
Draw In 0

11

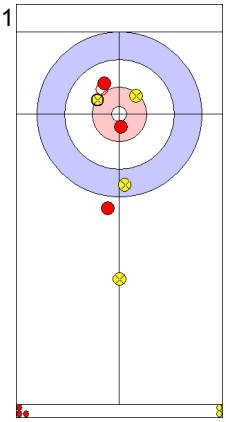

POL: FLOREK K
Draw In 2

12

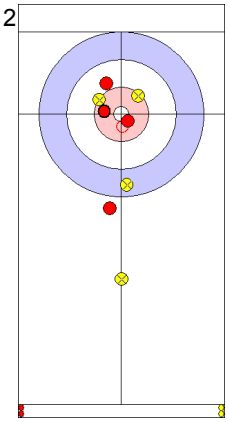

SCO: McCLEARY J
Draw In 4

13

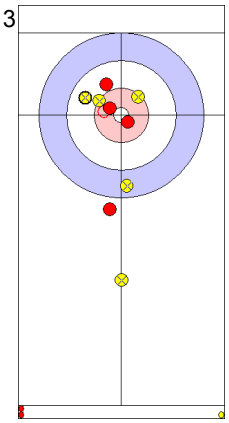

POL: FLOREK K
Draw In 1

14

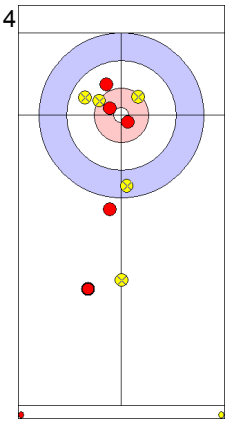

SCO: McCLEARY J
Guard In 4

15

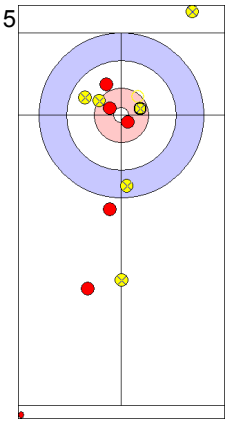

POL: MOLSKI S
Promotion Takeout Out 0
Time-out

16

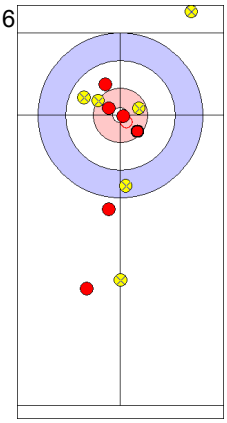

SCO: McCLEARY L
Draw Out 0

Game - Shot by Shot

SCO - Scotland	7 + 3	POL - Poland	5 + 0	End 8

7

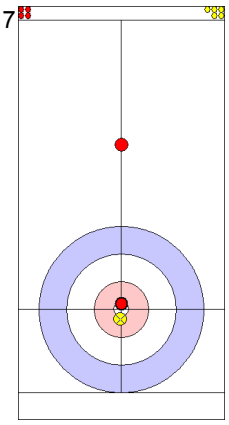

SCO: McCLEARY L
Draw In 4

8

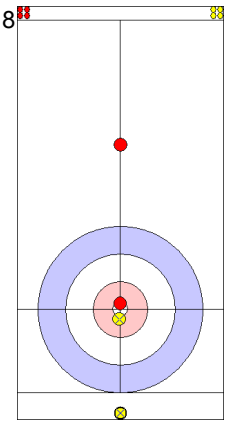

POL: MOLSKI S
Raise In 0

9

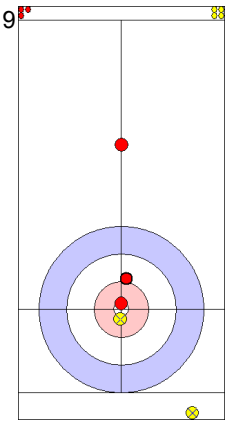

SCO: McCLEARY J
Draw In 4

10

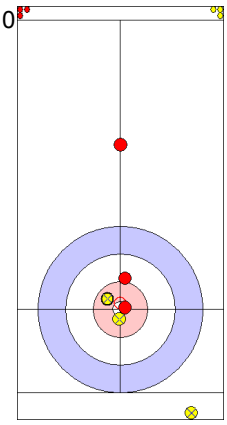

POL: FLOREK K
Draw Out 3

11

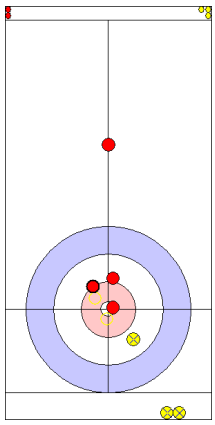

SCO: McCLEARY J
Double Takeout Out 3
Time-out

12

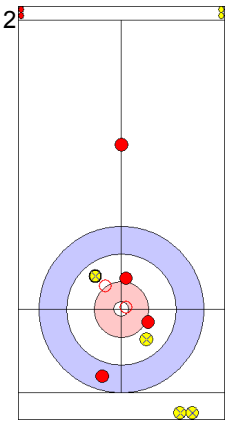

POL: FLOREK K
Wick / Soft Peeling Out 2

13

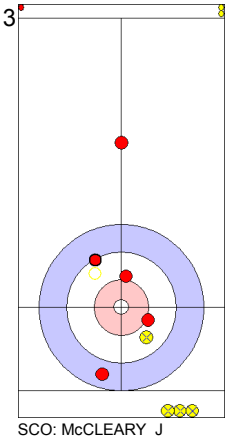

SCO: McCLEARY J
Hit and Roll Out 3

14

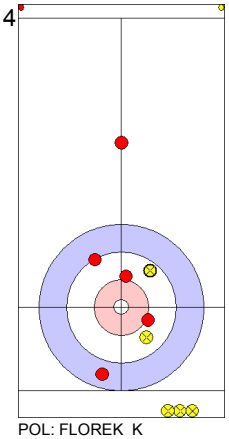

POL: FLOREK K
Draw In 2

15

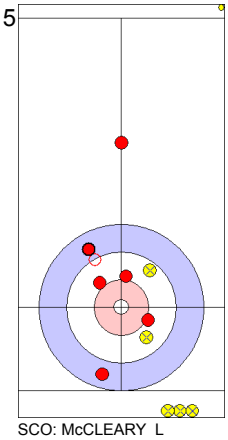

SCO: McCLEARY L
Draw Out 4

16

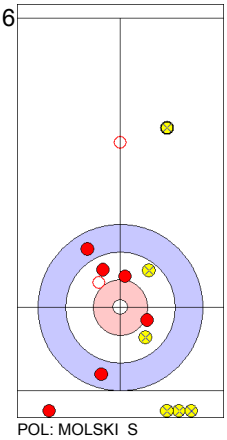

POL: MOLSKI S
Double Takeout Out 0

Game Results

Sheet	Game	Team	LSFE	1	2	3	4	5	6	7	8	Extra Ends						Total
B	9	ROU - Romania		0	1	0	0	0	1	0	X							2
	9	EST - Estonia	*	6	0	1	1	1	0	1	X							10

ROU - Romania		Game	All
F	TRAILA Iulia	36 %	37 %
M	MATAU Cristian	42 %	48 %
	Team Total	39 %	44 %

Last Stone Draw: 274.2cm 88.8cm ↻ TRAILA I
185.4cm ↺ MATAU C

Time remaining: 2 minutes 32 seconds

EST - Estonia		Game	All
F	MOELDER Maile	68 %	69 %
M	LILL Erkki	75 %	67 %
	Team Total	71 %	68 %

Last Stone Draw: 49.4cm 0.0cm ↻ LILL E
49.4cm ↺ MOELDER M

Time remaining: 5 minutes 37 seconds

Detailed Game Statistics:

ROU - Romania		Draws		Takeouts		Total	
F	TRAILA Iulia	11	45 %	3	0 %	14	36 %
M	MATAU Cristian	14	52 %	7	21 %	21	42 %
	Team Total	25	49 %	10	15 %	35	39 %

EST - Estonia		Draws		Takeouts		Total	
F	MOELDER Maile	13	73 %	8	59 %	21	68 %
M	LILL Erkki	11	77 %	3	67 %	14	75 %
	Team Total	24	75 %	11	61 %	35	71 %

LEGEND
F Female
X Unplayed/unfinished end due to concession
LSFE (*) Last stone first end
M Male

Game - Shot by Shot

ROU - Romania	0 + 0	EST - Estonia	0 + 6	End 1

7

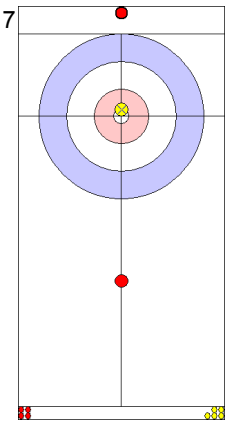

ROU: TRAILA I
Draw In 0

8

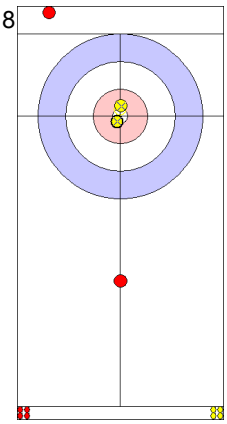

EST: LILL E
Draw In 4

9

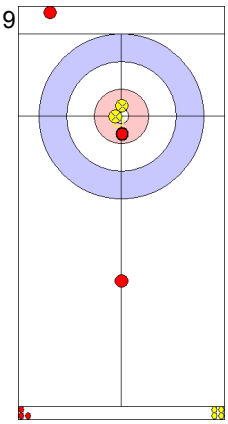

ROU: MATAU C
Draw Out 4

10

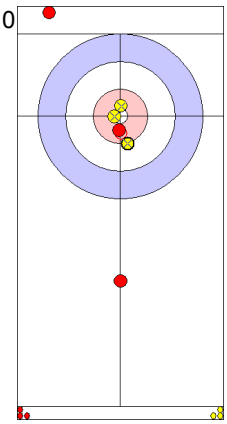

EST: MOELDER M
Draw In 3

11

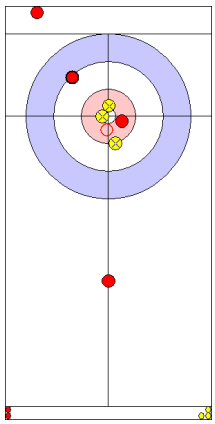

ROU: MATAU C
Raise In 2

12

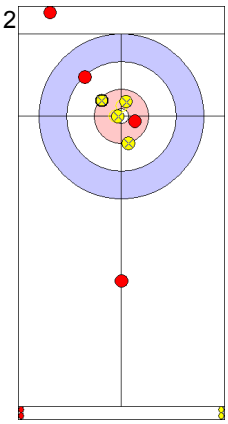

EST: MOELDER M
Draw In 2

13

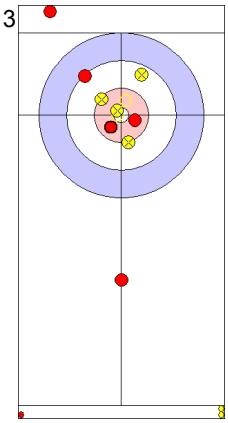

ROU: MATAU C
Draw In 3

14

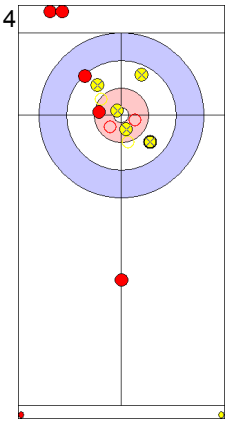

EST: MOELDER M
Double Takeout Out 2

15

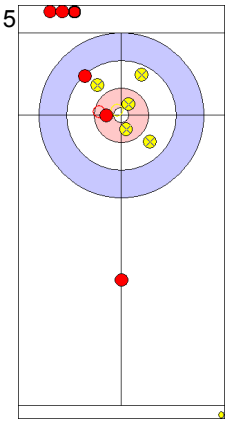

ROU: TRAILA I
Raise In 2

16

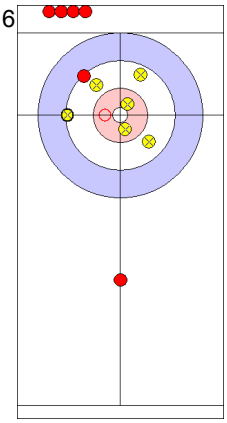

EST: LILL E
Takeout In 4

Game - Shot by Shot

ROU - Romania	0 + 1	EST - Estonia	6 + 0	End 2

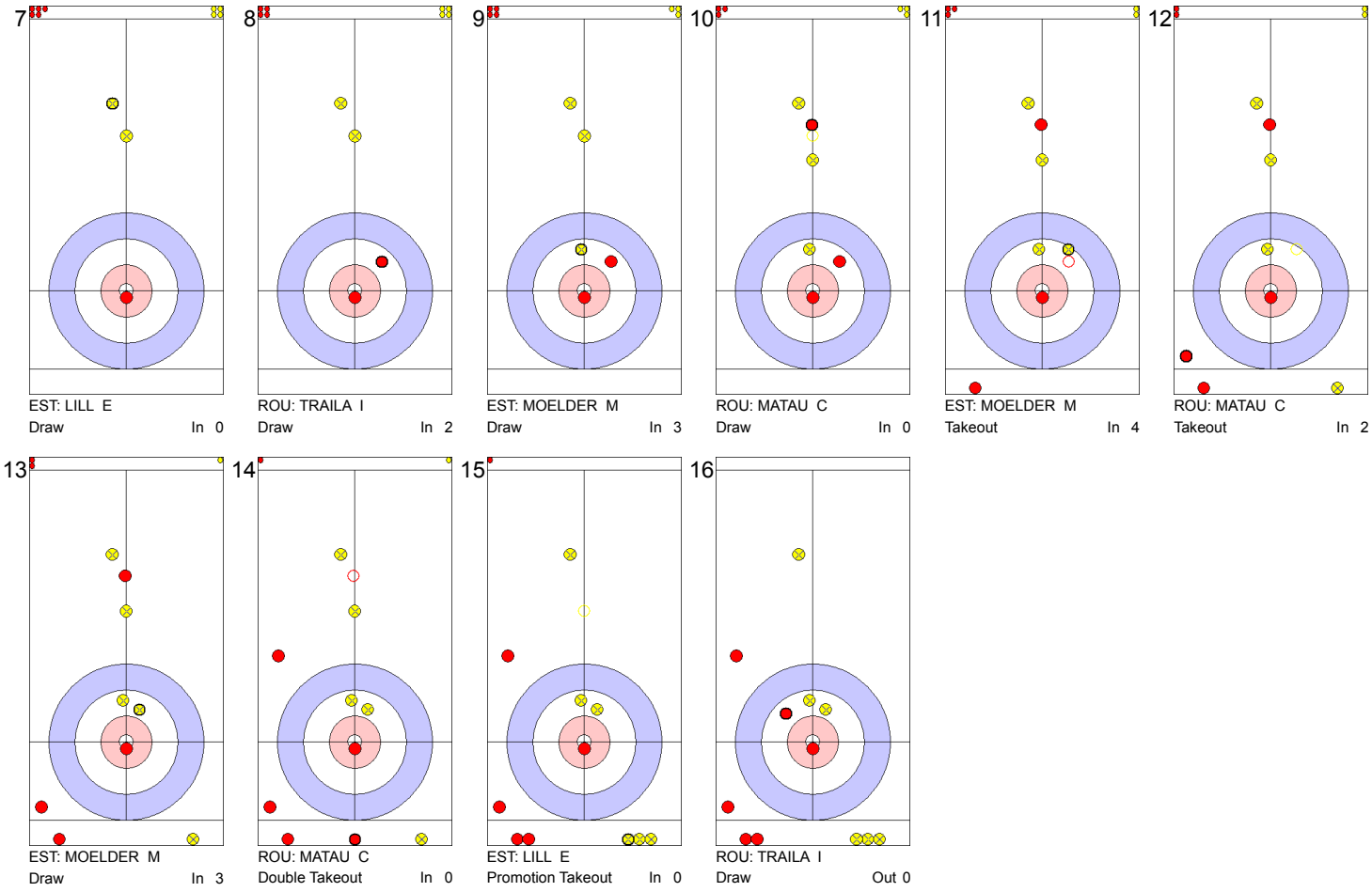

Game - Shot by Shot

ROU - Romania	1 + 0	EST - Estonia	6 + 1	End 3

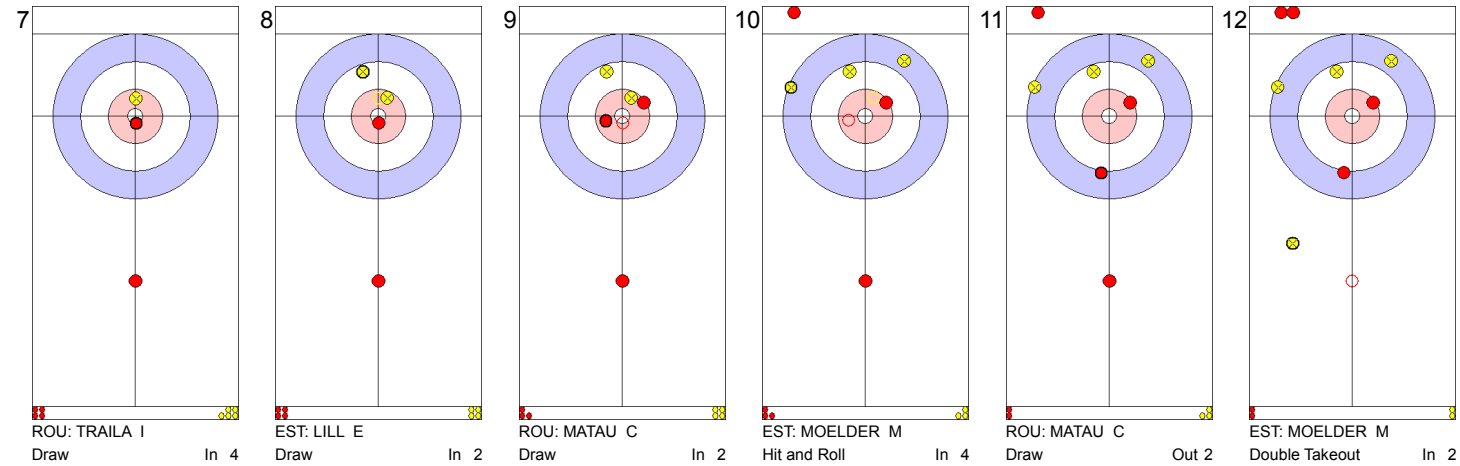

7	8	9	10	11	12
ROU: TRAILA I	EST: LILL E	ROU: MATAU C	EST: MOELDER M	ROU: MATAU C	EST: MOELDER M
Draw In 4	Draw In 2	Draw In 2	Hit and Roll In 4	Draw Out 2	Double Takeout In 2

13	14	15	16
ROU: MATAU C	EST: MOELDER M	ROU: TRAILA I	EST: LILL E
Draw In 2	Double Takeout Out 0	Draw Out 3	Draw Out 4

Game - Shot by Shot

ROU - Romania	1 + 0	EST - Estonia	7 + 1	End 4

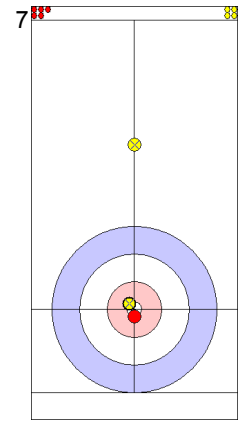

EST: LILL E
Draw In 4

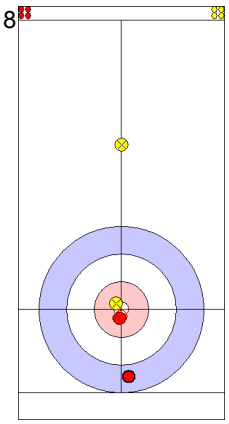

ROU: TRAILA I
Draw In 2

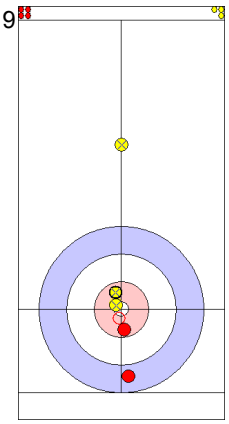

EST: MOELDER M
Wick / Soft Peeling Out 4

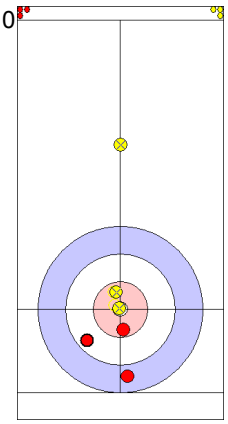

ROU: MATAU C
Draw Out 2

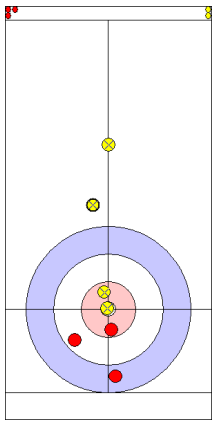

EST: MOELDER M
Guard Out 3

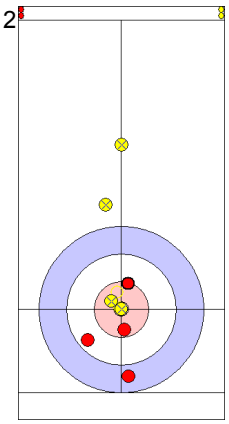

ROU: MATAU C
Draw In 3

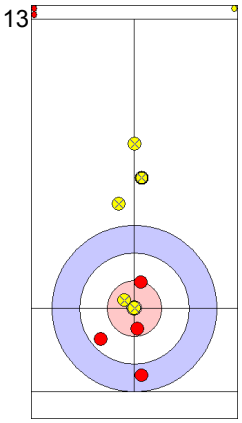

EST: MOELDER M
Guard In 3

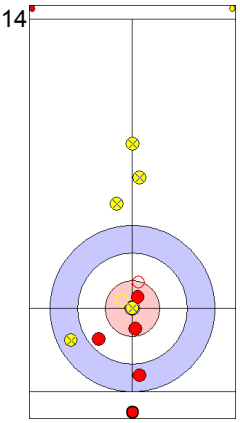

ROU: MATAU C
Raise In 4

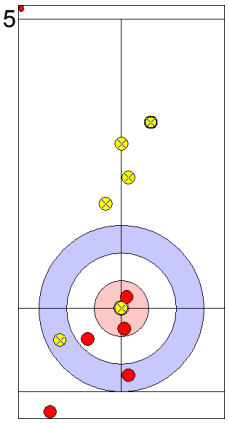

EST: LILL E
Guard In 4

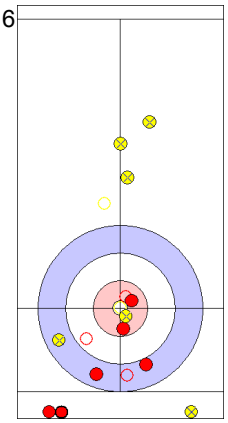

ROU: TRAILA I
Promotion Takeout Out 0

Game - Shot by Shot

ROU - Romania	1 + 0	EST - Estonia	8 + 1	End 5

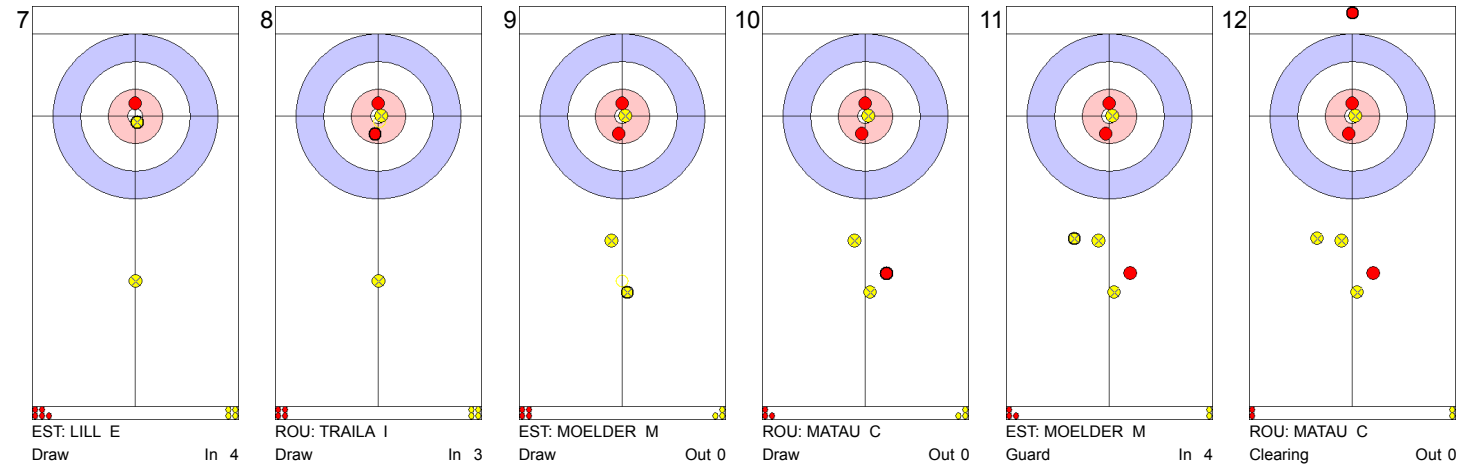

7
EST: LILL E
Draw In 4

8
ROU: TRAILA I
Draw In 3

9
EST: MOELDER M
Draw Out 0

10
ROU: MATAU C
Draw Out 0

11
EST: MOELDER M
Guard In 4

12
ROU: MATAU C
Clearing Out 0

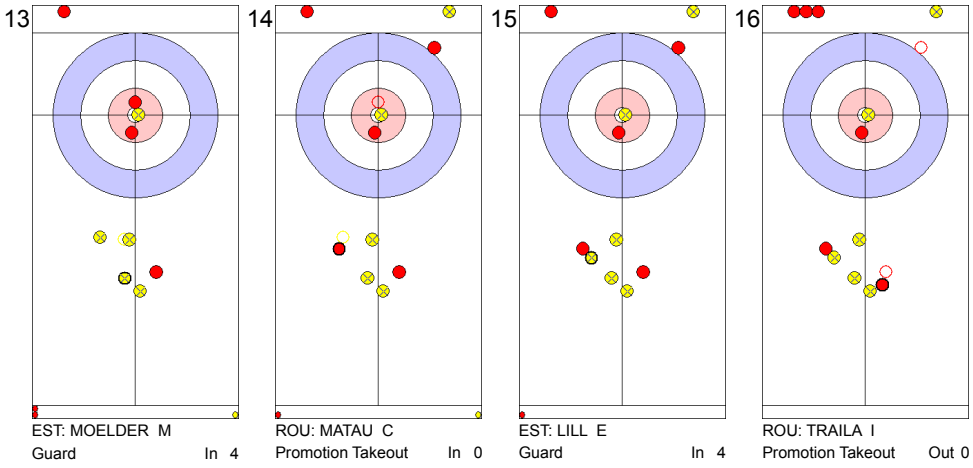

13
EST: MOELDER M
Guard In 4

14
ROU: MATAU C
Promotion Takeout In 0

15
EST: LILL E
Guard In 4

16
ROU: TRAILA I
Promotion Takeout Out 0

Game - Shot by Shot

ROU - Romania	1 + 1	EST - Estonia	9 + 0	End 6

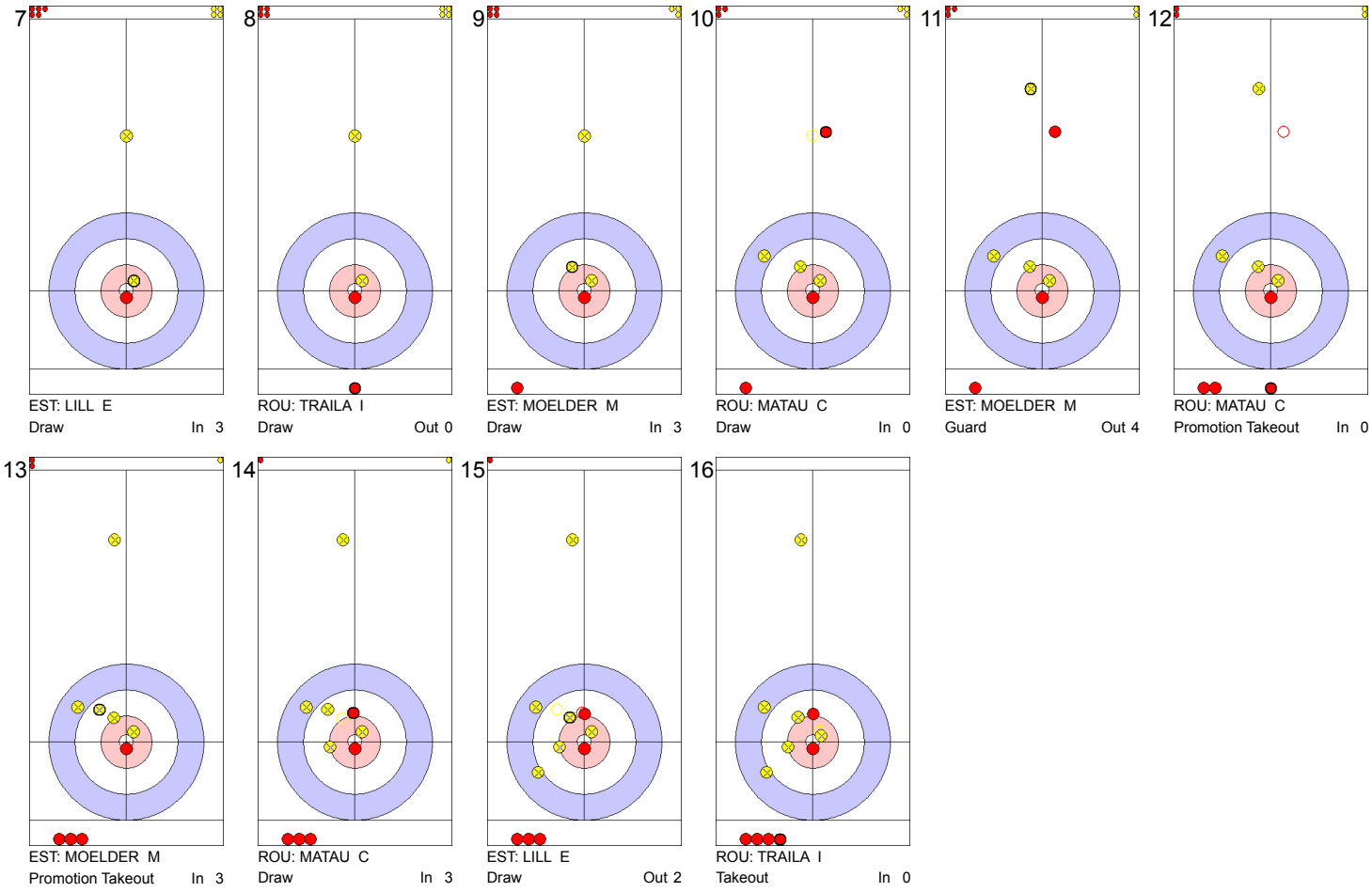

Game - Shot by Shot

ROU - Romania	2 + 0	EST - Estonia	9 + 1	End 7

7

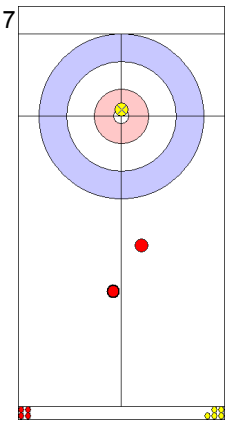

ROU: TRAILA I
Draw In 0

8

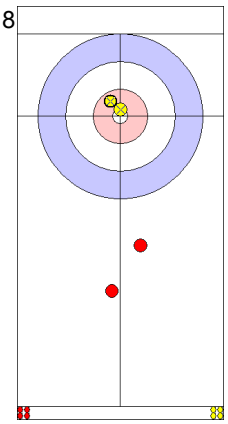

EST: LILL E
Draw In 3

9

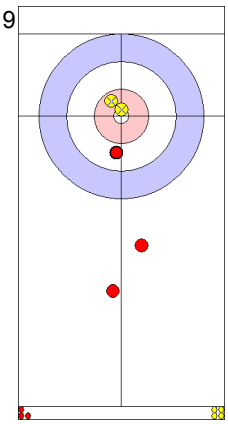

ROU: MATAU C
Draw In 2

10

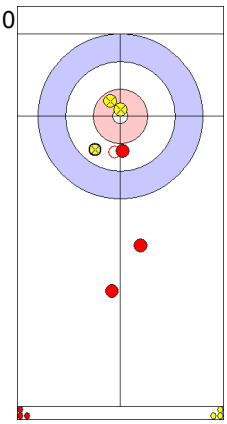

EST: MOELDER M
Draw In 2

11

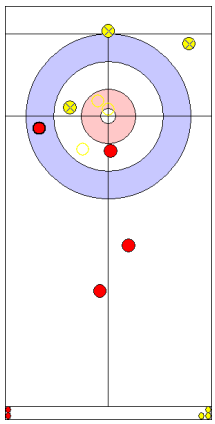

ROU: MATAU C
Double Takeout In 2

12

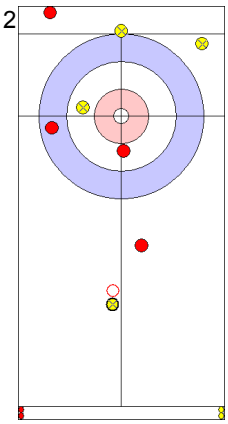

EST: MOELDER M
Takeout In 4

13

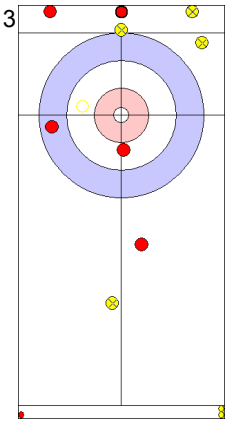

ROU: MATAU C
Takeout In 2

14

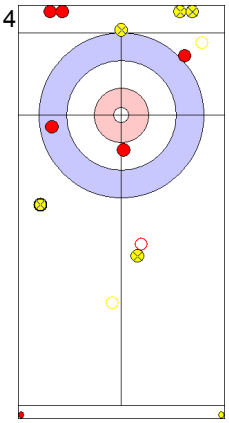

EST: MOELDER M
Promotion Takeout In 0

15

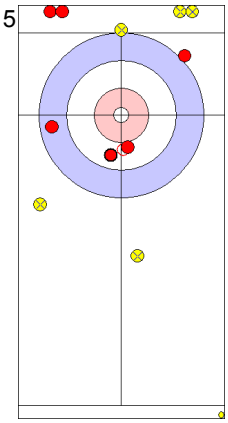

ROU: TRAILA I
Draw In 4

16

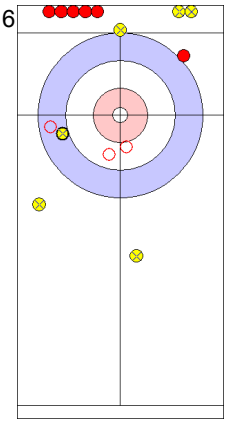

EST: LILL E
Double Takeout In 4

Game Results

Sheet	Game	Team	LSFE	1	2	3	4	5	6	7	8	Extra Ends						Total
C	9	CAN - Canada	*	3	0	2	2	0	1	4	X							12
	9	KOR - Korea		0	2	0	0	1	0	0	X							3

CAN - Canada		Game	All
F	PARK Kalynn	73 %	68 %
M	THOMAS Charley	88 %	80 %
	Team Total	82 %	76 %

Last Stone Draw: 146.7cm 144.7cm ↻ THOMAS C
2.0cm ↺ PARK K

Time remaining: 8 minutes 13 seconds

KOR - Korea		Game	All
F	LEE Hyein	72 %	67 %
M	BEAK Jong-Chul	43 %	65 %
	Team Total	58 %	66 %

Last Stone Draw: 185.4cm 185.4cm ↻ LEE H
0.0cm ↺ BEAK J

Time remaining: 5 minutes 4 seconds

Detailed Game Statistics:

CAN - Canada		Draws		Takeouts		Total	
F	PARK Kalynn	10	68 %	2	100 %	12	73 %
M	THOMAS Charley	9	94 %	9	81 %	18	88 %
	Team Total	19	80 %	11	84 %	30	82 %

KOR - Korea		Draws		Takeouts		Total	
F	LEE Hyein	11	84 %	4	38 %	15	72 %
M	BEAK Jong-Chul	10	55 %	5	20 %	15	43 %
	Team Total	21	70 %	9	28 %	30	58 %

LEGEND
F Female
X Unplayed/unfinished end due to concession
LSFE (*) Last stone first end
M Male

Game - Shot by Shot

CAN - Canada	0 + 3	KOR - Korea	0 + 0	End 1

7

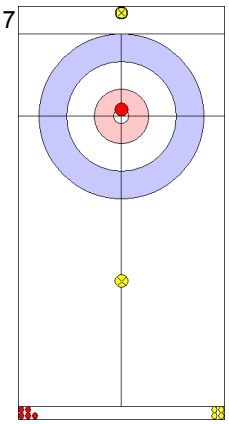

KOR: LEE H
no statistics Out X

8

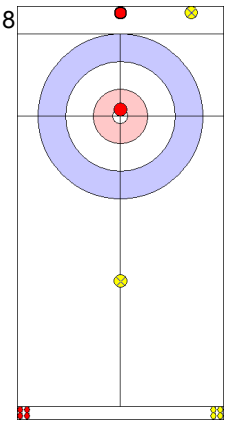

CAN: PARK K
no statistics Out X

9

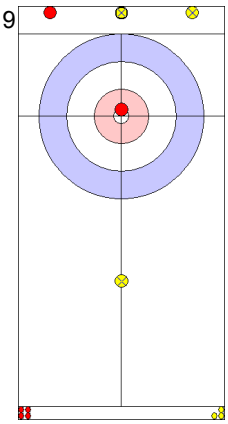

KOR: BEAK J
no statistics Out X

10

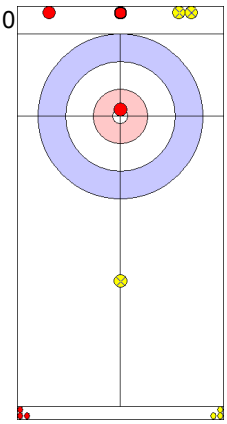

CAN: THOMAS C
no statistics Out X

11

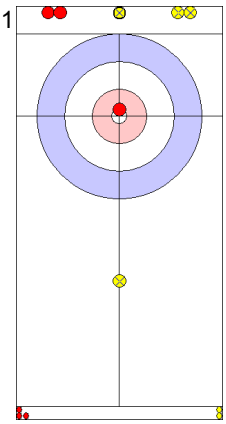

KOR: BEAK J
no statistics Out X

12

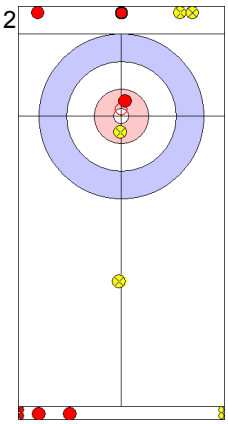

CAN: THOMAS C
no statistics Out X

13

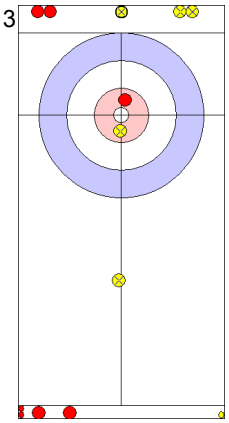

KOR: BEAK J
no statistics Out X

14

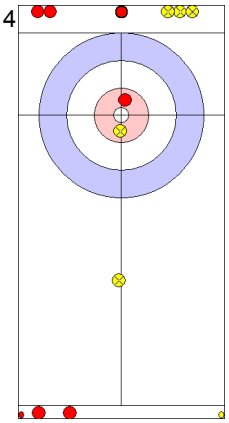

CAN: THOMAS C
no statistics Out X

15

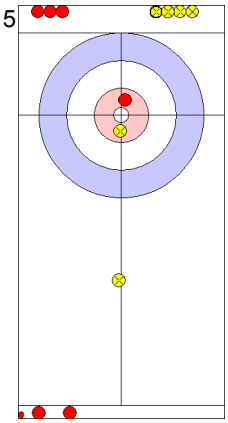

KOR: LEE H
no statistics Out X

16

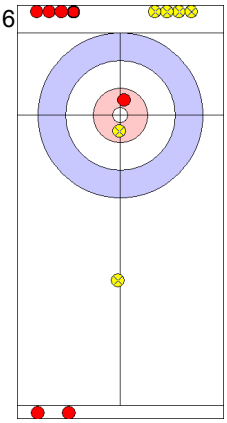

CAN: PARK K
no statistics Out X

Game - Shot by Shot

CAN - Canada	3 + 0	KOR - Korea	0 + 2	End 2

7

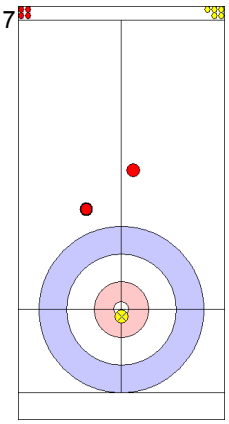

CAN: PARK K
Draw — Out 0

8

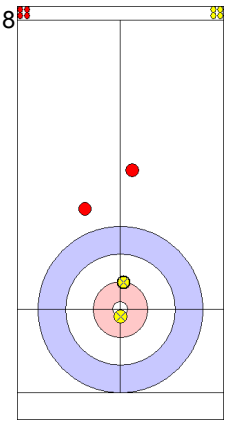

KOR: LEE H
Draw — In 4

9

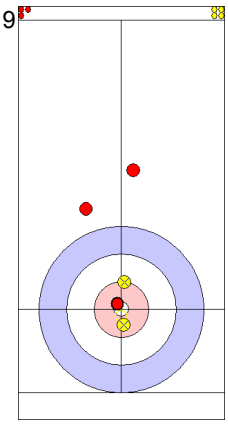

CAN: THOMAS C
Draw — Out 4

10

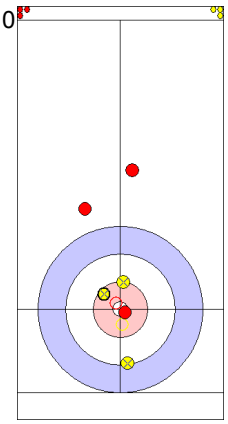

KOR: BEAK J
Raise — Out 2

11

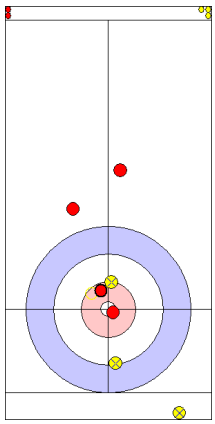

CAN: THOMAS C
Hit and Roll — Out 3

12

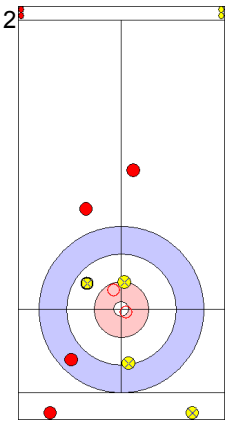

KOR: BEAK J
Double Takeout — Out 2

13

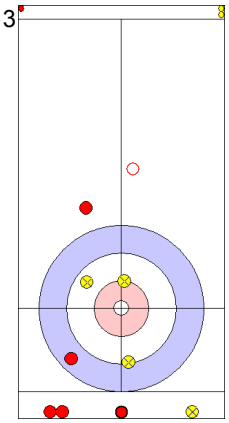

CAN: THOMAS C
Promotion Takeout — In 2

14

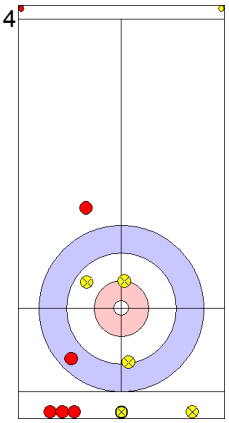

KOR: BEAK J
Draw — Out 0

15

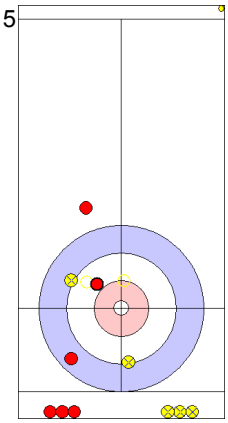

CAN: PARK K
Hit and Roll — In 4

16

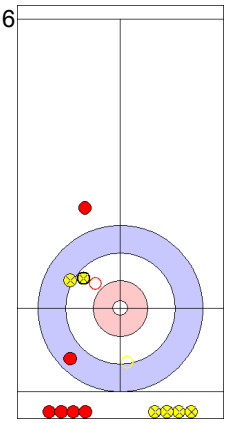

KOR: LEE H
Takeout — In 2

Game - Shot by Shot

CAN - Canada	3 + 2	KOR - Korea	2 + 0	End 3

7

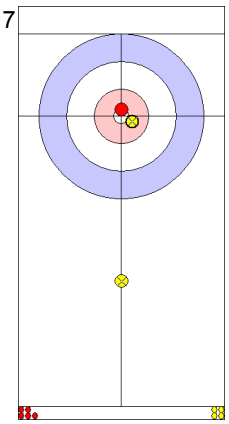

KOR: LEE H
Draw In 3

8

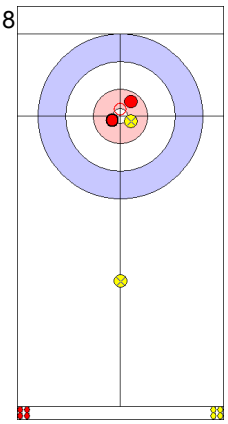

CAN: PARK K
Draw In 3

9

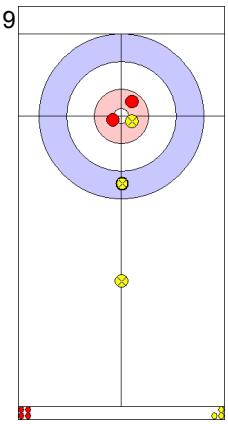

KOR: BEAK J
Draw In 4

10

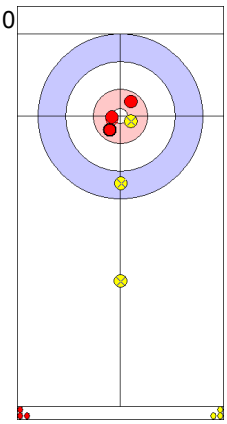

CAN: THOMAS C
Draw In 4

11

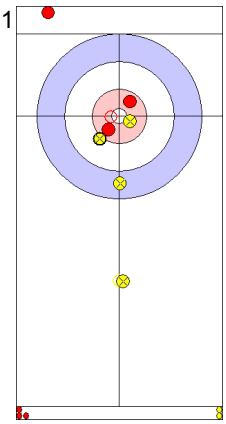

KOR: BEAK J
Takeout In 2

12

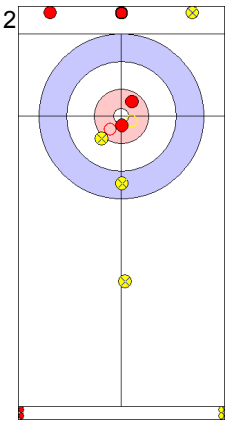

CAN: THOMAS C
Takeout In 4

13

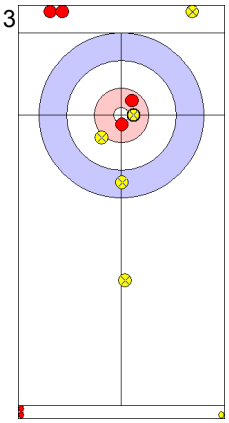

KOR: BEAK J
Draw Out 4

14

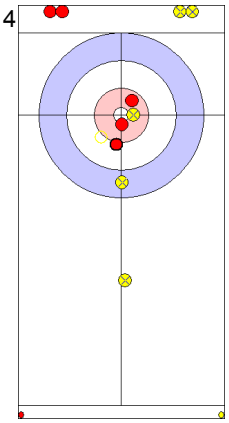

CAN: THOMAS C
Hit and Roll In 4

15

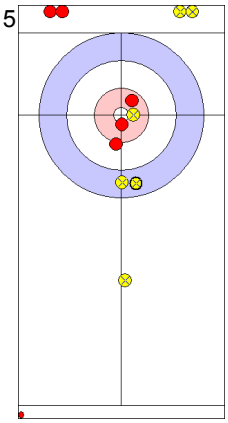

KOR: LEE H
Draw Out 3

16

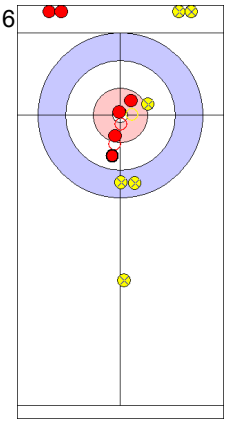

CAN: PARK K
Raise In 4

Game - Shot by Shot

CAN - Canada	5 + 2	KOR - Korea	2 + 0	End 4

7

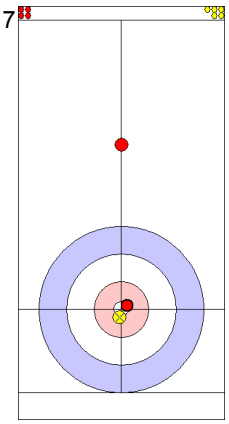

CAN: PARK K
Draw Out 4

8

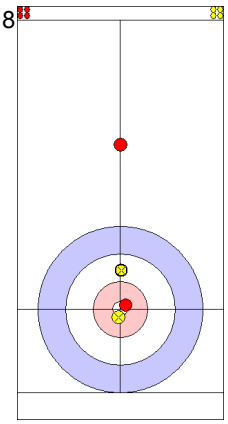

KOR: LEE H
Draw Out 4

9

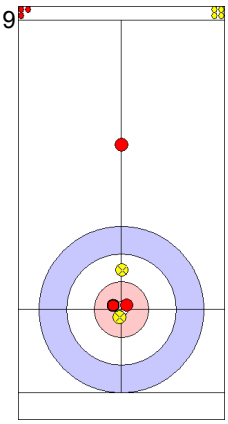

CAN: THOMAS C
Draw Out 4

10

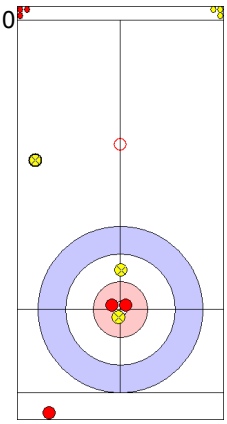

KOR: BEAK J
Promotion Takeout In 0

11

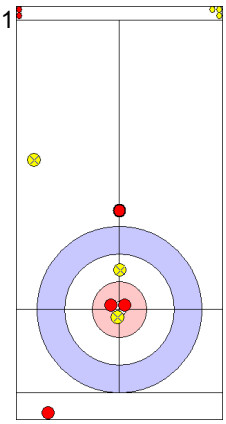

CAN: THOMAS C
Guard Out 4

12

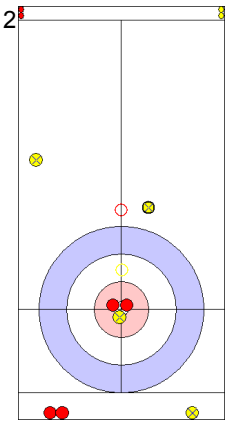

KOR: BEAK J
Promotion Takeout In 0

13

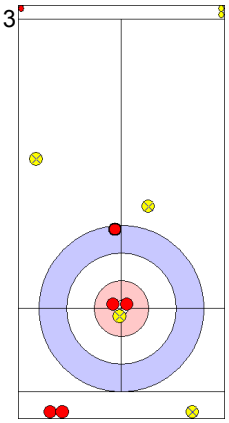

CAN: THOMAS C
Draw Out 4

14

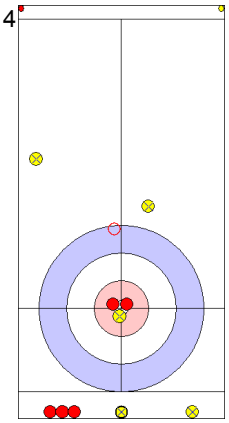

KOR: BEAK J
Promotion Takeout In 0

15

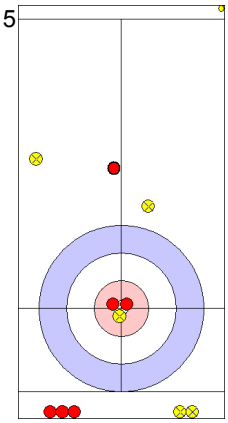

CAN: PARK K
Draw In 0

16

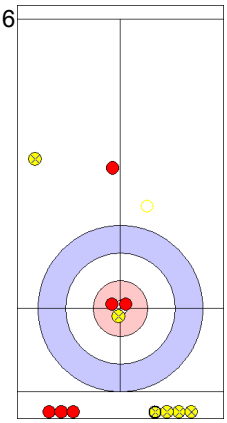

KOR: LEE H
Promotion Takeout In 0

Game - Shot by Shot

CAN - Canada	7 + 0	KOR - Korea	2 + 1	End 5

7

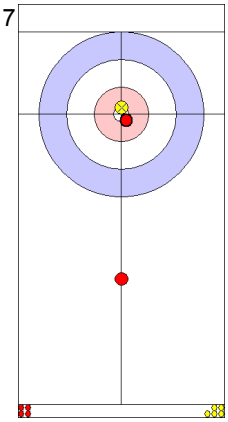

CAN: PARK K
Draw In 4

8

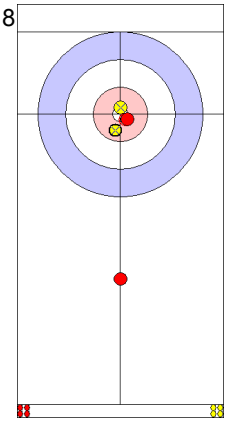

KOR: BEAK J
Draw In 4

9

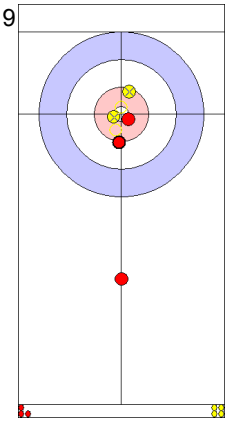

CAN: THOMAS C
Raise In 4

10

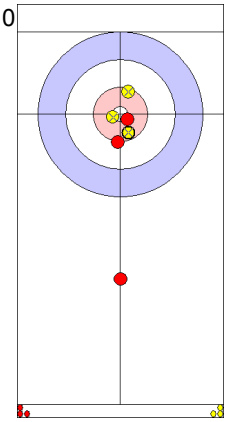

KOR: LEE H
Draw Out 4

11

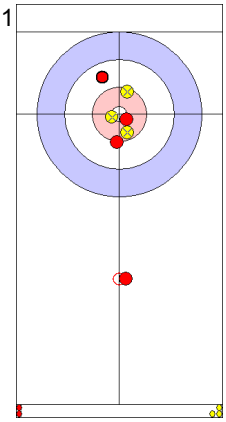

CAN: THOMAS C
Raise In 2

12

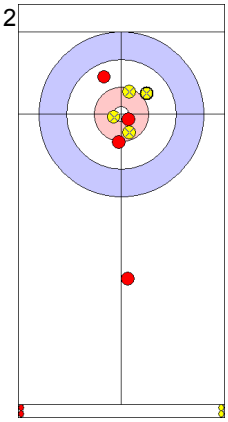

KOR: LEE H
Draw Out 2

13

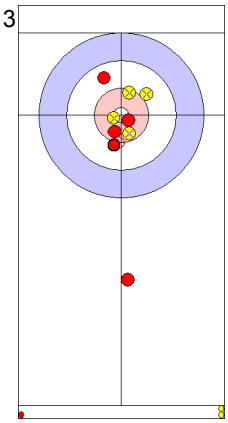

CAN: THOMAS C
Raise In 4

14

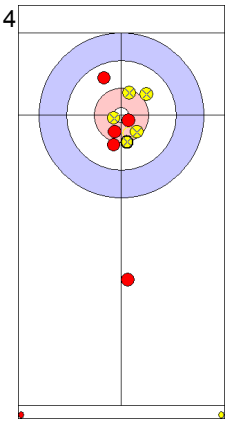

KOR: LEE H
Raise Out 4

15

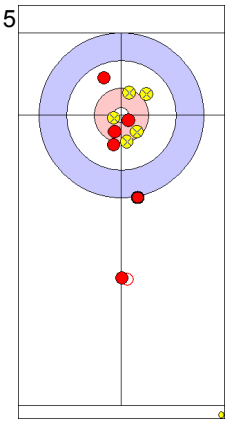

CAN: PARK K
Draw Out 4

16

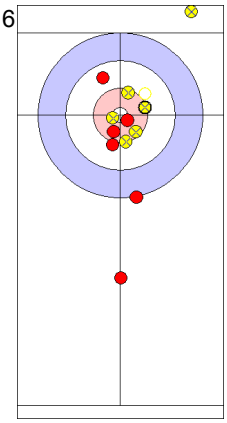

KOR: BEAK J
Draw Out 0

Game - Shot by Shot

CAN - Canada	7 + 1	KOR - Korea	3 + 0	End 6

7

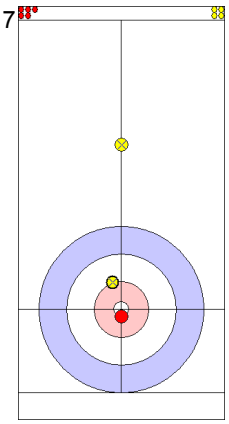

KOR: BEAK J
Draw Out 4

8

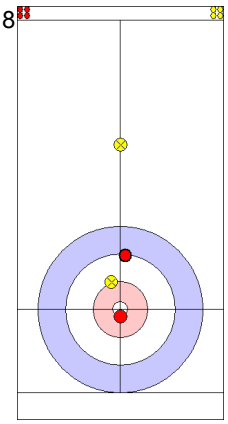

CAN: PARK K
Draw In 4

9

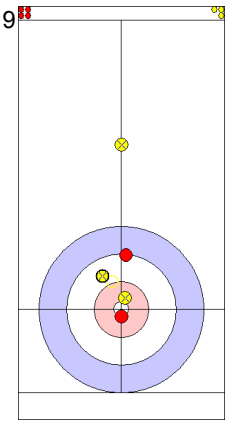

KOR: LEE H
Raise Out 4

10

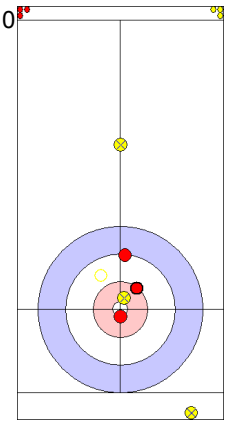

CAN: THOMAS C
Hit and Roll Out 4

11

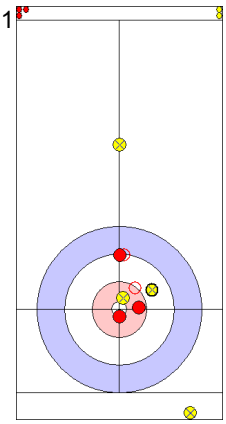

KOR: LEE H
Raise In 3

12

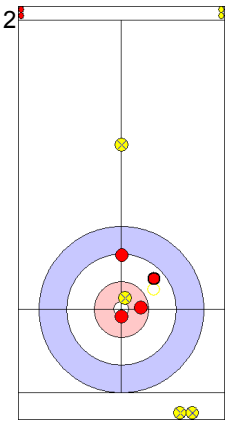

CAN: THOMAS C
Takeout In 4

13

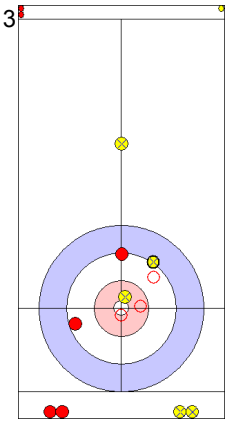

KOR: LEE H
Takeout In 4

14

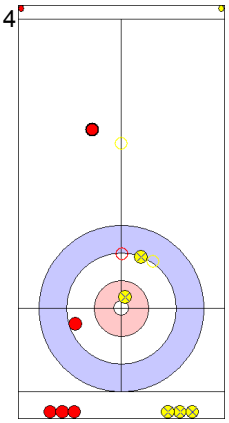

CAN: THOMAS C
Promotion Takeout In 0

15

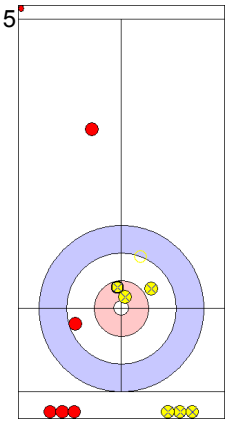

KOR: BEAK J
Draw In 4

16

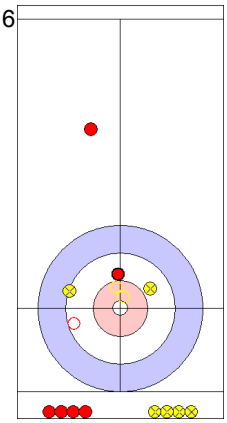

CAN: PARK K
Double Takeout In 4

Game - Shot by Shot

CAN - Canada	8 + 4	KOR - Korea	3 + 0	End 7

7

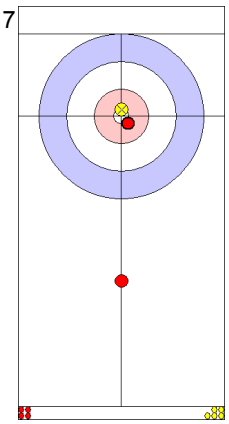

CAN: PARK K
Draw In 4

8

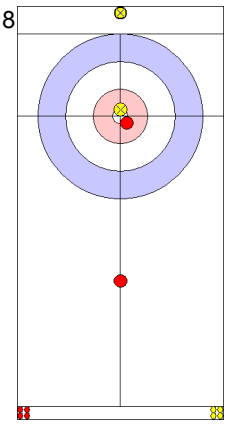

KOR: BEAK J
Draw In 0

9

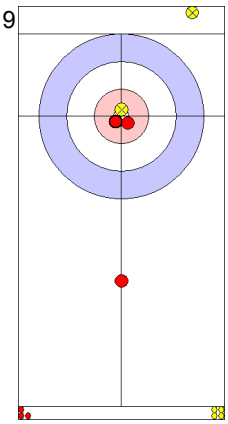

CAN: THOMAS C
Draw In 4

10

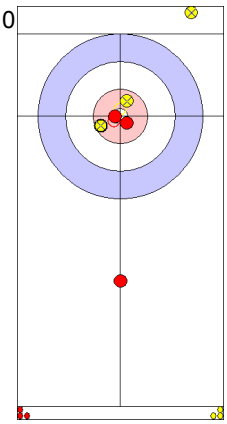

KOR: LEE H
Raise In 3

11

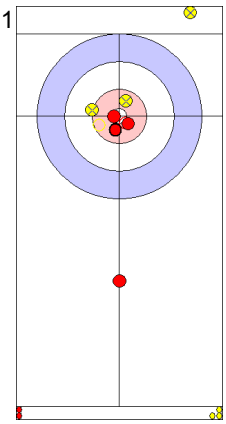

CAN: THOMAS C
Hit and Roll In 4

12

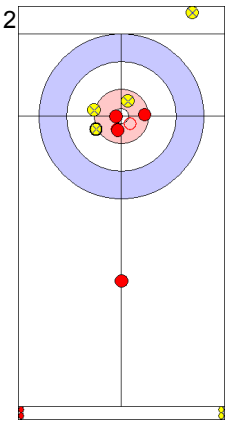

KOR: LEE H
Raise In 3

13

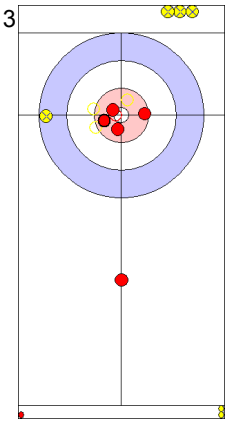

CAN: THOMAS C
Double Takeout In 4

14

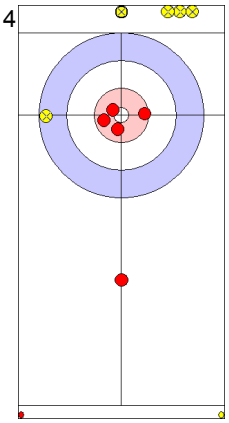

KOR: LEE H
Double Takeout In 0

15

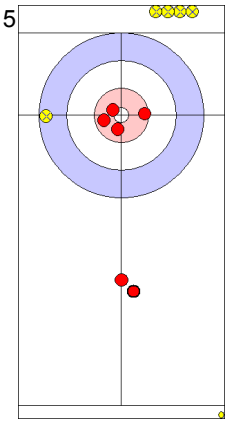

CAN: PARK K
Draw Out 0

16

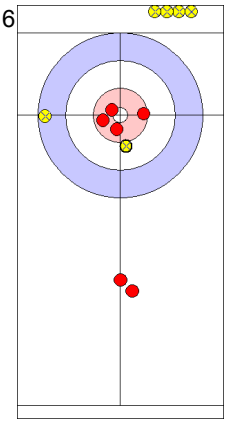

KOR: BEAK J
Draw Out 0

Game Results

Sheet	Game	Team	LSFE	1	2	3	4	5	6	7	8	Extra Ends					Total
D	9	HUN - Hungary	*	2	1	0	0	0	2	0	1	2						8
	9	ESP - Spain		0	0	2	1	1	0	2	0	0						6

HUN - Hungary		Game	All
F	PALANCSA Dorottya	80 %	71 %
M	KISS Zsolt	88 %	78 %
	Team Total	83 %	74 %

Last Stone Draw: 10.6cm — 10.6cm ↻ KISS Z; 0.0cm ↺ PALANCSA D

Time remaining: 3 minutes 14 seconds
Time remaining: 0 minutes 43 seconds (after extra end)

Time-out: end 7 - HUN stone 8; end 9 - HUN stone 7

ESP - Spain		Game	All
F	GARCIA VEZ Irantzu	63 %	61 %
M	GARCIA VEZ Gontzal	66 %	66 %
	Team Total	65 %	64 %

Last Stone Draw: 98.3cm — 29.4cm ↻ GARCIA VEZ G; 68.9cm ↺ GARCIA VEZ I

Time remaining: 2 minutes 8 seconds
Time remaining: 0 minutes 45 seconds (after extra end)

Time-out: end 9 - ESP stone 7

Detailed Game Statistics:

HUN - Hungary		Draws		Takeouts		Total	
F	PALANCSA Dorottya	24	81 %	3	67 %	27	80 %
M	KISS Zsolt	14	88 %	3	92 %	17	88 %
	Team Total	38	84 %	6	79 %	44	83 %

ESP - Spain		Draws		Takeouts		Total	
F	GARCIA VEZ Irantzu	14	70 %	3	33 %	17	63 %
M	GARCIA VEZ Gontzal	19	70 %	8	56 %	27	66 %
	Team Total	33	70 %	11	50 %	44	65 %

LEGEND
F Female **LSFE** (*) Last stone first end **M** Male

МИНИСТЕРСТВО СПОРТА РОССИИ
АДМИНИСТРАЦИЯ ГОРОДА СОЧИ
RUSSIAN CURLING FEDERATION
NEW LEAGUE
АВТОРАДИО
Mercedes-Benz
CURLIT

Game - Shot by Shot

HUN - Hungary	0 + 2	ESP - Spain	0 + 0	End 1

7
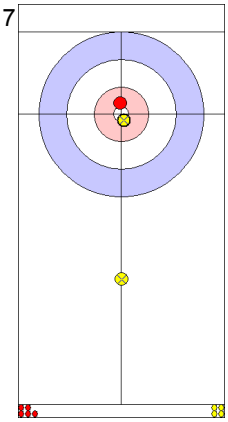
ESP: GARCIA VEZ I
Draw In 4

8
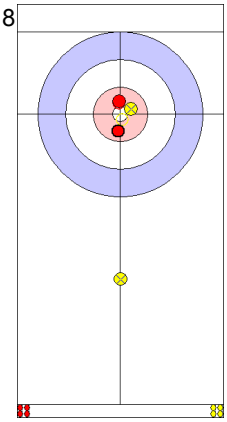
HUN: KISS Z
Draw In 4

9
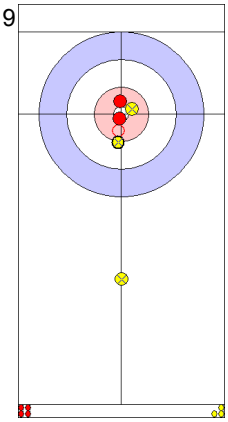
ESP: GARCIA VEZ G
Draw Out 3

10
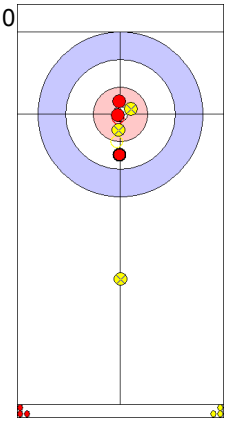
HUN: PALANCSA D
Draw Out 4

11
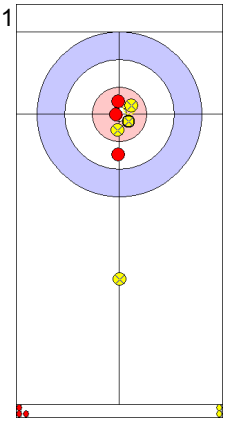
ESP: GARCIA VEZ G
Draw Out 4

12
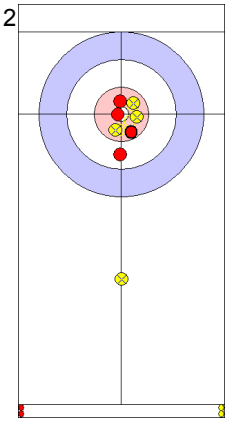
HUN: PALANCSA D
Draw Out 4

13
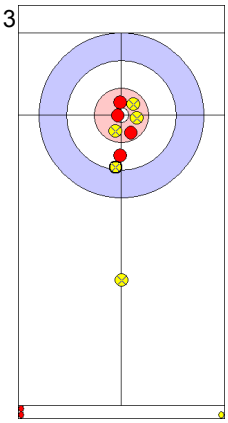
ESP: GARCIA VEZ G
Draw In 4

14
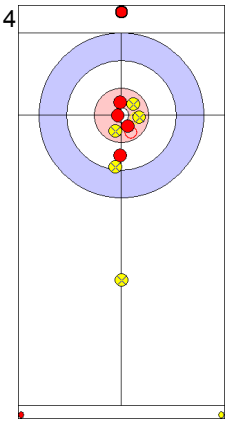
HUN: PALANCSA D
Raise Out 4

15
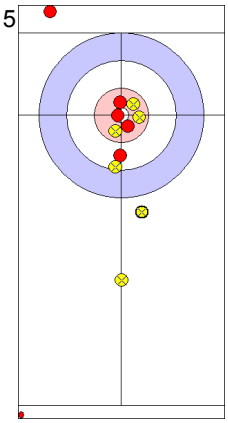
ESP: GARCIA VEZ I
Guard Out 4

16
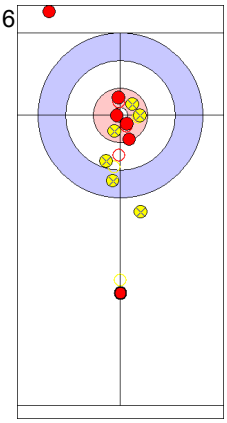
HUN: KISS Z
Promotion Takeout In 4

Game - Shot by Shot

HUN - Hungary	2 + 1	ESP - Spain	0 + 0	End 2

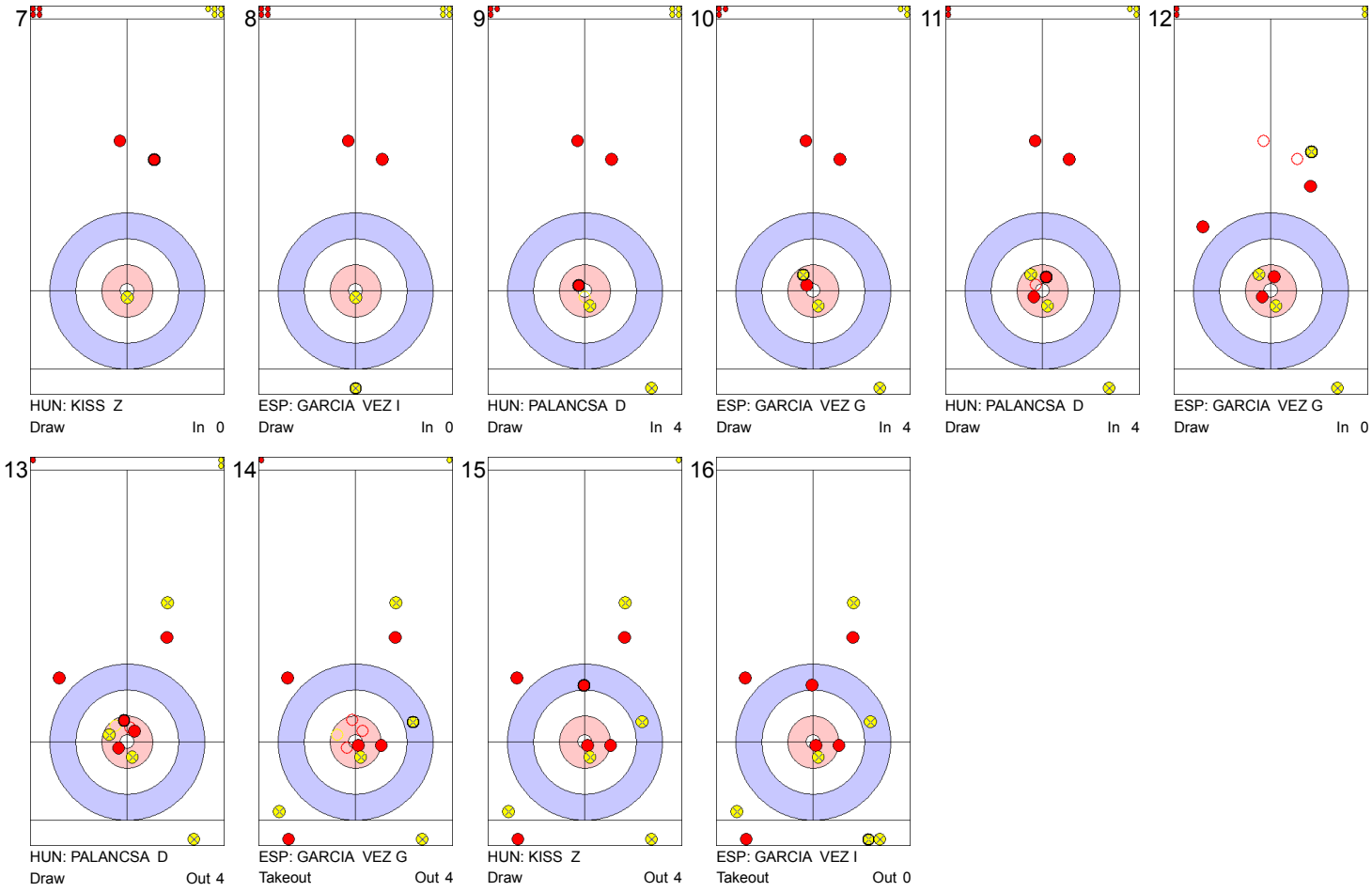

Game - Shot by Shot

HUN - Hungary	3 + 0	ESP - Spain	0 + 2	End 3

7

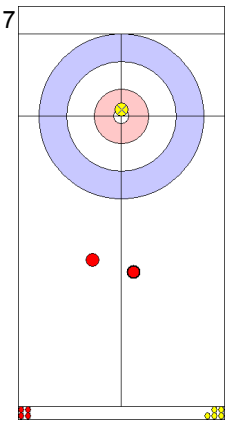

HUN: KISS Z
Wick / Soft Peeling In 4

8

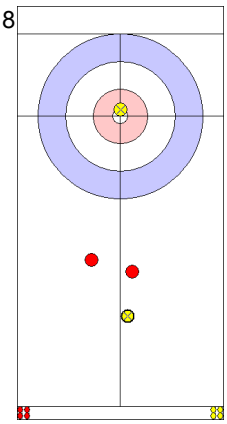

ESP: GARCIA VEZ I
Draw In 0

9

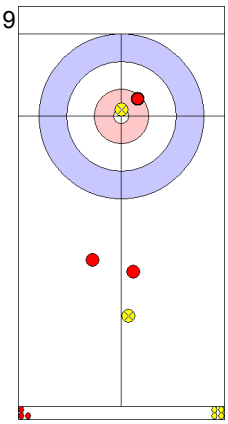

HUN: PALANCSA D
Draw In 3

10

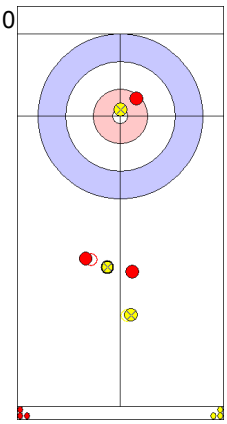

ESP: GARCIA VEZ G
Draw In 0

11

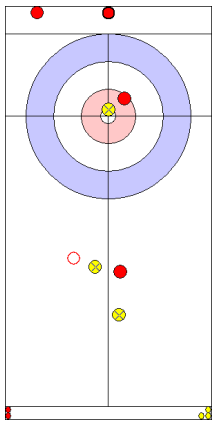

HUN: PALANCSA D
Clearing In 4

12

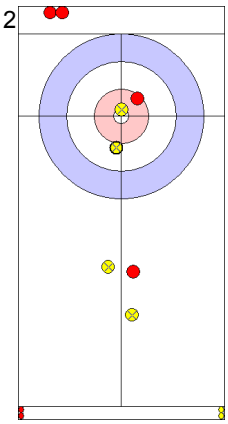

ESP: GARCIA VEZ G
Draw In 4

13

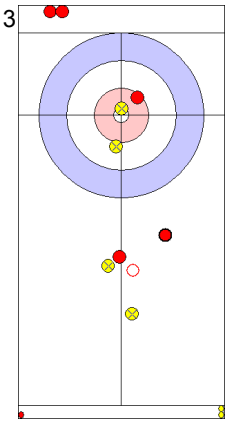

HUN: PALANCSA D
Draw Out 0

14

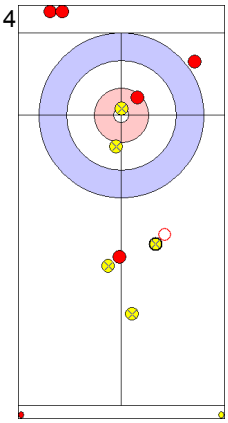

ESP: GARCIA VEZ G
Draw Out 0

15

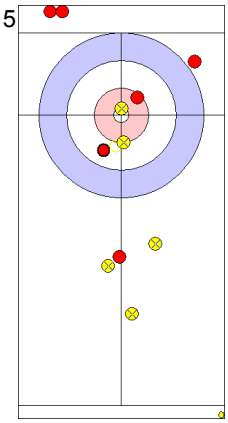

HUN: KISS Z
Draw In 3

16

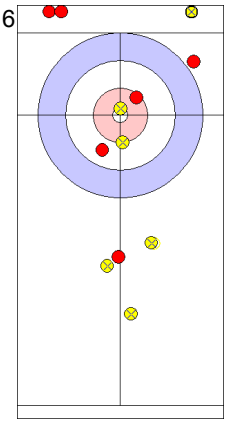

ESP: GARCIA VEZ I
Draw Out 0

Game - Shot by Shot

HUN - Hungary	3 + 0	ESP - Spain	2 + 1	End 4

7

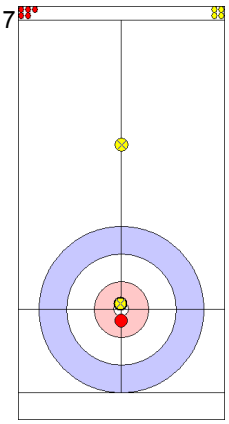

ESP: GARCIA VEZ I
Draw Out 4

8

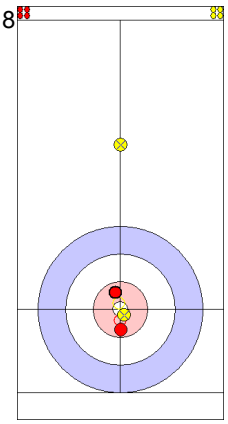

HUN: KISS Z
Draw Out 4

9

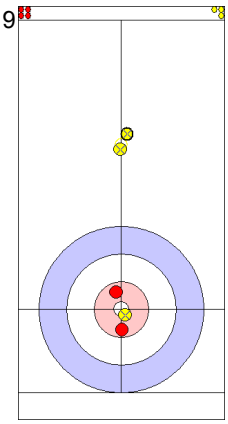

ESP: GARCIA VEZ G
Guard In 3

10

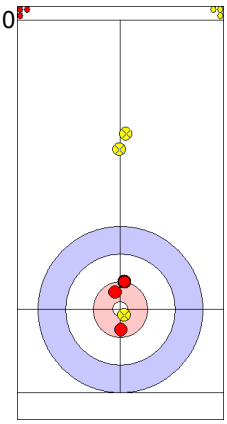

HUN: PALANCSA D
Draw Out 4

11

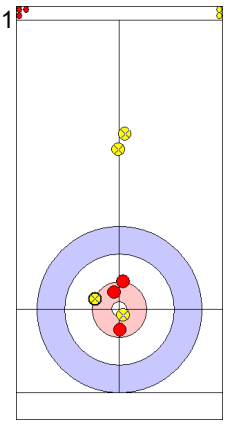

ESP: GARCIA VEZ G
Draw Out 3

12

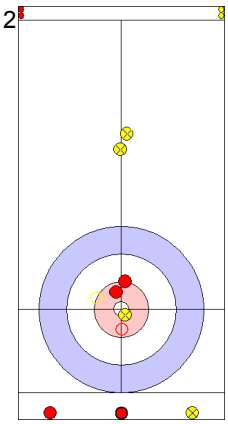

HUN: PALANCSA D
Takeout Out 2

13

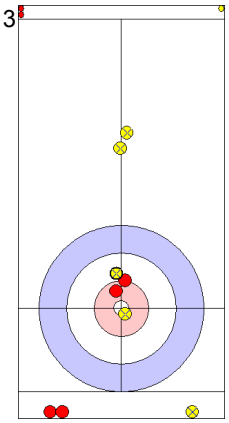

ESP: GARCIA VEZ G
Draw Out 4

14

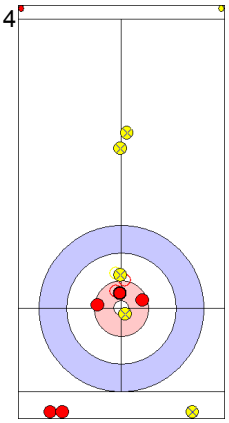

HUN: PALANCSA D
Draw Out 4

16

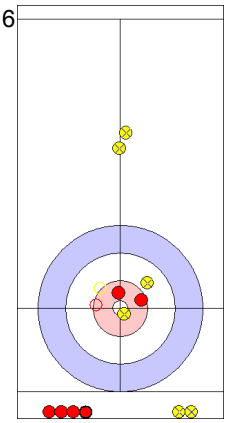

HUN: KISS Z
Double Takeout Out 4

Game - Shot by Shot

HUN - Hungary	3 + 0	ESP - Spain	3 + 1	End 5

7
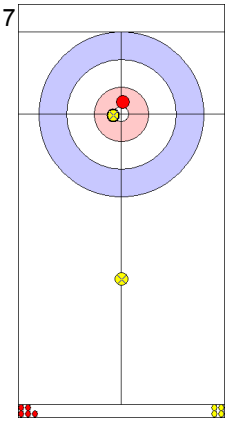
ESP: GARCIA VEZ I
Draw In 4

8
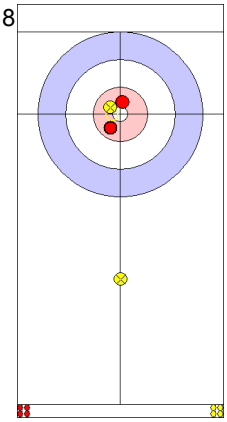
HUN: KISS Z
Draw In 4

9
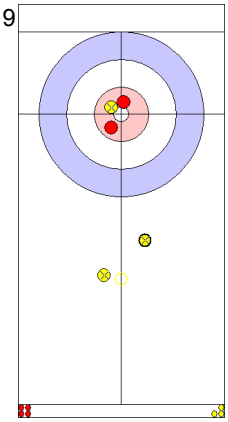
ESP: GARCIA VEZ G
Draw Out 0

10
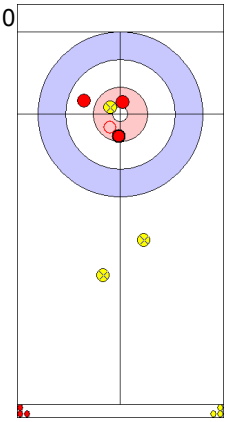
HUN: PALANCSA D
Draw Out 3

11
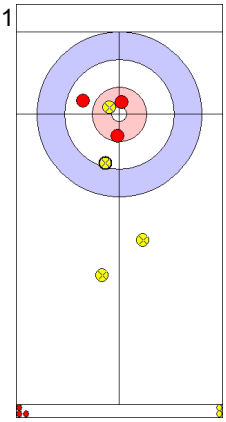
ESP: GARCIA VEZ G
Draw Out 3

12
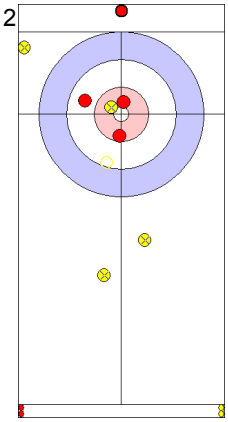
HUN: PALANCSA D
Takeout Out 2

13
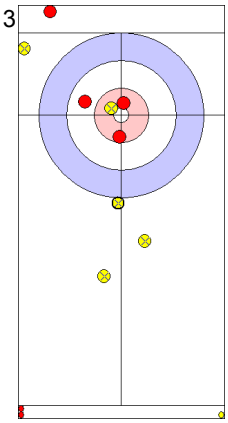
ESP: GARCIA VEZ G
Guard Out 4

14
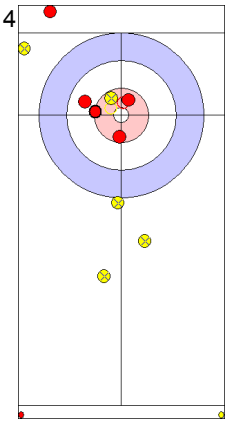
HUN: PALANCSA D
Draw In 4

15
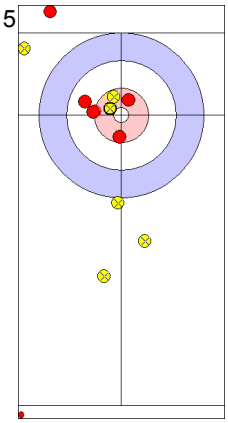
ESP: GARCIA VEZ I
Draw In 4

16
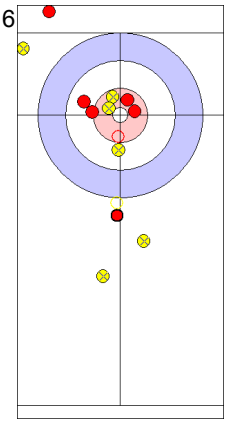
HUN: KISS Z
Promotion Takeout Out 3

Game - Shot by Shot

HUN - Hungary	3 + 2	ESP - Spain	4 + 0	End 6

7

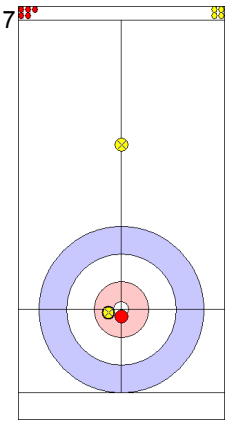

ESP: GARCIA VEZ I
Draw Out 3

8

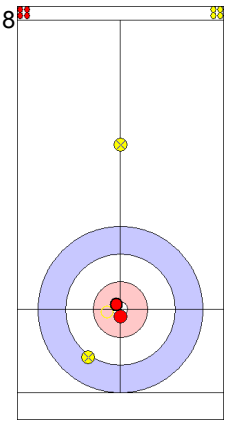

HUN: KISS Z
Raise Out 4

9

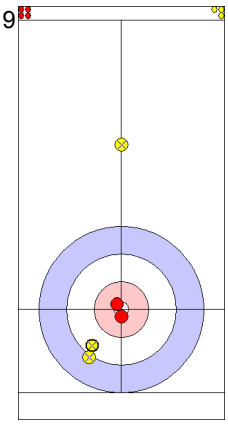

ESP: GARCIA VEZ G
Draw Out 3

10

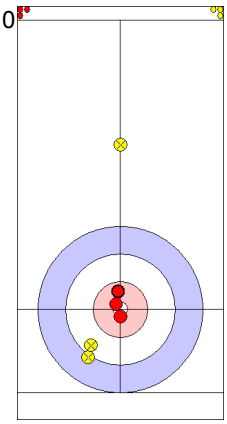

HUN: PALANCSA D
Draw Out 4

11

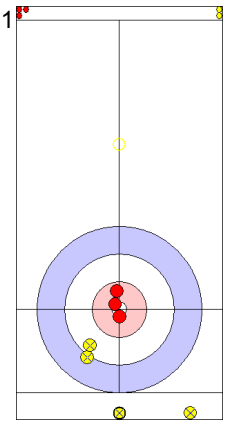

ESP: GARCIA VEZ G
Clearing Out 4

12

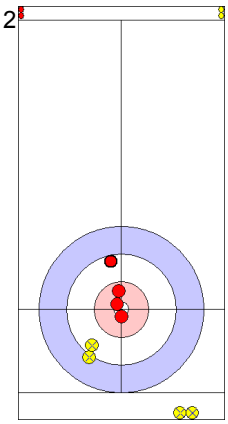

HUN: PALANCSA D
Draw Out 3

13

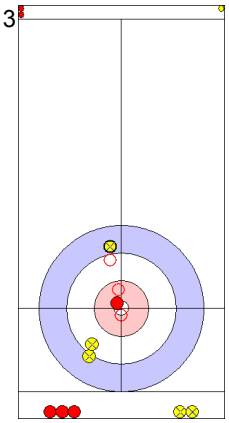

ESP: GARCIA VEZ G
Double Takeout Out 4

14

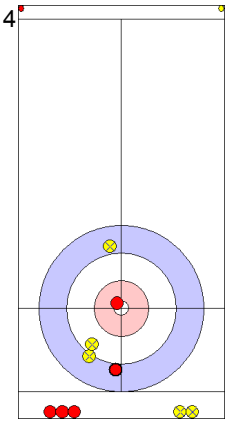

HUN: PALANCSA D
Draw Out 2

15

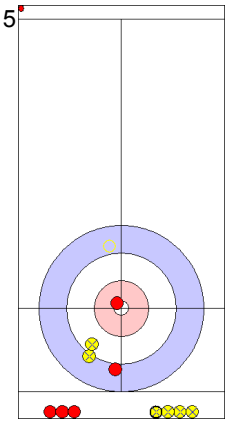

ESP: GARCIA VEZ I
Promotion Takeout Out 0

16

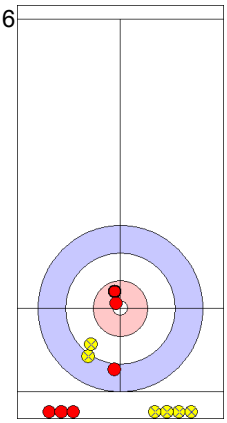

HUN: KISS Z
Draw Out 4

Game - Shot by Shot

HUN - Hungary	5 + 0	ESP - Spain	4 + 2	End 7

7

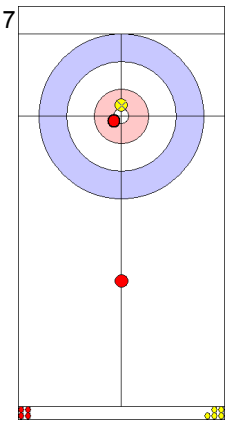

HUN: KISS Z
Draw In 4

8

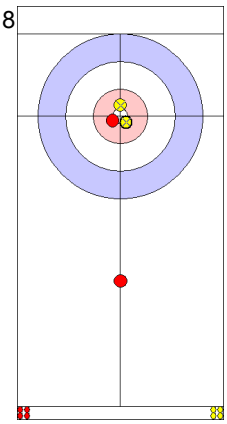

ESP: GARCIA VEZ I
Draw In 4

9

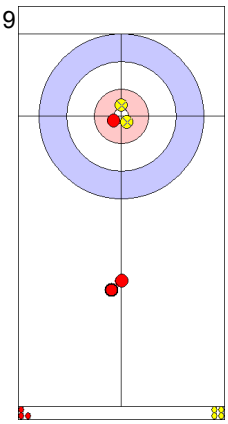

HUN: PALANCSA D
Draw Out 0

10

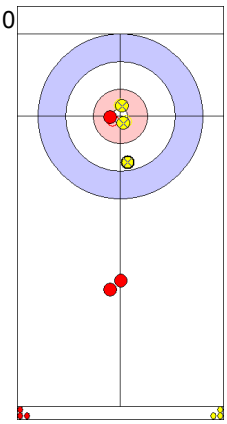

ESP: GARCIA VEZ G
Draw Out 4

11

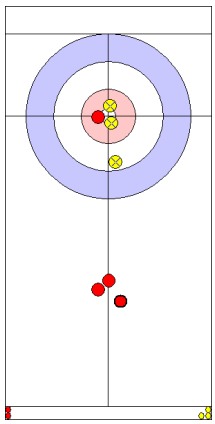

HUN: PALANCSA D
Draw Out 0

12

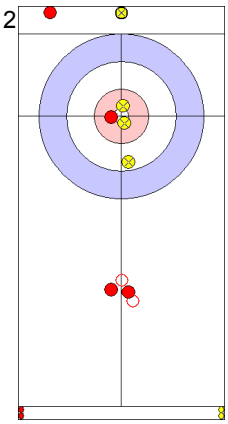

ESP: GARCIA VEZ G
Takeout Out 2

13

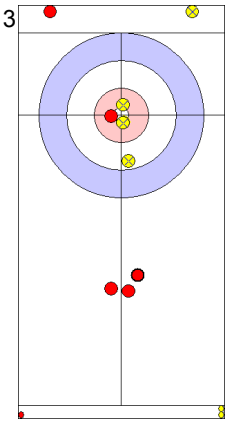

HUN: PALANCSA D
Guard Out 4

14

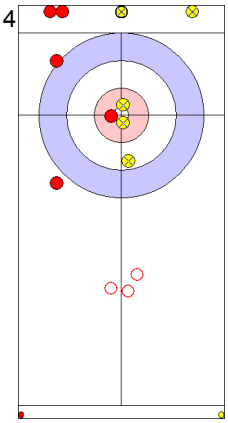

ESP: GARCIA VEZ G
Double Takeout In 4

15

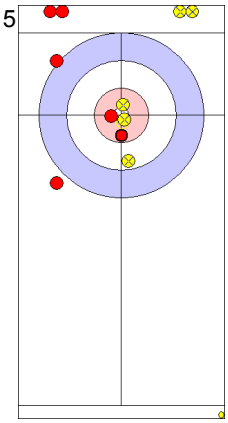

HUN: KISS Z
Draw In 3
Time-out

16

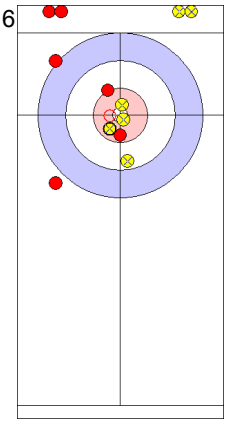

ESP: GARCIA VEZ I
Draw In 4

Game - Shot by Shot

HUN - Hungary	5 + 1	ESP - Spain	6 + 0	End 8

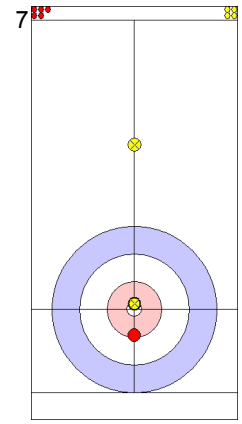

7
ESP: GARCIA VEZ I
Draw Out 4

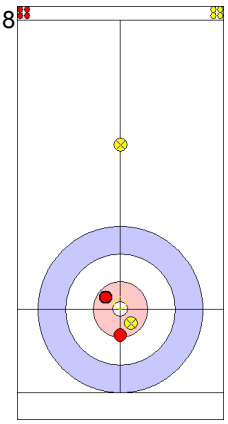

8
HUN: KISS Z
Draw Out 3

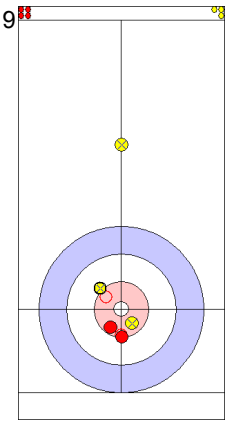

9
ESP: GARCIA VEZ G
Raise Out 3

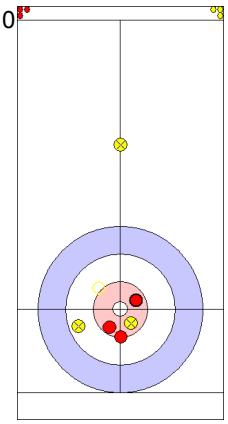

10
HUN: PALANCSA D
Raise Out 3

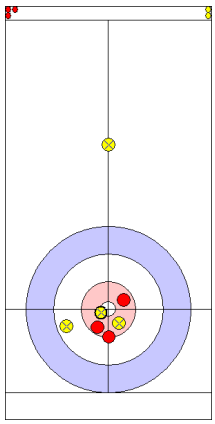

11
ESP: GARCIA VEZ G
Draw Out 4

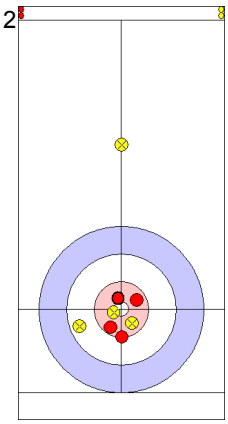

12
HUN: PALANCSA D
Draw Out 4

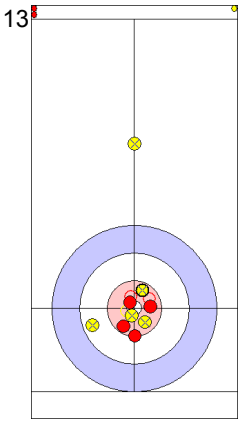

13
ESP: GARCIA VEZ G
Draw In 3

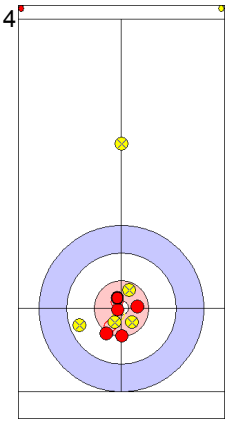

14
HUN: PALANCSA D
Raise Out 4

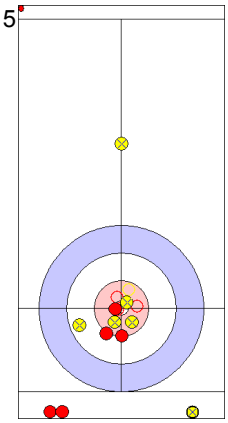

15
ESP: GARCIA VEZ I
Promotion Takeout In 4

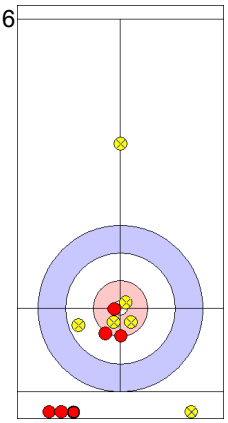

16
HUN: KISS Z
through Out X

Game - Shot by Shot

HUN - Hungary	6 + 2	ESP - Spain	6 + 0	End 9

7

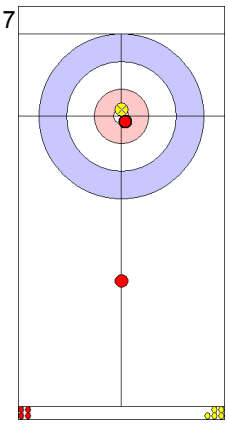

HUN: KISS Z
Draw In 4

8

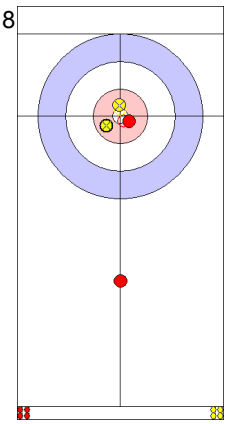

ESP: GARCIA VEZ I
Draw In 3

9

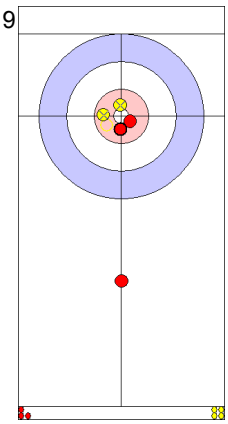

HUN: PALANCSA D
Draw In 4

10

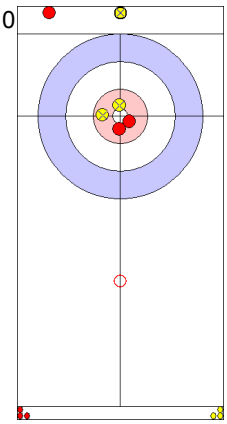

ESP: GARCIA VEZ G
Promotion Takeout Out 0

11

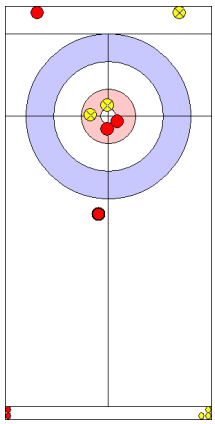

HUN: PALANCSA D
Draw In 4

12

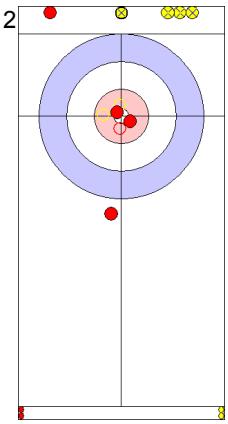

ESP: GARCIA VEZ G
Takeout Out 0

13

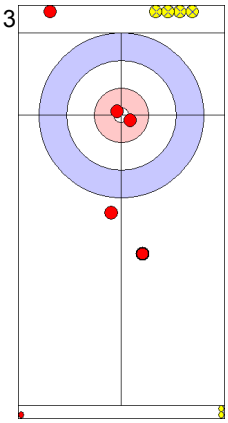

HUN: PALANCSA D
Draw Out 4
Time-out

14

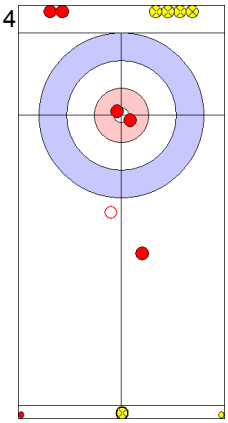

ESP: GARCIA VEZ G
Takeout In 0
Time-out

15

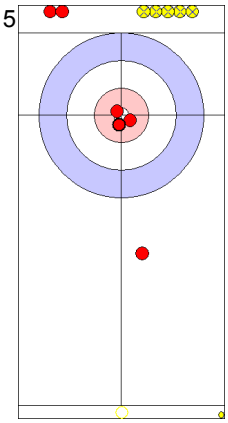

HUN: KISS Z
Draw In 4

16

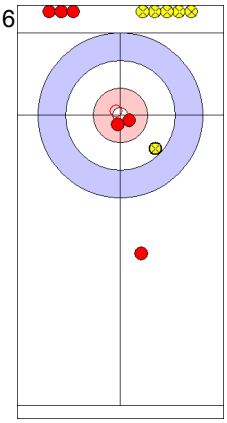

ESP: GARCIA VEZ I
Draw In 1

Game Results

Sheet	Game	Team	LSFE	1	2	3	4	5	6	7	8	Extra Ends						Total
E	9	ENG - England	*	3	0	3	2	0	3	X	X							11
	9	BLR - Belarus		0	1	0	0	1	0	X	X							2

ENG - England		Game	All
F	WATSON Lana	62 %	60 %
M	MACDOUGALL Alan	57 %	65 %
	Team Total	60 %	62 %

Last Stone Draw: 59.6cm 39.8cm ↻ MACDOUGALL A
19.8cm ↺ WATSON L

Time remaining: 10 minutes 11 seconds

BLR - Belarus		Game	All
F	KIRILLOVA Ekaterina	23 %	41 %
M	KIRILLOV Dmitry	19 %	51 %
	Team Total	21 %	47 %

Last Stone Draw: 278.1cm 92.7cm ↻ KIRILLOV D
185.4cm ↺ KIRILLOVA E

Time remaining: 9 minutes 17 seconds

Detailed Game Statistics:

ENG - England		Draws		Takeouts		Total	
F	WATSON Lana	18	60 %	1	100 %	19	62 %
M	MACDOUGALL Alan	9	69 %	2	0 %	11	57 %
	Team Total	27	63 %	3	33 %	30	60 %

BLR - Belarus		Draws		Takeouts		Total	
F	KIRILLOVA Ekaterina	10	28 %	2	0 %	12	23 %
M	KIRILLOV Dmitry	17	21 %	1	0 %	18	19 %
	Team Total	27	23 %	3	0 %	30	21 %

LEGEND
F Female
X Unplayed/unfinished end due to concession
LSFE (*) Last stone first end
M Male

Game - Shot by Shot

ENG - England	0 + 3	BLR - Belarus	0 + 0	End 1

7

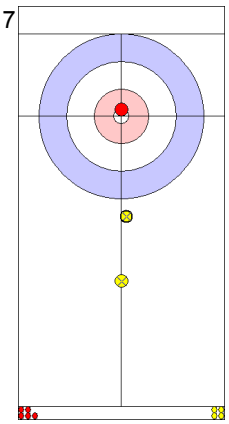

BLR: KIRILLOVA E
Draw Out 0

8

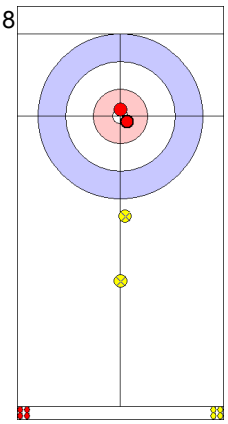

ENG: MACDOUGALL A
Draw In 4

9

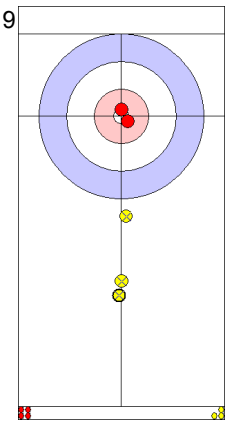

BLR: KIRILLOV D
Draw In 0

10

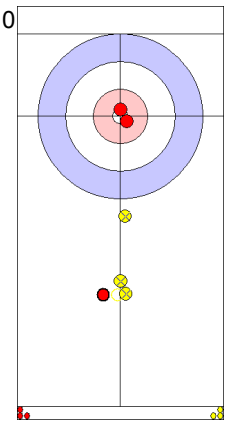

ENG: WATSON L
Draw In 1

11

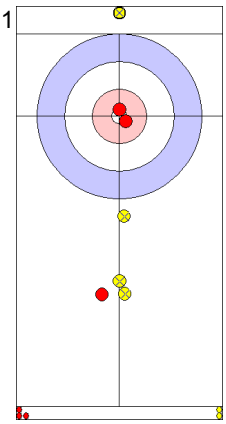

BLR: KIRILLOV D
Draw In 0

12

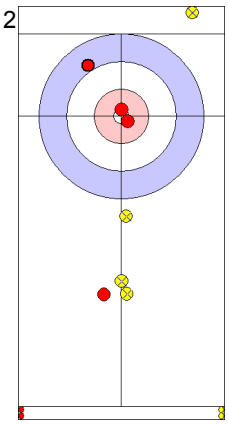

ENG: WATSON L
Draw In 2

13

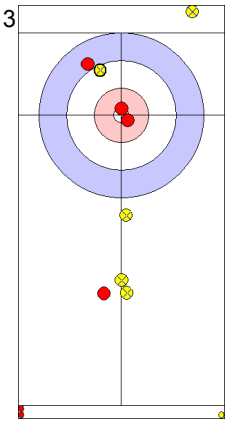

BLR: KIRILLOV D
Draw In 2

14

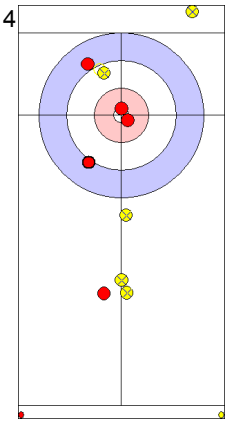

ENG: WATSON L
Draw In 3

15

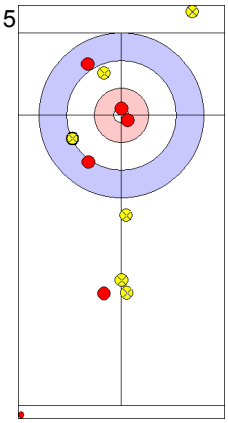

BLR: KIRILLOVA E
Draw In 2

16

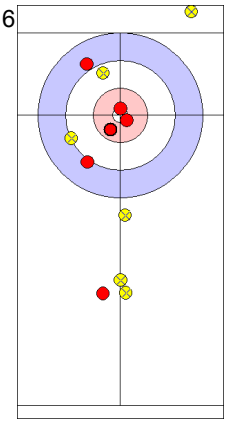

ENG: MACDOUGALL A
Draw In 4

Game - Shot by Shot

ENG - England	3 + 0	BLR - Belarus	0 + 1	End 2

7

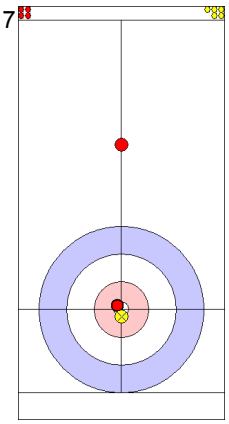

ENG: MACDOUGALL A
Draw In 4

8

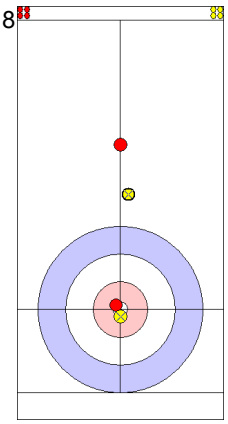

BLR: KIRILLOVA E
Draw In 0

9

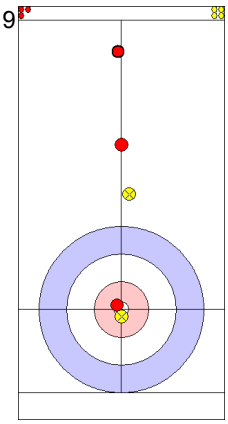

ENG: WATSON L
Draw Out 0

10

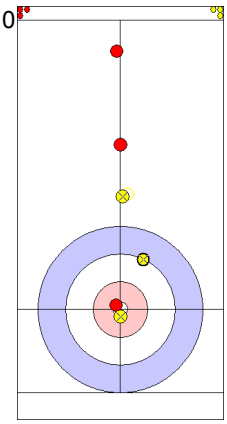

BLR: KIRILLOV D
Draw In 2

11

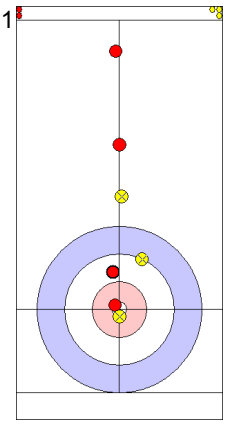

ENG: WATSON L
Draw Out 3

12

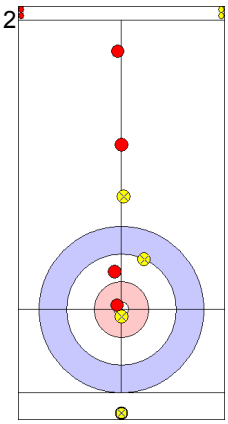

BLR: KIRILLOV D
Draw In 0

13

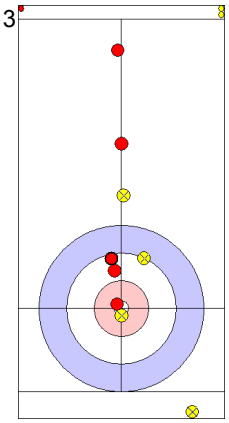

ENG: WATSON L
Draw Out 3

14

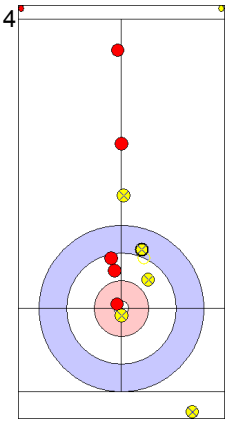

BLR: KIRILLOV D
Draw In 2

15

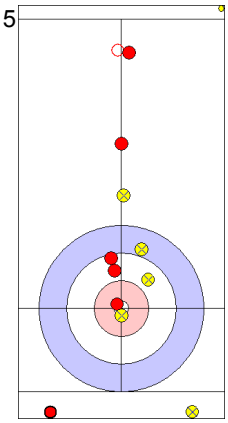

ENG: MACDOUGALL A
Promotion Takeout Out 0

16

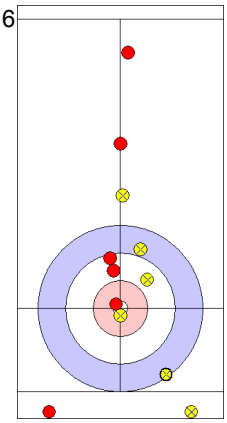

BLR: KIRILLOVA E
Raise In 0

Game - Shot by Shot

ENG - England	3 + 3	BLR - Belarus	1 + 0	End 3

7

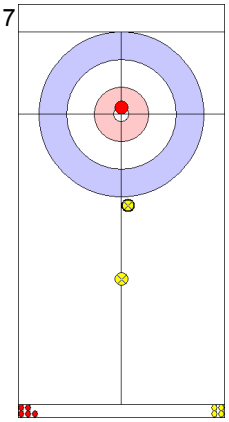

BLR: KIRILLOVA E
Draw Out 0

8

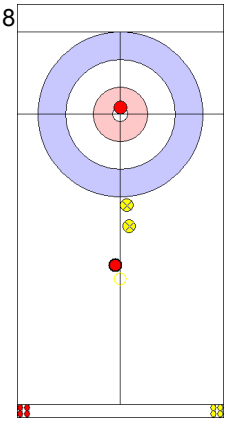

ENG: MACDOUGALL A
Draw In 0

9

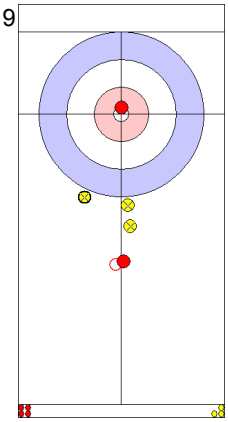

BLR: KIRILLOV D
Draw In 0

10

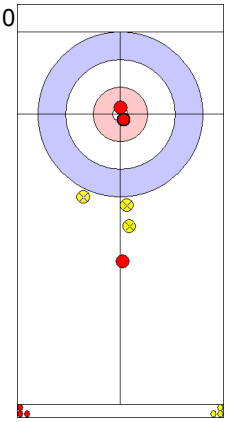

ENG: WATSON L
Draw In 0

11

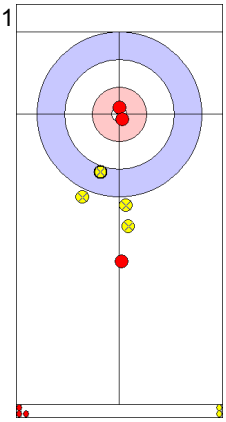

BLR: KIRILLOV D
Draw In 2

12

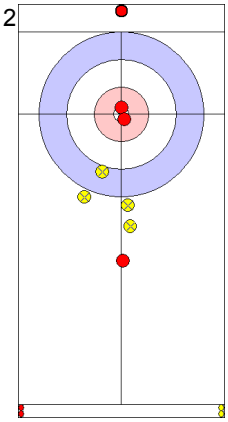

ENG: WATSON L
Guard Out 4

13

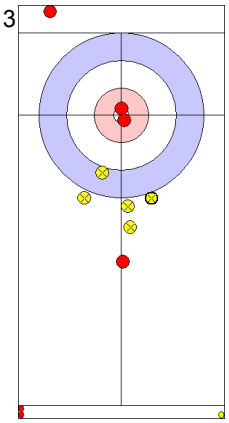

BLR: KIRILLOV D
Draw Out 0

14

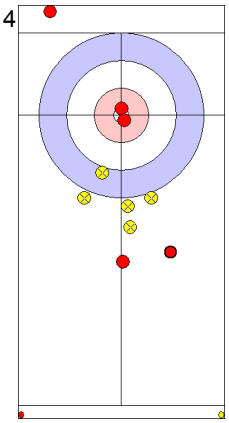

ENG: WATSON L
Guard In 4

15

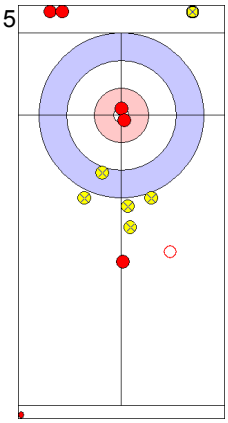

BLR: KIRILLOVA E
Promotion Takeout In 0

16

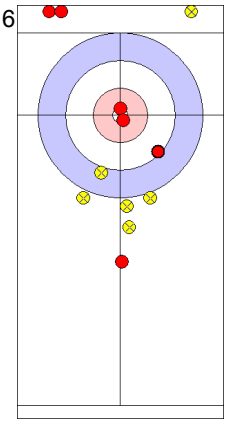

ENG: MACDOUGALL A
Draw Out 4

Game - Shot by Shot

ENG - England	6 + 2	BLR - Belarus	1 + 0	End 4

7

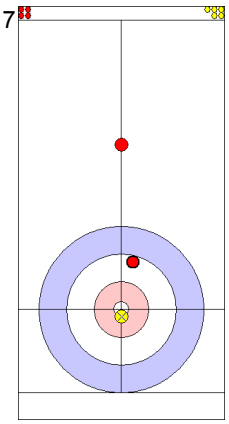

ENG: WATSON L
Draw In 2

8

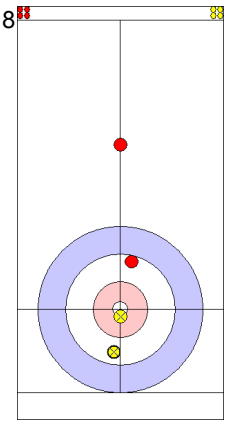

BLR: KIRILLOVA E
Draw Out 3

9

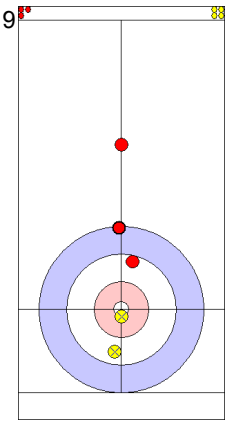

ENG: WATSON L
Draw Out 2

10

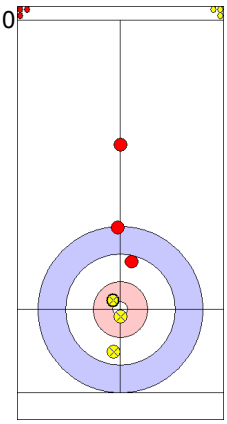

BLR: KIRILLOV D
Draw Out 4

11

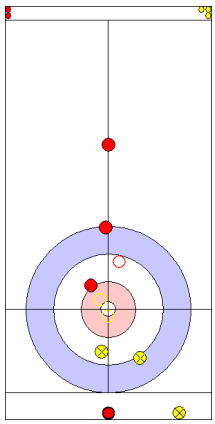

ENG: WATSON L
Promotion Takeout In 4

12

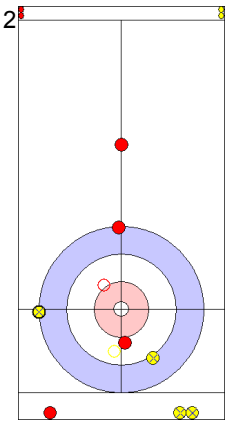

BLR: KIRILLOV D
Takeout Out 0

13

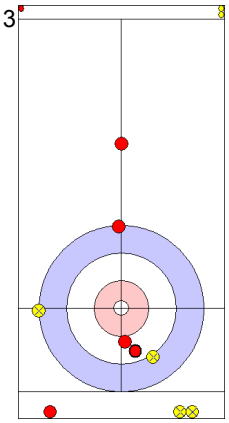

ENG: WATSON L
Draw In 3

14

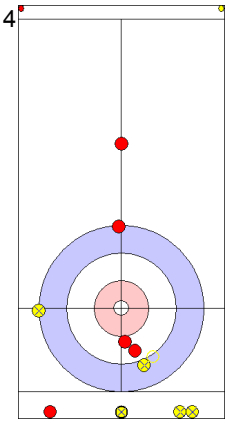

BLR: KIRILLOV D
Draw In 0

15

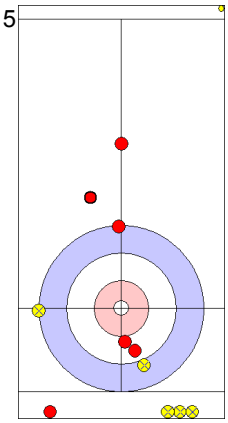

ENG: MACDOUGALL A
Draw In 0

16

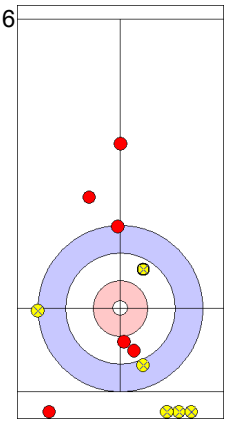

BLR: KIRILLOVA E
Draw In 0

Game - Shot by Shot

ENG - England	8 + 0	BLR - Belarus	1 + 1	End 5

7

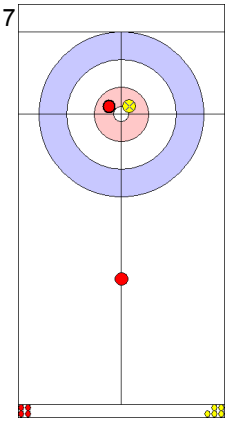

ENG: MACDOUGALL A
Draw In 3

8

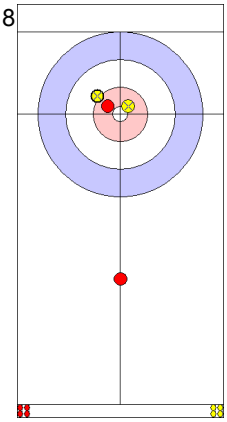

BLR: KIRILLOVA E
Draw In 3

9

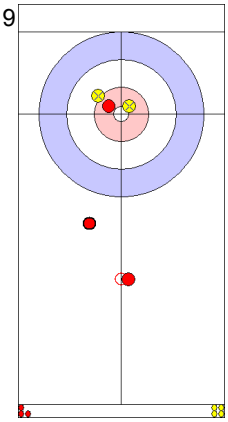

ENG: WATSON L
Draw In 0

10

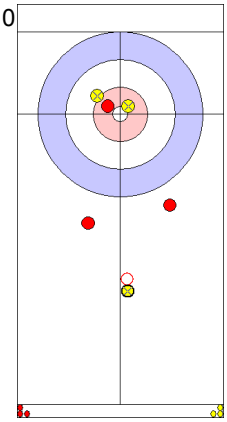

BLR: KIRILLOV D
Draw Out 0

11

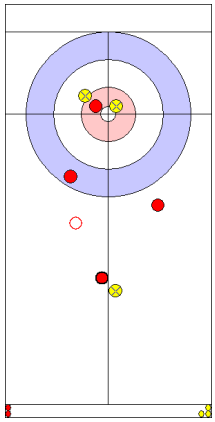

ENG: WATSON L
Draw In 2

12

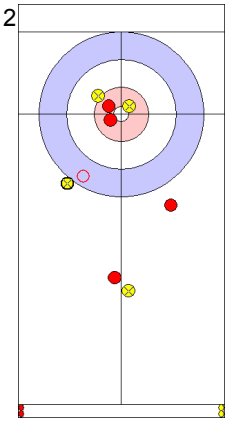

BLR: KIRILLOV D
Draw In 0

13

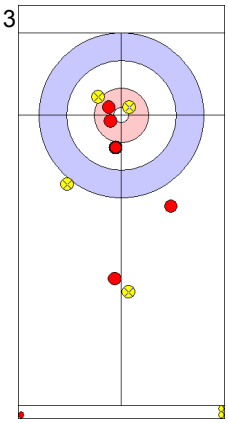

ENG: WATSON L
Draw Out 4

14

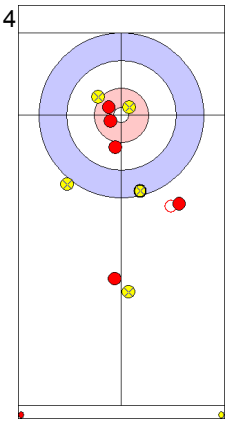

BLR: KIRILLOV D
Draw Out 2

15

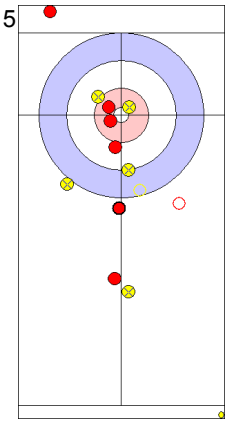

ENG: MACDOUGALL A
Takeout Out 0

16

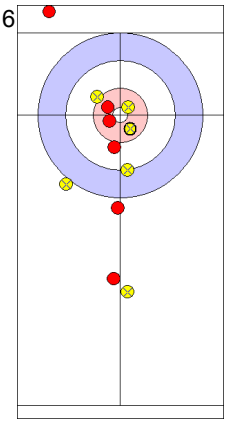

BLR: KIRILLOVA E
Draw Out 0

Game - Shot by Shot

ENG - England	8 + 3	BLR - Belarus	2 + 0	End 6

7
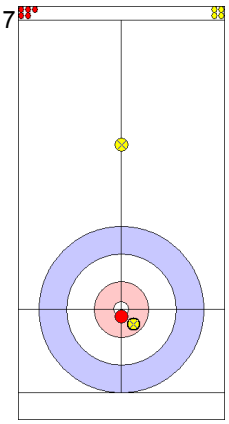
BLR: KIRILLOVA E
Draw In 3

8
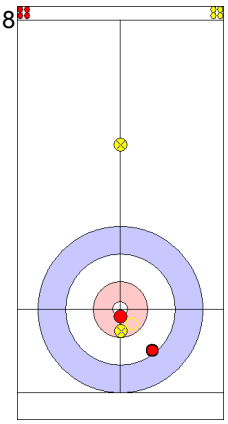
ENG: MACDOUGALL A
Draw In 2

9
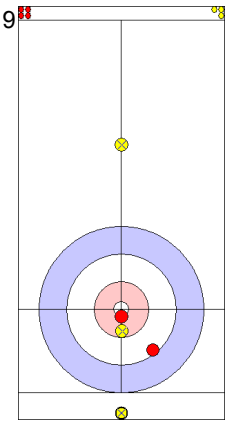
BLR: KIRILLOV D
Draw In 0

10
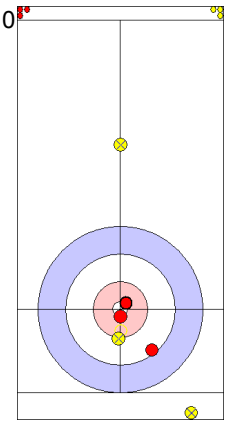
ENG: WATSON L
Draw Out 4

11
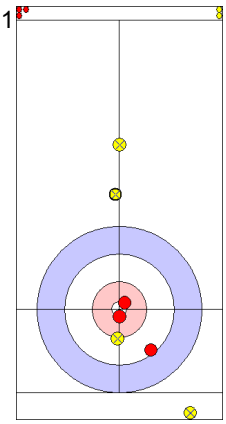
BLR: KIRILLOV D
Draw Out 0

12
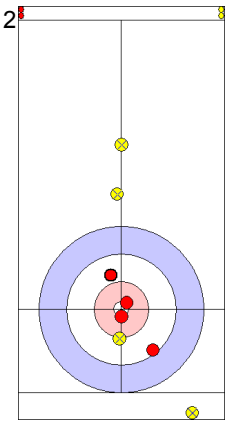
ENG: WATSON L
Draw Out 4

13
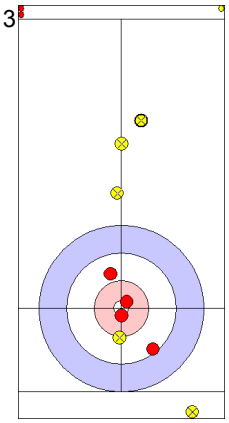
BLR: KIRILLOV D
Draw In 0

14
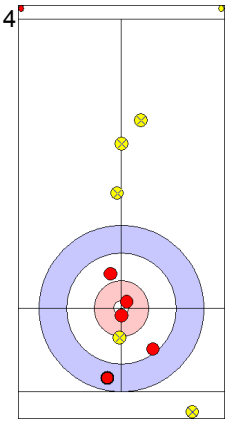
ENG: WATSON L
Draw Out 2

15
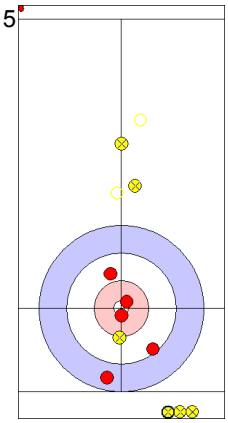
BLR: KIRILLOVA E
Promotion Takeout In 0

16
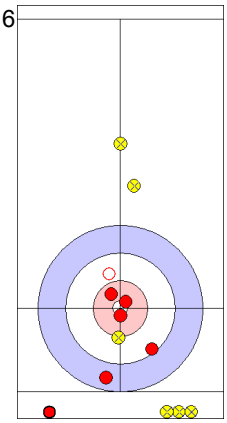
ENG: MACDOUGALL A
Raise Out 4

Session Results and Standings

Sheet	Game	Team	LSFE	1	2	3	4	5	6	7	8	Extra Ends						Total
A	8	ESP - Spain	*	1	0	0	1	0	1	0	1							4
	8	ENG - England		0	2	1	0	3	0	1	0							7
B	8	SCO - Scotland	*	3	1	3	1	0	1	0	X							9
	8	KOR - Korea		0	0	0	0	2	0	1	X							3
C	8	ROU - Romania		0	1	0	0	1	1	0	X							3
	8	POL - Poland	*	4	0	2	1	0	0	4	X							11
D	8	BLR - Belarus		0	0	0	1	0	0	0	X							1
	8	CAN - Canada	*	1	2	1	0	2	1	1	X							8
E	8	EST - Estonia		0	2	0	1	0	1	0	2							6
	8	HUN - Hungary	*	1	0	2	0	1	0	1	0							5

Standings

Group-A

Rank	Team	Games	Wins	Losses
1	RUS - Russia	6	6	0
2	USA - United States	6	5	1
3	DEN - Denmark	6	4	2
3	JPN - Japan	6	4	2
5	SUI - Switzerland	6	3	3
5	TUR - Turkey	6	3	3
7	CZE - Czech Republic	6	2	4
7	SVK - Slovakia	6	2	4
9	FRA - France	6	1	5
10	AUS - Australia	6	0	6

Group-B

Rank	Team	Games	Wins	Losses
1	NOR - Norway	7	7	0
2	FIN - Finland	7	5	2
2	ITA - Italy	7	5	2
2	SWE - Sweden	7	5	2
5	CHN - China	7	4	3
5	LAT - Latvia	7	4	3
7	AUT - Austria	7	2	5
7	NZL - New Zealand	7	2	5
9	SLO - Slovenia	7	1	6
10	BRA - Brazil	7	0	7

Group-C

Rank	Team	Games	Wins	Losses	
1	CAN - Canada	8	7	1	Q
2	EST - Estonia	8	6	2	
2	HUN - Hungary	8	6	2	
4	ESP - Spain	8	5	3	
4	KOR - Korea	8	5	3	
6	ENG - England	8	4	4	
6	SCO - Scotland	8	4	4	
8	POL - Poland	8	2	6	
9	ROU - Romania	8	1	7	
10	BLR - Belarus	8	0	8	

LEGEND
LSFE (*) Last stone first end — **Q** Qualified for post round robin games — **X** Unplayed/unfinished end due to concession

Game Results

Sheet	Game	Team	LSFE	1	2	3	4	5	6	7	8	Extra Ends						Total
A	8	ESP - Spain	*	1	0	0	1	0	1	0	1							4
	8	ENG - England		0	2	1	0	3	0	1	0							7

ESP - Spain		Game	All
F	GARCIA VEZ Irantzu	60 %	61 %
M	GARCIA VEZ Gontzal	64 %	66 %
	Team Total	62 %	64 %

Last Stone Draw: 87.9cm 5.3cm ↻ GARCIA VEZ I
82.6cm ↺ GARCIA VEZ G

Time remaining: 5 minutes 40 seconds

ENG - England		Game	All
F	WATSON Lana	73 %	60 %
M	MACDOUGALL Alan	86 %	66 %
	Team Total	78 %	62 %

Last Stone Draw: 194.4cm 31.1cm ↻ WATSON L
163.3cm ↺ MACDOUGALL A

Time remaining: 1 minute 47 seconds

Detailed Game Statistics:

ESP - Spain		Draws		Takeouts		Total	
F	GARCIA VEZ Irantzu	12	48 %	6	83 %	18	60 %
M	GARCIA VEZ Gontzal	11	77 %	10	50 %	21	64 %
	Team Total	23	62 %	16	63 %	39	62 %

ENG - England		Draws		Takeouts		Total	
F	WATSON Lana	21	74 %	3	67 %	24	73 %
M	MACDOUGALL Alan	14	84 %	2	100 %	16	86 %
	Team Total	35	78 %	5	80 %	40	78 %

LEGEND
F Female **LSFE** (*) Last stone first end **M** Male

Game - Shot by Shot

ESP - Spain	0 + 1	ENG - England	0 + 0	End 1

7
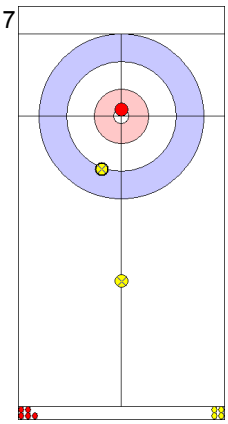
ENG: MACDOUGALL A
Draw In 2

8
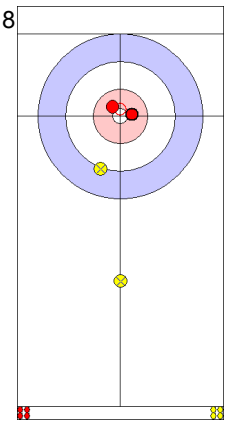
ESP: GARCIA VEZ I
Draw Out 2

9
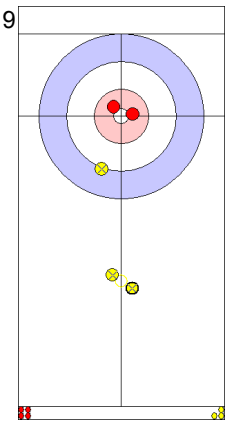
ENG: WATSON L
Draw Out 0

10
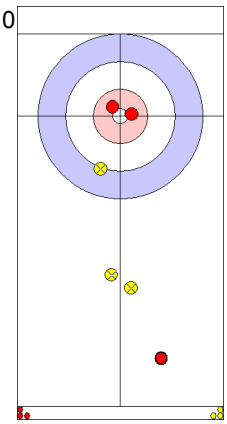
ESP: GARCIA VEZ G
Guard Out 0

11
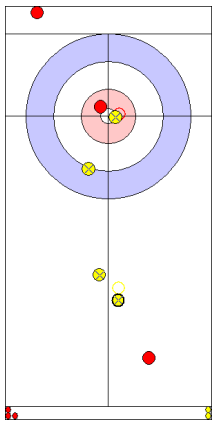
ENG: WATSON L
Promotion Takeout Out 4

12
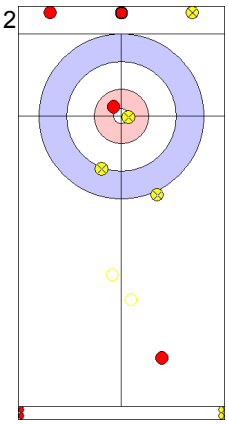
ESP: GARCIA VEZ G
Double Takeout Out 2

13
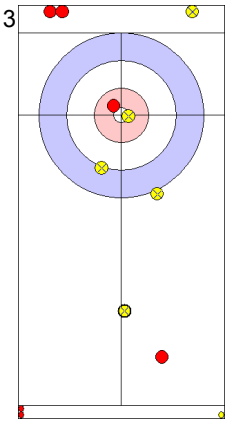
ENG: WATSON L
Guard In 4

14
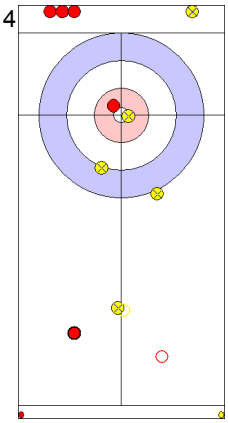
ESP: GARCIA VEZ G
Takeout In 2

15
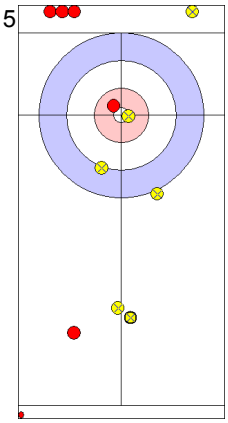
ENG: MACDOUGALL A
Guard Out 4

16
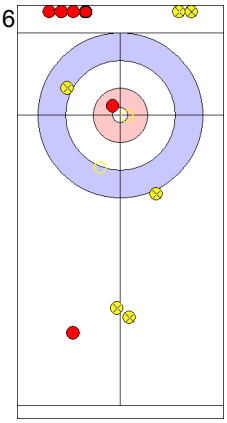
ESP: GARCIA VEZ I
Double Takeout In 4

Game - Shot by Shot

ESP - Spain	1 + 0	ENG - England	0 + 2	End 2

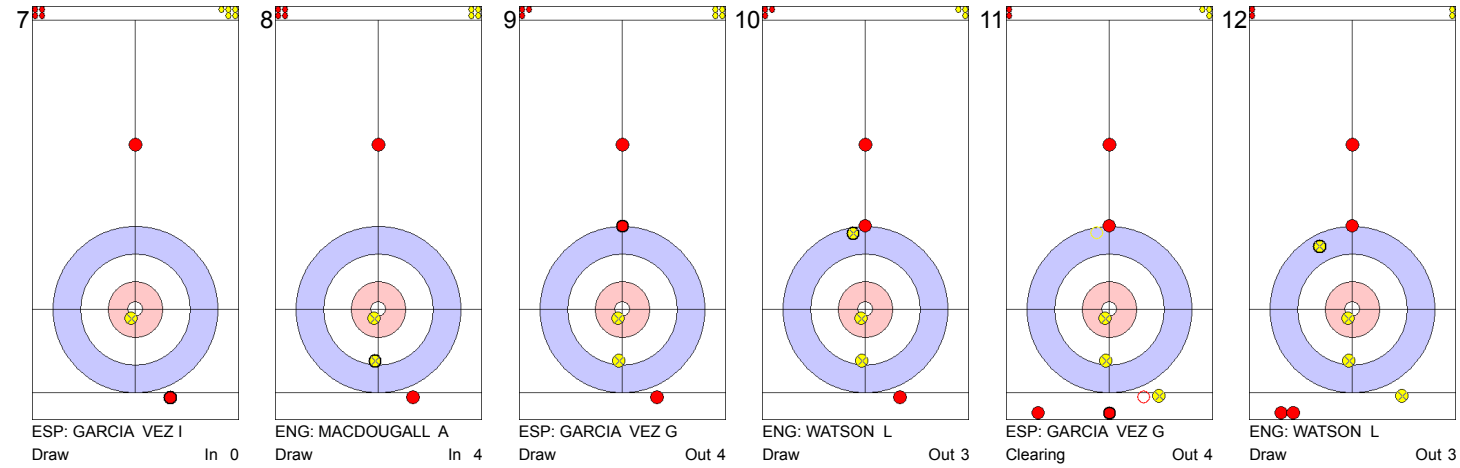

7
ESP: GARCIA VEZ I
Draw In 0

8
ENG: MACDOUGALL A
Draw In 4

9
ESP: GARCIA VEZ G
Draw Out 4

10
ENG: WATSON L
Draw Out 3

11
ESP: GARCIA VEZ G
Clearing Out 4

12
ENG: WATSON L
Draw Out 3

13
ESP: GARCIA VEZ G
Draw Out 2

14
ENG: WATSON L
Draw Out 2

15
ESP: GARCIA VEZ I
Draw In 3

16
ENG: MACDOUGALL A
Draw In 4

Game - Shot by Shot

ESP - Spain	1 + 0	ENG - England	2 + 1	End 3

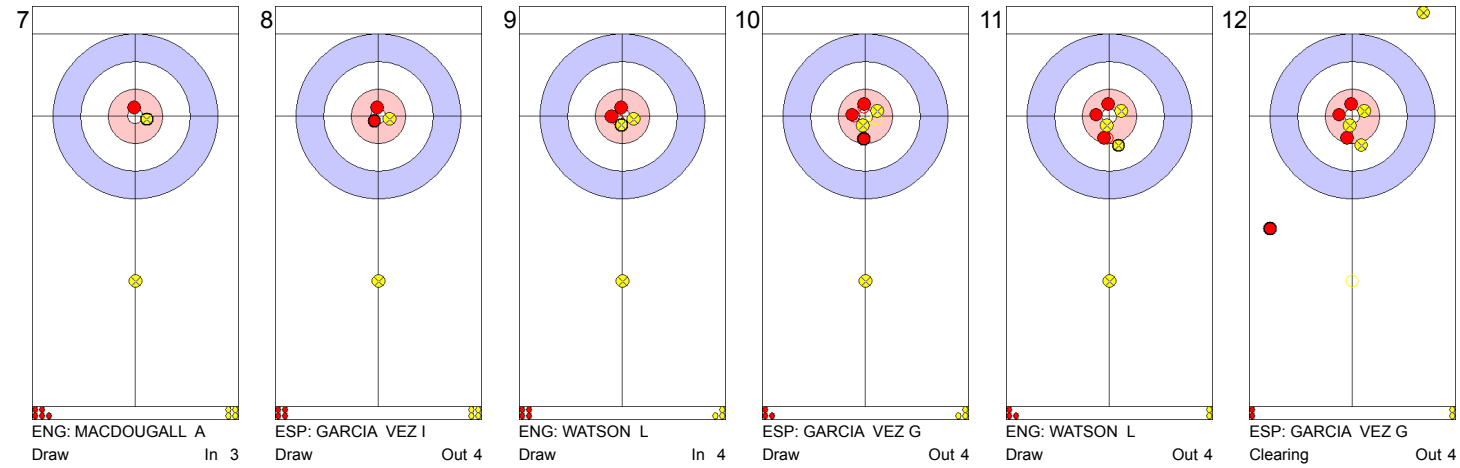

7	8	9	10	11	12
ENG: MACDOUGALL A	ESP: GARCIA VEZ I	ENG: WATSON L	ESP: GARCIA VEZ G	ENG: WATSON L	ESP: GARCIA VEZ G
Draw In 3	Draw Out 4	Draw In 4	Draw Out 4	Draw Out 4	Clearing Out 4

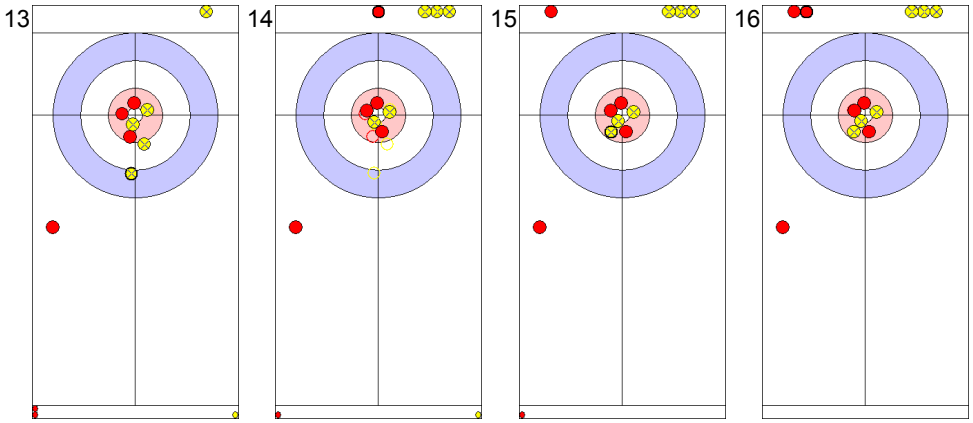

13	14	15	16
ENG: WATSON L	ESP: GARCIA VEZ G	ENG: MACDOUGALL A	ESP: GARCIA VEZ I
Draw In 4	Double Takeout In 4	Draw In 4	no statistics Out X

Game - Shot by Shot

ESP - Spain	1 + 1	ENG - England	3 + 0	End 4

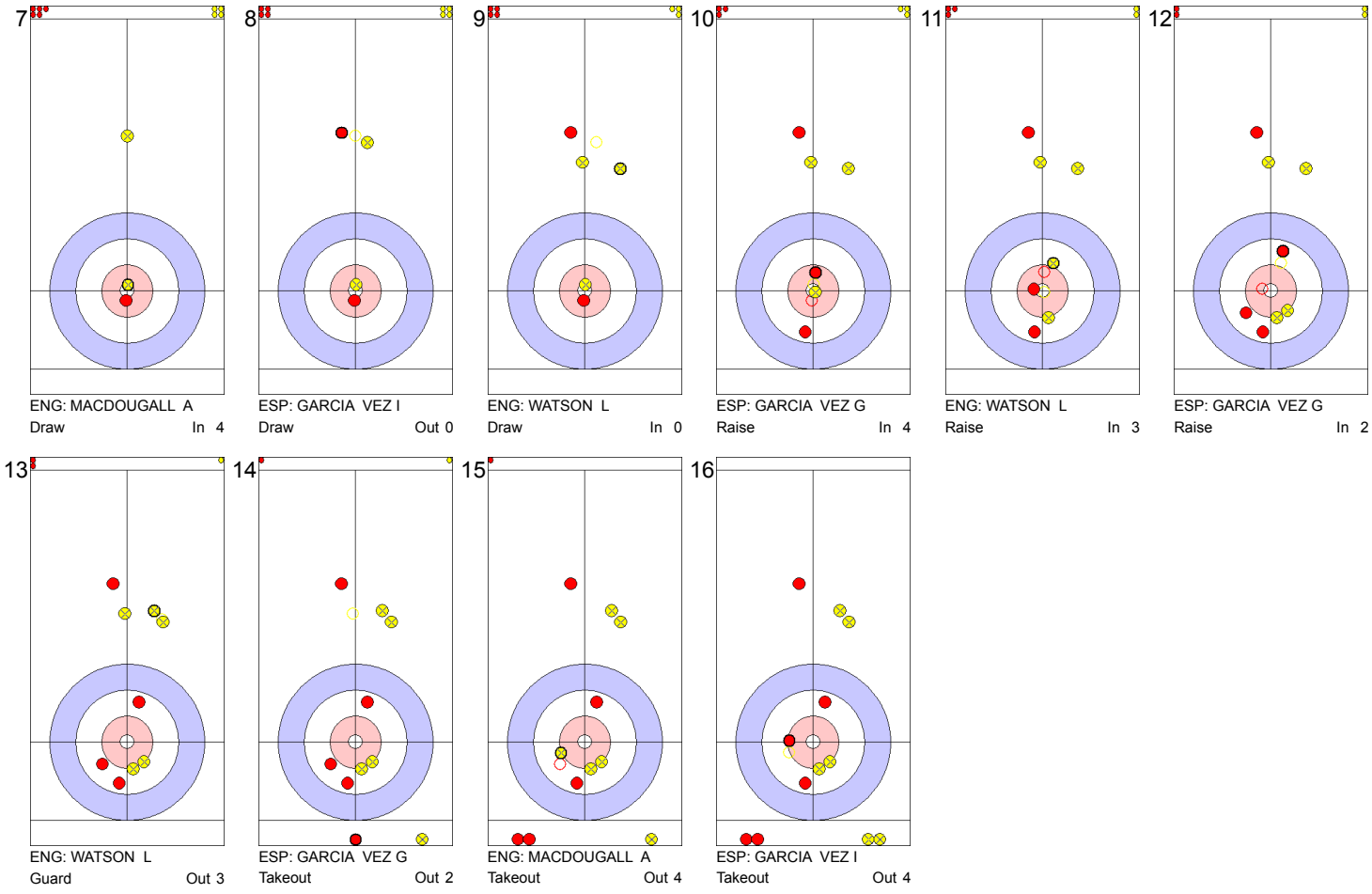

Game - Shot by Shot

ESP - Spain	2 + 0	ENG - England	3 + 3	End 5

7

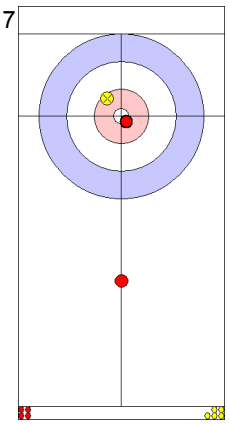

ESP: GARCIA VEZ I
Draw Out 4

8

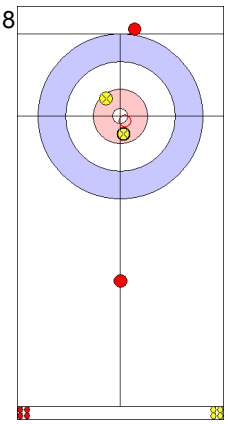

ENG: MACDOUGALL A
Draw Out 4

9

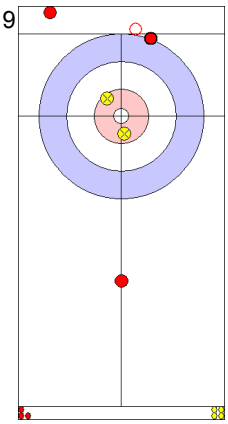

ESP: GARCIA VEZ G
Draw Out 2

10

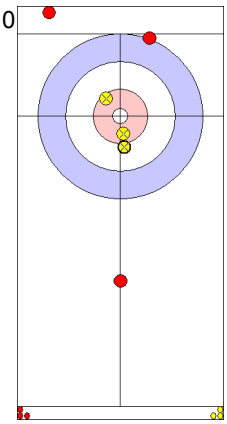

ENG: WATSON L
Draw Out 4

11

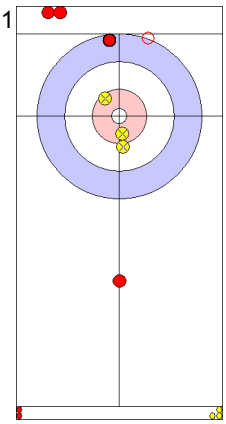

ESP: GARCIA VEZ G
Takeout Out 0

12

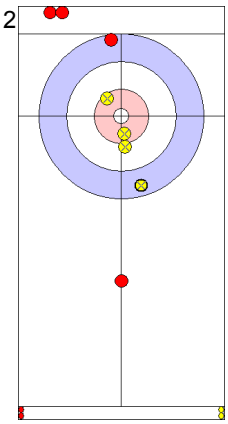

ENG: WATSON L
Draw Out 3

13

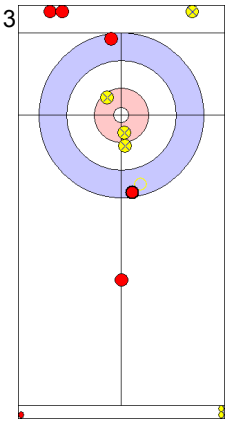

ESP: GARCIA VEZ G
Takeout Out 2

14

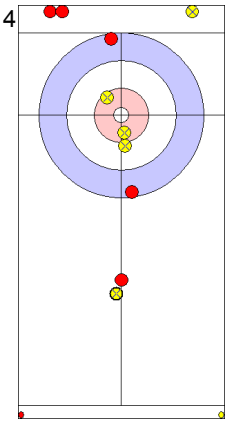

ENG: WATSON L
Draw In 0

15

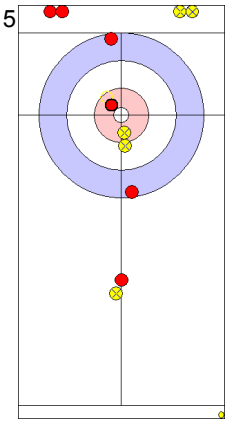

ESP: GARCIA VEZ I
Raise In 4

16

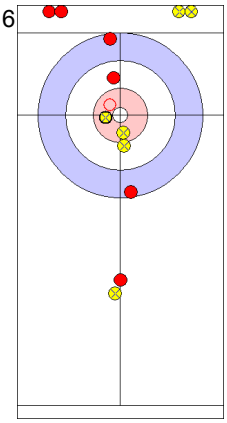

ENG: MACDOUGALL A
Raise In 4

Game - Shot by Shot

ESP - Spain	2 + 1	ENG - England	6 + 0	End 6

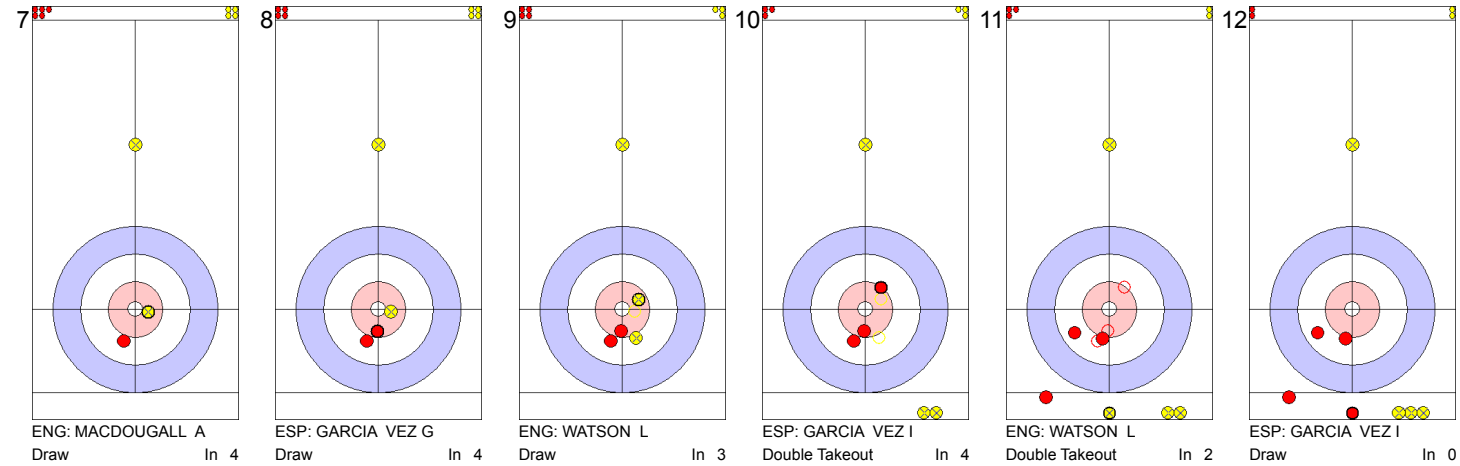

7
ENG: MACDOUGALL A
Draw In 4

8
ESP: GARCIA VEZ G
Draw In 4

9
ENG: WATSON L
Draw In 3

10
ESP: GARCIA VEZ I
Double Takeout In 4

11
ENG: WATSON L
Double Takeout In 2

12
ESP: GARCIA VEZ I
Draw In 0

13
ENG: WATSON L
Takeout Out 2

14
ESP: GARCIA VEZ I
Draw In 4

15
ENG: MACDOUGALL A
Draw In 3

16
ESP: GARCIA VEZ G
Promotion Takeout Out 0

Game - Shot by Shot

ESP - Spain	3 + 0	ENG - England	6 + 1	End 7

7

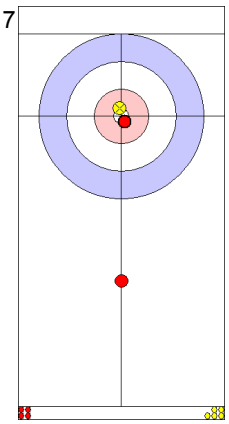

ESP: GARCIA VEZ G
Draw Out 4

8

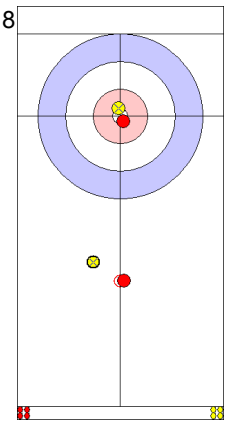

ENG: MACDOUGALL A
Draw In 0

9

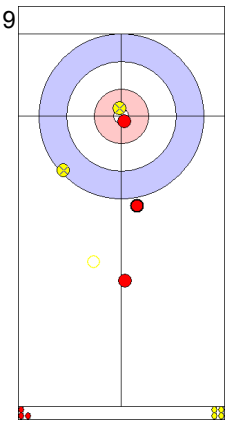

ESP: GARCIA VEZ I
Draw In 0

10

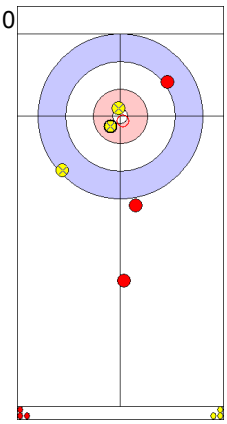

ENG: WATSON L
Raise In 4

11

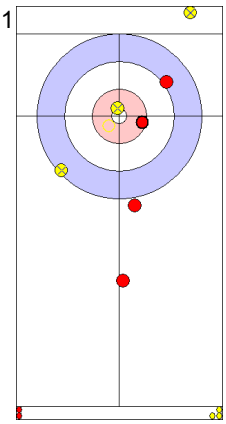

ESP: GARCIA VEZ I
Double Takeout In 2

12

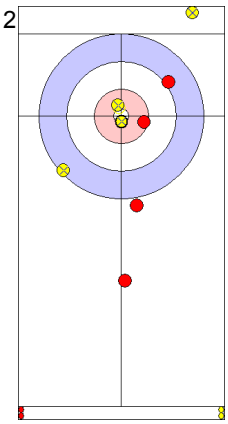

ENG: WATSON L
Draw In 4

13

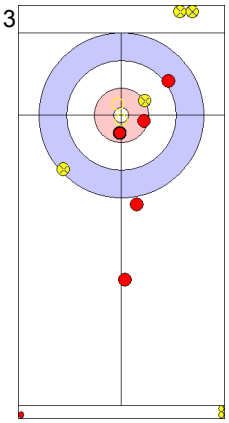

ESP: GARCIA VEZ I
Takeout In 4

14

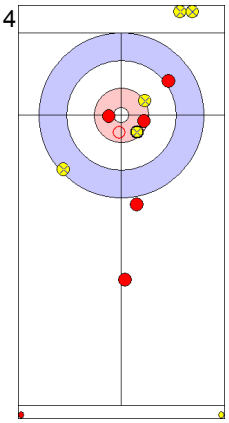

ENG: WATSON L
Draw In 4

15

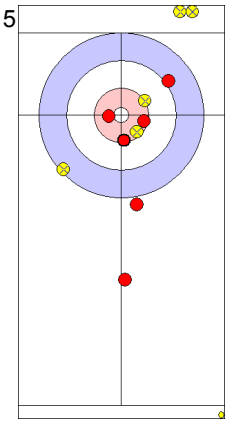

ESP: GARCIA VEZ G
Draw In 4

16

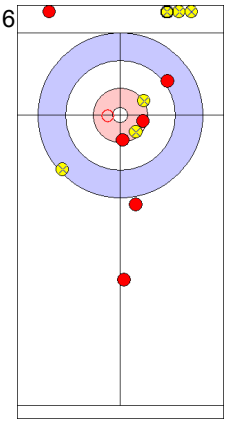

ENG: MACDOUGALL A
Takeout In 4

Game - Shot by Shot

ESP - Spain	3 + 1	ENG - England	7 + 0	End 8

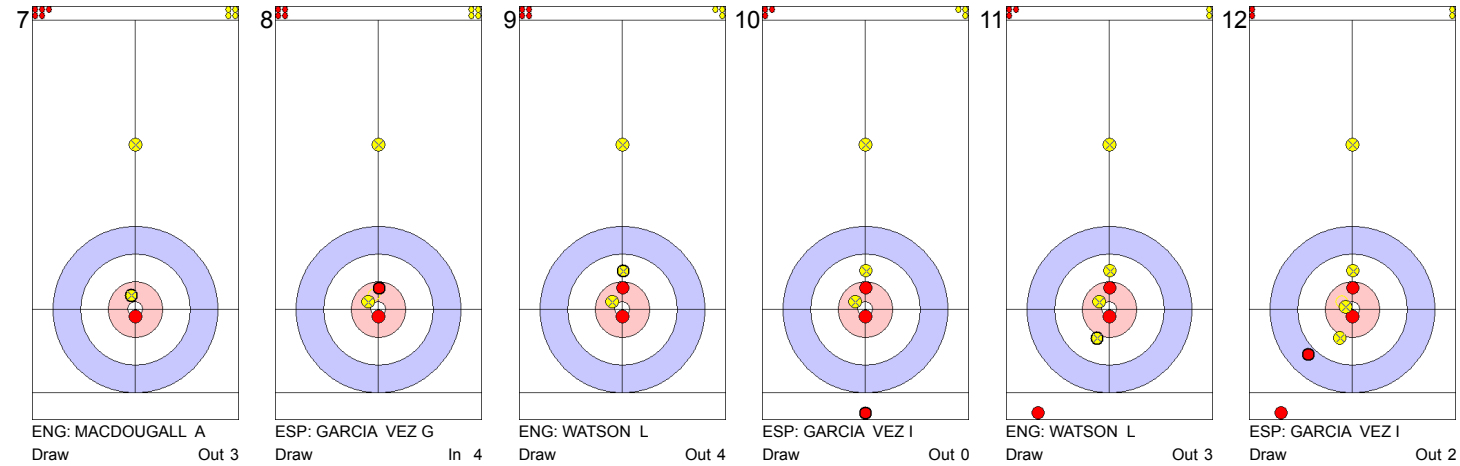

7
ENG: MACDOUGALL A
Draw Out 3

8
ESP: GARCIA VEZ G
Draw In 4

9
ENG: WATSON L
Draw Out 4

10
ESP: GARCIA VEZ I
Draw Out 0

11
ENG: WATSON L
Draw Out 3

12
ESP: GARCIA VEZ I
Draw Out 2

13
ENG: WATSON L
Guard In 3

14
ESP: GARCIA VEZ I
Takeout Out 2

15
ENG: MACDOUGALL A
Guard In 4

16
ESP: GARCIA VEZ G
Takeout In 0

Game Results

Sheet	Game	Team	LSFE	1	2	3	4	5	6	7	8	Extra Ends						Total
B	8	SCO - Scotland	*	3	1	3	1	0	1	0	X							9
	8	KOR - Korea		0	0	0	0	2	0	1	X							3

SCO - Scotland		Game	All
F	McCLEARY Judith	82 %	73 %
M	McCLEARY Lee	71 %	76 %
	Team Total	78 %	75 %

Last Stone Draw: 75.3cm 45.4cm ↻ McCLEARY L
29.9cm ↺ McCLEARY J

Time remaining: 2 minutes 45 seconds

Time-out: end 6 - SCO stone 7

KOR - Korea		Game	All
F	LEE Hyein	63 %	67 %
M	BEAK Jong-Chul	77 %	67 %
	Team Total	69 %	67 %

Last Stone Draw: 81.8cm 55.3cm ↻ BEAK J
26.5cm ↺ LEE H

Time remaining: 3 minutes 13 seconds

Detailed Game Statistics:

SCO - Scotland		Draws		Takeouts		Total	
F	McCLEARY Judith	11	86 %	10	78 %	21	82 %
M	McCLEARY Lee	10	70 %	4	75 %	14	71 %
	Team Total	21	79 %	14	77 %	35	78 %

KOR - Korea		Draws		Takeouts		Total	
F	LEE Hyein	18	63 %	0	- %	18	63 %
M	BEAK Jong-Chul	13	73 %	3	92 %	16	77 %
	Team Total	31	67 %	3	92 %	34	69 %

LEGEND
F Female
X Unplayed/unfinished end due to concession
LSFE (*) Last stone first end
M Male

Game - Shot by Shot

SCO - Scotland	0 + 3	KOR - Korea	0 + 0	End 1

7

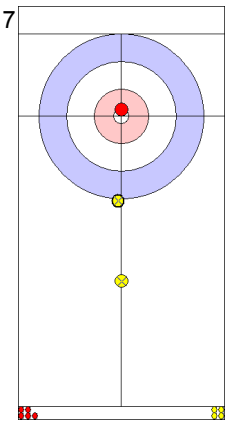

KOR: LEE H
Draw Out 4

8

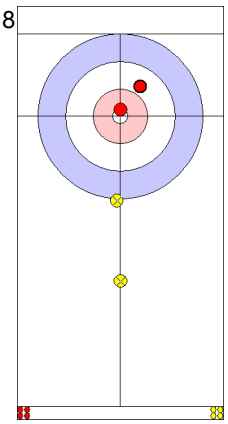

SCO: McCLEARY L
Draw Out 3

9

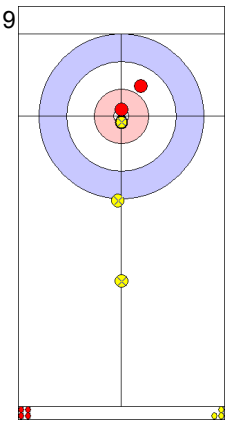

KOR: BEAK J
Draw Out 4

10

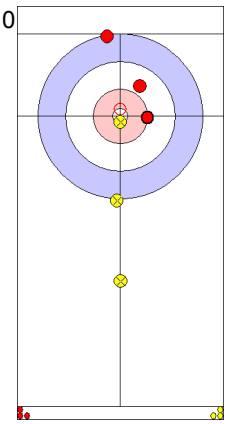

SCO: McCLEARY J
Raise Out 3

11

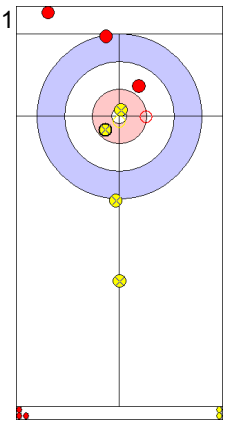

KOR: BEAK J
Hit and Roll Out 4

12

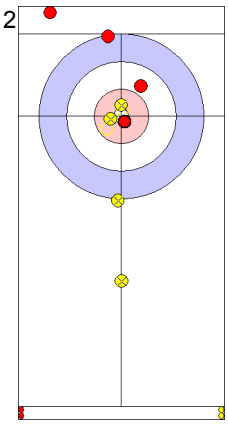

SCO: McCLEARY J
Draw Out 4

13

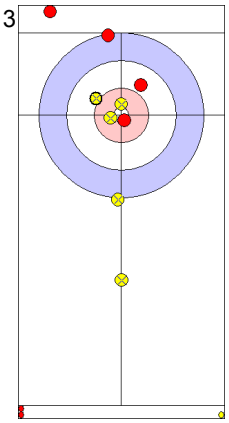

KOR: BEAK J
Draw In 2

14

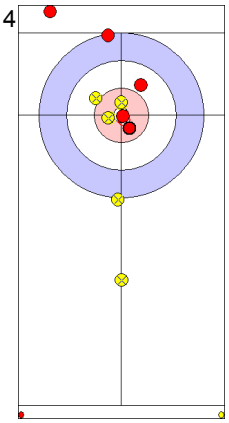

SCO: McCLEARY J
Draw Out 4

15

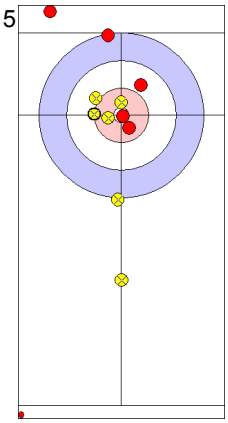

KOR: LEE H
Draw In 4

16

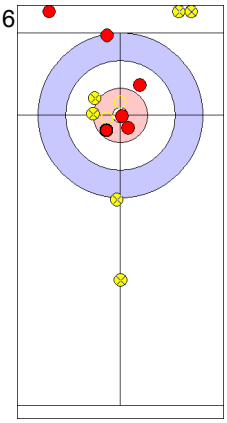

SCO: McCLEARY L
Takeout In 4

Game - Shot by Shot

SCO - Scotland	3 + 1	KOR - Korea	0 + 0	End 2

7

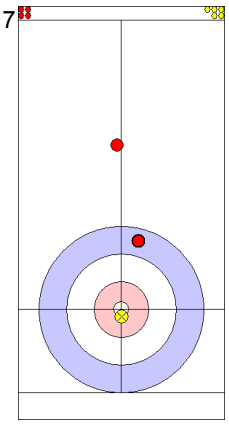

SCO: McCLEARY L
Draw In 3

8

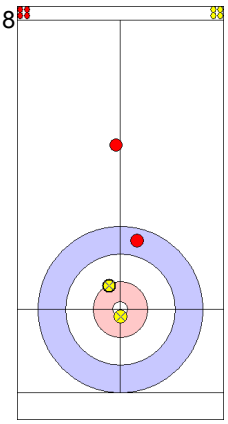

KOR: LEE H
Draw Out 4

9

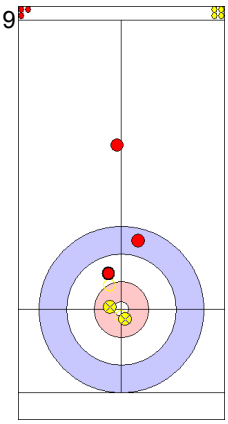

SCO: McCLEARY J
Draw Out 4

10

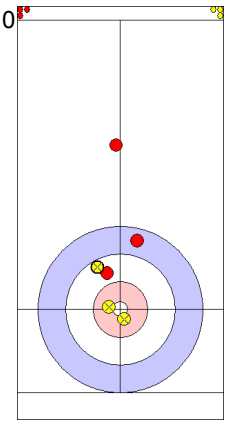

KOR: BEAK J
Draw Out 4

11

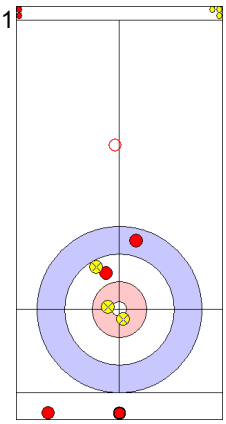

SCO: McCLEARY J
Promotion Takeout In 2

12

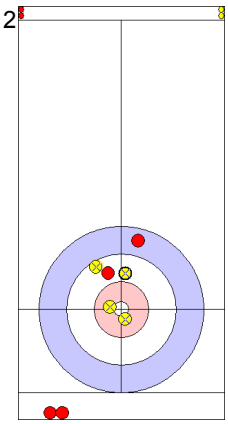

KOR: BEAK J
Draw Out 4

13

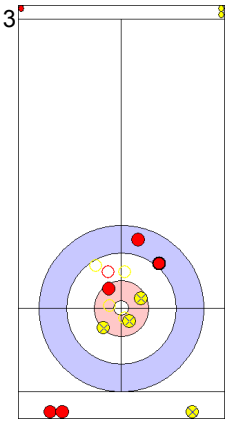

SCO: McCLEARY J
Takeout In 4

14

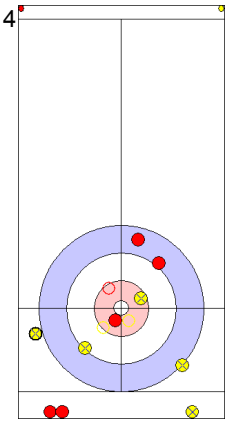

KOR: BEAK J
Takeout In 4

15

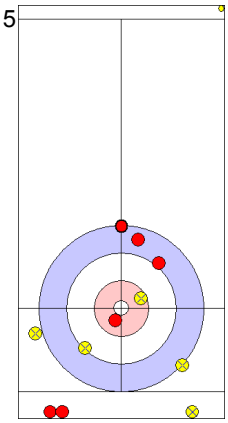

SCO: McCLEARY L
Draw Out 3

16

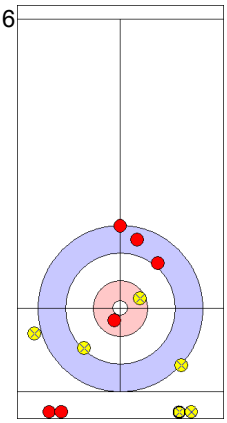

KOR: LEE H
Draw Out 0

Game - Shot by Shot

SCO - Scotland	4 + 3	KOR - Korea	0 + 0	End 3

7

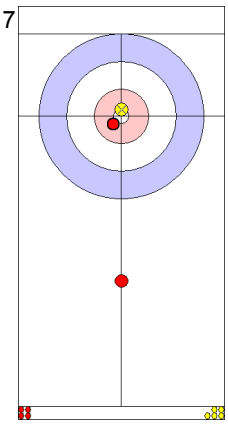

SCO: McCLEARY L
Draw In 4

8

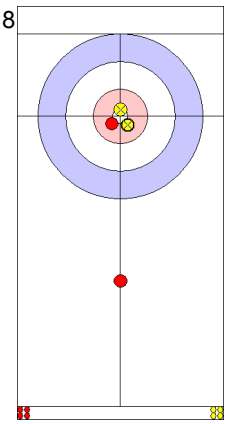

KOR: LEE H
Draw Out 4

9

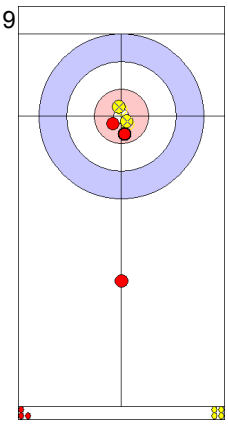

SCO: McCLEARY J
Raise Out 4

10

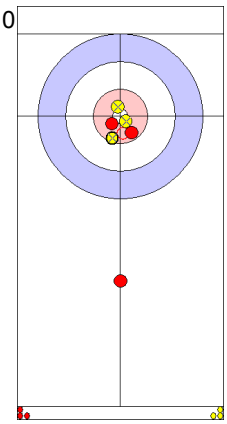

KOR: BEAK J
Draw In 4

11

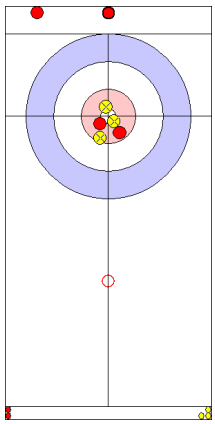

SCO: McCLEARY J
Takeout Out 0

12

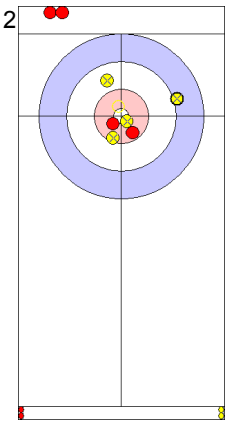

KOR: BEAK J
Draw Out 2

13

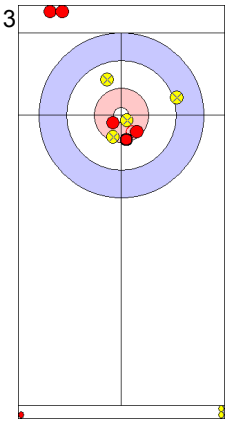

SCO: McCLEARY J
Draw Out 3

14

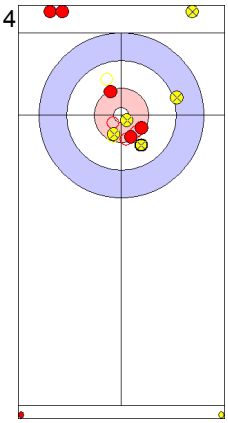

KOR: BEAK J
Takeout In 3

15

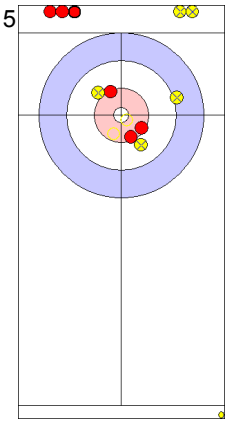

SCO: McCLEARY L
Takeout In 4

16

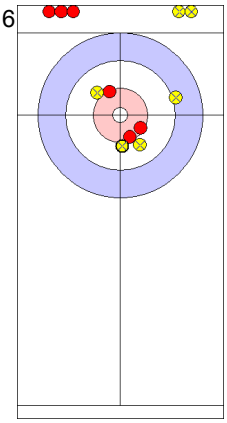

KOR: LEE H
Draw In 0

Game - Shot by Shot

SCO - Scotland	7 + 1	KOR - Korea	0 + 0	End 4

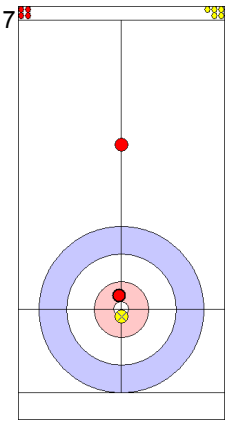

7
SCO: McCLEARY L
Draw In 4

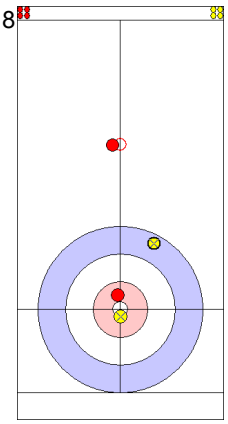

8
KOR: BEAK J
Draw In 3

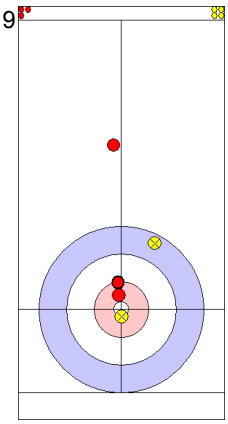

9
SCO: McCLEARY J
Draw In 4

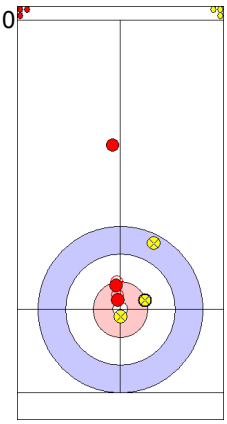

10
KOR: LEE H
Draw In 2

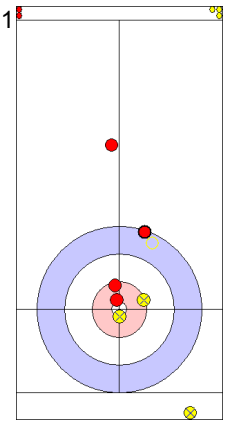

11
SCO: McCLEARY J
Hit and Roll In 3

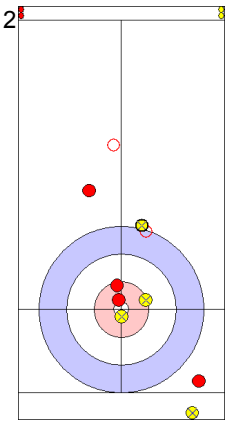

12
KOR: LEE H
Draw In 0

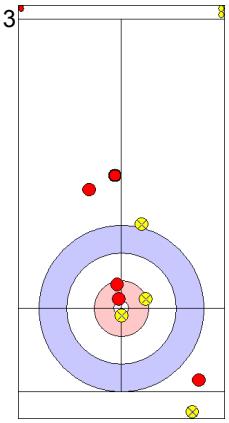

13
SCO: McCLEARY J
Guard Out 4

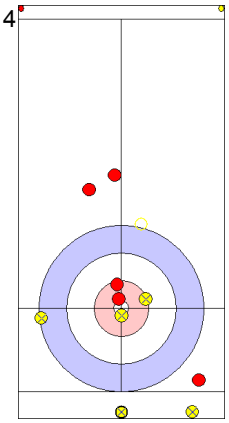

14
KOR: LEE H
Raise In 0

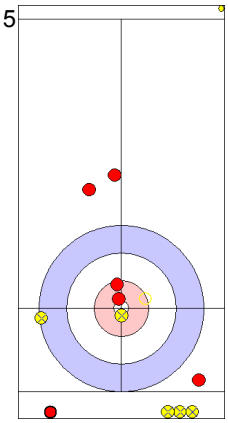

15
SCO: McCLEARY L
Double Takeout In 2

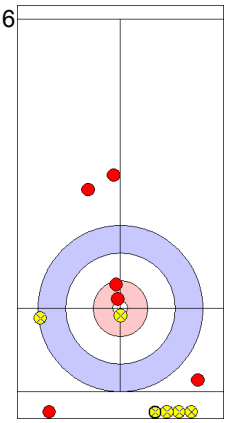

16
KOR: BEAK J
Draw In 0

Game - Shot by Shot

SCO - Scotland	8 + 0	KOR - Korea	0 + 2	End 5

7

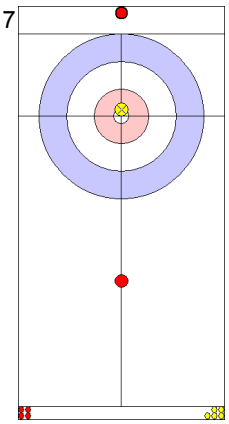

SCO: McCLEARY L
Draw In 0

8

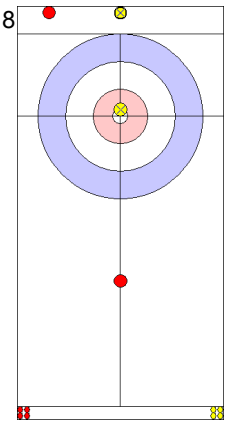

KOR: BEAK J
Draw In 0

9

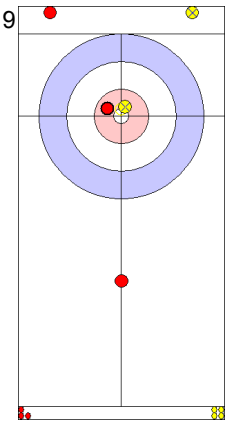

SCO: McCLEARY J
Draw In 2

10

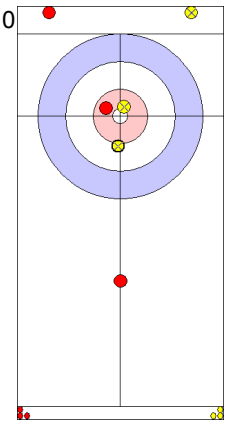

KOR: LEE H
Draw In 4

11

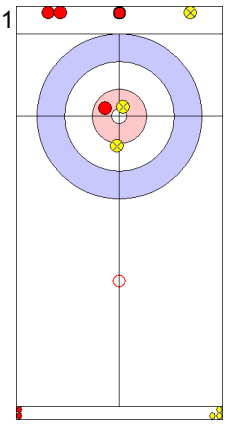

SCO: McCLEARY J
Clearing Out 4

12

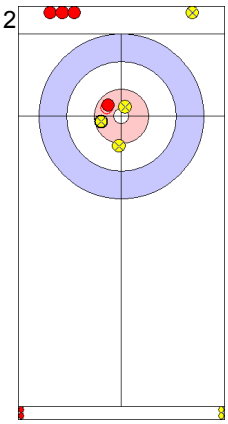

KOR: LEE H
Draw In 3

13

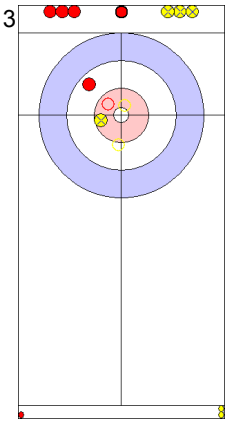

SCO: McCLEARY J
Takeout In 4

14

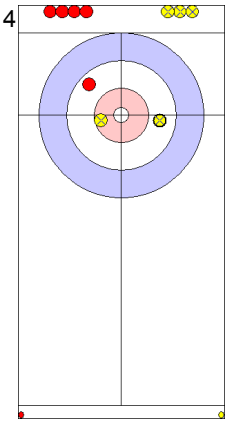

KOR: LEE H
Draw In 4

15

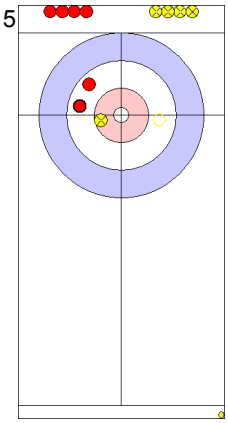

SCO: McCLEARY L
Takeout Out 2

16

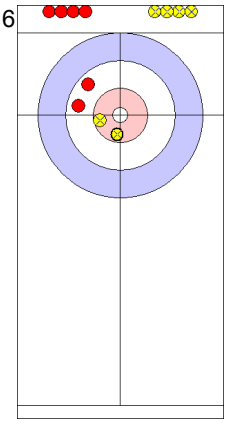

KOR: BEAK J
Draw Out 4

Game - Shot by Shot

SCO - Scotland	8 + 1	KOR - Korea	2 + 0	End 6

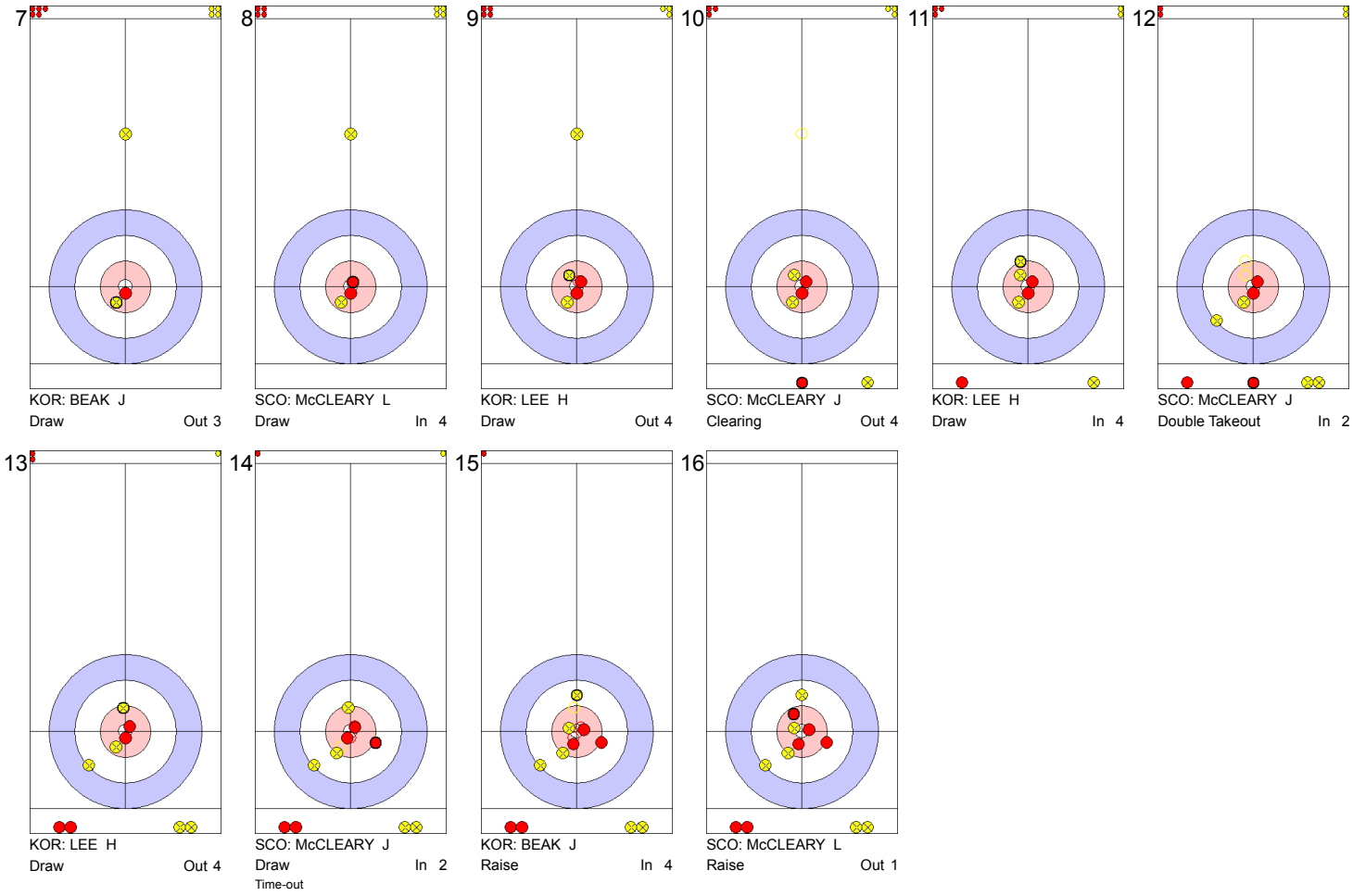

7
KOR: BEAK J
Draw Out 3

8
SCO: McCLEARY L
Draw In 4

9
KOR: LEE H
Draw Out 4

10
SCO: McCLEARY J
Clearing Out 4

11
KOR: LEE H
Draw In 4

12
SCO: McCLEARY J
Double Takeout In 2

13
KOR: LEE H
Draw Out 4

14
SCO: McCLEARY J
Draw In 2
Time-out

15
KOR: BEAK J
Raise In 4

16
SCO: McCLEARY L
Raise Out 1

Game - Shot by Shot

SCO - Scotland	9 + 0	KOR - Korea	2 + 1	End 7

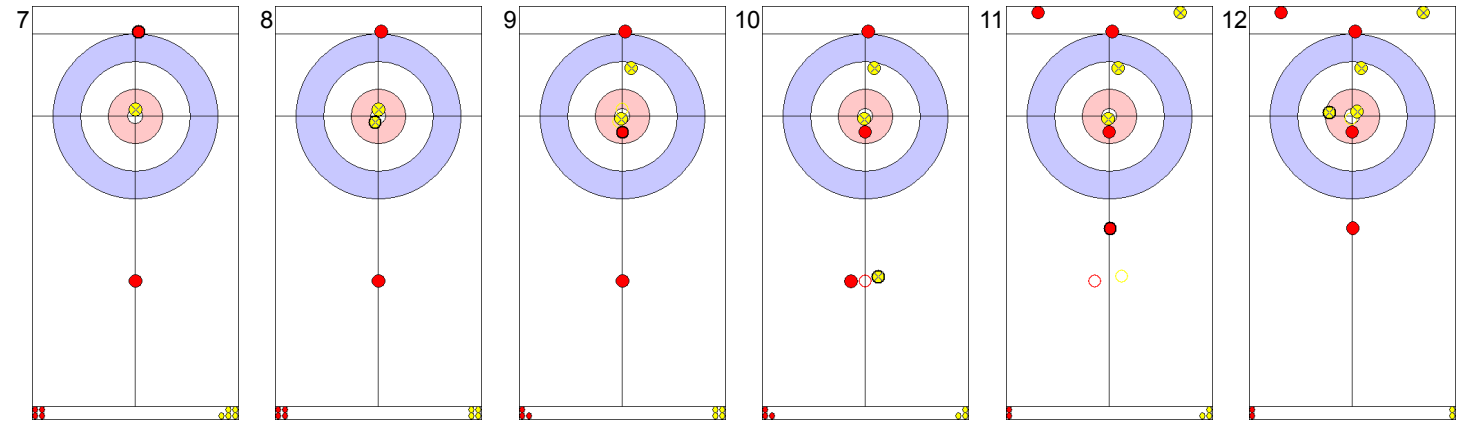

7
SCO: McCLEARY L
Draw In 2

8
KOR: BEAK J
Draw In 4

9
SCO: McCLEARY J
Raise In 4

10
KOR: LEE H
Draw Out 0

11
SCO: McCLEARY J
Clearing In 4

12
KOR: LEE H
Draw In 2

13
SCO: McCLEARY J
Takeout In 4

14
KOR: LEE H
Raise In 2

15
SCO: McCLEARY L
Draw Out 4

16
KOR: BEAK J
through In X

Game Results

Sheet	Game	Team	LSFE	1	2	3	4	5	6	7	8	Extra Ends						Total
C	8	ROU - Romania		0	1	0	0	1	1	0	X							3
	8	POL - Poland	*	4	0	2	1	0	0	4	X							11

ROU - Romania		Game	All
F	TRAILA Iulia	41 %	37 %
M	MATAU Cristian	57 %	49 %
	Team Total	51 %	44 %

Last Stone Draw: 175.2cm
80.7cm ↻ MATAU C
94.5cm ↺ TRAILA I

Time remaining: 7 minutes 56 seconds

POL - Poland		Game	All
F	FLOREK Karolina	64 %	57 %
M	MOLSKI Szymon	75 %	57 %
	Team Total	69 %	57 %

Last Stone Draw: 92.7cm
30.2cm ↻ MOLSKI S
62.5cm ↺ FLOREK K

Time remaining: 6 minutes 22 seconds

Time-out: end 6 - POL stone 8

Detailed Game Statistics:

ROU - Romania		Draws		Takeouts		Total	
F	TRAILA Iulia	13	44 %	1	0 %	14	41 %
M	MATAU Cristian	17	54 %	4	69 %	21	57 %
	Team Total	30	50 %	5	55 %	35	51 %

POL - Poland		Draws		Takeouts		Total	
F	FLOREK Karolina	19	67 %	2	38 %	21	64 %
M	MOLSKI Szymon	12	71 %	2	100 %	14	75 %
	Team Total	31	69 %	4	69 %	35	69 %

LEGEND
F Female
X Unplayed/unfinished end due to concession
LSFE (*) Last stone first end
M Male

Game - Shot by Shot

ROU - Romania	0 + 0	POL - Poland	0 + 4	End 1

7

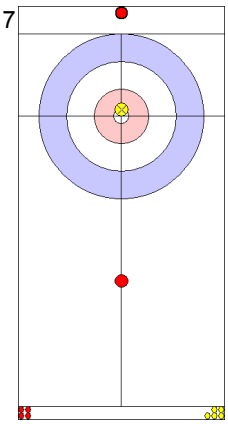

ROU: TRAILA I
Draw In 0

8

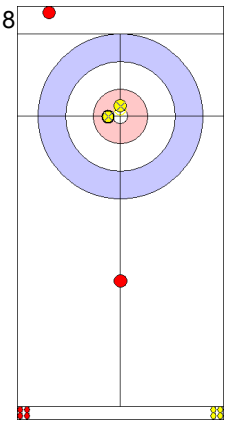

POL: MOLSKI S
Draw In 3

9

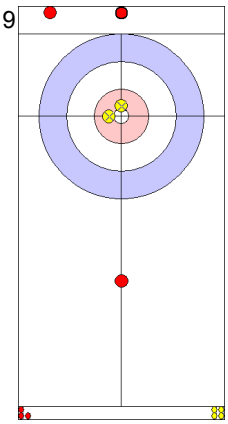

ROU: MATAU C
Draw In 0

10

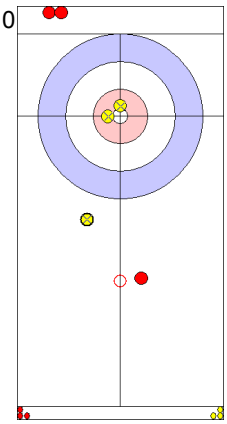

POL: FLOREK K
Draw In 0

11

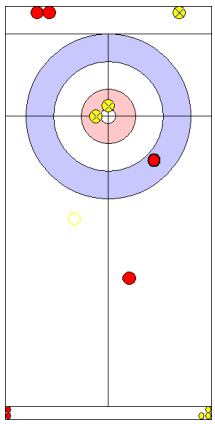

ROU: MATAU C
Draw In 2

12

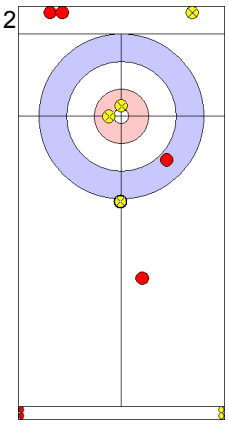

POL: FLOREK K
Guard In 4

13

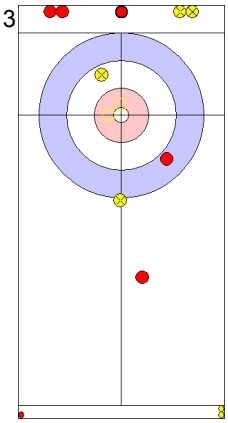

ROU: MATAU C
Double Takeout In 2

14

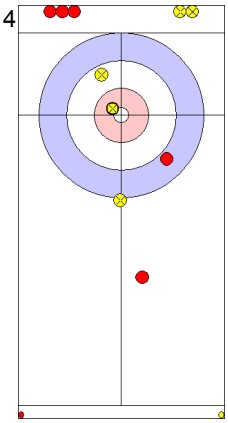

POL: FLOREK K
Draw In 3

15

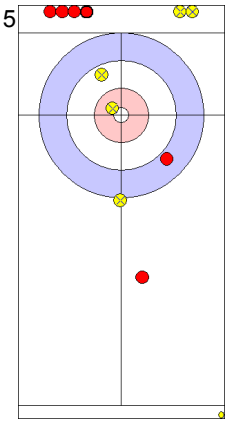

ROU: TRAILA I
Draw In 0

16

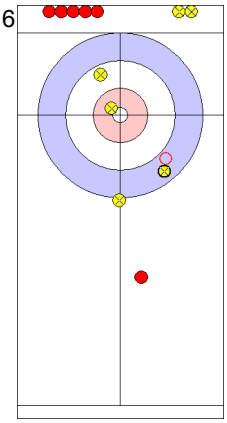

POL: MOLSKI S
Takeout Out 4

Game - Shot by Shot

ROU - Romania	0 + 1	POL - Poland	4 + 0	End 2

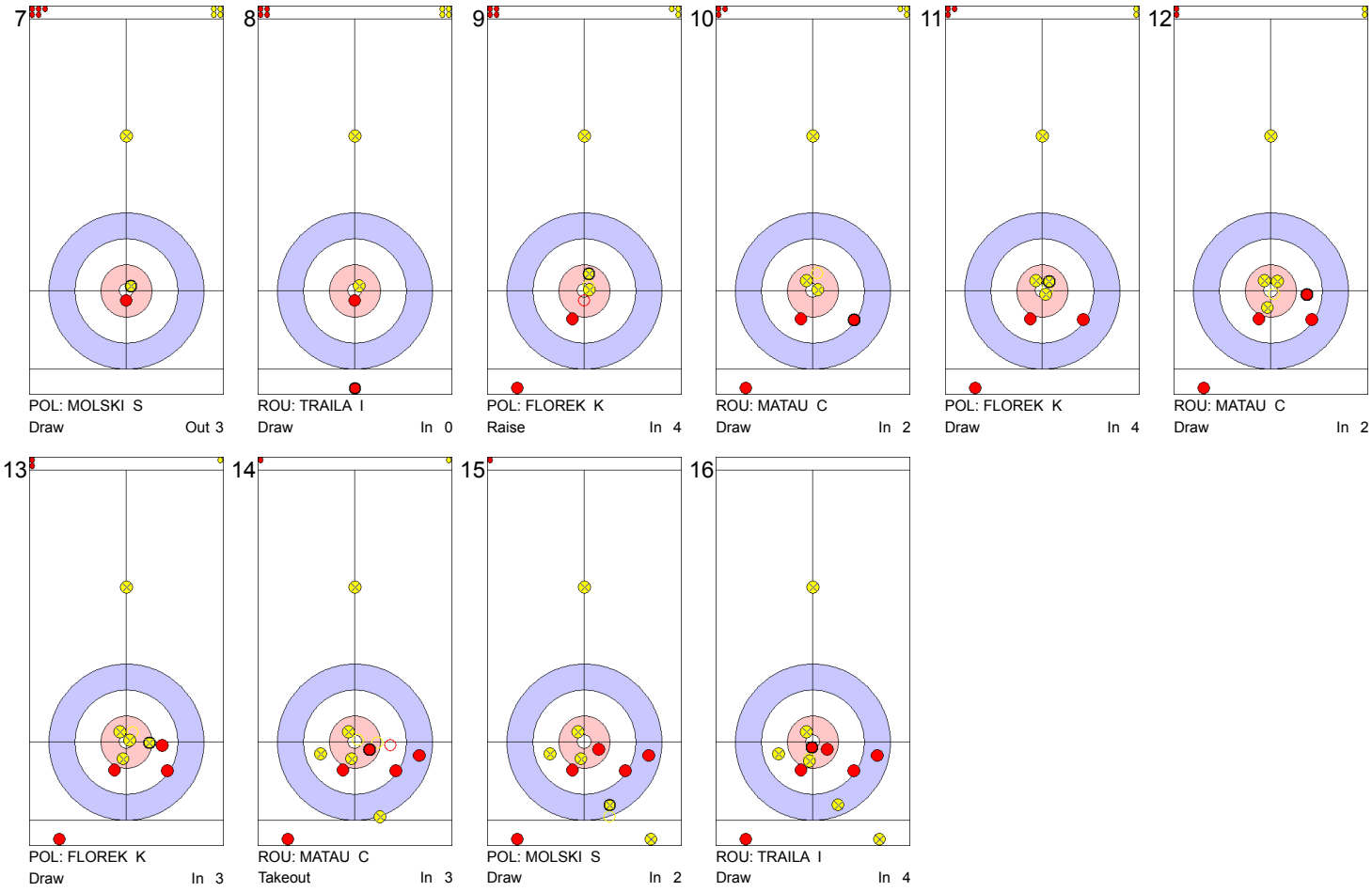

Game - Shot by Shot

ROU - Romania	1 + 0	POL - Poland	4 + 2	End 3

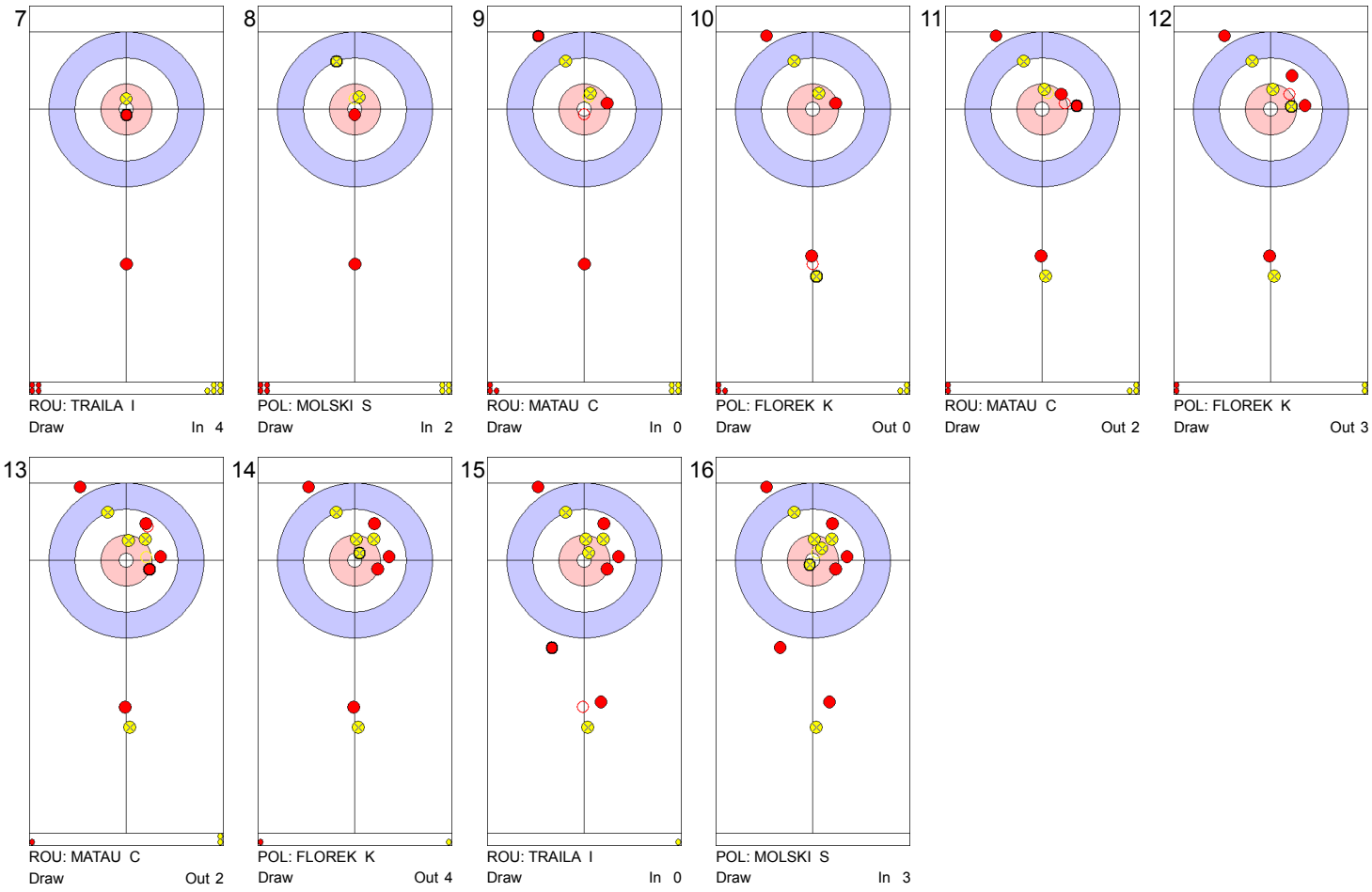

Game - Shot by Shot

ROU - Romania	1 + 0	POL - Poland	6 + 1	End 4

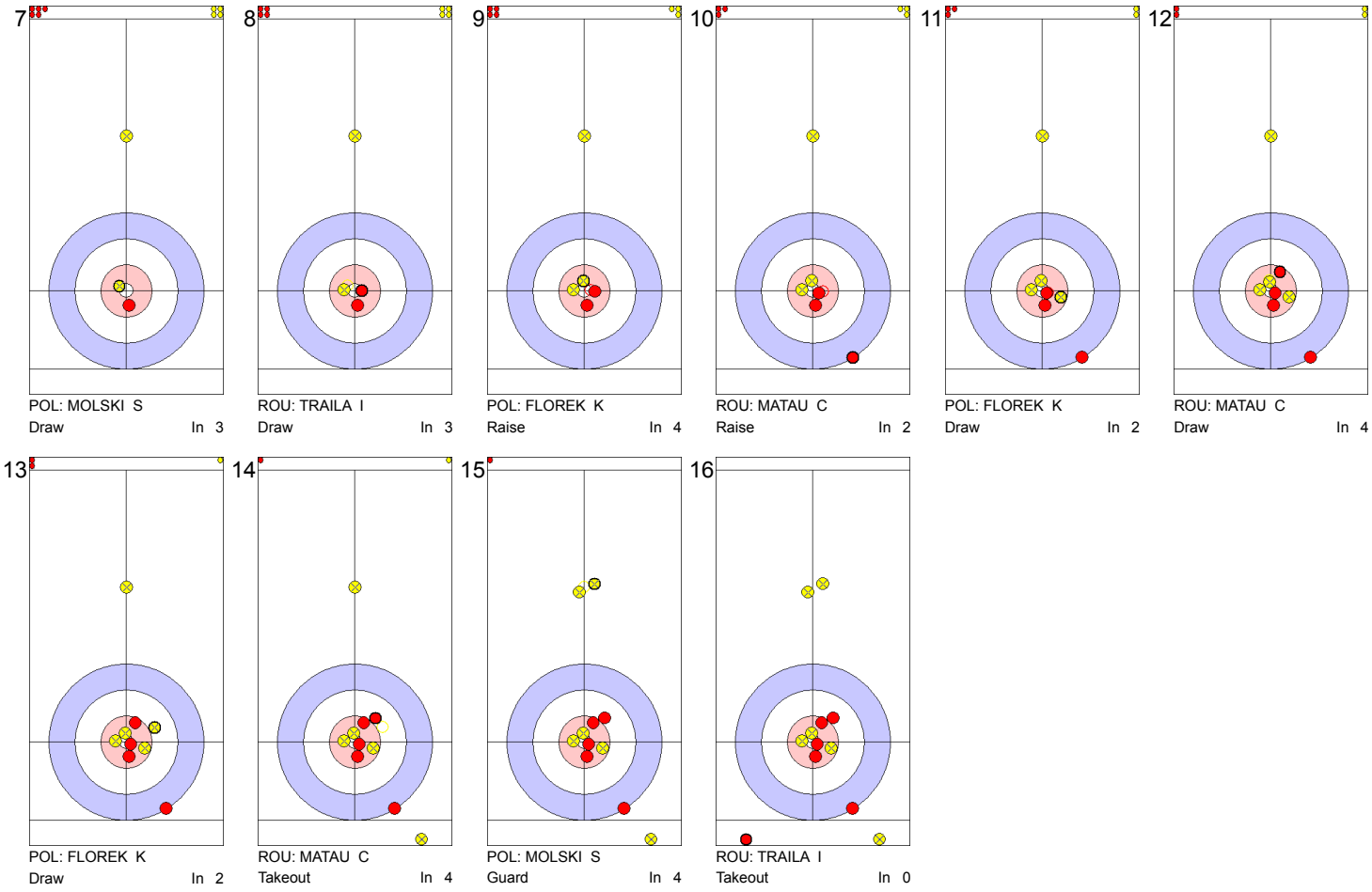

Game - Shot by Shot

ROU - Romania	1 + 1	POL - Poland	7 + 0	End 5

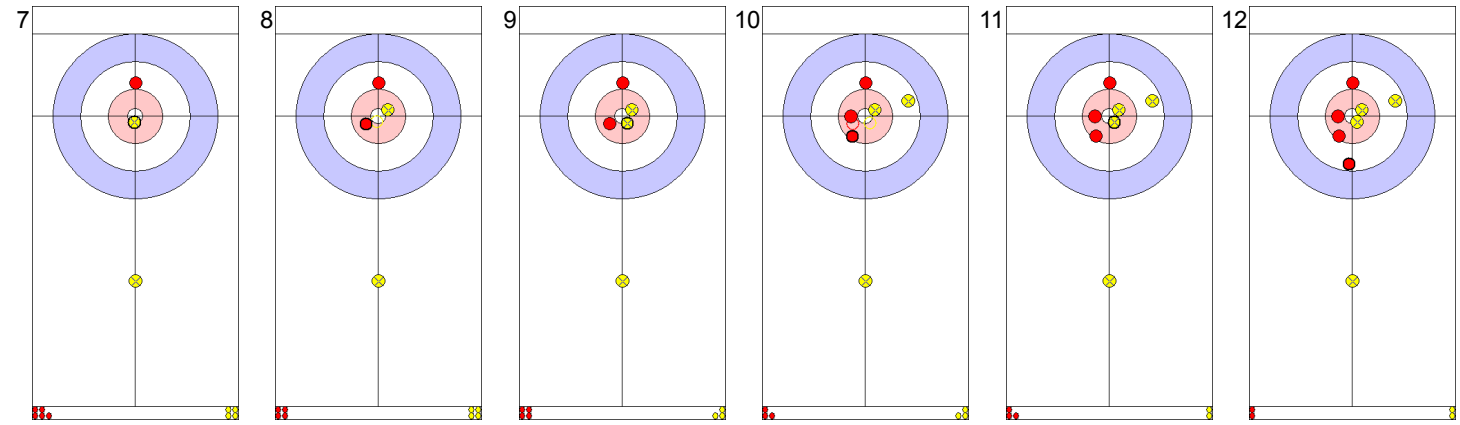

7
POL: MOLSKI S
Draw In 4

8
ROU: TRAILA I
Draw In 2

9
POL: FLOREK K
Draw In 4

10
ROU: MATAU C
Draw In 3

11
POL: FLOREK K
Draw In 4

12
ROU: MATAU C
Draw Out 2

13
POL: FLOREK K
Draw Out 4

14
ROU: MATAU C
Double Takeout In 2

15
POL: MOLSKI S
Guard Out 3

16
ROU: TRAILA I
Raise In 4

Game - Shot by Shot

ROU - Romania	2 + 1	POL - Poland	7 + 0	End 6

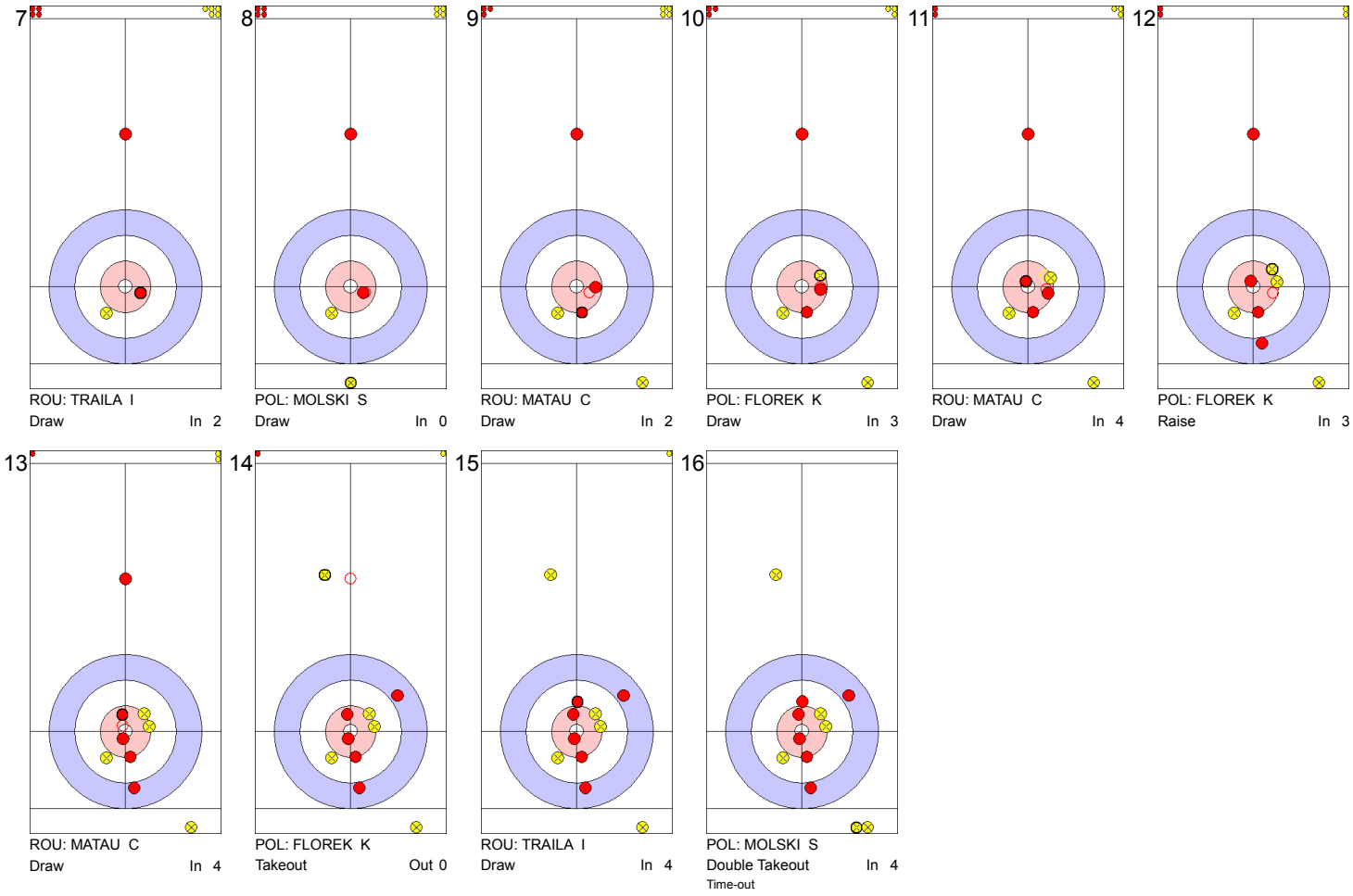

7
ROU: TRAILA I
Draw In 2

8
POL: MOLSKI S
Draw In 0

9
ROU: MATAU C
Draw In 2

10
POL: FLOREK K
Draw In 3

11
ROU: MATAU C
Draw In 4

12
POL: FLOREK K
Raise In 3

13
ROU: MATAU C
Draw In 4

14
POL: FLOREK K
Takeout Out 0

15
ROU: TRAILA I
Draw In 4

16
POL: MOLSKI S
Double Takeout In 4
Time-out

Game - Shot by Shot

ROU - Romania	3 + 0	POL - Poland	7 + 4	End 7

7

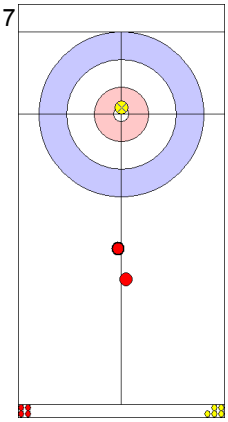

ROU: TRAILA I
Draw In 0

8

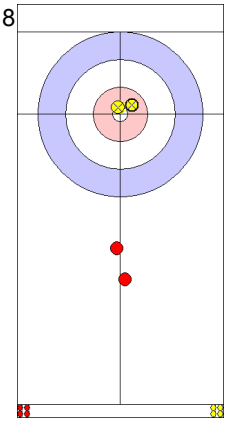

POL: MOLSKI S
Draw Out 3

9

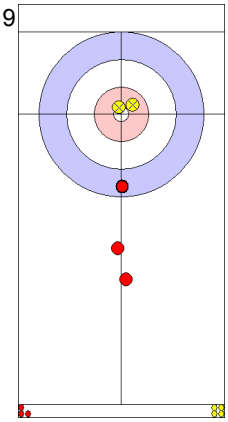

ROU: MATAU C
Draw Out 2

10

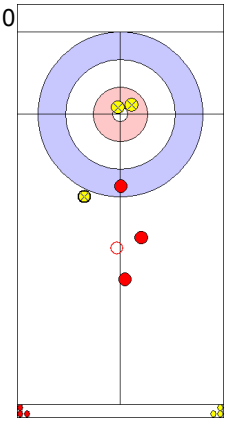

POL: FLOREK K
Draw In 0

11

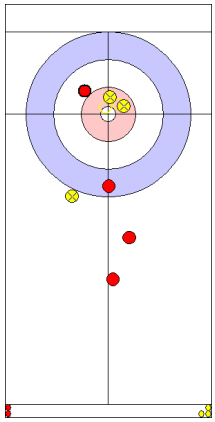

ROU: MATAU C
Draw In 2

12

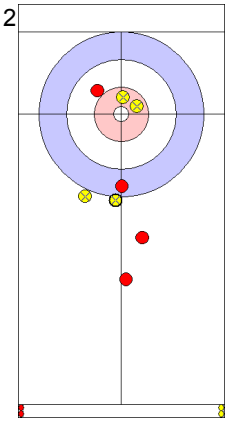

POL: FLOREK K
Draw In 0

13

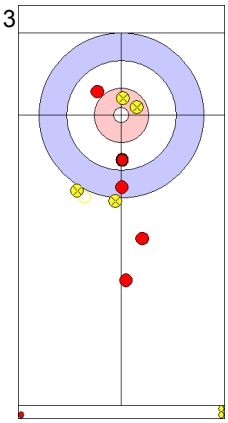

ROU: MATAU C
Draw In 2

14

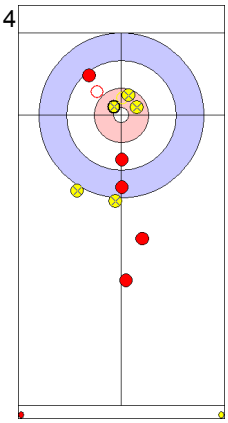

POL: FLOREK K
Hit and Roll In 3

15

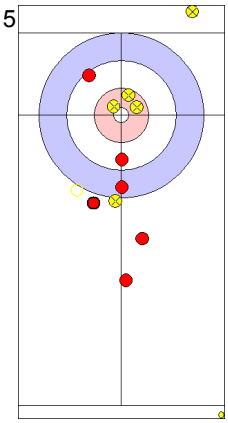

ROU: TRAILA I
Draw In 0

16

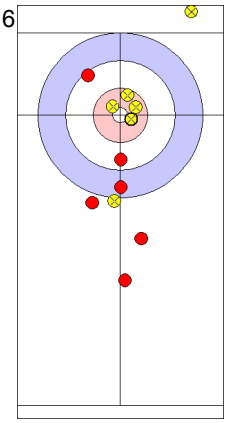

POL: MOLSKI S
Draw Out 4

Game Results

Sheet	Game	Team	LSFE	1	2	3	4	5	6	7	8	Extra Ends						Total
D	8	BLR - Belarus		0	0	0	1	0	0	0	X							1
	8	CAN - Canada	*	1	2	1	0	2	1	1	X							8

BLR - Belarus		Game	All
F	KIRILLOVA Ekaterina	38 %	43 %
M	KIRILLOV Dmitry	58 %	54 %
	Team Total	50 %	50 %

Last Stone Draw: 287.5cm 162.7cm ↻ KIRILLOVA E
124.8cm ↺ KIRILLOV D

Time remaining: 1 minute 17 seconds

CAN - Canada		Game	All
F	PARK Kalynn	61 %	68 %
M	THOMAS Charley	76 %	79 %
	Team Total	70 %	75 %

Last Stone Draw: 23.5cm 9.4cm ↻ PARK K
14.1cm ↺ THOMAS C

Time remaining: 6 minutes 48 seconds

Detailed Game Statistics:

BLR - Belarus		Draws		Takeouts		Total	
F	KIRILLOVA Ekaterina	11	48 %	3	0 %	14	38 %
M	KIRILLOV Dmitry	17	71 %	4	6 %	21	58 %
	Team Total	28	62 %	7	4 %	35	50 %

CAN - Canada		Draws		Takeouts		Total	
F	PARK Kalynn	10	78 %	4	19 %	14	61 %
M	THOMAS Charley	17	79 %	4	63 %	21	76 %
	Team Total	27	79 %	8	41 %	35	70 %

LEGEND
F Female
X Unplayed/unfinished end due to concession
LSFE (*) Last stone first end
M Male

Game - Shot by Shot

BLR - Belarus	0 + 0	CAN - Canada	0 + 1	End 1

7

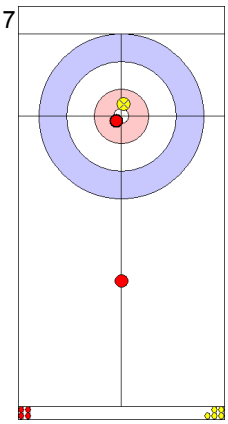

BLR: KIRILLOVA E
Draw Out 4

8

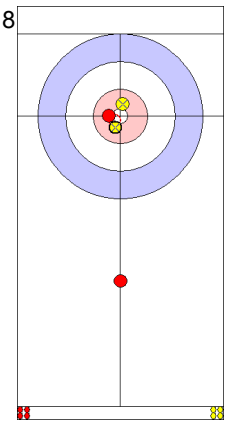

CAN: PARK K
Draw In 4

9

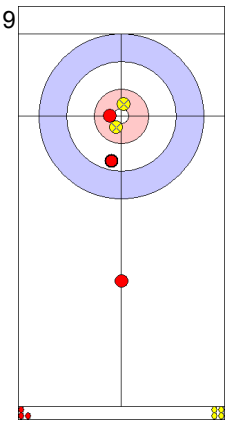

BLR: KIRILLOV D
Draw Out 4

10

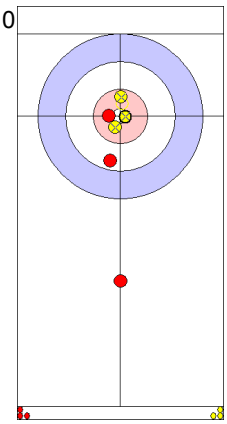

CAN: THOMAS C
Draw Out 4

11

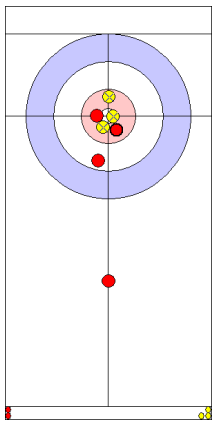

BLR: KIRILLOV D
Draw Out 4

12

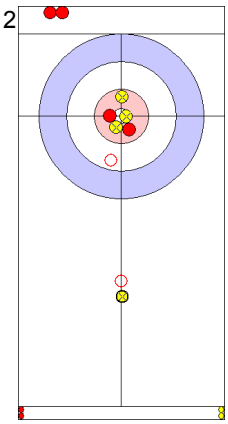

CAN: THOMAS C
Promotion Takeout Out 2

13

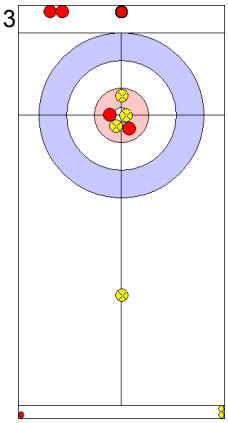

BLR: KIRILLOV D
Draw Out 0

14

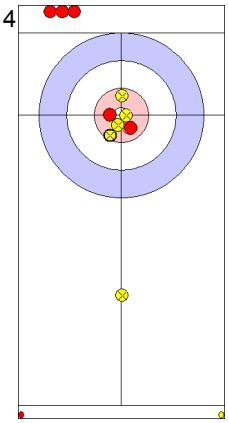

CAN: THOMAS C
Raise In 2

15

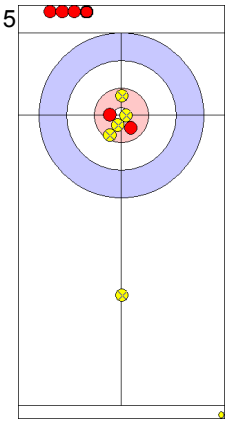

BLR: KIRILLOVA E
Draw Out 0

16

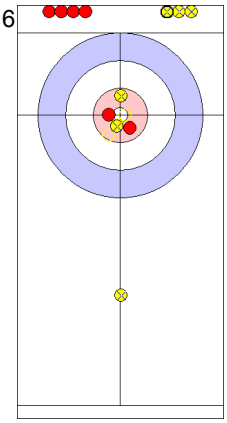

CAN: PARK K
Promotion Takeout In 3

Game - Shot by Shot

BLR - Belarus	0 + 0	CAN - Canada	1 + 2	End 2

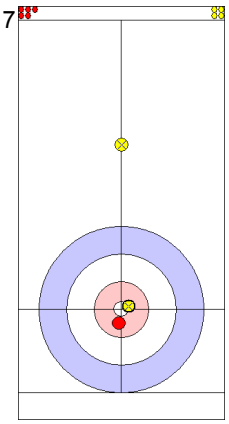

7
CAN: PARK K
Draw In 4

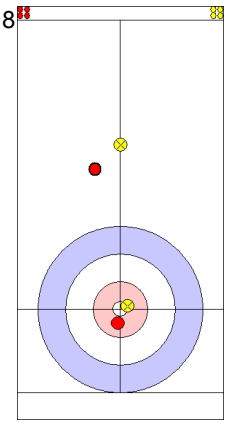

8
BLR: KIRILLOVA E
Draw Out 0

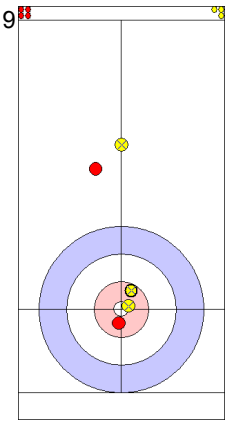

9
CAN: THOMAS C
Draw In 4

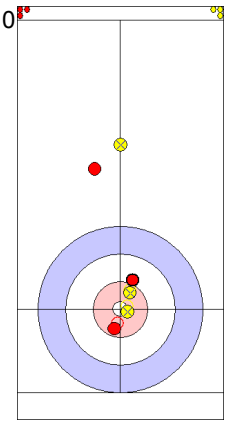

10
BLR: KIRILLOV D
Draw In 4

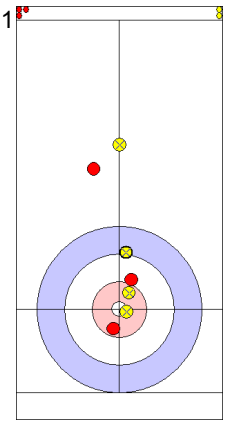

11
CAN: THOMAS C
Draw In 4

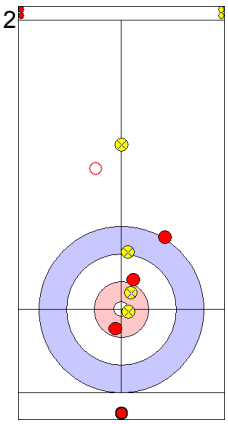

12
BLR: KIRILLOV D
Promotion Takeout Out 1

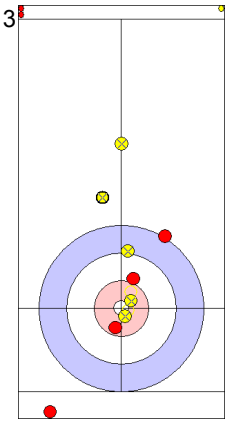

13
CAN: THOMAS C
Guard Out 4

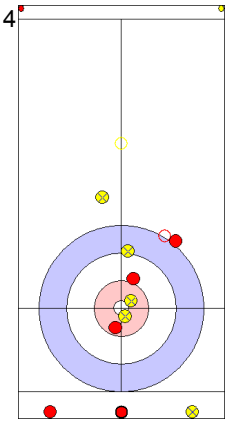

14
BLR: KIRILLOV D
Promotion Takeout In 0

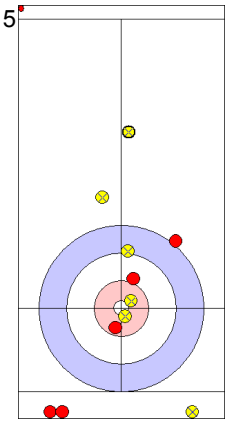

15
CAN: PARK K
Guard In 4

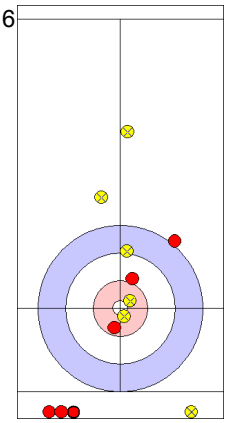

16
BLR: KIRILLOVA E
Raise In 0

Game - Shot by Shot

BLR - Belarus	0 + 0	CAN - Canada	3 + 1	End 3

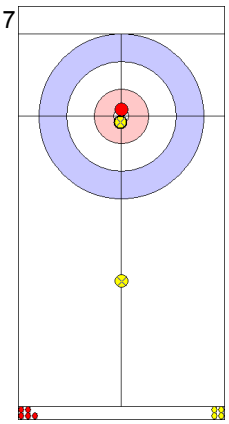

7
CAN: PARK K
Draw In 4

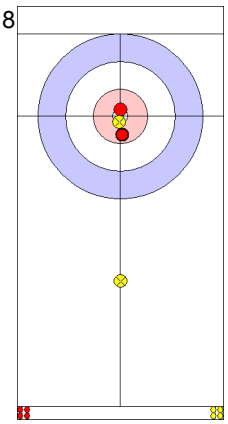

8
BLR: KIRILLOVA E
Draw Out 4

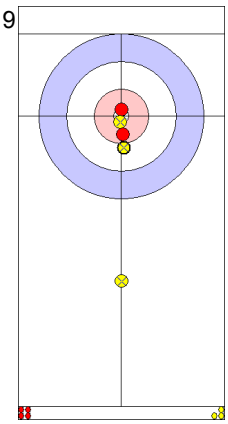

9
CAN: THOMAS C
Draw In 4

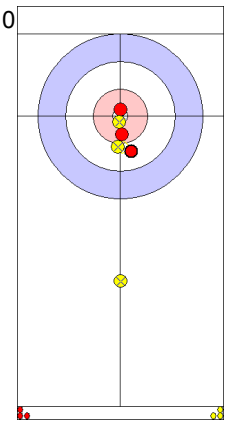

10
BLR: KIRILLOV D
Draw Out 3

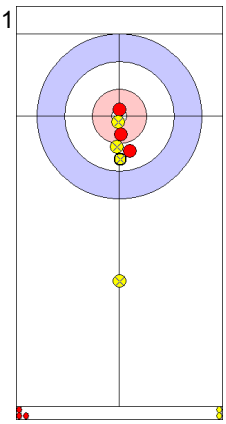

11
CAN: THOMAS C
Draw Out 4

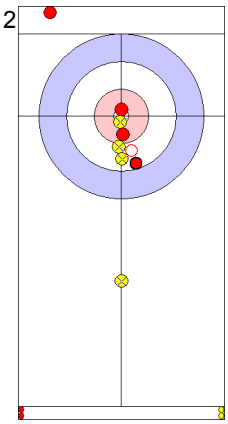

12
BLR: KIRILLOV D
Takeout Out 0

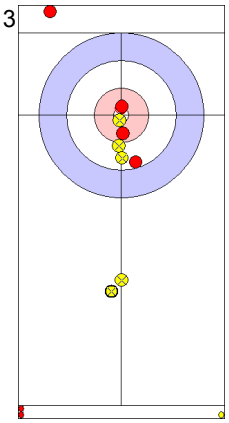

13
CAN: THOMAS C
Guard In 4

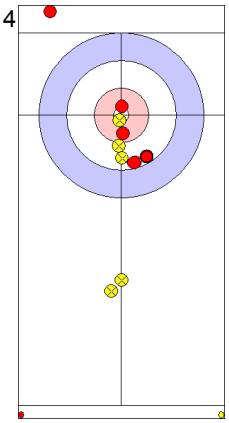

14
BLR: KIRILLOV D
Draw Out 2

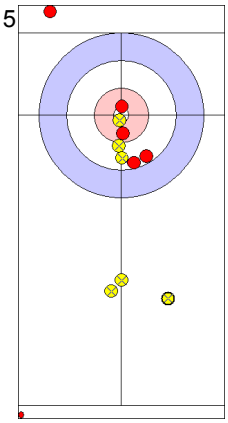

15
CAN: PARK K
Guard Out 4

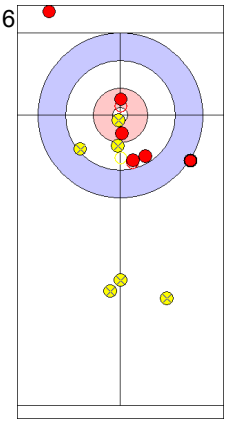

16
BLR: KIRILLOVA E
Promotion Takeout In 0

Game - Shot by Shot

BLR - Belarus	0 + 1	CAN - Canada	4 + 0	End 4

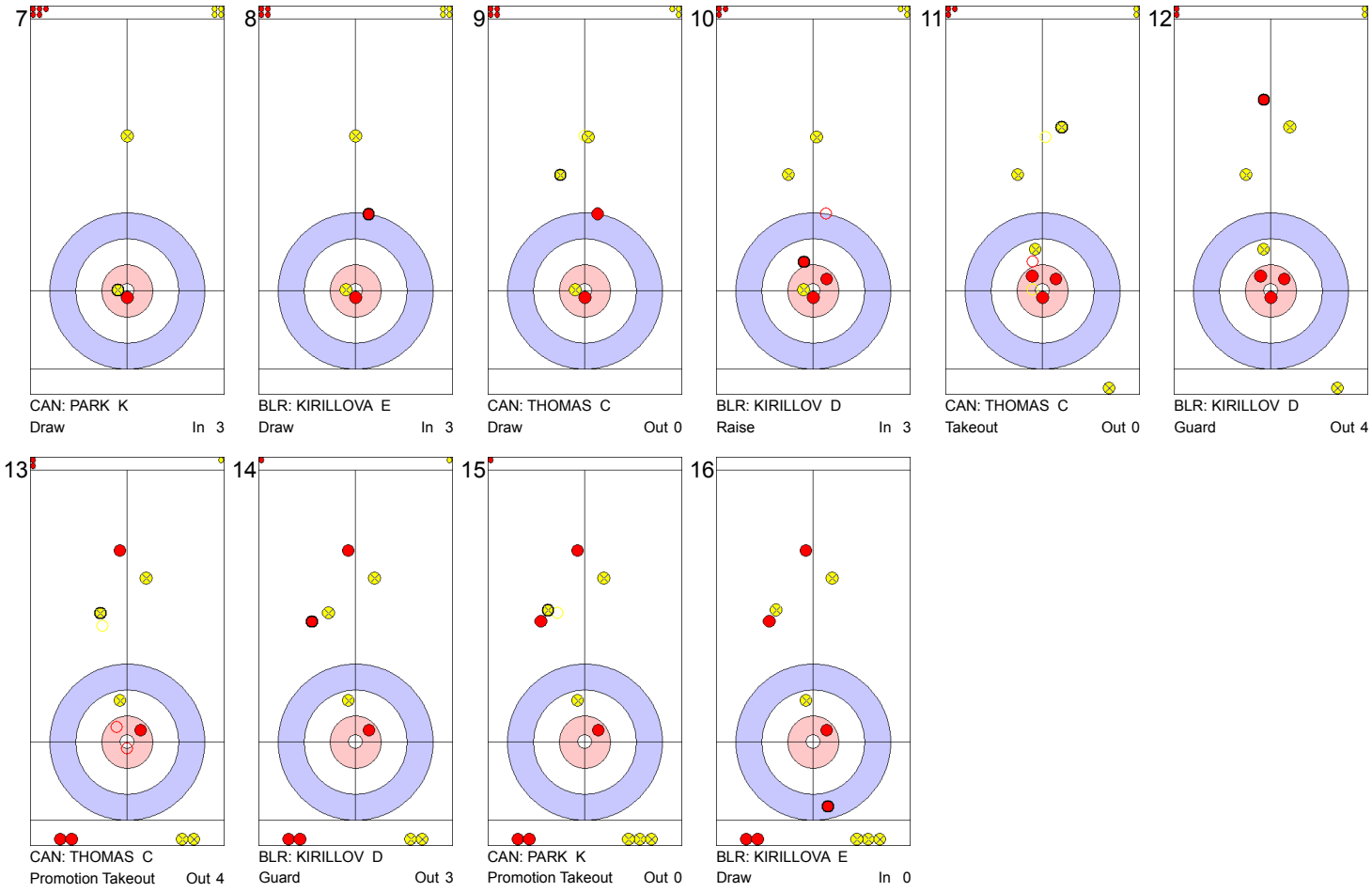

7
CAN: PARK K
Draw In 3

8
BLR: KIRILLOVA E
Draw In 3

9
CAN: THOMAS C
Draw Out 0

10
BLR: KIRILLOV D
Raise In 3

11
CAN: THOMAS C
Takeout Out 0

12
BLR: KIRILLOV D
Guard Out 4

13
CAN: THOMAS C
Promotion Takeout Out 4

14
BLR: KIRILLOV D
Guard Out 3

15
CAN: PARK K
Promotion Takeout Out 0

16
BLR: KIRILLOVA E
Draw In 0

Game - Shot by Shot

BLR - Belarus	1 + 0	CAN - Canada	4 + 2	End 5

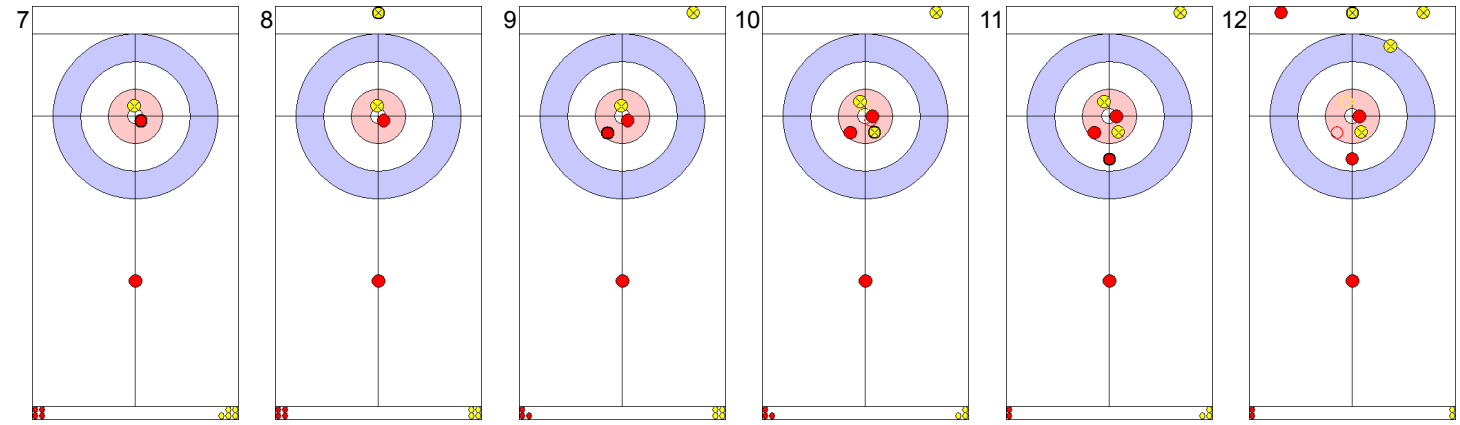

7	8	9	10	11	12
BLR: KIRILLOVA E	CAN: PARK K	BLR: KIRILLOV D	CAN: THOMAS C	BLR: KIRILLOV D	CAN: THOMAS C
Draw Out 4	Draw In 0	Draw In 3	Draw Out 3	Draw Out 4	Double Takeout In 4

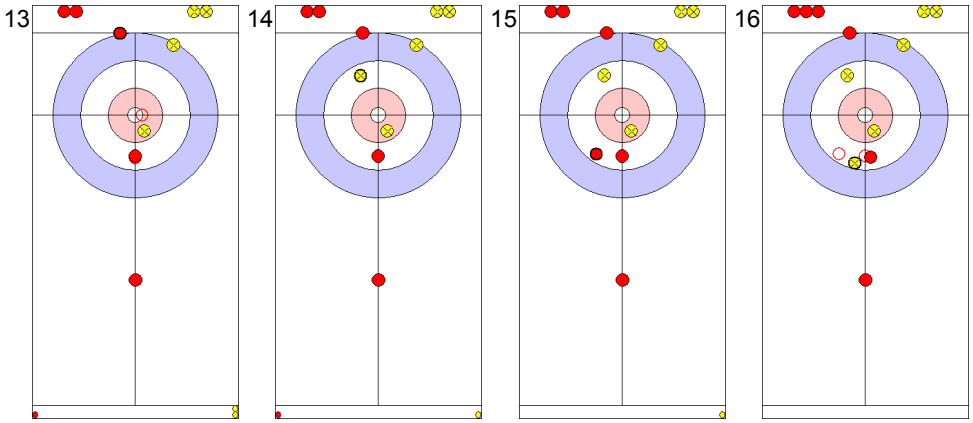

13	14	15	16
BLR: KIRILLOV D	CAN: THOMAS C	BLR: KIRILLOVA E	CAN: PARK K
Draw In 0	Draw In 2	Draw In 2	Double Takeout In 0

Game - Shot by Shot

BLR - Belarus	1 + 0	CAN - Canada	6 + 1	End 6

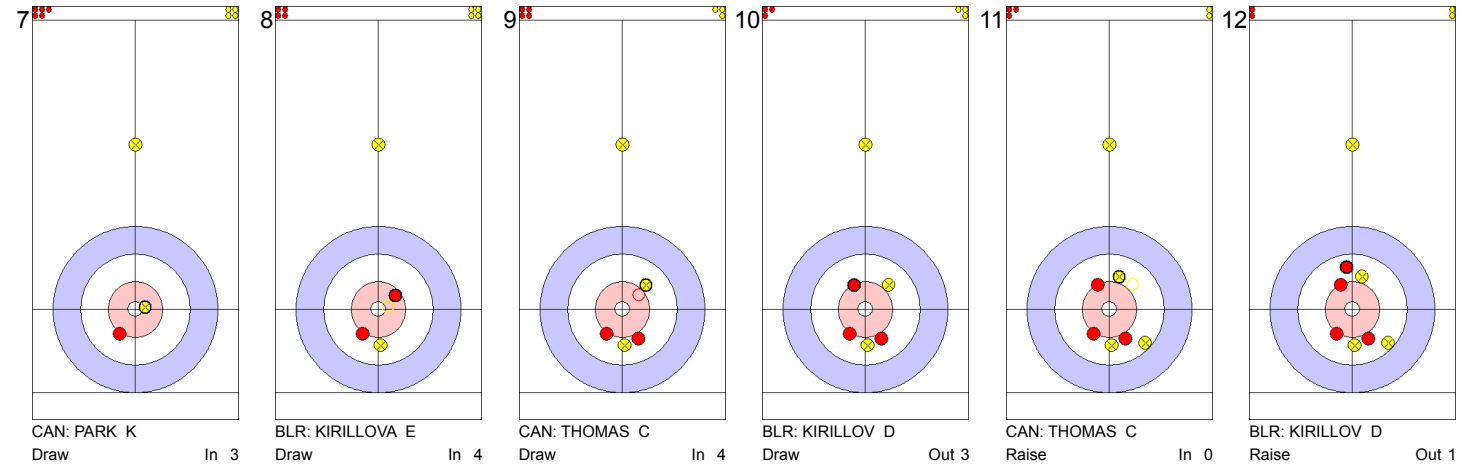

7
CAN: PARK K
Draw In 3

8
BLR: KIRILLOVA E
Draw In 4

9
CAN: THOMAS C
Draw In 4

10
BLR: KIRILLOV D
Draw Out 3

11
CAN: THOMAS C
Raise In 0

12
BLR: KIRILLOV D
Raise Out 1

13
CAN: THOMAS C
Raise In 3

14
BLR: KIRILLOV D
Draw In 3

15
CAN: PARK K
Draw In 1

16
BLR: KIRILLOVA E
Promotion Takeout Out 0

Game - Shot by Shot

BLR - Belarus	1 + 0	CAN - Canada	7 + 1	End 7

7

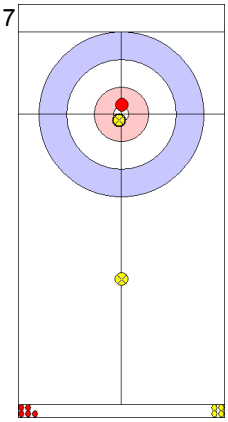

CAN: PARK K
Draw In 4

8

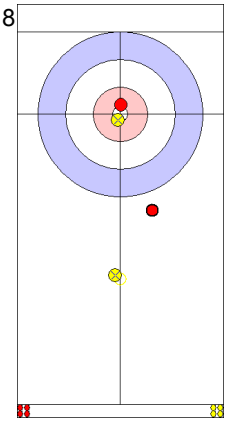

BLR: KIRILLOVA E
Draw Out 0

9

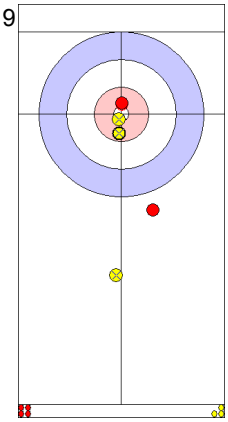

CAN: THOMAS C
Draw In 4

10

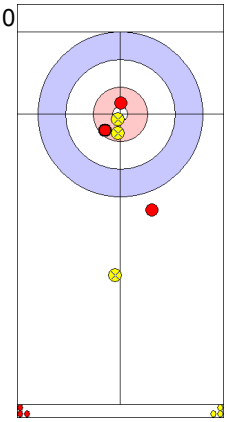

BLR: KIRILLOV D
Draw In 3

11

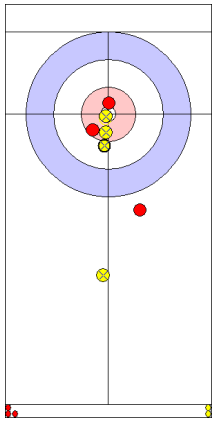

CAN: THOMAS C
Draw In 4

12

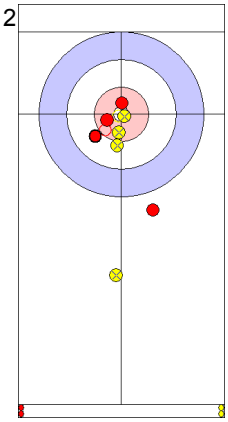

BLR: KIRILLOV D
Raise In 4

13

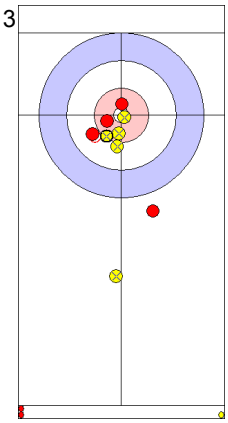

CAN: THOMAS C
Draw In 4

14

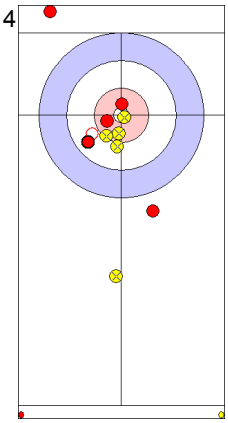

BLR: KIRILLOV D
Takeout In 0

15

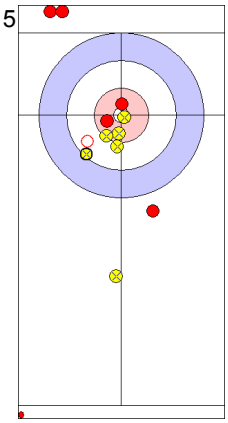

CAN: PARK K
Hit and Roll In 0

16

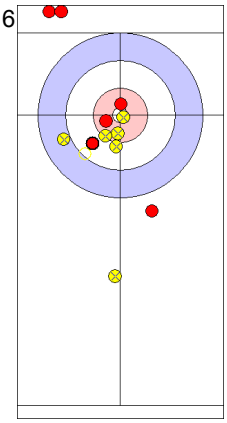

BLR: KIRILLOVA E
Hit and Roll In 0

Game Results

Sheet	Game	Team	LSFE	1	2	3	4	5	6	7	8	Extra Ends						Total
E	8	EST - Estonia		0	2	0	1	0	1	0	2							6
	8	HUN - Hungary	*	1	0	2	0	1	0	1	0							5

EST - Estonia		Game	All
F	MOELDER Maile	67 %	69 %
M	LILL Erkki	63 %	66 %
	Team Total	65 %	68 %

Last Stone Draw: 241.0cm 55.6cm ↻ MOELDER M
185.4cm ↺ LILL E

Time remaining: 1 minute 9 seconds

Time-out: end 7 - EST stone 7

HUN - Hungary		Game	All
F	PALANCSA Dorottya	58 %	69 %
M	KISS Zsolt	67 %	76 %
	Team Total	62 %	72 %

Last Stone Draw: 157.0cm 62.9cm ↻ KISS Z
94.1cm ↺ PALANCSA D

Time remaining: 2 minutes 16 seconds

Detailed Game Statistics:

EST - Estonia		Draws		Takeouts		Total	
F	MOELDER Maile	21	65 %	1	100 %	22	67 %
M	LILL Erkki	12	58 %	5	75 %	17	63 %
	Team Total	33	63 %	6	79 %	39	65 %

HUN - Hungary		Draws		Takeouts		Total	
F	PALANCSA Dorottya	17	57 %	7	61 %	24	58 %
M	KISS Zsolt	15	72 %	1	0 %	16	67 %
	Team Total	32	64 %	8	53 %	40	62 %

LEGEND
F Female **LSFE** (*) Last stone first end **M** Male

Game - Shot by Shot

EST - Estonia	0 + 0	HUN - Hungary	0 + 1	End 1

7

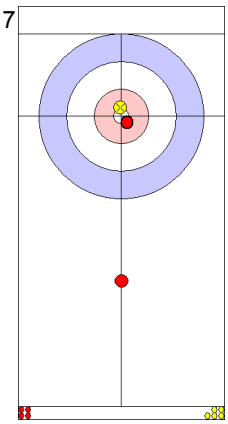

EST: LILL E
Draw In 4

8

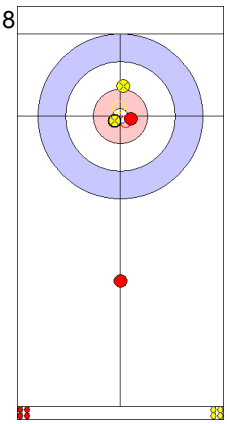

HUN: KISS Z
Draw In 3

9

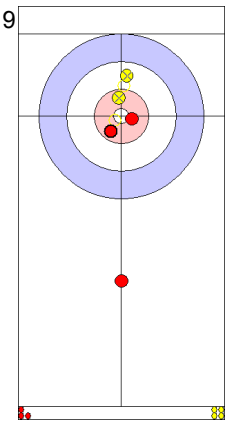

EST: MOELDER M
Raise In 3

10

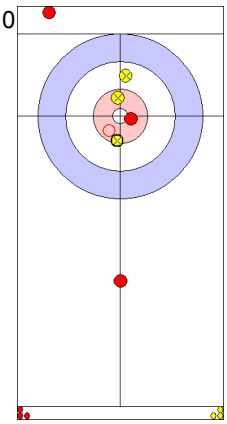

HUN: PALANCSA D
Hit and Roll In 4

11

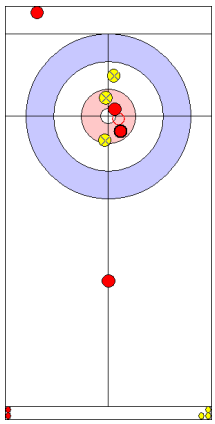

EST: MOELDER M
Draw Out 4

12

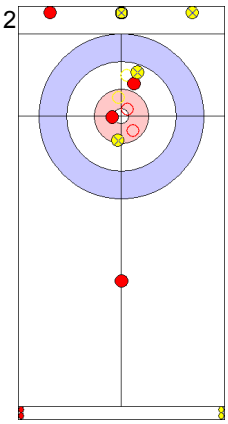

HUN: PALANCSA D
Takeout Out 1

13

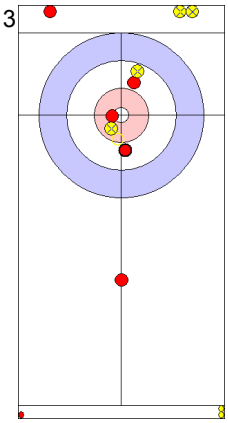

EST: MOELDER M
Draw Out 3

14

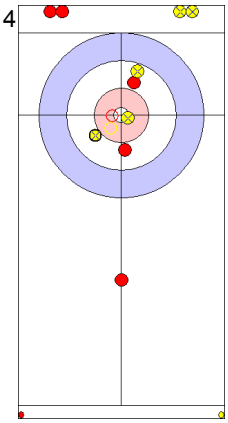

HUN: PALANCSA D
Takeout In 4

15

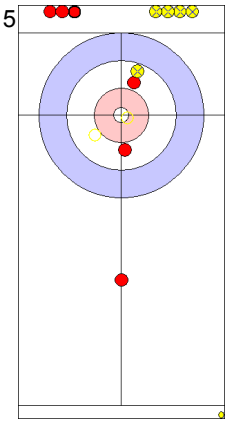

EST: LILL E
Double Takeout In 4

16

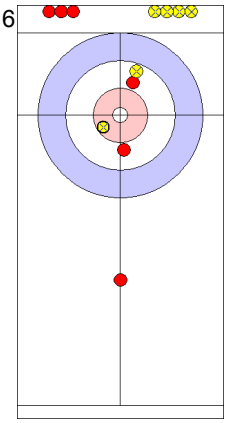

HUN: KISS Z
Draw In 4

Game - Shot by Shot

EST - Estonia	0 + 2	HUN - Hungary	1 + 0	End 2

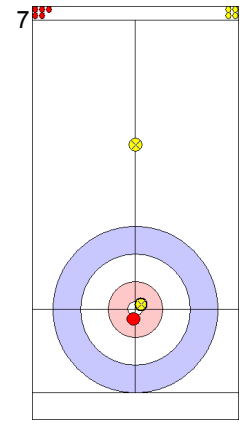

7
HUN: KISS Z
Draw In 4

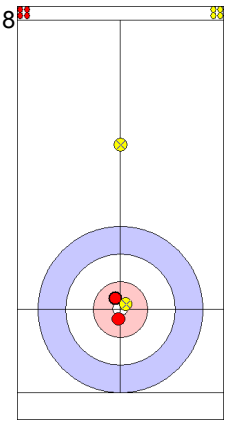

8
EST: LILL E
Draw Out 4

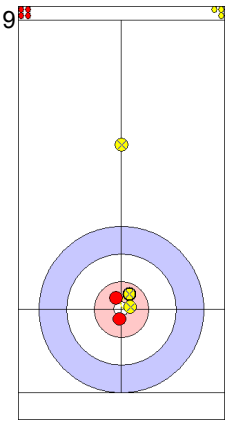

9
HUN: PALANCSA D
Draw In 4

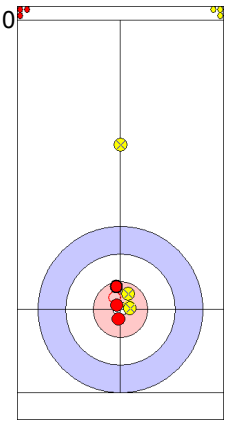

10
EST: MOELDER M
Raise Out 4

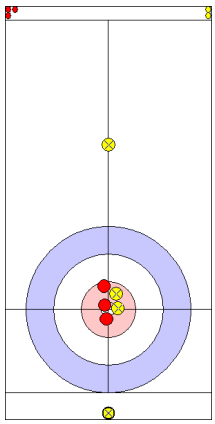

11
HUN: PALANCSA D
Draw Out 0

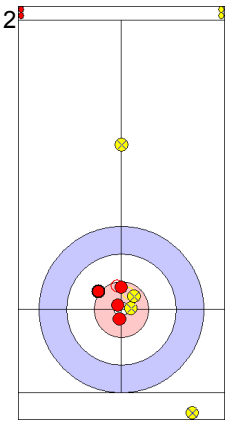

12
EST: MOELDER M
Draw Out 3

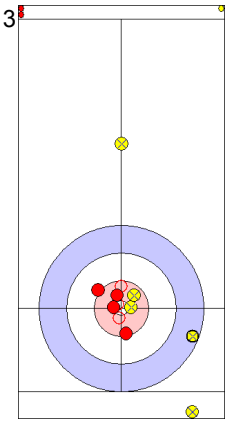

13
HUN: PALANCSA D
Raise In 4

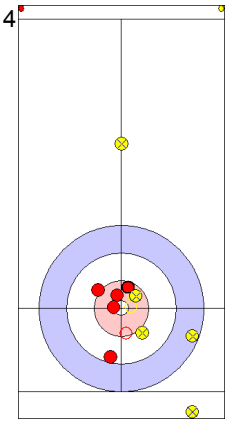

14
EST: MOELDER M
Raise In 4

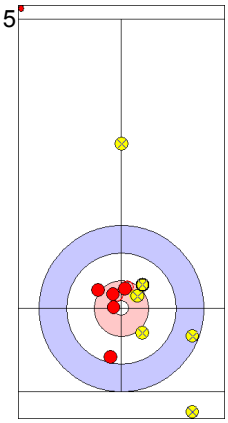

15
HUN: KISS Z
Raise In 0

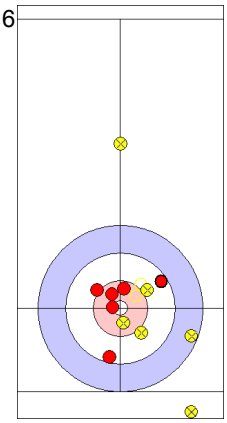

16
EST: LILL E
Raise In 0

Game - Shot by Shot

EST - Estonia	2 + 0	HUN - Hungary	1 + 2	End 3

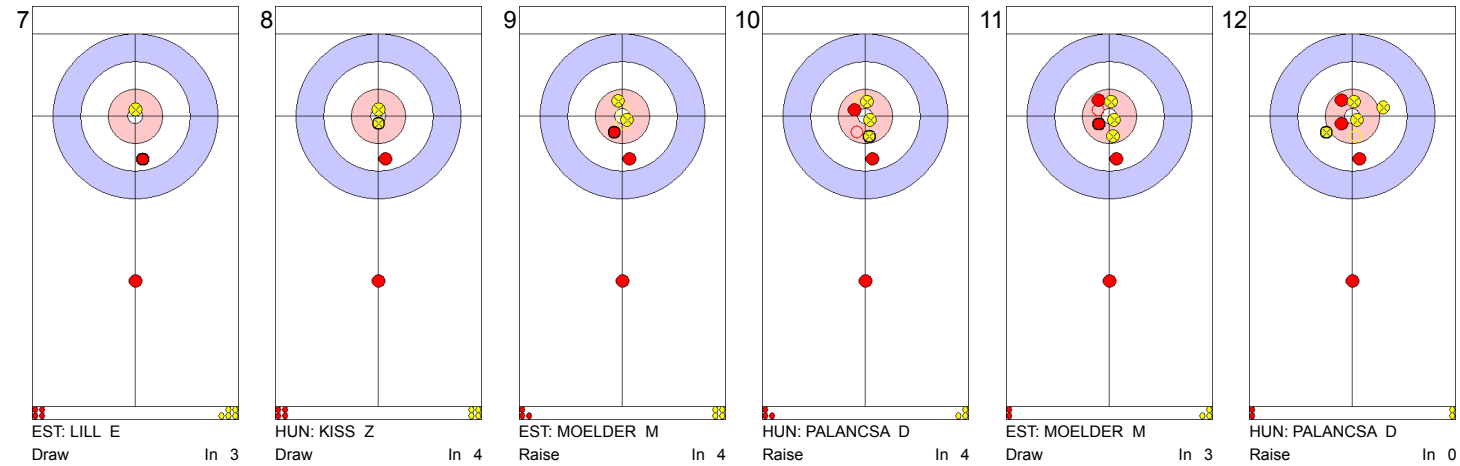

7
EST: LILL E
Draw In 3

8
HUN: KISS Z
Draw In 4

9
EST: MOELDER M
Raise In 4

10
HUN: PALANCSA D
Raise In 4

11
EST: MOELDER M
Draw In 3

12
HUN: PALANCSA D
Raise In 0

13
EST: MOELDER M
Draw In 4

14
HUN: PALANCSA D
Takeout In 4

15
EST: LILL E
Raise Out 0

16
HUN: KISS Z
Raise In 2

Game - Shot by Shot

EST - Estonia	2 + 1	HUN - Hungary	3 + 0	End 4

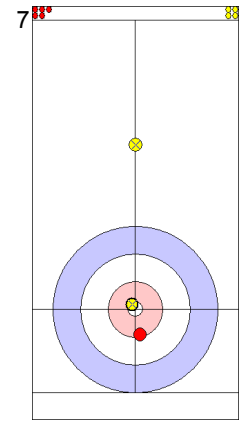

7
HUN: KISS Z
Draw Out 4

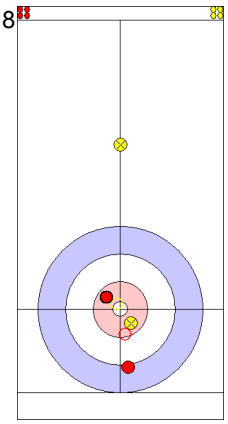

8
EST: LILL E
Raise Out 3

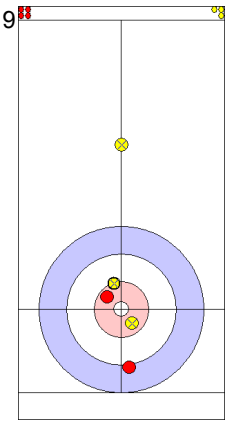

9
HUN: PALANCSA D
Draw Out 4

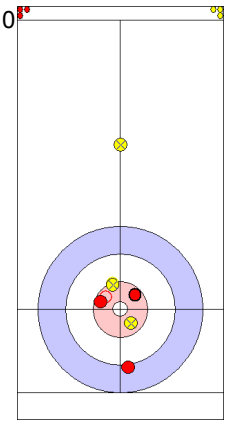

10
EST: MOELDER M
Draw In 3

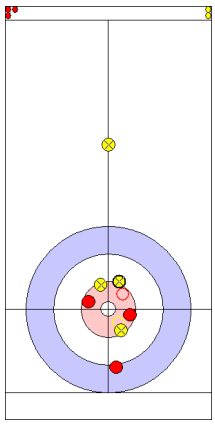

11
HUN: PALANCSA D
Raise In 3

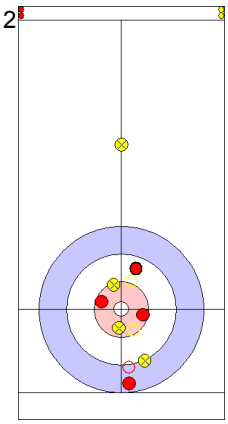

12
EST: MOELDER M
Raise In 3

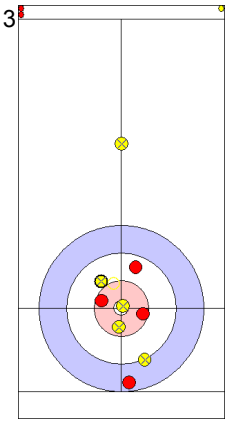

13
HUN: PALANCSA D
Raise Out 4

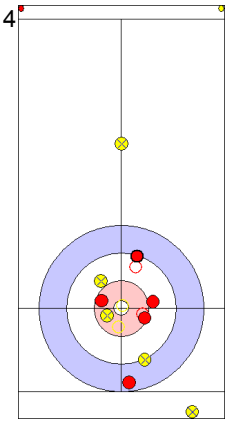

14
EST: MOELDER M
Takeout In 4

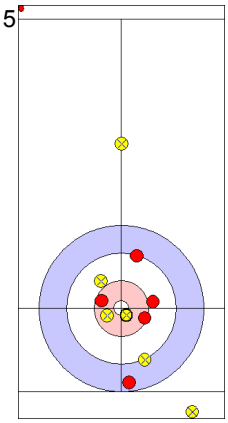

15
HUN: KISS Z
Draw Out 4

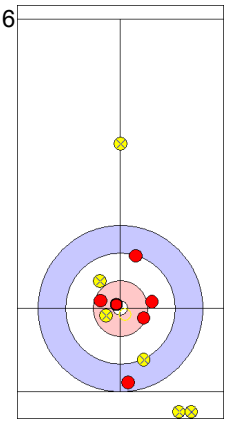

16
EST: LILL E
Promotion Takeout In 3

Game - Shot by Shot

EST - Estonia	3 + 0	HUN - Hungary	3 + 1	End 5

7

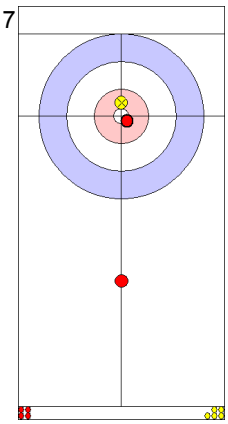

EST: LILL E
Draw In 4

8

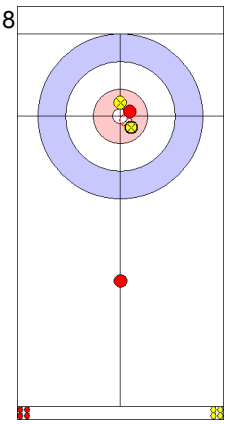

HUN: KISS Z
Draw Out 4

9

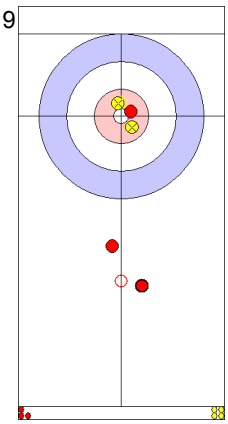

EST: MOELDER M
Draw In 0

10

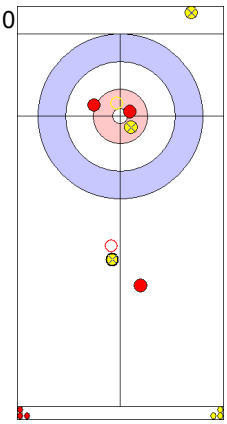

HUN: PALANCSA D
Raise In 0

11

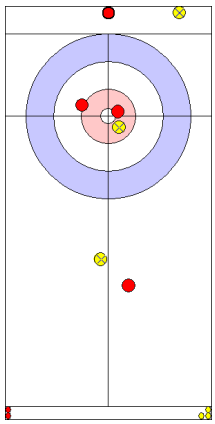

EST: MOELDER M
Draw In 0

12

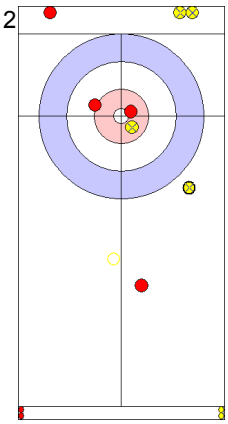

HUN: PALANCSA D
Promotion Takeout In 0

13

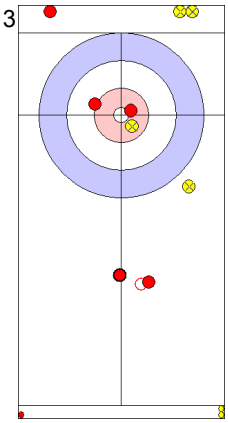

EST: MOELDER M
Draw In 0

14

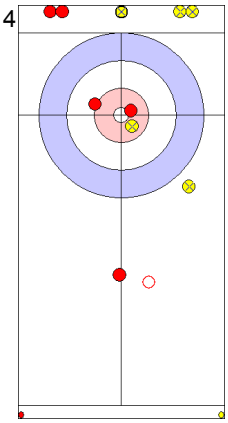

HUN: PALANCSA D
Takeout Out 0

15

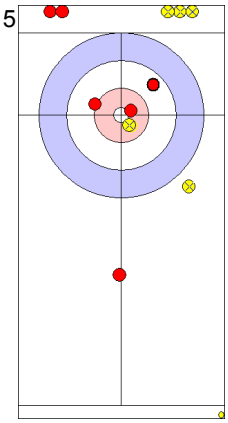

EST: LILL E
Draw Out 0

16

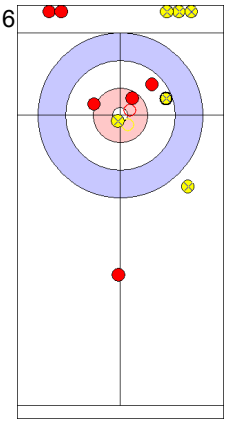

HUN: KISS Z
Raise Out 3

Game - Shot by Shot

EST - Estonia	3 + 1	HUN - Hungary	4 + 0	End 6

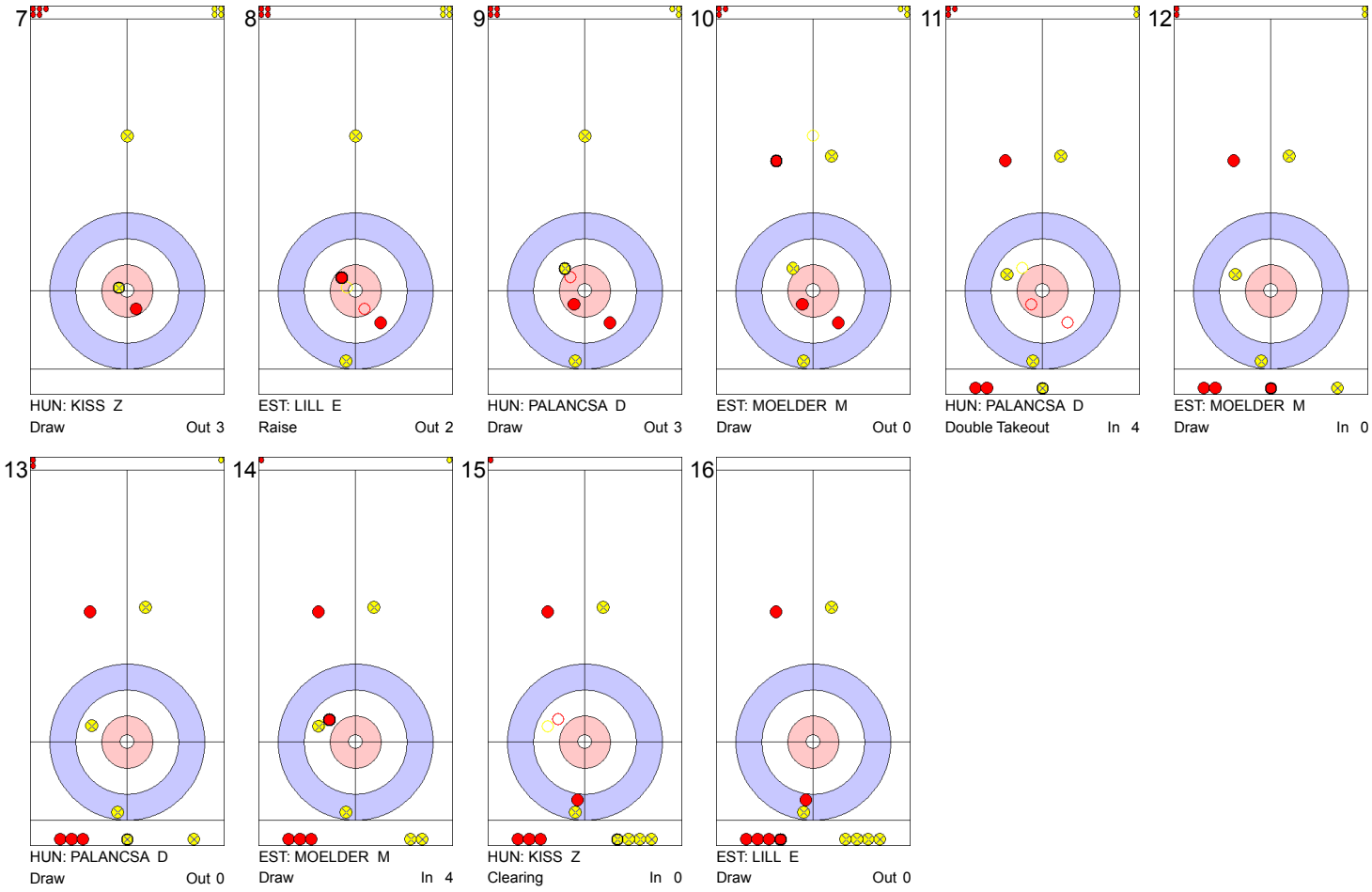

7
HUN: KISS Z
Draw Out 3

8
EST: LILL E
Raise Out 2

9
HUN: PALANCSA D
Draw Out 3

10
EST: MOELDER M
Draw Out 0

11
HUN: PALANCSA D
Double Takeout In 4

12
EST: MOELDER M
Draw In 0

13
HUN: PALANCSA D
Draw Out 0

14
EST: MOELDER M
Draw In 4

15
HUN: KISS Z
Clearing In 0

16
EST: LILL E
Draw Out 0

Game - Shot by Shot

EST - Estonia	4 + 0	HUN - Hungary	4 + 1	End 7

7

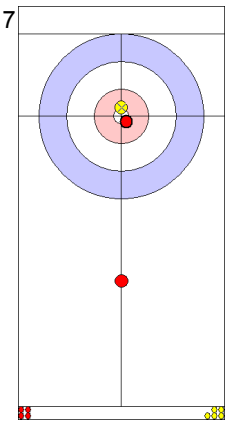

EST: LILL E
Draw In 4

8

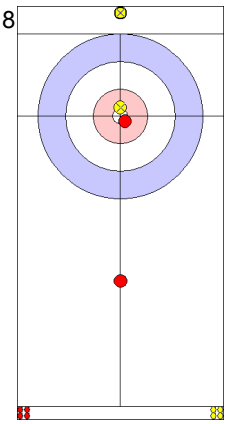

HUN: KISS Z
Draw In 0

9

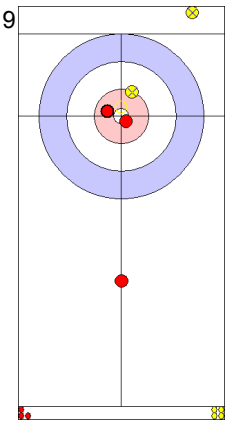

EST: MOELDER M
Raise In 4

10

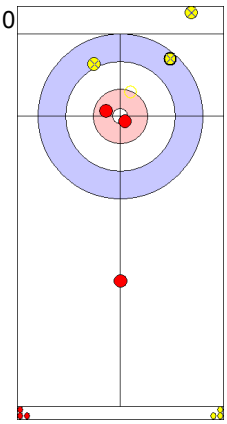

HUN: PALANCSA D
Raise Out 0

11

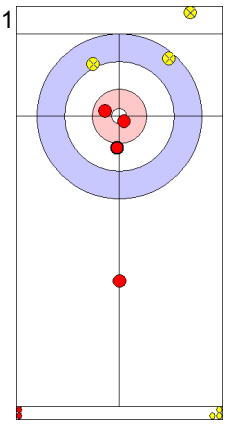

EST: MOELDER M
Draw In 4

12

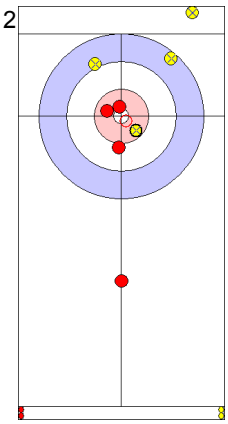

HUN: PALANCSA D
Raise Out 2

13

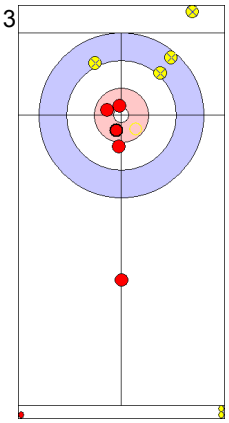

EST: MOELDER M
Raise Out 4
Time-out

14

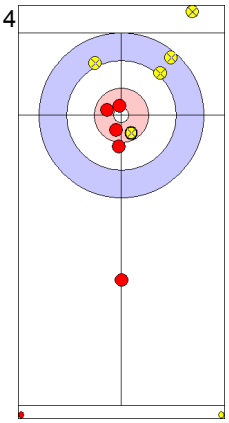

HUN: PALANCSA D
Draw Out 2

15

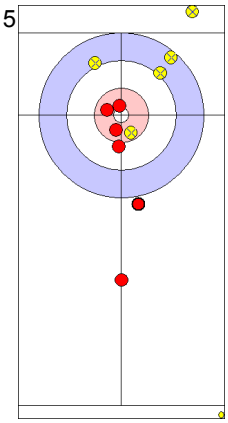

EST: LILL E
Guard Out 4

16

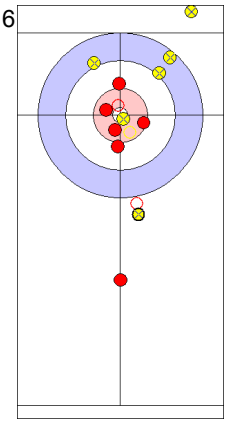

HUN: KISS Z
Raise Out 4

Game - Shot by Shot

EST - Estonia	4 + 2	HUN - Hungary	5 + 0	End 8

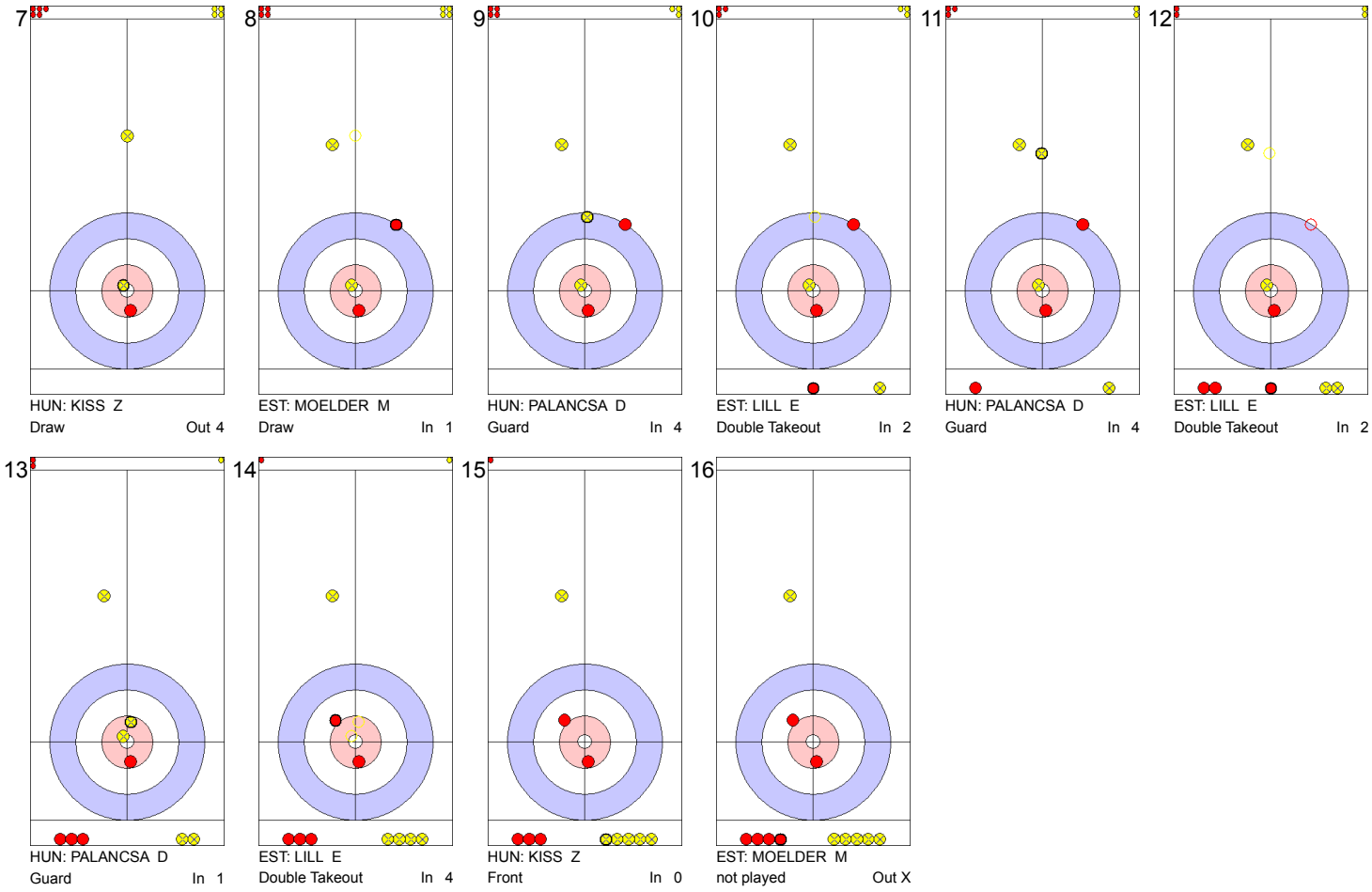

7
HUN: KISS Z
Draw Out 4

8
EST: MOELDER M
Draw In 1

9
HUN: PALANCSA D
Guard In 4

10
EST: LILL E
Double Takeout In 2

11
HUN: PALANCSA D
Guard In 4

12
EST: LILL E
Double Takeout In 2

13
HUN: PALANCSA D
Guard In 1

14
EST: LILL E
Double Takeout In 4

15
HUN: KISS Z
Front In 0

16
EST: MOELDER M
not played Out X

Session Results and Standings

Sheet	Game	Team	LSFE	1	2	3	4	5	6	7	8	Extra Ends						Total
A	7	CAN - Canada	*	3	0	3	0	1	0	1	X							8
	7	ROU - Romania		0	1	0	1	0	1	0	X							3
B	7	POL - Poland		0	2	0	0	0	1	0	X							3
	7	ENG - England	*	2	0	2	1	1	0	1	X							7
C	7	EST - Estonia		1	1	1	0	0	0	0	0							3
	7	ESP - Spain	*	0	0	0	1	1	3	1	1							7
D	7	KOR - Korea		1	0	1	0	1	0	X	X							3
	7	HUN - Hungary	*	0	4	0	3	0	3	X	X							10
E	7	BLR - Belarus		0	1	0	0	2	0	0	X							3
	7	SCO - Scotland	*	1	0	1	1	0	4	1	X							8

Standings

Group-A

Rank	Team	Games	Wins	Losses
1	RUS - Russia	6	6	0
2	USA - United States	6	5	1
3	DEN - Denmark	6	4	2
3	JPN - Japan	6	4	2
5	SUI - Switzerland	6	3	3
5	TUR - Turkey	6	3	3
7	CZE - Czech Republic	6	2	4
7	SVK - Slovakia	6	2	4
9	FRA - France	6	1	5
10	AUS - Australia	6	0	6

Group-B

Rank	Team	Games	Wins	Losses
1	NOR - Norway	6	6	0
2	CHN - China	6	4	2
2	FIN - Finland	6	4	2
2	ITA - Italy	6	4	2
2	LAT - Latvia	6	4	2
2	SWE - Sweden	6	4	2
7	AUT - Austria	6	2	4
8	NZL - New Zealand	6	1	5
8	SLO - Slovenia	6	1	5
10	BRA - Brazil	6	0	6

Group-C

Rank	Team	Games	Wins	Losses
1	CAN - Canada	7	6	1
1	HUN - Hungary	7	6	1
3	ESP - Spain	7	5	2
3	EST - Estonia	7	5	2
3	KOR - Korea	7	5	2
6	ENG - England	7	3	4
6	SCO - Scotland	7	3	4
8	POL - Poland	7	1	6
8	ROU - Romania	7	1	6
10	BLR - Belarus	7	0	7

LEGEND
LSFE (*) Last stone first end — **X** Unplayed/unfinished end due to concession

Game Results

Sheet	Game	Team	LSFE	1	2	3	4	5	6	7	8	Extra Ends						Total
A	7	CAN - Canada	*	3	0	3	0	1	0	1	X							8
	7	ROU - Romania		0	1	0	1	0	1	0	X							3

CAN - Canada		Game	All
F	PARK Kalynn	52 %	69 %
M	THOMAS Charley	82 %	80 %
	Team Total	70 %	76 %

Last Stone Draw: 0.0cm
0.0cm ↻ THOMAS C
0.0cm ↺ PARK K

Time remaining: 7 minutes 20 seconds

ROU - Romania		Game	All
F	TRAILA Iulia	52 %	36 %
M	MATAU Cristian	62 %	48 %
	Team Total	58 %	43 %

Last Stone Draw: 254.4cm
69.0cm ↻ TRAILA I
185.4cm ↺ MATAU C

Time remaining: 6 minutes 57 seconds

Detailed Game Statistics:

CAN - Canada		Draws		Takeouts		Total	
F	PARK Kalynn	11	52 %	3	50 %	14	52 %
M	THOMAS Charley	13	85 %	8	78 %	21	82 %
	Team Total	24	70 %	11	70 %	35	70 %

ROU - Romania		Draws		Takeouts		Total	
F	TRAILA Iulia	13	48 %	1	100 %	14	52 %
M	MATAU Cristian	14	55 %	7	75 %	21	62 %
	Team Total	27	52 %	8	78 %	35	58 %

LEGEND
F Female
X Unplayed/unfinished end due to concession
LSFE (*) Last stone first end
M Male

Game - Shot by Shot

CAN - Canada	0 + 3	ROU - Romania	0 + 0	End 1

7

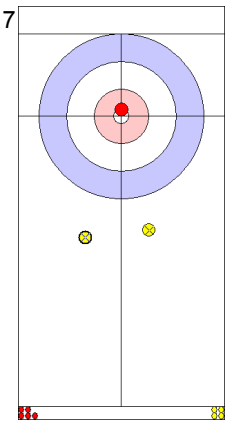

ROU: TRAILA I
Draw In 0

8

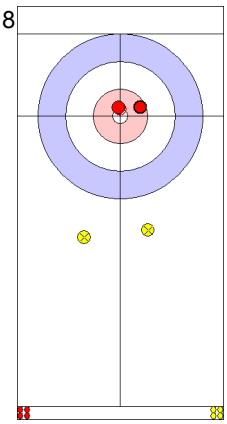

CAN: PARK K
Draw In 3

9

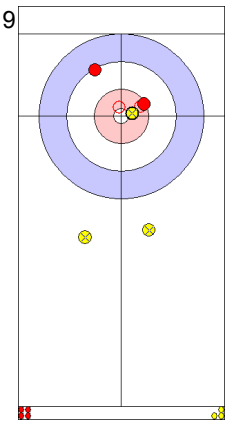

ROU: MATAU C
Draw In 2

10

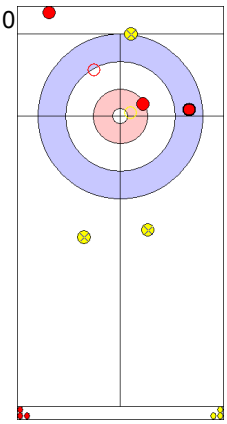

CAN: THOMAS C
Takeout In 0

11

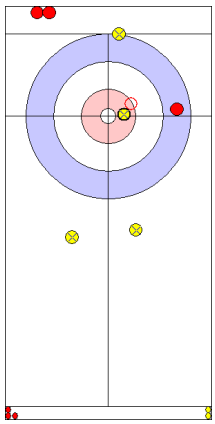

ROU: MATAU C
Takeout In 4

12

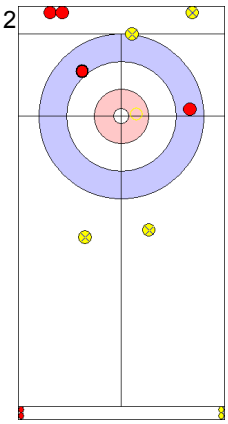

CAN: THOMAS C
Takeout In 4

13

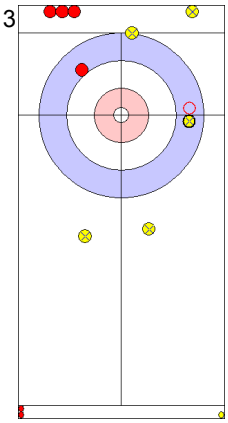

ROU: MATAU C
Hit and Roll Out 3

14

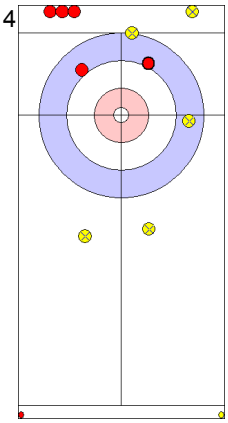

CAN: THOMAS C
Draw In 3

15

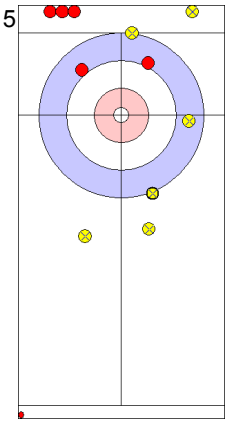

ROU: TRAILA I
Draw In 2

16

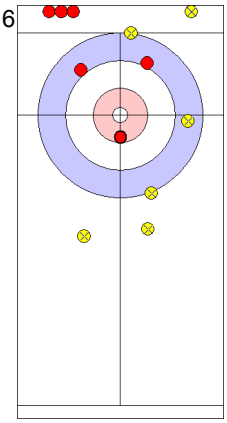

CAN: PARK K
Draw In 4

Game - Shot by Shot

CAN - Canada	3 + 0	ROU - Romania	0 + 1	End 2

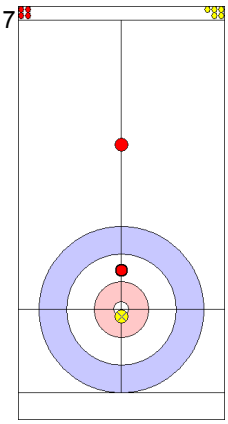

7
CAN: PARK K
Draw Out 4

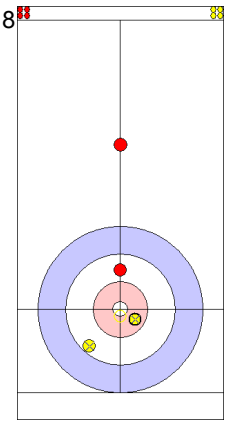

8
ROU: TRAILA I
Raise In 2

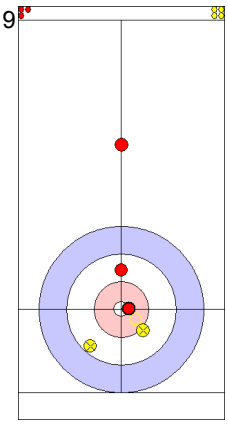

9
CAN: THOMAS C
Draw In 4

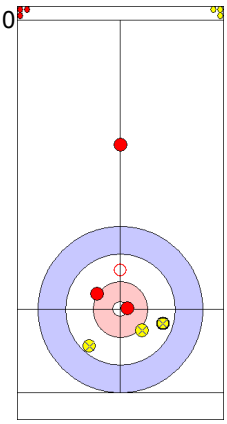

10
ROU: MATAU C
Raise In 2

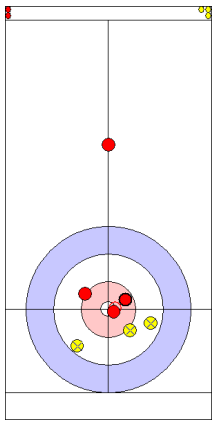

11
CAN: THOMAS C
Draw In 3

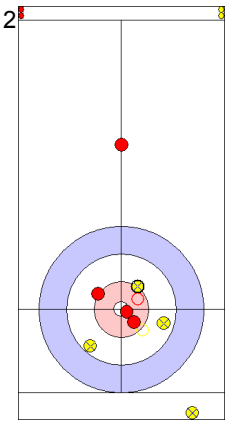

12
ROU: MATAU C
Raise In 2

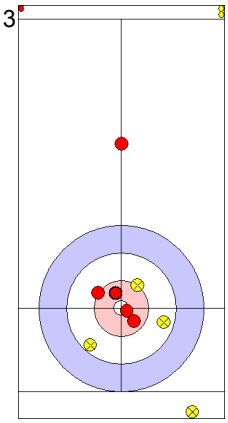

13
CAN: THOMAS C
Draw In 4

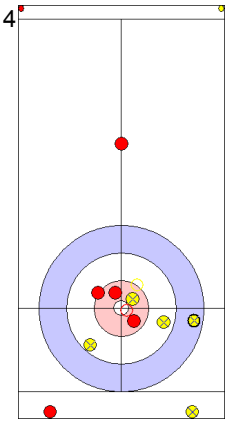

14
ROU: MATAU C
Promotion Takeout In 4

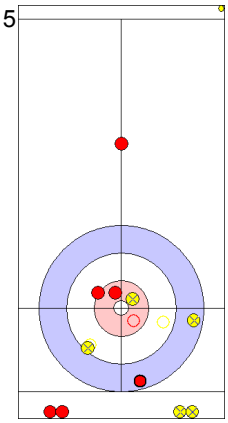

15
CAN: PARK K
Clearing In 0

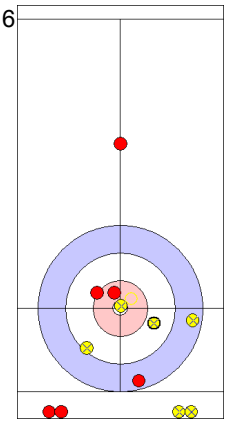

16
ROU: TRAILA I
Draw In 0

Game - Shot by Shot

CAN - Canada	3 + 3	ROU - Romania	1 + 0	End 3

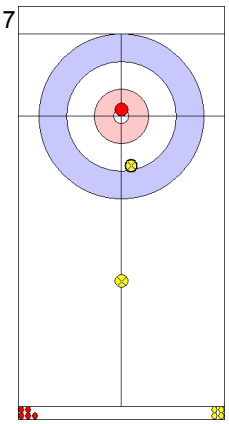

7
ROU: TRAILA I
Draw In 3

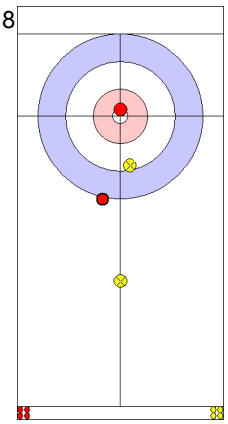

8
CAN: PARK K
Draw In 3

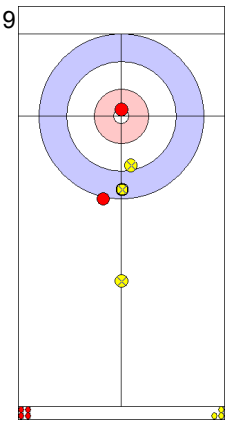

9
ROU: MATAU C
Draw Out 4

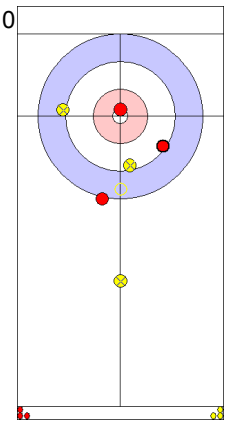

10
CAN: THOMAS C
Raise Out 2

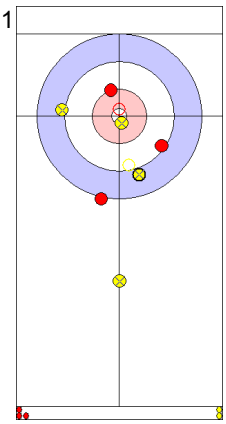

11
ROU: MATAU C
Raise Out 4

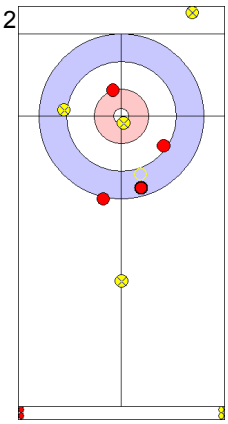

12
CAN: THOMAS C
Takeout Out 4

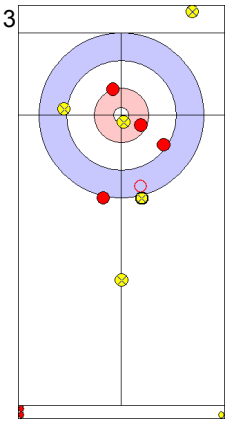

13
ROU: MATAU C
Draw Out 2

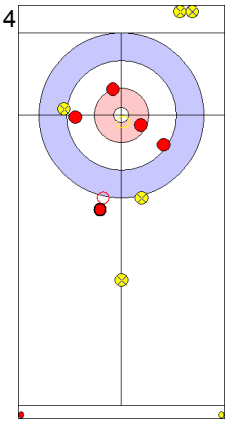

14
CAN: THOMAS C
Promotion Takeout In 4

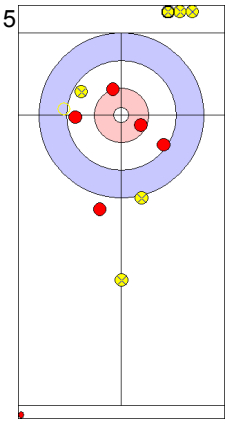

15
ROU: TRAILA I
Draw In 0

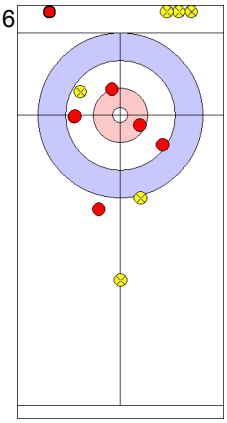

16
CAN: PARK K
Draw In 0

Game - Shot by Shot

CAN - Canada	6 + 0	ROU - Romania	1 + 1	End 4

7

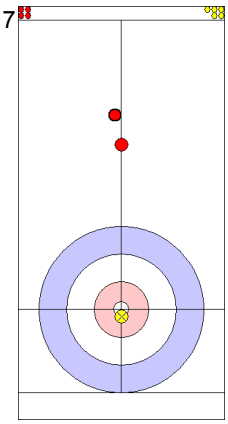

CAN: PARK K
Draw Out 0

8

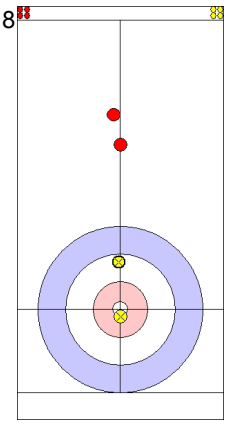

ROU: TRAILA I
Draw In 3

9

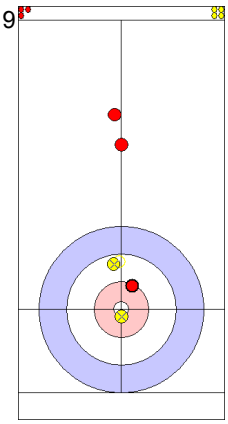

CAN: THOMAS C
Draw In 3

10

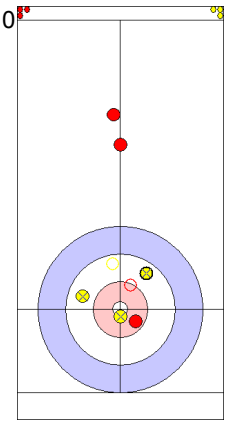

ROU: MATAU C
Raise In 3

11

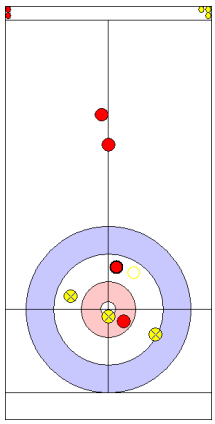

CAN: THOMAS C
Hit and Roll In 3

12

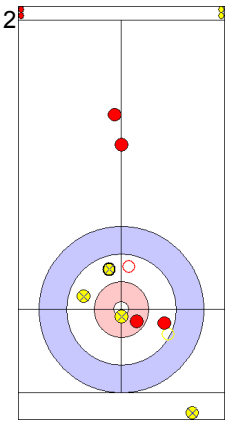

ROU: MATAU C
Hit and Roll In 4

13

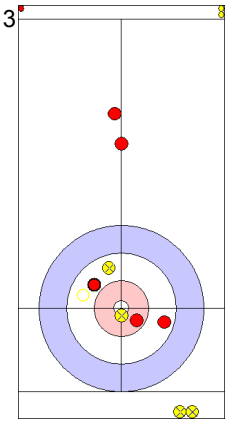

CAN: THOMAS C
Hit and Roll Out 3

14

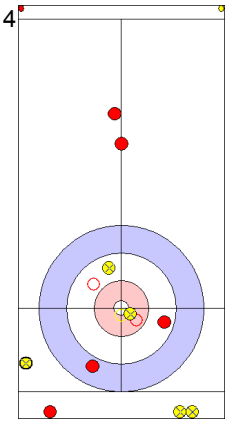

ROU: MATAU C
Takeout Out 2

15

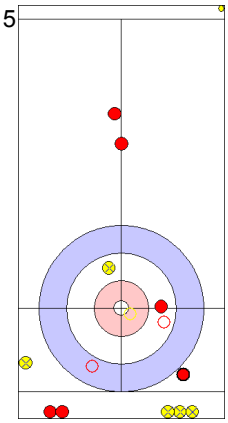

CAN: PARK K
Takeout In 2

16

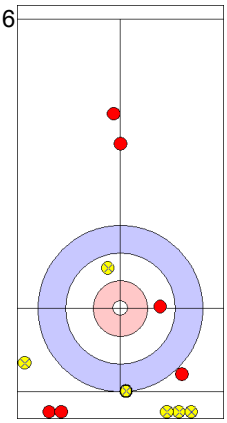

ROU: TRAILA I
Draw In 1

Game - Shot by Shot

CAN - Canada	6 + 1	ROU - Romania	2 + 0	End 5

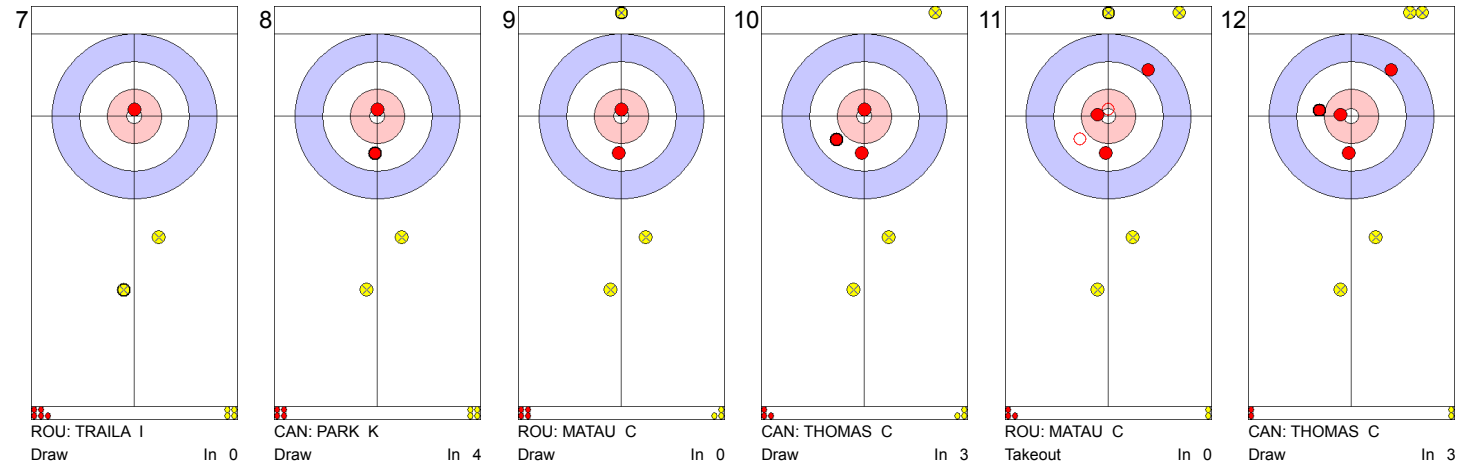

7	8	9	10	11	12
ROU: TRAILA I	CAN: PARK K	ROU: MATAU C	CAN: THOMAS C	ROU: MATAU C	CAN: THOMAS C
Draw In 0	Draw In 4	Draw In 0	Draw In 3	Takeout In 0	Draw In 3

13	14	15	16
ROU: MATAU C	CAN: THOMAS C	ROU: TRAILA I	CAN: PARK K
Draw In 4	Clearing In 4	Draw In 3	Draw Out 1

Game - Shot by Shot

CAN - Canada	7 + 0	ROU - Romania	2 + 1	End 6

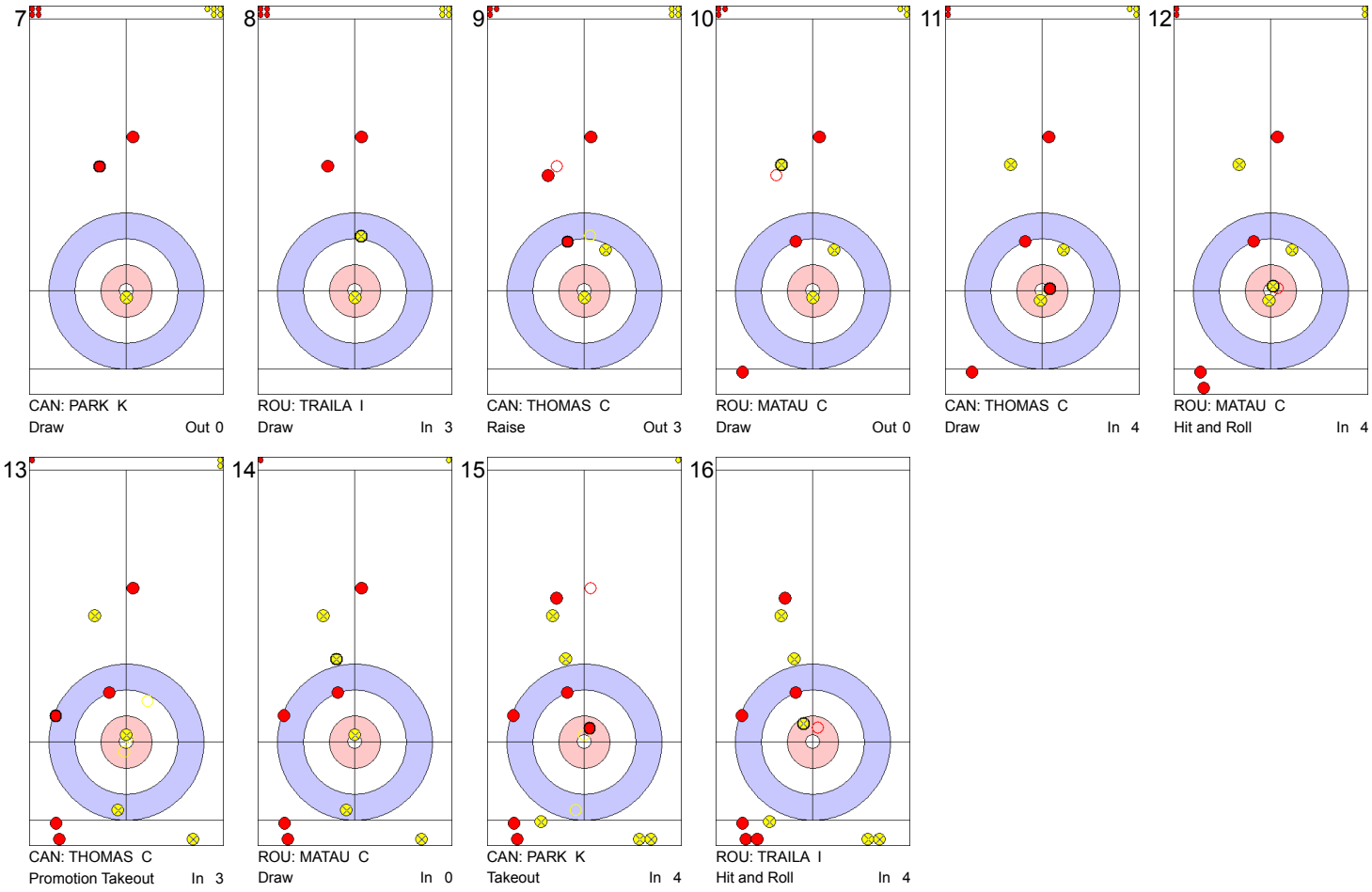

Game - Shot by Shot

CAN - Canada	7 + 1	ROU - Romania	3 + 0	End 7

7

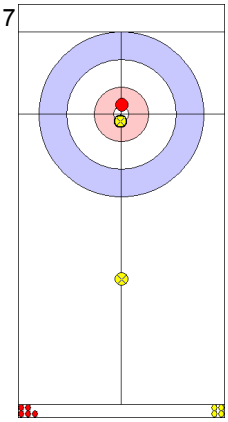

ROU: TRAILA I
Draw In 4

8

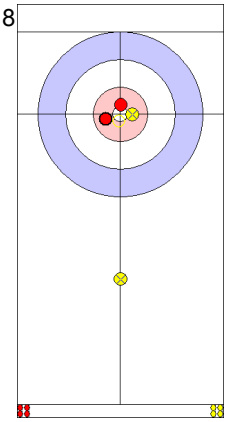

CAN: PARK K
Draw In 4

9

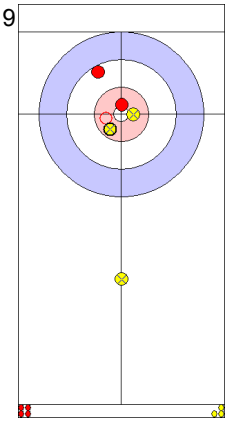

ROU: MATAU C
Raise In 4

10

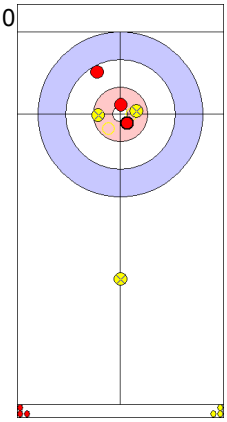

CAN: THOMAS C
Draw In 4

11

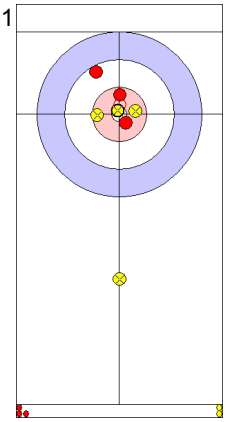

ROU: MATAU C
Draw In 4

12

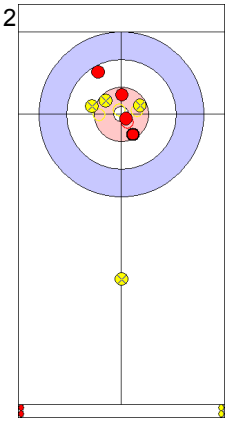

CAN: THOMAS C
Raise Out 4

13

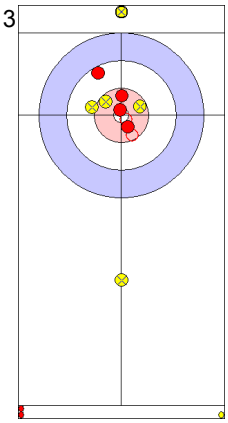

ROU: MATAU C
Raise Out 0

14

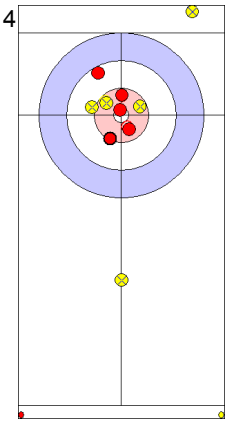

CAN: THOMAS C
Draw In 4

15

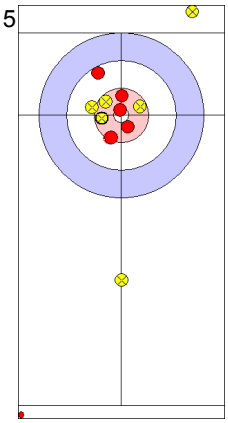

ROU: TRAILA I
Draw In 4

16

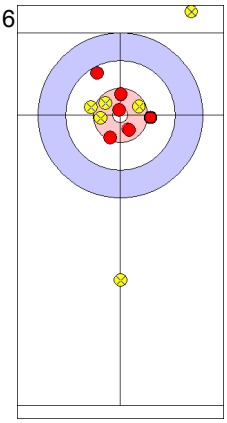

CAN: PARK K
Draw Out 0

Game Results

Sheet	Game	Team	LSFE	1	2	3	4	5	6	7	8	Extra Ends						Total
B	7	POL - Poland		0	2	0	0	0	1	0	X							3
	7	ENG - England	*	2	0	2	1	1	0	1	X							7

POL - Poland		Game	All
F	FLOREK Karolina	51 %	56 %
M	MOLSKI Szymon	53 %	54 %
	Team Total	52 %	55 %

Last Stone Draw: 66.2cm 22.9cm ↻ FLOREK K
43.3cm ↺ MOLSKI S

Time remaining: 4 minutes 29 seconds

Time-out: end 6 - POL stone 8

ENG - England		Game	All
F	WATSON Lana	64 %	58 %
M	MACDOUGALL Alan	78 %	63 %
	Team Total	70 %	60 %

Last Stone Draw: 26.4cm 3.5cm ↻ MACDOUGALL A
22.9cm ↺ WATSON L

Time remaining: 5 minutes 22 seconds

Detailed Game Statistics:

POL - Poland		Draws		Takeouts		Total	
F	FLOREK Karolina	22	51 %	0	- %	22	51 %
M	MOLSKI Szymon	14	57 %	1	0 %	15	53 %
	Team Total	36	53 %	1	0 %	37	52 %

ENG - England		Draws		Takeouts		Total	
F	WATSON Lana	19	63 %	3	67 %	22	64 %
M	MACDOUGALL Alan	13	77 %	3	83 %	16	78 %
	Team Total	32	69 %	6	75 %	38	70 %

LEGEND
F Female
X Unplayed/unfinished end due to concession
LSFE (*) Last stone first end
M Male

Game - Shot by Shot

POL - Poland	0 + 0	ENG - England	0 + 2	End 1

7

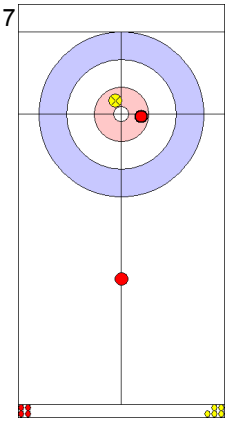

POL: MOLSKI S
Draw In 3

8

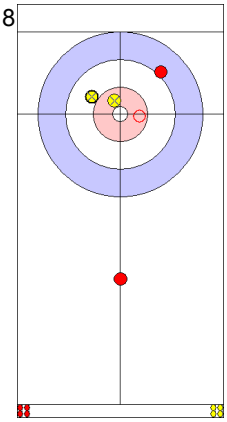

ENG: MACDOUGALL A
Draw Out 4

9

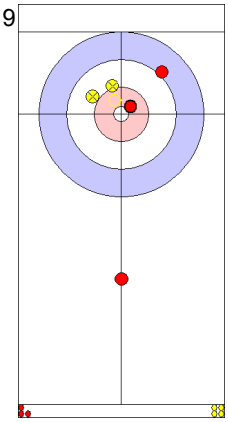

POL: FLOREK K
Draw In 4

10

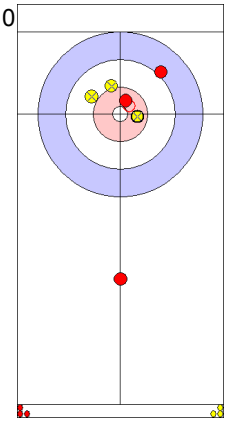

ENG: WATSON L
Draw Out 3

11

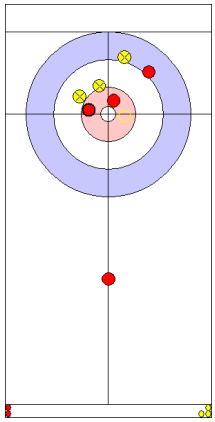

POL: FLOREK K
Raise Out 4

12

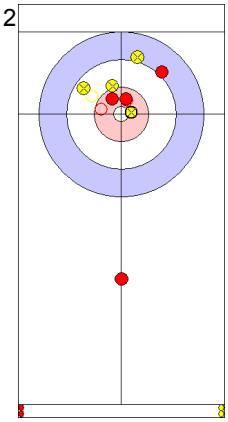

ENG: WATSON L
Raise In 4

13

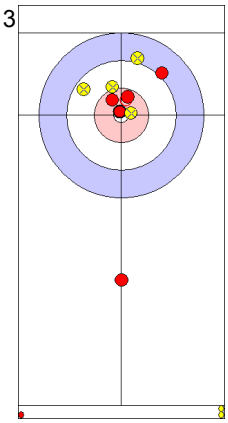

POL: FLOREK K
Draw In 4

14

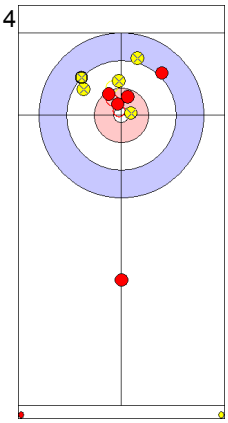

ENG: WATSON L
Raise In 0

15

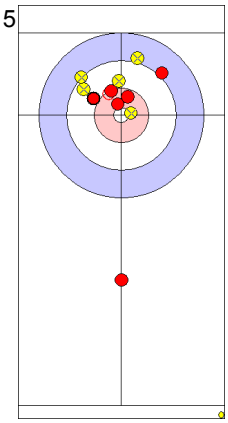

POL: MOLSKI S
Draw In 2

16

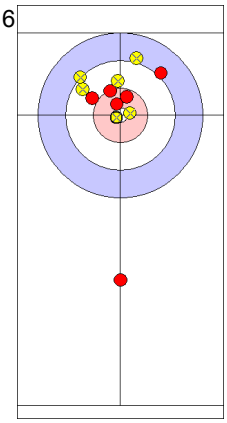

ENG: MACDOUGALL A
Draw In 4

Game - Shot by Shot

POL - Poland	0 + 2	ENG - England	2 + 0	End 2

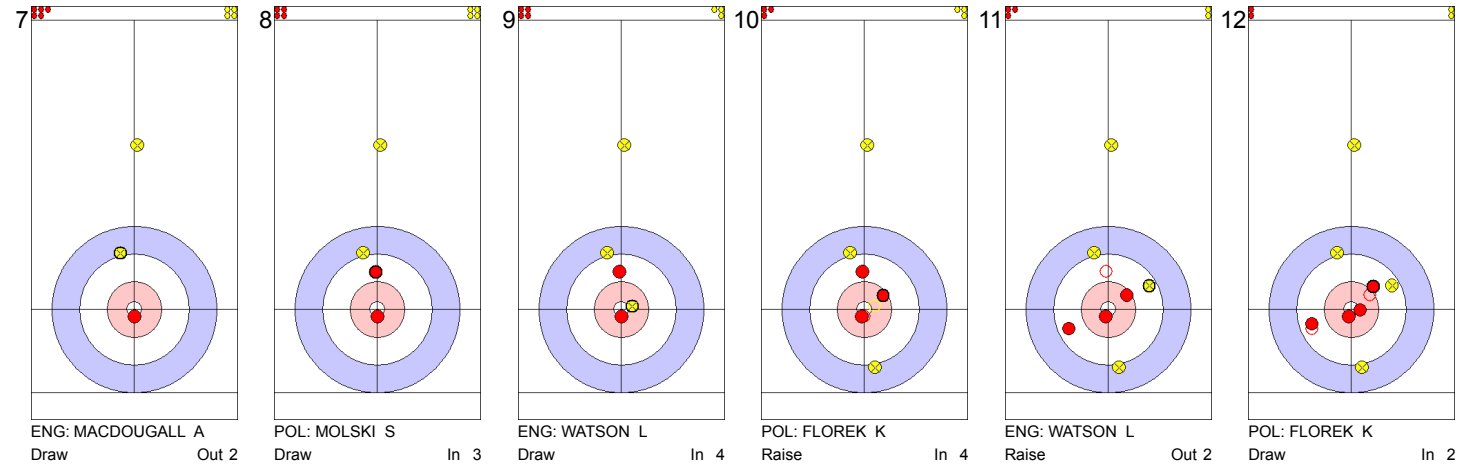

7	8	9	10	11	12
ENG: MACDOUGALL A	POL: MOLSKI S	ENG: WATSON L	POL: FLOREK K	ENG: WATSON L	POL: FLOREK K
Draw Out 2	Draw In 3	Draw In 4	Raise In 4	Raise Out 2	Draw In 2

13	14	15	16
ENG: WATSON L	POL: FLOREK K	ENG: MACDOUGALL A	POL: MOLSKI S
Draw In 0	Draw In 4	Takeout In 2	Draw Out 0

Game - Shot by Shot

POL - Poland	2 + 0	ENG - England	2 + 2	End 3

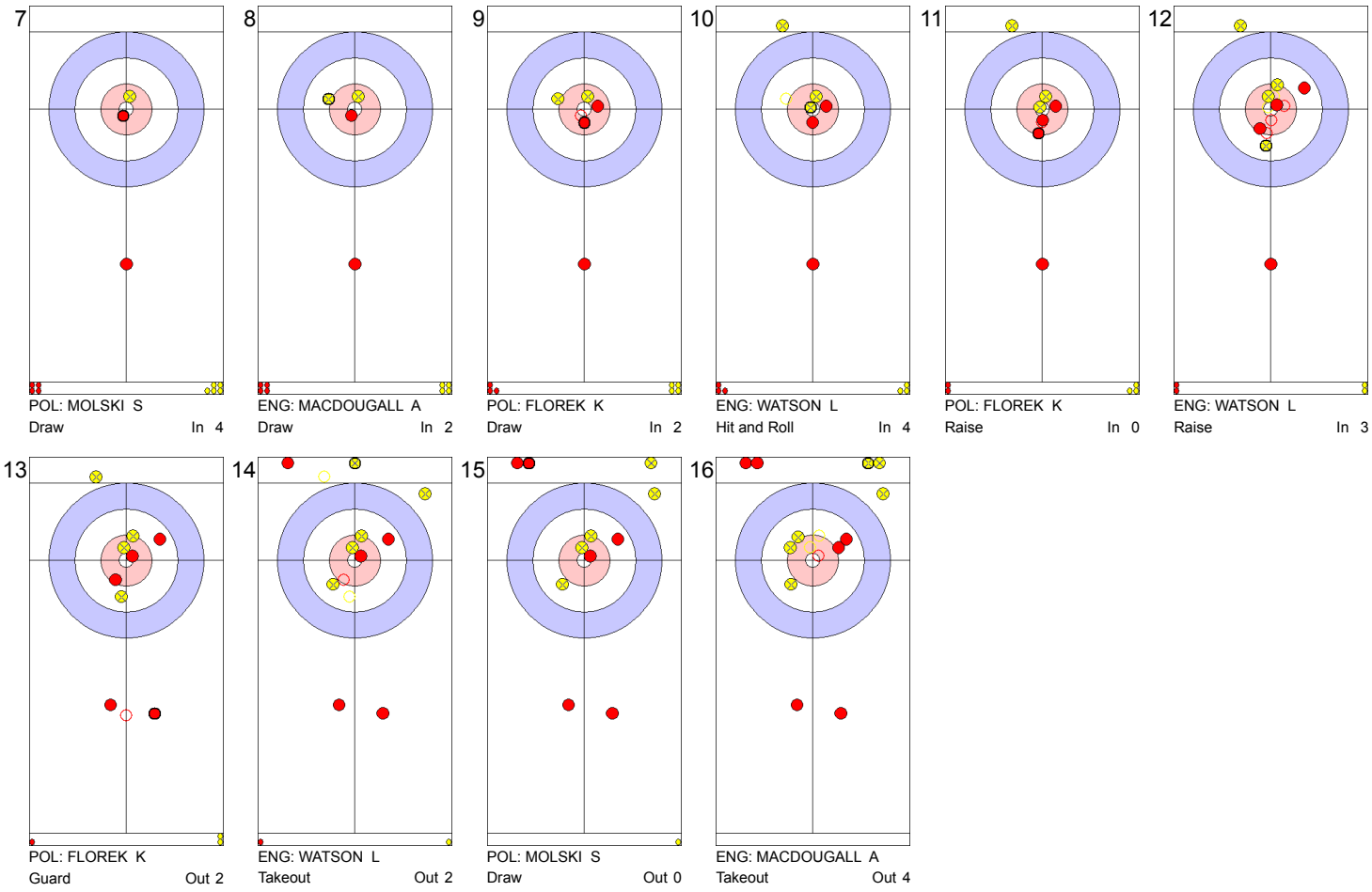

7
POL: MOLSKI S
Draw In 4

8
ENG: MACDOUGALL A
Draw In 2

9
POL: FLOREK K
Draw In 2

10
ENG: WATSON L
Hit and Roll In 4

11
POL: FLOREK K
Raise In 0

12
ENG: WATSON L
Raise In 3

13
POL: FLOREK K
Guard Out 2

14
ENG: WATSON L
Takeout Out 2

15
POL: MOLSKI S
Draw Out 0

16
ENG: MACDOUGALL A
Takeout Out 4

Game - Shot by Shot

POL - Poland	2 + 0	ENG - England	4 + 1	End 4

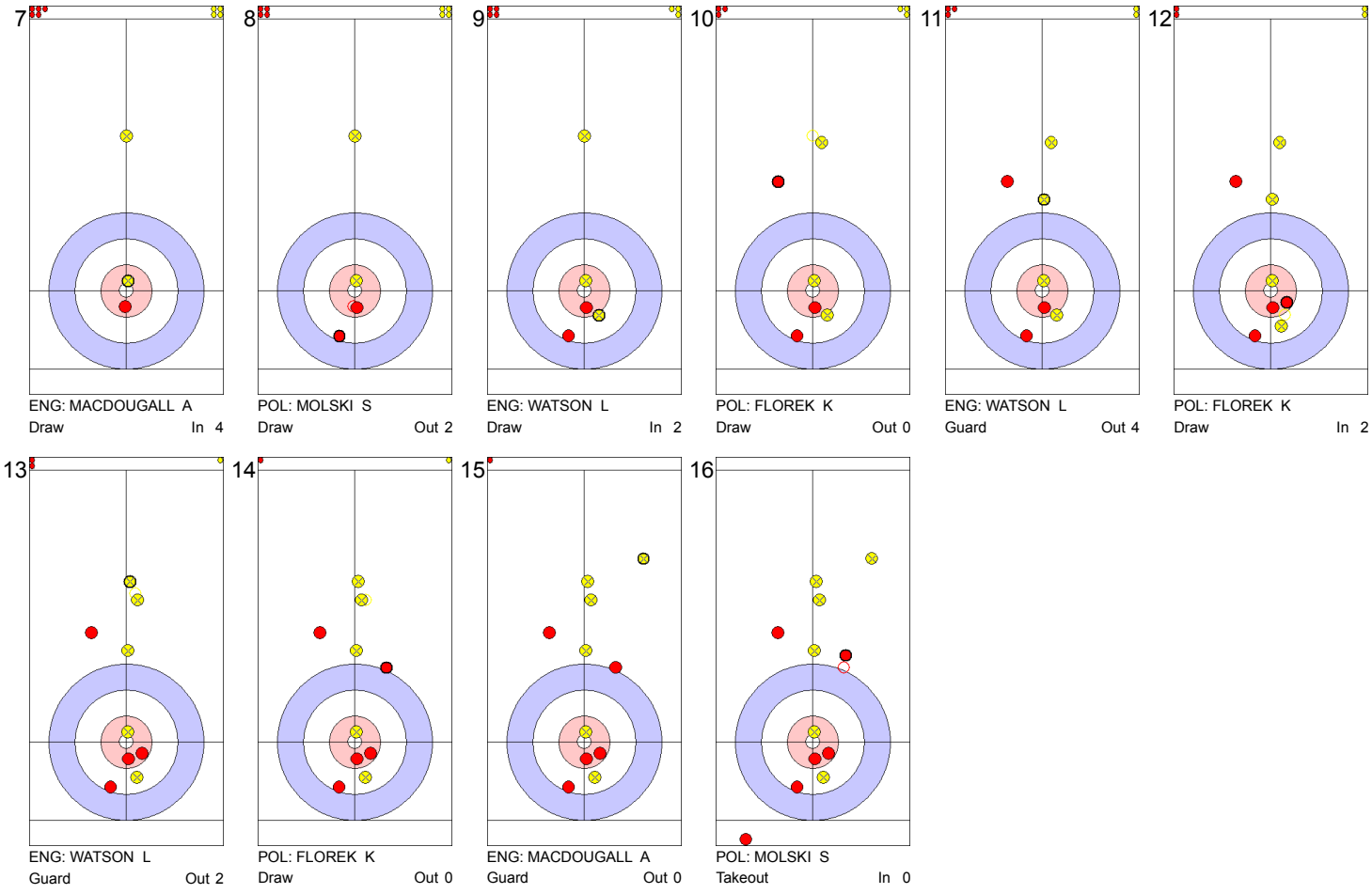

7
ENG: MACDOUGALL A
Draw In 4

8
POL: MOLSKI S
Draw Out 2

9
ENG: WATSON L
Draw In 2

10
POL: FLOREK K
Draw Out 0

11
ENG: WATSON L
Guard Out 4

12
POL: FLOREK K
Draw In 2

13
ENG: WATSON L
Guard Out 2

14
POL: FLOREK K
Draw Out 0

15
ENG: MACDOUGALL A
Guard Out 0

16
POL: MOLSKI S
Takeout In 0

Game - Shot by Shot

POL - Poland	2 + 0	ENG - England	5 + 1	End 5

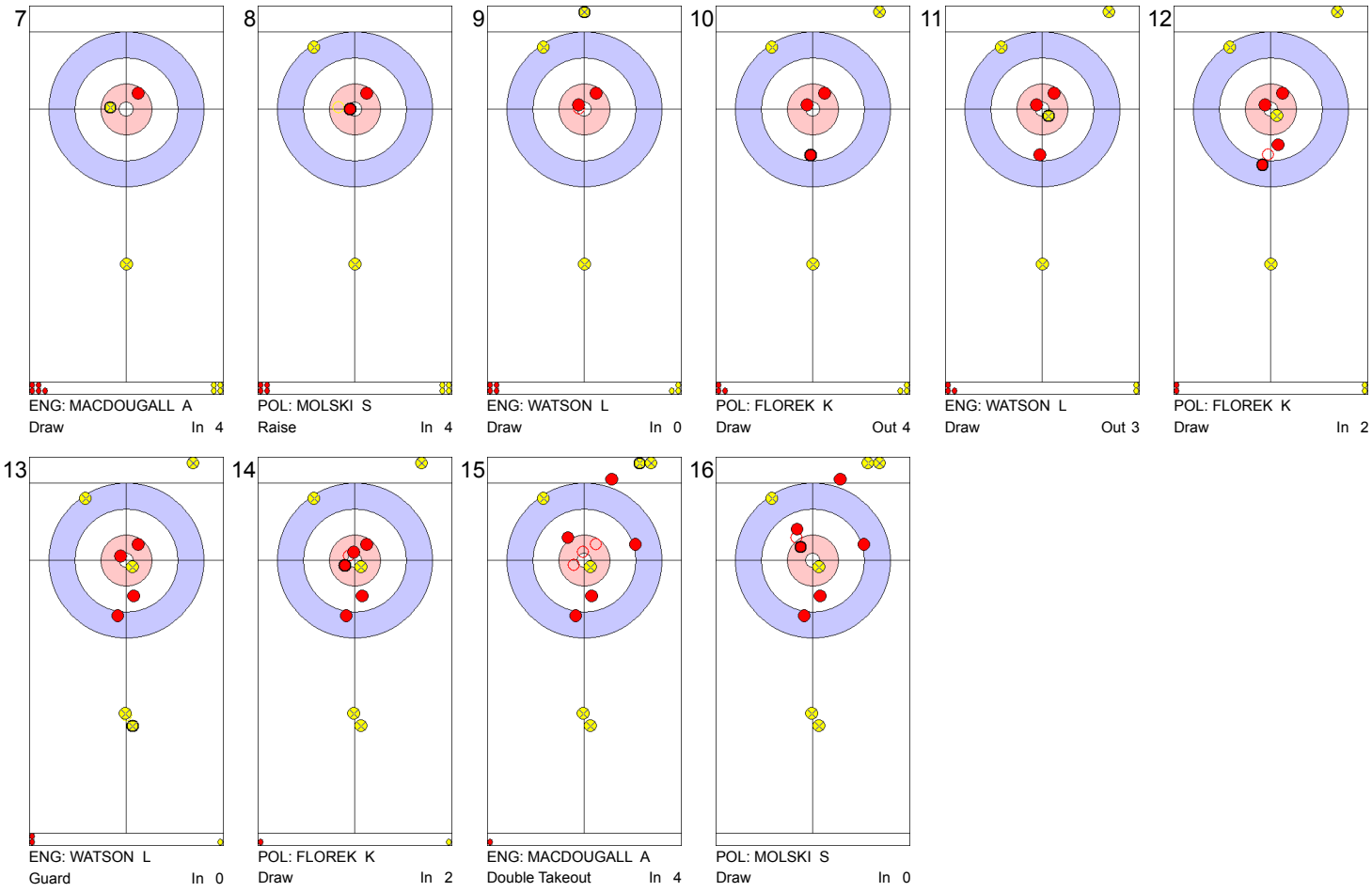

7
ENG: MACDOUGALL A
Draw In 4

8
POL: MOLSKI S
Raise In 4

9
ENG: WATSON L
Draw In 0

10
POL: FLOREK K
Draw Out 4

11
ENG: WATSON L
Draw Out 3

12
POL: FLOREK K
Draw In 2

13
ENG: WATSON L
Guard In 0

14
POL: FLOREK K
Draw In 2

15
ENG: MACDOUGALL A
Double Takeout In 4

16
POL: MOLSKI S
Draw In 0

Game - Shot by Shot

POL - Poland	2 + 1	ENG - England	6 + 0	End 6

7

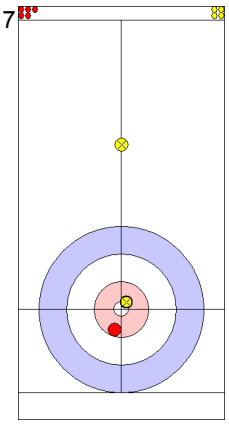

ENG: MACDOUGALL A
Draw In 4

8

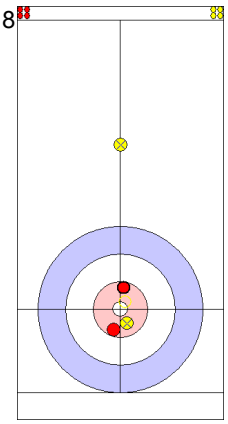

POL: MOLSKI S
Draw In 2

9

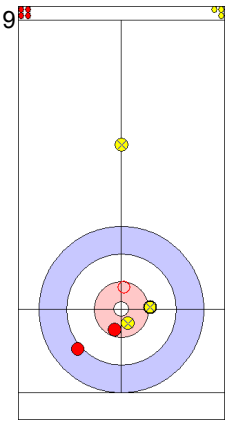

ENG: WATSON L
Raise In 4

10

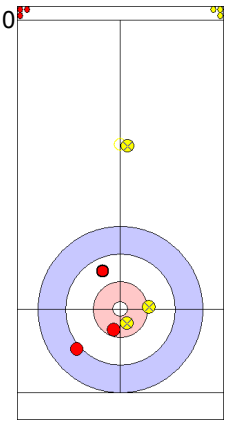

POL: FLOREK K
Draw Out 0

11

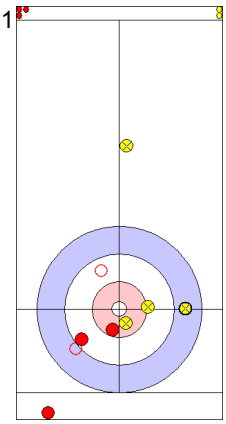

ENG: WATSON L
Double Takeout In 2

12

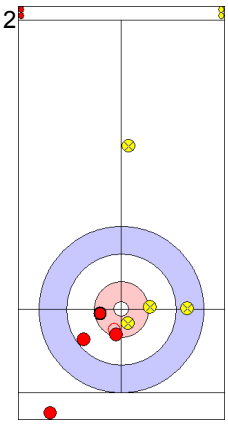

POL: FLOREK K
Draw Out 0

13

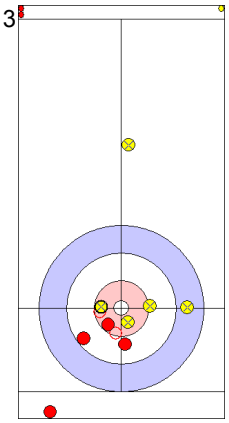

ENG: WATSON L
Draw Out 3

14

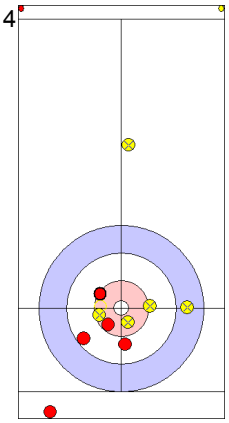

POL: FLOREK K
Draw Out 2

15

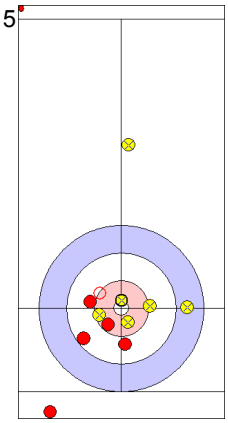

ENG: MACDOUGALL A
Draw Out 4

16

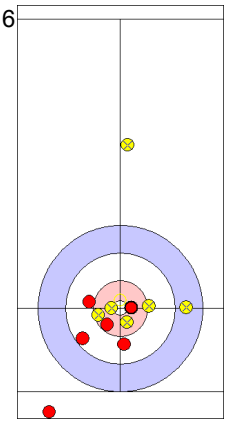

POL: MOLSKI S
Draw Out 4
Time-out

Game - Shot by Shot

POL - Poland	3 + 0	ENG - England	6 + 1	End 7

7

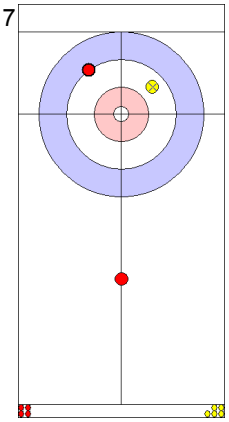

POL: MOLSKI S
Draw In 2

8

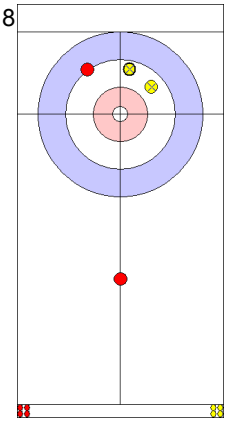

ENG: MACDOUGALL A
Draw Out 2

9

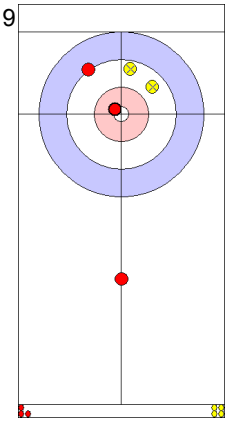

POL: FLOREK K
Draw In 4

10

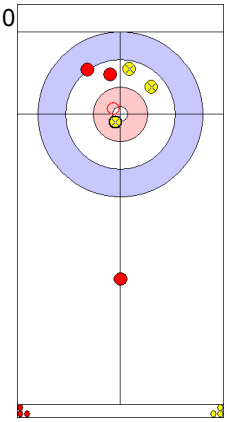

ENG: WATSON L
Draw In 4

11

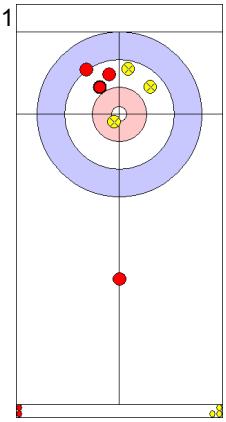

POL: FLOREK K
Draw In 0

12

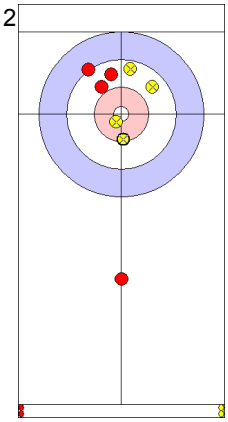

ENG: WATSON L
Draw Out 4

13

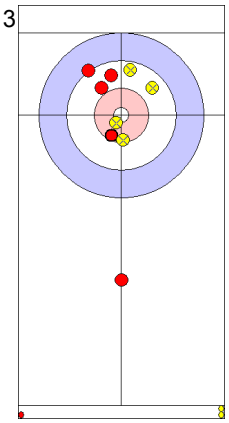

POL: FLOREK K
Draw In 3

14

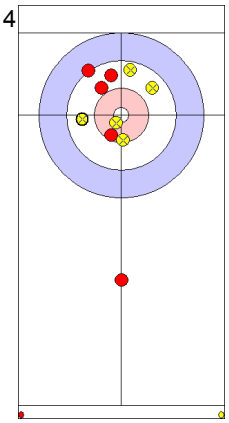

ENG: WATSON L
Draw In 2

15

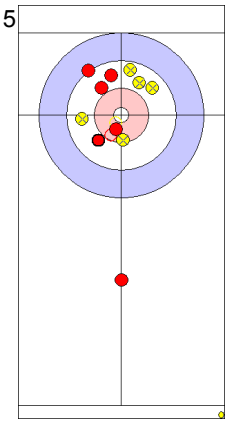

POL: MOLSKI S
Raise In 4

16

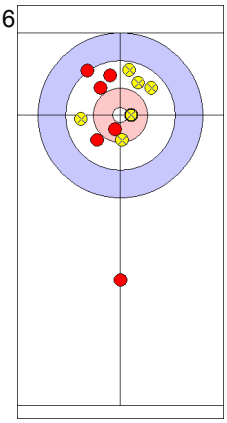

ENG: MACDOUGALL A
Draw Out 4

Game - Shot by Shot

POL - Poland	3 + X	ENG - England	7 + X	End 8

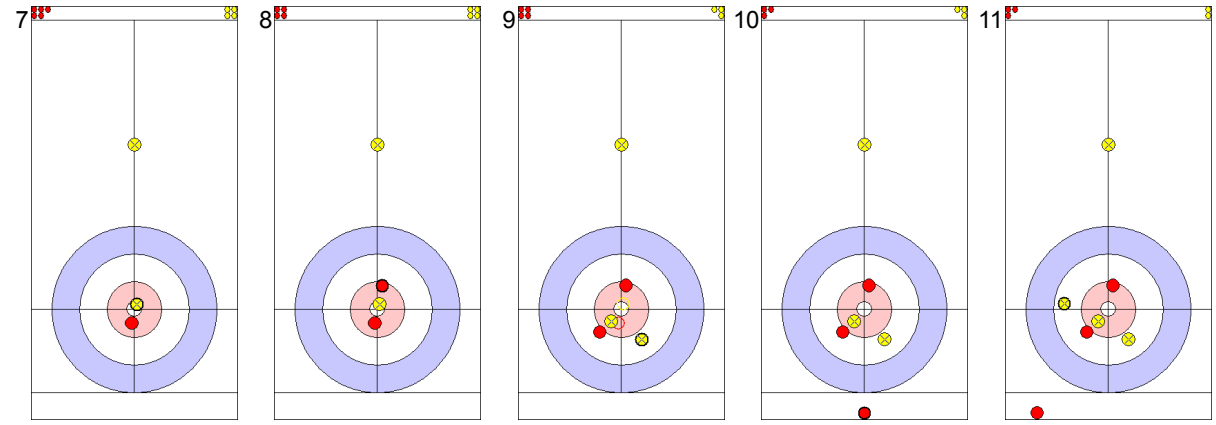

7	8	9	10	11
ENG: WATSON L	POL: MOLSKI S	ENG: MACDOUGALL A	POL: FLOREK K	ENG: MACDOUGALL A
Draw Out 4	Draw In 2	Raise In 4	Draw Out 0	Draw Out 2

Game Results

Sheet	Game	Team	LSFE	1	2	3	4	5	6	7	8	Extra Ends						Total
C	7	EST - Estonia		1	1	1	0	0	0	0	0							3
	7	ESP - Spain	*	0	0	0	1	1	3	1	1							7

EST - Estonia		Game	All
F	MOELDER Maile	57 %	70 %
M	LILL Erkki	42 %	66 %
	Team Total	51 %	68 %

Last Stone Draw: 240.0cm 163.9cm ↻ LILL E
76.1cm ↺ MOELDER M

Time remaining: 0 minutes 17 seconds

Time-out: end 6 - EST stone 8

ESP - Spain		Game	All
F	GARCIA VEZ Irantzu	65 %	61 %
M	GARCIA VEZ Gontzal	52 %	67 %
	Team Total	57 %	65 %

Last Stone Draw: 161.4cm 103.3cm ↻ GARCIA VEZ I
58.1cm ↺ GARCIA VEZ G

Time remaining: 2 minutes 6 seconds

Detailed Game Statistics:

EST - Estonia		Draws		Takeouts		Total	
F	MOELDER Maile	20	53 %	3	83 %	23	57 %
M	LILL Erkki	11	55 %	5	15 %	16	42 %
	Team Total	31	53 %	8	41 %	39	51 %

ESP - Spain		Draws		Takeouts		Total	
F	GARCIA VEZ Irantzu	13	71 %	2	25 %	15	65 %
M	GARCIA VEZ Gontzal	18	42 %	5	90 %	23	52 %
	Team Total	31	54 %	7	71 %	38	57 %

LEGEND
F Female **LSFE** (*) Last stone first end **M** Male

Game - Shot by Shot

EST - Estonia	0 + 1	ESP - Spain	0 + 0	End 1

7

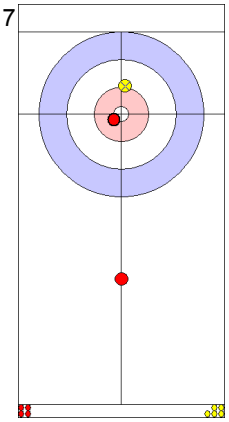

EST: LILL E
Draw In 3

8

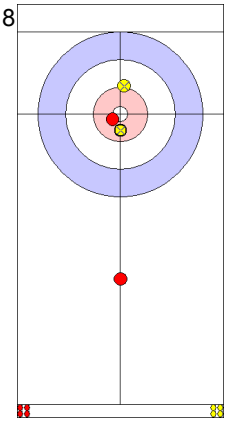

ESP: GARCIA VEZ I
Draw Out 3

9

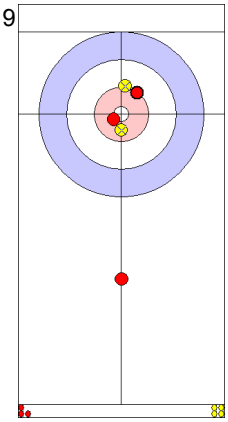

EST: MOELDER M
Draw Out 3

10

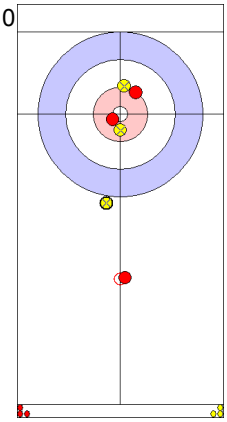

ESP: GARCIA VEZ G
Draw In 0

11

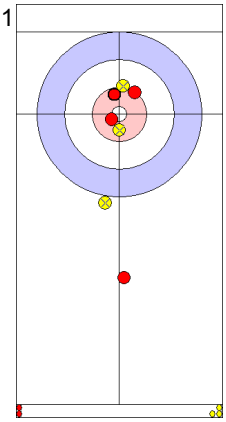

EST: MOELDER M
Draw Out 3

12

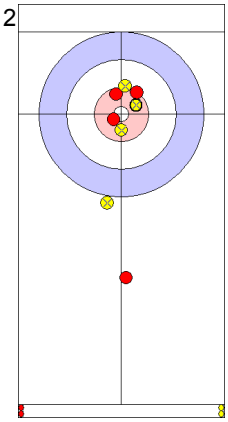

ESP: GARCIA VEZ G
Draw Out 3

13

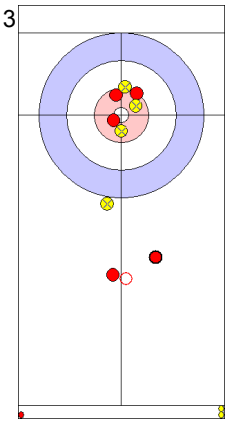

EST: MOELDER M
Draw Out 0

14

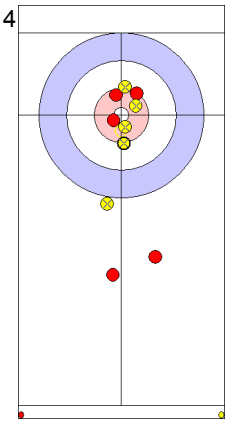

ESP: GARCIA VEZ G
Raise Out 3

15

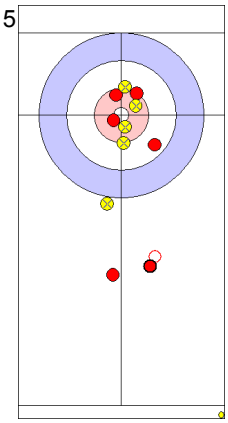

EST: LILL E
Guard Out 1

16

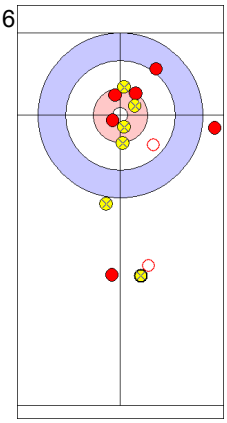

ESP: GARCIA VEZ I
Raise Out 0

Game - Shot by Shot

EST - Estonia	1 + 1	ESP - Spain	0 + 0	End 2

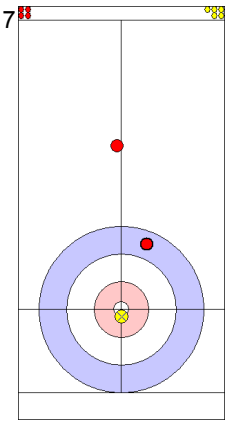

7
EST: LILL E
Draw In 2

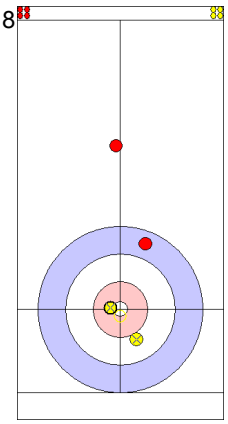

8
ESP: GARCIA VEZ I
Draw Out 3

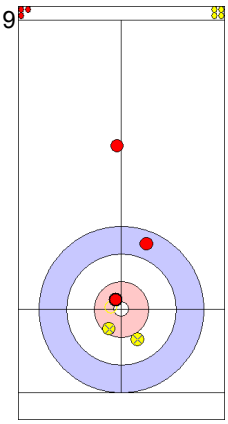

9
EST: MOELDER M
Raise Out 4

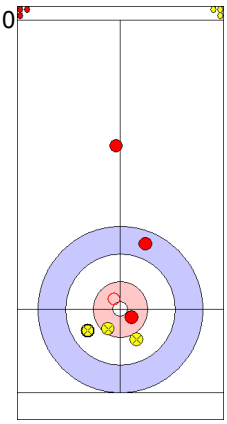

10
ESP: GARCIA VEZ G
Raise Out 1

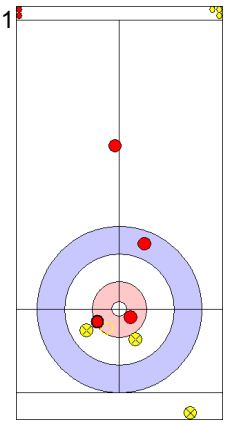

11
EST: MOELDER M
Takeout Out 4

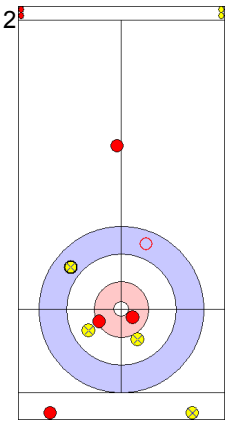

12
ESP: GARCIA VEZ G
Double Takeout In 2

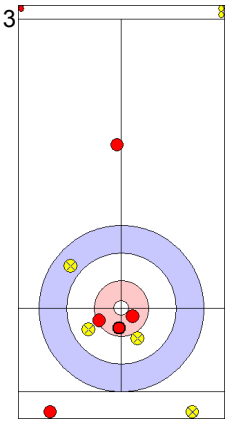

13
EST: MOELDER M
Draw In 3

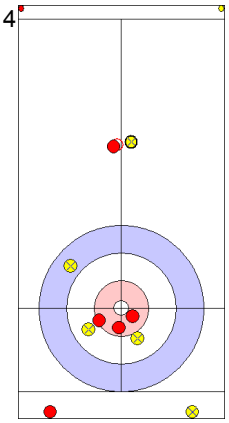

14
ESP: GARCIA VEZ G
Draw In 0

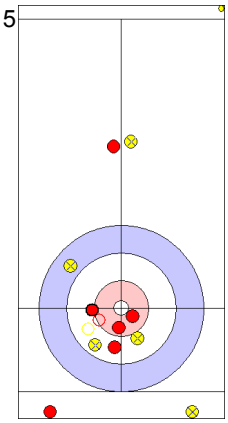

15
EST: LILL E
Raise Out 2

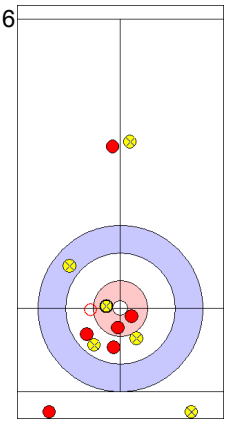

16
ESP: GARCIA VEZ I
Draw Out 2

Game - Shot by Shot

EST - Estonia	2 + 1	ESP - Spain	0 + 0	End 3

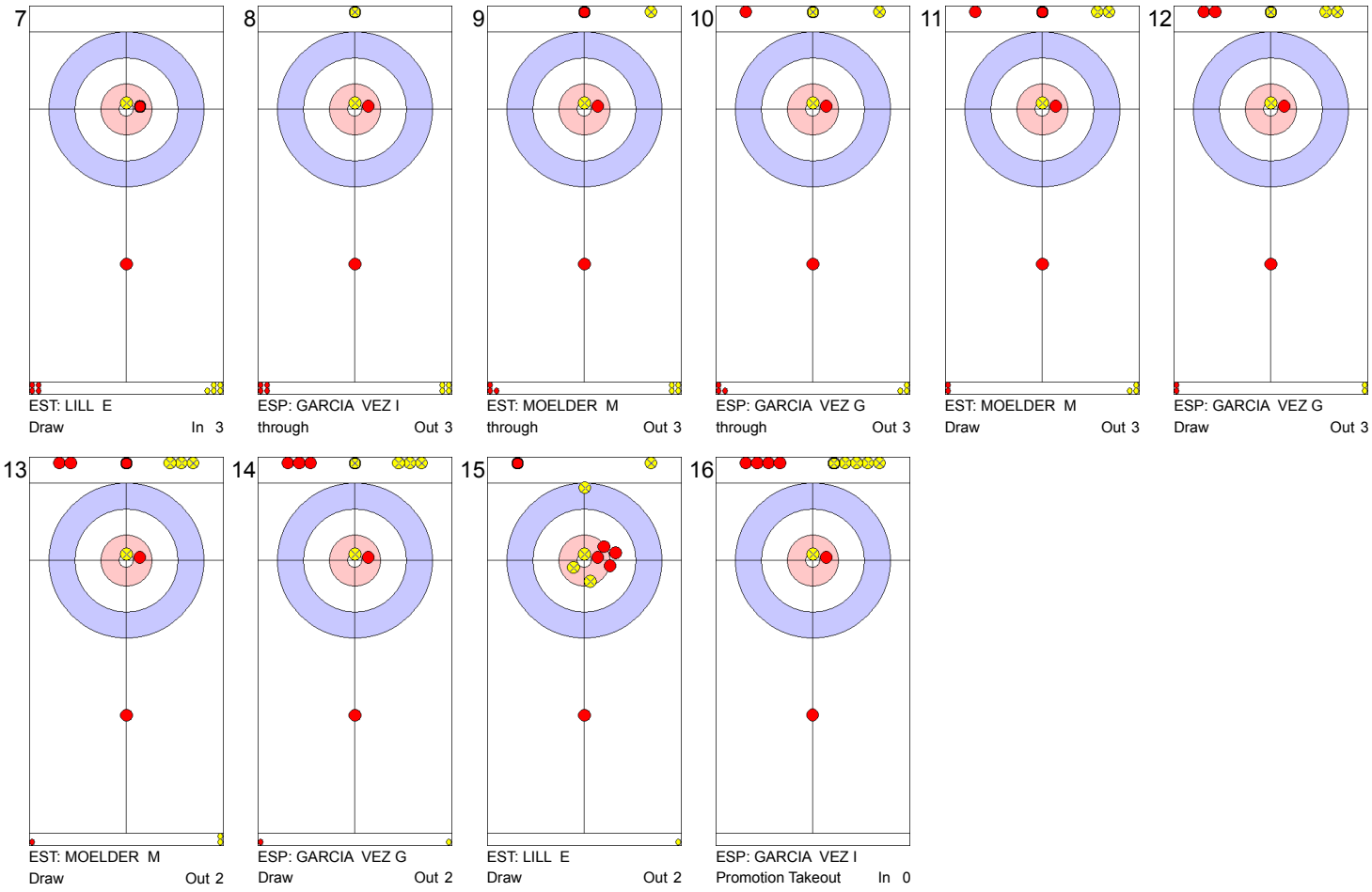

7	8	9	10	11	12
EST: LILL E	ESP: GARCIA VEZ I	EST: MOELDER M	ESP: GARCIA VEZ G	EST: MOELDER M	ESP: GARCIA VEZ G
Draw In 3	through Out 3	through Out 3	through Out 3	Draw Out 3	Draw Out 3

13	14	15	16
EST: MOELDER M	ESP: GARCIA VEZ G	EST: LILL E	ESP: GARCIA VEZ I
Draw Out 2	Draw Out 2	Draw Out 2	Promotion Takeout In 0

Game - Shot by Shot

EST - Estonia	3 + 0	ESP - Spain	0 + 1	End 4

7

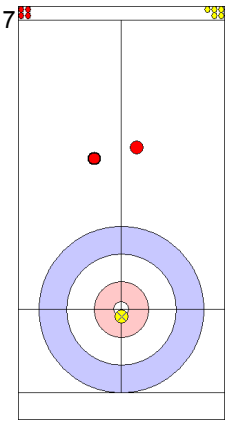

EST: LILL E
Draw In 0

8

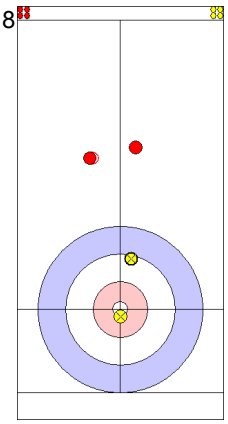

ESP: GARCIA VEZ I
Draw Out 2

9

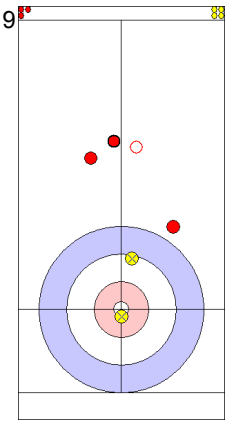

EST: MOELDER M
Draw Out 0

10

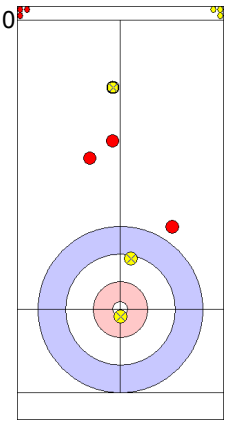

ESP: GARCIA VEZ G
Draw In 0

11

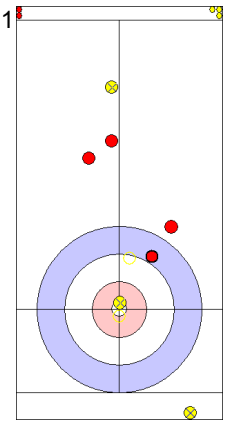

EST: MOELDER M
Double Takeout In 2

12

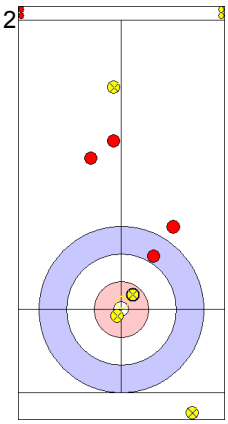

ESP: GARCIA VEZ G
Draw In 3

13

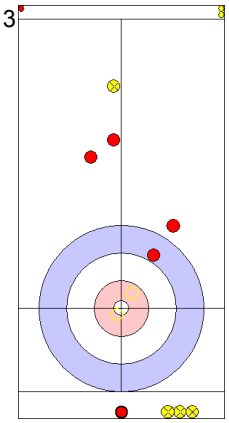

EST: MOELDER M
Clearing In 4

14

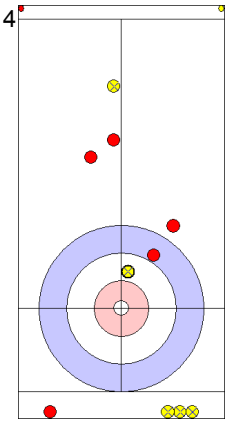

ESP: GARCIA VEZ G
Draw In 3

15

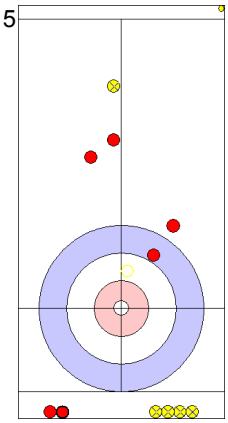

EST: LILL E
Takeout In 2

16

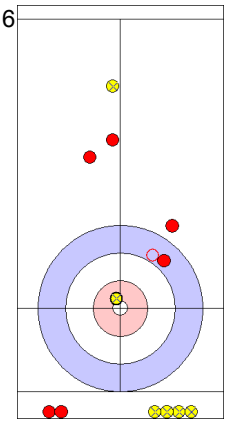

ESP: GARCIA VEZ I
Draw In 4

Game - Shot by Shot

EST - Estonia	3 + 0	ESP - Spain	1 + 1	End 5

7

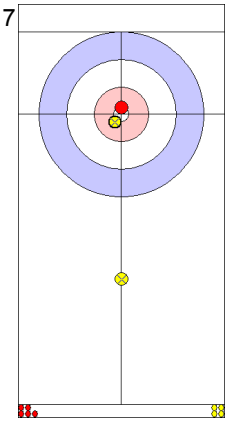

ESP: GARCIA VEZ I
Draw Out 3

8

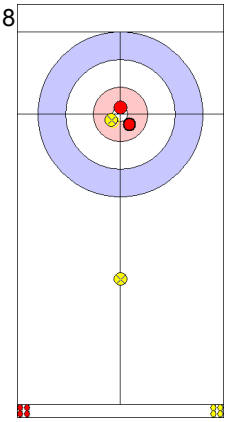

EST: LILL E
Draw Out 3

9

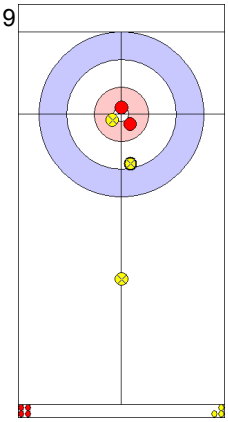

ESP: GARCIA VEZ G
Draw Out 2

10

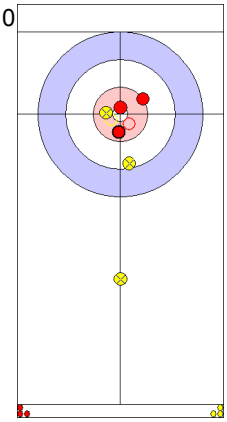

EST: MOELDER M
Draw In 2

11

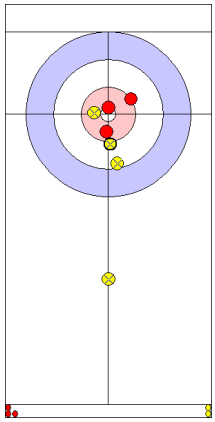

ESP: GARCIA VEZ G
Draw In 2

12

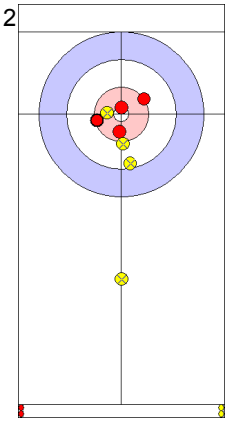

EST: MOELDER M
Draw In 2

13

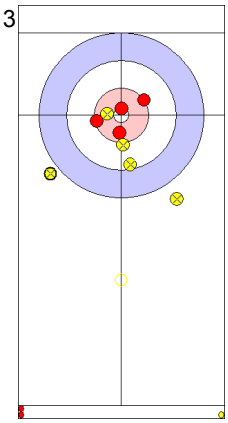

ESP: GARCIA VEZ G
Raise In 0

14

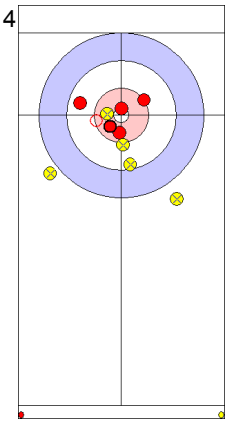

EST: MOELDER M
Draw In 3

15

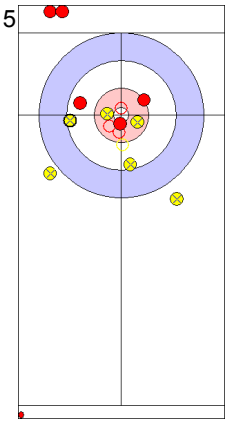

ESP: GARCIA VEZ I
Takeout In 2

16

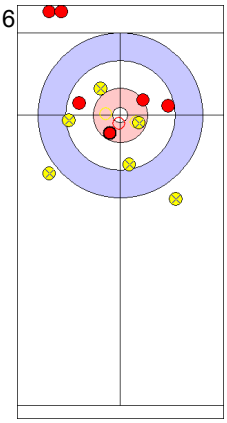

EST: LILL E
Takeout In 0

Game - Shot by Shot

EST - Estonia	3 + 0	ESP - Spain	2 + 3	End 6

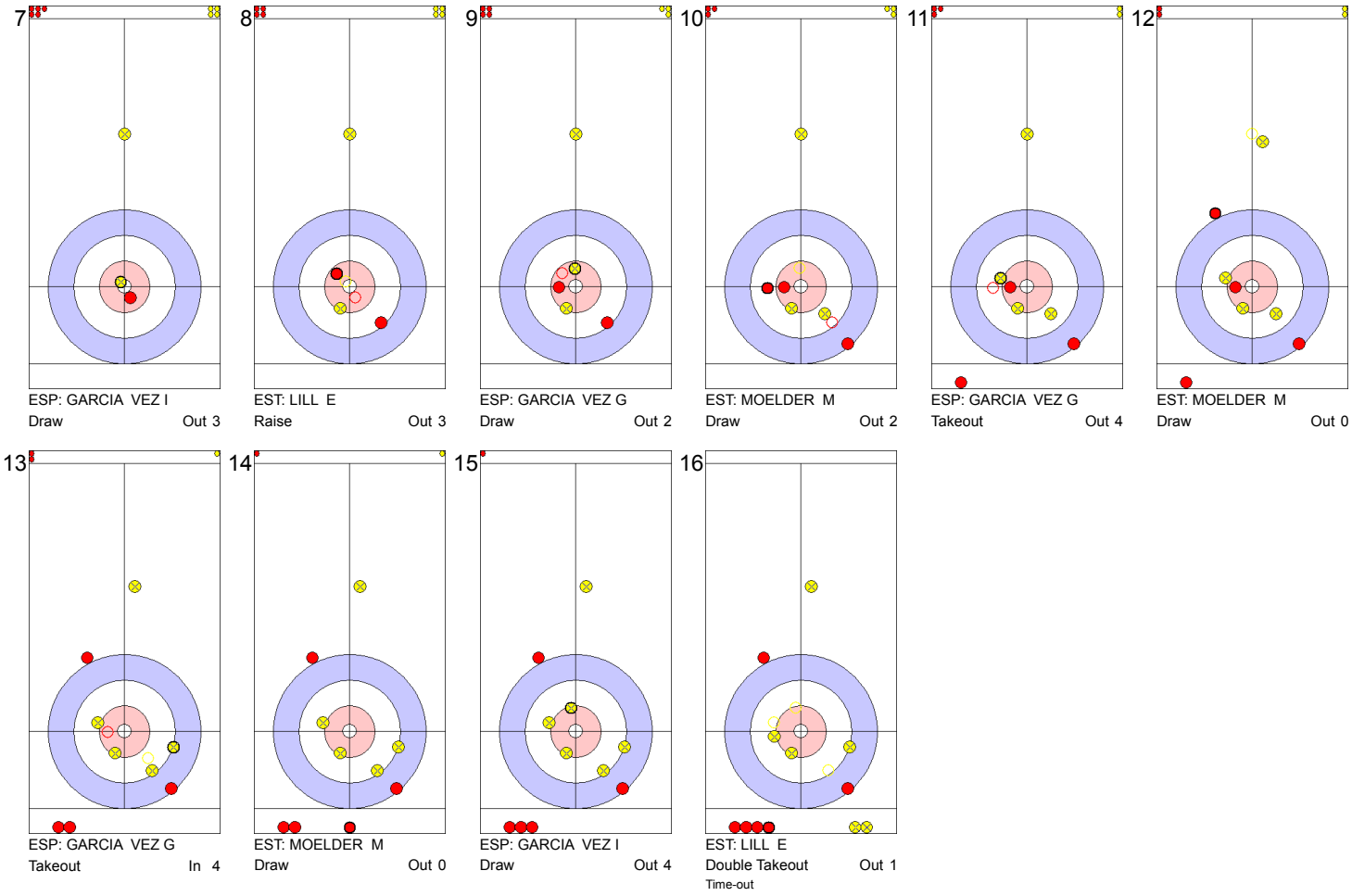

7
ESP: GARCIA VEZ I
Draw Out 3

8
EST: LILL E
Raise Out 3

9
ESP: GARCIA VEZ G
Draw Out 2

10
EST: MOELDER M
Draw Out 2

11
ESP: GARCIA VEZ G
Takeout Out 4

12
EST: MOELDER M
Draw Out 0

13
ESP: GARCIA VEZ G
Takeout In 4

14
EST: MOELDER M
Draw Out 0

15
ESP: GARCIA VEZ I
Draw Out 4

16
EST: LILL E
Double Takeout Out 1
Time-out

Game - Shot by Shot

EST - Estonia	3 + 0	ESP - Spain	5 + 1	End 7

7

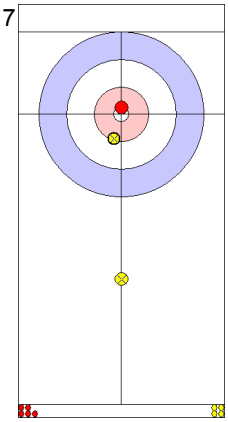

ESP: GARCIA VEZ I
Draw Out 3

8

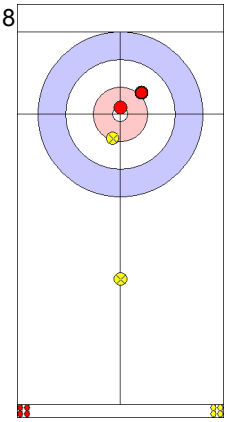

EST: LILL E
Draw Out 2

9

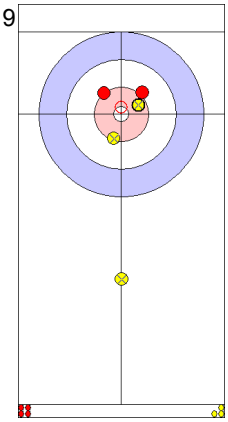

ESP: GARCIA VEZ G
Raise Out 4

10

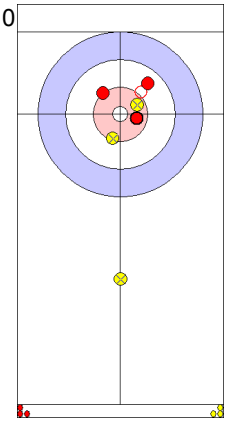

EST: MOELDER M
Draw Out 4

11

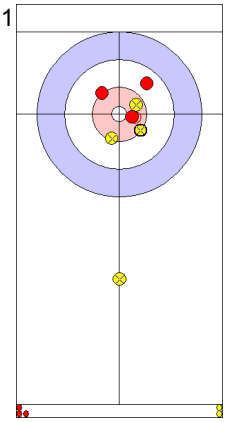

ESP: GARCIA VEZ G
Draw Out 2

12

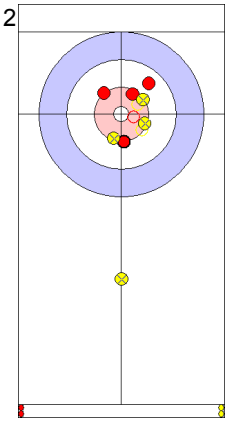

EST: MOELDER M
Raise Out 2

13

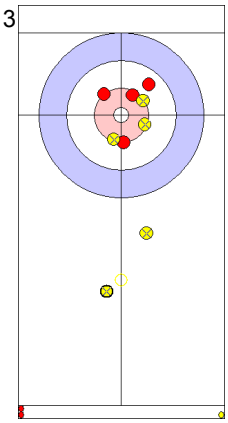

ESP: GARCIA VEZ G
Draw In 0

14

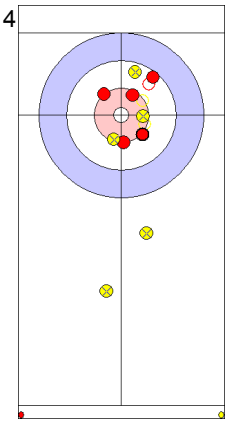

EST: MOELDER M
Draw Out 2

15

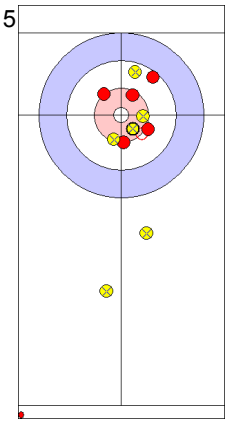

ESP: GARCIA VEZ I
Draw Out 4

16

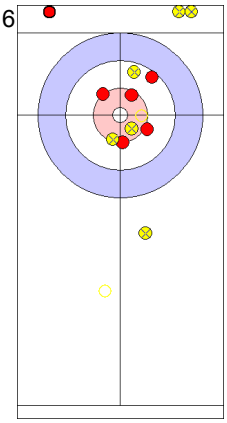

EST: LILL E
Promotion Takeout In 0

Game - Shot by Shot

EST - Estonia	3 + 0	ESP - Spain	6 + 1	End 8

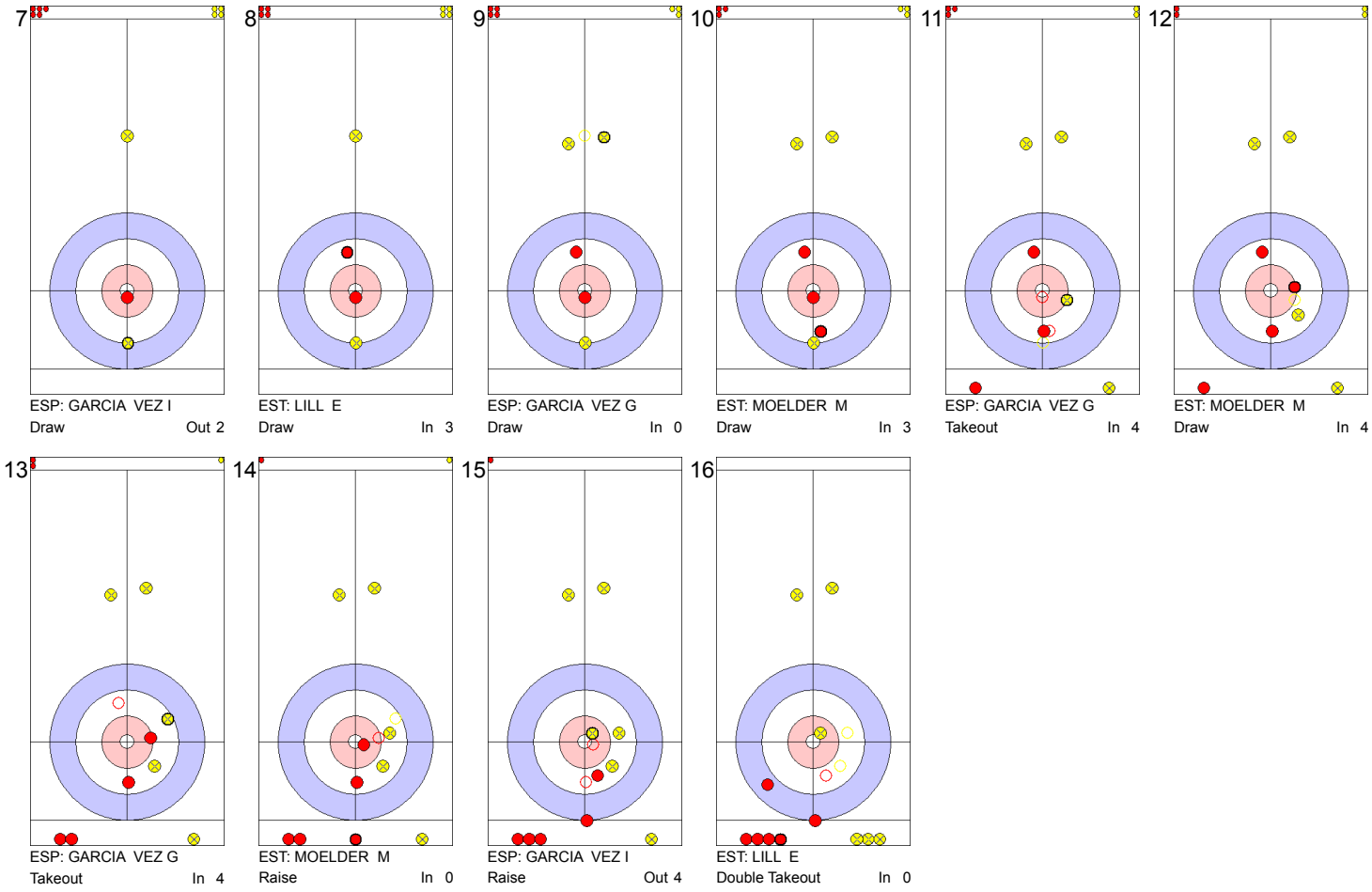

Game Results

Sheet	Game	Team	LSFE	1	2	3	4	5	6	7	8	Extra Ends						Total
D	7	KOR - Korea		1	0	1	0	1	0	X	X							3
	7	HUN - Hungary	*	0	4	0	3	0	3	X	X							10

KOR - Korea		Game	All
F	LEE Hyein	70 %	67 %
M	BEAK Jong-Chul	61 %	66 %
	Team Total	66 %	66 %

Last Stone Draw: 277.8cm 185.4cm ↻ BEAK J
92.4cm ↺ LEE H

Time remaining: 5 minutes 42 seconds

HUN - Hungary		Game	All
F	PALANCSA Dorottya	72 %	71 %
M	KISS Zsolt	65 %	78 %
	Team Total	69 %	74 %

Last Stone Draw: 73.8cm 73.8cm ↻ KISS Z
0.0cm ↺ PALANCSA D

Time remaining: 6 minutes 44 seconds

Detailed Game Statistics:

KOR - Korea		Draws		Takeouts		Total	
F	LEE Hyein	11	80 %	5	50 %	16	70 %
M	BEAK Jong-Chul	11	68 %	3	33 %	14	61 %
	Team Total	22	74 %	8	44 %	30	66 %

HUN - Hungary		Draws		Takeouts		Total	
F	PALANCSA Dorottya	12	71 %	5	75 %	17	72 %
M	KISS Zsolt	11	77 %	2	0 %	13	65 %
	Team Total	23	74 %	7	54 %	30	69 %

LEGEND
F Female
X Unplayed/unfinished end due to concession
LSFE (*) Last stone first end
M Male

Game - Shot by Shot

KOR - Korea	0 + 1	HUN - Hungary	0 + 0	End 1

7

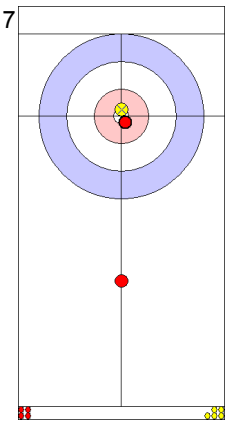

KOR: LEE H
Draw In 3

8

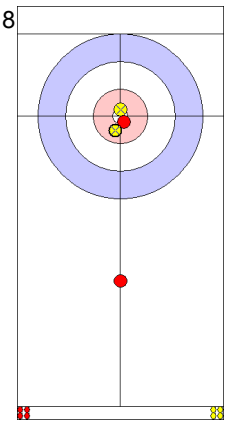

HUN: KISS Z
Draw In 3

9

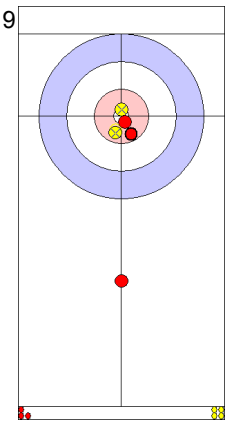

KOR: BEAK J
Draw Out 2

10

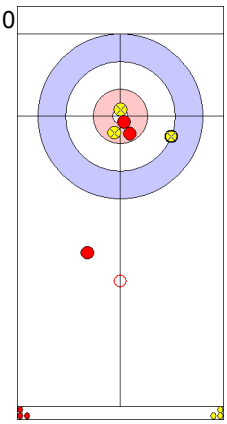

HUN: PALANCSA D
Wick / Soft Peeling Out 2

11

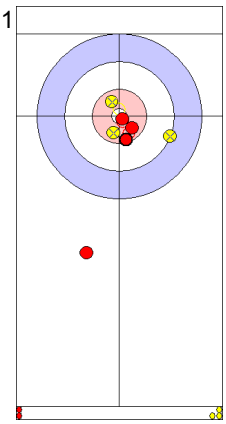

KOR: BEAK J
Draw Out 4

12

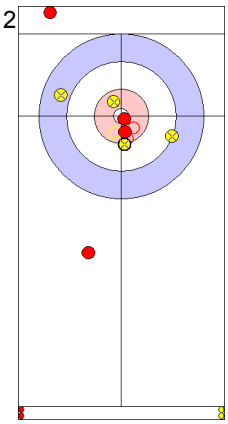

HUN: PALANCSA D
Takeout In 4

13

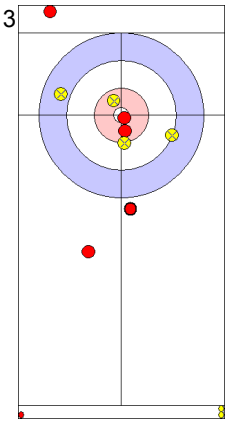

KOR: BEAK J
Guard Out 4

14

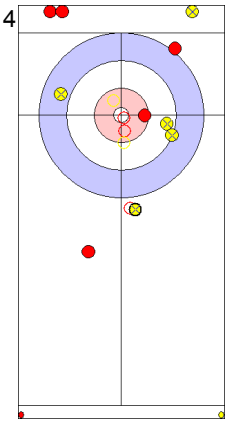

HUN: PALANCSA D
Promotion Takeout Out 3

15

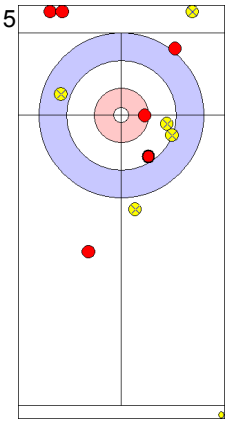

KOR: LEE H
Draw Out 4

16

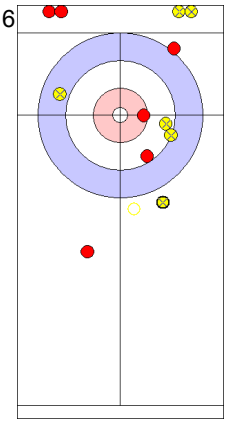

HUN: KISS Z
Double Takeout Out 0

Game - Shot by Shot

KOR - Korea	1 + 0	HUN - Hungary	0 + 4	End 2

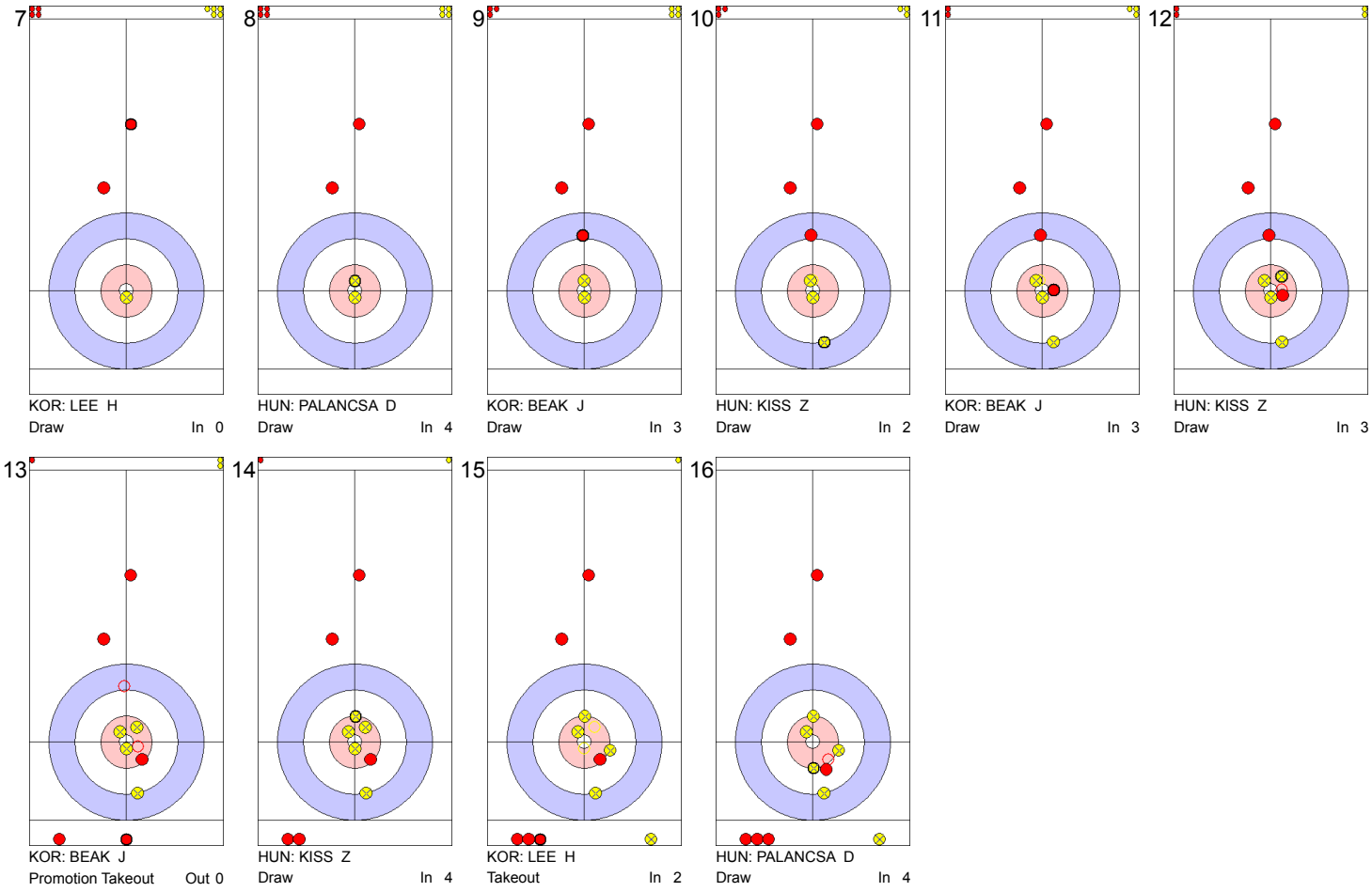

Game - Shot by Shot

KOR - Korea	1 + 1	HUN - Hungary	4 + 0	End 3

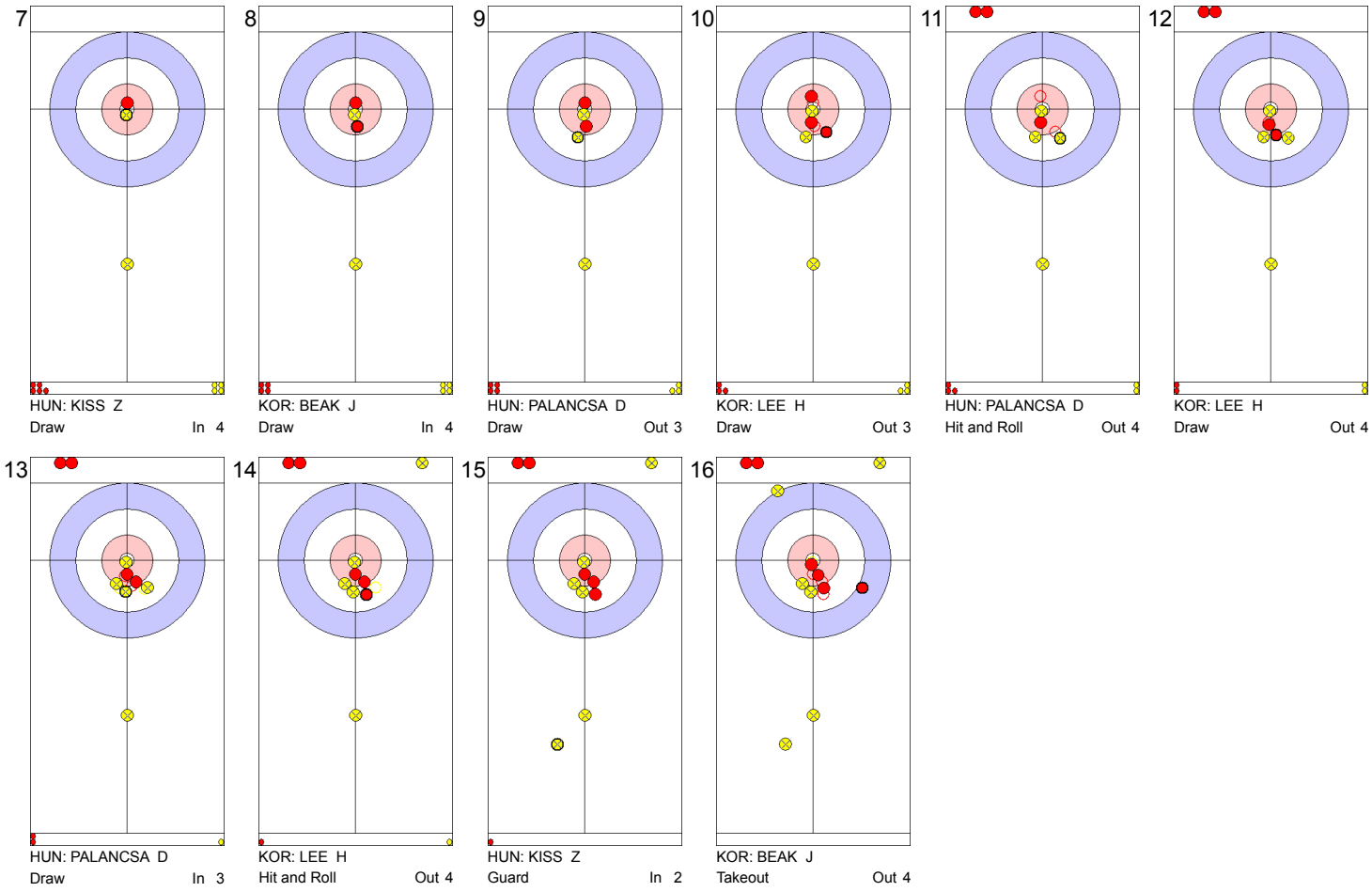

7
HUN: KISS Z
Draw In 4

8
KOR: BEAK J
Draw In 4

9
HUN: PALANCSA D
Draw Out 3

10
KOR: LEE H
Draw Out 3

11
HUN: PALANCSA D
Hit and Roll Out 4

12
KOR: LEE H
Draw Out 4

13
HUN: PALANCSA D
Draw In 3

14
KOR: LEE H
Hit and Roll Out 4

15
HUN: KISS Z
Guard In 2

16
KOR: BEAK J
Takeout Out 4

Game - Shot by Shot

KOR - Korea	2 + 0	HUN - Hungary	4 + 3	End 4

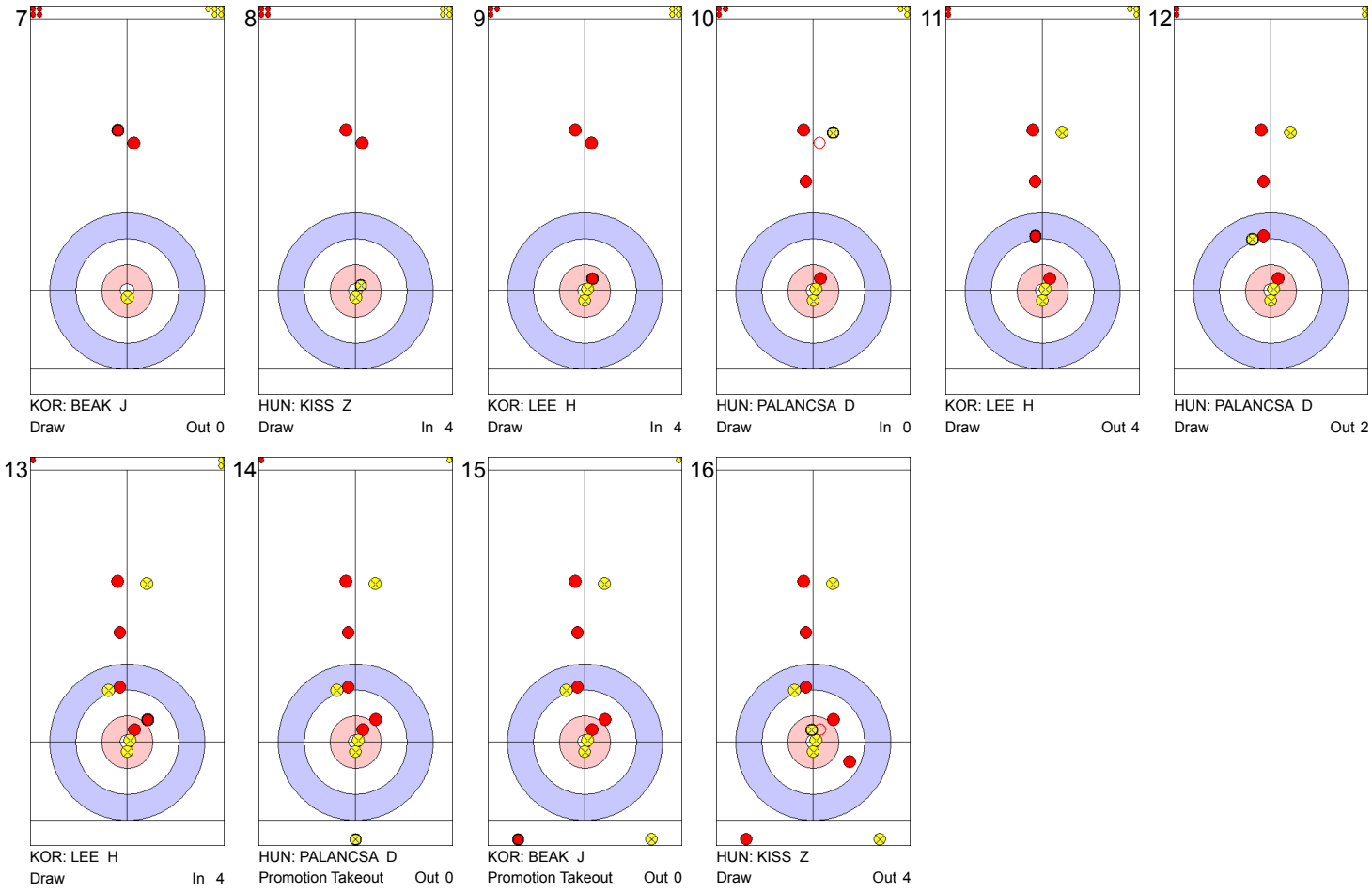

Game - Shot by Shot

KOR - Korea	2 + 1	HUN - Hungary	7 + 0	End 5

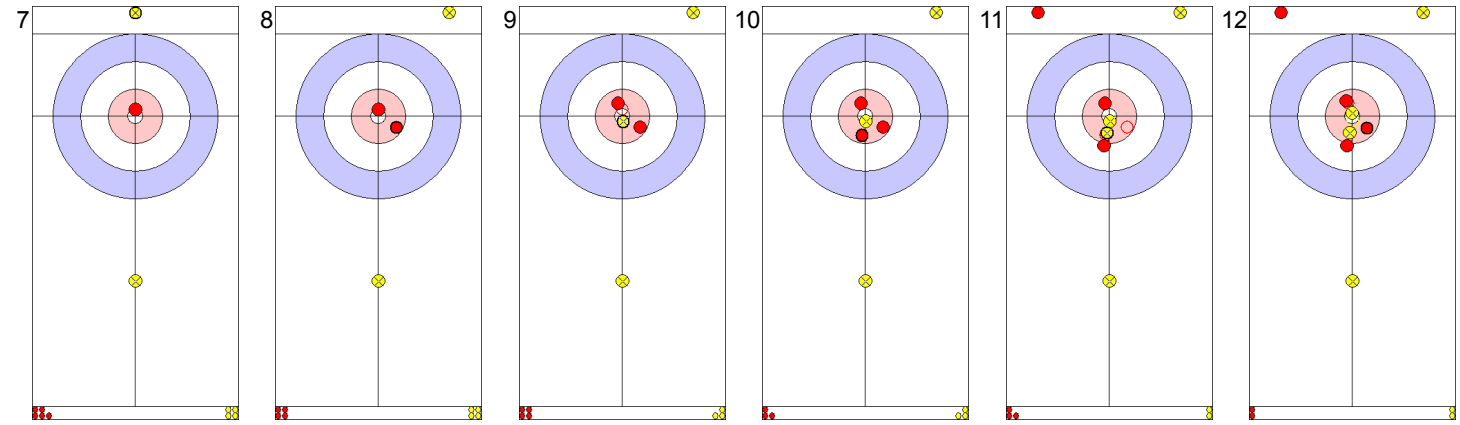

7	8	9	10	11	12
HUN: KISS Z	KOR: BEAK J	HUN: PALANCSA D	KOR: LEE H	HUN: PALANCSA D	KOR: LEE H
Draw Out 0	Draw Out 2	Draw Out 4	Draw In 3	Hit and Roll Out 4	Draw Out 2

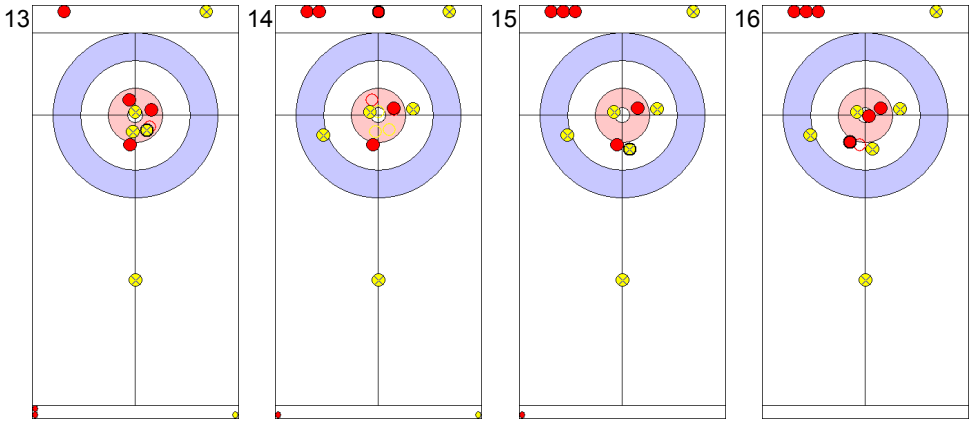

13	14	15	16
HUN: PALANCSA D	KOR: LEE H	HUN: KISS Z	KOR: BEAK J
Draw Out 3	Takeout Out 2	Hit and Roll Out 0	Raise In 4

Game - Shot by Shot

KOR - Korea	3 + 0	HUN - Hungary	7 + 3	End 6

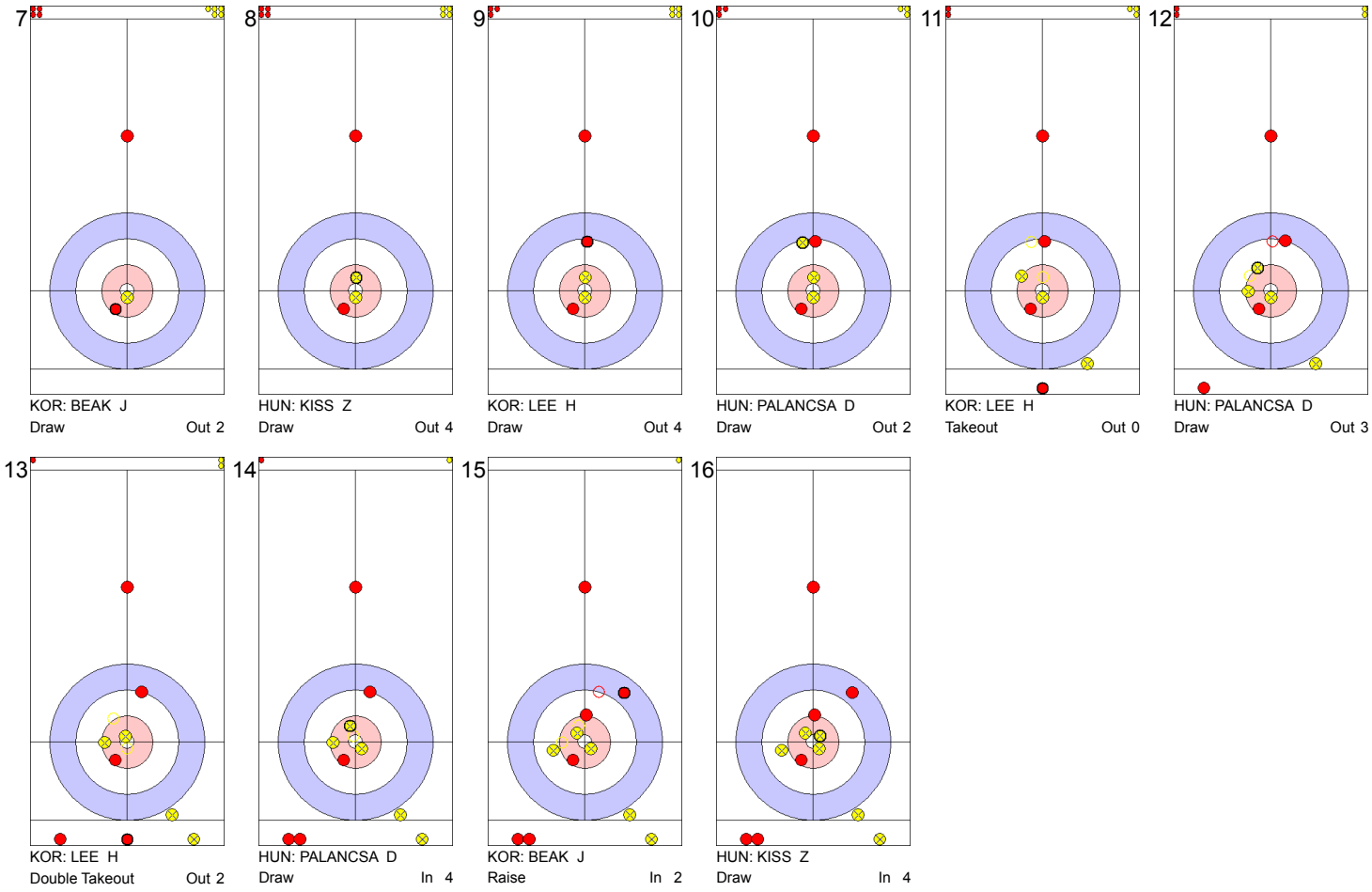

Game Results

Sheet	Game	Team	LSFE	1	2	3	4	5	6	7	8	Extra Ends						Total
E	7	BLR - Belarus		0	1	0	0	2	0	0	X							3
	7	SCO - Scotland	*	1	0	1	1	0	4	1	X							8

BLR - Belarus		Game	All
F	KIRILLOVA Ekaterina	45 %	44 %
M	KIRILLOV Dmitry	66 %	54 %
	Team Total	57 %	50 %

Last Stone Draw: 206.8cm 54.2cm ↻ KIRILLOV D
152.6cm ↺ KIRILLOVA E

Time remaining: 5 minutes 20 seconds

Time-out: end 4 - BLR stone 7

SCO - Scotland		Game	All
F	McCLEARY Judith	58 %	72 %
M	McCLEARY Lee	77 %	77 %
	Team Total	66 %	74 %

Last Stone Draw: 143.5cm 113.0cm ↻ McCLEARY J
30.5cm ↺ McCLEARY L

Time remaining: 5 minutes 57 seconds

Detailed Game Statistics:

BLR - Belarus		Draws		Takeouts		Total	
F	KIRILLOVA Ekaterina	12	50 %	3	25 %	15	45 %
M	KIRILLOV Dmitry	15	70 %	5	55 %	20	66 %
	Team Total	27	61 %	8	44 %	35	57 %

SCO - Scotland		Draws		Takeouts		Total	
F	McCLEARY Judith	18	63 %	3	33 %	21	58 %
M	McCLEARY Lee	13	83 %	1	0 %	14	77 %
	Team Total	31	71 %	4	25 %	35	66 %

LEGEND
F Female
X Unplayed/unfinished end due to concession
LSFE (*) Last stone first end
M Male

Game - Shot by Shot

BLR - Belarus	0 + 0	SCO - Scotland	0 + 1	End 1

7

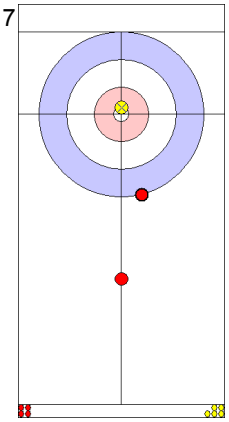

BLR: KIRILLOVA E
Draw Out 2

8

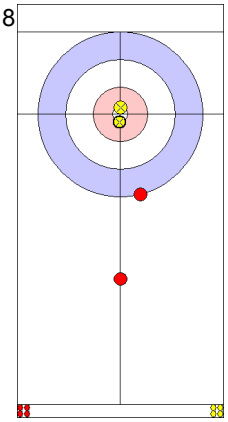

SCO: McCLEARY L
Draw In 4

9

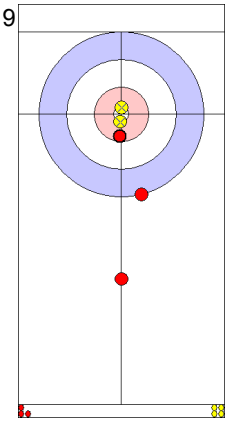

BLR: KIRILLOV D
Draw In 4

10

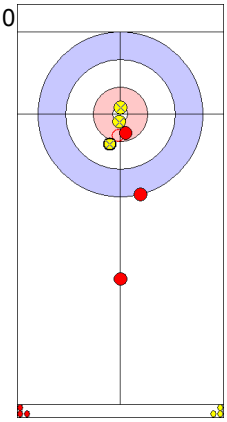

SCO: McCLEARY J
Draw In 4

11

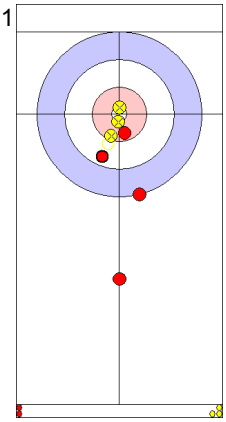

BLR: KIRILLOV D
Draw In 4

12

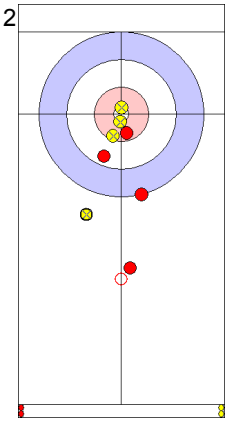

SCO: McCLEARY J
Draw In 0

13

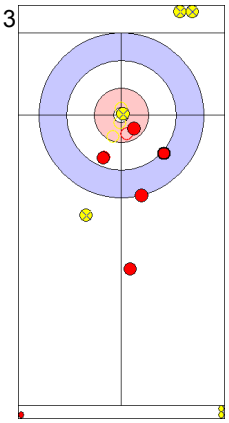

BLR: KIRILLOV D
Double Takeout In 4

14

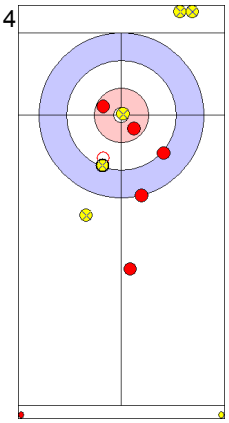

SCO: McCLEARY J
Draw In 2

15

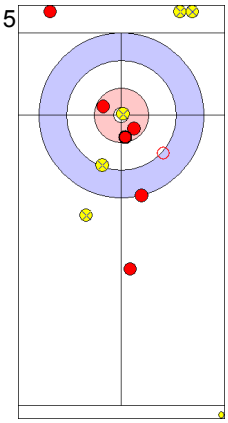

BLR: KIRILLOVA E
Hit and Roll In 3

16

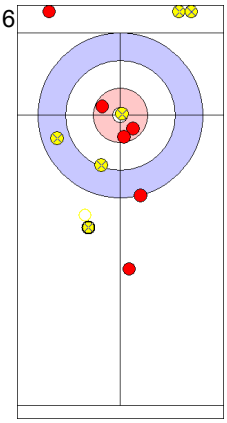

SCO: McCLEARY L
Raise In 0

Game - Shot by Shot

BLR - Belarus	0 + 1	SCO - Scotland	1 + 0	End 2

7

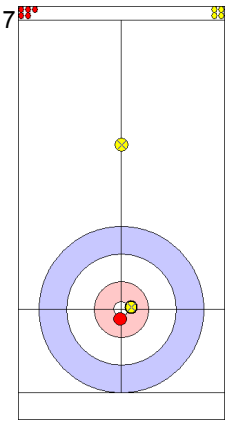

SCO: McCLEARY L
Draw Out 4

8

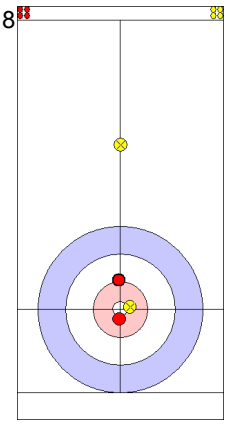

BLR: KIRILLOVA E
Draw Out 4

9

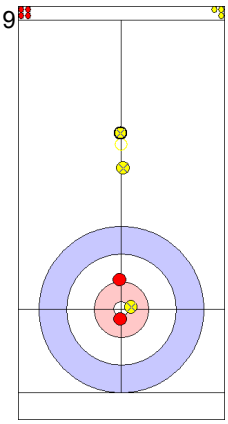

SCO: McCLEARY J
Draw In 0

10

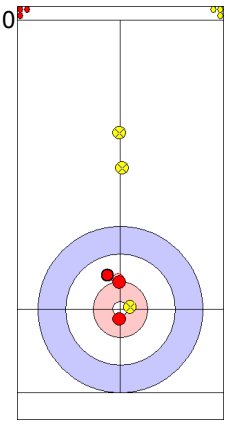

BLR: KIRILLOV D
Draw Out 4

11

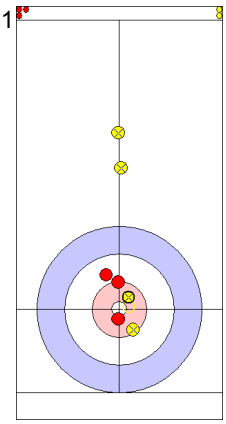

SCO: McCLEARY J
Draw In 4

12

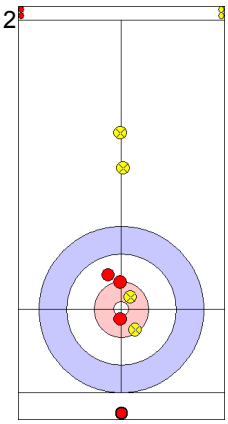

BLR: KIRILLOV D
Draw Out 0

13

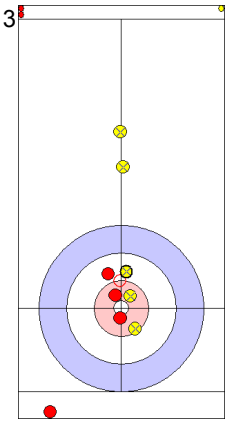

SCO: McCLEARY J
Draw In 2

14

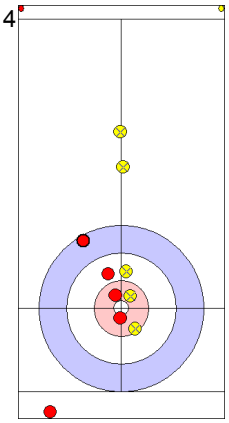

BLR: KIRILLOVA E
Guard Out 0

15

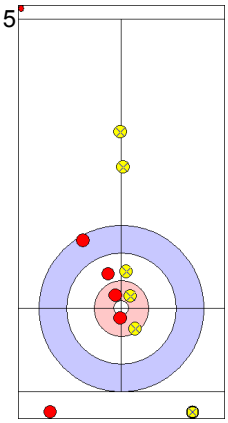

SCO: McCLEARY J
Draw In 0

16

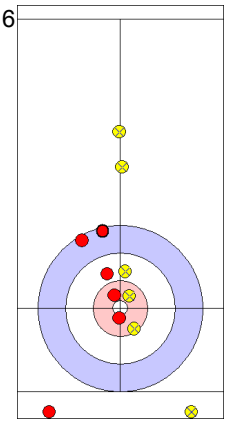

BLR: KIRILLOVA E
Wick / Soft Peeling Out 0

Game - Shot by Shot

BLR - Belarus	1 + 0	SCO - Scotland	1 + 1	End 3

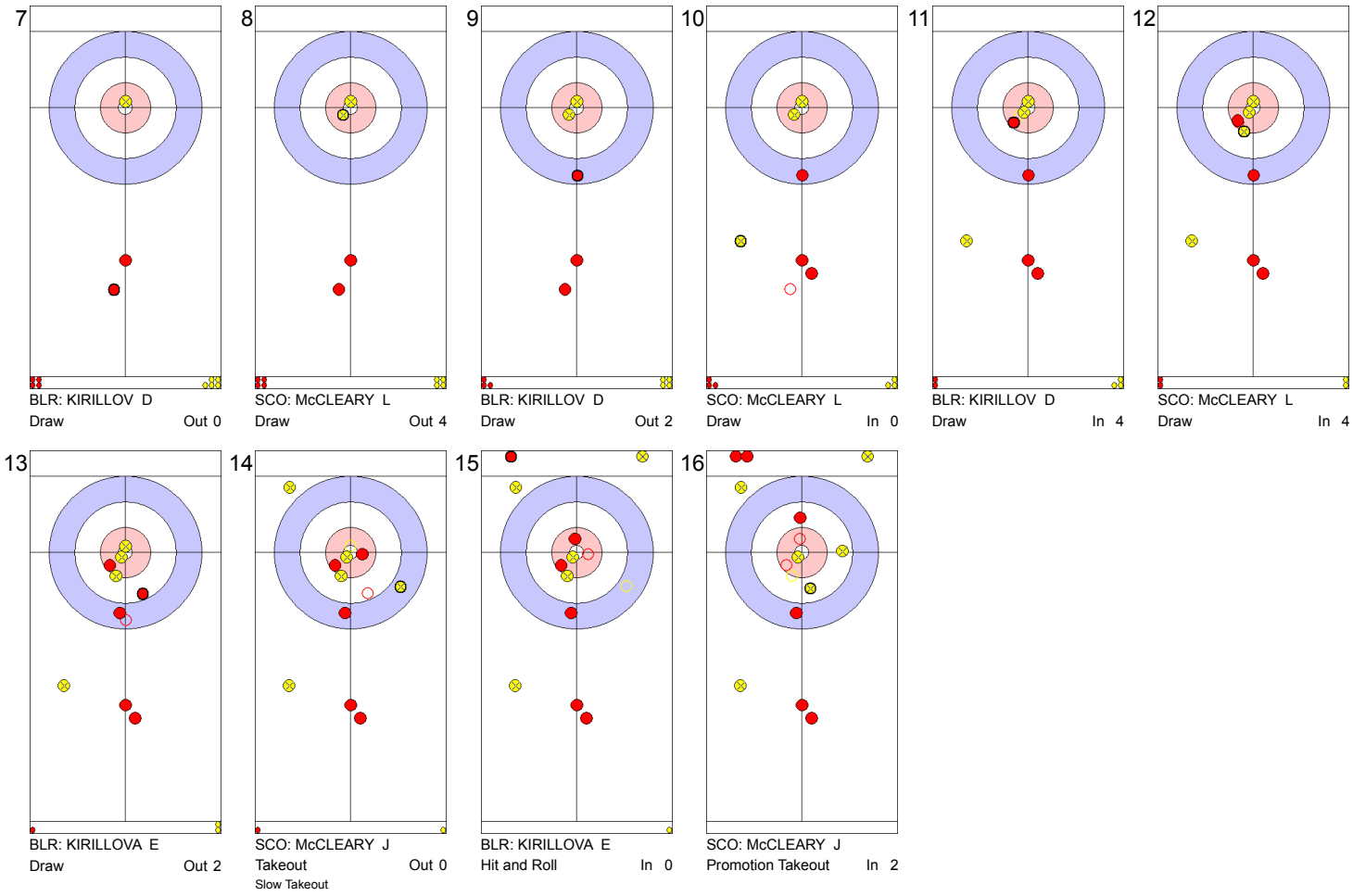

Game - Shot by Shot

BLR - Belarus	1 + 0	SCO - Scotland	2 + 1	End 4

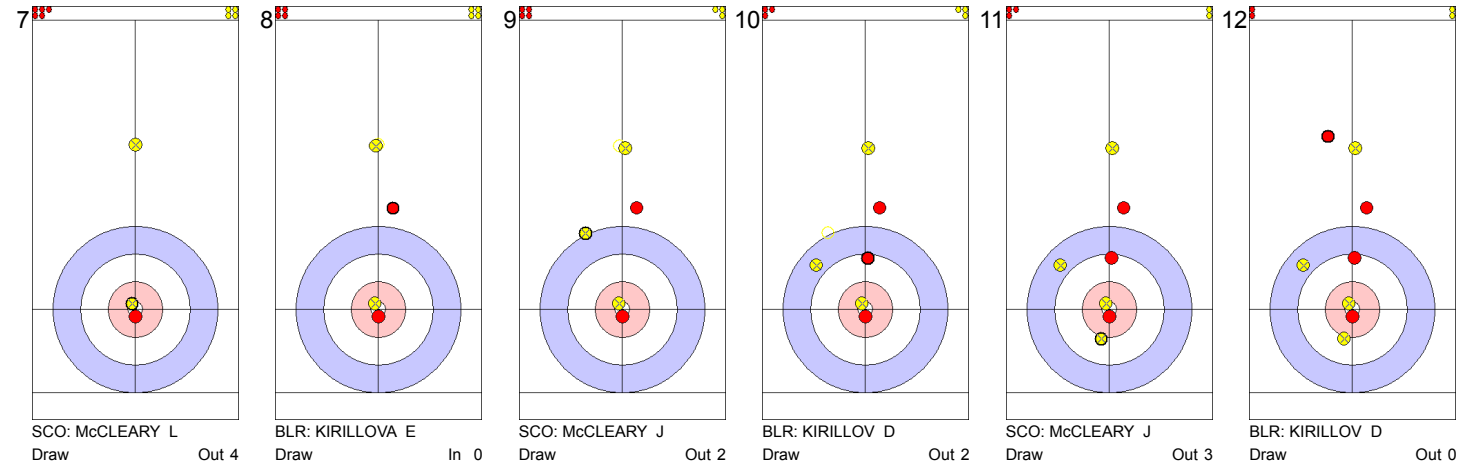

7
SCO: McCLEARY L
Draw Out 4

8
BLR: KIRILLOVA E
Draw In 0

9
SCO: McCLEARY J
Draw Out 2

10
BLR: KIRILLOV D
Draw Out 2

11
SCO: McCLEARY J
Draw Out 3

12
BLR: KIRILLOV D
Draw Out 0

13
SCO: McCLEARY J
Raise Out 2

14
BLR: KIRILLOV D
Hit and Roll Out 3
Time-out

15
SCO: McCLEARY L
Promotion Takeout Out 0

16
BLR: KIRILLOVA E
Raise Out 0

Game - Shot by Shot

BLR - Belarus	1 + 2	SCO - Scotland	3 + 0	End 5

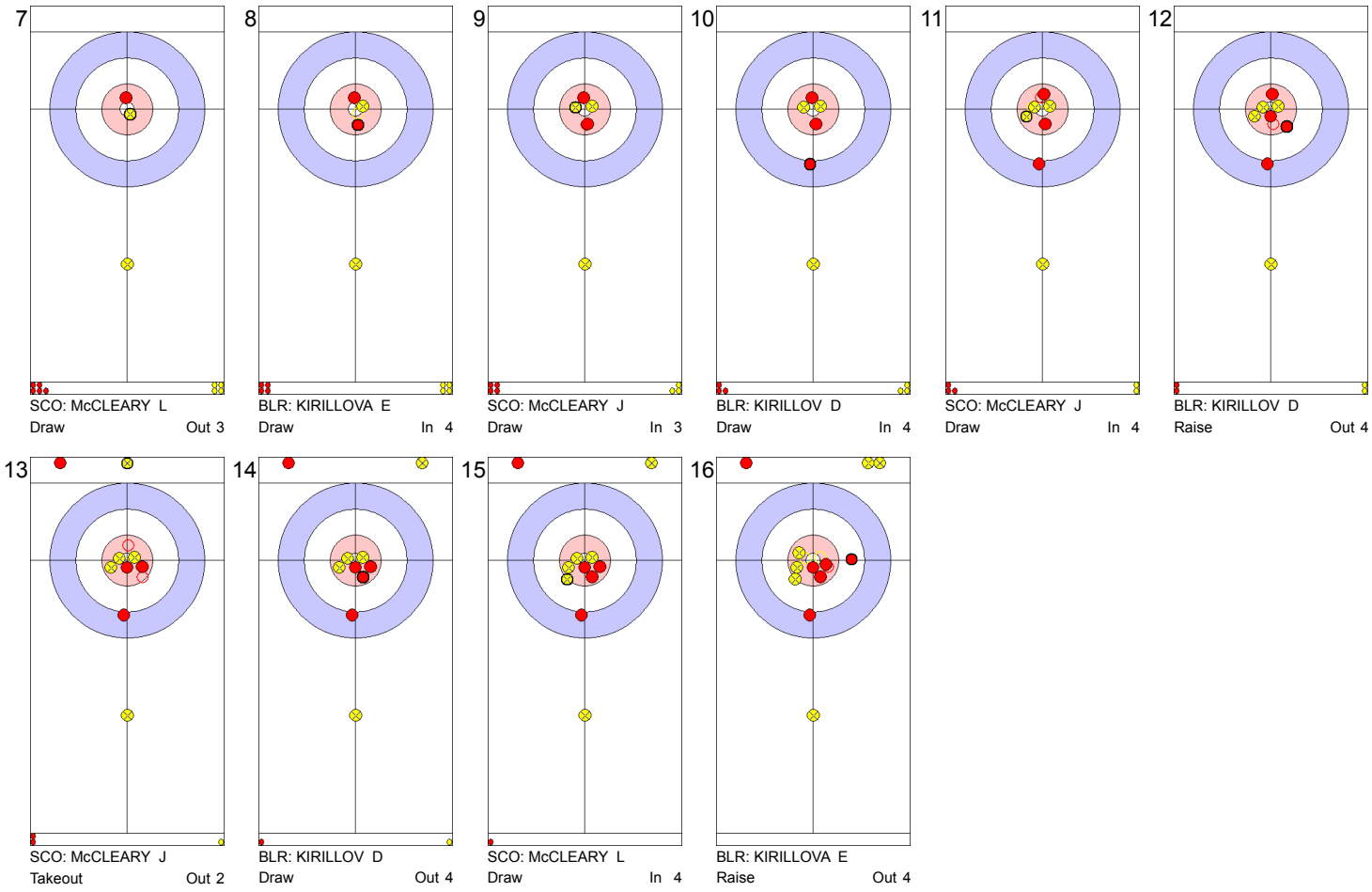

7	8	9	10	11	12
SCO: McCLEARY L	BLR: KIRILLOVA E	SCO: McCLEARY J	BLR: KIRILLOV D	SCO: McCLEARY J	BLR: KIRILLOV D
Draw Out 3	Draw In 4	Draw In 3	Draw In 4	Draw In 4	Raise Out 4

13	14	15	16
SCO: McCLEARY J	BLR: KIRILLOV D	SCO: McCLEARY L	BLR: KIRILLOVA E
Takeout Out 2	Draw Out 4	Draw In 4	Raise Out 4

Game - Shot by Shot

BLR - Belarus	3 + 0	SCO - Scotland	3 + 4	End 6

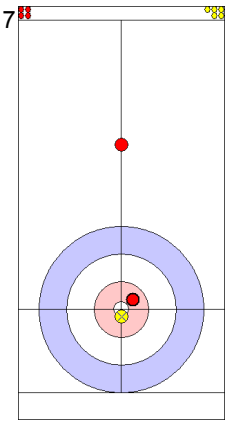

7
BLR: KIRILLOVA E
Draw Out 4

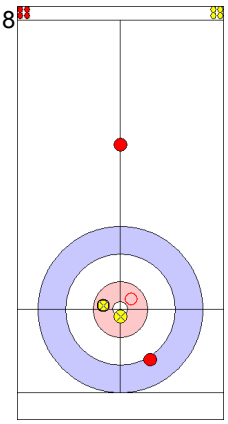

8
SCO: McCLEARY L
Raise In 4
Slow Takeout

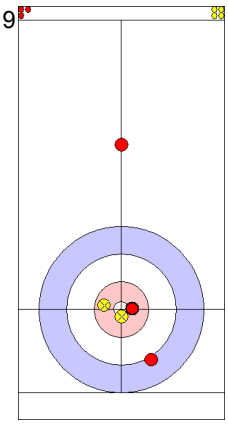

9
BLR: KIRILLOV D
Draw In 4

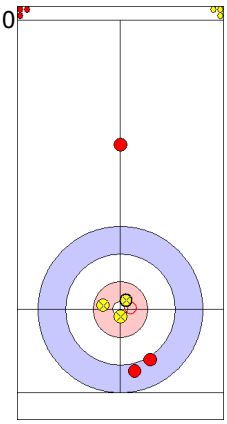

10
SCO: McCLEARY J
Draw In 4

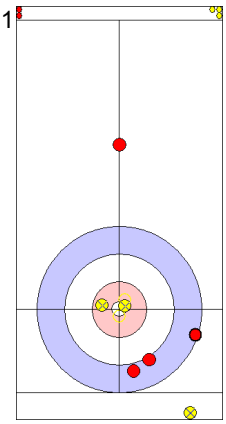

11
BLR: KIRILLOV D
Takeout In 4
Slow Takeout

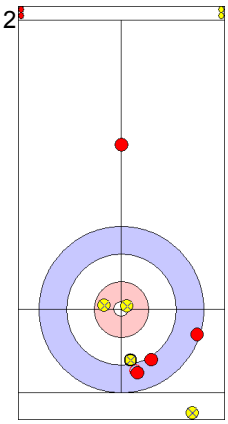

12
SCO: McCLEARY J
Draw In 3

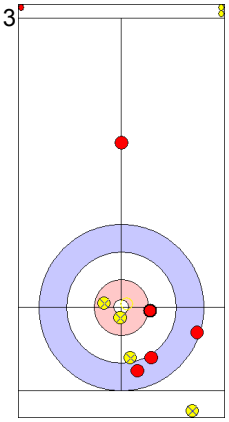

13
BLR: KIRILLOV D
Draw In 2

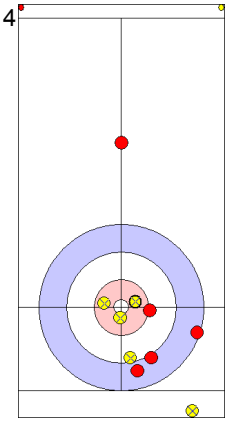

14
SCO: McCLEARY J
Draw In 4

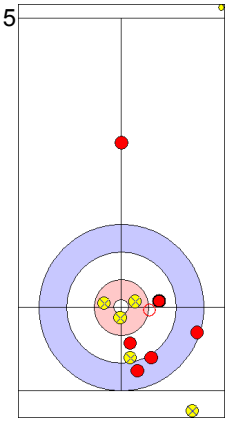

15
BLR: KIRILLOVA E
Front In 0

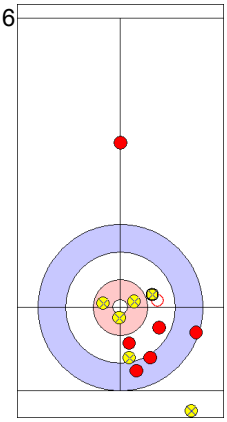

16
SCO: McCLEARY L
Draw In 4

Game - Shot by Shot

BLR - Belarus	3 + 0	SCO - Scotland	7 + 1	End 7

7

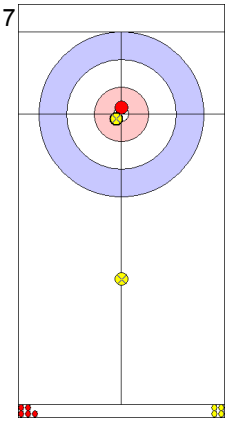

SCO: McCLEARY L
Draw Out 4

8

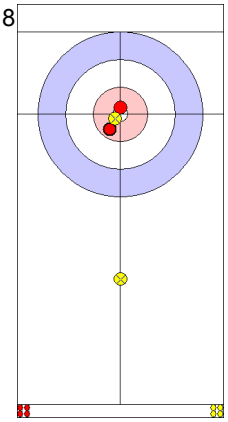

BLR: KIRILLOVA E
Draw Out 4

9

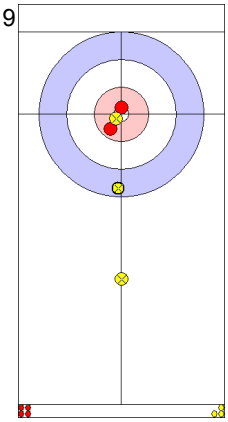

SCO: McCLEARY J
Guard In 4

10

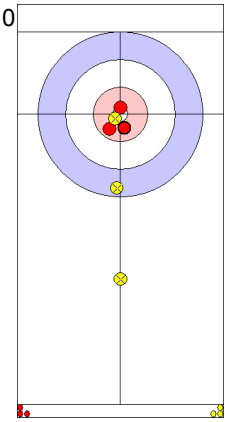

BLR: KIRILLOV D
Draw Out 4

11

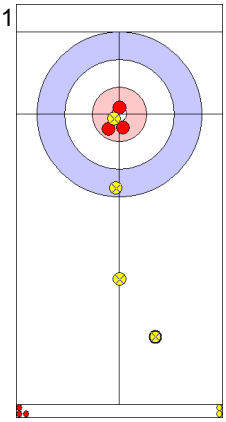

SCO: McCLEARY J
Guard Out 2

12

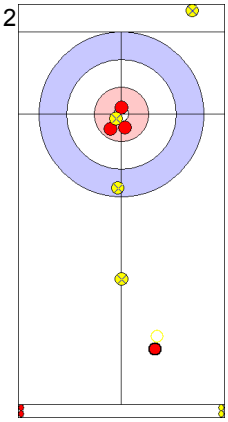

BLR: KIRILLOV D
Takeout Out 0

13

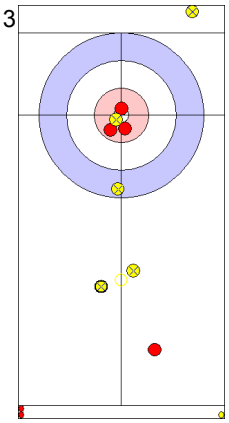

SCO: McCLEARY J
Guard In 2

14

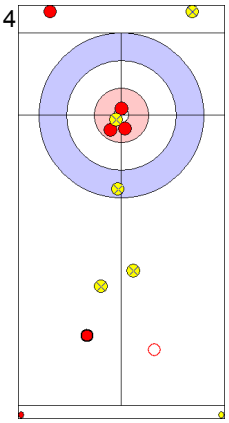

BLR: KIRILLOV D
Clearing Out 0

15

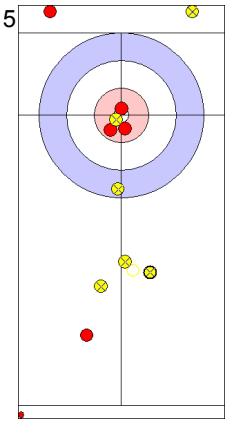

SCO: McCLEARY L
Guard Out 4

16

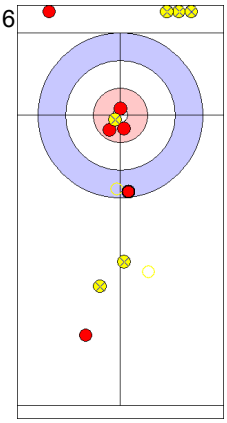

BLR: KIRILLOVA E
Promotion Takeout Out 0

Session Results and Standings

Sheet	Game	Team	LSFE	1	2	3	4	5	6	7	8	Extra Ends						Total
A	6	KOR - Korea		0	0	1	1	0	1	2	X							5
	6	EST - Estonia	*	2	3	0	0	3	0	0	X							8
B	6	HUN - Hungary	*	1	0	0	3	0	3	2	1							10
	6	BLR - Belarus		0	3	3	0	1	0	0	0							7
C	6	SCO - Scotland		2	0	1	2	0	0	3	1							9
	6	CAN - Canada	*	0	1	0	0	1	3	0	0							5
D	6	ROU - Romania		0	2	0	1	0	0	X	X							3
	6	ENG - England	*	3	0	2	0	4	2	X	X							11
E	6	POL - Poland		0	0	1	0	1	0	0	X							2
	6	ESP - Spain	*	1	1	0	2	0	1	1	X							6

Standings

Group-A

Rank	Team	Games	Wins	Losses
1	RUS - Russia	5	5	0
2	USA - United States	5	4	1
3	DEN - Denmark	5	3	2
3	JPN - Japan	5	3	2
3	SUI - Switzerland	5	3	2
6	CZE - Czech Republic	5	2	3
6	SVK - Slovakia	5	2	3
6	TUR - Turkey	5	2	3
9	FRA - France	5	1	4
10	AUS - Australia	5	0	5

Group-B

Rank	Team	Games	Wins	Losses
1	NOR - Norway	5	5	0
2	FIN - Finland	5	4	1
2	SWE - Sweden	5	4	1
4	CHN - China	5	3	2
4	ITA - Italy	5	3	2
4	LAT - Latvia	5	3	2
7	AUT - Austria	5	1	4
7	NZL - New Zealand	5	1	4
7	SLO - Slovenia	5	1	4
10	BRA - Brazil	5	0	5

Group-C

Rank	Team	Games	Wins	Losses
1	CAN - Canada	6	5	1
1	EST - Estonia	6	5	1
1	HUN - Hungary	6	5	1
1	KOR - Korea	6	5	1
5	ESP - Spain	6	4	2
6	ENG - England	6	2	4
6	SCO - Scotland	6	2	4
8	POL - Poland	6	1	5
8	ROU - Romania	6	1	5
10	BLR - Belarus	6	0	6

LEGEND
LSFE (*) Last stone first end
X Unplayed/unfinished end due to concession

Game Results

Sheet	Game	Team	LSFE	1	2	3	4	5	6	7	8	Extra Ends						Total
A	6	KOR - Korea		0	0	1	1	0	1	2	X							5
	6	EST - Estonia	*	2	3	0	0	3	0	0	X							8

KOR - Korea		Game	All
F	LEE Hyein	70 %	67 %
M	BEAK Jong-Chul	72 %	66 %
	Team Total	71 %	66 %

Last Stone Draw: 238.9cm 116.7cm ↻ BEAK J
122.2cm ↺ LEE H

Time remaining: 1 minute 15 seconds

EST - Estonia		Game	All
F	MOELDER Maile	75 %	72 %
M	LILL Erkki	83 %	70 %
	Team Total	78 %	71 %

Last Stone Draw: 196.3cm 10.9cm ↻ MOELDER M
185.4cm ↺ LILL E

Time remaining: 4 minutes 9 seconds

Time-out: end 8 - EST stone 5

Detailed Game Statistics:

KOR - Korea		Draws		Takeouts		Total	
F	LEE Hyein	16	72 %	5	65 %	21	70 %
M	BEAK Jong-Chul	16	72 %	2	75 %	18	72 %
	Team Total	32	72 %	7	68 %	39	71 %

EST - Estonia		Draws		Takeouts		Total	
F	MOELDER Maile	10	80 %	12	71 %	22	75 %
M	LILL Erkki	10	88 %	6	75 %	16	83 %
	Team Total	20	84 %	18	72 %	38	78 %

LEGEND
F Female
X Unplayed/unfinished end due to concession
LSFE (*) Last stone first end
M Male

Game - Shot by Shot

KOR - Korea	0 + 0	EST - Estonia	0 + 2	End 1

7

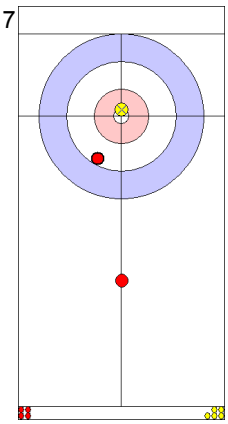

KOR: LEE H
Draw In 2

8

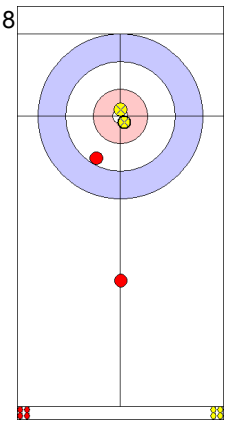

EST: LILL E
Draw Out 4

9

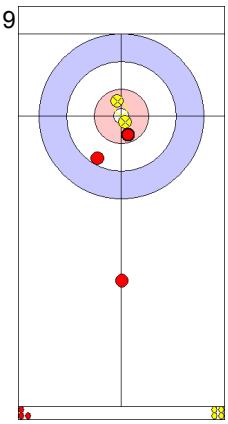

KOR: BEAK J
Raise Out 4

10

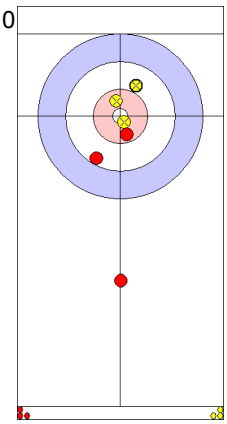

EST: MOELDER M
Draw Out 3

11

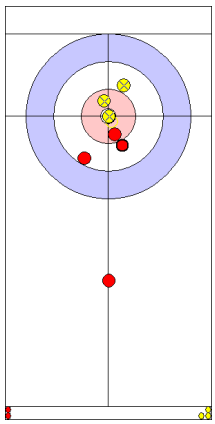

KOR: BEAK J
Raise Out 4

12

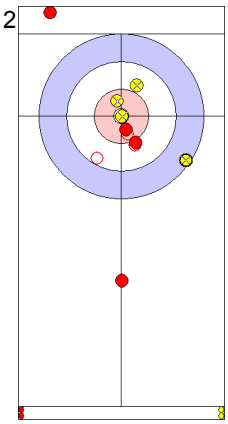

EST: MOELDER M
Double Takeout In 2

13

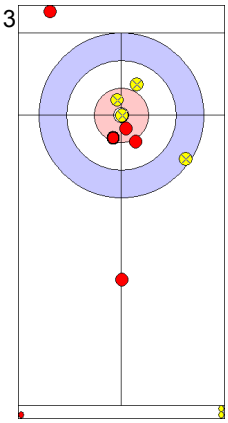

KOR: BEAK J
Draw In 3

14

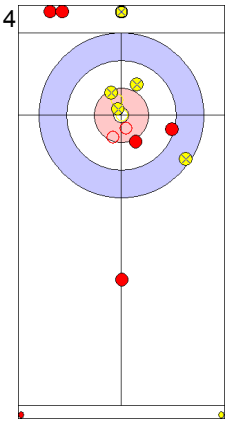

EST: MOELDER M
Takeout In 2

15

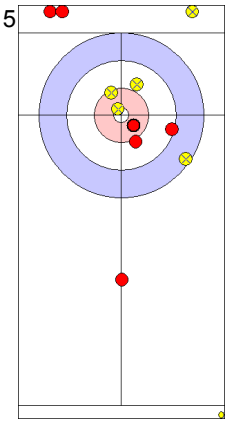

KOR: LEE H
Draw In 3

16

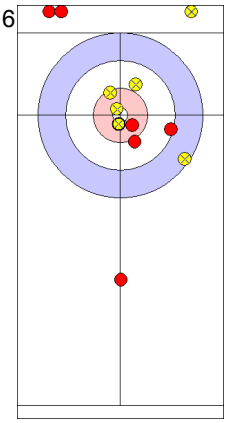

EST: LILL E
Draw In 4

Game - Shot by Shot

KOR - Korea	0 + 0	EST - Estonia	2 + 3	End 2

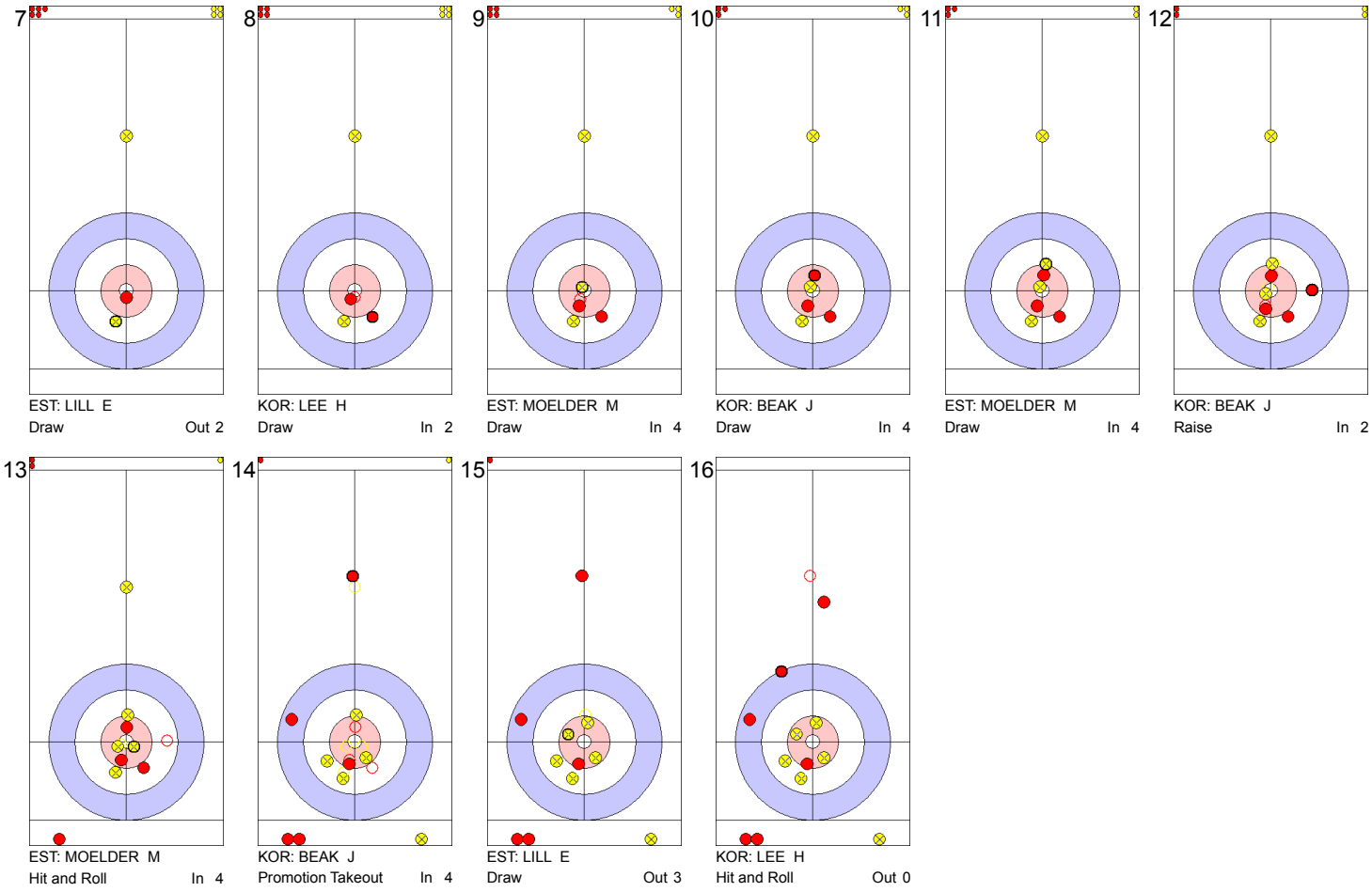

Game - Shot by Shot

KOR - Korea	0 + 1	EST - Estonia	5 + 0	End 3

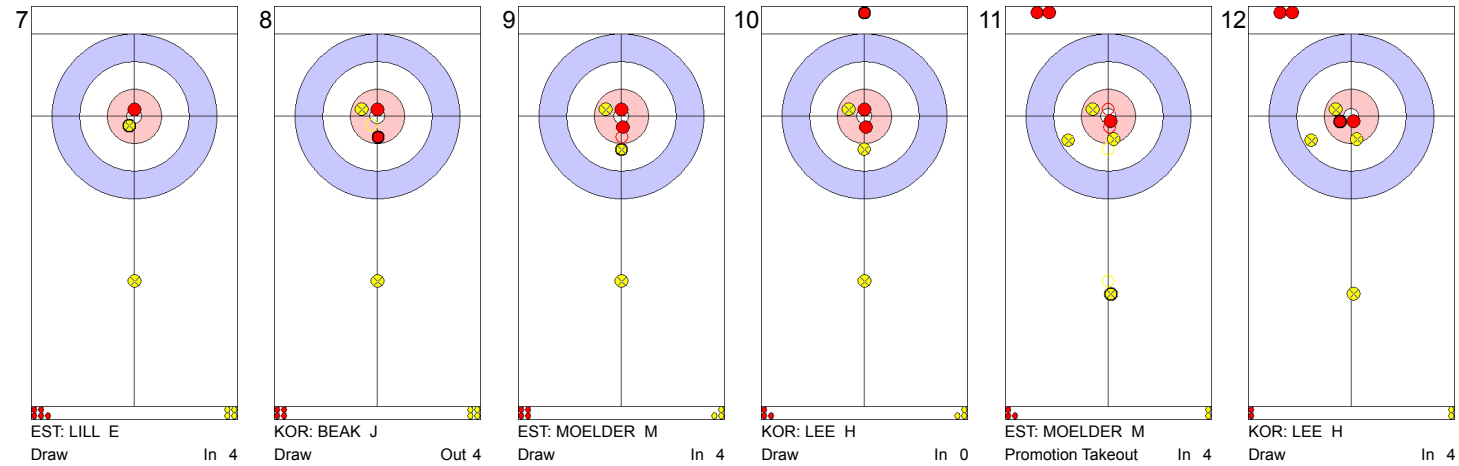

7	8	9	10	11	12
EST: LILL E	KOR: BEAK J	EST: MOELDER M	KOR: LEE H	EST: MOELDER M	KOR: LEE H
Draw In 4	Draw Out 4	Draw In 4	Draw In 0	Promotion Takeout In 4	Draw In 4

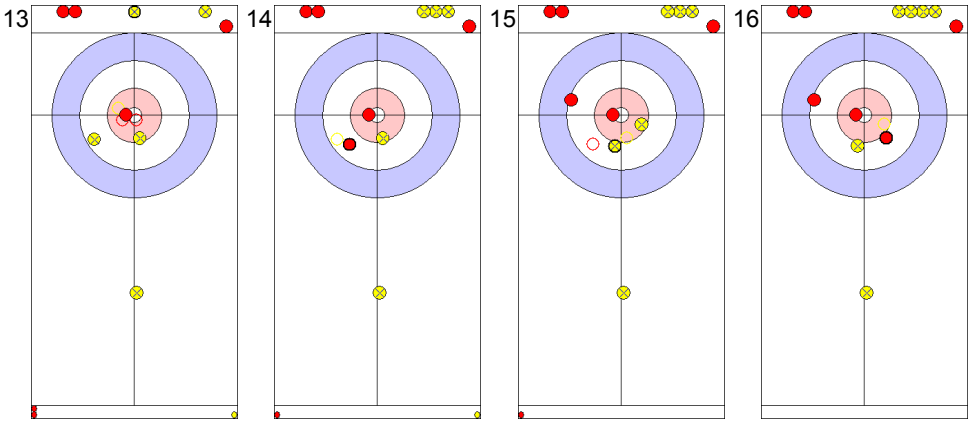

13	14	15	16
EST: MOELDER M	KOR: LEE H	EST: LILL E	KOR: BEAK J
Clearing In 4	Hit and Roll In 3	Hit and Roll In 4	Hit and Roll Out 2

Game - Shot by Shot

KOR - Korea	1 + 1	EST - Estonia	5 + 0	End 4

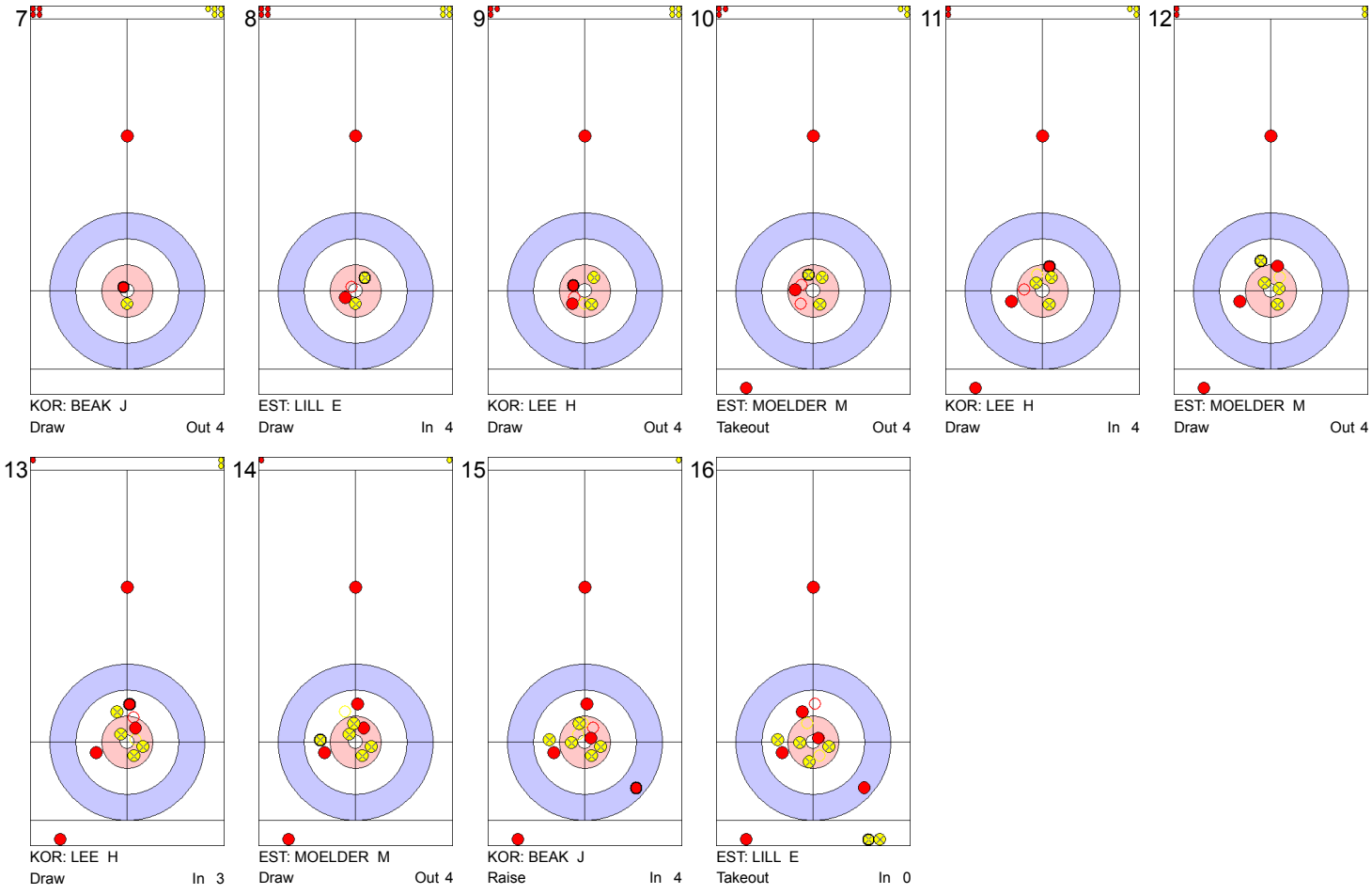

Game - Shot by Shot

KOR - Korea	2 + 0	EST - Estonia	5 + 3	End 5

7

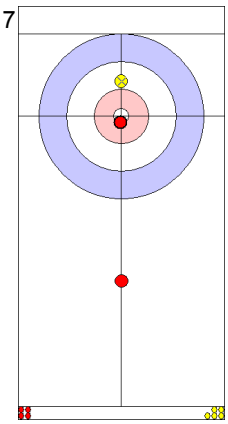

KOR: LEE H
Draw Out 4

8

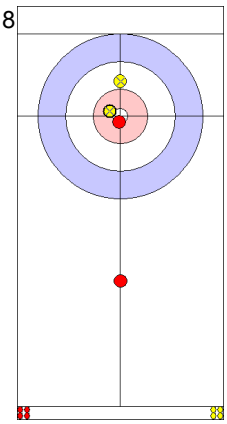

EST: LILL E
Draw In 3

9

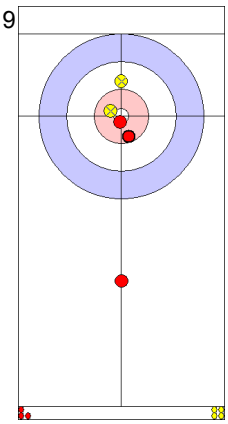

KOR: BEAK J
Draw Out 3

10

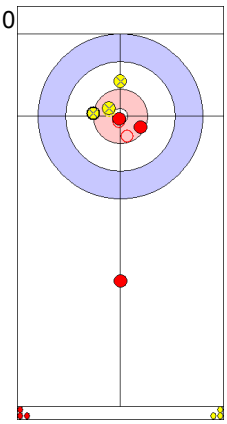

EST: MOELDER M
Raise In 3

11

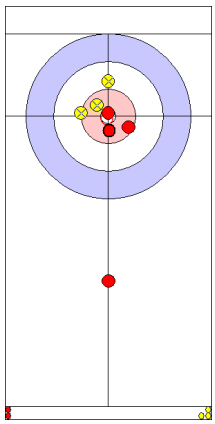

KOR: BEAK J
Draw Out 4

12

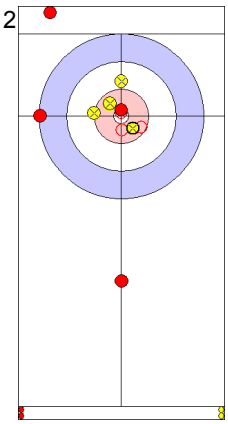

EST: MOELDER M
Takeout Out 4

13

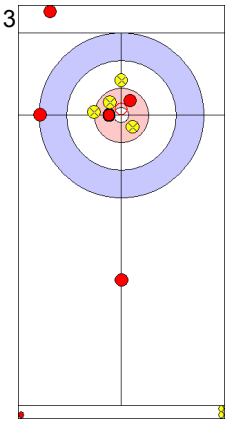

KOR: BEAK J
Draw In 2

14

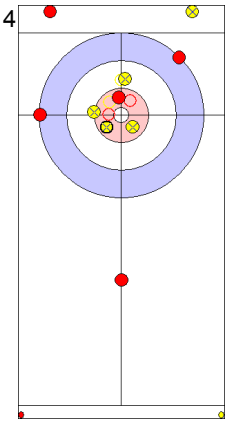

EST: MOELDER M
Takeout In 4

15

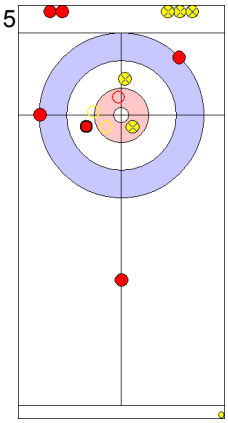

KOR: LEE H
Takeout In 4

16

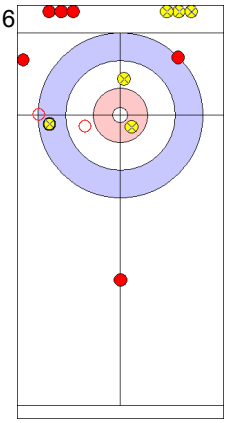

EST: LILL E
Hit and Roll In 4

Game - Shot by Shot

KOR - Korea	2 + 1	EST - Estonia	8 + 0	End 6

7

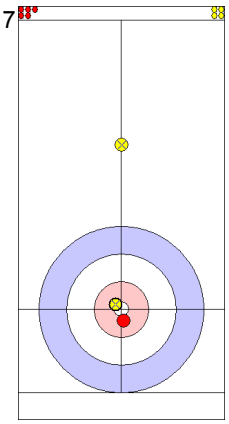

EST: LILL E
Draw In 4

8

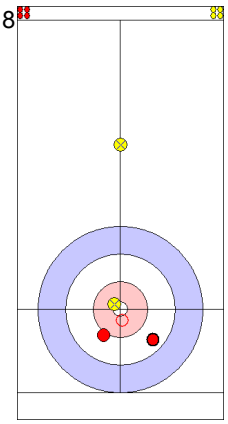

KOR: BEAK J
Raise In 0

9

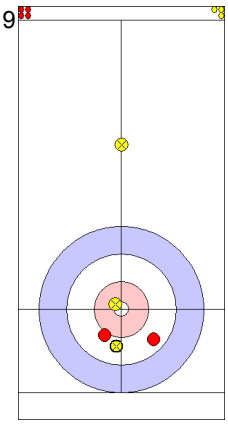

EST: MOELDER M
Draw In 2

10

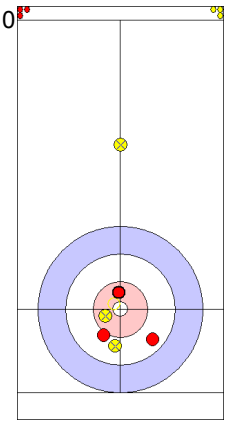

KOR: LEE H
Draw In 4

11

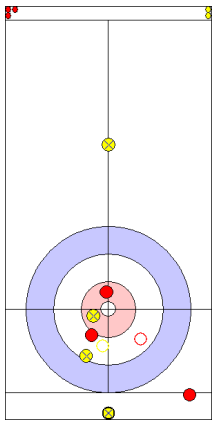

EST: MOELDER M
Takeout In 2

12

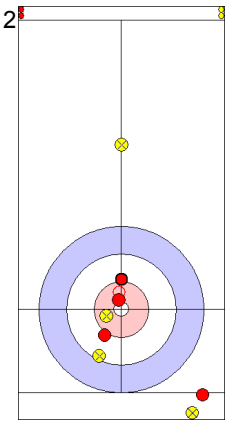

KOR: LEE H
Raise In 4

13

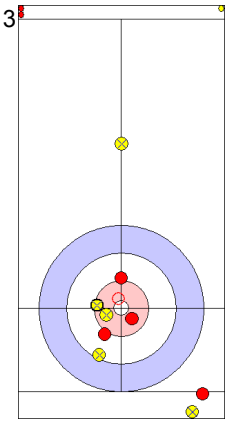

EST: MOELDER M
Draw Out 2

14

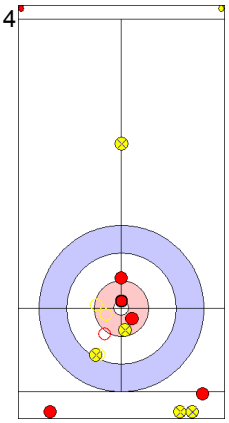

KOR: LEE H
Double Takeout Out 4

15

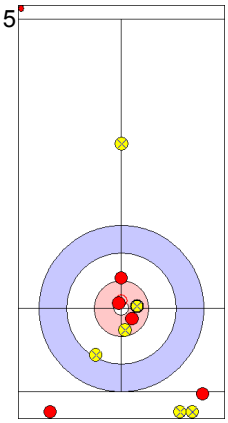

EST: LILL E
Draw In 4

16

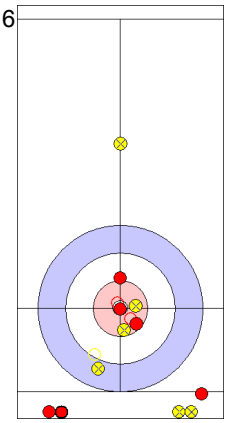

KOR: BEAK J
Raise Out 0

Game - Shot by Shot

KOR - Korea	3 + 2	EST - Estonia	8 + 0	End 7

7

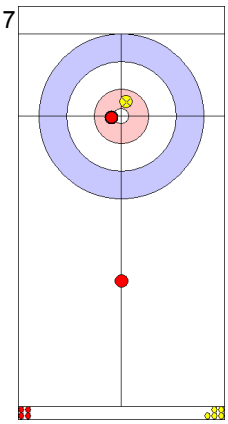

KOR: BEAK J
Draw Out 3

8

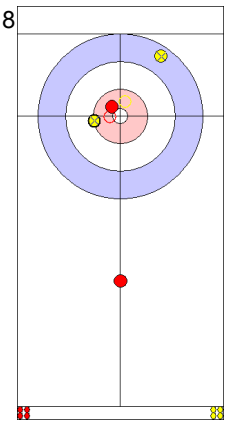

EST: LILL E
Draw In 3

9

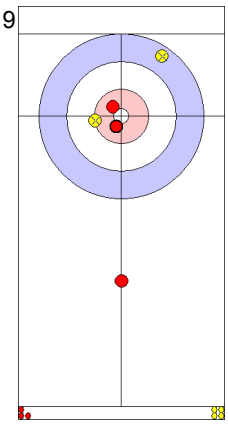

KOR: LEE H
Draw In 4

10

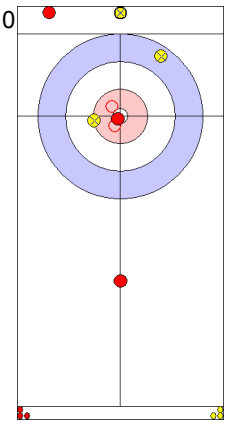

EST: MOELDER M
Takeout In 4

11

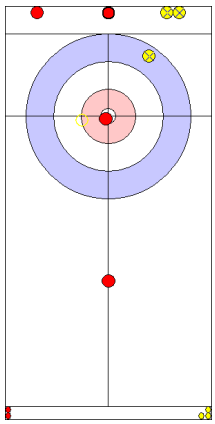

KOR: LEE H
Takeout In 2

12

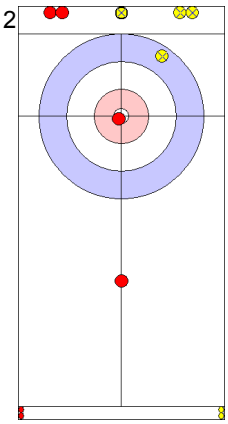

EST: MOELDER M
Takeout In 0

13

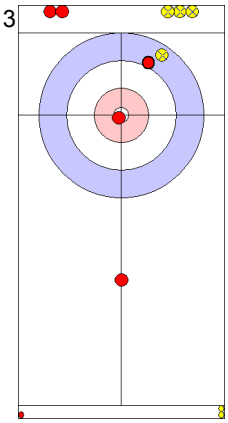

KOR: LEE H
Draw Out 2

14

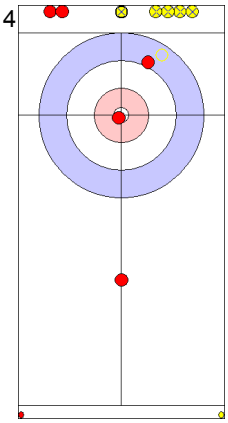

EST: MOELDER M
Takeout Out 0

15

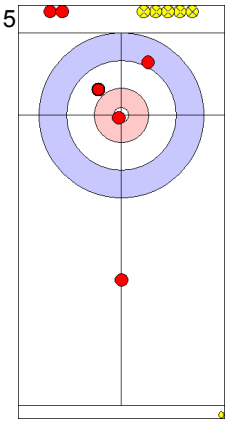

KOR: BEAK J
Draw In 3

16

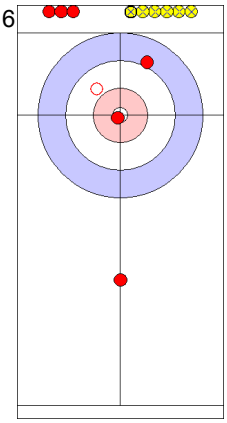

EST: LILL E
Takeout In 2

Game - Shot by Shot

KOR - Korea	5 + X	EST - Estonia	8 + X	End 8

7

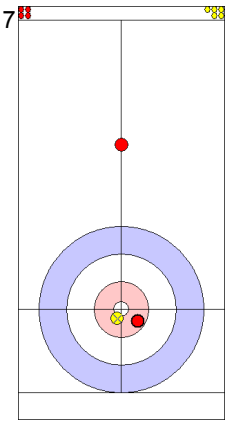

KOR: BEAK J
Draw In 2

8

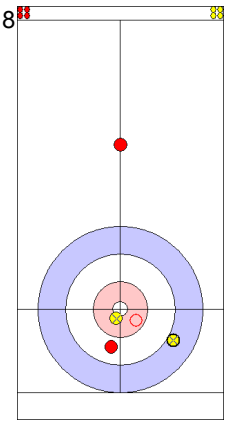

EST: MOELDER M
Draw In 2

9

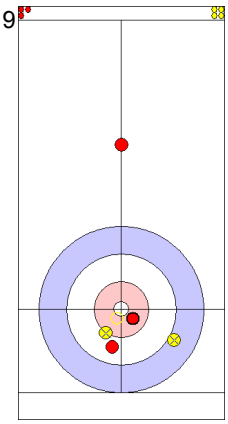

KOR: LEE H
Draw In 2

10

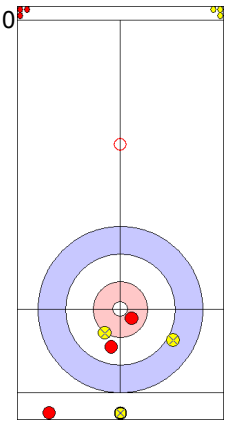

EST: LILL E
Clearing In 4
Time-out

11

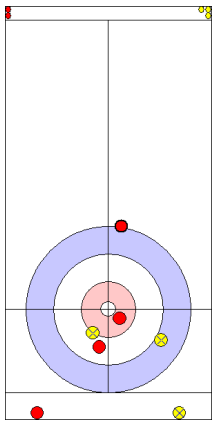

KOR: LEE H
Draw Out 4

12

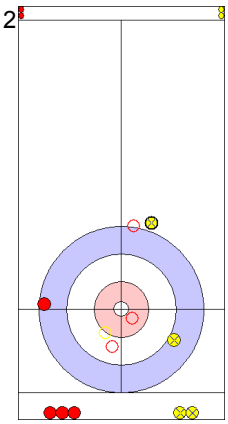

EST: LILL E
Double Takeout In 4

13

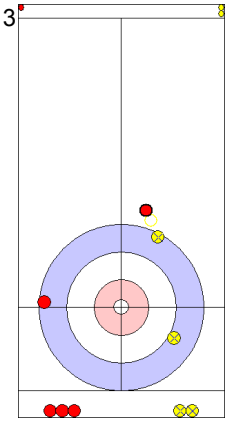

KOR: LEE H
Draw Out 0

Game Results

Sheet	Game	Team	LSFE	1	2	3	4	5	6	7	8	Extra Ends						Total
B	6	HUN - Hungary	*	1	0	0	3	0	3	2	1							10
	6	BLR - Belarus		0	3	3	0	1	0	0	0							7

HUN - Hungary		Game	All
F	PALANCSA Dorottya	73 %	71 %
M	KISS Zsolt	67 %	80 %
	Team Total	71 %	74 %

Last Stone Draw: 28.0cm 9.0cm ↻ KISS Z
19.0cm ↺ PALANCSA D

Time remaining: 3 minutes 42 seconds

Time-out: end 7 - HUN stone 8

BLR - Belarus		Game	All
F	KIRILLOVA Ekaterina	55 %	44 %
M	KIRILLOV Dmitry	44 %	52 %
	Team Total	48 %	49 %

Last Stone Draw: 215.1cm 185.4cm ↻ KIRILLOVA E
29.7cm ↺ KIRILLOV D

Time remaining: 0 minutes 4 seconds

Time-out: end 7 - BLR stone 7

Detailed Game Statistics:

HUN - Hungary		Draws		Takeouts		Total	
F	PALANCSA Dorottya	17	66 %	7	89 %	24	73 %
M	KISS Zsolt	14	70 %	2	50 %	16	67 %
	Team Total	31	68 %	9	81 %	40	71 %

BLR - Belarus		Draws		Takeouts		Total	
F	KIRILLOVA Ekaterina	14	52 %	1	100 %	15	55 %
M	KIRILLOV Dmitry	15	40 %	9	50 %	24	44 %
	Team Total	29	46 %	10	55 %	39	48 %

LEGEND
F Female **LSFE** (*) Last stone first end **M** Male

Game - Shot by Shot

HUN - Hungary	0 + 1	BLR - Belarus	0 + 0	End 1

7
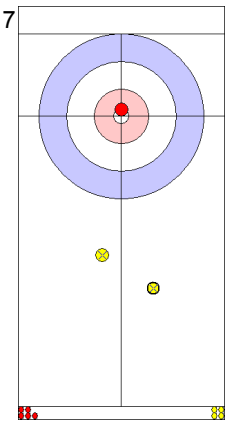
BLR: KIRILLOVA E
Draw Out 0

8
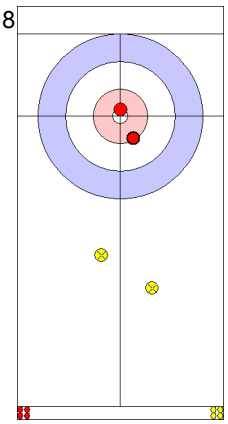
HUN: KISS Z
Draw In 2

9
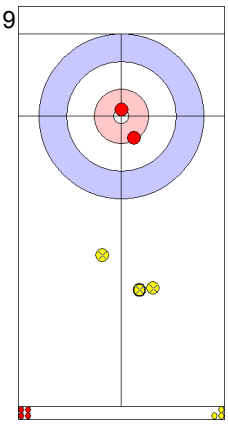
BLR: KIRILLOV D
Draw In 0

10
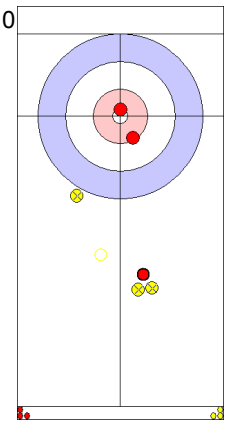
HUN: PALANCSA D
Draw In 0

11
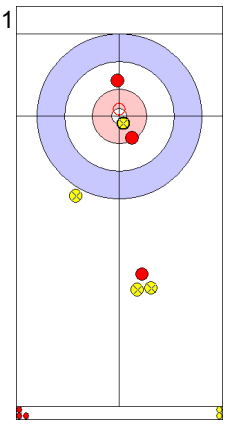
BLR: KIRILLOV D
Draw In 4

12
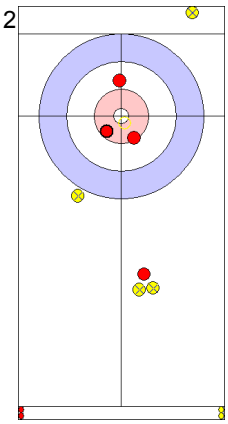
HUN: PALANCSA D
Takeout In 4

13
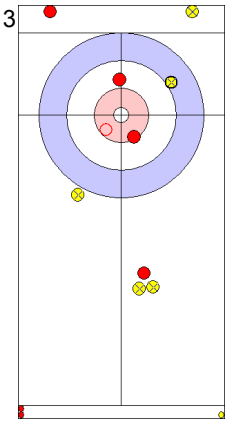
BLR: KIRILLOV D
Takeout In 2

14
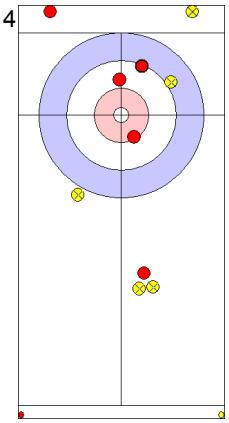
HUN: PALANCSA D
Draw In 2

15
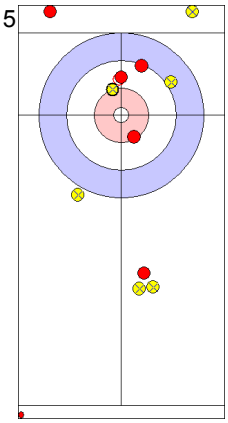
BLR: KIRILLOVA E
Draw In 4

16
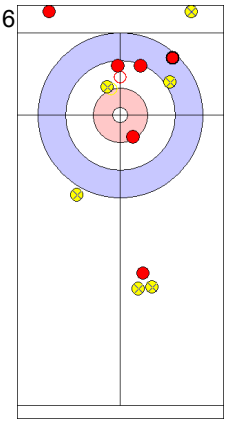
HUN: KISS Z
Takeout In 0

Game - Shot by Shot

HUN - Hungary	1 + 0	BLR - Belarus	0 + 3	End 2

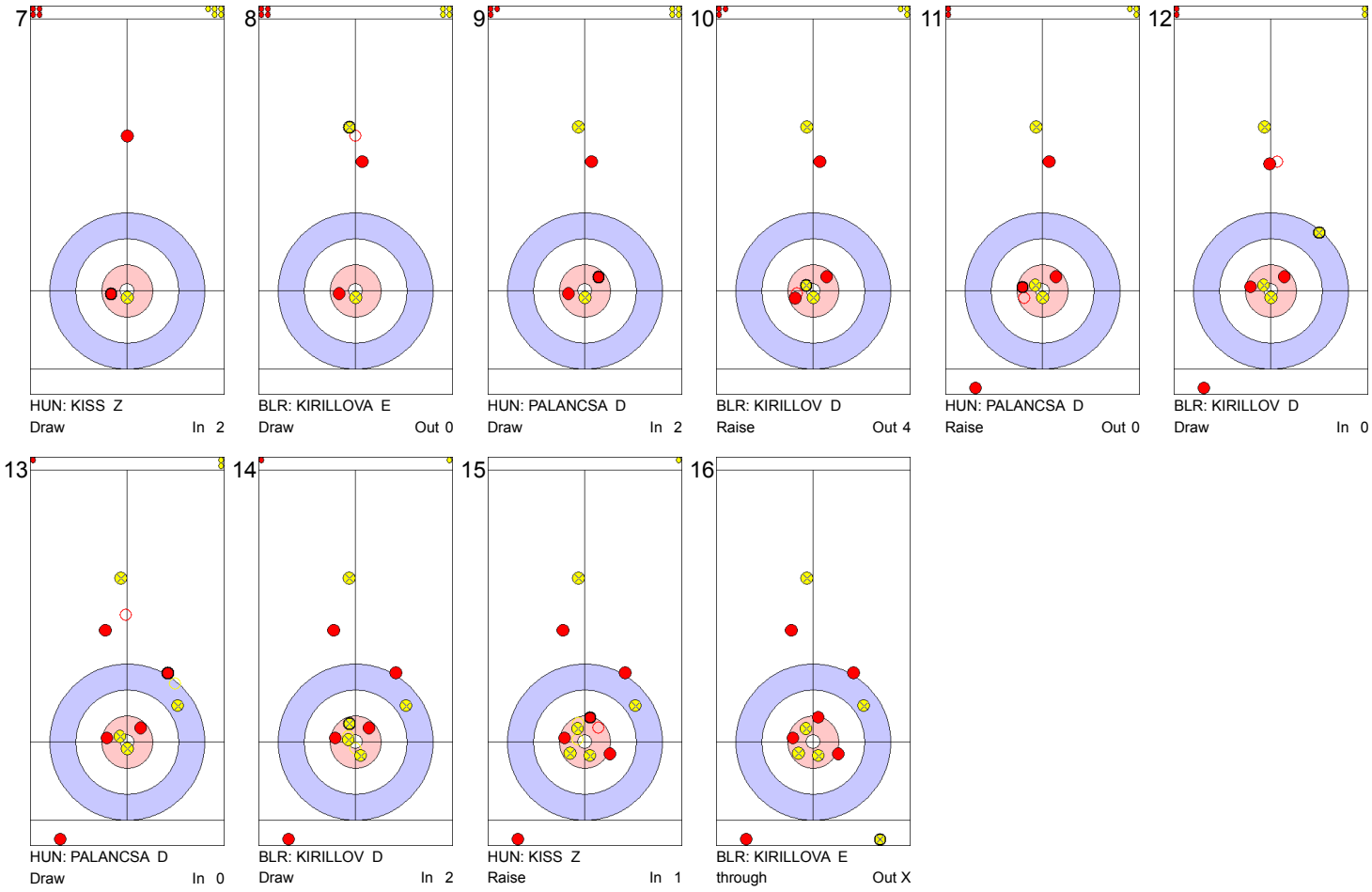

Game - Shot by Shot

HUN - Hungary	1 + 0	BLR - Belarus	3 + 3	End 3

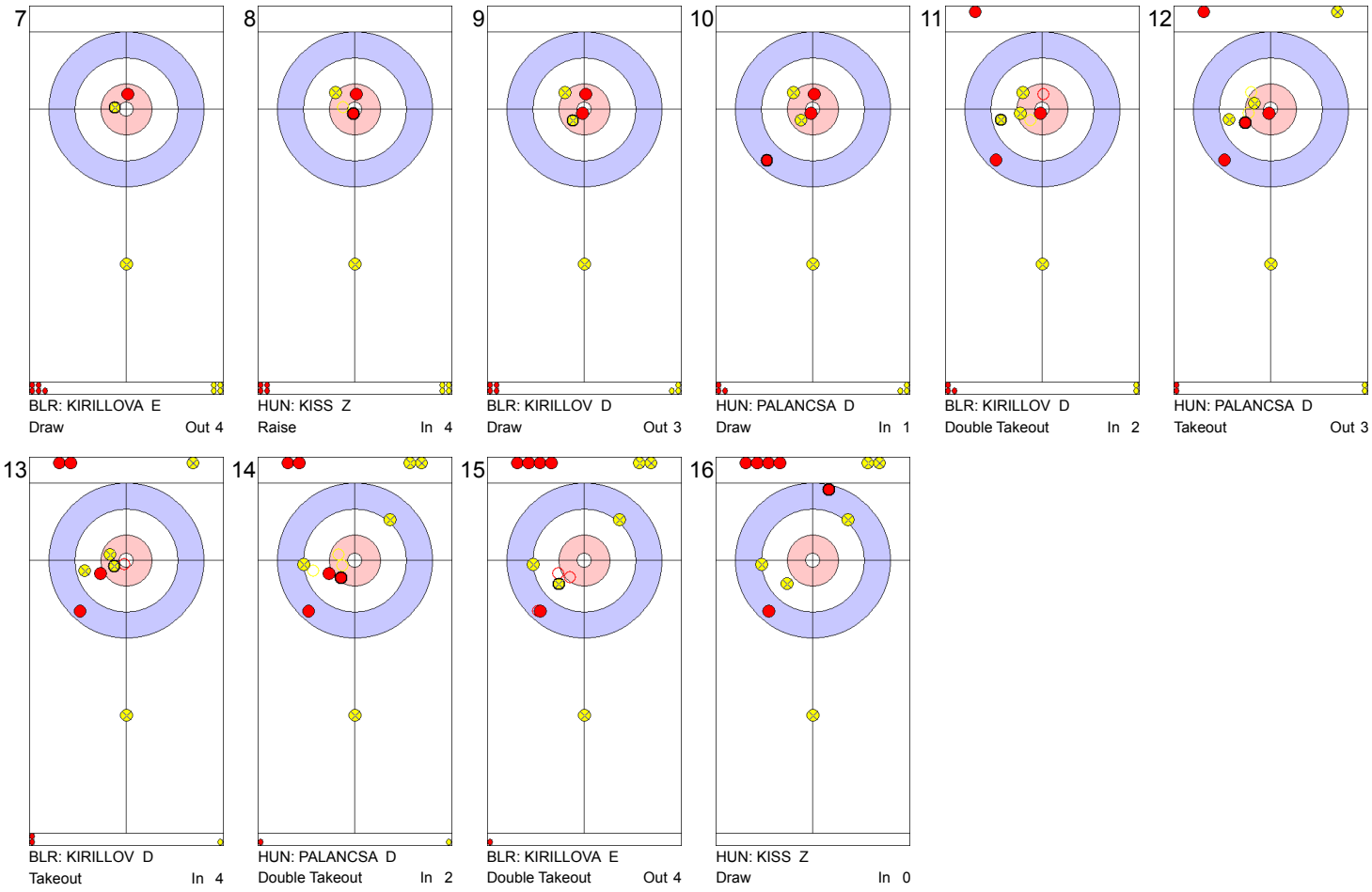

7
BLR: KIRILLOVA E
Draw Out 4

8
HUN: KISS Z
Raise In 4

9
BLR: KIRILLOV D
Draw Out 3

10
HUN: PALANCSA D
Draw In 1

11
BLR: KIRILLOV D
Double Takeout In 2

12
HUN: PALANCSA D
Takeout Out 3

13
BLR: KIRILLOV D
Takeout In 4

14
HUN: PALANCSA D
Double Takeout In 2

15
BLR: KIRILLOVA E
Double Takeout Out 4

16
HUN: KISS Z
Draw In 0

Game - Shot by Shot

HUN - Hungary	1 + 3	BLR - Belarus	6 + 0	End 4

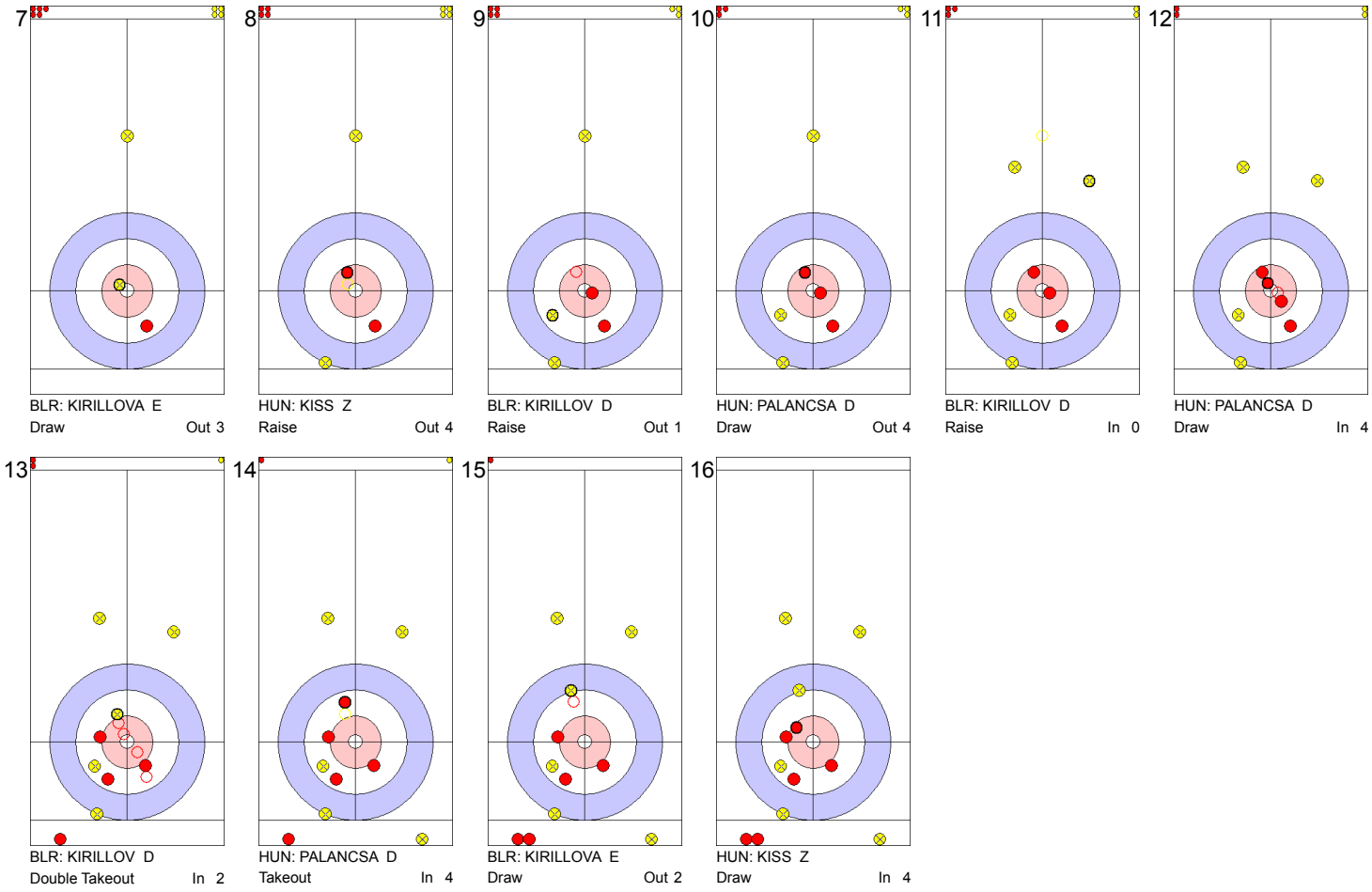

Game - Shot by Shot

HUN - Hungary	4 + 0	BLR - Belarus	6 + 1	End 5

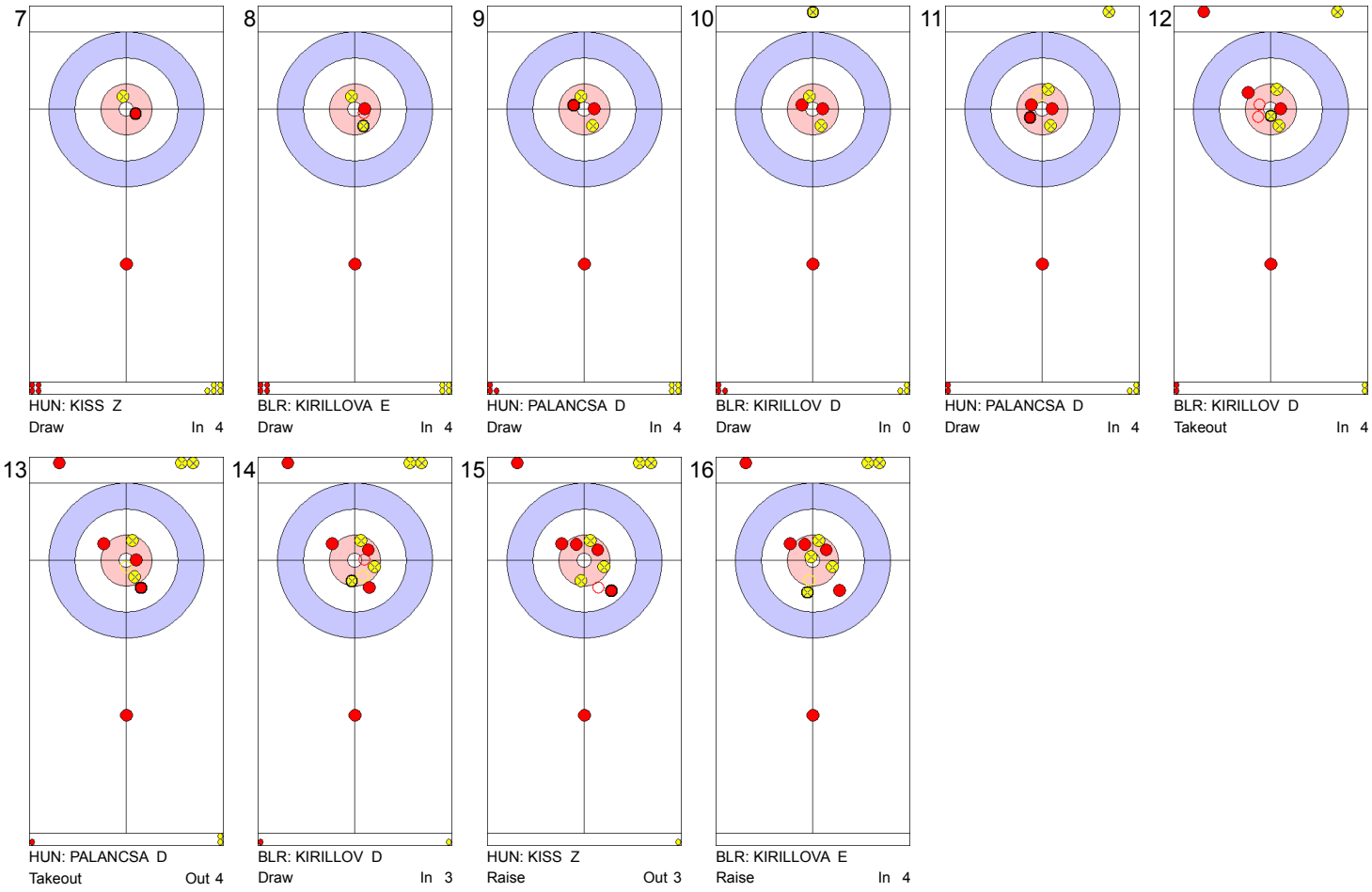

Game - Shot by Shot

HUN - Hungary	4 + 3	BLR - Belarus	7 + 0	End 6

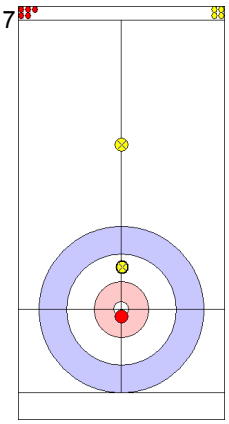

7
BLR: KIRILLOVA E
Draw Out 2

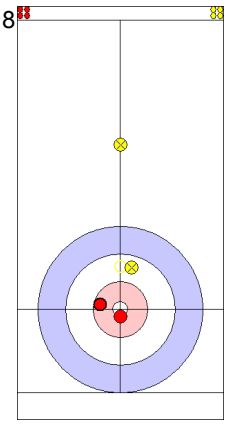

8
HUN: KISS Z
Draw Out 2

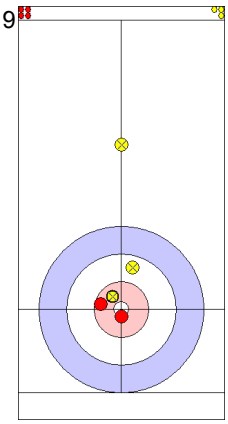

9
BLR: KIRILLOV D
Draw Out 3

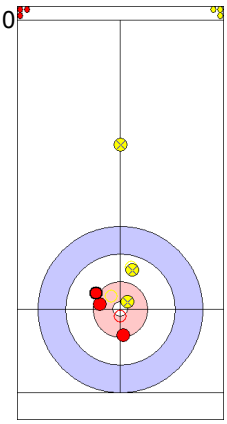

10
HUN: PALANCSA D
Draw Out 2

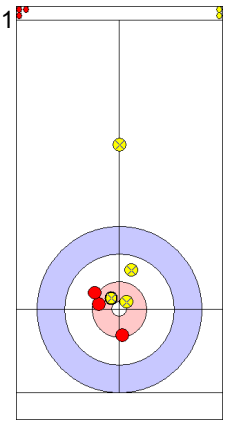

11
BLR: KIRILLOV D
Draw Out 1

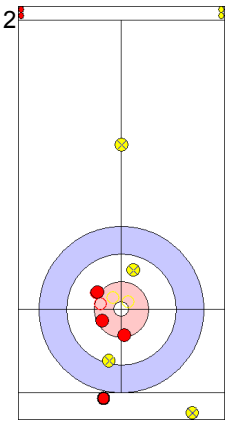

12
HUN: PALANCSA D
Double Takeout In 4

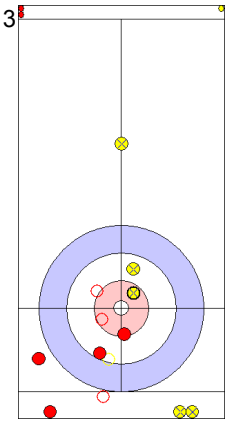

13
BLR: KIRILLOV D
Takeout Out 4

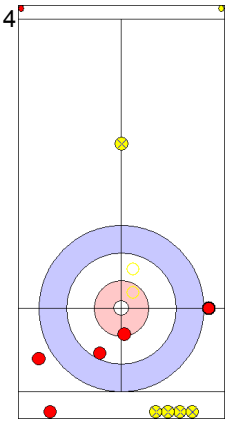

14
HUN: PALANCSA D
Double Takeout In 4

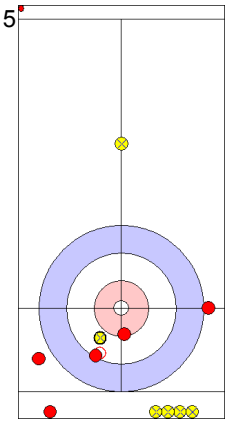

15
BLR: KIRILLOVA E
Draw Out 2

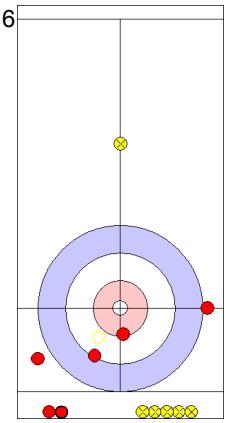

16
HUN: KISS Z
Clearing Out 4

Game - Shot by Shot

HUN - Hungary	7 + 2	BLR - Belarus	7 + 0	End 7

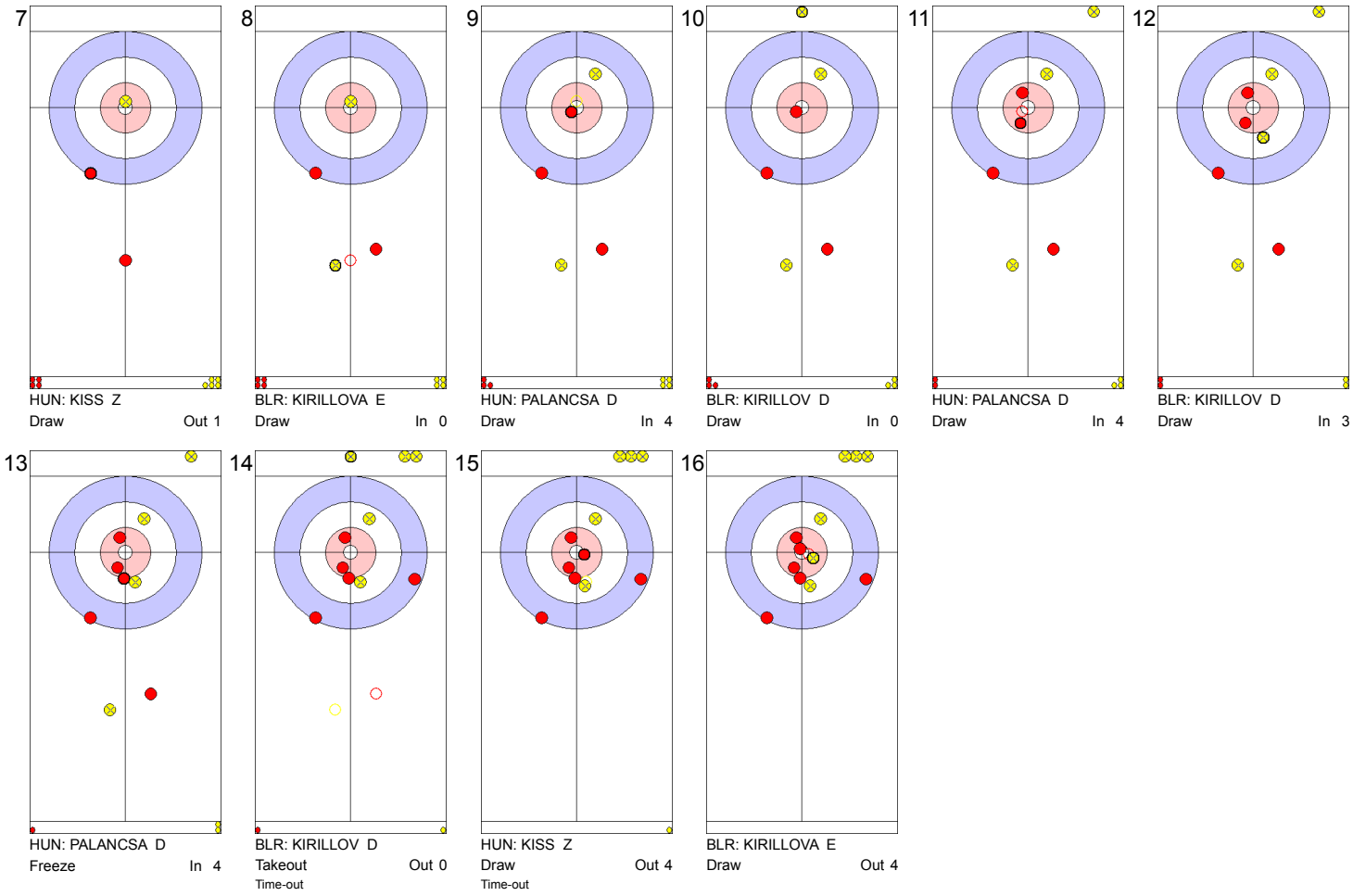

7
HUN: KISS Z
Draw Out 1

8
BLR: KIRILLOVA E
Draw In 0

9
HUN: PALANCSA D
Draw In 4

10
BLR: KIRILLOV D
Draw In 0

11
HUN: PALANCSA D
Draw In 4

12
BLR: KIRILLOV D
Draw In 3

13
HUN: PALANCSA D
Freeze In 4

14
BLR: KIRILLOV D
Takeout Out 0
Time-out

15
HUN: KISS Z
Draw Out 4
Time-out

16
BLR: KIRILLOVA E
Draw Out 4

Game - Shot by Shot

HUN - Hungary	9 + 1	BLR - Belarus	7 + 0	End 8

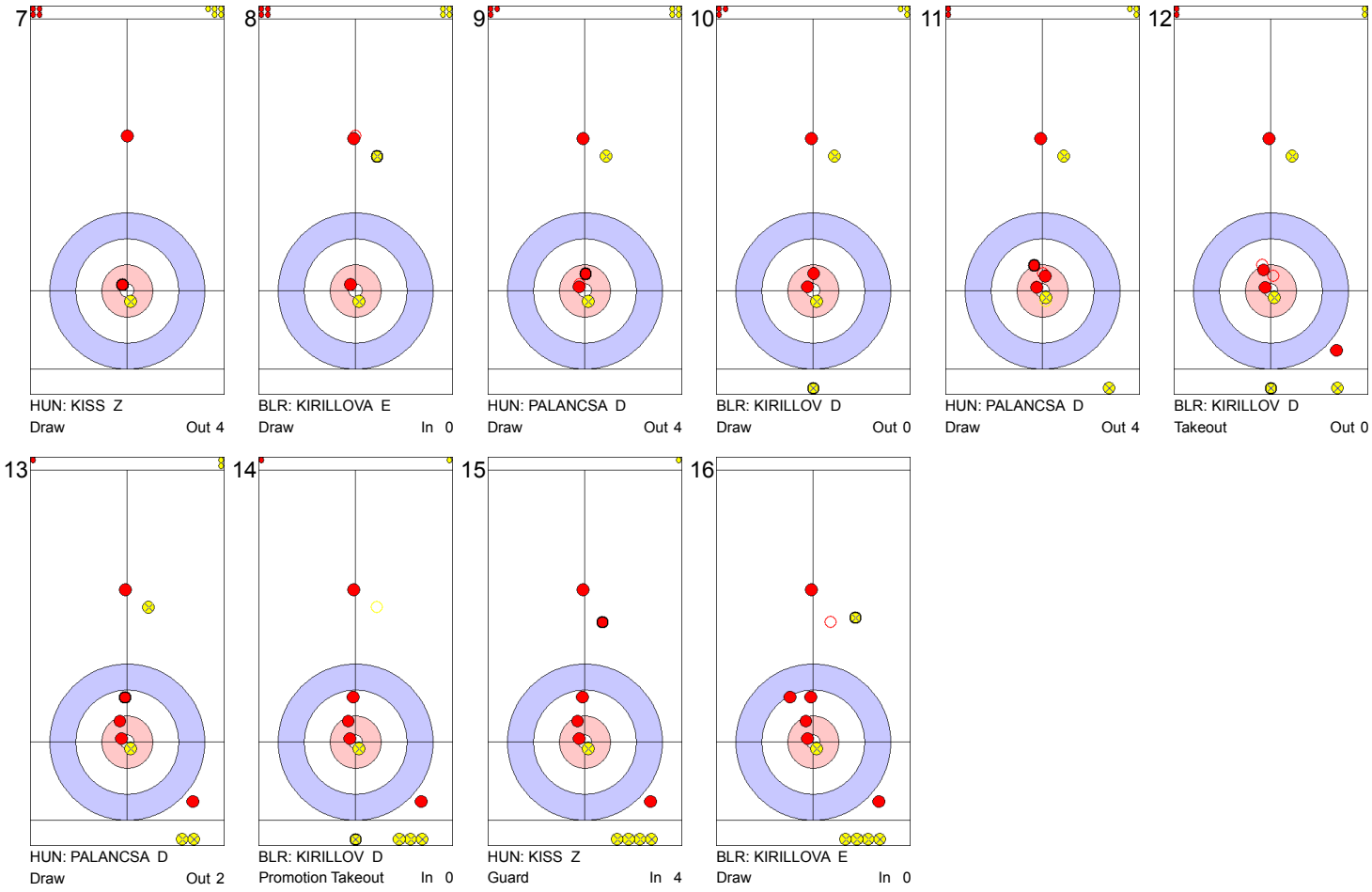

7
HUN: KISS Z
Draw Out 4

8
BLR: KIRILLOVA E
Draw In 0

9
HUN: PALANCSA D
Draw Out 4

10
BLR: KIRILLOV D
Draw Out 0

11
HUN: PALANCSA D
Draw Out 4

12
BLR: KIRILLOV D
Takeout Out 0

13
HUN: PALANCSA D
Draw Out 2

14
BLR: KIRILLOV D
Promotion Takeout In 0

15
HUN: KISS Z
Guard In 4

16
BLR: KIRILLOVA E
Draw In 0

Game Results

Sheet	Game	Team	LSFE	1	2	3	4	5	6	7	8	Extra Ends						Total
C	6	SCO - Scotland		2	0	1	2	0	0	3	1							9
	6	CAN - Canada	*	0	1	0	0	1	3	0	0							5

SCO - Scotland		Game	All
F	McCLEARY Judith	70 %	74 %
M	McCLEARY Lee	73 %	77 %
	Team Total	71 %	75 %

Last Stone Draw: 100.3cm 80.9cm ↻ McCLEARY L
19.4cm ↺ McCLEARY J

Time remaining: 0 minutes 39 seconds

Time-out: end 8 - SCO stone 8

CAN - Canada		Game	All
F	PARK Kalynn	55 %	72 %
M	THOMAS Charley	66 %	80 %
	Team Total	61 %	77 %

Last Stone Draw: 13.0cm 13.0cm ↻ THOMAS C
0.0cm ↺ PARK K

Time remaining: 1 minute 5 seconds

Time-out: end 8 - CAN stone 6

Detailed Game Statistics:

SCO - Scotland		Draws		Takeouts		Total	
F	McCLEARY Judith	16	75 %	8	59 %	24	70 %
M	McCLEARY Lee	13	67 %	3	100 %	16	73 %
	Team Total	29	72 %	11	70 %	40	71 %

CAN - Canada		Draws		Takeouts		Total	
F	PARK Kalynn	12	56 %	4	50 %	16	55 %
M	THOMAS Charley	17	71 %	7	54 %	24	66 %
	Team Total	29	65 %	11	52 %	40	61 %

LEGEND
F Female **LSFE** (*) Last stone first end **M** Male

Game - Shot by Shot

SCO - Scotland	0 + 2	CAN - Canada	0 + 0	End 1

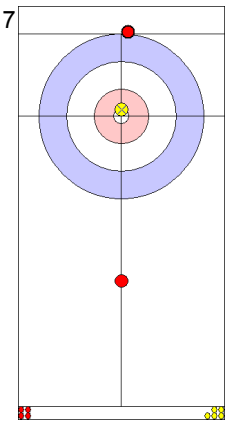

7
SCO: McCLEARY L
Draw In 2

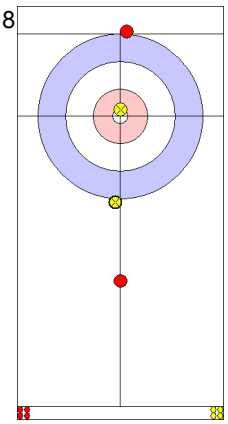

8
CAN: PARK K
Draw In 1

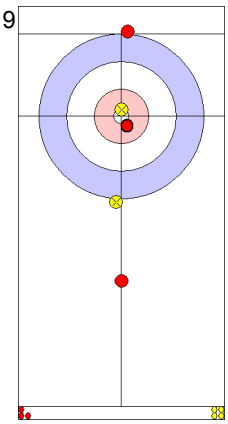

9
SCO: McCLEARY J
Draw Out 3

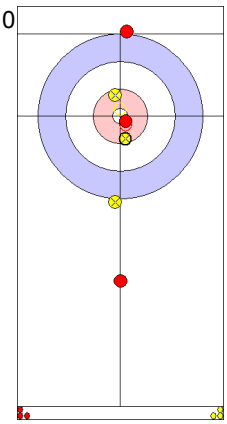

10
CAN: THOMAS C
Draw Out 2

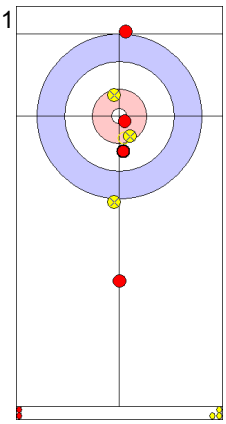

11
SCO: McCLEARY J
Guard Out 4

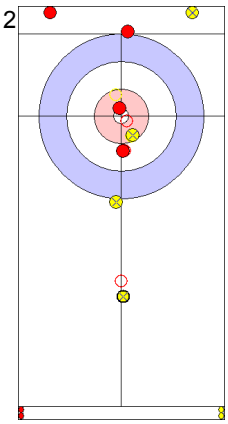

12
CAN: THOMAS C
Takeout Out 0

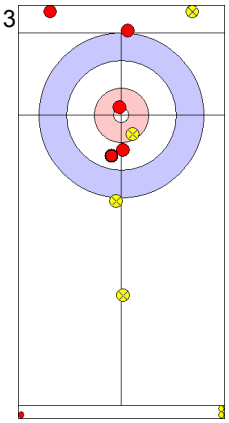

13
SCO: McCLEARY J
Guard In 4

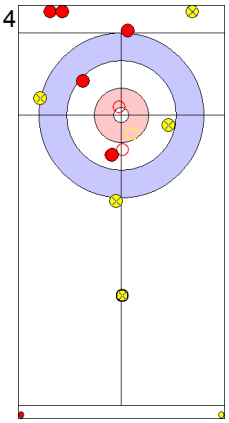

14
CAN: THOMAS C
Promotion Takeout In 2

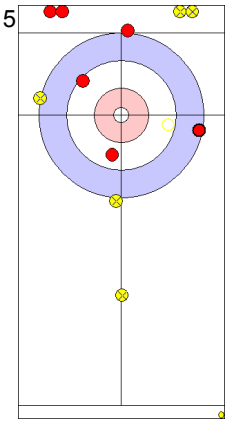

15
SCO: McCLEARY L
Takeout Out 4

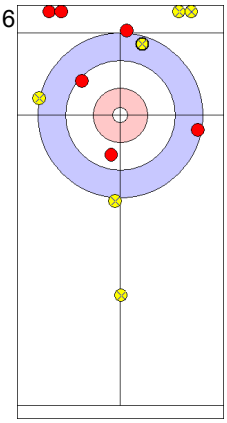

16
CAN: PARK K
Draw Out 1

Game - Shot by Shot

SCO - Scotland	2 + 0	CAN - Canada	0 + 1	End 2

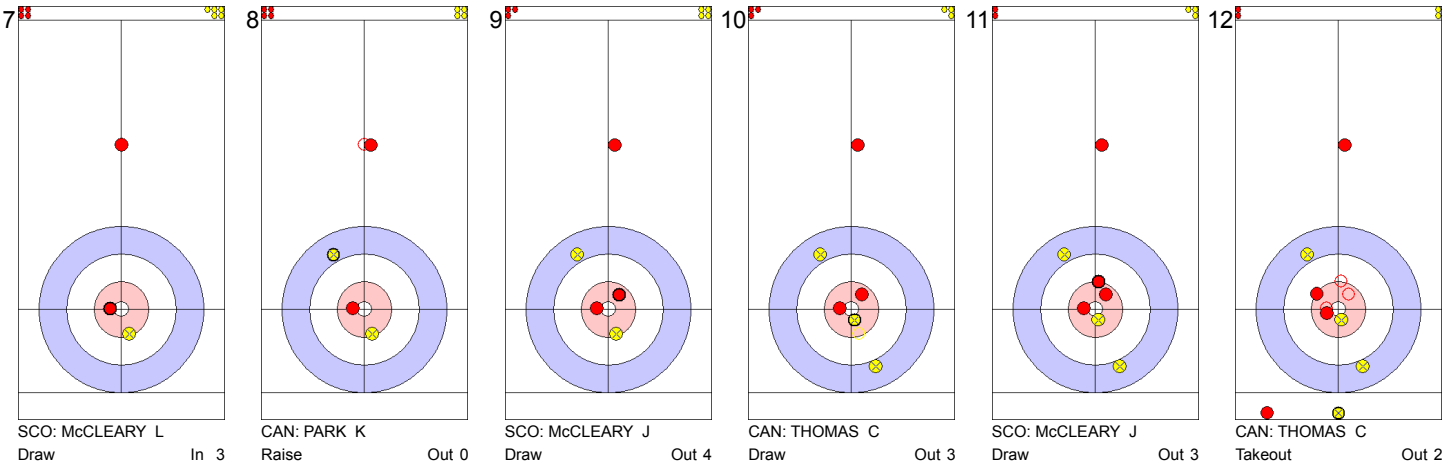

7
SCO: McCLEARY L
Draw In 3

8
CAN: PARK K
Raise Out 0

9
SCO: McCLEARY J
Draw Out 4

10
CAN: THOMAS C
Draw Out 3

11
SCO: McCLEARY J
Draw Out 3

12
CAN: THOMAS C
Takeout Out 2

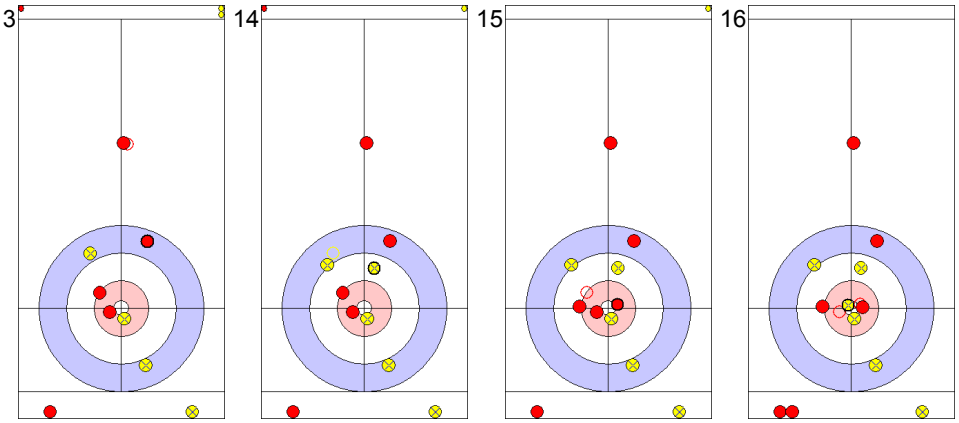

13
SCO: McCLEARY J
Draw In 2

14
CAN: THOMAS C
Draw Out 2

15
SCO: McCLEARY L
Draw Out 3

16
CAN: PARK K
Takeout Out 4

Game - Shot by Shot

SCO - Scotland	2 + 1	CAN - Canada	1 + 0	End 3

7

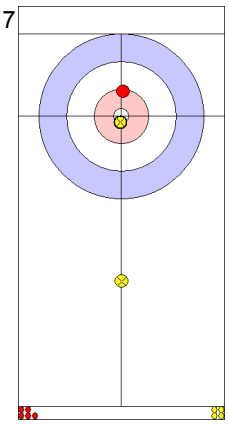

CAN: PARK K
Draw In 4

8

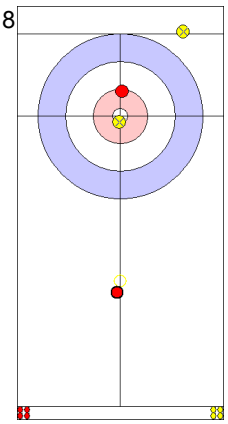

SCO: McCLEARY L
Draw In 0

9

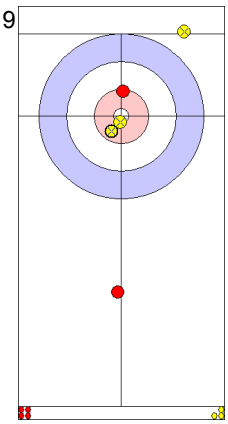

CAN: THOMAS C
Draw Out 3

10

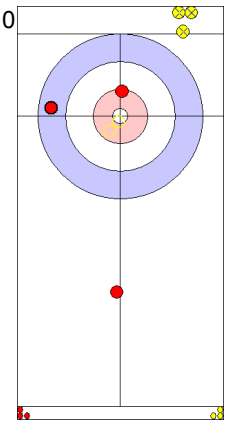

SCO: McCLEARY J
Double Takeout In 4

11

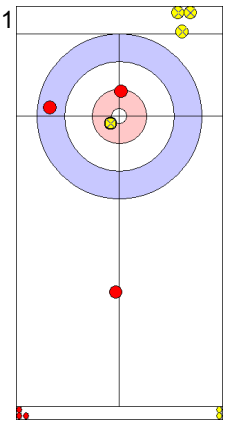

CAN: THOMAS C
Draw Out 3

12

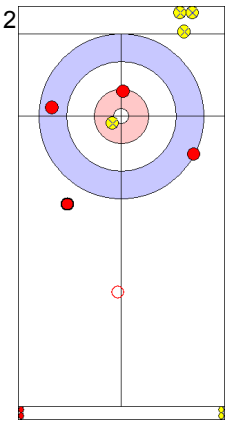

SCO: McCLEARY J
Raise In 0

13

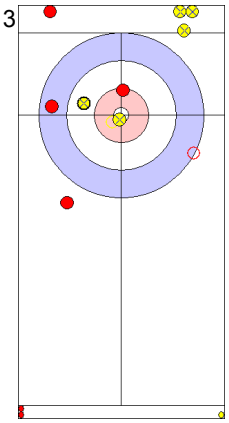

CAN: THOMAS C
Hit and Roll Out 3

14

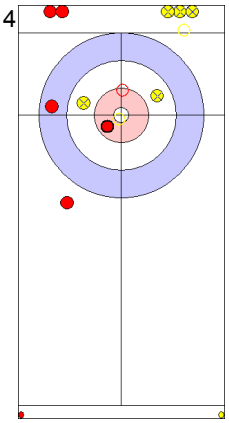

SCO: McCLEARY J
Raise In 4

15

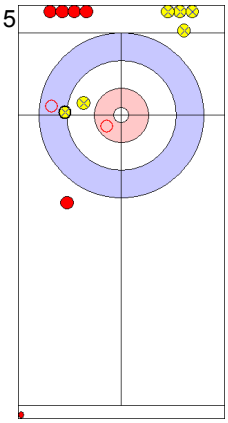

CAN: PARK K
Double Takeout In 4

16

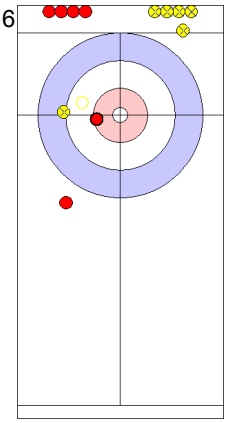

SCO: McCLEARY L
Takeout In 4

Game - Shot by Shot

SCO - Scotland	3 + 2	CAN - Canada	1 + 0	End 4

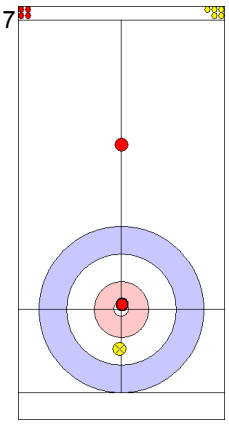

7
SCO: McCLEARY L
Raise In 4

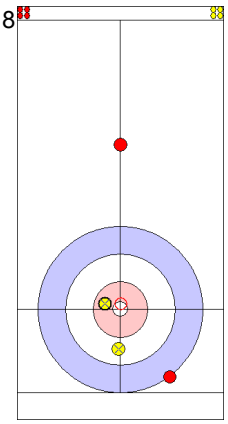

8
CAN: PARK K
Raise Out 4

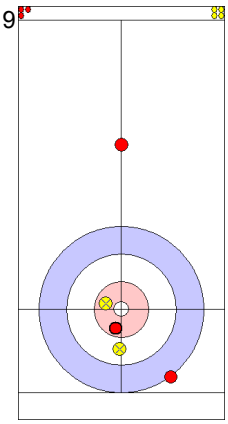

9
SCO: McCLEARY J
Draw In 3

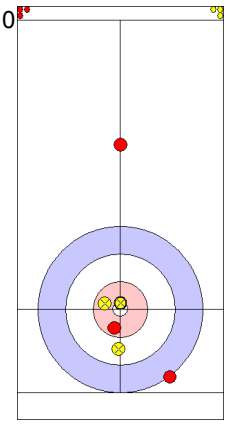

10
CAN: THOMAS C
Draw Out 4

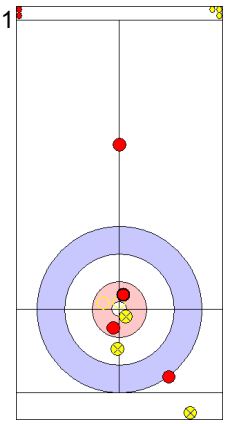

11
SCO: McCLEARY J
Double Takeout Out 2

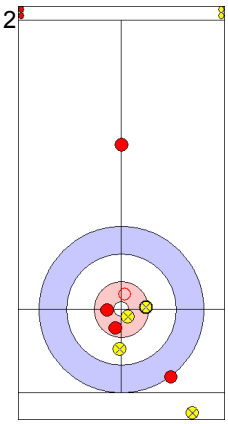

12
CAN: THOMAS C
Guard In 2

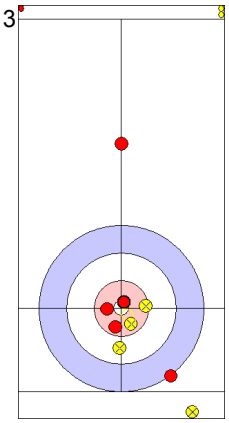

13
SCO: McCLEARY J
Draw In 4

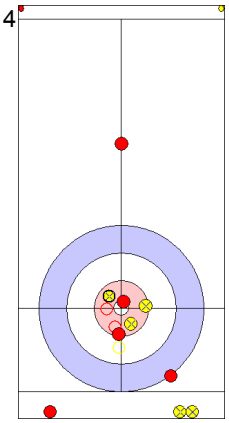

14
CAN: THOMAS C
Takeout Out 4

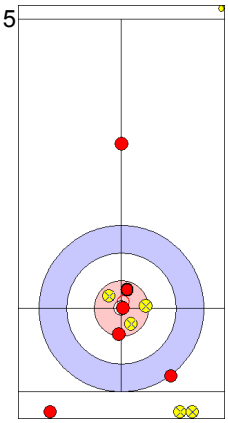

15
SCO: McCLEARY L
Draw In 4

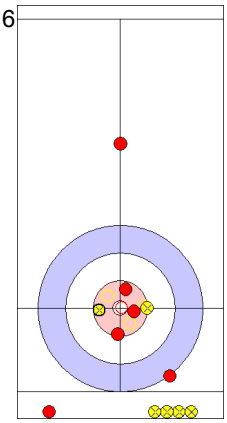

16
CAN: PARK K
Promotion Takeout Out 0

Game - Shot by Shot

SCO - Scotland	5 + 0	CAN - Canada	1 + 1	End 5

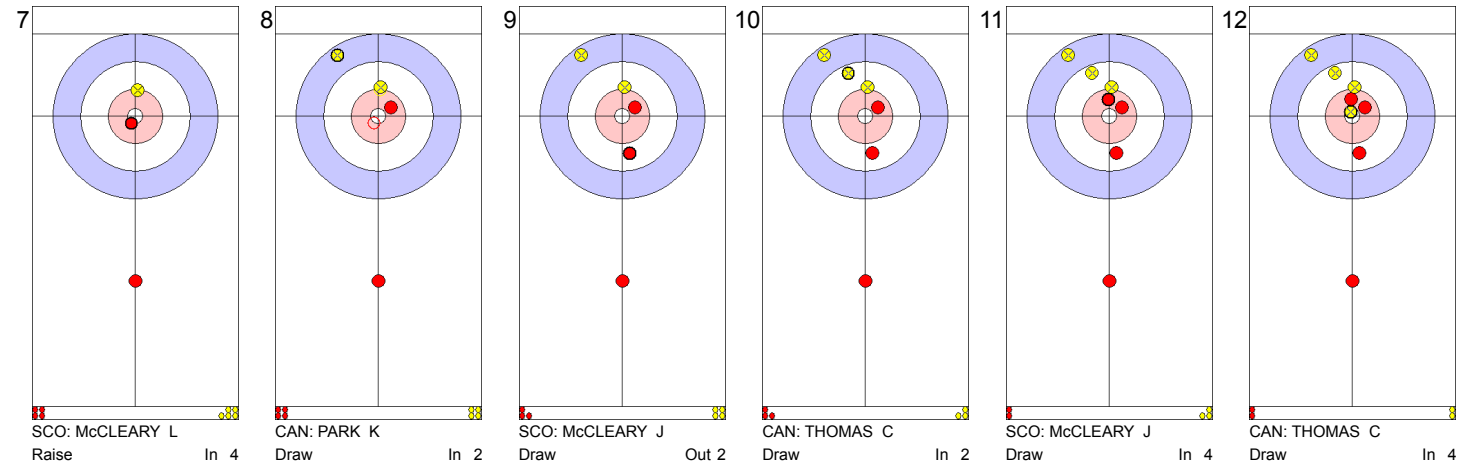

7	8	9	10	11	12
SCO: McCLEARY L	CAN: PARK K	SCO: McCLEARY J	CAN: THOMAS C	SCO: McCLEARY J	CAN: THOMAS C
Raise In 4	Draw In 2	Draw Out 2	Draw In 2	Draw In 4	Draw In 4

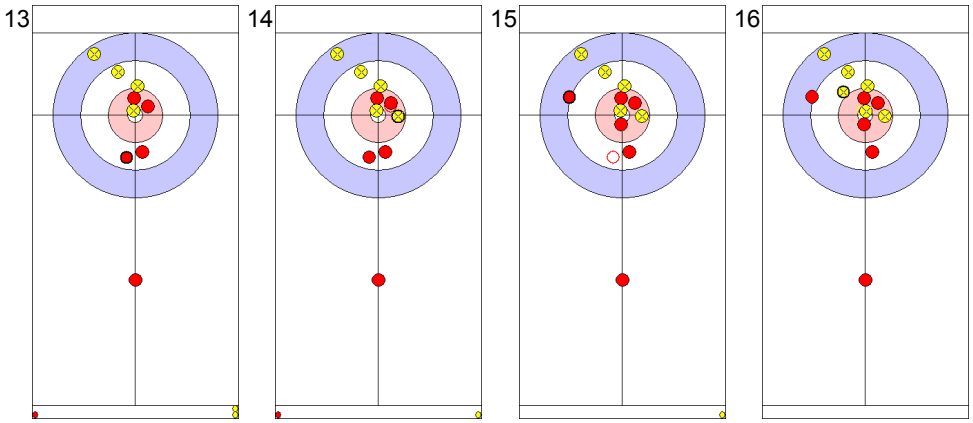

13	14	15	16
SCO: McCLEARY J	CAN: THOMAS C	SCO: McCLEARY L	CAN: PARK K
Guard In 4	Draw Out 2	Raise In 2	Draw In 0

Game - Shot by Shot

SCO - Scotland	5 + 0	CAN - Canada	2 + 3	End 6

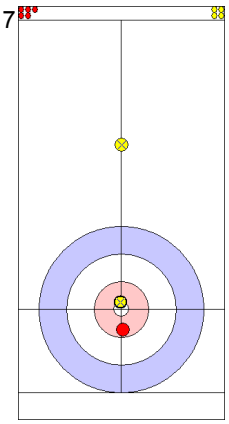

7
CAN: PARK K
Raise Out 4

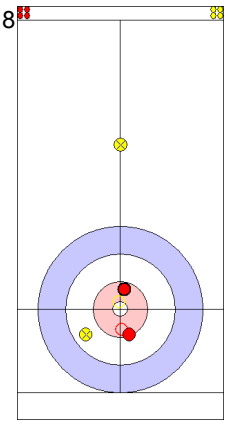

8
SCO: McCLEARY L
Raise In 4

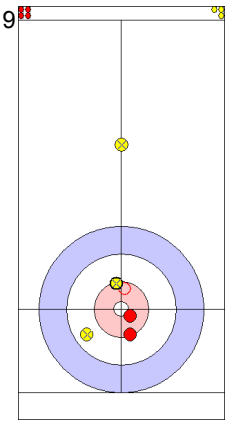

9
CAN: THOMAS C
Raise In 2

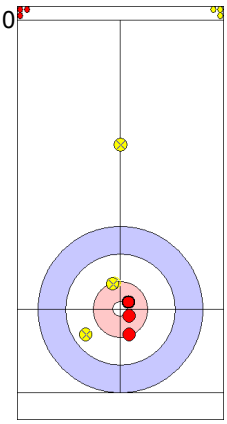

10
SCO: McCLEARY J
Draw In 4

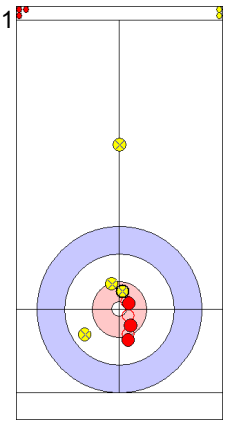

11
CAN: THOMAS C
Raise In 4

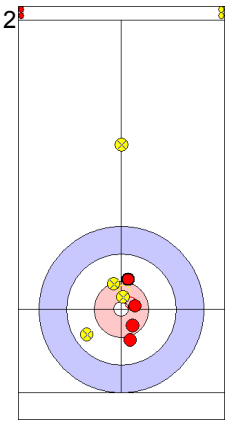

12
SCO: McCLEARY J
Raise In 0

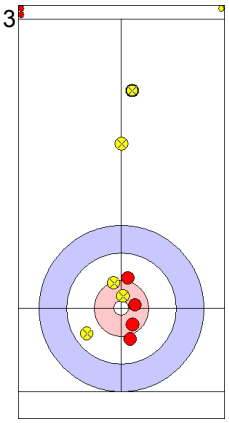

13
CAN: THOMAS C
Guard In 4

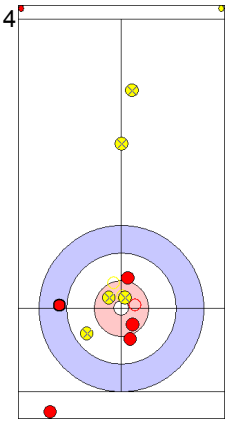

14
SCO: McCLEARY J
Takeout Out 0

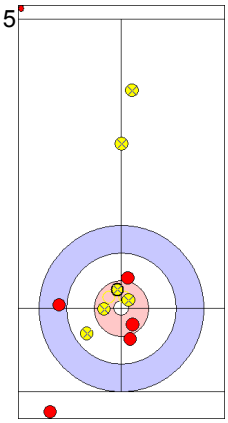

15
CAN: PARK K
Draw Out 4

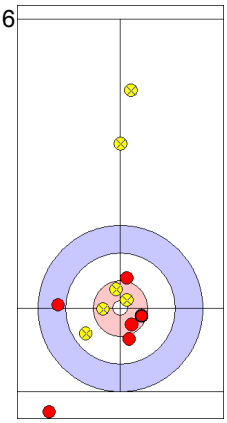

16
SCO: McCLEARY L
Draw In 0

Game - Shot by Shot

SCO - Scotland	5 + 3	CAN - Canada	5 + 0	End 7

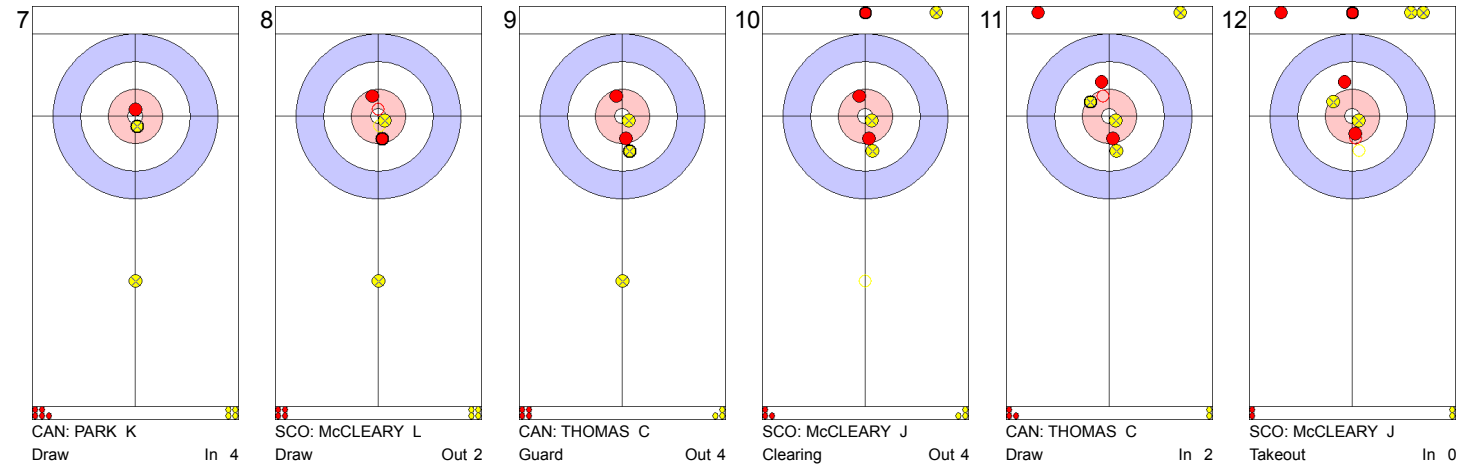

7
CAN: PARK K
Draw In 4

8
SCO: McCLEARY L
Draw Out 2

9
CAN: THOMAS C
Guard Out 4

10
SCO: McCLEARY J
Clearing Out 4

11
CAN: THOMAS C
Draw In 2

12
SCO: McCLEARY J
Takeout In 0

13
CAN: THOMAS C
Draw In 3

14
SCO: McCLEARY J
Hit and Roll In 2

15
CAN: PARK K
Draw In 1

16
SCO: McCLEARY L
Promotion Takeout In 4

Game - Shot by Shot

SCO - Scotland	8 + 1	CAN - Canada	5 + 0	End 8

7

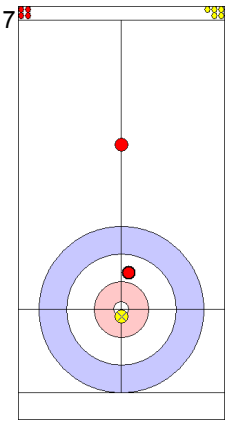

SCO: McCLEARY L
Draw In 3

8

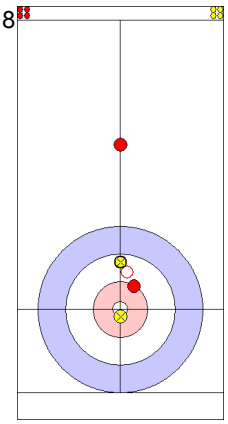

CAN: PARK K
Draw Out 2

9

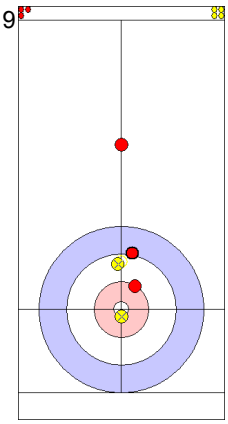

SCO: McCLEARY J
Guard In 3

10

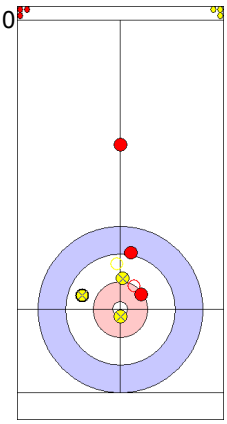

CAN: THOMAS C
Draw Out 2

11

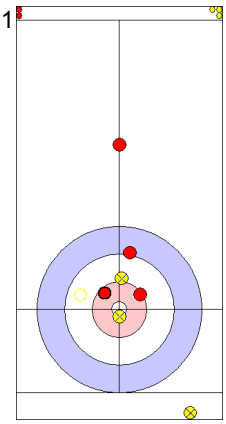

SCO: McCLEARY J
Hit and Roll Out 3

12

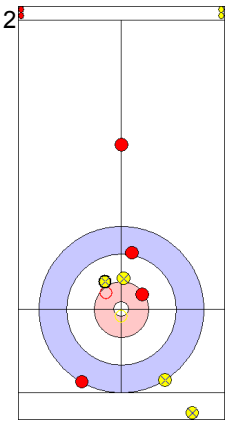

CAN: THOMAS C
Takeout Out 0
Time-out

13

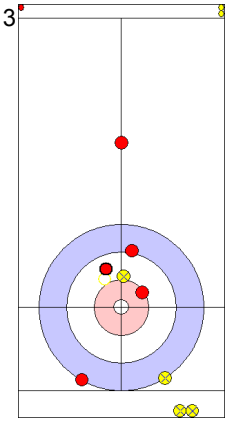

SCO: McCLEARY J
Takeout Out 4

14

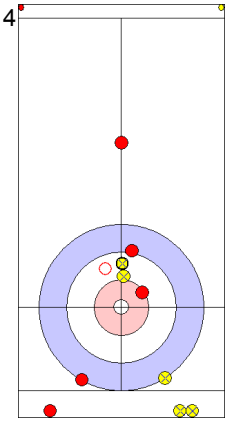

CAN: THOMAS C
Takeout Out 4

15

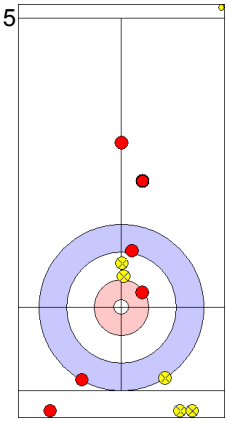

SCO: McCLEARY L
Guard In 4
Time-out

16

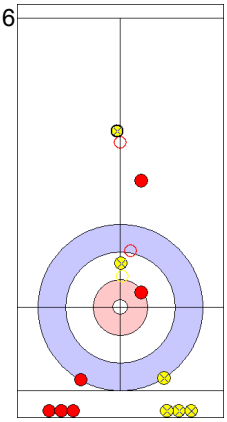

CAN: PARK K
Double Takeout Out 0

Game Results

Sheet	Game	Team	LSFE	1	2	3	4	5	6	7	8	Extra Ends						Total
D	6	ROU - Romania		0	2	0	1	0	0	X	X							3
	6	ENG - England	*	3	0	2	0	4	2	X	X							11

ROU - Romania		Game	All
F	TRAILA Iulia	32 %	33 %
M	MATAU Cristian	50 %	46 %
	Team Total	43 %	41 %

Last Stone Draw: 227.0cm 185.4cm ↻ MATAU C
41.6cm ↺ TRAILA I

Time remaining: 9 minutes 48 seconds

ENG - England		Game	All
F	WATSON Lana	64 %	57 %
M	MACDOUGALL Alan	69 %	60 %
	Team Total	66 %	58 %

Last Stone Draw: 87.1cm 19.7cm ↻ WATSON L
67.4cm ↺ MACDOUGALL A

Time remaining: 9 minutes 17 seconds

Detailed Game Statistics:

ROU - Romania		Draws		Takeouts		Total	
F	TRAILA Iulia	9	22 %	2	75 %	11	32 %
M	MATAU Cristian	10	45 %	8	56 %	18	50 %
	Team Total	19	34 %	10	60 %	29	43 %

ENG - England		Draws		Takeouts		Total	
F	WATSON Lana	13	67 %	5	55 %	18	64 %
M	MACDOUGALL Alan	12	69 %	0	- %	12	69 %
	Team Total	25	68 %	5	55 %	30	66 %

LEGEND
F Female
X Unplayed/unfinished end due to concession
LSFE (*) Last stone first end
M Male

МИНИСТЕРСТВО СПОРТА РОССИИ
АДМИНИСТРАЦИЯ ГОРОДА СОЧИ
RUSSIAN CURLING FEDERATION
NEW LEAGUE
АВТОРАДИО
Mercedes-Benz
CURLIT

Game - Shot by Shot

ROU - Romania	0 + 0	ENG - England	0 + 3	End 1

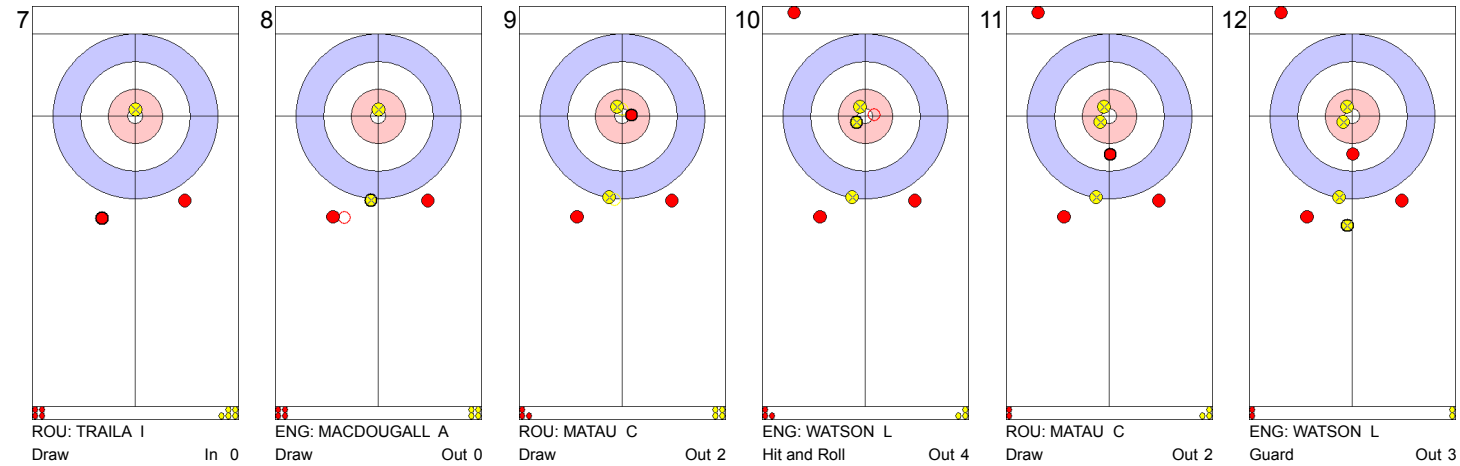

7
ROU: TRAILA I
Draw In 0

8
ENG: MACDOUGALL A
Draw Out 0

9
ROU: MATAU C
Draw Out 2

10
ENG: WATSON L
Hit and Roll Out 4

11
ROU: MATAU C
Draw Out 2

12
ENG: WATSON L
Guard Out 3

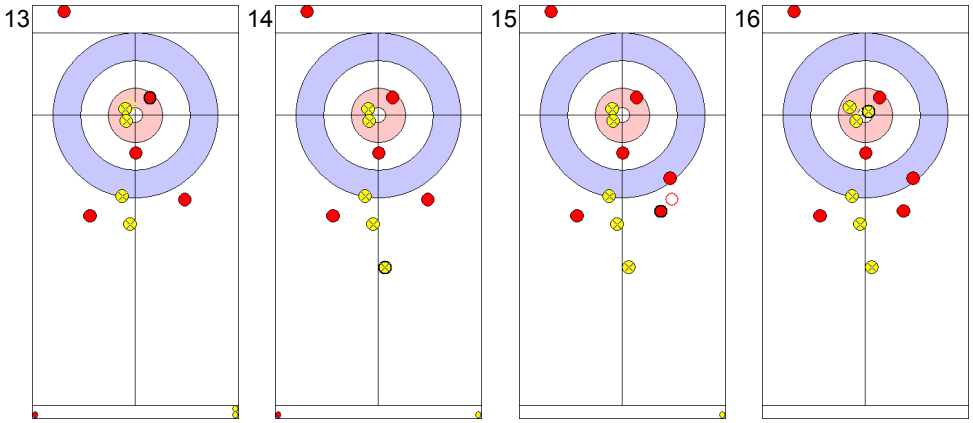

13
ROU: MATAU C
Draw Out 2

14
ENG: WATSON L
Guard Out 2

15
ROU: TRAILA I
Draw Out 0

16
ENG: MACDOUGALL A
Draw Out 4

Game - Shot by Shot

ROU - Romania	0 + 2	ENG - England	3 + 0	End 2

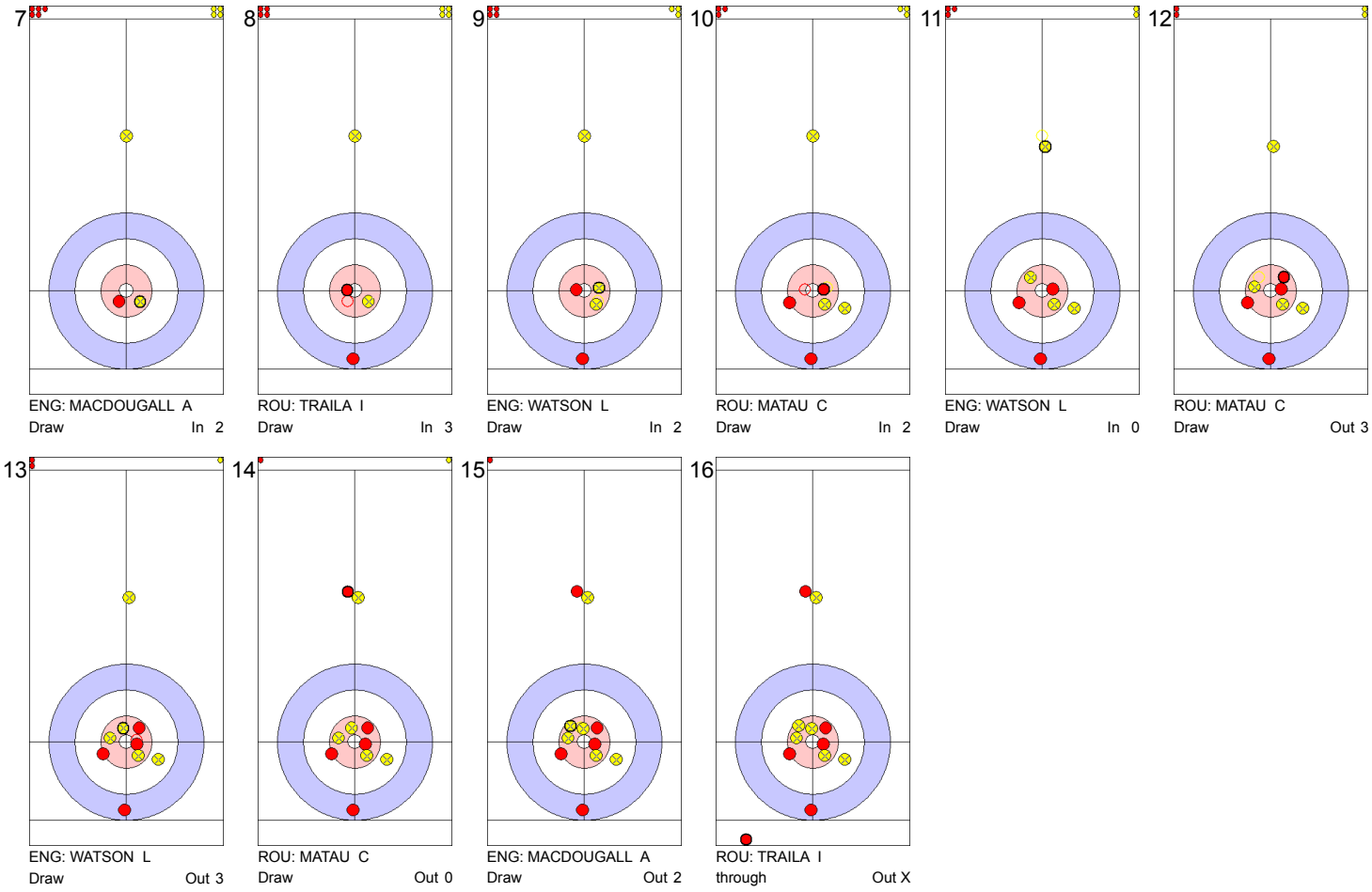

7
ENG: MACDOUGALL A
Draw In 2

8
ROU: TRAILA I
Draw In 3

9
ENG: WATSON L
Draw In 2

10
ROU: MATAU C
Draw In 2

11
ENG: WATSON L
Draw In 0

12
ROU: MATAU C
Draw Out 3

13
ENG: WATSON L
Draw Out 3

14
ROU: MATAU C
Draw Out 0

15
ENG: MACDOUGALL A
Draw Out 2

16
ROU: TRAILA I
through Out X

Game - Shot by Shot

ROU - Romania	2 + 0	ENG - England	3 + 2	End 3

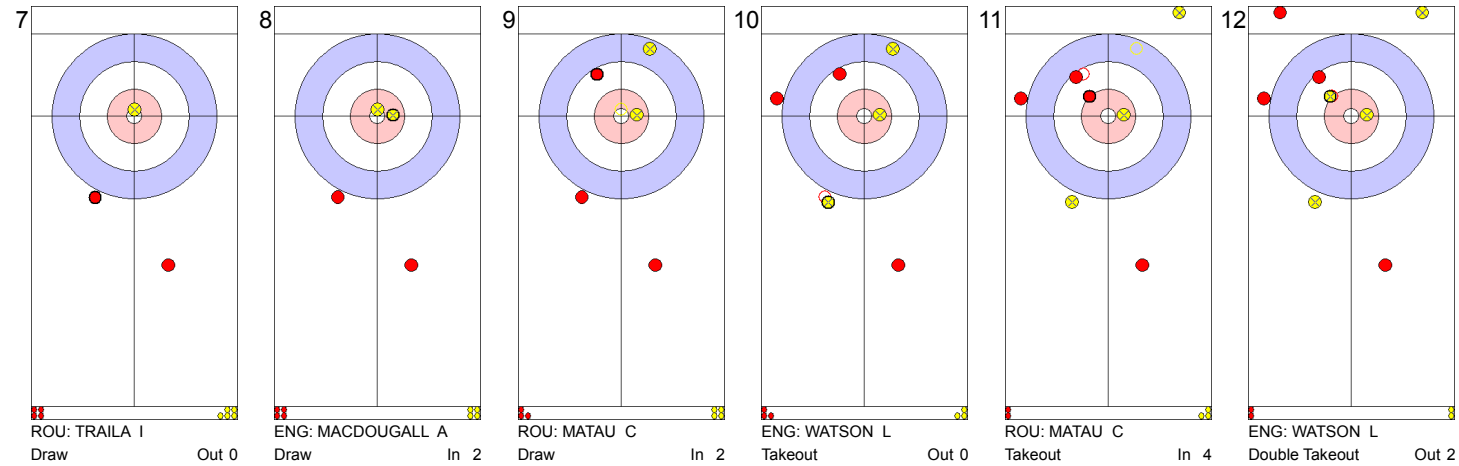

7
ROU: TRAILA I
Draw Out 0

8
ENG: MACDOUGALL A
Draw In 2

9
ROU: MATAU C
Draw In 2

10
ENG: WATSON L
Takeout Out 0

11
ROU: MATAU C
Takeout In 4

12
ENG: WATSON L
Double Takeout Out 2

13
ROU: MATAU C
Takeout Out 4

14
ENG: WATSON L
Draw Out 3

15
ROU: TRAILA I
Takeout Out 2

16
ENG: MACDOUGALL A
Draw In 4

Game - Shot by Shot

ROU - Romania	2 + 1	ENG - England	5 + 0	End 4

7

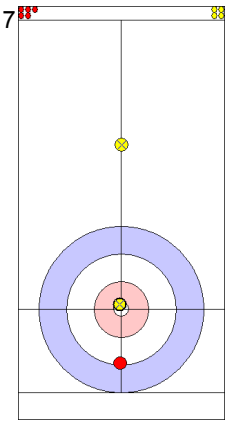

ENG: MACDOUGALL A
Draw In 4

8

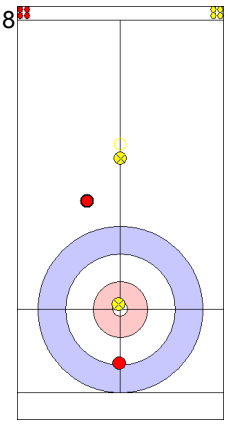

ROU: TRAILA I
Draw In 0

9

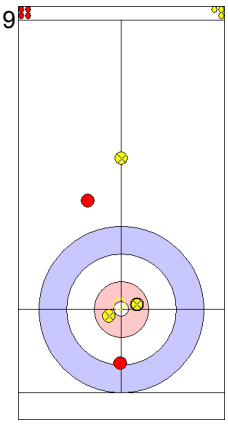

ENG: WATSON L
Wick / Soft Peeling In 4

10

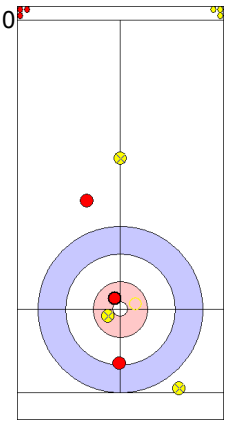

ROU: MATAU C
Takeout In 4

11

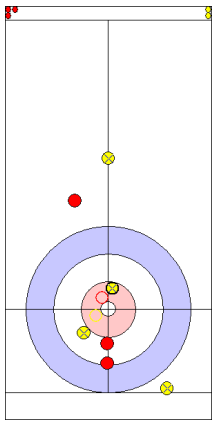

ENG: WATSON L
Draw Out 4

12

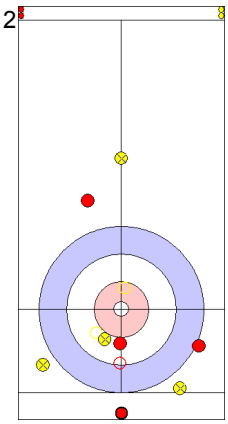

ROU: MATAU C
Wick / Soft Peeling In 2

13

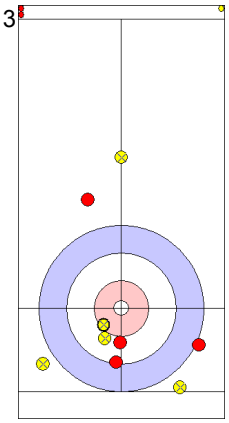

ENG: WATSON L
Draw In 2

14

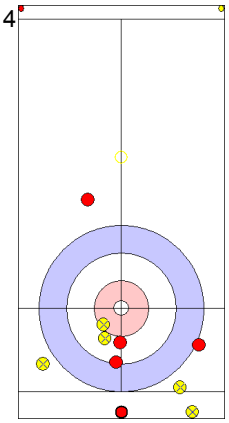

ROU: MATAU C
Takeout Out 0

15

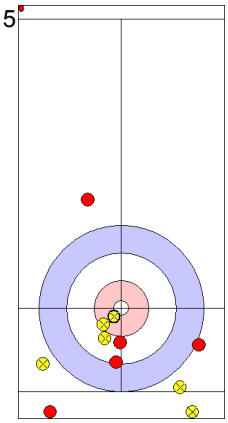

ENG: MACDOUGALL A
Draw In 3

16

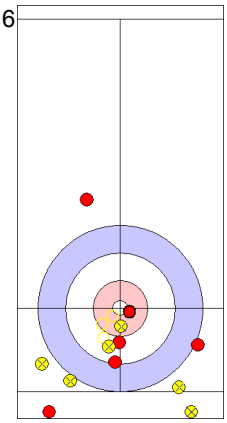

ROU: TRAILA I
Takeout In 4

Game - Shot by Shot

ROU - Romania	3 + 0	ENG - England	5 + 4	End 5

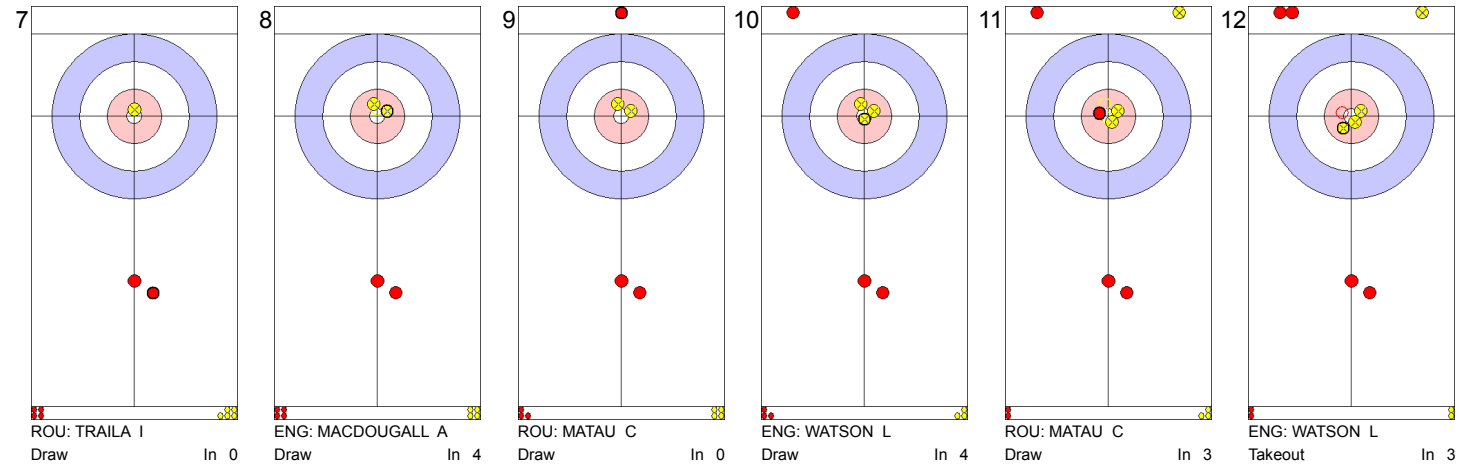

7	8	9	10	11	12
ROU: TRAILA I	ENG: MACDOUGALL A	ROU: MATAU C	ENG: WATSON L	ROU: MATAU C	ENG: WATSON L
Draw In 0	Draw In 4	Draw In 0	Draw In 4	Draw In 3	Takeout In 3

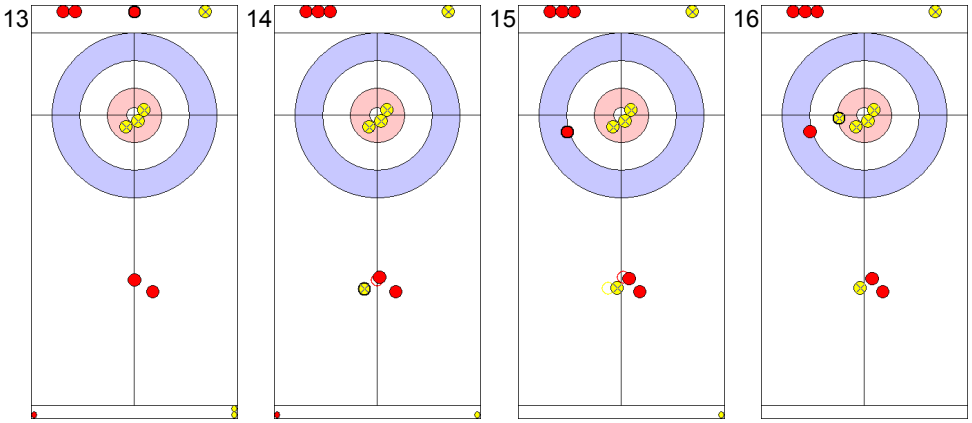

13	14	15	16
ROU: MATAU C	ENG: WATSON L	ROU: TRAILA I	ENG: MACDOUGALL A
Takeout In 0	Guard Out 4	Draw In 2	Draw In 4

Game - Shot by Shot

ROU - Romania	3 + 0	ENG - England	9 + 2	End 6

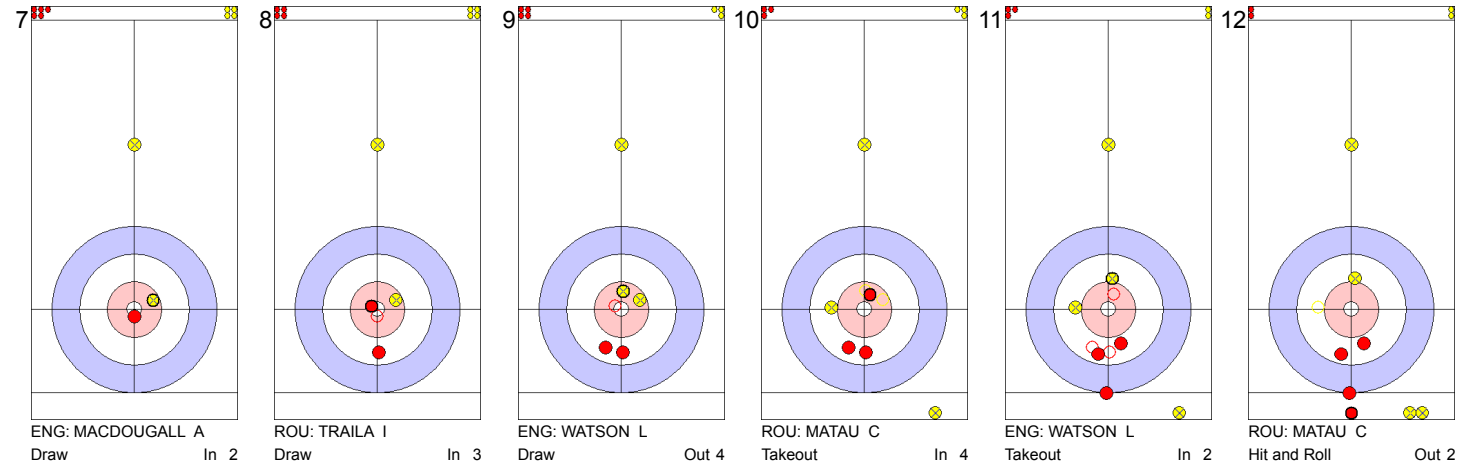

7
ENG: MACDOUGALL A
Draw In 2

8
ROU: TRAILA I
Draw In 3

9
ENG: WATSON L
Draw Out 4

10
ROU: MATAU C
Takeout In 4

11
ENG: WATSON L
Takeout In 2

12
ROU: MATAU C
Hit and Roll Out 2

13
ENG: WATSON L
Draw In 0

14
ROU: MATAU C
Takeout In 0

15
ENG: MACDOUGALL A
Wick / Soft Peeling In 2

16
ROU: TRAILA I
Draw Out 0

Game Results

Sheet	Game	Team	LSFE	1	2	3	4	5	6	7	8	Extra Ends						Total
E	6	POL - Poland		0	0	1	0	1	0	0	X							2
	6	ESP - Spain	*	1	1	0	2	0	1	1	X							6

POL - Poland		Game	All
F	FLOREK Karolina	70 %	57 %
M	MOLSKI Szymon	65 %	54 %
	Team Total	68 %	56 %

Last Stone Draw: 249.3cm 185.4cm ↻ MOLSKI S
63.9cm ↺ FLOREK K

Time remaining: 5 minutes 22 seconds

ESP - Spain		Game	All
F	GARCIA VEZ Irantzu	75 %	61 %
M	GARCIA VEZ Gontzal	63 %	69 %
	Team Total	68 %	66 %

Last Stone Draw: 55.5cm 10.9cm ↻ GARCIA VEZ G
44.6cm ↺ GARCIA VEZ I

Time remaining: 10 minutes 24 seconds

Detailed Game Statistics:

POL - Poland		Draws		Takeouts		Total	
F	FLOREK Karolina	18	74 %	3	50 %	21	70 %
M	MOLSKI Szymon	12	71 %	1	0 %	13	65 %
	Team Total	30	73 %	4	38 %	34	68 %

ESP - Spain		Draws		Takeouts		Total	
F	GARCIA VEZ Irantzu	10	75 %	4	75 %	14	75 %
M	GARCIA VEZ Gontzal	13	65 %	8	59 %	21	63 %
	Team Total	23	70 %	12	65 %	35	68 %

LEGEND
F Female
X Unplayed/unfinished end due to concession
LSFE (*) Last stone first end
M Male

Game - Shot by Shot

POL - Poland	0 + 0	ESP - Spain	0 + 1	End 1

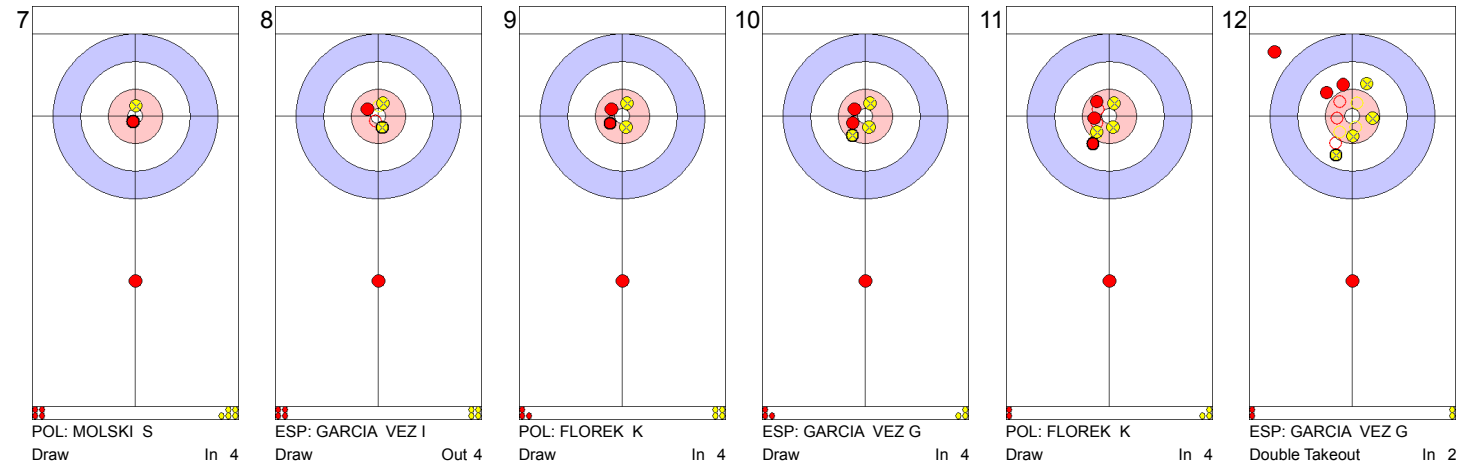

7 POL: MOLSKI S — Draw — In 4

8 ESP: GARCIA VEZ I — Draw — Out 4

9 POL: FLOREK K — Draw — In 4

10 ESP: GARCIA VEZ G — Draw — In 4

11 POL: FLOREK K — Draw — In 4

12 ESP: GARCIA VEZ G — Double Takeout — In 2

13 POL: FLOREK K — Draw — Out 4

14 ESP: GARCIA VEZ G — Takeout — Out 0

15 POL: MOLSKI S — Guard — Out 2

16 ESP: GARCIA VEZ I — Takeout — Out 4

Game - Shot by Shot

POL - Poland	0 + 0	ESP - Spain	1 + 1	End 2

7

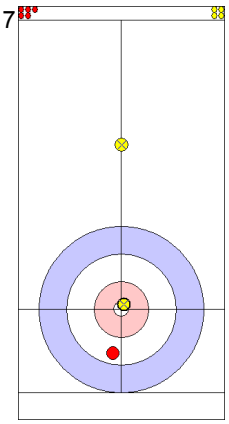

ESP: GARCIA VEZ I
Draw In 4

8

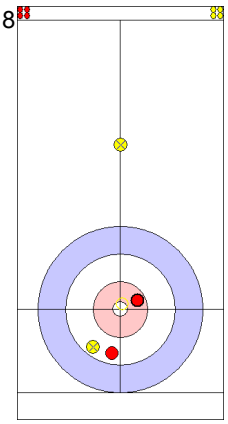

POL: MOLSKI S
Draw In 4

9

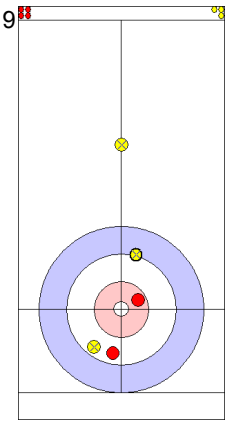

ESP: GARCIA VEZ G
Draw In 2

10

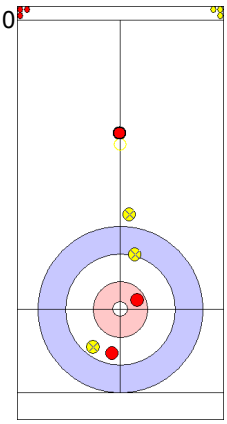

POL: FLOREK K
Draw Out 0

11

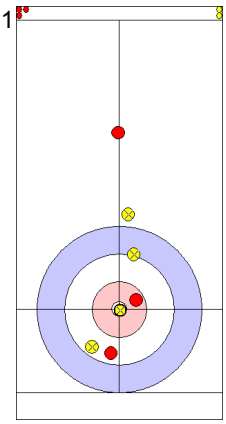

ESP: GARCIA VEZ G
Draw Out 4

12

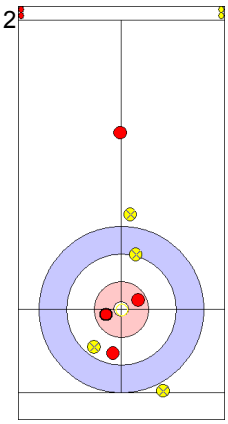

POL: FLOREK K
Takeout Out 4
Slow Takeout

13

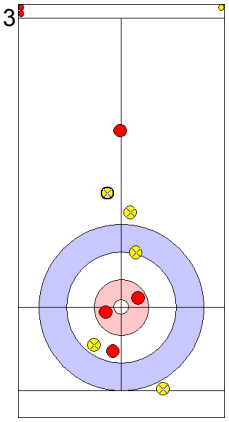

ESP: GARCIA VEZ G
Draw Out 0

14

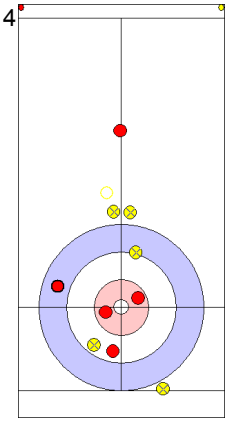

POL: FLOREK K
Draw Out 2

15

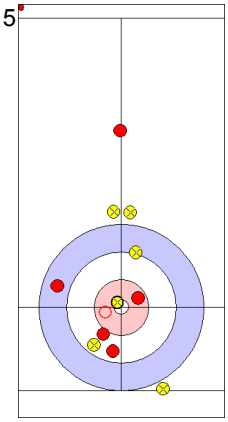

ESP: GARCIA VEZ I
Draw Out 4

16

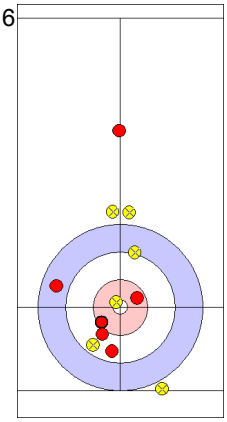

POL: MOLSKI S
Raise Out 0

Game - Shot by Shot

POL - Poland	0 + 1	ESP - Spain	2 + 0	End 3

7

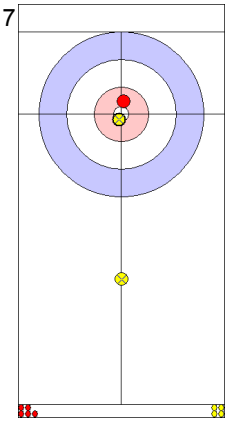

ESP: GARCIA VEZ I
Draw Out 4

8

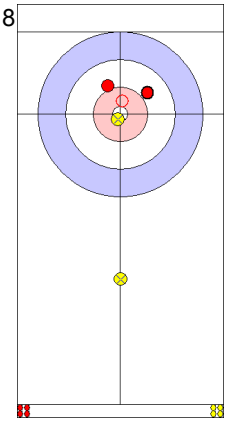

POL: MOLSKI S
Draw Out 3

9

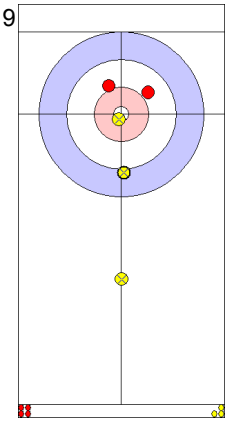

ESP: GARCIA VEZ G
Draw In 2

10

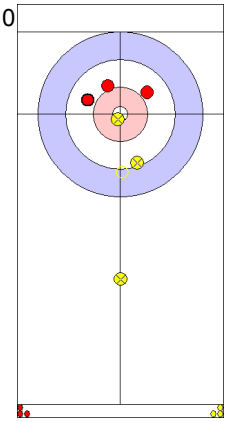

POL: FLOREK K
Draw In 3

11

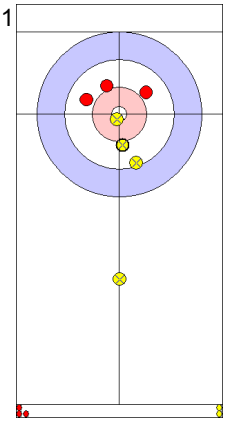

ESP: GARCIA VEZ G
Draw In 4

12

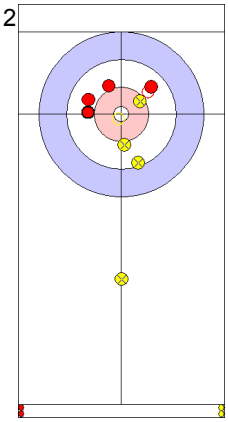

POL: FLOREK K
Draw In 2

13

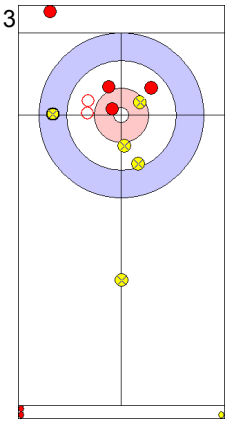

ESP: GARCIA VEZ G
Hit and Roll In 3

14

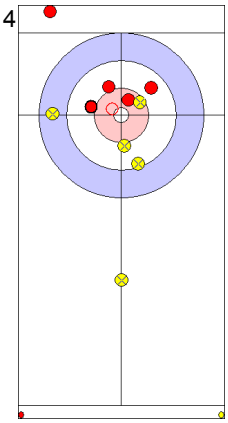

POL: FLOREK K
Draw In 4

15

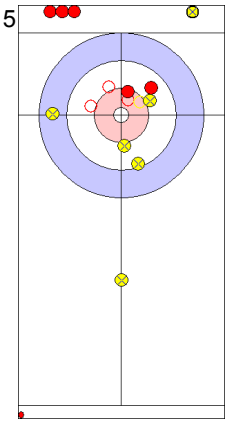

ESP: GARCIA VEZ I
Hit and Roll In 2

16

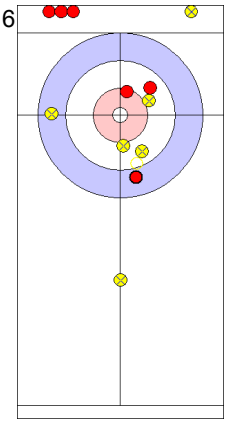

POL: MOLSKI S
Draw Out 0

Game - Shot by Shot

POL - Poland	1 + 0	ESP - Spain	2 + 2	End 4

7

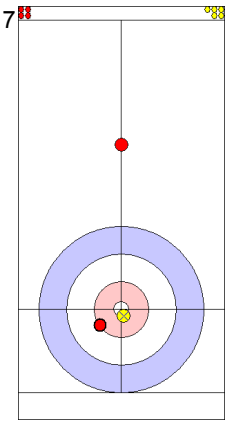

POL: MOLSKI S
Draw In 3

8

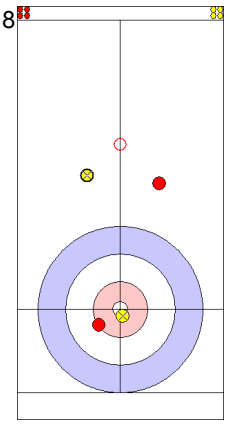

ESP: GARCIA VEZ I
Draw Out 0

9

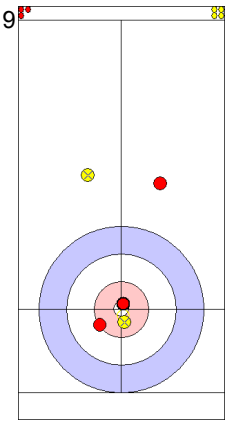

POL: FLOREK K
Draw Out 4

10

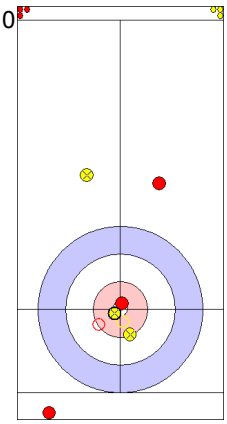

ESP: GARCIA VEZ G
Takeout Out 4

11

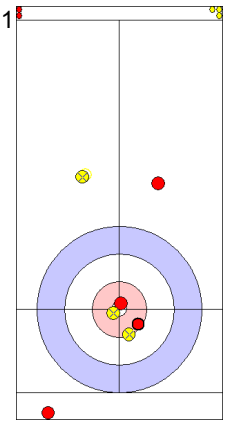

POL: FLOREK K
Draw Out 3

12

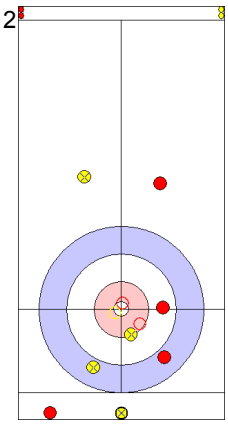

ESP: GARCIA VEZ G
Takeout Out 0

13

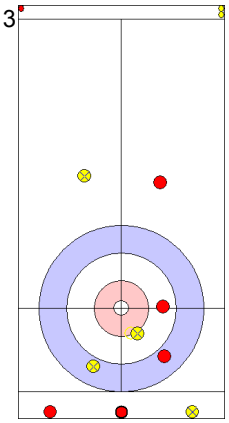

POL: FLOREK K
Takeout Out 0

14

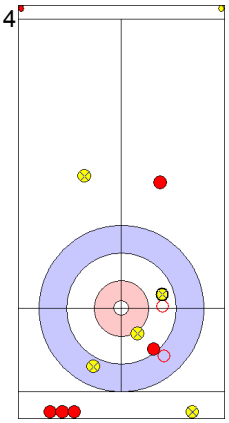

ESP: GARCIA VEZ G
Takeout In 4

15

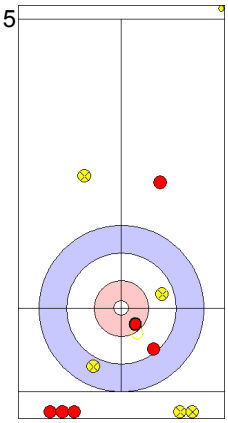

POL: MOLSKI S
Raise Out 4

16

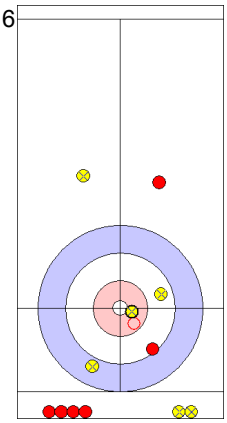

ESP: GARCIA VEZ I
Takeout Out 4

Game - Shot by Shot

POL - Poland	1 + 1	ESP - Spain	4 + 0	End 5

7

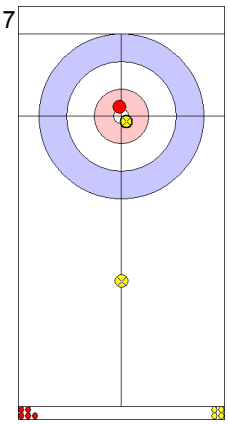

ESP: GARCIA VEZ I
Draw Out 4

8

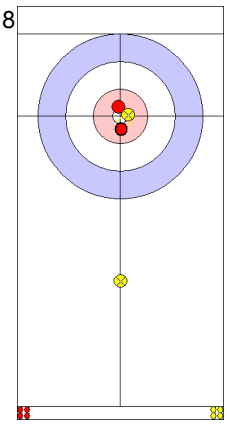

POL: MOLSKI S
Draw In 4

9

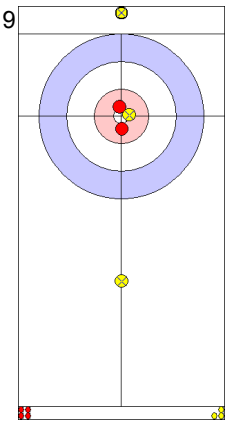

ESP: GARCIA VEZ G
Draw Out 0

10

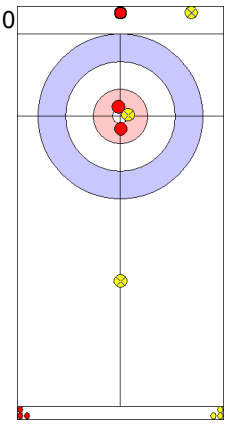

POL: FLOREK K
Draw In 0

11

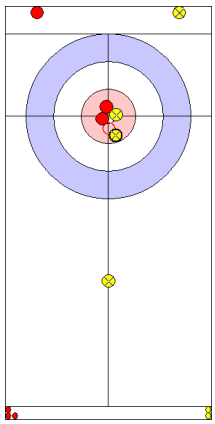

ESP: GARCIA VEZ G
Draw Out 4

12

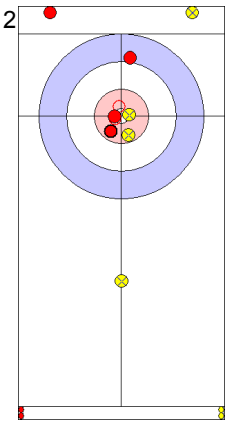

POL: FLOREK K
Draw In 4

13

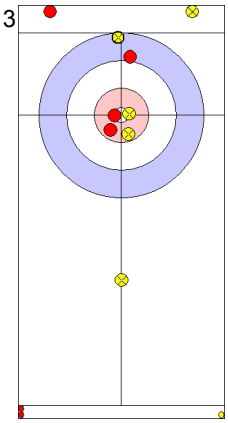

ESP: GARCIA VEZ G
Draw In 2

14

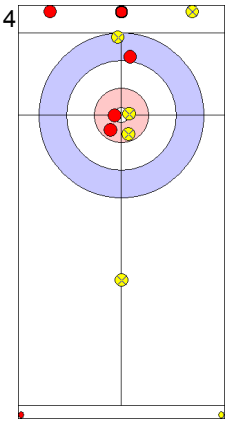

POL: FLOREK K
Draw Out 0

15

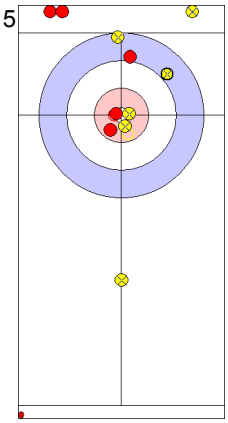

ESP: GARCIA VEZ I
Raise Out 2

16

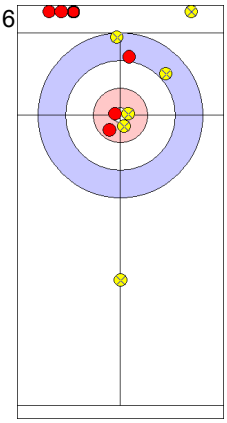

POL: MOLSKI S
through Out X

Game - Shot by Shot

POL - Poland	2 + 0	ESP - Spain	4 + 1	End 6

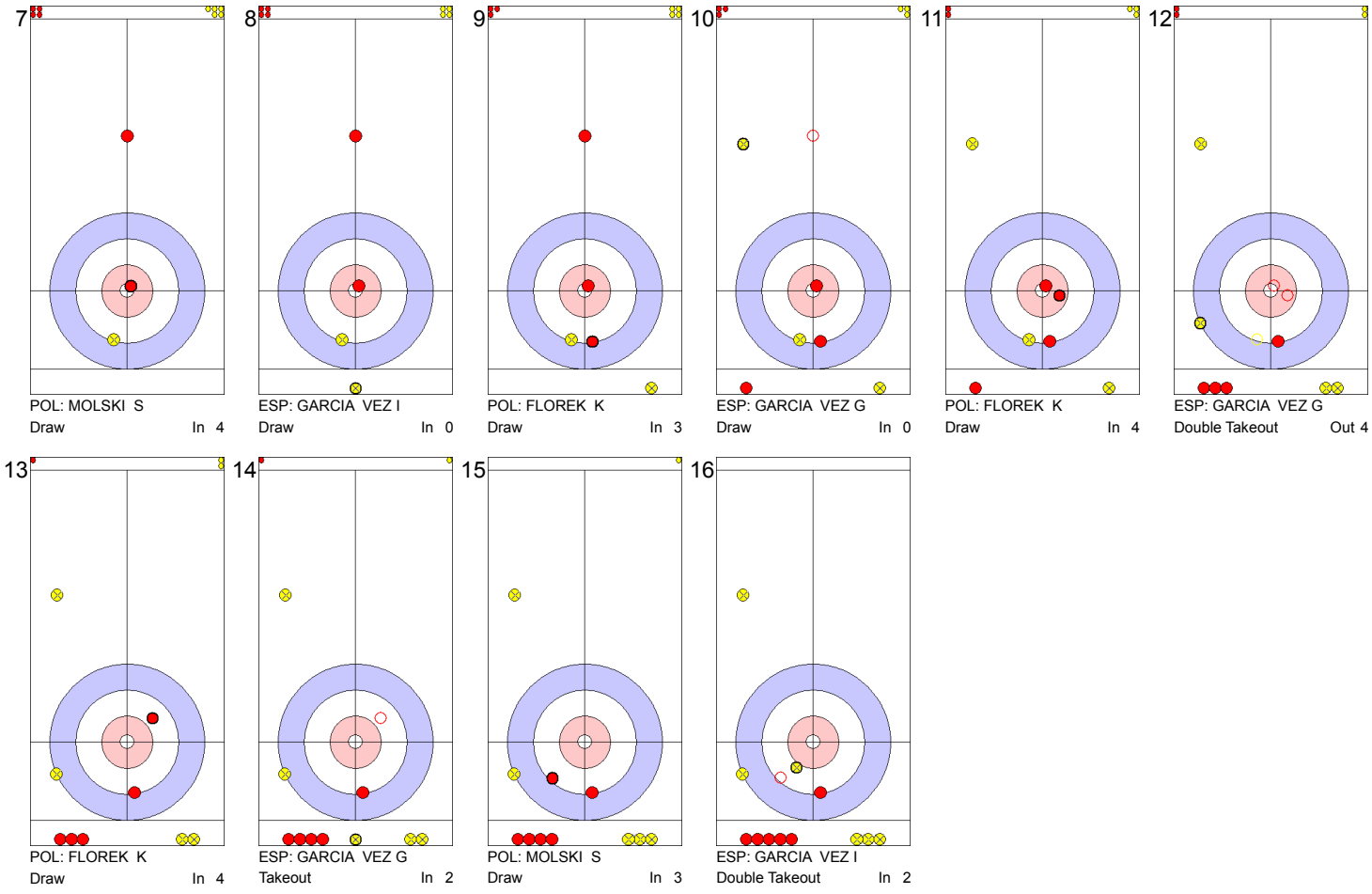

Game - Shot by Shot

POL - Poland	2 + 0	ESP - Spain	5 + 1	End 7

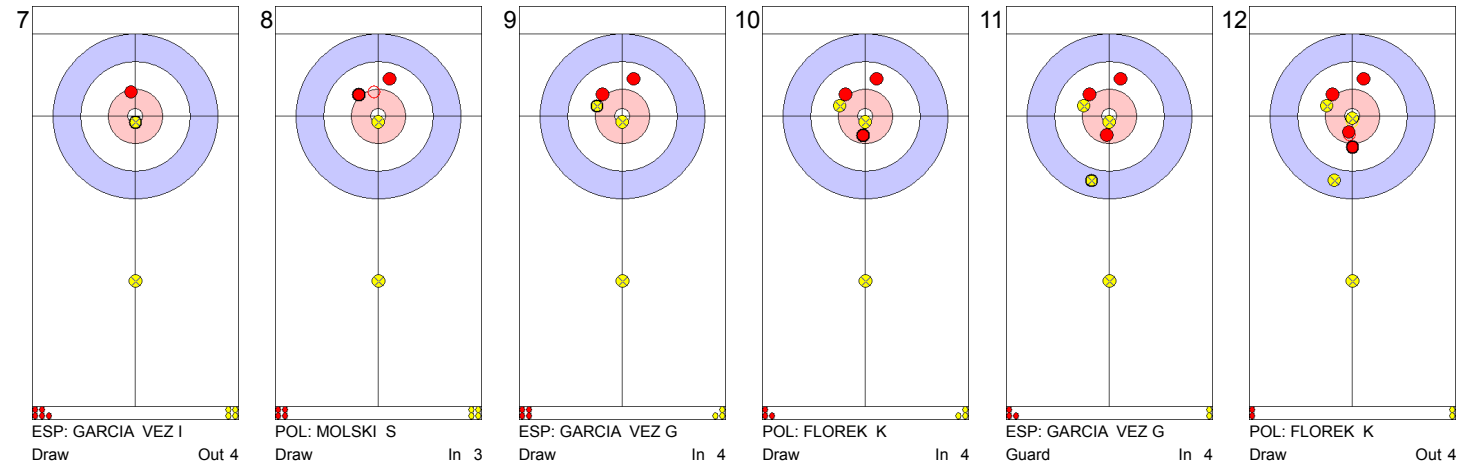

7
ESP: GARCIA VEZ I
Draw Out 4

8
POL: MOLSKI S
Draw In 3

9
ESP: GARCIA VEZ G
Draw In 4

10
POL: FLOREK K
Draw In 4

11
ESP: GARCIA VEZ G
Guard In 4

12
POL: FLOREK K
Draw Out 4

13
ESP: GARCIA VEZ G
Guard Out 4

14
POL: FLOREK K
Clearing Out 2

15
ESP: GARCIA VEZ I
Guard Out 4

16
POL: MOLSKI S
Promotion Takeout In 0

Session Results and Standings

Sheet	Game	Team	LSFE	1	2	3	4	5	6	7	8	Extra Ends						Total
A	5	ENG - England		0	0	0	0	1	0	0	X							1
	5	HUN - Hungary	*	5	1	1	1	0	1	4	X							13
B	5	KOR - Korea	*	2	1	2	2	0	0	0	1							8
	5	ESP - Spain		0	0	0	0	1	2	2	0							5
C	5	BLR - Belarus		2	0	1	1	1	0	0	1							6
	5	ROU - Romania	*	0	5	0	0	0	1	1	0							7
D	5	CAN - Canada	*	1	1	1	0	4	1	X	X							8
	5	POL - Poland		0	0	0	2	0	0	X	X							2
E	5	SCO - Scotland		0	1	0	4	1	0	1	0							7
	5	EST - Estonia	*	4	0	1	0	0	2	0	1							8

Standings

Group-A

Rank	Team	Games	Wins	Losses
1	RUS - Russia	4	4	0
2	DEN - Denmark	4	3	1
2	JPN - Japan	4	3	1
2	USA - United States	4	3	1
5	CZE - Czech Republic	4	2	2
5	SUI - Switzerland	4	2	2
7	FRA - France	4	1	3
7	SVK - Slovakia	4	1	3
7	TUR - Turkey	4	1	3
10	AUS - Australia	4	0	4

Group-B

Rank	Team	Games	Wins	Losses
1	NOR - Norway	4	4	0
1	SWE - Sweden	4	4	0
3	FIN - Finland	4	3	1
3	LAT - Latvia	4	3	1
5	CHN - China	4	2	2
5	ITA - Italy	4	2	2
7	AUT - Austria	4	1	3
7	NZL - New Zealand	4	1	3
9	BRA - Brazil	4	0	4
9	SLO - Slovenia	4	0	4

Group-C

Rank	Team	Games	Wins	Losses
1	CAN - Canada	5	5	0
1	KOR - Korea	5	5	0
3	EST - Estonia	5	4	1
3	HUN - Hungary	5	4	1
5	ESP - Spain	5	3	2
6	ENG - England	5	1	4
6	POL - Poland	5	1	4
6	ROU - Romania	5	1	4
6	SCO - Scotland	5	1	4
10	BLR - Belarus	5	0	5

LEGEND
LSFE (*) Last stone first end — **X** Unplayed/unfinished end due to concession

Game Results

Sheet	Game	Team	LSFE	1	2	3	4	5	6	7	8	Extra Ends						Total
A	5	ENG - England		0	0	0	0	1	0	0	X							1
	5	HUN - Hungary	*	5	1	1	1	0	1	4	X							13

ENG - England		Game	All
F	WATSON Lana	40 %	56 %
M	MACDOUGALL Alan	43 %	59 %
	Team Total	41 %	57 %

Last Stone Draw: 251.8cm 97.6cm ↻ MACDOUGALL A
154.2cm ↺ WATSON L

Time remaining: 4 minutes 31 seconds

HUN - Hungary		Game	All
F	PALANCSA Dorottya	70 %	70 %
M	KISS Zsolt	86 %	83 %
	Team Total	76 %	75 %

Last Stone Draw: 0.0cm 0.0cm ↻ KISS Z
0.0cm ↺ PALANCSA D

Time remaining: 4 minutes 42 seconds

Detailed Game Statistics:

ENG - England		Draws		Takeouts		Total	
F	WATSON Lana	12	48 %	6	25 %	18	40 %
M	MACDOUGALL Alan	12	33 %	5	65 %	17	43 %
	Team Total	24	41 %	11	43 %	35	41 %

HUN - Hungary		Draws		Takeouts		Total	
F	PALANCSA Dorottya	14	73 %	7	64 %	21	70 %
M	KISS Zsolt	14	86 %	0	- %	14	86 %
	Team Total	28	79 %	7	64 %	35	76 %

LEGEND
F Female
X Unplayed/unfinished end due to concession
LSFE (*) Last stone first end
M Male

Game - Shot by Shot

ENG - England	0 + 0	HUN - Hungary	0 + 5	End 1

7
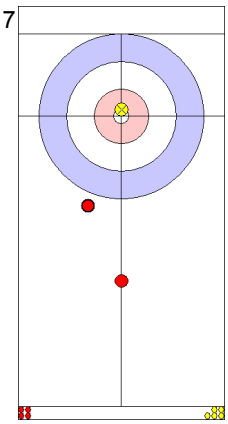
ENG: MACDOUGALL A
Draw In 0

8
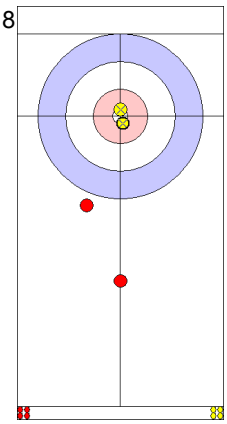
HUN: KISS Z
Draw Out 4

9
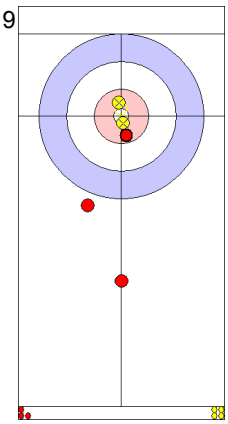
ENG: WATSON L
Raise Out 4

10
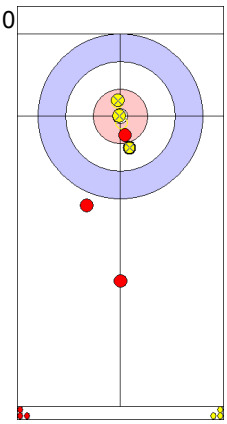
HUN: PALANCSA D
Draw Out 4

11
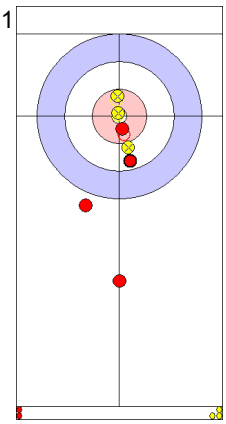
ENG: WATSON L
Raise Out 4

12
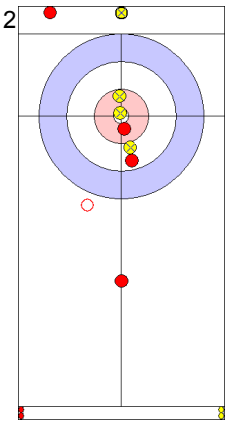
HUN: PALANCSA D
Takeout In 2

13
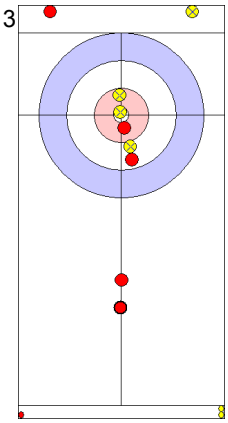
ENG: WATSON L
Draw In 0

14
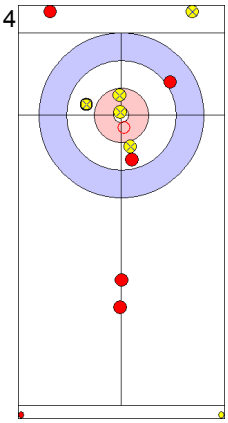
HUN: PALANCSA D
Takeout In 4

15
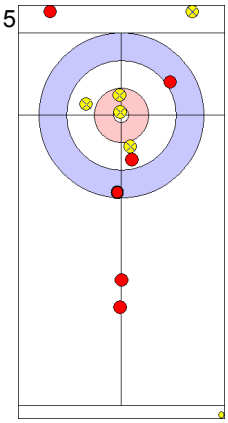
ENG: MACDOUGALL A
Freeze In 0

16
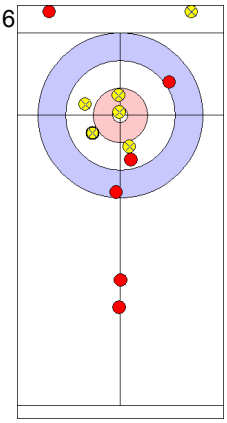
HUN: KISS Z
Draw In 4

Game - Shot by Shot

ENG - England	0 + 0	HUN - Hungary	5 + 1	End 2

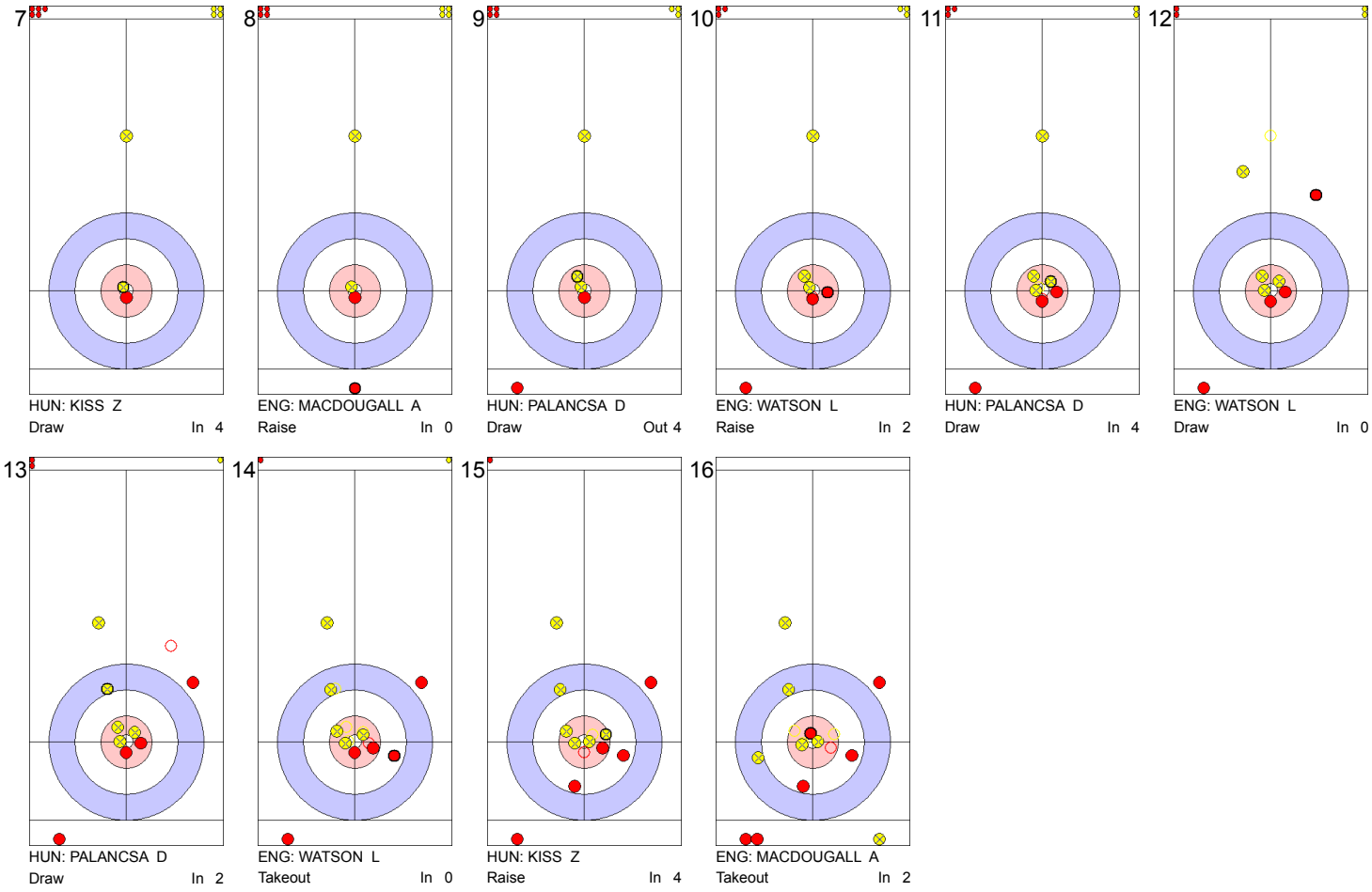

Game - Shot by Shot

ENG - England	0 + 0	HUN - Hungary	6 + 1	End 3

7

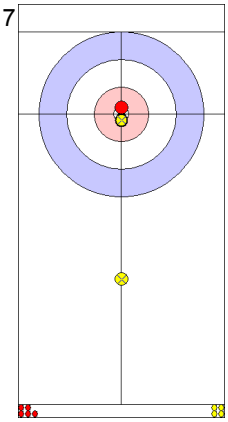

HUN: KISS Z
Draw Out 4

8

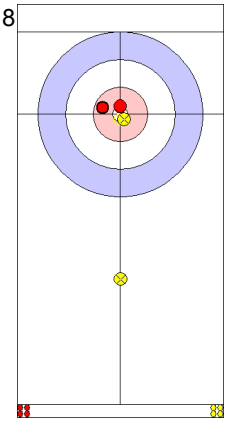

ENG: MACDOUGALL A
Draw In 2

9

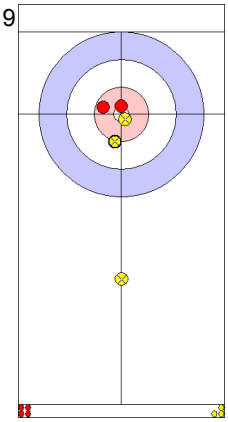

HUN: PALANCSA D
Draw Out 3

10

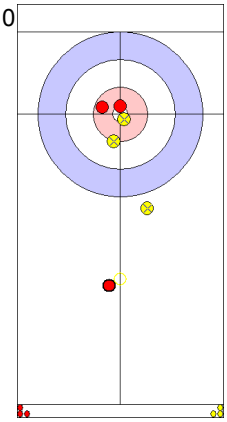

ENG: WATSON L
Draw In 0

11

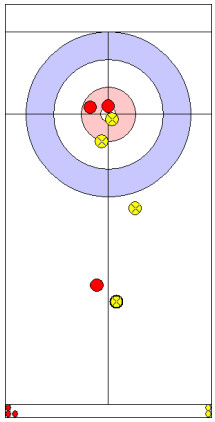

HUN: PALANCSA D
Guard Out 4

12

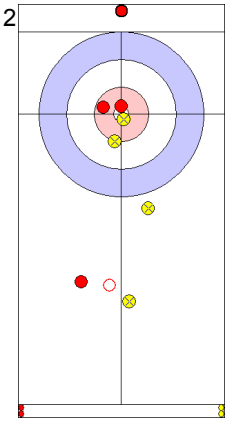

ENG: WATSON L
Promotion Takeout In 0

13

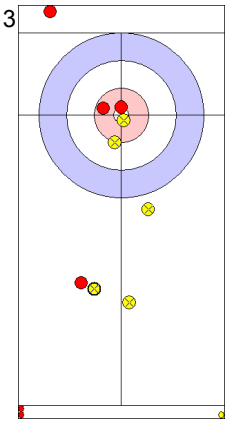

HUN: PALANCSA D
Guard In 2

14

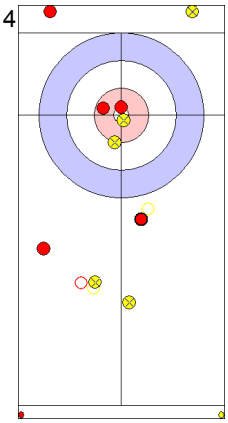

ENG: WATSON L
Double Takeout In 2

15

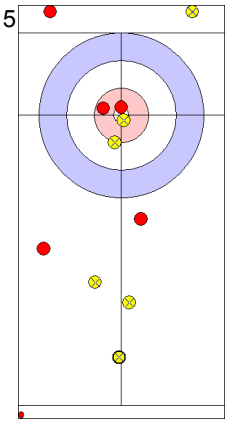

HUN: KISS Z
Guard In 4

16

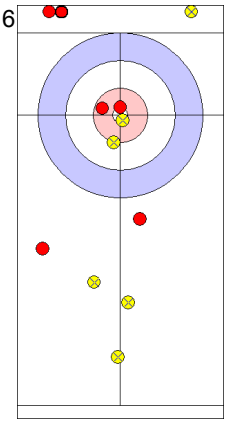

ENG: MACDOUGALL A
Draw Out 0
burned stone

Game - Shot by Shot

ENG - England	0 + 0	HUN - Hungary	7 + 1	End 4

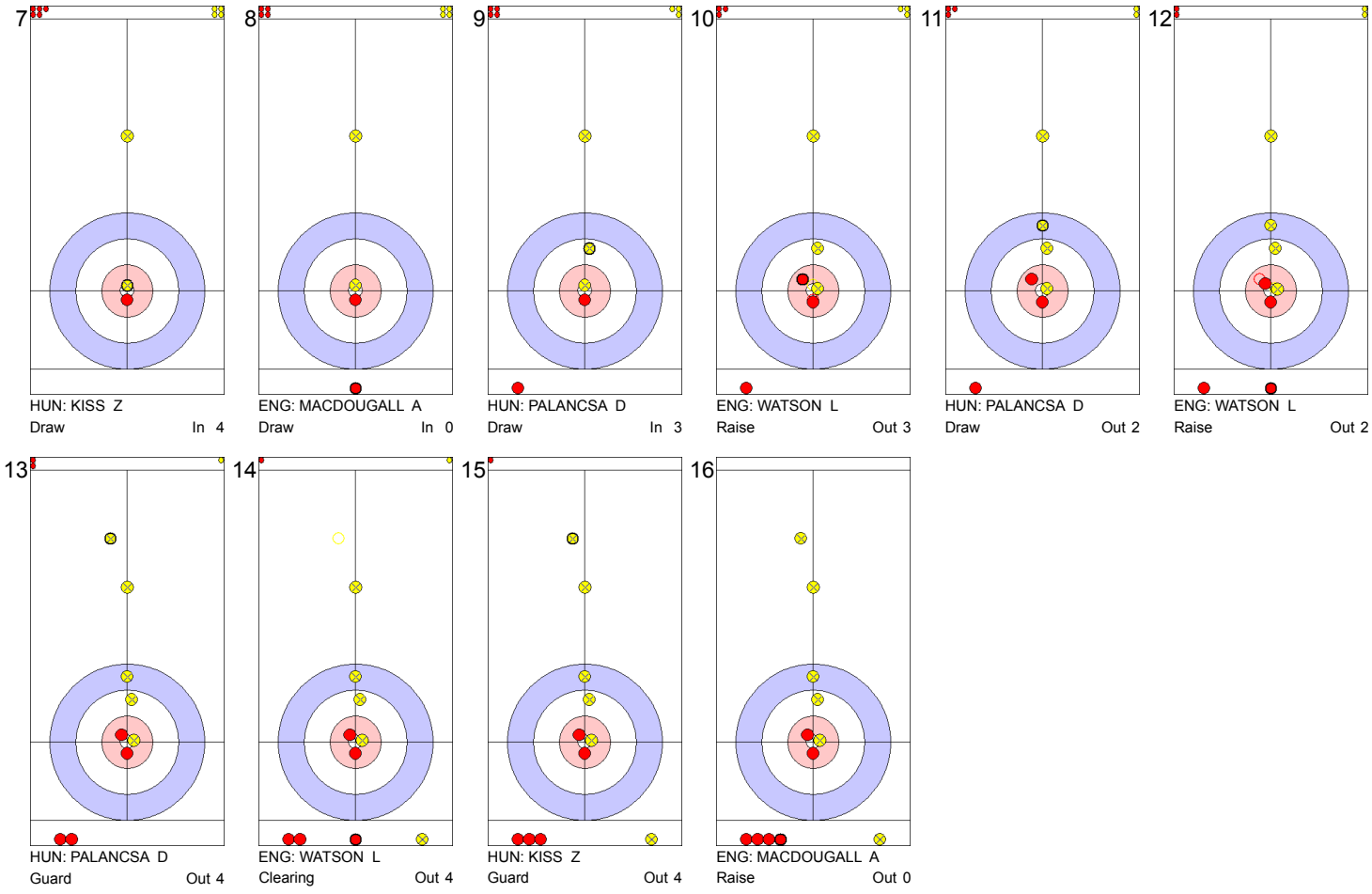

Game - Shot by Shot

ENG - England	0 + 1	HUN - Hungary	8 + 0	End 5

7

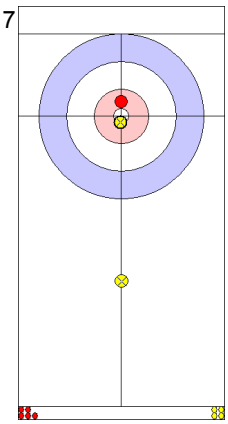

HUN: KISS Z
Draw Out 4

8

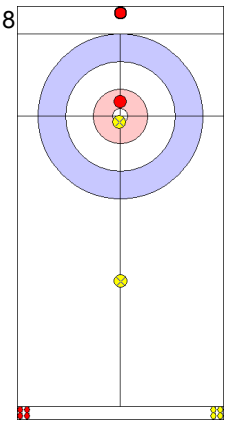

ENG: WATSON L
Draw Out 0

9

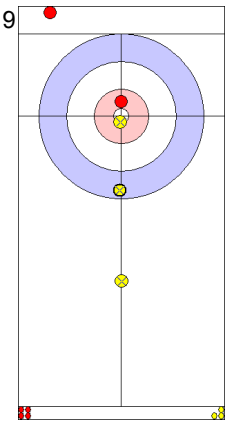

HUN: PALANCSA D
Draw In 3

10

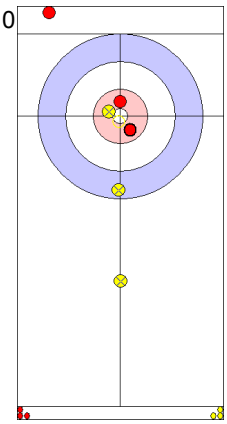

ENG: MACDOUGALL A
Draw Out 4

11

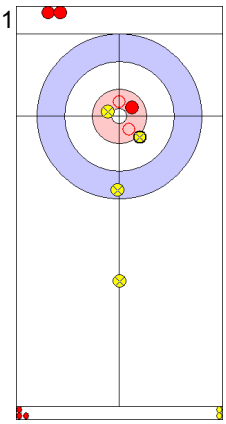

HUN: PALANCSA D
Double Takeout Out 2

12

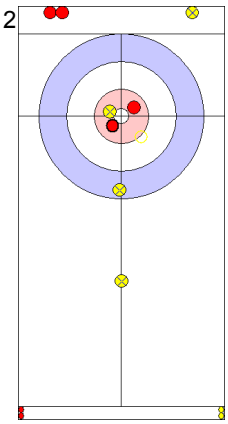

ENG: MACDOUGALL A
Hit and Roll Out 4

13

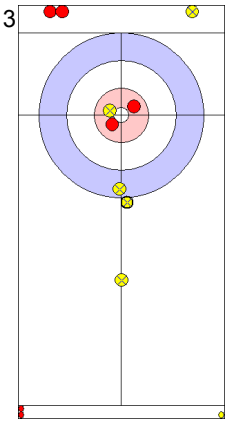

HUN: PALANCSA D
Draw Out 2

14

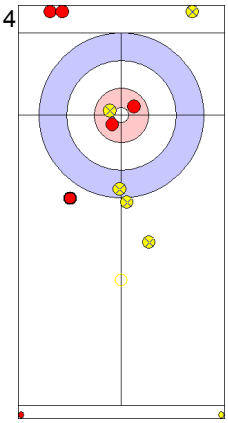

ENG: MACDOUGALL A
Raise In 0

15

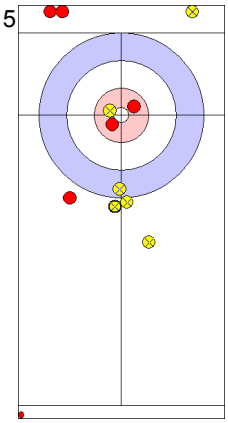

HUN: KISS Z
Draw In 0

16

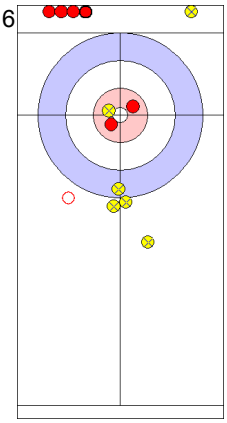

ENG: WATSON L
Promotion Takeout In 0

Game - Shot by Shot

ENG - England	1 + 0	HUN - Hungary	8 + 1	End 6

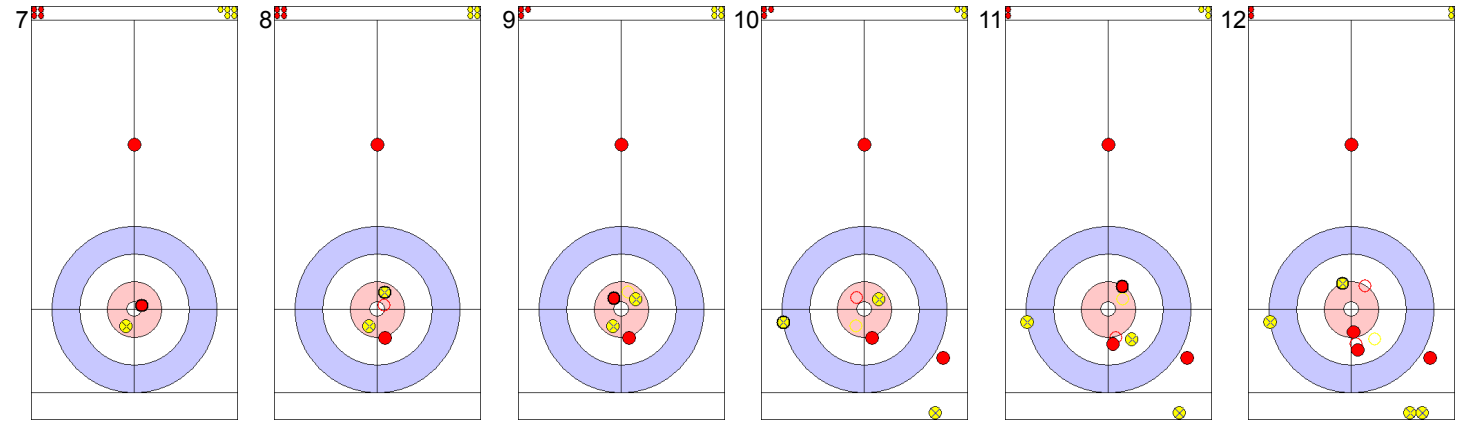

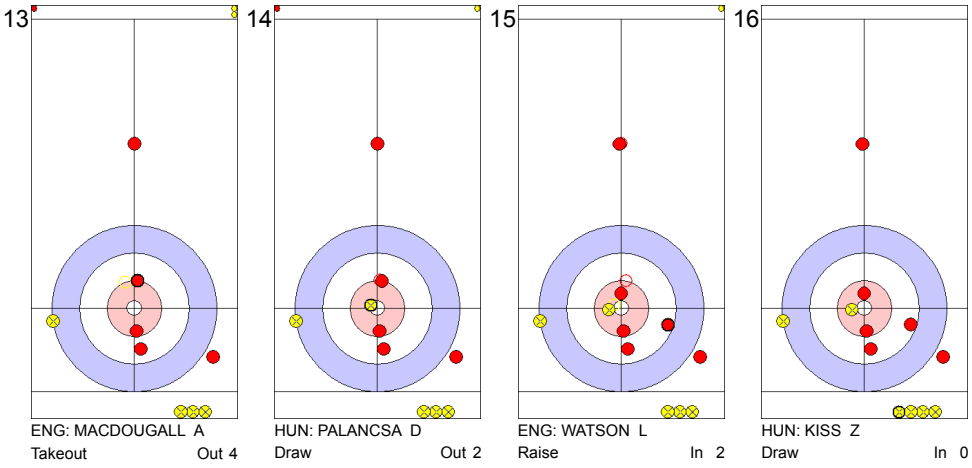

Game - Shot by Shot

ENG - England	1 + 0	HUN - Hungary	9 + 4	End 7

7

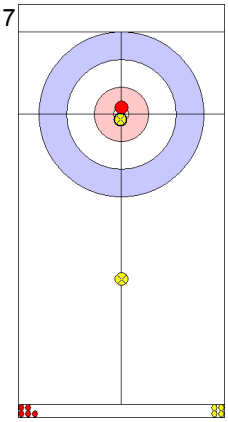

HUN: KISS Z
Draw Out 4

8

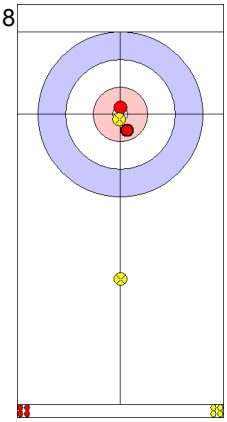

ENG: WATSON L
Draw Out 3

9

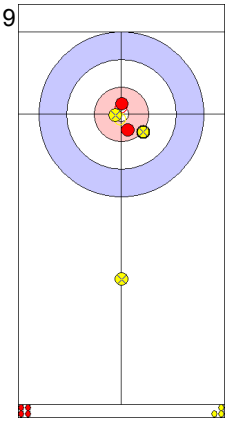

HUN: PALANCSA D
Draw Out 2

10

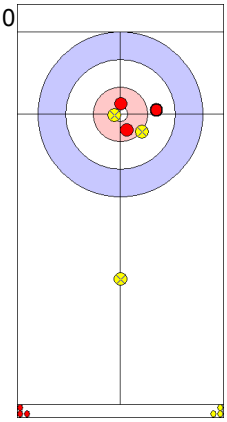

ENG: MACDOUGALL A
Draw Out 2

11

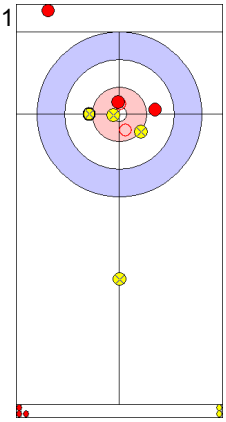

HUN: PALANCSA D
Takeout Out 4

12

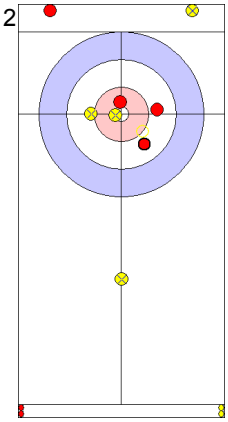

ENG: MACDOUGALL A
Hit and Roll Out 3

13

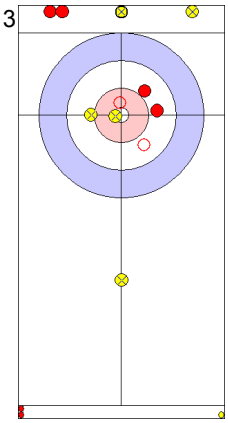

HUN: PALANCSA D
Double Takeout Out 2

14

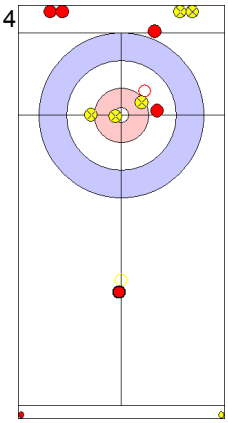

ENG: MACDOUGALL A
Double Takeout In 0

15

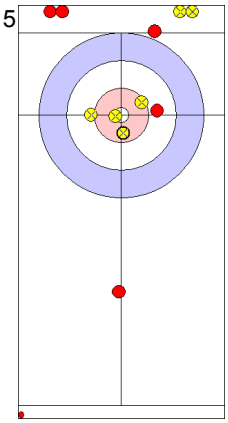

HUN: KISS Z
Draw Out 4

16

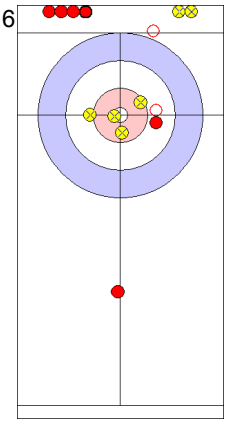

ENG: WATSON L
Hit and Roll Out 0

Game Results

Sheet	Game	Team	LSFE	1	2	3	4	5	6	7	8	Extra Ends						Total
B	5	KOR - Korea	*	2	1	2	2	0	0	0	1							8
	5	ESP - Spain		0	0	0	0	1	2	2	0							5

KOR - Korea		Game	All
F	LEE Hyein	81 %	66 %
M	BEAK Jong-Chul	74 %	65 %
	Team Total	77 %	65 %

Last Stone Draw: 81.5cm 0.0cm ↻ BEAK J
81.5cm ↺ LEE H

Time remaining: 0 minutes 27 seconds

ESP - Spain		Game	All
F	GARCIA VEZ Irantzu	52 %	58 %
M	GARCIA VEZ Gontzal	75 %	70 %
	Team Total	66 %	65 %

Last Stone Draw: 160.2cm 160.2cm ↻ GARCIA VEZ G
0.0cm ↺ GARCIA VEZ I

Time remaining: 4 minutes 57 seconds

Detailed Game Statistics:

KOR - Korea		Draws		Takeouts		Total	
F	LEE Hyein	14	82 %	2	75 %	16	81 %
M	BEAK Jong-Chul	16	81 %	8	59 %	24	74 %
	Team Total	30	82 %	10	63 %	40	77 %

ESP - Spain		Draws		Takeouts		Total	
F	GARCIA VEZ Irantzu	12	69 %	4	0 %	16	52 %
M	GARCIA VEZ Gontzal	16	78 %	8	69 %	24	75 %
	Team Total	28	74 %	12	46 %	40	66 %

LEGEND
F Female **LSFE** (*) Last stone first end **M** Male

Game - Shot by Shot

KOR - Korea	0 + 2	ESP - Spain	0 + 0	End 1

7

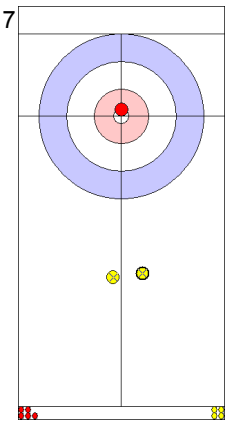

ESP: GARCIA VEZ I
Draw Out 0

8

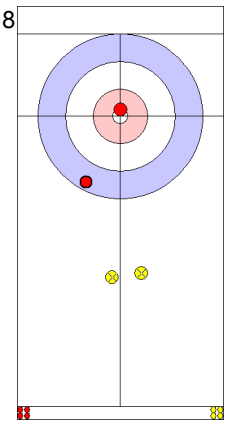

KOR: LEE H
Draw In 3

9

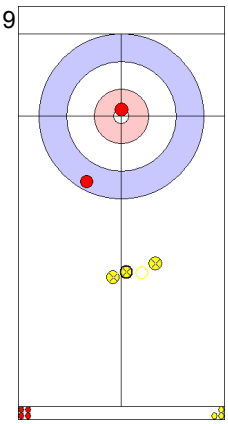

ESP: GARCIA VEZ G
Draw Out 0

10

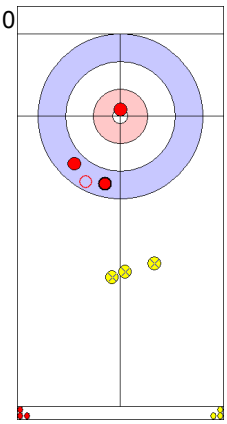

KOR: BEAK J
Draw In 4

11

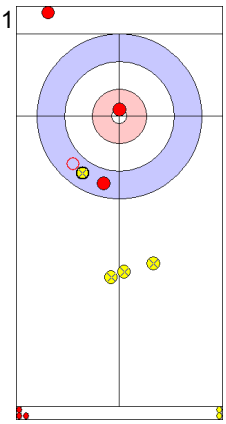

ESP: GARCIA VEZ G
Takeout In 4

12

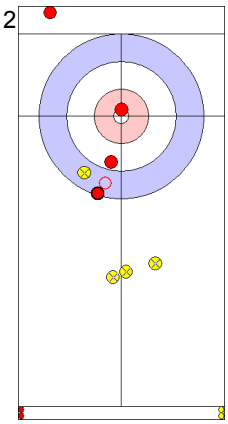

KOR: BEAK J
Raise In 4

13

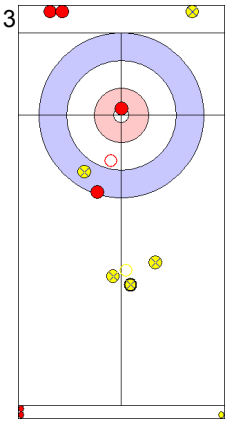

ESP: GARCIA VEZ G
Promotion Takeout Out 4

14

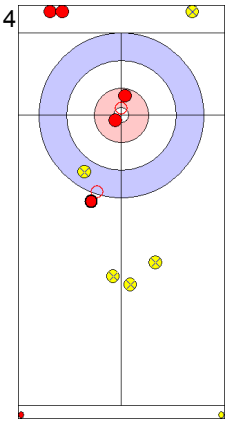

KOR: BEAK J
Raise In 4

15

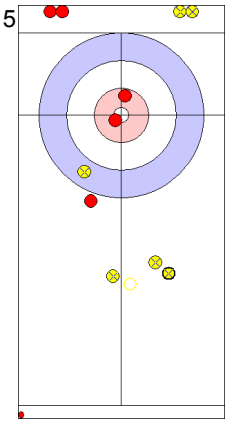

ESP: GARCIA VEZ I
Promotion Takeout Out 0

16

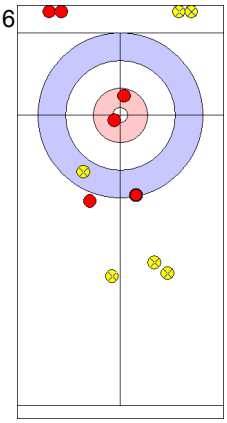

KOR: LEE H
Draw Out 3

Game - Shot by Shot

KOR - Korea	2 + 1	ESP - Spain	0 + 0	End 2

7

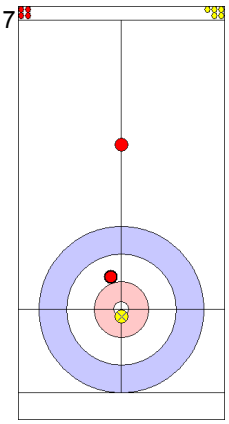

KOR: LEE H
Draw In 3

8

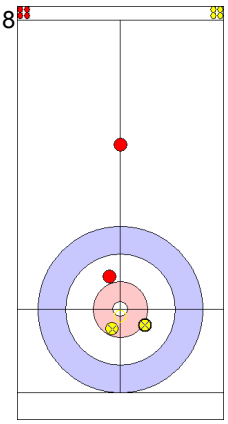

ESP: GARCIA VEZ I
Draw In 4

9

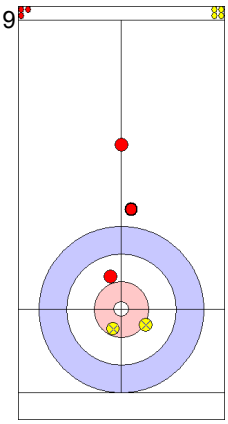

KOR: BEAK J
Draw In 0

10

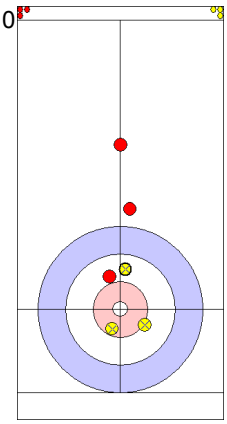

ESP: GARCIA VEZ G
Draw Out 4

11

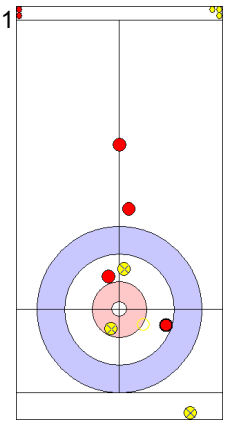

KOR: BEAK J
Takeout In 4

12

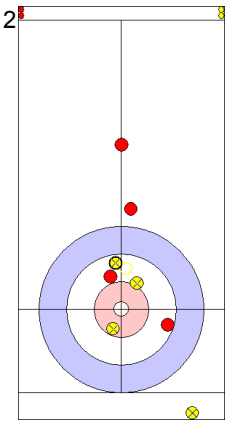

ESP: GARCIA VEZ G
Draw Out 4

13

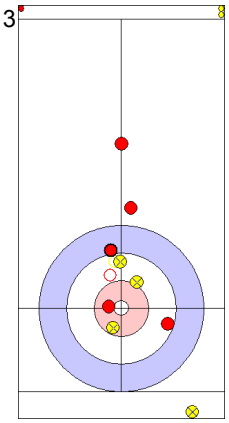

KOR: BEAK J
Raise Out 4

14

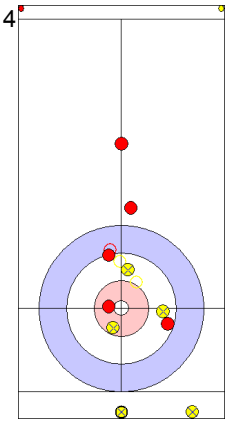

ESP: GARCIA VEZ G
Promotion Takeout Out 2

15

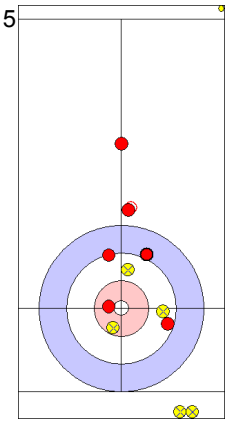

KOR: LEE H
Draw In 3

16

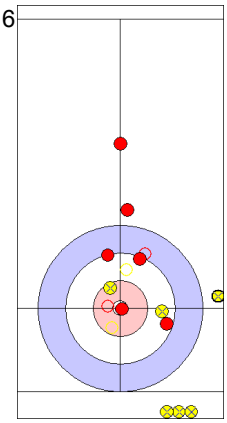

ESP: GARCIA VEZ I
Takeout In 0

Game - Shot by Shot

KOR - Korea	3 + 2	ESP - Spain	0 + 0	End 3

7

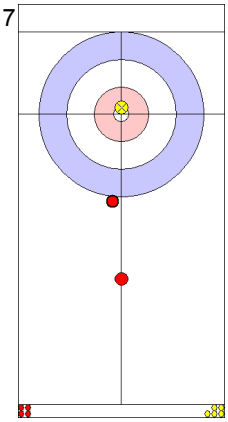

KOR: LEE H
Draw In 2

8

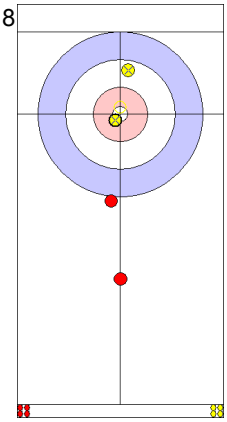

ESP: GARCIA VEZ I
Draw Out 4

9

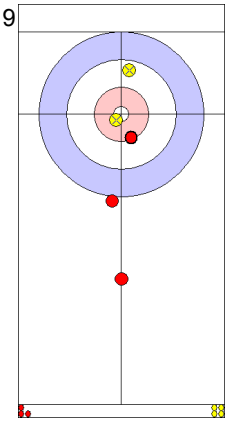

KOR: BEAK J
Draw Out 4

10

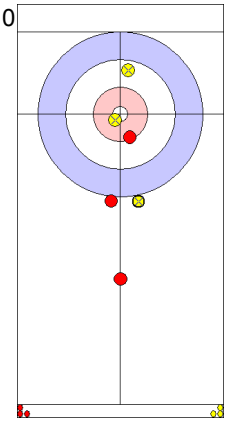

ESP: GARCIA VEZ G
Draw Out 0

11

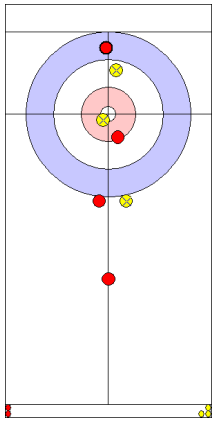

KOR: BEAK J
Draw In 2

12

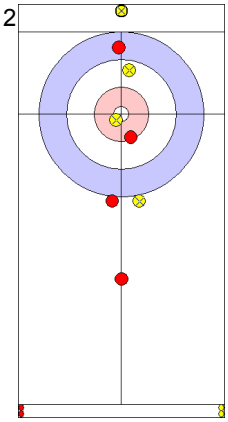

ESP: GARCIA VEZ G
Takeout Out 0

13

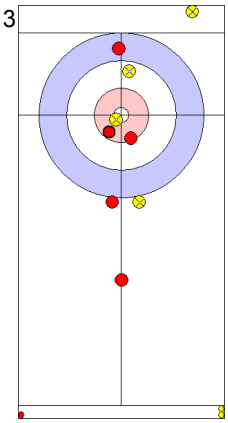

KOR: BEAK J
Draw In 4

14

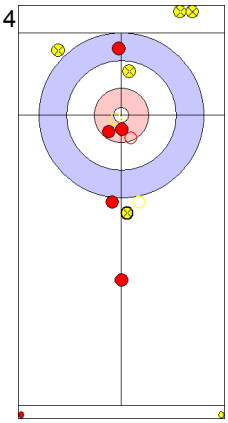

ESP: GARCIA VEZ G
Takeout Out 2

15

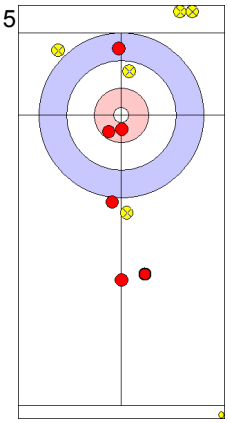

KOR: LEE H
Guard Out 4

16

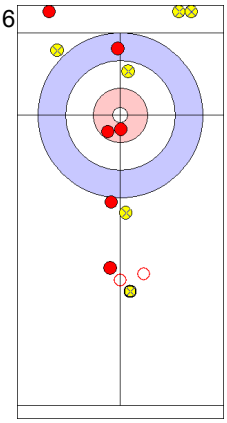

ESP: GARCIA VEZ I
Takeout Out 0

Game - Shot by Shot

KOR - Korea	5 + 2	ESP - Spain	0 + 0	End 4

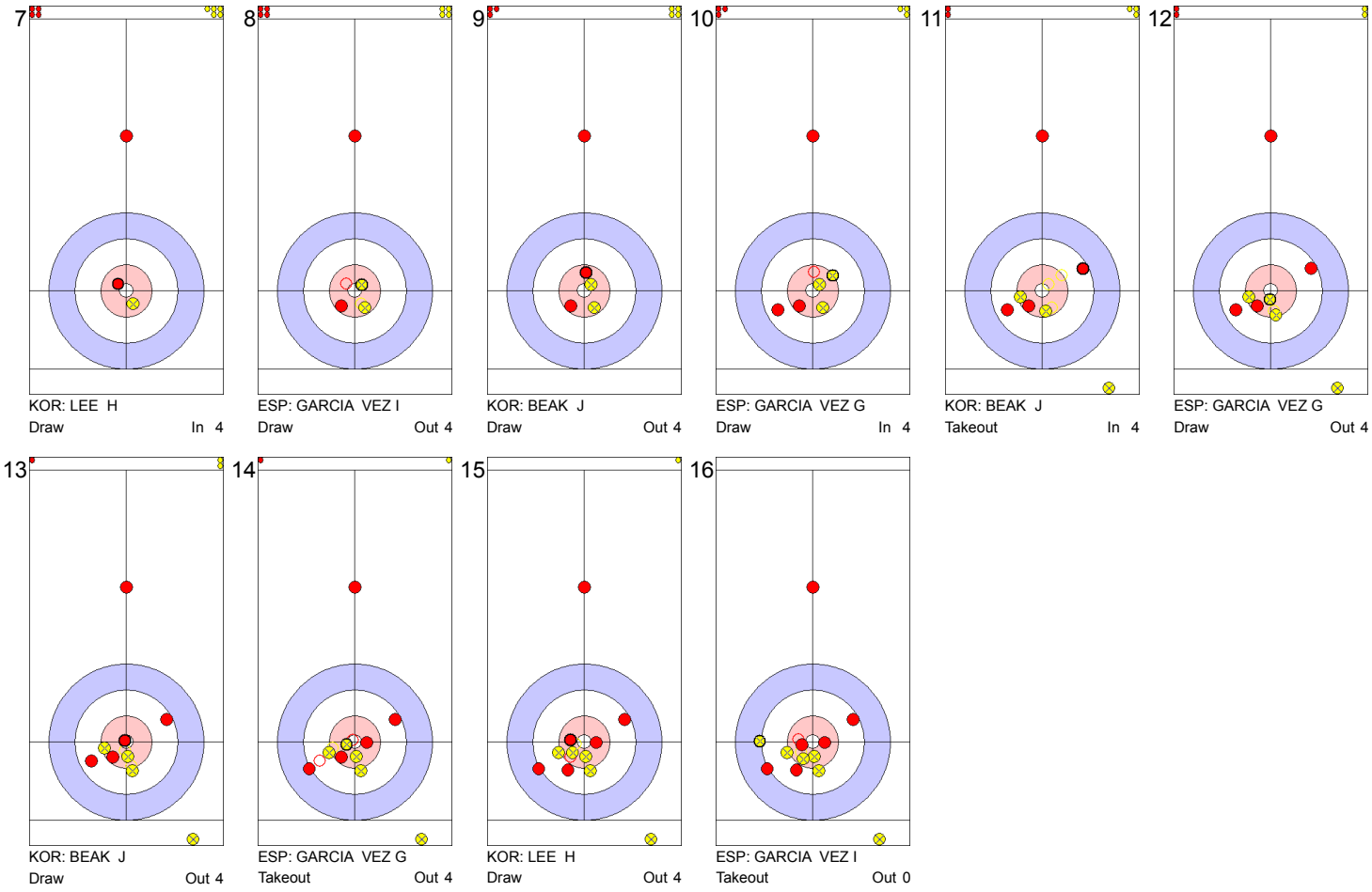

Game - Shot by Shot

KOR - Korea	7 + 0	ESP - Spain	0 + 1	End 5

7

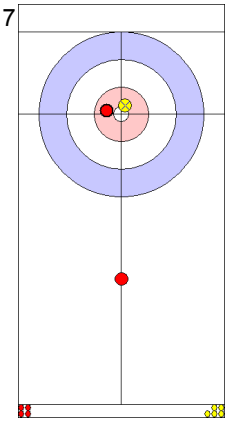

KOR: LEE H
Draw In 4

8

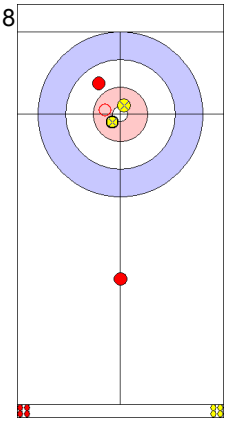

ESP: GARCIA VEZ I
Draw In 4

9

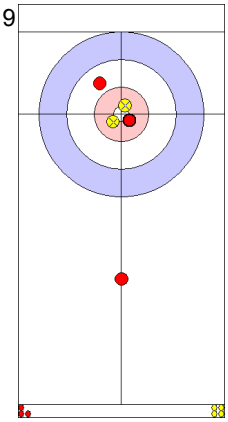

KOR: BEAK J
Draw Out 4

10

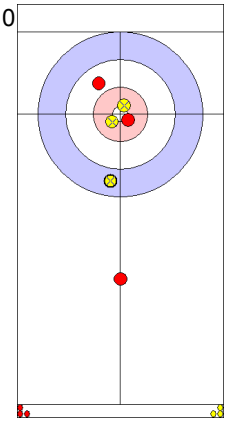

ESP: GARCIA VEZ G
Draw In 3

11

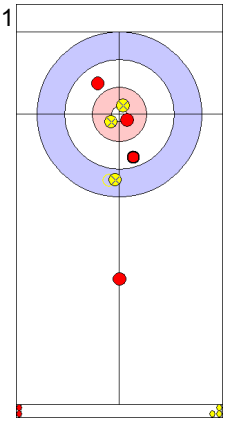

KOR: BEAK J
Draw Out 3

12

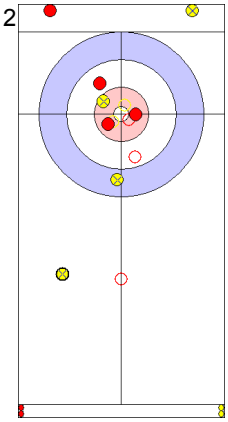

ESP: GARCIA VEZ G
Takeout Out 2

13

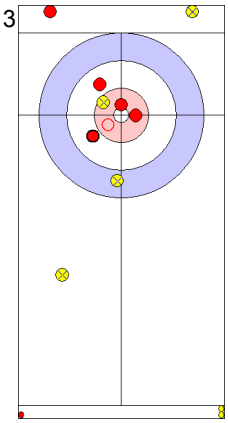

KOR: BEAK J
Raise In 4

14

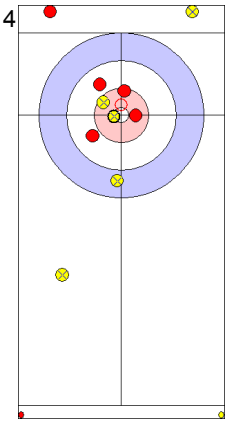

ESP: GARCIA VEZ G
Draw In 4

15

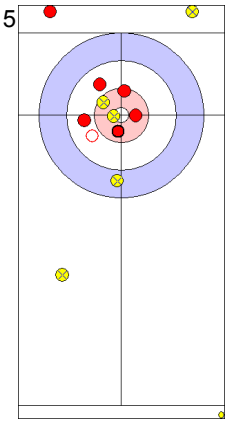

KOR: LEE H
Draw In 4

16

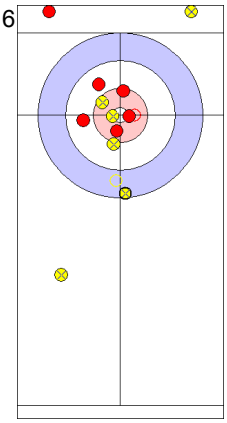

ESP: GARCIA VEZ I
Draw Out 0

Game - Shot by Shot

KOR - Korea	7 + 0	ESP - Spain	1 + 2	End 6

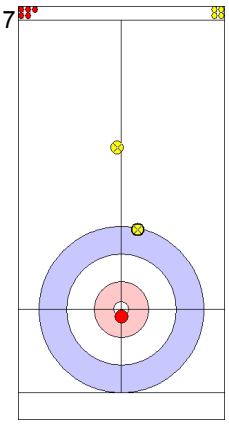

7
ESP: GARCIA VEZ I
Draw In 3

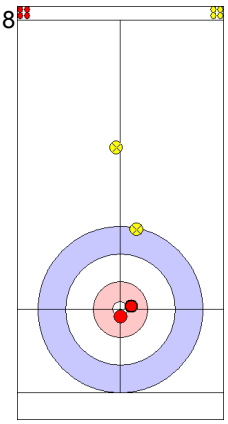

8
KOR: LEE H
Draw Out 4

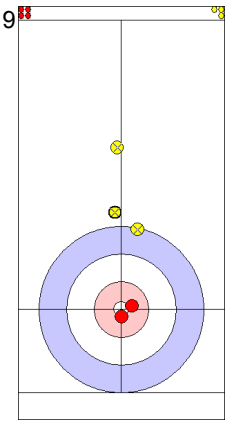

9
ESP: GARCIA VEZ G
Draw Out 0

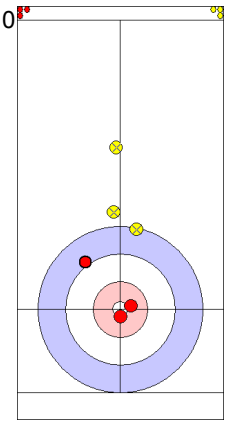

10
KOR: BEAK J
Draw Out 3

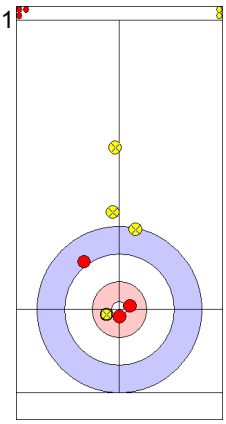

11
ESP: GARCIA VEZ G
Draw Out 4

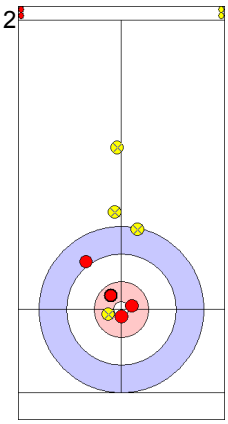

12
KOR: BEAK J
Draw Out 4

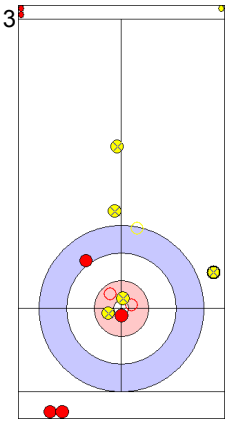

13
ESP: GARCIA VEZ G
Promotion Takeout In 4

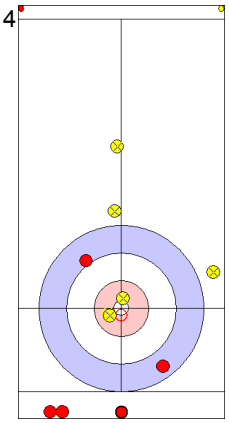

14
KOR: BEAK J
Takeout Out 0

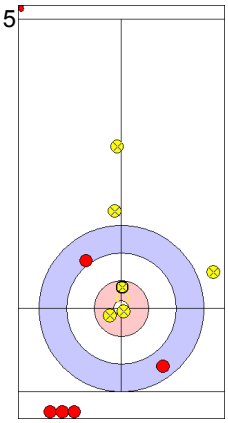

15
ESP: GARCIA VEZ I
Draw In 4

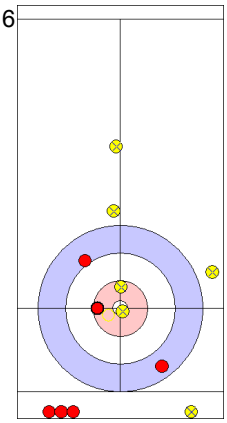

16
KOR: LEE H
Takeout Out 4

Game - Shot by Shot

KOR - Korea	7 + 0	ESP - Spain	3 + 2	End 7

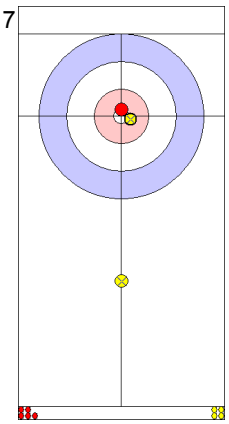

7
ESP: GARCIA VEZ I
Draw In 4

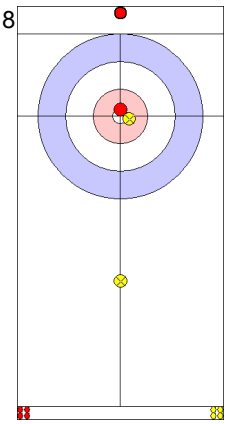

8
KOR: LEE H
Draw In 0

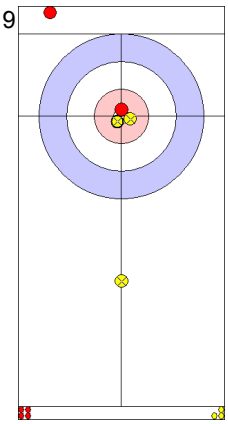

9
ESP: GARCIA VEZ G
Freeze In 4

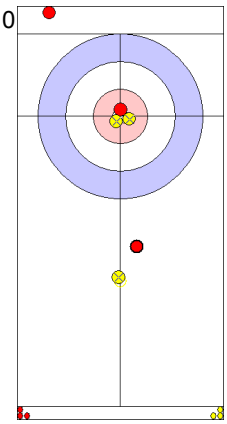

10
KOR: BEAK J
Draw Out 0

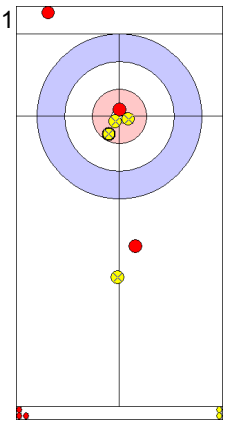

11
ESP: GARCIA VEZ G
Freeze In 4

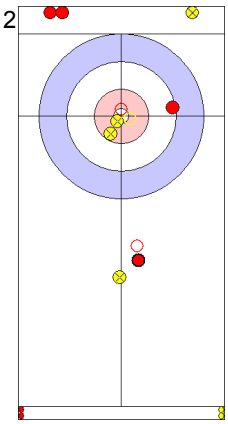

12
KOR: BEAK J
Promotion Takeout Out 3

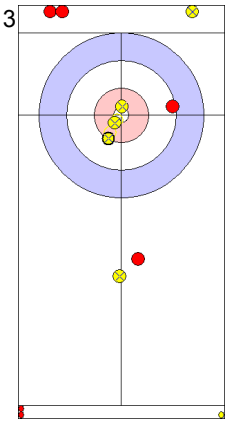

13
ESP: GARCIA VEZ G
Draw In 4

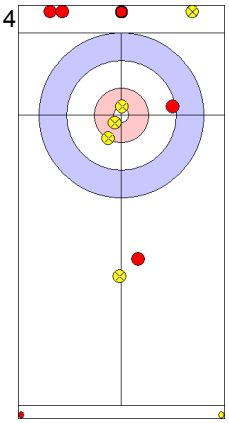

14
KOR: BEAK J
Takeout In 0

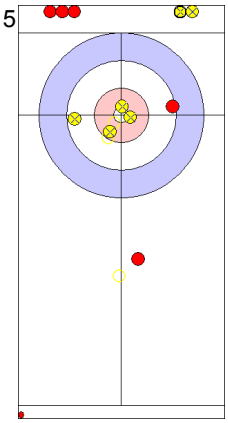

15
ESP: GARCIA VEZ I
Draw In 4

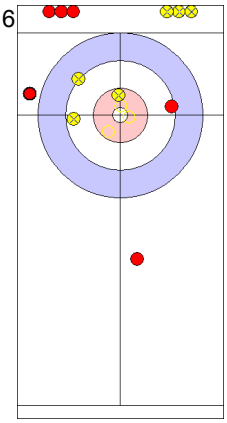

16
KOR: LEE H
Takeout In 2

Game - Shot by Shot

KOR - Korea	7 + 1	ESP - Spain	5 + 0	End 8

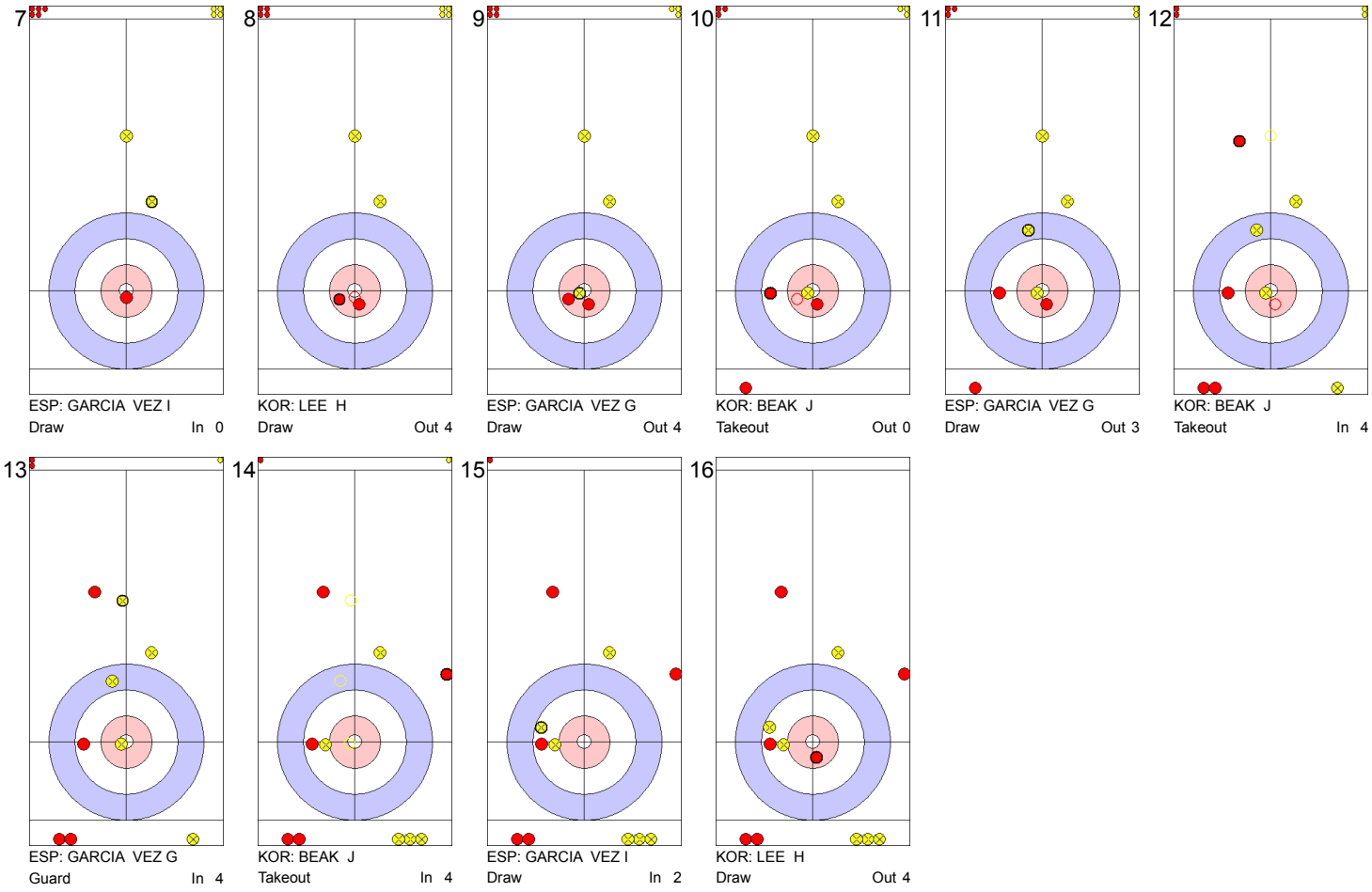

Game Results

Sheet	Game	Team	LSFE	1	2	3	4	5	6	7	8	Extra Ends						Total
C	5	BLR - Belarus		2	0	1	1	1	0	0	1							6
	5	ROU - Romania	*	0	5	0	0	0	1	1	0							7

BLR - Belarus		Game	All
F	KIRILLOVA Ekaterina	41 %	42 %
M	KIRILLOV Dmitry	57 %	54 %
	Team Total	51 %	49 %

Last Stone Draw: 312.4cm 127.0cm ↻ KIRILLOV D
185.4cm ↺ KIRILLOVA E

Time remaining: 2 minutes 39 seconds

ROU - Romania		Game	All
F	TRAILA Iulia	37 %	34 %
M	MATAU Cristian	55 %	45 %
	Team Total	48 %	40 %

Last Stone Draw: 265.4cm 108.0cm ↻ TRAILA I
157.4cm ↺ MATAU C

Time remaining: 6 minutes 8 seconds

Detailed Game Statistics:

BLR - Belarus		Draws		Takeouts		Total	
F	KIRILLOVA Ekaterina	16	41 %	0	- %	16	41 %
M	KIRILLOV Dmitry	23	58 %	1	50 %	24	57 %
	Team Total	39	51 %	1	50 %	40	51 %

ROU - Romania		Draws		Takeouts		Total	
F	TRAILA Iulia	12	46 %	3	0 %	15	37 %
M	MATAU Cristian	17	60 %	7	43 %	24	55 %
	Team Total	29	54 %	10	30 %	39	48 %

LEGEND
F Female **LSFE** (*) Last stone first end **M** Male

Game - Shot by Shot

BLR - Belarus	0 + 2	ROU - Romania	0 + 0	End 1

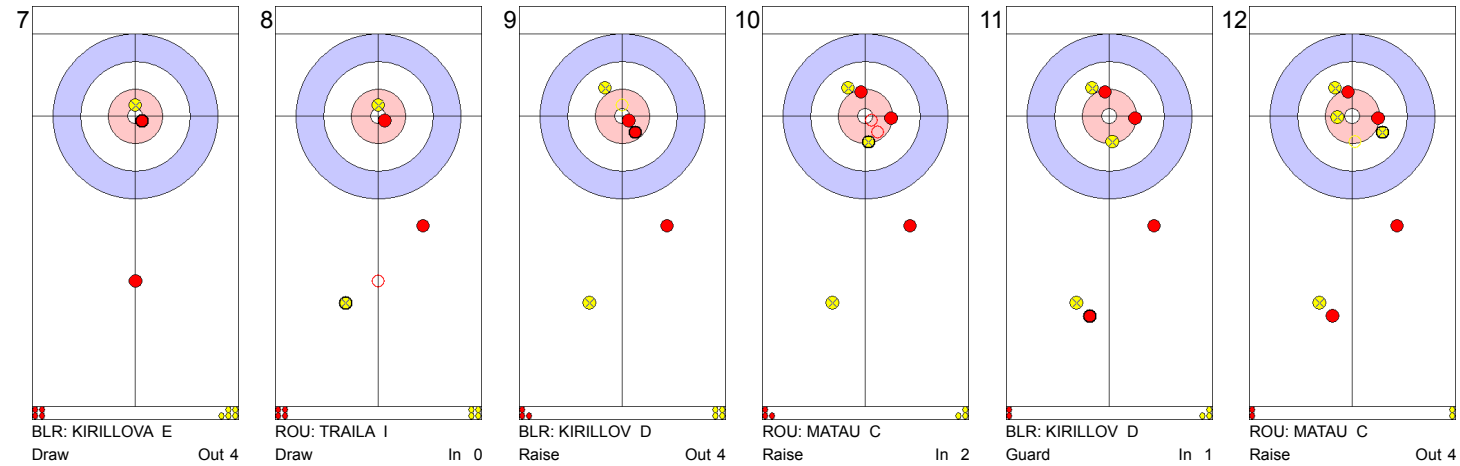

7	8	9	10	11	12
BLR: KIRILLOVA E	ROU: TRAILA I	BLR: KIRILLOV D	ROU: MATAU C	BLR: KIRILLOV D	ROU: MATAU C
Draw Out 4	Draw In 0	Raise Out 4	Raise In 2	Guard In 1	Raise Out 4

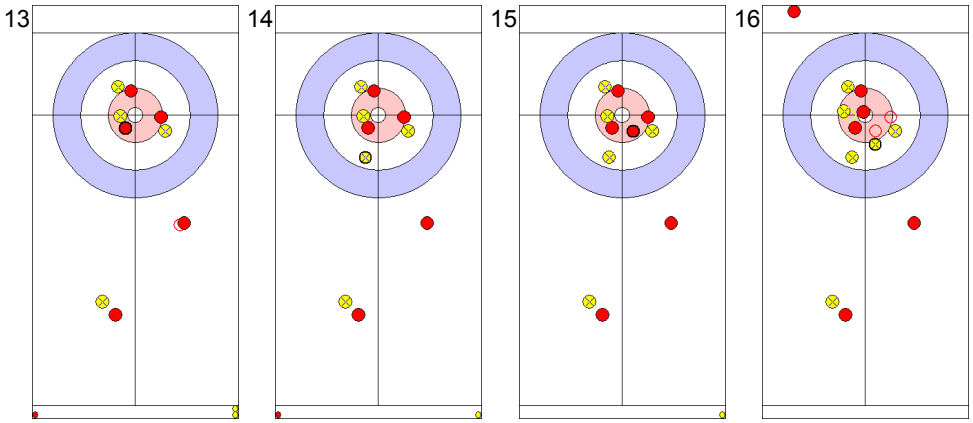

13	14	15	16
BLR: KIRILLOV D	ROU: MATAU C	BLR: KIRILLOVA E	ROU: TRAILA I
Draw Out 3	Guard Out 2	Draw Out 3	Takeout Out 0

Game - Shot by Shot

BLR - Belarus	2 + 0	ROU - Romania	0 + 5	End 2

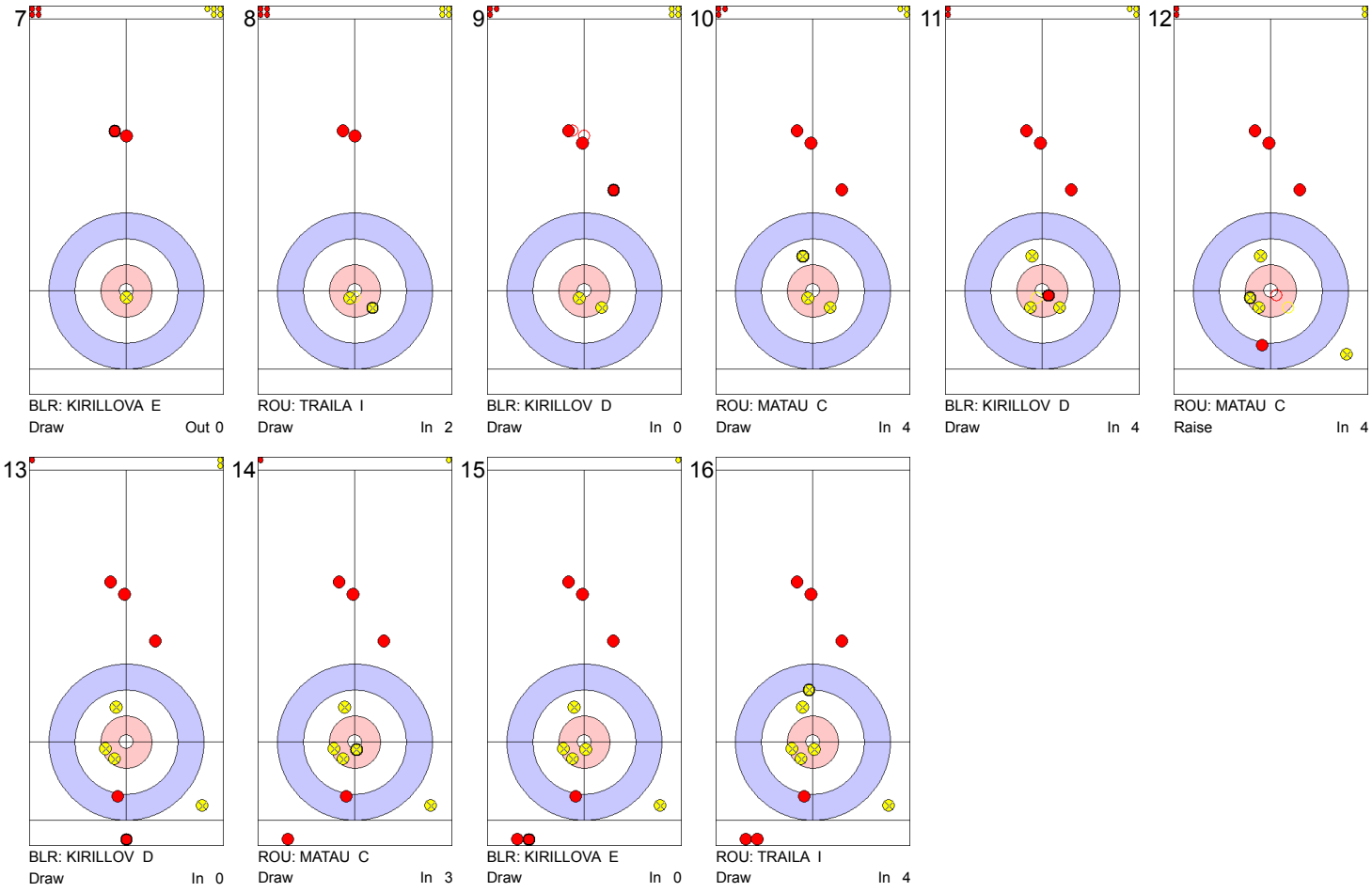

Game - Shot by Shot

BLR - Belarus	2 + 1	ROU - Romania	5 + 0	End 3

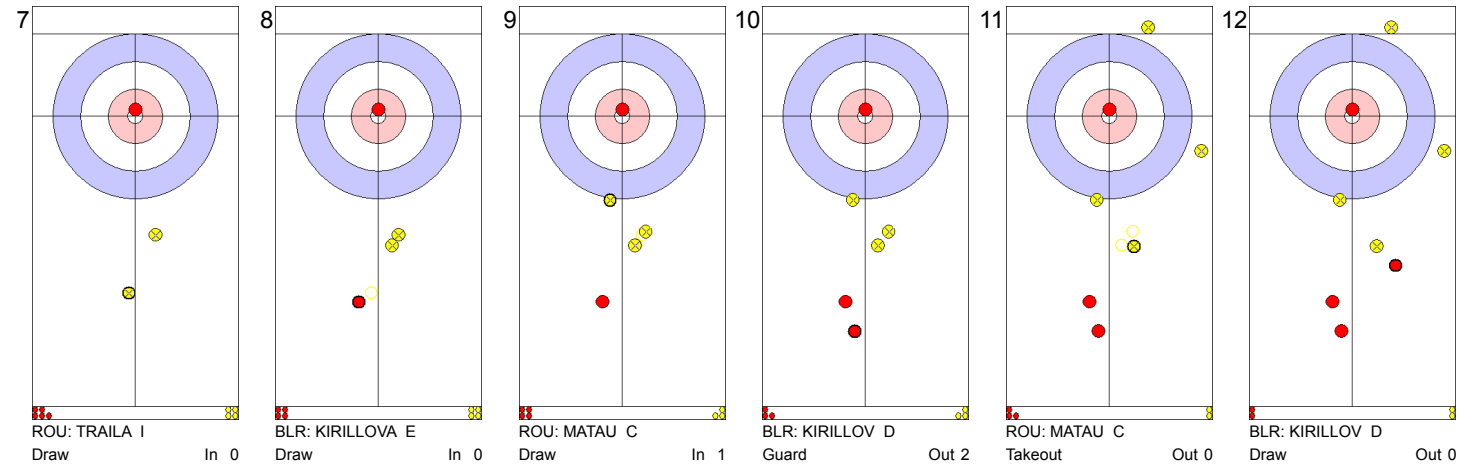

7
ROU: TRAILA I
Draw In 0

8
BLR: KIRILLOVA E
Draw In 0

9
ROU: MATAU C
Draw In 1

10
BLR: KIRILLOV D
Guard Out 2

11
ROU: MATAU C
Takeout Out 0

12
BLR: KIRILLOV D
Draw Out 0

13
ROU: MATAU C
Takeout Out 0

14
BLR: KIRILLOV D
Draw In 0

15
ROU: TRAILA I
Draw In 2

16
BLR: KIRILLOVA E
Draw In 0

Game - Shot by Shot

BLR - Belarus	3 + 1	ROU - Romania	5 + 0	End 4

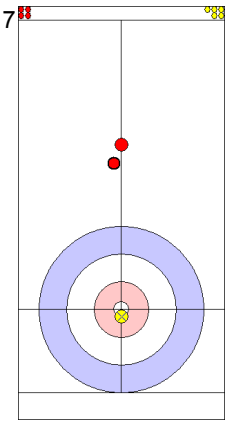

7
BLR: KIRILLOVA E
Draw Out 0

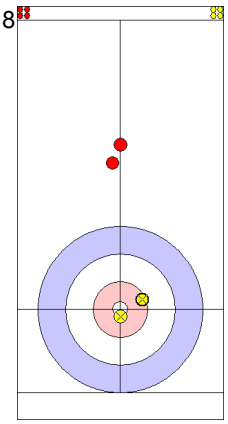

8
ROU: TRAILA I
Draw In 3

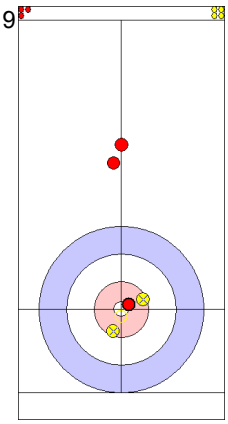

9
BLR: KIRILLOV D
Raise In 4

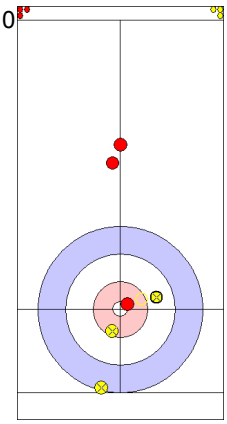

10
ROU: MATAU C
Raise In 0

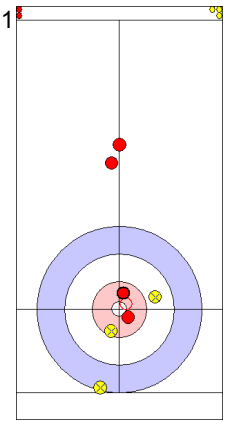

11
BLR: KIRILLOV D
Draw In 4

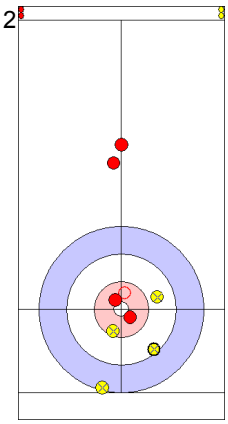

12
ROU: MATAU C
Raise In 0

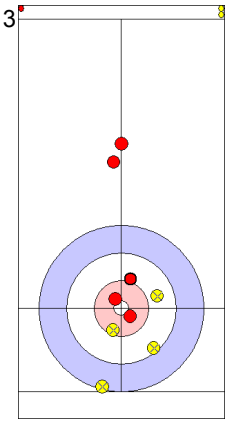

13
BLR: KIRILLOV D
Guard In 4

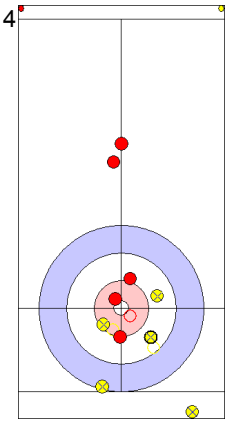

14
ROU: MATAU C
Takeout In 0

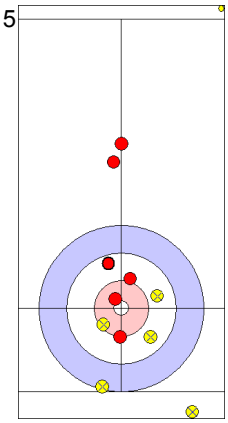

15
BLR: KIRILLOVA E
Guard Out 4

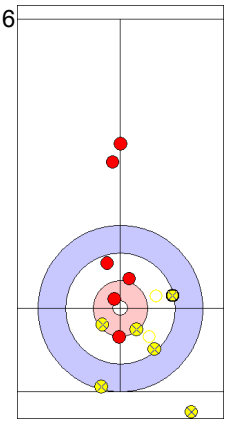

16
ROU: TRAILA I
Hit and Roll In 0

Game - Shot by Shot

BLR - Belarus	4 + 1	ROU - Romania	5 + 0	End 5

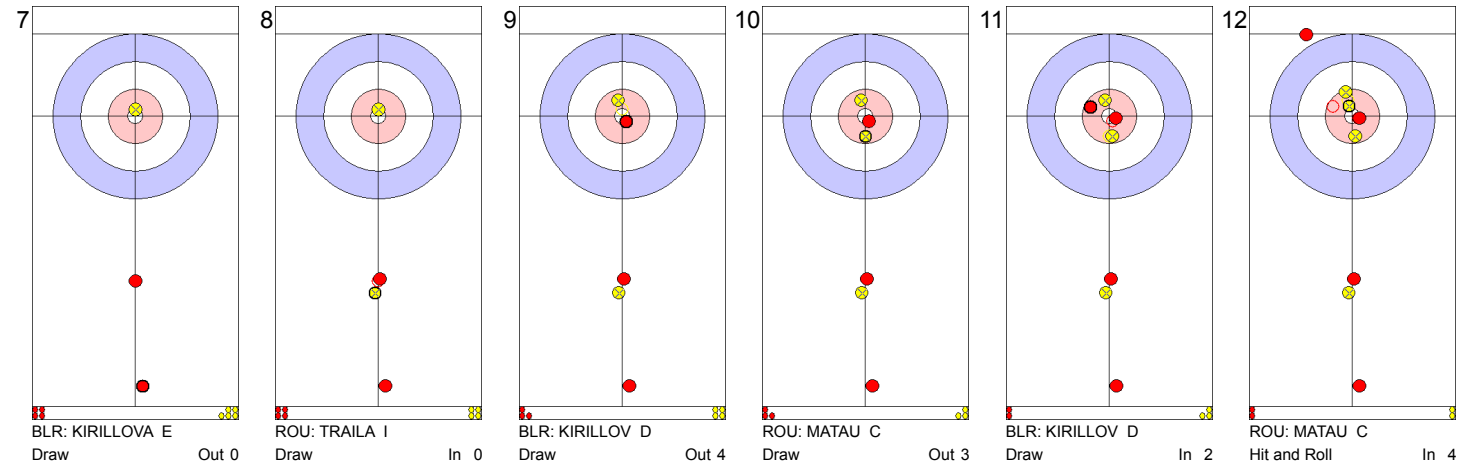

7	8	9	10	11	12
BLR: KIRILLOVA E	ROU: TRAILA I	BLR: KIRILLOV D	ROU: MATAU C	BLR: KIRILLOV D	ROU: MATAU C
Draw Out 0	Draw In 0	Draw Out 4	Draw Out 3	Draw In 2	Hit and Roll In 4

13	14	15	16
BLR: KIRILLOV D	ROU: MATAU C	BLR: KIRILLOVA E	ROU: TRAILA I
Draw In 2	Draw In 2	Draw In 2	Takeout In 0

Game - Shot by Shot

BLR - Belarus	5 + 0	ROU - Romania	5 + 1	End 6

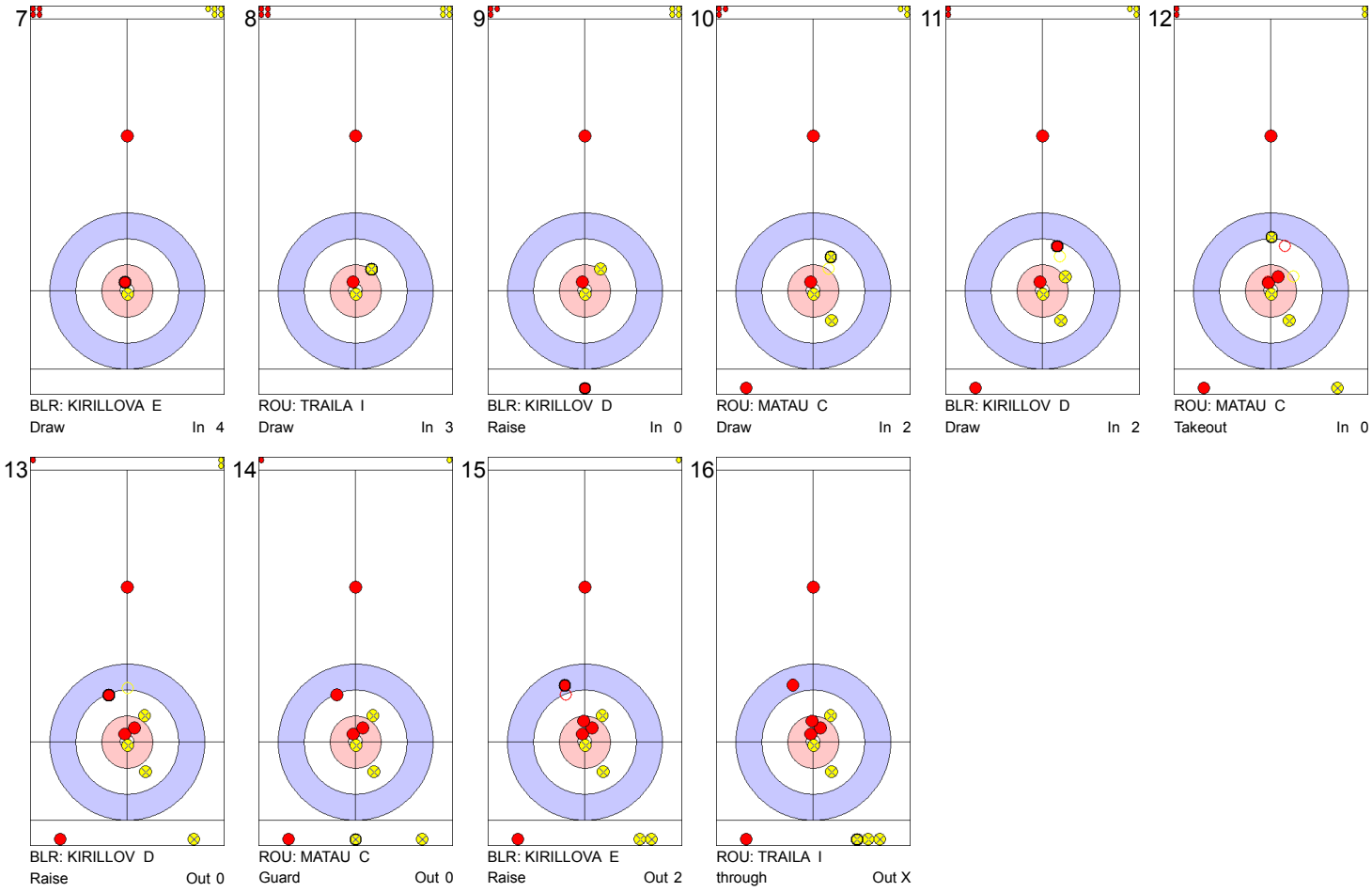

7
BLR: KIRILLOVA E
Draw In 4

8
ROU: TRAILA I
Draw In 3

9
BLR: KIRILLOV D
Raise In 0

10
ROU: MATAU C
Draw In 2

11
BLR: KIRILLOV D
Draw In 2

12
ROU: MATAU C
Takeout In 0

13
BLR: KIRILLOV D
Raise Out 0

14
ROU: MATAU C
Guard Out 0

15
BLR: KIRILLOVA E
Raise Out 2

16
ROU: TRAILA I
through Out X

Game - Shot by Shot

BLR - Belarus	5 + 0	ROU - Romania	6 + 1	End 7

7

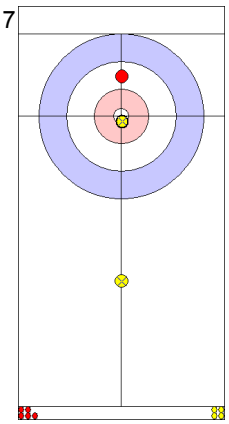

ROU: TRAILA I
Raise In 4

8

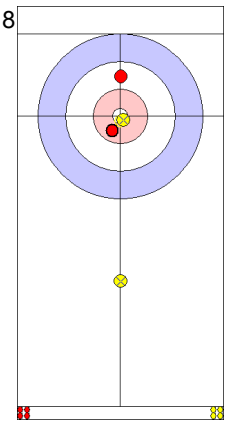

BLR: KIRILLOVA E
Draw In 3

9

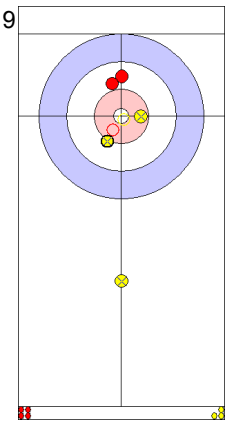

ROU: MATAU C
Raise In 4

10

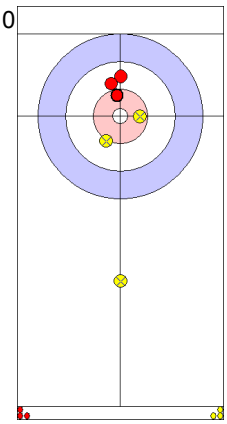

BLR: KIRILLOV D
Draw Out 3

11

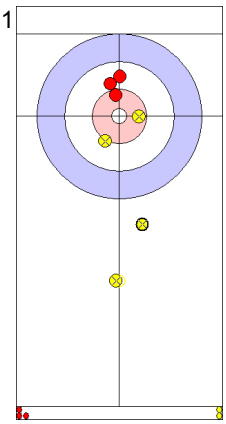

ROU: MATAU C
Guard Out 3

12

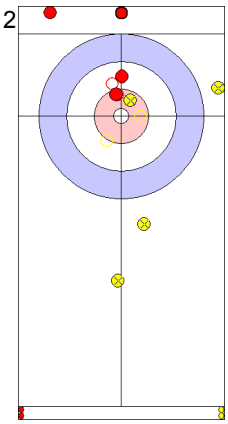

BLR: KIRILLOV D
Double Takeout In 2

13

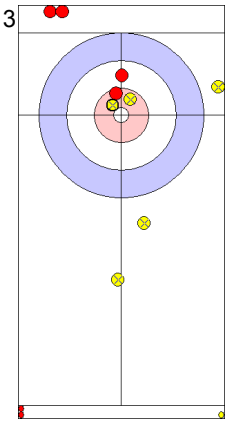

ROU: MATAU C
Draw In 3

14

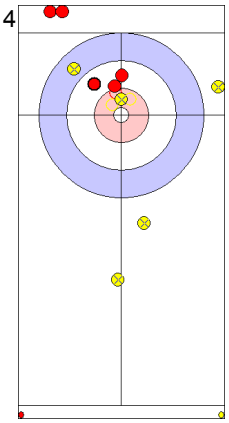

BLR: KIRILLOV D
Raise In 4

15

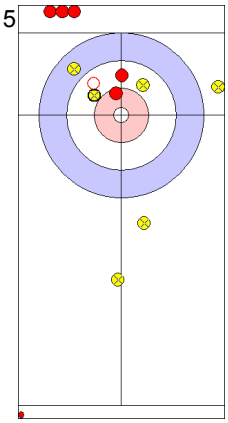

ROU: TRAILA I
Draw In 2

16

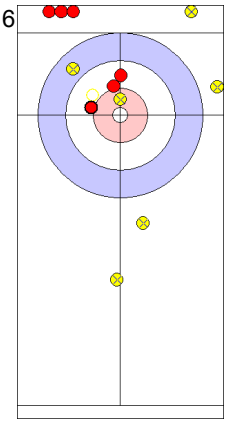

BLR: KIRILLOVA E
Draw In 0

Game - Shot by Shot

BLR - Belarus	5 + 1	ROU - Romania	7 + 0	End 8

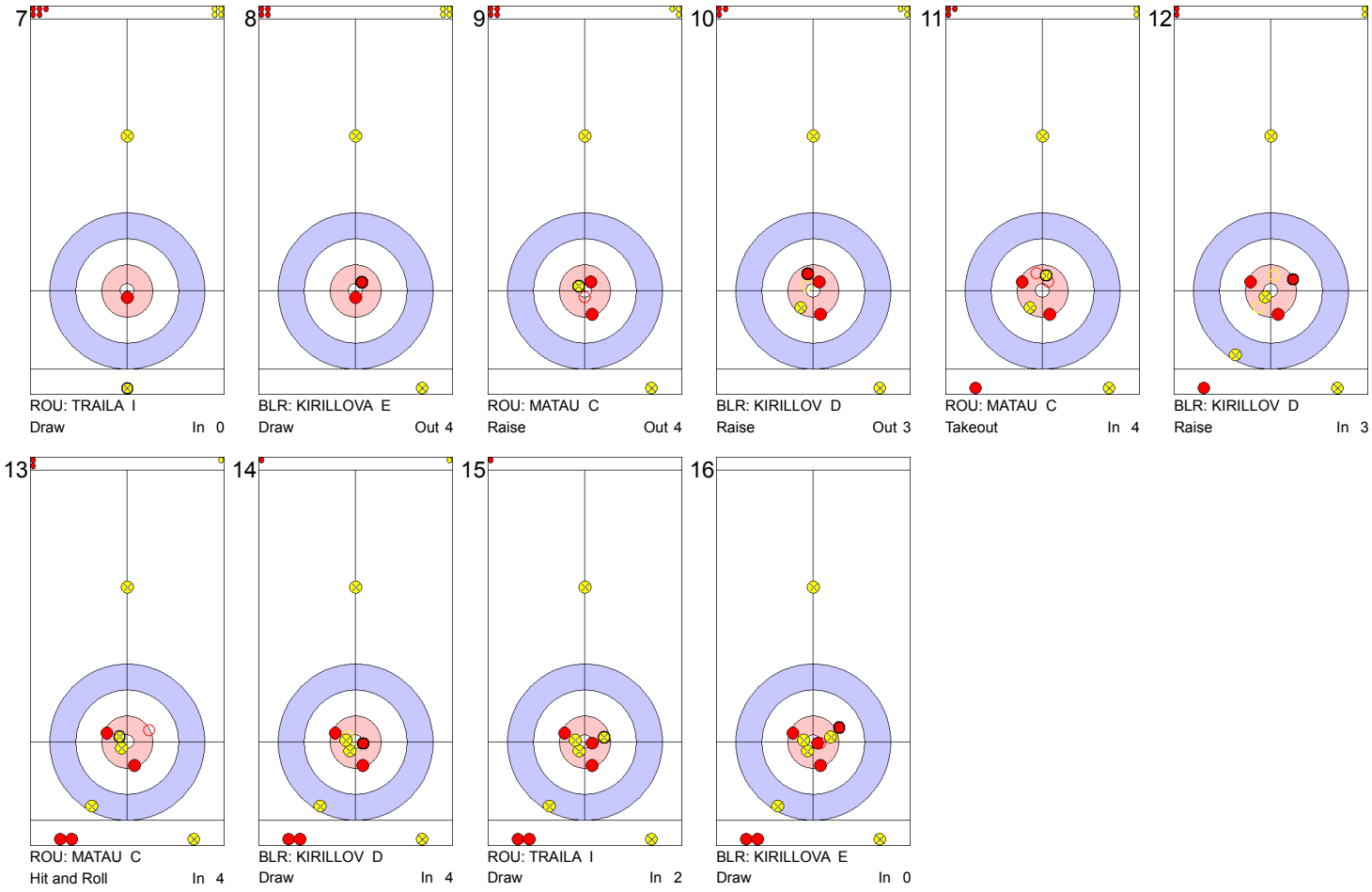

7
ROU: TRAILA I
Draw In 0

8
BLR: KIRILLOVA E
Draw Out 4

9
ROU: MATAU C
Raise Out 4

10
BLR: KIRILLOV D
Raise Out 3

11
ROU: MATAU C
Takeout In 4

12
BLR: KIRILLOV D
Raise In 3

13
ROU: MATAU C
Hit and Roll In 4

14
BLR: KIRILLOV D
Draw In 4

15
ROU: TRAILA I
Draw In 2

16
BLR: KIRILLOVA E
Draw In 0

Game Results

Sheet	Game	Team	LSFE	1	2	3	4	5	6	7	8	Extra Ends						Total
D	5	CAN - Canada	*	1	1	1	0	4	1	X	X							8
	5	POL - Poland		0	0	0	2	0	0	X	X							2

CAN - Canada		Game	All
F	PARK Kalynn	63 %	76 %
M	THOMAS Charley	75 %	83 %
	Team Total	70 %	80 %

Last Stone Draw: 146.8cm 127.7cm ↻ PARK K
19.1cm ↺ THOMAS C

Time remaining: 9 minutes 20 seconds

POL - Poland		Game	All
F	FLOREK Karolina	49 %	54 %
M	MOLSKI Szymon	52 %	52 %
	Team Total	50 %	54 %

Last Stone Draw: 349.4cm 185.4cm ↻ FLOREK K
164.0cm ↺ MOLSKI S

Time remaining: 7 minutes 53 seconds

Time-out: end 6 - POL stone 8

Detailed Game Statistics:

CAN - Canada		Draws		Takeouts		Total	
F	PARK Kalynn	12	63 %	0	- %	12	63 %
M	THOMAS Charley	14	75 %	4	75 %	18	75 %
	Team Total	26	69 %	4	75 %	30	70 %

POL - Poland		Draws		Takeouts		Total	
F	FLOREK Karolina	15	55 %	3	17 %	18	49 %
M	MOLSKI Szymon	9	42 %	3	83 %	12	52 %
	Team Total	24	50 %	6	50 %	30	50 %

LEGEND
F Female **LSFE** (*) Last stone first end **M** Male
X Unplayed/unfinished end due to concession

МИНИСТЕРСТВО СПОРТА РОССИИ
АДМИНИСТРАЦИЯ ГОРОДА СОЧИ
RUSSIAN CURLING FEDERATION
NEW LEAGUE
АВТОРАДИО
Mercedes-Benz
CURLIT

Game - Shot by Shot

CAN - Canada	0 + 1	POL - Poland	0 + 0	End 1

7

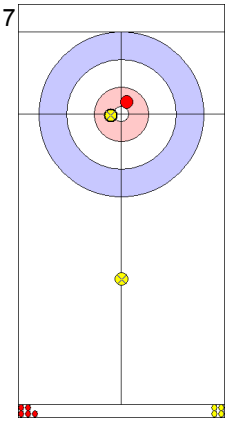

POL: MOLSKI S
Draw In 2

8

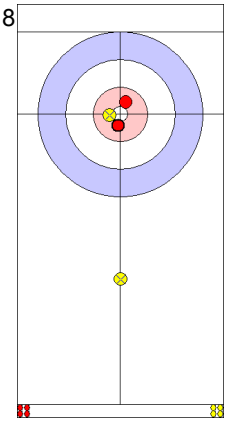

CAN: PARK K
Draw In 3

9

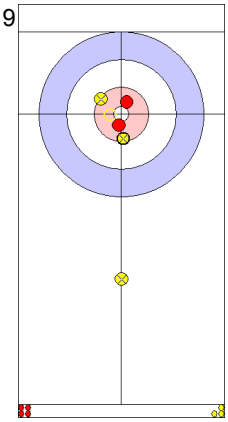

POL: FLOREK K
Draw Out 3

10

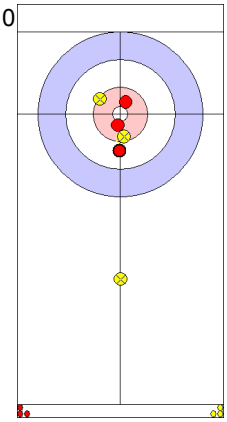

CAN: THOMAS C
Draw In 3

11

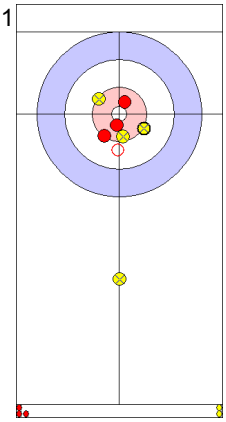

POL: FLOREK K
Draw Out 2

12

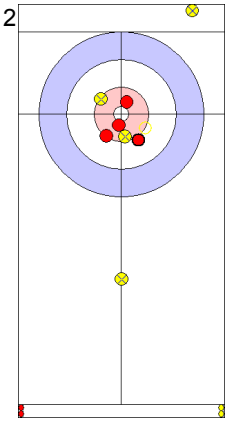

CAN: THOMAS C
Takeout Out 4

13

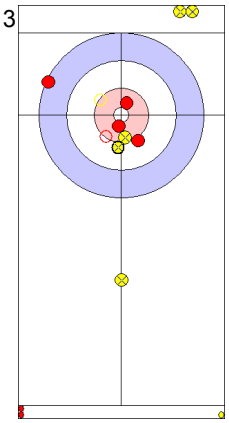

POL: FLOREK K
Wick / Soft Peeling In 2

14

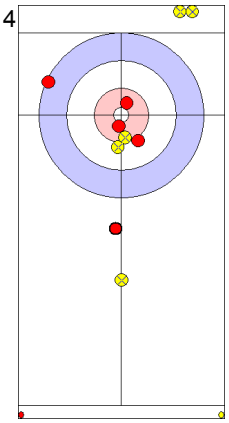

CAN: THOMAS C
Guard In 4

15

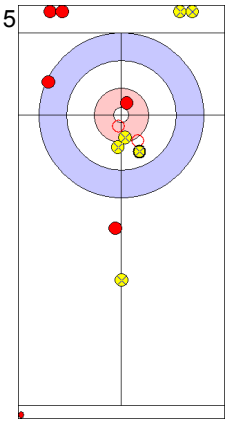

POL: MOLSKI S
Takeout Out 4

16

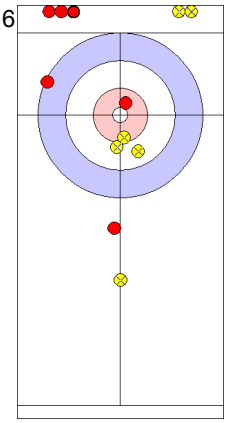

CAN: PARK K
Draw In 0

Game - Shot by Shot

CAN - Canada	1 + 1	POL - Poland	0 + 0	End 2

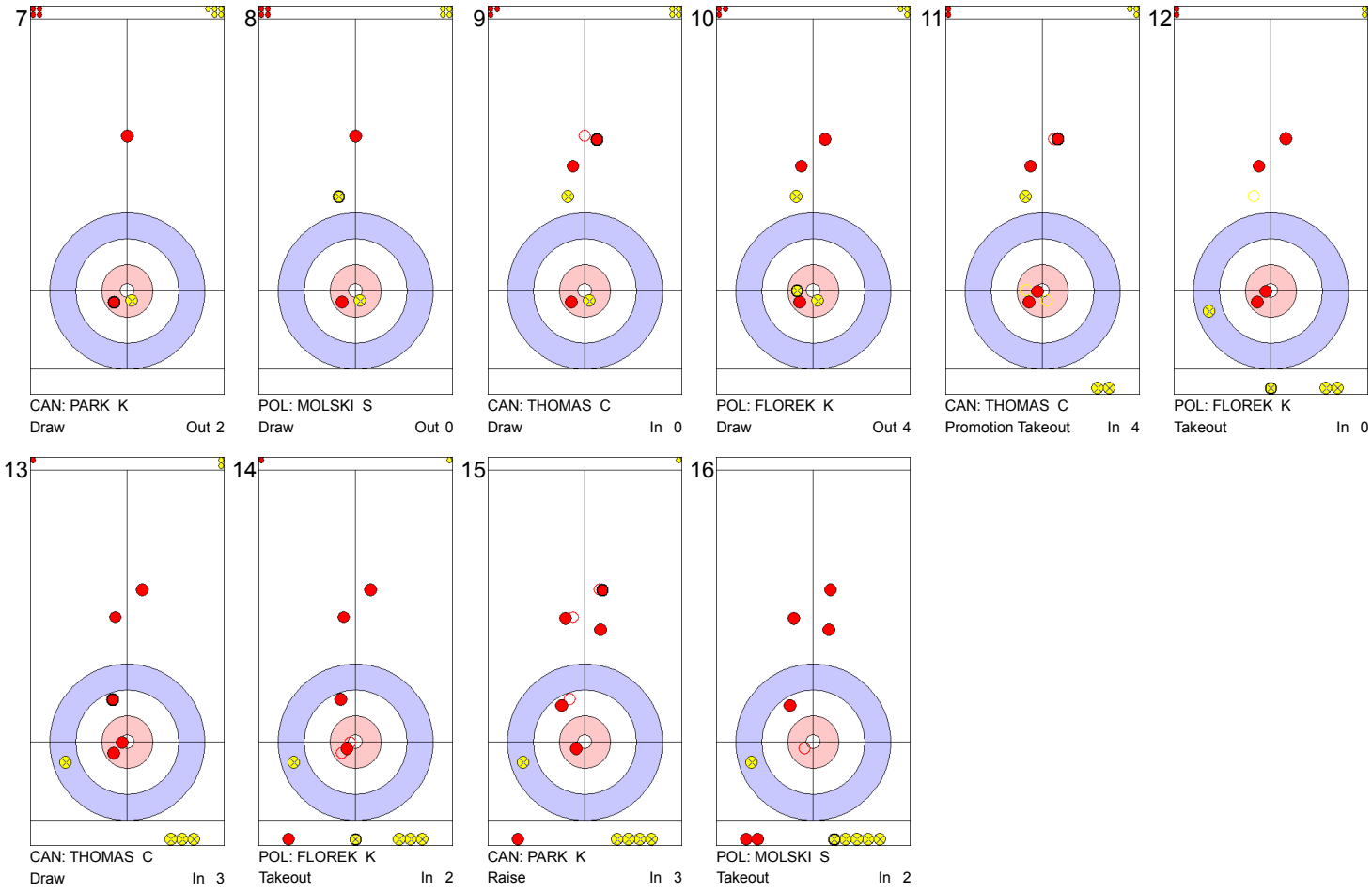

Game - Shot by Shot

CAN - Canada	2 + 1	POL - Poland	0 + 0	End 3

7

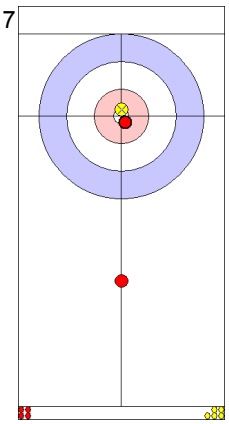

CAN: PARK K
Draw In 4

8

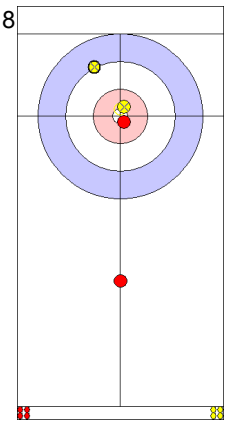

POL: MOLSKI S
Draw In 2

9

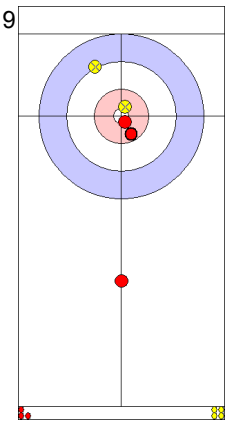

CAN: THOMAS C
Draw In 3

10

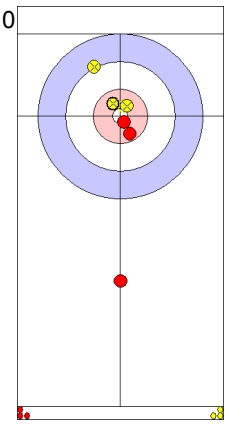

POL: FLOREK K
Draw In 2

11

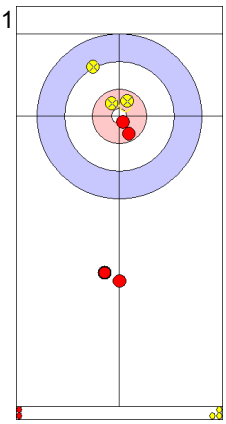

CAN: THOMAS C
Guard In 2

12

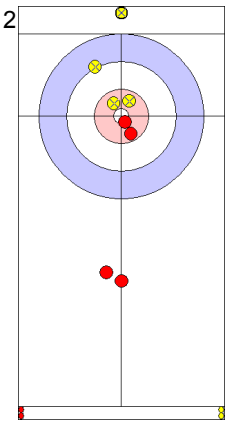

POL: FLOREK K
Takeout Out 0

13

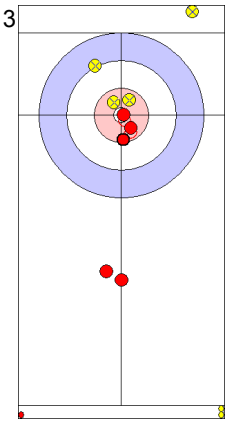

CAN: THOMAS C
Draw Out 4

14

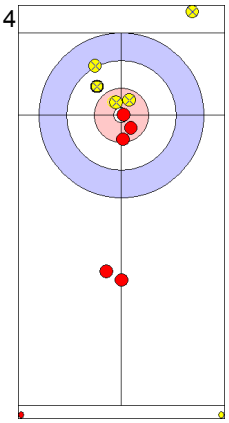

POL: FLOREK K
Draw In 2

15

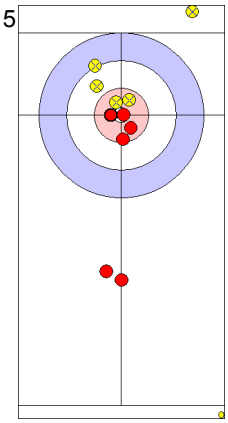

CAN: PARK K
Draw In 4

16

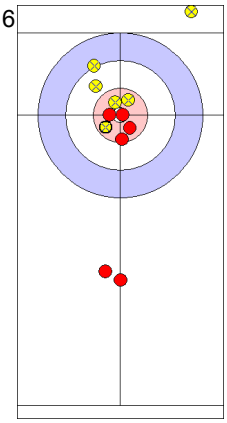

POL: MOLSKI S
Draw In 1

Game - Shot by Shot

CAN - Canada	3 + 0	POL - Poland	0 + 2	End 4

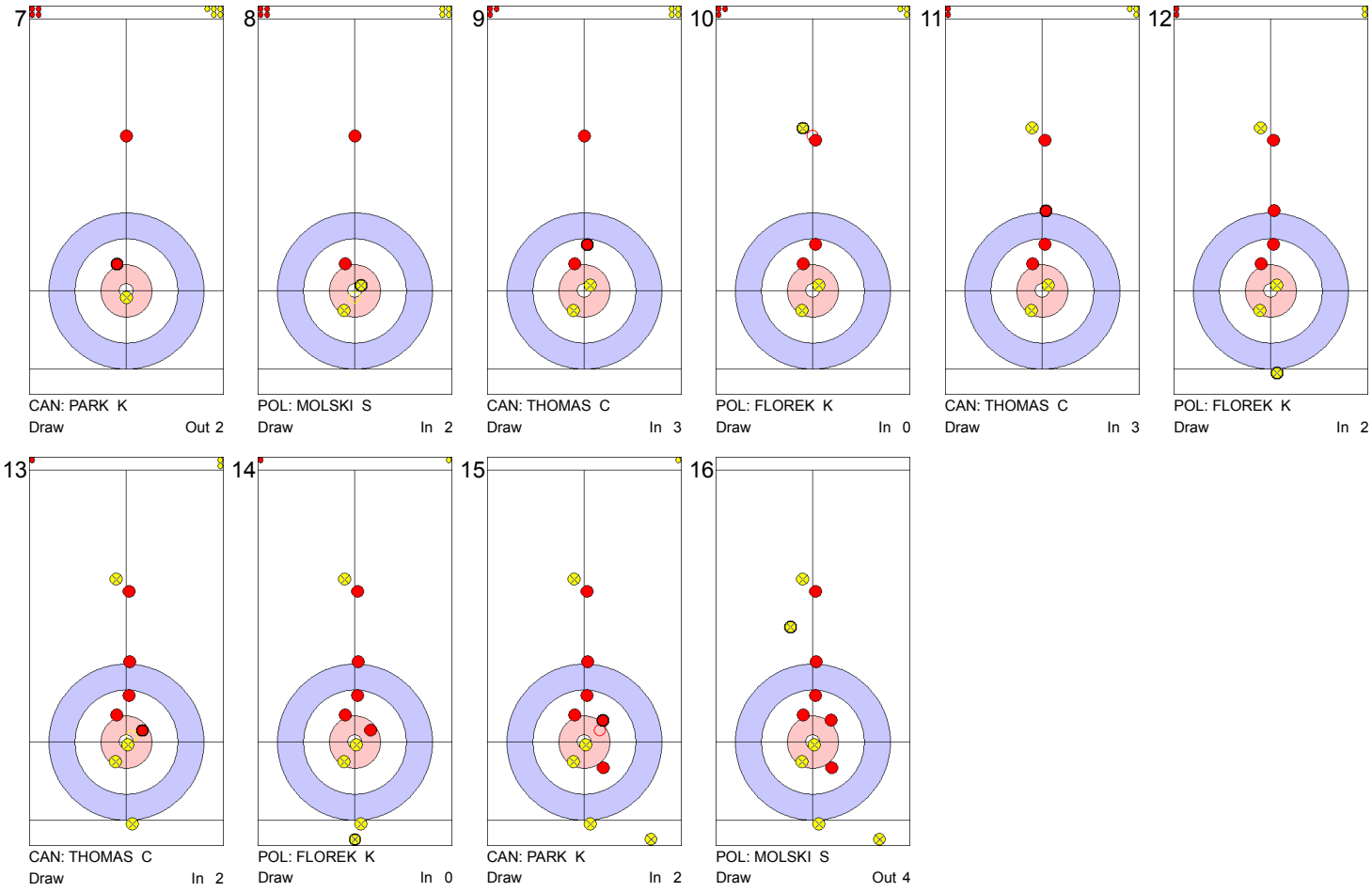

Game - Shot by Shot

CAN - Canada	3 + 4	POL - Poland	2 + 0	End 5

7

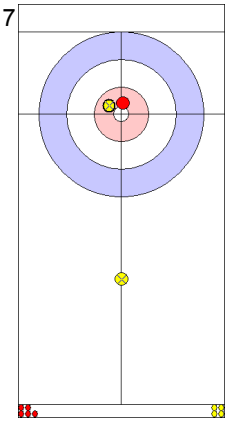

POL: MOLSKI S
Draw In 2

8

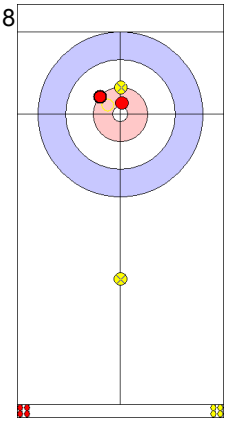

CAN: PARK K
Draw In 2

9

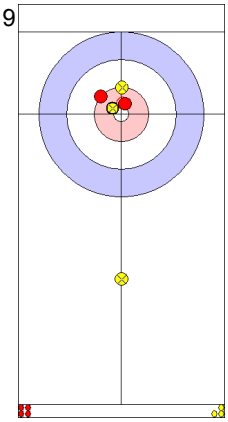

POL: FLOREK K
Draw In 3

10

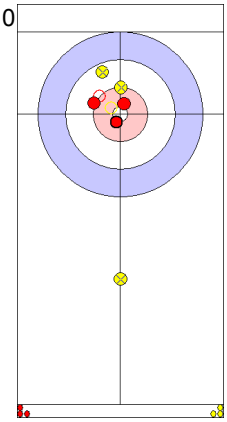

CAN: THOMAS C
Hit and Roll In 4

11

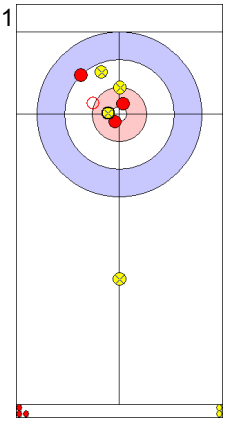

POL: FLOREK K
Draw In 3

12

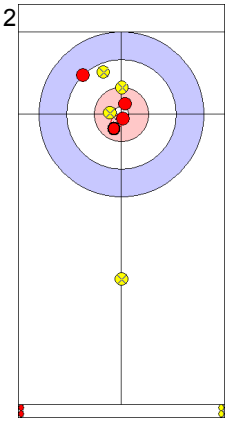

CAN: THOMAS C
Draw In 3

13

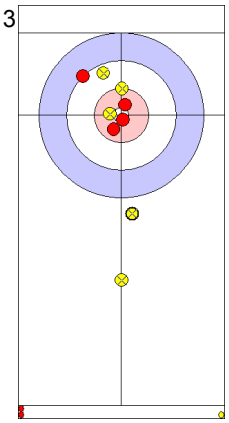

POL: FLOREK K
Draw Out 0

14

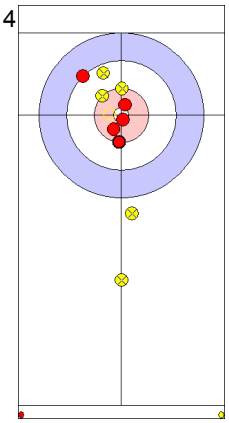

CAN: THOMAS C
Draw In 4

15

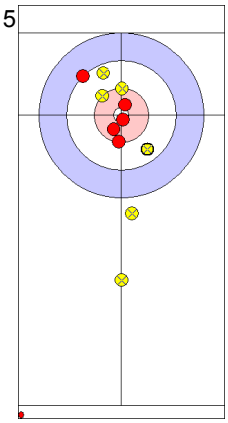

POL: MOLSKI S
Draw Out 2

16

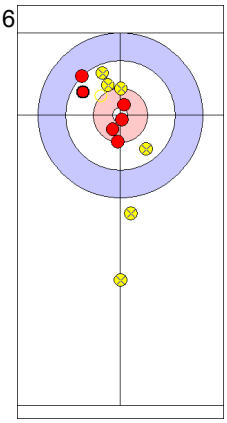

CAN: PARK K
Draw In 0

Game - Shot by Shot

CAN - Canada	7 + 1	POL - Poland	2 + 0	End 6

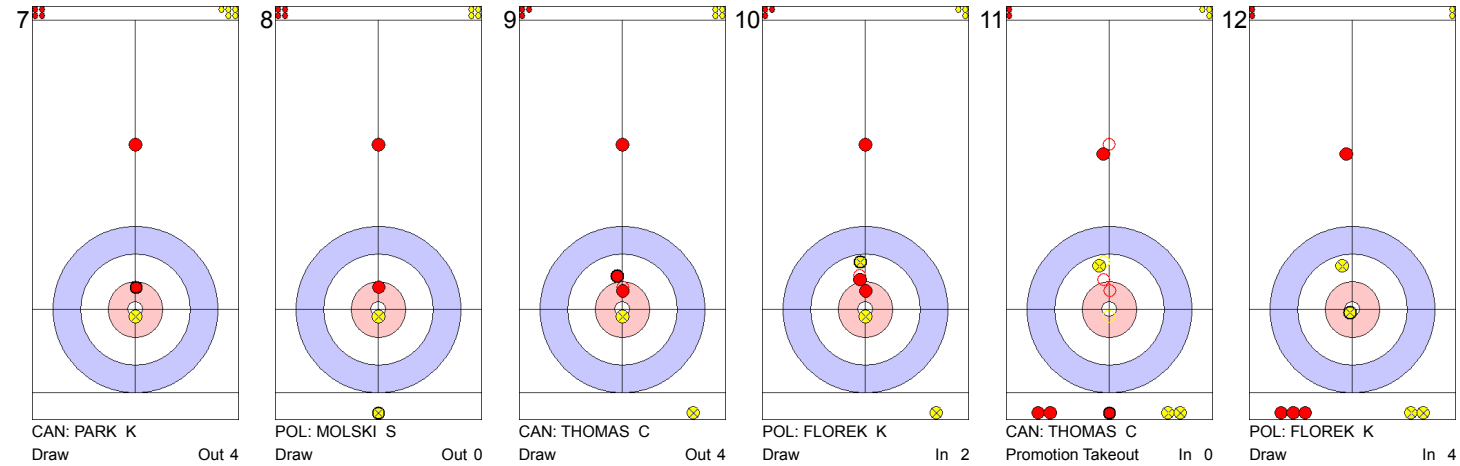

7
CAN: PARK K
Draw Out 4

8
POL: MOLSKI S
Draw Out 0

9
CAN: THOMAS C
Draw Out 4

10
POL: FLOREK K
Draw In 2

11
CAN: THOMAS C
Promotion Takeout In 0

12
POL: FLOREK K
Draw In 4

13
CAN: THOMAS C
Draw In 4

14
POL: FLOREK K
Draw In 4

15
CAN: PARK K
Guard Out 4

16
POL: MOLSKI S
Promotion Takeout Out 4
Time-out

Game Results

Sheet	Game	Team	LSFE	1	2	3	4	5	6	7	8	Extra Ends						Total
E	5	SCO - Scotland		0	1	0	4	1	0	1	0							7
	5	EST - Estonia	*	4	0	1	0	0	2	0	1							8

SCO - Scotland		Game	All
F	McCLEARY Judith	88 %	75 %
M	McCLEARY Lee	73 %	78 %
	Team Total	82 %	76 %

Last Stone Draw: 104.8cm 57.4cm ↻ McCLEARY L
47.4cm ↺ McCLEARY J

Time remaining: 0 minutes 38 seconds

Time-out: end 6 - SCO stone 8

EST - Estonia		Game	All
F	MOELDER Maile	78 %	72 %
M	LILL Erkki	59 %	67 %
	Team Total	71 %	70 %

Last Stone Draw: 42.0cm 38.0cm ↻ LILL E
4.0cm ↺ MOELDER M

Time remaining: 0 minutes 13 seconds

Time-out: end 6 - EST stone 7

Detailed Game Statistics:

SCO - Scotland		Draws		Takeouts		Total	
F	McCLEARY Judith	22	86 %	2	100 %	24	88 %
M	McCLEARY Lee	12	81 %	4	50 %	16	73 %
	Team Total	34	85 %	6	67 %	40	82 %

EST - Estonia		Draws		Takeouts		Total	
F	MOELDER Maile	15	75 %	9	83 %	24	78 %
M	LILL Erkki	14	57 %	2	75 %	16	59 %
	Team Total	29	66 %	11	82 %	40	71 %

LEGEND
F Female **LSFE** (*) Last stone first end **M** Male

Министерство спорта России · Администрация города Сочи · Russian Curling Federation · New League · Авто Радио · Mercedes-Benz · CURLIT

Game - Shot by Shot

SCO - Scotland	0 + 0	EST - Estonia	0 + 4	End 1

7

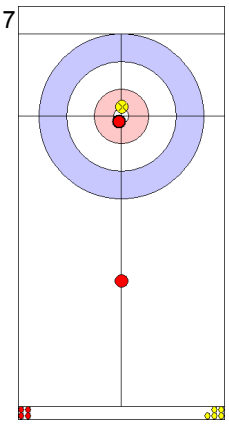

SCO: McCLEARY L
Draw In 4

8

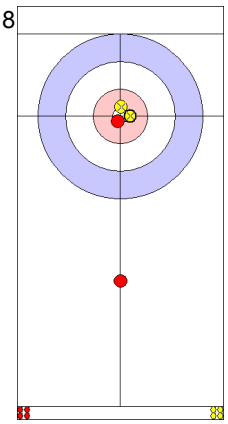

EST: LILL E
Draw Out 4

9

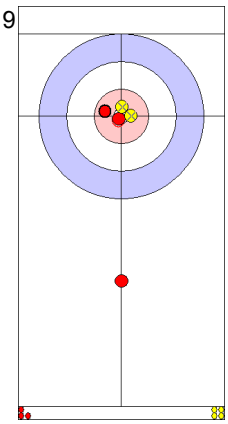

SCO: McCLEARY J
Draw In 4

10

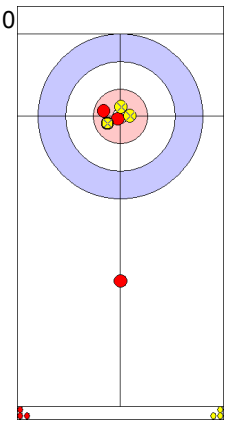

EST: MOELDER M
Draw In 4

11

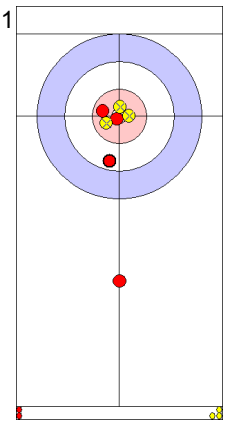

SCO: McCLEARY J
Draw In 4

12

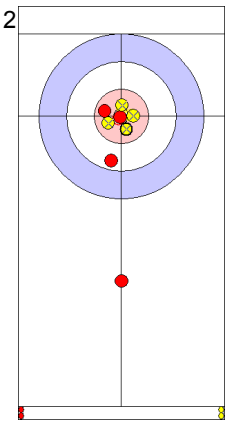

EST: MOELDER M
Draw Out 4

13

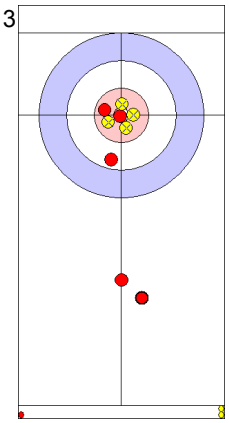

SCO: McCLEARY J
Guard Out 4

14

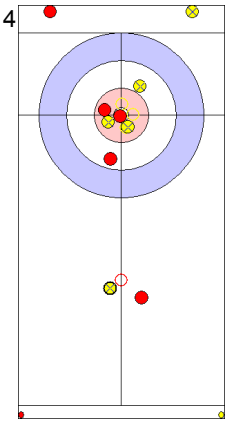

EST: MOELDER M
Promotion Takeout In 4

15

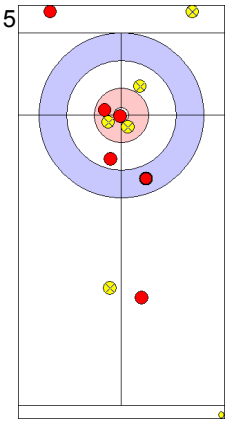

SCO: McCLEARY L
Guard Out 4

16

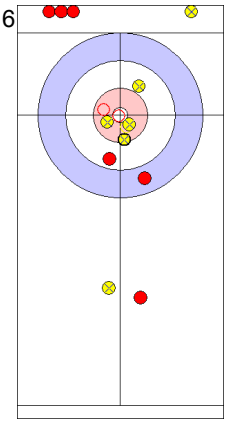

EST: LILL E
Double Takeout Out 4

Game - Shot by Shot

SCO - Scotland	0 + 1	EST - Estonia	4 + 0	End 2

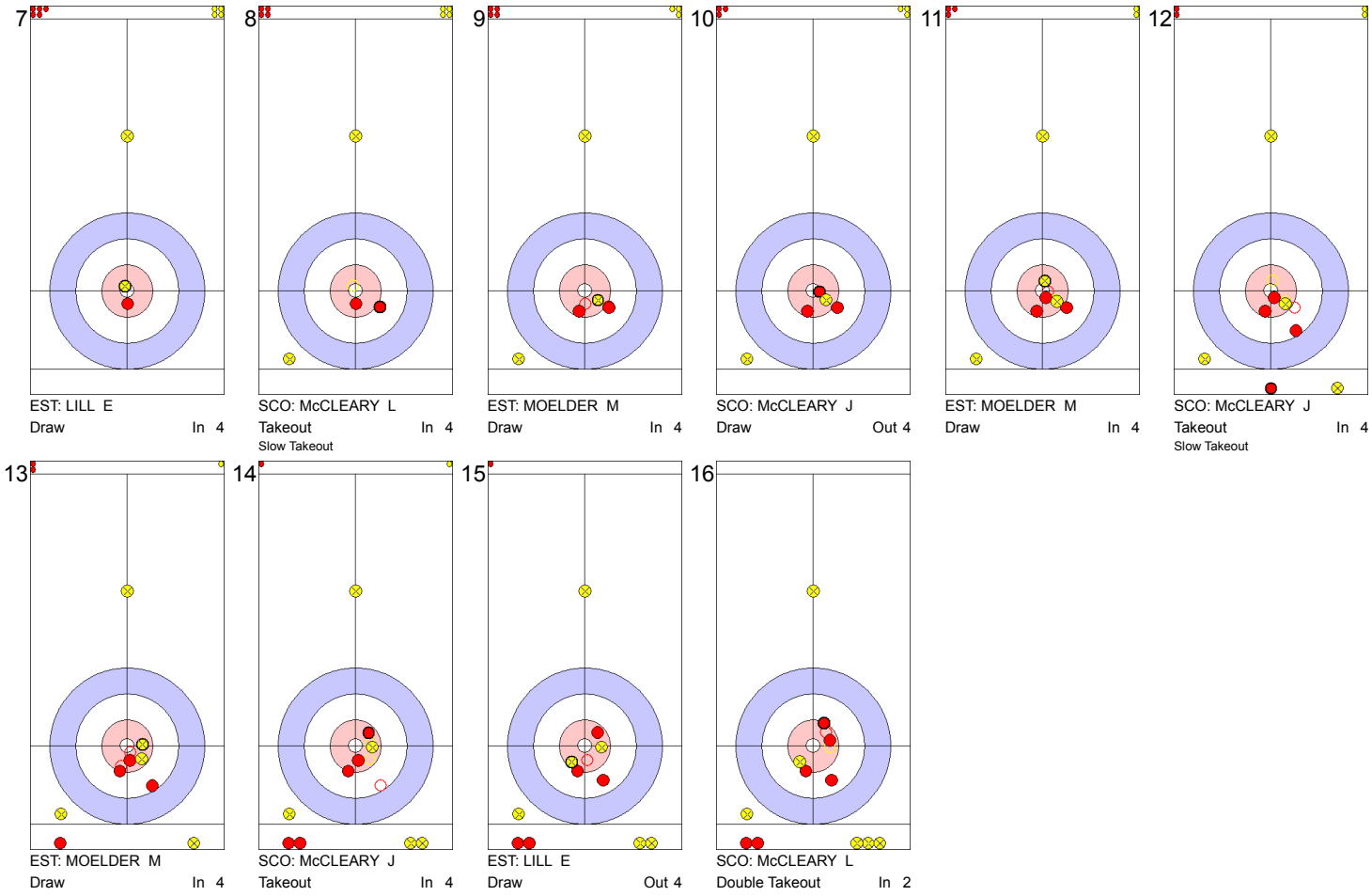

7
EST: LILL E
Draw In 4

8
SCO: McCLEARY L
Takeout In 4
Slow Takeout

9
EST: MOELDER M
Draw In 4

10
SCO: McCLEARY J
Draw Out 4

11
EST: MOELDER M
Draw In 4

12
SCO: McCLEARY J
Takeout In 4
Slow Takeout

13
EST: MOELDER M
Draw In 4

14
SCO: McCLEARY J
Takeout In 4

15
EST: LILL E
Draw Out 4

16
SCO: McCLEARY L
Double Takeout In 2

Game - Shot by Shot

SCO - Scotland	1 + 0	EST - Estonia	4 + 1	End 3

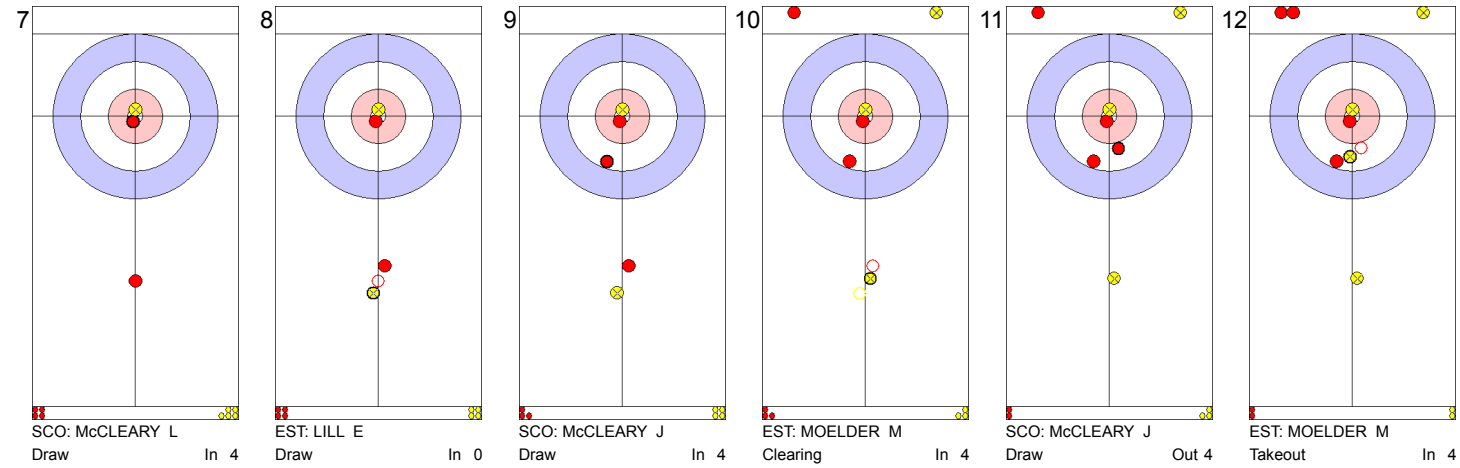

7
SCO: McCLEARY L
Draw In 4

8
EST: LILL E
Draw In 0

9
SCO: McCLEARY J
Draw In 4

10
EST: MOELDER M
Clearing In 4

11
SCO: McCLEARY J
Draw Out 4

12
EST: MOELDER M
Takeout In 4

13
SCO: McCLEARY J
Guard Out 4

14
EST: MOELDER M
Double Takeout Out 2

15
SCO: McCLEARY L
Draw Out 3

16
EST: LILL E
Draw Out 4

Game - Shot by Shot

SCO - Scotland	1 + 4	EST - Estonia	5 + 0	End 4

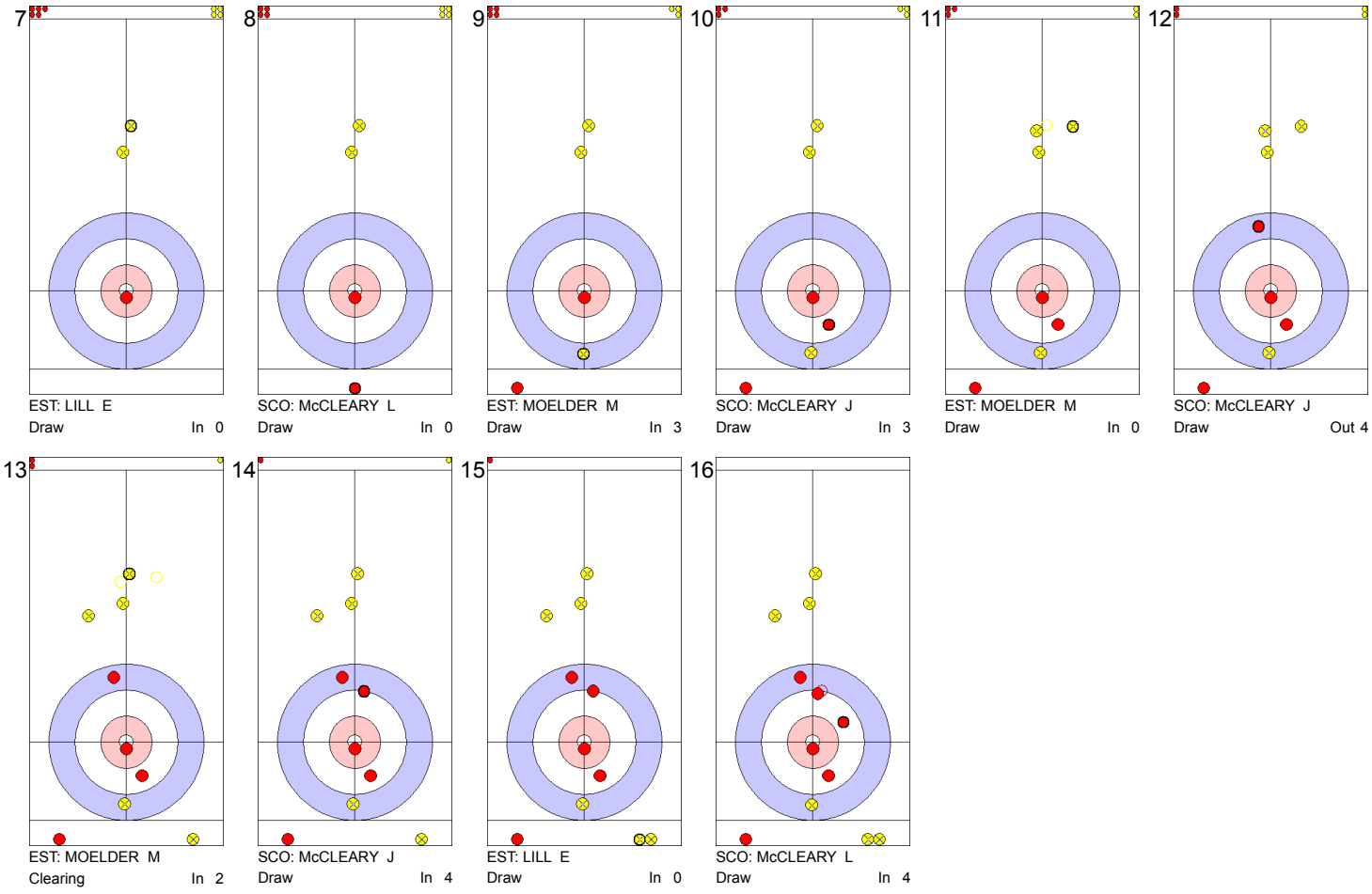

Game - Shot by Shot

SCO - Scotland	5 + 1	EST - Estonia	5 + 0	End 5

7

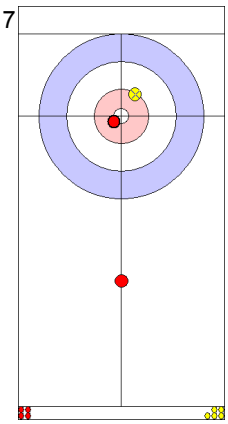

SCO: McCLEARY L
Draw In 4

8

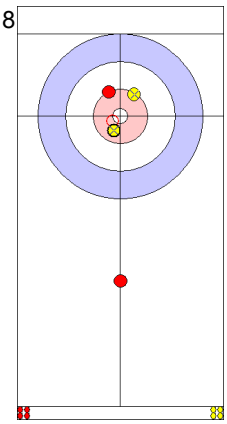

EST: LILL E
Draw In 4

9

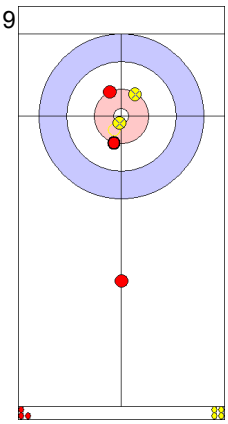

SCO: McCLEARY J
Draw In 4

10

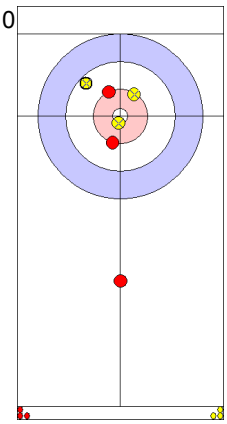

EST: MOELDER M
Draw In 2

11

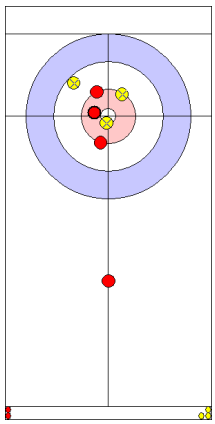

SCO: McCLEARY J
Draw In 4

12

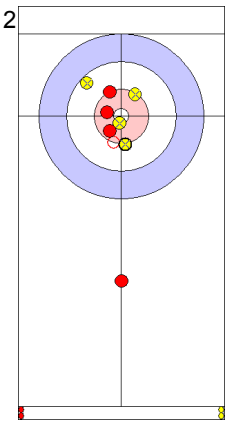

EST: MOELDER M
Draw In 4

13

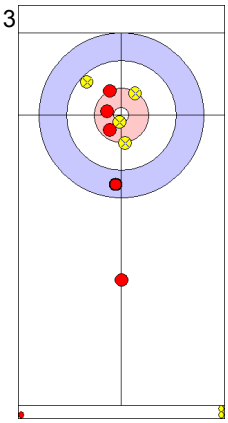

SCO: McCLEARY J
Draw In 2

14

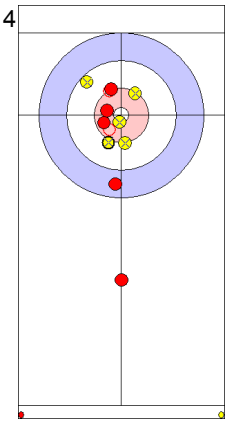

EST: MOELDER M
Draw In 4

15

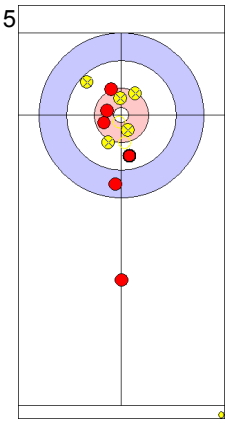

SCO: McCLEARY L
Raise Out 4

16

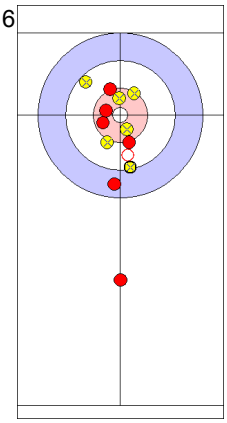

EST: LILL E
Raise Out 1

Game - Shot by Shot

SCO - Scotland	6 + 0	EST - Estonia	5 + 2	End 6

7

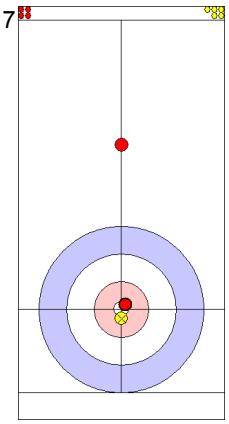

SCO: McCLEARY L
Draw In 4

8

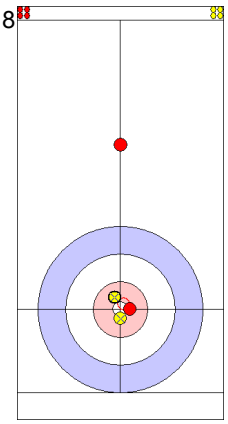

EST: LILL E
Draw Out 4

9

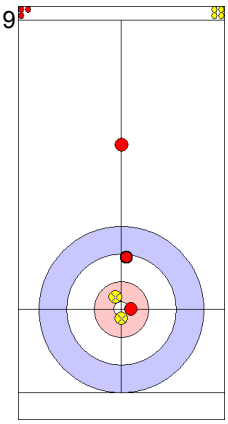

SCO: McCLEARY J
Draw In 4

10

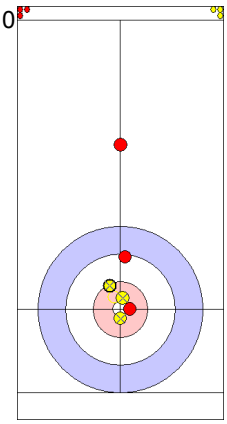

EST: MOELDER M
Draw Out 4

11

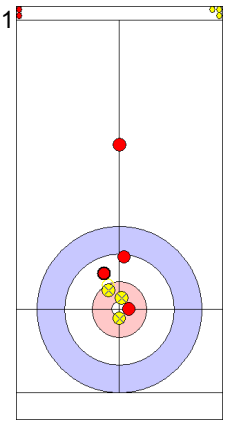

SCO: McCLEARY J
Draw Out 4

12

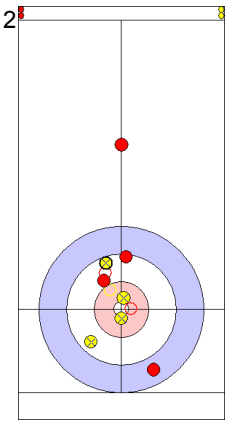

EST: MOELDER M
Takeout Out 4

13

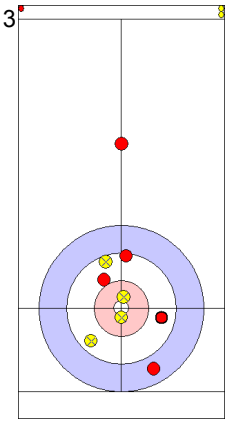

SCO: McCLEARY J
Draw In 2

14

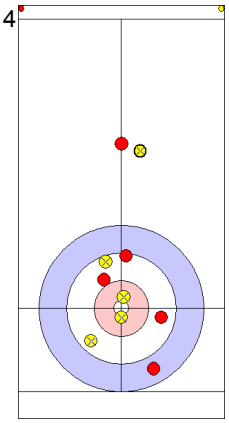

EST: MOELDER M
Guard In 4
Time-out

15

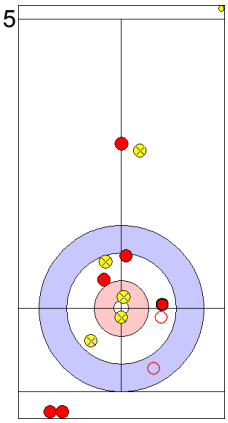

SCO: McCLEARY L
Hit and Roll In 0
Time-out

16

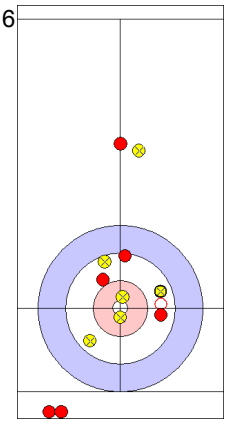

EST: LILL E
Draw In 0

Game - Shot by Shot

SCO - Scotland	6 + 1	EST - Estonia	7 + 0	End 7

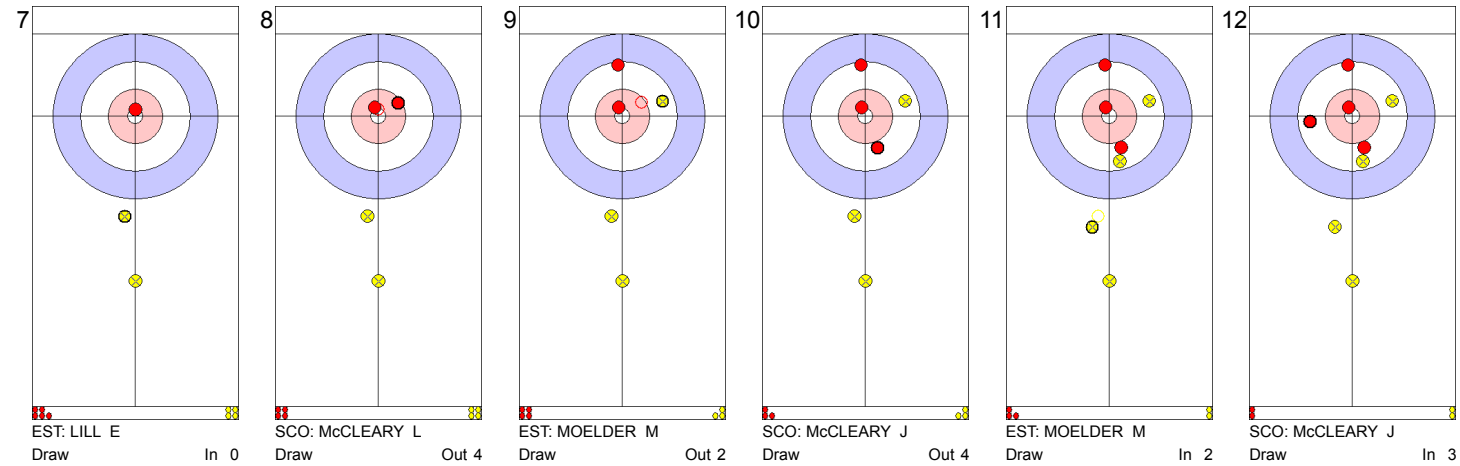

7
EST: LILL E
Draw In 0

8
SCO: McCLEARY L
Draw Out 4

9
EST: MOELDER M
Draw Out 2

10
SCO: McCLEARY J
Draw Out 4

11
EST: MOELDER M
Draw In 2

12
SCO: McCLEARY J
Draw In 3

13
EST: MOELDER M
Hit and Roll In 2

14
SCO: McCLEARY J
Draw In 0

15
EST: LILL E
Promotion Takeout In 2

16
SCO: McCLEARY L
Hit and Roll Out 2

Game - Shot by Shot

SCO - Scotland	7 + 0	EST - Estonia	7 + 1	End 8

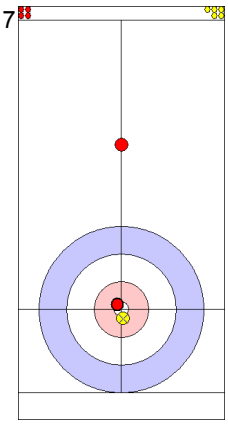

7
SCO: McCLEARY L
Draw In 4

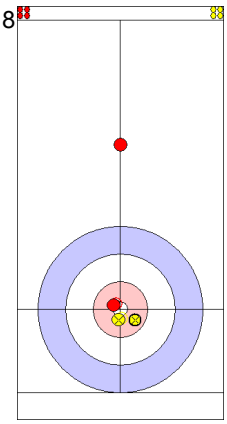

8
EST: LILL E
Draw In 3

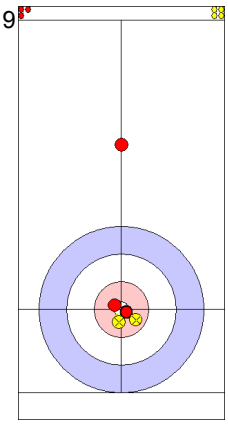

9
SCO: McCLEARY J
Draw In 4

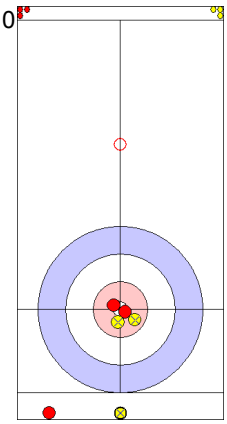

10
EST: MOELDER M
Clearing In 4

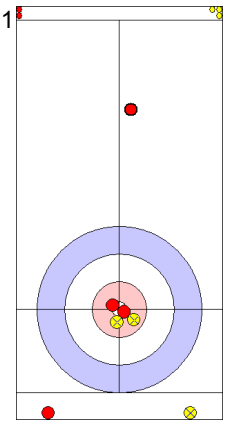

11
SCO: McCLEARY J
Guard In 2

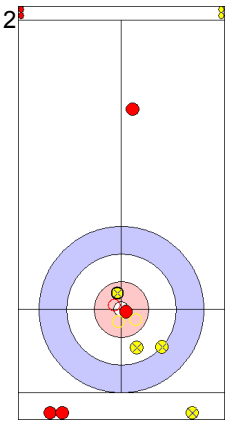

12
EST: MOELDER M
Takeout Out 4

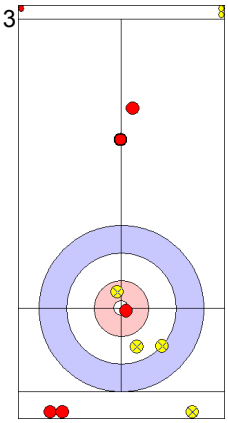

13
SCO: McCLEARY J
Guard Out 4

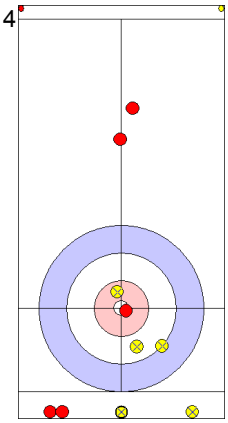

14
EST: MOELDER M
Raise Out 0

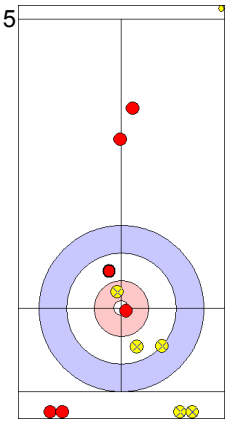

15
SCO: McCLEARY L
Guard Out 0

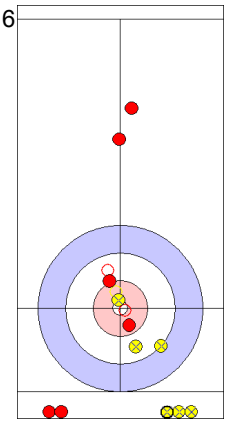

16
EST: LILL E
Raise Out 4

Session Results and Standings

Sheet	Game	Team	LSFE	1	2	3	4	5	6	7	8	Extra Ends						Total
A	4	ROU - Romania		0	0	0	0	0	0	X	X							0
	4	KOR - Korea	*	5	1	3	1	1	1	X	X							12
B	4	ENG - England	*	0	0	0	3	0	2	0	3	1						9
	4	SCO - Scotland		1	2	2	0	2	0	1	0	0						8
C	4	POL - Poland	*	0	1	0	1	0	0	X	X							2
	4	HUN - Hungary		1	0	3	0	4	3	X	X							11
D	4	EST - Estonia		0	3	2	0	0	3	1	X							9
	4	BLR - Belarus	*	1	0	0	3	1	0	0	X							5
E	4	ESP - Spain		0	2	1	0	0	0	X	X							3
	4	CAN - Canada	*	5	0	0	4	1	1	X	X							11

Standings

Group-A

Rank	Team	Games	Wins	Losses
1	RUS - Russia	3	3	0
1	USA - United States	3	3	0
3	DEN - Denmark	3	2	1
3	JPN - Japan	3	2	1
3	SUI - Switzerland	3	2	1
6	CZE - Czech Republic	3	1	2
6	SVK - Slovakia	3	1	2
6	TUR - Turkey	3	1	2
9	AUS - Australia	3	0	3
9	FRA - France	3	0	3

Group-B

Rank	Team	Games	Wins	Losses
1	NOR - Norway	4	4	0
1	SWE - Sweden	4	4	0
3	FIN - Finland	4	3	1
3	LAT - Latvia	4	3	1
5	CHN - China	4	2	2
5	ITA - Italy	4	2	2
7	AUT - Austria	4	1	3
7	NZL - New Zealand	4	1	3
9	BRA - Brazil	4	0	4
9	SLO - Slovenia	4	0	4

Group-C

Rank	Team	Games	Wins	Losses
1	CAN - Canada	4	4	0
1	KOR - Korea	4	4	0
3	ESP - Spain	4	3	1
3	EST - Estonia	4	3	1
3	HUN - Hungary	4	3	1
6	ENG - England	4	1	3
6	POL - Poland	4	1	3
6	SCO - Scotland	4	1	3
9	BLR - Belarus	4	0	4
9	ROU - Romania	4	0	4

LEGEND
LSFE (*) Last stone first end
X Unplayed/unfinished end due to concession

Game Results

Sheet	Game	Team	LSFE	1	2	3	4	5	6	7	8	Extra Ends						Total
A	4	ROU - Romania		0	0	0	0	0	0	X	X							0
	4	KOR - Korea	*	5	1	3	1	1	1	X	X							12

ROU - Romania		Game	All
F	TRAILA Iulia	35 %	33 %
M	MATAU Cristian	49 %	42 %
	Team Total	43 %	38 %

Last Stone Draw: 108.1cm 99.7cm ↻ MATAU C
8.4cm ↺ TRAILA I

Time remaining: 5 minutes 57 seconds

KOR - Korea		Game	All
F	LEE Hyein	69 %	62 %
M	BEAK Jong-Chul	64 %	63 %
	Team Total	66 %	62 %

Last Stone Draw: 34.3cm 23.1cm ↻ LEE H
11.2cm ↺ BEAK J

Time remaining: 8 minutes 2 seconds

Detailed Game Statistics:

ROU - Romania		Draws		Takeouts		Total	
F	TRAILA Iulia	8	41 %	4	25 %	12	35 %
M	MATAU Cristian	14	48 %	4	50 %	18	49 %
	Team Total	22	45 %	8	38 %	30	43 %

KOR - Korea		Draws		Takeouts		Total	
F	LEE Hyein	9	58 %	3	100 %	12	69 %
M	BEAK Jong-Chul	12	54 %	6	83 %	18	64 %
	Team Total	21	56 %	9	89 %	30	66 %

LEGEND
F Female
X Unplayed/unfinished end due to concession
LSFE (*) Last stone first end
M Male

Game - Shot by Shot

ROU - Romania	0 + 0	KOR - Korea	0 + 5	End 1

7

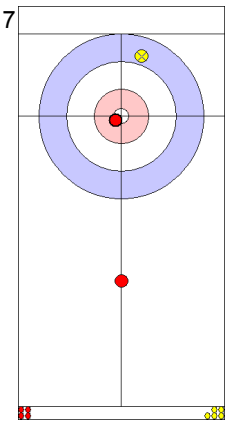

ROU: TRAILA I
Draw In 3

8

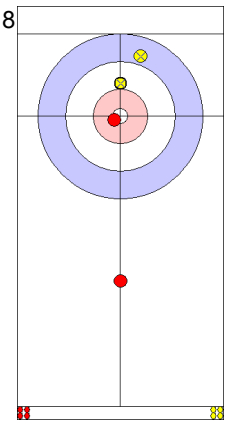

KOR: LEE H
Draw Out 2

9

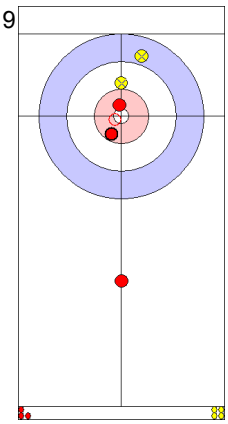

ROU: MATAU C
Draw In 3

10

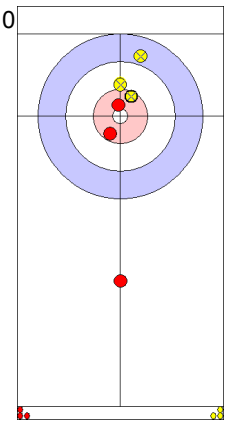

KOR: BEAK J
Draw Out 2

11

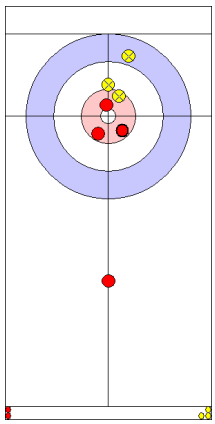

ROU: MATAU C
Draw Out 2

12

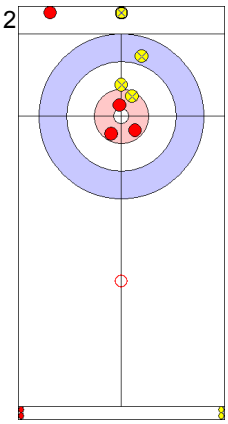

KOR: BEAK J
Clearing Out 4

13

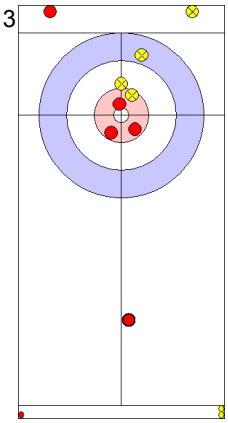

ROU: MATAU C
Guard Out 3

14

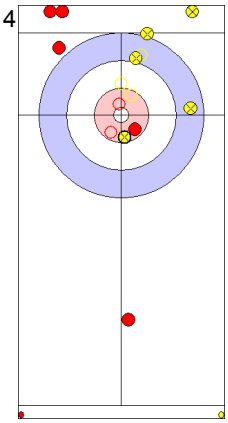

KOR: BEAK J
Double Takeout In 4

15

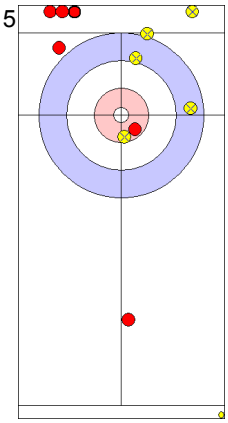

ROU: TRAILA I
Draw In 0

16

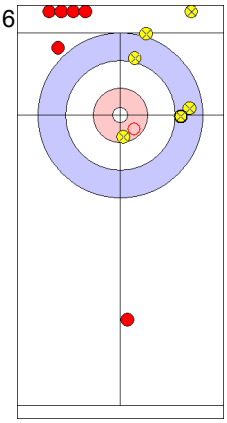

KOR: LEE H
Takeout Out 4

Game - Shot by Shot

ROU - Romania	0 + 0	KOR - Korea	5 + 1	End 2

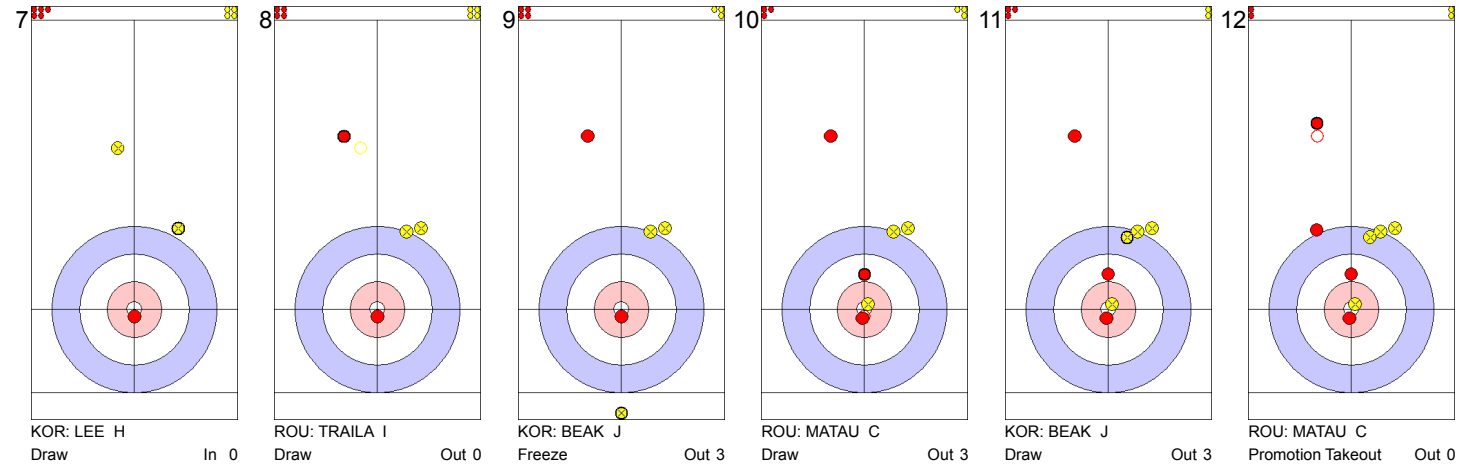

7	8	9	10	11	12
KOR: LEE H	ROU: TRAILA I	KOR: BEAK J	ROU: MATAU C	KOR: BEAK J	ROU: MATAU C
Draw In 0	Draw Out 0	Freeze Out 3	Draw Out 3	Draw Out 3	Promotion Takeout Out 0

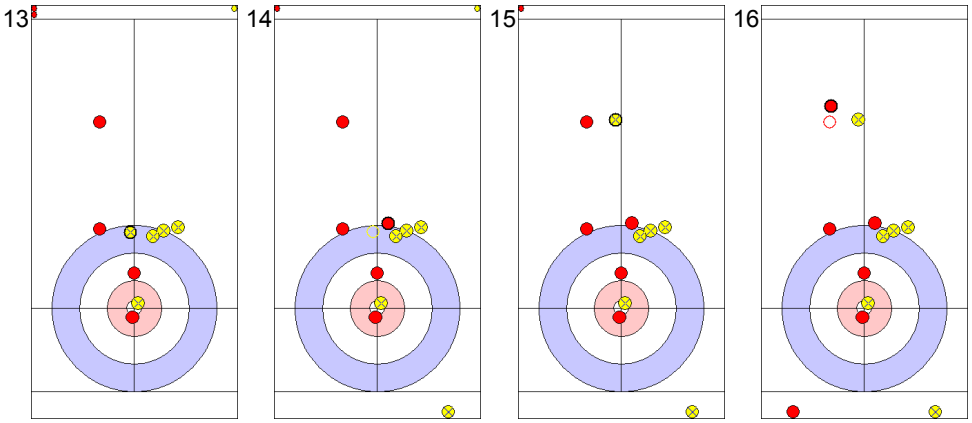

13	14	15	16
KOR: BEAK J	ROU: MATAU C	KOR: LEE H	ROU: TRAILA I
Guard Out 4	Promotion Takeout In 2	Guard Out 4	Promotion Takeout Out 0

Game - Shot by Shot

ROU - Romania	0 + 0	KOR - Korea	6 + 3	End 3

7

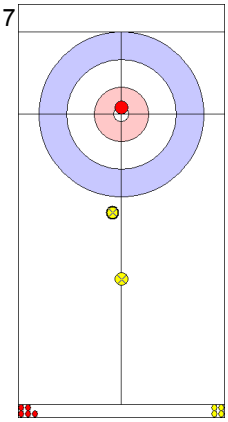

KOR: LEE H
Draw In 0

8

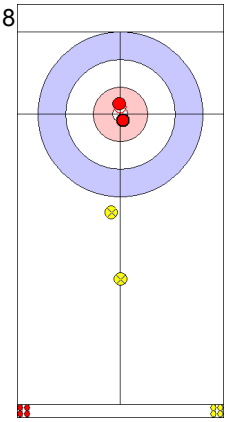

ROU: TRAILA I
Draw Out 4

9

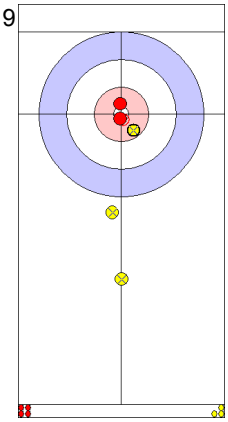

KOR: BEAK J
Draw Out 3

10

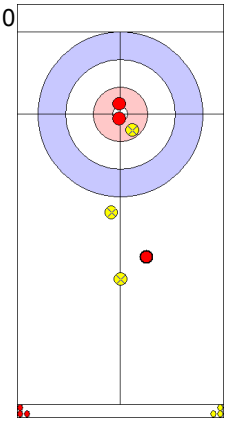

ROU: MATAU C
Guard Out 4

11

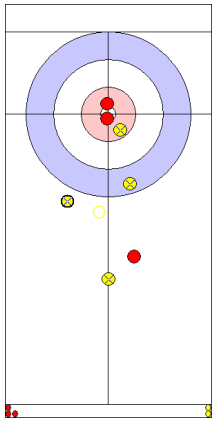

KOR: BEAK J
Draw In 0

12

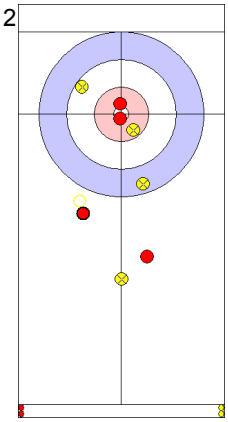

ROU: MATAU C
Draw In 0

13

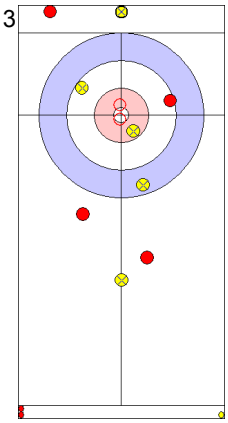

KOR: BEAK J
Double Takeout In 4

14

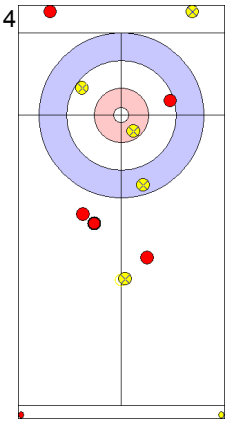

ROU: MATAU C
Draw In 0

15

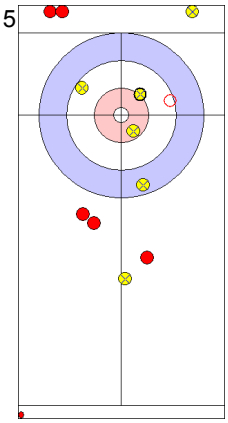

KOR: LEE H
Hit and Roll Out 4

16

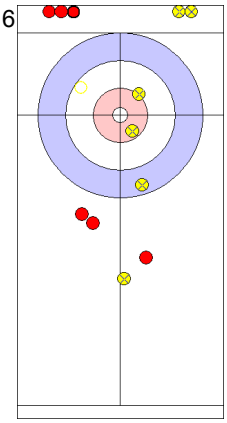

ROU: TRAILA I
Takeout In 2

Game - Shot by Shot

ROU - Romania	0 + 0	KOR - Korea	9 + 1	End 4

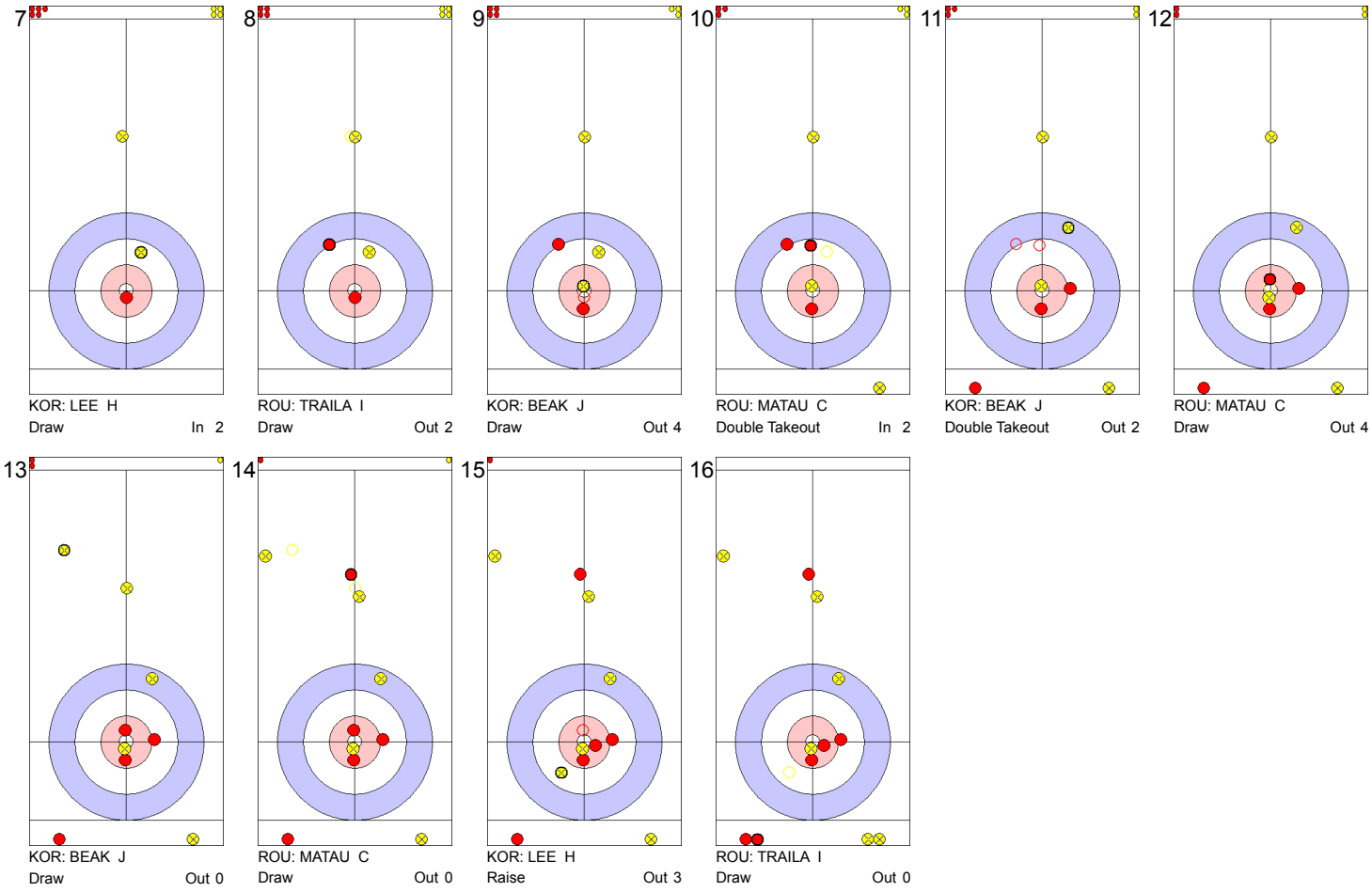

7
KOR: LEE H
Draw In 2

8
ROU: TRAILA I
Draw Out 2

9
KOR: BEAK J
Draw Out 4

10
ROU: MATAU C
Double Takeout In 2

11
KOR: BEAK J
Double Takeout Out 2

12
ROU: MATAU C
Draw Out 4

13
KOR: BEAK J
Draw Out 0

14
ROU: MATAU C
Draw Out 0

15
KOR: LEE H
Raise Out 3

16
ROU: TRAILA I
Draw Out 0

Game - Shot by Shot

ROU - Romania	0 + 0	KOR - Korea	10 + 1	End 5

7

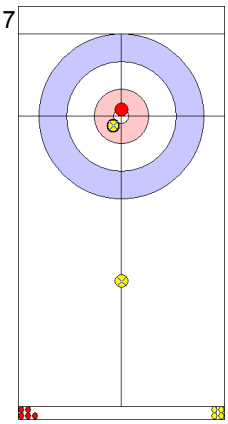

KOR: LEE H
Draw — Out 3

8

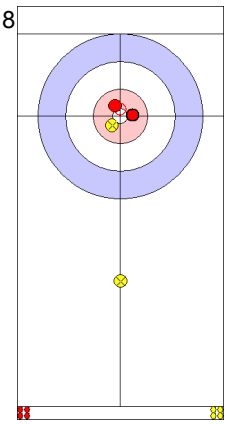

ROU: TRAILA I
Draw — Out 2

9

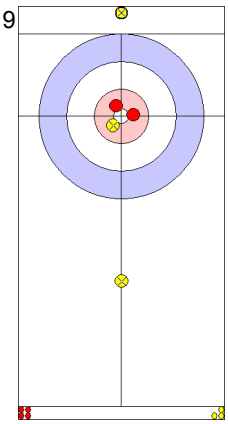

KOR: BEAK J
Draw — Out 0

10

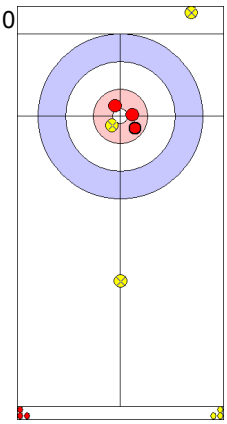

ROU: MATAU C
Draw — Out 2

11

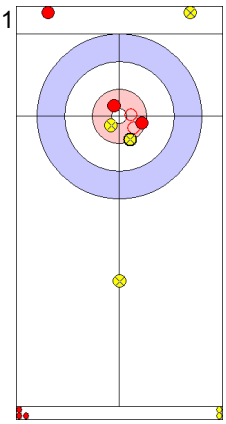

KOR: BEAK J
Double Takeout — Out 2

12

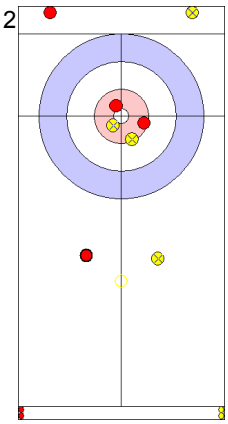

ROU: MATAU C
Draw — In 0

13

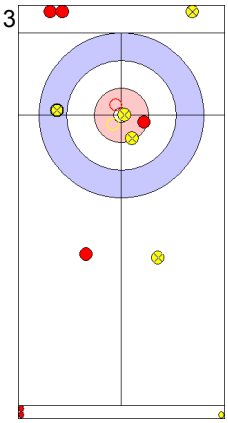

KOR: BEAK J
Promotion Takeout — In 4

14

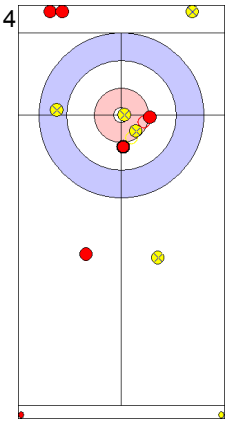

ROU: MATAU C
Draw — In 2

15

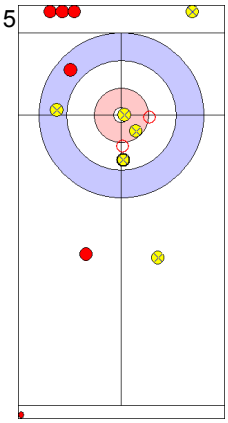

KOR: LEE H
Double Takeout — Out 4

16

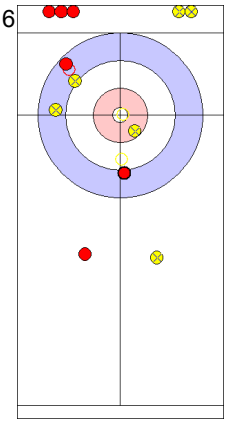

ROU: TRAILA I
Double Takeout — In 2

Game - Shot by Shot

ROU - Romania	0 + 0	KOR - Korea	11 + 1	End 6

7

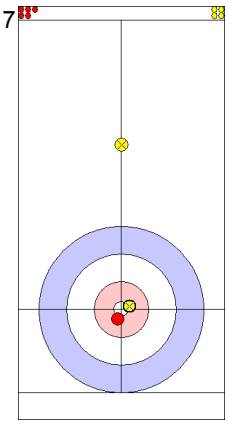

KOR: LEE H
Draw In 3

8

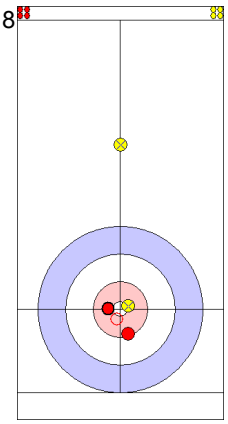

ROU: TRAILA I
Draw Out 2

9

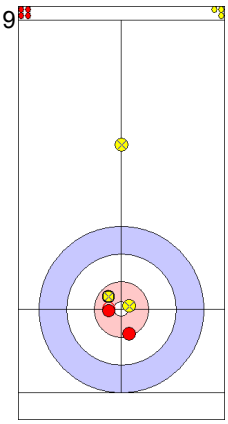

KOR: BEAK J
Freeze Out 4

10

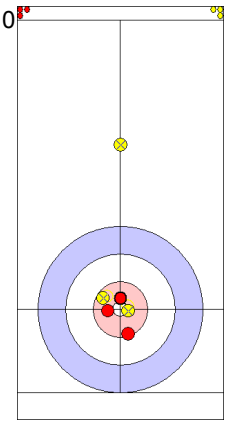

ROU: MATAU C
Draw In 4

11

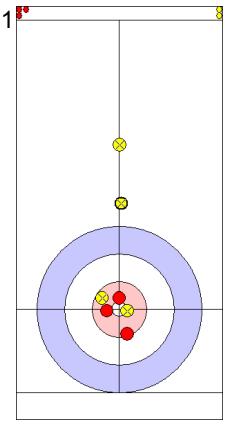

KOR: BEAK J
Guard In 2

12

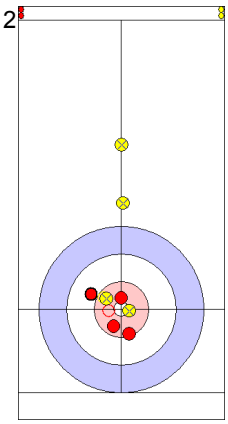

ROU: MATAU C
Raise Out 0

13

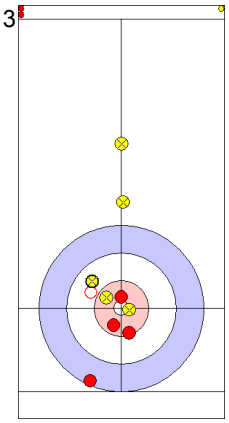

KOR: BEAK J
Raise Out 1

14

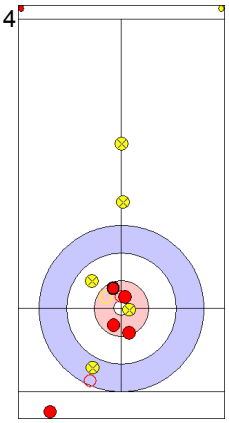

ROU: MATAU C
Takeout Out 4

15

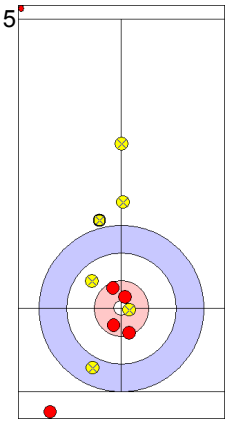

KOR: LEE H
Guard Out 4

16

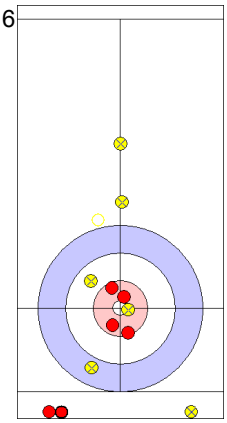

ROU: TRAILA I
Takeout Out 0

Game Results

Sheet	Game	Team	LSFE	1	2	3	4	5	6	7	8	Extra Ends					Total
B	4	ENG - England	*	0	0	0	3	0	2	0	3	1					9
	4	SCO - Scotland		1	2	2	0	2	0	1	0	0					8

ENG - England		Game	All
F	WATSON Lana	70 %	59 %
M	MACDOUGALL Alan	64 %	63 %
	Team Total	68 %	60 %

Last Stone Draw: 61.0cm 4.4cm ↻ WATSON L
56.6cm ↺ MACDOUGALL A

Time remaining: 0 minutes 53 seconds
Time remaining: 0 minutes 48 seconds (after extra end)

SCO - Scotland		Game	All
F	McCLEARY Judith	86 %	71 %
M	McCLEARY Lee	84 %	79 %
	Team Total	85 %	75 %

Last Stone Draw: 192.8cm 123.0cm ↻ McCLEARY J
69.8cm ↺ McCLEARY L

Time remaining: 0 minutes 38 seconds
Time remaining: 0 minutes 18 seconds (after extra end)

Time-out: end 6 - SCO stone 8

Detailed Game Statistics:

ENG - England		Draws		Takeouts		Total	
F	WATSON Lana	19	76 %	8	56 %	27	70 %
M	MACDOUGALL Alan	11	64 %	7	64 %	18	64 %
	Team Total	30	72 %	15	60 %	45	68 %

SCO - Scotland		Draws		Takeouts		Total	
F	McCLEARY Judith	14	82 %	4	100 %	18	86 %
M	McCLEARY Lee	19	89 %	8	72 %	27	84 %
	Team Total	33	86 %	12	81 %	45	85 %

LEGEND
F Female **LSFE** (*) Last stone first end **M** Male

Game - Shot by Shot

ENG - England	0 + 0	SCO - Scotland	0 + 1	End 1

7
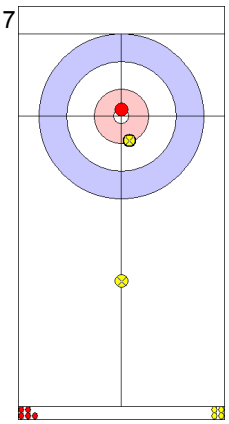
SCO: McCLEARY J
Draw In 3

8
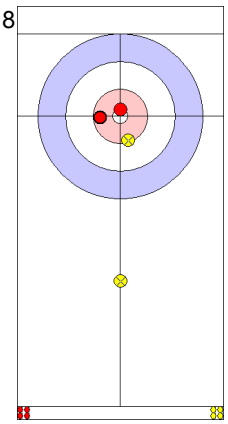
ENG: MACDOUGALL A
Draw In 3

9
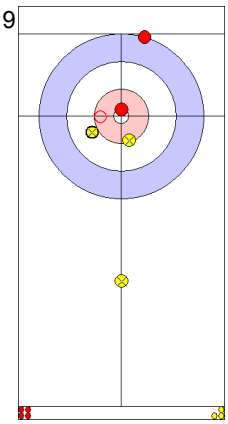
SCO: McCLEARY L
Raise In 3

10
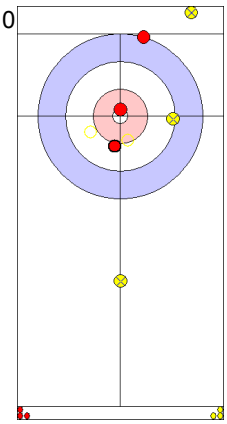
ENG: WATSON L
Takeout In 4

11
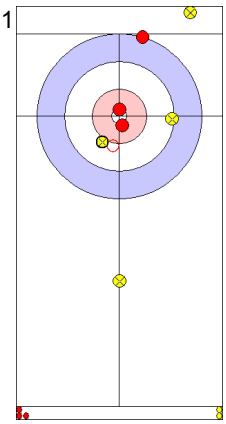
SCO: McCLEARY L
Draw In 2

12
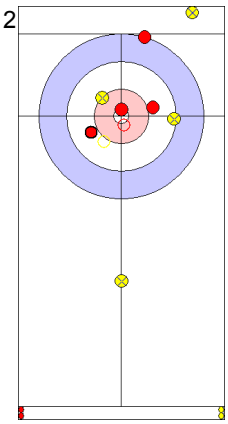
ENG: WATSON L
Raise In 2

13
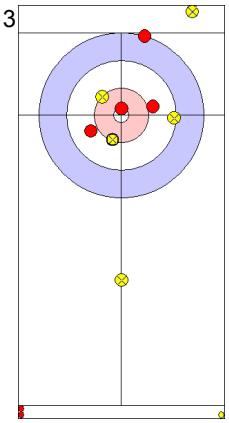
SCO: McCLEARY L
Draw In 4

14
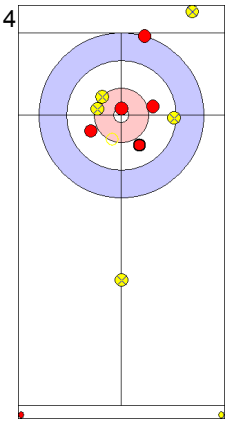
ENG: WATSON L
Raise In 3

15
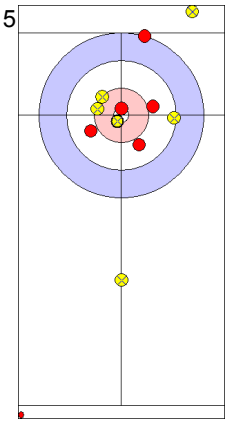
SCO: McCLEARY J
Draw In 4

16
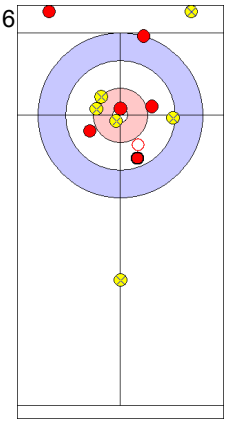
ENG: MACDOUGALL A
Takeout Out 0

Game - Shot by Shot

ENG - England	0 + 0	SCO - Scotland	1 + 2	End 2

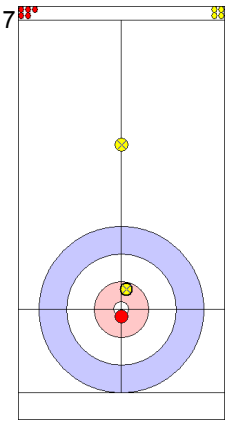

7
SCO: McCLEARY J
Draw In 4

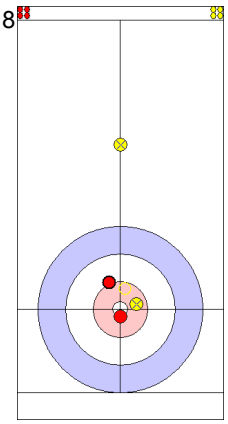

8
ENG: MACDOUGALL A
Draw Out 3

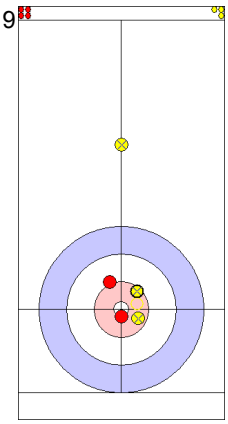

9
SCO: McCLEARY L
Draw In 3

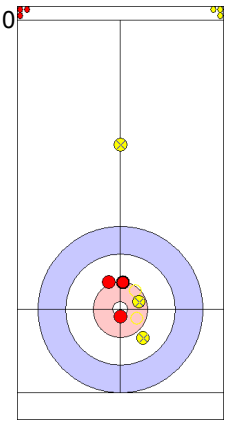

10
ENG: WATSON L
Raise In 4

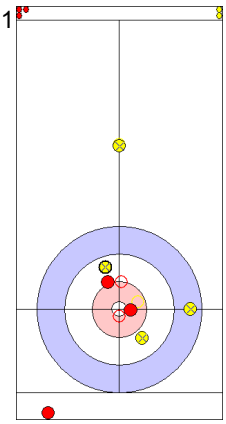

11
SCO: McCLEARY L
Promotion Takeout Out 3

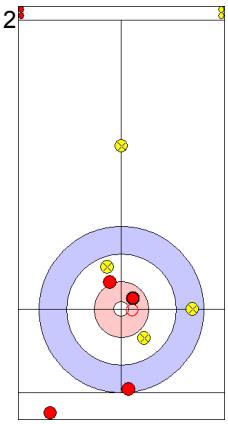

12
ENG: WATSON L
Draw In 2

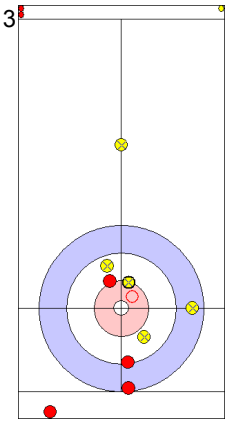

13
SCO: McCLEARY L
Raise In 4

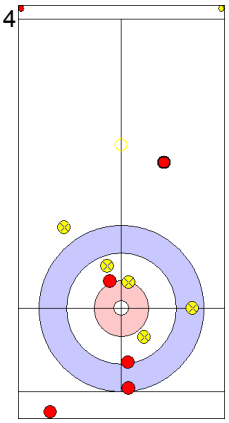

14
ENG: WATSON L
Draw In 0

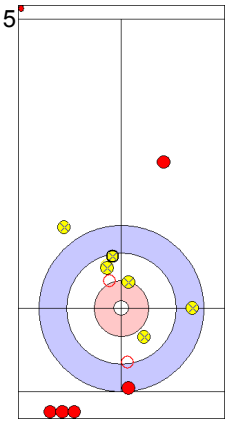

15
SCO: McCLEARY J
Takeout Out 4

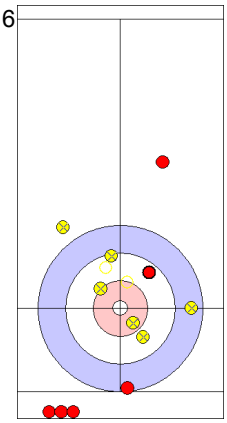

16
ENG: MACDOUGALL A
Takeout In 0

Game - Shot by Shot

ENG - England	0 + 0	SCO - Scotland	3 + 2	End 3

7

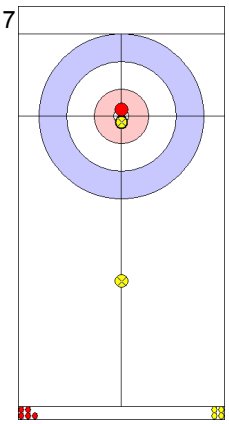

SCO: McCLEARY J
Draw In 4

8

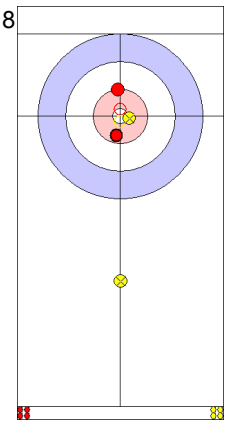

ENG: MACDOUGALL A
Raise In 3

9

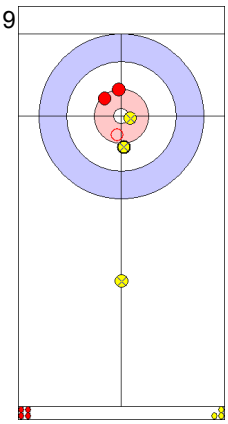

SCO: McCLEARY L
Draw Out 4

10

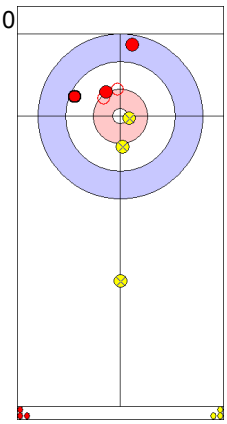

ENG: WATSON L
Draw In 2

11

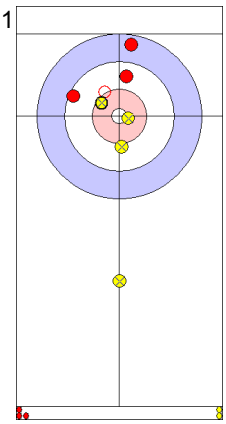

SCO: McCLEARY L
Draw In 3

12

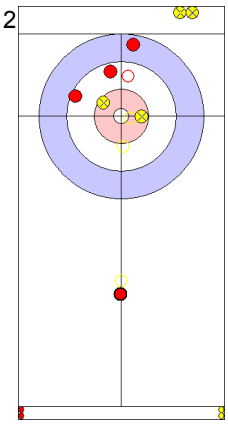

ENG: WATSON L
Takeout Out 2

13

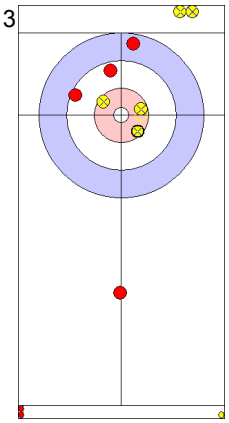

SCO: McCLEARY L
Draw Out 4

14

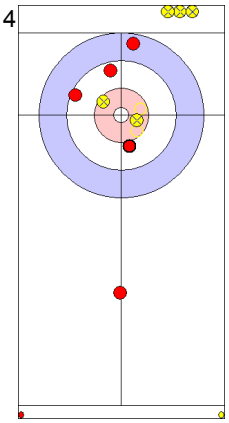

ENG: WATSON L
Double Takeout Out 2

15

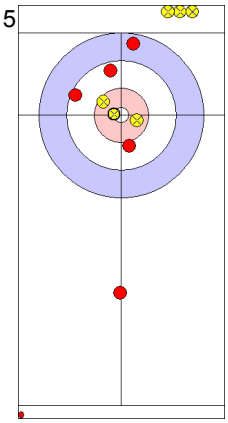

SCO: McCLEARY J
Draw In 4

16

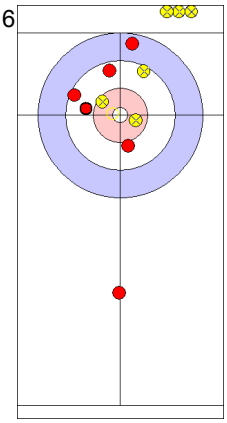

ENG: MACDOUGALL A
Raise In 1

Game - Shot by Shot

ENG - England	0 + 3	SCO - Scotland	5 + 0	End 4

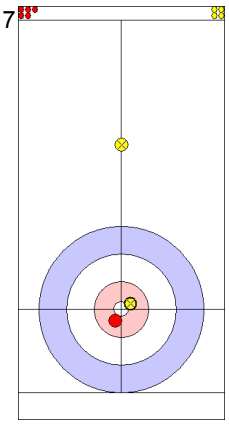

7
SCO: McCLEARY J
Draw In 4

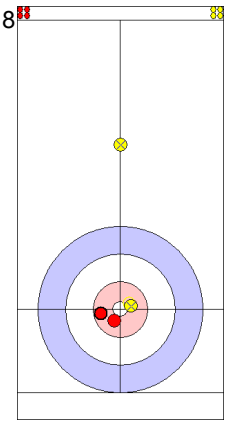

8
ENG: MACDOUGALL A
Draw In 3

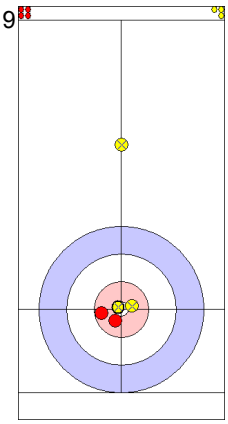

9
SCO: McCLEARY L
Draw Out 4

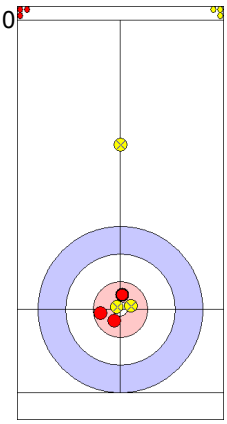

10
ENG: WATSON L
Draw Out 4

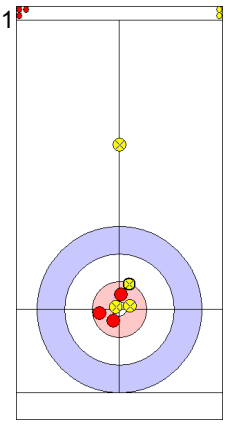

11
SCO: McCLEARY L
Draw In 4

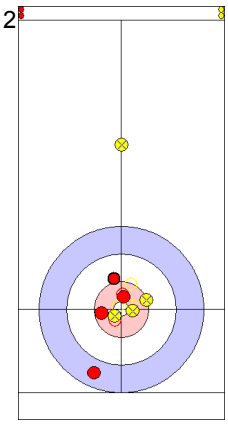

12
ENG: WATSON L
Raise In 4

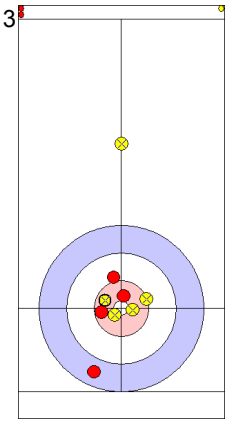

13
SCO: McCLEARY L
Draw Out 4

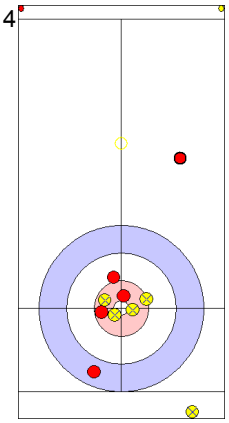

14
ENG: WATSON L
Takeout In 0

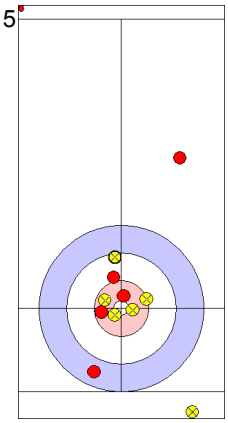

15
SCO: McCLEARY J
Draw Out 4

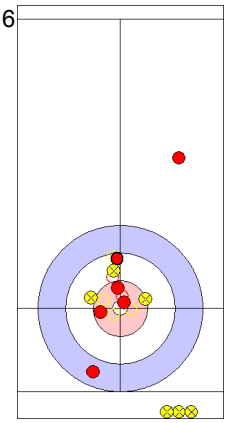

16
ENG: MACDOUGALL A
Double Takeout Out 4

Game - Shot by Shot

ENG - England	3 + 0	SCO - Scotland	5 + 2	End 5

7

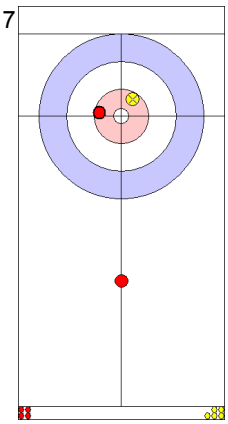

ENG: MACDOUGALL A
Draw In 2

8

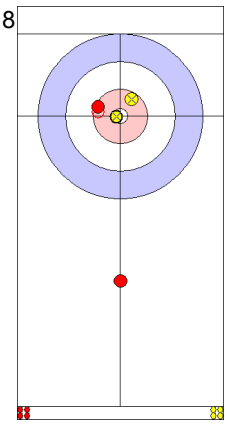

SCO: McCLEARY J
Draw Out 4

9

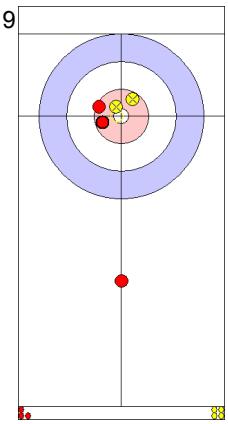

ENG: WATSON L
Raise In 3

10

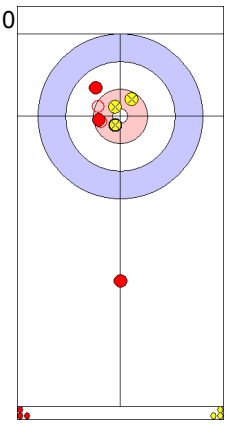

SCO: McCLEARY L
Raise In 4

11

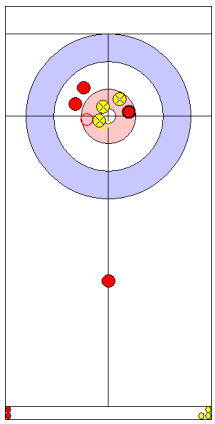

ENG: WATSON L
Raise In 2

12

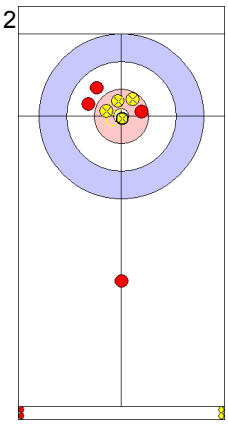

SCO: McCLEARY L
Draw In 4

13

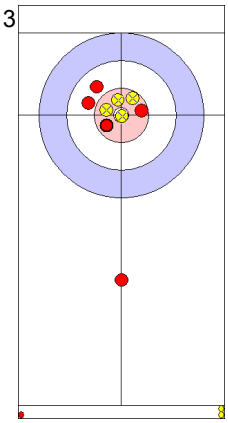

ENG: WATSON L
Raise In 3

14

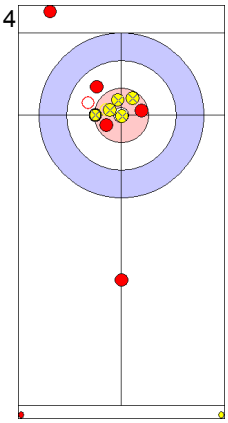

SCO: McCLEARY L
Raise In 3

15

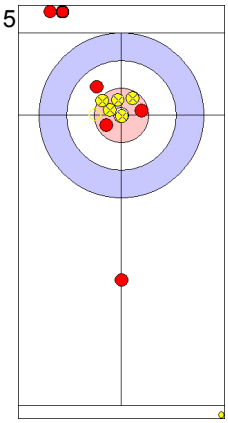

ENG: MACDOUGALL A
Raise In 0

16

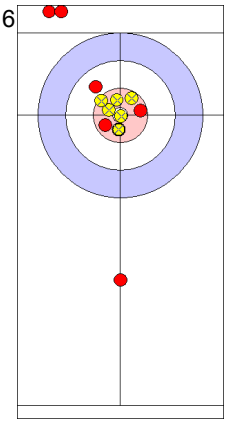

SCO: McCLEARY J
Draw Out 4

Game - Shot by Shot

ENG - England	3 + 2	SCO - Scotland	7 + 0	End 6

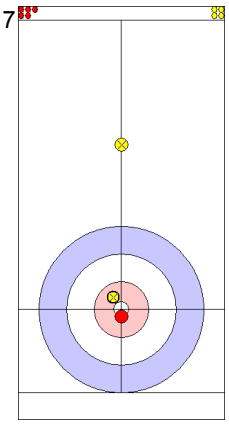

7
SCO: McCLEARY J
Draw In 4

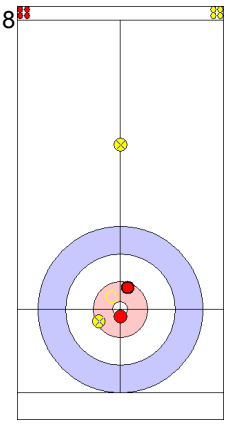

8
ENG: MACDOUGALL A
Draw Out 3

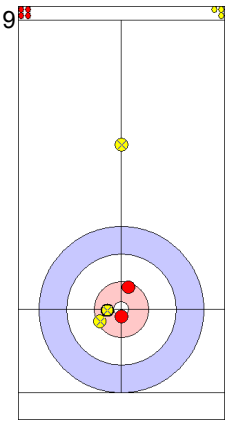

9
SCO: McCLEARY L
Draw Out 4

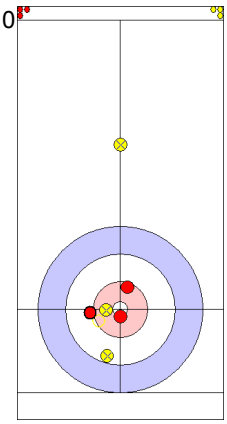

10
ENG: WATSON L
Draw Out 3

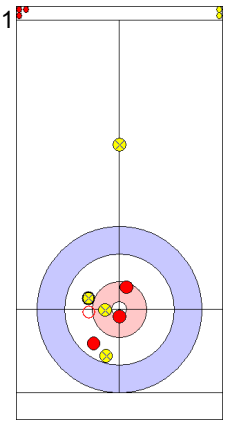

11
SCO: McCLEARY L
Draw Out 2

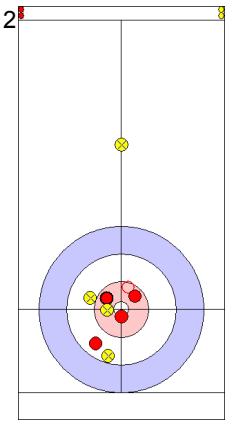

12
ENG: WATSON L
Draw Out 4

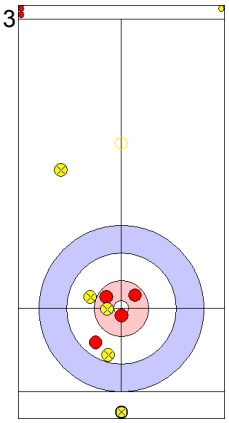

13
SCO: McCLEARY L
Double Takeout In 0

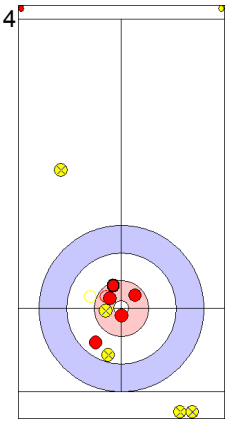

14
ENG: WATSON L
Takeout Out 2

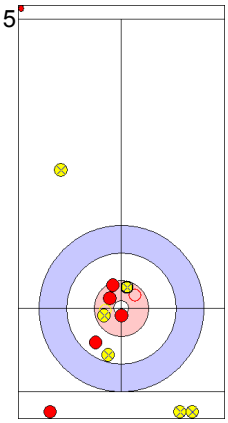

15
SCO: McCLEARY J
Takeout In 4
Time-out

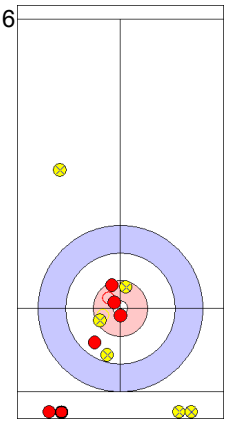

16
ENG: MACDOUGALL A
Takeout Out 4

Game - Shot by Shot

ENG - England	5 + 0	SCO - Scotland	7 + 1	End 7

7

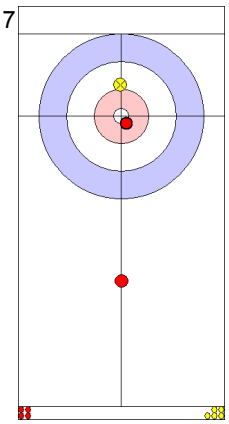

ENG: MACDOUGALL A
Draw In 4

8

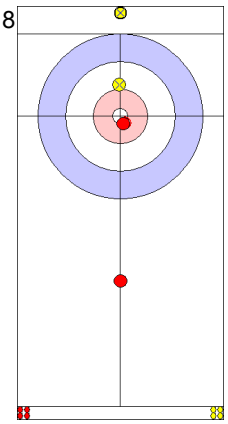

SCO: McCLEARY J
Raise Out 0

9

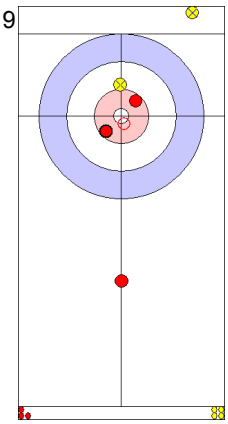

ENG: WATSON L
Draw In 3

10

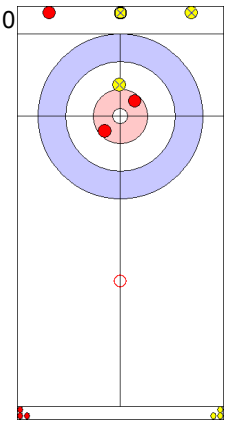

SCO: McCLEARY L
Clearing In 4

11

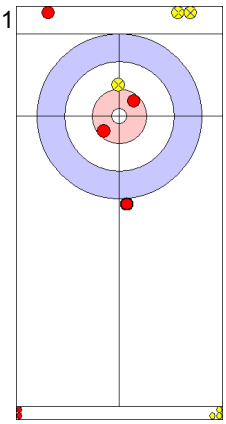

ENG: WATSON L
Draw Out 4

12

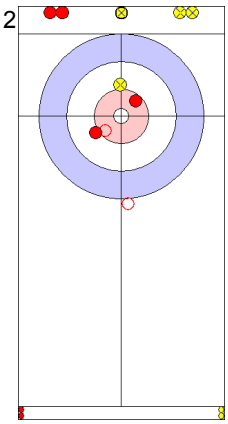

SCO: McCLEARY L
Double Takeout Out 2

13

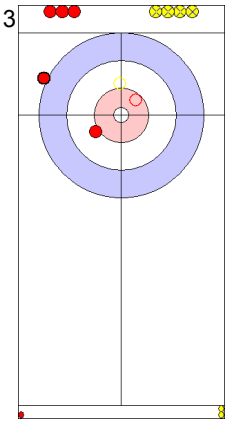

ENG: WATSON L
Takeout Out 2

14

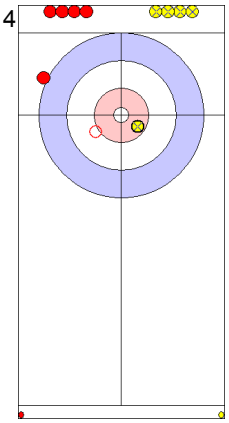

SCO: McCLEARY L
Takeout In 4

15

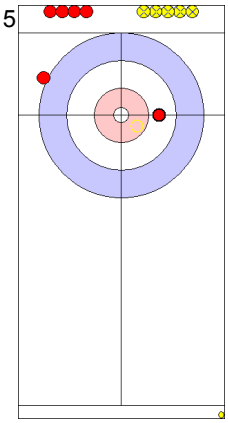

ENG: MACDOUGALL A
Takeout Out 4

16

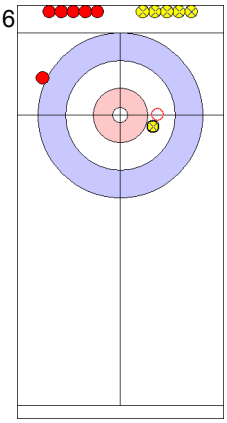

SCO: McCLEARY J
Takeout Out 4

Game - Shot by Shot

ENG - England	5 + 3	SCO - Scotland	8 + 0	End 8

7

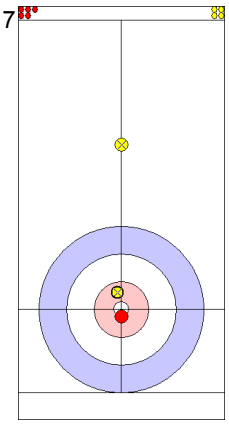

SCO: McCLEARY J
Draw In 4

8

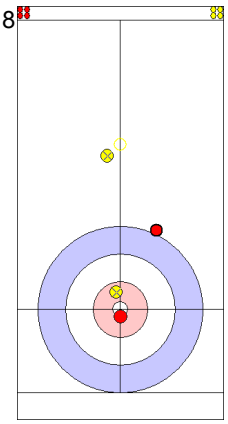

ENG: MACDOUGALL A
Raise In 2

9

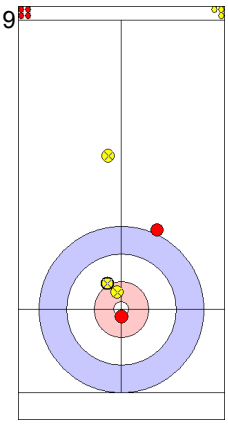

SCO: McCLEARY L
Draw In 4

10

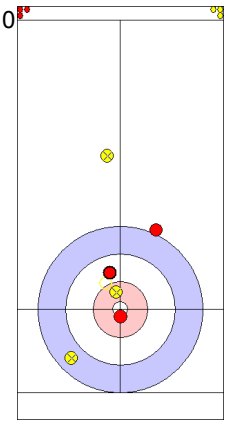

ENG: WATSON L
Raise In 3

11

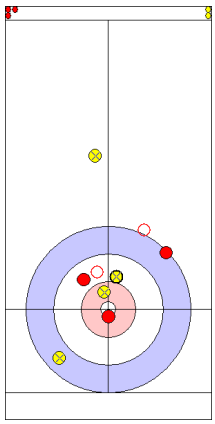

SCO: McCLEARY L
Raise In 4

12

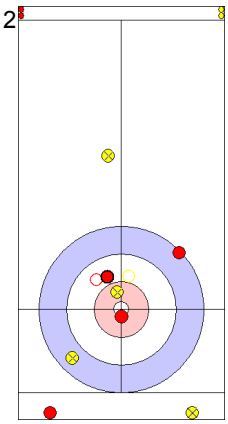

ENG: WATSON L
Double Takeout In 4

13

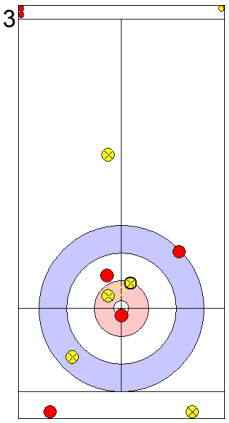

SCO: McCLEARY L
Draw In 4

14

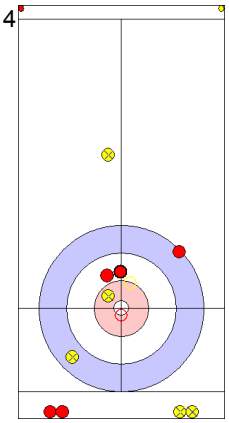

ENG: WATSON L
Double Takeout In 2

15

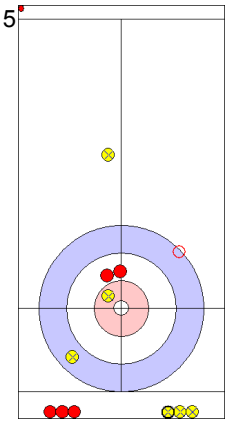

SCO: McCLEARY J
Takeout In 4

16

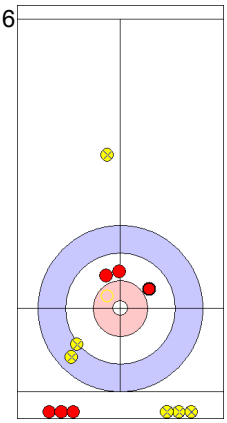

ENG: MACDOUGALL A
Takeout In 4

Game - Shot by Shot

ENG - England	8 + 1	SCO - Scotland	8 + 0	End 9

7

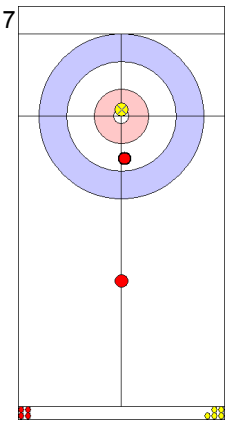

ENG: MACDOUGALL A
Draw In 4

8

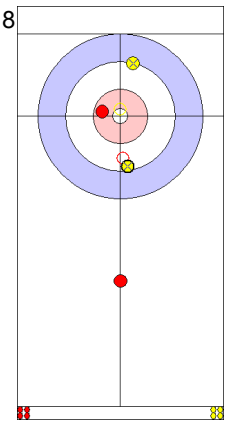

SCO: McCLEARY J
Raise Out 3

9

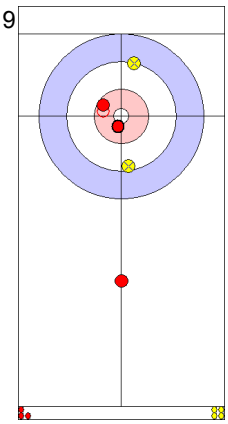

ENG: WATSON L
Draw In 4

10

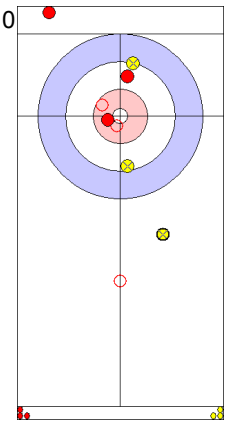

SCO: McCLEARY L
Clearing Out 2

11

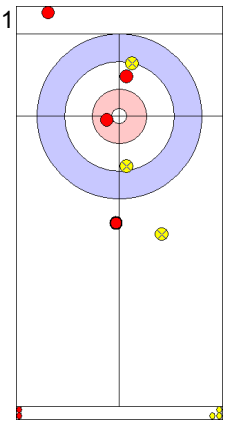

ENG: WATSON L
Guard In 4

12

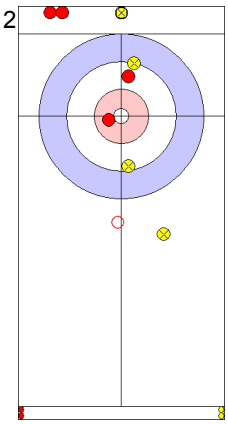

SCO: McCLEARY L
Clearing Out 4

13

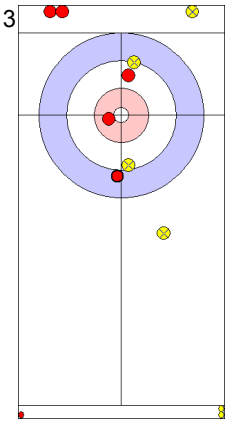

ENG: WATSON L
Draw In 4

14

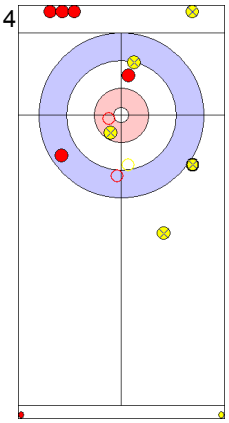

SCO: McCLEARY L
Promotion Takeout Out 4

15

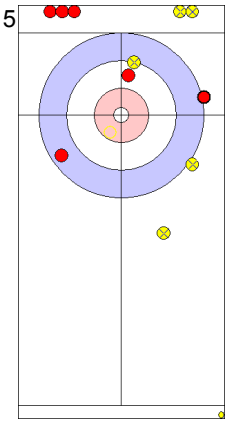

ENG: MACDOUGALL A
Takeout In 2

16

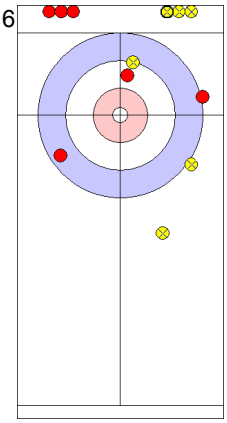

SCO: McCLEARY J
Draw In 0

Game Results

Sheet	Game	Team	LSFE	1	2	3	4	5	6	7	8	Extra Ends						Total
C	4	POL - Poland	*	0	1	0	1	0	0	X	X							2
	4	HUN - Hungary		1	0	3	0	4	3	X	X							11

POL - Poland		Game	All
F	FLOREK Karolina	63 %	56 %
M	MOLSKI Szymon	44 %	52 %
	Team Total	55 %	54 %

Last Stone Draw: 127.1cm 84.2cm ↻ MOLSKI S
42.9cm ↺ FLOREK K

Time remaining: 7 minutes 27 seconds

HUN - Hungary		Game	All
F	PALANCSA Dorottya	74 %	70 %
M	KISS Zsolt	77 %	82 %
	Team Total	75 %	75 %

Last Stone Draw: 128.4cm 48.2cm ↻ PALANCSA D
80.2cm ↺ KISS Z

Time remaining: 8 minutes 34 seconds

Detailed Game Statistics:

POL - Poland		Draws		Takeouts		Total	
F	FLOREK Karolina	16	63 %	2	63 %	18	63 %
M	MOLSKI Szymon	9	36 %	3	67 %	12	44 %
	Team Total	25	53 %	5	65 %	30	55 %

HUN - Hungary		Draws		Takeouts		Total	
F	PALANCSA Dorottya	13	67 %	5	90 %	18	74 %
M	KISS Zsolt	11	75 %	1	100 %	12	77 %
	Team Total	24	71 %	6	92 %	30	75 %

LEGEND
F Female
X Unplayed/unfinished end due to concession
LSFE (*) Last stone first end
M Male

Game - Shot by Shot

POL - Poland	0 + 0	HUN - Hungary	0 + 1	End 1

7

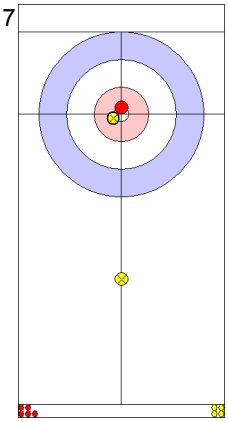

HUN: KISS Z
Draw Out 3

8

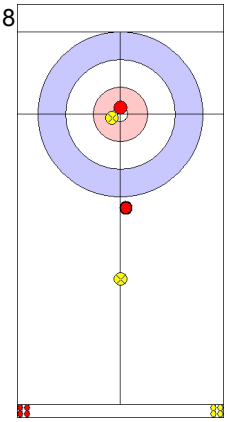

POL: MOLSKI S
Draw Out 2

9

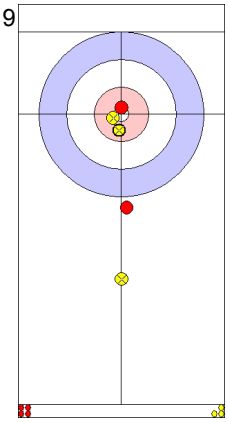

HUN: PALANCSA D
Draw In 4

10

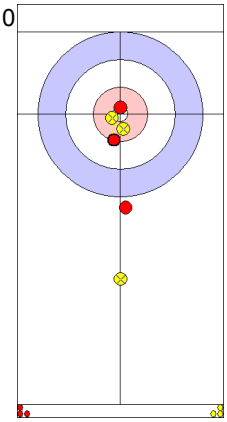

POL: FLOREK K
Draw In 4

11

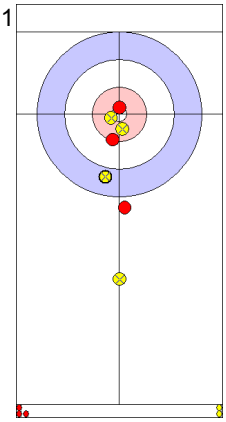

HUN: PALANCSA D
Draw In 3

12

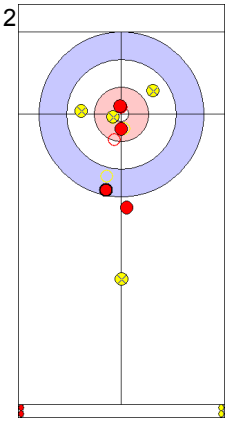

POL: FLOREK K
Raise In 3

13

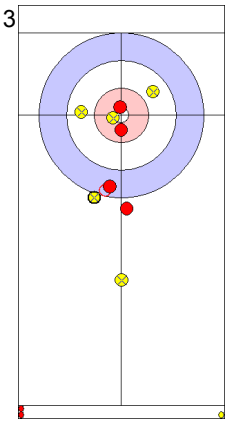

HUN: PALANCSA D
Guard In 3

14

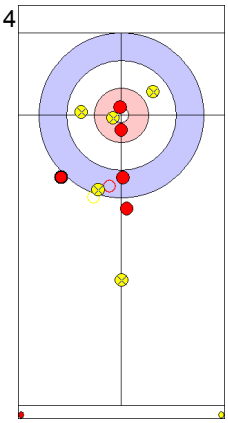

POL: FLOREK K
Draw In 0

15

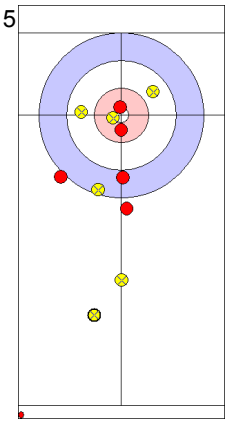

HUN: KISS Z
Guard Out 4

16

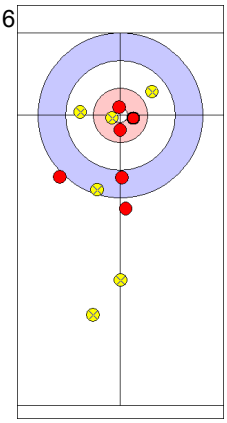

POL: MOLSKI S
Draw Out 0

Game - Shot by Shot

POL - Poland	0 + 1	HUN - Hungary	1 + 0	End 2

7

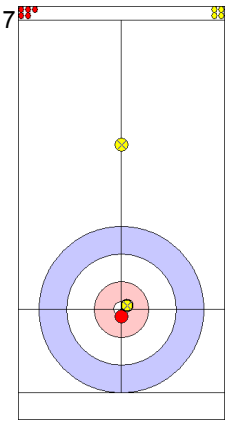

HUN: KISS Z
Draw Out 3

8

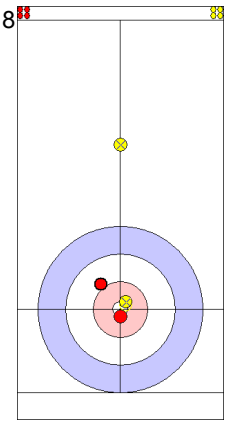

POL: MOLSKI S
Draw Out 2

9

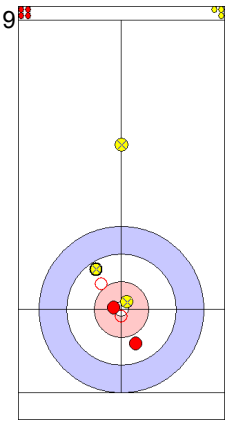

HUN: PALANCSA D
Raise Out 2

10

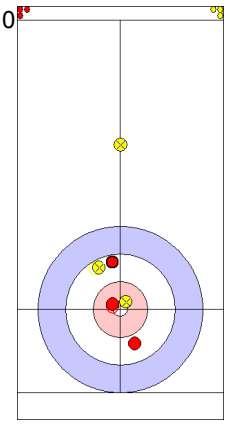

POL: FLOREK K
Draw In 3

11

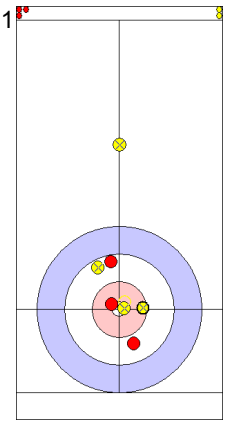

HUN: PALANCSA D
Raise In 4

12

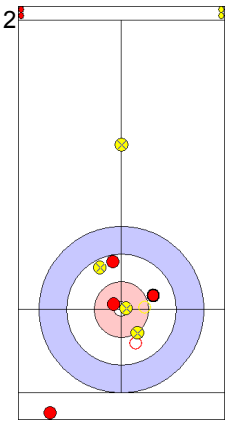

POL: FLOREK K
Takeout In 2

13

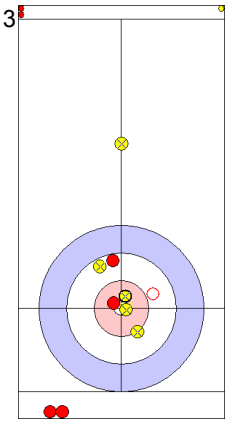

HUN: PALANCSA D
Hit and Roll In 4

14

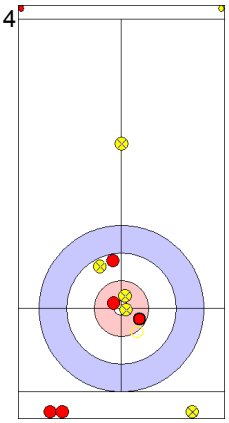

POL: FLOREK K
Draw In 2

15

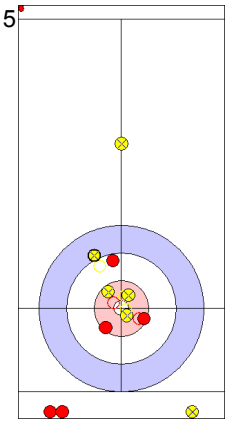

HUN: KISS Z
Raise Out 4

16

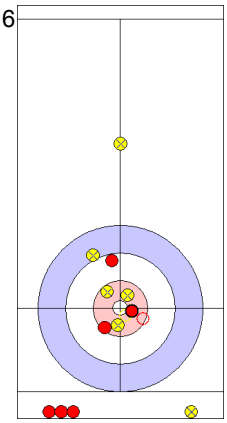

POL: MOLSKI S
Hit and Roll In 4

Game - Shot by Shot

POL - Poland	1 + 0	HUN - Hungary	1 + 3	End 3

7

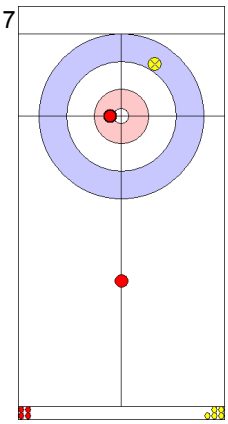

POL: MOLSKI S
Draw In 3

8

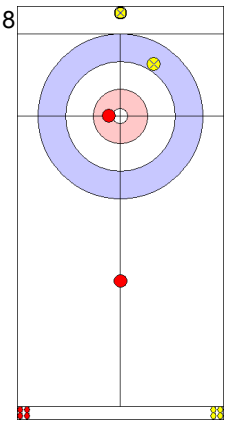

HUN: KISS Z
Draw In 0

9

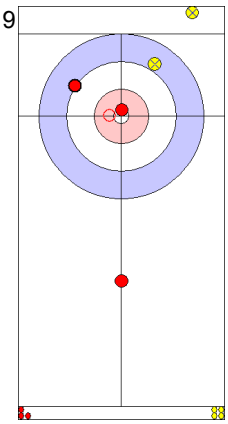

POL: FLOREK K
Draw In 3

10

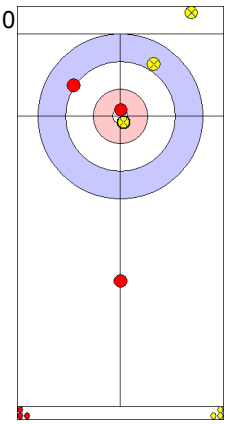

HUN: PALANCSA D
Draw In 4

11

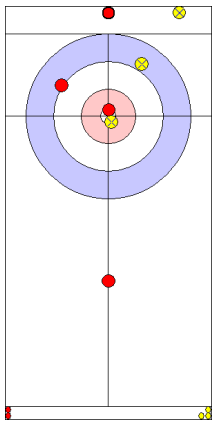

POL: FLOREK K
Draw In 0

12

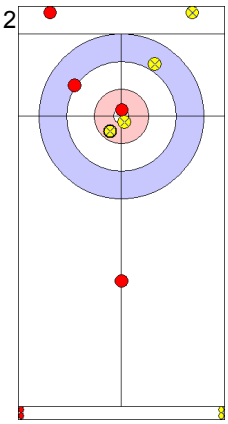

HUN: PALANCSA D
Draw Out 3

13

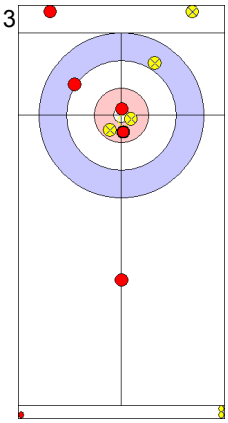

POL: FLOREK K
Draw Out 4

14

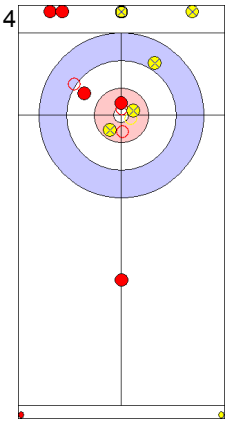

HUN: PALANCSA D
Clearing Out 4

15

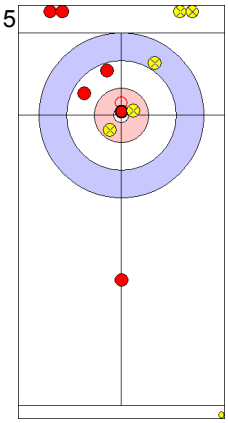

POL: MOLSKI S
Draw Out 4

16

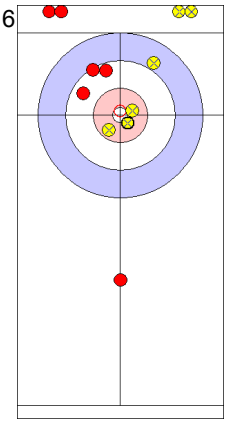

HUN: KISS Z
Raise Out 4

Game - Shot by Shot

POL - Poland	1 + 1	HUN - Hungary	4 + 0	End 4

7

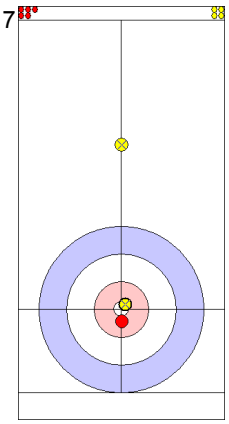

HUN: KISS Z
Draw Out 3

8

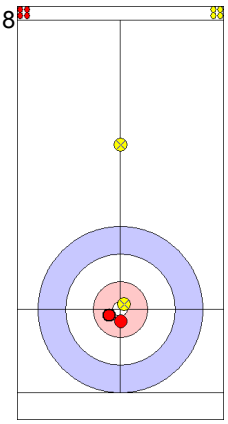

POL: MOLSKI S
Draw Out 2

9

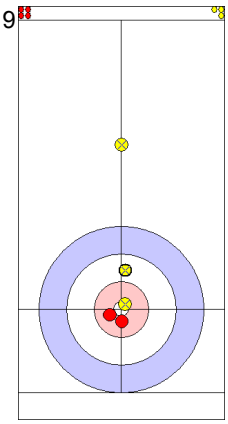

HUN: PALANCSA D
Draw Out 3

10

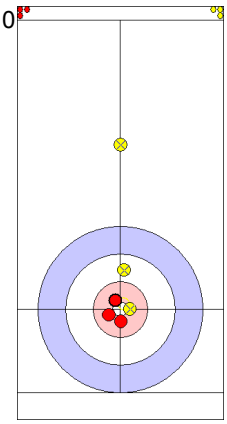

POL: FLOREK K
Draw Out 3

11

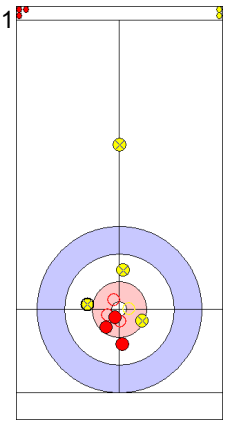

HUN: PALANCSA D
Raise Out 2

12

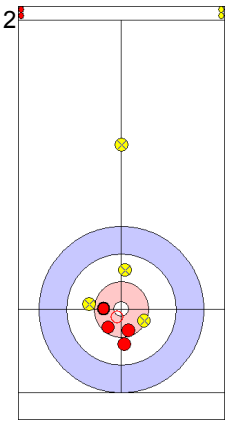

POL: FLOREK K
Draw Out 4

13

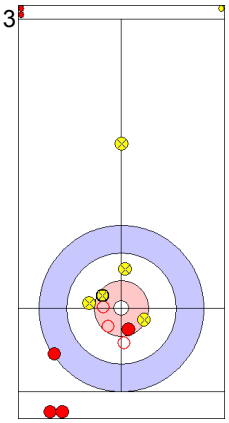

HUN: PALANCSA D
Double Takeout Out 4

14

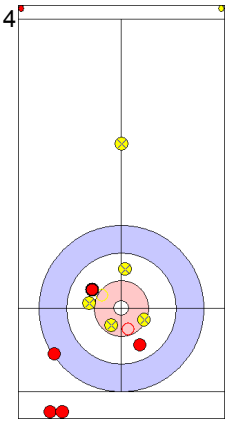

POL: FLOREK K
Draw Out 0

15

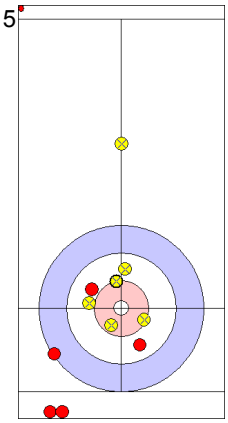

HUN: KISS Z
Draw Out 4

16

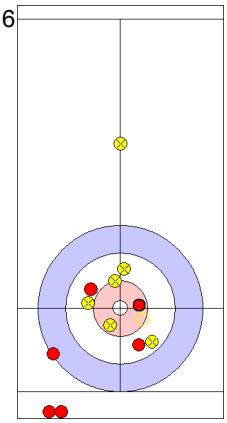

POL: MOLSKI S
Hit and Roll In 4

Game - Shot by Shot

POL - Poland	2 + 0	HUN - Hungary	4 + 4	End 5

7

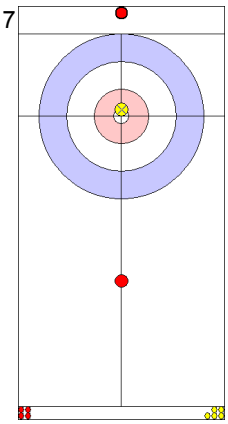

POL: MOLSKI S
Draw In 0

8

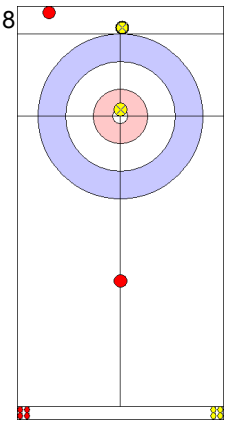

HUN: KISS Z
Draw In 0

9

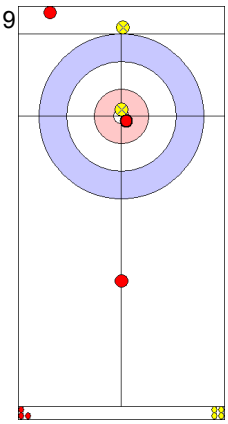

POL: FLOREK K
Draw In 3

10

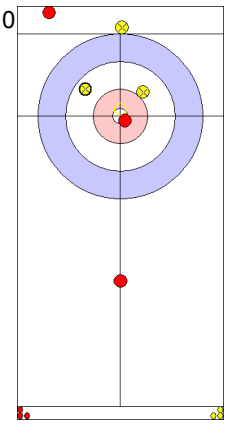

HUN: PALANCSA D
Draw In 0

11

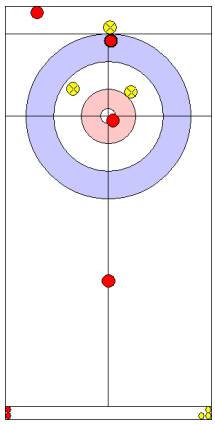

POL: FLOREK K
Draw In 2

12

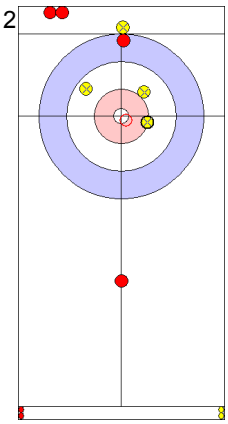

HUN: PALANCSA D
Takeout Out 3

13

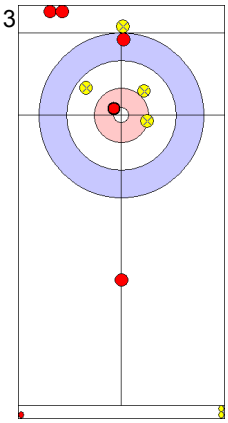

POL: FLOREK K
Draw Out 3

14

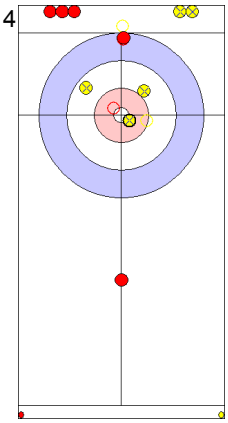

HUN: PALANCSA D
Hit and Roll In 3

15

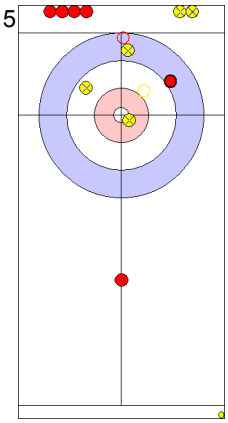

POL: MOLSKI S
Takeout Out 0

16

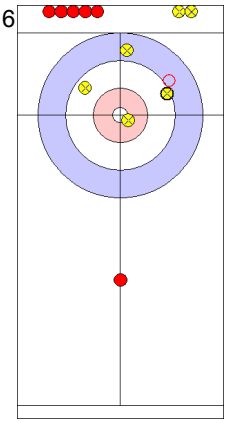

HUN: KISS Z
Takeout Out 4

Game - Shot by Shot

POL - Poland	2 + 0	HUN - Hungary	8 + 3	End 6

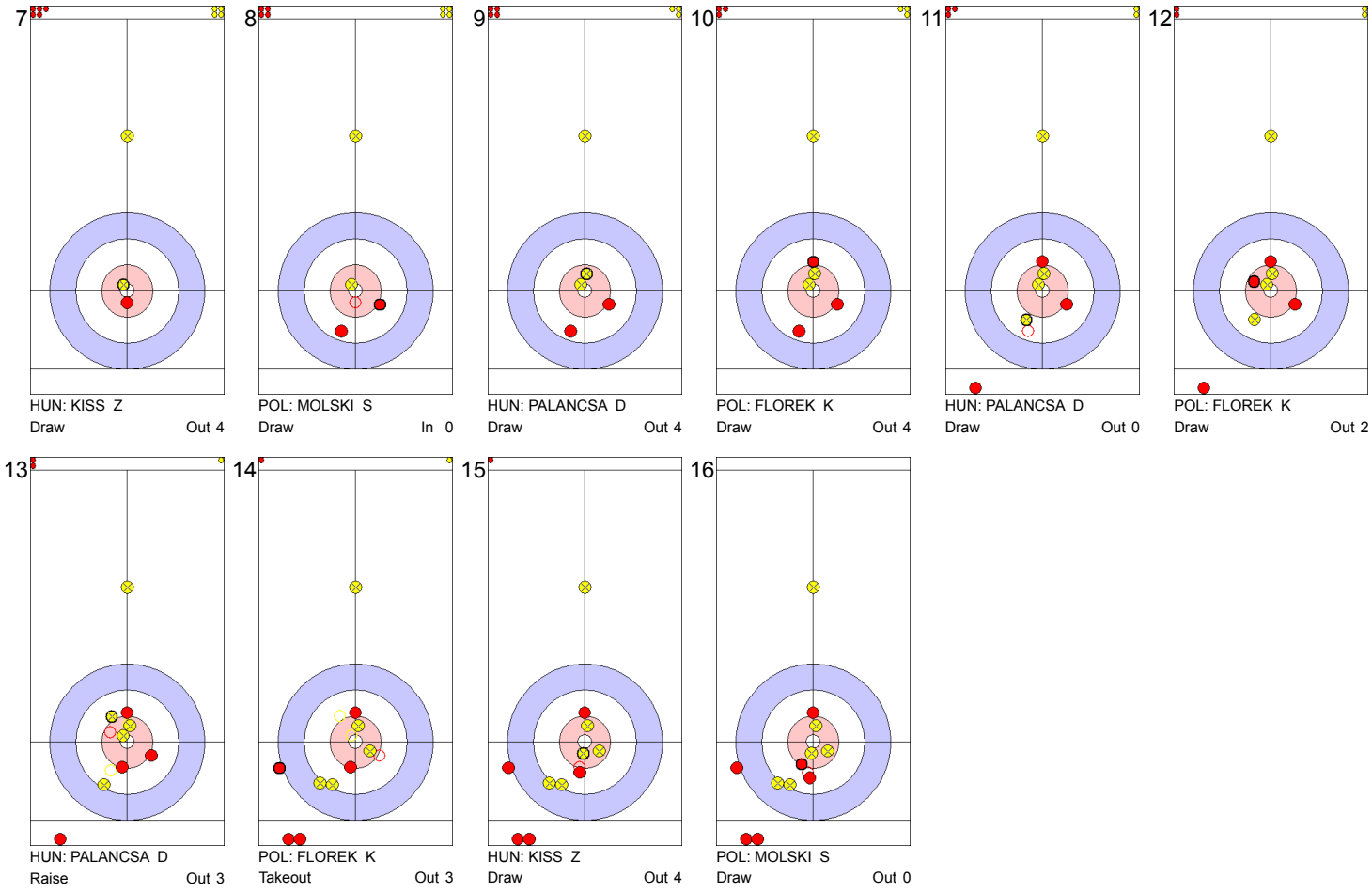



WMDCC 2015
Sochi, Russia

MON 20 APR 2015
Start Time 12:30

World Mixed Doubles Curling Championship
Ice Cube Curling Center

Group-C

Round Robin Session 4 - Sheet D



Game Results

Sheet	Game	Team	LSFE	1	2	3	4	5	6	7	8	Extra Ends						Total
D	4	EST - Estonia		0	3	2	0	0	3	1	X							9
	4	BLR - Belarus	*	1	0	0	3	1	0	0	X							5

EST - Estonia		Game	All
F	MOELDER Maile	66 %	70 %
M	LILL Erkki	69 %	70 %
	Team Total	68 %	70 %

Last Stone Draw: 127.8cm 43.6cm ↻ MOELDER M
84.2cm ↺ LILL E

Time remaining: 2 minutes 49 seconds

Time-out: end 8 - EST stone 6

BLR - Belarus		Game	All
F	KIRILLOVA Ekaterina	41 %	42 %
M	KIRILLOV Dmitry	68 %	53 %
	Team Total	58 %	49 %

Last Stone Draw: 51.2cm 51.2cm ↻ KIRILLOVA E
0.0cm ↺ KIRILLOV D

Time remaining: 0 minutes 48 seconds

Time-out: end 8 - BLR stone 6

Detailed Game Statistics:

EST - Estonia		Draws		Takeouts		Total	
F	MOELDER Maile	22	69 %	1	0 %	23	66 %
M	LILL Erkki	14	66 %	3	83 %	17	69 %
	Team Total	36	68 %	4	63 %	40	68 %

BLR - Belarus		Draws		Takeouts		Total	
F	KIRILLOVA Ekaterina	12	46 %	2	13 %	14	41 %
M	KIRILLOV Dmitry	18	67 %	6	71 %	24	68 %
	Team Total	30	58 %	8	56 %	38	58 %

LEGEND
F Female **LSFE** (*) Last stone first end **M** Male
X Unplayed/unfinished end due to concession

Game - Shot by Shot

EST - Estonia	0 + 0	BLR - Belarus	0 + 1	End 1

7

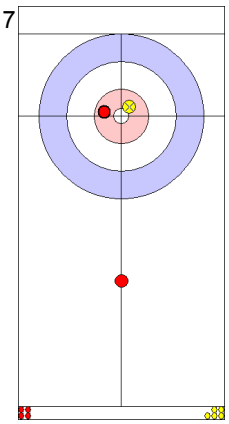

EST: LILL E
Draw In 3

8

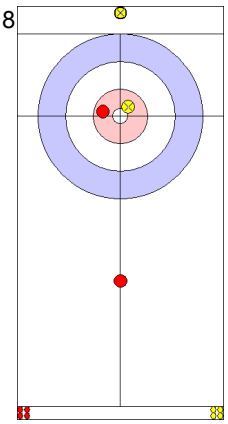

BLR: KIRILLOVA E
Draw In 0

9

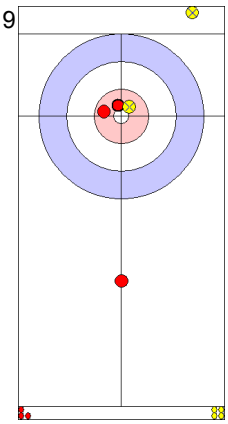

EST: MOELDER M
Draw In 3

10

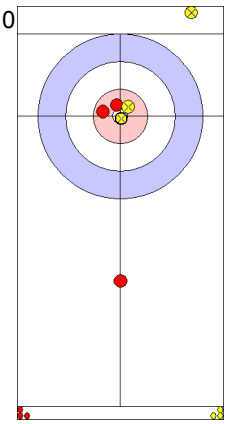

BLR: KIRILLOV D
Draw In 4

11

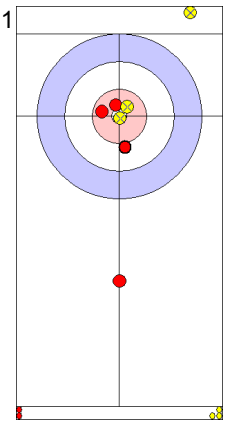

EST: MOELDER M
Draw In 2

12

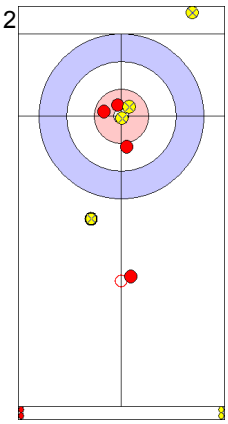

BLR: KIRILLOV D
Draw In 0

13

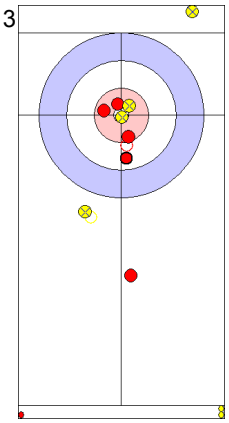

EST: MOELDER M
Draw In 3

14

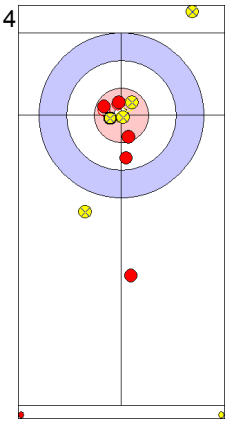

BLR: KIRILLOV D
Draw In 4

15

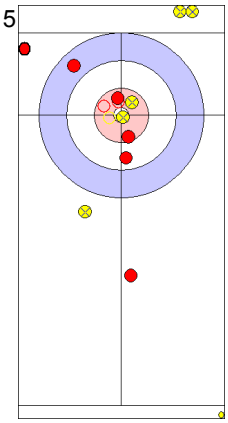

EST: LILL E
Takeout In 2

16

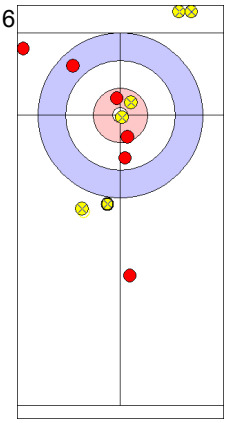

BLR: KIRILLOVA E
Draw In 0

Game - Shot by Shot

EST - Estonia	0 + 3	BLR - Belarus	1 + 0	End 2

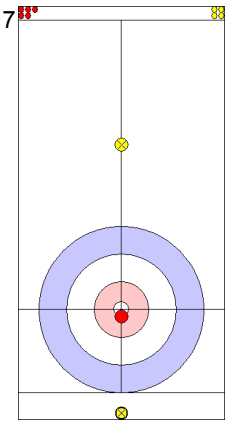

7
BLR: KIRILLOVA E
Draw Out 0

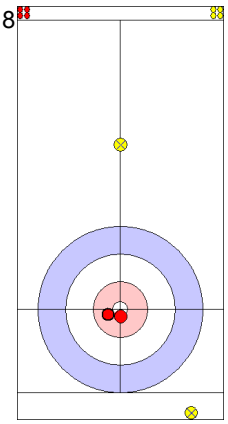

8
EST: LILL E
Draw Out 3

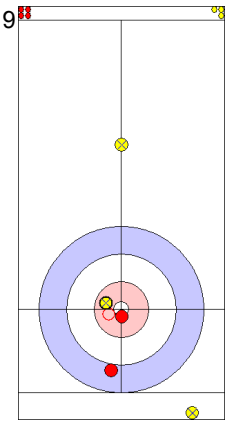

9
BLR: KIRILLOV D
Draw Out 3

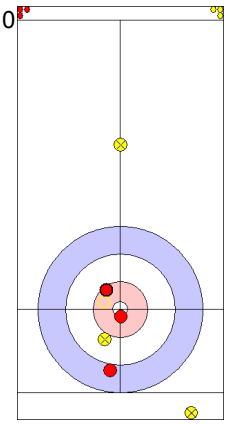

10
EST: MOELDER M
Draw Out 4

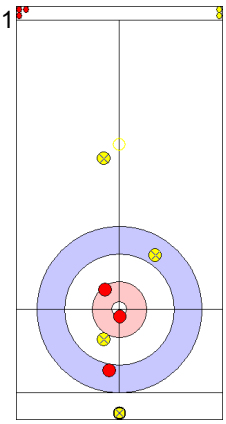

11
BLR: KIRILLOV D
Draw In 2

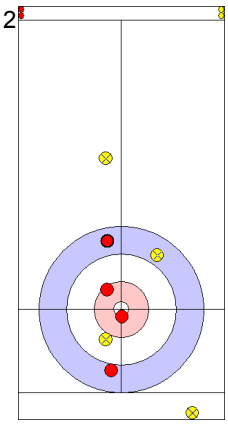

12
EST: MOELDER M
Draw In 2

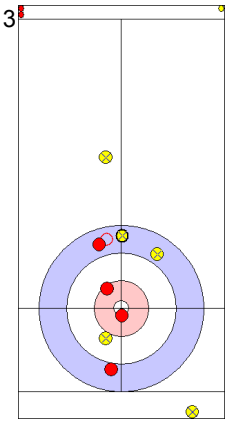

13
BLR: KIRILLOV D
Draw In 2

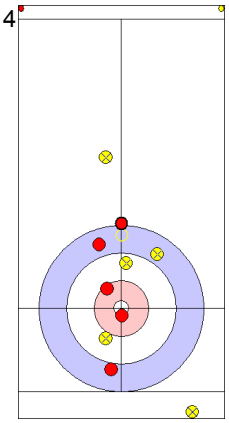

14
EST: MOELDER M
Guard In 4

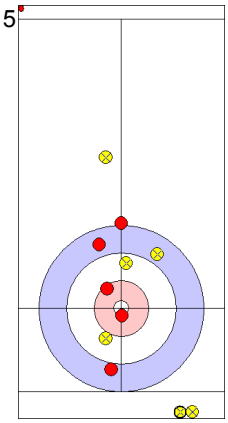

15
BLR: KIRILLOVA E
not played Out X

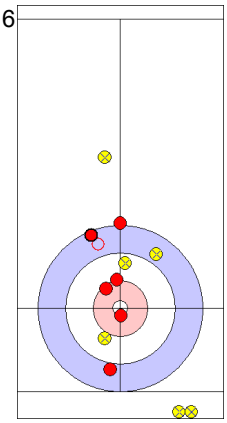

16
EST: LILL E
Raise Out 4

Game - Shot by Shot

EST - Estonia	3 + 2	BLR - Belarus	1 + 0	End 3

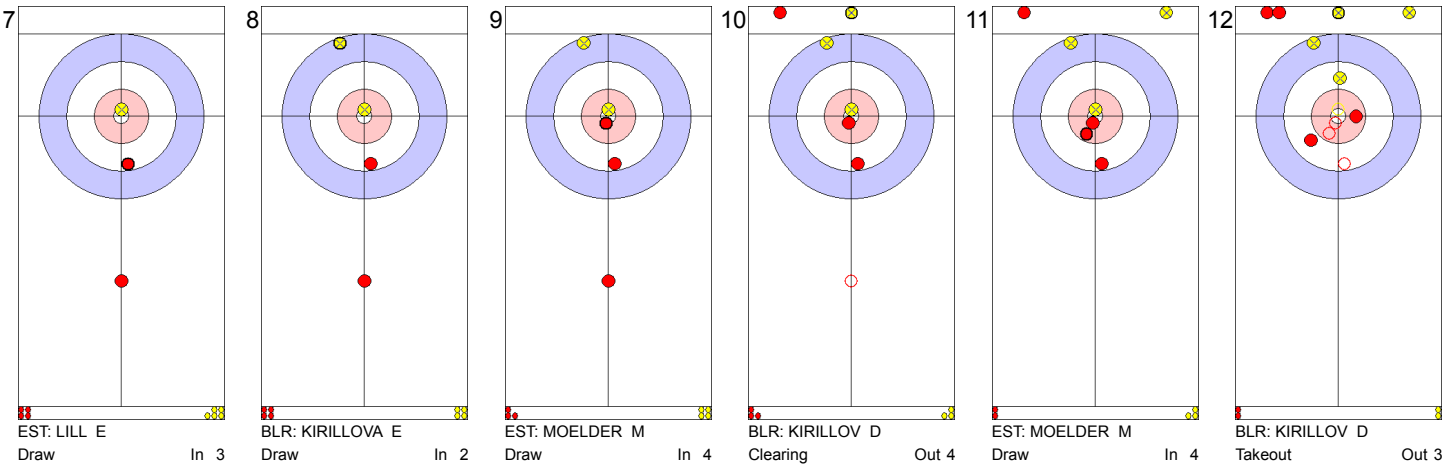

7	8	9	10	11	12
EST: LILL E	BLR: KIRILLOVA E	EST: MOELDER M	BLR: KIRILLOV D	EST: MOELDER M	BLR: KIRILLOV D
Draw In 3	Draw In 2	Draw In 4	Clearing Out 4	Draw In 4	Takeout Out 3

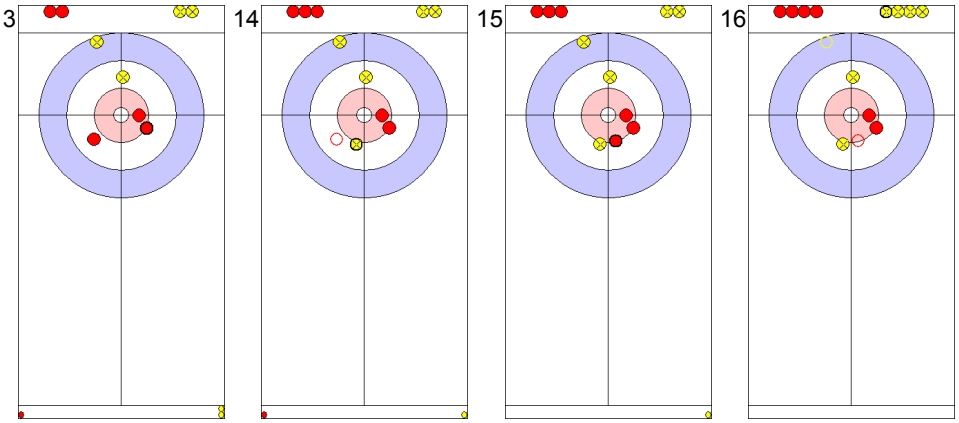

13	14	15	16
EST: MOELDER M	BLR: KIRILLOV D	EST: LILL E	BLR: KIRILLOVA E
Draw In 2	Hit and Roll Out 3	Draw Out 4	Takeout Out 1

Game - Shot by Shot

EST - Estonia	5 + 0	BLR - Belarus	1 + 3	End 4

7

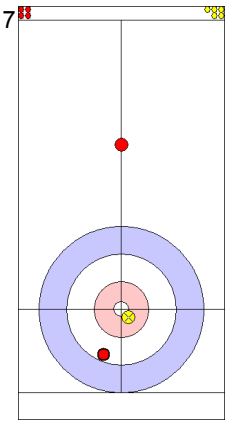

EST: LILL E
Draw Out 2

8

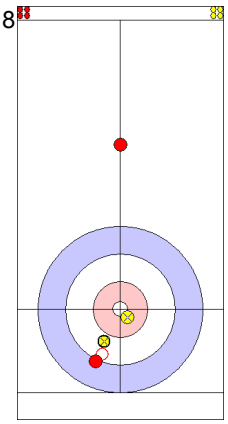

BLR: KIRILLOVA E
Draw Out 2

9

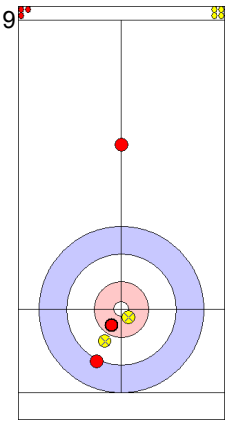

EST: MOELDER M
Draw In 4

10

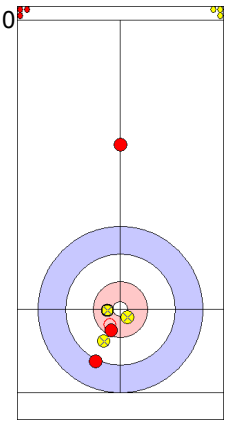

BLR: KIRILLOV D
Draw Out 4

11

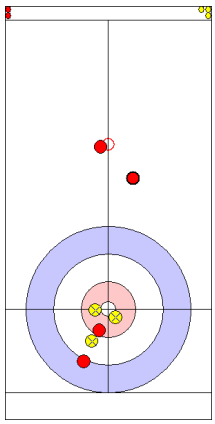

EST: MOELDER M
Draw In 0

12

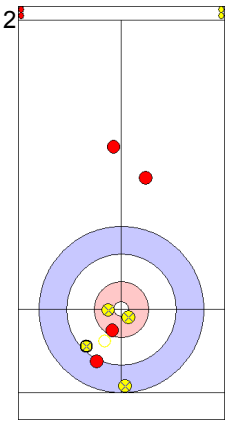

BLR: KIRILLOV D
Draw Out 2

13

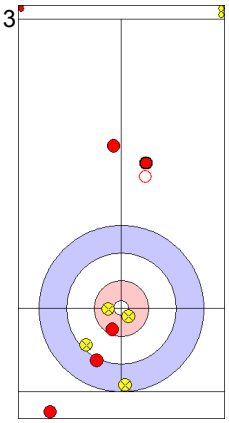

EST: MOELDER M
Promotion Takeout In 0

14

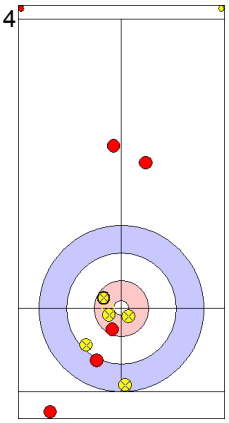

BLR: KIRILLOV D
Draw Out 4

15

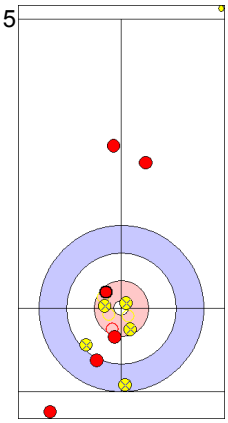

EST: LILL E
Draw Out 2

16

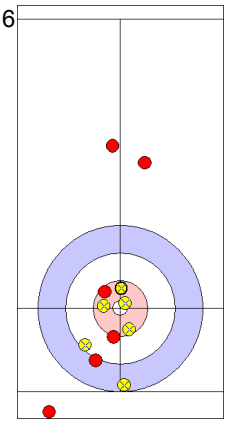

BLR: KIRILLOVA E
Draw Out 4

Game - Shot by Shot

EST - Estonia	5 + 0	BLR - Belarus	4 + 1	End 5

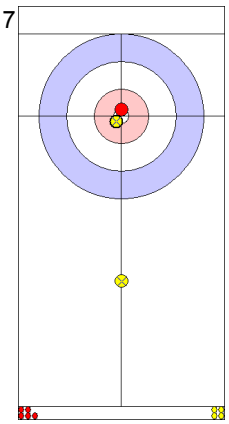

7
BLR: KIRILLOVA E
Draw In 4

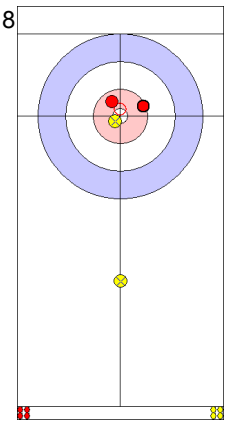

8
EST: MOELDER M
Draw Out 2

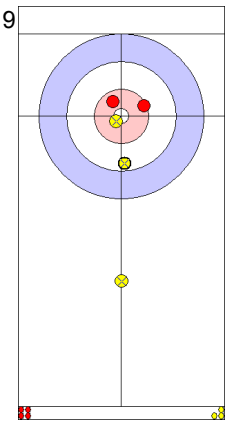

9
BLR: KIRILLOV D
Draw Out 3

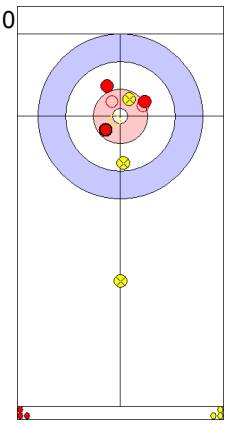

10
EST: LILL E
Draw In 4

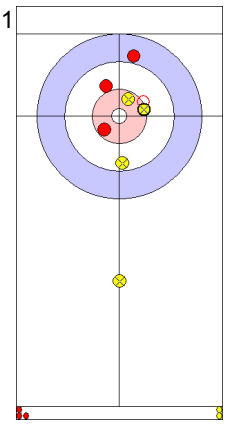

11
BLR: KIRILLOV D
Draw Out 4

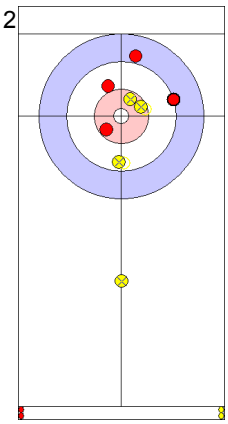

12
EST: LILL E
Draw Out 0

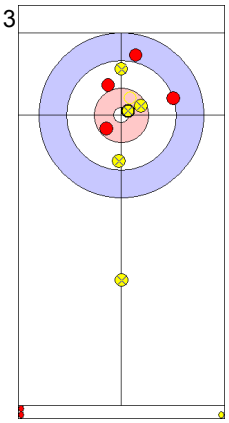

13
BLR: KIRILLOV D
Draw Out 3

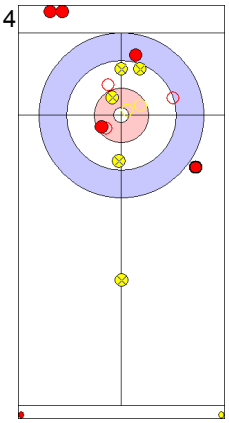

14
EST: LILL E
Takeout Out 4

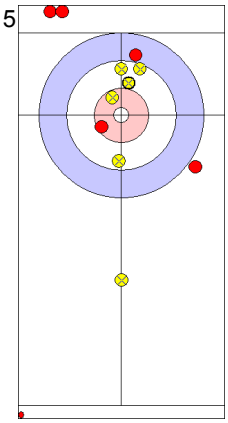

15
BLR: KIRILLOVA E
Draw Out 2

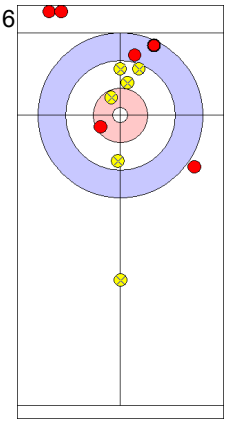

16
EST: MOELDER M
Draw Out 0

Game - Shot by Shot

EST - Estonia	5 + 3	BLR - Belarus	5 + 0	End 6

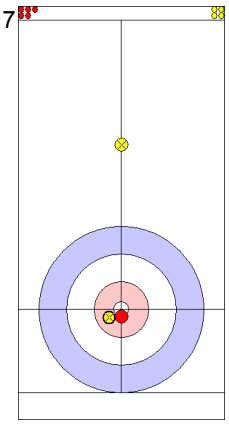

7
BLR: KIRILLOVA E
Draw Out 3

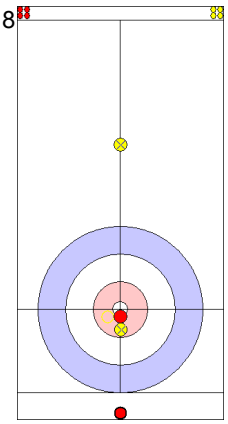

8
EST: LILL E
Draw Out 0

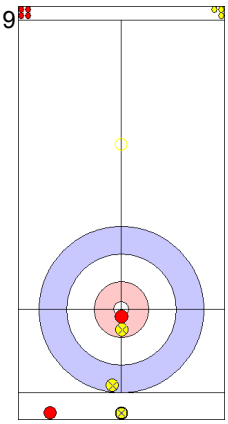

9
BLR: KIRILLOV D
Draw Out 2

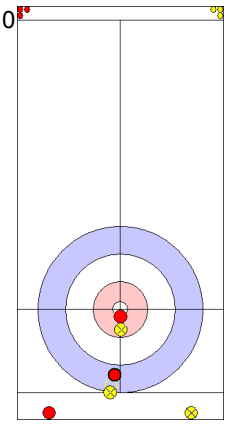

10
EST: MOELDER M
Draw Out 2

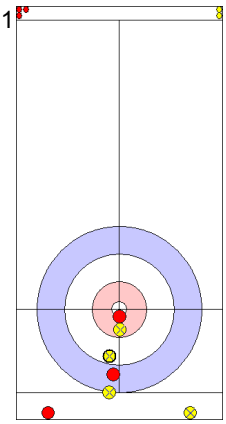

11
BLR: KIRILLOV D
Draw Out 2

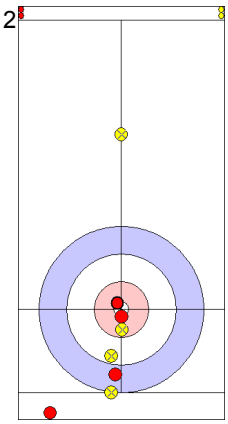

12
EST: MOELDER M
Draw Out 4

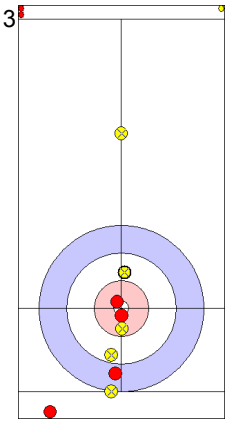

13
BLR: KIRILLOV D
Draw Out 2

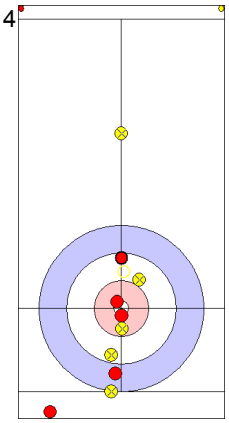

14
EST: MOELDER M
Draw Out 2

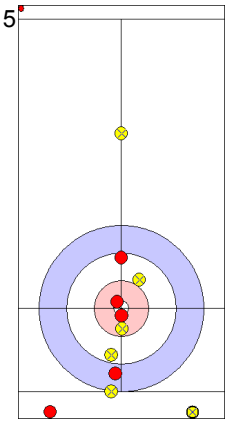

15
BLR: KIRILLOVA E
Draw In 0

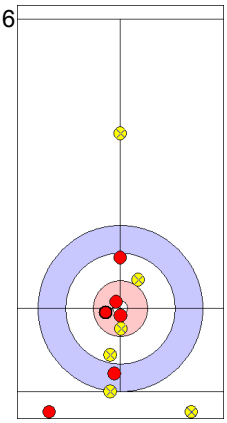

16
EST: LILL E
Draw Out 4

Game - Shot by Shot

EST - Estonia	8 + 1	BLR - Belarus	5 + 0	End 7

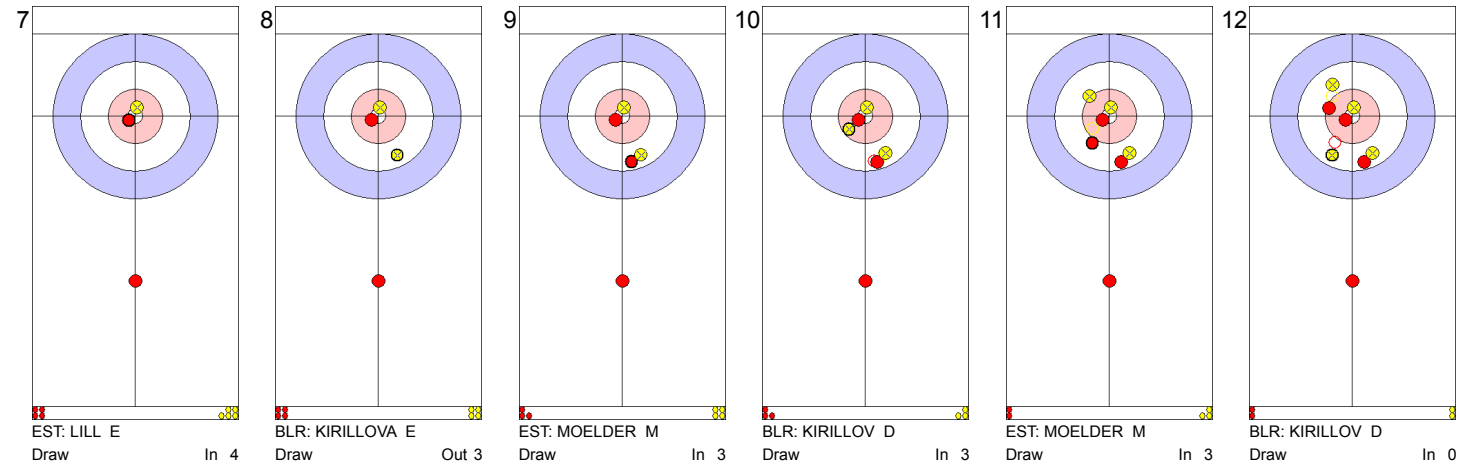

7
EST: LILL E
Draw In 4

8
BLR: KIRILLOVA E
Draw Out 3

9
EST: MOELDER M
Draw In 3

10
BLR: KIRILLOV D
Draw In 3

11
EST: MOELDER M
Draw In 3

12
BLR: KIRILLOV D
Draw In 0

13
EST: MOELDER M
Guard In 4

14
BLR: KIRILLOV D
Promotion Takeout Out 0

15
EST: LILL E
Guard Out 0

16
BLR: KIRILLOVA E
Promotion Takeout Out 0

Game - Shot by Shot

EST - Estonia	9 + X	BLR - Belarus	5 + X	End 8

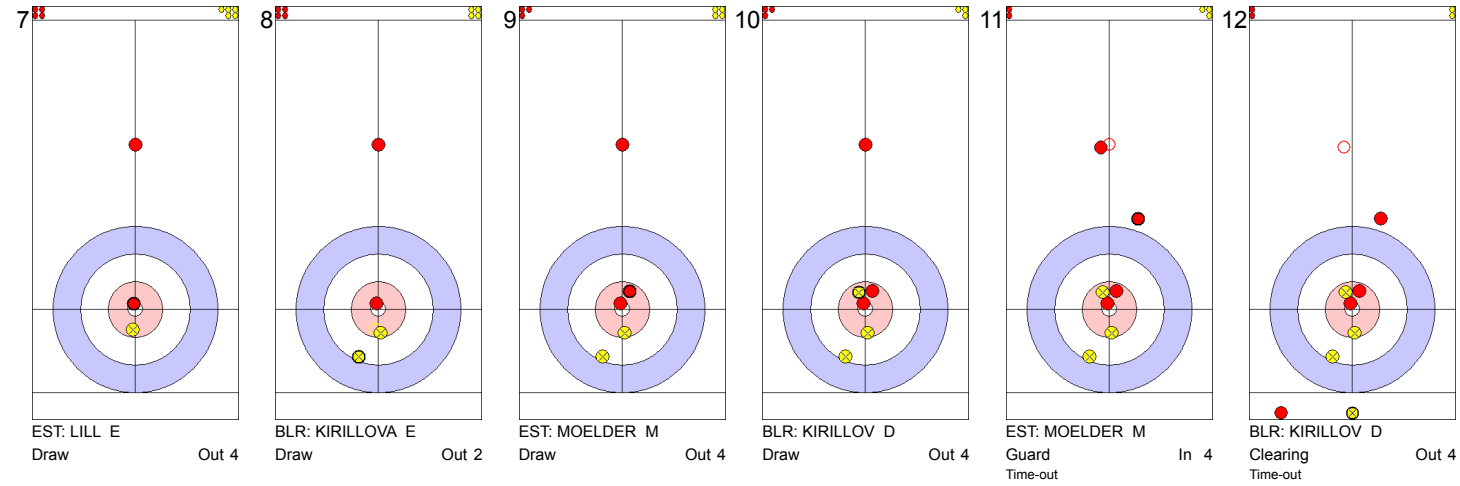

7	8	9	10	11	12
EST: LILL E	BLR: KIRILLOVA E	EST: MOELDER M	BLR: KIRILLOV D	EST: MOELDER M	BLR: KIRILLOV D
Draw Out 4	Draw Out 2	Draw Out 4	Draw Out 4	Guard In 4	Clearing Out 4
				Time-out	Time-out

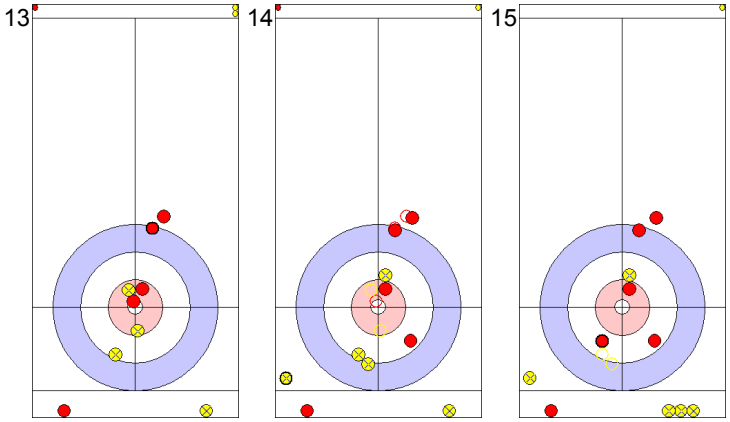

13	14	15
EST: MOELDER M	BLR: KIRILLOV D	EST: LILL E
Guard Out 1	Takeout Out 3	Double Takeout Out 4

Game Results

Sheet	Game	Team	LSFE	1	2	3	4	5	6	7	8	Extra Ends						Total
E	4	ESP - Spain		0	2	1	0	0	0	X	X							3
	4	CAN - Canada	*	5	0	0	4	1	1	X	X							11

ESP - Spain		Game	All
F	GARCIA VEZ Irantzu	33 %	60 %
M	GARCIA VEZ Gontzal	65 %	69 %
	Team Total	53 %	65 %

Last Stone Draw: 198.2cm
185.4cm ↻ GARCIA VEZ I
12.8cm ↺ GARCIA VEZ G

Time remaining: 8 minutes 53 seconds

CAN - Canada		Game	All
F	PARK Kalynn	83 %	79 %
M	THOMAS Charley	83 %	85 %
	Team Total	83 %	82 %

Last Stone Draw: 86.0cm
51.6cm ↻ THOMAS C
34.4cm ↺ PARK K

Time remaining: 6 minutes 43 seconds

Detailed Game Statistics:

ESP - Spain		Draws		Takeouts		Total	
F	GARCIA VEZ Irantzu	9	33 %	3	33 %	12	33 %
M	GARCIA VEZ Gontzal	13	65 %	5	65 %	18	65 %
	Team Total	22	52 %	8	53 %	30	53 %

CAN - Canada		Draws		Takeouts		Total	
F	PARK Kalynn	8	88 %	4	75 %	12	83 %
M	THOMAS Charley	11	95 %	7	64 %	18	83 %
	Team Total	19	92 %	11	68 %	30	83 %

LEGEND
F Female
X Unplayed/unfinished end due to concession
LSFE (*) Last stone first end
M Male

Game - Shot by Shot

ESP - Spain	0 + 0	CAN - Canada	0 + 5	End 1

7

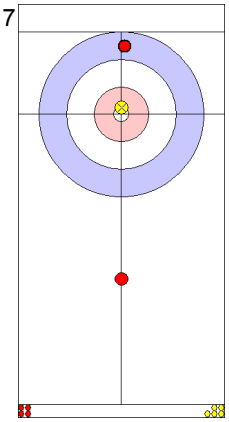

ESP: GARCIA VEZ I
Draw Out 2

8

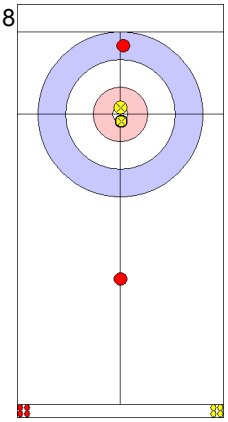

CAN: PARK K
Draw In 4

9

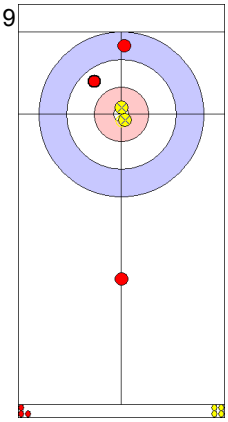

ESP: GARCIA VEZ G
Raise In 1

10

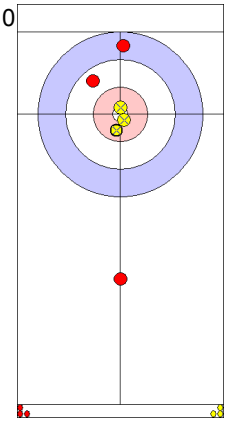

CAN: THOMAS C
Draw In 4

11

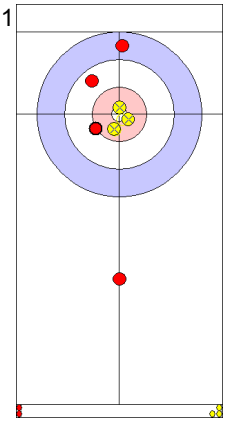

ESP: GARCIA VEZ G
Raise In 2

12

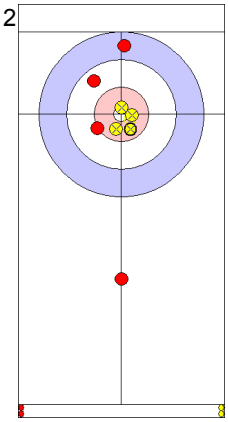

CAN: THOMAS C
Freeze Out 4

13

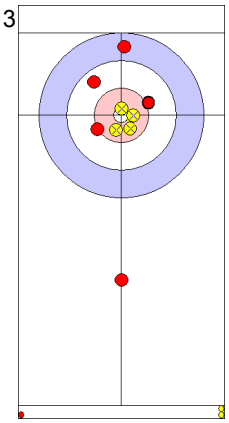

ESP: GARCIA VEZ G
Draw Out 1

14

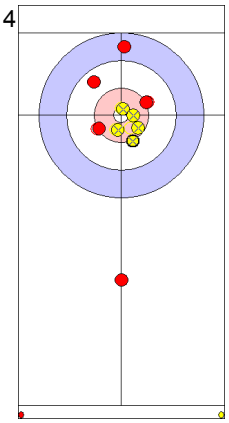

CAN: THOMAS C
Double Takeout Out 4

15

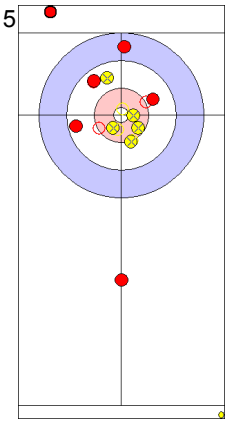

ESP: GARCIA VEZ I
Double Takeout Out 0

16

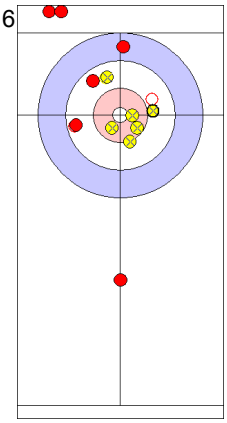

CAN: PARK K
Takeout Out 4

Game - Shot by Shot

ESP - Spain	0 + 2	CAN - Canada	5 + 0	End 2

7

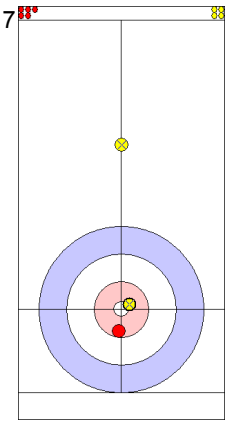

CAN: PARK K
Draw Out 3

8

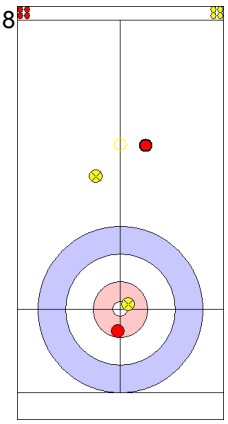

ESP: GARCIA VEZ I
Draw In 0

9

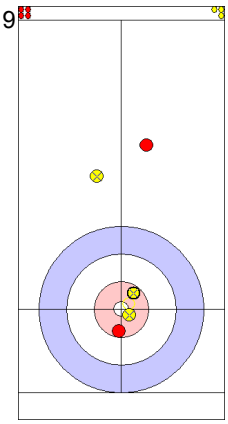

CAN: THOMAS C
Draw Out 4

10

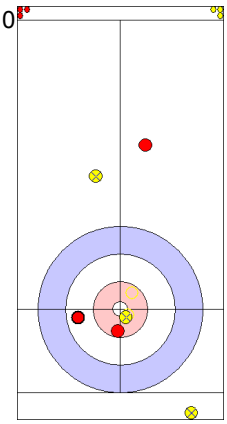

ESP: GARCIA VEZ G
Hit and Roll Out 3

11

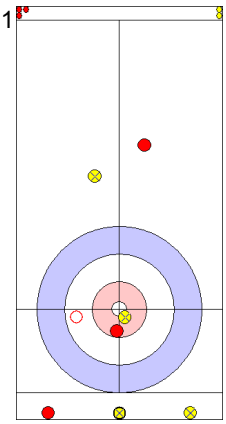

CAN: THOMAS C
Hit and Roll Out 2

12

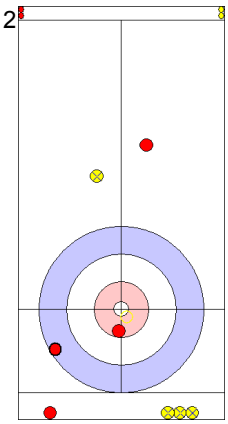

ESP: GARCIA VEZ G
Takeout Out 4

13

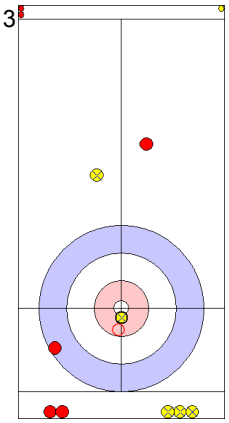

CAN: THOMAS C
Hit and Roll In 3

14

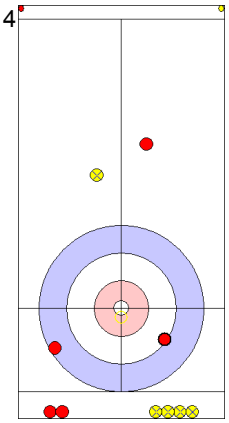

ESP: GARCIA VEZ G
Hit and Roll In 3

15

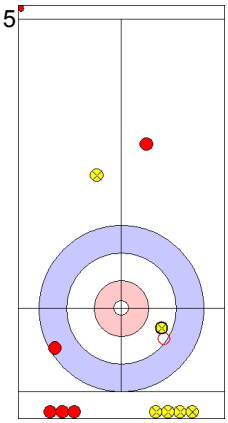

CAN: PARK K
Takeout In 4

16

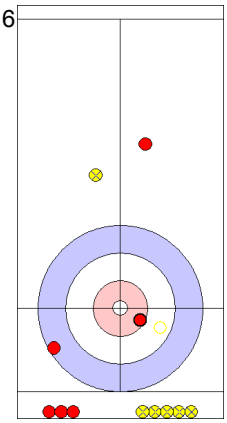

ESP: GARCIA VEZ I
Takeout In 4

Game - Shot by Shot

ESP - Spain	2 + 1	CAN - Canada	5 + 0	End 3

7

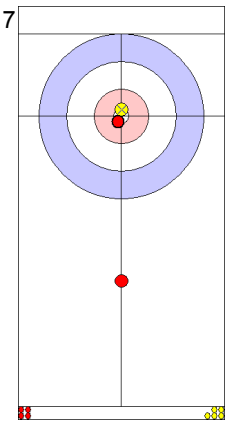

ESP: GARCIA VEZ I
Draw Out 4

8

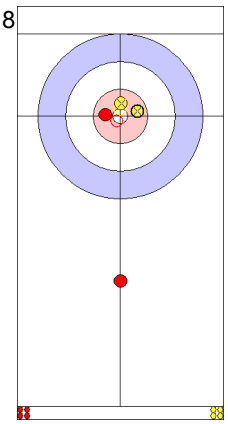

CAN: PARK K
Raise Out 3

9

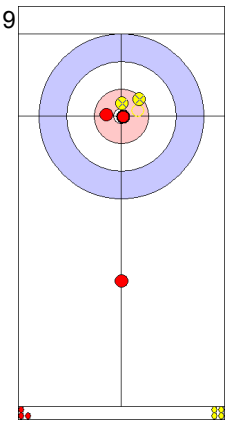

ESP: GARCIA VEZ G
Draw Out 4

10

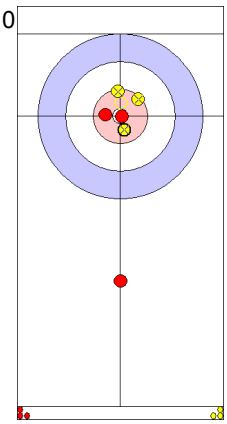

CAN: THOMAS C
Raise Out 4

11

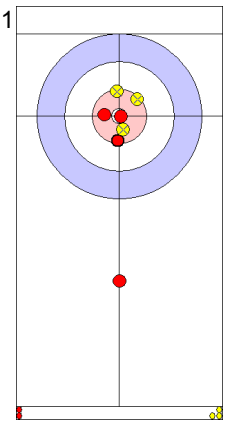

ESP: GARCIA VEZ G
Draw In 4

12

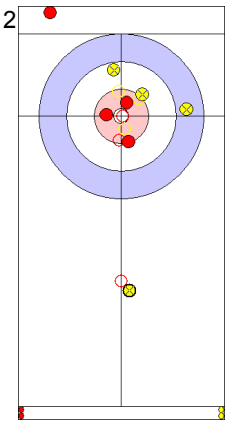

CAN: THOMAS C
Promotion Takeout Out 0

13

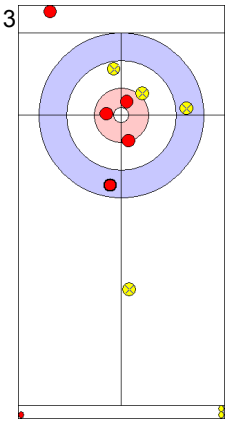

ESP: GARCIA VEZ G
Draw In 4

14

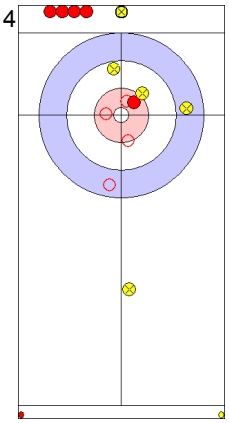

CAN: THOMAS C
Double Takeout In 4

15

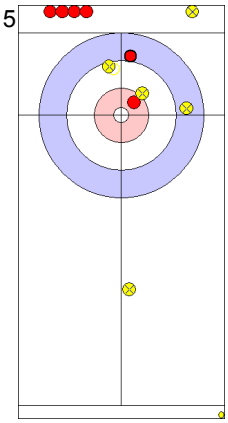

ESP: GARCIA VEZ I
Draw In 0

16

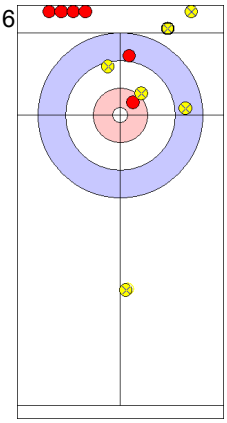

CAN: PARK K
Takeout Out 0

Game - Shot by Shot

ESP - Spain	3 + 0	CAN - Canada	5 + 4	End 4

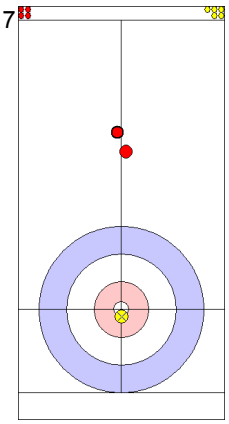

ESP: GARCIA VEZ I
Draw In 0

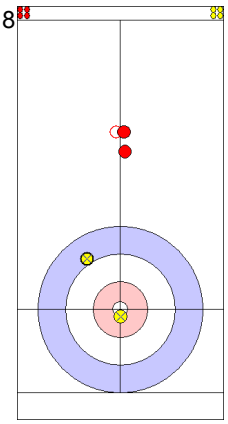

CAN: PARK K
Draw Out 2

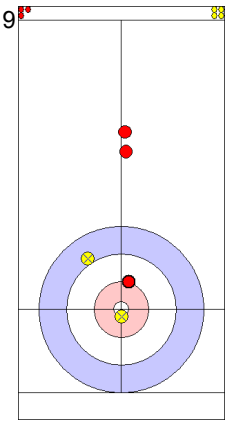

ESP: GARCIA VEZ G
Draw Out 4

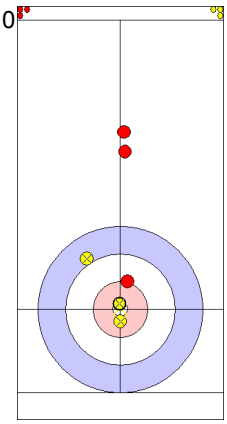

CAN: THOMAS C
Draw Out 4

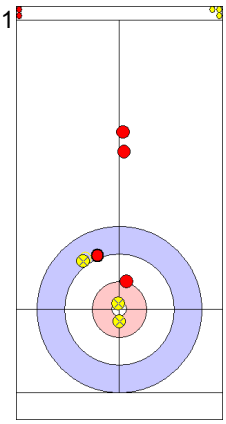

ESP: GARCIA VEZ G
Draw Out 3

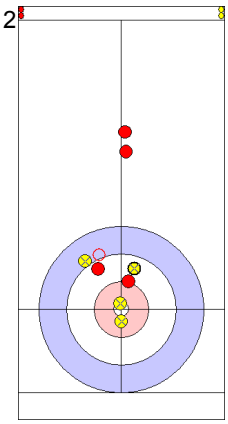

CAN: THOMAS C
Draw Out 2

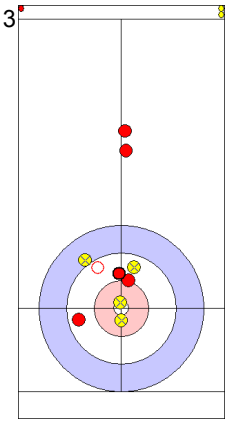

ESP: GARCIA VEZ G
Draw Out 2

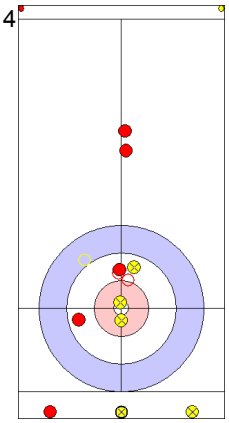

CAN: THOMAS C
Takeout Out 2

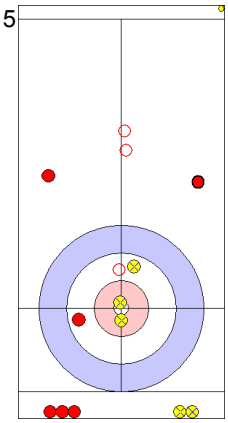

ESP: GARCIA VEZ I
Promotion Takeout In 0

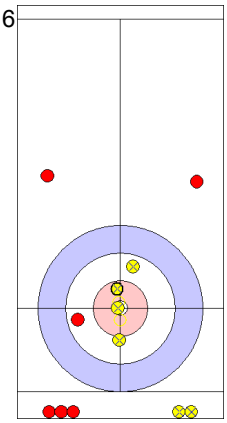

CAN: PARK K
Draw Out 4

Game - Shot by Shot

ESP - Spain	3 + 0	CAN - Canada	9 + 1	End 5

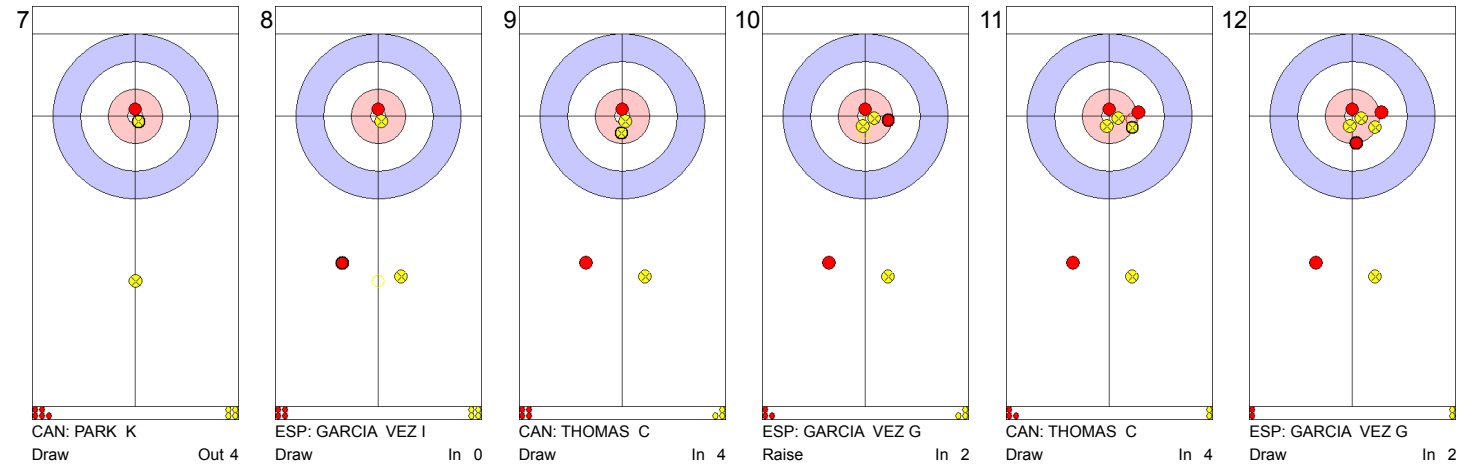

7
CAN: PARK K
Draw Out 4

8
ESP: GARCIA VEZ I
Draw In 0

9
CAN: THOMAS C
Draw In 4

10
ESP: GARCIA VEZ G
Raise In 2

11
CAN: THOMAS C
Draw In 4

12
ESP: GARCIA VEZ G
Draw In 2

13
CAN: THOMAS C
Guard In 4

14
ESP: GARCIA VEZ G
Raise Out 3

15
CAN: PARK K
Double Takeout Out 4

16
ESP: GARCIA VEZ I
Draw Out 2

Game - Shot by Shot

ESP - Spain	3 + 0	CAN - Canada	10 + 1	End 6

7

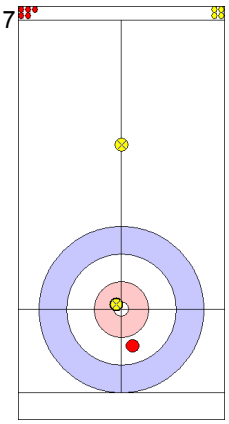

CAN: PARK K
Raise Out 4

8

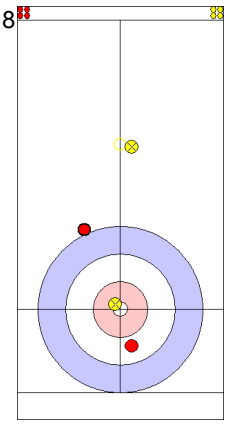

ESP: GARCIA VEZ I
Draw Out 2

9

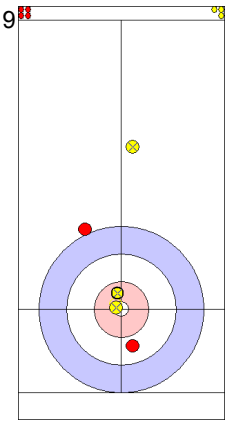

CAN: THOMAS C
Draw Out 4

10

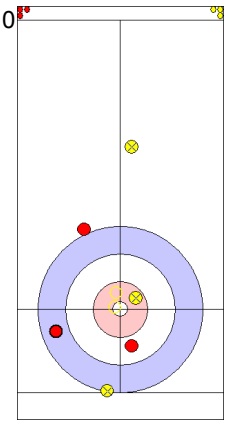

ESP: GARCIA VEZ G
Hit and Roll Out 3

11

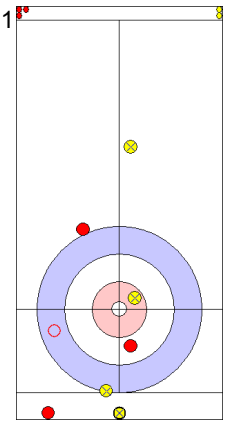

CAN: THOMAS C
Takeout Out 3

12

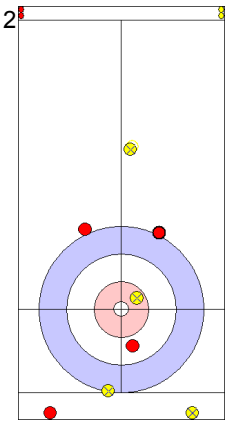

ESP: GARCIA VEZ G
Draw In 2

13

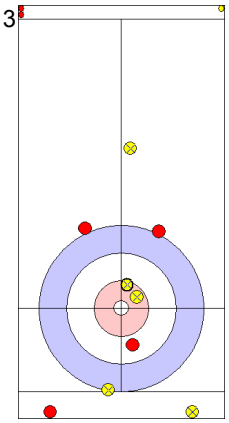

CAN: THOMAS C
Draw In 4

14

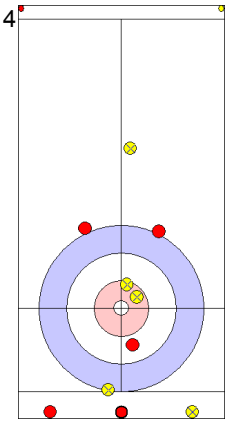

ESP: GARCIA VEZ G
Promotion Takeout In 0

15

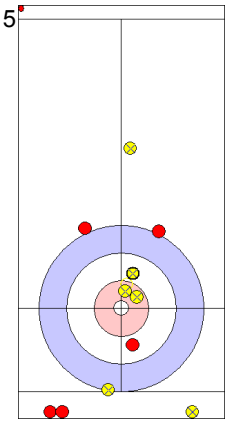

CAN: PARK K
Draw In 4

16

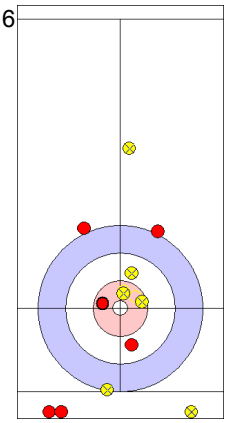

ESP: GARCIA VEZ I
Draw Out 2

Session Results and Standings

Sheet	Game	Team	LSFE	1	2	3	4	5	6	7	8	Extra Ends	Total
A	3	EST - Estonia		0	2	0	0	0	0	0	X		2
	3	CAN - Canada	*	2	0	0	2	2	2	1	X		9
B	3	BLR - Belarus		0	2	1	0	1	0	1	0		5
	3	POL - Poland	*	1	0	0	2	0	1	0	2		6
C	3	ESP - Spain		0	3	0	3	0	3	0	1		10
	3	SCO - Scotland	*	5	0	1	0	1	0	2	0		9
D	3	ENG - England		2	0	1	0	0	3	0	X		6
	3	KOR - Korea	*	0	2	0	2	3	0	1	X		8
E	3	HUN - Hungary	*	1	2	3	0	3	1	X	X		10
	3	ROU - Romania		0	0	0	1	0	0	X	X		1

Standings

Group-A

Rank	Team	Games	Wins	Losses
1	DEN - Denmark	2	2	0
1	RUS - Russia	2	2	0
1	USA - United States	2	2	0
4	JPN - Japan	2	1	1
4	SUI - Switzerland	2	1	1
4	SVK - Slovakia	2	1	1
4	TUR - Turkey	2	1	1
8	AUS - Australia	2	0	2
8	CZE - Czech Republic	2	0	2
8	FRA - France	2	0	2

Group-B

Rank	Team	Games	Wins	Losses
1	NOR - Norway	3	3	0
1	SWE - Sweden	3	3	0
3	FIN - Finland	3	2	1
3	ITA - Italy	3	2	1
3	LAT - Latvia	3	2	1
6	AUT - Austria	3	1	2
6	CHN - China	3	1	2
6	NZL - New Zealand	3	1	2
9	BRA - Brazil	3	0	3
9	SLO - Slovenia	3	0	3

Group-C

Rank	Team	Games	Wins	Losses
1	CAN - Canada	3	3	0
1	ESP - Spain	3	3	0
1	KOR - Korea	3	3	0
4	EST - Estonia	3	2	1
4	HUN - Hungary	3	2	1
6	POL - Poland	3	1	2
6	SCO - Scotland	3	1	2
8	BLR - Belarus	3	0	3
8	ENG - England	3	0	3
8	ROU - Romania	3	0	3

LEGEND
LSFE (*) Last stone first end
X Unplayed/unfinished end due to concession

Game Results

Sheet	Game	Team	LSFE	1	2	3	4	5	6	7	8	Extra Ends						Total
A	3	EST - Estonia		0	2	0	0	0	0	0	X							2
	3	CAN - Canada	*	2	0	0	2	2	2	1	X							9

EST - Estonia		Game	All
F	MOELDER Maile	58 %	71 %
M	LILL Erkki	70 %	70 %
	Team Total	63 %	70 %

Last Stone Draw: 249.3cm 185.4cm ↻ LILL E
63.9cm ↺ MOELDER M

Time remaining: 5 minutes 5 seconds

Time-out: end 6 - EST stone 6

CAN - Canada		Game	All
F	PARK Kalynn	71 %	78 %
M	THOMAS Charley	79 %	85 %
	Team Total	76 %	82 %

Last Stone Draw: 89.1cm 52.9cm ↻ PARK K
36.2cm ↺ THOMAS C

Time remaining: 7 minutes 34 seconds

Detailed Game Statistics:

EST - Estonia		Draws		Takeouts		Total	
F	MOELDER Maile	18	56 %	2	75 %	20	58 %
M	LILL Erkki	8	84 %	6	50 %	14	70 %
	Team Total	26	64 %	8	56 %	34	63 %

CAN - Canada		Draws		Takeouts		Total	
F	PARK Kalynn	13	69 %	1	100 %	14	71 %
M	THOMAS Charley	10	65 %	11	91 %	21	79 %
	Team Total	23	67 %	12	92 %	35	76 %

LEGEND
F Female
X Unplayed/unfinished end due to concession
LSFE (*) Last stone first end
M Male

Game - Shot by Shot

EST - Estonia	0 + 0	CAN - Canada	0 + 2	End 1

7

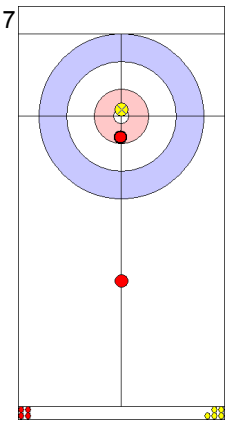

EST: LILL E
Draw In 4

8

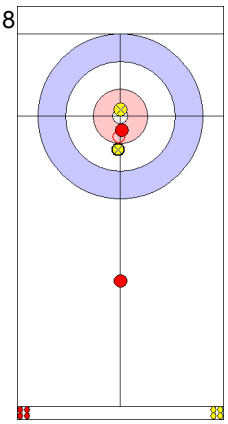

CAN: PARK K
Draw In 4

9

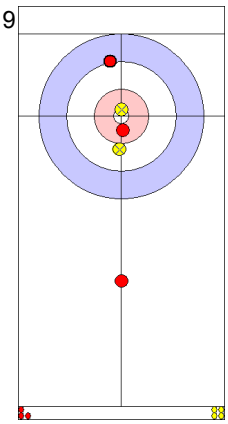

EST: MOELDER M
Draw In 2

10

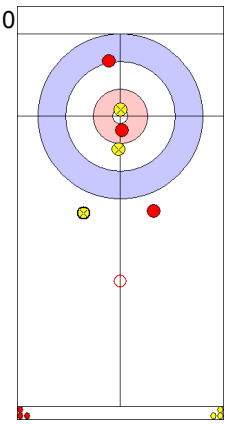

CAN: THOMAS C
Wick / Soft Peeling In 4

11

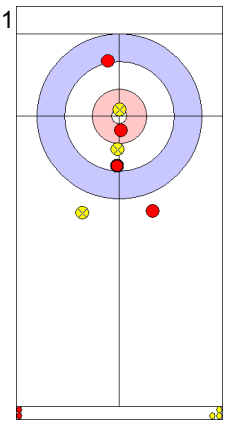

EST: MOELDER M
Freeze In 4

12

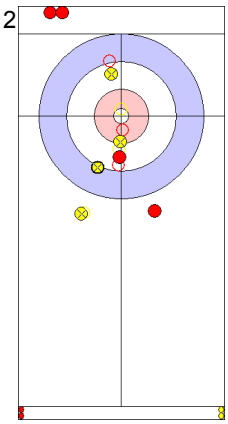

CAN: THOMAS C
Double Takeout In 4

13

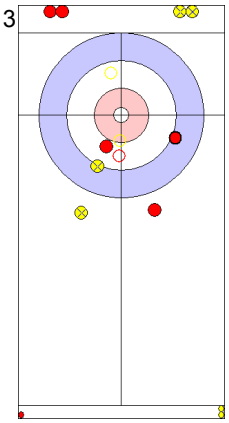

EST: MOELDER M
Double Takeout In 4

14

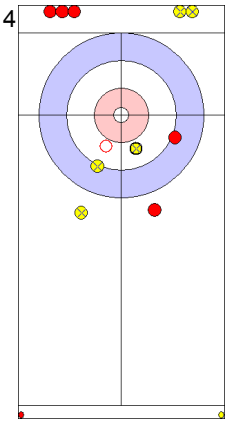

CAN: THOMAS C
Hit and Roll Out 3

15

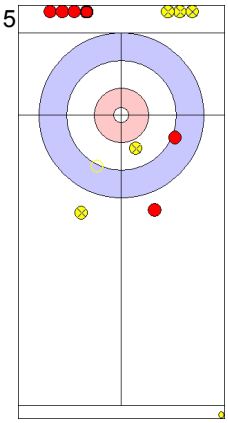

EST: LILL E
Double Takeout Out 2

16

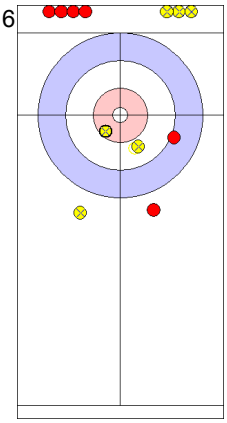

CAN: PARK K
Draw In 4

Game - Shot by Shot

EST - Estonia	0 + 2	CAN - Canada	2 + 0	End 2

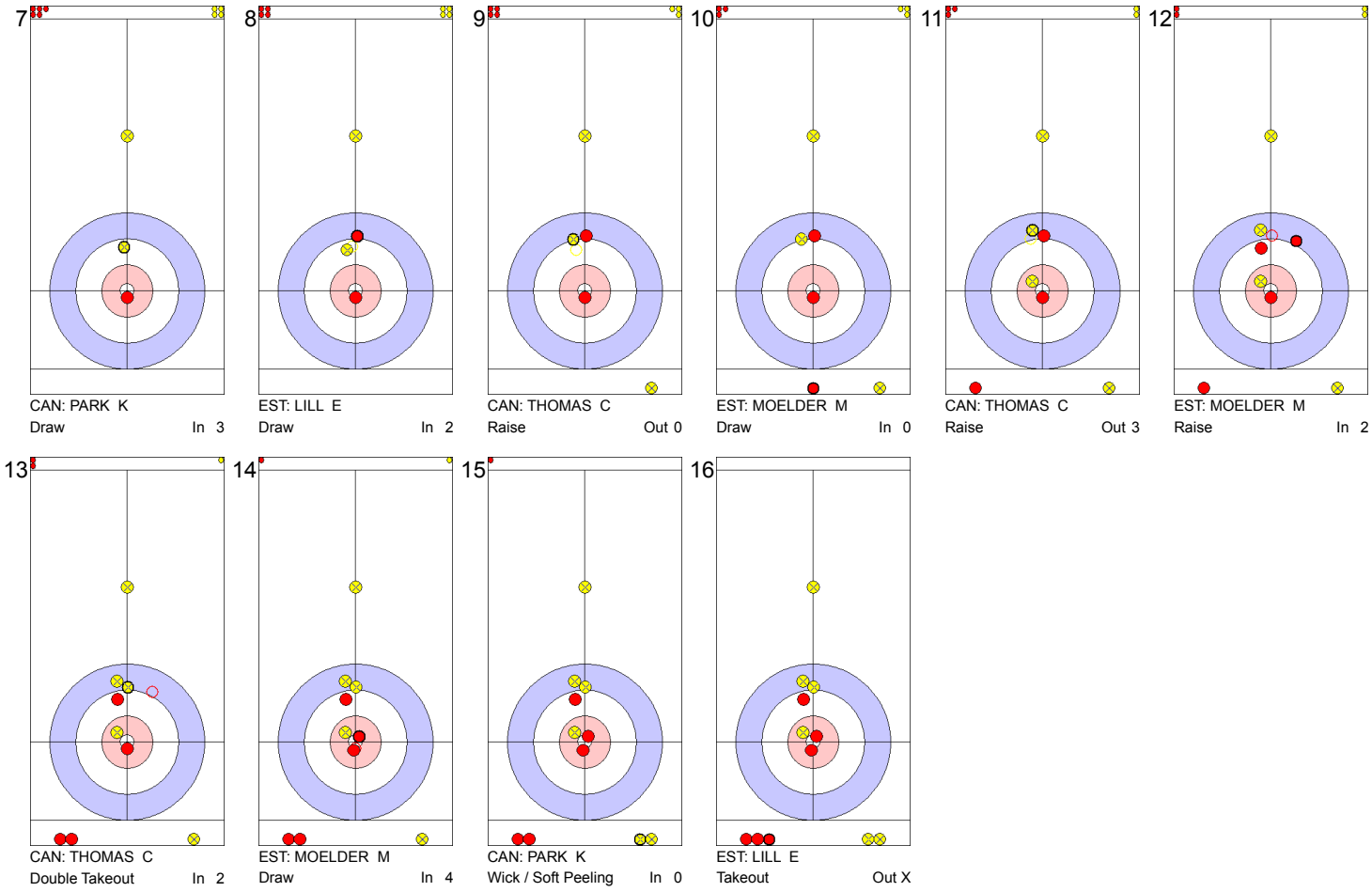

Game - Shot by Shot

EST - Estonia	2 + 0	CAN - Canada	2 + 0	End 3

7

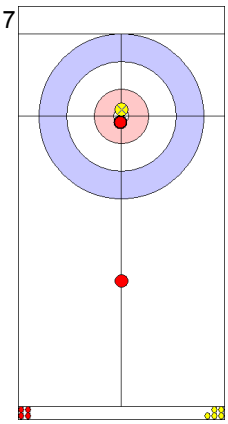

EST: LILL E
Draw In 4

8

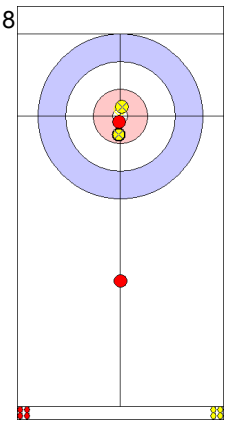

CAN: PARK K
Raise In 4

9

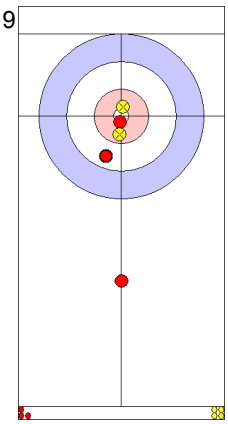

EST: MOELDER M
Draw In 2

10

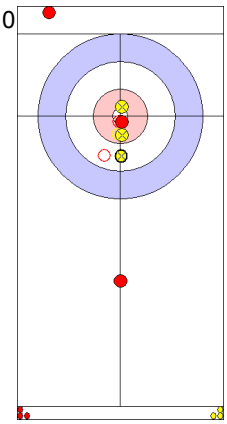

CAN: THOMAS C
Takeout In 4

11

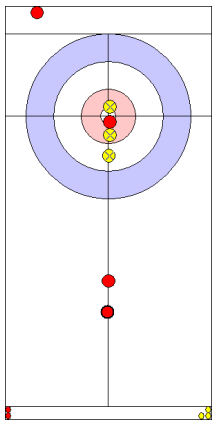

EST: MOELDER M
Guard In 4

12

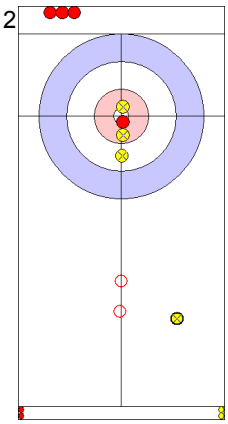

CAN: THOMAS C
Double Takeout Out 4

13

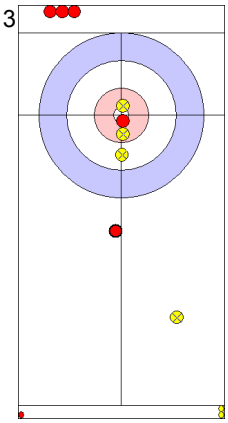

EST: MOELDER M
Guard In 2

14

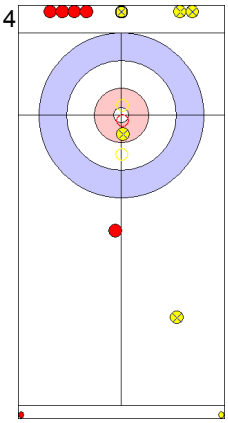

CAN: THOMAS C
Double Takeout Out 4

15

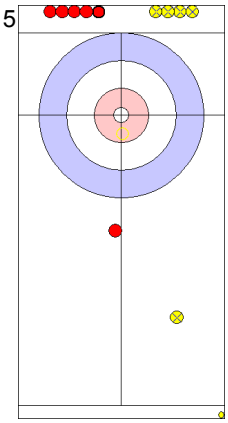

EST: LILL E
Clearing Out 4

16

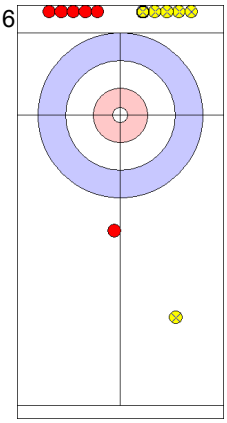

CAN: PARK K
Draw Out 0

Game - Shot by Shot

EST - Estonia	2 + 0	CAN - Canada	2 + 2	End 4

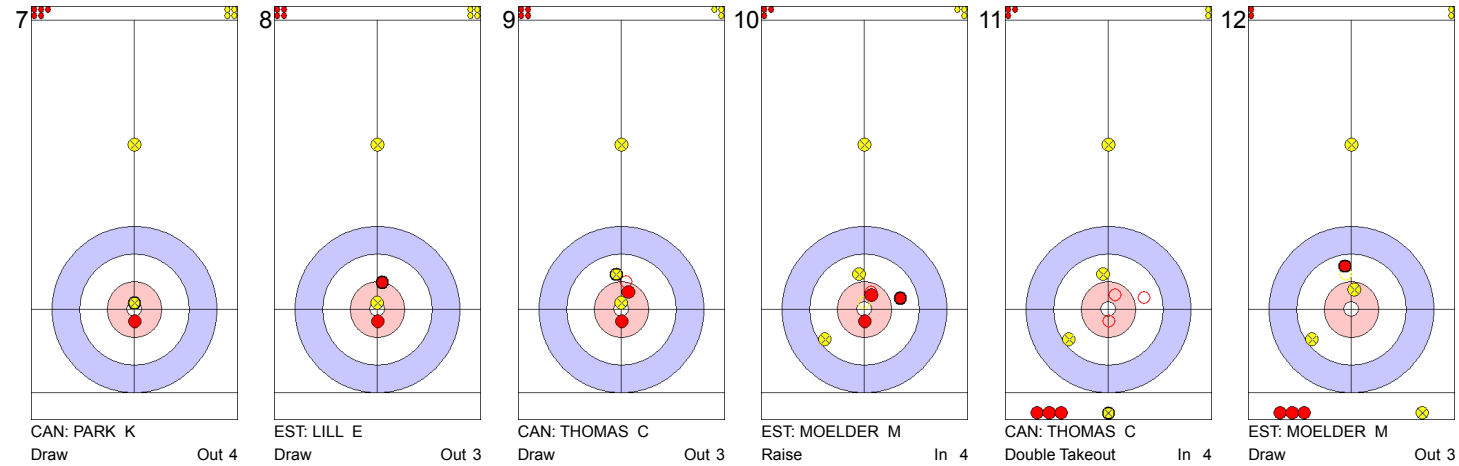

7
CAN: PARK K
Draw Out 4

8
EST: LILL E
Draw Out 3

9
CAN: THOMAS C
Draw Out 3

10
EST: MOELDER M
Raise In 4

11
CAN: THOMAS C
Double Takeout In 4

12
EST: MOELDER M
Draw Out 3

13
CAN: THOMAS C
Draw In 3

14
EST: MOELDER M
Double Takeout In 2

15
CAN: PARK K
Draw In 3

16
EST: LILL E
Takeout In 0

Game - Shot by Shot

EST - Estonia	2 + 0	CAN - Canada	4 + 2	End 5

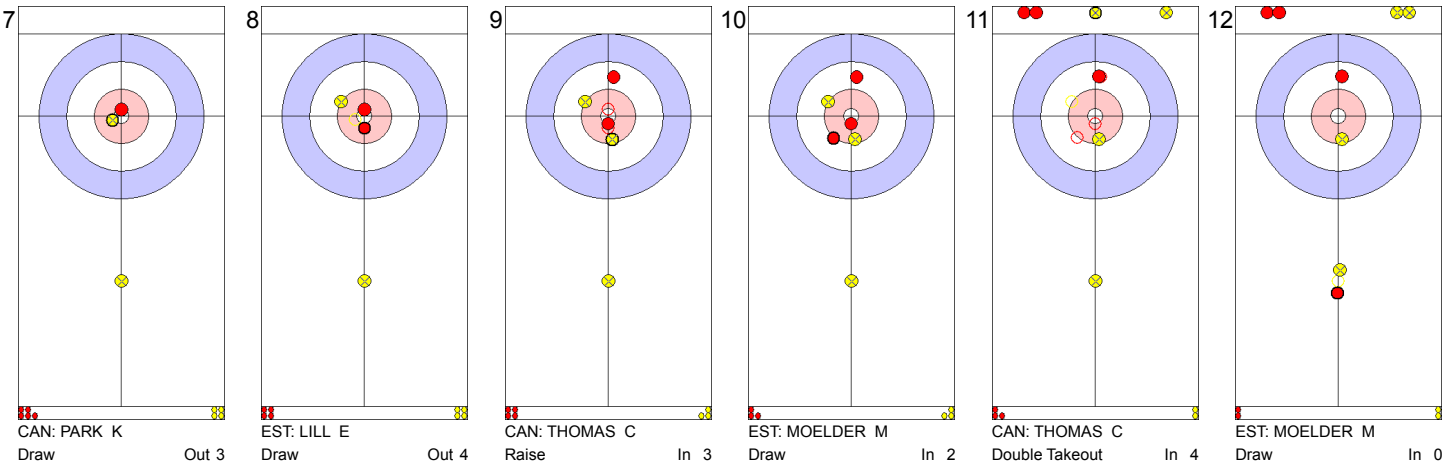

7	8	9	10	11	12
CAN: PARK K	EST: LILL E	CAN: THOMAS C	EST: MOELDER M	CAN: THOMAS C	EST: MOELDER M
Draw Out 3	Draw Out 4	Raise In 3	Draw In 2	Double Takeout In 4	Draw In 0

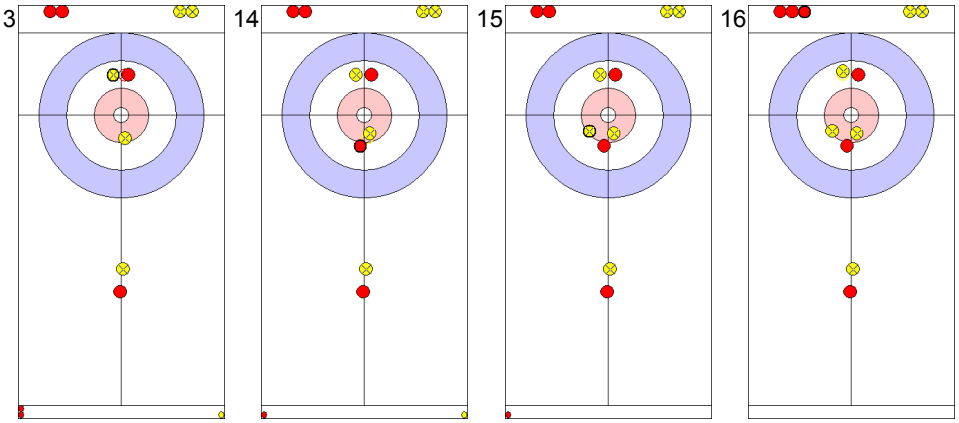

13	14	15	16
CAN: THOMAS C	EST: MOELDER M	CAN: PARK K	EST: LILL E
Draw In 0	Draw In 3	Draw In 3	Takeout In 0

Game - Shot by Shot

EST - Estonia	2 + 0	CAN - Canada	6 + 2	End 6

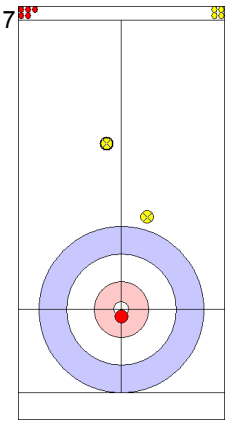

7
CAN: PARK K
Draw Out 2

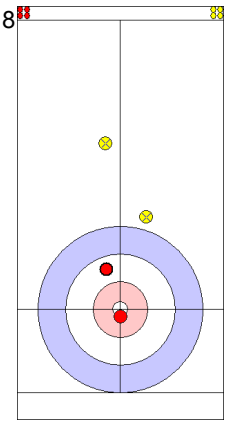

8
EST: MOELDER M
Draw In 4

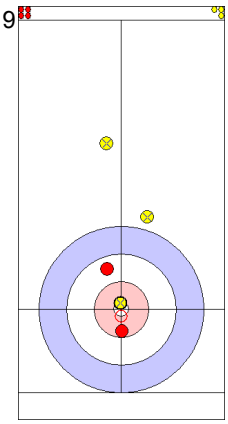

9
CAN: THOMAS C
Draw In 3

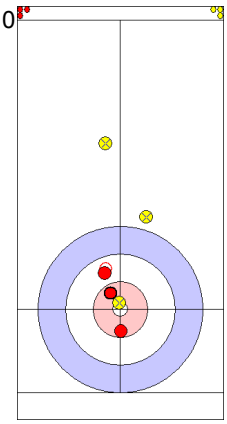

10
EST: LILL E
Draw In 4

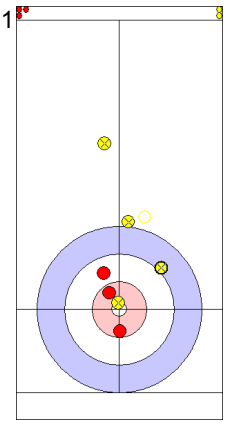

11
CAN: THOMAS C
Wick / Soft Peeling In 4

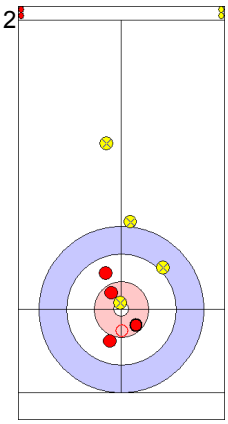

12
EST: LILL E
Draw In 2
Time-out

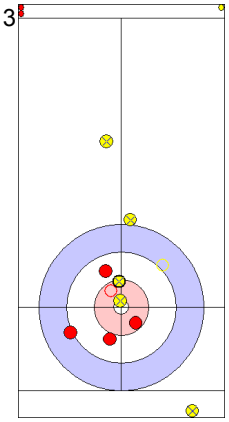

13
CAN: THOMAS C
Hit and Roll Out 4

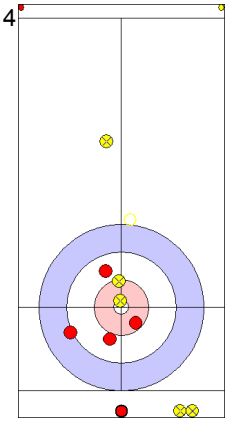

14
EST: LILL E
Clearing In 4

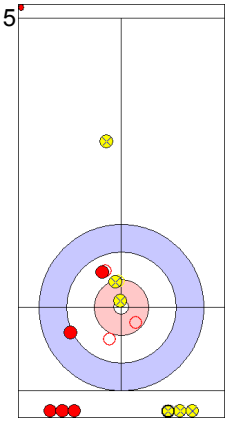

15
CAN: PARK K
Double Takeout In 4

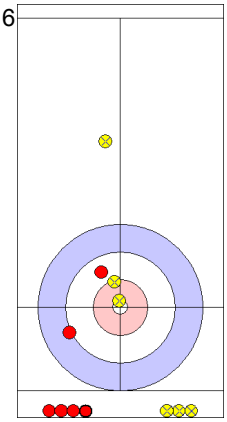

16
EST: MOELDER M
Raise In 0

Game - Shot by Shot

EST - Estonia	2 + 0	CAN - Canada	8 + 1	End 7

7

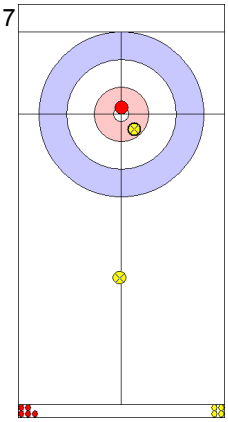

CAN: PARK K
Draw Out 3

8

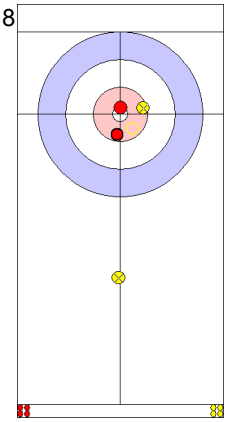

EST: LILL E
Raise Out 4

9

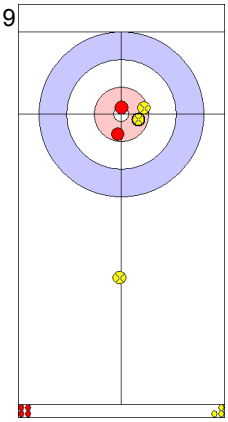

CAN: THOMAS C
Draw Out 3

10

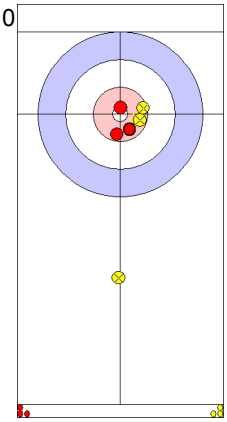

EST: MOELDER M
Draw Out 4

11

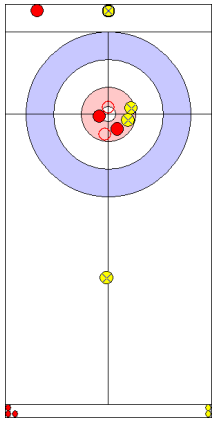

CAN: THOMAS C
Double Takeout In 3

12

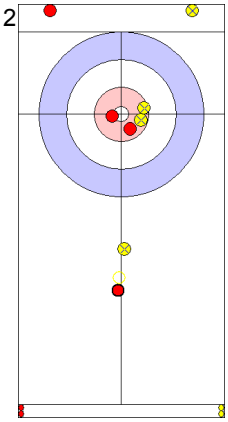

EST: MOELDER M
Draw In 0

13

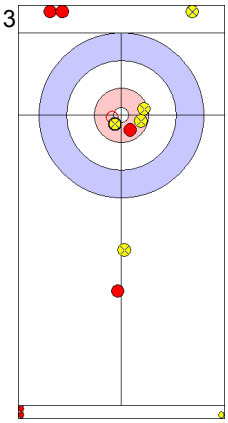

CAN: THOMAS C
Takeout In 4

14

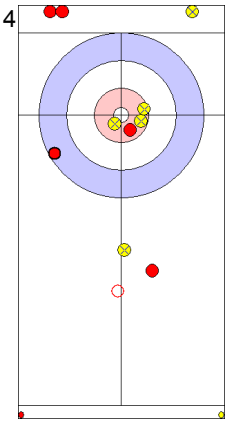

EST: MOELDER M
Draw In 0

15

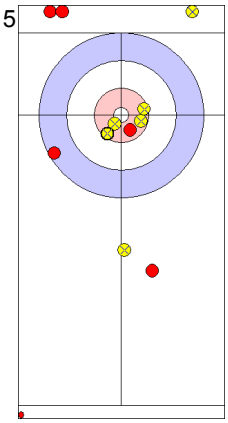

CAN: PARK K
Draw In 3

16

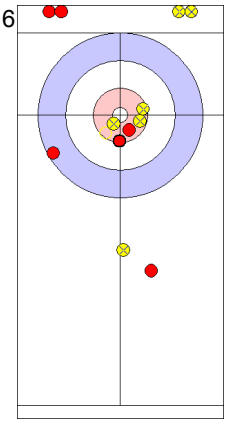

EST: LILL E
Double Takeout In 2

Game Results

Sheet	Game	Team	LSFE	1	2	3	4	5	6	7	8	Extra Ends						Total
B	3	BLR - Belarus		0	2	1	0	1	0	1	0							5
	3	POL - Poland	*	1	0	0	2	0	1	0	2							6

BLR - Belarus		Game	All
F	KIRILLOVA Ekaterina	55 %	42 %
M	KIRILLOV Dmitry	43 %	48 %
	Team Total	48 %	46 %

Last Stone Draw: 198.1cm 12.7cm ↻ KIRILLOV D
185.4cm ↺ KIRILLOVA E

Time remaining: 0 minutes 41 seconds

POL - Poland		Game	All
F	FLOREK Karolina	59 %	54 %
M	MOLSKI Szymon	67 %	55 %
	Team Total	63 %	54 %

Last Stone Draw: 190.8cm 86.9cm ↻ FLOREK K
103.9cm ↺ MOLSKI S

Time remaining: 0 minutes 50 seconds

Time-out: end 8 - POL stone 8

Detailed Game Statistics:

BLR - Belarus		Draws		Takeouts		Total	
F	KIRILLOVA Ekaterina	15	52 %	1	100 %	16	55 %
M	KIRILLOV Dmitry	17	40 %	7	50 %	24	43 %
	Team Total	32	45 %	8	56 %	40	48 %

POL - Poland		Draws		Takeouts		Total	
F	FLOREK Karolina	21	64 %	3	25 %	24	59 %
M	MOLSKI Szymon	12	65 %	4	75 %	16	67 %
	Team Total	33	64 %	7	54 %	40	63 %

LEGEND
F Female **LSFE** (*) Last stone first end **M** Male

Game - Shot by Shot

BLR - Belarus	0 + 0	POL - Poland	0 + 1	End 1

7

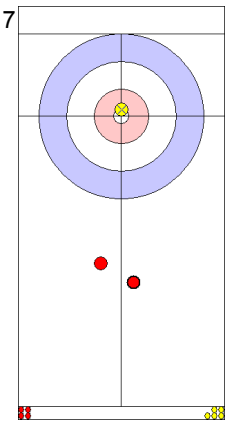

BLR: KIRILLOVA E
Draw Out 0

8

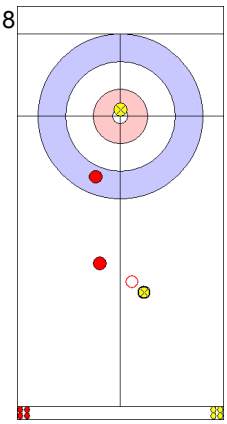

POL: MOLSKI S
Draw Out 0

9

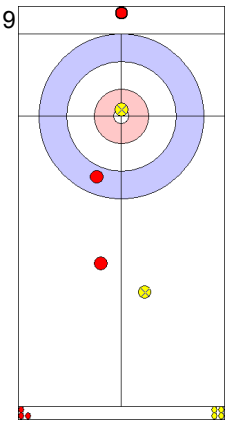

BLR: KIRILLOV D
Draw Out 0

10

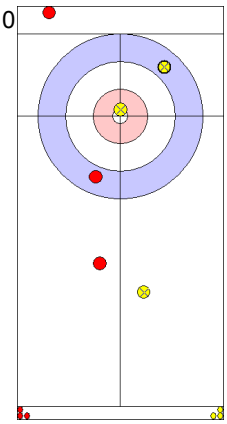

POL: FLOREK K
Draw Out 2

11

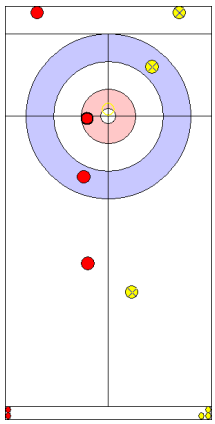

BLR: KIRILLOV D
Takeout Out 4

12

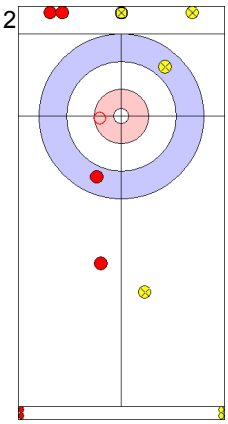

POL: FLOREK K
Takeout Out 2

13

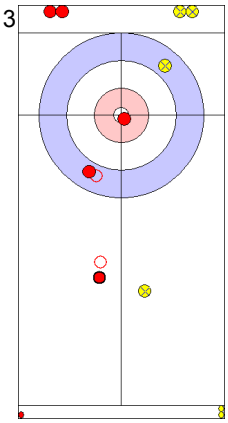

BLR: KIRILLOV D
Draw In 3

14

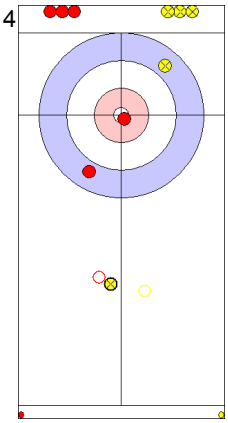

POL: FLOREK K
Takeout Out 0

15

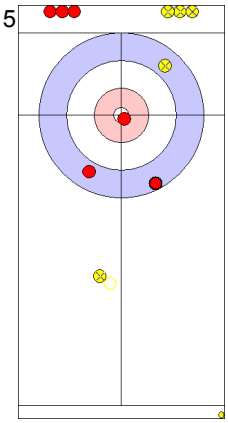

BLR: KIRILLOVA E
Draw Out 2

16

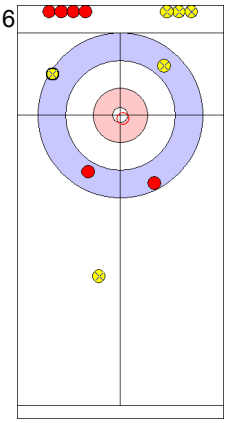

POL: MOLSKI S
Takeout Out 2

Game - Shot by Shot

BLR - Belarus	0 + 2	POL - Poland	1 + 0	End 2

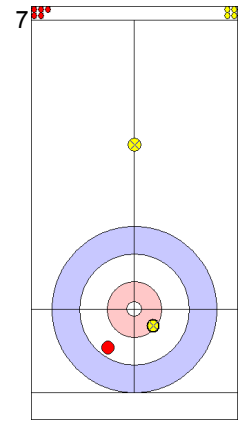

7
POL: MOLSKI S
Draw In 2

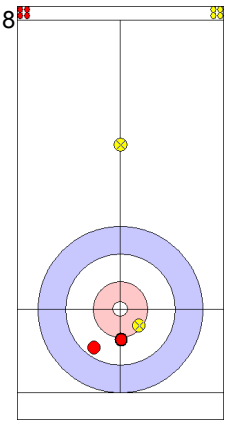

8
BLR: KIRILLOVA E
Draw In 3

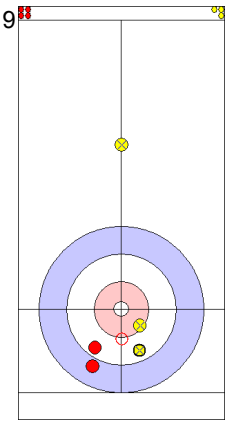

9
POL: FLOREK K
Draw In 2

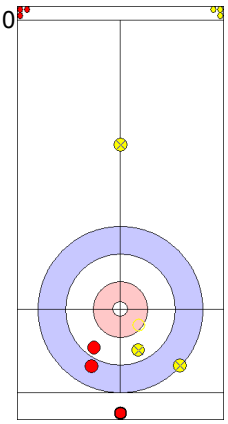

10
BLR: KIRILLOV D
Takeout In 0

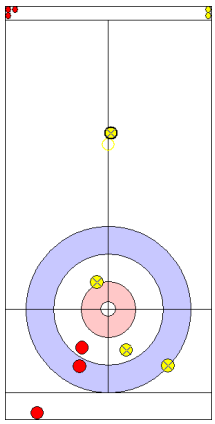

11
POL: FLOREK K
Draw In 3

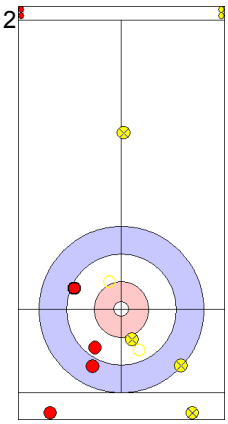

12
BLR: KIRILLOV D
Takeout Out 3

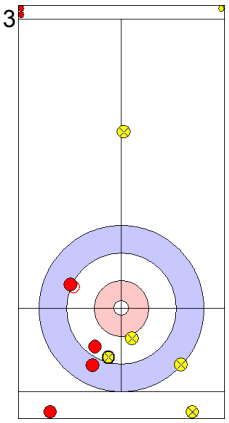

13
POL: FLOREK K
Draw In 2

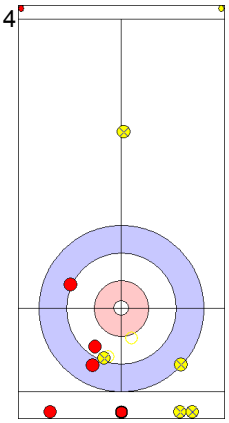

14
BLR: KIRILLOV D
Takeout In 2

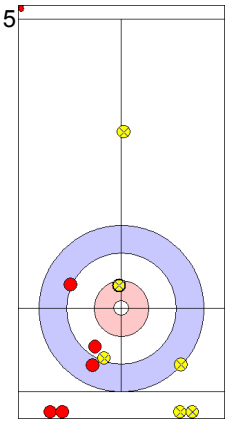

15
POL: MOLSKI S
Draw Out 4

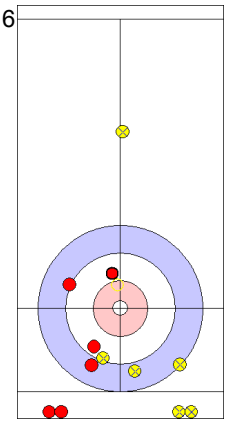

16
BLR: KIRILLOVA E
Raise Out 4
Slow Takeout

Game - Shot by Shot

BLR - Belarus	2 + 1	POL - Poland	1 + 0	End 3

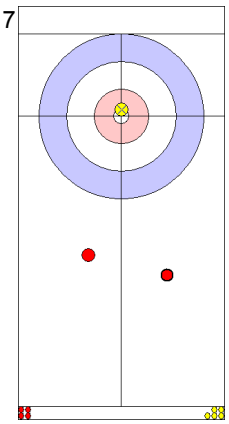

7
BLR: KIRILLOVA E
Draw Out 1

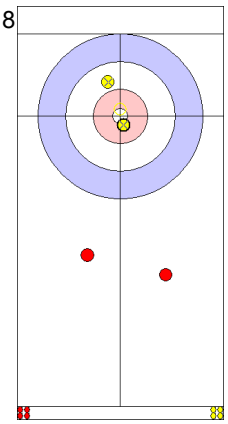

8
POL: MOLSKI S
Draw Out 3

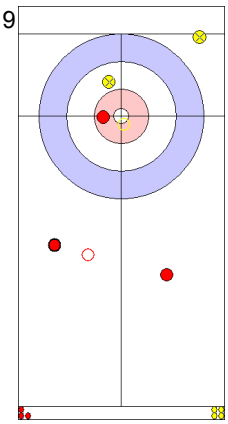

9
BLR: KIRILLOV D
Draw In 4

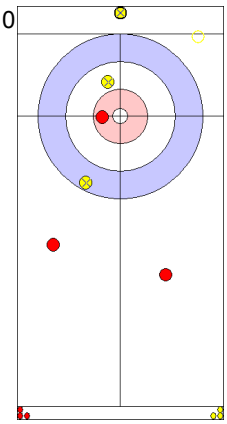

10
POL: FLOREK K
Draw Out 2

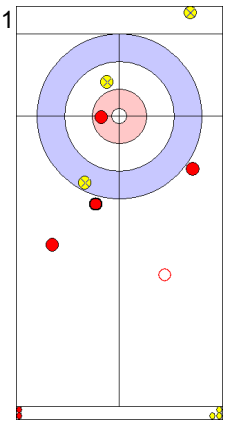

11
BLR: KIRILLOV D
Draw Out 1

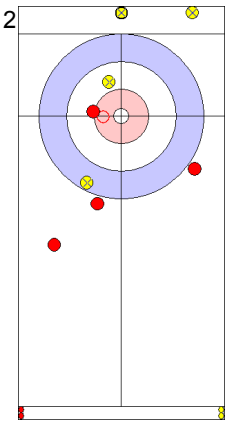

12
POL: FLOREK K
Raise Out 0
Slow Takeout

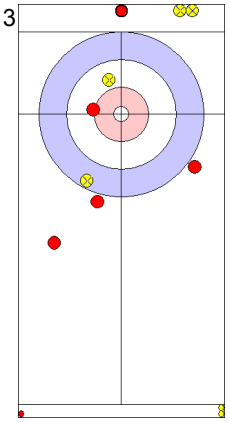

13
BLR: KIRILLOV D
Draw Out 0

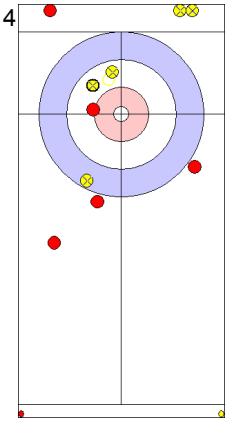

14
POL: FLOREK K
Draw Out 2

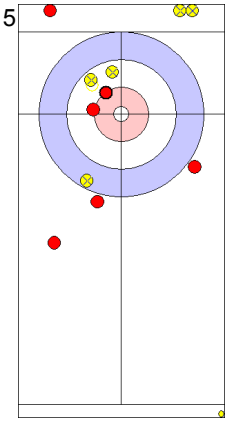

15
BLR: KIRILLOVA E
Draw Out 3

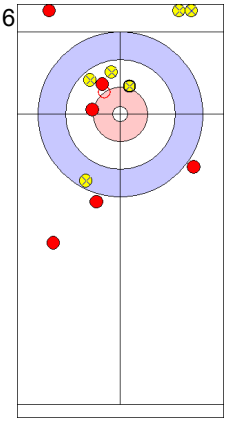

16
POL: MOLSKI S
Draw Out 2

Game - Shot by Shot

BLR - Belarus	3 + 0	POL - Poland	1 + 2	End 4

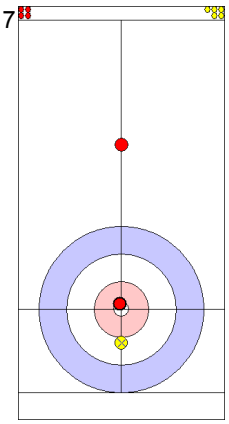

7
BLR: KIRILLOVA E
Draw In 4

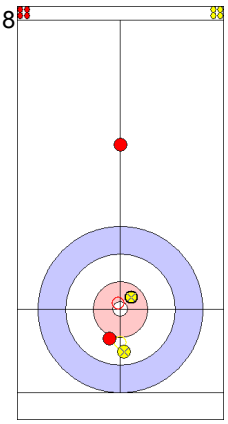

8
POL: MOLSKI S
Raise Out 4

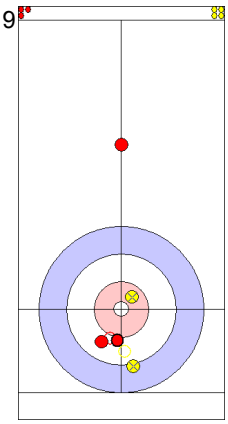

9
BLR: KIRILLOV D
Draw Out 2

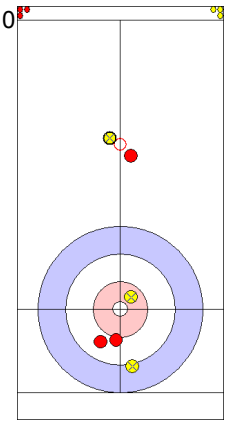

10
POL: FLOREK K
Guard Out 4

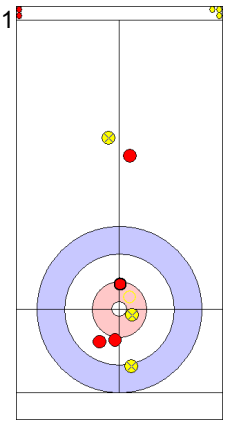

11
BLR: KIRILLOV D
Draw In 3

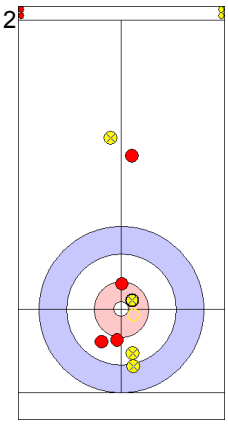

12
POL: FLOREK K
Draw In 0

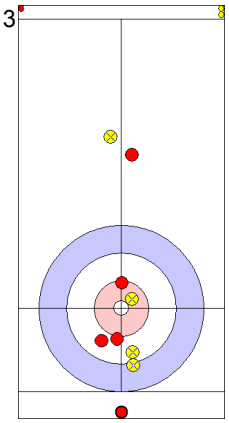

13
BLR: KIRILLOV D
Raise In 0
Slow Takeout

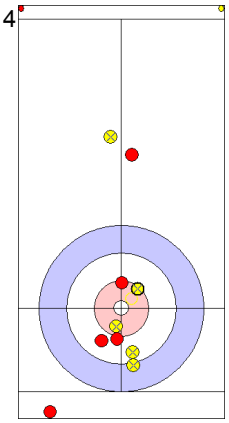

14
POL: FLOREK K
Raise In 4

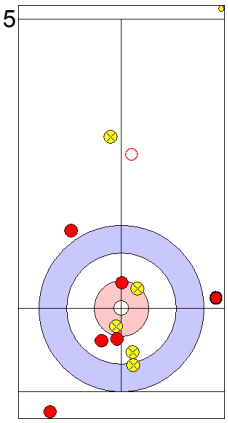

15
BLR: KIRILLOVA E
Draw In 0

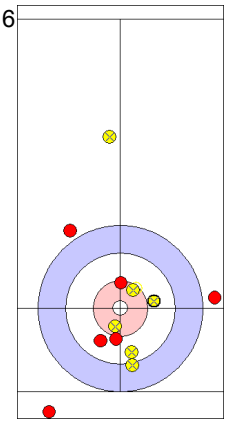

16
POL: MOLSKI S
Raise In 4

Game - Shot by Shot

BLR - Belarus	3 + 1	POL - Poland	3 + 0	End 5

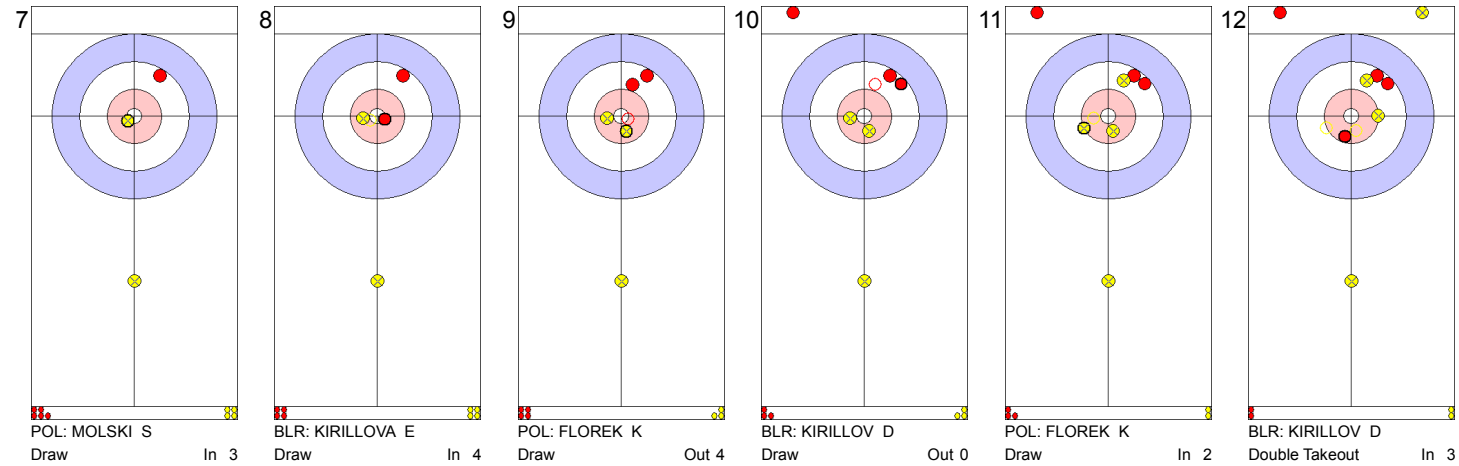

7
POL: MOLSKI S
Draw In 3

8
BLR: KIRILLOVA E
Draw In 4

9
POL: FLOREK K
Draw Out 4

10
BLR: KIRILLOV D
Draw Out 0

11
POL: FLOREK K
Draw In 2

12
BLR: KIRILLOV D
Double Takeout In 3

13
POL: FLOREK K
Draw In 1

14
BLR: KIRILLOV D
Draw In 3

15
POL: MOLSKI S
Takeout In 4

16
BLR: KIRILLOVA E
Draw In 4

Game - Shot by Shot

BLR - Belarus	4 + 0	POL - Poland	3 + 1	End 6

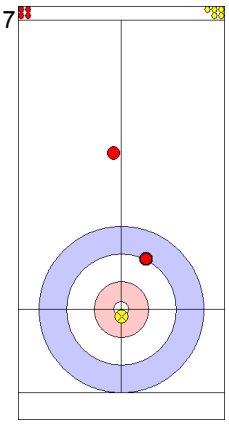

7
BLR: KIRILLOVA E
Draw In 2

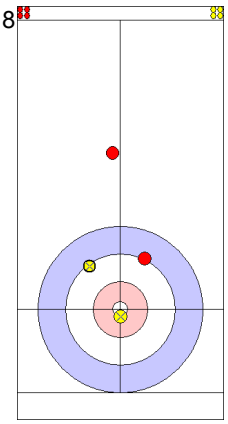

8
POL: MOLSKI S
Draw Out 2

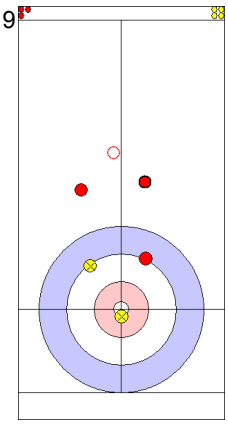

9
BLR: KIRILLOV D
Draw In 0

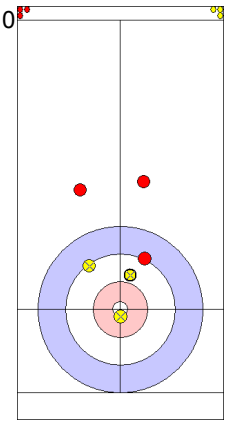

10
POL: FLOREK K
Draw Out 4

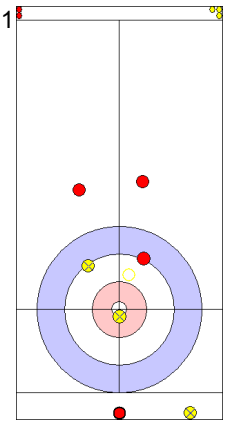

11
BLR: KIRILLOV D
Takeout Out 2

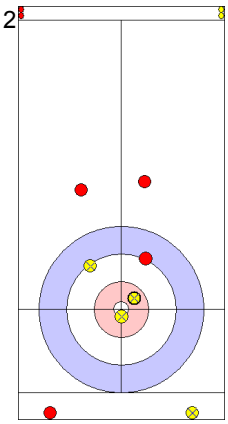

12
POL: FLOREK K
Draw Out 4

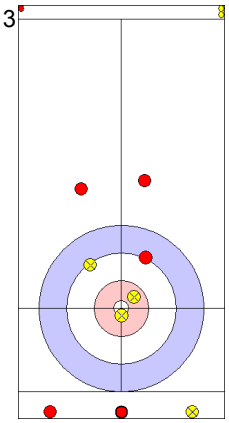

13
BLR: KIRILLOV D
Takeout Out 0

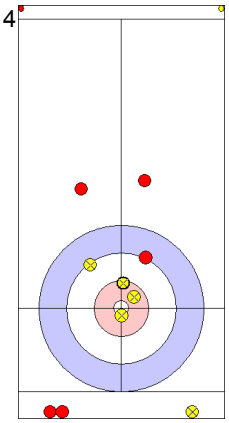

14
POL: FLOREK K
Draw Out 4

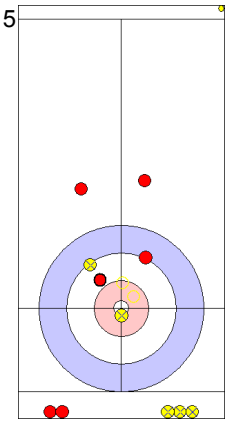

15
BLR: KIRILLOVA E
Double Takeout Out 4

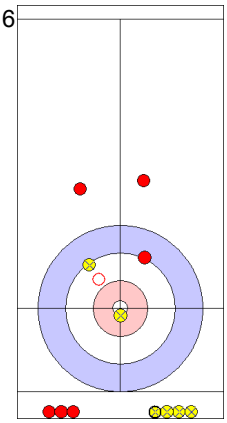

16
POL: MOLSKI S
Takeout In 2

Game - Shot by Shot

BLR - Belarus	4 + 1	POL - Poland	4 + 0	End 7

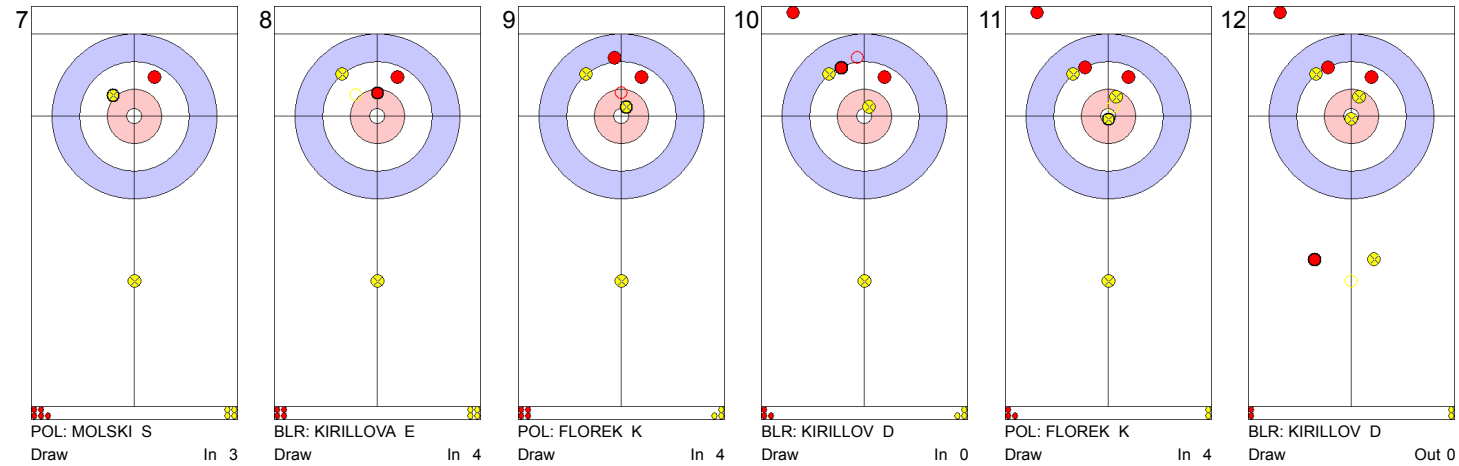

7
POL: MOLSKI S
Draw In 3

8
BLR: KIRILLOVA E
Draw In 4

9
POL: FLOREK K
Draw In 4

10
BLR: KIRILLOV D
Draw In 0

11
POL: FLOREK K
Draw In 4

12
BLR: KIRILLOV D
Draw Out 0

13
POL: FLOREK K
Guard In 4

14
BLR: KIRILLOV D
Draw In 4

15
POL: MOLSKI S
Draw In 0

16
BLR: KIRILLOVA E
Draw In 0

Game - Shot by Shot

BLR - Belarus	5 + 0	POL - Poland	4 + 2	End 8

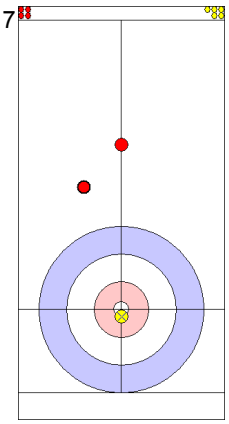

7
BLR: KIRILLOVA E
Draw In 0

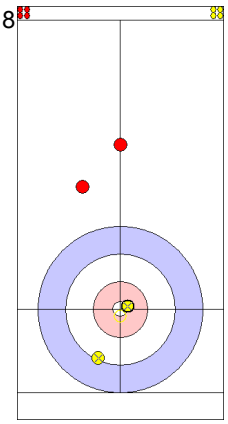

8
POL: MOLSKI S
Draw In 4

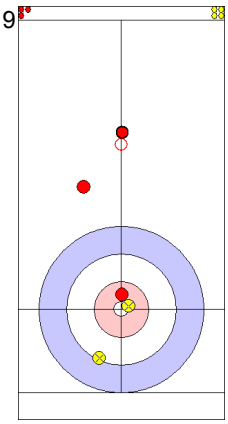

9
BLR: KIRILLOV D
Draw In 4

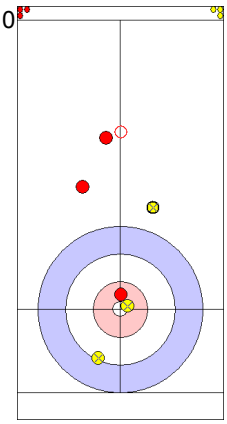

10
POL: FLOREK K
Draw In 0

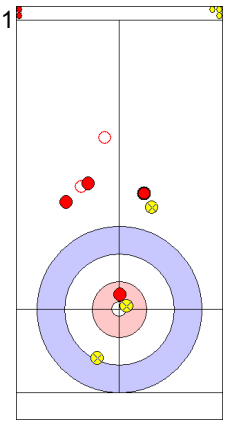

11
BLR: KIRILLOV D
Draw In 0

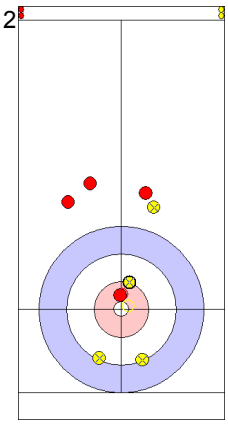

12
POL: FLOREK K
Draw Out 2

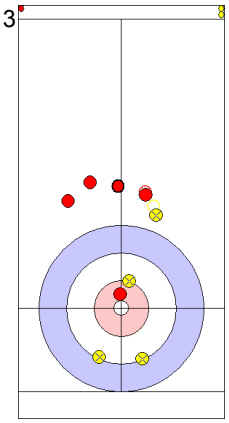

13
BLR: KIRILLOV D
Guard In 3

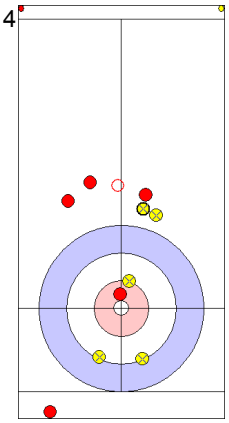

14
POL: FLOREK K
Takeout In 1

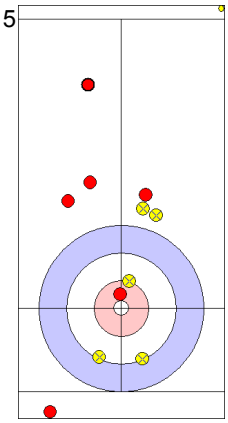

15
BLR: KIRILLOVA E
Guard In 0

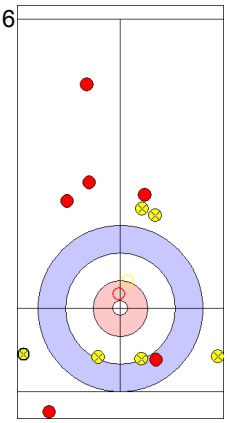

16
POL: MOLSKI S
Takeout Out 4
Time-out

Game Results

Sheet	Game	Team	LSFE	1	2	3	4	5	6	7	8	Extra Ends						Total
C	3	ESP - Spain		0	3	0	3	0	3	0	1							10
	3	SCO - Scotland	*	5	0	1	0	1	0	2	0							9

ESP - Spain		Game	All
F	GARCIA VEZ Irantzu	70 %	66 %
M	GARCIA VEZ Gontzal	78 %	70 %
	Team Total	75 %	68 %

Last Stone Draw: 265.0cm 157.9cm ↻ GARCIA VEZ I
107.1cm ↺ GARCIA VEZ G

Time remaining: 0 minutes 53 seconds

Time-out: end 8 - ESP stone 7

SCO - Scotland		Game	All
F	McCLEARY Judith	74 %	67 %
M	McCLEARY Lee	81 %	75 %
	Team Total	77 %	70 %

Last Stone Draw: 81.7cm 75.1cm ↻ McCLEARY J
6.6cm ↺ McCLEARY L

Time remaining: 0 minutes 23 seconds

Time-out: end 7 - SCO stone 7

Detailed Game Statistics:

ESP - Spain		Draws		Takeouts		Total	
F	GARCIA VEZ Irantzu	13	63 %	3	100 %	16	70 %
M	GARCIA VEZ Gontzal	15	80 %	9	75 %	24	78 %
	Team Total	28	72 %	12	81 %	40	75 %

SCO - Scotland		Draws		Takeouts		Total	
F	McCLEARY Judith	16	83 %	8	56 %	24	74 %
M	McCLEARY Lee	14	82 %	2	75 %	16	81 %
	Team Total	30	83 %	10	60 %	40	77 %

LEGEND
F Female **LSFE** (*) Last stone first end **M** Male

Game - Shot by Shot

ESP - Spain	0 + 0	SCO - Scotland	0 + 5	End 1

7

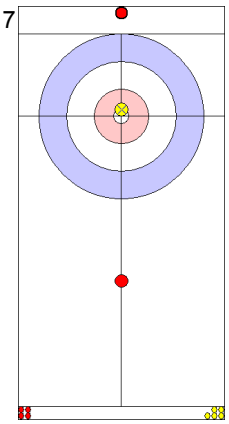

ESP: GARCIA VEZ I
Draw Out 0

8

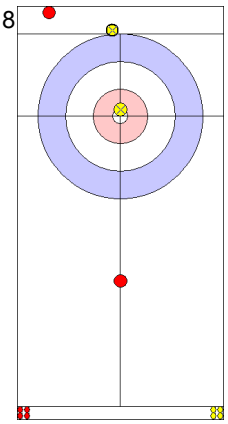

SCO: McCLEARY L
Draw Out 2

9

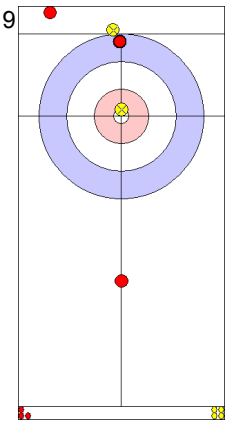

ESP: GARCIA VEZ G
Draw Out 2

10

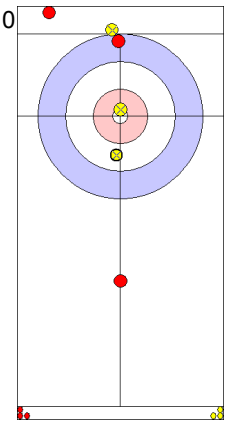

SCO: McCLEARY J
Draw Out 4

11

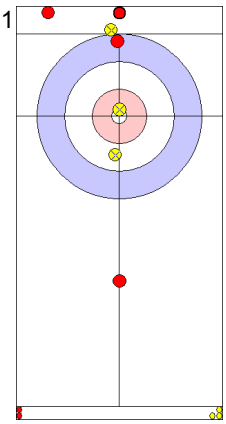

ESP: GARCIA VEZ G
Draw Out 0

12

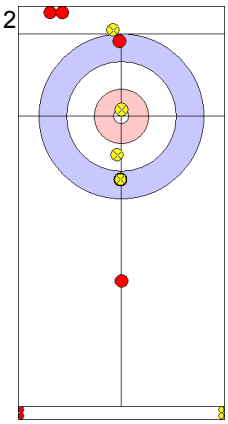

SCO: McCLEARY J
Draw Out 4

13

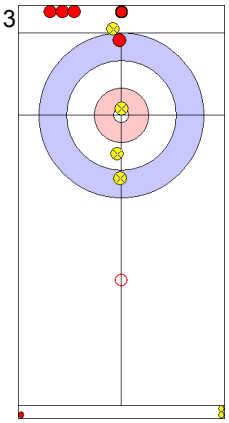

ESP: GARCIA VEZ G
Clearing Out 2

14

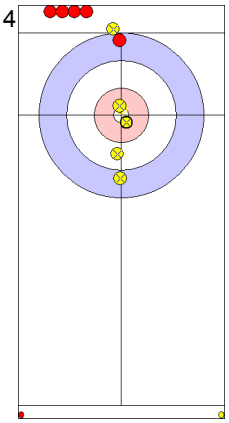

SCO: McCLEARY J
Draw Out 4

15

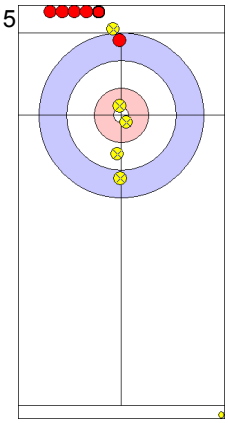

ESP: GARCIA VEZ I
Draw Out 0

16

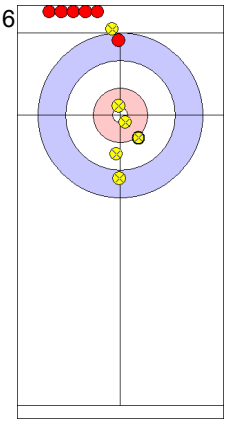

SCO: McCLEARY L
Draw Out 4

Game - Shot by Shot

ESP - Spain	0 + 3	SCO - Scotland	5 + 0	End 2

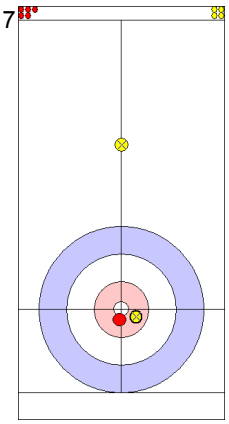

7
SCO: McCLEARY L
Draw Out 4

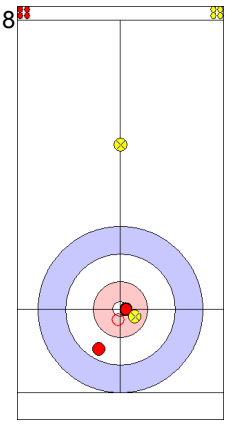

8
ESP: GARCIA VEZ I
Draw In 3

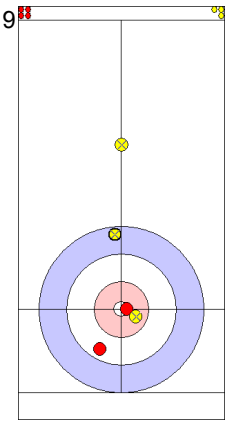

9
SCO: McCLEARY J
Draw In 4

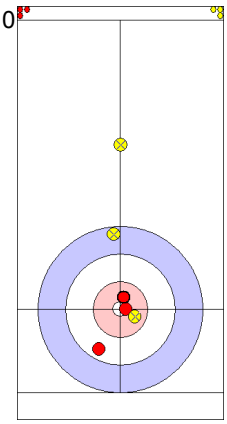

10
ESP: GARCIA VEZ G
Draw In 4

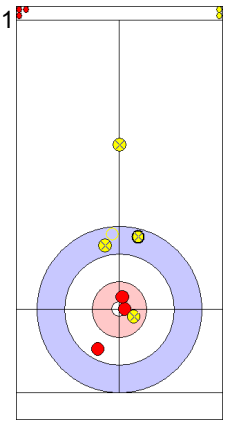

11
SCO: McCLEARY J
Draw In 3

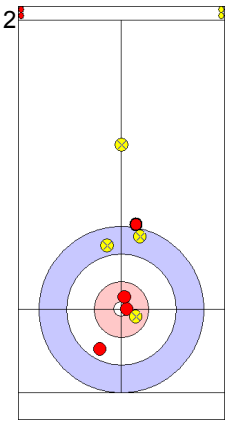

12
ESP: GARCIA VEZ G
Draw In 4

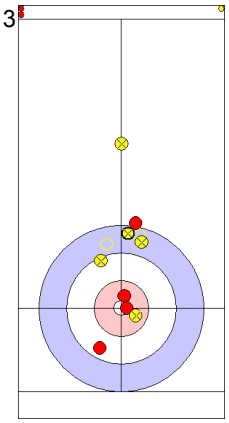

13
SCO: McCLEARY J
Raise Out 3

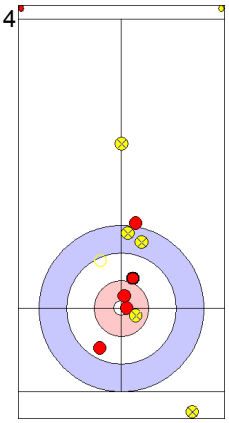

14
ESP: GARCIA VEZ G
Hit and Roll Out 4

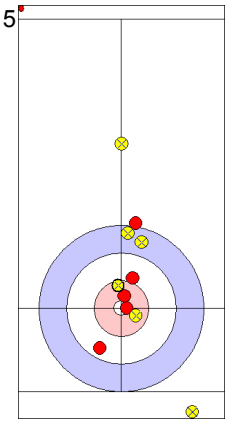

15
SCO: McCLEARY L
Draw Out 4

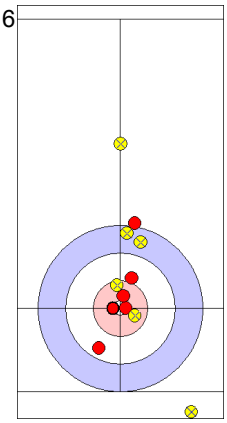

16
ESP: GARCIA VEZ I
Draw Out 4

Game - Shot by Shot

ESP - Spain	3 + 0	SCO - Scotland	5 + 1	End 3

7

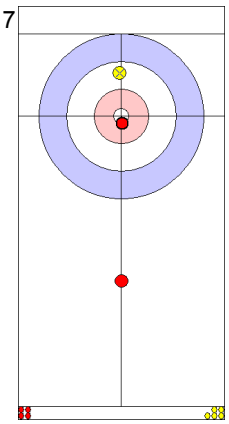

ESP: GARCIA VEZ I
Draw Out 4

8

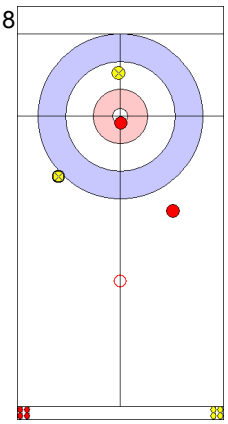

SCO: McCLEARY L
Raise In 3

9

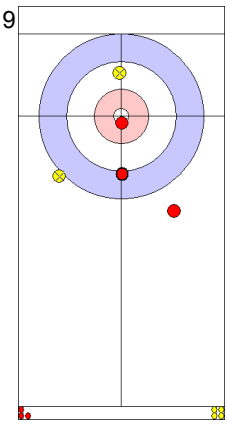

ESP: GARCIA VEZ G
Draw Out 4

10

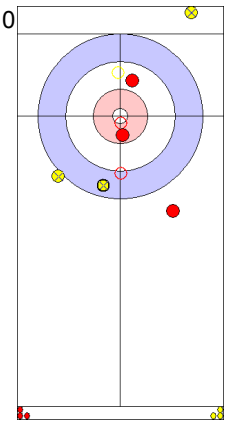

SCO: McCLEARY J
Double Takeout Out 0

11

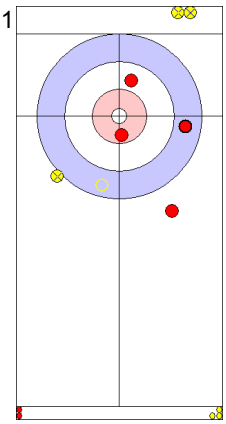

ESP: GARCIA VEZ G
Takeout Out 4

12

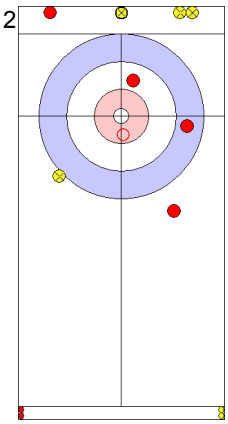

SCO: McCLEARY J
Double Takeout Out 2

13

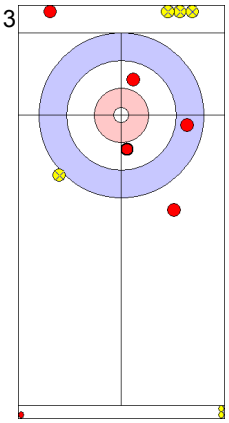

ESP: GARCIA VEZ G
Draw Out 4

14

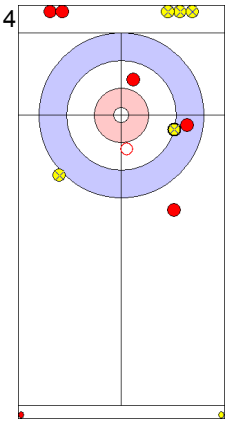

SCO: McCLEARY J
Hit and Roll Out 4

15

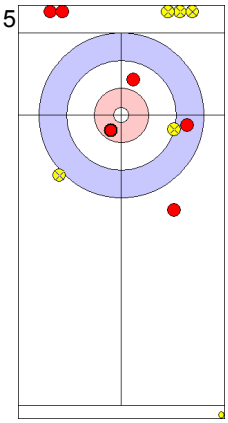

ESP: GARCIA VEZ I
Draw Out 3

16

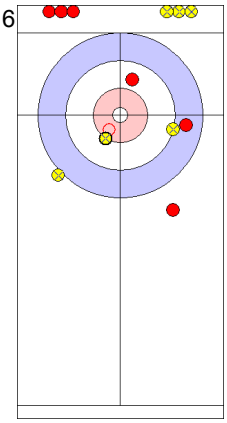

SCO: McCLEARY L
Double Takeout In 2

Game - Shot by Shot

ESP - Spain	3 + 3	SCO - Scotland	6 + 0	End 4

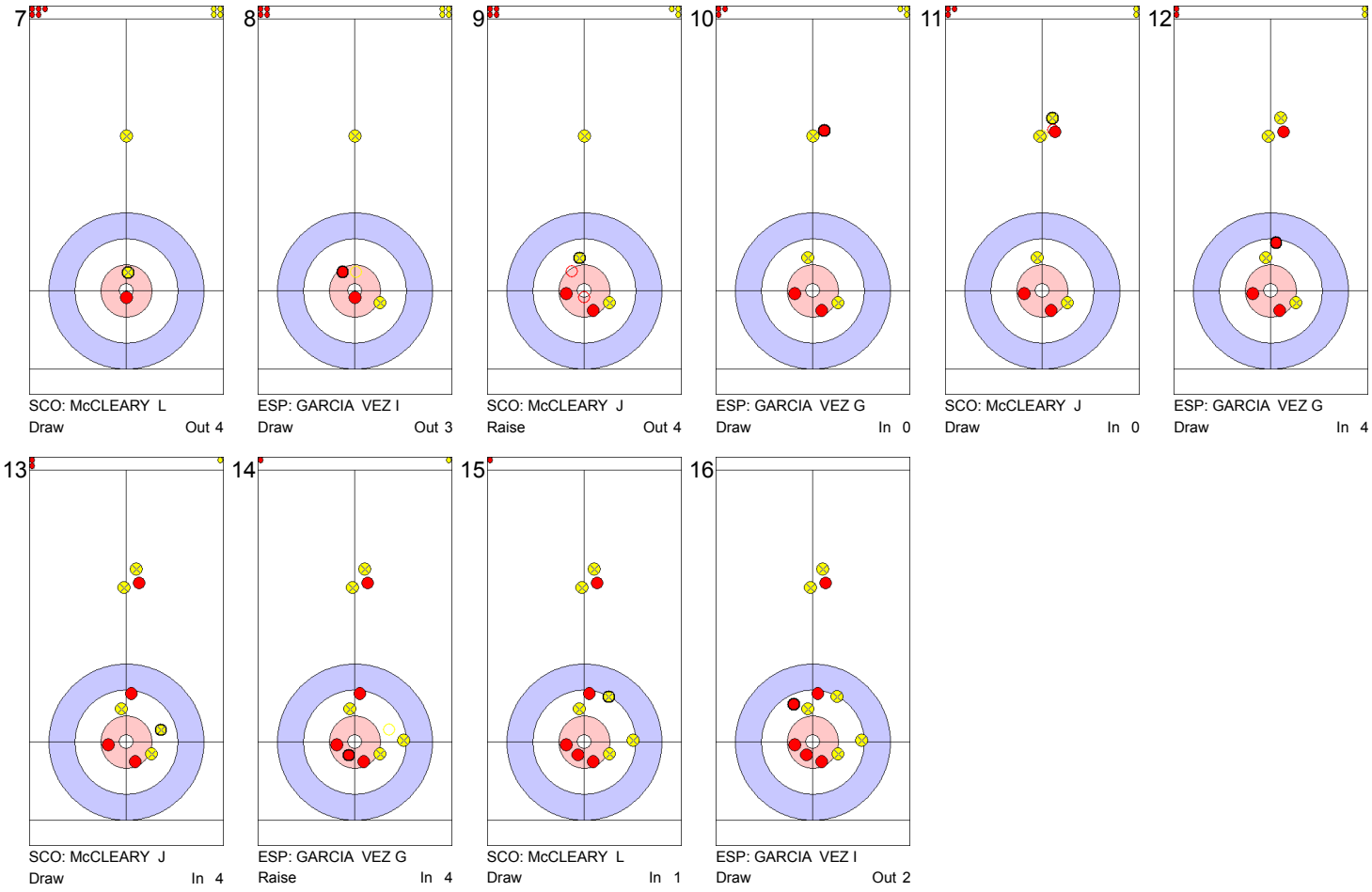

Game - Shot by Shot

ESP - Spain	6 + 0	SCO - Scotland	6 + 1	End 5

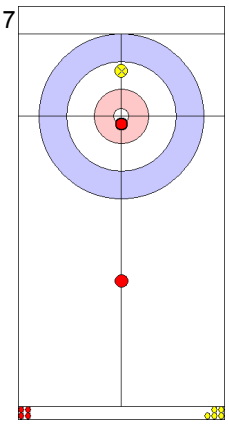

7
ESP: GARCIA VEZ I
Draw Out 4

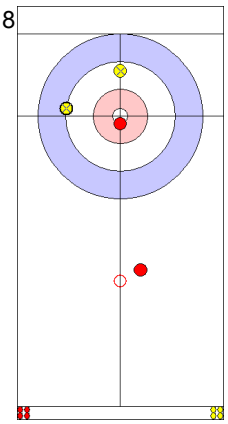

8
SCO: McCLEARY L
Raise In 2

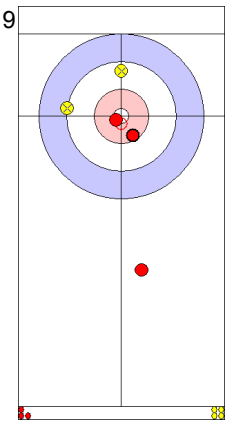

9
ESP: GARCIA VEZ G
Draw In 4

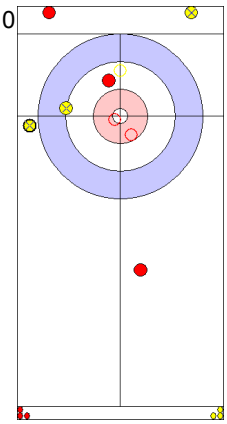

10
SCO: McCLEARY J
Takeout In 2

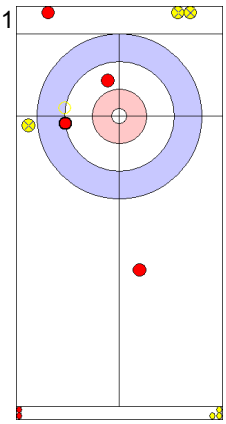

11
ESP: GARCIA VEZ G
Takeout In 4

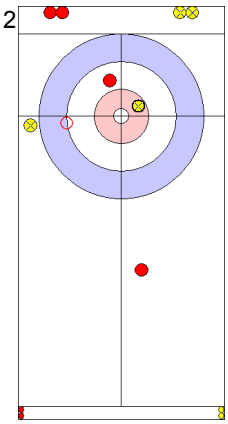

12
SCO: McCLEARY J
Hit and Roll In 4

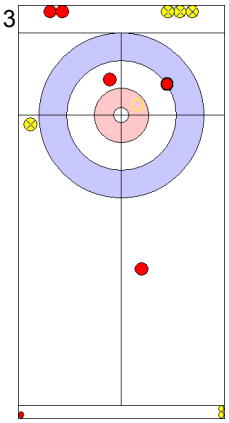

13
ESP: GARCIA VEZ G
Takeout In 4

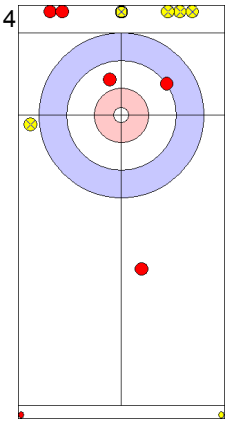

14
SCO: McCLEARY J
Draw In 0

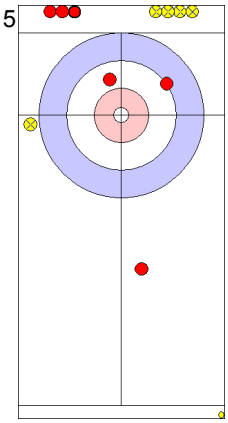

15
ESP: GARCIA VEZ I
Draw In 0

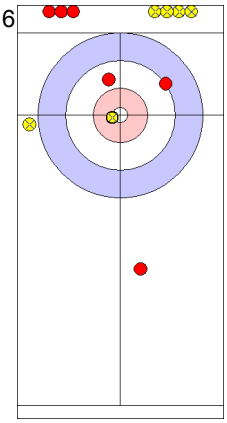

16
SCO: McCLEARY L
Draw In 4

Game - Shot by Shot

ESP - Spain	6 + 3	SCO - Scotland	7 + 0	End 6

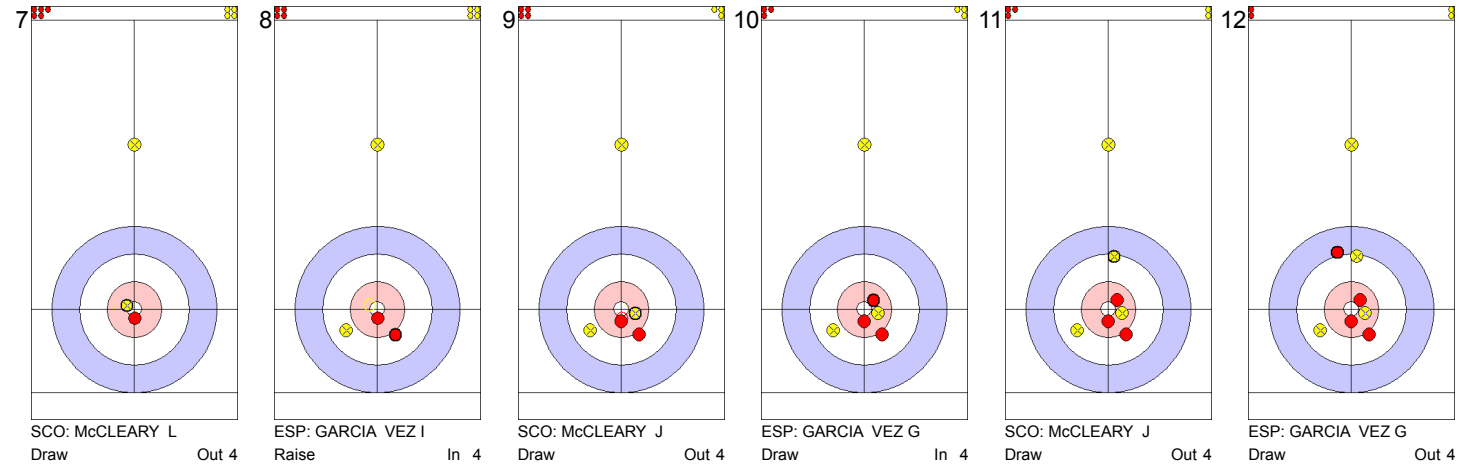

7
SCO: McCLEARY L
Draw Out 4

8
ESP: GARCIA VEZ I
Raise In 4

9
SCO: McCLEARY J
Draw Out 4

10
ESP: GARCIA VEZ G
Draw In 4

11
SCO: McCLEARY J
Draw Out 4

12
ESP: GARCIA VEZ G
Draw Out 4

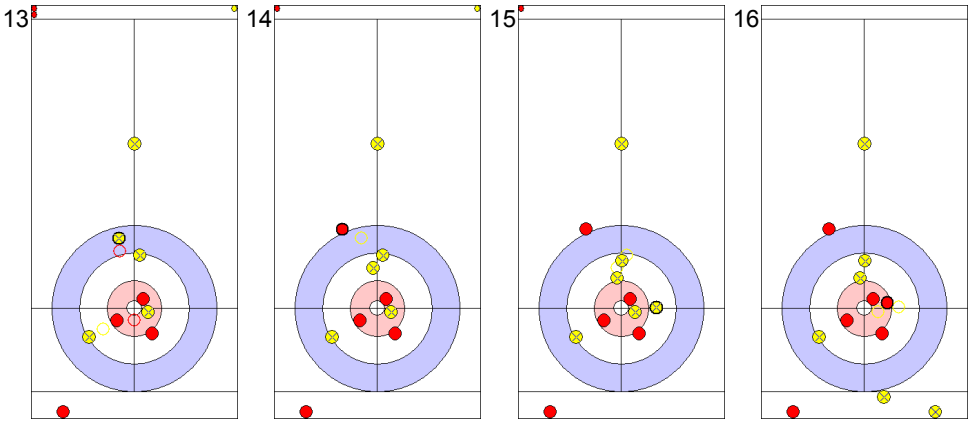

13
SCO: McCLEARY J
Double Takeout Out 2

14
ESP: GARCIA VEZ G
Draw Out 2

15
SCO: McCLEARY L
Raise In 2

16
ESP: GARCIA VEZ I
Takeout In 4

Game - Shot by Shot

ESP - Spain	9 + 0	SCO - Scotland	7 + 2	End 7

7

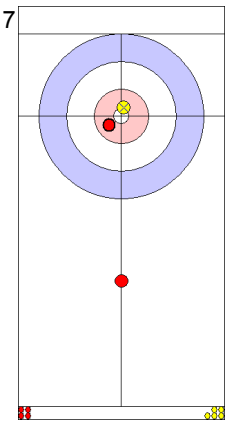

ESP: GARCIA VEZ I
Draw In 3

8

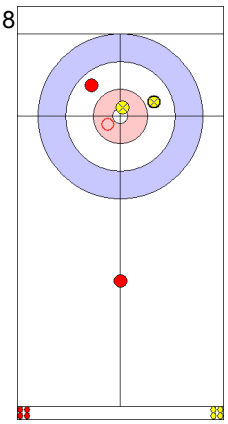

SCO: McCLEARY L
Raise In 4

9

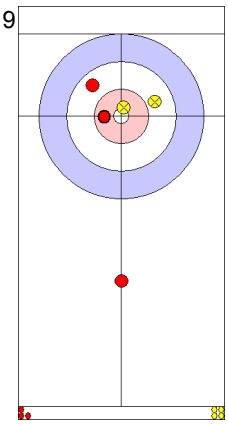

ESP: GARCIA VEZ G
Draw Out 4

10

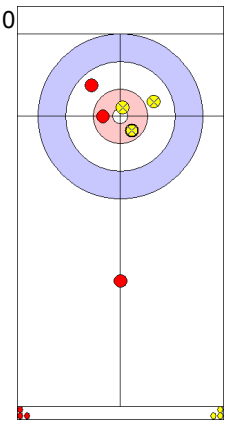

SCO: McCLEARY J
Draw In 4

11

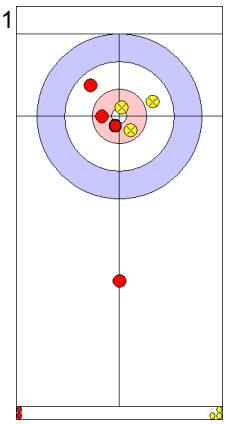

ESP: GARCIA VEZ G
Draw Out 4

12

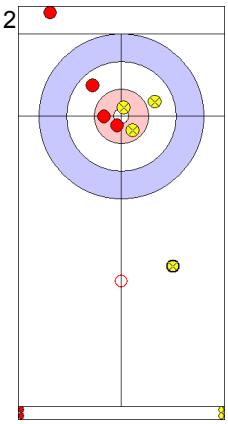

SCO: McCLEARY J
Clearing Out 2

13

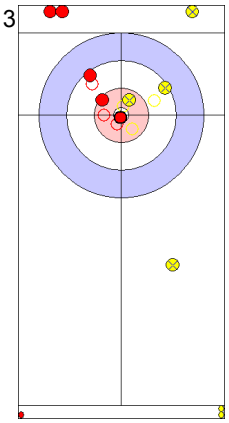

ESP: GARCIA VEZ G
Takeout In 2

14

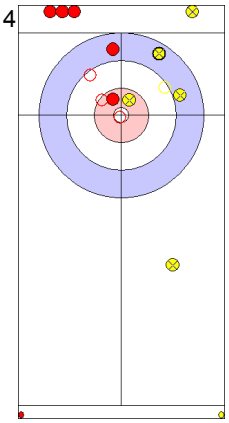

SCO: McCLEARY J
Takeout Out 2
Time-out

15

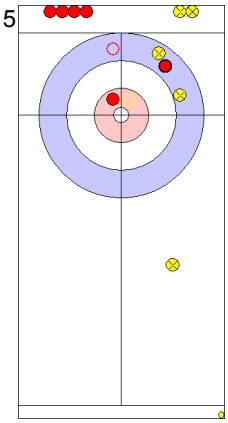

ESP: GARCIA VEZ I
Takeout Out 4

16

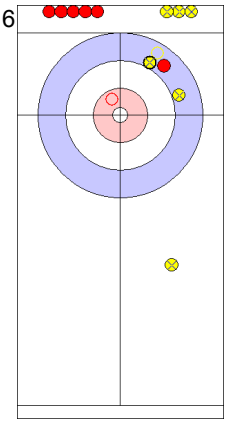

SCO: McCLEARY L
Double Takeout Out 4

Game - Shot by Shot

ESP - Spain	9 + 1	SCO - Scotland	9 + 0	End 8

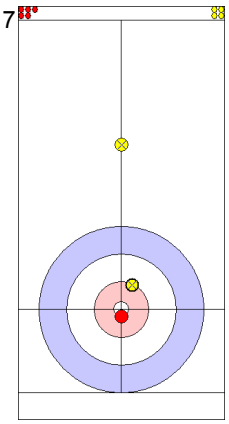

7
SCO: McCLEARY L
Draw Out 4

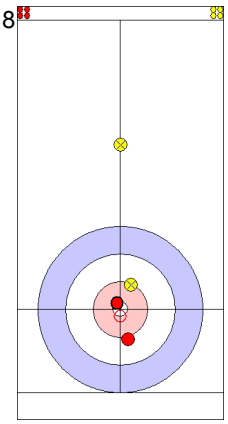

8
ESP: GARCIA VEZ I
Draw Out 3

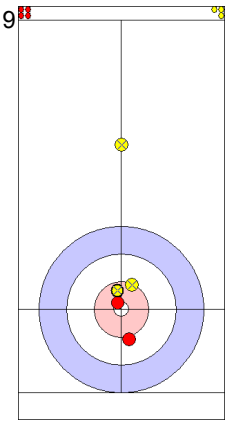

9
SCO: McCLEARY J
Draw Out 4

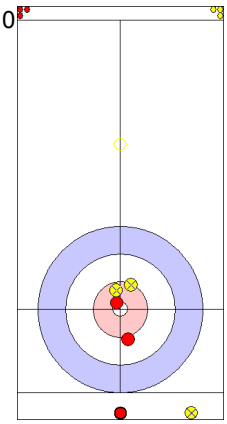

10
ESP: GARCIA VEZ G
Takeout In 0

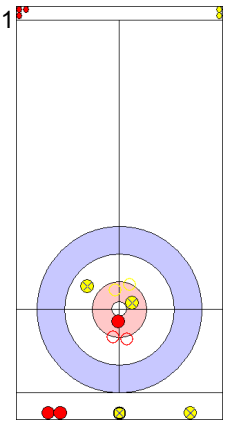

11
SCO: McCLEARY J
Draw Out 4

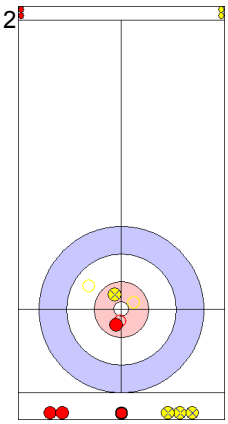

12
ESP: GARCIA VEZ G
Double Takeout In 4

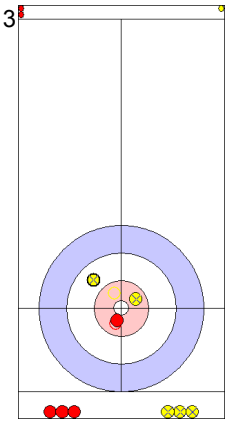

13
SCO: McCLEARY J
Raise Out 3

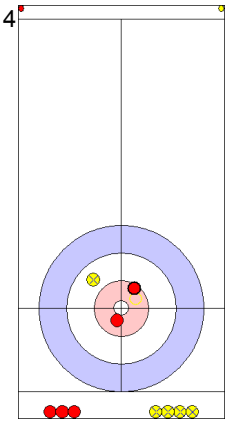

14
ESP: GARCIA VEZ G
Hit and Roll In 3
Time-out

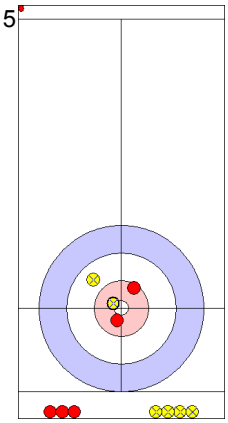

15
SCO: McCLEARY L
Draw In 4

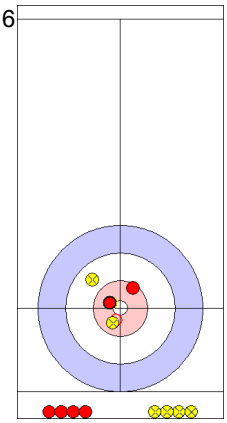

16
ESP: GARCIA VEZ I
Takeout In 4

Game Results

Sheet	Game	Team	LSFE	1	2	3	4	5	6	7	8	Extra Ends						Total
D	3	ENG - England		2	0	1	0	0	3	0	X							6
	3	KOR - Korea	*	0	2	0	2	3	0	1	X							8

ENG - England		Game	All
F	WATSON Lana	48 %	54 %
M	MACDOUGALL Alan	68 %	63 %
	Team Total	56 %	57 %

Last Stone Draw: 195.0cm 185.4cm ↻ MACDOUGALL A
9.6cm ↺ WATSON L

Time remaining: 2 minutes 2 seconds

KOR - Korea		Game	All
F	LEE Hyein	52 %	60 %
M	BEAK Jong-Chul	71 %	62 %
	Team Total	63 %	61 %

Last Stone Draw: 97.6cm 68.8cm ↻ LEE H
28.8cm ↺ BEAK J

Time remaining: 1 minute 35 seconds

Detailed Game Statistics:

ENG - England		Draws		Takeouts		Total	
F	WATSON Lana	17	35 %	7	79 %	24	48 %
M	MACDOUGALL Alan	13	73 %	2	38 %	15	68 %
	Team Total	30	52 %	9	69 %	39	56 %

KOR - Korea		Draws		Takeouts		Total	
F	LEE Hyein	11	52 %	5	50 %	16	52 %
M	BEAK Jong-Chul	18	75 %	6	58 %	24	71 %
	Team Total	29	66 %	11	55 %	40	63 %

LEGEND
F Female **LSFE** (*) Last stone first end **M** Male
X Unplayed/unfinished end due to concession

Game - Shot by Shot

ENG - England	0 + 2	KOR - Korea	0 + 0	End 1

7

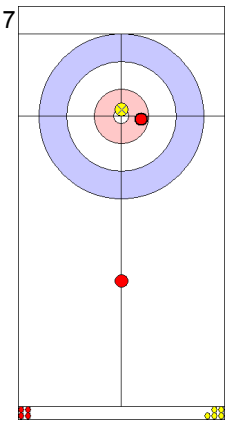

ENG: MACDOUGALL A
Draw In 3

8

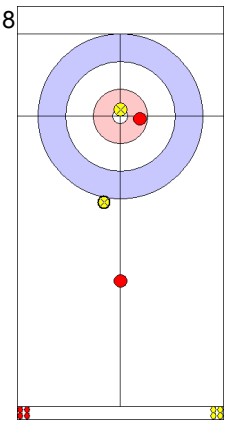

KOR: LEE H
Draw In 2

9

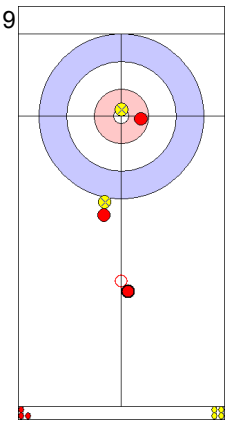

ENG: WATSON L
Draw Out 0

10

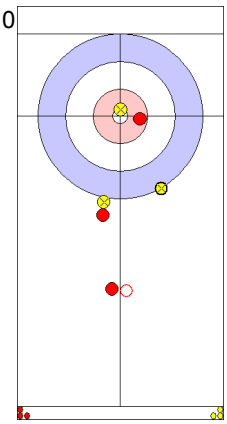

KOR: BEAK J
Draw Out 1

11

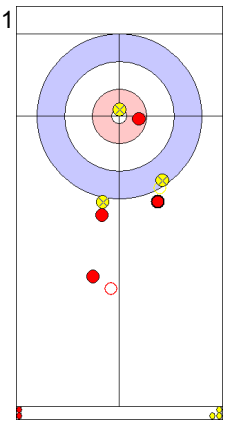

ENG: WATSON L
Raise Out 0

12

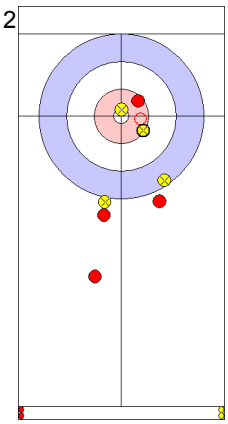

KOR: BEAK J
Raise In 2

13

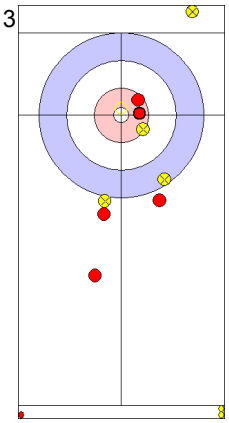

ENG: WATSON L
Takeout Out 4

14

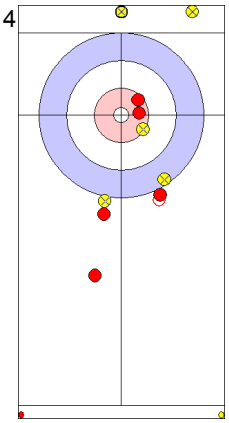

KOR: BEAK J
Takeout In 0

15

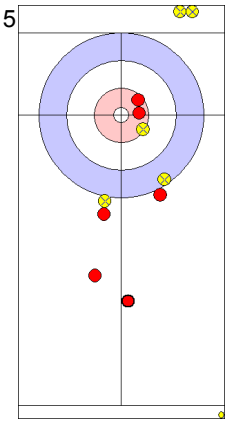

ENG: MACDOUGALL A
Guard In 3

16

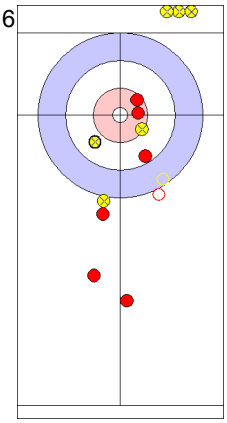

KOR: LEE H
Takeout Out 0

Game - Shot by Shot

ENG - England	2 + 0	KOR - Korea	0 + 2	End 2

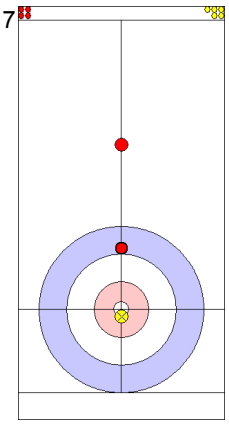

7
ENG: MACDOUGALL A
Draw In 3

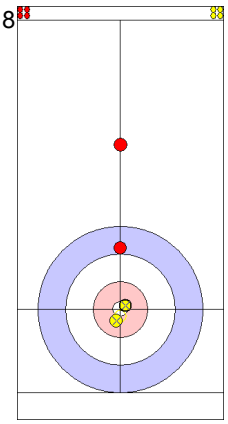

8
KOR: LEE H
Draw In 4

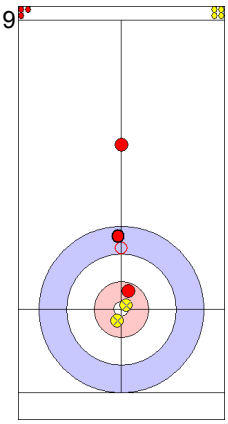

9
ENG: WATSON L
Draw Out 3

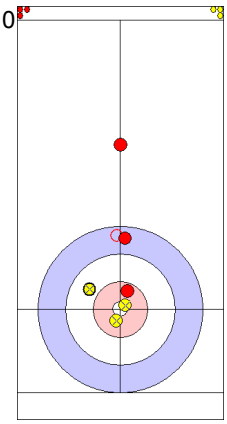

10
KOR: BEAK J
Draw Out 2

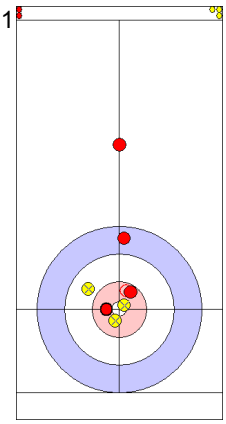

11
ENG: WATSON L
Draw Out 3

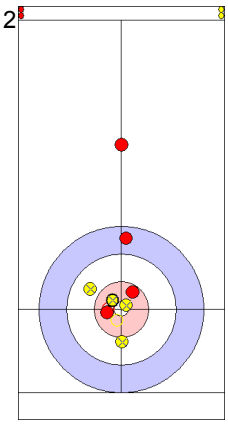

12
KOR: BEAK J
Raise Out 4

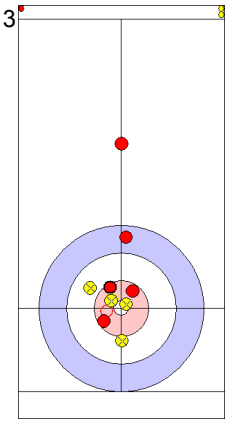

13
ENG: WATSON L
Raise Out 2

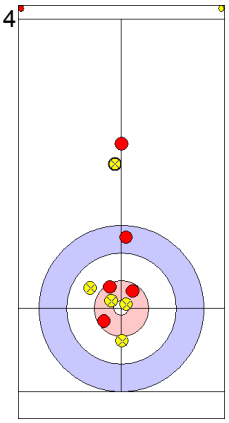

14
KOR: BEAK J
Guard Out 4

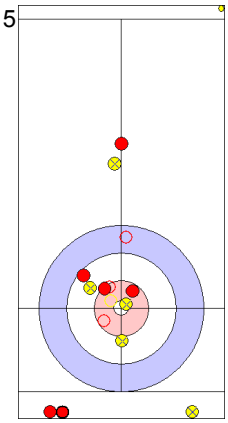

15
ENG: MACDOUGALL A
Double Takeout In 2

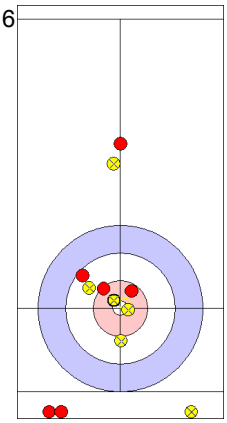

16
KOR: LEE H
Draw In 4

Game - Shot by Shot

ENG - England	2 + 1	KOR - Korea	2 + 0	End 3

7

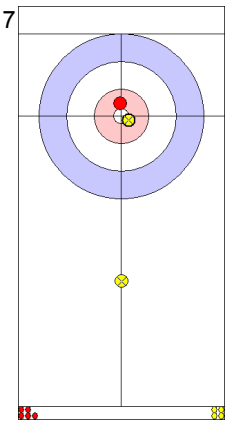

KOR: LEE H
Draw In 4

8

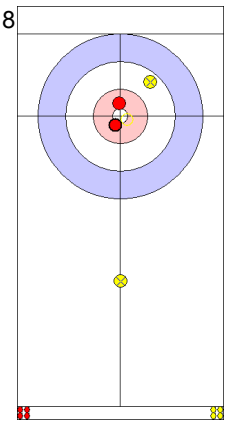

ENG: MACDOUGALL A
Raise In 4

9

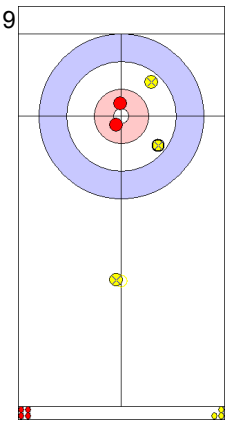

KOR: BEAK J
Draw Out 2

10

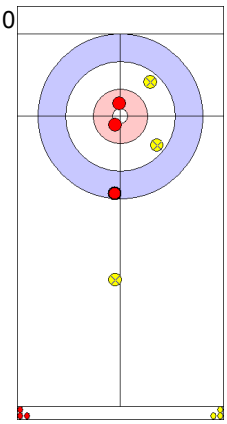

ENG: WATSON L
Draw Out 3

11

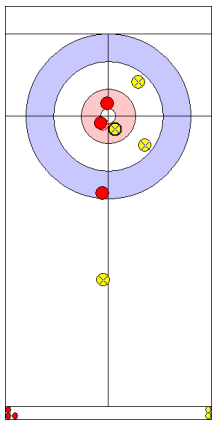

KOR: BEAK J
Draw Out 4

12

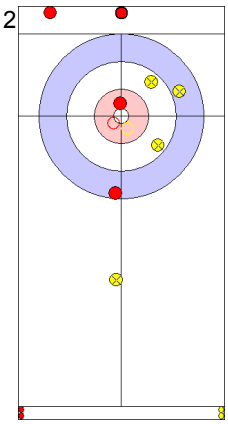

ENG: WATSON L
Clearing Out 2

13

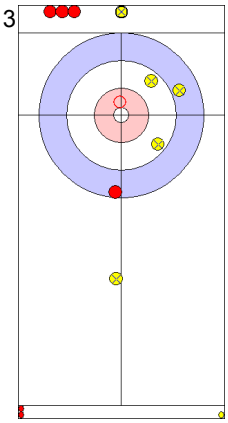

KOR: BEAK J
Takeout Out 2

14

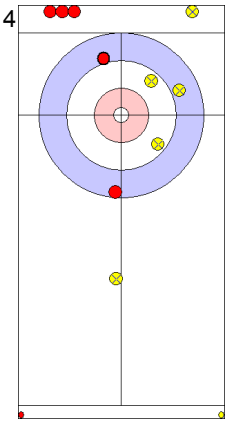

ENG: WATSON L
Draw Out 1

15

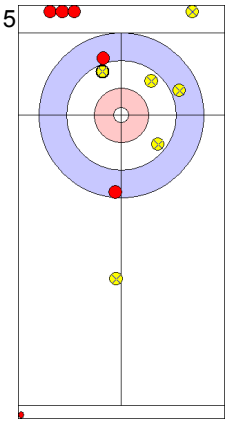

KOR: LEE H
Draw Out 2

16

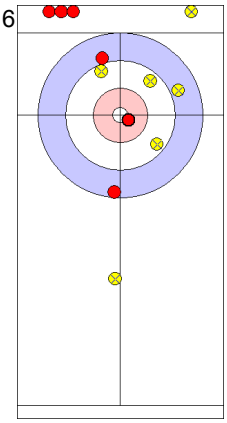

ENG: MACDOUGALL A
Draw Out 4

Game - Shot by Shot

ENG - England	3 + 0	KOR - Korea	2 + 2	End 4

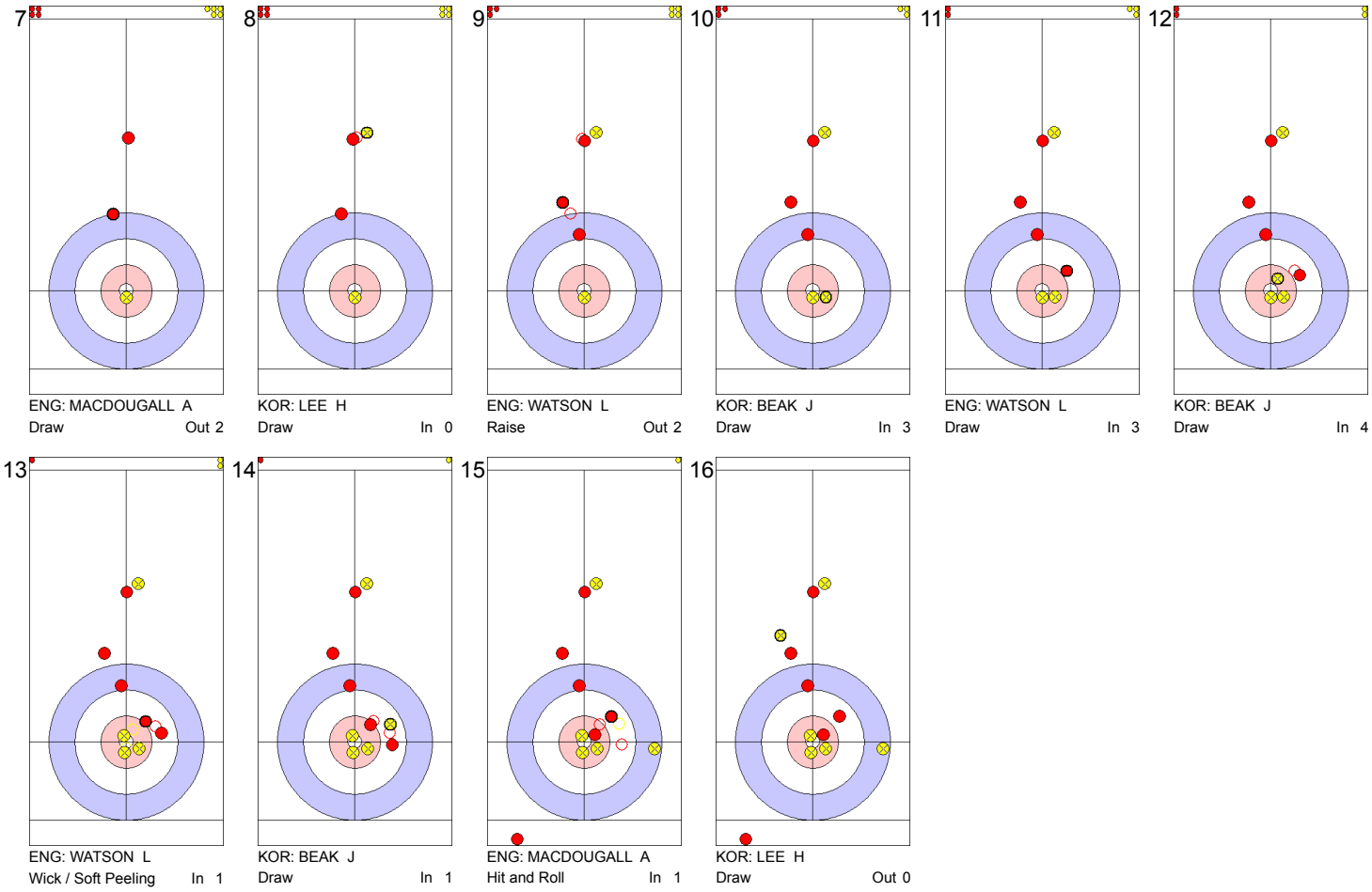

7
ENG: MACDOUGALL A
Draw Out 2

8
KOR: LEE H
Draw In 0

9
ENG: WATSON L
Raise Out 2

10
KOR: BEAK J
Draw In 3

11
ENG: WATSON L
Draw In 3

12
KOR: BEAK J
Draw In 4

13
ENG: WATSON L
Wick / Soft Peeling In 1

14
KOR: BEAK J
Draw In 1

15
ENG: MACDOUGALL A
Hit and Roll In 1

16
KOR: LEE H
Draw Out 0

Game - Shot by Shot

ENG - England	3 + 0	KOR - Korea	4 + 3	End 5

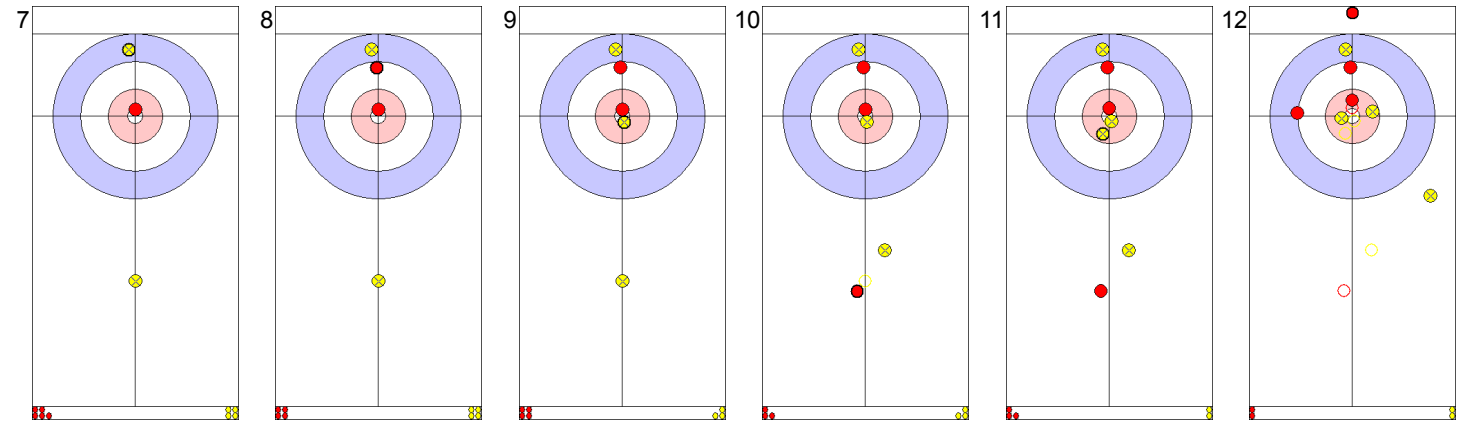

7	8	9	10	11	12
KOR: LEE H	ENG: MACDOUGALL A	KOR: BEAK J	ENG: WATSON L	KOR: BEAK J	ENG: WATSON L
Draw In 2	Draw In 2	Draw In 4	Draw In 0	Draw In 4	Promotion Takeout In 3

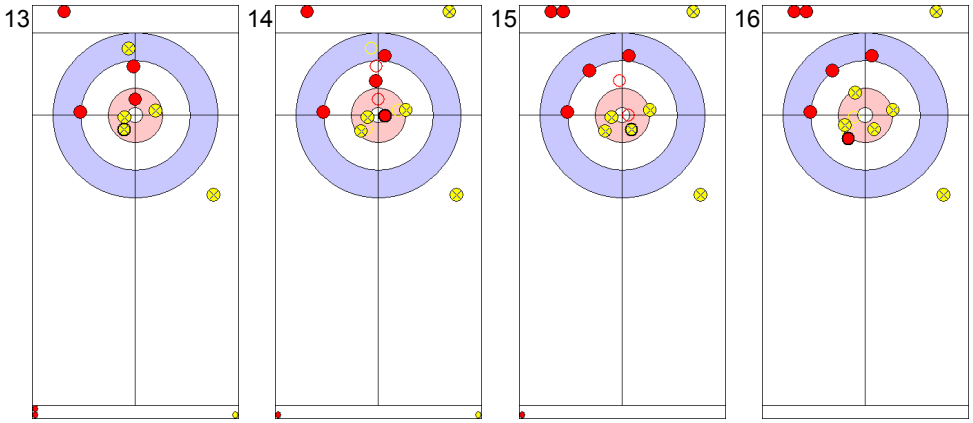

13	14	15	16
KOR: BEAK J	ENG: WATSON L	KOR: LEE H	ENG: MACDOUGALL A
Draw Out 4	Takeout Out 2	Takeout Out 4	Draw In 1

Game - Shot by Shot

ENG - England	3 + 3	KOR - Korea	7 + 0	End 6

7

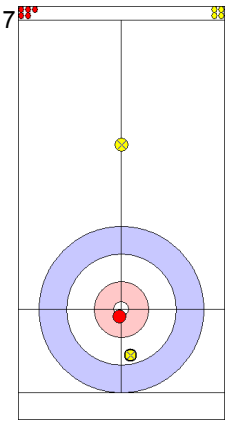

KOR: LEE H
Draw In 2

8

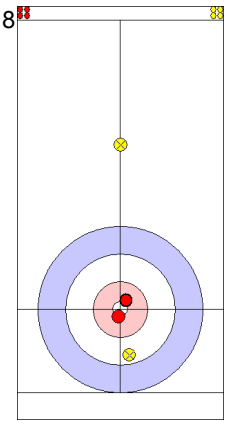

ENG: MACDOUGALL A
Draw Out 4

9

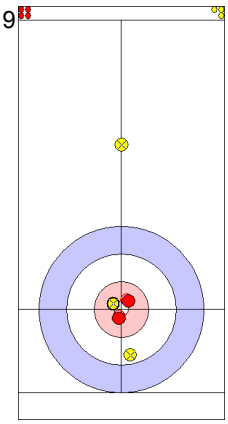

KOR: BEAK J
Draw Out 4

10

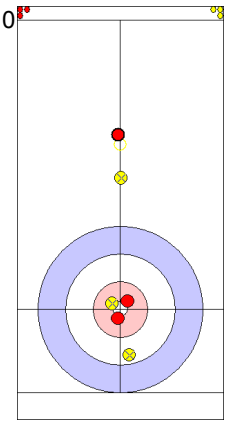

ENG: WATSON L
Draw In 0

11

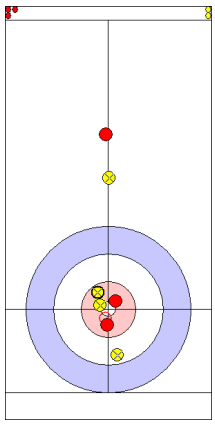

KOR: BEAK J
Raise Out 4

12

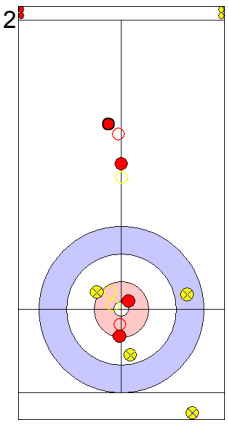

ENG: WATSON L
Promotion Takeout Out 4

13

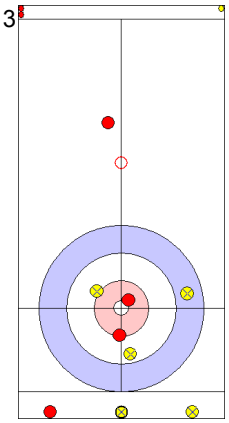

KOR: BEAK J
Takeout In 0

14

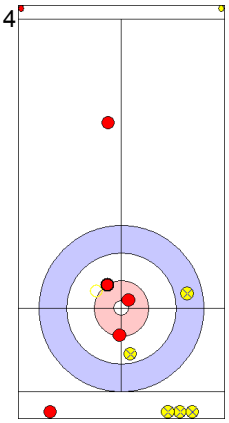

ENG: WATSON L
Hit and Roll Out 4

15

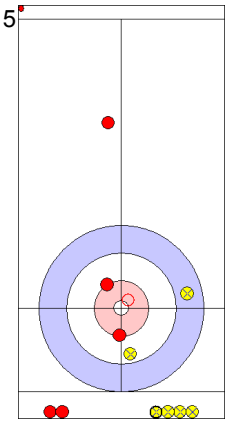

KOR: LEE H
Hit and Roll In 2

16

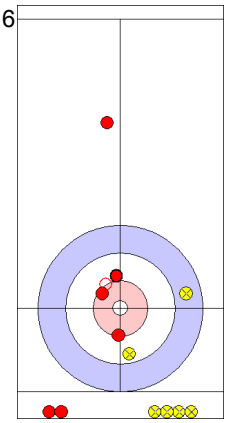

ENG: MACDOUGALL A
Draw In 4

Game - Shot by Shot

ENG - England	6 + 0	KOR - Korea	7 + 1	End 7

7

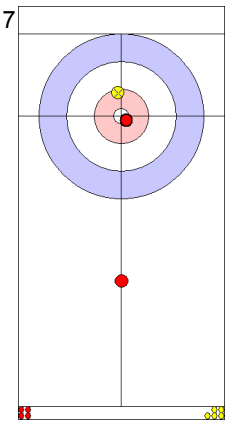

ENG: MACDOUGALL A
Raise In 4

8

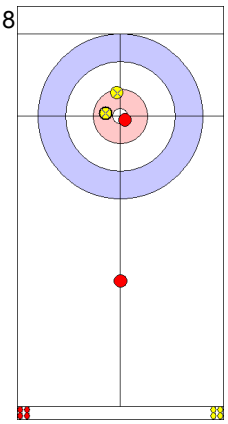

KOR: LEE H
Draw In 3

9

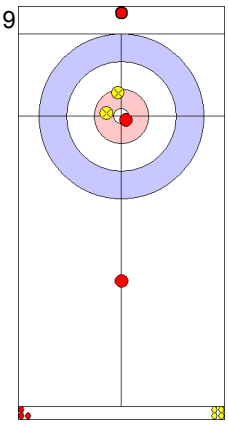

ENG: WATSON L
Raise In 0

10

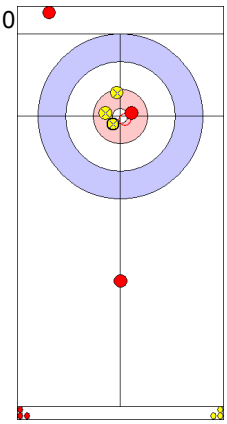

KOR: BEAK J
Draw In 4

11

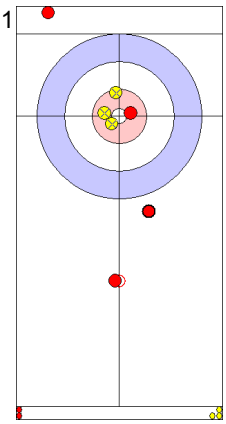

ENG: WATSON L
Draw Out 0

12

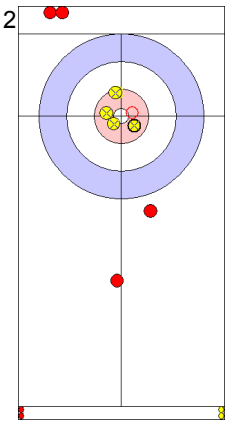

KOR: BEAK J
Takeout In 4

13

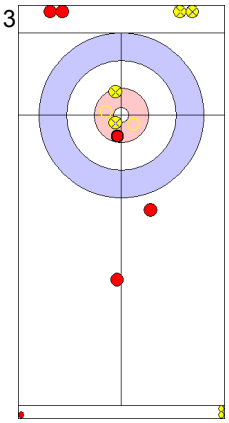

ENG: WATSON L
Double Takeout Out 3

14

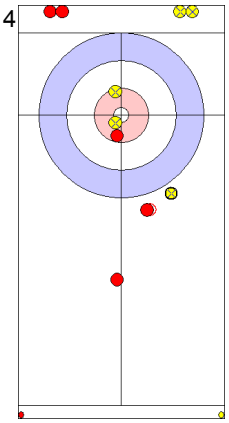

KOR: BEAK J
Draw Out 0

15

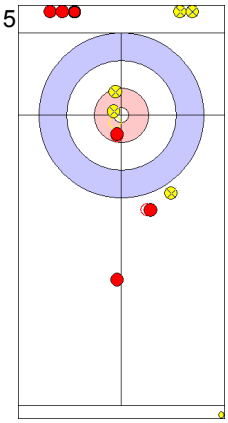

ENG: MACDOUGALL A
Raise Out 0

16

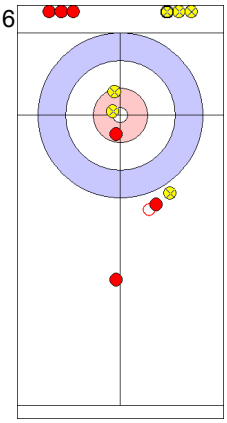

KOR: LEE H
Clearing Out 0

Game - Shot by Shot

ENG - England	6 + X	KOR - Korea	8 + X	End 8

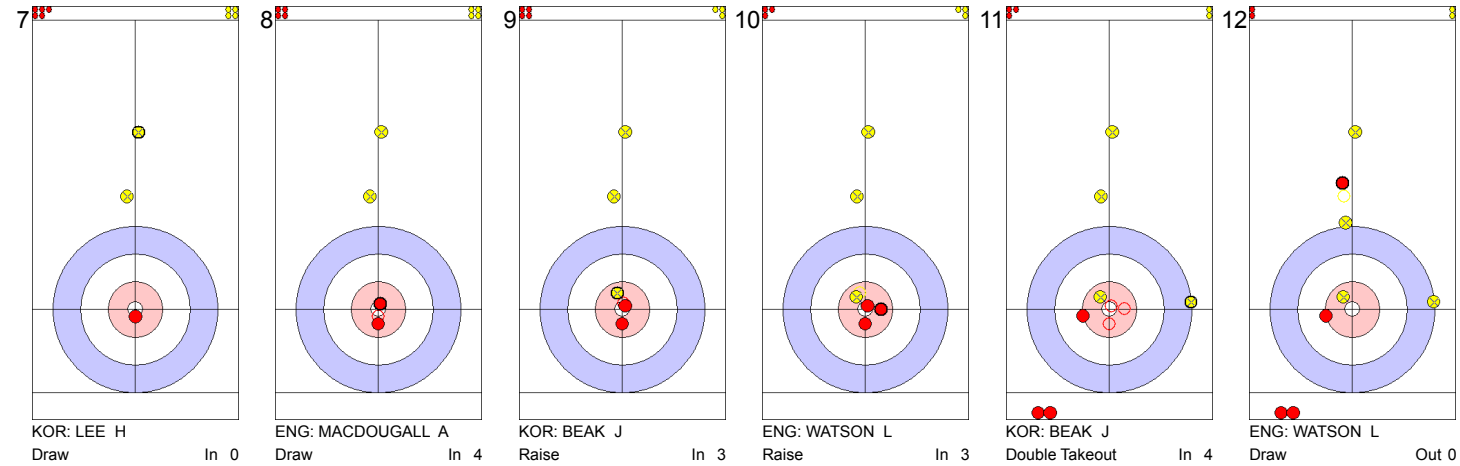

7	8	9	10	11	12
KOR: LEE H	ENG: MACDOUGALL A	KOR: BEAK J	ENG: WATSON L	KOR: BEAK J	ENG: WATSON L
Draw In 0	Draw In 4	Raise In 3	Raise In 3	Double Takeout In 4	Draw Out 0

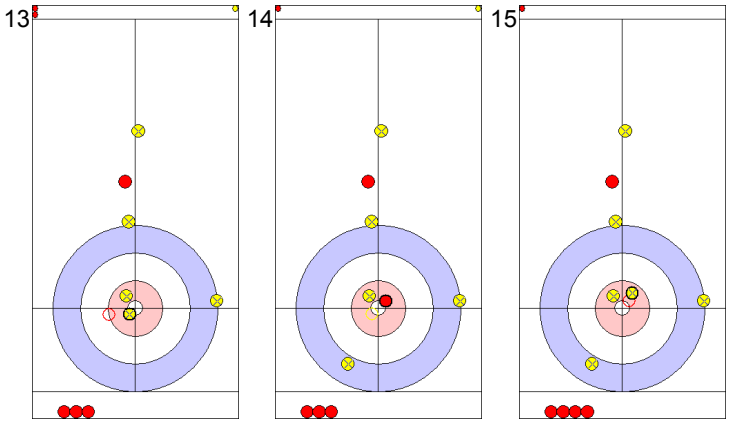

13	14	15
KOR: BEAK J	ENG: WATSON L	KOR: LEE H
Hit and Roll Out 4	Raise In 3	Takeout In 4

Game Results

Sheet	Game	Team	LSFE	1	2	3	4	5	6	7	8	Extra Ends						Total
E	3	HUN - Hungary	*	1	2	3	0	3	1	X	X							10
	3	ROU - Romania		0	0	0	1	0	0	X	X							1

HUN - Hungary		Game	All
F	PALANCSA Dorottya	51 %	70 %
M	KISS Zsolt	79 %	83 %
	Team Total	63 %	75 %

Last Stone Draw: 19.8cm 17.8cm ↻ PALANCSA D
2.0cm ↺ KISS Z

Time remaining: 8 minutes 16 seconds

ROU - Romania		Game	All
F	TRAILA Iulia	38 %	32 %
M	MATAU Cristian	39 %	39 %
	Team Total	38 %	36 %

Last Stone Draw: 262.6cm 185.4cm ↻ TRAILA I
77.2cm ↺ MATAU C

Time remaining: 9 minutes 55 seconds

Detailed Game Statistics:

HUN - Hungary		Draws		Takeouts		Total	
F	PALANCSA Dorottya	14	46 %	4	69 %	18	51 %
M	KISS Zsolt	9	72 %	3	100 %	12	79 %
	Team Total	23	57 %	7	82 %	30	63 %

ROU - Romania		Draws		Takeouts		Total	
F	TRAILA Iulia	9	44 %	3	17 %	12	38 %
M	MATAU Cristian	13	42 %	5	30 %	18	39 %
	Team Total	22	43 %	8	25 %	30	38 %

LEGEND
F Female
X Unplayed/unfinished end due to concession
LSFE (*) Last stone first end
M Male

Game - Shot by Shot

HUN - Hungary	0 + 1	ROU - Romania	0 + 0	End 1

7

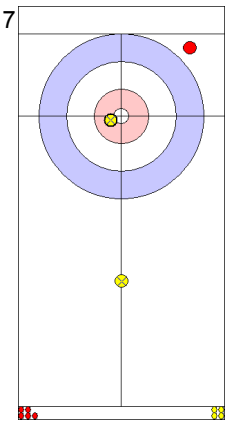

ROU: TRAILA I
Draw In 2

8

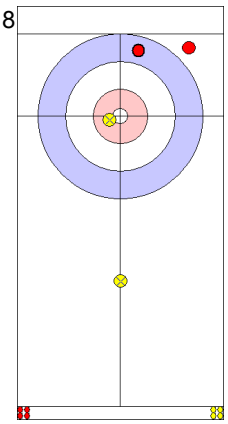

HUN: KISS Z
Draw In 2

9

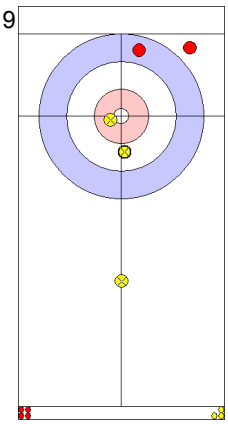

ROU: MATAU C
Draw In 3

10

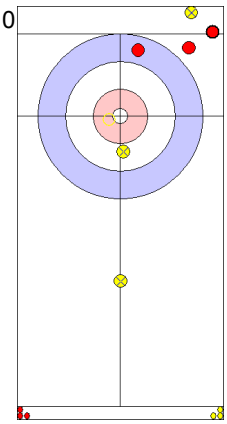

HUN: PALANCSA D
Hit and Roll In 2

11

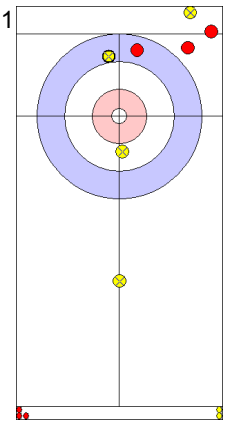

ROU: MATAU C
Draw In 3

12

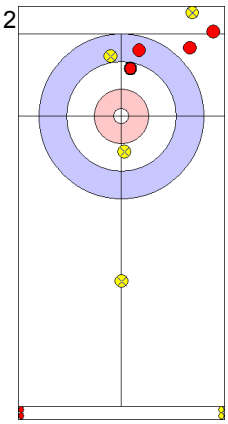

HUN: PALANCSA D
Draw In 3

13

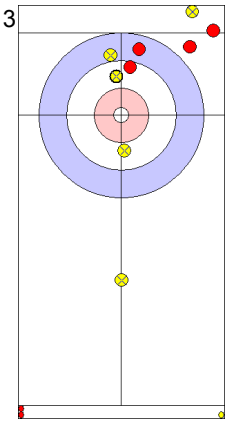

ROU: MATAU C
Draw In 3

14

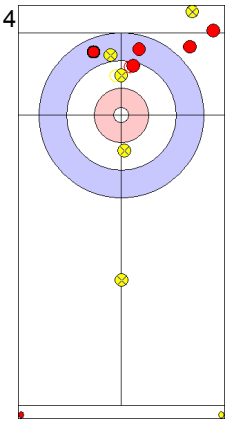

HUN: PALANCSA D
Draw In 1

15

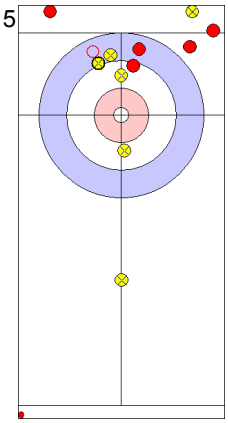

ROU: TRAILA I
Draw In 0

16

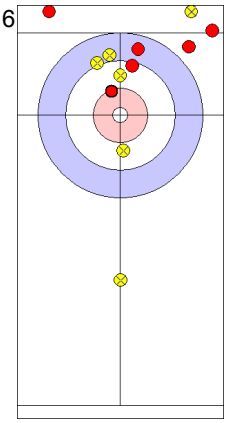

HUN: KISS Z
Draw In 4

Game - Shot by Shot

HUN - Hungary	1 + 2	ROU - Romania	0 + 0	End 2

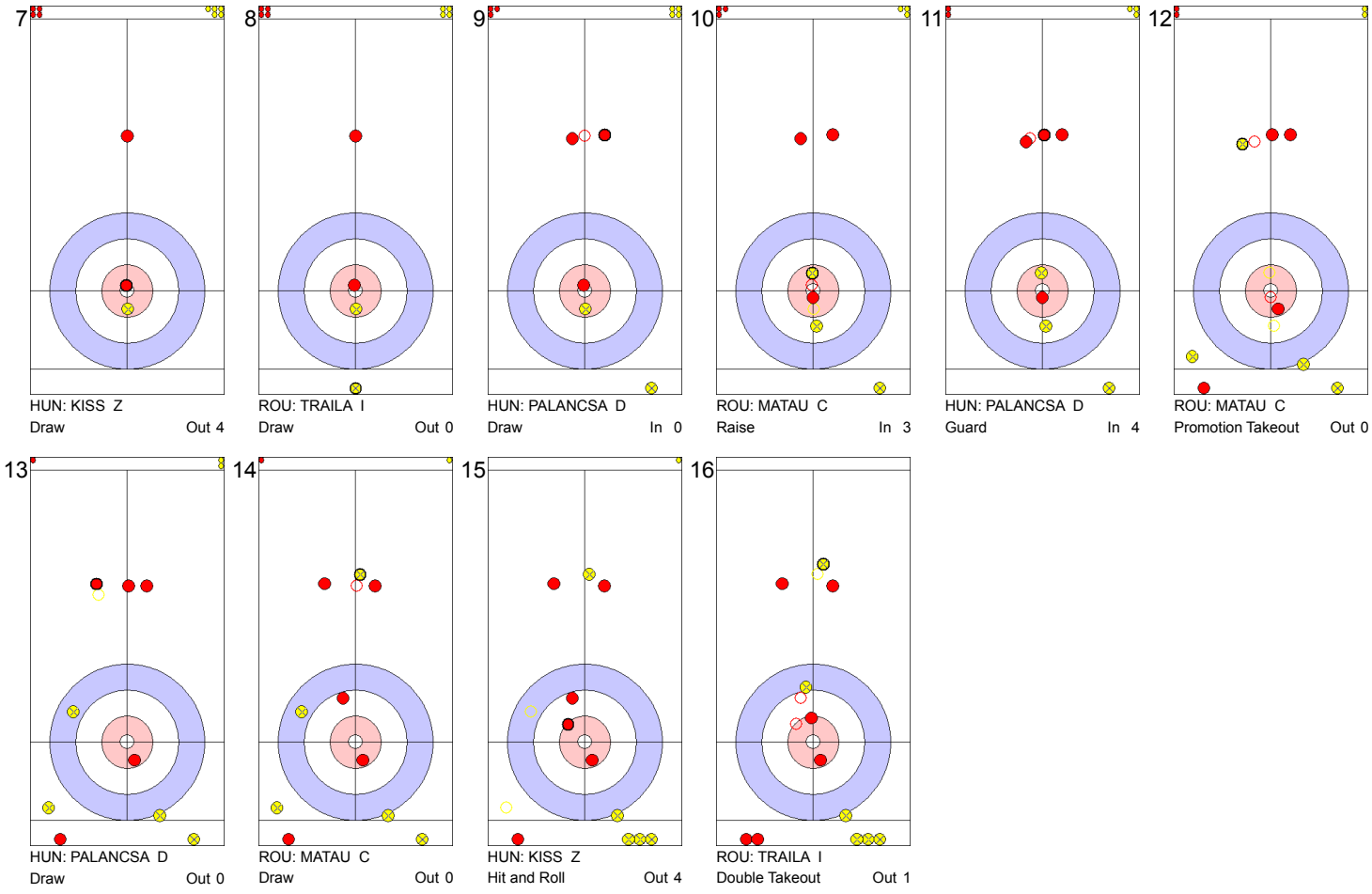

Game - Shot by Shot

HUN - Hungary	3 + 3	ROU - Romania	0 + 0	End 3

7

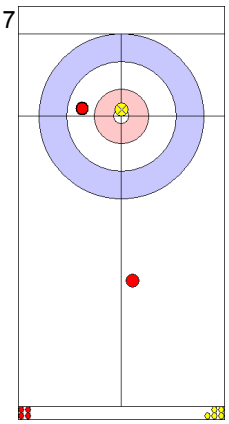

HUN: KISS Z
Draw In 0

8

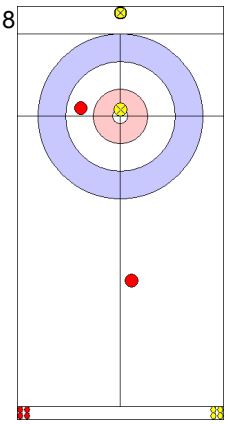

ROU: TRAILA I
Draw In 0

9

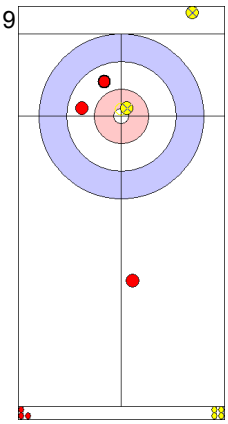

HUN: PALANCSA D
Draw In 2

10

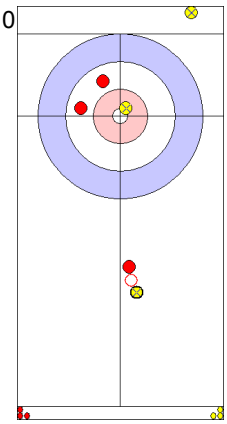

ROU: MATAU C
Draw In 0

11

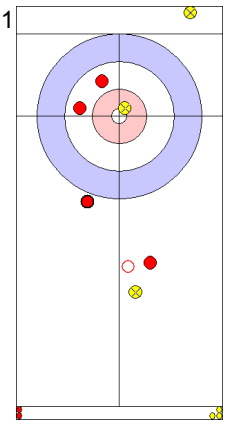

HUN: PALANCSA D
Draw In 0

12

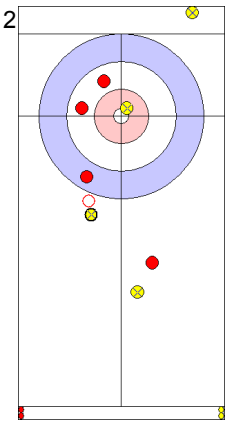

ROU: MATAU C
Draw In 0

13

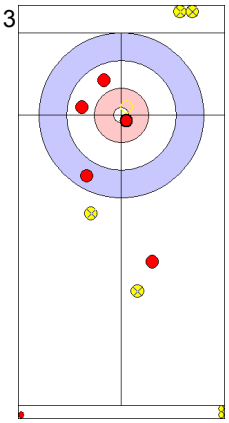

HUN: PALANCSA D
Takeout In 4

14

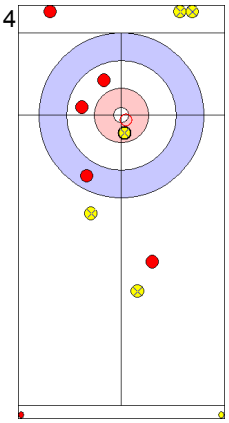

ROU: MATAU C
Takeout In 4

15

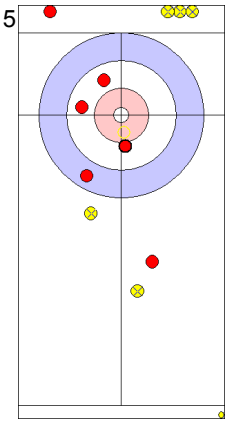

HUN: KISS Z
Takeout In 4

16

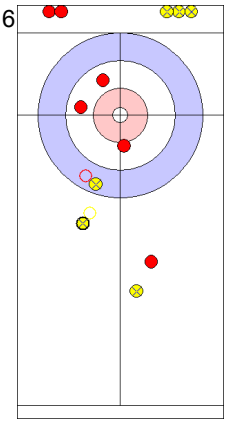

ROU: TRAILA I
Takeout In 0

Game - Shot by Shot

HUN - Hungary	6 + 0	ROU - Romania	0 + 1	End 4

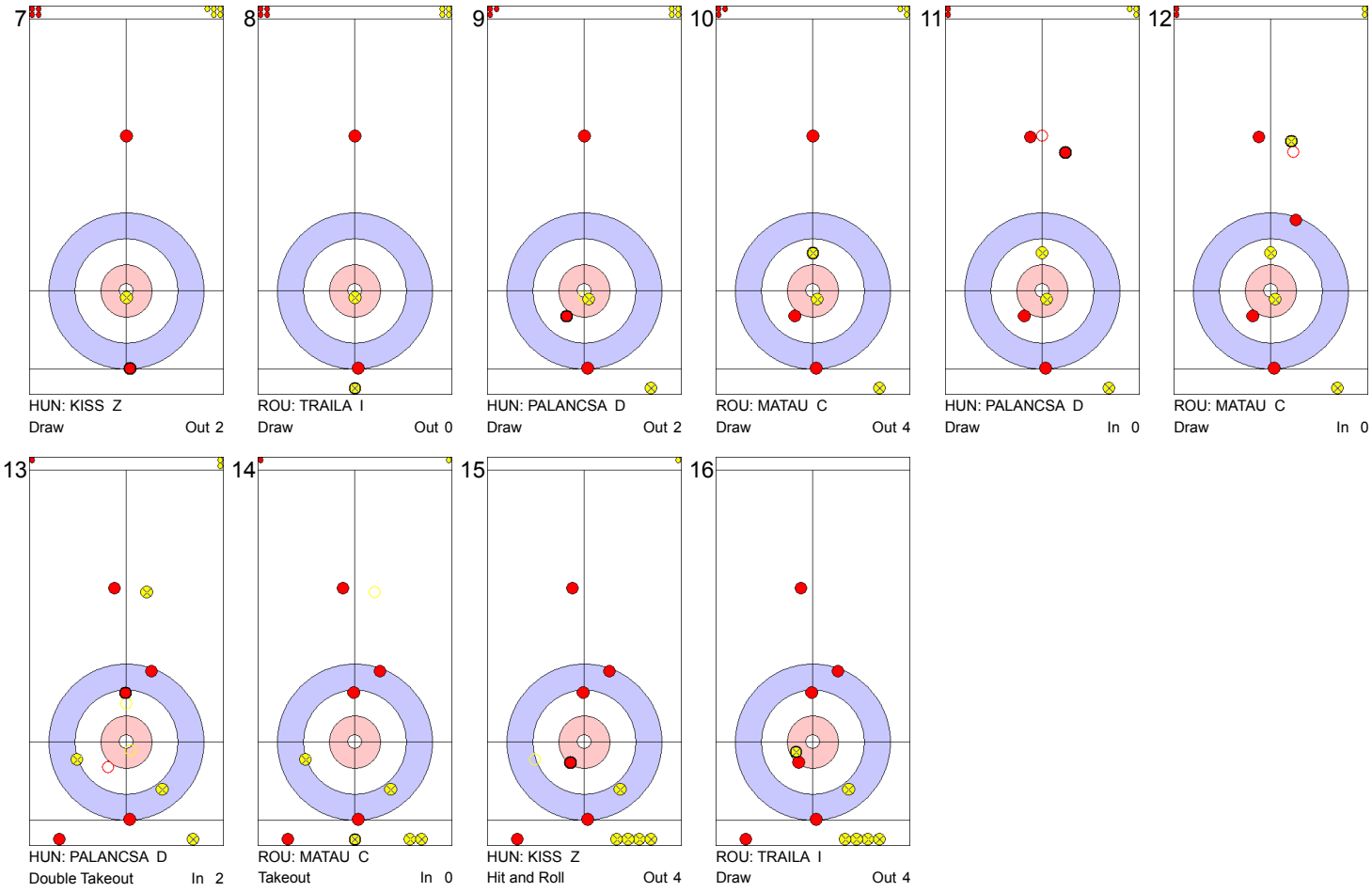

Game - Shot by Shot

HUN - Hungary	6 + 3	ROU - Romania	1 + 0	End 5

7

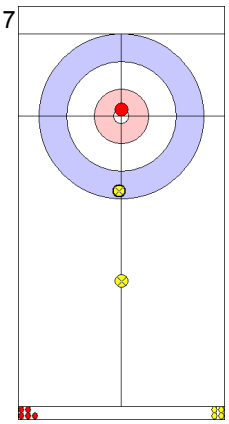

ROU: TRAILA I
Draw In 2

8

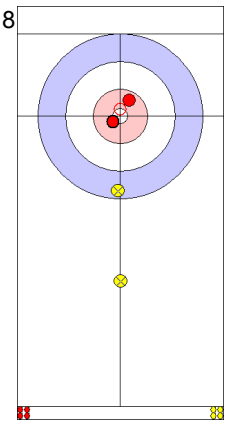

HUN: KISS Z
Draw In 3

9

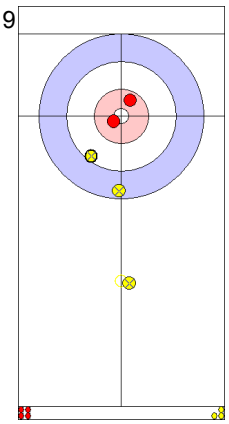

ROU: MATAU C
Draw In 0

10

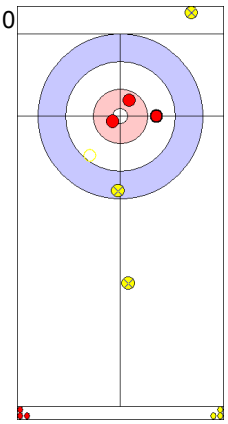

HUN: PALANCSA D
Hit and Roll In 3

11

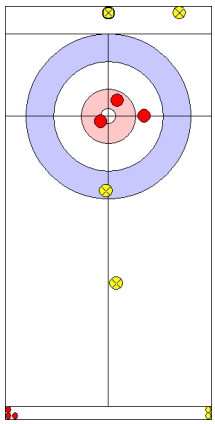

ROU: MATAU C
Draw In 0

12

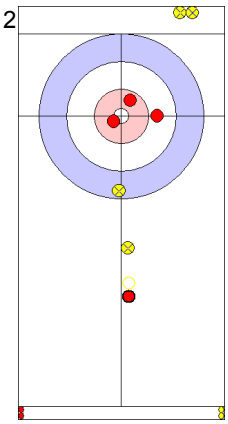

HUN: PALANCSA D
Draw Out 0

13

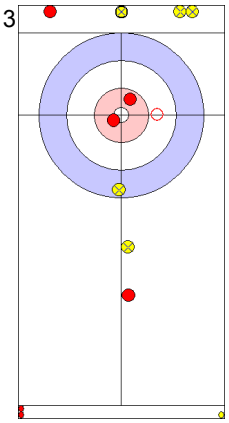

ROU: MATAU C
Takeout Out 2

14

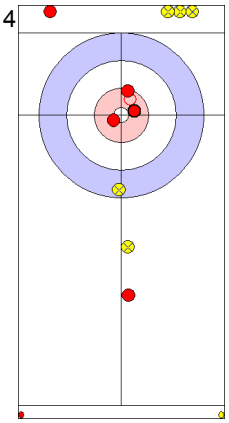

HUN: PALANCSA D
Draw Out 3

15

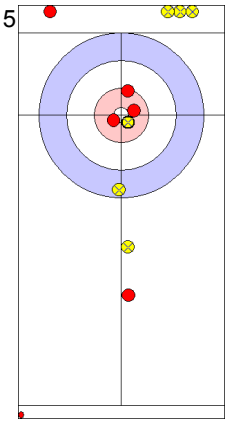

ROU: TRAILA I
Draw Out 4

16

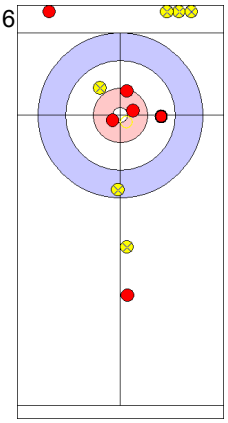

HUN: KISS Z
Raise Out 4

Game - Shot by Shot

HUN - Hungary	9 + 1	ROU - Romania	1 + 0	End 6

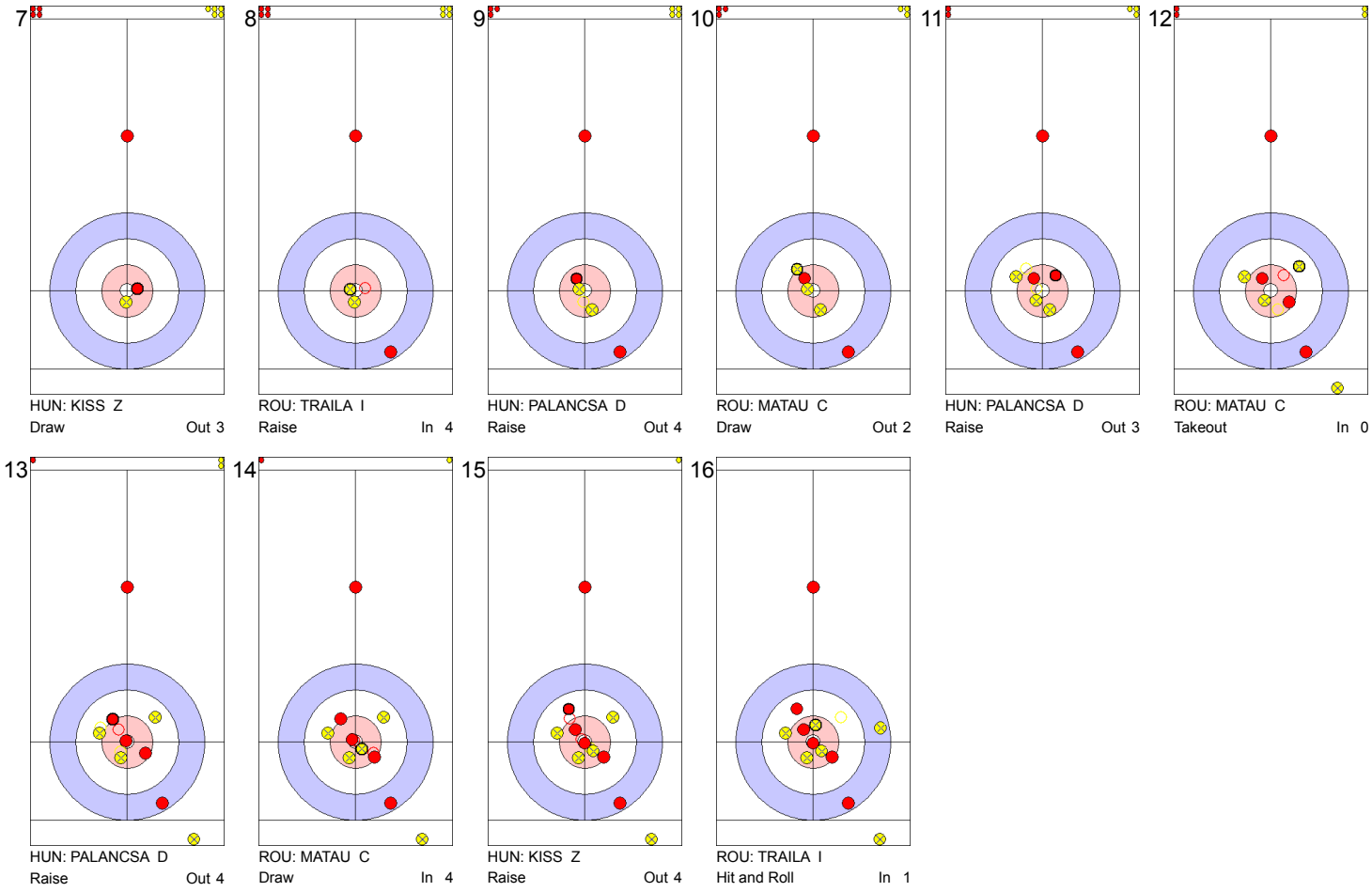

Session Results and Standings

Sheet	Game	Team	LSFE	1	2	3	4	5	6	7	8	Extra Ends						Total
A	2	HUN - Hungary		0	1	0	2	1	2	2	X							8
	2	SCO - Scotland	*	3	0	2	0	0	0	0	X							5
B	2	ESP - Spain	*	1	0	2	0	1	1	3	X							8
	2	ROU - Romania		0	2	0	2	0	0	0	X							4
C	2	KOR - Korea		1	1	1	2	1	1	0	X							7
	2	BLR - Belarus	*	0	0	0	0	0	0	1	X							1
D	2	POL - Poland		0	2	0	0	0	0	X	X							2
	2	EST - Estonia	*	4	0	2	2	2	1	X	X							11
E	2	CAN - Canada	*	1	1	0	4	0	0	5	X							11
	2	ENG - England		0	0	1	0	1	1	0	X							3

Standings

Group-A

Rank	Team	Games	Wins	Losses
1	DEN - Denmark	1	1	0
1	JPN - Japan	1	1	0
1	RUS - Russia	1	1	0
1	TUR - Turkey	1	1	0
1	USA - United States	1	1	0
6	AUS - Australia	1	0	1
6	CZE - Czech Republic	1	0	1
6	FRA - France	1	0	1
6	SUI - Switzerland	1	0	1
6	SVK - Slovakia	1	0	1

Group-B

Rank	Team	Games	Wins	Losses
1	FIN - Finland	2	2	0
1	NOR - Norway	2	2	0
1	SWE - Sweden	2	2	0
4	AUT - Austria	2	1	1
4	CHN - China	2	1	1
4	ITA - Italy	2	1	1
4	LAT - Latvia	2	1	1
8	BRA - Brazil	2	0	2
8	NZL - New Zealand	2	0	2
8	SLO - Slovenia	2	0	2

Group-C

Rank	Team	Games	Wins	Losses
1	CAN - Canada	2	2	0
1	ESP - Spain	2	2	0
1	EST - Estonia	2	2	0
1	KOR - Korea	2	2	0
5	HUN - Hungary	2	1	1
5	SCO - Scotland	2	1	1
7	BLR - Belarus	2	0	2
7	ENG - England	2	0	2
7	POL - Poland	2	0	2
7	ROU - Romania	2	0	2

LEGEND
LSFE (*) Last stone first end
X Unplayed/unfinished end due to concession



WMDCC 2015
Sochi, Russia

SUN 19 APR 2015
Start Time 8:00

World Mixed Doubles Curling Championship
Ice Cube Curling Center

Group-C

Round Robin Session 2 - Sheet A

Game Results

REVISED
20 APR 18:02

Sheet	Game	Team	LSFE	1	2	3	4	5	6	7	8	Extra Ends						Total
A	2	HUN - Hungary		0	1	0	2	1	2	2	X							8
	2	SCO - Scotland	*	3	0	2	0	0	0	0	X							5

HUN - Hungary		Game	All
F	PALANCSA Dorottya	83 %	77 %
M	KISS Zsolt	84 %	84 %
	Team Total	84 %	80 %

Last Stone Draw: 47.0cm 8.8cm ↻ PALANCSA D
38.2cm ↺ KISS Z

Time remaining: 3 minutes 25 seconds

SCO - Scotland		Game	All
F	McCLEARY Judith	63 %	64 %
M	McCLEARY Lee	52 %	71 %
	Team Total	59 %	66 %

Last Stone Draw: 15.4cm 0.0cm ↻ McCLEARY J
15.4cm ↺ McCLEARY L

Time remaining: 0 minutes 56 seconds

Time-out: end 8 - SCO stone 6

Detailed Game Statistics:

HUN - Hungary		Draws		Takeouts		Total	
F	PALANCSA Dorottya	18	89 %	6	67 %	24	83 %
M	KISS Zsolt	13	87 %	3	75 %	16	84 %
	Team Total	31	88 %	9	69 %	40	84 %

SCO - Scotland		Draws		Takeouts		Total	
F	McCLEARY Judith	11	55 %	13	69 %	24	63 %
M	McCLEARY Lee	13	52 %	0	- %	13	52 %
	Team Total	24	53 %	13	69 %	37	59 %

LEGEND
F Female **LSFE** (*) Last stone first end **M** Male
X Unplayed/unfinished end due to concession

HUN: LSD players revised

Game - Shot by Shot

HUN - Hungary	0 + 0	SCO - Scotland	0 + 3	End 1

7

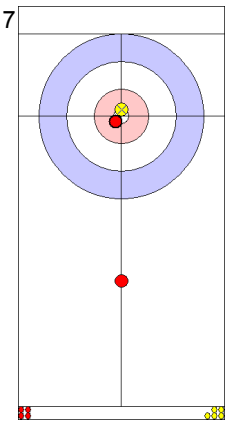

HUN: KISS Z
Draw — Out 3

8

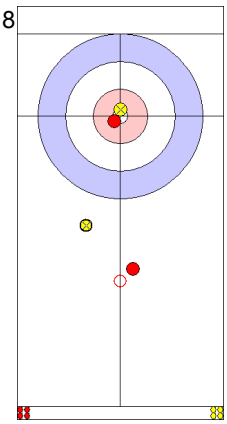

SCO: McCLEARY L
Draw — In 0

9

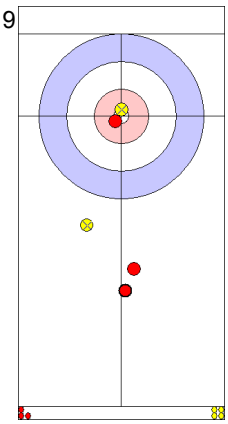

HUN: PALANCSA D
Guard — In 3

10

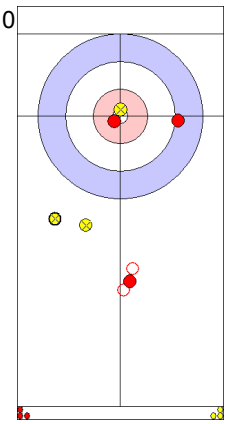

SCO: McCLEARY J
Hit and Roll — In 0

11

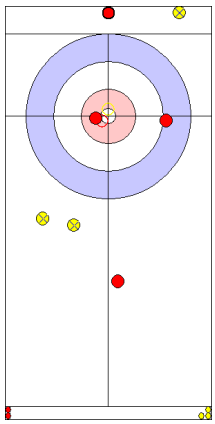

HUN: PALANCSA D
Hit and Roll — Out 2

12

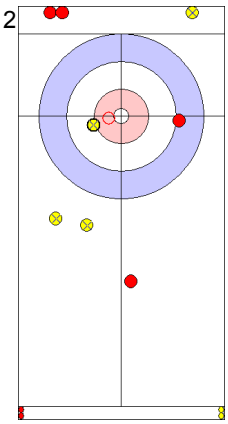

SCO: McCLEARY J
Hit and Roll — Out 3

13

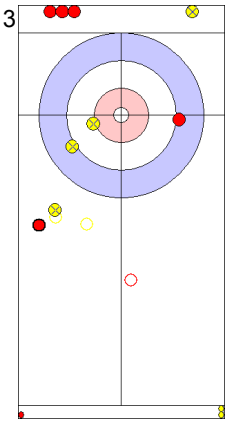

HUN: PALANCSA D
Hit and Roll — Out 0

14

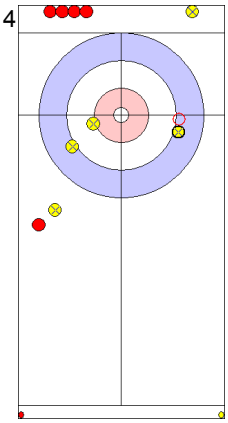

SCO: McCLEARY J
Takeout — Out 4

15

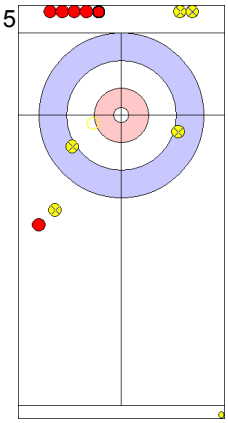

HUN: KISS Z
Takeout — Out 2

16

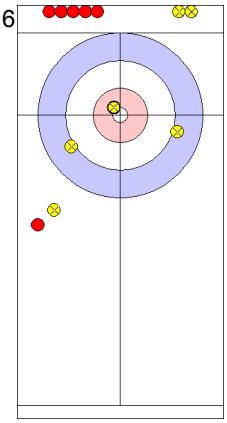

SCO: McCLEARY L
Draw — Out 4

Game - Shot by Shot

HUN - Hungary	0 + 1	SCO - Scotland	3 + 0	End 2

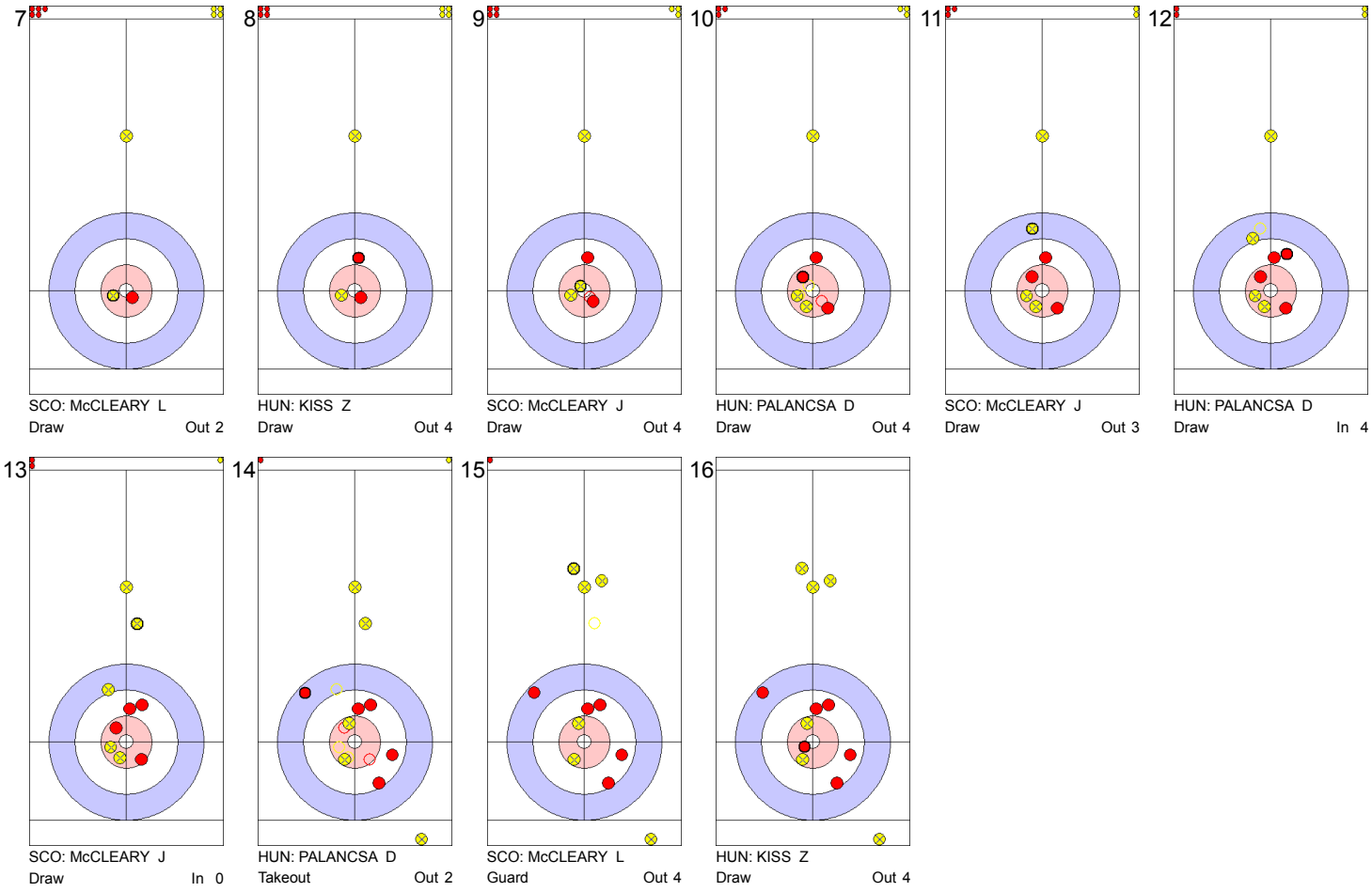

Game - Shot by Shot

HUN - Hungary	1 + 0	SCO - Scotland	3 + 2	End 3

7

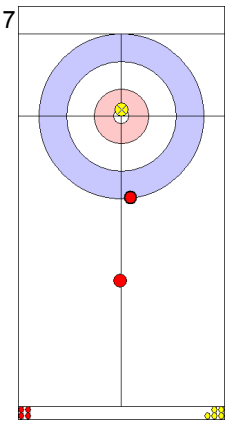

HUN: KISS Z
Draw — Out 3

8

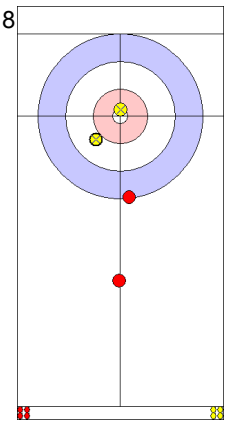

SCO: McCLEARY L
Draw — In 2

9

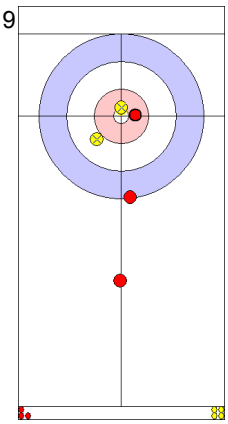

HUN: PALANCSA D
Draw — In 3

10

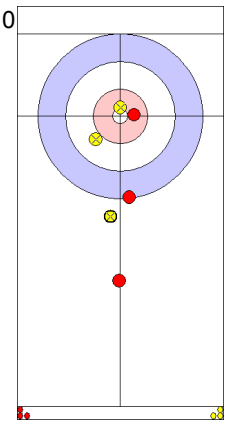

SCO: McCLEARY J
Freeze — In 0

11

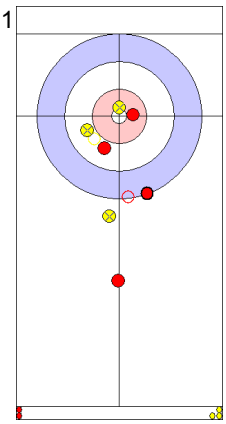

HUN: PALANCSA D
Raise — Out 2

12

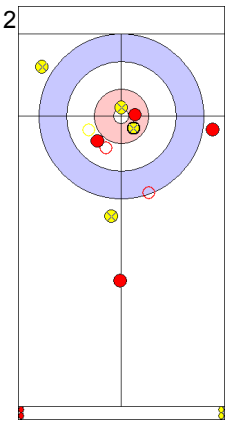

SCO: McCLEARY J
Takeout — Out 2

13

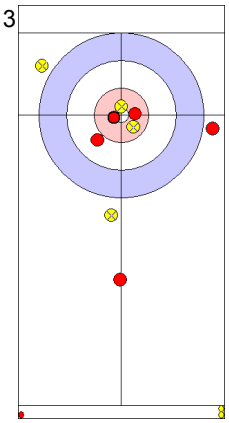

HUN: PALANCSA D
Draw — Out 4

14

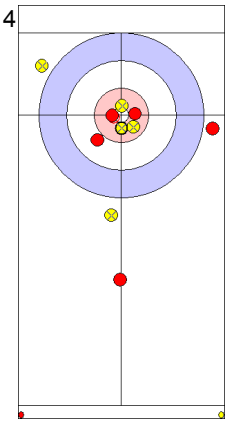

SCO: McCLEARY J
Draw — Out 4

15

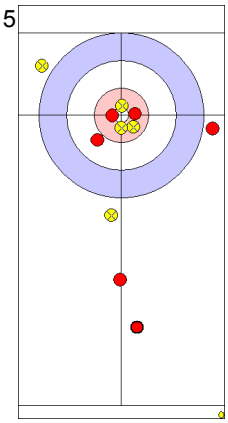

HUN: KISS Z
Guard — Out 4

16

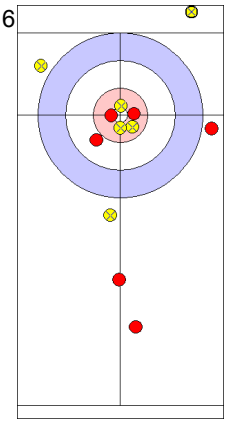

SCO: McCLEARY L
no statistics — Out X

Game - Shot by Shot

HUN - Hungary	1 + 2	SCO - Scotland	5 + 0	End 4

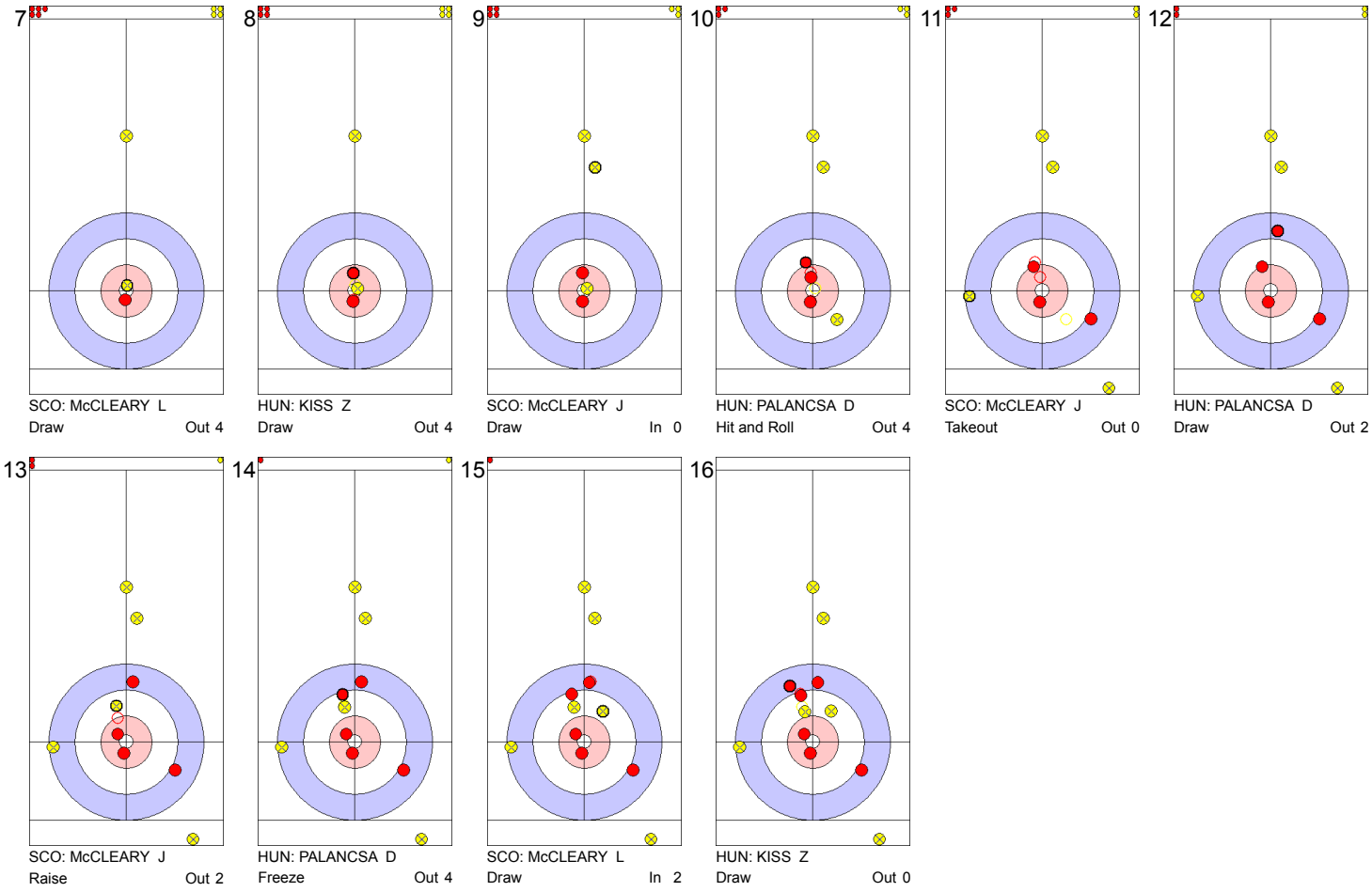

Game - Shot by Shot

HUN - Hungary	3 + 1	SCO - Scotland	5 + 0	End 5

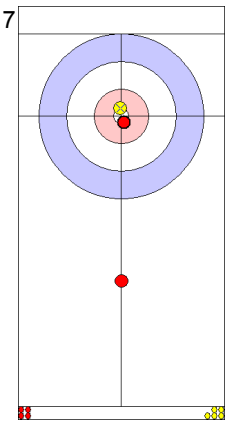

7
HUN: KISS Z
Draw Out 4

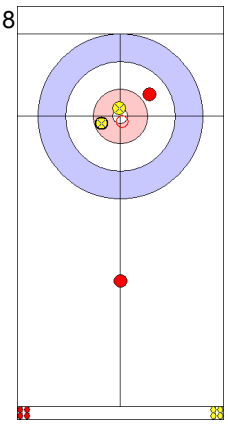

8
SCO: McCLEARY L
Draw In 2

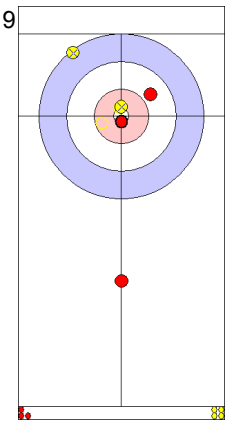

9
HUN: PALANCSA D
Draw In 4

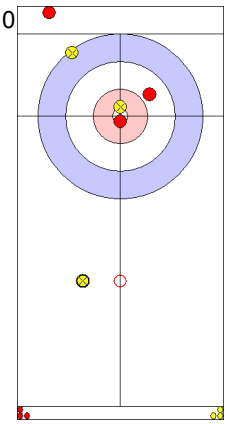

10
SCO: McCLEARY J
Clearing In 2

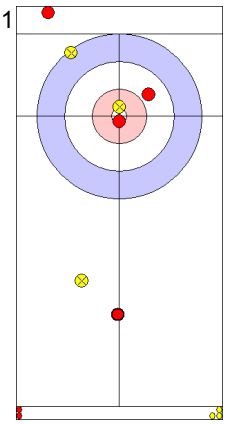

11
HUN: PALANCSA D
Guard Out 4

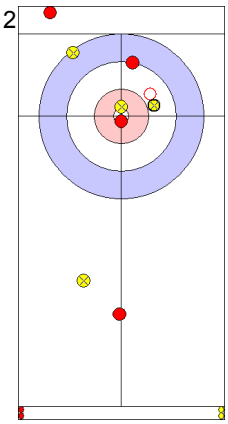

12
SCO: McCLEARY J
Draw Out 2

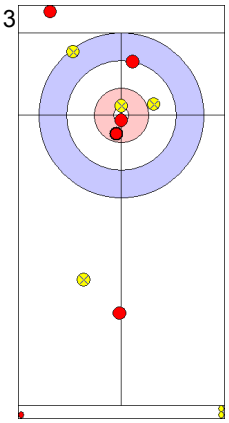

13
HUN: PALANCSA D
Draw Out 4

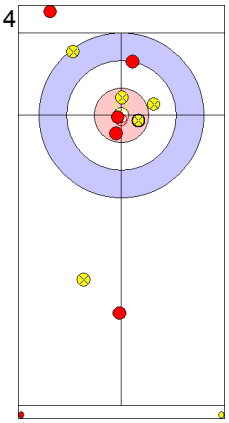

14
SCO: McCLEARY J
Draw Out 2

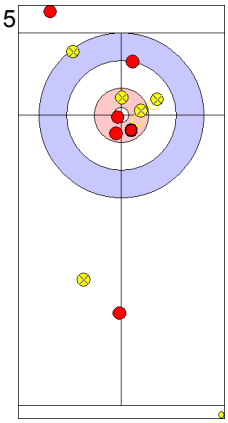

15
HUN: KISS Z
Draw Out 4

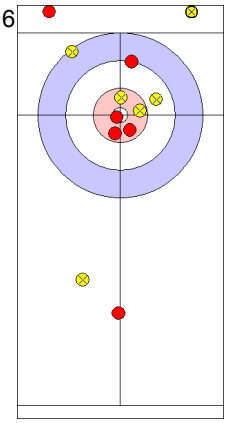

16
SCO: McCLEARY L
no statistics Out X

Game - Shot by Shot

HUN - Hungary	4 + 2	SCO - Scotland	5 + 0	End 6

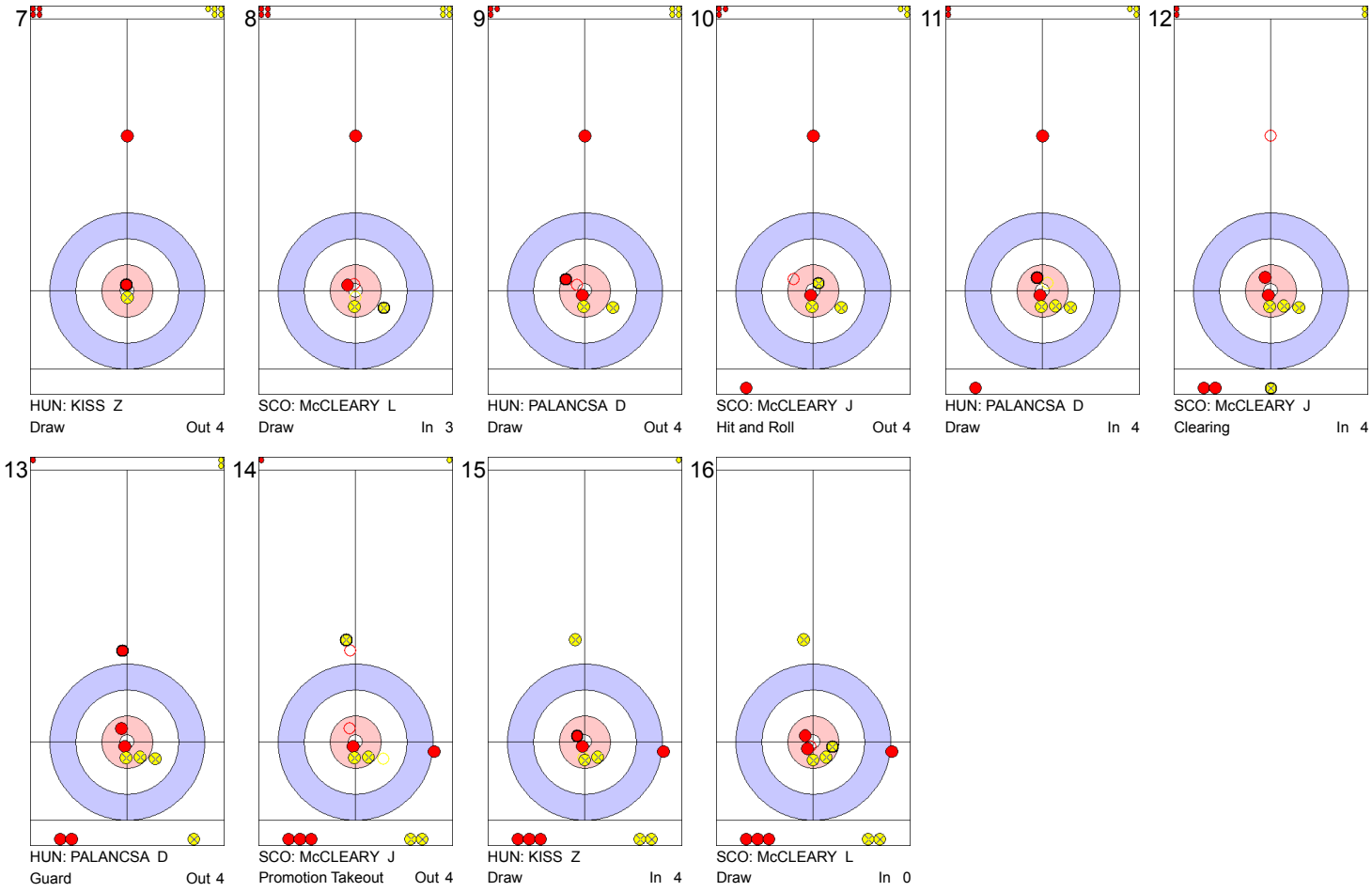

Game - Shot by Shot

HUN - Hungary	6 + 2	SCO - Scotland	5 + 0	End 7

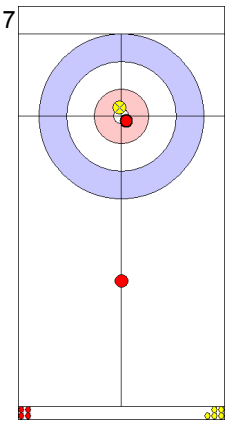

7
HUN: KISS Z
Draw Out 3

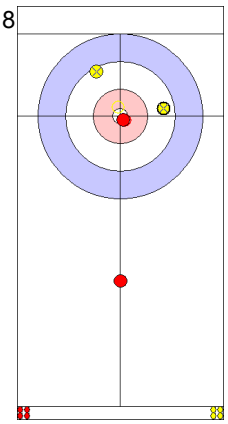

8
SCO: McCLEARY L
Draw Out 1

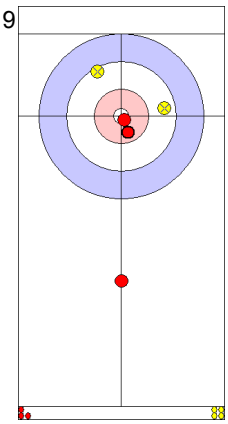

9
HUN: PALANCSA D
Draw Out 4

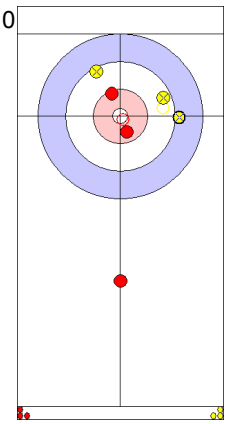

10
SCO: McCLEARY J
Raise Out 3

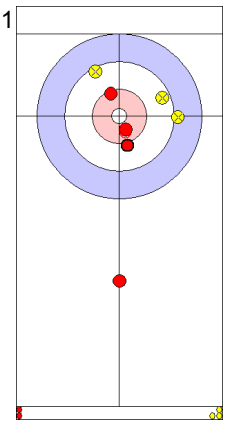

11
HUN: PALANCSA D
Draw Out 4

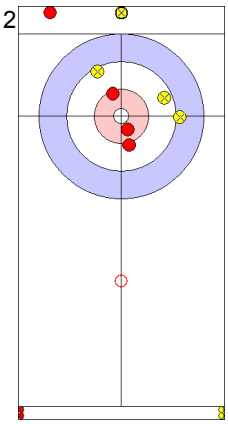

12
SCO: McCLEARY J
Clearing In 4

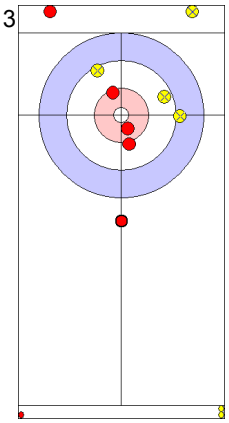

13
HUN: PALANCSA D
Guard Out 4

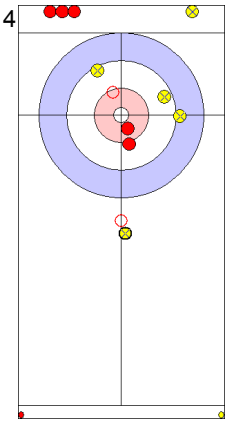

14
SCO: McCLEARY J
Double Takeout Out 4

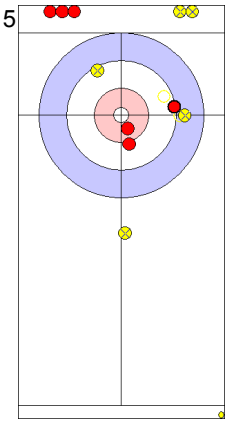

15
HUN: KISS Z
Hit and Roll Out 3

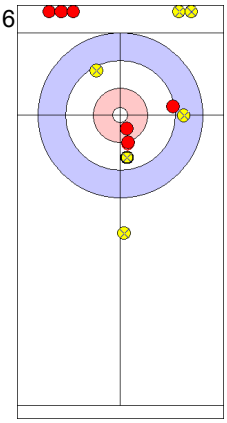

16
SCO: McCLEARY L
Draw In 0

Game - Shot by Shot

HUN - Hungary	8 + X	SCO - Scotland	5 + X	End 8

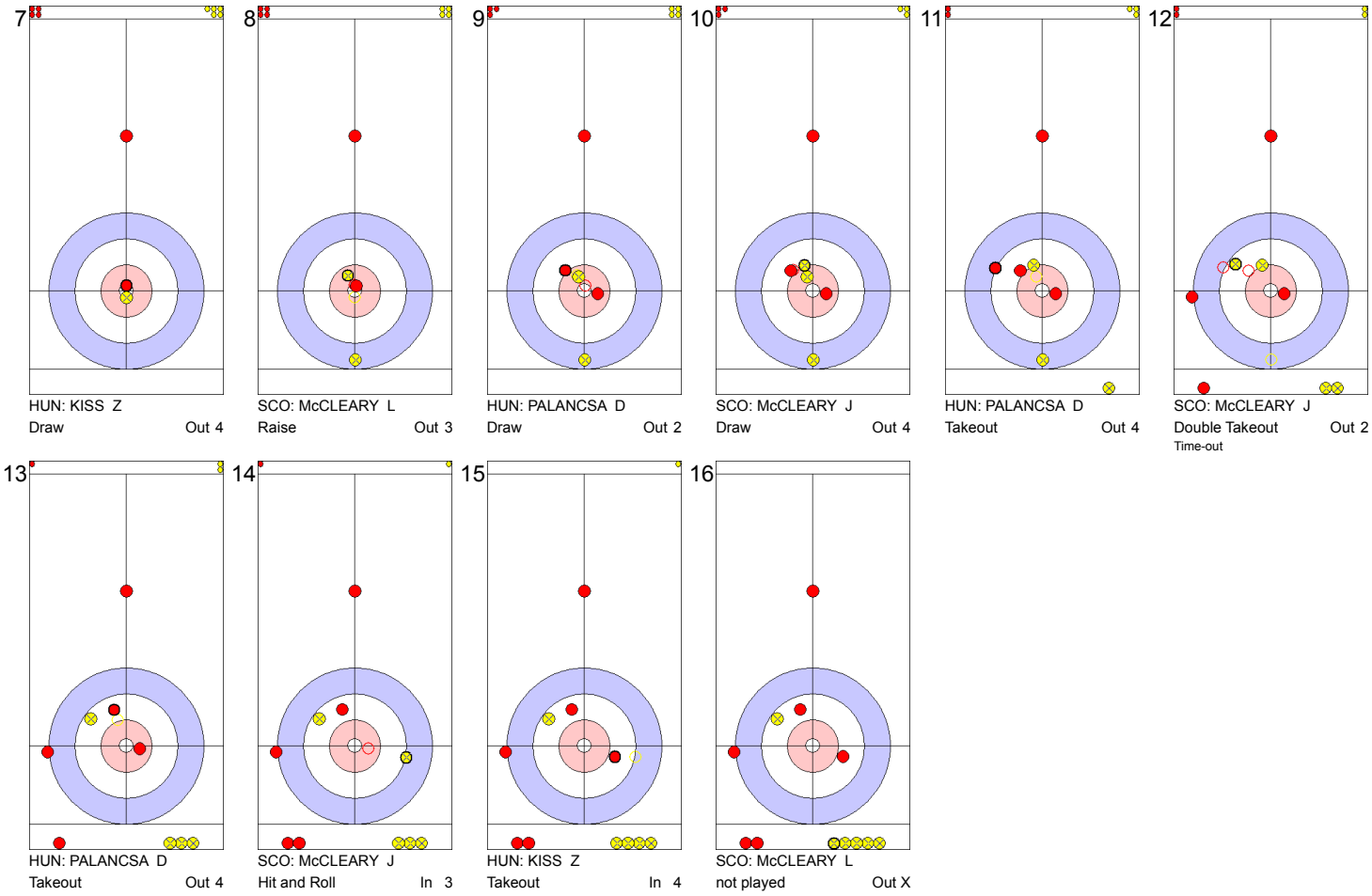

7	8	9	10	11	12
HUN: KISS Z	SCO: McCLEARY L	HUN: PALANCSA D	SCO: McCLEARY J	HUN: PALANCSA D	SCO: McCLEARY J
Draw Out 4	Raise Out 3	Draw Out 2	Draw Out 4	Takeout Out 4	Double Takeout Out 2
					Time-out

13	14	15	16
HUN: PALANCSA D	SCO: McCLEARY J	HUN: KISS Z	SCO: McCLEARY L
Takeout Out 4	Hit and Roll In 3	Takeout In 4	not played Out X

Game Results

Sheet	Game	Team	LSFE	1	2	3	4	5	6	7	8	Extra Ends						Total
B	2	ESP - Spain	*	1	0	2	0	1	1	3	X							8
	2	ROU - Romania		0	2	0	2	0	0	0	X							4

ESP - Spain		Game	All
F	GARCIA VEZ Irantzu	64 %	65 %
M	GARCIA VEZ Gontzal	63 %	66 %
	Team Total	63 %	65 %

Last Stone Draw: 105.1cm
12.0cm ↻ GARCIA VEZ G
93.1cm ↺ GARCIA VEZ I

Time remaining: 4 minutes 35 seconds

ROU - Romania		Game	All
F	TRAILA Iulia	42 %	30 %
M	MATAU Cristian	50 %	40 %
	Team Total	47 %	36 %

Last Stone Draw: 218.2cm
185.4cm ↻ MATAU C
32.8cm ↺ TRAILA I

Time remaining: 4 minutes 28 seconds

Detailed Game Statistics:

ESP - Spain		Draws		Takeouts		Total	
F	GARCIA VEZ Irantzu	9	58 %	7	71 %	16	64 %
M	GARCIA VEZ Gontzal	12	56 %	12	69 %	24	63 %
	Team Total	21	57 %	19	70 %	40	63 %

ROU - Romania		Draws		Takeouts		Total	
F	TRAILA Iulia	15	45 %	1	0 %	16	42 %
M	MATAU Cristian	23	48 %	1	100 %	24	50 %
	Team Total	38	47 %	2	50 %	40	47 %

LEGEND
F Female
X Unplayed/unfinished end due to concession
LSFE (*) Last stone first end
M Male

Game - Shot by Shot

ESP - Spain	0 + 1	ROU - Romania	0 + 0	End 1

7

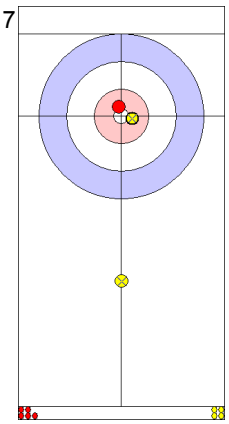

ROU: TRAILA I
Draw In 4

8

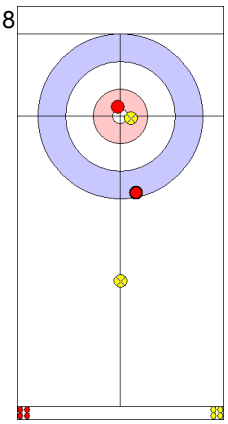

ESP: GARCIA VEZ I
Draw Out 2

9

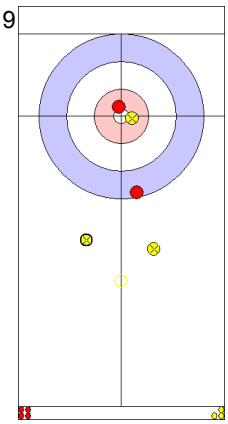

ROU: MATAU C
Draw In 0

10

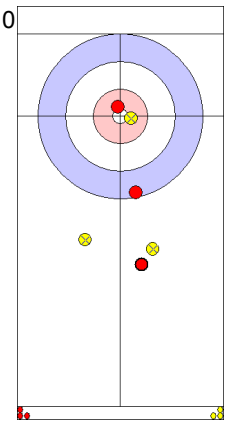

ESP: GARCIA VEZ G
Draw In 0

11

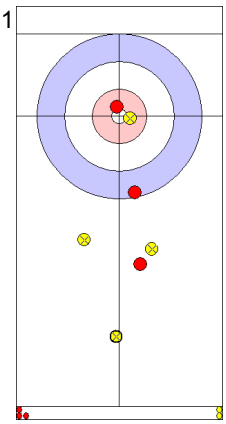

ROU: MATAU C
Guard In 4

12

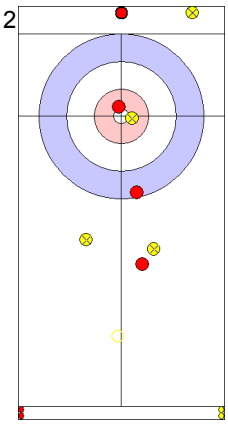

ESP: GARCIA VEZ G
Clearing Out 4

13

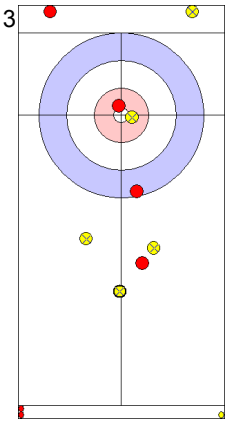

ROU: MATAU C
Guard Out 4

14

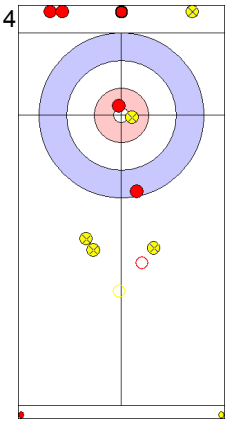

ESP: GARCIA VEZ G
Clearing Out 3

15

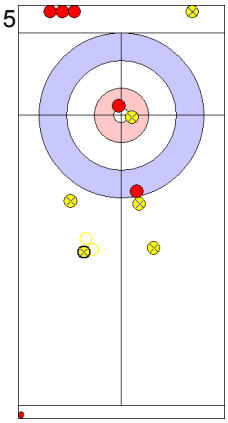

ROU: TRAILA I
Draw In 0

16

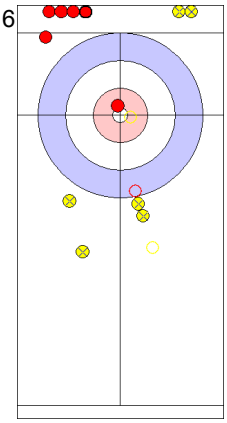

ESP: GARCIA VEZ I
Promotion Takeout Out 4

Game - Shot by Shot

ESP - Spain	1 + 0	ROU - Romania	0 + 2	End 2

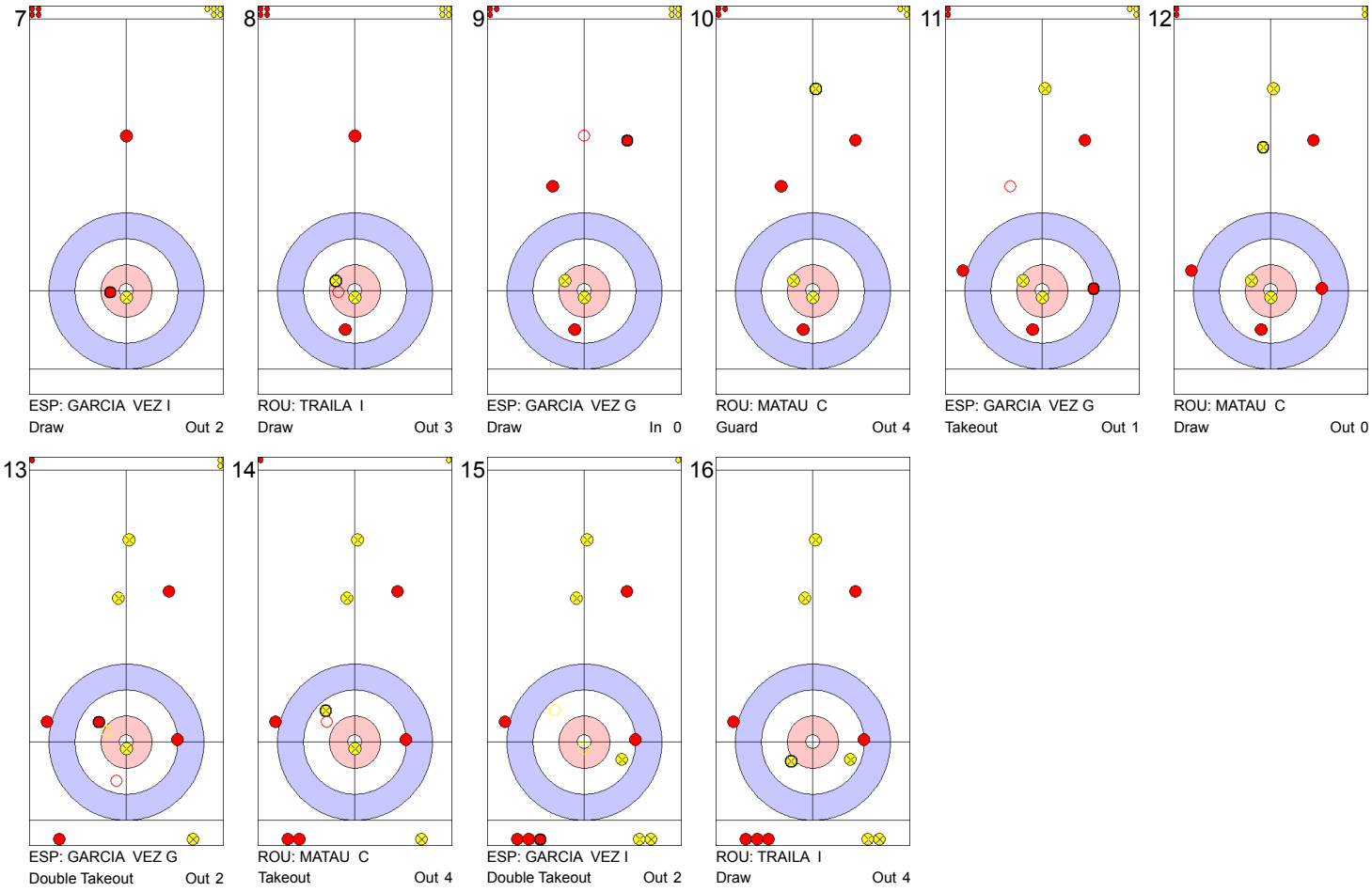

Game - Shot by Shot

ESP - Spain	1 + 2	ROU - Romania	2 + 0	End 3

7

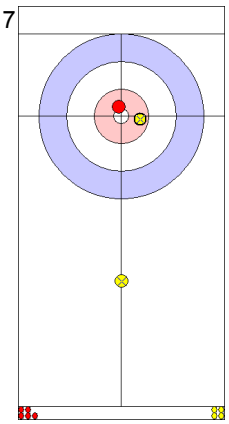

ROU: TRAILA I
Draw In 2

8

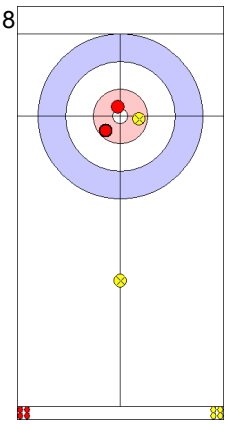

ESP: GARCIA VEZ I
Draw Out 3

9

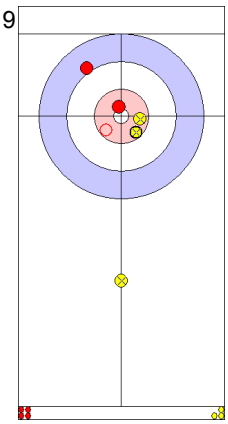

ROU: MATAU C
Raise In 4

10

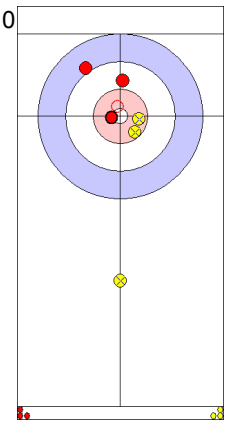

ESP: GARCIA VEZ G
Draw Out 0

11

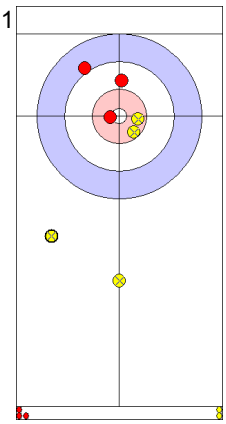

ROU: MATAU C
Draw In 0

12

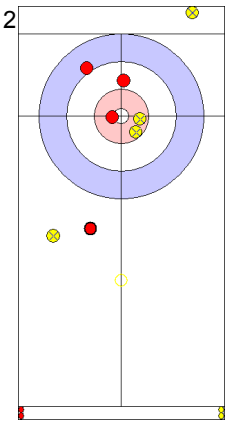

ESP: GARCIA VEZ G
Clearing Out 3

13

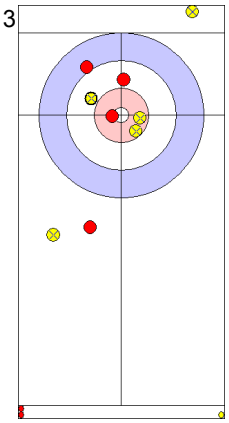

ROU: MATAU C
Draw Out 0

14

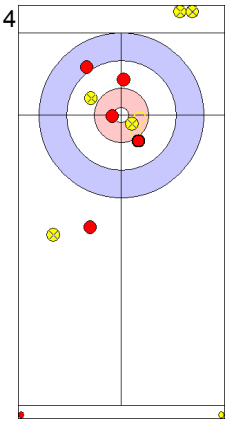

ESP: GARCIA VEZ G
Takeout Out 2

15

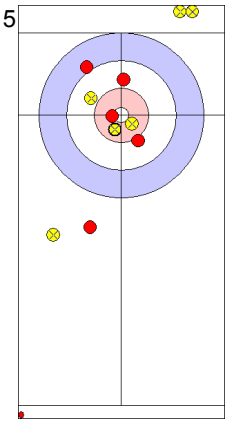

ROU: TRAILA I
Draw Out 4

16

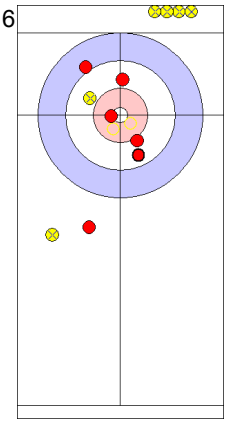

ESP: GARCIA VEZ I
Double Takeout Out 4

Game - Shot by Shot

ESP - Spain	3 + 0	ROU - Romania	2 + 2	End 4

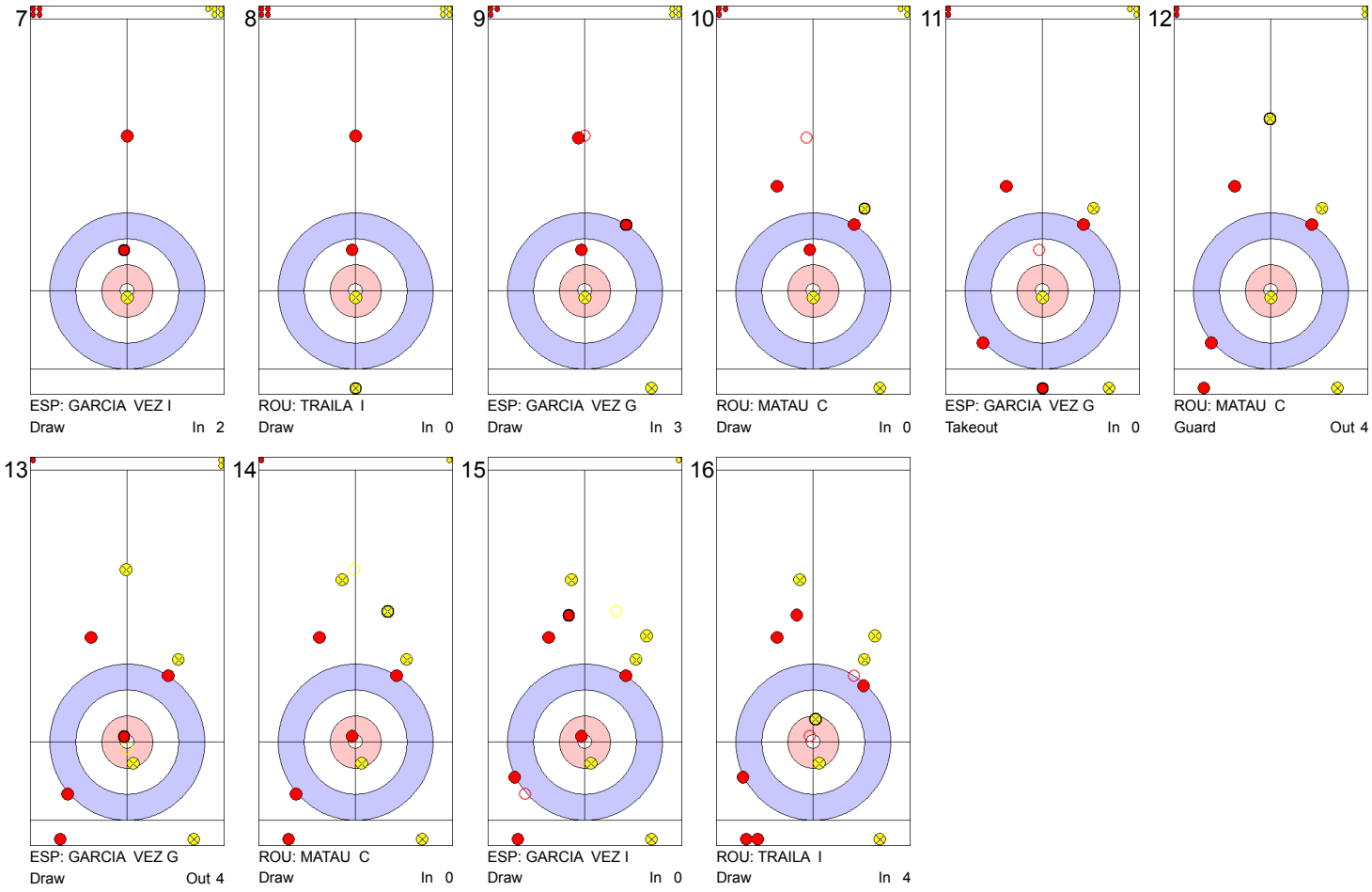

Game - Shot by Shot

ESP - Spain	3 + 1	ROU - Romania	4 + 0	End 5

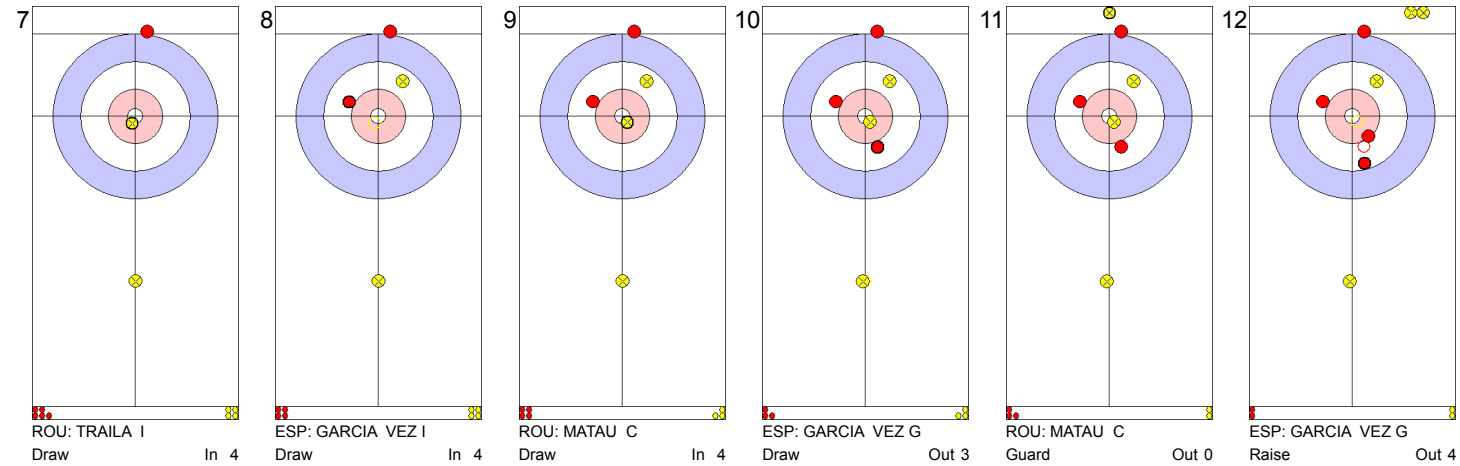

	7	8	9	10	11	12
	ROU: TRAILA I	ESP: GARCIA VEZ I	ROU: MATAU C	ESP: GARCIA VEZ G	ROU: MATAU C	ESP: GARCIA VEZ G
	Draw In 4	Draw In 4	Draw In 4	Draw Out 3	Guard Out 0	Raise Out 4

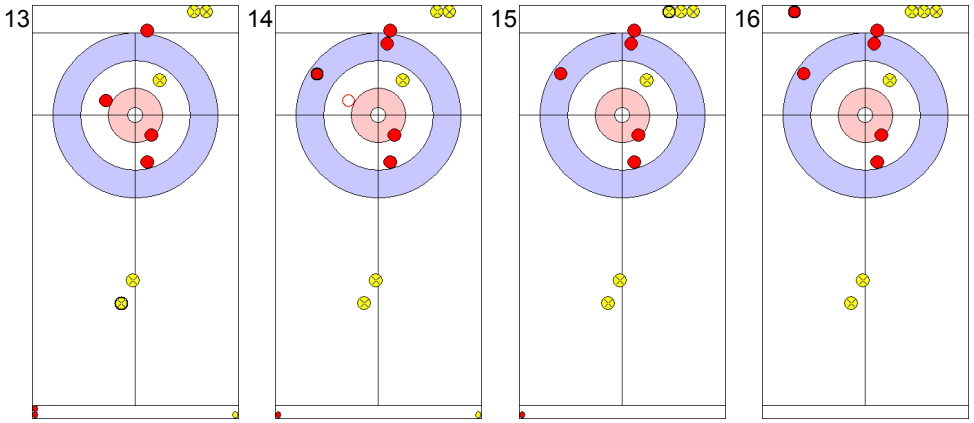

	13	14	15	16
	ROU: MATAU C	ESP: GARCIA VEZ G	ROU: TRAILA I	ESP: GARCIA VEZ I
	Draw In 0	Draw In 2	Draw In 0	Takeout Out 0

Game - Shot by Shot

ESP - Spain	4 + 1	ROU - Romania	4 + 0	End 6

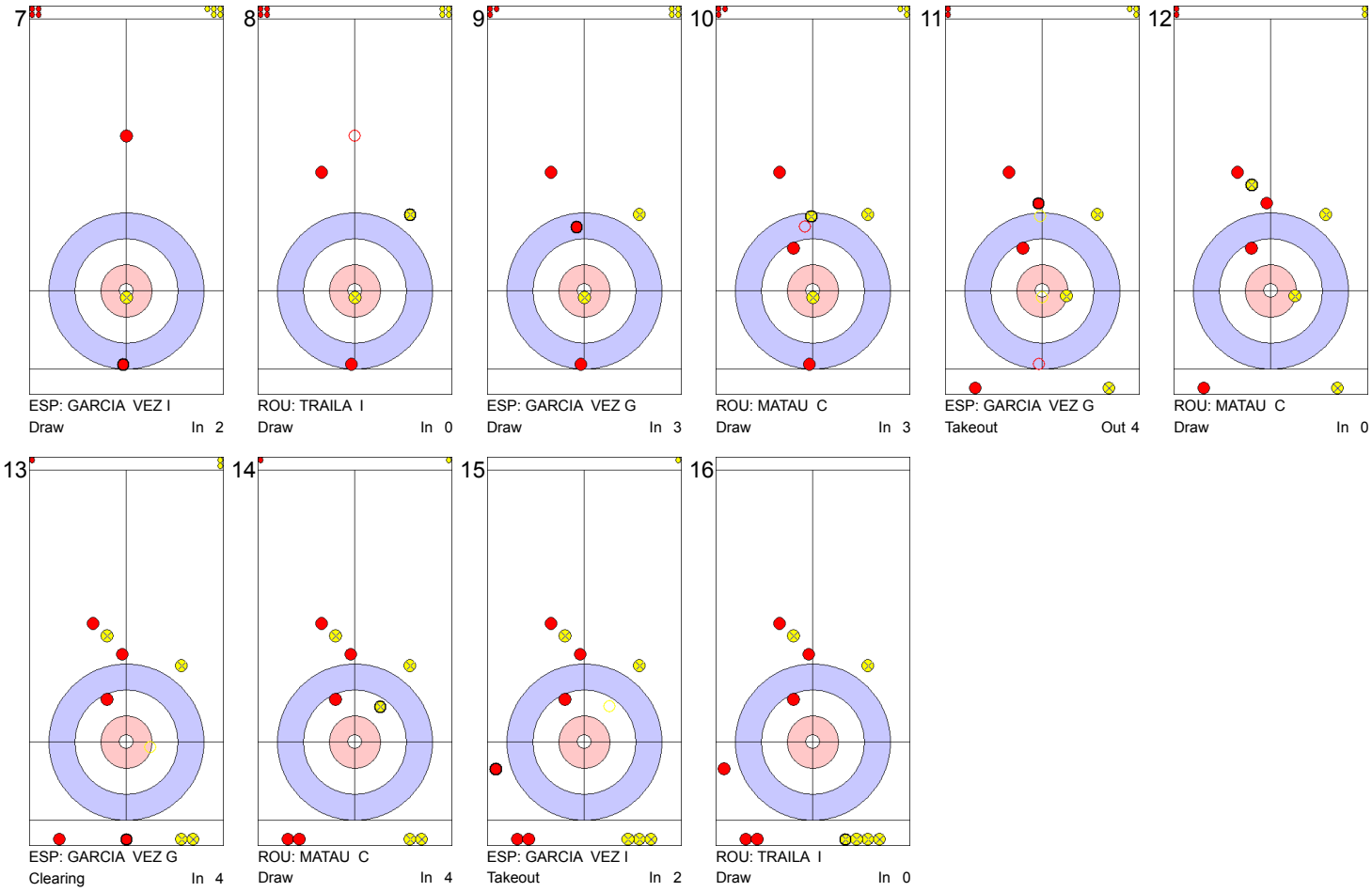

Game - Shot by Shot

ESP - Spain	5 + 3	ROU - Romania	4 + 0	End 7

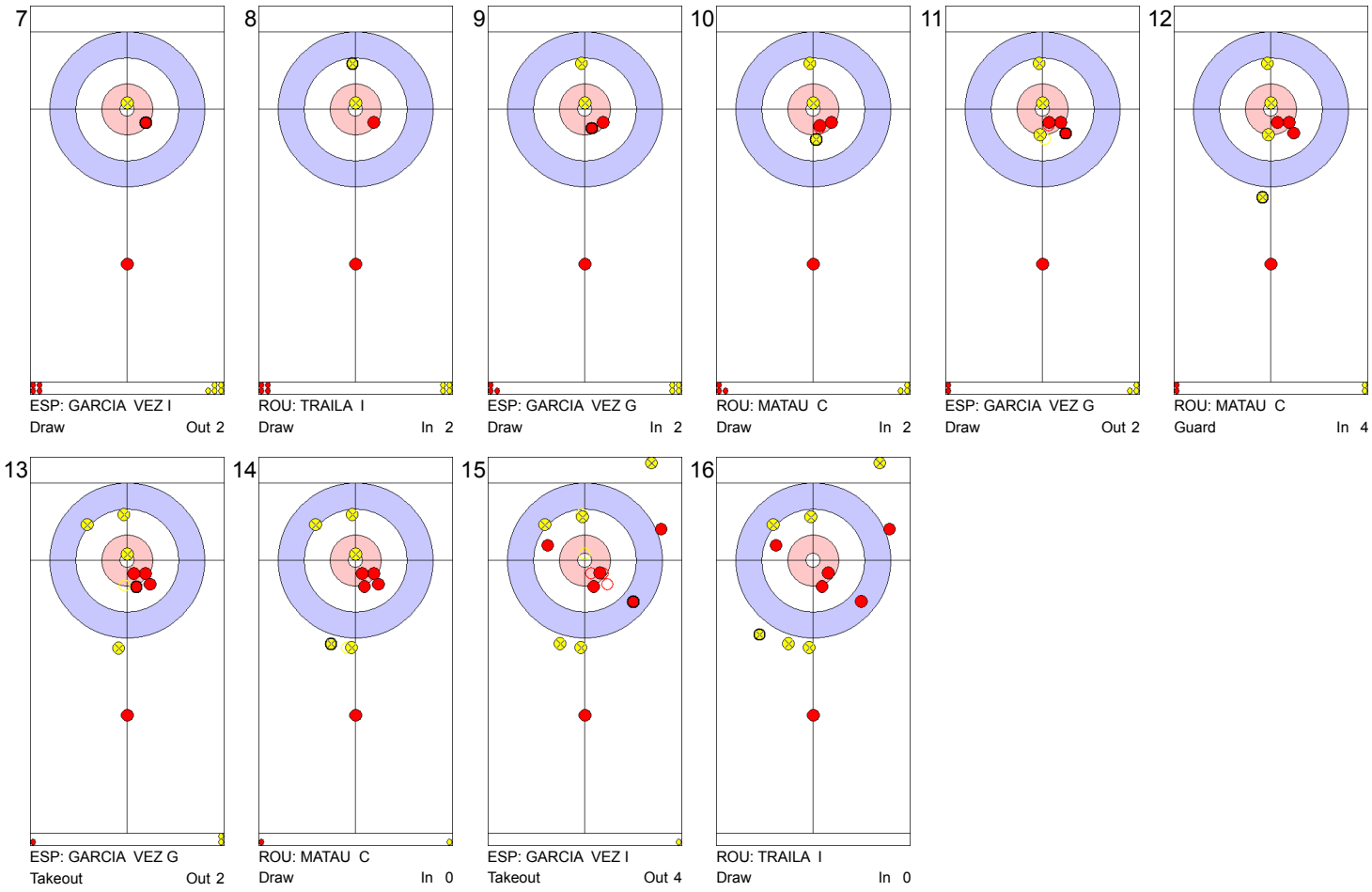

7	8	9	10	11	12
ESP: GARCIA VEZ I	ROU: TRAILA I	ESP: GARCIA VEZ G	ROU: MATAU C	ESP: GARCIA VEZ G	ROU: MATAU C
Draw Out 2	Draw In 2	Draw In 2	Draw In 2	Draw Out 2	Guard In 4

13	14	15	16
ESP: GARCIA VEZ G	ROU: MATAU C	ESP: GARCIA VEZ I	ROU: TRAILA I
Takeout Out 2	Draw In 0	Takeout Out 4	Draw In 0

Game - Shot by Shot

ESP - Spain	8 + X	ROU - Romania	4 + X	End 8

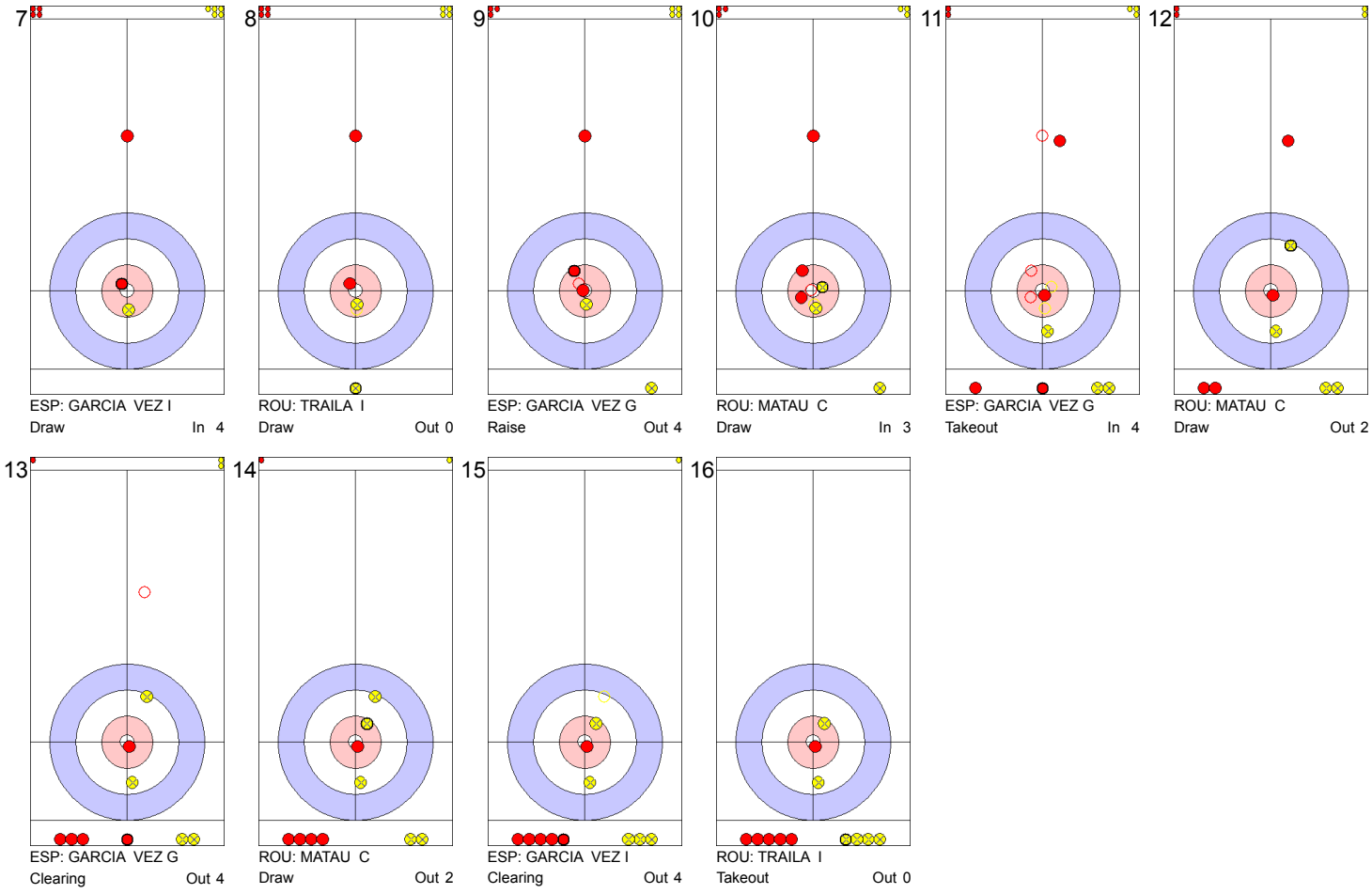

Game Results

Sheet	Game	Team	LSFE	1	2	3	4	5	6	7	8	Extra Ends						Total
C	2	KOR - Korea		1	1	1	2	1	1	0	X							7
	2	BLR - Belarus	*	0	0	0	0	0	0	1	X							1

KOR - Korea		Game	All
F	LEE Hyein	75 %	65 %
M	BEAK Jong-Chul	61 %	58 %
	Team Total	66 %	61 %

Last Stone Draw: 202.0cm 16.6cm ↻ LEE H
185.4cm ↺ BEAK J

Time remaining: 7 minutes 6 seconds

BLR - Belarus		Game	All
F	KIRILLOVA Ekaterina	32 %	36 %
M	KIRILLOV Dmitry	54 %	51 %
	Team Total	45 %	45 %

Last Stone Draw: 99.0cm 91.4cm ↻ KIRILLOVA E
7.6cm ↺ KIRILLOV D

Time remaining: 1 minute 27 seconds

Detailed Game Statistics:

KOR - Korea		Draws		Takeouts		Total	
F	LEE Hyein	11	75 %	4	75 %	15	75 %
M	BEAK Jong-Chul	17	59 %	6	67 %	23	61 %
	Team Total	28	65 %	10	70 %	38	66 %

BLR - Belarus		Draws		Takeouts		Total	
F	KIRILLOVA Ekaterina	12	38 %	3	8 %	15	32 %
M	KIRILLOV Dmitry	16	63 %	7	36 %	23	54 %
	Team Total	28	52 %	10	28 %	38	45 %

LEGEND
F Female
X Unplayed/unfinished end due to concession
LSFE (*) Last stone first end
M Male

Game - Shot by Shot

KOR - Korea	0 + 1	BLR - Belarus	0 + 0	End 1

7

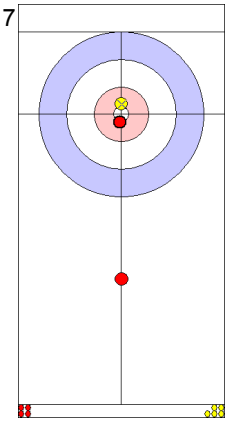

KOR: LEE H
Draw In 4

8

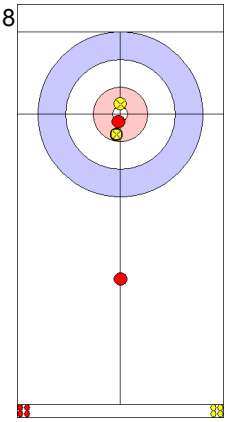

BLR: KIRILLOVA E
Draw In 4

9

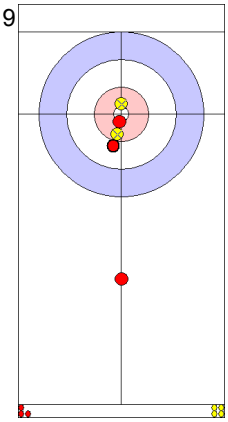

KOR: BEAK J
Draw In 4

10

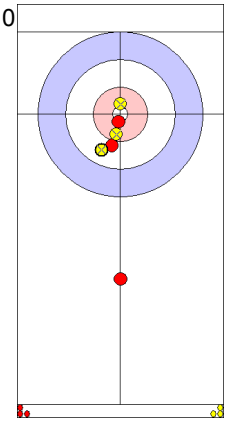

BLR: KIRILLOV D
Draw In 3

11

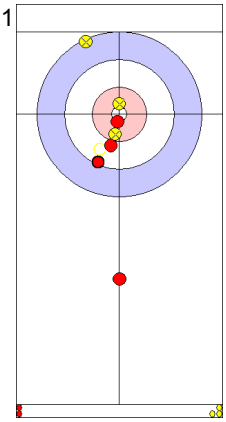

KOR: BEAK J
Draw In 3

12

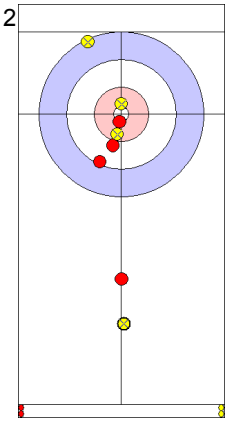

BLR: KIRILLOV D
Guard Out 3

13

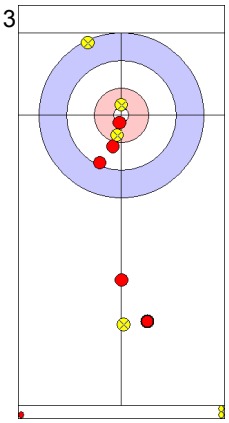

KOR: BEAK J
Draw Out 0

14

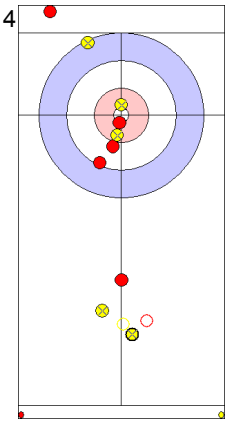

BLR: KIRILLOV D
Clearing Out 0

15

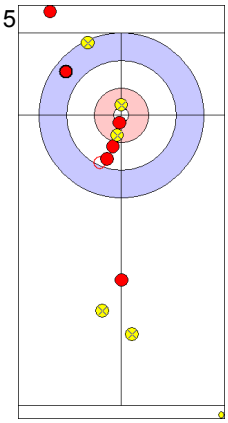

KOR: LEE H
Promotion Takeout In 0

16

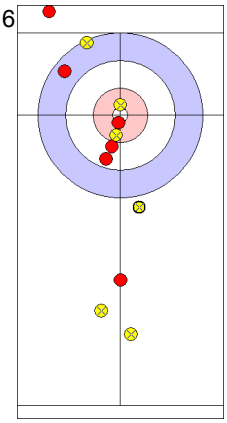

BLR: KIRILLOVA E
Draw Out 0

Game - Shot by Shot

KOR - Korea	1 + 1	BLR - Belarus	0 + 0	End 2

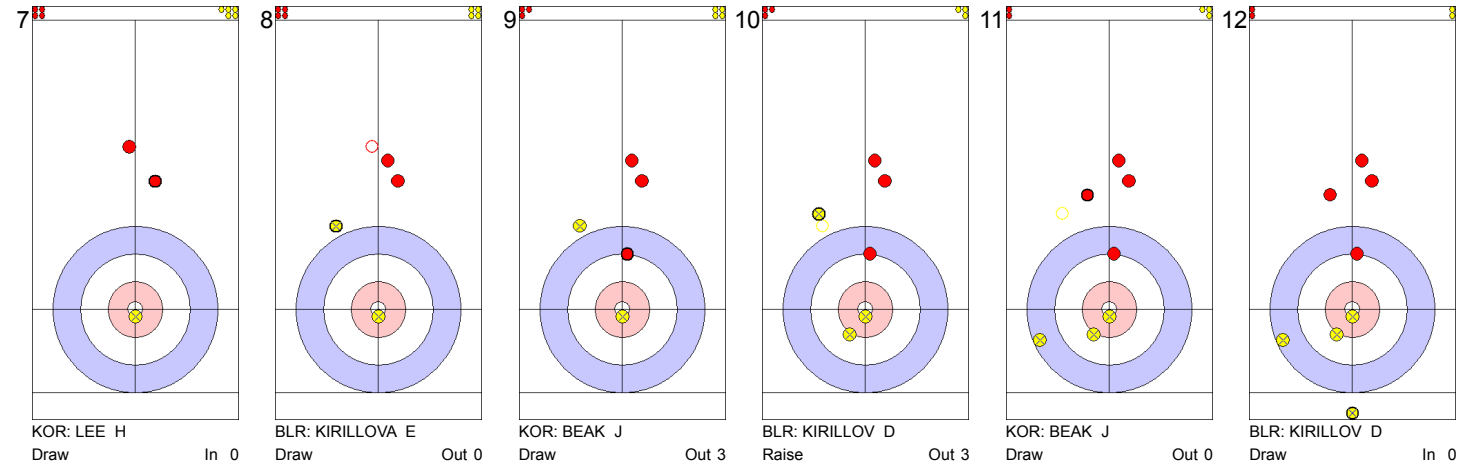

7	8	9	10	11	12
KOR: LEE H	BLR: KIRILLOVA E	KOR: BEAK J	BLR: KIRILLOV D	KOR: BEAK J	BLR: KIRILLOV D
Draw In 0	Draw Out 0	Draw Out 3	Raise Out 3	Draw Out 0	Draw In 0

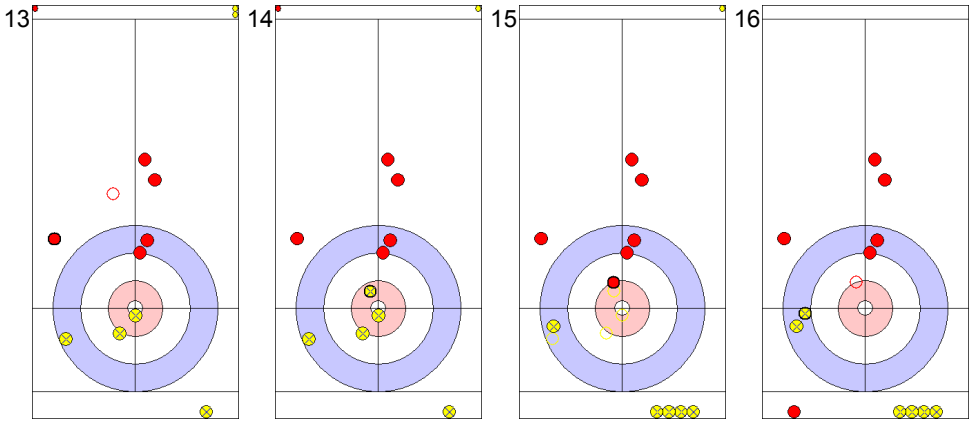

13	14	15	16
KOR: BEAK J	BLR: KIRILLOV D	KOR: LEE H	BLR: KIRILLOVA E
Raise Out 0	Draw Out 4	Double Takeout Out 4	Takeout Out 1

Game - Shot by Shot

KOR - Korea	2 + 1	BLR - Belarus	0 + 0	End 3

7

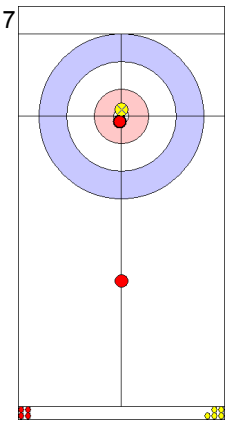

KOR: LEE H
Draw In 4

8

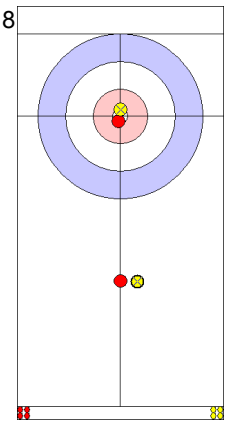

BLR: KIRILLOVA E
Draw Out 0

9

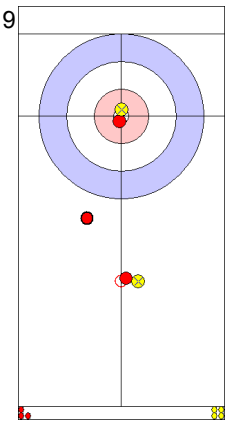

KOR: BEAK J
Draw In 0

10

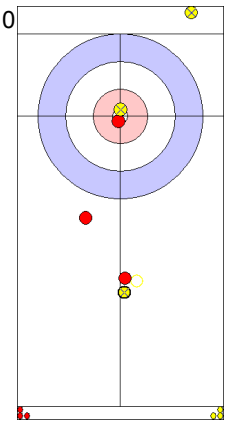

BLR: KIRILLOV D
Clearing In 2

11

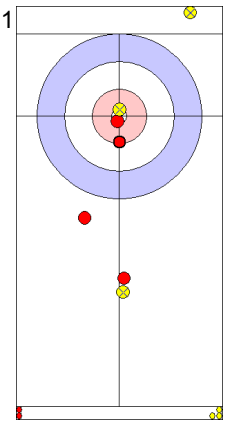

KOR: BEAK J
Draw Out 4

12

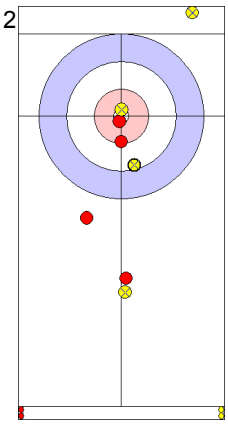

BLR: KIRILLOV D
Guard Out 4

13

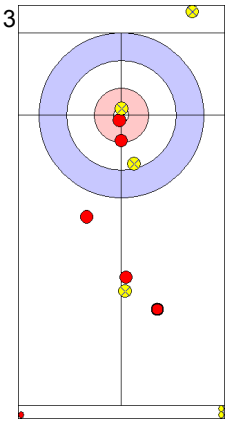

KOR: BEAK J
Guard Out 2

14

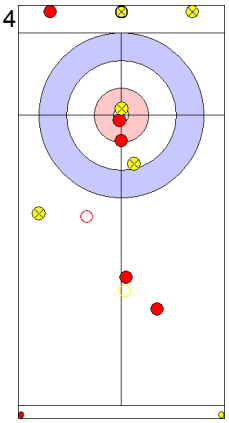

BLR: KIRILLOV D
Promotion Takeout Out 0

15

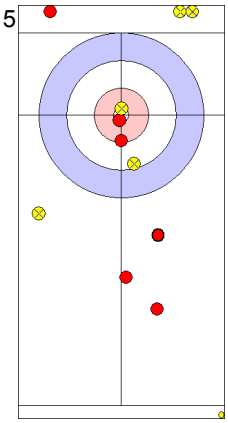

KOR: LEE H
Guard In 1

16

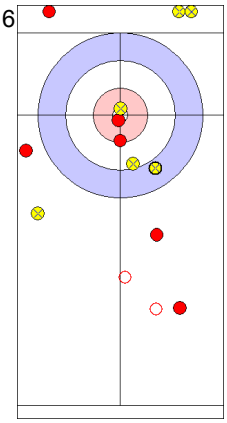

BLR: KIRILLOVA E
Promotion Takeout Out 0

Game - Shot by Shot

KOR - Korea	3 + 2	BLR - Belarus	0 + 0	End 4

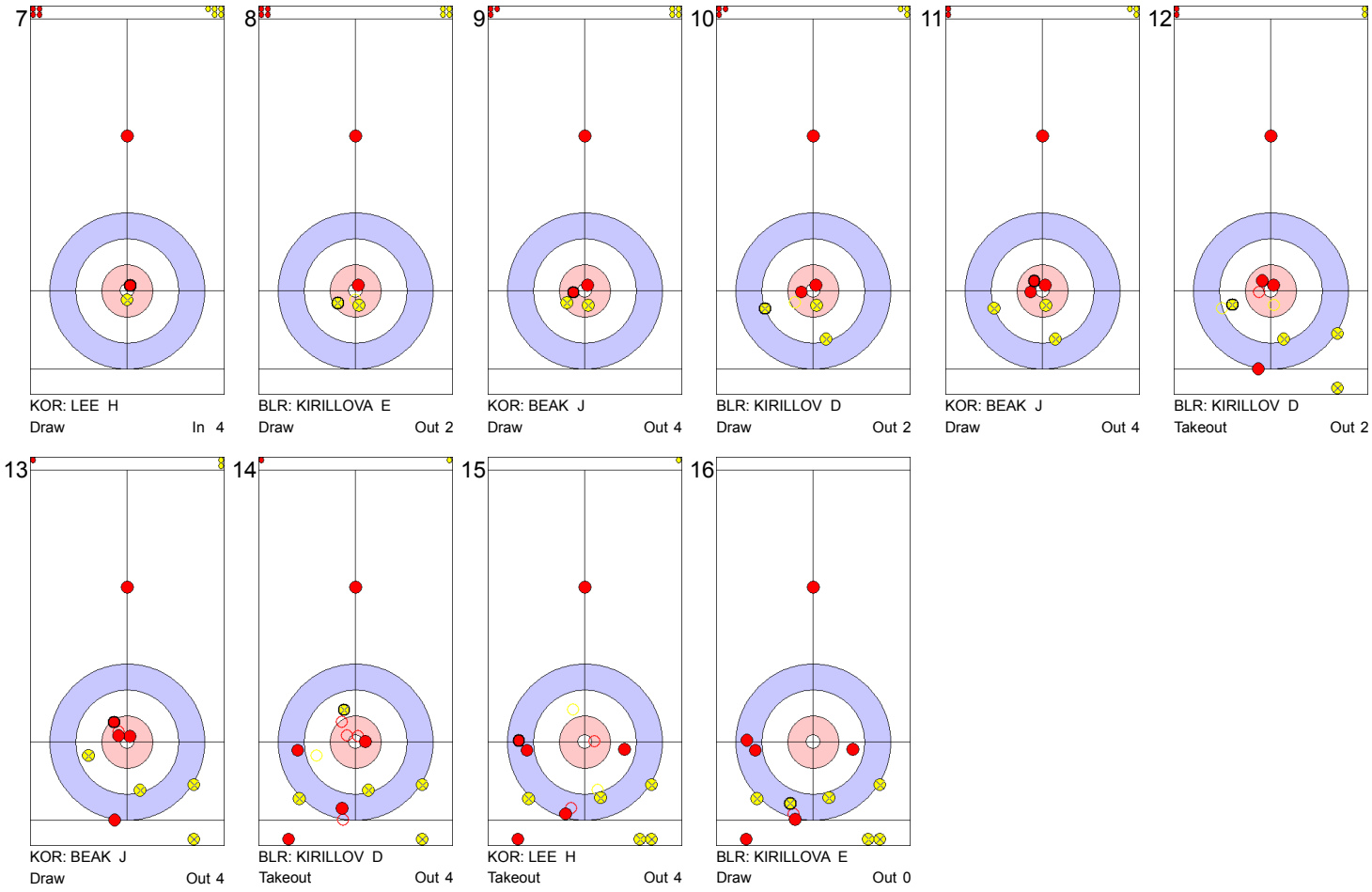

Game - Shot by Shot

KOR - Korea	5 + 1	BLR - Belarus	0 + 0	End 5

7

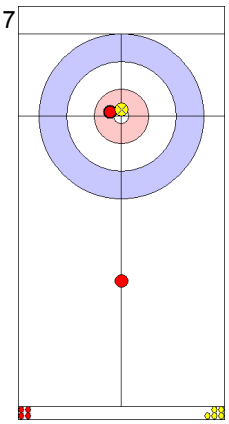

KOR: LEE H
Draw In 3

8

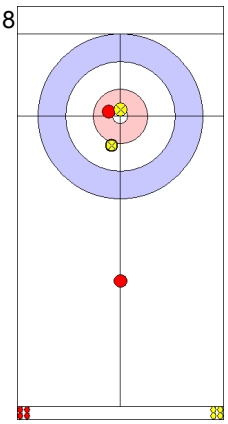

BLR: KIRILLOVA E
Draw In 3

9

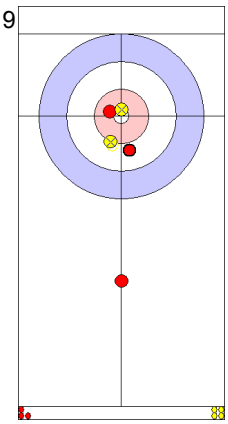

KOR: BEAK J
Draw Out 3

10

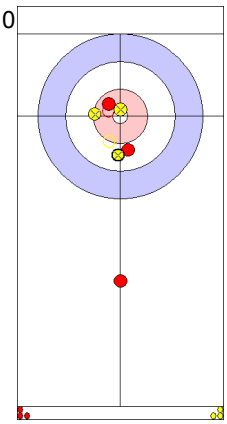

BLR: KIRILLOV D
Raise In 4

11

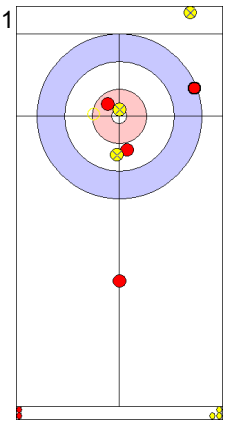

KOR: BEAK J
Takeout In 2

12

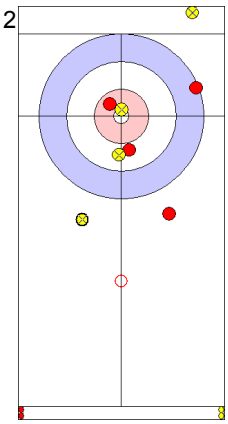

BLR: KIRILLOV D
Draw In 0

13

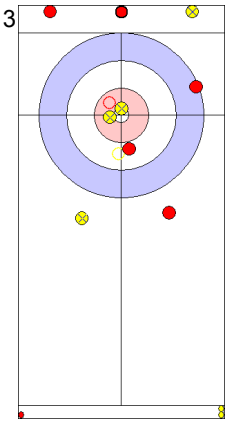

KOR: BEAK J
Takeout In 0

14

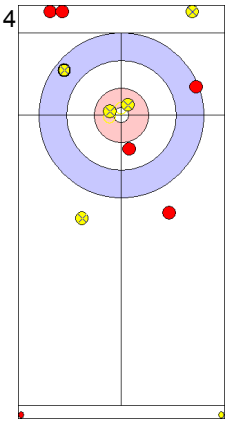

BLR: KIRILLOV D
Draw In 2

15

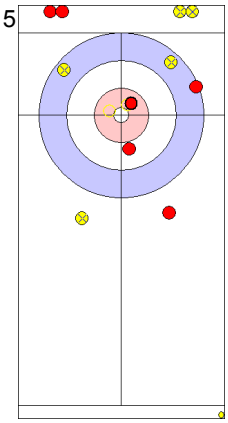

KOR: LEE H
Takeout In 4

16

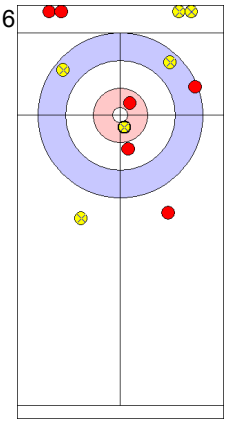

BLR: KIRILLOVA E
Draw In 1

Game - Shot by Shot

KOR - Korea	6 + 1	BLR - Belarus	0 + 0	End 6

7

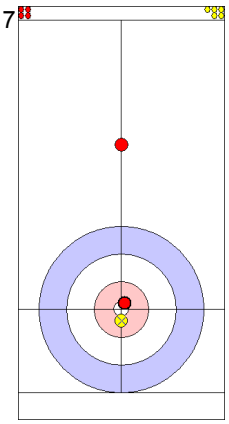

KOR: LEE H
Draw In 4

8

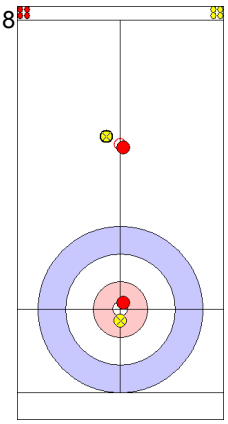

BLR: KIRILLOVA E
Draw Out 0

9

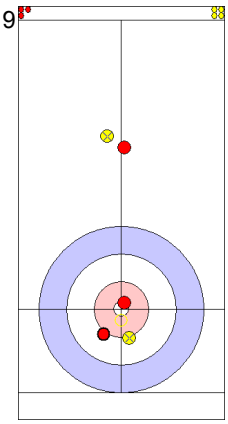

KOR: BEAK J
Draw Out 2

10

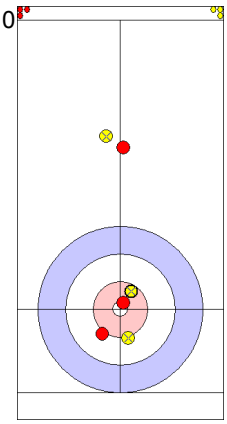

BLR: KIRILLOV D
Draw In 4

11

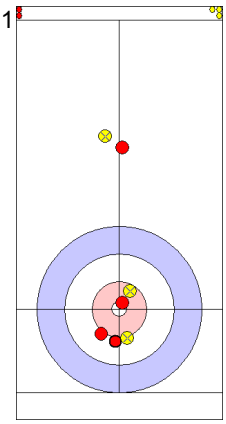

KOR: BEAK J
Draw Out 2

12

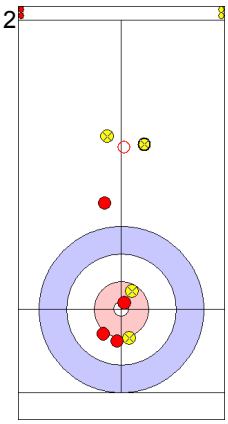

BLR: KIRILLOV D
Draw In 0

13

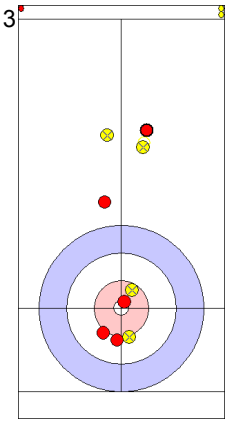

KOR: BEAK J
Guard In 1

14

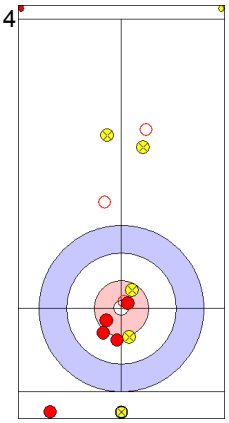

BLR: KIRILLOV D
Promotion Takeout In 0

15

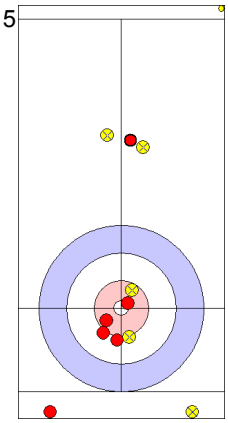

KOR: LEE H
Guard In 4

16

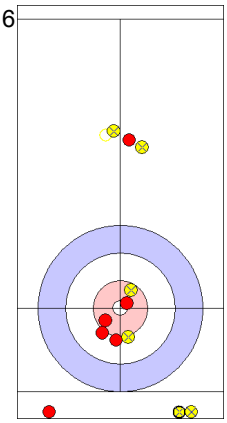

BLR: KIRILLOVA E
Promotion Takeout Out 0

Game - Shot by Shot

KOR - Korea	7 + 0	BLR - Belarus	0 + 1	End 7

7

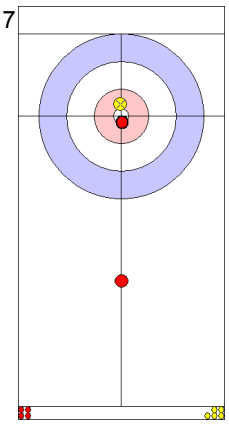

KOR: LEE H
Draw Out 4

8

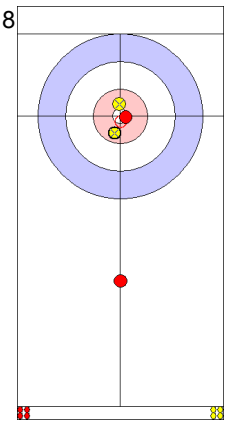

BLR: KIRILLOVA E
Draw In 4

9

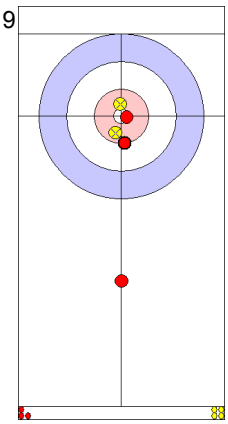

KOR: BEAK J
Draw Out 4

10

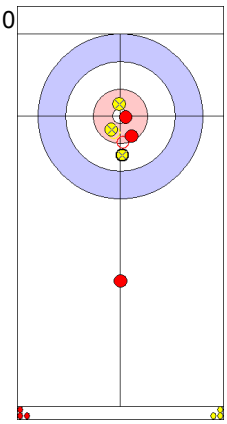

BLR: KIRILLOV D
Draw In 4

11

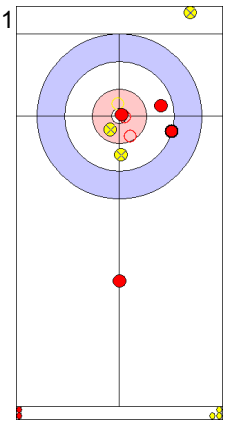

KOR: BEAK J
Promotion Takeout Out 4

12

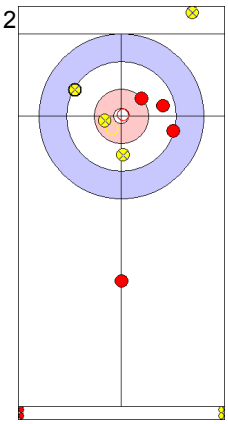

BLR: KIRILLOV D
Raise In 4

13

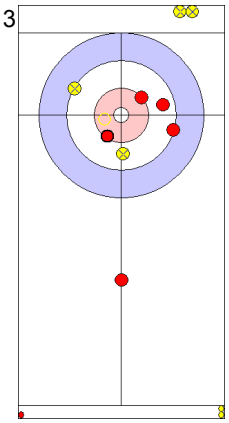

KOR: BEAK J
Takeout In 4

14

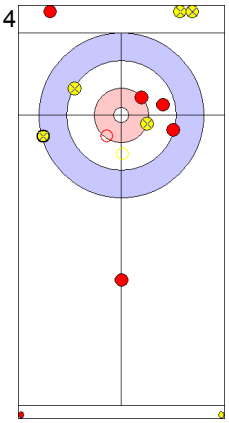

BLR: KIRILLOV D
Takeout In 2

15

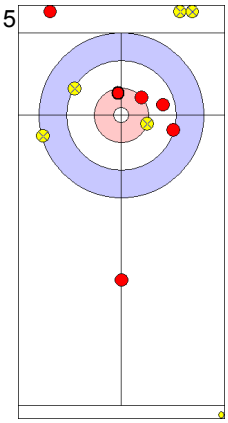

KOR: LEE H
Draw In 3

16

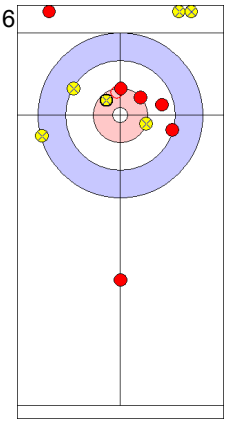

BLR: KIRILLOVA E
Draw In 4

Game - Shot by Shot

KOR - Korea	7 + X	BLR - Belarus	1 + X	End 8

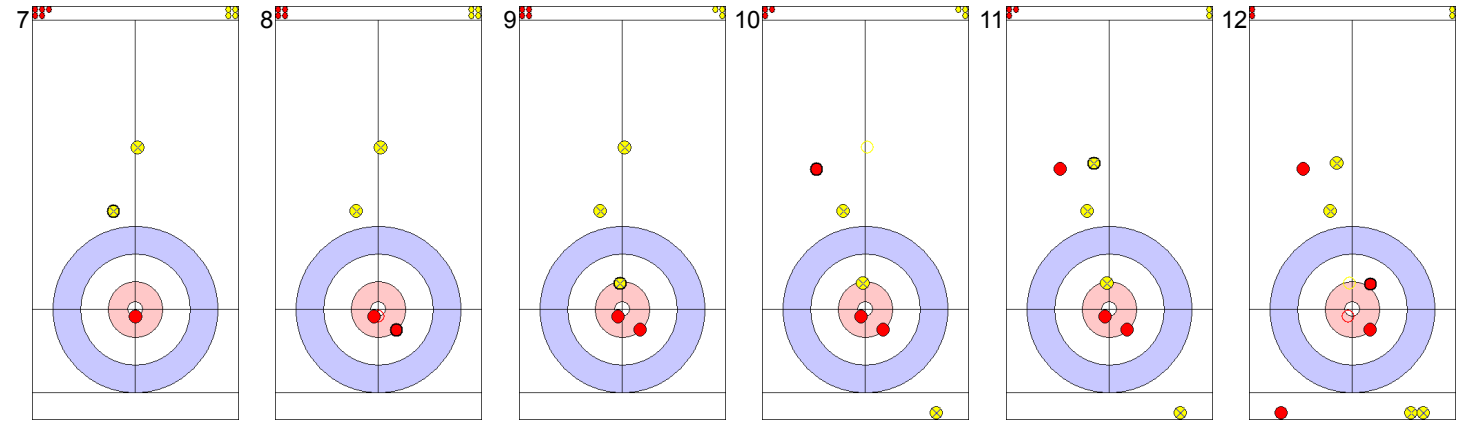

7	8	9	10	11	12
BLR: KIRILLOVA E	KOR: LEE H	BLR: KIRILLOV D	KOR: BEAK J	BLR: KIRILLOV D	KOR: BEAK J
Draw Out 0	Draw In 2	Draw In 3	Clearing In 2	Draw In 0	Takeout In 4

Game Results

Sheet	Game	Team	LSFE	1	2	3	4	5	6	7	8	Extra Ends						Total
D	2	POL - Poland		0	2	0	0	0	0	X	X							2
	2	EST - Estonia	*	4	0	2	2	2	1	X	X							11

POL - Poland		Game	All
F	FLOREK Karolina	56 %	51 %
M	MOLSKI Szymon	35 %	47 %
	Team Total	48 %	49 %

Last Stone Draw: 133.3cm
78.4cm ↻ MOLSKI S
54.9cm ↺ FLOREK K

Time remaining: 5 minutes 52 seconds

Time-out: end 5 - POL stone 8

EST - Estonia		Game	All
F	MOELDER Maile	78 %	79 %
M	LILL Erkki	60 %	70 %
	Team Total	70 %	75 %

Last Stone Draw: 29.6cm
27.3cm ↻ MOELDER M
2.3cm ↺ LILL E

Time remaining: 7 minutes 37 seconds

Detailed Game Statistics:

POL - Poland		Draws		Takeouts		Total	
F	FLOREK Karolina	17	59 %	1	0 %	18	56 %
M	MOLSKI Szymon	11	39 %	1	0 %	12	35 %
	Team Total	28	51 %	2	0 %	30	48 %

EST - Estonia		Draws		Takeouts		Total	
F	MOELDER Maile	15	78 %	1	75 %	16	78 %
M	LILL Erkki	13	60 %	0	- %	13	60 %
	Team Total	28	70 %	1	75 %	29	70 %

LEGEND
F Female
X Unplayed/unfinished end due to concession
LSFE (*) Last stone first end
M Male

Game - Shot by Shot

POL - Poland	0 + 0	EST - Estonia	0 + 4	End 1

7

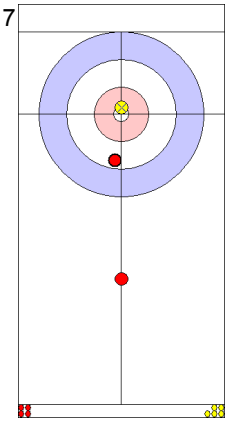

POL: MOLSKI S
Draw Out 3

8

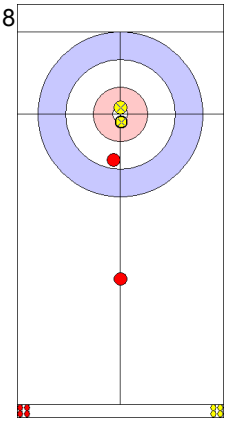

EST: LILL E
Draw Out 4

9

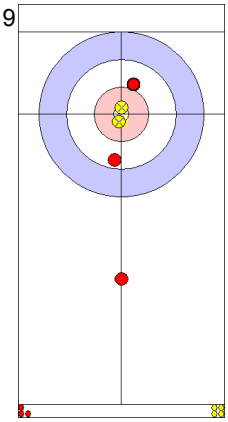

POL: FLOREK K
Draw Out 2

10

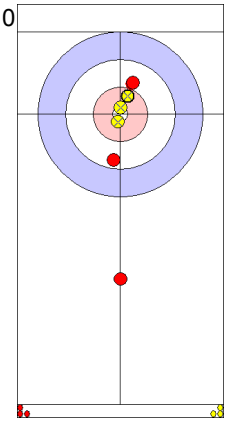

EST: MOELDER M
Draw Out 2

11

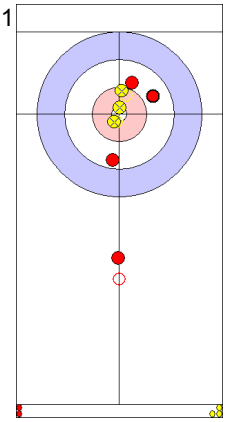

POL: FLOREK K
Draw Out 2

12

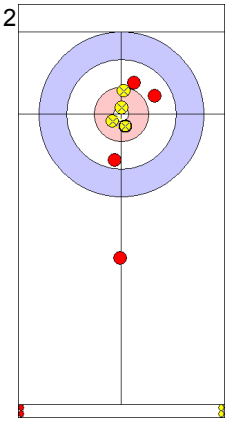

EST: MOELDER M
Draw Out 3

13

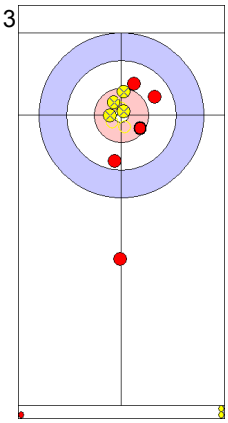

POL: FLOREK K
Draw Out 2

14

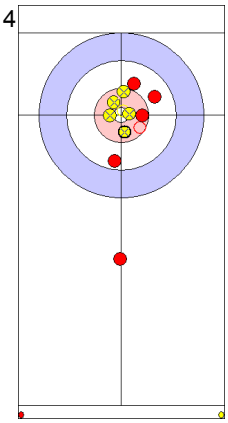

EST: MOELDER M
Draw Out 4

15

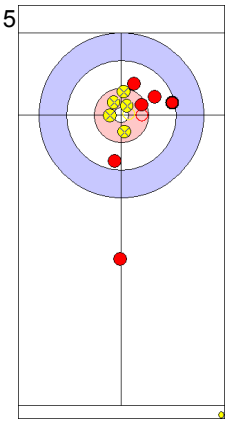

POL: MOLSKI S
Draw Out 2

16

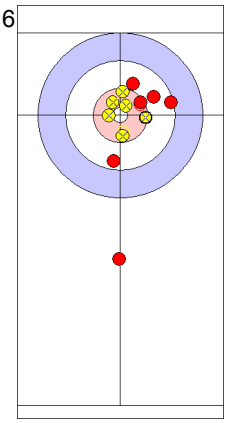

EST: LILL E
Draw Out 2

Game - Shot by Shot

POL - Poland	0 + 2	EST - Estonia	4 + 0	End 2

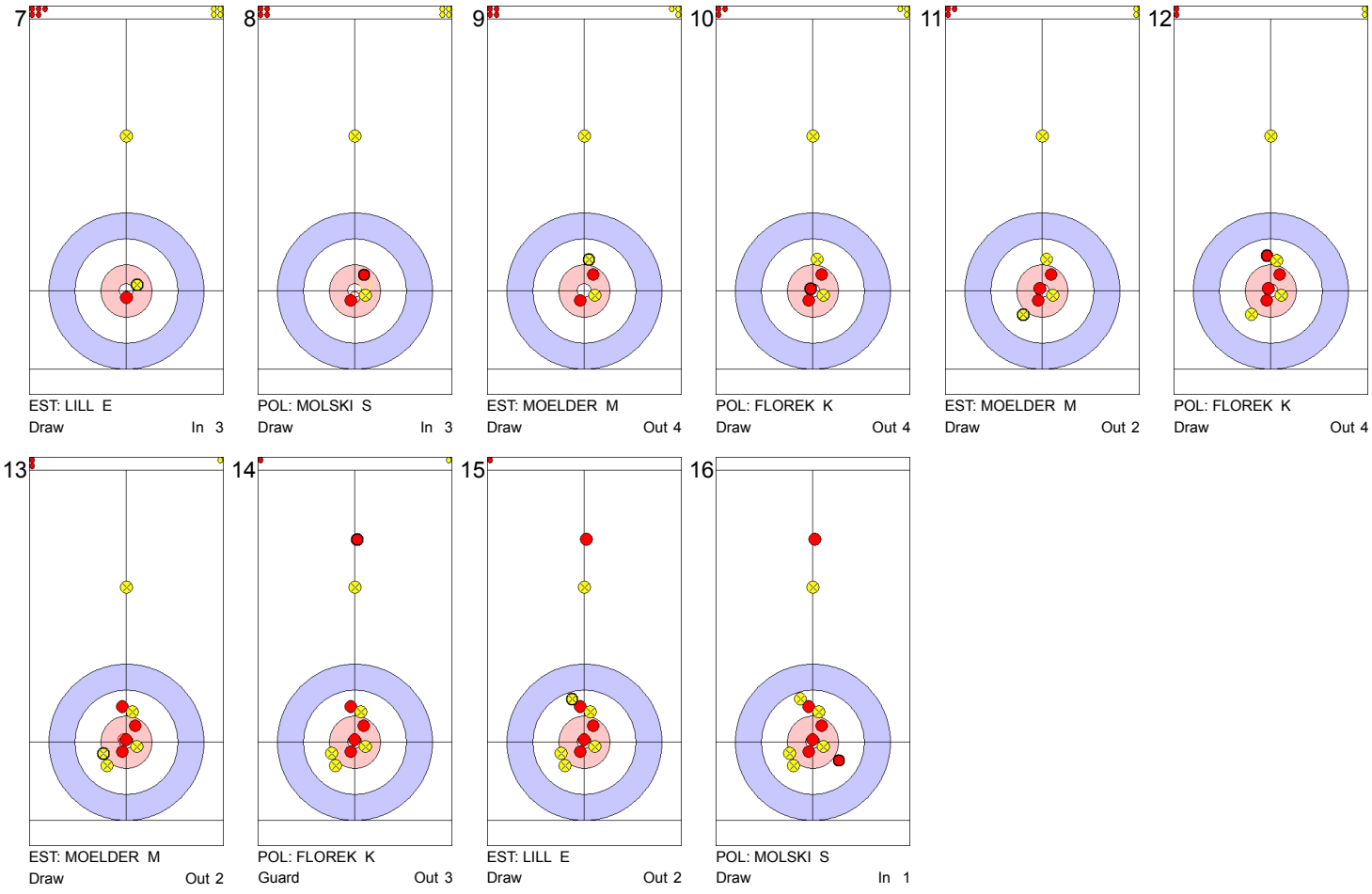

Game - Shot by Shot

POL - Poland	2 + 0	EST - Estonia	4 + 2	End 3

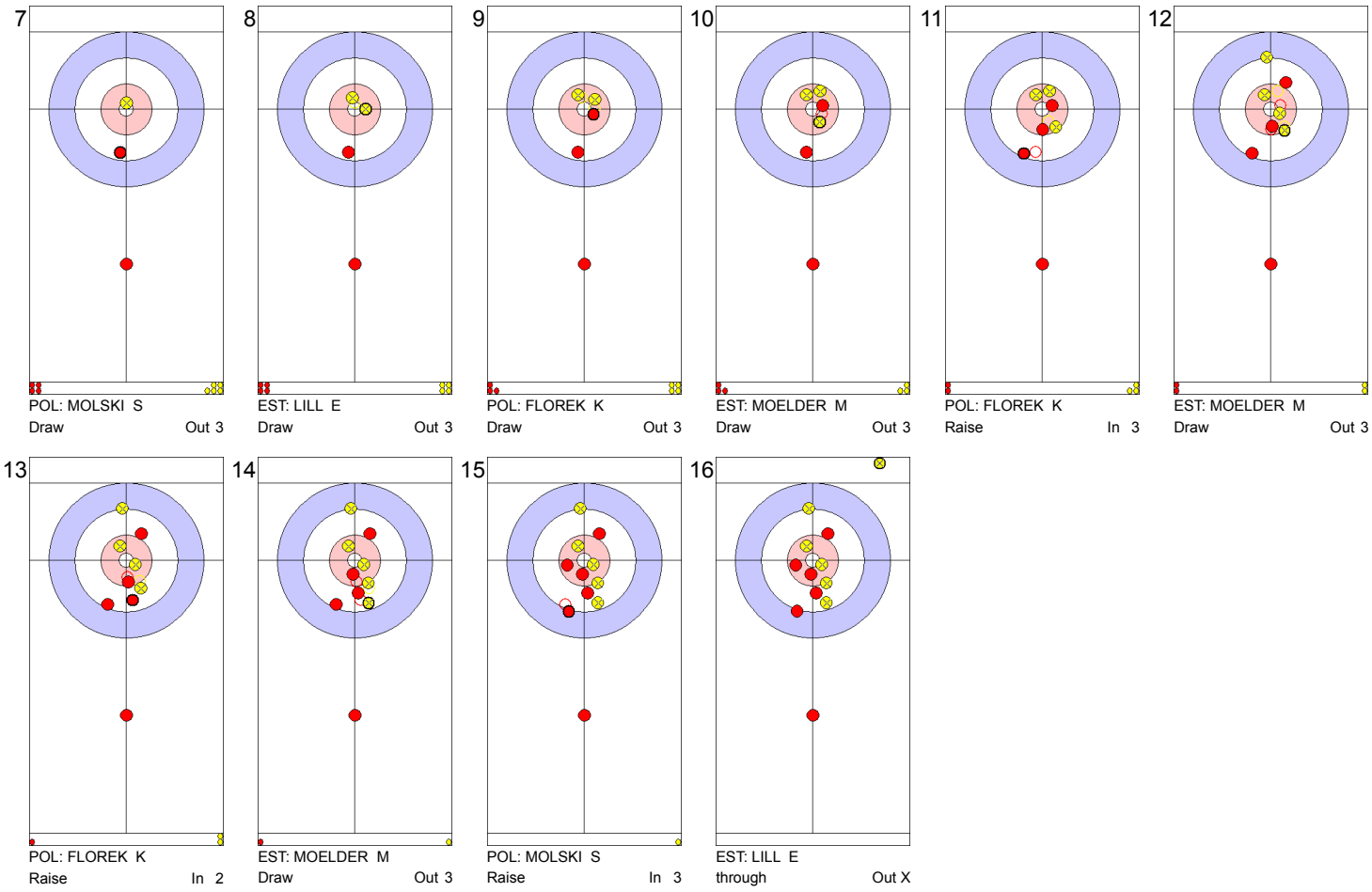

Game - Shot by Shot

POL - Poland	2 + 0	EST - Estonia	6 + 2	End 4

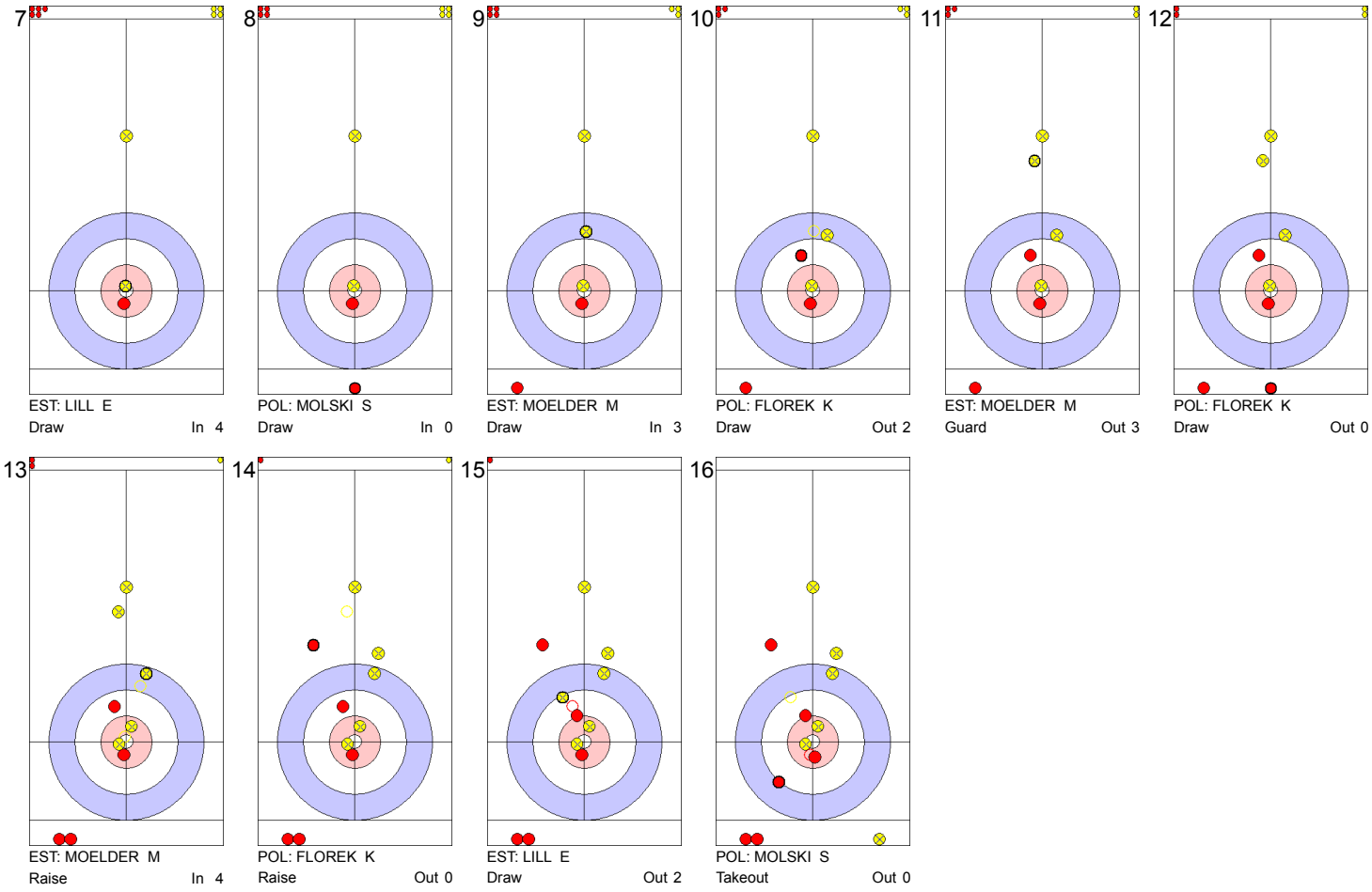

Game - Shot by Shot

POL - Poland	2 + 0	EST - Estonia	8 + 2	End 5

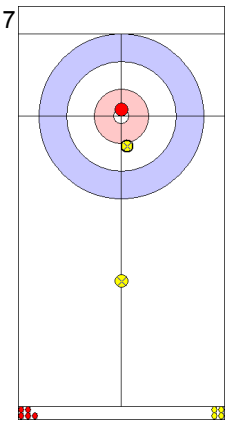

7
EST: MOELDER M
Draw In 3

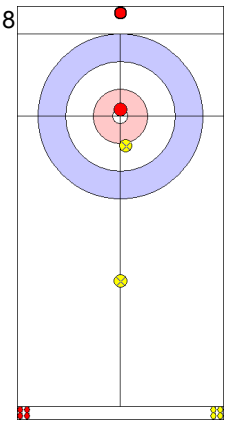

8
POL: MOLSKI S
Draw In 0

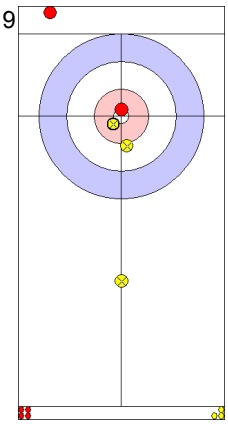

9
EST: LILL E
Draw In 3

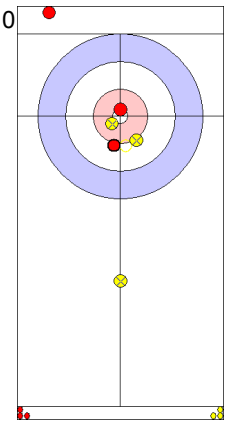

10
POL: FLOREK K
Draw In 2

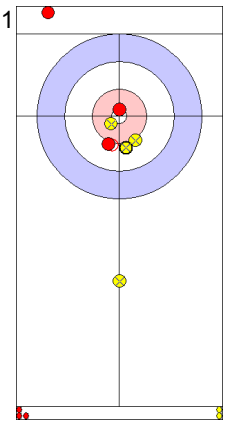

11
EST: LILL E
Draw Out 3

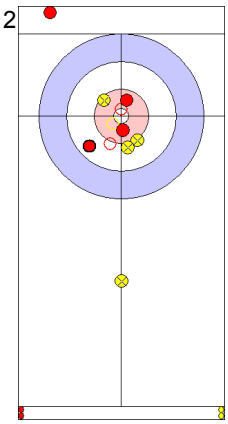

12
POL: FLOREK K
Raise In 4

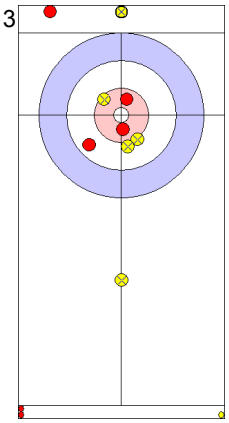

13
EST: LILL E
Draw Out 0

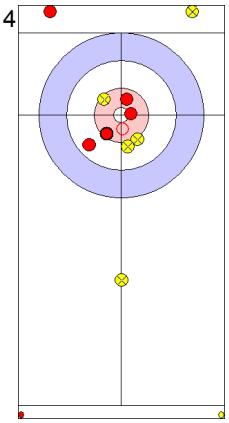

14
POL: FLOREK K
Raise In 3

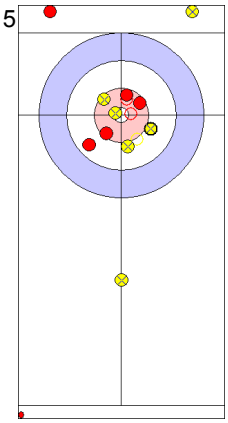

15
EST: MOELDER M
Raise Out 4

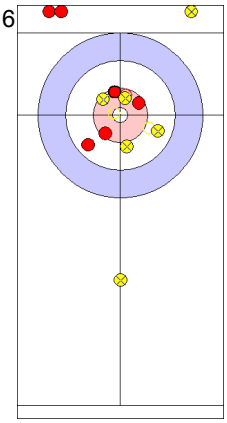

16
POL: MOLSKI S
Raise In 0
Time-out

Game - Shot by Shot

POL - Poland	2 + 0	EST - Estonia	10 + 1	End 6

7

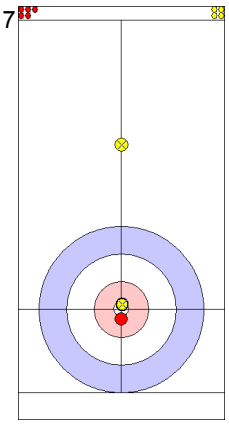

EST: MOELDER M
Draw In 4

8

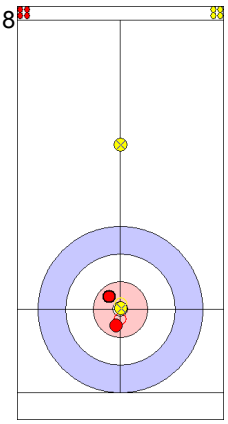

POL: MOLSKI S
Draw In 2

9

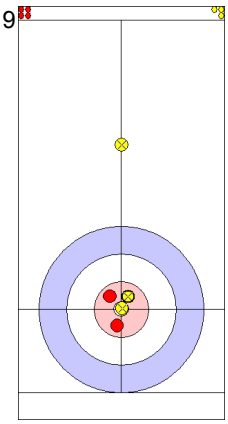

EST: LILL E
Draw In 3

10

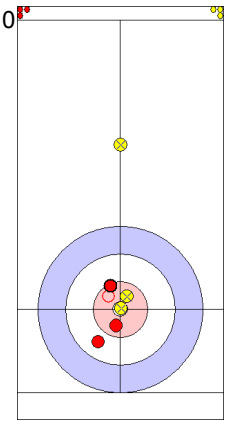

POL: FLOREK K
Draw Out 2

11

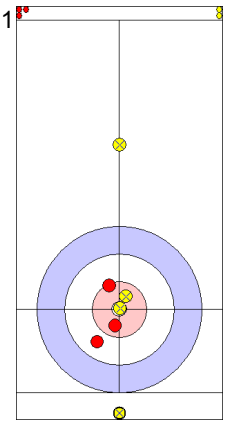

EST: LILL E
Draw In 0

12

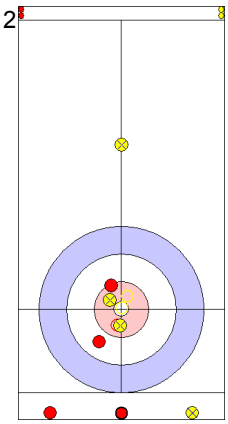

POL: FLOREK K
Takeout In 0

13

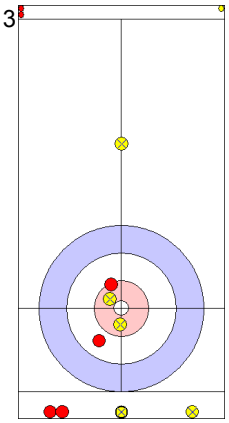

EST: LILL E
Guard In 2

14

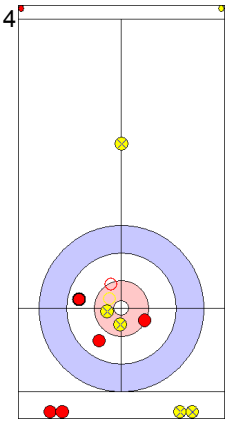

POL: FLOREK K
Draw Out 2

15

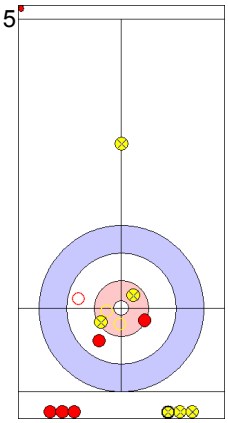

EST: MOELDER M
Hit and Roll Out 3

16

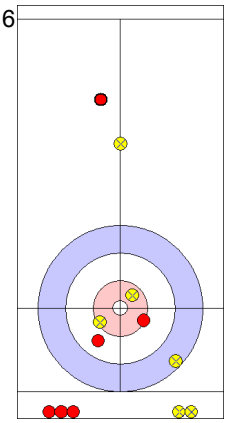

POL: MOLSKI S
Draw Out 0

Game Results

Sheet	Game	Team	LSFE	1	2	3	4	5	6	7	8	Extra Ends						Total
E	2	CAN - Canada	*	1	1	0	4	0	0	5	X							11
	2	ENG - England		0	0	1	0	1	1	0	X							3

CAN - Canada		Game	All
F	PARK Kalynn	73 %	81 %
M	THOMAS Charley	82 %	88 %
	Team Total	79 %	85 %

Last Stone Draw: 21.8cm 13.3cm ↻ PARK K
8.5cm ↺ THOMAS C

Time remaining: 3 minutes 3 seconds

ENG - England		Game	All
F	WATSON Lana	67 %	57 %
M	MACDOUGALL Alan	63 %	60 %
	Team Total	65 %	58 %

Last Stone Draw: 141.2cm 56.4cm ↻ WATSON L
84.8cm ↺ MACDOUGALL A

Time remaining: 1 minute 22 seconds

Detailed Game Statistics:

CAN - Canada		Draws		Takeouts		Total	
F	PARK Kalynn	11	82 %	3	42 %	14	73 %
M	THOMAS Charley	13	75 %	8	94 %	21	82 %
	Team Total	24	78 %	11	80 %	35	79 %

ENG - England		Draws		Takeouts		Total	
F	WATSON Lana	17	68 %	4	63 %	21	67 %
M	MACDOUGALL Alan	12	65 %	2	50 %	14	63 %
	Team Total	29	66 %	6	58 %	35	65 %

LEGEND
F Female **LSFE** (*) Last stone first end **M** Male
X Unplayed/unfinished end due to concession

Game - Shot by Shot

CAN - Canada	0 + 1	ENG - England	0 + 0	End 1

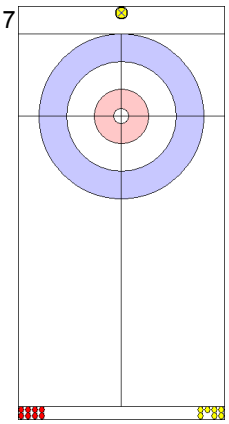

7
ENG: MACDOUGALL A
Draw In 0

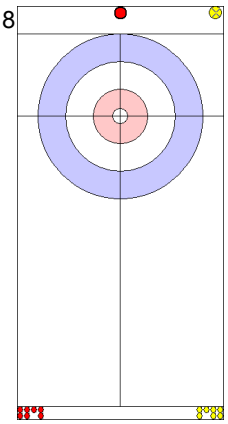

8
CAN: PARK K
Draw Out 0

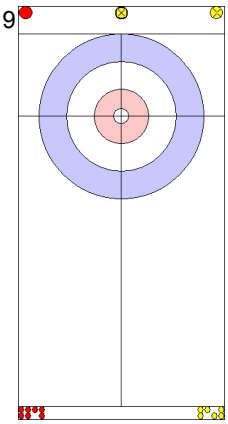

9
ENG: WATSON L
Draw Out 4

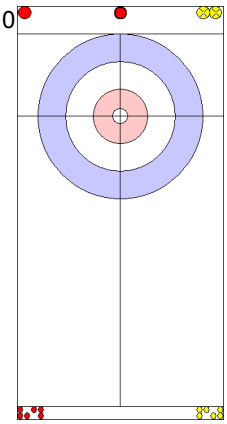

10
CAN: THOMAS C
Draw Out 0

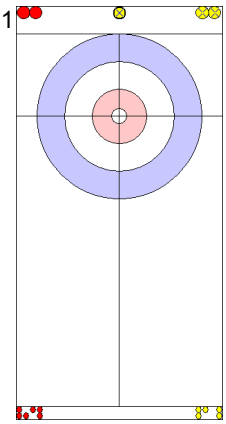

11
ENG: WATSON L
Draw Out 4

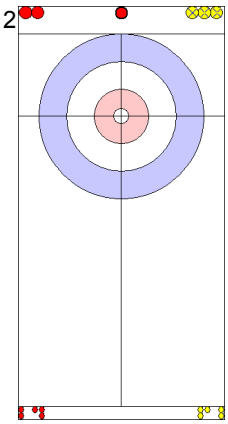

12
CAN: THOMAS C
Clearing Out 4

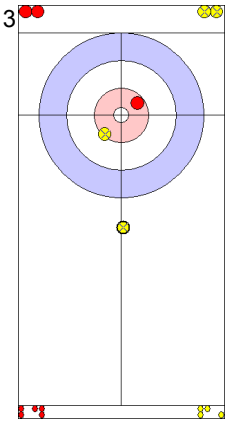

13
ENG: WATSON L
Guard Out 4

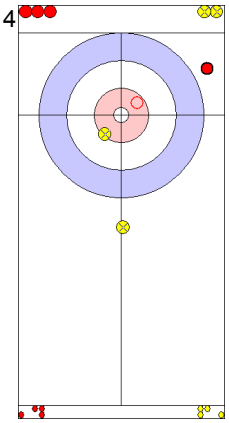

14
CAN: THOMAS C
Takeout Out 2

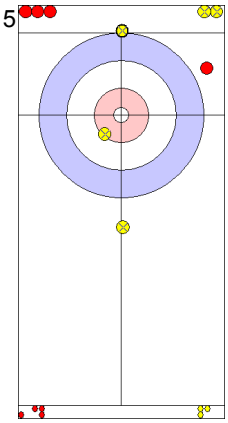

15
ENG: MACDOUGALL A
Draw Out 3

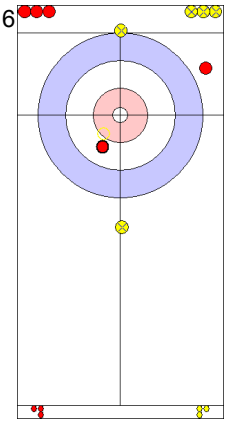

16
CAN: PARK K
Takeout In 4

Game - Shot by Shot

CAN - Canada	1 + 1	ENG - England	0 + 0	End 2

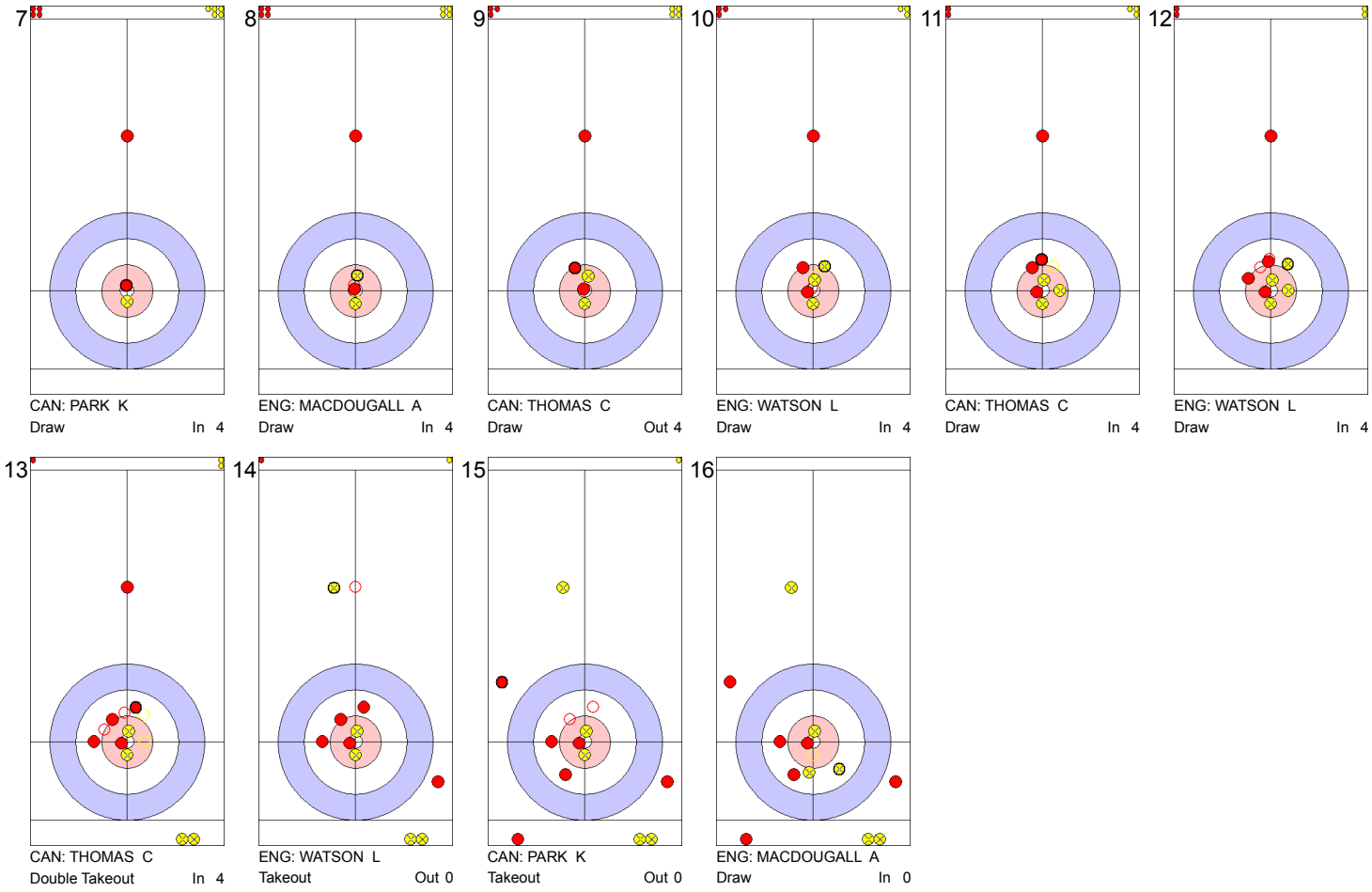

Game - Shot by Shot

CAN - Canada	2 + 0	ENG - England	0 + 1	End 3

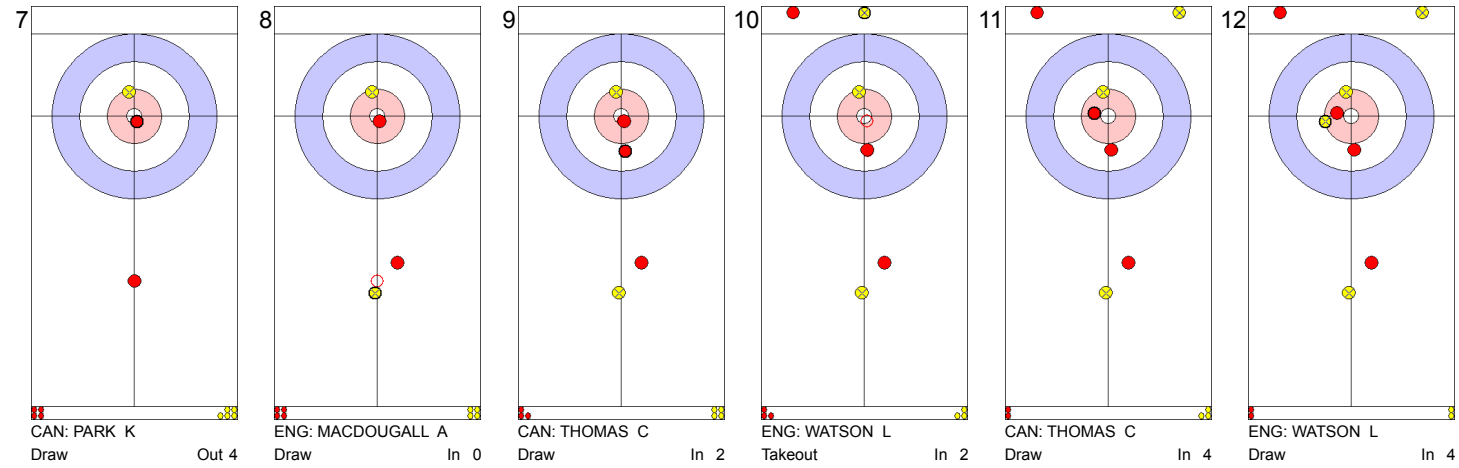

7	8	9	10	11	12
CAN: PARK K	ENG: MACDOUGALL A	CAN: THOMAS C	ENG: WATSON L	CAN: THOMAS C	ENG: WATSON L
Draw Out 4	Draw In 0	Draw In 2	Takeout In 2	Draw In 4	Draw In 4

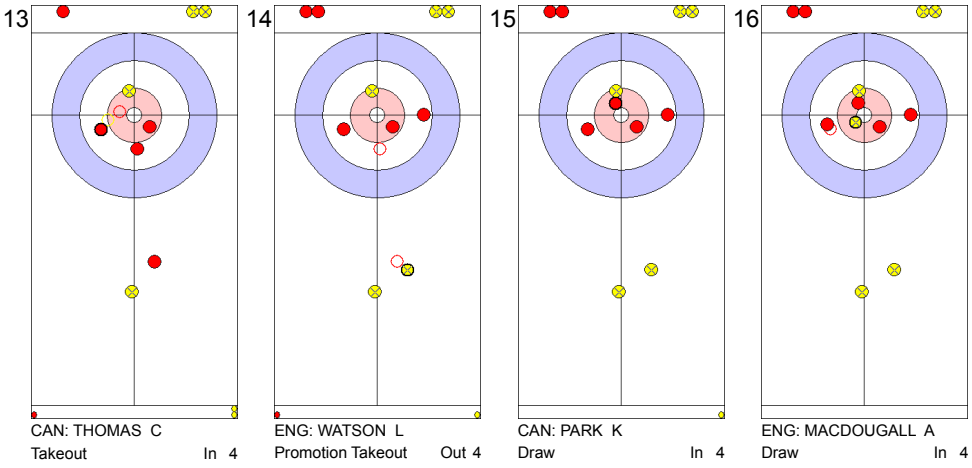

13	14	15	16
CAN: THOMAS C	ENG: WATSON L	CAN: PARK K	ENG: MACDOUGALL A
Takeout In 4	Promotion Takeout Out 4	Draw In 4	Draw In 4

Game - Shot by Shot

CAN - Canada	2 + 4	ENG - England	1 + 0	End 4

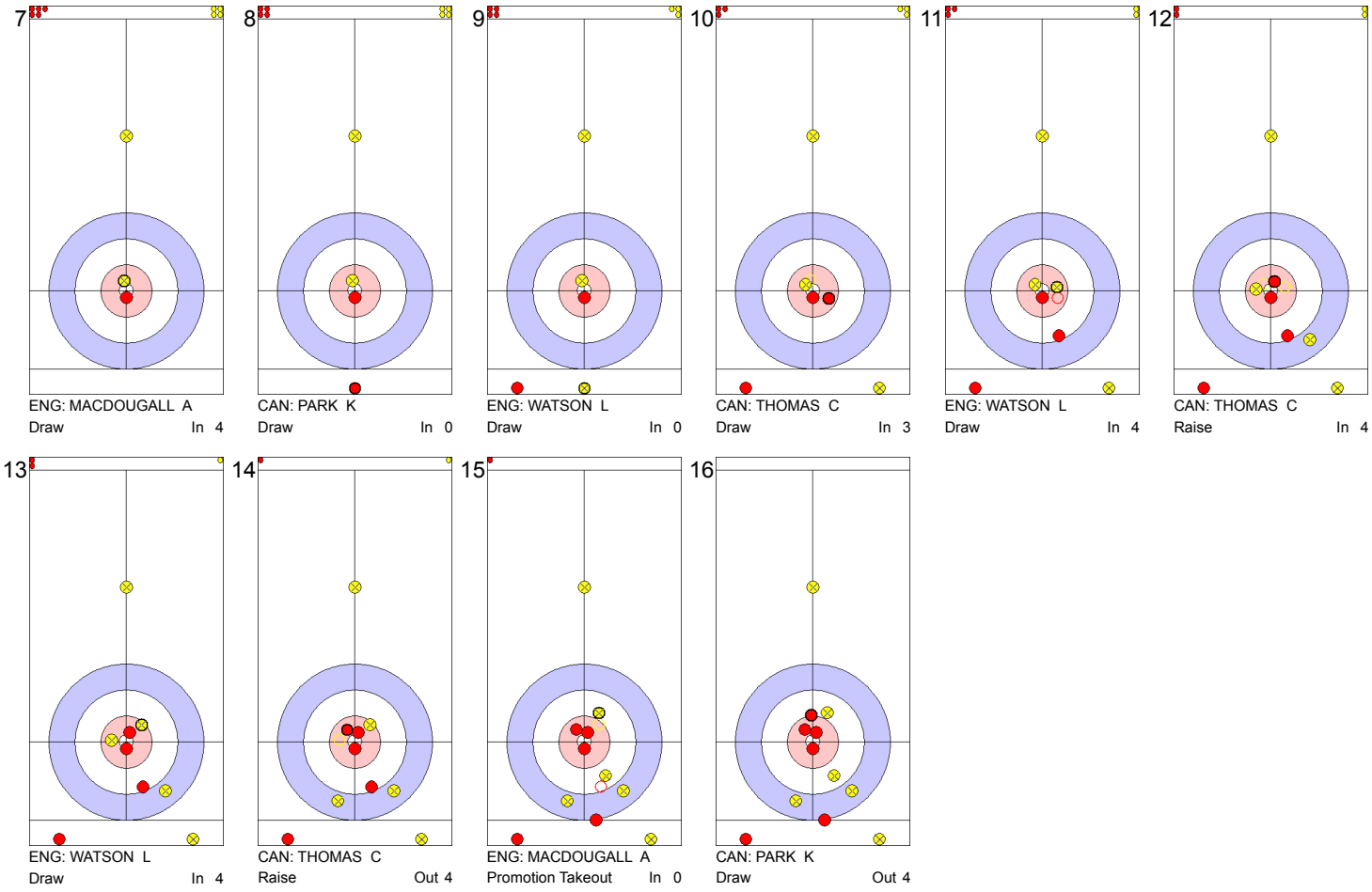

7
ENG: MACDOUGALL A
Draw In 4

8
CAN: PARK K
Draw In 0

9
ENG: WATSON L
Draw In 0

10
CAN: THOMAS C
Draw In 3

11
ENG: WATSON L
Draw In 4

12
CAN: THOMAS C
Raise In 4

13
ENG: WATSON L
Draw In 4

14
CAN: THOMAS C
Raise Out 4

15
ENG: MACDOUGALL A
Promotion Takeout In 0

16
CAN: PARK K
Draw Out 4

Game - Shot by Shot

CAN - Canada	6 + 0	ENG - England	1 + 1	End 5

7

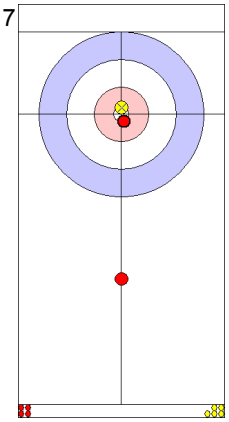

CAN: PARK K
Draw Out 4

8

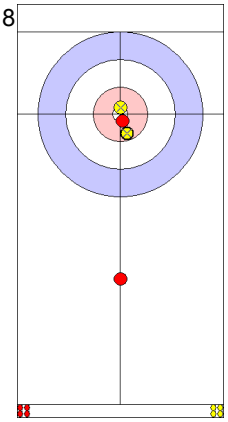

ENG: MACDOUGALL A
Draw Out 4

9

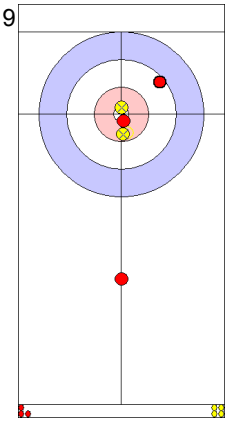

CAN: THOMAS C
Draw Out 2

10

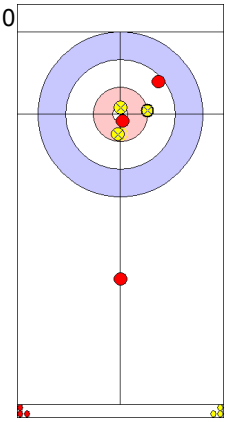

ENG: WATSON L
Draw Out 2

11

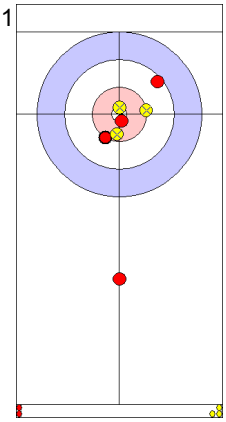

CAN: THOMAS C
Draw In 4

12

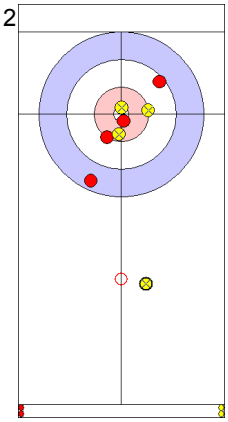

ENG: WATSON L
Draw In 0

13

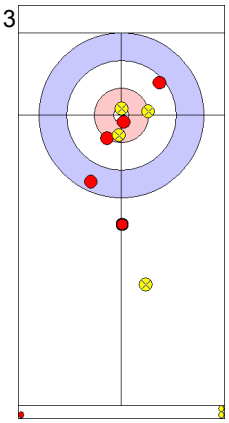

CAN: THOMAS C
Guard In 4

14

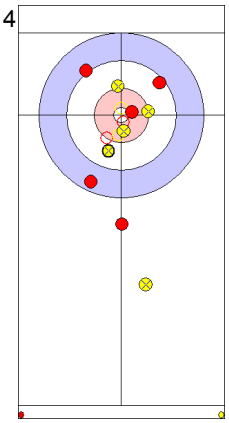

ENG: WATSON L
Takeout In 4

15

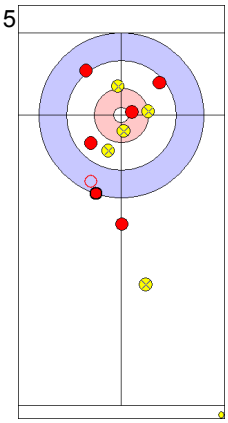

CAN: PARK K
Guard In 4

16

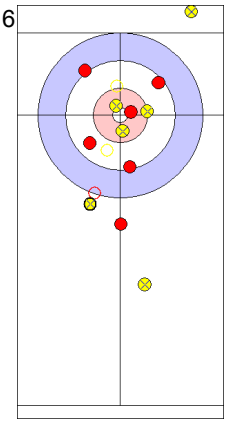

ENG: MACDOUGALL A
Promotion Takeout In 4

Game - Shot by Shot

CAN - Canada	6 + 0	ENG - England	2 + 1	End 6

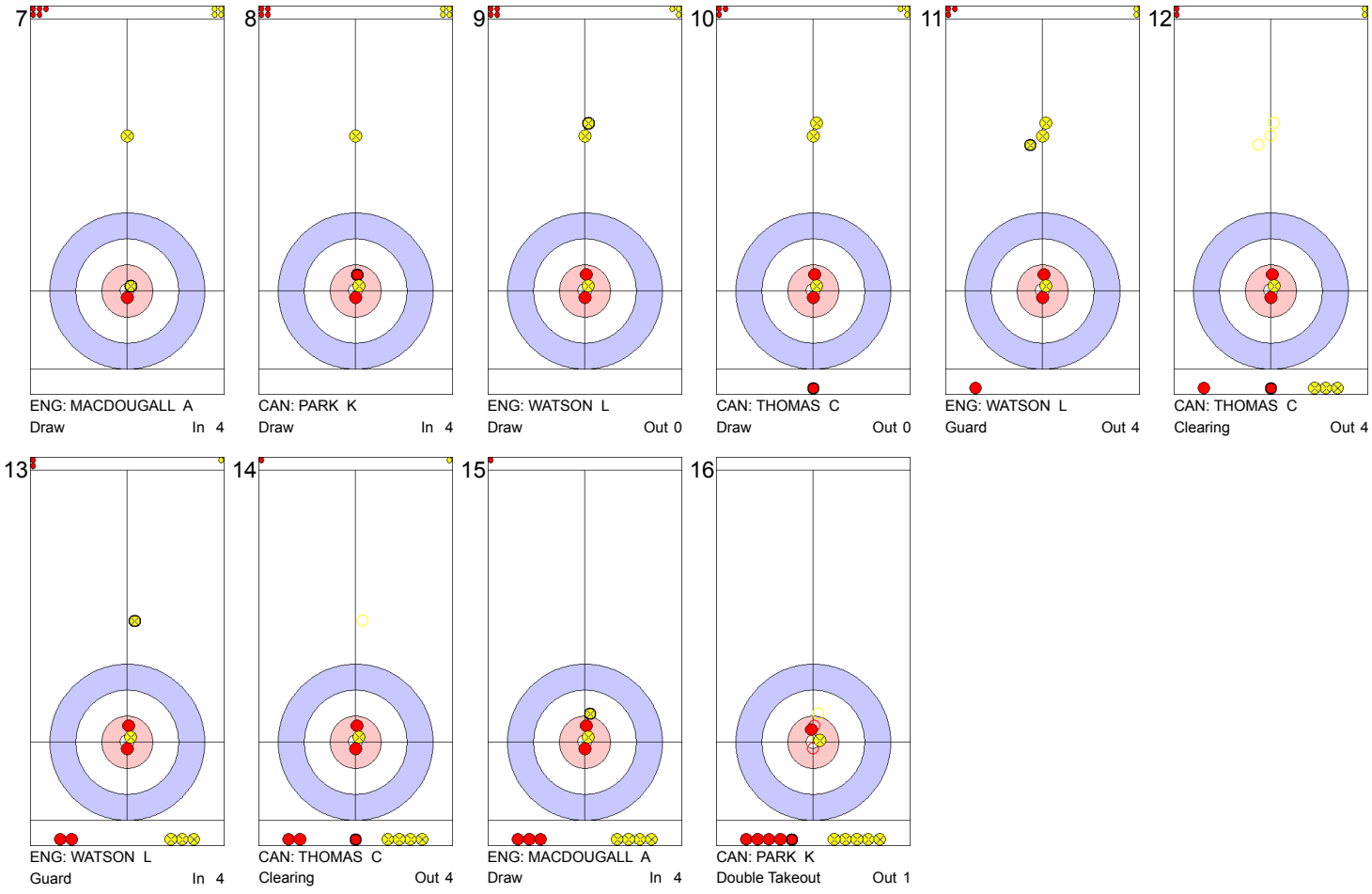

Game - Shot by Shot

CAN - Canada	6 + 5	ENG - England	3 + 0	End 7

7

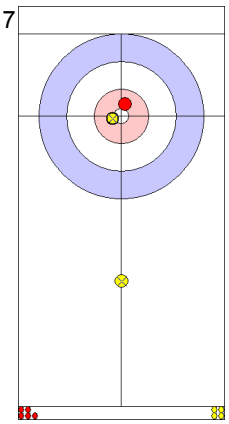

ENG: MACDOUGALL A
Draw In 4

8

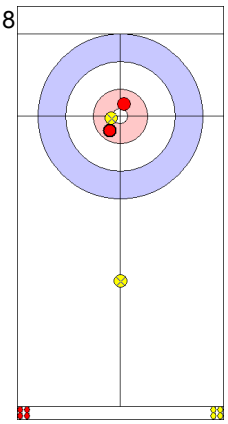

CAN: PARK K
Draw In 4

9

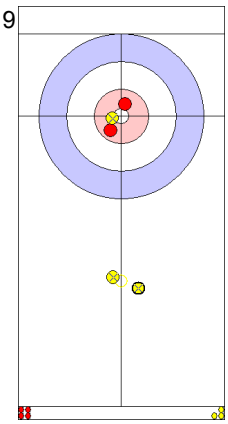

ENG: WATSON L
Draw Out 0

10

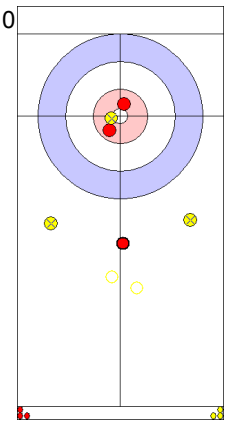

CAN: THOMAS C
Clearing Out 4

11

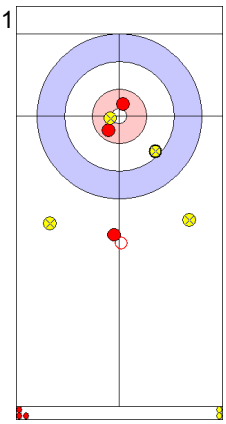

ENG: WATSON L
Draw Out 2

12

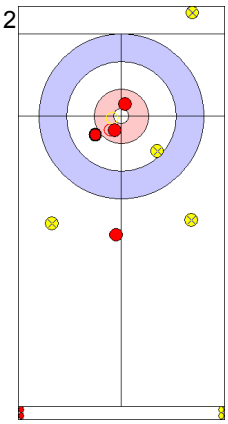

CAN: THOMAS C
Takeout In 4

13

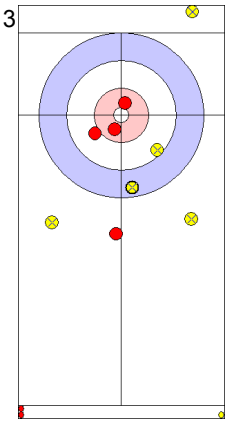

ENG: WATSON L
Draw Out 2

14

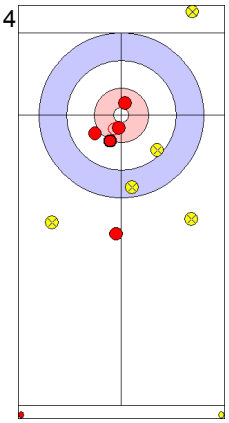

CAN: THOMAS C
Draw In 4

15

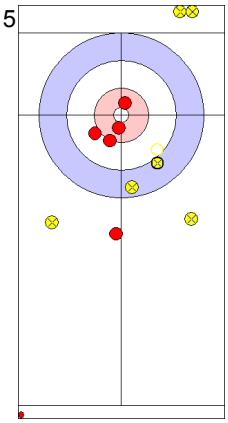

ENG: MACDOUGALL A
Raise Out 0

16

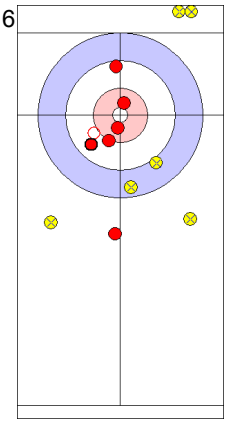

CAN: PARK K
Draw In 4

Session Results and Standings

Sheet	Game	Team	LSFE	1	2	3	4	5	6	7	8	Extra Ends						Total
A	1	BLR - Belarus	*	0	0	3	0	0	4	0	X							7
	1	ESP - Spain		2	1	0	4	2	0	2	X							11
B	1	CAN - Canada		3	0	1	3	0	2	0	X							9
	1	HUN - Hungary	*	0	2	0	0	3	0	2	X							7
C	1	ENG - England	*	1	0	0	0	0	0	0	X							1
	1	EST - Estonia		0	2	2	2	2	1	1	X							10
D	1	SCO - Scotland	*	4	2	3	2	5	X	X	X							16
	1	ROU - Romania		0	0	0	0	0	X	X	X							0
E	1	KOR - Korea	*	3	0	2	0	1	1	1	0							8
	1	POL - Poland		0	1	0	2	0	0	0	1							4

Standings

Group-A

Rank	Team	Games	Wins	Losses
1	DEN - Denmark	1	1	0
1	JPN - Japan	1	1	0
1	RUS - Russia	1	1	0
1	TUR - Turkey	1	1	0
1	USA - United States	1	1	0
6	AUS - Australia	1	0	1
6	CZE - Czech Republic	1	0	1
6	FRA - France	1	0	1
6	SUI - Switzerland	1	0	1
6	SVK - Slovakia	1	0	1

Group-B

Rank	Team	Games	Wins	Losses
1	AUT - Austria	1	1	0
1	FIN - Finland	1	1	0
1	LAT - Latvia	1	1	0
1	NOR - Norway	1	1	0
1	SWE - Sweden	1	1	0
6	BRA - Brazil	1	0	1
6	CHN - China	1	0	1
6	ITA - Italy	1	0	1
6	NZL - New Zealand	1	0	1
6	SLO - Slovenia	1	0	1

Group-C

Rank	Team	Games	Wins	Losses
	CAN - Canada	1	1	0
	ESP - Spain	1	1	0
	EST - Estonia	1	1	0
	KOR - Korea	1	1	0
	SCO - Scotland	1	1	0
	BLR - Belarus	1	0	1
	ENG - England	1	0	1
	HUN - Hungary	1	0	1
	POL - Poland	1	0	1
	ROU - Romania	1	0	1

LEGEND
LSFE (*) Last stone first end
X Unplayed/unfinished end due to concession

Game Results

Sheet	Game	Team	LSFE	1	2	3	4	5	6	7	8	Extra Ends						Total
A	1	BLR - Belarus	*	0	0	3	0	0	4	0	X							7
	1	ESP - Spain		2	1	0	4	2	0	2	X							11

BLR - Belarus		Game	All
F	KIRILLOVA Ekaterina	40 %	40 %
M	KIRILLOV Dmitry	47 %	47 %
	Team Total	44 %	44 %

Last Stone Draw: 25.3cm 20.8cm ↻ KIRILLOV D
4.5cm ↺ KIRILLOVA E

Time remaining: 6 minutes 18 seconds

ESP - Spain		Game	All
F	GARCIA VEZ Irantzu	65 %	65 %
M	GARCIA VEZ Gontzal	69 %	69 %
	Team Total	67 %	67 %

Last Stone Draw: 92.4cm 0.0cm ↻ GARCIA VEZ G
92.4cm ↺ GARCIA VEZ I

Time remaining: 7 minutes 43 seconds

Time-out: end 6 - ESP stone 8

Detailed Game Statistics:

BLR - Belarus		Draws		Takeouts		Total	
F	KIRILLOVA Ekaterina	13	42 %	2	25 %	15	40 %
M	KIRILLOV Dmitry	20	49 %	3	33 %	23	47 %
	Team Total	33	46 %	5	30 %	38	44 %

ESP - Spain		Draws		Takeouts		Total	
F	GARCIA VEZ Irantzu	13	75 %	2	0 %	15	65 %
M	GARCIA VEZ Gontzal	17	60 %	7	89 %	24	69 %
	Team Total	30	67 %	9	69 %	39	67 %

LEGEND
F Female
X Unplayed/unfinished end due to concession
LSFE (*) Last stone first end
M Male

Game - Shot by Shot

BLR - Belarus	0 + 0	ESP - Spain	0 + 2	End 1

7

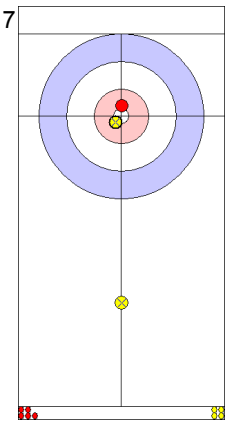

ESP: GARCIA VEZ I
Draw Out 4

8

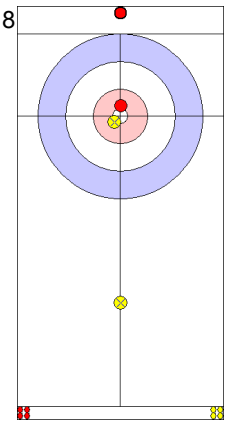

BLR: KIRILLOVA E
Draw Out 0

9

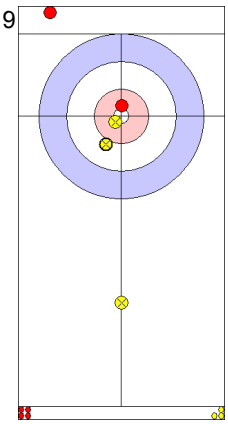

ESP: GARCIA VEZ G
Draw In 4

10

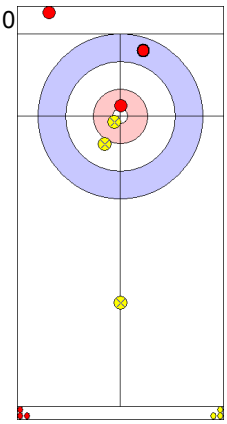

BLR: KIRILLOV D
Draw Out 2

11

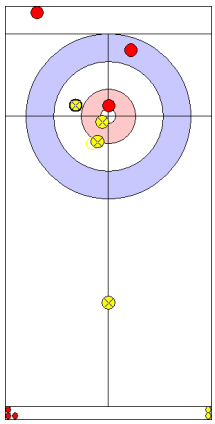

ESP: GARCIA VEZ G
Draw In 3

12

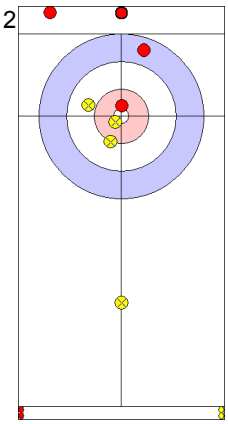

BLR: KIRILLOV D
Draw Out 0

13

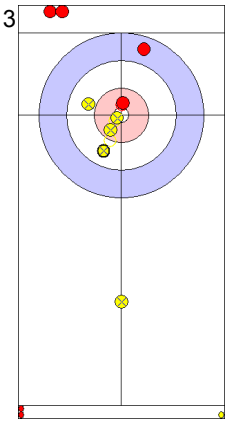

ESP: GARCIA VEZ G
Raise In 4

14

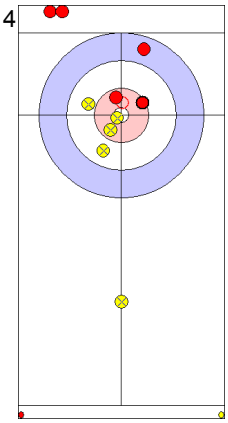

BLR: KIRILLOV D
Draw Out 2

15

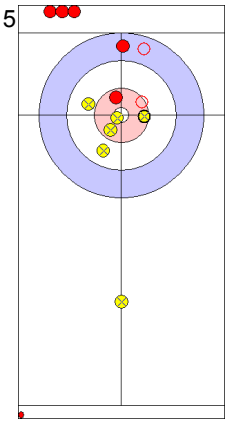

ESP: GARCIA VEZ I
Raise Out 3

16

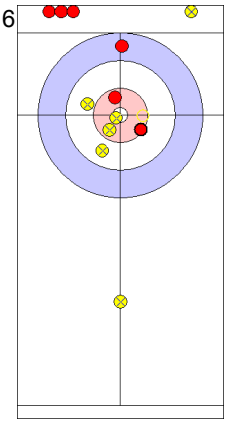

BLR: KIRILLOVA E
Hit and Roll Out 2

Game - Shot by Shot

BLR - Belarus	0 + 0	ESP - Spain	2 + 1	End 2

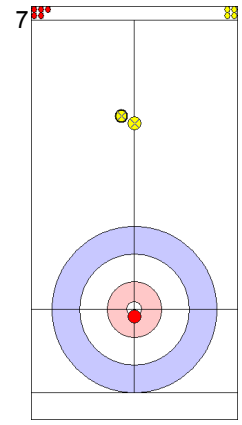

ESP: GARCIA VEZ I
Draw Out 0

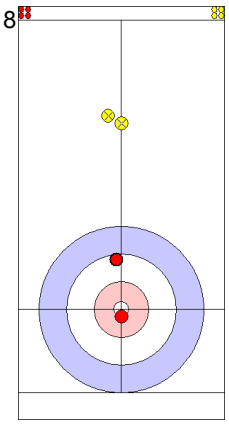

BLR: KIRILLOVA E
Draw In 4

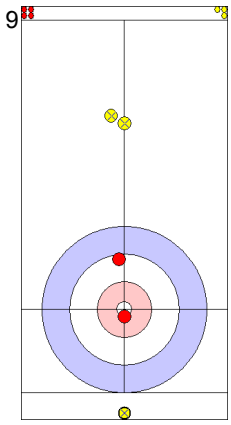

ESP: GARCIA VEZ G
Draw In 0

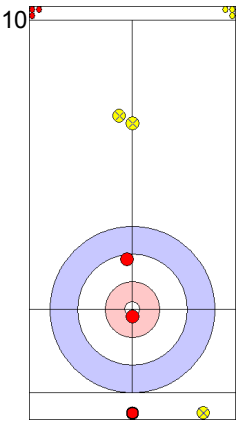

BLR: KIRILLOV D
Draw In 0

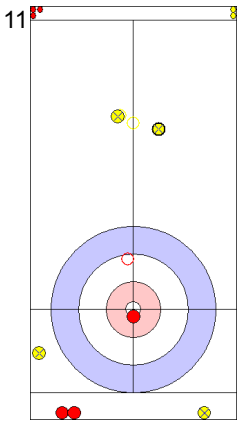

ESP: GARCIA VEZ G
Clearing In 3

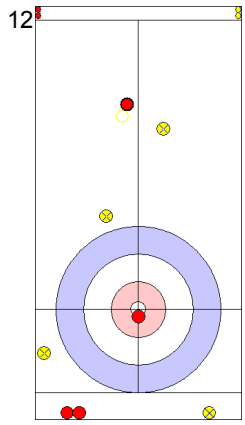

BLR: KIRILLOV D
Draw In 0

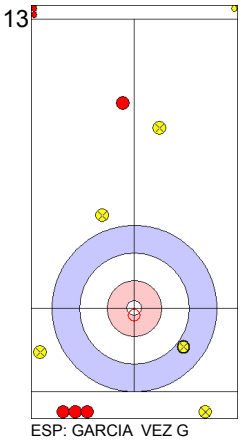

ESP: GARCIA VEZ G
Takeout In 4

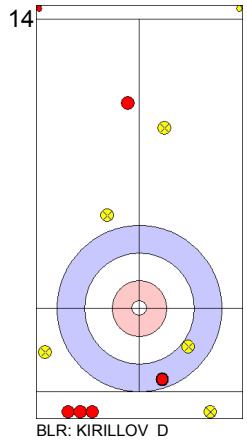

BLR: KIRILLOV D
Draw In 2

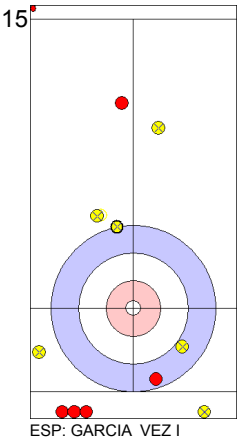

ESP: GARCIA VEZ I
Draw In 2

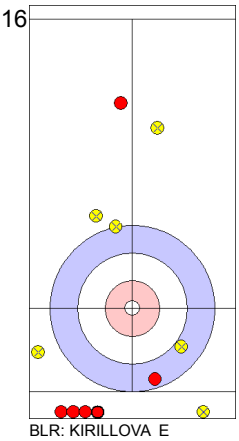

BLR: KIRILLOVA E
Takeout In 0

Game - Shot by Shot

BLR - Belarus	0 + 3	ESP - Spain	3 + 0	End 3

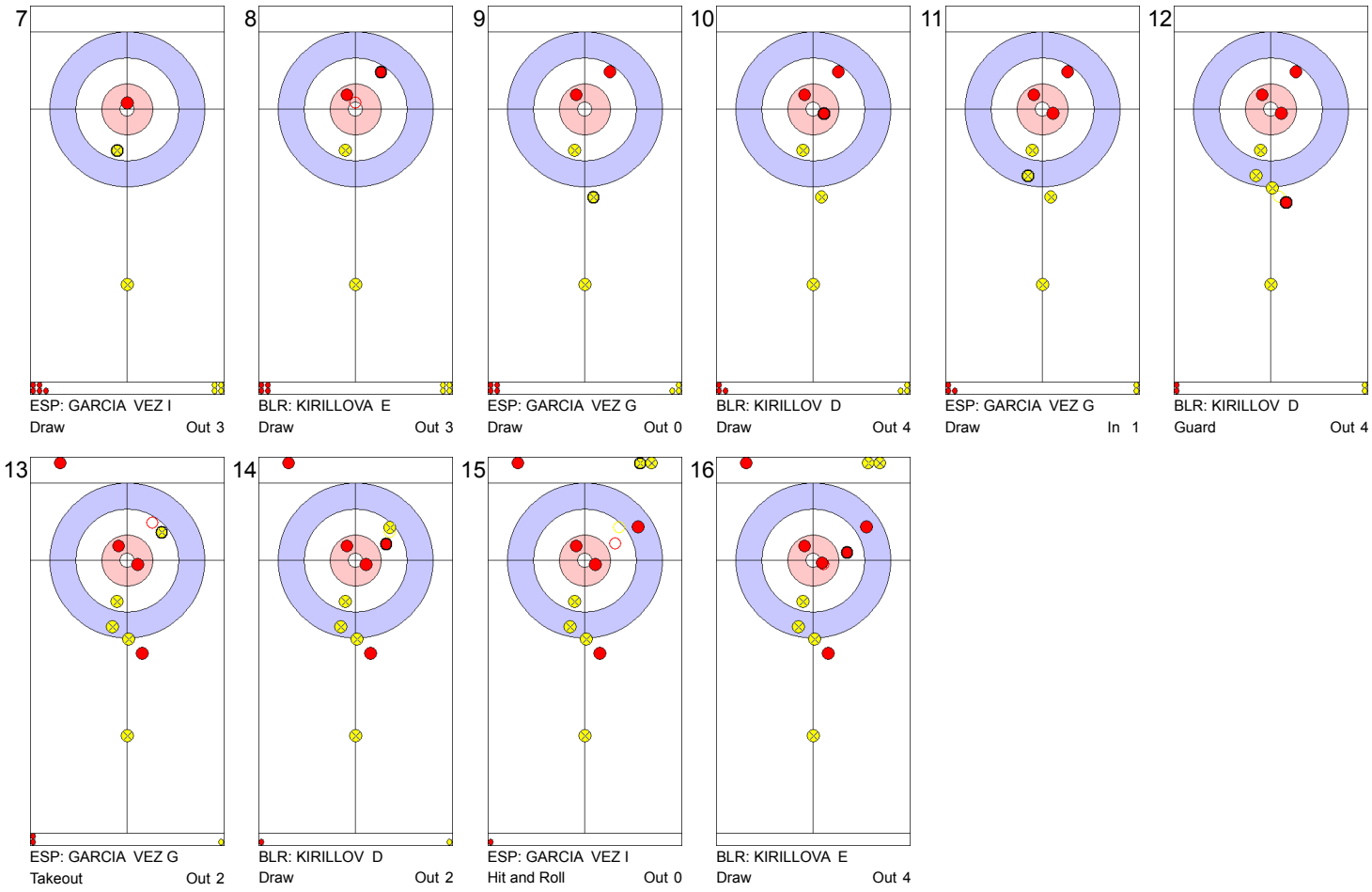

7
ESP: GARCIA VEZ I
Draw Out 3

8
BLR: KIRILLOVA E
Draw Out 3

9
ESP: GARCIA VEZ G
Draw Out 0

10
BLR: KIRILLOV D
Draw Out 4

11
ESP: GARCIA VEZ G
Draw In 1

12
BLR: KIRILLOV D
Guard Out 4

13
ESP: GARCIA VEZ G
Takeout Out 2

14
BLR: KIRILLOV D
Draw Out 2

15
ESP: GARCIA VEZ I
Hit and Roll Out 0

16
BLR: KIRILLOVA E
Draw Out 4

Game - Shot by Shot

BLR - Belarus	3 + 0	ESP - Spain	3 + 4	End 4

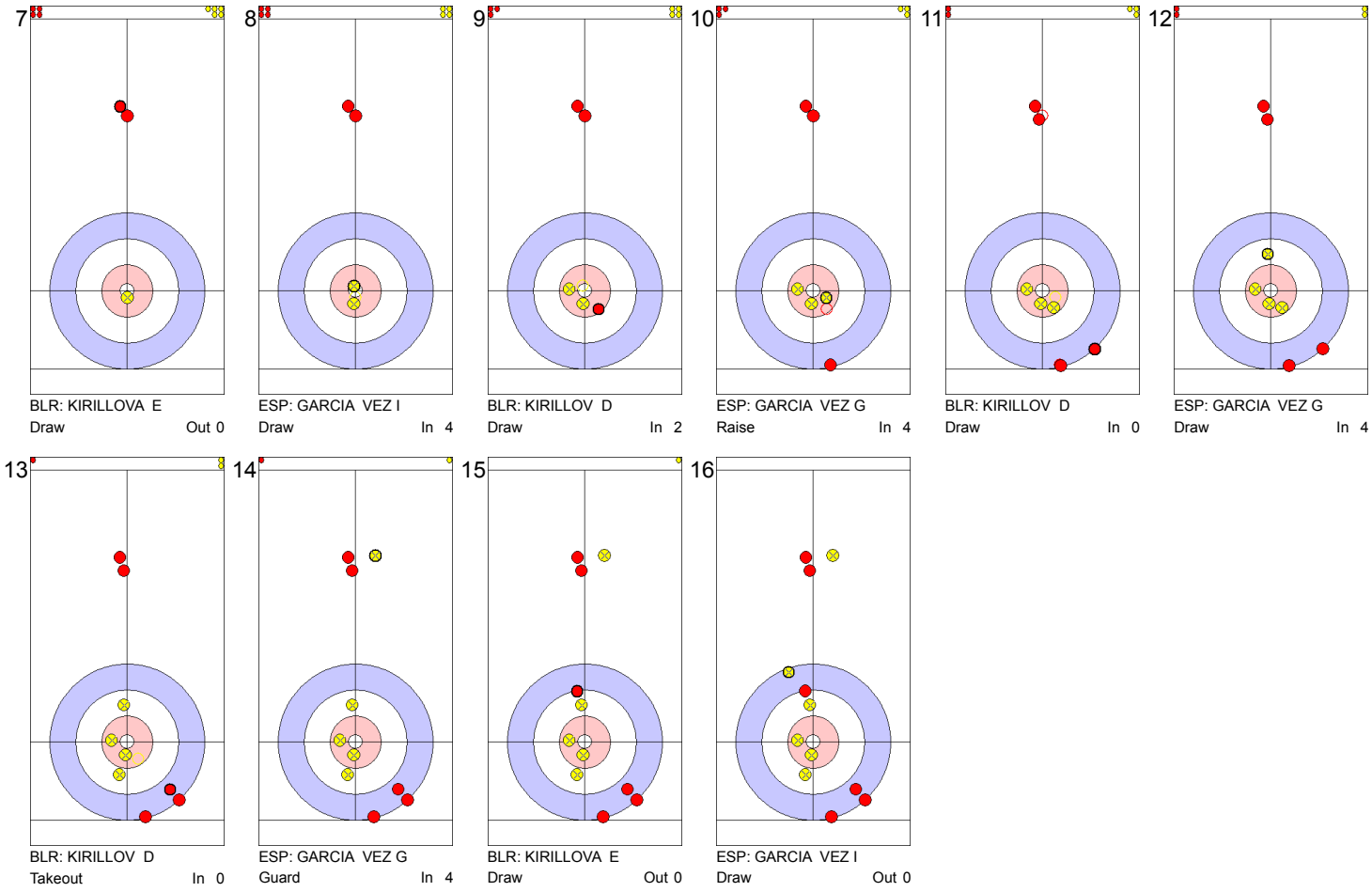

Game - Shot by Shot

BLR - Belarus	3 + 0	ESP - Spain	7 + 2	End 5

7

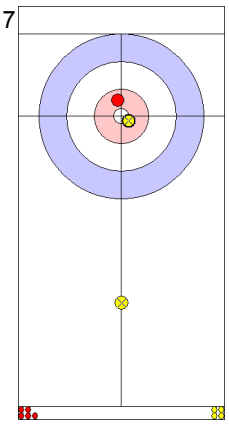

ESP: GARCIA VEZ I
Draw Out 4

8

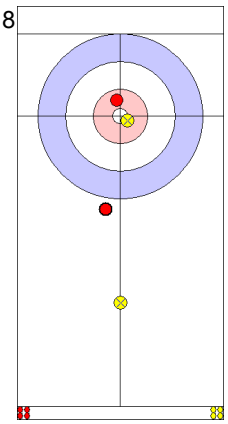

BLR: KIRILLOVA E
Draw In 0

9

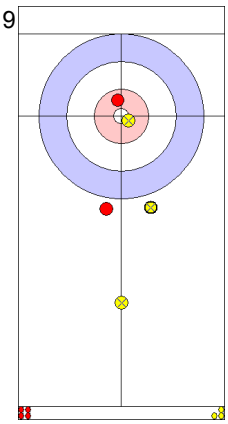

ESP: GARCIA VEZ G
Draw Out 0

10

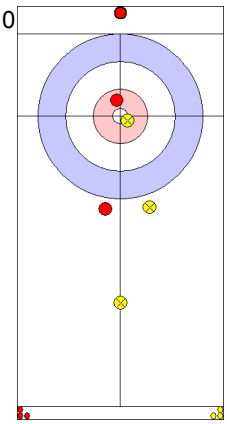

BLR: KIRILLOV D
Draw In 0

11

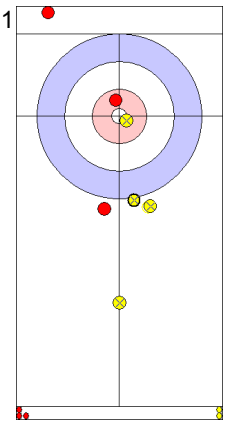

ESP: GARCIA VEZ G
Draw Out 3

12

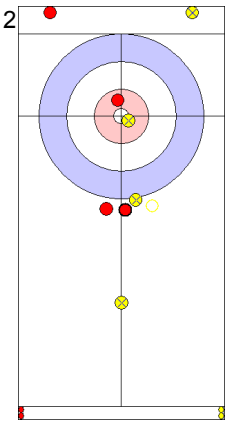

BLR: KIRILLOV D
Clearing Out 4

13

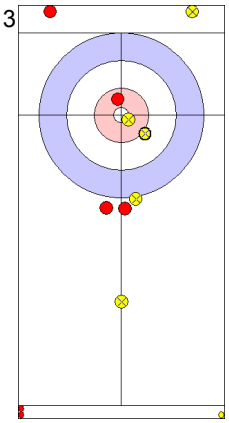

ESP: GARCIA VEZ G
Draw Out 2

14

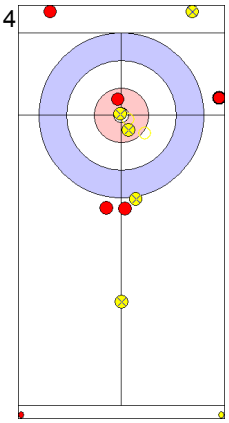

BLR: KIRILLOV D
Double Takeout Out 0

15

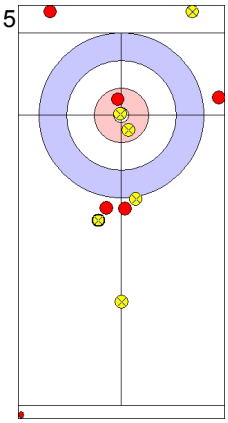

ESP: GARCIA VEZ I
Guard In 4

16

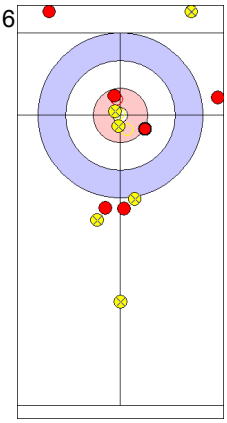

BLR: KIRILLOVA E
Draw Out 0

Game - Shot by Shot

BLR - Belarus	3 + 4	ESP - Spain	9 + 0	End 6

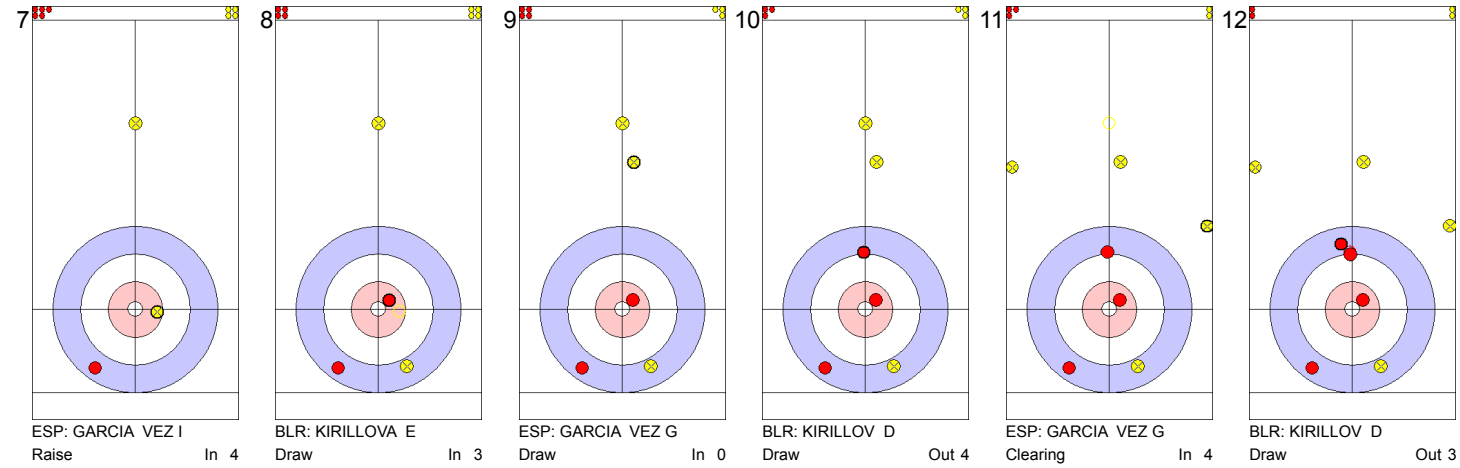

7
ESP: GARCIA VEZ I
Raise In 4

8
BLR: KIRILLOVA E
Draw In 3

9
ESP: GARCIA VEZ G
Draw In 0

10
BLR: KIRILLOV D
Draw Out 4

11
ESP: GARCIA VEZ G
Clearing In 4

12
BLR: KIRILLOV D
Draw Out 3

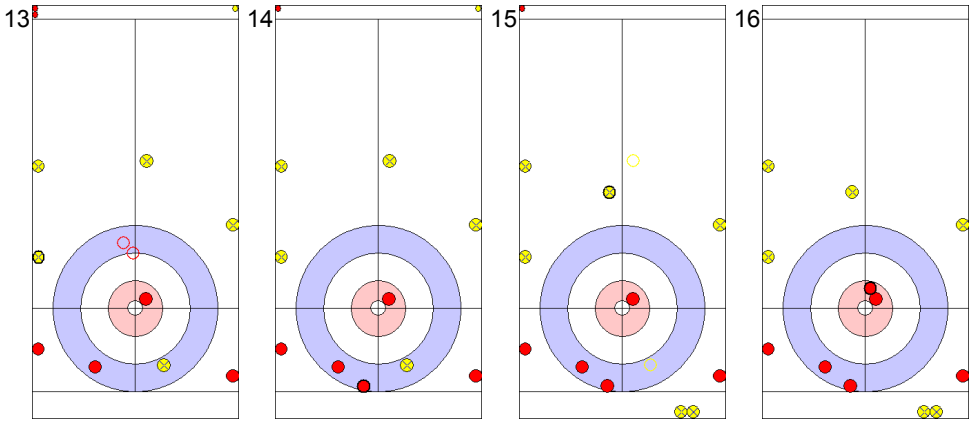

13
ESP: GARCIA VEZ G
Double Takeout Out 4

14
BLR: KIRILLOV D
Draw Out 2

15
ESP: GARCIA VEZ I
Promotion Takeout Out 0
Time-out

16
BLR: KIRILLOVA E
Draw In 4

Game - Shot by Shot

BLR - Belarus	7 + 0	ESP - Spain	9 + 2	End 7

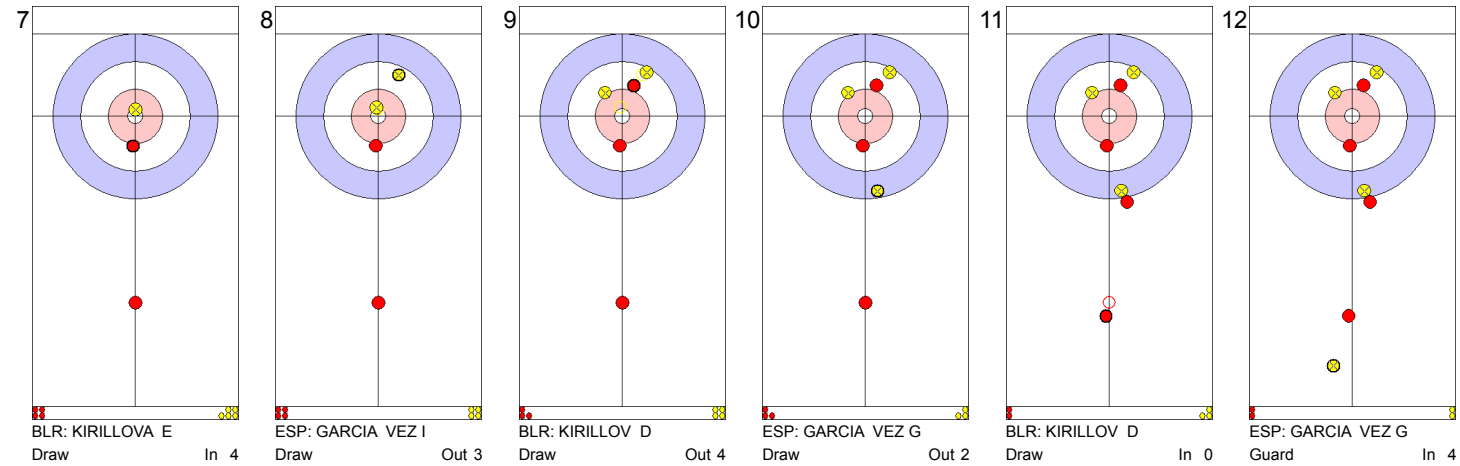

7
BLR: KIRILLOVA E
Draw In 4

8
ESP: GARCIA VEZ I
Draw Out 3

9
BLR: KIRILLOV D
Draw Out 4

10
ESP: GARCIA VEZ G
Draw Out 2

11
BLR: KIRILLOV D
Draw In 0

12
ESP: GARCIA VEZ G
Guard In 4

13
BLR: KIRILLOV D
Draw In 0

14
ESP: GARCIA VEZ G
Guard In 3

15
BLR: KIRILLOVA E
Draw In 0

16
ESP: GARCIA VEZ I
Draw Out 4

Game - Shot by Shot

BLR - Belarus	7 + X	ESP - Spain	11 + X	End 8

7

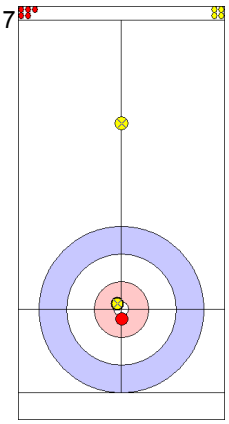

ESP: GARCIA VEZ I
Draw In 4

8

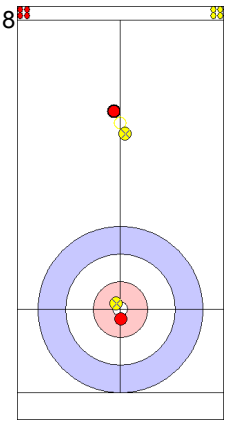

BLR: KIRILLOVA E
Draw In 0

9

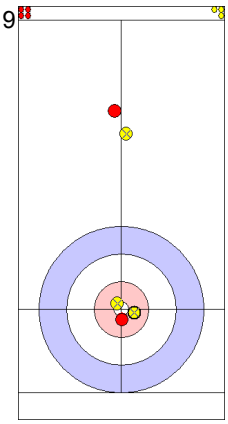

ESP: GARCIA VEZ G
Draw In 3

10

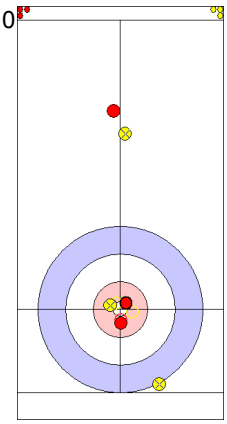

BLR: KIRILLOV D
Raise In 4

11

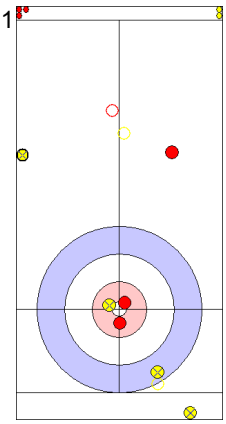

ESP: GARCIA VEZ G
Clearing In 4

12

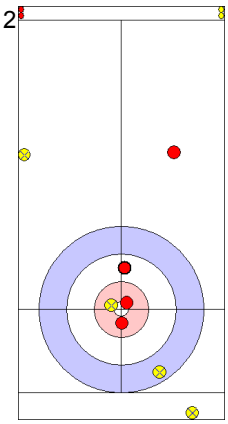

BLR: KIRILLOV D
Draw Out 4

13

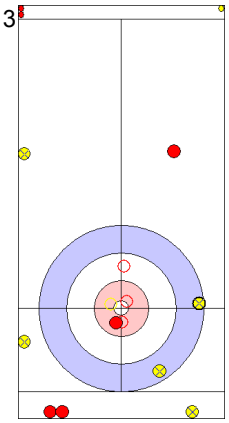

ESP: GARCIA VEZ G
Double Takeout Out 4

Game Results

Sheet	Game	Team	LSFE	1	2	3	4	5	6	7	8	Extra Ends						Total
B	1	CAN - Canada		3	0	1	3	0	2	0	X							9
	1	HUN - Hungary	*	0	2	0	0	3	0	2	X							7

CAN - Canada		Game	All
F	PARK Kalynn	88 %	88 %
M	THOMAS Charley	93 %	93 %
	Team Total	91 %	91 %

Last Stone Draw: 196.0cm 10.6cm ↻ THOMAS C
185.4cm ↺ PARK K

Time remaining: 5 minutes 18 seconds

HUN - Hungary		Game	All
F	PALANCSA Dorottya	69 %	69 %
M	KISS Zsolt	84 %	84 %
	Team Total	76 %	76 %

Last Stone Draw: 39.9cm 6.2cm ↻ PALANCSA D
33.7cm ↺ KISS Z

Time remaining: 3 minutes 58 seconds

Detailed Game Statistics:

CAN - Canada		Draws		Takeouts		Total	
F	PARK Kalynn	10	95 %	5	75 %	15	88 %
M	THOMAS Charley	11	91 %	13	94 %	24	93 %
	Team Total	21	93 %	18	89 %	39	91 %

HUN - Hungary		Draws		Takeouts		Total	
F	PALANCSA Dorottya	18	71 %	4	63 %	22	69 %
M	KISS Zsolt	12	90 %	4	69 %	16	84 %
	Team Total	30	78 %	8	66 %	38	76 %

LEGEND
F Female
X Unplayed/unfinished end due to concession
LSFE (*) Last stone first end
M Male

Game - Shot by Shot

CAN - Canada	0 + 3	HUN - Hungary	0 + 0	End 1

7

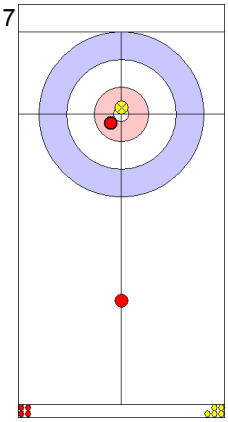

CAN: PARK K
Draw In 4

8

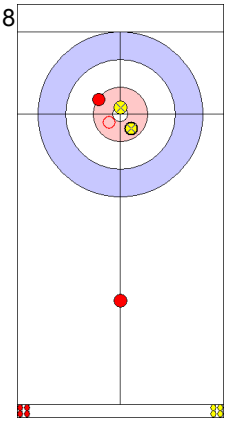

HUN: KISS Z
Draw In 3

9

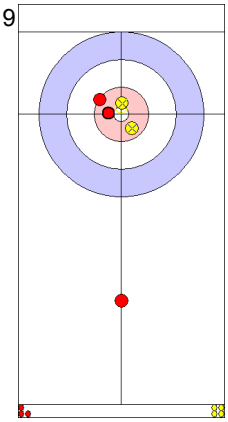

CAN: THOMAS C
Draw In 4

10

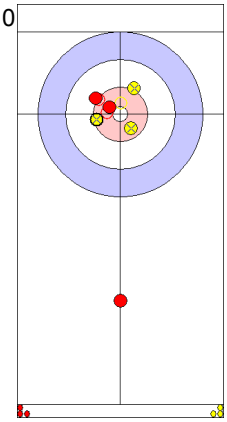

HUN: PALANCSA D
Draw In 2

11

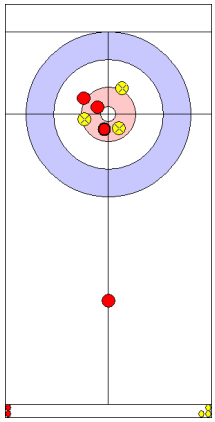

CAN: THOMAS C
Draw In 4

12

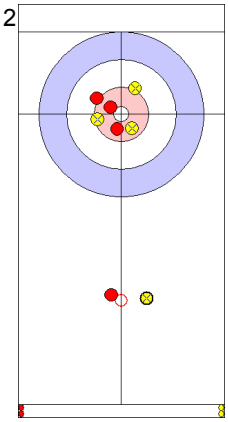

HUN: PALANCSA D
Draw Out 0

13

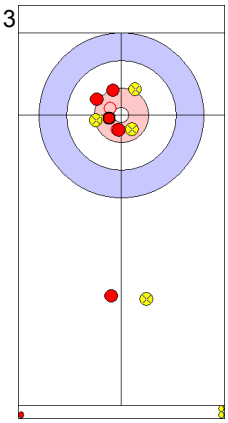

CAN: THOMAS C
Draw In 4

14

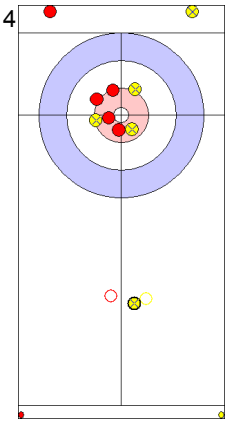

HUN: PALANCSA D
Takeout Out 0

15

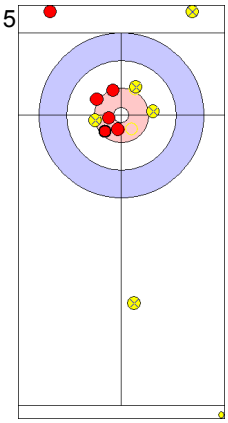

CAN: PARK K
Raise In 4

16

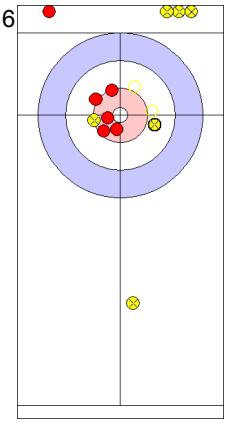

HUN: KISS Z
Hit and Roll Out 0

Game - Shot by Shot

CAN - Canada	3 + 0	HUN - Hungary	0 + 2	End 2

7

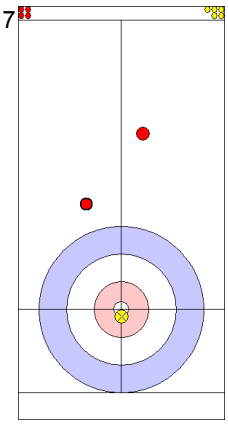

CAN: PARK K
Wick / Soft Peeling Out 4

8

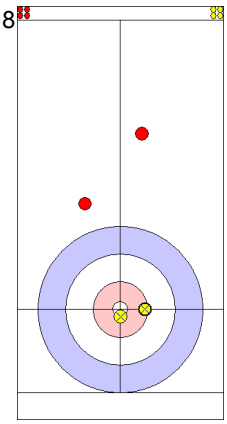

HUN: PALANCSA D
Draw Out 4

9

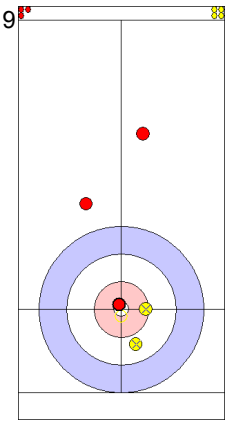

CAN: THOMAS C
Freeze Out 2

10

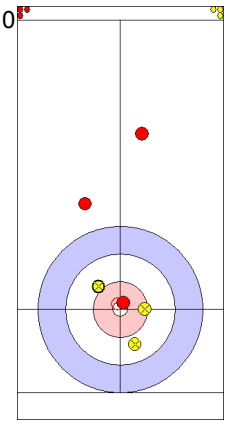

HUN: KISS Z
Hit and Roll Out 3

11

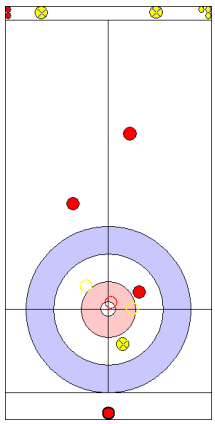

CAN: THOMAS C
Takeout Out 4

12

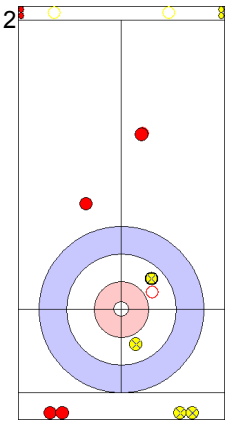

HUN: KISS Z
Takeout In 4

13

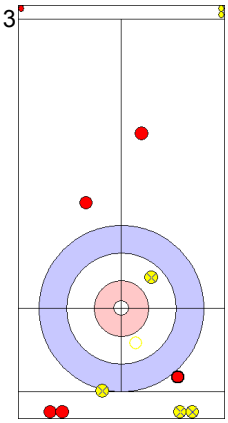

CAN: THOMAS C
Takeout In 2

14

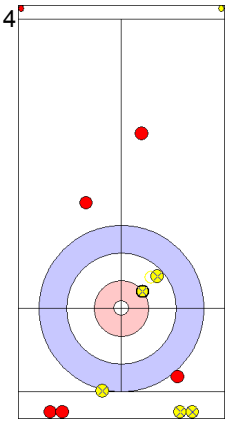

HUN: KISS Z
Draw Out 4

15

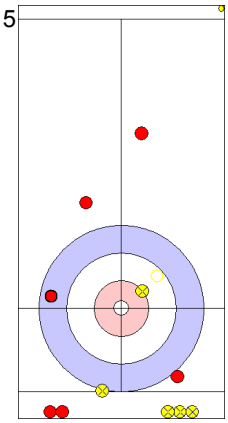

CAN: PARK K
Double Takeout In 2

16

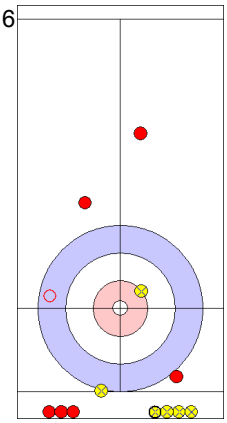

HUN: PALANCSA D
Takeout Out 2

Game - Shot by Shot

CAN - Canada	3 + 1	HUN - Hungary	2 + 0	End 3

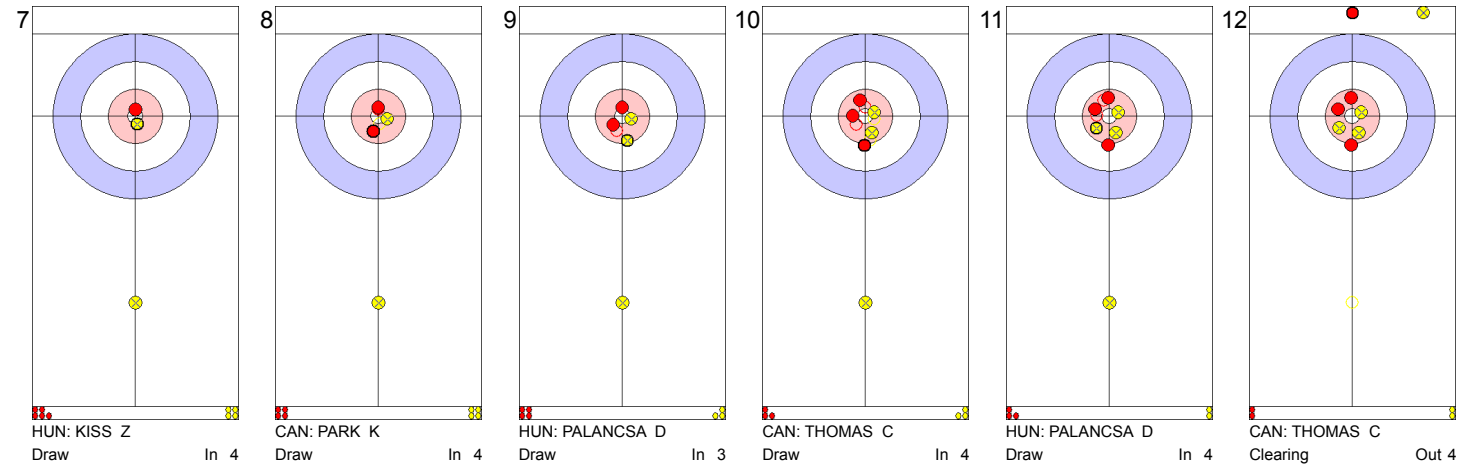

7
HUN: KISS Z
Draw In 4

8
CAN: PARK K
Draw In 4

9
HUN: PALANCSA D
Draw In 3

10
CAN: THOMAS C
Draw In 4

11
HUN: PALANCSA D
Draw In 4

12
CAN: THOMAS C
Clearing Out 4

13
HUN: PALANCSA D
Freeze In 4

14
CAN: THOMAS C
Double Takeout Out 4

15
HUN: KISS Z
Draw In 4

16
CAN: PARK K
Double Takeout Out 4

Game - Shot by Shot

CAN - Canada	4 + 3	HUN - Hungary	2 + 0	End 4

7

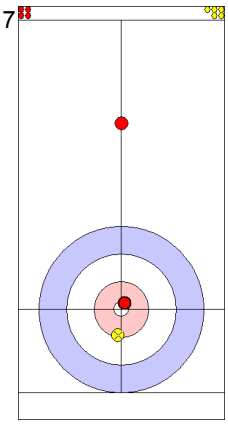

CAN: PARK K
Draw Out 3

8

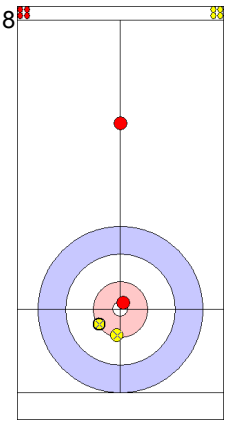

HUN: KISS Z
Draw In 2

9

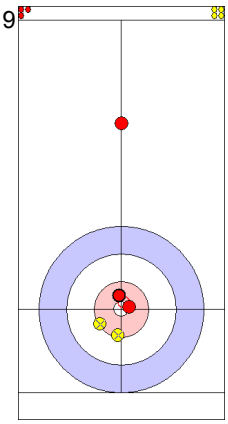

CAN: THOMAS C
Draw Out 4

10

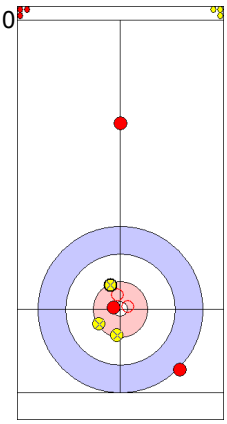

HUN: PALANCSA D
Raise Out 4

11

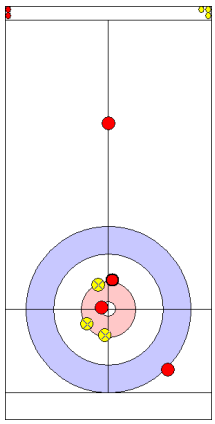

CAN: THOMAS C
Draw Out 3

12

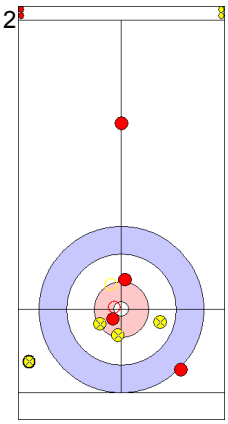

HUN: PALANCSA D
Raise Out 0

13

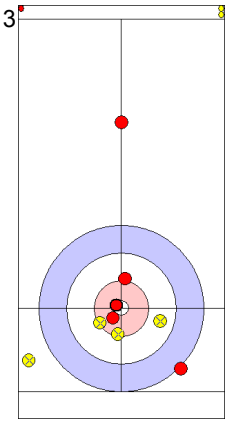

CAN: THOMAS C
Draw Out 4

14

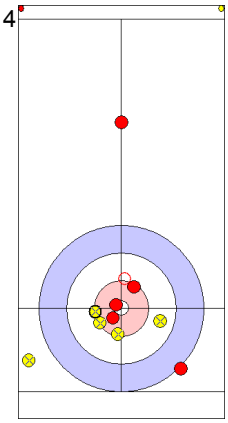

HUN: PALANCSA D
Draw Out 1

15

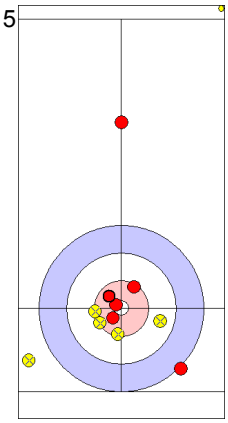

CAN: PARK K
Draw Out 4

16

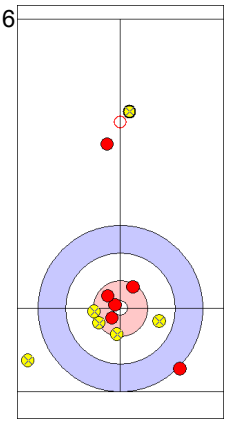

HUN: KISS Z
Draw In 4

Game - Shot by Shot

CAN - Canada	7 + 0	HUN - Hungary	2 + 3	End 5

7

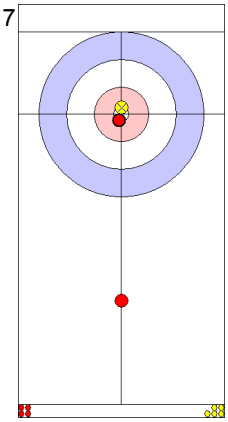

CAN: PARK K
Draw In 4

8

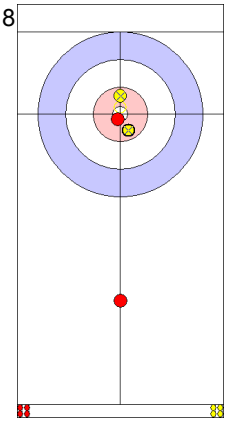

HUN: KISS Z
Draw In 4

9

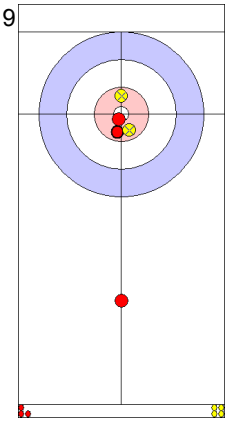

CAN: THOMAS C
Draw In 4

10

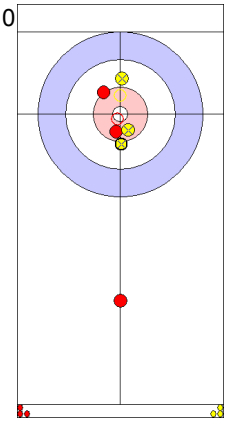

HUN: PALANCSA D
Raise In 4

11

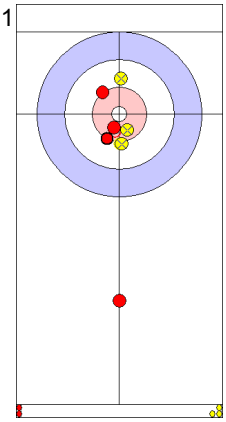

CAN: THOMAS C
Draw In 4

12

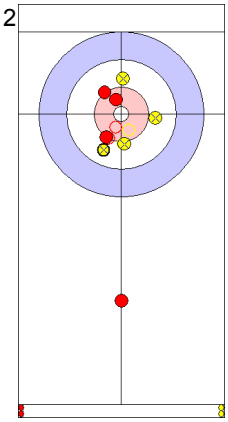

HUN: PALANCSA D
Raise In 2

13

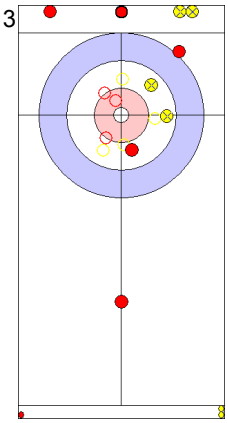

CAN: THOMAS C
Double Takeout In 4

14

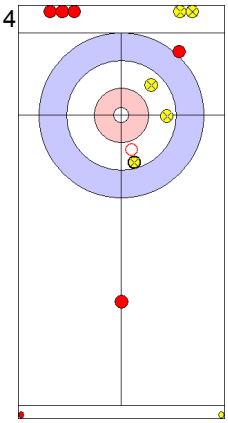

HUN: PALANCSA D
Takeout Out 4

15

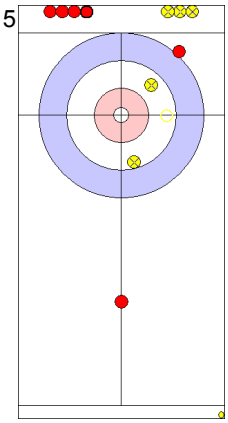

CAN: PARK K
Hit and Roll Out 2

16

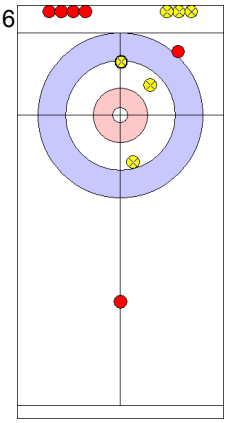

HUN: KISS Z
Draw In 4

Game - Shot by Shot

CAN - Canada	7 + 2	HUN - Hungary	5 + 0	End 6

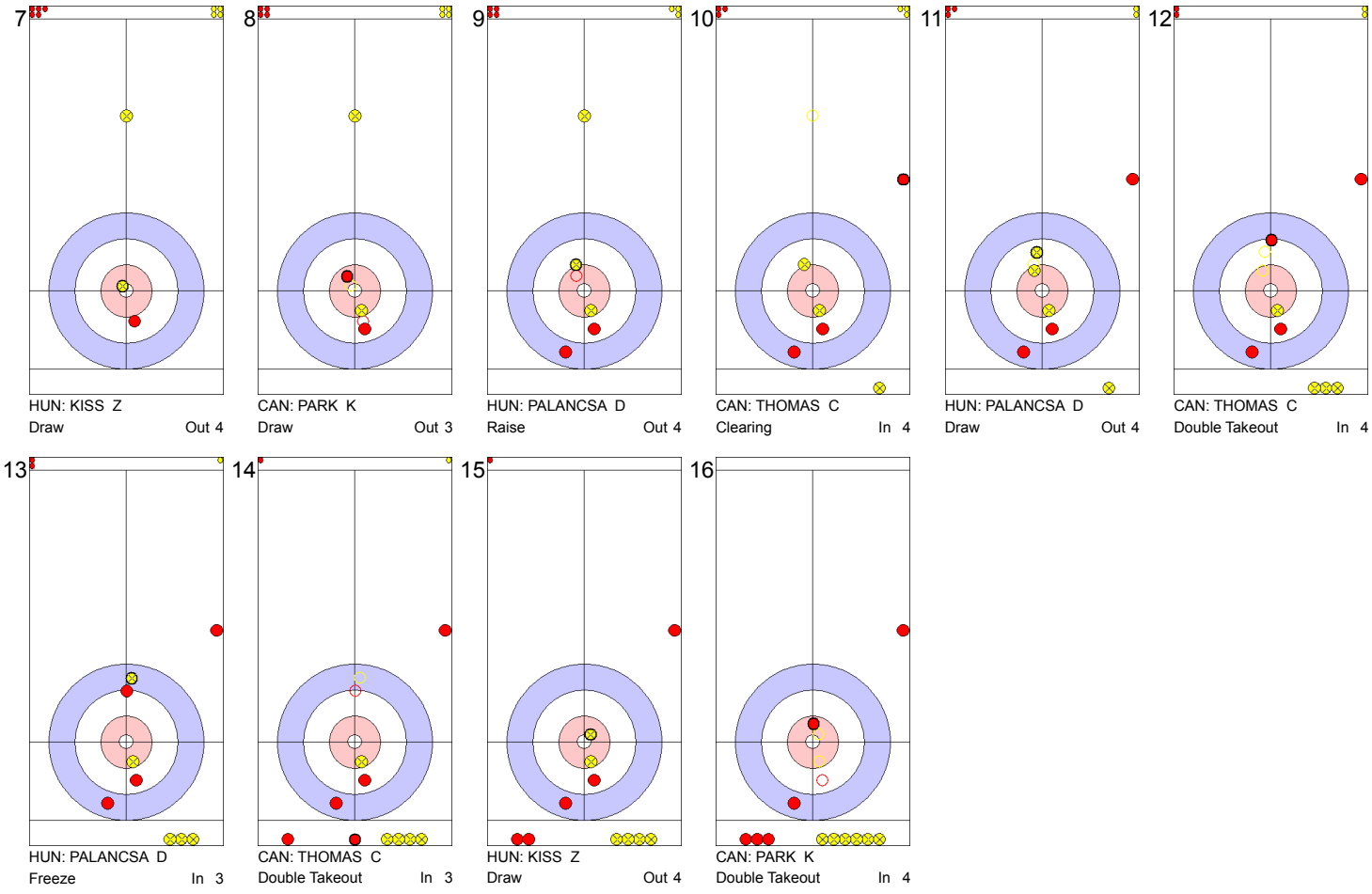

7
HUN: KISS Z
Draw Out 4

8
CAN: PARK K
Draw Out 3

9
HUN: PALANCSA D
Raise Out 4

10
CAN: THOMAS C
Clearing In 4

11
HUN: PALANCSA D
Draw Out 4

12
CAN: THOMAS C
Double Takeout In 4

13
HUN: PALANCSA D
Freeze In 3

14
CAN: THOMAS C
Double Takeout In 3

15
HUN: KISS Z
Draw Out 4

16
CAN: PARK K
Double Takeout In 4

Game - Shot by Shot

CAN - Canada	9 + 0	HUN - Hungary	5 + 2	End 7

7

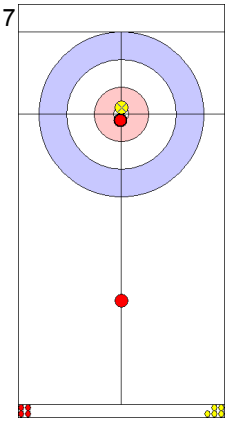

CAN: PARK K
Draw In 4

8

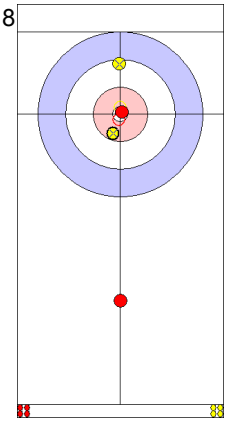

HUN: KISS Z
Raise In 3

9

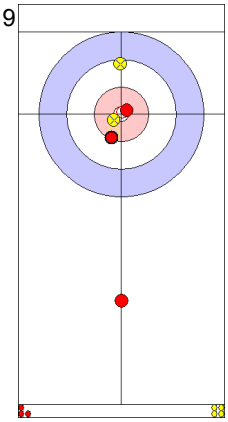

CAN: THOMAS C
Draw In 3

10

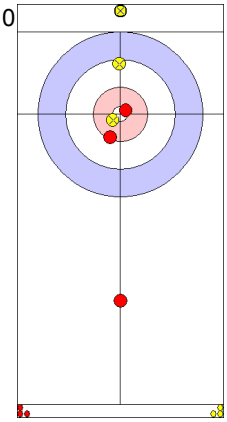

HUN: PALANCSA D
Draw Out X

11

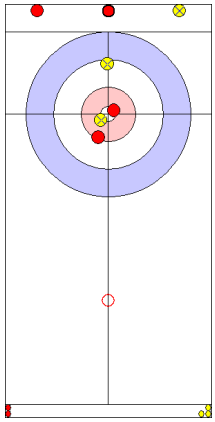

CAN: THOMAS C
Clearing Out 4

12

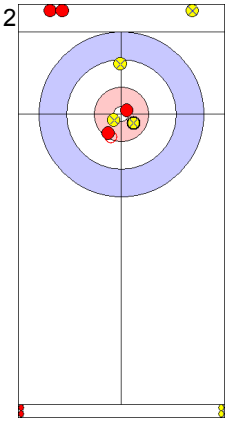

HUN: PALANCSA D
Draw Out 3

13

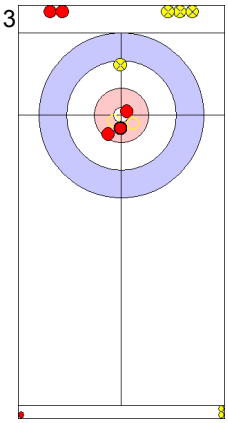

CAN: THOMAS C
Double Takeout Out 4

14

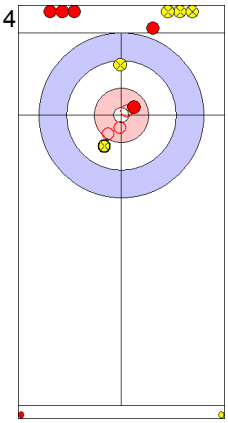

HUN: PALANCSA D
Double Takeout In 4

15

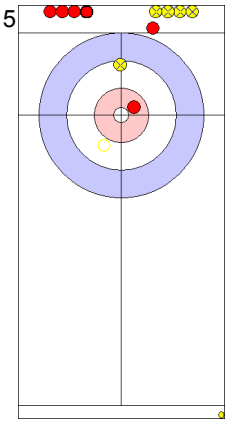

CAN: PARK K
Takeout In 3

16

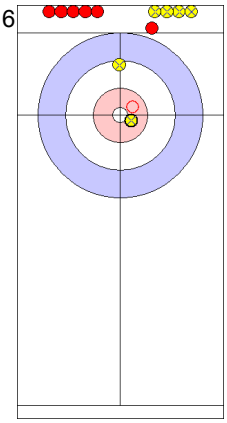

HUN: KISS Z
Takeout Out 4

Game - Shot by Shot

CAN - Canada	9 + X	HUN - Hungary	7 + X	End 8

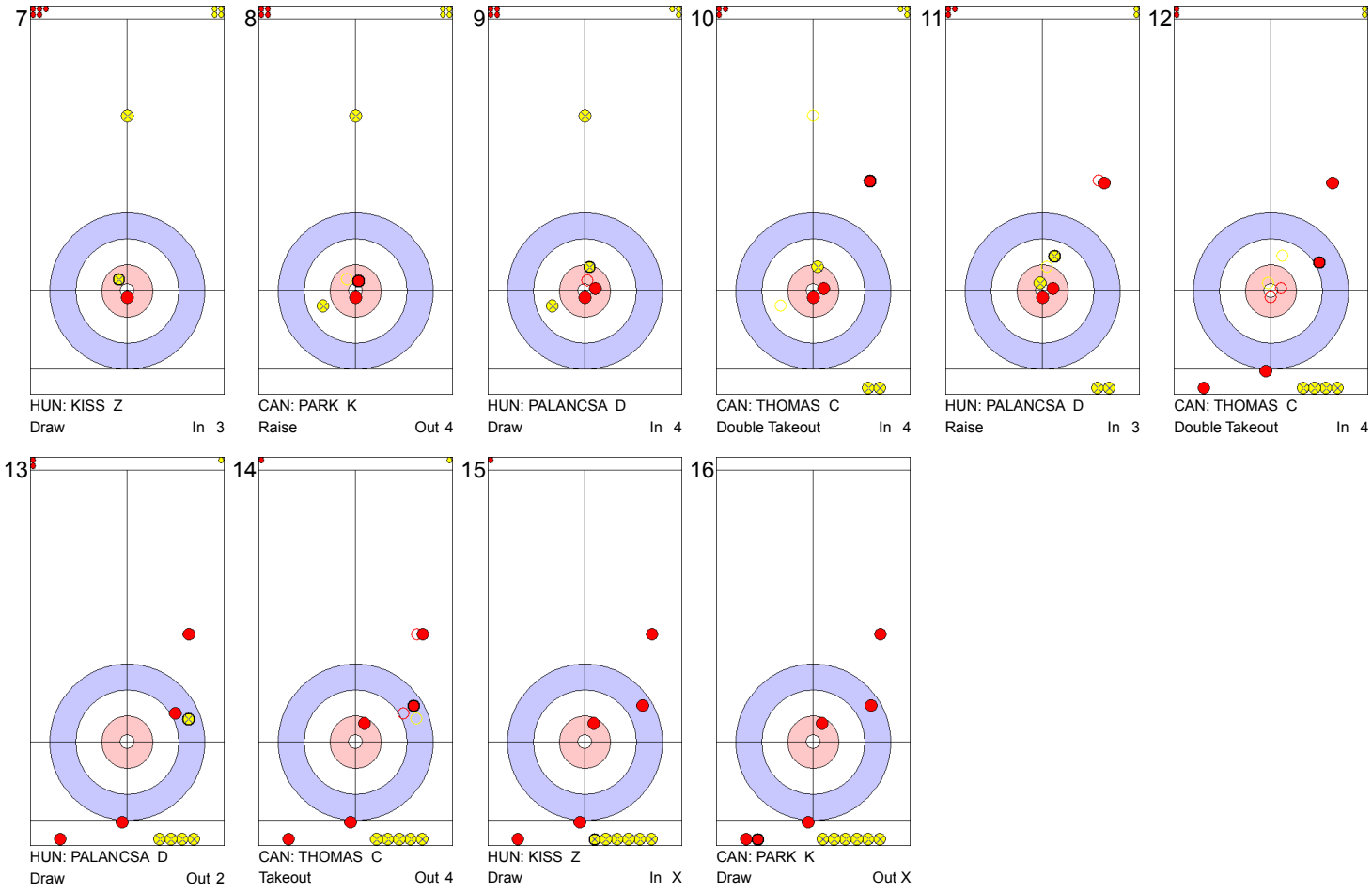

Game Results

Sheet	Game	Team	LSFE	1	2	3	4	5	6	7	8	Extra Ends						Total
C	1	ENG - England	*	1	0	0	0	0	0	0	X							1
	1	EST - Estonia		0	2	2	2	2	1	1	X							10

ENG - England		Game	All
F	WATSON Lana	48 %	48 %
M	MACDOUGALL Alan	57 %	57 %
	Team Total	51 %	51 %

Last Stone Draw: 74.8cm 63.0cm ↻ MACDOUGALL A
11.8cm ↺ WATSON L

Time remaining: 2 minutes 28 seconds

EST - Estonia		Game	All
F	MOELDER Maile	79 %	79 %
M	LILL Erkki	78 %	78 %
	Team Total	79 %	79 %

Last Stone Draw: 218.8cm 33.4cm ↻ LILL E
185.4cm ↺ MOELDER M

Time remaining: 5 minutes 29 seconds

Detailed Game Statistics:

ENG - England		Draws		Takeouts		Total	
F	WATSON Lana	15	52 %	6	38 %	21	48 %
M	MACDOUGALL Alan	10	55 %	4	63 %	14	57 %
	Team Total	25	53 %	10	48 %	35	51 %

EST - Estonia		Draws		Takeouts		Total	
F	MOELDER Maile	17	78 %	2	88 %	19	79 %
M	LILL Erkki	12	73 %	4	94 %	16	78 %
	Team Total	29	76 %	6	92 %	35	79 %

LEGEND
F Female
X Unplayed/unfinished end due to concession
LSFE (*) Last stone first end
M Male

Game - Shot by Shot

ENG - England	0 + 1	EST - Estonia	0 + 0	End 1

7

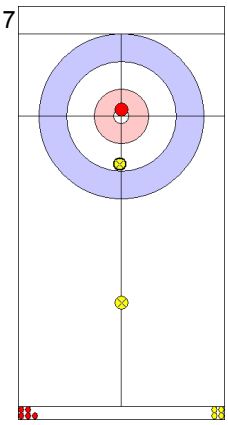

EST: LILL E
Draw In 4

8

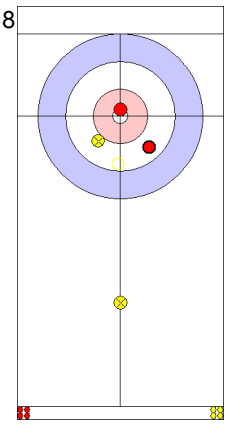

ENG: MACDOUGALL A
Draw Out 3

9

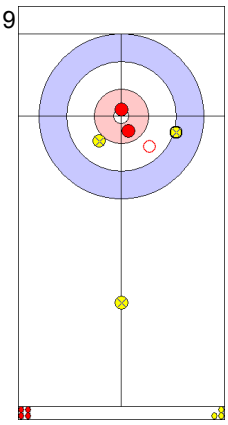

EST: MOELDER M
Draw Out 2

10

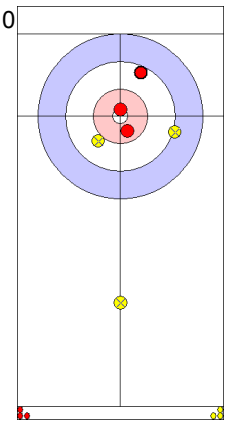

ENG: WATSON L
Draw Out 2

11

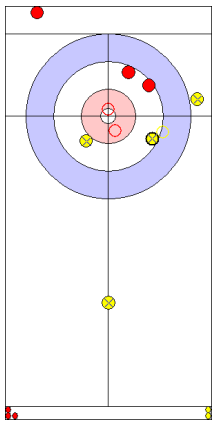

EST: MOELDER M
Double Takeout Out 3

12

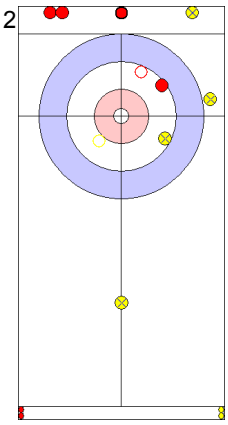

ENG: WATSON L
Takeout In 3

13

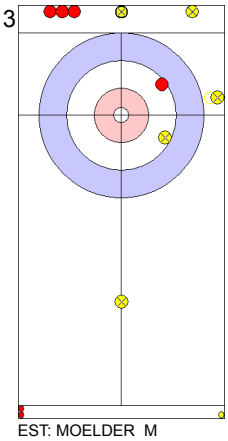

EST: MOELDER M
Draw Out 0

14

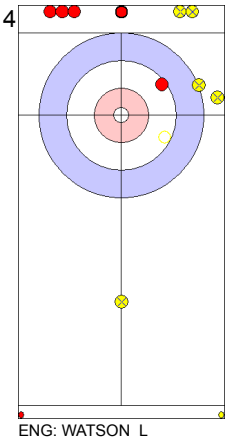

ENG: WATSON L
Takeout In 2

15

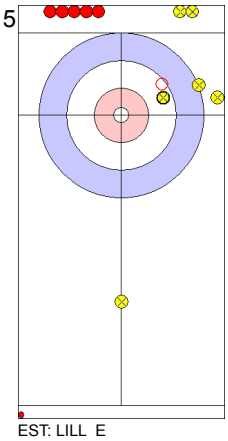

EST: LILL E
Takeout Out 4

16

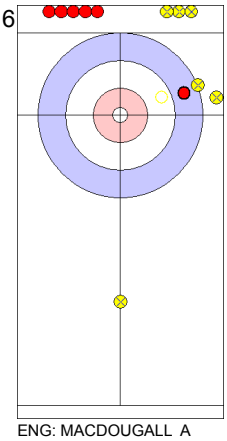

ENG: MACDOUGALL A
Takeout Out 4

Game - Shot by Shot

ENG - England	1 + 0	EST - Estonia	0 + 2	End 2

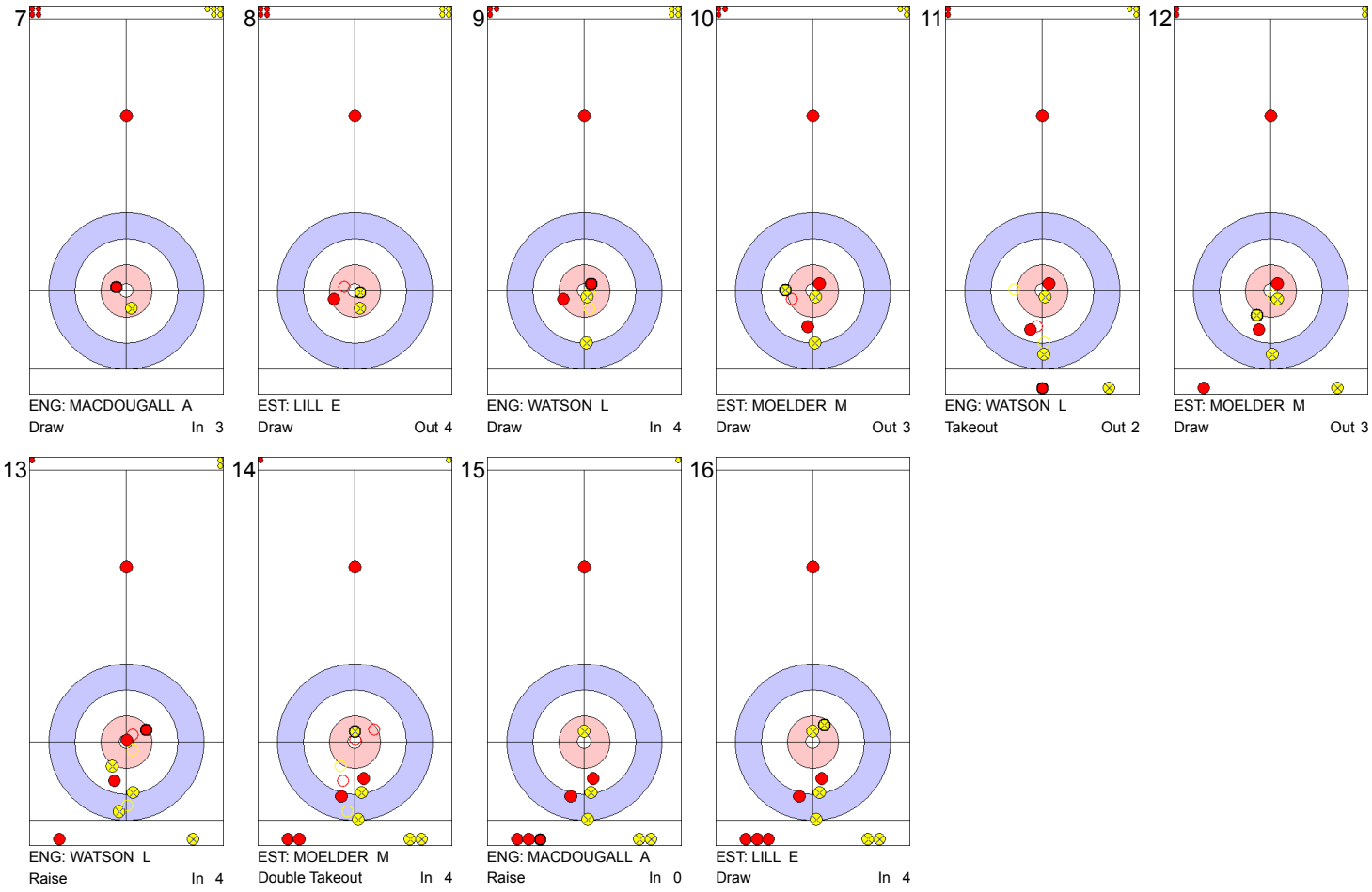

Game - Shot by Shot

ENG - England	1 + 0	EST - Estonia	2 + 2	End 3

7

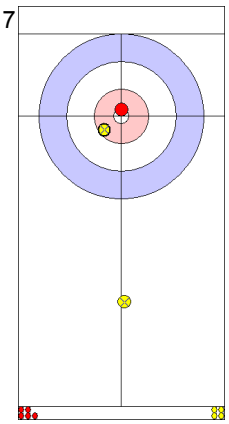

EST: LILL E
Draw In 2

8

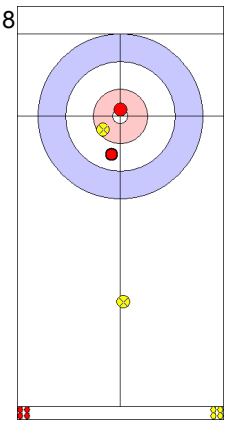

ENG: MACDOUGALL A
Draw In 4

9

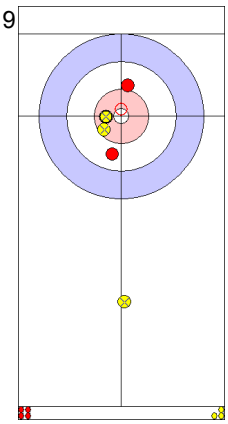

EST: MOELDER M
Draw Out 4

10

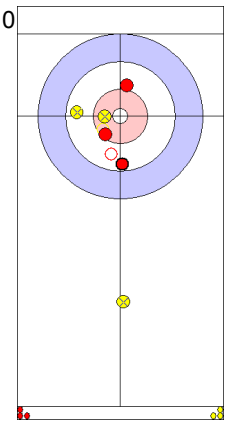

ENG: WATSON L
Raise In 3

11

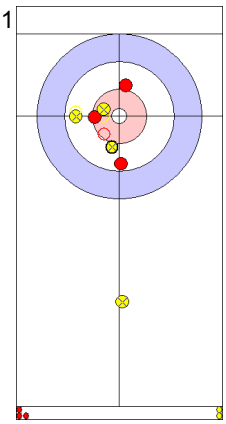

EST: MOELDER M
Draw In 4

12

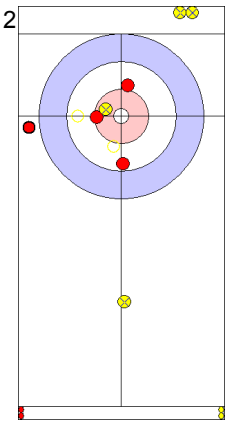

ENG: WATSON L
Takeout In 2

13

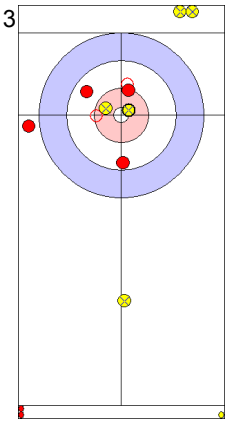

EST: MOELDER M
Draw In 4

14

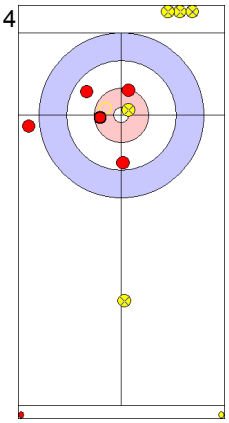

ENG: WATSON L
Draw In 3

15

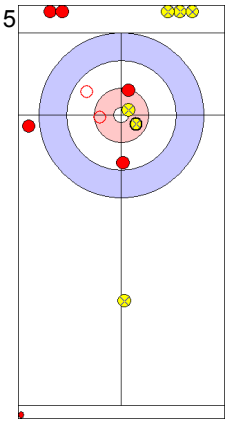

EST: LILL E
Double Takeout In 4

16

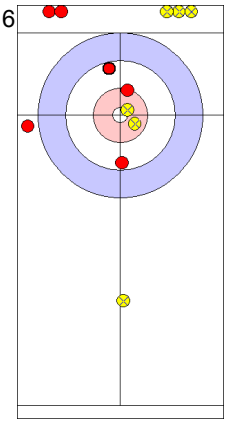

ENG: MACDOUGALL A
Draw In 1

Game - Shot by Shot

ENG - England	1 + 0	EST - Estonia	4 + 2	End 4

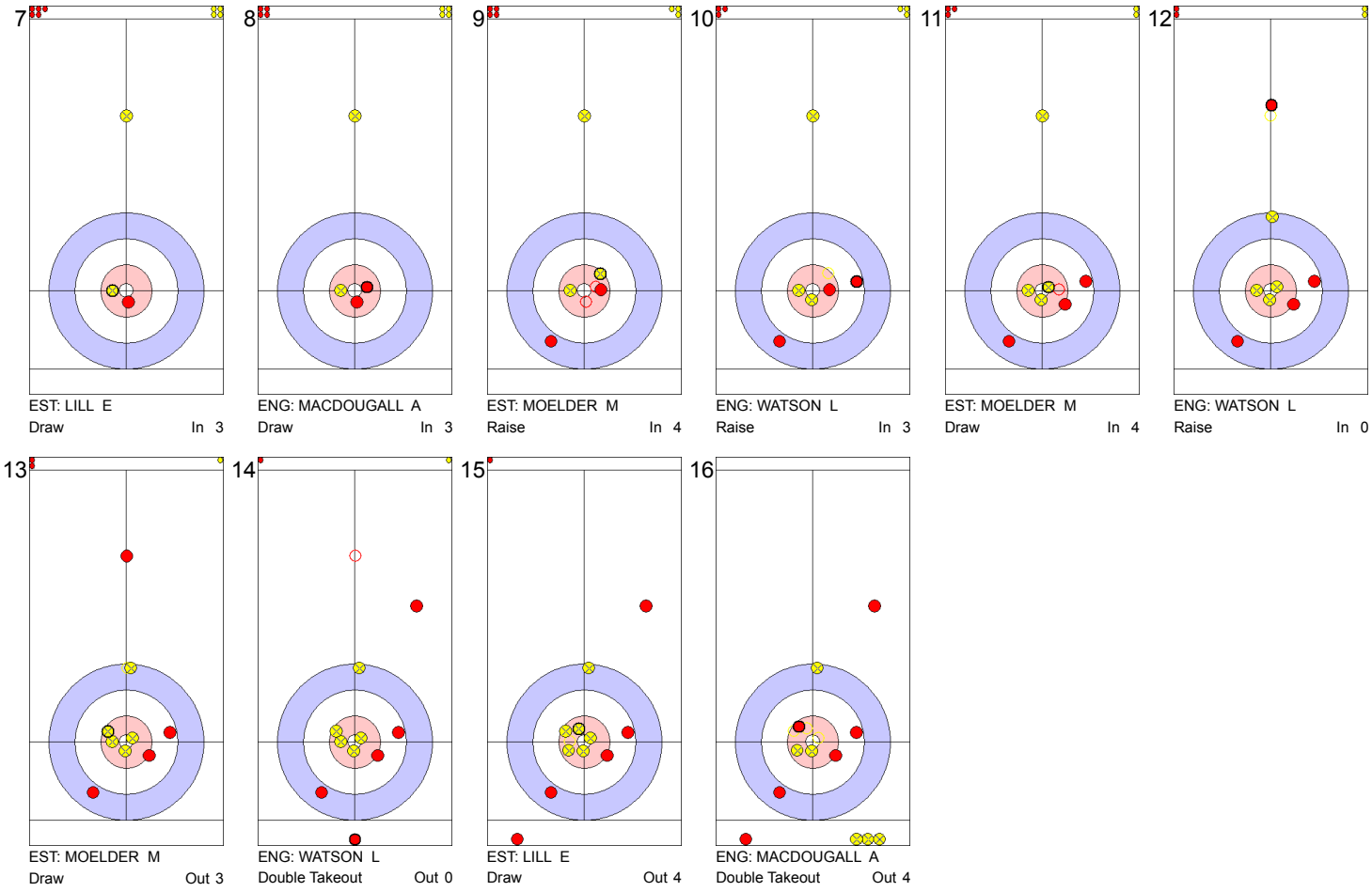

Game - Shot by Shot

ENG - England	1 + 0	EST - Estonia	6 + 2	End 5

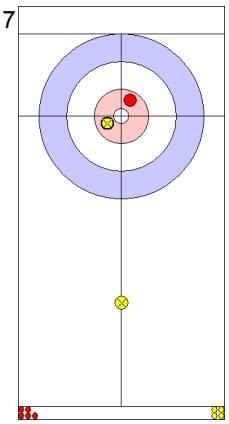

7
EST: LILL E
Draw In 3

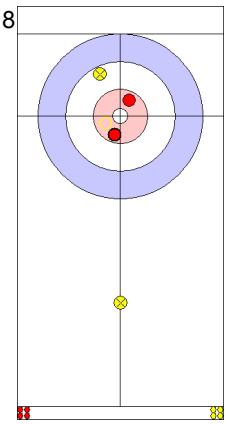

8
ENG: MACDOUGALL A
Raise In 4

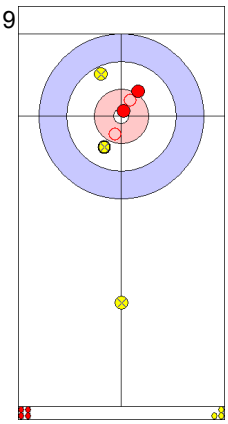

9
EST: MOELDER M
Draw In 2

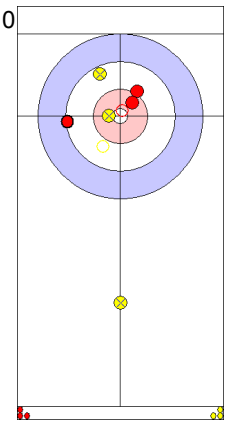

10
ENG: WATSON L
Raise In 2

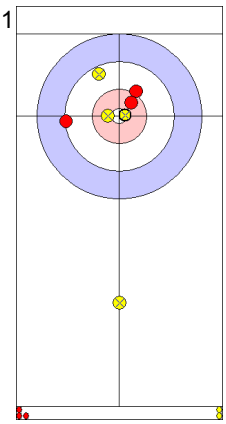

11
EST: MOELDER M
Draw In 4

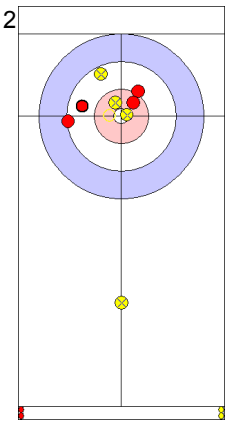

12
ENG: WATSON L
Raise In 2

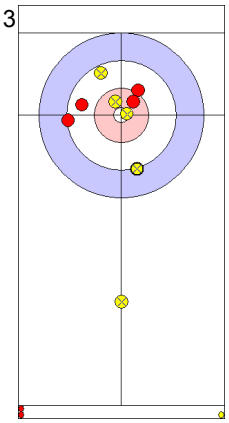

13
EST: MOELDER M
Draw In 3

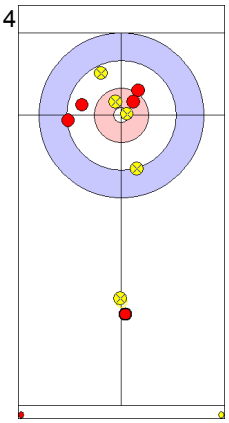

14
ENG: WATSON L
Draw In 0

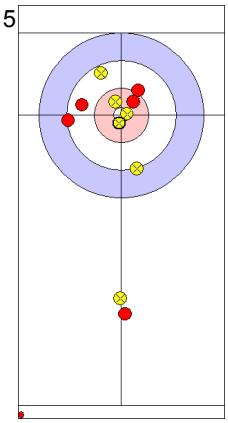

15
EST: LILL E
Draw In 4

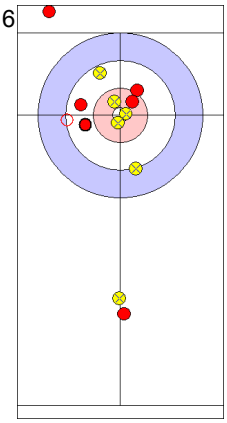

16
ENG: MACDOUGALL A
Hit and Roll In 0

Game - Shot by Shot

ENG - England	1 + 0	EST - Estonia	8 + 1	End 6

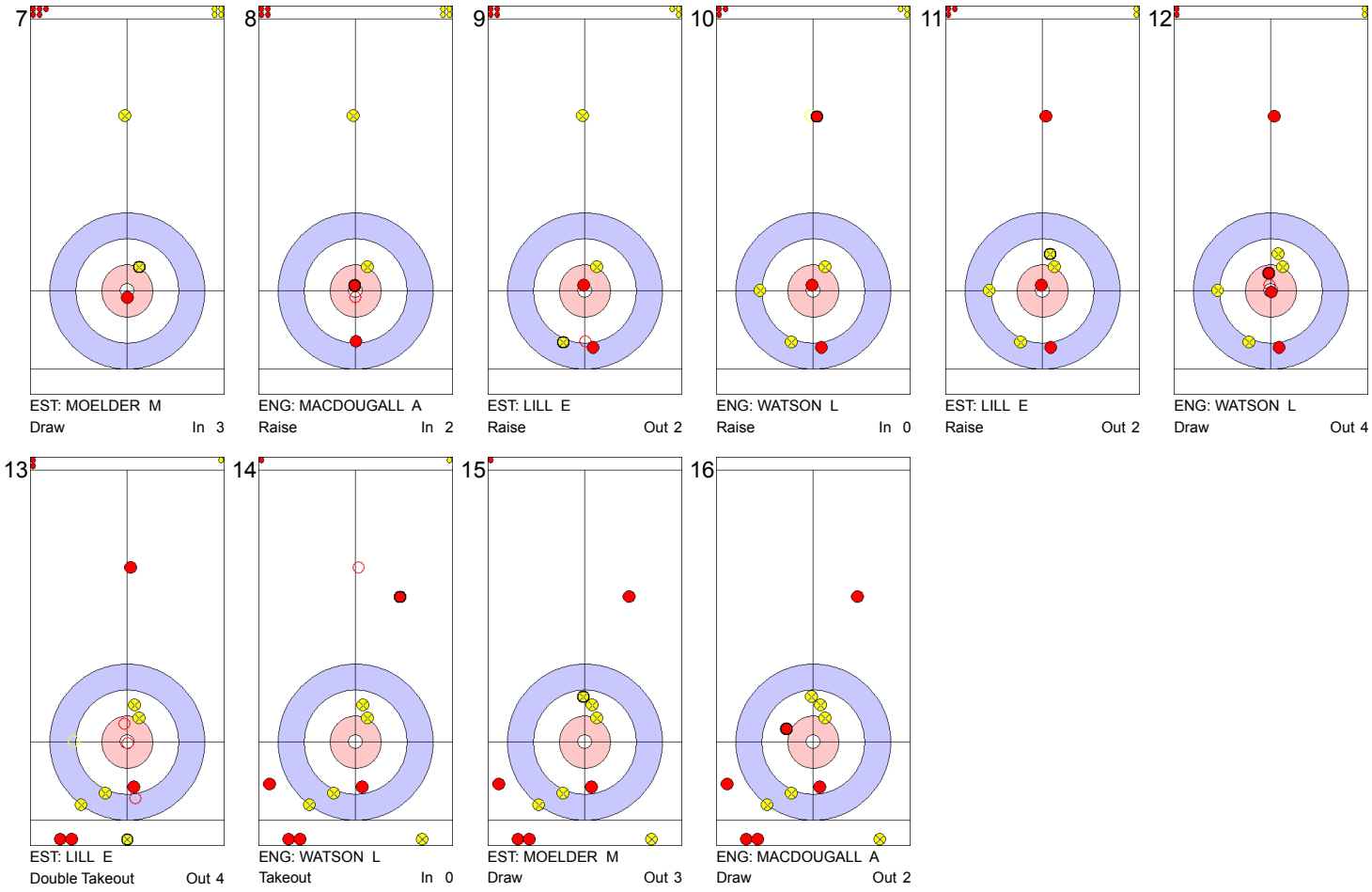

Game - Shot by Shot

ENG - England	1 + 0	EST - Estonia	9 + 1	End 7

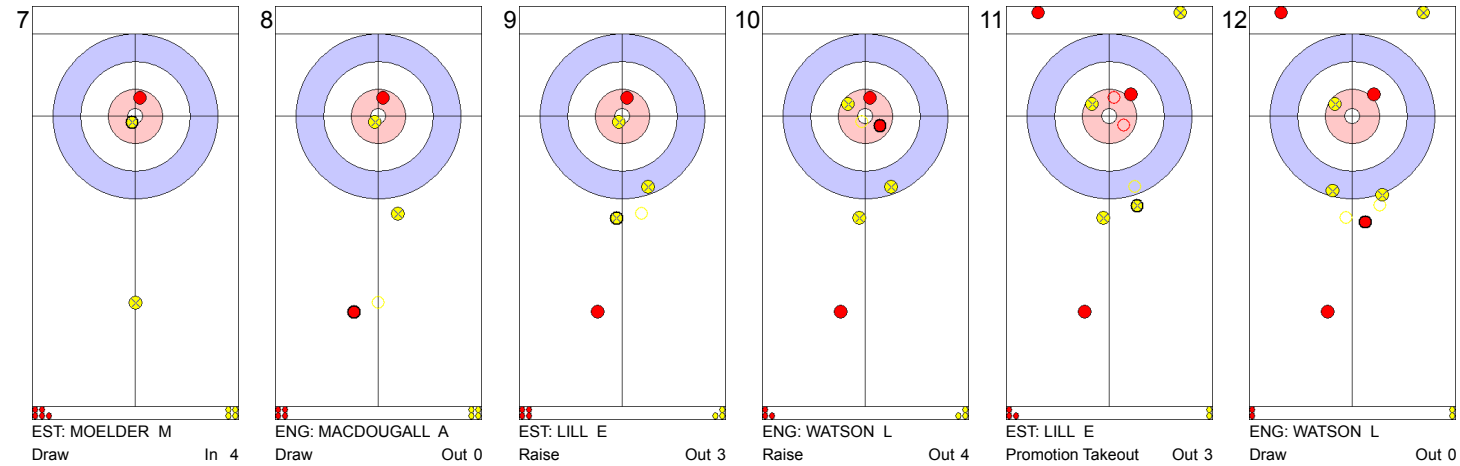

7
EST: MOELDER M
Draw In 4

8
ENG: MACDOUGALL A
Draw Out 0

9
EST: LILL E
Raise Out 3

10
ENG: WATSON L
Raise Out 4

11
EST: LILL E
Promotion Takeout Out 3

12
ENG: WATSON L
Draw Out 0

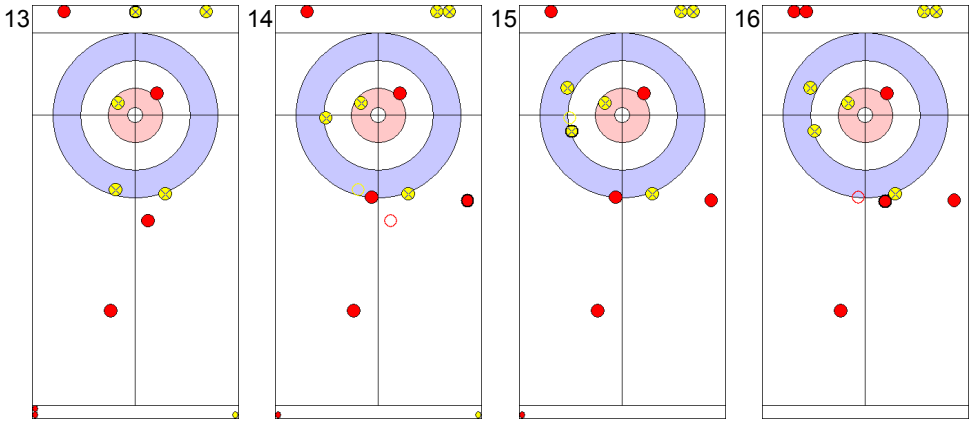

13
EST: LILL E
Draw In 0

14
ENG: WATSON L
Raise Out 0

15
EST: MOELDER M
Draw In 3

16
ENG: MACDOUGALL A
Promotion Takeout Out 2

Game Results

Sheet	Game	Team	LSFE	1	2	3	4	5	6	7	8	Extra Ends						Total
D	1	SCO - Scotland	*	4	2	3	2	5	X	X	X							16
	1	ROU - Romania		0	0	0	0	0	X	X	X							0

SCO - Scotland		Game	All
F	McCLEARY Judith	65 %	65 %
M	McCLEARY Lee	93 %	93 %
	Team Total	76 %	76 %

Last Stone Draw: 163.7cm 58.9cm ↻ McCLEARY L
104.8cm ↺ McCLEARY J

Time remaining: 11 minutes 3 seconds

ROU - Romania		Game	All
F	TRAILA Iulia	11 %	11 %
M	MATAU Cristian	25 %	25 %
	Team Total	20 %	20 %

Last Stone Draw: 186.2cm 139.2cm ↻ TRAILA I
47.0cm ↺ MATAU C

Time remaining: 10 minutes 28 seconds

Detailed Game Statistics:

SCO - Scotland		Draws		Takeouts		Total	
F	McCLEARY Judith	15	60 %	3	92 %	18	65 %
M	McCLEARY Lee	11	93 %	0	- %	11	93 %
	Team Total	26	74 %	3	92 %	29	76 %

ROU - Romania		Draws		Takeouts		Total	
F	TRAILA Iulia	10	13 %	1	0 %	11	11 %
M	MATAU Cristian	11	25 %	6	25 %	17	25 %
	Team Total	21	19 %	7	21 %	28	20 %

LEGEND
F Female
X Unplayed/unfinished end due to concession
LSFE (*) Last stone first end
M Male

Game - Shot by Shot

SCO - Scotland	0 + 4	ROU - Romania	0 + 0	End 1

7

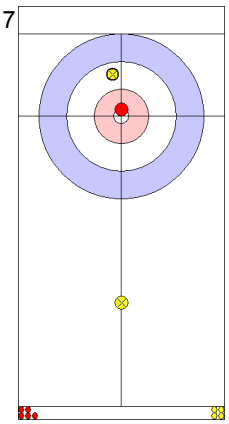

ROU: TRAILA I
Draw In 2

8

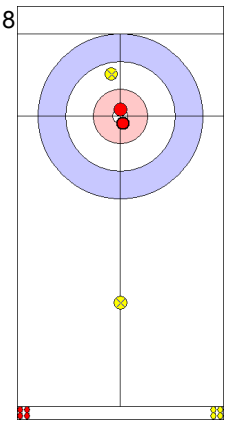

SCO: McCLEARY L
Draw Out 4

9

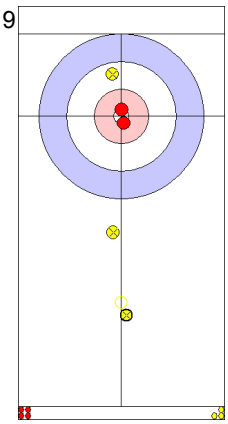

ROU: MATAU C
Draw In 0

10

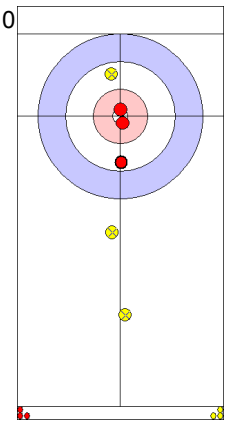

SCO: McCLEARY J
Draw Out 4

11

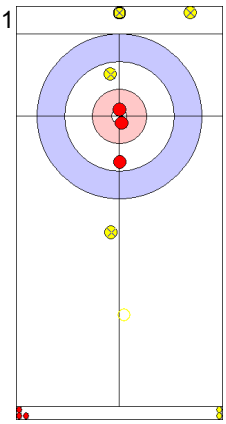

ROU: MATAU C
Takeout In 2

12

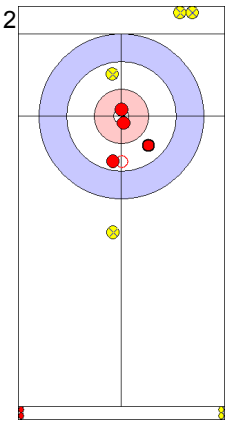

SCO: McCLEARY J
Draw Out 2

13

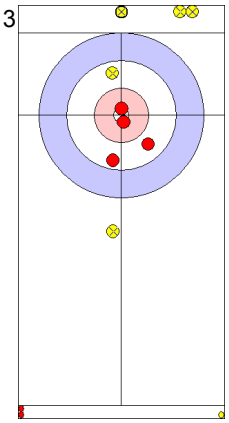

ROU: MATAU C
Takeout Out 0

14

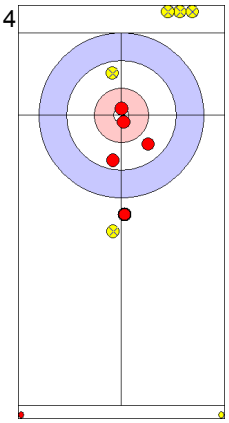

SCO: McCLEARY J
Guard Out 3

15

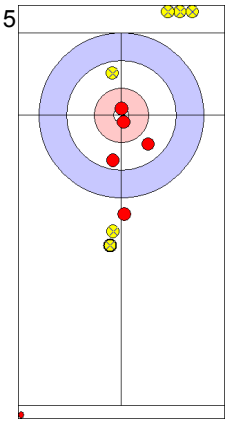

ROU: TRAILA I
Draw In 0

16

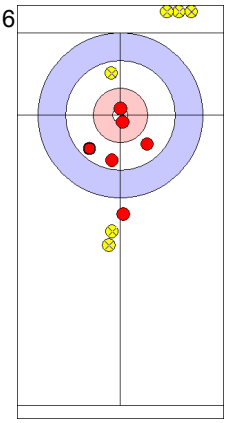

SCO: McCLEARY L
Draw In 4

Game - Shot by Shot

SCO - Scotland	4 + 2	ROU - Romania	0 + 0	End 2

7

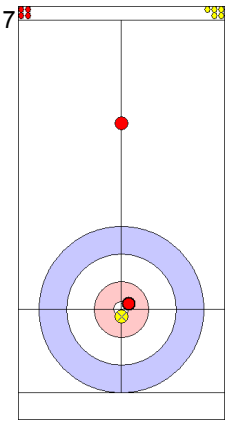

SCO: McCLEARY L
Draw In 4

8

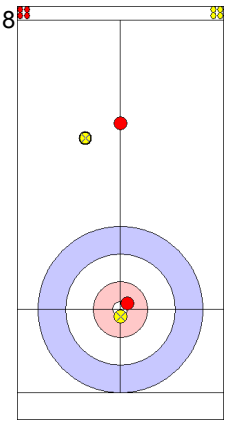

ROU: TRAILA I
Draw Out 0

9

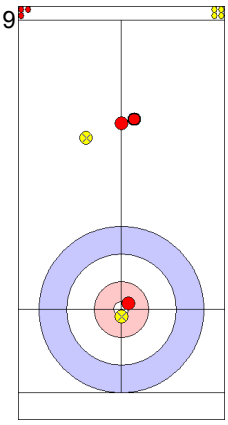

SCO: McCLEARY J
Draw In 0

10

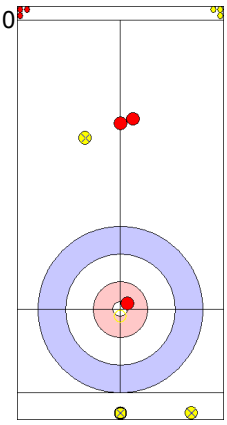

ROU: MATAU C
Clearing Out 0

11

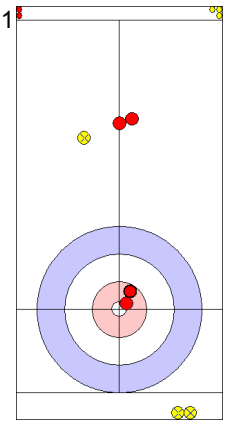

SCO: McCLEARY J
Draw In 4

12

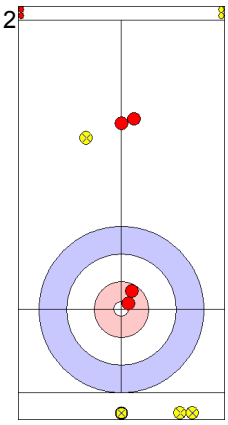

ROU: MATAU C
Draw In 0

13

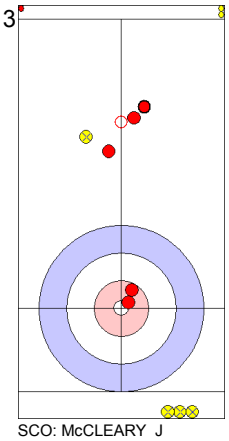

SCO: McCLEARY J
Draw In 0

14

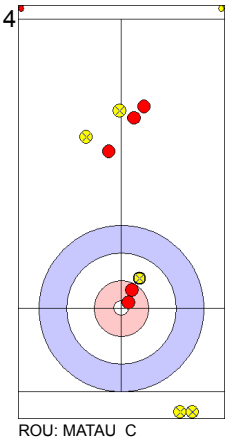

ROU: MATAU C
Draw In 4

15

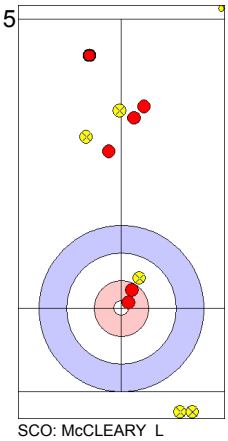

SCO: McCLEARY L
Guard Out 4

16

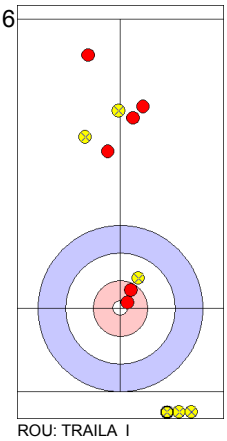

ROU: TRAILA I
Raise In 0

Game - Shot by Shot

SCO - Scotland	6 + 3	ROU - Romania	0 + 0	End 3

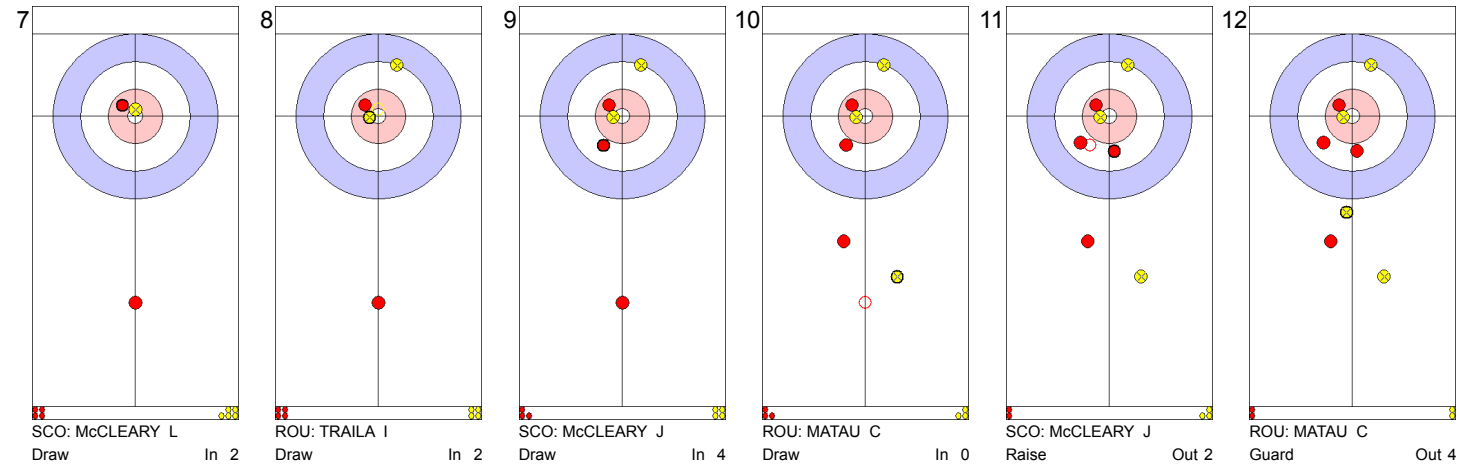

7	8	9	10	11	12
SCO: McCLEARY L	ROU: TRAILA I	SCO: McCLEARY J	ROU: MATAU C	SCO: McCLEARY J	ROU: MATAU C
Draw In 2	Draw In 2	Draw In 4	Draw In 0	Raise Out 2	Guard Out 4

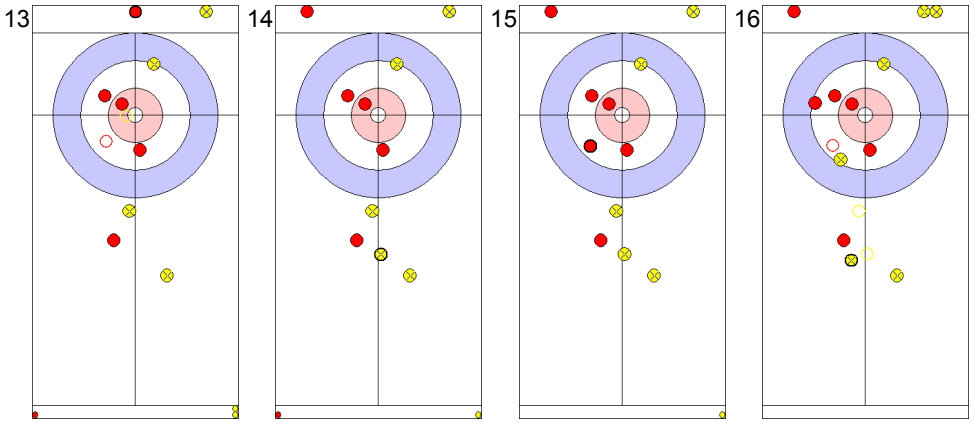

13	14	15	16
SCO: McCLEARY J	ROU: MATAU C	SCO: McCLEARY L	ROU: TRAILA I
Raise In 4	Draw In 0	Draw In 4	Raise Out 1

Game - Shot by Shot

SCO - Scotland	9 + 2	ROU - Romania	0 + 0	End 4

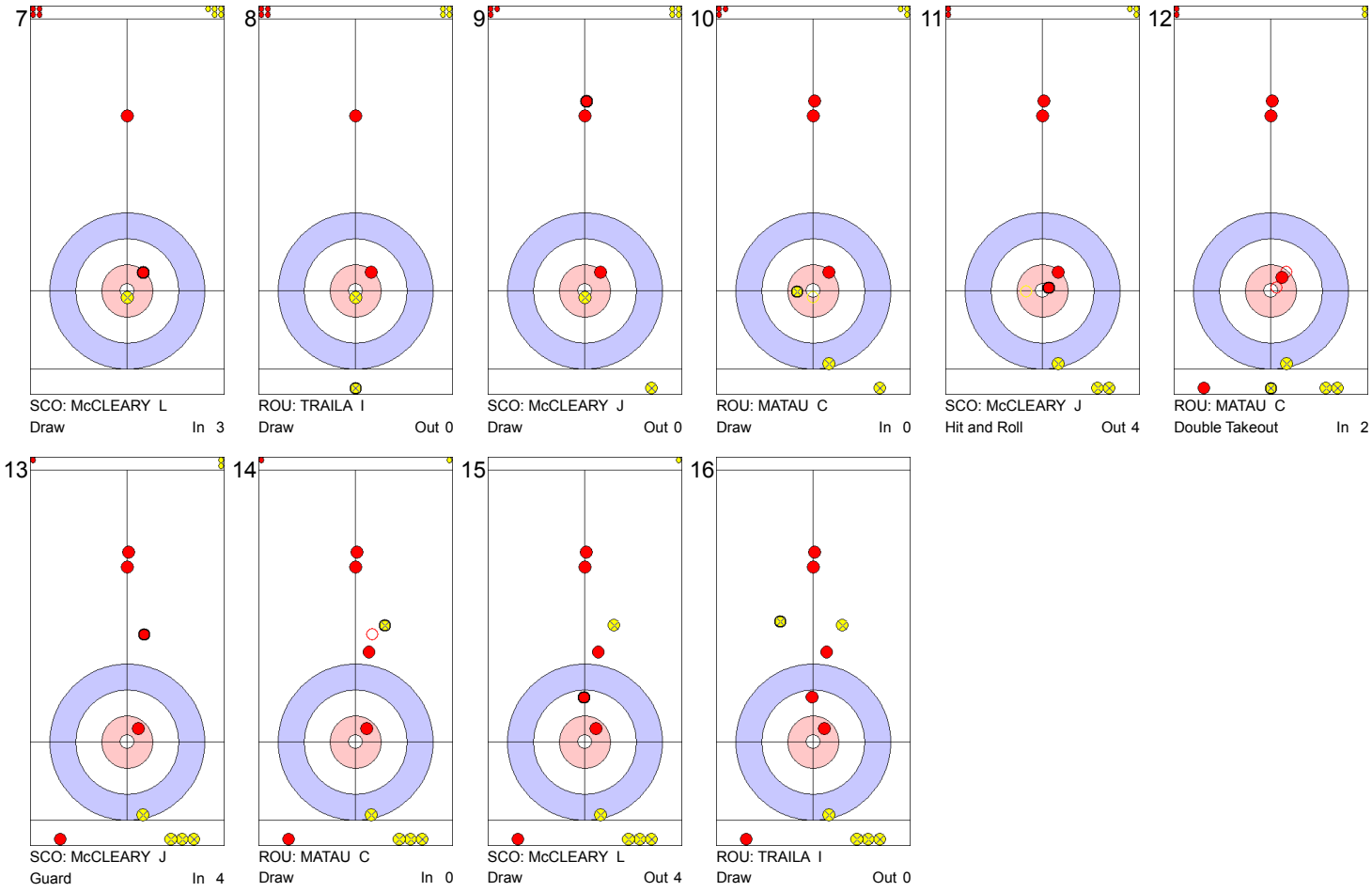

7
SCO: McCLEARY L
Draw In 3

8
ROU: TRAILA I
Draw Out 0

9
SCO: McCLEARY J
Draw Out 0

10
ROU: MATAU C
Draw In 0

11
SCO: McCLEARY J
Hit and Roll Out 4

12
ROU: MATAU C
Double Takeout In 2

13
SCO: McCLEARY J
Guard In 4

14
ROU: MATAU C
Draw In 0

15
SCO: McCLEARY L
Draw Out 4

16
ROU: TRAILA I
Draw Out 0

Game - Shot by Shot

SCO - Scotland	11 + 5	ROU - Romania	0 + 0	End 5

7

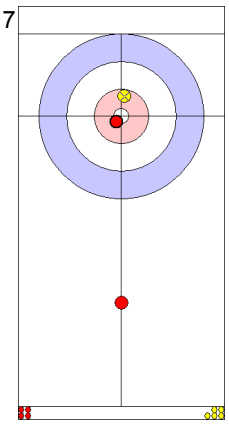

SCO: McCLEARY L
Draw In 4

8

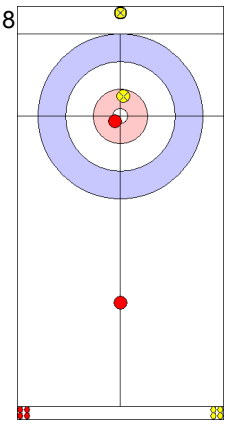

ROU: TRAILA I
Draw In 0

9

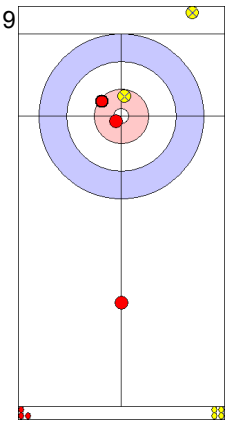

SCO: McCLEARY J
Draw In 3

10

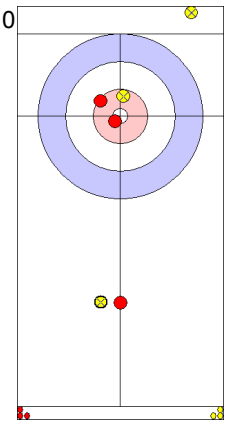

ROU: MATAU C
Draw In 0

11

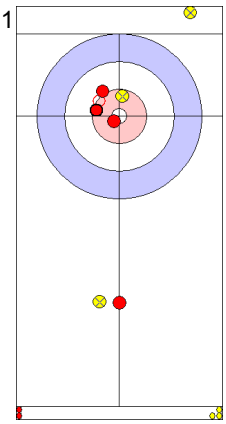

SCO: McCLEARY J
Draw In 2

12

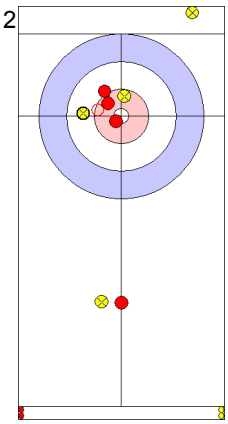

ROU: MATAU C
Draw In 2

13

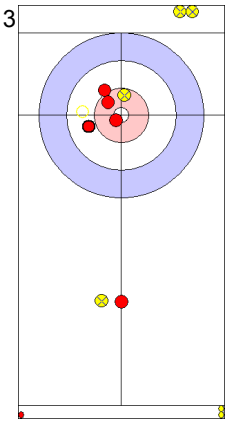

SCO: McCLEARY J
Hit and Roll In 3

14

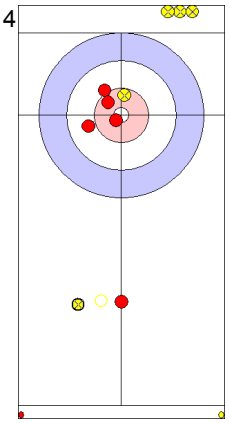

ROU: MATAU C
Takeout In 0

15

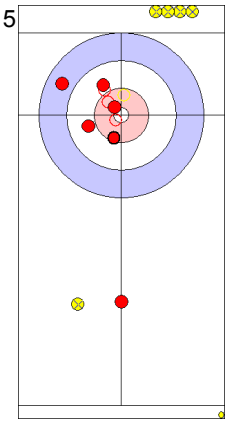

SCO: McCLEARY L
Raise In 4

16

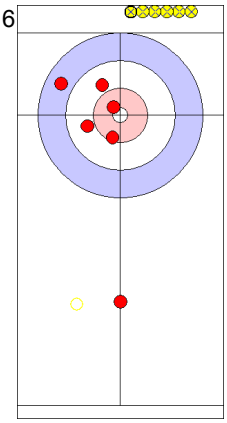

ROU: TRAILA I
Takeout In 0

Game - Shot by Shot

SCO - Scotland	16 + X	ROU - Romania	0 + X	End 6

7

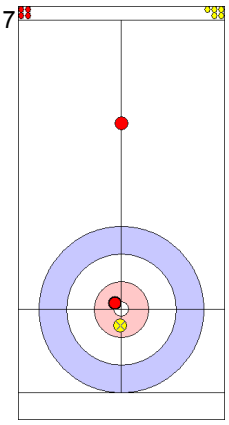

SCO: McCLEARY L
Draw In 4

8

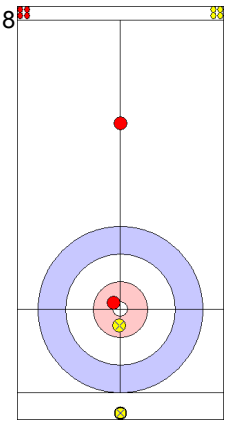

ROU: TRAILA I
Draw In 0

9

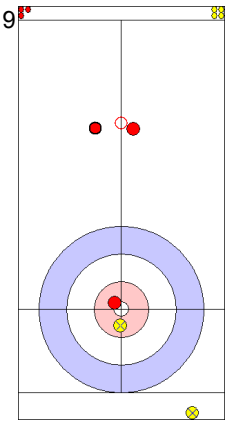

SCO: McCLEARY J
Draw Out 0

10

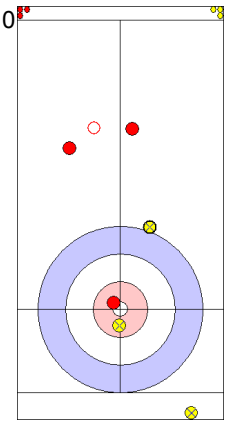

ROU: MATAU C
Draw Out 1

11

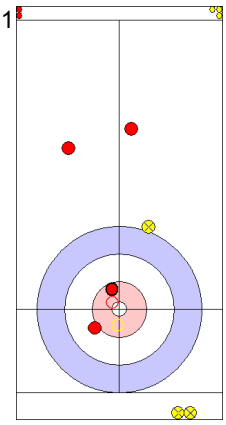

SCO: McCLEARY J
Raise In 4

12

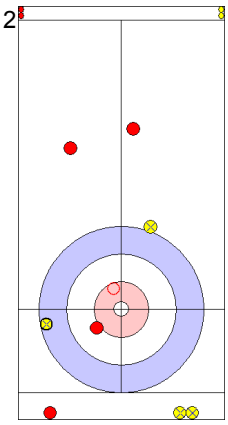

ROU: MATAU C
Hit and Roll Out 2

13

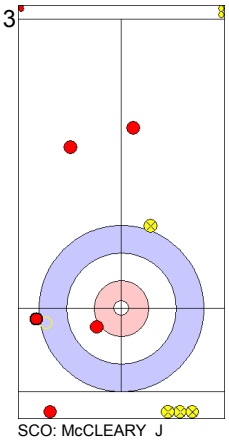

SCO: McCLEARY J
Takeout Out 4

Game Results

Sheet	Game	Team	LSFE	1	2	3	4	5	6	7	8	Extra Ends						Total
E	1	KOR - Korea	*	3	0	2	0	1	1	1	0							8
	1	POL - Poland		0	1	0	2	0	0	0	1							4

KOR - Korea		Game	All
F	LEE Hyein	55 %	55 %
M	BEAK Jong-Chul	55 %	55 %
	Team Total	55 %	55 %

Last Stone Draw: 156.3cm — 80.5cm ↻ LEE H; 75.8cm ↺ BEAK J

Time remaining: 4 minutes 1 second

POL - Poland		Game	All
F	FLOREK Karolina	47 %	47 %
M	MOLSKI Szymon	57 %	57 %
	Team Total	51 %	51 %

Last Stone Draw: 370.8cm — 185.4cm ↻ FLOREK K; 185.4cm ↺ MOLSKI S

Time remaining: 1 minute 39 seconds

Detailed Game Statistics:

KOR - Korea		Draws		Takeouts		Total	
F	LEE Hyein	14	59 %	2	25 %	16	55 %
M	BEAK Jong-Chul	17	54 %	7	57 %	24	55 %
	Team Total	31	56 %	9	50 %	40	55 %

POL - Poland		Draws		Takeouts		Total	
F	FLOREK Karolina	22	44 %	2	75 %	24	47 %
M	MOLSKI Szymon	11	57 %	4	56 %	15	57 %
	Team Total	33	48 %	6	63 %	39	51 %

LEGEND
F Female **LSFE** (*) Last stone first end **M** Male

Game - Shot by Shot

KOR - Korea	0 + 3	POL - Poland	0 + 0	End 1

7

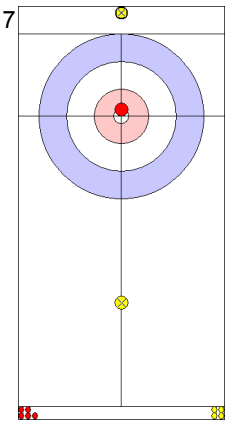

POL: MOLSKI S
Draw In 1

8

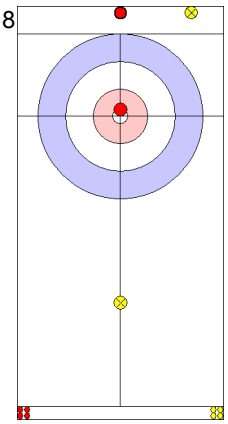

KOR: LEE H
Draw In 4

9

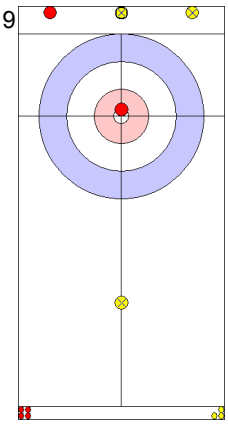

POL: FLOREK K
Draw Out 1

10

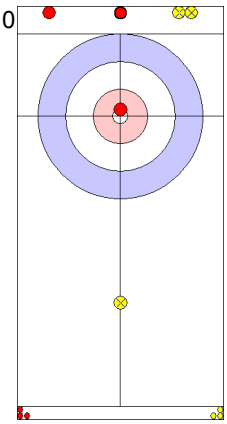

KOR: BEAK J
Draw Out 4

11

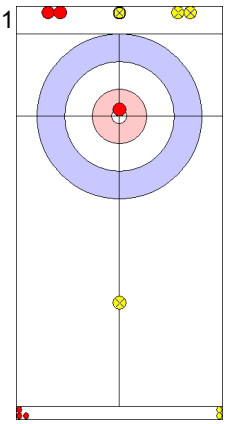

POL: FLOREK K
Draw In 2

12

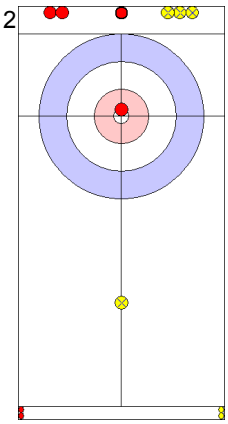

KOR: BEAK J
Draw In 3

13

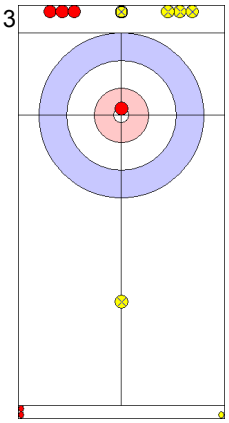

POL: FLOREK K
Draw In 3

14

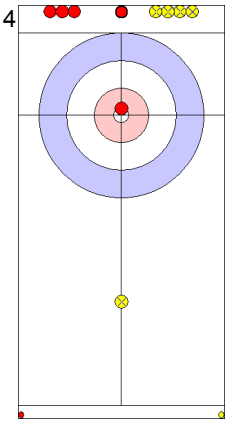

KOR: BEAK J
Draw Out 3

15

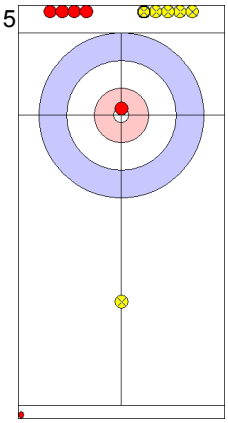

POL: MOLSKI S
Takeout In 3

16

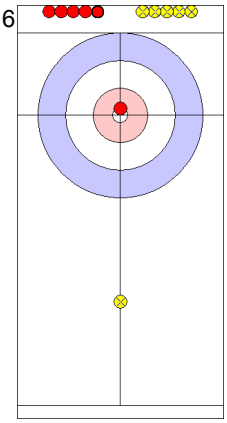

KOR: LEE H
Draw Out 3

Game - Shot by Shot

KOR - Korea	3 + 0	POL - Poland	0 + 1	End 2

7

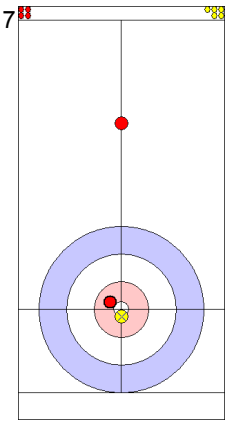

KOR: LEE H
Draw In 2

8

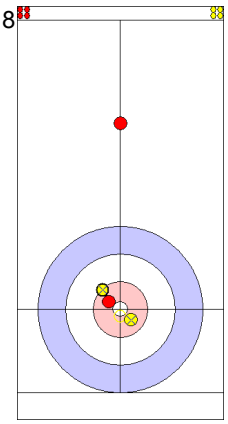

POL: MOLSKI S
Raise In 2

9

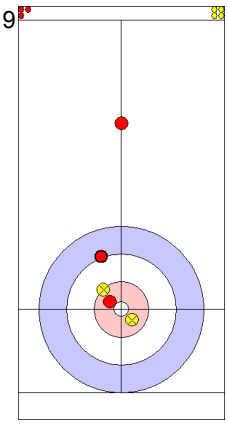

KOR: BEAK J
Draw In 1

10

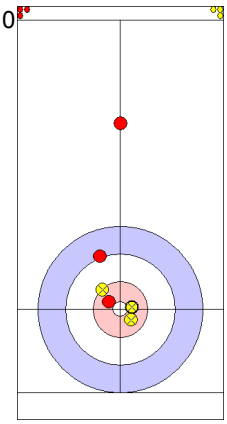

POL: FLOREK K
Draw Out 2

11

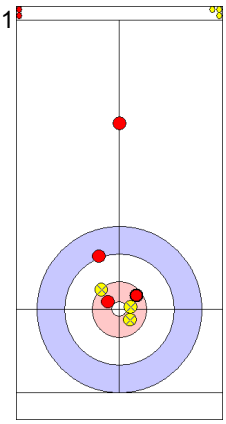

KOR: BEAK J
Draw Out 2

12

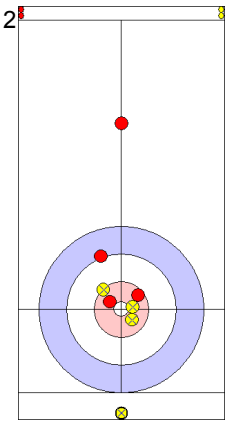

POL: FLOREK K
Raise Out 2

13

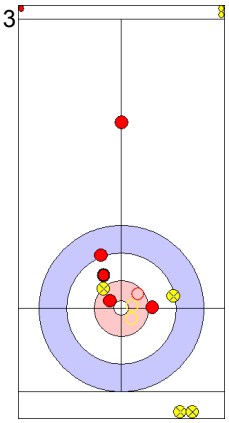

KOR: BEAK J
Takeout Out 3

14

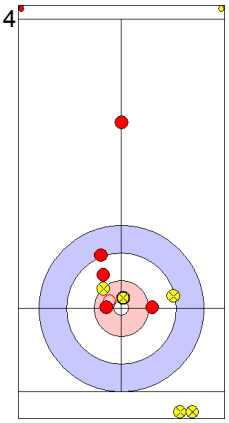

POL: FLOREK K
Draw Out 4

15

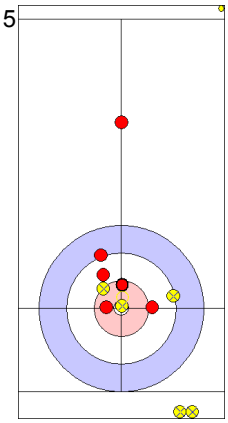

KOR: LEE H
Draw Out 3

16

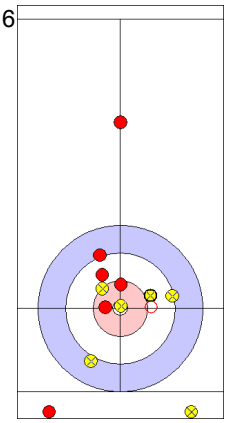

POL: MOLSKI S
Takeout Out 4

Game - Shot by Shot

KOR - Korea	3 + 2	POL - Poland	1 + 0	End 3

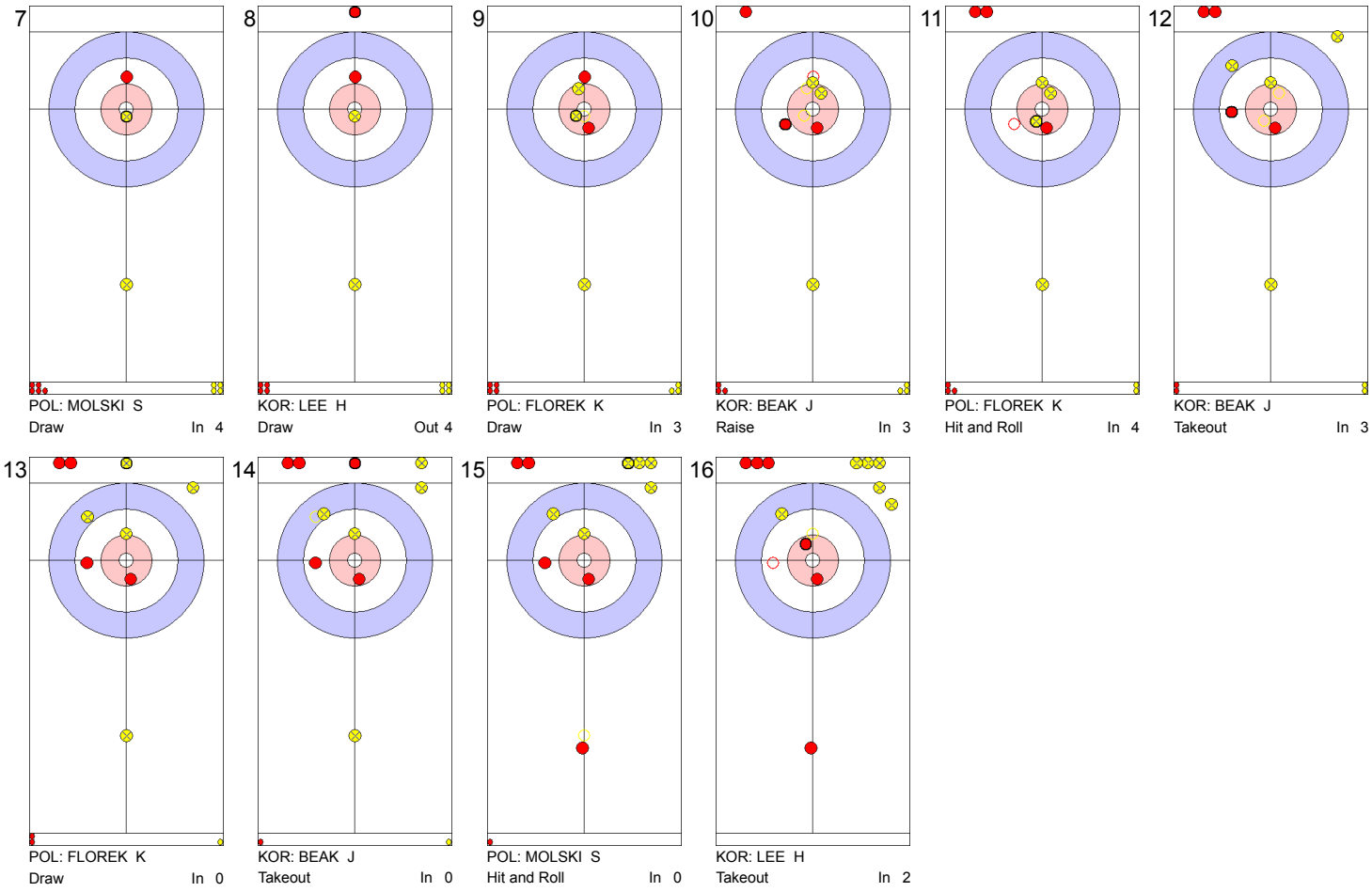

7	8	9	10	11	12
POL: MOLSKI S	KOR: LEE H	POL: FLOREK K	KOR: BEAK J	POL: FLOREK K	KOR: BEAK J
Draw In 4	Draw Out 4	Draw In 3	Raise In 3	Hit and Roll In 4	Takeout In 3

13	14	15	16
POL: FLOREK K	KOR: BEAK J	POL: MOLSKI S	KOR: LEE H
Draw In 0	Takeout In 0	Hit and Roll In 0	Takeout In 2

Game - Shot by Shot

KOR - Korea	5 + 0	POL - Poland	1 + 2	End 4

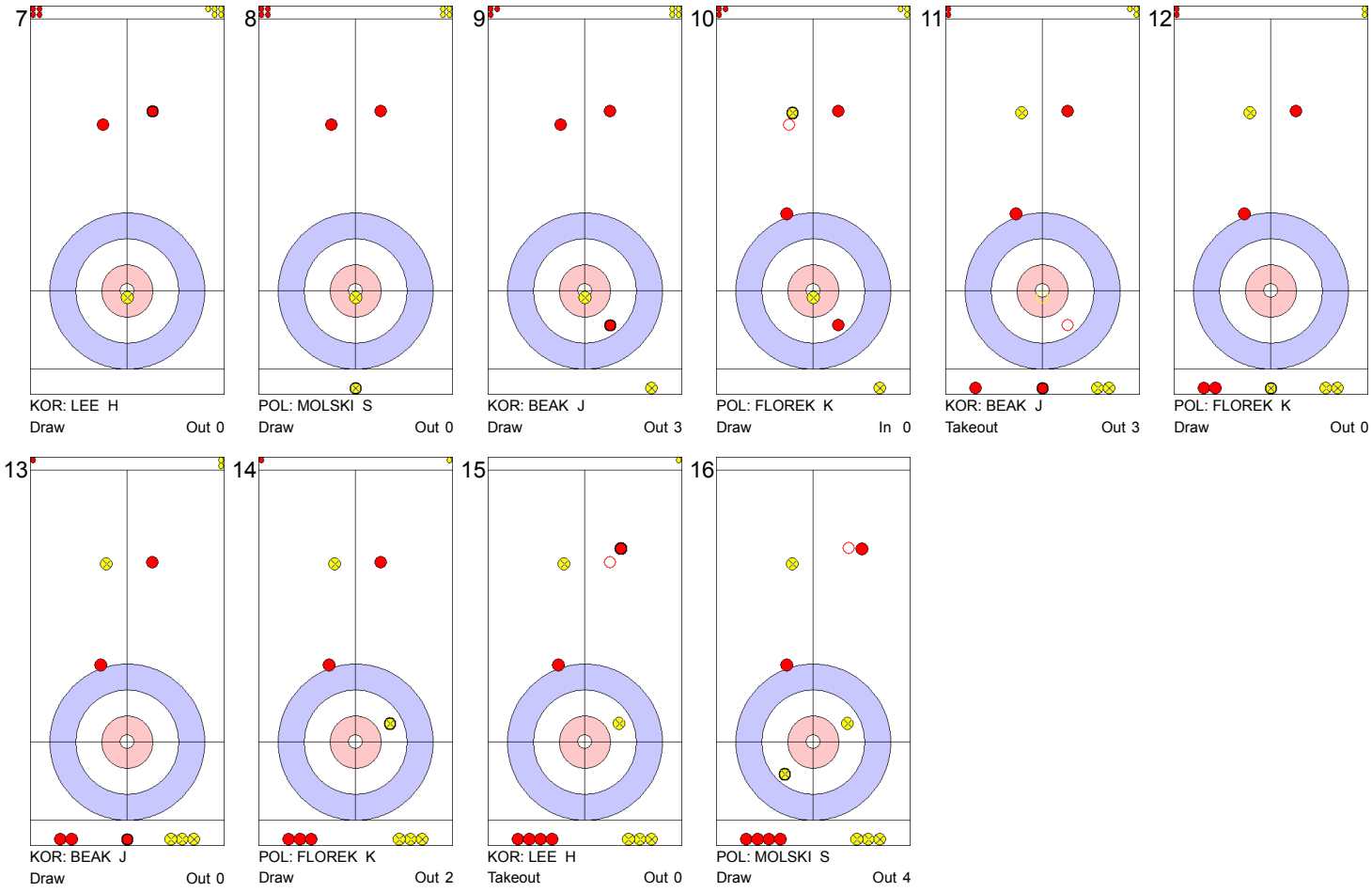

Game - Shot by Shot

KOR - Korea	5 + 1	POL - Poland	3 + 0	End 5

7

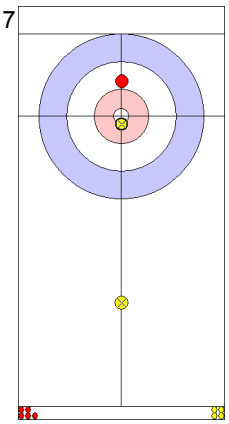

POL: MOLSKI S
Draw In 4

8

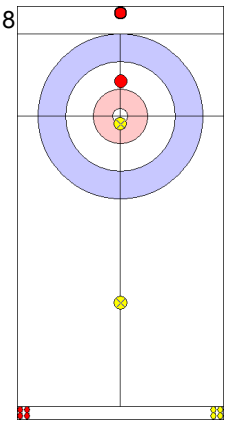

KOR: LEE H
Draw Out 0

9

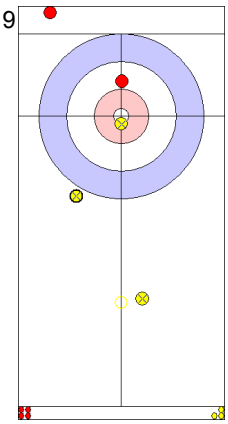

POL: FLOREK K
Draw In 0

10

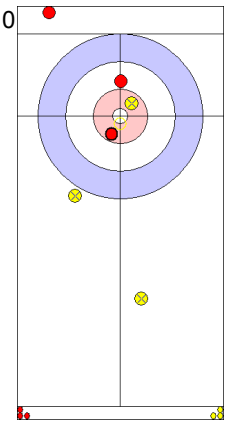

KOR: BEAK J
Draw In 2

11

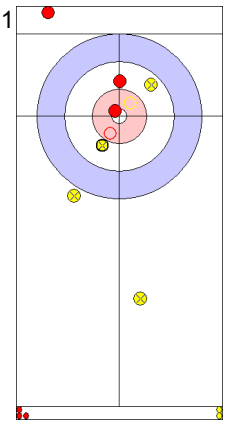

POL: FLOREK K
Draw In 2

12

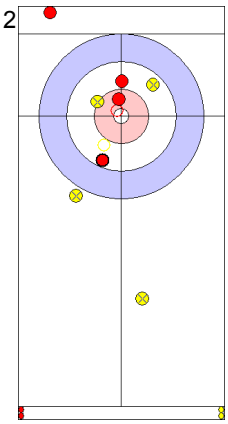

KOR: BEAK J
Draw In 2

13

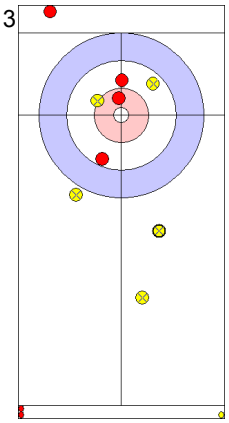

POL: FLOREK K
Draw Out 0

14

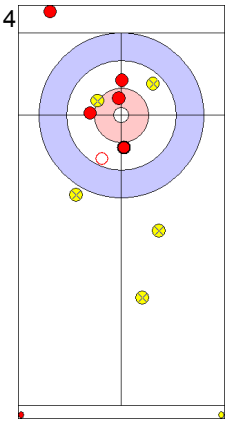

KOR: BEAK J
Draw In 3

15

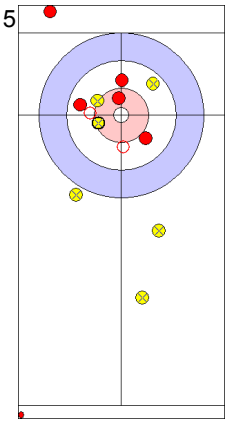

POL: MOLSKI S
Draw In 2

16

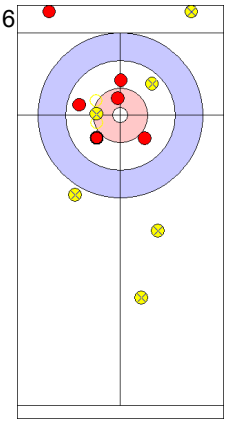

KOR: LEE H
Draw In 1

Game - Shot by Shot

KOR - Korea	6 + 1	POL - Poland	3 + 0	End 6

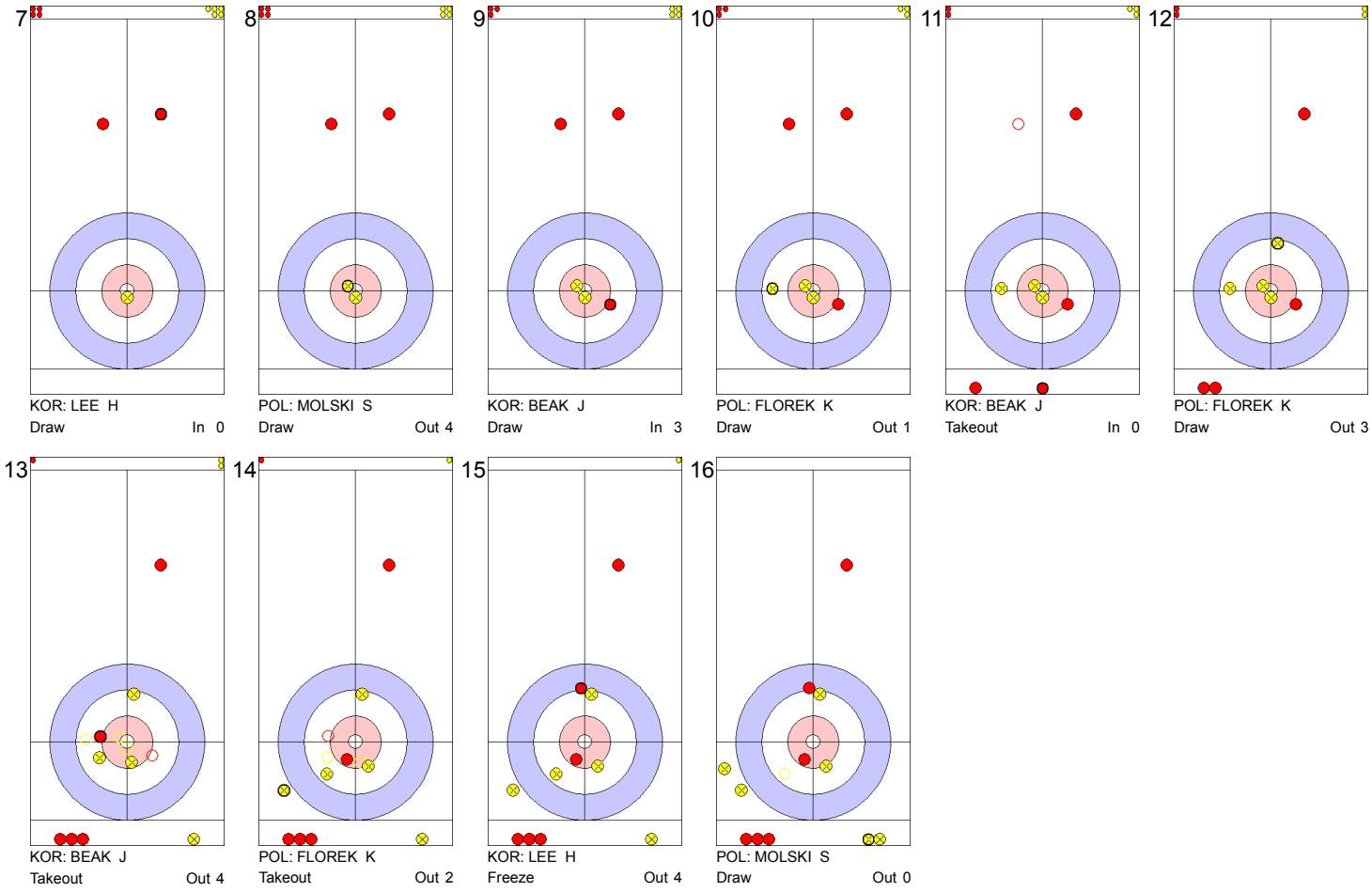

Game - Shot by Shot

KOR - Korea	7 + 1	POL - Poland	3 + 0	End 7

7

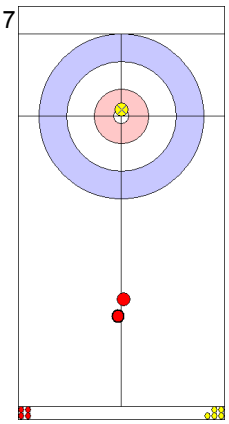

KOR: LEE H
Draw In 0

8

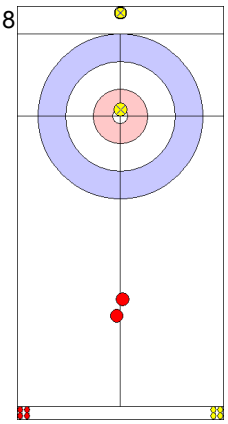

POL: MOLSKI S
Draw In 0

9

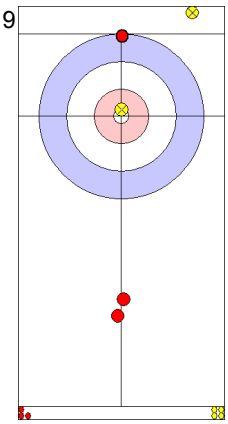

KOR: BEAK J
Draw In 1

10

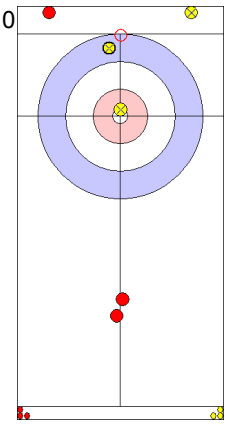

POL: FLOREK K
Draw In 2

11

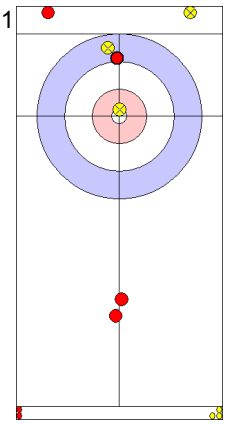

KOR: BEAK J
Draw In 2

12

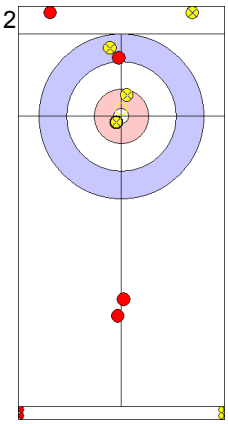

POL: FLOREK K
Draw In 3

13

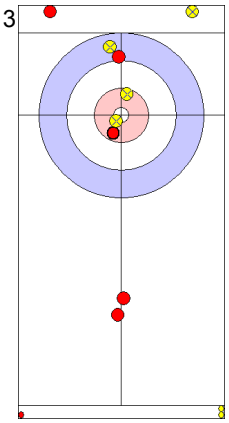

KOR: BEAK J
Draw In 4

14

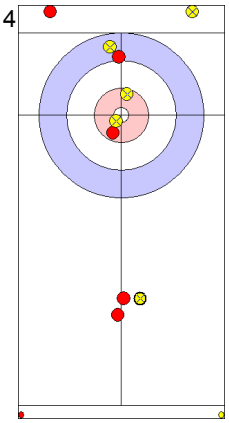

POL: FLOREK K
Draw Out 0

15

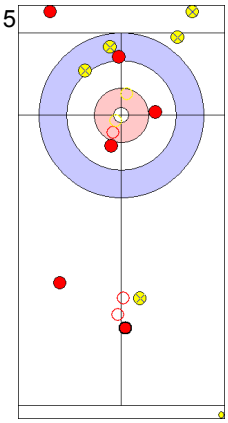

KOR: LEE H
Raise In 4

16

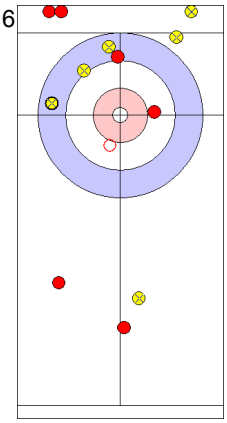

POL: MOLSKI S
Takeout In 2

Game - Shot by Shot

KOR - Korea	8 + 0	POL - Poland	3 + 1	End 8

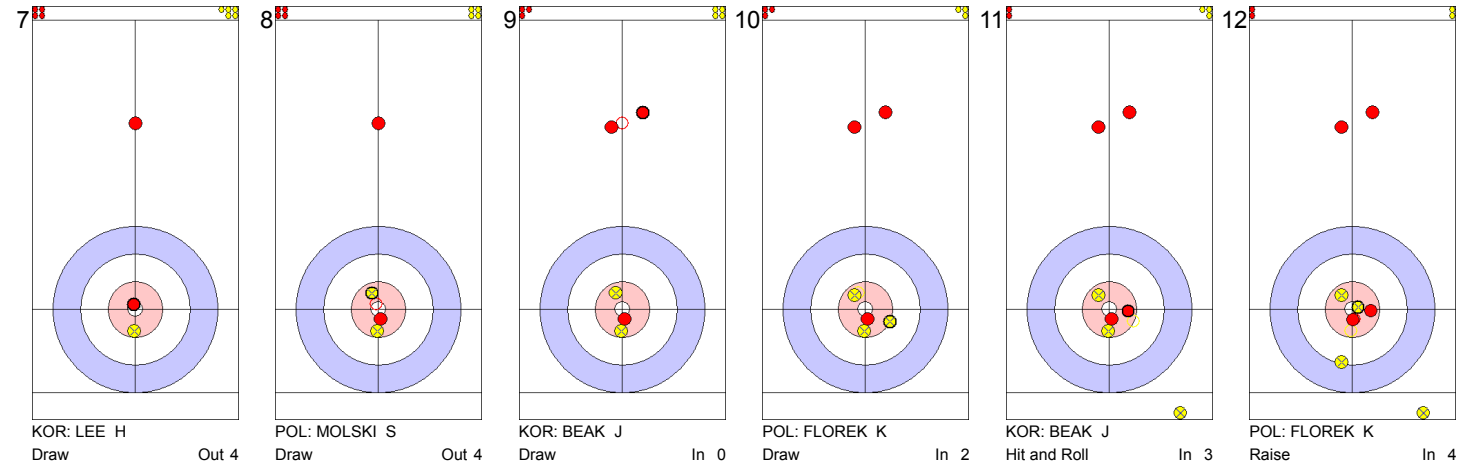

7
KOR: LEE H
Draw Out 4

8
POL: MOLSKI S
Draw Out 4

9
KOR: BEAK J
Draw In 0

10
POL: FLOREK K
Draw In 2

11
KOR: BEAK J
Hit and Roll In 3

12
POL: FLOREK K
Raise In 4

13
KOR: BEAK J
Draw In 1

14
POL: FLOREK K
Raise In 3

15
KOR: LEE H
Draw In 4

Entry List by Country

As of FRI 17 APR 2015

Team	Group	Female Player	Male Player	Coach
AUS - Australia	A	FORGE Kim	JOHNS Steve	ANDERSON John
AUT - Austria	B	WEGHUBER Anna	SCHAGERL Markus	WEGHUBER Manfred
BLR - Belarus	C	KIRILLOVA Ekaterina	KIRILLOV Dmitry	
BRA - Brazil	B	LIMA Aline	MELLO Marcelo	
CAN - Canada	C	PARK Kalynn	THOMAS Charley	WAITE Jim
CHN - China	B	MEI Jie	HUANG Jihui	MA Yongjun
CZE - Czech Republic	A	JELINKOVA Jana	MIHOLA Ondrej	DEYL Jiri
DEN - Denmark	A	DUPONT Denise	DUPONT Oliver	DAMM Ulrik
ENG - England	C	WATSON Lana	MACDOUGALL Alan	
ESP - Spain	C	GARCIA VEZ Irantzu	GARCIA VEZ Gontzal	VEZ BILBAO Sorkunde
EST - Estonia	C	MOELDER Maile	LILL Erkki	KAUSTE Timo
FIN - Finland	B	KIISKINEN Katja	KIISKINEN Kalle	KUOSMANEN Paavo
FRA - France	A	EMBERGER Catherine	MERCIER Thierry	
HUN - Hungary	C	PALANCSA Dorottya	KISS Zsolt	PALANCSA Zoltan
ITA - Italy	B	SALVAI Lucrezia	GONIN Simone	
JPN - Japan	A	TOMABECHI Michiko	TOMABECHI Kenji	TAKADA Akira
KOR - Korea	C	LEE Hyein	BEAK Jong-Chul	KIM Hong Kuen
LAT - Latvia	B	LINDE Iluta	VEIDEMANIS Arnis	CERNAJS Ivars
NOR - Norway	B	SKASLIEN Kristin	NEDREGOTTEN Magnus	INGVALDSEN Ole
NZL - New Zealand	B	JONES Marisa	MUSTAPIC Dan	WATT Dave
POL - Poland	C	FLOREK Karolina	MOLSKI Szymon	
ROU - Romania	C	TRAILA Iulia	MATAU Cristian	MATAU Gheorghe
RUS - Russia	A	MOISEEVA Victoria	DRON Petr	BELANOV Sergey
SCO - Scotland	C	McCLEARY Judith	McCLEARY Lee	ZUMMACK Tony
SLO - Slovenia	B	JURINCIC Valentina	CULIC Jure	
SUI - Switzerland	A	HOWALD Carole	PFISTER Marc	BIDAUD Laurence
SVK - Slovakia	A	SYKOROVA Silvia	SYKORA Marek	SYKORA Daniel
SWE - Sweden	B	JOHANSSON Camilla	NOREEN Per	ANDERSSON Mikael
TUR - Turkey	A	POLAT Oznur	CAKIR Kadir	RAFAEL Daniel
USA - United States	A	ANDERSON Sarah	DROPKIN Korey	ANDERSON Wayne

Competition Officials

As of FRI 17 APR 2015

Function	Name	Country Code
WCF President	CAITHNESS Kate	SCO
WCF Director of Competitions	WENDORF Keith	CAN
WCF Technical Delegate	DARRELL Ell	CAN
Chief Ice Technician	BOURASSA Jamie	CAN
Deputy Chief Ice Technician	BAE Kitae	KOR
	THORNTON Susan	CAN
Chief Umpire	ROETHLISBERGER Eeva	SUI
Deputy Chief Umpire	ORLOV Alexander	RUS
Game Umpire	BOMAS Bob	NED
	CZARNETZKI Randy	USA
	CZARNETZKI Susie	USA
	PATERSON Kaye	SCO
Chief Timer	FORRESTER Harold	SCO
Deputy Chief Timer	YEATS Brian	SCO
Chief Statistician	SAAGER Christian	SUI
Deputy Chief Statistician	SAAGER Nadine	SUI
	YANINA Natalia	RUS

2015 WORLD MIXED DOUBLES CURLING CHAMPIONSHIP (WMDCC)

SOCHI, RUSSIA … 18 - 25 April 2015

PLAYING SCHEDULE

Date		Time	Sheet A	Sheet B	Sheet C	Sheet D	Sheet E
Friday 17 April		**09:30**	**Team Training (see enclosed schedule)**				
		13:30	**Team Meeting for all teams (in the venue)**				
		20:00	**Welcome Reception (TBD)**				
Saturday 18 April	A1	09:00	AUS - TUR	CZE - JPN	RUS - FRA	USA - SVK	DEN - SUI
		11:30	**Opening Ceremonies in the Ice Cube**				
	B1	12:30	NOR - ITA	SWE - SLO	BRA - AUT	CHN - LAT	NZL - FIN
	C1	16:00	BLR - ESP	CAN - HUN	ENG - EST	SCO - ROU	KOR - POL
	B2	19:30	SLO - CHN	ITA - LAT	NZL - NOR	FIN - AUT	SWE - BRA
Sunday 19 April	C2	08:00	HUN - SCO	ESP - ROU	KOR - BLR	POL - EST	CAN - ENG
	A2	11:15	JPN - USA	TUR - SVK	DEN - AUS	SUI - FRA	CZE - RUS
	B3	14:30	AUT - SWE	NOR - FIN	ITA - CHN	BRA - NZL	SLO - LAT
	C3	17:45	EST - CAN	BLR - POL	ESP - SCO	ENG - KOR	HUN - ROU
	A3	21:00	FRA - CZE	AUS - SUI	TUR - USA	RUS - DEN	JPN - SVK
Monday 20 April	B4	09:00	LAT - NZL	BRA - CHN	FIN - SLO	AUT - NOR	ITA - SWE
	C4	12:30	ROU - KOR	ENG - SCO	POL - HUN	EST - BLR	ESP - CAN
	A4	16:00	SVK - DEN	RUS - USA	SUI - JPN	FRA - AUS	TUR - CZE
	C5	19:30	ENG - HUN	KOR - ESP	BLR - ROU	CAN - POL	SCO - EST
Tuesday 21 April	A5	08:00	RUS - JPN	DEN - TUR	AUS - SVK	CZE - SUI	USA - FRA
	B5	11:15	BRA - SLO	NZL - ITA	NOR - LAT	SWE - FIN	CHN - AUT
	C6	14:30	KOR - EST	HUN - BLR	SCO - CAN	ROU - ENG	POL - ESP
	A6	17:45	DEN - FRA	JPN - AUS	USA - CZE	SVK - RUS	SUI - TUR
	B6	21:00	NZL - AUT	SLO - NOR	CHN - SWE	LAT - BRA	FIN - ITA
Wednesday 22 April	C7	09:00	CAN - ROU	POL - ENG	EST - ESP	KOR - HUN	BLR - SCO
	B7	12:30	SWE - LAT	FIN - BRA	AUT - ITA	NZL - SLO	NOR - CHN
	C8	16:00	ESP - ENG	SCO - KOR	ROU - POL	BLR - CAN	EST - HUN
	A7	19:30	CZE - SVK	SUI - RUS	FRA - TUR	DEN - JPN	AUS - USA
Thursday 23 April	B8	08:00	ITA - BRA	CHN - NZL	LAT - FIN	NOR - SWE	AUT - SLO
	A8	11:15	TUR - RUS	USA - DEN	SVK - SUI	AUS - CZE	FRA - JPN
	B9	14:30	CHN - FIN	LAT - AUT	SWE - NZL	SLO - ITA	BRA - NOR
	A9	17:45	USA - SUI	SVK - FRA	CZE - DEN	JPN - TUR	RUS - AUS
	C9	21:00	SCO - POL	ROU - EST	CAN - KOR	HUN - ESP	ENG - BLR
Friday 24 April	TB	**08:00**	**Tie-breaker Games**				
	Qual.	**15:30**	**Qualification Games for the 1/4 Finals (1 game)**				
	1/4 F.	**20:00**	**1/4 Finals (4 games)**				
Saturday 25 April		**10:30**	**Semi-Final Games (2 games)**				
		15:30	**Gold & Bronze Games (2 games)**				
		17:30	**Closing Ceremonies & Medal Presentations (Ice Cube Arena)**				
		19:30	**Farewell Banquet (TBD)**				
Sunday 26 April		Departure of the Teams – Safe Journey Home					