



RESULTS SUMMARY



**World Mixed Doubles
Qualification Event 2024
Dumfries, Scotland**

1 - 7 December 2024





Final Standings

Rank	Team	Players	Gender	Group Rank	DSC
1	ESP - Spain	OTAEGI Oihane UNANUE Mikel RAFAEL Daniel	F M C	Q	
1	NZL - New Zealand	SMITH Jessica SMITH Ben -	F M C	Q	
3	FIN - Finland	IMMONEN Lotta SIPILA Markus SUURIPAA Tiina	F M C	Q	
3	TUR - Türkiye	YILDIZ Dilsat CAKIR Bilal Omer GULTEKIN Mehmet	F M C	Q	
5	LAT - Latvia	GAIDULE Katrina BUNCIS Roberts Reinis GULBIS Ritvars	F M C		
5	SVK - Slovakia	SYKOROVA Silvia SYKORA Marek SYKORA Daniel	F M C		
7	GUY - Guyana	HUSSAIN Farzana HUSAIN Rayad NICHOLLS Jordan	F M C		
7	POR - Portugal	MARTINS ETHIER Antonieta SANTOS Vitor TUCK Kimberly	F M C		
9	HUN - Hungary	JOO Linda KARASZ Raul KISS Zsolt	F M C	A3	35.30 cm
10	SLO - Slovenia	GREGORI Liza LANGUS Simon GREGORI Edita	F M C	C3	37.30 cm
11	POL - Poland	WALCZAK Adela AUGUSTYNIAK Andrzej DOERING Kyle	F M C	D3	48.72 cm
12	IRL - Ireland	BARRON Ailsa WILSON John KENNY Johnjo	F M C	B3	102.29 cm
13	MEX - Mexico	SERRA Danielle TOMPKINS Diego TOMPKINS Doug	F M C	B4	46.91 cm
14	ENG - England	OPEL Lina OPEL Michael GOW Harry	F M C	C4	47.05 cm



Final Standings

Rank	Team	Players	Gender	Group Rank	DSC
15	HKG - Hong Kong, China	HUNG Ling-Yue CHANG Jason COLLINS Rick	F M C	A4	57.02 cm
16	UKR - Ukraine	KONONENKO Oleksandra SHCHUR Yaroslav RAMSAY David	F M C	D4	70.32 cm
17	JAM - Jamaica	SHEPHERD-SPURGEON Margot WALKER Andrew -	F M C	A5	75.94 cm
18	TPE - Chinese Taipei	CHOU Amanda LIU Brendon LIN Ting-Li	F M C	C5	76.27 cm
19	AUT - Austria	MUELLER Emma SEIWALD Martin SCHROEDER Bjoern	F M C	B5	77.56 cm
20	PHI - Philippines	DUBBERSTEIN Kathleen Sumbillo MALVAR Pedro -	F M C	D5	115.05 cm
21	IND - India	CHAUDHARI Namini RAJU P. N. -	F M C	D6	72.97 cm
22	GRE - Greece	RADOUNIKLI Alexandra ARAMPATZIS Alexandros -	F M C	C6	104.55 cm
23	BEL - Belgium	HUIKAMP Annemiek VAN VLAENDEREN Pim -	F M C	A6	116.53 cm
24	KSA - Saudi Arabia	ALAQEL Karrie ALAQEL Suleiman WILLS David	F M C	B6	150.60 cm
25	LTU - Lithuania	RYKOVE Akvile RYKOV Konstantin -	F M C	D7	51.71 cm
26	KGZ - Kyrgyzstan	ASANBAEVA Keremet ABYKEEV Iskhak ASANALIEV Aibek	F M C	B7	87.13 cm
27	BRA - Brazil	DE SOUZA CAMPOS Fabiana Cristina RIBEIRO PIRES Felipe Augusto -	F M C	C7	134.72 cm
28	ROU - Romania	BOBOC Valentina Crina COLIBAN Allen BANGHI Matei	F M C	A7	158.43 cm



Final Standings

Rank	Team	Players	Gender	Group Rank	DSC
29	PUR - Puerto Rico	CONLEY Rachel SEPULVEDA Jose ROTH Dean	F M C	D8	148.74 cm

Note:
Team members are identified as follows:
F = Female, **M** = Male, **C** = Coach

ESP, NZL, FIN and TUR qualified their Member Association for the World Mixed Doubles Curling Championship 2025 in Fredericton, Canada



Competition Summary

Session	Date Time	Sheet A	Sheet B	Sheet C	Sheet D	Sheet E	Sheet F
Session 1	1 DEC 19:30		ENG 6-12 SLO	PUR 2-8 LTU	POL 11-1 IND	PHI 7-9 UKR	BRA 1-7 GRE
Session 2	2 DEC 9:00	PHI 5-11 POL	IND 1-12 FIN	GRE 8-9 ESP	PUR 1-13 NZL	GUY 8-5 TPE	
Session 3	2 DEC 12:30	MEX 6-7 POR	KSA 6-13 IRL	JAM 4-8 HKG	HUN 13-3 ROU	AUT 10-5 KGZ	SVK 0-11 LAT
Session 4	2 DEC 16:00	FIN 8-3 UKR	PHI 4-7 NZL	LTU 8-9 ^{EE} IND	BRA 1-10 GUY	ENG 7-8 ESP	TPE 6-8 SLO
Session 5	2 DEC 19:30	BEL 9-7 ROU	LAT 13-1 JAM	TUR 9-1 MEX	KGZ 5-10 POR	HKG 6-9 ^{EE} SVK	KSA 0-10 AUT
Session 6	3 DEC 9:00	NZL 13-4 LTU	UKR 15-1 PUR	FIN 9-5 POL	GUY 14-1 ENG	SLO 12-0 GRE	ESP 13-1 BRA
Session 7	3 DEC 12:30	JAM 7-8 HUN	SVK 7-2 BEL	POR 14-1 KSA	IRL 11-3 MEX	ROU 3-14 LAT	KGZ 1-14 TUR
Session 8	3 DEC 16:00	ENG 10-0 BRA	ESP 8-4 TPE	GUY 7-4 SLO	IND 5-6 UKR	NZL 7-5 FIN	PHI 8-4 LTU
Session 9	3 DEC 19:30	LAT 8-2 HKG	MEX 12-0 KGZ	SVK 9-2 ROU	AUT 0-8 TUR	BEL 8-9 HUN	POR 9-5 IRL
Session 10	4 DEC 9:00	TPE 9-2 GRE	SLO 7-2 BRA	IND 3-10 PHI	NZL 6-9 POL	UKR 6-4 LTU	FIN 17-1 PUR
Session 11	4 DEC 12:30	AUT 2-8 MEX	TUR 12-1 KSA	BEL 7-8 JAM	ROU 4-7 HKG	KGZ 5-6 IRL	HUN 7-8 ^{EE} SVK
Session 12	4 DEC 16:00	ESP 7-6 ^{EE} GUY		TPE 3-7 ENG	FIN 7-3 PHI	POL 14-4 PUR	NZL 11-1 IND
Session 13	4 DEC 19:30		HKG 4-7 HUN	IRL 6-5 AUT	LAT 10-2 BEL	TUR 7-3 POR	ROU 5-4 JAM
Session 14	5 DEC 9:00	PUR 1-9 PHI	LTU 3-12 POL	UKR 3-9 NZL	SLO 5-8 ESP	MEX 11-2 KSA	GRE 8-3 ENG
Session 15	5 DEC 12:30	IRL 2-8 TUR	POR 9-11 AUT	HUN 4-10 LAT	JAM L-W SVK		HKG 10-0 BEL
Session 16	5 DEC 16:00	KSA 11-8 KGZ	GRE 3-10 GUY	BRA 4-8 TPE	LTU 3-7 FIN	PUR 1-9 IND	POL 10-2 UKR
Play-offs 1 - 4	6 DEC 10:00		LAT 11-3 GUY	ESP 7-6 POR	TUR 1-7 NZL	SVK 8-6 FIN	
Play-offs 5 - 8	6 DEC 15:00		POR 6-7 ^{EE} FIN	NZL 9-7 LAT	SVK 5-7 ESP	GUY 3-11 TUR	
Play-offs 9&10	7 DEC 10:00			TUR 15-3 SVK	FIN 9-6 LAT		

Standings after Round Robin

Group A					Group B				
Rank	Team	Games	Wins	Losses	Rank	Team	Games	Wins	Losses
1	LAT - Latvia	6	6	0 Q	1	TUR - Türkiye	6	6	0 Q
2	SVK - Slovakia	6	5	1 Q	2	POR - Portugal	6	4	2 Q w1
3	HUN - Hungary	6	4	2	3	IRL - Ireland	6	4	2 w0
4	HKG - Hong Kong, China	6	3	3	4	MEX - Mexico	6	3	3 w1
5	JAM - Jamaica	6	1	5 w1	5	AUT - Austria	6	3	3 w0
6	BEL - Belgium	6	1	5 w1	6	KSA - Saudi Arabia	6	1	5
7	ROU - Romania	6	1	5 w1	7	KGZ - Kyrgyzstan	6	0	6
DSC 75.94cm					DSC 116.53cm				
DSC 158.43cm									
Group C					Group D				
Rank	Team	Games	Wins	Losses	Rank	Team	Games	Wins	Losses
1	ESP - Spain	6	6	0 Q	1	FIN - Finland	7	6	1 Q w1
2	GUY - Guyana	6	5	1 Q	2	NZL - New Zealand	7	6	1 Q w1
3	SLO - Slovenia	6	4	2	3	POL - Poland	7	6	1 w1
4	ENG - England	6	2	4 w1	4	UKR - Ukraine	7	4	3
5	TPE - Chinese Taipei	6	2	4 w1	5	PHI - Philippines	7	3	4
6	GRE - Greece	6	2	4 w1	6	IND - India	7	2	5
7	BRA - Brazil	6	0	6	7	LTU - Lithuania	7	1	6
					8	PUR - Puerto Rico	7	0	7
					DSC 34.12cm				
					DSC 38.86cm				
					DSC 48.72cm				



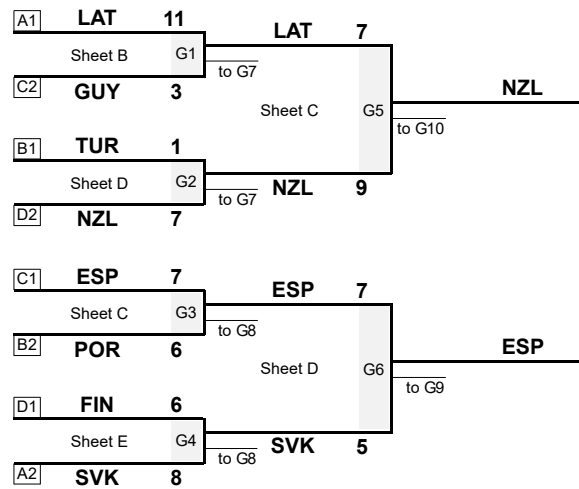
Competition Summary

Merged Group Standings

Rank Team	Round Robin Results		Rank Team	Round Robin Results		Rank Team	Round Robin Results				
	Group Rank	DSC		Group Rank	DSC		Group Rank	DSC			
1 LAT - Latvia	A	1	26.80cm	11 POL - Poland	D	3	48.72cm	21 IND - India	D	6	72.97cm
2 TUR - Türkiye	B	1	30.25cm	12 IRL - Ireland	B	3	102.29cm	22 GRE - Greece	C	6	104.55cm
3 FIN - Finland	D	1	34.12cm	13 MEX - Mexico	B	4	46.91cm	23 BEL - Belgium	A	6	116.53cm
4 ESP - Spain	C	1	43.94cm	14 ENG - England	C	4	47.05cm	24 KSA - Saudi Arabia	B	6	150.60cm
5 NZL - New Zealand	D	2	38.86cm	15 HKG - Hong Kong	A	4	57.02cm	25 LTU - Lithuania	D	7	51.71cm
6 GUY - Guyana	C	2	38.97cm	16 UKR - Ukraine	D	4	70.32cm	26 KGZ - Kyrgyzstan	B	7	87.13cm
7 SVK - Slovakia	A	2	71.71cm	17 JAM - Jamaica	A	5	75.94cm	27 BRA - Brazil	C	7	134.72cm
8 POR - Portugal	B	2	75.74cm	18 TPE - Chinese Taipei	C	5	76.27cm	28 ROU - Romania	A	7	158.43cm
9 HUN - Hungary	A	3	35.30cm	19 AUT - Austria	B	5	77.56cm	29 PUR - Puerto Rico	D	8	148.74cm
10 SLO - Slovenia	C	3	37.30cm	20 PHI - Philippines	D	5	115.05cm				

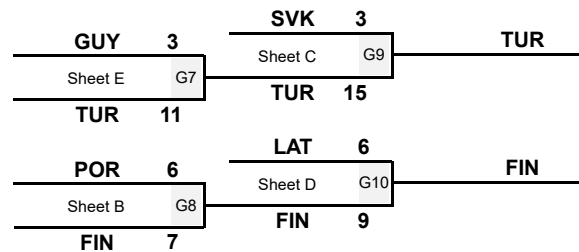
Play-offs Bracket

A-Road



The winners of G5 and G6 qualify the Member Association for the World Mixed Doubles Curling Championship

B-Road



The winners of G9 and G10 qualify the Member Association for the World Mixed Doubles Curling Championship

Legend:

An Final rank in Group A	Bn Final rank in Group B	Cn Final rank in Group C
Dn Final rank in Group D	DSC Draw Shot Challenge	EE Extra End
L Loss	Q Qualified for the play-offs	W Win
wn Number of wins (n) against tied teams		

ESP, FIN, NZL and TUR qualified their Member Association for the World Mixed Doubles Curling Championship 2025 in Fredericton, Canada



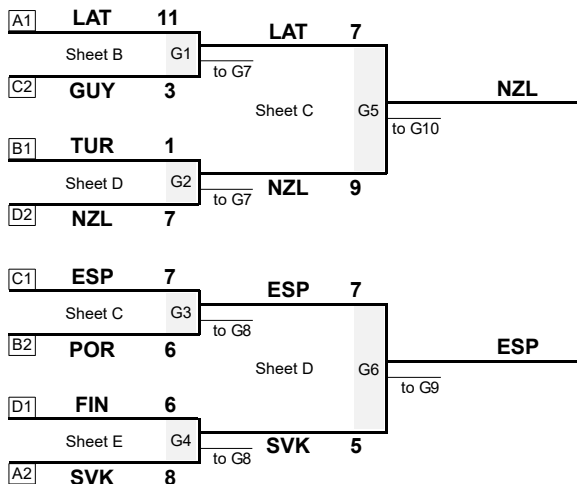


Session Results and Standings

Sheet	Team	LSD/LSFE	1	2	3	4	5	6	7	8	Extra Ends	Total
C	TUR - Türkiye	17.5cm *	5	0	6	1	0	3	X	X		15
	SVK - Slovakia	41.2cm	0	2	0	0	1	0	X	X		3
D	FIN - Finland	96.8cm	0	0	1	1	0	4	0	3		9
	LAT - Latvia	73.0cm *	1	1	0	0	3	0	1	0		6

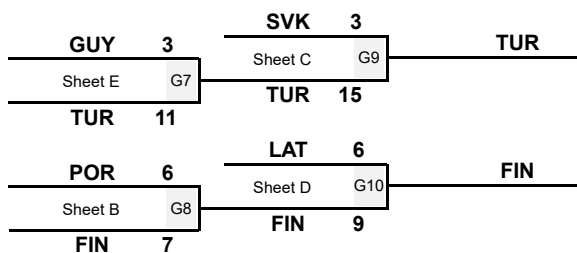
Play-offs Bracket

A-Road



The winners of G5 and G6 qualify the Member Association for the World Mixed Doubles Curling Championship

B-Road



The winners of G9 and G10 qualify the Member Association for the World Mixed Doubles Curling Championship

Legend:

- Power Play
- Cn** Final rank in Group C
- LSFE(*)** Last Stone First End
- An** Final rank in Group A
- Dn** Final rank in Group D
- X** Unplayed/unfinished end due to concession
- Bn** Final rank in Group B
- LSD** Last Stone Draw

ESP, FIN, NZL and TUR qualified their Member Association for the World Mixed Doubles Curling Championship 2025 in Fredericton, Canada

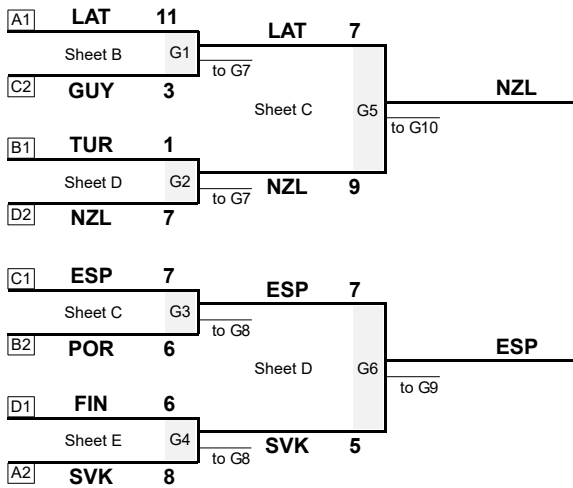


Session Results and Standings

Sheet	Team	LSD/LSFE	1	2	3	4	5	6	7	8	Extra Ends	Total
B	POR - Portugal	102.9cm	3	0	0	2	0	0	1	0		6
	FIN - Finland	22.9cm *	0	2	1	0	1	1	0	1		7
C	NZL - New Zealand	221.8cm	0	2	0	0	1	4	0	2		9
	LAT - Latvia	55.0cm *	3	0	2	1	0	0	1	0		7
D	SVK - Slovakia	220.0cm	1	1	0	0	0	1	0	2		5
	ESP - Spain	175.8cm *	0	0	2	1	2	0	2	0		7
E	GUY - Guyana	41.4cm *	0	0	1	0	2	0	X	X		3
	TUR - Türkiye	399.2cm	1	3	0	4	0	3	X	X		11

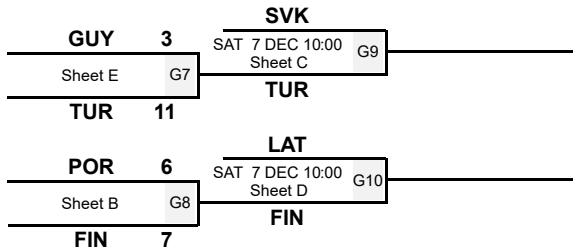
Play-offs Bracket

A-Road



The winners of G5 and G6 qualify the Member Association for the World Mixed Doubles Curling Championship

B-Road



The winners of G9 and G10 qualify the Member Association for the World Mixed Doubles Curling Championship

Legend:		
<input type="checkbox"/> Power Play	An Final rank in Group A	Bn Final rank in Group B
Cn Final rank in Group C	Dn Final rank in Group D	LSD Last Stone Draw
LSFE(*) Last Stone First End	X Unplayed/unfinished end due to concession	

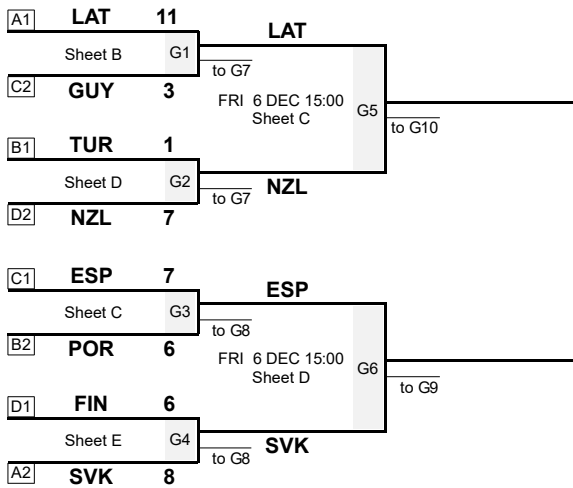


Session Results and Standings

Sheet	Team	LSD/LSFE	1	2	3	4	5	6	7	8	Extra Ends	Total
B	LAT - Latvia	68.3cm *	1	3	4	0	1	2	X	X		11
	GUY - Guyana	165.8cm	0	0	0	3	0	0	X	X		3
C	ESP - Spain	6.1cm *	3	1	0	1	0	1	0	1		7
	POR - Portugal	399.2cm	0	0	3	0	2	0	1	0		6
D	TUR - Türkiye	210.6cm	0	0	0	1	0	0	0	X		1
	NZL - New Zealand	31.9cm *	2	1	1	0	1	1	1	X		7
E	SVK - Slovakia	233.8cm *	1	0	1	3	0	2	0	1		8
	FIN - Finland	243.0cm	0	2	0	0	2	0	2	0		6

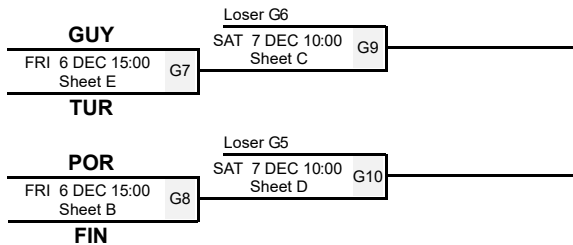
Play-offs Bracket

A-Road



The winners of G5 and G6 qualify the Member Association for the World Mixed Doubles Curling Championship

B-Road



The winners of G9 and G10 qualify the Member Association for the World Mixed Doubles Curling Championship

Legend:

- Power Play
- Cn** Final rank in Group C
- LSFE(*)** Last Stone First End
- An** Final rank in Group A
- Dn** Final rank in Group D
- X** Unplayed/unfinished end due to concession
- Bn** Final rank in Group B
- LSD** Last Stone Draw



Competition Matrix

Group A

Team	BEL	HKG	HUN	JAM	LAT	ROU	SVK
BEL		0 - 10	8 - 9	7 - 8	2 - 10	9 - 7	2 - 7
HKG	10 - 0		4 - 7	8 - 4	2 - 8	7 - 4	6 - 9
HUN	9 - 8	7 - 4		8 - 7	4 - 10	13 - 3	7 - 8
JAM	8 - 7	4 - 8	7 - 8		1 - 13	4 - 5	L - W
LAT	10 - 2	8 - 2	10 - 4	13 - 1		14 - 3	11 - 0
ROU	7 - 9	4 - 7	3 - 13	5 - 4	3 - 14		2 - 9
SVK	7 - 2	9 - 6	8 - 7	W - L	0 - 11	9 - 2	

Standings after Round Robin

Rank	Team	Games	Wins	Losses		
1	LAT - Latvia	6	6	0		Q
2	SVK - Slovakia	6	5	1		Q
3	HUN - Hungary	6	4	2		
4	HKG - Hong Kong, China	6	3	3		
5	JAM - Jamaica	6	1	5	w1	DSC 75.94cm
6	BEL - Belgium	6	1	5	w1	DSC 116.53cm
7	ROU - Romania	6	1	5	w1	DSC 158.43cm



Competition Matrix

Group B

Team	AUT	IRL	KGZ	KSA	MEX	POR	TUR
AUT		5 - 6	10 - 5	10 - 0	2 - 8	11 - 9	0 - 8
IRL	6 - 5		6 - 5	13 - 6	11 - 3	5 - 9	2 - 8
KGZ	5 - 10	5 - 6		8 - 11	0 - 12	5 - 10	1 - 14
KSA	0 - 10	6 - 13	11 - 8		2 - 11	1 - 14	1 - 12
MEX	8 - 2	3 - 11	12 - 0	11 - 2		6 - 7	1 - 9
POR	9 - 11	9 - 5	10 - 5	14 - 1	7 - 6		3 - 7
TUR	8 - 0	8 - 2	14 - 1	12 - 1	9 - 1	7 - 3	

Standings after Round Robin

Rank	Team	Games	Wins	Losses	
1	TUR - Türkiye	6	6	0	Q
2	POR - Portugal	6	4	2	Q w1
3	IRL - Ireland	6	4	2	w0
4	MEX - Mexico	6	3	3	w1
5	AUT - Austria	6	3	3	w0
6	KSA - Saudi Arabia	6	1	5	
7	KGZ - Kyrgyzstan	6	0	6	



Competition Matrix

Group C

Team	BRA	ENG	ESP	GRE	GUY	SLO	TPE
BRA		0 - 10	1 - 13	1 - 7	1 - 10	2 - 7	4 - 8
ENG	10 - 0		7 - 8	3 - 8	1 - 14	6 - 12	7 - 3
ESP	13 - 1	8 - 7		9 - 8	7 - 6	8 - 5	8 - 4
GRE	7 - 1	8 - 3	8 - 9		3 - 10	0 - 12	2 - 9
GUY	10 - 1	14 - 1	6 - 7	10 - 3		7 - 4	8 - 5
SLO	7 - 2	12 - 6	5 - 8	12 - 0	4 - 7		8 - 6
TPE	8 - 4	3 - 7	4 - 8	9 - 2	5 - 8	6 - 8	

Standings after Round Robin

Rank	Team	Games	Wins	Losses			
1	ESP - Spain	6	6	0			Q
2	GUY - Guyana	6	5	1			Q
3	SLO - Slovenia	6	4	2			
4	ENG - England	6	2	4		w1	DSC 47.05cm
5	TPE - Chinese Taipei	6	2	4		w1	DSC 76.27cm
6	GRE - Greece	6	2	4		w1	DSC 104.55cm
7	BRA - Brazil	6	0	6			



Competition Matrix

Group D

Team	FIN	IND	LTU	NZL	PHI	POL	PUR	UKR
FIN		12 - 1	7 - 3	5 - 7	7 - 3	9 - 5	17 - 1	8 - 3
IND	1 - 12		9 - 8	1 - 11	3 - 10	1 - 11	9 - 1	5 - 6
LTU	3 - 7	8 - 9		4 - 13	4 - 8	3 - 12	8 - 2	4 - 6
NZL	7 - 5	11 - 1	13 - 4		7 - 4	6 - 9	13 - 1	9 - 3
PHI	3 - 7	10 - 3	8 - 4	4 - 7		5 - 11	9 - 1	7 - 9
POL	5 - 9	11 - 1	12 - 3	9 - 6	11 - 5		14 - 4	10 - 2
PUR	1 - 17	1 - 9	2 - 8	1 - 13	1 - 9	4 - 14		1 - 15
UKR	3 - 8	6 - 5	6 - 4	3 - 9	9 - 7	2 - 10	15 - 1	

Standings after Round Robin

Rank	Team	Games	Wins	Losses				
1	FIN - Finland	7	6	1	Q	w1	DSC	34.12cm
2	NZL - New Zealand	7	6	1	Q	w1	DSC	38.86cm
3	POL - Poland	7	6	1		w1	DSC	48.72cm
4	UKR - Ukraine	7	4	3				
5	PHI - Philippines	7	3	4				
6	IND - India	7	2	5				
7	LTU - Lithuania	7	1	6				
8	PUR - Puerto Rico	7	0	7				

Legend:

DSC Draw Shot Challenge

W Win

L Loss

wn Number of wins (n) against tied teams

Q Qualified for the play-offs



Draw Shot Challenge by Group

Group A		Stone Rotation	Last Stone Draw in each Round Robin Game						DSC
Rank	Team		1	2	3	4	5	6	
1	LAT - Latvia	☺	29.0	17.3	51.0	87.7	34.0	11.8	26.80cm
		☹	35.9	36.0	21.7	16.0	44.1	22.2	
2	HUN - Hungary	☺	65.3	34.4	62.8	33.8	15.2	37.5	35.30cm
		☹	9.2	34.8	64.7	108.4	12.6	48.0	
3	HKG - Hong Kong, China	☺	35.8	186.3	128.9	87.5	35.4	123.4	57.02cm
		☹	44.0	31.9	33.8	43.3	175.9	6.2	
4	SVK - Slovakia	☺	29.6	68.3	11.0	199.6	199.6	83.1	71.71cm
		☹	50.1	136.9	22.5	195.3	30.6	89.7	
5	JAM - Jamaica	☺	9.1	128.9	130.8	45.4	61.1	25.1	75.94cm
		☹	59.0	199.6	17.8	161.7	127.3	154.9	
6	BEL - Belgium	☺	199.6	45.3	37.6	25.2	116.5	189.6	116.53cm
		☹	141.8	60.7	199.6	199.6	194.4	154.6	
7	ROU - Romania	☺	153.7	199.6	199.6	199.6	199.6	122.6	158.43cm
		☹	199.6	92.5	78.7	138.8	199.6	199.6	

Group B		Stone Rotation	Last Stone Draw in each Round Robin Game						DSC
Rank	Team		1	2	3	4	5	6	
1	TUR - Türkiye	☺	8.8	13.6	37.2	53.0	20.9	66.7	30.25cm
		☹	15.3	40.8	58.3	28.7	47.1	37.1	
2	MEX - Mexico	☺	199.6	28.2	100.2	29.2	42.2	16.6	46.91cm
		☹	35.4	101.2	97.0	5.9	52.1	62.3	
3	POR - Portugal	☺	28.9	94.3	199.6	132.3	190.0	58.3	75.74cm
		☹	28.8	49.9	47.5	88.0	199.6	39.4	
4	AUT - Austria	☺	111.3	64.6	42.9	80.7	98.2	199.6	77.56cm
		☹	199.6	141.8	25.1	79.8	120.2	11.0	
5	KGZ - Kyrgyzstan	☺	38.9	169.4	107.9	45.4	199.6	87.6	87.13cm
		☹	15.6	56.9	90.4	199.6	115.8	143.4	
6	IRL - Ireland	☺	42.4	73.8	47.2	199.6	199.6	62.4	102.29cm
		☹	6.9	199.6	171.5	19.9	199.6	199.6	
7	KSA - Saudi Arabia	☺	178.8	199.6	161.3	82.8	160.0	88.2	150.60cm
		☹	199.6	199.6	199.6	195.1	199.6	41.0	



Draw Shot Challenge by Group

Group C		Stone Rotation	Last Stone Draw in each Round Robin Game						DSC
Rank	Team		1	2	3	4	5	6	
1	SLO - Slovenia	🕒	61.4	16.4	46.9	28.8	27.3	199.6	37.30cm
		🕒	33.6	25.4	170.4	23.1	94.5	15.6	
2	GUY - Guyana	🕒	89.5	9.1	31.0	78.5	44.9	46.6	38.97cm
		🕒	82.8	23.1	18.7	39.6	15.4	108.3	
3	ESP - Spain	🕒	57.4	123.0	45.5	6.9	145.3	69.9	43.94cm
		🕒	6.6	52.0	31.5	95.4	36.4	37.8	
4	ENG - England	🕒	99.4	144.4	53.9	80.7	2.2	55.2	47.05cm
		🕒	88.8	12.0	84.5	26.0	63.6	3.6	
5	TPE - Chinese Taipei	🕒	199.6	104.1	116.0	17.3	36.4	80.7	76.27cm
		🕒	31.4	97.4	199.6	166.3	64.4	48.7	
6	GRE - Greece	🕒	56.9	29.3	76.7	199.6	199.6	57.8	104.55cm
		🕒	199.6	199.6	120.1	68.8	37.1	199.6	
7	BRA - Brazil	🕒	31.3	173.9	75.1	67.4	145.3	177.7	134.72cm
		🕒	199.6	130.3	199.6	147.0	199.6	199.6	

Group D		Stone Rotation	Last Stone Draw in each Round Robin Game							DSC
Rank	Team		1	2	3	4	5	6	7	
1	FIN - Finland	🕒	31.9	39.6	39.6	144.4	29.0	20.9	46.9	34.12cm
		🕒	21.8	70.0	11.0	64.1	56.8	26.5	80.0	
2	NZL - New Zealand	🕒	18.8	82.1	57.6	89.2	17.1	22.7	18.1	38.86cm
		🕒	26.0	101.8	24.8	45.9	41.5	52.1	47.7	
3	POL - Poland	🕒	189.7	28.5	17.5	60.8	175.6	19.5	29.4	48.72cm
		🕒	25.3	199.6	16.7	31.9	9.5	101.9	45.5	
4	LTU - Lithuania	🕒	199.6	20.9	8.3	144.4	182.1	35.0	32.0	51.71cm
		🕒	66.5	69.6	77.4	22.9	21.6	50.5	74.6	
5	UKR - Ukraine	🕒	8.3	32.2	53.3	62.5	28.2	199.6	84.2	70.32cm
		🕒	137.8	199.6	76.4	60.2	44.7	199.6	157.6	
6	IND - India	🕒	117.0	80.8	199.6	85.6	37.9	199.6	126.6	72.97cm
		🕒	169.3	88.8	20.9	53.3	56.4	19.7	107.9	
7	PHI - Philippines	🕒	148.9	48.3	199.6	31.5	199.6	138.7	77.3	115.05cm
		🕒	93.5	129.7	34.8	180.4	199.6	145.1	199.6	
8	PUR - Puerto Rico	🕒	199.6	142.1	117.5	38.3	183.0	122.5	35.2	148.74cm
		🕒	85.6	199.6	199.6	199.6	199.6	199.6	191.5	

Note:
The Draw Shot Challenge (DSC) is the average distance of all the individual Last Stone Draws (LSD), which were delivered by a team during the round robin. Since the groups are of differing sizes, to ensure the DSC is calculated the same way, only the LSDs from the first 'equal number' of games will be used. The two least favourable results will be eliminated before calculating the average distance. The team with the lesser DSC receives the higher ranking. If the DSCs are equal then the team with the best non-equal counting LSD receives the higher ranking. In the case where all counting LSDs are equal, the team ranked higher in the official World Curling World Ranking is ranked higher.

Legend:
🕒 Clockwise
🕒 Counter-clockwise
DSC Draw Shot Challenge
~~nnn.n~~ Eliminated Last Stone Draw





Scoring Analysis

Team	Games	LSFE	Stolen Ends	Last Stone Eff.	Points Scored						Total	Plus / Minus
					0	1	2	3	4	>4		
LAT	For	6	14	76%	0	9	11	4	2	3	66	+54
	Against	0	2		0	10	1	0	0	0	12	
TUR	For	5	21	75%	0	12	14	3	1	1	58	+50
	Against	1	2		0	8	0	0	0	0	8	
FIN	For	4	13	67%	0	14	7	5	4	1	65	+42
	Against	3	0		1	9	4	2	0	0	23	
POL	For	4	11	67%	0	8	8	5	2	5	72	+42
	Against	3	4		0	11	6	1	1	0	30	
NZL	For	7	11	52%	0	13	7	6	4	1	66	+39
	Against	0	3		0	11	4	1	0	1	27	
GUY	For	5	14	47%	0	11	11	6	1	0	55	+34
	Against	1	4		0	10	4	1	0	0	21	
ESP	For	4	14	38%	0	15	10	3	1	1	53	+22
	Against	2	5		0	8	5	3	1	0	31	
SLO	For	4	14	42%	0	12	10	4	1	0	48	+19
	Against	2	6		0	9	7	2	0	0	29	
POR	For	4	14	40%	0	14	7	2	2	2	52	+17
	Against	2	7		0	6	7	5	0	0	35	
MEX	For	4	12	35%	0	9	8	4	1	0	41	+10
	Against	2	10		0	11	5	2	1	0	31	
SVK	For	3	11	29%	0	13	6	3	1	0	38	+9
	Against	3	9		0	11	7	0	1	0	29	
HUN	For	5	9	42%	0	10	9	1	3	1	48	+8
	Against	1	9		0	13	5	0	3	1	40	
IRL	For	3	8	36%	0	11	2	5	2	1	43	+7
	Against	3	9		0	12	7	2	1	0	36	
HKG	For	2	14	33%	0	20	6	0	0	1	37	+5
	Against	4	5		0	8	7	2	1	0	32	
PHI	For	2	11	33%	0	12	8	2	3	0	46	+4
	Against	5	10		0	16	6	2	2	0	42	
AUT	For	3	14	29%	0	13	5	5	0	0	38	+2
	Against	3	12		0	11	5	2	1	1	36	
UKR	For	4	12	24%	0	17	4	2	2	1	44	0
	Against	3	7		0	12	2	5	2	1	44	
TPE	For	2	8	27%	0	14	6	3	0	0	35	-2
	Against	4	7		0	10	9	3	0	0	37	
ENG	For	4	11	27%	0	12	5	4	0	0	34	-11
	Against	2	12		0	9	5	7	0	1	45	
GRE	For	1	9	18%	0	10	3	1	1	1	28	-16
	Against	5	15		0	15	6	3	2	0	44	



Scoring Analysis

Team	Games	LSFE	Stolen Ends	Last Stone Eff.	Points Scored						Total	Plus / Minus
					0	1	2	3	4	>4		
JAM	For	3	2	22%	0	6	4	1	2	0	25	-21
	Against	3	16		0	16	10	2	1	0	46	
BEL	For	0	8	14%	0	13	0	2	1	1	28	-23
	Against	6	12		0	16	2	3	3	2	51	
LTU	For	5	3	31%	1	9	6	3	1	0	34	-23
	Against	2	13		0	12	9	6	1	1	57	
IND	For	1	8	12%	0	13	4	0	2	0	29	-30
	Against	6	15		0	13	8	3	4	1	59	
ROU	For	2	4	17%	0	13	4	1	0	0	24	-32
	Against	4	9		0	10	8	5	0	3	56	
KGZ	For	1	3	21%	0	7	2	3	1	0	24	-39
	Against	5	19		0	16	8	6	2	1	63	
BRA	For	1	1	4%	0	6	0	1	0	0	9	-46
	Against	5	22		0	19	9	3	1	1	55	
KSA	For	1	2	17%	0	7	1	1	1	1	21	-47
	Against	5	15		0	9	7	6	3	3	68	
PUR	For	1	4	4%	0	9	1	0	0	0	11	-74
	Against	6	21		0	11	6	3	8	4	85	
Total	91		280		1	332	169	80	39	21	1'172	

Note:
Stolen ends are the ends won without the last stone advantage.
Last Stone Efficiency: Scoring two or more points with last stone advantage.

Legend:
>4 More than four points scored **Eff.** Efficiency **LSFE** Last Stone First End



Summary of Big Ends

Points Scored	By	Against	Session	End	Game Result
6	FIN - Finland	PUR - Puerto Rico	10	6	17 : 1
5	POL - Poland	UKR - Ukraine	16	6	10 : 2
5	POL - Poland	PUR - Puerto Rico	12	6	14 : 4
5	POL - Poland	PUR - Puerto Rico	12	5	14 : 4
5	POL - Poland	NZL - New Zealand	10	2	9 : 6
5	POL - Poland	IND - India	1	6	11 : 1
5	LAT - Latvia	HUN - Hungary	15	2	10 : 4
5	LAT - Latvia	BEL - Belgium	13	7	10 : 2
5	LAT - Latvia	ROU - Romania	7	5	14 : 3
5	POR - Portugal	AUT - Austria	15	1	9 : 11
5	POR - Portugal	KSA - Saudi Arabia	7	1	14 : 1
5	BEL - Belgium	ROU - Romania	5	7	9 : 7
5	ESP - Spain	BRA - Brazil	6	5	13 : 1
5	GRE - Greece	ENG - England	14	5	8 : 3
5	HKG - Hong Kong, China	BEL - Belgium	15	1	10 : 0
5	HUN - Hungary	ROU - Romania	3	3	13 : 3
5	IRL - Ireland	KSA - Saudi Arabia	3	6	13 : 6
5	KSA - Saudi Arabia	KGZ - Kyrgyzstan	16	8	11 : 8
5	NZL - New Zealand	LTU - Lithuania	6	6	13 : 4
5	TUR - Türkiye	KSA - Saudi Arabia	11	6	12 : 1
5	UKR - Ukraine	PUR - Puerto Rico	6	6	15 : 1
4	FIN - Finland	PUR - Puerto Rico	10	2	17 : 1
4	FIN - Finland	PUR - Puerto Rico	10	1	17 : 1
4	FIN - Finland	POL - Poland	6	4	9 : 5
4	FIN - Finland	IND - India	2	1	12 : 1
4	NZL - New Zealand	UKR - Ukraine	14	5	9 : 3
4	NZL - New Zealand	IND - India	12	1	11 : 1
4	NZL - New Zealand	PUR - Puerto Rico	2	6	13 : 1
4	NZL - New Zealand	PUR - Puerto Rico	2	2	13 : 1
4	HUN - Hungary	HKG - Hong Kong, China	13	4	7 : 4
4	HUN - Hungary	BEL - Belgium	9	8	9 : 8
4	HUN - Hungary	BEL - Belgium	9	6	9 : 8
4	PHI - Philippines	PUR - Puerto Rico	14	1	9 : 1
4	PHI - Philippines	IND - India	10	1	10 : 3
4	PHI - Philippines	UKR - Ukraine	1	5	7 : 9
4	IND - India	PUR - Puerto Rico	16	3	9 : 1
4	IND - India	LTU - Lithuania	4	7	9 : 8
4	IRL - Ireland	MEX - Mexico	7	3	11 : 3



Summary of Big Ends

Points Scored	By	Against	Session	End	Game Result
4	IRL - Ireland	KSA - Saudi Arabia	3	2	13 : 6
4	JAM - Jamaica	BEL - Belgium	11	8	8 : 7
4	JAM - Jamaica	HUN - Hungary	7	6	7 : 8
4	LAT - Latvia	JAM - Jamaica	5	2	13 : 1
4	LAT - Latvia	SVK - Slovakia	3	2	11 : 0
4	POL - Poland	PUR - Puerto Rico	12	3	14 : 4
4	POL - Poland	PHI - Philippines	2	8	11 : 5
4	POR - Portugal	KSA - Saudi Arabia	7	2	14 : 1
4	POR - Portugal	KGZ - Kyrgyzstan	5	2	10 : 5
4	UKR - Ukraine	PUR - Puerto Rico	6	1	15 : 1
4	UKR - Ukraine	PHI - Philippines	1	6	9 : 7
4	BEL - Belgium	HUN - Hungary	9	7	8 : 9
4	ESP - Spain	GRE - Greece	2	1	9 : 8
4	GRE - Greece	ESP - Spain	2	2	8 : 9
4	GUY - Guyana	BRA - Brazil	4	2	10 : 1
4	KGZ - Kyrgyzstan	AUT - Austria	3	7	5 : 10
4	KSA - Saudi Arabia	IRL - Ireland	3	5	6 : 13
4	LTU - Lithuania	IND - India	4	2	8 : 9
4	MEX - Mexico	KSA - Saudi Arabia	14	4	11 : 2
4	SLO - Slovenia	GRE - Greece	6	2	12 : 0
4	SVK - Slovakia	HUN - Hungary	11	4	8 : 7
4	TUR - Türkiye	KGZ - Kyrgyzstan	7	3	14 : 1

Note:
Big ends are defined as ends with a score of four or more points.



Power Play Analysis

Team	Games	Number of Power Plays	Points Scored in Power Play							Total
			<0	0/X	1	2	3	4	>4	
AUT - Austria	6	5	3	0	0	1	1	0	0	1
BEL - Belgium	6	5	1	0	2	0	0	1	1	10
BRA - Brazil	6	6	5	0	1	0	0	0	0	-7
ENG - England	6	6	3	0	1	2	0	0	0	0
ESP - Spain	6	5	1	0	4	0	0	0	0	3
FIN - Finland	7	4	0	0	0	2	1	1	0	11
GRE - Greece	6	4	2	0	1	0	0	0	1	3
GUY - Guyana	6	4	0	0	2	1	1	0	0	7
HKG - Hong Kong, China	6	5	0	0	3	2	0	0	0	7
HUN - Hungary	6	6	2	0	1	2	0	1	0	7
IND - India	7	6	2	0	2	1	0	1	0	5
IRL - Ireland	6	6	2	0	1	1	1	0	1	8
JAM - Jamaica	6	5	3	0	1	1	0	0	0	-1
KGZ - Kyrgyzstan	6	0	0	0	0	0	0	0	0	0
KSA - Saudi Arabia	6	5	3	0	1	0	0	0	1	2
LAT - Latvia	6	5	0	0	0	3	0	0	2	16
LTU - Lithuania	7	6	1	0	3	2	0	0	0	6
MEX - Mexico	6	4	1	0	2	0	1	0	0	2
NZL - New Zealand	7	5	0	0	3	0	0	1	1	12
PHI - Philippines	7	6	3	0	0	2	0	1	0	2
POL - Poland	7	6	0	0	1	2	1	0	2	18
POR - Portugal	6	4	1	1	0	1	1	0	0	4
PUR - Puerto Rico	7	1	1	0	0	0	0	0	0	-4
ROU - Romania	6	6	0	0	3	3	0	0	0	9



Power Play Analysis

Team	Games	Number of Power Plays	Points Scored in Power Play								Total
			<0	0/X	1	2	3	4	>4		
SLO - Slovenia	6	2	0	0	1	1	0	0	0	3	
SVK - Slovakia	6	4	2	0	1	0	1	0	0	1	
TPE - Chinese Taipei	6	4	1	0	2	1	0	0	0	3	
TUR - Türkiye	6	3	1	0	1	0	0	0	1	5	
UKR - Ukraine	7	7	2	1	2	0	0	1	1	9	
Total	91	135	40	2	39	28	8	7	11	142	

Note:
Power Play can be used once per game by each team and only when the team has the last stone advantage. Power Play cannot be used in extra ends.

Legend:
<0 Ends scored by the opponent team
>4 More than four points scored
X Unfinished end due to concession



Session Results and Standings

Sheet	Team	LSD/LSFE	1	2	3	4	5	6	7	8	Extra Ends	Total
A	KSA - Saudi Arabia	129.2cm *	0	1	0	2	0	3	0	5		11
	KGZ - Kyrgyzstan	231.0cm	1	0	2	0	2	0	3	0		8
B	GRE - Greece	257.4cm	0	0	0	2	0	1	0	X		3
	GUY - Guyana	154.9cm *	1	3	1	0	2	0	3	X		10
C	BRA - Brazil	377.3cm	0	0	0	3	0	1	0	0		4
	TPE - Chinese Taipei	129.4cm *	1	1	1	0	1	0	2	2		8
D	LTU - Lithuania	106.6cm *	2	0	0	0	0	0	1	X		3
	FIN - Finland	126.9cm	0	1	2	1	0	3	0	X		7
E	PUR - Puerto Rico	226.7cm *	0	0	0	0	1	0	X	X		1
	IND - India	234.5cm	2	1	4	1	0	1	X	X		9
F	POL - Poland	74.9cm *	3	1	0	1	0	5	X	X		10
	UKR - Ukraine	241.8cm	0	0	1	0	1	0	X	X		2

Standings after Round Robin

Group A

Rank	Team	Games	Wins	Losses	
1	LAT - Latvia	6	6	0	Q
2	SVK - Slovakia	6	5	1	Q
3	HUN - Hungary	6	4	2	
4	HKG - Hong Kong, China	6	3	3	
5	JAM - Jamaica	6	1	5	w1 DSC 75.94cm
6	BEL - Belgium	6	1	5	w1 DSC 116.53cm
7	ROU - Romania	6	1	5	w1 DSC 158.43cm

Group B

Rank	Team	Games	Wins	Losses	
1	TUR - Türkiye	6	6	0	Q
2	POR - Portugal	6	4	2	Q w1
3	IRL - Ireland	6	4	2	w0
4	MEX - Mexico	6	3	3	w1
5	AUT - Austria	6	3	3	w0
6	KSA - Saudi Arabia	6	1	5	
7	KGZ - Kyrgyzstan	6	0	6	

Group C

Rank	Team	Games	Wins	Losses	
1	ESP - Spain	6	6	0	Q
2	GUY - Guyana	6	5	1	Q
3	SLO - Slovenia	6	4	2	
4	ENG - England	6	2	4	w1 DSC 47.05cm
5	TPE - Chinese Taipei	6	2	4	w1 DSC 76.27cm
6	GRE - Greece	6	2	4	w1 DSC 104.55cm
7	BRA - Brazil	6	0	6	

Group D

Rank	Team	Games	Wins	Losses	
1	FIN - Finland	7	6	1	Q w1 DSC 34.12cm
2	NZL - New Zealand	7	6	1	Q w1 DSC 38.86cm
3	POL - Poland	7	6	1	w1 DSC 48.72cm
4	UKR - Ukraine	7	4	3	
5	PHI - Philippines	7	3	4	
6	IND - India	7	2	5	
7	LTU - Lithuania	7	1	6	
8	PUR - Puerto Rico	7	0	7	

Legend:

<input type="checkbox"/> Power Play	DSC Draw Shot Challenge	LSD Last Stone Draw
LSFE(*) Last Stone First End	Q Qualified for the play-offs	wn Number of wins (n) against tied teams
X Unplayed/unfinished end due to concession		



Session Results and Standings

Sheet	Team	LSD/LSFE	1	2	3	4	5	6	7	8	Extra Ends	Total
A	IRL - Ireland	262.0cm	0	1	0	0	0	1	X	X		2
	TUR - Türkiye	103.8cm *	3	0	2	1	2	0	X	X		8
B	POR - Portugal	97.7cm *	5	2	0	2	0	0	0	0		9
	AUT - Austria	210.6cm	0	0	3	0	2	3	1	2		11
C	HUN - Hungary	85.5cm	2	0	0	1	0	1	0	X		4
	LAT - Latvia	34.0cm *	0	5	1	0	2	0	2	X		10
D	JAM - Jamaica	180.0cm	0	0	1	0						L
	SVK - Slovakia	172.8cm *	2	2	0	1						W
F	HKG - Hong Kong, China	129.6cm *	5	1	1	1	1	1	X	X		10
	BEL - Belgium	344.2cm	0	0	0	0	0	0	X	X		0

Current Standings

Group A					Group B				
Rank	Team	Games	Wins	Losses	Rank	Team	Games	Wins	Losses
1	LAT - Latvia	6	6	0 Q	1	TUR - Türkiye	6	6	0 Q
2	SVK - Slovakia	6	5	1 Q	2	POR - Portugal	6	4	2 Q w1
3	HUN - Hungary	6	4	2	3	IRL - Ireland	6	4	2 w0
4	HKG - Hong Kong, China	6	3	3	4	AUT - Austria	6	3	3
5	JAM - Jamaica	6	1	5 w1 DSC 75.94cm	4	MEX - Mexico	6	3	3
6	BEL - Belgium	6	1	5 w1 DSC 116.53cm	6	KGZ - Kyrgyzstan	5	0	5
7	ROU - Romania	6	1	5 w1 DSC 158.43cm	6	KSA - Saudi Arabia	5	0	5

Group C					Group D				
Rank	Team	Games	Wins	Losses	Rank	Team	Games	Wins	Losses
1	ESP - Spain	6	6	0 Q	1	NZL - New Zealand	7	6	1 Q
2	GUY - Guyana	5	4	1 Q	2	FIN - Finland	6	5	1
3	SLO - Slovenia	6	4	2	2	POL - Poland	6	5	1
4	GRE - Greece	5	2	3	4	UKR - Ukraine	6	4	2
5	ENG - England	6	2	4	5	PHI - Philippines	7	3	4
6	TPE - Chinese Taipei	5	1	4	6	IND - India	6	1	5
7	BRA - Brazil	5	0	5	6	LTU - Lithuania	6	1	5
					8	PUR - Puerto Rico	6	0	6

Note:
Under World Curling rules, tie-breaking rules for standings are not applied until after the last game of the round robin.

Legend:
 Power Play **DSC** Draw Shot Challenge **L** Loss
LSD Last Stone Draw **LSFE(*)** Last Stone First End **Q** Qualified for the play-offs
W Win **wn** Number of wins (n) against tied teams **X** Unplayed/unfinished end due to concession





THU 5 DEC 2024
Start Time 9:00

Round Robin Session 14

Session Results and Standings

Sheet	Team	LSD/LSFE	1	2	3	4	5	6	7	8	Extra Ends	Total
A	PUR - Puerto Rico	322.1cm	0	0	0	0	0	1	X	X		1
	PHI - Philippines	276.9cm *	4	1	1	1	2	0	X	X		9
B	LTU - Lithuania	85.5cm *	0	0	2	0	1	0	0	X		3
	POL - Poland	121.4cm	2	3	0	2	0	2	3	X		12
C	UKR - Ukraine	399.2cm	0	0	1	1	0	1	0	X		3
	NZL - New Zealand	65.8cm *	3	1	0	0	4	0	1	X		9
D	SLO - Slovenia	215.2cm	2	0	0	1	0	0	2	0		5
	ESP - Spain	107.7cm *	0	2	1	0	2	2	0	1		8
E	MEX - Mexico	78.9cm *	0	3	0	4	2	2	X	X		11
	KSA - Saudi Arabia	359.6cm	1	0	1	0	0	0	X	X		2
F	GRE - Greece	236.7cm	1	1	0	0	5	1	0	X		8
	ENG - England	58.8cm *	0	0	1	1	0	0	1	X		3

Current Standings

Group A					Group B				
Rank	Team	Games	Wins	Losses	Rank	Team	Games	Wins	Losses
1	LAT - Latvia	5	5	0 Q	1	TUR - Türkiye	5	5	0 Q
2	HUN - Hungary	5	4	1	2	IRL - Ireland	5	4	1
2	SVK - Slovakia	5	4	1	2	POR - Portugal	5	4	1
4	HKG - Hong Kong, China	5	2	3	4	MEX - Mexico	6	3	3
5	BEL - Belgium	5	1	4	5	AUT - Austria	5	2	3
5	JAM - Jamaica	5	1	4	6	KGZ - Kyrgyzstan	5	0	5
7	ROU - Romania	6	1	5	6	KSA - Saudi Arabia	5	0	5

Group C					Group D				
Rank	Team	Games	Wins	Losses	Rank	Team	Games	Wins	Losses
1	ESP - Spain	6	6	0 Q	1	NZL - New Zealand	7	6	1 Q
2	GUY - Guyana	5	4	1 Q	2	FIN - Finland	6	5	1
3	SLO - Slovenia	6	4	2	2	POL - Poland	6	5	1
4	GRE - Greece	5	2	3	4	UKR - Ukraine	6	4	2
5	ENG - England	6	2	4	5	PHI - Philippines	7	3	4
6	TPE - Chinese Taipei	5	1	4	6	IND - India	6	1	5
7	BRA - Brazil	5	0	5	6	LTU - Lithuania	6	1	5
					8	PUR - Puerto Rico	6	0	6

Note:
Under World Curling rules, tie-breaking rules for standings are not applied until after the last game of the round robin.

Legend:
 Power Play **LSD** Last Stone Draw **LSFE(*)** Last Stone First End
 Qualified for the play-offs **X** Unplayed/unfinished end due to concession



Session Results and Standings

Sheet	Team	LSD/LSFE	1	2	3	4	5	6	7	8	Extra	Ends	Total
B	HKG - Hong Kong, China	211.3cm	0	1	1	0	0	1	1	X			4
	HUN - Hungary	27.8cm *	2	0	0	4	1	0	0	X			7
C	IRL - Ireland	399.2cm	0	3	0	0	1	1	1	0			6
	AUT - Austria	218.4cm *	2	0	1	1	0	0	0	1			5
D	LAT - Latvia	78.1cm *	0	1	1	2	1	0	5	X			10
	BEL - Belgium	310.9cm	1	0	0	0	0	1	0	X			2
E	TUR - Türkiye	68.0cm *	0	2	1	2	0	0	2	X			7
	POR - Portugal	389.6cm	1	0	0	0	1	1	0	X			3
F	ROU - Romania	322.2cm	0	1	1	1	0	1	0	1			5
	JAM - Jamaica	188.4cm *	1	0	0	0	2	0	1	0			4

Current Standings

Group A					Group B				
Rank	Team	Games	Wins	Losses	Rank	Team	Games	Wins	Losses
1	LAT - Latvia	5	5	0	1	TUR - Türkiye	5	5	0
2	HUN - Hungary	5	4	1	2	IRL - Ireland	5	4	1
2	SVK - Slovakia	5	4	1	2	POR - Portugal	5	4	1
4	HKG - Hong Kong, China	5	2	3	4	AUT - Austria	5	2	3
5	BEL - Belgium	5	1	4	4	MEX - Mexico	5	2	3
5	JAM - Jamaica	5	1	4	6	KSA - Saudi Arabia	4	0	4
7	ROU - Romania	6	1	5	7	KGZ - Kyrgyzstan	5	0	5

Group C					Group D				
Rank	Team	Games	Wins	Losses	Rank	Team	Games	Wins	Losses
1	ESP - Spain	5	5	0	1	FIN - Finland	6	5	1
2	GUY - Guyana	5	4	1	1	NZL - New Zealand	6	5	1
2	SLO - Slovenia	5	4	1	3	POL - Poland	5	4	1
4	ENG - England	5	2	3	3	UKR - Ukraine	5	4	1
5	GRE - Greece	4	1	3	5	PHI - Philippines	6	2	4
6	TPE - Chinese Taipei	5	1	4	6	LTU - Lithuania	5	1	4
7	BRA - Brazil	5	0	5	7	IND - India	6	1	5
					8	PUR - Puerto Rico	5	0	5

Note:
Under World Curling rules, tie-breaking rules for standings are not applied until after the last game of the round robin.

Legend:

<input type="checkbox"/>	Power Play	LSD	Last Stone Draw	LSFE(*)	Last Stone First End
X	Unplayed/unfinished end due to concession				





Session Results and Standings

Sheet	Team	LSD/LSFE	1	2	3	4	5	6	7	8	Extra Ends	Total
A	ESP - Spain	181.7cm	1	0	3	0	0	1	0	1	1	7
	GUY - Guyana	60.3cm *	0	2	0	2	1	0	1	0	0	6
C	TPE - Chinese Taipei	100.8cm	0	1	0	1	0	0	1	X		3
	ENG - England	65.8cm *	2	0	1	0	3	1	0	X		7
D	FIN - Finland	47.4cm *	1	0	2	1	0	2	1	X		7
	PHI - Philippines	283.8cm	0	1	0	0	2	0	0	X		3
E	POL - Poland	185.1cm *	0	0	4	0	5	5	X	X		14
	PUR - Puerto Rico	382.6cm	1	1	0	2	0	0	X	X		4
F	NZL - New Zealand	74.8cm *	4	0	2	2	1	2	X	X		11
	IND - India	219.3cm	0	1	0	0	0	0	X	X		1

Current Standings

Group A					Group B				
Rank	Team	Games	Wins	Losses	Rank	Team	Games	Wins	Losses
1	LAT - Latvia	4	4	0	1	POR - Portugal	4	4	0
2	SVK - Slovakia	5	4	1	1	TUR - Türkiye	4	4	0
3	HUN - Hungary	4	3	1	3	IRL - Ireland	4	3	1
4	HKG - Hong Kong, China	4	2	2	4	AUT - Austria	4	2	2
5	BEL - Belgium	4	1	3	5	MEX - Mexico	5	2	3
5	JAM - Jamaica	4	1	3	6	KSA - Saudi Arabia	4	0	4
7	ROU - Romania	5	0	5	7	KGZ - Kyrgyzstan	5	0	5

Group C					Group D				
Rank	Team	Games	Wins	Losses	Rank	Team	Games	Wins	Losses
1	ESP - Spain	5	5	0	1	FIN - Finland	6	5	1
2	GUY - Guyana	5	4	1	1	NZL - New Zealand	6	5	1
2	SLO - Slovenia	5	4	1	3	POL - Poland	5	4	1
4	ENG - England	5	2	3	3	UKR - Ukraine	5	4	1
5	GRE - Greece	4	1	3	5	PHI - Philippines	6	2	4
6	TPE - Chinese Taipei	5	1	4	6	LTU - Lithuania	5	1	4
7	BRA - Brazil	5	0	5	7	IND - India	6	1	5
					8	PUR - Puerto Rico	5	0	5

Note:
Under World Curling rules, tie-breaking rules for standings are not applied until after the last game of the round robin.

Legend:
 Power Play **LSD** Last Stone Draw **LSFE(*)** Last Stone First End
 Unplayed/unfinished end due to concession





Session Results and Standings

Sheet	Team	LSD/LSFE	1	2	3	4	5	6	7	8	Extra Ends	Total
A	AUT - Austria	160.5cm	1	0	0	1	0	0	0	X		2
	MEX - Mexico	94.3cm *	0	2	1	0	3	1	1	X		8
B	TUR - Türkiye	81.7cm *	2	2	1	2	0	5	X	X		12
	KSA - Saudi Arabia	277.9cm	0	0	0	0	1	0	X	X		1
C	BEL - Belgium	224.8cm	0	1	0	3	1	1	1	0		7
	JAM - Jamaica	207.1cm *	3	0	1	0	0	0	0	4		8
D	ROU - Romania	399.2cm	0	1	0	0	1	0	2	0		4
	HKG - Hong Kong, China	130.8cm *	2	0	2	1	0	1	0	1		7
E	KGZ - Kyrgyzstan	315.4cm	0	0	0	0	1	1	0	3		5
	IRL - Ireland	219.5cm *	1	1	1	1	0	0	2	0		6
F	HUN - Hungary	142.2cm *	0	1	1	0	0	1	2	2	0	7
	SVK - Slovakia	230.2cm	2	0	0	4	1	0	0	0	1	8

Current Standings

Group A					Group B				
Rank	Team	Games	Wins	Losses	Rank	Team	Games	Wins	Losses
1	LAT - Latvia	4	4	0	1	POR - Portugal	4	4	0
2	SVK - Slovakia	5	4	1	1	TUR - Türkiye	4	4	0
3	HUN - Hungary	4	3	1	3	IRL - Ireland	4	3	1
4	HKG - Hong Kong, China	4	2	2	4	AUT - Austria	4	2	2
5	BEL - Belgium	4	1	3	5	MEX - Mexico	5	2	3
5	JAM - Jamaica	4	1	3	6	KSA - Saudi Arabia	4	0	4
7	ROU - Romania	5	0	5	7	KGZ - Kyrgyzstan	5	0	5

Group C					Group D				
Rank	Team	Games	Wins	Losses	Rank	Team	Games	Wins	Losses
1	ESP - Spain	4	4	0	1	FIN - Finland	5	4	1
1	GUY - Guyana	4	4	0	1	NZL - New Zealand	5	4	1
3	SLO - Slovenia	5	4	1	1	UKR - Ukraine	5	4	1
4	ENG - England	4	1	3	4	POL - Poland	4	3	1
4	GRE - Greece	4	1	3	5	PHI - Philippines	5	2	3
4	TPE - Chinese Taipei	4	1	3	6	IND - India	5	1	4
7	BRA - Brazil	5	0	5	6	LTU - Lithuania	5	1	4
					8	PUR - Puerto Rico	4	0	4

Note:
Under World Curling rules, tie-breaking rules for standings are not applied until after the last game of the round robin.

Legend:
 Power Play **LSD** Last Stone Draw **LSFE(*)** Last Stone First End
X Unplayed/unfinished end due to concession



WMDQE 2024
Dumfries, Scotland

World Mixed Doubles Qualification Event 2024
Dumfries Ice Bowl



WED 4 DEC 2024
Start Time 9:00

Round Robin Session 10



Session Results and Standings

Sheet	Team	LSD/LSFE	1	2	3	4	5	6	7	8	Extra Ends	Total
A	TPE - Chinese Taipei	183.6cm *	1	3	2	1	1	0	1	X		9
	GRE - Greece	268.4cm	0	0	0	0	0	2	0	X		2
B	SLO - Slovenia	121.8cm *	0	3	1	0	1	1	1	X		7
	BRA - Brazil	344.9cm	1	0	0	1	0	0	0	X		2
C	IND - India	94.3cm *	0	0	0	0	2	1	0	X		3
	PHI - Philippines	399.2cm	4	2	2	1	0	0	1	X		10
D	NZL - New Zealand	58.6cm *	2	0	1	0	1	0	2	X		6
	POL - Poland	92.7cm	0	5	0	2	0	2	0	X		9
E	UKR - Ukraine	72.9cm *	0	1	2	1	1	1	0	X		6
	LTU - Lithuania	203.7cm	1	0	0	0	0	0	3	X		4
F	FIN - Finland	85.8cm *	4	4	1	2	0	6	X	X		17
	PUR - Puerto Rico	237.9cm	0	0	0	0	1	0	X	X		1

Current Standings

Group A					Group B				
Rank	Team	Games	Wins	Losses	Rank	Team	Games	Wins	Losses
1	LAT - Latvia	4	4	0	1	POR - Portugal	4	4	0
2	HUN - Hungary	3	3	0	2	TUR - Türkiye	3	3	0
3	SVK - Slovakia	4	3	1	3	AUT - Austria	3	2	1
4	BEL - Belgium	3	1	2	3	IRL - Ireland	3	2	1
4	HKG - Hong Kong, China	3	1	2	5	MEX - Mexico	4	1	3
6	JAM - Jamaica	3	0	3	6	KSA - Saudi Arabia	3	0	3
7	ROU - Romania	4	0	4	7	KGZ - Kyrgyzstan	4	0	4

Group C					Group D				
Rank	Team	Games	Wins	Losses	Rank	Team	Games	Wins	Losses
1	ESP - Spain	4	4	0	1	FIN - Finland	5	4	1
1	GUY - Guyana	4	4	0	1	NZL - New Zealand	5	4	1
3	SLO - Slovenia	5	4	1	1	UKR - Ukraine	5	4	1
4	ENG - England	4	1	3	4	POL - Poland	4	3	1
4	GRE - Greece	4	1	3	5	PHI - Philippines	5	2	3
4	TPE - Chinese Taipei	4	1	3	6	IND - India	5	1	4
7	BRA - Brazil	5	0	5	6	LTU - Lithuania	5	1	4
					8	PUR - Puerto Rico	4	0	4

Note:
Under World Curling rules, tie-breaking rules for standings are not applied until after the last game of the round robin.

Legend:
 Power Play **LSD** Last Stone Draw **LSFE(*)** Last Stone First End
 Unplayed/unfinished end due to concession



TUE 3 DEC 2024
Start Time 19:30

Round Robin Session 9

Session Results and Standings

Sheet	Team	LSD/LSFE	1	2	3	4	5	6	7	8	Extra Ends	Total
A	LAT - Latvia	103.7cm *	2	0	2	1	0	2	1	X		8
	HKG - Hong Kong, China	162.7cm	0	1	0	0	1	0	0	X		2
B	MEX - Mexico	35.1cm *	2	2	1	1	2	3	1	X		12
	KGZ - Kyrgyzstan	245.0cm	0	0	0	0	0	0	0	X		0
C	SVK - Slovakia	394.9cm	1	1	2	0	2	1	2	X		9
	ROU - Romania	338.4cm *	0	0	0	2	0	0	0	X		2
D	AUT - Austria	68.0cm *	0	0	0	0	0	0	X	X		0
	TUR - Türkiye	95.5cm	1	1	1	2	2	1	X	X		8
E	BEL - Belgium	237.2cm	0	1	1	1	1	0	4	0		8
	HUN - Hungary	127.5cm *	1	0	0	0	0	4	0	4		9
F	POR - Portugal	220.3cm	2	1	1	2	0	1	0	2		9
	IRL - Ireland	218.7cm *	0	0	0	0	2	0	3	0		5

Current Standings

Group A					Group B				
Rank	Team	Games	Wins	Losses	Rank	Team	Games	Wins	Losses
1	LAT - Latvia	4	4	0	1	POR - Portugal	4	4	0
2	HUN - Hungary	3	3	0	2	TUR - Türkiye	3	3	0
3	SVK - Slovakia	4	3	1	3	AUT - Austria	3	2	1
4	BEL - Belgium	3	1	2	3	IRL - Ireland	3	2	1
4	HKG - Hong Kong, China	3	1	2	5	MEX - Mexico	4	1	3
6	JAM - Jamaica	3	0	3	6	KSA - Saudi Arabia	3	0	3
7	ROU - Romania	4	0	4	7	KGZ - Kyrgyzstan	4	0	4
Group C					Group D				
Rank	Team	Games	Wins	Losses	Rank	Team	Games	Wins	Losses
1	ESP - Spain	4	4	0	1	NZL - New Zealand	4	4	0
1	GUY - Guyana	4	4	0	2	FIN - Finland	4	3	1
3	SLO - Slovenia	4	3	1	2	UKR - Ukraine	4	3	1
4	GRE - Greece	3	1	2	4	POL - Poland	3	2	1
5	ENG - England	4	1	3	5	IND - India	4	1	3
6	TPE - Chinese Taipei	3	0	3	5	LTU - Lithuania	4	1	3
7	BRA - Brazil	4	0	4	5	PHI - Philippines	4	1	3
					8	PUR - Puerto Rico	3	0	3

Note:
Under World Curling rules, tie-breaking rules for standings are not applied until after the last game of the round robin.

Legend:
 Power Play **LSD** Last Stone Draw **LSFE(*)** Last Stone First End
 Unplayed/unfinished end due to concession





Session Results and Standings

Sheet	Team	LSD/LSFE	1	2	3	4	5	6	7	8	Extra Ends	Total
A	ENG - England	106.7cm *	1	1	1	2	3	2	X	X		10
	BRA - Brazil	214.4cm	0	0	0	0	0	0	X	X		0
B	ESP - Spain	102.3cm *	1	2	0	2	1	0	1	1		8
	TPE - Chinese Taipei	315.6cm	0	0	3	0	0	1	0	0		4
C	GUY - Guyana	118.1cm	1	0	1	2	0	2	0	1		7
	SLO - Slovenia	51.9cm *	0	1	0	0	2	0	1	0		4
D	IND - India	138.9cm	0	0	2	0	0	1	1	1		5
	UKR - Ukraine	122.7cm *	1	1	0	1	3	0	0	0		6
E	NZL - New Zealand	135.1cm *	2	0	1	0	3	0	1	0		7
	FIN - Finland	208.5cm	0	1	0	2	0	1	0	1		5
F	PHI - Philippines	211.9cm	3	0	1	0	2	0	2	X		8
	LTU - Lithuania	167.3cm *	0	1	0	2	0	1	0	X		4

Current Standings

Group A					Group B				
Rank	Team	Games	Wins	Losses	Rank	Team	Games	Wins	Losses
1	LAT - Latvia	3	3	0	1	POR - Portugal	3	3	0
2	HUN - Hungary	2	2	0	2	AUT - Austria	2	2	0
3	SVK - Slovakia	3	2	1	2	IRL - Ireland	2	2	0
4	BEL - Belgium	2	1	1	2	TUR - Türkiye	2	2	0
4	HKG - Hong Kong, China	2	1	1	5	KGZ - Kyrgyzstan	3	0	3
6	JAM - Jamaica	3	0	3	5	KSA - Saudi Arabia	3	0	3
6	ROU - Romania	3	0	3	5	MEX - Mexico	3	0	3
Group C					Group D				
Rank	Team	Games	Wins	Losses	Rank	Team	Games	Wins	Losses
1	ESP - Spain	4	4	0	1	NZL - New Zealand	4	4	0
1	GUY - Guyana	4	4	0	2	FIN - Finland	4	3	1
3	SLO - Slovenia	4	3	1	2	UKR - Ukraine	4	3	1
4	GRE - Greece	3	1	2	4	POL - Poland	3	2	1
5	ENG - England	4	1	3	5	IND - India	4	1	3
6	TPE - Chinese Taipei	3	0	3	5	LTU - Lithuania	4	1	3
7	BRA - Brazil	4	0	4	5	PHI - Philippines	4	1	3
					8	PUR - Puerto Rico	3	0	3

Note:
Under World Curling rules, tie-breaking rules for standings are not applied until after the last game of the round robin.

Legend:
 Power Play
 Unplayed/unfinished end due to concession
 LSD Last Stone Draw
 LSFE(*) Last Stone First End



Session Results and Standings

Sheet	Team	LSD/LSFE	1	2	3	4	5	6	7	8	Extra Ends	Total
A	JAM - Jamaica	148.6cm	0	2	1	0	0	4	0	0		7
	HUN - Hungary	69.2cm *	2	0	0	2	1	0	2	1		8
B	SVK - Slovakia	33.5cm *	1	1	0	1	1	0	3	X		7
	BEL - Belgium	106.0cm	0	0	1	0	0	1	0	X		2
C	POR - Portugal	247.1cm *	5	4	1	1	0	3	X	X		14
	KSA - Saudi Arabia	360.9cm	0	0	0	0	1	0	X	X		1
D	IRL - Ireland	273.4cm	0	1	4	0	3	3	X	X		11
	MEX - Mexico	197.2cm *	1	0	0	2	0	0	X	X		3
E	ROU - Romania	278.3cm	0	1	0	1	0	1	0	X		3
	LAT - Latvia	72.7cm *	3	0	3	0	5	0	3	X		14
F	KGZ - Kyrgyzstan	198.3cm	0	1	0	0	0	0	0	X		1
	TUR - Türkiye	54.4cm *	3	0	4	3	2	1	1	X		14

Current Standings

Group A					Group B				
Rank	Team	Games	Wins	Losses	Rank	Team	Games	Wins	Losses
1	LAT - Latvia	3	3	0	1	POR - Portugal	3	3	0
2	HUN - Hungary	2	2	0	2	AUT - Austria	2	2	0
3	SVK - Slovakia	3	2	1	2	IRL - Ireland	2	2	0
4	BEL - Belgium	2	1	1	2	TUR - Türkiye	2	2	0
4	HKG - Hong Kong, China	2	1	1	5	KGZ - Kyrgyzstan	3	0	3
6	JAM - Jamaica	3	0	3	5	KSA - Saudi Arabia	3	0	3
6	ROU - Romania	3	0	3	5	MEX - Mexico	3	0	3

Group C					Group D				
Rank	Team	Games	Wins	Losses	Rank	Team	Games	Wins	Losses
1	ESP - Spain	3	3	0	1	FIN - Finland	3	3	0
1	GUY - Guyana	3	3	0	1	NZL - New Zealand	3	3	0
1	SLO - Slovenia	3	3	0	3	POL - Poland	3	2	1
4	GRE - Greece	3	1	2	3	UKR - Ukraine	3	2	1
5	TPE - Chinese Taipei	2	0	2	5	IND - India	3	1	2
6	BRA - Brazil	3	0	3	5	LTU - Lithuania	3	1	2
6	ENG - England	3	0	3	7	PHI - Philippines	3	0	3
					7	PUR - Puerto Rico	3	0	3

Note:
Under World Curling rules, tie-breaking rules for standings are not applied until after the last game of the round robin.

Legend:
 Power Play **LSD** Last Stone Draw **LSFE(*)** Last Stone First End
 Unplayed/unfinished end due to concession





Session Results and Standings

Sheet	Team	LSD/LSFE	1	2	3	4	5	6	7	8	Extra Ends	Total
A	BEL - Belgium	341.4cm	0	0	0	1	3	0	5	X		9
	ROU - Romania	292.1cm *	1	1	3	0	0	2	0	X		7
B	LAT - Latvia	53.3cm *	2	4	3	0	2	2	X	X		13
	JAM - Jamaica	328.5cm	0	0	0	1	0	0	X	X		1
C	TUR - Türkiye	24.1cm *	2	1	2	2	1	0	1	X		9
	MEX - Mexico	129.4cm	0	0	0	0	0	1	0	X		1
D	KGZ - Kyrgyzstan	226.3cm	1	0	0	0	1	0	3	0		5
	POR - Portugal	144.2cm *	0	4	1	1	0	1	0	3		10
E	HKG - Hong Kong, China	218.2cm	0	2	1	0	0	2	0	1	0	6
	SVK - Slovakia	205.2cm *	3	0	0	1	1	0	1	0	3	9
F	KSA - Saudi Arabia	399.2cm	0	0	0	0	0	0	X	X		0
	AUT - Austria	206.4cm *	3	3	1	1	1	1	X	X		10

Current Standings

Group A					Group B				
Rank	Team	Games	Wins	Losses	Rank	Team	Games	Wins	Losses
1	LAT - Latvia	2	2	0	1	AUT - Austria	2	2	0
2	BEL - Belgium	1	1	0	1	POR - Portugal	2	2	0
2	HUN - Hungary	1	1	0	3	IRL - Ireland	1	1	0
4	HKG - Hong Kong, China	2	1	1	3	TUR - Türkiye	1	1	0
4	SVK - Slovakia	2	1	1	5	KGZ - Kyrgyzstan	2	0	2
6	JAM - Jamaica	2	0	2	5	KSA - Saudi Arabia	2	0	2
6	ROU - Romania	2	0	2	5	MEX - Mexico	2	0	2
Group C					Group D				
Rank	Team	Games	Wins	Losses	Rank	Team	Games	Wins	Losses
1	ESP - Spain	2	2	0	1	FIN - Finland	2	2	0
1	GUY - Guyana	2	2	0	1	NZL - New Zealand	2	2	0
1	SLO - Slovenia	2	2	0	1	POL - Poland	2	2	0
4	GRE - Greece	2	1	1	4	LTU - Lithuania	2	1	1
5	BRA - Brazil	2	0	2	4	UKR - Ukraine	2	1	1
5	ENG - England	2	0	2	6	IND - India	3	1	2
5	TPE - Chinese Taipei	2	0	2	7	PUR - Puerto Rico	2	0	2
					8	PHI - Philippines	3	0	3

Note:
Under World Curling rules, tie-breaking rules for standings are not applied until after the last game of the round robin.

Legend:
 Power Play **LSD** Last Stone Draw **LSFE(*)** Last Stone First End
 Unplayed/unfinished end due to concession

Session Results and Standings

Sheet	Team	LSD/LSFE	1	2	3	4	5	6	7	8	Extra Ends	Total
A	FIN - Finland	109.6cm *	3	1	0	3	1	0	X	X		8
	UKR - Ukraine	231.8cm	0	0	1	0	0	2	X	X		3
B	PHI - Philippines	234.4cm	1	0	0	1	0	2	0	0		4
	NZL - New Zealand	183.9cm *	0	1	1	0	1	0	1	3		7
C	LTU - Lithuania	90.5cm *	0	4	0	2	0	1	0	1	0	8
	IND - India	220.5cm	2	0	1	0	1	0	4	0	1	9
D	BRA - Brazil	304.2cm	0	0	1	0	0	0	X	X		1
	GUY - Guyana	32.2cm *	1	4	0	2	2	1	X	X		10
E	ENG - England	156.4cm *	0	0	2	1	0	3	1	0		7
	ESP - Spain	175.0cm	2	2	0	0	1	0	0	3		8
F	TPE - Chinese Taipei	201.5cm	0	3	0	2	0	0	0	1		6
	SLO - Slovenia	41.8cm *	2	0	1	0	2	1	2	0		8

Current Standings

Group A					Group B				
Rank	Team	Games	Wins	Losses	Rank	Team	Games	Wins	Losses
1	HKG - Hong Kong, China	1	1	0	1	AUT - Austria	1	1	0
1	HUN - Hungary	1	1	0	1	IRL - Ireland	1	1	0
1	LAT - Latvia	1	1	0	1	POR - Portugal	1	1	0
4	JAM - Jamaica	1	0	1	4	KGZ - Kyrgyzstan	1	0	1
4	ROU - Romania	1	0	1	4	KSA - Saudi Arabia	1	0	1
4	SVK - Slovakia	1	0	1	4	MEX - Mexico	1	0	1
	BEL - Belgium	0				TUR - Türkiye	0		
Group C					Group D				
Rank	Team	Games	Wins	Losses	Rank	Team	Games	Wins	Losses
1	ESP - Spain	2	2	0	1	FIN - Finland	2	2	0
1	GUY - Guyana	2	2	0	1	NZL - New Zealand	2	2	0
1	SLO - Slovenia	2	2	0	1	POL - Poland	2	2	0
4	GRE - Greece	2	1	1	4	LTU - Lithuania	2	1	1
5	BRA - Brazil	2	0	2	4	UKR - Ukraine	2	1	1
5	ENG - England	2	0	2	6	IND - India	3	1	2
5	TPE - Chinese Taipei	2	0	2	7	PUR - Puerto Rico	2	0	2
					8	PHI - Philippines	3	0	3

Note:
Under World Curling rules, tie-breaking rules for standings are not applied until after the last game of the round robin.

Legend:
 Power Play **LSD** Last Stone Draw **LSFE(*)** Last Stone First End
 Unplayed/unfinished end due to concession



Session Results and Standings

Sheet	Team	LSD/LSFE	1	2	3	4	5	6	7	8	Extra Ends	Total
A	MEX - Mexico	235.0cm	0	0	0	3	2	0	1	0		6
	POR - Portugal	57.7cm *	1	1	2	0	0	1	0	2		7
B	KSA - Saudi Arabia	378.4cm	1	0	1	0	4	0	0	X		6
	IRL - Ireland	49.3cm *	0	4	0	3	0	5	1	X		13
C	JAM - Jamaica	68.1cm *	0	0	0	0	2	2	0	0		4
	HKG - Hong Kong, China	79.8cm	2	1	1	1	0	0	2	1		8
D	HUN - Hungary	74.5cm *	2	0	5	0	2	1	3	X		13
	ROU - Romania	353.3cm	0	1	0	2	0	0	0	X		3
E	AUT - Austria	310.9cm	1	0	2	1	3	1	0	2		10
	KGZ - Kyrgyzstan	54.5cm *	0	1	0	0	0	0	4	0		5
F	SVK - Slovakia	79.7cm	0	0	0	0	0	0	X	X		0
	LAT - Latvia	64.9cm *	1	4	2	1	2	1	X	X		11

Current Standings

Group A					Group B				
Rank	Team	Games	Wins	Losses	Rank	Team	Games	Wins	Losses
1	HKG - Hong Kong, China	1	1	0	1	AUT - Austria	1	1	0
1	HUN - Hungary	1	1	0	1	IRL - Ireland	1	1	0
1	LAT - Latvia	1	1	0	1	POR - Portugal	1	1	0
4	JAM - Jamaica	1	0	1	4	KGZ - Kyrgyzstan	1	0	1
4	ROU - Romania	1	0	1	4	KSA - Saudi Arabia	1	0	1
4	SVK - Slovakia	1	0	1	4	MEX - Mexico	1	0	1
	BEL - Belgium	0				TUR - Türkiye	0		
Group C					Group D				
Rank	Team	Games	Wins	Losses	Rank	Team	Games	Wins	Losses
1	ESP - Spain	1	1	0	1	POL - Poland	2	2	0
1	GUY - Guyana	1	1	0	2	FIN - Finland	1	1	0
1	SLO - Slovenia	1	1	0	2	LTU - Lithuania	1	1	0
4	GRE - Greece	2	1	1	2	NZL - New Zealand	1	1	0
5	BRA - Brazil	1	0	1	2	UKR - Ukraine	1	1	0
5	ENG - England	1	0	1	6	IND - India	2	0	2
5	TPE - Chinese Taipei	1	0	1	6	PHI - Philippines	2	0	2
					6	PUR - Puerto Rico	2	0	2

Note:
Under World Curling rules, tie-breaking rules for standings are not applied until after the last game of the round robin.

Legend:
 Power Play **LSD** Last Stone Draw **LSFE(*)** Last Stone First End
 Unplayed/unfinished end due to concession



WMDQE 2024

Dumfries, Scotland

World Mixed Doubles Qualification Event 2024

Dumfries Ice Bowl



MON 2 DEC 2024

Start Time 9:00

Round Robin Session 2



Session Results and Standings

Sheet	Team	LSD/LSFE	1	2	3	4	5	6	7	8	Extra Ends	Total
A	PHI - Philippines	178.0cm *	0	0	3	0	1	1	0	0		5
	POL - Poland	228.1cm	1	1	0	2	0	0	3	4		11
B	IND - India	169.6cm	0	0	1	0	0	0	X	X		1
	FIN - Finland	53.7cm *	4	1	0	3	3	1	X	X		12
C	GRE - Greece	228.9cm	0	4	3	0	0	1	0	0		8
	ESP - Spain	64.0cm *	4	0	0	1	2	0	1	1		9
D	PUR - Puerto Rico	341.7cm	1	0	0	0	0	0	X	X		1
	NZL - New Zealand	44.8cm *	0	4	3	1	1	4	X	X		13
E	GUY - Guyana	172.3cm *	3	0	0	2	2	0	1	X		8
	TPE - Chinese Taipei	231.0cm	0	2	1	0	0	2	0	X		5

Current Standings

Group A					Group B				
Rank	Team	Games	Wins	Losses	Rank	Team	Games	Wins	Losses
	BEL - Belgium					AUT - Austria			
	HKG - Hong Kong, China					IRL - Ireland			
	HUN - Hungary					KGZ - Kyrgyzstan			
	JAM - Jamaica					KSA - Saudi Arabia			
	LAT - Latvia					MEX - Mexico			
	ROU - Romania					POR - Portugal			
	SVK - Slovakia					TUR - Türkiye			
Group C					Group D				
Rank	Team	Games	Wins	Losses	Rank	Team	Games	Wins	Losses
1	ESP - Spain	1	1	0	1	POL - Poland	2	2	0
1	GUY - Guyana	1	1	0	2	FIN - Finland	1	1	0
1	SLO - Slovenia	1	1	0	2	LTU - Lithuania	1	1	0
4	GRE - Greece	2	1	1	2	NZL - New Zealand	1	1	0
5	BRA - Brazil	1	0	1	2	UKR - Ukraine	1	1	0
5	ENG - England	1	0	1	6	IND - India	2	0	2
5	TPE - Chinese Taipei	1	0	1	6	PHI - Philippines	2	0	2
					6	PUR - Puerto Rico	2	0	2

Note: Under World Curling rules, tie-breaking rules for standings are not applied until after the last game of the round robin.

Legend:
 Power Play **LSD** Last Stone Draw **LSFE(*)** Last Stone First End
 Unplayed/unfinished end due to concession





Session Results and Standings

Sheet	Team	LSD/LSFE	1	2	3	4	5	6	7	8	Extra Ends	Total
B	ENG - England	188.2cm	1	0	3	0	2	0	0	0		6
	SLO - Slovenia	95.0cm *	0	3	0	2	0	3	1	3		12
C	PUR - Puerto Rico	285.2cm	0	1	1	0	0	0	X	X		2
	LTU - Lithuania	266.1cm *	3	0	0	2	2	1	X	X		8
D	POL - Poland	215.0cm *	2	1	1	2	0	5	X	X		11
	IND - India	286.3cm	0	0	0	0	1	0	X	X		1
E	PHI - Philippines	242.4cm	0	1	0	0	4	0	0	2		7
	UKR - Ukraine	146.1cm *	1	0	2	1	0	4	1	0		9
F	BRA - Brazil	230.9cm *	0	1	0	0	0	0	0	X		1
	GRE - Greece	256.5cm	1	0	1	1	2	1	1	X		7

Current Standings

Group A					Group B				
Rank	Team	Games	Wins	Losses	Rank	Team	Games	Wins	Losses
	BEL - Belgium					AUT - Austria			
	HKG - Hong Kong, China					IRL - Ireland			
	HUN - Hungary					KGZ - Kyrgyzstan			
	JAM - Jamaica					KSA - Saudi Arabia			
	LAT - Latvia					MEX - Mexico			
	ROU - Romania					POR - Portugal			
	SVK - Slovakia					TUR - Türkiye			
Group C					Group D				
Rank	Team	Games	Wins	Losses	Rank	Team	Games	Wins	Losses
1	GRE - Greece	1	1	0	1	LTU - Lithuania	1	1	0
1	SLO - Slovenia	1	1	0	1	POL - Poland	1	1	0
3	BRA - Brazil	1	0	1	1	UKR - Ukraine	1	1	0
3	ENG - England	1	0	1	4	IND - India	1	0	1
	ESP - Spain	0			4	PHI - Philippines	1	0	1
	GUY - Guyana	0			4	PUR - Puerto Rico	1	0	1
	TPE - Chinese Taipei	0				FIN - Finland	0		
						NZL - New Zealand	0		

Note:
Under World Curling rules, tie-breaking rules for standings are not applied until after the last game of the round robin.

Legend:
 Power Play **LSD** Last Stone Draw **LSFE(*)** Last Stone First End
 Unplayed/unfinished end due to concession



Entry List by Event

As of SUN 1 DEC 2024

AUT - Austria		Group B
F	MUELLER Emma	R
M	SEIWALD Martin	R
C	SCHROEDER Bjoern (GER)	
O	-	

BEL - Belgium		Group A
F	HUISKAMP Annemiek	R
M	VAN VLAENDEREN Pim	R
C	HEYLEN Dirk	
O	-	

BRA - Brazil		Group C
F	DE SOUZA CAMPOS Fabiana Cristina	R
M	RIBEIRO PIRES Felipe Augusto	R
C	-	
O	-	

ENG - England		Group C
F	OPEL Lina	R
M	OPEL Michael	R
C	GOW Harry (GBR)	
O	LI Xiaoqing	

ESP - Spain		Group C
F	OTAEI Oihane	R
M	UNANUE Mikel	R
C	RAFAEL Daniel (POR)	
O	-	

FIN - Finland		Group D
F	IMMONEN Lotta	R
M	SIPILA Markus	R
C	SUURIPAA Tiina	
O	-	

GRE - Greece		Group C
F	RADOUNIKLI Alexandra	R
M	ARAMPATZIS Alexandros	R
C	-	
O	-	

GUY - Guyana		Group C
F	HUSSAIN Farzana	R
M	HUSAIN Rayad	R
C	NICHOLLS Jordan (CAN)	
O	-	

HKG - Hong Kong, China		Group A
F	HUNG Ling-Yue	R
M	CHANG Jason	R
C	COLLINS Rick (CAN)	
O	-	

HUN - Hungary		Group A
F	JOO Linda	R
M	KARASZ Raul	R
C	KISS Zsolt	
O	-	

IND - India		Group D
F	CHAUDHARI Namini	L
M	RAJU P. N.	R
C	-	
O	-	

IRL - Ireland		Group B
F	BARRON Ailsa	R
M	WILSON John	R
C	KENNY Johnjo	
O	WILSON Peter J. D. (SCO)	

JAM - Jamaica		Group A
F	SHEPHERD-SPURGEON Margot	R
M	WALKER Andrew	R
C	-	
O	McCORD Patricia (CAN)	

KGZ - Kyrgyzstan		Group B
F	ASANBAEVA Keremet	R
M	ABYKEEV Iskhak	R
C	ASANALIEV Aibek (KGR)	
O	-	

KSA - Saudi Arabia		Group B
F	ALAQEL Karrie	R
M	ALAQEL Suleiman	R
C	WILLS David (CAN)	
O	WILLS Lori	

LAT - Latvia		Group A
F	GAIDULE Katrina	R
M	BUNCIS Roberts Reinis	R
C	GULBIS Ritvars	
O	-	



Entry List by Event

As of SUN 1 DEC 2024

LTU - Lithuania		Group D
F	RYKOVE Akvile	R
M	RYKOV Konstantin	R
C	-	
O	-	

MEX - Mexico		Group B
F	SERRA Danielle	R
M	TOMPKINS Diego	R
C	TOMPKINS Doug (CAN)	
O	DIEZ Monica	

NZL - New Zealand		Group D
F	SMITH Jessica	R
M	SMITH Ben	R
C	-	
O	MICHELS Jordan	

PHI - Philippines		Group D
F	DUBBERSTEIN Kathleen Sumbillo	R
M	MALVAR Pedro	R
C	-	
O	-	

POL - Poland		Group D
F	WALCZAK Adela	R
M	AUGUSTYNIAK Andrzej	R
C	DOERING Kyle (CAN)	
O	-	

POR - Portugal		Group B
F	MARTINS ETHIER Antonieta	R
M	SANTOS Vitor	R
C	TUCK Kimberly (CAN)	
NC	SIMPSON Fiona Grace (SCO)	

PUR - Puerto Rico		Group D
F	CONLEY Rachel	R
M	SEPULVEDA Jose	R
C	ROTH Dean (USA)	
O	GUTIERREZ Miguel (USA)	

ROU - Romania		Group A
F	BOBOC Valentina Crina	R
M	COLIBAN Allen	R
C	BANGHI Matei	
O	-	

SLO - Slovenia		Group C
F	GREGORI Liza	R
M	LANGUS Simon	R
C	GREGORI Edita	
O	-	

SVK - Slovakia		Group A
F	SYKOROVA Silvia	L
M	SYKORA Marek	R
C	SYKORA Daniel	
O	SYKOROVA Erika	

TPE - Chinese Taipei		Group C
F	CHOU Amanda	L
M	LIU Brendon	R
C	LIN Ting-Li	
O	-	

TUR - Türkiye		Group B
F	YILDIZ Dilsat	R
M	CAKIR Bilal Omer	R
C	GULTEKIN Mehmet	
O	-	

UKR - Ukraine		Group D
F	KONONENKO Oleksandra	R
M	SHCHUR Yaroslav	R
C	RAMSAY David (SCO)	
O	-	

Note:

Team members are identified as follows:

F = Female, **M** = Male, **C** = Coach, **2C** = 2nd Team Coach, **NC** = National Coach, **T** = Translator, **O** = Team Official

Legend:

L Left-handed

R Right-handed



Competition Officials

As of SUN 1 DEC 2024

Function	Name	Organisation
World Curling President:	WELLING Beau	USA - United States
World Curling Head of Competitions:	ROETHLISBERGER Eeva	SUI - Switzerland
World Curling Technical Delegate:	MUTCH Laura	SCO - Scotland
Chief Umpire:	McGOWAN John	SCO - Scotland
Deputy Chief Umpire:	PATERSON Kaye	SCO - Scotland
Game Umpires:	HOGG Jim	SCO - Scotland
	MALCOLM Marion	SCO - Scotland
	ORTIZ Valentin	AND - Andorra
	STEWART Jim	SCO - Scotland
Chief Timer:	HUSTLER James	ENG - England
Deputy Chief Timer:	GIBB Kay	SCO - Scotland
Chief Ice Technician:	KAPRALIK Patrik	SVK - Slovakia
Deputy Chief Ice Technicians:	CALLAN Mark	SCO - Scotland



Competition Schedule

As of SUN 1 DEC 2024

Date	Start Time	Session	Sheet A	Sheet B	Sheet C	Sheet D	Sheet E	Sheet F
SUN 1 DEC	19:30	1		ENG - SLO	PUR - LTU	POL - IND	PHI - UKR	BRA - GRE
MON 2 DEC	9:00	2	PHI - POL	IND - FIN	GRE - ESP	PUR - NZL	GUY - TPE	
	12:30	3	MEX - POR	KSA - IRL	JAM - HKG	HUN - ROU	AUT - KGZ	SVK - LAT
	16:00	4	FIN - UKR	PHI - NZL	LTU - IND	BRA - GUY	ENG - ESP	TPE - SLO
	19:30	5	BEL - ROU	LAT - JAM	TUR - MEX	KGZ - POR	HKG - SVK	KSA - AUT
TUE 3 DEC	9:00	6	NZL - LTU	UKR - PUR	FIN - POL	GUY - ENG	SLO - GRE	ESP - BRA
	12:30	7	JAM - HUN	SVK - BEL	POR - KSA	IRL - MEX	ROU - LAT	KGZ - TUR
	16:00	8	ENG - BRA	ESP - TPE	GUY - SLO	IND - UKR	NZL - FIN	PHI - LTU
	19:30	9	LAT - HKG	MEX - KGZ	SVK - ROU	AUT - TUR	BEL - HUN	POR - IRL
WED 4 DEC	9:00	10	TPE - GRE	SLO - BRA	IND - PHI	NZL - POL	UKR - LTU	FIN - PUR
	12:30	11	AUT - MEX	TUR - KSA	BEL - JAM	ROU - HKG	KGZ - IRL	HUN - SVK
	16:00	12	ESP - GUY		TPE - ENG	FIN - PHI	POL - PUR	NZL - IND
	19:30	13		HKG - HUN	IRL - AUT	LAT - BEL	TUR - POR	ROU - JAM
THU 5 DEC	9:00	14	PUR - PHI	LTU - POL	UKR - NZL	SLO - ESP	MEX - KSA	GRE - ENG
	12:30	15	IRL - TUR	POR - AUT	HUN - LAT	JAM - SVK		HKG - BEL
	16:00	16	KSA - KGZ	GRE - GUY	BRA - TPE	LTU - FIN	PUR - IND	POL - UKR
FRI 6 DEC	10:00	Play-off Games 1 - 4						
	15:00	Play-off Games 5 - 8						
SAT 7 DEC	10:00	Play-off Games 9&10						

Note:

First named team in each game plays red-handled stones and wears dark coloured upper playing garments.
Please check online for more details and the latest updates.