




**World Mixed Curling Championship 2019
Aberdeen, Scotland**

12 – 19 October 2019

RESULTS BOOK



SAT 19 OCT 2019

Medallists

Medal	Country	Name	Gender
GOLD	CAN - Canada	KURZ Colin	M
		WALTER Meghan	F
		BILAWKA Brendan	M
		OLIVER Sara	F
		WAITE Jim	
SILVER	GER - Germany	KAPP Andy	M
		SCHOELL Pia-Lisa	F
		KAPP Benny	M
		TSCHETSCH Petra	F
BRONZE	NOR - Norway	NAESS Wilhelm	M
		SKAGA Ingvild	F
		SKARSHEIM RIAN Harald	M
		MESLOE Eirin	F
		RIAN Stale	

Legend:

F Female

M Male



Final Standings

Rank	Team	Players	Position - Function	Gender	Group Rank	DSC
Gold	CAN - Canada	KURZ Colin	4 S	M		
		WALTER Meghan	3 V	F		
		BILAWKA Brendan	2	M		
		OLIVER Sara	1	F		
		WAITE Jim	C	M		
Silver	GER - Germany	KAPP Andy	4 S	M		
		SCHOELL Pia-Lisa	3	F		
		KAPP Benny	2	M		
		TSCHETSCH Petra	1 V	F		
		-	C			
Bronze	NOR - Norway	NAESS Wilhelm	4 V	M		
		SKAGA Ingvild	3 S	F		
		SKARSHEIM RIAN Harald	2	M		
		MESLOE Eirin	1	F		
		RIAN Stale	C	M		
4	KOR - Korea	SEONG Yujin	4 S	M		
		JANG Hyeji	3 V	F		
		JEON Jaeik	2	M		
		SONG Yujin	1	F		
		AHN Jaesung	C	M		
5	DEN - Denmark	THUNE Tobias	4 S	M		
		LANDER Jasmin	3 V	F		
		HOLTERMANN Henrik	2	M		
		LARSEN My	1	F		
		-	C			
5	HUN - Hungary	NAGY Gyorgy	4 S	M		
		SZEKERES Ildiko	3	F		
		SZABO Gergely	2	M		
		DENCZO Blanka	1 V	F		
		WATSON Karen	C	F		
5	SCO - Scotland	CARSON Luke	4 S	M		
		BOUSIE Kirstin	3 V	F		
		TAYLOR Mark	2	M		
		McMILLAN Katie	1	F		
		RAMSAY David	C	M		
5	SUI - Switzerland	RIOS Martin	4 V	M		
		PERRET Jenny	3	F		
		WUNDERLIN Kevin	2	M		
		SIEGRIST Manuela	1 S	F		
		MARTZ Sacha	C	M		
9	ESP - Spain	VEZ Sergio	4 S	M		
		OTAEGI Oihane	3 V	F		
		UNANUE Mikel	2	M		
		OTAEGI Leire	1	F		
		-	C			

Final Standings

Rank	Team	Players	Position - Function	Gender	Group Rank	DSC
9	IRL - Ireland	WILSON John	4 S	M		
		ANDERSON Ailsa	3 V	F		
		WHYTE Craig	2	M		
		BEGLEY LUKE Niamh	1	F		
		HIBBERD David	C	M		
9	POL - Poland	DZIKOWSKI Bartosz	4 S	M		
		NOGLY Ewa	3 V	F		
		STYCH Konrad	2	M		
		RYBICKA Zuzanna	1	F		
		-	C			
9	RUS - Russia	EREMIN Alexander	4 S	M		
		MOSKALEVA Anastasia	3 V	F		
		GORYACHEV Daniil	2	M		
		MOROZOVA Daria	1	F		
		GUDIN Vasily	C	M		
9	SVK - Slovakia	MATULOVA Daniela	4 V	F		
		GALLO Juraj	3 S	M		
		MAKOVNIKOVA Slavka	2	F		
		PITONAK Tomas	1	M		
		-	C			
9	SWE - Sweden	OLOFSSON Simon	4 S	M		
		AAHLSTROEM Vilma	3 V	F		
		SJOEBERG Axel	2	M		
		STENLUND Linda	1	F		
		MABERGS Mathias	C	M		
9	TUR - Turkey	YILDIZ Dilsat	4 S	F		
		KARAGOZ Ugurcan	3 V	M		
		POLAT Oznur	2	F		
		KARATAS Alican	1	M		
		ZUMMACK Tony	C	M		
9	USA - United States	CLAWSON Hunter	4 S	M		
		GOURIANOVA Katherine	3 V	F		
		CLAWSON Eli	2	M		
		MULLANEY Sydney	1	F		
		CLAWSON Eric	C	M		
17	BLR - Belarus	PAULIUCHYK Alina	4 S	F	A4	52.03 cm
		BARKAN Dmitriy	3 V	M		
		DZIASHUK Marhartya	2	F		
		BURMISTRAU Vitali	1	M		
		ORLOV Aleksandr	C	M		
18	CZE - Czech Republic	MIKLIK Dalibor	4 V	M	B4	63.50 cm
		MIKLIKOVA Eva	3 S	F		
		MOKRIS Samuel	2	M		
		MOKRISOVA Martina	1	F		
		-	C			

Final Standings

Rank	Team	Players	Position - Function	Gender	Group Rank	DSC
19	ITA - Italy	SOLA Fabio	4 V	M	D4	70.13 cm
		PIMPINI Denise	3 S	F		
		GENRE Julien Michele	2	M		
		ALIBERTI Sara	1	F		
		-	C			
20	FIN - Finland	SIPILA Markus	4 S	M	E4	87.28 cm
		IMMONEN Lotta	3	F		
		OUNI Leo	2	M		
		SUURIPAA Tiina	1 V	F		
		KUOSMANEN Paavo	C	M		
21	KAZ - Kazakhstan	ALLIYAROVA Sitora	4 V	F	C5	46.28 cm
		ZHUZBAY Abylaikhan	3 S	M		
		-	2			
		EBAUYER Angelina	1	F		
		-	C	F		
22	ENG - England	BRAND Stuart	4 V	M	E5	49.97 cm
		SPAIN Fiona	3 S	F		
		HAVERCROFT Jonathan	2	M		
		SPAIN Kathryn	1	F		
		PAUL Elizabeth	C	F		
23	HKG - Hong Kong	CHANG Jason	4 S	M	A5	59.24 cm
		HUNG Ling-Yue	3 V	F		
		YAN Martin	2	M		
		WONG Ashura	1	F		
		COLLINS Rick	C	M		
24	JPN - Japan	MAEDA Takumi	4 S	M	D5	70.29 cm
		TABATA Momoha	3 V	F		
		NAKAHARA Asei	2	M		
		KOBAYASHI Mina	1	F		
		OGASAWARA Ayumi	C	F		
25	WAL - Wales	MEIKLE Adrian	4 S	M	B5	85.10 cm
		WATSON Dawn	3 V	F		
		TANNER Andrew	2	M		
		BEEVER Laura	1	F		
		-	C			
26	AUS - Australia	MILLIKIN Hugh	4 S	M	C6	48.31 cm
		FORGE Kim	3 V	F		
		JOHNS Steve	2	M		
		POWELL Anne	1	F		
		-	C			
27	SLO - Slovenia	TISLER Tomas	4 S	M	D6	82.85 cm
		PIPAN Nadja	3	F		
		LAJOVEC Jost	2	M		
		GORISEK Marusa	1 V	F		
		GORISEK Mitja	C	M		

Final Standings

Rank	Team	Players	Position - Function	Gender	Group Rank	DSC
28	NZL - New Zealand	DUNCAN Mhairi-Bronte	4	F	B6	95.66 cm
		FREW Benjamin	3	M		
		JEYARANJAN Thivya	2 S	F		
		FORD Kieran	1 V	M		
		-	C			
29	EST - Estonia	LILL Erkki	4 S	M	A6	108.77 cm
		MADISSON Triin	3 V	F		
		VLASSOV Mihhail	2	M		
		ELMIK Kaidi	1	F		
		-	C			
30	FRA - France	VERGNAUD Stephane	4 S	M	E6	119.87 cm
		LAFAGE Eva	3	F		
		VERGNAUD Laurent	2	M		
		LAGREE Celine	1 V	F		
		-	C			
31	LAT - Latvia	RUDZITIS Janis	4 V	M	C7	66.73 cm
		RUDZITE Jelena	3 S	F		
		PETERSONS Didzis	2	M		
		SPILNERE-PUCINA Dace	1	F		
		PETERSONE Anita	C	F		
32	AUT - Austria	UNTERBERGER Andreas	4 S	M	E7	84.58 cm
		WITSCHEN Jill	3 V	F		
		HIGATZBERGER Gernot	2	M		
		HOESS Johanna	1	F		
		SCHROEDER Bjoern	C	M		
33	TPE - Chinese Taipei	SHEN Randolph	4 S	M	D7	96.72 cm
		YANG Ko	3 V	F		
		HSU Ken	2	M		
		LEE Stephanie	1	F		
		-	C			
34	KOS - Kosovo	ANDERSEN Peter	4 S	M	A7	131.82 cm
		DAKAJ Eldena	3 V	F		
		SHABAJ Eric	2	M		
		SHATRI Mirjeta	1	F		
		ZENELI Meriton	C	M		
35	CRO - Croatia	SKENDROVIC Alberto	4 S	M	B7	152.87 cm
		MUHEK Zrinka	3 V	F		
		DZEPINA Davor	2	M		
		SIMUNJAK Marija	1	F		
		-	C			
36	BRA - Brazil	VILELA Sergio Mitsuo	4 S	M	C8	91.99 cm
		BARROS Alessandra	3 V	F		
		RODRIGUES Marcio	2	M		
		YANG Samanta	1	F		
		SARTI Bruno	C	M		

Final Standings

Rank	Team	Players	Position - Function	Gender	Group Rank	DSC
37	LUX - Luxembourg	BENOY Alex	4 S	M	D8	113.44 cm
		WAUTERS Karen	3 V	F		
		HUSI Marc	2	M		
		BENOY Susi	1	F		
		-	C			
38	NGR - Nigeria	COLE Tijani	4 S	M	A8	116.77 cm
		COLE Susana	3 V	F		
		WOODS III Harold	2	M		
		COLE-STREHLOW Carolay	1	F		
		GUMLEY Vicky	C	F		
39	AND - Andorra	GARCIA Josep	4 S	M	B8	133.73 cm
		ARCE Ana	3 V	F		
		ORTIZ Valentin	2	M		
		FOWLER Lisa Anne	1	F		
		-	C			
40	BEL - Belgium	HEYLEN Dirk	4 V	M	E8	145.71 cm
		BERUS Danielle	3	F		
		VANDERMEEREN Stephane	2	M		
		GEERINCKX Veerle	1 S	F		
		-	C			

Note:

Position and function for each team member:

4 = Fourth, **3** = Third, **2** = Second, **1** = Lead, **S** = Skip, **V** = Vice-Skip, **C** = Coach

Legend:

F Female

M Male



Competition Summary

Session	Date Time	Sheet A	Sheet B	Sheet C	Sheet D	Sheet E	Sheet F	
Session 1	12 OCT 8:00	BRA 2-14	HUN BLR 6-4	HKG CAN 6-3	GER EST 16-1	NGR SVK W-L	KOS LAT 5-12	KAZ
Session 2	12 OCT 12:00	IRL 8-5	SLO ITA 2-7	SCO LUX 3-11	JPN BEL 5-12	FIN FRA 5-6 ^{EE}	KOR ENG 7-4	AUT
Session 3	12 OCT 16:00	USA 4-7	ESP NZL 4-8	CZE DEN 3-6	NOR AND 3-6	CRO WAL 2-5	POL AUS 5-8	SWE
Session 4	12 OCT 20:30	KOR 7-6 ^{EE}	FIN SUI 3-6	RUS ENG 5-4	FRA IRL 7-6	ITA TPE 9-7 ^{EE}	TUR SCO 5-4	JPN
Session 5	13 OCT 8:00	POL 5-8	DEN CRO 6-8	WAL USA 12-2	BRA NOR 10-5	NZL SWE 3-5	ESP CZE 11-1	AND
Session 6	13 OCT 12:00	KOS 9-3	NGR HUN 9-4	KAZ LAT 5-7	AUS SVK 3-10	GER HKG 6-4	EST CAN 5-2	BLR
Session 7	13 OCT 16:00	SCO 12-3	LUX SLO 5-6	TUR IRL 6-4	TPE FIN 10-4	FRA AUT 2-11	RUS KOR 12-3	BEL
Session 8	13 OCT 20:00	AND 2-9	NZL CZE 9-4	NOR JPN 4-7	ITA ENG 1-7	SUI POL 15-1	CRO DEN 14-1	WAL
Session 9	14 OCT 8:00	AUS 6-7	KAZ AUT 5-4	BEL HUN 9-3	SWE USA 7-3	LAT SLO 11-2	LUX	
Session 10	14 OCT 12:00	ITA 10-2	TPE JPN 3-9	IRL RUS 10-2	KOR TUR 3-5	SCO FIN 8-3	ENG FRA 2-6	SUI
Session 11	14 OCT 16:00	BLR 0-8	GER DEN 6-1	AND SVK 4-7	CAN NGR 0-12	HKG BRA 2-10	KAZ EST 18-1	KOS
Session 12	14 OCT 20:00	HUN 4-7	USA AUS 2-7	ESP NOR 16-0	CRO POL 6-3	CZE NZL 4-5 ^{EE}	WAL SWE 9-2	LAT
Session 13	15 OCT 8:00	ENG 3-9	RUS		KOR 3-5	SUI SCO 11-4	TPE IRL 3-5	TUR
Session 14	15 OCT 12:00	CRO 2-12	CZE USA 8-3	SWE NZL 3-6	DEN WAL 7-5	AND LAT 3-7	HUN NOR 6-4	POL
Session 15	15 OCT 16:00	TPE 1-10	JPN FRA 7-4	AUT TUR 10-3	LUX RUS 10-3	BEL ITA 7-5	SLO SUI 9-5	FIN
Session 16	15 OCT 20:00	HKG 6-8	CAN EST 6-8	BLR KAZ 4-7	ESP BRA 1-10	AUS KOS 1-14	GER NGR 0-14	SVK
Session 17	16 OCT 8:00	FRA 10-2	BEL POL 12-1	NZL CZE 8-3	WAL CRO 3-12	DEN NOR 15-0	AND ITA 14-1	LUX
Session 18	16 OCT 12:00	SUI 7-2	AUT HKG 5-6	SVK GER 6-4	EST BLR 11-1	KOS CAN 15-1	NGR TPE 3-6	SLO
Session 19	16 OCT 16:00	ESP 9-3	LAT RUS 7-5	FIN BEL 1-13	ENG LUX 2-10	IRL TUR 2-5	JPN HUN 6-5	AUS
Session 20	16 OCT 20:00	SWE 10-2	BRA GER 21-1	NGR SLO 6-8	SCO AUT 2-9	KOR BLR 4-5	SVK KAZ 6-7	USA
Session 21	17 OCT 8:00		LUX 2-5	TPE HKG 6-2	KOS CAN 7-2	EST BEL 3-6	SUI NZL 7-6	CRO
Session 22	17 OCT 12:00	WAL 1-9	NOR KOR 7-2	ENG AND 1-7	POL JPN 11-5	SLO DEN 6-1	CZE ESP 7-2	BRA
Session 23	17 OCT 16:00	EST 1-7	SVK KOS 3-17	CAN NGR 1-19	BLR KAZ 5-7	SWE AUS 7-5	USA GER 6-7	HKG
Session 24	17 OCT 20:00	TUR 8-5 ^{EE}	ITA BRA 3-11	LAT FIN 8-0	AUT ESP 7-5	HUN SCO 7-3	IRL RUS 9-2	FRA
1/8-Finals 1	18 OCT 9:00		DEN 8-3	IRL SVK 1-9	NOR ESP 2-6	HUN CAN 9-4	SWE	
1/8-Finals 2	18 OCT 13:00		USA 2-7	SUI GER 5-3	POL RUS 1-9	KOR SCO 6-3	TUR	
Quarter-finals	18 OCT 19:00		GER 9-7	SCO SUI 3-6	KOR CAN 6-4	DEN NOR 9-6	HUN	
Semi-finals	19 OCT 9:00			CAN 6-5	NOR	KOR 4-6	GER	
Finals	19 OCT 15:00		KOR 5-6	NOR		CAN 6-5	GER	

Competition Summary

Standings after Round Robin

Group-A

Rank	Team	Games	Wins	Losses				
1	CAN - Canada	7	7	0	Q	DSC	31.72cm	
2	GER - Germany	7	5	2	Q w1	DSC	37.42cm	
3	SVK - Slovakia	7	5	2	Q w0	DSC	59.37cm	
4	BLR - Belarus	7	4	3	w1	DSC	52.03cm	
5	HKG - Hong Kong	7	4	3	w0			
6	EST - Estonia	7	2	5				
7	KOS - Kosovo	7	1	6				
8	NGR - Nigeria	7	0	7				

Group-B

Rank	Team	Games	Wins	Losses				
1	NOR - Norway	7	6	1	Q w1	DSC	68.56cm	
2	DEN - Denmark	7	6	1	Q w0	DSC	70.81cm	
3	POL - Poland	7	5	2	Q w1	DSC	55.05cm	
4	CZE - Czech Republic	7	5	2	w0	DSC	63.50cm	
5	WAL - Wales	7	3	4				
6	NZL - New Zealand	7	2	5				
7	CRO - Croatia	7	1	6				
8	AND - Andorra	7	0	7				

Group-C

Rank	Team	Games	Wins	Losses				
1	ESP - Spain	7	7	0	Q	DSC	72.28cm	
2	USA - United States	7	5	2	Q w1	DSC	84.72cm	
3	HUN - Hungary	7	5	2	Q w0	DSC	55.87cm	
4	SWE - Sweden	7	4	3	Q	DSC	40.72cm	
5	KAZ - Kazakhstan	7	3	4	w1			
6	AUS - Australia	7	3	4	w0			
7	LAT - Latvia	7	1	6				
8	BRA - Brazil	7	0	7				

Group-D

Rank	Team	Games	Wins	Losses				
1	SCO - Scotland	7	7	0	Q	DSC	48.13cm	
2	IRL - Ireland	7	5	2	Q	DSC	79.85cm	
3	TUR - Turkey	7	4	3	Q w1	DSC	69.22cm	
4	ITA - Italy	7	4	3	w1	DSC	70.13cm	
5	JPN - Japan	7	4	3	w1	DSC	70.29cm	
6	SLO - Slovenia	7	2	5	w1			
7	TPE - Chinese Taipei	7	2	5	w0			
8	LUX - Luxembourg	7	0	7				

Group-E

Rank	Team	Games	Wins	Losses				
1	RUS - Russia	7	7	0	Q	DSC	43.10cm	
2	SUI - Switzerland	7	6	1	Q	DSC	43.48cm	
3	KOR - Korea	7	5	2	Q	DSC	71.57cm	
4	FIN - Finland	7	4	3		DSC	87.28cm	
5	ENG - England	7	3	4				
6	FRA - France	7	2	5				
7	AUT - Austria	7	1	6				
8	BEL - Belgium	7	0	7				

Merged Group Standings

Rank	Team	Round Robin Results			Rank	Team	Round Robin Results			Rank	Team	Round Robin Results		
		Group	Rank	DSC			Group	Rank	DSC			Group	Rank	DSC
1	CAN - Canada	A	1	31.72cm	15	KOR - Korea	E	3	71.57cm	29	EST - Estonia	A	6	108.77cm
2	RUS - Russia	E	1	43.10cm	16	SWE - Sweden	C	4	40.72cm	30	FRA - France	E	6	119.87cm
3	SCO - Scotland	D	1	48.13cm	17	BLR - Belarus	A	4	52.03cm	31	LAT - Latvia	C	7	66.73cm
4	NOR - Norway	B	1	68.56cm	18	CZE - Czech Republic	B	4	63.50cm	32	AUT - Austria	E	7	84.58cm
5	ESP - Spain	C	1	72.28cm	19	ITA - Italy	D	4	70.13cm	33	TPE - Chinese Taipei	D	7	96.72cm
6	GER - Germany	A	2	37.42cm	20	FIN - Finland	E	4	87.28cm	34	KOS - Kosovo	A	7	131.82cm
7	SUI - Switzerland	E	2	43.48cm	21	KAZ - Kazakhstan	C	5	46.28cm	35	CRO - Croatia	B	7	152.87cm
8	DEN - Denmark	B	2	70.81cm	22	ENG - England	E	5	49.97cm	36	BRA - Brazil	C	8	91.99cm
9	IRL - Ireland	D	2	79.85cm	23	HKG - Hong Kong	A	5	59.24cm	37	LUX - Luxembourg	D	8	113.44cm
10	USA - United States	C	2	84.72cm	24	JPN - Japan	D	5	70.29cm	38	NGR - Nigeria	A	8	116.77cm
11	POL - Poland	B	3	55.05cm	25	WAL - Wales	B	5	85.10cm	39	AND - Andorra	B	8	133.73cm
12	HUN - Hungary	C	3	55.87cm	26	AUS - Australia	C	6	48.31cm	40	BEL - Belgium	E	8	145.71cm
13	SVK - Slovakia	A	3	59.37cm	27	SLO - Slovenia	D	6	82.85cm					
14	TUR - Turkey	D	3	69.22cm	28	NZL - New Zealand	B	6	95.66cm					



Competition Summary

Play-offs Bracket

1/8 finals		Quarter-finals		Semi-finals		Finals		Final Standings	
1	CAN 9							1	CAN - Canada
	Sheet E G1	CAN 6						2	GER - Germany
16	SWE 4							3	NOR - Norway
	Sheet D G9							4	KOR - Korea
8	DEN 8							5	DEN - Denmark
	Sheet B G2	DEN 4						5	HUN - Hungary
9	IRL 3							5	SCO - Scotland
	Sheet C G13							5	SUI - Switzerland
5	ESP 2							9	ESP - Spain
	Sheet D G3	HUN 6						9	IRL - Ireland
12	HUN 6							9	POL - Poland
	Sheet E G10	NOR 5						9	RUS - Russia
4	NOR 9							9	SVK - Slovakia
	Sheet C G4	NOR 9						9	SWE - Sweden
13	SVK 1							9	TUR - Turkey
	Sheet D G15							9	USA - United States
3	SCO 6							17	BLR - Belarus
	Sheet E G5	SCO 7						18	CZE - Czech Republic
14	TUR 3							19	ITA - Italy
	Sheet B G11	GER 6						20	FIN - Finland
6	GER 5							21	KAZ - Kazakhstan
	Sheet C G6	GER 9						22	ENG - England
11	POL 3							23	HKG - Hong Kong
	Sheet E G14							24	JPN - Japan
7	SUI 7							25	WAL - Wales
	Sheet B G7	SUI 3						26	AUS - Australia
10	USA 2							27	SLO - Slovenia
	Sheet C G12	KOR 4						28	NZL - New Zealand
2	RUS 1							29	EST - Estonia
	Sheet D G8	KOR 6						30	FRA - France
15	KOR 9							31	LAT - Latvia
	Sheet B G16							32	AUT - Austria
		NOR 6						33	TPE - Chinese Taipei
		KOR 5						34	KOS - Kosovo
								35	CRO - Croatia
								36	BRA - Brazil
								37	LUX - Luxembourg
								38	NGR - Nigeria
								39	AND - Andorra
								40	BEL - Belgium

Legend:	DSC Draw Shot Challenge	EE Extra End	L Loss
	Q Qualified for the play-offs	W Win	wn Number of wins (n) against tied teams



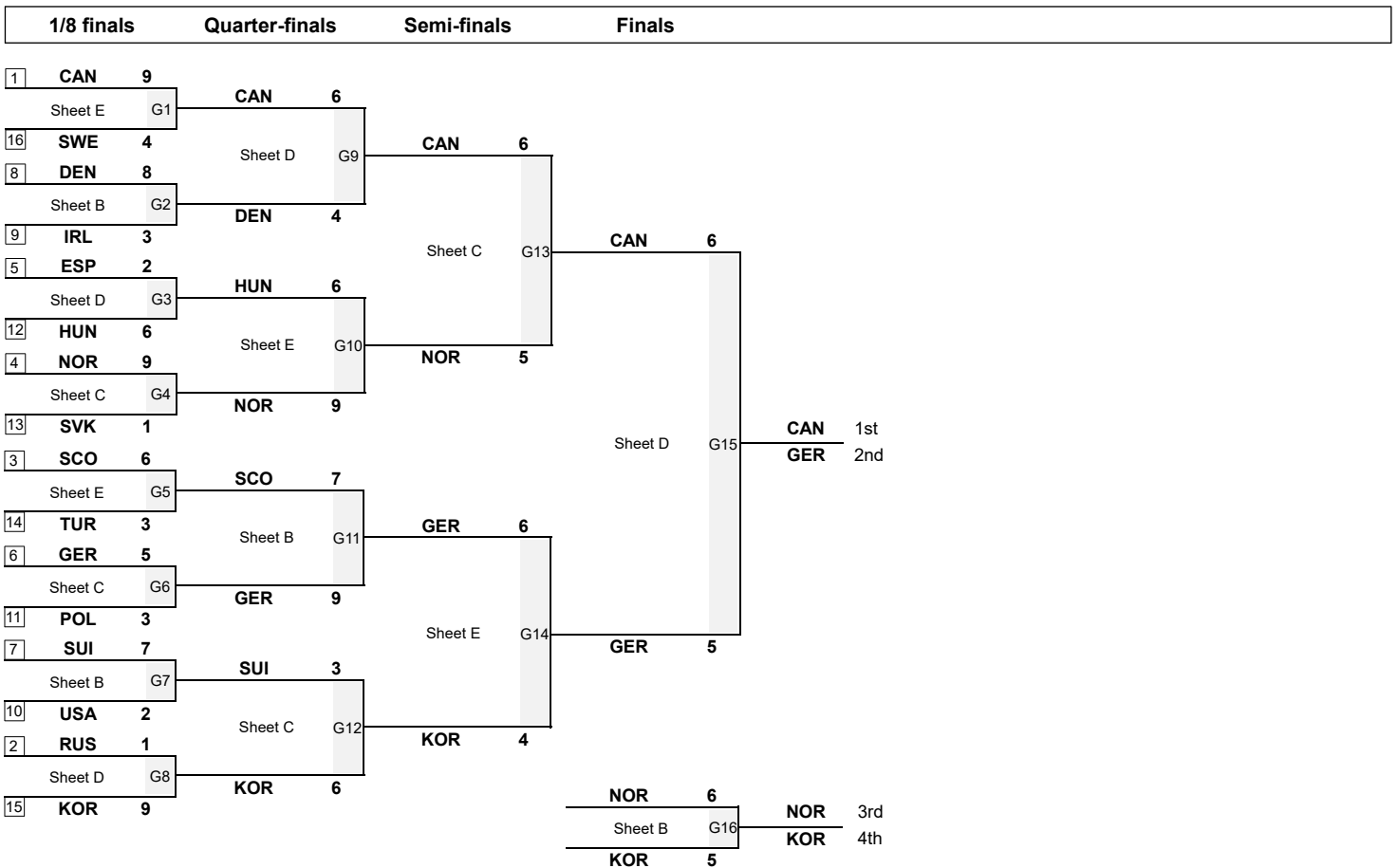
SAT 19 OCT 2019
Start Time 15:00

Finals

Session Results and Standings

Sheet	Game	Team	LSFE	1	2	3	4	5	6	7	8	Extra Ends	Total
B	11	KOR - Korea	*	0	2	0	2	0	0	1	0		5
	11	NOR - Norway		0	0	1	0	2	1	0	2		6
D	11	CAN - Canada	*	0	0	1	0	3	0	0	2		6
	11	GER - Germany		0	0	0	1	0	3	1	0		5

Play-offs Bracket



Legend:
LSFE(*) Last Stone First End



SAT 19 OCT 2019
Start Time 15:00

Gold Medal Game - Sheet D

Game Results

Sheet	Game	Team	LSFE	1	2	3	4	5	6	7	8	Extra	Ends	Total
D	11	CAN - Canada	*	0	0	1	0	3	0	0	2			6
	11	GER - Germany		0	0	0	1	0	3	1	0			5

CAN - Canada			
4	S	KURZ Colin	M
3	V	WALTER Meghan	F
2		BILAWKA Brendan	M
1		OLIVER Sara	F

GER - Germany			
4	S	KAPP Andy	M
3		SCHOELL Pia-Lisa	F
2		KAPP Benny	M
1	V	TSCHETSCH Petra	F

Time remaining: 2 minutes 13 seconds

Time remaining: 1 minute 32 seconds

Note:
 Position and function for each team member:
4 = Fourth, **3** = Third, **2** = Second, **1** = Lead, **A** = Alternate, **S** = Skip, **V** = Vice-Skip

Legend:
F Female **LSFE(*)** Last Stone First End **M** Male



Game Results

Sheet	Game	Team	LSFE	1	2	3	4	5	6	7	8	Extra	Ends	Total
B	11	KOR - Korea	*	0	2	0	2	0	0	1	0			5
	11	NOR - Norway		0	0	1	0	2	1	0	2			6

KOR - Korea			
4	S	SEONG Yujin	M
3	V	JANG Hyeji	F
2		JEON Jaeik	M
1		SONG Yujin	F

NOR - Norway			
4	V	NAESS Wilhelm	M
3	S	SKAGA Ingvild	F
2		SKARSHEIM RIAN Harald	M
1		MESLOE Eirin	F

Last Stone Draw		Distance
☺	JANG Hyeji	31.8cm
☹	SEONG Yujin	15.6cm
Total		47.4cm

Last Stone Draw		Distance
☹	MESLOE Eirin	44.6cm
☺	NAESS Wilhelm	144.9cm
Total		189.5cm

Time remaining: 1 minute 29 seconds

Time remaining: 0 minutes 31 seconds

Note: Position and function for each team member: 4 = Fourth, 3 = Third, 2 = Second, 1 = Lead, A = Alternate, S = Skip, V = Vice-Skip			
Legend: ☺ Clockwise ☹ Counter-clockwise F Female LSFE(*) Last Stone First End M Male			



Scoring Analysis

Team	Games		LSFE	Stolen Ends	Last Stone Eff.	Force Eff.	Points Scored						Total	Plus / Minus
							0	1	2	3	4	>4		
NOR	11	For	5	28	56%	52%	1	22	18	8	2	1	95	+55
		Against	6	4			1	13	11	0	0	1	40	
CAN	11	For	7	15	66%	72%	4	15	16	5	5	2	92	+53
		Against	4	4			4	22	4	3	0	0	39	
GER	11	For	8	20	48%	48%	4	23	13	4	4	3	93	+51
		Against	3	2			5	12	9	4	0	0	42	
DEN	9	For	5	15	52%	68%	3	16	15	3	3	0	67	+38
		Against	4	3			1	16	5	1	0	0	29	
RUS	8	For	8	10	50%	75%	3	8	11	5	3	1	63	+34
		Against	0	8			0	15	4	0	0	1	29	
SCO	9	For	6	10	58%	65%	1	13	11	8	1	1	68	+31
		Against	3	7			1	19	6	2	0	0	37	
POL	8	For	5	11	52%	63%	2	14	9	4	2	1	57	+30
		Against	3	4			3	13	7	0	0	0	27	
CZE	7	For	5	10	60%	46%	1	9	11	4	1	1	52	+26
		Against	2	4			3	9	7	1	0	0	26	
HUN	9	For	6	16	46%	55%	1	21	10	4	2	1	66	+24
		Against	3	6			0	15	7	3	1	0	42	
SUI	9	For	6	16	55%	53%	7	21	11	2	1	0	53	+23
		Against	3	1			5	10	5	2	1	0	30	
ESP	8	For	3	12	39%	67%	0	11	9	6	1	0	51	+22
		Against	5	8			6	17	6	0	0	0	29	
KOR	11	For	5	11	47%	52%	5	18	10	6	2	1	70	+21
		Against	6	6			7	17	11	2	1	0	49	
BLR	7	For	5	14	17%	67%	2	12	7	3	1	2	50	+20
		Against	2	13			2	16	5	0	1	0	30	
FIN	7	For	3	13	55%	36%	2	13	6	8	0	1	54	+19
		Against	4	5			1	9	7	0	3	0	35	
ITA	7	For	5	10	30%	56%	2	14	7	3	1	2	51	+17
		Against	2	6			1	13	6	3	0	0	34	
JPN	7	For	5	8	47%	50%	5	13	6	1	2	2	48	+16
		Against	2	3			0	9	8	1	1	0	32	
EST	7	For	1	14	13%	50%	3	14	4	2	4	1	51	+15
		Against	6	12			0	12	8	0	2	0	36	
HKG	7	For	5	12	38%	60%	1	17	5	5	1	0	46	+14
		Against	2	8			1	15	7	1	0	0	32	
USA	8	For	1	10	50%	55%	2	10	14	2	2	0	52	+13
		Against	7	6			1	16	7	3	0	0	39	

Scoring Analysis

Team	Games		LSFE	Stolen Ends	Last Stone Eff.	Force Eff.	Points Scored						Total	Plus / Minus
							0	1	2	3	4	>4		
IRL	8	For	4	9	34%	74%	0	15	8	2	3	0	49	+9
		Against	4	10			2	21	6	1	1	0	40	
KAZ	7	For	4	8	43%	39%	1	10	9	4	2	0	48	+5
		Against	3	6			1	10	10	3	1	0	43	
SVK	8	For	3	13	35%	33%	3	11	11	1	1	0	40	+4
		Against	4	6			3	7	6	4	0	1	36	
AUS	7	For	6	9	27%	43%	2	15	7	3	1	0	42	+3
		Against	1	9			2	13	6	2	2	0	39	
TUR	8	For	3	8	23%	56%	3	16	7	3	0	1	44	+3
		Against	5	11			4	18	10	1	0	0	41	
SWE	8	For	6	7	37%	42%	3	15	10	1	1	1	47	+2
		Against	2	6			0	11	11	0	3	0	45	
SLO	7	For	3	8	35%	42%	0	16	8	1	2	0	43	-2
		Against	4	4			1	10	7	3	3	0	45	
ENG	7	For	3	8	17%	60%	0	10	7	2	1	0	34	-6
		Against	4	12			1	17	7	3	0	0	40	
FRA	7	For	3	7	18%	50%	1	16	5	0	2	0	34	-8
		Against	4	6			2	12	8	3	0	1	42	
NZL	7	For	3	6	19%	33%	3	9	6	1	1	1	33	-16
		Against	4	14			0	15	8	6	0	0	49	
LAT	7	For	4	4	30%	40%	2	10	5	1	1	1	32	-22
		Against	3	13			1	12	7	8	1	0	54	
TPE	7	For	3	10	12%	62%	0	16	3	2	0	0	28	-24
		Against	4	15			1	17	4	4	1	2	52	
WAL	7	For	2	5	22%	29%	1	13	5	0	1	0	27	-24
		Against	5	9			4	9	12	3	1	1	51	
AUT	7	For	4	4	3%	50%	0	14	1	1	0	0	19	-34
		Against	3	17			1	14	7	7	1	0	53	
BEL	7	For	0	1	22%	39%	0	7	7	0	0	0	21	-47
		Against	7	14			1	13	8	7	3	1	68	
AND	7	For	3	2	6%	36%	0	9	2	0	0	0	13	-48
		Against	4	22			0	17	9	3	3	1	61	
CRO	7	For	0	5	15%	33%	0	9	5	0	0	1	24	-49
		Against	7	16			0	10	10	3	6	2	73	
KOS	7	For	2	5	13%	10%	0	9	4	0	0	0	17	-52
		Against	4	15			1	6	6	6	4	3	69	
LUX	7	For	1	2	8%	24%	0	12	2	0	0	0	16	-57
		Against	6	13			1	11	7	5	3	4	73	



Scoring Analysis

Team	Games		LSFE	Stolen Ends	Last Stone Eff.	Force Eff.	Points Scored						Total	Plus / Minus
							0	1	2	3	4	>4		
BRA	7	For	1	1	7%	20%	0	10	2	0	0	0	14	-60
		Against	6	16			0	6	16	3	3	3	74	
NGR	7	For	3	0	3%	0%	0	4	0	1	0	0	7	-99
		Against	4	33			0	13	12	5	8	4	106	
Total	156			377			68	530	307	106	54	25	1811	

Note:

Stolen ends are the ends won without the last stone advantage.

Last Stone Efficiency: Scoring two or more points with last stone advantage.


Force Efficiency: Forcing the opponent team to score only one point when they have the last stone advantage.

Legend:

>4 More than four points scored

Eff. Efficiency

LSFE Last Stone First End



Summary of Big Ends

Points Scored	By	Against	Session	End	Game Result
7	EST - Estonia	KOS - Kosovo	11	5	18 : 1
6	BLR - Belarus	NGR - Nigeria	23	7	19 : 1
6	GER - Germany	NGR - Nigeria	20	4	21 : 1
6	JPN - Japan	LUX - Luxembourg	2	6	11 : 3
6	JPN - Japan	TPE - Chinese Taipei	15	1	10 : 1
6	KOR - Korea	RUS - Russia	8F	3	9 : 1
6	RUS - Russia	BEL - Belgium	15	6	10 : 3
5	BLR - Belarus	NGR - Nigeria	23	2	19 : 1
5	CAN - Canada	KOS - Kosovo	23	1	17 : 3
5	CAN - Canada	KOS - Kosovo	23	3	17 : 3
5	CRO - Croatia	WAL - Wales	5	5	6 : 8
5	CZE - Czech Republic	CRO - Croatia	14	1	12 : 2
5	FIN - Finland	FRA - France	7	6	10 : 4
5	GER - Germany	SVK - Slovakia	6	4	10 : 3
5	GER - Germany	NGR - Nigeria	20	1	21 : 1
5	HUN - Hungary	BRA - Brazil	1	3	14 : 2
5	ITA - Italy	TPE - Chinese Taipei	10	7	10 : 2
5	ITA - Italy	LUX - Luxembourg	17	1	14 : 1
5	LAT - Latvia	BRA - Brazil	24	3	11 : 3
5	NOR - Norway	AND - Andorra	17	6	15 : 0
5	NZL - New Zealand	NOR - Norway	5	4	5 : 10
5	POL - Poland	CRO - Croatia	8	3	15 : 1
5	SCO - Scotland	LUX - Luxembourg	7	1	12 : 3
5	SWE - Sweden	BRA - Brazil	20	6	10 : 2
5	TUR - Turkey	LUX - Luxembourg	15	4	10 : 3
4	AUS - Australia	HUN - Hungary	19	1	5 : 6
4	BLR - Belarus	EST - Estonia	16	4	8 : 6
4	CAN - Canada	NGR - Nigeria	18	1	15 : 1
4	CAN - Canada	NGR - Nigeria	18	5	15 : 1
4	CAN - Canada	EST - Estonia	21	5	7 : 2
4	CAN - Canada	KOS - Kosovo	23	6	17 : 3
4	CAN - Canada	SWE - Sweden	8F	2	9 : 4
4	CZE - Czech Republic	AND - Andorra	5	5	11 : 1
4	DEN - Denmark	WAL - Wales	8	5	14 : 1
4	DEN - Denmark	CRO - Croatia	17	1	12 : 3
4	DEN - Denmark	CRO - Croatia	17	6	12 : 3
4	ENG - England	BEL - Belgium	19	3	13 : 1
4	ESP - Spain	KAZ - Kazakhstan	16	5	7 : 4



Summary of Big Ends

Points Scored	By	Against	Session	End	Game Result
4	EST - Estonia	NGR - Nigeria	1	1	16 : 1
4	EST - Estonia	NGR - Nigeria	1	7	16 : 1
4	EST - Estonia	KOS - Kosovo	11	1	18 : 1
4	EST - Estonia	BLR - Belarus	16	1	6 : 8
4	FRA - France	FIN - Finland	7	4	4 : 10
4	FRA - France	BEL - Belgium	17	4	10 : 2
4	GER - Germany	KOS - Kosovo	16	1	14 : 1
4	GER - Germany	KOS - Kosovo	16	4	14 : 1
4	GER - Germany	NGR - Nigeria	20	3	21 : 1
4	GER - Germany	NGR - Nigeria	20	6	21 : 1
4	HKG - Hong Kong	NGR - Nigeria	11	1	12 : 0
4	HUN - Hungary	BRA - Brazil	1	1	14 : 2
4	HUN - Hungary	SWE - Sweden	9	4	9 : 3
4	IRL - Ireland	SLO - Slovenia	2	5	8 : 5
4	IRL - Ireland	JPN - Japan	10	5	9 : 3
4	IRL - Ireland	LUX - Luxembourg	19	4	10 : 2
4	ITA - Italy	IRL - Ireland	4	5	6 : 7
4	JPN - Japan	SLO - Slovenia	22	1	11 : 5
4	JPN - Japan	SLO - Slovenia	22	3	11 : 5
4	KAZ - Kazakhstan	LAT - Latvia	1	6	12 : 5
4	KAZ - Kazakhstan	BRA - Brazil	11	2	10 : 2
4	KOR - Korea	BEL - Belgium	7	7	12 : 3
4	KOR - Korea	SUI - Switzerland	QF	8	6 : 3
4	LAT - Latvia	AUS - Australia	6	4	5 : 7
4	NOR - Norway	CRO - Croatia	12	2	16 : 0
4	NOR - Norway	CRO - Croatia	12	4	16 : 0
4	NZL - New Zealand	AND - Andorra	8	3	9 : 2
4	POL - Poland	CRO - Croatia	8	1	15 : 1
4	POL - Poland	CRO - Croatia	8	5	15 : 1
4	RUS - Russia	AUT - Austria	7	1	11 : 2
4	RUS - Russia	KOR - Korea	10	5	10 : 2
4	RUS - Russia	FIN - Finland	19	5	7 : 5
4	SCO - Scotland	TPE - Chinese Taipei	13	6	11 : 4
4	SLO - Slovenia	LUX - Luxembourg	9	5	11 : 2
4	SLO - Slovenia	LUX - Luxembourg	9	7	11 : 2
4	SUI - Switzerland	FIN - Finland	15	7	9 : 5
4	SVK - Slovakia	NGR - Nigeria	16	5	14 : 0
4	SWE - Sweden	AUS - Australia	3	4	8 : 5




Summary of Big Ends

Points Scored	By	Against	Session	End	Game Result
4	USA - United States	BRA - Brazil	5	3	12 : 2
4	USA - United States	SWE - Sweden	14	4	8 : 3
4	WAL - Wales	AND - Andorra	14	3	7 : 5

Note:
Big ends are defined as ends with a score of four or more points.

Legend:
8F 1/8 Final QF Quarter-final





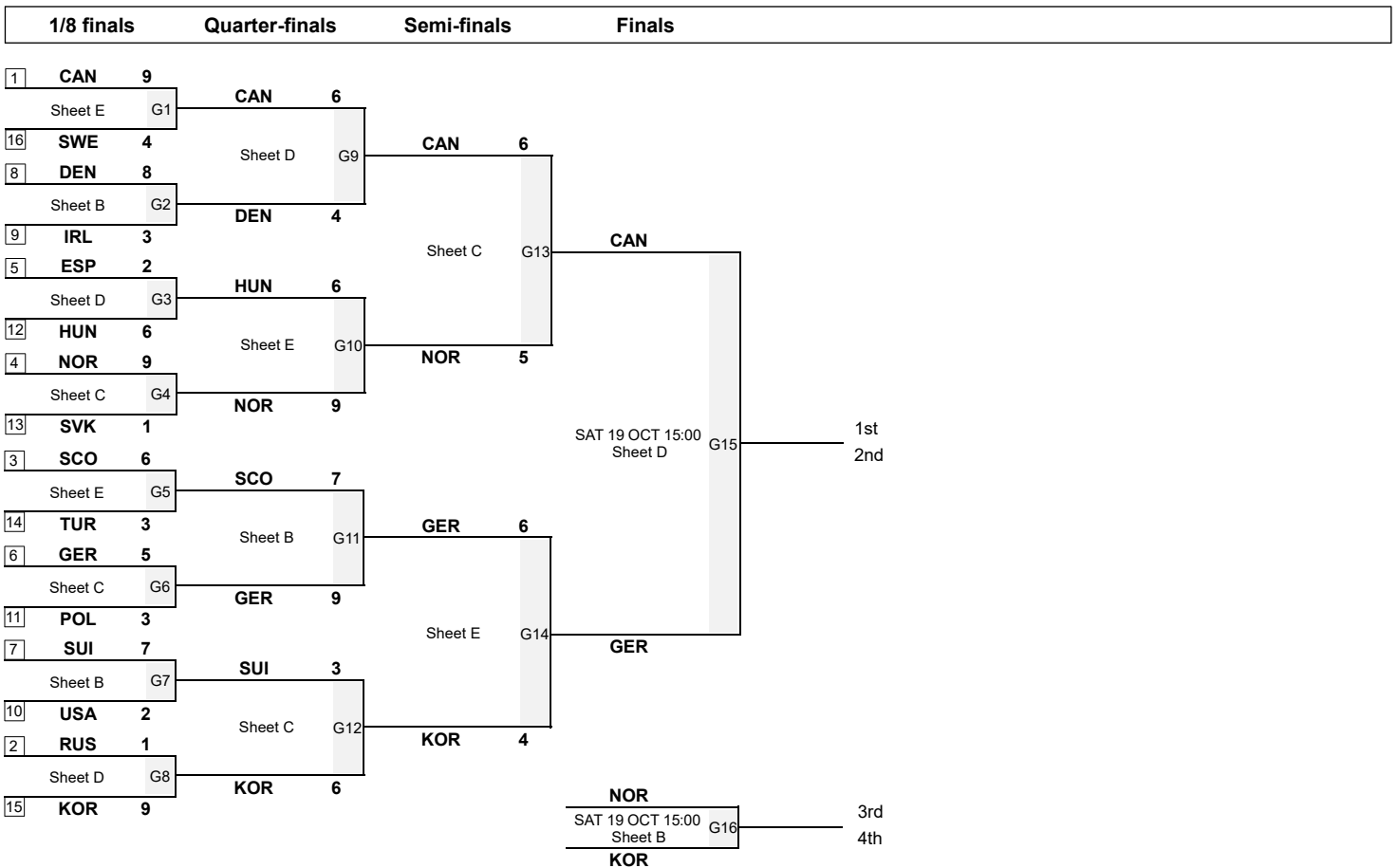
SAT 19 OCT 2019
Start Time 9:00

Semi-finals

Session Results and Standings

Sheet	Game	Team	LSFE	1	2	3	4	5	6	7	8	Extra Ends	Total
C	10	CAN - Canada	*	2	0	0	1	1	0	2	0		6
	10	NOR - Norway		0	0	1	0	0	3	0	1		5
E	10	KOR - Korea		0	0	1	0	2	0	1	0		4
	10	GER - Germany	*	0	1	0	2	0	1	0	2		6

Play-offs Bracket



Legend:
LSFE(*) Last Stone First End



SAT 19 OCT 2019
Start Time 9:00

Semi-final - Sheet C

Game Results

Sheet	Game	Team	LSFE	1	2	3	4	5	6	7	8	Extra Ends	Total
C	10	CAN - Canada	*	2	0	0	1	1	0	2	0		6
	10	NOR - Norway		0	0	1	0	0	3	0	1		5

CAN - Canada			
4	S	KURZ Colin	M
3	V	WALTER Meghan	F
2		BILAWKA Brendan	M
1		OLIVER Sara	F

NOR - Norway			
4	V	NAESS Wilhelm	M
3	S	SKAGA Ingvild	F
2		SKARSHEIM RIAN Harald	M
1		MESLOE Eirin	F

Last Stone Draw		Distance
↻	KURZ Colin	31.7cm
↻	WALTER Meghan	28.3cm
Total		60.0cm

Last Stone Draw		Distance
↻	MESLOE Eirin	19.3cm
↻	NAESS Wilhelm	50.4cm
Total		69.7cm


Time remaining: 5 minutes 21 seconds

Time remaining: 0 minutes 31 seconds

Note:
Position and function for each team member:
4 = Fourth, 3 = Third, 2 = Second, 1 = Lead, A = Alternate, S = Skip, V = Vice-Skip

Legend:
↻ Clockwise ↻ Counter-clockwise F Female
LSFE(*) Last Stone First End M Male





SAT 19 OCT 2019
Start Time 9:00

Semi-final - Sheet E

Game Results

Sheet	Game	Team	LSFE	1	2	3	4	5	6	7	8	Extra Ends	Total
E	10	KOR - Korea		0	0	1	0	2	0	1	0		4
	10	GER - Germany	*	0	1	0	2	0	1	0	2		6

KOR - Korea			
4 S	SEONG Yujin		M
3 V	JANG Hyeji		F
2	JEON Jaeik		M
1	SONG Yujin		F

GER - Germany			
4 S	KAPP Andy		M
3	SCHOELL Pia-Lisa		F
2	KAPP Benny		M
1 V	TSCHETSCH Petra		F

Last Stone Draw		Distance
☺	SONG Yujin	171.1cm
☹	SEONG Yujin	30.2cm
Total		201.3cm

Last Stone Draw		Distance
☺	TSCHETSCH Petra	64.8cm
☹	KAPP Andy	29.2cm
Total		94.0cm

Time remaining: 1 minute 24 seconds

Time remaining: 4 minutes 9 seconds

Note:
Position and function for each team member:
4 = Fourth, 3 = Third, 2 = Second, 1 = Lead, A = Alternate, S = Skip, V = Vice-Skip

Legend:
☺ Clockwise ☹ Counter-clockwise F Female
LSFE(*) Last Stone First End M Male



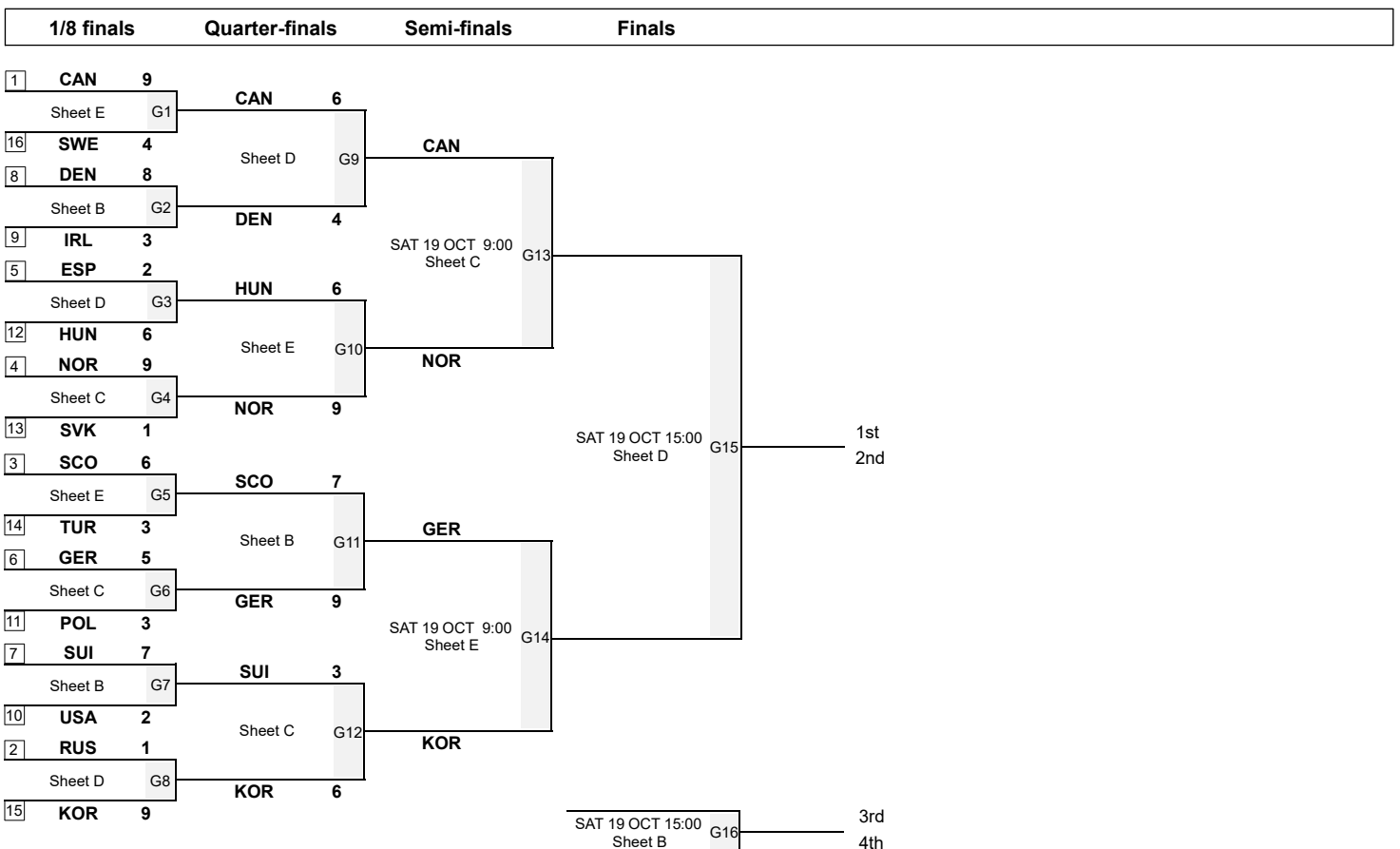
FRI 18 OCT 2019
Start Time 19:00

Quarter-finals

Session Results and Standings

Sheet	Game	Team	LSFE	1	2	3	4	5	6	7	8	Extra Ends	Total
B	9	GER - Germany	*	1	0	3	0	2	1	0	2		9
	9	SCO - Scotland		0	2	0	3	0	0	2	0		7
C	9	SUI - Switzerland	*	0	2	0	0	0	1	0	0		3
	9	KOR - Korea		0	0	2	0	0	0	0	4		6
D	9	CAN - Canada	*	2	0	1	0	0	2	0	1		6
	9	DEN - Denmark		0	1	0	1	0	0	2	0		4
E	9	NOR - Norway		0	2	2	0	0	2	0	3		9
	9	HUN - Hungary	*	1	0	0	2	1	0	2	0		6

Play-offs Bracket



Legend:
LSFE(*) Last Stone First End



FRI 18 OCT 2019
Start Time 19:00

Quarter-final - Sheet B

Game Results

Sheet	Game	Team	LSFE	1	2	3	4	5	6	7	8	Extra Ends	Total
B	9	GER - Germany	*	1	0	3	0	2	1	0	2		9
	9	SCO - Scotland		0	2	0	3	0	0	2	0		7

GER - Germany			
4 S	KAPP Andy		M
3	SCHOELL Pia-Lisa		F
2	KAPP Benny		M
1 V	TSCHETSCH Petra		F

SCO - Scotland			
4 S	CARSON Luke		M
3 V	BOUSIE Kirstin		F
2	TAYLOR Mark		M
1	McMILLAN Katie		F

Last Stone Draw		Distance
⌚	TSCHETSCH Petra	24.8cm
⌚	KAPP Andy	19.4cm
Total		44.2cm


Last Stone Draw		Distance
⌚	McMILLAN Katie	14.9cm
⌚	CARSON Luke	67.8cm
Total		82.7cm

Time remaining: 1 minute 15 seconds

Time remaining: 1 minute 33 seconds

Note:
Position and function for each team member:
4 = Fourth, 3 = Third, 2 = Second, 1 = Lead, A = Alternate, S = Skip, V = Vice-Skip

Legend:
⌚ Clockwise ⌚ Counter-clockwise F Female
LSFE(*) Last Stone First End M Male



FRI 18 OCT 2019
Start Time 19:00

Quarter-final - Sheet C

Game Results

Sheet	Game	Team	LSFE	1	2	3	4	5	6	7	8	Extra	Ends	Total
C	9	SUI - Switzerland	*	0	2	0	0	0	1	0	0			3
	9	KOR - Korea		0	0	2	0	0	0	0	4			6

SUI - Switzerland			
4	V	RIOS Martin	M
3		PERRET Jenny	F
2		WUNDERLIN Kevin	M
1	S	SIEGRIST Manuela	F

KOR - Korea			
4	S	SEONG Yujin	M
3	V	JANG Hyeji	F
2		JEON Jaeik	M
1		SONG Yujin	F

Time remaining: 6 minutes 40 seconds

Time remaining: 4 minutes 35 seconds

Note:
Position and function for each team member:
4 = Fourth, **3** = Third, **2** = Second, **1** = Lead, **A** = Alternate, **S** = Skip, **V** = Vice-Skip

Legend:
F Female **LSFE(*)** Last Stone First End **M** Male



Game Results

Sheet	Game	Team	LSFE	1	2	3	4	5	6	7	8	Extra Ends	Total
D	9	CAN - Canada	*	2	0	1	0	0	2	0	1		6
	9	DEN - Denmark		0	1	0	1	0	0	2	0		4

CAN - Canada			
4 S	KURZ Colin		M
3 V	WALTER Meghan		F
2	BILAWKA Brendan		M
1	OLIVER Sara		F

DEN - Denmark			
4 S	THUNE Tobias		M
3 V	LANDER Jasmin		F
1	HOLTERMANN Henrik		M
A	LARSEN My		F

Last Stone Draw		Distance
⌚	KURZ Colin	24.5cm
⌚	WALTER Meghan	64.0cm
Total		88.5cm

Last Stone Draw		Distance
⌚	LANDER Jasmin	59.8cm
⌚	THUNE Tobias	63.4cm
Total		123.2cm

Time remaining: 5 minutes 3 seconds

Time remaining: 5 minutes 12 seconds

Note:
Position and function for each team member:
4 = Fourth, 3 = Third, 2 = Second, 1 = Lead, A = Alternate, S = Skip, V = Vice-Skip

Legend:
⌚ Clockwise ⌚ Counter-clockwise F Female
LSFE(*) Last Stone First End M Male





WMxCC 2019
Aberdeen, Scotland

World Mixed Curling Championship 2019
Curl Aberdeen



FRI 18 OCT 2019
Start Time 19:00

Quarter-final - Sheet E

Game Results

Sheet	Game	Team	LSFE	1	2	3	4	5	6	7	8	Extra Ends	Total
E	9	NOR - Norway		0	2	2	0	0	2	0	3		9
	9	HUN - Hungary	*	1	0	0	2	1	0	2	0		6

NOR - Norway

4	V	NAESS Wilhelm	M
3	S	SKAGA Ingvild	F
2		SKARSHEIM RIAN Harald	M
1		MESLOE Eirin	F

HUN - Hungary

4	S	NAGY Gyorgy	M
3		SZEKERES Ildiko	F
2		SZABO Gergely	M
1	V	DENCOSO Blanka	F

Last Stone Draw

	Distance
⌚ MESLOE Eirin	84.9cm
⌚ NAESS Wilhelm	63.5cm
Total	148.4cm

Last Stone Draw


	Distance
⌚ SZEKERES Ildiko	9.8cm
⌚ NAGY Gyorgy	35.9cm
Total	45.7cm

Time remaining: 0 minutes 38 seconds

Time remaining: 1 minute 1 second

Note:
Position and function for each team member:
4 = Fourth, **3** = Third, **2** = Second, **1** = Lead, **A** = Alternate, **S** = Skip, **V** = Vice-Skip

Legend:
⌚ Clockwise ⌚ Counter-clockwise **F** Female
LSFE(*) Last Stone First End **M** Male



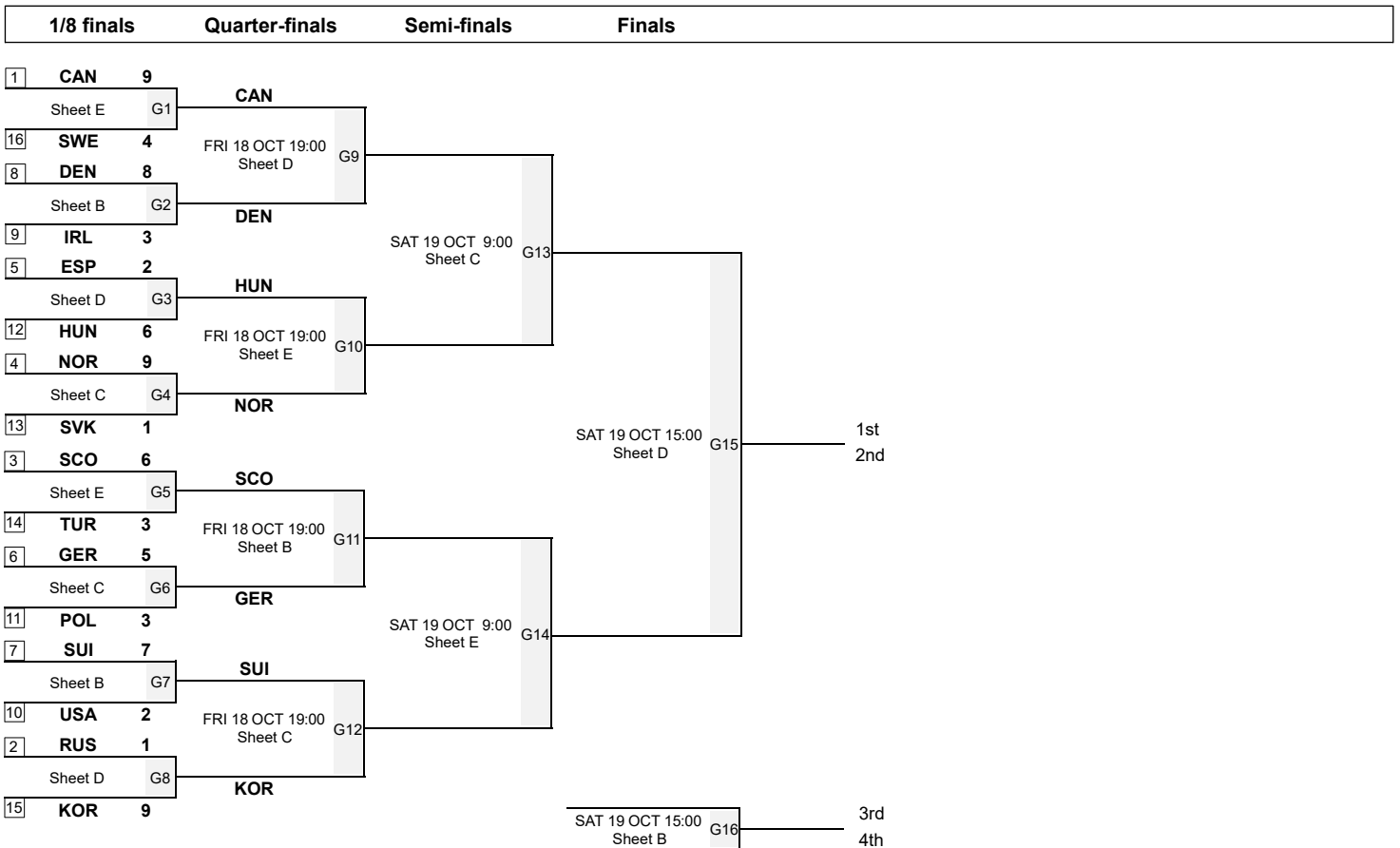
FRI 18 OCT 2019
Start Time 13:00

1/8 Finals Session 2

Session Results and Standings


Sheet	Game	Team	LSFE	1	2	3	4	5	6	7	8	Extra Ends	Total
B	8	USA - United States		0	1	0	0	1	0	0	X		2
	8	SUI - Switzerland	*	2	0	1	1	0	2	1	X		7
C	8	GER - Germany	*	1	1	0	0	1	0	0	2		5
	8	POL - Poland		0	0	0	2	0	1	0	0		3
D	8	RUS - Russia	*	0	1	0	0	0	0	X	X		1
	8	KOR - Korea		0	0	6	1	1	1	X	X		9
E	8	SCO - Scotland	*	0	2	0	2	1	1	0	X		6
	8	TUR - Turkey		1	0	1	0	0	0	1	X		3

Play-offs Bracket



Legend:
 LSFE(*) Last Stone First End X Unplayed/unfinished end due to concession





FRI 18 OCT 2019
Start Time 13:00

1/8 Final Session 2 - Sheet B

Game Results

Sheet	Game	Team	LSFE	1	2	3	4	5	6	7	8	Extra Ends	Total
B	8	USA - United States		0	1	0	0	1	0	0	X		2
	8	SUI - Switzerland	*	2	0	1	1	0	2	1	X		7

USA - United States			
4	S	CLAWSON Hunter	M
3	V	GOURIANOVA Katherine	F
2		CLAWSON Eli	M
1		MULLANEY Sydney	F

SUI - Switzerland			
4	V	RIOS Martin	M
3		PERRET Jenny	F
2		WUNDERLIN Kevin	M
1	S	SIEGRIST Manuela	F

Last Stone Draw		Distance
⌚	GOURIANOVA Katherine	123.5cm
⌚	CLAWSON Hunter	23.0cm
Total		146.5cm

Last Stone Draw		Distance
⌚	SIEGRIST Manuela	1.6cm
⌚	RIOS Martin	20.2cm
Total		21.8cm

Time remaining: 3 minutes 23 seconds

Time remaining: 9 minutes 21 seconds

Note: Position and function for each team member: 4 = Fourth, 3 = Third, 2 = Second, 1 = Lead, A = Alternate, S = Skip, V = Vice-Skip			
Legend:			
⌚	Clockwise	⌚	Counter-clockwise
LSFE(*)	Last Stone First End	M	Male
		F	Female
		X	Unplayed/unfinished end due to concession



Game Results

Sheet	Game	Team	LSFE	1	2	3	4	5	6	7	8	Extra Ends	Total
C	8	GER - Germany	*	1	1	0	0	1	0	0	2		5
	8	POL - Poland		0	0	0	2	0	1	0	0		3

GER - Germany			
4 S	KAPP Andy		M
3	SCHOELL Pia-Lisa		F
2	KAPP Benny		M
1 V	TSCHETSCH Petra		F

POL - Poland			
4 S	DZIKOWSKI Bartosz		M
3 V	NOGLY Ewa		F
2	STYCH Konrad		M
1	RYBICKA Zuzanna		F

Last Stone Draw		Distance
⌚	TSCHETSCH Petra	9.9cm
⌚	KAPP Andy	36.6cm
Total		46.5cm

Last Stone Draw		Distance
⌚	DZIKOWSKI Bartosz	199.6cm
⌚	RYBICKA Zuzanna	70.9cm
Total		270.5cm

Time remaining: 2 minutes 17 seconds

Time remaining: 2 minutes 38 seconds

Note:
Position and function for each team member:
4 = Fourth, **3** = Third, **2** = Second, **1** = Lead, **A** = Alternate, **S** = Skip, **V** = Vice-Skip

Legend:
 ⌚ Clockwise ⌚ Counter-clockwise **F** Female
LSFE(*) Last Stone First End **M** Male



FRI 18 OCT 2019
Start Time 13:00

1/8 Final Session 2 - Sheet D

Game Results

Sheet	Game	Team	LSFE	1	2	3	4	5	6	7	8	Extra	Ends	Total
D	8	RUS - Russia	*	0	1	0	0	0	0	X	X			1
	8	KOR - Korea		0	0	6	1	1	1	X	X			9

RUS - Russia			
4	S	EREMIN Alexander	M
3	V	MOSKALEVA Anastasia	F
2		GORYACHEV Daniil	M
1		MOROZOVA Daria	F

KOR - Korea			
4	S	SEONG Yujin	M
3	V	JANG Hyeji	F
2		JEON Jaeik	M
1		SONG Yujin	F

Time remaining: 10 minutes 27 seconds

Time remaining: 10 minutes 21 seconds

Note:
Position and function for each team member:
4 = Fourth, 3 = Third, 2 = Second, 1 = Lead, A = Alternate, S = Skip, V = Vice-Skip

Legend:
F Female LSFE(*) Last Stone First End M Male
X Unplayed/unfinished end due to concession





FRI 18 OCT 2019
Start Time 13:00

1/8 Final Session 2 - Sheet E

Game Results

Sheet	Game	Team	LSFE	1	2	3	4	5	6	7	8	Extra Ends	Total
E	8	SCO - Scotland	*	0	2	0	2	1	1	0	X		6
	8	TUR - Turkey		1	0	1	0	0	0	1	X		3

SCO - Scotland			
4 S	CARSON	Luke	M
3 V	BOUSIE	Kirstin	F
2	TAYLOR	Mark	M
1	McMILLAN	Katie	F

TUR - Turkey			
4 S	YILDIZ	Dilsat	F
3 V	KARAGOZ	Ugurcan	M
2	POLAT	Oznur	F
1	KARATAS	Alican	M

Time remaining: 6 minutes 11 seconds

Time remaining: 6 minutes 27 seconds

Note:
Position and function for each team member:
4 = Fourth, 3 = Third, 2 = Second, 1 = Lead, A = Alternate, S = Skip, V = Vice-Skip

Legend:
F Female
X Unplayed/unfinished end due to concession
LSFE(*) Last Stone First End
M Male



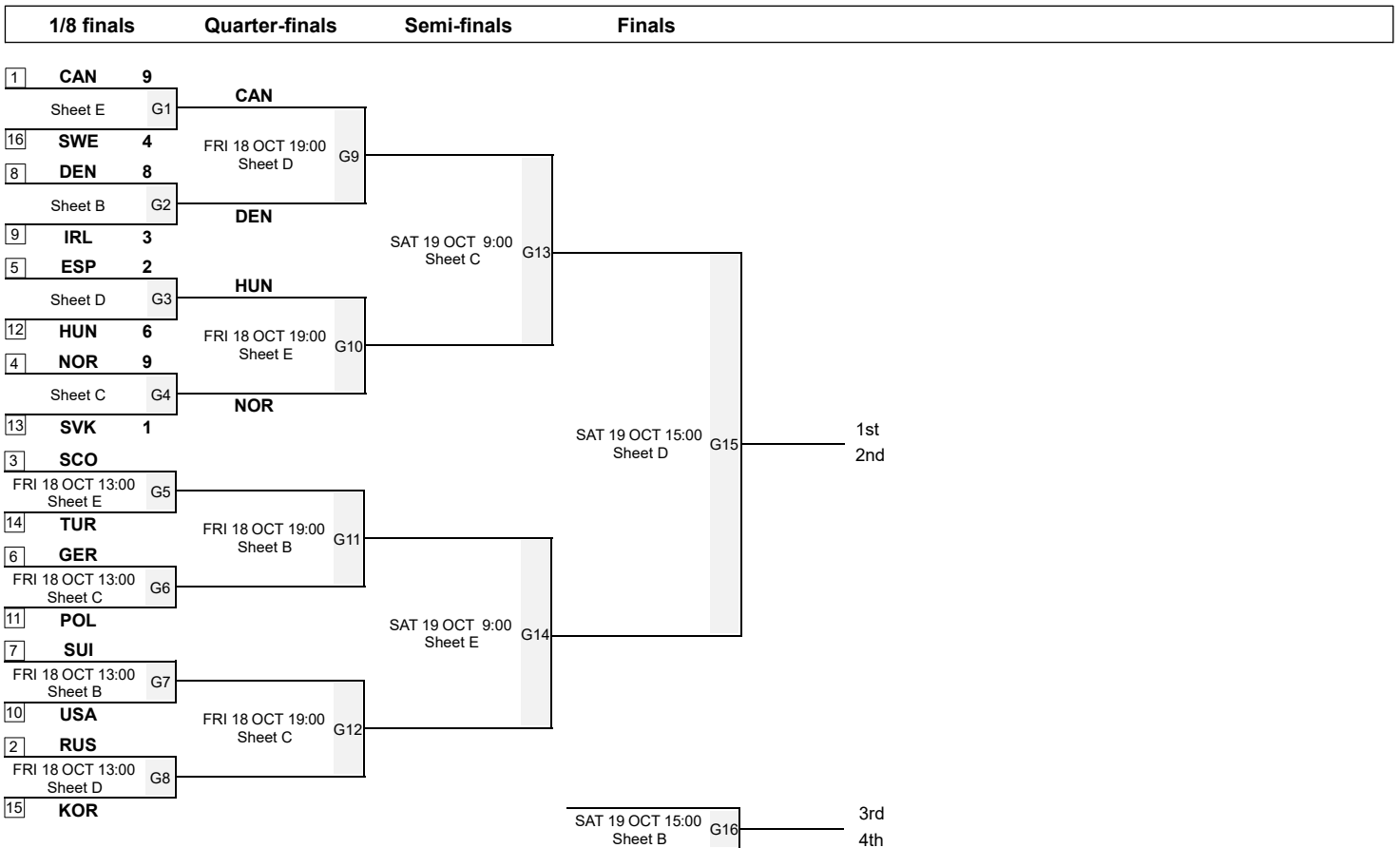
FRI 18 OCT 2019
Start Time 9:00

1/8 Finals Session 1

Session Results and Standings

Sheet	Game	Team	LSFE	1	2	3	4	5	6	7	8	Extra Ends	Total
B	8	DEN - Denmark		1	0	2	0	1	2	2	X		8
	8	IRL - Ireland	*	0	2	0	1	0	0	0	X		3
C	8	SVK - Slovakia	*	0	0	0	1	0	0	X	X		1
	8	NOR - Norway		1	2	1	0	3	2	X	X		9
D	8	ESP - Spain	*	0	1	0	0	0	0	1	X		2
	8	HUN - Hungary		1	0	1	1	2	1	0	X		6
E	8	CAN - Canada		2	4	0	1	0	0	2	X		9
	8	SWE - Sweden	*	0	0	1	0	2	1	0	X		4

Play-offs Bracket



Legend:

LSFE(*) Last Stone First End X Unplayed/unfinished end due to concession



FRI 18 OCT 2019
Start Time 9:00

1/8 Final Session 1 - Sheet B

Game Results

Sheet	Game	Team	LSFE	1	2	3	4	5	6	7	8	Extra Ends	Total
B	8	DEN - Denmark		1	0	2	0	1	2	2	X		8
	8	IRL - Ireland	*	0	2	0	1	0	0	0	X		3

DEN - Denmark			
4	S	THUNE Tobias	M
3	V	LANDER Jasmin	F
2		HOLTERMANN Henrik	M
1		LARSEN My	F

IRL - Ireland			
4	S	WILSON John	M
3	V	ANDERSON Ailsa	F
2		WHYTE Craig	M
1		BEGLEY LUKE Niamh	F

Last Stone Draw		Distance
⌚	LARSEN My	9.6cm
⌚	THUNE Tobias	144.8cm
Total		154.4cm

Last Stone Draw		Distance
⌚	WILSON John	69.7cm
⌚	ANDERSON Ailsa	37.1cm
Total		106.8cm

Time remaining: 6 minutes 1 second

Time remaining: 7 minutes 6 seconds

Note:
 Position and function for each team member:
 4 = Fourth, 3 = Third, 2 = Second, 1 = Lead, A = Alternate, S = Skip, V = Vice-Skip

Legend:
 ⌚ Clockwise ⌚ Counter-clockwise F Female
 LSFE(*) Last Stone First End M Male X Unplayed/unfinished end due to concession





FRI 18 OCT 2019
Start Time 9:00

1/8 Final Session 1 - Sheet C

Game Results

Sheet	Game	Team	LSFE	1	2	3	4	5	6	7	8	Extra Ends	Total
C	8	SVK - Slovakia	*	0	0	0	1	0	0	X	X		1
	8	NOR - Norway		1	2	1	0	3	2	X	X		9

SVK - Slovakia			
4	V	MATULOVA Daniela	F
3	S	GALLO Juraj	M
2		MAKOVNIKOVA Slavka	F
1		PITONAK Tomas	M

NOR - Norway			
4	V	NAESS Wilhelm	M
3	S	SKAGA Ingvild	F
2		SKARSHEIM RIAN Harald	M
1		MESLOE Eirin	F

Last Stone Draw		Distance
⌚	MAKOVNIKOVA Slavka	50.6cm
⌚	PITONAK Tomas	66.0cm
Total		116.6cm

Last Stone Draw		Distance
⌚	MESLOE Eirin	54.8cm
⌚	NAESS Wilhelm	72.5cm
Total		127.3cm

Time remaining: 3 minutes 17 seconds

Time remaining: 9 minutes 45 seconds

Note:
Position and function for each team member:
4 = Fourth, 3 = Third, 2 = Second, 1 = Lead, A = Alternate, S = Skip, V = Vice-Skip

Legend:
⌚ Clockwise ⌚ Counter-clockwise F Female
LSFE(*) Last Stone First End M Male X Unplayed/unfinished end due to concession



FRI 18 OCT 2019
Start Time 9:00

1/8 Final Session 1 - Sheet D

Game Results

Sheet	Game	Team	LSFE	1	2	3	4	5	6	7	8	Extra Ends	Total
D	8	ESP - Spain	*	0	1	0	0	0	0	1	X		2
	8	HUN - Hungary		1	0	1	1	2	1	0	X		6

ESP - Spain			
4	S	VEZ Sergio	M
3	V	OTAEGI Oihane	F
2		UNANUE Mikel	M
1		OTAEGI Leire	F

HUN - Hungary			
4	S	NAGY Gyorgy	M
3		SZEKERES Ildiko	F
2		SZABO Gergely	M
1	V	DENCISO Blanka	F

Time remaining: 1 minute 38 seconds

Time remaining: 5 minutes 13 seconds

Note:
Position and function for each team member:
4 = Fourth, 3 = Third, 2 = Second, 1 = Lead, A = Alternate, S = Skip, V = Vice-Skip

Legend:
F Female
X Unplayed/unfinished end due to concession
LSFE(*) Last Stone First End
M Male

FRI 18 OCT 2019
Start Time 9:00

1/8 Final Session 1 - Sheet E

Game Results

Sheet	Game	Team	LSFE	1	2	3	4	5	6	7	8	Extra Ends	Total
E	8	CAN - Canada		2	4	0	1	0	0	2	X		9
	8	SWE - Sweden	*	0	0	1	0	2	1	0	X		4

4 S	KURZ Colin	M
3 V	WALTER Meghan	F
2	BILAWKA Brendan	M
1	OLIVER Sara	F

4 S	OLOFSSON Simon	M
3 V	AAHLSTROEM Vilma	F
2	SJOEBERG Axel	M
1	STENLUND Linda	F

Last Stone Draw		Distance
↻	KURZ Colin	32.4cm
↻	WALTER Meghan	87.5cm
Total		119.9cm

Last Stone Draw		Distance
↻	STENLUND Linda	15.9cm
↻	SJOEBERG Axel	49.1cm
Total		65.0cm

Time remaining: 8 minutes 59 seconds

Time remaining: 3 minutes 12 seconds

Note:
Position and function for each team member:
4 = Fourth, **3** = Third, **2** = Second, **1** = Lead, **A** = Alternate, **S** = Skip, **V** = Vice-Skip

Legend:
↻ Clockwise ↻ Counter-clockwise F Female
LSFE(*) Last Stone First End M Male X Unplayed/unfinished end due to concession

Competition Matrix

Group A

Team	BLR	CAN	EST	GER	HKG	KOS	NGR	SVK
BLR		2 - 5	8 - 6	0 - 8	6 - 4	11 - 1	19 - 1	4 - 5
CAN	5 - 2		7 - 2	6 - 3	8 - 6	17 - 3	15 - 1	7 - 4
EST	6 - 8	2 - 7		4 - 6	4 - 6	18 - 1	16 - 1	1 - 7
GER	8 - 0	3 - 6	6 - 4		6 - 7	14 - 1	21 - 1	10 - 3
HKG	4 - 6	6 - 8	6 - 4	7 - 6		6 - 2	12 - 0	5 - 6
KOS	1 - 11	3 - 17	1 - 18	1 - 14	2 - 6		9 - 3	L - W
NGR	1 - 19	1 - 15	1 - 16	1 - 21	0 - 12	3 - 9		0 - 14
SVK	5 - 4	4 - 7	7 - 1	3 - 10	6 - 5	W - L	14 - 0	

Standings after Round Robin

Rank	Team	Games	Wins	Losses			
1	CAN - Canada	7	7	0	Q		DSC 31.72cm
2	GER - Germany	7	5	2	Q	w1	DSC 37.42cm
3	SVK - Slovakia	7	5	2	Q	w0	DSC 59.37cm
4	BLR - Belarus	7	4	3		w1	DSC 52.03cm
5	HKG - Hong Kong	7	4	3		w0	
6	EST - Estonia	7	2	5			
7	KOS - Kosovo	7	1	6			
8	NGR - Nigeria	7	0	7			

Competition Matrix

Group B

Team	AND	CRO	CZE	DEN	NOR	NZL	POL	WAL
AND		3 - 6	1 - 11	1 - 6	0 - 15	2 - 9	1 - 7	5 - 7
CRO	6 - 3		2 - 12	3 - 12	0 - 16	6 - 7	1 - 15	6 - 8
CZE	11 - 1	12 - 2		1 - 6	9 - 4	8 - 4	3 - 6	8 - 3
DEN	6 - 1	12 - 3	6 - 1		3 - 6	6 - 3	8 - 5	14 - 1
NOR	15 - 0	16 - 0	4 - 9	6 - 3		10 - 5	6 - 4	9 - 1
NZL	9 - 2	7 - 6	4 - 8	3 - 6	5 - 10		1 - 12	4 - 5
POL	7 - 1	15 - 1	6 - 3	5 - 8	4 - 6	12 - 1		5 - 2
WAL	7 - 5	8 - 6	3 - 8	1 - 14	1 - 9	5 - 4	2 - 5	

Standings after Round Robin

Rank	Team	Games	Wins	Losses				
1	NOR - Norway	7	6	1	Q	w1	DSC	68.56cm
2	DEN - Denmark	7	6	1	Q	w0	DSC	70.81cm
3	POL - Poland	7	5	2	Q	w1	DSC	55.05cm
4	CZE - Czech Republic	7	5	2		w0	DSC	63.50cm
5	WAL - Wales	7	3	4				
6	NZL - New Zealand	7	2	5				
7	CRO - Croatia	7	1	6				
8	AND - Andorra	7	0	7				

Competition Matrix

Group C

Team	AUS	BRA	ESP	HUN	KAZ	LAT	SWE	USA
AUS		10 - 1	2 - 7	5 - 6	6 - 7	7 - 5	5 - 8	7 - 5
BRA	1 - 10		2 - 7	2 - 14	2 - 10	3 - 11	2 - 10	2 - 12
ESP	7 - 2	7 - 2		7 - 5	7 - 4	9 - 3	5 - 3	7 - 4
HUN	6 - 5	14 - 2	5 - 7		9 - 4	7 - 3	9 - 3	4 - 7
KAZ	7 - 6	10 - 2	4 - 7	4 - 9		12 - 5	5 - 7	6 - 7
LAT	5 - 7	11 - 3	3 - 9	3 - 7	5 - 12		2 - 9	3 - 7
SWE	8 - 5	10 - 2	3 - 5	3 - 9	7 - 5	9 - 2		3 - 8
USA	5 - 7	12 - 2	4 - 7	7 - 4	7 - 6	7 - 3	8 - 3	

Standings after Round Robin

Rank	Team	Games	Wins	Losses			
1	ESP - Spain	7	7	0	Q		DSC 72.28cm
2	USA - United States	7	5	2	Q	w1	DSC 84.72cm
3	HUN - Hungary	7	5	2	Q	w0	DSC 55.87cm
4	SWE - Sweden	7	4	3	Q		DSC 40.72cm
5	KAZ - Kazakhstan	7	3	4		w1	
6	AUS - Australia	7	3	4		w0	
7	LAT - Latvia	7	1	6			
8	BRA - Brazil	7	0	7			

Competition Matrix

Group D

Team	IRL	ITA	JPN	LUX	SCO	SLO	TPE	TUR
IRL		7 - 6	9 - 3	10 - 2	3 - 7	8 - 5	6 - 4	3 - 5
ITA	6 - 7		7 - 4	14 - 1	2 - 7	7 - 5	10 - 2	5 - 8
JPN	3 - 9	4 - 7		11 - 3	4 - 5	11 - 5	10 - 1	5 - 2
LUX	2 - 10	1 - 14	3 - 11		3 - 12	2 - 11	2 - 5	3 - 10
SCO	7 - 3	7 - 2	5 - 4	12 - 3		8 - 6	11 - 4	5 - 3
SLO	5 - 8	5 - 7	5 - 11	11 - 2	6 - 8		6 - 3	5 - 6
TPE	4 - 6	2 - 10	1 - 10	5 - 2	4 - 11	3 - 6		9 - 7
TUR	5 - 3	8 - 5	2 - 5	10 - 3	3 - 5	6 - 5	7 - 9	

Standings after Round Robin

Rank	Team	Games	Wins	Losses			
1	SCO - Scotland	7	7	0	Q		DSC 48.13cm
2	IRL - Ireland	7	5	2	Q		DSC 79.85cm
3	TUR - Turkey	7	4	3	Q	w1	DSC 69.22cm
4	ITA - Italy	7	4	3		w1	DSC 70.13cm
5	JPN - Japan	7	4	3		w1	DSC 70.29cm
6	SLO - Slovenia	7	2	5		w1	
7	TPE - Chinese Taipei	7	2	5		w0	
8	LUX - Luxembourg	7	0	7			

Competition Matrix

Group E

Team	AUT	BEL	ENG	FIN	FRA	KOR	RUS	SUI
AUT		5 - 4	4 - 7	0 - 8	4 - 7	2 - 9	2 - 11	2 - 7
BEL	4 - 5		1 - 13	5 - 12	2 - 10	3 - 12	3 - 10	3 - 6
ENG	7 - 4	13 - 1		3 - 8	5 - 4	2 - 7	3 - 9	1 - 7
FIN	8 - 0	12 - 5	8 - 3		10 - 4	6 - 7	5 - 7	5 - 9
FRA	7 - 4	10 - 2	4 - 5	4 - 10		5 - 6	2 - 9	2 - 6
KOR	9 - 2	12 - 3	7 - 2	7 - 6	6 - 5		2 - 10	3 - 5
RUS	11 - 2	10 - 3	9 - 3	7 - 5	9 - 2	10 - 2		6 - 3
SUI	7 - 2	6 - 3	7 - 1	9 - 5	6 - 2	5 - 3	3 - 6	

Standings after Round Robin

Rank	Team	Games	Wins	Losses		
1	RUS - Russia	7	7	0	Q	DSC 43.10cm
2	SUI - Switzerland	7	6	1	Q	DSC 43.48cm
3	KOR - Korea	7	5	2	Q	DSC 71.57cm
4	FIN - Finland	7	4	3		DSC 87.28cm
5	ENG - England	7	3	4		
6	FRA - France	7	2	5		
7	AUT - Austria	7	1	6		
8	BEL - Belgium	7	0	7		

Legend:

DSC Draw Shot Challenge

W Win

L Loss

wn Number of wins (n) against tied teams

Q Qualified for the play-offs

After Round Robin

Draw Shot Challenge

Group A		Stone Rotation	Last Stone Draw in each Round Robin Game							DSC
Rank	Team		1	2	3	4	5	6	7	
1	CAN - Canada	↻	12.7	57.3	52.6	94.2	13.3	23.4	48.4	31.72cm
		↻	134.6	14.4	62.2	21.3	15.2	40.4	19.4	
2	GER - Germany	↻	33.9	15.2	29.4	25.3	13.6	199.6	118.3	37.42cm
		↻	39.7	28.9	166.6	21.6	77.8	4.6	40.7	
3	BLR - Belarus	↻	84.3	199.6	49.3	8.8	25.8	64.4	5.3	52.03cm
		↻	5.4	76.3	93.9	97.7	67.2	45.9	199.6	
4	HKG - Hong Kong	↻	137.5	199.6	41.7	17.7	173.0	54.8	67.2	59.24cm
		↻	78.7	21.7	66.7	60.8	10.5	79.3	74.3	
5	SVK - Slovakia	↻	23.6	139.0	52.7	111.4	16.0	18.7	73.0	59.37cm
		↻	199.6	51.3	28.4	121.7	29.0	151.9	47.6	
6	EST - Estonia	↻	199.6	199.6	37.3	45.5	50.4	199.6	53.4	108.77cm
		↻	199.6	97.8	199.6	153.7	199.6	41.1	27.6	
7	NGR - Nigeria	↻	146.0	199.6	184.3	53.2	129.0	199.6	15.3	116.77cm
		↻	199.6	178.0	63.2	85.6	27.2	199.6	120.2	
8	KOS - Kosovo	↻	146.0	199.6	8.1	199.6	148.2	97.3	168.3	131.82cm
		↻	199.6	72.5	6.8	199.6	189.5	199.6	146.3	

Group B		Stone Rotation	Last Stone Draw in each Round Robin Game							DSC
Rank	Team		1	2	3	4	5	6	7	
1	POL - Poland	↻	88.5	15.6	80.6	78.3	199.6	7.5	68.2	55.05cm
		↻	29.0	186.3	48.5	19.9	53.7	13.4	157.4	
2	CZE - Czech Republic	↻	58.5	73.5	47.6	25.6	94.4	70.1	102.7	63.50cm
		↻	53.9	46.7	33.0	150.1	122.5	33.5	155.2	
3	NOR - Norway	↻	111.1	49.5	199.6	133.1	32.2	80.2	66.4	68.56cm
		↻	52.7	20.0	115.4	7.8	53.0	152.7	101.3	
4	DEN - Denmark	↻	102.3	39.8	30.2	199.6	17.8	65.5	27.7	70.81cm
		↻	105.9	57.9	115.7	199.6	199.6	31.5	55.8	
5	WAL - Wales	↻	199.6	18.3	54.2	43.2	24.9	129.5	111.2	85.10cm
		↻	199.6	118.1	199.6	97.0	18.8	48.7	157.7	
6	NZL - New Zealand	↻	135.5	114.9	195.4	37.4	68.3	199.6	99.9	95.66cm
		↻	199.6	116.1	85.9	63.7	68.1	42.2	120.5	
7	AND - Andorra	↻	13.5	90.5	199.6	199.6	149.6	58.5	172.1	133.73cm
		↻	84.0	199.6	72.4	199.6	199.6	165.8	199.6	
8	CRO - Croatia	↻	199.6	199.6	104.4	21.6	154.5	199.6	135.2	152.87cm
		↻	199.6	199.6	185.9	147.9	199.6	86.9	199.6	

Draw Shot Challenge

Group C		Stone Rotation	Last Stone Draw in each Round Robin Game							DSC
Rank	Team		1	2	3	4	5	6	7	
1	SWE - Sweden	☺	135.3	61.5	21.2	33.3	31.0	27.9	21.5	40.72cm
		☹	76.0	29.4	199.6	17.7	95.7	21.8	51.6	
2	KAZ - Kazakhstan	☺	45.0	19.5	16.6	32.7	87.3	65.2	144.6	46.28cm
		☹	68.7	14.8	20.0	48.9	100.3	199.6	36.3	
3	AUS - Australia	☺	77.0	56.5	29.0	91.8	66.1	115.9	7.7	48.31cm
		☹	34.6	81.1	37.5	21.8	53.2	23.4	119.0	
4	HUN - Hungary	☺	174.3	199.6	17.7	58.5	23.8	57.0	50.7	55.87cm
		☹	38.2	17.7	99.7	29.1	34.7	199.6	69.0	
5	LAT - Latvia	☺	23.1	199.6	77.4	97.5	16.7	6.4	118.3	66.73cm
		☹	22.4	199.6	49.1	161.0	124.6	28.6	75.6	
6	ESP - Spain	☺	53.8	140.5	13.5	35.3	19.5	49.5	42.5	72.28cm
		☹	137.7	145.3	199.6	100.1	110.1	19.6	190.0	
7	USA - United States	☺	22.3	67.0	154.1	80.4	199.6	115.1	140.2	84.72cm
		☹	8.1	79.0	62.1	66.9	72.3	199.6	149.1	
8	BRA - Brazil	☺	187.0	61.9	199.6	30.3	19.0	55.4	97.5	91.99cm
		☹	56.2	83.1	100.5	167.0	46.4	199.6	199.6	

Group D		Stone Rotation	Last Stone Draw in each Round Robin Game							DSC
Rank	Team		1	2	3	4	5	6	7	
1	SCO - Scotland	☺	23.3	26.1	37.3	34.2	143.9	29.6	29.4	48.13cm
		☹	8.7	199.6	125.5	16.0	101.6	100.3	45.6	
2	TUR - Turkey	☺	44.4	66.9	105.4	80.6	45.8	199.6	19.2	69.22cm
		☹	58.8	15.0	153.4	23.7	24.4	199.6	193.0	
3	ITA - Italy	☺	122.3	85.0	61.0	36.0	55.8	23.6	22.5	70.13cm
		☹	41.4	145.4	60.5	199.6	176.3	143.8	44.2	
4	JPN - Japan	☺	39.7	199.6	164.4	56.8	49.2	38.0	29.4	70.29cm
		☹	158.3	73.9	14.2	51.9	115.6	52.1	166.5	
5	IRL - Ireland	☺	119.2	138.0	199.6	148.1	50.8	34.1	17.2	79.85cm
		☹	151.7	37.5	43.1	199.6	151.2	25.0	42.3	
6	SLO - Slovenia	☺	50.5	89.5	20.6	185.5	199.6	31.8	107.0	82.85cm
		☹	119.7	49.3	39.2	174.3	164.6	9.0	138.7	
7	TPE - Chinese Taipei	☺	51.3	56.6	90.1	90.2	145.8	70.8	132.7	96.72cm
		☹	32.4	47.0	199.6	199.6	148.3	95.8	199.6	
8	LUX - Luxembourg	☺	199.6	199.6	71.2	191.1	95.5	4.2	29.4	113.44cm
		☹	157.6	75.7	199.6	199.6	199.6	83.1	54.7	

Draw Shot Challenge

Group E		Stone Rotation	Last Stone Draw in each Round Robin Game							DSC
Rank	Team		1	2	3	4	5	6	7	
1	RUS - Russia	↻	21.9	51.2	24.1	23.6	97.2	7.6	40.5	43.10cm
		↻	102.2	107.9	38.9	73.8	101.3	9.6	27.5	
2	SUI - Switzerland	↻	87.5	40.0	9.8	117.6	60.6	12.1	55.3	43.48cm
		↻	41.0	20.1	64.6	87.0	9.5	107.4	34.2	
3	ENG - England	↻	77.7	57.2	6.9	89.7	40.3	199.6	31.9	49.97cm
		↻	71.2	54.8	69.3	28.5	86.1	42.7	33.0	
4	KOR - Korea	↻	94.0	146.5	120.7	42.8	103.0	86.1	37.9	71.57cm
		↻	172.5	199.6	31.1	89.1	28.3	59.7	19.6	
5	AUT - Austria	↻	93.9	199.6	53.9	178.9	55.3	199.6	34.6	84.58cm
		↻	23.0	27.6	199.6	117.9	11.5	199.6	19.2	
6	FIN - Finland	↻	63.9	163.5	142.4	186.2	134.3	88.8	86.1	87.28cm
		↻	30.1	4.2	71.6	19.5	97.2	175.4	145.7	
7	FRA - France	↻	156.6	177.5	37.1	16.1	199.6	199.6	199.6	119.87cm
		↻	53.9	112.9	199.6	94.1	70.1	148.3	172.6	
8	BEL - Belgium	↻	199.6	39.8	199.6	182.5	159.4	199.6	125.5	145.71cm
		↻	30.9	199.6	136.2	186.9	199.6	88.9	199.6	

Note:

The Draw Shot Challenge (DSC) is the average distance of all the individual Last Stone Draws (LSD), which were delivered by a team during the round robin. The two least favourable results will be eliminated before calculating the average distance. The team with the lesser DSC receives the higher ranking. If the DSCs are equal then the team with the best non-equal counting LSD receives the higher ranking. In the case where all counting LSDs are equal, the team ranked higher in the WCF World Rankings is ranked higher.

Legend:

↻ Clockwise

↻ Counter-clockwise

DSC Draw Shot Challenge



Scoring Analysis

Team	Games		LSFE	Stolen Ends	Last Stone Eff.	Force Eff.	Points Scored						Total	Plus / Minus
							0	1	2	3	4	>4		
GER	7	For	5	17	44%	58%	2	14	8	2	4	3	68	+46
		Against	2	2			2	8	4	2	0	0	22	
CAN	7	For	4	12	78%	80%	1	9	9	4	4	2	65	+44
		Against	3	2			3	14	2	1	0	0	21	
NOR	7	For	5	22	53%	64%	0	16	11	5	2	1	66	+44
		Against	2	2			0	7	5	0	0	1	22	
RUS	7	For	7	10	59%	82%	2	7	11	5	3	1	62	+42
		Against	0	5			0	12	4	0	0	0	20	
DEN	7	For	5	12	55%	77%	3	12	11	3	3	0	55	+35
		Against	2	3			0	13	2	1	0	0	20	
POL	7	For	5	11	55%	62%	1	13	8	4	2	1	54	+32
		Against	2	3			2	10	6	0	0	0	22	
SCO	7	For	5	8	54%	71%	1	11	7	7	1	1	55	+30
		Against	2	5			1	14	4	1	0	0	25	
CZE	7	For	5	10	60%	46%	1	9	11	4	1	1	52	+26
		Against	2	4			3	9	7	1	0	0	26	
ESP	7	For	2	12	53%	64%	0	9	9	6	1	0	49	+26
		Against	5	4			6	13	5	0	0	0	23	
HUN	7	For	5	11	48%	60%	1	15	7	4	2	1	54	+23
		Against	2	5			0	13	4	2	1	0	31	
SUI	7	For	4	14	53%	54%	4	17	8	2	1	0	43	+21
		Against	3	1			4	8	4	2	0	0	22	
BLR	7	For	5	14	17%	67%	2	12	7	3	1	2	50	+20
		Against	2	13			2	16	5	0	1	0	30	
FIN	7	For	3	13	55%	36%	2	13	6	8	0	1	54	+19
		Against	4	5			1	9	7	0	3	0	35	
USA	7	For	1	10	60%	59%	2	8	14	2	2	0	50	+18
		Against	6	4			1	13	5	3	0	0	32	
ITA	7	For	5	10	30%	56%	2	14	7	3	1	2	51	+17
		Against	2	6			1	13	6	3	0	0	34	
JPN	7	For	5	8	47%	50%	5	13	6	1	2	2	48	+16
		Against	2	3			0	9	8	1	1	0	32	
EST	7	For	1	14	13%	50%	3	14	4	2	4	1	51	+15
		Against	6	12			0	12	8	0	2	0	36	
HKG	7	For	5	12	38%	60%	1	17	5	5	1	0	46	+14
		Against	2	8			1	15	7	1	0	0	32	
IRL	7	For	3	9	38%	76%	0	14	7	2	3	0	46	+14
		Against	4	7			2	19	3	1	1	0	32	



Scoring Analysis

Team	Games		LSFE	Stolen Ends	Last Stone Eff.	Force Eff.	Points Scored						Total	Plus / Minus
							0	1	2	3	4	>4		
KOR	7	For	4	8	41%	53%	3	12	6	6	1	0	46	+13
		Against	3	5			2	11	6	2	1	0	33	
SVK	7	For	2	13	50%	36%	3	10	11	1	1	0	39	+12
		Against	4	2			3	5	4	3	0	1	27	
SWE	7	For	5	6	39%	41%	3	13	9	1	1	1	43	+7
		Against	2	4			0	10	9	0	2	0	36	
TUR	7	For	3	7	27%	63%	3	13	7	3	0	1	41	+6
		Against	4	9			4	16	8	1	0	0	35	
KAZ	7	For	4	8	43%	39%	1	10	9	4	2	0	48	+5
		Against	3	6			1	10	10	3	1	0	43	
AUS	7	For	6	9	27%	43%	2	15	7	3	1	0	42	+3
		Against	1	9			2	13	6	2	2	0	39	
SLO	7	For	3	8	35%	42%	0	16	8	1	2	0	43	-2
		Against	4	4			1	10	7	3	3	0	45	
ENG	7	For	3	8	17%	60%	0	10	7	2	1	0	34	-6
		Against	4	12			1	17	7	3	0	0	40	
FRA	7	For	3	7	18%	50%	1	16	5	0	2	0	34	-8
		Against	4	6			2	12	8	3	0	1	42	
NZL	7	For	3	6	19%	33%	3	9	6	1	1	1	33	-16
		Against	4	14			0	15	8	6	0	0	49	
LAT	7	For	4	4	30%	40%	2	10	5	1	1	1	32	-22
		Against	3	13			1	12	7	8	1	0	54	
TPE	7	For	3	10	12%	62%	0	16	3	2	0	0	28	-24
		Against	4	15			1	17	4	4	1	2	52	
WAL	7	For	2	5	22%	29%	1	13	5	0	1	0	27	-24
		Against	5	9			4	9	12	3	1	1	51	
AUT	7	For	4	4	3%	50%	0	14	1	1	0	0	19	-34
		Against	3	17			1	14	7	7	1	0	53	
BEL	7	For	0	1	22%	39%	0	7	7	0	0	0	21	-47
		Against	7	14			1	13	8	7	3	1	68	
AND	7	For	3	2	6%	36%	0	9	2	0	0	0	13	-48
		Against	4	22			0	17	9	3	3	1	61	
CRO	7	For	0	5	15%	33%	0	9	5	0	0	1	24	-49
		Against	7	16			0	10	10	3	6	2	73	
KOS	7	For	2	5	13%	10%	0	9	4	0	0	0	17	-52
		Against	4	15			1	6	6	6	4	3	69	
LUX	7	For	1	2	8%	24%	0	12	2	0	0	0	16	-57
		Against	6	13			1	11	7	5	3	4	73	



Scoring Analysis

Team	Games		LSFE	Stolen Ends	Last Stone Eff.	Force Eff.	Points Scored						Total	Plus / Minus
							0	1	2	3	4	>4		
BRA	7	For	1	1	7%	20%	0	10	2	0	0	0	14	-60
		Against	6	16			0	6	16	3	3	3	74	
NGR	7	For	3	0	3%	0%	0	4	0	1	0	0	7	-99
		Against	4	33			0	13	12	5	8	4	106	
Total	140			348			55	474	267	99	52	24	1640	

Note:

Stolen ends are the ends won without the last stone advantage.

Last Stone Efficiency: Scoring two or more points with last stone advantage.

Force Efficiency: Forcing the opponent team to score only one point when they have the last stone advantage.

Legend:

>4 More than four points scored

Eff. Efficiency

LSFE Last Stone First End



Summary of Big Ends

Points Scored	By	Against	Session	End	Game Result
7	EST - Estonia	KOS - Kosovo	11	5	18 : 1
6	BLR - Belarus	NGR - Nigeria	23	7	19 : 1
6	GER - Germany	NGR - Nigeria	20	4	21 : 1
6	JPN - Japan	LUX - Luxembourg	2	6	11 : 3
6	JPN - Japan	TPE - Chinese Taipei	15	1	10 : 1
6	RUS - Russia	BEL - Belgium	15	6	10 : 3
5	BLR - Belarus	NGR - Nigeria	23	2	19 : 1
5	CAN - Canada	KOS - Kosovo	23	1	17 : 3
5	CAN - Canada	KOS - Kosovo	23	3	17 : 3
5	CRO - Croatia	WAL - Wales	5	5	6 : 8
5	CZE - Czech Republic	CRO - Croatia	14	1	12 : 2
5	FIN - Finland	FRA - France	7	6	10 : 4
5	GER - Germany	SVK - Slovakia	6	4	10 : 3
5	GER - Germany	NGR - Nigeria	20	1	21 : 1
5	HUN - Hungary	BRA - Brazil	1	3	14 : 2
5	ITA - Italy	TPE - Chinese Taipei	10	7	10 : 2
5	ITA - Italy	LUX - Luxembourg	17	1	14 : 1
5	LAT - Latvia	BRA - Brazil	24	3	11 : 3
5	NOR - Norway	AND - Andorra	17	6	15 : 0
5	NZL - New Zealand	NOR - Norway	5	4	5 : 10
5	POL - Poland	CRO - Croatia	8	3	15 : 1
5	SCO - Scotland	LUX - Luxembourg	7	1	12 : 3
5	SWE - Sweden	BRA - Brazil	20	6	10 : 2
5	TUR - Turkey	LUX - Luxembourg	15	4	10 : 3
4	AUS - Australia	HUN - Hungary	19	1	5 : 6
4	BLR - Belarus	EST - Estonia	16	4	8 : 6
4	CAN - Canada	NGR - Nigeria	18	1	15 : 1
4	CAN - Canada	NGR - Nigeria	18	5	15 : 1
4	CAN - Canada	EST - Estonia	21	5	7 : 2
4	CAN - Canada	KOS - Kosovo	23	6	17 : 3
4	CZE - Czech Republic	AND - Andorra	5	5	11 : 1
4	DEN - Denmark	WAL - Wales	8	5	14 : 1
4	DEN - Denmark	CRO - Croatia	17	1	12 : 3
4	DEN - Denmark	CRO - Croatia	17	6	12 : 3
4	ENG - England	BEL - Belgium	19	3	13 : 1
4	ESP - Spain	KAZ - Kazakhstan	16	5	7 : 4
4	EST - Estonia	NGR - Nigeria	1	1	16 : 1
4	EST - Estonia	NGR - Nigeria	1	7	16 : 1



Summary of Big Ends

Points Scored	By	Against	Session	End	Game Result
4	EST - Estonia	KOS - Kosovo	11	1	18 : 1
4	EST - Estonia	BLR - Belarus	16	1	6 : 8
4	FRA - France	FIN - Finland	7	4	4 : 10
4	FRA - France	BEL - Belgium	17	4	10 : 2
4	GER - Germany	KOS - Kosovo	16	1	14 : 1
4	GER - Germany	KOS - Kosovo	16	4	14 : 1
4	GER - Germany	NGR - Nigeria	20	3	21 : 1
4	GER - Germany	NGR - Nigeria	20	6	21 : 1
4	HKG - Hong Kong	NGR - Nigeria	11	1	12 : 0
4	HUN - Hungary	BRA - Brazil	1	1	14 : 2
4	HUN - Hungary	SWE - Sweden	9	4	9 : 3
4	IRL - Ireland	SLO - Slovenia	2	5	8 : 5
4	IRL - Ireland	JPN - Japan	10	5	9 : 3
4	IRL - Ireland	LUX - Luxembourg	19	4	10 : 2
4	ITA - Italy	IRL - Ireland	4	5	6 : 7
4	JPN - Japan	SLO - Slovenia	22	1	11 : 5
4	JPN - Japan	SLO - Slovenia	22	3	11 : 5
4	KAZ - Kazakhstan	LAT - Latvia	1	6	12 : 5
4	KAZ - Kazakhstan	BRA - Brazil	11	2	10 : 2
4	KOR - Korea	BEL - Belgium	7	7	12 : 3
4	LAT - Latvia	AUS - Australia	6	4	5 : 7
4	NOR - Norway	CRO - Croatia	12	2	16 : 0
4	NOR - Norway	CRO - Croatia	12	4	16 : 0
4	NZL - New Zealand	AND - Andorra	8	3	9 : 2
4	POL - Poland	CRO - Croatia	8	1	15 : 1
4	POL - Poland	CRO - Croatia	8	5	15 : 1
4	RUS - Russia	AUT - Austria	7	1	11 : 2
4	RUS - Russia	KOR - Korea	10	5	10 : 2
4	RUS - Russia	FIN - Finland	19	5	7 : 5
4	SCO - Scotland	TPE - Chinese Taipei	13	6	11 : 4
4	SLO - Slovenia	LUX - Luxembourg	9	5	11 : 2
4	SLO - Slovenia	LUX - Luxembourg	9	7	11 : 2
4	SUI - Switzerland	FIN - Finland	15	7	9 : 5
4	SVK - Slovakia	NGR - Nigeria	16	5	14 : 0
4	SWE - Sweden	AUS - Australia	3	4	8 : 5
4	USA - United States	BRA - Brazil	5	3	12 : 2
4	USA - United States	SWE - Sweden	14	4	8 : 3
4	WAL - Wales	AND - Andorra	14	3	7 : 5



THU 17 OCT 2019
Start Time 20:00

Round Robin Session 24

Session Results and Standings

Sheet	Game	Team	LSFE	1	2	3	4	5	6	7	8	Extra	Ends	Total
A	7	TUR - Turkey		0	2	0	0	0	1	0	2	0	3	8
	7	ITA - Italy	*	1	0	1	1	1	0	1	0	0	0	5
B	7	BRA - Brazil		0	2	0	1	0	0	X	X			3
	7	LAT - Latvia	*	3	0	5	0	2	1	X	X			11
C	7	FIN - Finland		1	3	1	1	1	1	X	X			8
	7	AUT - Austria	*	0	0	0	0	0	0	X	X			0
D	7	ESP - Spain		0	0	0	3	2	1	0	1			7
	7	HUN - Hungary	*	0	2	1	0	0	0	2	0			5
E	7	SCO - Scotland		0	0	3	1	0	2	1	X			7
	7	IRL - Ireland	*	1	1	0	0	1	0	0	X			3
F	7	RUS - Russia	*	2	0	2	0	2	3	X	X			9
	7	FRA - France		0	1	0	1	0	0	X	X			2

Standings after Round Robin

Group A

Rank	Team	Games	Wins	Losses	Q	DSC	31.72cm
1	CAN - Canada	7	7	0	Q	DSC	31.72cm
2	GER - Germany	7	5	2	Q w1	DSC	37.42cm
3	SVK - Slovakia	7	5	2	Q w0	DSC	59.37cm
4	BLR - Belarus	7	4	3	w1	DSC	52.03cm
5	HKG - Hong Kong	7	4	3	w0		
6	EST - Estonia	7	2	5			
7	KOS - Kosovo	7	1	6			
8	NGR - Nigeria	7	0	7			

Group B

Rank	Team	Games	Wins	Losses	Q	DSC	68.56cm
1	NOR - Norway	7	6	1	Q w1	DSC	68.56cm
2	DEN - Denmark	7	6	1	Q w0	DSC	70.81cm
3	POL - Poland	7	5	2	Q w1	DSC	55.05cm
4	CZE - Czech Republic	7	5	2	w0	DSC	63.50cm
5	WAL - Wales	7	3	4			
6	NZL - New Zealand	7	2	5			
7	CRO - Croatia	7	1	6			
8	AND - Andorra	7	0	7			

Group C

Rank	Team	Games	Wins	Losses	Q	DSC	72.28cm
1	ESP - Spain	7	7	0	Q	DSC	72.28cm
2	USA - United States	7	5	2	Q w1	DSC	84.72cm
3	HUN - Hungary	7	5	2	Q w0	DSC	55.87cm
4	SWE - Sweden	7	4	3	Q	DSC	40.72cm
5	KAZ - Kazakhstan	7	3	4	w1		
6	AUS - Australia	7	3	4	w0		
7	LAT - Latvia	7	1	6			
8	BRA - Brazil	7	0	7			

Group D


Rank	Team	Games	Wins	Losses	Q	DSC	48.13cm
1	SCO - Scotland	7	7	0	Q	DSC	48.13cm
2	IRL - Ireland	7	5	2	Q	DSC	79.85cm
3	TUR - Turkey	7	4	3	Q w1	DSC	69.22cm
4	ITA - Italy	7	4	3	w1	DSC	70.13cm
5	JPN - Japan	7	4	3	w1	DSC	70.29cm
6	SLO - Slovenia	7	2	5	w1		
7	TPE - Chinese Taipei	7	2	5	w0		
8	LUX - Luxembourg	7	0	7			

Group E

Rank	Team	Games	Wins	Losses	Q	DSC	43.10cm
1	RUS - Russia	7	7	0	Q	DSC	43.10cm
2	SUI - Switzerland	7	6	1	Q	DSC	43.48cm
3	KOR - Korea	7	5	2	Q	DSC	71.57cm
4	FIN - Finland	7	4	3		DSC	87.28cm
5	ENG - England	7	3	4			
6	FRA - France	7	2	5			
7	AUT - Austria	7	1	6			
8	BEL - Belgium	7	0	7			

Legend:

DSC Draw Shot Challenge **LSFE(*)** Last Stone First End **Q** Qualified for the play-offs
wn Number of wins (n) against tied teams **X** Unplayed/unfinished end due to concession



THU 17 OCT 2019
Start Time 20:00

Round Robin Session 24
Group D - Sheet A

Game Results

Sheet	Game	Team	LSFE	1	2	3	4	5	6	7	8	Extra	Ends	Total
A	7	TUR - Turkey		0	2	0	0	0	1	0	2	0	3	8
	7	ITA - Italy	*	1	0	1	1	1	0	1	0	0	0	5

TUR - Turkey			
4	S	YILDIZ Dilsat	F
3	V	KARAGOZ Ugurcan	M
2		POLAT Oznur	F
1		KARATAS Alican	M

ITA - Italy			
4	V	SOLA Fabio	M
3	S	PIMPINI Denise	F
2		GENRE Julien Michele	M
1		ALIBERTI Sara	F

Last Stone Draw		Distance
↻	KARAGOZ Ugurcan	19.2cm
↻	YILDIZ Dilsat	193.0cm
Total		212.2cm

Last Stone Draw		Distance
↻	SOLA Fabio	22.5cm
↻	PIMPINI Denise	44.2cm
Total		66.7cm

Time remaining: 0 minutes 48 seconds
 Time remaining: 1 minute 53 seconds (after extra end 1)
 Time remaining: 0 minutes 46 seconds (after extra end 2)

Time remaining: 4 minutes 50 seconds
 Time remaining: 1 minute 43 seconds (after extra end 1)
 Time remaining: 1 minute 6 seconds (after extra end 2)

Note:
 Position and function for each team member:
4 = Fourth, **3** = Third, **2** = Second, **1** = Lead, **A** = Alternate, **S** = Skip, **V** = Vice-Skip

Legend:
 ↻ Clockwise ↻ Counter-clockwise F Female
LSFE(*) Last Stone First End **M** Male



THU 17 OCT 2019
Start Time 20:00

Round Robin Session 24
Group C - Sheet B

Game Results

Sheet	Game	Team	LSFE	1	2	3	4	5	6	7	8	Extra Ends	Total
B	7	BRA - Brazil		0	2	0	1	0	0	X	X		3
	7	LAT - Latvia	*	3	0	5	0	2	1	X	X		11

BRA - Brazil			
4	V	RODRIGUES Marcio	M
3	S	BARROS Alessandra	F
2		VILELA Sergio Mitsuo	M
1		YANG Samanta	F

LAT - Latvia			
4	V	RUDZITIS Janis	M
3	S	RUDZITE Jelena	F
2		PETERSONS Didzis	M
1		SPILNERE-PUCINA Dace	F

Last Stone Draw		Distance
🕒	RODRIGUES Marcio	97.5cm
🕒	YANG Samanta	199.6cm
Total		297.1cm


Last Stone Draw		Distance
🕒	PETERSONS Didzis	118.3cm
🕒	RUDZITE Jelena	75.6cm
Total		193.9cm

Time remaining: 10 minutes 50 seconds

Time remaining: 11 minutes 35 seconds

Note:
Position and function for each team member:
4 = Fourth, 3 = Third, 2 = Second, 1 = Lead, A = Alternate, S = Skip, V = Vice-Skip

Legend:
 🕒 Clockwise 🕒 Counter-clockwise F Female
 LSFE(*) Last Stone First End M Male X Unplayed/unfinished end due to concession



THU 17 OCT 2019
Start Time 20:00

Round Robin Session 24
Group E - Sheet C

Game Results

Sheet	Game	Team	LSFE	1	2	3	4	5	6	7	8	Extra Ends	Total
C	7	FIN - Finland		1	3	1	1	1	1	X	X		8
	7	AUT - Austria	*	0	0	0	0	0	0	X	X		0

FIN - Finland			
4	S	SIPILA Markus	M
3		IMMONEN Lotta	F
2		OUNI Leo	M
1	V	SUURIPAA Tiina	F

AUT - Austria			
4	S	HIGATZBERGER Gernot	M
3		HOESS Johanna	F
2		UNTERBERGER Andreas	M
1	V	WITSCHEN Jill	F

Last Stone Draw		Distance
⌚	OUNI Leo	86.1cm
⌚	SUURIPAA Tiina	145.7cm
Total		231.8cm


Last Stone Draw		Distance
⌚	UNTERBERGER Andreas	34.6cm
⌚	HOESS Johanna	19.2cm
Total		53.8cm

Time remaining: 12 minutes 34 seconds

Time remaining: 6 minutes 18 seconds

Note:
Position and function for each team member:
4 = Fourth, 3 = Third, 2 = Second, 1 = Lead, A = Alternate, S = Skip, V = Vice-Skip

Legend:
 ⌚ Clockwise ⌚ Counter-clockwise F Female
 LSFE(*) Last Stone First End M Male X Unplayed/unfinished end due to concession



THU 17 OCT 2019
Start Time 20:00

Round Robin Session 24
Group C - Sheet D

Game Results

Sheet	Game	Team	LSFE	1	2	3	4	5	6	7	8	Extra Ends	Total
D	7	ESP - Spain		0	0	0	3	2	1	0	1		7
	7	HUN - Hungary	*	0	2	1	0	0	0	2	0		5

ESP - Spain		
4 S	VEZ Sergio	M
3 V	OTAEGI Oihane	F
2	UNANUE Mikel	M
1	OTAEGI Leire	F

HUN - Hungary		
4 S	NAGY Gyorgy	M
3	SZEKERES Ildiko	F
2	SZABO Gergely	M
1 V	DENCISO Blanka	F

Last Stone Draw		Distance
⌚	VEZ Sergio	42.5cm
⌚	OTAEGI Leire	190.0cm
Total		232.5cm


Last Stone Draw		Distance
⌚	NAGY Gyorgy	50.7cm
⌚	SZEKERES Ildiko	69.0cm
Total		119.7cm

Time remaining: 2 minutes 31 seconds

Time remaining: 3 minutes 26 seconds

Note:
Position and function for each team member:
4 = Fourth, **3** = Third, **2** = Second, **1** = Lead, **A** = Alternate, **S** = Skip, **V** = Vice-Skip

Legend:
 ⌚ Clockwise ⌚ Counter-clockwise **F** Female
LSFE(*) Last Stone First End **M** Male



THU 17 OCT 2019
Start Time 20:00

Round Robin Session 24
Group D - Sheet E

Game Results

Sheet	Game	Team	LSFE	1	2	3	4	5	6	7	8	Extra Ends	Total
E	7	SCO - Scotland		0	0	3	1	0	2	1	X		7
	7	IRL - Ireland	*	1	1	0	0	1	0	0	X		3

SCO - Scotland			
4 S	CARSON Luke		M
3 V	BOUSIE Kirstin		F
2	TAYLOR Mark		M
1	McMILLAN Katie		F

IRL - Ireland			
4 S	WILSON John		M
3 V	ANDERSON Ailsa		F
2	WHYTE Craig		M
1	BEGLEY LUKE Niamh		F

Last Stone Draw		Distance
↻	McMILLAN Katie	29.4cm
↻	CARSON Luke	45.6cm
Total		75.0cm

Last Stone Draw		Distance
↻	WILSON John	17.2cm
↻	ANDERSON Ailsa	42.3cm
Total		59.5cm

Time remaining: 3 minutes 55 seconds

Time remaining: 4 minutes 18 seconds

Note:
Position and function for each team member:
4 = Fourth, 3 = Third, 2 = Second, 1 = Lead, A = Alternate, S = Skip, V = Vice-Skip

Legend:
↻ Clockwise ↻ Counter-clockwise F Female
LSFE(*) Last Stone First End M Male X Unplayed/unfinished end due to concession



THU 17 OCT 2019
Start Time 20:00

Round Robin Session 24
Group E - Sheet F

Game Results

Sheet	Game	Team	LSFE	1	2	3	4	5	6	7	8	Extra Ends	Total
F	7	RUS - Russia	*	2	0	2	0	2	3	X	X		9
	7	FRA - France		0	1	0	1	0	0	X	X		2

RUS - Russia			
4 S	EREMIN Alexander	M	
3 V	MOSKALEVA Anastasia	F	
2	GORYACHEV Daniil	M	
1	MOROZOVA Daria	F	

FRA - France			
4 S	VERGNAUD Stephane	M	
3	LAFAGE Eva	F	
2	VERGNAUD Laurent	M	
1 V	LAGREE Celine	F	

Last Stone Draw		Distance
↻	MOSKALEVA Anastasia	40.5cm
↻	GORYACHEV Daniil	27.5cm
Total		68.0cm

Last Stone Draw		Distance
↻	LAGREE Celine	199.6cm
↻	VERGNAUD Stephane	172.6cm
Total		372.2cm

Time remaining: 17 minutes 34 seconds

Time remaining: 10 minutes 52 seconds

Note:
Position and function for each team member:
4 = Fourth, 3 = Third, 2 = Second, 1 = Lead, A = Alternate, S = Skip, V = Vice-Skip

Legend:
 ↻ Clockwise ↻ Counter-clockwise F Female
 LSFE(*) Last Stone First End M Male X Unplayed/unfinished end due to concession





THU 17 OCT 2019
Start Time 16:00

Round Robin Session 23

Session Results and Standings

Sheet	Game	Team	LSFE	1	2	3	4	5	6	7	8	Extra Ends	Total
A	7	EST - Estonia	*	0	0	0	0	0	1	X	X		1
	7	SVK - Slovakia		2	0	2	2	1	0	X	X		7
B	7	KOS - Kosovo		0	1	0	0	2	0	X	X		3
	7	CAN - Canada	*	5	0	5	3	0	4	X	X		17
C	7	NGR - Nigeria	*	0	0	0	0	0	1	0	X		1
	7	BLR - Belarus		2	5	2	1	3	0	6	X		19
D	7	KAZ - Kazakhstan		0	1	0	2	0	0	2	0		5
	7	SWE - Sweden	*	1	0	1	0	2	2	0	1		7
E	7	AUS - Australia	*	3	0	1	0	2	0	0	1		7
	7	USA - United States		0	1	0	2	0	1	1	0		5
F	7	GER - Germany		0	1	0	1	0	1	2	1		6
	7	HKG - Hong Kong	*	3	0	3	0	1	0	0	0		7

Current Standings

Group A

Rank	Team	Games	Wins	Losses	
1	CAN - Canada	7	7	0	Q
2	GER - Germany	7	5	2	Q w1
3	SVK - Slovakia	7	5	2	Q w0
4	BLR - Belarus	7	4	3	w1
5	HKG - Hong Kong	7	4	3	w0
6	EST - Estonia	7	2	5	
7	KOS - Kosovo	7	1	6	
8	NGR - Nigeria	7	0	7	

Group B

Rank	Team	Games	Wins	Losses	
1	NOR - Norway	7	6	1	Q w1
2	DEN - Denmark	7	6	1	Q w0
3	POL - Poland	7	5	2	Q w1
4	CZE - Czech Republic	7	5	2	w0
5	WAL - Wales	7	3	4	
6	NZL - New Zealand	7	2	5	
7	CRO - Croatia	7	1	6	
8	AND - Andorra	7	0	7	

Group C

Rank	Team	Games	Wins	Losses	
1	ESP - Spain	6	6	0	Q
2	HUN - Hungary	6	5	1	Q
3	USA - United States	7	5	2	Q
4	SWE - Sweden	7	4	3	Q
5	AUS - Australia	7	3	4	DSC 40.72cm
5	KAZ - Kazakhstan	7	3	4	
7	BRA - Brazil	6	0	6	
7	LAT - Latvia	6	0	6	

Group D

Rank	Team	Games	Wins	Losses	
1	SCO - Scotland	6	6	0	Q
2	IRL - Ireland	6	5	1	Q
3	ITA - Italy	6	4	2	
4	JPN - Japan	7	4	3	
5	TUR - Turkey	6	3	3	
6	SLO - Slovenia	7	2	5	
6	TPE - Chinese Taipei	7	2	5	
8	LUX - Luxembourg	7	0	7	

Group E

Rank	Team	Games	Wins	Losses	
1	RUS - Russia	6	6	0	Q
2	SUI - Switzerland	7	6	1	Q
3	KOR - Korea	7	5	2	Q
4	FIN - Finland	6	3	3	
5	ENG - England	7	3	4	
6	FRA - France	6	2	4	
7	AUT - Austria	6	1	5	
8	BEL - Belgium	7	0	7	

Legend:

DSC Draw Shot Challenge **LSFE(*)** Last Stone First End **Q** Qualified for the play-offs
wn Number of wins (n) against tied teams **X** Unplayed/unfinished end due to concession

THU 17 OCT 2019
Start Time 16:00

Round Robin Session 23
Group A - Sheet A

Game Results

Sheet	Game	Team	LSFE	1	2	3	4	5	6	7	8	Extra Ends	Total
A	7	EST - Estonia	*	0	0	0	0	0	1	X	X		1
	7	SVK - Slovakia		2	0	2	2	1	0	X	X		7

EST - Estonia

4	S	LILL Erkki	M
3	V	MADISSON Triin	F
2		VLASSOV Mihhail	M
1		ELMIK Kaidi	F

Last Stone Draw

☺	MADISSON Triin	53.4cm
☺	LILL Erkki	27.6cm
Total		81.0cm

Time remaining: 11 minutes 18 seconds

SVK - Slovakia

4	V	MATULOVA Daniela	F
3	S	GALLO Juraj	M
2		MAKOVNIKOVA Slavka	F
1		PITONAK Tomas	M

Last Stone Draw

☺	GALLO Juraj	73.0cm
☺	MATULOVA Daniela	47.6cm
Total		120.6cm

Time remaining: 9 minutes 36 seconds

Note:

Position and function for each team member:

4 = Fourth, 3 = Third, 2 = Second, 1 = Lead, A = Alternate, S = Skip, V = Vice-Skip

Legend:

☺	Clockwise	☺	Counter-clockwise	F	Female
LSFE(*)	Last Stone First End	M	Male	X	Unplayed/unfinished end due to concession



THU 17 OCT 2019

Start Time 16:00

Round Robin Session 23

Group A - Sheet B

Game Results

Sheet	Game	Team	LSFE	1	2	3	4	5	6	7	8	Extra Ends	Total
B	7	KOS - Kosovo		0	1	0	0	2	0	X	X		3
	7	CAN - Canada	*	5	0	5	3	0	4	X	X		17

KOS - Kosovo

4 S	ANDERSEN Peter	M
3 V	DAKAJ Eldena	F
2	SHABAJ Eric	M
1	SHATRI Mirjeta	F

Last Stone Draw

☺	SHATRI Mirjeta	Distance	168.3cm
☺	SHABAJ Eric	Distance	146.3cm

Total **314.6cm**

Time remaining: 8 minutes 25 seconds

CAN - Canada

4 S	KURZ Colin	M
3 V	WALTER Meghan	F
2	BILAWKA Brendan	M
1	OLIVER Sara	F

Last Stone Draw

☺	KURZ Colin	Distance	48.4cm
☺	WALTER Meghan	Distance	19.4cm

Total **67.8cm**

Time remaining: 11 minutes 52 seconds

Note:

Position and function for each team member:

4 = Fourth, 3 = Third, 2 = Second, 1 = Lead, A = Alternate, S = Skip, V = Vice-Skip

Legend:

☺	Clockwise	☹	Counter-clockwise	F	Female
LSFE(*)	Last Stone First End	M	Male	X	Unplayed/unfinished end due to concession



THU 17 OCT 2019
Start Time 16:00

Round Robin Session 23
Group A - Sheet C

Game Results

Sheet	Game	Team	LSFE	1	2	3	4	5	6	7	8	Extra Ends	Total
C	7	NGR - Nigeria	*	0	0	0	0	0	1	0	X		1
	7	BLR - Belarus		2	5	2	1	3	0	6	X		19

4 S	WOODS III Harold	M
3 V	COLE Susana	F
2	COLE Tijani	M
1	COLE-STREHLOW Carolay	F

4 S	PAULIUCHYK Alina	F
3 V	BARKAN Dmityriy	M
2	DZIASHUK Marhartya	F
1	BURMISTRAU Vitali	M

Last Stone Draw	Distance
↻ COLE Susana	15.3cm
↻ COLE Tijani	120.2cm
Total	135.5cm

Last Stone Draw	Distance
↻ BURMISTRAU Vitali	5.3cm
↻ PAULIUCHYK Alina	199.6cm
Total	204.9cm


Time remaining: 0 minutes 58 seconds

Time remaining: 4 minutes 1 second

PAULIUCHYK A left the game after end 4, no replacement
Revised line-up: (4 S) BARKAN D, (3 V) DZIASHUK M, (1) BURMISTRAU V

Note:
Position and function for each team member:
4 = Fourth, 3 = Third, 2 = Second, 1 = Lead, A = Alternate, S = Skip, V = Vice-Skip

Legend:
↻ Clockwise ↻ Counter-clockwise F Female
LSFE(*) Last Stone First End M Male X Unplayed/unfinished end due to concession



THU 17 OCT 2019
Start Time 16:00

Round Robin Session 23
Group C - Sheet D

Game Results

Sheet	Game	Team	LSFE	1	2	3	4	5	6	7	8	Extra	Ends	Total
D	7	KAZ - Kazakhstan		0	1	0	2	0	0	2	0			5
	7	SWE - Sweden	*	1	0	1	0	2	2	0	1			7

KAZ - Kazakhstan			
4	S	ALLIYAROVA Sitora	F
3	V	ZHUZBAY Abylaikhan	M
2	-		
1		EBAUYER Angelina	F

SWE - Sweden			
4	S	OLOFSSON Simon	M
3	V	AAHLSTROEM Vilma	F
2		SJOEBERG Axel	M
1		STENLUND Linda	F

Last Stone Draw		Distance
🕒	ZHUZBAY Abylaikhan	144.6cm
🕒	ALLIYAROVA Sitora	36.3cm
Total		180.9cm
Time remaining: 1 minute 32 seconds		

Last Stone Draw		Distance
🕒	STENLUND Linda	21.5cm
🕒	SJOEBERG Axel	51.6cm
Total		73.1cm
Time remaining: 1 minute 58 seconds		

Note: Position and function for each team member: 4 = Fourth, 3 = Third, 2 = Second, 1 = Lead, A = Alternate, S = Skip, V = Vice-Skip			
Legend: 🕒 Clockwise 🕒 Counter-clockwise F Female LSFE(*) Last Stone First End M Male			





THU 17 OCT 2019
Start Time 16:00

Round Robin Session 23
Group C - Sheet E

Game Results

Sheet	Game	Team	LSFE	1	2	3	4	5	6	7	8	Extra Ends	Total
E	7	AUS - Australia	*	3	0	1	0	2	0	0	1		7
	7	USA - United States		0	1	0	2	0	1	1	0		5

AUS - Australia			
4	S	MILLIKIN Hugh	M
3	V	FORGE Kim	F
2		JOHNS Steve	M
1		POWELL Anne	F

USA - United States			
4	S	CLAWSON Hunter	M
3	V	GOURIANOVA Katherine	F
2		CLAWSON Eli	M
1		MULLANEY Sydney	F

Last Stone Draw		Distance
🕒	FORGE Kim	7.7cm
🕒	MILLIKIN Hugh	119.0cm
Total		126.7cm

Last Stone Draw		Distance
🕒	CLAWSON Eli	140.2cm
🕒	MULLANEY Sydney	149.1cm
Total		289.3cm

Time remaining: 2 minutes 54 seconds

Time remaining: 0 minutes 21 seconds

Note:
Position and function for each team member:
4 = Fourth, 3 = Third, 2 = Second, 1 = Lead, A = Alternate, S = Skip, V = Vice-Skip

Legend:
🕒 Clockwise 🕒 Counter-clockwise F Female
LSFE(*) Last Stone First End M Male



THU 17 OCT 2019
Start Time 16:00

Round Robin Session 23
Group A - Sheet F

Game Results

Sheet	Game	Team	LSFE	1	2	3	4	5	6	7	8	Extra Ends	Total
F	7	GER - Germany		0	1	0	1	0	1	2	1		6
	7	HKG - Hong Kong	*	3	0	3	0	1	0	0	0		7

GER - Germany			
4 S	KAPP Andy		M
3	SCHOELL Pia-Lisa		F
2	KAPP Benny		M
1 V	TSCHETSCH Petra		F

HKG - Hong Kong			
4 S	CHANG Jason		M
3 V	HUNG Ling-Yue		F
2	YAN Martin		M
1	WONG Ashura		F

Last Stone Draw		Distance
⌚	TSCHETSCH Petra	118.3cm
⌚	KAPP Benny	40.7cm
Total		159.0cm

Last Stone Draw		Distance
⌚	CHANG Jason	67.2cm
⌚	HUNG Ling-Yue	74.3cm
Total		141.5cm

Time remaining: 1 minute 32 seconds

Time remaining: 1 minute 8 seconds

Note:
Position and function for each team member:
4 = Fourth, 3 = Third, 2 = Second, 1 = Lead, A = Alternate, S = Skip, V = Vice-Skip

Legend:
 ⌚ Clockwise ⌚ Counter-clockwise F Female
 LSFE(*) Last Stone First End M Male





THU 17 OCT 2019
Start Time 12:00

Round Robin Session 22

Session Results and Standings

Sheet	Game	Team	LSFE	1	2	3	4	5	6	7	8	Extra Ends	Total
A	7	WAL - Wales		0	0	1	0	0	0	0	X		1
	7	NOR - Norway	*	1	1	0	1	1	3	2	X		9
B	7	KOR - Korea	*	3	0	1	2	0	1	X	X		7
	7	ENG - England		0	1	0	0	1	0	X	X		2
C	7	AND - Andorra		0	0	1	0	0	0	X	X		1
	7	POL - Poland	*	2	1	0	1	2	1	X	X		7
D	7	JPN - Japan	*	4	0	4	0	3	0	X	X		11
	7	SLO - Slovenia		0	1	0	2	0	2	X	X		5
E	7	DEN - Denmark	*	0	0	0	2	1	3	0	X		6
	7	CZE - Czech Republic		0	0	0	0	0	0	1	X		1
F	6	ESP - Spain	*	2	0	1	3	1	0	X	X		7
	6	BRA - Brazil		0	1	0	0	0	1	X	X		2

Current Standings

Group A

Rank	Team	Games	Wins	Losses	
1	CAN - Canada	6	6	0	Q
2	GER - Germany	6	5	1	Q
3	SVK - Slovakia	6	4	2	Q
4	BLR - Belarus	6	3	3	
4	HKG - Hong Kong	6	3	3	
6	EST - Estonia	6	2	4	
7	KOS - Kosovo	6	1	5	
8	NGR - Nigeria	6	0	6	

Group B

Rank	Team	Games	Wins	Losses	
1	NOR - Norway	7	6	1	Q w1 DSC 68.56cm
2	DEN - Denmark	7	6	1	Q w0 DSC 70.81cm
3	POL - Poland	7	5	2	Q w1 DSC 55.05cm
4	CZE - Czech Republic	7	5	2	w0 DSC 63.50cm
5	WAL - Wales	7	3	4	
6	NZL - New Zealand	7	2	5	
7	CRO - Croatia	7	1	6	
8	AND - Andorra	7	0	7	

Group C

Rank	Team	Games	Wins	Losses	
1	ESP - Spain	6	6	0	Q
2	HUN - Hungary	6	5	1	Q
2	USA - United States	6	5	1	Q
4	KAZ - Kazakhstan	6	3	3	
4	SWE - Sweden	6	3	3	
6	AUS - Australia	6	2	4	
7	BRA - Brazil	6	0	6	
7	LAT - Latvia	6	0	6	

Group D

Rank	Team	Games	Wins	Losses	
1	SCO - Scotland	6	6	0	Q
2	IRL - Ireland	6	5	1	Q
3	ITA - Italy	6	4	2	
4	JPN - Japan	7	4	3	
5	TUR - Turkey	6	3	3	
6	SLO - Slovenia	7	2	5	
6	TPE - Chinese Taipei	7	2	5	
8	LUX - Luxembourg	7	0	7	

Group E

Rank	Team	Games	Wins	Losses	
1	RUS - Russia	6	6	0	Q
2	SUI - Switzerland	7	6	1	Q
3	KOR - Korea	7	5	2	Q
4	FIN - Finland	6	3	3	
5	ENG - England	7	3	4	
6	FRA - France	6	2	4	
7	AUT - Austria	6	1	5	
8	BEL - Belgium	7	0	7	

Legend:

DSC Draw Shot Challenge **LSFE(*)** Last Stone First End **Q** Qualified for the play-offs
wn Number of wins (n) against tied teams **X** Unplayed/unfinished end due to concession



THU 17 OCT 2019
Start Time 12:00

Round Robin Session 22
Group B - Sheet A

Game Results

Sheet	Game	Team	LSFE	1	2	3	4	5	6	7	8	Extra Ends	Total
A	7	WAL - Wales		0	0	1	0	0	0	0	X		1
	7	NOR - Norway	*	1	1	0	1	1	3	2	X		9

WAL - Wales			
4	S	MEIKLE Adrian	M
3	V	WATSON Dawn	F
2		TANNER Andrew	M
1		BEEVER Laura	F

NOR - Norway			
4	V	NAESS Wilhelm	M
3	S	SKAGA Ingvild	F
2		SKARSHEIM RIAN Harald	M
1		MESLOE Eirin	F

Last Stone Draw		Distance
⌚	MEIKLE Adrian	111.2cm
⌚	BEEVER Laura	157.7cm
Total		268.9cm


Last Stone Draw		Distance
⌚	MESLOE Eirin	66.4cm
⌚	NAESS Wilhelm	101.3cm
Total		167.7cm

Time remaining: 10 minutes 51 seconds

Time remaining: 9 minutes 2 seconds

Note:
Position and function for each team member:
4 = Fourth, 3 = Third, 2 = Second, 1 = Lead, A = Alternate, S = Skip, V = Vice-Skip

Legend:
⌚ Clockwise ⌚ Counter-clockwise F Female
LSFE(*) Last Stone First End M Male X Unplayed/unfinished end due to concession



THU 17 OCT 2019
Start Time 12:00

Round Robin Session 22
Group E - Sheet B

Game Results

Sheet	Game	Team	LSFE	1	2	3	4	5	6	7	8	Extra Ends	Total
B	7	KOR - Korea	*	3	0	1	2	0	1	X	X		7
	7	ENG - England		0	1	0	0	1	0	X	X		2

KOR - Korea		
4 S	SEONG Yujin	M
3 V	JANG Hyeji	F
2	JEON Jaeik	M
1	SONG Yujin	F

ENG - England		
4 V	BRAND Stuart	M
3 S	SPAIN Fiona	F
2	HAVERCROFT Jonathan	M
1	SPAIN Kathryn	F

Last Stone Draw		Distance
☺	JANG Hyeji	37.9cm
☺	SEONG Yujin	19.6cm
Total		57.5cm

Last Stone Draw		Distance
☺	BRAND Stuart	31.9cm
☺	SPAIN Kathryn	33.0cm
Total		64.9cm

Time remaining: 9 minutes 46 seconds

Time remaining: 6 minutes 57 seconds

Note:
Position and function for each team member:
4 = Fourth, 3 = Third, 2 = Second, 1 = Lead, A = Alternate, S = Skip, V = Vice-Skip

Legend:
☺ Clockwise ☻ Counter-clockwise F Female
LSFE(*) Last Stone First End M Male X Unplayed/unfinished end due to concession



THU 17 OCT 2019
Start Time 12:00

Round Robin Session 22
Group B - Sheet C

Game Results

Sheet	Game	Team	LSFE	1	2	3	4	5	6	7	8	Extra Ends	Total
C	7	AND - Andorra		0	0	1	0	0	0	X	X		1
	7	POL - Poland	*	2	1	0	1	2	1	X	X		7

AND - Andorra			
4	S	GARCIA Josep	M
3	V	ARCE Ana	F
2		ORTIZ Valentin	M
1		FOWLER Lisa Anne	F

POL - Poland			
4	S	DZIKOWSKI Bartosz	M
3	V	NOGLY Ewa	F
2		STYCH Konrad	M
1		RYBICKA Zuzanna	F

Last Stone Draw		Distance
⌚	FOWLER Lisa Anne	172.1cm
⌚	ORTIZ Valentin	199.6cm
Total		371.7cm


Last Stone Draw		Distance
⌚	STYCH Konrad	68.2cm
⌚	NOGLY Ewa	157.4cm
Total		225.6cm

Time remaining: 11 minutes 0 seconds

Time remaining: 10 minutes 50 seconds

Note:
Position and function for each team member:
4 = Fourth, 3 = Third, 2 = Second, 1 = Lead, A = Alternate, S = Skip, V = Vice-Skip

Legend:
⌚ Clockwise ⌚ Counter-clockwise F Female
LSFE(*) Last Stone First End M Male X Unplayed/unfinished end due to concession



THU 17 OCT 2019
Start Time 12:00

Round Robin Session 22
Group D - Sheet D

Game Results

Sheet	Game	Team	LSFE	1	2	3	4	5	6	7	8	Extra	Ends	Total
D	7	JPN - Japan	*	4	0	4	0	3	0	X	X			11
	7	SLO - Slovenia		0	1	0	2	0	2	X	X			5

JPN - Japan			
4	S	MAEDA Takumi	M
3	V	TABATA Momoha	F
2		NAKAHARA Asei	M
1		KOBAYASHI Mina	F

SLO - Slovenia			
4	S	TISLER Tomas	M
3		PIPAN Nadja	F
2		LAJOVEC Jost	M
1	V	GORISEK Marusa	F

Last Stone Draw		Distance
↻	KOBAYASHI Mina	29.4cm
↻	MAEDA Takumi	166.5cm
Total		195.9cm

Last Stone Draw		Distance
↻	TISLER Tomas	107.0cm
↻	PIPAN Nadja	138.7cm
Total		245.7cm

Time remaining: 12 minutes 47 seconds

Time remaining: 12 minutes 9 seconds

Note:
Position and function for each team member:
4 = Fourth, 3 = Third, 2 = Second, 1 = Lead, A = Alternate, S = Skip, V = Vice-Skip

Legend:
↻ Clockwise ↻ Counter-clockwise F Female
LSFE(*) Last Stone First End M Male X Unplayed/unfinished end due to concession



THU 17 OCT 2019
Start Time 12:00

Round Robin Session 22
Group B - Sheet E

Game Results

Sheet	Game	Team	LSFE	1	2	3	4	5	6	7	8	Extra Ends	Total
E	7	DEN - Denmark	*	0	0	0	2	1	3	0	X		6
	7	CZE - Czech Republic		0	0	0	0	0	0	1	X		1

DEN - Denmark			
4	S	THUNE Tobias	M
3	V	LANDER Jasmin	F
2		HOLTERMANN Henrik	M
1		LARSEN My	F

CZE - Czech Republic			
4	V	MIKLIK Dalibor	M
3	S	MIKLIKOVA Eva	F
2		MOKRIS Samuel	M
1		MOKRISOVA Martina	F

Last Stone Draw

🕒	THUNE Tobias	Distance	27.7cm
🕒	LARSEN My	Distance	55.8cm

Total **83.5cm**

Time remaining: 9 minutes 11 seconds

Last Stone Draw


🕒	MIKLIK Dalibor	Distance	102.7cm
🕒	MIKLIKOVA Eva	Distance	155.2cm

Total **257.9cm**

Time remaining: 2 minutes 17 seconds

Note:
Position and function for each team member:
4 = Fourth, 3 = Third, 2 = Second, 1 = Lead, A = Alternate, S = Skip, V = Vice-Skip

Legend:
🕒 Clockwise 🕒 Counter-clockwise F Female
LSFE(*) Last Stone First End M Male X Unplayed/unfinished end due to concession



THU 17 OCT 2019
Start Time 12:00

Round Robin Session 22
Group C - Sheet F

Game Results

Sheet	Game	Team	LSFE	1	2	3	4	5	6	7	8	Extra Ends	Total
F	6	ESP - Spain	*	2	0	1	3	1	0	X	X		7
	6	BRA - Brazil		0	1	0	0	0	1	X	X		2

ESP - Spain			
4	S	VEZ Sergio	M
3	V	OTAEGI Oihane	F
2		UNANUE Mikel	M
1		OTAEGI Leire	F

BRA - Brazil			
4	V	RODRIGUES Marcio	M
3	S	BARROS Alessandra	F
2		VILELA Sergio Mitsuo	M
1		YANG Samanta	F

Last Stone Draw		Distance
⌚	OTAEGI Leire	49.5cm
⌚	VEZ Sergio	19.6cm
Total		69.1cm


Last Stone Draw		Distance
⌚	BARROS Alessandra	55.4cm
⌚	RODRIGUES Marcio	199.6cm
Total		255.0cm

Time remaining: 9 minutes 23 seconds

Time remaining: 8 minutes 40 seconds

Note:
Position and function for each team member:
4 = Fourth, 3 = Third, 2 = Second, 1 = Lead, A = Alternate, S = Skip, V = Vice-Skip

Legend:
⌚ Clockwise ⌚ Counter-clockwise F Female
LSFE(*) Last Stone First End M Male X Unplayed/unfinished end due to concession



THU 17 OCT 2019
Start Time 8:00

Round Robin Session 21

Session Results and Standings

Sheet	Game	Team	LSFE	1	2	3	4	5	6	7	8	Extra Ends	Total
B	7	LUX - Luxembourg	*	1	1	0	0	0	0	0	X		2
	7	TPE - Chinese Taipei		0	0	1	1	1	1	1	X		5
C	6	HKG - Hong Kong	*	0	0	2	0	2	1	1	X		6
	6	KOS - Kosovo		0	1	0	1	0	0	0	X		2
D	6	CAN - Canada	*	2	1	0	0	4	0	X	X		7
	6	EST - Estonia		0	0	0	1	0	1	X	X		2
E	7	BEL - Belgium		0	0	0	0	1	0	2	X		3
	7	SUI - Switzerland	*	1	1	1	1	0	2	0	X		6
F	7	NZL - New Zealand	*	1	3	0	0	0	1	2	0		7
	7	CRO - Croatia		0	0	1	2	1	0	0	2		6

Current Standings

Group A					Group B				
Rank	Team	Games	Wins	Losses	Rank	Team	Games	Wins	Losses
1	CAN - Canada	6	6	0	1	CZE - Czech Republic	6	5	1
2	GER - Germany	6	5	1	1	DEN - Denmark	6	5	1
3	SVK - Slovakia	6	4	2	1	NOR - Norway	6	5	1
4	BLR - Belarus	6	3	3	4	POL - Poland	6	4	2
4	HKG - Hong Kong	6	3	3	5	WAL - Wales	6	3	3
6	EST - Estonia	6	2	4	6	NZL - New Zealand	7	2	5
7	KOS - Kosovo	6	1	5	7	CRO - Croatia	7	1	6
8	NGR - Nigeria	6	0	6	8	AND - Andorra	6	0	6
Group C					Group D				
Rank	Team	Games	Wins	Losses	Rank	Team	Games	Wins	Losses
1	ESP - Spain	5	5	0	1	SCO - Scotland	6	6	0
2	HUN - Hungary	6	5	1	2	IRL - Ireland	6	5	1
2	USA - United States	6	5	1	3	ITA - Italy	6	4	2
4	KAZ - Kazakhstan	6	3	3	4	JPN - Japan	6	3	3
4	SWE - Sweden	6	3	3	4	TUR - Turkey	6	3	3
6	AUS - Australia	6	2	4	6	SLO - Slovenia	6	2	4
7	BRA - Brazil	5	0	5	7	TPE - Chinese Taipei	7	2	5
8	LAT - Latvia	6	0	6	8	LUX - Luxembourg	7	0	7
Group E									
Rank	Team	Games	Wins	Losses					
1	RUS - Russia	6	6	0					
2	SUI - Switzerland	7	6	1					
3	KOR - Korea	6	4	2					
4	ENG - England	6	3	3					
4	FIN - Finland	6	3	3					
6	FRA - France	6	2	4					
7	AUT - Austria	6	1	5					
8	BEL - Belgium	7	0	7					

Note:
Under WCF rules, tie-breaking rules for standings are not applied until after the last game of the round robin.

Legend:
LSFE(*) Last Stone First End **Q** Qualified for the play-offs **X** Unplayed/unfinished end due to concession



THU 17 OCT 2019
Start Time 8:00

Round Robin Session 21
Group D - Sheet B

Game Results

Sheet	Game	Team	LSFE	1	2	3	4	5	6	7	8	Extra Ends	Total
B	7	LUX - Luxembourg	*	1	1	0	0	0	0	0	X		2
	7	TPE - Chinese Taipei		0	0	1	1	1	1	1	X		5

LUX - Luxembourg			
4	S	BENOY Alex	M
3	V	WAUTERS Karen	F
2		HUSI Marc	M
1		BENOY Susi	F

TPE - Chinese Taipei			
4	S	SHEN Randolph	M
3	V	YANG Ko	F
2		HSU Ken	M
1		LEE Stephanie	F

Last Stone Draw		Distance
↻	BENOY Alex	29.4cm
↻	WAUTERS Karen	54.7cm
Total		84.1cm

Last Stone Draw		Distance
↻	SHEN Randolph	132.7cm
↻	YANG Ko	199.6cm
Total		332.3cm

Time remaining: 1 minute 36 seconds

Time remaining: 0 minutes 30 seconds

Note:
Position and function for each team member:
4 = Fourth, 3 = Third, 2 = Second, 1 = Lead, A = Alternate, S = Skip, V = Vice-Skip

Legend:
↻ Clockwise ↻ Counter-clockwise F Female
LSFE(*) Last Stone First End M Male X Unplayed/unfinished end due to concession



THU 17 OCT 2019
 Start Time 8:00

Round Robin Session 21
Group A - Sheet C

Game Results

Sheet	Game	Team	LSFE	1	2	3	4	5	6	7	8	Extra Ends	Total
C	6	HKG - Hong Kong	*	0	0	2	0	2	1	1	X		6
	6	KOS - Kosovo		0	1	0	1	0	0	0	X		2

HKG - Hong Kong			
4 S	CHANG Jason	M	
3 V	HUNG Ling-Yue	F	
2	YAN Martin	M	
1	WONG Ashura	F	

KOS - Kosovo			
4 S	ANDERSEN Peter	M	
3 V	DAKAJ Eldena	F	
2	SHABAJ Eric	M	
1	SHATRI Mirjeta	F	

Last Stone Draw

🕒	WONG Ashura	54.8cm
🕒	CHANG Jason	79.3cm
Total		134.1cm

Last Stone Draw

🕒	DAKAJ Eldena	97.3cm
🕒	ANDERSEN Peter	199.6cm
Total		296.9cm

Time remaining: 6 minutes 32 seconds

Time remaining: 2 minutes 8 seconds

Note:
 Position and function for each team member:
4 = Fourth, **3** = Third, **2** = Second, **1** = Lead, **A** = Alternate, **S** = Skip, **V** = Vice-Skip

Legend:
 🕒 Clockwise 🕒 Counter-clockwise **F** Female
LSFE(*) Last Stone First End **M** Male **X** Unplayed/unfinished end due to concession



WMxCC 2019
Aberdeen, Scotland

World Mixed Curling Championship 2019
Curl Aberdeen



THU 17 OCT 2019
Start Time 8:00

Round Robin Session 21
Group A - Sheet D

Game Results

Sheet	Game	Team	LSFE	1	2	3	4	5	6	7	8	Extra Ends	Total
D	6	CAN - Canada	*	2	1	0	0	4	0	X	X		7
	6	EST - Estonia		0	0	0	1	0	1	X	X		2

CAN - Canada			
4	S	KURZ Colin	M
3	V	WALTER Meghan	F
2		BILAWKA Brendan	M
1		OLIVER Sara	F

EST - Estonia			
4	S	LILL Erkki	M
3	V	MADISSON Triin	F
2		VLASSOV Mihhail	M
1		ELMIK Kaidi	F

Last Stone Draw		Distance
↻	KURZ Colin	23.4cm
↻	WALTER Meghan	40.4cm
Total		63.8cm

Last Stone Draw		Distance
↻	MADISSON Triin	199.6cm
↻	LILL Erkki	41.1cm
Total		240.7cm

Time remaining: 12 minutes 19 seconds

Time remaining: 8 minutes 27 seconds

Note:
Position and function for each team member:
4 = Fourth, 3 = Third, 2 = Second, 1 = Lead, A = Alternate, S = Skip, V = Vice-Skip

Legend:
↻ Clockwise ↻ Counter-clockwise F Female
LSFE(*) Last Stone First End M Male X Unplayed/unfinished end due to concession



THU 17 OCT 2019
Start Time 8:00

Round Robin Session 21
Group E - Sheet E

Game Results

Sheet	Game	Team	LSFE	1	2	3	4	5	6	7	8	Extra Ends	Total
E	7	BEL - Belgium		0	0	0	0	1	0	2	X		3
	7	SUI - Switzerland	*	1	1	1	1	0	2	0	X		6

BEL - Belgium		
4 S	HEYLEN Dirk	M
3	BERUS Danielle	F
2	VANDERMEEREN Stephane	M
1 V	GEERINCKX Veerle	F

SUI - Switzerland		
4 V	RIOS Martin	M
3	PERRET Jenny	F
2	WUNDERLIN Kevin	M
1 S	SIEGRIST Manuela	F

Last Stone Draw		Distance
↻	BERUS Danielle	125.5cm
↻	HEYLEN Dirk	199.6cm
Total		325.1cm

Last Stone Draw		Distance
↻	WUNDERLIN Kevin	55.3cm
↻	SIEGRIST Manuela	34.2cm
Total		89.5cm

Time remaining: 2 minutes 45 seconds

Time remaining: 10 minutes 56 seconds

Note:
Position and function for each team member:
4 = Fourth, 3 = Third, 2 = Second, 1 = Lead, A = Alternate, S = Skip, V = Vice-Skip

Legend:
↻ Clockwise ↻ Counter-clockwise F Female
LSFE(*) Last Stone First End M Male X Unplayed/unfinished end due to concession



Game Results

Sheet	Game	Team	LSFE	1	2	3	4	5	6	7	8	Extra	Ends	Total
F	7	NZL - New Zealand	*	1	3	0	0	0	1	2	0			7
	7	CRO - Croatia		0	0	1	2	1	0	0	2			6

NZL - New Zealand			
4	V	FORD Kieran	M
3		DUNCAN Mhairi-Bronte	F
2		FREW Benjamin	M
1	S	JEYARANJAN Thivya	F

CRO - Croatia			
4	S	SKENDROVIC Alberto	M
3	V	MUHEK Zrinka	F
2		DZEPINA Davor	M
1		SIMUNJAK Marija	F

Last Stone Draw		Distance
🕒	FORD Kieran	99.9cm
🕒	JEYARANJAN Thivya	120.5cm
Total		220.4cm

Last Stone Draw		Distance
🕒	DZEPINA Davor	135.2cm
🕒	SIMUNJAK Marija	199.6cm
Total		334.8cm


Time remaining: 4 minutes 42 seconds

Time remaining: 2 minutes 4 seconds

Note:
Position and function for each team member:
4 = Fourth, **3** = Third, **2** = Second, **1** = Lead, **A** = Alternate, **S** = Skip, **V** = Vice-Skip

Legend:
🕒 Clockwise 🕒 Counter-clockwise F Female
LSFE(*) Last Stone First End M Male





WED 16 OCT 2019
Start Time 20:00

Round Robin Session 20

Session Results and Standings

Sheet	Game	Team	LSFE	1	2	3	4	5	6	7	8	Extra Ends	Total
A	6	SWE - Sweden	*	2	0	1	2	0	5	X	X		10
	5	BRA - Brazil		0	1	0	0	1	0	X	X		2
B	6	GER - Germany	*	5	0	4	6	2	4	X	X		21
	6	NGR - Nigeria		0	1	0	0	0	0	X	X		1
C	6	SLO - Slovenia	*	1	0	2	0	1	2	0	0		6
	6	SCO - Scotland		0	2	0	3	0	0	2	1		8
D	6	AUT - Austria		0	1	0	0	1	0	X	X		2
	6	KOR - Korea	*	0	0	3	3	0	3	X	X		9
E	6	BLR - Belarus	*	0	0	2	1	0	1	0	0		4
	6	SVK - Slovakia		1	0	0	0	2	0	0	2		5
F	6	KAZ - Kazakhstan	*	0	1	0	2	0	0	3	0		6
	6	USA - United States		2	0	1	0	0	2	0	2		7

Current Standings

Group A					Group B				
Rank	Team	Games	Wins	Losses	Rank	Team	Games	Wins	Losses
1	CAN - Canada	5	5	0 Q	1	CZE - Czech Republic	6	5	1
2	GER - Germany	6	5	1 Q	1	DEN - Denmark	6	5	1 Q
3	SVK - Slovakia	6	4	2	1	NOR - Norway	6	5	1
4	BLR - Belarus	6	3	3	4	POL - Poland	6	4	2
5	EST - Estonia	5	2	3	5	WAL - Wales	6	3	3
5	HKG - Hong Kong	5	2	3	6	CRO - Croatia	6	1	5
7	KOS - Kosovo	5	1	4	6	NZL - New Zealand	6	1	5
8	NGR - Nigeria	6	0	6	8	AND - Andorra	6	0	6
Group C					Group D				
Rank	Team	Games	Wins	Losses	Rank	Team	Games	Wins	Losses
1	ESP - Spain	5	5	0 Q	1	SCO - Scotland	6	6	0 Q
2	HUN - Hungary	6	5	1 Q	2	IRL - Ireland	6	5	1 Q
2	USA - United States	6	5	1 Q	3	ITA - Italy	6	4	2
4	KAZ - Kazakhstan	6	3	3	4	JPN - Japan	6	3	3
4	SWE - Sweden	6	3	3	4	TUR - Turkey	6	3	3
6	AUS - Australia	6	2	4	6	SLO - Slovenia	6	2	4
7	BRA - Brazil	5	0	5	7	TPE - Chinese Taipei	6	1	5
8	LAT - Latvia	6	0	6	8	LUX - Luxembourg	6	0	6
Group E									
Rank	Team	Games	Wins	Losses					
1	RUS - Russia	6	6	0 Q					
2	SUI - Switzerland	6	5	1 Q					
3	KOR - Korea	6	4	2					
4	ENG - England	6	3	3					
4	FIN - Finland	6	3	3					
6	FRA - France	6	2	4					
7	AUT - Austria	6	1	5					
8	BEL - Belgium	6	0	6					

Note:
Under WCF rules, tie-breaking rules for standings are not applied until after the last game of the round robin.

Legend:
LSFE(*) Last Stone First End **Q** Qualified for the play-offs **X** Unplayed/unfinished end due to concession

WED 16 OCT 2019
Start Time 20:00

Round Robin Session 20
Group C - Sheet A

Game Results

Sheet	Game	Team	LSFE	1	2	3	4	5	6	7	8	Extra Ends	Total
A	6	SWE - Sweden	*	2	0	1	2	0	5	X	X		10
	5	BRA - Brazil		0	1	0	0	1	0	X	X		2

SWE - Sweden			
4	S	OLOFSSON Simon	M
3	V	AAHLSTROEM Vilma	F
2		SJOEBERG Axel	M
1		STENLUND Linda	F

BRA - Brazil			
4	V	RODRIGUES Marcio	M
3	S	BARROS Alessandra	F
2		VILELA Sergio Mitsuo	M
1		YANG Samanta	F

Last Stone Draw		Distance
☺	STENLUND Linda	27.9cm
☺	SJOEBERG Axel	21.8cm
Total		49.7cm


Last Stone Draw		Distance
☺	VILELA Sergio Mitsuo	19.0cm
☺	YANG Samanta	46.4cm
Total		65.4cm

Time remaining: 13 minutes 1 second

Time remaining: 10 minutes 33 seconds

Note:
Position and function for each team member:
4 = Fourth, **3** = Third, **2** = Second, **1** = Lead, **A** = Alternate, **S** = Skip, **V** = Vice-Skip

Legend:
☺ Clockwise ☻ Counter-clockwise **F** Female
LSFE(*) Last Stone First End **M** Male **X** Unplayed/unfinished end due to concession



WED 16 OCT 2019
Start Time 20:00

Round Robin Session 20
Group A - Sheet B

Game Results

Sheet	Game	Team	LSFE	1	2	3	4	5	6	7	8	Extra Ends	Total
B	6	GER - Germany	*	5	0	4	6	2	4	X	X		21
	6	NGR - Nigeria		0	1	0	0	0	0	X	X		1

GER - Germany			
4	S	KAPP Andy	M
3		SCHOELL Pia-Lisa	F
2		KAPP Benny	M
1	V	TSCHETSCH Petra	F

NGR - Nigeria			
4	S	WOODS III Harold	M
3	V	COLE Susana	F
2		COLE Tijani	M
1		COLE-STREHLOW Carolay	F

Last Stone Draw		Distance
↻	SCHOELL Pia-Lisa	199.6cm
↻	KAPP Andy	4.6cm
Total		204.2cm

Last Stone Draw		Distance
↻	COLE-STREHLOW Carolay	199.6cm
↻	WOODS III Harold	199.6cm
Total		399.2cm

Time remaining: 12 minutes 8 seconds

Time remaining: 3 minutes 55 seconds

Note:
Position and function for each team member:
4 = Fourth, **3** = Third, **2** = Second, **1** = Lead, **A** = Alternate, **S** = Skip, **V** = Vice-Skip

Legend:
↻ Clockwise ↻ Counter-clockwise **F** Female
LSFE(*) Last Stone First End **M** Male **X** Unplayed/unfinished end due to concession





WED 16 OCT 2019
Start Time 20:00

Round Robin Session 20
Group D - Sheet C

Game Results

Sheet	Game	Team	LSFE	1	2	3	4	5	6	7	8	Extra Ends	Total
C	6	SLO - Slovenia	*	1	0	2	0	1	2	0	0		6
	6	SCO - Scotland		0	2	0	3	0	0	2	1		8

SLO - Slovenia			
4	S	TISLER Tomas	M
3		PIPAN Nadja	F
2		LAJOVEC Jost	M
1	V	GORISEK Marusa	F


SCO - Scotland			
4	S	CARSON Luke	M
3	V	BOUSIE Kirstin	F
2		TAYLOR Mark	M
1		McMILLAN Katie	F

Last Stone Draw		Distance
⌚	LAJOVEC Jost	31.8cm
⌚	GORISEK Marusa	9.0cm
Total		40.8cm
Time remaining: 1 minute 35 seconds		

Last Stone Draw		Distance
⌚	McMILLAN Katie	29.6cm
⌚	CARSON Luke	100.3cm
Total		129.9cm
Time remaining: 2 minutes 54 seconds		

Note:
Position and function for each team member:
4 = Fourth, **3** = Third, **2** = Second, **1** = Lead, **A** = Alternate, **S** = Skip, **V** = Vice-Skip

Legend:
⌚ Clockwise ⌚ Counter-clockwise **F** Female
LSFE(*) Last Stone First End **M** Male



WED 16 OCT 2019
Start Time 20:00

Round Robin Session 20
Group E - Sheet D

Game Results

Sheet	Game	Team	LSFE	1	2	3	4	5	6	7	8	Extra Ends	Total
D	6	AUT - Austria		0	1	0	0	1	0	X	X		2
	6	KOR - Korea	*	0	0	3	3	0	3	X	X		9

AUT - Austria			
4	S	UNTERBERGER Andreas	M
3		HOESS Johanna	F
2		HIGATZBERGER Gernot	M
1	V	WITSCHEN Jill	F

KOR - Korea			
4	S	SEONG Yujin	M
3	V	JANG Hyeji	F
2		JEON Jaeik	M
1		SONG Yujin	F

Last Stone Draw		Distance
↻	HIGATZBERGER Gernot	199.6cm
↻	WITSCHEN Jill	199.6cm
Total		399.2cm

Last Stone Draw		Distance
↻	SONG Yujin	86.1cm
↻	JEON Jaeik	59.7cm
Total		145.8cm


Time remaining: 10 minutes 29 seconds

Time remaining: 10 minutes 57 seconds

Note:
Position and function for each team member:
4 = Fourth, 3 = Third, 2 = Second, 1 = Lead, A = Alternate, S = Skip, V = Vice-Skip

Legend:
↻ Clockwise ↻ Counter-clockwise F Female
LSFE(*) Last Stone First End M Male X Unplayed/unfinished end due to concession





WED 16 OCT 2019
Start Time 20:00

Round Robin Session 20
Group A - Sheet E

Game Results

Sheet	Game	Team	LSFE	1	2	3	4	5	6	7	8	Extra Ends	Total
E	6	BLR - Belarus	*	0	0	2	1	0	1	0	0		4
	6	SVK - Slovakia		1	0	0	0	2	0	0	2		5

BLR - Belarus			
4	S	PAULIUCHYK Alina	F
3	V	BARKAN Dmitriy	M
2		DZIASHUK Marhartya	F
1		BURMISTRAU Vitali	M

SVK - Slovakia			
4	V	MATULOVA Daniela	F
3	S	GALLO Juraj	M
2		MAKOVNIKOVA Slavka	F
1		PITONAK Tomas	M

Last Stone Draw		Distance
↻	BARKAN Dmitriy	64.4cm
↻	DZIASHUK Marhartya	45.9cm
Total		110.3cm

Last Stone Draw		Distance
↻	MAKOVNIKOVA Slavka	18.7cm
↻	PITONAK Tomas	151.9cm
Total		170.6cm

Time remaining: 0 minutes 50 seconds

Time remaining: 0 minutes 14 seconds

Note:
Position and function for each team member:
4 = Fourth, 3 = Third, 2 = Second, 1 = Lead, A = Alternate, S = Skip, V = Vice-Skip

Legend:
↻ Clockwise ↻ Counter-clockwise F Female
LSFE(*) Last Stone First End M Male



WED 16 OCT 2019
Start Time 20:00

Round Robin Session 20
Group C - Sheet F

Game Results


Sheet	Game	Team	LSFE	1	2	3	4	5	6	7	8	Extra Ends	Total
F	6	KAZ - Kazakhstan	*	0	1	0	2	0	0	3	0		6
	6	USA - United States		2	0	1	0	0	2	0	2		7

KAZ - Kazakhstan			USA - United States		
4	S	ALLIYAROVA Sitora F	4	S	CLAWSON Hunter M
3	V	ZHUZBAY Abylaikhan M	3	V	GOURIANOVA Katherine F
2	-	-	2	-	CLAWSON Eli M
1	-	EBAUYER Angelina F	1	-	MULLANEY Sydney F

Last Stone Draw		Distance	Last Stone Draw		Distance
↻	ZHUZBAY Abylaikhan	65.2cm	↻	GOURIANOVA Katherine	115.1cm
↻	EBAUYER Angelina	199.6cm	↻	CLAWSON Hunter	199.6cm
Total		264.8cm	Total		314.7cm
Time remaining: 2 minutes 47 seconds			Time remaining: 2 minutes 34 seconds		

Note:
Position and function for each team member:
4 = Fourth, 3 = Third, 2 = Second, 1 = Lead, A = Alternate, S = Skip, V = Vice-Skip

Legend:
↻ Clockwise ↻ Counter-clockwise F Female
LSFE(*) Last Stone First End M Male



WED 16 OCT 2019
Start Time 16:00

Round Robin Session 19

Session Results and Standings

Sheet	Game	Team	LSFE	1	2	3	4	5	6	7	8	Extra Ends	Total
A	5	ESP - Spain		0	2	3	0	3	0	1	X		9
	6	LAT - Latvia	*	0	0	0	2	0	1	0	X		3
B	6	RUS - Russia	*	2	0	1	0	4	0	0	X		7
	6	FIN - Finland		0	2	0	1	0	1	1	X		5
C	6	BEL - Belgium		0	0	0	0	0	1	X	X		1
	6	ENG - England	*	3	2	4	2	2	0	X	X		13
D	6	LUX - Luxembourg		0	0	1	0	0	1	X	X		2
	6	IRL - Ireland	*	3	1	0	4	2	0	X	X		10
E	6	TUR - Turkey		0	0	0	0	1	0	1	X		2
	6	JPN - Japan	*	0	0	1	2	0	2	0	X		5
F	6	HUN - Hungary		0	1	1	1	0	1	1	1		6
	6	AUS - Australia	*	4	0	0	0	1	0	0	0		5

Current Standings

Group A					Group B					
Rank	Team	Games	Wins	Losses	Rank	Team	Games	Wins	Losses	
1	CAN - Canada	5	5	0	Q	1	CZE - Czech Republic	6	5	1
2	GER - Germany	5	4	1		1	DEN - Denmark	6	5	1
3	BLR - Belarus	5	3	2		1	NOR - Norway	6	5	1
3	SVK - Slovakia	5	3	2		4	POL - Poland	6	4	2
5	EST - Estonia	5	2	3		5	WAL - Wales	6	3	3
5	HKG - Hong Kong	5	2	3		6	CRO - Croatia	6	1	5
7	KOS - Kosovo	5	1	4		6	NZL - New Zealand	6	1	5
8	NGR - Nigeria	5	0	5		8	AND - Andorra	6	0	6
Group C					Group D					
Rank	Team	Games	Wins	Losses	Rank	Team	Games	Wins	Losses	
1	ESP - Spain	5	5	0	Q	1	SCO - Scotland	5	5	0
2	HUN - Hungary	6	5	1		2	IRL - Ireland	6	5	1
3	USA - United States	5	4	1		3	ITA - Italy	6	4	2
4	KAZ - Kazakhstan	5	3	2		4	JPN - Japan	6	3	3
5	SWE - Sweden	5	2	3		4	TUR - Turkey	6	3	3
6	AUS - Australia	6	2	4		6	SLO - Slovenia	5	2	3
7	BRA - Brazil	4	0	4		7	TPE - Chinese Taipei	6	1	5
8	LAT - Latvia	6	0	6		8	LUX - Luxembourg	6	0	6
Group E										
Rank	Team	Games	Wins	Losses						
1	RUS - Russia	6	6	0	Q					
2	SUI - Switzerland	6	5	1	Q					
3	KOR - Korea	5	3	2						
4	ENG - England	6	3	3						
4	FIN - Finland	6	3	3						
6	FRA - France	6	2	4						
7	AUT - Austria	5	1	4						
8	BEL - Belgium	6	0	6						

Note:
Under WCF rules, tie-breaking rules for standings are not applied until after the last game of the round robin.

Legend:
LSFE(*) Last Stone First End **Q** Qualified for the play-offs **X** Unplayed/unfinished end due to concession





WED 16 OCT 2019
Start Time 16:00

Round Robin Session 19
Group C - Sheet A

Game Results

Sheet	Game	Team	LSFE	1	2	3	4	5	6	7	8	Extra Ends	Total
A	5	ESP - Spain		0	2	3	0	3	0	1	X		9
	6	LAT - Latvia	*	0	0	0	2	0	1	0	X		3

ESP - Spain			
4	S	VEZ Sergio	M
3	V	OTAEGI Oihane	F
2		UNANUE Mikel	M
1		OTAEGI Leire	F

LAT - Latvia			
4	V	RUDZITIS Janis	M
3	S	RUDZITE Jelena	F
2		PETERSONS Didzis	M
1		SPILNERE-PUCINA Dace	F

Last Stone Draw		Distance
↻	UNANUE Mikel	19.5cm
↻	OTAEGI Oihane	110.1cm
Total		129.6cm

Last Stone Draw		Distance
↻	RUDZITIS Janis	6.4cm
↻	SPILNERE-PUCINA Dace	28.6cm
Total		35.0cm

Time remaining: 7 minutes 1 second

Time remaining: 5 minutes 7 seconds

Note:
Position and function for each team member:
4 = Fourth, 3 = Third, 2 = Second, 1 = Lead, A = Alternate, S = Skip, V = Vice-Skip

Legend:
↻ Clockwise ↻ Counter-clockwise F Female
LSFE(*) Last Stone First End M Male X Unplayed/unfinished end due to concession



WED 16 OCT 2019
Start Time 16:00

Round Robin Session 19
Group E - Sheet B

Game Results

Sheet	Game	Team	LSFE	1	2	3	4	5	6	7	8	Extra Ends	Total
B	6	RUS - Russia	*	2	0	1	0	4	0	0	X		7
	6	FIN - Finland		0	2	0	1	0	1	1	X		5

RUS - Russia			
4 S	EREMIN Alexander		M
3 V	MOSKALEVA Anastasia		F
2	GORYACHEV Daniil		M
1	MOROZOVA Daria		F

FIN - Finland			
4 S	SIPILA Markus		M
3	IMMONEN Lotta		F
2	OUNI Leo		M
1 V	SUURIPAA Tiina		F

Last Stone Draw		Distance
⌚	MOSKALEVA Anastasia	7.6cm
⌚	GORYACHEV Daniil	9.6cm
Total		17.2cm

Last Stone Draw		Distance
⌚	SIPILA Markus	88.8cm
⌚	SUURIPAA Tiina	175.4cm
Total		264.2cm

Time remaining: 7 minutes 57 seconds

Time remaining: 0 minutes 42 seconds

Note:
Position and function for each team member:
4 = Fourth, 3 = Third, 2 = Second, 1 = Lead, A = Alternate, S = Skip, V = Vice-Skip

Legend:
⌚ Clockwise ⌚ Counter-clockwise F Female
LSFE(*) Last Stone First End M Male X Unplayed/unfinished end due to concession



WED 16 OCT 2019
Start Time 16:00

Round Robin Session 19
Group E - Sheet C

Game Results

Sheet	Game	Team	LSFE	1	2	3	4	5	6	7	8	Extra Ends	Total
C	6	BEL - Belgium		0	0	0	0	0	1	X	X		1
	6	ENG - England	*	3	2	4	2	2	0	X	X		13

BEL - Belgium			
4	VANDERMEEREN	Stephane	M
3	V	BERUS	Danielle F
2	S	HEYLEN	Dirk M
1		GEERINCKX	Veerle F

ENG - England			
4	V	BRAND	Stuart M
3	S	SPAIN	Fiona F
2		HAVERCROFT	Jonathan M
1		SPAIN	Kathryn F

Last Stone Draw		Distance
⌚	BERUS Danielle	199.6cm
⌚	HEYLEN Dirk	88.9cm
Total		288.5cm

Time remaining: 11 minutes 45 seconds


Last Stone Draw		Distance
⌚	HAVERCROFT Jonathan	199.6cm
⌚	SPAIN Kathryn	42.7cm
Total		242.3cm

Time remaining: 14 minutes 16 seconds

Note:
Position and function for each team member:
4 = Fourth, 3 = Third, 2 = Second, 1 = Lead, A = Alternate, S = Skip, V = Vice-Skip

Legend:
 ⌚ Clockwise ⌚ Counter-clockwise F Female
 LSFE(*) Last Stone First End M Male X Unplayed/unfinished end due to concession





WED 16 OCT 2019
Start Time 16:00

Round Robin Session 19
Group D - Sheet D

Game Results

Sheet	Game	Team	LSFE	1	2	3	4	5	6	7	8	Extra Ends	Total
D	6	LUX - Luxembourg		0	0	1	0	0	1	X	X		2
	6	IRL - Ireland	*	3	1	0	4	2	0	X	X		10

LUX - Luxembourg			
4	S	BENOY Alex	M
3	V	WAUTERS Karen	F
2		HUSI Marc	M
1		BENOY Susi	F

IRL - Ireland			
4	S	WILSON John	M
3	V	ANDERSON Ailsa	F
2		WHYTE Craig	M
1		BEGLEY LUKE Niamh	F

Last Stone Draw		Distance
⌚	WAUTERS Karen	4.2cm
⌚	BENOY Alex	83.1cm
Total		87.3cm

Last Stone Draw		Distance
⌚	BEGLEY LUKE Niamh	34.1cm
⌚	WILSON John	25.0cm
Total		59.1cm

Time remaining: 11 minutes 34 seconds

Time remaining: 16 minutes 16 seconds

Note:
Position and function for each team member:
4 = Fourth, 3 = Third, 2 = Second, 1 = Lead, A = Alternate, S = Skip, V = Vice-Skip

Legend:
⌚ Clockwise ⌚ Counter-clockwise F Female
LSFE(*) Last Stone First End M Male X Unplayed/unfinished end due to concession



WED 16 OCT 2019
Start Time 16:00

Round Robin Session 19
Group D - Sheet E

Game Results

Sheet	Game	Team	LSFE	1	2	3	4	5	6	7	8	Extra Ends	Total
E	6	TUR - Turkey		0	0	0	0	1	0	1	X		2
	6	JPN - Japan	*	0	0	1	2	0	2	0	X		5

TUR - Turkey			
4	S	YILDIZ Dilsat	F
3	V	KARAGOZ Ugurcan	M
2		POLAT Oznur	F
1		KARATAS Alican	M

JPN - Japan			
4	S	MAEDA Takumi	M
3	V	TABATA Momoha	F
2		NAKAHARA Asei	M
1		KOBAYASHI Mina	F

Last Stone Draw		Distance
↻	POLAT Oznur	199.6cm
↻	KARATAS Alican	199.6cm
Total		399.2cm


Last Stone Draw		Distance
↻	NAKAHARA Asei	38.0cm
↻	TABATA Momoha	52.1cm
Total		90.1cm

Time remaining: 4 minutes 25 seconds

Time remaining: 8 minutes 43 seconds

Note:
Position and function for each team member:
4 = Fourth, 3 = Third, 2 = Second, 1 = Lead, A = Alternate, S = Skip, V = Vice-Skip

Legend:
↻ Clockwise ↻ Counter-clockwise F Female
LSFE(*) Last Stone First End M Male X Unplayed/unfinished end due to concession



WED 16 OCT 2019
Start Time 16:00

Round Robin Session 19
Group C - Sheet F

Game Results

Sheet	Game	Team	LSFE	1	2	3	4	5	6	7	8	Extra Ends	Total
F	6	HUN - Hungary		0	1	1	1	0	1	1	1		6
	6	AUS - Australia	*	4	0	0	0	1	0	0	0		5

HUN - Hungary			
4 S	NAGY Gyorgy		M
3	SZEKERES Ildiko		F
2	SZABO Gergely		M
1 V	DENCISO Blanka		F

AUS - Australia			
4 S	MILLIKIN Hugh		M
3 V	FORGE Kim		F
2	JOHNS Steve		M
1	POWELL Anne		F

Last Stone Draw	Distance
☰ NAGY Gyorgy	57.0cm
☱ SZEKERES Ildiko	199.6cm
Total	256.6cm
Time remaining:	1 minute 3 seconds

Last Stone Draw	Distance
☰ FORGE Kim	115.9cm
☱ MILLIKIN Hugh	23.4cm
Total	139.3cm
Time remaining:	0 minutes 50 seconds

Note:
Position and function for each team member:
4 = Fourth, 3 = Third, 2 = Second, 1 = Lead, A = Alternate, S = Skip, V = Vice-Skip

Legend:
☰ Clockwise ☱ Counter-clockwise F Female
LSFE(*) Last Stone First End **M** Male



WED 16 OCT 2019
Start Time 12:00

Round Robin Session 18

Session Results and Standings

Sheet	Game	Team	LSFE	1	2	3	4	5	6	7	8	Extra Ends	Total
A	6	SUI - Switzerland		2	0	1	1	3	0	X	X		7
	5	AUT - Austria	*	0	1	0	0	0	1	X	X		2
B	5	HKG - Hong Kong		0	3	0	1	0	0	0	1		5
	5	SVK - Slovakia	*	2	0	2	0	0	1	1	0		6
C	5	GER - Germany	*	1	2	0	1	0	0	2	0		6
	5	EST - Estonia		0	0	1	0	1	1	0	1		4
D	5	BLR - Belarus	*	1	2	2	3	0	3	X	X		11
	5	KOS - Kosovo		0	0	0	0	1	0	X	X		1
E	5	CAN - Canada	*	4	1	1	2	4	0	3	X		15
	5	NGR - Nigeria		0	0	0	0	0	1	0	X		1
F	6	TPE - Chinese Taipei	*	1	0	0	0	0	2	0	X		3
	5	SLO - Slovenia		0	1	1	1	2	0	1	X		6

Current Standings

Group A					Group B				
Rank	Team	Games	Wins	Losses	Rank	Team	Games	Wins	Losses
1	CAN - Canada	5	5	0	1	CZE - Czech Republic	6	5	1
2	GER - Germany	5	4	1	1	DEN - Denmark	6	5	1
3	BLR - Belarus	5	3	2	1	NOR - Norway	6	5	1
3	SVK - Slovakia	5	3	2	4	POL - Poland	6	4	2
5	EST - Estonia	5	2	3	5	WAL - Wales	6	3	3
5	HKG - Hong Kong	5	2	3	6	CRO - Croatia	6	1	5
7	KOS - Kosovo	5	1	4	6	NZL - New Zealand	6	1	5
8	NGR - Nigeria	5	0	5	8	AND - Andorra	6	0	6
Group C					Group D				
Rank	Team	Games	Wins	Losses	Rank	Team	Games	Wins	Losses
1	ESP - Spain	4	4	0	1	SCO - Scotland	5	5	0
2	HUN - Hungary	5	4	1	2	IRL - Ireland	5	4	1
2	USA - United States	5	4	1	3	ITA - Italy	6	4	2
4	KAZ - Kazakhstan	5	3	2	4	TUR - Turkey	5	3	2
5	AUS - Australia	5	2	3	5	JPN - Japan	5	2	3
5	SWE - Sweden	5	2	3	5	SLO - Slovenia	5	2	3
7	BRA - Brazil	4	0	4	7	TPE - Chinese Taipei	6	1	5
8	LAT - Latvia	5	0	5	8	LUX - Luxembourg	5	0	5
Group E									
Rank	Team	Games	Wins	Losses					
1	RUS - Russia	5	5	0					
2	SUI - Switzerland	6	5	1					
3	FIN - Finland	5	3	2					
3	KOR - Korea	5	3	2					
5	ENG - England	5	2	3					
6	FRA - France	6	2	4					
7	AUT - Austria	5	1	4					
8	BEL - Belgium	5	0	5					

Note:
Under WCF rules, tie-breaking rules for standings are not applied until after the last game of the round robin.

Legend:
LSFE(*) Last Stone First End **Q** Qualified for the play-offs **X** Unplayed/unfinished end due to concession



WED 16 OCT 2019
Start Time 12:00

Round Robin Session 18
Group E - Sheet A

Game Results

Sheet	Game	Team	LSFE	1	2	3	4	5	6	7	8	Extra Ends	Total
A	6	SUI - Switzerland		2	0	1	1	3	0	X	X		7
	5	AUT - Austria	*	0	1	0	0	0	1	X	X		2

SUI - Switzerland			
4	V	RIOS Martin	M
3		PERRET Jenny	F
2		WUNDERLIN Kevin	M
1	S	SIEGRIST Manuela	F

AUT - Austria			
4	S	UNTERBERGER Andreas	M
3		HOESS Johanna	F
2		HIGATZBERGER Gernot	M
1	V	WITSCHEN Jill	F

Last Stone Draw		Distance
⌚	PERRET Jenny	12.1cm
⌚	RIOS Martin	107.4cm
Total		119.5cm

Last Stone Draw		Distance
⌚	UNTERBERGER Andreas	55.3cm
⌚	HOESS Johanna	11.5cm
Total		66.8cm

Time remaining: 11 minutes 15 seconds

Time remaining: 9 minutes 39 seconds

Note:
Position and function for each team member:
4 = Fourth, 3 = Third, 2 = Second, 1 = Lead, A = Alternate, S = Skip, V = Vice-Skip

Legend:
⌚ Clockwise ⌚ Counter-clockwise F Female
LSFE(*) Last Stone First End M Male X Unplayed/unfinished end due to concession



WED 16 OCT 2019
Start Time 12:00

Round Robin Session 18
Group A - Sheet B

Game Results

Sheet	Game	Team	LSFE	1	2	3	4	5	6	7	8	Extra Ends	Total
B	5	HKG - Hong Kong		0	3	0	1	0	0	0	1		5
	5	SVK - Slovakia	*	2	0	2	0	0	1	1	0		6

HKG - Hong Kong			
4	S	CHANG Jason	M
3	V	HUNG Ling-Yue	F
2		YAN Martin	M
1		WONG Ashura	F

SVK - Slovakia			
4	V	MATULOVA Daniela	F
3	S	GALLO Juraj	M
2		MAKOVNIKOVA Slavka	F
1		PITONAK Tomas	M

Last Stone Draw		Distance
🕒	YAN Martin	173.0cm
🕒	HUNG Ling-Yue	10.5cm
Total		183.5cm

Last Stone Draw		Distance
🕒	MAKOVNIKOVA Slavka	16.0cm
🕒	PITONAK Tomas	29.0cm
Total		45.0cm

Time remaining: 0 minutes 31 seconds

Time remaining: 0 minutes 13 seconds

Note:
Position and function for each team member:
4 = Fourth, 3 = Third, 2 = Second, 1 = Lead, A = Alternate, S = Skip, V = Vice-Skip

Legend:
🕒 Clockwise 🕒 Counter-clockwise F Female
LSFE(*) Last Stone First End M Male



WED 16 OCT 2019
Start Time 12:00

Round Robin Session 18
Group A - Sheet D

Game Results

Sheet	Game	Team	LSFE	1	2	3	4	5	6	7	8	Extra Ends	Total
D	5	BLR - Belarus	*	1	2	2	3	0	3	X	X		11
	5	KOS - Kosovo		0	0	0	0	1	0	X	X		1

BLR - Belarus			
4	S	PAULIUCHYK Alina	F
3	V	BARKAN Dmitriy	M
2		DZIASHUK Marhartya	F
1		BURMISTRAU Vitali	M

KOS - Kosovo			
4	S	ANDERSEN Peter	M
3	V	DAKAJ Eldena	F
2		SHABAJ Eric	M
1		SHATRI Mirjeta	F

Last Stone Draw		Distance
⌚	PAULIUCHYK Alina	25.8cm
⌚	BURMISTRAU Vitali	67.2cm
Total		93.0cm

Last Stone Draw		Distance
⌚	DAKAJ Eldena	148.2cm
⌚	SHABAJ Eric	189.5cm
Total		337.7cm

Time remaining: 7 minutes 15 seconds

Time remaining: 5 minutes 59 seconds

Note:
Position and function for each team member:
4 = Fourth, 3 = Third, 2 = Second, 1 = Lead, A = Alternate, S = Skip, V = Vice-Skip

Legend:
⌚ Clockwise ⌚ Counter-clockwise F Female
LSFE(*) Last Stone First End M Male X Unplayed/unfinished end due to concession



WED 16 OCT 2019
Start Time 12:00

Round Robin Session 18
Group A - Sheet E

Game Results

Sheet	Game	Team	LSFE	1	2	3	4	5	6	7	8	Extra Ends	Total
E	5	CAN - Canada	*	4	1	1	2	4	0	3	X		15
	5	NGR - Nigeria		0	0	0	0	0	1	0	X		1

CAN - Canada			
4 S	KURZ Colin		M
3 V	WALTER Meghan		F
2	BILAWKA Brendan		M
1	OLIVER Sara		F

NGR - Nigeria			
4 S	COLE Tijani		M
3 V	COLE Susana		F
2	WOODS III Harold		M
1	COLE-STREHLOW Carolay		F

Last Stone Draw		Distance
🕒	OLIVER Sara	13.3cm
🕒	BILAWKA Brendan	15.2cm
Total		28.5cm

Last Stone Draw		Distance
🕒	COLE Susana	129.0cm
🕒	COLE Tijani	27.2cm
Total		156.2cm

Time remaining: 12 minutes 32 seconds

Time remaining: 2 minutes 0 seconds

Note:
Position and function for each team member:
4 = Fourth, **3** = Third, **2** = Second, **1** = Lead, **A** = Alternate, **S** = Skip, **V** = Vice-Skip

Legend:
 🕒 Clockwise 🕒 Counter-clockwise **F** Female
LSFE(*) Last Stone First End **M** Male **X** Unplayed/unfinished end due to concession





WED 16 OCT 2019
Start Time 12:00

Round Robin Session 18
Group D - Sheet F

Game Results

Sheet	Game	Team	LSFE	1	2	3	4	5	6	7	8	Extra Ends	Total
F	6	TPE - Chinese Taipei	*	1	0	0	0	0	2	0	X		3
	5	SLO - Slovenia		0	1	1	1	2	0	1	X		6

TPE - Chinese Taipei			
4	S	SHEN Randolph	M
3	V	YANG Ko	F
2		HSU Ken	M
1		LEE Stephanie	F

SLO - Slovenia			
4	S	TISLER Tomas	M
3		PIPAN Nadja	F
2		LAJOVEC Jost	M
1	V	GORISEK Marusa	F

Last Stone Draw		Distance
↻	LEE Stephanie	70.8cm
↻	HSU Ken	95.8cm
Total		166.6cm

Last Stone Draw		Distance
↻	PIPAN Nadja	199.6cm
↻	TISLER Tomas	164.6cm
Total		364.2cm

Time remaining: 2 minutes 33 seconds

Time remaining: 4 minutes 19 seconds

Note:
Position and function for each team member:
4 = Fourth, 3 = Third, 2 = Second, 1 = Lead, A = Alternate, S = Skip, V = Vice-Skip

Legend:
↻ Clockwise ↻ Counter-clockwise F Female
LSFE(*) Last Stone First End M Male X Unplayed/unfinished end due to concession



WED 16 OCT 2019
Start Time 8:00

Round Robin Session 17

Session Results and Standings

Sheet	Game	Team	LSFE	1	2	3	4	5	6	7	8	Extra Ends	Total
A	6	FRA - France	*	2	1	0	4	2	1	X	X		10
	5	BEL - Belgium		0	0	2	0	0	0	X	X		2
B	6	POL - Poland	*	3	3	1	3	0	2	X	X		12
	6	NZL - New Zealand		0	0	0	0	1	0	X	X		1
C	6	CZE - Czech Republic	*	2	0	2	0	2	0	2	X		8
	6	WAL - Wales		0	1	0	1	0	1	0	X		3
D	6	CRO - Croatia		0	1	0	2	0	0	X	X		3
	6	DEN - Denmark	*	4	0	2	0	2	4	X	X		12
E	6	NOR - Norway		1	2	3	1	3	5	X	X		15
	6	AND - Andorra	*	0	0	0	0	0	0	X	X		0
F	6	ITA - Italy	*	5	0	3	2	2	2	X	X		14
	5	LUX - Luxembourg		0	1	0	0	0	0	X	X		1

Current Standings

Group A					Group B				
Rank	Team	Games	Wins	Losses	Rank	Team	Games	Wins	Losses
1	CAN - Canada	4	4	0	1	CZE - Czech Republic	6	5	1
2	GER - Germany	4	3	1	1	DEN - Denmark	6	5	1
3	BLR - Belarus	4	2	2	1	NOR - Norway	6	5	1
3	EST - Estonia	4	2	2	4	POL - Poland	6	4	2
3	HKG - Hong Kong	4	2	2	5	WAL - Wales	6	3	3
3	SVK - Slovakia	4	2	2	6	CRO - Croatia	6	1	5
7	KOS - Kosovo	4	1	3	6	NZL - New Zealand	6	1	5
8	NGR - Nigeria	4	0	4	8	AND - Andorra	6	0	6
Group C					Group D				
Rank	Team	Games	Wins	Losses	Rank	Team	Games	Wins	Losses
1	ESP - Spain	4	4	0	1	SCO - Scotland	5	5	0
2	HUN - Hungary	5	4	1	2	IRL - Ireland	5	4	1
2	USA - United States	5	4	1	3	ITA - Italy	6	4	2
4	KAZ - Kazakhstan	5	3	2	4	TUR - Turkey	5	3	2
5	AUS - Australia	5	2	3	5	JPN - Japan	5	2	3
5	SWE - Sweden	5	2	3	6	SLO - Slovenia	4	1	3
7	BRA - Brazil	4	0	4	7	TPE - Chinese Taipei	5	1	4
8	LAT - Latvia	5	0	5	8	LUX - Luxembourg	5	0	5
Group E									
Rank	Team	Games	Wins	Losses					
1	RUS - Russia	5	5	0					
2	SUI - Switzerland	5	4	1					
3	FIN - Finland	5	3	2					
3	KOR - Korea	5	3	2					
5	ENG - England	5	2	3					
6	FRA - France	6	2	4					
7	AUT - Austria	4	1	3					
8	BEL - Belgium	5	0	5					

Note:
Under WCF rules, tie-breaking rules for standings are not applied until after the last game of the round robin.

Legend:
LSFE(*) Last Stone First End X Unplayed/unfinished end due to concession



WED 16 OCT 2019
Start Time 8:00

Round Robin Session 17
Group B - Sheet B

Game Results

Sheet	Game	Team	LSFE	1	2	3	4	5	6	7	8	Extra Ends	Total
B	6	POL - Poland	*	3	3	1	3	0	2	X	X		12
	6	NZL - New Zealand		0	0	0	0	1	0	X	X		1

POL - Poland			
4	S	DZIKOWSKI Bartosz	M
3	V	NOGLY Ewa	F
2		STYCH Konrad	M
1		RYBICKA Zuzanna	F

NZL - New Zealand			
4		DUNCAN Mhairi-Bronte	F
3	V	FORD Kieran	M
2	S	JEYARANJAN Thivya	F
1		FREW Benjamin	M

Last Stone Draw		Distance
↻	STYCH Konrad	7.5cm
↻	NOGLY Ewa	13.4cm
Total		20.9cm

Last Stone Draw		Distance
↻	DUNCAN Mhairi-Bronte	199.6cm
↻	FREW Benjamin	42.2cm
Total		241.8cm

Time remaining: 10 minutes 53 seconds

Time remaining: 11 minutes 21 seconds

Note:
Position and function for each team member:
4 = Fourth, 3 = Third, 2 = Second, 1 = Lead, A = Alternate, S = Skip, V = Vice-Skip

Legend:
↻ Clockwise ↻ Counter-clockwise F Female
LSFE(*) Last Stone First End M Male X Unplayed/unfinished end due to concession



WED 16 OCT 2019
Start Time 8:00

Round Robin Session 17
Group B - Sheet C

Game Results

Sheet	Game	Team	LSFE	1	2	3	4	5	6	7	8	Extra Ends	Total
C	6	CZE - Czech Republic	*	2	0	2	0	2	0	2	X		8
	6	WAL - Wales		0	1	0	1	0	1	0	X		3

CZE - Czech Republic			
4	V	MIKLIK Dalibor	M
3	S	MIKLIKOVA Eva	F
2		MOKRIS Samuel	M
1		MOKRISOVA Martina	F

WAL - Wales			
4	S	MEIKLE Adrian	M
3	V	WATSON Dawn	F
2		TANNER Andrew	M
1		BEEVER Laura	F

Last Stone Draw		Distance
⌚	MOKRISOVA Martina	70.1cm
⌚	MOKRIS Samuel	33.5cm
Total		103.6cm

Last Stone Draw		Distance
⌚	BEEVER Laura	129.5cm
⌚	MEIKLE Adrian	48.7cm
Total		178.2cm

Time remaining: 5 minutes 16 seconds

Time remaining: 7 minutes 50 seconds

Note:			
Position and function for each team member: 4 = Fourth, 3 = Third, 2 = Second, 1 = Lead, A = Alternate, S = Skip, V = Vice-Skip			
Legend:			
⌚	Clockwise	⌚	Counter-clockwise
LSFE(*)	Last Stone First End	M	Male
F	Female	X	Unplayed/unfinished end due to concession



WED 16 OCT 2019
Start Time 8:00

Round Robin Session 17
Group B - Sheet D

Game Results

Sheet	Game	Team	LSFE	1	2	3	4	5	6	7	8	Extra Ends	Total
D	6	CRO - Croatia		0	1	0	2	0	0	X	X		3
	6	DEN - Denmark	*	4	0	2	0	2	4	X	X		12

CRO - Croatia			
4	V	MUHEK Zrinka	F
3	S	SKENDROVIC Alberto	M
2		SIMUNJAK Marija	F
1		DZEPINA Davor	M

DEN - Denmark			
4	S	THUNE Tobias	M
3	V	LANDER Jasmin	F
2		HOLTERMANN Henrik	M
1		LARSEN My	F

Last Stone Draw		Distance
↻	MUHEK Zrinka	199.6cm
↻	SKENDROVIC Alberto	86.9cm
Total		286.5cm

Last Stone Draw		Distance
↻	LANDER Jasmin	65.5cm
↻	HOLTERMANN Henrik	31.5cm
Total		97.0cm

Time remaining: 7 minutes 25 seconds

Time remaining: 10 minutes 22 seconds

Note:
Position and function for each team member:
4 = Fourth, 3 = Third, 2 = Second, 1 = Lead, A = Alternate, S = Skip, V = Vice-Skip

Legend:
↻ Clockwise ↻ Counter-clockwise F Female
LSFE(*) Last Stone First End M Male X Unplayed/unfinished end due to concession





WED 16 OCT 2019
Start Time 8:00

Round Robin Session 17
Group B - Sheet E

Game Results

Sheet	Game	Team	LSFE	1	2	3	4	5	6	7	8	Extra Ends	Total
E	6	NOR - Norway		1	2	3	1	3	5	X	X		15
	6	AND - Andorra	*	0	0	0	0	0	0	X	X		0

NOR - Norway			
4	V	NAESS Wilhelm	M
3	S	SKAGA Ingvid	F
2		SKARSHEIM RIAN Harald	M
1		MESLOE Eirin	F

AND - Andorra			
4	S	GARCIA Josep	M
3	V	ARCE Ana	F
2		ORTIZ Valentin	M
1		FOWLER Lisa Anne	F

Last Stone Draw		Distance
⌚	SKAGA Ingvid	80.2cm
⌚	NAESS Wilhelm	152.7cm
Total		232.9cm

Last Stone Draw		Distance
⌚	FOWLER Lisa Anne	58.5cm
⌚	ORTIZ Valentin	165.8cm
Total		224.3cm

Time remaining: 11 minutes 8 seconds

Time remaining: 10 minutes 16 seconds

Note:
Position and function for each team member:
4 = Fourth, 3 = Third, 2 = Second, 1 = Lead, A = Alternate, S = Skip, V = Vice-Skip

Legend:
⌚ Clockwise ⌚ Counter-clockwise F Female
LSFE(*) Last Stone First End M Male X Unplayed/unfinished end due to concession



WED 16 OCT 2019
Start Time 8:00

Round Robin Session 17
Group D - Sheet F

Game Results

Sheet	Game	Team	LSFE	1	2	3	4	5	6	7	8	Extra Ends	Total
F	6	ITA - Italy	*	5	0	3	2	2	2	X	X		14
	5	LUX - Luxembourg		0	1	0	0	0	0	X	X		1

ITA - Italy			
4	V	SOLA Fabio	M
3	S	PIMPINI Denise	F
2		GENRE Julien Michele	M
1		ALIBERTI Sara	F

LUX - Luxembourg			
4	S	BENOY Alex	M
3	V	WAUTERS Karen	F
2		HUSI Marc	M
1		BENOY Susi	F

Last Stone Draw		Distance
↻	SOLA Fabio	23.6cm
↻	ALIBERTI Sara	143.8cm
Total		167.4cm

Last Stone Draw		Distance
↻	BENOY Susi	95.5cm
↻	HUSI Marc	199.6cm
Total		295.1cm

Time remaining: 14 minutes 47 seconds

Time remaining: 10 minutes 59 seconds

Note:
Position and function for each team member:
4 = Fourth, 3 = Third, 2 = Second, 1 = Lead, A = Alternate, S = Skip, V = Vice-Skip

Legend:
↻ Clockwise ↻ Counter-clockwise F Female
LSFE(*) Last Stone First End M Male X Unplayed/unfinished end due to concession



TUE 15 OCT 2019
Start Time 20:00

Round Robin Session 16

Session Results and Standings

Sheet	Game	Team	LSFE	1	2	3	4	5	6	7	8	Extra Ends	Total
A	4	HKG - Hong Kong	*	3	0	1	1	0	1	0	0		6
	4	CAN - Canada		0	2	0	0	3	0	2	1		8
B	4	EST - Estonia		4	0	0	0	0	0	1	1		6
	4	BLR - Belarus	*	0	2	1	4	0	1	0	0		8
C	5	KAZ - Kazakhstan		0	0	1	1	0	1	1	X		4
	4	ESP - Spain	*	2	1	0	0	4	0	0	X		7
D	4	BRA - Brazil		0	0	0	0	0	1	0	X		1
	5	AUS - Australia	*	1	1	2	2	2	0	2	X		10
E	4	KOS - Kosovo		0	0	0	0	0	1	X	X		1
	4	GER - Germany	*	4	3	2	4	1	0	X	X		14
F	4	NGR - Nigeria	*	0	0	0	0	0	0	0	X		0
	4	SVK - Slovakia		2	3	2	1	4	1	1	X		14

Current Standings

Group A					Group B				
Rank	Team	Games	Wins	Losses	Rank	Team	Games	Wins	Losses
1	CAN - Canada	4	4	0	1	CZE - Czech Republic	5	4	1
2	GER - Germany	4	3	1	1	DEN - Denmark	5	4	1
3	BLR - Belarus	4	2	2	1	NOR - Norway	5	4	1
3	EST - Estonia	4	2	2	4	POL - Poland	5	3	2
3	HKG - Hong Kong	4	2	2	4	WAL - Wales	5	3	2
3	SVK - Slovakia	4	2	2	6	CRO - Croatia	5	1	4
7	KOS - Kosovo	4	1	3	6	NZL - New Zealand	5	1	4
8	NGR - Nigeria	4	0	4	8	AND - Andorra	5	0	5
Group C					Group D				
Rank	Team	Games	Wins	Losses	Rank	Team	Games	Wins	Losses
1	ESP - Spain	4	4	0	1	SCO - Scotland	5	5	0
2	HUN - Hungary	5	4	1	2	IRL - Ireland	5	4	1
2	USA - United States	5	4	1	3	ITA - Italy	5	3	2
4	KAZ - Kazakhstan	5	3	2	3	TUR - Turkey	5	3	2
5	AUS - Australia	5	2	3	5	JPN - Japan	5	2	3
5	SWE - Sweden	5	2	3	6	SLO - Slovenia	4	1	3
7	BRA - Brazil	4	0	4	7	TPE - Chinese Taipei	5	1	4
8	LAT - Latvia	5	0	5	8	LUX - Luxembourg	4	0	4
Group E									
Rank	Team	Games	Wins	Losses					
1	RUS - Russia	5	5	0					
2	SUI - Switzerland	5	4	1					
3	FIN - Finland	5	3	2					
3	KOR - Korea	5	3	2					
5	ENG - England	5	2	3					
6	AUT - Austria	4	1	3					
7	FRA - France	5	1	4					
8	BEL - Belgium	4	0	4					

Note:
Under WCF rules, tie-breaking rules for standings are not applied until after the last game of the round robin.

Legend:
LSFE(*) Last Stone First End X Unplayed/unfinished end due to concession





TUE 15 OCT 2019
Start Time 20:00

Round Robin Session 16
Group A - Sheet A

Game Results

Sheet	Game	Team	LSFE	1	2	3	4	5	6	7	8	Extra Ends	Total
A	4	HKG - Hong Kong	*	3	0	1	1	0	1	0	0		6
	4	CAN - Canada		0	2	0	0	3	0	2	1		8

HKG - Hong Kong			
4	S	CHANG Jason	M
3	V	HUNG Ling-Yue	F
2		YAN Martin	M
1		WONG Ashura	F

CAN - Canada			
4	S	KURZ Colin	M
3	V	WALTER Meghan	F
2		BILAWKA Brendan	M
1		OLIVER Sara	F

Last Stone Draw		Distance
🕒	CHANG Jason	17.7cm
🕒	WONG Ashura	60.8cm
Total		78.5cm

Last Stone Draw		Distance
🕒	OLIVER Sara	91.2cm
🕒	BILAWKA Brendan	21.3cm
Total		112.5cm

Time remaining: 0 minutes 19 seconds

Time remaining: 1 minute 21 seconds

Note:
Position and function for each team member:
4 = Fourth, 3 = Third, 2 = Second, 1 = Lead, A = Alternate, S = Skip, V = Vice-Skip

Legend:
🕒 Clockwise 🕒 Counter-clockwise F Female
LSFE(*) Last Stone First End M Male



TUE 15 OCT 2019
Start Time 20:00

Round Robin Session 16
Group A - Sheet B

Game Results

Sheet	Game	Team	LSFE	1	2	3	4	5	6	7	8	Extra Ends	Total
B	4	EST - Estonia		4	0	0	0	0	0	1	1		6
	4	BLR - Belarus	*	0	2	1	4	0	1	0	0		8

EST - Estonia			
4 S	LILL Erkki		M
3 V	MADISSON Triin		F
2	VLASSOV Mihhail		M
1	ELMIK Kaidi		F


BLR - Belarus			
4 S	PAULIUCHYK Alina		F
3 V	BARKAN Dmitriy		M
2	DZIASHUK Marhartya		F
1	BURMISTRAU Vitali		M

Last Stone Draw		Distance
⌚ LILL Erkki		45.5cm
⌚ MADISSON Triin		153.7cm
Total		199.2cm
Time remaining: 5 minutes 43 seconds		

Last Stone Draw		Distance
⌚ DZIASHUK Marhartya		8.8cm
⌚ BARKAN Dmitriy		97.7cm
Total		106.5cm
Time remaining: 2 minutes 54 seconds		

Note:
Position and function for each team member:
4 = Fourth, 3 = Third, 2 = Second, 1 = Lead, A = Alternate, S = Skip, V = Vice-Skip

Legend:
⌚ Clockwise ⌚ Counter-clockwise F Female
LSFE(*) Last Stone First End M Male



TUE 15 OCT 2019
Start Time 20:00

Round Robin Session 16
Group C - Sheet C

Game Results

Sheet	Game	Team	LSFE	1	2	3	4	5	6	7	8	Extra Ends	Total
C	5	KAZ - Kazakhstan		0	0	1	1	0	1	1	X		4
	4	ESP - Spain	*	2	1	0	0	4	0	0	X		7

KAZ - Kazakhstan		
4 S	ALLIYAROVA Sitora	F
3 V	ZHUZBAY Abylaikhan	M
2	-	
1	EBAUYER Angelina	F

ESP - Spain		
4 S	VEZ Sergio	M
3 V	OTAEGI Oihane	F
2	UNANUE Mikel	M
1	OTAEGI Leire	F

Last Stone Draw		Distance
↻	EBAUYER Angelina	87.3cm
↻	ZHUZBAY Abylaikhan	100.3cm
Total		187.6cm

Last Stone Draw		Distance
↻	VEZ Sergio	35.3cm
↻	OTAEGI Leire	100.1cm
Total		135.4cm

Time remaining: 0 minutes 48 seconds

Time remaining: 1 minute 37 seconds

Note:
Position and function for each team member:
4 = Fourth, 3 = Third, 2 = Second, 1 = Lead, A = Alternate, S = Skip, V = Vice-Skip

Legend:
↻ Clockwise ↻ Counter-clockwise F Female
LSFE(*) Last Stone First End M Male X Unplayed/unfinished end due to concession





WMxCC 2019
Aberdeen, Scotland

World Mixed Curling Championship 2019
Curl Aberdeen



TUE 15 OCT 2019
Start Time 20:00

Round Robin Session 16
Group C - Sheet D

Game Results

Sheet	Game	Team	LSFE	1	2	3	4	5	6	7	8	Extra Ends	Total
D	4	BRA - Brazil		0	0	0	0	0	1	0	X		1
	5	AUS - Australia	*	1	1	2	2	2	0	2	X		10

BRA - Brazil			
4	S	VILELA Sergio Mitsuo	M
3	V	BARROS Alessandra	F
2		RODRIGUES Marcio	M
1		YANG Samanta	F

AUS - Australia			
4	S	MILLIKIN Hugh	M
3	V	FORGE Kim	F
2		JOHNS Steve	M
1		POWELL Anne	F

Last Stone Draw		Distance
↻	YANG Samanta	30.3cm
↻	RODRIGUES Marcio	167.0cm
Total		197.3cm

Last Stone Draw		Distance
↻	POWELL Anne	66.1cm
↻	JOHNS Steve	53.2cm
Total		119.3cm

Time remaining: 3 minutes 10 seconds

Time remaining: 11 minutes 24 seconds

Note:
Position and function for each team member:
4 = Fourth, 3 = Third, 2 = Second, 1 = Lead, A = Alternate, S = Skip, V = Vice-Skip

Legend:
↻ Clockwise ↻ Counter-clockwise F Female
LSFE(*) Last Stone First End M Male X Unplayed/unfinished end due to concession





TUE 15 OCT 2019
Start Time 20:00

Round Robin Session 16
Group A - Sheet E

Game Results

Sheet	Game	Team	LSFE	1	2	3	4	5	6	7	8	Extra Ends	Total
E	4	KOS - Kosovo		0	0	0	0	0	1	X	X		1
	4	GER - Germany	*	4	3	2	4	1	0	X	X		14

KOS - Kosovo			
4 S	ANDERSEN Peter		M
3 V	DAKAJ Eldena		F
2	SHABAJ Eric		M
1	SHATRI Mirjeta		F

GER - Germany			
4 S	KAPP Andy		M
3	SCHOELL Pia-Lisa		F
2	KAPP Benny		M
1 V	TSCHETSCH Petra		F

Last Stone Draw		Distance
☺	SHABAJ Eric	199.6cm
☺	SHATRI Mirjeta	199.6cm
Total		399.2cm


Last Stone Draw		Distance
☺	KAPP Benny	25.3cm
☺	TSCHETSCH Petra	21.6cm
Total		46.9cm

Time remaining: 2 minutes 27 seconds

Time remaining: 11 minutes 6 seconds

Note:
Position and function for each team member:
4 = Fourth, 3 = Third, 2 = Second, 1 = Lead, A = Alternate, S = Skip, V = Vice-Skip

Legend:
☺ Clockwise ☻ Counter-clockwise F Female
LSFE(*) Last Stone First End M Male X Unplayed/unfinished end due to concession



Game Results

Sheet	Game	Team	LSFE	1	2	3	4	5	6	7	8	Extra Ends	Total
F	4	NGR - Nigeria	*	0	0	0	0	0	0	0	X		0
	4	SVK - Slovakia		2	3	2	1	4	1	1	X		14

NGR - Nigeria			
4	S	COLE Tijani	M
3	V	COLE Susana	F
2		WOODS III Harold	M
1		COLE-STREHLOW Carolay	F

SVK - Slovakia			
4	V	MATULOVA Daniela	F
3	S	GALLO Juraj	M
2		MAKOVNIKOVA Slavka	F
1		PITONAK Tomas	M

Last Stone Draw		Distance
⌚	WOODS III Harold	53.2cm
⌚	COLE-STREHLOW Carolay	85.6cm
Total		138.8cm

Last Stone Draw		Distance
⌚	MATULOVA Daniela	111.4cm
⌚	GALLO Juraj	121.7cm
Total		233.1cm

Time remaining: 2 minutes 40 seconds

Time remaining: 4 minutes 16 seconds

Note:
Position and function for each team member:
4 = Fourth, 3 = Third, 2 = Second, 1 = Lead, A = Alternate, S = Skip, V = Vice-Skip

Legend:
 ⌚ Clockwise ⌚ Counter-clockwise F Female
 LSFE(*) Last Stone First End M Male X Unplayed/unfinished end due to concession



TUE 15 OCT 2019
Start Time 16:00

Round Robin Session 15

Session Results and Standings


Sheet	Game	Team	LSFE	1	2	3	4	5	6	7	8	Extra Ends	Total
A	5	TPE - Chinese Taipei		0	0	0	0	1	0	X	X		1
	5	JPN - Japan	*	6	1	1	1	0	1	X	X		10
B	5	FRA - France	*	1	2	0	1	2	0	1	X		7
	4	AUT - Austria		0	0	1	0	0	3	0	X		4
C	5	TUR - Turkey	*	0	2	0	5	0	0	3	X		10
	4	LUX - Luxembourg		1	0	1	0	1	0	0	X		3
D	5	RUS - Russia	*	1	0	1	2	0	6	X	X		10
	4	BEL - Belgium		0	1	0	0	2	0	X	X		3
E	5	ITA - Italy	*	3	0	1	2	0	1	0	X		7
	4	SLO - Slovenia		0	1	0	0	3	0	1	X		5
F	5	SUI - Switzerland	*	0	2	0	2	0	0	4	1		9
	5	FIN - Finland		0	0	2	0	0	3	0	0		5

Current Standings

Group A					Group B				
Rank	Team	Games	Wins	Losses	Rank	Team	Games	Wins	Losses
1	CAN - Canada	3	3	0	1	CZE - Czech Republic	5	4	1
2	EST - Estonia	3	2	1	1	DEN - Denmark	5	4	1
2	GER - Germany	3	2	1	1	NOR - Norway	5	4	1
2	HKG - Hong Kong	3	2	1	4	POL - Poland	5	3	2
5	BLR - Belarus	3	1	2	4	WAL - Wales	5	3	2
5	KOS - Kosovo	3	1	2	6	CRO - Croatia	5	1	4
5	SVK - Slovakia	3	1	2	6	NZL - New Zealand	5	1	4
8	NGR - Nigeria	3	0	3	8	AND - Andorra	5	0	5
Group C					Group D				
Rank	Team	Games	Wins	Losses	Rank	Team	Games	Wins	Losses
1	HUN - Hungary	5	4	1	1	SCO - Scotland	5	5	0
1	USA - United States	5	4	1	2	IRL - Ireland	5	4	1
3	ESP - Spain	3	3	0	3	ITA - Italy	5	3	2
4	KAZ - Kazakhstan	4	3	1	3	TUR - Turkey	5	3	2
5	SWE - Sweden	5	2	3	5	JPN - Japan	5	2	3
6	AUS - Australia	4	1	3	6	SLO - Slovenia	4	1	3
7	BRA - Brazil	3	0	3	7	TPE - Chinese Taipei	5	1	4
8	LAT - Latvia	5	0	5	8	LUX - Luxembourg	4	0	4
Group E									
Rank	Team	Games	Wins	Losses					
1	RUS - Russia	5	5	0					
2	SUI - Switzerland	5	4	1					
3	FIN - Finland	5	3	2					
3	KOR - Korea	5	3	2					
5	ENG - England	5	2	3					
6	AUT - Austria	4	1	3					
7	FRA - France	5	1	4					
8	BEL - Belgium	4	0	4					

Note:
Under WCF rules, tie-breaking rules for standings are not applied until after the last game of the round robin.

Legend:
LSFE(*) Last Stone First End X Unplayed/unfinished end due to concession



TUE 15 OCT 2019
Start Time 16:00

Round Robin Session 15
Group E - Sheet B

Game Results

Sheet	Game	Team	LSFE	1	2	3	4	5	6	7	8	Extra Ends	Total
B	5	FRA - France	*	1	2	0	1	2	0	1	X		7
	4	AUT - Austria		0	0	1	0	0	3	0	X		4

FRA - France			
4 S	VERGNAUD	Stephane	M
3	LAFAGE	Eva	F
2	VERGNAUD	Laurent	M
1 V	LAGREE	Celine	F

AUT - Austria			
4 S	UNTERBERGER	Andreas	M
3	HOESS	Johanna	F
2	HIGATZBERGER	Gernot	M
1 V	WITSCHEN	Jill	F

Last Stone Draw		Distance
☺	LAGREE Celine	199.6cm
☹	VERGNAUD Stephane	70.1cm
Total		269.7cm

Last Stone Draw		Distance
☺	WITSCHEN Jill	178.9cm
☹	HIGATZBERGER Gernot	117.9cm
Total		296.8cm

Time remaining: 7 minutes 27 seconds

Time remaining: 3 minutes 51 seconds

Note:
Position and function for each team member:
4 = Fourth, 3 = Third, 2 = Second, 1 = Lead, A = Alternate, S = Skip, V = Vice-Skip

Legend:
☺ Clockwise ☹ Counter-clockwise F Female
LSFE(*) Last Stone First End M Male X Unplayed/unfinished end due to concession

TUE 15 OCT 2019
Start Time 16:00

Round Robin Session 15
Group D - Sheet C

Game Results

Sheet	Game	Team	LSFE	1	2	3	4	5	6	7	8	Extra Ends	Total
C	5	TUR - Turkey	*	0	2	0	5	0	0	3	X		10
	4	LUX - Luxembourg		1	0	1	0	1	0	0	X		3

TUR - Turkey

4	S	YILDIZ Dilsat	F
3	V	KARAGOZ Ugurcan	M
2		POLAT Oznur	F
1		KARATAS Alican	M

LUX - Luxembourg

4	S	BENOY Alex	M
3	V	WAUTERS Karen	F
2		HUSI Marc	M
1		BENOY Susi	F

Last Stone Draw

	Distance
↻ YILDIZ Dilsat	45.8cm
↻ KARAGOZ Ugurcan	24.4cm
Total	70.2cm

Last Stone Draw


	Distance
↻ HUSI Marc	191.1cm
↻ BENOY Susi	199.6cm
Total	390.7cm

Time remaining: 7 minutes 38 seconds

Time remaining: 7 minutes 23 seconds

Note:
Position and function for each team member:
4 = Fourth, **3** = Third, **2** = Second, **1** = Lead, **A** = Alternate, **S** = Skip, **V** = Vice-Skip

Legend:
↻ Clockwise ↻ Counter-clockwise **F** Female
LSFE(*) Last Stone First End **M** Male **X** Unplayed/unfinished end due to concession

**WMxCC 2019**

Aberdeen, Scotland

World Mixed Curling Championship 2019

Curl Aberdeen

TUE 15 OCT 2019

Start Time 16:00

Round Robin Session 15**Group E - Sheet D****Game Results**

Sheet	Game	Team	LSFE	1	2	3	4	5	6	7	8	Extra Ends	Total
D	5	RUS - Russia	*	1	0	1	2	0	6	X	X		10
	4	BEL - Belgium		0	1	0	0	2	0	X	X		3

RUS - Russia			
4 S	EREMIN Alexander		M
3 V	MOSKALEVA Anastasia		F
2	GORYACHEV Daniil		M
1	MOROZOVA Daria		F

BEL - Belgium			
4 S	HEYLEN Dirk		M
3	BERUS Danielle		F
2	VANDERMEEREN Stephane		M
1 V	GEERINCKX Veerle		F

Last Stone Draw

	Distance
☺ EREMIN Alexander	97.2cm
☺ MOROZOVA Daria	101.3cm
Total	198.5cm

Time remaining: 15 minutes 38 seconds

Last Stone Draw

	Distance
☺ BERUS Danielle	182.5cm
☺ HEYLEN Dirk	186.9cm
Total	369.4cm

Time remaining: 10 minutes 0 seconds

Note:

Position and function for each team member:

4 = Fourth, 3 = Third, 2 = Second, 1 = Lead, A = Alternate, S = Skip, V = Vice-Skip

Legend:

☺ Clockwise	☹ Counter-clockwise	F Female
LSFE(*) Last Stone First End	M Male	X Unplayed/unfinished end due to concession



TUE 15 OCT 2019
Start Time 16:00

Round Robin Session 15
Group D - Sheet E

Game Results

Sheet	Game	Team	LSFE	1	2	3	4	5	6	7	8	Extra Ends	Total
E	5	ITA - Italy	*	3	0	1	2	0	1	0	X		7
	4	SLO - Slovenia		0	1	0	0	3	0	1	X		5

ITA - Italy			
4	V	SOLA Fabio	M
3	S	PIMPINI Denise	F
2		GENRE Julien Michele	M
1		ALIBERTI Sara	F

SLO - Slovenia			
4	S	TISLER Tomas	M
3		PIPAN Nadja	F
2		LAJOVEC Jost	M
1	V	GORISEK Marusa	F

Last Stone Draw		Distance
↻	GENRE Julien Michele	55.8cm
↻	PIMPINI Denise	176.3cm
Total		232.1cm

Last Stone Draw		Distance
↻	GORISEK Marusa	185.5cm
↻	LAJOVEC Jost	174.3cm
Total		359.8cm

Time remaining: 3 minutes 3 seconds

Time remaining: 3 minutes 15 seconds

Note:
Position and function for each team member:
4 = Fourth, 3 = Third, 2 = Second, 1 = Lead, A = Alternate, S = Skip, V = Vice-Skip

Legend:
↻ Clockwise ↻ Counter-clockwise F Female
LSFE(*) Last Stone First End M Male X Unplayed/unfinished end due to concession



Game Results

Sheet	Game	Team	LSFE	1	2	3	4	5	6	7	8	Extra Ends	Total
F	5	SUI - Switzerland	*	0	2	0	2	0	0	4	1		9
	5	FIN - Finland		0	0	2	0	0	3	0	0		5

SUI - Switzerland			
4 V	RIOS Martin		M
3	PERRET Jenny		F
2	WUNDERLIN Kevin		M
1 S	SIEGRIST Manuela		F

FIN - Finland			
4 S	SIPILA Markus		M
3	IMMONEN Lotta		F
2	OUNI Leo		M
1 V	SUURIPAA Tiina		F

Last Stone Draw		Distance
↻	RIOS Martin	60.6cm
↻	PERRET Jenny	9.5cm
Total		70.1cm

Last Stone Draw		Distance
↻	SUURIPAA Tiina	134.3cm
↻	SIPILA Markus	97.2cm
Total		231.5cm

Time remaining: 6 minutes 14 seconds

Time remaining: 2 minutes 21 seconds

Note:
Position and function for each team member:
4 = Fourth, 3 = Third, 2 = Second, 1 = Lead, A = Alternate, S = Skip, V = Vice-Skip

Legend:
↻ Clockwise
↻ Counter-clockwise
F Female
LSFE(*) Last Stone First End
M Male



TUE 15 OCT 2019
Start Time 12:00

Round Robin Session 14

Session Results and Standings

Sheet	Game	Team	LSFE	1	2	3	4	5	6	7	8	Extra Ends	Total
A	5	CRO - Croatia		0	0	0	2	0	0	X	X		2
	5	CZE - Czech Republic	*	5	1	2	0	1	3	X	X		12
B	5	USA - United States		0	2	0	4	0	2	X	X		8
	5	SWE - Sweden	*	1	0	1	0	1	0	X	X		3
C	5	NZL - New Zealand	*	1	0	0	1	0	1	0	X		3
	5	DEN - Denmark		0	2	1	0	2	0	1	X		6
D	5	WAL - Wales	*	0	0	4	0	2	1	0	X		7
	5	AND - Andorra		1	1	0	1	0	0	2	X		5
E	5	LAT - Latvia		1	0	0	1	0	1	0	X		3
	5	HUN - Hungary	*	0	1	1	0	3	0	2	X		7
F	5	NOR - Norway	*	1	0	2	0	2	1	0	X		6
	5	POL - Poland		0	1	0	1	0	0	2	X		4

Current Standings

Group A					Group B				
Rank	Team	Games	Wins	Losses	Rank	Team	Games	Wins	Losses
1	CAN - Canada	3	3	0	1	CZE - Czech Republic	5	4	1
2	EST - Estonia	3	2	1	1	DEN - Denmark	5	4	1
2	GER - Germany	3	2	1	1	NOR - Norway	5	4	1
2	HKG - Hong Kong	3	2	1	4	POL - Poland	5	3	2
5	BLR - Belarus	3	1	2	4	WAL - Wales	5	3	2
5	KOS - Kosovo	3	1	2	6	CRO - Croatia	5	1	4
5	SVK - Slovakia	3	1	2	6	NZL - New Zealand	5	1	4
8	NGR - Nigeria	3	0	3	8	AND - Andorra	5	0	5
Group C					Group D				
Rank	Team	Games	Wins	Losses	Rank	Team	Games	Wins	Losses
1	HUN - Hungary	5	4	1	1	SCO - Scotland	5	5	0
1	USA - United States	5	4	1	2	IRL - Ireland	5	4	1
3	ESP - Spain	3	3	0	3	ITA - Italy	4	2	2
4	KAZ - Kazakhstan	4	3	1	3	TUR - Turkey	4	2	2
5	SWE - Sweden	5	2	3	5	SLO - Slovenia	3	1	2
6	AUS - Australia	4	1	3	6	JPN - Japan	4	1	3
7	BRA - Brazil	3	0	3	6	TPE - Chinese Taipei	4	1	3
8	LAT - Latvia	5	0	5	8	LUX - Luxembourg	3	0	3
Group E									
Rank	Team	Games	Wins	Losses					
1	RUS - Russia	4	4	0					
2	FIN - Finland	4	3	1					
2	SUI - Switzerland	4	3	1					
4	KOR - Korea	5	3	2					
5	ENG - England	5	2	3					
6	AUT - Austria	3	1	2					
7	BEL - Belgium	3	0	3					
8	FRA - France	4	0	4					

Note:
Under WCF rules, tie-breaking rules for standings are not applied until after the last game of the round robin.

Legend:
LSFE(*) Last Stone First End X Unplayed/unfinished end due to concession



TUE 15 OCT 2019
Start Time 12:00

Round Robin Session 14
Group B - Sheet A

Game Results

Sheet	Game	Team	LSFE	1	2	3	4	5	6	7	8	Extra Ends	Total
A	5	CRO - Croatia		0	0	0	2	0	0	X	X		2
	5	CZE - Czech Republic	*	5	1	2	0	1	3	X	X		12

CRO - Croatia		
4 V	MUHEK Zrinka	F
3	DZEPINA Davor	M
2	SIMUNJAK Marija	F
1 S	SKENDROVIC Alberto	M

CZE - Czech Republic		
4 V	MIKLIK Dalibor	M
3 S	MIKLIKOVA Eva	F
2	MOKRIS Samuel	M
1	MOKRISOVA Martina	F

Last Stone Draw		Distance
↻	SIMUNJAK Marija	154.5cm
↻	DZEPINA Davor	199.6cm
Total		354.1cm

Last Stone Draw		Distance
↻	MIKLIKOVA Eva	94.4cm
↻	MIKLIK Dalibor	122.5cm
Total		216.9cm

Time remaining: 11 minutes 43 seconds

Time remaining: 13 minutes 10 seconds

Note:
Position and function for each team member:
4 = Fourth, 3 = Third, 2 = Second, 1 = Lead, A = Alternate, S = Skip, V = Vice-Skip

Legend:
↻ Clockwise ↻ Counter-clockwise F Female
LSFE(*) Last Stone First End M Male X Unplayed/unfinished end due to concession



TUE 15 OCT 2019
Start Time 12:00

Round Robin Session 14
Group C - Sheet B

Game Results

Sheet	Game	Team	LSFE	1	2	3	4	5	6	7	8	Extra Ends	Total
B	5	USA - United States		0	2	0	4	0	2	X	X		8
	5	SWE - Sweden	*	1	0	1	0	1	0	X	X		3

USA - United States			
4	S	CLAWSON Hunter	M
3	V	GOURIANOVA Katherine	F
2		CLAWSON Eli	M
1		MULLANEY Sydney	F

SWE - Sweden			
4	S	OLOFSSON Simon	M
3	V	AAHLSTROEM Vilma	F
2		SJOEBERG Axel	M
1		STENLUND Linda	F

Last Stone Draw		Distance
↻	GOURIANOVA Katherine	199.6cm
↻	CLAWSON Hunter	72.3cm
Total		271.9cm

Last Stone Draw		Distance
↻	OLOFSSON Simon	31.0cm
↻	AAHLSTROEM Vilma	95.7cm
Total		126.7cm

Time remaining: 6 minutes 35 seconds

Time remaining: 3 minutes 23 seconds

Note:
Position and function for each team member:
4 = Fourth, 3 = Third, 2 = Second, 1 = Lead, A = Alternate, S = Skip, V = Vice-Skip

Legend:
↻ Clockwise ↻ Counter-clockwise F Female
LSFE(*) Last Stone First End M Male X Unplayed/unfinished end due to concession





TUE 15 OCT 2019
Start Time 12:00

Round Robin Session 14
Group B - Sheet C

Game Results

Sheet	Game	Team	LSFE	1	2	3	4	5	6	7	8	Extra Ends	Total
C	5	NZL - New Zealand	*	1	0	0	1	0	1	0	X		3
	5	DEN - Denmark		0	2	1	0	2	0	1	X		6

NZL - New Zealand		
4	DUNCAN Mhairi-Bronte	F
3	V FORD Kieran	M
2	S JEYARANJAN Thivya	F
1	FREW Benjamin	M

DEN - Denmark		
4	S THUNE Tobias	M
3	V LANDER Jasmin	F
2	HOLTERMANN Henrik	M
1	LARSEN My	F

Last Stone Draw

☺	FORD Kieran	Distance	68.3cm
☺	JEYARANJAN Thivya	Distance	68.1cm
Total		Distance	136.4cm

Last Stone Draw

☺	LARSEN My	Distance	17.8cm
☺	THUNE Tobias	Distance	199.6cm
Total		Distance	217.4cm

Time remaining: 5 minutes 51 seconds

Time remaining: 9 minutes 14 seconds

Note:
Position and function for each team member:
4 = Fourth, 3 = Third, 2 = Second, 1 = Lead, A = Alternate, S = Skip, V = Vice-Skip

Legend:
☺ Clockwise ☻ Counter-clockwise F Female
LSFE(*) Last Stone First End M Male X Unplayed/unfinished end due to concession





TUE 15 OCT 2019
Start Time 12:00

Round Robin Session 14
Group B - Sheet D

Game Results

Sheet	Game	Team	LSFE	1	2	3	4	5	6	7	8	Extra Ends	Total
D	5	WAL - Wales	*	0	0	4	0	2	1	0	X		7
	5	AND - Andorra		1	1	0	1	0	0	2	X		5

WAL - Wales			
4	S	MEIKLE Adrian	M
3	V	WATSON Dawn	F
2		TANNER Andrew	M
1		BEEVER Laura	F

AND - Andorra			
4	S	GARCIA Josep	M
3	V	ARCE Ana	F
2		ORTIZ Valentin	M
1		FOWLER Lisa Anne	F


Last Stone Draw		Distance
⌚	TANNER Andrew	24.9cm
⌚	WATSON Dawn	18.8cm
Total		43.7cm
Time remaining: 9 minutes 9 seconds		

Last Stone Draw		Distance
⌚	ARCE Ana	149.6cm
⌚	GARCIA Josep	199.6cm
Total		349.2cm
Time remaining: 3 minutes 37 seconds		

Note:
Position and function for each team member:
4 = Fourth, 3 = Third, 2 = Second, 1 = Lead, A = Alternate, S = Skip, V = Vice-Skip

Legend:
 ⌚ Clockwise ⌚ Counter-clockwise F Female
 LSFE(*) Last Stone First End M Male X Unplayed/unfinished end due to concession





TUE 15 OCT 2019
Start Time 12:00

Round Robin Session 14
Group C - Sheet E

Game Results

Sheet	Game	Team	LSFE	1	2	3	4	5	6	7	8	Extra Ends	Total
E	5	LAT - Latvia		1	0	0	1	0	1	0	X		3
	5	HUN - Hungary	*	0	1	1	0	3	0	2	X		7

LAT - Latvia			
4	V	RUDZITIS Janis	M
3	S	RUDZITE Jelena	F
2		PETERSONS Didzis	M
1		SPILNERE-PUCINA Dace	F

HUN - Hungary			
4	S	NAGY Gyorgy	M
3		SZEKERES Ildiko	F
2		SZABO Gergely	M
1	V	DENCISO Blanka	F

Last Stone Draw		Distance
⌚	RUDZITE Jelena	16.7cm
⌚	PETERSONS Didzis	124.6cm
Total		141.3cm

Last Stone Draw		Distance
⌚	SZEKERES Ildiko	23.8cm
⌚	NAGY Gyorgy	34.7cm
Total		58.5cm

Time remaining: 2 minutes 28 seconds

Time remaining: 5 minutes 52 seconds

Note:
Position and function for each team member:
4 = Fourth, 3 = Third, 2 = Second, 1 = Lead, A = Alternate, S = Skip, V = Vice-Skip

Legend:
⌚ Clockwise ⌚ Counter-clockwise F Female
LSFE(*) Last Stone First End M Male X Unplayed/unfinished end due to concession



TUE 15 OCT 2019
Start Time 12:00

Round Robin Session 14
Group B - Sheet F

Game Results

Sheet	Game	Team	LSFE	1	2	3	4	5	6	7	8	Extra Ends	Total
F	5	NOR - Norway	*	1	0	2	0	2	1	0	X		6
	5	POL - Poland		0	1	0	1	0	0	2	X		4

NOR - Norway			
4	V	NAESS Wilhelm	M
3	S	SKAGA Ingvild	F
2		SKARSHEIM RIAN Harald	M
1		MESLOE Eirin	F

POL - Poland			
4	S	DZIKOWSKI Bartosz	M
3	V	NOGLY Ewa	F
2		STYCH Konrad	M
1		RYBICKA Zuzanna	F

Last Stone Draw		Distance
⌚	MESLOE Eirin	32.2cm
⌚	SKARSHEIM RIAN Harald	53.0cm
Total		85.2cm

Last Stone Draw		Distance
⌚	DZIKOWSKI Bartosz	199.6cm
⌚	RYBICKA Zuzanna	53.7cm
Total		253.3cm

Time remaining: 6 minutes 8 seconds

Time remaining: 2 minutes 36 seconds

Note:
Position and function for each team member:
4 = Fourth, 3 = Third, 2 = Second, 1 = Lead, A = Alternate, S = Skip, V = Vice-Skip

Legend:
 ⌚ Clockwise ⌚ Counter-clockwise F Female
 LSFE(*) Last Stone First End M Male X Unplayed/unfinished end due to concession



TUE 15 OCT 2019
Start Time 8:00

Round Robin Session 13

Session Results and Standings

Sheet	Game	Team	LSFE	1	2	3	4	5	6	7	8	Extra Ends	Total
A	5	ENG - England		2	0	0	0	1	0	0	X		3
	4	RUS - Russia	*	0	2	1	1	0	3	2	X		9
C	5	KOR - Korea	*	0	2	0	0	0	1	0	X		3
	4	SUI - Switzerland		0	0	0	3	1	0	1	X		5
D	5	SCO - Scotland	*	1	0	3	3	0	4	X	X		11
	4	TPE - Chinese Taipei		0	3	0	0	1	0	X	X		4
F	5	IRL - Ireland		0	1	0	0	0	2	0	0		3
	4	TUR - Turkey	*	1	0	1	1	1	0	0	1		5

Current Standings

Group A					Group B				
Rank	Team	Games	Wins	Losses	Rank	Team	Games	Wins	Losses
1	CAN - Canada	3	3	0	1	CZE - Czech Republic	4	3	1
2	EST - Estonia	3	2	1	1	DEN - Denmark	4	3	1
2	GER - Germany	3	2	1	1	NOR - Norway	4	3	1
2	HKG - Hong Kong	3	2	1	1	POL - Poland	4	3	1
5	BLR - Belarus	3	1	2	5	WAL - Wales	4	2	2
5	KOS - Kosovo	3	1	2	6	CRO - Croatia	4	1	3
5	SVK - Slovakia	3	1	2	6	NZL - New Zealand	4	1	3
8	NGR - Nigeria	3	0	3	8	AND - Andorra	4	0	4
Group C					Group D				
Rank	Team	Games	Wins	Losses	Rank	Team	Games	Wins	Losses
1	ESP - Spain	3	3	0	1	SCO - Scotland	5	5	0
2	HUN - Hungary	4	3	1	2	IRL - Ireland	5	4	1
2	KAZ - Kazakhstan	4	3	1	3	ITA - Italy	4	2	2
2	USA - United States	4	3	1	3	TUR - Turkey	4	2	2
5	SWE - Sweden	4	2	2	5	SLO - Slovenia	3	1	2
6	AUS - Australia	4	1	3	6	JPN - Japan	4	1	3
7	BRA - Brazil	3	0	3	6	TPE - Chinese Taipei	4	1	3
8	LAT - Latvia	4	0	4	8	LUX - Luxembourg	3	0	3
Group E									
Rank	Team	Games	Wins	Losses					
1	RUS - Russia	4	4	0					
2	FIN - Finland	4	3	1					
2	SUI - Switzerland	4	3	1					
4	KOR - Korea	5	3	2					
5	ENG - England	5	2	3					
6	AUT - Austria	3	1	2					
7	BEL - Belgium	3	0	3					
8	FRA - France	4	0	4					

Note:
Under WCF rules, tie-breaking rules for standings are not applied until after the last game of the round robin.

Legend:
LSFE(*) Last Stone First End X Unplayed/unfinished end due to concession



TUE 15 OCT 2019
Start Time 8:00

Round Robin Session 13
Group E - Sheet A

Game Results

Sheet	Game	Team	LSFE	1	2	3	4	5	6	7	8	Extra Ends	Total
A	5	ENG - England		2	0	0	0	1	0	0	X		3
	4	RUS - Russia	*	0	2	1	1	0	3	2	X		9

ENG - England			
4	V	BRAND Stuart	M
3	S	SPAIN Fiona	F
2		HAVERCROFT Jonathan	M
1		SPAIN Kathryn	F

RUS - Russia			
4	S	EREMIN Alexander	M
3	V	MOSKALEVA Anastasia	F
2		GORYACHEV Daniil	M
1		MOROZOVA Daria	F

Last Stone Draw		Distance
⌚	BRAND Stuart	40.3cm
⌚	SPAIN Fiona	86.1cm
Total		126.4cm

Last Stone Draw		Distance
⌚	MOSKALEVA Anastasia	23.6cm
⌚	GORYACHEV Daniil	73.8cm
Total		97.4cm

Time remaining: 5 minutes 11 seconds

Time remaining: 5 minutes 13 seconds

Note:
Position and function for each team member:
4 = Fourth, 3 = Third, 2 = Second, 1 = Lead, A = Alternate, S = Skip, V = Vice-Skip

Legend:
⌚ Clockwise ⌚ Counter-clockwise F Female
LSFE(*) Last Stone First End M Male X Unplayed/unfinished end due to concession





TUE 15 OCT 2019
Start Time 8:00

Round Robin Session 13
Group E - Sheet C

Game Results

Sheet	Game	Team	LSFE	1	2	3	4	5	6	7	8	Extra Ends	Total
C	5	KOR - Korea	*	0	2	0	0	0	1	0	X		3
	4	SUI - Switzerland		0	0	0	3	1	0	1	X		5

KOR - Korea			
4	S	SEONG Yujin	M
3	V	JANG Hyeji	F
2		JEON Jaeik	M
1		SONG Yujin	F

SUI - Switzerland			
4	V	RIOS Martin	M
3		PERRET Jenny	F
2		WUNDERLIN Kevin	M
1	S	SIEGRIST Manuela	F

Last Stone Draw		Distance
↻	SEONG Yujin	103.0cm
↻	JANG Hyeji	28.3cm
Total		131.3cm

Last Stone Draw		Distance
↻	PERRET Jenny	117.6cm
↻	RIOS Martin	87.0cm
Total		204.6cm

Time remaining: 2 minutes 34 seconds

Time remaining: 4 minutes 0 seconds

Note:
Position and function for each team member:
4 = Fourth, 3 = Third, 2 = Second, 1 = Lead, A = Alternate, S = Skip, V = Vice-Skip

Legend:
↻ Clockwise ↻ Counter-clockwise F Female
LSFE(*) Last Stone First End M Male X Unplayed/unfinished end due to concession



Game Results

Sheet	Game	Team	LSFE	1	2	3	4	5	6	7	8	Extra Ends	Total
D	5	SCO - Scotland	*	1	0	3	3	0	4	X	X		11
	4	TPE - Chinese Taipei		0	3	0	0	1	0	X	X		4

SCO - Scotland			
4	S	CARSON Luke	M
3	V	BOUSIE Kirstin	F
2		TAYLOR Mark	M
1		McMILLAN Katie	F

TPE - Chinese Taipei			
4	S	SHEN Randolph	M
3	V	YANG Ko	F
2		HSU Ken	M
1		LEE Stephanie	F

Last Stone Draw		Distance
⌚	BOUSIE Kirstin	143.9cm
⌚	TAYLOR Mark	101.6cm
Total		245.5cm

Last Stone Draw		Distance
⌚	HSU Ken	90.2cm
⌚	LEE Stephanie	199.6cm
Total		289.8cm


Time remaining: 12 minutes 48 seconds

Time remaining: 7 minutes 39 seconds

Note:
Position and function for each team member:
4 = Fourth, **3** = Third, **2** = Second, **1** = Lead, **A** = Alternate, **S** = Skip, **V** = Vice-Skip

Legend:
 ⌚ Clockwise ⌚ Counter-clockwise **F** Female
LSFE(*) Last Stone First End **M** Male **X** Unplayed/unfinished end due to concession





TUE 15 OCT 2019
Start Time 8:00

Round Robin Session 13
Group D - Sheet F

Game Results

Sheet	Game	Team	LSFE	1	2	3	4	5	6	7	8	Extra Ends	Total
F	5	IRL - Ireland		0	1	0	0	0	2	0	0		3
	4	TUR - Turkey	*	1	0	1	1	1	0	0	1		5

IRL - Ireland			
4 S	WILSON John		M
3 V	ANDERSON Ailsa		F
2	WHYTE Craig		M
1	BEGLEY LUKE Niamh		F

TUR - Turkey			
4 S	YILDIZ Dilsat		F
3 V	KARAGOZ Ugurcan		M
2	POLAT Oznur		F
1	KARATAS Alican		M

Last Stone Draw		Distance
⌚	WHYTE Craig	50.8cm
⌚	ANDERSON Ailsa	151.2cm
Total		202.0cm
Time remaining: 1 minute 31 seconds		

Last Stone Draw		Distance
⌚	KARATAS Alican	80.6cm
⌚	POLAT Oznur	23.7cm
Total		104.3cm
Time remaining: 0 minutes 45 seconds		

Note:
Position and function for each team member:
4 = Fourth, 3 = Third, 2 = Second, 1 = Lead, A = Alternate, S = Skip, V = Vice-Skip

Legend:
⌚ Clockwise ⌚ Counter-clockwise F Female
LSFE(*) Last Stone First End M Male



MON 14 OCT 2019
Start Time 20:00

Round Robin Session 12

Session Results and Standings

Sheet	Game	Team	LSFE	1	2	3	4	5	6	7	8	Extra Ends	Total
A	4	HUN - Hungary	*	2	1	0	0	1	0	0	X		4
	4	USA - United States		0	0	3	1	0	2	1	X		7
B	4	AUS - Australia	*	1	0	0	0	0	1	X	X		2
	3	ESP - Spain		0	2	0	2	3	0	X	X		7
C	4	NOR - Norway	*	3	4	2	4	2	1	X	X		16
	4	CRO - Croatia		0	0	0	0	0	0	X	X		0
D	4	POL - Poland	*	2	1	0	2	0	0	1	X		6
	4	CZE - Czech Republic		0	0	1	0	0	2	0	X		3
E	4	NZL - New Zealand	*	0	0	0	0	0	2	0	2	0	4
	4	WAL - Wales		1	0	1	0	0	0	2	0	1	5
F	4	SWE - Sweden	*	2	3	1	1	0	1	1	X		9
	4	LAT - Latvia		0	0	0	0	2	0	0	X		2

Current Standings

Group A					Group B				
Rank	Team	Games	Wins	Losses	Rank	Team	Games	Wins	Losses
1	CAN - Canada	3	3	0	1	CZE - Czech Republic	4	3	1
2	EST - Estonia	3	2	1	1	DEN - Denmark	4	3	1
2	GER - Germany	3	2	1	1	NOR - Norway	4	3	1
2	HKG - Hong Kong	3	2	1	1	POL - Poland	4	3	1
5	BLR - Belarus	3	1	2	5	WAL - Wales	4	2	2
5	KOS - Kosovo	3	1	2	6	CRO - Croatia	4	1	3
5	SVK - Slovakia	3	1	2	6	NZL - New Zealand	4	1	3
8	NGR - Nigeria	3	0	3	8	AND - Andorra	4	0	4
Group C					Group D				
Rank	Team	Games	Wins	Losses	Rank	Team	Games	Wins	Losses
1	ESP - Spain	3	3	0	1	IRL - Ireland	4	4	0
2	HUN - Hungary	4	3	1	1	SCO - Scotland	4	4	0
2	KAZ - Kazakhstan	4	3	1	3	ITA - Italy	4	2	2
2	USA - United States	4	3	1	4	SLO - Slovenia	3	1	2
5	SWE - Sweden	4	2	2	4	TPE - Chinese Taipei	3	1	2
6	AUS - Australia	4	1	3	4	TUR - Turkey	3	1	2
7	BRA - Brazil	3	0	3	7	JPN - Japan	4	1	3
8	LAT - Latvia	4	0	4	8	LUX - Luxembourg	3	0	3
Group E									
Rank	Team	Games	Wins	Losses					
1	RUS - Russia	3	3	0					
2	FIN - Finland	4	3	1					
2	KOR - Korea	4	3	1					
4	SUI - Switzerland	3	2	1					
5	ENG - England	4	2	2					
6	AUT - Austria	3	1	2					
7	BEL - Belgium	3	0	3					
8	FRA - France	4	0	4					

Note:
Under WCF rules, tie-breaking rules for standings are not applied until after the last game of the round robin.

Legend:
LSFE(*) Last Stone First End X Unplayed/unfinished end due to concession



MON 14 OCT 2019
Start Time 20:00

Round Robin Session 12
Group C - Sheet A

Game Results

Sheet	Game	Team	LSFE	1	2	3	4	5	6	7	8	Extra Ends	Total
A	4	HUN - Hungary	*	2	1	0	0	1	0	0	X		4
	4	USA - United States		0	0	3	1	0	2	1	X		7

HUN - Hungary			
4 S	NAGY Gyorgy		M
3	SZEKERES Ildiko		F
2	SZABO Gergely		M
1 V	DENCISO Blanka		F

USA - United States			
4 S	CLAWSON Hunter		M
3 V	GOURIANOVA Katherine		F
2	CLAWSON Eli		M
1	MULLANEY Sydney		F

Last Stone Draw		Distance
⌚	SZEKERES Ildiko	58.5cm
⌚	NAGY Gyorgy	29.1cm
Total		87.6cm

Last Stone Draw		Distance
⌚	CLAWSON Hunter	80.4cm
⌚	GOURIANOVA Katherine	66.9cm
Total		147.3cm

Time remaining: 5 minutes 27 seconds

Time remaining: 5 minutes 13 seconds

Note:
Position and function for each team member:
4 = Fourth, 3 = Third, 2 = Second, 1 = Lead, A = Alternate, S = Skip, V = Vice-Skip

Legend:
⌚ Clockwise ⌚ Counter-clockwise F Female
LSFE(*) Last Stone First End M Male X Unplayed/unfinished end due to concession



MON 14 OCT 2019
Start Time 20:00

Round Robin Session 12
Group C - Sheet B

Game Results

Sheet	Game	Team	LSFE	1	2	3	4	5	6	7	8	Extra Ends	Total
B	4	AUS - Australia	*	1	0	0	0	0	1	X	X		2
	3	ESP - Spain		0	2	0	2	3	0	X	X		7

AUS - Australia			
4	S	MILLIKIN Hugh	M
3	V	FORGE Kim	F
2		JOHNS Steve	M
1		POWELL Anne	F

ESP - Spain			
4	S	VEZ Sergio	M
3	V	OTAEGI Oihane	F
2		UNANUE Mikel	M
1		OTAEGI Leire	F

Last Stone Draw		Distance
⌚	POWELL Anne	91.8cm
⌚	MILLIKIN Hugh	21.8cm
Total		113.6cm

Last Stone Draw		Distance
⌚	VEZ Sergio	13.5cm
⌚	OTAEGI Leire	199.6cm
Total		213.1cm


Time remaining: 9 minutes 18 seconds

Time remaining: 10 minutes 16 seconds

Note:
Position and function for each team member:
4 = Fourth, 3 = Third, 2 = Second, 1 = Lead, A = Alternate, S = Skip, V = Vice-Skip

Legend:
⌚ Clockwise ⌚ Counter-clockwise F Female
LSFE(*) Last Stone First End M Male X Unplayed/unfinished end due to concession





WMxCC 2019
Aberdeen, Scotland

World Mixed Curling Championship 2019
Curl Aberdeen



MON 14 OCT 2019
Start Time 20:00

Round Robin Session 12
Group B - Sheet C

Game Results

Sheet	Game	Team	LSFE	1	2	3	4	5	6	7	8	Extra Ends	Total
C	4	NOR - Norway	*	3	4	2	4	2	1	X	X		16
	4	CRO - Croatia		0	0	0	0	0	0	X	X		0

NOR - Norway			
4	V	NAESS Wilhelm	M
3	S	SKAGA Ingvild	F
2		SKARSHEIM RIAN Harald	M
1		MESLOE Eirin	F

CRO - Croatia			
4	S	SKENDROVIC Alberto	M
3	V	MUHEK Zrinka	F
2		DZEPINA Davor	M
1		SIMUNJAK Marija	F

Last Stone Draw		Distance
↻	SKARSHEIM RIAN Harald	133.1cm
↻	MESLOE Eirin	7.8cm
Total		140.9cm

Last Stone Draw		Distance
↻	SKENDROVIC Alberto	21.6cm
↻	MUHEK Zrinka	147.9cm
Total		169.5cm

Time remaining: 16 minutes 40 seconds

Time remaining: 8 minutes 24 seconds

Note:
 Position and function for each team member:
4 = Fourth, **3** = Third, **2** = Second, **1** = Lead, **A** = Alternate, **S** = Skip, **V** = Vice-Skip

Legend:
 ↻ Clockwise ↻ Counter-clockwise **F** Female
LSFE(*) Last Stone First End **M** Male **X** Unplayed/unfinished end due to concession



WMxCC 2019
Aberdeen, Scotland

World Mixed Curling Championship 2019
Curl Aberdeen



MON 14 OCT 2019
Start Time 20:00

Round Robin Session 12
Group B - Sheet D

Game Results

Sheet	Game	Team	LSFE	1	2	3	4	5	6	7	8	Extra Ends	Total
D	4	POL - Poland	*	2	1	0	2	0	0	1	X		6
	4	CZE - Czech Republic		0	0	1	0	0	2	0	X		3

POL - Poland			
4	S	DZIKOWSKI Bartosz	M
3	V	NOGLY Ewa	F
2		STYCH Konrad	M
1		RYBICKA Zuzanna	F

CZE - Czech Republic			
4	V	MIKLIK Dalibor	M
3	S	MIKLIKOVA Eva	F
2		MOKRIS Samuel	M
1		MOKRISOVA Martina	F

Last Stone Draw		Distance
🕒	NOGLY Ewa	78.3cm
🕒	STYCH Konrad	19.9cm
Total		98.2cm


Time remaining: 1 minute 15 seconds

Last Stone Draw		Distance
🕒	MOKRIS Samuel	25.6cm
🕒	MOKRISOVA Martina	150.1cm
Total		175.7cm

Time remaining: 1 minute 23 seconds

Note:
Position and function for each team member:
4 = Fourth, **3** = Third, **2** = Second, **1** = Lead, **A** = Alternate, **S** = Skip, **V** = Vice-Skip

Legend:
 🕒 Clockwise 🕒 Counter-clockwise **F** Female
LSFE(*) Last Stone First End **M** Male **X** Unplayed/unfinished end due to concession



MON 14 OCT 2019
Start Time 20:00

Round Robin Session 12
Group B - Sheet E

Game Results

Sheet	Game	Team	LSFE	1	2	3	4	5	6	7	8	Extra Ends	Total
E	4	NZL - New Zealand	*	0	0	0	0	0	2	0	2	0	4
	4	WAL - Wales		1	0	1	0	0	0	2	0	1	5

NZL - New Zealand		
4	DUNCAN Mhairi-Bronte	F
3	V FORD Kieran	M
2	S JEYARANJAN Thivya	F
1	FREW Benjamin	M

WAL - Wales		
4	S MEIKLE Adrian	M
3	V WATSON Dawn	F
2	TANNER Andrew	M
1	BEEVER Laura	F

Last Stone Draw			Distance
⌚	FORD Kieran		37.4cm
⌚	JEYARANJAN Thivya		63.7cm
Total			101.1cm

Last Stone Draw			Distance
⌚	WATSON Dawn		43.2cm
⌚	TANNER Andrew		97.0cm
Total			140.2cm

Time remaining: 2 minutes 53 seconds
Time remaining: 1 minute 30 seconds (after extra end)

Time remaining: 7 minutes 29 seconds
Time remaining: 1 minute 56 seconds (after extra end)

Note:
Position and function for each team member:
4 = Fourth, 3 = Third, 2 = Second, 1 = Lead, A = Alternate, S = Skip, V = Vice-Skip

Legend:
⌚ Clockwise ⌚ Counter-clockwise F Female
LSFE(*) Last Stone First End M Male





MON 14 OCT 2019
Start Time 20:00

Round Robin Session 12
Group C - Sheet F

Game Results

Sheet	Game	Team	LSFE	1	2	3	4	5	6	7	8	Extra Ends	Total
F	4	SWE - Sweden	*	2	3	1	1	0	1	1	X		9
	4	LAT - Latvia		0	0	0	0	2	0	0	X		2

SWE - Sweden			
4 S	OLOFSSON	Simon	M
3 V	AAHLSTROEM	Vilma	F
2	SJOEBERG	Axel	M
1	STENLUND	Linda	F

LAT - Latvia			
4 V	RUDZITIS	Janis	M
3 S	RUDZITE	Jelena	F
2	PETERSONS	Didzis	M
1	SPILNERE-PUCINA	Dace	F

Last Stone Draw		Distance
↻	STENLUND Linda	33.3cm
↻	SJOEBERG Axel	17.7cm
Total		51.0cm

Last Stone Draw		Distance
↻	SPILNERE-PUCINA Dace	97.5cm
↻	RUDZITIS Janis	161.0cm
Total		258.5cm

Time remaining: 6 minutes 15 seconds

Time remaining: 1 minute 1 second

Note:
 Position and function for each team member:
 4 = Fourth, 3 = Third, 2 = Second, 1 = Lead, A = Alternate, S = Skip, V = Vice-Skip

Legend:
 ↻ Clockwise ↻ Counter-clockwise F Female
 LSFE(*) Last Stone First End M Male X Unplayed/unfinished end due to concession





MON 14 OCT 2019
Start Time 16:00

Round Robin Session 11

Session Results and Standings

Sheet	Game	Team	LSFE	1	2	3	4	5	6	7	8	Extra Ends	Total
A	3	BLR - Belarus	*	0	0	0	0	0	0	0	X		0
	3	GER - Germany		1	1	0	2	2	1	1	X		8
B	4	DEN - Denmark	*	1	1	1	1	0	2	X	X		6
	4	AND - Andorra		0	0	0	0	1	0	X	X		1
C	3	SVK - Slovakia	*	0	0	1	0	1	0	2	X		4
	3	CAN - Canada		3	0	0	2	0	2	0	X		7
D	3	NGR - Nigeria		0	0	0	0	0	0	X	X		0
	3	HKG - Hong Kong	*	4	1	1	3	1	2	X	X		12
E	3	BRA - Brazil		0	0	0	0	1	1	X	X		2
	4	KAZ - Kazakhstan	*	2	4	2	2	0	0	X	X		10
F	3	EST - Estonia		4	0	2	1	7	1	3	X		18
	3	KOS - Kosovo	*	0	1	0	0	0	0	0	X		1

Current Standings

Group A					Group B				
Rank	Team	Games	Wins	Losses	Rank	Team	Games	Wins	Losses
1	CAN - Canada	3	3	0	1	CZE - Czech Republic	3	3	0
2	EST - Estonia	3	2	1	2	DEN - Denmark	4	3	1
2	GER - Germany	3	2	1	3	NOR - Norway	3	2	1
2	HKG - Hong Kong	3	2	1	3	POL - Poland	3	2	1
5	BLR - Belarus	3	1	2	5	CRO - Croatia	3	1	2
5	KOS - Kosovo	3	1	2	5	NZL - New Zealand	3	1	2
5	SVK - Slovakia	3	1	2	5	WAL - Wales	3	1	2
8	NGR - Nigeria	3	0	3	8	AND - Andorra	4	0	4
Group C					Group D				
Rank	Team	Games	Wins	Losses	Rank	Team	Games	Wins	Losses
1	HUN - Hungary	3	3	0	1	IRL - Ireland	4	4	0
2	KAZ - Kazakhstan	4	3	1	1	SCO - Scotland	4	4	0
3	ESP - Spain	2	2	0	3	ITA - Italy	4	2	2
4	USA - United States	3	2	1	4	SLO - Slovenia	3	1	2
5	AUS - Australia	3	1	2	4	TPE - Chinese Taipei	3	1	2
5	SWE - Sweden	3	1	2	4	TUR - Turkey	3	1	2
7	BRA - Brazil	3	0	3	7	JPN - Japan	4	1	3
7	LAT - Latvia	3	0	3	8	LUX - Luxembourg	3	0	3
Group E									
Rank	Team	Games	Wins	Losses					
1	RUS - Russia	3	3	0					
2	FIN - Finland	4	3	1					
2	KOR - Korea	4	3	1					
4	SUI - Switzerland	3	2	1					
5	ENG - England	4	2	2					
6	AUT - Austria	3	1	2					
7	BEL - Belgium	3	0	3					
8	FRA - France	4	0	4					

Note:
Under WCF rules, tie-breaking rules for standings are not applied until after the last game of the round robin.

Legend:
LSFE(*) Last Stone First End X Unplayed/unfinished end due to concession



MON 14 OCT 2019
Start Time 16:00

Round Robin Session 11
Group A - Sheet A

Game Results

Sheet	Game	Team	LSFE	1	2	3	4	5	6	7	8	Extra Ends	Total
A	3	BLR - Belarus	*	0	0	0	0	0	0	0	X		0
	3	GER - Germany		1	1	0	2	2	1	1	X		8

BLR - Belarus			
4 S	PAULIUCHYK Alina	F	
3 V	BARKAN Dmitriy	M	
2	DZIASHUK Marhartya	F	
1	BURMISTRAU Vitali	M	

GER - Germany			
4 S	KAPP Andy	M	
3	SCHOELL Pia-Lisa	F	
2	KAPP Benny	M	
1 V	TSCHETSCH Petra	F	

Last Stone Draw			Distance
↻	BURMISTRAU Vitali		49.3cm
↻	PAULIUCHYK Alina		93.9cm
Total			143.2cm

Last Stone Draw			Distance
↻	KAPP Andy		29.4cm
↻	SCHOELL Pia-Lisa		166.6cm
Total			196.0cm

Time remaining: 3 minutes 50 seconds

Time remaining: 7 minutes 29 seconds

Note:
Position and function for each team member:
4 = Fourth, 3 = Third, 2 = Second, 1 = Lead, A = Alternate, S = Skip, V = Vice-Skip

Legend:
↻ Clockwise ↻ Counter-clockwise F Female
LSFE(*) Last Stone First End M Male X Unplayed/unfinished end due to concession



MON 14 OCT 2019
Start Time 16:00

Round Robin Session 11
Group B - Sheet B

Game Results

Sheet	Game	Team	LSFE	1	2	3	4	5	6	7	8	Extra Ends	Total
B	4	DEN - Denmark	*	1	1	1	1	0	2	X	X		6
	4	AND - Andorra		0	0	0	0	1	0	X	X		1

DEN - Denmark			
4	S	THUNE Tobias	M
3	V	LANDER Jasmin	F
2		HOLTERMANN Henrik	M
1		LARSEN My	F

AND - Andorra			
4	S	GARCIA Josep	M
3	V	ARCE Ana	F
2		ORTIZ Valentin	M
1		FOWLER Lisa Anne	F

Last Stone Draw		Distance
↻	THUNE Tobias	199.6cm
↻	LANDER Jasmin	199.6cm
Total		399.2cm

Last Stone Draw		Distance
↻	ORTIZ Valentin	199.6cm
↻	ARCE Ana	199.6cm
Total		399.2cm

Time remaining: 11 minutes 24 seconds

Time remaining: 7 minutes 52 seconds

A coin toss was used to determine the LSFE.

Note:
Position and function for each team member:
4 = Fourth, **3** = Third, **2** = Second, **1** = Lead, **A** = Alternate, **S** = Skip, **V** = Vice-Skip

Legend:
↻ Clockwise ↻ Counter-clockwise **F** Female
LSFE(*) Last Stone First End **M** Male **X** Unplayed/unfinished end due to concession



MON 14 OCT 2019
Start Time 16:00

Round Robin Session 11
Group A - Sheet C

Game Results

Sheet	Game	Team	LSFE	1	2	3	4	5	6	7	8	Extra Ends	Total
C	3	SVK - Slovakia	*	0	0	1	0	1	0	2	X		4
	3	CAN - Canada		3	0	0	2	0	2	0	X		7

SVK - Slovakia			
4	V	MATULOVA Daniela	F
3	S	GALLO Juraj	M
2		MAKOVNIKOVA Slavka	F
1		PITONAK Tomas	M

CAN - Canada			
4	S	KURZ Colin	M
3	V	WALTER Meghan	F
2		BILAWKA Brendan	M
1		OLIVER Sara	F

Last Stone Draw		Distance
⌚	MAKOVNIKOVA Slavka	52.7cm
⌚	PITONAK Tomas	28.4cm
Total		81.1cm


Last Stone Draw		Distance
⌚	BILAWKA Brendan	52.6cm
⌚	OLIVER Sara	62.2cm
Total		114.8cm

Time remaining: 1 minute 7 seconds

Time remaining: 4 minutes 58 seconds

Note:
Position and function for each team member:
4 = Fourth, 3 = Third, 2 = Second, 1 = Lead, A = Alternate, S = Skip, V = Vice-Skip

Legend:
⌚ Clockwise ⌚ Counter-clockwise F Female
LSFE(*) Last Stone First End M Male X Unplayed/unfinished end due to concession



MON 14 OCT 2019

Start Time 16:00

Round Robin Session 11

Group A - Sheet D

Game Results

Sheet	Game	Team	LSFE	1	2	3	4	5	6	7	8	Extra Ends	Total
D	3	NGR - Nigeria		0	0	0	0	0	0	X	X		0
	3	HKG - Hong Kong	*	4	1	1	3	1	2	X	X		12

NGR - Nigeria			
4	S	COLE Tijani	M
3	V	COLE Susana	F
2		WOODS III Harold	M
1		COLE-STREHLOW Carolay	F

HKG - Hong Kong			
4	V	HUNG Ling-Yue	F
3	S	CHANG Jason	M
2		WONG Ashura	F
1		YAN Martin	M

Last Stone Draw

Distance

- ⌚ COLE Tijani
- ⌚ COLE Susana

- 184.3cm
- 63.2cm

Total

247.5cm

Time remaining: 3 minutes 49 seconds

Last Stone Draw

Distance

- ⌚ HUNG Ling-Yue
- ⌚ YAN Martin

- 41.7cm
- 66.7cm


Total

108.4cm

Time remaining: 12 minutes 18 seconds

Note:
 Position and function for each team member:
4 = Fourth, **3** = Third, **2** = Second, **1** = Lead, **A** = Alternate, **S** = Skip, **V** = Vice-Skip

Legend:
 ⌚ Clockwise ⌚ Counter-clockwise F Female
LSFE(*) Last Stone First End M Male X Unplayed/unfinished end due to concession



MON 14 OCT 2019
Start Time 16:00

Round Robin Session 11
Group C - Sheet E

Game Results

Sheet	Game	Team	LSFE	1	2	3	4	5	6	7	8	Extra Ends	Total
E	3	BRA - Brazil		0	0	0	0	1	1	X	X		2
	4	KAZ - Kazakhstan	*	2	4	2	2	0	0	X	X		10

BRA - Brazil			
4 S	VILELA Sergio Mitsuo		M
3 V	BARROS Alessandra		F
2	RODRIGUES Marcio		M
1	YANG Samanta		F

KAZ - Kazakhstan			
4 S	ALLIYAROVA Sitora		F
3 V	ZHUZBAY Abylaikhan		M
2	-		
1	EBAUYER Angelina		F

Last Stone Draw		Distance
⌚	BARROS Alessandra	199.6cm
⌚	VILELA Sergio Mitsuo	100.5cm
Total		300.1cm


Last Stone Draw		Distance
⌚	ZHUZBAY Abylaikhan	32.7cm
⌚	EBAUYER Angelina	48.9cm
Total		81.6cm

Time remaining: 5 minutes 34 seconds

Time remaining: 6 minutes 6 seconds

Note:
Position and function for each team member:
4 = Fourth, 3 = Third, 2 = Second, 1 = Lead, A = Alternate, S = Skip, V = Vice-Skip

Legend:
 ⌚ Clockwise ⌚ Counter-clockwise F Female
 LSFE(*) Last Stone First End M Male X Unplayed/unfinished end due to concession



MON 14 OCT 2019
Start Time 16:00

Round Robin Session 11
Group A - Sheet F

Game Results

Sheet	Game	Team	LSFE	1	2	3	4	5	6	7	8	Extra Ends	Total
F	3	EST - Estonia		4	0	2	1	7	1	3	X		18
	3	KOS - Kosovo	*	0	1	0	0	0	0	0	X		1

EST - Estonia			
4 S	LILL Erkki		M
3 V	MADISSON Triin		F
2	VLASSOV Mihhail		M
1	ELMIK Kaidi		F

KOS - Kosovo			
4 S	ANDERSEN Peter		M
3	DAKAJ Eldena		F
2	SHABAJ Eric		M
1 V	SHATRI Mirjeta		F

Last Stone Draw		Distance
⌚	ELMIK Kaidi	37.3cm
⌚	VLASSOV Mihhail	199.6cm
Total		236.9cm

Last Stone Draw		Distance
⌚	ANDERSEN Peter	8.1cm
⌚	DAKAJ Eldena	6.8cm
Total		14.9cm

Time remaining: 9 minutes 27 seconds

Time remaining: 3 minutes 32 seconds

Note:
Position and function for each team member:
4 = Fourth, 3 = Third, 2 = Second, 1 = Lead, A = Alternate, S = Skip, V = Vice-Skip

Legend:
 ⌚ Clockwise ⌚ Counter-clockwise F Female
 LSFE(*) Last Stone First End M Male X Unplayed/unfinished end due to concession





MON 14 OCT 2019
Start Time 12:00

Round Robin Session 10

Session Results and Standings

Sheet	Game	Team	LSFE	1	2	3	4	5	6	7	8	Extra Ends	Total
A	4	ITA - Italy	*	0	0	2	0	2	1	5	X		10
	3	TPE - Chinese Taipei		0	1	0	1	0	0	0	X		2
B	4	JPN - Japan	*	1	0	0	2	0	0	0	X		3
	4	IRL - Ireland		0	2	0	0	4	1	2	X		9
C	3	RUS - Russia	*	0	0	3	2	4	1	X	X		10
	4	KOR - Korea		0	2	0	0	0	0	X	X		2
D	3	TUR - Turkey		0	2	0	0	0	1	0	X		3
	4	SCO - Scotland	*	1	0	0	2	1	0	1	X		5
E	4	FIN - Finland		2	1	0	1	1	0	3	X		8
	4	ENG - England	*	0	0	1	0	0	2	0	X		3
F	4	FRA - France		0	0	1	0	1	0	0	0		2
	3	SUI - Switzerland	*	2	0	0	0	0	1	1	2		6

Current Standings

Group A					Group B				
Rank	Team	Games	Wins	Losses	Rank	Team	Games	Wins	Losses
1	CAN - Canada	2	2	0	1	CZE - Czech Republic	3	3	0
2	BLR - Belarus	2	1	1	2	DEN - Denmark	3	2	1
2	EST - Estonia	2	1	1	2	NOR - Norway	3	2	1
2	GER - Germany	2	1	1	2	POL - Poland	3	2	1
2	HKG - Hong Kong	2	1	1	5	CRO - Croatia	3	1	2
2	KOS - Kosovo	2	1	1	5	NZL - New Zealand	3	1	2
2	SVK - Slovakia	2	1	1	5	WAL - Wales	3	1	2
8	NGR - Nigeria	2	0	2	8	AND - Andorra	3	0	3
Group C					Group D				
Rank	Team	Games	Wins	Losses	Rank	Team	Games	Wins	Losses
1	HUN - Hungary	3	3	0	1	IRL - Ireland	4	4	0
2	ESP - Spain	2	2	0	1	SCO - Scotland	4	4	0
3	KAZ - Kazakhstan	3	2	1	3	ITA - Italy	4	2	2
3	USA - United States	3	2	1	4	SLO - Slovenia	3	1	2
5	AUS - Australia	3	1	2	4	TPE - Chinese Taipei	3	1	2
5	SWE - Sweden	3	1	2	4	TUR - Turkey	3	1	2
7	BRA - Brazil	2	0	2	7	JPN - Japan	4	1	3
8	LAT - Latvia	3	0	3	8	LUX - Luxembourg	3	0	3
Group E									
Rank	Team	Games	Wins	Losses					
1	RUS - Russia	3	3	0					
2	FIN - Finland	4	3	1					
2	KOR - Korea	4	3	1					
4	SUI - Switzerland	3	2	1					
5	ENG - England	4	2	2					
6	AUT - Austria	3	1	2					
7	BEL - Belgium	3	0	3					
8	FRA - France	4	0	4					

Note:
Under WCF rules, tie-breaking rules for standings are not applied until after the last game of the round robin.

Legend:
LSFE(*) Last Stone First End X Unplayed/unfinished end due to concession



MON 14 OCT 2019
Start Time 12:00

Round Robin Session 10
Group D - Sheet A

Game Results

Sheet	Game	Team	LSFE	1	2	3	4	5	6	7	8	Extra Ends	Total
A	4	ITA - Italy	*	0	0	2	0	2	1	5	X		10
	3	TPE - Chinese Taipei		0	1	0	1	0	0	0	X		2

ITA - Italy			
4	V	SOLA Fabio	M
3	S	PIMPINI Denise	F
2		GENRE Julien Michele	M
1		ALIBERTI Sara	F

TPE - Chinese Taipei			
4	S	SHEN Randolph	M
3	V	YANG Ko	F
2		HSU Ken	M
1		LEE Stephanie	F

Last Stone Draw		Distance
⌚	ALIBERTI Sara	36.0cm
⌚	SOLA Fabio	199.6cm
Total		235.6cm

Last Stone Draw		Distance
⌚	SHEN Randolph	90.1cm
⌚	YANG Ko	199.6cm
Total		289.7cm

Time remaining: 6 minutes 57 seconds

Time remaining: 3 minutes 43 seconds

Note:
Position and function for each team member:
4 = Fourth, 3 = Third, 2 = Second, 1 = Lead, A = Alternate, S = Skip, V = Vice-Skip

Legend:
⌚ Clockwise ⌚ Counter-clockwise F Female
LSFE(*) Last Stone First End M Male X Unplayed/unfinished end due to concession



WMxCC 2019
Aberdeen, Scotland

World Mixed Curling Championship 2019
Curl Aberdeen



MON 14 OCT 2019
Start Time 12:00

Round Robin Session 10
Group D - Sheet B

Game Results

Sheet	Game	Team	LSFE	1	2	3	4	5	6	7	8	Extra Ends	Total
B	4	JPN - Japan	*	1	0	0	2	0	0	0	X		3
	4	IRL - Ireland		0	2	0	0	4	1	2	X		9

JPN - Japan			
4	S	MAEDA Takumi	M
3	V	TABATA Momoha	F
2		NAKAHARA Asei	M
1		KOBAYASHI Mina	F

IRL - Ireland			
4	S	WILSON John	M
3	V	ANDERSON Ailsa	F
2		WHYTE Craig	M
1		BEGLEY LUKE Niamh	F

Last Stone Draw		Distance
↻	KOBAYASHI Mina	56.8cm
↻	MAEDA Takumi	51.9cm
Total		108.7cm

Last Stone Draw		Distance
↻	WILSON John	148.1cm
↻	BEGLEY LUKE Niamh	199.6cm
Total		347.7cm

Time remaining: 2 minutes 16 seconds

Time remaining: 5 minutes 56 seconds

Note:
Position and function for each team member:
4 = Fourth, 3 = Third, 2 = Second, 1 = Lead, A = Alternate, S = Skip, V = Vice-Skip

Legend:
↻ Clockwise ↻ Counter-clockwise F Female
LSFE(*) Last Stone First End M Male X Unplayed/unfinished end due to concession



Game Results

Sheet	Game	Team	LSFE	1	2	3	4	5	6	7	8	Extra Ends	Total
C	3	RUS - Russia	*	0	0	3	2	4	1	X	X		10
	4	KOR - Korea		0	2	0	0	0	0	X	X		2

RUS - Russia			
4 S	EREMIN Alexander		M
3 V	MOSKALEVA Anastasia		F
2	GORYACHEV Daniil		M
1	MOROZOVA Daria		F

KOR - Korea			
4 S	SEONG Yujin		M
3 V	JANG Hyeji		F
2	JEON Jaeik		M
1	SONG Yujin		F

Last Stone Draw

☺	MOROZOVA Daria
☹	EREMIN Alexander

Total

Time remaining: 13 minutes 4 seconds

Last Stone Draw

☺	JANG Hyeji
☹	SEONG Yujin

Total

Time remaining: 7 minutes 8 seconds

Distance	Distance
24.1cm	42.8cm
38.9cm	89.1cm
63.0cm	131.9cm

Note:
Position and function for each team member:
4 = Fourth, **3** = Third, **2** = Second, **1** = Lead, **A** = Alternate, **S** = Skip, **V** = Vice-Skip

Legend:
 ☺ Clockwise ☹ Counter-clockwise F Female
 LSFE(*) Last Stone First End M Male X Unplayed/unfinished end due to concession





MON 14 OCT 2019
Start Time 12:00

Round Robin Session 10
Group D - Sheet D

Game Results

Sheet	Game	Team	LSFE	1	2	3	4	5	6	7	8	Extra Ends	Total
D	3	TUR - Turkey		0	2	0	0	0	1	0	X		3
	4	SCO - Scotland	*	1	0	0	2	1	0	1	X		5

TUR - Turkey			
4 S	YILDIZ Dilsat		F
3 V	KARAGOZ Ugurcan		M
2	POLAT Oznur		F
1	KARATAS Alican		M

SCO - Scotland			
4 S	CARSON Luke		M
3 V	BOUSIE Kirstin		F
2	TAYLOR Mark		M
1	McMILLAN Katie		F

Last Stone Draw		Distance
⌚	KARAGOZ Ugurcan	105.4cm
⌚	YILDIZ Dilsat	153.4cm
Total		258.8cm

Last Stone Draw		Distance
⌚	BOUSIE Kirstin	34.2cm
⌚	TAYLOR Mark	16.0cm
Total		50.2cm

Time remaining: 1 minute 4 seconds

Time remaining: 5 minutes 20 seconds

Note:
Position and function for each team member:
4 = Fourth, 3 = Third, 2 = Second, 1 = Lead, A = Alternate, S = Skip, V = Vice-Skip

Legend:
⌚ Clockwise ⌚ Counter-clockwise F Female
LSFE(*) Last Stone First End M Male X Unplayed/unfinished end due to concession



MON 14 OCT 2019
Start Time 12:00

Round Robin Session 10
Group E - Sheet E

Game Results

Sheet	Game	Team	LSFE	1	2	3	4	5	6	7	8	Extra Ends	Total
E	4	FIN - Finland		2	1	0	1	1	0	3	X		8
	4	ENG - England	*	0	0	1	0	0	2	0	X		3

FIN - Finland		
4 S	SIPILA Markus	M
3	IMMONEN Lotta	F
2	OUNI Leo	M
1 V	SUURIPAA Tiina	F

ENG - England		
4 V	BRAND Stuart	M
3 S	SPAIN Fiona	F
2	HAVERCROFT Jonathan	M
1	SPAIN Kathryn	F

Last Stone Draw		Distance
⌚	IMMONEN Lotta	186.2cm
⌚	OUNI Leo	19.5cm
Total		205.7cm

Last Stone Draw		Distance
⌚	SPAIN Kathryn	89.7cm
⌚	HAVERCROFT Jonathan	28.5cm
Total		118.2cm

Time remaining: 4 minutes 59 seconds

Time remaining: 4 minutes 35 seconds

Note:
Position and function for each team member:
4 = Fourth, 3 = Third, 2 = Second, 1 = Lead, A = Alternate, S = Skip, V = Vice-Skip

Legend:
 ⌚ Clockwise ⌚ Counter-clockwise F Female
 LSFE(*) Last Stone First End M Male X Unplayed/unfinished end due to concession



MON 14 OCT 2019
Start Time 12:00

Round Robin Session 10
Group E - Sheet F

Game Results

Sheet	Game	Team	LSFE	1	2	3	4	5	6	7	8	Extra Ends	Total
F	4	FRA - France		0	0	1	0	1	0	0	0		2
	3	SUI - Switzerland	*	2	0	0	0	0	1	1	2		6

FRA - France			
4	S	VERGNAUD Stephane	M
3		LAFAGE Eva	F
2		VERGNAUD Laurent	M
1	V	LAGREE Celine	F

SUI - Switzerland			
4	V	RIOS Martin	M
3		PERRET Jenny	F
2		WUNDERLIN Kevin	M
1	S	SIEGRIST Manuela	F

Last Stone Draw		Distance
↻	VERGNAUD Stephane	16.1cm
↻	LAFAGE Eva	94.1cm
Total		110.2cm
Time remaining: 4 minutes 5 seconds		

Last Stone Draw		Distance
↻	WUNDERLIN Kevin	9.8cm
↻	SIEGRIST Manuela	64.6cm
Total		74.4cm
Time remaining: 4 minutes 58 seconds		

Note:
Position and function for each team member:
4 = Fourth, 3 = Third, 2 = Second, 1 = Lead, A = Alternate, S = Skip, V = Vice-Skip

Legend:
↻ Clockwise ↻ Counter-clockwise F Female
LSFE(*) Last Stone First End **M** Male





MON 14 OCT 2019
Start Time 8:00

Round Robin Session 9

Session Results and Standings


Sheet	Game	Team	LSFE	1	2	3	4	5	6	7	8	Extra Ends	Total
A	3	AUS - Australia		0	1	0	0	2	0	3	0		6
	3	KAZ - Kazakhstan	*	0	0	3	1	0	2	0	1		7
B	3	AUT - Austria	*	1	0	1	1	0	1	0	1		5
	3	BEL - Belgium		0	1	0	0	1	0	2	0		4
C	3	HUN - Hungary	*	1	2	0	4	0	1	1	X		9
	3	SWE - Sweden		0	0	2	0	1	0	0	X		3
D	3	USA - United States		0	2	0	0	3	0	2	X		7
	3	LAT - Latvia	*	0	0	1	1	0	1	0	X		3
E	3	SLO - Slovenia	*	1	1	1	0	4	0	4	X		11
	3	LUX - Luxembourg		0	0	0	1	0	1	0	X		2

Current Standings

Group A					Group B				
Rank	Team	Games	Wins	Losses	Rank	Team	Games	Wins	Losses
1	CAN - Canada	2	2	0	1	CZE - Czech Republic	3	3	0
2	BLR - Belarus	2	1	1	2	DEN - Denmark	3	2	1
2	EST - Estonia	2	1	1	2	NOR - Norway	3	2	1
2	GER - Germany	2	1	1	2	POL - Poland	3	2	1
2	HKG - Hong Kong	2	1	1	5	CRO - Croatia	3	1	2
2	KOS - Kosovo	2	1	1	5	NZL - New Zealand	3	1	2
2	SVK - Slovakia	2	1	1	5	WAL - Wales	3	1	2
8	NGR - Nigeria	2	0	2	8	AND - Andorra	3	0	3
Group C					Group D				
Rank	Team	Games	Wins	Losses	Rank	Team	Games	Wins	Losses
1	HUN - Hungary	3	3	0	1	IRL - Ireland	3	3	0
2	ESP - Spain	2	2	0	1	SCO - Scotland	3	3	0
3	KAZ - Kazakhstan	3	2	1	3	TPE - Chinese Taipei	2	1	1
3	USA - United States	3	2	1	3	TUR - Turkey	2	1	1
5	AUS - Australia	3	1	2	5	ITA - Italy	3	1	2
5	SWE - Sweden	3	1	2	5	JPN - Japan	3	1	2
7	BRA - Brazil	2	0	2	5	SLO - Slovenia	3	1	2
8	LAT - Latvia	3	0	3	8	LUX - Luxembourg	3	0	3
Group E									
Rank	Team	Games	Wins	Losses					
1	KOR - Korea	3	3	0					
2	RUS - Russia	2	2	0					
3	ENG - England	3	2	1					
3	FIN - Finland	3	2	1					
5	SUI - Switzerland	2	1	1					
6	AUT - Austria	3	1	2					
7	BEL - Belgium	3	0	3					
7	FRA - France	3	0	3					

Note:
Under WCF rules, tie-breaking rules for standings are not applied until after the last game of the round robin.

Legend:
LSFE(*) Last Stone First End X Unplayed/unfinished end due to concession



MON 14 OCT 2019
Start Time 8:00

Round Robin Session 9
Group C - Sheet A

Game Results

Sheet	Game	Team	LSFE	1	2	3	4	5	6	7	8	Extra Ends	Total
A	3	AUS - Australia		0	1	0	0	2	0	3	0		6
	3	KAZ - Kazakhstan	*	0	0	3	1	0	2	0	1		7

AUS - Australia			
4	S	MILLIKIN Hugh	M
3	V	FORGE Kim	F
2		JOHNS Steve	M
1		POWELL Anne	F


KAZ - Kazakhstan			
4	S	ALLIYAROVA Sitora	F
3	V	ZHUZBAY Abylaikhan	M
2		-	
1		EBAUYER Angelina	F

Last Stone Draw		Distance
⌚	FORGE Kim	29.0cm
⌚	JOHNS Steve	37.5cm
Total		66.5cm
Time remaining: 0 minutes 46 seconds		

Last Stone Draw		Distance
⌚	EBAUYER Angelina	16.6cm
⌚	ALLIYAROVA Sitora	20.0cm
Total		36.6cm
Time remaining: 1 minute 29 seconds		

Note:
Position and function for each team member:
4 = Fourth, 3 = Third, 2 = Second, 1 = Lead, A = Alternate, S = Skip, V = Vice-Skip

Legend:
 ⌚ Clockwise ⌚ Counter-clockwise F Female
 LSFE(*) Last Stone First End M Male



MON 14 OCT 2019
Start Time 8:00

Round Robin Session 9
Group E - Sheet B

Game Results

Sheet	Game	Team	LSFE	1	2	3	4	5	6	7	8	Extra Ends	Total
B	3	AUT - Austria	*	1	0	1	1	0	1	0	1		5
	3	BEL - Belgium		0	1	0	0	1	0	2	0		4

AUT - Austria			
4	S	UNTERBERGER Andreas	M
3	V	WITSCHEN Jill	F
2		HIGATZBERGER Gernot	M
1		HOESS Johanna	F

BEL - Belgium			
4	V	HEYLEN Dirk	M
3		BERUS Danielle	F
2		VANDERMEEREN Stephane	M
1	S	GEERINCKX Veerle	F

Last Stone Draw Distance

🕒	HOESS Johanna	53.9cm
🕒	UNTERBERGER Andreas	199.6cm
Total		253.5cm

Time remaining: 3 minutes 19 seconds

Last Stone Draw Distance

🕒	VANDERMEEREN Stephane	199.6cm
🕒	GEERINCKX Veerle	136.2cm
Total		335.8cm

Time remaining: 1 minute 20 seconds

Note:
Position and function for each team member:
4 = Fourth, **3** = Third, **2** = Second, **1** = Lead, **A** = Alternate, **S** = Skip, **V** = Vice-Skip

Legend:
 🕒 Clockwise 🕒 Counter-clockwise F Female
LSFE(*) Last Stone First End **M** Male



WMxCC 2019
Aberdeen, Scotland

MON 14 OCT 2019
Start Time 8:00

World Mixed Curling Championship 2019
Curl Aberdeen

Round Robin Session 9
Group C - Sheet C



Game Results

Sheet	Game	Team	LSFE	1	2	3	4	5	6	7	8	Extra Ends	Total
C	3	HUN - Hungary	*	1	2	0	4	0	1	1	X		9
	3	SWE - Sweden		0	0	2	0	1	0	0	X		3

HUN - Hungary			
4	S	NAGY Gyorgy	M
3		SZEKERES Ildiko	F
2		SZABO Gergely	M
1	V	DENCOSO Blanka	F

SWE - Sweden			
4	S	OLOFSSON Simon	M
3	V	AAHLSTROEM Vilma	F
2		SJOEBERG Axel	M
1		STENLUND Linda	F

Last Stone Draw		Distance
🕒	SZABO Gergely	17.7cm
🕒	DENCOSO Blanka	99.7cm
Total		117.4cm

Last Stone Draw		Distance
🕒	AAHLSTROEM Vilma	21.2cm
🕒	OLOFSSON Simon	199.6cm
Total		220.8cm

Time remaining: 5 minutes 48 seconds

Time remaining: 3 minutes 5 seconds

Note:
Position and function for each team member:
4 = Fourth, 3 = Third, 2 = Second, 1 = Lead, **A** = Alternate, **S** = Skip, **V** = Vice-Skip

Legend:
 🕒 Clockwise 🕒 Counter-clockwise **F** Female
LSFE(*) Last Stone First End **M** Male **X** Unplayed/unfinished end due to concession



Game Results

Sheet	Game	Team	LSFE	1	2	3	4	5	6	7	8	Extra Ends	Total
D	3	USA - United States		0	2	0	0	3	0	2	X		7
	3	LAT - Latvia	*	0	0	1	1	0	1	0	X		3

USA - United States			
4	S	CLAWSON Hunter	M
3	V	GOURIANOVA Katherine	F
2		CLAWSON Eli	M
1		MULLANEY Sydney	F

LAT - Latvia			
4	V	RUDZITIS Janis	M
3	S	RUDZITE Jelena	F
2		PETERSONS Didzis	M
1		SPILNERE-PUCINA Dace	F

Last Stone Draw		Distance
↻	MULLANEY Sydney	154.1cm
↻	CLAWSON Eli	62.1cm
Total		216.2cm

Last Stone Draw		Distance
↻	PETERSONS Didzis	77.4cm
↻	RUDZITE Jelena	49.1cm
Total		126.5cm

Time remaining: 4 minutes 20 seconds

Time remaining: 2 minutes 25 seconds

Note:
Position and function for each team member:
4 = Fourth, 3 = Third, 2 = Second, 1 = Lead, A = Alternate, S = Skip, V = Vice-Skip

Legend:
↻ Clockwise ↻ Counter-clockwise F Female
LSFE(*) Last Stone First End M Male X Unplayed/unfinished end due to concession



MON 14 OCT 2019
Start Time 8:00

Round Robin Session 9
Group D - Sheet E

Game Results

Sheet	Game	Team	LSFE	1	2	3	4	5	6	7	8	Extra Ends	Total
E	3	SLO - Slovenia	*	1	1	1	0	4	0	4	X		11
	3	LUX - Luxembourg		0	0	0	1	0	1	0	X		2

SLO - Slovenia			
4	S	TISLER Tomas	M
3		PIPAN Nadja	F
2		LAJOVEC Jost	M
1	V	GORISEK Marusa	F

LUX - Luxembourg			
4	S	BENOY Alex	M
3	V	WAUTERS Karen	F
2		HUSI Marc	M
1		BENOY Susi	F

Last Stone Draw		Distance
⌚	TISLER Tomas	20.6cm
⌚	PIPAN Nadja	39.2cm
Total		59.8cm


Last Stone Draw		Distance
⌚	BENOY Susi	71.2cm
⌚	HUSI Marc	199.6cm
Total		270.8cm

Time remaining: 8 minutes 30 seconds

Time remaining: 6 minutes 52 seconds

Note:
Position and function for each team member:
4 = Fourth, 3 = Third, 2 = Second, 1 = Lead, A = Alternate, S = Skip, V = Vice-Skip

Legend:
⌚ Clockwise ⌚ Counter-clockwise F Female
LSFE(*) Last Stone First End M Male X Unplayed/unfinished end due to concession



SUN 13 OCT 2019
Start Time 20:00

Round Robin Session 8

Session Results and Standings

Sheet	Game	Team	LSFE	1	2	3	4	5	6	7	8	Extra Ends	Total
A	3	AND - Andorra	*	0	0	0	1	0	1	X	X		2
	3	NZL - New Zealand		1	2	4	0	2	0	X	X		9
B	3	CZE - Czech Republic	*	2	0	2	0	1	2	2	X		9
	3	NOR - Norway		0	2	0	2	0	0	0	X		4
C	3	JPN - Japan		0	1	1	0	2	0	0	0		4
	3	ITA - Italy	*	1	0	0	1	0	3	0	2		7
D	3	ENG - England		0	0	1	0	0	0	0	X		1
	2	SUI - Switzerland	*	0	2	0	2	1	1	1	X		7
E	3	POL - Poland	*	4	0	5	1	4	1	X	X		15
	3	CRO - Croatia		0	1	0	0	0	0	X	X		1
F	3	DEN - Denmark	*	2	2	3	0	4	3	X	X		14
	3	WAL - Wales		0	0	0	1	0	0	X	X		1

Current Standings

Group A					Group B				
Rank	Team	Games	Wins	Losses	Rank	Team	Games	Wins	Losses
1	CAN - Canada	2	2	0	1	CZE - Czech Republic	3	3	0
2	BLR - Belarus	2	1	1	2	DEN - Denmark	3	2	1
2	EST - Estonia	2	1	1	2	NOR - Norway	3	2	1
2	GER - Germany	2	1	1	2	POL - Poland	3	2	1
2	HKG - Hong Kong	2	1	1	5	CRO - Croatia	3	1	2
2	KOS - Kosovo	2	1	1	5	NZL - New Zealand	3	1	2
2	SVK - Slovakia	2	1	1	5	WAL - Wales	3	1	2
8	NGR - Nigeria	2	0	2	8	AND - Andorra	3	0	3
Group C					Group D				
Rank	Team	Games	Wins	Losses	Rank	Team	Games	Wins	Losses
1	ESP - Spain	2	2	0	1	IRL - Ireland	3	3	0
1	HUN - Hungary	2	2	0	1	SCO - Scotland	3	3	0
3	AUS - Australia	2	1	1	3	TPE - Chinese Taipei	2	1	1
3	KAZ - Kazakhstan	2	1	1	3	TUR - Turkey	2	1	1
3	SWE - Sweden	2	1	1	5	ITA - Italy	3	1	2
3	USA - United States	2	1	1	5	JPN - Japan	3	1	2
7	BRA - Brazil	2	0	2	7	LUX - Luxembourg	2	0	2
7	LAT - Latvia	2	0	2	7	SLO - Slovenia	2	0	2
Group E									
Rank	Team	Games	Wins	Losses					
1	KOR - Korea	3	3	0					
2	RUS - Russia	2	2	0					
3	ENG - England	3	2	1					
3	FIN - Finland	3	2	1					
5	SUI - Switzerland	2	1	1					
6	AUT - Austria	2	0	2					
6	BEL - Belgium	2	0	2					
8	FRA - France	3	0	3					

Note:
Under WCF rules, tie-breaking rules for standings are not applied until after the last game of the round robin.

Legend:
LSFE(*) Last Stone First End X Unplayed/unfinished end due to concession



SUN 13 OCT 2019
Start Time 20:00

Round Robin Session 8
Group B - Sheet A

Game Results

Sheet	Game	Team	LSFE	1	2	3	4	5	6	7	8	Extra Ends	Total
A	3	AND - Andorra	*	0	0	0	1	0	1	X	X		2
	3	NZL - New Zealand		1	2	4	0	2	0	X	X		9

AND - Andorra			
4	S	GARCIA Josep	M
3	V	ARCE Ana	F
2		ORTIZ Valentin	M
1		FOWLER Lisa Anne	F

NZL - New Zealand			
4		DUNCAN Mhairi-Bronte	F
3	V	FORD Kieran	M
2	S	JEYARANJAN Thivya	F
1		FREW Benjamin	M


Last Stone Draw		Distance
⌚	FOWLER Lisa Anne	199.6cm
⌚	GARCIA Josep	72.4cm
Total		272.0cm
Time remaining: 10 minutes 5 seconds		

Last Stone Draw		Distance
⌚	DUNCAN Mhairi-Bronte	195.4cm
⌚	FREW Benjamin	85.9cm
Total		281.3cm
Time remaining: 11 minutes 51 seconds		

Note:
Position and function for each team member:
4 = Fourth, **3** = Third, **2** = Second, **1** = Lead, **A** = Alternate, **S** = Skip, **V** = Vice-Skip

Legend:
⌚ Clockwise ⌚ Counter-clockwise F Female
LSFE(*) Last Stone First End M Male X Unplayed/unfinished end due to concession





Game Results

Sheet	Game	Team	LSFE	1	2	3	4	5	6	7	8	Extra	Ends	Total
B	3	CZE - Czech Republic	*	2	0	2	0	1	2	2	X			9
	3	NOR - Norway		0	2	0	2	0	0	0	X			4

CZE - Czech Republic		
4 V	MIKLIK Dalibor	M
3 S	MIKLIKOVA Eva	F
2	MOKRIS Samuel	M
1	MOKRISOVA Martina	F

NOR - Norway		
4 V	NAESS Wilhelm	M
3 S	SKAGA Ingvild	F
2	SKARSHEIM RIAN Harald	M
1	MESLOE Eirin	F

Last Stone Draw		Distance
⌚	MIKLIK Dalibor	47.6cm
⌚	MIKLIKOVA Eva	33.0cm
Total		80.6cm

Last Stone Draw		Distance
⌚	NAESS Wilhelm	199.6cm
⌚	SKAGA Ingvild	115.4cm
Total		315.0cm

Time remaining: 5 minutes 11 seconds

Time remaining: 5 minutes 14 seconds

Note:
Position and function for each team member:
4 = Fourth, 3 = Third, 2 = Second, 1 = Lead, A = Alternate, S = Skip, V = Vice-Skip

Legend:
⌚ Clockwise ⌚ Counter-clockwise F Female
LSFE(*) Last Stone First End M Male X Unplayed/unfinished end due to concession



SUN 13 OCT 2019
Start Time 20:00

Round Robin Session 8
Group D - Sheet C

Game Results

Sheet	Game	Team	LSFE	1	2	3	4	5	6	7	8	Extra Ends	Total
C	3	JPN - Japan		0	1	1	0	2	0	0	0		4
	3	ITA - Italy	*	1	0	0	1	0	3	0	2		7

JPN - Japan			
4	S	MAEDA Takumi	M
3	V	TABATA Momoha	F
2		NAKAHARA Asei	M
1		KOBAYASHI Mina	F

ITA - Italy			
4	V	SOLA Fabio	M
3	S	PIMPINI Denise	F
2		GENRE Julien Michele	M
1		ALIBERTI Sara	F

Last Stone Draw		Distance
⌚	MAEDA Takumi	164.4cm
⌚	KOBAYASHI Mina	14.2cm
Total		178.6cm

Last Stone Draw		Distance
⌚	GENRE Julien Michele	61.0cm
⌚	PIMPINI Denise	60.5cm
Total		121.5cm

Time remaining: 1 minute 21 seconds

Time remaining: 4 minutes 41 seconds

Note:
Position and function for each team member:
4 = Fourth, 3 = Third, 2 = Second, 1 = Lead, A = Alternate, S = Skip, V = Vice-Skip

Legend:
⌚ Clockwise ⌚ Counter-clockwise F Female
LSFE(*) Last Stone First End M Male





SUN 13 OCT 2019
Start Time 20:00

Round Robin Session 8
Group B - Sheet E

Game Results

Sheet	Game	Team	LSFE	1	2	3	4	5	6	7	8	Extra Ends	Total
E	3	POL - Poland	*	4	0	5	1	4	1	X	X		15
	3	CRO - Croatia		0	1	0	0	0	0	X	X		1

POL - Poland			
4	S	DZIKOWSKI Bartosz	M
3	V	NOGLY Ewa	F
2		STYCH Konrad	M
1		RYBICKA Zuzanna	F

CRO - Croatia			
4	S	SKENDROVIC Alberto	M
3	V	MUHEK Zrinka	F
2		DZEPINA Davor	M
1		SIMUNJAK Marija	F

Last Stone Draw		Distance
⌚	STYCH Konrad	80.6cm
⌚	NOGLY Ewa	48.5cm
Total		129.1cm

Last Stone Draw		Distance
⌚	DZEPINA Davor	104.4cm
⌚	SIMUNJAK Marija	185.9cm
Total		290.3cm

Time remaining: 11 minutes 15 seconds

Time remaining: 12 minutes 38 seconds

Note:
Position and function for each team member:
4 = Fourth, 3 = Third, 2 = Second, 1 = Lead, A = Alternate, S = Skip, V = Vice-Skip

Legend:
⌚ Clockwise ⌚ Counter-clockwise F Female
LSFE(*) Last Stone First End M Male X Unplayed/unfinished end due to concession



WMxCC 2019
Aberdeen, Scotland

World Mixed Curling Championship 2019
Curl Aberdeen



SUN 13 OCT 2019
Start Time 20:00

Round Robin Session 8
Group B - Sheet F

Game Results

Sheet	Game	Team	LSFE	1	2	3	4	5	6	7	8	Extra Ends	Total
F	3	DEN - Denmark	*	2	2	3	0	4	3	X	X		14
	3	WAL - Wales		0	0	0	1	0	0	X	X		1

DEN - Denmark			
4 S	THUNE Tobias	M	
3 V	LANDER Jasmin	F	
2	HOLTERMANN Henrik	M	
1	LARSEN My	F	

WAL - Wales			
4 S	MEIKLE Adrian	M	
3 V	WATSON Dawn	F	
2	TANNER Andrew	M	
1	BEEVER Laura	F	

Last Stone Draw		Distance
🕒	HOLTERMANN Henrik	30.2cm
🕒	LARSEN My	115.7cm
Total		145.9cm

Last Stone Draw		Distance
🕒	TANNER Andrew	54.2cm
🕒	WATSON Dawn	199.6cm
Total		253.8cm

Time remaining: 13 minutes 53 seconds

Time remaining: 10 minutes 24 seconds

Note:
Position and function for each team member:
4 = Fourth, 3 = Third, 2 = Second, 1 = Lead, A = Alternate, S = Skip, V = Vice-Skip

Legend:
🕒 Clockwise 🕒 Counter-clockwise F Female
LSFE(*) Last Stone First End M Male X Unplayed/unfinished end due to concession





SUN 13 OCT 2019
Start Time 16:00

Round Robin Session 7

Session Results and Standings

Sheet	Game	Team	LSFE	1	2	3	4	5	6	7	8	Extra Ends	Total
A	3	SCO - Scotland	*	5	0	1	0	3	3	X	X		12
	2	LUX - Luxembourg		0	1	0	2	0	0	X	X		3
B	2	SLO - Slovenia		0	0	2	0	2	1	0	0		5
	2	TUR - Turkey	*	0	1	0	2	0	0	1	2		6
C	3	IRL - Ireland		0	1	3	1	0	0	0	1		6
	2	TPE - Chinese Taipei	*	1	0	0	0	1	1	1	0		4
D	3	FIN - Finland	*	0	1	1	0	3	5	X	X		10
	3	FRA - France		0	0	0	4	0	0	X	X		4
E	2	AUT - Austria		0	0	0	1	1	0	X	X		2
	2	RUS - Russia	*	4	2	2	0	0	3	X	X		11
F	3	KOR - Korea	*	3	0	0	3	2	0	4	X		12
	2	BEL - Belgium		0	2	0	0	0	1	0	X		3

Current Standings

Group A					Group B				
Rank	Team	Games	Wins	Losses	Rank	Team	Games	Wins	Losses
1	CAN - Canada	2	2	0	1	CZE - Czech Republic	2	2	0
2	BLR - Belarus	2	1	1	1	NOR - Norway	2	2	0
2	EST - Estonia	2	1	1	3	CRO - Croatia	2	1	1
2	GER - Germany	2	1	1	3	DEN - Denmark	2	1	1
2	HKG - Hong Kong	2	1	1	3	POL - Poland	2	1	1
2	KOS - Kosovo	2	1	1	3	WAL - Wales	2	1	1
2	SVK - Slovakia	2	1	1	7	AND - Andorra	2	0	2
8	NGR - Nigeria	2	0	2	7	NZL - New Zealand	2	0	2
Group C					Group D				
Rank	Team	Games	Wins	Losses	Rank	Team	Games	Wins	Losses
1	ESP - Spain	2	2	0	1	IRL - Ireland	3	3	0
1	HUN - Hungary	2	2	0	1	SCO - Scotland	3	3	0
3	AUS - Australia	2	1	1	3	JPN - Japan	2	1	1
3	KAZ - Kazakhstan	2	1	1	3	TPE - Chinese Taipei	2	1	1
3	SWE - Sweden	2	1	1	3	TUR - Turkey	2	1	1
3	USA - United States	2	1	1	6	ITA - Italy	2	0	2
7	BRA - Brazil	2	0	2	6	LUX - Luxembourg	2	0	2
7	LAT - Latvia	2	0	2	6	SLO - Slovenia	2	0	2
Group E									
Rank	Team	Games	Wins	Losses					
1	KOR - Korea	3	3	0					
2	ENG - England	2	2	0					
2	RUS - Russia	2	2	0					
4	FIN - Finland	3	2	1					
5	SUI - Switzerland	1	0	1					
6	AUT - Austria	2	0	2					
6	BEL - Belgium	2	0	2					
8	FRA - France	3	0	3					

Note:
Under WCF rules, tie-breaking rules for standings are not applied until after the last game of the round robin.

Legend:
LSFE(*) Last Stone First End X Unplayed/unfinished end due to concession



SUN 13 OCT 2019
Start Time 16:00

Round Robin Session 7
Group D - Sheet A

Game Results

Sheet	Game	Team	LSFE	1	2	3	4	5	6	7	8	Extra Ends	Total
A	3	SCO - Scotland	*	5	0	1	0	3	3	X	X		12
	2	LUX - Luxembourg		0	1	0	2	0	0	X	X		3

SCO - Scotland			
4	S	CARSON Luke	M
3	V	BOUSIE Kirstin	F
2		TAYLOR Mark	M
1		McMILLAN Katie	F

LUX - Luxembourg			
4	S	BENOY Alex	M
3	V	WAUTERS Karen	F
2		HUSI Marc	M
1		BENOY Susi	F

Last Stone Draw		Distance
↻	TAYLOR Mark	37.3cm
↻	BOUSIE Kirstin	125.5cm
Total		162.8cm

Last Stone Draw		Distance
↻	BENOY Alex	199.6cm
↻	WAUTERS Karen	75.7cm
Total		275.3cm

Time remaining: 12 minutes 29 seconds

Time remaining: 11 minutes 19 seconds

Note:
Position and function for each team member:
4 = Fourth, 3 = Third, 2 = Second, 1 = Lead, A = Alternate, S = Skip, V = Vice-Skip

Legend:
 ↻ Clockwise ↻ Counter-clockwise F Female
 LSFE(*) Last Stone First End M Male X Unplayed/unfinished end due to concession





SUN 13 OCT 2019
Start Time 16:00

Round Robin Session 7
Group E - Sheet F

Game Results

Sheet	Game	Team	LSFE	1	2	3	4	5	6	7	8	Extra Ends	Total
F	3	KOR - Korea	*	3	0	0	3	2	0	4	X		12
	2	BEL - Belgium		0	2	0	0	0	1	0	X		3

KOR - Korea			
4	S	SEONG Yujin	M
3	V	JANG Hyeji	F
2		JEON Jaeik	M
1		SONG Yujin	F

BEL - Belgium			
4	V	HEYLEN Dirk	M
3		BERUS Danielle	F
2		VANDERMEEREN Stephane	M
1	S	GEERINCKX Veerle	F

Last Stone Draw		Distance
⌚	JEON Jaeik	120.7cm
⌚	SONG Yujin	31.1cm
Total		151.8cm


Last Stone Draw		Distance
⌚	HEYLEN Dirk	39.8cm
⌚	BERUS Danielle	199.6cm
Total		239.4cm

Time remaining: 7 minutes 35 seconds

Time remaining: 5 minutes 53 seconds

Note:
Position and function for each team member:
4 = Fourth, 3 = Third, 2 = Second, 1 = Lead, A = Alternate, S = Skip, V = Vice-Skip

Legend:
⌚ Clockwise ⌚ Counter-clockwise F Female
LSFE(*) Last Stone First End M Male X Unplayed/unfinished end due to concession



SUN 13 OCT 2019
Start Time 12:00

Round Robin Session 6

Session Results and Standings

Sheet	Game	Team	LSFE	1	2	3	4	5	6	7	8	Extra Ends	Total
A	2	KOS - Kosovo	*	2	1	1	0	2	2	1	X		9
	2	NGR - Nigeria		0	0	0	3	0	0	0	X		3
B	2	HUN - Hungary		0	3	3	0	2	0	1	X		9
	2	KAZ - Kazakhstan	*	1	0	0	1	0	2	0	X		4
C	2	LAT - Latvia		0	1	0	4	0	0	0	0		5
	2	AUS - Australia	*	0	0	1	0	1	1	1	3		7
D	2	SVK - Slovakia		0	1	0	0	2	0	X	X		3
	2	GER - Germany	*	2	0	0	5	0	3	X	X		10
E	2	HKG - Hong Kong	*	1	1	0	0	2	1	1	0		6
	2	EST - Estonia		0	0	1	1	0	0	0	2		4
F	2	CAN - Canada	*	1	1	1	1	0	1	0	X		5
	2	BLR - Belarus		0	0	0	0	1	0	1	X		2

Current Standings

Group A					Group B				
Rank	Team	Games	Wins	Losses	Rank	Team	Games	Wins	Losses
1	CAN - Canada	2	2	0	1	CZE - Czech Republic	2	2	0
2	BLR - Belarus	2	1	1	1	NOR - Norway	2	2	0
2	EST - Estonia	2	1	1	3	CRO - Croatia	2	1	1
2	GER - Germany	2	1	1	3	DEN - Denmark	2	1	1
2	HKG - Hong Kong	2	1	1	3	POL - Poland	2	1	1
2	KOS - Kosovo	2	1	1	3	WAL - Wales	2	1	1
2	SVK - Slovakia	2	1	1	7	AND - Andorra	2	0	2
8	NGR - Nigeria	2	0	2	7	NZL - New Zealand	2	0	2
Group C					Group D				
Rank	Team	Games	Wins	Losses	Rank	Team	Games	Wins	Losses
1	ESP - Spain	2	2	0	1	IRL - Ireland	2	2	0
1	HUN - Hungary	2	2	0	1	SCO - Scotland	2	2	0
3	AUS - Australia	2	1	1	3	TPE - Chinese Taipei	1	1	0
3	KAZ - Kazakhstan	2	1	1	4	JPN - Japan	2	1	1
3	SWE - Sweden	2	1	1	5	LUX - Luxembourg	1	0	1
3	USA - United States	2	1	1	5	SLO - Slovenia	1	0	1
7	BRA - Brazil	2	0	2	5	TUR - Turkey	1	0	1
7	LAT - Latvia	2	0	2	8	ITA - Italy	2	0	2
Group E									
Rank	Team	Games	Wins	Losses					
1	ENG - England	2	2	0					
1	KOR - Korea	2	2	0					
3	RUS - Russia	1	1	0					
4	FIN - Finland	2	1	1					
5	AUT - Austria	1	0	1					
5	BEL - Belgium	1	0	1					
5	SUI - Switzerland	1	0	1					
8	FRA - France	2	0	2					

Note:
Under WCF rules, tie-breaking rules for standings are not applied until after the last game of the round robin.

Legend:
LSFE(*) Last Stone First End X Unplayed/unfinished end due to concession



SUN 13 OCT 2019
Start Time 12:00

Round Robin Session 6
Group A - Sheet A

Game Results

Sheet	Game	Team	LSFE	1	2	3	4	5	6	7	8	Extra Ends	Total
A	2	KOS - Kosovo	*	2	1	1	0	2	2	1	X		9
	2	NGR - Nigeria		0	0	0	3	0	0	0	X		3

KOS - Kosovo			
4	S	ANDERSEN Peter	M
3	V	DAKAJ Eldena	F
2		SHABAJ Eric	M
1		SHATRI Mirjeta	F

NGR - Nigeria			
4	S	COLE Tijani	M
3	V	COLE Susana	F
2		WOODS III Harold	M
1		COLE-STREHLOW Carolay	F

Last Stone Draw		Distance
⌚	DAKAJ Eldena	199.6cm
⌚	ANDERSEN Peter	72.5cm
Total		272.1cm

Last Stone Draw		Distance
⌚	COLE-STREHLOW Carolay	199.6cm
⌚	WOODS III Harold	178.0cm
Total		377.6cm

Time remaining: 6 minutes 27 seconds

Time remaining: 2 minutes 2 seconds

Note:
Position and function for each team member:
4 = Fourth, 3 = Third, 2 = Second, 1 = Lead, A = Alternate, S = Skip, V = Vice-Skip

Legend:
⌚ Clockwise ⌚ Counter-clockwise F Female
LSFE(*) Last Stone First End M Male X Unplayed/unfinished end due to concession



SUN 13 OCT 2019
Start Time 12:00

Round Robin Session 6
Group A - Sheet D

Game Results

Sheet	Game	Team	LSFE	1	2	3	4	5	6	7	8	Extra Ends	Total
D	2	SVK - Slovakia		0	1	0	0	2	0	X	X		3
	2	GER - Germany	*	2	0	0	5	0	3	X	X		10

SVK - Slovakia			
4	V	MATULOVA Daniela	F
3		PITONAK Tomas	M
2		MAKOVNIKOVA Slavka	F
1	S	GALLO Juraj	M

GER - Germany			
4	S	KAPP Andy	M
3		SCHOELL Pia-Lisa	F
2		KAPP Benny	M
1	V	TSCHETSCH Petra	F

Last Stone Draw		Distance
⌚	GALLO Juraj	139.0cm
⌚	MATULOVA Daniela	51.3cm
Total		190.3cm

Last Stone Draw		Distance
⌚	SCHOELL Pia-Lisa	15.2cm
⌚	KAPP Andy	28.9cm
Total		44.1cm

Time remaining: 8 minutes 38 seconds

Time remaining: 10 minutes 40 seconds

Note:
Position and function for each team member:
4 = Fourth, 3 = Third, 2 = Second, 1 = Lead, A = Alternate, S = Skip, V = Vice-Skip

Legend:
⌚ Clockwise ⌚ Counter-clockwise F Female
LSFE(*) Last Stone First End M Male X Unplayed/unfinished end due to concession



SUN 13 OCT 2019
Start Time 8:00

Round Robin Session 5

Session Results and Standings

Sheet	Game	Team	LSFE	1	2	3	4	5	6	7	8	Extra Ends	Total
A	2	POL - Poland		0	0	1	1	0	3	0	0		5
	2	DEN - Denmark	*	2	2	0	0	1	0	2	1		8
B	2	CRO - Croatia		0	0	1	0	5	0	0	X		6
	2	WAL - Wales	*	2	1	0	2	0	1	2	X		8
C	2	USA - United States		2	2	4	2	0	2	X	X		12
	2	BRA - Brazil	*	0	0	0	0	2	0	X	X		2
D	2	NOR - Norway	*	2	1	2	0	3	1	1	X		10
	2	NZL - New Zealand		0	0	0	5	0	0	0	X		5
E	2	SWE - Sweden	*	0	0	0	1	0	2	0	X		3
	2	ESP - Spain		0	0	1	0	2	0	2	X		5
F	2	CZE - Czech Republic	*	3	0	2	1	4	1	X	X		11
	2	AND - Andorra		0	1	0	0	0	0	X	X		1

Current Standings

Group A					Group B				
Rank	Team	Games	Wins	Losses	Rank	Team	Games	Wins	Losses
1	BLR - Belarus	1	1	0	1	CZE - Czech Republic	2	2	0
1	CAN - Canada	1	1	0	1	NOR - Norway	2	2	0
1	EST - Estonia	1	1	0	3	CRO - Croatia	2	1	1
1	SVK - Slovakia	1	1	0	3	DEN - Denmark	2	1	1
5	GER - Germany	1	0	1	3	POL - Poland	2	1	1
5	HKG - Hong Kong	1	0	1	3	WAL - Wales	2	1	1
5	KOS - Kosovo	1	0	1	7	AND - Andorra	2	0	2
5	NGR - Nigeria	1	0	1	7	NZL - New Zealand	2	0	2
Group C					Group D				
Rank	Team	Games	Wins	Losses	Rank	Team	Games	Wins	Losses
1	ESP - Spain	2	2	0	1	IRL - Ireland	2	2	0
2	HUN - Hungary	1	1	0	1	SCO - Scotland	2	2	0
2	KAZ - Kazakhstan	1	1	0	3	TPE - Chinese Taipei	1	1	0
4	SWE - Sweden	2	1	1	4	JPN - Japan	2	1	1
4	USA - United States	2	1	1	5	LUX - Luxembourg	1	0	1
6	AUS - Australia	1	0	1	5	SLO - Slovenia	1	0	1
6	LAT - Latvia	1	0	1	5	TUR - Turkey	1	0	1
8	BRA - Brazil	2	0	2	8	ITA - Italy	2	0	2
Group E									
Rank	Team	Games	Wins	Losses					
1	ENG - England	2	2	0					
1	KOR - Korea	2	2	0					
3	RUS - Russia	1	1	0					
4	FIN - Finland	2	1	1					
5	AUT - Austria	1	0	1					
5	BEL - Belgium	1	0	1					
5	SUI - Switzerland	1	0	1					
8	FRA - France	2	0	2					

Note:
Under WCF rules, tie-breaking rules for standings are not applied until after the last game of the round robin.

Legend:
LSFE(*) Last Stone First End X Unplayed/unfinished end due to concession



SUN 13 OCT 2019
Start Time 8:00

Round Robin Session 5
Group B - Sheet B

Game Results

Sheet	Game	Team	LSFE	1	2	3	4	5	6	7	8	Extra Ends	Total
B	2	CRO - Croatia		0	0	1	0	5	0	0	X		6
	2	WAL - Wales	*	2	1	0	2	0	1	2	X		8

CRO - Croatia			
4	S	SKENDROVIC Alberto	M
3	V	MUHEK Zrinka	F
2		DZEPINA Davor	M
1		SIMUNJAK Marija	F

WAL - Wales			
4	S	MEIKLE Adrian	M
3	V	WATSON Dawn	F
2		TANNER Andrew	M
1		BEEVER Laura	F

Last Stone Draw		Distance
↻	MUHEK Zrinka	199.6cm
↻	SKENDROVIC Alberto	199.6cm
Total		399.2cm

Last Stone Draw		Distance
↻	BEEVER Laura	18.3cm
↻	MEIKLE Adrian	118.1cm
Total		136.4cm

Time remaining: 2 minutes 34 seconds

Time remaining: 4 minutes 14 seconds

Note:
Position and function for each team member:
4 = Fourth, 3 = Third, 2 = Second, 1 = Lead, A = Alternate, S = Skip, V = Vice-Skip

Legend:
↻ Clockwise ↻ Counter-clockwise F Female
LSFE(*) Last Stone First End M Male X Unplayed/unfinished end due to concession





SUN 13 OCT 2019
Start Time 8:00

Round Robin Session 5
Group C - Sheet E

Game Results

Sheet	Game	Team	LSFE	1	2	3	4	5	6	7	8	Extra Ends	Total
E	2	SWE - Sweden	*	0	0	0	1	0	2	0	X		3
	2	ESP - Spain		0	0	1	0	2	0	2	X		5

SWE - Sweden			
4 S	OLOFSSON Simon		M
3 V	AAHLSTROEM Vilma		F
2	SJOEBERG Axel		M
1	STENLUND Linda		F

ESP - Spain			
4 S	VEZ Sergio		M
3 V	OTAEGI Oihane		F
2	UNANUE Mikel		M
1	OTAEGI Leire		F

Last Stone Draw		Distance
⌚	SJOEBERG Axel	61.5cm
⌚	STENLUND Linda	29.4cm
Total		90.9cm


Last Stone Draw		Distance
⌚	OTAEGI Oihane	140.5cm
⌚	UNANUE Mikel	145.3cm
Total		285.8cm

Time remaining: 1 minute 8 seconds

Time remaining: 2 minutes 0 seconds

Note:
Position and function for each team member:
4 = Fourth, 3 = Third, 2 = Second, 1 = Lead, A = Alternate, S = Skip, V = Vice-Skip

Legend:
⌚ Clockwise ⌚ Counter-clockwise F Female
LSFE(*) Last Stone First End M Male X Unplayed/unfinished end due to concession



SUN 13 OCT 2019
Start Time 8:00

Round Robin Session 5
Group B - Sheet F

Game Results

Sheet	Game	Team	LSFE	1	2	3	4	5	6	7	8	Extra Ends	Total
F	2	CZE - Czech Republic	*	3	0	2	1	4	1	X	X		11
	2	AND - Andorra		0	1	0	0	0	0	X	X		1

CZE - Czech Republic			
4	V	MIKLIK Dalibor	M
3	S	MIKLIKOVA Eva	F
2		MOKRIS Samuel	M
1		MOKRISOVA Martina	F

AND - Andorra			
4	S	GARCIA Josep	M
3	V	ARCE Ana	F
2		ORTIZ Valentin	M
1		FOWLER Lisa Anne	F

Last Stone Draw		Distance
↻	MOKRISOVA Martina	73.5cm
↻	MOKRIS Samuel	46.7cm
Total		120.2cm

Last Stone Draw		Distance
↻	ARCE Ana	90.5cm
↻	ORTIZ Valentin	199.6cm
Total		290.1cm

Time remaining: 9 minutes 28 seconds

Time remaining: 10 minutes 22 seconds

Note:
Position and function for each team member:
4 = Fourth, 3 = Third, 2 = Second, 1 = Lead, A = Alternate, S = Skip, V = Vice-Skip

Legend:
↻ Clockwise ↻ Counter-clockwise F Female
LSFE(*) Last Stone First End M Male X Unplayed/unfinished end due to concession



SAT 12 OCT 2019
Start Time 20:30

Round Robin Session 4

Session Results and Standings

Sheet	Game	Team	LSFE	1	2	3	4	5	6	7	8	Extra Ends	Total
A	2	KOR - Korea		0	1	1	1	0	1	0	2	1	7
	2	FIN - Finland	*	2	0	0	0	2	0	2	0	0	6
B	1	SUI - Switzerland		0	0	1	1	0	1	0	X		3
	1	RUS - Russia	*	0	2	0	0	3	0	1	X		6
C	2	ENG - England	*	1	0	0	1	0	2	0	1		5
	2	FRA - France		0	1	1	0	1	0	1	0		4
D	2	IRL - Ireland	*	1	1	0	2	0	2	0	1		7
	2	ITA - Italy		0	0	1	0	4	0	1	0		6
E	1	TPE - Chinese Taipei	*	3	1	2	0	0	0	0	1	2	9
	1	TUR - Turkey		0	0	0	1	3	1	2	0	0	7
F	2	SCO - Scotland	*	0	1	0	2	0	0	2	0		5
	2	JPN - Japan		1	0	1	0	1	1	0	0		4

Current Standings

Group A					Group B				
Rank	Team	Games	Wins	Losses	Rank	Team	Games	Wins	Losses
1	BLR - Belarus	1	1	0	1	CRO - Croatia	1	1	0
1	CAN - Canada	1	1	0	1	CZE - Czech Republic	1	1	0
1	EST - Estonia	1	1	0	1	NOR - Norway	1	1	0
1	SVK - Slovakia	1	1	0	1	POL - Poland	1	1	0
5	GER - Germany	1	0	1	5	AND - Andorra	1	0	1
5	HKG - Hong Kong	1	0	1	5	DEN - Denmark	1	0	1
5	KOS - Kosovo	1	0	1	5	NZL - New Zealand	1	0	1
5	NGR - Nigeria	1	0	1	5	WAL - Wales	1	0	1
Group C					Group D				
Rank	Team	Games	Wins	Losses	Rank	Team	Games	Wins	Losses
1	ESP - Spain	1	1	0	1	IRL - Ireland	2	2	0
1	HUN - Hungary	1	1	0	1	SCO - Scotland	2	2	0
1	KAZ - Kazakhstan	1	1	0	3	TPE - Chinese Taipei	1	1	0
1	SWE - Sweden	1	1	0	4	JPN - Japan	2	1	1
5	AUS - Australia	1	0	1	5	LUX - Luxembourg	1	0	1
5	BRA - Brazil	1	0	1	5	SLO - Slovenia	1	0	1
5	LAT - Latvia	1	0	1	5	TUR - Turkey	1	0	1
5	USA - United States	1	0	1	8	ITA - Italy	2	0	2
Group E									
Rank	Team	Games	Wins	Losses					
1	ENG - England	2	2	0					
1	KOR - Korea	2	2	0					
3	RUS - Russia	1	1	0					
4	FIN - Finland	2	1	1					
5	AUT - Austria	1	0	1					
5	BEL - Belgium	1	0	1					
5	SUI - Switzerland	1	0	1					
8	FRA - France	2	0	2					

Note:
Under WCF rules, tie-breaking rules for standings are not applied until after the last game of the round robin.

Legend:
LSFE(*) Last Stone First End X Unplayed/unfinished end due to concession



Game Results

Sheet	Game	Team	LSFE	1	2	3	4	5	6	7	8	Extra	Ends	Total
A	2	KOR - Korea		0	1	1	1	0	1	0	2	1		7
	2	FIN - Finland	*	2	0	0	0	2	0	2	0	0		6

KOR - Korea		
4 S	SEONG Yujin	M
3 V	JANG Hyeji	F
2	JEON Jaeik	M
1	SONG Yujin	F

FIN - Finland		
4 S	SIPILA Markus	M
3	IMMONEN Lotta	F
2	OUNI Leo	M
1 V	SUURIPAA Tiina	F

Last Stone Draw		Distance
🕒	SONG Yujin	146.5cm
🕒	JEON Jaeik	199.6cm
Total		346.1cm

Last Stone Draw		Distance
🕒	SIPILA Markus	163.5cm
🕒	SUURIPAA Tiina	4.2cm
Total		167.7cm


Time remaining: 0 minutes 37 seconds
Time remaining: 2 minutes 27 seconds (after extra end)

Time remaining: 0 minutes 9 seconds
Time remaining: 0 minutes 8 seconds (after extra end)

Note:
Position and function for each team member:
4 = Fourth, 3 = Third, 2 = Second, 1 = Lead, A = Alternate, S = Skip, V = Vice-Skip

Legend:
🕒 Clockwise 🕒 Counter-clockwise F Female
LSFE(*) Last Stone First End M Male





SAT 12 OCT 2019
Start Time 20:30

Round Robin Session 4
Group E - Sheet B

Game Results

Sheet	Game	Team	LSFE	1	2	3	4	5	6	7	8	Extra Ends	Total
B	1	SUI - Switzerland		0	0	1	1	0	1	0	X		3
	1	RUS - Russia	*	0	2	0	0	3	0	1	X		6

SUI - Switzerland			
4	V	RIOS Martin	M
3		PERRET Jenny	F
2		WUNDERLIN Kevin	M
1	S	SIEGRIST Manuela	F

RUS - Russia			
4	S	EREMIN Alexander	M
3	V	MOSKALEVA Anastasia	F
2		GORYACHEV Daniil	M
1		MOROZOVA Daria	F

Last Stone Draw		Distance
↻	SIEGRIST Manuela	87.5cm
↻	WUNDERLIN Kevin	41.0cm
Total		128.5cm

Last Stone Draw		Distance
↻	EREMIN Alexander	21.9cm
↻	MOROZOVA Daria	102.2cm
Total		124.1cm

Time remaining: 4 minutes 15 seconds

Time remaining: 5 minutes 9 seconds

Note:
Position and function for each team member:
4 = Fourth, 3 = Third, 2 = Second, 1 = Lead, A = Alternate, S = Skip, V = Vice-Skip

Legend:
↻ Clockwise ↻ Counter-clockwise F Female
LSFE(*) Last Stone First End M Male X Unplayed/unfinished end due to concession



SAT 12 OCT 2019
Start Time 20:30

Round Robin Session 4
Group E - Sheet C

Game Results

Sheet	Game	Team	LSFE	1	2	3	4	5	6	7	8	Extra Ends	Total
C	2	ENG - England	*	1	0	0	1	0	2	0	1		5
	2	FRA - France		0	1	1	0	1	0	1	0		4

ENG - England			
4	V	BRAND Stuart	M
3	S	SPAIN Fiona	F
2		HAVERCROFT Jonathan	M
1		SPAIN Kathryn	F

FRA - France			
4	S	VERGNAUD Stephane	M
3		LAFAGE Eva	F
2		VERGNAUD Laurent	M
1	V	LAGREE Celine	F

Last Stone Draw		Distance
⌚	HAVERCROFT Jonathan	57.2cm
⌚	SPAIN Kathryn	54.8cm
Total		112.0cm

Last Stone Draw		Distance
⌚	LAFAGE Eva	177.5cm
⌚	VERGNAUD Stephane	112.9cm
Total		290.4cm

Time remaining: 3 minutes 4 seconds

Time remaining: 2 minutes 27 seconds

Note:
Position and function for each team member:
4 = Fourth, 3 = Third, 2 = Second, 1 = Lead, A = Alternate, S = Skip, V = Vice-Skip

Legend:
 ⌚ Clockwise ⌚ Counter-clockwise F Female
 LSFE(*) Last Stone First End M Male





SAT 12 OCT 2019
Start Time 20:30

Round Robin Session 4
Group D - Sheet D

INTERMEDIATE Game Results

Sheet	Game	Team	LSFE	1	2	3	4	5	6	7	8	Extra Ends	Total
D	2	IRL - Ireland	*	1	1	0	2	0	2	0	1		7
	2	ITA - Italy		0	0	1	0	4	0	1	0		6

IRL - Ireland			
4	S	WILSON John	M
3	V	ANDERSON Ailsa	F
2		WHYTE Craig	M
1		BEGLEY LUKE Niamh	F


ITA - Italy			
4	V	SOLA Fabio	M
3	S	PIMPINI Denise	F
2		GENRE Julien Michele	M
1		ALIBERTI Sara	F

Last Stone Draw		Distance
⌚	BEGLEY LUKE Niamh	138.0cm
⌚	WILSON John	37.5cm
Total		175.5cm
Time remaining: 1 minute 35 seconds		

Last Stone Draw		Distance
⌚	SOLA Fabio	85.0cm
⌚	ALIBERTI Sara	145.4cm
Total		230.4cm
Time remaining: 1 minute 19 seconds		

Note:
Position and function for each team member:
4 = Fourth, 3 = Third, 2 = Second, 1 = Lead, A = Alternate, S = Skip, V = Vice-Skip

Legend:
⌚ Clockwise ⌚ Counter-clockwise F Female
LSFE(*) Last Stone First End M Male



SAT 12 OCT 2019
Start Time 20:30

Round Robin Session 4
Group D - Sheet E

Game Results

REVISED
14 OCT 15:36

Sheet	Game	Team	LSFE	1	2	3	4	5	6	7	8	Extra	Ends	Total
E	1	TPE - Chinese Taipei	*	3	1	2	0	0	0	0	1	2		9
	1	TUR - Turkey		0	0	0	1	3	1	2	0	0		7

TPE - Chinese Taipei		
4 S	SHEN Randolph	M
3 V	YANG Ko	F
2	HSU Ken	M
1	LEE Stephanie	F

TUR - Turkey		
4 S	YILDIZ Dilsat	F
3 V	KARAGOZ Ugurcan	M
2	POLAT Oznur	F
1	KARATAS Alican	M

Last Stone Draw		Distance
🕒	YANG Ko	51.3cm
🕒	SHEN Randolph	32.4cm
Total		83.7cm

Last Stone Draw		Distance
🕒	YILDIZ Dilsat	44.4cm
🕒	KARAGOZ Ugurcan	58.8cm
Total		103.2cm

Time remaining: 0 minutes 7 seconds
Time remaining: 0 minutes 35 seconds (after extra end)

Time remaining: 0 minutes 58 seconds
Time remaining: 0 minutes 57 seconds (after extra end)


Note:
Position and function for each team member:
4 = Fourth, 3 = Third, 2 = Second, 1 = Lead, A = Alternate, S = Skip, V = Vice-Skip

Legend:
🕒 Clockwise 🕒 Counter-clockwise F Female
LSFE(*) Last Stone First End M Male

REVISED

Score of the Extra End revised





SAT 12 OCT 2019
Start Time 20:30

Round Robin Session 4
Group D - Sheet F

Game Results

Sheet	Game	Team	LSFE	1	2	3	4	5	6	7	8	Extra Ends	Total
F	2	SCO - Scotland	*	0	1	0	2	0	0	2	0		5
	2	JPN - Japan		1	0	1	0	1	1	0	0		4

SCO - Scotland			
4 S	CARSON Luke	M	
3 V	BOUSIE Kirstin	F	
2	TAYLOR Mark	M	
1	McMILLAN Katie	F	

JPN - Japan			
4 S	MAEDA Takumi	M	
3 V	TABATA Momoha	F	
2	NAKAHARA Asei	M	
1	KOBAYASHI Mina	F	

Last Stone Draw		Distance
🕒	CARSON Luke	26.1cm
🕒	McMILLAN Katie	199.6cm
Total		225.7cm

Last Stone Draw		Distance
🕒	TABATA Momoha	199.6cm
🕒	NAKAHARA Asei	73.9cm
Total		273.5cm

Time remaining: 2 minutes 0 seconds

Time remaining: 1 minute 17 seconds

Note:
Position and function for each team member:
4 = Fourth, 3 = Third, 2 = Second, 1 = Lead, A = Alternate, S = Skip, V = Vice-Skip

Legend:
🕒 Clockwise 🕒 Counter-clockwise F Female
LSFE(*) Last Stone First End M Male



SAT 12 OCT 2019
Start Time 16:00

Round Robin Session 3

Session Results and Standings

Sheet	Game	Team	LSFE	1	2	3	4	5	6	7	8	Extra Ends	Total
A	1	USA - United States	*	2	0	0	0	1	1	0	0		4
	1	ESP - Spain		0	1	0	1	0	0	2	3		7
B	1	NZL - New Zealand		0	1	0	0	0	2	1	X		4
	1	CZE - Czech Republic	*	3	0	3	1	1	0	0	X		8
C	1	DEN - Denmark		0	0	1	0	1	0	0	1		3
	1	NOR - Norway	*	2	1	0	1	0	1	1	0		6
D	1	AND - Andorra	*	1	0	2	0	0	0	0	X		3
	1	CRO - Croatia		0	1	0	1	1	2	1	X		6
E	1	WAL - Wales		0	0	1	0	0	1	0	X		2
	1	POL - Poland	*	0	2	0	2	0	0	1	X		5
F	1	AUS - Australia	*	1	0	1	0	2	0	1	0		5
	1	SWE - Sweden		0	2	0	4	0	0	0	2		8

Current Standings

Group A					Group B				
Rank	Team	Games	Wins	Losses	Rank	Team	Games	Wins	Losses
1	BLR - Belarus	1	1	0	1	CRO - Croatia	1	1	0
1	CAN - Canada	1	1	0	1	CZE - Czech Republic	1	1	0
1	EST - Estonia	1	1	0	1	NOR - Norway	1	1	0
1	SVK - Slovakia	1	1	0	1	POL - Poland	1	1	0
5	GER - Germany	1	0	1	5	AND - Andorra	1	0	1
5	HKG - Hong Kong	1	0	1	5	DEN - Denmark	1	0	1
5	KOS - Kosovo	1	0	1	5	NZL - New Zealand	1	0	1
5	NGR - Nigeria	1	0	1	5	WAL - Wales	1	0	1
Group C					Group D				
Rank	Team	Games	Wins	Losses	Rank	Team	Games	Wins	Losses
1	ESP - Spain	1	1	0	1	IRL - Ireland	1	1	0
1	HUN - Hungary	1	1	0	1	JPN - Japan	1	1	0
1	KAZ - Kazakhstan	1	1	0	1	SCO - Scotland	1	1	0
1	SWE - Sweden	1	1	0	4	ITA - Italy	1	0	1
5	AUS - Australia	1	0	1	4	LUX - Luxembourg	1	0	1
5	BRA - Brazil	1	0	1	4	SLO - Slovenia	1	0	1
5	LAT - Latvia	1	0	1		TPE - Chinese Taipei	0		
5	USA - United States	1	0	1		TUR - Turkey	0		
Group E									
Rank	Team	Games	Wins	Losses					
1	ENG - England	1	1	0					
1	FIN - Finland	1	1	0					
1	KOR - Korea	1	1	0					
4	AUT - Austria	1	0	1					
4	BEL - Belgium	1	0	1					
4	FRA - France	1	0	1					
	RUS - Russia	0							
	SUI - Switzerland	0							

Note:
Under WCF rules, tie-breaking rules for standings are not applied until after the last game of the round robin.

Legend:
LSFE(*) Last Stone First End X Unplayed/unfinished end due to concession



SAT 12 OCT 2019
Start Time 16:00

Round Robin Session 3
Group C - Sheet A

Game Results

Sheet	Game	Team	LSFE	1	2	3	4	5	6	7	8	Extra Ends	Total
A	1	USA - United States	*	2	0	0	0	1	1	0	0		4
	1	ESP - Spain		0	1	0	1	0	0	2	3		7

USA - United States			
4 S	CLAWSON Hunter	M	
3 V	GOURIANOVA Katherine	F	
2	CLAWSON Eli	M	
1	MULLANEY Sydney	F	

ESP - Spain			
4 S	VEZ Sergio	M	
3 V	OTAEGI Oihane	F	
2	UNANUE Mikel	M	
1	OTAEGI Leire	F	

Last Stone Draw		Distance
⌚	GOURIANOVA Katherine	22.3cm
⌚	CLAWSON Hunter	8.1cm
Total		30.4cm
Time remaining:	0 minutes 38 seconds	

Last Stone Draw		Distance
⌚	UNANUE Mikel	53.8cm
⌚	OTAEGI Oihane	137.7cm
Total		191.5cm
Time remaining:	0 minutes 16 seconds	

Note:
Position and function for each team member:
4 = Fourth, 3 = Third, 2 = Second, 1 = Lead, A = Alternate, S = Skip, V = Vice-Skip

Legend:
⌚ Clockwise ⌚ Counter-clockwise F Female
LSFE(*) Last Stone First End M Male



SAT 12 OCT 2019
Start Time 16:00

Round Robin Session 3
Group B - Sheet B

Game Results

Sheet	Game	Team	LSFE	1	2	3	4	5	6	7	8	Extra Ends	Total
B	1	NZL - New Zealand		0	1	0	0	0	2	1	X		4
	1	CZE - Czech Republic	*	3	0	3	1	1	0	0	X		8

NZL - New Zealand		
4	DUNCAN Mhairi-Bronte	F
3	FREW Benjamin	M
2	S JEYARANJAN Thivya	F
1	V FORD Kieran	M

CZE - Czech Republic		
4	V MIKLIK Dalibor	M
3	S MIKLIKOVA Eva	F
2	MOKRIS Samuel	M
1	MOKRISOVA Martina	F

Last Stone Draw	Distance
⌚ FREW Benjamin	135.5cm
⌚ DUNCAN Mhairi-Bronte	199.6cm
Total	335.1cm


Last Stone Draw	Distance
⌚ MIKLIKOVA Eva	58.5cm
⌚ MIKLIK Dalibor	53.9cm
Total	112.4cm

Time remaining: 7 minutes 39 seconds

Time remaining: 6 minutes 38 seconds

Note:
Position and function for each team member:
4 = Fourth, 3 = Third, 2 = Second, 1 = Lead, A = Alternate, S = Skip, V = Vice-Skip

Legend:
 ⌚ Clockwise ⌚ Counter-clockwise F Female
 LSFE(*) Last Stone First End M Male X Unplayed/unfinished end due to concession



SAT 12 OCT 2019
Start Time 16:00

Round Robin Session 3
Group B - Sheet C

Game Results

Sheet	Game	Team	LSFE	1	2	3	4	5	6	7	8	Extra Ends	Total
C	1	DEN - Denmark		0	0	1	0	1	0	0	1		3
	1	NOR - Norway	*	2	1	0	1	0	1	1	0		6

DEN - Denmark			
4	S	THUNE Tobias	M
3	V	LANDER Jasmin	F
2		HOLTERMANN Henrik	M
1		LARSEN My	F

NOR - Norway			
4	V	NAESS Wilhelm	M
3	S	SKAGA Ingvild	F
2		SKARSHEIM RIAN Harald	M
1		MESLOE Eirin	F

Last Stone Draw		Distance
⌚	LANDER Jasmin	102.3cm
⌚	THUNE Tobias	105.9cm
Total		208.2cm

Last Stone Draw		Distance
⌚	SKAGA Ingvild	111.1cm
⌚	NAESS Wilhelm	52.7cm
Total		163.8cm

Time remaining: 6 minutes 14 seconds

Time remaining: 1 minute 49 seconds

Note:
Position and function for each team member:
4 = Fourth, 3 = Third, 2 = Second, 1 = Lead, A = Alternate, S = Skip, V = Vice-Skip

Legend:
 ⌚ Clockwise ⌚ Counter-clockwise F Female
 LSFE(*) Last Stone First End M Male



SAT 12 OCT 2019
Start Time 16:00

Round Robin Session 3
Group B - Sheet D

Game Results

Sheet	Game	Team	LSFE	1	2	3	4	5	6	7	8	Extra Ends	Total
D	1	AND - Andorra	*	1	0	2	0	0	0	0	X		3
	1	CRO - Croatia		0	1	0	1	1	2	1	X		6

AND - Andorra			
4	S	GARCIA Josep	M
3	V	ARCE Ana	F
2		ORTIZ Valentin	M
1		FOWLER Lisa Anne	F

CRO - Croatia			
4	S	SKENDROVIC Alberto	M
3	V	MUHEK Zrinka	F
2		DZEPINA Davor	M
1		SIMUNJAK Marija	F

Last Stone Draw		Distance
↻	GARCIA Josep	13.5cm
↻	FOWLER Lisa Anne	84.0cm
Total		97.5cm

Last Stone Draw		Distance
↻	SIMUNJAK Marija	199.6cm
↻	DZEPINA Davor	199.6cm
Total		399.2cm

Time remaining: 3 minutes 55 seconds

Time remaining: 1 minute 34 seconds

Note:
Position and function for each team member:
4 = Fourth, 3 = Third, 2 = Second, 1 = Lead, A = Alternate, S = Skip, V = Vice-Skip

Legend:
↻ Clockwise ↻ Counter-clockwise F Female
LSFE(*) Last Stone First End M Male X Unplayed/unfinished end due to concession





SAT 12 OCT 2019
Start Time 16:00

Round Robin Session 3
Group B - Sheet E

Game Results

Sheet	Game	Team	LSFE	1	2	3	4	5	6	7	8	Extra Ends	Total
E	1	WAL - Wales		0	0	1	0	0	1	0	X		2
	1	POL - Poland	*	0	2	0	2	0	0	1	X		5

WAL - Wales			
4	S	MEIKLE Adrian	M
3	V	WATSON Dawn	F
2		TANNER Andrew	M
1		BEEVER Laura	F

POL - Poland			
4	S	DZIKOWSKI Bartosz	M
3	V	NOGLY Ewa	F
2		STYCH Konrad	M
1		RYBICKA Zuzanna	F

Last Stone Draw		Distance
↻	MEIKLE Adrian	199.6cm
↻	BEEVER Laura	199.6cm
Total		399.2cm


Last Stone Draw		Distance
↻	DZIKOWSKI Bartosz	88.5cm
↻	RYBICKA Zuzanna	29.0cm
Total		117.5cm

Time remaining: 6 minutes 9 seconds

Time remaining: 3 minutes 49 seconds

Note:
Position and function for each team member:
4 = Fourth, **3** = Third, **2** = Second, **1** = Lead, **A** = Alternate, **S** = Skip, **V** = Vice-Skip

Legend:
↻ Clockwise ↻ Counter-clockwise **F** Female
LSFE(*) Last Stone First End **M** Male **X** Unplayed/unfinished end due to concession



SAT 12 OCT 2019
Start Time 16:00

Round Robin Session 3
Group C - Sheet F

Game Results

Sheet	Game	Team	LSFE	1	2	3	4	5	6	7	8	Extra Ends	Total
F	1	AUS - Australia	*	1	0	1	0	2	0	1	0		5
	1	SWE - Sweden		0	2	0	4	0	0	0	2		8

AUS - Australia			
4 S	MILLIKIN Hugh		M
3 V	FORGE Kim		F
2	JOHNS Steve		M
1	POWELL Anne		F

SWE - Sweden			
4 S	OLOFSSON Simon		M
3 V	AAHLSTROEM Vilma		F
2	SJOEBERG Axel		M
1	STENLUND Linda		F

Last Stone Draw		Distance
↻ MILLIKIN Hugh		77.0cm
↻ POWELL Anne		34.6cm
Total		111.6cm

Last Stone Draw		Distance
↻ OLOFSSON Simon		135.3cm
↻ AAHLSTROEM Vilma		76.0cm
Total		211.3cm

Time remaining: 3 minutes 11 seconds

Time remaining: 3 minutes 31 seconds

Note:
Position and function for each team member:
4 = Fourth, 3 = Third, 2 = Second, 1 = Lead, A = Alternate, S = Skip, V = Vice-Skip

Legend:
↻ Clockwise ↻ Counter-clockwise F Female
LSFE(*) Last Stone First End M Male



SAT 12 OCT 2019
Start Time 12:00

Round Robin Session 2

Session Results and Standings

Sheet	Game	Team	LSFE	1	2	3	4	5	6	7	8	Extra Ends	Total
A	1	IRL - Ireland		0	0	1	0	4	1	0	2		8
	1	SLO - Slovenia	*	1	2	0	1	0	0	1	0		5
B	1	ITA - Italy		1	0	1	0	0	0	X	X		2
	1	SCO - Scotland	*	0	3	0	1	2	1	X	X		7
C	1	LUX - Luxembourg		0	0	2	0	1	0	X	X		3
	1	JPN - Japan	*	2	2	0	1	0	6	X	X		11
D	1	BEL - Belgium		2	0	0	1	0	2	0	X		5
	1	FIN - Finland	*	0	3	3	0	3	0	3	X		12
E	1	FRA - France	*	1	0	0	2	0	1	0	1	0	5
	1	KOR - Korea		0	1	1	0	2	0	1	0	1	6
F	1	ENG - England		1	1	2	0	0	3	0	X		7
	1	AUT - Austria	*	0	0	0	1	2	0	1	X		4

Current Standings

Group A					Group B				
Rank	Team	Games	Wins	Losses	Rank	Team	Games	Wins	Losses
1	BLR - Belarus	1	1	0		AND - Andorra			
1	CAN - Canada	1	1	0		CRO - Croatia			
1	EST - Estonia	1	1	0		CZE - Czech Republic			
1	SVK - Slovakia	1	1	0		DEN - Denmark			
5	GER - Germany	1	0	1		NOR - Norway			
5	HKG - Hong Kong	1	0	1		NZL - New Zealand			
5	KOS - Kosovo	1	0	1		POL - Poland			
5	NGR - Nigeria	1	0	1		WAL - Wales			
Group C					Group D				
Rank	Team	Games	Wins	Losses	Rank	Team	Games	Wins	Losses
1	HUN - Hungary	1	1	0	1	IRL - Ireland	1	1	0
1	KAZ - Kazakhstan	1	1	0	1	JPN - Japan	1	1	0
3	BRA - Brazil	1	0	1	1	SCO - Scotland	1	1	0
3	LAT - Latvia	1	0	1	4	ITA - Italy	1	0	1
	AUS - Australia	0			4	LUX - Luxembourg	1	0	1
	ESP - Spain	0			4	SLO - Slovenia	1	0	1
	SWE - Sweden	0				TPE - Chinese Taipei	0		
	USA - United States	0				TUR - Turkey	0		
Group E									
Rank	Team	Games	Wins	Losses					
1	ENG - England	1	1	0					
1	FIN - Finland	1	1	0					
1	KOR - Korea	1	1	0					
4	AUT - Austria	1	0	1					
4	BEL - Belgium	1	0	1					
4	FRA - France	1	0	1					
	RUS - Russia	0							
	SUI - Switzerland	0							

Note:
Under WCF rules, tie-breaking rules for standings are not applied until after the last game of the round robin.

Legend:
LSFE(*) Last Stone First End X Unplayed/unfinished end due to concession



SAT 12 OCT 2019
Start Time 12:00

Round Robin Session 2
Group D - Sheet A

Game Results

Sheet	Game	Team	LSFE	1	2	3	4	5	6	7	8	Extra Ends	Total
A	1	IRL - Ireland		0	0	1	0	4	1	0	2		8
	1	SLO - Slovenia	*	1	2	0	1	0	0	1	0		5

IRL - Ireland			
4	S	WILSON John	M
3	V	ANDERSON Ailsa	F
2		WHYTE Craig	M
1		BEGLEY LUKE Niamh	F

SLO - Slovenia			
4	S	TISLER Tomas	M
3		PIPAN Nadja	F
2		LAJOVEC Jost	M
1	V	GORISEK Marusa	F

Last Stone Draw		Distance
⌚	WHYTE Craig	119.2cm
⌚	ANDERSON Ailsa	151.7cm
Total		270.9cm

Last Stone Draw		Distance
⌚	PIPAN Nadja	50.5cm
⌚	TISLER Tomas	119.7cm
Total		170.2cm

Time remaining: 3 minutes 17 seconds

Time remaining: 0 minutes 12 seconds

Note: Position and function for each team member: 4 = Fourth, 3 = Third, 2 = Second, 1 = Lead, A = Alternate, S = Skip, V = Vice-Skip			
Legend:			
⌚	Clockwise	⌚	Counter-clockwise
		F	Female
LSFE(*)	Last Stone First End	M	Male



Game Results

Sheet	Game	Team	LSFE	1	2	3	4	5	6	7	8	Extra Ends	Total
B	1	ITA - Italy		1	0	1	0	0	0	X	X		2
	1	SCO - Scotland	*	0	3	0	1	2	1	X	X		7

ITA - Italy		
4	V	SOLA Fabio M
3	S	PIMPINI Denise F
2		GENRE Julien Michele M
1		ALIBERTI Sara F

SCO - Scotland		
4	S	CARSON Luke M
3	V	BOUSIE Kirstin F
2		TAYLOR Mark M
1		McMILLAN Katie F

Last Stone Draw		Distance
⌚	PIMPINI Denise	122.3cm
⌚	GENRE Julien Michele	41.4cm
Total		163.7cm

Time remaining: 11 minutes 28 seconds

Last Stone Draw		Distance
⌚	McMILLAN Katie	23.3cm
⌚	CARSON Luke	8.7cm
Total		32.0cm

Time remaining: 12 minutes 8 seconds

Note:
Position and function for each team member:
4 = Fourth, **3** = Third, **2** = Second, **1** = Lead, **A** = Alternate, **S** = Skip, **V** = Vice-Skip

Legend:
 ⌚ Clockwise ⌚ Counter-clockwise **F** Female
LSFE(*) Last Stone First End **M** Male **X** Unplayed/unfinished end due to concession



SAT 12 OCT 2019
Start Time 12:00

Round Robin Session 2
Group D - Sheet C

Game Results

Sheet	Game	Team	LSFE	1	2	3	4	5	6	7	8	Extra Ends	Total
C	1	LUX - Luxembourg		0	0	2	0	1	0	X	X		3
	1	JPN - Japan	*	2	2	0	1	0	6	X	X		11

LUX - Luxembourg			
4	S	BENOY Alex	M
3	V	WAUTERS Karen	F
2		HUSI Marc	M
1		BENOY Susi	F

JPN - Japan			
4	S	MAEDA Takumi	M
3	V	TABATA Momoha	F
2		NAKAHARA Asei	M
1		KOBAYASHI Mina	F

Last Stone Draw		Distance
⌚	WAUTERS Karen	199.6cm
⌚	BENOY Alex	157.6cm
Total		357.2cm


Last Stone Draw		Distance
⌚	NAKAHARA Asei	39.7cm
⌚	TABATA Momoha	158.3cm
Total		198.0cm

Time remaining: 14 minutes 2 seconds

Time remaining: 11 minutes 39 seconds

Note:
Position and function for each team member:
4 = Fourth, 3 = Third, 2 = Second, 1 = Lead, A = Alternate, S = Skip, V = Vice-Skip

Legend:
 ⌚ Clockwise ⌚ Counter-clockwise F Female
 LSFE(*) Last Stone First End M Male X Unplayed/unfinished end due to concession



SAT 12 OCT 2019
Start Time 12:00

Round Robin Session 2
Group E - Sheet D

Game Results

Sheet	Game	Team	LSFE	1	2	3	4	5	6	7	8	Extra Ends	Total
D	1	BEL - Belgium		2	0	0	1	0	2	0	X		5
	1	FIN - Finland	*	0	3	3	0	3	0	3	X		12

BEL - Belgium		
4	V	HEYLEN Dirk M
3		BERUS Danielle F
2		VANDERMEEREN Stephane M
1	S	GEERINCKX Veerle F

FIN - Finland		
4	S	SIPILA Markus M
3		IMMONEN Lotta F
2		OUNI Leo M
1	V	SUURIPAA Tiina F

Last Stone Draw		Distance
↻	GEERINCKX Veerle	199.6cm
↻	VANDERMEEREN Stephane	30.9cm
Total		230.5cm

Last Stone Draw		Distance
↻	OUNI Leo	63.9cm
↻	IMMONEN Lotta	30.1cm
Total		94.0cm

Time remaining: 3 minutes 0 seconds

Time remaining: 5 minutes 31 seconds

Note:
Position and function for each team member:
4 = Fourth, **3** = Third, **2** = Second, **1** = Lead, **A** = Alternate, **S** = Skip, **V** = Vice-Skip

Legend:
↻ Clockwise ↻ Counter-clockwise F Female
LSFE(*) Last Stone First End M Male X Unplayed/unfinished end due to concession



SAT 12 OCT 2019
Start Time 12:00

Round Robin Session 2
Group E - Sheet E

Game Results

Sheet	Game	Team	LSFE	1	2	3	4	5	6	7	8	Extra Ends	Total
E	1	FRA - France	*	1	0	0	2	0	1	0	1	0	5
	1	KOR - Korea		0	1	1	0	2	0	1	0	1	6

FRA - France			
4 S	VERGNAUD	Stephane	M
3	LAFAGE	Eva	F
2	VERGNAUD	Laurent	M
1 V	LAGREE	Celine	F

KOR - Korea			
4 S	SEONG	Yujin	M
3 V	JANG	Hyeji	F
2	JEON	Jaeik	M
1	SONG	Yujin	F

Last Stone Draw		Distance
☺	LAGREE Celine	156.6cm
☹	VERGNAUD Laurent	53.9cm
Total		210.5cm

Last Stone Draw		Distance
☺	JANG Hyeji	94.0cm
☹	SEONG Yujin	172.5cm
Total		266.5cm


Time remaining: 3 minutes 41 seconds
Time remaining: 1 minute 9 seconds (after extra end)

Time remaining: 2 minutes 32 seconds
Time remaining: 0 minutes 56 seconds (after extra end)

Note:
Position and function for each team member:
4 = Fourth, 3 = Third, 2 = Second, 1 = Lead, A = Alternate, S = Skip, V = Vice-Skip

Legend:
☺ Clockwise ☹ Counter-clockwise F Female
LSFE(*) Last Stone First End M Male





SAT 12 OCT 2019
Start Time 12:00

Round Robin Session 2
Group E - Sheet F

Game Results

Sheet	Game	Team	LSFE	1	2	3	4	5	6	7	8	Extra Ends	Total
F	1	ENG - England		1	1	2	0	0	3	0	X		7
	1	AUT - Austria	*	0	0	0	1	2	0	1	X		4

ENG - England			
4	V	BRAND Stuart	M
3	S	SPAIN Fiona	F
2		HAVERCROFT Jonathan	M
1		SPAIN Kathryn	F

AUT - Austria			
4	S	UNTERBERGER Andreas	M
3	V	WITSCHEN Jill	F
2		HIGATZBERGER Gernot	M
1		HOESS Johanna	F

Last Stone Draw		Distance
↻ BRAND Stuart		77.7cm
↻ SPAIN Fiona		71.2cm
Total		148.9cm

Last Stone Draw		Distance
↻ UNTERBERGER Andreas		93.9cm
↻ HOESS Johanna		23.0cm
Total		116.9cm

Time remaining: 5 minutes 19 seconds

Time remaining: 5 minutes 12 seconds

Note:
Position and function for each team member:
4 = Fourth, **3** = Third, **2** = Second, **1** = Lead, **A** = Alternate, **S** = Skip, **V** = Vice-Skip

Legend:
 ↻ Clockwise ↻ Counter-clockwise F Female
LSFE(*) Last Stone First End M Male X Unplayed/unfinished end due to concession





SAT 12 OCT 2019
Start Time 8:00

Round Robin Session 1

Session Results and Standings

Sheet	Game	Team	LSFE	1	2	3	4	5	6	7	8	Extra Ends	Total
A	1	BRA - Brazil		0	1	0	1	0	0	X	X		2
	1	HUN - Hungary	*	4	0	5	0	3	2	X	X		14
B	1	BLR - Belarus	*	1	1	0	1	0	0	1	2		6
	1	HKG - Hong Kong		0	0	2	0	1	1	0	0		4
C	1	CAN - Canada		0	0	0	2	2	0	0	2		6
	1	GER - Germany	*	0	1	1	0	0	1	0	0		3
D	1	EST - Estonia		4	2	3	1	2	0	4	X		16
	1	NGR - Nigeria	*	0	0	0	0	0	1	0	X		1
E	1	SVK - Slovakia											W
	1	KOS - Kosovo											L
F	1	LAT - Latvia	*	0	1	0	0	2	0	2	X		5
	1	KAZ - Kazakhstan		3	0	3	2	0	4	0	X		12

Current Standings

Group A					Group B				
Rank	Team	Games	Wins	Losses	Rank	Team	Games	Wins	Losses
1	BLR - Belarus	1	1	0		AND - Andorra			
1	CAN - Canada	1	1	0		CRO - Croatia			
1	EST - Estonia	1	1	0		CZE - Czech Republic			
1	SVK - Slovakia	1	1	0		DEN - Denmark			
5	GER - Germany	1	0	1		NOR - Norway			
5	HKG - Hong Kong	1	0	1		NZL - New Zealand			
5	KOS - Kosovo	1	0	1		POL - Poland			
5	NGR - Nigeria	1	0	1		WAL - Wales			
Group C					Group D				
Rank	Team	Games	Wins	Losses	Rank	Team	Games	Wins	Losses
1	HUN - Hungary	1	1	0		IRL - Ireland			
1	KAZ - Kazakhstan	1	1	0		ITA - Italy			
3	BRA - Brazil	1	0	1		JPN - Japan			
3	LAT - Latvia	1	0	1		LUX - Luxembourg			
	AUS - Australia	0				SCO - Scotland			
	ESP - Spain	0				SLO - Slovenia			
	SWE - Sweden	0				TPE - Chinese Taipei			
	USA - United States	0				TUR - Turkey			
Group E									
Rank	Team	Games	Wins	Losses					
	AUT - Austria								
	BEL - Belgium								
	ENG - England								
	FIN - Finland								
	FRA - France								
	KOR - Korea								
	RUS - Russia								
	SUI - Switzerland								

Legend:			
L	Loss	LSFE(*) Last Stone First End	W Win
X	Unplayed/unfinished end due to concession		

KOS forfeits the game as only two players were present to start the competition





SAT 12 OCT 2019
Start Time 8:00

Round Robin Session 1
Group C - Sheet A

Game Results

Sheet	Game	Team	LSFE	1	2	3	4	5	6	7	8	Extra Ends	Total
A	1	BRA - Brazil		0	1	0	1	0	0	X	X		2
	1	HUN - Hungary	*	4	0	5	0	3	2	X	X		14

BRA - Brazil			
4 S	VILELA Sergio Mitsuo		M
3 V	BARROS Alessandra		F
2	RODRIGUES Marcio		M
1	YANG Samanta		F

HUN - Hungary			
4 S	NAGY Gyorgy		M
3	SZEKERES Ildiko		F
2	SZABO Gergely		M
1 V	DENCISO Blanka		F

Last Stone Draw		Distance
☺	VILELA Sergio Mitsuo	187.0cm
☺	BARROS Alessandra	56.2cm
Total		243.2cm

Last Stone Draw		Distance
☺	SZABO Gergely	174.3cm
☺	DENCISO Blanka	38.2cm
Total		212.5cm

Time remaining: 8 minutes 49 seconds

Time remaining: 14 minutes 37 seconds

Note:
Position and function for each team member:
4 = Fourth, 3 = Third, 2 = Second, 1 = Lead, A = Alternate, S = Skip, V = Vice-Skip

Legend:
☺ Clockwise ☻ Counter-clockwise F Female
LSFE(*) Last Stone First End M Male X Unplayed/unfinished end due to concession



SAT 12 OCT 2019
Start Time 8:00

Round Robin Session 1
Group A - Sheet B

Game Results

Sheet	Game	Team	LSFE	1	2	3	4	5	6	7	8	Extra Ends	Total
B	1	BLR - Belarus	*	1	1	0	1	0	0	1	2		6
	1	HKG - Hong Kong		0	0	2	0	1	1	0	0		4

BLR - Belarus			
4 S	PAULIUCHYK Alina	F	
3 V	BARKAN Dmitriy	M	
2	DZIASHUK Marhartya	F	
1	BURMISTRAU Vitali	M	

HKG - Hong Kong			
4 S	CHANG Jason	M	
3 V	HUNG Ling-Yue	F	
2	YAN Martin	M	
1	WONG Ashura	F	

Last Stone Draw		Distance
↻	PAULIUCHYK Alina	84.3cm
↻	BURMISTRAU Vitali	5.4cm
Total		89.7cm

Last Stone Draw		Distance
↻	CHANG Jason	137.5cm
↻	HUNG Ling-Yue	78.7cm
Total		216.2cm

Time remaining: 4 minutes 18 seconds

Time remaining: 5 minutes 15 seconds

Note:
Position and function for each team member:
4 = Fourth, 3 = Third, 2 = Second, 1 = Lead, A = Alternate, S = Skip, V = Vice-Skip

Legend:
↻ Clockwise ↻ Counter-clockwise F Female
LSFE(*) Last Stone First End M Male



SAT 12 OCT 2019
Start Time 8:00

Round Robin Session 1
Group A - Sheet C

Game Results

Sheet	Game	Team	LSFE	1	2	3	4	5	6	7	8	Extra Ends	Total
C	1	CAN - Canada		0	0	0	2	2	0	0	2		6
	1	GER - Germany	*	0	1	1	0	0	1	0	0		3

CAN - Canada			
4	S	KURZ Colin	M
3	V	WALTER Meghan	F
2		BILAWKA Brendan	M
1		OLIVER Sara	F

GER - Germany			
4	S	KAPP Andy	M
3		SCHOELL Pia-Lisa	F
2		KAPP Benny	M
1	V	TSCHETSCH Petra	F

Last Stone Draw		Distance
⌚	KURZ Colin	12.7cm
⌚	WALTER Meghan	134.6cm
Total		147.3cm
Time remaining: 3 minutes 12 seconds		

Last Stone Draw		Distance
⌚	TSCHETSCH Petra	33.9cm
⌚	KAPP Benny	39.7cm
Total		73.6cm
Time remaining: 1 minute 56 seconds		

Note:
Position and function for each team member:
4 = Fourth, 3 = Third, 2 = Second, 1 = Lead, A = Alternate, S = Skip, V = Vice-Skip

Legend:
⌚ Clockwise ⌚ Counter-clockwise F Female
LSFE(*) Last Stone First End M Male



SAT 12 OCT 2019
Start Time 8:00

Round Robin Session 1
Group A - Sheet D

Game Results

Sheet	Game	Team	LSFE	1	2	3	4	5	6	7	8	Extra Ends	Total
D	1	EST - Estonia		4	2	3	1	2	0	4	X		16
	1	NGR - Nigeria	*	0	0	0	0	0	1	0	X		1

EST - Estonia		
4 S	LILL Erkki	M
3 V	MADISSON Triin	F
2	VLASSOV Mihhail	M
1	ELMIK Kaidi	F

NGR - Nigeria		
4 S	COLE Tijani	M
3 V	COLE Susana	F
2	WOODS III Harold	M
1	COLE-STREHLOW Carolay	F

Last Stone Draw		Distance
☺	VLASSOV Mihhail	199.6cm
☹	ELMIK Kaidi	199.6cm
Total		399.2cm

Last Stone Draw		Distance
☺	COLE Susana	146.0cm
☹	COLE Tijani	199.6cm
Total		345.6cm

Time remaining: 11 minutes 14 seconds

Time remaining: 8 minutes 22 seconds

Note:
Position and function for each team member:
4 = Fourth, **3** = Third, **2** = Second, **1** = Lead, **A** = Alternate, **S** = Skip, **V** = Vice-Skip

Legend:
☺ Clockwise ☹ Counter-clockwise **F** Female
LSFE(*) Last Stone First End **M** Male **X** Unplayed/unfinished end due to concession



SAT 12 OCT 2019
Start Time 8:00

Round Robin Session 1
Group A - Sheet E

Game Results

Sheet	Game	Team	LSFE	1	2	3	4	5	6	7	8	Extra Ends	Total
E	1	SVK - Slovakia											W
	1	KOS - Kosovo											L

SVK - Slovakia
Last Stone Draw

- ⌚ PITONAK Tomas
- ⌚ MAKOVNIKOVA Slavka

Total

Distance

- 23.6cm
- 199.6cm

223.2cm

KOS - Kosovo
Last Stone Draw

- ⌚ ANDERSEN Peter
- ⌚ SHATRI Mirjeta

Total

Distance

- 146.0cm
- 199.6cm

345.6cm

DNS Team does not start

Legend:	⌚ Clockwise	⌚ Counter-clockwise	L Loss
LSFE Last Stone First End	W Win		

KOS forfeits the game as only two players were present to start the competition





SAT 12 OCT 2019
Start Time 8:00

Round Robin Session 1
Group C - Sheet F

Game Results

Sheet	Game	Team	LSFE	1	2	3	4	5	6	7	8	Extra Ends	Total
F	1	LAT - Latvia	*	0	1	0	0	2	0	2	X		5
	1	KAZ - Kazakhstan		3	0	3	2	0	4	0	X		12

LAT - Latvia			
4	V	RUDZITIS Janis	M
3	S	RUDZITE Jelena	F
2		PETERSONS Didzis	M
1		SPILNERE-PUCINA Dace	F

KAZ - Kazakhstan			
4	V	ALLIYAROVA Sitora	F
3	S	ZHUZBAY Abylaikhan	M
2		-	
1		EBAUYER Angelina	F

Last Stone Draw		Distance
⌚	RUDZITE Jelena	23.1cm
⌚	PETERSONS Didzis	22.4cm
Total		45.5cm
Time remaining: 3 minutes 45 seconds		

Last Stone Draw		Distance
⌚	ALLIYAROVA Sitora	45.0cm
⌚	ZHUZBAY Abylaikhan	68.7cm
Total		113.7cm
Time remaining: 6 minutes 8 seconds		

Note: Position and function for each team member: 4 = Fourth, 3 = Third, 2 = Second, 1 = Lead, A = Alternate, S = Skip, V = Vice-Skip			
Legend:			
⌚	Clockwise	⌚	Counter-clockwise
LSFE(*)	Last Stone First End	M	Male
F	Female	X	Unplayed/unfinished end due to concession

Entry List by Country

As of MON 14 OCT 2019

AND - Andorra		Group B	
4 S	GARCIA Josep	M	R
3 V	ARCE Ana	F	R
2	ORTIZ Valentin	M	R
1	FOWLER Lisa Anne	F	R
C	-		
O	-		

AUS - Australia		Group C	
4 S	MILLIKIN Hugh	M	R
3 V	FORGE Kim	F	R
2	JOHNS Steve	M	R
1	POWELL Anne	F	R
C	-		
O	-		

AUT - Austria		Group E	
4 S	UNTERBERGER Andreas	M	R
3 V	WITSCHEN Jill	F	R
2	HIGATZBERGER Gernot	M	R
1	HOESS Johanna	F	R
C	SCHROEDER Bjoern (GER)		
O	-		

BEL - Belgium		Group E	
4 V	HEYLEN Dirk	M	L
3	BERUS Danielle	F	R
2	VANDERMEEREN Stephane	M	R
1 S	GEERINCKX Veerle	F	R
C	-		
O	-		

BLR - Belarus		Group A	
4 S	PAULIUCHYK Alina	F	R
3 V	BARKAN Dmitriy	M	R
2	DZIASHUK Marharyta	F	R
1	BURMISTRAU Vitali	M	R
C	ORLOV Aleksandr (RUS)		
O	-		

BRA - Brazil		Group C	
4 S	VILELA Sergio Mitsuo	M	R
3 V	BARROS Alessandra	F	R
2	RODRIGUES Marcio	M	R
1	YANG Samanta	F	L
C	SARTI Bruno		
O	VERGNIASSI VILELA Daniela		

CAN - Canada		Group A	
4 S	KURZ Colin	M	R
3 V	WALTER Meghan	F	R
2	BILAWKA Brendan	M	R
1	OLIVER Sara	F	R
C	WAITE Jim		
2C	CLASPER Tom		

CRO - Croatia		Group B	
4 S	SKENDROVIC Alberto	M	R
3 V	MUHEK Zrinka	F	R
2	DZEPINA Davor	M	R
1	SIMUNJAK Marija	F	R
C	-		
O	-		

CZE - Czech Republic		Group B	
4 V	MIKLIK Dalibor	M	R
3 S	MIKLIKOVA Eva	F	R
2	MOKRIS Samuel	M	R
1	MOKRISOVA Martina	F	R
C	-		
O	-		

DEN - Denmark		Group B	
4 S	THUNE Tobias	M	R
3 V	LANDER Jasmin	F	R
2	HOLTERMANN Henrik	M	R
1	LARSEN My	F	R
C	-		
O	-		

ENG - England		Group E	
4 V	BRAND Stuart	M	R
3 S	SPAIN Fiona	F	R
2	HAVERCROFT Jonathan	M	R
1	SPAIN Kathryn	F	R
C	PAUL Elizabeth		
O	-		

ESP - Spain		Group C	
4 S	VEZ Sergio	M	R
3 V	OTAEGI Oihane	F	R
2	UNANUE Mikel	M	R
1	OTAEGI Leire	F	R
C	-		
O	-		

EST - Estonia		Group A	
4 S	LILL Erkki	M	R
3 V	MADISSON Triin	F	R
2	VLASSOV Mihhail	M	R
1	ELMIK Kaidi	F	R
C	-		
O	-		

FIN - Finland		Group E	
4 S	SIPILA Markus	M	R
3	IMMONEN Lotta	F	R
2	OUNI Leo	M	R
1 V	SUURIPAA Tiina	F	R
C	KUOSMANEN Paavo		
O	NILHAMN Bonnie (NED)		

Entry List by Country

As of MON 14 OCT 2019

FRA - France		Group E	
4 S	VERGNAUD Stephane	M	R
3	LAFAGE Eva	F	L
2	VERGNAUD Laurent	M	R
1 V	LAGREE Celine	F	R
C	-		
O	-		

GER - Germany		Group A	
4 S	KAPP Andy	M	R
3	SCHOELL Pia-Lisa	F	R
2	KAPP Benny	M	R
1 V	TSCHETSCH Petra	F	R
C	-		
O	-		

HKG - Hong Kong		Group A	
4 S	CHANG Jason	M	R
3 V	HUNG Ling-Yue	F	R
2	YAN Martin	M	R
1	WONG Ashura	F	R
C	COLLINS Rick (CAN)		
2C	MORRISON Julie (SCO)		

HUN - Hungary		Group C	
4 S	NAGY Gyorgy	M	L
3	SZEKERES Ildiko	F	R
2	SZABO Gergely	M	R
1 V	DENCSE Blanka	F	R
C	WATSON Karen (CAN)		
O	-		

IRL - Ireland		Group D	
4 S	WILSON John	M	R
3 V	ANDERSON Ailsa	F	R
2	WHYTE Craig	M	R
1	BEGLEY LUKE Niamh	F	R
C	HIBBERD David		
O	-		

ITA - Italy		Group D	
4 V	SOLA Fabio	M	R
3 S	PIMPINI Denise	F	R
2	GENRE Julien Michele	M	R
1	ALIBERTI Sara	F	R
C	-		
O	-		

JPN - Japan		Group D	
4 S	MAEDA Takumi	M	R
3 V	TABATA Momoha	F	R
2	NAKAHARA Asei	M	R
1	KOBAYASHI Mina	F	R
C	OGASAWARA Ayumi		
O	YANAGI Hitoshi		

KAZ - Kazakhstan		Group C	
4 V	ALLIYAROVA Sitora	F	R
3 S	ZHUZBAY Abylaikhan	M	R
2	-		
1	EBAUYER Angelina	F	R
C	-		
O	-		

KOR - Korea		Group E	
4 S	SEONG Yujin	M	R
3 V	JANG Hyeji	F	R
2	JEON Jaeik	M	R
1	SONG Yujin	F	R
C	AHN Jaesung		
O	-		

KOS - Kosovo		Group A	
4 S	ANDERSEN Peter	M	R
3 V	DAKAJ Eldena	F	R
2	SHABAJ Eric	M	R
1	SHATRI Mirjeta	F	R
C	ZENELI Meriton		
2C	RUSSELL Judy (CAN)		

LAT - Latvia		Group C	
4 V	RUDZITIS Janis	M	R
3 S	RUDZITE Jelena	F	R
2	PETERSONS Didzis	M	L
1	SPILNERE-PUCINA Dace	F	R
C	PETERSONE Anita		
O	-		

LUX - Luxembourg		Group D	
4 S	BENOY Alex	M	R
3 V	WAUTERS Karen	F	R
2	HUSI Marc	M	R
1	BENOY Susi	F	R
C	-		
O	-		

NGR - Nigeria		Group A	
4 S	COLE Tijani	M	L
3 V	COLE Susana	F	R
2	WOODS III Harold	M	R
1	COLE-STREHLOW Carolay	F	R
C	GUMLEY Vicky (SCO)		
O	-		

NOR - Norway		Group B	
4 V	NAESS Wilhelm	M	R
3 S	SKAGA Ingvild	F	R
2	SKARSHEIM RIAN Harald	M	R
1	MESLOE Eirin	F	R
C	RIAN Stale		
O	-		



Entry List by Country

As of MON 14 OCT 2019

NZL - New Zealand		Group B	
4	DUNCAN Mhairi-Bronte	F	R
3	FREW Benjamin	M	R
2 S	JEYARANJAN Thivya	F	R
1 V	FORD Kieran	M	R
C	-		
O	-		

POL - Poland		Group B	
4 S	DZIKOWSKI Bartosz	M	R
3 V	NOGLY Ewa	F	R
2	STYCH Konrad	M	R
1	RYBICKA Zuzanna	F	R
C	-		
O	-		

RUS - Russia		Group E	
4 S	EREMIN Alexander	M	R
3 V	MOSKALEVA Anastasia	F	R
2	GORYACHEV Daniil	M	R
1	MOROZOVA Daria	F	R
C	GUDIN Vasily		
O	SOBAKIN Valery		

SCO - Scotland		Group D	
4 S	CARSON Luke	M	R
3 V	BOUSIE Kirstin	F	R
2	TAYLOR Mark	M	R
1	McMILLAN Katie	F	L
C	RAMSAY David		
O	-		

SLO - Slovenia		Group D	
4 S	TISLER Tomas	M	R
3	PIPAN Nadja	F	R
2	LAJOVEC Jost	M	R
1 V	GORISEK Marusa	F	L
C	GORISEK Mitja		
O	-		

SUI - Switzerland		Group E	
4 V	RIOS Martin	M	R
3	PERRET Jenny	F	R
2	WUNDERLIN Kevin	M	R
1 S	SIEGRIST Manuela	F	R
C	MARTZ Sacha		
O	-		

SVK - Slovakia		Group A	
4 V	MATULOVA Daniela	F	R
3 S	GALLO Juraj	M	R
2	MAKOVNIKOVA Slavka	F	R
1	PITONAK Tomas	M	R
C	-		
O	-		

SWE - Sweden		Group C	
4 S	OLOFSSON Simon	M	R
3 V	AAHLSTROEM Vilma	F	R
2	SJOEBERG Axel	M	R
1	STENLUND Linda	F	R
C	MABERGS Mathias		
O	-		

TPE - Chinese Taipei		Group D	
4 S	SHEN Randolph	M	R
3 V	YANG Ko	F	R
2	HSU Ken	M	R
1	LEE Stephanie	F	R
C	-		
O	YIN LIU Hsin Kai		

TUR - Turkey		Group D	
4 S	YILDIZ Dilsat	F	R
3 V	KARAGOZ Ugurcan	M	R
2	POLAT Oznur	F	R
1	KARATAS Alican	M	R
C	ZUMMACK Tony (SCO)		
O	SAHIN Hatice Herdili		

USA - United States		Group C	
4 S	CLAWSON Hunter	M	R
3 V	GOURIANOVA Katherine	F	R
2	CLAWSON Eli	M	R
1	MULLANEY Sydney	F	R
C	CLAWSON Eric		
O	-		

WAL - Wales		Group B	
4 S	MEIKLE Adrian	M	R
3 V	WATSON Dawn	F	R
2	TANNER Andrew	M	R
1	BEEVER Laura	F	R
C	-		
O	-		

Note:

Position and function for each team member:

4 = Fourth, **3** = Third, **2** = Second, **1** = Lead, **S** = Skip, **V** = Vice-Skip, **C** = Coach

Legend:

F Female

L Left-handed

M Male

R Right-handed

KAZ was allowed to play a tournament with three players (Rule C2(k))



Competition Officials

As of FRI 11 OCT 2019

Function	Name	Organisation
WCF President:	CAITHNESS Kate	SCO - Scotland
WCF Head of Competitions:	ROETHLISBERGER Eeva	SUI - Switzerland
WCF Technical Delegate:	WILLMS Karri	CAN - Canada
Chief Ice Technician:	MARTIN Paul	SCO - Scotland
Deputy Chief Ice Technician:	McLACHLAN Stuart	SCO - Scotland
Chief Umpire:	MELROSE Colin	SCO - Scotland
Deputy Chief Umpire:	BARROWMAN Glenda	ENG - England
Game Umpires:	MALCOLM Marion	SCO - Scotland
	MIDDLEL Albert	SCO - Scotland
	PETERS Lisa	WAL - Wales
	SMITH Lorna	SCO - Scotland
Chief Timer:	YEATS Brian	SCO - Scotland
Deputy Chief Timer:	STANLEY Graham	SCO - Scotland

Competition Schedule

As of THU 10 OCT 2019

Date	Start Time	Session	Sheet A	Sheet B	Sheet C	Sheet D	Sheet E	Sheet F
SAT 12 OCT	8:00	1	BRA - HUN	BLR - HKG	CAN - GER	EST - NGR	SVK - KOS	LAT - KAZ
	12:00	2	IRL - SLO	ITA - SCO	LUX - JPN	BEL - FIN	FRA - KOR	ENG - AUT
	16:00	3	USA - ESP	NZL - CZE	DEN - NOR	AND - CRO	WAL - POL	AUS - SWE
	20:30	4	KOR - FIN	SUI - RUS	ENG - FRA	IRL - ITA	TPE - TUR	SCO - JPN
SUN 13 OCT	8:00	5	POL - DEN	CRO - WAL	USA - BRA	NOR - NZL	SWE - ESP	CZE - AND
	12:00	6	KOS - NGR	HUN - KAZ	LAT - AUS	SVK - GER	HKG - EST	CAN - BLR
	16:00	7	SCO - LUX	SLO - TUR	IRL - TPE	FIN - FRA	AUT - RUS	KOR - BEL
	20:00	8	AND - NZL	CZE - NOR	JPN - ITA	ENG - SUI	POL - CRO	DEN - WAL
MON 14 OCT	8:00	9	AUS - KAZ	AUT - BEL	HUN - SWE	USA - LAT	SLO - LUX	
	12:00	10	ITA - TPE	JPN - IRL	RUS - KOR	TUR - SCO	FIN - ENG	FRA - SUI
	16:00	11	BLR - GER	DEN - AND	SVK - CAN	NGR - HKG	BRA - KAZ	EST - KOS
	20:00	12	HUN - USA	AUS - ESP	NOR - CRO	POL - CZE	NZL - WAL	SWE - LAT
TUE 15 OCT	8:00	13	ENG - RUS		KOR - SUI	SCO - TPE		IRL - TUR
	12:00	14	CRO - CZE	USA - SWE	NZL - DEN	WAL - AND	LAT - HUN	NOR - POL
	16:00	15	TPE - JPN	FRA - AUT	TUR - LUX	RUS - BEL	ITA - SLO	SUI - FIN
	20:00	16	HKG - CAN	EST - BLR	KAZ - ESP	BRA - AUS	KOS - GER	NGR - SVK
WED 16 OCT	8:00	17	FRA - BEL	POL - NZL	CZE - WAL	CRO - DEN	NOR - AND	ITA - LUX
	12:00	18	SUI - AUT	HKG - SVK	GER - EST	BLR - KOS	CAN - NGR	TPE - SLO
	16:00	19	ESP - LAT	RUS - FIN	BEL - ENG	LUX - IRL	TUR - JPN	HUN - AUS
	20:00	20	SWE - BRA	GER - NGR	SLO - SCO	AUT - KOR	BLR - SVK	KAZ - USA
THU 17 OCT	8:00	21		LUX - TPE	HKG - KOS	CAN - EST	BEL - SUI	NZL - CRO
	12:00	22	WAL - NOR	KOR - ENG	AND - POL	JPN - SLO	DEN - CZE	ESP - BRA
	16:00	23	EST - SVK	KOS - CAN	NGR - BLR	KAZ - SWE	AUS - USA	GER - HKG
	20:00	24	TUR - ITA	BRA - LAT	FIN - AUT	ESP - HUN	SCO - IRL	RUS - FRA
FRI 18 OCT	9:00	1/8 Finals Session 1						
	13:00	1/8 Finals Session 2						
	19:00	Quarter-finals						
SAT 19 OCT	9:00	Semi-finals						
	15:00	Finals						

Note:

First named team in each game plays red-handled stones and wears dark coloured upper playing garments.