



## RESULTS BOOK



**LGT World Women's  
Curling Championship 2025  
Uijeongbu, Korea**

**15 - 23 March 2025**



SUN 23 MAR 2025

## Medallists

Medal	Country	Name	Position - Function
GOLD	CAN - Canada	HOMAN Rachel	4 S
		FLEURY Tracy	3
		MISKEW Emma	2
		WILKES Sarah	1
		BROWN Rachel	A
		KJELL Viktor	C
SILVER	SUI - Switzerland	TIRINZONI Silvana	3 S
		PAETZ Alina	4
		HOWALD Carole	2
		WITSCHONKE Selina	1
		BERSET Stefanie	A
		CHARETTE Pierre	C
BRONZE	CHN - China	WANG Rui	4 S
		HAN Yu	3
		DONG Ziqi	2
		JIANG Jiayi	1
		SU Tingyu	A
		ZANG Jialiang	C

**Note:**

Position and function for each team member:

**4** = Fourth, **3** = Third, **2** = Second, **1** = Lead, **A** = Alternate, **S** = Skip, **C** = Coach

## Final Standings

Rank	Team	Players	Position - Function
1	CAN - Canada	HOMAN Rachel	4 S
		FLEURY Tracy	3 V
		MISKEW Emma	2
		WILKES Sarah	1
		BROWN Rachel	A
		KJELL Viktor	C
2	SUI - Switzerland	PAETZ Alina	4 V
		TIRINZONI Silvana	3 S
		HOWALD Carole	2
		WITSCHONKE Selina	1
		BERSET Stefanie	A
		CHARETTE Pierre	C
3	CHN - China	WANG Rui	4 S
		HAN Yu	3 V
		DONG Ziqi	2
		JIANG Jiayi	1
		SU Tingyu	A
		ZANG Jialiang	C
4	KOR - Korea	GIM Eunji	4 S
		KIM Minji	3 V
		KIM Suji	2
		SEOL Yeeun	1
		SEOL Yeji	A
		SHIN Dong Ho	C
5	SWE - Sweden	HASSELBORG Anna	4 S
		McMANUS Sara	3 V
		KNOCHENHAUER Agnes	2
		MABERGS Sofia	1
		HELDIN Johanna	A
		LINDSTROEM Kristian	C
6	SCO - Scotland	MORRISON Rebecca	4 V
		DODDS Jennifer	3
		SINCLAIR Sophie	2
		JACKSON Sophie	1 S
		HENDERSON Fay	A
		PATERSON Ross	C
7	DEN - Denmark	DUPONT Madeleine	4 S
		HALSE Mathilde	3 V
		HOLTERMANN Jasmin	2
		DUPONT Denise	1
		LARSEN My	A
		SCHMIDT Ulrik	C
8	NOR - Norway	SKASLIEN Kristin	4 V
		ROERVIK Marianne	3 S
		HASLEV NORDBYE Mille	2
		KJAERLAND Eilin	1
		FORBREGD Ingeborg	A
		STEEN HANSEN Rune	C

## Final Standings

Rank	Team	Players	Position - Function
9	JPN - Japan	YOSHIMURA Sayaka	4 S
		ONODERA Kaho	3
		KOTANI Yuna	2 V
		OHMIYA Anna	1
		KOBAYASHI Mina	A
		FUNAYAMA Yumie	C
10	ITA - Italy	CONSTANTINI Stefania	4 S
		ZARDINI LACEDELLI Giulia	3 V
		MATHIS Elena	2
		ROMEI Angela	1
		LO DESERTO Marta	A
		GRAN Soeren	C
11	TUR - Türkiye	YILDIZ Dilsat	4 S
		POLAT Oznur	3 V
		CALIKUSU Ifayet Safak	2
		SENGUL Berfin	1
		KARAMAN Iclal	A
		CAKIR Bilal Omer	C
12	USA - United States	PETERSON Tabitha	4 S
		THIESSE Cory	3 V
		PETERSON Tara	2
		ANDERSON-HEIDE Taylor	1
		PERSINGER Vicky	A
		OVERTON-CLAPHAM Cathy	C
13	LTU - Lithuania	PAULASKAITE Virginija	4 S
		DVOJEGLAZOVA Olga	3 V
		KIUDYTE Migle	2
		BLAZIENE Ruta	1
		ZALIECKIENE Justina	A
		CEPULYTE Egle	C

**Note:**

Teams eliminated during the qualification games are ranked based on their Round Robin ranking.

Position and function for each team member:

4 = Fourth, 3 = Third, 2 = Second, 1 = Lead, A = Alternate, S = Skip, V = Vice-Skip, C = Coach

## Competition Summary

Session	Date	Time	Sheet A	Sheet B	Sheet C	Sheet D
Session 1	SAT 15 MAR	14:00	SWE 6-4 NOR	LTU 2-13 CAN	JPN 8-10 <sup>EE</sup> KOR	CHN 5-3 TUR
Session 2	SAT 15 MAR	19:00	USA 4-5 SUI	SWE 8-1 TUR	ITA 6-7 <sup>EE</sup> DEN	SCO 8-7 CAN
Session 3	SUN 16 MAR	9:00	DEN 11-2 LTU	SUI 9-4 CHN	NOR 8-7 SCO	ITA 5-10 JPN
Session 4	SUN 16 MAR	14:00	CHN 10-9 JPN	KOR 6-4 NOR	CAN 9-7 SWE	LTU 1-8 USA
Session 5	SUN 16 MAR	19:00	SCO 4-5 <sup>EE</sup> KOR	USA 7-8 ITA	TUR 4-8 SUI	DEN 5-7 SWE
Session 6	MON 17 MAR	9:00	NOR 7-6 TUR	JPN 10-3 LTU	SCO 7-5 ITA	
Session 7	MON 17 MAR	14:00	JPN 5-9 SUI	CAN 9-3 DEN	SWE 5-6 <sup>EE</sup> USA	KOR 9-6 <sup>EE</sup> CHN
Session 8	MON 17 MAR	19:00	ITA 8-2 LTU	TUR 4-9 KOR	DEN 13-7 NOR	SUI 6-5 SCO
Session 9	TUE 18 MAR	9:00		LTU 7-8 NOR	CHN 8-7 ITA	USA 4-8 CAN
Session 10	TUE 18 MAR	14:00	SUI 9-6 KOR	SCO 3-5 SWE	USA 9-6 JPN	TUR 3-9 DEN
Session 11	TUE 18 MAR	19:00	CAN 8-3 TUR	ITA 5-8 SUI	LTU 2-9 SCO	NOR 9-8 CHN
Session 12	WED 19 MAR	9:00	DEN 2-8 JPN	CHN 7-1 USA	KOR 11-7 CAN	SWE 8-2 LTU
Session 13	WED 19 MAR	14:00	SCO 7-6 <sup>EE</sup> USA	DEN 3-7 KOR	SUI 8-4 NOR	TUR 6-8 ITA
Session 14	WED 19 MAR	19:00	LTU 2-8 CHN	NOR 6-8 CAN	ITA 6-7 SWE	JPN 5-6 SCO
Session 15	THU 20 MAR	9:00	KOR 5-7 SWE	TUR 4-3 JPN	USA 9-10 DEN	CAN 7-6 <sup>EE</sup> SUI
Session 16	THU 20 MAR	14:00	NOR 2-9 ITA	SUI 9-8 LTU	SCO 10-6 TUR	CHN 9-5 DEN
Session 17	THU 20 MAR	19:00	JPN 2-11 CAN	SWE 8-4 CHN	KOR 10-4 LTU	USA 3-6 NOR
Session 18	FRI 21 MAR	9:00	TUR 8-3 USA	DEN 5-10 SCO	SWE 7-11 SUI	ITA 2-6 KOR
Session 19	FRI 21 MAR	14:00	CHN 7-2 SCO	CAN 9-2 ITA	NOR 3-6 JPN	LTU 2-8 TUR
Session 20	FRI 21 MAR	19:00	SUI 7-6 <sup>EE</sup> DEN	KOR 8-7 <sup>EE</sup> USA	CAN 7-5 CHN	JPN 6-7 SWE
Qualifications	SAT 22 MAR	10:00		CAN 10-4 SCO		CHN 8-7 SWE
Semi-finals	SAT 22 MAR	16:00		CHN 2-4 SUI		CAN 6-5 <sup>EE</sup> KOR
Bronze Medal	SUN 23 MAR	10:00			CHN 9-4 KOR	
Gold Medal	SUN 23 MAR	16:00			CAN 7-3 SUI	

## Standings after Round Robin

Rank	Team	Games	Wins	Losses	
1	SUI - Switzerland	12	11	1	Q
2	KOR - Korea	12	10	2	Q w1
3	CAN - Canada	12	10	2	Q w0
4	SWE - Sweden	12	9	3	Q
5	CHN - China	12	7	5	Q w1
6	SCO - Scotland	12	7	5	Q w0
7	DEN - Denmark	12	5	7	w1
8	NOR - Norway	12	5	7	w0
9	JPN - Japan	12	4	8	w1
10	ITA - Italy	12	4	8	w0
11	TUR - Türkiye	12	3	9	w1
12	USA - United States	12	3	9	w0
13	LTU - Lithuania	12	0	12	

## Competition Summary

### Play-offs Bracket

Qualification	Semi-finals	Finals	Final Standings
<p>4 SWE 7 Sheet D</p> <p>5 CHN 8</p> <p>3 CAN 10 Sheet B</p> <p>6 SCO 4</p>	<p>1 SUI 4 Sheet B</p> <p>2 CHN 2</p> <p>2 KOR 5 Sheet D</p> <p>CAN 6</p>	<p>SUI 3 Sheet C</p> <p>CAN 7</p> <p>CHN 9 Sheet C</p> <p>KOR 4</p>	<p>CAN 1st</p> <p>SUI 2nd</p> <p>CHN 3rd</p> <p>KOR 4th</p>

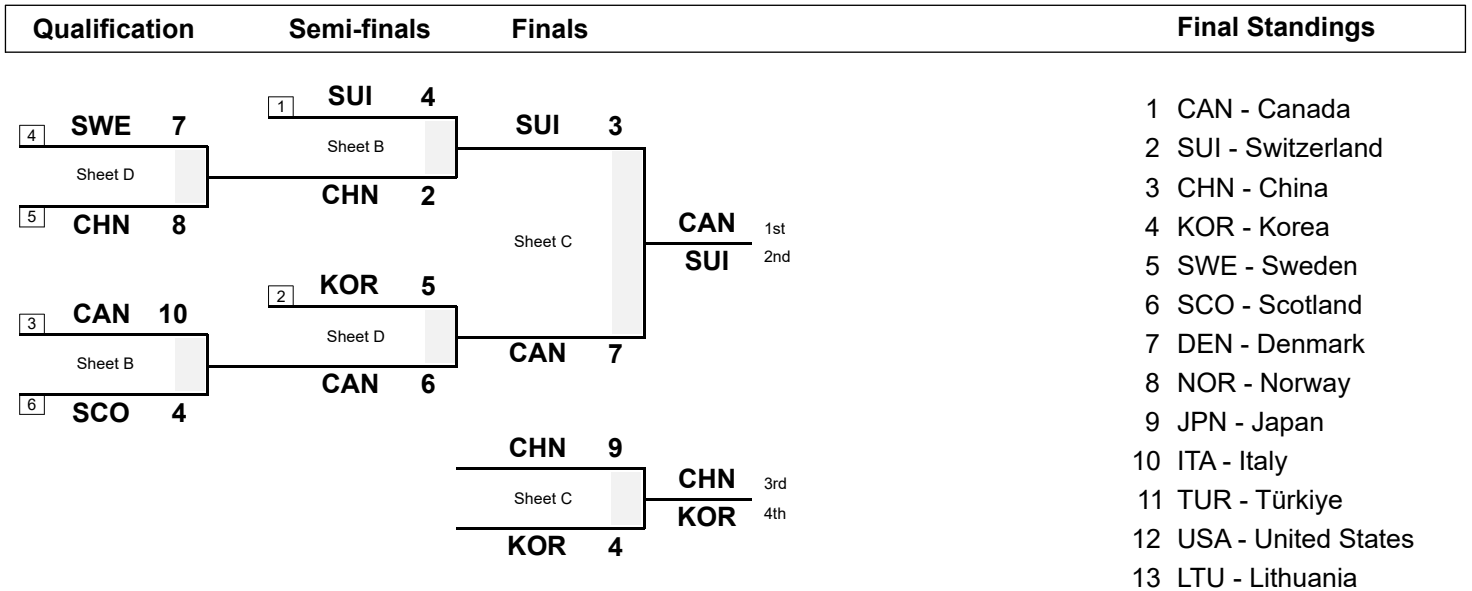
- 1 CAN - Canada
- 2 SUI - Switzerland
- 3 CHN - China
- 4 KOR - Korea
- 5 SWE - Sweden
- 6 SCO - Scotland
- 7 DEN - Denmark
- 8 NOR - Norway
- 9 JPN - Japan
- 10 ITA - Italy
- 11 TUR - Türkiye
- 12 USA - United States
- 13 LTU - Lithuania

**Legend:**  
**EE** Extra End      **Q** Qualified for the play-offs      **wn** Number of wins (n) against tied teams

### Session Results and Standings

Sheet	Team	LSFE	1	2	3	4	5	6	7	8	9	10	Extra Ends	Total
C	CAN - Canada		0	0	1	0	1	0	2	2	1	X		7
	SUI - Switzerland	*	0	0	0	2	0	1	0	0	0	X		3

### Play-offs Bracket



**Legend:**  
 LSFE(\*) Last Stone First End      X Unplayed/unfinished end due to concession

## Game Results

Sheet	Team	LSFE	1	2	3	4	5	6	7	8	9	10	Extra Ends	Total
C	CAN - Canada		0	0	1	0	1	0	2	2	1	X		7
	SUI - Switzerland	*	0	0	0	2	0	1	0	0	0	X		3

CAN - Canada		Shot Success	Game	All
4 S	HOMAN Rachel	89%	88%	
3 V	FLEURY Tracy	93%	89%	
2	MISKEW Emma	85%	87%	
1	WILKES Sarah	89%	92%	
A	BROWN Rachel	-	-	
Team Total		89%	89%	

SUI - Switzerland		Shot Success	Game	All
4 V	PAETZ Alina	76%	86%	
3 S	TIRINZONI Silvana	75%	86%	
2	HOWALD Carole	81%	86%	
1	WITSCHONKE Selina	85%	88%	
A	BERSET Stefanie	-	89%	
Team Total		79%	87%	

Time remaining: 2 minutes 54 seconds

Time remaining: 3 minutes 18 seconds

## Shot Success Analysis

CAN - Canada		↻	↺	Game
4	HOMAN Rachel	Draws 4 100%	5 90%	9 94%
		Take-outs 3 100%	6 75%	9 83%
		Total 7 100%	11 82%	18 89%
3	FLEURY Tracy	Draws 3 100%	2 100%	5 100%
		Take-outs 7 82%	6 100%	13 90%
		Total 10 88%	8 100%	18 93%
2	MISKEW Emma	Draws 2 100%	10 95%	12 96%
		Take-outs 5 65%	1 50%	6 63%
		Total 7 75%	11 91%	18 85%
1	WILKES Sarah	Draws 8 94%	9 83%	17 88%
		Take-outs 1 100%	0 -	1 100%
		Total 9 94%	9 83%	18 89%
A	BROWN Rachel	Draws 0 -	0 -	0 -
		Take-outs 0 -	0 -	0 -
		Total 0 -	0 -	0 -
Team		Draws 17 97%	26 90%	43 93%
		Take-outs 16 81%	13 85%	29 83%
		Total 33 89%	39 88%	72 89%

SUI - Switzerland		↻	↺	Game
4	PAETZ Alina	Draws 7 64%	2 100%	9 72%
		Take-outs 5 95%	4 63%	9 81%
		Total 12 77%	6 75%	18 76%
3	TIRINZONI Silvana	Draws 5 90%	2 25%	7 71%
		Take-outs 5 65%	6 88%	11 77%
		Total 10 78%	8 72%	18 75%
2	HOWALD Carole	Draws 0 -	4 81%	4 81%
		Take-outs 7 68%	7 93%	14 80%
		Total 7 68%	11 89%	18 81%
1	WITSCHONKE Selina	Draws 2 88%	14 89%	16 89%
		Take-outs 0 -	2 50%	2 50%
		Total 2 88%	16 84%	18 85%
A	BERSET Stefanie	Draws 0 -	0 -	0 -
		Take-outs 0 -	0 -	0 -
		Total 0 -	0 -	0 -
Team		Draws 14 77%	22 83%	36 81%
		Take-outs 17 75%	19 80%	36 78%
		Total 31 76%	41 82%	72 79%

### Note:

Position and function for each team member:

4 = Fourth, 3 = Third, 2 = Second, 1 = Lead, A = Alternate, S = Skip, V = Vice-Skip

### Legend:

↻ Clockwise

↺ Counter-clockwise

LSFE(\*) Last Stone First End

X Unplayed/unfinished end due to concession

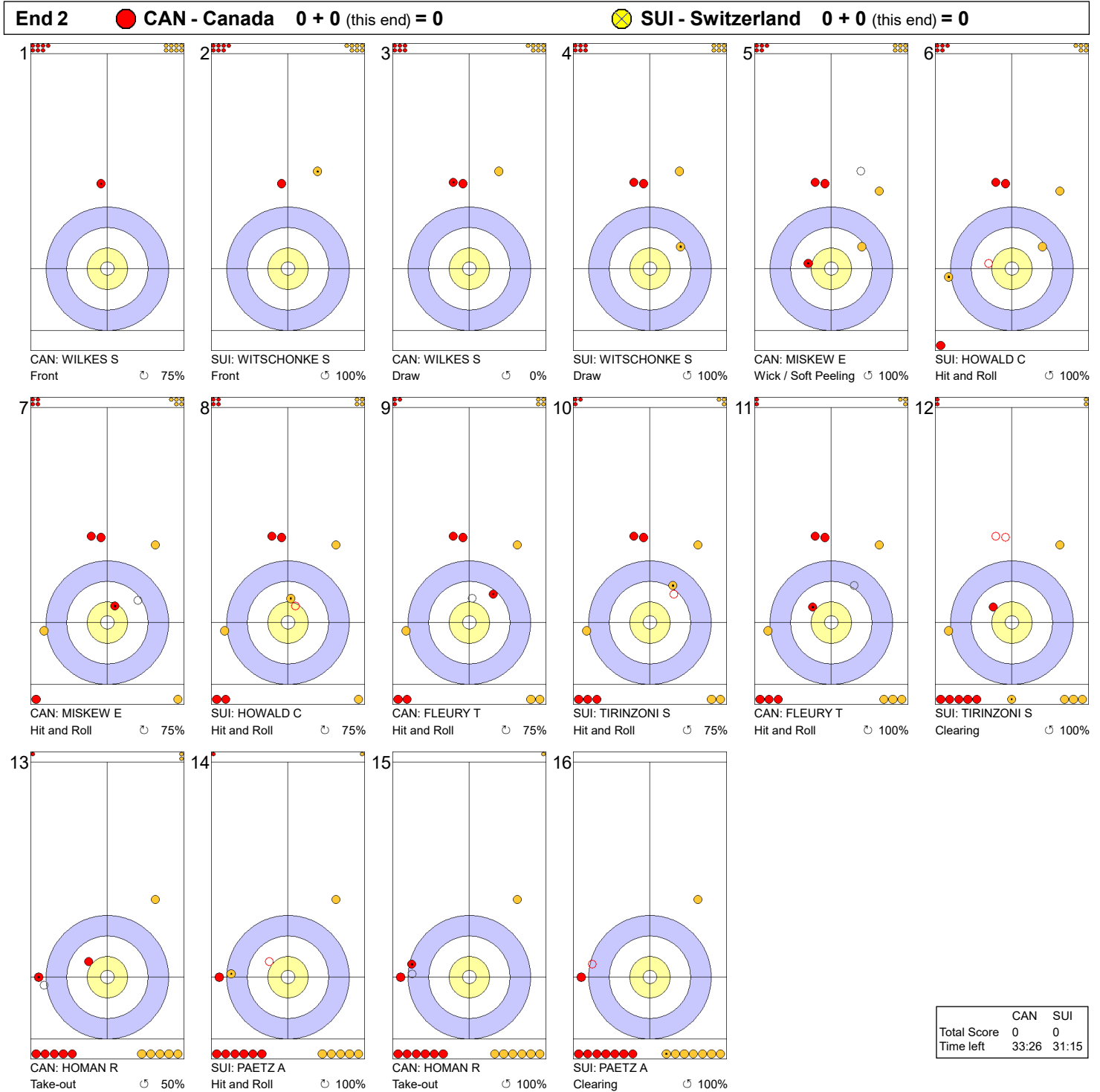


Game - Shot by Shot



**Legend:**  
 ↻ Clockwise      ↺ Counter-clockwise      - Not considered

Game - Shot by Shot



**Legend:**  
 ↻ Clockwise      ↺ Counter-clockwise      - Not considered

SUN 23 MAR 2025  
Start Time 16:00

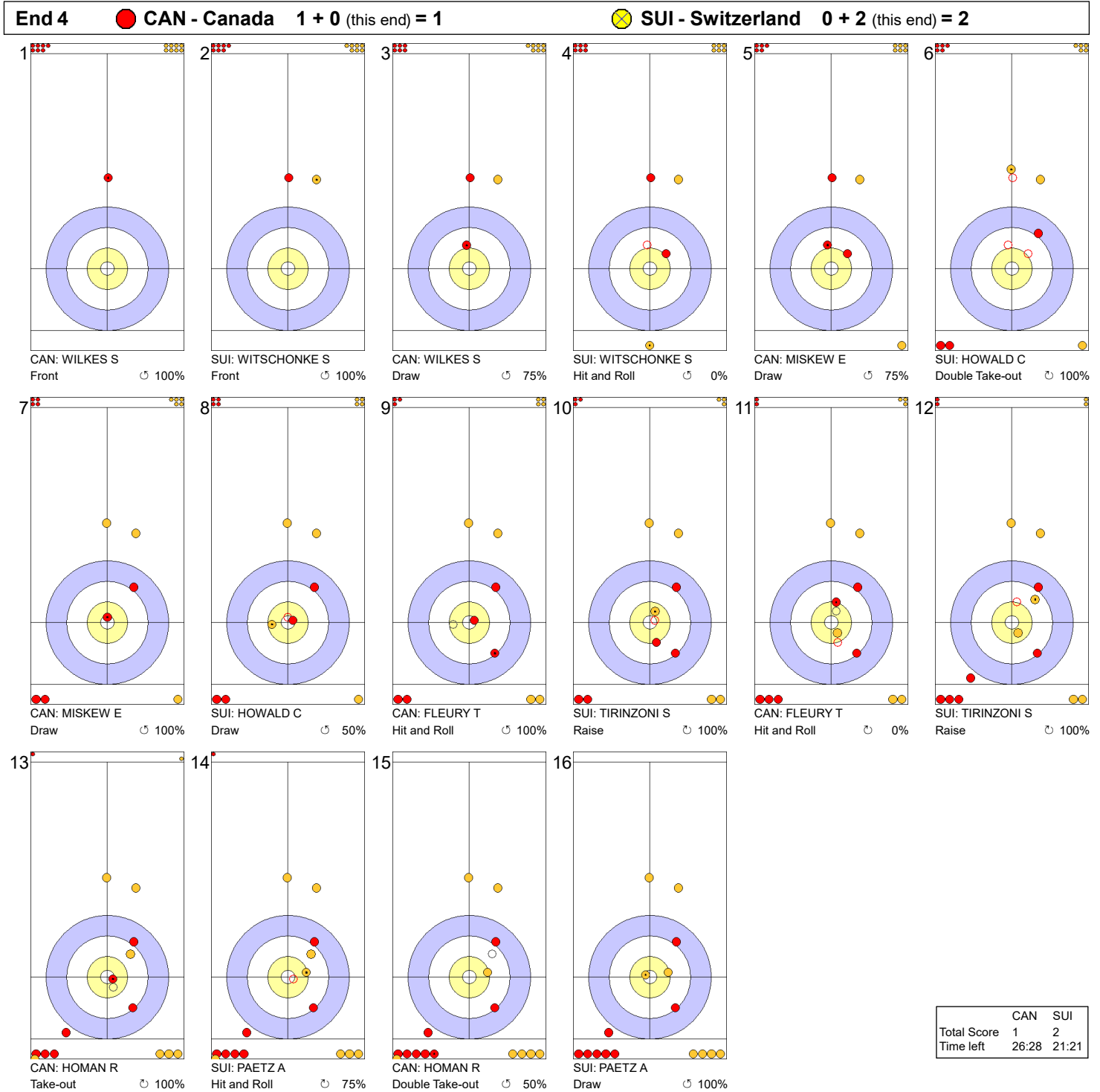
Gold Medal Game

### Game - Shot by Shot



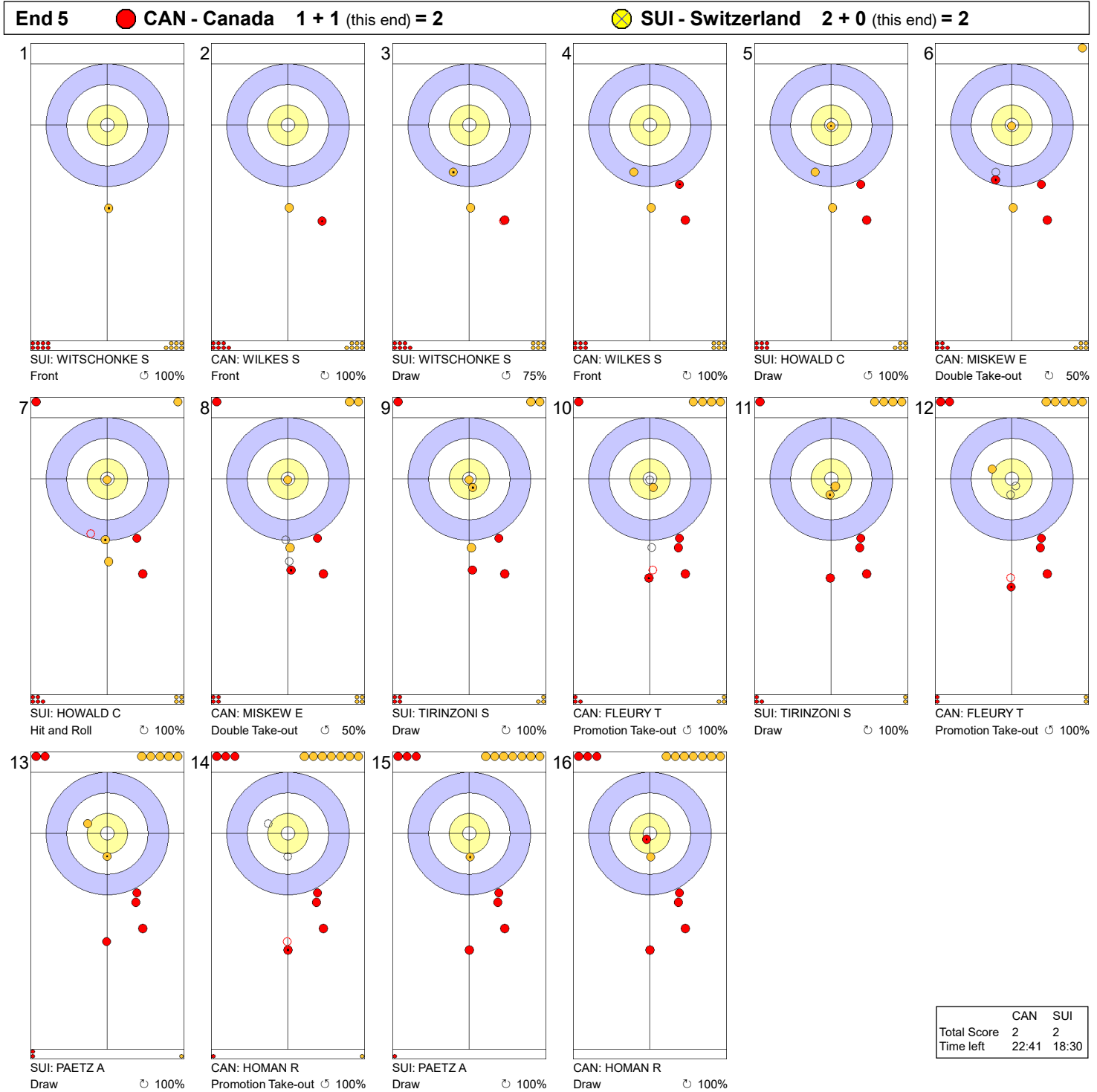
**Legend:**  
 ↻ Clockwise      ↺ Counter-clockwise      - Not considered

Game - Shot by Shot



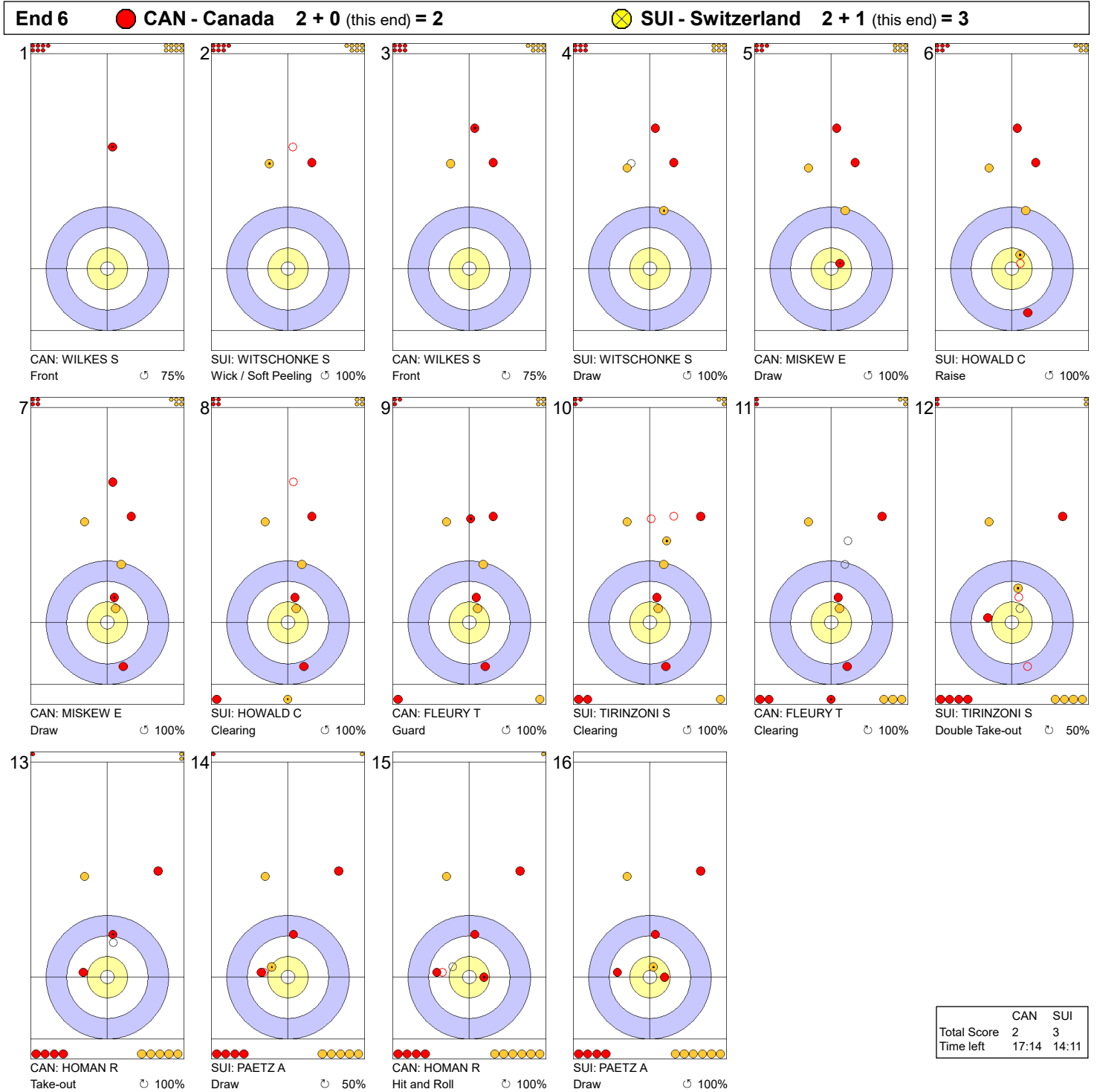
**Legend:**  
 ↻ Clockwise      ↺ Counter-clockwise      - Not considered

Game - Shot by Shot



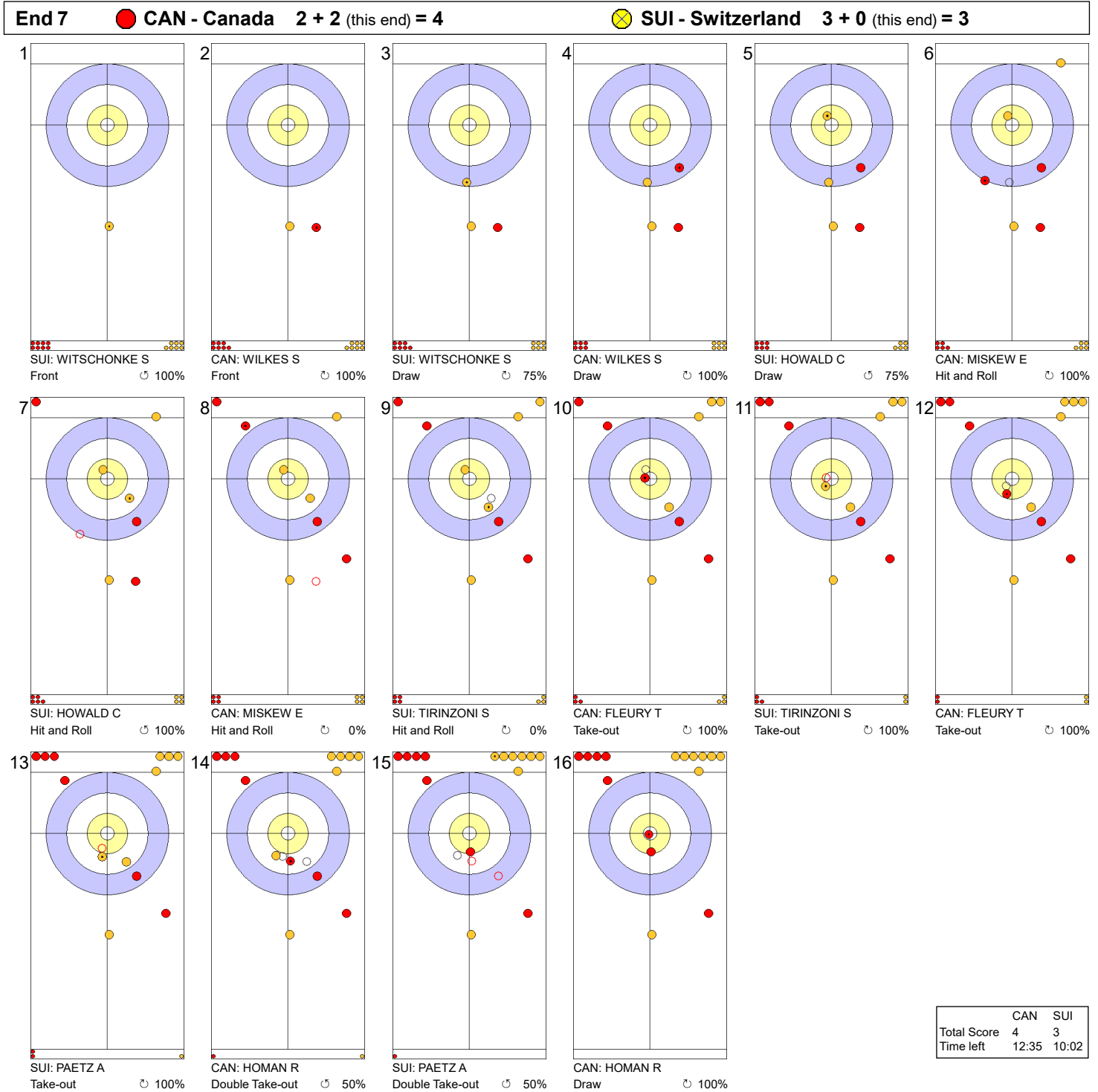
**Legend:**  
 ↻ Clockwise      ↺ Counter-clockwise      - Not considered

Game - Shot by Shot



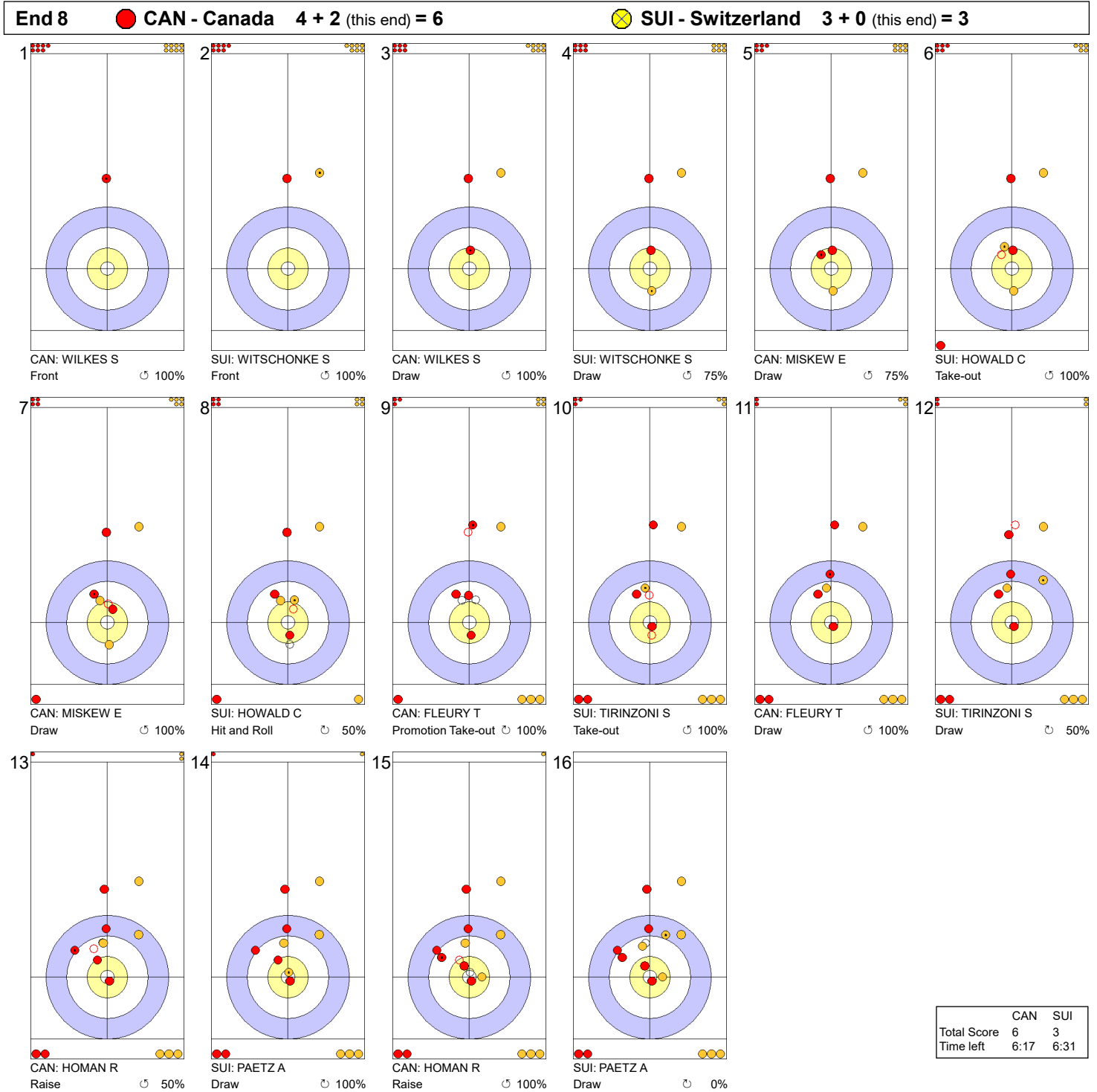
**Legend:**  
 ↻ Clockwise      ↺ Counter-clockwise      - Not considered

Game - Shot by Shot



**Legend:**  
 ↻ Clockwise      ↺ Counter-clockwise      - Not considered

Game - Shot by Shot



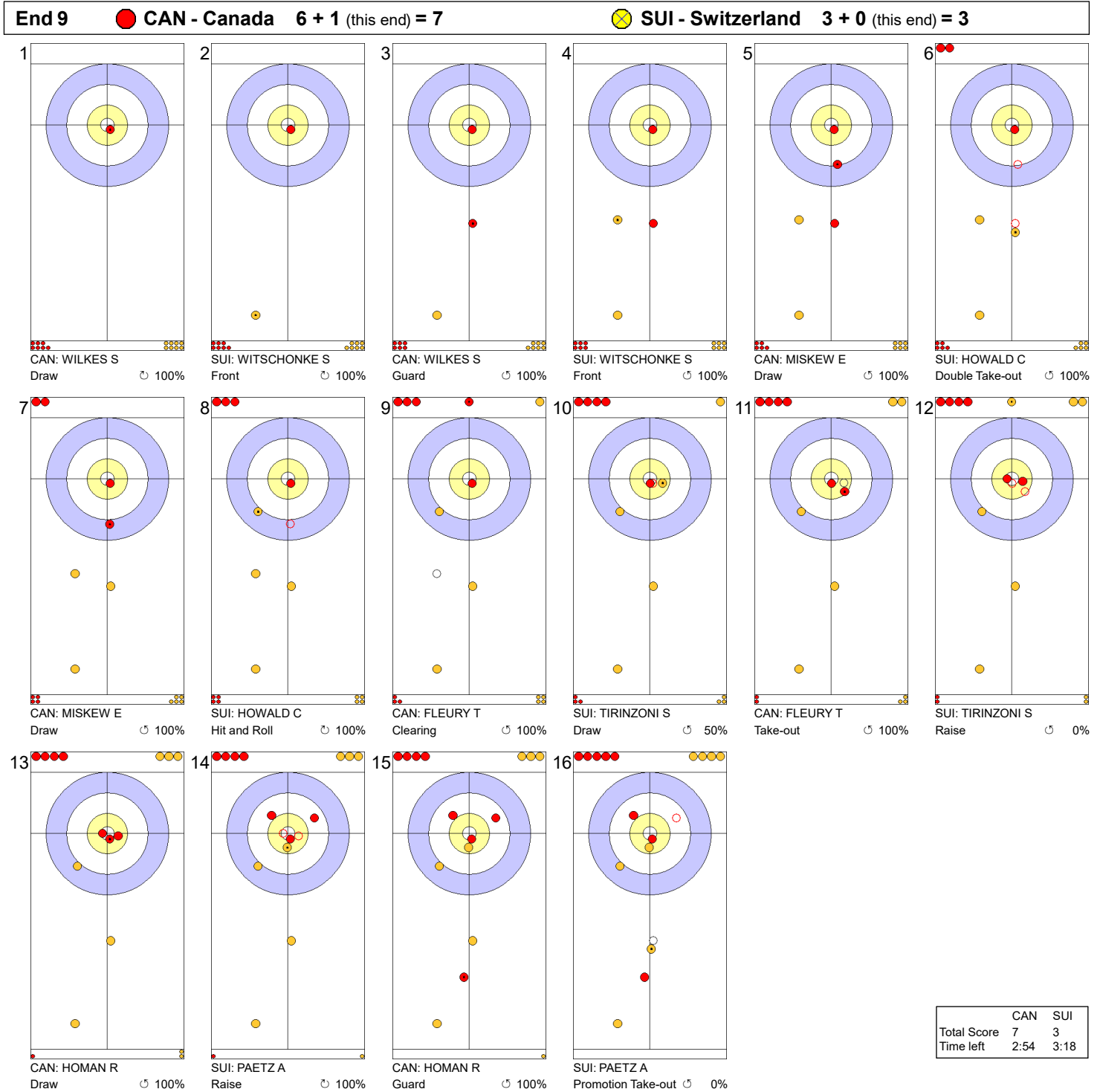
**Legend:**  
 ↻ Clockwise      ↺ Counter-clockwise      - Not considered



SUN 23 MAR 2025  
Start Time 16:00

Gold Medal Game

Game - Shot by Shot



**Legend:**  
 ↻ Clockwise      ↺ Counter-clockwise      - Not considered

## Cumulative Player Statistics by Team

### CAN - Canada

HOMAN Rachel 4 S Right-handed

Type	↻	%	↺	%	Total	%
Draw	53	90	41	88	94	89
Front	0	-	0	-	0	-
Guard	3	83	7	89	10	88
Raise	5	80	8	63	13	69
Wick / Soft Peeling	0	-	0	-	0	-
Freeze	0	-	0	-	0	-
Take-out	28	90	38	95	66	93
Hit and Roll	9	89	11	75	20	81
Clearing	7	93	12	92	19	92
Double Take-out	14	86	16	81	30	83
Promotion Take-out	1	100	11	84	12	85
All Draws	61	89	56	84	117	87
All Take-outs	59	89	88	88	147	89
<b>Total</b>	<b>120</b>	<b>89</b>	<b>144</b>	<b>87</b>	<b>264</b>	<b>88</b>
Not considered					5	-

WILKES Sarah 1 Right-handed

Type	↻	%	↺	%	Total	%
Draw	82	89	66	88	148	89
Front	45	97	34	98	79	97
Guard	1	100	3	83	4	88
Raise	3	100	1	100	4	100
Wick / Soft Peeling	5	80	2	100	7	86
Freeze	0	-	0	-	0	-
Take-out	17	100	10	90	27	96
Hit and Roll	1	100	1	100	2	100
Clearing	0	-	0	-	0	-
Double Take-out	0	-	0	-	0	-
Promotion Take-out	0	-	0	-	0	-
All Draws	136	92	106	92	242	92
All Take-outs	18	100	11	91	29	97
<b>Total</b>	<b>154</b>	<b>93</b>	<b>117</b>	<b>91</b>	<b>271</b>	<b>92</b>
Not considered					1	-

FLEURY Tracy 3 V Right-handed

Type	↻	%	↺	%	Total	%
Draw	26	93	23	90	49	92
Front	1	100	2	88	3	92
Guard	5	100	14	96	19	97
Raise	3	75	6	63	9	67
Wick / Soft Peeling	1	100	0	-	1	100
Freeze	0	-	0	-	0	-
Take-out	43	92	37	93	80	93
Hit and Roll	15	83	11	91	26	87
Clearing	22	95	25	98	47	97
Double Take-out	11	68	12	73	23	71
Promotion Take-out	6	58	9	81	15	72
All Draws	36	93	45	88	81	90
All Take-outs	97	87	94	90	191	88
<b>Total</b>	<b>133</b>	<b>88</b>	<b>139</b>	<b>90</b>	<b>272</b>	<b>89</b>
Not considered					0	-

BROWN Rachel A Right-handed

Type	↻	%	↺	%	Total	%
Draw	0	-	0	-	0	-
Front	0	-	0	-	0	-
Guard	0	-	0	-	0	-
Raise	0	-	0	-	0	-
Wick / Soft Peeling	0	-	0	-	0	-
Freeze	0	-	0	-	0	-
Take-out	0	-	0	-	0	-
Hit and Roll	0	-	0	-	0	-
Clearing	0	-	0	-	0	-
Double Take-out	0	-	0	-	0	-
Promotion Take-out	0	-	0	-	0	-
All Draws	0	-	0	-	0	-
All Take-outs	0	-	0	-	0	-
<b>Total</b>	<b>0</b>	<b>-</b>	<b>0</b>	<b>-</b>	<b>0</b>	<b>-</b>
Not considered					0	-

MISKEW Emma 2 Right-handed

Type	↻	%	↺	%	Total	%
Draw	29	83	47	94	76	89
Front	0	-	4	100	4	100
Guard	3	100	4	100	7	100
Raise	9	86	7	64	16	77
Wick / Soft Peeling	1	100	4	100	5	100
Freeze	0	-	0	-	0	-
Take-out	35	90	20	85	55	88
Hit and Roll	11	82	8	91	19	86
Clearing	30	88	34	90	64	89
Double Take-out	9	67	8	75	17	71
Promotion Take-out	6	79	1	100	7	82
All Draws	42	85	66	92	108	89
All Take-outs	91	85	71	87	162	86
<b>Total</b>	<b>133</b>	<b>85</b>	<b>137</b>	<b>89</b>	<b>270</b>	<b>87</b>
Not considered					2	-

Team: CAN - Canada

Type	↻	%	↺	%	Total	%
Draw	190	89	177	90	367	89
Front	46	97	40	98	86	97
Guard	12	96	28	94	40	94
Raise	20	85	22	65	42	74
Wick / Soft Peeling	7	86	6	100	13	92
Freeze	0	-	0	-	0	-
Take-out	123	92	105	92	228	92
Hit and Roll	36	85	31	85	67	85
Clearing	59	91	71	93	130	92
Double Take-out	34	75	36	77	70	76
Promotion Take-out	13	71	21	83	34	79
All Draws	275	90	273	90	548	90
All Take-outs	265	88	264	89	529	88
<b>Total</b>	<b>540</b>	<b>89</b>	<b>537</b>	<b>89</b>	<b>1077</b>	<b>89</b>
Not considered					8	-

**Note:**

Position and function for each team member:

4 = Fourth, 3 = Third, 2 = Second, 1 = Lead, A = Alternate, S = Skip, V = Vice-Skip

**Legend:**

↻ Clockwise

↺ Counter-clockwise

## Cumulative Player Statistics by Team

### SUI - Switzerland

PAETZ Alina

4 V Right-handed

Type	↻	%	↺	%	Total	%
Draw	35	81	33	90	68	85
Front	0	-	0	-	0	-
Guard	2	100	3	92	5	95
Raise	4	81	11	73	15	75
Wick / Soft Peeling	2	75	1	50	3	67
Freeze	1	100	0	-	1	100
Take-out	36	95	37	95	73	95
Hit and Roll	16	86	10	80	26	84
Clearing	8	94	21	100	29	98
Double Take-out	18	69	13	71	31	70
Promotion Take-out	5	55	13	67	18	64
All Draws	44	82	48	85	92	84
All Take-outs	83	85	94	88	177	86
<b>Total</b>	<b>127</b>	<b>84</b>	<b>142</b>	<b>87</b>	<b>269</b>	<b>86</b>
Not considered					1	-

WITSCHONKE Selina

1 Right-handed

Type	↻	%	↺	%	Total	%
Draw	54	88	89	93	143	91
Front	15	85	45	87	60	87
Guard	2	100	2	100	4	100
Raise	1	0	2	100	3	67
Wick / Soft Peeling	3	33	3	67	6	50
Freeze	0	-	0	-	0	-
Take-out	14	98	17	87	31	92
Hit and Roll	2	75	3	58	5	65
Clearing	0	-	0	-	0	-
Double Take-out	1	50	3	83	4	75
Promotion Take-out	0	-	0	-	0	-
All Draws	75	84	141	91	216	89
All Take-outs	17	93	23	83	40	87
<b>Total</b>	<b>92</b>	<b>86</b>	<b>164</b>	<b>90</b>	<b>256</b>	<b>88</b>
Not considered					2	-

TIRINZONI Silvana

3 S Right-handed

Type	↻	%	↺	%	Total	%
Draw	23	85	25	86	48	85
Front	0	-	2	100	2	100
Guard	1	100	1	100	2	100
Raise	18	79	8	78	26	79
Wick / Soft Peeling	1	100	1	100	2	100
Freeze	0	-	0	-	0	-
Take-out	46	91	50	99	96	95
Hit and Roll	11	61	13	87	24	75
Clearing	17	97	17	94	34	96
Double Take-out	10	80	14	68	24	73
Promotion Take-out	4	50	8	56	12	54
All Draws	43	83	37	86	80	84
All Take-outs	88	86	102	89	190	87
<b>Total</b>	<b>131</b>	<b>85</b>	<b>139</b>	<b>88</b>	<b>270</b>	<b>86</b>
Not considered					0	-

BERSET Stefanie

A Right-handed

Type	↻	%	↺	%	Total	%
Draw	8	81	7	89	15	85
Front	1	100	1	100	2	100
Guard	1	100	0	-	1	100
Raise	0	-	0	-	0	-
Wick / Soft Peeling	0	-	0	-	0	-
Freeze	0	-	0	-	0	-
Take-out	1	100	1	100	2	100
Hit and Roll	0	-	0	-	0	-
Clearing	0	-	0	-	0	-
Double Take-out	0	-	0	-	0	-
Promotion Take-out	0	-	0	-	0	-
All Draws	10	85	8	91	18	88
All Take-outs	1	100	1	100	2	100
<b>Total</b>	<b>11</b>	<b>86</b>	<b>9</b>	<b>92</b>	<b>20</b>	<b>89</b>
Not considered					0	-

HOWALD Carole

2 Right-handed

Type	↻	%	↺	%	Total	%
Draw	20	81	23	77	43	79
Front	3	100	1	0	4	75
Guard	3	92	5	85	8	88
Raise	8	53	8	75	16	64
Wick / Soft Peeling	1	100	1	100	2	100
Freeze	0	-	0	-	0	-
Take-out	37	86	37	99	74	93
Hit and Roll	15	88	12	92	27	90
Clearing	21	96	30	97	51	97
Double Take-out	11	70	19	74	30	73
Promotion Take-out	0	-	5	90	5	90
All Draws	35	78	38	76	73	77
All Take-outs	84	87	103	92	187	90
<b>Total</b>	<b>119</b>	<b>84</b>	<b>141</b>	<b>88</b>	<b>260</b>	<b>86</b>
Not considered					2	-

Team: SUI - Switzerland

Type	↻	%	↺	%	Total	%
Draw	140	84	177	89	317	87
Front	19	88	49	86	68	87
Guard	9	97	11	91	20	94
Raise	31	70	29	77	60	73
Wick / Soft Peeling	7	64	6	75	13	69
Freeze	1	100	0	-	1	100
Take-out	134	92	142	97	276	94
Hit and Roll	44	80	38	84	82	82
Clearing	46	96	68	97	114	97
Double Take-out	40	72	49	72	89	72
Promotion Take-out	9	53	26	68	35	64
All Draws	207	82	272	87	479	85
All Take-outs	273	86	323	89	596	88
<b>Total</b>	<b>480</b>	<b>85</b>	<b>595</b>	<b>88</b>	<b>1075</b>	<b>87</b>
Not considered					5	-

**Note:**

Position and function for each team member:

4 = Fourth, 3 = Third, 2 = Second, 1 = Lead, A = Alternate, S = Skip, V = Vice-Skip

**Legend:**

↻ Clockwise

↺ Counter-clockwise

## Scoring Analysis

Team	Games	LSFE	Stolen Ends	Last Stone Eff.	Force Eff.	Points Scored							Total	Plus / Minus
						0	1	2	3	4	>4			
CAN	For	10	20	52%	67%	8	34	26	6	3	2	126	+55	
	Against	5	5			6	34	11	5	0	0	71		
SUI	For	9	10	47%	63%	13	24	22	6	4	0	102	+28	
	Against	5	12			13	34	17	2	0	0	74		
KOR	For	11	9	49%	62%	21	33	21	6	2	0	101	+21	
	Against	3	6			3	32	16	4	1	0	80		
SWE	For	8	19	43%	58%	13	34	21	3	1	0	89	+19	
	Against	5	7			7	28	11	4	2	0	70		
CHN	For	7	19	41%	43%	12	36	21	6	1	0	100	+14	
	Against	8	9			12	27	20	5	1	0	86		
SCO	For	3	10	35%	57%	8	30	16	5	0	1	82	+5	
	Against	10	6			11	29	16	4	1	0	77		
JPN	For	6	8	47%	63%	6	21	18	4	1	1	78	-1	
	Against	6	10			10	28	14	2	3	1	79		
DEN	For	4	10	48%	39%	5	19	18	5	1	1	79	-5	
	Against	8	12			9	22	20	3	2	1	84		
ITA	For	6	6	39%	54%	6	21	14	6	1	0	71	-8	
	Against	6	13			8	31	17	3	0	1	79		
USA	For	4	9	26%	45%	5	33	7	4	2	0	67	-12	
	Against	8	10			13	24	23	3	0	0	79		
NOR	For	7	5	32%	44%	8	26	15	4	0	0	68	-19	
	Against	5	10			9	23	17	6	3	0	87		
TUR	For	6	8	27%	39%	8	25	12	1	1	0	56	-24	
	Against	6	14			12	24	13	10	0	0	80		
LTU	For	3	3	11%	21%	4	21	5	2	0	0	37	-73	
	Against	9	22			4	21	21	7	4	2	110		
Total	84		136			117	357	216	58	17	5	1'056		

**Note:**

Stolen ends are the ends won without the last stone advantage.

Last Stone Efficiency: Scoring two or more points with last stone advantage.

Force Efficiency: Forcing the opponent team to score only one point when they have the last stone advantage.

**Legend:**

>4 More than four points scored

Eff. Efficiency

LSFE Last Stone First End

## Summary of Big Ends

Points Scored	By	Against	Session	End	Game Result
5	CAN - Canada	JPN - Japan	17	8	11 : 2
5	CAN - Canada	LTU - Lithuania	1	3	13 : 2
5	DEN - Denmark	LTU - Lithuania	3	5	11 : 2
5	JPN - Japan	ITA - Italy	3	1	10 : 5
5	SCO - Scotland	DEN - Denmark	18	9	10 : 5
4	SUI - Switzerland	DEN - Denmark	20	8	7 : 6
4	SUI - Switzerland	SWE - Sweden	18	9	11 : 7
4	SUI - Switzerland	LTU - Lithuania	16	7	9 : 8
4	SUI - Switzerland	CHN - China	3	6	9 : 4
4	CAN - Canada	SCO - Scotland	Q	2	10 : 4
4	CAN - Canada	SWE - Sweden	4	5	9 : 7
4	CAN - Canada	LTU - Lithuania	1	6	13 : 2
4	KOR - Korea	DEN - Denmark	13	9	7 : 3
4	KOR - Korea	JPN - Japan	1	2	10 : 8
4	USA - United States	KOR - Korea	20	3	7 : 8
4	USA - United States	JPN - Japan	10	10	9 : 6
4	CHN - China	JPN - Japan	4	3	10 : 9
4	DEN - Denmark	NOR - Norway	8	9	13 : 7
4	ITA - Italy	NOR - Norway	16	4	9 : 2
4	JPN - Japan	LTU - Lithuania	6	7	10 : 3
4	SWE - Sweden	LTU - Lithuania	12	5	8 : 2
4	TUR - Türkiye	NOR - Norway	6	9	6 : 7

**Note:**  
Big ends are defined as ends with a score of four or more points.

**Legend:**  
Q Qualification

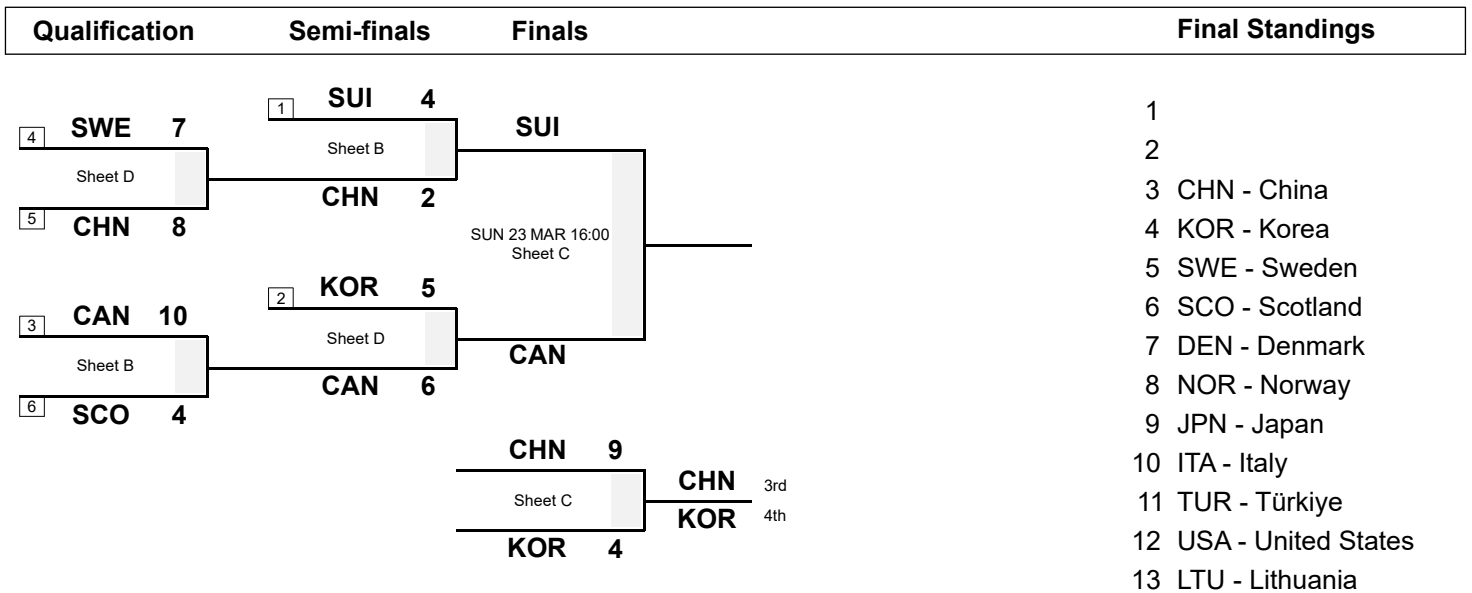
## Time-out Statistics

Team	Games	Number of Time-outs	Average Shot Success on Next Stone
JPN - Japan	12	11	93%
ITA - Italy	12	13	92%
SCO - Scotland	13	10	90%
SUI - Switzerland	14	13	86%
DEN - Denmark	12	4	81%
SWE - Sweden	13	14	80%
KOR - Korea	14	16	79%
LTU - Lithuania	12	2	75%
TUR - Türkiye	12	9	75%
CHN - China	15	12	72%
CAN - Canada	15	10	70%
USA - United States	12	12	70%
NOR - Norway	12	7	67%
Total	84	133	80%

### Session Results and Standings

Sheet	Team	LSFE	1	2	3	4	5	6	7	8	9	10	Extra Ends	Total
C	CHN - China		0	0	1	0	1	0	2	1	1	3		9
	KOR - Korea	*	0	1	0	1	0	2	0	0	0	0		4

### Play-offs Bracket



**Legend:**  
LSFE(\*) Last Stone First End

## Game Results

Sheet	Team	LSFE	1	2	3	4	5	6	7	8	9	10	Extra Ends	Total
C	CHN - China		0	0	1	0	1	0	2	1	1	3		9
	KOR - Korea	*	0	1	0	1	0	2	0	0	0	0		4

CHN - China		Shot Success Game	All
4 S	WANG Rui	89%	84%
3 V	HAN Yu	93%	85%
2	DONG Ziqi	78%	86%
1	JIANG Jiayi	94%	92%
A	SU Tingyu	-	82%
Team Total		88%	87%

KOR - Korea		Shot Success Game	All
4 S	GIM Eunji	76%	85%
3 V	KIM Minji	85%	85%
2	KIM Suji	74%	85%
1	SEOL Yeeun	95%	88%
A	SEOL Yeji	-	81%
Team Total		83%	86%

Time remaining: 1 minute 20 seconds

Time-out: End 8 - CHN stone 7

Time remaining: 0 minutes 8 seconds

Time-out: End 9 - KOR stone 5

## Shot Success Analysis

CHN - China		↻	↺	Game
4	WANG Rui	Draws 1 100%	7 82%	8 84%
		Take-outs 3 100%	9 89%	12 92%
		Total 4 100%	16 86%	20 89%
3	HAN Yu	Draws 3 83%	7 100%	10 95%
		Take-outs 5 80%	5 100%	10 90%
		Total 8 81%	12 100%	20 93%
2	DONG Ziqi	Draws 4 100%	6 92%	10 95%
		Take-outs 4 81%	6 46%	10 60%
		Total 8 91%	12 69%	20 78%
1	JIANG Jiayi	Draws 15 100%	0 -	15 100%
		Take-outs 2 50%	1 100%	3 67%
		Total 17 94%	1 100%	18 94%
A	SU Tingyu	Draws 0 -	0 -	0 -
		Take-outs 0 -	0 -	0 -
		Total 0 -	0 -	0 -
Team		Draws 23 98%	20 91%	43 95%
		Take-outs 14 80%	21 80%	35 80%
		Total 37 91%	41 85%	78 88%

KOR - Korea		↻	↺	Game
4	GIM Eunji	Draws 1 100%	4 81%	5 85%
		Take-outs 12 75%	3 67%	15 73%
		Total 13 77%	7 75%	20 76%
3	KIM Minji	Draws 2 100%	2 50%	4 75%
		Take-outs 10 88%	6 88%	16 88%
		Total 12 90%	8 78%	20 85%
2	KIM Suji	Draws 6 92%	4 56%	10 78%
		Take-outs 7 86%	3 33%	10 70%
		Total 13 88%	7 46%	20 74%
1	SEOL Yeeun	Draws 3 92%	15 98%	18 97%
		Take-outs 1 100%	1 50%	2 75%
		Total 4 94%	16 95%	20 95%
A	SEOL Yeji	Draws 0 -	0 -	0 -
		Take-outs 0 -	0 -	0 -
		Total 0 -	0 -	0 -
Team		Draws 12 94%	25 85%	37 88%
		Take-outs 30 83%	13 67%	43 78%
		Total 42 86%	38 79%	80 83%

### Note:

Position and function for each team member:

4 = Fourth, 3 = Third, 2 = Second, 1 = Lead, A = Alternate, S = Skip, V = Vice-Skip

### Legend:

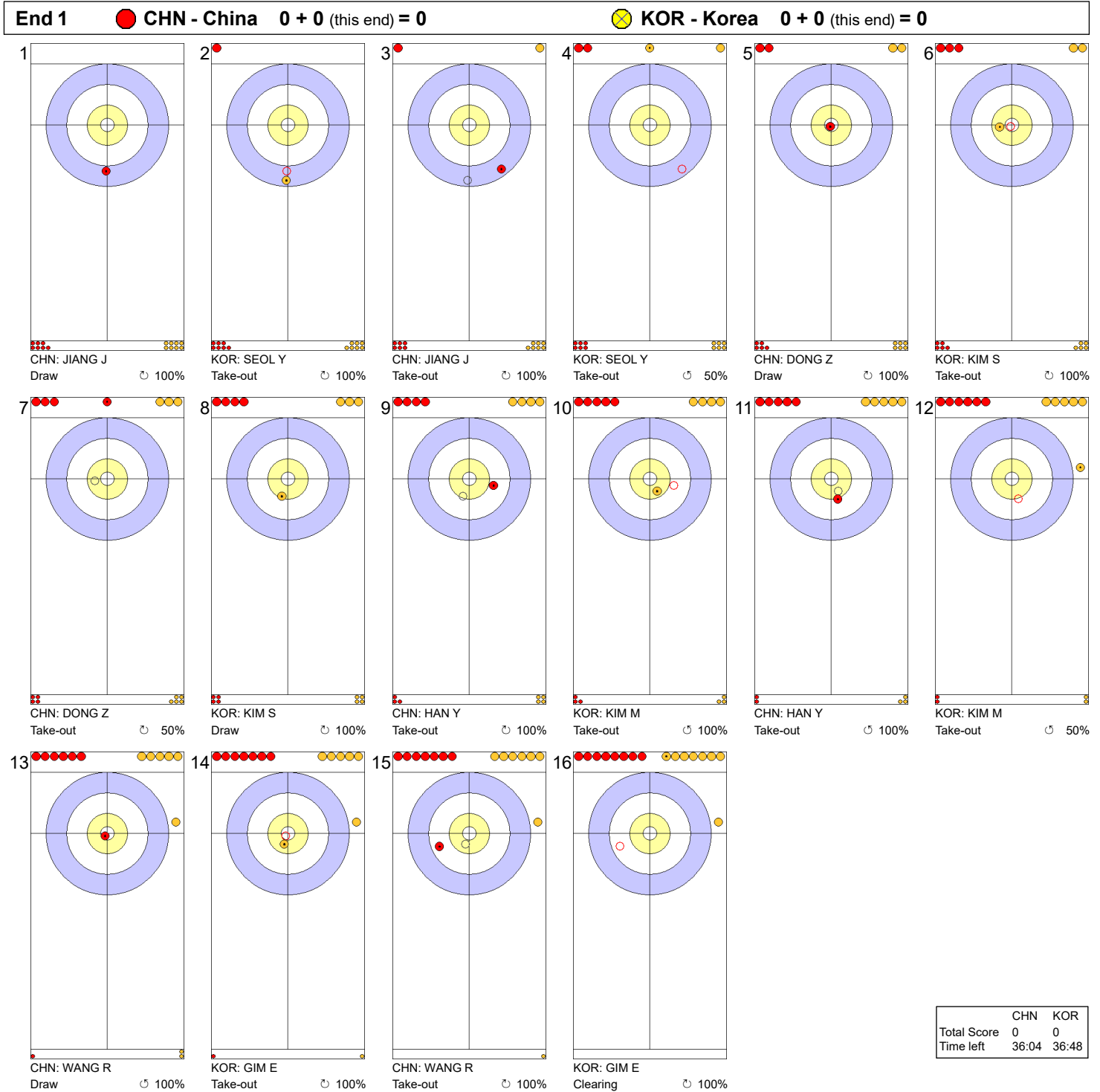
↻ Clockwise

↺ Counter-clockwise

LSFE(\*) Last Stone First End

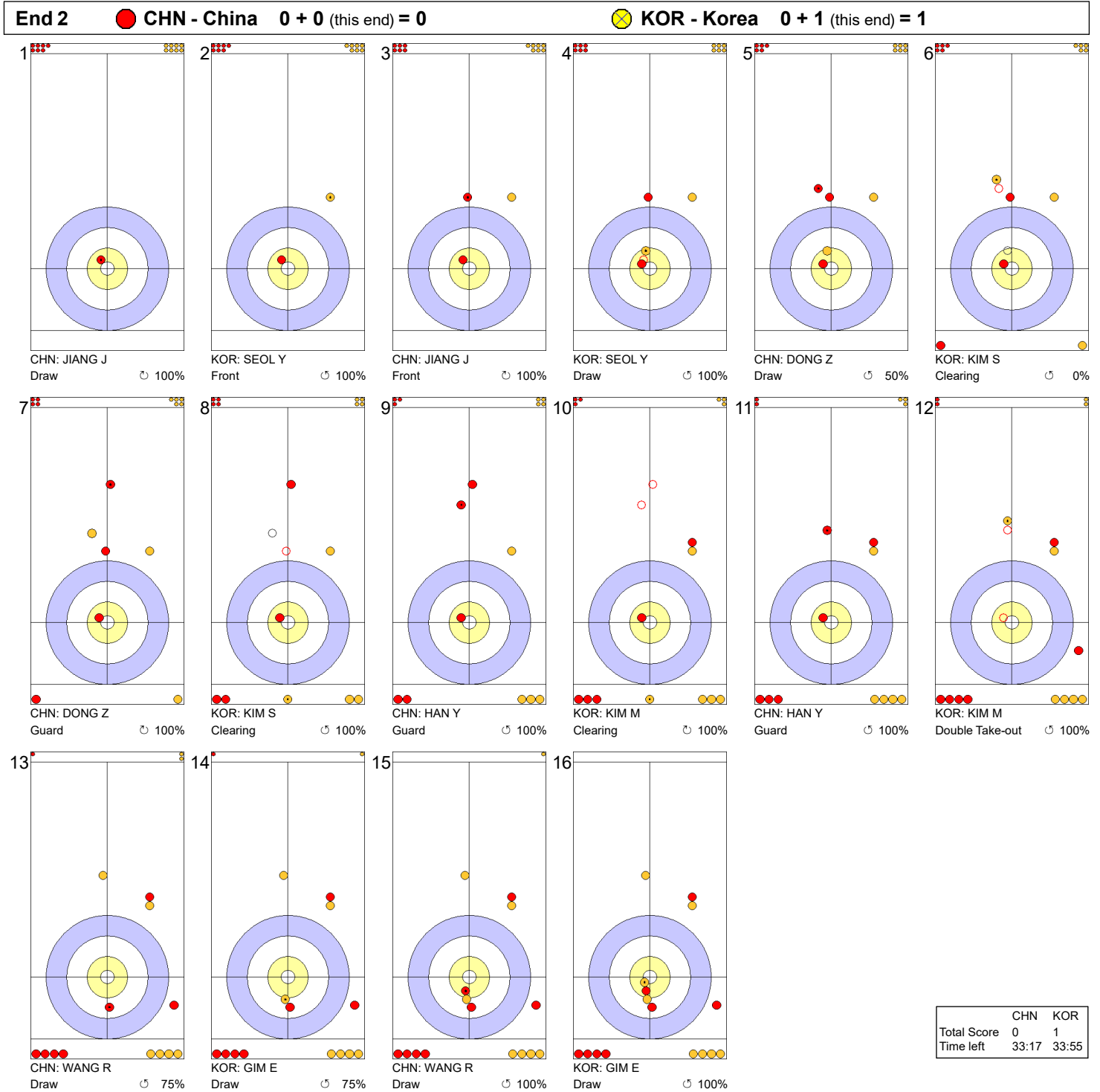


Game - Shot by Shot




**Legend:**  
 ↻ Clockwise      ↺ Counter-clockwise      - Not considered

Game - Shot by Shot



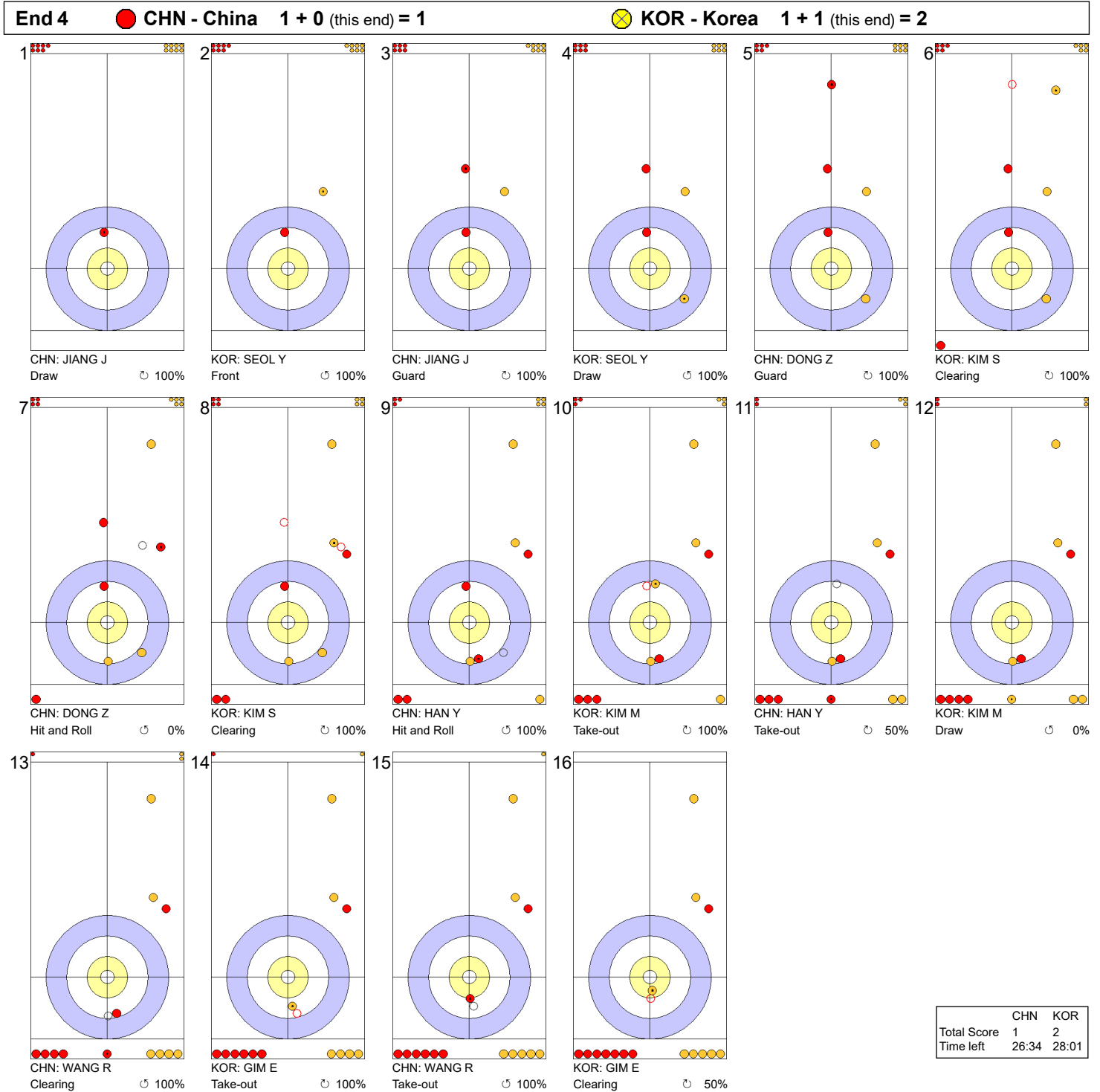
**Legend:**  
 ↻ Clockwise      ↺ Counter-clockwise      - Not considered

Game - Shot by Shot



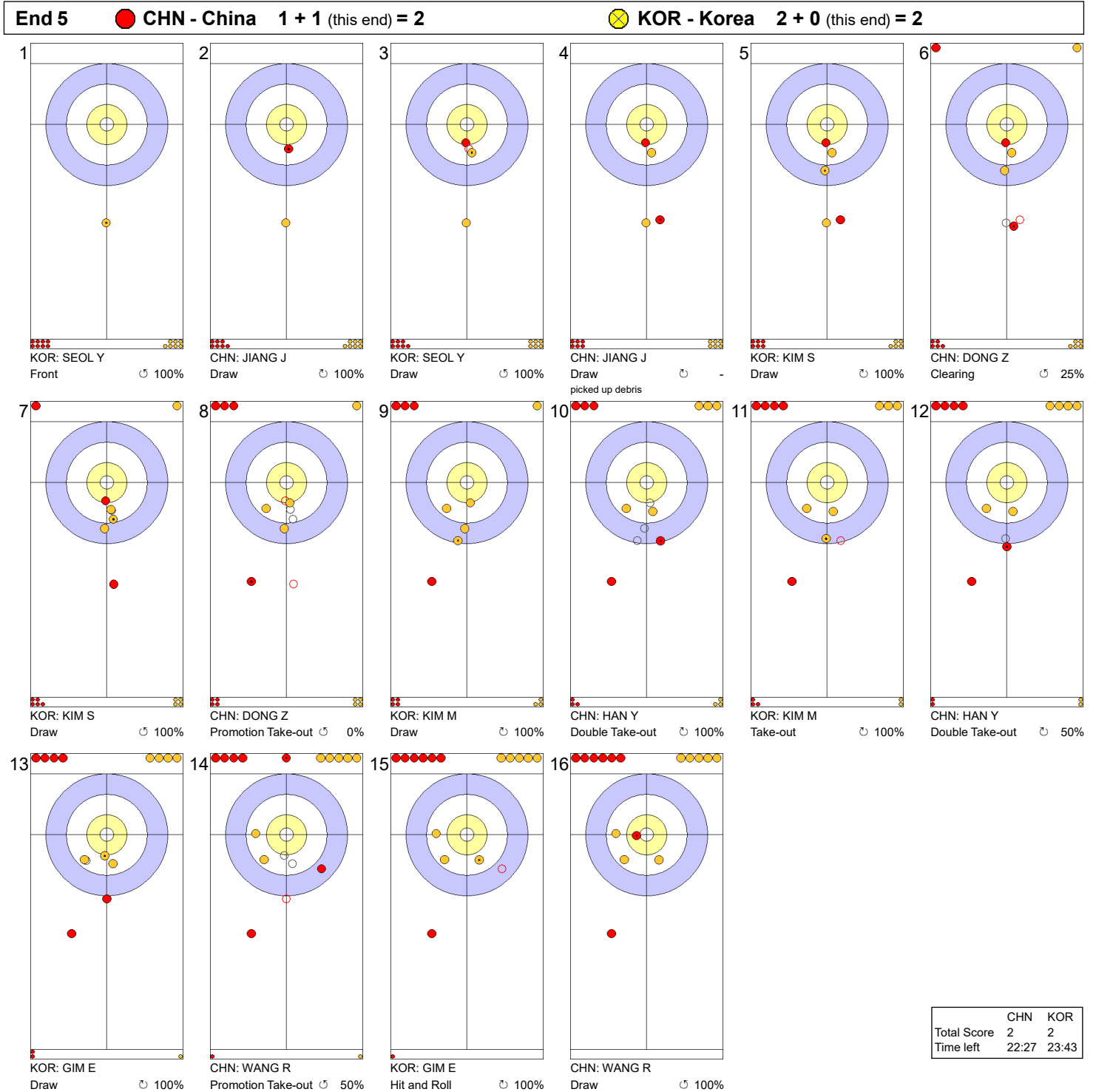
**Legend:**  
 ↻ Clockwise      ↺ Counter-clockwise      - Not considered

Game - Shot by Shot



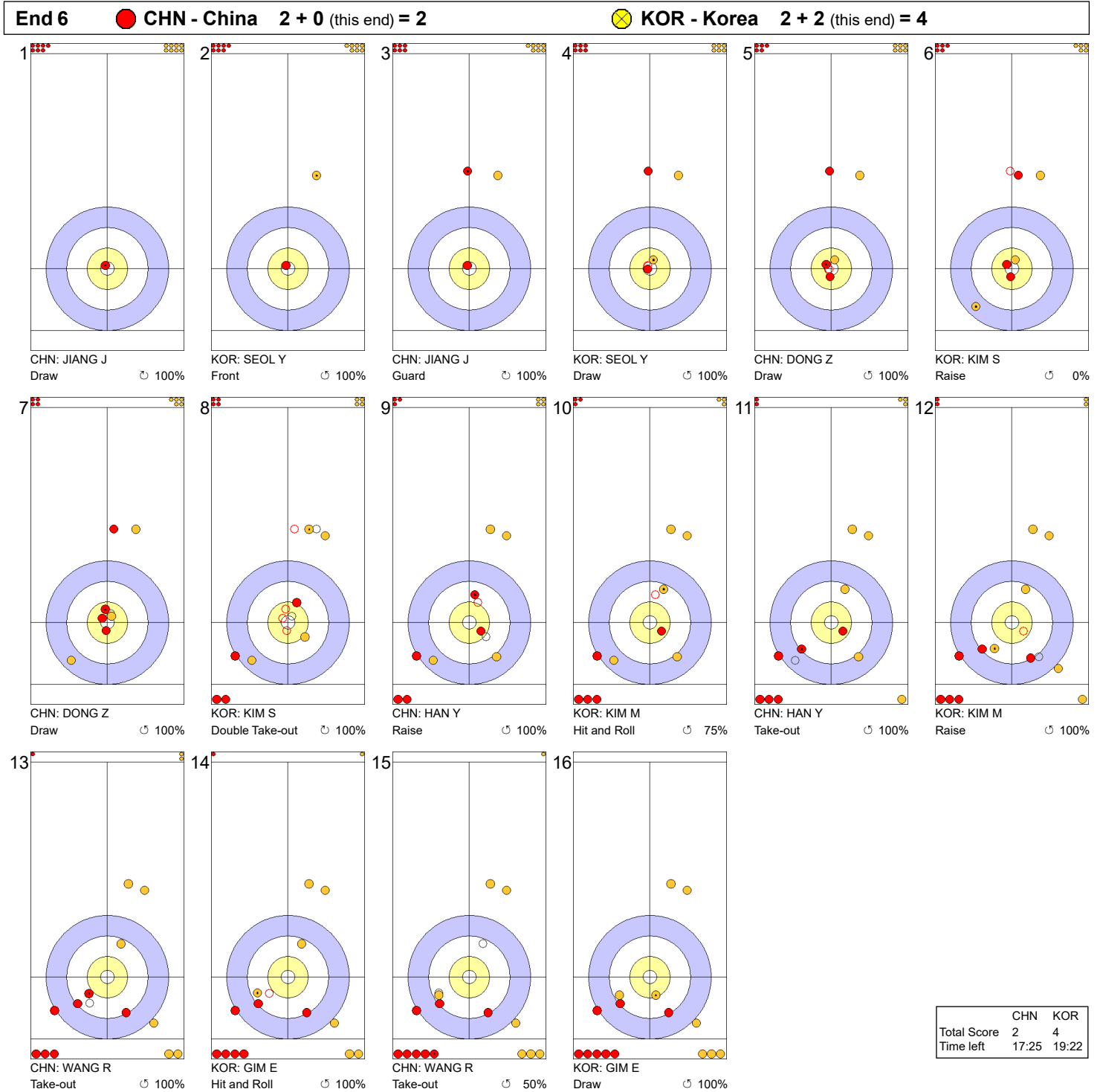
**Legend:**  
 ↻ Clockwise      ↺ Counter-clockwise      - Not considered

Game - Shot by Shot



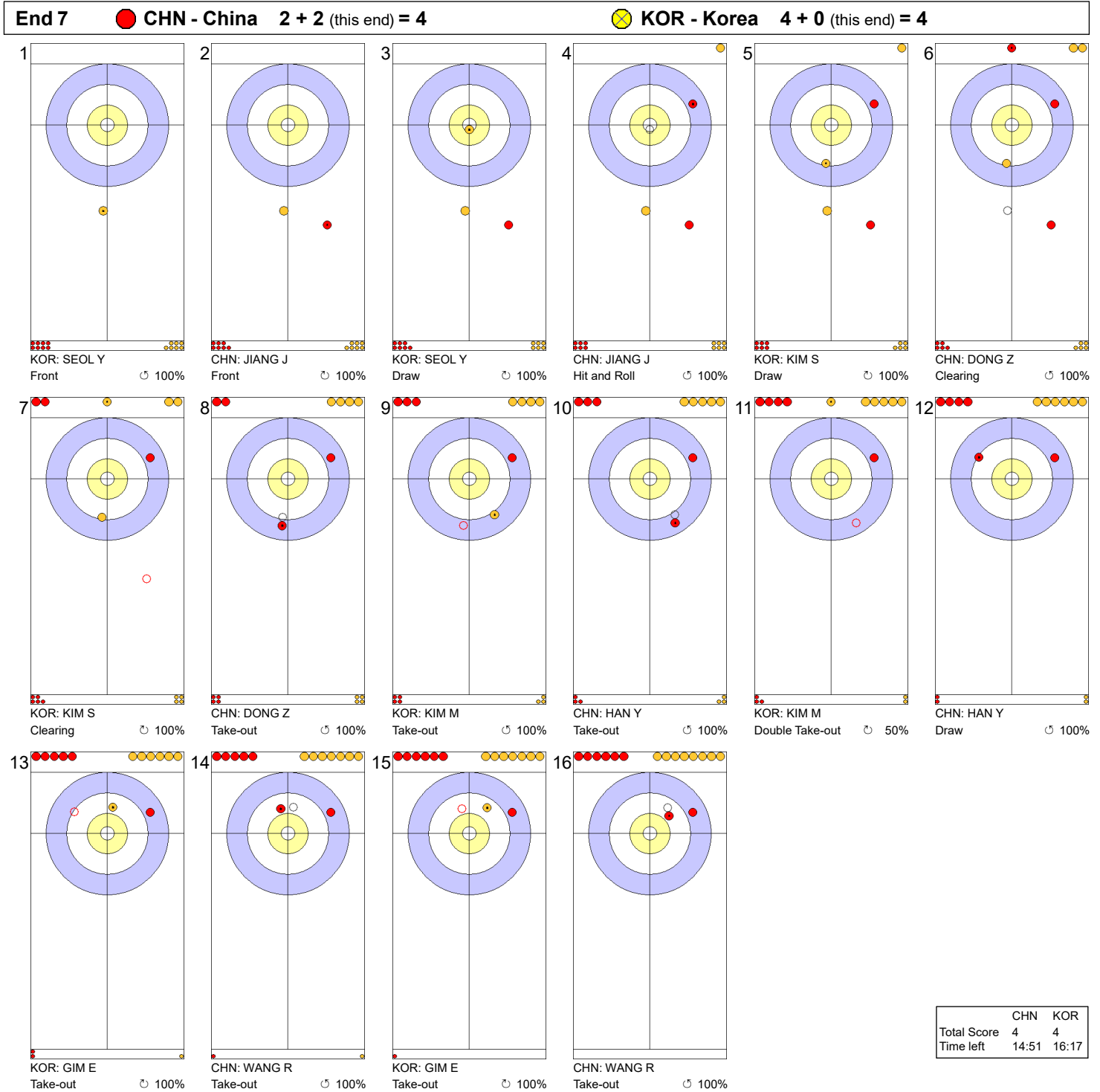
**Legend:**  
 ↻ Clockwise      ↺ Counter-clockwise      - Not considered

Game - Shot by Shot



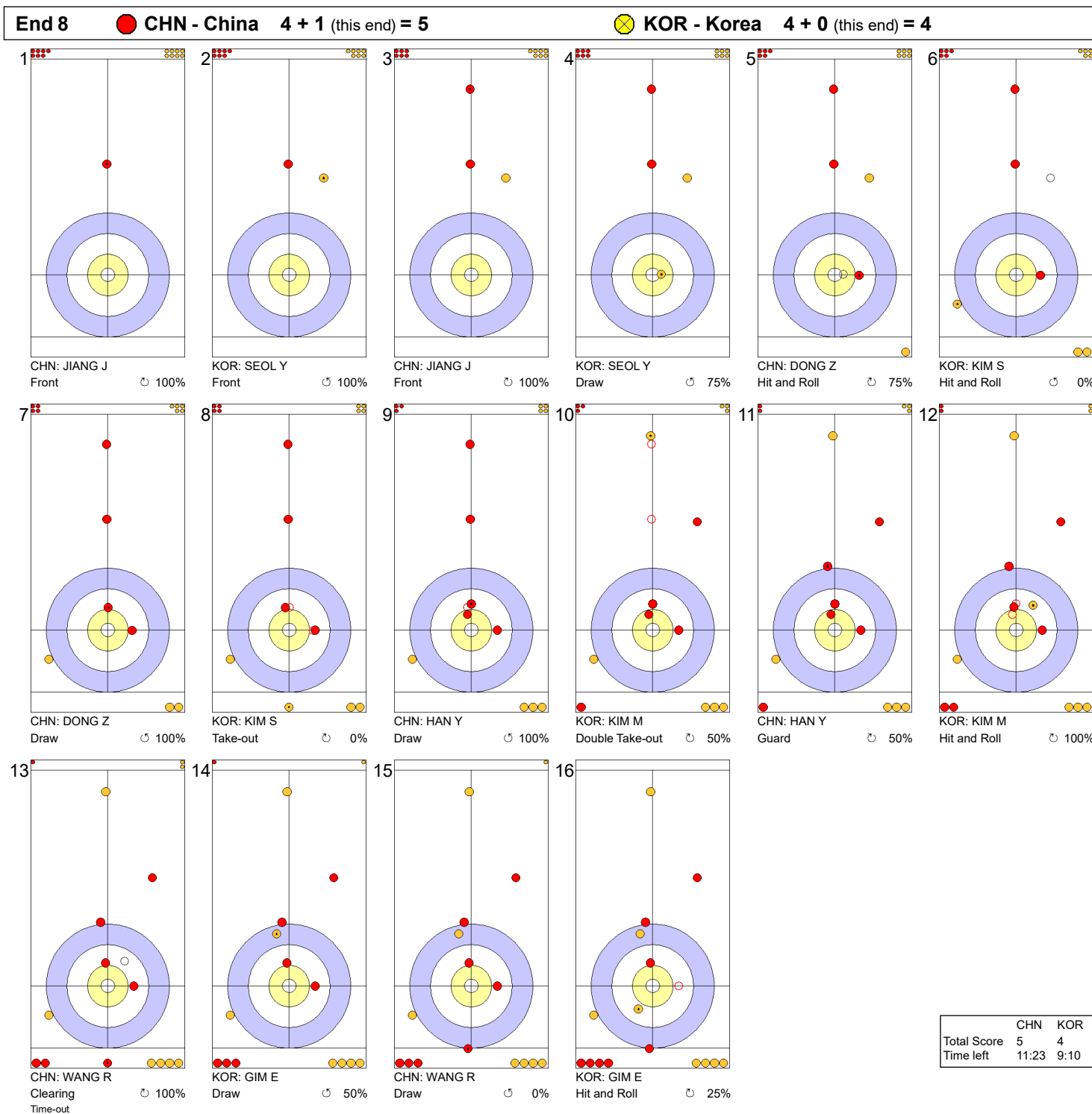
**Legend:**  
 ↻ Clockwise   ↺ Counter-clockwise   - Not considered

Game - Shot by Shot



**Legend:**  
 ↻ Clockwise   ↺ Counter-clockwise   - Not considered

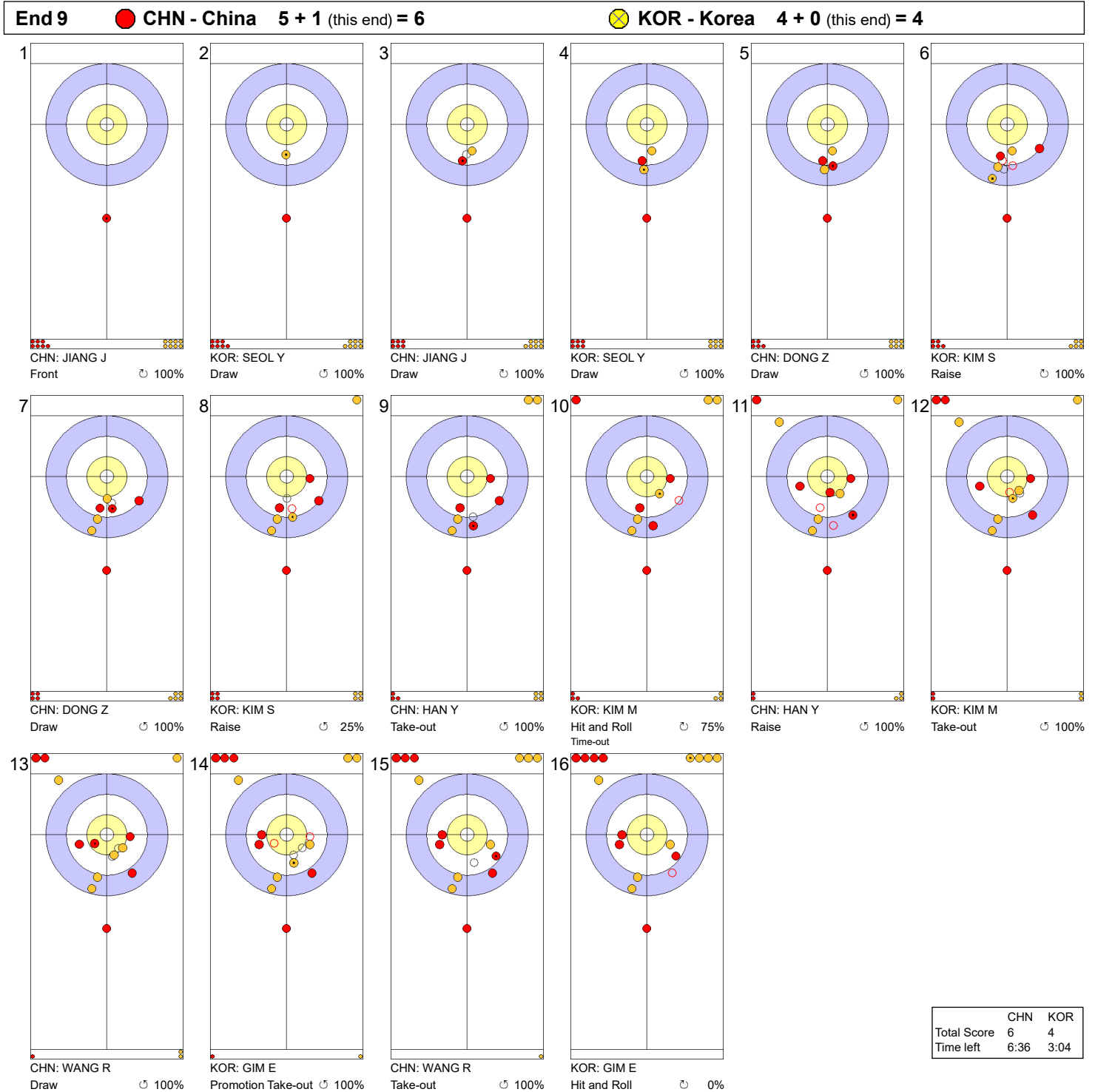
### Game - Shot by Shot



**Legend:**  
 ↻ Clockwise   ↺ Counter-clockwise   - Not considered



Game - Shot by Shot

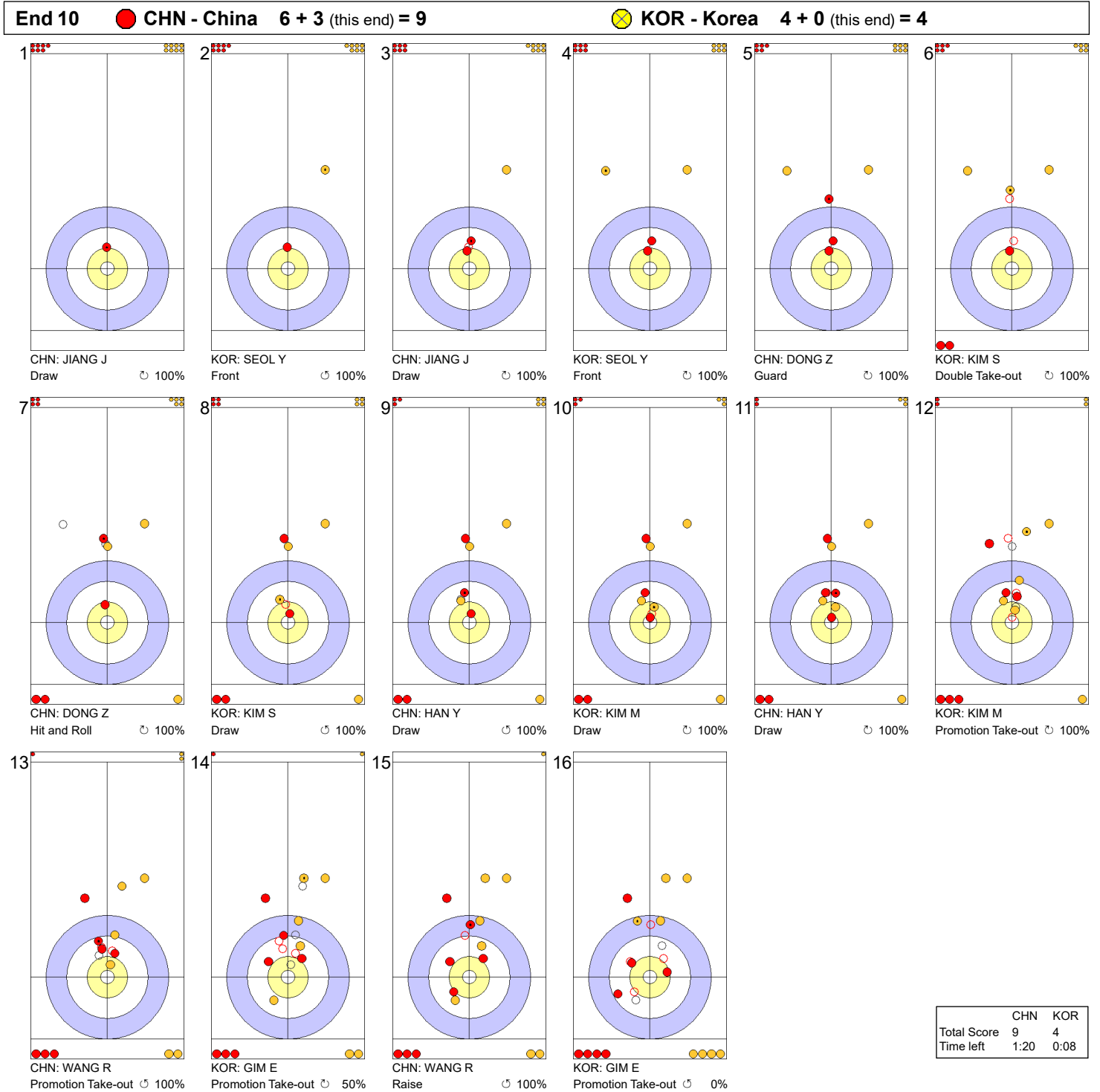


**Legend:**  
 ↻ Clockwise      ↺ Counter-clockwise      - Not considered

SUN 23 MAR 2025  
Start Time 10:00

Bronze Medal Game

### Game - Shot by Shot



**Legend:**  
 ↻ Clockwise      ↺ Counter-clockwise      - Not considered

## Cumulative Player Statistics by Team

### CHN - China

WANG Rui 4 S Right-handed

Type	↻	%	↺	%	Total	%
Draw	36	78	47	87	83	83
Front	0	-	0	-	0	-
Guard	7	100	10	90	17	94
Raise	4	44	5	90	9	69
Wick / Soft Peeling	1	50	0	-	1	50
Freeze	0	-	0	-	0	-
Take-out	46	89	48	92	94	90
Hit and Roll	9	86	13	83	22	84
Clearing	10	95	11	95	21	95
Double Take-out	4	63	10	60	14	61
Promotion Take-out	2	25	13	67	15	62
All Draws	48	78	62	88	110	83
All Take-outs	71	86	95	84	166	85
<b>Total</b>	<b>119</b>	<b>83</b>	<b>157</b>	<b>86</b>	<b>276</b>	<b>84</b>
Not considered					1	-

JIANG Jiayi 1 Right-handed

Type	↻	%	↺	%	Total	%
Draw	102	96	26	87	128	94
Front	55	95	17	96	72	95
Guard	15	90	1	100	16	91
Raise	0	-	1	100	1	100
Wick / Soft Peeling	1	0	0	-	1	0
Freeze	0	-	0	-	0	-
Take-out	31	90	24	85	55	88
Hit and Roll	1	100	4	88	5	90
Clearing	0	-	0	-	0	-
Double Take-out	0	-	2	75	2	75
Promotion Take-out	0	-	0	-	0	-
All Draws	173	94	45	91	218	93
All Take-outs	32	90	30	85	62	88
<b>Total</b>	<b>205</b>	<b>94</b>	<b>75</b>	<b>88</b>	<b>280</b>	<b>92</b>
Not considered					4	-

HAN Yu 3 V Right-handed

Type	↻	%	↺	%	Total	%
Draw	33	87	19	91	52	88
Front	3	100	1	100	4	100
Guard	14	93	8	88	22	91
Raise	6	75	6	58	12	67
Wick / Soft Peeling	0	-	0	-	0	-
Freeze	0	-	0	-	0	-
Take-out	49	88	66	88	115	88
Hit and Roll	15	83	14	96	29	90
Clearing	12	92	15	83	27	87
Double Take-out	10	60	9	58	19	59
Promotion Take-out	3	58	1	50	4	56
All Draws	56	88	34	85	90	87
All Take-outs	89	84	105	85	194	85
<b>Total</b>	<b>145</b>	<b>85</b>	<b>139</b>	<b>85</b>	<b>284</b>	<b>85</b>
Not considered					0	-

SU Tingyu A Right-handed

Type	↻	%	↺	%	Total	%
Draw	3	83	2	100	5	90
Front	0	-	0	-	0	-
Guard	4	75	0	-	4	75
Raise	0	-	1	100	1	100
Wick / Soft Peeling	0	-	0	-	0	-
Freeze	0	-	0	-	0	-
Take-out	0	-	4	88	4	88
Hit and Roll	0	-	1	75	1	75
Clearing	2	50	0	-	2	50
Double Take-out	0	-	1	100	1	100
Promotion Take-out	0	-	0	-	0	-
All Draws	7	79	3	100	10	85
All Take-outs	2	50	6	88	8	78
<b>Total</b>	<b>9</b>	<b>72</b>	<b>9</b>	<b>92</b>	<b>18</b>	<b>82</b>
Not considered					0	-

DONG Ziqi 2 Right-handed

Type	↻	%	↺	%	Total	%
Draw	42	88	27	82	69	86
Front	4	94	0	-	4	94
Guard	22	85	4	88	26	86
Raise	4	75	4	50	8	63
Wick / Soft Peeling	1	100	0	-	1	100
Freeze	0	-	0	-	0	-
Take-out	31	97	38	83	69	89
Hit and Roll	12	73	13	75	25	74
Clearing	18	96	35	90	53	92
Double Take-out	5	80	8	88	13	85
Promotion Take-out	3	67	1	0	4	50
All Draws	73	87	35	79	108	84
All Take-outs	69	90	95	84	164	86
<b>Total</b>	<b>142</b>	<b>88</b>	<b>130</b>	<b>83</b>	<b>272</b>	<b>86</b>
Not considered					0	-

Team: CHN - China

Type	↻	%	↺	%	Total	%
Draw	216	90	121	87	337	89
Front	62	95	18	96	80	95
Guard	62	89	23	89	85	89
Raise	14	66	17	71	31	69
Wick / Soft Peeling	3	50	0	-	3	50
Freeze	0	-	0	-	0	-
Take-out	157	90	180	88	337	89
Hit and Roll	37	81	45	85	82	83
Clearing	42	92	61	89	103	91
Double Take-out	19	66	30	69	49	68
Promotion Take-out	8	53	15	62	23	59
All Draws	357	89	179	86	536	88
All Take-outs	263	86	331	85	594	85
<b>Total</b>	<b>620</b>	<b>88</b>	<b>510</b>	<b>85</b>	<b>1130</b>	<b>87</b>
Not considered					5	-

#### Note:

Position and function for each team member:

4 = Fourth, 3 = Third, 2 = Second, 1 = Lead, A = Alternate, S = Skip, V = Vice-Skip

#### Legend:

↻ Clockwise

↺ Counter-clockwise

## Cumulative Player Statistics by Team

### KOR - Korea

GIM Eunji		4 S Right-handed				
Type	↻	%	↺	%	Total	%
Draw	35	91	48	85	83	88
Front	0	-	0	-	0	-
Guard	3	92	5	85	8	88
Raise	1	75	9	67	10	68
Wick / Soft Peeling	0	-	0	-	0	-
Freeze	1	100	1	100	2	100
Take-out	39	92	32	96	71	94
Hit and Roll	14	73	12	83	26	78
Clearing	12	92	16	94	28	93
Double Take-out	18	68	18	67	36	67
Promotion Take-out	6	83	6	75	12	79
All Draws	40	91	63	83	103	86
All Take-outs	89	83	84	86	173	85
<b>Total</b>	<b>129</b>	<b>86</b>	<b>147</b>	<b>85</b>	<b>276</b>	<b>85</b>
Not considered					3	-

SEOL Yeeun		1 Left-handed				
Type	↻	%	↺	%	Total	%
Draw	27	93	137	87	164	88
Front	6	100	65	92	71	92
Guard	0	-	7	79	7	79
Raise	0	-	1	50	1	50
Wick / Soft Peeling	0	-	1	0	1	0
Freeze	0	-	0	-	0	-
Take-out	18	86	12	79	30	83
Hit and Roll	2	88	3	83	5	85
Clearing	0	-	0	-	0	-
Double Take-out	0	-	2	100	2	100
Promotion Take-out	0	-	0	-	0	-
All Draws	33	94	211	88	244	89
All Take-outs	20	86	17	82	37	84
<b>Total</b>	<b>53</b>	<b>91</b>	<b>228</b>	<b>87</b>	<b>281</b>	<b>88</b>
Not considered					1	-

KIM Minji		3 V Right-handed				
Type	↻	%	↺	%	Total	%
Draw	27	92	28	75	55	83
Front	0	-	5	80	5	80
Guard	2	100	7	89	9	92
Raise	3	92	6	79	9	83
Wick / Soft Peeling	1	75	0	-	1	75
Freeze	0	-	0	-	0	-
Take-out	47	93	39	90	86	92
Hit and Roll	19	83	13	75	32	80
Clearing	16	97	14	100	30	98
Double Take-out	18	68	21	67	39	67
Promotion Take-out	10	80	6	96	16	86
All Draws	33	92	46	78	79	84
All Take-outs	110	87	93	85	203	86
<b>Total</b>	<b>143</b>	<b>88</b>	<b>139</b>	<b>83</b>	<b>282</b>	<b>85</b>
Not considered					0	-

SEOL Yeji		A Right-handed				
Type	↻	%	↺	%	Total	%
Draw	2	100	3	83	5	90
Front	0	-	0	-	0	-
Guard	0	-	2	38	2	38
Raise	0	-	0	-	0	-
Wick / Soft Peeling	0	-	0	-	0	-
Freeze	0	-	0	-	0	-
Take-out	5	100	2	100	7	100
Hit and Roll	0	-	2	75	2	75
Clearing	5	100	4	88	9	94
Double Take-out	3	67	2	100	5	80
Promotion Take-out	3	33	1	25	4	31
All Draws	2	100	5	65	7	75
All Take-outs	16	81	11	84	27	82
<b>Total</b>	<b>18</b>	<b>83</b>	<b>16</b>	<b>78</b>	<b>34</b>	<b>81</b>
Not considered					0	-

KIM Suji		2 Left-handed				
Type	↻	%	↺	%	Total	%
Draw	21	89	26	90	47	90
Front	2	100	5	100	7	100
Guard	2	75	17	90	19	88
Raise	5	60	4	25	9	44
Wick / Soft Peeling	0	-	1	100	1	100
Freeze	0	-	0	-	0	-
Take-out	26	91	28	88	54	90
Hit and Roll	10	65	12	73	22	69
Clearing	26	95	27	82	53	89
Double Take-out	19	80	10	85	29	82
Promotion Take-out	5	75	2	50	7	68
All Draws	30	84	53	86	83	86
All Take-outs	86	86	79	83	165	84
<b>Total</b>	<b>116</b>	<b>86</b>	<b>132</b>	<b>84</b>	<b>248</b>	<b>85</b>
Not considered					0	-

Team: KOR - Korea						
Type	↻	%	↺	%	Total	%
Draw	112	92	242	86	354	88
Front	8	100	75	91	83	92
Guard	7	89	38	84	45	85
Raise	9	72	20	61	29	65
Wick / Soft Peeling	1	75	2	50	3	58
Freeze	1	100	1	100	2	100
Take-out	135	92	113	90	248	91
Hit and Roll	45	76	42	77	87	77
Clearing	59	95	61	90	120	93
Double Take-out	58	72	53	73	111	72
Promotion Take-out	24	74	15	77	39	75
All Draws	138	91	378	85	516	87
All Take-outs	321	85	284	84	605	85
<b>Total</b>	<b>459</b>	<b>87</b>	<b>662</b>	<b>85</b>	<b>1121</b>	<b>86</b>
Not considered					4	-

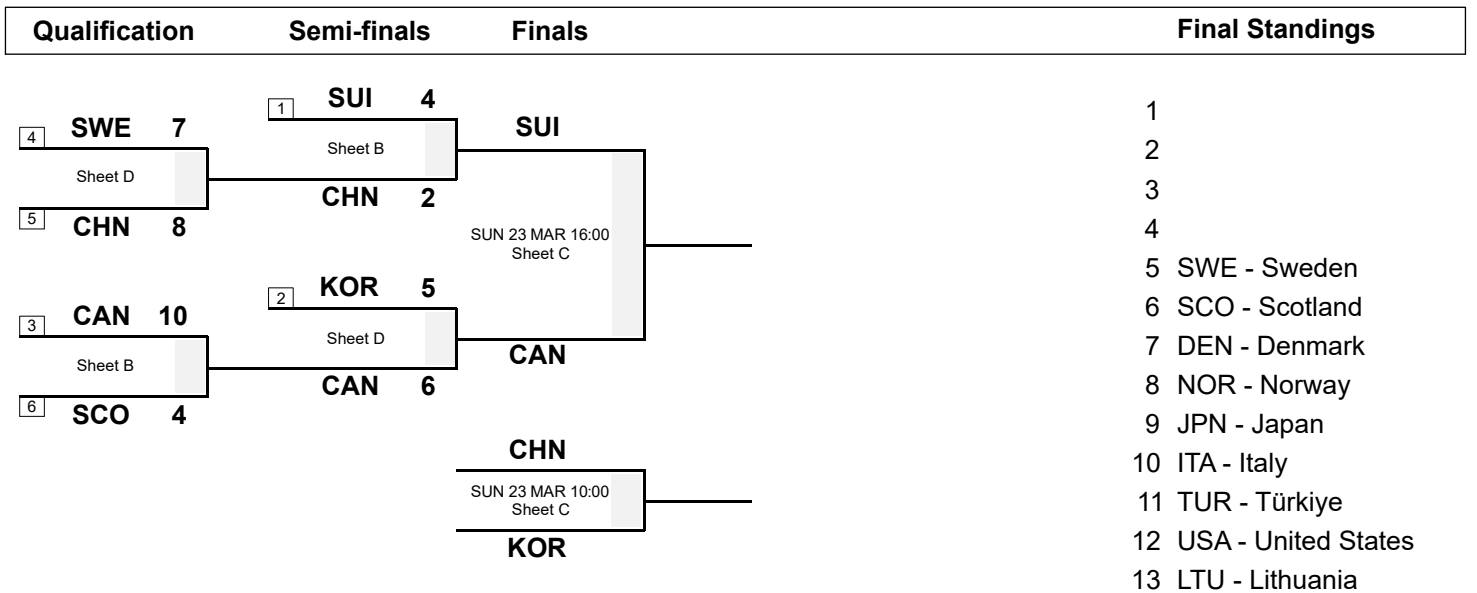
**Note:**  
Position and function for each team member:  
**4** = Fourth, **3** = Third, **2** = Second, **1** = Lead, **A** = Alternate, **S** = Skip, **V** = Vice-Skip

**Legend:**  
↻ Clockwise      ↺ Counter-clockwise

### Session Results and Standings

Sheet	Team	LSFE	1	2	3	4	5	6	7	8	9	10	Extra Ends	Total
B	CHN - China		0	0	0	0	0	0	0	2	0	0		2
	SUI - Switzerland	*	2	0	0	0	0	0	0	0	1	1		4
D	CAN - Canada		0	1	0	1	0	1	0	0	2	0	1	6
	KOR - Korea	*	0	0	2	0	1	0	0	1	0	1	0	5

### Play-offs Bracket



Legend:  
LSFE(\*) Last Stone First End

## Game Results

Sheet	Team	LSFE	1	2	3	4	5	6	7	8	9	10	Extra Ends	Total
B	CHN - China		0	0	0	0	0	0	0	2	0	0		2
	SUI - Switzerland	*	2	0	0	0	0	0	0	0	1	1		4

CHN - China		Shot Success	Game	All
4 S	WANG Rui	94 %		84 %
3 V	HAN Yu	93 %		85 %
2	DONG Ziqi	79 %		86 %
1	JIANG Jiayi	95 %		92 %
A	SU Tingyu	-		82 %
Team Total		90 %		87 %

SUI - Switzerland		Shot Success	Game	All
4 V	PAETZ Alina	90 %		86 %
3 S	TIRINZONI Silvana	90 %		87 %
2	HOWALD Carole	95 %		87 %
1	WITSCHONKE Selina	100 %		89 %
A	BERSET Stefanie	-		89 %
Team Total		94 %		87 %

Time remaining: 9 minutes 36 seconds

Time-out: End 9 - CHN stone 4

Time remaining: 5 minutes 10 seconds

Time-out: End 10 - SUI stone 3

## Shot Success Analysis

CHN - China		↻	↺	Game	
4	WANG Rui	Draws	1 0%	3 100%	4 75%
		Take-outs	8 100%	8 97%	16 98%
		Total	9 89%	11 98%	20 94%
3	HAN Yu	Draws	0 -	3 100%	3 100%
		Take-outs	5 100%	12 88%	17 91%
		Total	5 100%	15 90%	20 93%
2	DONG Ziqi	Draws	5 95%	0 -	5 95%
		Take-outs	7 79%	8 69%	15 73%
		Total	12 85%	8 69%	20 79%
1	JIANG Jiayi	Draws	4 88%	5 100%	9 94%
		Take-outs	7 100%	4 88%	11 95%
		Total	11 95%	9 94%	20 95%
A	SU Tingyu	Draws	0 -	0 -	0 -
		Take-outs	0 -	0 -	0 -
		Total	0 -	0 -	0 -
Team		Draws	10 83%	11 100%	21 92%
		Take-outs	27 94%	32 85%	59 89%
		Total	37 91%	43 89%	80 90%

SUI - Switzerland		↻	↺	Game	
4	PAETZ Alina	Draws	1 75%	3 67%	4 69%
		Take-outs	5 85%	11 100%	16 95%
		Total	6 83%	14 93%	20 90%
3	TIRINZONI Silvana	Draws	1 75%	3 92%	4 88%
		Take-outs	5 85%	11 93%	16 91%
		Total	6 83%	14 93%	20 90%
2	HOWALD Carole	Draws	0 -	4 100%	4 100%
		Take-outs	5 80%	11 100%	16 94%
		Total	5 80%	15 100%	20 95%
1	WITSCHONKE Selina	Draws	0 -	14 100%	14 100%
		Take-outs	2 100%	4 100%	6 100%
		Total	2 100%	18 100%	20 100%
A	BERSET Stefanie	Draws	0 -	0 -	0 -
		Take-outs	0 -	0 -	0 -
		Total	0 -	0 -	0 -
Team		Draws	2 75%	24 95%	26 93%
		Take-outs	17 85%	37 98%	54 94%
		Total	19 84%	61 97%	80 94%

### Note:

Position and function for each team member:

4 = Fourth, 3 = Third, 2 = Second, 1 = Lead, A = Alternate, S = Skip, V = Vice-Skip

### Legend:

↻ Clockwise

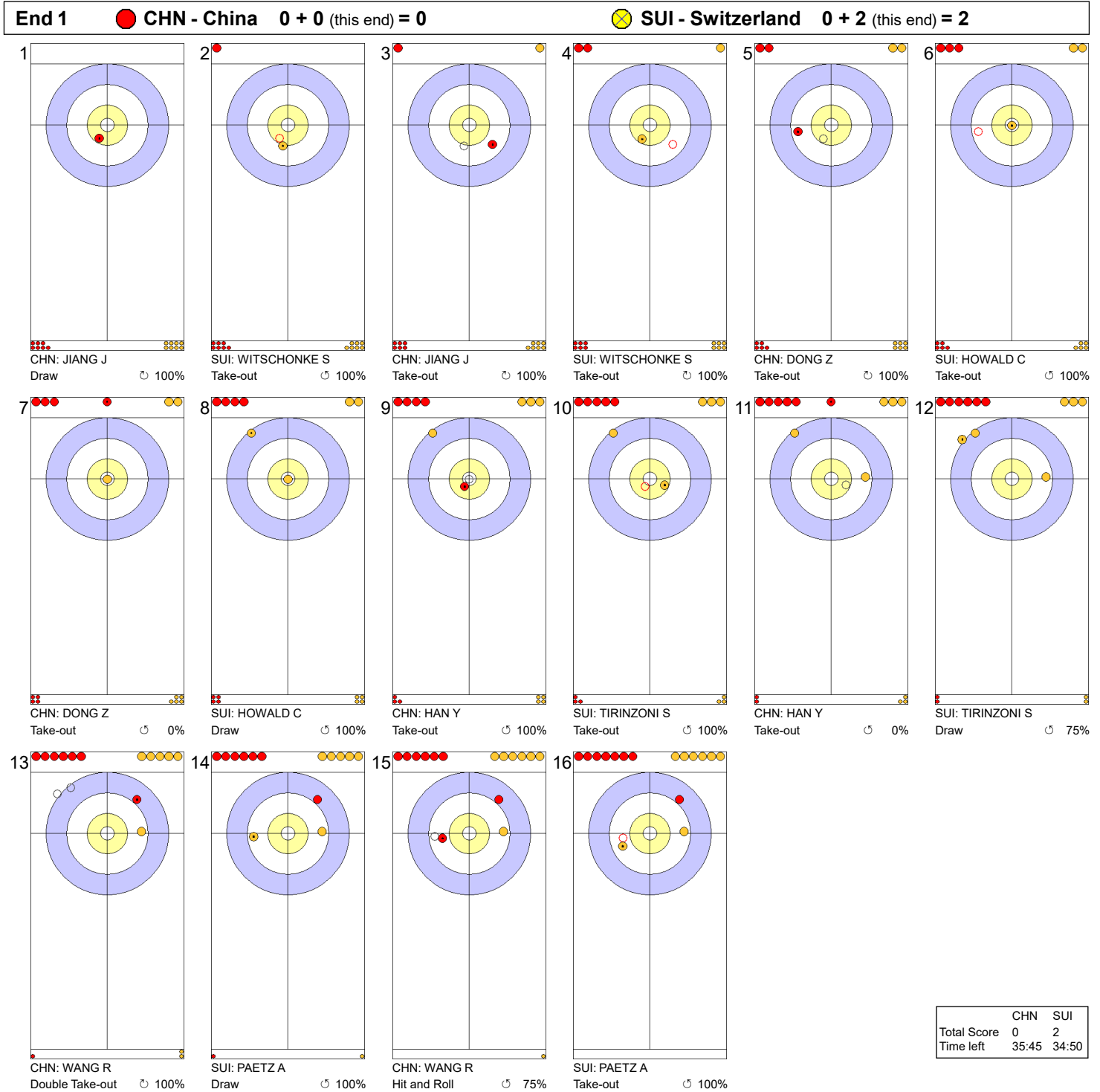
↺ Counter-clockwise

LSFE(\*) Last Stone First End

SAT 22 MAR 2025  
Start Time 16:00

Semi-final - Sheet B

### Game - Shot by Shot

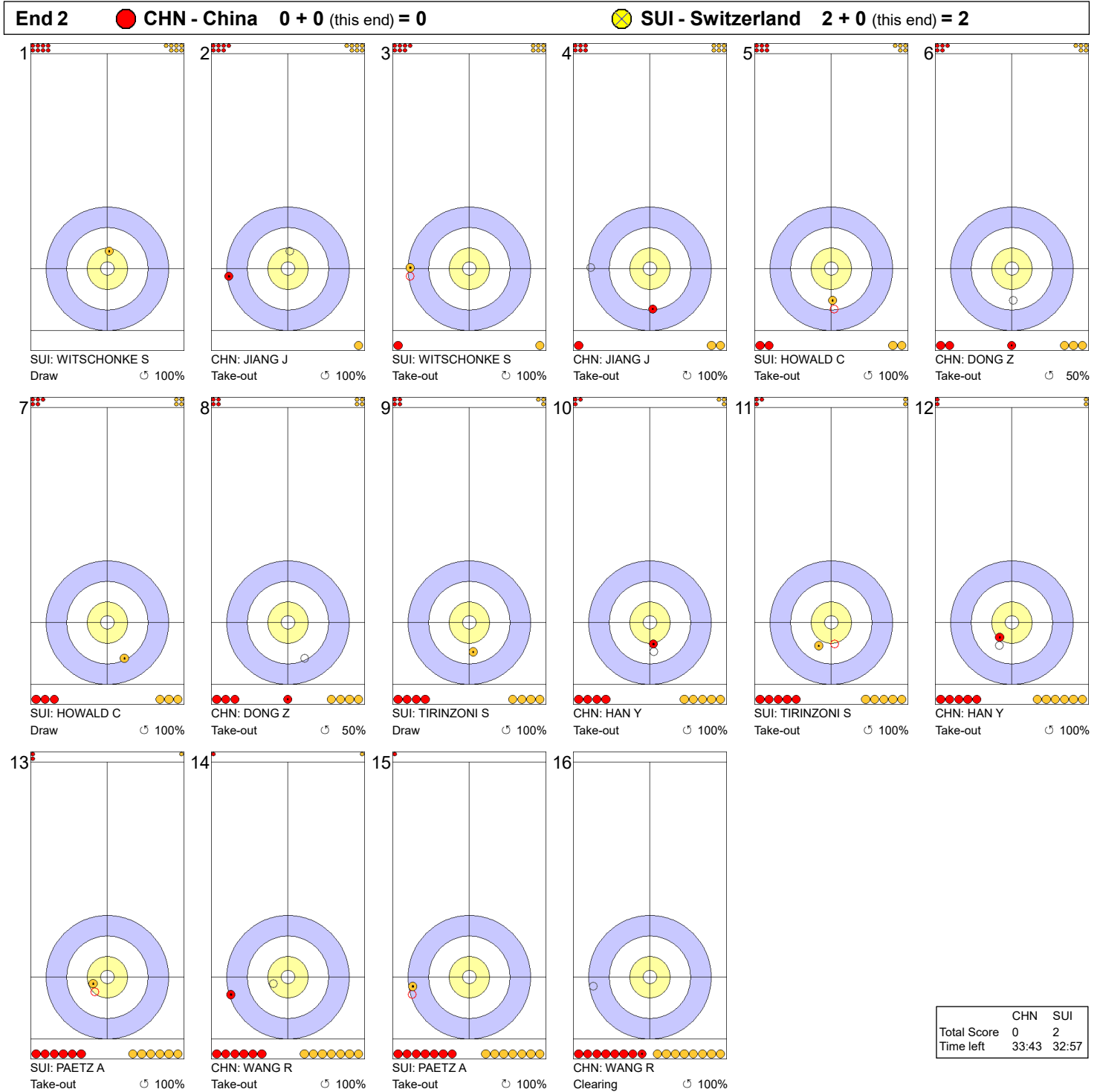


**Legend:**  
 ↻ Clockwise      ↺ Counter-clockwise      - Not considered

SAT 22 MAR 2025  
Start Time 16:00

Semi-final - Sheet B

Game - Shot by Shot



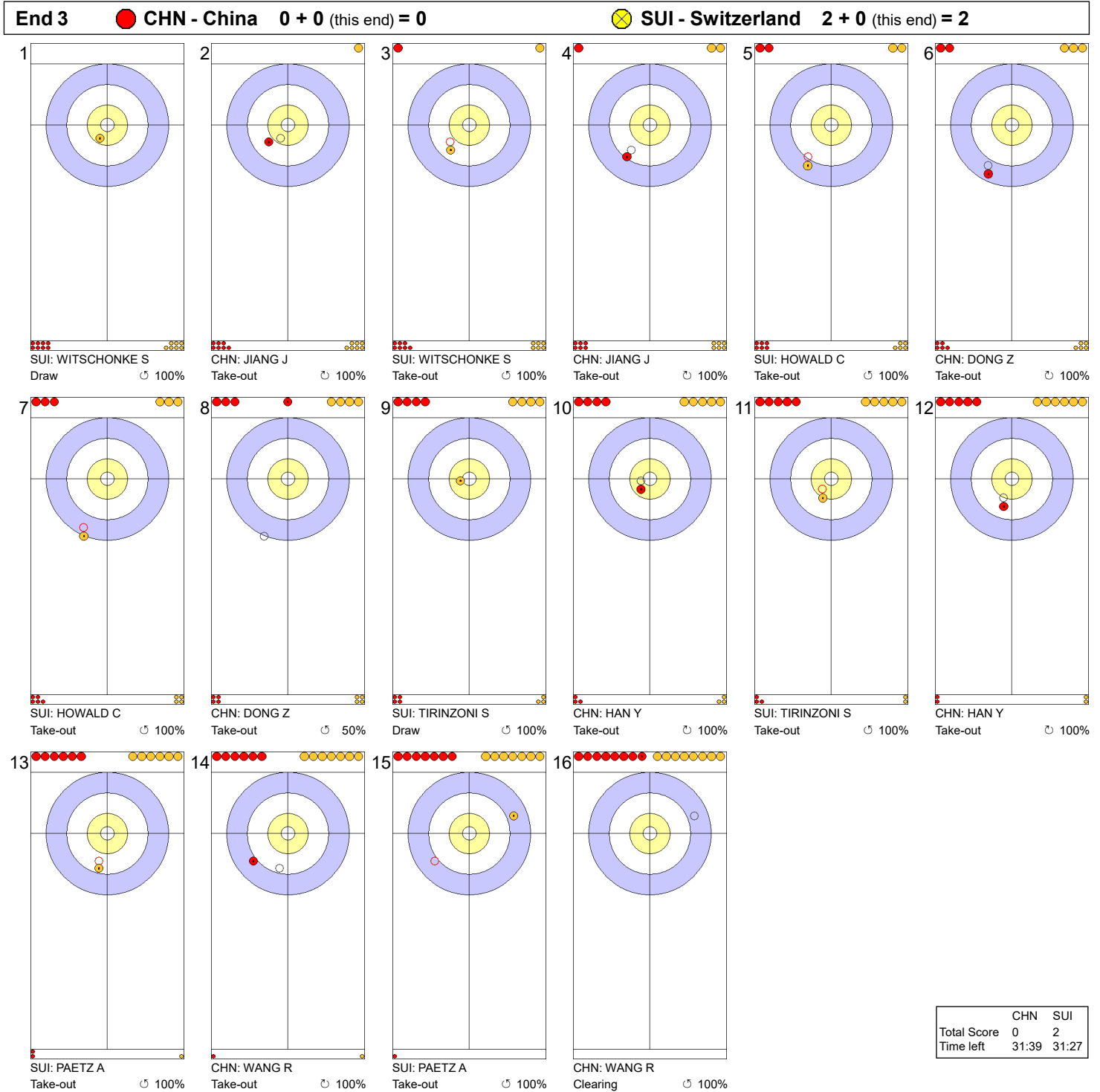
**Legend:**  
 ↻ Clockwise      ↺ Counter-clockwise      - Not considered



SAT 22 MAR 2025  
Start Time 16:00

Semi-final - Sheet B

Game - Shot by Shot

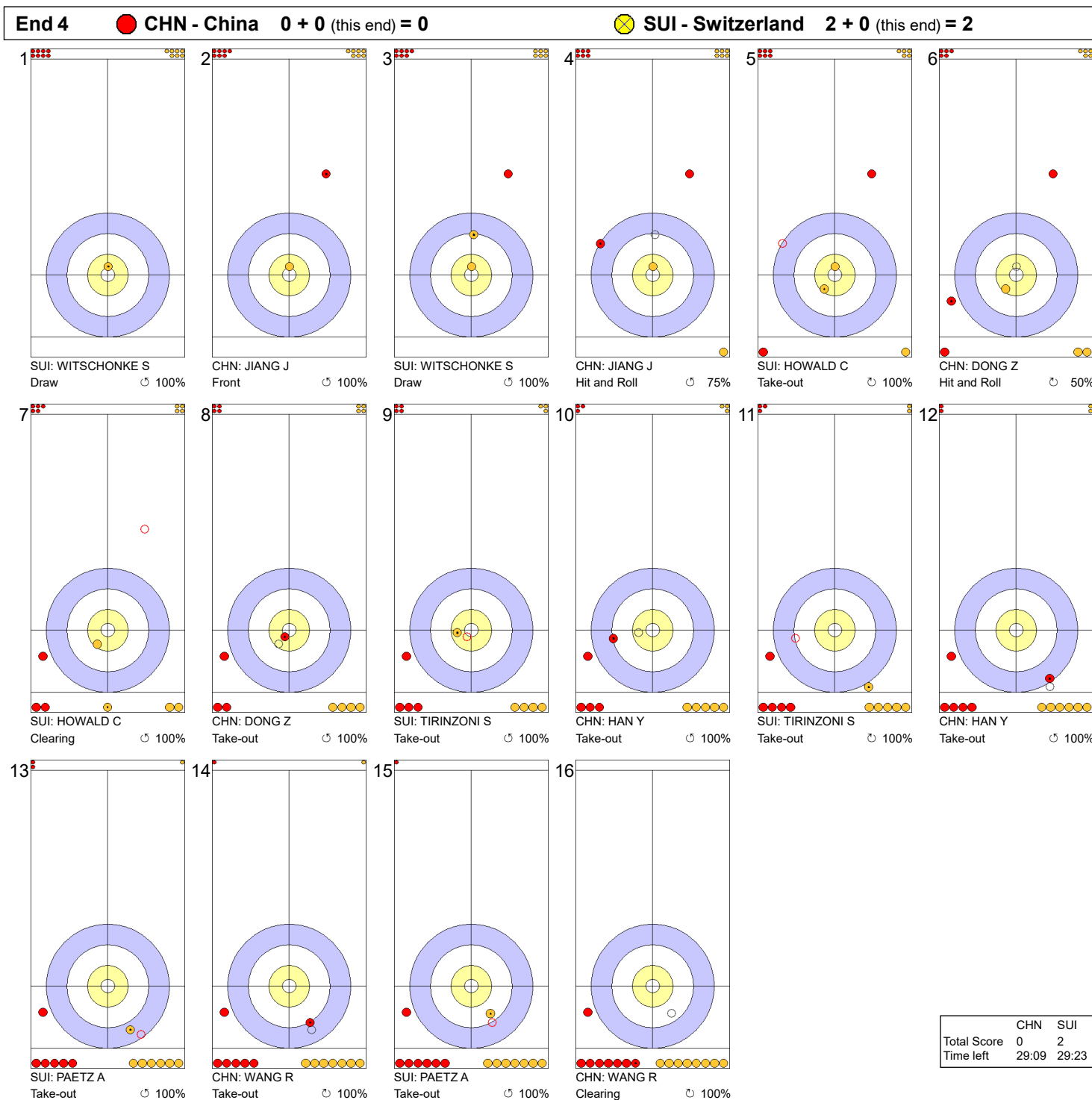


**Legend:**  
 ↻ Clockwise      ↺ Counter-clockwise      - Not considered

SAT 22 MAR 2025  
Start Time 16:00

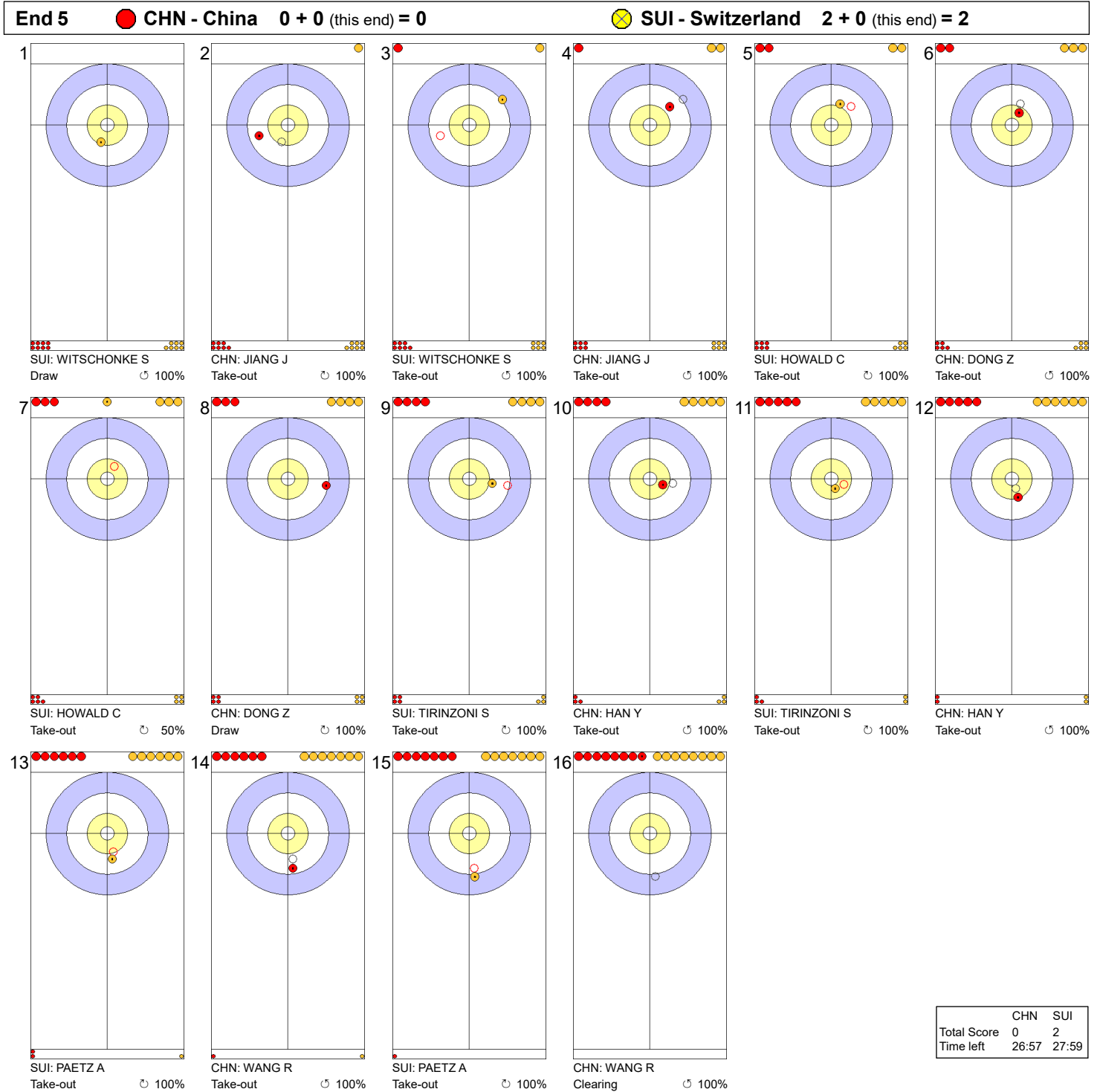
Semi-final - Sheet B

### Game - Shot by Shot



**Legend:**  
 ↻ Clockwise      ↺ Counter-clockwise      - Not considered

Game - Shot by Shot

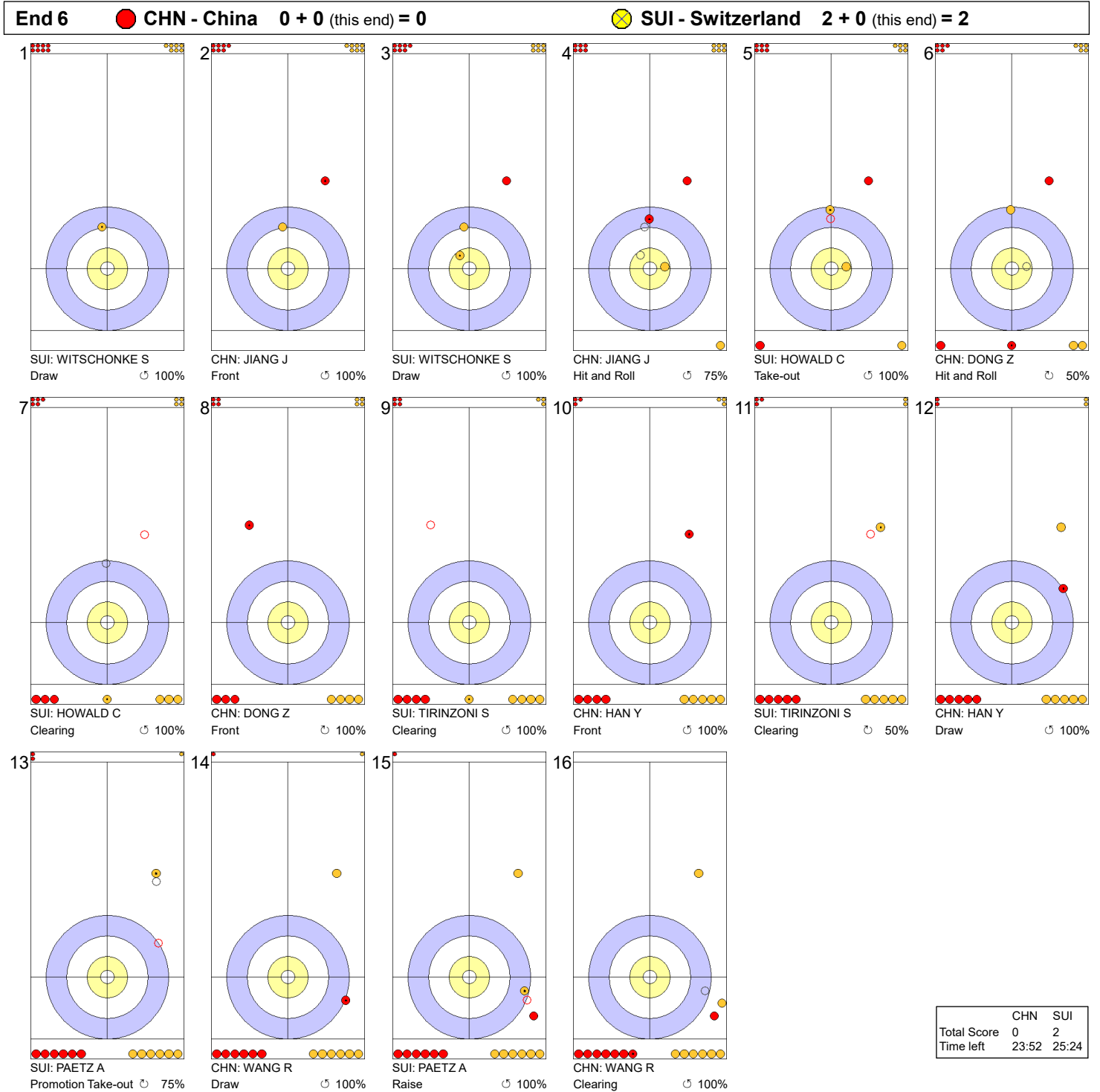


**Legend:**  
 ↻ Clockwise      ↺ Counter-clockwise      - Not considered

SAT 22 MAR 2025  
Start Time 16:00

Semi-final - Sheet B

Game - Shot by Shot

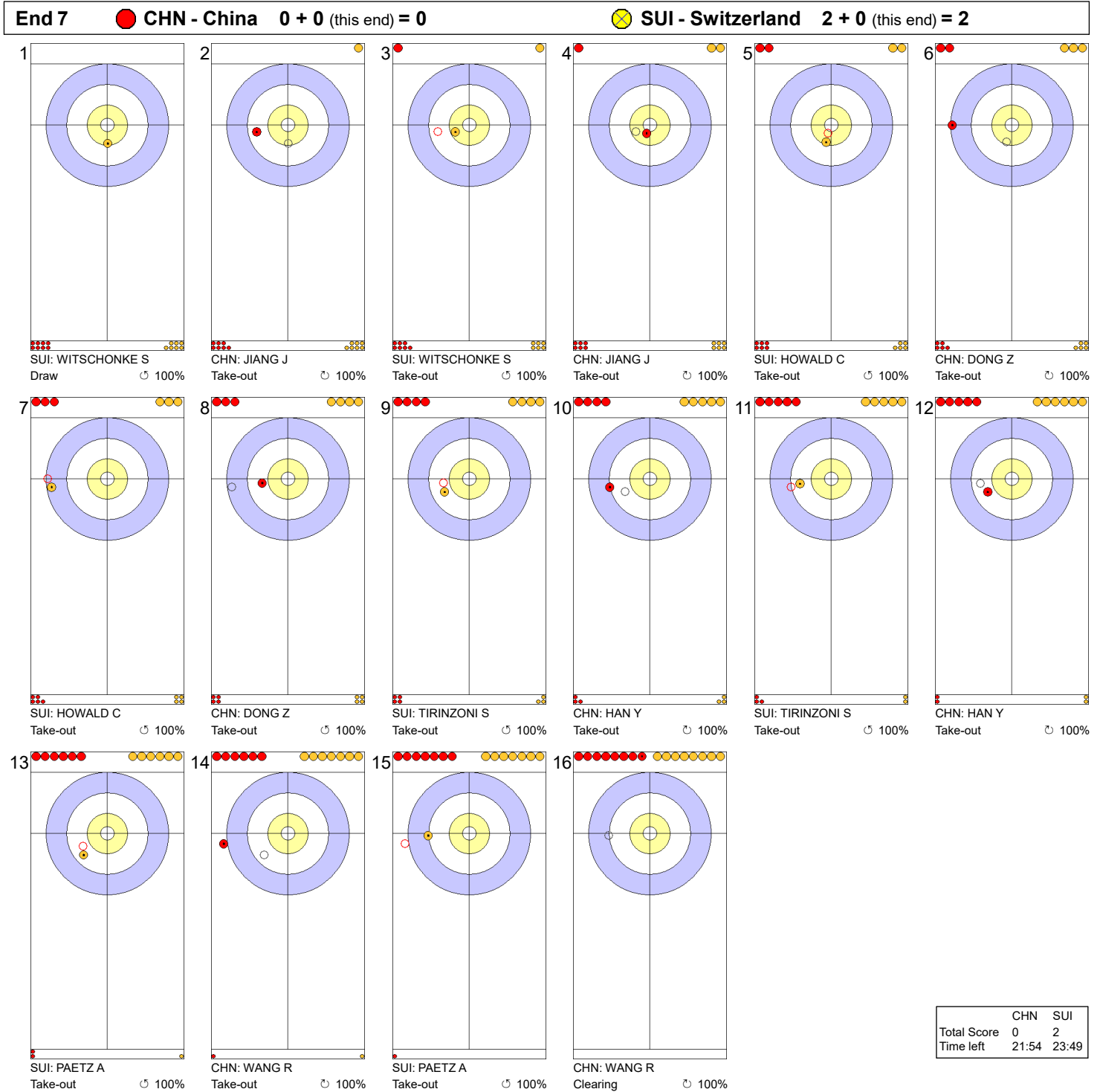


**Legend:**  
 ↻ Clockwise      ↺ Counter-clockwise      - Not considered

SAT 22 MAR 2025  
Start Time 16:00

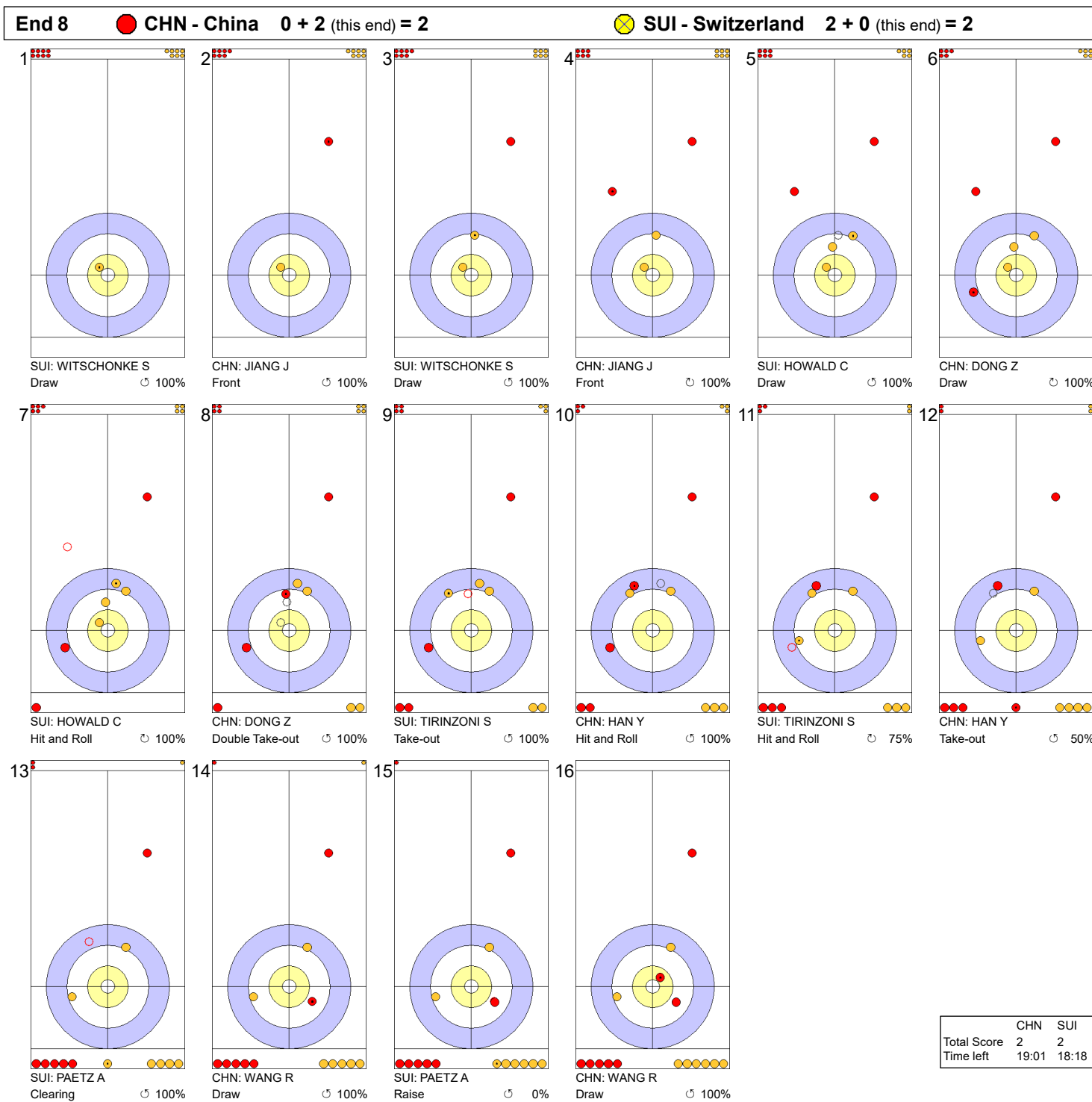
Semi-final - Sheet B

Game - Shot by Shot



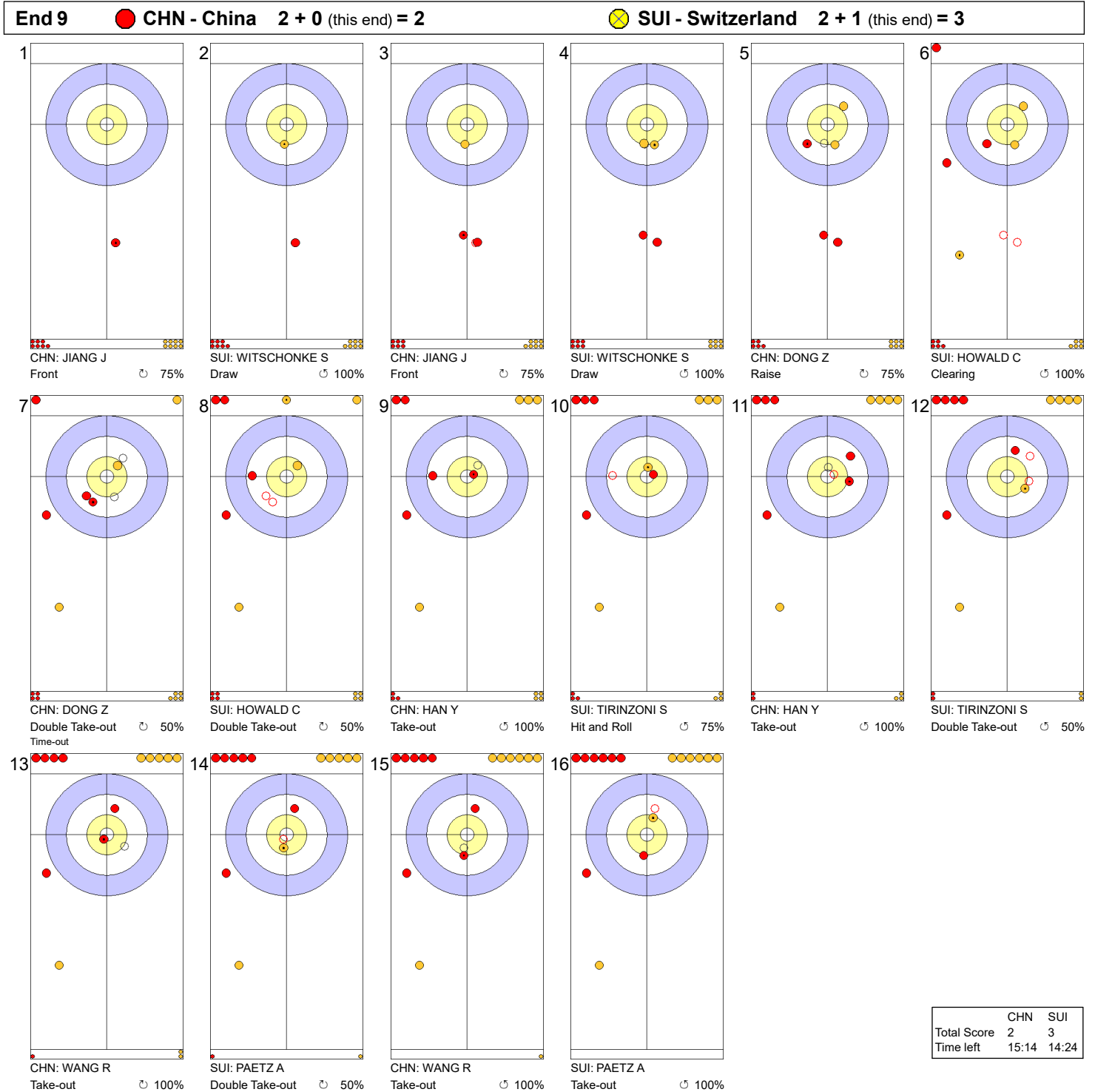
**Legend:**  
 ↻ Clockwise      ↺ Counter-clockwise      - Not considered

### Game - Shot by Shot



**Legend:**  
 ↻ Clockwise      ↺ Counter-clockwise      - Not considered

Game - Shot by Shot

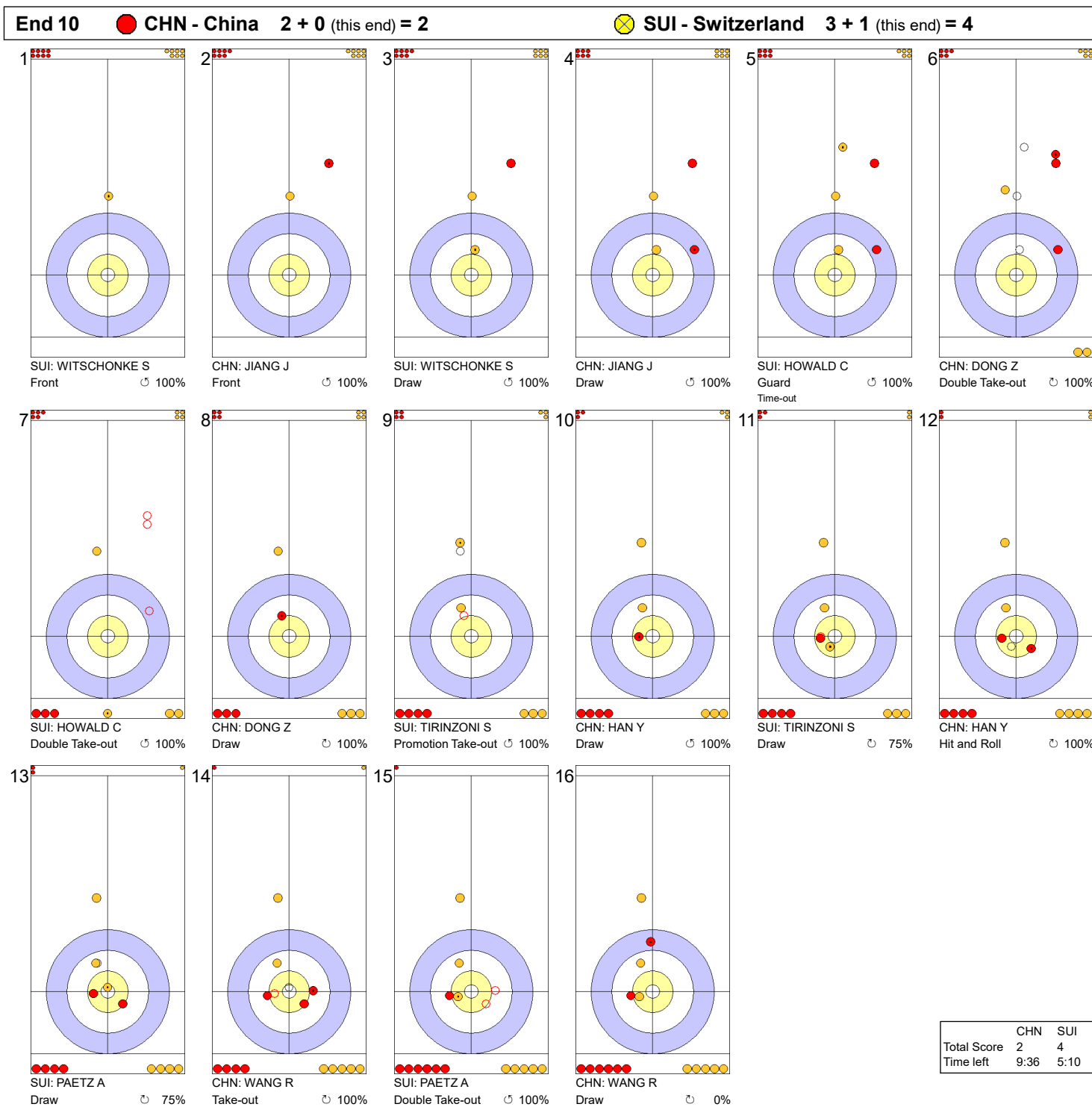


**Legend:**  
 ↻ Clockwise   ↺ Counter-clockwise   - Not considered

SAT 22 MAR 2025  
Start Time 16:00

Semi-final - Sheet B

### Game - Shot by Shot



**Legend:**  
 ↻ Clockwise      ↺ Counter-clockwise      - Not considered



SAT 22 MAR 2025  
Start Time 16:00

Semi-final - Sheet D

### Game Results

Sheet	Team	LSFE	1	2	3	4	5	6	7	8	9	10	Extra Ends	Total	
D	CAN - Canada		0	1	0	1	0	1	0	0	2	0	1		6
	KOR - Korea	*	0	0	2	0	1	0	0	1	0	1	0		5

CAN - Canada		Shot Success	Game	All
4 S	HOMAN Rachel	85%		88%
3 V	FLEURY Tracy	92%		89%
2	MISKEW Emma	89%		88%
1	WILKES Sarah	98%		92%
A	BROWN Rachel	-		-
Team Total		91%		89%

KOR - Korea		Shot Success	Game	All
4 S	GIM Eunji	83%		86%
3 V	KIM Minji	81%		85%
2	KIM Suji	70%		86%
1	SEOL Yeeun	84%		87%
A	SEOL Yeji	-		81%
Team Total		80%		86%

Time remaining: 1 minute 3 seconds  
2 minutes 12 seconds (after extra end)

Time remaining: 0 minutes 40 seconds  
1 minute 13 seconds (after extra end)

Time-out: End 10 - CAN stone 7; End 11 - CAN stone 7

Time-out: End 11 - KOR stone 7

### Shot Success Analysis

CAN - Canada		↻	↺	Game
4	HOMAN Rachel	Draws 1 100%	10 75%	11 77%
		Take-outs 2 63%	8 100%	10 93%
		Total 3 75%	18 86%	21 85%
3	FLEURY Tracy	Draws 1 100%	11 89%	12 90%
		Take-outs 6 100%	4 88%	10 95%
		Total 7 100%	15 88%	22 92%
2	MISKEW Emma	Draws 3 100%	14 86%	17 88%
		Take-outs 4 100%	1 50%	5 90%
		Total 7 100%	15 83%	22 89%
1	WILKES Sarah	Draws 2 100%	17 97%	19 97%
		Take-outs 2 100%	1 100%	3 100%
		Total 4 100%	18 97%	22 98%
A	BROWN Rachel	Draws 0 -	0 -	0 -
		Take-outs 0 -	0 -	0 -
		Total 0 -	0 -	0 -
Team		Draws 7 100%	52 88%	59 89%
		Take-outs 14 95%	14 93%	28 94%
		Total 21 96%	66 89%	87 91%

KOR - Korea		↻	↺	Game
4	GIM Eunji	Draws 3 100%	3 100%	6 100%
		Take-outs 7 64%	9 86%	16 77%
		Total 10 75%	12 90%	22 83%
3	KIM Minji	Draws 0 -	3 92%	3 92%
		Take-outs 11 77%	8 81%	19 79%
		Total 11 77%	11 84%	22 81%
2	KIM Suji	Draws 3 33%	6 100%	9 78%
		Take-outs 4 63%	9 67%	13 65%
		Total 7 50%	15 80%	22 70%
1	SEOL Yeeun	Draws 3 100%	17 82%	20 85%
		Take-outs 1 100%	1 50%	2 75%
		Total 4 100%	18 81%	22 84%
A	SEOL Yeji	Draws 0 -	0 -	0 -
		Take-outs 0 -	0 -	0 -
		Total 0 -	0 -	0 -
Team		Draws 9 78%	29 89%	38 86%
		Take-outs 23 72%	27 77%	50 75%
		Total 32 73%	56 83%	88 80%

**Note:**  
Position and function for each team member:  
4 = Fourth, 3 = Third, 2 = Second, 1 = Lead, A = Alternate, S = Skip, V = Vice-Skip

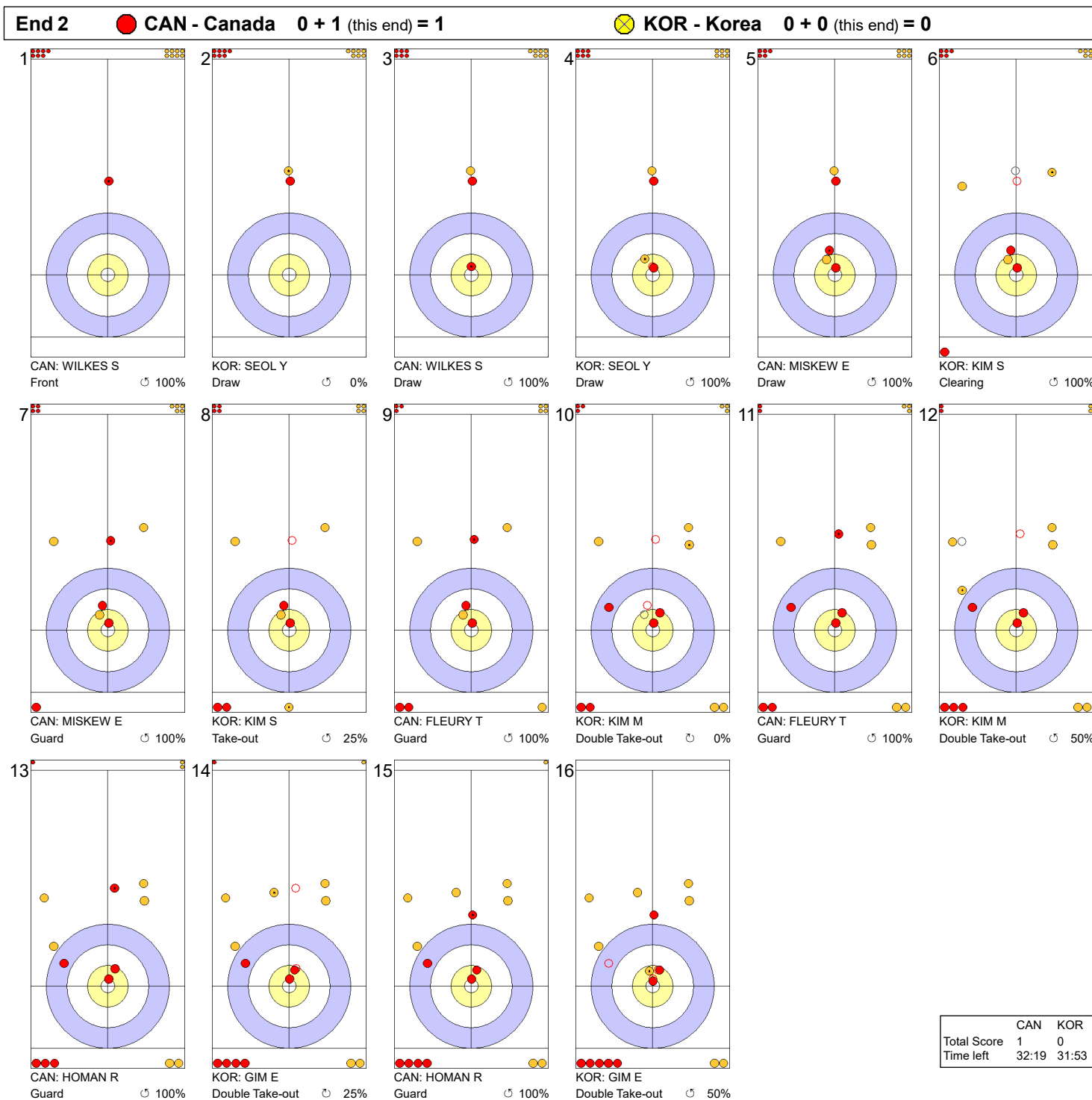
**Legend:**  
↻ Clockwise      ↺ Counter-clockwise      LSFE(\*) Last Stone First End



SAT 22 MAR 2025  
Start Time 16:00

Semi-final - Sheet D

### Game - Shot by Shot



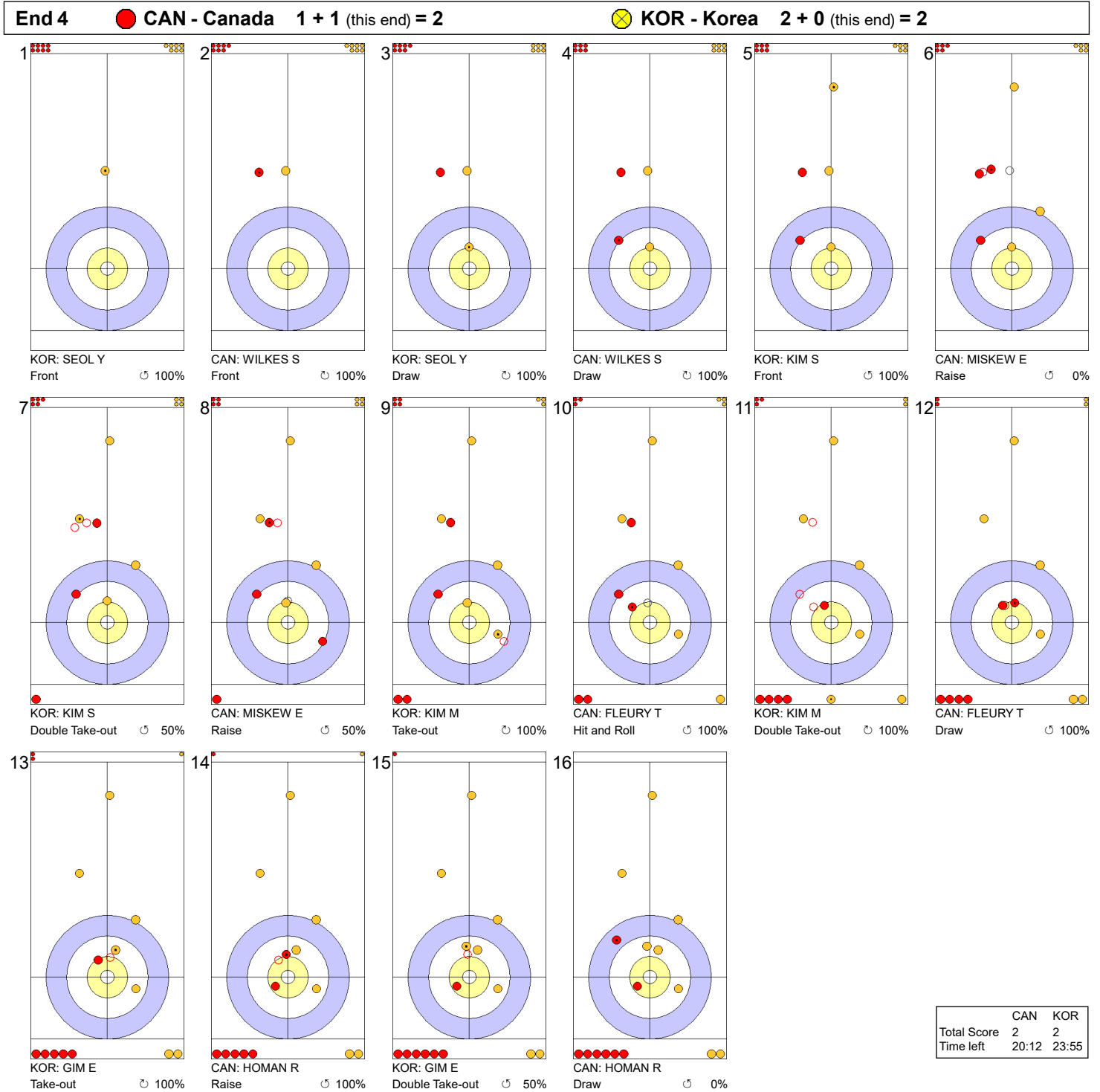
**Legend:**  
 ↻ Clockwise      ↺ Counter-clockwise      - Not considered



SAT 22 MAR 2025  
Start Time 16:00

Semi-final - Sheet D

Game - Shot by Shot



**Legend:**  
 ↻ Clockwise      ↺ Counter-clockwise      - Not considered



Game - Shot by Shot

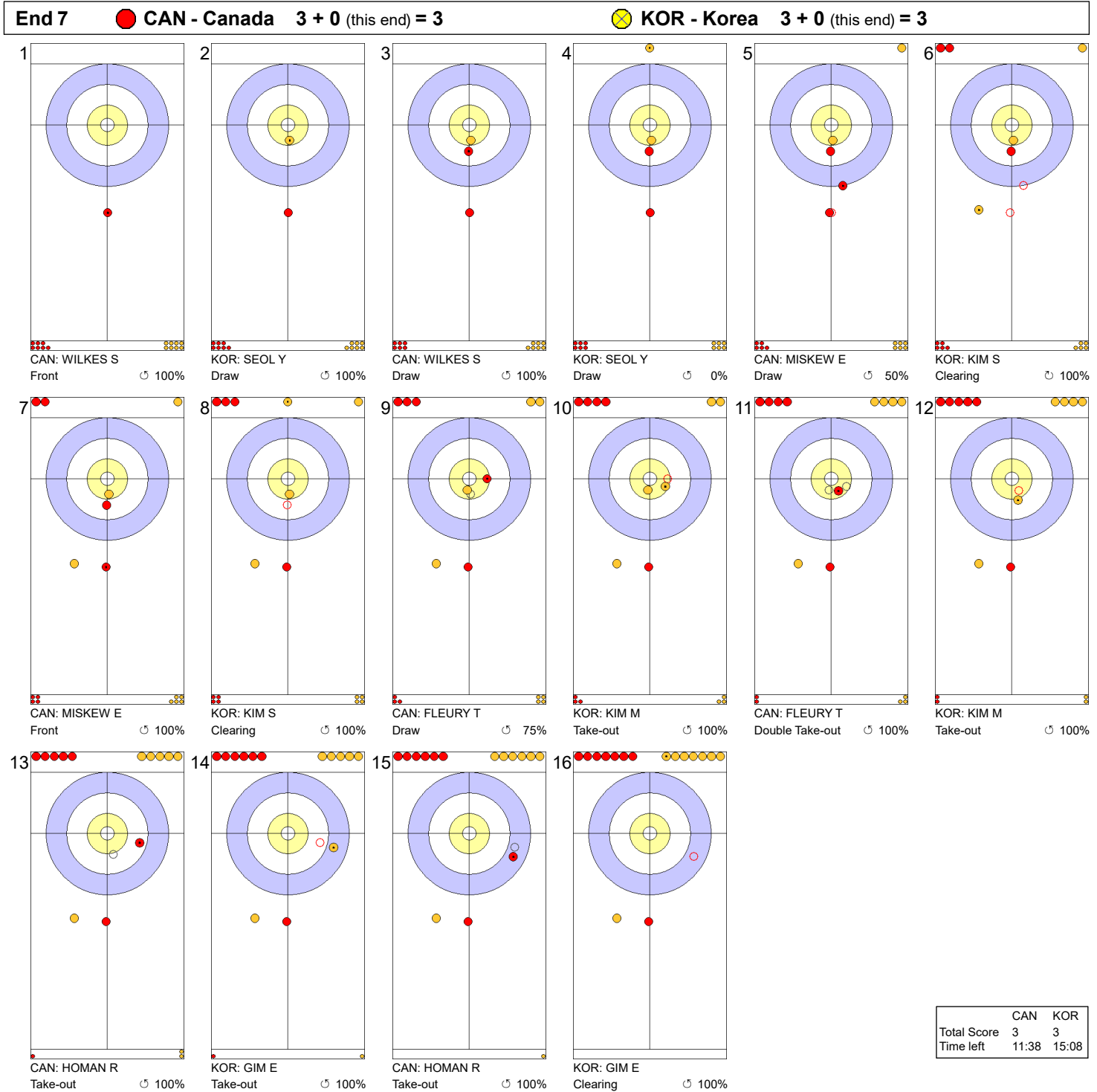


**Legend:**  
 ↻ Clockwise      ↺ Counter-clockwise      - Not considered

SAT 22 MAR 2025  
Start Time 16:00

Semi-final - Sheet D

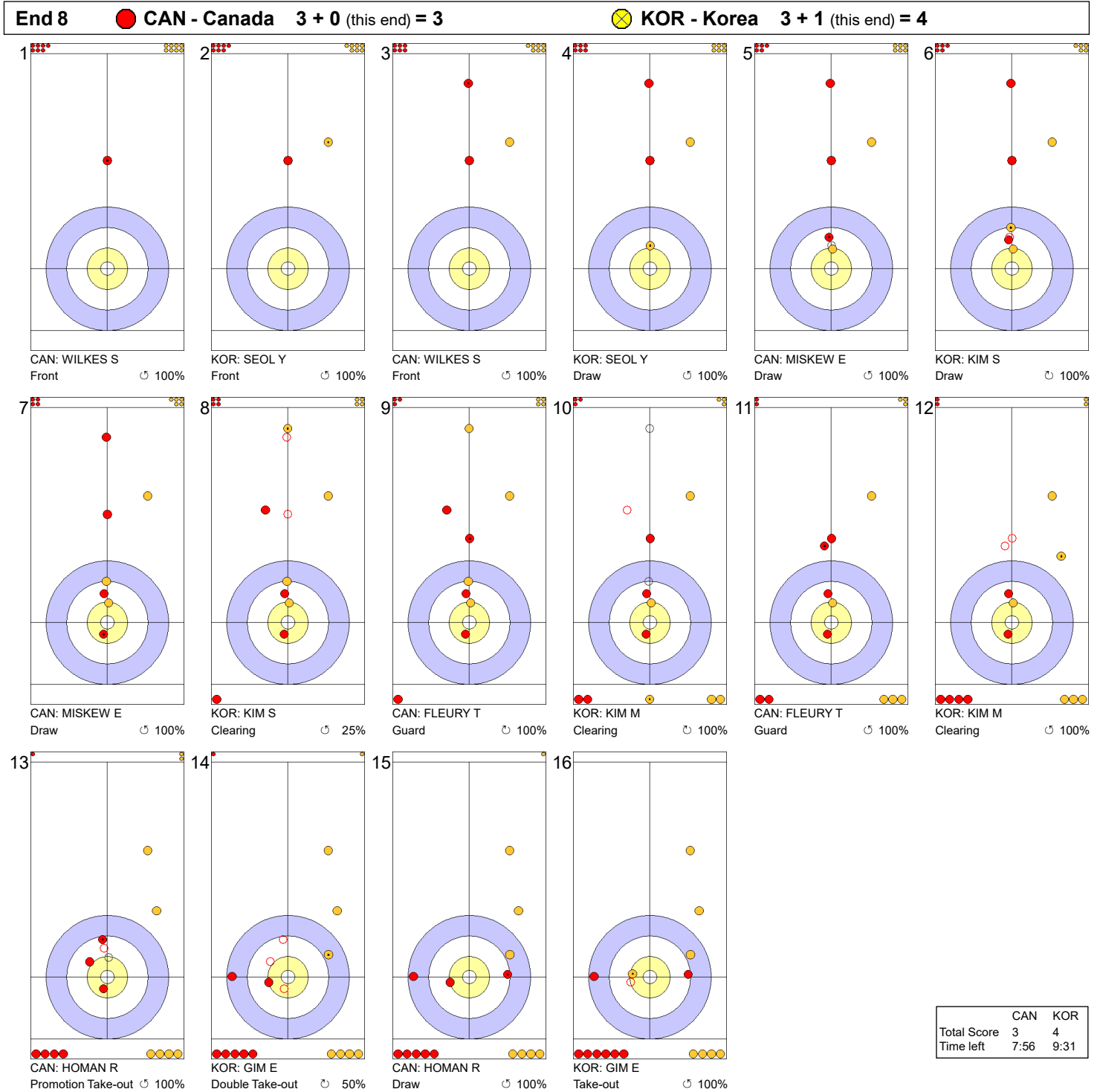
Game - Shot by Shot



**Legend:**  
 ↻ Clockwise      ↺ Counter-clockwise      - Not considered

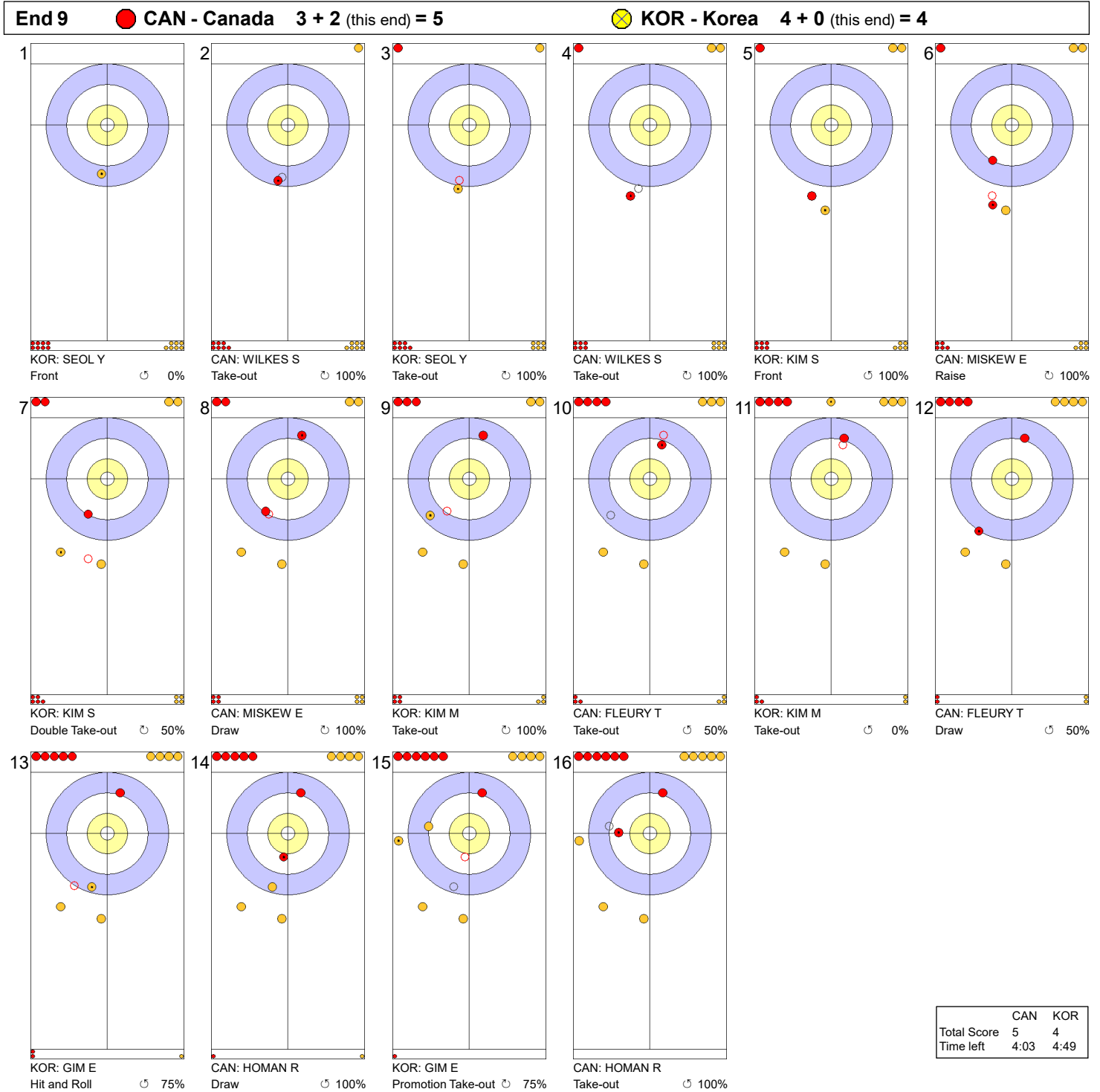


Game - Shot by Shot



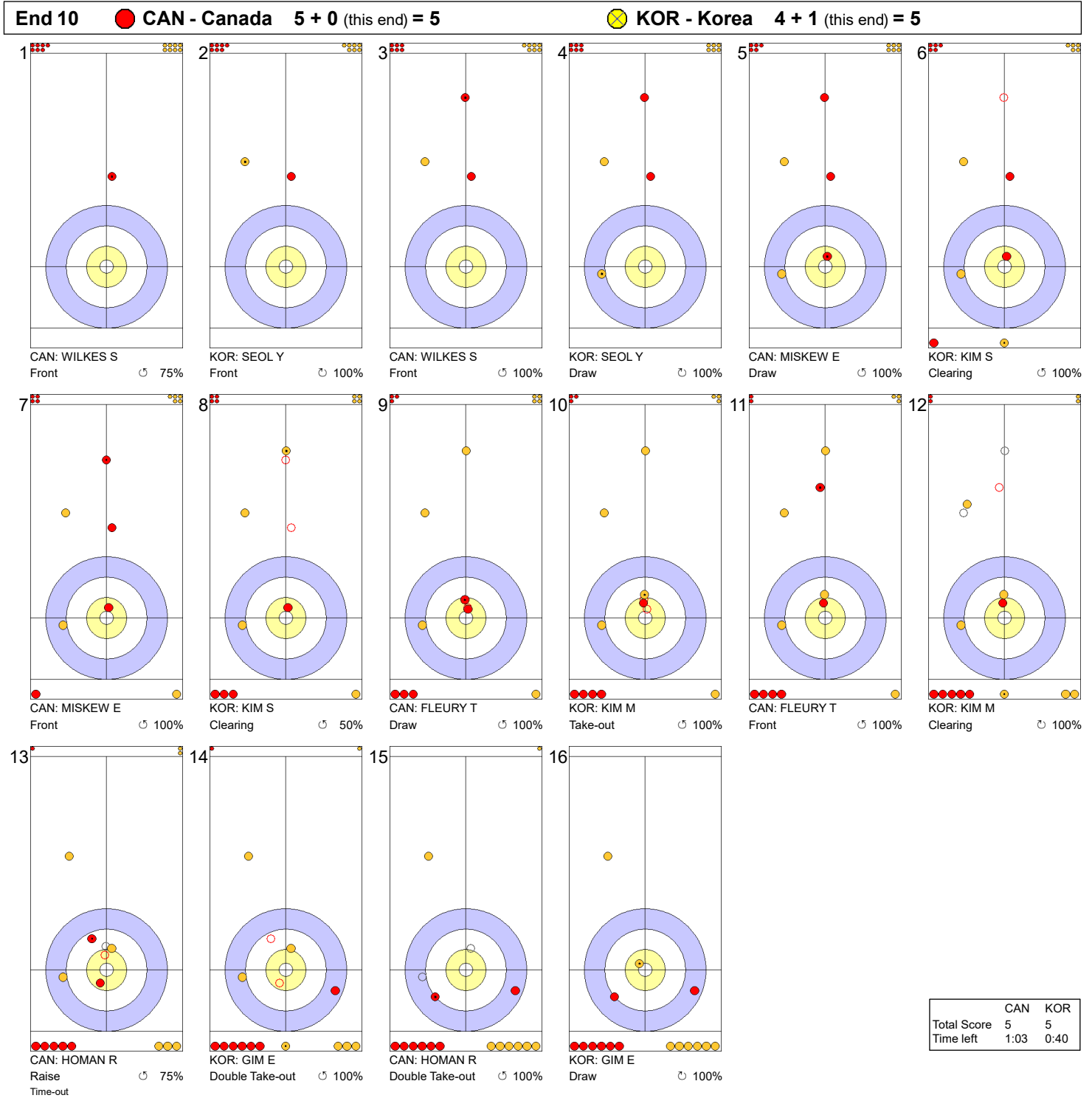
**Legend:**  
 ↻ Clockwise      ↺ Counter-clockwise      - Not considered

Game - Shot by Shot



**Legend:**  
 ↻ Clockwise      ↺ Counter-clockwise      - Not considered

Game - Shot by Shot



**Legend:**  
 ↻ Clockwise      ↺ Counter-clockwise      - Not considered

SAT 22 MAR 2025  
Start Time 16:00

Semi-final - Sheet D

Game - Shot by Shot

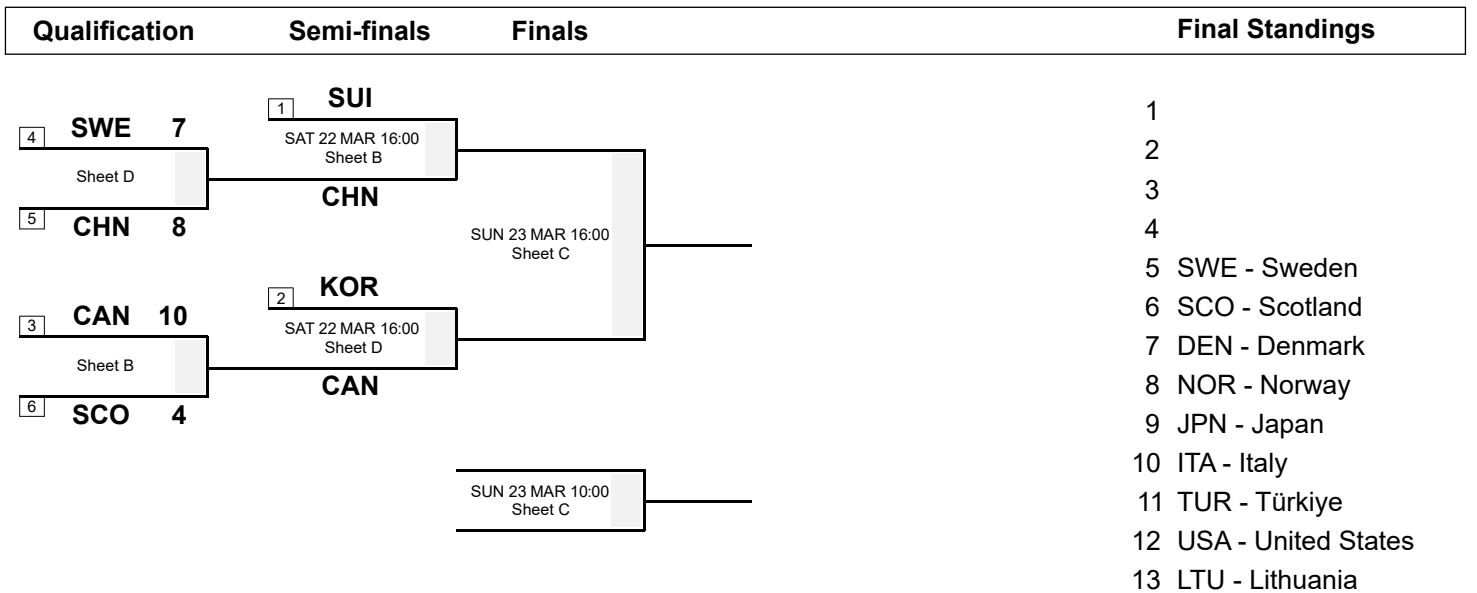


**Legend:**  
 ↻ Clockwise      ↺ Counter-clockwise      - Not considered

### Session Results and Standings

Sheet	Team	LSFE	1	2	3	4	5	6	7	8	9	10	Extra Ends	Total
B	CAN - Canada	*	0	4	0	3	0	1	2	0	X	X		10
	SCO - Scotland		0	0	1	0	2	0	0	1	X	X		4
D	CHN - China		0	2	0	0	0	2	0	1	0	3		8
	SWE - Sweden	*	2	0	1	1	1	0	0	0	2	0		7

### Play-offs Bracket



**Legend:**  
 LSFE(\*) Last Stone First End      X Unplayed/unfinished end due to concession

SAT 22 MAR 2025  
Start Time 10:00

Qualification Game - Sheet B

## Game Results

Sheet	Team	LSFE	1	2	3	4	5	6	7	8	9	10	Extra Ends	Total
B	CAN - Canada	*	0	4	0	3	0	1	2	0	X	X		10
	SCO - Scotland		0	0	1	0	2	0	0	1	X	X		4

CAN - Canada		Shot Success	Game	All
4 S	HOMAN Rachel	93%		88%
3 V	FLEURY Tracy	94%		88%
2	MISKEW Emma	94%		87%
1	WILKES Sarah	84%		92%
A	BROWN Rachel	-		-
Team Total		91%		89%

SCO - Scotland		Shot Success	Game	All
4 V	MORRISON Rebecca	83%		84%
3	DODDS Jennifer	95%		85%
2	SINCLAIR Sophie	81%		87%
1 S	JACKSON Sophie	94%		89%
A	HENDERSON Fay	-		79%
Team Total		88%		86%

Time remaining: 11 minutes 12 seconds

Time remaining: 9 minutes 32 seconds

## Shot Success Analysis

CAN - Canada		↻	↺	Game
4	HOMAN Rachel	Draws	0 - 3 100%	3 100%
		Take-outs	6 92% 6 92%	12 92%
		Total	6 92% 9 94%	15 93%
3	FLEURY Tracy	Draws	0 - 1 100%	1 100%
		Take-outs	8 88% 7 100%	15 93%
		Total	8 88% 8 100%	16 94%
2	MISKEW Emma	Draws	3 100% 2 100%	5 100%
		Take-outs	5 100% 6 83%	11 91%
		Total	8 100% 8 88%	16 94%
1	WILKES Sarah	Draws	9 75% 5 95%	14 82%
		Take-outs	2 100% 0 -	2 100%
		Total	11 80% 5 95%	16 84%
A	BROWN Rachel	Draws	0 - 0 -	0 -
		Take-outs	0 - 0 -	0 -
		Total	0 - 0 -	0 -
Team		Draws	12 81% 11 98%	23 89%
		Take-outs	21 93% 19 92%	40 93%
		Total	33 89% 30 94%	63 91%

SCO - Scotland		↻	↺	Game
4	MORRISON Rebecca	Draws	3 83% 6 92%	9 89%
		Take-outs	3 67% 3 83%	6 75%
		Total	6 75% 9 89%	15 83%
3	DODDS Jennifer	Draws	6 92% 4 100%	10 95%
		Take-outs	1 100% 5 95%	6 96%
		Total	7 93% 9 97%	16 95%
2	SINCLAIR Sophie	Draws	8 81% 0 -	8 81%
		Take-outs	3 83% 5 80%	8 81%
		Total	11 82% 5 80%	16 81%
1	JACKSON Sophie	Draws	9 94% 4 100%	13 96%
		Take-outs	0 - 3 83%	3 83%
		Total	9 94% 7 93%	16 94%
A	HENDERSON Fay	Draws	0 - 0 -	0 -
		Take-outs	0 - 0 -	0 -
		Total	0 - 0 -	0 -
Team		Draws	26 88% 14 96%	40 91%
		Take-outs	7 79% 16 86%	23 84%
		Total	33 86% 30 91%	63 88%

### Note:

Position and function for each team member:

4 = Fourth, 3 = Third, 2 = Second, 1 = Lead, A = Alternate, S = Skip, V = Vice-Skip

### Legend:

↻ Clockwise

↺ Counter-clockwise

LSFE(\*) Last Stone First End

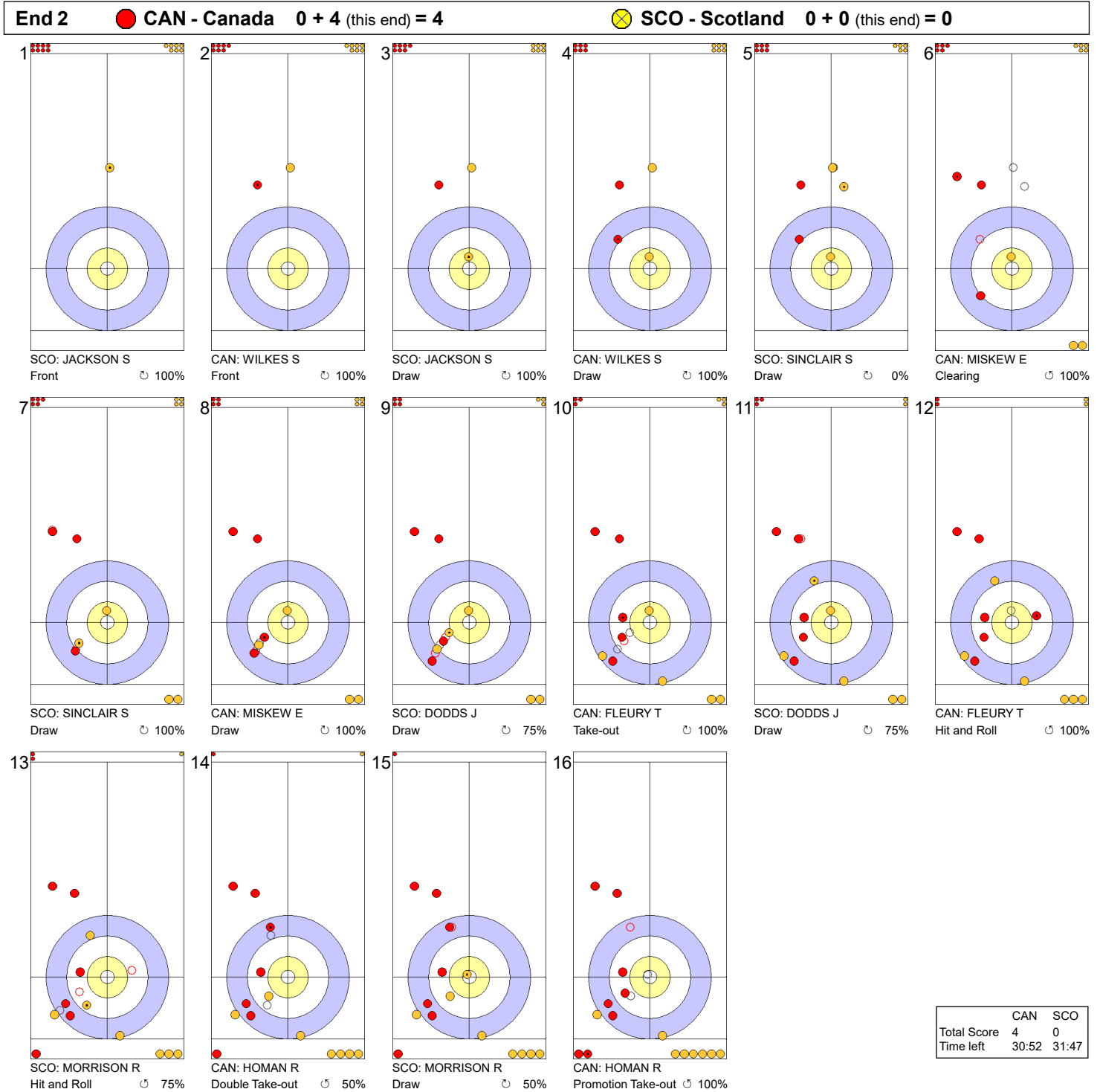
X Unplayed/unfinished end due to concession



SAT 22 MAR 2025  
Start Time 10:00

Qualification Game - Sheet B

Game - Shot by Shot



**Legend:**  
 ↻ Clockwise      ↺ Counter-clockwise      - Not considered

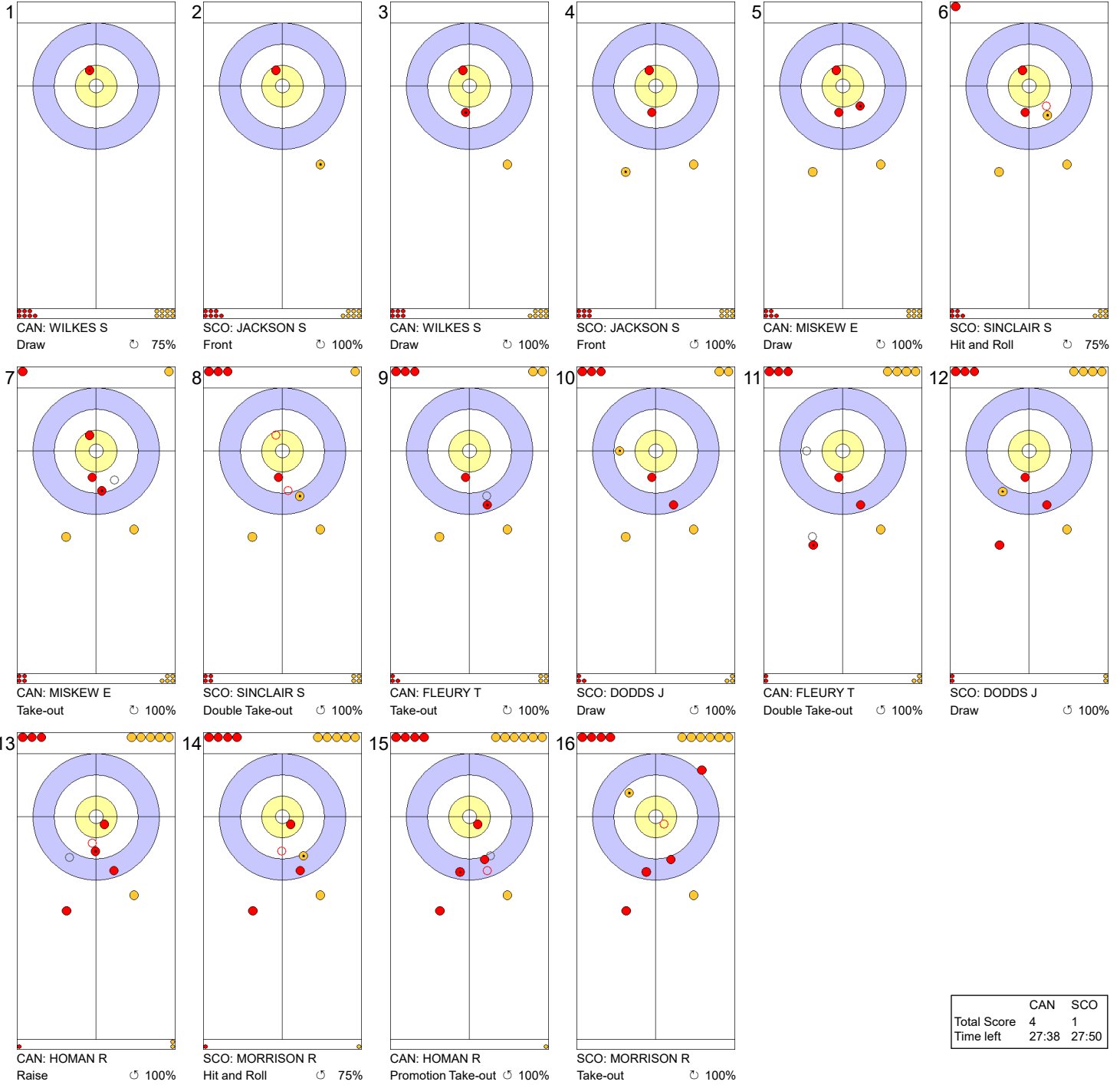


SAT 22 MAR 2025  
Start Time 10:00



Qualification Game - Sheet B

Game - Shot by Shot

End 3 **CAN - Canada 4 + 0 (this end) = 4** **SCO - Scotland 0 + 1 (this end) = 1**



	CAN	SCO
Total Score	4	1
Time left	27:38	27:50

**Legend:**  
 Clockwise     
  Counter-clockwise     
 - Not considered

SAT 22 MAR 2025  
Start Time 10:00

Qualification Game - Sheet B

Game - Shot by Shot



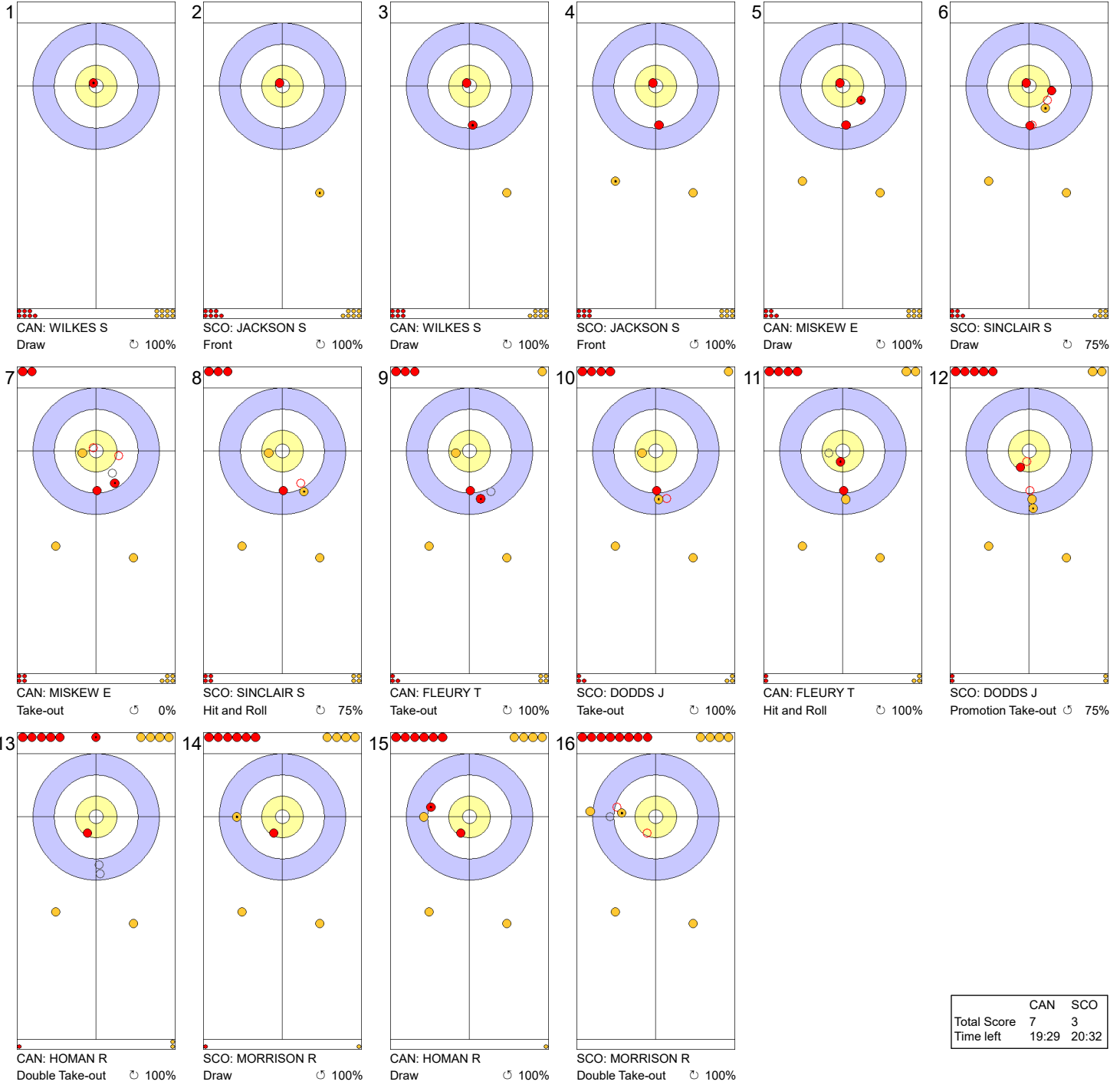
**Legend:**  
 ↻ Clockwise      ↺ Counter-clockwise      - Not considered

SAT 22 MAR 2025  
Start Time 10:00



Qualification Game - Sheet B

Game - Shot by Shot

End 5 **CAN - Canada 7 + 0 (this end) = 7** **SCO - Scotland 1 + 2 (this end) = 3**



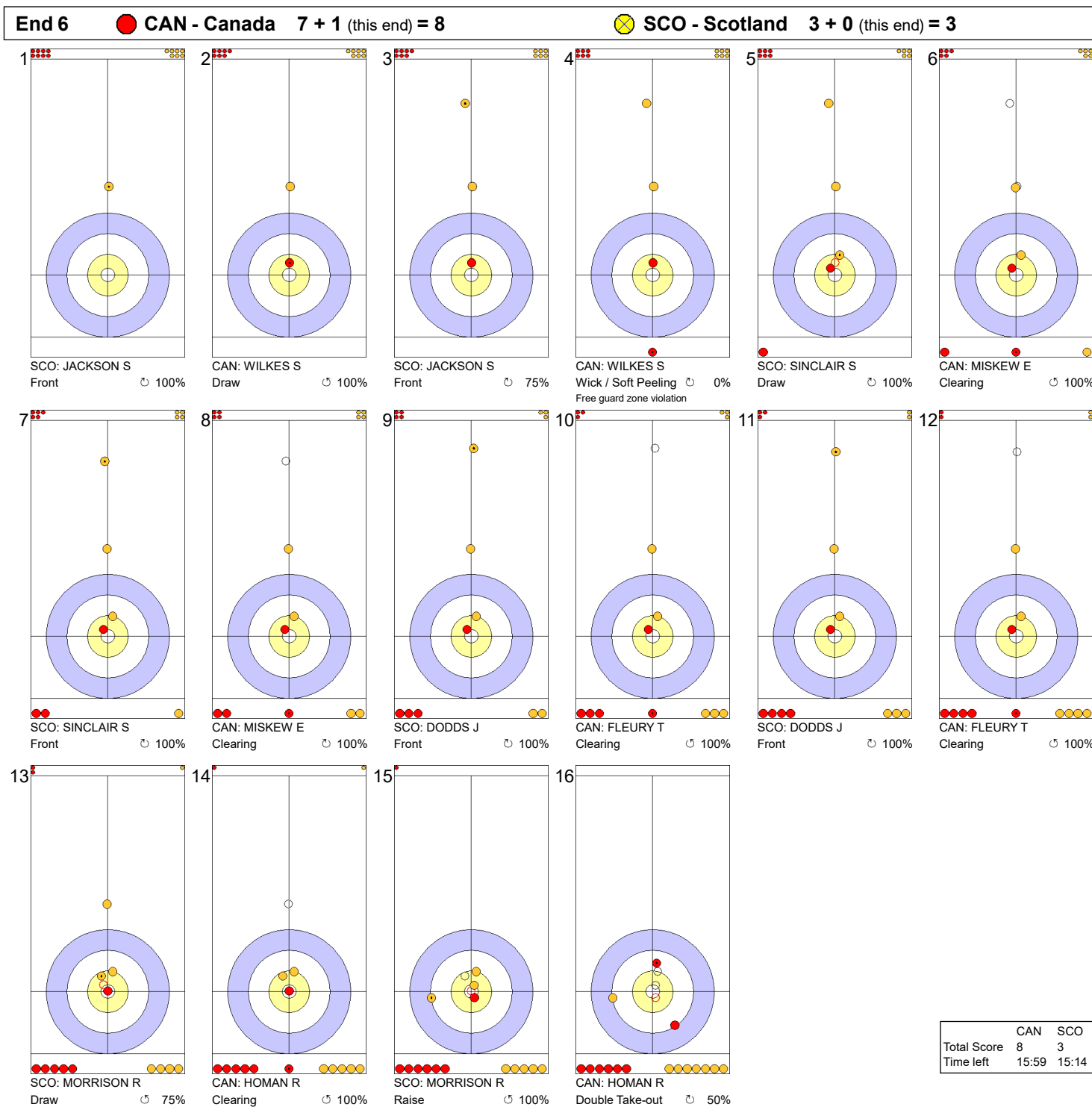
	CAN	SCO
Total Score	7	3
Time left	19:29	20:32



**Legend:**  
 Clockwise     
  Counter-clockwise     
 - Not considered

SAT 22 MAR 2025  
Start Time 10:00

Qualification Game - Sheet B

### Game - Shot by Shot

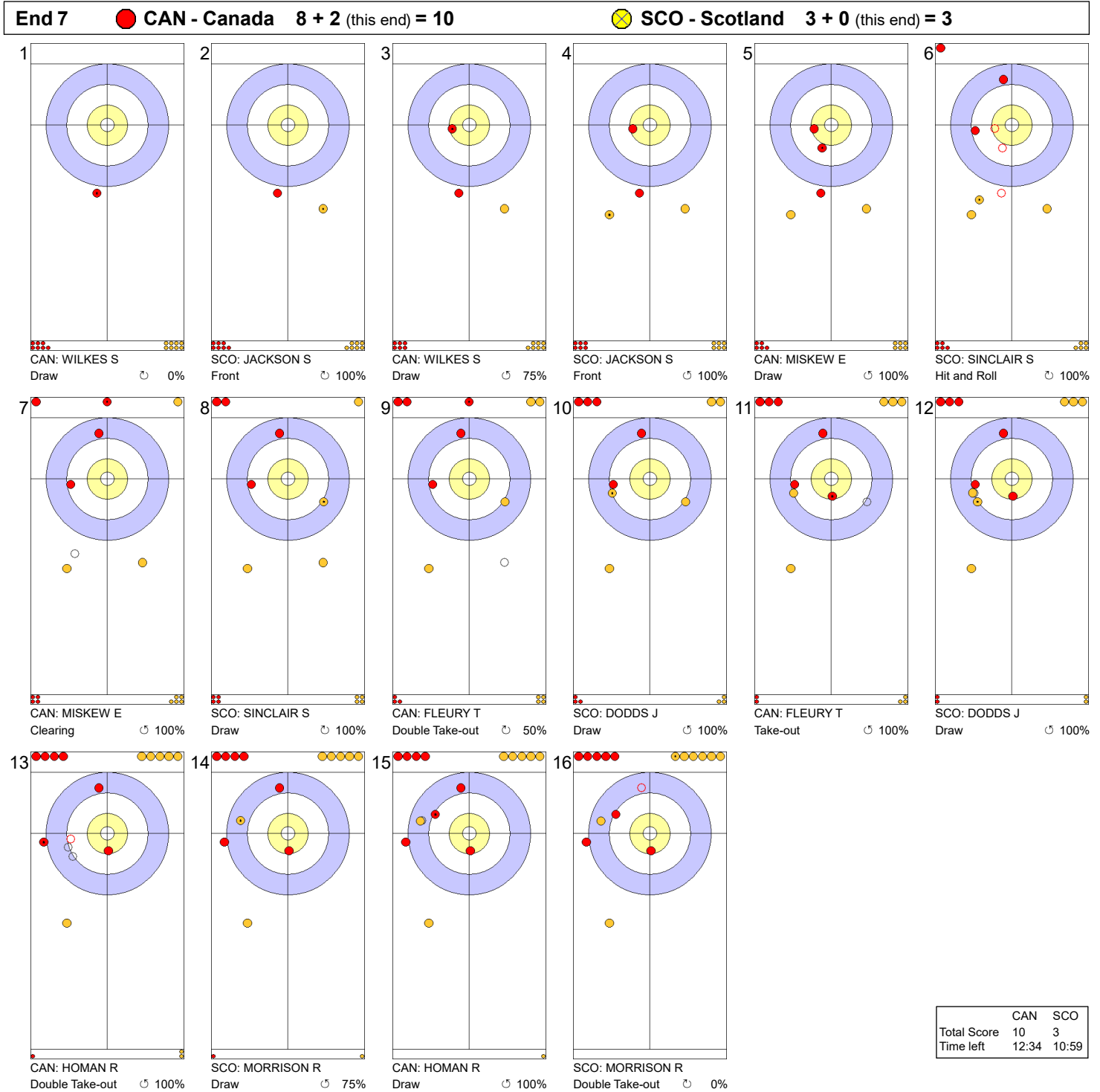


**Legend:**  
 Clockwise     Counter-clockwise    - Not considered

SAT 22 MAR 2025  
Start Time 10:00

Qualification Game - Sheet B

Game - Shot by Shot

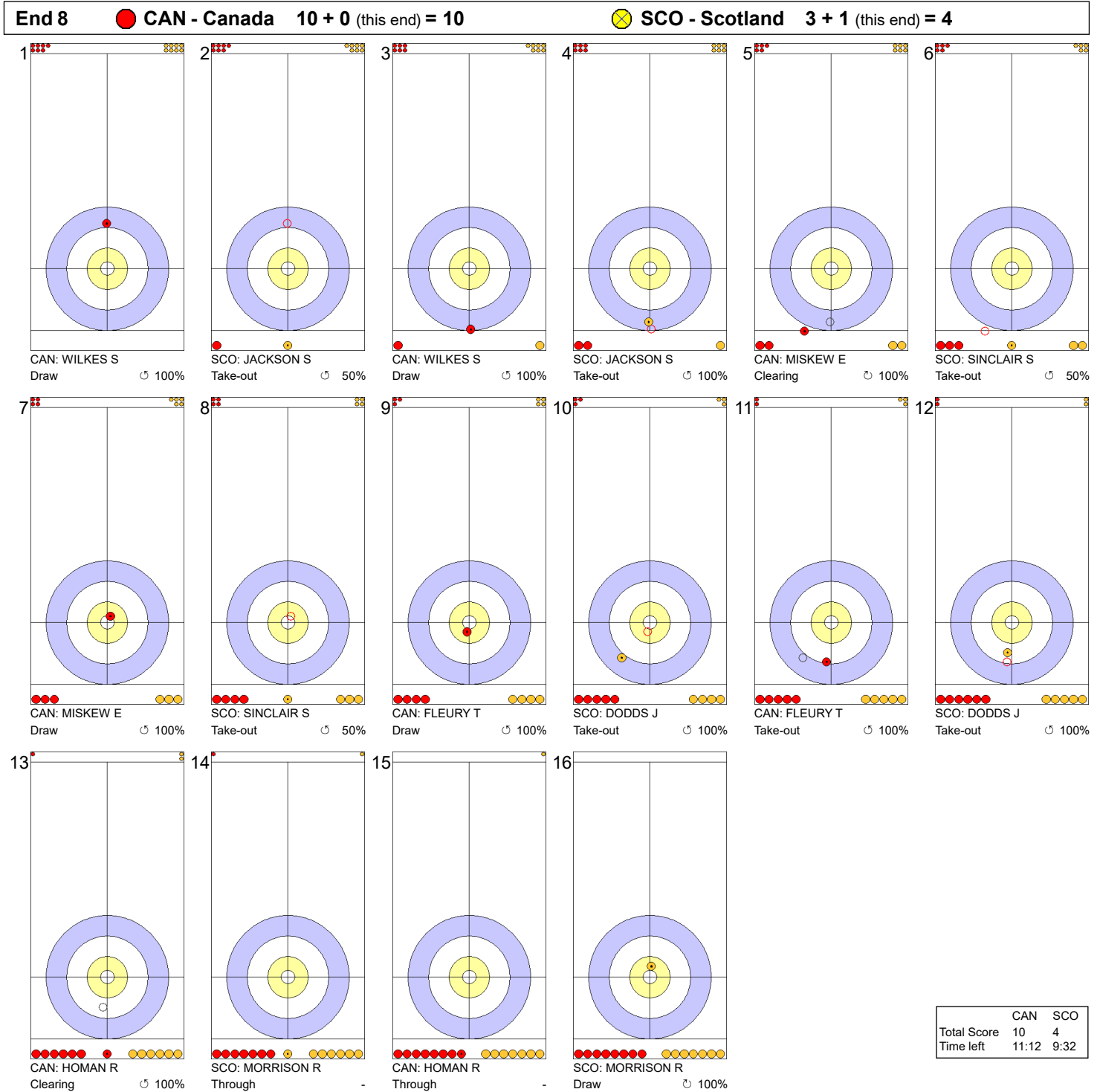


**Legend:**  
 ↻ Clockwise      ↺ Counter-clockwise      - Not considered

SAT 22 MAR 2025  
Start Time 10:00

Qualification Game - Sheet B

Game - Shot by Shot



**Legend:**  
 ↻ Clockwise      ↺ Counter-clockwise      - Not considered

SAT 22 MAR 2025  
Start Time 10:00

Qualification Game - Sheet D

## Game Results

Sheet	Team	LSFE	1	2	3	4	5	6	7	8	9	10	Extra Ends	Total
D	CHN - China		0	2	0	0	0	2	0	1	0	3		8
	SWE - Sweden	*	2	0	1	1	1	0	0	0	2	0		7

CHN - China		Shot Success Game	All
4 S	WANG Rui	80 %	83 %
3 V	HAN Yu	79 %	84 %
2	DONG Ziqi	91 %	87 %
1	JIANG Jiayi	83 %	92 %
A	SU Tingyu	-	82 %
Team Total		83 %	86 %

SWE - Sweden		Shot Success Game	All
4 S	HASSELBORG Anna	80 %	87 %
3 V	McMANUS Sara	95 %	87 %
2	KNOCHENHAUER Agnes	85 %	85 %
1	MABERGS Sofia	91 %	90 %
A	HELDIN Johanna	-	81 %
Team Total		88 %	87 %

Time remaining: 2 minutes 22 seconds

Time-out: End 8 - CHN stone 7

Time remaining: 0 minutes 28 seconds

Time-out: End 8 - SWE stone 5

## Shot Success Analysis

CHN - China		↻	↺	Game	
4	WANG Rui	Draws	4 69%	6 83%	10 78%
		Take-outs	3 67%	7 89%	10 83%
		Total	7 68%	13 87%	20 80%
3	HAN Yu	Draws	3 100%	5 70%	8 81%
		Take-outs	5 85%	7 71%	12 77%
		Total	8 91%	12 71%	20 79%
2	DONG Ziqi	Draws	5 95%	4 100%	9 97%
		Take-outs	6 83%	5 90%	11 86%
		Total	11 89%	9 94%	20 91%
1	JIANG Jiayi	Draws	11 93%	6 75%	17 87%
		Take-outs	1 75%	2 50%	3 58%
		Total	12 92%	8 69%	20 83%
A	SU Tingyu	Draws	0 -	0 -	0 -
		Take-outs	0 -	0 -	0 -
		Total	0 -	0 -	0 -
Team		Draws	23 90%	21 81%	44 86%
		Take-outs	15 80%	21 80%	36 80%
		Total	38 86%	42 80%	80 83%

SWE - Sweden		↻	↺	Game	
4	HASSELBORG Anna	Draws	7 89%	4 75%	11 84%
		Take-outs	2 50%	6 83%	8 75%
		Total	9 81%	10 80%	19 80%
3	McMANUS Sara	Draws	3 100%	6 96%	9 97%
		Take-outs	2 88%	9 94%	11 93%
		Total	5 95%	15 95%	20 95%
2	KNOCHENHAUER Agnes	Draws	1 0%	8 91%	9 81%
		Take-outs	1 100%	10 88%	11 89%
		Total	2 50%	18 89%	20 85%
1	MABERGS Sofia	Draws	6 92%	12 90%	18 90%
		Take-outs	0 -	2 100%	2 100%
		Total	6 92%	14 91%	20 91%
A	HELDIN Johanna	Draws	0 -	0 -	0 -
		Take-outs	0 -	0 -	0 -
		Total	0 -	0 -	0 -
Team		Draws	17 87%	30 89%	47 88%
		Take-outs	5 75%	27 90%	32 88%
		Total	22 84%	57 89%	79 88%

### Note:

Position and function for each team member:

4 = Fourth, 3 = Third, 2 = Second, 1 = Lead, A = Alternate, S = Skip, V = Vice-Skip

### Legend:

↻ Clockwise

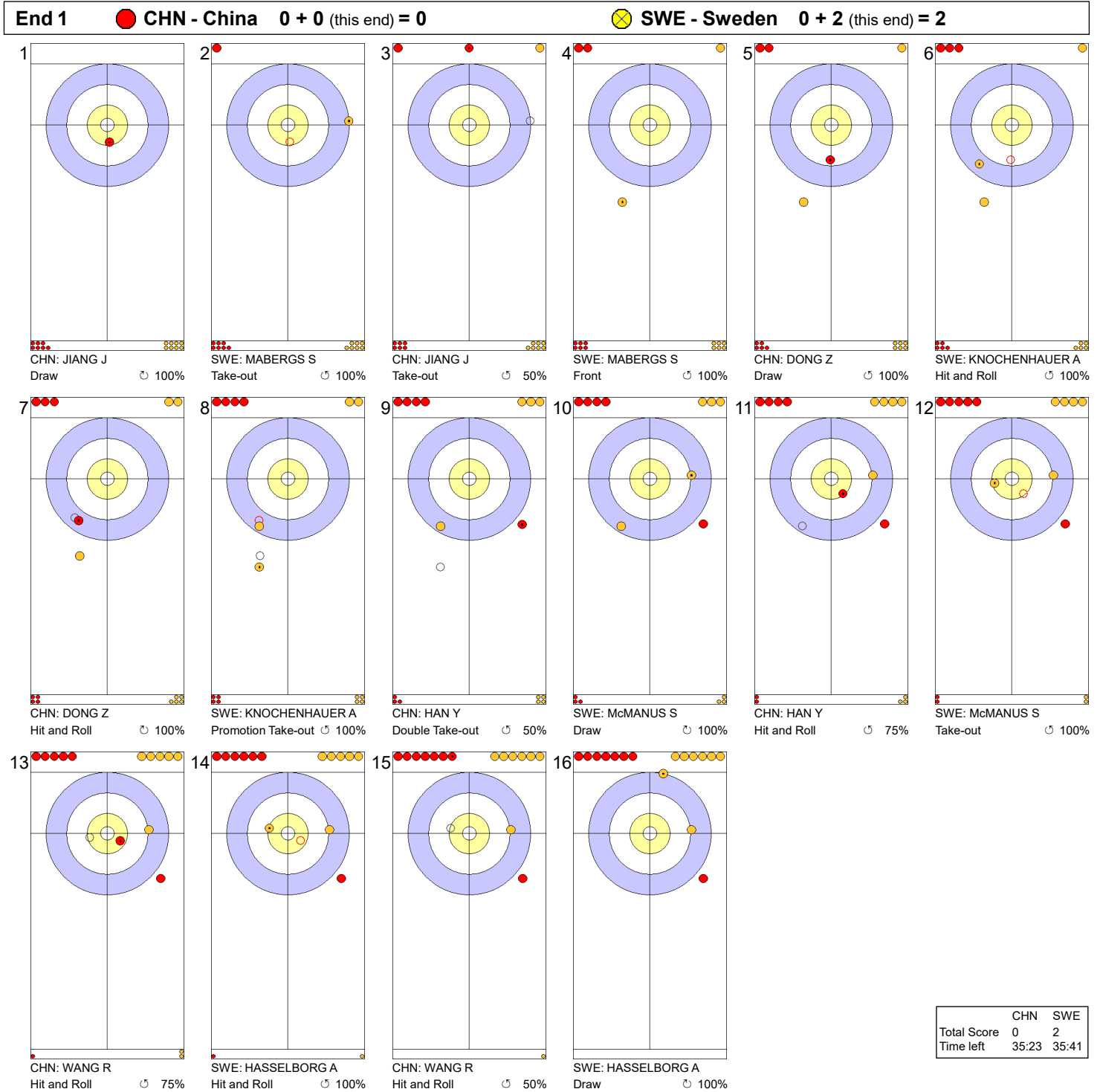
↺ Counter-clockwise

LSFE(\*) Last Stone First End

SAT 22 MAR 2025  
Start Time 10:00

Qualification Game - Sheet D

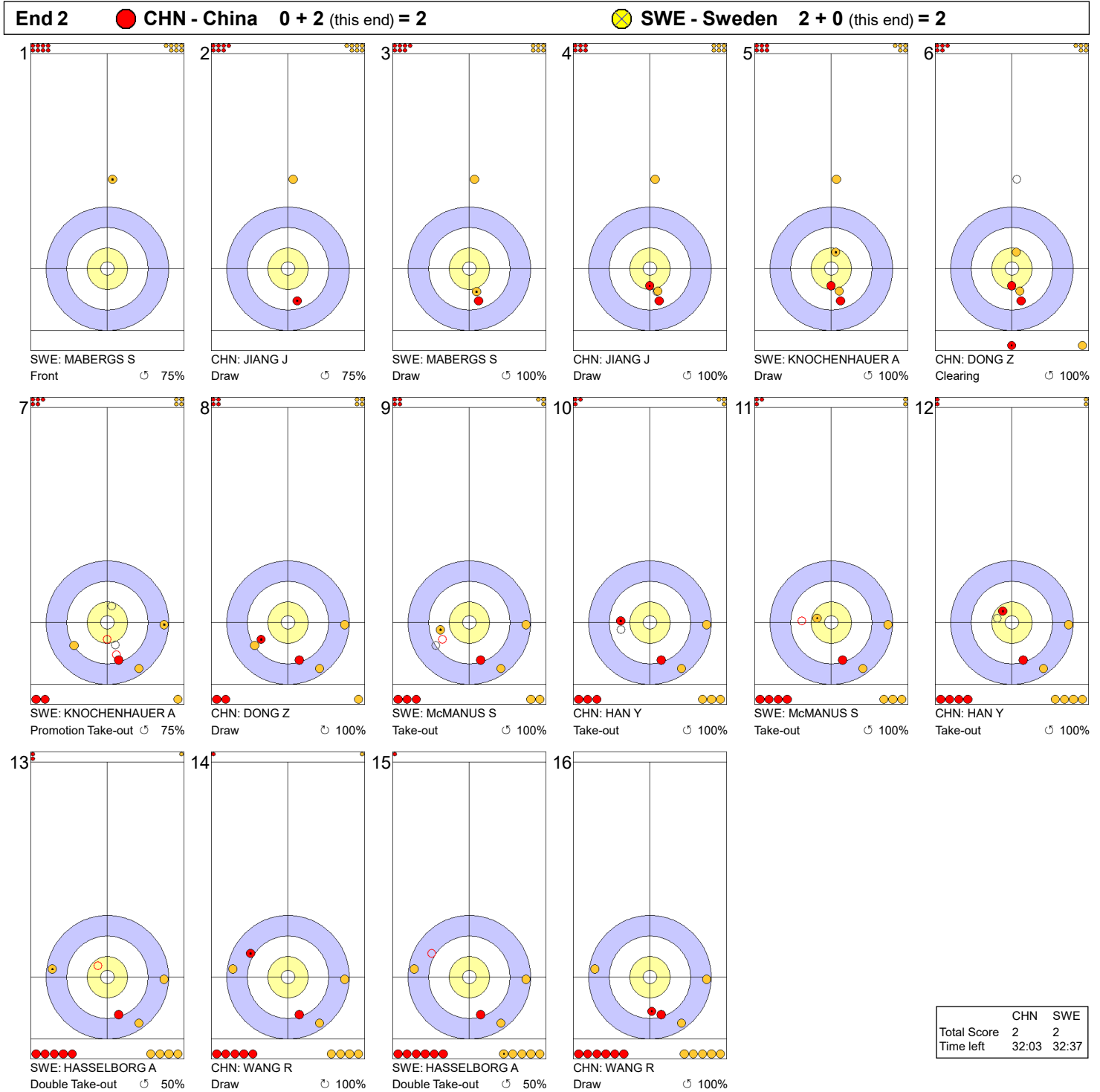
Game - Shot by Shot



**Legend:**  
 ↻ Clockwise      ↺ Counter-clockwise      - Not considered



Game - Shot by Shot

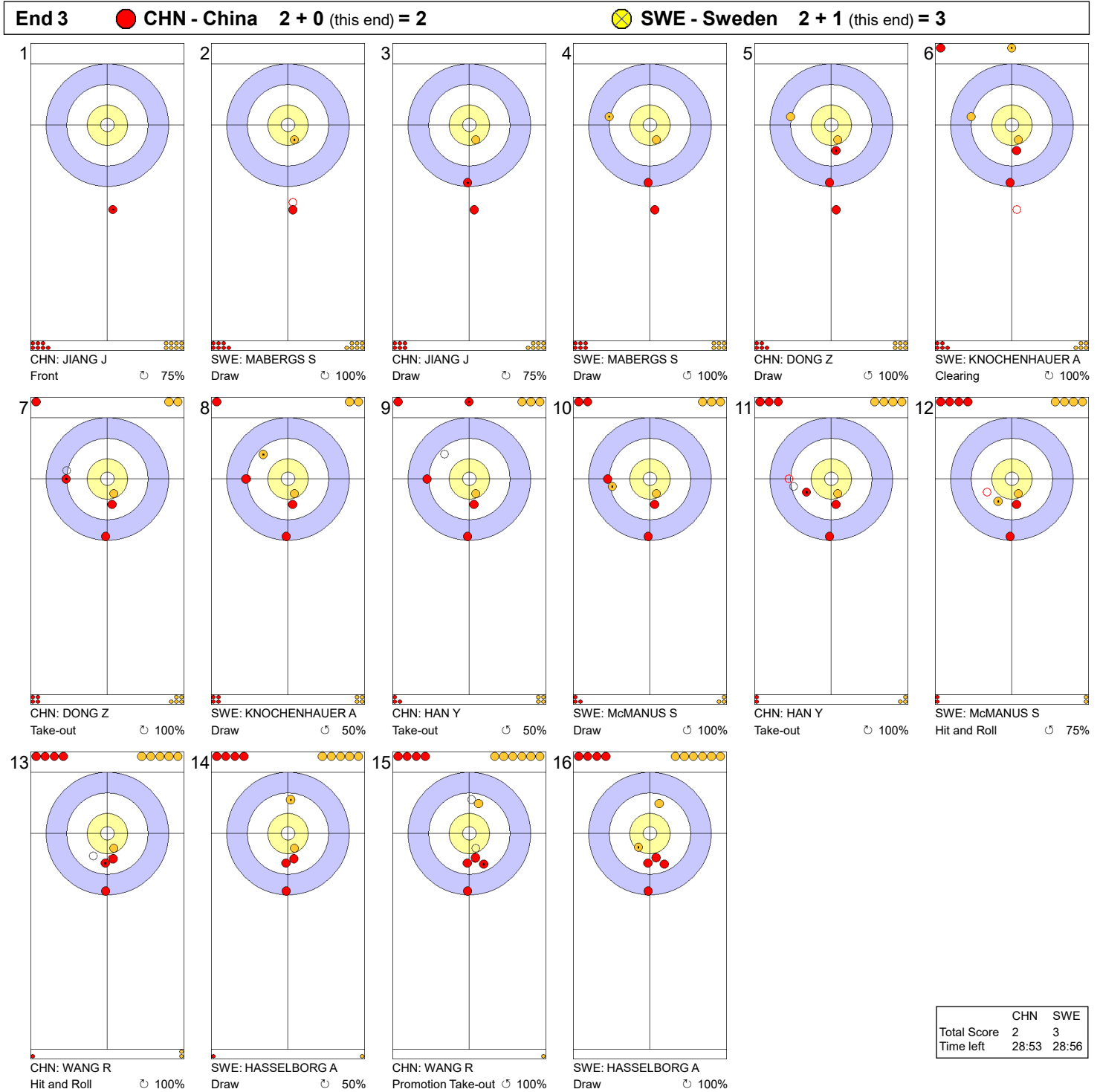


**Legend:**  
 ↻ Clockwise      ↺ Counter-clockwise      - Not considered

SAT 22 MAR 2025  
Start Time 10:00

Qualification Game - Sheet D

Game - Shot by Shot

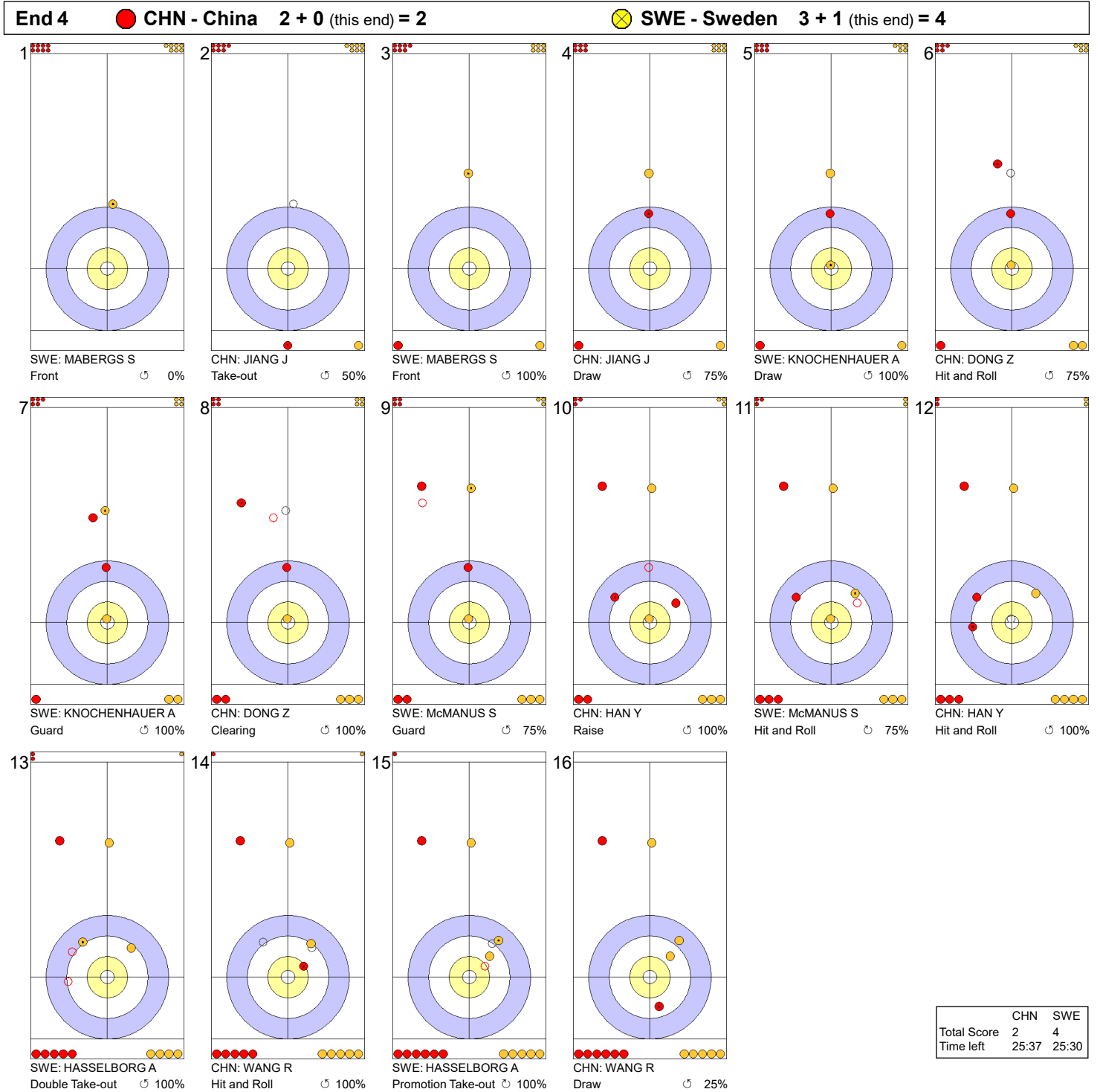


**Legend:**  
 ↻ Clockwise      ↺ Counter-clockwise      - Not considered

SAT 22 MAR 2025  
Start Time 10:00

Qualification Game - Sheet D

Game - Shot by Shot

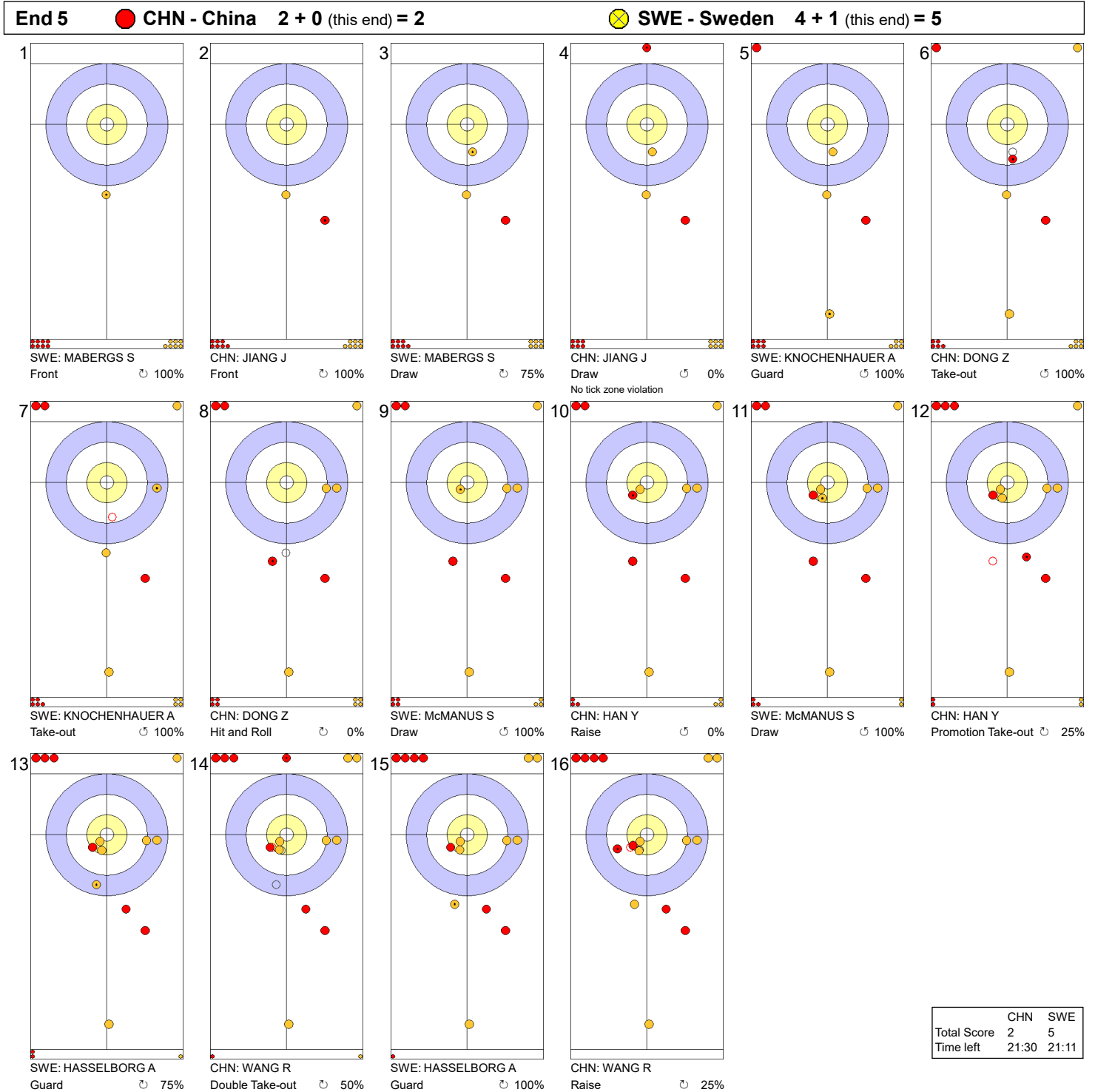


**Legend:**  
 ↻ Clockwise   ↺ Counter-clockwise   - Not considered

SAT 22 MAR 2025  
 Start Time 10:00

Qualification Game - Sheet D

**Game - Shot by Shot**

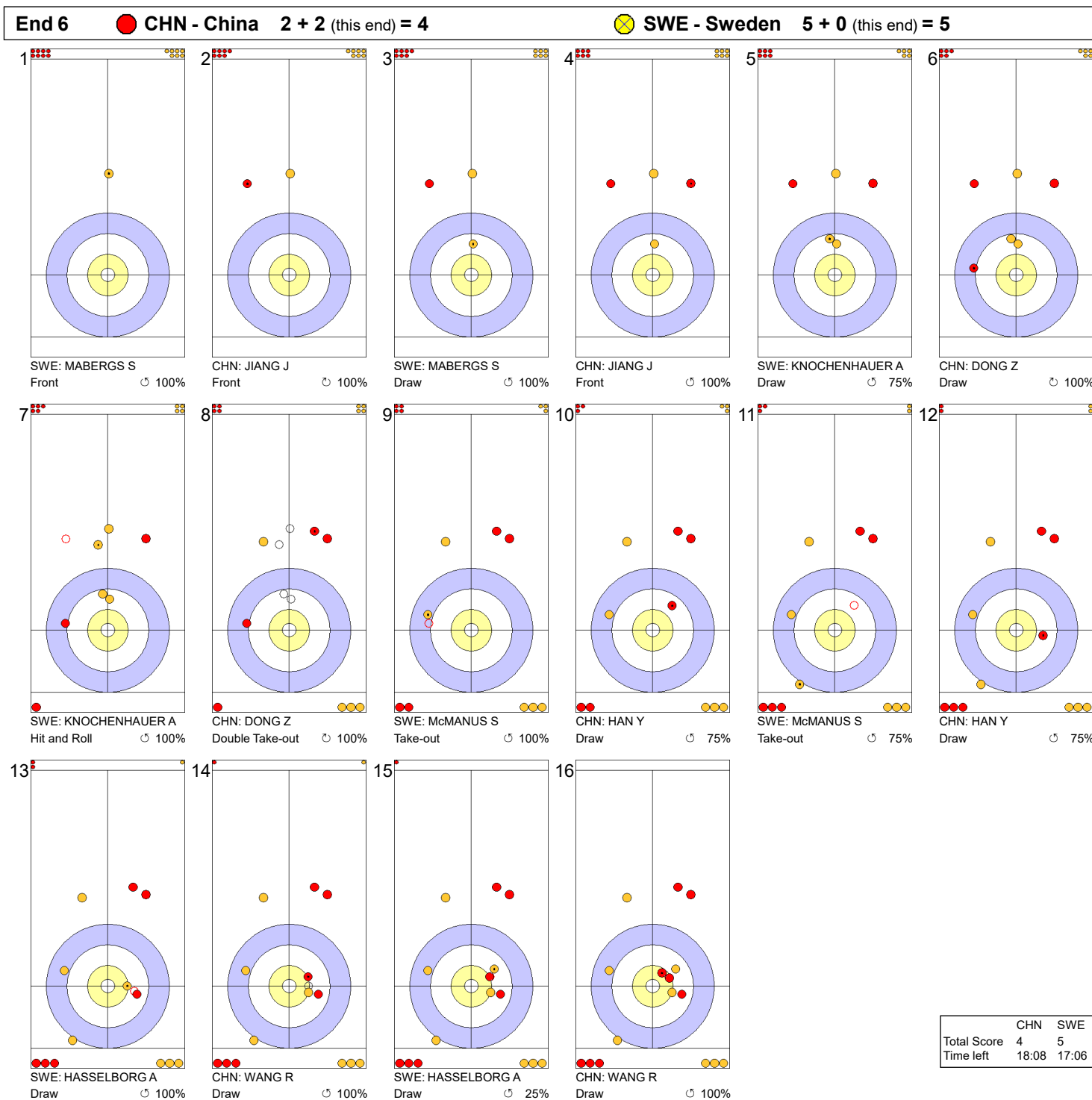


**Legend:**  
 ↻ Clockwise      ↺ Counter-clockwise      - Not considered

SAT 22 MAR 2025  
Start Time 10:00

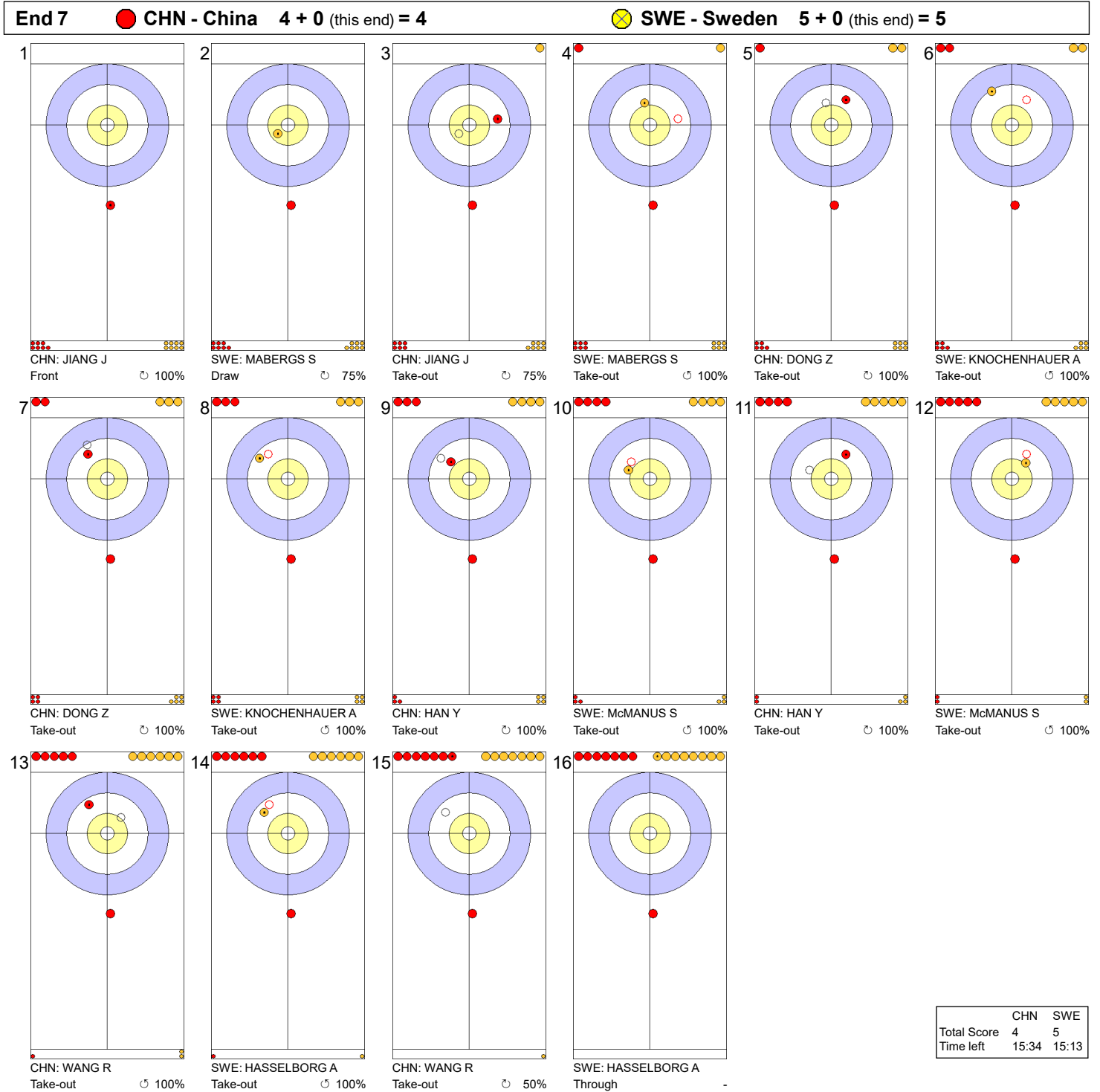
Qualification Game - Sheet D

Game - Shot by Shot



**Legend:**  
 ↻ Clockwise      ↺ Counter-clockwise      - Not considered

Game - Shot by Shot

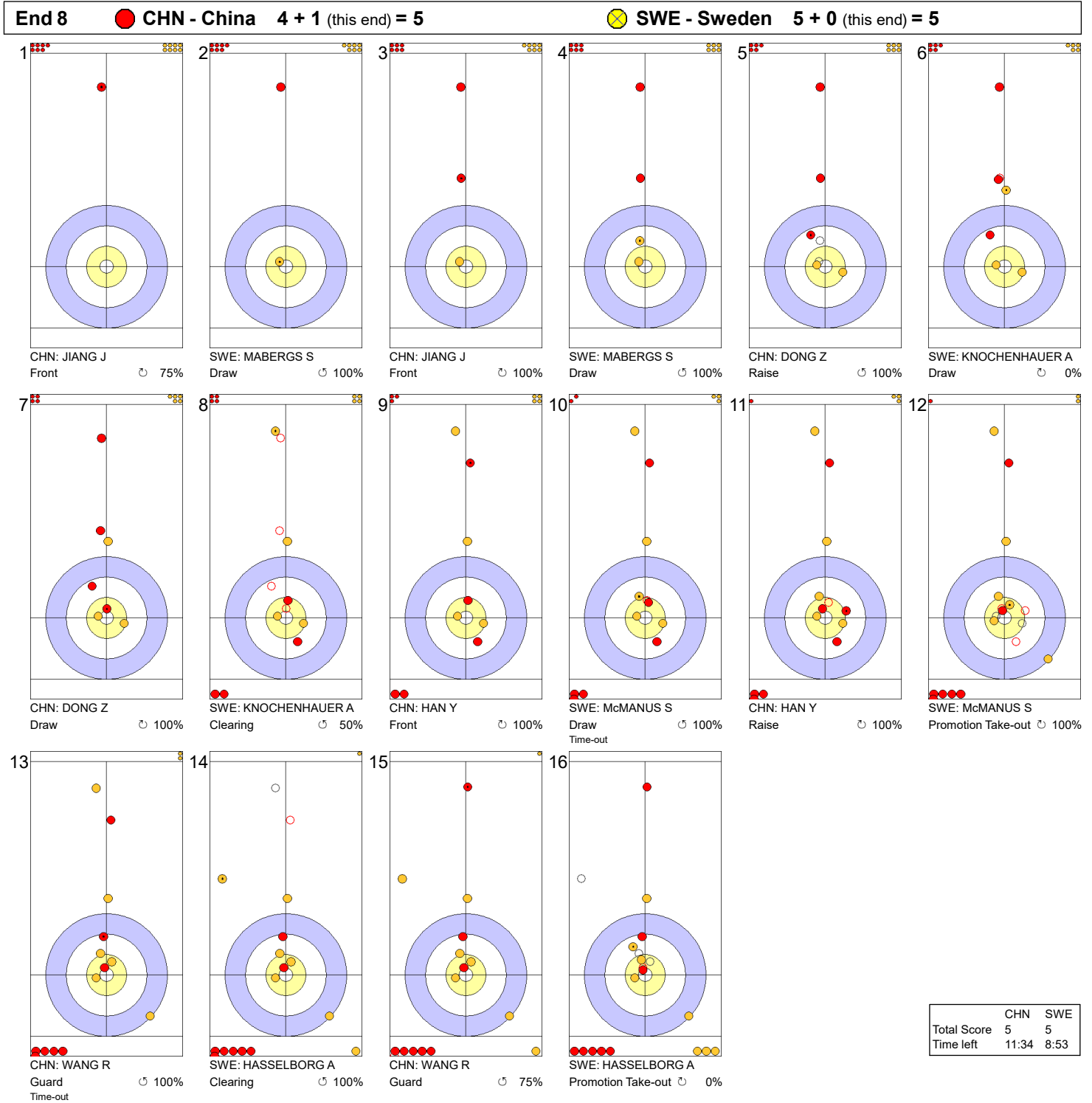


**Legend:**  
 ↻ Clockwise      ↺ Counter-clockwise      - Not considered

SAT 22 MAR 2025  
Start Time 10:00

Qualification Game - Sheet D

Game - Shot by Shot



**Legend:**  
 ↻ Clockwise      ↺ Counter-clockwise      - Not considered

SAT 22 MAR 2025  
Start Time 10:00

Qualification Game - Sheet D

Game - Shot by Shot



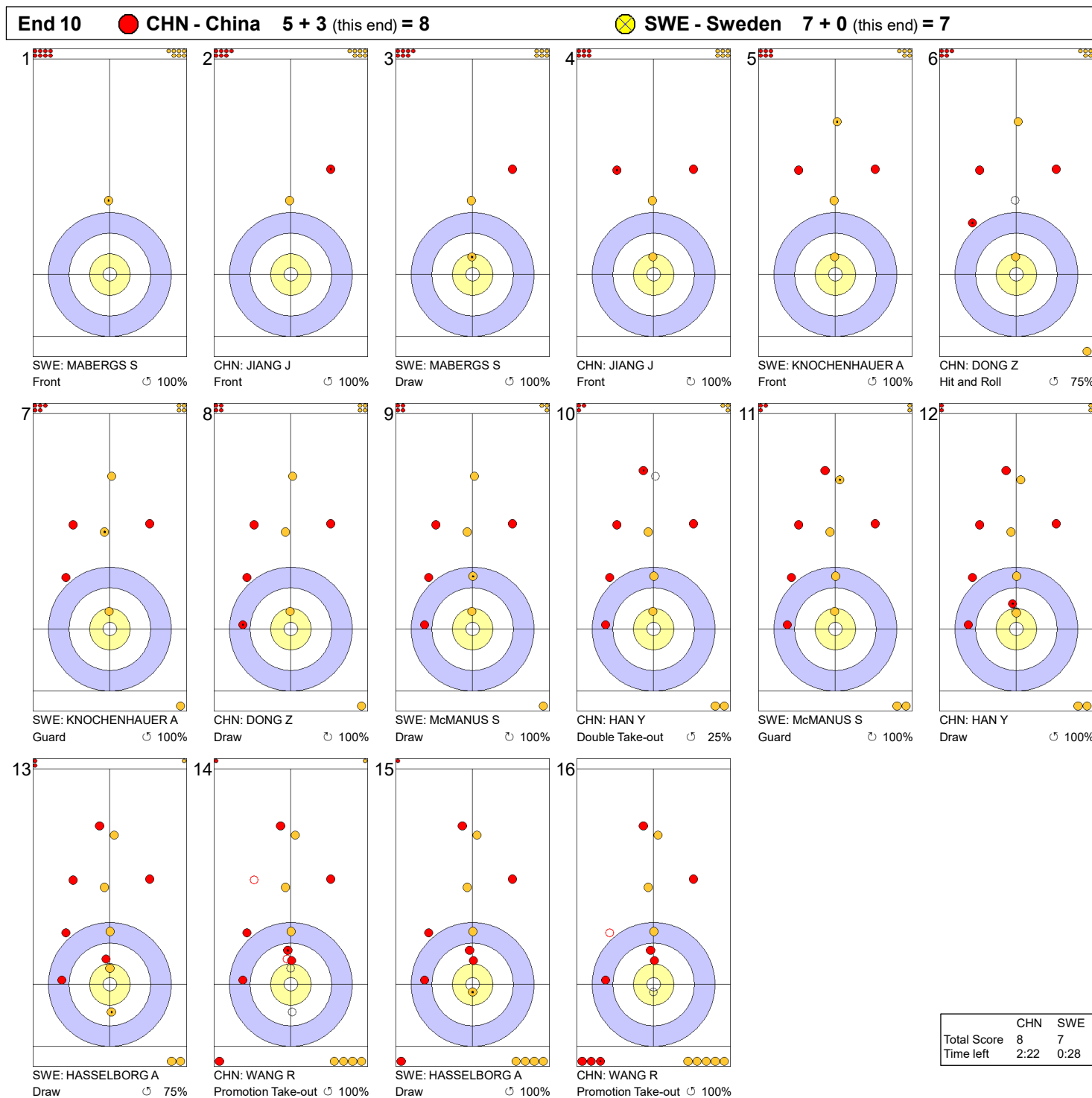
**Legend:**  
 ↻ Clockwise      ↺ Counter-clockwise      - Not considered



SAT 22 MAR 2025  
Start Time 10:00

Qualification Game - Sheet D

### Game - Shot by Shot



**Legend:**

↻ Clockwise   ↺ Counter-clockwise   - Not considered

## Competition Matrix

Team	CAN	CHN	DEN	ITA	JPN	KOR	LTU	NOR	SCO	SUI	SWE	TUR	USA
CAN		7 - 5	9 - 3	9 - 2	11 - 2	7 - 11	13 - 2	8 - 6	7 - 8	7 - 6	9 - 7	8 - 3	8 - 4
CHN	5 - 7		9 - 5	8 - 7	10 - 9	6 - 9	8 - 2	8 - 9	7 - 2	4 - 9	4 - 8	5 - 3	7 - 1
DEN	3 - 9	5 - 9		7 - 6	2 - 8	3 - 7	11 - 2	13 - 7	5 - 10	6 - 7	5 - 7	9 - 3	10 - 9
ITA	2 - 9	7 - 8	6 - 7		5 - 10	2 - 6	8 - 2	9 - 2	5 - 7	5 - 8	6 - 7	8 - 6	8 - 7
JPN	2 - 11	9 - 10	8 - 2	10 - 5		8 - 10	10 - 3	6 - 3	5 - 6	5 - 9	6 - 7	3 - 4	6 - 9
KOR	11 - 7	9 - 6	7 - 3	6 - 2	10 - 8		10 - 4	6 - 4	5 - 4	6 - 9	5 - 7	9 - 4	8 - 7
LTU	2 - 13	2 - 8	2 - 11	2 - 8	3 - 10	4 - 10		7 - 8	2 - 9	8 - 9	2 - 8	2 - 8	1 - 8
NOR	6 - 8	9 - 8	7 - 13	2 - 9	3 - 6	4 - 6	8 - 7		8 - 7	4 - 8	4 - 6	7 - 6	6 - 3
SCO	8 - 7	2 - 7	10 - 5	7 - 5	6 - 5	4 - 5	9 - 2	7 - 8		5 - 6	3 - 5	10 - 6	7 - 6
SUI	6 - 7	9 - 4	7 - 6	8 - 5	9 - 5	9 - 6	9 - 8	8 - 4	6 - 5		11 - 7	8 - 4	5 - 4
SWE	7 - 9	8 - 4	7 - 5	7 - 6	7 - 6	7 - 5	8 - 2	6 - 4	5 - 3	7 - 11		8 - 1	5 - 6
TUR	3 - 8	3 - 5	3 - 9	6 - 8	4 - 3	4 - 9	8 - 2	6 - 7	6 - 10	4 - 8	1 - 8		8 - 3
USA	4 - 8	1 - 7	9 - 10	7 - 8	9 - 6	7 - 8	8 - 1	3 - 6	6 - 7	4 - 5	6 - 5	3 - 8	

## Standings after Round Robin

Rank	Team	Games	Wins	Losses	
1	SUI - Switzerland	12	11	1	Q
2	KOR - Korea	12	10	2	Q w1
3	CAN - Canada	12	10	2	Q w0
4	SWE - Sweden	12	9	3	Q
5	CHN - China	12	7	5	Q w1
6	SCO - Scotland	12	7	5	Q w0
7	DEN - Denmark	12	5	7	w1
8	NOR - Norway	12	5	7	w0
9	JPN - Japan	12	4	8	w1
10	ITA - Italy	12	4	8	w0
11	TUR - Türkiye	12	3	9	w1
12	USA - United States	12	3	9	w0
13	LTU - Lithuania	12	0	12	

### Legend:

Q Qualified for the play-offs

wn Number of wins (n) against tied teams

## Draw Shot Challenge

Rank Team	Stone Rotation	Last Stone Draw in each Round Robin Game												DSC
		1	2	3	4	5	6	7	8	9	10	11	12	
1 CAN - Canada	⌚	17.2	10.5	2.1	23.2	3.6	4.4	15.4	6.4	17.2	5.4	16.4	2.5	<b>16.40cm</b>
	⌚	9.1	10.2	24.0	37.7	4.6	<del>151.3</del>	<del>48.6</del>	42.1	38.9	35.1	5.7	29.1	
2 SUI - Switzerland	⌚	14.0	20.9	25.4	11.6	10.3	<del>42.5</del>	3.5	34.1	37.5	6.8	20.5	12.9	<b>20.25cm</b>
	⌚	8.5	22.8	24.4	<del>69.7</del>	15.2	5.1	25.0	24.7	37.8	19.9	28.4	36.1	
3 CHN - China	⌚	70.7	65.2	16.4	6.5	9.8	26.9	10.1	24.2	29.2	12.1	6.7	4.1	<b>20.25cm</b>
	⌚	6.3	32.3	<del>71.0</del>	<del>79.2</del>	22.3	13.9	17.4	6.3	30.1	11.6	14.6	8.8	
4 SWE - Sweden	⌚	15.9	8.9	25.3	32.5	24.6	4.7	47.0	10.9	41.9	15.2	14.8	6.9	<b>20.25cm</b>
	⌚	15.3	13.8	29.9	10.3	<del>106.1</del>	17.1	<del>71.2</del>	31.1	8.5	37.0	22.5	11.4	
5 JPN - Japan	⌚	<del>76.9</del>	17.2	13.4	37.7	31.1	12.0	24.0	<del>199.6</del>	22.2	19.7	12.8	21.0	<b>21.53cm</b>
	⌚	3.2	23.1	9.8	28.5	49.2	46.4	21.8	5.3	30.4	25.6	7.0	12.3	
6 KOR - Korea	⌚	18.2	26.7	16.8	18.1	26.2	3.5	<del>67.3</del>	12.0	9.4	22.7	12.7	16.6	<b>23.66cm</b>
	⌚	23.2	28.0	<del>179.3</del>	36.5	37.6	16.3	58.3	21.5	57.6	17.6	18.6	22.4	
7 NOR - Norway	⌚	18.0	21.4	28.9	9.4	20.2	<del>199.6</del>	27.3	10.2	25.2	24.2	28.4	8.1	<b>25.00cm</b>
	⌚	8.9	32.1	44.9	26.2	32.6	<del>120.5</del>	11.4	75.9	9.8	68.0	8.7	10.1	
8 ITA - Italy	⌚	35.9	38.8	24.3	13.6	33.6	19.3	15.4	4.3	30.8	33.0	5.4	<del>192.5</del>	<b>27.85cm</b>
	⌚	20.1	27.7	25.3	25.2	44.2	78.0	16.8	31.2	32.1	35.8	<del>81.2</del>	21.9	
9 USA - United States	⌚	34.6	6.1	7.9	76.3	19.2	4.6	12.5	31.6	15.1	5.8	<del>128.5</del>	25.0	<b>31.87cm</b>
	⌚	78.1	<del>87.6</del>	85.7	9.9	44.9	13.8	30.6	17.5	71.4	39.8	14.4	56.4	
10 DEN - Denmark	⌚	105.8	82.8	51.6	<del>131.9</del>	8.8	13.0	80.9	<del>121.2</del>	32.6	15.5	20.3	24.1	<b>36.93cm</b>
	⌚	48.7	36.9	8.3	5.9	41.0	32.9	43.8	44.2	23.2	58.4	13.5	20.3	
11 TUR - Türkiye	⌚	47.1	66.5	80.2	2.1	35.5	16.8	51.9	48.9	14.2	16.6	68.9	39.2	<b>38.25cm</b>
	⌚	5.6	68.4	15.1	<del>134.5</del>	44.7	21.0	57.6	6.4	75.3	<del>84.2</del>	35.1	24.5	
12 SCO - Scotland	⌚	7.6	47.3	76.9	37.7	96.9	56.8	5.6	140.7	95.9	27.0	42.0	12.7	<b>42.44cm</b>
	⌚	<del>199.6</del>	18.0	14.6	<del>157.0</del>	48.0	4.4	24.3	18.2	17.4	99.0	26.7	16.0	
13 LTU - Lithuania	⌚	55.1	29.3	<del>199.6</del>	58.2	74.9	67.8	35.0	24.7	31.7	8.3	199.6	34.3	<b>52.60cm</b>
	⌚	21.8	27.9	<del>199.6</del>	46.8	15.7	75.2	24.8	45.0	106.6	21.6	2.1	150.9	

**Note:**

The Draw Shot Challenge (DSC) is the average distance of all the individual Last Stone Draws (LSD), which were delivered by a team during the round robin. The two least favourable results will be eliminated before calculating the average distance. The team with the lesser DSC receives the higher ranking. If the DSCs are equal then the team with the best non-equal counting LSD receives the higher ranking. In the case where all counting LSDs are equal, the team ranked higher in the official World Curling World Ranking is ranked higher.

**Legend:**

⌚ Clockwise

⌚ Counter-clockwise

**DSC** Draw Shot Challenge

~~nnn.n~~ Eliminated Last Stone Draw

### Shot Success Percentage by Position

Fourth	Game >	1	2	3	4	5	6	7	8	9	10	11	12	Avg.
1 HASSELBORG Anna	SWE	93	88	80	93	88	91	81	94	83	95	79		87.7
2 HOMAN Rachel	CAN	88	84	89	84	92	86	79	76	86	97	100	97	87.5
3 GIM Eunji	KOR	76	86	94	84	94	76	94	89	78	89	83	92	86.2
4 PAETZ Alina	SUI	93	90	86	82	86	81	89	88	91	86	81	78	85.8
5 MORRISON Rebecca	SCO	69	83	87	86	86	88	93	96	88	75	83	70	83.9
6 WANG Rui	CHN	94	72	95	77	79	83	97	93	83	75	89	75	83.6
7 DUPONT Madeleine	DEN	81	96	75	63	96	97	75	82	81	79	65	83	80.7
8 YOSHIMURA Sayaka	JPN	81	75	61	79	71	80	85	80	80	80	93	78	78.3
9 CONSTANTINI Stefania	ITA	74	75	70	81	100	86	79	80	68	81	85	64	78.0
9 PETERSON Tabitha	USA	89	94	66	82	81	80	63	83	78	67	69	84	78.0
11 SKASLIEN Kristin	NOR	85	80	71	83	76	74	71	76	74	69	71	74	75.6
12 YILDIZ Dilsat	TUR	76	46	77	83	79	61	73	79	89	71	86	76	75.5
13 PAULAUSKAITE V	LTU	52	58	56	84	65	71	64	62	73	73	73	43	65.0

Third	Game >	1	2	3	4	5	6	7	8	9	10	11	12	Avg.
1 FLEURY Tracy	CAN	94	76	83	84	93	92	88	93	86	89	86	96	88.1
2 TIRINZONI Silvana	SUI	94	81	88	94	80	93	90	94	76	75	81	100	87.1
3 McMANUS Sara	SWE	85	96	80	96	78	99	81	86	89	83	79	(4)88	86.6
4 KIM Minji	KOR	83	83	88	82	85	89	93	79	90	92	84	83	85.6
5 ROERVIK Marianne	NOR	89	94	93	88	82	81	89	76	86	73	83	79	84.8
6 HAN Yu	CHN	81	81	79	84	91	76	86	88	92	75	98	89	84.5
7 ONODERA Kaho	JPN	86	85	88	89	72	84	79	88	83	84	80	91	84.2
8 DODDS Jennifer	SCO	89	96	73	88	83	98	80	80	76	85	82	79	84.0
9 HALSE Mathilde	DEN	81	88	83	84	81	69	75	85	81	86	76	86	81.4
10 THIESSE Cory	USA	76	79	83	80	73	88	83	88	75	85	83	83	81.2
11 POLAT Oznur	TUR	84	68	80	71	90	81	81	90	81	83	92	69	81.1
12 ZARDINI LACEDELLI	ITA	80	85	73	76	90	84	76	76	86	77	83	77	80.0
13 DVOJEGLAZOVA Olga	LTU	42	69	48	66	67	68	75	61	72	63	58	54	62.0

Second	Game >	1	2	3	4	5	6	7	8	9	10	11	12	Avg.
1 SINCLAIR Sophie	SCO	80	88	73	96	90	90	98	93	85	85	92		87.7
2 KIM Suji	KOR	85	78	88	94		83	93	82	86		95	90	87.4
3 MISKEW Emma	CAN	85	86	83	78	94	98	94	83	84	92	90	78	86.9
4 DONG Ziqi	CHN	86	86	85	77	98	81	86	89	94	85	98	66	86.6
5 HOWALD Carole	SUI	98	83	75	93	81	86	83	82	81	79	90	98	86.1
6 KOTANI Yuna	JPN	89	74	88	73	90	91	92	85		83	81	91	85.3
7 KNOCHENHAUER Agnes	SWE	90	73	84	89	97	89	75	86	71	89	81	(3)93	85.2
8 HASLEV NORDBYE Mille	NOR	94	90	74	74	89	84	95	92		88	78	81	85.0
9 MATHIS Elena	ITA	90	90	71	89	92	89	95	75	85	73	78	86	84.4
10 HOLTERMANN Jasmin	DEN	72		99	67	79	92	75			88		76	81.1
11 PETERSON Tara	USA	75	69	83	84	76	85	75	78	75			82	78.7
12 CALIKUSU IS	TUR	64	68	72	74	78	70	69	80	76	45			70.9
13 KIUDYTE Migle	LTU	69	65	50	68	71	71	89	69	67	61	53	75	67.4

### Shot Success Percentage by Position

Lead	Game >	1	2	3	4	5	6	7	8	9	10	11	12	Avg.	
1	JIANG Jiayi	CHN	88	88	96	89	95	94	94	100	93	89	100	91	92.6
2	WILKES Sarah	CAN	88	83	93	84	93	97	100	91	95	97	96	91	92.4
3	OHMIYA Anna	JPN	90	96	95	88	96	94	100	89	79	97	89	93	91.7
4	MABERGS Sofia	SWE	85	95	94	93	85	96		82	95	99	88	(2)83	90.2
5	JACKSON Sophie	SCO	95	93	89	98	91	89	91	92	80	82	86	80	89.2
6	KJAERLAND Eilin	NOR	81		91	93	94		91		95	81	90	83	89.1
7	SEOL Yeeun	KOR	86	84	89	81	93	85	96	83	90	97	83	90	87.8
8	WITSCHONKE Selina	SUI	88	86	78	83	84	89	93	90	89	97	85	92	87.5
9	DUPONT Denise	DEN	86	(2)90	91		91	94	90	(2)92	(2)78	88	(2)82	85	87.4
10	ANDERSON-HEIDE T	USA	93	65	85	86	95	88	81	92	90	84	83	88	86.6
11	SENGUL Berfin	TUR	95	63	91	85	92	83	86	91	81	76	86	88	85.2
12	ROMEI Angela	ITA	90	70	78	74	85	89	91	90	89	92	84		84.3
13	BLAZIENE Ruta	LTU	60	67	69	61	75	71	79	84	84	73	73	69	72.5

Alternate	Game >	1	2	3	4	5	6	7	8	9	10	11	12	Avg.
LO DESERTO Marta	ITA												(1)100	100.0
BERSET Stefanie	SUI										(2)89			88.8
KOBAYASHI Mina	JPN									(2)89				88.8
FORBREGD Ingeborg	NOR	(1)93					(1)81		(1)90	(2)78				85.3
SU Tingyu	CHN								(2)83				(2)81	81.9
HELDIN Johanna	SWE							(1)84					(1)79	81.3
SEOL Yeji	KOR					(2)76					(2)86			80.9
LARSEN My	DEN	(1)85			(1)63				(1)82	(1)88			(1)85	80.7
HENDERSON Fay	SCO												(2)79	78.6
KARAMAN Iclal	TUR										(2)88	(2)77	(2)75	78.0
PERSINGER Vicky	USA										(2)69	(2)83		75.0

Team	Game >	1	2	3	4	5	6	7	8	9	10	11	12	Avg.
1	CAN - Canada	89	82	87	83	93	93	90	86	88	94	93	90	88.7
2	SWE - Sweden	88	88	84	93	87	94	80	87	84	91	82	85	87.1
3	CHN - China	87	82	88	82	91	83	90	91	91	81	96	83	86.7
3	SUI - Switzerland	93	85	82	88	83	87	88	89	84	84	84	92	86.7
5	KOR - Korea	83	82	89	85	87	83	94	83	86	91	86	89	86.5
6	SCO - Scotland	83	90	80	92	88	91	91	90	82	82	86	77	86.1
7	JPN - Japan	86	83	83	82	82	87	89	85	83	86	86	88	85.0
8	NOR - Norway	87	89	82	84	85	80	86	84	83	78	80	79	83.4
9	DEN - Denmark	80	90	87	69	87	88	79	85	82	85	77	83	82.5
10	ITA - Italy	83	80	73	80	92	87	85	80	82	81	82	82	82.0
11	USA - United States	83	77	79	83	81	85	75	85	79	76	79	84	81.0
12	TUR - Türkiye	80	61	80	78	85	74	77	85	82	74	85	77	78.5
13	LTU - Lithuania	56	65	56	70	69	70	77	69	74	67	64	60	66.8

**Note:**

"(n)" denotes a position different from original line-up position: (4) - Fourth, (3) - Third, (2) - Second, (1) - Lead

To be eligible to be ranked, a player must have played in the original position for more than half of the number of games that the team played.

**Legend:**

**Avg.** Average

## Scoring Analysis

Team	Games	LSFE	Stolen Ends	Last Stone Eff.	Force Eff.	Points Scored							Total	Plus / Minus
						0	1	2	3	4	>4			
CAN	For	9	15	53%	67%	7	26	22	5	2	2	103	+44	
	Against	3	5			2	28	8	5	0	0	59		
SUI	For	7	9	49%	66%	11	21	20	6	4	0	95	+30	
	Against	5	9			7	31	14	2	0	0	65		
KOR	For	9	9	56%	60%	18	28	19	6	2	0	92	+27	
	Against	3	2			3	24	14	3	1	0	65		
SWE	For	7	17	42%	63%	12	31	19	3	1	0	82	+20	
	Against	5	6			7	27	9	3	2	0	62		
SCO	For	3	10	36%	59%	8	28	15	5	0	1	78	+11	
	Against	9	5			10	28	15	3	0	0	67		
CHN	For	7	15	39%	42%	6	31	17	4	1	0	81	+10	
	Against	5	6			10	20	16	5	1	0	71		
JPN	For	6	8	47%	63%	6	21	18	4	1	1	78	-1	
	Against	6	10			10	28	14	2	3	1	79		
DEN	For	4	10	48%	39%	5	19	18	5	1	1	79	-5	
	Against	8	12			9	22	20	3	2	1	84		
ITA	For	6	6	39%	54%	6	21	14	6	1	0	71	-8	
	Against	6	13			8	31	17	3	0	1	79		
USA	For	4	9	26%	45%	5	33	7	4	2	0	67	-12	
	Against	8	10			13	24	23	3	0	0	79		
NOR	For	7	5	32%	44%	8	26	15	4	0	0	68	-19	
	Against	5	10			9	23	17	6	3	0	87		
TUR	For	6	8	27%	39%	8	25	12	1	1	0	56	-24	
	Against	6	14			12	24	13	10	0	0	80		
LTU	For	3	3	11%	21%	4	21	5	2	0	0	37	-73	
	Against	9	22			4	21	21	7	4	2	110		
Total	78		124			104	331	201	55	16	5	987		

**Note:**

Stolen ends are the ends won without the last stone advantage.

Last Stone Efficiency: Scoring two or more points with last stone advantage.

Force Efficiency: Forcing the opponent team to score only one point when they have the last stone advantage.

**Legend:**

>4 More than four points scored

Eff. Efficiency

LSFE Last Stone First End

## Summary of Big Ends

Points Scored	By	Against	Session	End	Game Result
5	CAN - Canada	JPN - Japan	17	8	11: 2
5	CAN - Canada	LTU - Lithuania	1	3	13: 2
5	DEN - Denmark	LTU - Lithuania	3	5	11: 2
5	JPN - Japan	ITA - Italy	3	1	10: 5
5	SCO - Scotland	DEN - Denmark	18	9	10: 5
4	SUI - Switzerland	DEN - Denmark	20	8	7: 6
4	SUI - Switzerland	SWE - Sweden	18	9	11: 7
4	SUI - Switzerland	LTU - Lithuania	16	7	9: 8
4	SUI - Switzerland	CHN - China	3	6	9: 4
4	CAN - Canada	SWE - Sweden	4	5	9: 7
4	CAN - Canada	LTU - Lithuania	1	6	13: 2
4	KOR - Korea	DEN - Denmark	13	9	7: 3
4	KOR - Korea	JPN - Japan	1	2	10: 8
4	USA - United States	KOR - Korea	20	3	7: 8
4	USA - United States	JPN - Japan	10	10	9: 6
4	CHN - China	JPN - Japan	4	3	10: 9
4	DEN - Denmark	NOR - Norway	8	9	13: 7
4	ITA - Italy	NOR - Norway	16	4	9: 2
4	JPN - Japan	LTU - Lithuania	6	7	10: 3
4	SWE - Sweden	LTU - Lithuania	12	5	8: 2
4	TUR - Türkiye	NOR - Norway	6	9	6: 7

**Note:**  
Big ends are defined as ends with a score of four or more points.

## Time-out Statistics

Team	Games	Number of Time-outs	Average Shot Success on Next Stone
JPN - Japan	12	11	93%
ITA - Italy	12	13	92%
SCO - Scotland	12	10	90%
SUI - Switzerland	12	12	85%
DEN - Denmark	12	4	81%
KOR - Korea	12	14	78%
SWE - Sweden	12	13	78%
LTU - Lithuania	12	2	75%
TUR - Türkiye	12	9	75%
USA - United States	12	12	70%
CHN - China	12	9	69%
NOR - Norway	12	7	67%
CAN - Canada	12	8	65%
Total	78	124	79%



## Cumulative Player Statistics by Team

### CAN - Canada

HOMAN Rachel 4 S Right-handed

Type	↻	%	↺	%	Total	%
Draw	48	89	32	88	80	88
Front	0	-	0	-	0	-
Guard	3	83	4	81	7	82
Raise	5	80	2	38	7	68
Wick / Soft Peeling	0	-	0	-	0	-
Freeze	0	-	0	-	0	-
Take-out	23	91	30	95	53	93
Hit and Roll	8	88	10	73	18	79
Clearing	5	90	10	90	15	90
Double Take-out	11	86	11	86	22	86
Promotion Take-out	1	100	7	75	8	78
All Draws	56	88	38	85	94	86
All Take-outs	48	90	68	88	116	88
<b>Total</b>	<b>104</b>	<b>88</b>	<b>106</b>	<b>87</b>	<b>210</b>	<b>88</b>
Not considered					4	-

WILKES Sarah 1 Right-handed

Type	↻	%	↺	%	Total	%
Draw	72	89	52	88	124	89
Front	38	98	18	99	56	98
Guard	1	100	2	75	3	83
Raise	3	100	1	100	4	100
Wick / Soft Peeling	3	100	2	100	5	100
Freeze	0	-	0	-	0	-
Take-out	12	100	9	89	21	95
Hit and Roll	1	100	1	100	2	100
Clearing	0	-	0	-	0	-
Double Take-out	0	-	0	-	0	-
Promotion Take-out	0	-	0	-	0	-
All Draws	117	93	75	91	192	92
All Take-outs	13	100	10	90	23	96
<b>Total</b>	<b>130</b>	<b>93</b>	<b>85</b>	<b>91</b>	<b>215</b>	<b>92</b>
Not considered					1	-

FLEURY Tracy 3 V Right-handed

Type	↻	%	↺	%	Total	%
Draw	25	93	14	93	39	93
Front	1	100	1	75	2	88
Guard	2	100	10	95	12	96
Raise	3	75	6	63	9	67
Wick / Soft Peeling	1	100	0	-	1	100
Freeze	0	-	0	-	0	-
Take-out	35	91	30	93	65	92
Hit and Roll	10	88	8	88	18	88
Clearing	17	94	22	98	39	96
Double Take-out	9	67	10	68	19	67
Promotion Take-out	5	50	7	75	12	65
All Draws	32	92	31	87	63	90
All Take-outs	76	86	77	89	153	87
<b>Total</b>	<b>108</b>	<b>88</b>	<b>108</b>	<b>88</b>	<b>216</b>	<b>88</b>
Not considered					0	-

BROWN Rachel A Right-handed

Type	↻	%	↺	%	Total	%
Draw	0	-	0	-	0	-
Front	0	-	0	-	0	-
Guard	0	-	0	-	0	-
Raise	0	-	0	-	0	-
Wick / Soft Peeling	0	-	0	-	0	-
Freeze	0	-	0	-	0	-
Take-out	0	-	0	-	0	-
Hit and Roll	0	-	0	-	0	-
Clearing	0	-	0	-	0	-
Double Take-out	0	-	0	-	0	-
Promotion Take-out	0	-	0	-	0	-
All Draws	0	-	0	-	0	-
All Take-outs	0	-	0	-	0	-
<b>Total</b>	<b>0</b>	<b>-</b>	<b>0</b>	<b>-</b>	<b>0</b>	<b>-</b>
Not considered					0	-

MISKEW Emma 2 Right-handed

Type	↻	%	↺	%	Total	%
Draw	24	79	27	93	51	86
Front	0	-	2	100	2	100
Guard	2	100	3	100	5	100
Raise	7	82	5	80	12	81
Wick / Soft Peeling	1	100	3	100	4	100
Freeze	0	-	0	-	0	-
Take-out	32	89	17	88	49	89
Hit and Roll	8	91	8	91	16	91
Clearing	24	84	30	91	54	88
Double Take-out	7	64	7	79	14	71
Promotion Take-out	6	79	1	100	7	82
All Draws	34	82	40	93	74	88
All Take-outs	77	85	63	89	140	87
<b>Total</b>	<b>111</b>	<b>84</b>	<b>103</b>	<b>90</b>	<b>214</b>	<b>87</b>
Not considered					2	-

Team: CAN - Canada

Type	↻	%	↺	%	Total	%
Draw	169	88	125	90	294	89
Front	39	98	21	98	60	98
Guard	8	94	19	91	27	92
Raise	18	83	14	68	32	77
Wick / Soft Peeling	5	100	5	100	10	100
Freeze	0	-	0	-	0	-
Take-out	102	92	86	92	188	92
Hit and Roll	27	89	27	83	54	86
Clearing	46	89	62	93	108	91
Double Take-out	27	74	28	78	55	76
Promotion Take-out	12	69	15	77	27	73
All Draws	239	90	184	89	423	90
All Take-outs	214	87	218	89	432	88
<b>Total</b>	<b>453</b>	<b>89</b>	<b>402</b>	<b>89</b>	<b>855</b>	<b>89</b>
Not considered					7	-

**Note:**

Position and function for each team member:

4 = Fourth, 3 = Third, 2 = Second, 1 = Lead, A = Alternate, S = Skip, V = Vice-Skip

**Legend:**

↻ Clockwise

↺ Counter-clockwise

## Cumulative Player Statistics by Team

### CHN - China

WANG Rui 4 S Right-handed

Type	↻	%	↺	%	Total	%
Draw	31	79	34	88	65	84
Front	0	-	0	-	0	-
Guard	7	100	8	91	15	95
Raise	3	50	4	88	7	71
Wick / Soft Peeling	1	50	0	-	1	50
Freeze	0	-	0	-	0	-
Take-out	39	88	38	91	77	90
Hit and Roll	7	82	9	86	16	84
Clearing	7	93	6	92	13	92
Double Take-out	2	50	10	60	12	58
Promotion Take-out	2	25	8	53	10	48
All Draws	42	80	46	89	88	84
All Take-outs	57	84	71	82	128	83
<b>Total</b>	<b>99</b>	<b>82</b>	<b>117</b>	<b>85</b>	<b>216</b>	<b>84</b>
Not considered					1	-

JIANG Jiayi 1 Right-handed

Type	↻	%	↺	%	Total	%
Draw	91	95	21	90	112	94
Front	38	95	11	93	49	94
Guard	13	88	1	100	14	89
Raise	0	-	1	100	1	100
Wick / Soft Peeling	1	0	0	-	1	0
Freeze	0	-	0	-	0	-
Take-out	21	90	20	88	41	89
Hit and Roll	1	100	1	100	2	100
Clearing	0	-	0	-	0	-
Double Take-out	0	-	2	75	2	75
Promotion Take-out	0	-	0	-	0	-
All Draws	143	94	34	92	177	94
All Take-outs	22	91	23	87	45	89
<b>Total</b>	<b>165</b>	<b>93</b>	<b>57</b>	<b>90</b>	<b>222</b>	<b>93</b>
Not considered					2	-

HAN Yu 3 V Right-handed

Type	↻	%	↺	%	Total	%
Draw	30	86	11	89	41	87
Front	2	100	0	-	2	100
Guard	13	96	6	83	19	92
Raise	5	70	2	25	7	57
Wick / Soft Peeling	0	-	0	-	0	-
Freeze	0	-	0	-	0	-
Take-out	39	87	48	87	87	87
Hit and Roll	13	81	10	98	23	88
Clearing	12	92	15	83	27	87
Double Take-out	8	56	7	64	15	60
Promotion Take-out	2	75	1	50	3	67
All Draws	50	88	19	80	69	86
All Take-outs	74	83	81	85	155	84
<b>Total</b>	<b>124</b>	<b>85</b>	<b>100</b>	<b>84</b>	<b>224</b>	<b>84</b>
Not considered					0	-

SU Tingyu A Right-handed

Type	↻	%	↺	%	Total	%
Draw	3	83	2	100	5	90
Front	0	-	0	-	0	-
Guard	4	75	0	-	4	75
Raise	0	-	1	100	1	100
Wick / Soft Peeling	0	-	0	-	0	-
Freeze	0	-	0	-	0	-
Take-out	0	-	4	88	4	88
Hit and Roll	0	-	1	75	1	75
Clearing	2	50	0	-	2	50
Double Take-out	0	-	1	100	1	100
Promotion Take-out	0	-	0	-	0	-
All Draws	7	79	3	100	10	85
All Take-outs	2	50	6	88	8	78
<b>Total</b>	<b>9</b>	<b>72</b>	<b>9</b>	<b>92</b>	<b>18</b>	<b>82</b>
Not considered					0	-

DONG Ziqi 2 Right-handed

Type	↻	%	↺	%	Total	%
Draw	34	85	19	78	53	83
Front	2	100	0	-	2	100
Guard	19	83	4	88	23	84
Raise	3	75	2	0	5	45
Wick / Soft Peeling	1	100	0	-	1	100
Freeze	0	-	0	-	0	-
Take-out	24	98	29	86	53	92
Hit and Roll	6	83	10	83	16	83
Clearing	18	96	31	91	49	93
Double Take-out	1	50	6	92	7	86
Promotion Take-out	3	67	0	-	3	67
All Draws	59	85	25	73	84	81
All Take-outs	52	93	76	88	128	90
<b>Total</b>	<b>111</b>	<b>89</b>	<b>101</b>	<b>84</b>	<b>212</b>	<b>87</b>
Not considered					0	-

Team: CHN - China

Type	↻	%	↺	%	Total	%
Draw	189	89	87	87	276	88
Front	42	95	11	93	53	95
Guard	56	89	19	88	75	89
Raise	11	66	10	60	21	63
Wick / Soft Peeling	3	50	0	-	3	50
Freeze	0	-	0	-	0	-
Take-out	123	90	139	88	262	89
Hit and Roll	27	82	31	89	58	86
Clearing	39	92	52	89	91	90
Double Take-out	11	55	26	71	37	66
Promotion Take-out	7	57	9	53	16	55
All Draws	301	89	127	85	428	88
All Take-outs	207	86	257	85	464	86
<b>Total</b>	<b>508</b>	<b>88</b>	<b>384</b>	<b>85</b>	<b>892</b>	<b>87</b>
Not considered					3	-

**Note:**

Position and function for each team member:

4 = Fourth, 3 = Third, 2 = Second, 1 = Lead, A = Alternate, S = Skip, V = Vice-Skip

**Legend:**

↻ Clockwise

↺ Counter-clockwise

## Cumulative Player Statistics by Team

### DEN - Denmark

DUPONT Madeleine 4 S Right-handed

Type	🔄	%	↻	%	Total	%
Draw	43	79	47	82	90	81
Front	0	-	0	-	0	-
Guard	3	75	5	95	8	88
Raise	3	83	11	82	14	82
Wick / Soft Peeling	0	-	0	-	0	-
Freeze	0	-	2	100	2	100
Take-out	23	90	22	93	45	92
Hit and Roll	8	81	8	84	16	83
Clearing	3	100	2	100	5	100
Double Take-out	10	55	13	73	23	65
Promotion Take-out	4	0	4	63	8	31
All Draws	49	79	65	84	114	82
All Take-outs	48	74	49	84	97	79
<b>Total</b>	<b>97</b>	<b>77</b>	<b>114</b>	<b>84</b>	<b>211</b>	<b>81</b>
Not considered					1	-

DUPONT Denise 1 Right-handed

Type	🔄	%	↻	%	Total	%
Draw	39	85	27	94	66	89
Front	47	94	15	87	62	92
Guard	1	100	7	96	8	97
Raise	3	17	3	50	6	33
Wick / Soft Peeling	1	100	0	-	1	100
Freeze	0	-	0	-	0	-
Take-out	15	78	19	89	34	85
Hit and Roll	4	100	5	85	9	92
Clearing	0	-	5	85	5	85
Double Take-out	4	75	0	-	4	75
Promotion Take-out	0	-	0	-	0	-
All Draws	91	88	52	89	143	88
All Take-outs	23	82	29	88	52	85
<b>Total</b>	<b>114</b>	<b>86</b>	<b>81</b>	<b>89</b>	<b>195</b>	<b>87</b>
Not considered					1	-

HALSE Mathilde 3 V Right-handed

Type	🔄	%	↻	%	Total	%
Draw	42	79	32	89	74	83
Front	0	-	4	100	4	100
Guard	7	100	10	95	17	97
Raise	9	72	8	56	17	65
Wick / Soft Peeling	0	-	0	-	0	-
Freeze	0	-	0	-	0	-
Take-out	21	80	26	90	47	86
Hit and Roll	12	83	7	86	19	84
Clearing	4	88	8	81	12	83
Double Take-out	6	67	12	58	18	61
Promotion Take-out	1	0	3	75	4	56
All Draws	58	80	54	86	112	83
All Take-outs	44	78	56	81	100	80
<b>Total</b>	<b>102</b>	<b>79</b>	<b>110</b>	<b>83</b>	<b>212</b>	<b>81</b>
Not considered					0	-

LARSEN My A Right-handed

Type	🔄	%	↻	%	Total	%
Draw	7	75	31	89	38	86
Front	15	77	14	75	29	76
Guard	0	-	3	67	3	67
Raise	1	100	1	100	2	100
Wick / Soft Peeling	0	-	0	-	0	-
Freeze	0	-	0	-	0	-
Take-out	2	75	6	79	8	78
Hit and Roll	0	-	1	75	1	75
Clearing	0	-	0	-	0	-
Double Take-out	2	75	1	50	3	67
Promotion Take-out	0	-	0	-	0	-
All Draws	23	77	49	84	72	82
All Take-outs	4	75	8	75	12	75
<b>Total</b>	<b>27</b>	<b>77</b>	<b>57</b>	<b>82</b>	<b>84</b>	<b>81</b>
Not considered					0	-

HOLTERMANN Jasmin 2 Right-handed

Type	🔄	%	↻	%	Total	%
Draw	24	78	27	82	51	80
Front	5	90	2	100	7	93
Guard	3	92	4	75	7	82
Raise	5	100	5	70	10	85
Wick / Soft Peeling	0	-	1	100	1	100
Freeze	0	-	0	-	0	-
Take-out	9	61	15	80	24	73
Hit and Roll	8	91	2	88	10	90
Clearing	8	100	6	75	14	89
Double Take-out	7	71	10	80	17	76
Promotion Take-out	3	67	0	-	3	67
All Draws	37	84	39	81	76	83
All Take-outs	35	79	33	80	68	79
<b>Total</b>	<b>72</b>	<b>82</b>	<b>72</b>	<b>81</b>	<b>144</b>	<b>81</b>
Not considered					0	-

Team: DEN - Denmark

Type	🔄	%	↻	%	Total	%
Draw	155	80	164	87	319	84
Front	67	90	35	84	102	88
Guard	14	93	29	90	43	91
Raise	21	74	28	70	49	71
Wick / Soft Peeling	1	100	1	100	2	100
Freeze	0	-	2	100	2	100
Take-out	70	80	88	88	158	85
Hit and Roll	32	87	23	85	55	86
Clearing	15	97	21	82	36	88
Double Take-out	29	66	36	69	65	68
Promotion Take-out	8	25	7	68	15	45
All Draws	258	83	259	85	517	84
All Take-outs	154	78	175	82	329	80
<b>Total</b>	<b>412</b>	<b>81</b>	<b>434</b>	<b>84</b>	<b>846</b>	<b>82</b>
Not considered					2	-

#### Note:

Position and function for each team member:

4 = Fourth, 3 = Third, 2 = Second, 1 = Lead, A = Alternate, S = Skip, V = Vice-Skip

#### Legend:

🔄 Clockwise

↻ Counter-clockwise

## Cumulative Player Statistics by Team

### ITA - Italy

CONSTANTINI Stefania

4 S Right-handed

Type	↻	%	↺	%	Total	%
Draw	39	71	39	88	78	79
Front	0	-	0	-	0	-
Guard	4	94	2	75	6	88
Raise	3	58	4	69	7	64
Wick / Soft Peeling	0	-	0	-	0	-
Freeze	0	-	0	-	0	-
Take-out	21	77	41	87	62	83
Hit and Roll	7	89	10	85	17	87
Clearing	2	100	5	100	7	100
Double Take-out	14	66	9	56	23	62
Promotion Take-out	7	50	7	61	14	55
All Draws	46	72	45	86	91	79
All Take-outs	51	73	72	81	123	78
<b>Total</b>	<b>97</b>	<b>72</b>	<b>117</b>	<b>83</b>	<b>214</b>	<b>78</b>
Not considered					2	-

ROMEI Angela

1 Right-handed

Type	↻	%	↺	%	Total	%
Draw	47	88	48	81	95	84
Front	43	84	43	88	86	86
Guard	2	100	1	100	3	100
Raise	1	0	2	100	3	67
Wick / Soft Peeling	0	-	0	-	0	-
Freeze	0	-	0	-	0	-
Take-out	7	71	9	89	16	81
Hit and Roll	0	-	2	88	2	88
Clearing	0	-	0	-	0	-
Double Take-out	0	-	0	-	0	-
Promotion Take-out	0	-	1	0	1	0
All Draws	93	85	94	85	187	85
All Take-outs	7	71	12	81	19	78
<b>Total</b>	<b>100</b>	<b>85</b>	<b>106</b>	<b>84</b>	<b>206</b>	<b>84</b>
Not considered					0	-

ZARDINI LACEDELLI Giulia

3 V Right-handed

Type	↻	%	↺	%	Total	%
Draw	33	70	32	86	65	78
Front	2	50	2	100	4	75
Guard	15	95	6	92	21	94
Raise	10	65	5	80	15	70
Wick / Soft Peeling	0	-	0	-	0	-
Freeze	0	-	0	-	0	-
Take-out	25	81	20	89	45	84
Hit and Roll	15	70	8	88	23	76
Clearing	6	92	7	86	13	88
Double Take-out	11	64	14	82	25	74
Promotion Take-out	5	60	4	88	9	72
All Draws	60	75	45	87	105	80
All Take-outs	62	75	53	86	115	80
<b>Total</b>	<b>122</b>	<b>75</b>	<b>98</b>	<b>86</b>	<b>220</b>	<b>80</b>
Not considered					0	-

LO DESERTO Marta

A Right-handed

Type	↻	%	↺	%	Total	%
Draw	3	100	1	100	4	100
Front	4	100	5	100	9	100
Guard	0	-	0	-	0	-
Raise	0	-	0	-	0	-
Wick / Soft Peeling	0	-	0	-	0	-
Freeze	0	-	0	-	0	-
Take-out	1	100	0	-	1	100
Hit and Roll	0	-	0	-	0	-
Clearing	0	-	0	-	0	-
Double Take-out	0	-	0	-	0	-
Promotion Take-out	0	-	0	-	0	-
All Draws	7	100	6	100	13	100
All Take-outs	1	100	0	-	1	100
<b>Total</b>	<b>8</b>	<b>100</b>	<b>6</b>	<b>100</b>	<b>14</b>	<b>100</b>
Not considered					0	-

MATHIS Elena

2 Right-handed

Type	↻	%	↺	%	Total	%
Draw	28	88	38	86	66	86
Front	8	97	7	71	15	85
Guard	16	94	7	96	23	95
Raise	7	36	5	75	12	52
Wick / Soft Peeling	0	-	0	-	0	-
Freeze	0	-	0	-	0	-
Take-out	26	76	19	91	45	82
Hit and Roll	4	75	8	91	12	85
Clearing	13	88	9	100	22	93
Double Take-out	14	86	7	71	21	81
Promotion Take-out	2	75	2	88	4	81
All Draws	59	84	57	84	116	84
All Take-outs	59	81	45	89	104	85
<b>Total</b>	<b>118</b>	<b>83</b>	<b>102</b>	<b>87</b>	<b>220</b>	<b>84</b>
Not considered					0	-

Team: ITA - Italy

Type	↻	%	↺	%	Total	%
Draw	150	80	158	85	308	82
Front	57	86	57	87	114	87
Guard	37	95	16	92	53	94
Raise	21	51	16	78	37	63
Wick / Soft Peeling	0	-	0	-	0	-
Freeze	0	-	0	-	0	-
Take-out	80	78	89	88	169	83
Hit and Roll	26	76	28	88	54	82
Clearing	21	90	21	95	42	93
Double Take-out	39	72	30	72	69	72
Promotion Take-out	14	57	14	68	28	63
All Draws	265	81	247	85	512	83
All Take-outs	180	76	182	85	362	80
<b>Total</b>	<b>445</b>	<b>79</b>	<b>429</b>	<b>85</b>	<b>874</b>	<b>82</b>
Not considered					2	-

#### Note:

Position and function for each team member:

4 = Fourth, 3 = Third, 2 = Second, 1 = Lead, A = Alternate, S = Skip, V = Vice-Skip

#### Legend:

↻ Clockwise

↺ Counter-clockwise

## Cumulative Player Statistics by Team

### JPN - Japan

YOSHIMURA Sayaka

4 S Right-handed

Type	🔄	%	↻	%	Total	%
Draw	34	73	31	85	65	78
Front	2	100	0	-	2	100
Guard	9	94	1	25	10	88
Raise	6	71	4	44	10	60
Wick / Soft Peeling	0	-	0	-	0	-
Freeze	0	-	0	-	0	-
Take-out	33	88	31	90	64	89
Hit and Roll	10	80	8	88	18	83
Clearing	8	75	3	100	11	82
Double Take-out	13	62	14	50	27	56
Promotion Take-out	6	63	6	71	12	67
All Draws	51	77	36	78	87	78
All Take-outs	70	78	62	79	132	79
<b>Total</b>	<b>121</b>	<b>78</b>	<b>98</b>	<b>79</b>	<b>219</b>	<b>78</b>
Not considered					1	-

OHMIYA Anna

1 Right-handed

Type	🔄	%	↻	%	Total	%
Draw	55	89	44	91	99	90
Front	45	94	35	97	80	96
Guard	3	92	4	94	7	93
Raise	0	-	1	50	1	50
Wick / Soft Peeling	0	-	0	-	0	-
Freeze	0	-	0	-	0	-
Take-out	14	79	16	94	30	87
Hit and Roll	1	100	1	75	2	88
Clearing	1	100	2	100	3	100
Double Take-out	0	-	0	-	0	-
Promotion Take-out	0	-	0	-	0	-
All Draws	103	92	84	93	187	92
All Take-outs	16	81	19	93	35	88
<b>Total</b>	<b>119</b>	<b>90</b>	<b>103</b>	<b>93</b>	<b>222</b>	<b>92</b>
Not considered					0	-

ONODERA Kaho

3 Right-handed

Type	🔄	%	↻	%	Total	%
Draw	26	88	16	77	42	83
Front	6	83	2	100	8	88
Guard	13	96	10	95	23	96
Raise	4	50	8	84	12	73
Wick / Soft Peeling	0	-	0	-	0	-
Freeze	0	-	0	-	0	-
Take-out	27	88	25	76	52	82
Hit and Roll	13	83	14	73	27	78
Clearing	13	88	14	100	27	94
Double Take-out	14	86	12	71	26	79
Promotion Take-out	4	88	1	100	5	90
All Draws	49	86	36	85	85	86
All Take-outs	71	87	66	80	137	83
<b>Total</b>	<b>120</b>	<b>86</b>	<b>102</b>	<b>82</b>	<b>222</b>	<b>84</b>
Not considered					0	-

KOBAYASHI Mina

A Right-handed

Type	🔄	%	↻	%	Total	%
Draw	1	100	1	75	2	88
Front	0	-	2	88	2	88
Guard	0	-	2	100	2	100
Raise	0	-	0	-	0	-
Wick / Soft Peeling	0	-	0	-	0	-
Freeze	0	-	0	-	0	-
Take-out	3	100	5	90	8	94
Hit and Roll	0	-	1	100	1	100
Clearing	2	88	1	100	3	92
Double Take-out	2	50	0	-	2	50
Promotion Take-out	0	-	0	-	0	-
All Draws	1	100	5	90	6	92
All Take-outs	7	82	7	93	14	88
<b>Total</b>	<b>8</b>	<b>84</b>	<b>12</b>	<b>92</b>	<b>20</b>	<b>89</b>
Not considered					0	-

KOTANI Yuna

2 V Right-handed

Type	🔄	%	↻	%	Total	%
Draw	25	91	27	87	52	89
Front	5	95	3	92	8	94
Guard	18	93	12	90	30	92
Raise	3	58	4	81	7	71
Wick / Soft Peeling	0	-	0	-	0	-
Freeze	0	-	0	-	0	-
Take-out	18	83	18	76	36	80
Hit and Roll	12	92	10	85	22	89
Clearing	13	85	14	86	27	85
Double Take-out	7	71	10	75	17	74
Promotion Take-out	1	25	2	100	3	75
All Draws	51	90	46	88	97	89
All Take-outs	51	83	54	81	105	82
<b>Total</b>	<b>102</b>	<b>87</b>	<b>100</b>	<b>84</b>	<b>202</b>	<b>85</b>
Not considered					0	-

Team: JPN - Japan

Type	🔄	%	↻	%	Total	%
Draw	141	85	119	87	260	86
Front	58	94	42	96	100	95
Guard	43	94	29	91	72	93
Raise	13	62	17	72	30	68
Wick / Soft Peeling	0	-	0	-	0	-
Freeze	0	-	0	-	0	-
Take-out	95	86	95	84	190	85
Hit and Roll	36	85	34	81	70	83
Clearing	37	84	34	94	71	89
Double Take-out	36	72	36	64	72	68
Promotion Take-out	11	68	9	81	20	74
All Draws	255	87	207	88	462	88
All Take-outs	215	82	208	82	423	82
<b>Total</b>	<b>470</b>	<b>85</b>	<b>415</b>	<b>85</b>	<b>885</b>	<b>85</b>
Not considered					1	-

**Note:**

Position and function for each team member:

4 = Fourth, 3 = Third, 2 = Second, 1 = Lead, A = Alternate, S = Skip, V = Vice-Skip

**Legend:**

🔄 Clockwise

↻ Counter-clockwise

## Cumulative Player Statistics by Team

### KOR - Korea

GIM Eunji 4 S Right-handed

Type	↻	%	↺	%	Total	%
Draw	31	90	41	85	72	87
Front	0	-	0	-	0	-
Guard	3	92	5	85	8	88
Raise	1	75	9	67	10	68
Wick / Soft Peeling	0	-	0	-	0	-
Freeze	1	100	1	100	2	100
Take-out	32	90	30	96	62	93
Hit and Roll	11	82	10	83	21	82
Clearing	10	95	14	93	24	94
Double Take-out	15	77	14	64	29	71
Promotion Take-out	2	100	4	88	6	92
All Draws	36	90	56	82	92	85
All Take-outs	70	87	72	87	142	87
<b>Total</b>	<b>106</b>	<b>88</b>	<b>128</b>	<b>85</b>	<b>234</b>	<b>86</b>
Not considered					3	-

SEOL Yeeun 1 Left-handed

Type	↻	%	↺	%	Total	%
Draw	23	92	120	87	143	88
Front	4	100	50	91	54	92
Guard	0	-	7	79	7	79
Raise	0	-	1	50	1	50
Wick / Soft Peeling	0	-	1	0	1	0
Freeze	0	-	0	-	0	-
Take-out	16	84	10	85	26	85
Hit and Roll	2	88	3	83	5	85
Clearing	0	-	0	-	0	-
Double Take-out	0	-	2	100	2	100
Promotion Take-out	0	-	0	-	0	-
All Draws	27	94	179	87	206	88
All Take-outs	18	85	15	87	33	86
<b>Total</b>	<b>45</b>	<b>90</b>	<b>194</b>	<b>87</b>	<b>239</b>	<b>88</b>
Not considered					1	-

KIM Minji 3 V Right-handed

Type	↻	%	↺	%	Total	%
Draw	25	91	27	78	52	84
Front	0	-	3	67	3	67
Guard	2	100	7	89	9	92
Raise	3	92	4	75	7	82
Wick / Soft Peeling	1	75	0	-	1	75
Freeze	0	-	0	-	0	-
Take-out	39	94	30	93	69	93
Hit and Roll	17	82	12	75	29	79
Clearing	13	96	13	100	26	98
Double Take-out	11	70	18	64	29	66
Promotion Take-out	9	78	6	96	15	85
All Draws	31	91	41	79	72	84
All Take-outs	89	88	79	85	168	86
<b>Total</b>	<b>120</b>	<b>89</b>	<b>120</b>	<b>83</b>	<b>240</b>	<b>86</b>
Not considered					0	-

SEOL Yeji A Right-handed

Type	↻	%	↺	%	Total	%
Draw	2	100	3	83	5	90
Front	0	-	0	-	0	-
Guard	0	-	2	38	2	38
Raise	0	-	0	-	0	-
Wick / Soft Peeling	0	-	0	-	0	-
Freeze	0	-	0	-	0	-
Take-out	5	100	2	100	7	100
Hit and Roll	0	-	2	75	2	75
Clearing	5	100	4	88	9	94
Double Take-out	3	67	2	100	5	80
Promotion Take-out	3	33	1	25	4	31
All Draws	2	100	5	65	7	75
All Take-outs	16	81	11	84	27	82
<b>Total</b>	<b>18</b>	<b>83</b>	<b>16</b>	<b>78</b>	<b>34</b>	<b>81</b>
Not considered					0	-

KIM Suji 2 Left-handed

Type	↻	%	↺	%	Total	%
Draw	16	86	21	88	37	87
Front	2	100	2	100	4	100
Guard	1	100	17	90	18	90
Raise	2	100	2	38	4	69
Wick / Soft Peeling	0	-	1	100	1	100
Freeze	0	-	0	-	0	-
Take-out	24	95	26	90	50	93
Hit and Roll	9	72	11	80	20	76
Clearing	22	94	19	89	41	92
Double Take-out	15	78	9	89	24	82
Promotion Take-out	5	75	2	50	7	68
All Draws	21	89	43	87	64	88
All Take-outs	75	87	67	87	142	87
<b>Total</b>	<b>96</b>	<b>88</b>	<b>110</b>	<b>87</b>	<b>206</b>	<b>87</b>
Not considered					0	-

Team: KOR - Korea

Type	↻	%	↺	%	Total	%
Draw	97	90	212	86	309	87
Front	6	100	55	90	61	91
Guard	6	96	38	84	44	86
Raise	6	92	16	64	22	72
Wick / Soft Peeling	1	75	2	50	3	58
Freeze	1	100	1	100	2	100
Take-out	116	92	98	92	214	92
Hit and Roll	39	80	38	79	77	80
Clearing	50	96	50	93	100	94
Double Take-out	44	75	45	72	89	74
Promotion Take-out	19	72	13	81	32	76
All Draws	117	91	324	85	441	87
All Take-outs	268	87	244	86	512	86
<b>Total</b>	<b>385</b>	<b>88</b>	<b>568</b>	<b>85</b>	<b>953</b>	<b>87</b>
Not considered					4	-

#### Note:

Position and function for each team member:

4 = Fourth, 3 = Third, 2 = Second, 1 = Lead, A = Alternate, S = Skip, V = Vice-Skip

#### Legend:

↻ Clockwise

↺ Counter-clockwise

## Cumulative Player Statistics by Team

### LTU - Lithuania

PAULAUSKAITE Virginija 4 S Right-handed

Type	↻	%	↺	%	Total	%
Draw	31	63	36	53	67	57
Front	0	-	0	-	0	-
Guard	1	100	5	100	6	100
Raise	2	50	5	75	7	68
Wick / Soft Peeling	0	-	0	-	0	-
Freeze	1	25	0	-	1	25
Take-out	17	75	25	81	42	79
Hit and Roll	5	55	6	67	11	61
Clearing	0	-	6	83	6	83
Double Take-out	15	63	14	46	29	55
Promotion Take-out	5	60	6	63	11	61
All Draws	35	62	46	60	81	61
All Take-outs	42	67	57	69	99	68
<b>Total</b>	<b>77</b>	<b>65</b>	<b>103</b>	<b>65</b>	<b>180</b>	<b>65</b>
Not considered					2	-

BLAZIENE Ruta 1 Right-handed

Type	↻	%	↺	%	Total	%
Draw	19	71	43	58	62	62
Front	34	77	49	86	83	83
Guard	1	50	1	100	2	75
Raise	1	50	2	50	3	50
Wick / Soft Peeling	0	-	0	-	0	-
Freeze	0	-	0	-	0	-
Take-out	9	72	11	82	20	78
Hit and Roll	6	50	4	50	10	50
Clearing	0	-	1	100	1	100
Double Take-out	0	-	1	50	1	50
Promotion Take-out	0	-	0	-	0	-
All Draws	55	74	95	73	150	73
All Take-outs	15	63	17	74	32	69
<b>Total</b>	<b>70</b>	<b>72</b>	<b>112</b>	<b>73</b>	<b>182</b>	<b>73</b>
Not considered					0	-

DVOJEGLAZOVA Olga 3 V Right-handed

Type	↻	%	↺	%	Total	%
Draw	30	59	34	69	64	64
Front	3	67	3	100	6	83
Guard	1	100	11	80	12	81
Raise	1	50	2	50	3	50
Wick / Soft Peeling	0	-	0	-	0	-
Freeze	0	-	0	-	0	-
Take-out	13	69	29	52	42	57
Hit and Roll	6	71	11	64	17	66
Clearing	1	0	8	63	9	56
Double Take-out	10	55	14	50	24	52
Promotion Take-out	1	75	3	42	4	50
All Draws	35	61	50	73	85	68
All Take-outs	31	63	65	54	96	57
<b>Total</b>	<b>66</b>	<b>62</b>	<b>115</b>	<b>62</b>	<b>181</b>	<b>62</b>
Not considered					1	-

ZALIECKIENE Justina A Right-handed

Type	↻	%	↺	%	Total	%
Draw	0	-	0	-	0	-
Front	0	-	0	-	0	-
Guard	0	-	0	-	0	-
Raise	0	-	0	-	0	-
Wick / Soft Peeling	0	-	0	-	0	-
Freeze	0	-	0	-	0	-
Take-out	0	-	0	-	0	-
Hit and Roll	0	-	0	-	0	-
Clearing	0	-	0	-	0	-
Double Take-out	0	-	0	-	0	-
Promotion Take-out	0	-	0	-	0	-
All Draws	0	-	0	-	0	-
All Take-outs	0	-	0	-	0	-
<b>Total</b>	<b>0</b>	<b>-</b>	<b>0</b>	<b>-</b>	<b>0</b>	<b>-</b>
Not considered					0	-

KIUDYTE Migle 2 Right-handed

Type	↻	%	↺	%	Total	%
Draw	33	66	49	63	82	64
Front	3	92	5	100	8	97
Guard	3	92	3	58	6	75
Raise	0	-	0	-	0	-
Wick / Soft Peeling	0	-	0	-	0	-
Freeze	0	-	0	-	0	-
Take-out	11	59	22	65	33	63
Hit and Roll	12	54	12	75	24	65
Clearing	7	75	6	96	13	85
Double Take-out	6	58	6	75	12	67
Promotion Take-out	1	25	3	83	4	69
All Draws	39	70	57	66	96	67
All Take-outs	37	59	49	73	86	67
<b>Total</b>	<b>76</b>	<b>65</b>	<b>106</b>	<b>69</b>	<b>182</b>	<b>67</b>
Not considered					0	-

Team: LTU - Lithuania

Type	↻	%	↺	%	Total	%
Draw	113	64	162	61	275	62
Front	40	78	57	88	97	84
Guard	6	88	20	83	26	84
Raise	4	50	9	64	13	60
Wick / Soft Peeling	0	-	0	-	0	-
Freeze	1	25	0	-	1	25
Take-out	50	70	87	67	137	68
Hit and Roll	29	57	33	67	62	62
Clearing	8	66	21	80	29	76
Double Take-out	31	60	35	53	66	56
Promotion Take-out	7	57	12	63	19	61
All Draws	164	68	248	69	412	68
All Take-outs	125	63	188	66	313	65
<b>Total</b>	<b>289</b>	<b>66</b>	<b>436</b>	<b>67</b>	<b>725</b>	<b>67</b>
Not considered					3	-

#### Note:

Position and function for each team member:

4 = Fourth, 3 = Third, 2 = Second, 1 = Lead, A = Alternate, S = Skip, V = Vice-Skip

#### Legend:

↻ Clockwise

↺ Counter-clockwise

## Cumulative Player Statistics by Team

### NOR - Norway

SKASLIEN Kristin

4 V Right-handed

Type	↻	%	↺	%	Total	%
Draw	49	72	36	80	85	76
Front	0	-	0	-	0	-
Guard	5	95	2	75	7	89
Raise	8	72	4	31	12	58
Wick / Soft Peeling	0	-	0	-	0	-
Freeze	0	-	0	-	0	-
Take-out	26	74	35	82	61	79
Hit and Roll	12	85	10	73	22	80
Clearing	11	73	5	100	16	81
Double Take-out	8	56	9	75	17	66
Promotion Take-out	3	58	4	63	7	61
All Draws	62	74	42	75	104	75
All Take-outs	60	73	63	80	123	76
<b>Total</b>	<b>122</b>	<b>74</b>	<b>105</b>	<b>78</b>	<b>227</b>	<b>76</b>
Not considered					0	-

KJAERLAND Eilin

1 Right-handed

Type	↻	%	↺	%	Total	%
Draw	39	92	35	84	74	88
Front	34	92	35	94	69	93
Guard	2	100	0	-	2	100
Raise	0	-	0	-	0	-
Wick / Soft Peeling	0	-	0	-	0	-
Freeze	0	-	0	-	0	-
Take-out	7	86	15	77	22	80
Hit and Roll	0	-	3	92	3	92
Clearing	0	-	0	-	0	-
Double Take-out	0	-	0	-	0	-
Promotion Take-out	0	-	0	-	0	-
All Draws	75	92	70	89	145	91
All Take-outs	7	86	18	79	25	81
<b>Total</b>	<b>82</b>	<b>91</b>	<b>88</b>	<b>87</b>	<b>170</b>	<b>89</b>
Not considered					0	-

ROERVIK Marianne

3 S Right-handed

Type	↻	%	↺	%	Total	%
Draw	31	73	19	72	50	73
Front	4	100	3	100	7	100
Guard	5	100	8	88	13	92
Raise	8	88	2	100	10	90
Wick / Soft Peeling	0	-	0	-	0	-
Freeze	0	-	0	-	0	-
Take-out	30	87	32	96	62	92
Hit and Roll	10	93	8	84	18	89
Clearing	20	90	13	100	33	94
Double Take-out	12	71	9	69	21	70
Promotion Take-out	6	63	8	84	14	75
All Draws	48	80	32	80	80	80
All Take-outs	78	84	70	91	148	87
<b>Total</b>	<b>126</b>	<b>83</b>	<b>102</b>	<b>88</b>	<b>228</b>	<b>85</b>
Not considered					0	-

FORBREGD Ingeborg

A Right-handed

Type	↻	%	↺	%	Total	%
Draw	22	93	14	91	36	92
Front	8	84	7	71	15	78
Guard	3	83	1	100	4	88
Raise	1	0	0	-	1	0
Wick / Soft Peeling	0	-	0	-	0	-
Freeze	0	-	0	-	0	-
Take-out	7	93	10	80	17	85
Hit and Roll	1	75	2	88	3	83
Clearing	1	0	0	-	1	0
Double Take-out	1	100	0	-	1	100
Promotion Take-out	0	-	0	-	0	-
All Draws	34	88	22	85	56	87
All Take-outs	10	83	12	81	22	82
<b>Total</b>	<b>44</b>	<b>86</b>	<b>34</b>	<b>84</b>	<b>78</b>	<b>85</b>
Not considered					0	-

HASLEV NORDBYE Mille

2 Right-handed

Type	↻	%	↺	%	Total	%
Draw	23	75	18	74	41	74
Front	5	100	2	100	7	100
Guard	4	94	5	100	9	97
Raise	3	83	2	75	5	80
Wick / Soft Peeling	0	-	0	-	0	-
Freeze	0	-	0	-	0	-
Take-out	37	93	29	88	66	91
Hit and Roll	8	59	12	83	20	74
Clearing	22	92	14	96	36	94
Double Take-out	6	54	10	85	16	73
Promotion Take-out	3	100	3	50	6	75
All Draws	35	81	27	81	62	81
All Take-outs	76	87	68	87	144	87
<b>Total</b>	<b>111</b>	<b>85</b>	<b>95</b>	<b>85</b>	<b>206</b>	<b>85</b>
Not considered					2	-

Team: NOR - Norway

Type	↻	%	↺	%	Total	%
Draw	164	80	122	80	286	80
Front	51	92	47	91	98	92
Guard	19	95	16	91	35	93
Raise	20	76	8	59	28	71
Wick / Soft Peeling	0	-	0	-	0	-
Freeze	0	-	0	-	0	-
Take-out	107	86	121	86	228	86
Hit and Roll	31	81	35	81	66	81
Clearing	54	86	32	98	86	90
Double Take-out	27	64	28	77	55	70
Promotion Take-out	12	71	15	72	27	71
All Draws	254	83	193	83	447	83
All Take-outs	231	82	231	85	462	84
<b>Total</b>	<b>485</b>	<b>83</b>	<b>424</b>	<b>84</b>	<b>909</b>	<b>83</b>
Not considered					2	-

**Note:**

Position and function for each team member:

4 = Fourth, 3 = Third, 2 = Second, 1 = Lead, A = Alternate, S = Skip, V = Vice-Skip

**Legend:**

↻ Clockwise

↺ Counter-clockwise



## Cumulative Player Statistics by Team

### SCO - Scotland

MORRISON Rebecca

4 V Right-handed

Type	↻	%	↺	%	Total	%
Draw	39	90	27	79	66	85
Front	1	100	0	-	1	100
Guard	10	85	6	100	16	91
Raise	6	75	5	60	11	68
Wick / Soft Peeling	0	-	0	-	0	-
Freeze	0	-	1	100	1	100
Take-out	27	88	42	89	69	89
Hit and Roll	9	78	12	75	21	76
Clearing	4	100	9	94	13	96
Double Take-out	5	80	13	69	18	72
Promotion Take-out	5	50	4	81	9	64
All Draws	56	88	39	80	95	84
All Take-outs	50	83	80	84	130	83
<b>Total</b>	<b>106</b>	<b>85</b>	<b>119</b>	<b>83</b>	<b>225</b>	<b>84</b>
Not considered					2	-

JACKSON Sophie

1 S Right-handed

Type	↻	%	↺	%	Total	%
Draw	50	93	68	84	118	88
Front	36	96	29	92	65	94
Guard	6	100	2	75	8	94
Raise	2	88	3	75	5	80
Wick / Soft Peeling	2	50	1	0	3	33
Freeze	0	-	0	-	0	-
Take-out	7	100	13	88	20	93
Hit and Roll	1	75	3	83	4	81
Clearing	0	-	0	-	0	-
Double Take-out	0	-	2	100	2	100
Promotion Take-out	0	-	1	50	1	50
All Draws	96	93	103	85	199	89
All Take-outs	8	97	19	87	27	90
<b>Total</b>	<b>104</b>	<b>94</b>	<b>122</b>	<b>85</b>	<b>226</b>	<b>89</b>
Not considered					2	-

DODDS Jennifer

3 Right-handed

Type	↻	%	↺	%	Total	%
Draw	18	89	21	81	39	85
Front	3	100	3	92	6	96
Guard	10	70	14	93	24	83
Raise	7	57	5	80	12	67
Wick / Soft Peeling	0	-	0	-	0	-
Freeze	0	-	0	-	0	-
Take-out	29	81	37	96	66	89
Hit and Roll	11	86	5	60	16	78
Clearing	8	94	14	93	22	93
Double Take-out	18	78	15	78	33	78
Promotion Take-out	2	75	8	69	10	70
All Draws	38	79	43	85	81	82
All Take-outs	68	82	79	87	147	85
<b>Total</b>	<b>106</b>	<b>81</b>	<b>122</b>	<b>86</b>	<b>228</b>	<b>84</b>
Not considered					0	-

HENDERSON Fay

A Right-handed

Type	↻	%	↺	%	Total	%
Draw	4	88	0	-	4	88
Front	1	100	2	100	3	100
Guard	1	100	0	-	1	100
Raise	0	-	1	0	1	0
Wick / Soft Peeling	0	-	0	-	0	-
Freeze	0	-	0	-	0	-
Take-out	1	50	1	0	2	25
Hit and Roll	1	100	0	-	1	100
Clearing	0	-	0	-	0	-
Double Take-out	1	100	1	100	2	100
Promotion Take-out	0	-	0	-	0	-
All Draws	6	92	3	67	9	83
All Take-outs	3	83	2	50	5	70
<b>Total</b>	<b>9</b>	<b>89</b>	<b>5</b>	<b>60</b>	<b>14</b>	<b>79</b>
Not considered					0	-

SINCLAIR Sophie

2 Right-handed

Type	↻	%	↺	%	Total	%
Draw	28	86	23	82	51	84
Front	3	83	2	100	5	90
Guard	9	94	8	91	17	93
Raise	4	63	5	90	9	78
Wick / Soft Peeling	0	-	0	-	0	-
Freeze	0	-	0	-	0	-
Take-out	19	89	34	94	53	92
Hit and Roll	2	88	5	80	7	82
Clearing	23	93	30	92	53	92
Double Take-out	10	80	7	64	17	74
Promotion Take-out	1	100	1	50	2	75
All Draws	44	85	38	86	82	85
All Take-outs	55	90	77	89	132	89
<b>Total</b>	<b>99</b>	<b>88</b>	<b>115</b>	<b>88</b>	<b>214</b>	<b>88</b>
Not considered					0	-

Team: SCO - Scotland

Type	↻	%	↺	%	Total	%
Draw	139	90	139	82	278	86
Front	44	95	36	93	80	94
Guard	36	86	30	93	66	89
Raise	19	67	19	72	38	70
Wick / Soft Peeling	2	50	1	0	3	33
Freeze	0	-	1	100	1	100
Take-out	83	86	127	92	210	90
Hit and Roll	24	83	25	74	49	79
Clearing	35	94	53	92	88	93
Double Take-out	34	79	38	74	72	77
Promotion Take-out	8	63	14	70	22	67
All Draws	240	88	226	84	466	86
All Take-outs	184	85	257	86	441	86
<b>Total</b>	<b>424</b>	<b>87</b>	<b>483</b>	<b>85</b>	<b>907</b>	<b>86</b>
Not considered					4	-

**Note:**

Position and function for each team member:

4 = Fourth, 3 = Third, 2 = Second, 1 = Lead, A = Alternate, S = Skip, V = Vice-Skip

**Legend:**

↻ Clockwise

↺ Counter-clockwise

## Cumulative Player Statistics by Team

### SUI - Switzerland

PAETZ Alina

4 V Right-handed

Type	↻	%	↺	%	Total	%
Draw	28	86	30	89	58	88
Front	0	-	0	-	0	-
Guard	2	100	3	92	5	95
Raise	3	75	9	78	12	77
Wick / Soft Peeling	2	75	1	50	3	67
Freeze	1	100	0	-	1	100
Take-out	32	95	28	94	60	94
Hit and Roll	13	85	10	80	23	83
Clearing	8	94	18	100	26	98
Double Take-out	16	69	11	70	27	69
Promotion Take-out	4	50	12	73	16	67
All Draws	36	85	43	86	79	86
All Take-outs	73	85	79	87	152	86
<b>Total</b>	<b>109</b>	<b>85</b>	<b>122</b>	<b>87</b>	<b>231</b>	<b>86</b>
Not considered					1	-

WITSCHONKE Selina

1 Right-handed

Type	↻	%	↺	%	Total	%
Draw	53	88	69	93	122	91
Front	14	84	38	85	52	85
Guard	2	100	2	100	4	100
Raise	1	0	2	100	3	67
Wick / Soft Peeling	3	33	2	50	5	40
Freeze	0	-	0	-	0	-
Take-out	12	98	12	81	24	90
Hit and Roll	2	75	2	88	4	81
Clearing	0	-	0	-	0	-
Double Take-out	1	50	3	83	4	75
Promotion Take-out	0	-	0	-	0	-
All Draws	73	84	113	90	186	88
All Take-outs	15	92	17	82	32	87
<b>Total</b>	<b>88</b>	<b>86</b>	<b>130</b>	<b>89</b>	<b>218</b>	<b>88</b>
Not considered					2	-

TIRINZONI Silvana

3 S Right-handed

Type	↻	%	↺	%	Total	%
Draw	19	86	21	87	40	86
Front	0	-	2	100	2	100
Guard	1	100	1	100	2	100
Raise	16	77	7	89	23	80
Wick / Soft Peeling	1	100	1	100	2	100
Freeze	0	-	0	-	0	-
Take-out	41	90	42	99	83	95
Hit and Roll	8	66	11	89	19	79
Clearing	16	100	13	92	29	97
Double Take-out	9	83	12	71	21	76
Promotion Take-out	4	50	7	50	11	50
All Draws	37	82	32	89	69	86
All Take-outs	78	87	85	89	163	88
<b>Total</b>	<b>115</b>	<b>85</b>	<b>117</b>	<b>89</b>	<b>232</b>	<b>87</b>
Not considered					0	-

BERSET Stefanie

A Right-handed

Type	↻	%	↺	%	Total	%
Draw	8	81	7	89	15	85
Front	1	100	1	100	2	100
Guard	1	100	0	-	1	100
Raise	0	-	0	-	0	-
Wick / Soft Peeling	0	-	0	-	0	-
Freeze	0	-	0	-	0	-
Take-out	1	100	1	100	2	100
Hit and Roll	0	-	0	-	0	-
Clearing	0	-	0	-	0	-
Double Take-out	0	-	0	-	0	-
Promotion Take-out	0	-	0	-	0	-
All Draws	10	85	8	91	18	88
All Take-outs	1	100	1	100	2	100
<b>Total</b>	<b>11</b>	<b>86</b>	<b>9</b>	<b>92</b>	<b>20</b>	<b>89</b>
Not considered					0	-

HOWALD Carole

2 Right-handed

Type	↻	%	↺	%	Total	%
Draw	20	81	17	74	37	78
Front	3	100	1	0	4	75
Guard	3	92	4	81	7	86
Raise	8	53	7	71	15	62
Wick / Soft Peeling	1	100	1	100	2	100
Freeze	0	-	0	-	0	-
Take-out	33	88	29	99	62	93
Hit and Roll	10	90	10	90	20	90
Clearing	21	96	24	98	45	97
Double Take-out	8	78	17	71	25	73
Promotion Take-out	0	-	5	90	5	90
All Draws	35	78	30	73	65	75
All Take-outs	72	90	85	91	157	91
<b>Total</b>	<b>107</b>	<b>86</b>	<b>115</b>	<b>87</b>	<b>222</b>	<b>86</b>
Not considered					2	-

Team: SUI - Switzerland

Type	↻	%	↺	%	Total	%
Draw	128	86	144	89	272	87
Front	18	88	42	84	60	85
Guard	9	97	10	90	19	93
Raise	28	67	25	81	53	74
Wick / Soft Peeling	7	64	5	70	12	67
Freeze	1	100	0	-	1	100
Take-out	119	92	112	96	231	94
Hit and Roll	33	81	33	86	66	84
Clearing	45	97	55	97	100	97
Double Take-out	34	74	43	72	77	73
Promotion Take-out	8	50	24	70	32	65
All Draws	191	83	226	87	417	85
All Take-outs	239	87	267	89	506	88
<b>Total</b>	<b>430</b>	<b>85</b>	<b>493</b>	<b>88</b>	<b>923</b>	<b>87</b>
Not considered					5	-

**Note:**

Position and function for each team member:

4 = Fourth, 3 = Third, 2 = Second, 1 = Lead, A = Alternate, S = Skip, V = Vice-Skip

**Legend:**

↻ Clockwise

↺ Counter-clockwise

## Cumulative Player Statistics by Team

### SWE - Sweden

HASSELBORG Anna

4 S Right-handed

Type	↻	%	↺	%	Total	%
Draw	32	93	31	81	63	87
Front	1	100	0	-	1	100
Guard	9	94	8	94	17	94
Raise	6	67	6	83	12	75
Wick / Soft Peeling	0	-	1	75	1	75
Freeze	0	-	0	-	0	-
Take-out	15	87	34	94	49	92
Hit and Roll	6	79	7	71	13	75
Clearing	5	100	13	100	18	100
Double Take-out	9	78	19	86	28	83
Promotion Take-out	3	67	3	92	6	79
All Draws	48	90	46	84	94	87
All Take-outs	38	84	76	91	114	88
<b>Total</b>	<b>86</b>	<b>87</b>	<b>122</b>	<b>88</b>	<b>208</b>	<b>88</b>
Not considered					1	-

MABERGS Sofia

1 Right-handed

Type	↻	%	↺	%	Total	%
Draw	43	82	40	89	83	85
Front	47	98	32	94	79	96
Guard	2	100	2	88	4	94
Raise	0	-	2	100	2	100
Wick / Soft Peeling	2	0	3	92	5	55
Freeze	0	-	0	-	0	-
Take-out	8	88	21	93	29	91
Hit and Roll	0	-	3	83	3	83
Clearing	6	100	1	100	7	100
Double Take-out	0	-	0	-	0	-
Promotion Take-out	0	-	0	-	0	-
All Draws	94	89	79	91	173	90
All Take-outs	14	93	25	92	39	92
<b>Total</b>	<b>108</b>	<b>89</b>	<b>104</b>	<b>91</b>	<b>212</b>	<b>90</b>
Not considered					2	-

McMANUS Sara

3 V Right-handed

Type	↻	%	↺	%	Total	%
Draw	25	94	26	82	51	88
Front	3	100	4	94	7	96
Guard	17	91	7	100	24	94
Raise	2	88	5	80	7	82
Wick / Soft Peeling	0	-	0	-	0	-
Freeze	0	-	0	-	0	-
Take-out	16	88	34	87	50	87
Hit and Roll	8	91	18	82	26	85
Clearing	13	92	19	91	32	91
Double Take-out	5	75	19	74	24	74
Promotion Take-out	4	56	4	94	8	75
All Draws	47	93	42	86	89	90
All Take-outs	46	85	94	84	140	85
<b>Total</b>	<b>93</b>	<b>89</b>	<b>136</b>	<b>85</b>	<b>229</b>	<b>87</b>
Not considered					0	-

HELDIN Johanna

A Right-handed

Type	↻	%	↺	%	Total	%
Draw	8	88	11	75	19	80
Front	6	96	4	63	10	83
Guard	0	-	1	100	1	100
Raise	1	100	0	-	1	100
Wick / Soft Peeling	1	75	1	100	2	88
Freeze	0	-	0	-	0	-
Take-out	1	100	1	0	2	50
Hit and Roll	1	100	0	-	1	100
Clearing	0	-	0	-	0	-
Double Take-out	0	-	0	-	0	-
Promotion Take-out	0	-	0	-	0	-
All Draws	16	91	17	75	33	83
All Take-outs	2	100	1	0	3	67
<b>Total</b>	<b>18</b>	<b>92</b>	<b>18</b>	<b>71</b>	<b>36</b>	<b>81</b>
Not considered					0	-

KNOCHENHAUER Agnes

2 Right-handed

Type	↻	%	↺	%	Total	%
Draw	36	78	33	89	69	83
Front	7	93	3	92	10	93
Guard	8	91	4	100	12	94
Raise	2	75	7	79	9	78
Wick / Soft Peeling	1	100	1	100	2	100
Freeze	0	-	0	-	0	-
Take-out	23	86	33	86	56	86
Hit and Roll	3	83	7	79	10	80
Clearing	10	90	28	94	38	93
Double Take-out	6	50	15	78	21	70
Promotion Take-out	0	-	3	100	3	100
All Draws	54	82	48	89	102	85
All Take-outs	42	82	86	87	128	85
<b>Total</b>	<b>96</b>	<b>82</b>	<b>134</b>	<b>88</b>	<b>230</b>	<b>85</b>
Not considered					0	-

Team: SWE - Sweden

Type	↻	%	↺	%	Total	%
Draw	144	86	141	85	285	85
Front	64	97	43	91	107	95
Guard	36	92	22	97	58	94
Raise	11	75	20	83	31	80
Wick / Soft Peeling	4	44	6	92	10	73
Freeze	0	-	0	-	0	-
Take-out	63	87	123	89	186	88
Hit and Roll	18	86	35	79	53	82
Clearing	34	94	61	94	95	94
Double Take-out	20	69	53	79	73	76
Promotion Take-out	7	61	10	95	17	81
All Draws	259	89	232	87	491	88
All Take-outs	142	85	282	87	424	86
<b>Total</b>	<b>401</b>	<b>87</b>	<b>514</b>	<b>87</b>	<b>915</b>	<b>87</b>
Not considered					3	-

#### Note:

Position and function for each team member:

4 = Fourth, 3 = Third, 2 = Second, 1 = Lead, A = Alternate, S = Skip, V = Vice-Skip

#### Legend:

↻ Clockwise

↺ Counter-clockwise

## Cumulative Player Statistics by Team

### TUR - Türkiye

YILDIZ Dilsat

4 S Right-handed

Type	↻	%	↺	%	Total	%
Draw	40	78	26	69	66	74
Front	0	-	0	-	0	-
Guard	4	88	7	93	11	91
Raise	5	95	7	57	12	73
Wick / Soft Peeling	0	-	0	-	0	-
Freeze	0	-	1	100	1	100
Take-out	26	91	23	80	49	86
Hit and Roll	9	61	10	78	19	70
Clearing	11	82	3	67	14	79
Double Take-out	15	67	14	68	29	67
Promotion Take-out	2	50	6	33	8	38
All Draws	49	80	41	72	90	76
All Take-outs	63	78	56	71	119	75
<b>Total</b>	<b>112</b>	<b>79</b>	<b>97</b>	<b>71</b>	<b>209</b>	<b>75</b>
Not considered					3	-

SENGUL Berfin

1 Right-handed

Type	↻	%	↺	%	Total	%
Draw	73	88	15	78	88	86
Front	57	83	15	90	72	84
Guard	12	90	0	-	12	90
Raise	1	75	2	100	3	92
Wick / Soft Peeling	2	100	0	-	2	100
Freeze	0	-	0	-	0	-
Take-out	24	85	2	50	26	83
Hit and Roll	2	75	2	63	4	69
Clearing	0	-	0	-	0	-
Double Take-out	1	50	0	-	1	50
Promotion Take-out	1	100	0	-	1	100
All Draws	145	86	32	85	177	86
All Take-outs	28	84	4	56	32	80
<b>Total</b>	<b>173</b>	<b>86</b>	<b>36</b>	<b>82</b>	<b>209</b>	<b>85</b>
Not considered					3	-

POLAT Oznur

3 V Right-handed

Type	↻	%	↺	%	Total	%
Draw	39	74	30	75	69	75
Front	2	88	0	-	2	88
Guard	13	81	3	83	16	81
Raise	4	63	5	80	9	72
Wick / Soft Peeling	0	-	0	-	0	-
Freeze	0	-	0	-	0	-
Take-out	33	89	17	87	50	88
Hit and Roll	10	85	13	83	23	84
Clearing	4	94	11	89	15	90
Double Take-out	11	73	11	82	22	77
Promotion Take-out	2	100	4	88	6	92
All Draws	58	75	38	76	96	76
All Take-outs	60	86	56	85	116	86
<b>Total</b>	<b>118</b>	<b>81</b>	<b>94</b>	<b>82</b>	<b>212</b>	<b>81</b>
Not considered					0	-

KARAMAN Iclal

A Right-handed

Type	↻	%	↺	%	Total	%
Draw	7	100	11	75	18	85
Front	0	-	0	-	0	-
Guard	8	63	2	88	10	68
Raise	0	-	0	-	0	-
Wick / Soft Peeling	0	-	0	-	0	-
Freeze	0	-	0	-	0	-
Take-out	2	75	2	75	4	75
Hit and Roll	0	-	0	-	0	-
Clearing	5	80	5	75	10	78
Double Take-out	0	-	0	-	0	-
Promotion Take-out	0	-	0	-	0	-
All Draws	15	80	13	77	28	79
All Take-outs	7	79	7	75	14	77
<b>Total</b>	<b>22</b>	<b>80</b>	<b>20</b>	<b>76</b>	<b>42</b>	<b>78</b>
Not considered					0	-

CALIKUSU Ifayet Safak

2 Right-handed

Type	↻	%	↺	%	Total	%
Draw	43	66	24	69	67	67
Front	4	75	1	50	5	70
Guard	11	86	5	75	16	83
Raise	4	63	4	75	8	69
Wick / Soft Peeling	0	-	0	-	0	-
Freeze	0	-	0	-	0	-
Take-out	23	85	8	69	31	81
Hit and Roll	13	79	3	75	16	78
Clearing	2	50	6	67	8	63
Double Take-out	8	50	8	63	16	56
Promotion Take-out	2	88	1	0	3	58
All Draws	62	70	34	70	96	70
All Take-outs	48	76	26	64	74	72
<b>Total</b>	<b>110</b>	<b>73</b>	<b>60</b>	<b>68</b>	<b>170</b>	<b>71</b>
Not considered					0	-

Team: TUR - Türkiye

Type	↻	%	↺	%	Total	%
Draw	202	79	106	73	308	77
Front	63	83	16	88	79	84
Guard	48	82	17	85	65	83
Raise	14	75	18	72	32	73
Wick / Soft Peeling	2	100	0	-	2	100
Freeze	0	-	1	100	1	100
Take-out	108	88	52	79	160	85
Hit and Roll	34	76	28	79	62	77
Clearing	22	81	25	78	47	79
Double Take-out	35	64	33	71	68	68
Promotion Take-out	7	82	11	50	18	63
All Draws	329	80	158	76	487	79
All Take-outs	206	81	149	75	355	78
<b>Total</b>	<b>535</b>	<b>80</b>	<b>307</b>	<b>75</b>	<b>842</b>	<b>79</b>
Not considered					6	-

#### Note:

Position and function for each team member:

4 = Fourth, 3 = Third, 2 = Second, 1 = Lead, A = Alternate, S = Skip, V = Vice-Skip

#### Legend:

↻ Clockwise

↺ Counter-clockwise

## Cumulative Player Statistics by Team

### USA - United States

PETERSON Tabitha

4 S Right-handed

Type	↻	%	↺	%	Total	%
Draw	41	80	40	73	81	77
Front	2	100	0	-	2	100
Guard	6	96	3	100	9	97
Raise	6	88	7	43	13	63
Wick / Soft Peeling	0	-	0	-	0	-
Freeze	1	100	0	-	1	100
Take-out	23	89	32	89	55	89
Hit and Roll	8	81	9	75	17	78
Clearing	2	100	4	100	6	100
Double Take-out	13	56	15	63	28	60
Promotion Take-out	6	67	8	66	14	66
All Draws	56	83	50	71	106	77
All Take-outs	52	77	68	79	120	79
<b>Total</b>	<b>108</b>	<b>81</b>	<b>118</b>	<b>76</b>	<b>226</b>	<b>78</b>
Not considered					2	-

ANDERSON-HEIDE Taylor

1 Right-handed

Type	↻	%	↺	%	Total	%
Draw	40	86	65	85	105	85
Front	45	91	51	88	96	89
Guard	0	-	4	88	4	88
Raise	1	50	0	-	1	50
Wick / Soft Peeling	0	-	0	-	0	-
Freeze	0	-	0	-	0	-
Take-out	7	93	14	86	21	88
Hit and Roll	0	-	2	50	2	50
Clearing	0	-	0	-	0	-
Double Take-out	0	-	0	-	0	-
Promotion Take-out	0	-	1	25	1	25
All Draws	86	88	120	86	206	87
All Take-outs	7	93	17	78	24	82
<b>Total</b>	<b>93</b>	<b>88</b>	<b>137</b>	<b>85</b>	<b>230</b>	<b>87</b>
Not considered					0	-

THIESSE Cory

3 V Right-handed

Type	↻	%	↺	%	Total	%
Draw	20	73	28	79	48	76
Front	5	80	0	-	5	80
Guard	18	92	9	94	27	93
Raise	2	75	7	68	9	69
Wick / Soft Peeling	0	-	0	-	0	-
Freeze	0	-	0	-	0	-
Take-out	30	89	33	87	63	88
Hit and Roll	9	75	14	84	23	80
Clearing	3	58	10	93	13	85
Double Take-out	14	68	15	63	29	66
Promotion Take-out	8	75	5	100	13	85
All Draws	45	81	44	80	89	81
All Take-outs	64	79	77	83	141	82
<b>Total</b>	<b>109</b>	<b>80</b>	<b>121</b>	<b>82</b>	<b>230</b>	<b>81</b>
Not considered					0	-

PERSINGER Vicky

A Right-handed

Type	↻	%	↺	%	Total	%
Draw	4	69	7	86	11	80
Front	1	75	0	-	1	75
Guard	0	-	2	75	2	75
Raise	1	75	1	100	2	88
Wick / Soft Peeling	0	-	0	-	0	-
Freeze	0	-	0	-	0	-
Take-out	7	57	6	67	13	62
Hit and Roll	1	100	0	-	1	100
Clearing	2	100	0	-	2	100
Double Take-out	2	75	1	100	3	83
Promotion Take-out	1	75	0	-	1	75
All Draws	6	71	10	85	16	80
All Take-outs	13	71	7	71	20	71
<b>Total</b>	<b>19</b>	<b>71</b>	<b>17</b>	<b>79</b>	<b>36</b>	<b>75</b>
Not considered					0	-

PETERSON Tara

2 Right-handed

Type	↻	%	↺	%	Total	%
Draw	38	82	26	67	64	76
Front	4	100	4	100	8	100
Guard	7	96	9	97	16	97
Raise	6	50	1	0	7	43
Wick / Soft Peeling	0	-	1	100	1	100
Freeze	0	-	0	-	0	-
Take-out	11	91	26	92	37	92
Hit and Roll	8	81	9	58	17	69
Clearing	9	78	14	82	23	80
Double Take-out	7	57	10	50	17	53
Promotion Take-out	2	100	2	75	4	88
All Draws	55	81	41	76	96	79
All Take-outs	37	80	61	77	98	78
<b>Total</b>	<b>92</b>	<b>81</b>	<b>102</b>	<b>77</b>	<b>194</b>	<b>79</b>
Not considered					0	-

Team: USA - United States

Type	↻	%	↺	%	Total	%
Draw	143	81	166	78	309	79
Front	57	91	55	89	112	90
Guard	31	94	27	94	58	94
Raise	16	69	16	55	32	62
Wick / Soft Peeling	0	-	1	100	1	100
Freeze	1	100	0	-	1	100
Take-out	78	87	111	88	189	87
Hit and Roll	26	80	34	73	60	76
Clearing	16	80	28	88	44	85
Double Take-out	36	62	41	61	77	61
Promotion Take-out	17	75	16	75	33	75
All Draws	248	84	265	81	513	82
All Take-outs	173	79	230	80	403	79
<b>Total</b>	<b>421</b>	<b>82</b>	<b>495</b>	<b>80</b>	<b>916</b>	<b>81</b>
Not considered					2	-

**Note:**

Position and function for each team member:

4 = Fourth, 3 = Third, 2 = Second, 1 = Lead, A = Alternate, S = Skip, V = Vice-Skip

**Legend:**

↻ Clockwise

↺ Counter-clockwise

### Session Results and Standings

Sheet	Team	LSD/LSFE	1	2	3	4	5	6	7	8	9	10	Extra Ends	Total
A	SUI - Switzerland	49.0cm	0	0	2	0	0	0	0	4	0	0	1	7
	DEN - Denmark	44.4cm *	0	0	0	0	2	0	0	0	2	2	0	6
B	KOR - Korea	39.0cm *	0	1	0	2	1	0	2	0	1	0	1	8
	USA - United States	81.4cm	0	0	4	0	0	1	0	1	0	1	0	7
C	CAN - Canada	31.6cm	0	2	0	2	0	2	1	0	0	X		7
	CHN - China	12.9cm *	1	0	1	0	1	0	0	1	1	X		5
D	JPN - Japan	33.3cm	0	2	0	0	1	0	1	0	2	0		6
	SWE - Sweden	18.3cm *	2	0	1	2	0	0	0	1	0	1		7

### Standings after Round Robin

Rank	Team	Games	Wins	Losses	
1	SUI - Switzerland	12	11	1	Q
2	KOR - Korea	12	10	2	Q w1
3	CAN - Canada	12	10	2	Q w0
4	SWE - Sweden	12	9	3	Q
5	CHN - China	12	7	5	Q w1
6	SCO - Scotland	12	7	5	Q w0
7	DEN - Denmark	12	5	7	w1
8	NOR - Norway	12	5	7	w0
9	JPN - Japan	12	4	8	w1
10	ITA - Italy	12	4	8	w0
11	TUR - Türkiye	12	3	9	w1
12	USA - United States	12	3	9	w0
13	LTU - Lithuania	12	0	12	

#### Legend:

LSD Last Stone Draw

LSFE(\*) Last Stone First End

Q Qualified for the play-offs

wn Number of wins (n) against tied teams

X Unplayed/unfinished end due to concession

## Game Results

Sheet	Team	LSFE	1	2	3	4	5	6	7	8	9	10	Extra Ends	Total
A	SUI - Switzerland		0	0	2	0	0	0	0	4	0	0	1	7
	DEN - Denmark	*	0	0	0	0	2	0	0	0	2	2	0	6

SUI - Switzerland		Shot Success	Game	All
4 V	PAETZ Alina	78 %		86 %
3 S	TIRINZONI Silvana	100 %		87 %
2	HOWALD Carole	98 %		86 %
1	WITSCHONKE Selina	92 %		88 %
A	BERSET Stefanie	-		89 %
Team Total		92 %		87 %

DEN - Denmark		Shot Success	Game	All
4 S	DUPONT Madeleine	83 %		81 %
3 V	HALSE Mathilde	86 %		81 %
2	HOLTERMANN Jasmin	76 %		81 %
1	DUPONT Denise	85 %		87 %
A	LARSEN My	-		81 %
Team Total		83 %		82 %

Last Stone Draw		Distance
⌚	PAETZ Alina	12.9cm
⌚	TIRINZONI Silvana	36.1cm
<b>Total</b>		<b>49.0cm</b>

Last Stone Draw		Distance
⌚	HALSE Mathilde	24.1cm
⌚	DUPONT Madeleine	20.3cm
<b>Total</b>		<b>44.4cm</b>

Time remaining: 6 minutes 54 seconds  
0 minutes 22 seconds (after extra end)

Time remaining: 8 minutes 20 seconds  
2 minutes 5 seconds (after extra end)

Time-out: End 8 - SUI stone 7

## Shot Success Analysis

SUI - Switzerland		⌚	⌚	Game
4 PAETZ Alina	Draws	2 25%	5 85%	7 68%
	Take-outs	8 91%	7 75%	15 83%
	Total	10 78%	12 79%	22 78%
3 TIRINZONI Silvana	Draws	2 100%	0 -	2 100%
	Take-outs	11 100%	9 100%	20 100%
	Total	13 100%	9 100%	22 100%
2 HOWALD Carole	Draws	0 -	2 100%	2 100%
	Take-outs	10 95%	10 100%	20 98%
	Total	10 95%	12 100%	22 98%
1 WITSCHONKE Selina	Draws	0 -	19 91%	19 91%
	Take-outs	1 100%	1 100%	2 100%
	Total	1 100%	20 91%	21 92%
A BERSET Stefanie	Draws	0 -	0 -	0 -
	Take-outs	0 -	0 -	0 -
	Total	0 -	0 -	0 -
Team	Draws	4 63%	26 90%	30 87%
	Take-outs	30 96%	27 94%	57 95%
	Total	34 92%	53 92%	87 92%

DEN - Denmark		⌚	⌚	Game
4 DUPONT Madeleine	Draws	4 94%	2 25%	6 71%
	Take-outs	10 90%	6 83%	16 88%
	Total	14 91%	8 69%	22 83%
3 HALSE Mathilde	Draws	6 100%	5 60%	11 82%
	Take-outs	5 80%	6 100%	11 91%
	Total	11 91%	11 82%	22 86%
2 HOLTERMANN Jasmin	Draws	8 75%	2 13%	10 63%
	Take-outs	5 80%	7 93%	12 88%
	Total	13 77%	9 75%	22 76%
1 DUPONT Denise	Draws	9 86%	7 96%	16 91%
	Take-outs	1 50%	5 75%	6 71%
	Total	10 83%	12 88%	22 85%
A LARSEN My	Draws	0 -	0 -	0 -
	Take-outs	0 -	0 -	0 -
	Total	0 -	0 -	0 -
Team	Draws	27 87%	16 66%	43 79%
	Take-outs	21 83%	24 89%	45 86%
	Total	48 85%	40 79%	88 83%

### Note:

Position and function for each team member:

4 = Fourth, 3 = Third, 2 = Second, 1 = Lead, A = Alternate, S = Skip, V = Vice-Skip


### Legend:

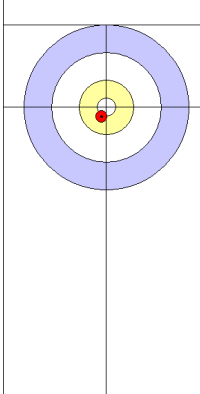
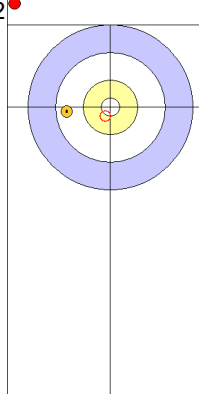
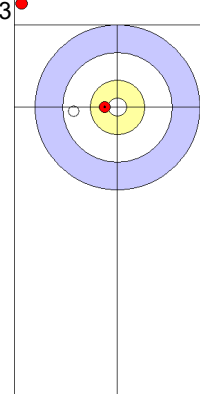
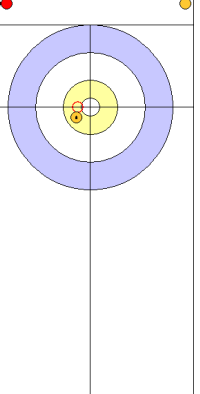
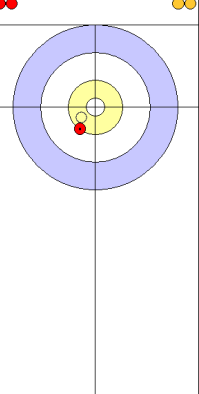
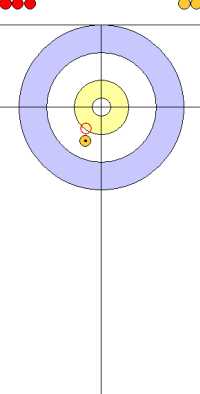
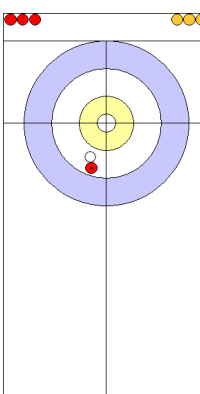
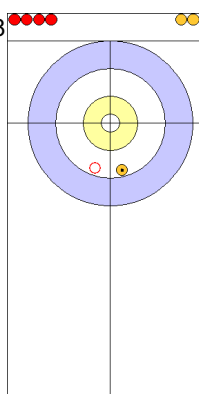
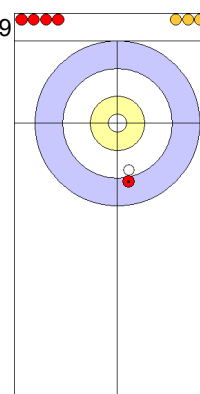
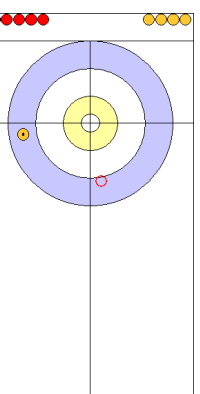
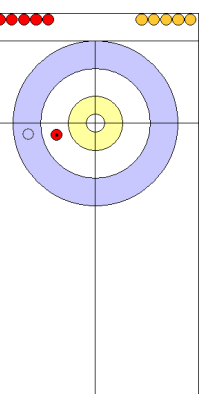
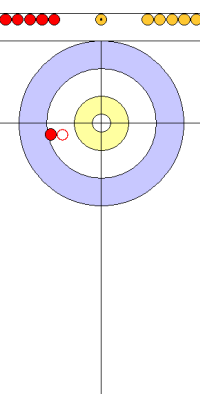
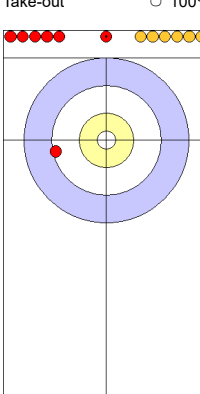
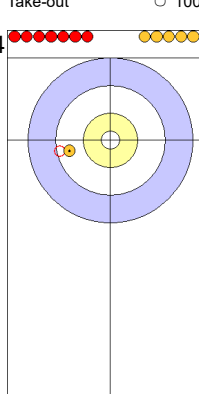
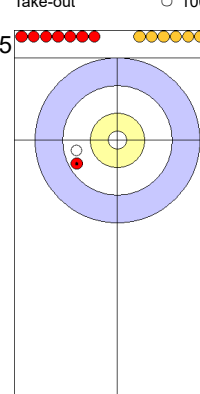
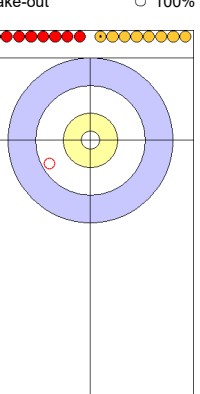
⌚ Clockwise

⌚ Counter-clockwise

LSFE(\*) Last Stone First End

### Game - Shot by Shot

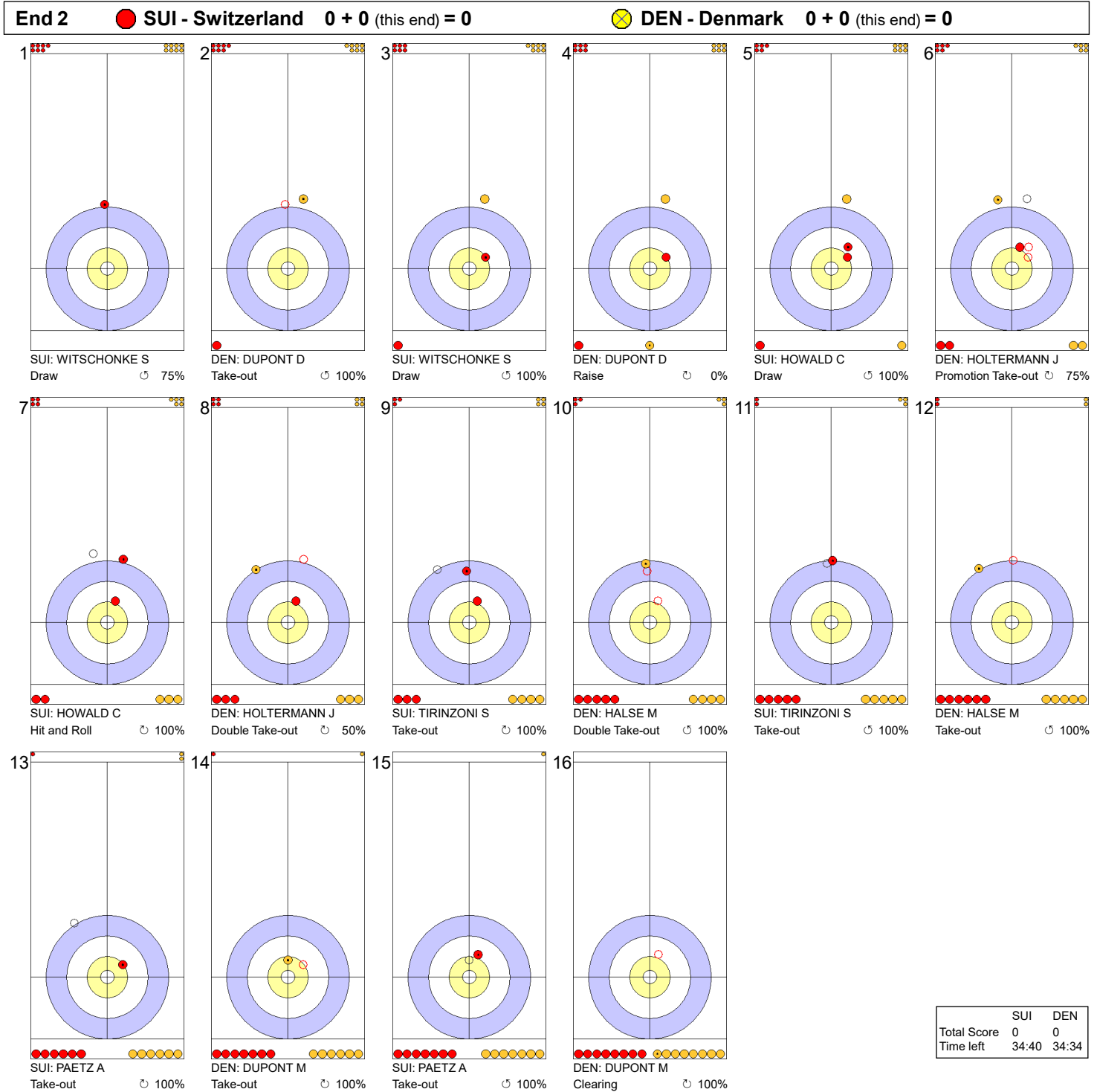
**End 1**  **SUI - Switzerland** 0 + 0 (this end) = 0  **DEN - Denmark** 0 + 0 (this end) = 0

<p>1</p>  <p>SUI: WITSCHONKE S Draw 100%</p>	<p>2</p>  <p>DEN: DUPONT D Take-out 100%</p>	<p>3</p>  <p>SUI: WITSCHONKE S Take-out 100%</p>	<p>4</p>  <p>DEN: DUPONT D Take-out 100%</p>	<p>5</p>  <p>SUI: HOWALD C Take-out 100%</p>	<p>6</p>  <p>DEN: HOLTERMANN J Take-out 100%</p>
<p>7</p>  <p>SUI: HOWALD C Take-out 100%</p>	<p>8</p>  <p>DEN: HOLTERMANN J Take-out 100%</p>	<p>9</p>  <p>SUI: TIRINZONI S Take-out 100%</p>	<p>10</p>  <p>DEN: HALSE M Take-out 100%</p>	<p>11</p>  <p>SUI: TIRINZONI S Take-out 100%</p>	<p>12</p>  <p>DEN: HALSE M Take-out 0%</p>
<p>13</p>  <p>SUI: PAETZ A Draw 0%</p>	<p>14</p>  <p>DEN: DUPONT M Take-out 100%</p>	<p>15</p>  <p>SUI: PAETZ A Take-out 100%</p>	<p>16</p>  <p>DEN: DUPONT M Clearing 100%</p>		

	SUI	DEN
Total Score	0	0
Time left	36:55	36:24



Game - Shot by Shot






**Legend:**  
 ↻ Clockwise      ↺ Counter-clockwise      - Not considered

FRI 21 MAR 2025  
Start Time 19:00

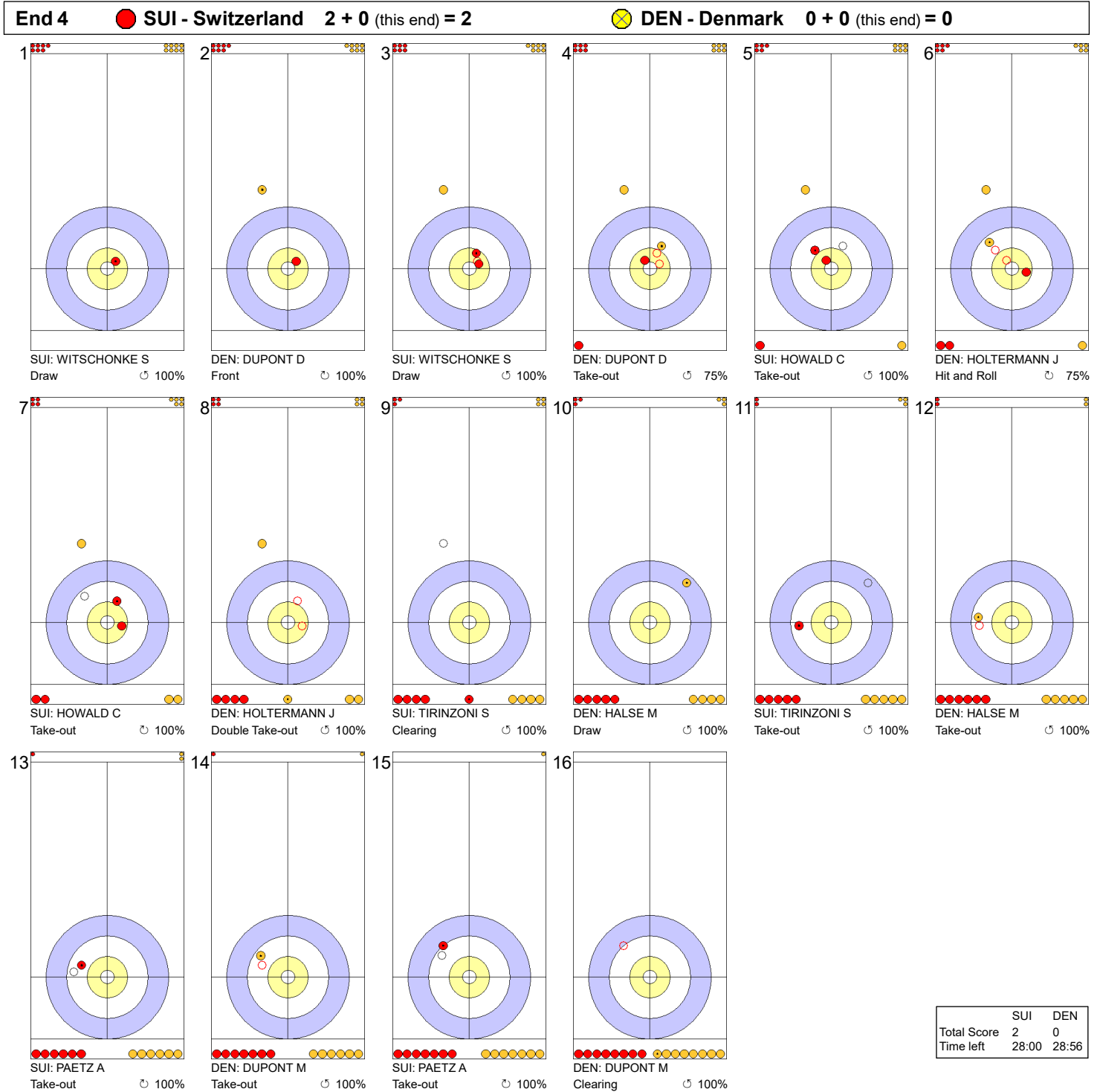
Round Robin Session 20 - Sheet A

Game - Shot by Shot



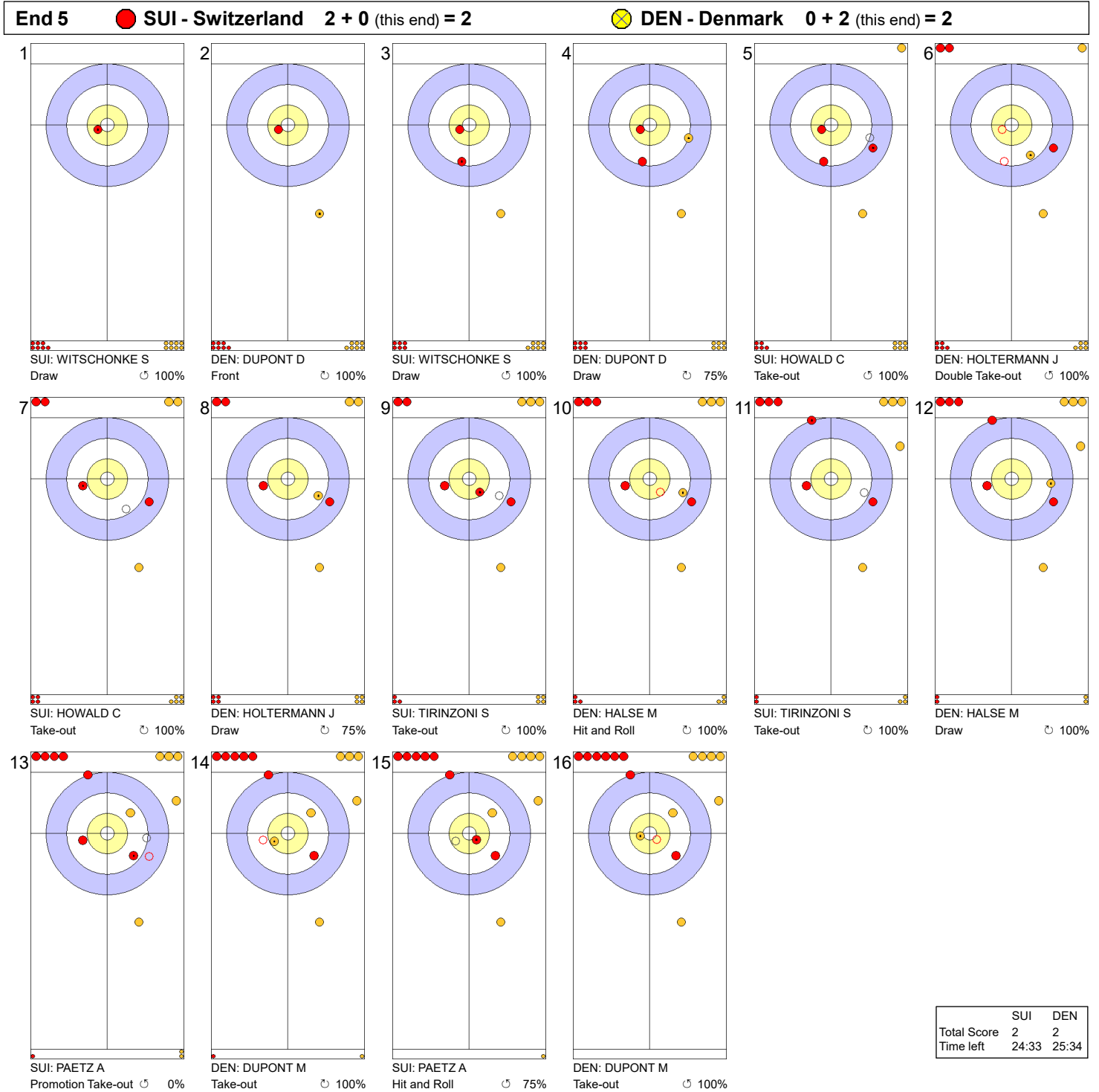
**Legend:**  
 Clockwise    Counter-clockwise   - Not considered



Game - Shot by Shot



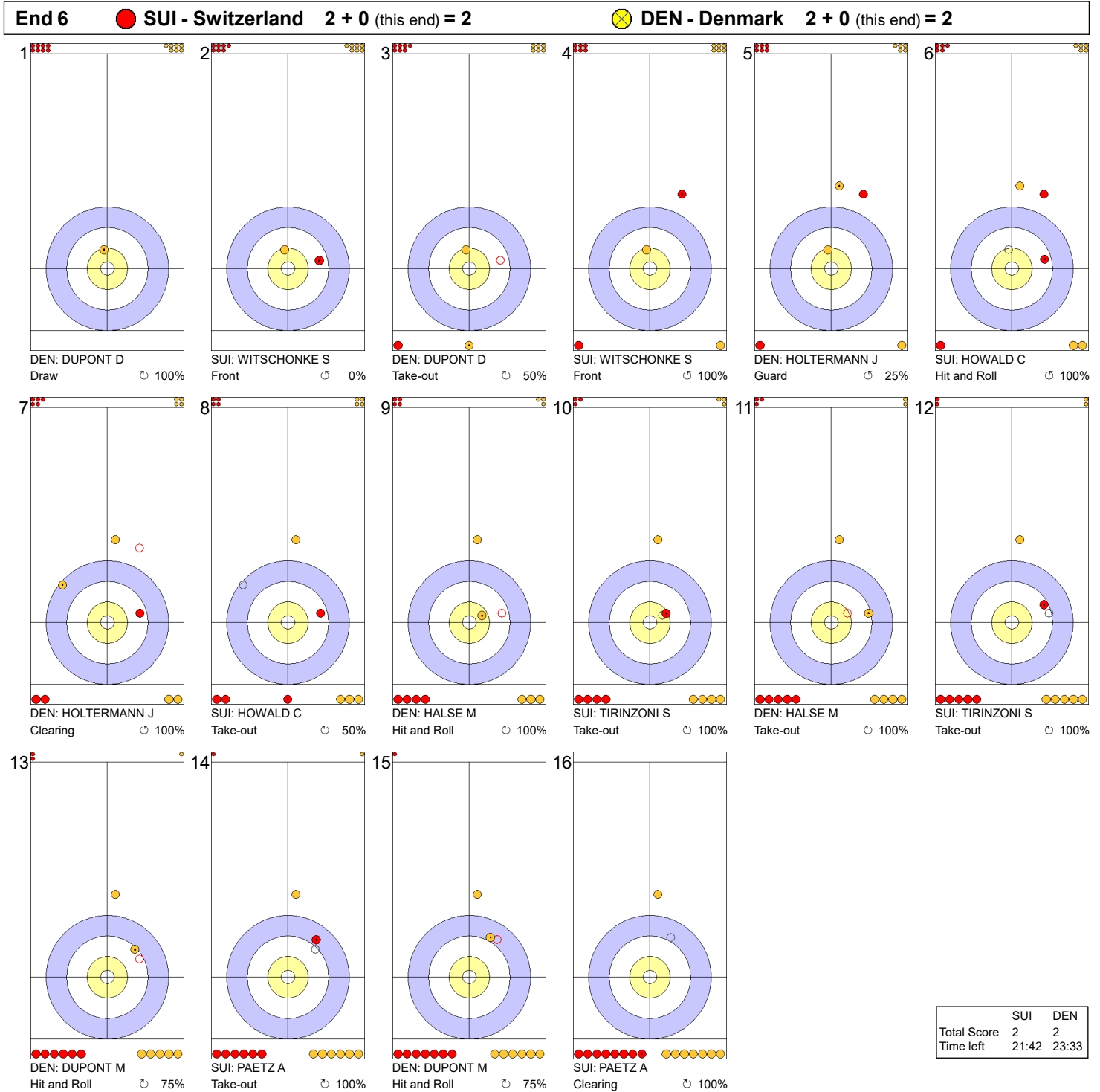
**Legend:**  
 ↻ Clockwise      ↺ Counter-clockwise      - Not considered

Game - Shot by Shot



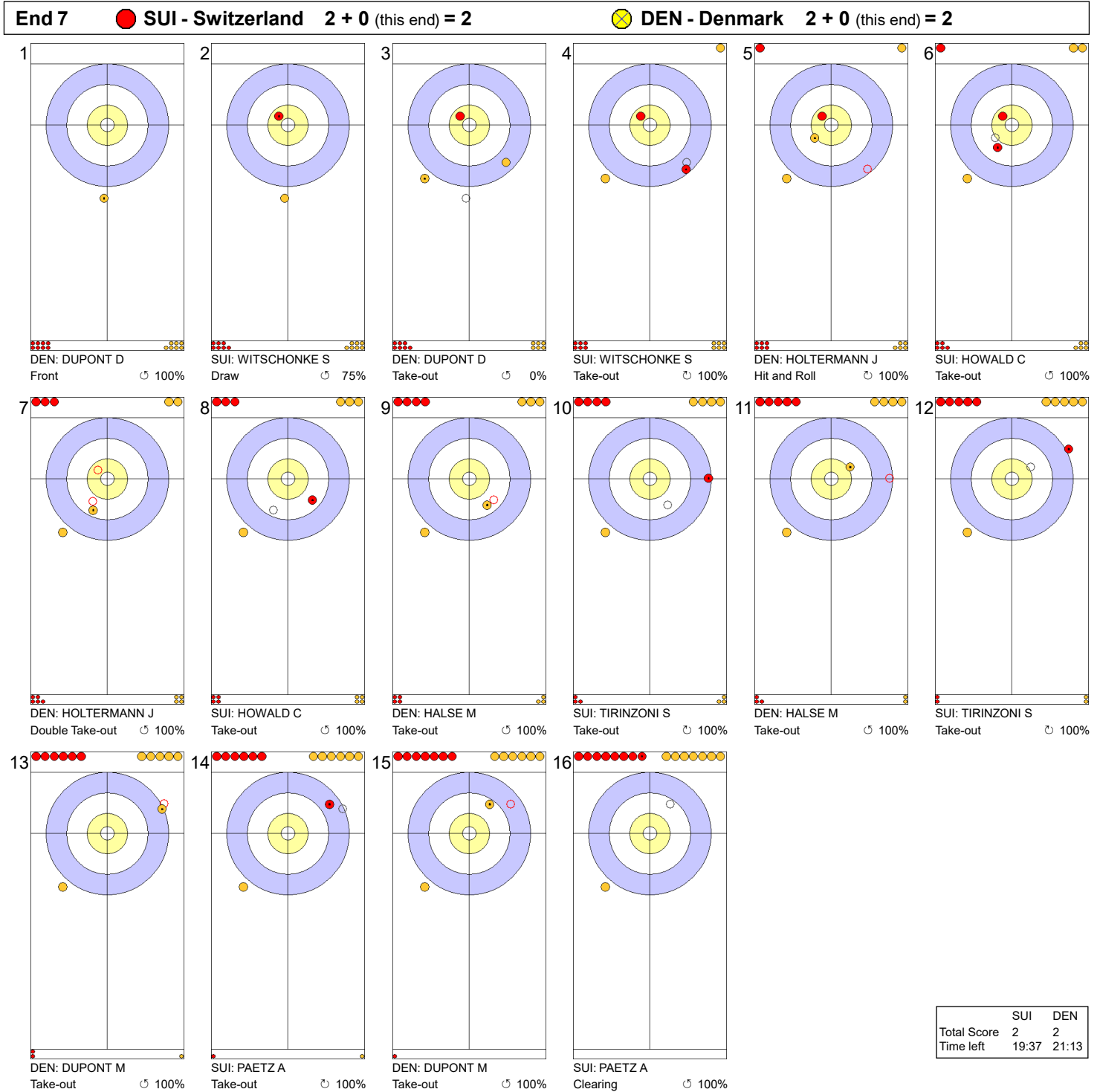
**Legend:**  
 Clockwise     
  Counter-clockwise     
 - Not considered

Game - Shot by Shot



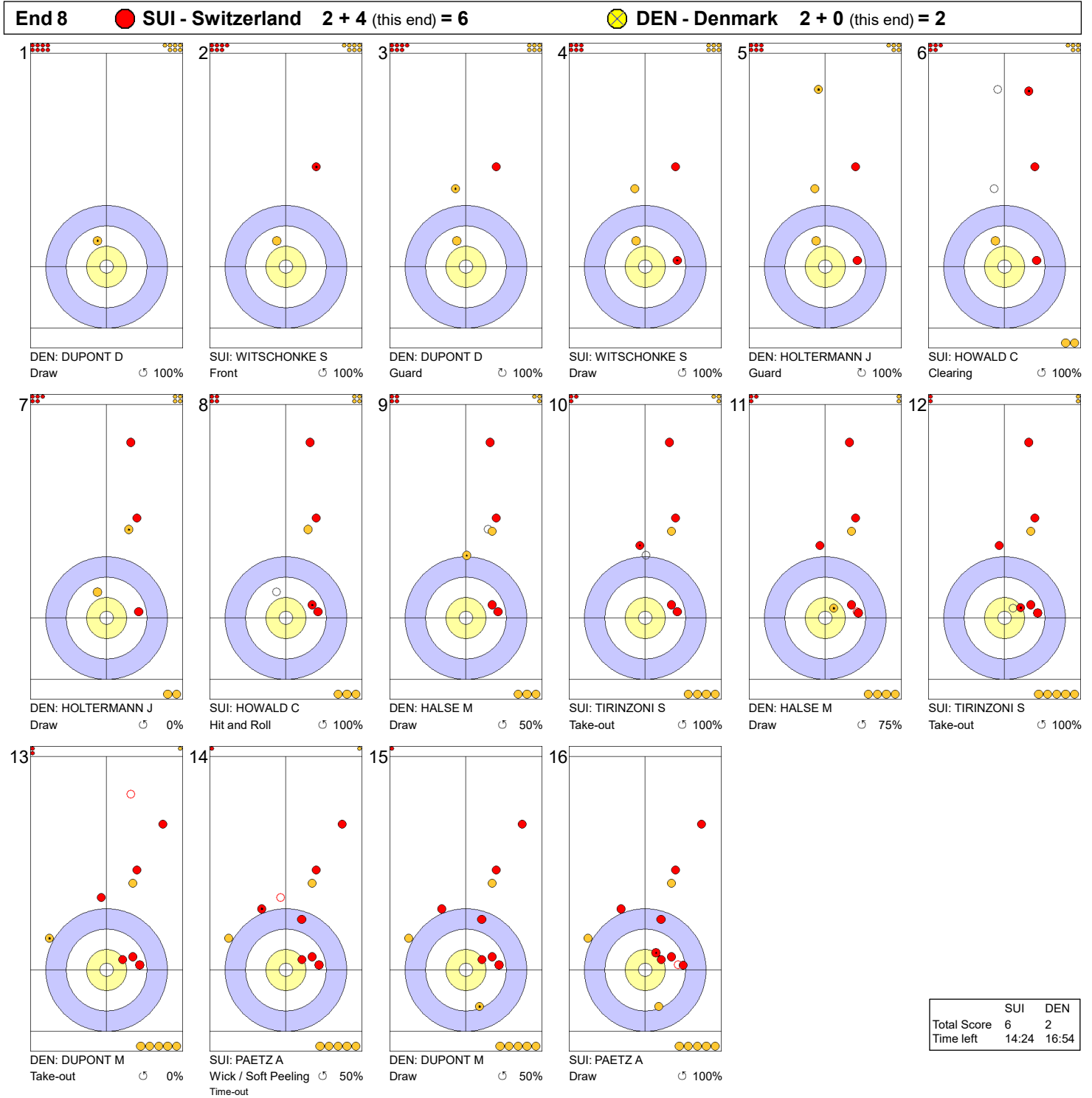
**Legend:**  
 ↻ Clockwise      ↺ Counter-clockwise      - Not considered

Game - Shot by Shot



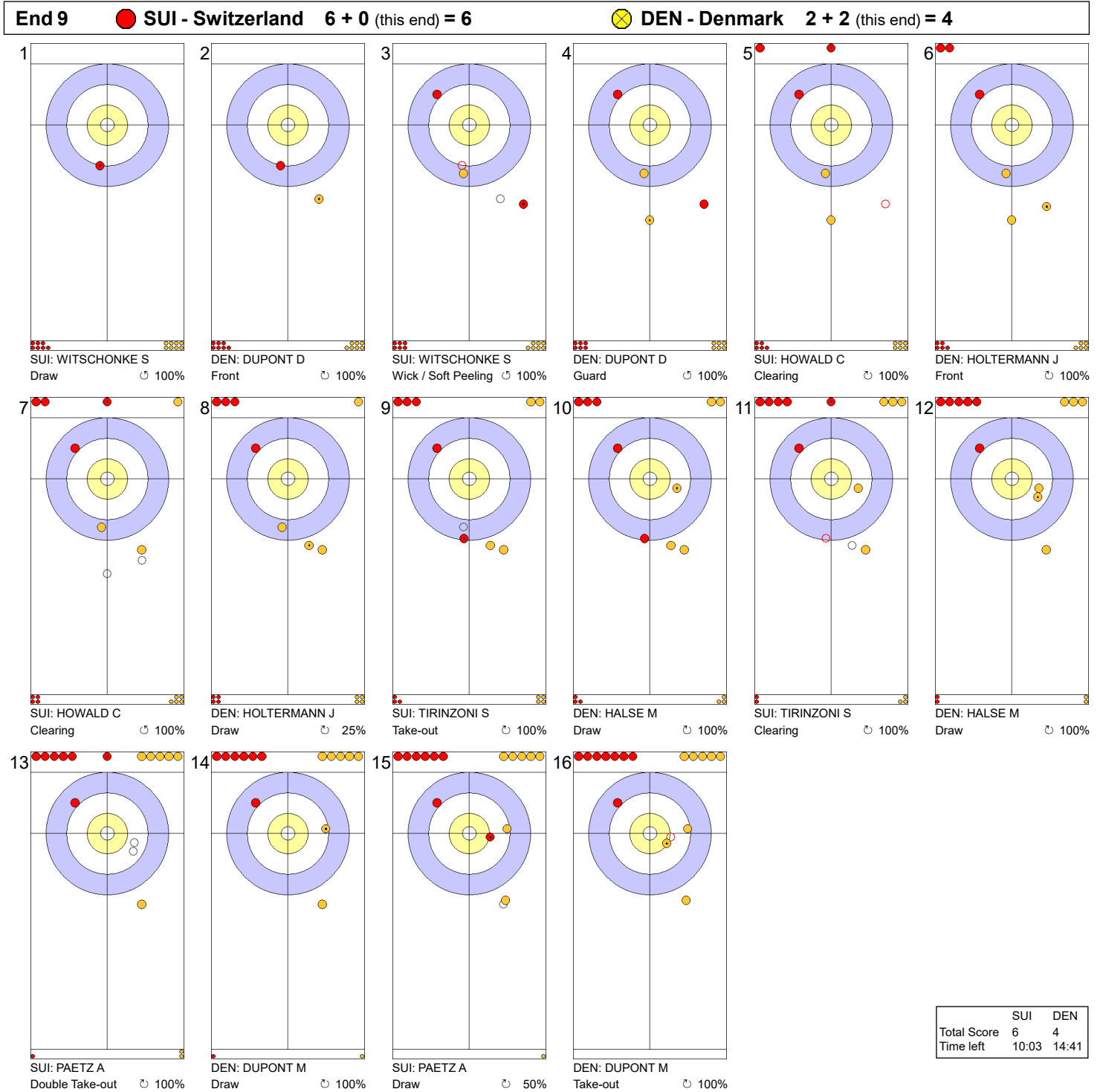
**Legend:**  
 ↻ Clockwise      ↺ Counter-clockwise      - Not considered

Game - Shot by Shot



**Legend:**  
 ↻ Clockwise      ↺ Counter-clockwise      - Not considered

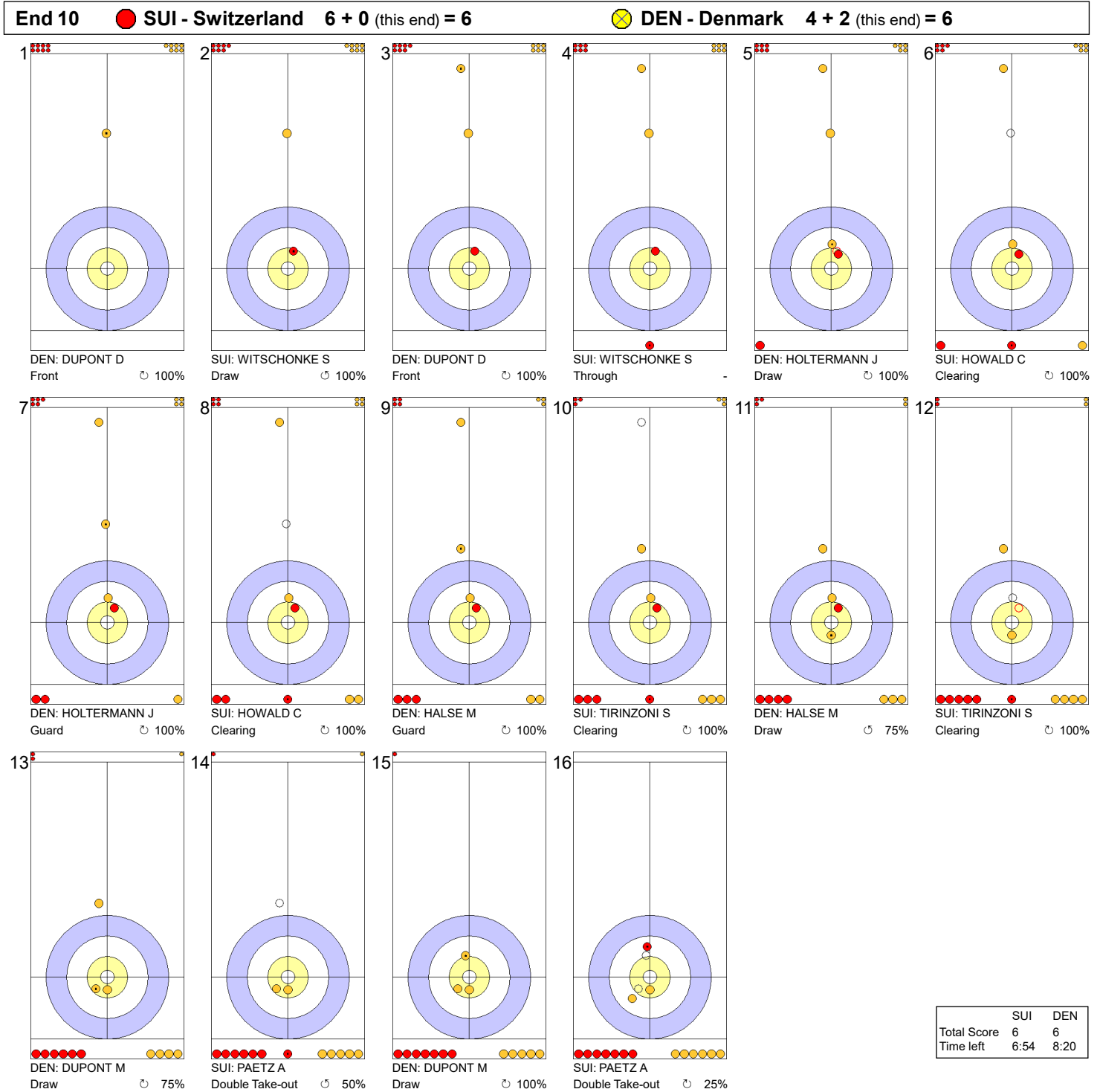
Game - Shot by Shot



**Legend:**  
 ↻ Clockwise      ↺ Counter-clockwise      - Not considered

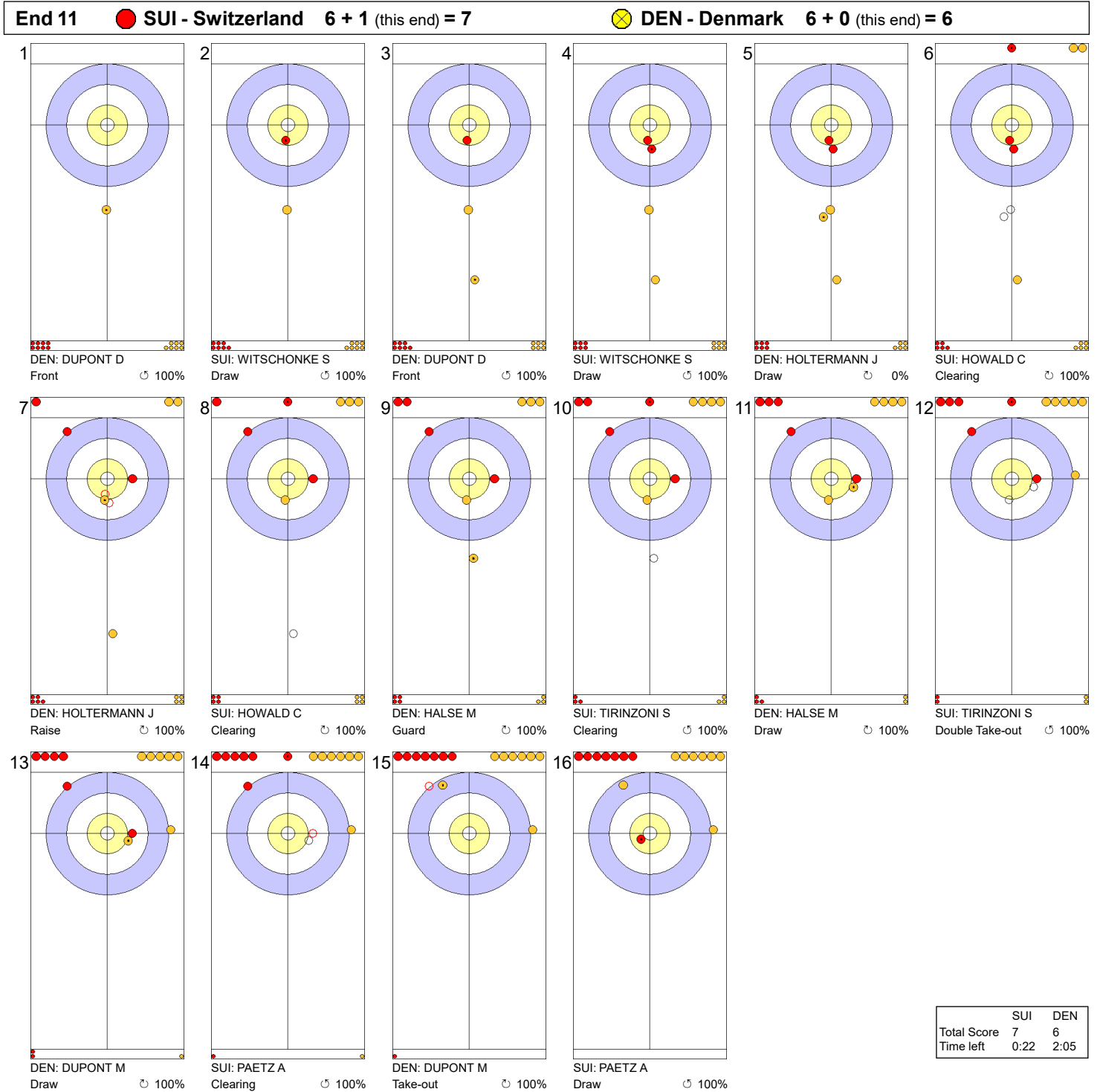


Game - Shot by Shot



**Legend:**  
 ↻ Clockwise      ↺ Counter-clockwise      - Not considered

Game - Shot by Shot



**Legend:**  
 ↻ Clockwise      ↺ Counter-clockwise      - Not considered

FRI 21 MAR 2025  
Start Time 19:00

Round Robin Session 20 - Sheet B

### Game Results

Sheet	Team	LSFE	1	2	3	4	5	6	7	8	9	10	Extra Ends	Total	
B	KOR - Korea	*	0	1	0	2	1	0	2	0	1	0	1		8
	USA - United States		0	0	4	0	0	1	0	1	0	1	0		7

KOR - Korea		Shot Success Game	All
4 S	GIM Eunji	92%	86%
3 V	KIM Minji	83%	86%
2	KIM Suji	90%	87%
1	SEOL Yeeun	90%	88%
A	SEOL Yeji	-	81%
Team Total		89%	87%

USA - United States		Shot Success Game	All
4 S	PETERSON Tabitha	84%	78%
3 V	THIESSE Cory	83%	81%
2	PETERSON Tara	82%	79%
1	ANDERSON-HEIDE Taylor	88%	87%
A	PERSINGER Vicky	-	75%
Team Total		84%	81%

Last Stone Draw		Distance
↻	KIM Minji	16.6cm
↺	GIM Eunji	22.4cm
<b>Total</b>		<b>39.0cm</b>

Last Stone Draw		Distance
↻	PETERSON Tabitha	25.0cm
↺	THIESSE Cory	56.4cm
<b>Total</b>		<b>81.4cm</b>

Time remaining: 1 minute 28 seconds  
1 minute 18 seconds (after extra end)

Time remaining: 0 minutes 43 seconds  
1 minute 3 seconds (after extra end)

Time-out: End 10 - KOR stone 5; End 11 - KOR stone 8

Time-out: End 8 - USA stone 7; End 11 - USA stone 7

### Shot Success Analysis

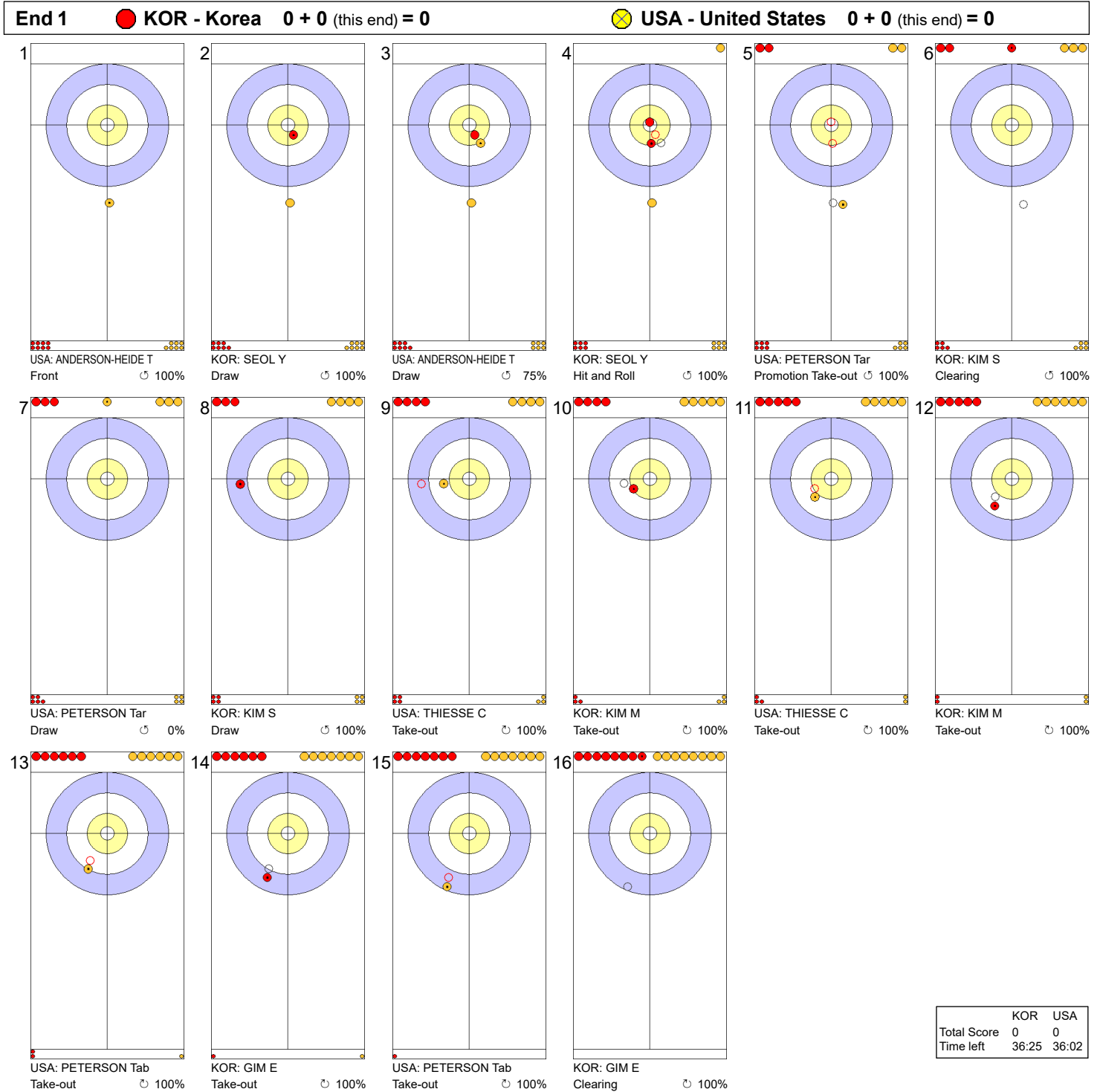
KOR - Korea		↻	↺	Game
4	GIM Eunji	Draws 4 100%	6 88%	10 93%
		Take-outs 10 95%	2 75%	12 92%
		Total 14 96%	8 84%	22 92%
3	KIM Minji	Draws 2 88%	5 65%	7 71%
		Take-outs 8 84%	7 93%	15 88%
		Total 10 85%	12 81%	22 83%
2	KIM Suji	Draws 2 88%	7 96%	9 94%
		Take-outs 9 81%	4 100%	13 87%
		Total 11 82%	11 98%	22 90%
1	SEOL Yeeun	Draws 2 100%	17 87%	19 88%
		Take-outs 1 100%	2 100%	3 100%
		Total 3 100%	19 88%	22 90%
A	SEOL Yeji	Draws 0 -	0 -	0 -
		Take-outs 0 -	0 -	0 -
		Total 0 -	0 -	0 -
Team		Draws 10 95%	35 86%	45 88%
		Take-outs 28 88%	15 93%	43 90%
		Total 38 89%	50 88%	88 89%

USA - United States		↻	↺	Game
4	PETERSON Tabitha	Draws 1 0%	4 94%	5 75%
		Take-outs 12 85%	5 90%	17 87%
		Total 13 79%	9 92%	22 84%
3	THIESSE Cory	Draws 0 -	4 88%	4 88%
		Take-outs 10 78%	8 88%	18 82%
		Total 10 78%	12 88%	22 83%
2	PETERSON Tara	Draws 1 100%	10 85%	11 86%
		Take-outs 2 75%	9 78%	11 77%
		Total 3 83%	19 82%	22 82%
1	ANDERSON-HEIDE Taylor	Draws 8 75%	14 95%	22 88%
		Take-outs 0 -	0 -	0 -
		Total 8 75%	14 95%	22 88%
A	PERSINGER Vicky	Draws 0 -	0 -	0 -
		Take-outs 0 -	0 -	0 -
		Total 0 -	0 -	0 -
Team		Draws 10 70%	32 91%	42 86%
		Take-outs 24 81%	22 84%	46 83%
		Total 34 78%	54 88%	88 84%

**Note:**  
Position and function for each team member:  
4 = Fourth, 3 = Third, 2 = Second, 1 = Lead, A = Alternate, S = Skip, V = Vice-Skip

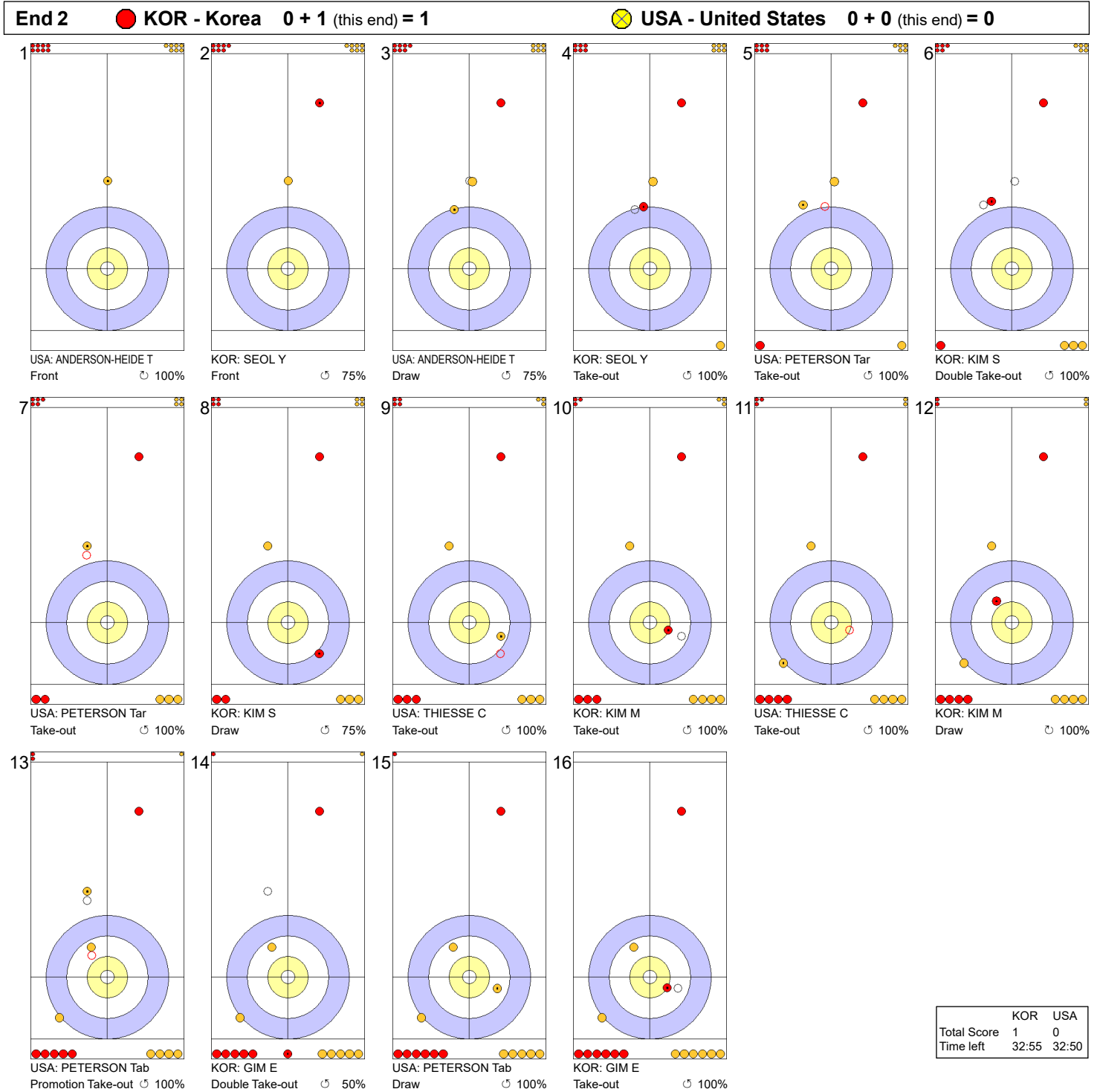
**Legend:**  
↻ Clockwise      ↺ Counter-clockwise      LSFE(\*) Last Stone First End

Game - Shot by Shot




**Legend:**  
 ↻ Clockwise      ↺ Counter-clockwise      - Not considered

Game - Shot by Shot



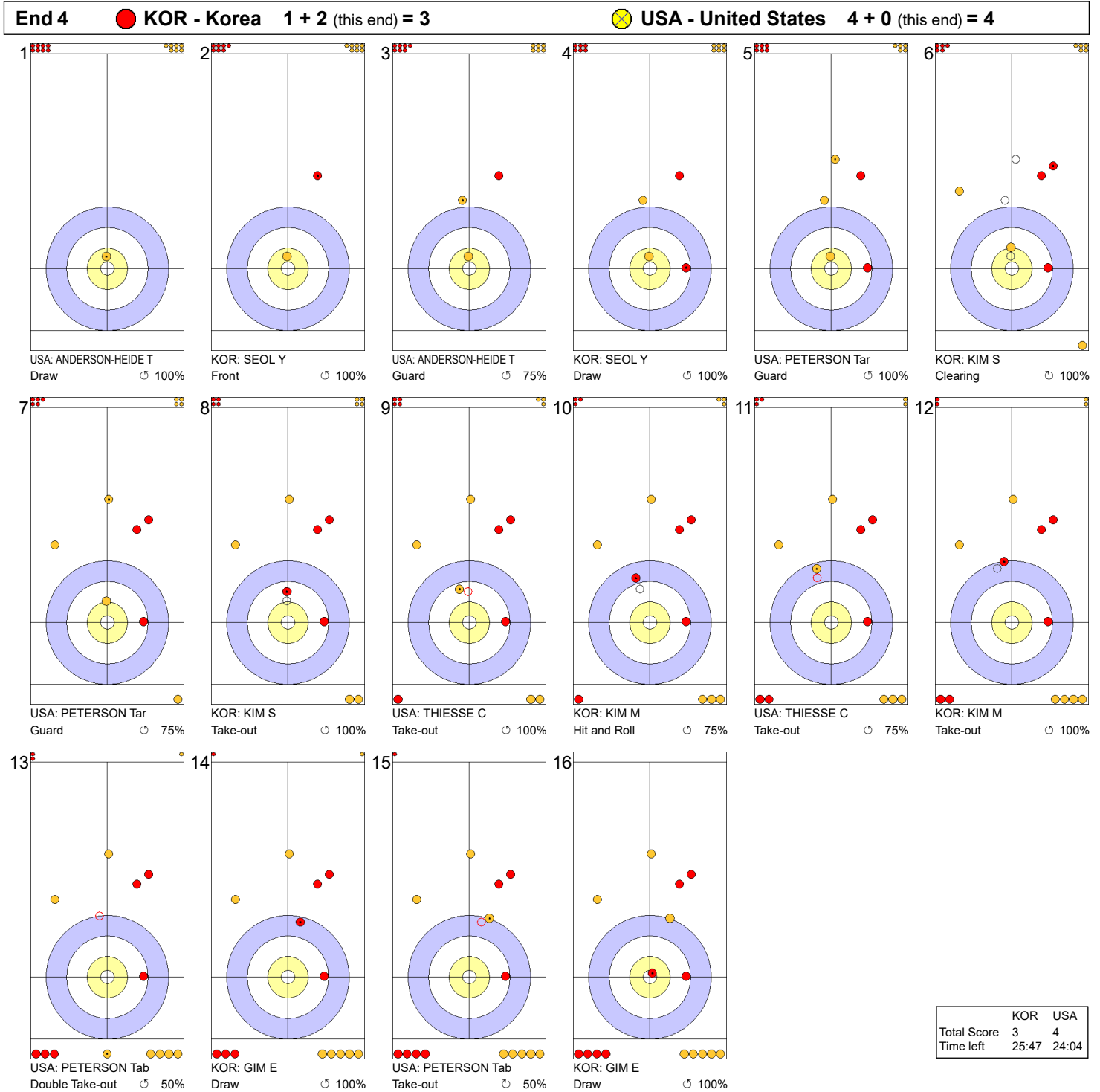
**Legend:**  
 ↻ Clockwise      ↺ Counter-clockwise      - Not considered

Game - Shot by Shot



**Legend:**  
 ↻ Clockwise      ↺ Counter-clockwise      - Not considered

Game - Shot by Shot

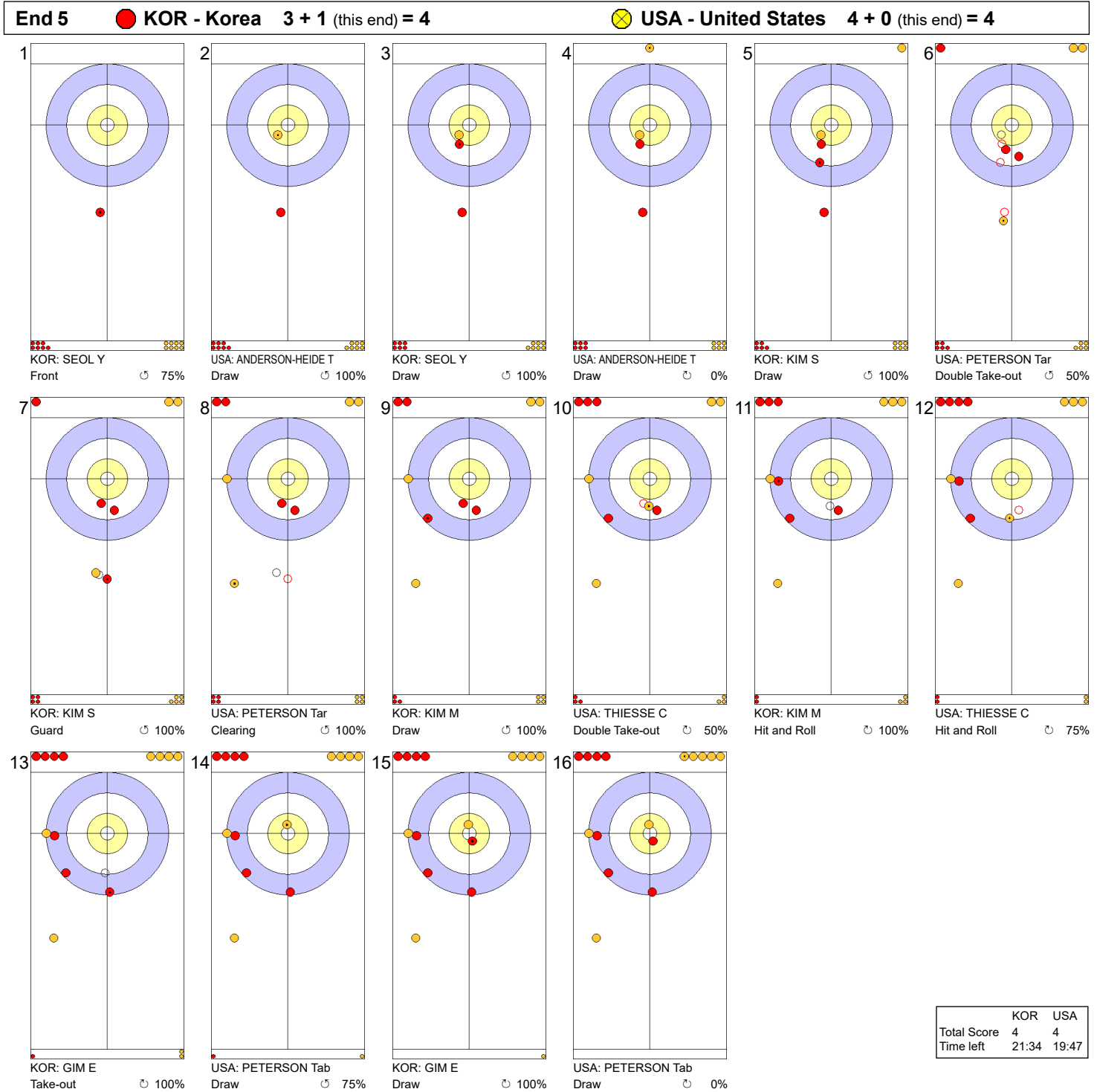




**Legend:**  
 ↻ Clockwise      ↺ Counter-clockwise      - Not considered

**FRI 21 MAR 2025**  
 Start Time 19:00

**Round Robin Session 20 - Sheet B**

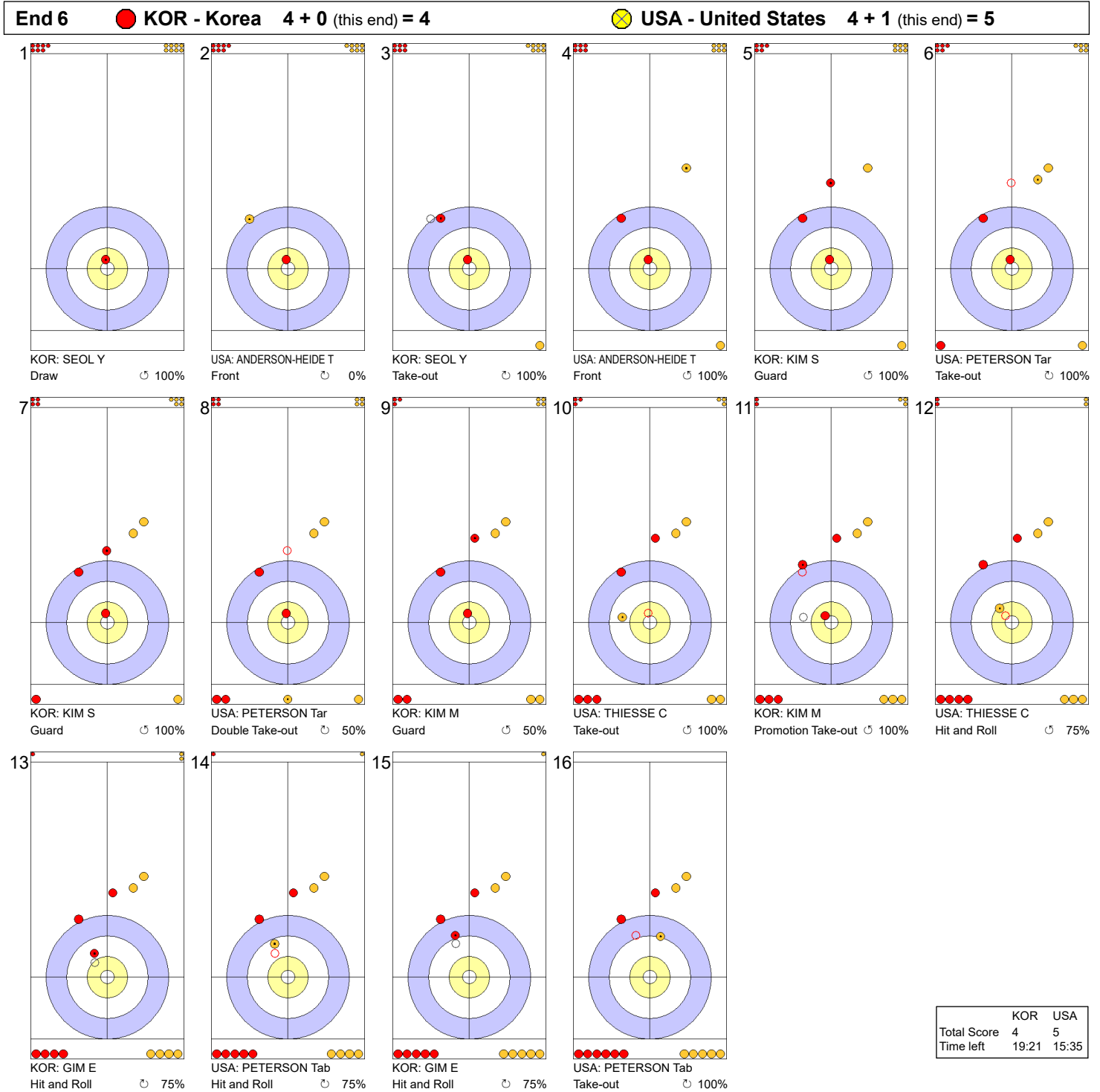
**Game - Shot by Shot**



**Legend:**  
 Clockwise     
  Counter-clockwise     
 - Not considered

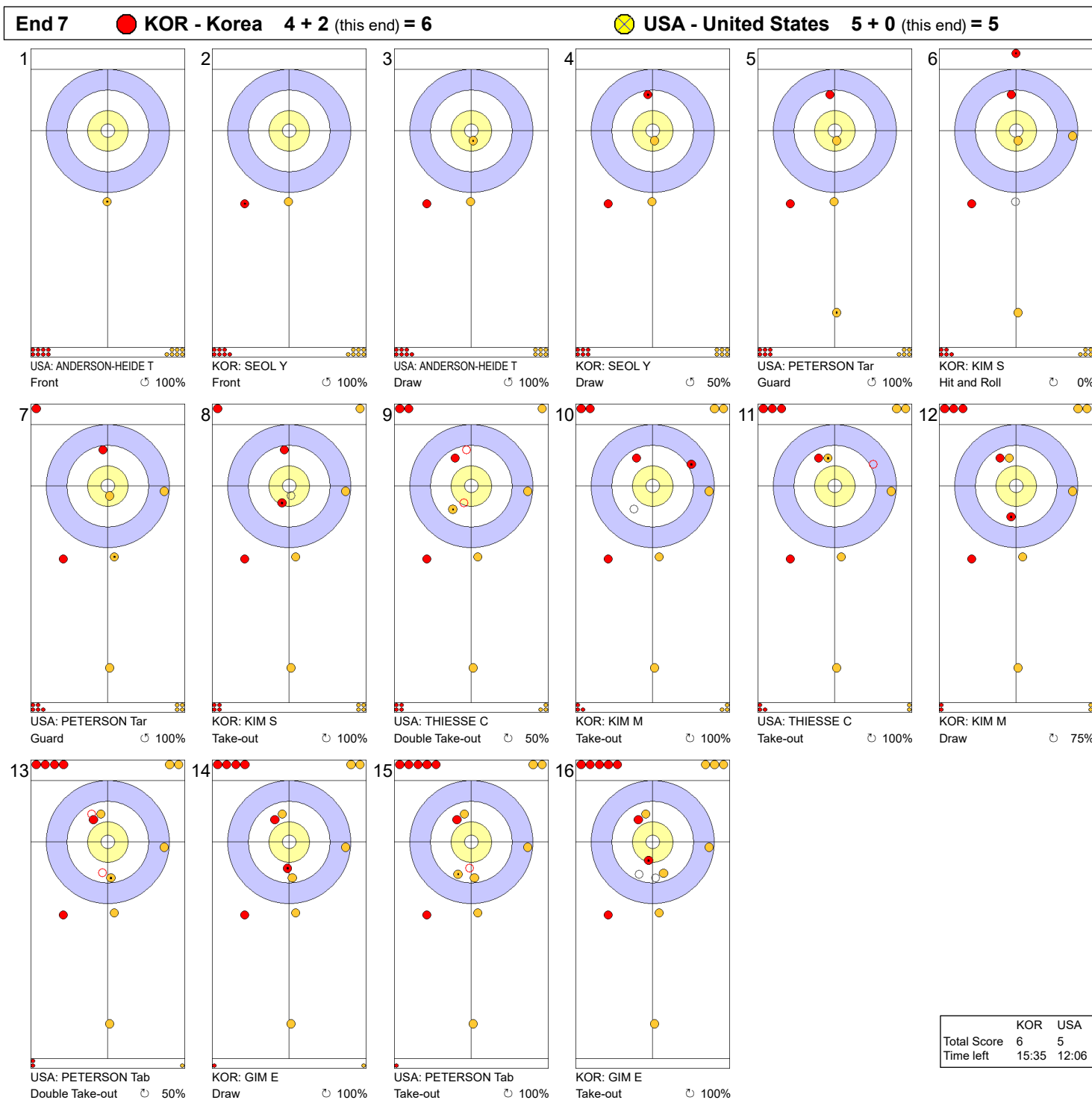


Game - Shot by Shot



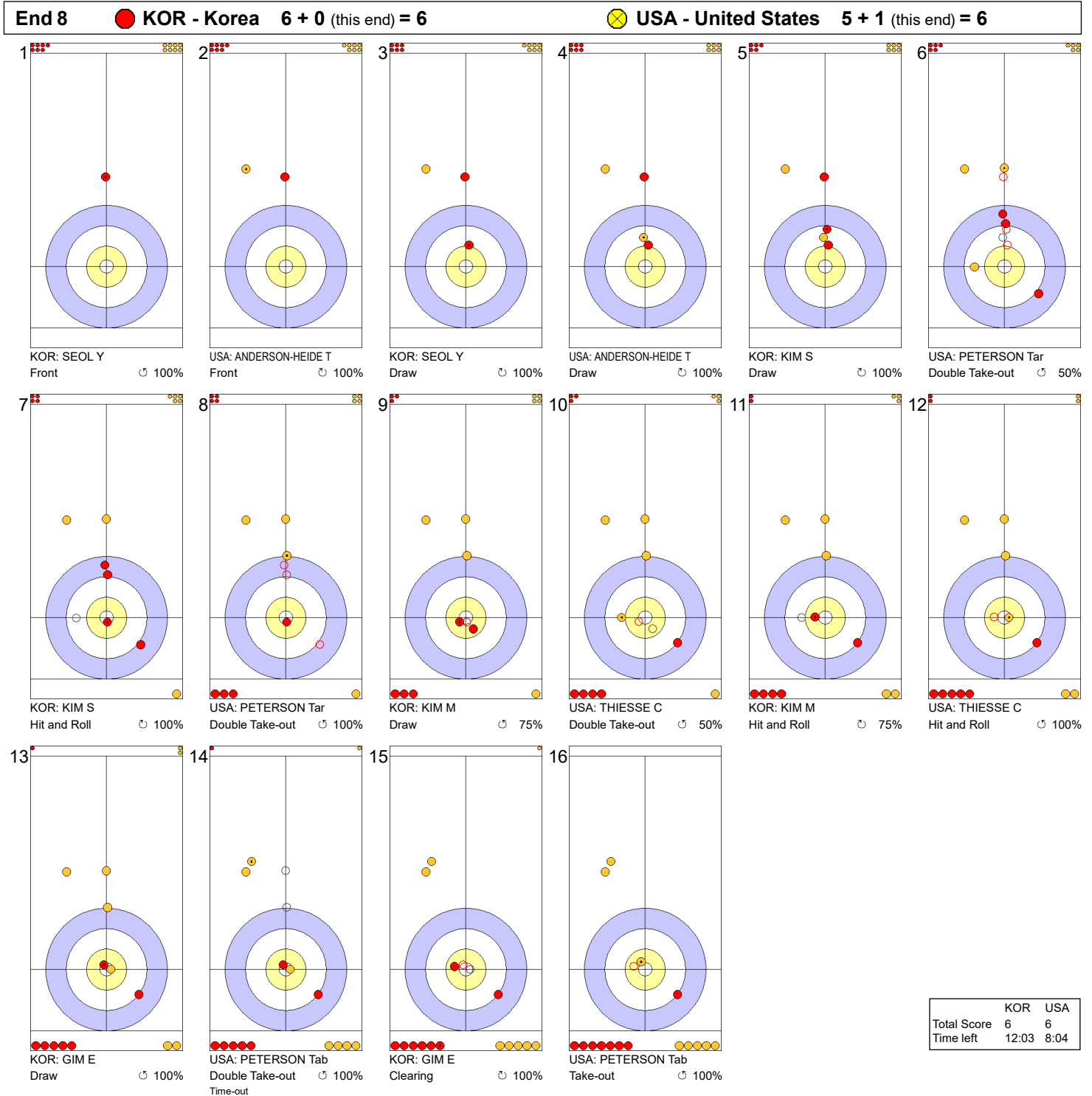
**Legend:**  
 ↻ Clockwise      ↺ Counter-clockwise      - Not considered

Game - Shot by Shot



**Legend:**  
 ↻ Clockwise      ↺ Counter-clockwise      - Not considered

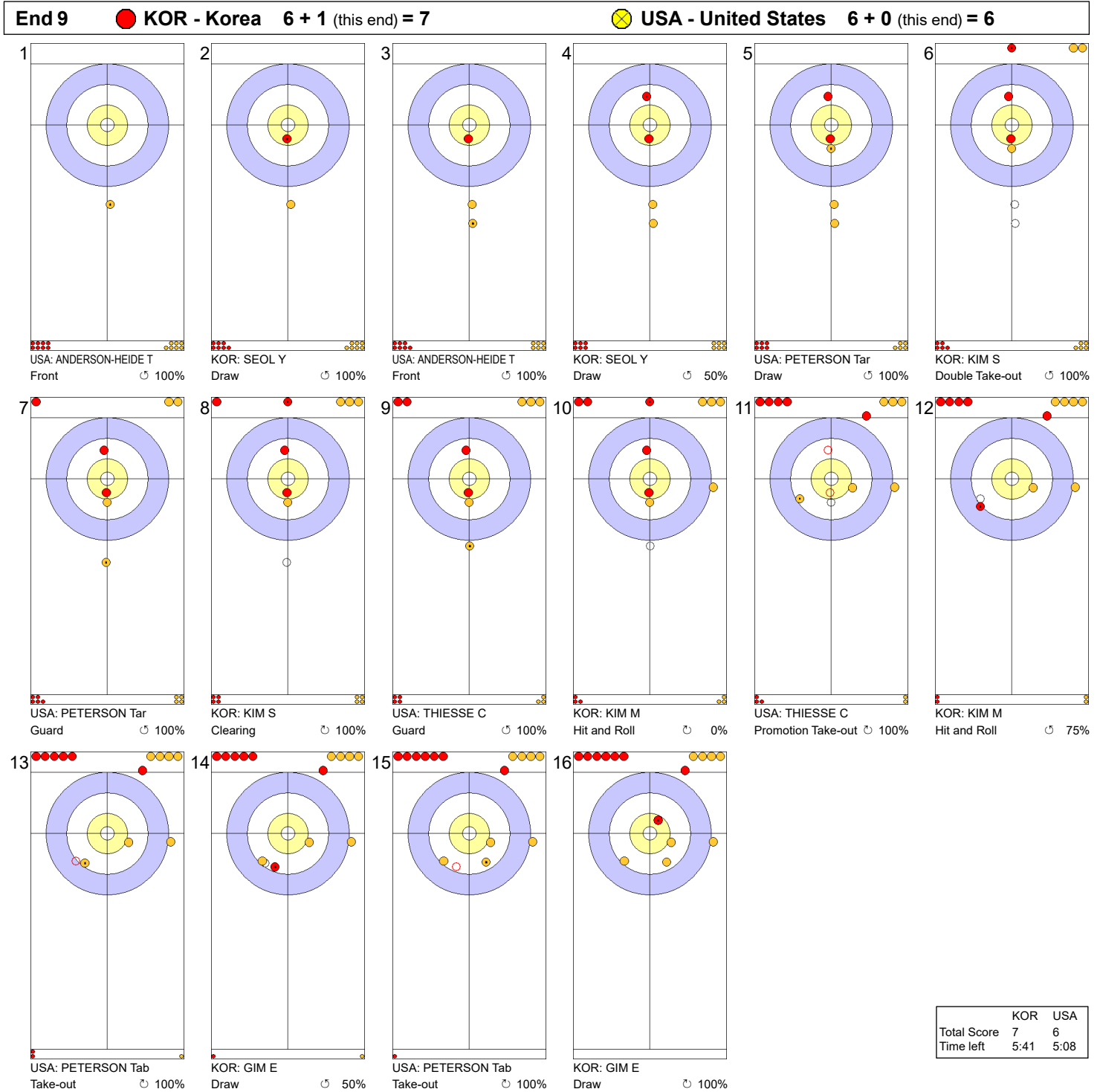
Game - Shot by Shot





**Legend:**  
 ↻ Clockwise      ↺ Counter-clockwise      - Not considered

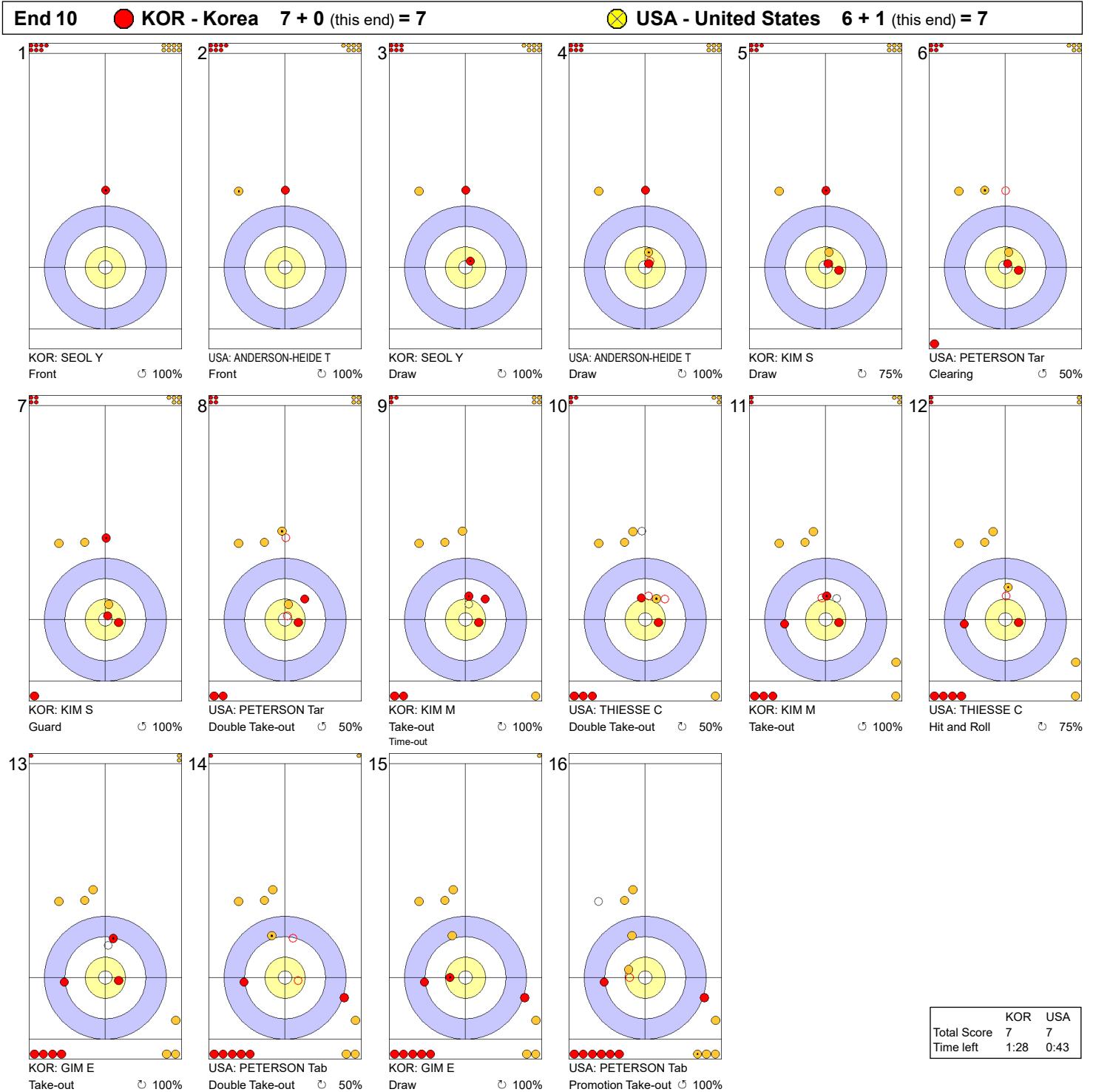




Game - Shot by Shot



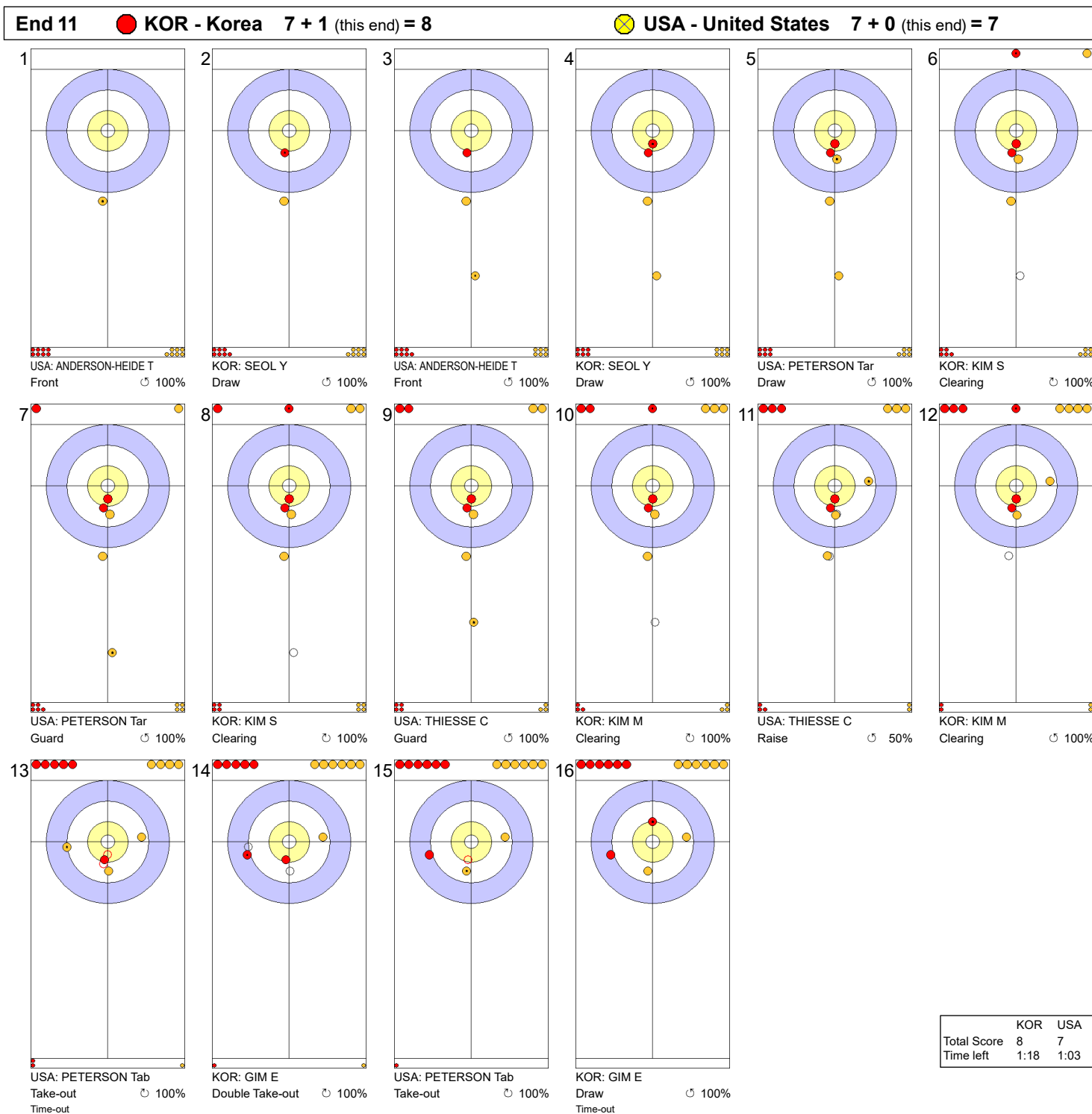
**Legend:**  
 Clockwise     Counter-clockwise    - Not considered

Game - Shot by Shot



**Legend:**  
 Clockwise     
  Counter-clockwise     
 - Not considered

Game - Shot by Shot



**Legend:**  
 ↻ Clockwise      ↺ Counter-clockwise      - Not considered

### Game Results

Sheet	Team	LSFE	1	2	3	4	5	6	7	8	9	10	Extra Ends	Total
C	CAN - Canada		0	2	0	2	0	2	1	0	0	X		7
	CHN - China	*	1	0	1	0	1	0	0	1	1	X		5

CAN - Canada		Shot Success Game	All
4 S	HOMAN Rachel	97%	88%
3 V	FLEURY Tracy	96%	88%
2	MISKEW Emma	78%	87%
1	WILKES Sarah	91%	92%
A	BROWN Rachel	-	-
Team Total		90%	89%

CHN - China		Shot Success Game	All
4 S	WANG Rui	75%	84%
3 V	HAN Yu	89%	84%
2	DONG Ziqi	66%	87%
1	JIANG Jiayi	91%	93%
A	SU Tingyu	81%	82%
Team Total		83%	87%

Last Stone Draw		Distance
⌚	HOMAN Rachel	2.5cm
⌚	MISKEW Emma	29.1cm
<b>Total</b>		<b>31.6cm</b>

Last Stone Draw		Distance
⌚	WANG Rui	4.1cm
⌚	HAN Yu	8.8cm
<b>Total</b>		<b>12.9cm</b>

Time remaining: 6 minutes 45 seconds

Time-out: End 9 - CAN stone 7

Time remaining: 11 minutes 7 seconds

SU T replaced DONG Z at the beginning of End 5

### Shot Success Analysis

CAN - Canada		⌚	⌚	Game
4	HOMAN Rachel	Draws 2 88%	6 96%	8 94%
		Take-outs 3 100%	7 100%	10 100%
		Total 5 95%	13 98%	18 97%
3	FLEURY Tracy	Draws 2 100%	5 85%	7 89%
		Take-outs 3 100%	10 100%	13 100%
		Total 5 100%	15 95%	20 96%
2	MISKEW Emma	Draws 2 50%	1 100%	3 67%
		Take-outs 6 79%	11 80%	17 79%
		Total 8 72%	12 81%	20 78%
1	WILKES Sarah	Draws 9 92%	8 88%	17 90%
		Take-outs 2 100%	1 100%	3 100%
		Total 11 93%	9 89%	20 91%
A	BROWN Rachel	Draws 0 -	0 -	0 -
		Take-outs 0 -	0 -	0 -
		Total 0 -	0 -	0 -
Team		Draws 15 87%	20 90%	35 89%
		Take-outs 14 91%	29 92%	43 92%
		Total 29 89%	49 91%	78 90%

CHN - China		⌚	⌚	Game
4	WANG Rui	Draws 2 38%	4 88%	6 71%
		Take-outs 3 83%	10 75%	13 77%
		Total 5 65%	14 79%	19 75%
3	HAN Yu	Draws 2 100%	4 81%	6 88%
		Take-outs 8 94%	6 83%	14 89%
		Total 10 95%	10 83%	20 89%
2	DONG Ziqi	Draws 1 100%	0 -	1 100%
		Take-outs 3 42%	4 75%	7 61%
		Total 4 56%	4 75%	8 66%
1	JIANG Jiayi	Draws 12 88%	4 94%	16 89%
		Take-outs 1 100%	3 100%	4 100%
		Total 13 88%	7 96%	20 91%
A	SU Tingyu	Draws 4 63%	3 100%	7 79%
		Take-outs 0 -	5 85%	5 85%
		Total 4 63%	8 91%	12 81%
Team		Draws 21 80%	15 90%	36 84%
		Take-outs 15 82%	28 81%	43 81%
		Total 36 81%	43 84%	79 83%

#### Note:

Position and function for each team member:

4 = Fourth, 3 = Third, 2 = Second, 1 = Lead, A = Alternate, S = Skip, V = Vice-Skip

#### Legend:

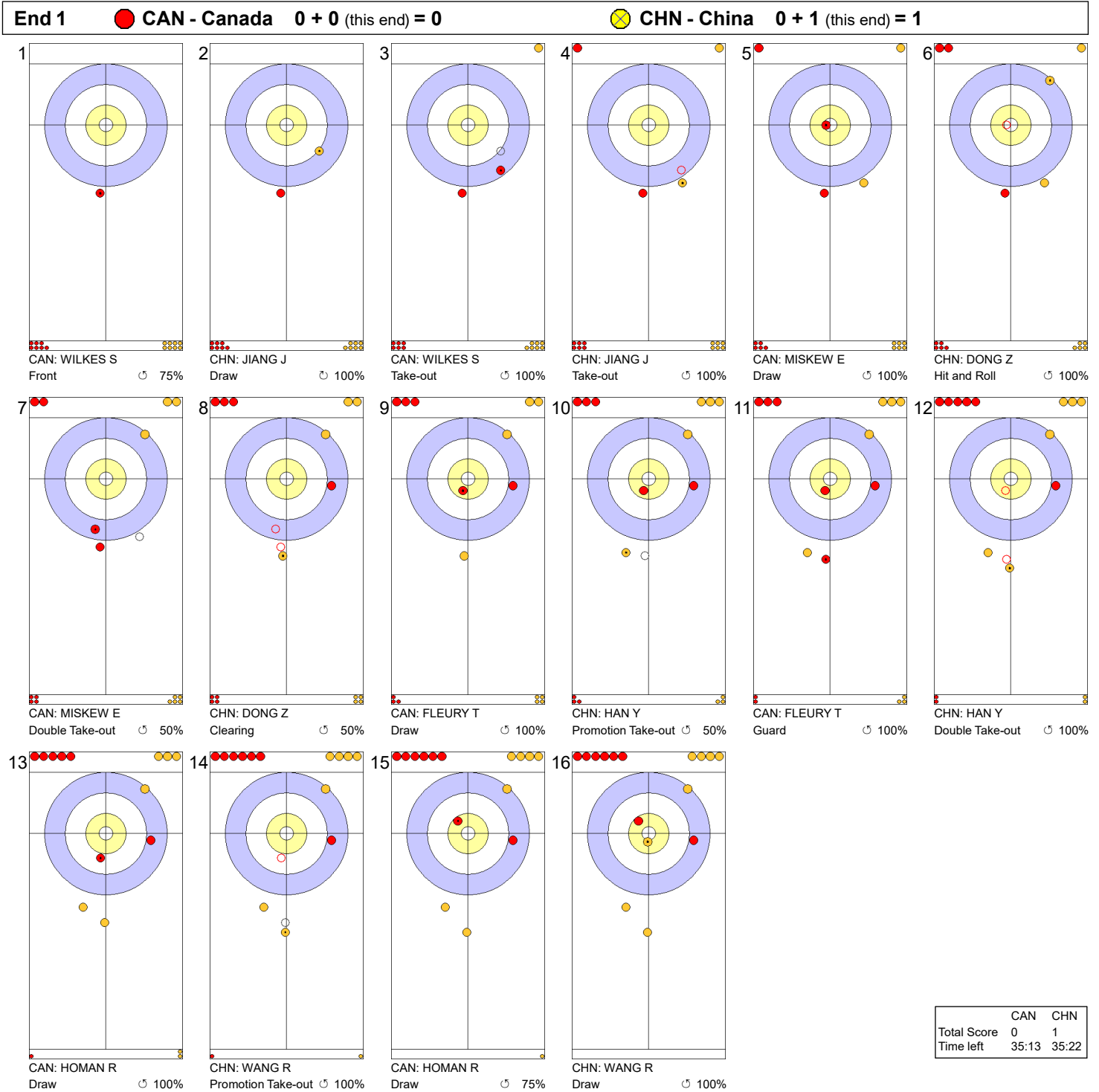
⌚ Clockwise

⌚ Counter-clockwise

LSFE(\*) Last Stone First End

X Unplayed/unfinished end due to concession

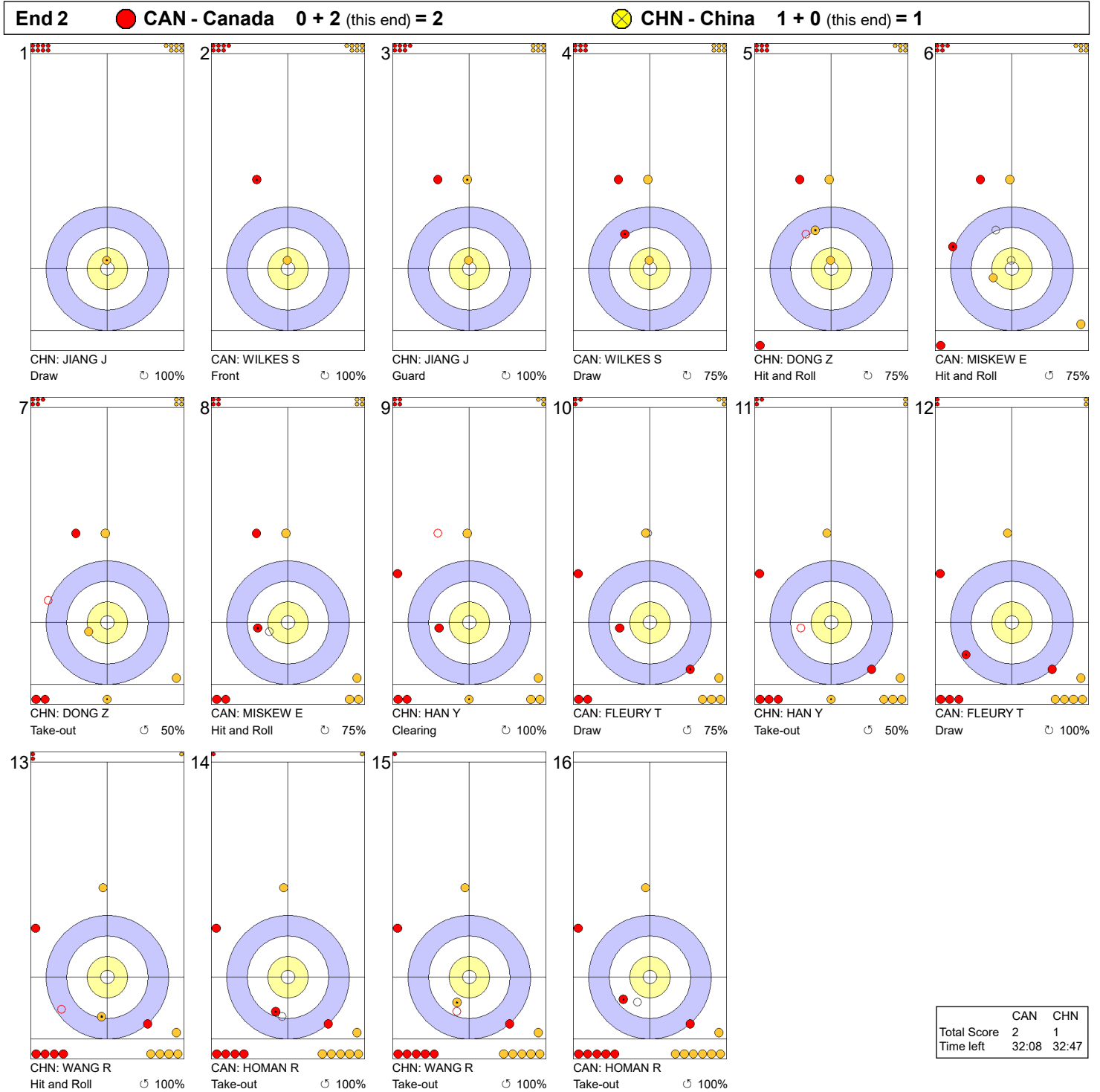
Game - Shot by Shot



**Legend:**  
 ↻ Clockwise   ↺ Counter-clockwise   - Not considered

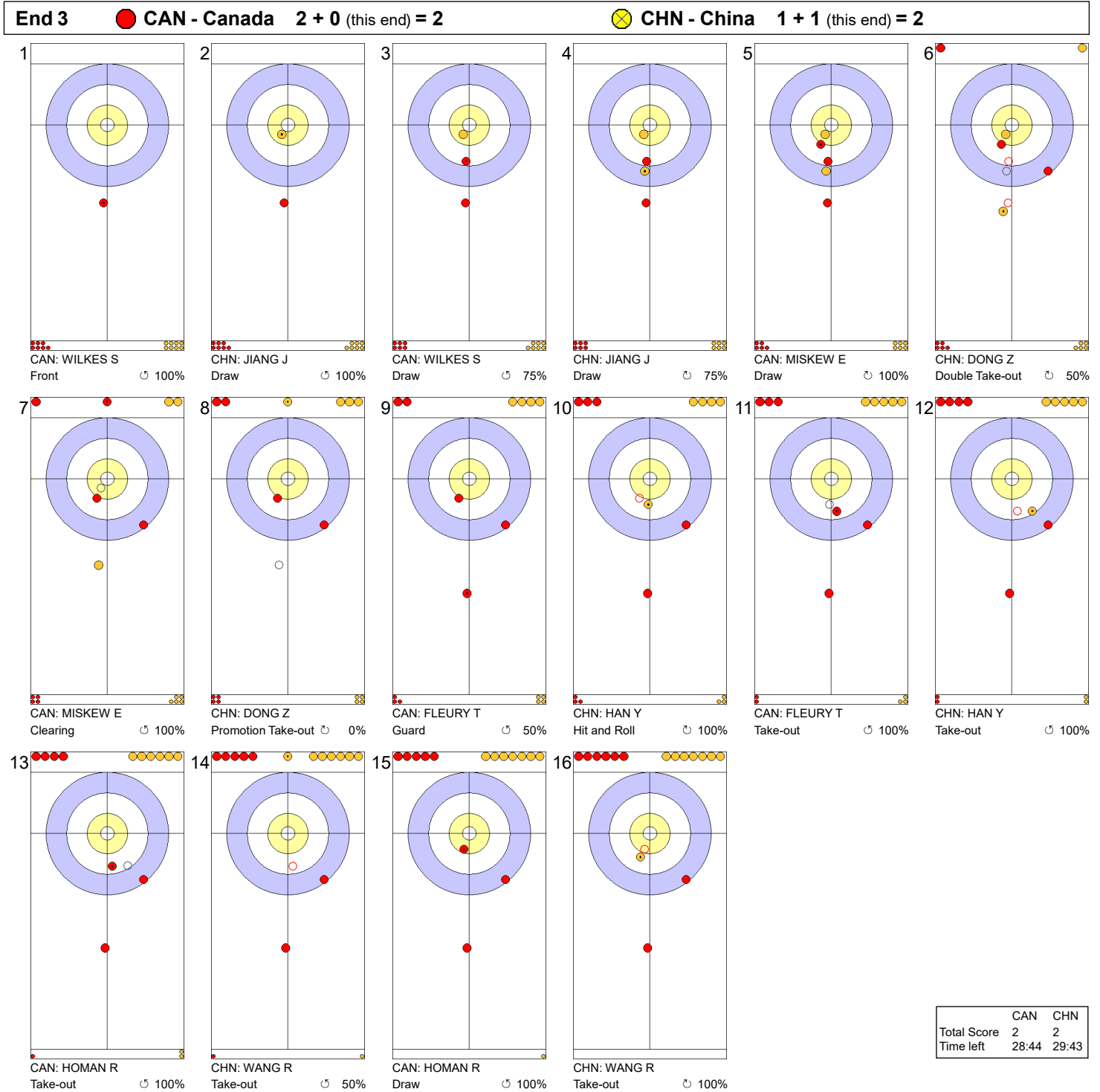


Game - Shot by Shot



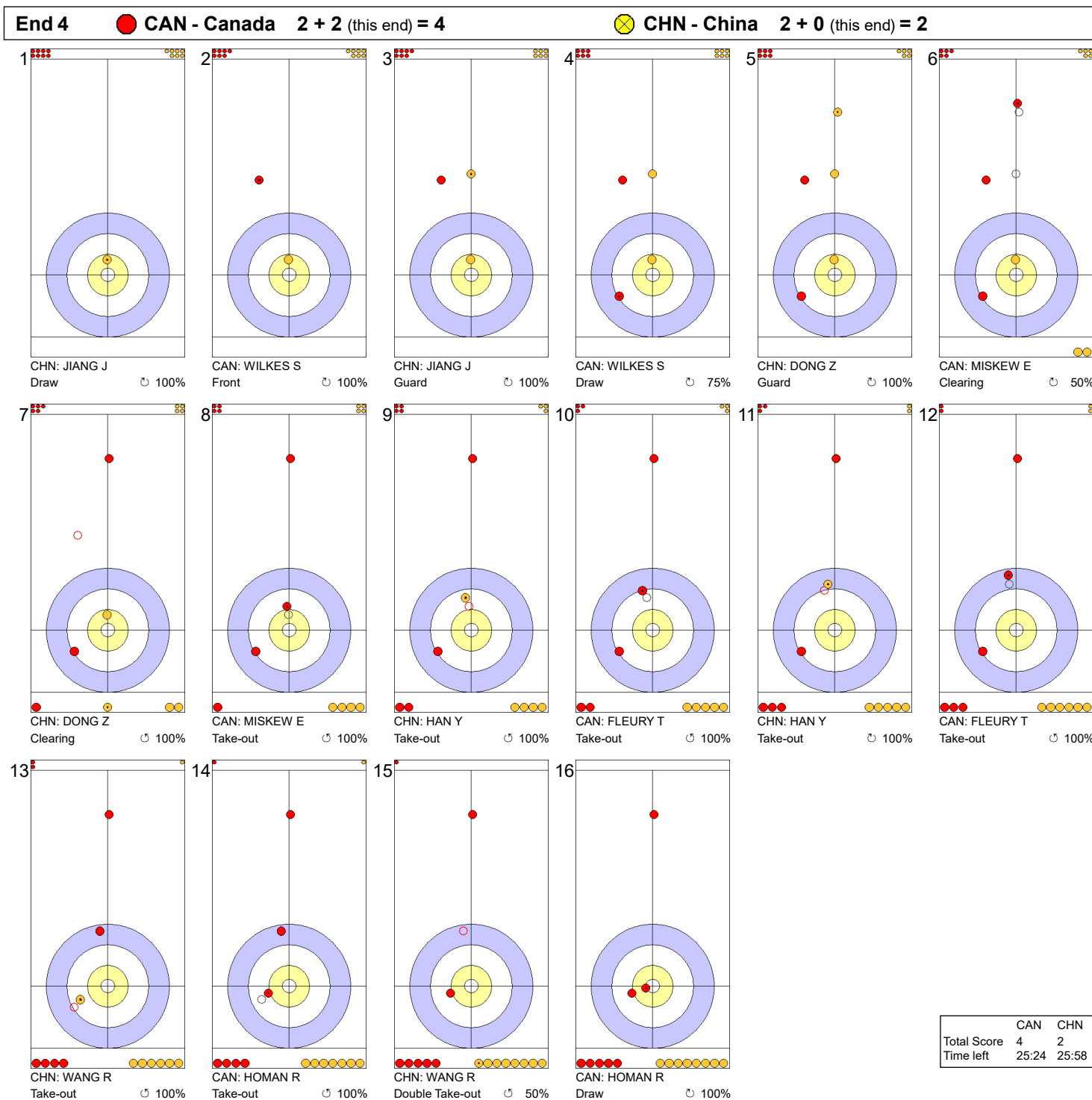
**Legend:**  
 ↻ Clockwise      ↺ Counter-clockwise      - Not considered

Game - Shot by Shot



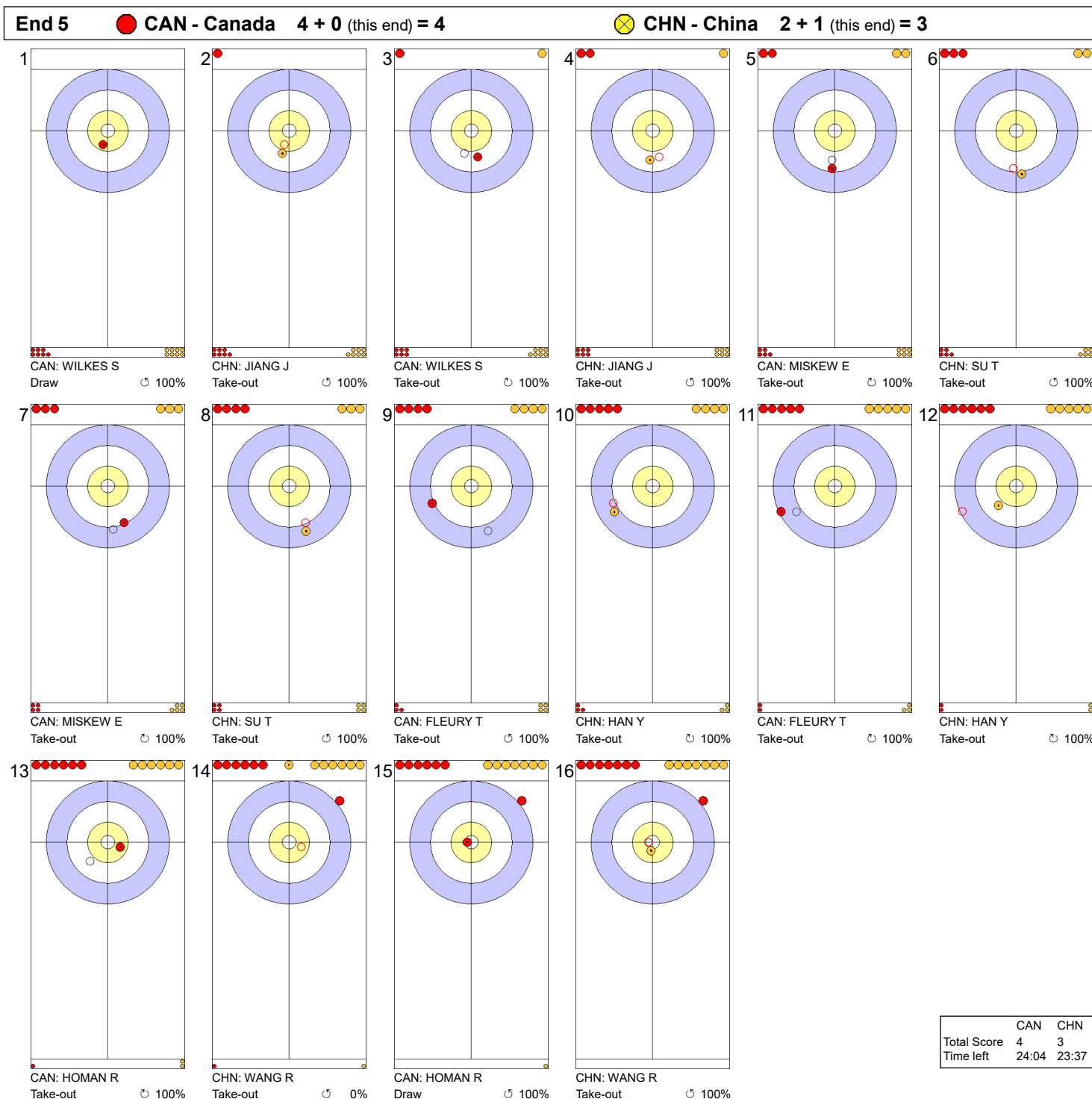
**Legend:**  
 ↻ Clockwise      ↺ Counter-clockwise      - Not considered



### Game - Shot by Shot



**Legend:**  
 ↻ Clockwise      ↺ Counter-clockwise      - Not considered

**Game - Shot by Shot**

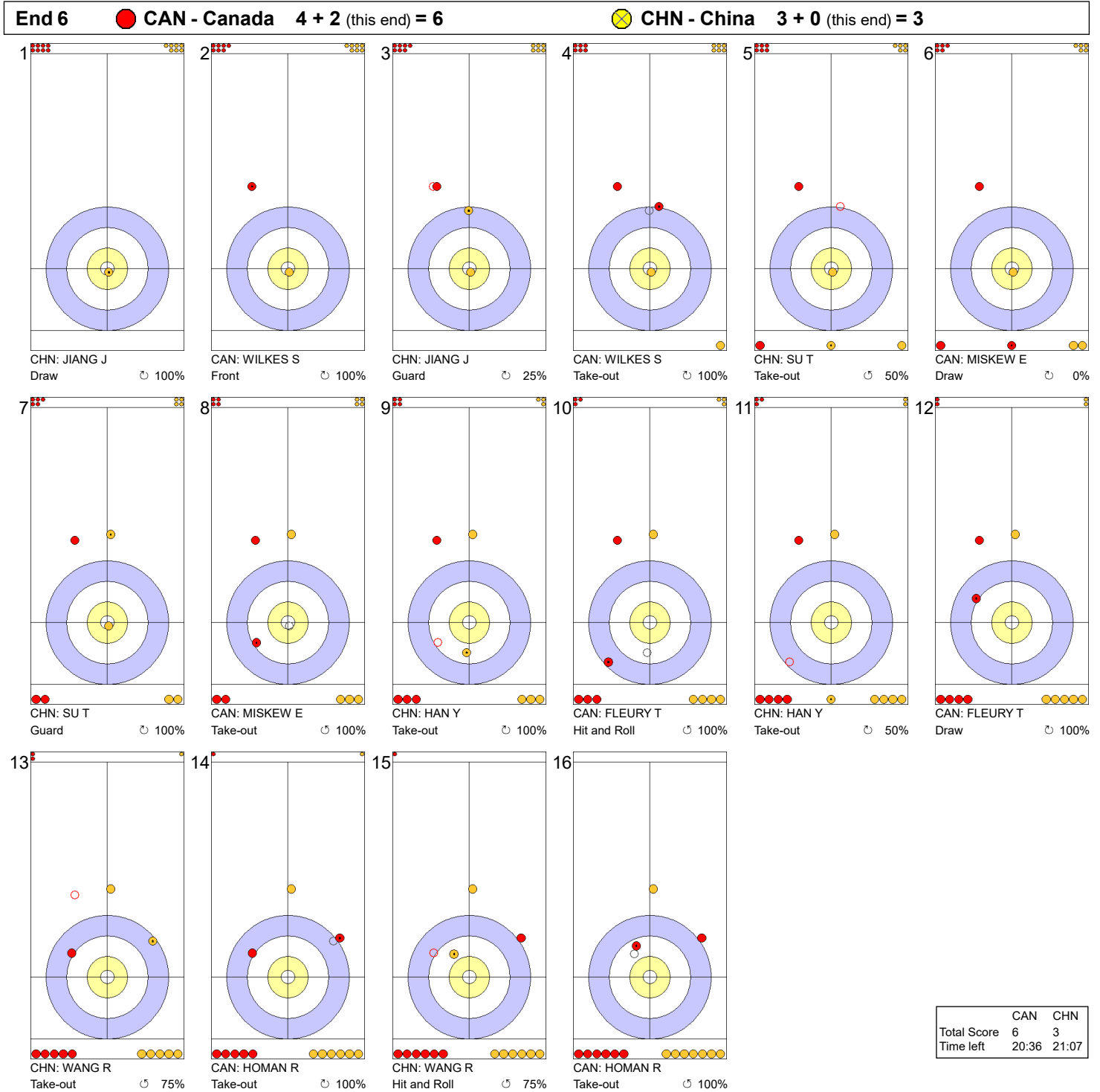


**Legend:**  
 Clockwise     
  Counter-clockwise     
 - Not considered

FRI 21 MAR 2025  
Start Time 19:00

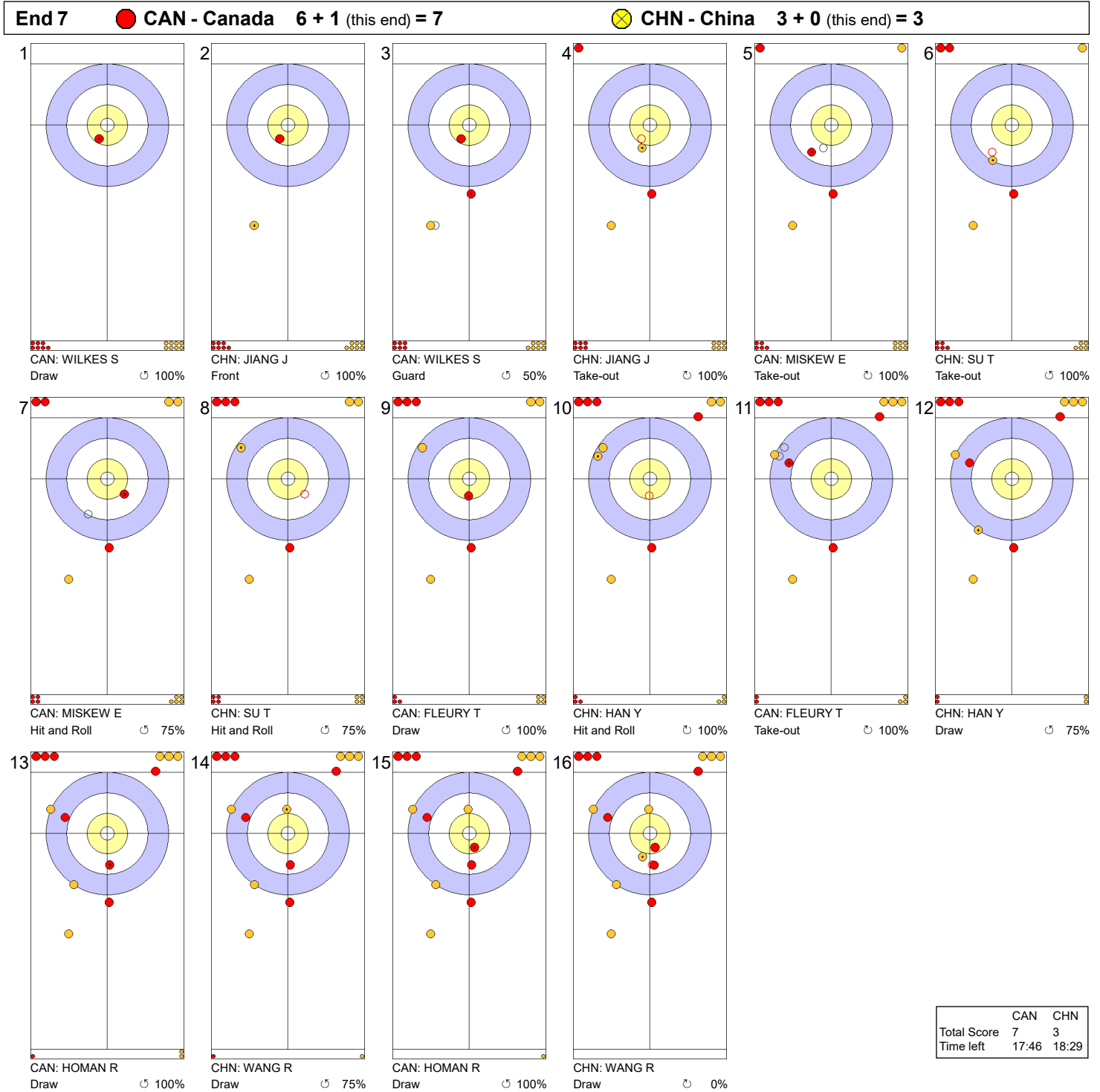
Round Robin Session 20 - Sheet C

Game - Shot by Shot



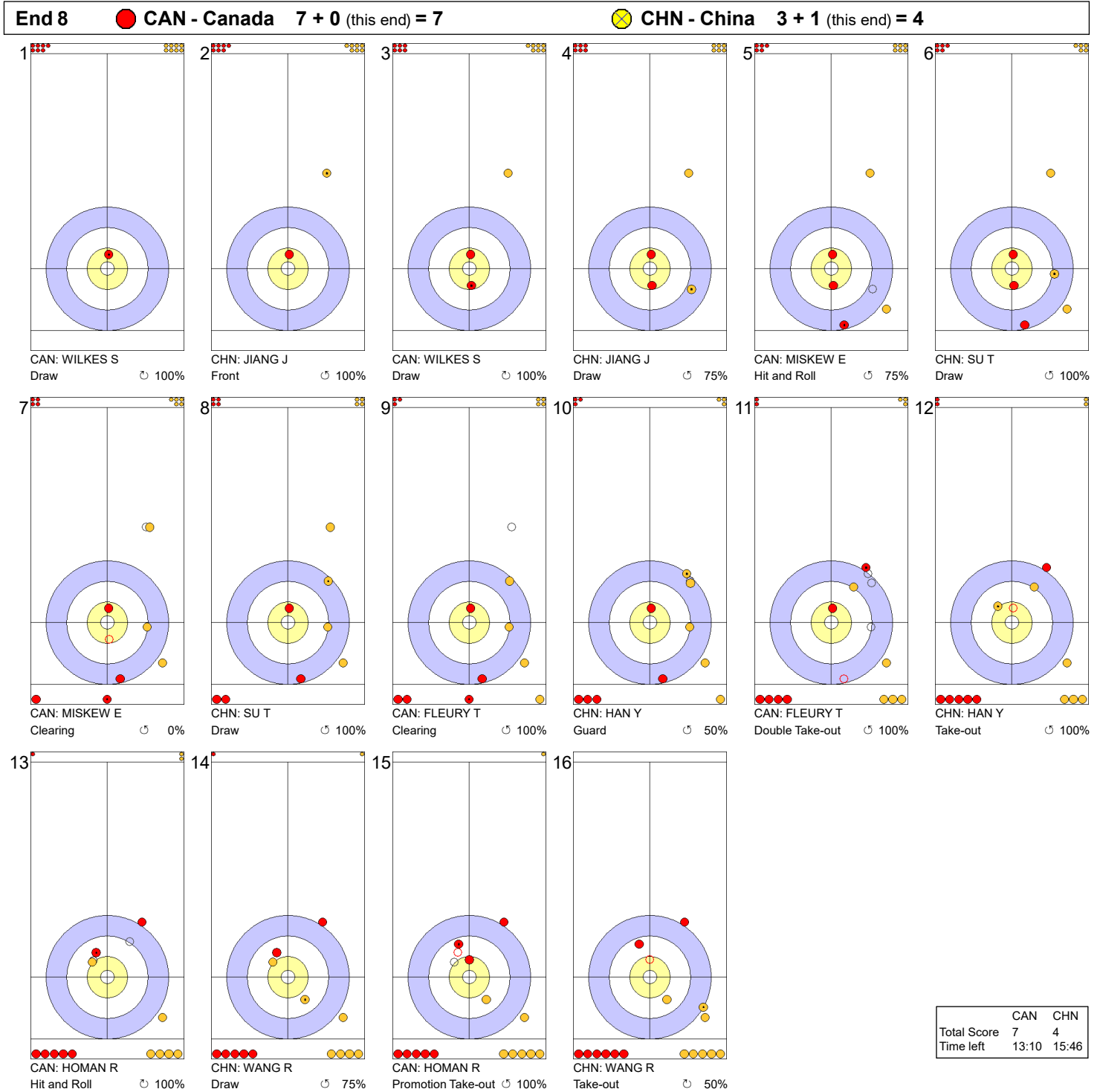
**Legend:**  
 ↻ Clockwise      ↺ Counter-clockwise      - Not considered

Game - Shot by Shot




**Legend:**  
 ↻ Clockwise      ↺ Counter-clockwise      - Not considered

Game - Shot by Shot



**Legend:**  
 ↻ Clockwise      ↺ Counter-clockwise      - Not considered

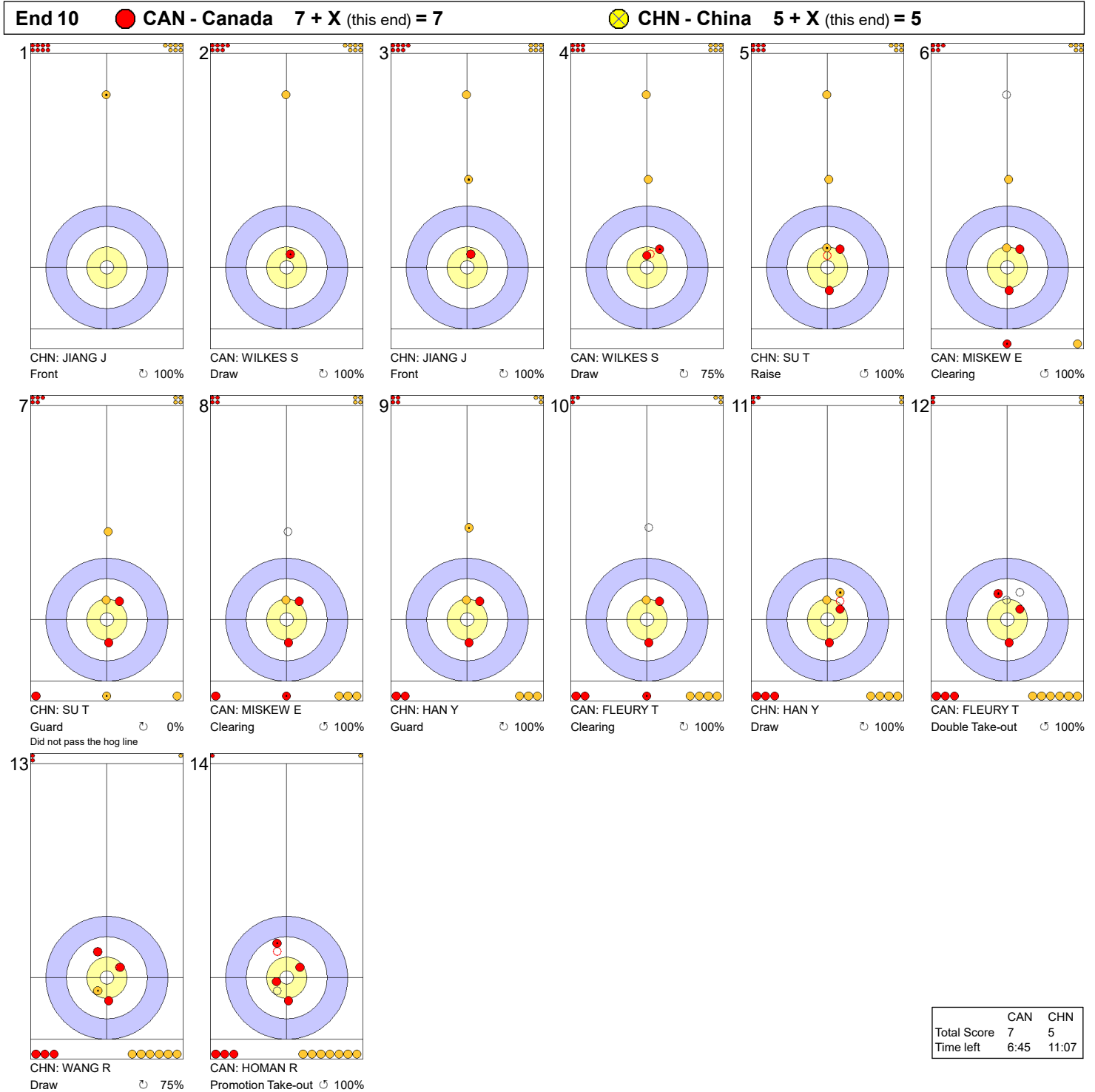
Game - Shot by Shot



**Legend:**  
 ↻ Clockwise      ↺ Counter-clockwise      - Not considered



Game - Shot by Shot



**Legend:**  
 ↻ Clockwise      ↺ Counter-clockwise      - Not considered  
 X Unfinished end due to concession

FRI 21 MAR 2025  
Start Time 19:00

Round Robin Session 20 - Sheet D

## Game Results

Sheet	Team	LSFE	1	2	3	4	5	6	7	8	9	10	Extra Ends	Total
D	JPN - Japan		0	2	0	0	1	0	1	0	2	0		6
	SWE - Sweden	*	2	0	1	2	0	0	0	1	0	1		7

JPN - Japan		Shot Success	Game	All
4 S	YOSHIMURA Sayaka	78%	78%	
3	ONODERA Kaho	91%	84%	
2 V	KOTANI Yuna	91%	85%	
1	OHMIYA Anna	93%	92%	
A	KOBAYASHI Mina	-	89%	
Team Total		88%	85%	

SWE - Sweden		Shot Success	Game	All
4 V	McMANUS Sara	88%	87%	
3 S	KNOCHENHAUER Agnes	93%	85%	
2	MABERGS Sofia	83%	90%	
1	HELDIN Johanna	79%	81%	
A	HASSELBORG Anna	-	88%	
Team Total		85%	87%	

Last Stone Draw		Distance
☺	KOTANI Yuna	21.0cm
☹	ONODERA Kaho	12.3cm
<b>Total</b>		<b>33.3cm</b>

Last Stone Draw		Distance
☺	KNOCHENHAUER Agnes	6.9cm
☹	McMANUS Sara	11.4cm
<b>Total</b>		<b>18.3cm</b>

Time remaining: 0 minutes 21 seconds

Time-out: End 8 - JPN stone 6

Time remaining: 2 minutes 20 seconds

Time-out: End 10 - SWE stone 7

## Shot Success Analysis

JPN - Japan		☺	☹	Game
4	YOSHIMURA Sayaka	Draws 8 91%	2 100%	10 93%
		Take-outs 6 50%	4 81%	10 63%
		Total 14 73%	6 88%	20 78%
3	ONODERA Kaho	Draws 4 100%	6 88%	10 93%
		Take-outs 6 92%	4 88%	10 90%
		Total 10 95%	10 88%	20 91%
2	KOTANI Yuna	Draws 4 94%	7 93%	11 93%
		Take-outs 5 90%	4 88%	9 89%
		Total 9 92%	11 91%	20 91%
1	OHMIYA Anna	Draws 8 91%	11 98%	19 95%
		Take-outs 1 50%	0 -	1 50%
		Total 9 86%	11 98%	20 93%
A	KOBAYASHI Mina	Draws 0 -	0 -	0 -
		Take-outs 0 -	0 -	0 -
		Total 0 -	0 -	0 -
Team		Draws 24 93%	26 94%	50 94%
		Take-outs 18 75%	12 85%	30 79%
		Total 42 85%	38 91%	80 88%

SWE - Sweden		☺	☹	Game
4	McMANUS Sara	Draws 5 75%	6 100%	11 89%
		Take-outs 5 80%	3 100%	8 88%
		Total 10 78%	9 100%	19 88%
3	KNOCHENHAUER Agnes	Draws 3 92%	5 90%	8 91%
		Take-outs 4 88%	8 97%	12 94%
		Total 7 89%	13 94%	20 93%
2	MABERGS Sofia	Draws 5 55%	6 79%	11 68%
		Take-outs 6 100%	3 100%	9 100%
		Total 11 80%	9 86%	20 83%
1	HELDIN Johanna	Draws 9 86%	8 75%	17 81%
		Take-outs 2 100%	1 0%	3 67%
		Total 11 89%	9 67%	20 79%
A	HASSELBORG Anna	Draws 0 -	0 -	0 -
		Take-outs 0 -	0 -	0 -
		Total 0 -	0 -	0 -
Team		Draws 22 77%	25 85%	47 81%
		Take-outs 17 91%	15 92%	32 91%
		Total 39 83%	40 88%	79 85%

### Note:

Position and function for each team member:

4 = Fourth, 3 = Third, 2 = Second, 1 = Lead, A = Alternate, S = Skip, V = Vice-Skip

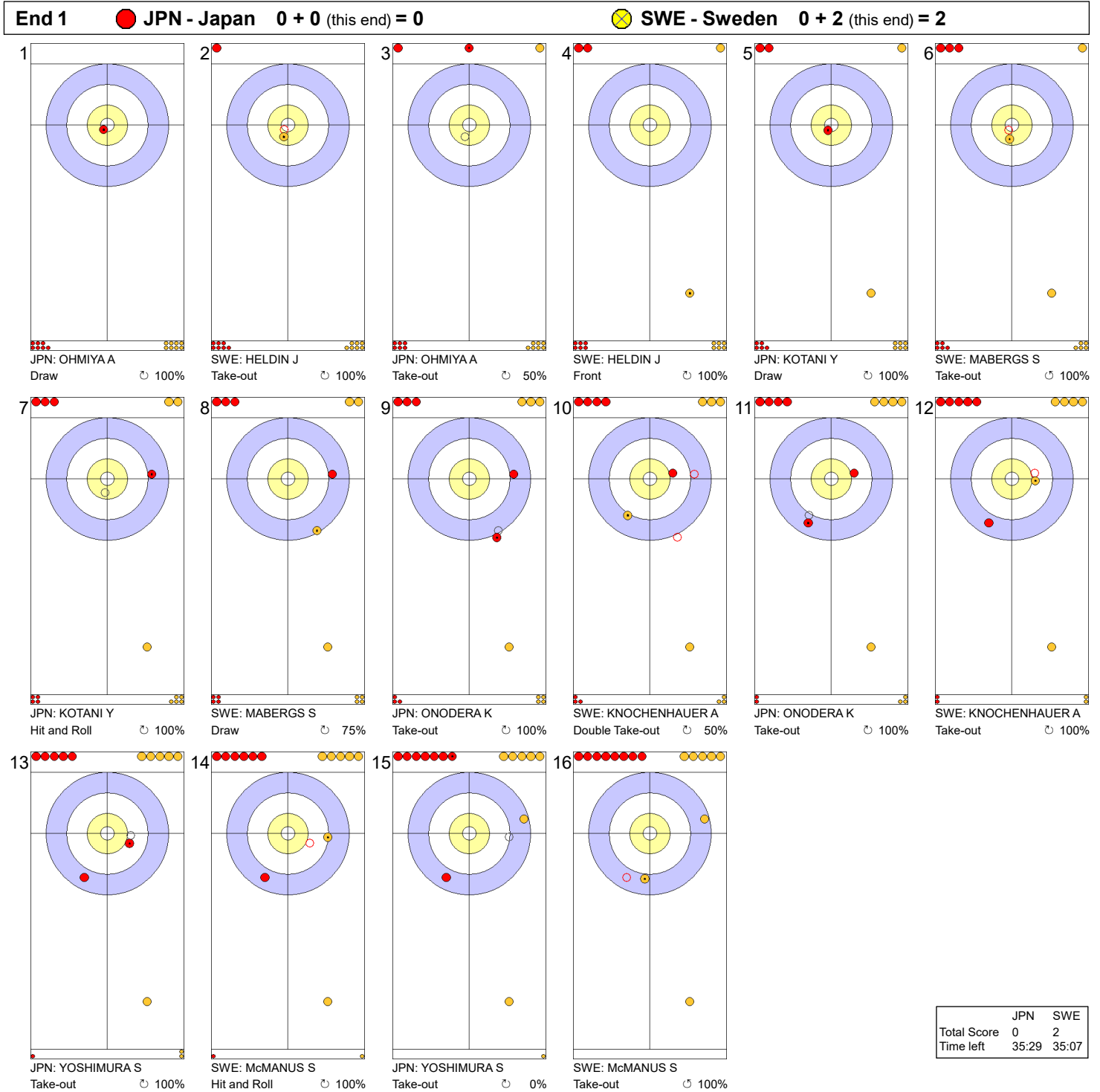
### Legend:

☺ Clockwise

☹ Counter-clockwise

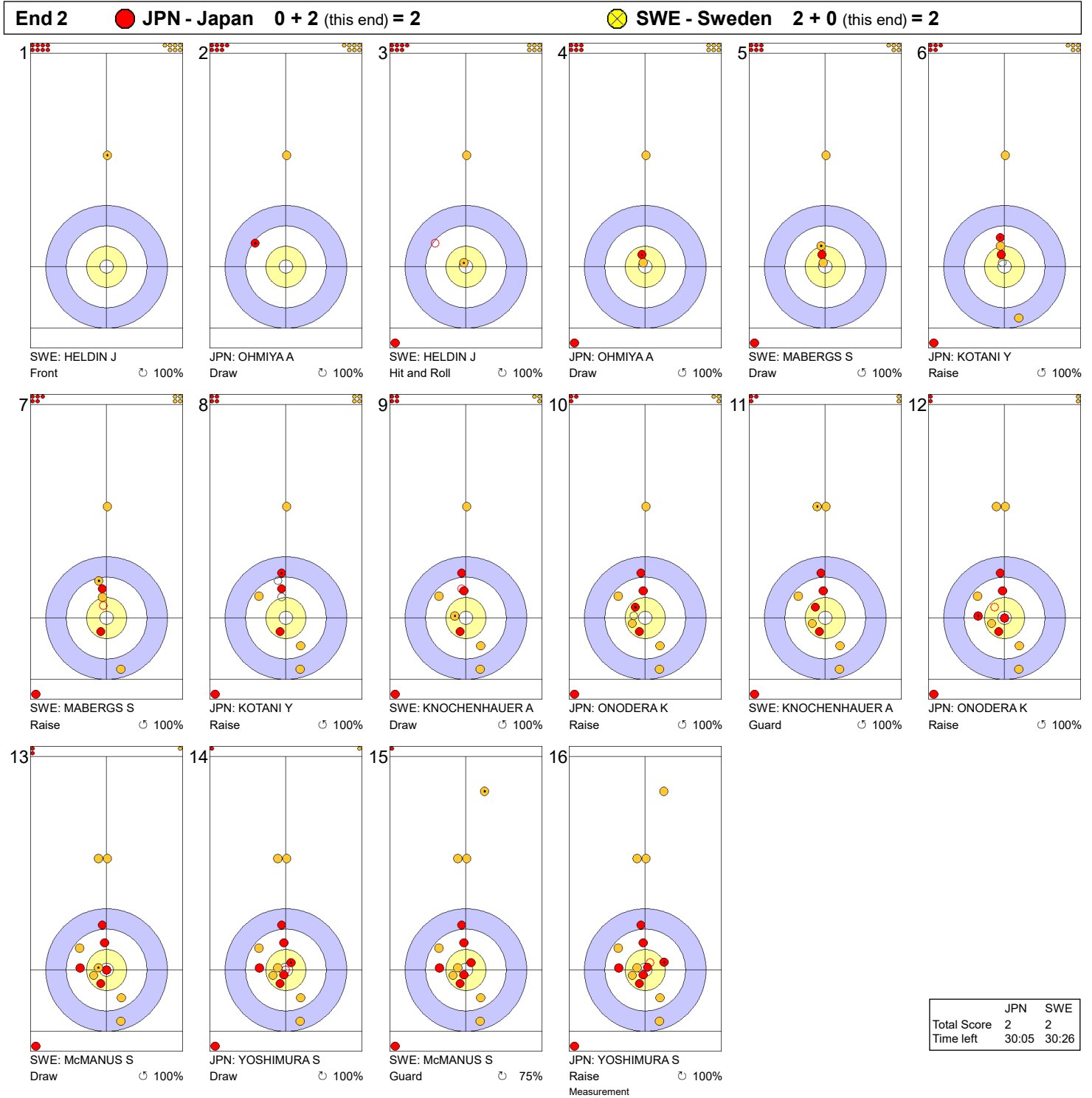
LSFE(\*) Last Stone First End

Game - Shot by Shot



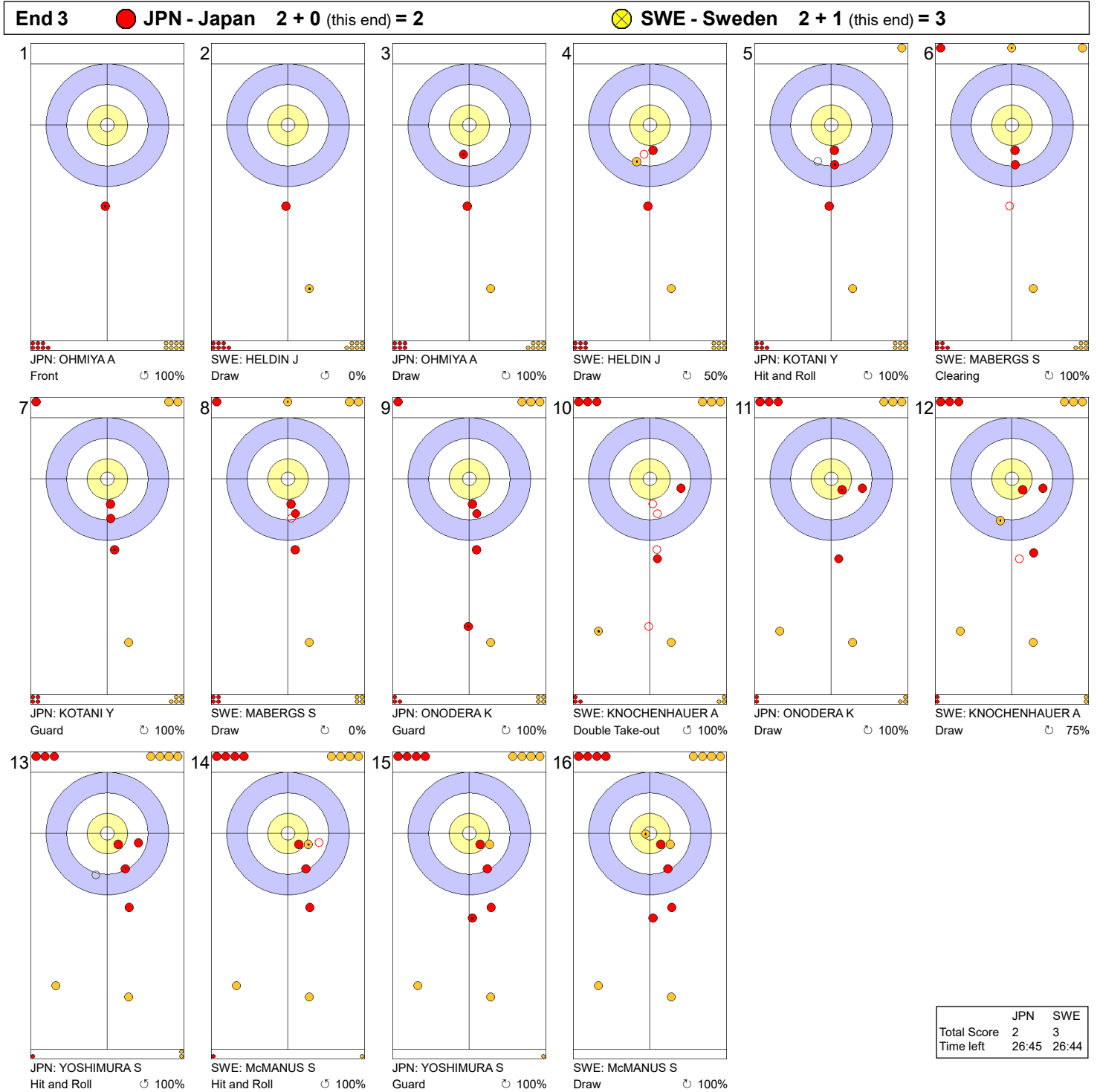
**Legend:**  
 ↻ Clockwise      ↺ Counter-clockwise      - Not considered

Game - Shot by Shot



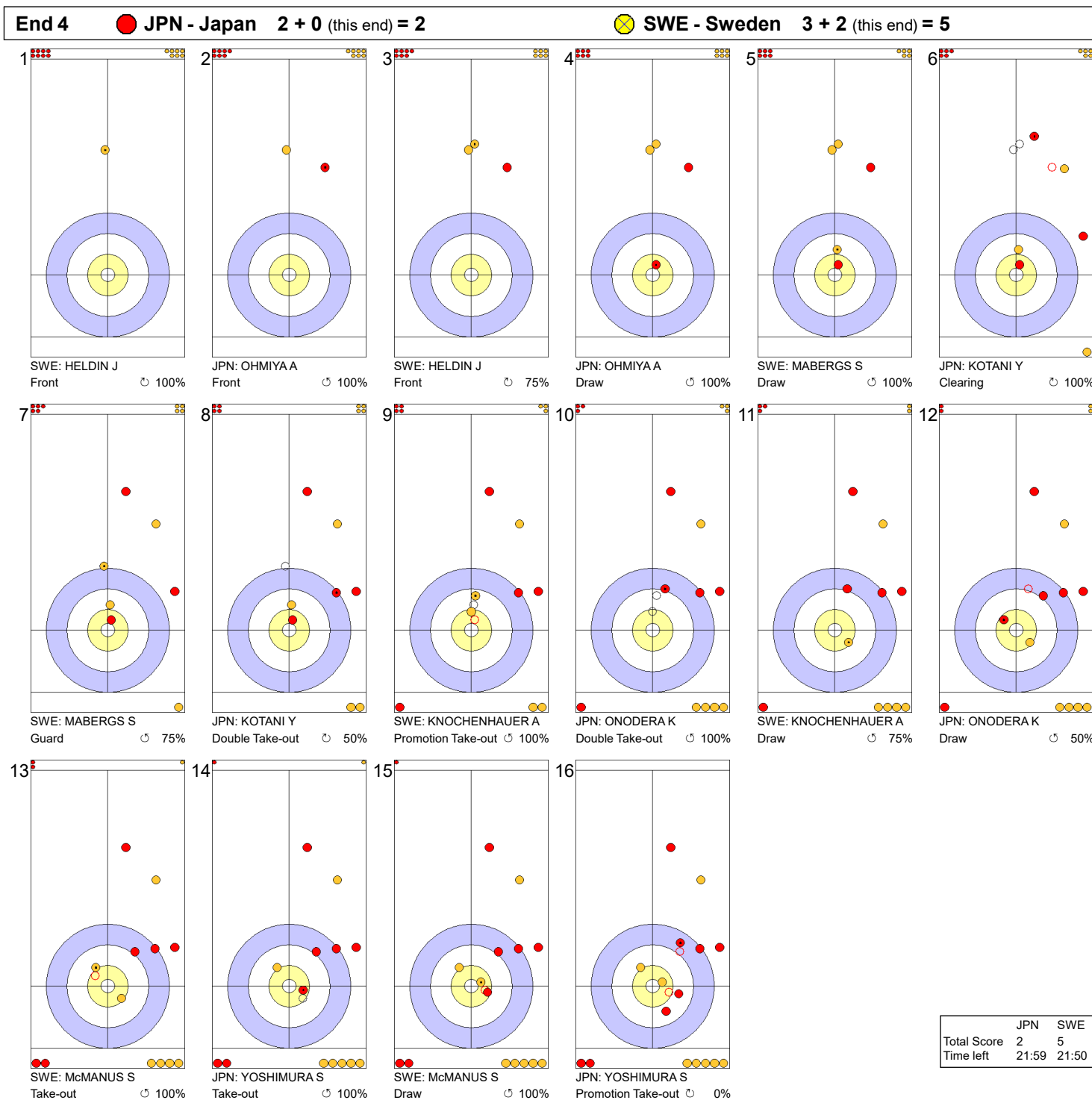
**Legend:**  
 ↻ Clockwise      ↺ Counter-clockwise      - Not considered

Game - Shot by Shot



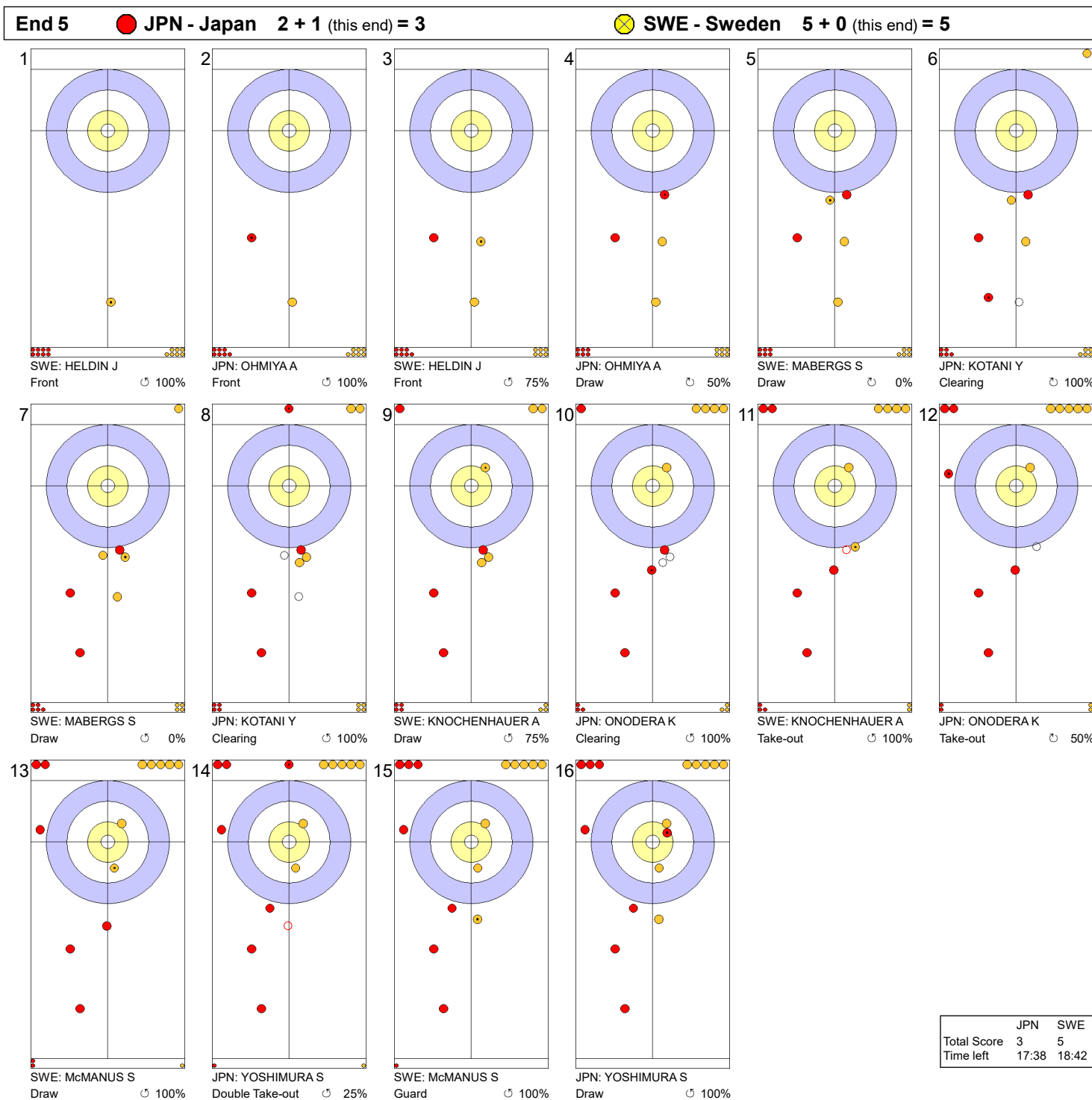
**Legend:**  
 ↻ Clockwise      ↺ Counter-clockwise      - Not considered

Game - Shot by Shot



**Legend:**  
 ↻ Clockwise      ↺ Counter-clockwise      - Not considered

Game - Shot by Shot

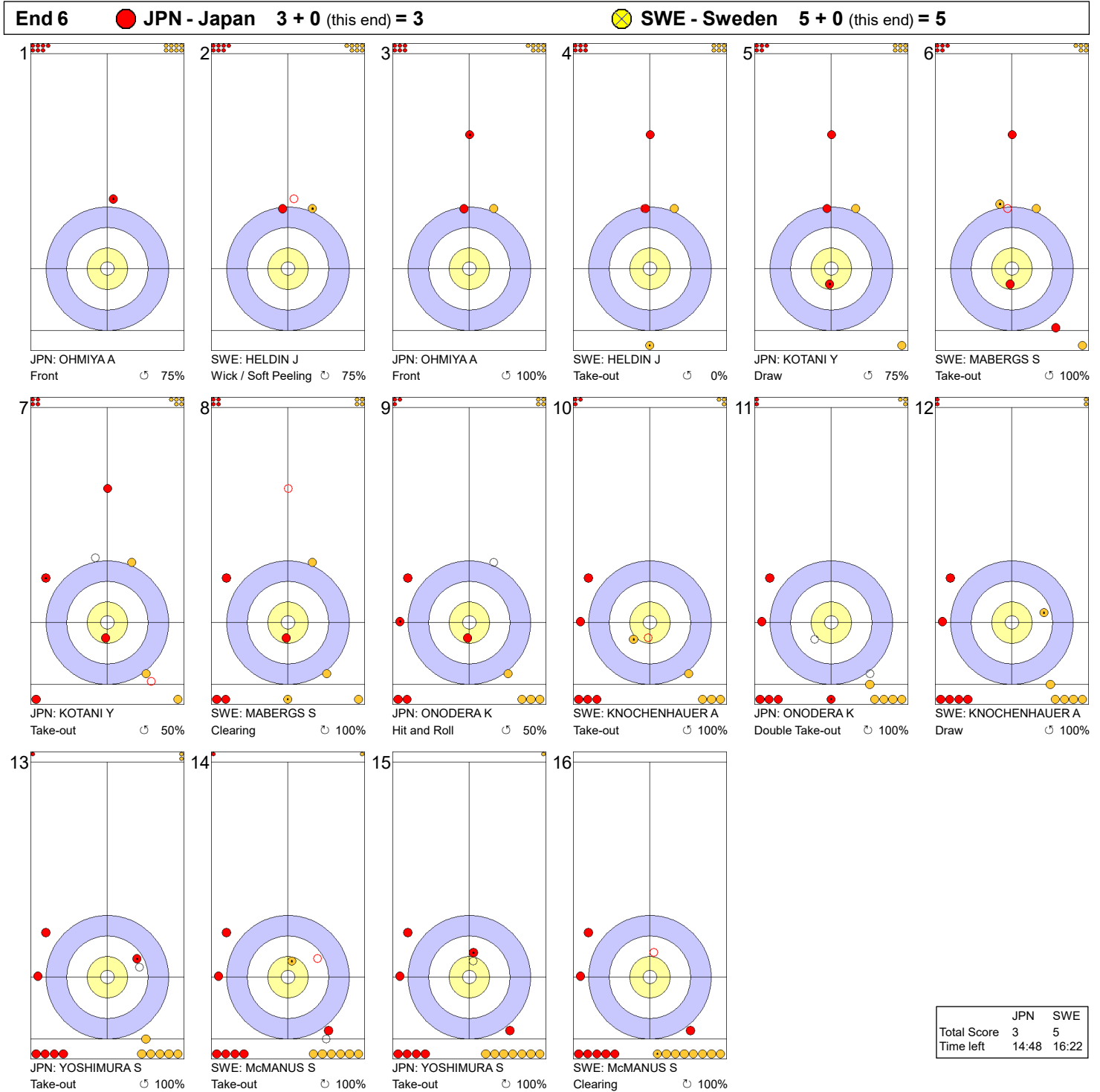


**Legend:**  
 ↻ Clockwise      ↺ Counter-clockwise      - Not considered

FRI 21 MAR 2025  
Start Time 19:00

Round Robin Session 20 - Sheet D

Game - Shot by Shot



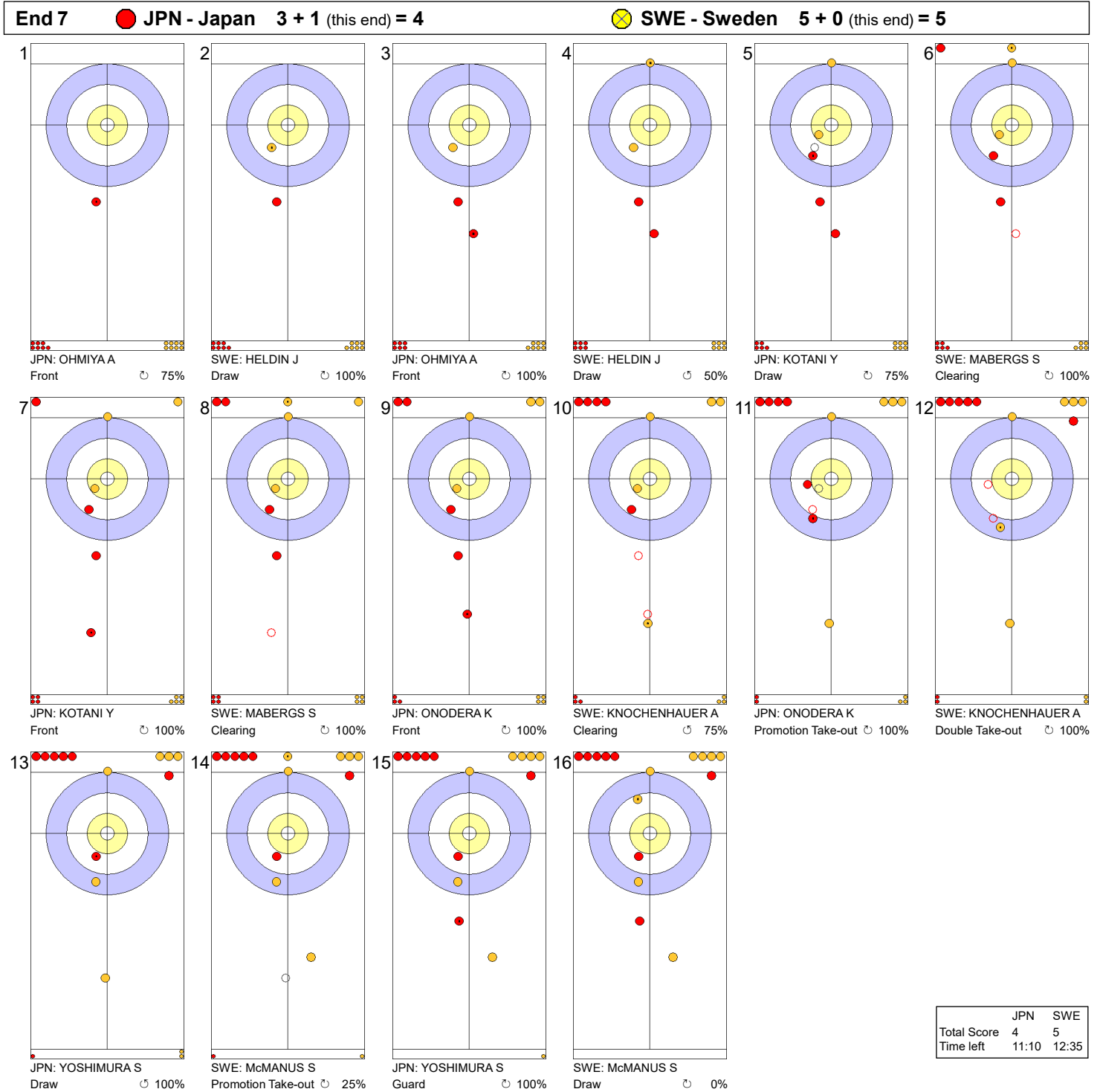
**Legend:**  
 ↻ Clockwise      ↺ Counter-clockwise      - Not considered



FRI 21 MAR 2025  
Start Time 19:00

Round Robin Session 20 - Sheet D

Game - Shot by Shot

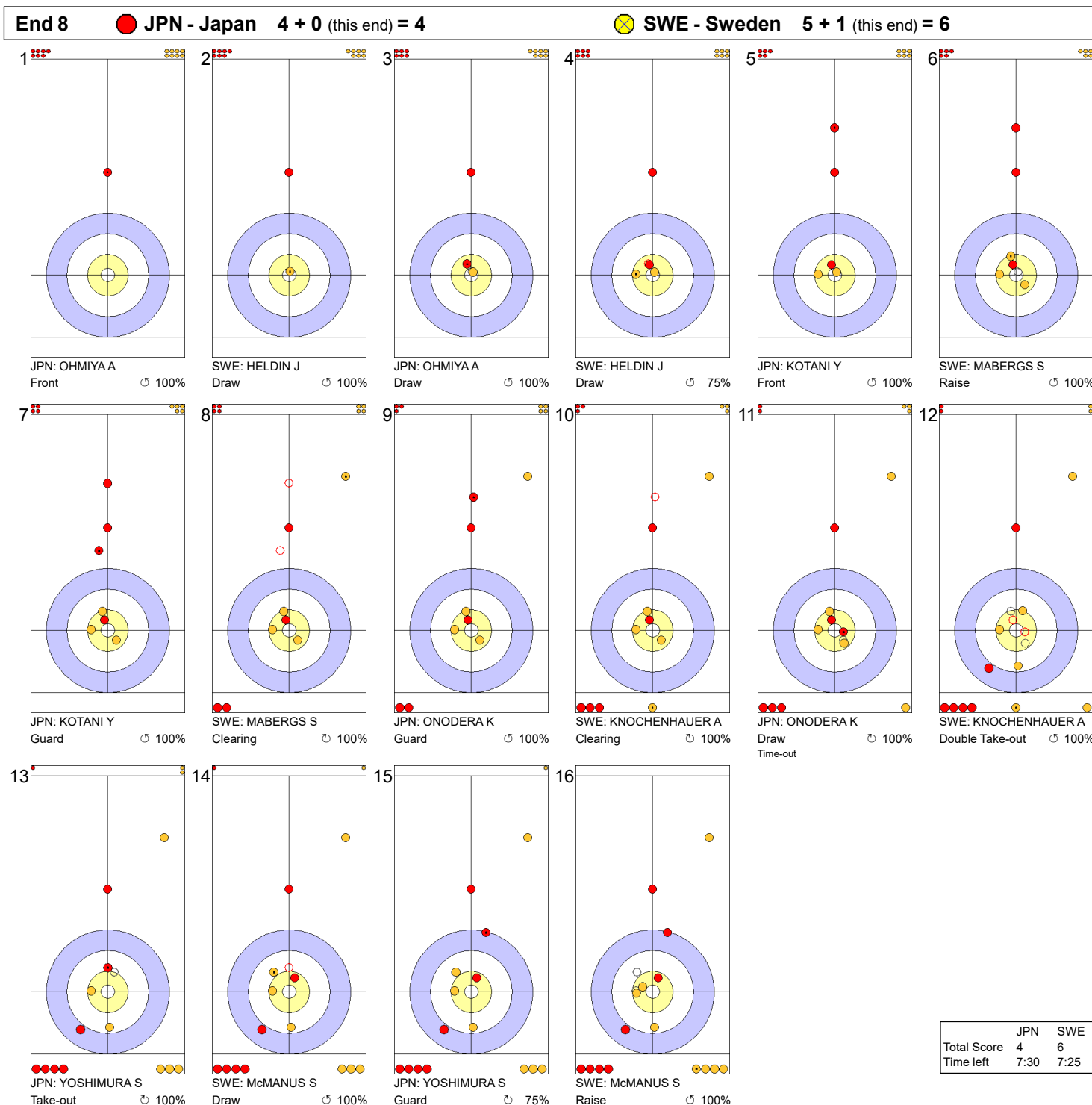


**Legend:**  
 ↻ Clockwise      ↺ Counter-clockwise      - Not considered

FRI 21 MAR 2025  
Start Time 19:00

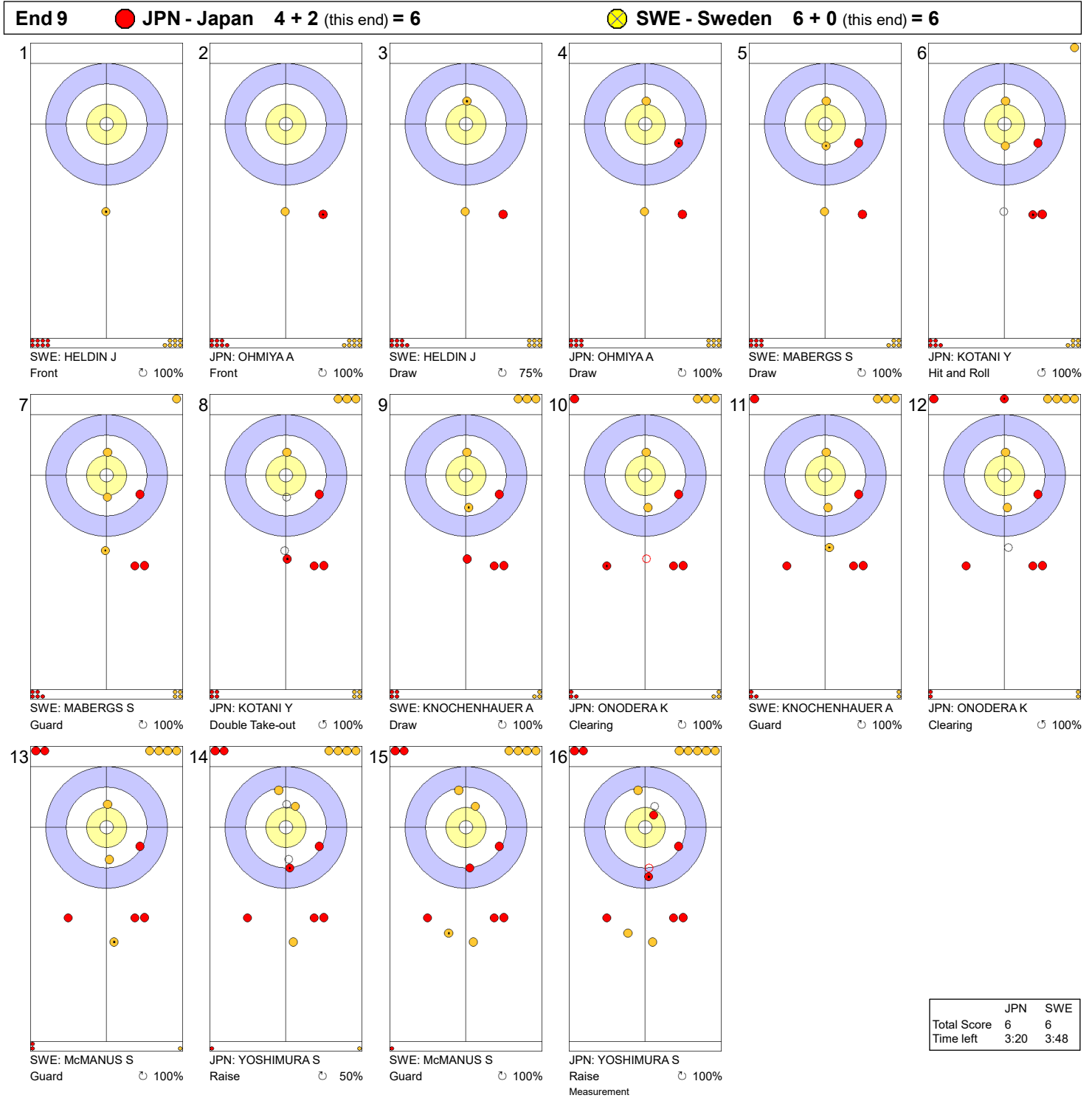
Round Robin Session 20 - Sheet D

Game - Shot by Shot



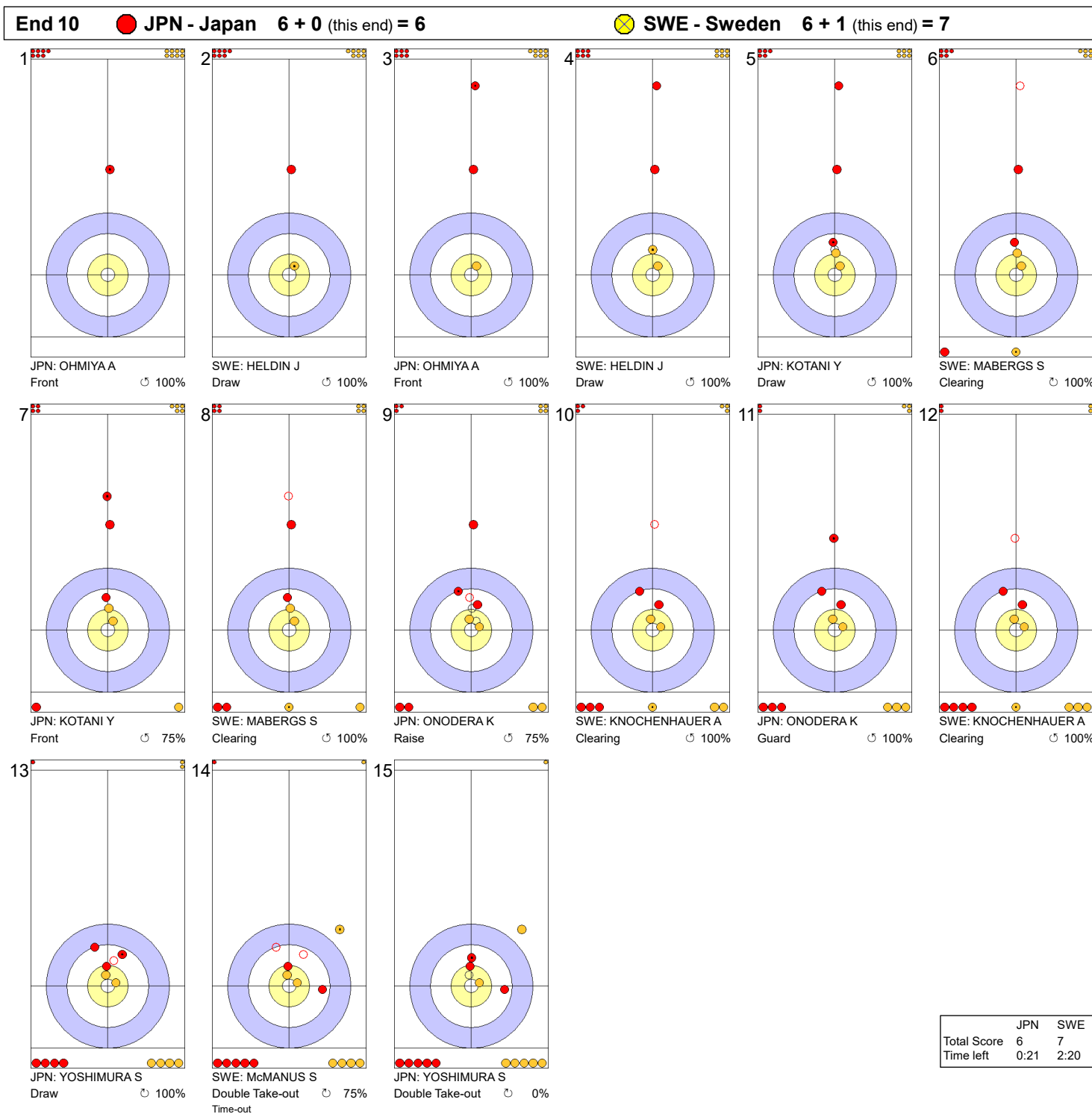
**Legend:**  
 ↻ Clockwise      ↺ Counter-clockwise      - Not considered

Game - Shot by Shot



**Legend:**  
 ↻ Clockwise      ↺ Counter-clockwise      - Not considered

### Game - Shot by Shot



	JPN	SWE
Total Score	6	7
Time left	0:21	2:20

**Legend:**  
 ↻ Clockwise      ↺ Counter-clockwise      - Not considered

## Session Results and Standings

Sheet	Team	LSD/LSFE	1	2	3	4	5	6	7	8	9	10	Extra Ends	Total
A	CHN - China	21.3cm *	1	2	1	0	1	0	2	X	X	X		7
	SCO - Scotland	28.7cm	0	0	0	1	0	1	0	X	X	X		2
B	CAN - Canada	22.1cm *	0	3	0	2	0	2	2	X	X	X		9
	ITA - Italy	214.4cm	0	0	1	0	1	0	0	X	X	X		2
C	NOR - Norway	18.2cm *	0	0	0	1	0	1	0	1	0	X		3
	JPN - Japan	19.8cm	0	0	1	0	2	0	2	0	1	X		6
D	LTU - Lithuania	185.2cm	0	1	0	0	0	0	1	0	0	X		2
	TUR - Türkiye	63.7cm *	2	0	0	2	1	2	0	0	1	X		8

## Current Standings

Rank	Team	Games	Wins	Losses	
1	SUI - Switzerland	11	10	1	Q
2	CAN - Canada	11	9	2	Q
2	KOR - Korea	11	9	2	Q
4	SWE - Sweden	11	8	3	Q
5	CHN - China	11	7	4	Q
6	SCO - Scotland	12	7	5	Q
7	DEN - Denmark	11	5	6	
8	NOR - Norway	12	5	7	
9	JPN - Japan	11	4	7	
10	ITA - Italy	12	4	8	
11	USA - United States	11	3	8	
12	TUR - Türkiye	12	3	9	
13	LTU - Lithuania	12	0	12	

**Note:**  
Under World Curling rules, tie-breaking rules for standings are not applied until after the last game of the round robin.

**Legend:**  
**LSD** Last Stone Draw                      **LSFE(\*)** Last Stone First End                      **Q** Qualified for the play-offs  
**X** Unplayed/unfinished end due to concession

FRI 21 MAR 2025  
Start Time 14:00

Round Robin Session 19 - Sheet A

## Game Results

Sheet	Team	LSFE	1	2	3	4	5	6	7	8	9	10	Extra Ends	Total
A	CHN - China	*	1	2	1	0	1	0	2	X	X	X		7
	SCO - Scotland		0	0	0	1	0	1	0	X	X	X		2

CHN - China		Shot Success	Game	All
4 S	WANG Rui	89%		84%
3 V	HAN Yu	98%		84%
2	DONG Ziqi	98%		87%
1	JIANG Jiayi	100%		93%
A	SU Tingyu	-		83%
Team Total		96%		87%

SCO - Scotland		Shot Success	Game	All
4 V	MORRISON Rebecca	70%		84%
3	DODDS Jennifer	79%		84%
2	HENDERSON Fay	79%		79%
1 S	JACKSON Sophie	80%		89%
A	SINCLAIR Sophie	-		88%
Team Total		77%		86%

Last Stone Draw		Distance
⌚	JIANG Jiayi	6.7cm
⌚	WANG Rui	14.6cm
<b>Total</b>		<b>21.3cm</b>

Last Stone Draw		Distance
⌚	JACKSON Sophie	12.7cm
⌚	HENDERSON Fay	16.0cm
<b>Total</b>		<b>28.7cm</b>

Time remaining: 13 minutes 28 seconds

Time remaining: 13 minutes 22 seconds

## Shot Success Analysis

CHN - China		⌚	⌚	Game
4	WANG Rui	Draws	5 90%	1 100% 6 92%
		Take-outs	2 100%	6 83% 8 88%
		Total	7 93%	7 86% 14 89%
3	HAN Yu	Draws	2 100%	0 - 2 100%
		Take-outs	4 94%	8 100% 12 98%
		Total	6 96%	8 100% 14 98%
2	DONG Ziqi	Draws	4 94%	0 - 4 94%
		Take-outs	5 100%	5 100% 10 100%
		Total	9 97%	5 100% 14 98%
1	JIANG Jiayi	Draws	8 100%	3 100% 11 100%
		Take-outs	1 100%	2 100% 3 100%
		Total	9 100%	5 100% 14 100%
A	SU Tingyu	Draws	0 - 0 - 0 -	
		Take-outs	0 - 0 - 0 -	
		Total	0 - 0 - 0 -	
Team		Draws	19 96%	4 100% 23 97%
		Take-outs	12 98%	21 95% 33 96%
		Total	31 97%	25 96% 56 96%

SCO - Scotland		⌚	⌚	Game
4	MORRISON Rebecca	Draws	5 85%	3 67% 8 78%
		Take-outs	2 50%	4 63% 6 58%
		Total	7 75%	7 64% 14 70%
3	DODDS Jennifer	Draws	7 71%	2 75% 9 72%
		Take-outs	2 100%	3 83% 5 90%
		Total	9 78%	5 80% 14 79%
2	HENDERSON Fay	Draws	6 92%	3 67% 9 83%
		Take-outs	3 83%	2 50% 5 70%
		Total	9 89%	5 60% 14 79%
1	JACKSON Sophie	Draws	5 75%	8 81% 13 79%
		Take-outs	0 - 1 100%	1 100%
		Total	5 75%	9 83% 14 80%
A	SINCLAIR Sophie	Draws	0 - 0 - 0 -	
		Take-outs	0 - 0 - 0 -	
		Total	0 - 0 - 0 -	
Team		Draws	23 80%	16 75% 39 78%
		Take-outs	7 79%	10 70% 17 74%
		Total	30 80%	26 73% 56 77%

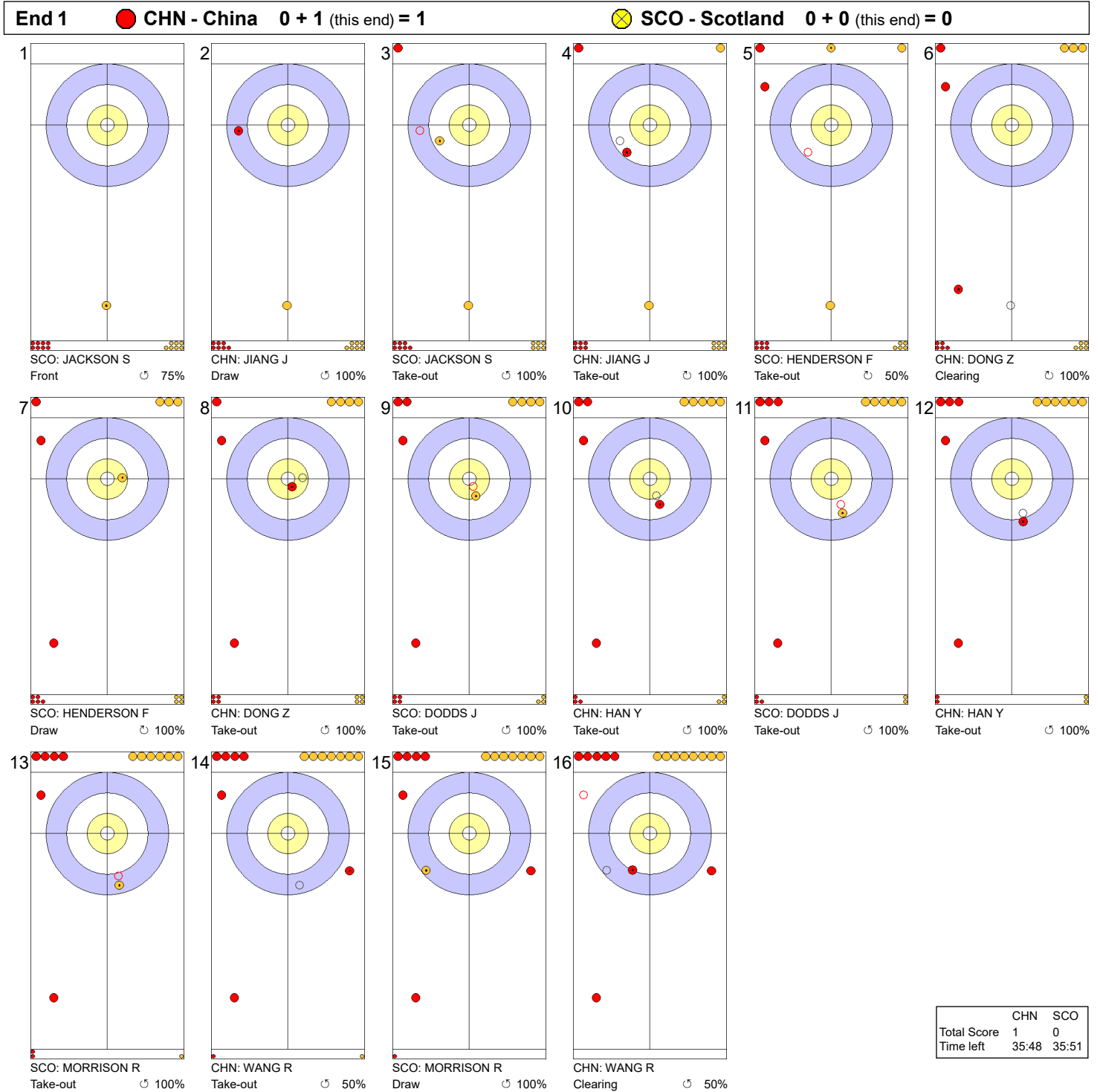
**Note:**  
Position and function for each team member:  
4 = Fourth, 3 = Third, 2 = Second, 1 = Lead, A = Alternate, S = Skip, V = Vice-Skip

**Legend:**  
⌚ Clockwise      ⌚ Counter-clockwise      LSFE(\*) Last Stone First End  
X Unplayed/unfinished end due to concession

**FRI 21 MAR 2025**  
 Start Time 14:00

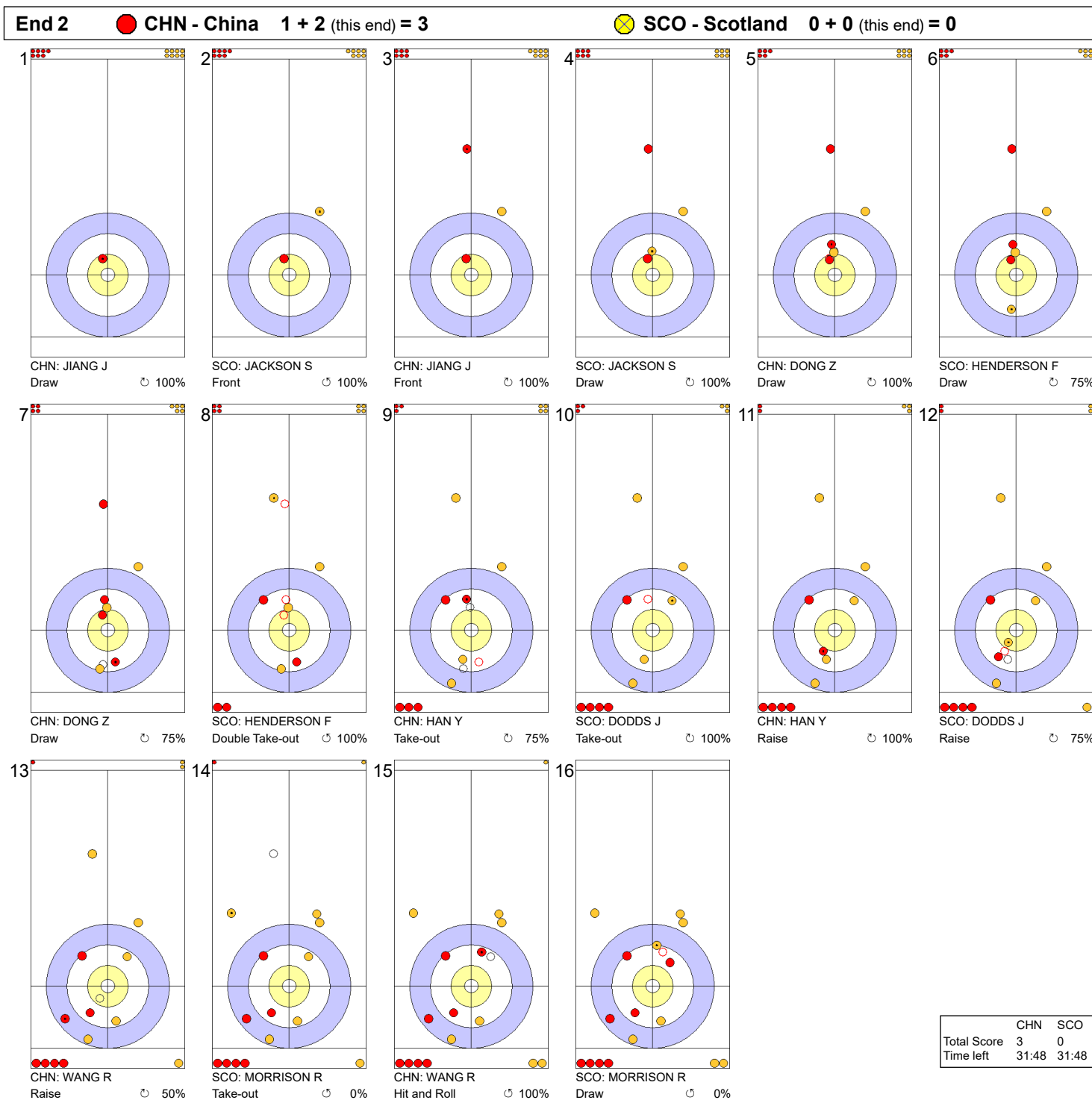
**Round Robin Session 19 - Sheet A**

**Game - Shot by Shot**



**Legend:**  
 ↻ Clockwise      ↺ Counter-clockwise      - Not considered

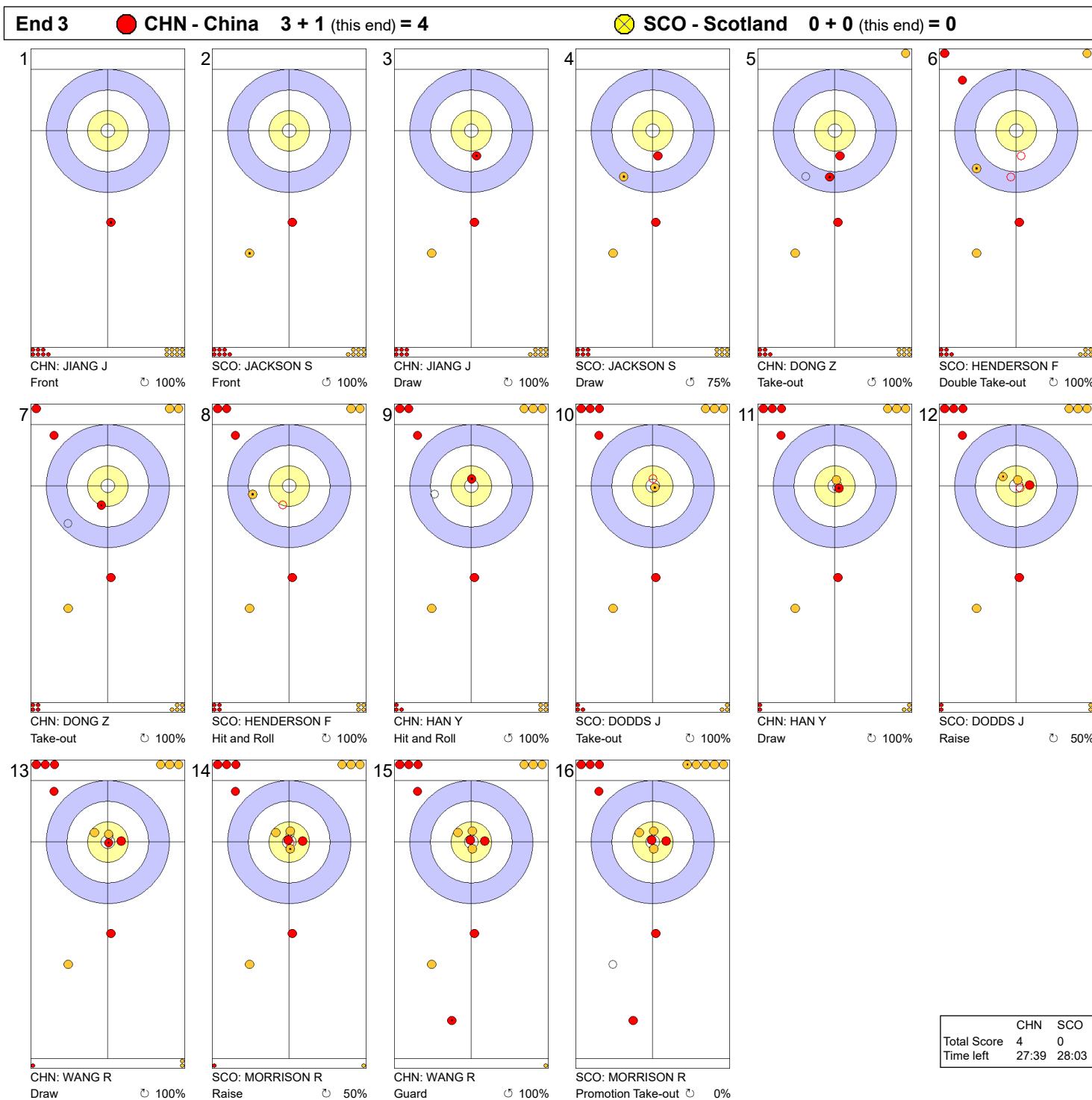
### Game - Shot by Shot



**Legend:**  
 ↻ Clockwise   ↺ Counter-clockwise   - Not considered

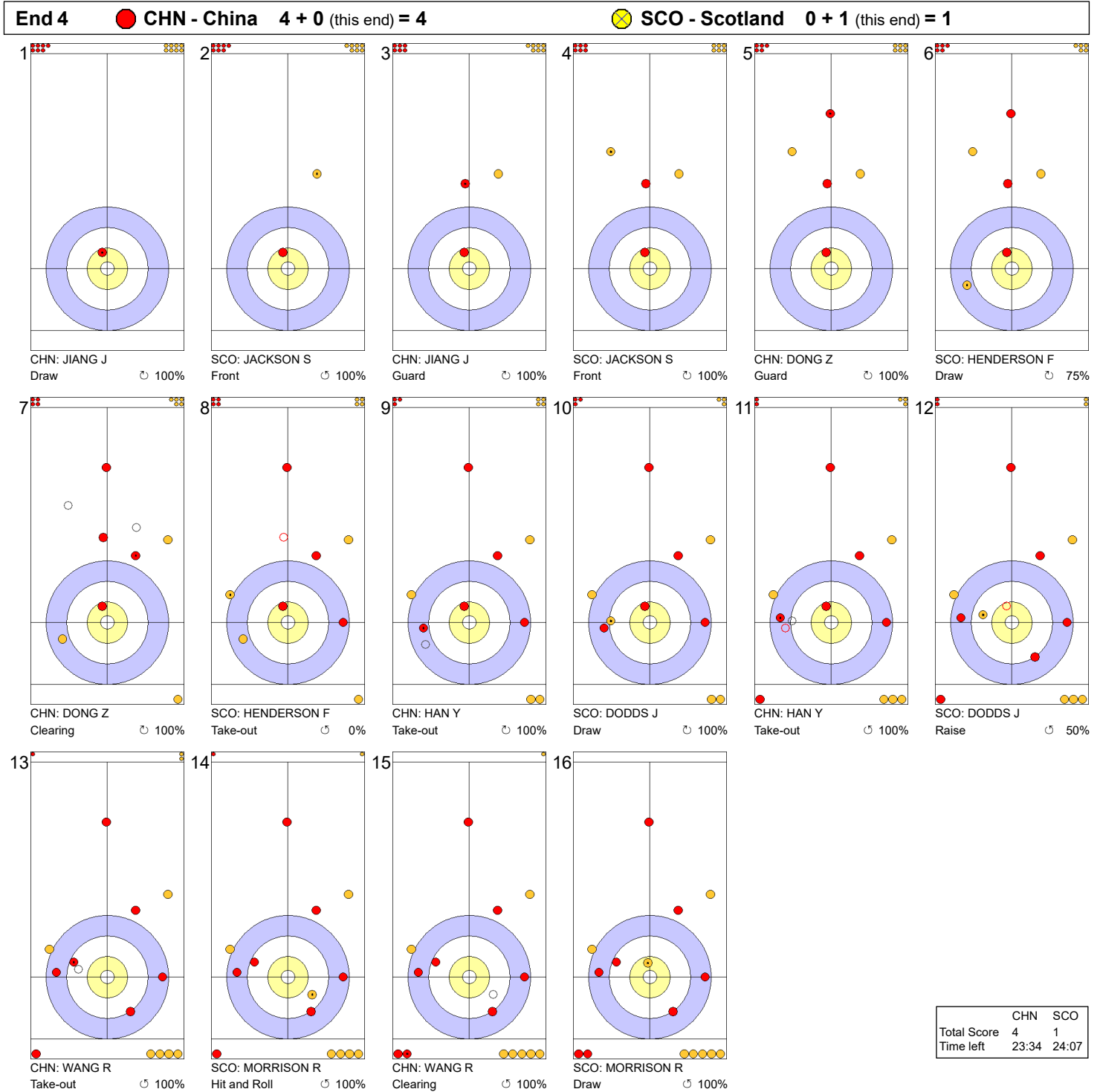


Game - Shot by Shot



**Legend:**  
 ↻ Clockwise      ↺ Counter-clockwise      - Not considered

### Game - Shot by Shot

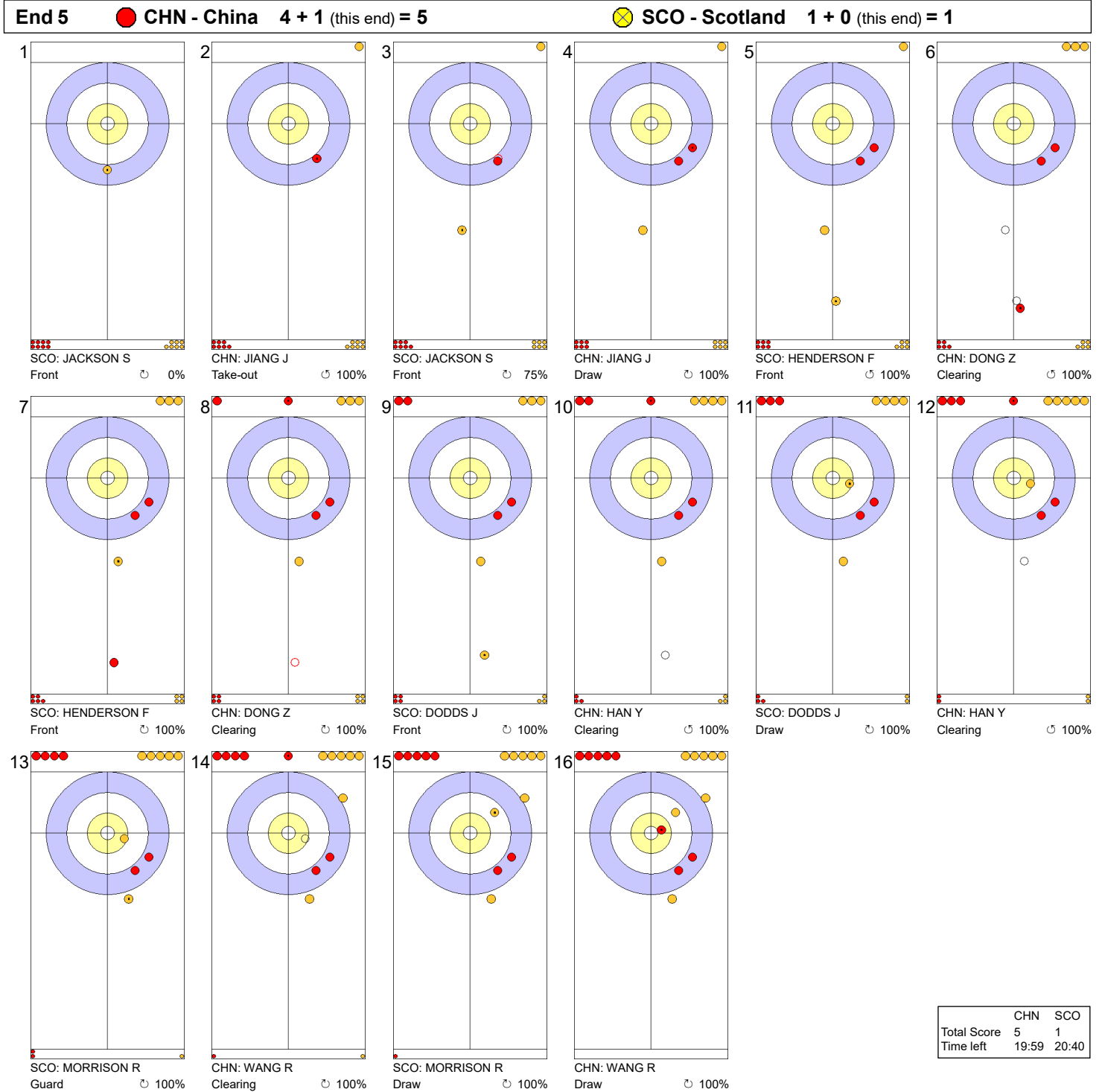


**Legend:**  
 ↻ Clockwise      ↺ Counter-clockwise      - Not considered

FRI 21 MAR 2025  
Start Time 14:00

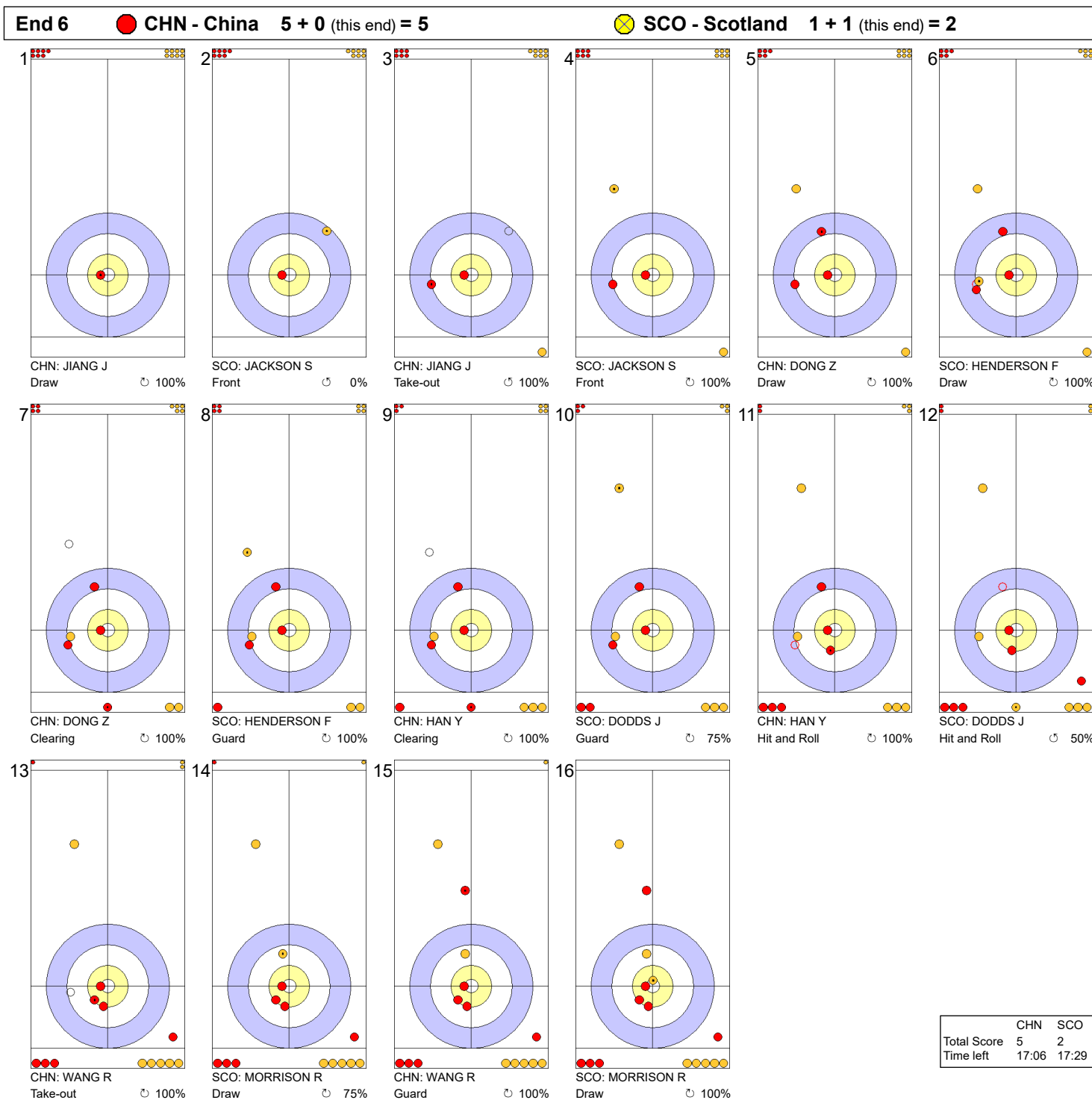
Round Robin Session 19 - Sheet A

Game - Shot by Shot



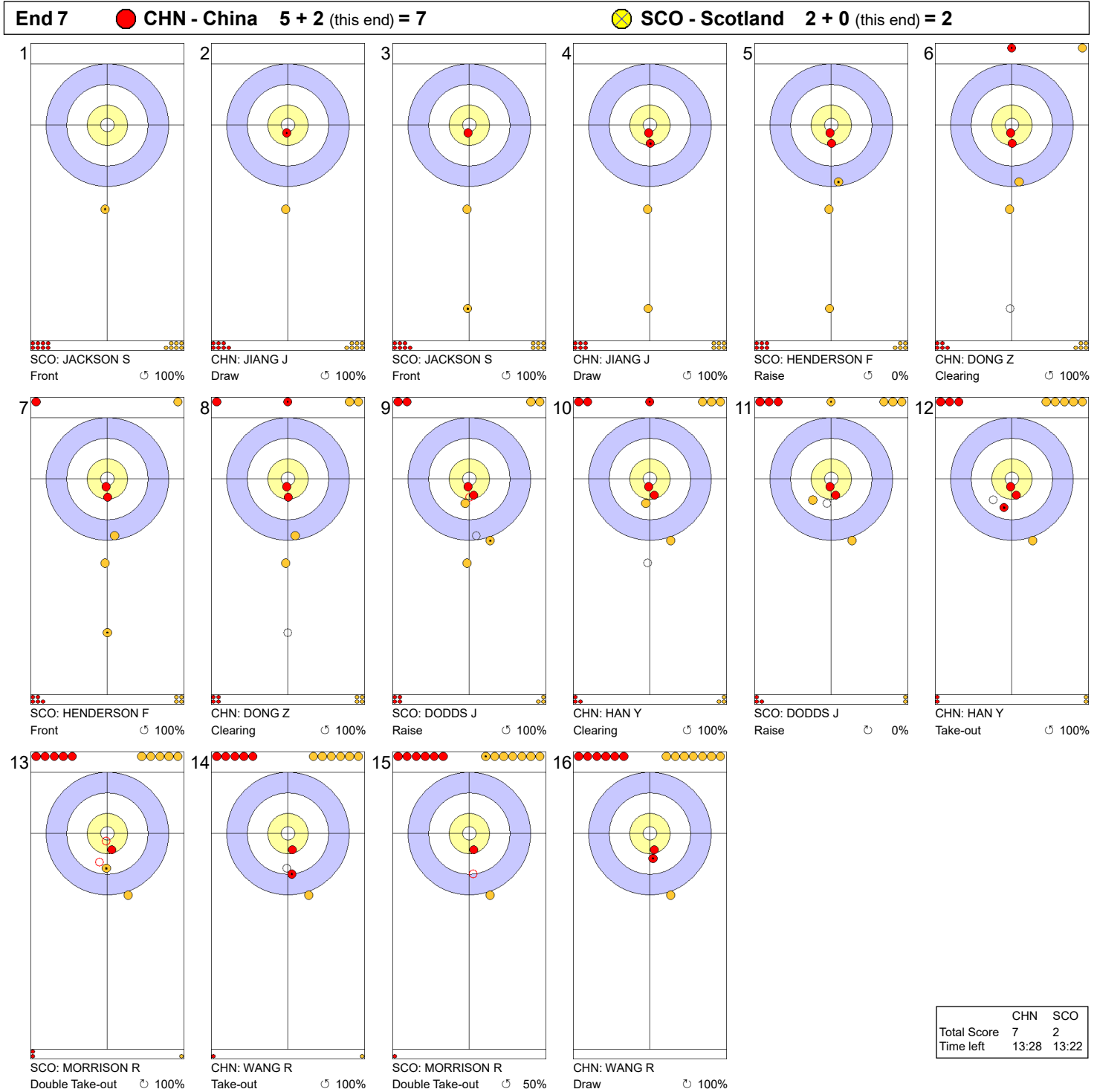
**Legend:**  
 ⤴ Clockwise      ⤵ Counter-clockwise      - Not considered

Game - Shot by Shot



**Legend:**  
 ↻ Clockwise      ↺ Counter-clockwise      - Not considered

Game - Shot by Shot



**Legend:**  
 ↻ Clockwise      ↺ Counter-clockwise      - Not considered

### Game Results

Sheet	Team	LSFE	1	2	3	4	5	6	7	8	9	10	Extra Ends	Total
B	CAN - Canada	*	0	3	0	2	0	2	2	X	X	X		9
	ITA - Italy		0	0	1	0	1	0	0	X	X	X		2

CAN - Canada		Shot Success Game	All
4 S	HOMAN Rachel	100%	87%
3 V	FLEURY Tracy	86%	87%
2	MISKEW Emma	90%	88%
1	WILKES Sarah	96%	93%
A	BROWN Rachel	-	-
Team Total		93%	89%

ITA - Italy		Shot Success Game	All
4 S	CONSTANTINI Stefania	64%	78%
3 V	ZARDINI LACEDELLI Giulia	77%	80%
2	MATHIS Elena	86%	84%
1	LO DESERTO Marta	100%	100%
A	ROMEI Angela	-	84%
Team Total		82%	82%

Last Stone Draw		Distance
↻	MISKEW Emma	16.4cm
↺	HOMAN Rachel	5.7cm
<b>Total</b>		<b>22.1cm</b>

Last Stone Draw		Distance
↻	ZARDINI LACEDELLI Giulia	192.5cm
↺	CONSTANTINI Stefania	21.9cm
<b>Total</b>		<b>214.4cm</b>

Time remaining: 11 minutes 6 seconds

Time-out: End 7 - CAN stone 7

Time remaining: 8 minutes 24 seconds

Time-out: End 6 - ITA stone 6

### Shot Success Analysis

CAN - Canada		↻	↺	Game
4	HOMAN Rachel	Draws 4 100%	2 100%	6 100%
		Take-outs 4 100%	3 100%	7 100%
		Total 8 100%	5 100%	13 100%
3	FLEURY Tracy	Draws 0 -	1 75%	1 75%
		Take-outs 3 50%	10 98%	13 87%
		Total 3 50%	11 95%	14 86%
2	MISKEW Emma	Draws 0 -	3 75%	3 75%
		Take-outs 7 93%	3 100%	10 95%
		Total 7 93%	6 88%	13 90%
1	WILKES Sarah	Draws 10 95%	2 100%	12 96%
		Take-outs 2 100%	0 -	2 100%
		Total 12 96%	2 100%	14 96%
A	BROWN Rachel	Draws 0 -	0 -	0 -
		Take-outs 0 -	0 -	0 -
		Total 0 -	0 -	0 -
Team		Draws 14 96%	8 88%	22 93%
		Take-outs 16 88%	16 98%	32 93%
		Total 30 92%	24 95%	54 93%

ITA - Italy		↻	↺	Game
4	CONSTANTINI Stefania	Draws 2 50%	5 80%	7 71%
		Take-outs 6 67%	1 0%	7 57%
		Total 8 63%	6 67%	14 64%
3	ZARDINI LACEDELLI Giulia	Draws 7 93%	3 67%	10 85%
		Take-outs 2 75%	2 38%	4 56%
		Total 9 89%	5 55%	14 77%
2	MATHIS Elena	Draws 6 71%	5 95%	11 82%
		Take-outs 2 100%	1 100%	3 100%
		Total 8 78%	6 96%	14 86%
1	LO DESERTO Marta	Draws 7 100%	6 100%	13 100%
		Take-outs 1 100%	0 -	1 100%
		Total 8 100%	6 100%	14 100%
A	ROMEI Angela	Draws 0 -	0 -	0 -
		Take-outs 0 -	0 -	0 -
		Total 0 -	0 -	0 -
Team		Draws 22 85%	19 88%	41 87%
		Take-outs 11 77%	4 44%	15 68%
		Total 33 83%	23 80%	56 82%

#### Note:

Position and function for each team member:

4 = Fourth, 3 = Third, 2 = Second, 1 = Lead, A = Alternate, S = Skip, V = Vice-Skip

#### Legend:

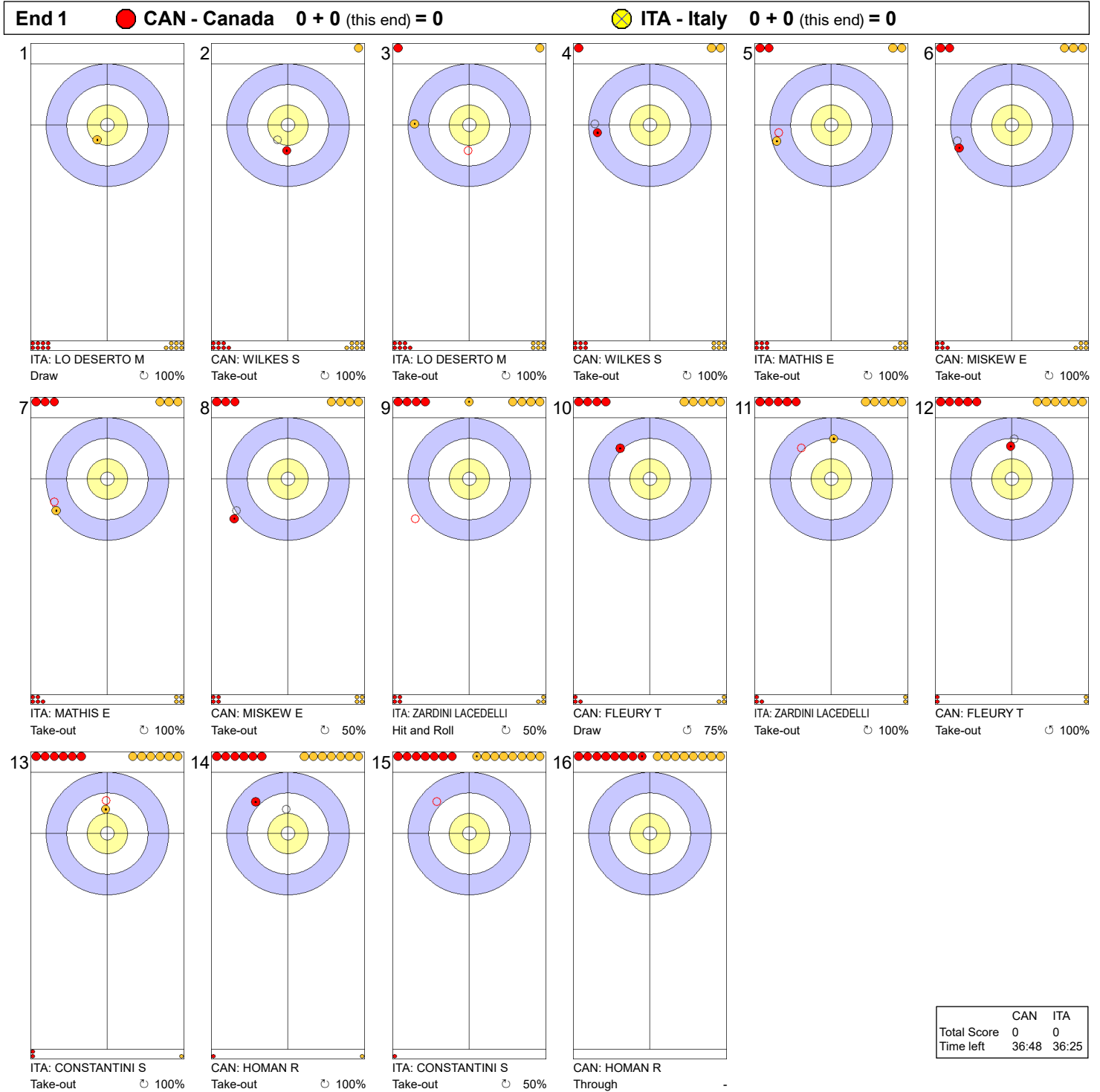
↻ Clockwise

↺ Counter-clockwise

LSFE(\*) Last Stone First End

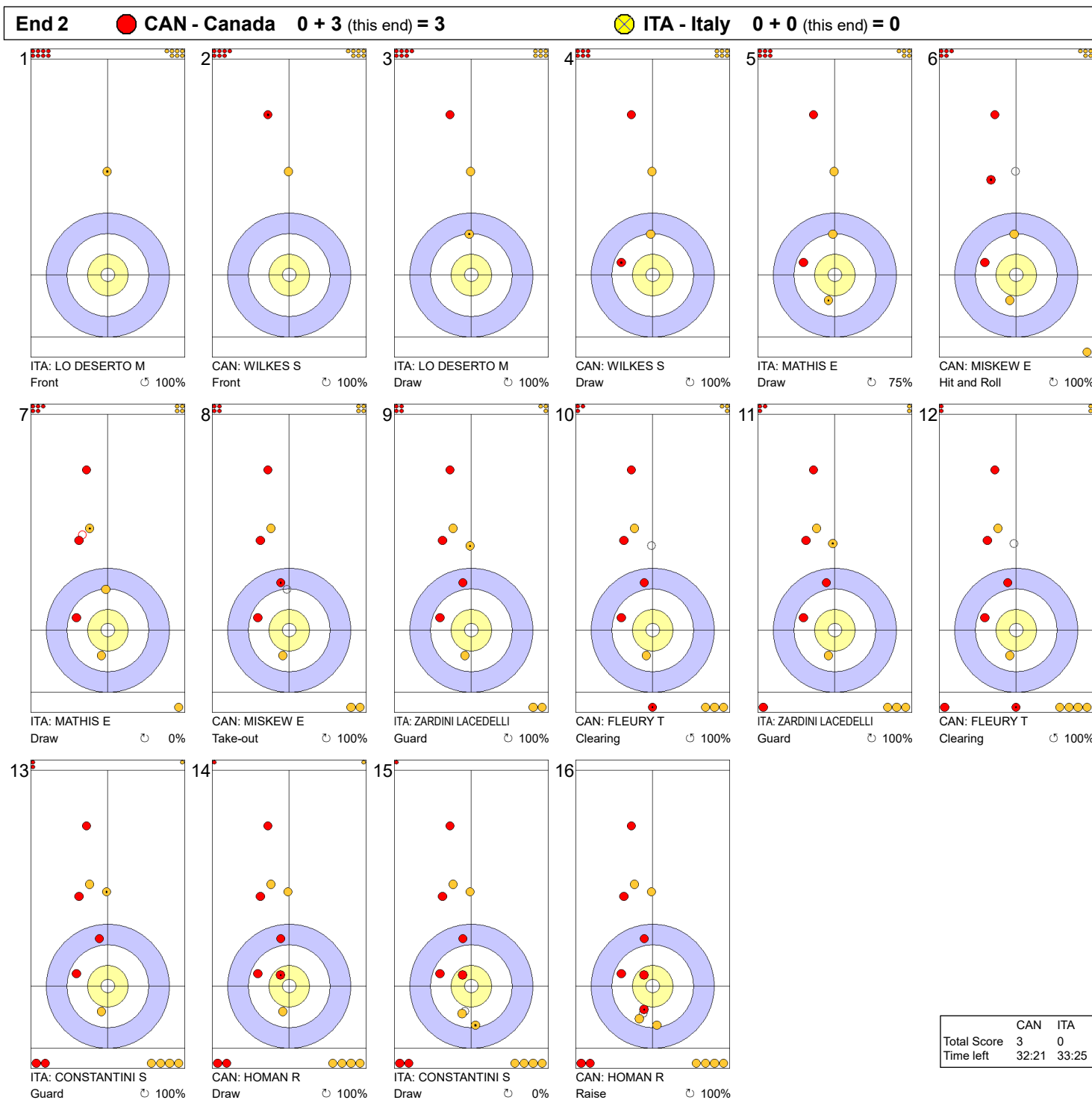
X Unplayed/unfinished end due to concession

Game - Shot by Shot



**Legend:**  
 ↻ Clockwise      ↺ Counter-clockwise      - Not considered

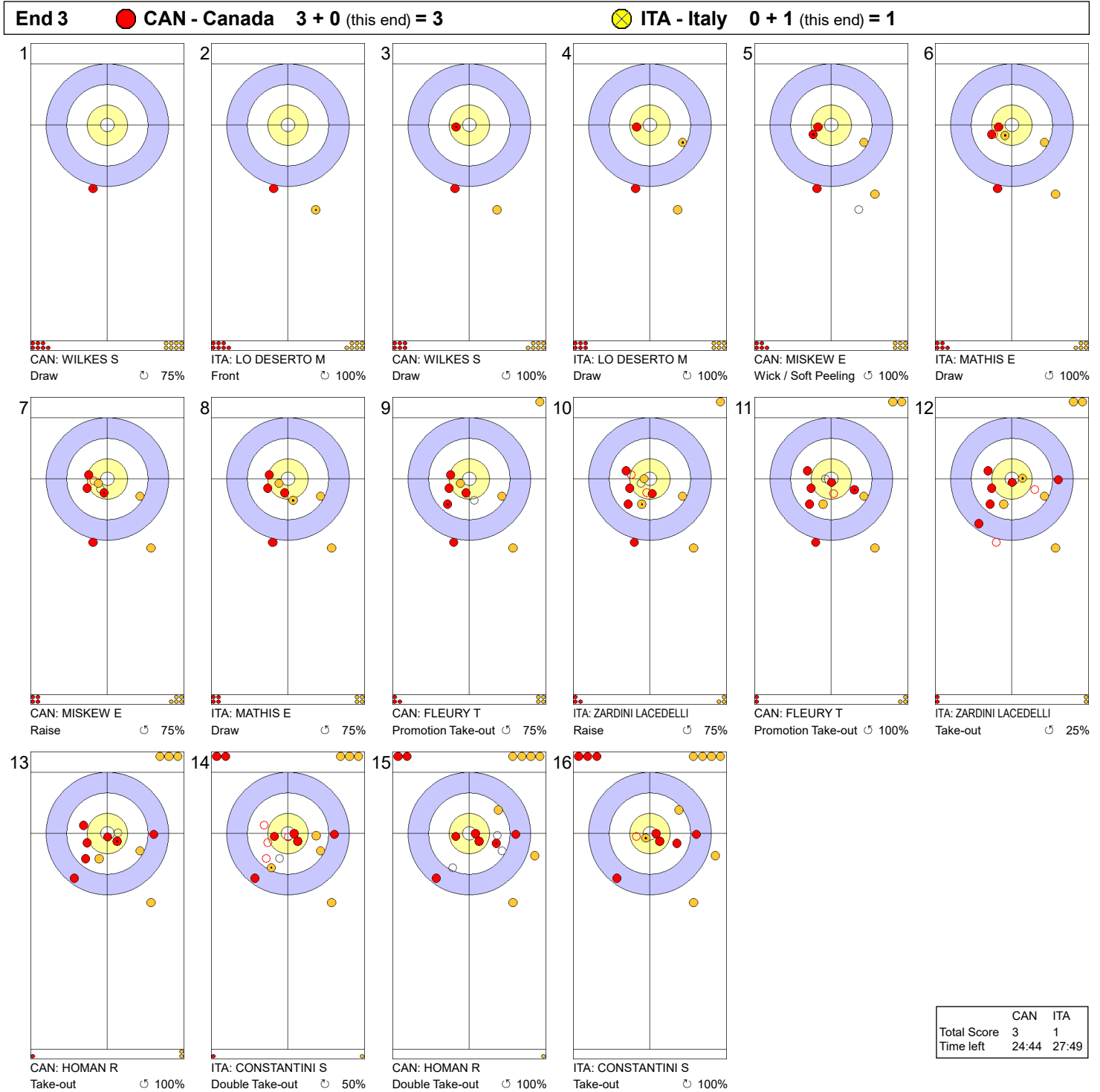
Game - Shot by Shot



**Legend:**  
 ↻ Clockwise      ↺ Counter-clockwise      - Not considered

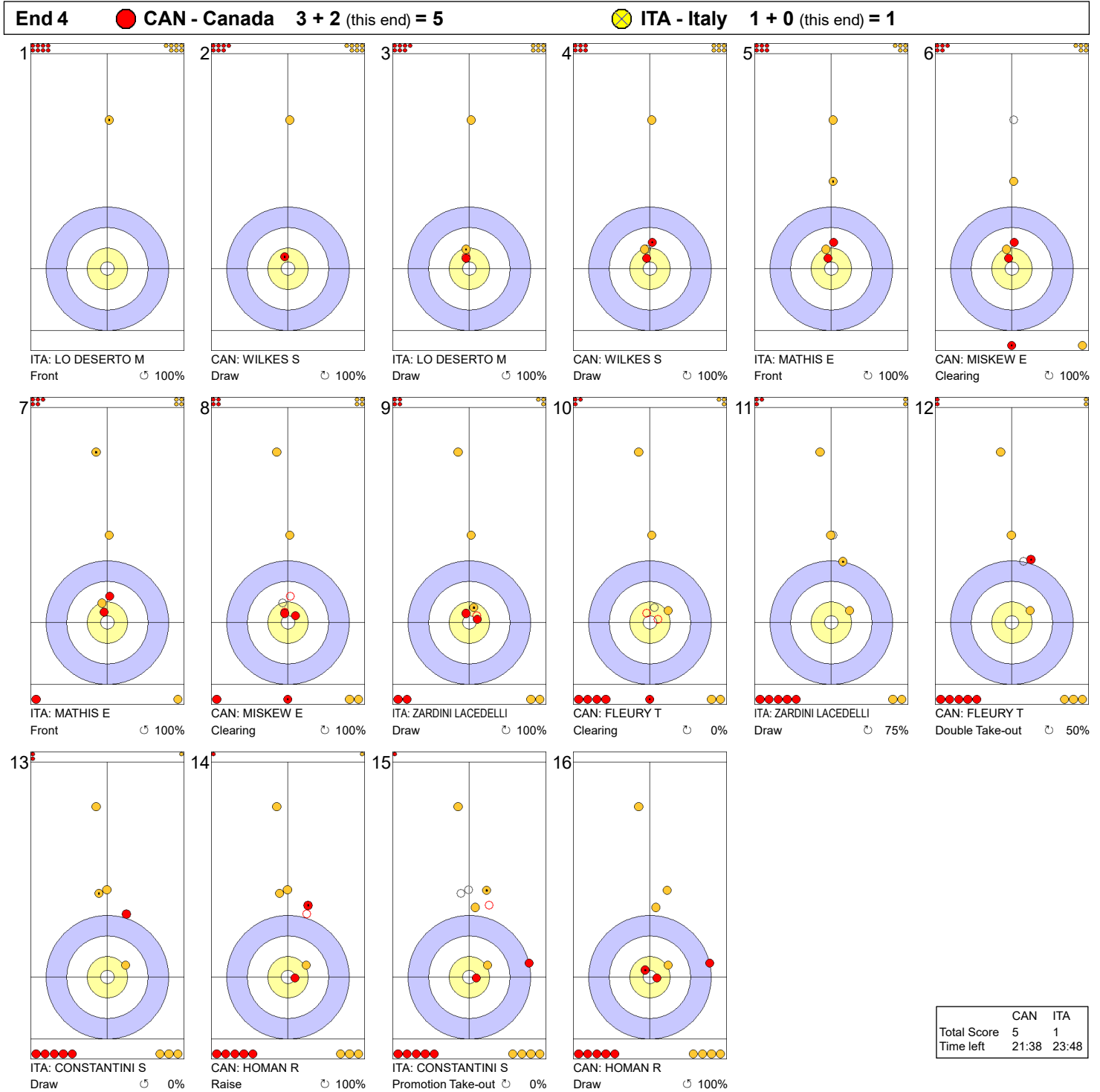


Game - Shot by Shot



**Legend:**  
 ↻ Clockwise      ↻ Counter-clockwise      - Not considered

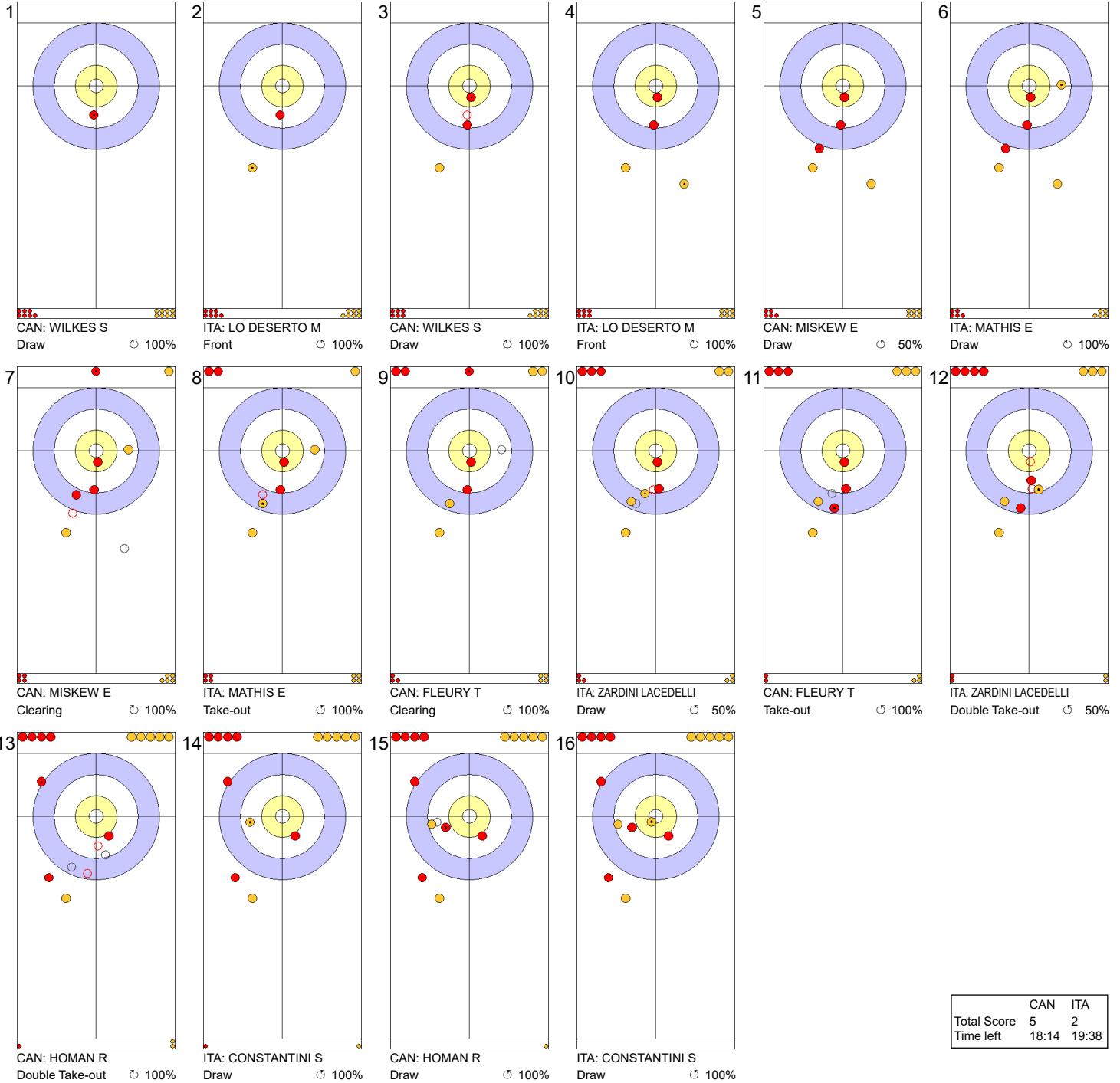
Game - Shot by Shot



**Legend:**  
 ↻ Clockwise      ↺ Counter-clockwise      - Not considered


Game - Shot by Shot

End 5 ● CAN - Canada 5 + 0 (this end) = 5 ⊗ ITA - Italy 1 + 1 (this end) = 2



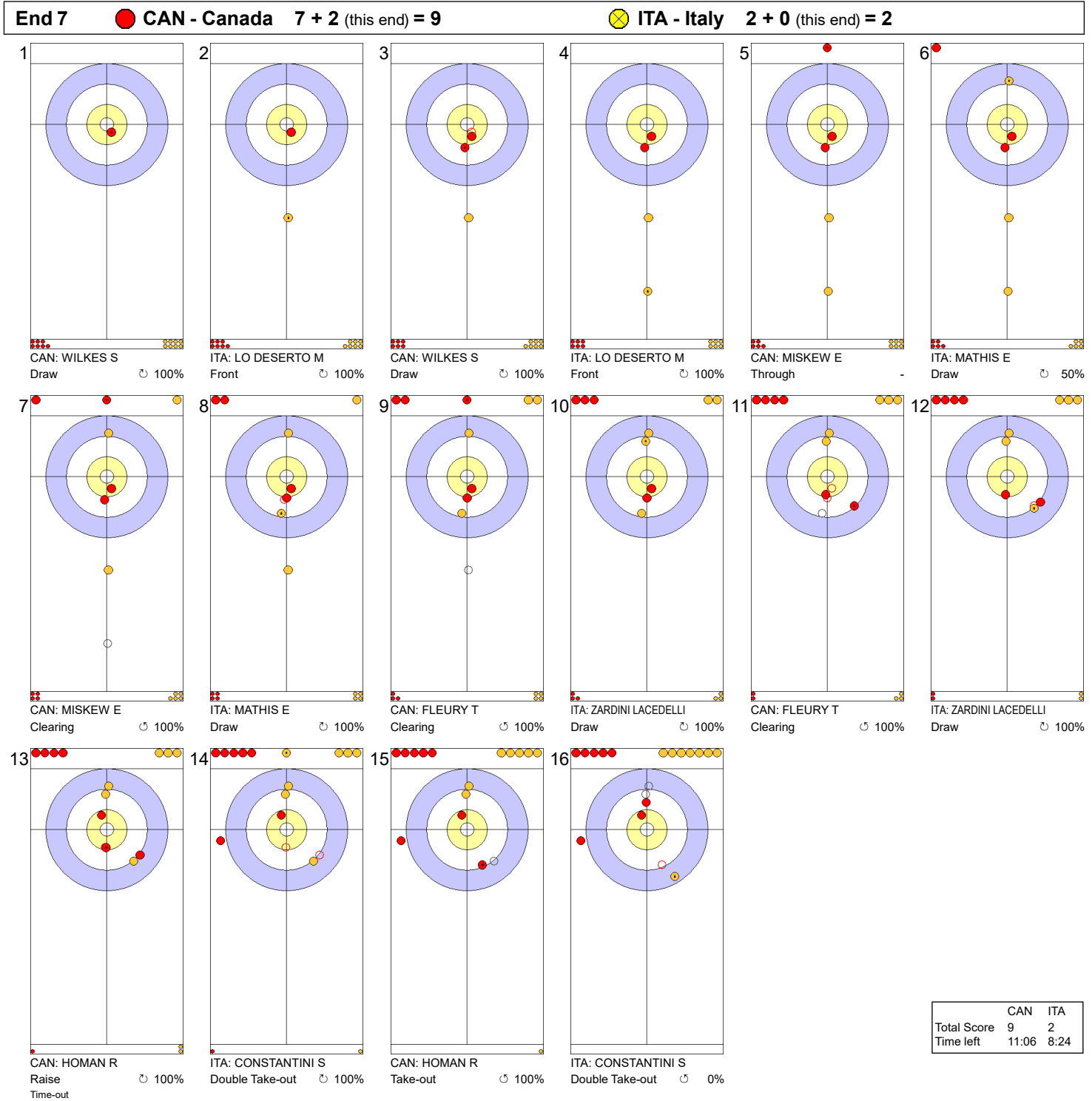
**Legend:**  
↻ Clockwise      ↺ Counter-clockwise      - Not considered

Game - Shot by Shot



**Legend:**  
 ↻ Clockwise      ↺ Counter-clockwise      - Not considered

Game - Shot by Shot



**Legend:**  
 ↻ Clockwise      ↺ Counter-clockwise      - Not considered

FRI 21 MAR 2025  
Start Time 14:00

Round Robin Session 19 - Sheet C

### Game Results

Sheet	Team	LSFE	1	2	3	4	5	6	7	8	9	10	Extra Ends	Total
C	NOR - Norway	*	0	0	0	1	0	1	0	1	0	X		3
	JPN - Japan		0	0	1	0	2	0	2	0	1	X		6

NOR - Norway		Shot Success Game	All
4 V	SKASLIEN Kristin	74 %	76 %
3 S	ROERVIK Marianne	79 %	85 %
2	HASLEV NORDBYE Mille	81 %	85 %
1	KJAERLAND Eilin	83 %	89 %
A	FORBREGD Ingeborg	-	85 %
Team Total		79 %	83 %

JPN - Japan		Shot Success Game	All
4 S	YOSHIMURA Sayaka	93 %	78 %
3	ONODERA Kaho	80 %	84 %
2 V	KOTANI Yuna	81 %	85 %
1	OHMIYA Anna	89 %	92 %
A	KOBAYASHI Mina	-	89 %
Team Total		86 %	85 %

Last Stone Draw		Distance
⌚	ROERVIK Marianne	8.1cm
⌚	HASLEV NORDBYE Mille	10.1cm
<b>Total</b>		<b>18.2cm</b>

Last Stone Draw		Distance
⌚	OHMIYA Anna	12.8cm
⌚	YOSHIMURA Sayaka	7.0cm
<b>Total</b>		<b>19.8cm</b>

Time remaining: 1 minute 17 seconds

Time-out: End 10 - NOR stone 6

Time remaining: 2 minutes 8 seconds

Time-out: End 7 - JPN stone 4

### Shot Success Analysis

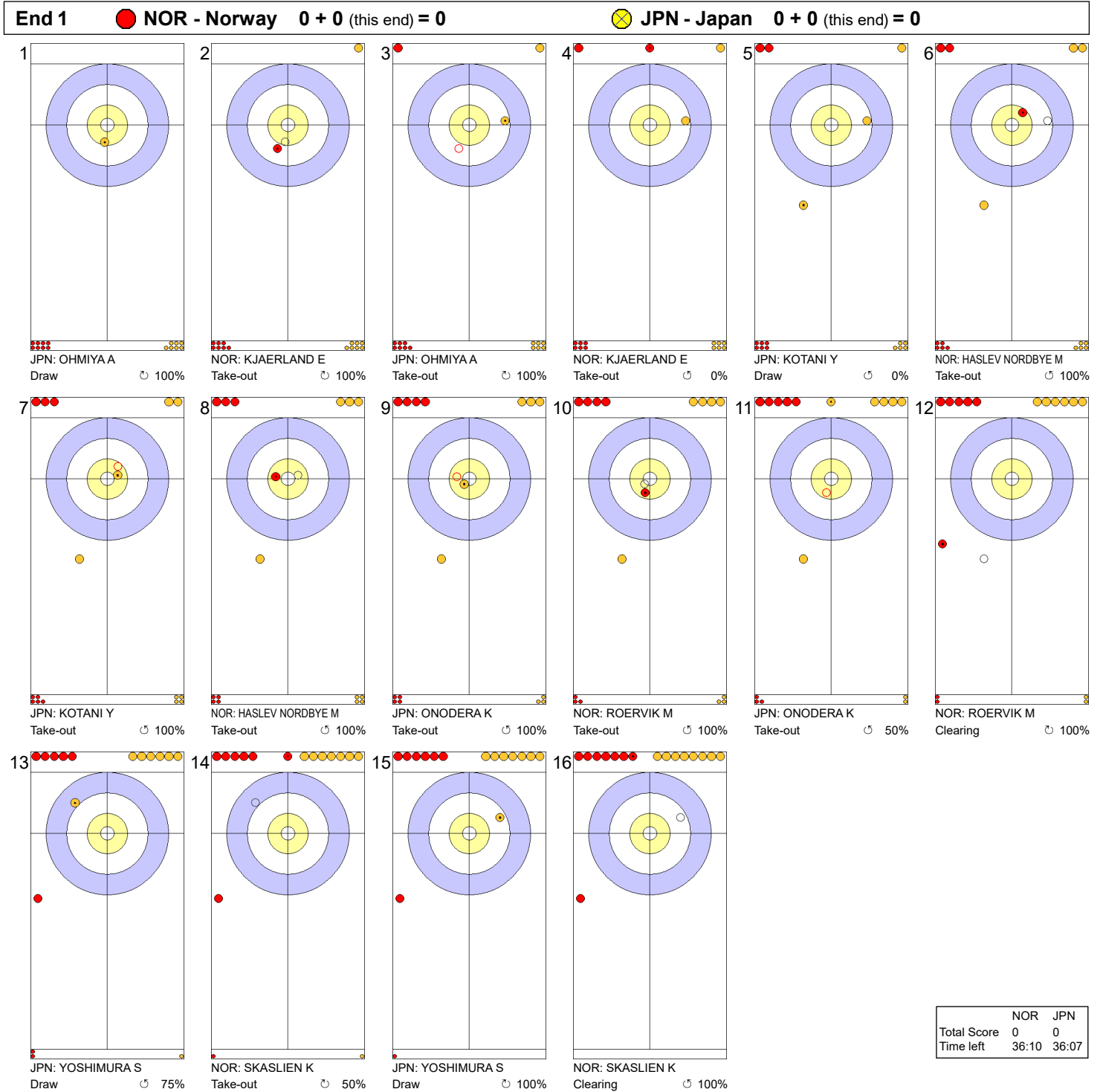
NOR - Norway		⌚	⌚	Game
4	SKASLIEN Kristin	Draws 3 100 %	6 58 %	9 72 %
		Take-outs 5 80 %	5 70 %	10 75 %
		Total 8 88 %	11 64 %	19 74 %
3	ROERVIK Marianne	Draws 4 44 %	4 69 %	8 56 %
		Take-outs 5 95 %	7 93 %	12 94 %
		Total 9 72 %	11 84 %	20 79 %
2	HASLEV NORDBYE Mille	Draws 3 92 %	4 56 %	7 71 %
		Take-outs 3 100 %	10 83 %	13 87 %
		Total 6 96 %	14 75 %	20 81 %
1	KJAERLAND Eilin	Draws 8 78 %	9 92 %	17 85 %
		Take-outs 1 100 %	2 50 %	3 67 %
		Total 9 81 %	11 84 %	20 83 %
A	FORBREGD Ingeborg	Draws 0 -	0 -	0 -
		Take-outs 0 -	0 -	0 -
		Total 0 -	0 -	0 -
Team		Draws 18 76 %	23 73 %	41 74 %
		Take-outs 14 91 %	24 80 %	38 84 %
		Total 32 83 %	47 77 %	79 79 %

JPN - Japan		⌚	⌚	Game
4	YOSHIMURA Sayaka	Draws 4 94 %	4 88 %	8 91 %
		Take-outs 8 94 %	3 100 %	11 95 %
		Total 12 94 %	7 93 %	19 93 %
3	ONODERA Kaho	Draws 3 58 %	1 50 %	4 56 %
		Take-outs 11 86 %	5 85 %	16 86 %
		Total 14 80 %	6 79 %	20 80 %
2	KOTANI Yuna	Draws 5 65 %	3 67 %	8 66 %
		Take-outs 8 94 %	4 88 %	12 92 %
		Total 13 83 %	7 79 %	20 81 %
1	OHMIYA Anna	Draws 9 92 %	9 83 %	18 88 %
		Take-outs 1 100 %	1 100 %	2 100 %
		Total 10 93 %	10 85 %	20 89 %
A	KOBAYASHI Mina	Draws 0 -	0 -	0 -
		Take-outs 0 -	0 -	0 -
		Total 0 -	0 -	0 -
Team		Draws 21 81 %	17 79 %	38 80 %
		Take-outs 28 91 %	13 90 %	41 91 %
		Total 49 87 %	30 84 %	79 86 %

**Note:**  
Position and function for each team member:  
4 = Fourth, 3 = Third, 2 = Second, 1 = Lead, A = Alternate, S = Skip, V = Vice-Skip

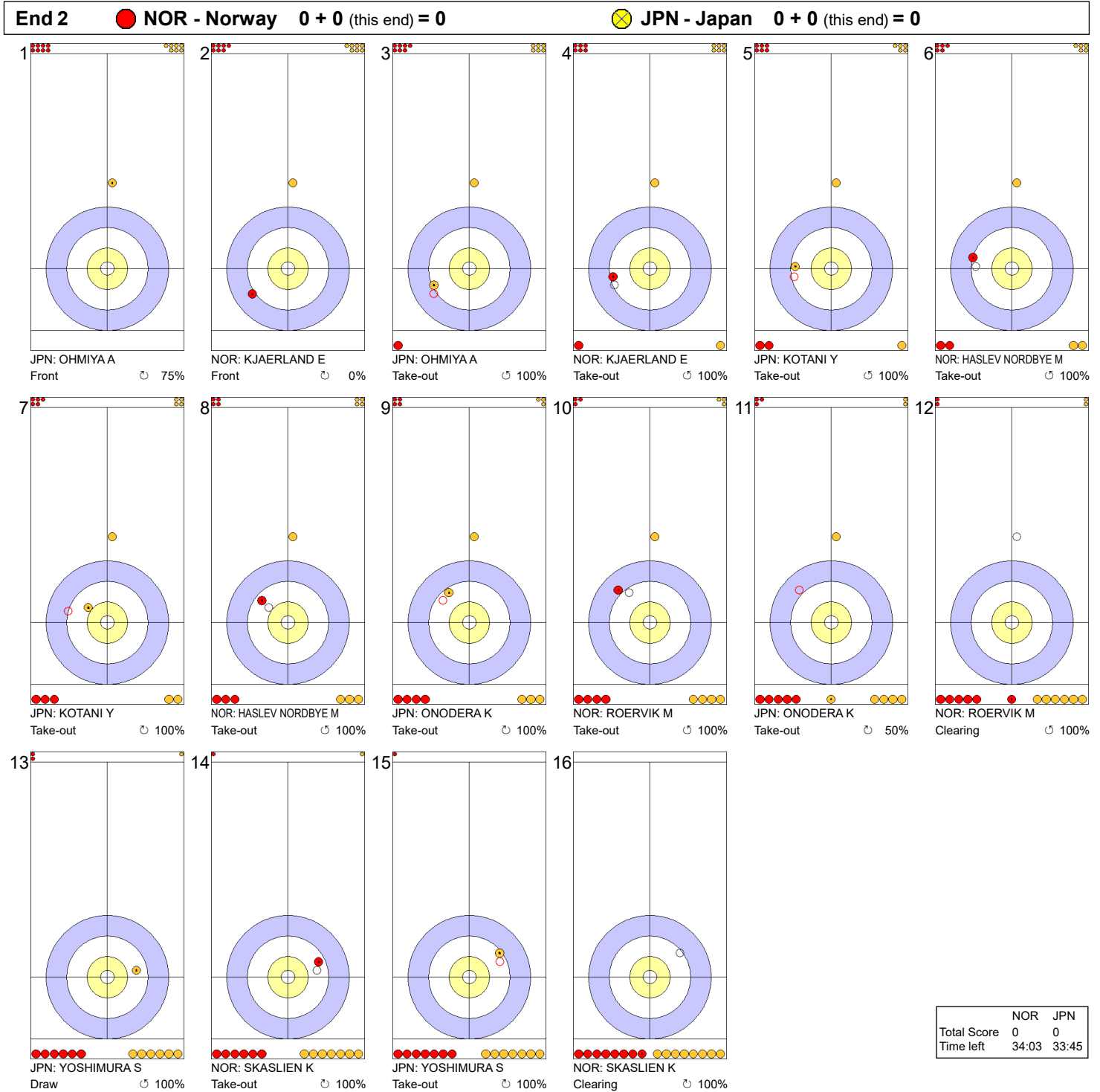
**Legend:**  
⌚ Clockwise      ⌚ Counter-clockwise      LSFE(\*) Last Stone First End  
X Unplayed/unfinished end due to concession

Game - Shot by Shot



**Legend:**  
 ↻ Clockwise      ↺ Counter-clockwise      - Not considered

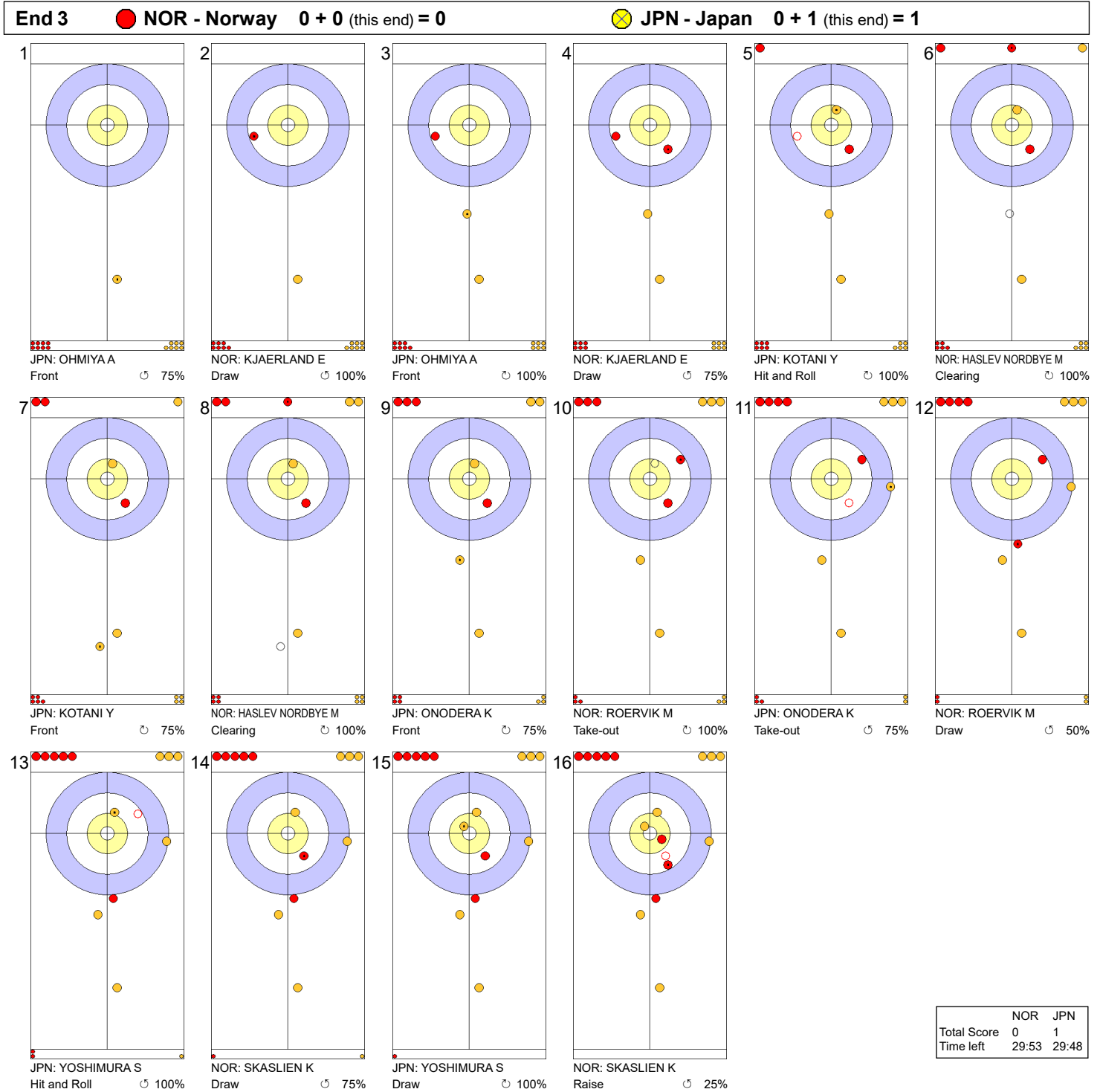
Game - Shot by Shot



**Legend:**  
 ↻ Clockwise      ↺ Counter-clockwise      - Not considered

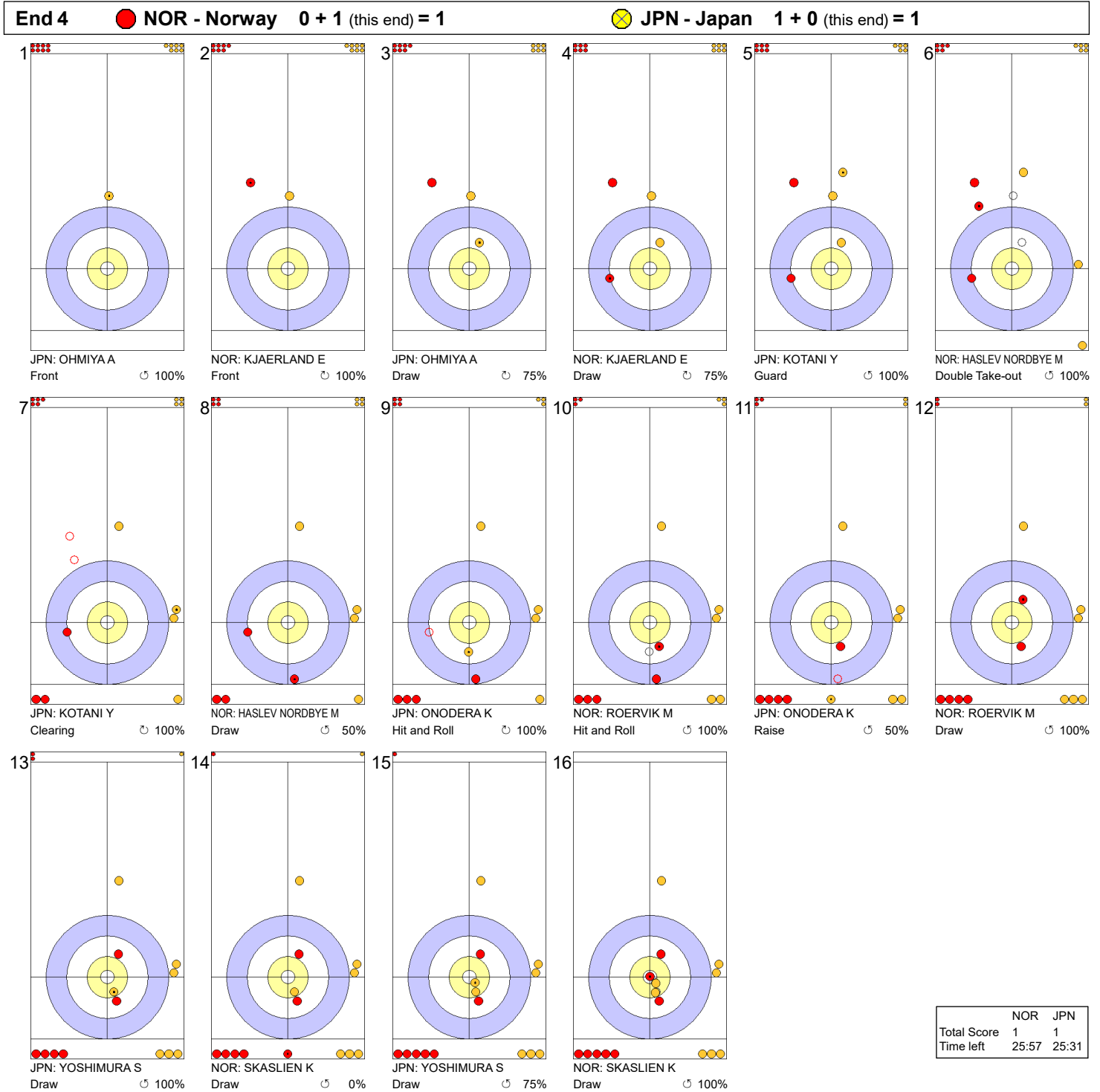


**Game - Shot by Shot**



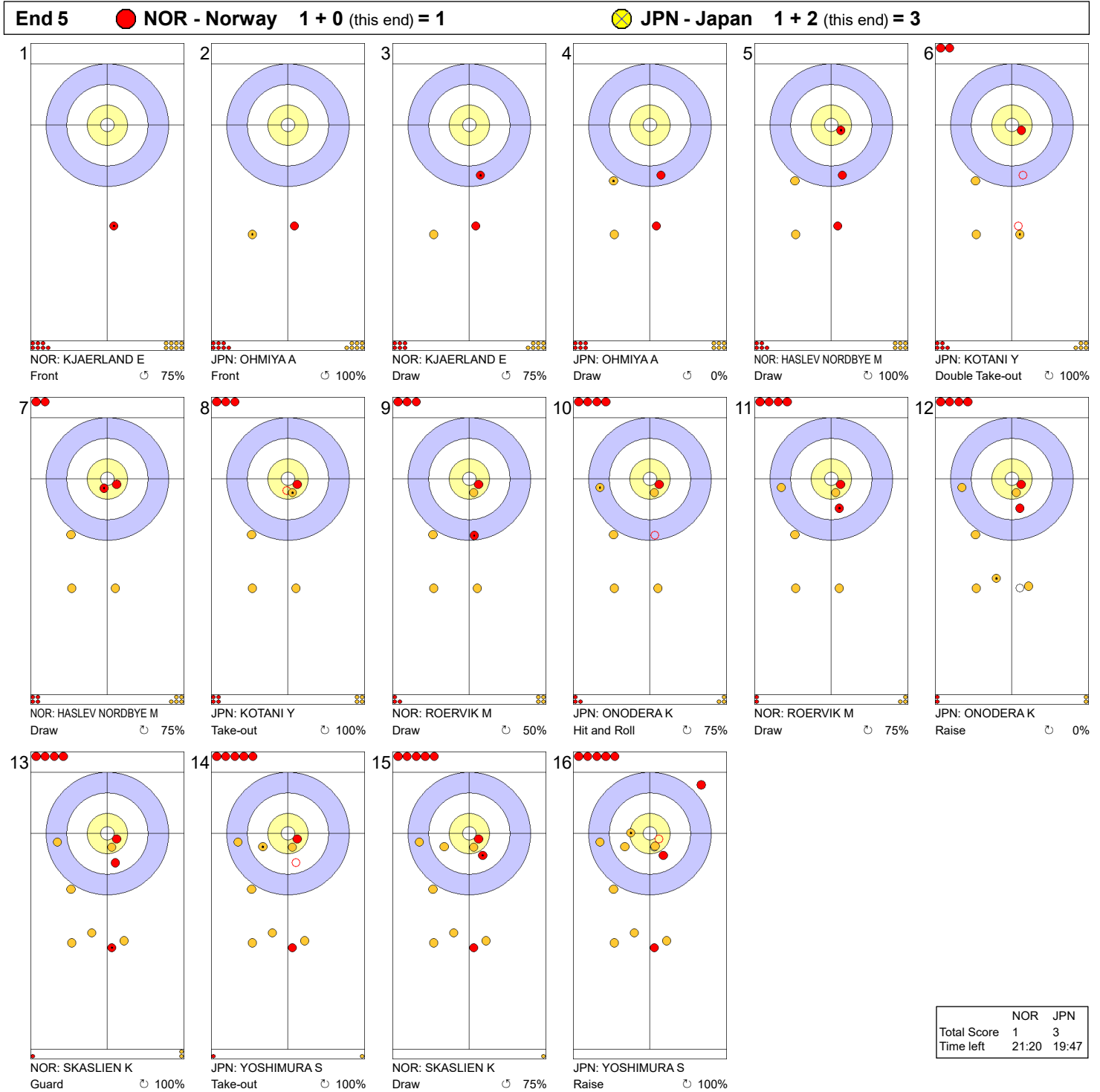
**Legend:**  
 ↻ Clockwise   ↺ Counter-clockwise   - Not considered

Game - Shot by Shot



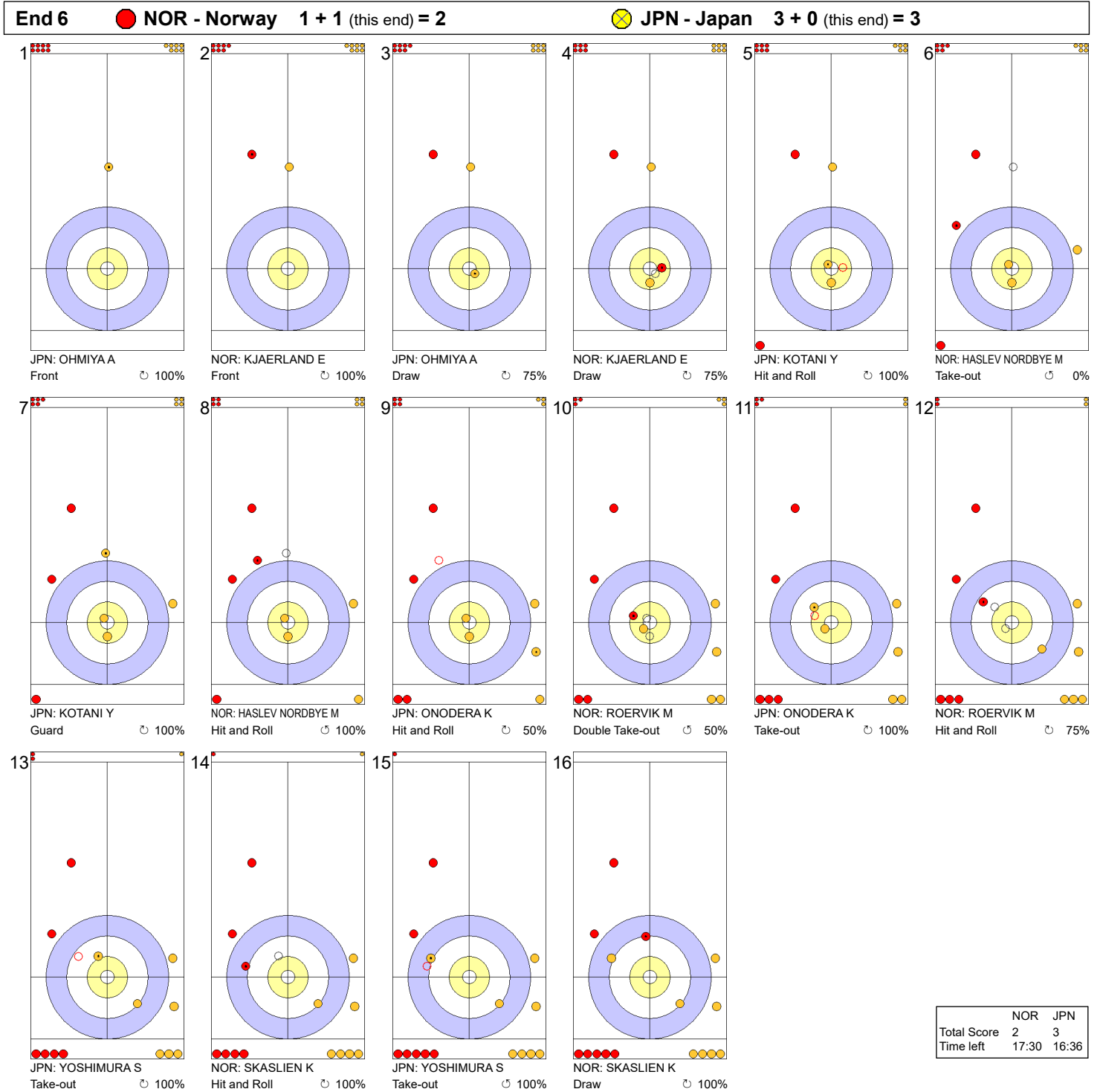
**Legend:**  
 ↻ Clockwise      ↺ Counter-clockwise      - Not considered

Game - Shot by Shot



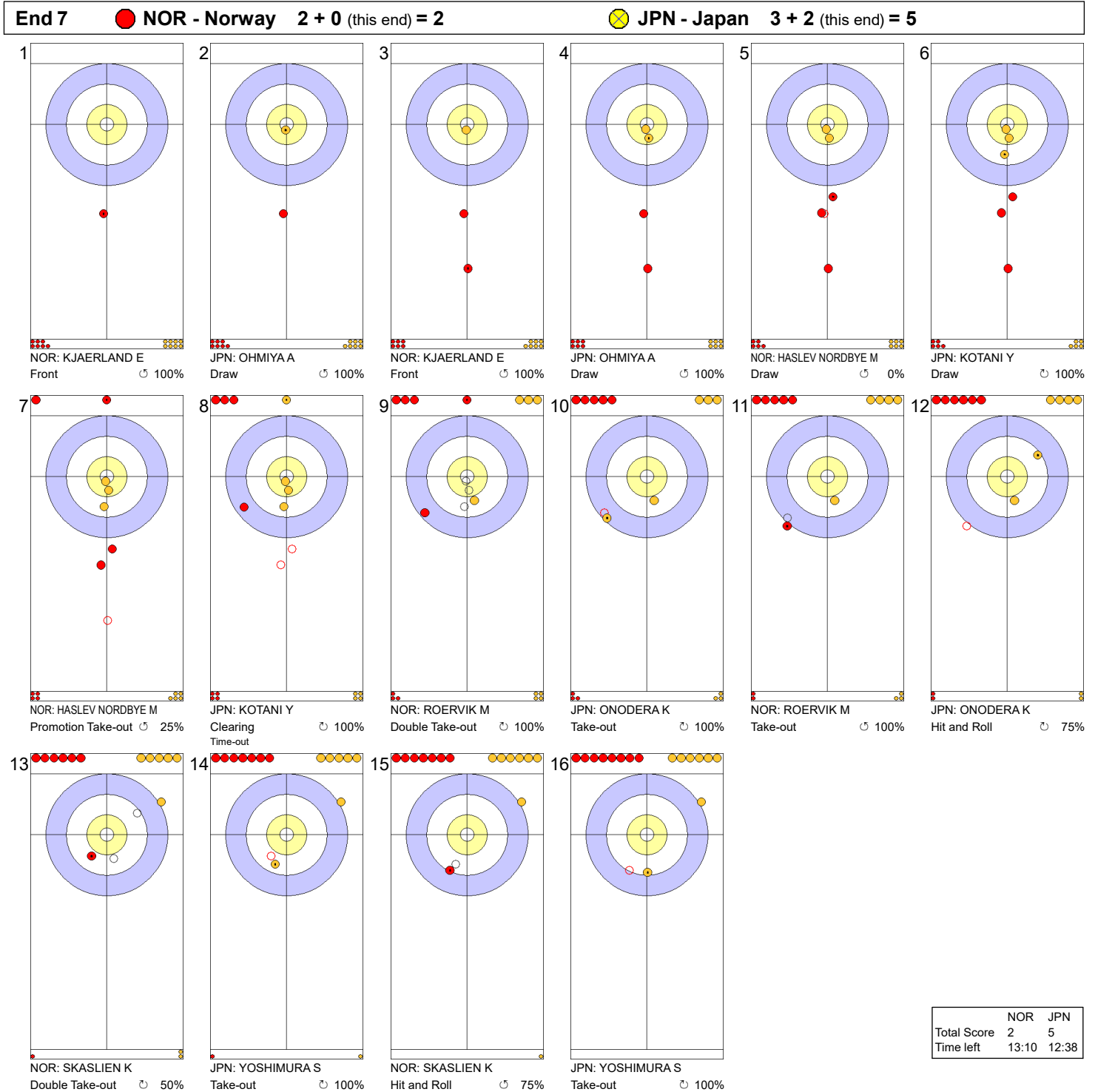
**Legend:**  
 ↻ Clockwise      ↺ Counter-clockwise      - Not considered

Game - Shot by Shot



**Legend:**  
 ↻ Clockwise      ↺ Counter-clockwise      - Not considered

Game - Shot by Shot

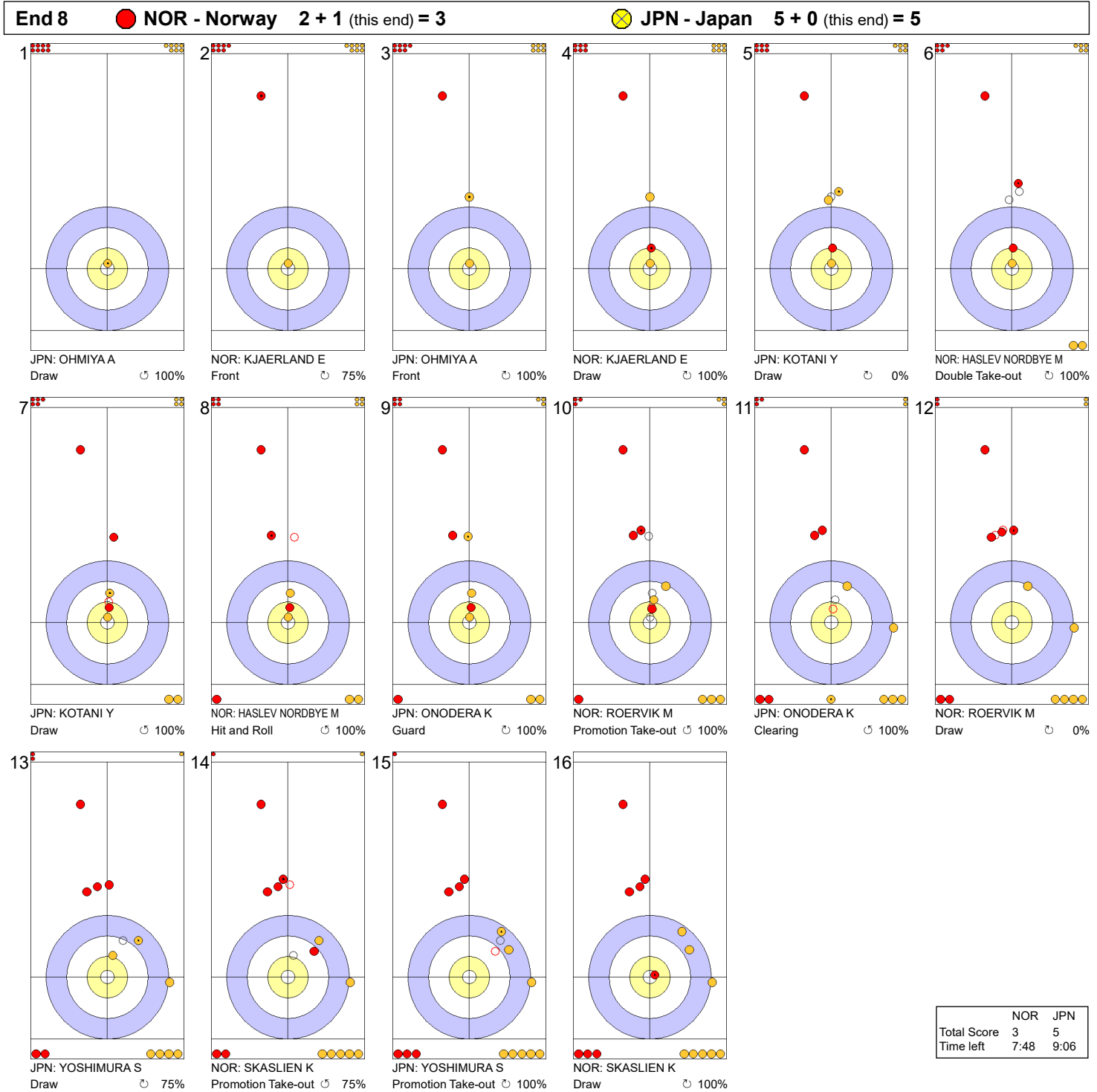


**Legend:**  
 ↻ Clockwise                      ↺ Counter-clockwise                      - Not considered

FRI 21 MAR 2025  
Start Time 14:00

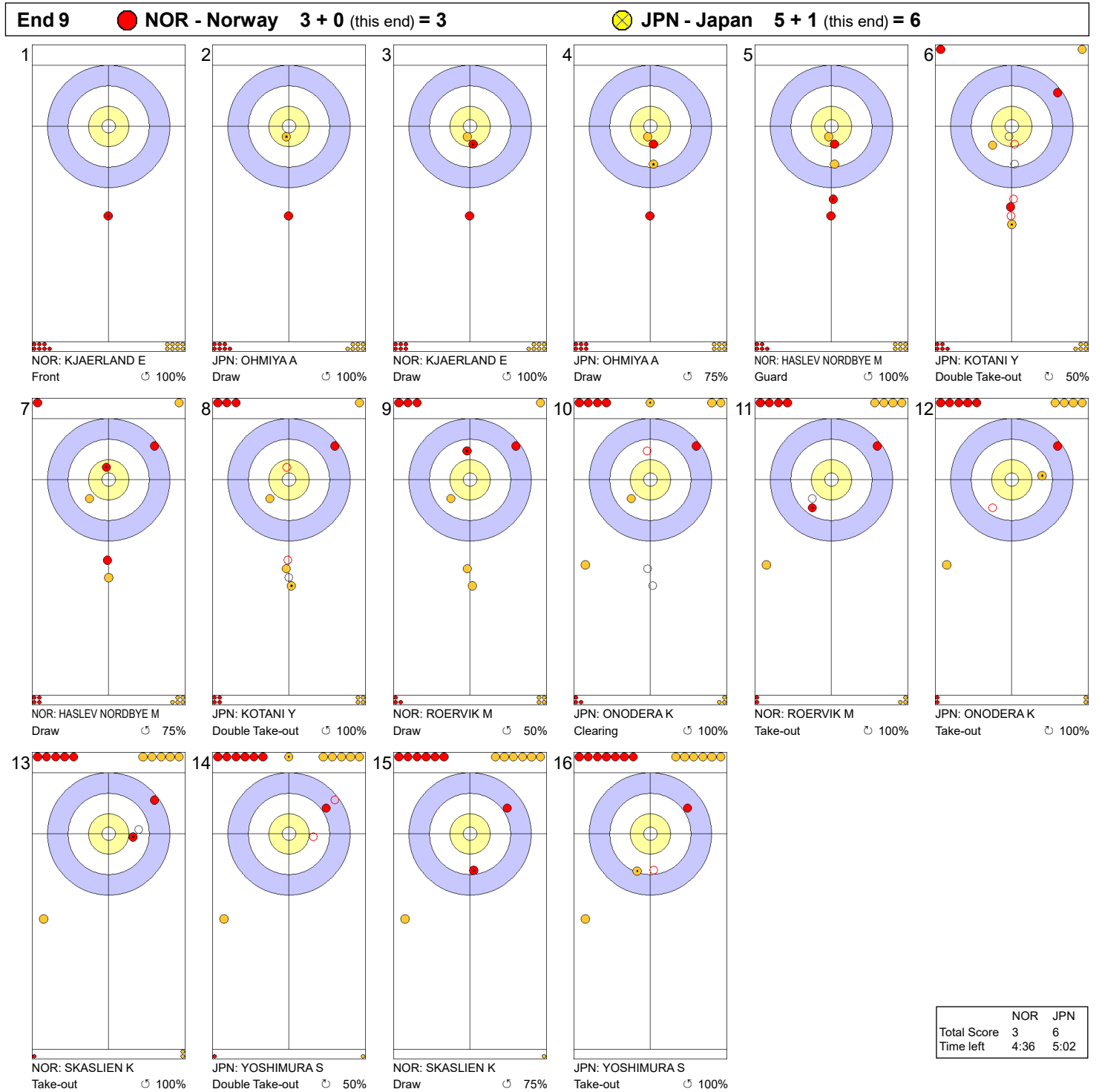
Round Robin Session 19 - Sheet C

**Game - Shot by Shot**



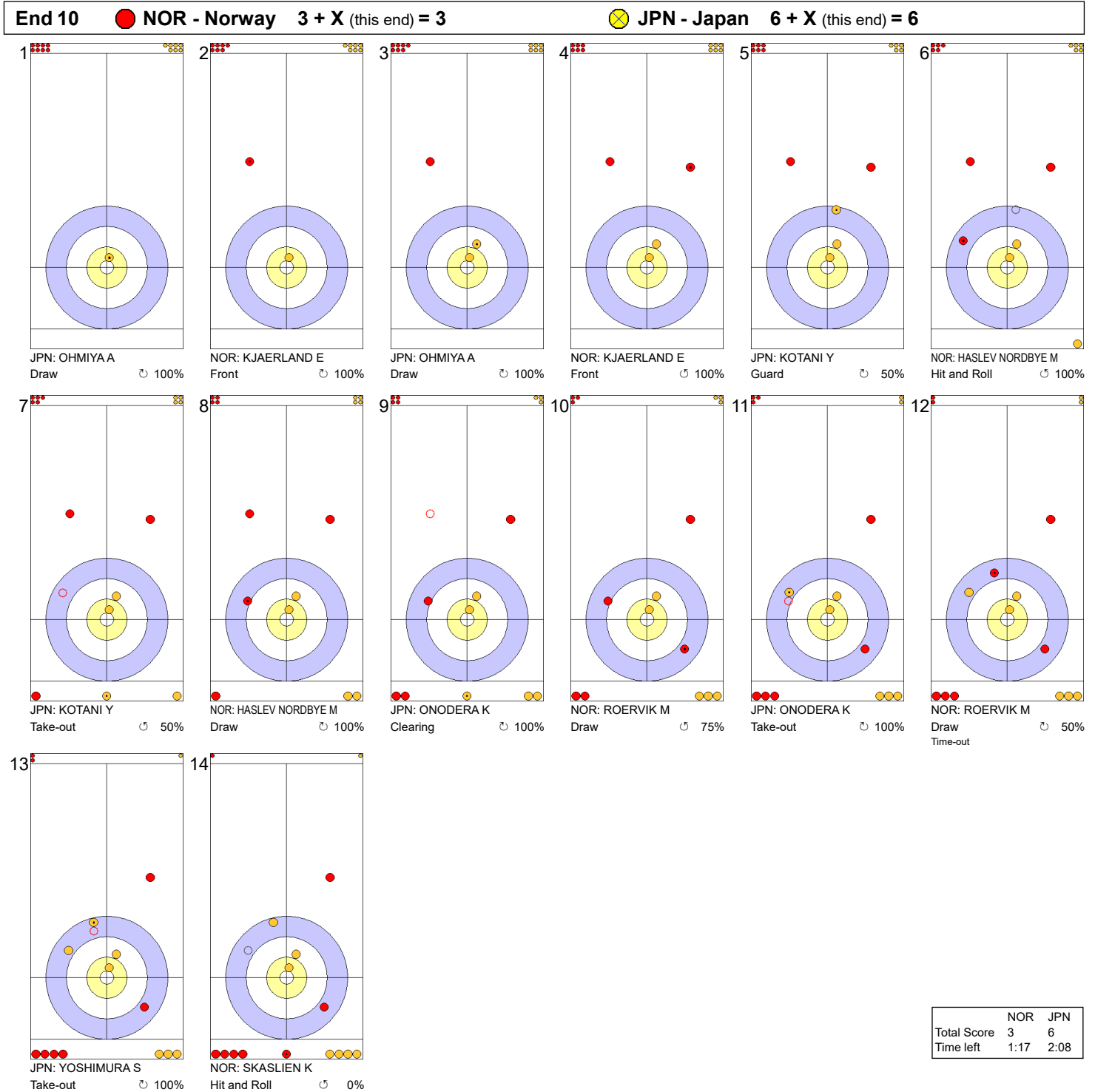
**Legend:**  
 ↻ Clockwise   ↺ Counter-clockwise   - Not considered

**Game - Shot by Shot**



Legend:		
↻	Clockwise	
↺	Counter-clockwise	
-	Not considered	

Game - Shot by Shot



**Legend:**  
 ↻ Clockwise      ↺ Counter-clockwise      - Not considered  
 X Unfinished end due to concession



FRI 21 MAR 2025  
Start Time 14:00

Round Robin Session 19 - Sheet D

## Game Results

Sheet	Team	LSFE	1	2	3	4	5	6	7	8	9	10	Extra Ends	Total
D	LTU - Lithuania		0	1	0	0	0	0	1	0	0	X		2
	TUR - Türkiye	*	2	0	0	2	1	2	0	0	1	X		8

LTU - Lithuania		Shot Success	Game	All
4 S	PAULAUSKAITE Virginija	43%	65%	
3 V	DVOJEGLAZOVA Olga	54%	62%	
2	KIUDYTE Migle	75%	67%	
1	BLAZIENE Ruta	69%	73%	
A	ZALIECKIENE Justina	-	-	
Team Total		60%	67%	

TUR - Türkiye		Shot Success	Game	All
4 S	YILDIZ Dilsat	76%	75%	
3 V	POLAT Oznur	69%	81%	
2	KARAMAN Iclal	75%	78%	
1	SENGUL Berfin	88%	85%	
A	CALIKUSU Ifayet Safak	-	71%	
Team Total		77%	79%	

Last Stone Draw		Distance
↻	DVOJEGLAZOVA Olga	34.3cm
↺	BLAZIENE Ruta	150.9cm
<b>Total</b>		<b>185.2cm</b>

Last Stone Draw		Distance
↻	YILDIZ Dilsat	39.2cm
↺	POLAT Oznur	24.5cm
<b>Total</b>		<b>63.7cm</b>

Time remaining: 1 minute 16 seconds

Time remaining: 6 minutes 31 seconds

## Shot Success Analysis

LTU - Lithuania		↻	↺	Game
4 PAULAUSKAITE Virginija	Draws	8 53%	8 34%	16 44%
	Take-outs	0 -	2 38%	2 38%
	Total	8 53%	10 35%	18 43%
3 DVOJEGLAZOVA Olga	Draws	8 44%	4 75%	12 54%
	Take-outs	3 67%	3 42%	6 54%
	Total	11 50%	7 61%	18 54%
2 KIUDYTE Migle	Draws	6 75%	1 100%	7 79%
	Take-outs	2 75%	9 72%	11 73%
	Total	8 75%	10 75%	18 75%
1 BLAZIENE Ruta	Draws	9 89%	5 50%	14 75%
	Take-outs	1 50%	3 50%	4 50%
	Total	10 85%	8 50%	18 69%
A ZALIECKIENE Justina	Draws	0 -	0 -	0 -
	Take-outs	0 -	0 -	0 -
	Total	0 -	0 -	0 -
Team	Draws	31 65%	18 51%	49 60%
	Take-outs	6 67%	17 59%	23 61%
	Total	37 66%	35 55%	72 60%

TUR - Türkiye		↻	↺	Game
4 YILDIZ Dilsat	Draws	4 56%	5 75%	9 67%
	Take-outs	3 83%	5 90%	8 88%
	Total	7 68%	10 83%	17 76%
3 POLAT Oznur	Draws	8 66%	1 0%	9 58%
	Take-outs	2 88%	7 79%	9 81%
	Total	10 70%	8 69%	18 69%
2 KARAMAN Iclal	Draws	7 75%	2 75%	9 75%
	Take-outs	6 75%	3 75%	9 75%
	Total	13 75%	5 75%	18 75%
1 SENGUL Berfin	Draws	11 93%	1 0%	12 85%
	Take-outs	3 100%	0 -	3 100%
	Total	14 95%	1 0%	15 88%
A CALIKUSU Ifayet Safak	Draws	0 -	0 -	0 -
	Take-outs	0 -	0 -	0 -
	Total	0 -	0 -	0 -
Team	Draws	30 77%	9 58%	39 72%
	Take-outs	14 84%	15 82%	29 83%
	Total	44 79%	24 73%	68 77%

### Note:

Position and function for each team member:

4 = Fourth, 3 = Third, 2 = Second, 1 = Lead, A = Alternate, S = Skip, V = Vice-Skip

### Legend:

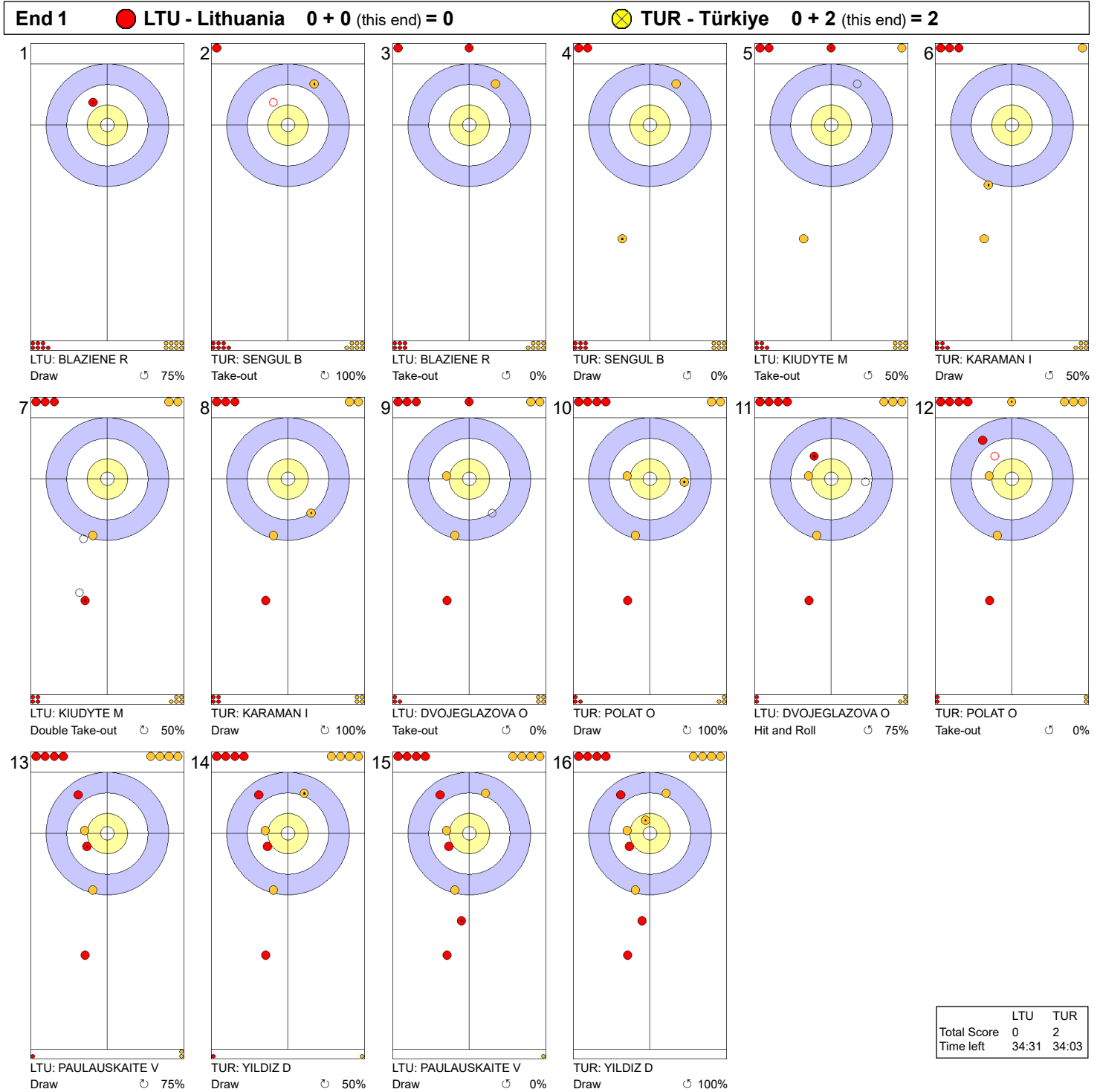
↻ Clockwise

↺ Counter-clockwise

LSFE(\*) Last Stone First End

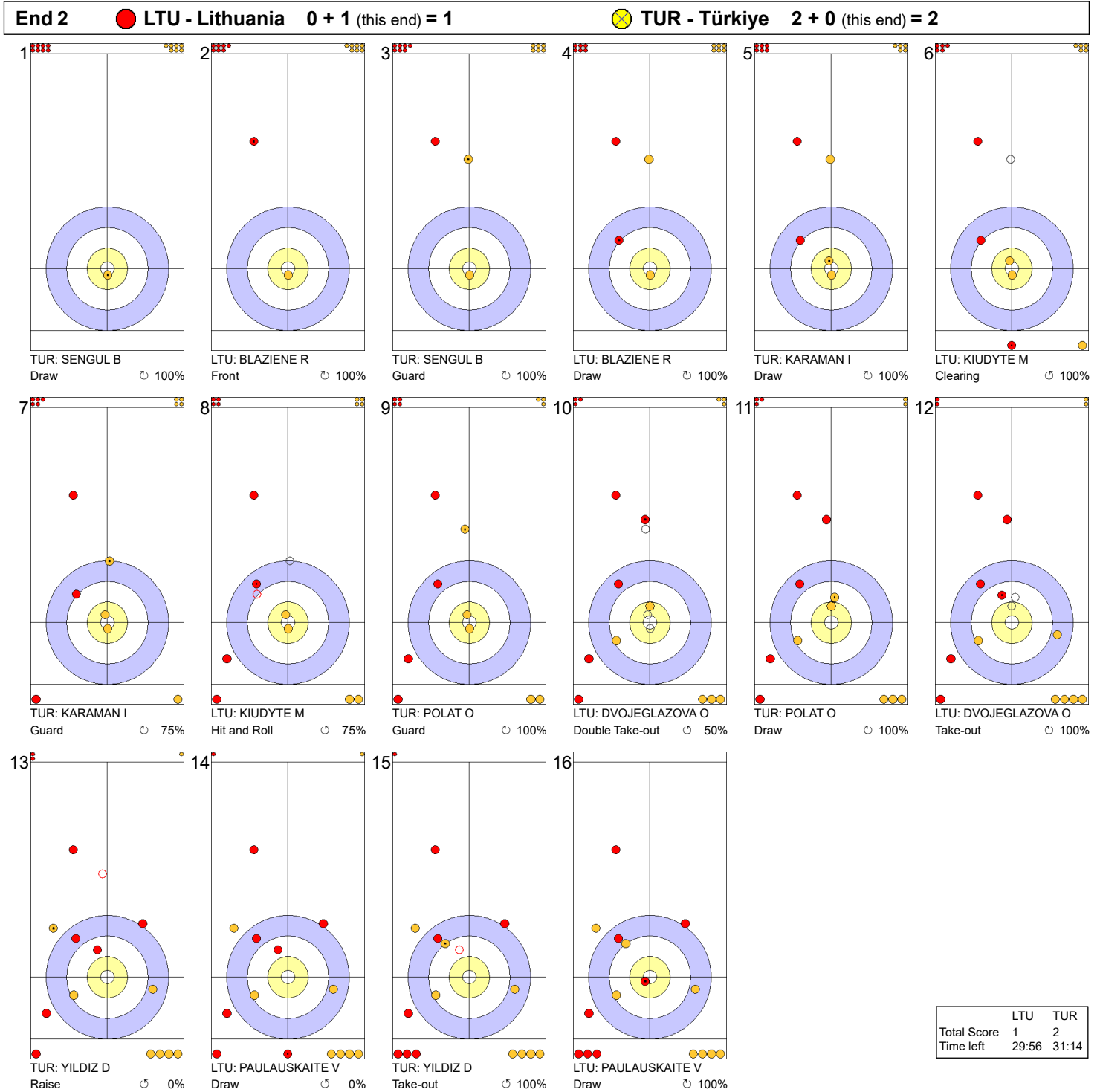
X Unplayed/unfinished end due to concession

Game - Shot by Shot



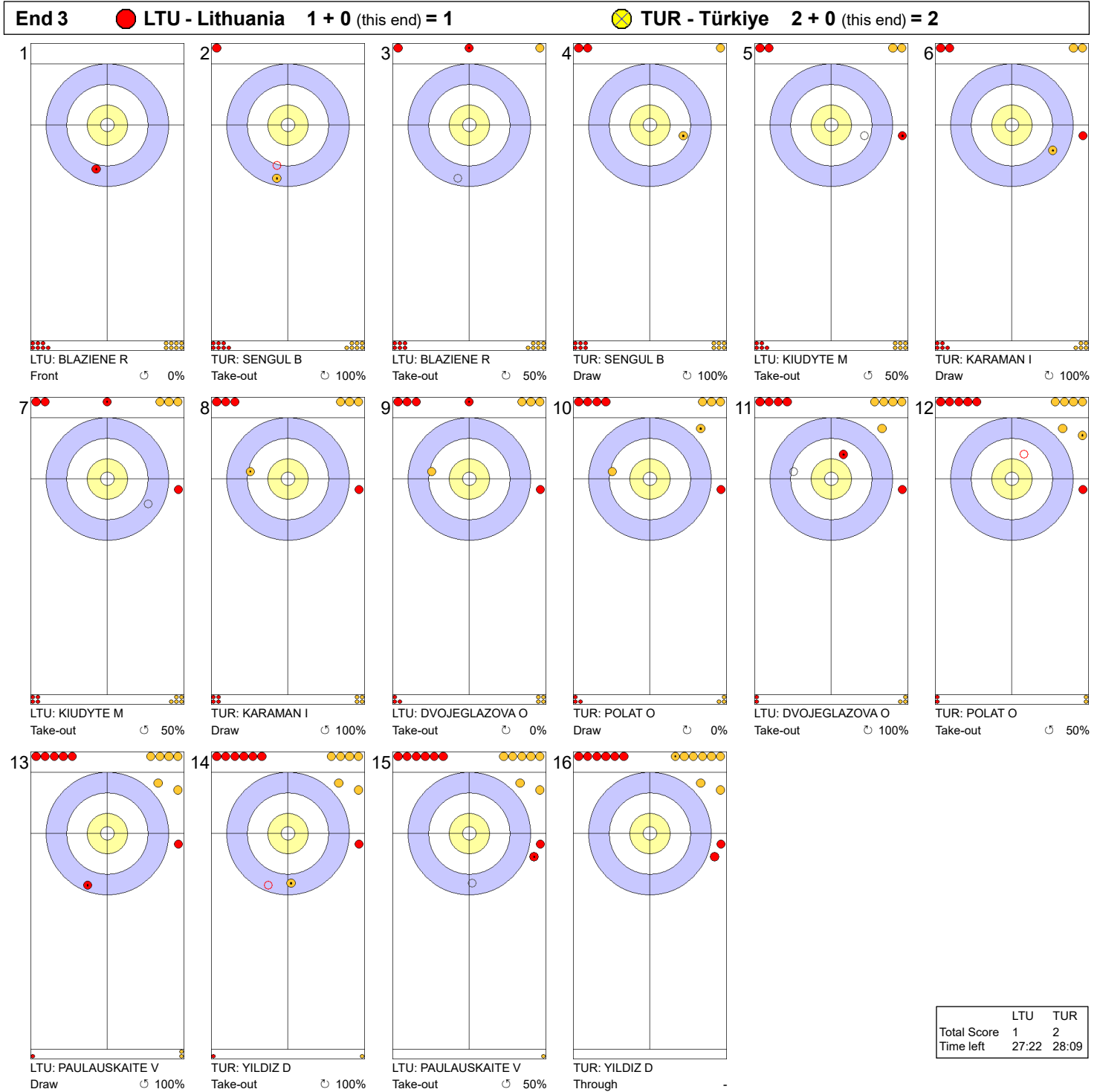
**Legend:**  
 ↻ Clockwise      ↺ Counter-clockwise      - Not considered

Game - Shot by Shot



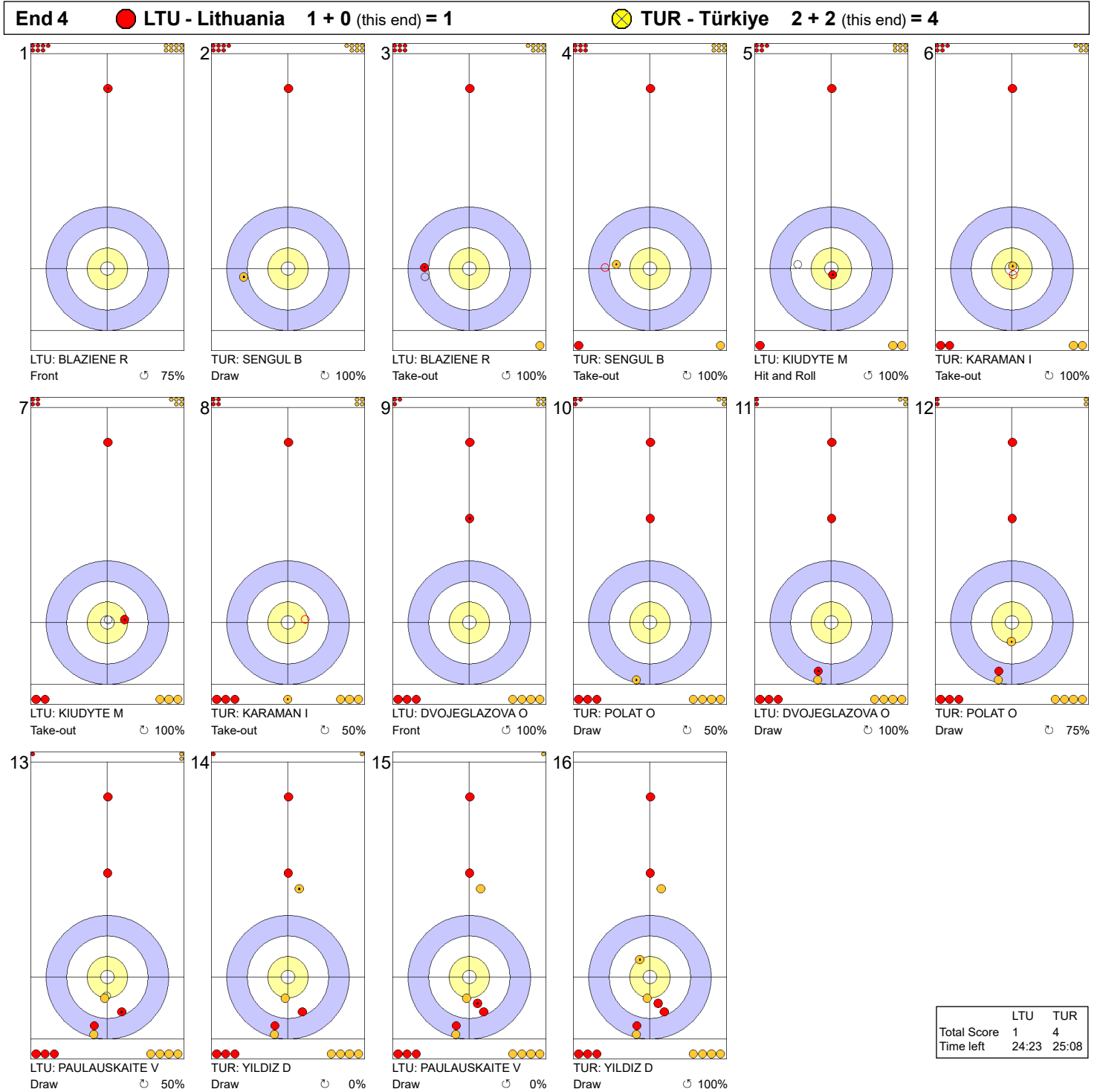
**Legend:**  
 ↻ Clockwise      ↺ Counter-clockwise      - Not considered

Game - Shot by Shot



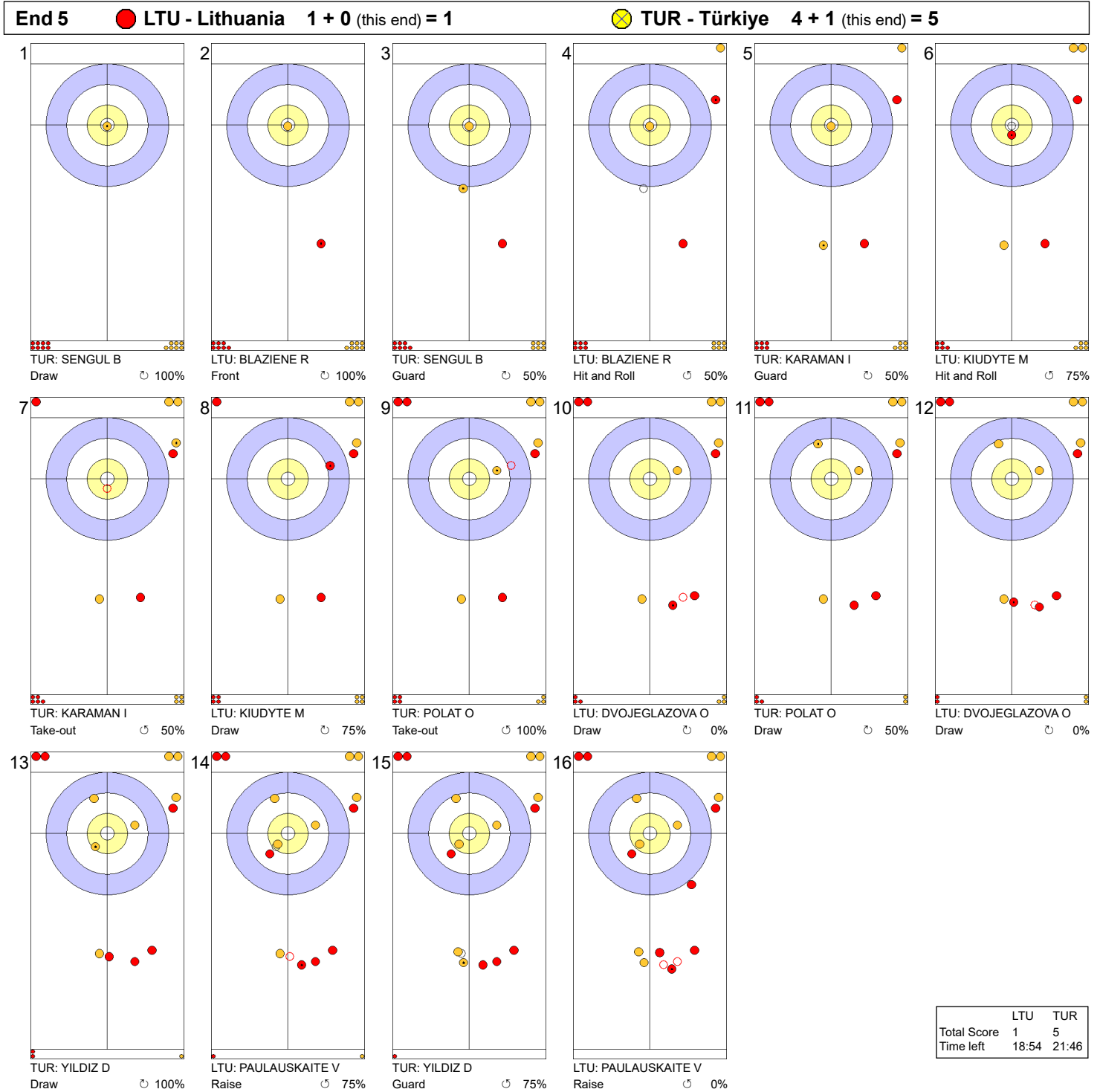
**Legend:**  
 ↻ Clockwise      ↺ Counter-clockwise      - Not considered

Game - Shot by Shot



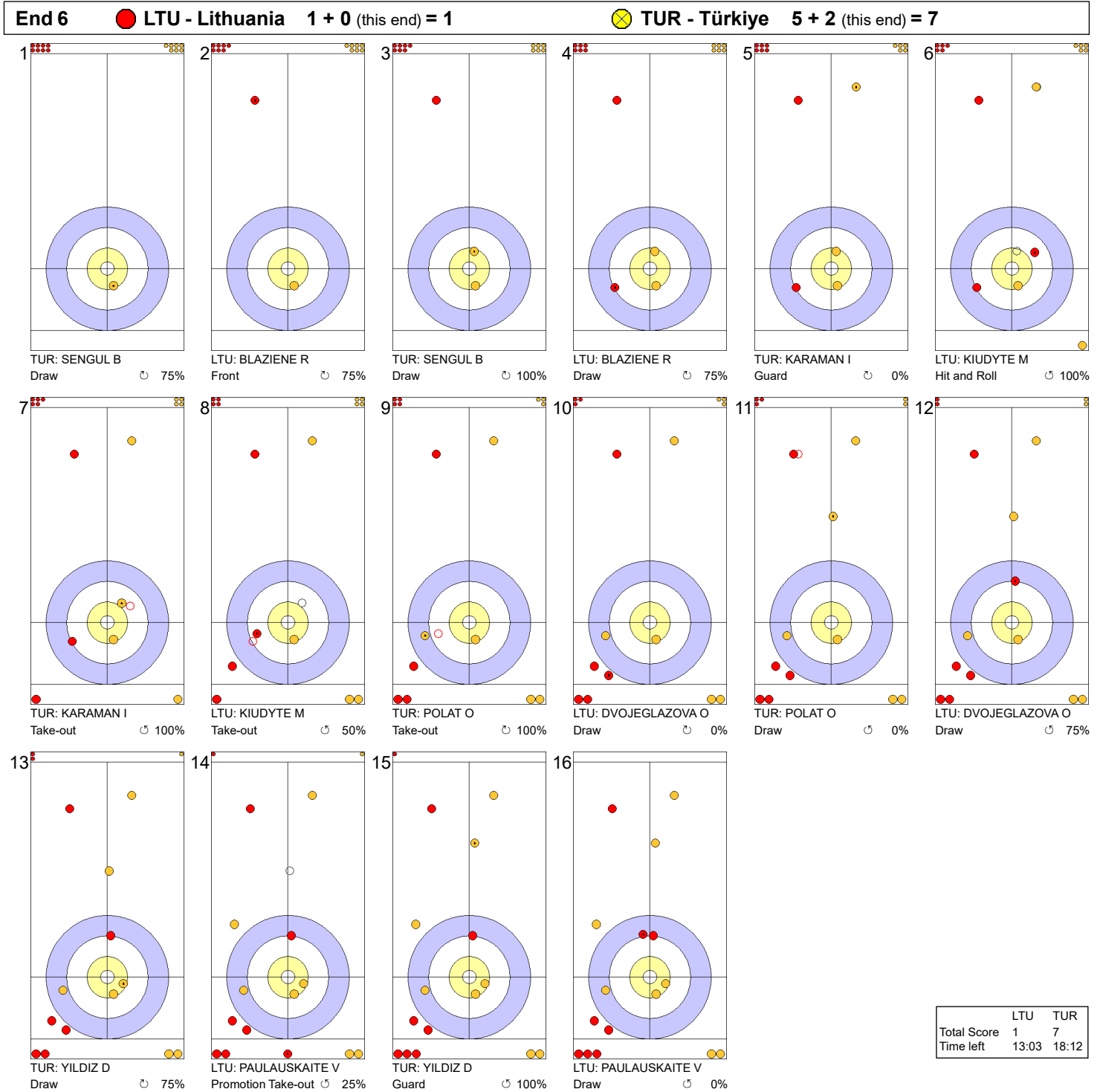
**Legend:**  
 ↻ Clockwise      ↺ Counter-clockwise      - Not considered

Game - Shot by Shot




**Legend:**  
 ↻ Clockwise      ↺ Counter-clockwise      - Not considered

Game - Shot by Shot



**Legend:**  
 ↻ Clockwise      ↺ Counter-clockwise      - Not considered

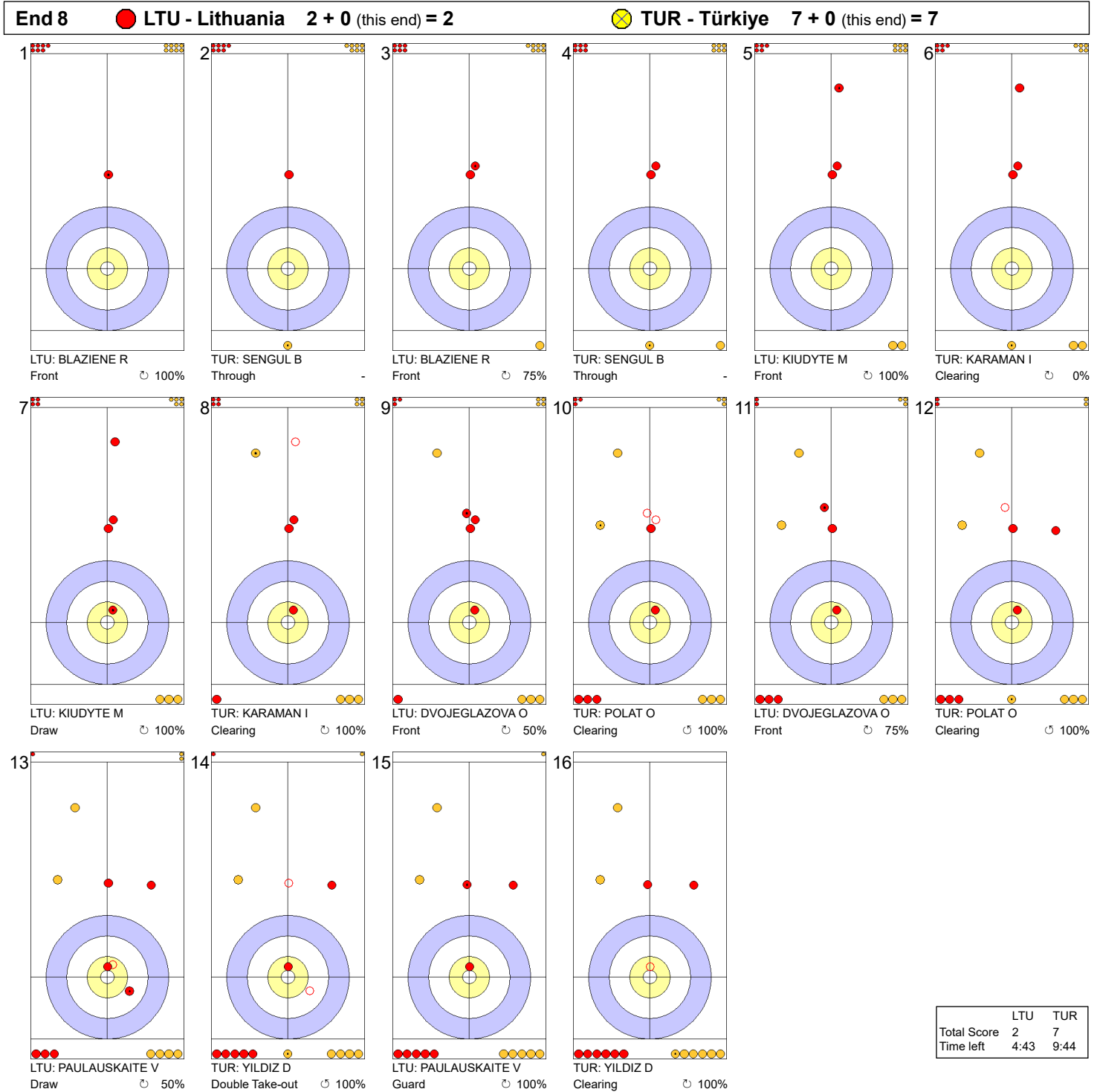
Game - Shot by Shot



**Legend:**  
 ↻ Clockwise      ↺ Counter-clockwise      - Not considered

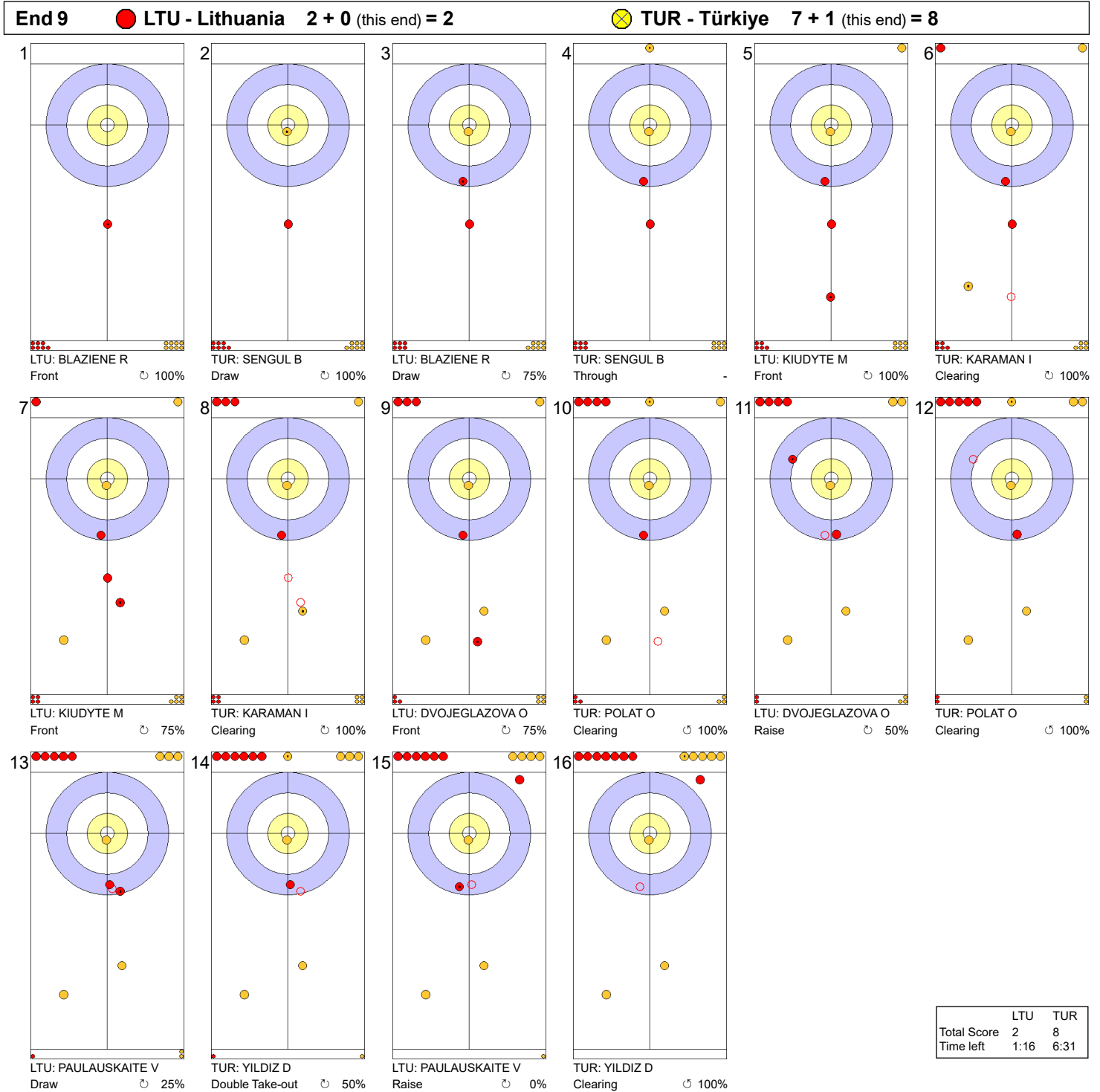


Game - Shot by Shot



**Legend:**  
 ↻ Clockwise      ↺ Counter-clockwise      - Not considered

Game - Shot by Shot



**Legend:**  
 ↻ Clockwise      ↺ Counter-clockwise      - Not considered

## Session Results and Standings

Sheet	Team	LSD/LSFE	1	2	3	4	5	6	7	8	9	10	Extra Ends	Total
A	TUR - Türkiye	104.0cm *	2	0	2	1	0	0	1	2	X	X		8
	USA - United States	142.9cm	0	1	0	0	1	1	0	0	X	X		3
B	DEN - Denmark	33.8cm *	0	0	1	0	2	1	0	1	0	X		5
	SCO - Scotland	68.7cm	1	1	0	2	0	0	1	0	5	X		10
C	SWE - Sweden	37.3cm *	1	0	2	1	0	0	2	1	0	X		7
	SUI - Switzerland	48.9cm	0	2	0	0	2	3	0	0	4	X		11
D	ITA - Italy	86.6cm	0	0	0	0	0	1	0	1	0	X		2
	KOR - Korea	31.3cm *	0	0	0	2	1	0	1	0	2	X		6

## Current Standings

Rank	Team	Games	Wins	Losses	
1	SUI - Switzerland	11	10	1	Q
2	KOR - Korea	11	9	2	Q
3	CAN - Canada	10	8	2	Q
4	SWE - Sweden	11	8	3	Q
5	SCO - Scotland	11	7	4	Q
6	CHN - China	10	6	4	
7	DEN - Denmark	11	5	6	
7	NOR - Norway	11	5	6	
9	ITA - Italy	11	4	7	
10	JPN - Japan	10	3	7	
11	USA - United States	11	3	8	
12	TUR - Türkiye	11	2	9	
13	LTU - Lithuania	11	0	11	

**Note:**  
Under World Curling rules, tie-breaking rules for standings are not applied until after the last game of the round robin.

**Legend:**  
**LSD** Last Stone Draw                      **LSFE(\*)** Last Stone First End                      **Q** Qualified for the play-offs  
**X** Unplayed/unfinished end due to concession

## Game Results

Sheet	Team	LSFE	1	2	3	4	5	6	7	8	9	10	Extra Ends	Total
A	TUR - Türkiye	*	2	0	2	1	0	0	1	2	X	X		8
	USA - United States		0	1	0	0	1	1	0	0	X	X		3

TUR - Türkiye		Shot Success	Game	All
4 S	YILDIZ Dilsat	86%		75%
3 V	POLAT Oznur	92%		82%
2	KARAMAN Iclal	77%		80%
1	SENGUL Berfin	86%		85%
A	CALIKUSU Ifayet Safak	-		71%
Team Total		85%		79%

USA - United States		Shot Success	Game	All
4 S	PETERSON Tabitha	69%		77%
3 V	THIESSE Cory	83%		81%
2	PERSINGER Vicky	83%		75%
1	ANDERSON-HEIDE Taylor	83%		87%
A	PETERSON Tara	-		78%
Team Total		79%		81%

Last Stone Draw		Distance
⌚	CALIKUSU Ifayet Safak	68.9cm
⌚	YILDIZ Dilsat	35.1cm
<b>Total</b>		<b>104.0cm</b>

Last Stone Draw		Distance
⌚	PERSINGER Vicky	128.5cm
⌚	ANDERSON-HEIDE Taylor	14.4cm
<b>Total</b>		<b>142.9cm</b>

Time remaining: 5 minutes 32 seconds

Time remaining: 4 minutes 36 seconds

Time-out: End 7 - TUR stone 7

## Shot Success Analysis

TUR - Türkiye		⌚	⌚	Game
4 YILDIZ Dilsat	Draws	4 94%	4 75%	8 84%
	Take-outs	5 100%	3 67%	8 88%
	Total	9 97%	7 71%	16 86%
3 POLAT Oznur	Draws	1 100%	4 94%	5 95%
	Take-outs	5 100%	6 83%	11 91%
	Total	6 100%	10 88%	16 92%
2 KARAMAN Iclal	Draws	5 85%	6 67%	11 75%
	Take-outs	1 100%	4 75%	5 80%
	Total	6 88%	10 70%	16 77%
1 SENGUL Berfin	Draws	14 84%	1 100%	15 85%
	Take-outs	1 100%	0 -	1 100%
	Total	15 85%	1 100%	16 86%
A CALIKUSU Ifayet Safak	Draws	0 -	0 -	0 -
	Take-outs	0 -	0 -	0 -
	Total	0 -	0 -	0 -
Team	Draws	24 86%	15 78%	39 83%
	Take-outs	12 100%	13 77%	25 88%
	Total	36 91%	28 78%	64 85%

USA - United States		⌚	⌚	Game
4 PETERSON Tabitha	Draws	4 88%	7 93%	11 91%
	Take-outs	1 25%	4 19%	5 20%
	Total	5 75%	11 66%	16 69%
3 THIESSE Cory	Draws	2 75%	8 88%	10 85%
	Take-outs	1 100%	5 75%	6 79%
	Total	3 83%	13 83%	16 83%
2 PERSINGER Vicky	Draws	1 75%	9 86%	10 85%
	Take-outs	5 75%	1 100%	6 79%
	Total	6 75%	10 88%	16 83%
1 ANDERSON-HEIDE Taylor	Draws	5 85%	10 90%	15 88%
	Take-outs	0 -	1 0%	1 0%
	Total	5 85%	11 82%	16 83%
A PETERSON Tara	Draws	0 -	0 -	0 -
	Take-outs	0 -	0 -	0 -
	Total	0 -	0 -	0 -
Team	Draws	12 83%	34 89%	46 88%
	Take-outs	7 71%	11 50%	18 58%
	Total	19 79%	45 79%	64 79%

### Note:

Position and function for each team member:

4 = Fourth, 3 = Third, 2 = Second, 1 = Lead, A = Alternate, S = Skip, V = Vice-Skip

### Legend:

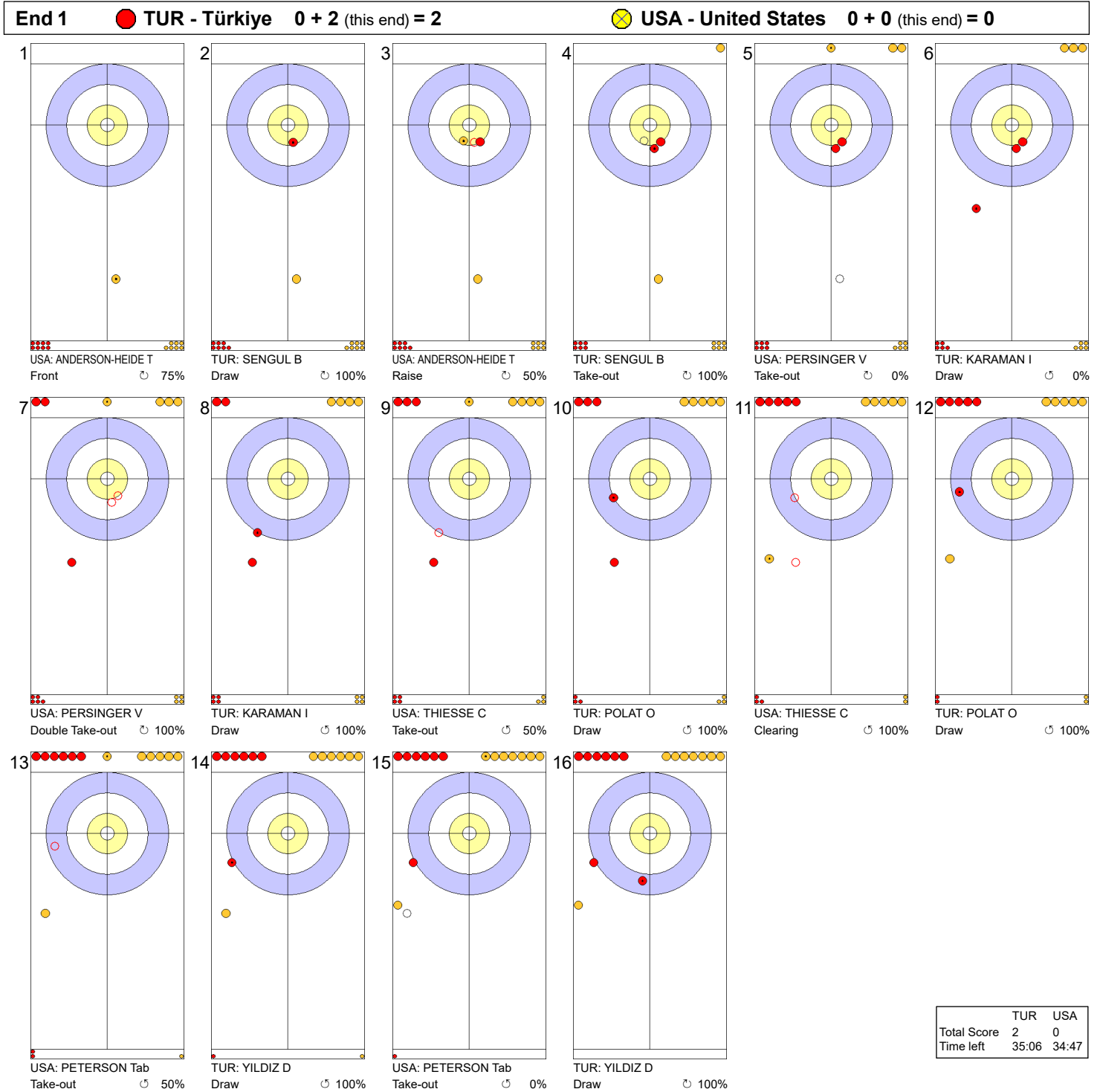
⌚ Clockwise

⌚ Counter-clockwise

LSFE(\*) Last Stone First End

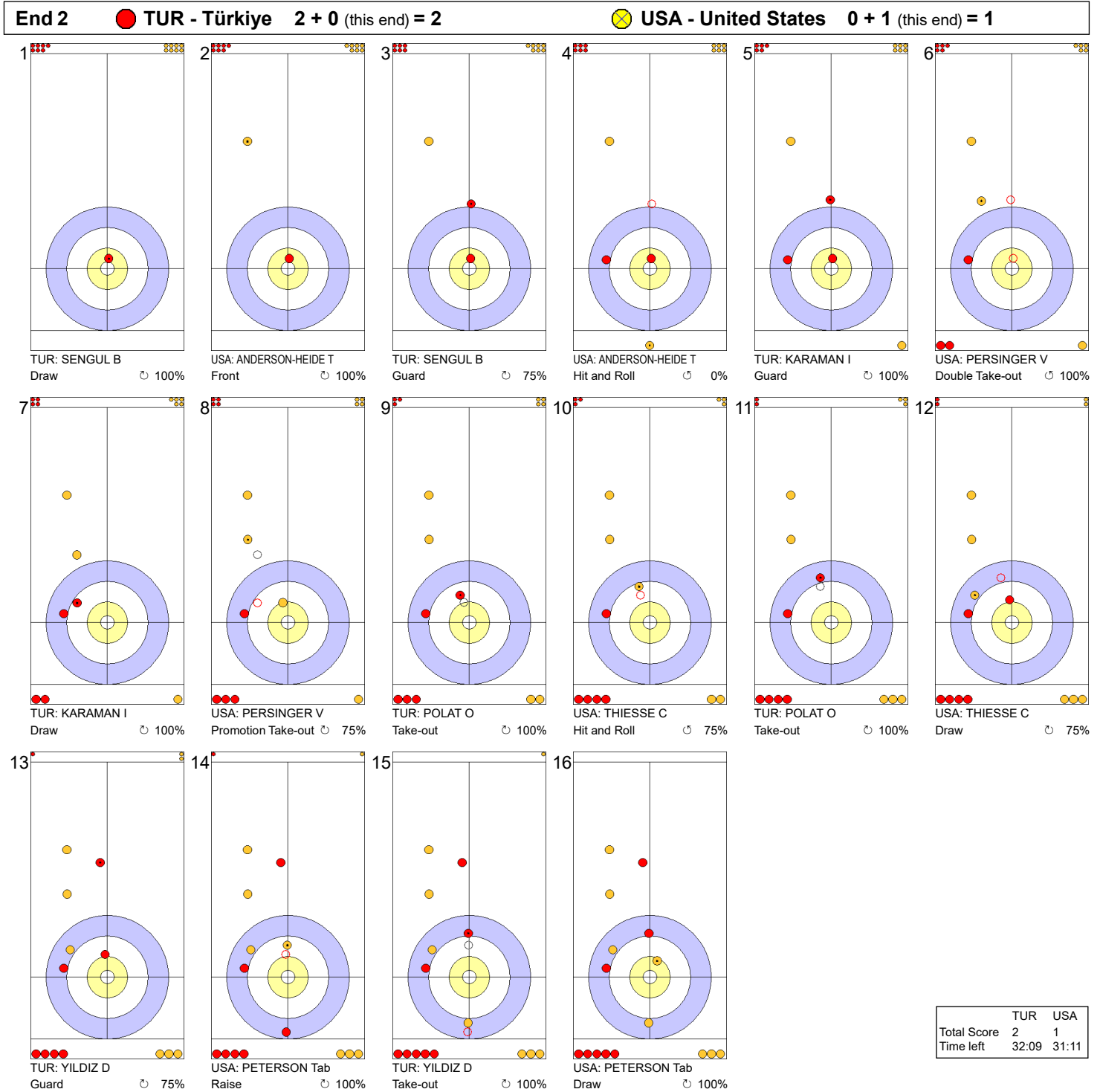
X Unplayed/unfinished end due to concession

Game - Shot by Shot



**Legend:**  
 ↻ Clockwise      ↺ Counter-clockwise      - Not considered

Game - Shot by Shot





**Legend:**  
 ↻ Clockwise      ↺ Counter-clockwise      - Not considered

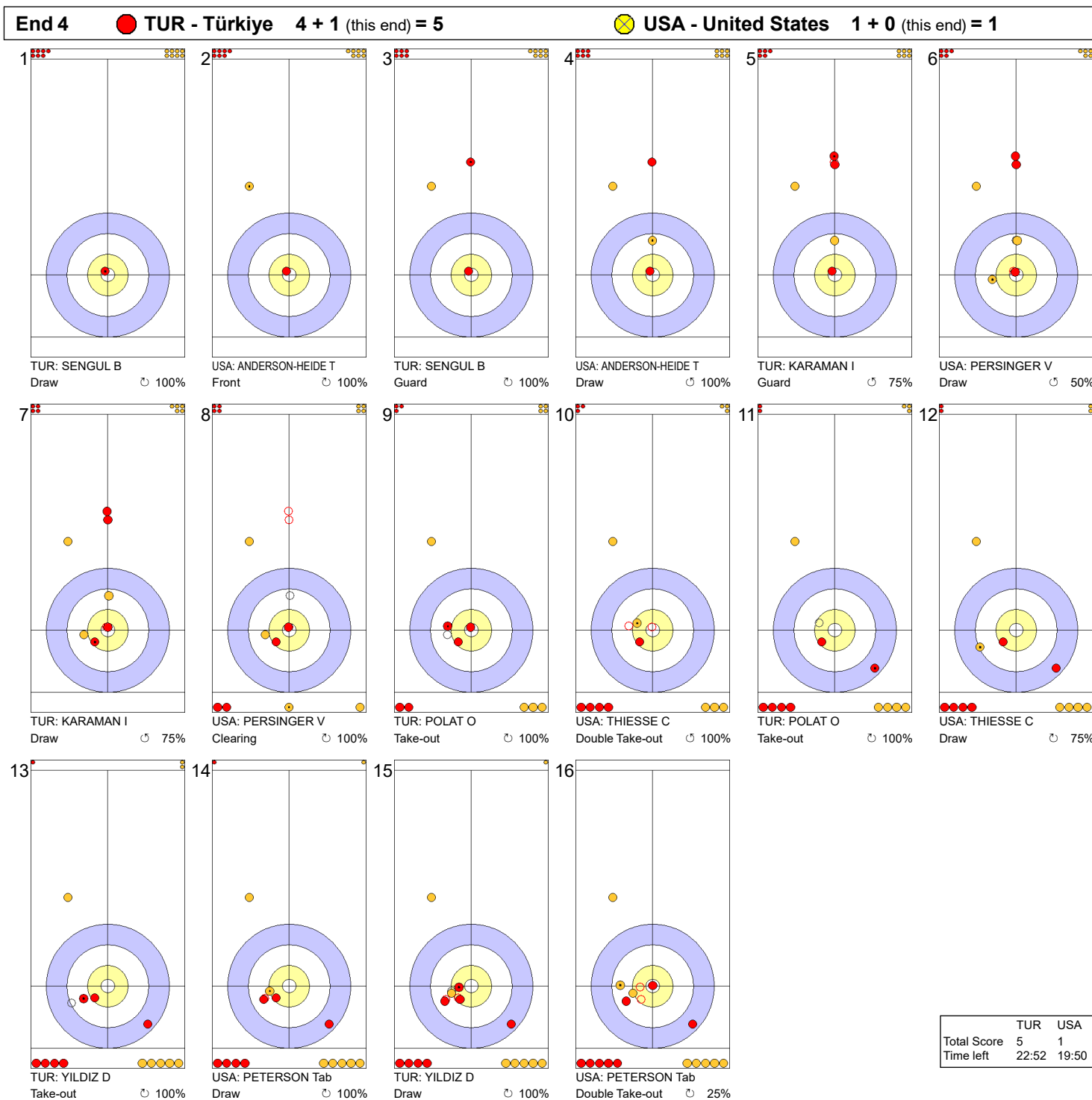
Game - Shot by Shot

End 3 **TUR - Türkiye 2 + 2 (this end) = 4** **USA - United States 1 + 0 (this end) = 1**



**Legend:**  
 Clockwise     
  Counter-clockwise     
 - Not considered

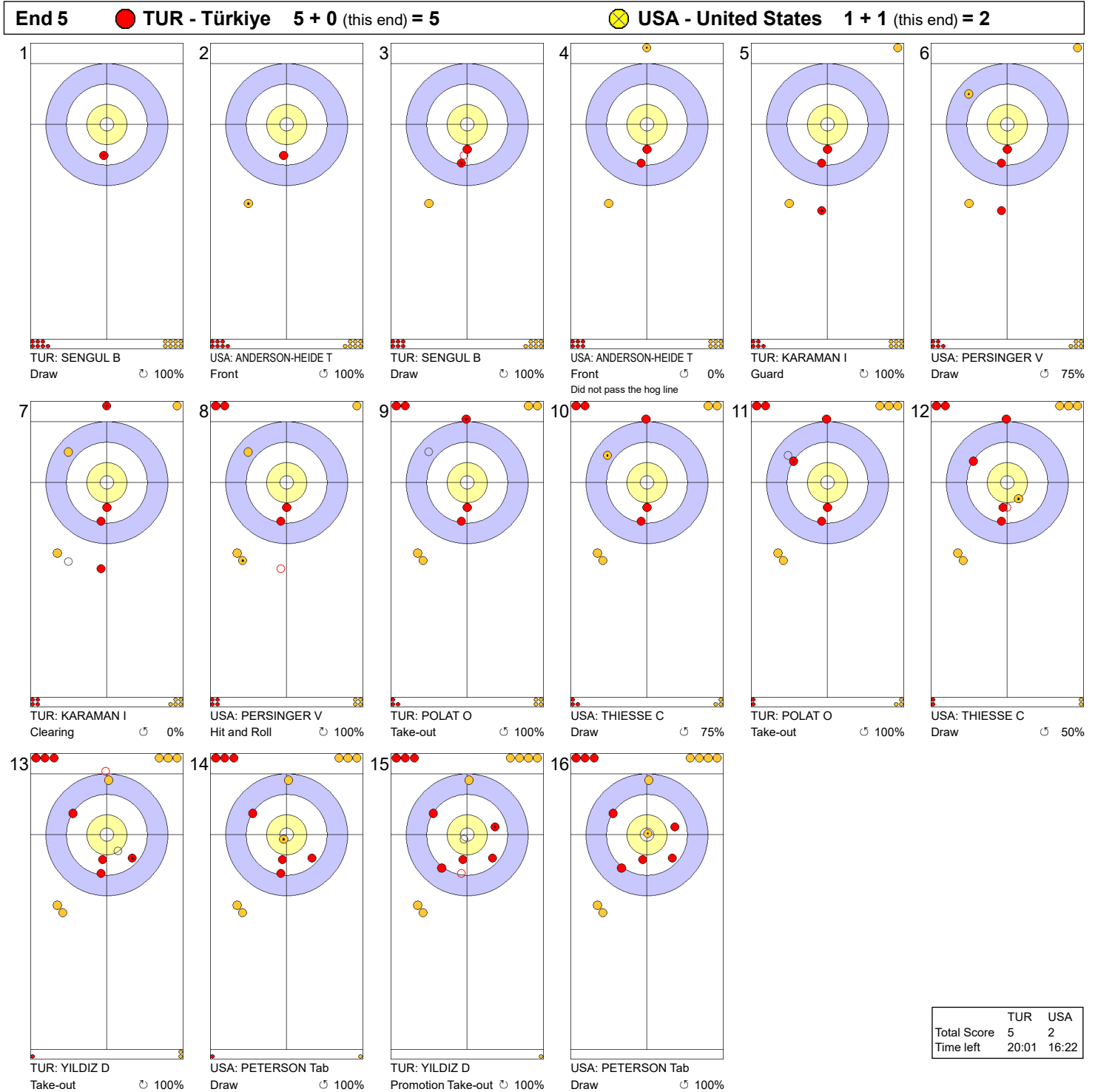
### Game - Shot by Shot



**Legend:**  
 ↻ Clockwise      ↺ Counter-clockwise      - Not considered



Game - Shot by Shot



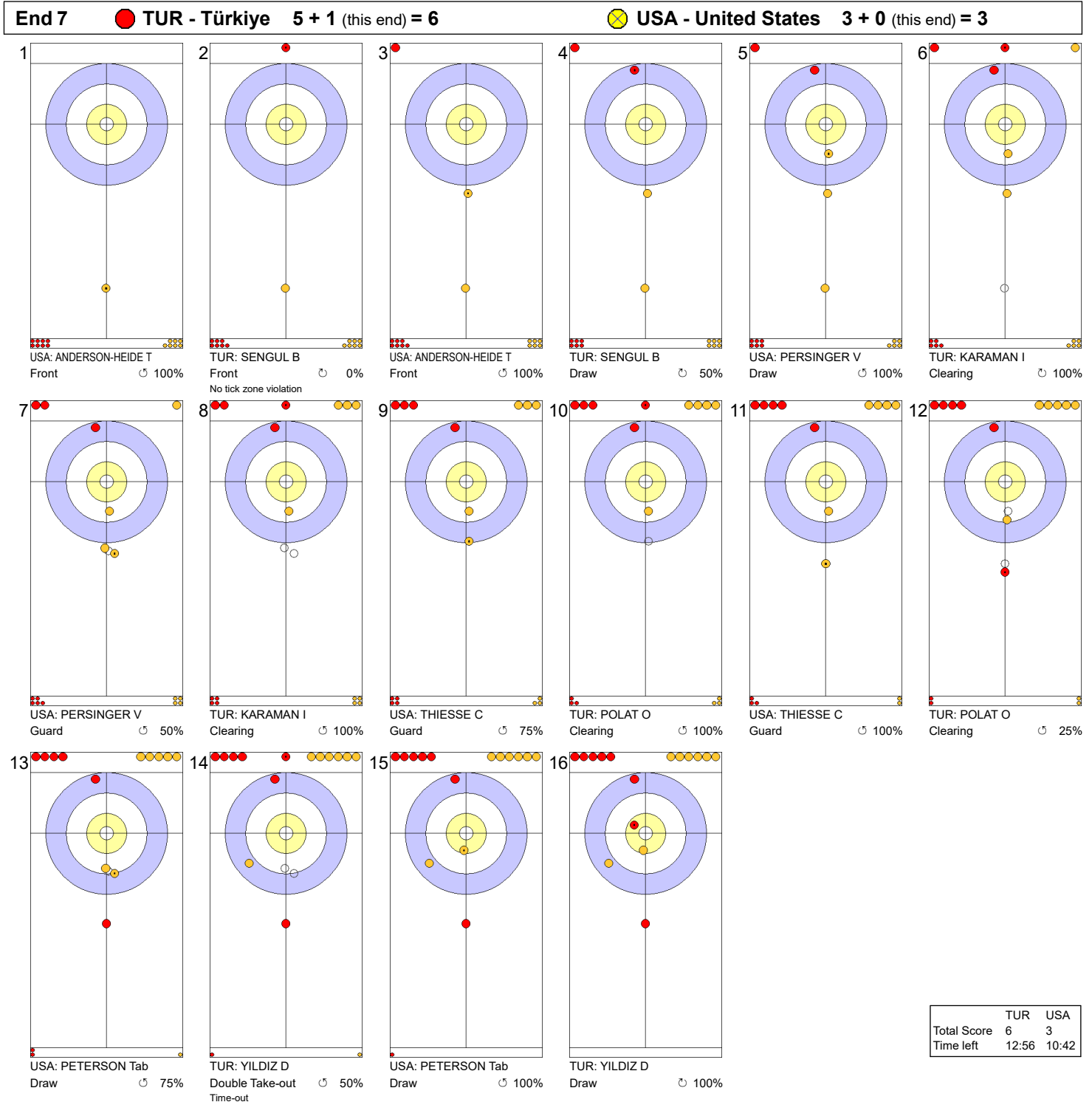
**Legend:**  
 ↻ Clockwise      ↺ Counter-clockwise      - Not considered

Game - Shot by Shot



**Legend:**  
 ↻ Clockwise      ↺ Counter-clockwise      - Not considered

Game - Shot by Shot

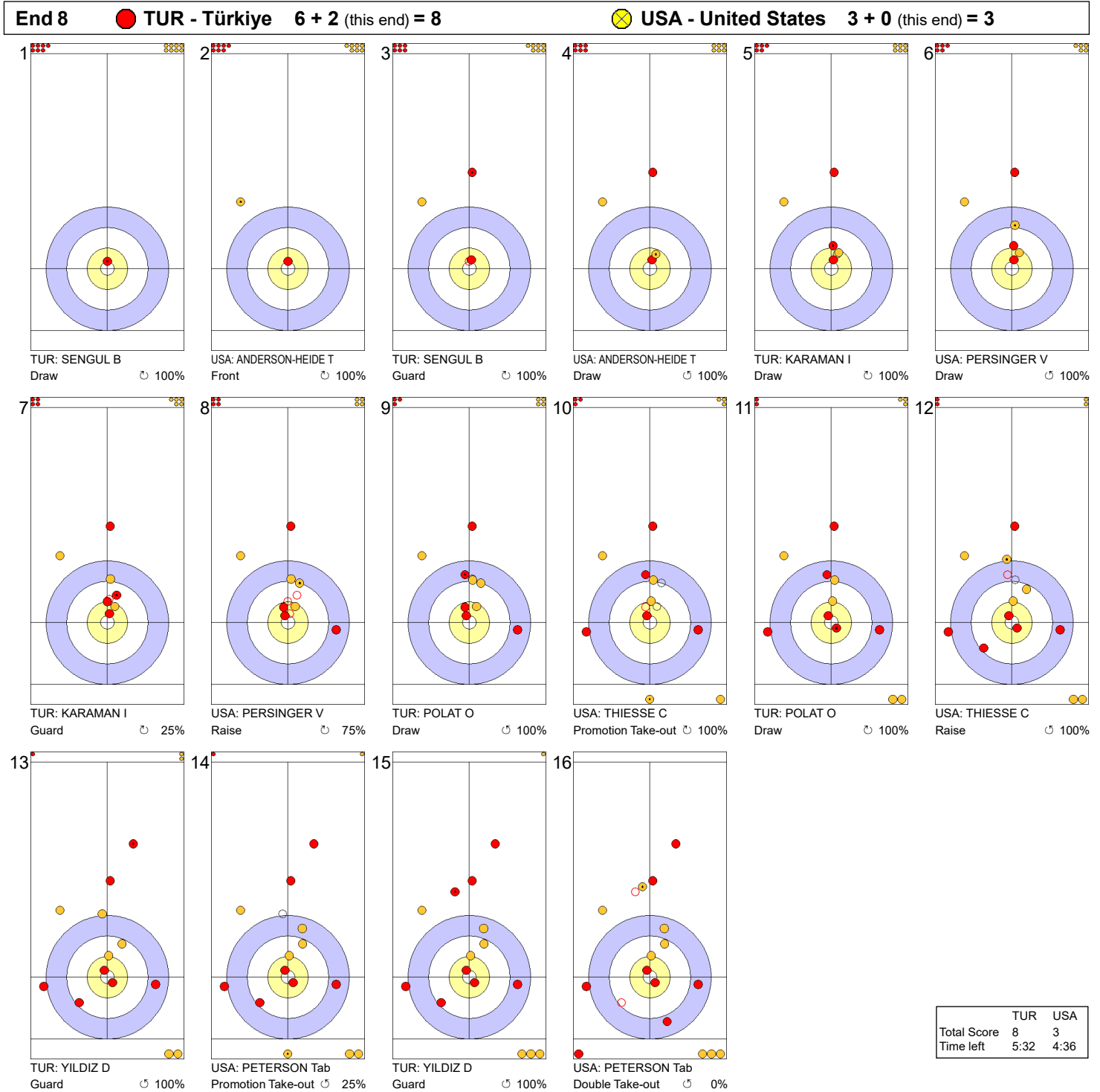


**Legend:**  
 ↻ Clockwise      ↺ Counter-clockwise      - Not considered

FRI 21 MAR 2025  
Start Time 9:00

Round Robin Session 18 - Sheet A

Game - Shot by Shot



**Legend:**  
 ↻ Clockwise      ↺ Counter-clockwise      - Not considered

FRI 21 MAR 2025  
Start Time 9:00

Round Robin Session 18 - Sheet B

## Game Results

Sheet	Team	LSFE	1	2	3	4	5	6	7	8	9	10	Extra Ends	Total
B	DEN - Denmark	*	0	0	1	0	2	1	0	1	0	X		5
	SCO - Scotland		1	1	0	2	0	0	1	0	5	X		10

DEN - Denmark		Shot Success	Game	All
4 S	DUPONT Madeleine	65%		80%
3 V	HALSE Mathilde	76%		81%
2	DUPONT Denise	82%		88%
1	LARSEN My	85%		81%
A	HOLTERMANN Jasmin	-		82%
Team Total		77%		82%

SCO - Scotland		Shot Success	Game	All
4 V	MORRISON Rebecca	83%		85%
3	DODDS Jennifer	82%		84%
2	SINCLAIR Sophie	92%		88%
1 S	JACKSON Sophie	86%		90%
A	HENDERSON Fay	-		-
Team Total		86%		87%

Last Stone Draw		Distance
↻	DUPONT Madeleine	20.3cm
↻	HALSE Mathilde	13.5cm
<b>Total</b>		<b>33.8cm</b>

Last Stone Draw		Distance
↻	MORRISON Rebecca	42.0cm
↻	JACKSON Sophie	26.7cm
<b>Total</b>		<b>68.7cm</b>

Time remaining: 7 minutes 28 seconds

Time remaining: 4 minutes 22 seconds

## Shot Success Analysis

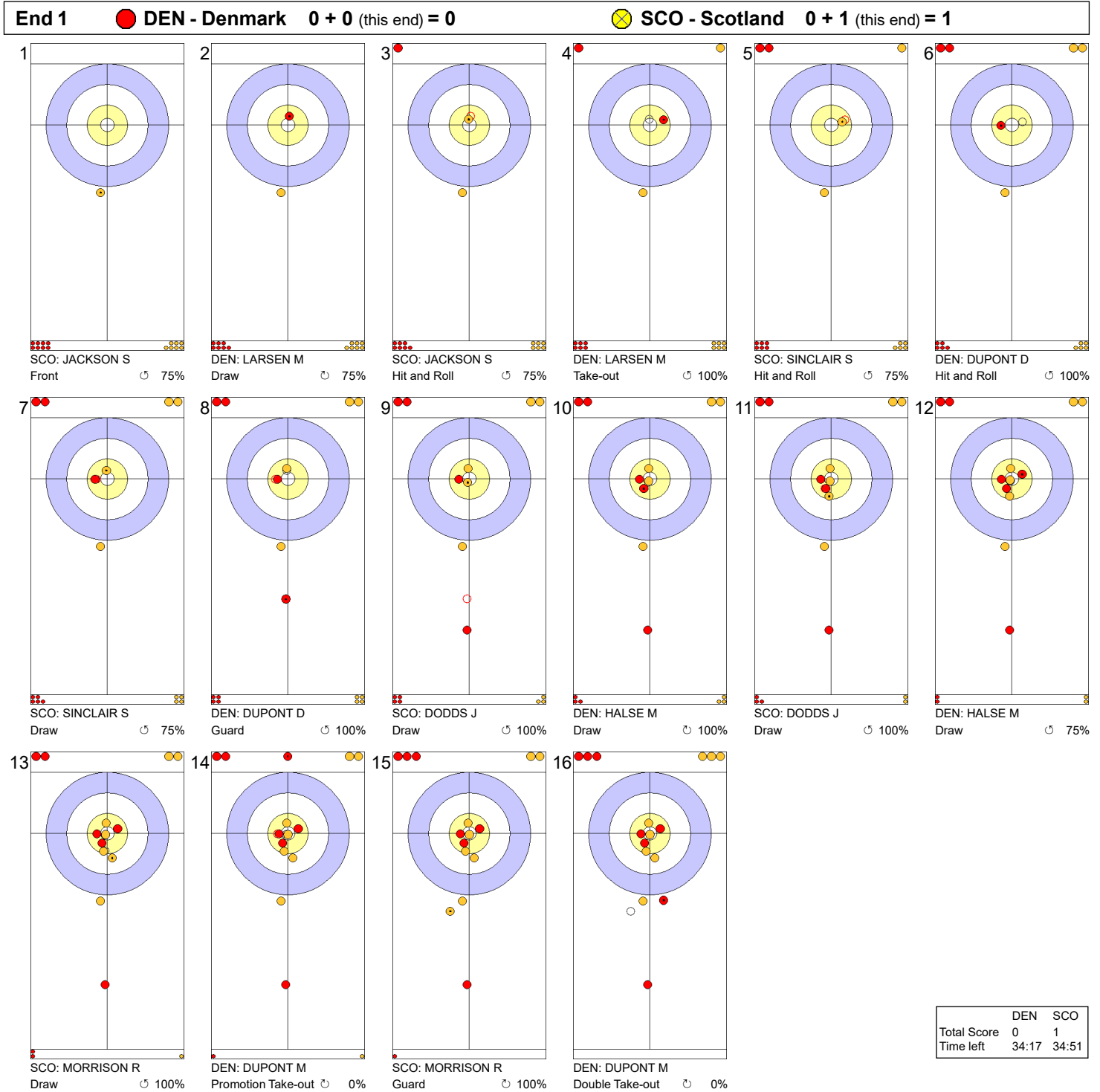
DEN - Denmark		↻	↻	Game
4	DUPONT Madeleine	Draws 4 38%	5 95%	9 69%
	Take-outs 6 42%	3 100%	9 61%	
	Total 10 40%	8 97%	18 65%	
3	HALSE Mathilde	Draws 7 82%	9 75%	16 78%
	Take-outs 0 -	2 63%	2 63%	
	Total 7 82%	11 73%	18 76%	
2	DUPONT Denise	Draws 6 67%	6 88%	12 77%
	Take-outs 4 88%	2 100%	6 92%	
	Total 10 75%	8 91%	18 82%	
1	LARSEN My	Draws 8 81%	6 96%	14 88%
	Take-outs 3 67%	1 100%	4 75%	
	Total 11 77%	7 96%	18 85%	
A	HOLTERMANN Jasmin	Draws 0 -	0 -	0 -
	Take-outs 0 -	0 -	0 -	
	Total 0 -	0 -	0 -	
Team	Draws 25 71%	26 87%	51 79%	
	Take-outs 13 62%	8 91%	21 73%	
	Total 38 68%	34 88%	72 77%	

SCO - Scotland		↻	↻	Game
4	MORRISON Rebecca	Draws 6 92%	2 50%	8 81%
	Take-outs 0 -	10 85%	10 85%	
	Total 6 92%	12 79%	18 83%	
3	DODDS Jennifer	Draws 3 50%	5 95%	8 78%
	Take-outs 6 83%	4 88%	10 85%	
	Total 9 72%	9 92%	18 82%	
2	SINCLAIR Sophie	Draws 2 100%	3 92%	5 95%
	Take-outs 3 100%	10 88%	13 90%	
	Total 5 100%	13 88%	18 92%	
1	JACKSON Sophie	Draws 7 86%	8 84%	15 85%
	Take-outs 1 100%	2 88%	3 92%	
	Total 8 88%	10 85%	18 86%	
A	HENDERSON Fay	Draws 0 -	0 -	0 -
	Take-outs 0 -	0 -	0 -	
	Total 0 -	0 -	0 -	
Team	Draws 18 83%	18 85%	36 84%	
	Take-outs 10 90%	26 87%	36 88%	
	Total 28 86%	44 86%	72 86%	

**Note:**  
Position and function for each team member:  
4 = Fourth, 3 = Third, 2 = Second, 1 = Lead, A = Alternate, S = Skip, V = Vice-Skip

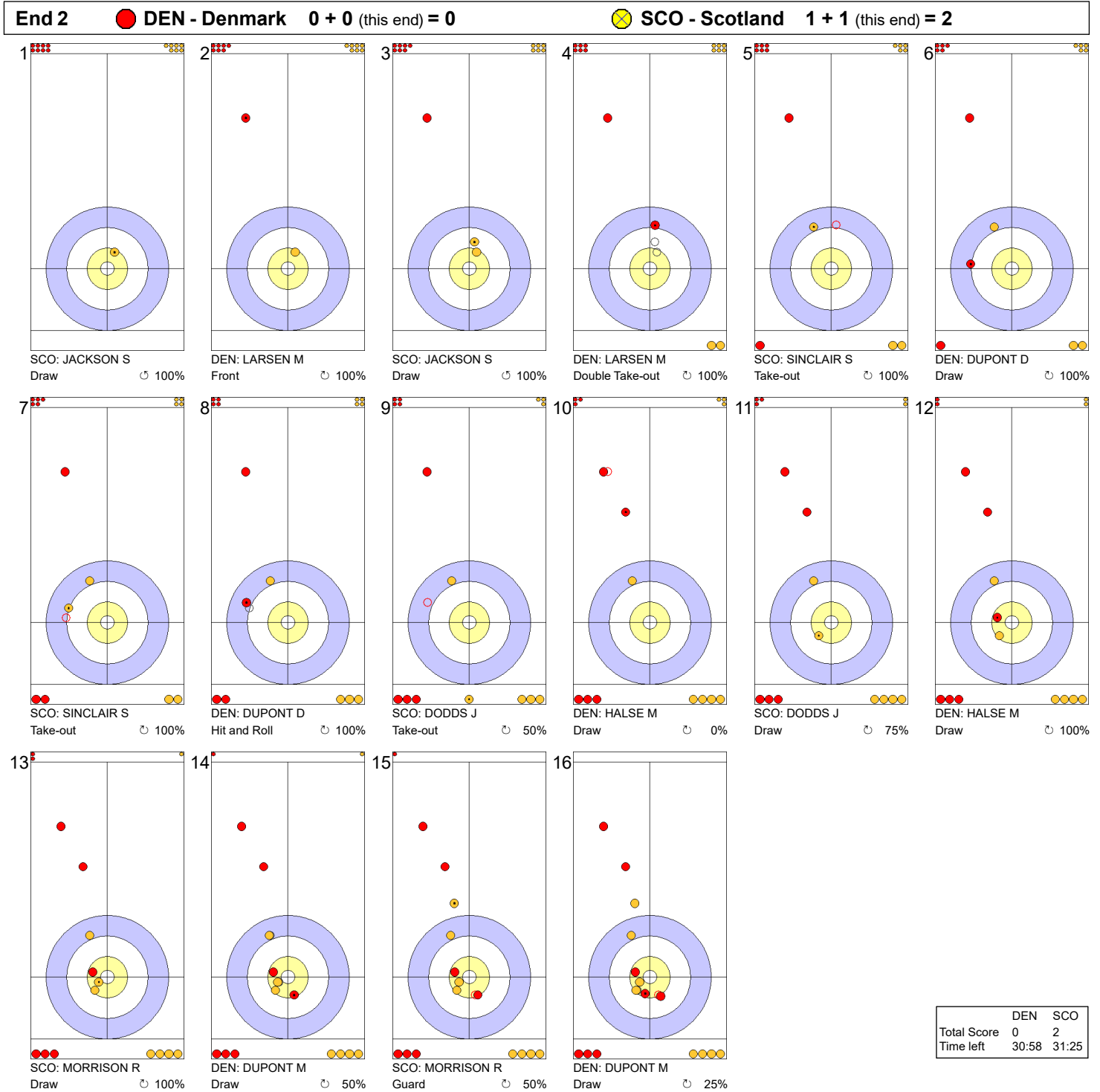
**Legend:**  
↻ Clockwise      ↻ Counter-clockwise      LSFE(\*) Last Stone First End  
X Unplayed/unfinished end due to concession

Game - Shot by Shot



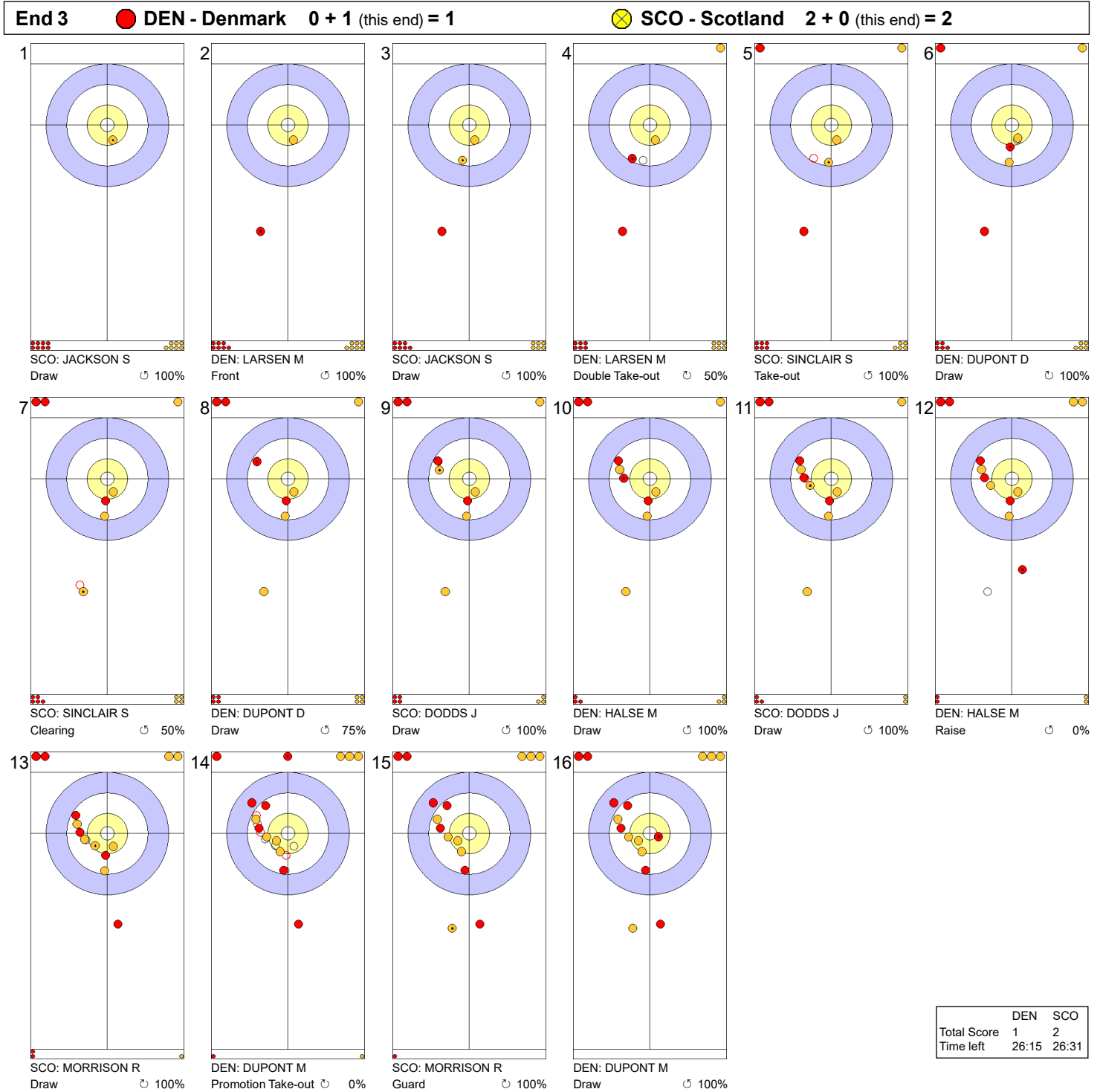
**Legend:**  
 ↻ Clockwise      ↺ Counter-clockwise      - Not considered

Game - Shot by Shot



**Legend:**  
 ↻ Clockwise      ↺ Counter-clockwise      - Not considered

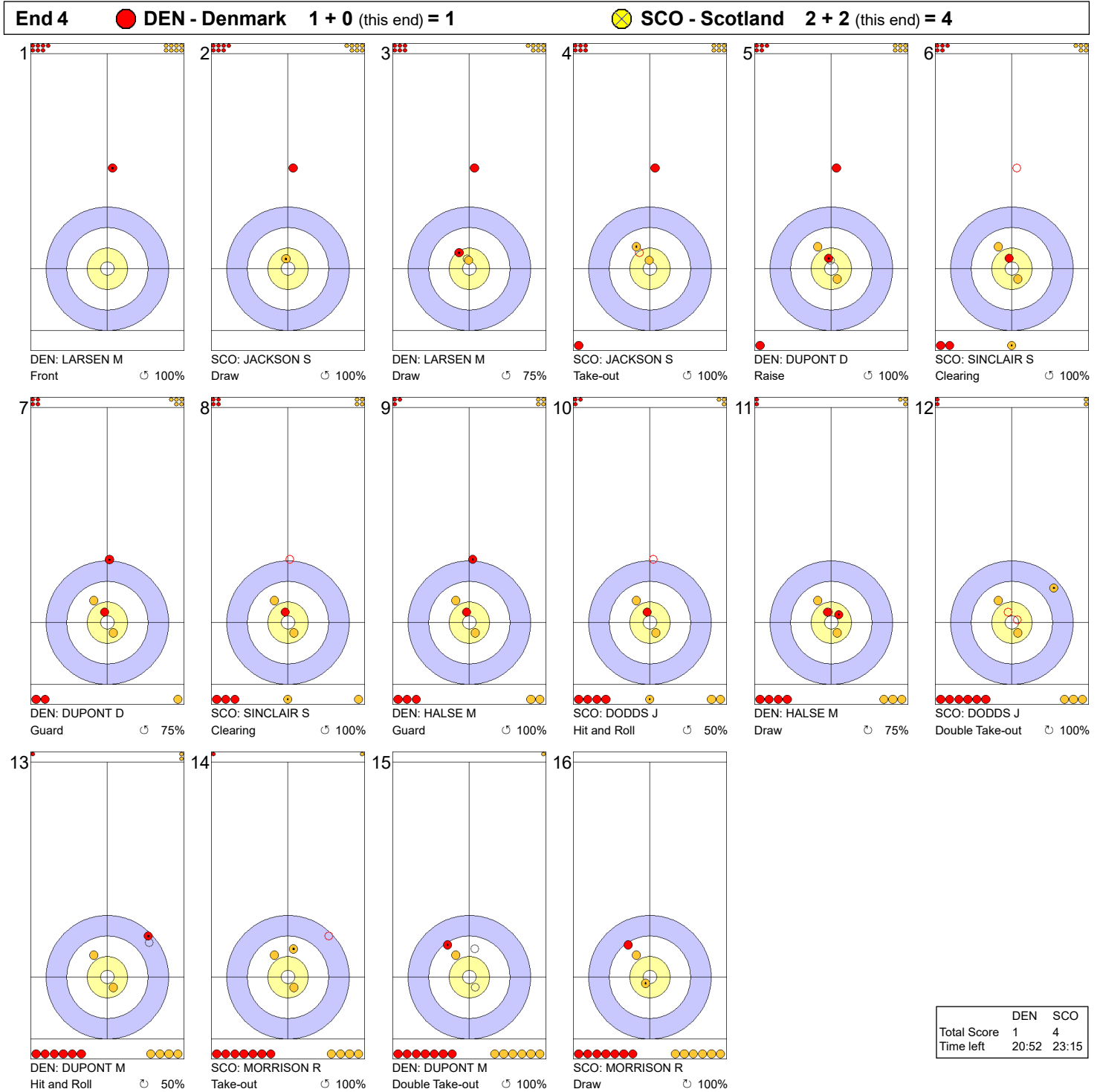
Game - Shot by Shot



**Legend:**  
 ↻ Clockwise      ↺ Counter-clockwise      - Not considered

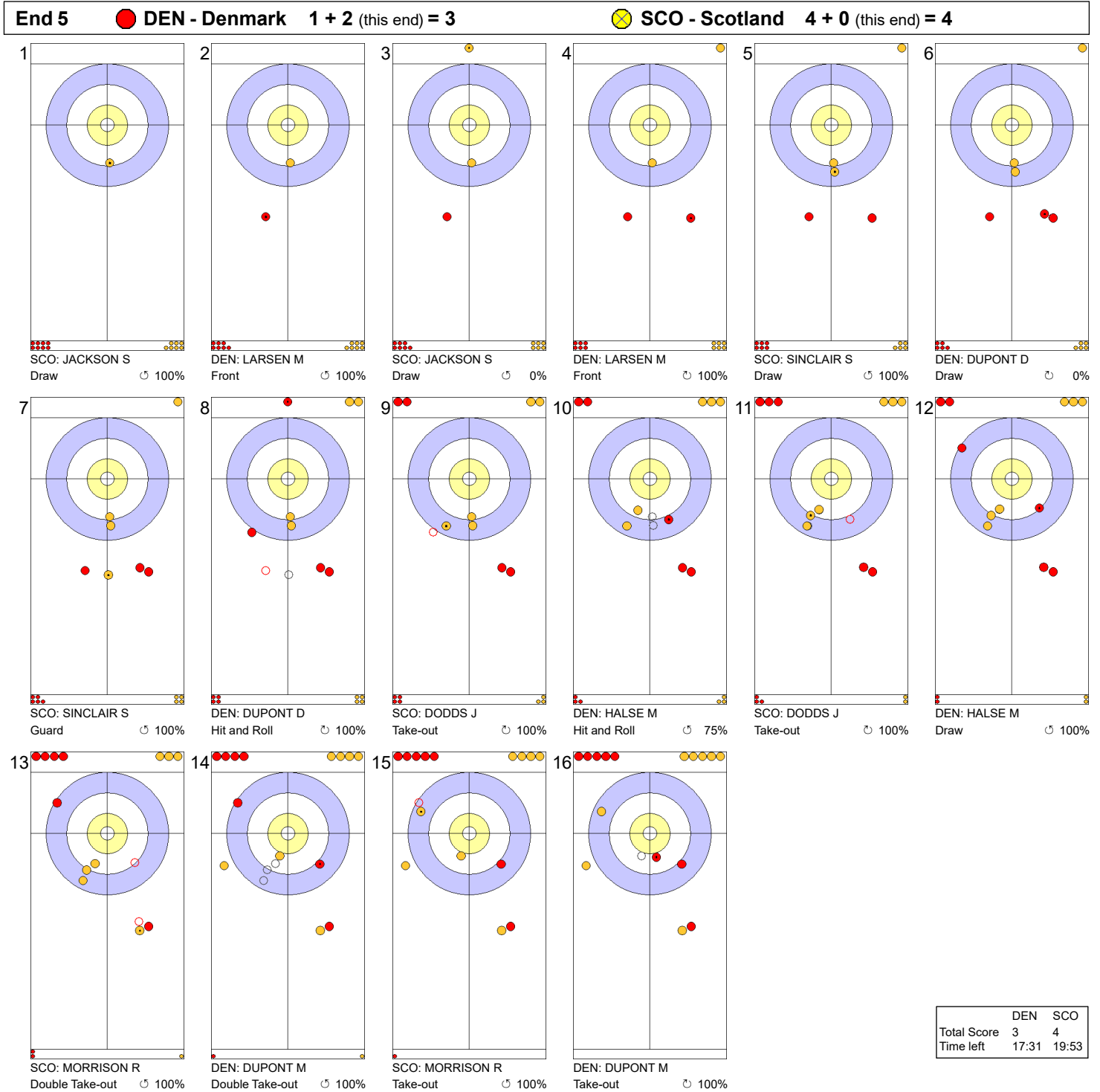


Game - Shot by Shot



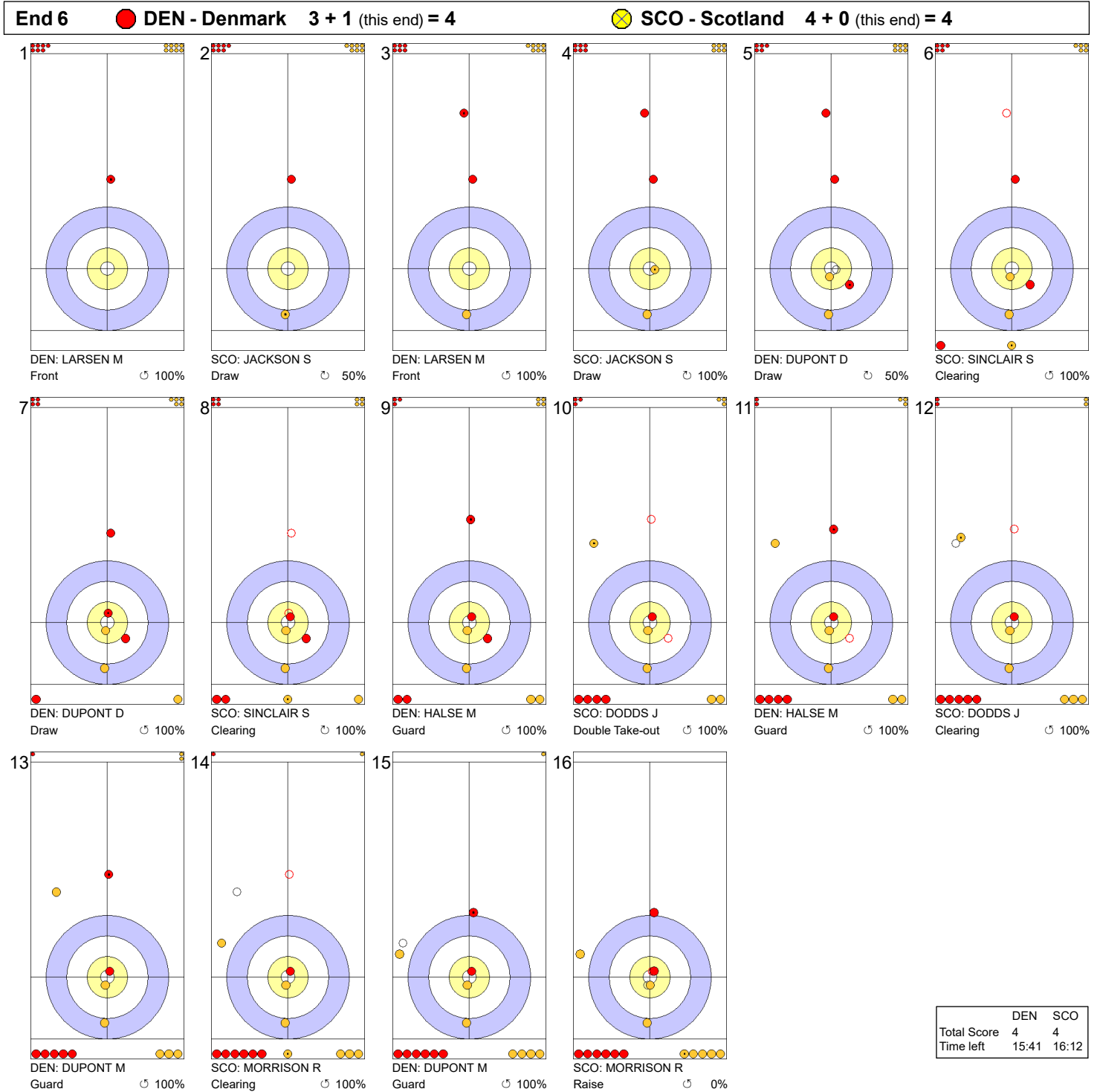
**Legend:**  
 ↻ Clockwise      ↺ Counter-clockwise      - Not considered

Game - Shot by Shot




**Legend:**  
 ↻ Clockwise      ↺ Counter-clockwise      - Not considered

Game - Shot by Shot



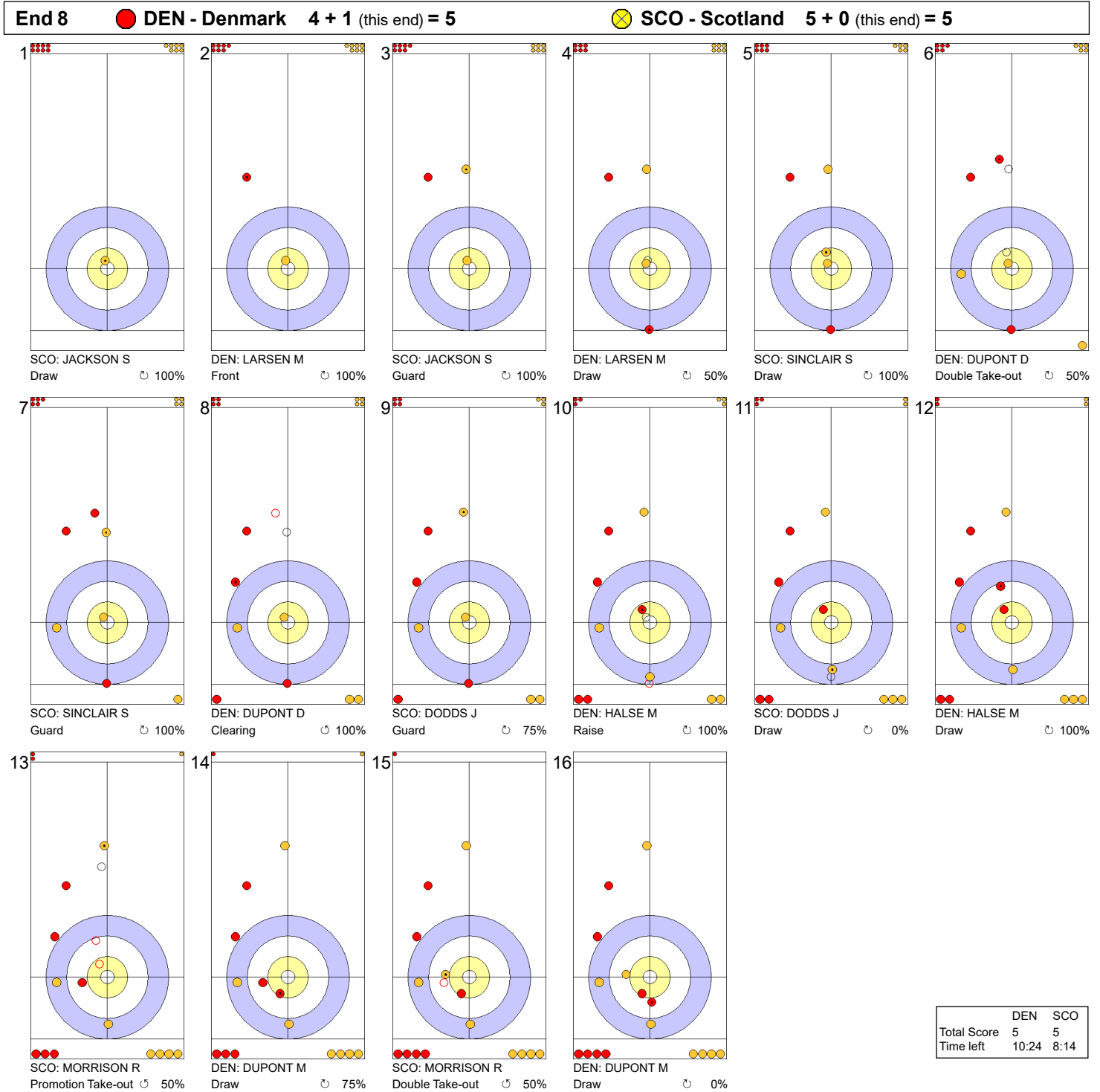
**Legend:**  
 ↻ Clockwise      ↺ Counter-clockwise      - Not considered

Game - Shot by Shot




**Legend:**  
 ↻ Clockwise      ↺ Counter-clockwise      - Not considered

Game - Shot by Shot



**Legend:**  
 ↻ Clockwise      ↺ Counter-clockwise      - Not considered

Game - Shot by Shot



**Legend:**  
 Clockwise     
  Counter-clockwise     
 - Not considered

FRI 21 MAR 2025  
Start Time 9:00

Round Robin Session 18 - Sheet C

## Game Results

Sheet	Team	LSFE	1	2	3	4	5	6	7	8	9	10	Extra Ends	Total
C	SWE - Sweden	*	1	0	2	1	0	0	2	1	0	X		7
	SUI - Switzerland		0	2	0	0	2	3	0	0	4	X		11

SWE - Sweden		Shot Success	Game	All
4 S	HASSELBORG Anna	79%	88%	
3 V	McMANUS Sara	79%	86%	
2	KNOCHENHAUER Agnes	81%	85%	
1	MABERGS Sofia	88%	91%	
A	HELDIN Johanna	-	84%	
Team Total		82%	87%	

SUI - Switzerland		Shot Success	Game	All
4 V	PAETZ Alina	81%	87%	
3 S	TIRINZONI Silvana	81%	86%	
2	HOWALD Carole	90%	85%	
1	WITSCHONKE Selina	85%	87%	
A	BERSET Stefanie	-	89%	
Team Total		84%	86%	

Last Stone Draw		Distance
⌚	HASSELBORG Anna	14.8cm
⌚	McMANUS Sara	22.5cm
<b>Total</b>		<b>37.3cm</b>

Last Stone Draw		Distance
⌚	PAETZ Alina	20.5cm
⌚	TIRINZONI Silvana	28.4cm
<b>Total</b>		<b>48.9cm</b>

Time remaining: 3 minutes 1 second

Time-out: End 4 - SWE stone 8

Time remaining: 2 minutes 52 seconds

Time-out: End 9 - SUI stone 7

## Shot Success Analysis

SWE - Sweden		⌚	⌚	Game
4	HASSELBORG Anna	Draws 3 92%	6 67%	9 75%
		Take-outs 0 -	9 83%	9 83%
		Total 3 92%	15 77%	18 79%
3	McMANUS Sara	Draws 1 100%	9 86%	10 88%
		Take-outs 2 75%	6 67%	8 69%
		Total 3 83%	15 78%	18 79%
2	KNOCHENHAUER Agnes	Draws 2 75%	8 84%	10 83%
		Take-outs 2 88%	6 75%	8 78%
		Total 4 81%	14 80%	18 81%
1	MABERGS Sofia	Draws 9 94%	8 78%	17 87%
		Take-outs 0 -	1 100%	1 100%
		Total 9 94%	9 81%	18 88%
A	HELDIN Johanna	Draws 0 -	0 -	0 -
		Take-outs 0 -	0 -	0 -
		Total 0 -	0 -	0 -
Team		Draws 15 92%	31 80%	46 84%
		Take-outs 4 81%	22 77%	26 78%
		Total 19 89%	53 79%	72 82%

SUI - Switzerland		⌚	⌚	Game
4	PAETZ Alina	Draws 0 -	7 100%	7 100%
		Take-outs 5 60%	6 75%	11 68%
		Total 5 60%	13 88%	18 81%
3	TIRINZONI Silvana	Draws 2 75%	2 75%	4 75%
		Take-outs 7 86%	7 79%	14 82%
		Total 9 83%	9 78%	18 81%
2	HOWALD Carole	Draws 3 100%	7 82%	10 88%
		Take-outs 4 100%	4 88%	8 94%
		Total 7 100%	11 84%	18 90%
1	WITSCHONKE Selina	Draws 2 50%	14 88%	16 83%
		Take-outs 1 100%	1 100%	2 100%
		Total 3 67%	15 88%	18 85%
A	BERSET Stefanie	Draws 0 -	0 -	0 -
		Take-outs 0 -	0 -	0 -
		Total 0 -	0 -	0 -
Team		Draws 7 79%	30 88%	37 86%
		Take-outs 17 82%	18 81%	35 81%
		Total 24 81%	48 85%	72 84%

### Note:

Position and function for each team member:

4 = Fourth, 3 = Third, 2 = Second, 1 = Lead, A = Alternate, S = Skip, V = Vice-Skip

### Legend:


⌚ Clockwise

⌚ Counter-clockwise

LSFE(\*) Last Stone First End

X Unplayed/unfinished end due to concession

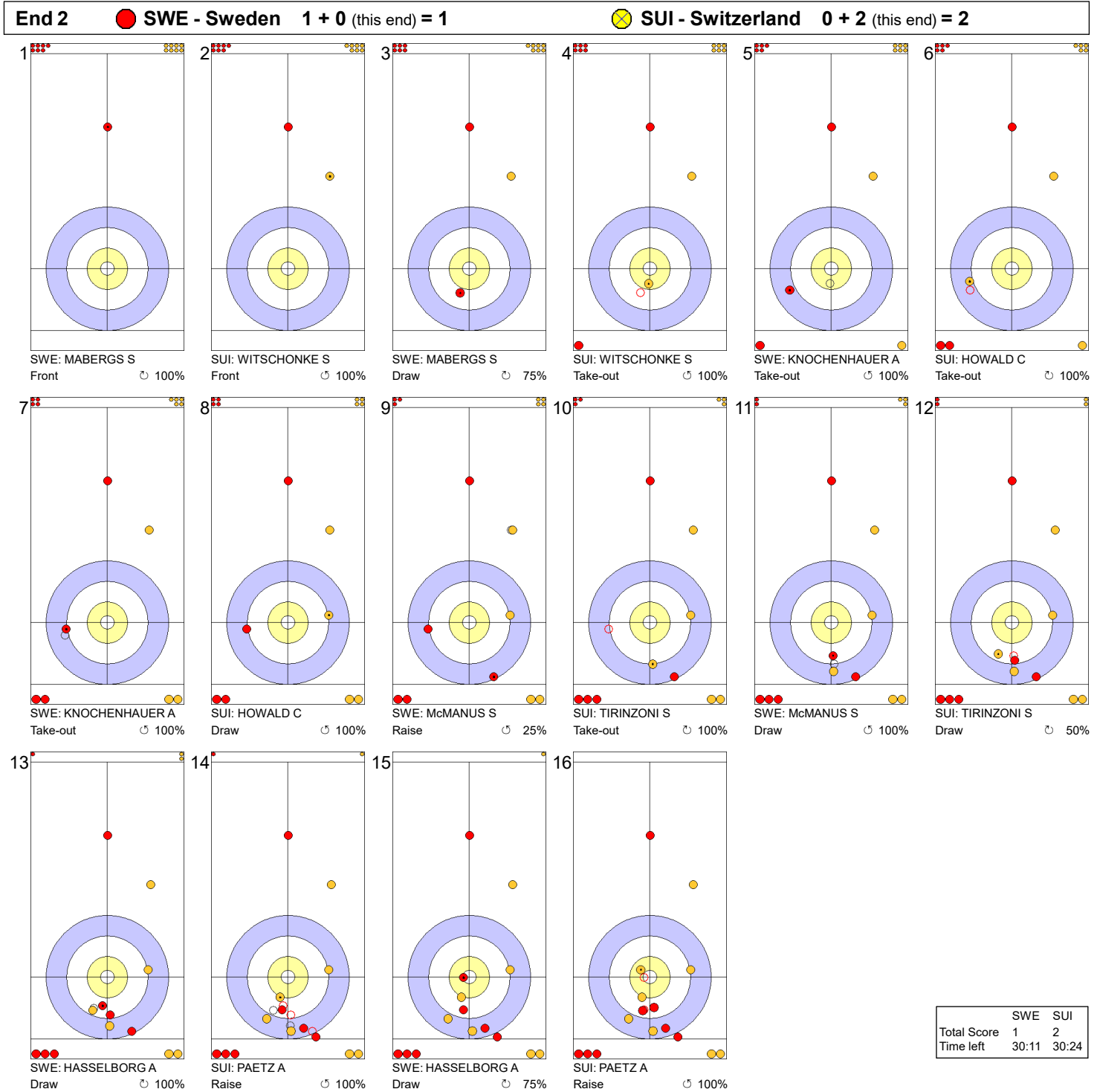
Game - Shot by Shot



**Legend:**  
 ↻ Clockwise      ↺ Counter-clockwise      - Not considered

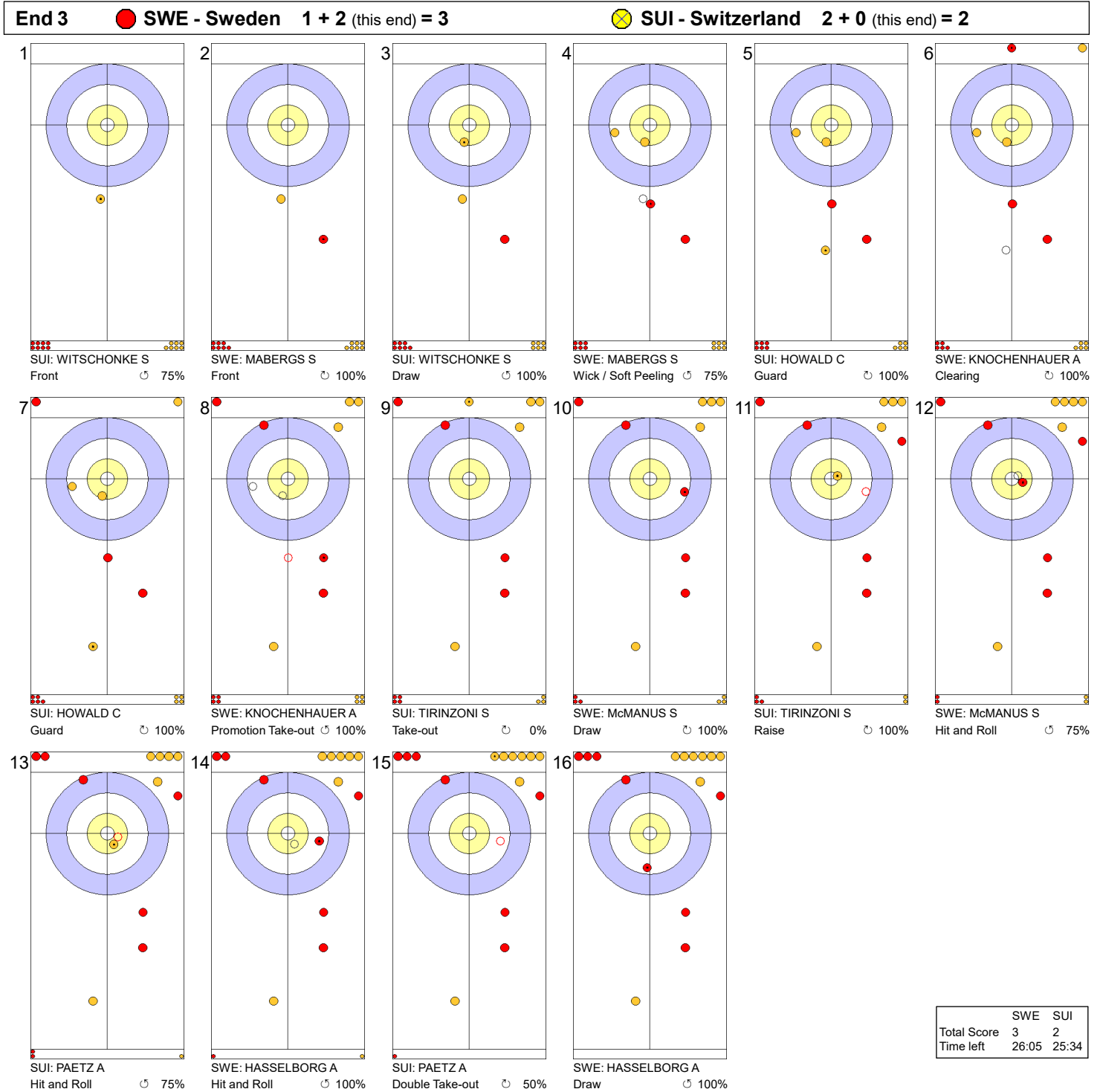


Game - Shot by Shot



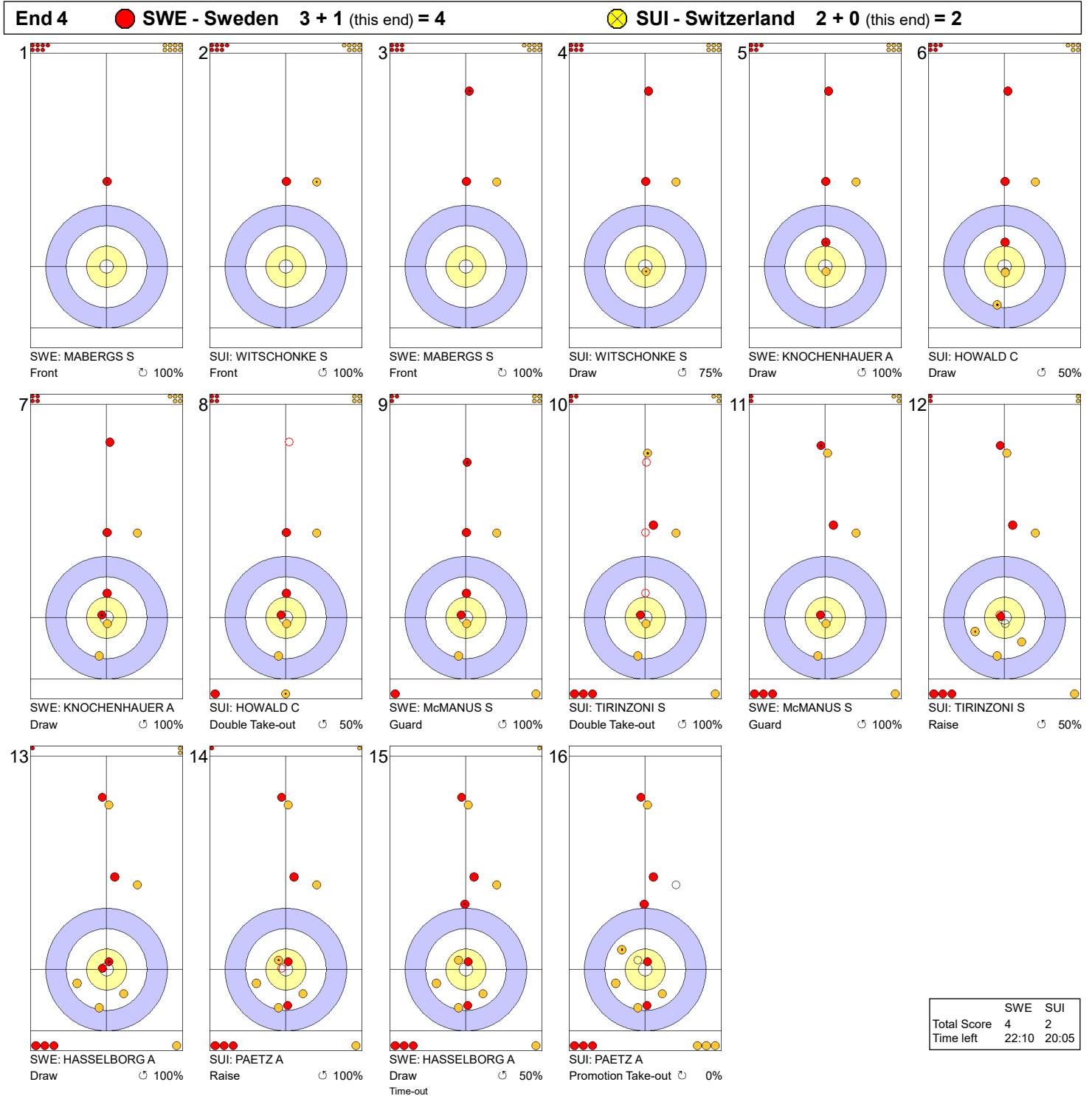
**Legend:**  
 ↻ Clockwise      ↺ Counter-clockwise      - Not considered

Game - Shot by Shot



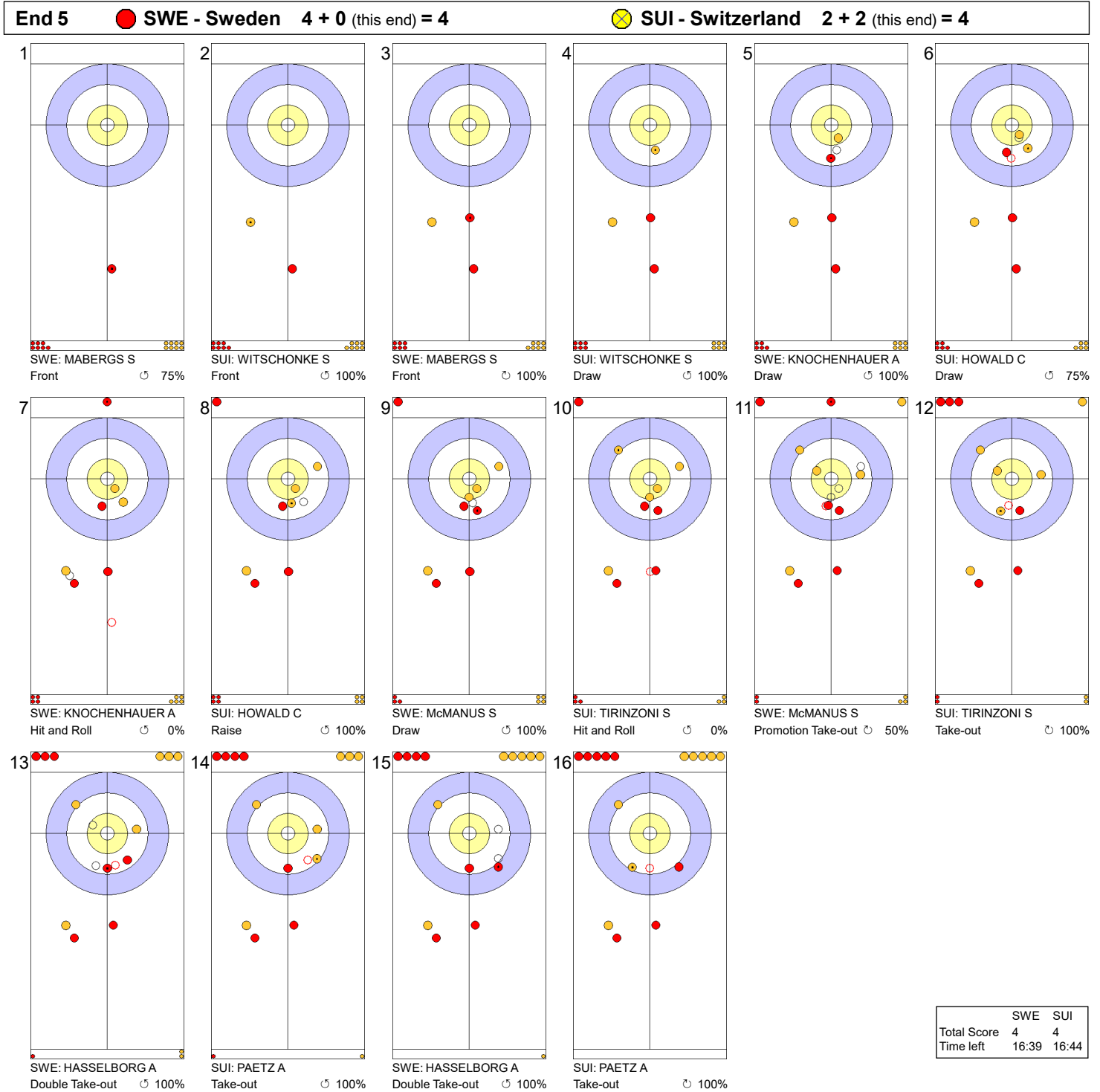
**Legend:**  
 ↻ Clockwise      ↺ Counter-clockwise      - Not considered

Game - Shot by Shot



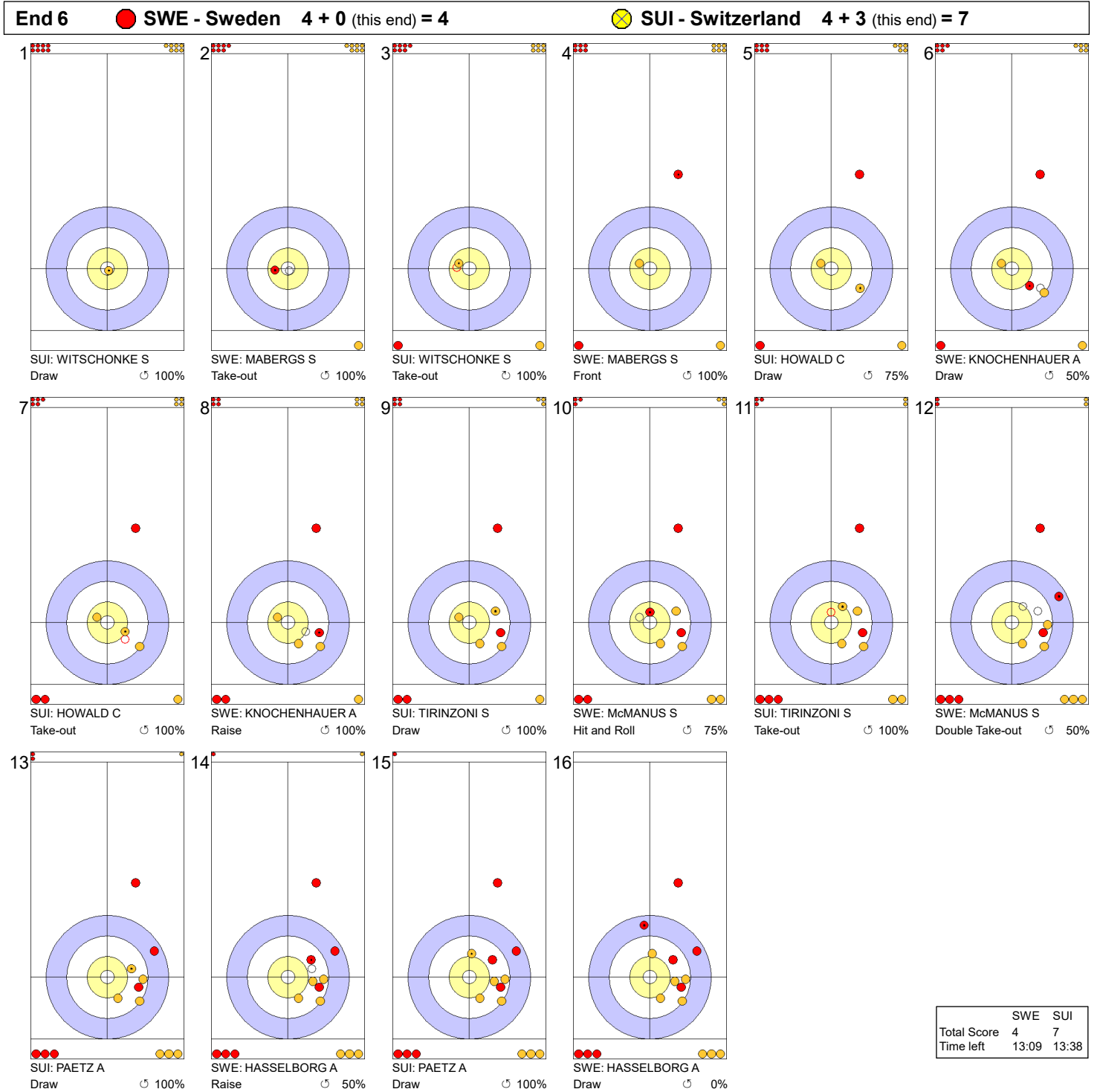
**Legend:**  
 ↻ Clockwise      ↺ Counter-clockwise      - Not considered

Game - Shot by Shot



**Legend:**  
 ↻ Clockwise      ↺ Counter-clockwise      - Not considered

Game - Shot by Shot

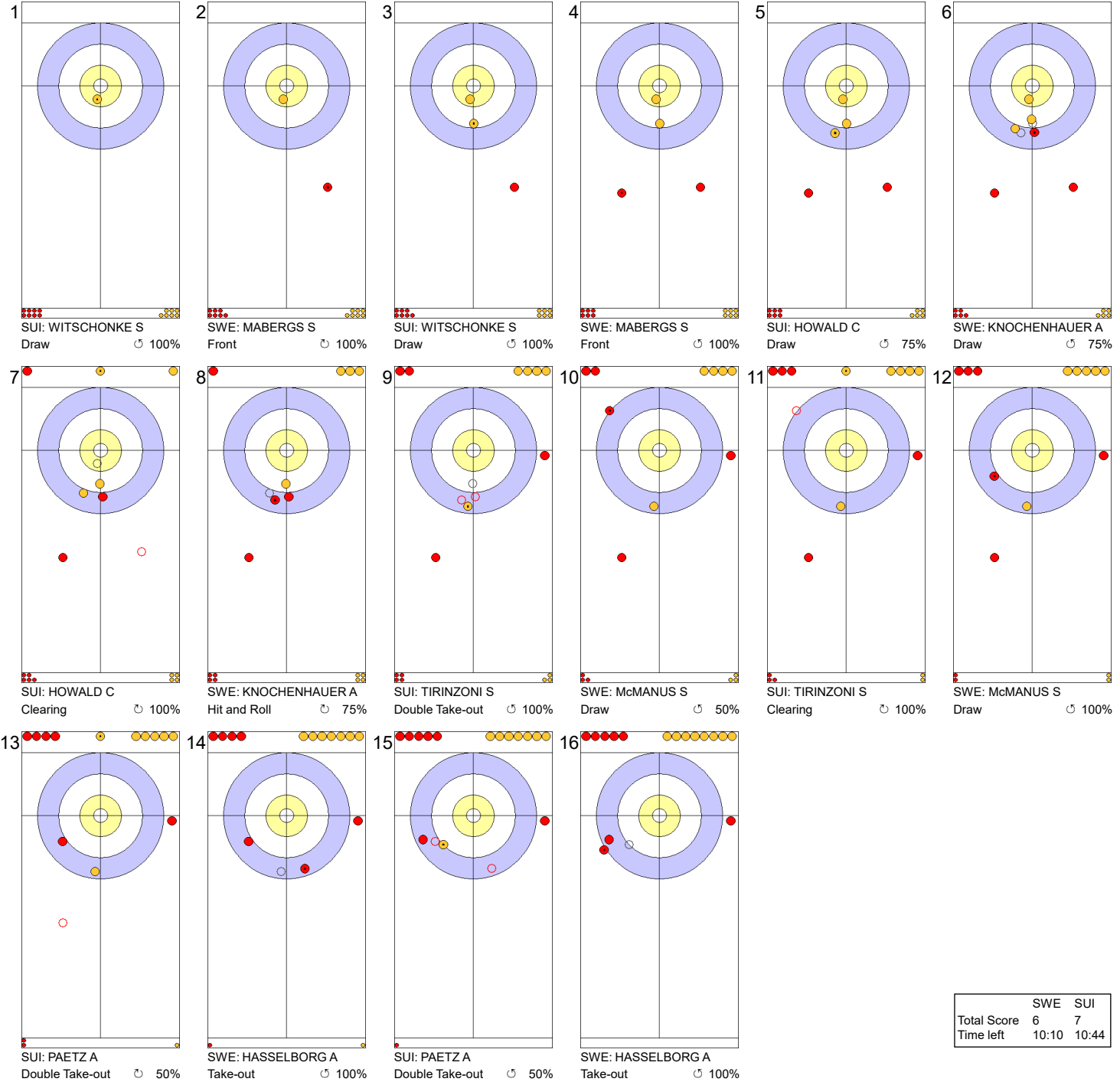


**Legend:**  
 ↻ Clockwise      ↺ Counter-clockwise      - Not considered



Game - Shot by Shot

End 7 **SWE - Sweden 4 + 2 (this end) = 6**

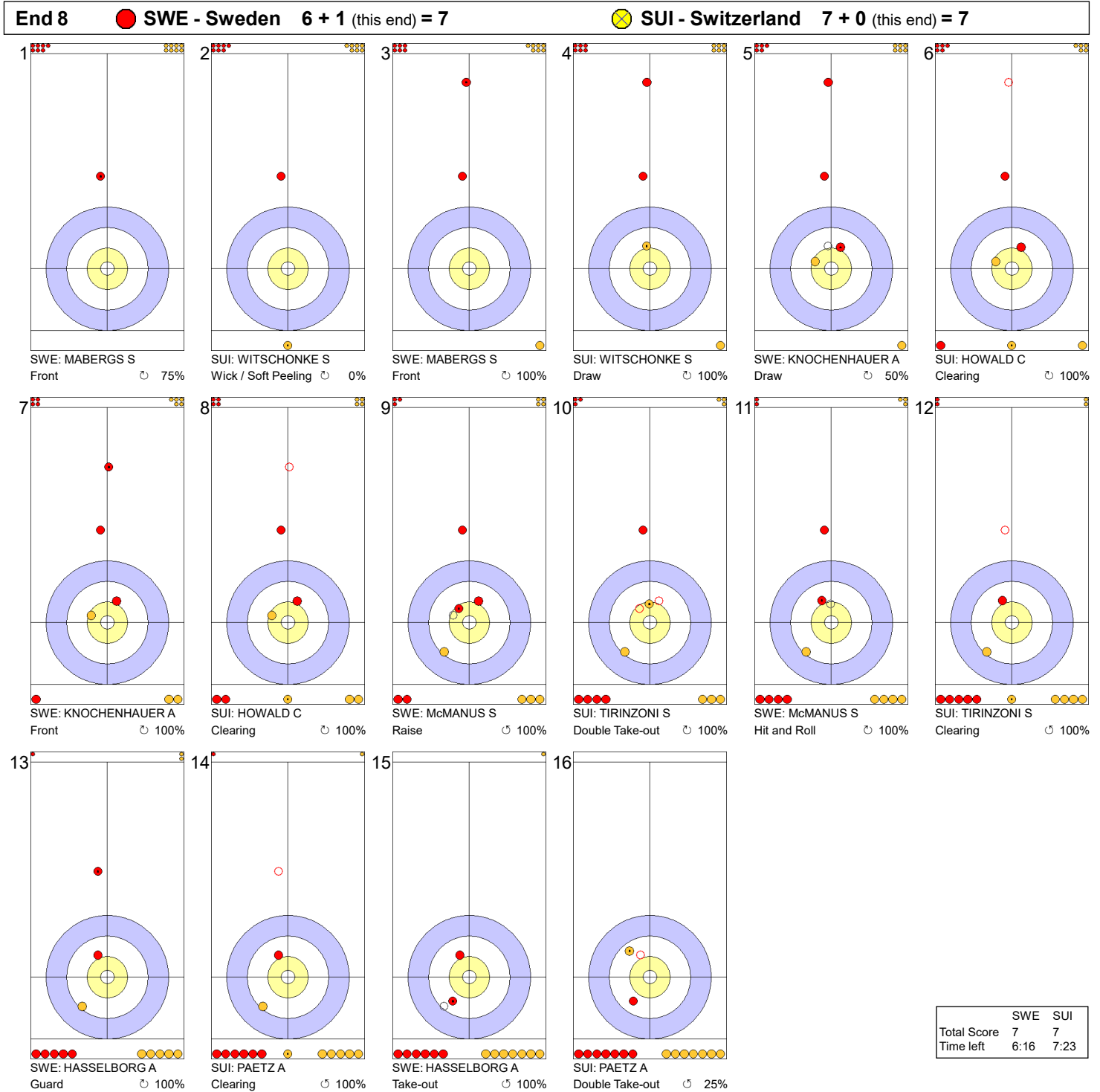
**SUI - Switzerland 7 + 0 (this end) = 7**



	SWE	SUI
Total Score	6	7
Time left	10:10	10:44


**Legend:**  
 Clockwise     
  Counter-clockwise     
 - Not considered

Game - Shot by Shot



**Legend:**  
 ↻ Clockwise      ↺ Counter-clockwise      - Not considered

Game - Shot by Shot



**Legend:**  
 ↻ Clockwise      ↺ Counter-clockwise      - Not considered



FRI 21 MAR 2025  
Start Time 9:00

Round Robin Session 18 - Sheet D

## Game Results

Sheet	Team	LSFE	1	2	3	4	5	6	7	8	9	10	Extra Ends	Total
D	ITA - Italy		0	0	0	0	0	1	0	1	0	X		2
	KOR - Korea	*	0	0	0	2	1	0	1	0	2	X		6

ITA - Italy		Shot Success	Game	All
4 S	CONSTANTINI Stefania	85%		79%
3 V	ZARDINI LACEDELLI Giulia	83%		80%
2	MATHIS Elena	78%		84%
1	ROMEI Angela	84%		84%
A	LO DESERTO Marta	-		-
Team Total		82%		82%

KOR - Korea		Shot Success	Game	All
4 S	GIM Eunji	83%		86%
3 V	KIM Minji	84%		86%
2	KIM Suji	95%		87%
1	SEOL Yeeun	83%		88%
A	SEOL Yeji	-		81%
Team Total		86%		86%

Last Stone Draw		Distance
⌚	ROMEI Angela	5.4cm
⌚	MATHIS Elena	81.2cm
<b>Total</b>		<b>86.6cm</b>

Last Stone Draw		Distance
⌚	GIM Eunji	12.7cm
⌚	KIM Minji	18.6cm
<b>Total</b>		<b>31.3cm</b>

Time remaining: 1 minute 21 seconds

Time-out: End 7 - ITA stone 5

Time remaining: 4 minutes 57 seconds

Time-out: End 8 - KOR stone 7

## Shot Success Analysis

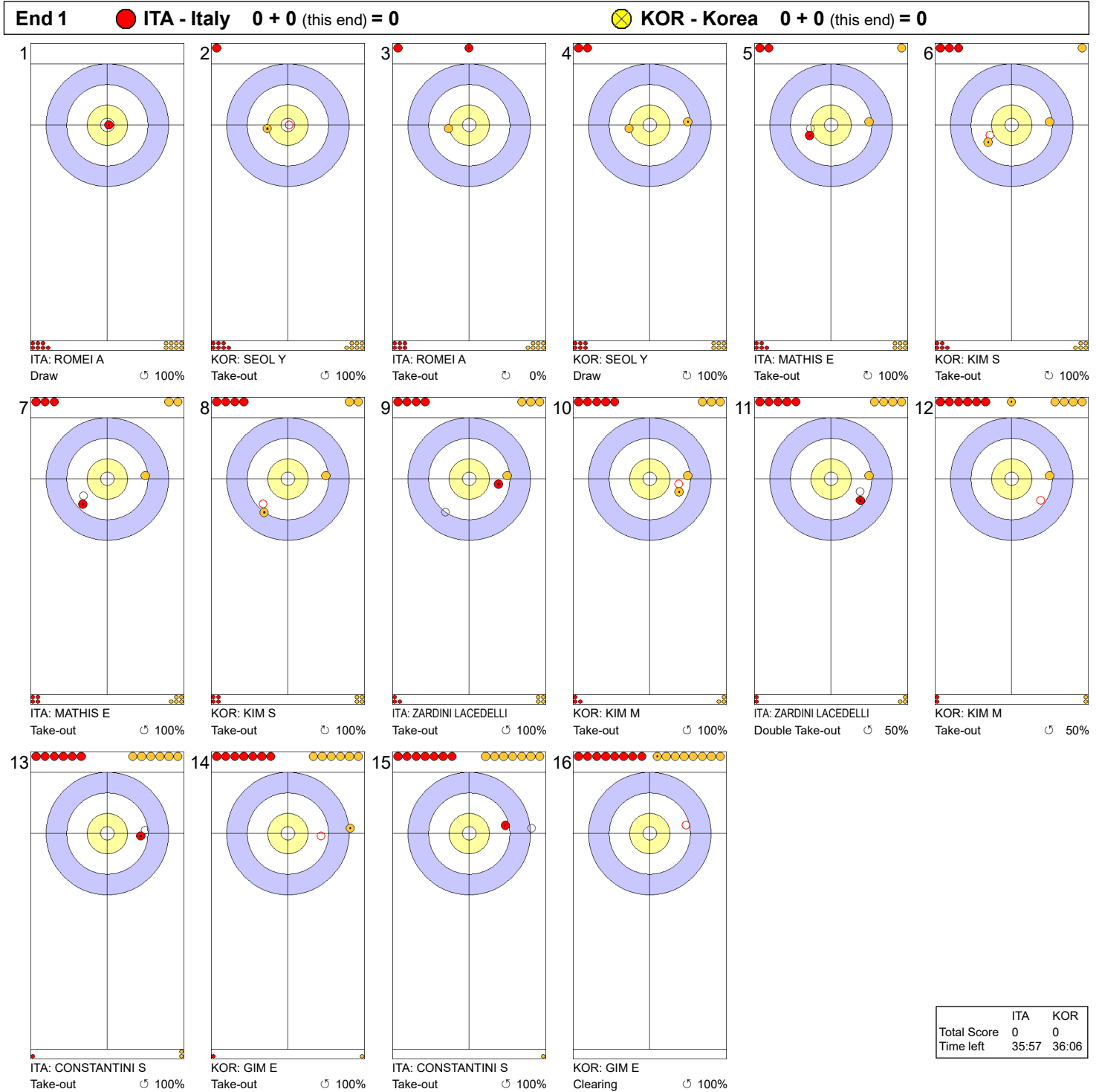
ITA - Italy		⌚	⌚	Game	
4	CONSTANTINI Stefania	Draws	4 88%	5 70%	9 78%
		Take-outs	4 88%	5 95%	9 92%
		Total	8 88%	10 83%	18 85%
3	ZARDINI LACEDELLI Giulia	Draws	4 75%	5 100%	9 89%
		Take-outs	5 80%	6 75%	11 77%
		Total	9 78%	11 86%	20 83%
2	MATHIS Elena	Draws	4 50%	12 85%	16 77%
		Take-outs	1 100%	3 75%	4 81%
		Total	5 60%	15 83%	20 78%
1	ROMEI Angela	Draws	7 86%	12 90%	19 88%
		Take-outs	1 0%	0 -	1 0%
		Total	8 75%	12 90%	20 84%
A	LO DESERTO Marta	Draws	0 -	0 -	0 -
		Take-outs	0 -	0 -	0 -
		Total	0 -	0 -	0 -
Team		Draws	19 76%	34 87%	53 83%
		Take-outs	11 77%	14 82%	25 80%
		Total	30 77%	48 85%	78 82%

KOR - Korea		⌚	⌚	Game	
4	GIM Eunji	Draws	2 88%	3 67%	5 75%
		Take-outs	6 67%	8 100%	14 86%
		Total	8 72%	11 91%	19 83%
3	KIM Minji	Draws	1 100%	2 75%	3 83%
		Take-outs	4 75%	13 87%	17 84%
		Total	5 80%	15 85%	20 84%
2	KIM Suji	Draws	1 100%	3 100%	4 100%
		Take-outs	11 91%	5 100%	16 94%
		Total	12 92%	8 100%	20 95%
1	SEOL Yeeun	Draws	2 100%	15 77%	17 79%
		Take-outs	2 100%	1 100%	3 100%
		Total	4 100%	16 78%	20 83%
A	SEOL Yeji	Draws	0 -	0 -	0 -
		Take-outs	0 -	0 -	0 -
		Total	0 -	0 -	0 -
Team		Draws	6 96%	23 78%	29 82%
		Take-outs	23 83%	27 94%	50 89%
		Total	29 85%	50 87%	79 86%

**Note:**  
Position and function for each team member:  
4 = Fourth, 3 = Third, 2 = Second, 1 = Lead, A = Alternate, S = Skip, V = Vice-Skip

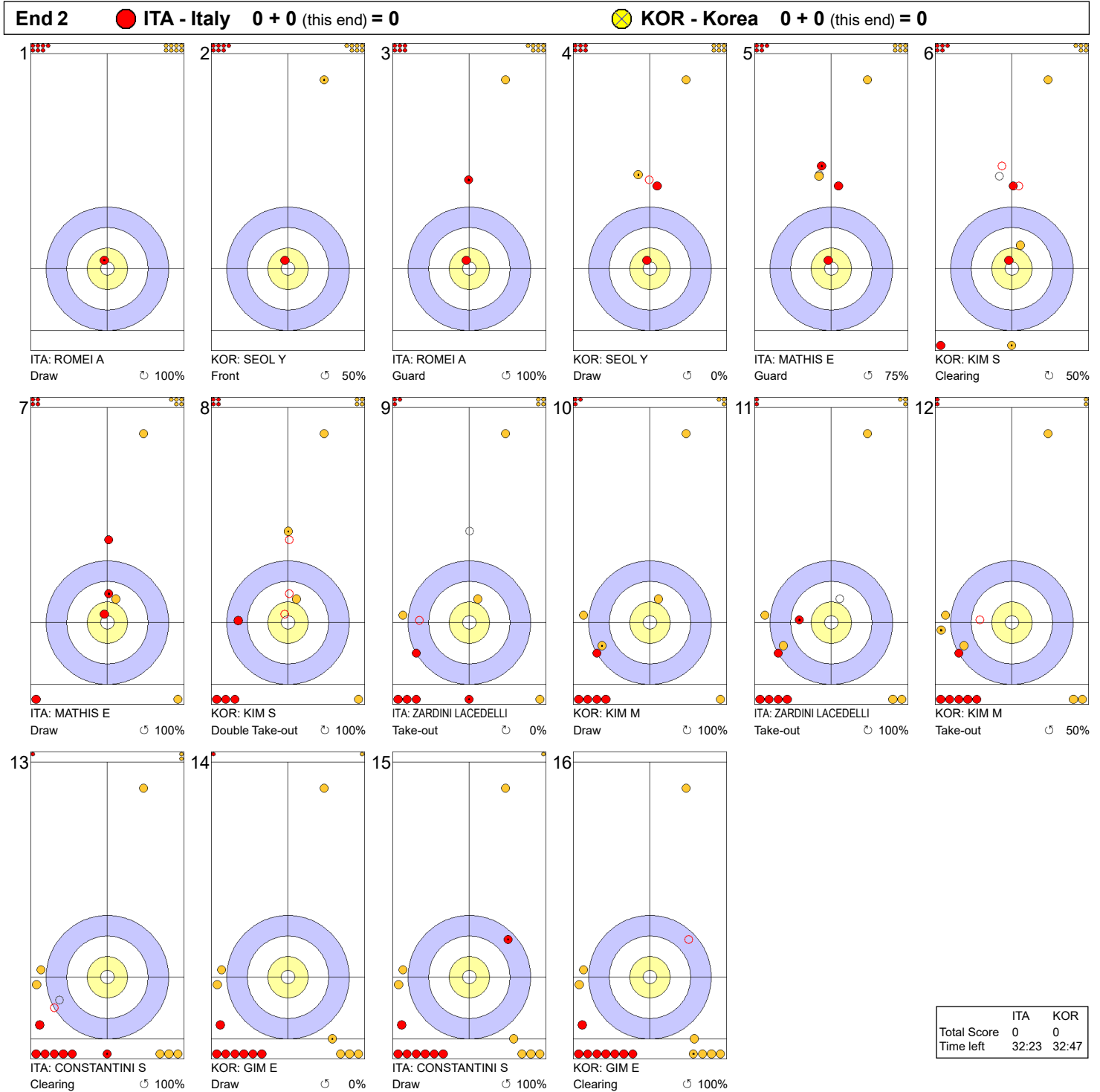
**Legend:**  
⌚ Clockwise      ⌚ Counter-clockwise      LSFE(\*) Last Stone First End  
X Unplayed/unfinished end due to concession

Game - Shot by Shot



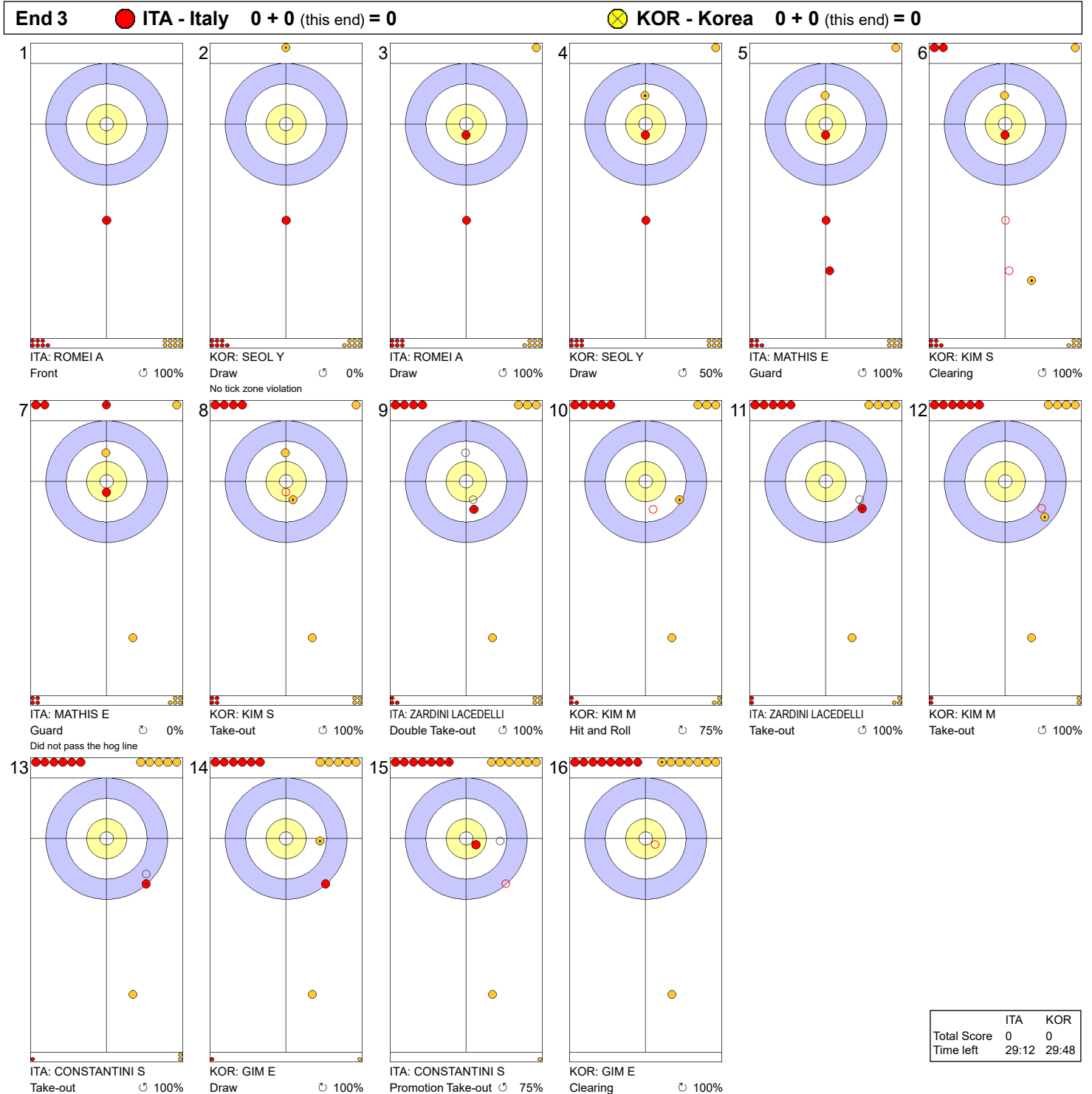
**Legend:**  
 ↻ Clockwise      ↺ Counter-clockwise      - Not considered

**Game - Shot by Shot**



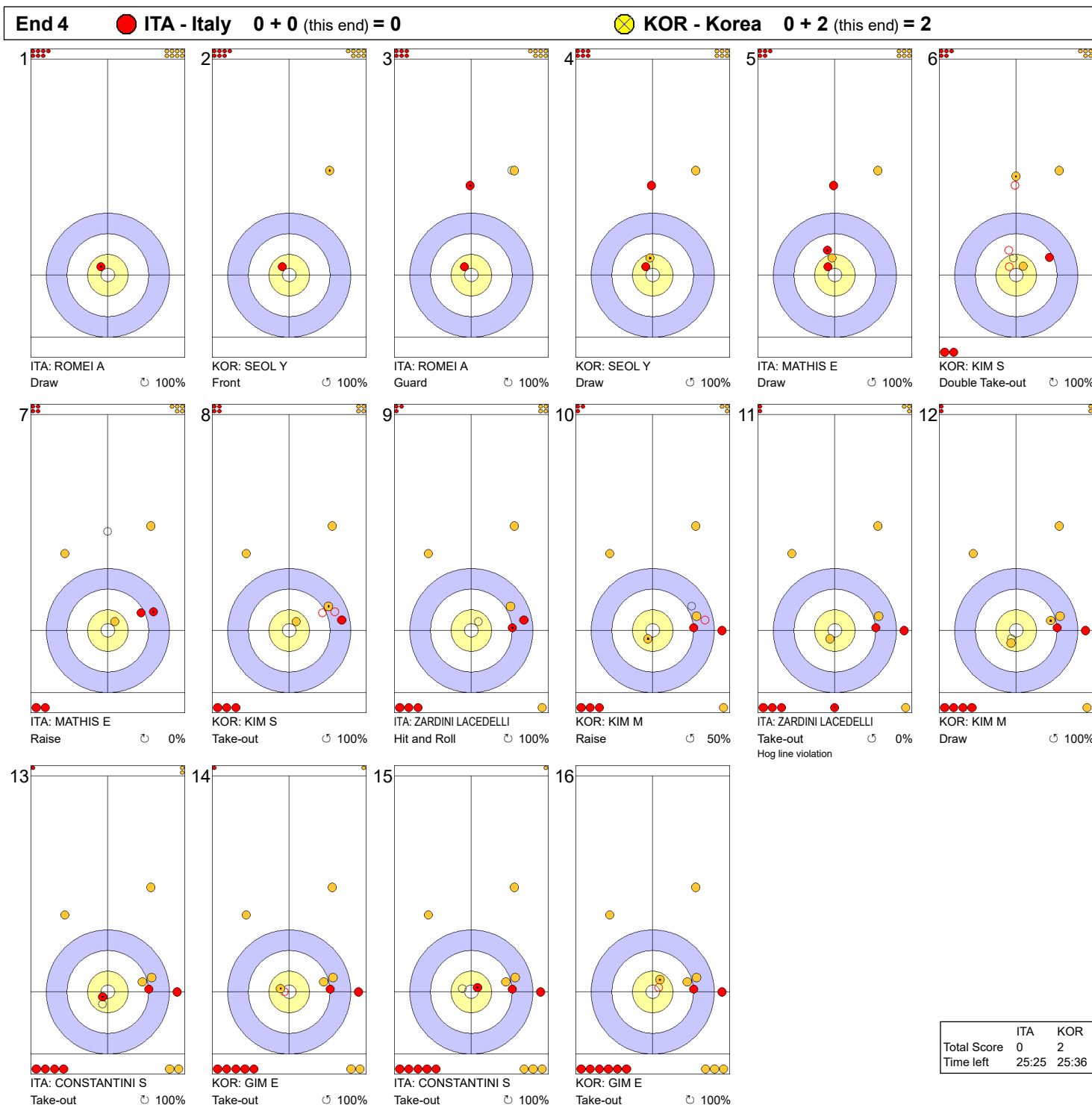
**Legend:**  
 ↻ Clockwise      ↺ Counter-clockwise      - Not considered

Game - Shot by Shot



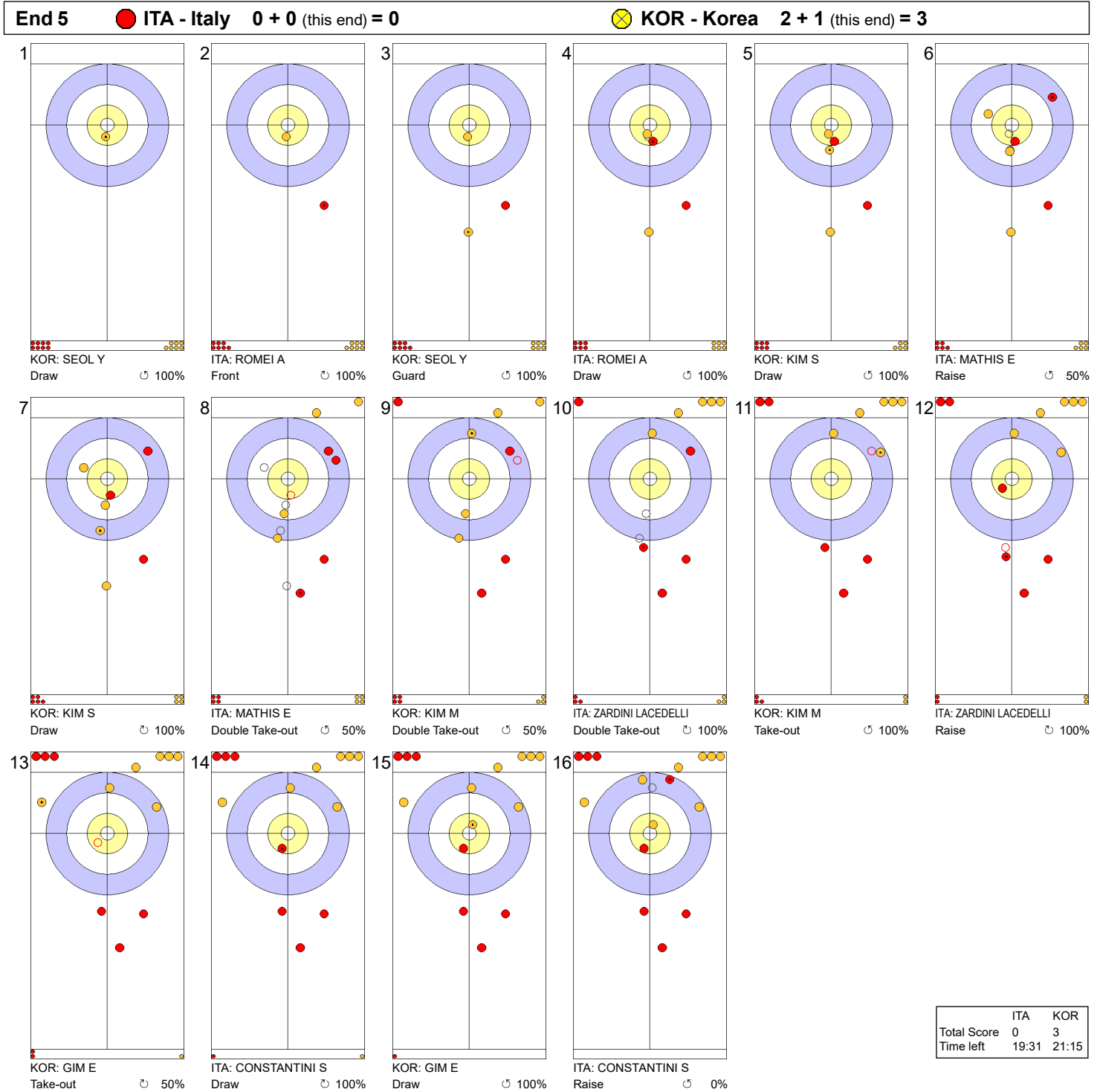
**Legend:**  
 ↻ Clockwise      ↺ Counter-clockwise      - Not considered

Game - Shot by Shot



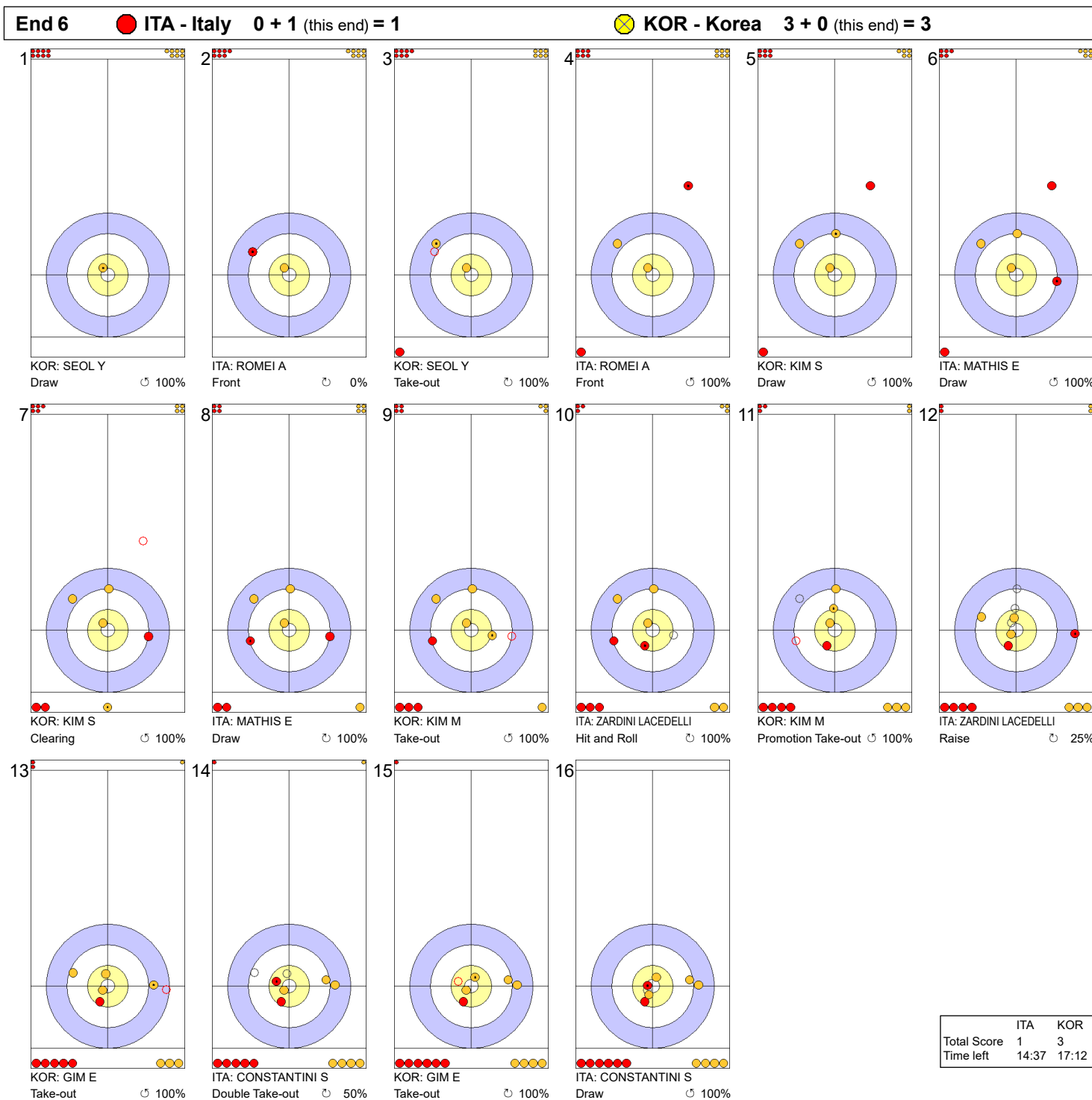
**Legend:**  
 ↻ Clockwise      ↺ Counter-clockwise      - Not considered

Game - Shot by Shot



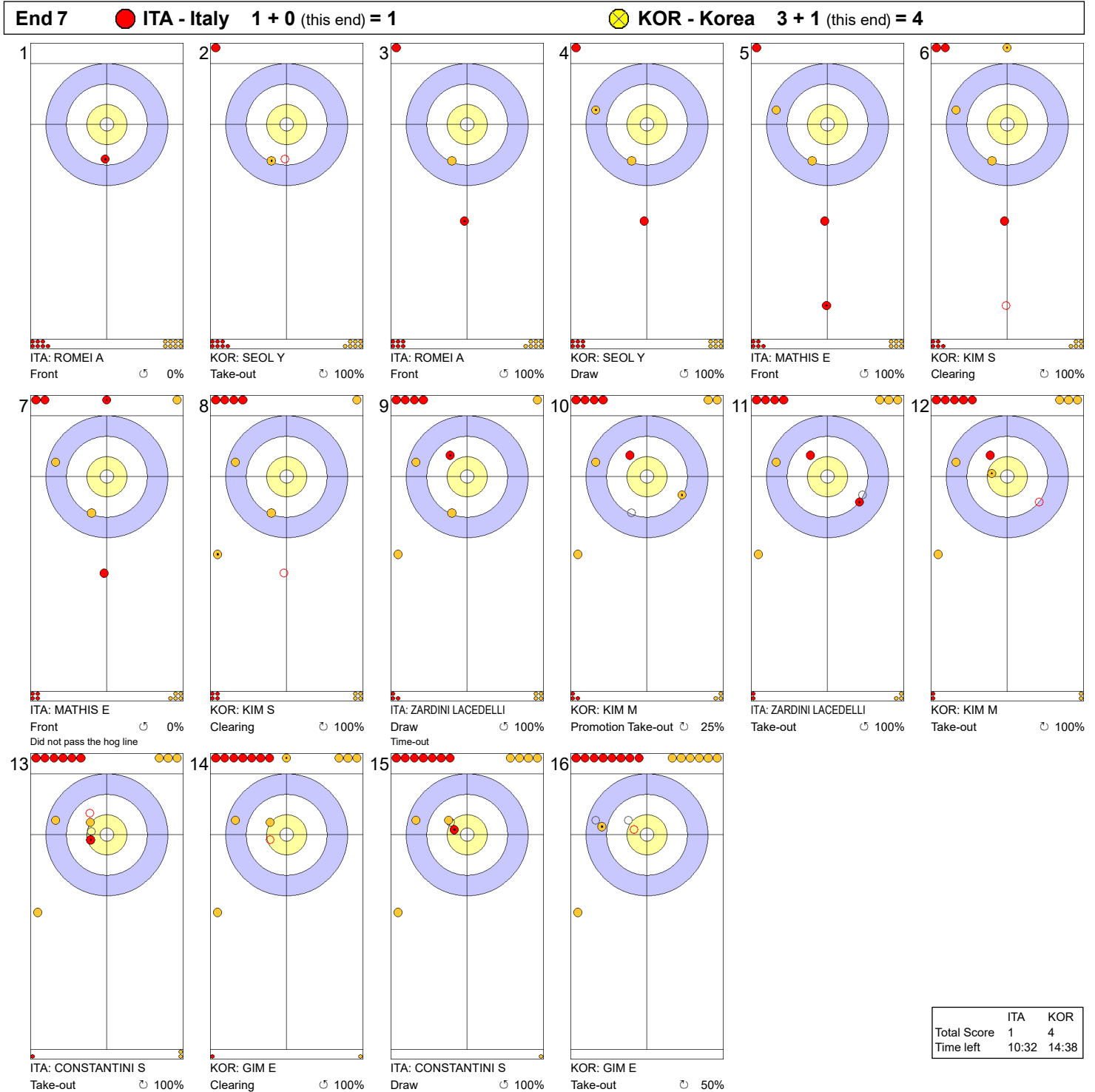
**Legend:**  
 ↻ Clockwise      ↺ Counter-clockwise      - Not considered

Game - Shot by Shot



**Legend:**  
 ↻ Clockwise      ↺ Counter-clockwise      - Not considered

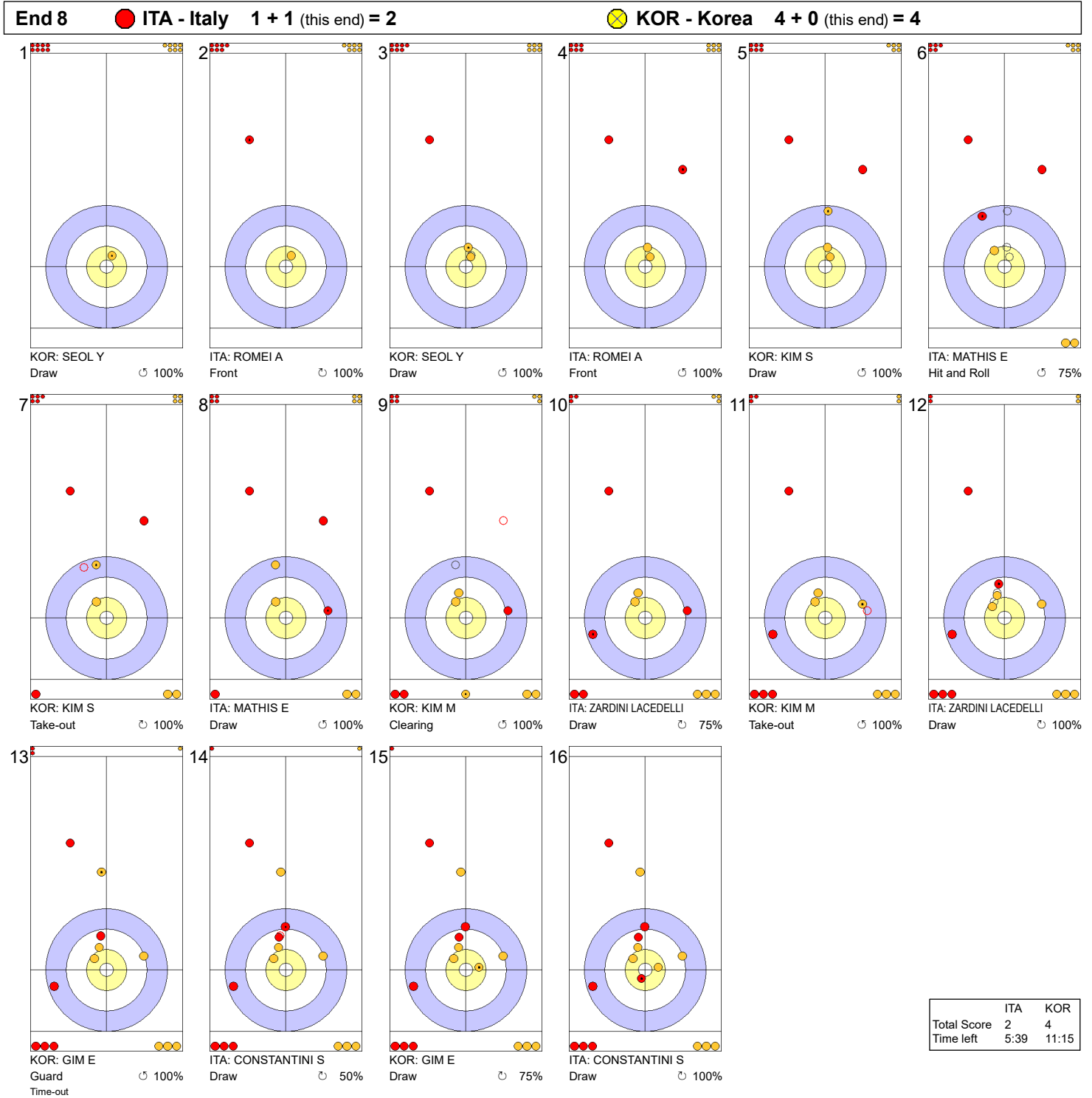
Game - Shot by Shot



**Legend:**  
 ↻ Clockwise      ↺ Counter-clockwise      - Not considered




Game - Shot by Shot



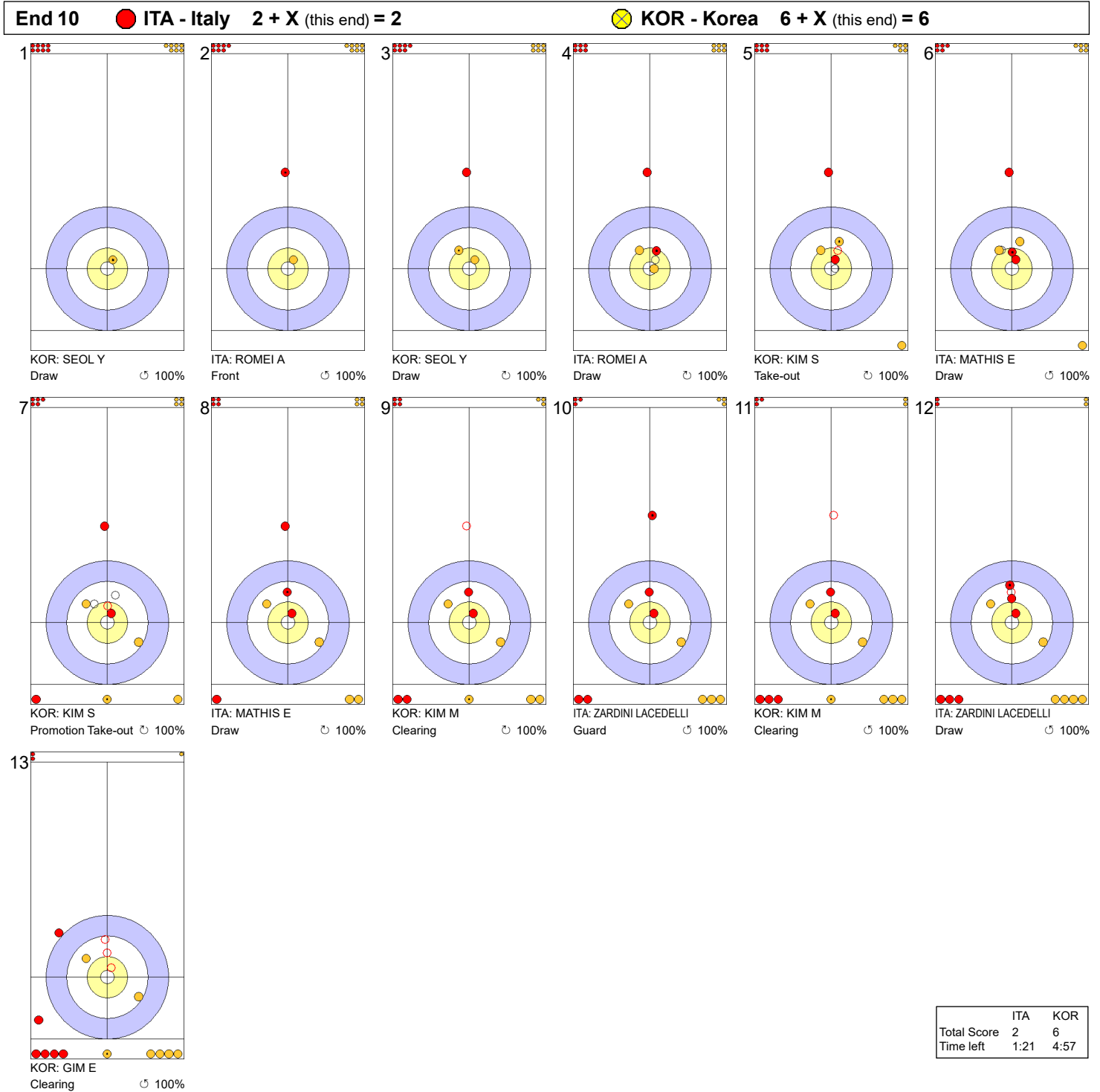
**Legend:**  
 ↻ Clockwise      ↺ Counter-clockwise      - Not considered

Game - Shot by Shot



**Legend:**  
 ↻ Clockwise      ↺ Counter-clockwise      - Not considered

Game - Shot by Shot



**Legend:**  
 ↻ Clockwise      ↺ Counter-clockwise      - Not considered  
 X Unfinished end due to concession

## Session Results and Standings

Sheet	Team	LSD/LSFE	1	2	3	4	5	6	7	8	9	10	Extra Ends	Total
A	JPN - Japan	45.3cm	0	0	0	1	0	1	0	0	X	X		2
	CAN - Canada	40.5cm *	0	2	0	0	3	0	1	5	X	X		11
B	SWE - Sweden	52.2cm	0	0	1	1	0	0	2	1	0	3		8
	CHN - China	23.7cm *	0	2	0	0	0	1	0	0	1	0		4
C	KOR - Korea	40.3cm *	2	0	3	0	2	0	2	1	X	X		10
	LTU - Lithuania	201.7cm	0	2	0	1	0	1	0	0	X	X		4
D	USA - United States	45.6cm	0	1	1	0	0	1	0	0	0	X		3
	NOR - Norway	37.1cm *	0	0	0	1	2	0	0	1	2	X		6

## Current Standings

Rank	Team	Games	Wins	Losses	
1	SUI - Switzerland	10	9	1	Q
2	CAN - Canada	10	8	2	Q
2	KOR - Korea	10	8	2	Q
2	SWE - Sweden	10	8	2	Q
5	CHN - China	10	6	4	
5	SCO - Scotland	10	6	4	
7	DEN - Denmark	10	5	5	
8	NOR - Norway	11	5	6	
9	ITA - Italy	10	4	6	
10	JPN - Japan	10	3	7	
10	USA - United States	10	3	7	
12	TUR - Türkiye	10	1	9	
13	LTU - Lithuania	11	0	11	

**Note:**  
Under World Curling rules, tie-breaking rules for standings are not applied until after the last game of the round robin.

**Legend:**  
**LSD** Last Stone Draw                      **LSFE(\*)** Last Stone First End                      **Q** Qualified for the play-offs  
**X** Unplayed/unfinished end due to concession

## Game Results

Sheet	Team	LSFE	1	2	3	4	5	6	7	8	9	10	Extra Ends	Total
A	JPN - Japan		0	0	0	1	0	1	0	0	X	X		2
	CAN - Canada	*	0	2	0	0	3	0	1	5	X	X		11

JPN - Japan		Shot Success	Game	All
4 S	YOSHIMURA Sayaka	80%		77%
3	ONODERA Kaho	84%		84%
2 V	KOTANI Yuna	83%		85%
1	OHMIYA Anna	97%		92%
A	KOBAYASHI Mina	-		89%
Team Total		86%		85%

CAN - Canada		Shot Success	Game	All
4 S	HOMAN Rachel	97%		86%
3 V	FLEURY Tracy	89%		87%
2	MISKEW Emma	92%		88%
1	WILKES Sarah	97%		92%
A	BROWN Rachel	-		-
Team Total		94%		88%

Last Stone Draw		Distance
⌚	KOTANI Yuna	19.7cm
⌚	ONODERA Kaho	25.6cm
<b>Total</b>		<b>45.3cm</b>

Last Stone Draw		Distance
⌚	HOMAN Rachel	5.4cm
⌚	WILKES Sarah	35.1cm
<b>Total</b>		<b>40.5cm</b>

Time remaining: 6 minutes 29 seconds

Time remaining: 8 minutes 45 seconds

Time-out: End 8 - JPN stone 3

## Shot Success Analysis

JPN - Japan		⌚	⌚	Game
4	YOSHIMURA Sayaka	Draws 4 69%	2 75%	6 71%
		Take-outs 6 92%	4 75%	10 85%
		Total 10 83%	6 75%	16 80%
3	ONODERA Kaho	Draws 5 85%	2 88%	7 86%
		Take-outs 6 79%	3 92%	9 83%
		Total 11 82%	5 90%	16 84%
2	KOTANI Yuna	Draws 6 79%	2 75%	8 78%
		Take-outs 4 75%	4 100%	8 88%
		Total 10 78%	6 92%	16 83%
1	OHMIYA Anna	Draws 8 97%	7 96%	15 97%
		Take-outs 1 100%	0 -	1 100%
		Total 9 97%	7 96%	16 97%
A	KOBAYASHI Mina	Draws 0 -	0 -	0 -
		Take-outs 0 -	0 -	0 -
		Total 0 -	0 -	0 -
Team		Draws 23 85%	13 88%	36 86%
		Take-outs 17 84%	11 89%	28 86%
		Total 40 84%	24 89%	64 86%

CAN - Canada		⌚	⌚	Game
4	HOMAN Rachel	Draws 1 100%	3 100%	4 100%
		Take-outs 2 100%	10 95%	12 96%
		Total 3 100%	13 96%	16 97%
3	FLEURY Tracy	Draws 1 50%	1 100%	2 75%
		Take-outs 6 100%	8 84%	14 91%
		Total 7 93%	9 86%	16 89%
2	MISKEW Emma	Draws 1 100%	5 90%	6 92%
		Take-outs 5 100%	5 85%	10 93%
		Total 6 100%	10 88%	16 92%
1	WILKES Sarah	Draws 8 97%	6 96%	14 96%
		Take-outs 1 100%	1 100%	2 100%
		Total 9 97%	7 96%	16 97%
A	BROWN Rachel	Draws 0 -	0 -	0 -
		Take-outs 0 -	0 -	0 -
		Total 0 -	0 -	0 -
Team		Draws 11 93%	15 95%	26 94%
		Take-outs 14 100%	24 90%	38 93%
		Total 25 97%	39 92%	64 94%

### Note:

Position and function for each team member:

4 = Fourth, 3 = Third, 2 = Second, 1 = Lead, A = Alternate, S = Skip, V = Vice-Skip

### Legend:

⌚ Clockwise

⌚ Counter-clockwise

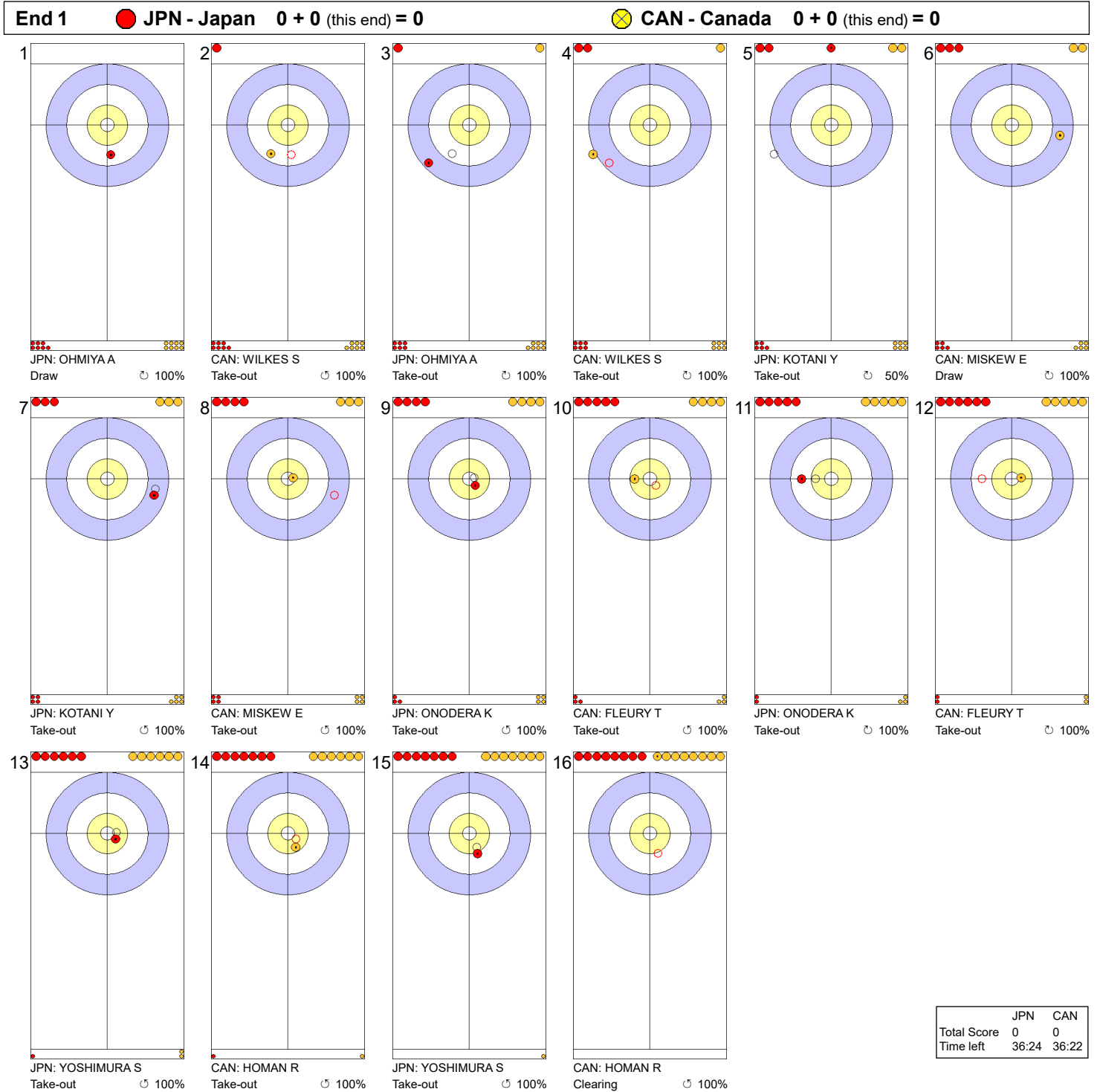
LSFE(\*) Last Stone First End

X Unplayed/unfinished end due to concession

THU 20 MAR 2025  
Start Time 19:00

Round Robin Session 17 - Sheet A

Game - Shot by Shot

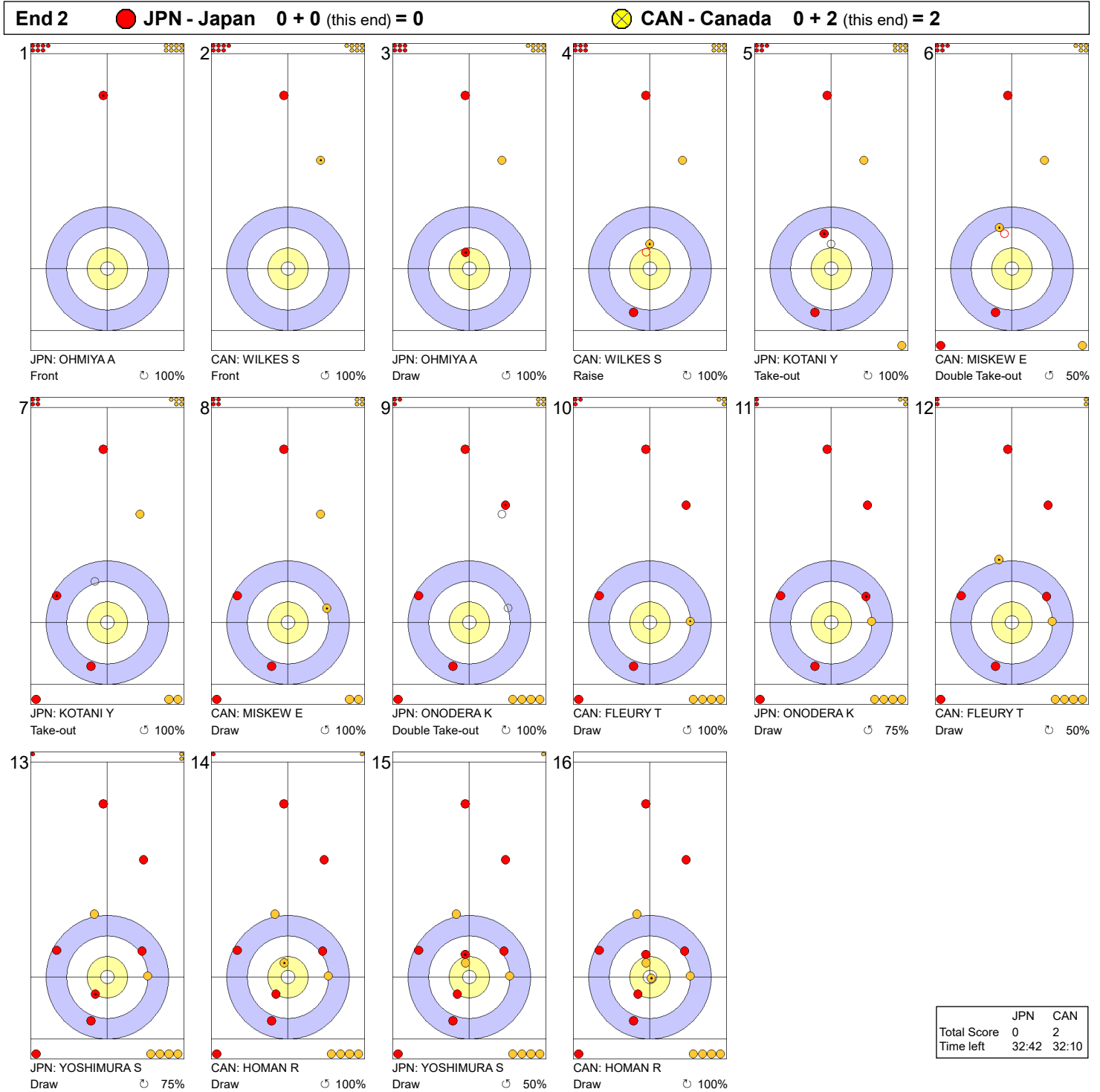


**Legend:**  
 ↻ Clockwise      ↺ Counter-clockwise      - Not considered

THU 20 MAR 2025  
Start Time 19:00

Round Robin Session 17 - Sheet A

Game - Shot by Shot



**Legend:**  
 ↻ Clockwise      ↺ Counter-clockwise      - Not considered

THU 20 MAR 2025  
Start Time 19:00

Round Robin Session 17 - Sheet A

Game - Shot by Shot



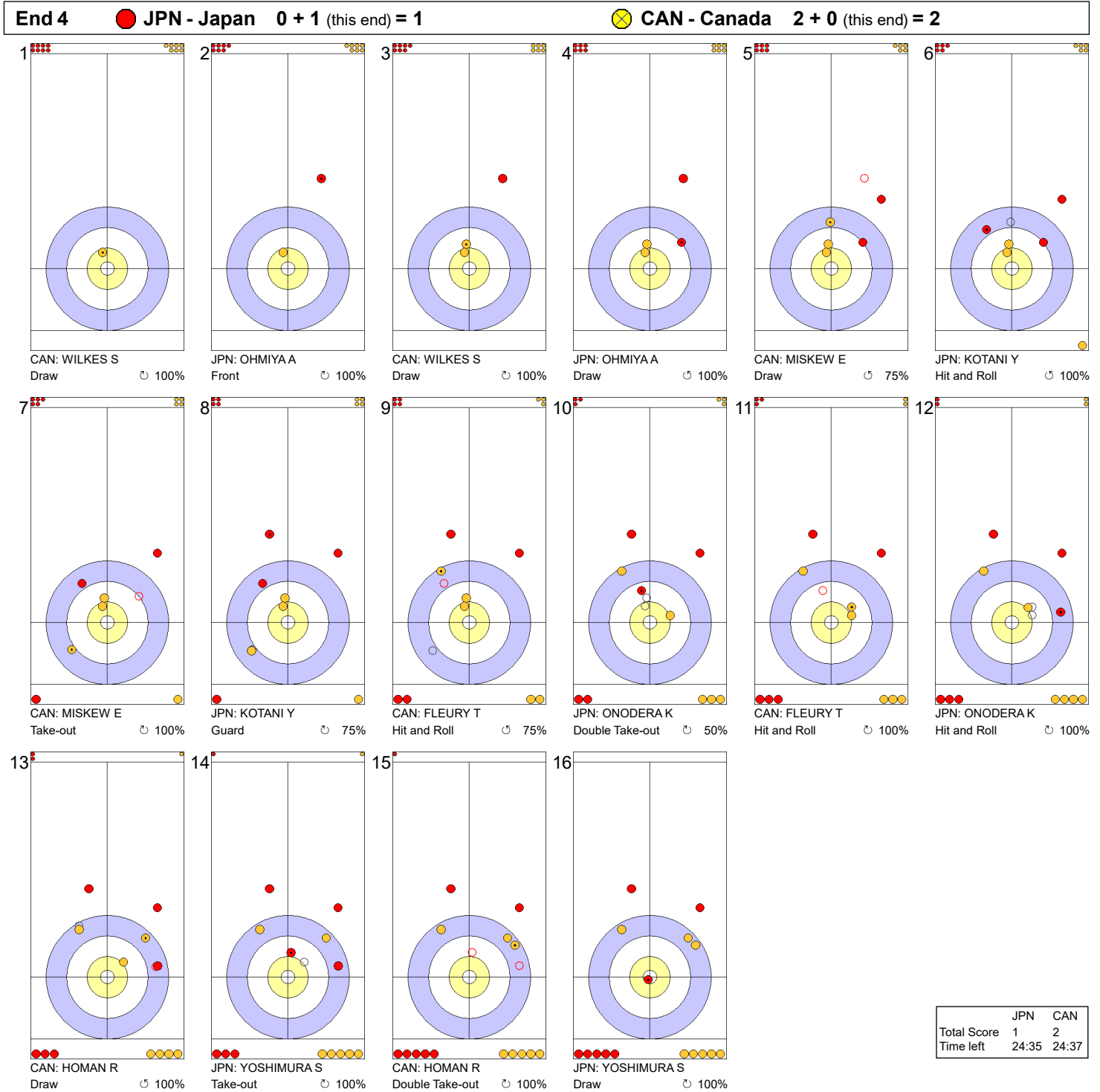
**Legend:**  
 ↻ Clockwise      ↺ Counter-clockwise      - Not considered



THU 20 MAR 2025  
Start Time 19:00

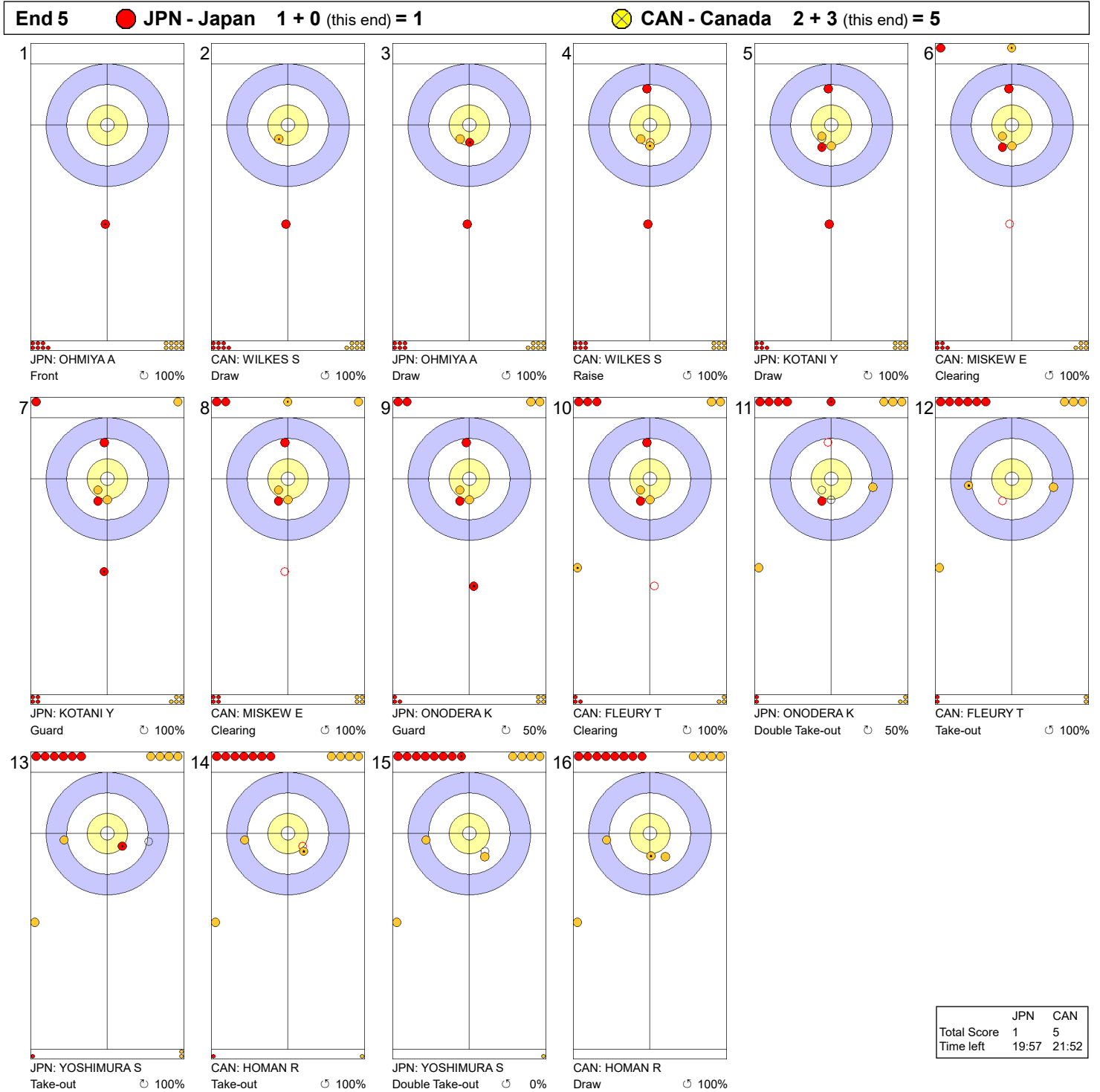
Round Robin Session 17 - Sheet A

Game - Shot by Shot



**Legend:**  
 ↻ Clockwise      ↺ Counter-clockwise      - Not considered

Game - Shot by Shot

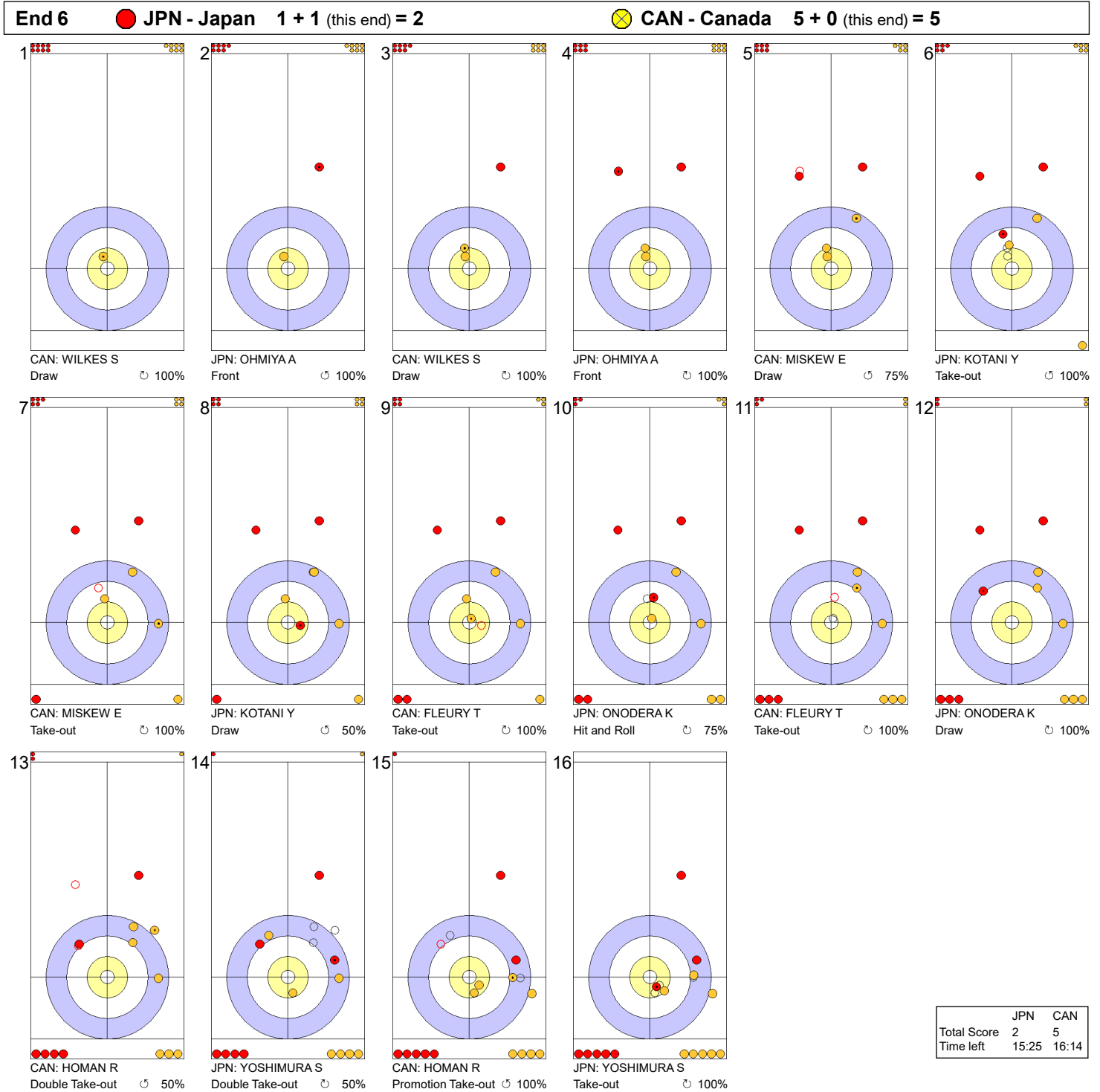


**Legend:**  
 ↻ Clockwise      ↺ Counter-clockwise      - Not considered

THU 20 MAR 2025  
Start Time 19:00

Round Robin Session 17 - Sheet A

### Game - Shot by Shot



**Legend:**  
 ↻ Clockwise   ↺ Counter-clockwise   - Not considered

Game - Shot by Shot

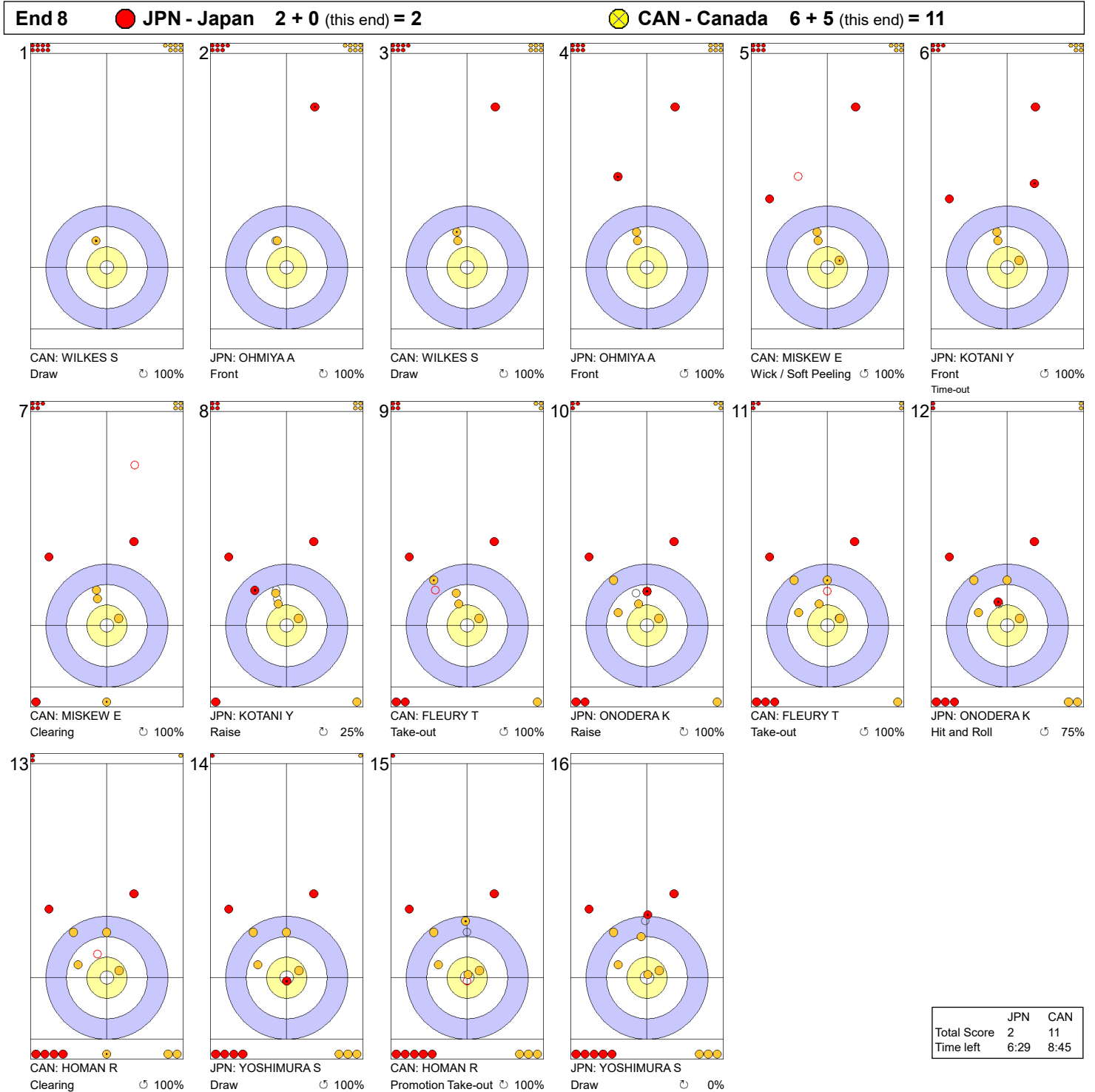


**Legend:**  
 ↻ Clockwise      ↺ Counter-clockwise      - Not considered

THU 20 MAR 2025  
Start Time 19:00

Round Robin Session 17 - Sheet A

Game - Shot by Shot



**Legend:**  
 ↻ Clockwise   ↺ Counter-clockwise   - Not considered

THU 20 MAR 2025  
Start Time 19:00

Round Robin Session 17 - Sheet B

## Game Results

Sheet	Team	LSFE	1	2	3	4	5	6	7	8	9	10	Extra Ends	Total
B	SWE - Sweden		0	0	1	1	0	0	2	1	0	3		8
	CHN - China	*	0	2	0	0	0	1	0	0	1	0		4

SWE - Sweden		Shot Success	Game	All
4 S	HASSELBORG Anna	95%	89%	
3 V	McMANUS Sara	83%	87%	
2	KNOCHENHAUER Agnes	89%	85%	
1	MABERGS Sofia	99%	91%	
A	HELDIN Johanna	-	84%	
Team Total		91%	88%	

CHN - China		Shot Success	Game	All
4 S	WANG Rui	75%	84%	
3 V	HAN Yu	75%	83%	
2	DONG Ziqi	85%	87%	
1	JIANG Jiayi	89%	92%	
A	SU Tingyu	-	83%	
Team Total		81%	86%	

Last Stone Draw		Distance
⌚	MABERGS Sofia	15.2cm
⌚	HASSELBORG Anna	37.0cm
<b>Total</b>		<b>52.2cm</b>

Last Stone Draw		Distance
⌚	DONG Ziqi	12.1cm
⌚	HAN Yu	11.6cm
<b>Total</b>		<b>23.7cm</b>

Time remaining: 0 minutes 29 seconds

Time-out: End 10 - SWE stone 6

Time remaining: 3 minutes 43 seconds

Time-out: End 10 - CHN stone 7

## Shot Success Analysis

SWE - Sweden		⌚	⌚	Game	
4	HASSELBORG Anna	Draws	3 100%	2 100%	5 100%
		Take-outs	5 95%	10 93%	15 93%
		Total	8 97%	12 94%	20 95%
3	McMANUS Sara	Draws	6 88%	2 50%	8 78%
		Take-outs	1 100%	11 84%	12 85%
		Total	7 89%	13 79%	20 83%
2	KNOCHENHAUER Agnes	Draws	9 94%	5 85%	14 91%
		Take-outs	1 100%	5 80%	6 83%
		Total	10 95%	10 83%	20 89%
1	MABERGS Sofia	Draws	10 100%	7 96%	17 99%
		Take-outs	1 100%	2 100%	3 100%
		Total	11 100%	9 97%	20 99%
A	HELDIN Johanna	Draws	0 -	0 -	0 -
		Take-outs	0 -	0 -	0 -
		Total	0 -	0 -	0 -
Team		Draws	28 96%	16 88%	44 93%
		Take-outs	8 97%	28 88%	36 90%
		Total	36 96%	44 88%	80 91%

CHN - China		⌚	⌚	Game	
4	WANG Rui	Draws	4 56%	2 88%	6 67%
		Take-outs	6 100%	8 63%	14 79%
		Total	10 83%	10 68%	20 75%
3	HAN Yu	Draws	3 50%	4 75%	7 64%
		Take-outs	3 67%	10 85%	13 81%
		Total	6 58%	14 82%	20 75%
2	DONG Ziqi	Draws	2 100%	2 0%	4 50%
		Take-outs	4 100%	12 92%	16 94%
		Total	6 100%	14 79%	20 85%
1	JIANG Jiayi	Draws	13 96%	3 92%	16 95%
		Take-outs	2 75%	2 50%	4 63%
		Total	15 93%	5 75%	20 89%
A	SU Tingyu	Draws	0 -	0 -	0 -
		Take-outs	0 -	0 -	0 -
		Total	0 -	0 -	0 -
Team		Draws	22 83%	11 68%	33 78%
		Take-outs	15 90%	32 80%	47 83%
		Total	37 86%	43 77%	80 81%

### Note:

Position and function for each team member:

4 = Fourth, 3 = Third, 2 = Second, 1 = Lead, A = Alternate, S = Skip, V = Vice-Skip

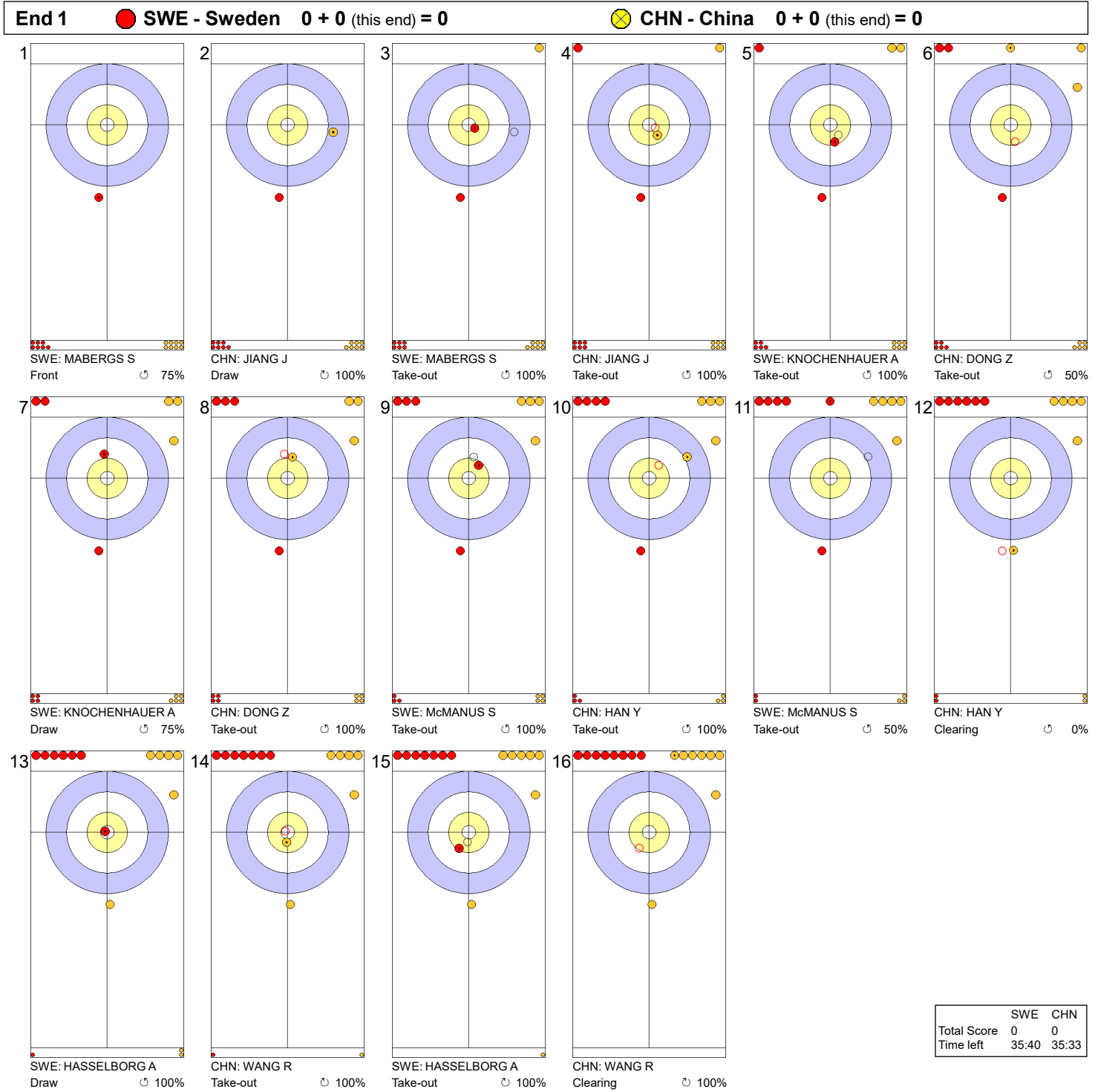
### Legend:

⌚ Clockwise

⌚ Counter-clockwise

LSFE(\*) Last Stone First End

Game - Shot by Shot



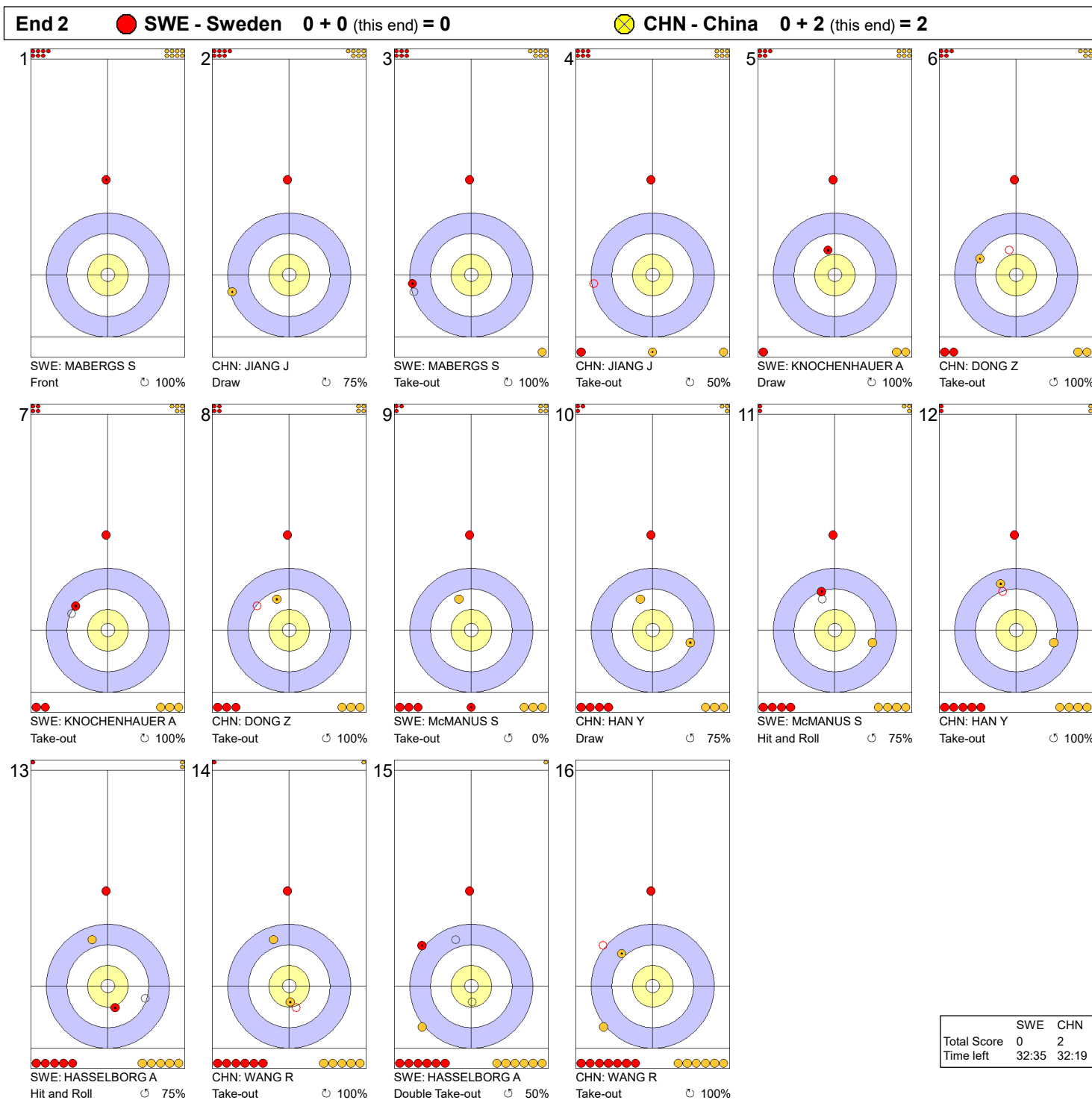
Legend:

↻ Clockwise      ↺ Counter-clockwise      - Not considered

THU 20 MAR 2025  
Start Time 19:00

Round Robin Session 17 - Sheet B

### Game - Shot by Shot



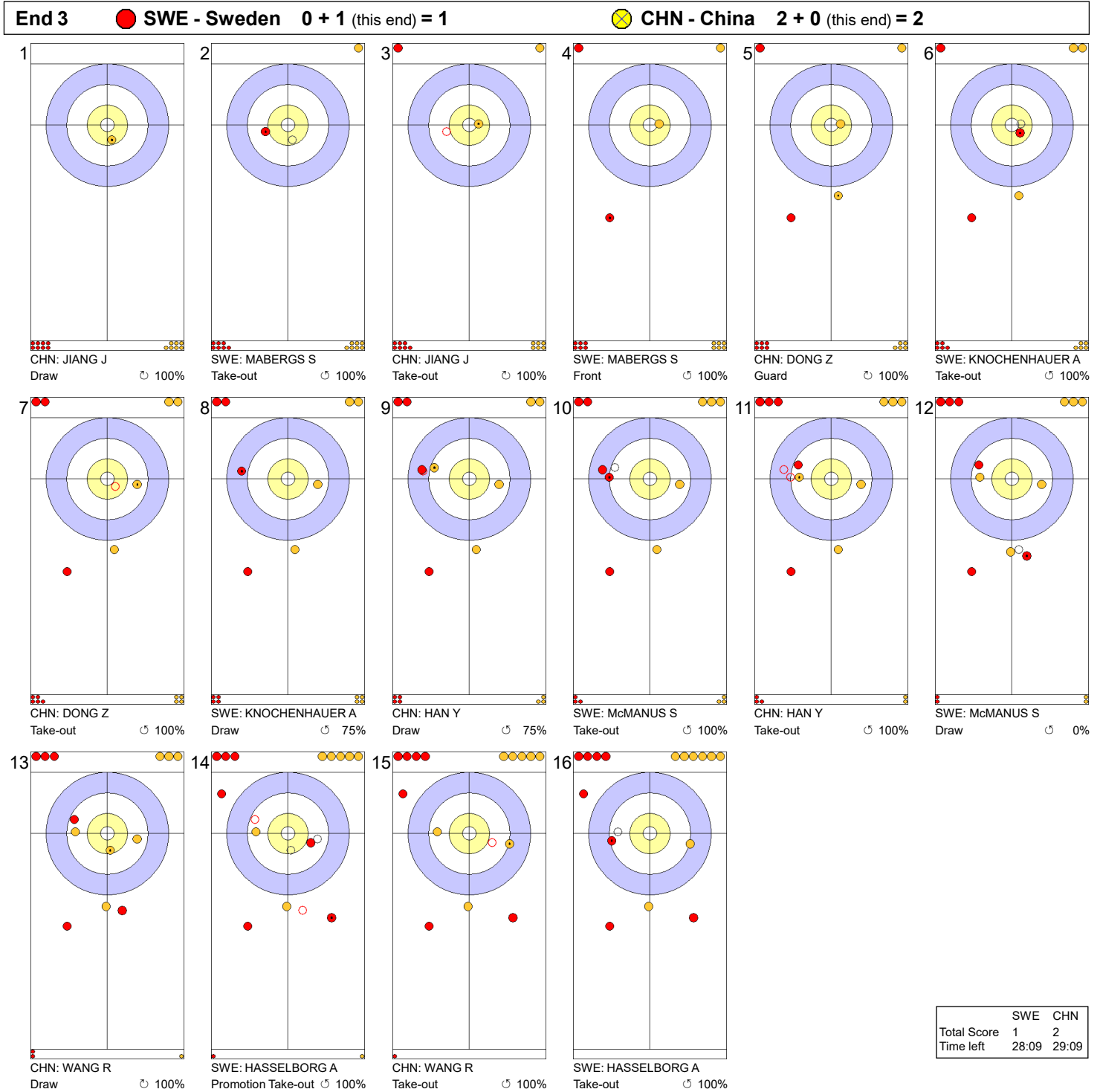
**Legend:**  
 ↻ Clockwise      ↺ Counter-clockwise      - Not considered



THU 20 MAR 2025  
Start Time 19:00

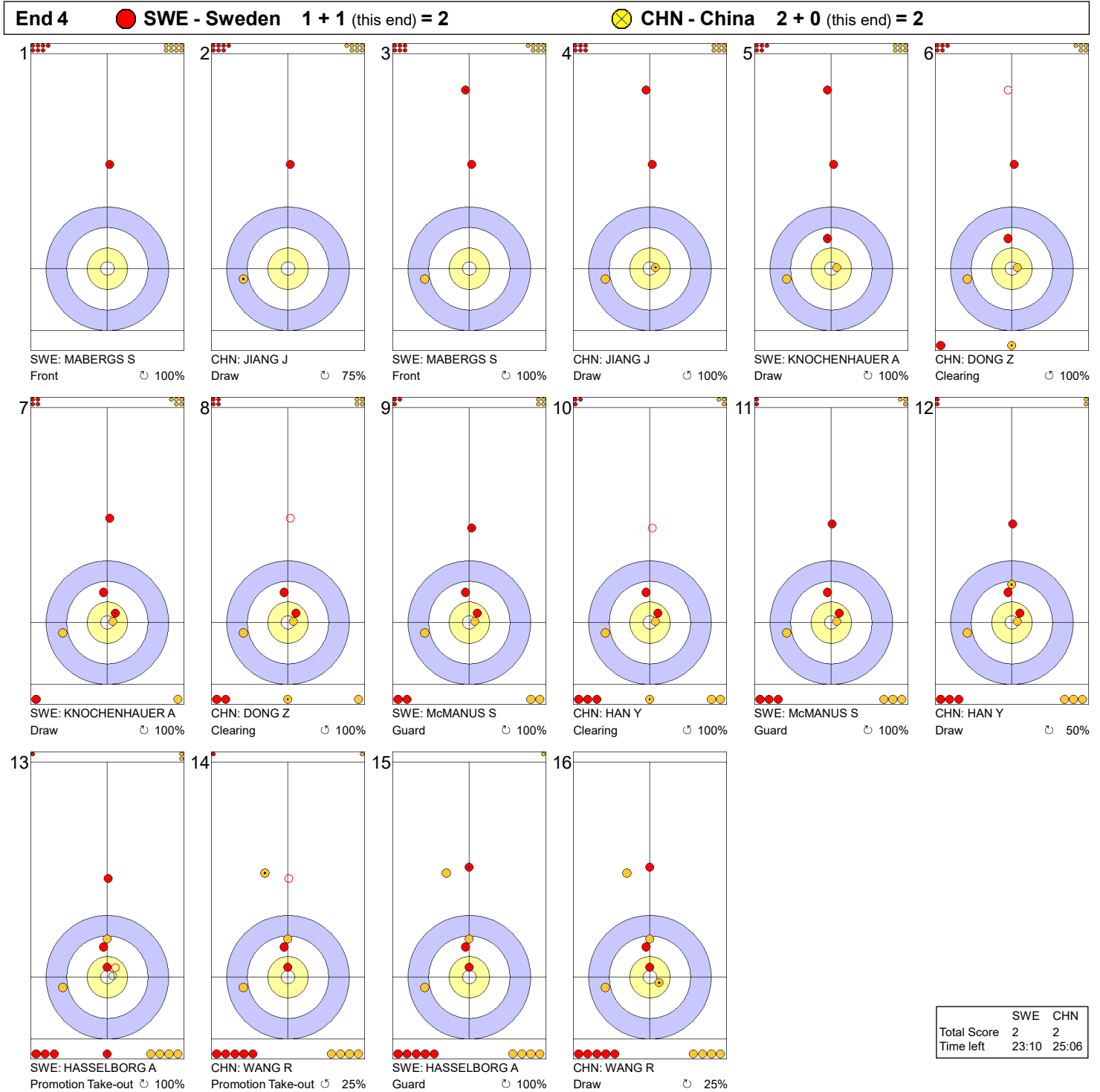
Round Robin Session 17 - Sheet B

Game - Shot by Shot



**Legend:**  
 ↻ Clockwise      ↺ Counter-clockwise      - Not considered

Game - Shot by Shot

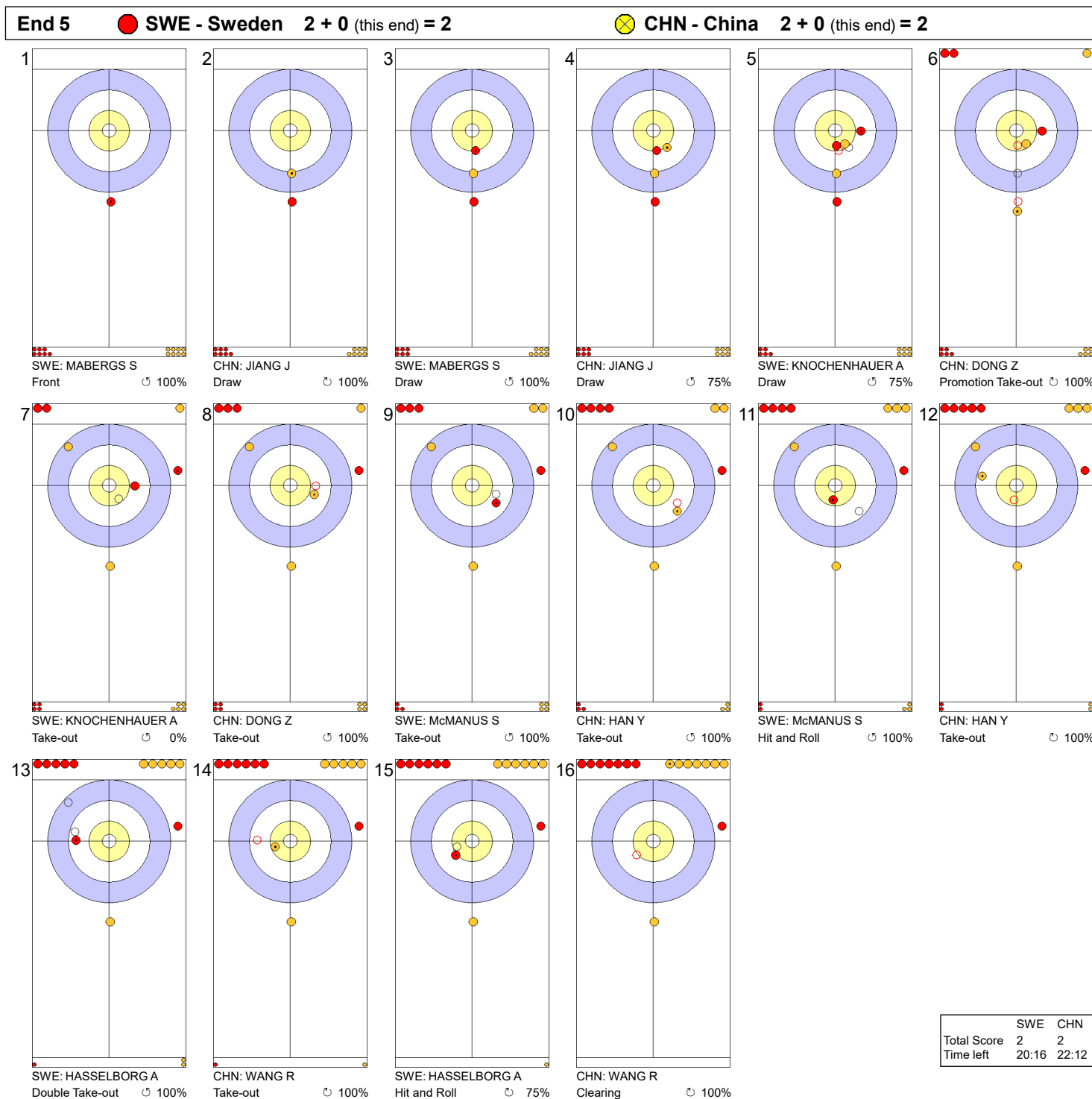


**Legend:**  
 ↻ Clockwise      ↺ Counter-clockwise      - Not considered

THU 20 MAR 2025  
Start Time 19:00

Round Robin Session 17 - Sheet B

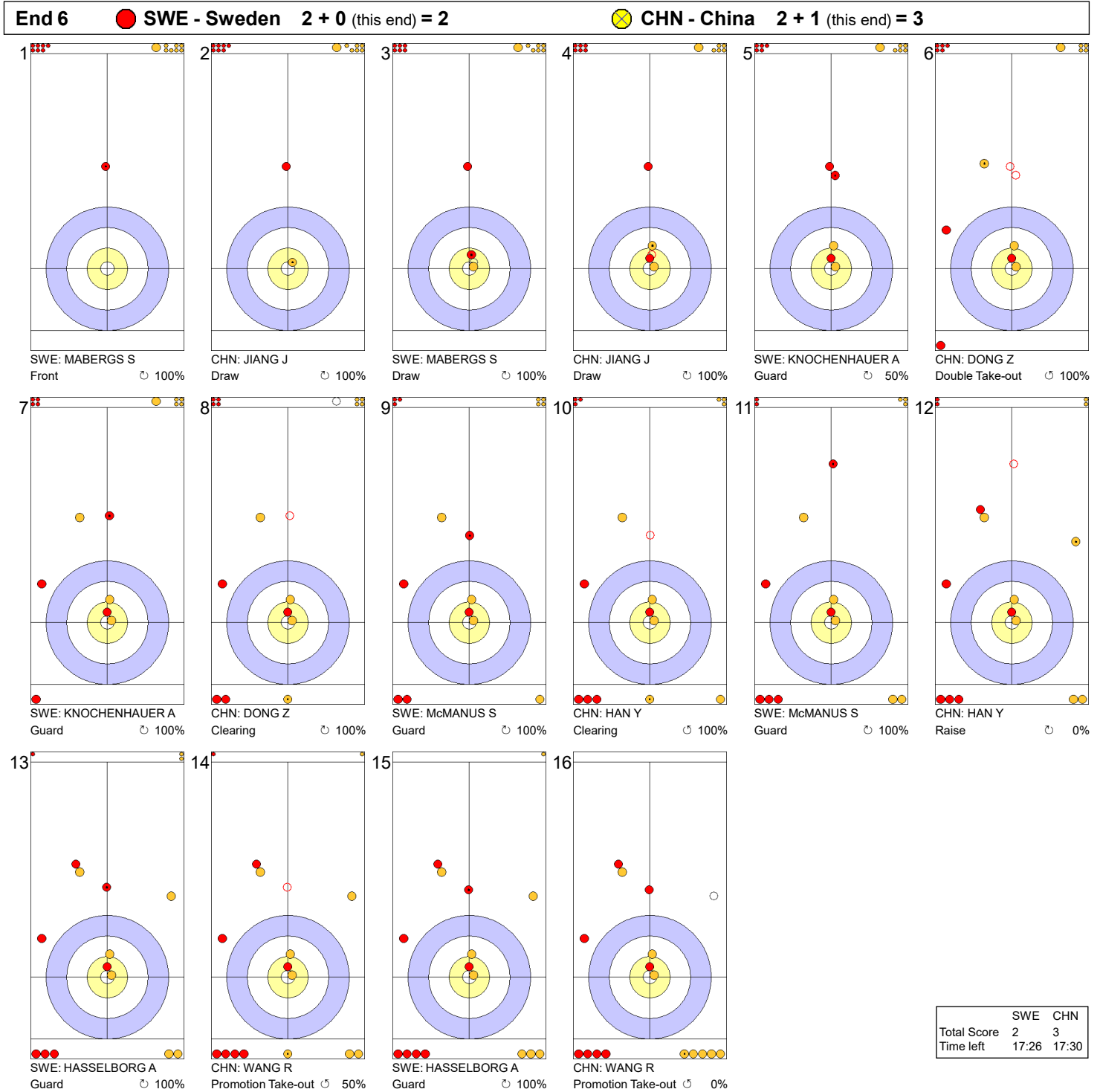
Game - Shot by Shot



Legend:

↻ Clockwise      ↺ Counter-clockwise      - Not considered

Game - Shot by Shot

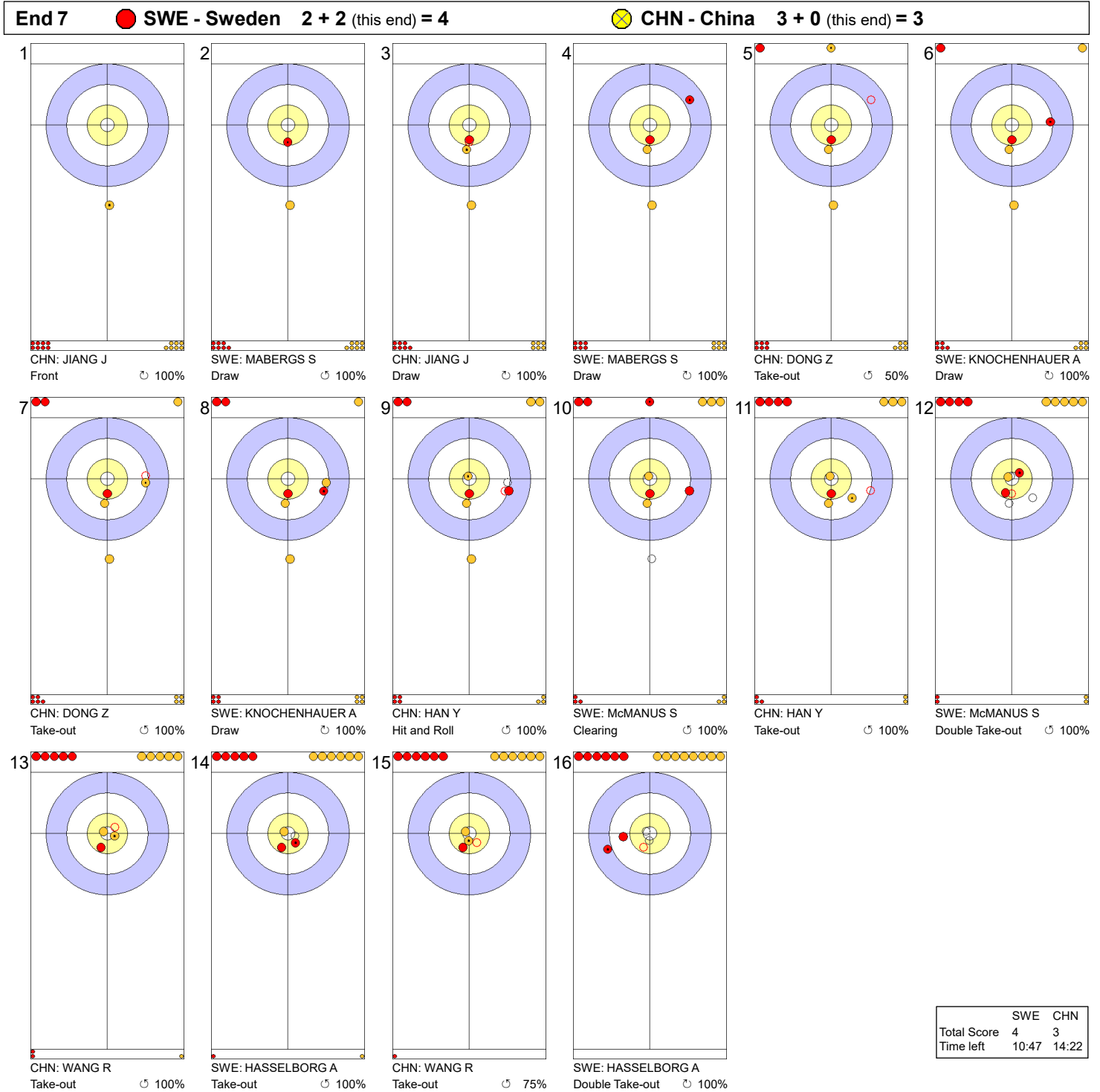


**Legend:**  
 ↻ Clockwise      ↺ Counter-clockwise      - Not considered

THU 20 MAR 2025  
Start Time 19:00

Round Robin Session 17 - Sheet B

Game - Shot by Shot

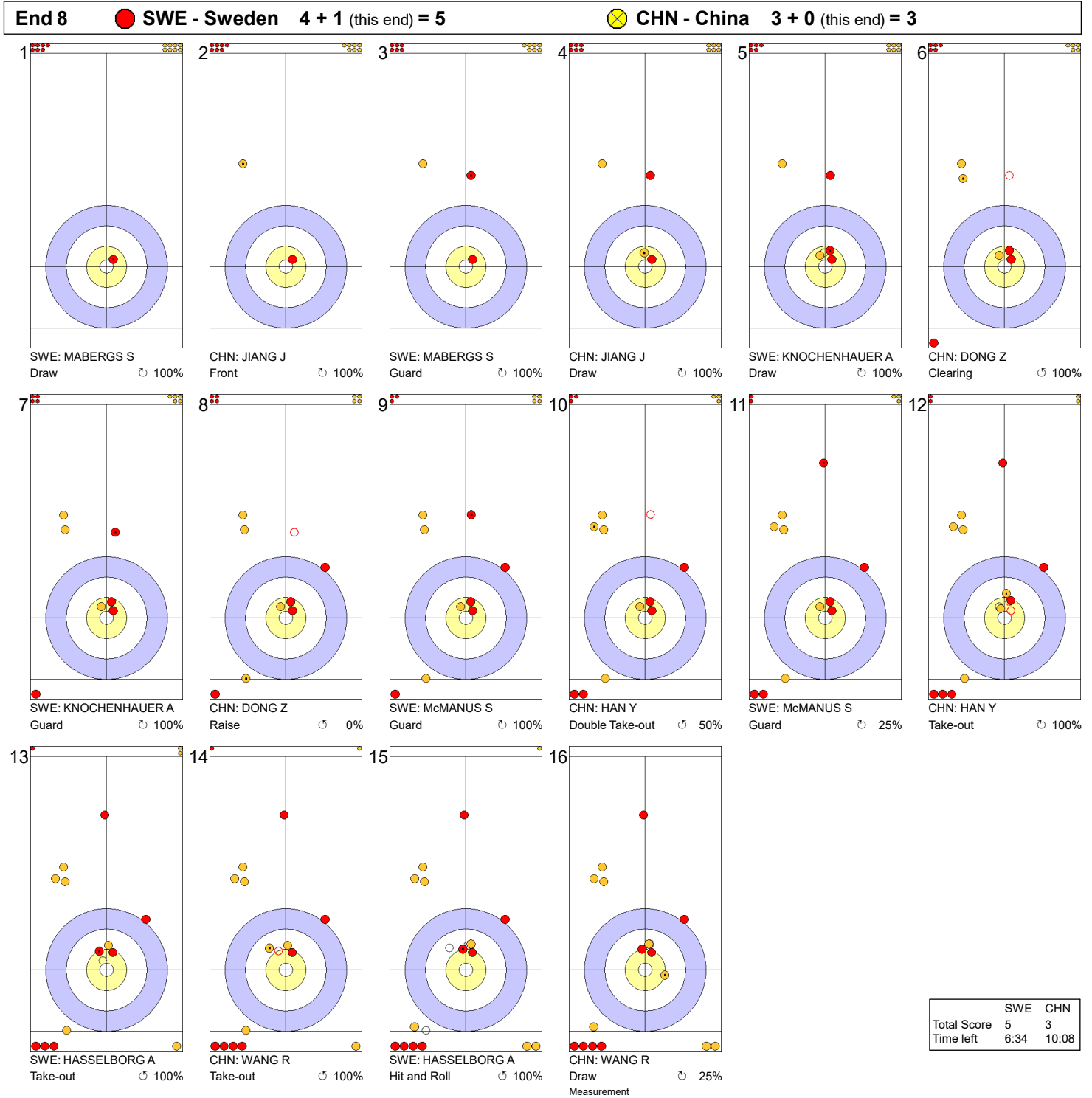


**Legend:**  
 ↻ Clockwise      ↺ Counter-clockwise      - Not considered

THU 20 MAR 2025  
Start Time 19:00

Round Robin Session 17 - Sheet B

Game - Shot by Shot

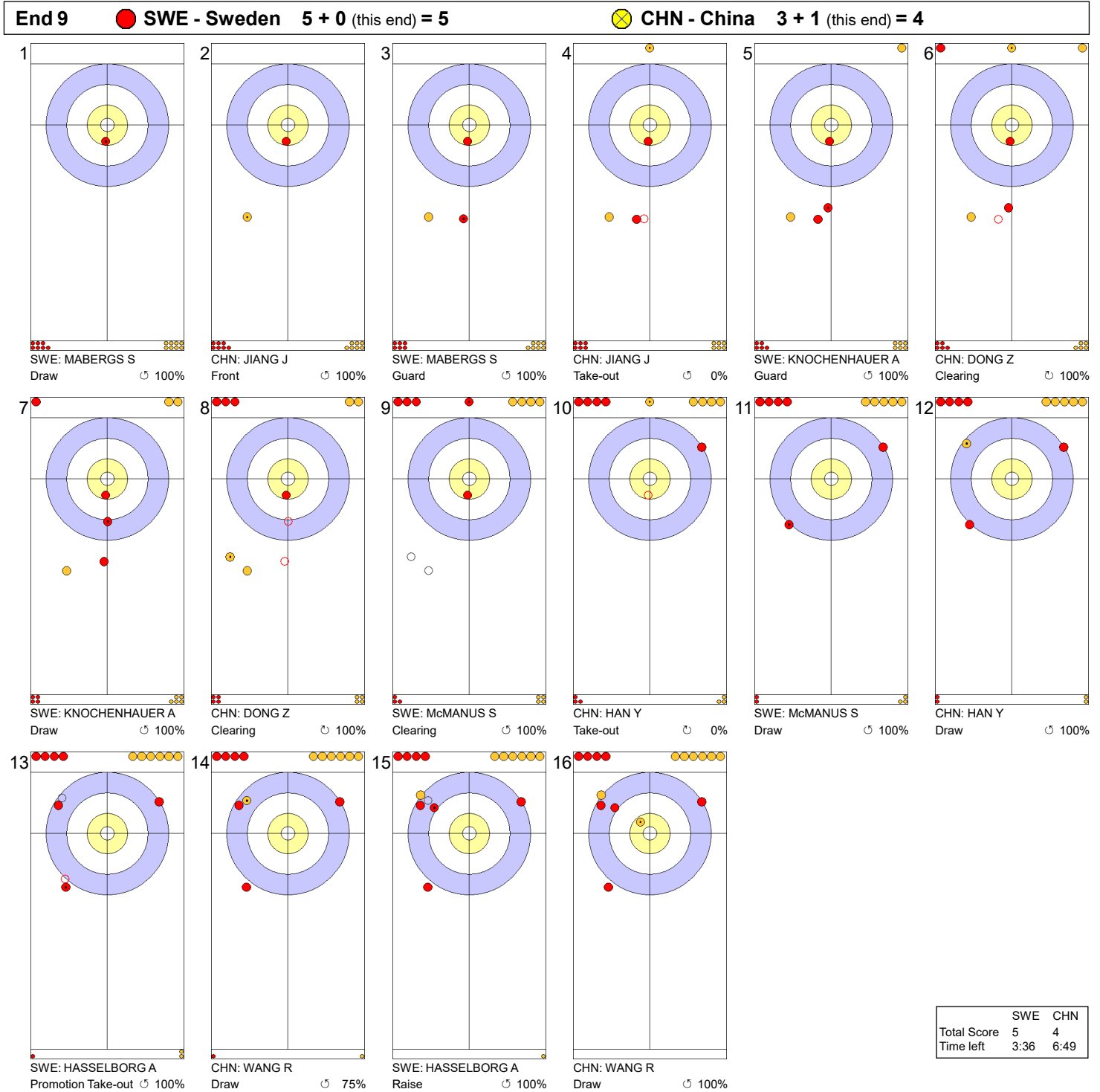


**Legend:**  
 ↻ Clockwise   ↺ Counter-clockwise   - Not considered

THU 20 MAR 2025  
Start Time 19:00

Round Robin Session 17 - Sheet B

Game - Shot by Shot

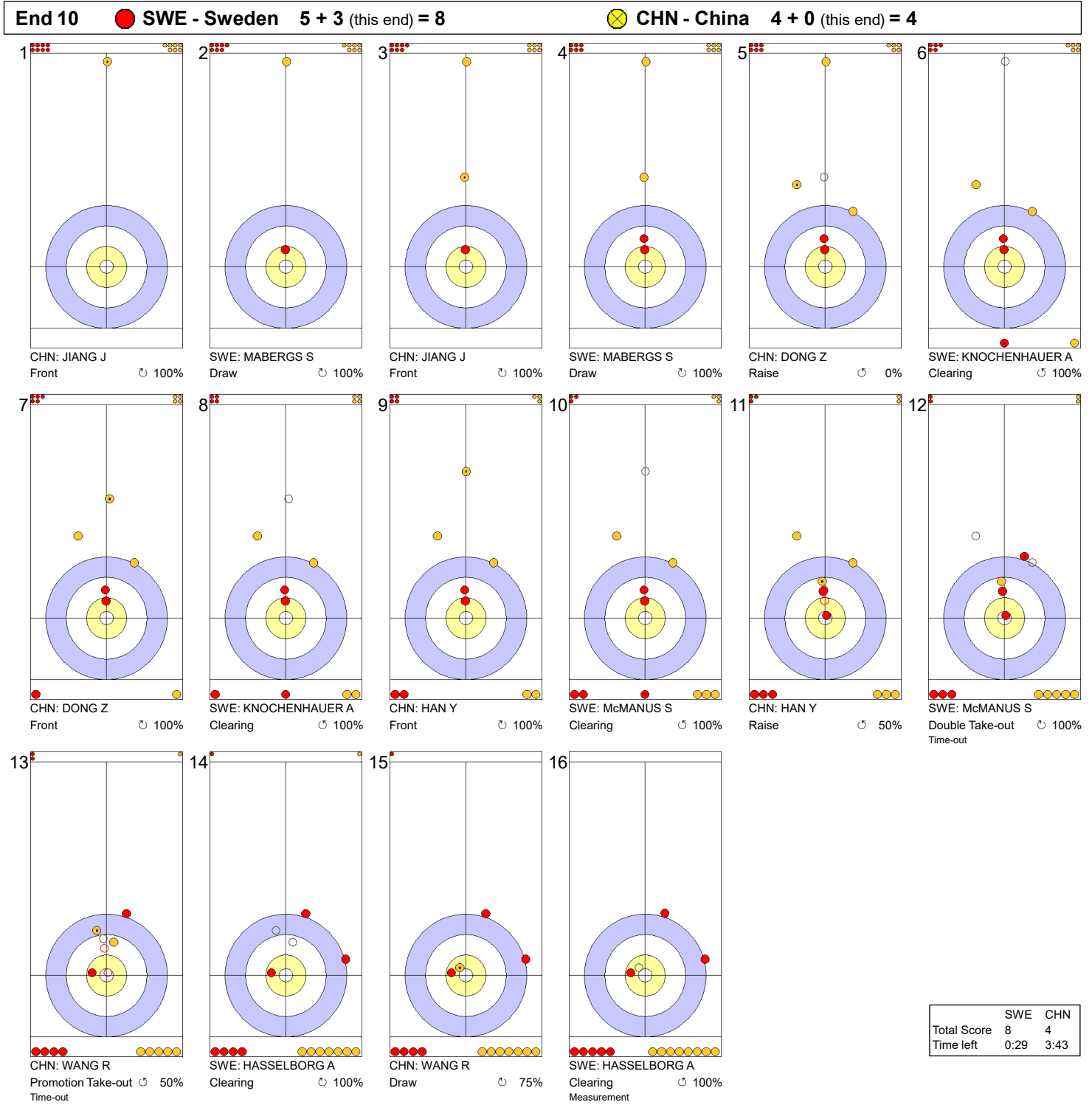


**Legend:**  
 ↻ Clockwise      ↺ Counter-clockwise      - Not considered

THU 20 MAR 2025  
Start Time 19:00

Round Robin Session 17 - Sheet B

Game - Shot by Shot



**Legend:**  
 ↻ Clockwise      ↺ Counter-clockwise      - Not considered



THU 20 MAR 2025  
Start Time 19:00

Round Robin Session 17 - Sheet C

## Game Results

Sheet	Team	LSFE	1	2	3	4	5	6	7	8	9	10	Extra Ends	Total
C	KOR - Korea	*	2	0	3	0	2	0	2	1	X	X		10
	LTU - Lithuania		0	2	0	1	0	1	0	0	X	X		4

KOR - Korea		Shot Success Game	All
4 S	GIM Eunji	89%	86%
3 V	KIM Minji	92%	86%
2	SEOL Yeji	86%	81%
1	SEOL Yeeun	97%	88%
A	KIM Suji	-	86%
Team Total		91%	86%

LTU - Lithuania		Shot Success Game	All
4 S	PAULAUSKAITE Virginija	73%	67%
3 V	DVOJEGLAZOVA Olga	58%	63%
2	KIUDYTE Migle	53%	67%
1	BLAZIENE Ruta	73%	73%
A	ZALIECKIENE Justina	-	-
Team Total		64%	67%

Last Stone Draw		Distance
↻	SEOL Yeji	22.7cm
↺	SEOL Yeeun	17.6cm
<b>Total</b>		<b>40.3cm</b>

Last Stone Draw		Distance
↻	KIUDYTE Migle	199.6cm
↺	PAULAUSKAITE Virginija	2.1cm
<b>Total</b>		<b>201.7cm</b>

Time remaining: 11 minutes 37 seconds

Time remaining: 7 minutes 47 seconds

## Shot Success Analysis

KOR - Korea		↻	↺	Game	
4	GIM Eunji	Draws	3 100%	4 94%	7 96%
		Take-outs	6 100%	3 50%	9 83%
		Total	9 100%	7 75%	16 89%
3	KIM Minji	Draws	3 67%	4 94%	7 82%
		Take-outs	3 100%	6 100%	9 100%
		Total	6 83%	10 98%	16 92%
2	SEOL Yeji	Draws	0 -	3 50%	3 50%
		Take-outs	9 100%	4 81%	13 94%
		Total	9 100%	7 68%	16 86%
1	SEOL Yeeun	Draws	1 100%	15 97%	16 97%
		Take-outs	0 -	0 -	0 -
		Total	1 100%	15 97%	16 97%
A	KIM Suji	Draws	0 -	0 -	0 -
		Take-outs	0 -	0 -	0 -
		Total	0 -	0 -	0 -
Team		Draws	7 86%	26 90%	33 89%
		Take-outs	18 100%	13 83%	31 93%
		Total	25 96%	39 88%	64 91%

LTU - Lithuania		↻	↺	Game	
4	PAULAUSKAITE Virginija	Draws	3 58%	3 92%	6 75%
		Take-outs	4 69%	6 75%	10 73%
		Total	7 64%	9 81%	16 73%
3	DVOJEGLAZOVA Olga	Draws	1 50%	6 75%	7 71%
		Take-outs	6 71%	3 0%	9 47%
		Total	7 68%	9 50%	16 58%
2	KIUDYTE Migle	Draws	3 33%	7 61%	10 53%
		Take-outs	4 56%	2 50%	6 54%
		Total	7 46%	9 58%	16 53%
1	BLAZIENE Ruta	Draws	7 79%	8 69%	15 73%
		Take-outs	0 -	1 75%	1 75%
		Total	7 79%	9 69%	16 73%
A	ZALIECKIENE Justina	Draws	0 -	0 -	0 -
		Take-outs	0 -	0 -	0 -
		Total	0 -	0 -	0 -
Team		Draws	14 63%	24 71%	38 68%
		Take-outs	14 66%	12 52%	26 60%
		Total	28 64%	36 65%	64 64%

**Note:**  
Position and function for each team member:  
4 = Fourth, 3 = Third, 2 = Second, 1 = Lead, A = Alternate, S = Skip, V = Vice-Skip

**Legend:**  
↻ Clockwise      ↺ Counter-clockwise      LSFE(\*) Last Stone First End  
X Unplayed/unfinished end due to concession

THU 20 MAR 2025  
Start Time 19:00

Round Robin Session 17 - Sheet C

Game - Shot by Shot

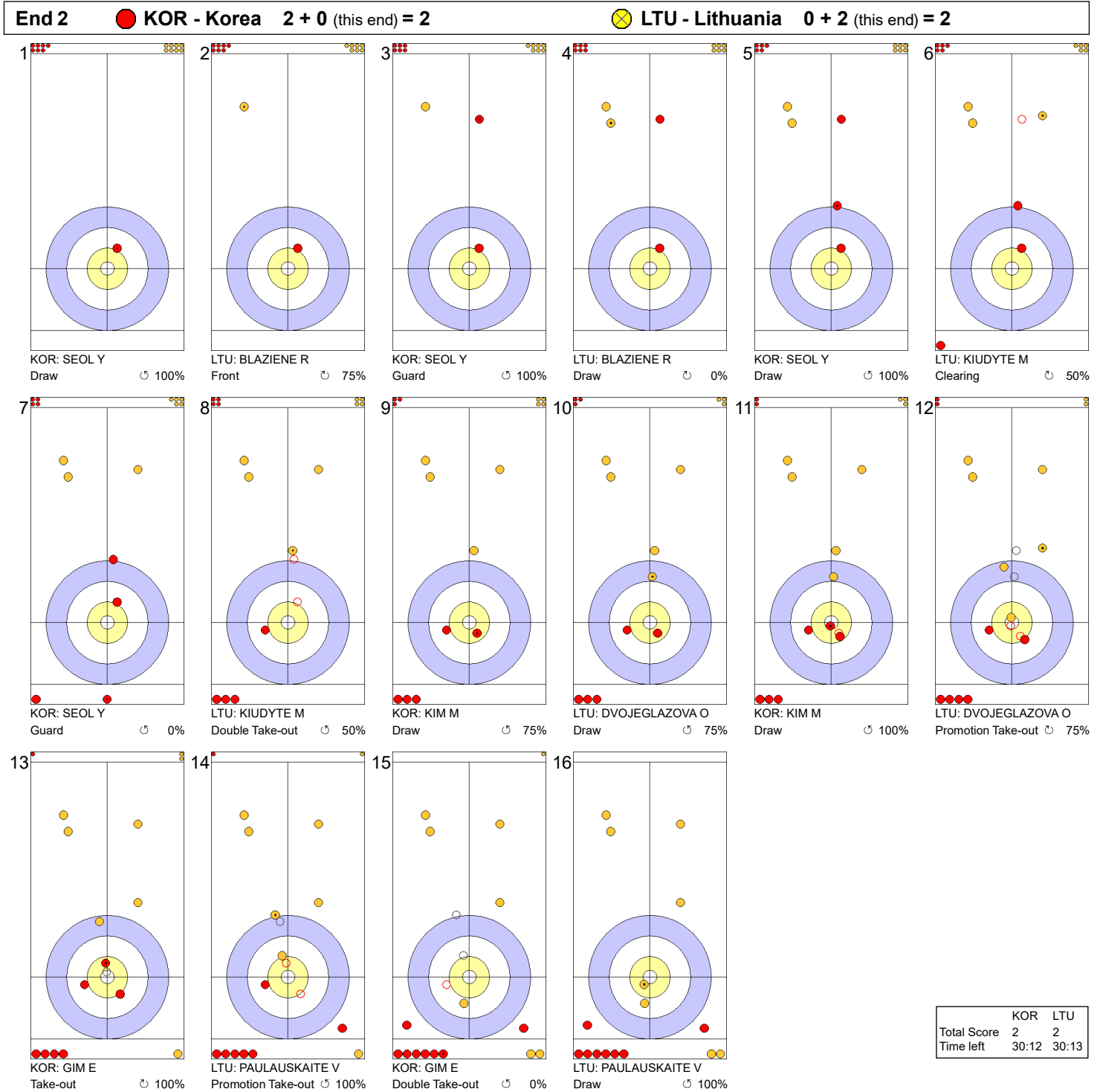


**Legend:**  
 ↻ Clockwise      ↺ Counter-clockwise      - Not considered

THU 20 MAR 2025  
Start Time 19:00

Round Robin Session 17 - Sheet C

Game - Shot by Shot

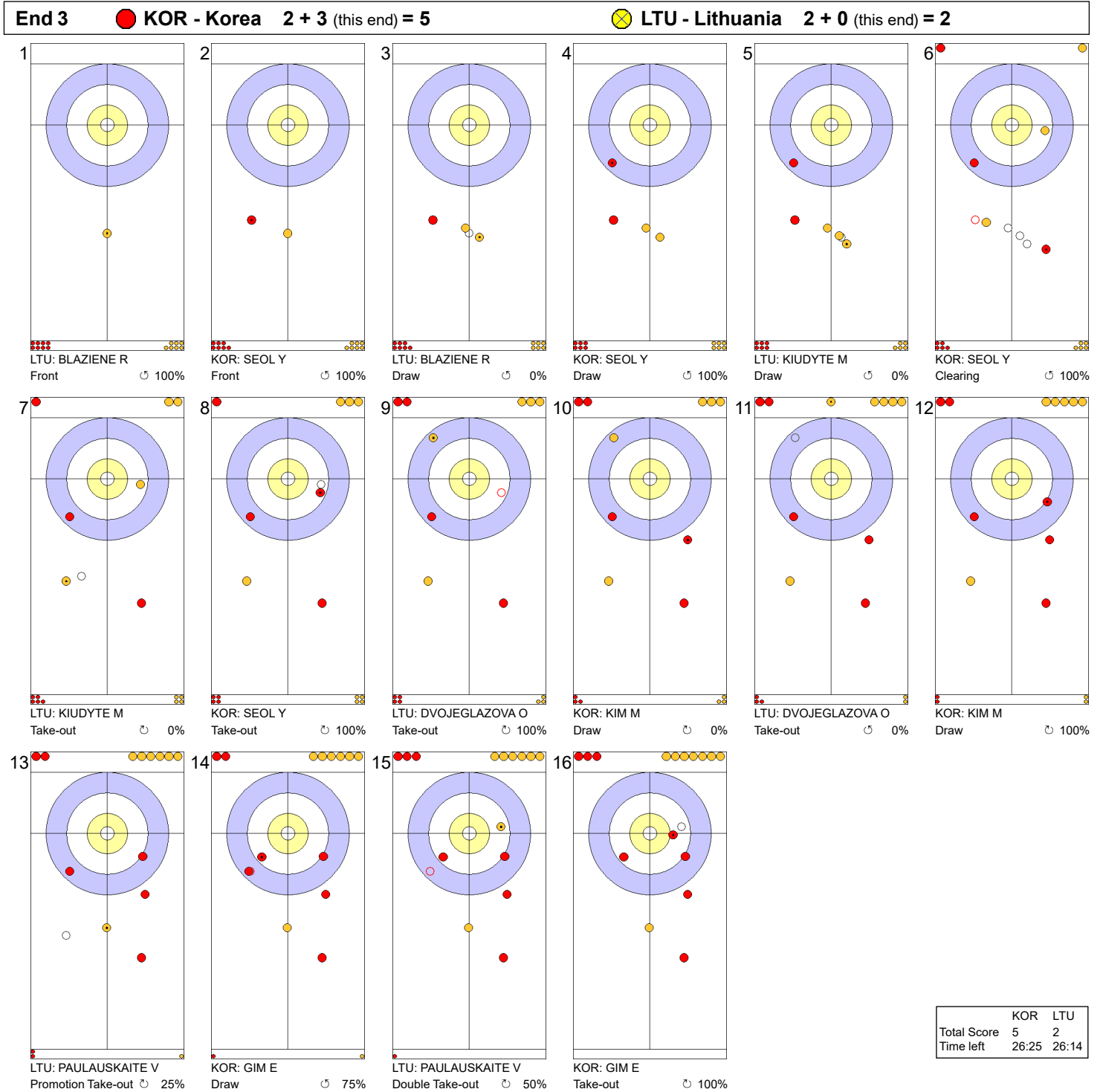


**Legend:**  
 ↻ Clockwise                      ↺ Counter-clockwise                      - Not considered

THU 20 MAR 2025  
Start Time 19:00

Round Robin Session 17 - Sheet C

Game - Shot by Shot

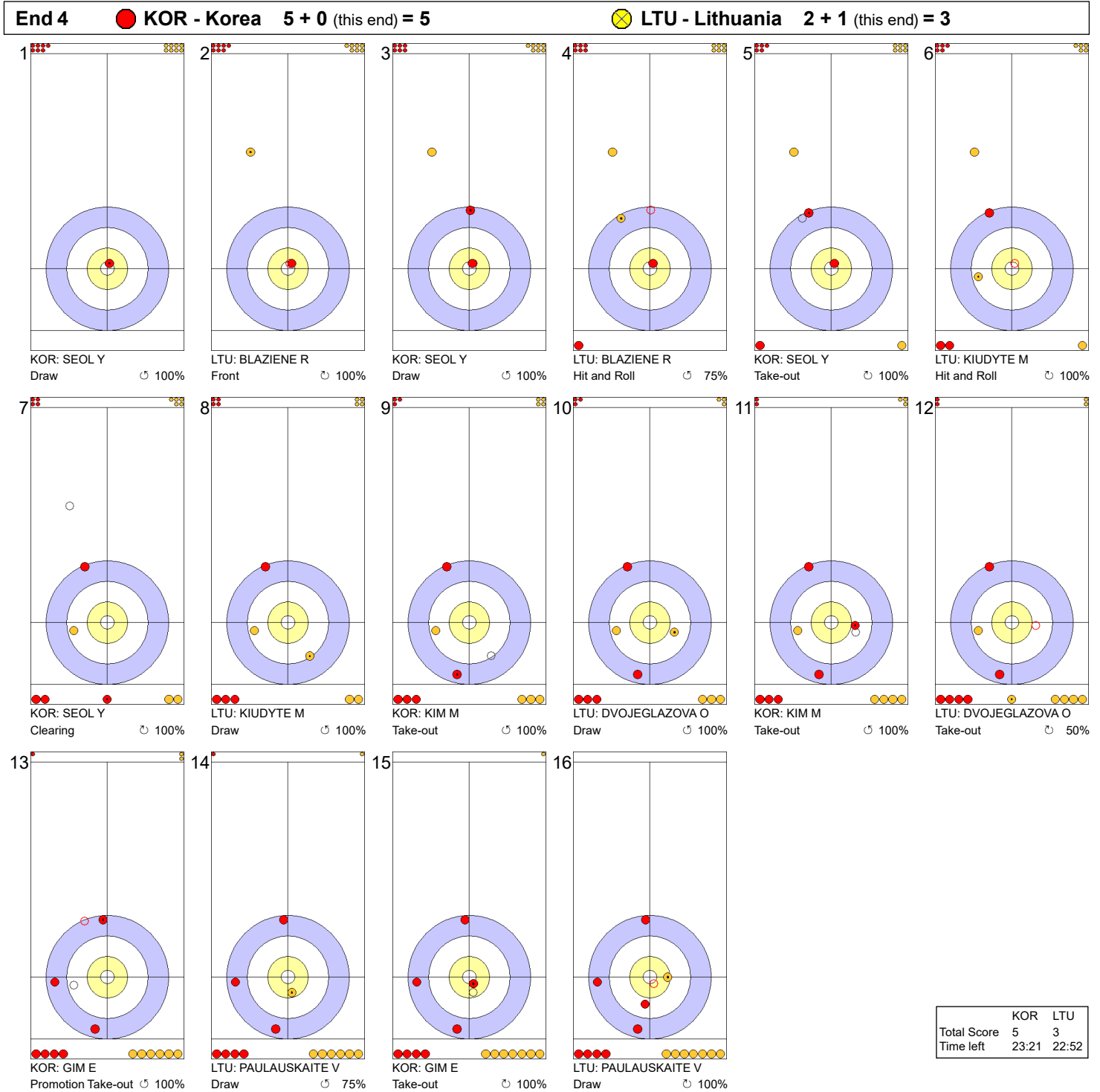


**Legend:**  
 ↻ Clockwise      ↺ Counter-clockwise      - Not considered

THU 20 MAR 2025  
Start Time 19:00

Round Robin Session 17 - Sheet C

Game - Shot by Shot

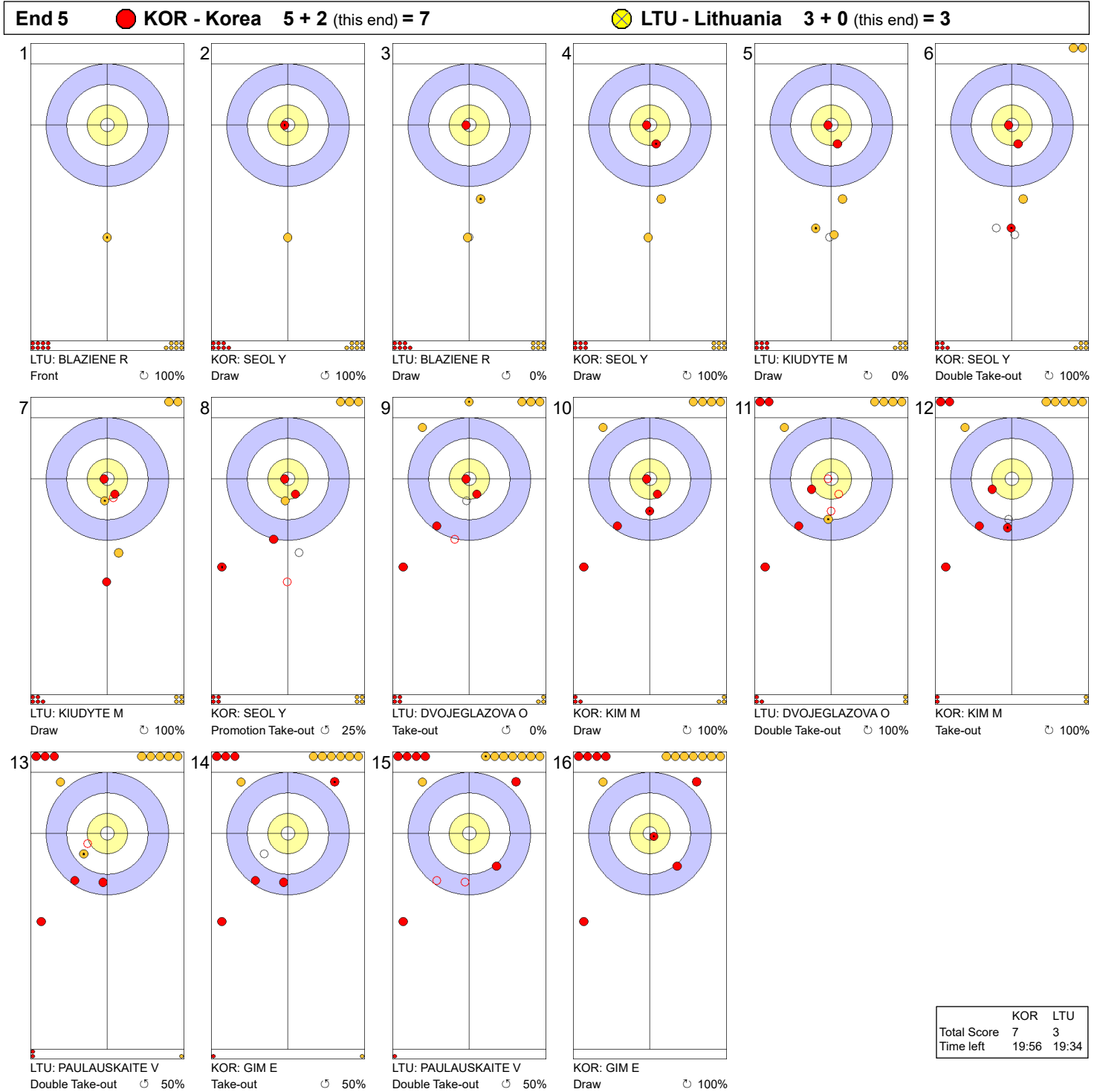


**Legend:**  
 ↻ Clockwise      ↺ Counter-clockwise      - Not considered

THU 20 MAR 2025  
Start Time 19:00

Round Robin Session 17 - Sheet C

Game - Shot by Shot

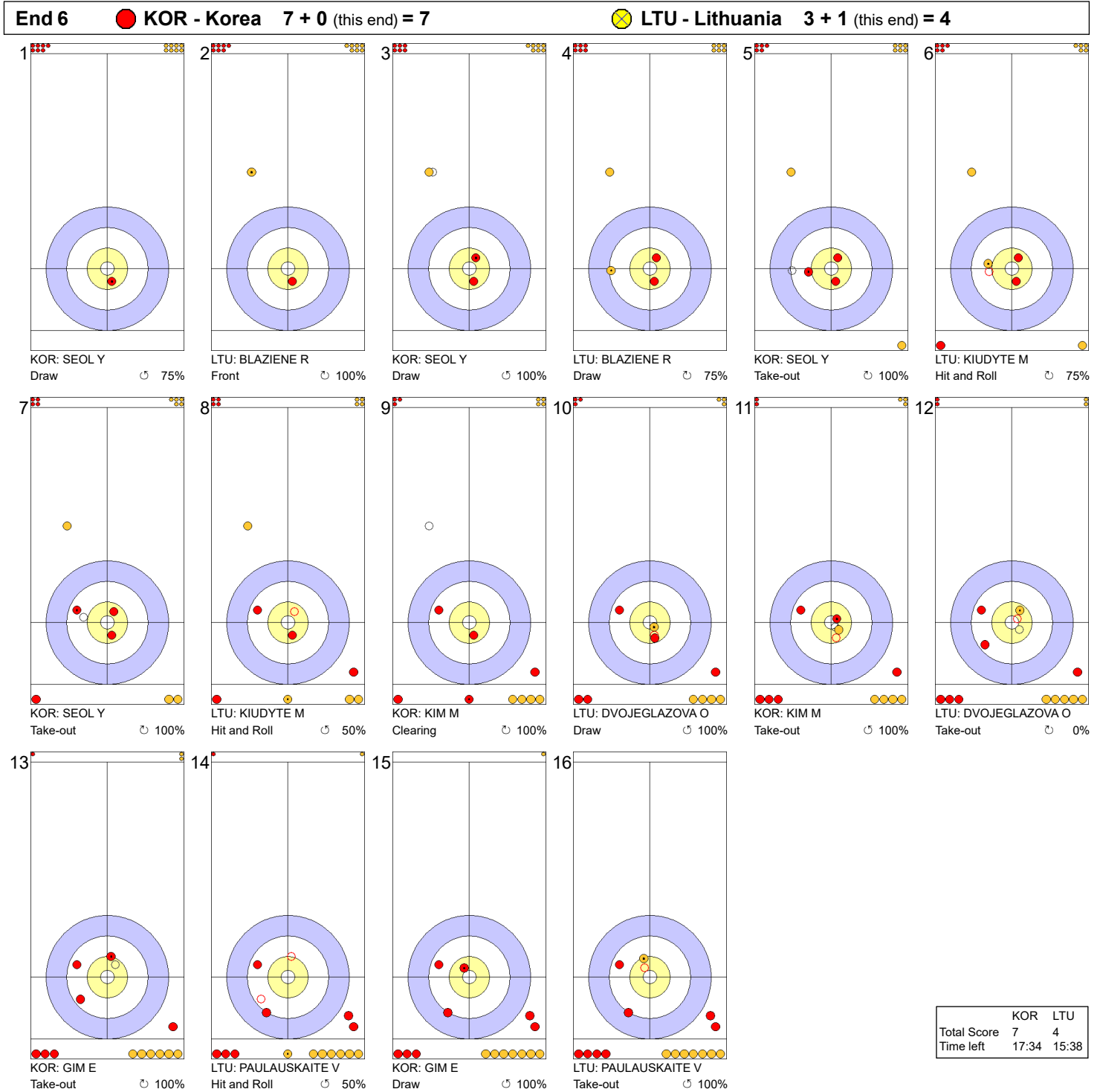


**Legend:**  
 ↻ Clockwise      ↺ Counter-clockwise      - Not considered

THU 20 MAR 2025  
Start Time 19:00

Round Robin Session 17 - Sheet C

Game - Shot by Shot

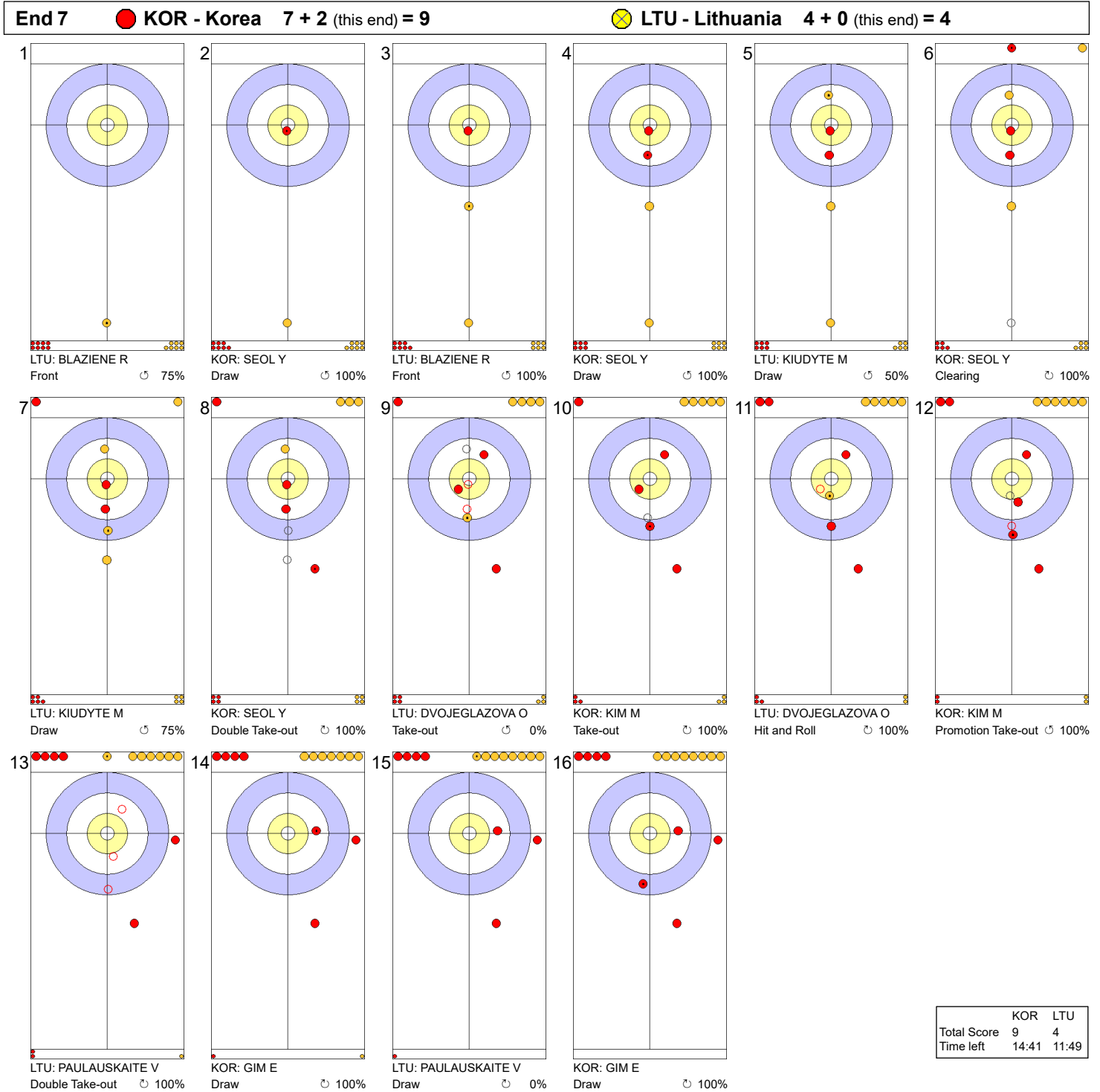


**Legend:**  
 ↻ Clockwise      ↺ Counter-clockwise      - Not considered

THU 20 MAR 2025  
Start Time 19:00

Round Robin Session 17 - Sheet C

Game - Shot by Shot



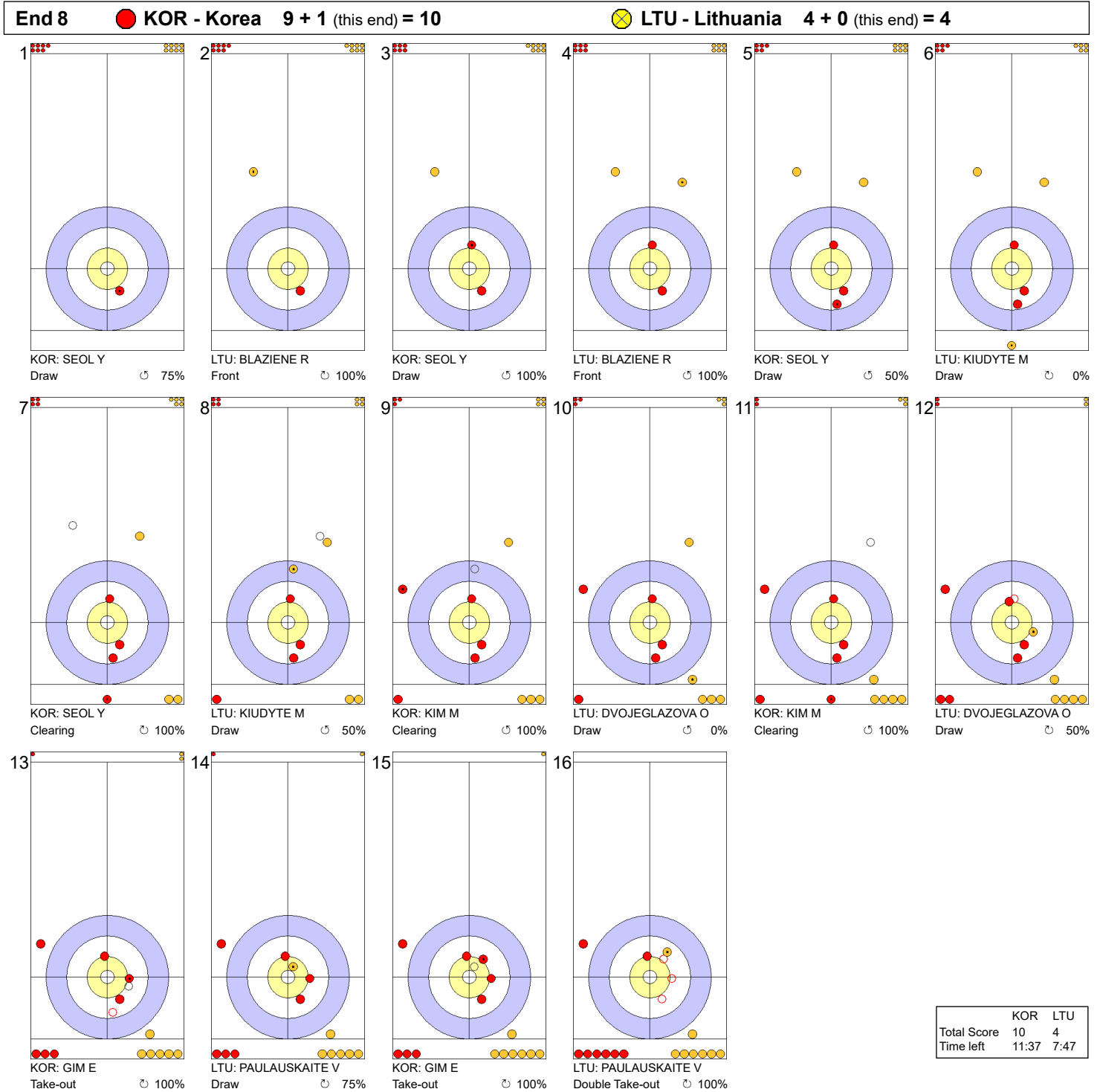
**Legend:**  
 ↻ Clockwise      ↺ Counter-clockwise      - Not considered



THU 20 MAR 2025  
Start Time 19:00

Round Robin Session 17 - Sheet C

Game - Shot by Shot



**Legend:**  
 ↻ Clockwise      ↺ Counter-clockwise      - Not considered

THU 20 MAR 2025  
Start Time 19:00

Round Robin Session 17 - Sheet D

### Game Results

Sheet	Team	LSFE	1	2	3	4	5	6	7	8	9	10	Extra Ends	Total
D	USA - United States		0	1	1	0	0	1	0	0	0	X		3
	NOR - Norway	*	0	0	0	1	2	0	0	1	2	X		6

USA - United States		Shot Success Game	All
4 S	PETERSON Tabitha	67%	78%
3 V	THIESSE Cory	85%	81%
2	PERSINGER Vicky	69%	69%
1	ANDERSON-HEIDE Taylor	84%	87%
A	PETERSON Tara	-	78%
Team Total		76%	81%

NOR - Norway		Shot Success Game	All
4 V	SKASLIEN Kristin	71%	76%
3 S	ROERVIK Marianne	83%	85%
2	HASLEV NORDBYE Mille	78%	85%
1	KJAERLAND Eilin	90%	90%
A	FORBREGD Ingeborg	-	85%
Team Total		80%	84%

Last Stone Draw		Distance
↻	PETERSON Tabitha	5.8cm
↻	PERSINGER Vicky	39.8cm
<b>Total</b>		<b>45.6cm</b>

Last Stone Draw		Distance
↻	KJAERLAND Eilin	28.4cm
↻	SKASLIEN Kristin	8.7cm
<b>Total</b>		<b>37.1cm</b>

Time remaining: 0 minutes 27 seconds

Time-out: End 10 - USA stone 6

Time remaining: 0 minutes 7 seconds

Time-out: End 10 - NOR stone 5

### Shot Success Analysis

USA - United States		↻	↻	Game
4	PETERSON Tabitha	Draws	7 96%	5 20% 12 65%
		Take-outs	3 67%	4 75% 7 71%
		Total	10 88%	9 44% 19 67%
3	THIESSE Cory	Draws	6 88%	2 50% 8 78%
		Take-outs	8 88%	4 94% 12 90%
		Total	14 88%	6 79% 20 85%
2	PERSINGER Vicky	Draws	5 70%	1 75% 6 71%
		Take-outs	8 69%	6 67% 14 68%
		Total	13 69%	7 68% 20 69%
1	ANDERSON-HEIDE Taylor	Draws	11 93%	7 79% 18 88%
		Take-outs	1 50%	1 50% 2 50%
		Total	12 90%	8 75% 20 84%
A	PETERSON Tara	Draws	0 -	0 - 0 -
		Take-outs	0 -	0 - 0 -
		Total	0 -	0 - 0 -
Team		Draws	29 89%	15 55% 44 77%
		Take-outs	20 75%	15 75% 35 75%
		Total	49 83%	30 65% 79 76%

NOR - Norway		↻	↻	Game
4	SKASLIEN Kristin	Draws	7 82%	2 100% 9 86%
		Take-outs	5 40%	6 75% 11 59%
		Total	12 65%	8 81% 20 71%
3	ROERVIK Marianne	Draws	6 79%	1 100% 7 82%
		Take-outs	7 68%	6 100% 13 83%
		Total	13 73%	7 100% 20 83%
2	HASLEV NORDBYE Mille	Draws	4 38%	2 75% 6 50%
		Take-outs	7 86%	7 93% 14 89%
		Total	11 68%	9 89% 20 78%
1	KJAERLAND Eilin	Draws	13 96%	4 88% 17 94%
		Take-outs	1 100%	2 50% 3 67%
		Total	14 96%	6 75% 20 90%
A	FORBREGD Ingeborg	Draws	0 -	0 - 0 -
		Take-outs	0 -	0 - 0 -
		Total	0 -	0 - 0 -
Team		Draws	30 82%	9 89% 39 83%
		Take-outs	20 69%	21 86% 41 77%
		Total	50 77%	30 87% 80 80%

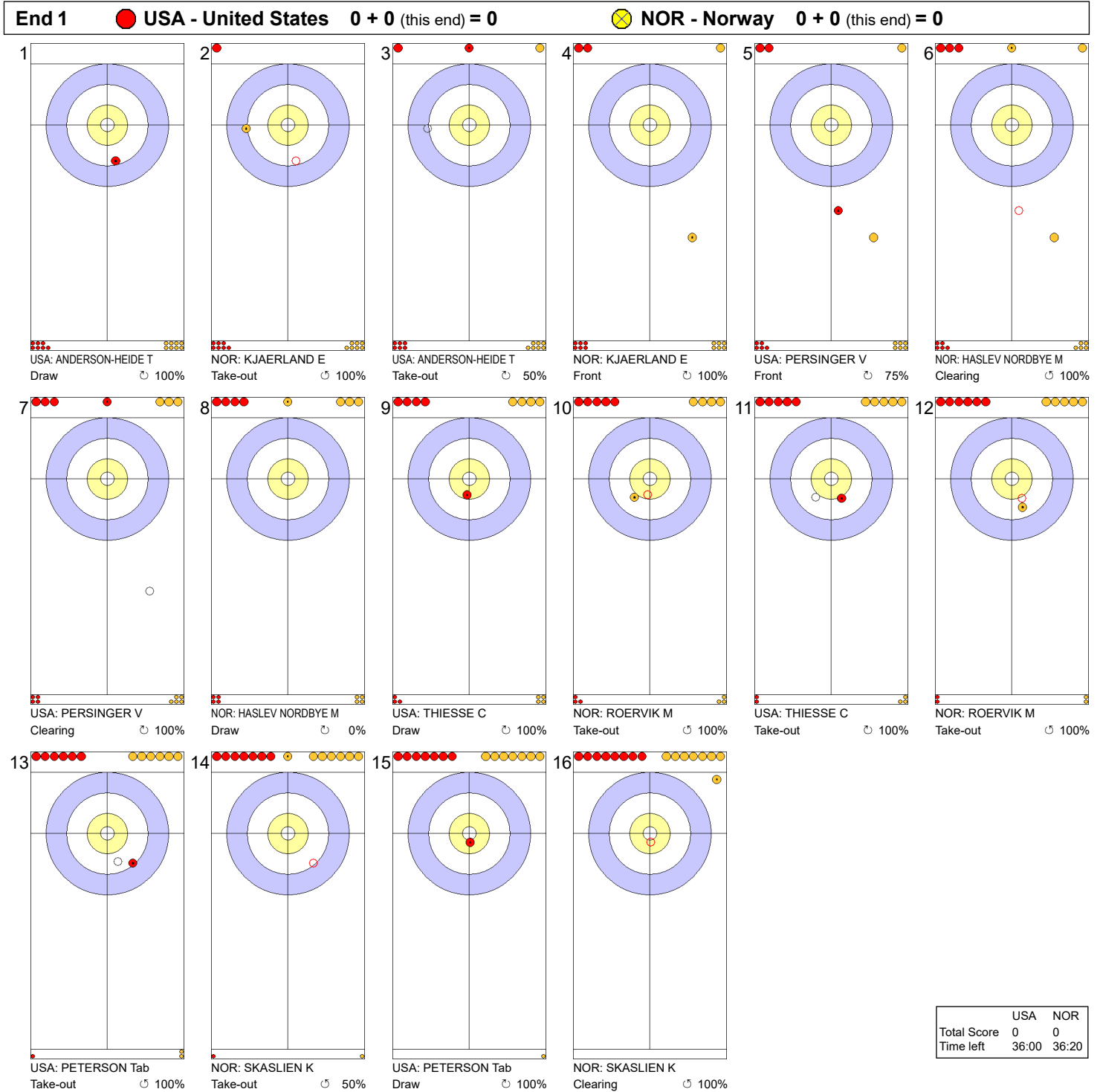
**Note:**  
Position and function for each team member:  
4 = Fourth, 3 = Third, 2 = Second, 1 = Lead, A = Alternate, S = Skip, V = Vice-Skip

**Legend:**  
↻ Clockwise      ↻ Counter-clockwise      LSFE(\*) Last Stone First End  
X Unplayed/unfinished end due to concession

THU 20 MAR 2025  
Start Time 19:00

Round Robin Session 17 - Sheet D

Game - Shot by Shot

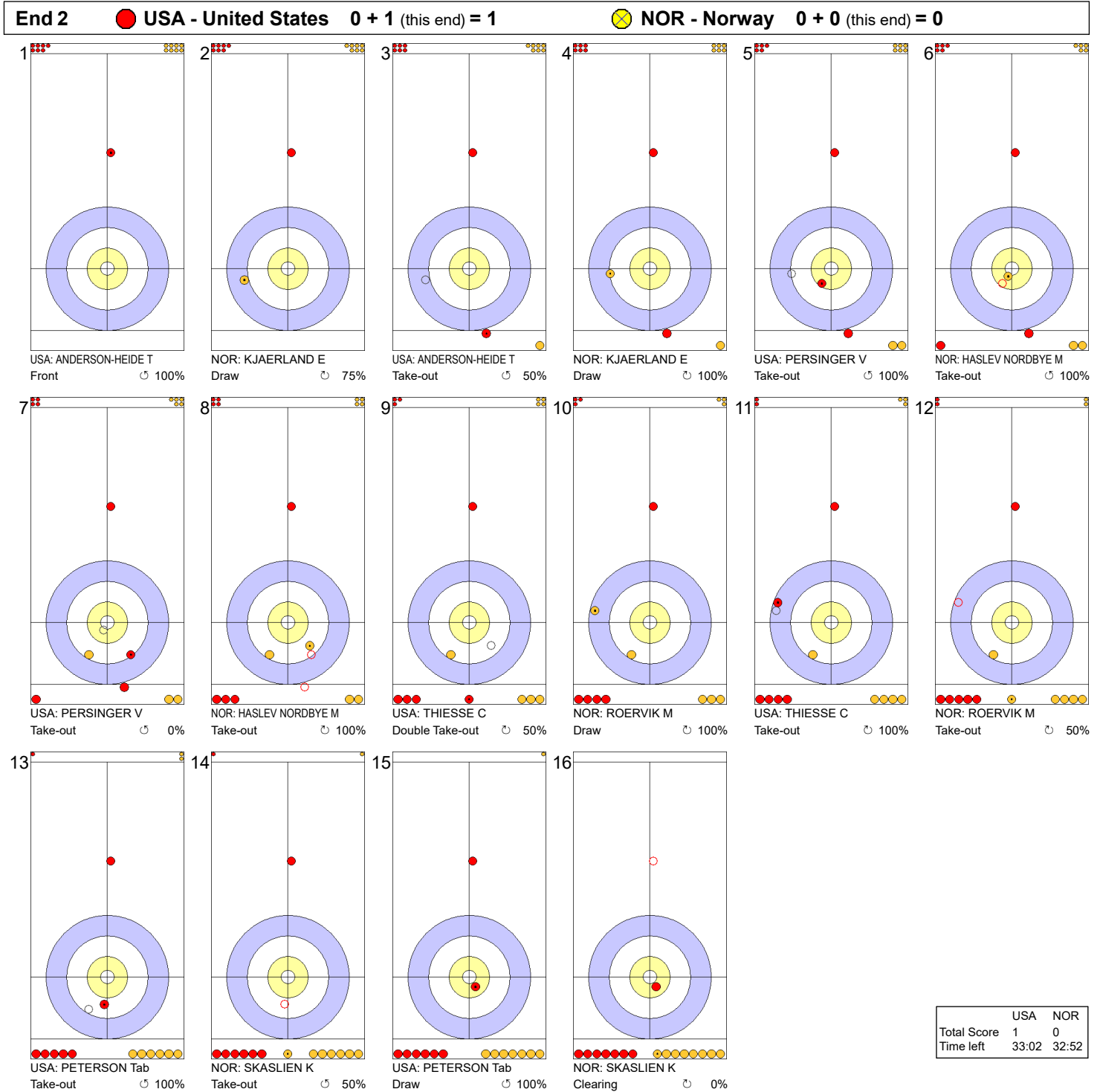


**Legend:**  
 ↻ Clockwise      ↺ Counter-clockwise      - Not considered

THU 20 MAR 2025  
Start Time 19:00

Round Robin Session 17 - Sheet D

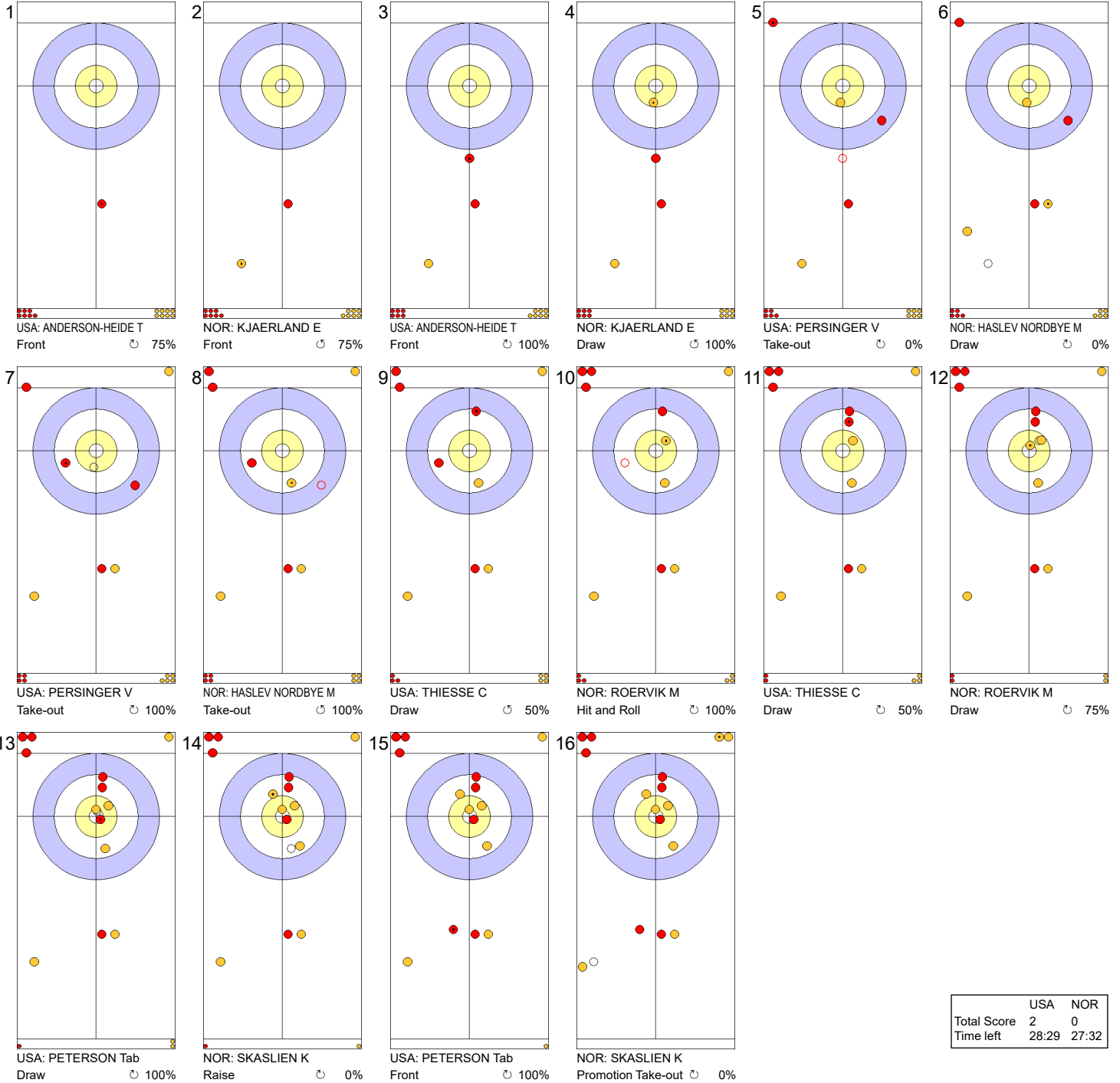
Game - Shot by Shot



**Legend:**  
 ↻ Clockwise      ↺ Counter-clockwise      - Not considered

Game - Shot by Shot

End 3 ● USA - United States 1 + 1 (this end) = 2 ⊗ NOR - Norway 0 + 0 (this end) = 0



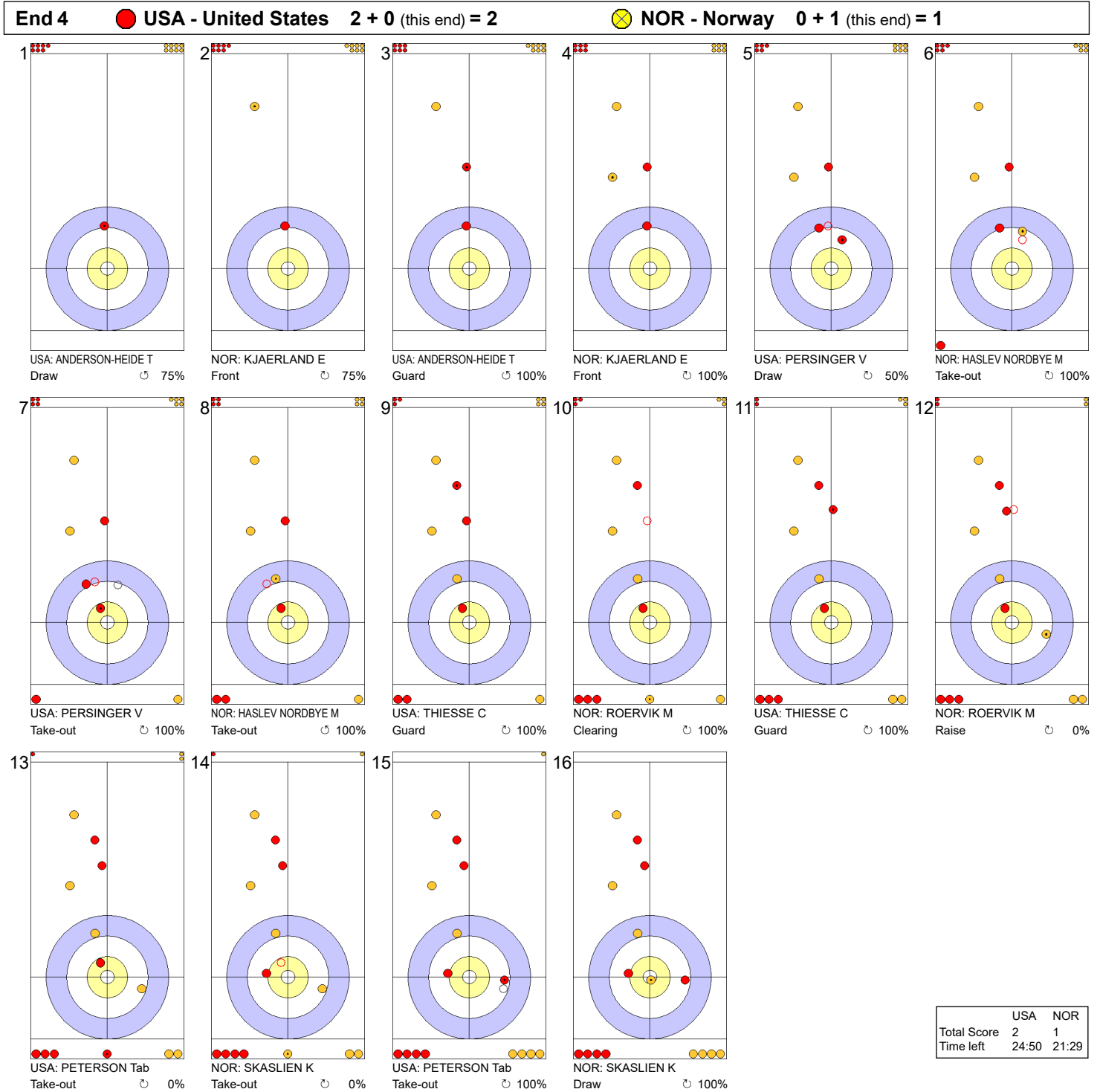
	USA	NOR
Total Score	2	0
Time left	28:29	27:32

**Legend:**  
↻ Clockwise      ↺ Counter-clockwise      - Not considered

THU 20 MAR 2025  
Start Time 19:00

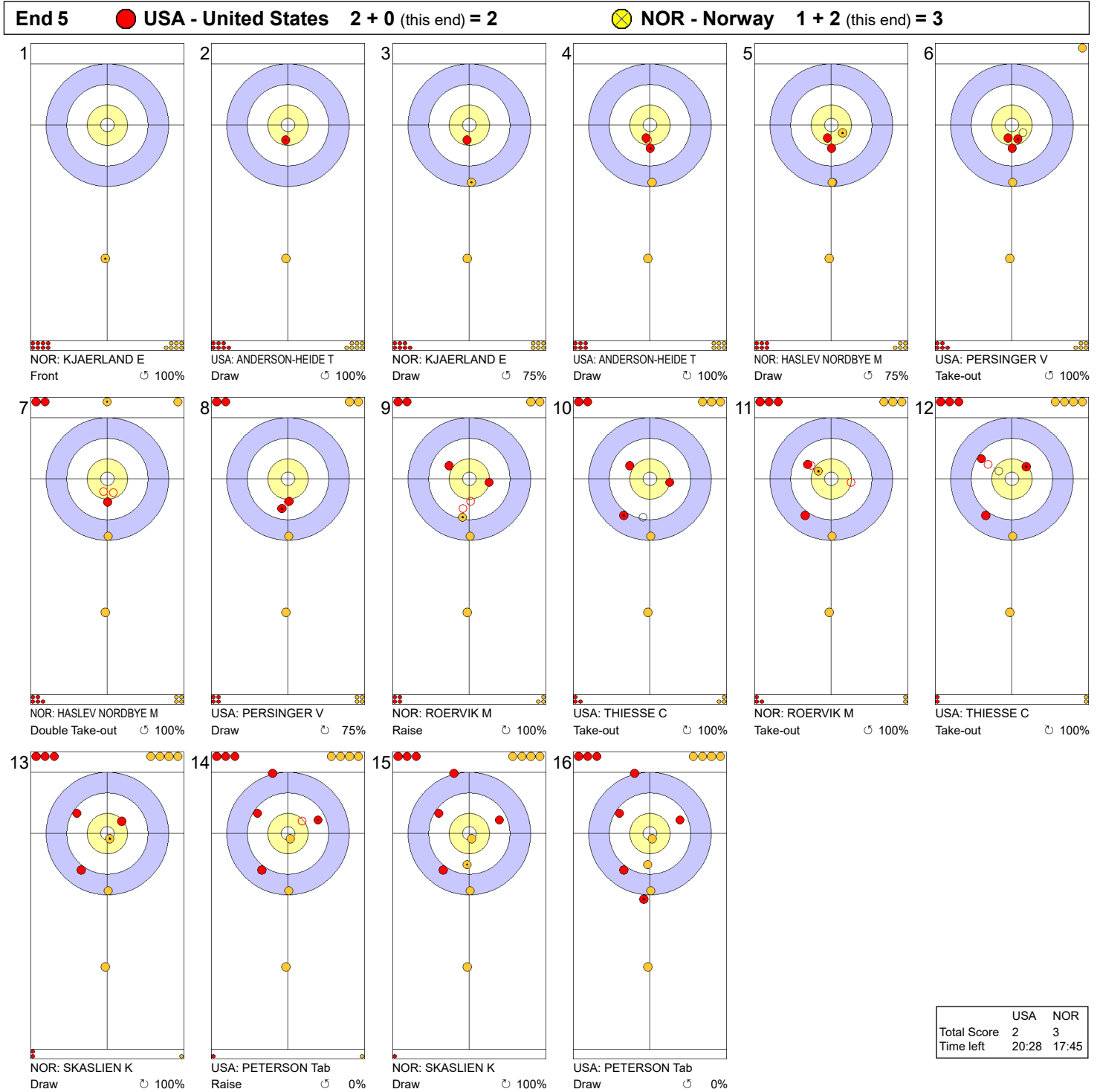
Round Robin Session 17 - Sheet D



Game - Shot by Shot



**Legend:**  
 ↻ Clockwise      ↺ Counter-clockwise      - Not considered

Game - Shot by Shot

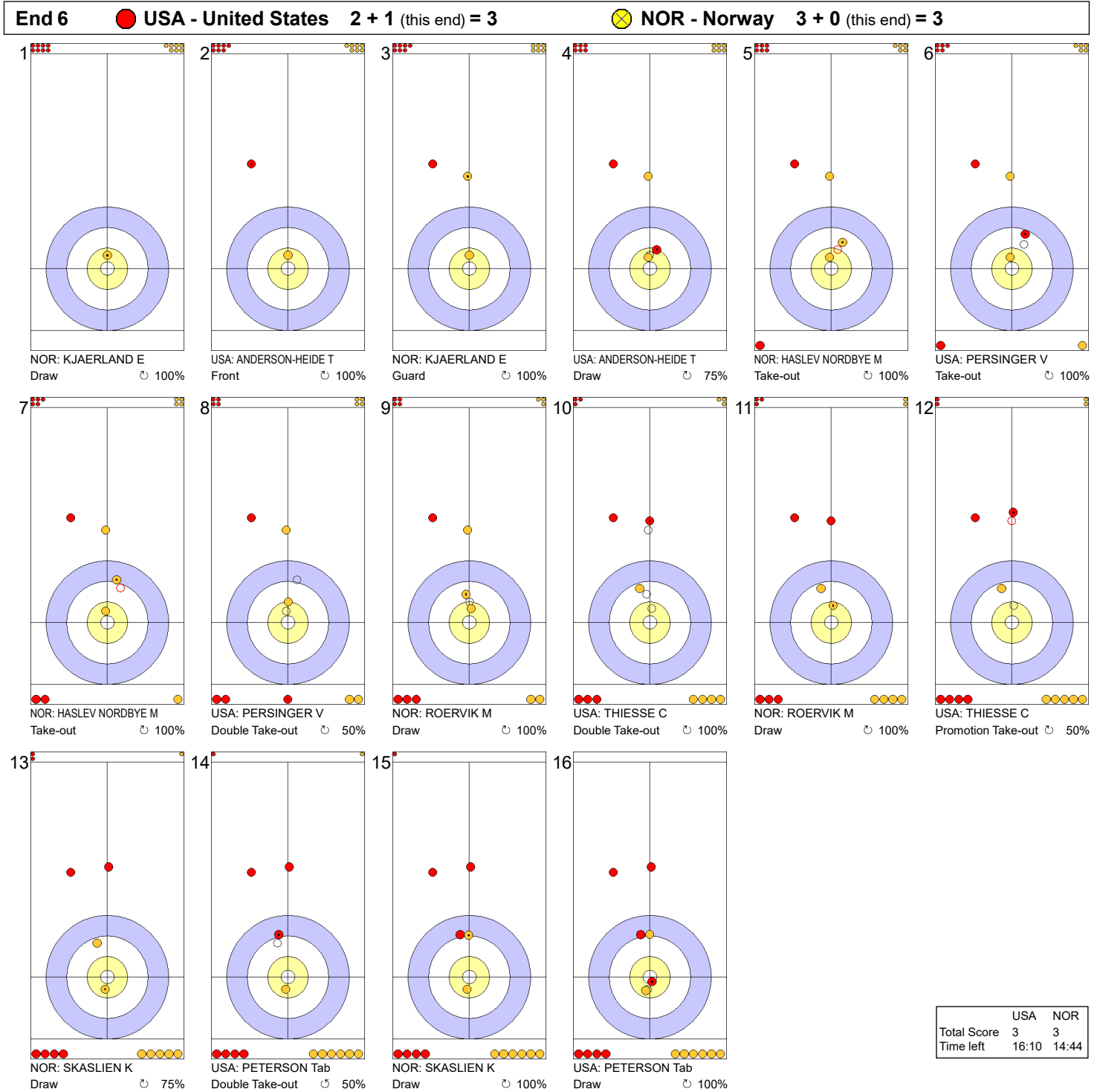


**Legend:**  
 Clockwise    
  Counter-clockwise    
 - Not considered

THU 20 MAR 2025  
Start Time 19:00

Round Robin Session 17 - Sheet D

Game - Shot by Shot



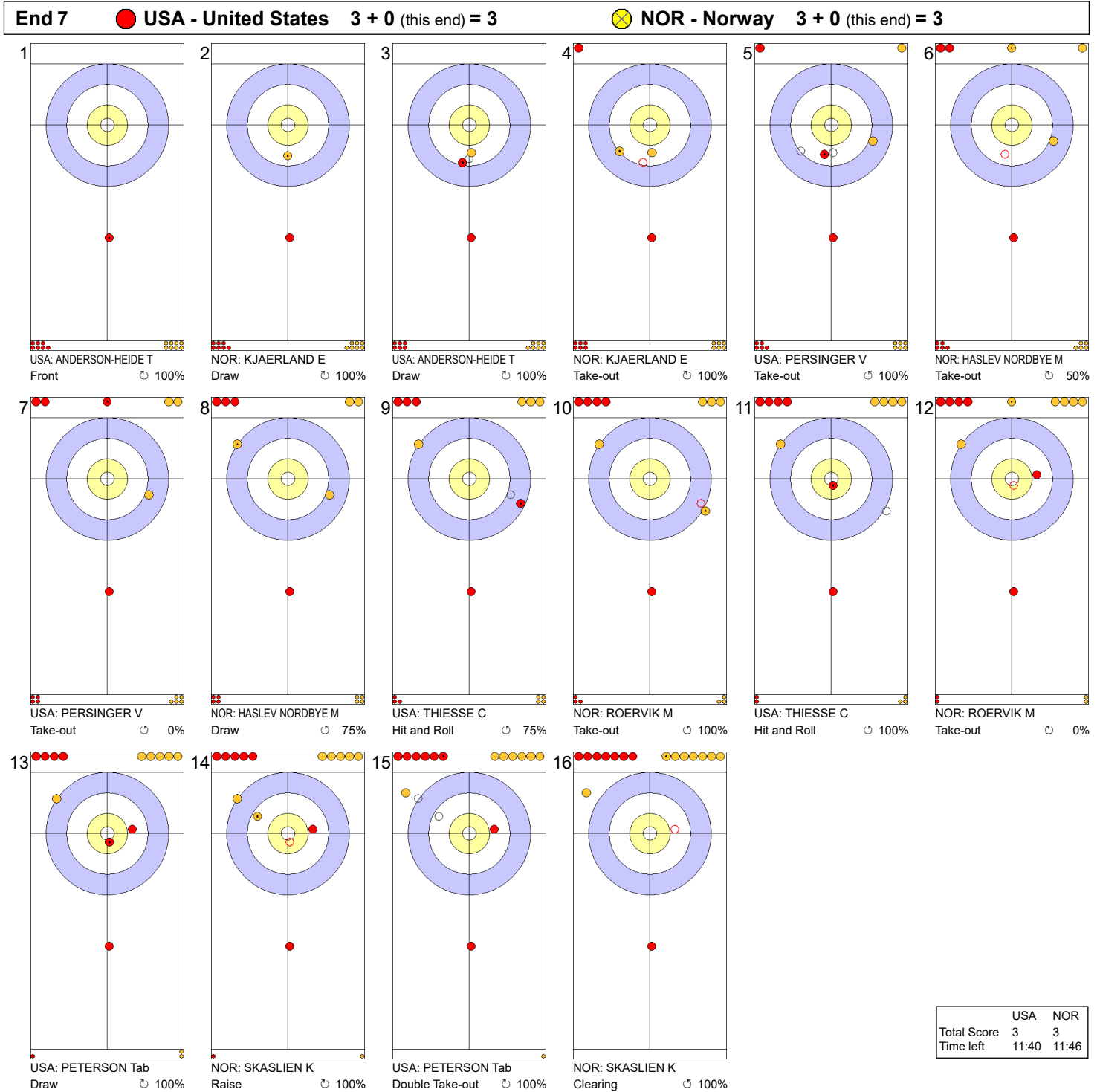
**Legend:**  
 ↻ Clockwise      ↺ Counter-clockwise      - Not considered



THU 20 MAR 2025  
Start Time 19:00

Round Robin Session 17 - Sheet D

Game - Shot by Shot

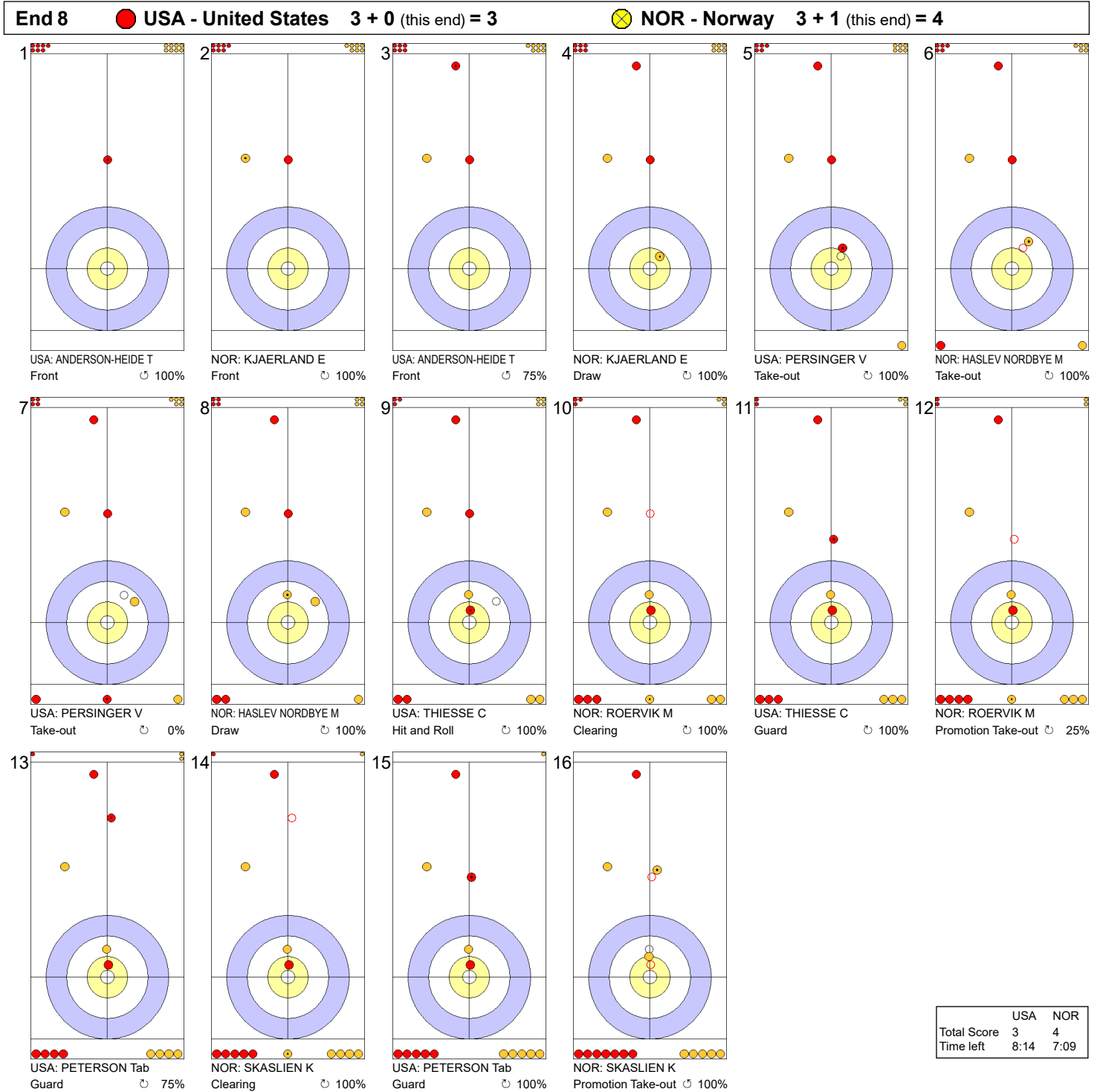


**Legend:**  
 ↻ Clockwise      ↺ Counter-clockwise      - Not considered

THU 20 MAR 2025  
Start Time 19:00

Round Robin Session 17 - Sheet D

Game - Shot by Shot



**Legend:**  
 ↻ Clockwise      ↺ Counter-clockwise      - Not considered

THU 20 MAR 2025  
Start Time 19:00

Round Robin Session 17 - Sheet D

Game - Shot by Shot

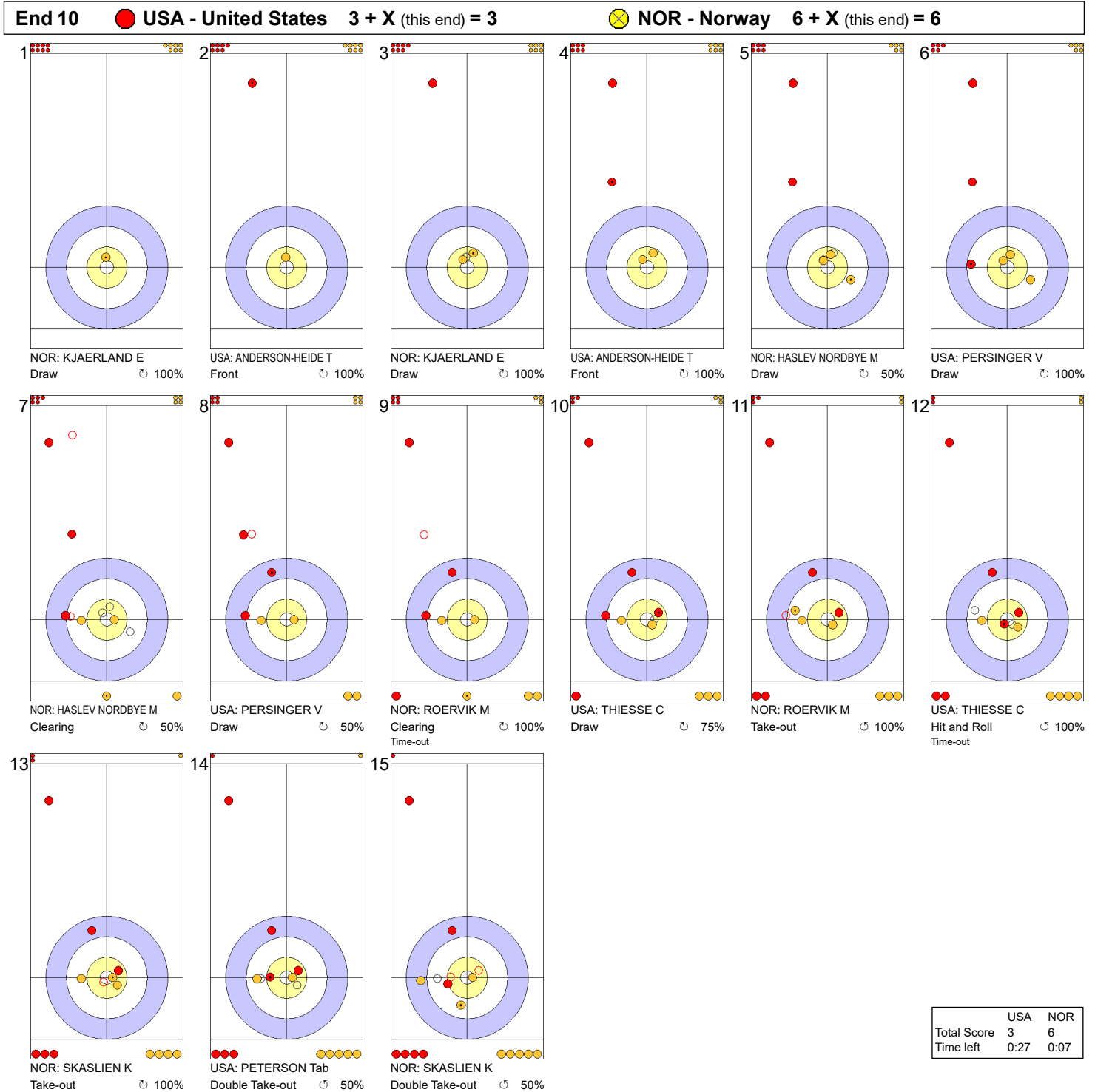


**Legend:**  
 ↻ Clockwise      ↺ Counter-clockwise      - Not considered

THU 20 MAR 2025  
Start Time 19:00

Round Robin Session 17 - Sheet D

Game - Shot by Shot



**Legend:**  
 ↻ Clockwise      ↺ Counter-clockwise      - Not considered  
 X Unfinished end due to concession

## Session Results and Standings

Sheet	Team	LSD/LSFE	1	2	3	4	5	6	7	8	9	10	Extra Ends	Total
A	NOR - Norway	92.2cm	0	0	1	0	1	0	X	X	X	X		2
	ITA - Italy	68.8cm *	1	2	0	4	0	2	X	X	X	X		9
B	SUI - Switzerland	26.7cm *	0	2	0	2	0	0	4	0	0	1		9
	LTU - Lithuania	29.9cm	0	0	1	0	3	2	0	1	1	0		8
C	SCO - Scotland	126.0cm	3	0	3	0	2	0	1	0	1	X		10
	TUR - Türkiye	100.8cm *	0	1	0	2	0	2	0	1	0	X		6
D	CHN - China	59.3cm *	1	0	2	0	3	0	1	0	2	X		9
	DEN - Denmark	73.9cm	0	1	0	1	0	2	0	1	0	X		5

## Current Standings

Rank	Team	Games	Wins	Losses	
1	SUI - Switzerland	10	9	1	Q
2	CAN - Canada	9	7	2	
2	KOR - Korea	9	7	2	
2	SWE - Sweden	9	7	2	
5	CHN - China	9	6	3	
6	SCO - Scotland	10	6	4	
7	DEN - Denmark	10	5	5	
8	ITA - Italy	10	4	6	
8	NOR - Norway	10	4	6	
10	JPN - Japan	9	3	6	
10	USA - United States	9	3	6	
12	TUR - Türkiye	10	1	9	
13	LTU - Lithuania	10	0	10	

### Note:

Under World Curling rules, tie-breaking rules for standings are not applied until after the last game of the round robin.

### Legend:

**LSD** Last Stone Draw      **LSFE(\*)** Last Stone First End      **Q** Qualified for the play-offs  
**X** Unplayed/unfinished end due to concession

THU 20 MAR 2025  
Start Time 14:00

Round Robin Session 16 - Sheet A

## Game Results

Sheet	Team	LSFE	1	2	3	4	5	6	7	8	9	10	Extra Ends	Total
A	NOR - Norway		0	0	1	0	1	0	X	X	X	X		2
	ITA - Italy	*	1	2	0	4	0	2	X	X	X	X		9

NOR - Norway		Shot Success	Game	All
4 V	SKASLIEN Kristin	69%	76%	
3 S	ROERVIK Marianne	73%	86%	
2	HASLEV NORDBYE Mille	88%	86%	
1	KJAERLAND Eilin	81%	90%	
A	FORBREGD Ingeborg	-	85%	
Team Total		78%	84%	

ITA - Italy		Shot Success	Game	All
4 S	CONSTANTINI Stefania	81%	78%	
3 V	ZARDINI LACEDELLI Giulia	77%	80%	
2	MATHIS Elena	73%	85%	
1	ROMEI Angela	92%	84%	
A	LO DESERTO Marta	-	-	
Team Total		81%	82%	

Last Stone Draw		Distance
↻	ROERVIK Marianne	24.2cm
↺	HASLEV NORDBYE Mille	68.0cm
<b>Total</b>		<b>92.2cm</b>

Last Stone Draw		Distance
↻	ZARDINI LACEDELLI Giulia	33.0cm
↺	CONSTANTINI Stefania	35.8cm
<b>Total</b>		<b>68.8cm</b>

Time remaining: 14 minutes 12 seconds

Time remaining: 14 minutes 8 seconds

Time-out: End 5 - ITA stone 6

## Shot Success Analysis

NOR - Norway		↻	↺	Game
4	SKASLIEN Kristin	Draws 6 71%	2 88%	8 75%
	Take-outs 2 13%	2 100%	4 56%	
	Total 8 56%	4 94%	12 69%	
3	ROERVIK Marianne	Draws 4 75%	3 58%	7 68%
	Take-outs 3 75%	2 88%	5 80%	
	Total 7 75%	5 70%	12 73%	
2	HASLEV NORDBYE Mille	Draws 4 81%	2 88%	6 83%
	Take-outs 4 88%	2 100%	6 92%	
	Total 8 84%	4 94%	12 88%	
1	KJAERLAND Eilin	Draws 5 95%	4 75%	9 86%
	Take-outs 1 0%	2 100%	3 67%	
	Total 6 79%	6 83%	12 81%	
A	FORBREGD Ingeborg	Draws 0 -	0 -	0 -
	Take-outs 0 -	0 -	0 -	
	Total 0 -	0 -	0 -	
Team	Draws 19 80%	11 75%	30 78%	
	Take-outs 10 60%	8 97%	18 76%	
	Total 29 73%	19 84%	48 78%	

ITA - Italy		↻	↺	Game
4	CONSTANTINI Stefania	Draws 5 80%	0 -	5 80%
	Take-outs 2 100%	5 75%	7 82%	
	Total 7 86%	5 75%	12 81%	
3	ZARDINI LACEDELLI Giulia	Draws 3 67%	2 100%	5 80%
	Take-outs 3 58%	4 88%	7 75%	
	Total 6 63%	6 92%	12 77%	
2	MATHIS Elena	Draws 3 83%	2 0%	5 50%
	Take-outs 3 83%	4 94%	7 89%	
	Total 6 83%	6 63%	12 73%	
1	ROMEI Angela	Draws 8 94%	3 83%	11 91%
	Take-outs 1 100%	0 -	1 100%	
	Total 9 94%	3 83%	12 92%	
A	LO DESERTO Marta	Draws 0 -	0 -	0 -
	Take-outs 0 -	0 -	0 -	
	Total 0 -	0 -	0 -	
Team	Draws 19 84%	7 64%	26 79%	
	Take-outs 9 81%	13 85%	22 83%	
	Total 28 83%	20 78%	48 81%	

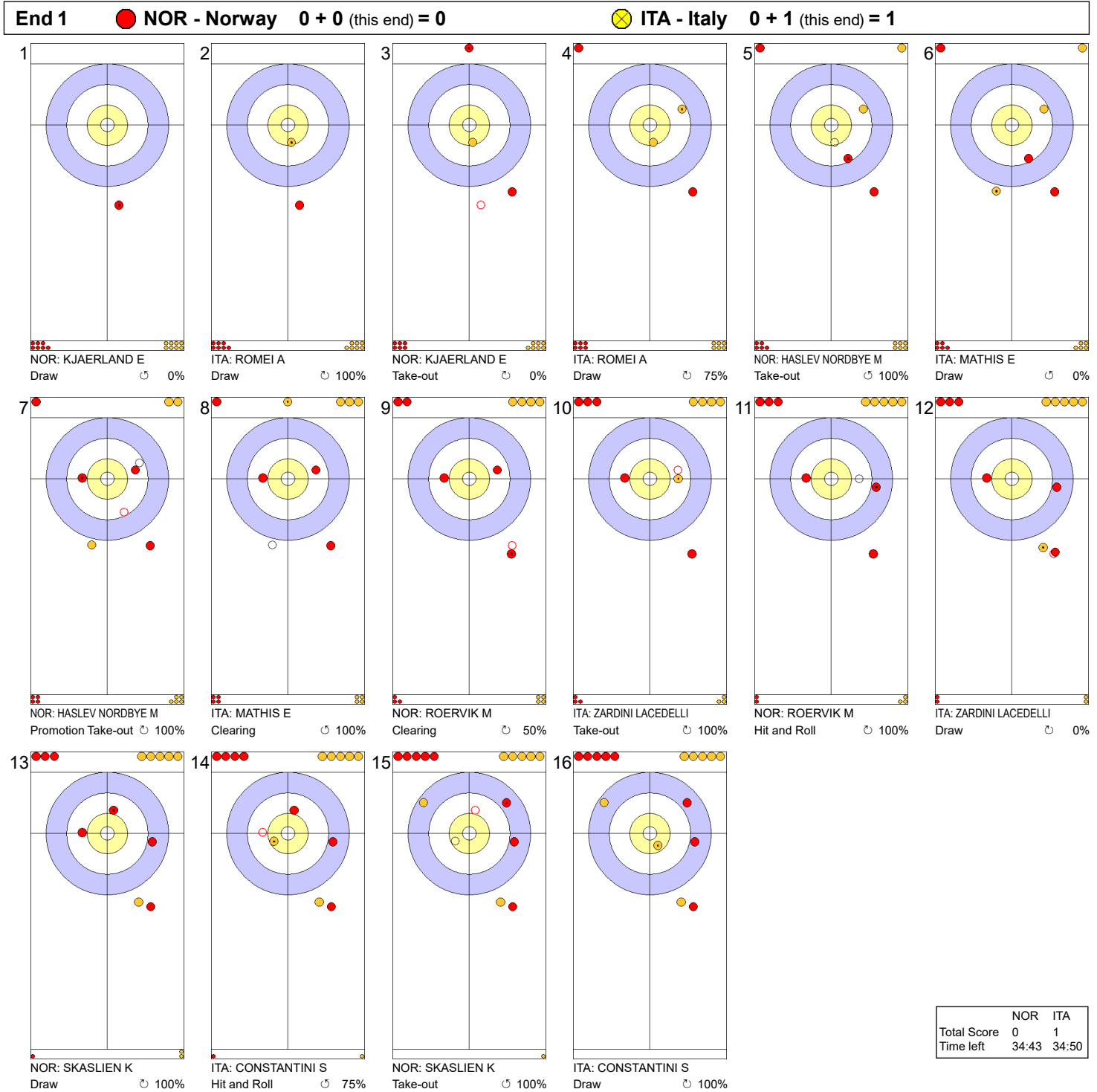
**Note:**  
Position and function for each team member:  
4 = Fourth, 3 = Third, 2 = Second, 1 = Lead, A = Alternate, S = Skip, V = Vice-Skip

**Legend:**  
↻ Clockwise      ↺ Counter-clockwise      LSFE(\*) Last Stone First End  
X Unplayed/unfinished end due to concession

THU 20 MAR 2025  
Start Time 14:00

Round Robin Session 16 - Sheet A

Game - Shot by Shot

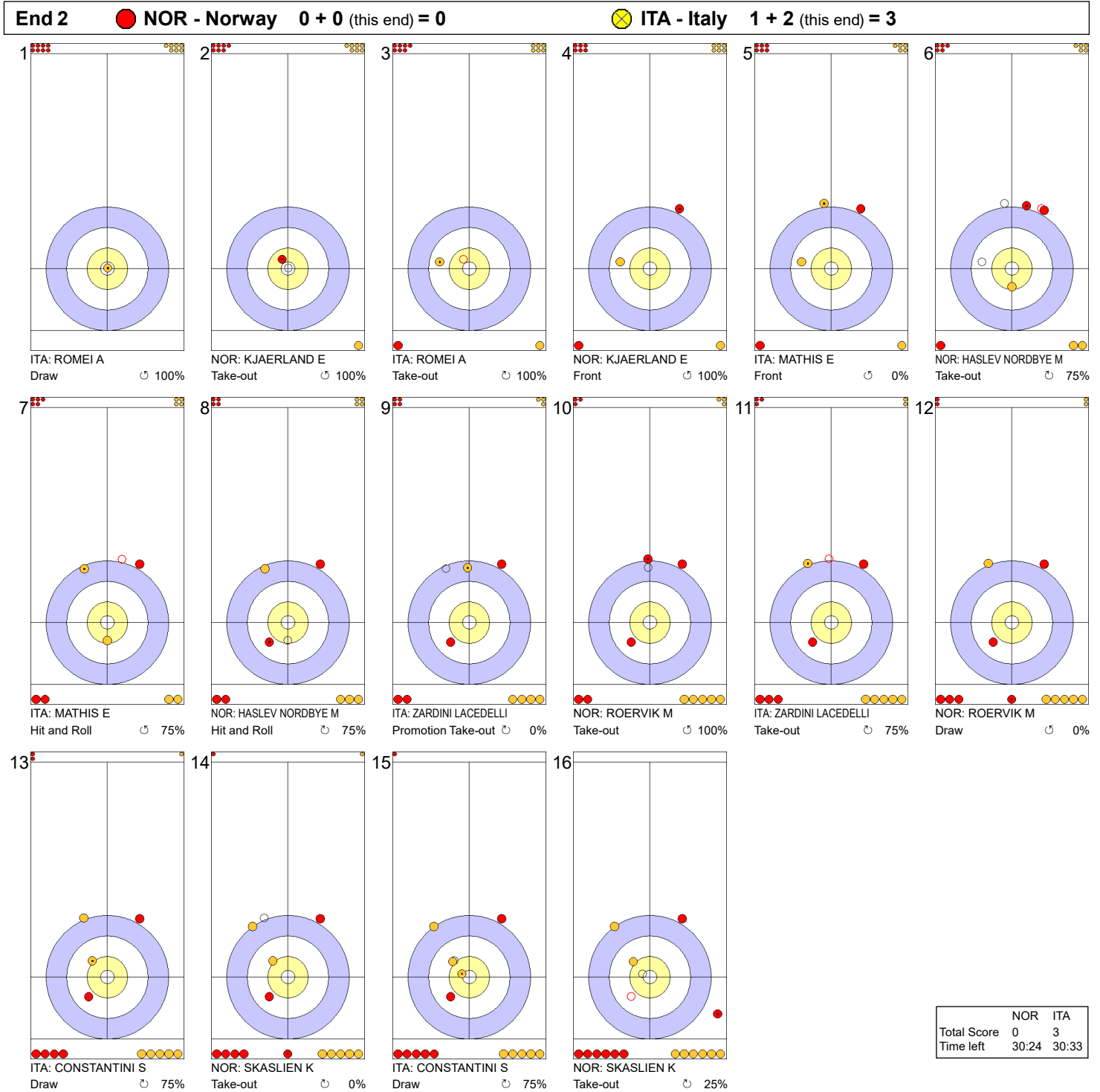


**Legend:**  
 ↻ Clockwise      ↺ Counter-clockwise      - Not considered

THU 20 MAR 2025  
Start Time 14:00

Round Robin Session 16 - Sheet A

**Game - Shot by Shot**



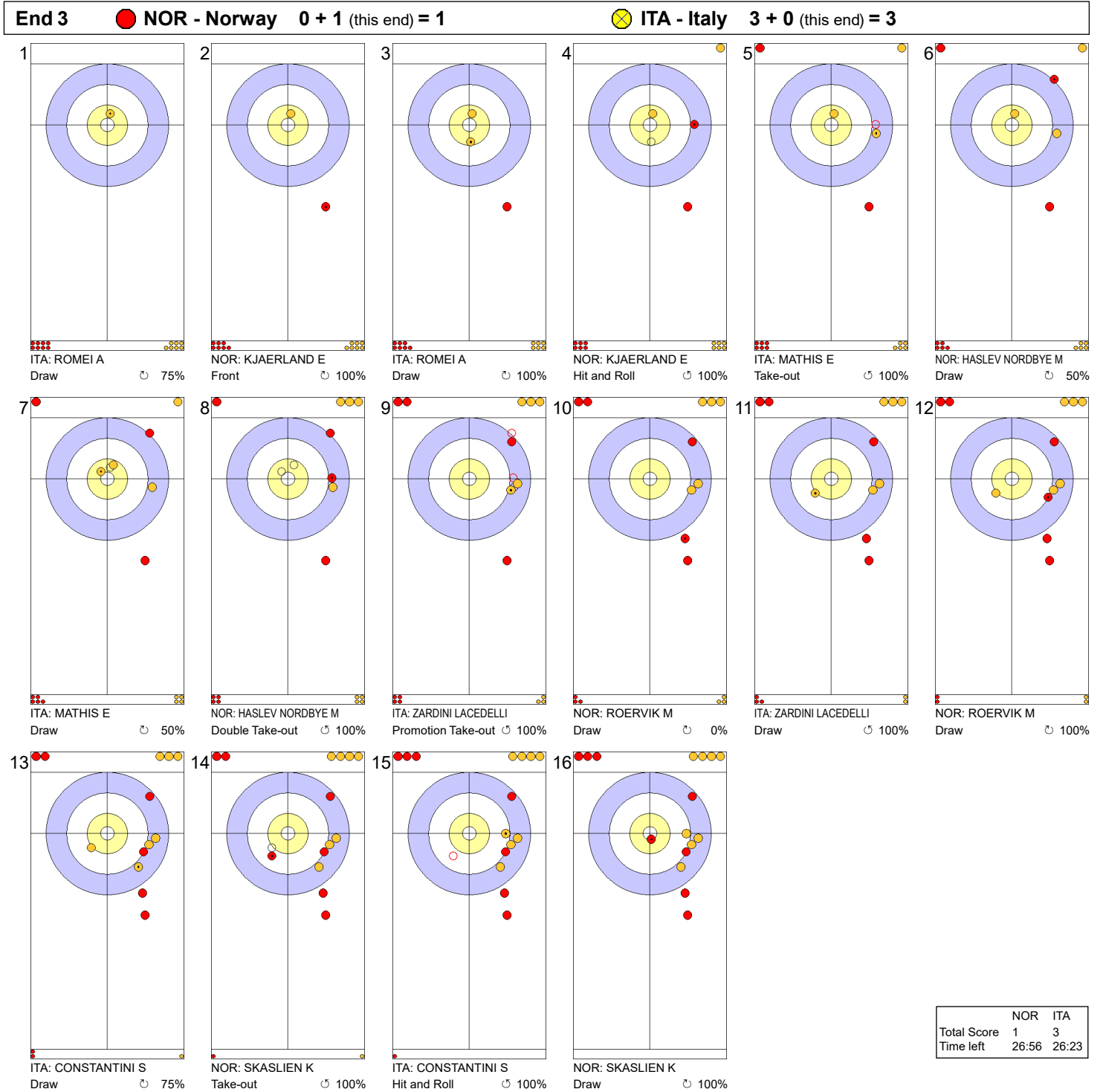
**Legend:**  
 ⌚ Clockwise      ⌚ Counter-clockwise      - Not considered



THU 20 MAR 2025  
Start Time 14:00

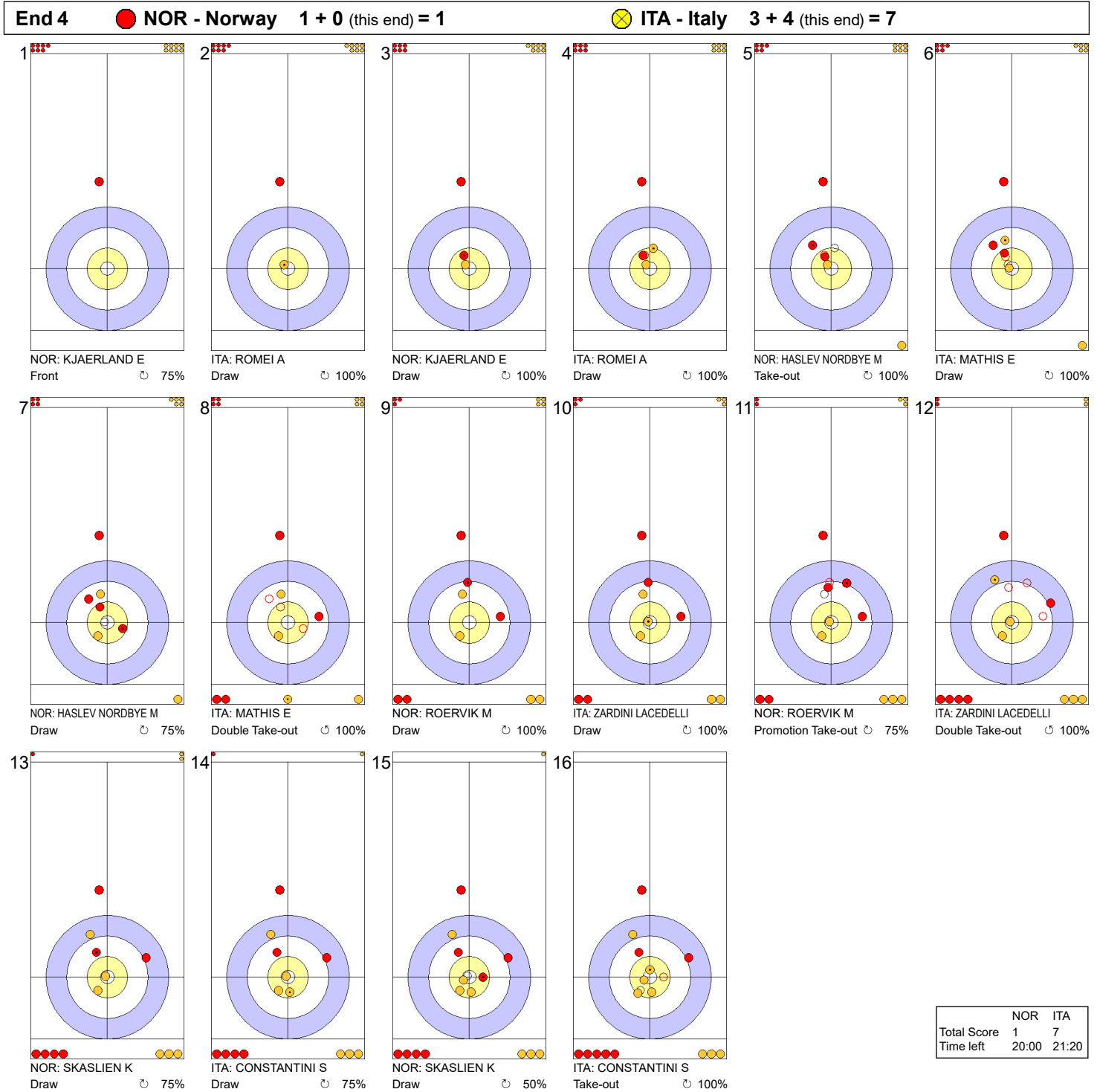
Round Robin Session 16 - Sheet A

Game - Shot by Shot



**Legend:**  
 ↻ Clockwise      ↺ Counter-clockwise      - Not considered

Game - Shot by Shot



**Legend:**  
 ↻ Clockwise      ↺ Counter-clockwise      - Not considered

THU 20 MAR 2025  
Start Time 14:00

Round Robin Session 16 - Sheet A

Game - Shot by Shot

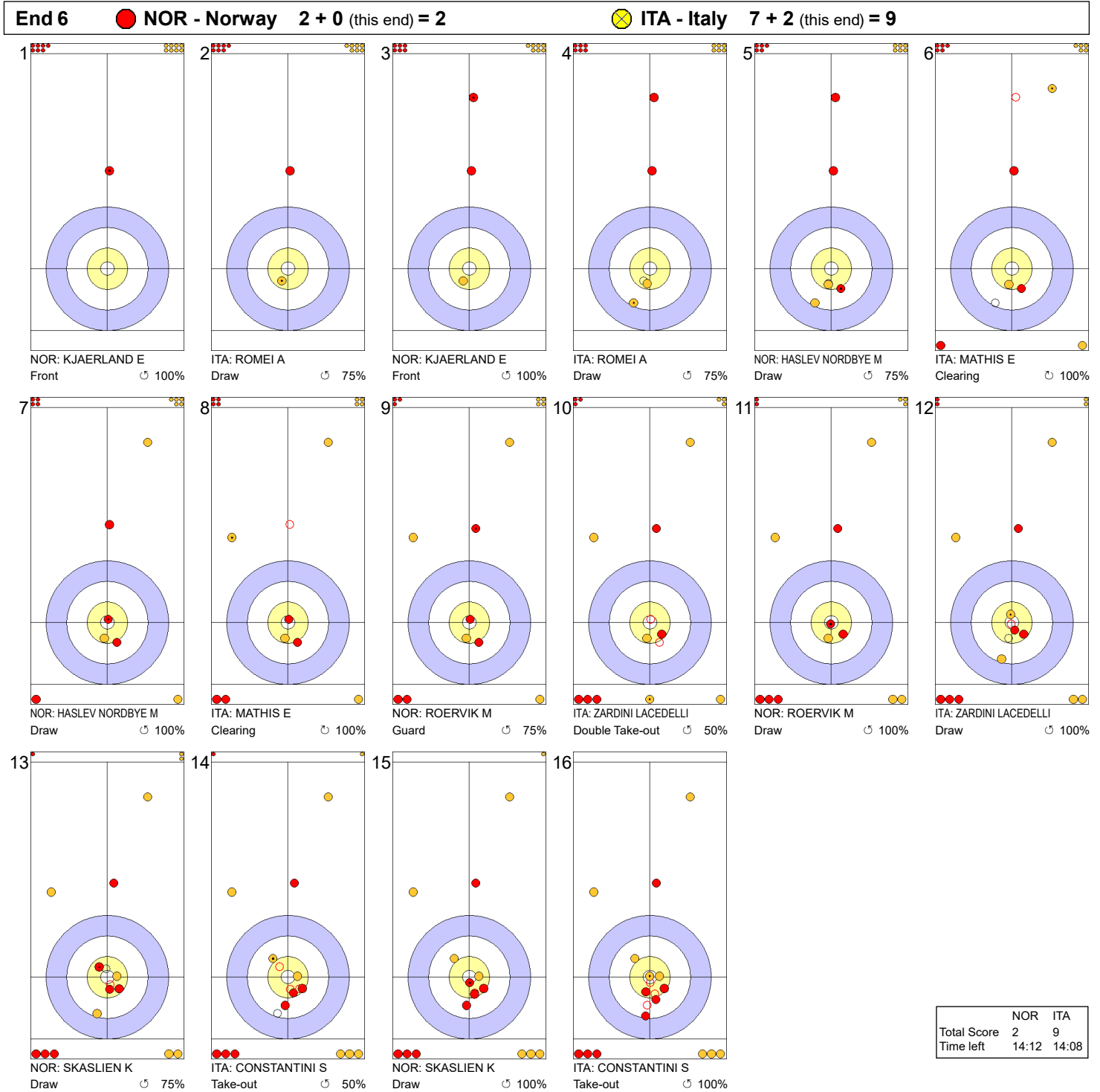


**Legend:**  
 ↻ Clockwise      ↺ Counter-clockwise      - Not considered

THU 20 MAR 2025  
Start Time 14:00

Round Robin Session 16 - Sheet A

Game - Shot by Shot



**Legend:**  
 ↻ Clockwise      ↺ Counter-clockwise      - Not considered

THU 20 MAR 2025  
Start Time 14:00

Round Robin Session 16 - Sheet B

## Game Results

Sheet	Team	LSFE	1	2	3	4	5	6	7	8	9	10	Extra Ends	Total
B	SUI - Switzerland	*	0	2	0	2	0	0	4	0	0	1		9
	LTU - Lithuania		0	0	1	0	3	2	0	1	1	0		8

SUI - Switzerland		Shot Success	Game	All
4 V	PAETZ Alina	86%	87%	
3 S	TIRINZONI Silvana	75%	86%	
2	BERSET Stefanie	89%	89%	
1	WITSCHONKE Selina	97%	87%	
A	HOWALD Carole	79%	84%	
Team Total		84%	86%	

LTU - Lithuania		Shot Success	Game	All
4 S	PAULAUSKAITE Virginija	73%	67%	
3 V	DVOJEGLAZOVA Olga	63%	63%	
2	KIUDYTE Migle	61%	68%	
1	BLAZIENE Ruta	73%	73%	
A	ZALIECKIENE Justina	-	-	
Team Total		67%	68%	

Last Stone Draw		Distance
☺	WITSCHONKE Selina	6.8cm
☹	BERSET Stefanie	19.9cm
<b>Total</b>		<b>26.7cm</b>

Last Stone Draw		Distance
☺	KIUDYTE Migle	8.3cm
☹	PAULAUSKAITE Virginija	21.6cm
<b>Total</b>		<b>29.9cm</b>

Time remaining: 1 minute 19 seconds

Time-out: End 9 - SUI stone 6

Time remaining: 0 minutes 28 seconds

Time-out: End 10 - LTU stone 6

HOWALD C replaced WITSCHONKE S at the beginning of End 5  
Revised line-up: (4 V) PAETZ A, (3 S) TIRINZONI S, (2) HOWALD C, (1) BERSET S

## Shot Success Analysis

SUI - Switzerland		☺	☹	Game
4 PAETZ Alina	Draws	2 100%	7 75%	9 81%
	Take-outs	4 75%	6 100%	10 90%
	Total	6 83%	13 87%	19 86%
3 TIRINZONI Silvana	Draws	5 85%	2 88%	7 86%
	Take-outs	7 64%	6 75%	13 69%
	Total	12 73%	8 78%	20 75%
2 BERSET Stefanie	Draws	10 85%	8 91%	18 88%
	Take-outs	1 100%	1 100%	2 100%
	Total	11 86%	9 92%	20 89%
1 WITSCHONKE Selina	Draws	3 92%	3 100%	6 96%
	Take-outs	1 100%	1 100%	2 100%
	Total	4 94%	4 100%	8 97%
A HOWALD Carole	Draws	0 -	1 0%	1 0%
	Take-outs	2 75%	9 89%	11 86%
	Total	2 75%	10 80%	12 79%
Team	Draws	20 88%	21 82%	41 85%
	Take-outs	15 73%	23 89%	38 83%
	Total	35 81%	44 86%	79 84%

LTU - Lithuania		☺	☹	Game
4 PAULAUSKAITE Virginija	Draws	4 75%	6 83%	10 80%
	Take-outs	5 75%	5 55%	10 65%
	Total	9 75%	11 70%	20 73%
3 DVOJEGLAZOVA Olga	Draws	4 56%	5 55%	9 56%
	Take-outs	3 67%	8 69%	11 68%
	Total	7 61%	13 63%	20 63%
2 KIUDYTE Migle	Draws	3 25%	8 75%	11 61%
	Take-outs	2 0%	7 79%	9 61%
	Total	5 15%	15 77%	20 61%
1 BLAZIENE Ruta	Draws	6 58%	13 77%	19 71%
	Take-outs	1 100%	0 -	1 100%
	Total	7 64%	13 77%	20 73%
A ZALIECKIENE Justina	Draws	0 -	0 -	0 -
	Take-outs	0 -	0 -	0 -
	Total	0 -	0 -	0 -
Team	Draws	17 56%	32 74%	49 68%
	Take-outs	11 61%	20 69%	31 66%
	Total	28 58%	52 72%	80 67%

### Note:

Position and function for each team member:

4 = Fourth, 3 = Third, 2 = Second, 1 = Lead, A = Alternate, S = Skip, V = Vice-Skip

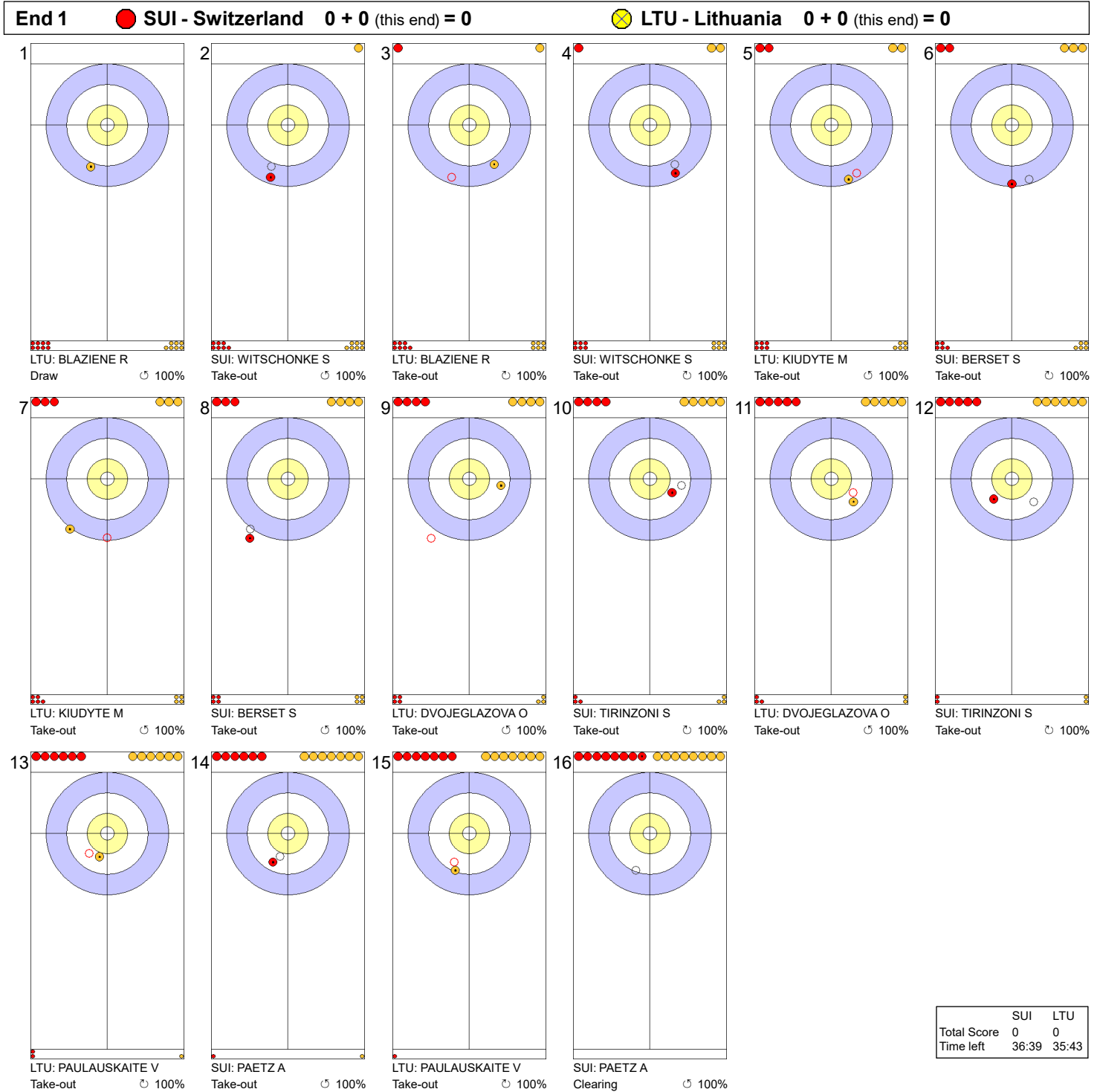
### Legend:

☺ Clockwise

☹ Counter-clockwise

LSFE(\*) Last Stone First End

Game - Shot by Shot

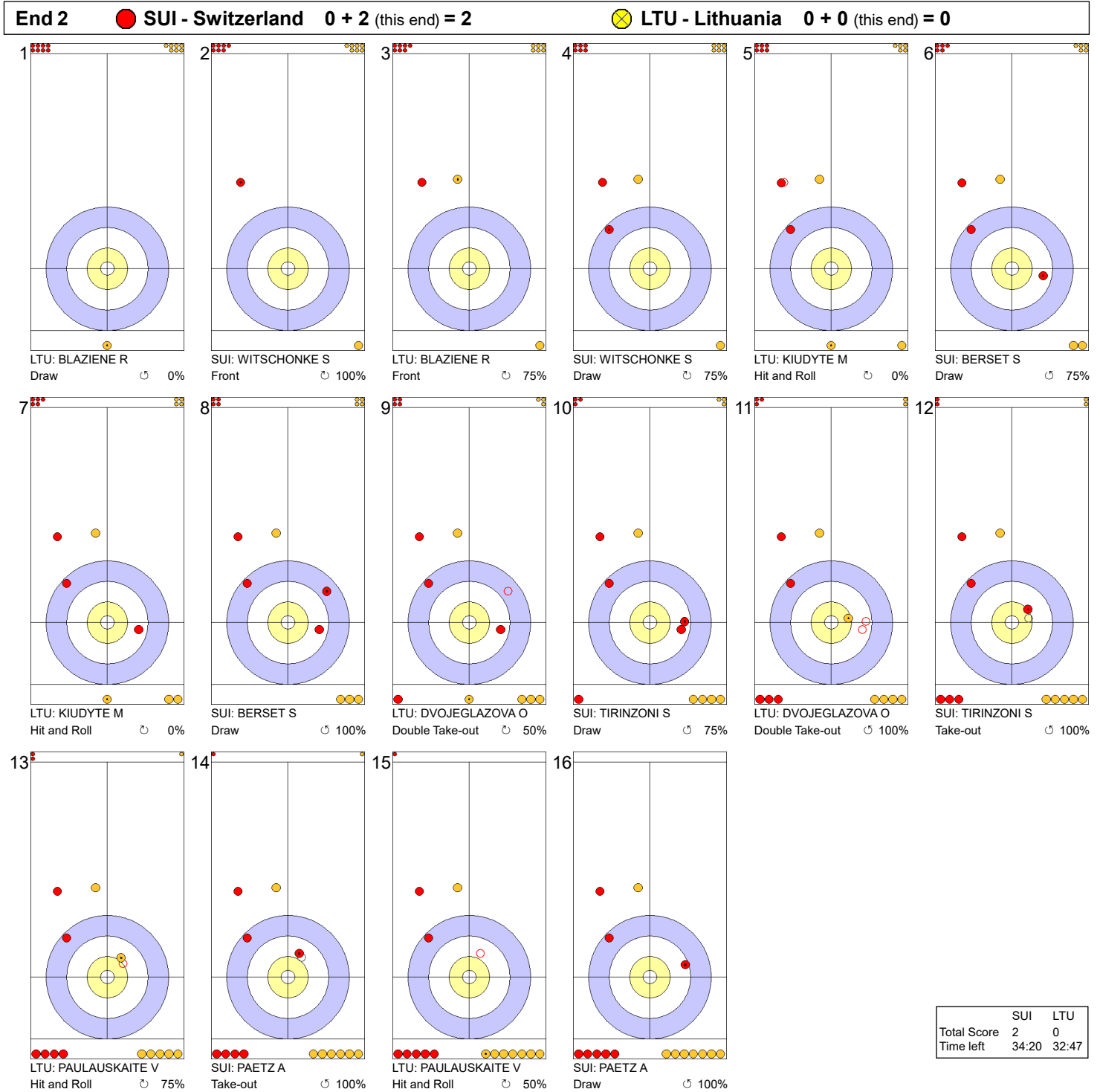


**Legend:**  
↻ Clockwise      ↺ Counter-clockwise      - Not considered

THU 20 MAR 2025  
Start Time 14:00

Round Robin Session 16 - Sheet B

Game - Shot by Shot

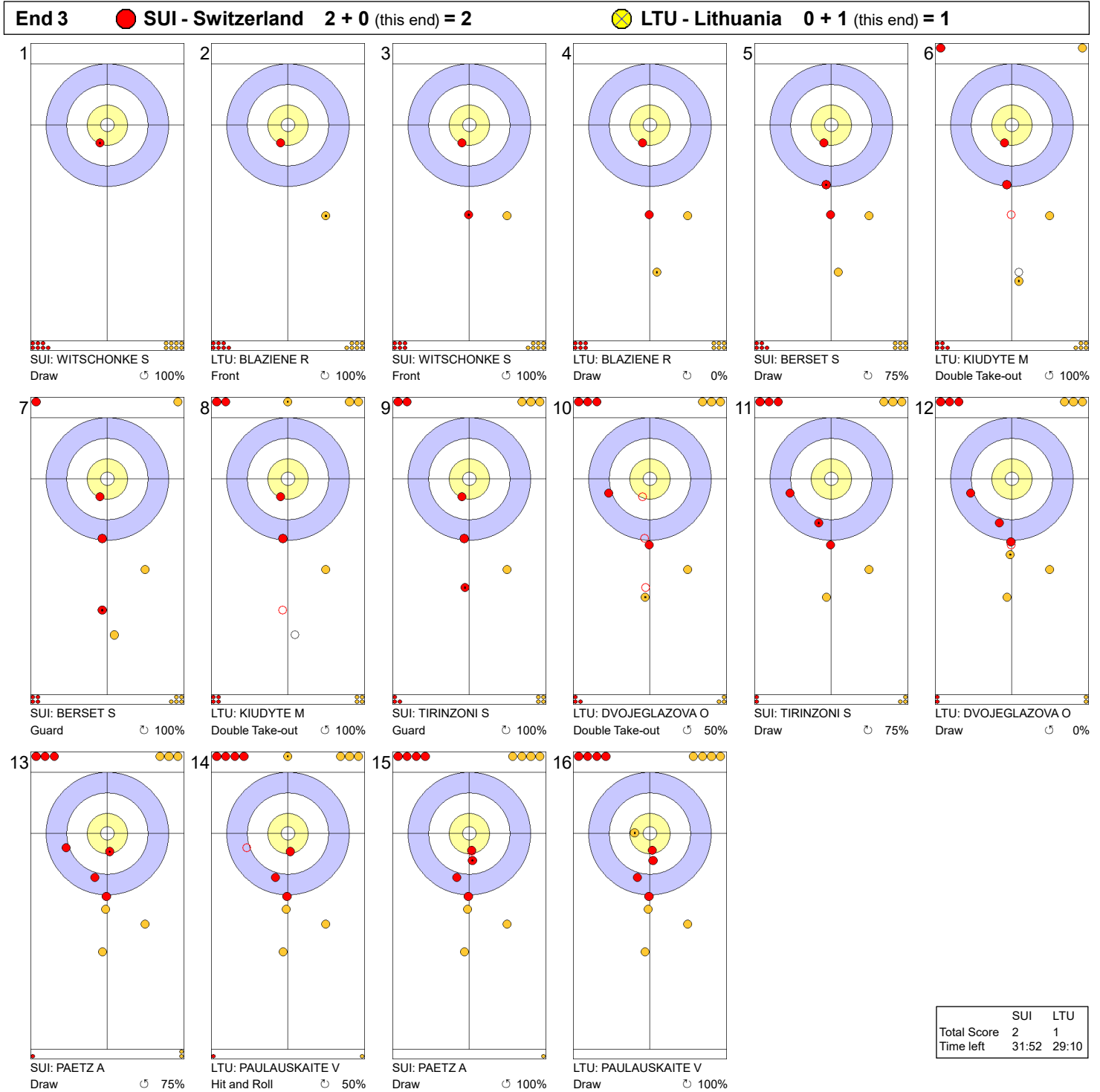


**Legend:**  
 ↻ Clockwise      ↺ Counter-clockwise      - Not considered

THU 20 MAR 2025  
Start Time 14:00

Round Robin Session 16 - Sheet B

Game - Shot by Shot



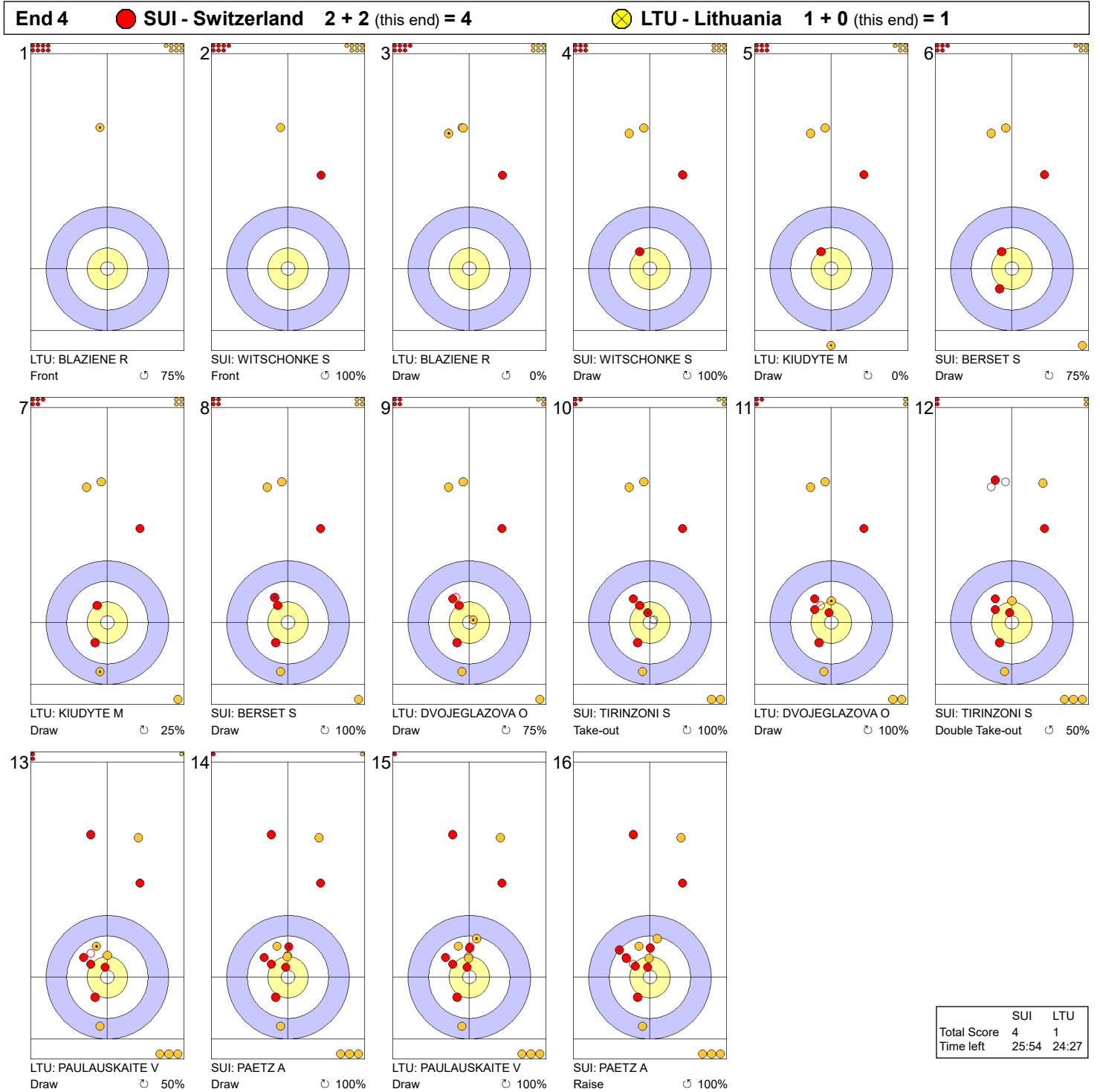
**Legend:**  
 ↻ Clockwise      ↺ Counter-clockwise      - Not considered



THU 20 MAR 2025  
Start Time 14:00

Round Robin Session 16 - Sheet B

Game - Shot by Shot

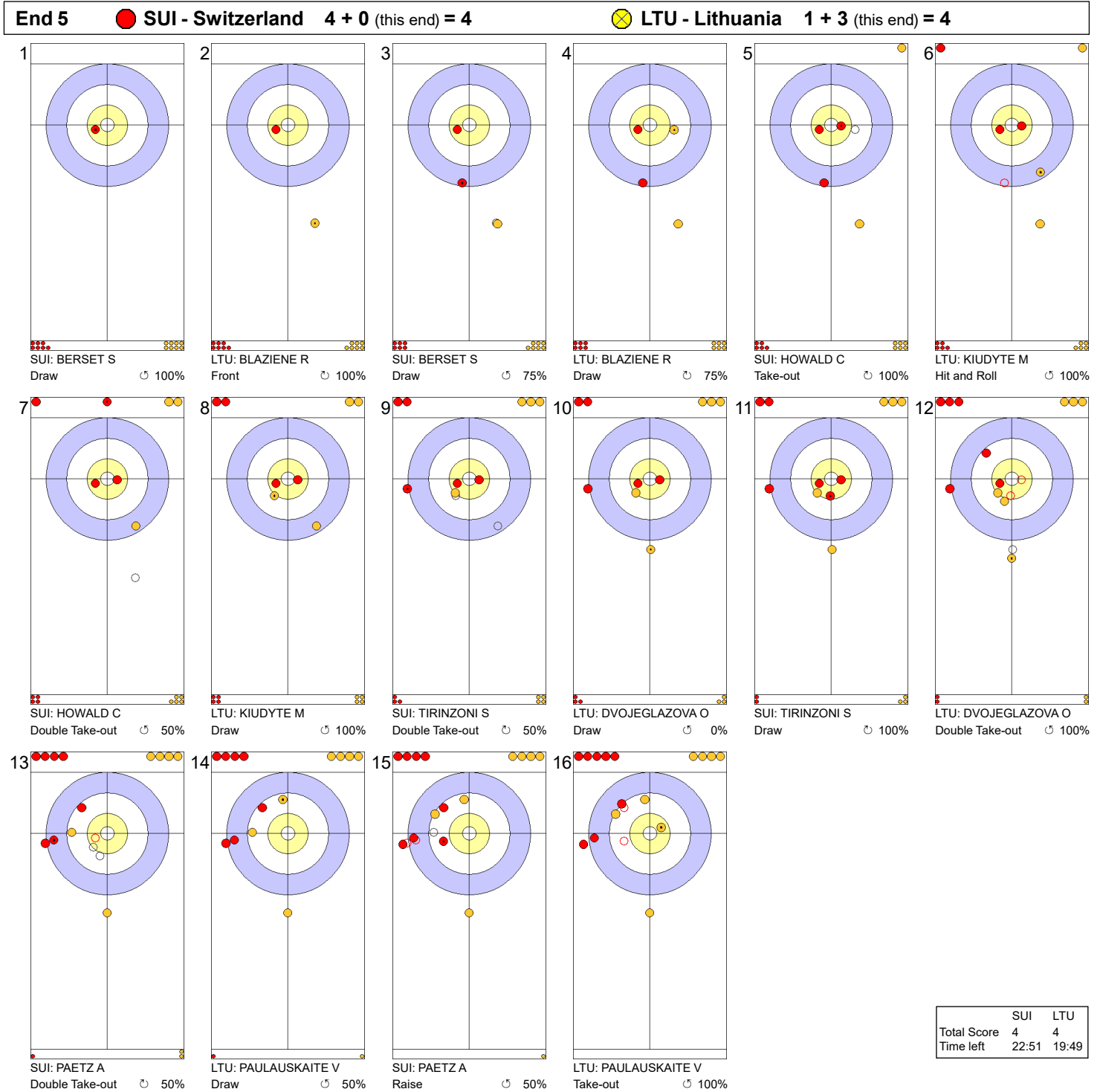


**Legend:**  
 ↻ Clockwise      ↺ Counter-clockwise      - Not considered

THU 20 MAR 2025  
Start Time 14:00

Round Robin Session 16 - Sheet B

Game - Shot by Shot

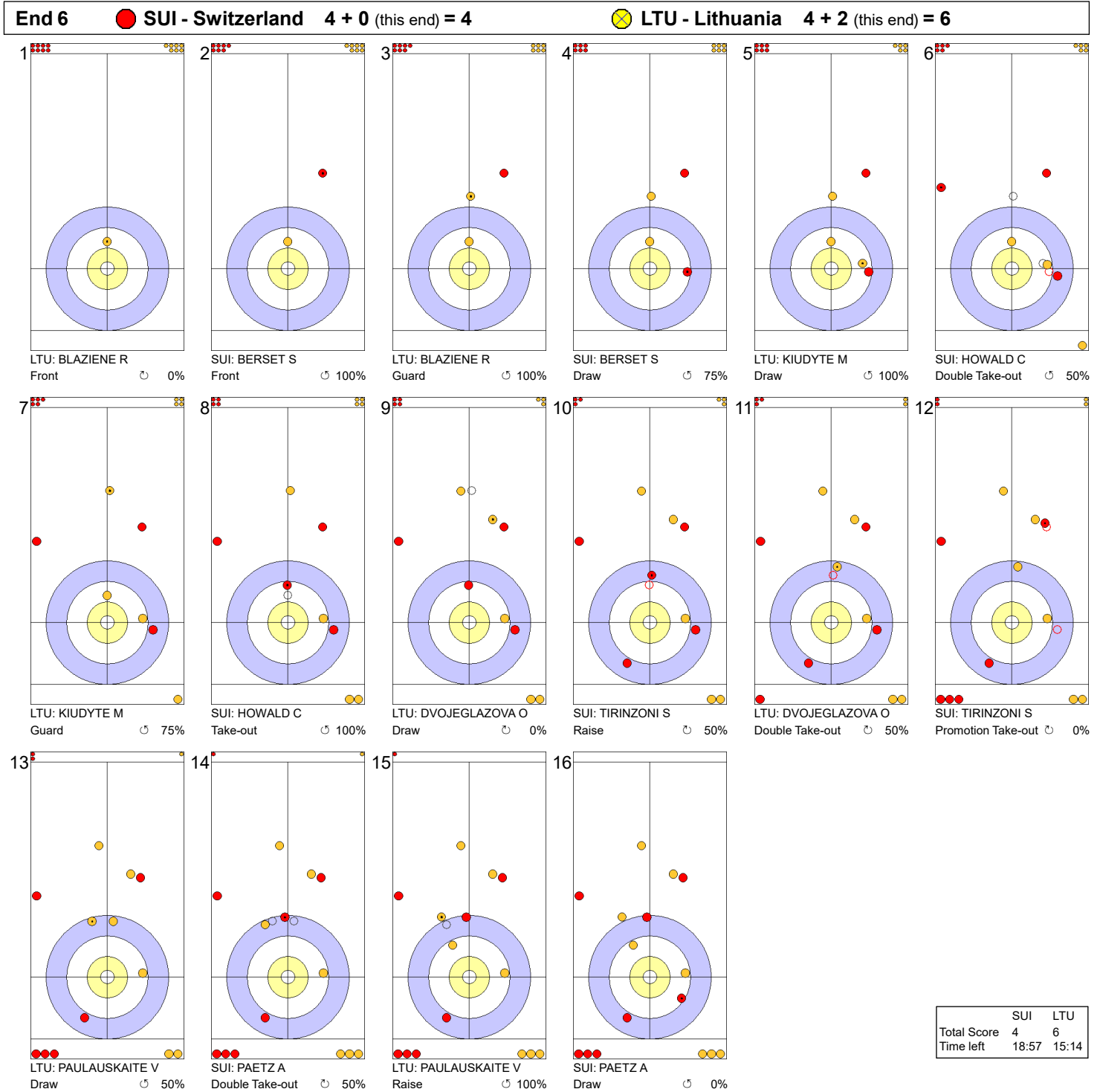


**Legend:**  
 ↻ Clockwise   ↺ Counter-clockwise   - Not considered

THU 20 MAR 2025  
Start Time 14:00

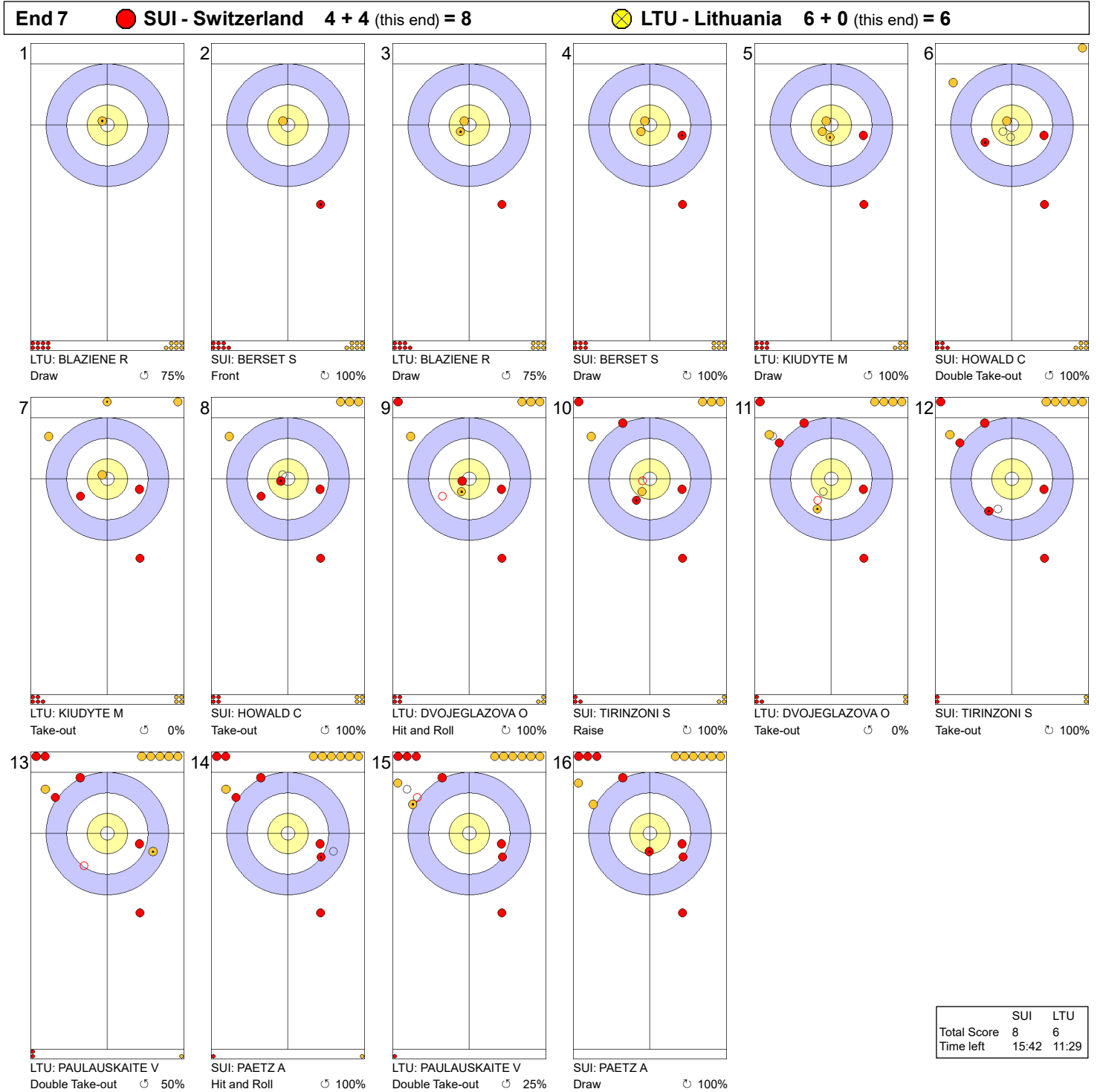
Round Robin Session 16 - Sheet B

Game - Shot by Shot



**Legend:**  
 ↻ Clockwise      ↺ Counter-clockwise      - Not considered

Game - Shot by Shot

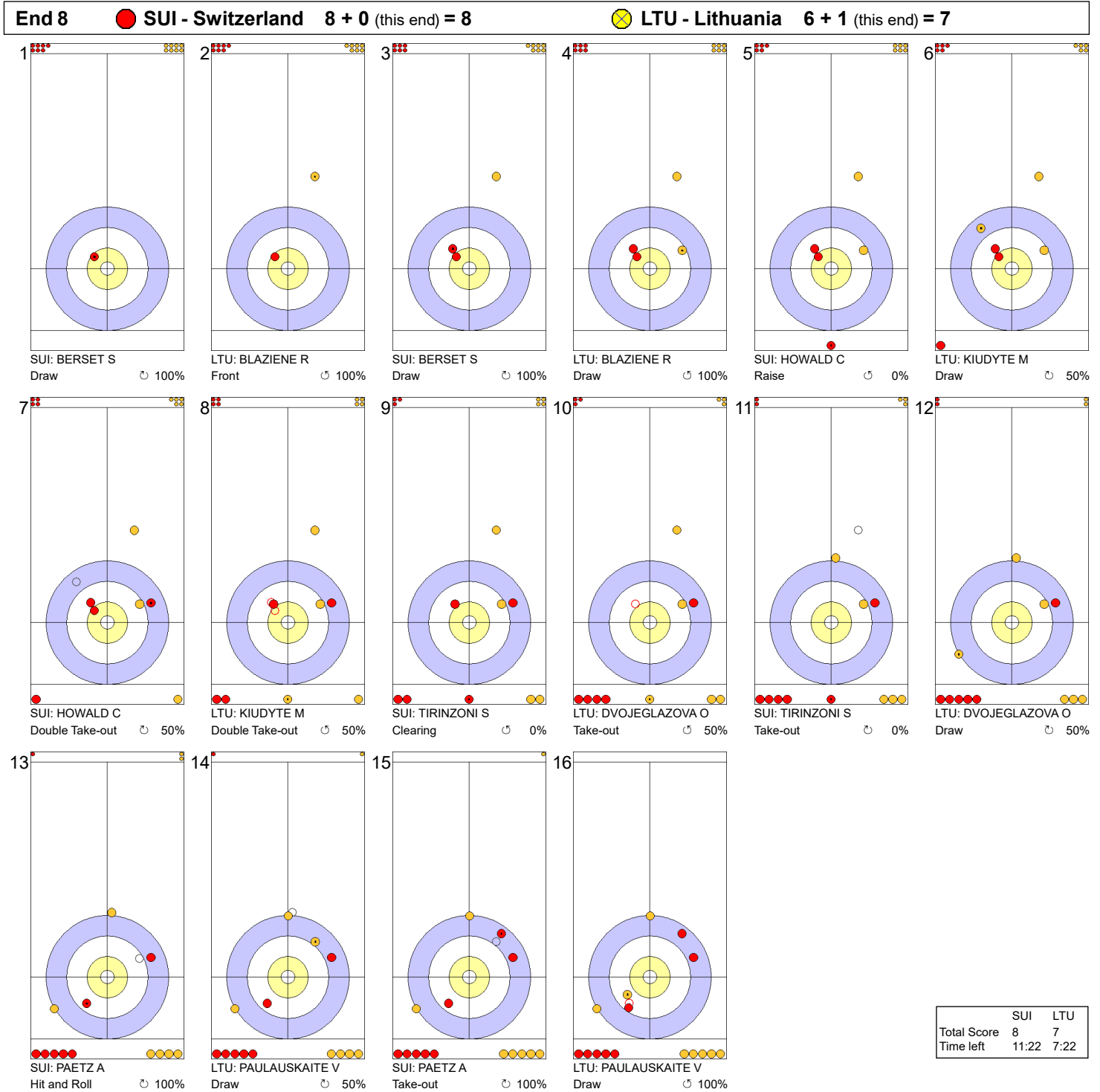




**Legend:**  
 ↻ Clockwise      ↺ Counter-clockwise      - Not considered

THU 20 MAR 2025  
Start Time 14:00

Round Robin Session 16 - Sheet B

Game - Shot by Shot

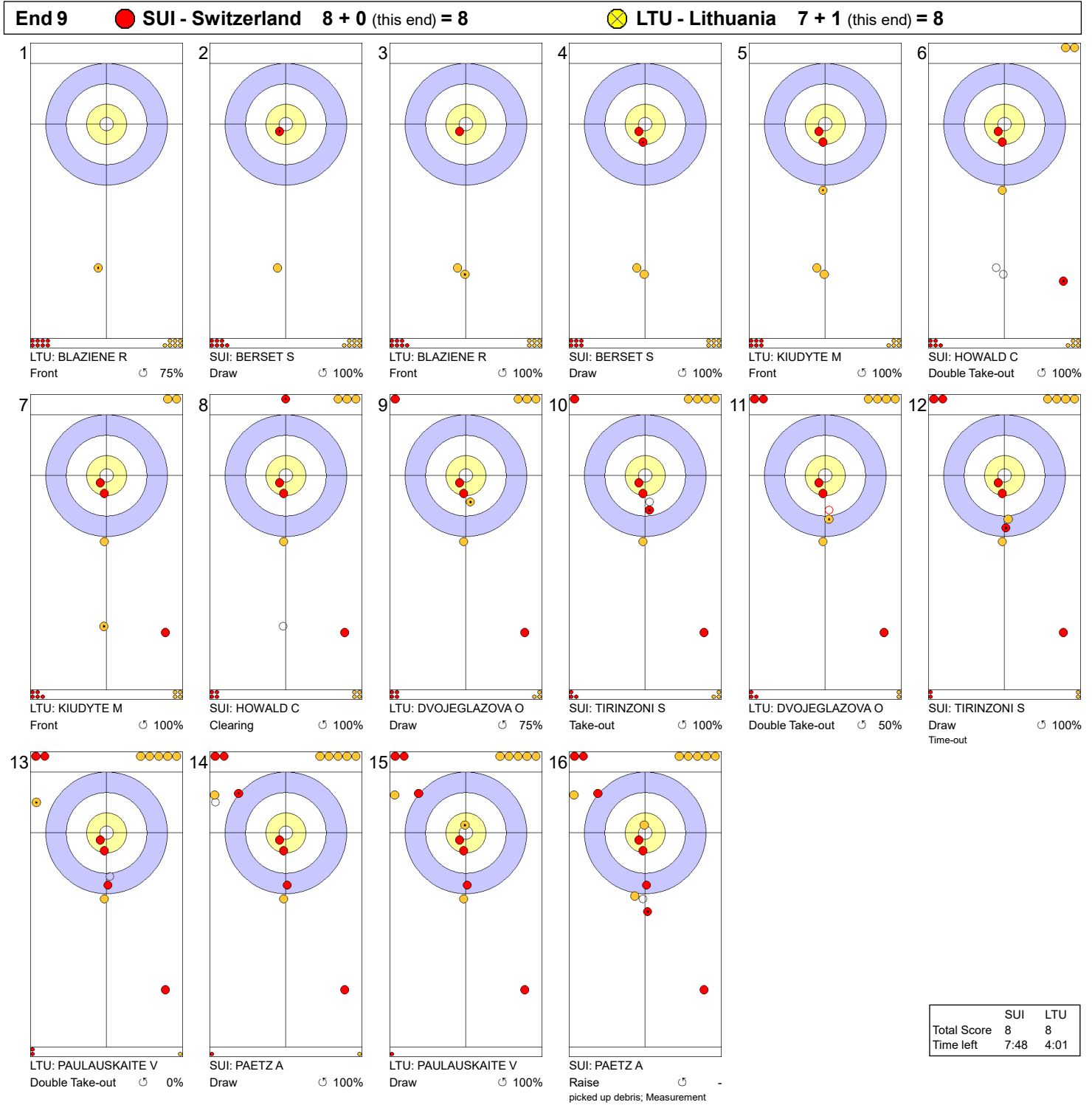


**Legend:**  
 Clockwise     
  Counter-clockwise     
 - Not considered

THU 20 MAR 2025  
Start Time 14:00

Round Robin Session 16 - Sheet B

Game - Shot by Shot

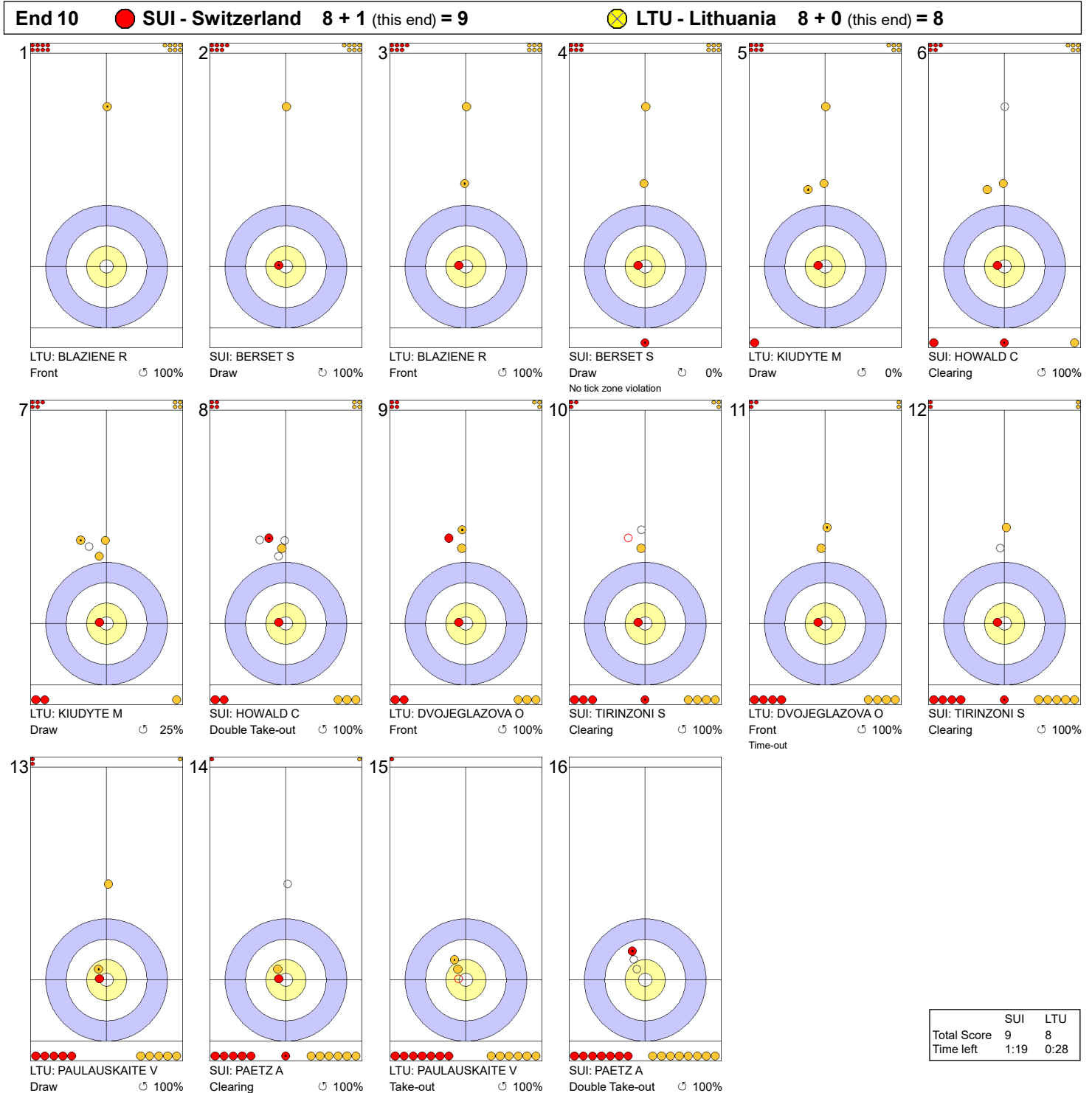




**Legend:**  
 ↻ Clockwise      ↺ Counter-clockwise      - Not considered

THU 20 MAR 2025  
Start Time 14:00

Round Robin Session 16 - Sheet B

Game - Shot by Shot



**Legend:**  
 Clockwise    
  Counter-clockwise    
 - Not considered

THU 20 MAR 2025  
Start Time 14:00

Round Robin Session 16 - Sheet C

## Game Results

Sheet	Team	LSFE	1	2	3	4	5	6	7	8	9	10	Extra Ends	Total
C	SCO - Scotland		3	0	3	0	2	0	1	0	1	X		10
	TUR - Türkiye	*	0	1	0	2	0	2	0	1	0	X		6

SCO - Scotland		Shot Success Game	All
4 V	MORRISON Rebecca	75%	85%
3	DODDS Jennifer	85%	85%
2	SINCLAIR Sophie	85%	87%
1 S	JACKSON Sophie	82%	90%
A	HENDERSON Fay	-	-
Team Total		82%	87%

TUR - Türkiye		Shot Success Game	All
4 S	YILDIZ Dilsat	71%	74%
3 V	POLAT Oznur	83%	81%
2	CALIKUSU Ifayet Safak	45%	71%
1	SENGUL Berfin	76%	85%
A	KARAMAN Iclal	88%	88%
Team Total		74%	78%

Last Stone Draw		Distance
↻	SINCLAIR Sophie	27.0cm
↺	DODDS Jennifer	99.0cm
<b>Total</b>		<b>126.0cm</b>

Last Stone Draw		Distance
↻	POLAT Oznur	16.6cm
↺	SENGUL Berfin	84.2cm
<b>Total</b>		<b>100.8cm</b>

Time remaining: 4 minutes 0 seconds

Time remaining: 5 minutes 26 seconds

KARAMAN I replaced CALIKUSU IS at the beginning of End 6

## Shot Success Analysis

SCO - Scotland		↻	↺	Game
4	MORRISON Rebecca	Draws 2 100%	4 75%	6 83%
		Take-outs 7 64%	5 80%	12 71%
		Total 9 72%	9 78%	18 75%
3	DODDS Jennifer	Draws 2 100%	2 100%	4 100%
		Take-outs 4 75%	10 83%	14 80%
		Total 6 83%	12 85%	18 85%
2	SINCLAIR Sophie	Draws 5 95%	1 100%	6 96%
		Take-outs 4 88%	8 75%	12 79%
		Total 9 92%	9 78%	18 85%
1	JACKSON Sophie	Draws 7 96%	10 73%	17 82%
		Take-outs 0 -	0 -	0 -
		Total 7 96%	10 73%	17 82%
A	HENDERSON Fay	Draws 0 -	0 -	0 -
		Take-outs 0 -	0 -	0 -
		Total 0 -	0 -	0 -
Team		Draws 16 97%	17 78%	33 87%
		Take-outs 15 73%	23 79%	38 77%
		Total 31 85%	40 79%	71 82%

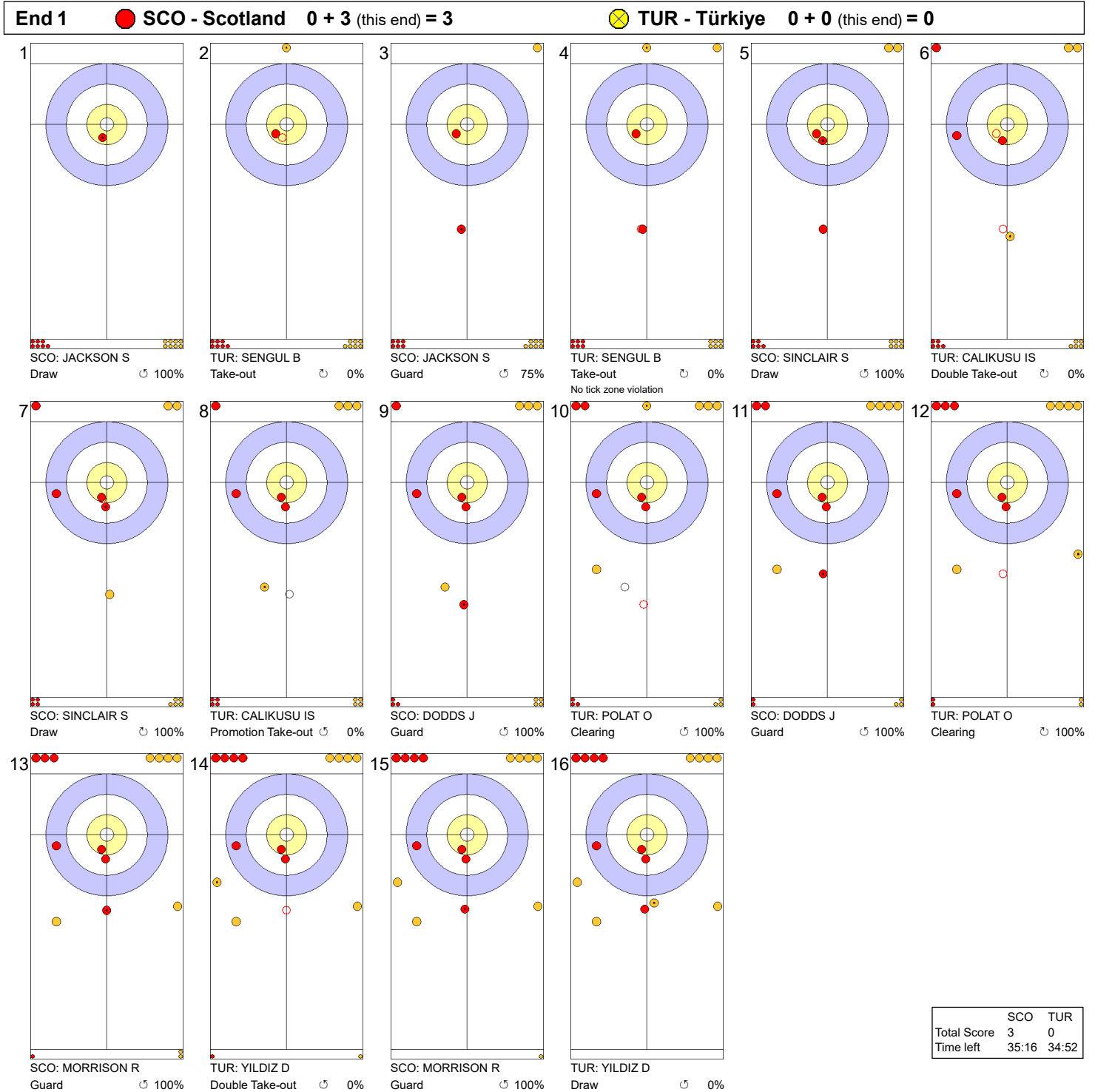
TUR - Türkiye		↻	↺	Game
4	YILDIZ Dilsat	Draws 8 84%	5 60%	13 75%
		Take-outs 2 50%	3 67%	5 60%
		Total 10 78%	8 63%	18 71%
3	POLAT Oznur	Draws 4 69%	5 80%	9 75%
		Take-outs 5 90%	4 94%	9 92%
		Total 9 81%	9 86%	18 83%
2	CALIKUSU Ifayet Safak	Draws 4 25%	3 100%	7 57%
		Take-outs 2 25%	1 0%	3 17%
		Total 6 25%	4 75%	10 45%
1	SENGUL Berfin	Draws 12 85%	4 88%	16 86%
		Take-outs 2 0%	0 -	2 0%
		Total 14 73%	4 88%	18 76%
A	KARAMAN Iclal	Draws 3 83%	5 90%	8 88%
		Take-outs 0 -	0 -	0 -
		Total 3 83%	5 90%	8 88%
Team		Draws 31 75%	22 82%	53 78%
		Take-outs 11 55%	8 72%	19 62%
		Total 42 70%	30 79%	72 74%

**Note:**  
Position and function for each team member:  
4 = Fourth, 3 = Third, 2 = Second, 1 = Lead, A = Alternate, S = Skip, V = Vice-Skip

**Legend:**  
↻ Clockwise      ↺ Counter-clockwise      LSFE(\*) Last Stone First End  
X Unplayed/unfinished end due to concession

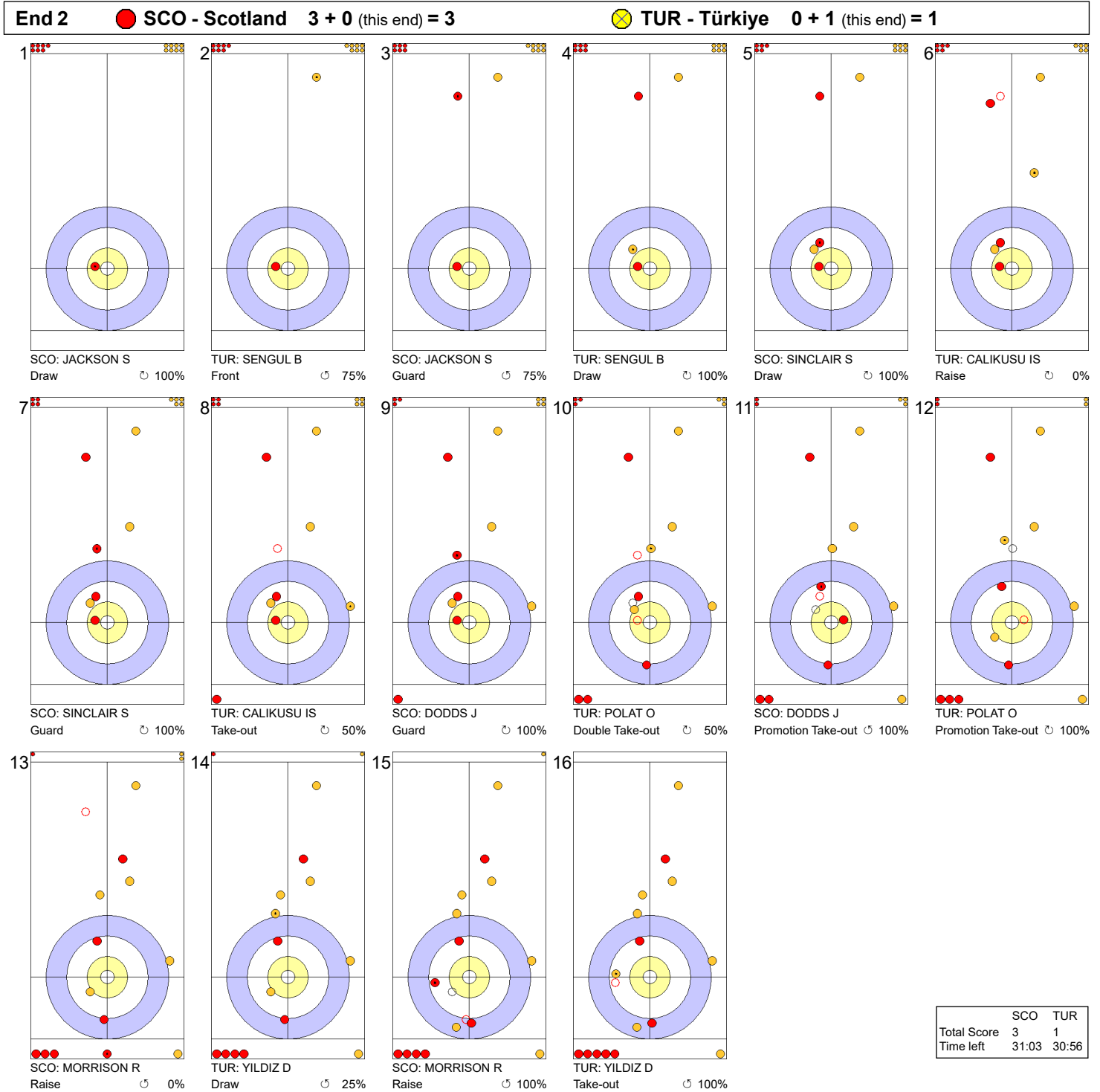


Game - Shot by Shot



**Legend:**  
 ↻ Clockwise      ↺ Counter-clockwise      - Not considered

Game - Shot by Shot




**Legend:**  
 ↻ Clockwise      ↺ Counter-clockwise      - Not considered

THU 20 MAR 2025  
Start Time 14:00

Round Robin Session 16 - Sheet C

Game - Shot by Shot

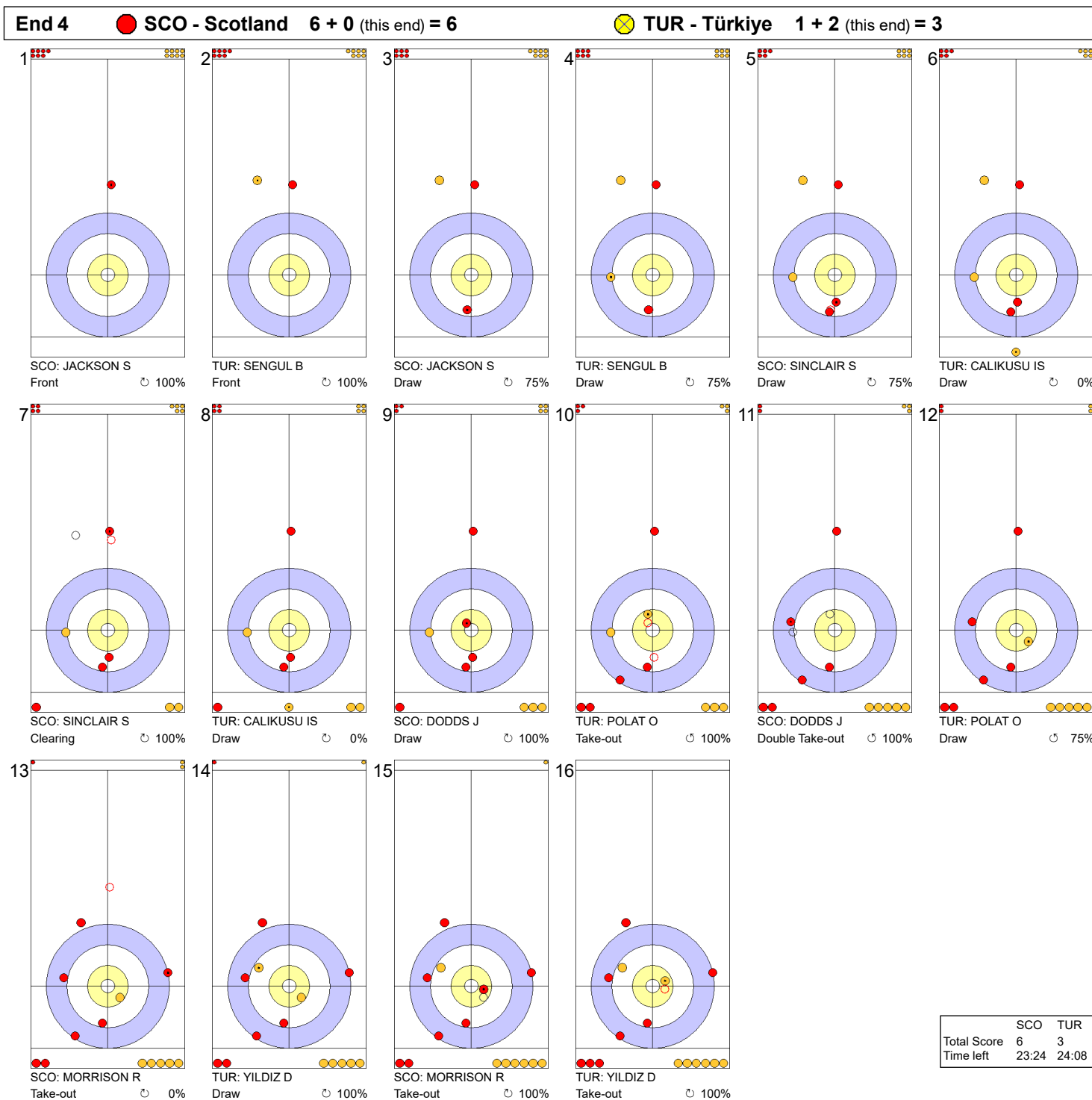


**Legend:**  
 ↻ Clockwise      ↺ Counter-clockwise      - Not considered

THU 20 MAR 2025  
Start Time 14:00

Round Robin Session 16 - Sheet C

### Game - Shot by Shot

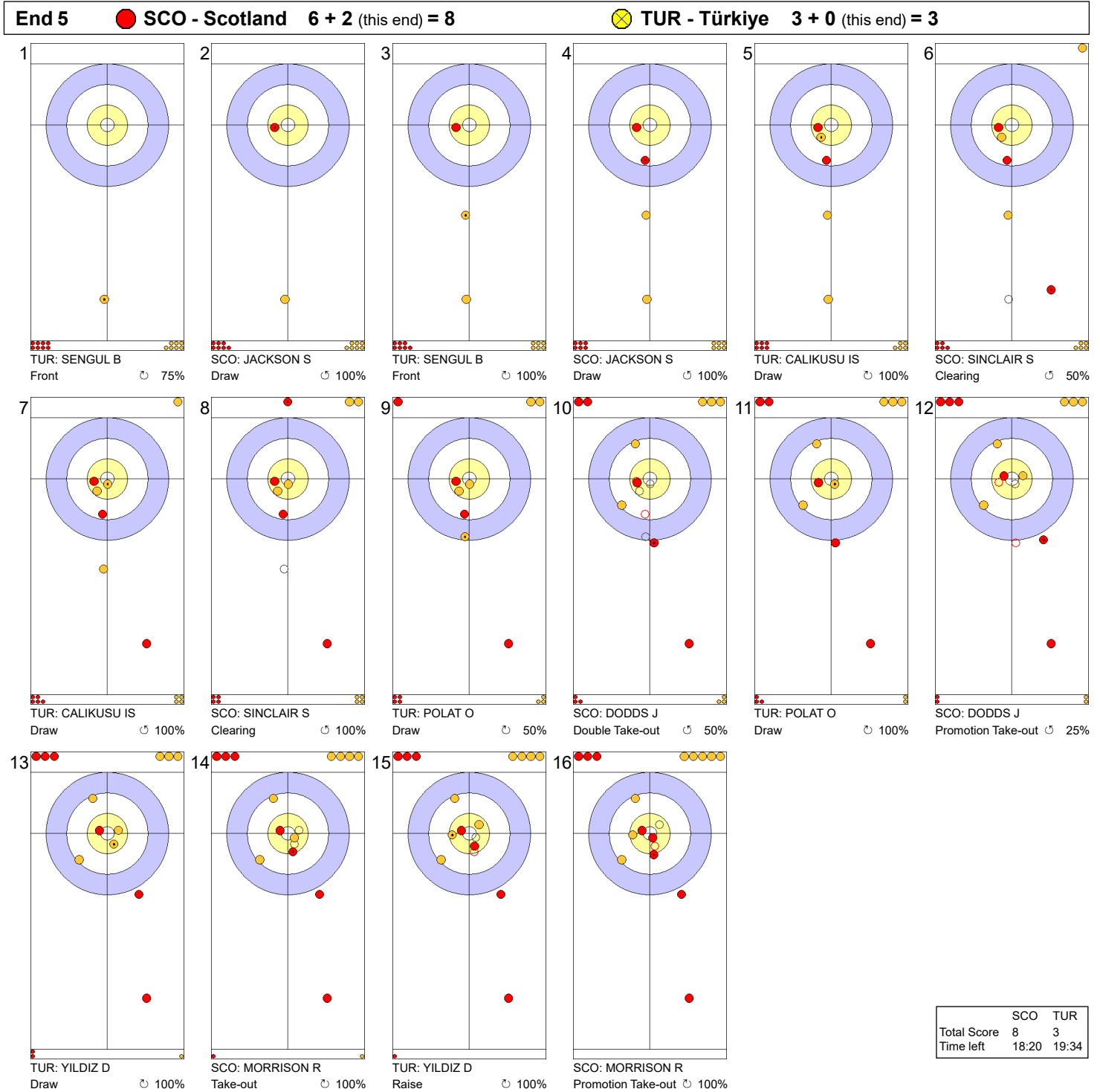


**Legend:**  
 ↻ Clockwise      ↺ Counter-clockwise      - Not considered

THU 20 MAR 2025  
Start Time 14:00

Round Robin Session 16 - Sheet C

### Game - Shot by Shot

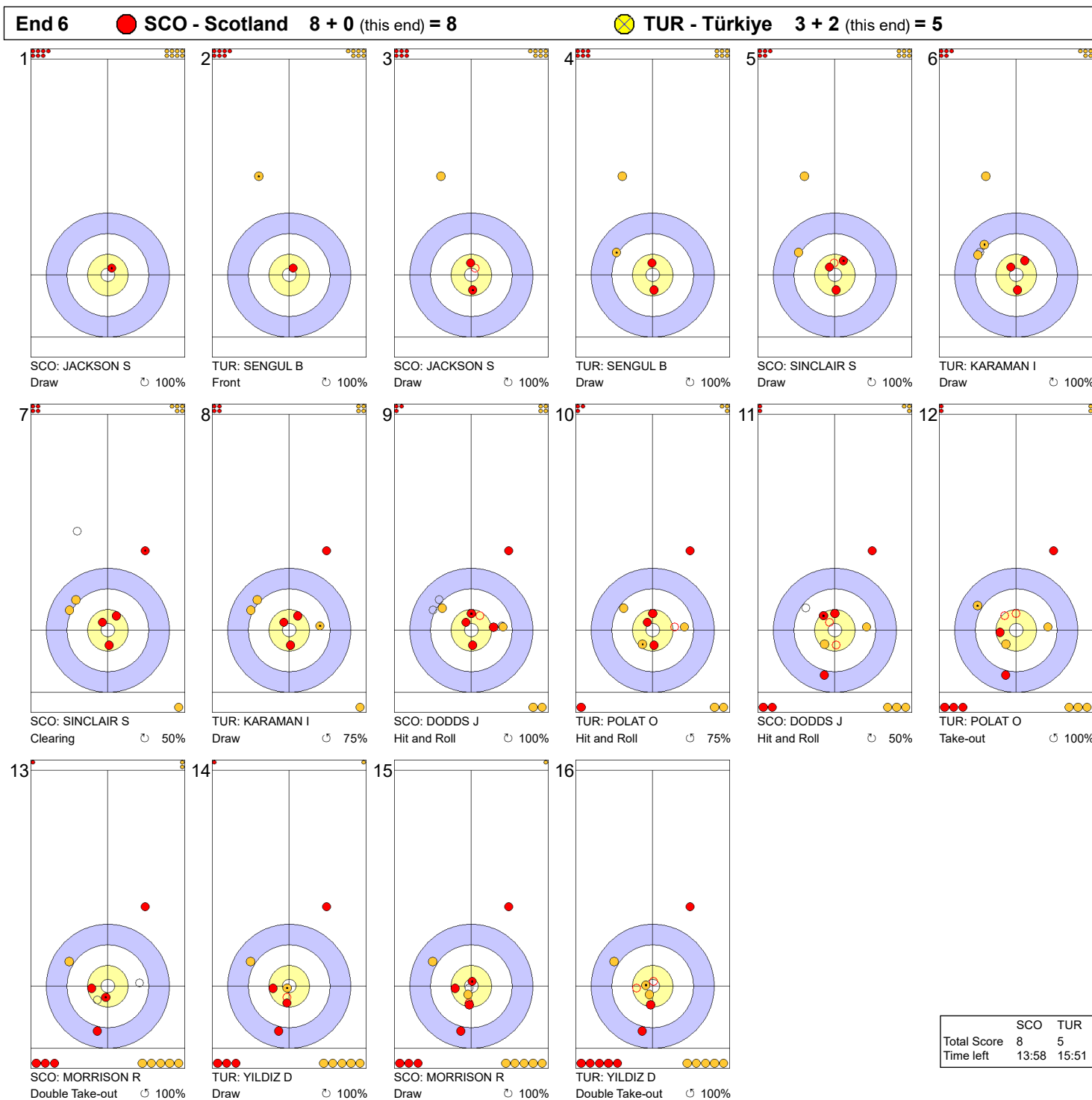


**Legend:**  
 ↻ Clockwise      ↺ Counter-clockwise      - Not considered

THU 20 MAR 2025  
Start Time 14:00

Round Robin Session 16 - Sheet C

### Game - Shot by Shot

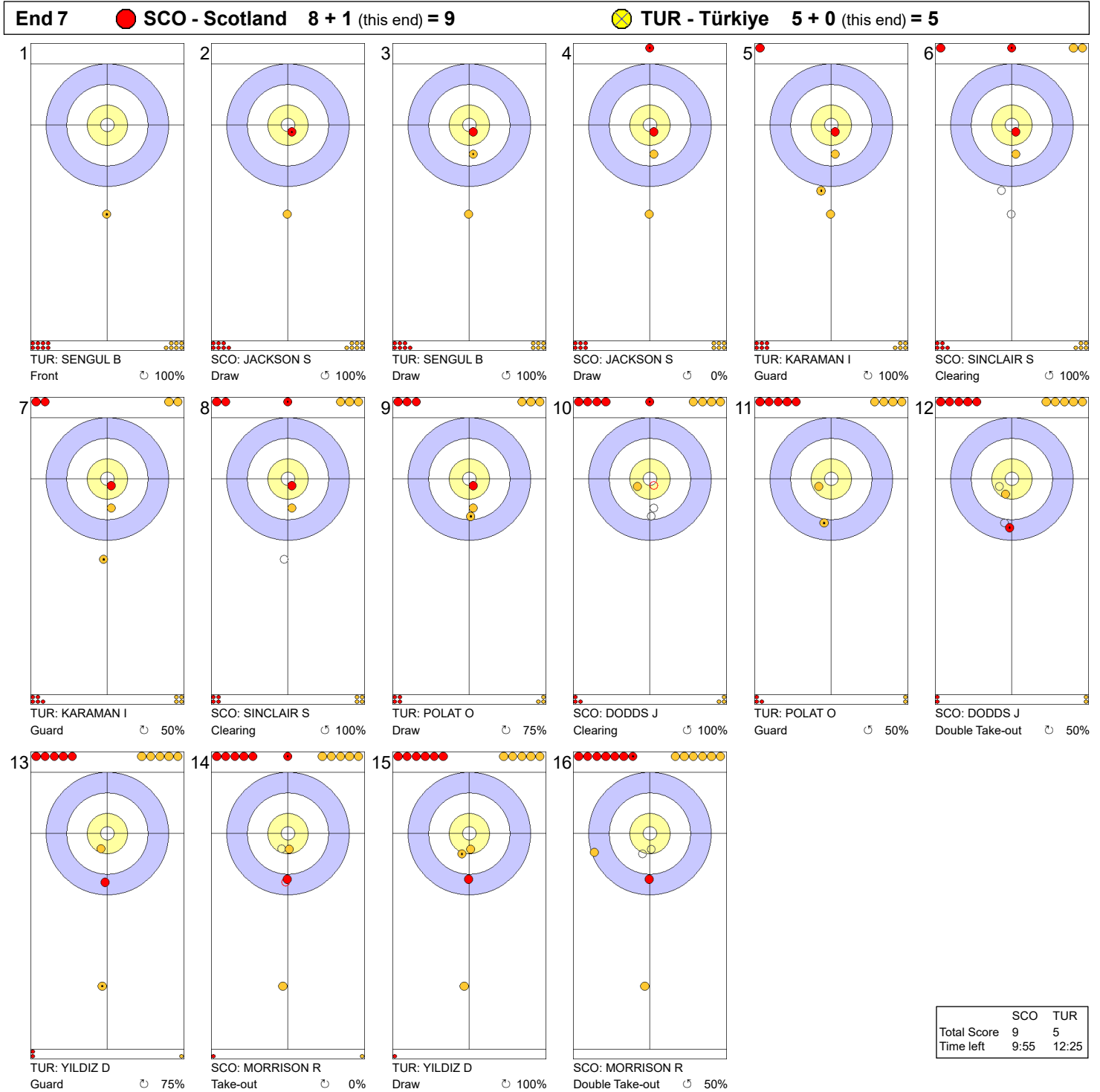


**Legend:**  
 ↻ Clockwise   ↺ Counter-clockwise   - Not considered

THU 20 MAR 2025  
Start Time 14:00

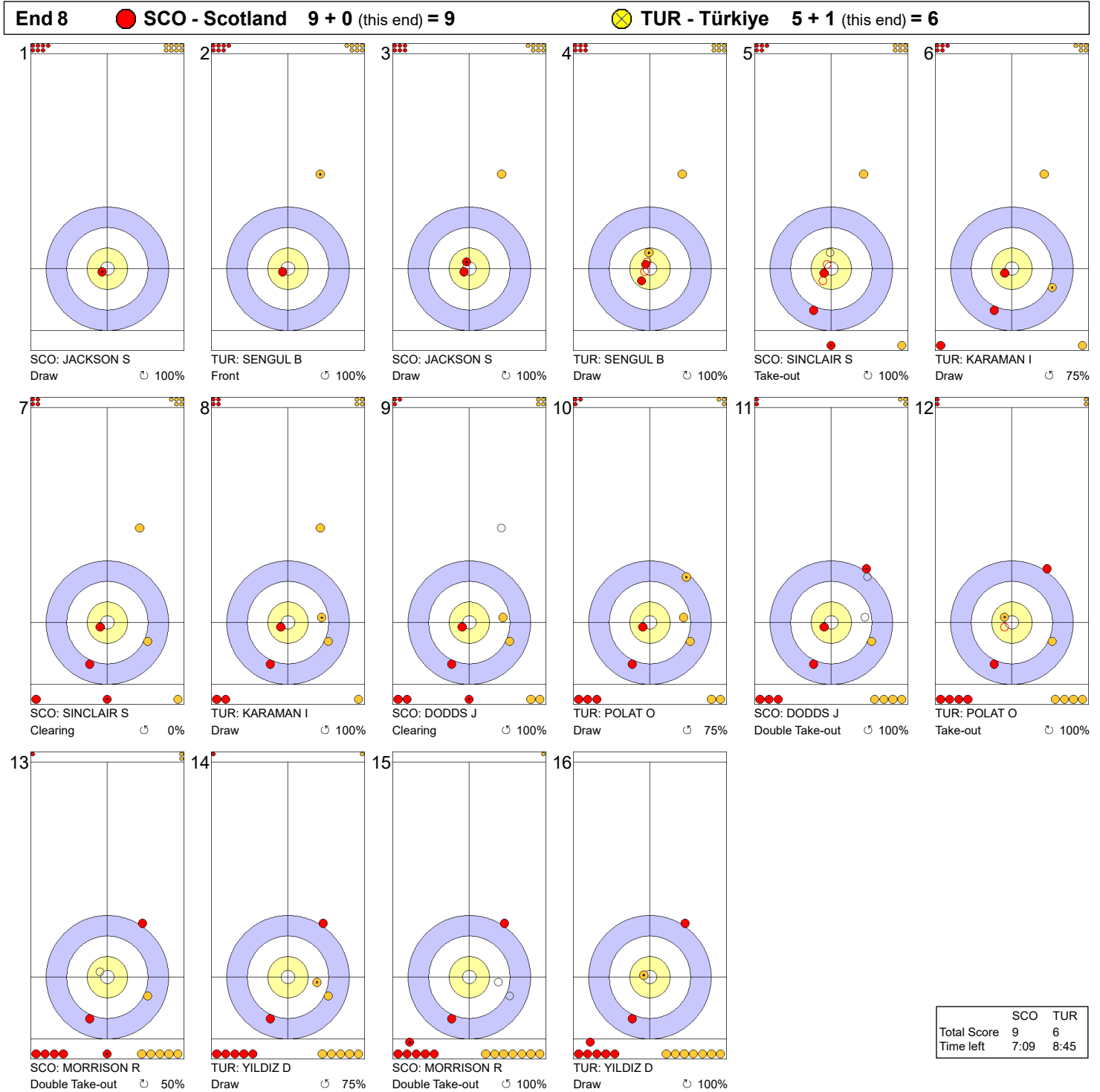
Round Robin Session 16 - Sheet C

Game - Shot by Shot



**Legend:**  
 ↻ Clockwise      ↺ Counter-clockwise      - Not considered

Game - Shot by Shot



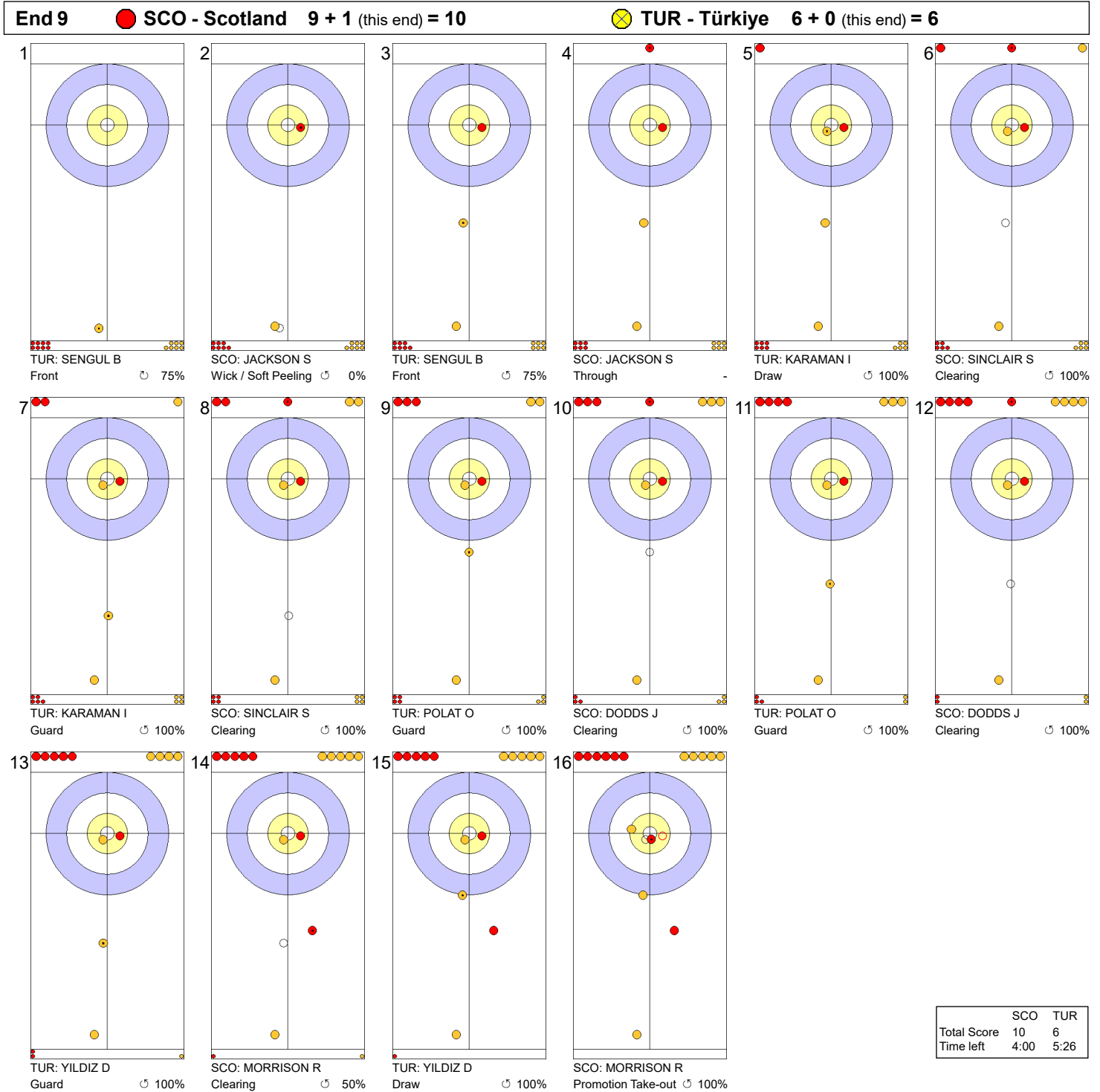
**Legend:**  
 ↻ Clockwise   ↺ Counter-clockwise   - Not considered



THU 20 MAR 2025  
Start Time 14:00

Round Robin Session 16 - Sheet C

### Game - Shot by Shot



**Legend:**  
↻ Clockwise      ↻ Counter-clockwise      - Not considered

THU 20 MAR 2025  
Start Time 14:00

Round Robin Session 16 - Sheet D

## Game Results

Sheet	Team	LSFE	1	2	3	4	5	6	7	8	9	10	Extra Ends	Total
D	CHN - China	*	1	0	2	0	3	0	1	0	2	X		9
	DEN - Denmark		0	1	0	1	0	2	0	1	0	X		5

CHN - China		Shot Success	Game	All
4 S	WANG Rui	83%	85%	
3 V	HAN Yu	92%	84%	
2	DONG Ziqi	94%	87%	
1	JIANG Jiayi	93%	93%	
A	SU Tingyu	-	83%	
Team Total		91%	87%	

DEN - Denmark		Shot Success	Game	All
4 S	DUPONT Madeleine	79%	82%	
3 V	HALSE Mathilde	86%	81%	
2	HOLTERMANN Jasmin	88%	82%	
1	DUPONT Denise	88%	88%	
A	LARSEN My	-	80%	
Team Total		85%	83%	

Last Stone Draw		Distance
⌚	JIANG Jiayi	29.2cm
⌚	WANG Rui	30.1cm
<b>Total</b>		<b>59.3cm</b>

Last Stone Draw		Distance
⌚	HALSE Mathilde	15.5cm
⌚	DUPONT Madeleine	58.4cm
<b>Total</b>		<b>73.9cm</b>

Time remaining: 8 minutes 7 seconds

Time remaining: 8 minutes 32 seconds

Time-out: End 8 - CHN stone 7

## Shot Success Analysis

CHN - China		⌚	⌚	Game
4	WANG Rui	Draws	3 67%	4 100% 7 86%
		Take-outs	7 89%	4 69% 11 82%
		Total	10 83%	8 84% 18 83%
3	HAN Yu	Draws	1 75%	0 - 1 75%
		Take-outs	13 90%	4 100% 17 93%
		Total	14 89%	4 100% 18 92%
2	DONG Ziqi	Draws	6 92%	0 - 6 92%
		Take-outs	6 92%	6 100% 12 96%
		Total	12 92%	6 100% 18 94%
1	JIANG Jiayi	Draws	11 98%	1 50% 12 94%
		Take-outs	2 75%	4 100% 6 92%
		Total	13 94%	5 90% 18 93%
A	SU Tingyu	Draws	0 - 0 - 0 -	
		Take-outs	0 - 0 - 0 -	
		Total	0 - 0 - 0 -	
Team		Draws	21 90%	5 90% 26 90%
		Take-outs	28 89%	18 93% 46 91%
		Total	49 90%	23 92% 72 91%

DEN - Denmark		⌚	⌚	Game
4	DUPONT Madeleine	Draws	4 81%	5 75% 9 78%
		Take-outs	7 79%	2 88% 9 81%
		Total	11 80%	7 79% 18 79%
3	HALSE Mathilde	Draws	7 79%	1 100% 8 81%
		Take-outs	4 100%	6 83% 10 90%
		Total	11 86%	7 86% 18 86%
2	HOLTERMANN Jasmin	Draws	8 97%	3 83% 11 93%
		Take-outs	4 69%	3 92% 7 79%
		Total	12 88%	6 88% 18 88%
1	DUPONT Denise	Draws	11 89%	3 67% 14 84%
		Take-outs	0 - 4 100% 4 100%	
		Total	11 89%	7 86% 18 88%
A	LARSEN My	Draws	0 - 0 - 0 -	
		Take-outs	0 - 0 - 0 -	
		Total	0 - 0 - 0 -	
Team		Draws	30 88%	12 77% 42 85%
		Take-outs	15 82%	15 90% 30 86%
		Total	45 86%	27 84% 72 85%

### Note:

Position and function for each team member:

4 = Fourth, 3 = Third, 2 = Second, 1 = Lead, A = Alternate, S = Skip, V = Vice-Skip

### Legend:

⌚ Clockwise

⌚ Counter-clockwise

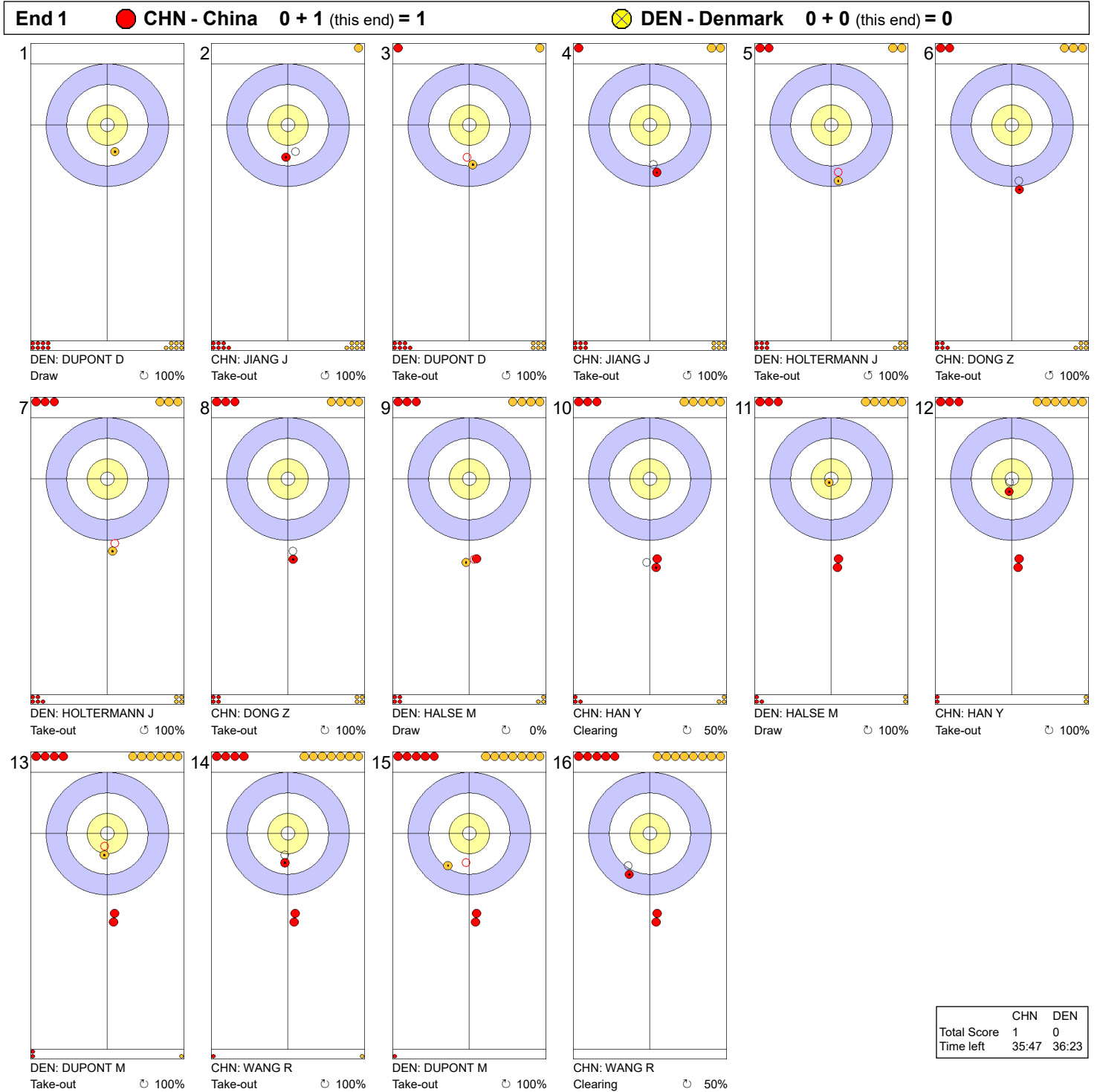
LSFE(\*) Last Stone First End

X Unplayed/unfinished end due to concession

THU 20 MAR 2025  
Start Time 14:00

Round Robin Session 16 - Sheet D

Game - Shot by Shot

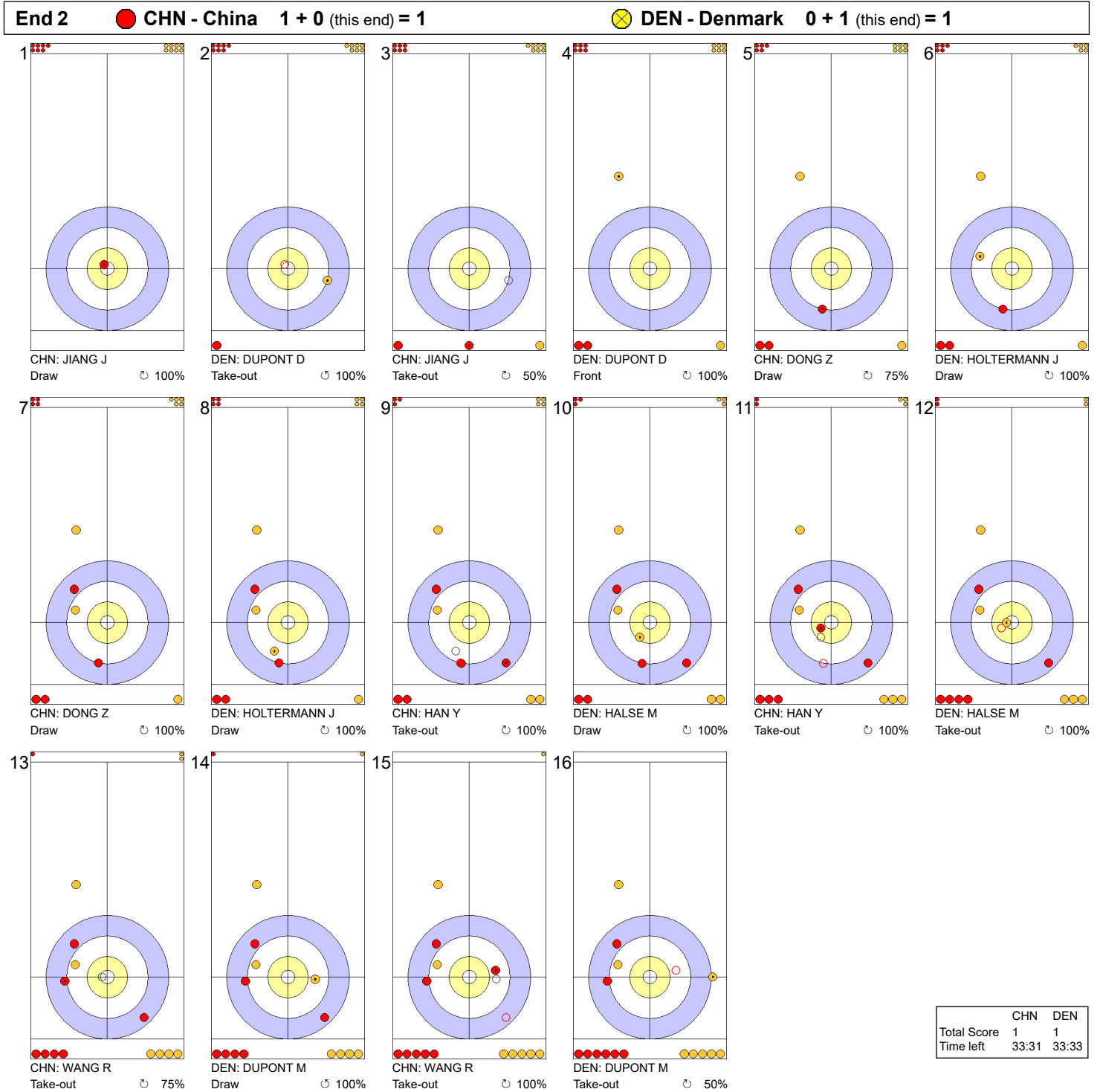


**Legend:**  
 ↻ Clockwise      ↺ Counter-clockwise      - Not considered

THU 20 MAR 2025  
Start Time 14:00

Round Robin Session 16 - Sheet D

Game - Shot by Shot

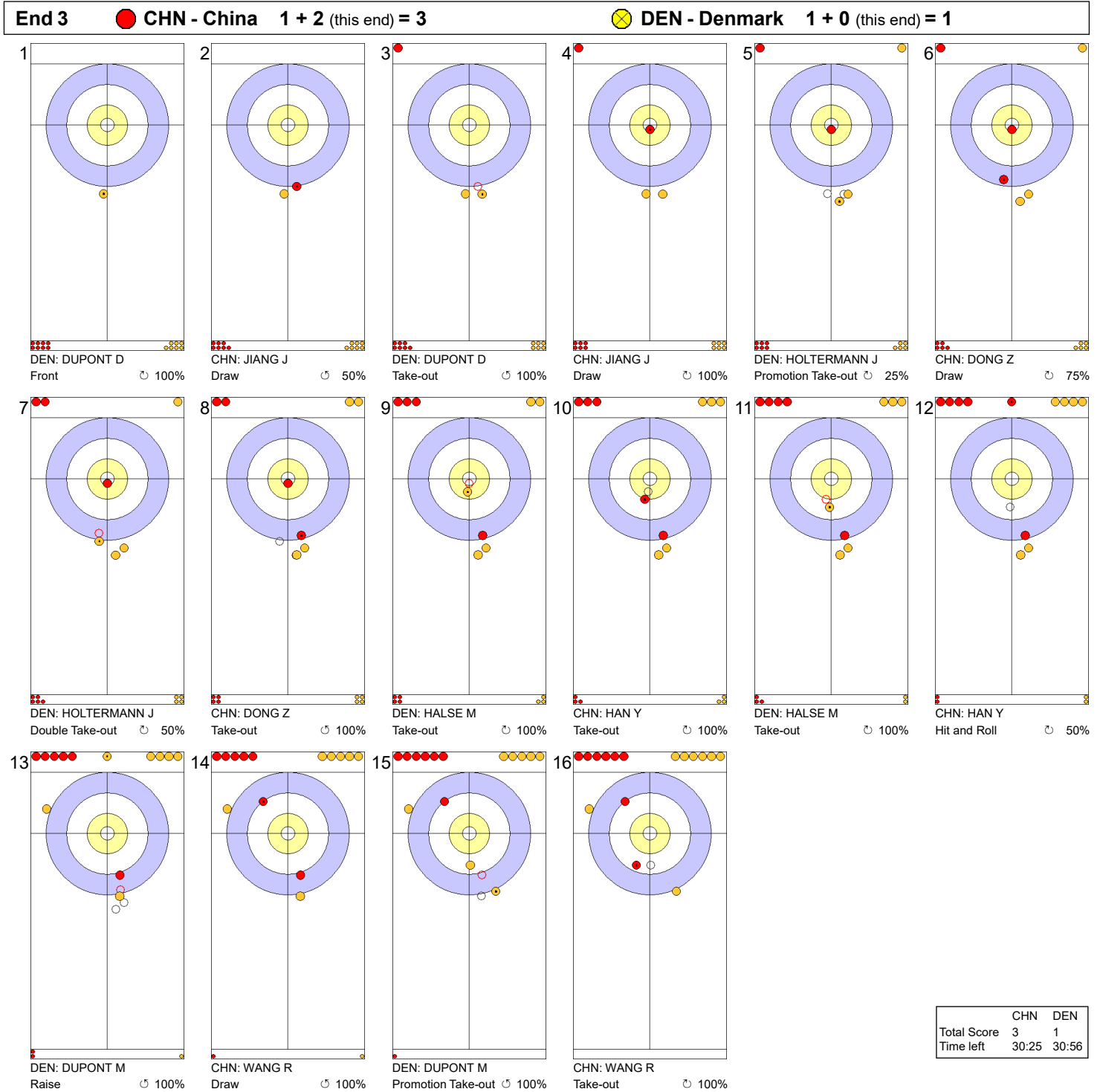


**Legend:**  
 ↻ Clockwise   ↺ Counter-clockwise   - Not considered

THU 20 MAR 2025  
Start Time 14:00

Round Robin Session 16 - Sheet D

Game - Shot by Shot

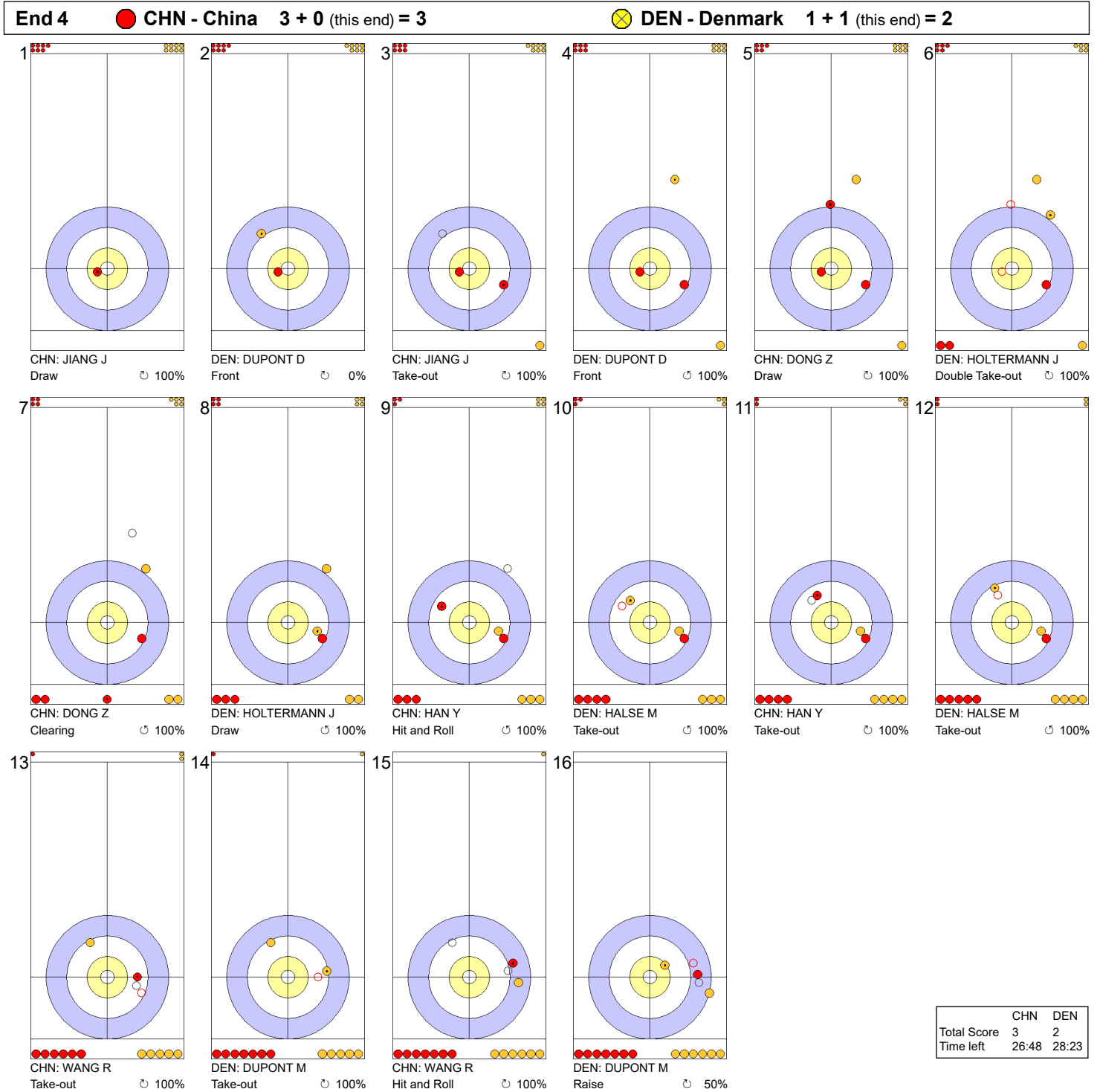


**Legend:**  
 ↻ Clockwise      ↺ Counter-clockwise      - Not considered

THU 20 MAR 2025  
Start Time 14:00

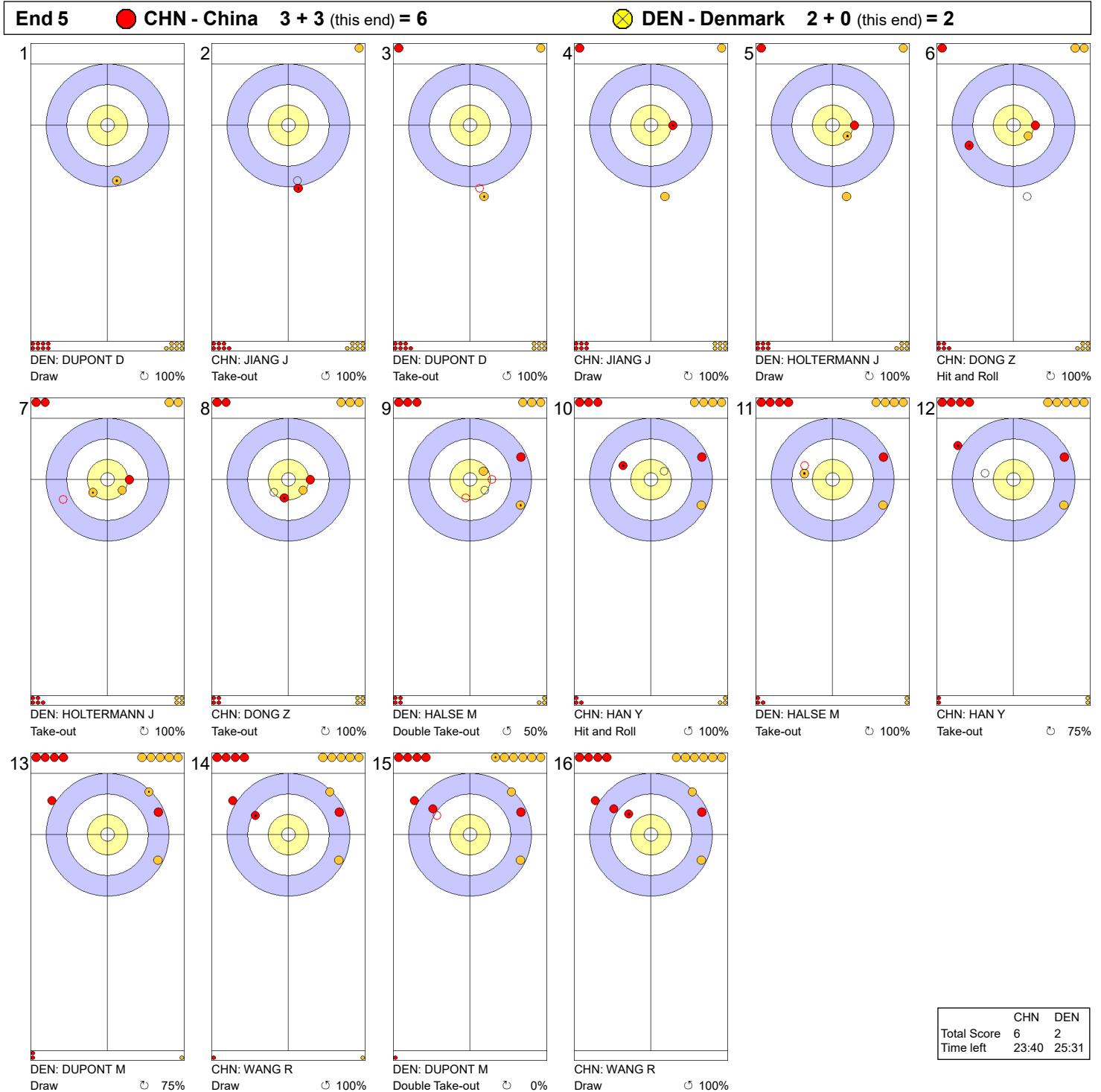
Round Robin Session 16 - Sheet D

Game - Shot by Shot



**Legend:**  
 ↻ Clockwise      ↺ Counter-clockwise      - Not considered

Game - Shot by Shot

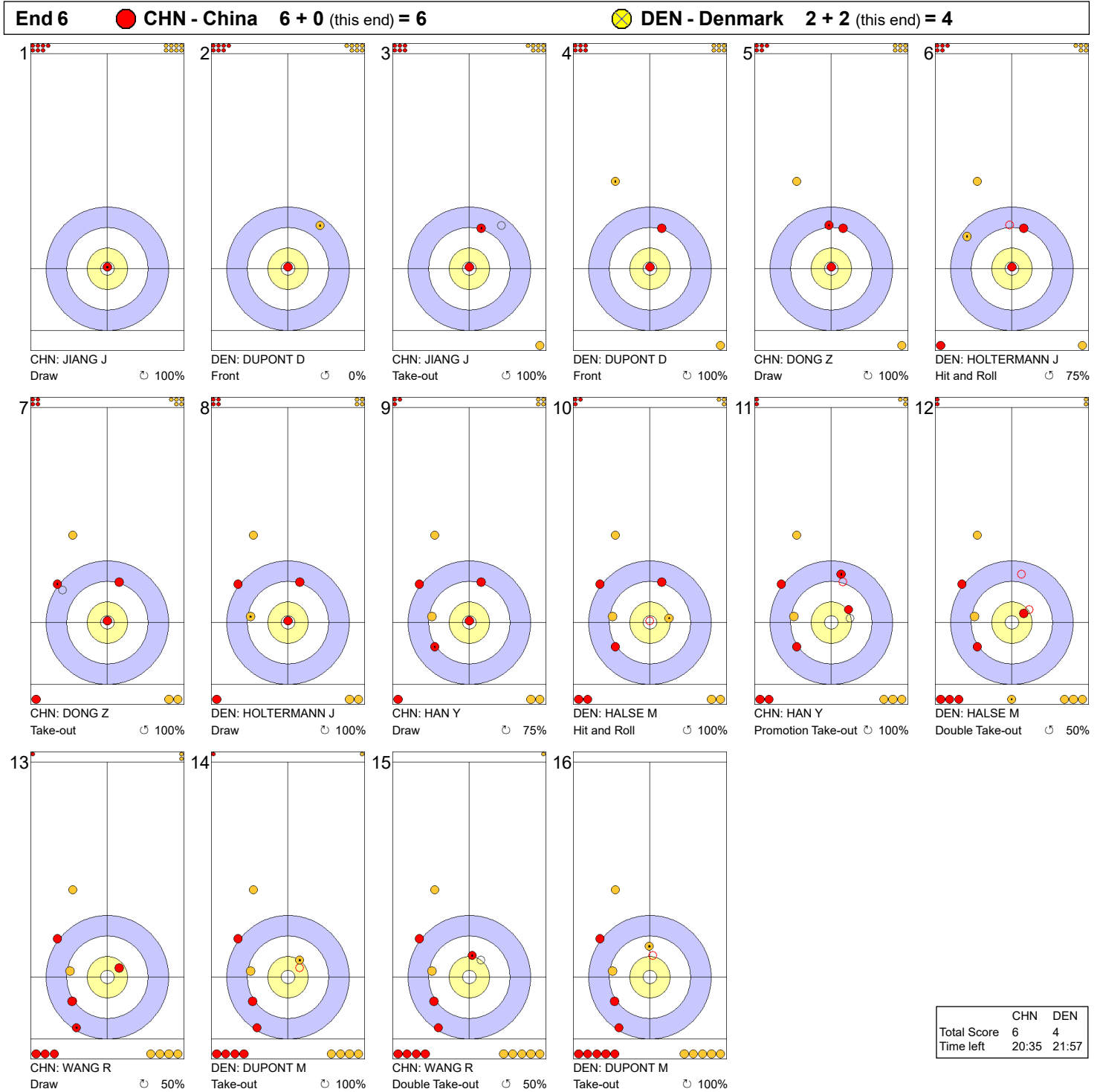


**Legend:**  
 ↻ Clockwise      ↺ Counter-clockwise      - Not considered

THU 20 MAR 2025  
Start Time 14:00

Round Robin Session 16 - Sheet D

Game - Shot by Shot



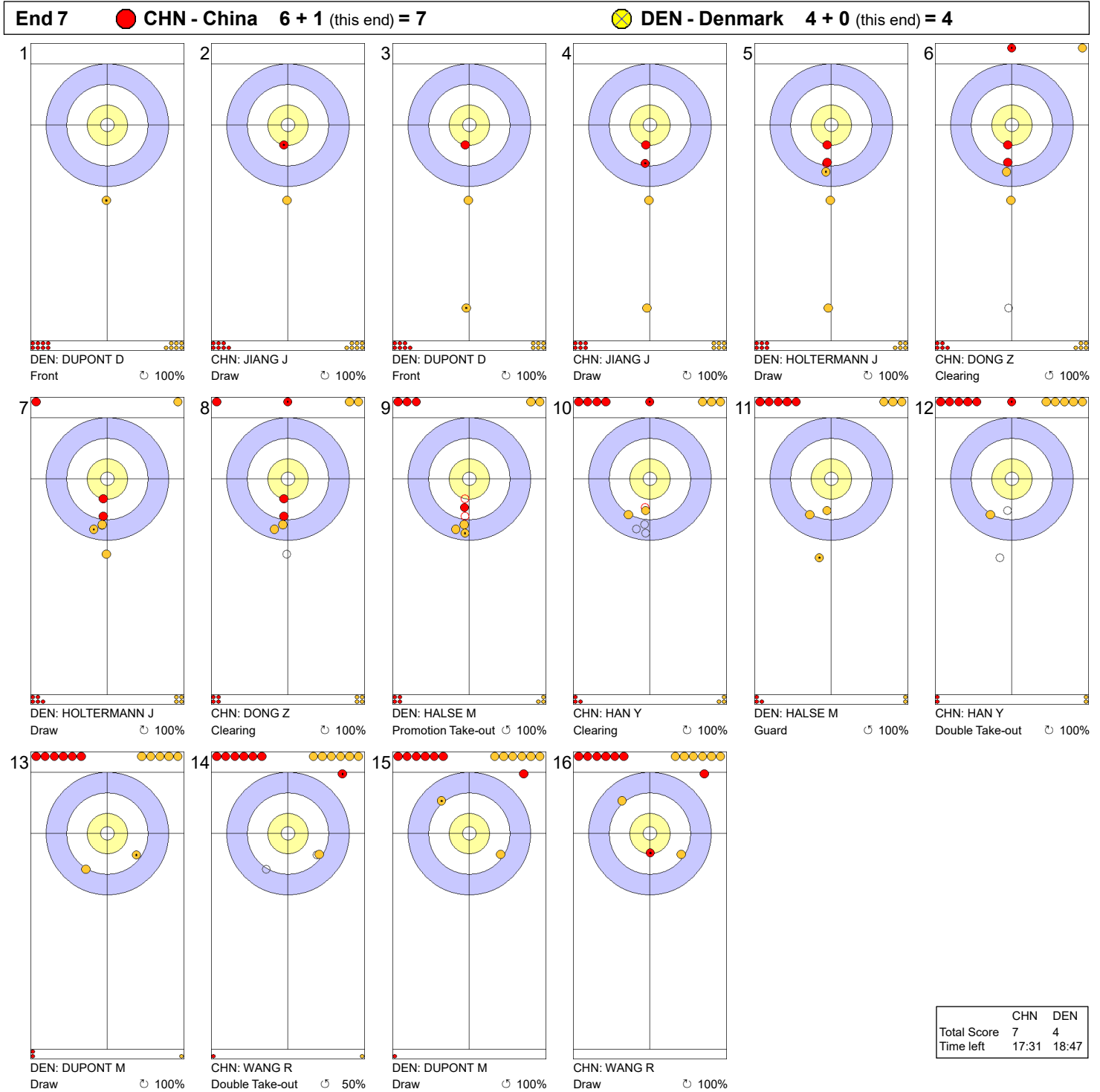
**Legend:**  
 ↻ Clockwise      ↺ Counter-clockwise      - Not considered



THU 20 MAR 2025  
Start Time 14:00

Round Robin Session 16 - Sheet D

Game - Shot by Shot

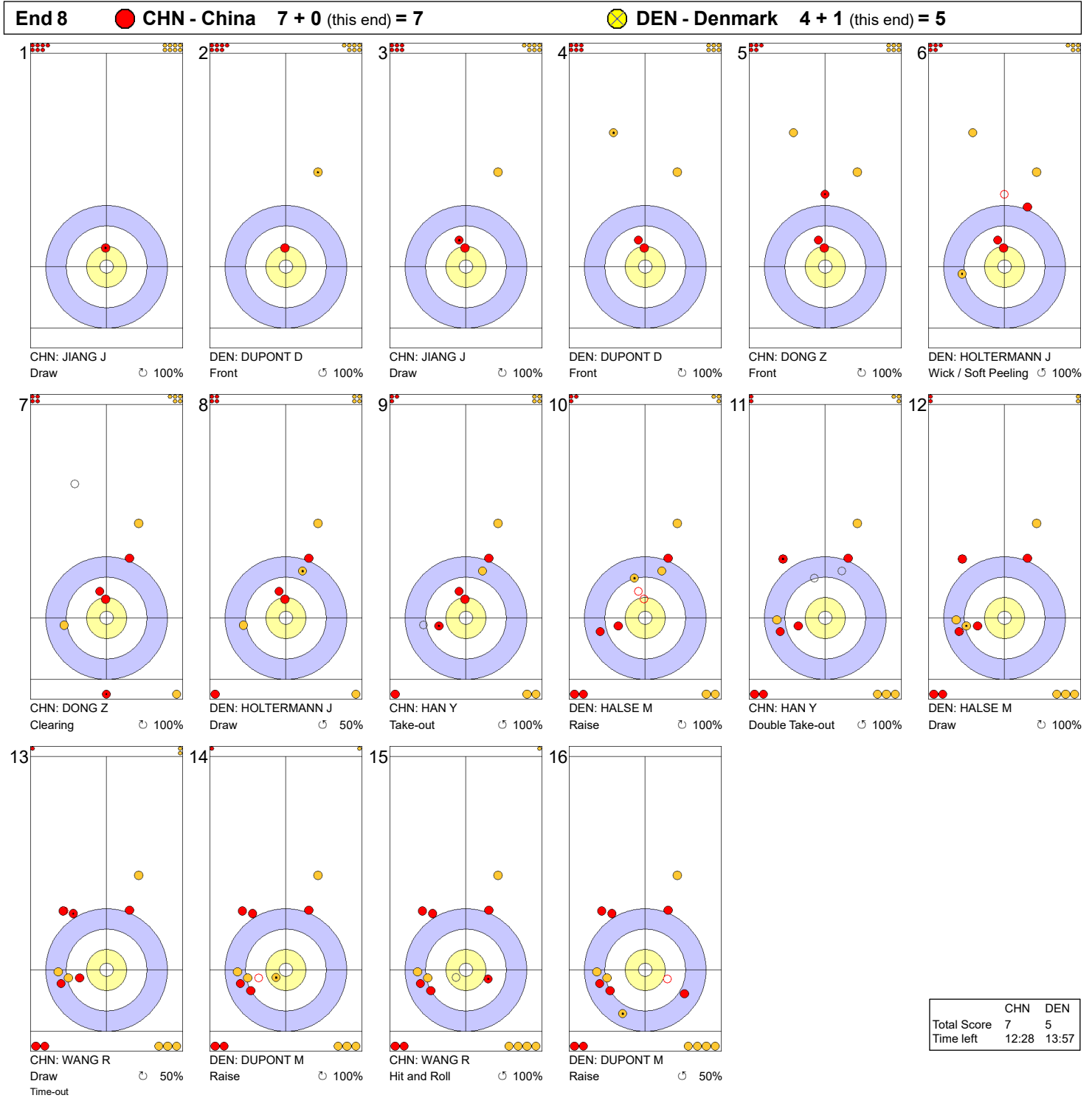


**Legend:**  
 ↻ Clockwise      ↺ Counter-clockwise      - Not considered

THU 20 MAR 2025  
Start Time 14:00

Round Robin Session 16 - Sheet D

Game - Shot by Shot

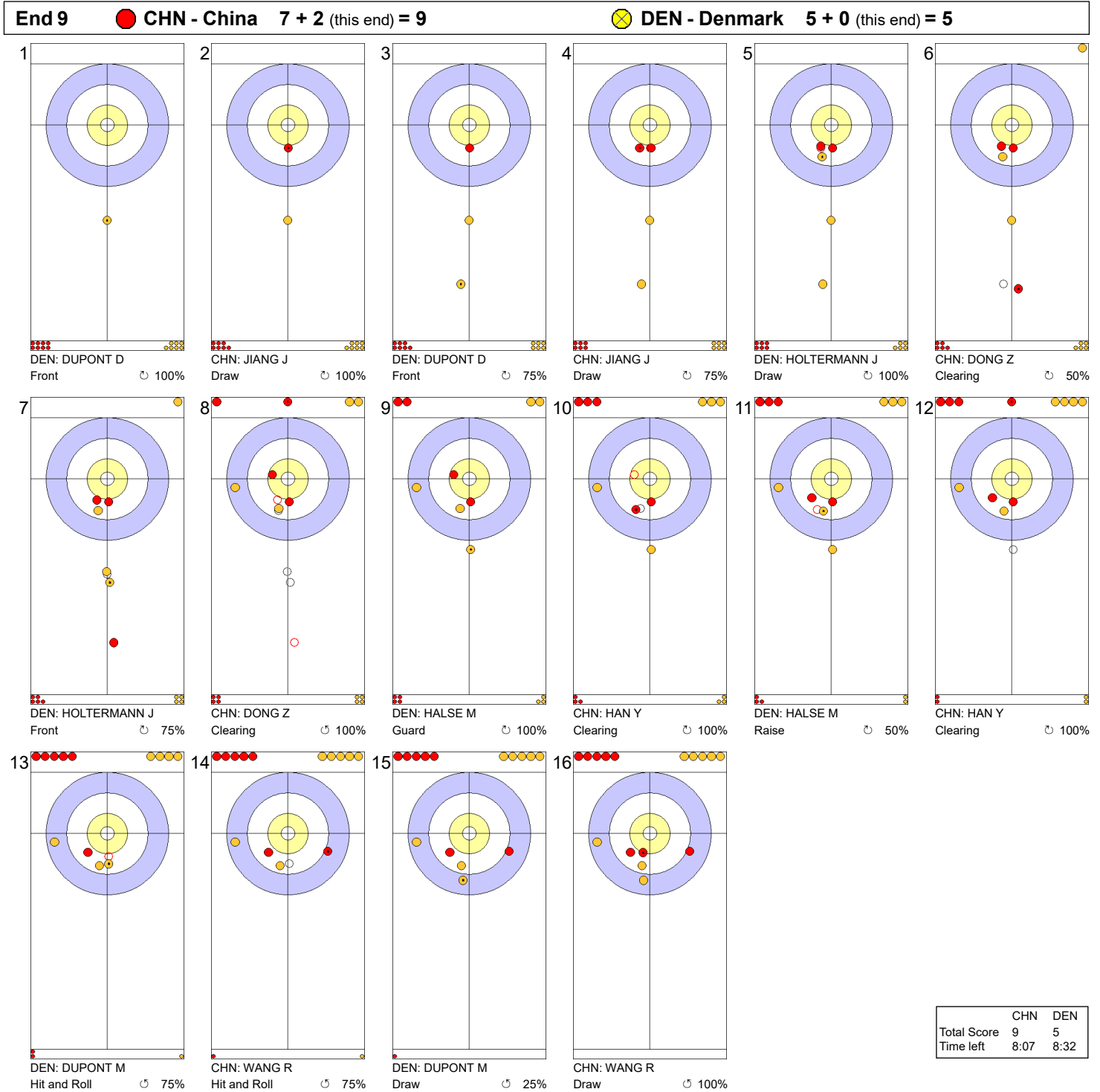


**Legend:**  
 ↻ Clockwise      ↺ Counter-clockwise      - Not considered

THU 20 MAR 2025  
Start Time 14:00

Round Robin Session 16 - Sheet D

**Game - Shot by Shot**



**Legend:**  
 ↻ Clockwise      ↺ Counter-clockwise      - Not considered

## Session Results and Standings

Sheet	Team	LSD/LSFE	1	2	3	4	5	6	7	8	9	10	Extra Ends	Total
A	KOR - Korea	67.0cm	0	1	0	2	0	1	0	0	1	0		5
	SWE - Sweden	50.4cm *	2	0	1	0	2	0	1	0	0	1		7
B	TUR - Türkiye	89.5cm	0	0	0	1	0	0	1	1	0	1		4
	JPN - Japan	52.6cm *	0	0	2	0	0	0	0	0	1	0		3
C	USA - United States	86.5cm	0	0	2	0	2	0	2	0	3	0		9
	DEN - Denmark	55.8cm *	0	3	0	2	0	1	0	2	0	2		10
D	CAN - Canada	56.1cm *	0	1	0	2	0	0	1	0	2	0	1	7
	SUI - Switzerland	75.3cm	0	0	2	0	2	0	0	1	0	1	0	6

## Current Standings

Rank	Team	Games	Wins	Losses
1	SUI - Switzerland	9	8	1
2	CAN - Canada	9	7	2
2	KOR - Korea	9	7	2
2	SWE - Sweden	9	7	2
5	CHN - China	8	5	3
6	DEN - Denmark	9	5	4
6	SCO - Scotland	9	5	4
8	NOR - Norway	9	4	5
9	ITA - Italy	9	3	6
9	JPN - Japan	9	3	6
9	USA - United States	9	3	6
12	TUR - Türkiye	9	1	8
13	LTU - Lithuania	9	0	9

**Note:**  
Under World Curling rules, tie-breaking rules for standings are not applied until after the last game of the round robin.

**Legend:**  
LSD Last Stone Draw                      LSFE(\*) Last Stone First End

THU 20 MAR 2025  
Start Time 9:00

Round Robin Session 15 - Sheet A

## Game Results

Sheet	Team	LSFE	1	2	3	4	5	6	7	8	9	10	Extra Ends	Total
A	KOR - Korea		0	1	0	2	0	1	0	0	1	0		5
	SWE - Sweden	*	2	0	1	0	2	0	1	0	0	1		7

KOR - Korea		Shot Success	Game	All
4 S	GIM Eunji	78%		86%
3 V	KIM Minji	90%		86%
2	KIM Suji	86%		86%
1	SEOL Yeeun	90%		87%
A	SEOL Yeji	-		76%
Team Total		86%		86%

SWE - Sweden		Shot Success	Game	All
4 S	HASSELBORG Anna	83%		88%
3 V	McMANUS Sara	89%		88%
2	KNOCHENHAUER Agnes	71%		84%
1	MABERGS Sofia	95%		90%
A	HELDIN Johanna	-		84%
Team Total		84%		87%

Last Stone Draw		Distance
☺	KIM Minji	9.4cm
☹	GIM Eunji	57.6cm
<b>Total</b>		<b>67.0cm</b>

Last Stone Draw		Distance
☺	MABERGS Sofia	41.9cm
☹	HASSELBORG Anna	8.5cm
<b>Total</b>		<b>50.4cm</b>

Time remaining: 0 minutes 32 seconds

Time-out: End 10 - KOR stone 7

Time remaining: 0 minutes 32 seconds

Time-out: End 9 - SWE stone 6

## Shot Success Analysis

KOR - Korea		☺	☹	Game
4	GIM Eunji	Draws	7 82%	5 75% 12 79%
		Take-outs	3 50%	4 94% 7 75%
		Total	10 73%	9 83% 19 78%
3	KIM Minji	Draws	3 100%	6 92% 9 94%
		Take-outs	5 85%	6 88% 11 86%
		Total	8 91%	12 90% 20 90%
2	KIM Suji	Draws	4 88%	5 100% 9 94%
		Take-outs	6 88%	5 70% 11 80%
		Total	10 88%	10 85% 20 86%
1	SEOL Yeeun	Draws	1 100%	19 89% 20 90%
		Take-outs	0 -	0 - 0 -
		Total	1 100%	19 89% 20 90%
A	SEOL Yeji	Draws	0 -	0 - 0 -
		Take-outs	0 -	0 - 0 -
		Total	0 -	0 - 0 -
Team		Draws	15 88%	35 89% 50 89%
		Take-outs	14 79%	15 83% 29 81%
		Total	29 84%	50 88% 79 86%

SWE - Sweden		☺	☹	Game
4	HASSELBORG Anna	Draws	5 100%	2 50% 7 86%
		Take-outs	4 81%	9 81% 13 81%
		Total	9 92%	11 75% 20 83%
3	McMANUS Sara	Draws	1 100%	1 100% 2 100%
		Take-outs	2 100%	16 86% 18 88%
		Total	3 100%	17 87% 20 89%
2	KNOCHENHAUER Agnes	Draws	2 38%	5 85% 7 71%
		Take-outs	6 46%	7 93% 13 71%
		Total	8 44%	12 90% 20 71%
1	MABERGS Sofia	Draws	11 91%	9 100% 20 95%
		Take-outs	0 -	0 - 0 -
		Total	11 91%	9 100% 20 95%
A	HELDIN Johanna	Draws	0 -	0 - 0 -
		Take-outs	0 -	0 - 0 -
		Total	0 -	0 - 0 -
Team		Draws	19 88%	17 90% 36 89%
		Take-outs	12 67%	32 86% 44 81%
		Total	31 80%	49 87% 80 84%

### Note:

Position and function for each team member:

4 = Fourth, 3 = Third, 2 = Second, 1 = Lead, A = Alternate, S = Skip, V = Vice-Skip


### Legend:

☺ Clockwise

☹ Counter-clockwise

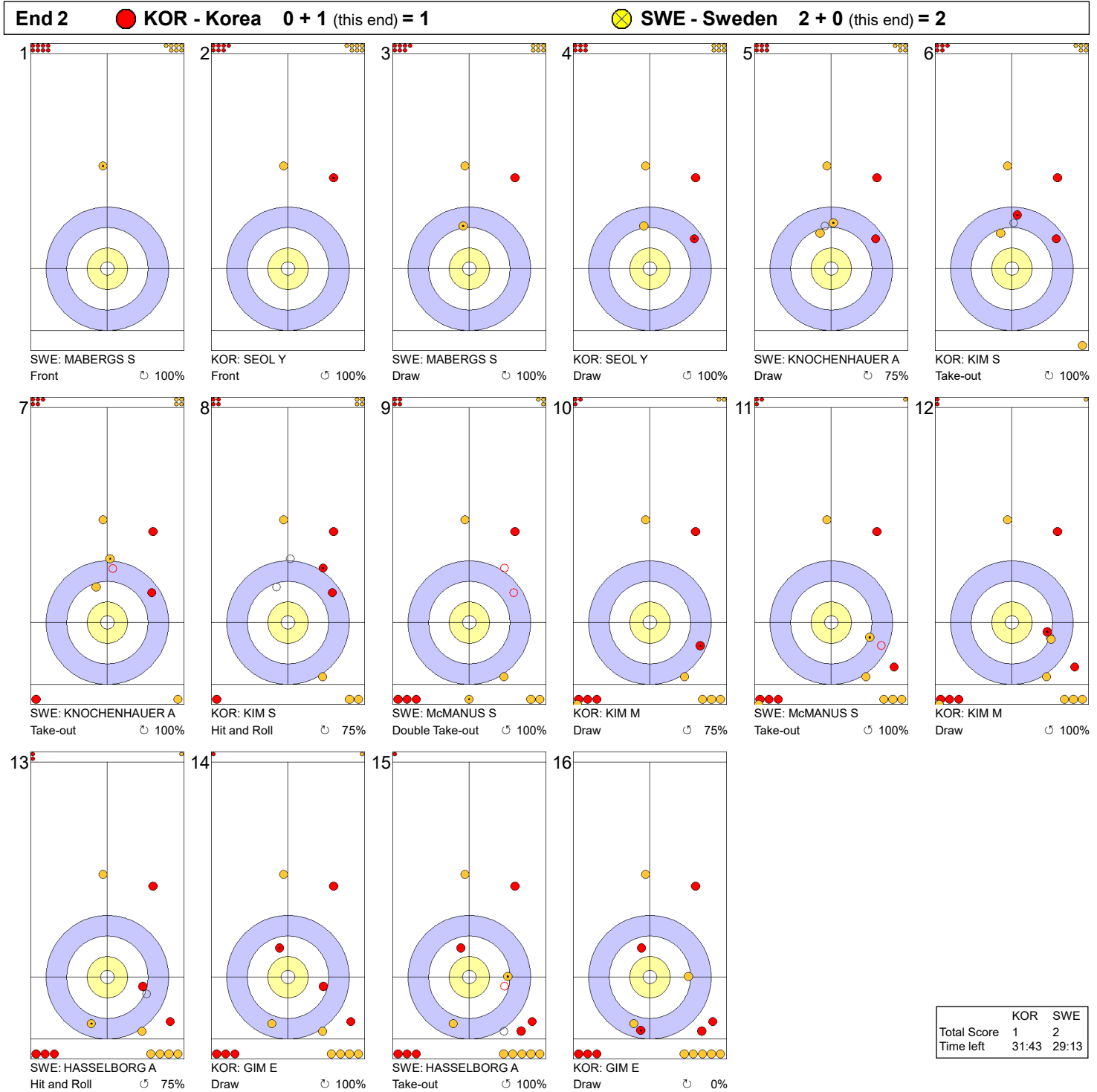
LSFE(\*) Last Stone First End

Game - Shot by Shot



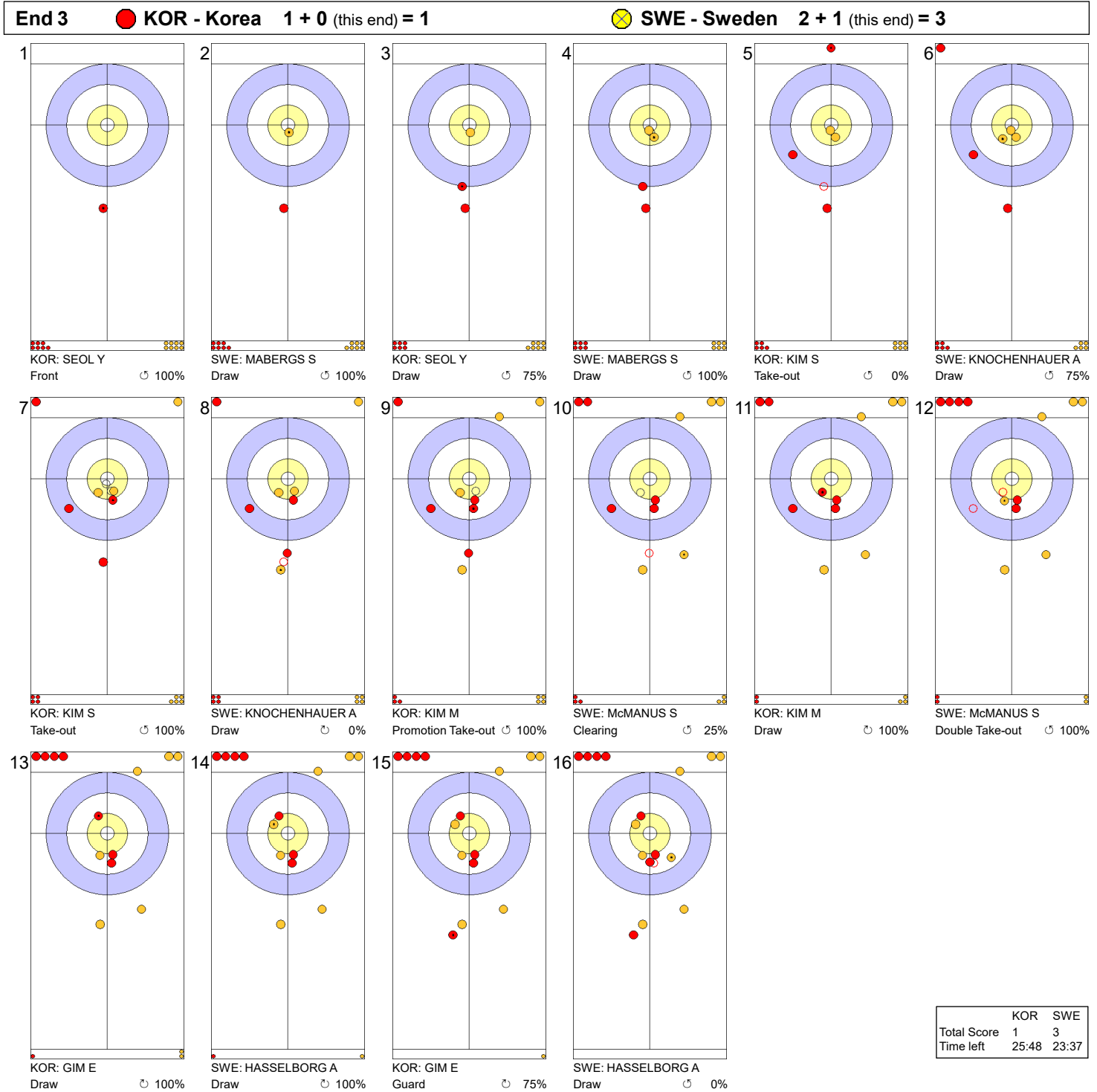
**Legend:**  
 ↻ Clockwise      ↺ Counter-clockwise      - Not considered

Game - Shot by Shot



**Legend:**  
 ↻ Clockwise      ↺ Counter-clockwise      - Not considered

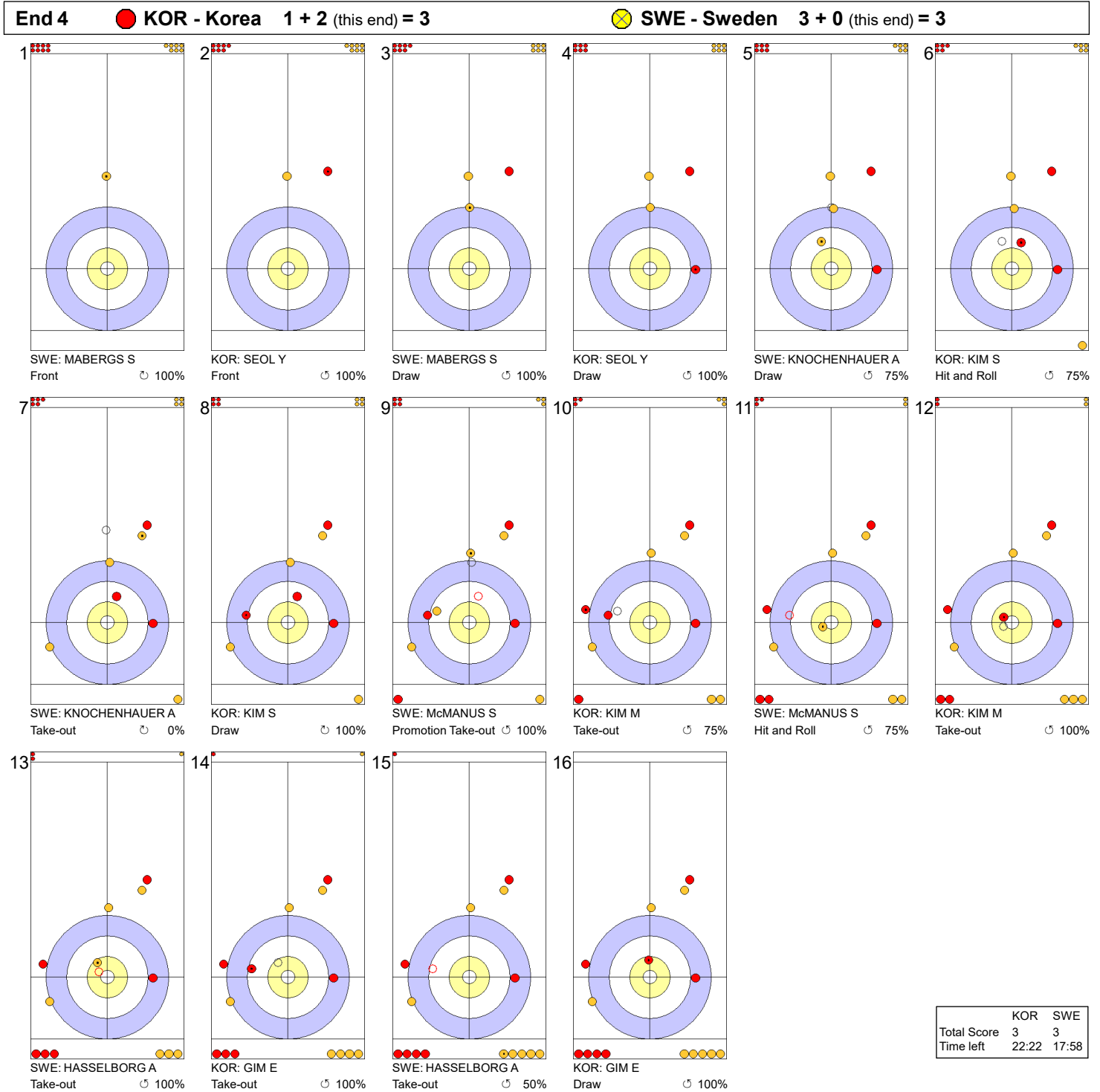
Game - Shot by Shot



**Legend:**  
 ↻ Clockwise      ↺ Counter-clockwise      - Not considered

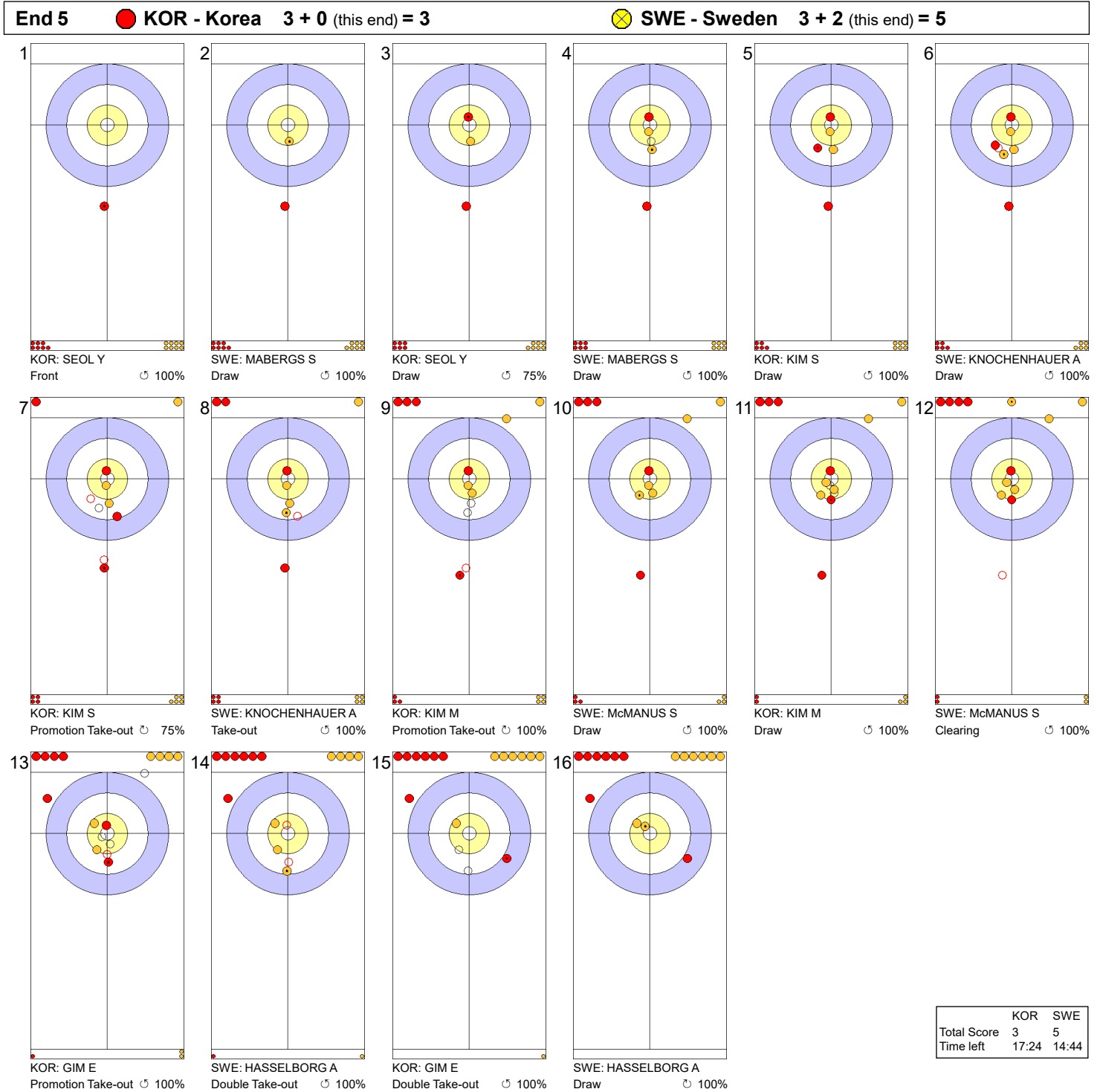


Game - Shot by Shot



**Legend:**  
 ↻ Clockwise      ↺ Counter-clockwise      - Not considered

Game - Shot by Shot



**Legend:**  
 ↻ Clockwise      ↺ Counter-clockwise      - Not considered

Game - Shot by Shot



**Legend:**  
 ↻ Clockwise      ↺ Counter-clockwise      - Not considered

THU 20 MAR 2025  
Start Time 9:00

Round Robin Session 15 - Sheet A

Game - Shot by Shot




**Legend:**  
 ↻ Clockwise                      ↺ Counter-clockwise                      - Not considered

Game - Shot by Shot



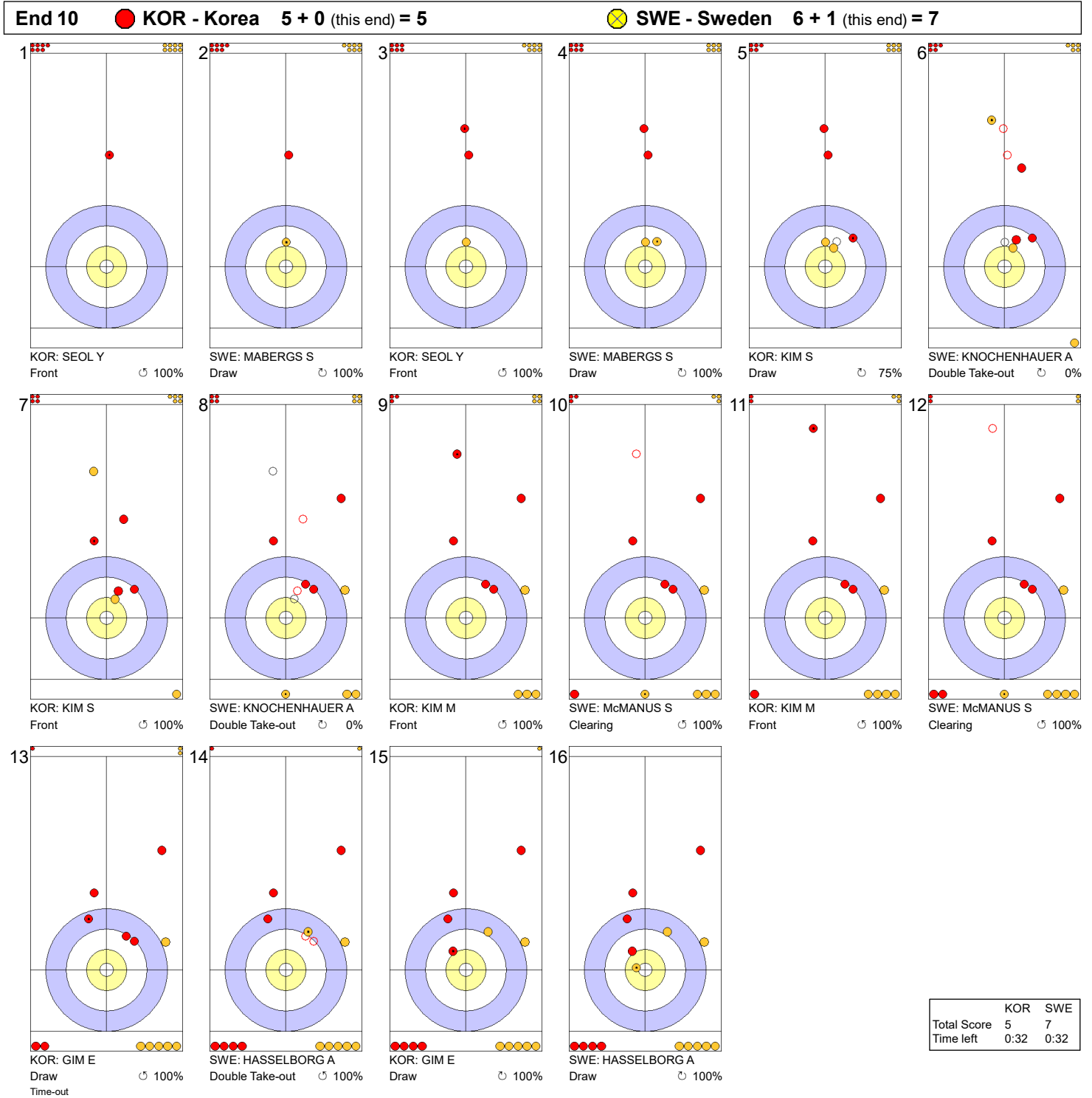
**Legend:**  
 ↻ Clockwise      ↺ Counter-clockwise      - Not considered

Game - Shot by Shot



**Legend:**  
 ↻ Clockwise      ↺ Counter-clockwise      - Not considered

Game - Shot by Shot



**Legend:**  
 ↻ Clockwise      ↺ Counter-clockwise      - Not considered

THU 20 MAR 2025  
Start Time 9:00

Round Robin Session 15 - Sheet B

## Game Results

Sheet	Team	LSFE	1	2	3	4	5	6	7	8	9	10	Extra Ends	Total
B	TUR - Türkiye		0	0	0	1	0	0	1	1	0	1		4
	JPN - Japan	*	0	0	2	0	0	0	0	0	1	0		3

TUR - Türkiye		Shot Success Game	All
4 S	YILDIZ Dilsat	89%	75%
3 V	POLAT Oznur	81%	81%
2	CALIKUSU Ifayet Safak	76%	73%
1	SENGUL Berfin	81%	86%
A	KARAMAN Iclal	-	-
Team Total		82%	79%

JPN - Japan		Shot Success Game	All
4 S	YOSHIMURA Sayaka	80%	77%
3	ONODERA Kaho	83%	84%
2 V	KOBAYASHI Mina	89%	89%
1	OHMIYA Anna	79%	91%
A	KOTANI Yuna	-	85%
Team Total		83%	84%

Last Stone Draw		Distance
⌚	YILDIZ Dilsat	14.2cm
⌚	CALIKUSU Ifayet Safak	75.3cm
<b>Total</b>		<b>89.5cm</b>

Last Stone Draw		Distance
⌚	OHMIYA Anna	22.2cm
⌚	YOSHIMURA Sayaka	30.4cm
<b>Total</b>		<b>52.6cm</b>

Time remaining: 6 minutes 21 seconds

Time-out: End 8 - TUR stone 4

Time remaining: 1 minute 52 seconds

Time-out: End 8 - JPN stone 5

## Shot Success Analysis

TUR - Türkiye		⌚	⌚	Game
4 YILDIZ Dilsat	Draws	3 92%	1 100%	4 94%
	Take-outs	7 100%	9 78%	16 88%
	Total	10 98%	10 80%	20 89%
3 POLAT Oznur	Draws	2 63%	3 50%	5 55%
	Take-outs	7 96%	8 84%	15 90%
	Total	9 89%	11 75%	20 81%
2 CALIKUSU Ifayet Safak	Draws	4 100%	4 63%	8 81%
	Take-outs	7 75%	5 70%	12 73%
	Total	11 84%	9 67%	20 76%
1 SENGUL Berfin	Draws	15 83%	3 58%	18 79%
	Take-outs	2 100%	0 -	2 100%
	Total	17 85%	3 58%	20 81%
A KARAMAN Iclal	Draws	0 -	0 -	0 -
	Take-outs	0 -	0 -	0 -
	Total	0 -	0 -	0 -
Team	Draws	24 85%	11 61%	35 78%
	Take-outs	23 91%	22 78%	45 85%
	Total	47 88%	33 73%	80 82%

JPN - Japan		⌚	⌚	Game
4 YOSHIMURA Sayaka	Draws	1 100%	5 70%	6 75%
	Take-outs	7 79%	6 88%	13 83%
	Total	8 81%	11 80%	19 80%
3 ONODERA Kaho	Draws	3 92%	4 81%	7 86%
	Take-outs	9 81%	4 81%	13 81%
	Total	12 83%	8 81%	20 83%
2 KOBAYASHI Mina	Draws	1 100%	5 90%	6 92%
	Take-outs	7 82%	7 93%	14 88%
	Total	8 84%	12 92%	20 89%
1 OHMIYA Anna	Draws	6 71%	5 90%	11 80%
	Take-outs	4 63%	5 90%	9 78%
	Total	10 68%	10 90%	20 79%
A KOTANI Yuna	Draws	0 -	0 -	0 -
	Take-outs	0 -	0 -	0 -
	Total	0 -	0 -	0 -
Team	Draws	11 82%	19 83%	30 83%
	Take-outs	27 78%	22 89%	49 83%
	Total	38 79%	41 86%	79 83%

### Note:

Position and function for each team member:

4 = Fourth, 3 = Third, 2 = Second, 1 = Lead, A = Alternate, S = Skip, V = Vice-Skip

### Legend:

⌚ Clockwise

⌚ Counter-clockwise

LSFE(\*) Last Stone First End



THU 20 MAR 2025  
Start Time 9:00

Round Robin Session 15 - Sheet B

**Game - Shot by Shot**

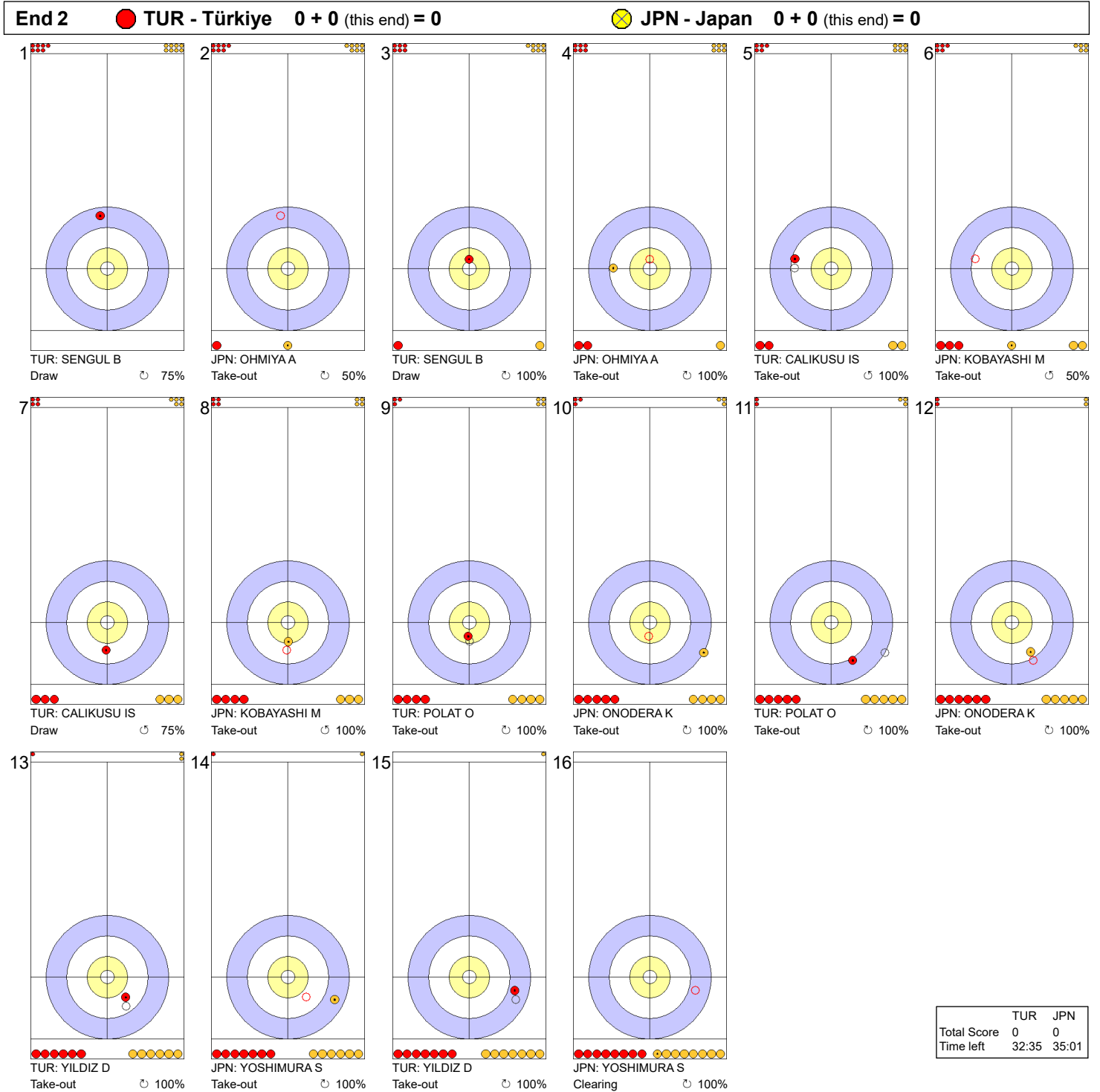


**Legend:**  
 ↻ Clockwise   ↺ Counter-clockwise   - Not considered

THU 20 MAR 2025  
Start Time 9:00

Round Robin Session 15 - Sheet B

Game - Shot by Shot

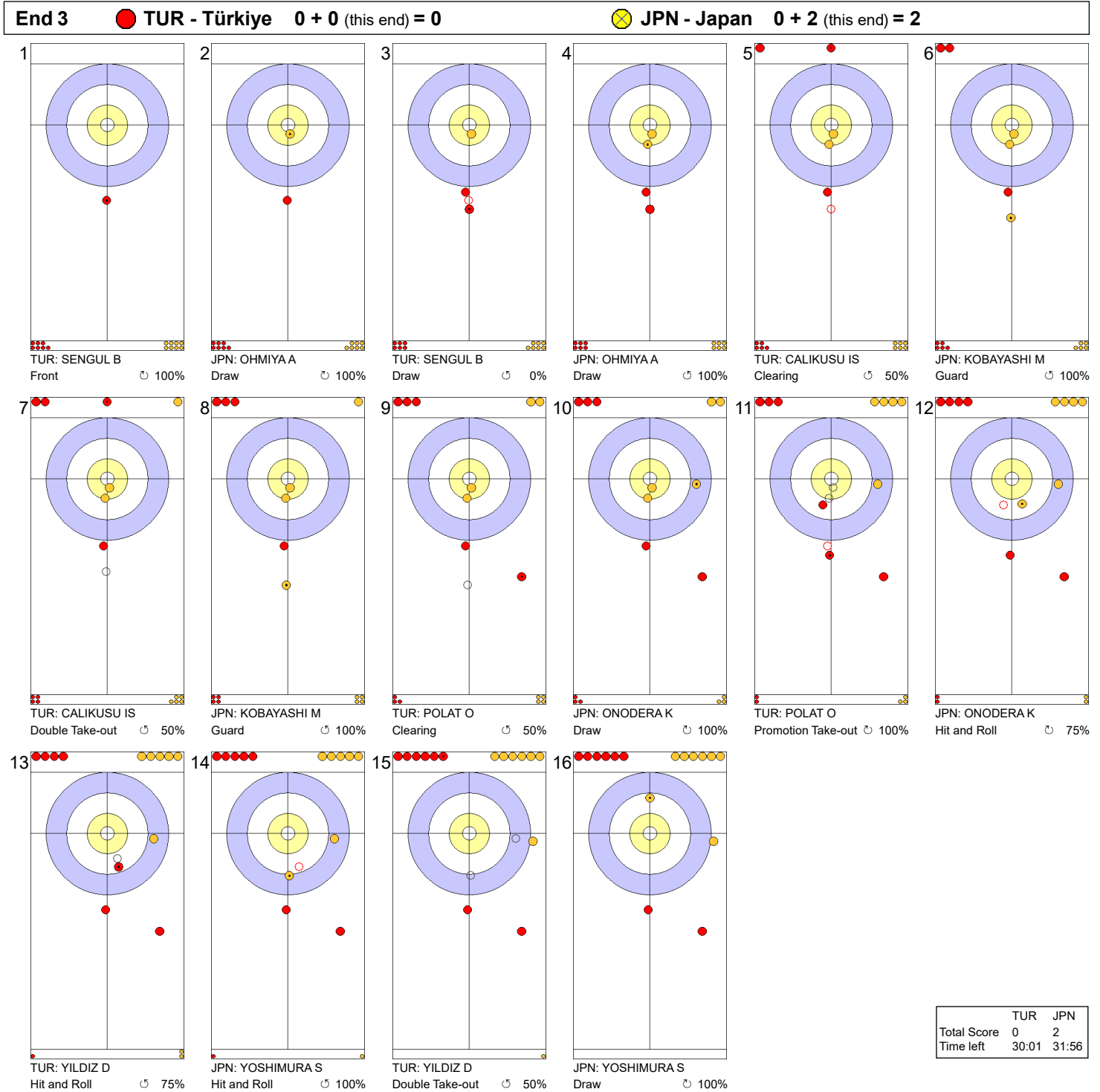


**Legend:**  
 ↻ Clockwise      ↺ Counter-clockwise      - Not considered

THU 20 MAR 2025  
Start Time 9:00

Round Robin Session 15 - Sheet B

Game - Shot by Shot

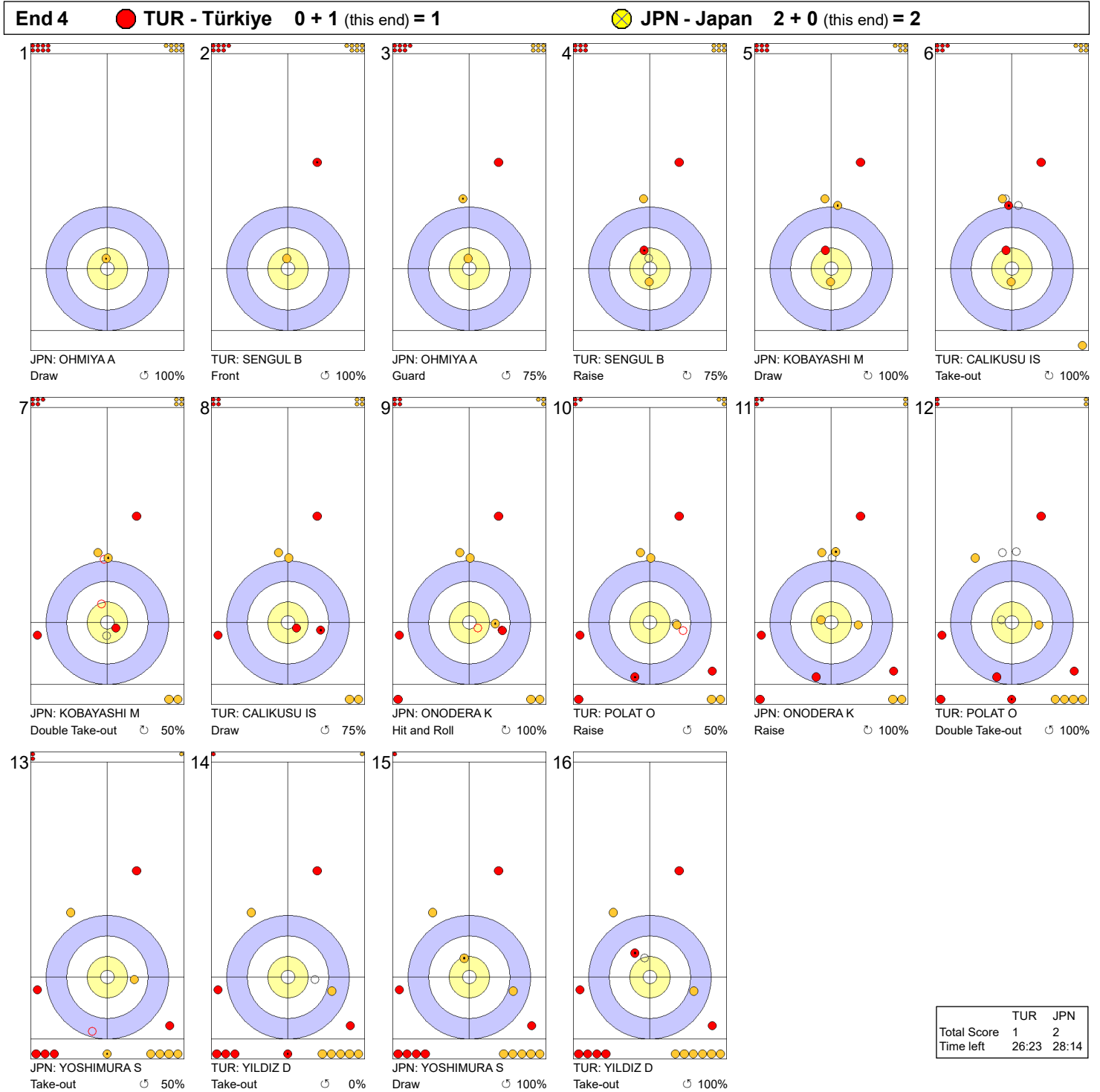


**Legend:**  
 ↻ Clockwise      ↺ Counter-clockwise      - Not considered

THU 20 MAR 2025  
Start Time 9:00

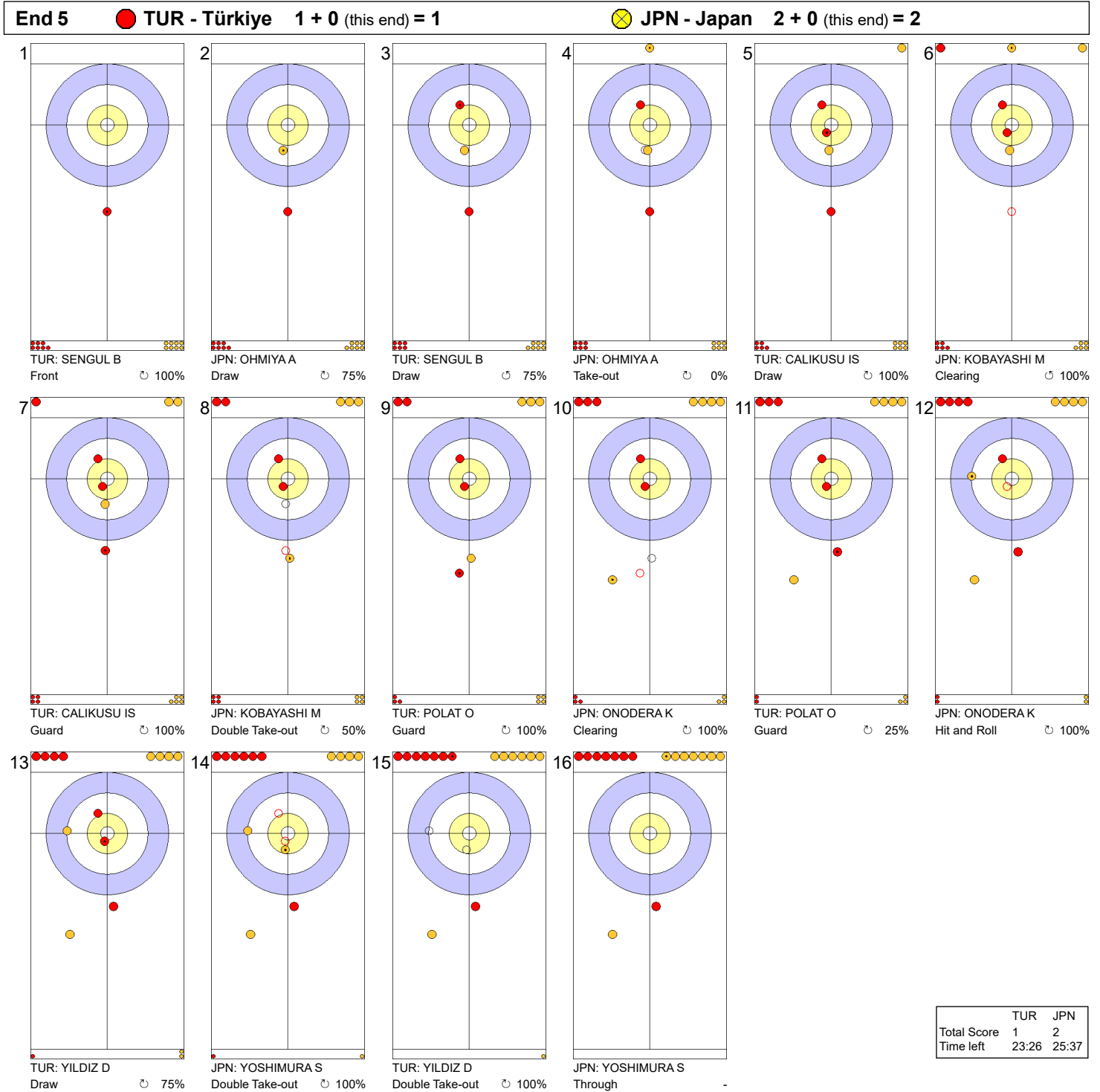
Round Robin Session 15 - Sheet B

Game - Shot by Shot



**Legend:**  
 ↻ Clockwise      ↺ Counter-clockwise      - Not considered

Game - Shot by Shot

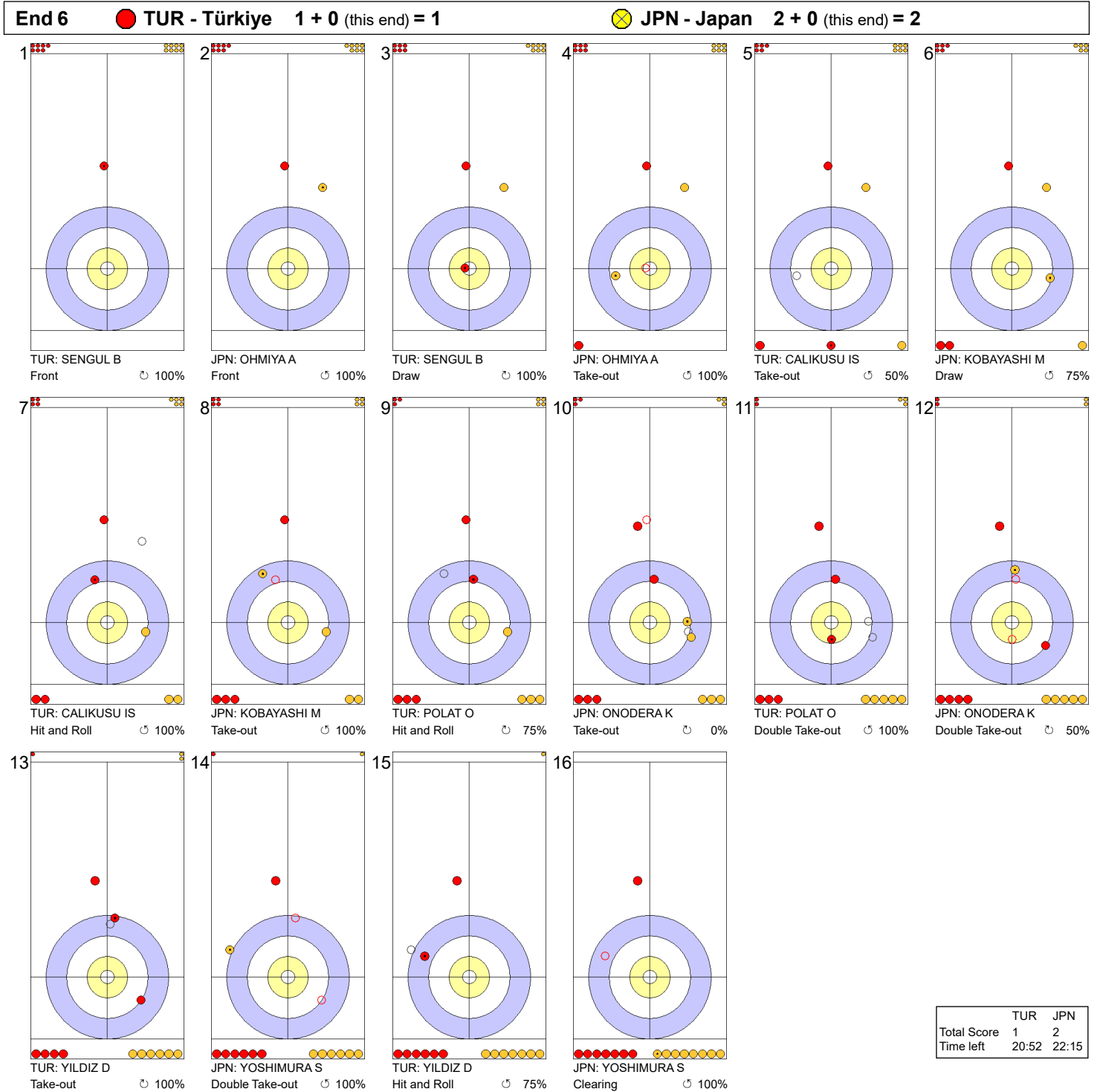


**Legend:**  
 ↻ Clockwise      ↺ Counter-clockwise      - Not considered

THU 20 MAR 2025  
Start Time 9:00

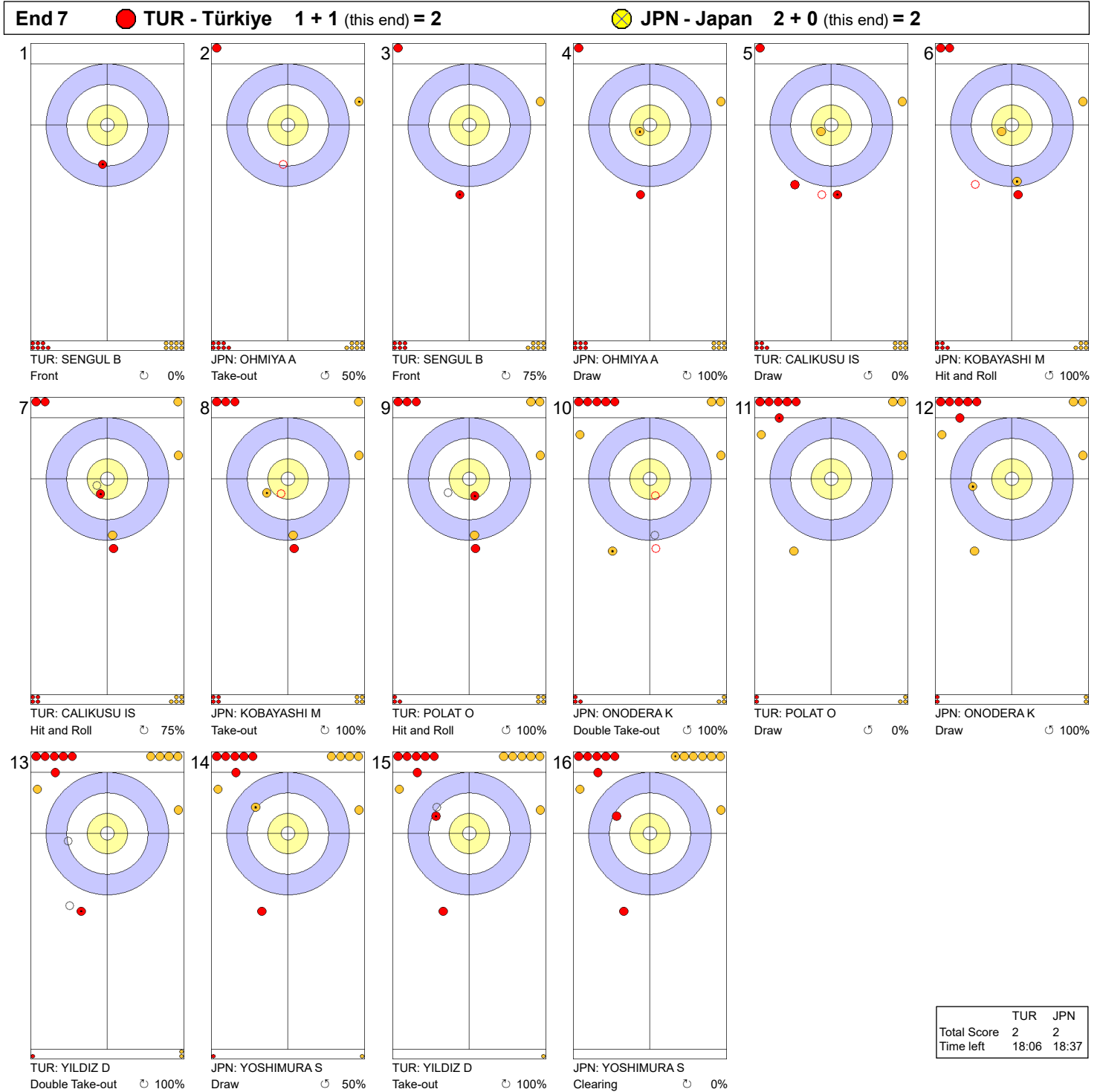
Round Robin Session 15 - Sheet B

Game - Shot by Shot



**Legend:**  
 ↻ Clockwise      ↺ Counter-clockwise      - Not considered

Game - Shot by Shot

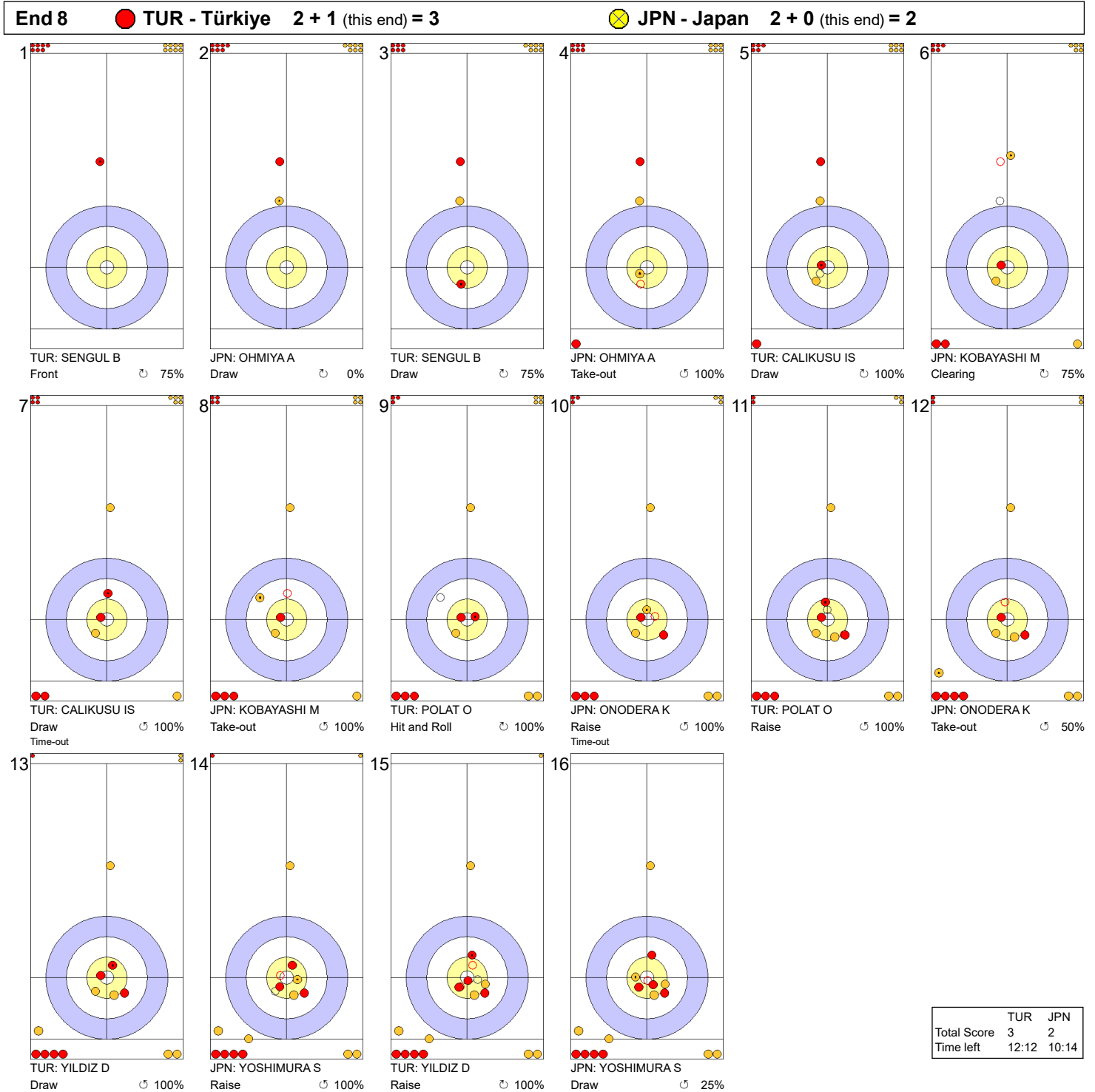


**Legend:**  
 ↻ Clockwise      ↺ Counter-clockwise      - Not considered

THU 20 MAR 2025  
Start Time 9:00

Round Robin Session 15 - Sheet B

Game - Shot by Shot



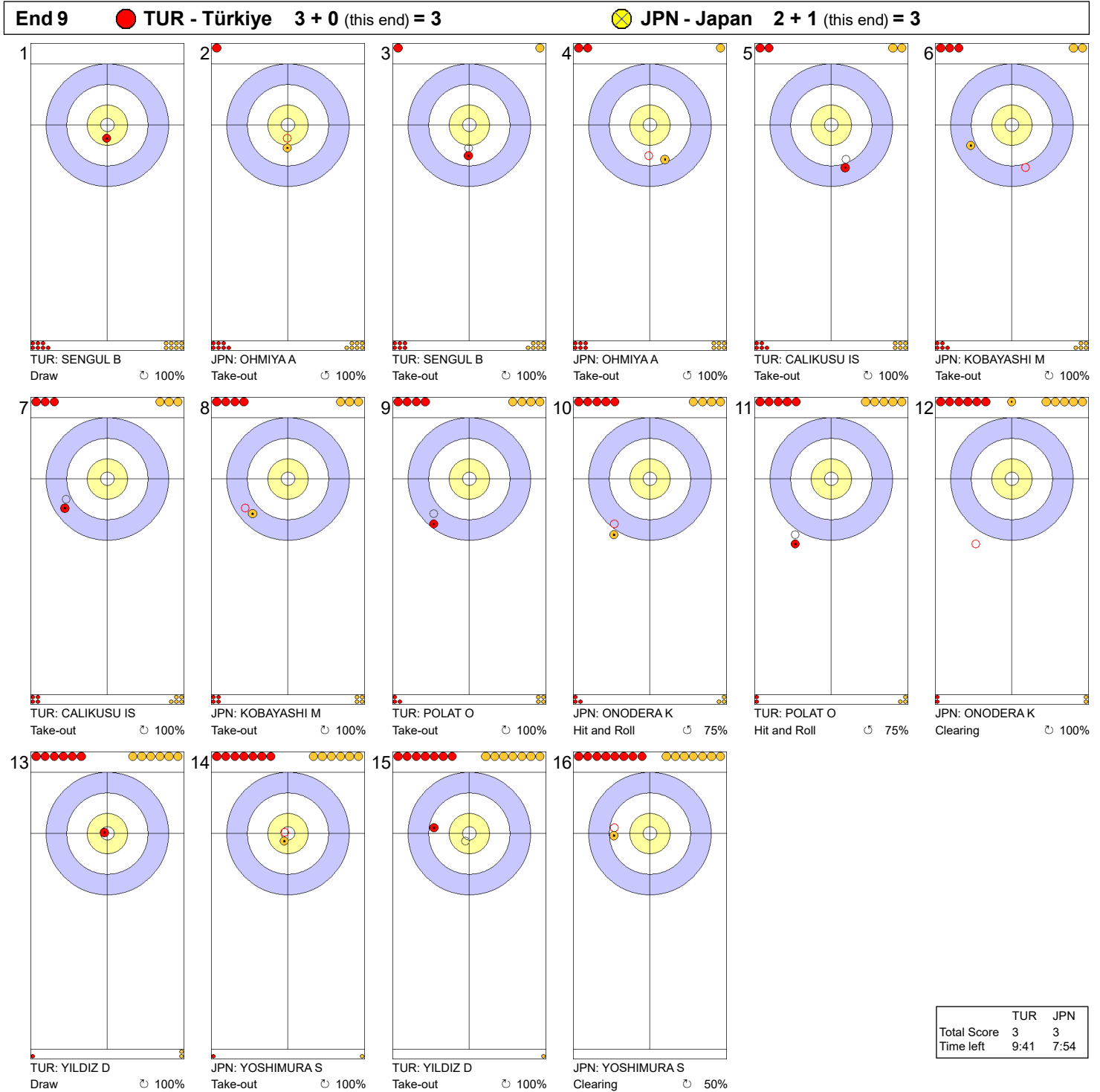
**Legend:**  
 ↻ Clockwise      ↺ Counter-clockwise      - Not considered



THU 20 MAR 2025  
Start Time 9:00

Round Robin Session 15 - Sheet B

Game - Shot by Shot

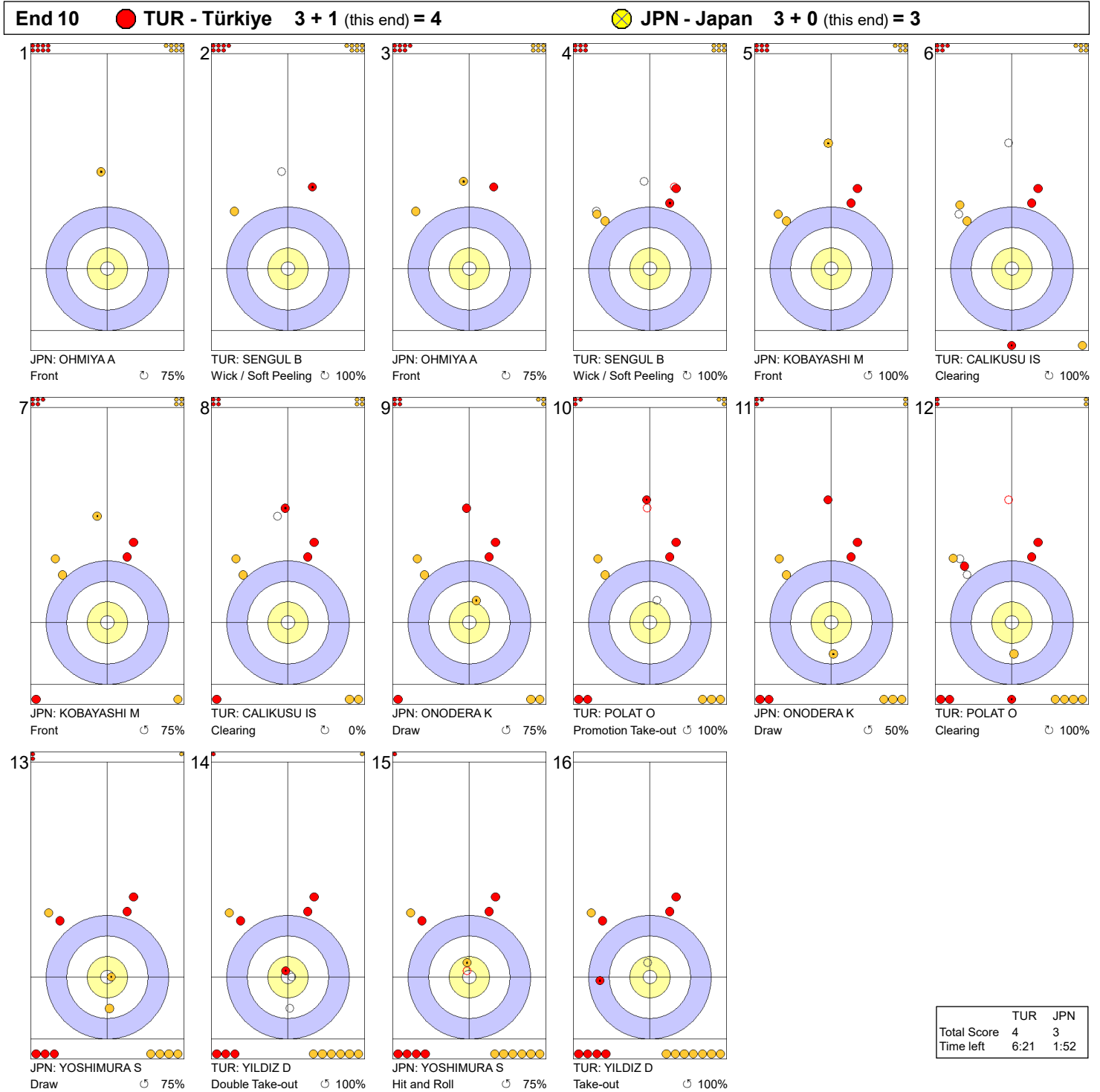


**Legend:**  
 ↻ Clockwise      ↺ Counter-clockwise      - Not considered

THU 20 MAR 2025  
Start Time 9:00

Round Robin Session 15 - Sheet B

Game - Shot by Shot



**Legend:**  
 ↻ Clockwise      ↺ Counter-clockwise      - Not considered

THU 20 MAR 2025  
Start Time 9:00

Round Robin Session 15 - Sheet C

## Game Results

Sheet	Team	LSFE	1	2	3	4	5	6	7	8	9	10	Extra Ends	Total
C	USA - United States		0	0	2	0	2	0	2	0	3	0		9
	DEN - Denmark	*	0	3	0	2	0	1	0	2	0	2		10

USA - United States		Shot Success Game	All
4 S	PETERSON Tabitha	78%	79%
3 V	THIESSE Cory	75%	80%
2	PETERSON Tara	75%	78%
1	ANDERSON-HEIDE Taylor	90%	87%
A	PERSINGER Vicky	-	-
Team Total		79%	81%

DEN - Denmark		Shot Success Game	All
4 S	DUPONT Madeleine	81%	82%
3 V	HALSE Mathilde	81%	81%
2	DUPONT Denise	78%	89%
1	LARSEN My	88%	80%
A	HOLTERMANN Jasmin	-	81%
Team Total		82%	83%

Last Stone Draw		Distance
☺	THIESSE Cory	15.1cm
☹	ANDERSON-HEIDE Taylor	71.4cm
<b>Total</b>		<b>86.5cm</b>

Last Stone Draw		Distance
☺	DUPONT Madeleine	32.6cm
☹	DUPONT Denise	23.2cm
<b>Total</b>		<b>55.8cm</b>

Time remaining: 0 minutes 38 seconds

Time-out: End 10 - USA stone 8

Time remaining: 1 minute 38 seconds

Time-out: End 9 - DEN stone 6

## Shot Success Analysis

USA - United States		☺	☹	Game	
4	PETERSON Tabitha	Draws	5 90%	4 50%	9 72%
		Take-outs	5 70%	6 92%	11 82%
		Total	10 80%	10 75%	20 78%
3	THIESSE Cory	Draws	7 79%	5 80%	12 79%
		Take-outs	3 50%	5 80%	8 69%
		Total	10 70%	10 80%	20 75%
2	PETERSON Tara	Draws	9 75%	4 75%	13 75%
		Take-outs	3 100%	4 56%	7 75%
		Total	12 81%	8 66%	20 75%
1	ANDERSON-HEIDE Taylor	Draws	3 100%	16 88%	19 89%
		Take-outs	0 -	1 100%	1 100%
		Total	3 100%	17 88%	20 90%
A	PERSINGER Vicky	Draws	0 -	0 -	0 -
		Take-outs	0 -	0 -	0 -
		Total	0 -	0 -	0 -
Team		Draws	24 82%	29 79%	53 81%
		Take-outs	11 73%	16 80%	27 77%
		Total	35 79%	45 79%	80 79%

DEN - Denmark		☺	☹	Game	
4	DUPONT Madeleine	Draws	4 75%	9 86%	13 83%
		Take-outs	4 63%	3 100%	7 79%
		Total	8 69%	12 90%	20 81%
3	HALSE Mathilde	Draws	5 55%	5 95%	10 75%
		Take-outs	3 83%	7 89%	10 88%
		Total	8 66%	12 92%	20 81%
2	DUPONT Denise	Draws	4 56%	6 75%	10 68%
		Take-outs	5 90%	5 85%	10 88%
		Total	9 75%	11 80%	20 78%
1	LARSEN My	Draws	3 100%	13 90%	16 92%
		Take-outs	0 -	4 69%	4 69%
		Total	3 100%	17 85%	20 88%
A	HOLTERMANN Jasmin	Draws	0 -	0 -	0 -
		Take-outs	0 -	0 -	0 -
		Total	0 -	0 -	0 -
Team		Draws	16 69%	33 87%	49 81%
		Take-outs	12 79%	19 86%	31 83%
		Total	28 73%	52 87%	80 82%

### Note:

Position and function for each team member:

4 = Fourth, 3 = Third, 2 = Second, 1 = Lead, A = Alternate, S = Skip, V = Vice-Skip

### Legend:

☺ Clockwise

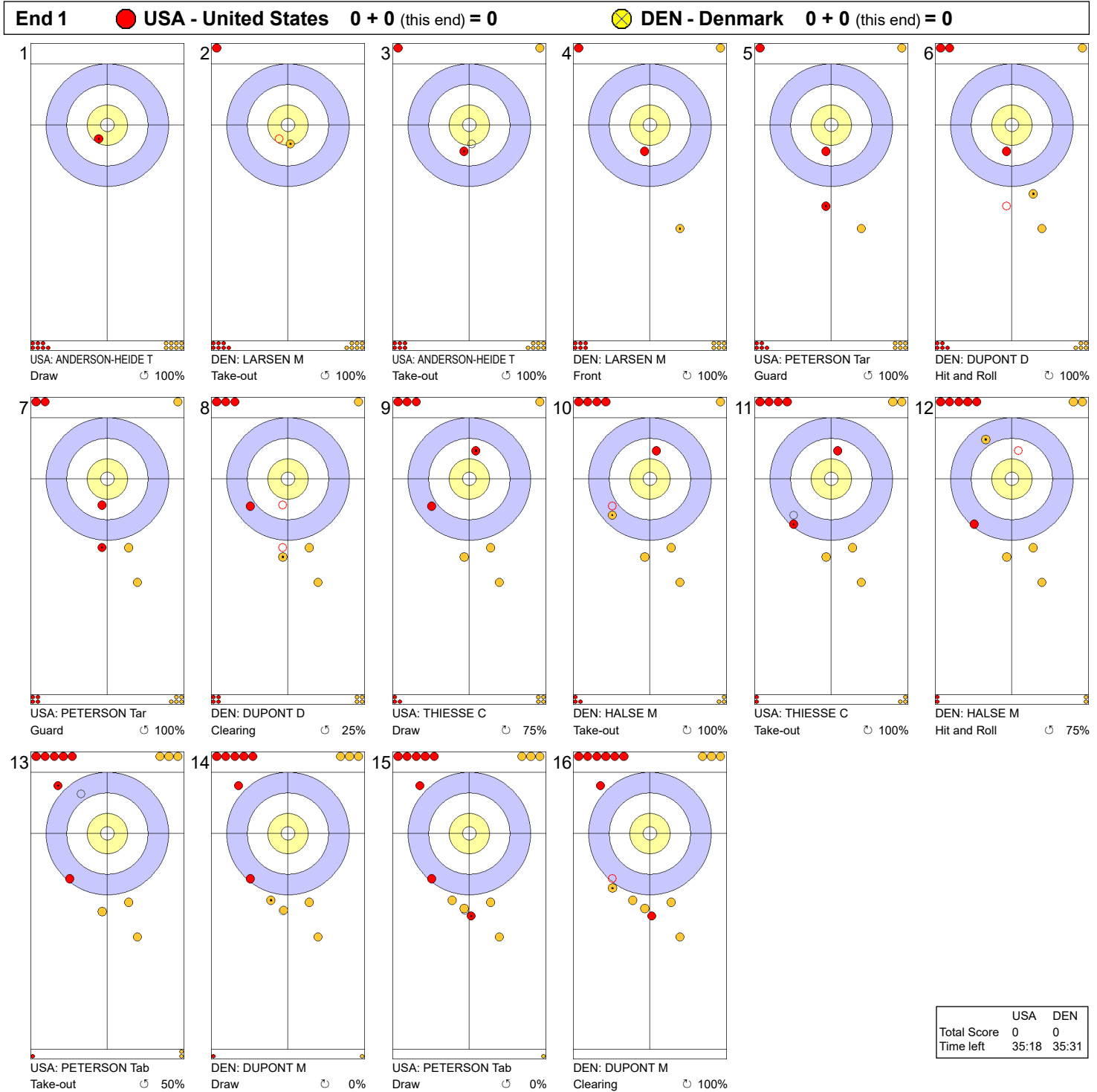
☹ Counter-clockwise

LSFE(\*) Last Stone First End

THU 20 MAR 2025  
Start Time 9:00

Round Robin Session 15 - Sheet C

Game - Shot by Shot

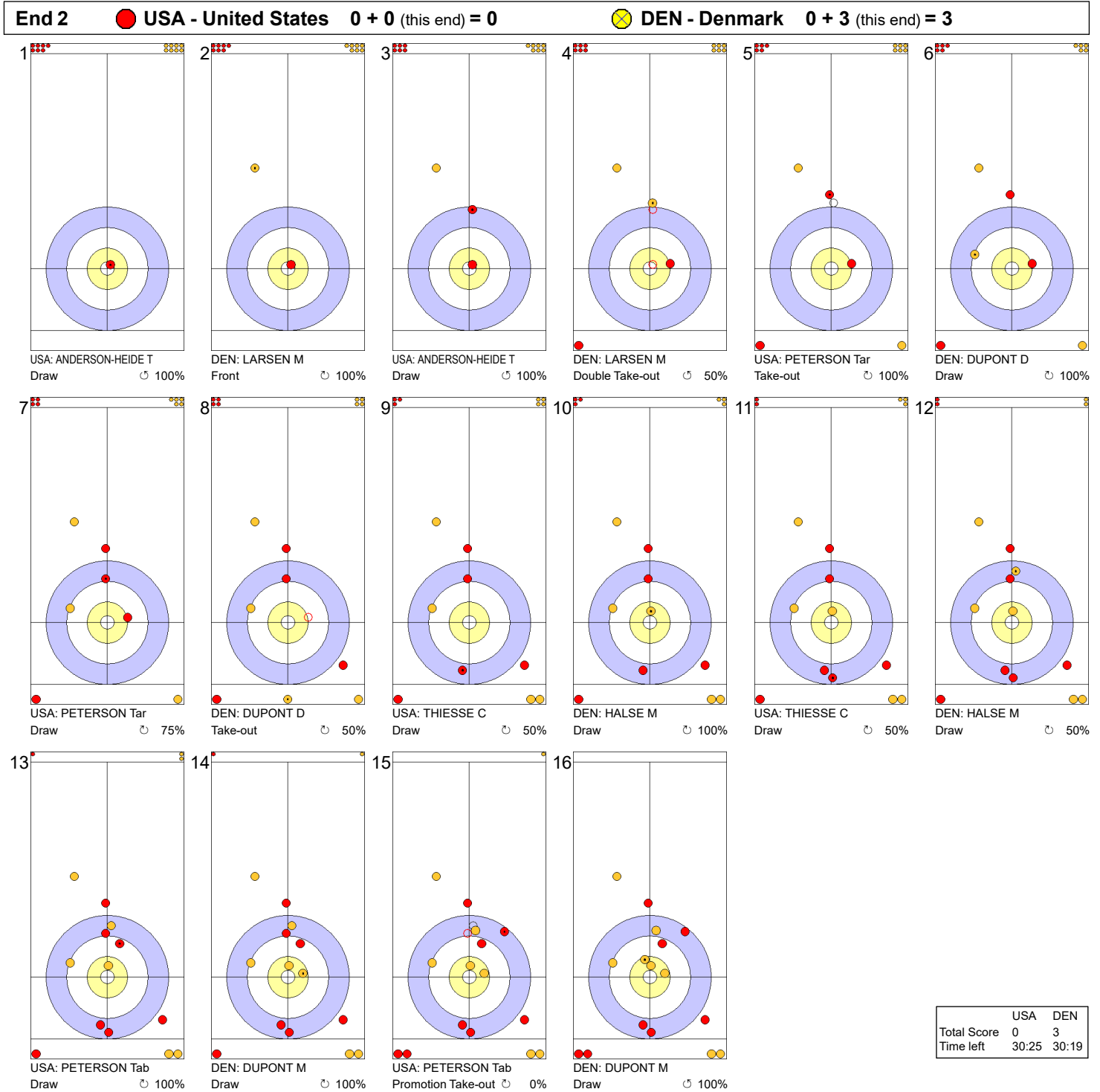


**Legend:**  
 ↻ Clockwise      ↺ Counter-clockwise      - Not considered

THU 20 MAR 2025  
Start Time 9:00

Round Robin Session 15 - Sheet C

Game - Shot by Shot



**Legend:**  
 ↻ Clockwise      ↺ Counter-clockwise      - Not considered

THU 20 MAR 2025  
Start Time 9:00

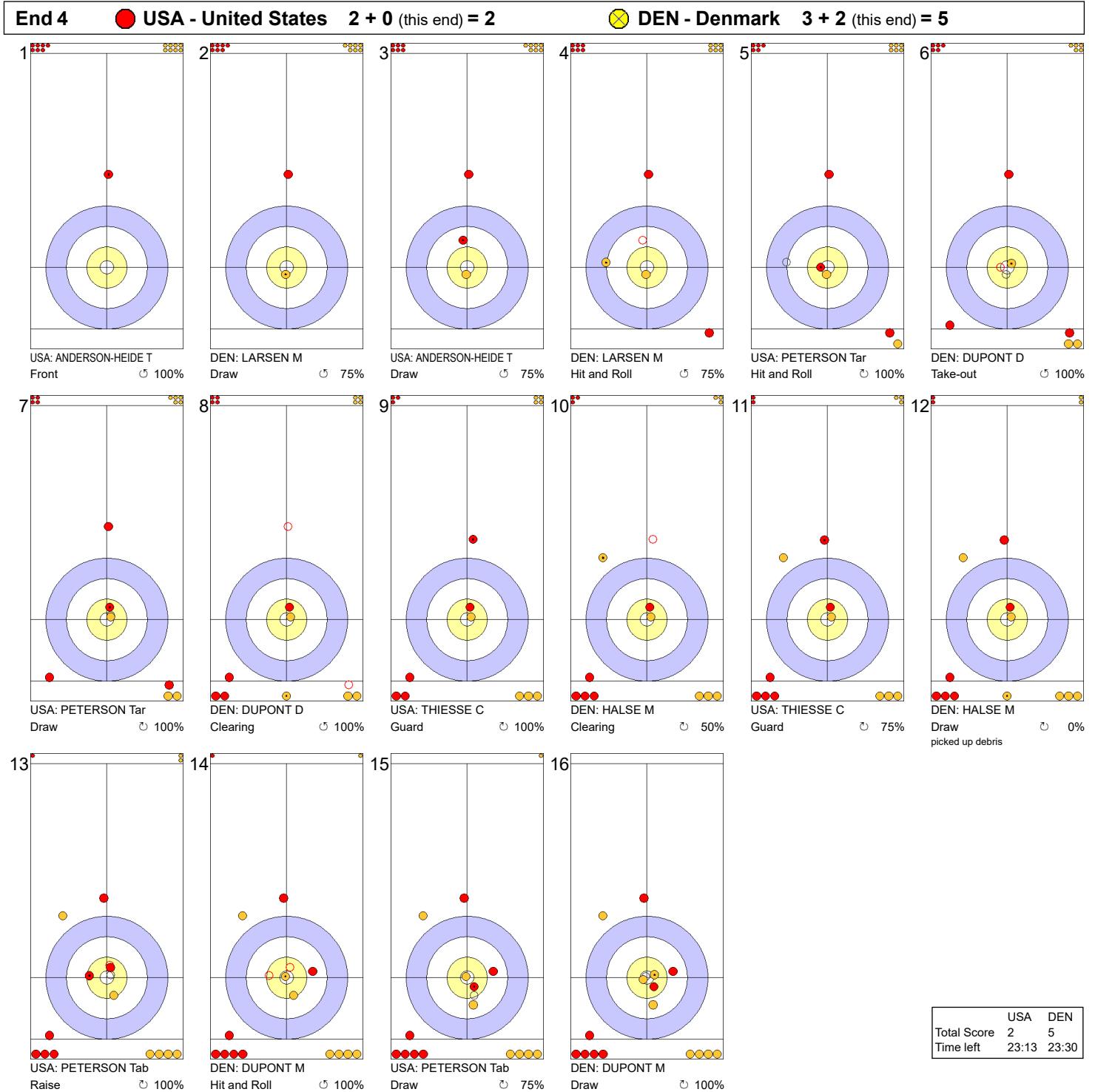
Round Robin Session 15 - Sheet C



Game - Shot by Shot



**Legend:**  
 ↻ Clockwise      ↺ Counter-clockwise      - Not considered

Game - Shot by Shot

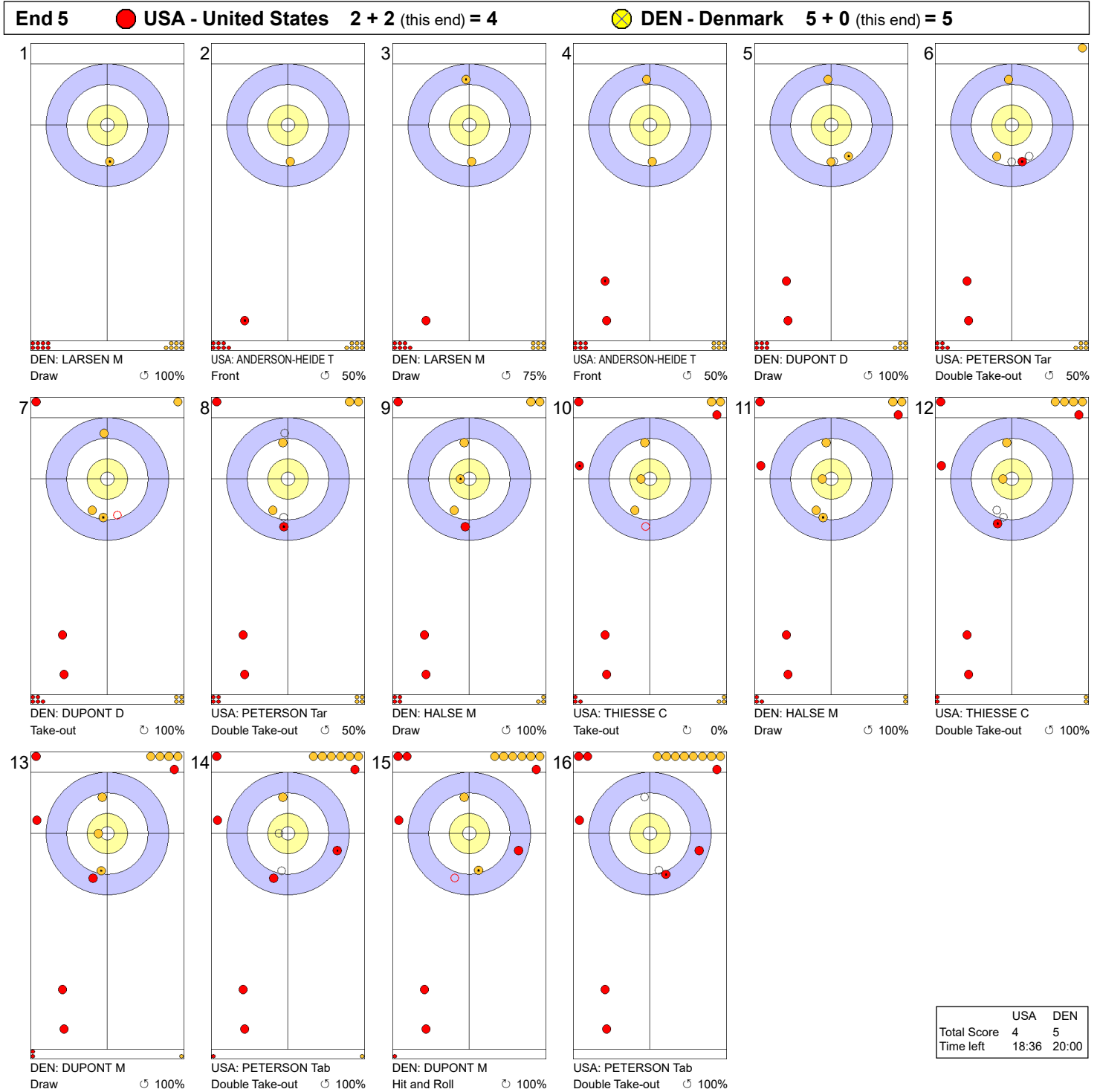


**Legend:**  
 Clockwise     
  Counter-clockwise     
 - Not considered

THU 20 MAR 2025  
Start Time 9:00

Round Robin Session 15 - Sheet C

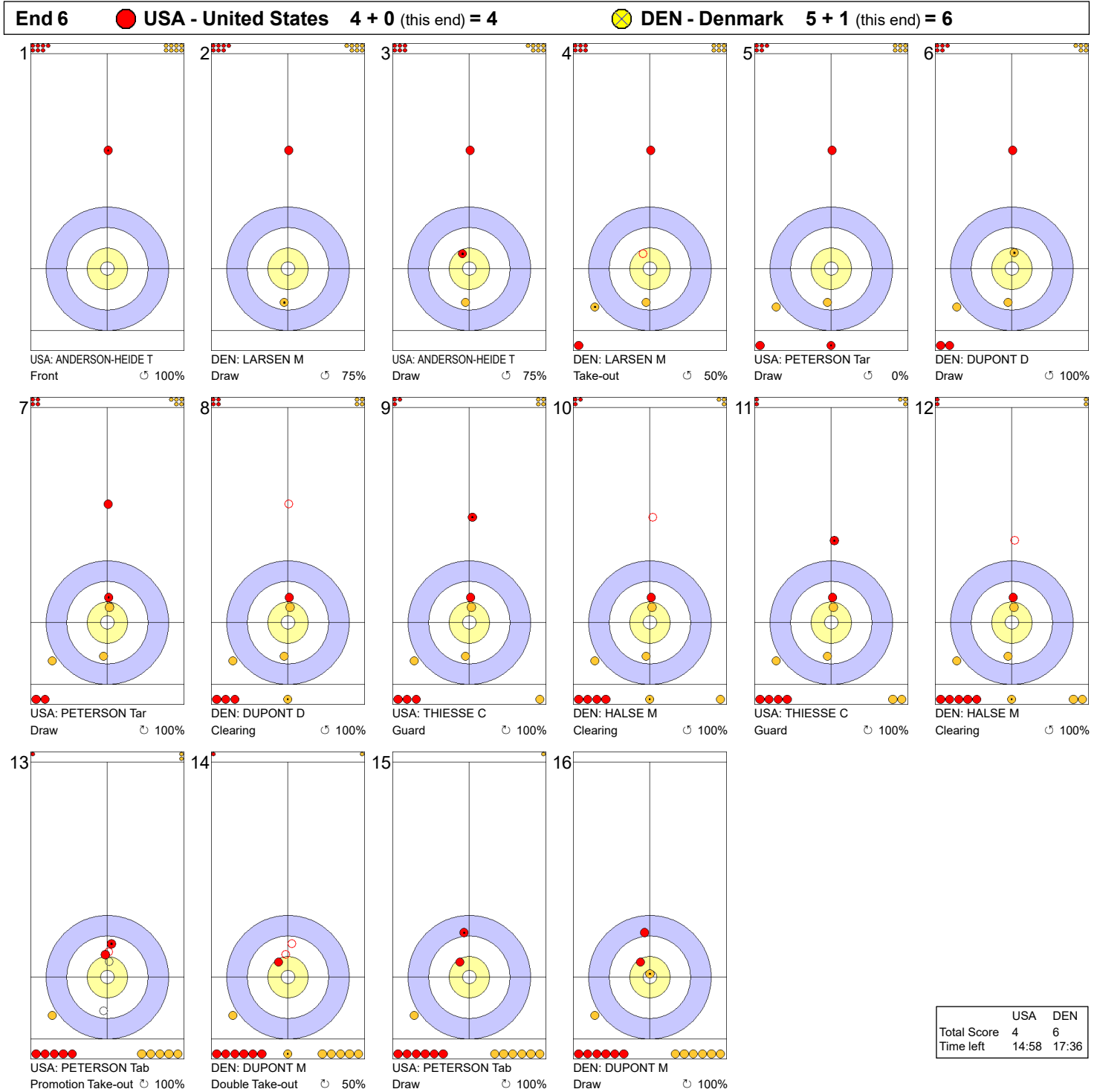
Game - Shot by Shot



**Legend:**  
 ↻ Clockwise      ↺ Counter-clockwise      - Not considered



Game - Shot by Shot



**Legend:**  
 ↻ Clockwise      ↺ Counter-clockwise      - Not considered

Game - Shot by Shot

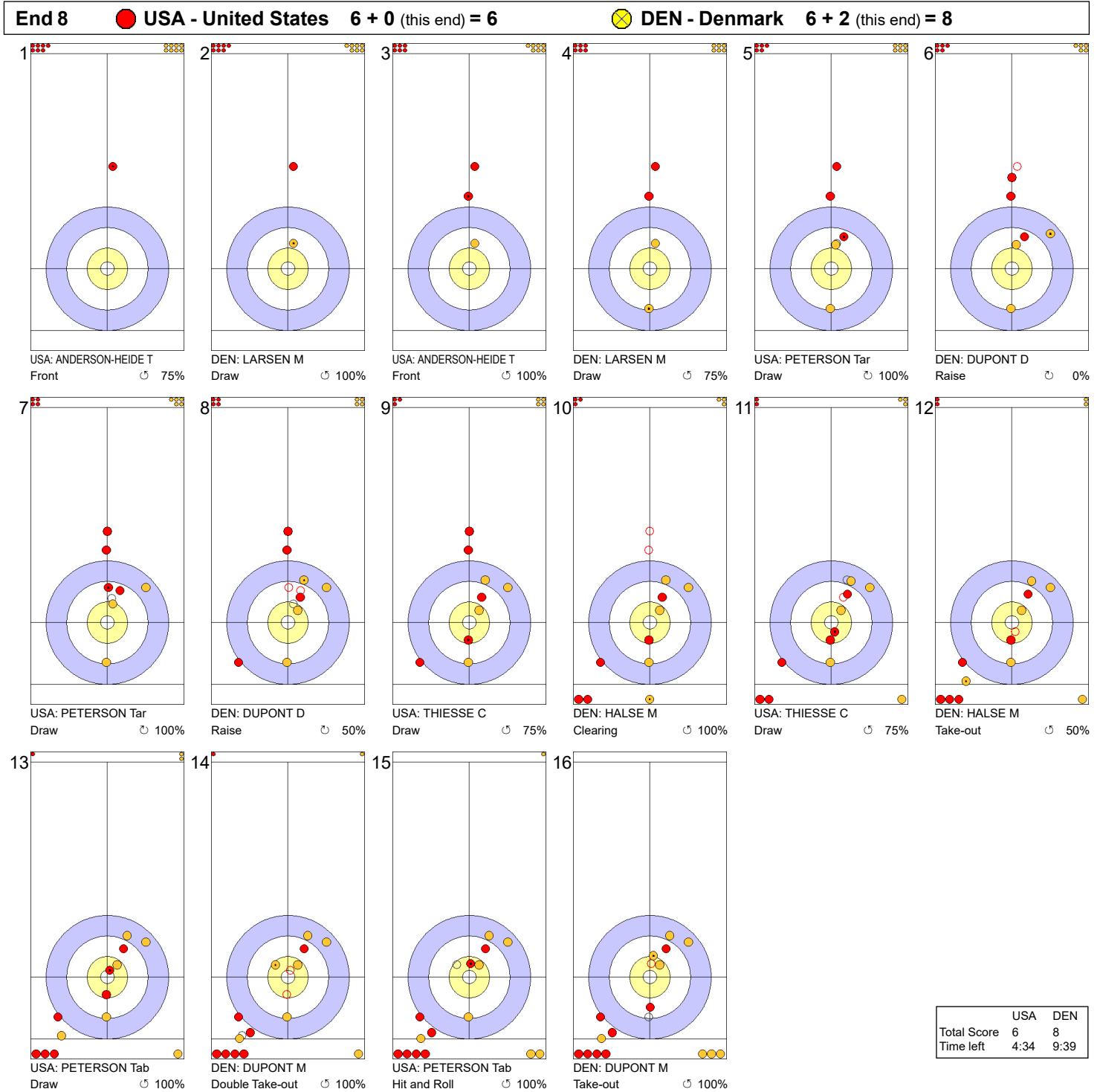


**Legend:**  
 ↻ Clockwise      ↺ Counter-clockwise      - Not considered

THU 20 MAR 2025  
Start Time 9:00

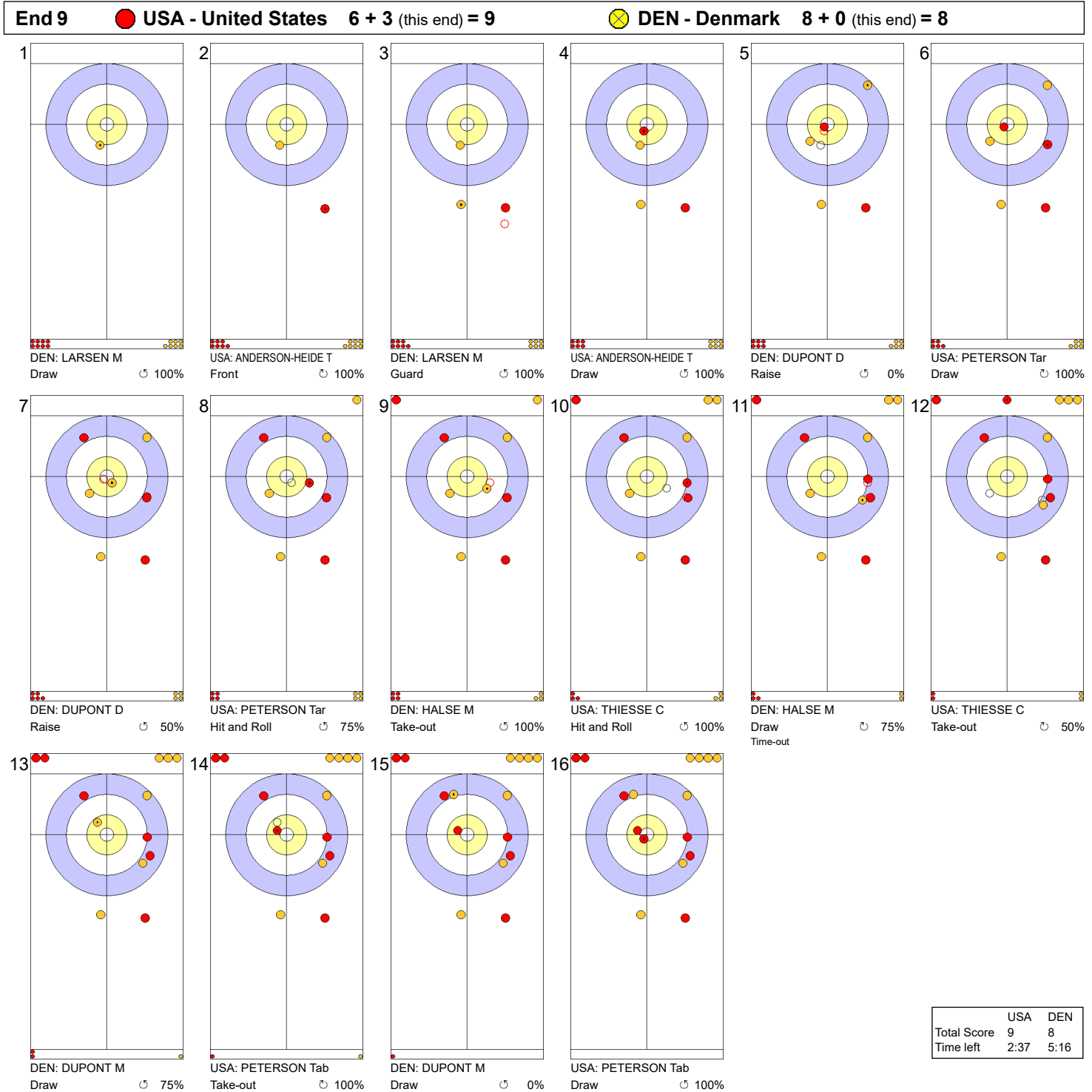
Round Robin Session 15 - Sheet C

Game - Shot by Shot



**Legend:**  
 ↻ Clockwise      ↻ Counter-clockwise      - Not considered

Game - Shot by Shot

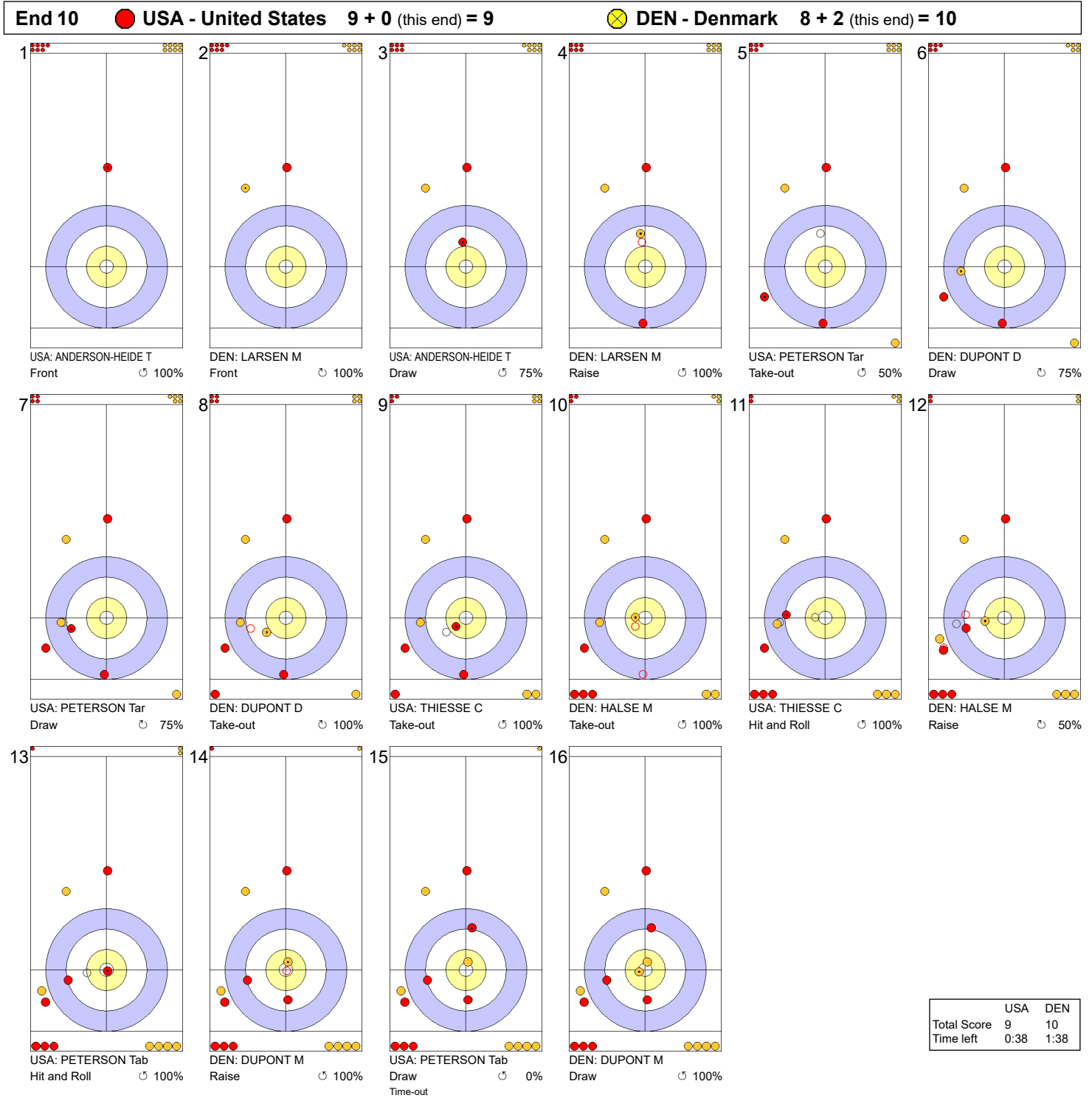


**Legend:**  
 ↻ Clockwise      ↺ Counter-clockwise      - Not considered

THU 20 MAR 2025  
Start Time 9:00

Round Robin Session 15 - Sheet C

Game - Shot by Shot



**Legend:**  
 ↻ Clockwise      ↺ Counter-clockwise      - Not considered

THU 20 MAR 2025  
Start Time 9:00

Round Robin Session 15 - Sheet D

## Game Results

Sheet	Team	LSFE	1	2	3	4	5	6	7	8	9	10	Extra Ends	Total
D	CAN - Canada	*	0	1	0	2	0	0	1	0	2	0	1	7
	SUI - Switzerland		0	0	2	0	2	0	0	1	0	1	0	6

CAN - Canada		Shot Success Game	All
4 S	HOMAN Rachel	86%	85%
3 V	FLEURY Tracy	86%	87%
2	MISKEW Emma	84%	87%
1	WILKES Sarah	95%	92%
A	BROWN Rachel	-	-
Team Total		88%	88%

SUI - Switzerland		Shot Success Game	All
4 V	PAETZ Alina	91%	87%
3 S	TIRINZONI Silvana	76%	88%
2	HOWALD Carole	81%	85%
1	WITSCHONKE Selina	89%	87%
A	BERSET Stefanie	-	-
Team Total		84%	87%

Last Stone Draw		Distance
⌚	HOMAN Rachel	17.2cm
⌚	FLEURY Tracy	38.9cm
<b>Total</b>		<b>56.1cm</b>

Last Stone Draw		Distance
⌚	PAETZ Alina	37.5cm
⌚	TIRINZONI Silvana	37.8cm
<b>Total</b>		<b>75.3cm</b>

Time remaining: 1 minute 3 seconds  
1 minute 3 seconds (after extra end)

Time remaining: 0 minutes 17 seconds  
1 minute 13 seconds (after extra end)

Time-out: End 10 - CAN stone 8; End 11 - CAN stone 7

Time-out: End 9 - SUI stone 7; End 11 - SUI stone 6

## Shot Success Analysis

CAN - Canada		⌚	⌚	Game
4	HOMAN Rachel	Draws 8 81%	2 88%	10 83%
		Take-outs 7 89%	4 88%	11 89%
		Total 15 85%	6 88%	21 86%
3	FLEURY Tracy	Draws 10 95%	2 75%	12 92%
		Take-outs 6 88%	4 69%	10 80%
		Total 16 92%	6 71%	22 86%
2	MISKEW Emma	Draws 4 88%	3 100%	7 93%
		Take-outs 10 70%	5 100%	15 80%
		Total 14 75%	8 100%	22 84%
1	WILKES Sarah	Draws 17 94%	3 100%	20 95%
		Take-outs 1 100%	1 100%	2 100%
		Total 18 94%	4 100%	22 95%
A	BROWN Rachel	Draws 0 -	0 -	0 -
		Take-outs 0 -	0 -	0 -
		Total 0 -	0 -	0 -
Team		Draws 39 91%	10 93%	49 91%
		Take-outs 24 81%	14 88%	38 84%
		Total 63 87%	24 90%	87 88%

SUI - Switzerland		⌚	⌚	Game
4	PAETZ Alina	Draws 6 100%	2 100%	8 100%
		Take-outs 6 92%	8 81%	14 86%
		Total 12 96%	10 85%	22 91%
3	TIRINZONI Silvana	Draws 3 58%	1 100%	4 69%
		Take-outs 9 83%	9 72%	18 78%
		Total 12 77%	10 75%	22 76%
2	HOWALD Carole	Draws 6 50%	2 63%	8 53%
		Take-outs 7 96%	7 96%	14 96%
		Total 13 75%	9 89%	22 81%
1	WITSCHONKE Selina	Draws 8 81%	12 98%	20 91%
		Take-outs 1 75%	1 50%	2 63%
		Total 9 81%	13 94%	22 89%
A	BERSET Stefanie	Draws 0 -	0 -	0 -
		Take-outs 0 -	0 -	0 -
		Total 0 -	0 -	0 -
Team		Draws 23 75%	17 94%	40 83%
		Take-outs 23 89%	25 81%	48 85%
		Total 46 82%	42 86%	88 84%

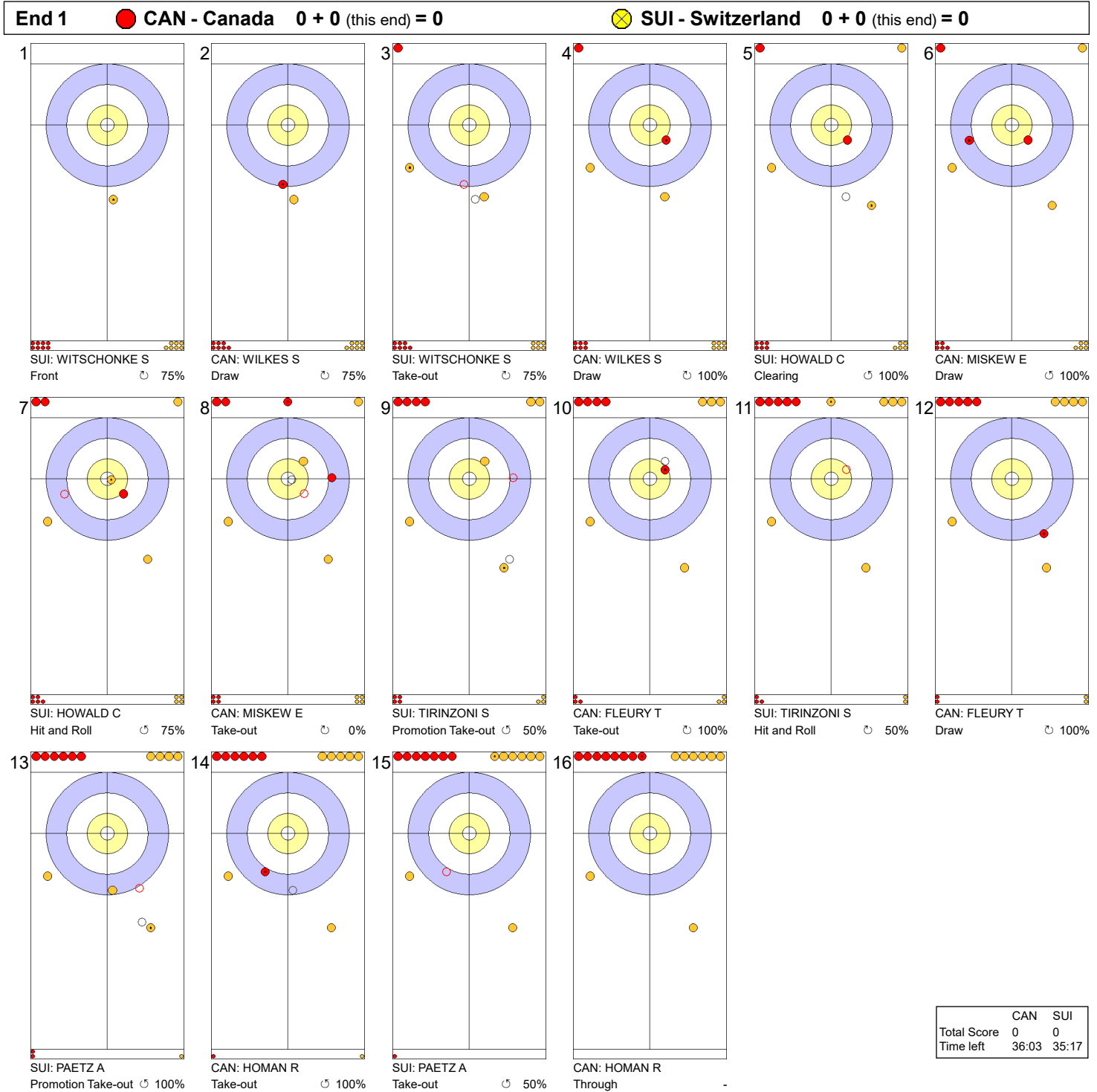
**Note:**  
Position and function for each team member:  
4 = Fourth, 3 = Third, 2 = Second, 1 = Lead, A = Alternate, S = Skip, V = Vice-Skip

**Legend:**  
⌚ Clockwise      ⌚ Counter-clockwise      LSFE(\*) Last Stone First End

THU 20 MAR 2025  
Start Time 9:00

Round Robin Session 15 - Sheet D

Game - Shot by Shot

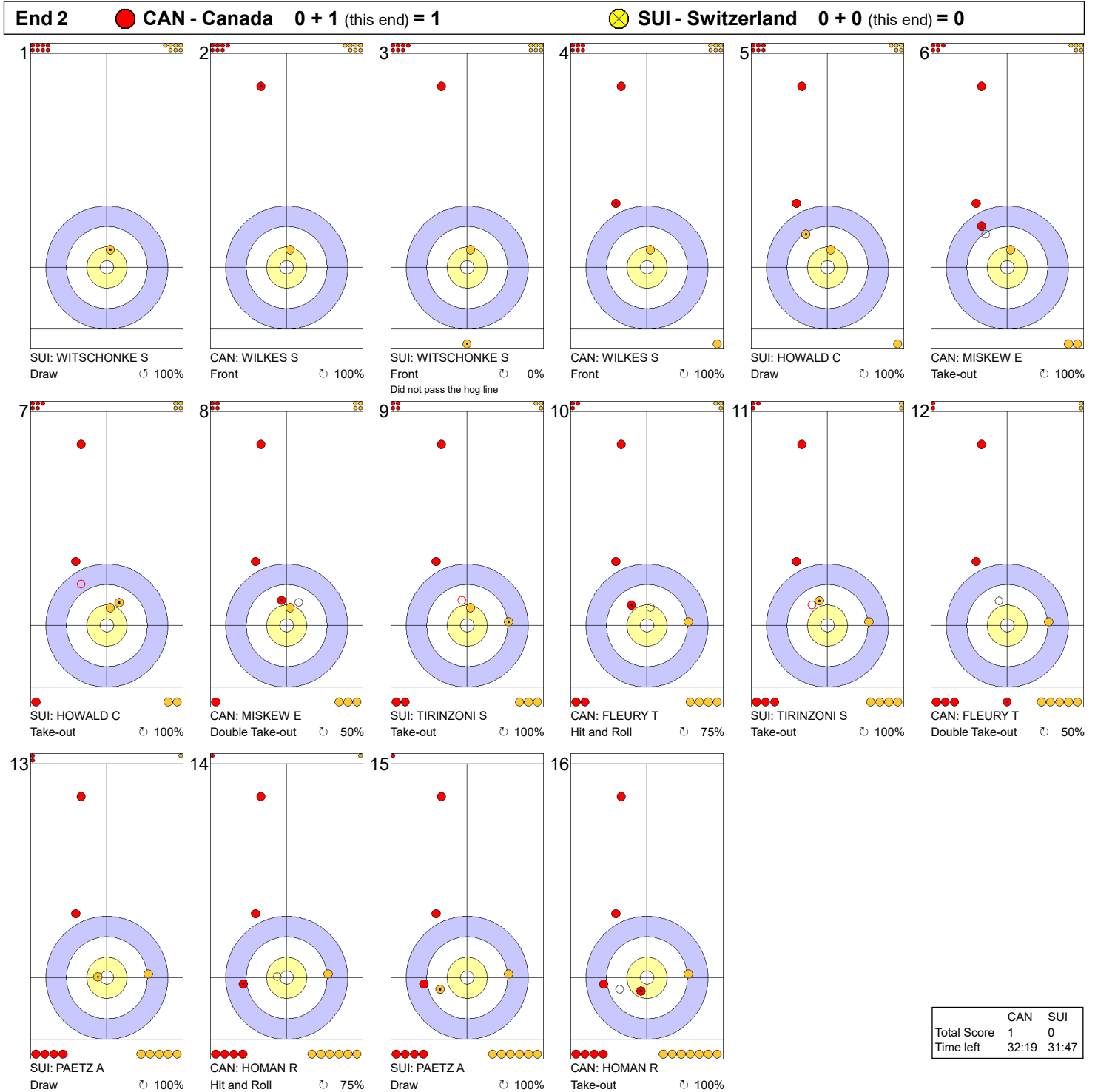


**Legend:**  
 ↻ Clockwise      ↺ Counter-clockwise      - Not considered

THU 20 MAR 2025  
Start Time 9:00

Round Robin Session 15 - Sheet D

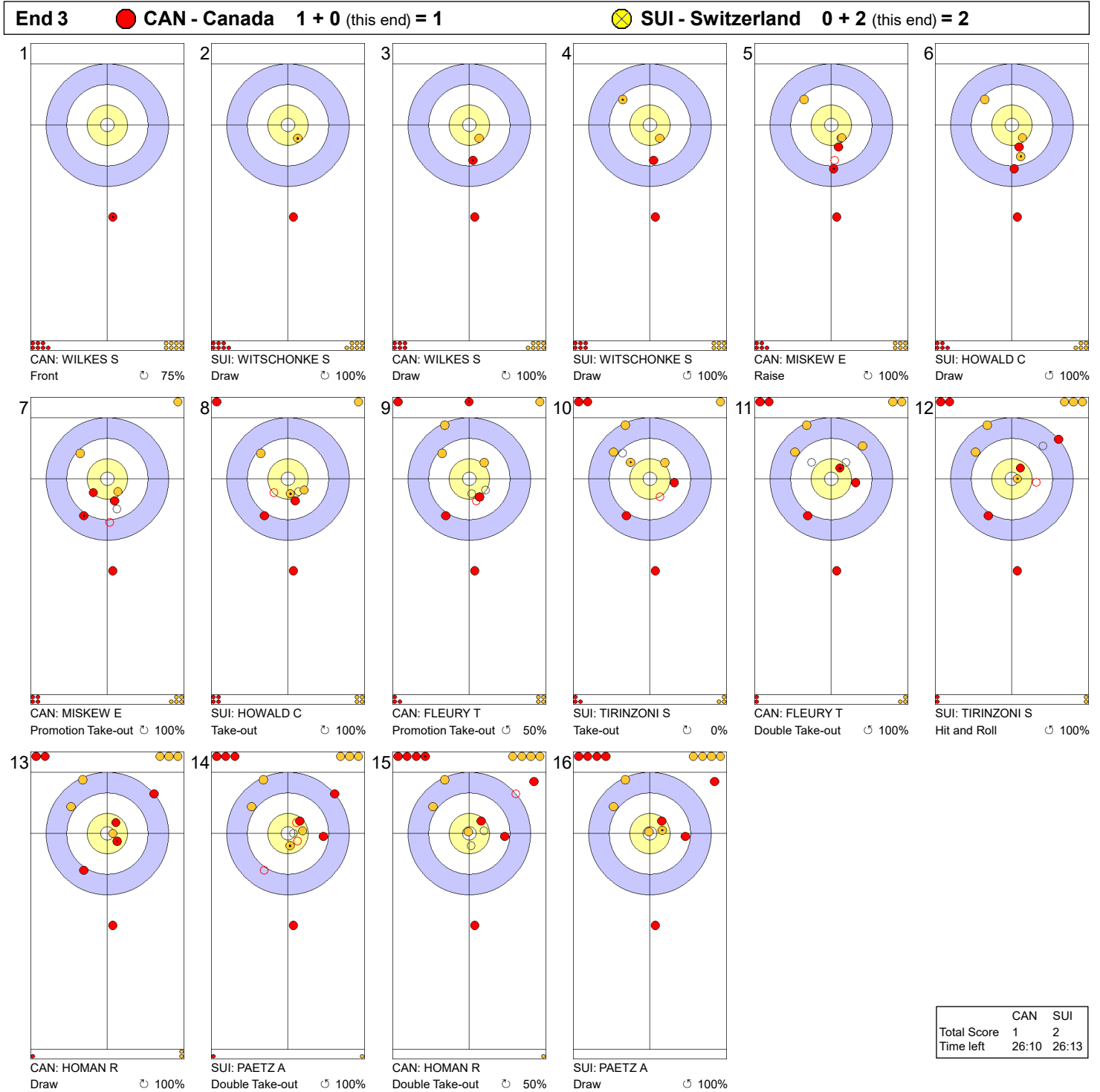
Game - Shot by Shot



**Legend:**  
 ↻ Clockwise      ↺ Counter-clockwise      - Not considered



Game - Shot by Shot




**Legend:**  
 ↻ Clockwise      ↺ Counter-clockwise      - Not considered

THU 20 MAR 2025  
Start Time 9:00

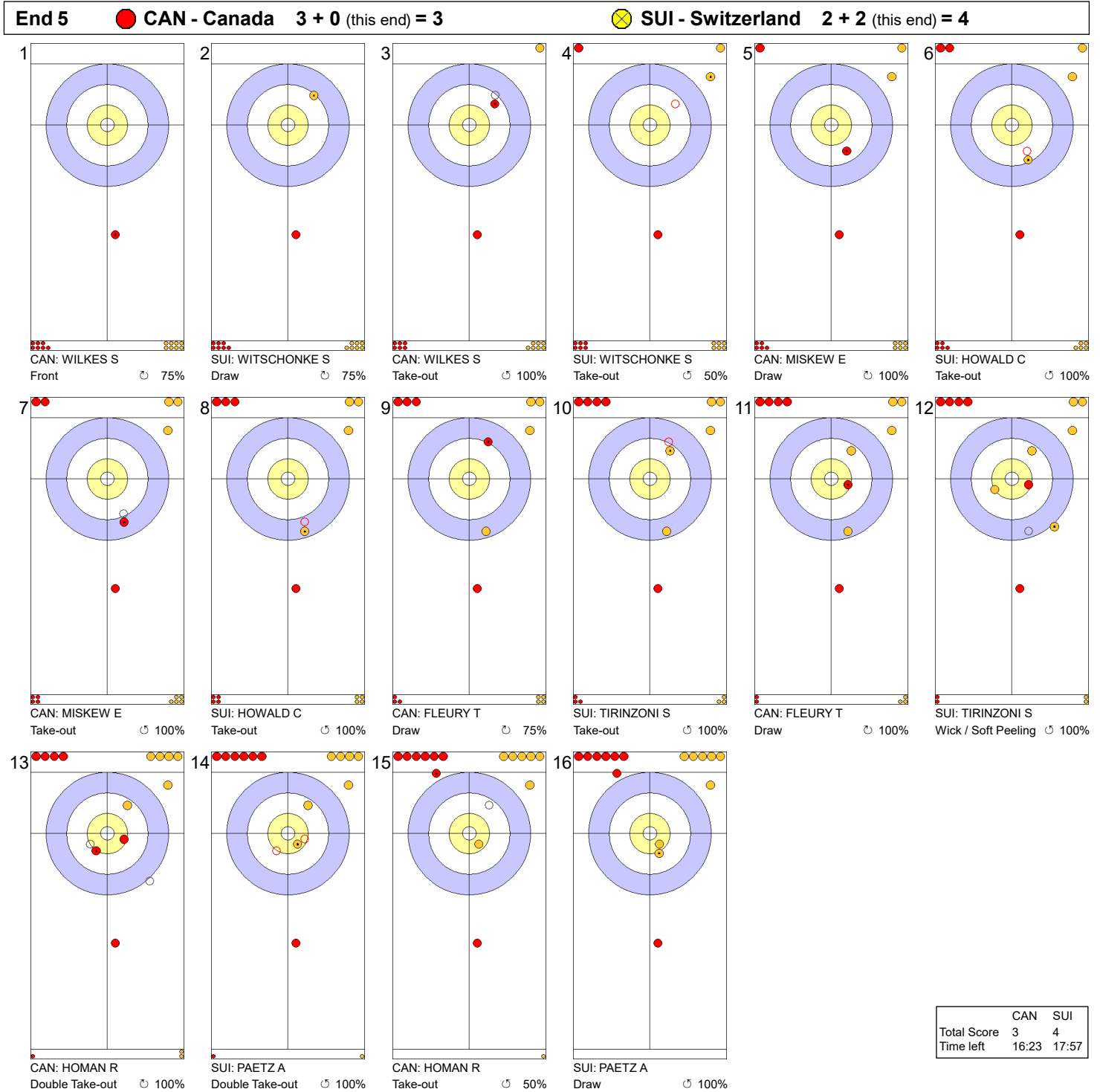
Round Robin Session 15 - Sheet D

Game - Shot by Shot



**Legend:**  
 ↻ Clockwise   ↺ Counter-clockwise   - Not considered

Game - Shot by Shot

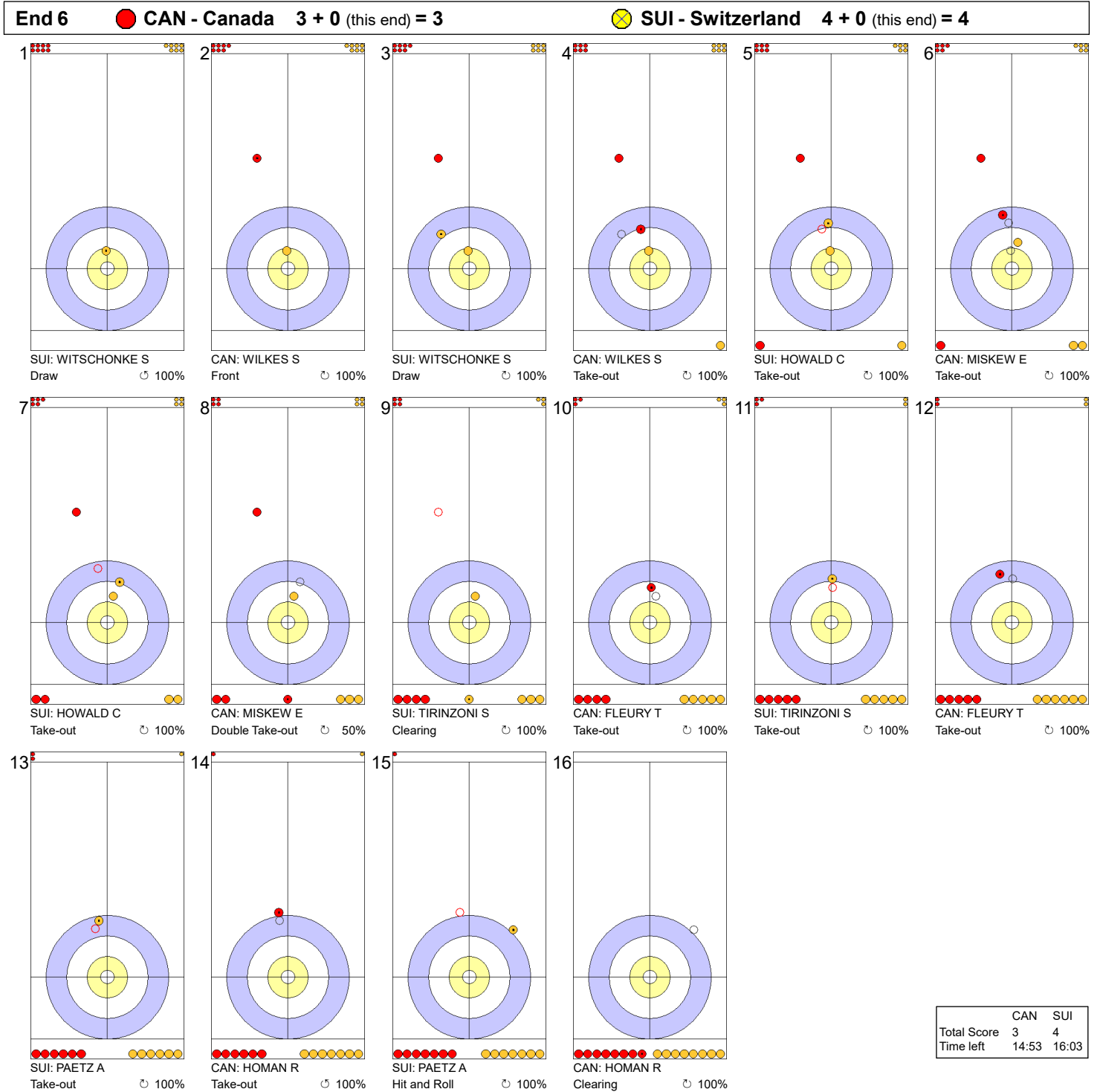


**Legend:**  
 ↻ Clockwise      ↺ Counter-clockwise      - Not considered

THU 20 MAR 2025  
Start Time 9:00

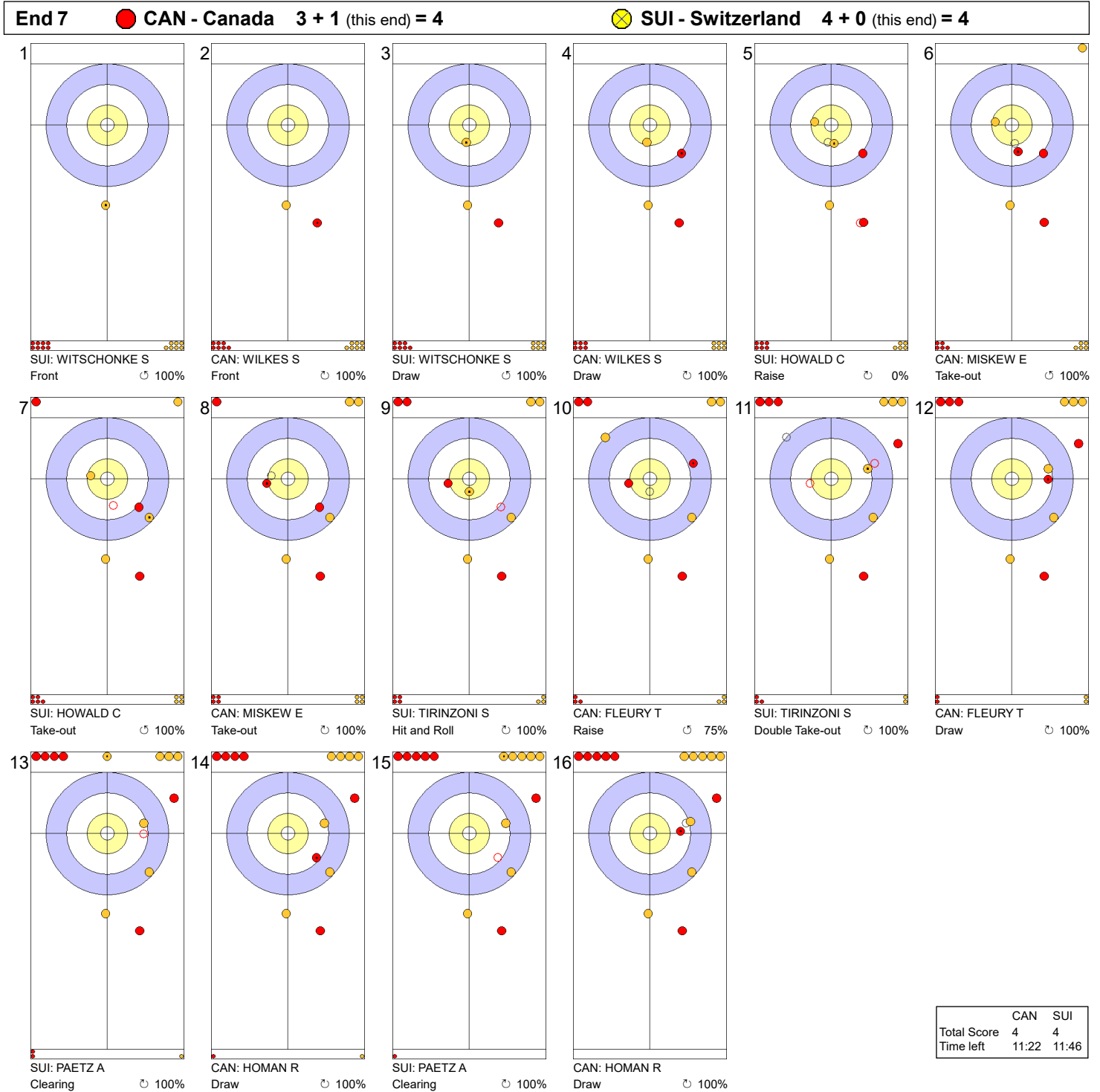
Round Robin Session 15 - Sheet D

Game - Shot by Shot



**Legend:**  
 ↻ Clockwise      ↺ Counter-clockwise      - Not considered

Game - Shot by Shot

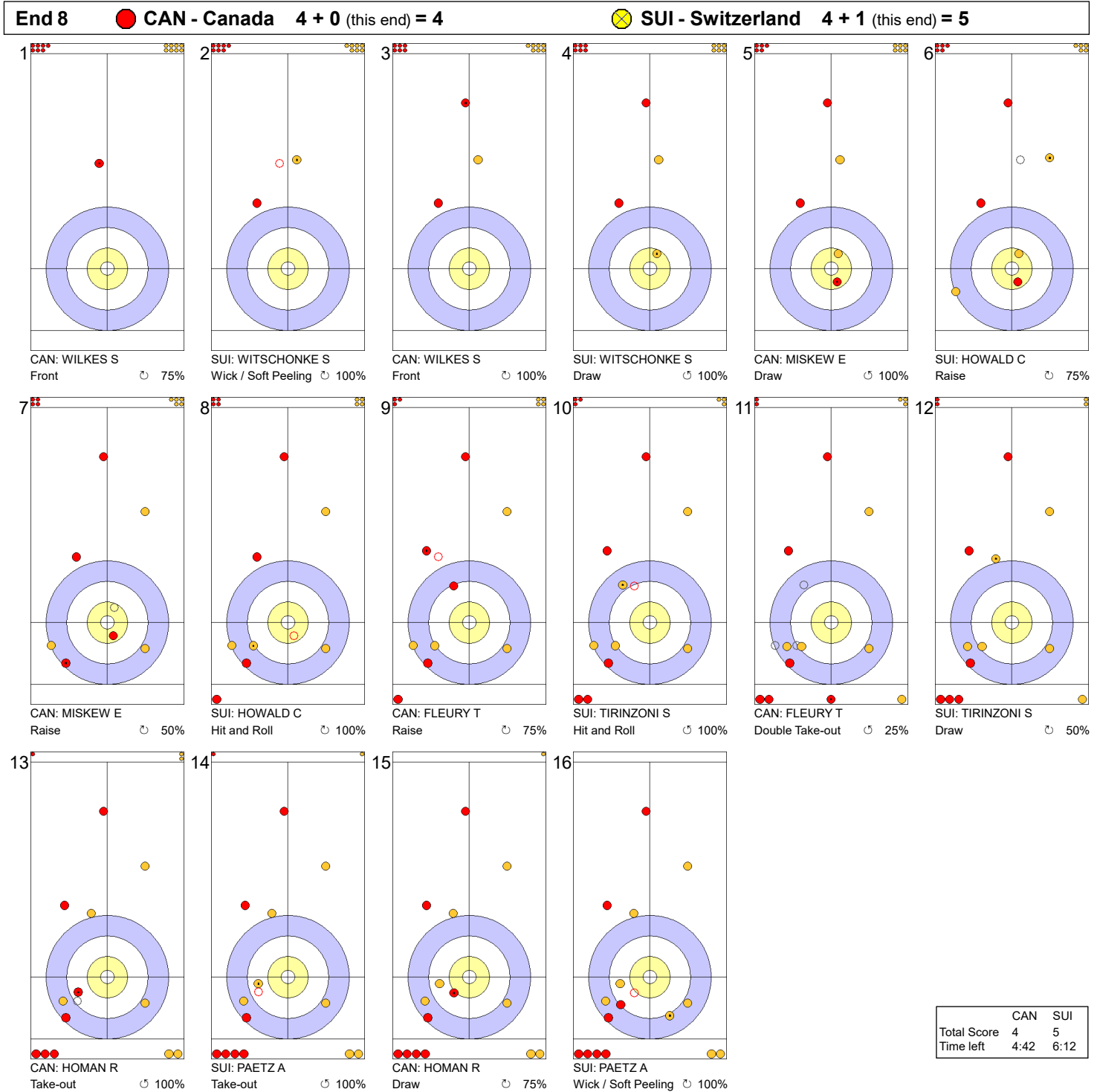


**Legend:**  
 ↻ Clockwise      ↺ Counter-clockwise      - Not considered

THU 20 MAR 2025  
Start Time 9:00

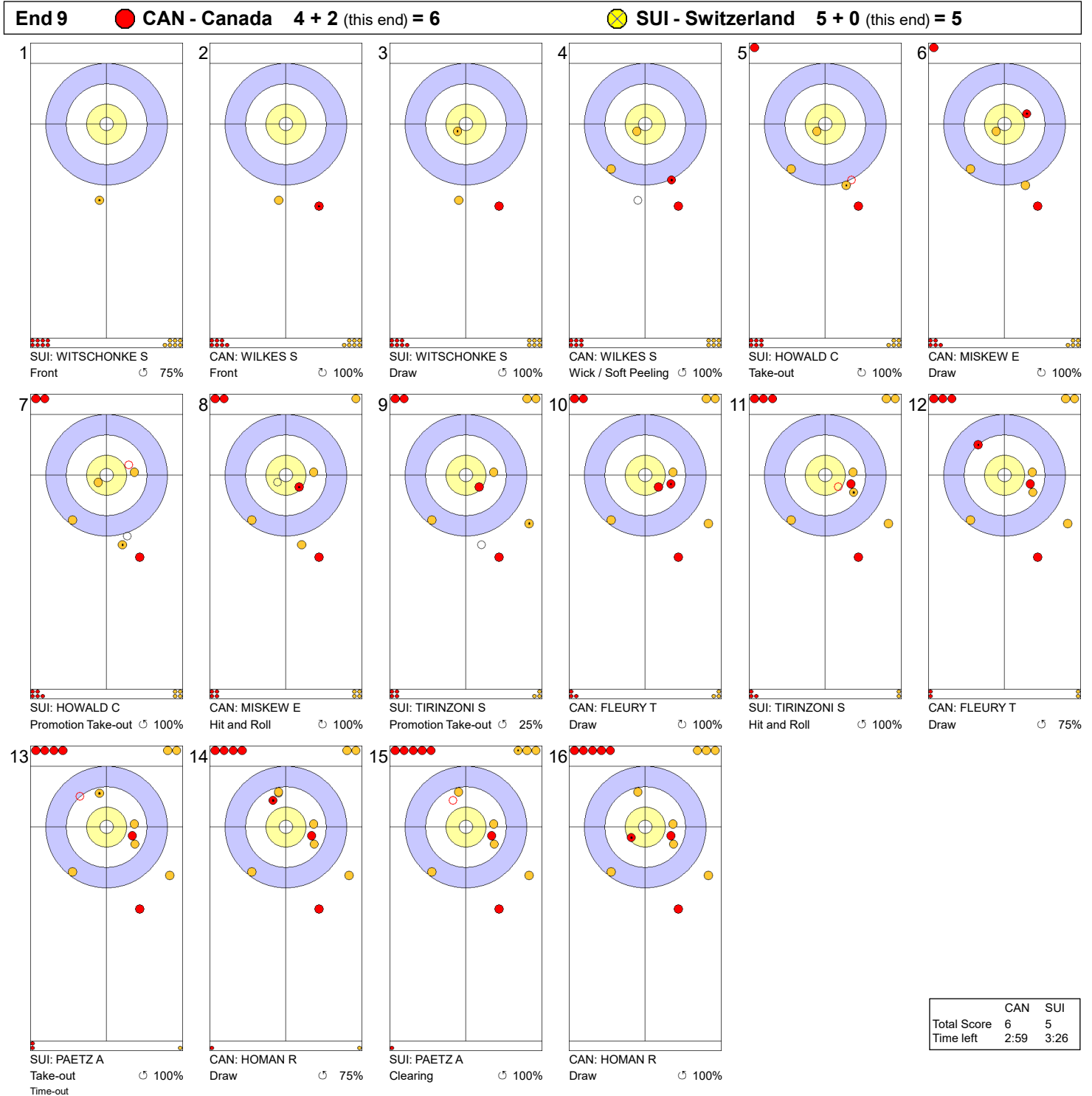
Round Robin Session 15 - Sheet D

Game - Shot by Shot



**Legend:**  
 ↻ Clockwise      ↺ Counter-clockwise      - Not considered

Game - Shot by Shot

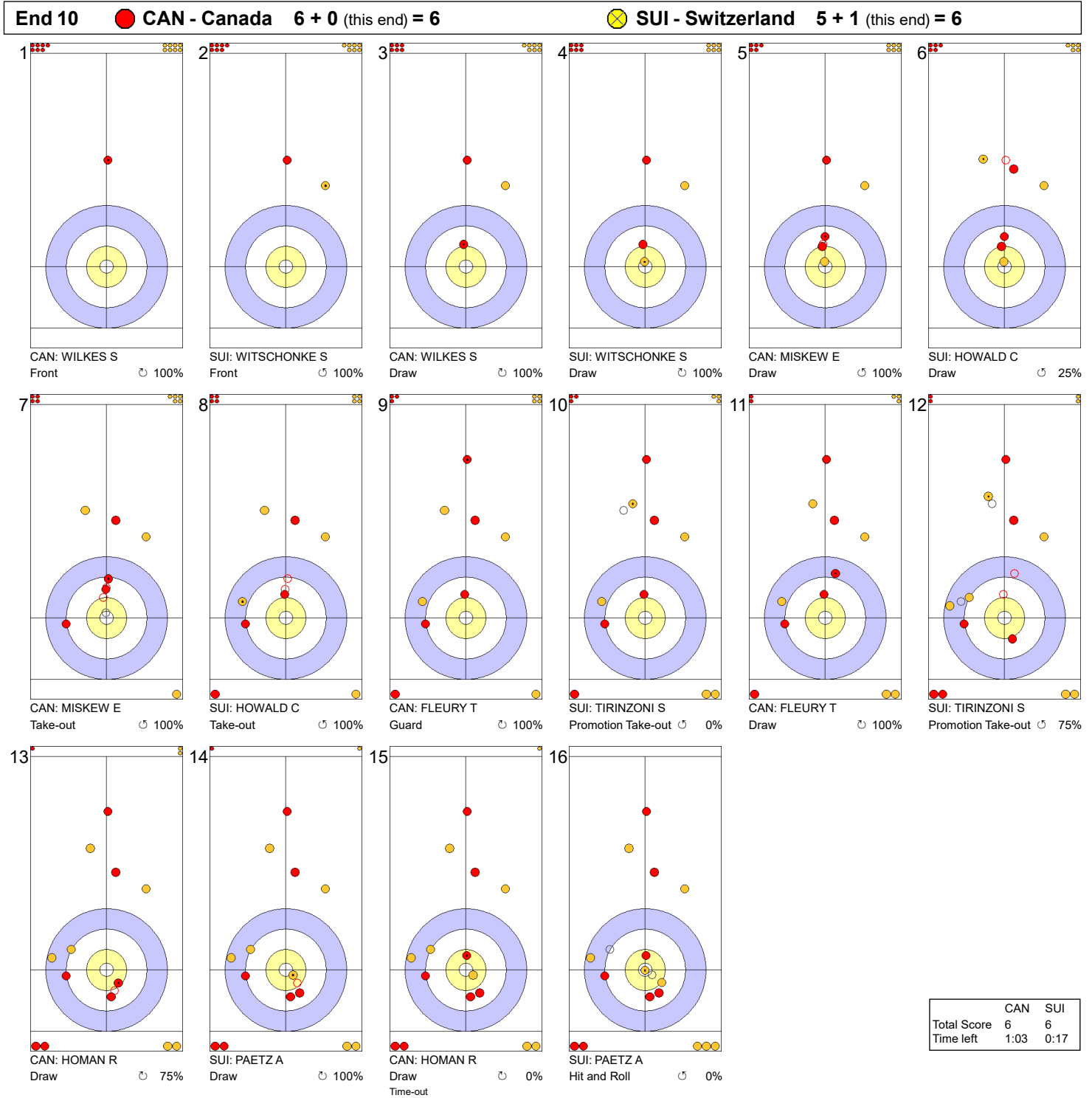


**Legend:**  
 ↻ Clockwise      ↺ Counter-clockwise      - Not considered

THU 20 MAR 2025  
Start Time 9:00

Round Robin Session 15 - Sheet D

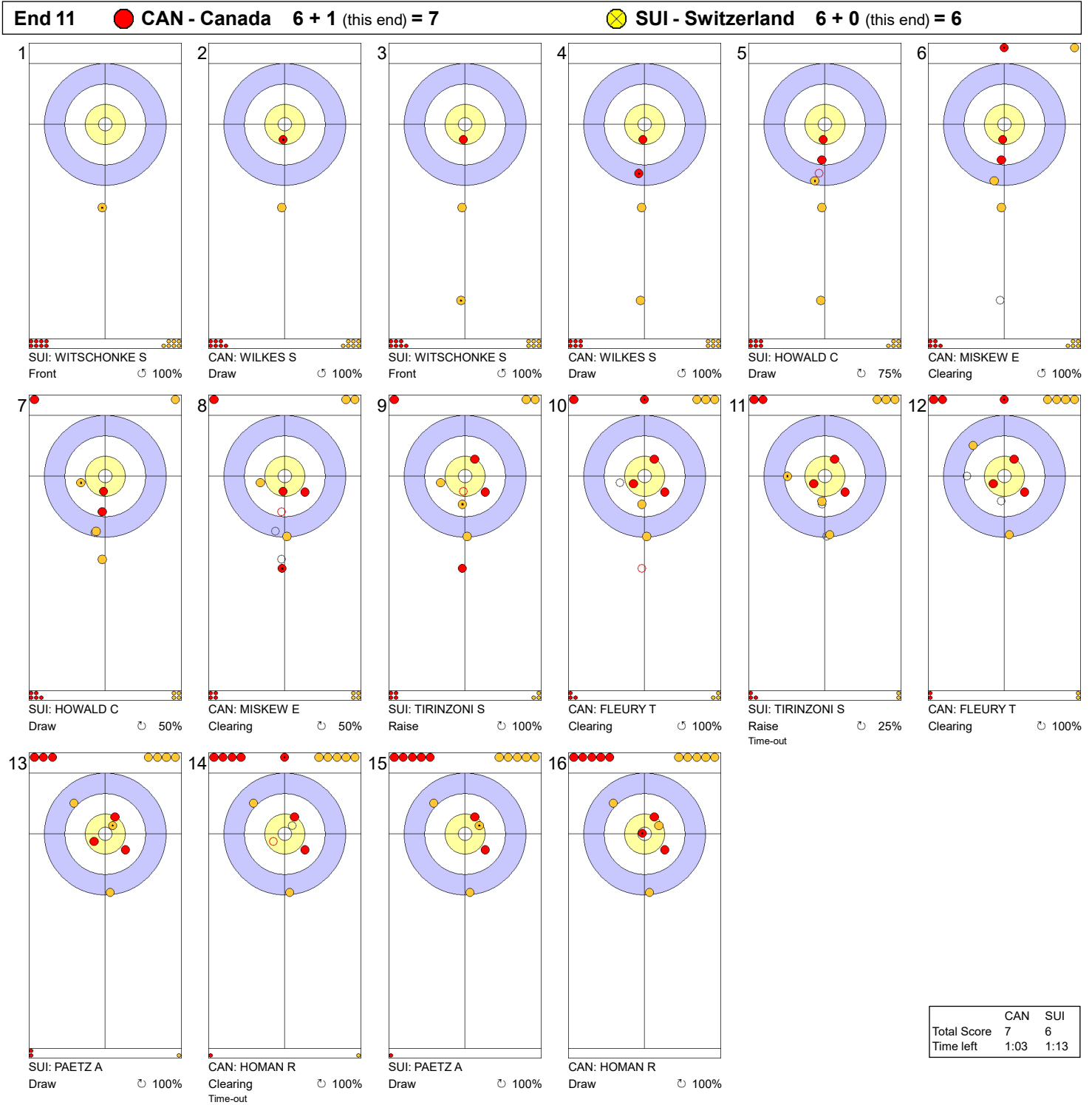
Game - Shot by Shot



**Legend:**  
 ↻ Clockwise      ↺ Counter-clockwise      - Not considered



Game - Shot by Shot



**Legend:**  
 ↻ Clockwise      ↺ Counter-clockwise      - Not considered

## Session Results and Standings

Sheet	Team	LSD/LSFE	1	2	3	4	5	6	7	8	9	10	Extra Ends	Total
A	LTU - Lithuania	138.3cm	0	0	1	0	0	1	0	0	X	X		2
	CHN - China	30.5cm *	1	2	0	2	1	0	1	1	X	X		8
B	NOR - Norway	35.0cm *	1	0	0	1	0	1	0	2	1	0		6
	CAN - Canada	48.5cm	0	1	3	0	1	0	1	0	0	2		8
C	ITA - Italy	62.9cm	0	0	0	0	1	0	3	0	1	1		6
	SWE - Sweden	42.0cm *	0	0	2	2	0	1	0	2	0	0		7
D	JPN - Japan	204.9cm	0	0	3	0	0	1	0	1	0	0		5
	SCO - Scotland	113.3cm *	0	1	0	1	1	0	1	0	0	2		6

## Current Standings

Rank	Team	Games	Wins	Losses
1	SUI - Switzerland	8	8	0
2	KOR - Korea	8	7	1
3	CAN - Canada	8	6	2
3	SWE - Sweden	8	6	2
5	CHN - China	8	5	3
6	SCO - Scotland	9	5	4
7	DEN - Denmark	8	4	4
8	NOR - Norway	9	4	5
9	JPN - Japan	8	3	5
9	USA - United States	8	3	5
11	ITA - Italy	9	3	6
12	TUR - Türkiye	8	0	8
13	LTU - Lithuania	9	0	9

**Note:**  
Under World Curling rules, tie-breaking rules for standings are not applied until after the last game of the round robin.

**Legend:**  
LSD Last Stone Draw      LSFE(\*) Last Stone First End      X Unplayed/unfinished end due to concession

## Game Results

Sheet	Team	LSFE	1	2	3	4	5	6	7	8	9	10	Extra Ends	Total
A	LTU - Lithuania		0	0	1	0	0	1	0	0	X	X		2
	CHN - China	*	1	2	0	2	1	0	1	1	X	X		8

LTU - Lithuania		Shot Success	Game	All
4 S	PAULAUSKAITE Virginija	73%	66%	
3 V	DVOJEGLAZOVA Olga	72%	64%	
2	KIUDYTE Migle	67%	69%	
1	BLAZIENE Ruta	84%	73%	
A	ZALIECKIENE Justina	-	-	
Team Total		74%	68%	

CHN - China		Shot Success	Game	All
4 S	WANG Rui	93%	85%	
3 V	HAN Yu	88%	83%	
2	DONG Ziqi	89%	86%	
1	JIANG Jiayi	100%	93%	
A	SU Tingyu	83%	83%	
Team Total		91%	87%	

Last Stone Draw		Distance
⌚	BLAZIENE Ruta	31.7cm
⌚	DVOJEGLAZOVA Olga	106.6cm
<b>Total</b>		<b>138.3cm</b>

Last Stone Draw		Distance
⌚	DONG Ziqi	24.2cm
⌚	WANG Rui	6.3cm
<b>Total</b>		<b>30.5cm</b>

Time remaining: 6 minutes 10 seconds

Time remaining: 13 minutes 13 seconds

SU T replaced WANG R at the beginning of End 6  
Revised line-up: (4 S) HAN Y, (3 V) DONG Z, (2) SU T, (1) JIANG J

## Shot Success Analysis

LTU - Lithuania		⌚	⌚	Game
4 PAULAUSKAITE Virginija	Draws	2 50%	4 75%	6 67%
	Take-outs	2 50%	8 84%	10 78%
	Total	4 50%	12 81%	16 73%
3 DVOJEGLAZOVA Olga	Draws	1 100%	3 75%	4 81%
	Take-outs	3 58%	9 72%	12 69%
	Total	4 69%	12 73%	16 72%
2 KIUDYTE Migle	Draws	4 63%	3 50%	7 57%
	Take-outs	3 75%	6 75%	9 75%
	Total	7 68%	9 67%	16 67%
1 BLAZIENE Ruta	Draws	5 90%	7 86%	12 88%
	Take-outs	1 50%	3 83%	4 75%
	Total	6 83%	10 85%	16 84%
A ZALIECKIENE Justina	Draws	0 -	0 -	0 -
	Take-outs	0 -	0 -	0 -
	Total	0 -	0 -	0 -
Team	Draws	12 75%	17 75%	29 75%
	Take-outs	9 61%	26 78%	35 74%
	Total	21 69%	43 77%	64 74%

CHN - China		⌚	⌚	Game
4 WANG Rui	Draws	2 75%	3 92%	5 85%
	Take-outs	0 -	5 100%	5 100%
	Total	2 75%	8 97%	10 93%
3 HAN Yu	Draws	7 82%	0 -	7 82%
	Take-outs	2 100%	7 89%	9 92%
	Total	9 86%	7 89%	16 88%
2 DONG Ziqi	Draws	5 90%	2 38%	7 75%
	Take-outs	3 100%	6 100%	9 100%
	Total	8 94%	8 84%	16 89%
1 JIANG Jiayi	Draws	8 100%	3 100%	11 100%
	Take-outs	4 100%	1 100%	5 100%
	Total	12 100%	4 100%	16 100%
A SU Tingyu	Draws	3 100%	0 -	3 100%
	Take-outs	2 50%	1 100%	3 67%
	Total	5 80%	1 100%	6 83%
Team	Draws	25 91%	8 81%	33 89%
	Take-outs	11 91%	20 96%	31 94%
	Total	36 91%	28 92%	64 91%

### Note:

Position and function for each team member:

4 = Fourth, 3 = Third, 2 = Second, 1 = Lead, A = Alternate, S = Skip, V = Vice-Skip

### Legend:

⌚ Clockwise

⌚ Counter-clockwise

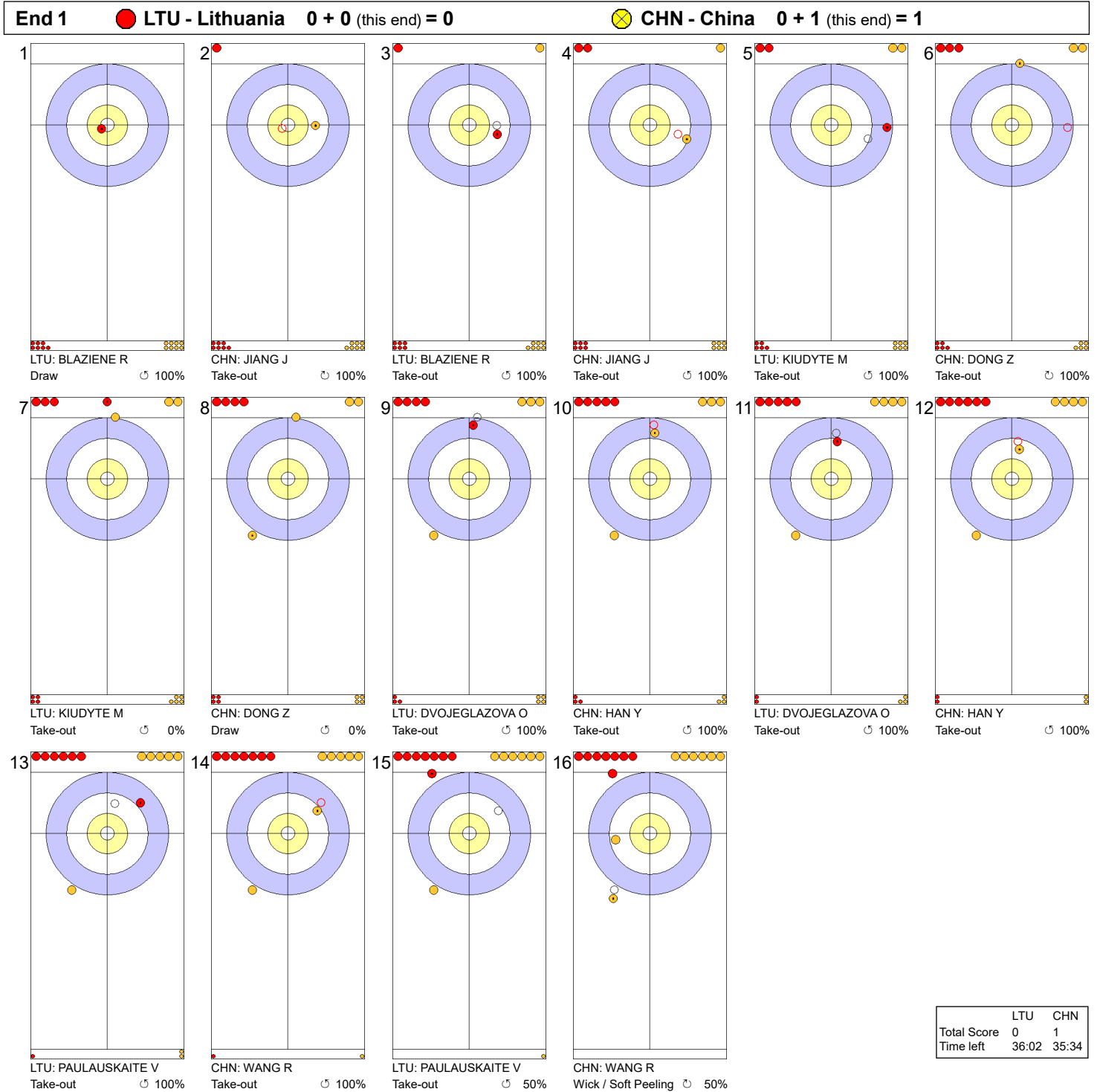
LSFE(\*) Last Stone First End

X Unplayed/unfinished end due to concession

WED 19 MAR 2025  
Start Time 19:00

Round Robin Session 14 - Sheet A

Game - Shot by Shot

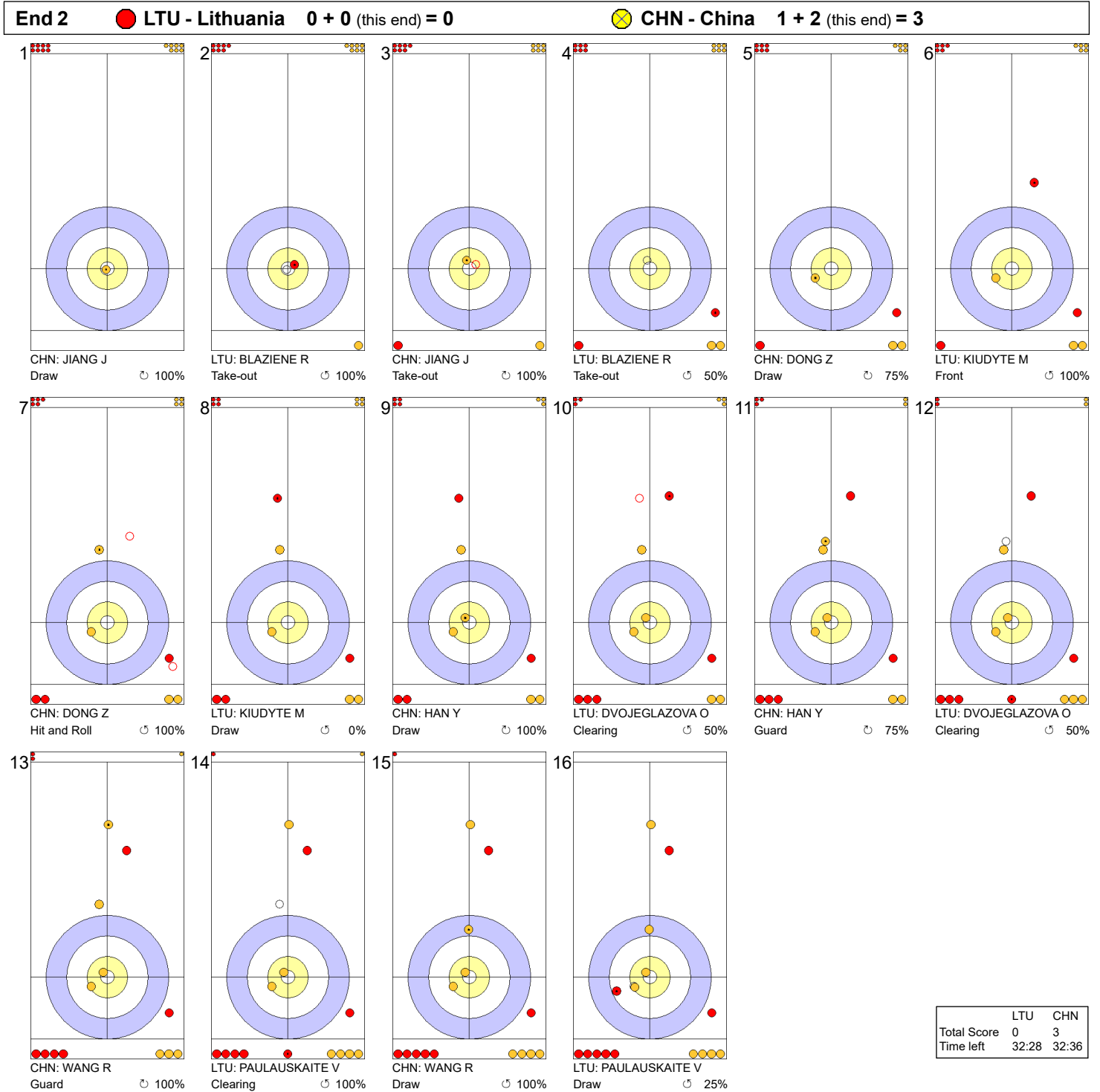


**Legend:**  
 ↻ Clockwise      ↺ Counter-clockwise      - Not considered

WED 19 MAR 2025  
Start Time 19:00

Round Robin Session 14 - Sheet A

Game - Shot by Shot

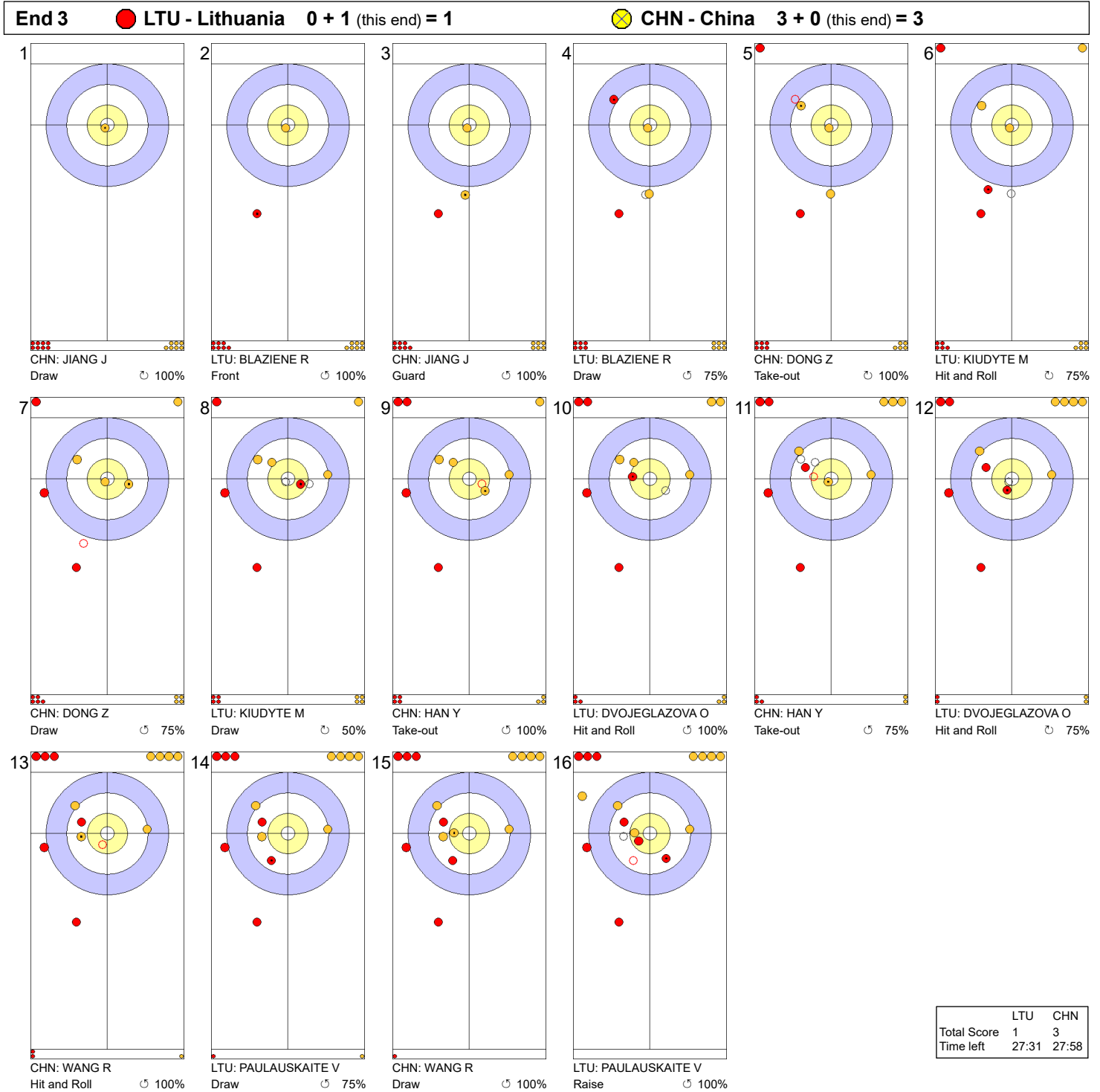


**Legend:**  
 ↻ Clockwise      ↺ Counter-clockwise      - Not considered

WED 19 MAR 2025  
Start Time 19:00

Round Robin Session 14 - Sheet A

Game - Shot by Shot

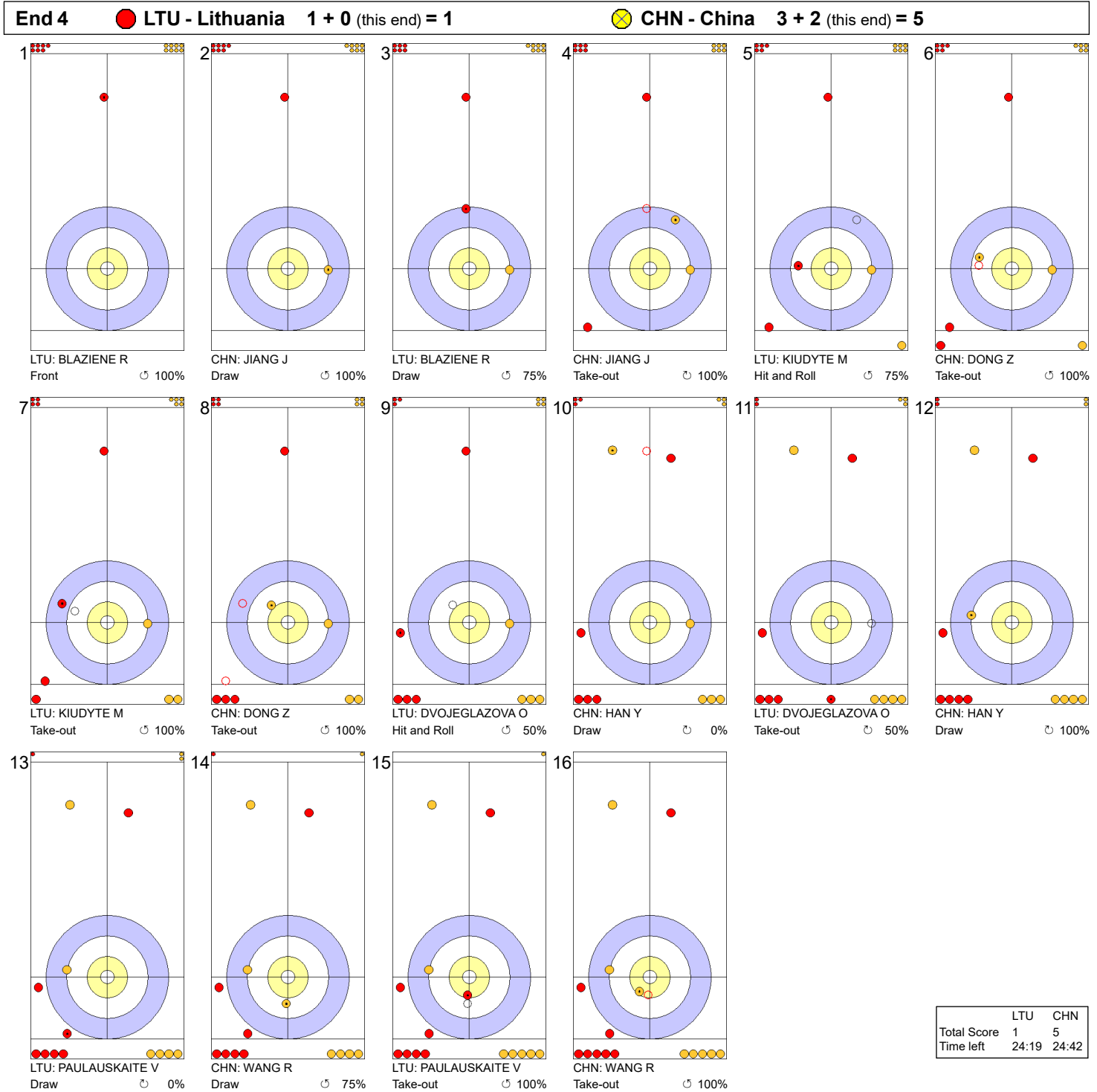


**Legend:**  
 ↻ Clockwise      ↺ Counter-clockwise      - Not considered

WED 19 MAR 2025  
Start Time 19:00

Round Robin Session 14 - Sheet A

Game - Shot by Shot

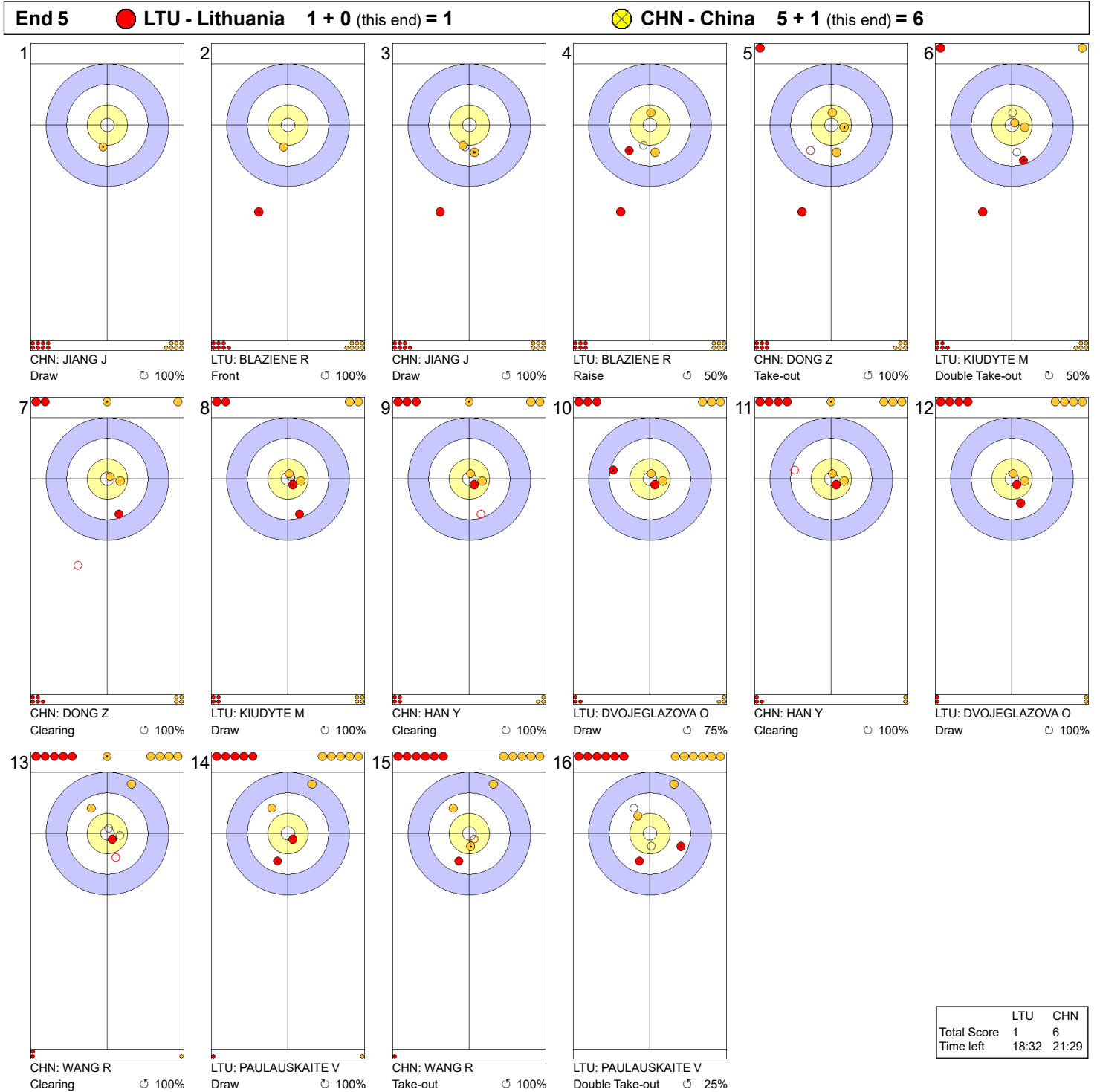


**Legend:**  
 ↻ Clockwise      ↺ Counter-clockwise      - Not considered

WED 19 MAR 2025  
Start Time 19:00

Round Robin Session 14 - Sheet A

Game - Shot by Shot



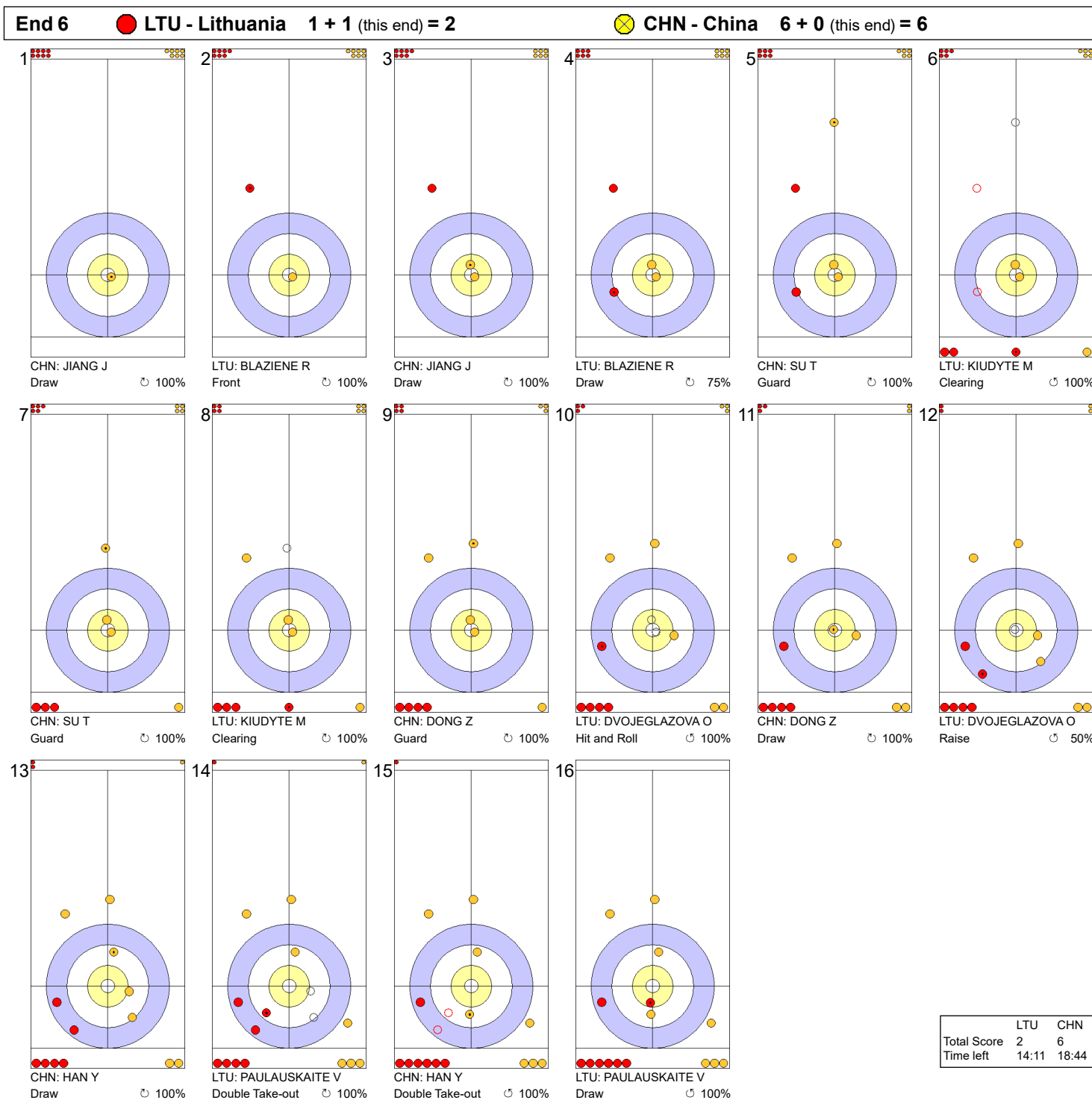
**Legend:**  
 ↻ Clockwise      ↺ Counter-clockwise      - Not considered



WED 19 MAR 2025  
Start Time 19:00

Round Robin Session 14 - Sheet A

### Game - Shot by Shot

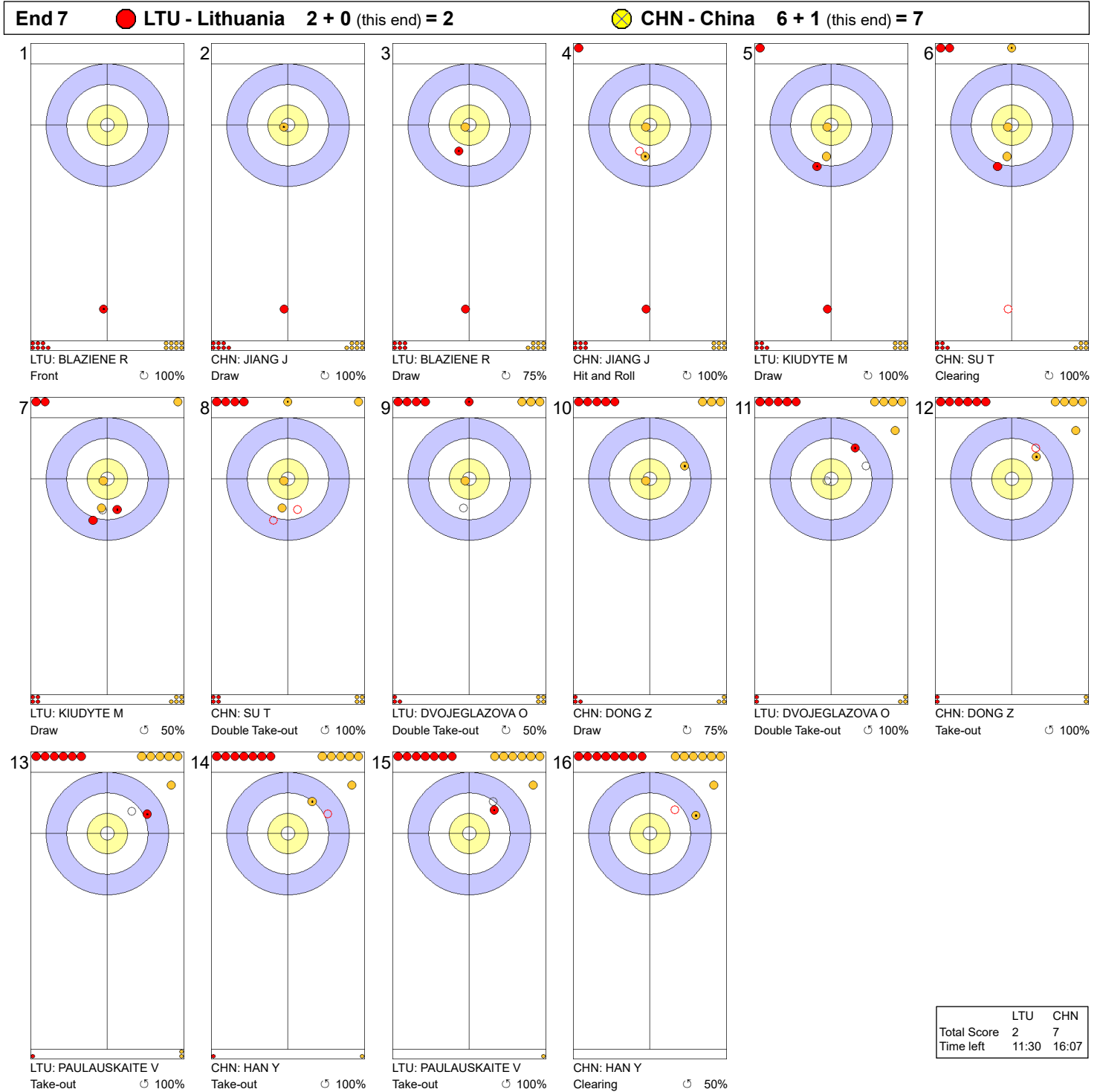


**Legend:**  
 ↻ Clockwise      ↺ Counter-clockwise      - Not considered

WED 19 MAR 2025  
Start Time 19:00

Round Robin Session 14 - Sheet A

Game - Shot by Shot

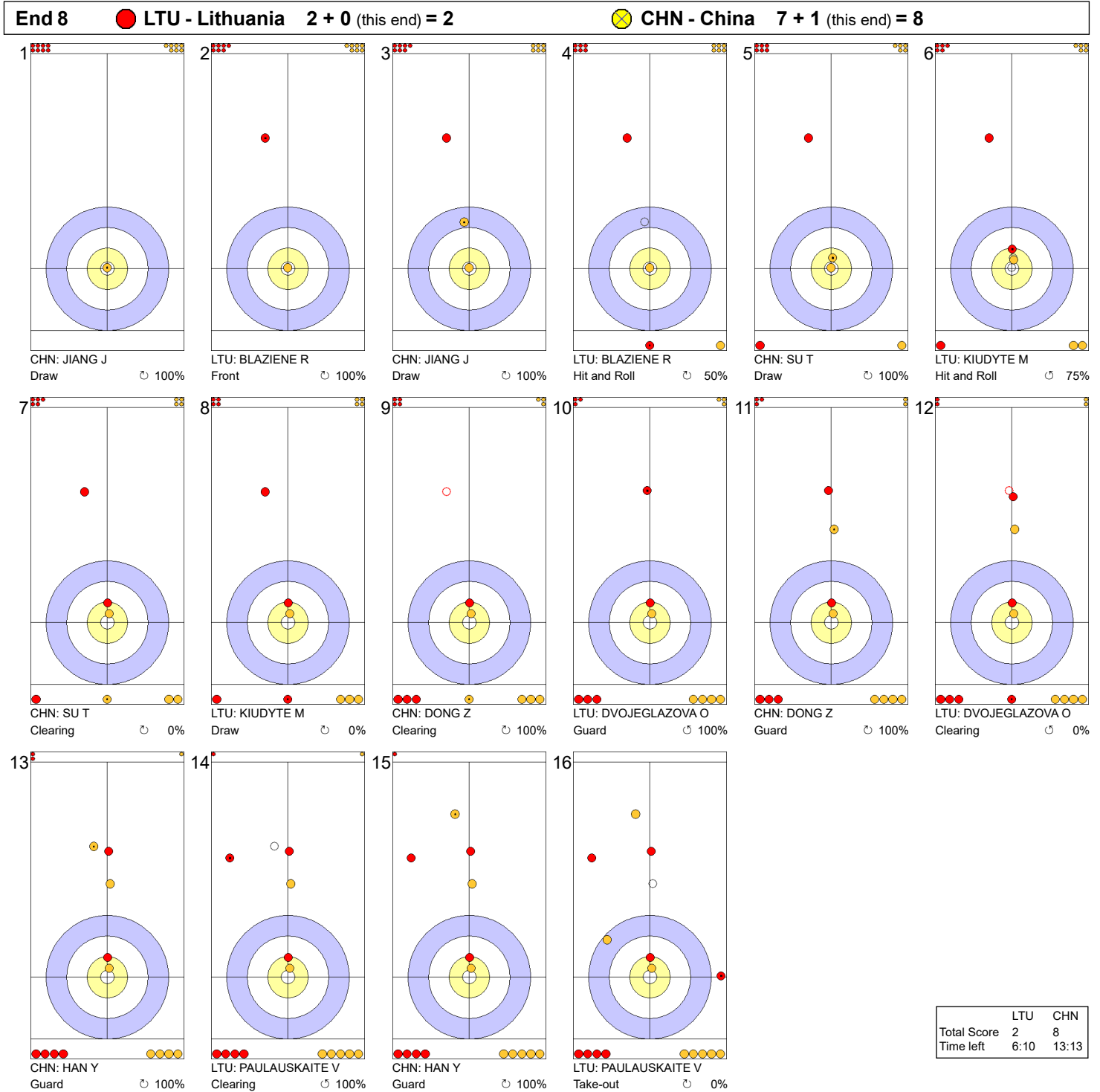


**Legend:**  
 ↻ Clockwise      ↺ Counter-clockwise      - Not considered

WED 19 MAR 2025  
Start Time 19:00

Round Robin Session 14 - Sheet A

Game - Shot by Shot



**Legend:**  
 ↻ Clockwise      ↺ Counter-clockwise      - Not considered

WED 19 MAR 2025  
Start Time 19:00

Round Robin Session 14 - Sheet B

## Game Results

Sheet	Team	LSFE	1	2	3	4	5	6	7	8	9	10	Extra Ends	Total
B	NOR - Norway	*	1	0	0	1	0	1	0	2	1	0		6
	CAN - Canada		0	1	3	0	1	0	1	0	0	2		8

NOR - Norway		Shot Success Game	All
4 V	SKASLIEN Kristin	74 %	77 %
3 S	ROERVIK Marianne	86 %	87 %
2	FORBREGD Ingeborg	78 %	85 %
1	KJAERLAND Eilin	95 %	91 %
A	HASLEV NORDBYE Mille	-	86 %
Team Total		83 %	85 %

CAN - Canada		Shot Success Game	All
4 S	HOMAN Rachel	76 %	84 %
3 V	FLEURY Tracy	93 %	87 %
2	MISKEW Emma	83 %	88 %
1	WILKES Sarah	91 %	91 %
A	BROWN Rachel	-	-
Team Total		86 %	88 %

Last Stone Draw		Distance
↻	ROERVIK Marianne	25.2cm
↻	FORBREGD Ingeborg	9.8cm
<b>Total</b>		<b>35.0cm</b>

Last Stone Draw		Distance
↻	WILKES Sarah	6.4cm
↻	FLEURY Tracy	42.1cm
<b>Total</b>		<b>48.5cm</b>

Time remaining: 1 minute 43 seconds

Time-out: End 10 - NOR stone 6

Time remaining: 1 minute 20 seconds

Time-out: End 10 - CAN stone 7

## Shot Success Analysis

NOR - Norway		↻	↻	Game
4	SKASLIEN Kristin	Draws 10 80%	4 88%	14 82%
		Take-outs 3 42%	3 67%	6 54%
		Total 13 71%	7 79%	20 74%
3	ROERVIK Marianne	Draws 8 84%	6 88%	14 86%
		Take-outs 4 100%	2 63%	6 88%
		Total 12 90%	8 81%	20 86%
2	FORBREGD Ingeborg	Draws 7 68%	4 81%	11 73%
		Take-outs 5 75%	4 94%	9 83%
		Total 12 71%	8 88%	20 78%
1	KJAERLAND Eilin	Draws 10 98%	9 92%	19 95%
		Take-outs 0 -	1 100%	1 100%
		Total 10 98%	10 93%	20 95%
A	HASLEV NORDBYE Mille	Draws 0 -	0 -	0 -
		Take-outs 0 -	0 -	0 -
		Total 0 -	0 -	0 -
Team		Draws 35 84%	23 88%	58 85%
		Take-outs 12 75%	10 80%	22 77%
		Total 47 81%	33 86%	80 83%

CAN - Canada		↻	↻	Game
4	HOMAN Rachel	Draws 5 70%	2 88%	7 75%
		Take-outs 6 83%	7 71%	13 77%
		Total 11 77%	9 75%	20 76%
3	FLEURY Tracy	Draws 0 -	3 83%	3 83%
		Take-outs 10 95%	7 93%	17 94%
		Total 10 95%	10 90%	20 93%
2	MISKEW Emma	Draws 3 92%	1 100%	4 94%
		Take-outs 6 75%	9 83%	15 80%
		Total 9 81%	10 85%	19 83%
1	WILKES Sarah	Draws 11 86%	8 97%	19 91%
		Take-outs 0 -	1 100%	1 100%
		Total 11 86%	9 97%	20 91%
A	BROWN Rachel	Draws 0 -	0 -	0 -
		Take-outs 0 -	0 -	0 -
		Total 0 -	0 -	0 -
Team		Draws 19 83%	14 93%	33 87%
		Take-outs 22 86%	24 83%	46 85%
		Total 41 85%	38 87%	79 86%

### Note:

Position and function for each team member:

4 = Fourth, 3 = Third, 2 = Second, 1 = Lead, A = Alternate, S = Skip, V = Vice-Skip

### Legend:

↻ Clockwise

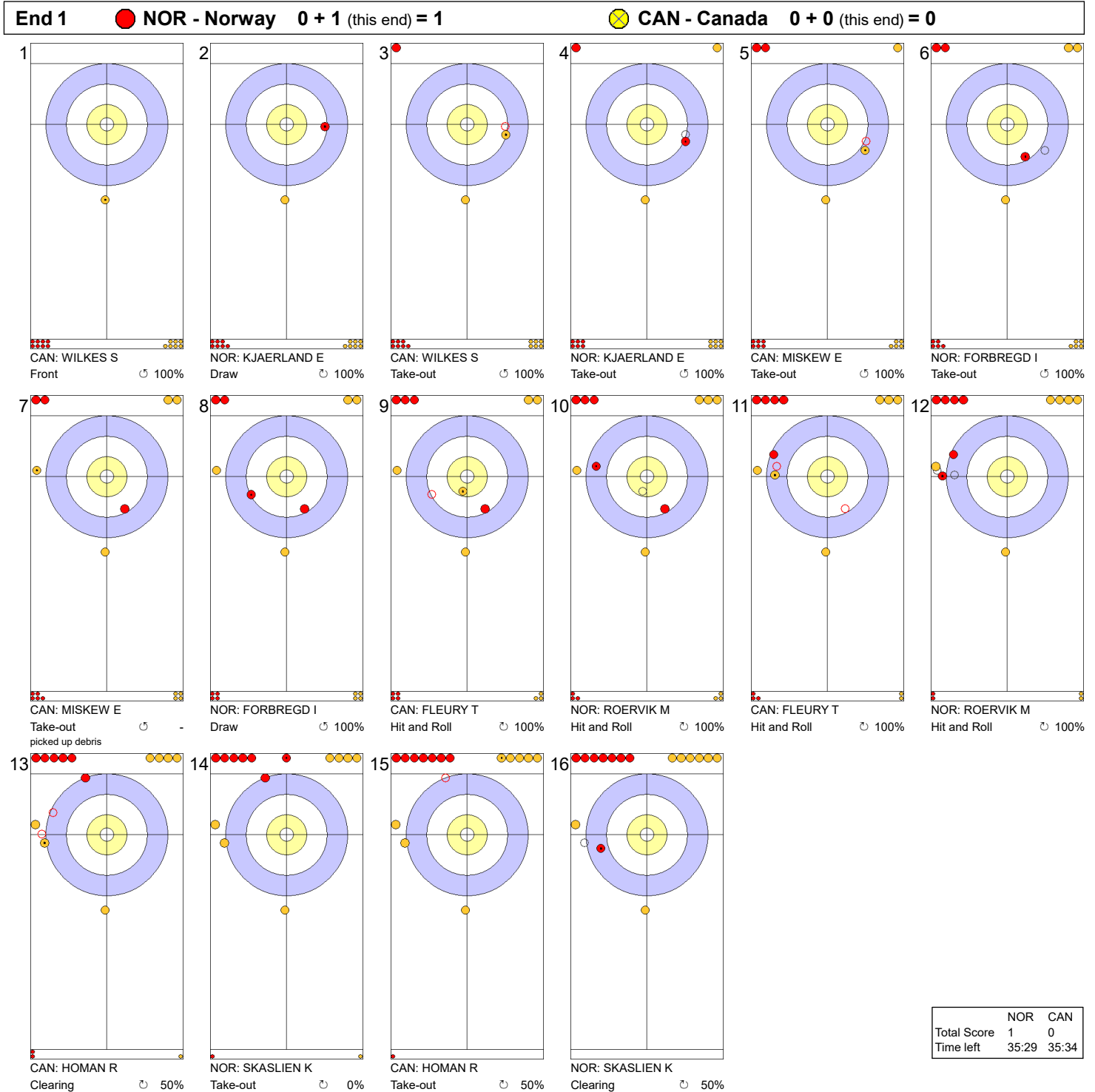
↻ Counter-clockwise

LSFE(\*) Last Stone First End

WED 19 MAR 2025  
Start Time 19:00

Round Robin Session 14 - Sheet B

Game - Shot by Shot

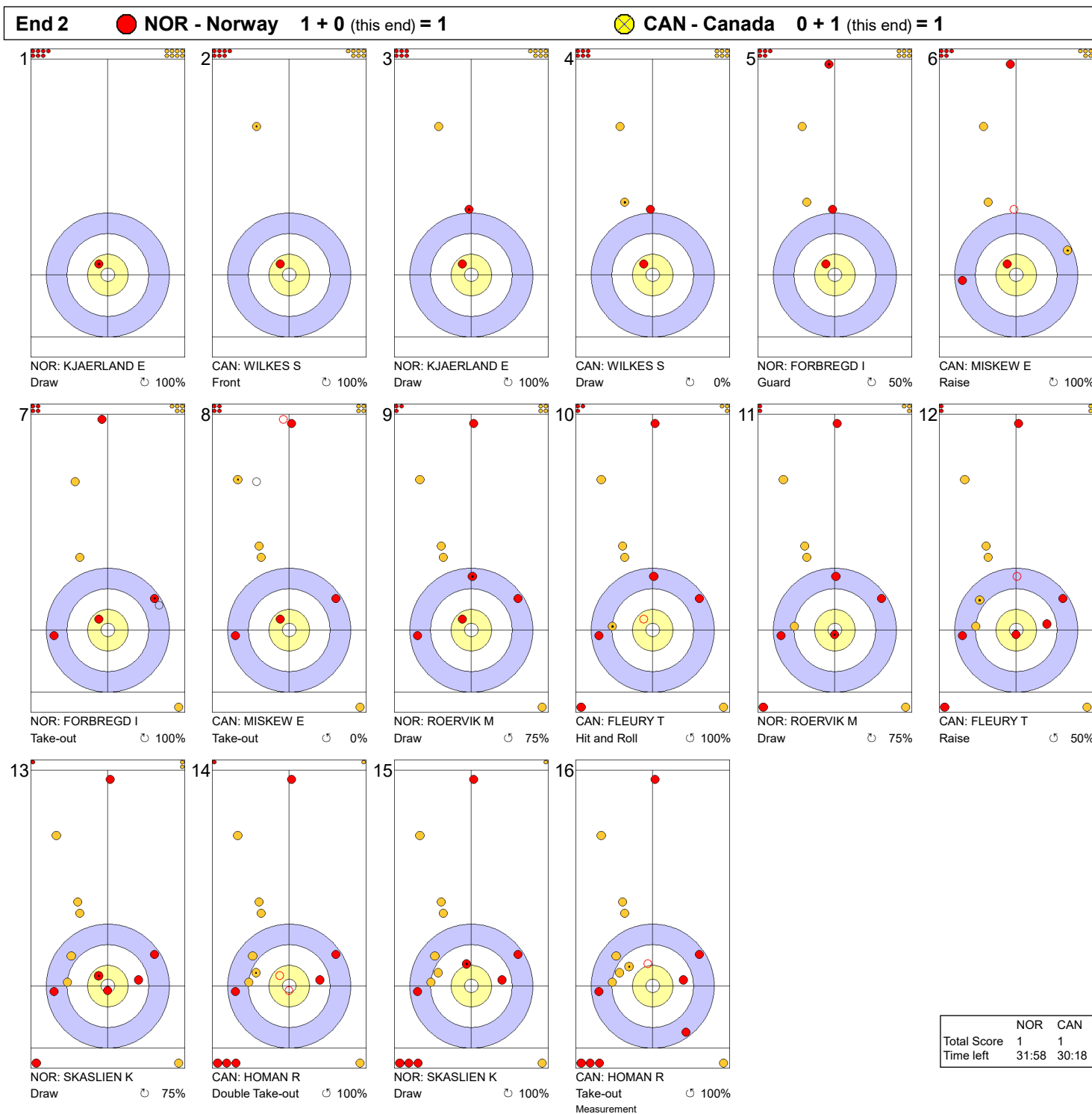


**Legend:**  
 ↻ Clockwise      ↺ Counter-clockwise      - Not considered

WED 19 MAR 2025  
Start Time 19:00

Round Robin Session 14 - Sheet B

### Game - Shot by Shot

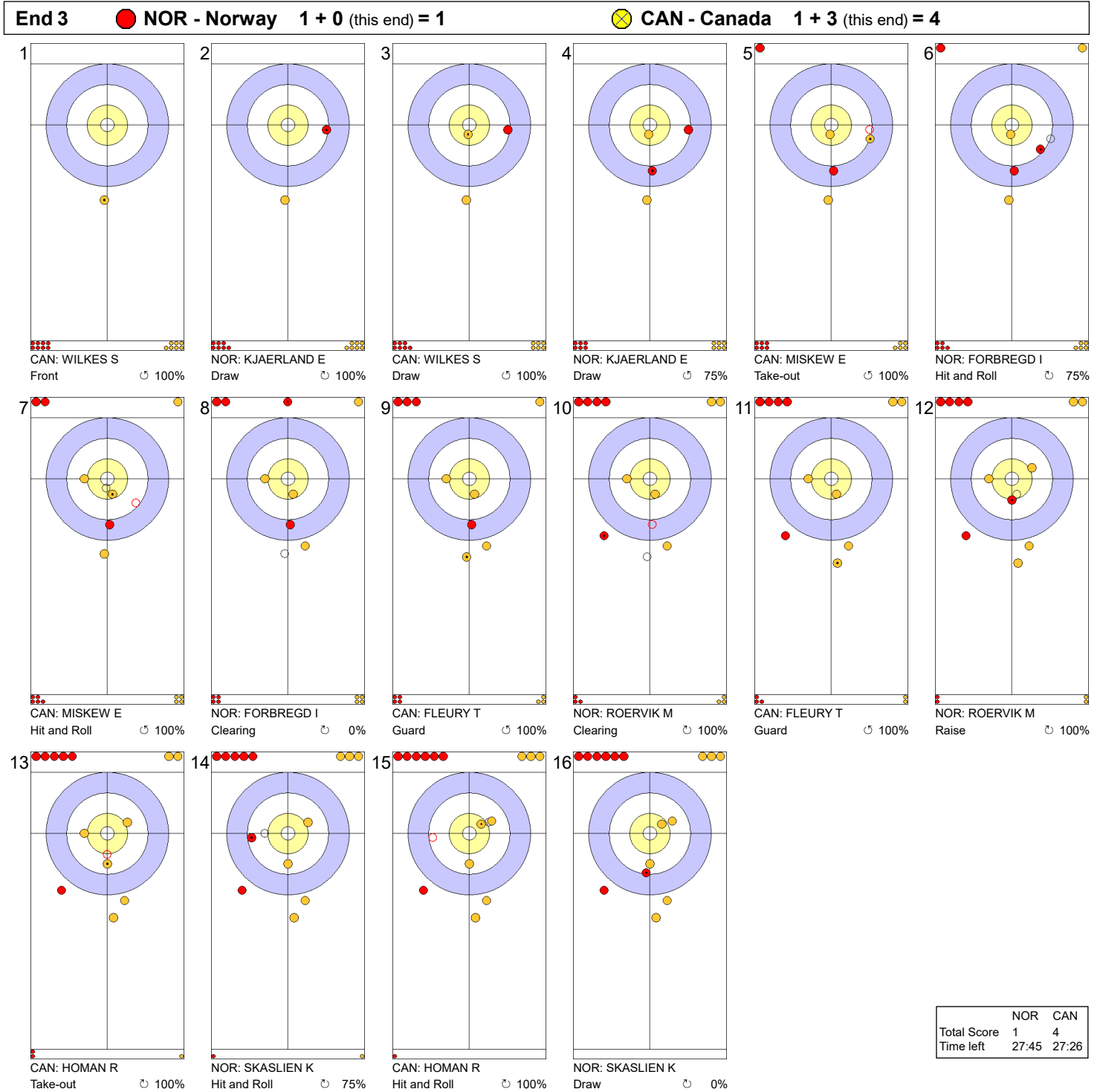


**Legend:**  
 ↻ Clockwise   ↺ Counter-clockwise   - Not considered

WED 19 MAR 2025  
Start Time 19:00

Round Robin Session 14 - Sheet B

Game - Shot by Shot

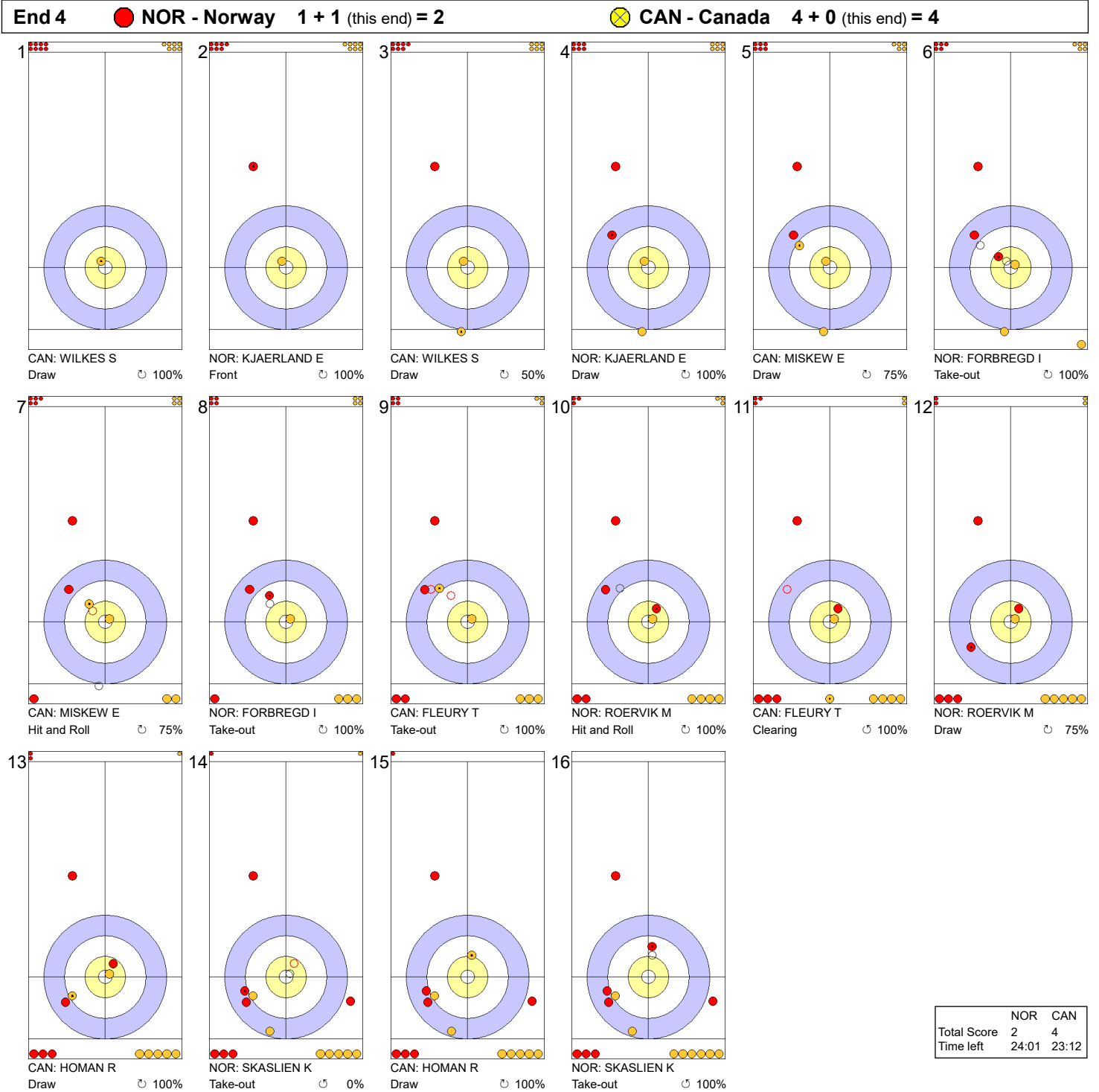


**Legend:**  
 ↻ Clockwise   ↺ Counter-clockwise   - Not considered

WED 19 MAR 2025  
Start Time 19:00

Round Robin Session 14 - Sheet B

### Game - Shot by Shot



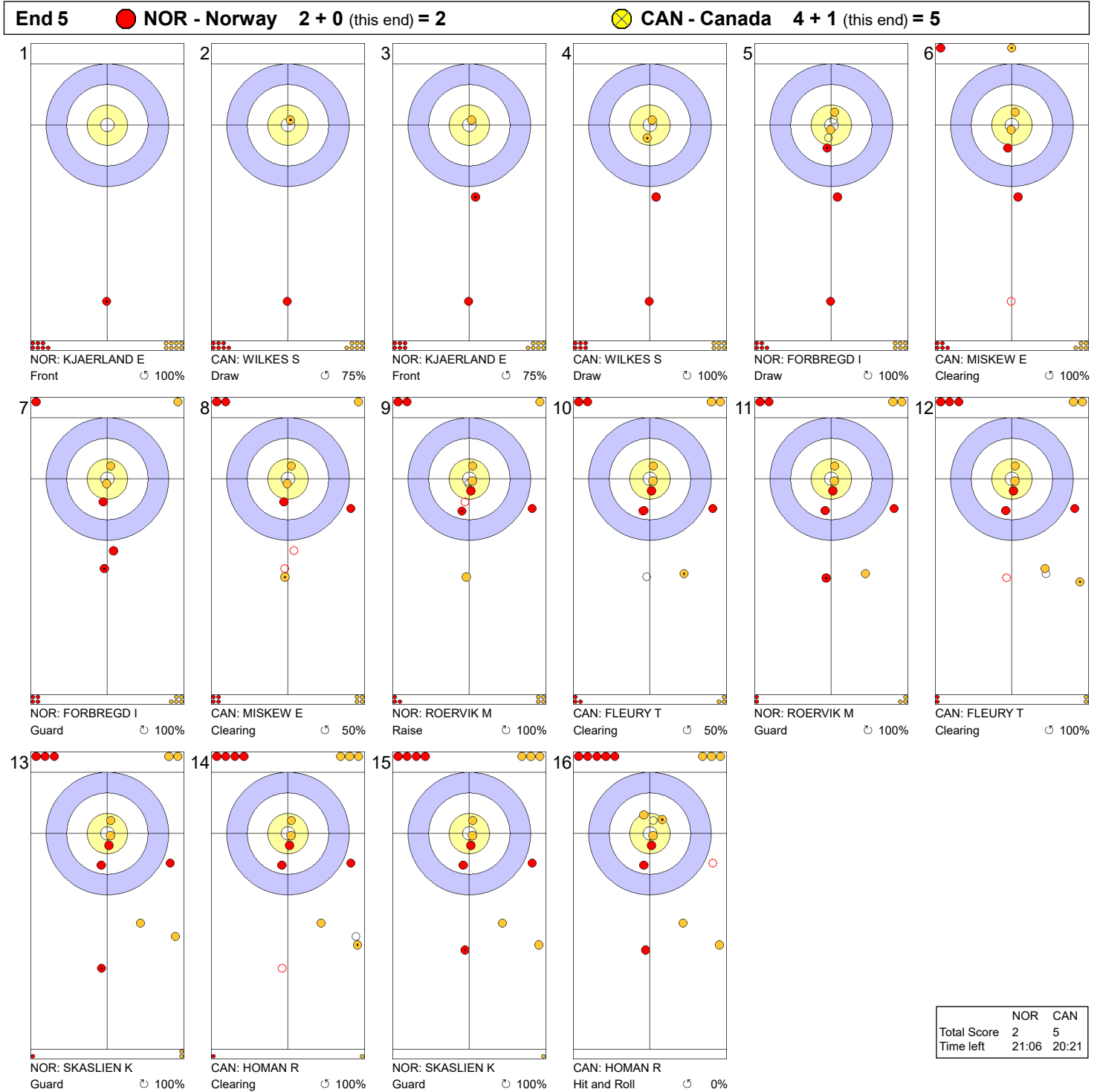
**Legend:**  
 ⌚ Clockwise      ⌚ Counter-clockwise      - Not considered



WED 19 MAR 2025  
Start Time 19:00

Round Robin Session 14 - Sheet B

Game - Shot by Shot

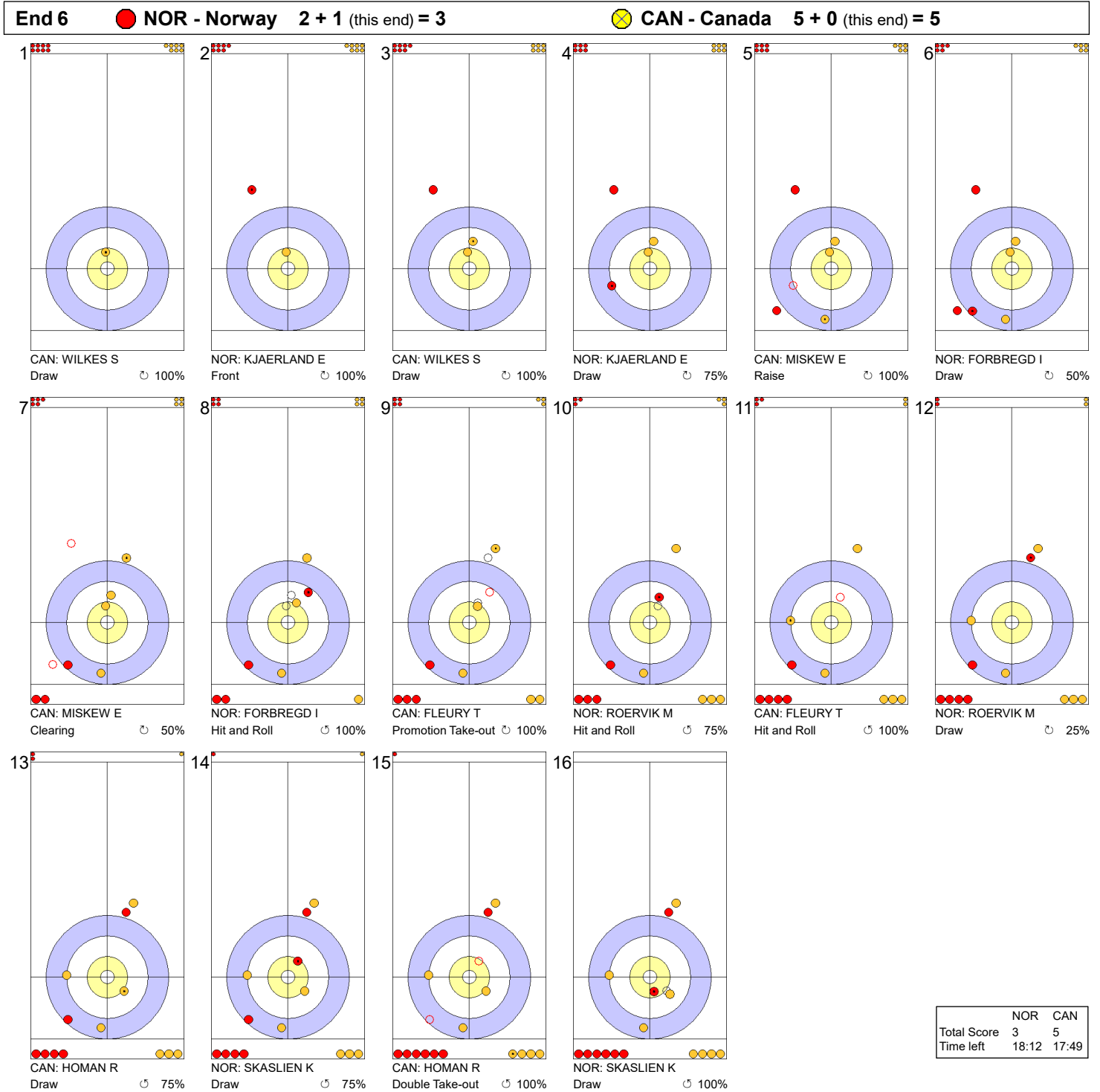


**Legend:**  
 ↻ Clockwise    ↺ Counter-clockwise    - Not considered

WED 19 MAR 2025  
Start Time 19:00

Round Robin Session 14 - Sheet B

Game - Shot by Shot

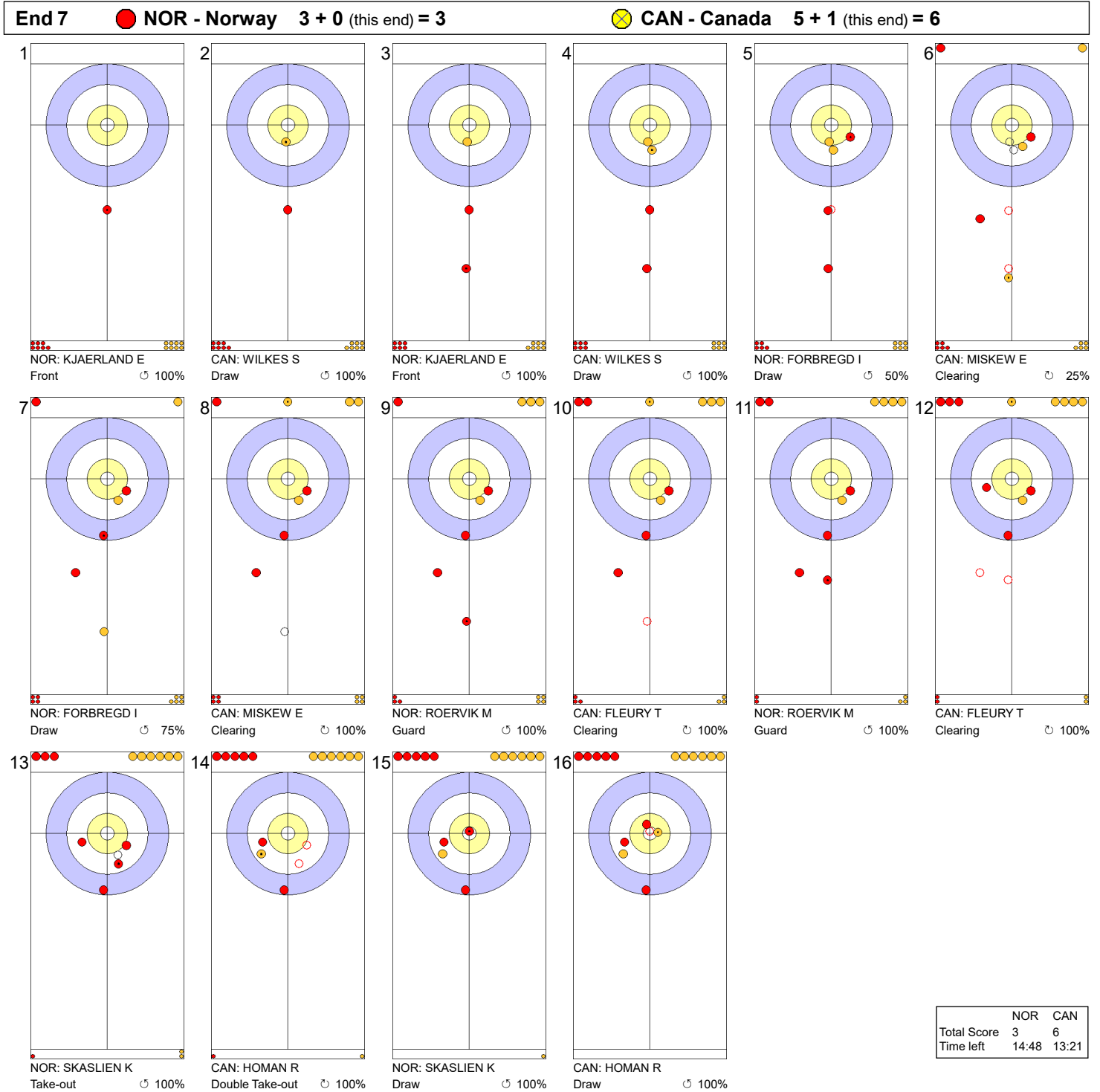


**Legend:**  
 ⌚ Clockwise      ⌚ Counter-clockwise      - Not considered

WED 19 MAR 2025  
Start Time 19:00

Round Robin Session 14 - Sheet B

Game - Shot by Shot

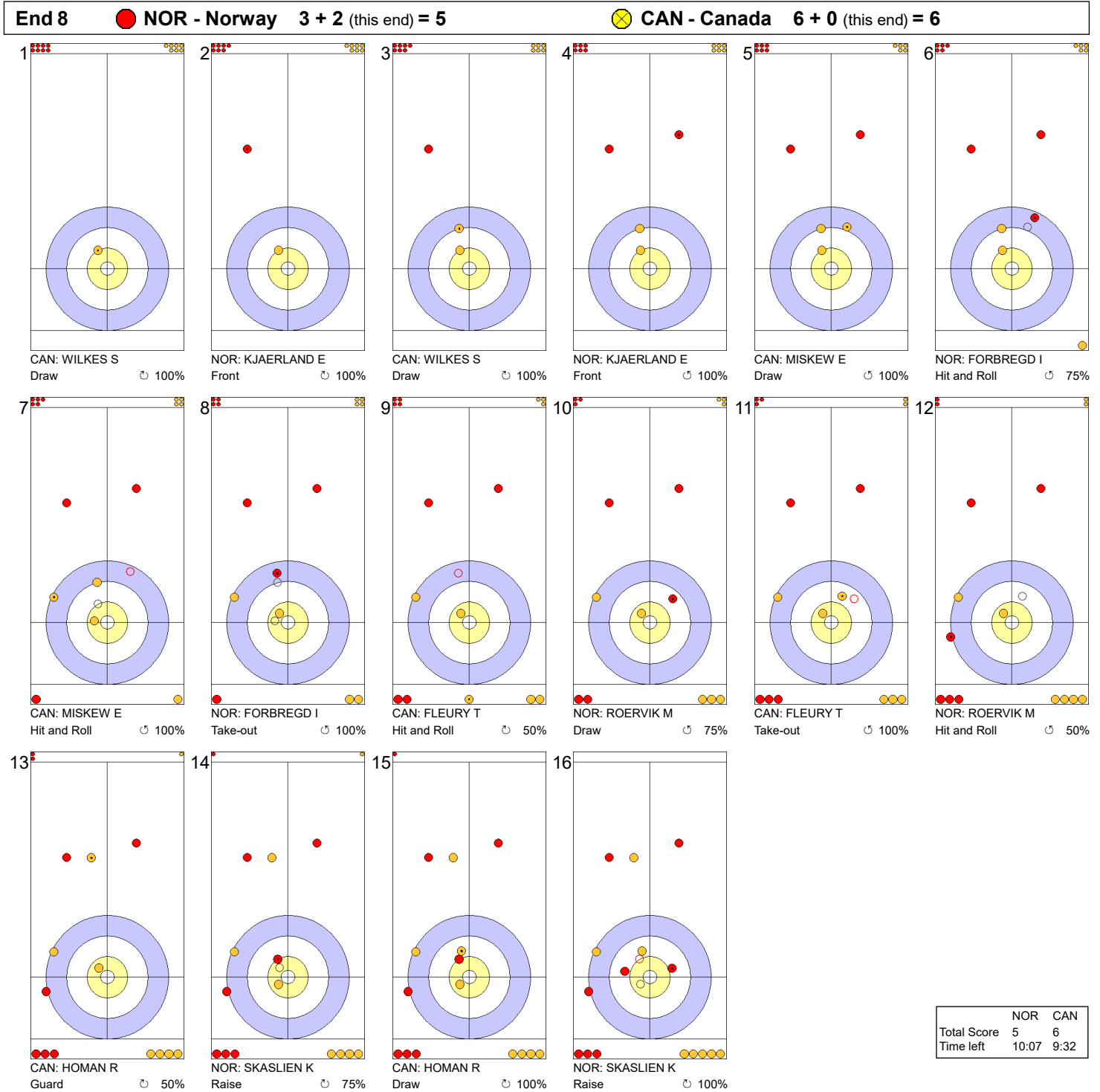


**Legend:**  
 ↻ Clockwise      ↺ Counter-clockwise      - Not considered

WED 19 MAR 2025  
Start Time 19:00

Round Robin Session 14 - Sheet B

Game - Shot by Shot





**Legend:**  
 ↻ Clockwise   ↺ Counter-clockwise   - Not considered

WED 19 MAR 2025  
Start Time 19:00

Round Robin Session 14 - Sheet B

### Game - Shot by Shot

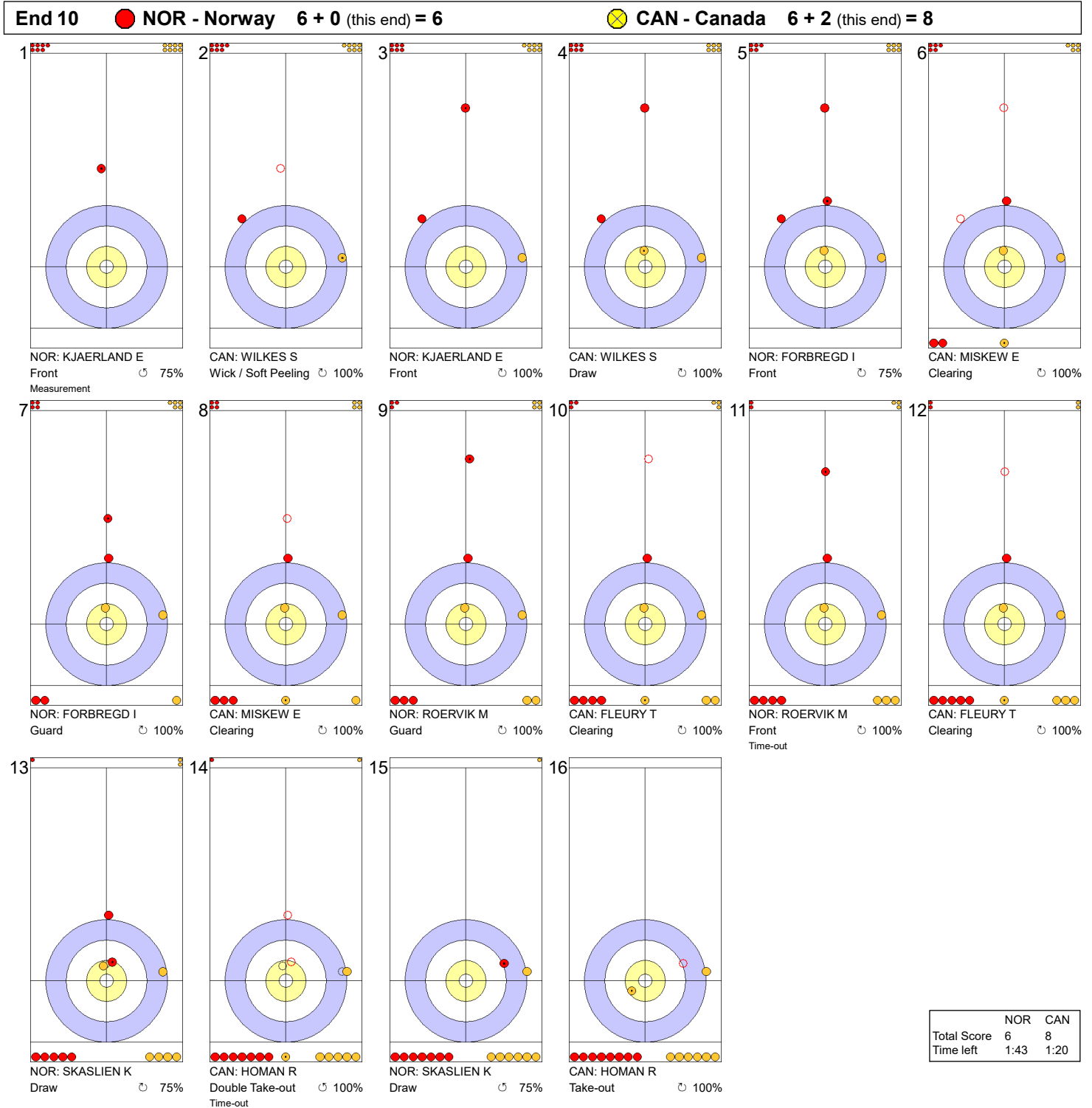


**Legend:**  
 Clockwise    
  Counter-clockwise    
 - Not considered

WED 19 MAR 2025  
Start Time 19:00

Round Robin Session 14 - Sheet B

Game - Shot by Shot



**Legend:**  
 ↻ Clockwise      ↺ Counter-clockwise      - Not considered

WED 19 MAR 2025  
Start Time 19:00

Round Robin Session 14 - Sheet C

## Game Results

Sheet	Team	LSFE	1	2	3	4	5	6	7	8	9	10	Extra Ends	Total
C	ITA - Italy		0	0	0	0	1	0	3	0	1	1		6
	SWE - Sweden	*	0	0	2	2	0	1	0	2	0	0		7

ITA - Italy		Shot Success Game	All
4 S	CONSTANTINI Stefania	68 %	78 %
3 V	ZARDINI LACEDELLI Giulia	86 %	80 %
2	MATHIS Elena	85 %	86 %
1	ROMEI Angela	89 %	84 %
A	LO DESERTO Marta	-	-
Team Total		82 %	82 %

SWE - Sweden		Shot Success Game	All
4 S	HASSELBORG Anna	94 %	89 %
3 V	McMANUS Sara	86 %	88 %
2	KNOCHENHAUER Agnes	86 %	86 %
1	MABERGS Sofia	82 %	90 %
A	HELDIN Johanna	-	84 %
Team Total		87 %	88 %

Last Stone Draw		Distance
⌚	MATHIS Elena	30.8cm
⌚	ROMEI Angela	32.1cm
<b>Total</b>		<b>62.9cm</b>

Last Stone Draw		Distance
⌚	McMANUS Sara	10.9cm
⌚	KNOCHENHAUER Agnes	31.1cm
<b>Total</b>		<b>42.0cm</b>

Time remaining: 0 minutes 9 seconds

Time-out: End 6 - ITA stone 6

Time remaining: 0 minutes 58 seconds

Time-out: End 7 - SWE stone 6

## Shot Success Analysis

ITA - Italy		⌚	⌚	Game
4	CONSTANTINI Stefania	Draws	8 66%	1 100% 9 69%
		Take-outs	5 30%	6 96% 11 66%
		Total	13 52%	7 96% 20 68%
3	ZARDINI LACEDELLI Giulia	Draws	7 79%	5 75% 12 77%
		Take-outs	3 100%	5 100% 8 100%
		Total	10 85%	10 88% 20 86%
2	MATHIS Elena	Draws	2 88%	10 80% 12 81%
		Take-outs	3 83%	5 95% 8 91%
		Total	5 85%	15 85% 20 85%
1	ROMEI Angela	Draws	6 88%	12 88% 18 88%
		Take-outs	2 100%	0 - 2 100%
		Total	8 91%	12 88% 20 89%
A	LO DESERTO Marta	Draws	0 -	0 - 0 -
		Take-outs	0 -	0 - 0 -
		Total	0 -	0 - 0 -
Team		Draws	23 77%	28 83% 51 80%
		Take-outs	13 69%	16 97% 29 84%
		Total	36 74%	44 88% 80 82%

SWE - Sweden		⌚	⌚	Game
4	HASSELBORG Anna	Draws	6 100%	3 100% 9 100%
		Take-outs	2 100%	9 86% 11 89%
		Total	8 100%	12 90% 20 94%
3	McMANUS Sara	Draws	2 100%	2 38% 4 69%
		Take-outs	5 90%	11 91% 16 91%
		Total	7 93%	13 83% 20 86%
2	KNOCHENHAUER Agnes	Draws	1 50%	2 88% 3 75%
		Take-outs	2 50%	15 93% 17 88%
		Total	3 50%	17 93% 20 86%
1	MABERGS Sofia	Draws	9 67%	7 93% 16 78%
		Take-outs	0 -	3 100% 3 100%
		Total	9 67%	10 95% 19 82%
A	HELDIN Johanna	Draws	0 -	0 - 0 -
		Take-outs	0 -	0 - 0 -
		Total	0 -	0 - 0 -
Team		Draws	18 81%	14 86% 32 83%
		Take-outs	9 83%	38 91% 47 90%
		Total	27 81%	52 90% 79 87%

### Note:

Position and function for each team member:

4 = Fourth, 3 = Third, 2 = Second, 1 = Lead, A = Alternate, S = Skip, V = Vice-Skip

### Legend:

⌚ Clockwise

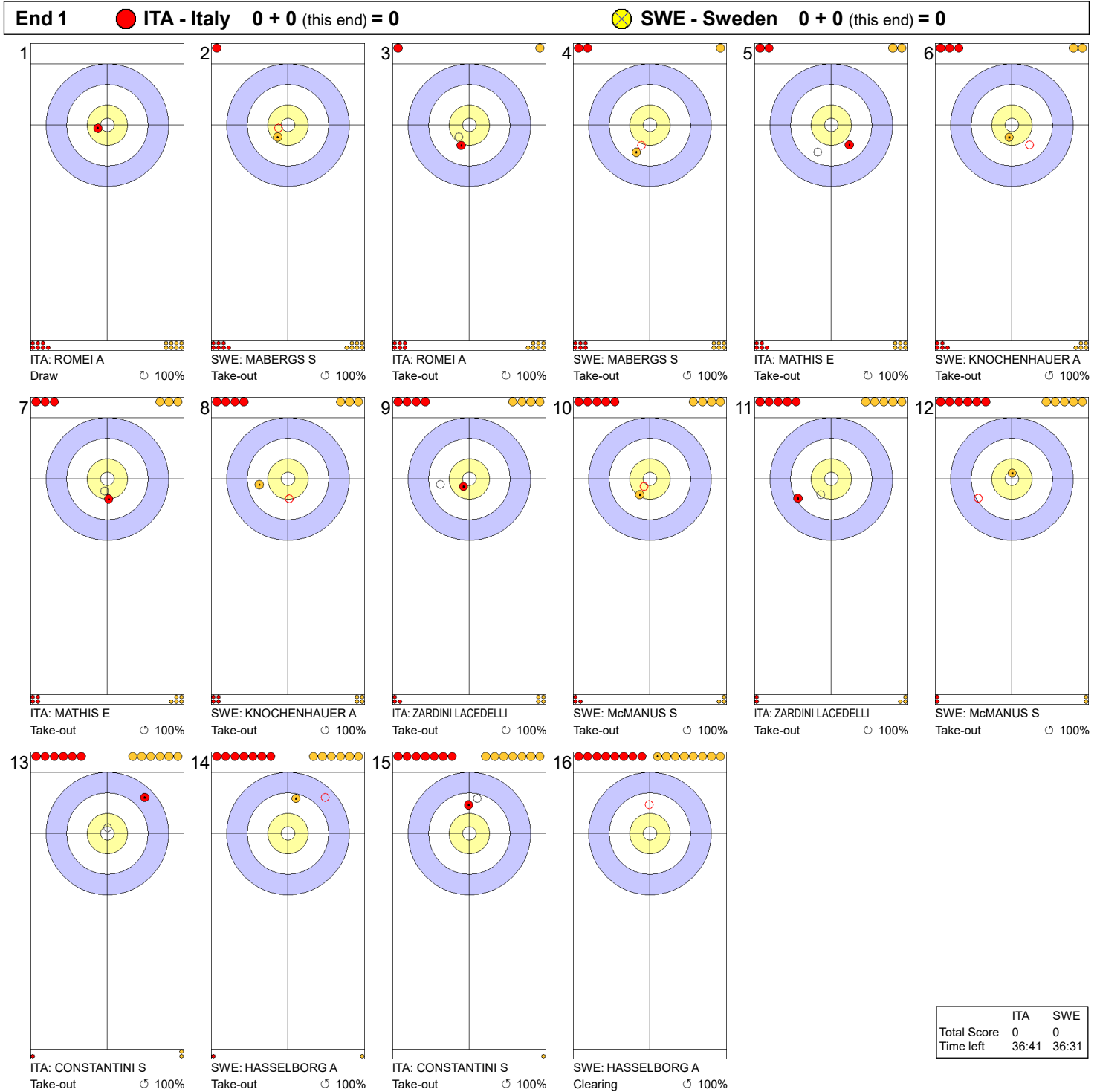
⌚ Counter-clockwise

LSFE(\*) Last Stone First End

WED 19 MAR 2025  
Start Time 19:00

Round Robin Session 14 - Sheet C

Game - Shot by Shot



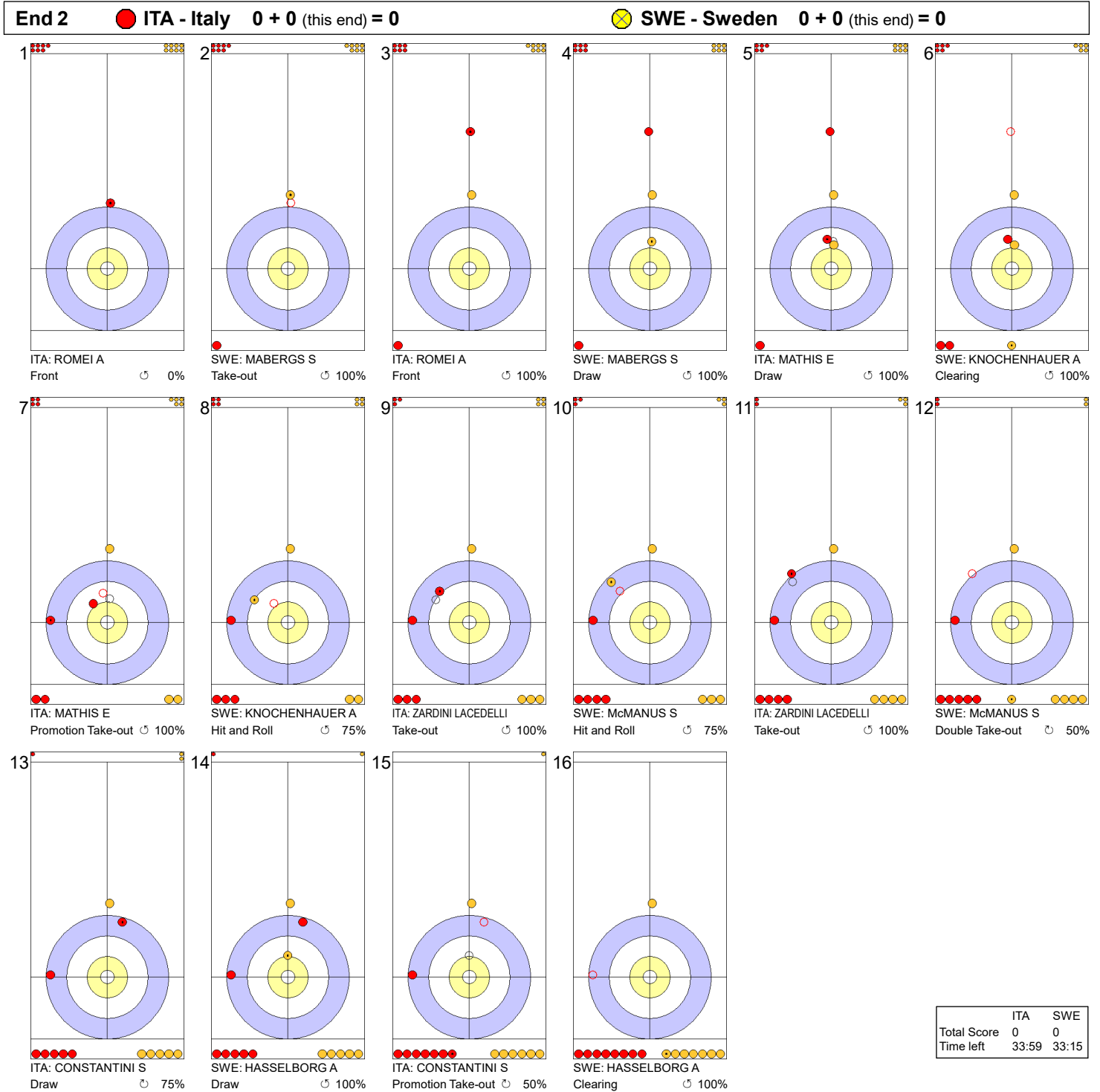
**Legend:**  
 ↻ Clockwise      ↺ Counter-clockwise      - Not considered



WED 19 MAR 2025  
Start Time 19:00

Round Robin Session 14 - Sheet C

Game - Shot by Shot

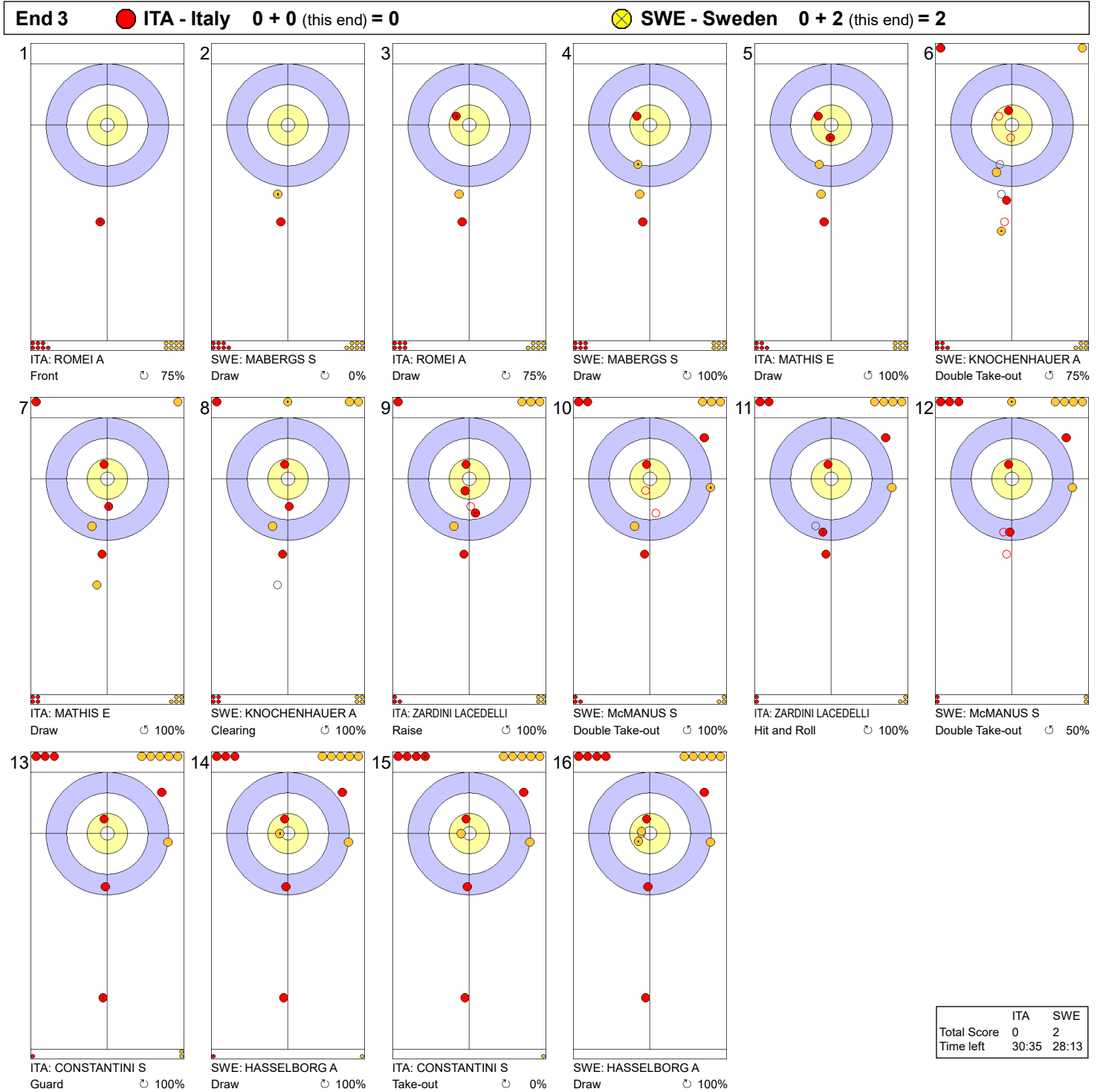


**Legend:**  
 ↻ Clockwise      ↺ Counter-clockwise      - Not considered

WED 19 MAR 2025  
Start Time 19:00

Round Robin Session 14 - Sheet C

### Game - Shot by Shot

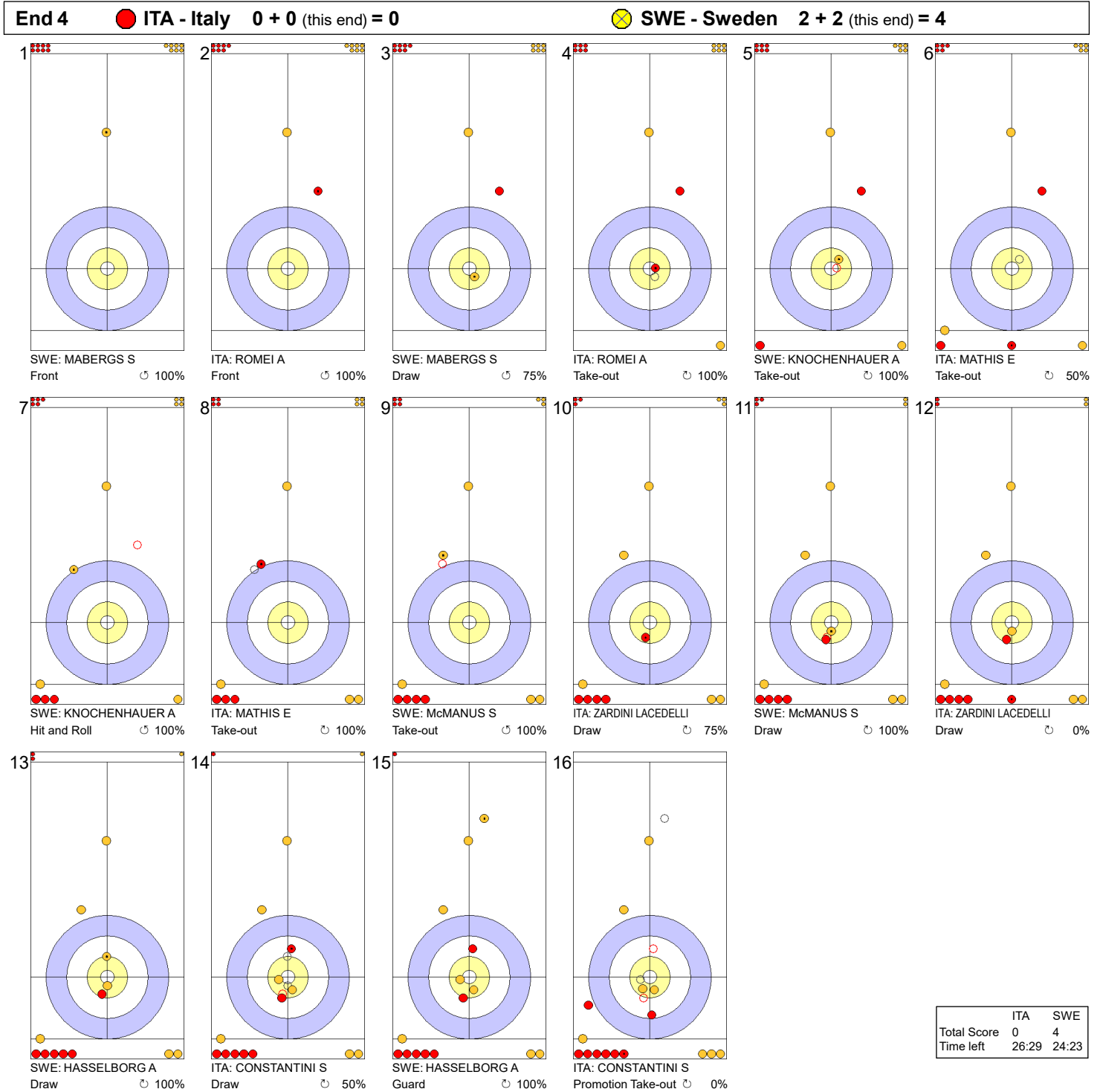


**Legend:**  
 ↻ Clockwise      ↺ Counter-clockwise      - Not considered

WED 19 MAR 2025  
Start Time 19:00

Round Robin Session 14 - Sheet C

Game - Shot by Shot




**Legend:**  
 ↻ Clockwise      ↺ Counter-clockwise      - Not considered

WED 19 MAR 2025  
Start Time 19:00

Round Robin Session 14 - Sheet C

Game - Shot by Shot

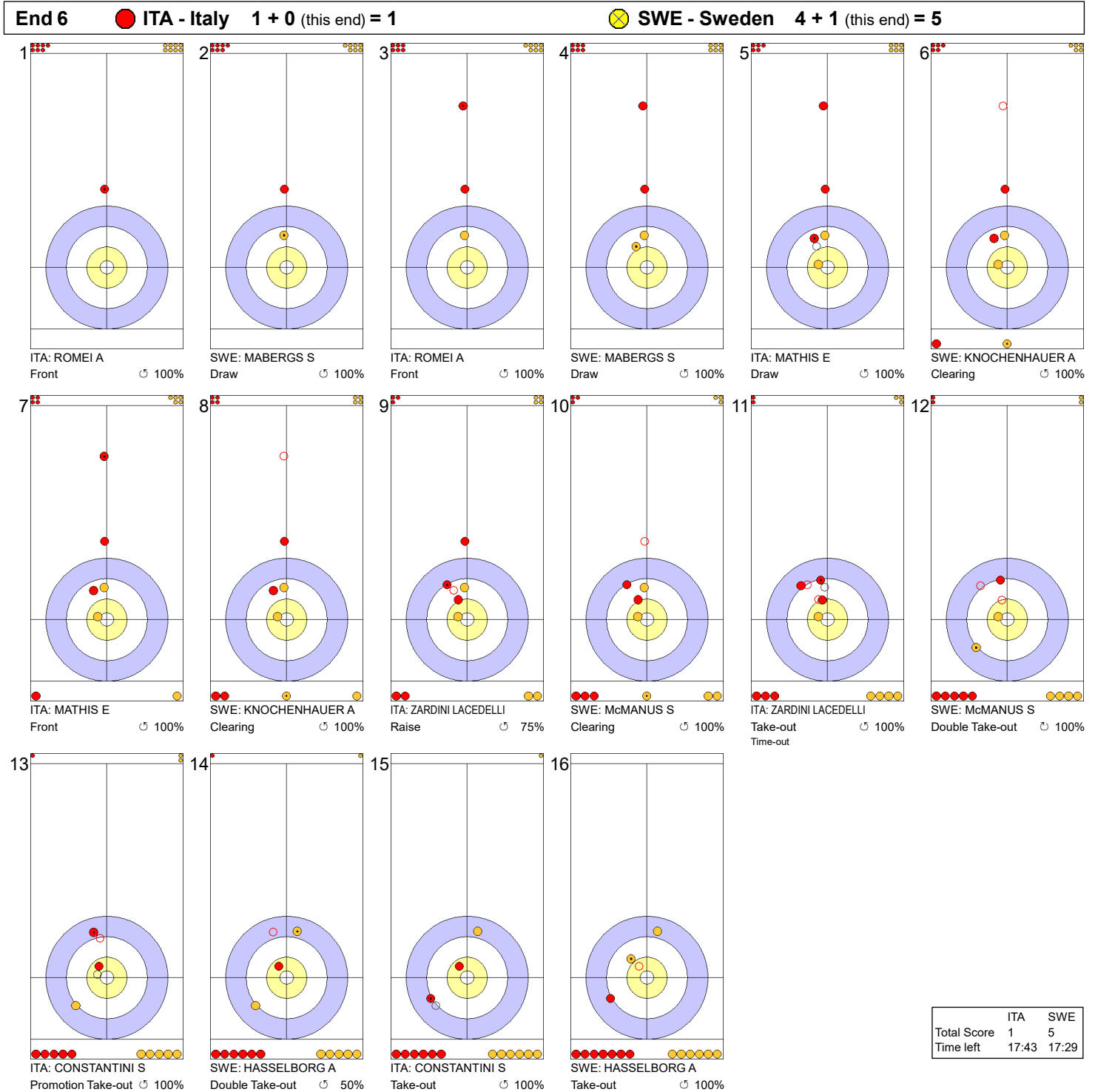


**Legend:**  
 ↻ Clockwise      ↺ Counter-clockwise      - Not considered

WED 19 MAR 2025  
Start Time 19:00

Round Robin Session 14 - Sheet C

Game - Shot by Shot

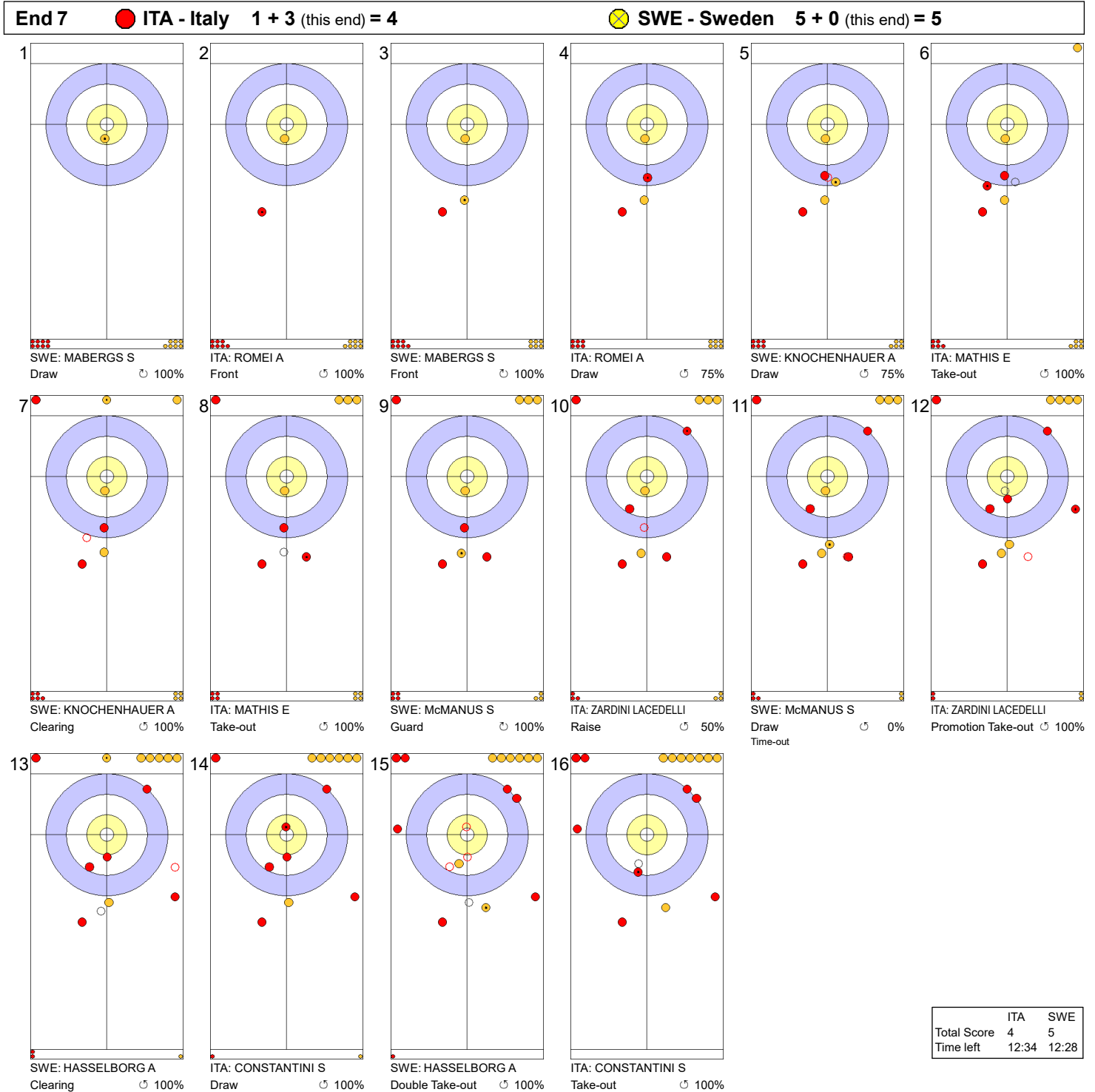


**Legend:**  
 ↻ Clockwise      ↺ Counter-clockwise      - Not considered

WED 19 MAR 2025  
Start Time 19:00

Round Robin Session 14 - Sheet C

Game - Shot by Shot

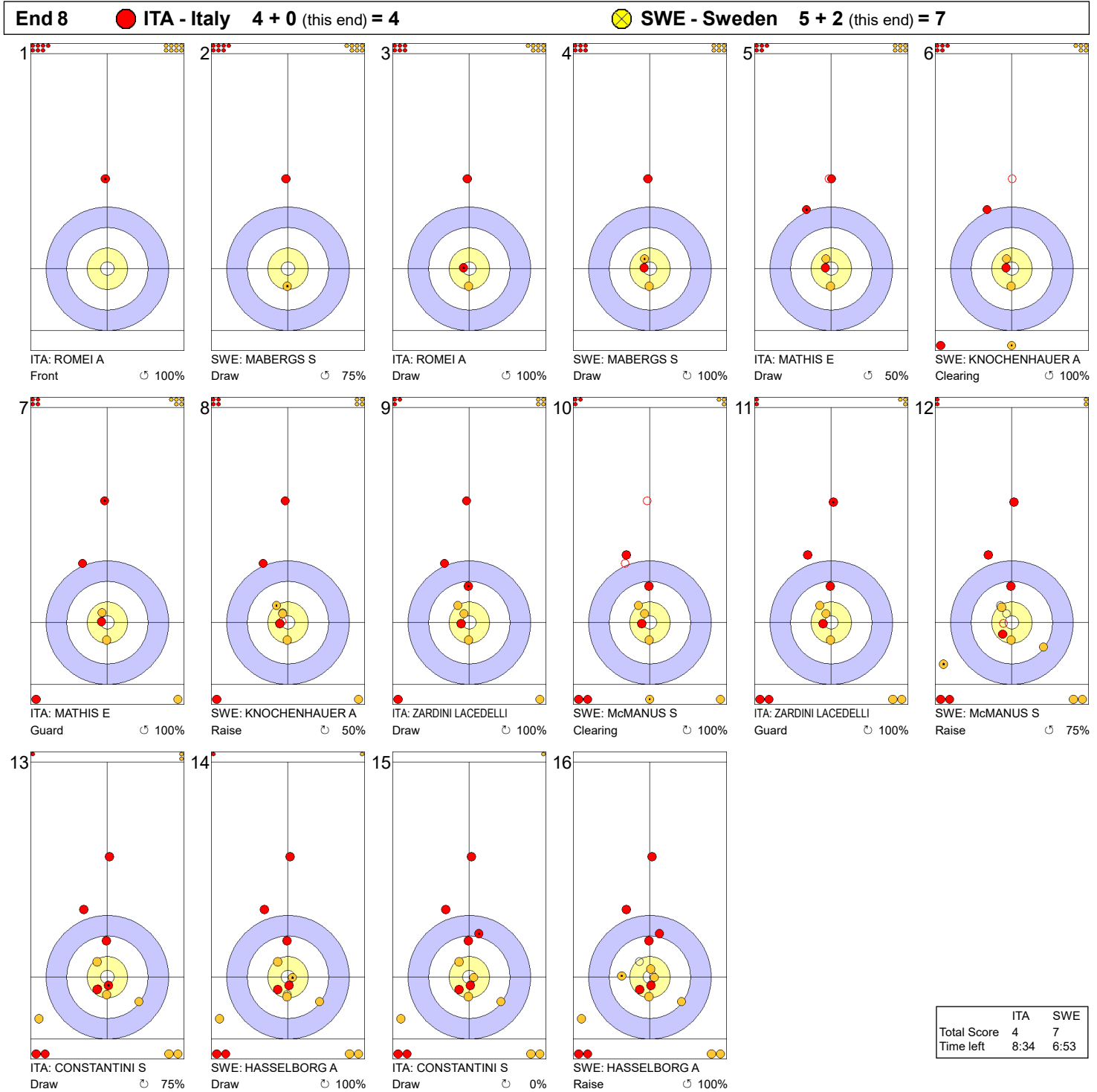


**Legend:**  
 ↻ Clockwise      ↺ Counter-clockwise      - Not considered

WED 19 MAR 2025  
Start Time 19:00

Round Robin Session 14 - Sheet C

Game - Shot by Shot

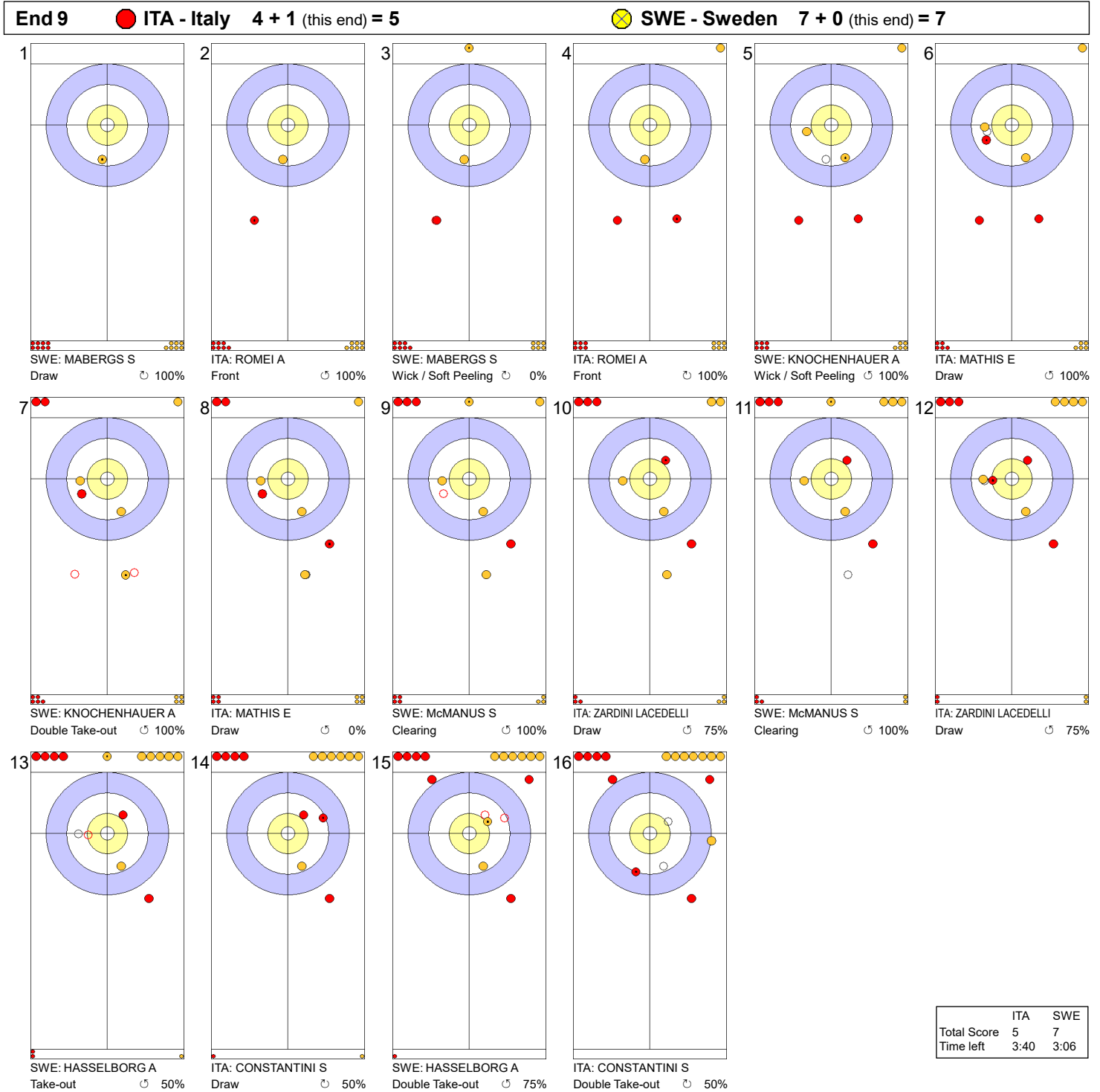


**Legend:**  
 ↻ Clockwise      ↺ Counter-clockwise      - Not considered

WED 19 MAR 2025  
Start Time 19:00

Round Robin Session 14 - Sheet C

Game - Shot by Shot



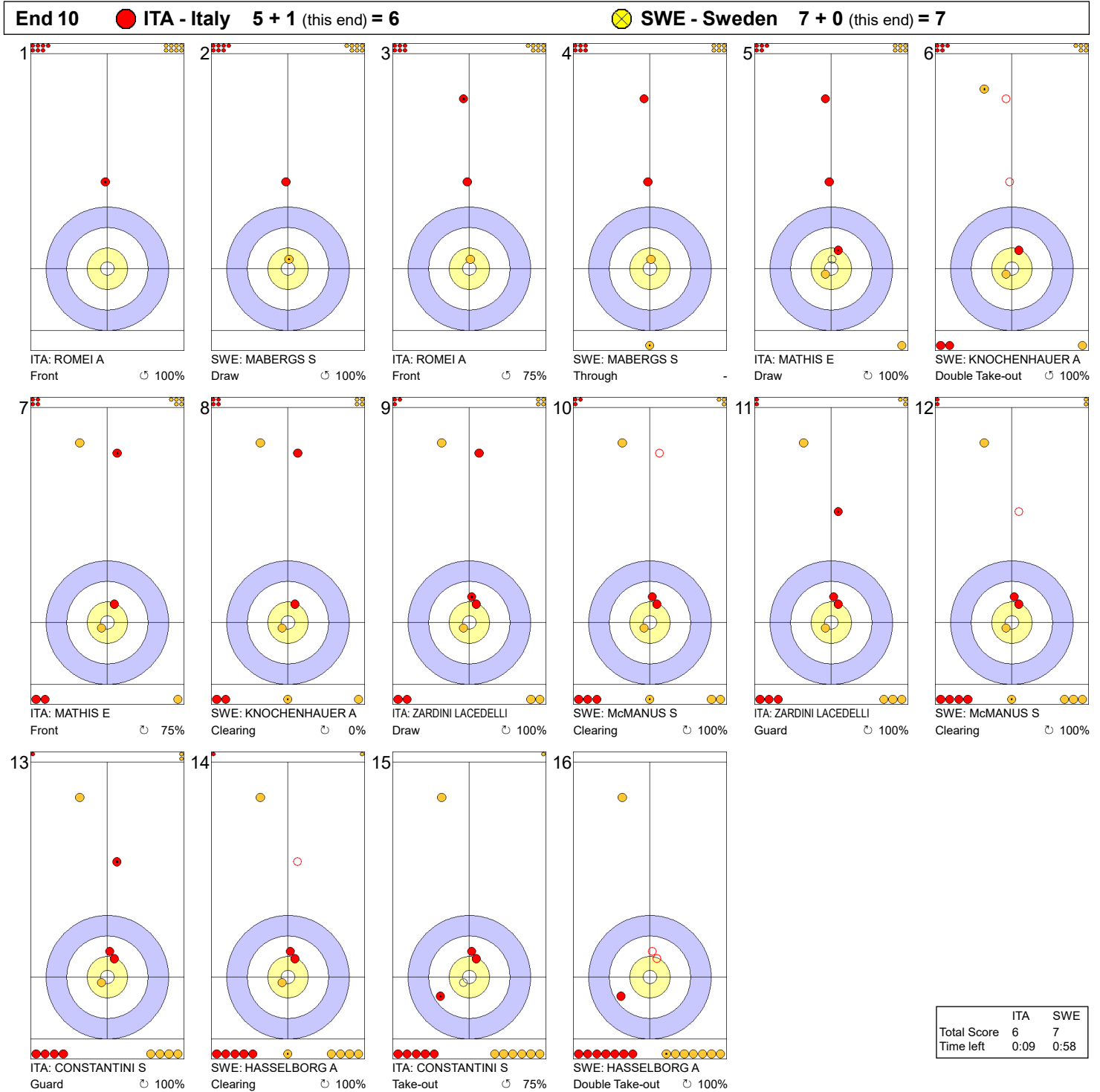
**Legend:**  
 ↻ Clockwise      ↺ Counter-clockwise      - Not considered



WED 19 MAR 2025  
Start Time 19:00

Round Robin Session 14 - Sheet C

### Game - Shot by Shot



**Legend:**  
 ↻ Clockwise      ↺ Counter-clockwise      - Not considered

WED 19 MAR 2025  
Start Time 19:00

Round Robin Session 14 - Sheet D

## Game Results

Sheet	Team	LSFE	1	2	3	4	5	6	7	8	9	10	Extra Ends	Total
D	JPN - Japan		0	0	3	0	0	1	0	1	0	0		5
	SCO - Scotland	*	0	1	0	1	1	0	1	0	0	2		6

JPN - Japan		Shot Success Game	All
4 S	YOSHIMURA Sayaka	80 %	76 %
3	ONODERA Kaho	88 %	84 %
2 V	KOTANI Yuna	85 %	85 %
1	OHMIYA Anna	89 %	93 %
A	KOBAYASHI Mina	-	-
Team Total		85 %	85 %

SCO - Scotland		Shot Success Game	All
4 V	MORRISON Rebecca	88 %	86 %
3	DODDS Jennifer	76 %	85 %
2	SINCLAIR Sophie	85 %	88 %
1 S	JACKSON Sophie	80 %	91 %
A	HENDERSON Fay	-	-
Team Total		82 %	87 %

Last Stone Draw		Distance
⌚	KOTANI Yuna	199.6cm
⌚	ONODERA Kaho	5.3cm
<b>Total</b>		<b>204.9cm</b>

Last Stone Draw		Distance
⌚	MORRISON Rebecca	95.9cm
⌚	JACKSON Sophie	17.4cm
<b>Total</b>		<b>113.3cm</b>

Time remaining: 0 minutes 6 seconds

Time-out: End 10 - JPN stone 3

Time remaining: 0 minutes 11 seconds

Time-out: End 10 - SCO stone 5

## Shot Success Analysis

JPN - Japan		⌚	⌚	Game
4	YOSHIMURA Sayaka	Draws 6 71%	2 50%	8 66%
		Take-outs 7 89%	5 90%	12 90%
		Total 13 81%	7 79%	20 80%
3	ONODERA Kaho	Draws 5 80%	3 92%	8 84%
		Take-outs 7 96%	5 80%	12 90%
		Total 12 90%	8 84%	20 88%
2	KOTANI Yuna	Draws 7 100%	5 75%	12 90%
		Take-outs 3 100%	5 65%	8 78%
		Total 10 100%	10 70%	20 85%
1	OHMIYA Anna	Draws 10 88%	7 93%	17 90%
		Take-outs 1 100%	2 75%	3 83%
		Total 11 89%	9 89%	20 89%
A	KOBAYASHI Mina	Draws 0 -	0 -	0 -
		Take-outs 0 -	0 -	0 -
		Total 0 -	0 -	0 -
Team		Draws 28 86%	17 82%	45 84%
		Take-outs 18 94%	17 78%	35 86%
		Total 46 89%	34 80%	80 85%

SCO - Scotland		⌚	⌚	Game
4	MORRISON Rebecca	Draws 8 84%	2 50%	10 78%
		Take-outs 3 92%	7 100%	10 98%
		Total 11 86%	9 89%	20 88%
3	DODDS Jennifer	Draws 3 83%	5 70%	8 75%
		Take-outs 6 63%	6 92%	12 77%
		Total 9 69%	11 82%	20 76%
2	SINCLAIR Sophie	Draws 5 90%	2 100%	7 93%
		Take-outs 8 75%	5 90%	13 81%
		Total 13 81%	7 93%	20 85%
1	JACKSON Sophie	Draws 10 93%	9 64%	19 79%
		Take-outs 1 100%	0 -	1 100%
		Total 11 93%	9 64%	20 80%
A	HENDERSON Fay	Draws 0 -	0 -	0 -
		Take-outs 0 -	0 -	0 -
		Total 0 -	0 -	0 -
Team		Draws 26 88%	18 68%	44 80%
		Take-outs 18 75%	18 94%	36 85%
		Total 44 83%	36 81%	80 82%

### Note:

Position and function for each team member:

4 = Fourth, 3 = Third, 2 = Second, 1 = Lead, A = Alternate, S = Skip, V = Vice-Skip

### Legend:

⌚ Clockwise

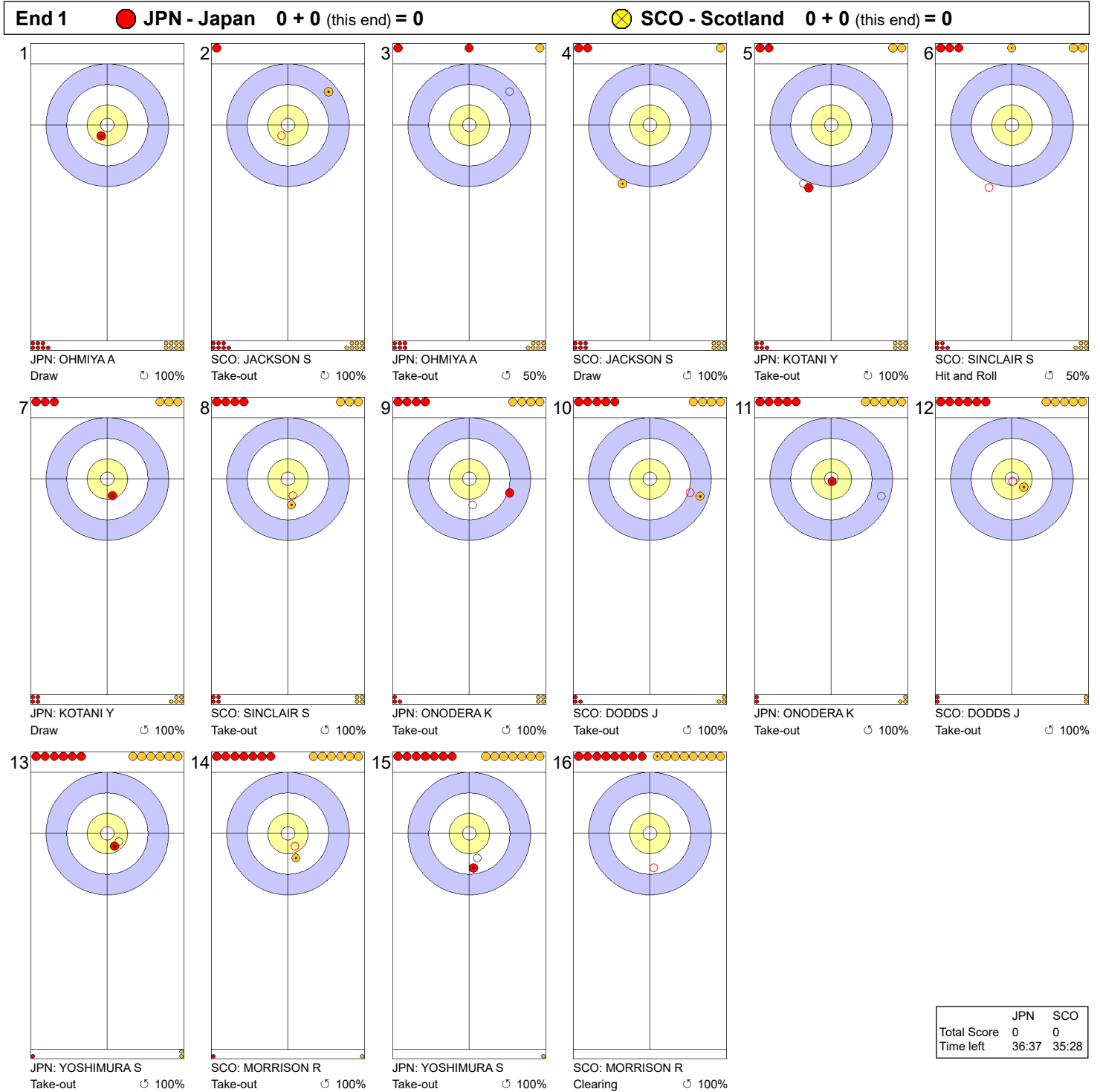
⌚ Counter-clockwise

LSFE(\*) Last Stone First End

WED 19 MAR 2025  
Start Time 19:00

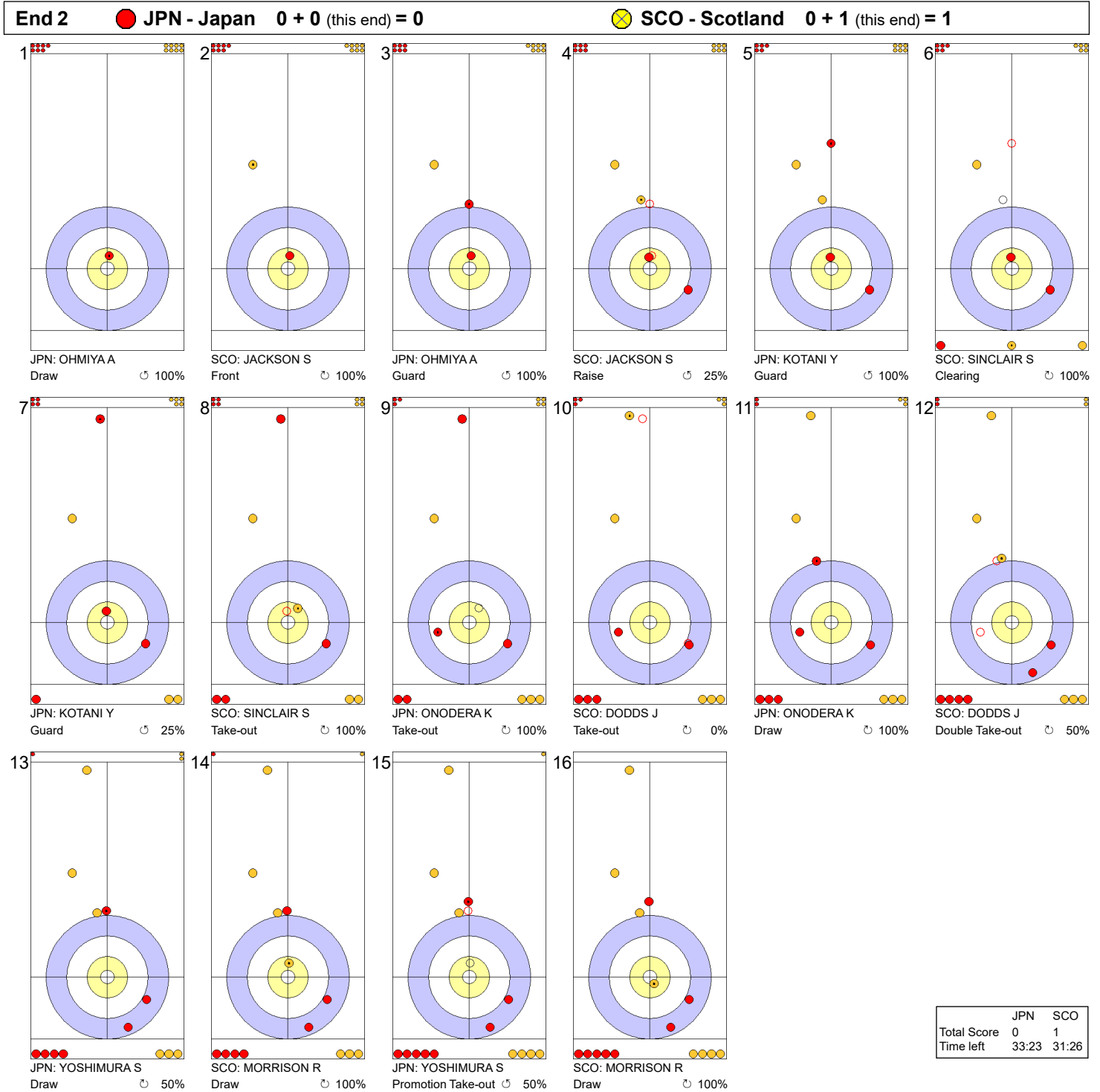
Round Robin Session 14 - Sheet D

Game - Shot by Shot



**Legend:**  
 ↻ Clockwise      ↺ Counter-clockwise      - Not considered

Game - Shot by Shot

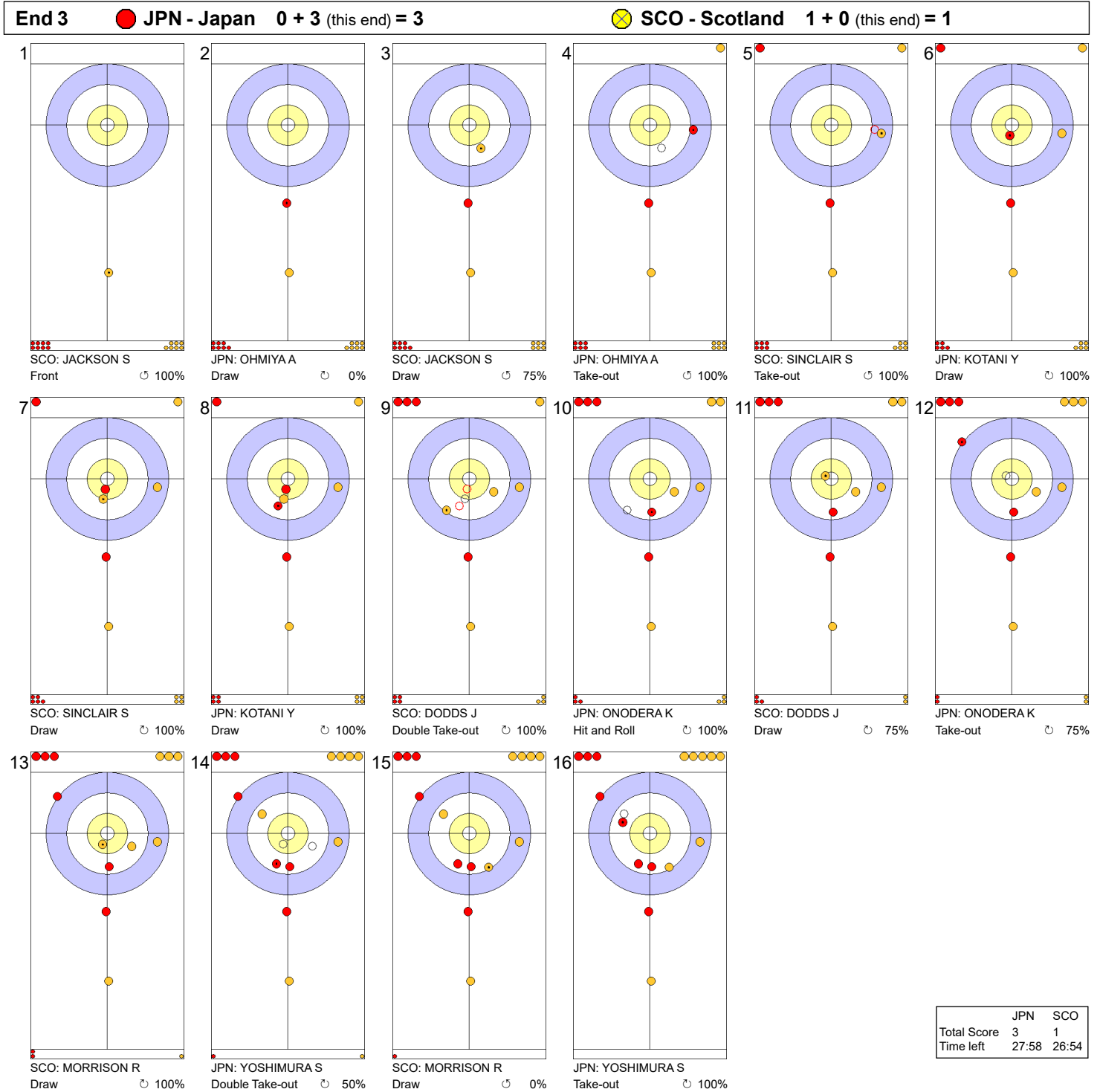


**Legend:**  
 ↻ Clockwise      ↺ Counter-clockwise      - Not considered

WED 19 MAR 2025  
Start Time 19:00

Round Robin Session 14 - Sheet D

Game - Shot by Shot



**Legend:**  
 ↻ Clockwise      ↺ Counter-clockwise      - Not considered

WED 19 MAR 2025  
Start Time 19:00

Round Robin Session 14 - Sheet D

Game - Shot by Shot

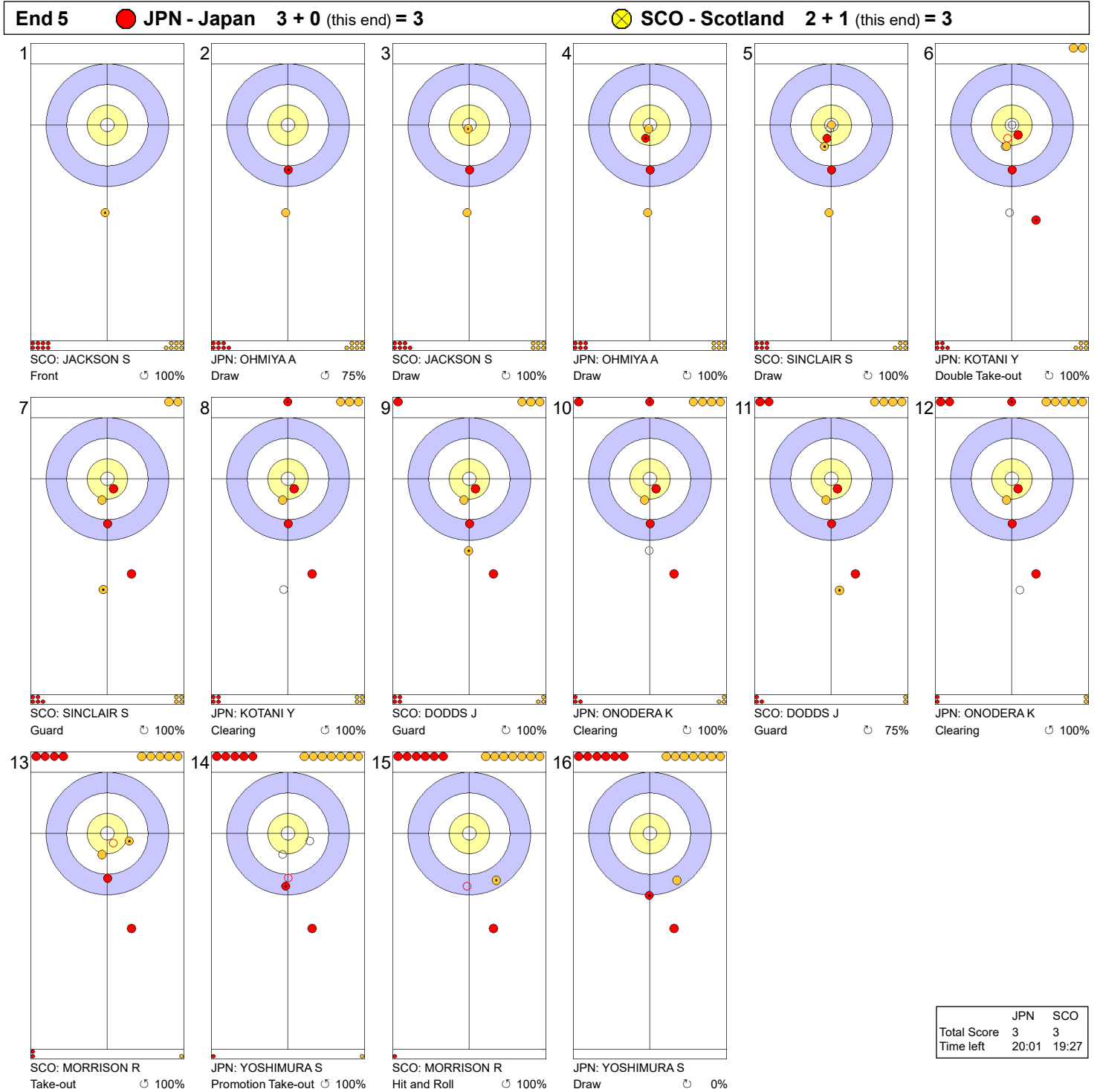


**Legend:**  
 ↻ Clockwise      ↺ Counter-clockwise      - Not considered

WED 19 MAR 2025  
Start Time 19:00

Round Robin Session 14 - Sheet D

Game - Shot by Shot

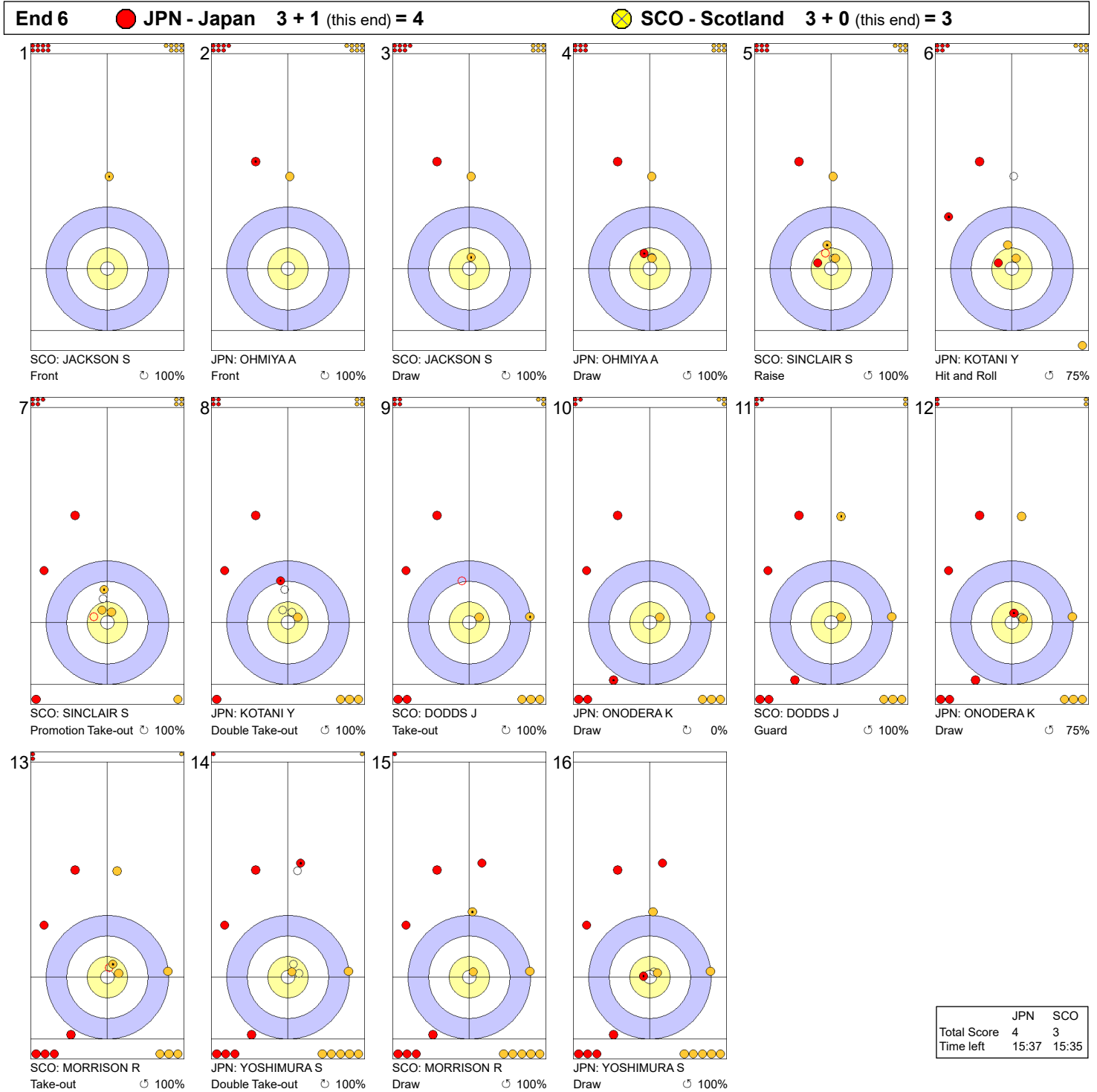


**Legend:**  
 ↻ Clockwise      ↺ Counter-clockwise      - Not considered

WED 19 MAR 2025  
Start Time 19:00

Round Robin Session 14 - Sheet D

Game - Shot by Shot




**Legend:**  
 ↻ Clockwise      ↺ Counter-clockwise      - Not considered



WED 19 MAR 2025  
Start Time 19:00

Round Robin Session 14 - Sheet D

Game - Shot by Shot

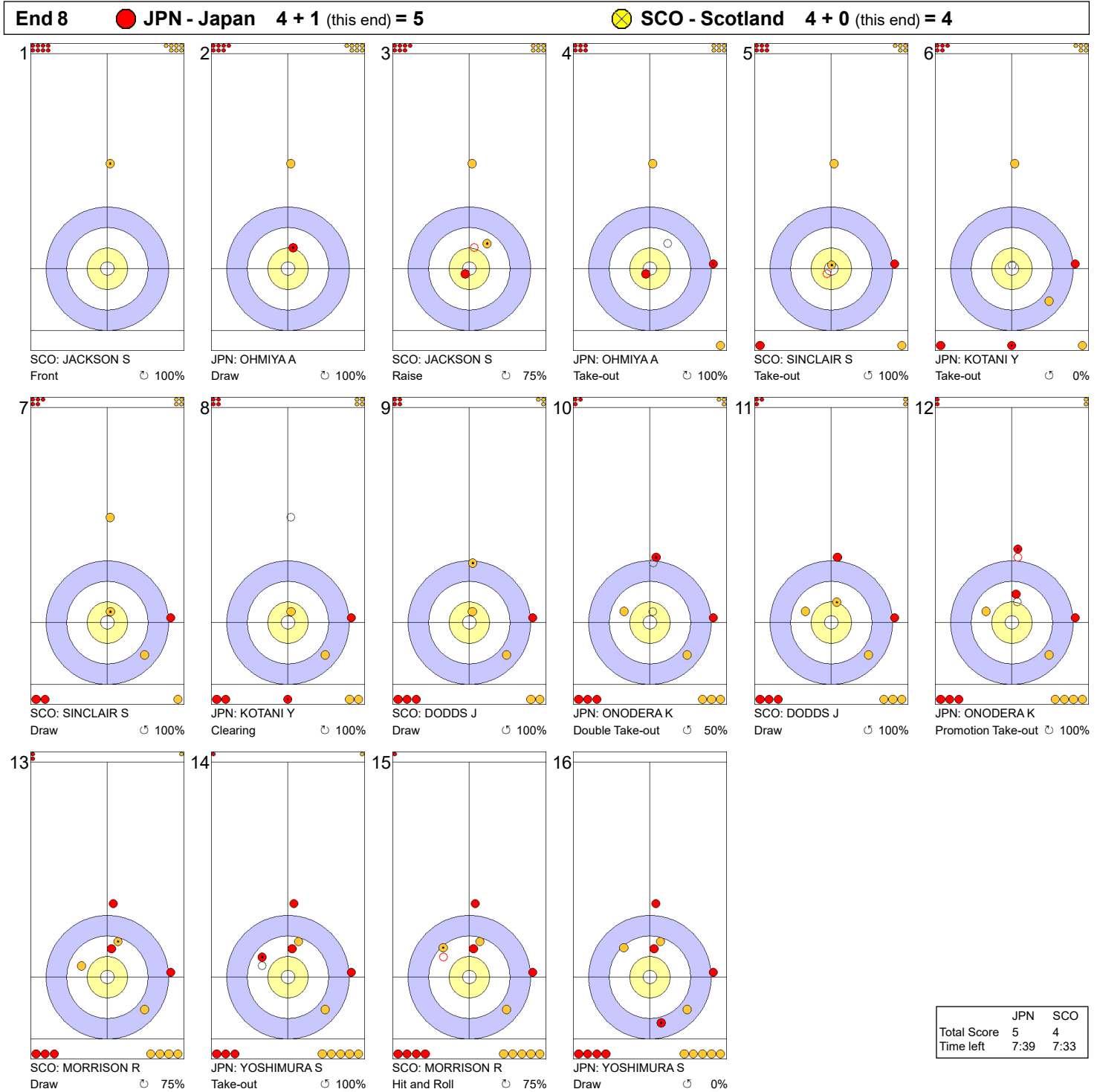


**Legend:**  
 ↻ Clockwise      ↺ Counter-clockwise      - Not considered

WED 19 MAR 2025  
Start Time 19:00

Round Robin Session 14 - Sheet D

Game - Shot by Shot

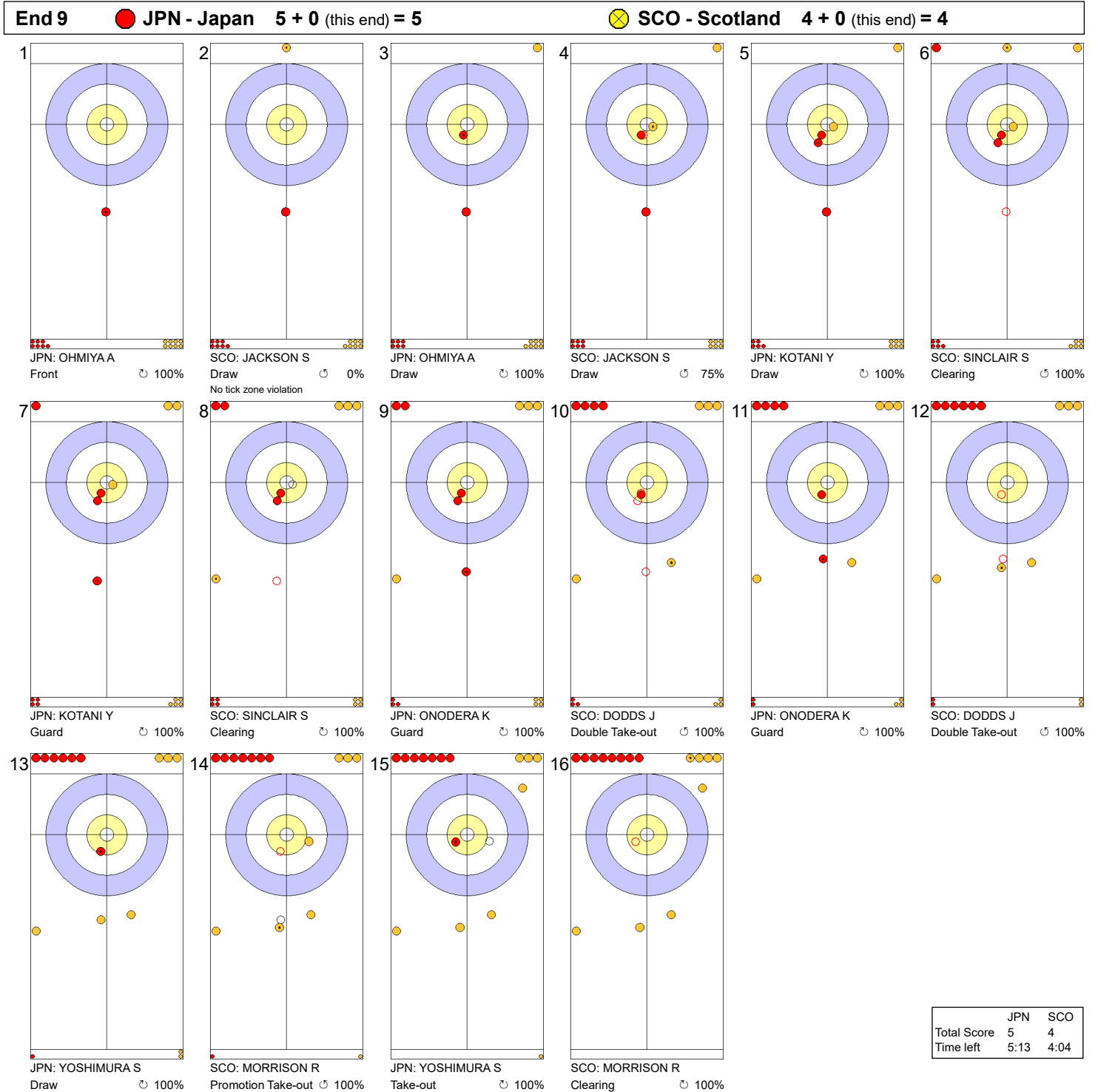


**Legend:**  
 ↻ Clockwise      ↺ Counter-clockwise      - Not considered

WED 19 MAR 2025  
Start Time 19:00

Round Robin Session 14 - Sheet D

Game - Shot by Shot

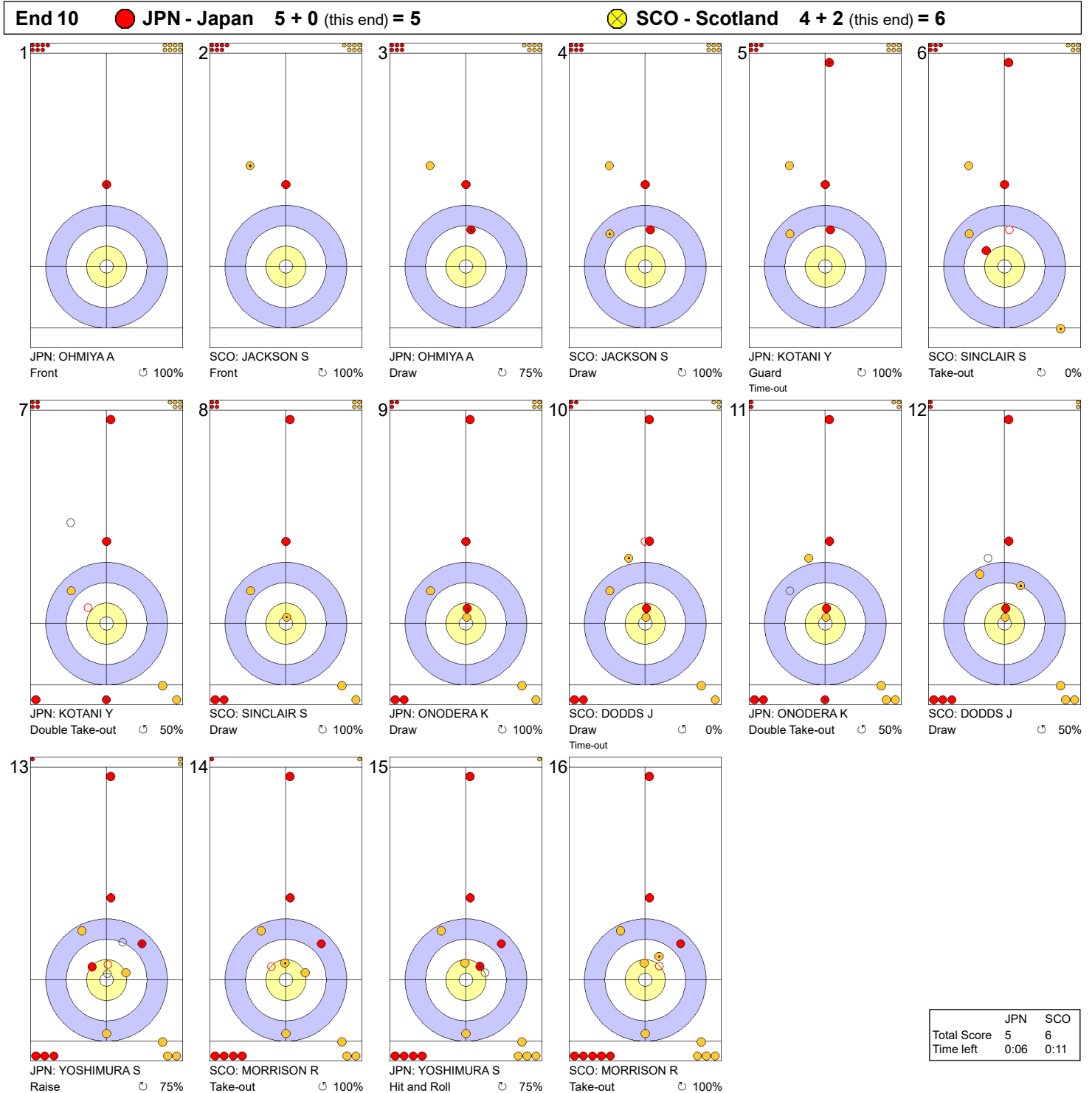


**Legend:**  
 ↻ Clockwise   ↺ Counter-clockwise   - Not considered

WED 19 MAR 2025  
Start Time 19:00

Round Robin Session 14 - Sheet D

Game - Shot by Shot



**Legend:**  
 ↻ Clockwise      ↺ Counter-clockwise      - Not considered

## Session Results and Standings

Sheet	Team	LSD/LSFE	1	2	3	4	5	6	7	8	9	10	Extra Ends	Total
A	SCO - Scotland	158.9cm	0	0	0	1	0	3	0	0	2	0	1	7
	USA - United States	49.1cm *	0	1	0	0	1	0	1	0	0	3	0	6
B	DEN - Denmark	165.4cm	0	0	0	0	0	2	0	1	0	X		3
	KOR - Korea	33.5cm *	0	0	0	1	1	0	1	0	4	X		7
C	SUI - Switzerland	58.8cm *	0	2	0	1	0	1	1	0	3	X		8
	NOR - Norway	86.1cm	0	0	2	0	1	0	0	1	0	X		4
D	TUR - Türkiye	55.3cm	0	0	1	0	3	1	0	1	0	0		6
	ITA - Italy	35.5cm *	0	1	0	3	0	0	2	0	0	2		8

## Current Standings

Rank	Team	Games	Wins	Losses
1	SUI - Switzerland	8	8	0
2	KOR - Korea	8	7	1
3	CAN - Canada	7	5	2
3	SWE - Sweden	7	5	2
5	CHN - China	7	4	3
6	DEN - Denmark	8	4	4
6	NOR - Norway	8	4	4
6	SCO - Scotland	8	4	4
9	JPN - Japan	7	3	4
10	ITA - Italy	8	3	5
10	USA - United States	8	3	5
12	LTU - Lithuania	8	0	8
12	TUR - Türkiye	8	0	8

**Note:**  
Under World Curling rules, tie-breaking rules for standings are not applied until after the last game of the round robin.

**Legend:**  
LSD Last Stone Draw      LSFE(\*) Last Stone First End      X Unplayed/unfinished end due to concession

## Game Results

Sheet	Team	LSFE	1	2	3	4	5	6	7	8	9	10	Extra Ends	Total
A	SCO - Scotland		0	0	0	1	0	3	0	0	2	0	1	7
	USA - United States	*	0	1	0	0	1	0	1	0	0	3	0	6

SCO - Scotland		Shot Success	Game	All
4 V	MORRISON Rebecca	96%	86%	
3	DODDS Jennifer	80%	86%	
2	SINCLAIR Sophie	93%	88%	
1 S	JACKSON Sophie	92%	92%	
A	HENDERSON Fay	-	-	
Team Total		90%	88%	

USA - United States		Shot Success	Game	All
4 S	PETERSON Tabitha	83%	80%	
3 V	THIESSE Cory	88%	81%	
2	PETERSON Tara	78%	79%	
1	ANDERSON-HEIDE Taylor	92%	87%	
A	PERSINGER Vicky	-	-	
Team Total		85%	82%	

Last Stone Draw		Distance
↻	DODDS Jennifer	140.7cm
↺	SINCLAIR Sophie	18.2cm
<b>Total</b>		<b>158.9cm</b>

Last Stone Draw		Distance
↻	PETERSON Tabitha	31.6cm
↺	THIESSE Cory	17.5cm
<b>Total</b>		<b>49.1cm</b>

Time remaining: 1 minute 54 seconds  
1 minute 12 seconds (after extra end)

Time remaining: 0 minutes 41 seconds  
1 minute 16 seconds (after extra end)

Time-out: End 10 - SCO stone 7; End 11 - SCO stone 7

Time-out: End 10 - USA stone 5; End 11 - USA stone 7

## Shot Success Analysis

SCO - Scotland		↻	↺	Game
4	MORRISON Rebecca	Draws 5 100%	3 92%	8 97%
		Take-outs 7 93%	6 100%	13 96%
		Total 12 96%	9 97%	21 96%
3	DODDS Jennifer	Draws 2 50%	5 70%	7 64%
		Take-outs 8 88%	7 86%	15 87%
		Total 10 80%	12 79%	22 80%
2	SINCLAIR Sophie	Draws 3 83%	2 75%	5 80%
		Take-outs 5 90%	12 100%	17 97%
		Total 8 88%	14 96%	22 93%
1	JACKSON Sophie	Draws 7 86%	12 98%	19 93%
		Take-outs 0 -	3 83%	3 83%
		Total 7 86%	15 95%	22 92%
A	HENDERSON Fay	Draws 0 -	0 -	0 -
		Take-outs 0 -	0 -	0 -
		Total 0 -	0 -	0 -
Team		Draws 17 85%	22 89%	39 87%
		Take-outs 20 90%	28 95%	48 93%
		Total 37 88%	50 92%	87 90%

USA - United States		↻	↺	Game
4	PETERSON Tabitha	Draws 7 82%	3 100%	10 88%
		Take-outs 1 100%	10 78%	11 80%
		Total 8 84%	13 83%	21 83%
3	THIESSE Cory	Draws 6 71%	6 92%	12 81%
		Take-outs 4 100%	6 92%	10 95%
		Total 10 83%	12 92%	22 88%
2	PETERSON Tara	Draws 12 77%	2 88%	14 79%
		Take-outs 1 25%	7 86%	8 78%
		Total 13 73%	9 86%	22 78%
1	ANDERSON-HEIDE Taylor	Draws 7 89%	13 92%	20 91%
		Take-outs 0 -	2 100%	2 100%
		Total 7 89%	15 93%	22 92%
A	PERSINGER Vicky	Draws 0 -	0 -	0 -
		Take-outs 0 -	0 -	0 -
		Total 0 -	0 -	0 -
Team		Draws 32 80%	24 93%	56 85%
		Take-outs 6 88%	25 85%	31 85%
		Total 38 81%	49 89%	87 85%

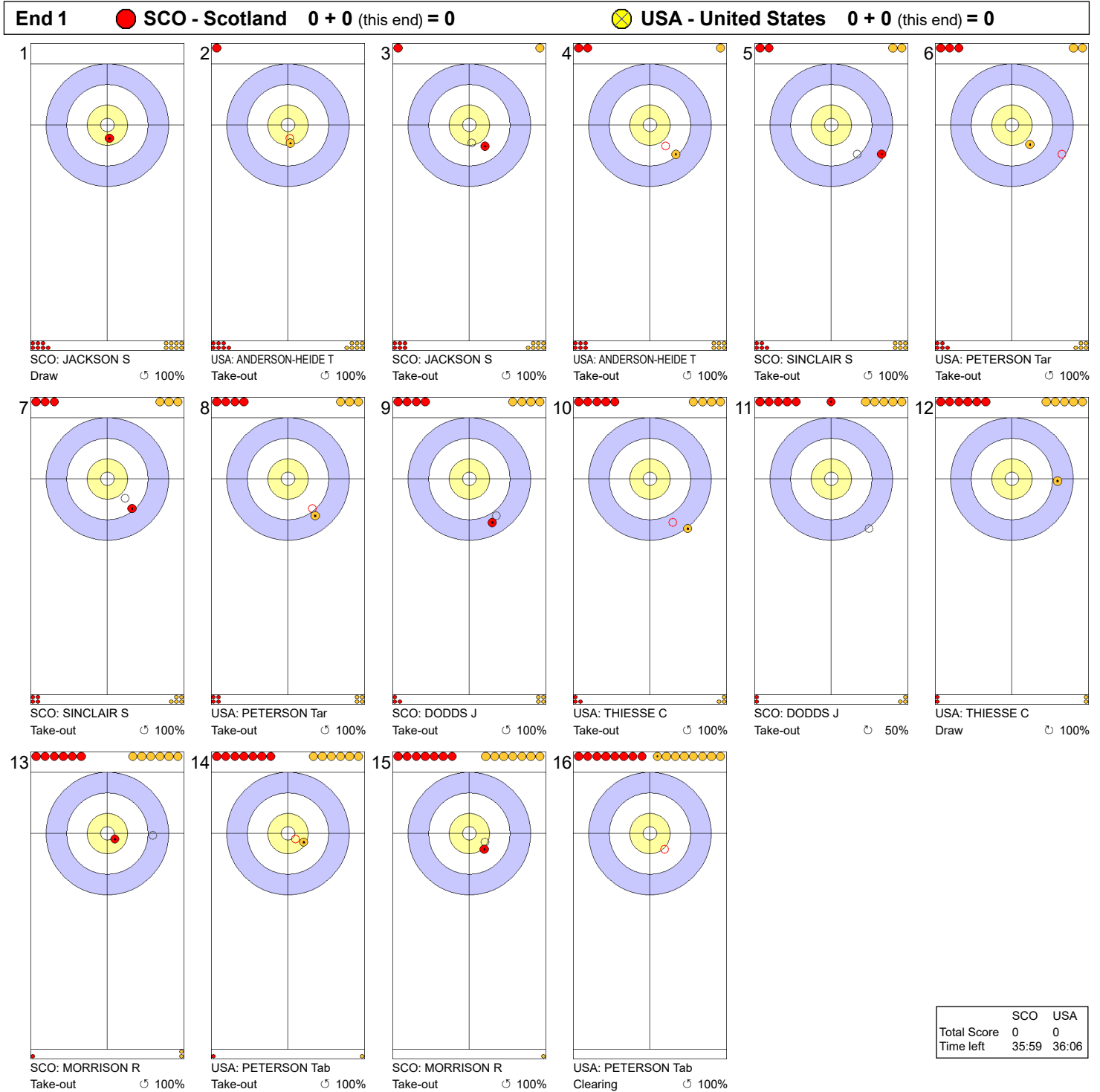
**Note:**  
Position and function for each team member:  
4 = Fourth, 3 = Third, 2 = Second, 1 = Lead, A = Alternate, S = Skip, V = Vice-Skip

**Legend:**  
↻ Clockwise      ↺ Counter-clockwise      LSFE(\*) Last Stone First End

WED 19 MAR 2025  
Start Time 14:00

Round Robin Session 13 - Sheet A

Game - Shot by Shot

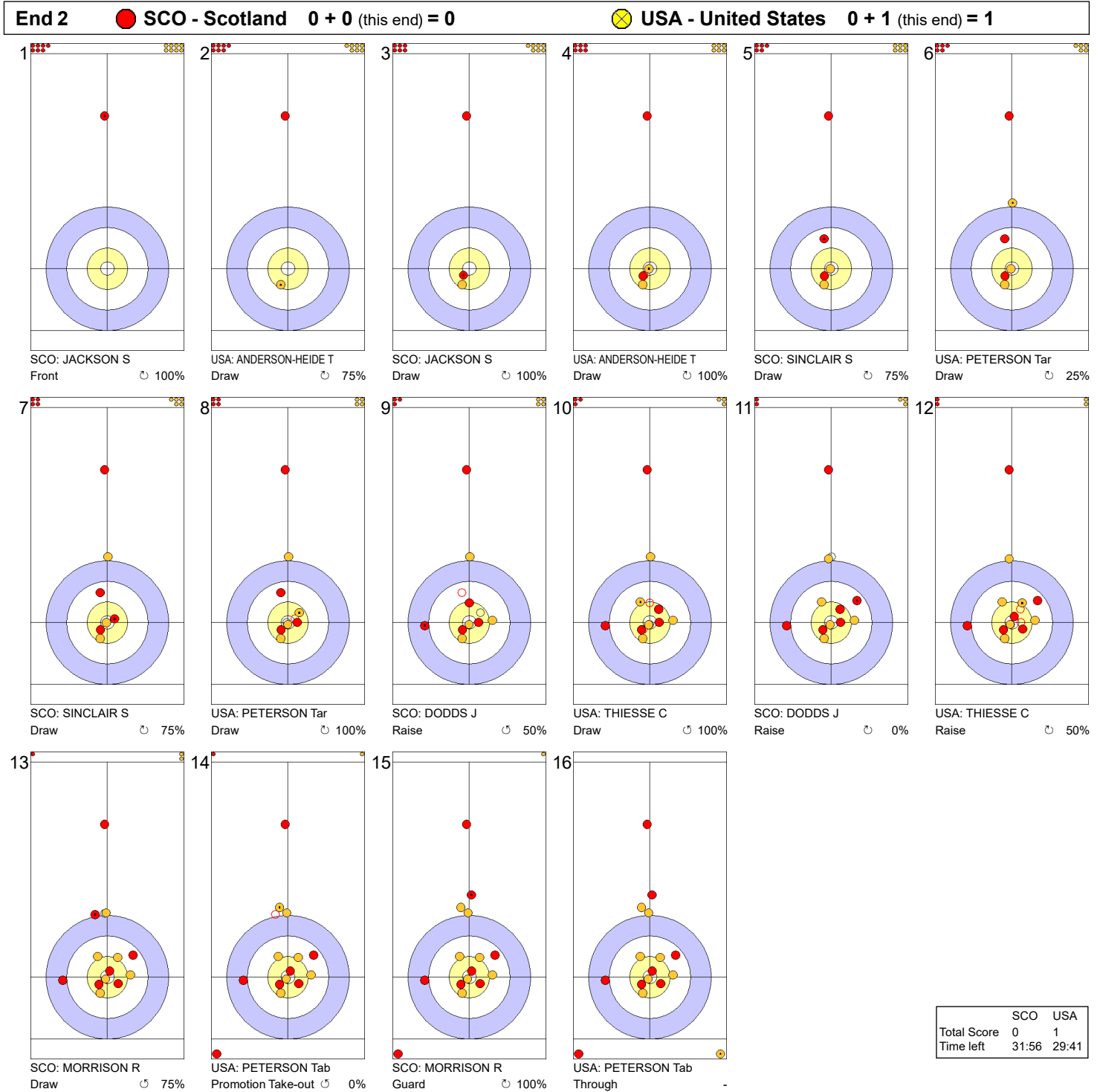


**Legend:**  
 ↻ Clockwise      ↺ Counter-clockwise      - Not considered

WED 19 MAR 2025  
Start Time 14:00

Round Robin Session 13 - Sheet A

### Game - Shot by Shot



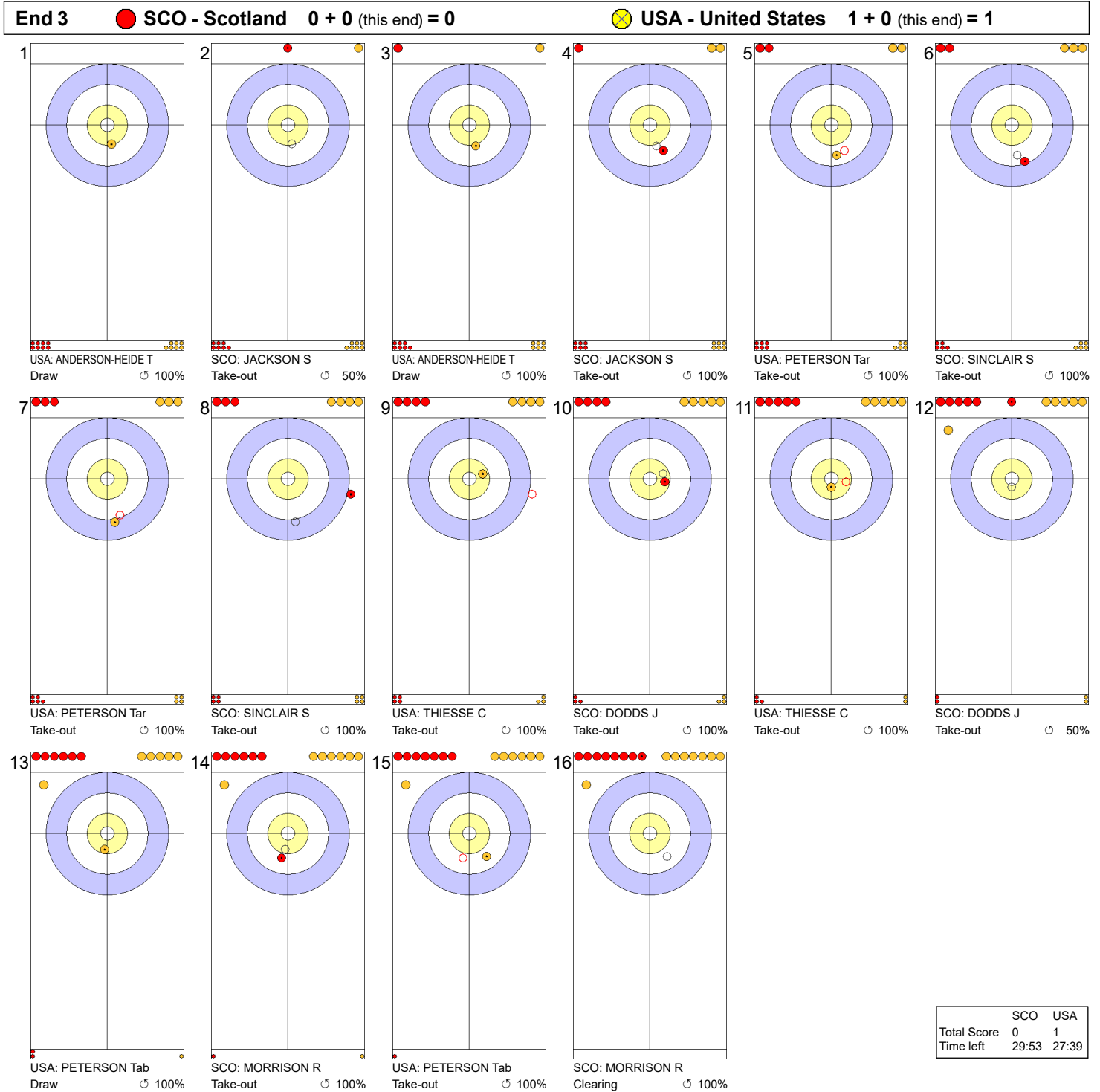
**Legend:**  
 ⌚ Clockwise      ⌚ Counter-clockwise      - Not considered



WED 19 MAR 2025  
Start Time 14:00

Round Robin Session 13 - Sheet A

Game - Shot by Shot

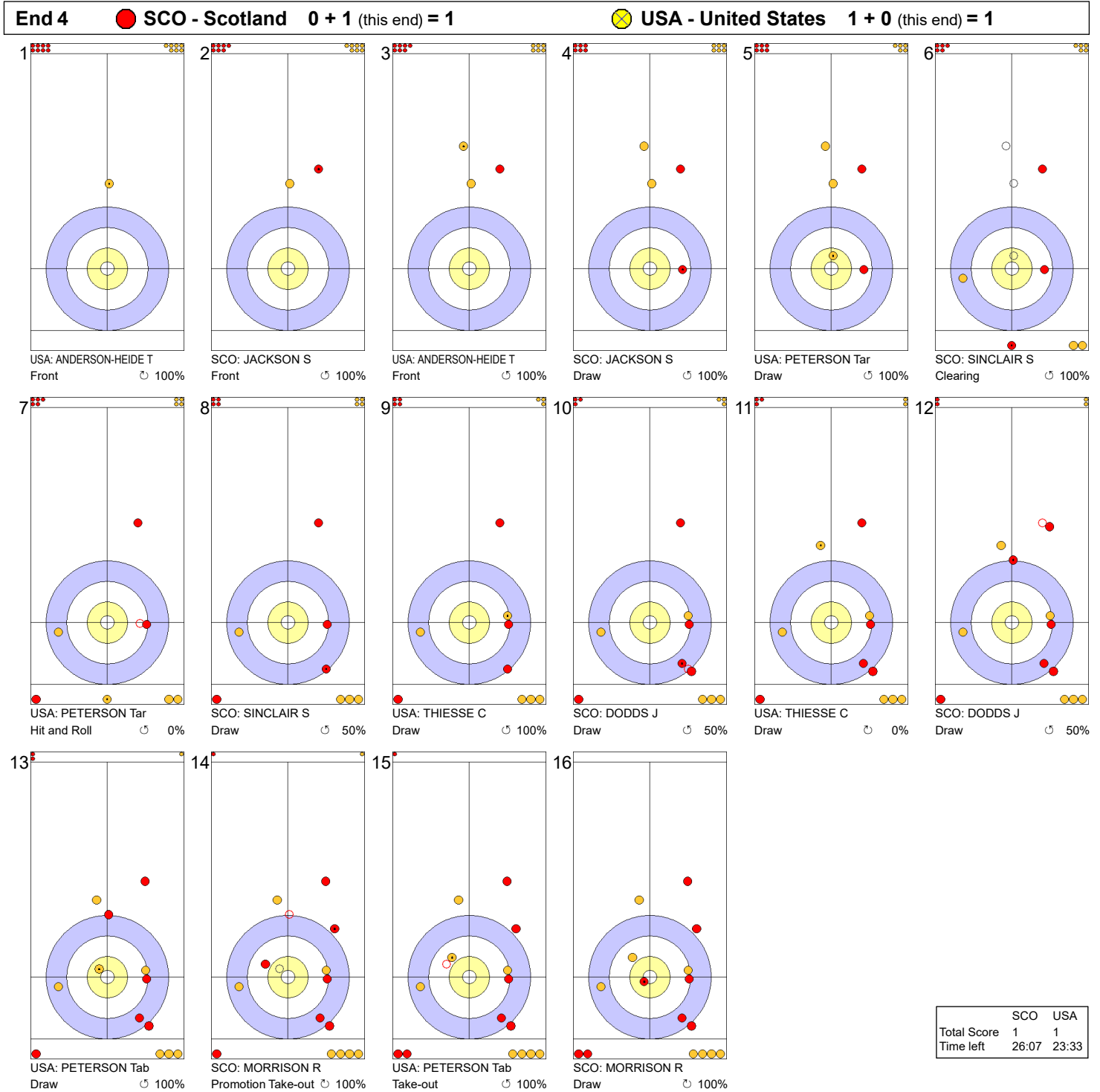


**Legend:**  
 ↻ Clockwise      ↺ Counter-clockwise      - Not considered

WED 19 MAR 2025  
Start Time 14:00

Round Robin Session 13 - Sheet A

Game - Shot by Shot

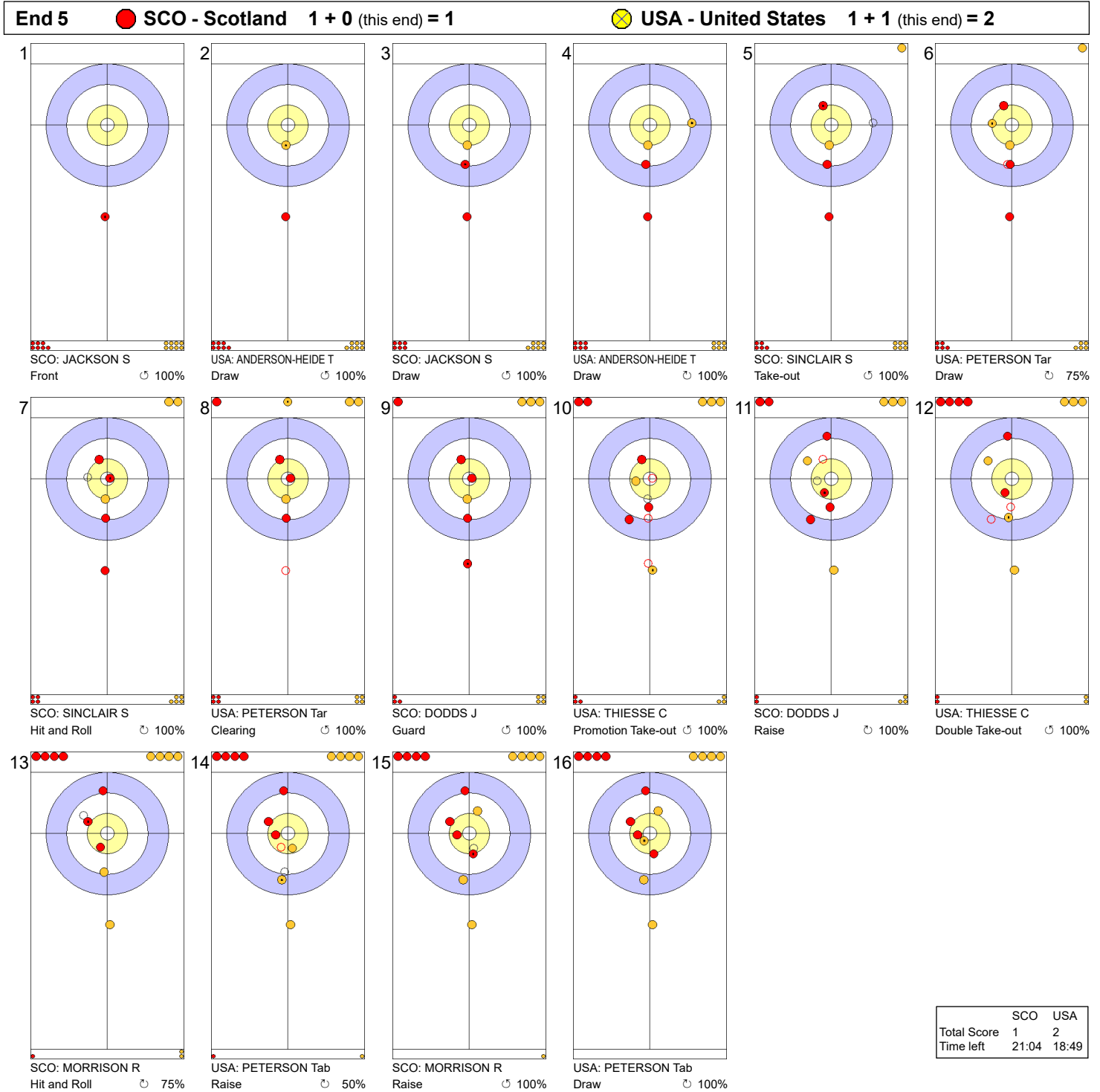


**Legend:**  
 ↻ Clockwise      ↺ Counter-clockwise      - Not considered

WED 19 MAR 2025  
Start Time 14:00

Round Robin Session 13 - Sheet A

Game - Shot by Shot

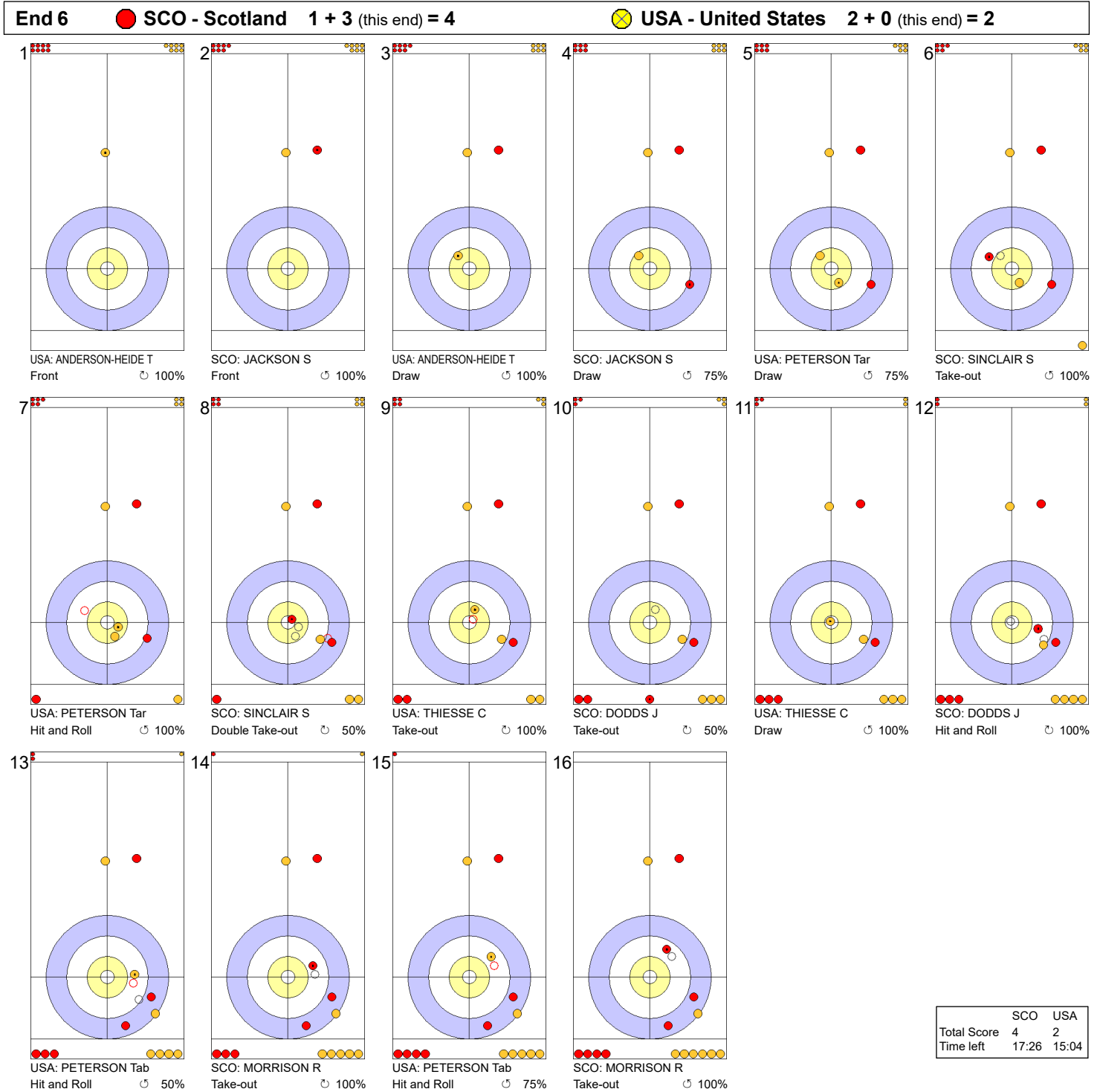


**Legend:**  
 ↻ Clockwise      ↺ Counter-clockwise      - Not considered

WED 19 MAR 2025  
Start Time 14:00

Round Robin Session 13 - Sheet A

Game - Shot by Shot

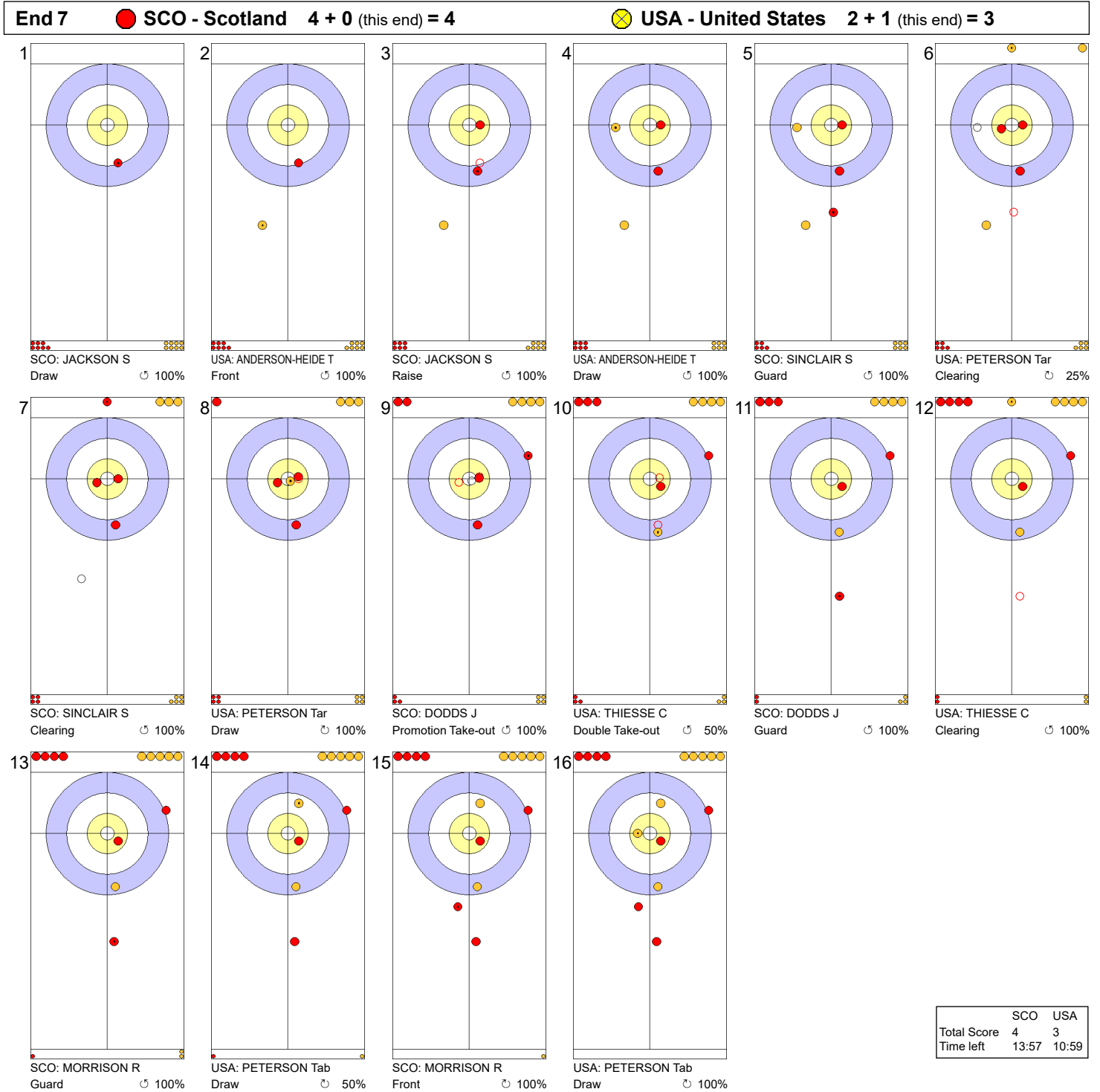


**Legend:**  
 ↻ Clockwise      ↺ Counter-clockwise      - Not considered

WED 19 MAR 2025  
Start Time 14:00

Round Robin Session 13 - Sheet A

Game - Shot by Shot

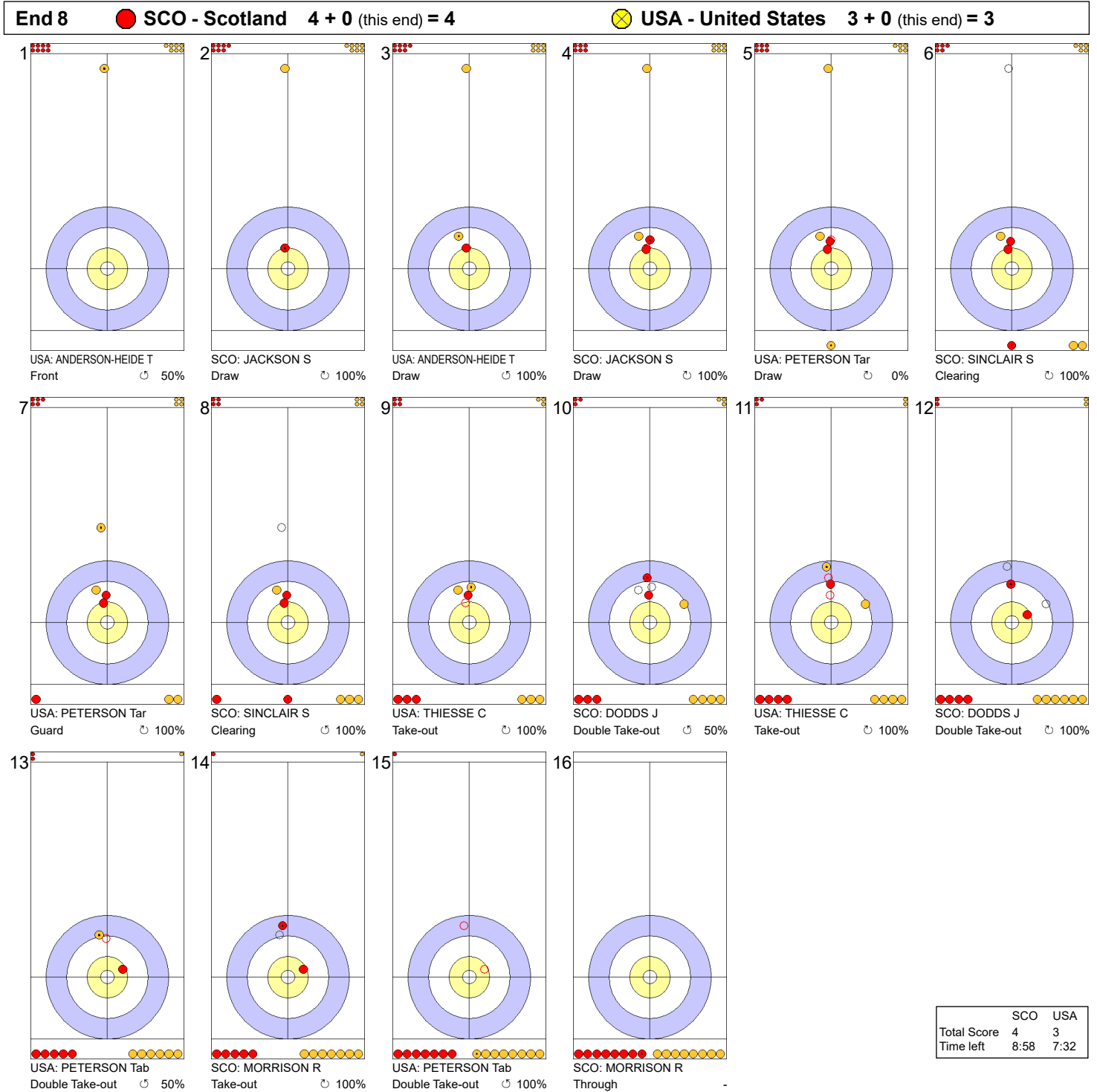


**Legend:**  
 ↻ Clockwise      ↺ Counter-clockwise      - Not considered

WED 19 MAR 2025  
Start Time 14:00

Round Robin Session 13 - Sheet A

Game - Shot by Shot

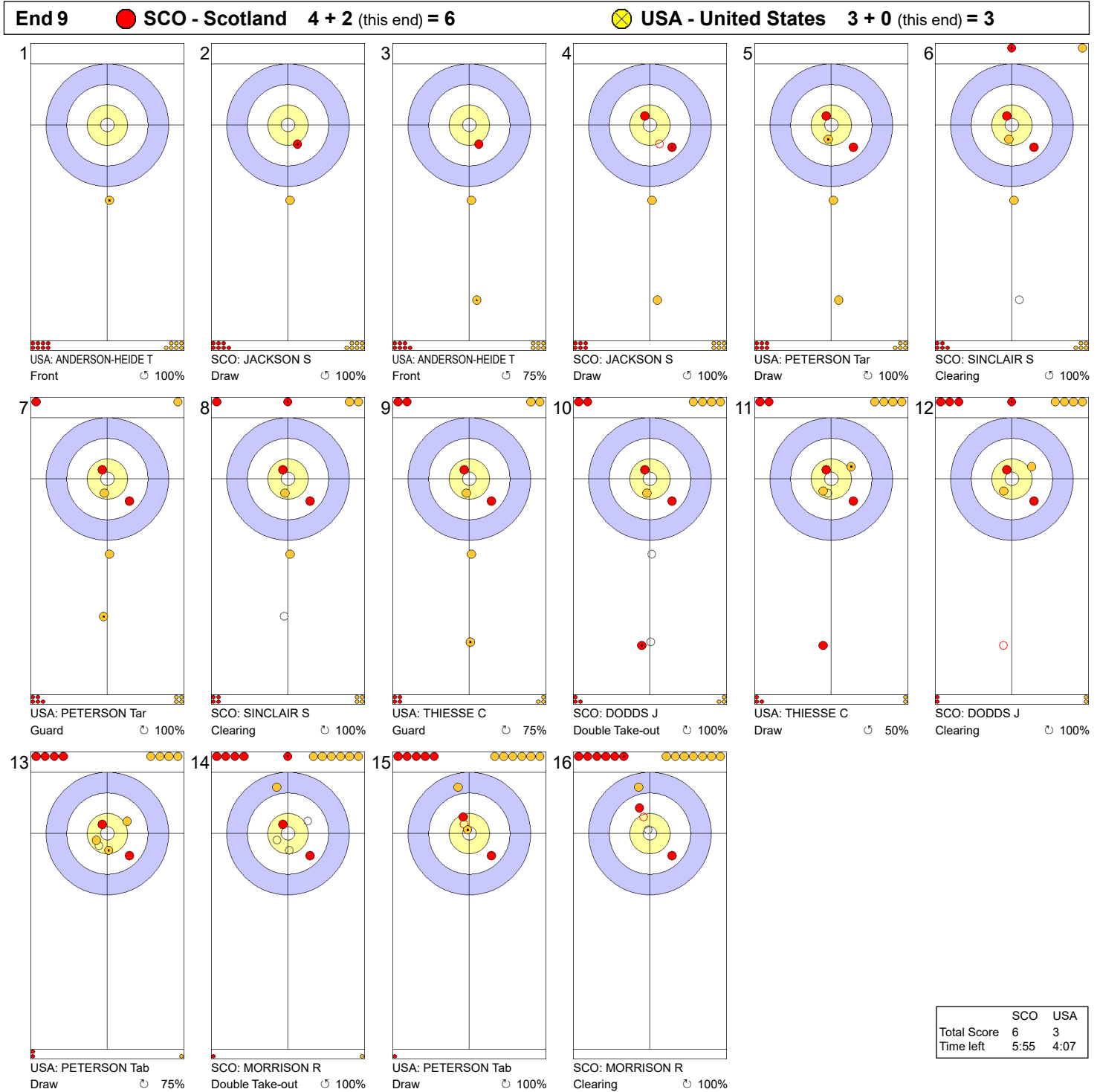


**Legend:**  
 ↻ Clockwise      ↺ Counter-clockwise      - Not considered

WED 19 MAR 2025  
Start Time 14:00

Round Robin Session 13 - Sheet A

Game - Shot by Shot

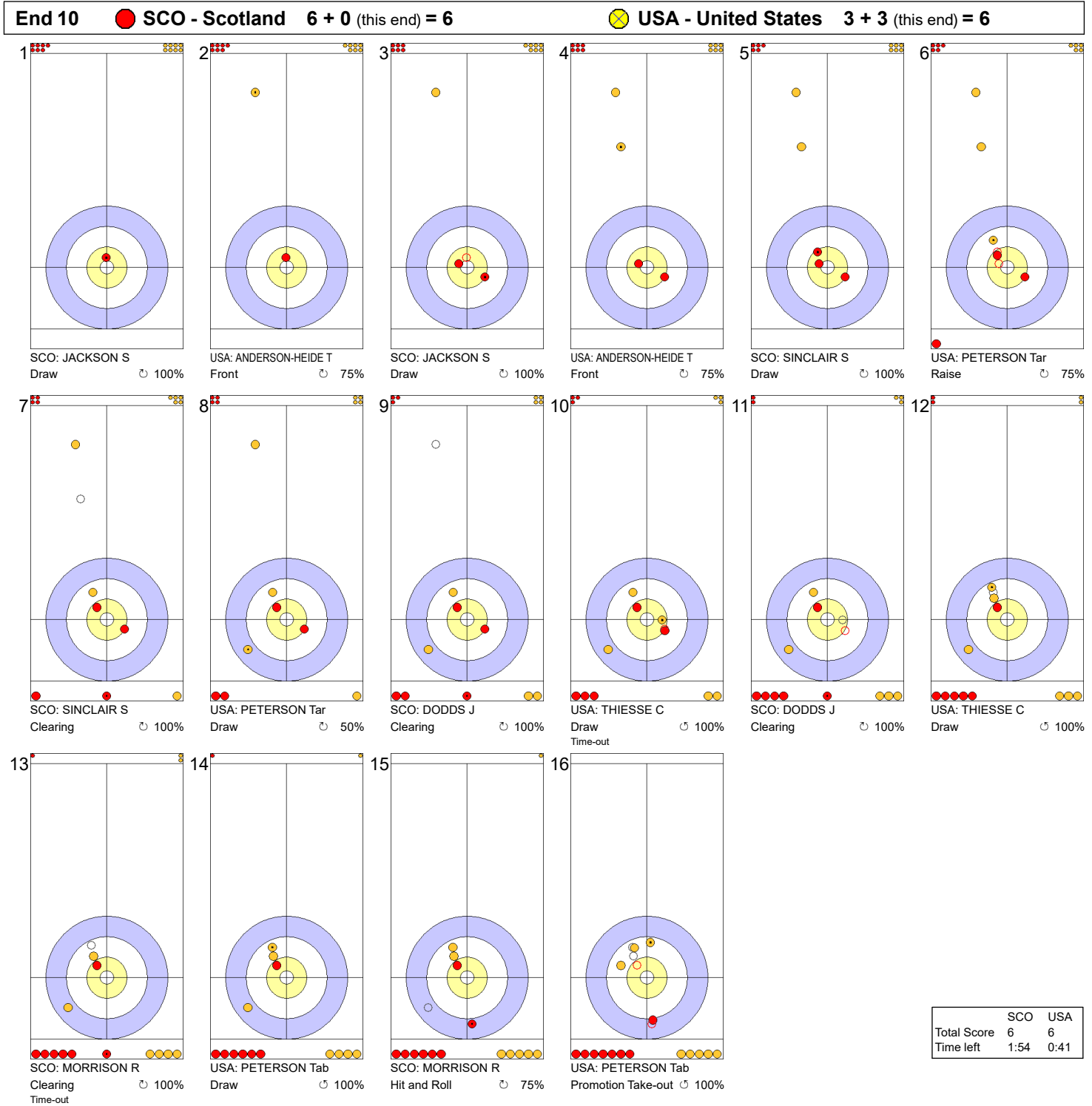


**Legend:**  
 ↻ Clockwise      ↺ Counter-clockwise      - Not considered

WED 19 MAR 2025  
Start Time 14:00

Round Robin Session 13 - Sheet A

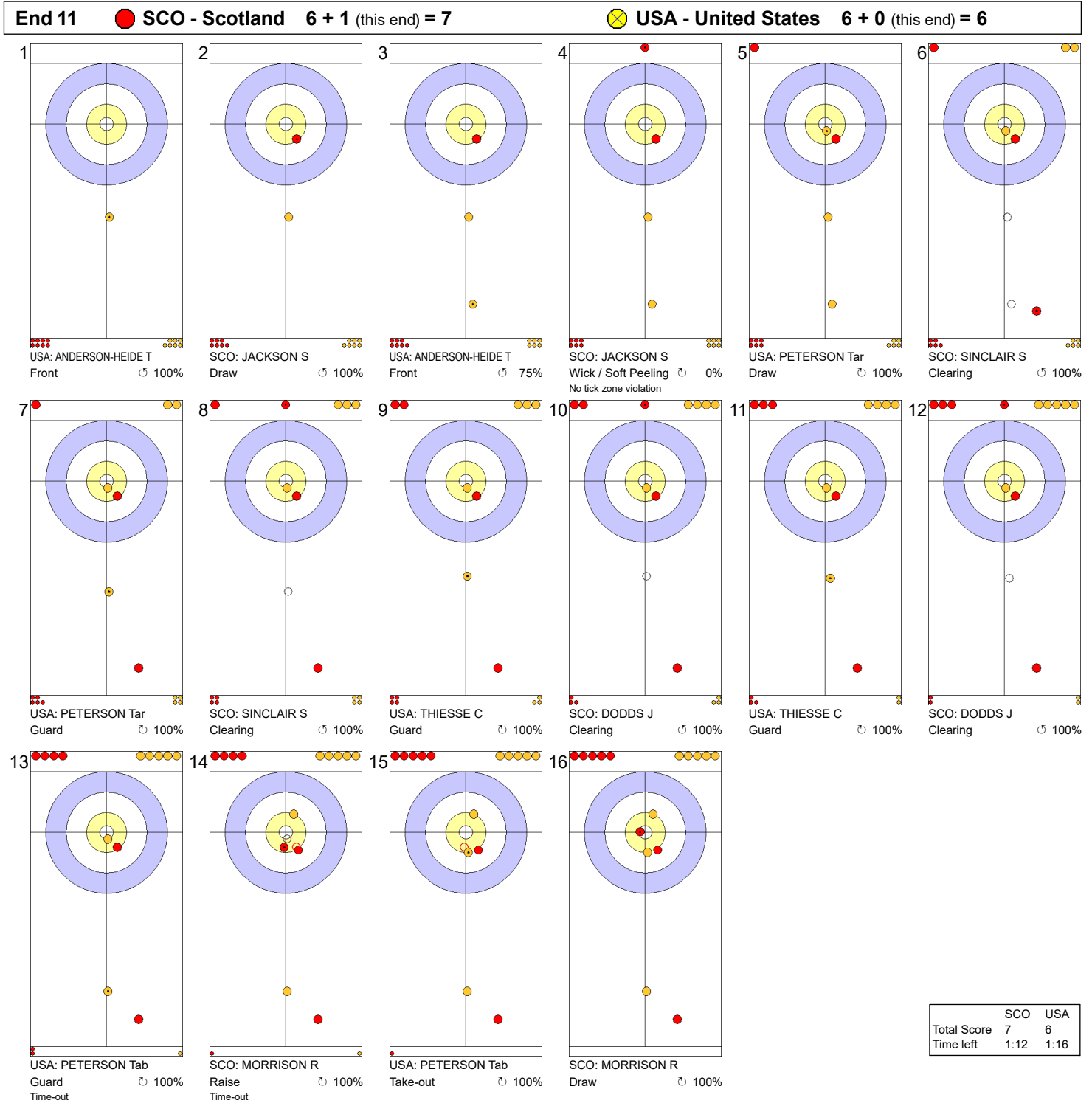
Game - Shot by Shot



**Legend:**  
 ↻ Clockwise      ↺ Counter-clockwise      - Not considered



Game - Shot by Shot



**Legend:**  
 ↻ Clockwise      ↺ Counter-clockwise      - Not considered

WED 19 MAR 2025  
Start Time 14:00

Round Robin Session 13 - Sheet B

## Game Results

Sheet	Team	LSFE	1	2	3	4	5	6	7	8	9	10	Extra Ends	Total
B	DEN - Denmark		0	0	0	0	0	2	0	1	0	X		3
	KOR - Korea	*	0	0	0	1	1	0	1	0	4	X		7

DEN - Denmark		Shot Success	Game	All
4 S	DUPONT Madeleine	82%	82%	83%
3 V	HALSE Mathilde	85%	85%	81%
2	DUPONT Denise	92%	92%	90%
1	LARSEN My	82%	82%	76%
A	HOLTERMANN Jasmin	-	-	81%
Team Total		85%	85%	83%

KOR - Korea		Shot Success	Game	All
4 S	GIM Eunji	89%	89%	87%
3 V	KIM Minji	79%	79%	85%
2	KIM Suji	82%	82%	86%
1	SEOL Yeeun	83%	83%	87%
A	SEOL Yeji	-	-	76%
Team Total		83%	83%	86%

Last Stone Draw		Distance
↻	DUPONT Denise	121.2cm
↺	HALSE Mathilde	44.2cm
<b>Total</b>		<b>165.4cm</b>

Last Stone Draw		Distance
↻	SEOL Yeeun	12.0cm
↺	KIM Suji	21.5cm
<b>Total</b>		<b>33.5cm</b>

Time remaining: 4 minutes 56 seconds

Time remaining: 7 minutes 41 seconds

Time-out: End 9 - KOR stone 7

## Shot Success Analysis

DEN - Denmark		↻	↺	Game
4	DUPONT Madeleine	Draws 1 50%	6 88%	7 82%
	Take-outs 8 88%	3 67%	11 82%	
	Total 9 83%	9 81%	18 82%	
3	HALSE Mathilde	Draws 2 88%	6 83%	8 84%
	Take-outs 6 88%	4 81%	10 85%	
	Total 8 88%	10 83%	18 85%	
2	DUPONT Denise	Draws 2 100%	5 95%	7 96%
	Take-outs 5 80%	6 96%	11 89%	
	Total 7 86%	11 95%	18 92%	
1	LARSEN My	Draws 2 50%	14 86%	16 81%
	Take-outs 0 -	2 88%	2 88%	
	Total 2 50%	16 86%	18 82%	
A	HOLTERMANN Jasmin	Draws 0 -	0 -	0 -
	Take-outs 0 -	0 -	0 -	
	Total 0 -	0 -	0 -	
Team	Draws 7 75%	31 87%	38 85%	
	Take-outs 19 86%	15 85%	34 85%	
	Total 26 83%	46 86%	72 85%	

KOR - Korea		↻	↺	Game
4	GIM Eunji	Draws 2 100%	3 67%	5 80%
	Take-outs 9 94%	4 88%	13 92%	
	Total 11 95%	7 79%	18 89%	
3	KIM Minji	Draws 2 88%	0 -	2 88%
	Take-outs 10 88%	6 63%	16 78%	
	Total 12 88%	6 63%	18 79%	
2	KIM Suji	Draws 2 63%	4 75%	6 71%
	Take-outs 3 83%	9 89%	12 88%	
	Total 5 75%	13 85%	18 82%	
1	SEOL Yeeun	Draws 1 100%	11 82%	12 83%
	Take-outs 3 67%	3 100%	6 83%	
	Total 4 75%	14 86%	18 83%	
A	SEOL Yeji	Draws 0 -	0 -	0 -
	Take-outs 0 -	0 -	0 -	
	Total 0 -	0 -	0 -	
Team	Draws 7 86%	18 78%	25 80%	
	Take-outs 25 87%	22 83%	47 85%	
	Total 32 87%	40 81%	72 83%	

### Note:

Position and function for each team member:

4 = Fourth, 3 = Third, 2 = Second, 1 = Lead, A = Alternate, S = Skip, V = Vice-Skip

### Legend:

↻ Clockwise

↺ Counter-clockwise

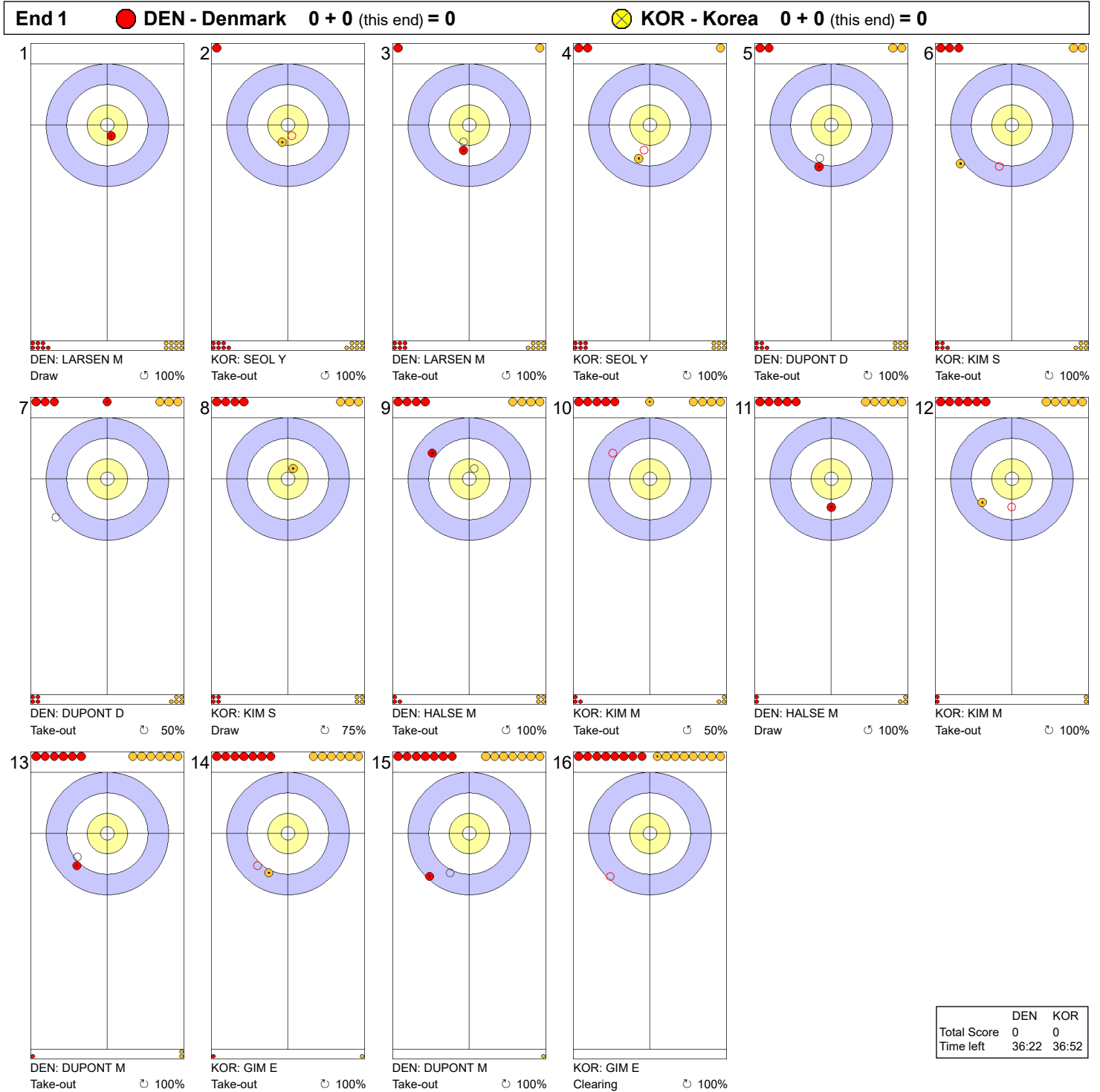
LSFE(\*) Last Stone First End

X Unplayed/unfinished end due to concession

WED 19 MAR 2025  
Start Time 14:00

Round Robin Session 13 - Sheet B

Game - Shot by Shot

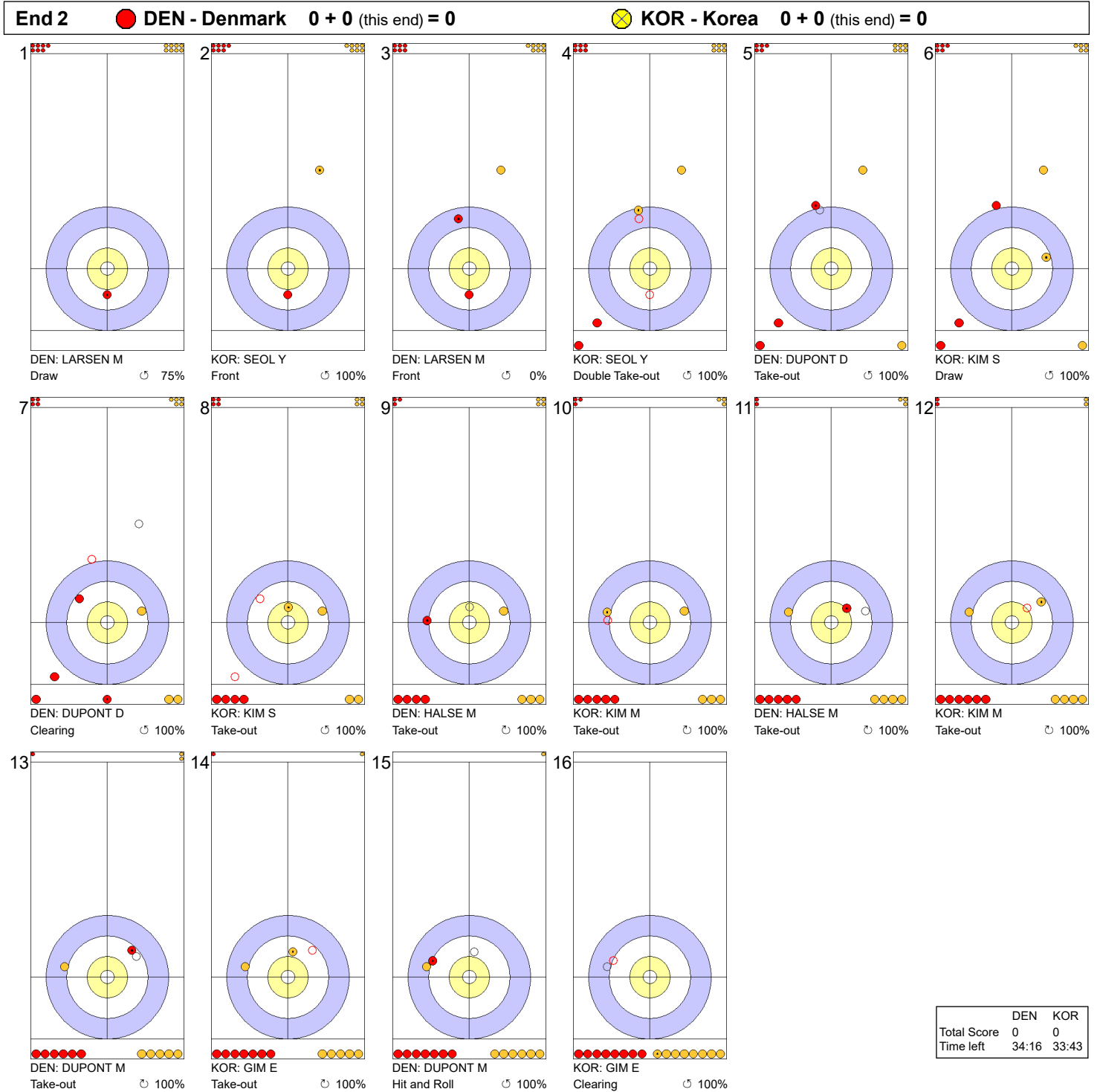


**Legend:**  
 ↻ Clockwise      ↺ Counter-clockwise      - Not considered

WED 19 MAR 2025  
Start Time 14:00

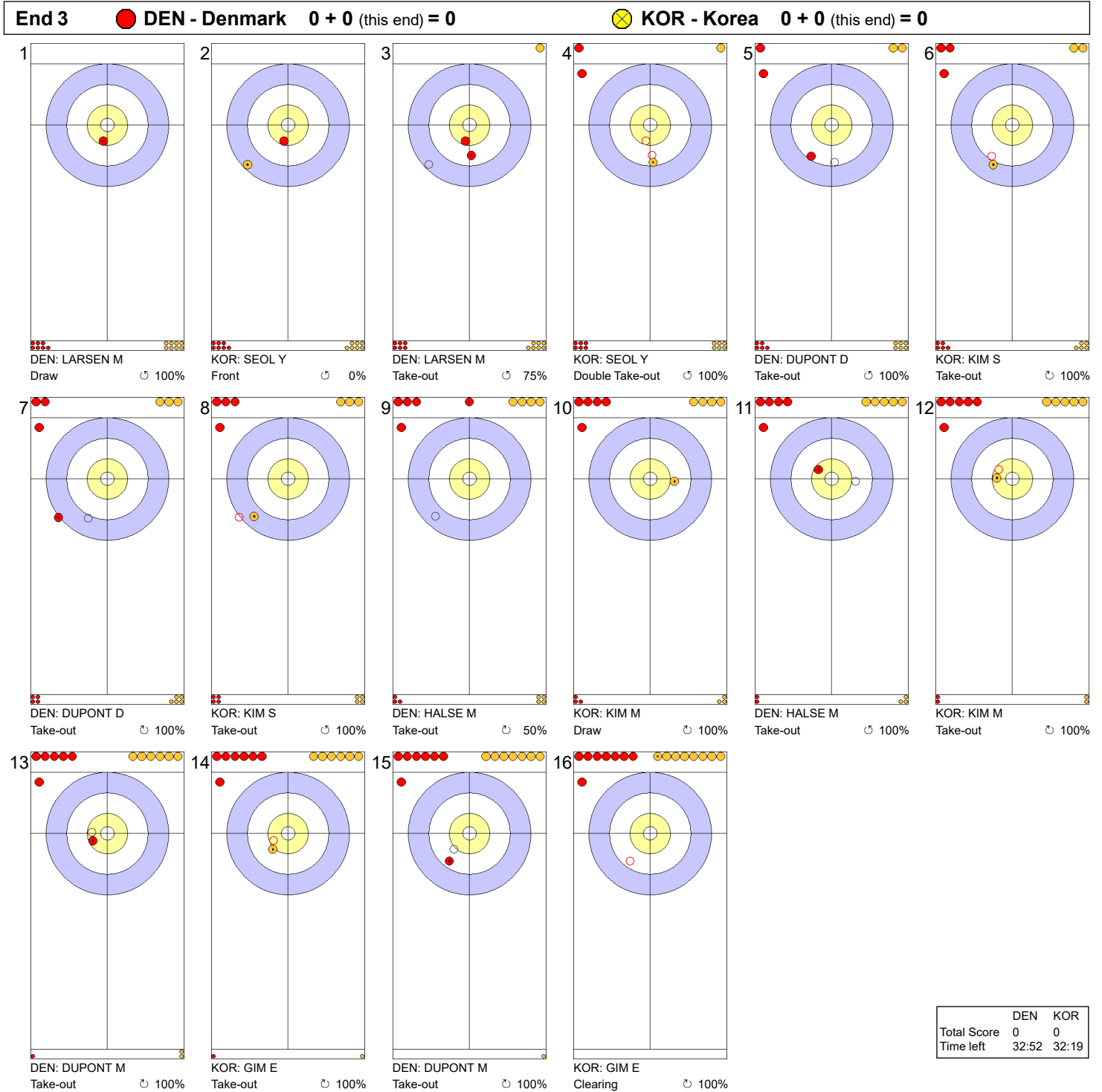
Round Robin Session 13 - Sheet B

Game - Shot by Shot



**Legend:**  
 ↻ Clockwise      ↺ Counter-clockwise      - Not considered

Game - Shot by Shot

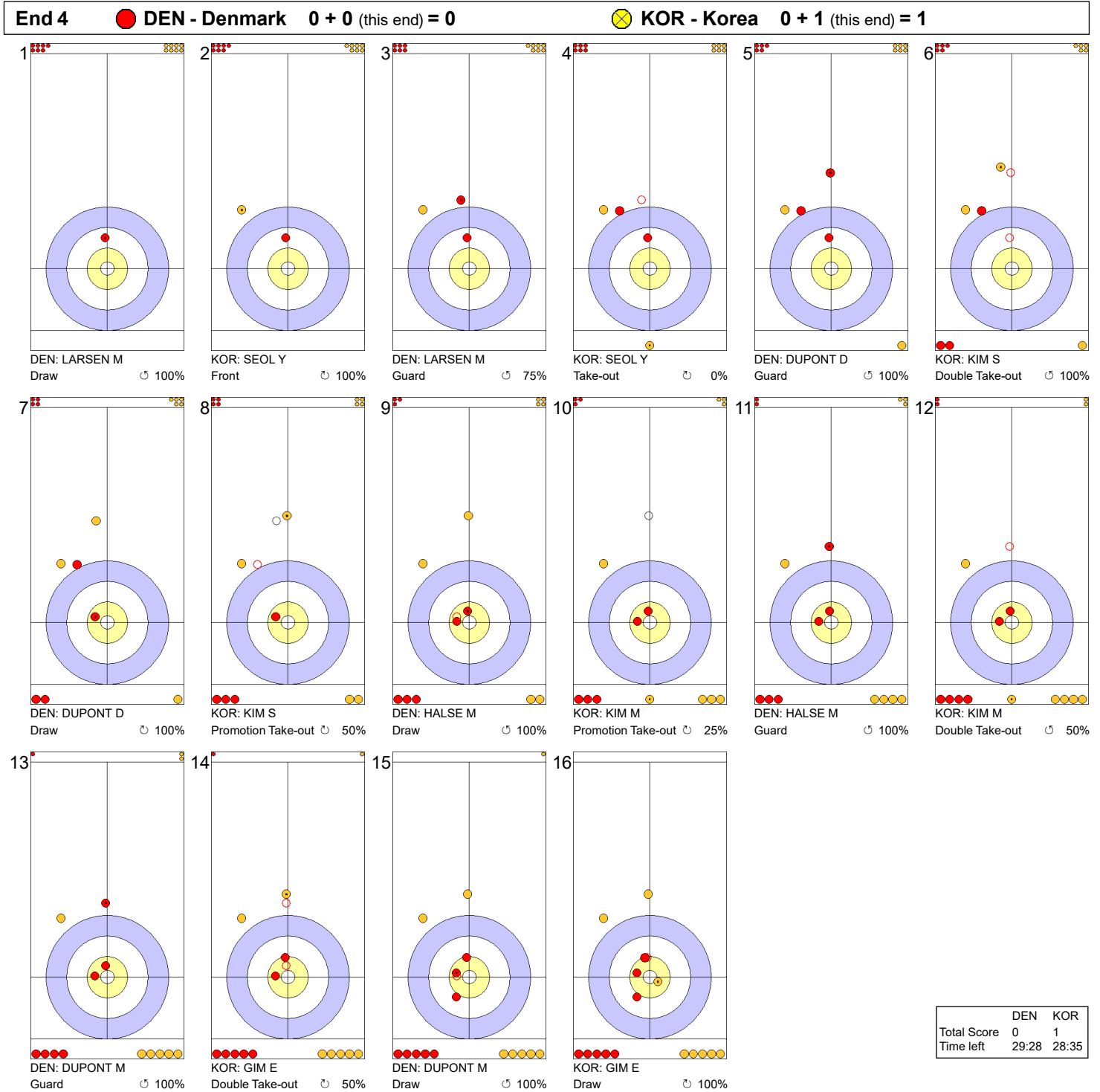


**Legend:**  
 ↻ Clockwise      ↺ Counter-clockwise      - Not considered

WED 19 MAR 2025  
Start Time 14:00

Round Robin Session 13 - Sheet B

Game - Shot by Shot

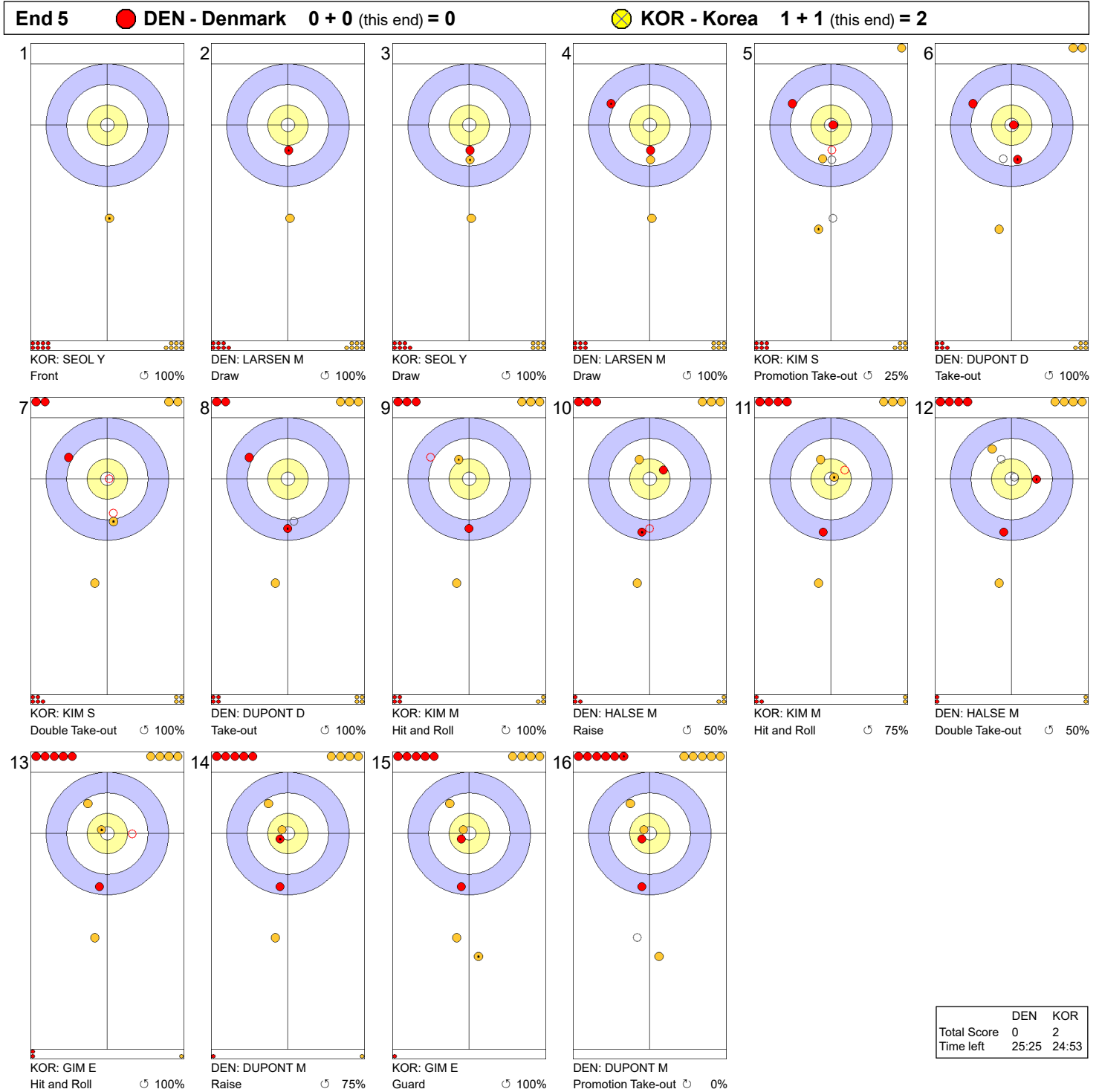


**Legend:**  
 ↻ Clockwise      ↺ Counter-clockwise      - Not considered

WED 19 MAR 2025  
Start Time 14:00

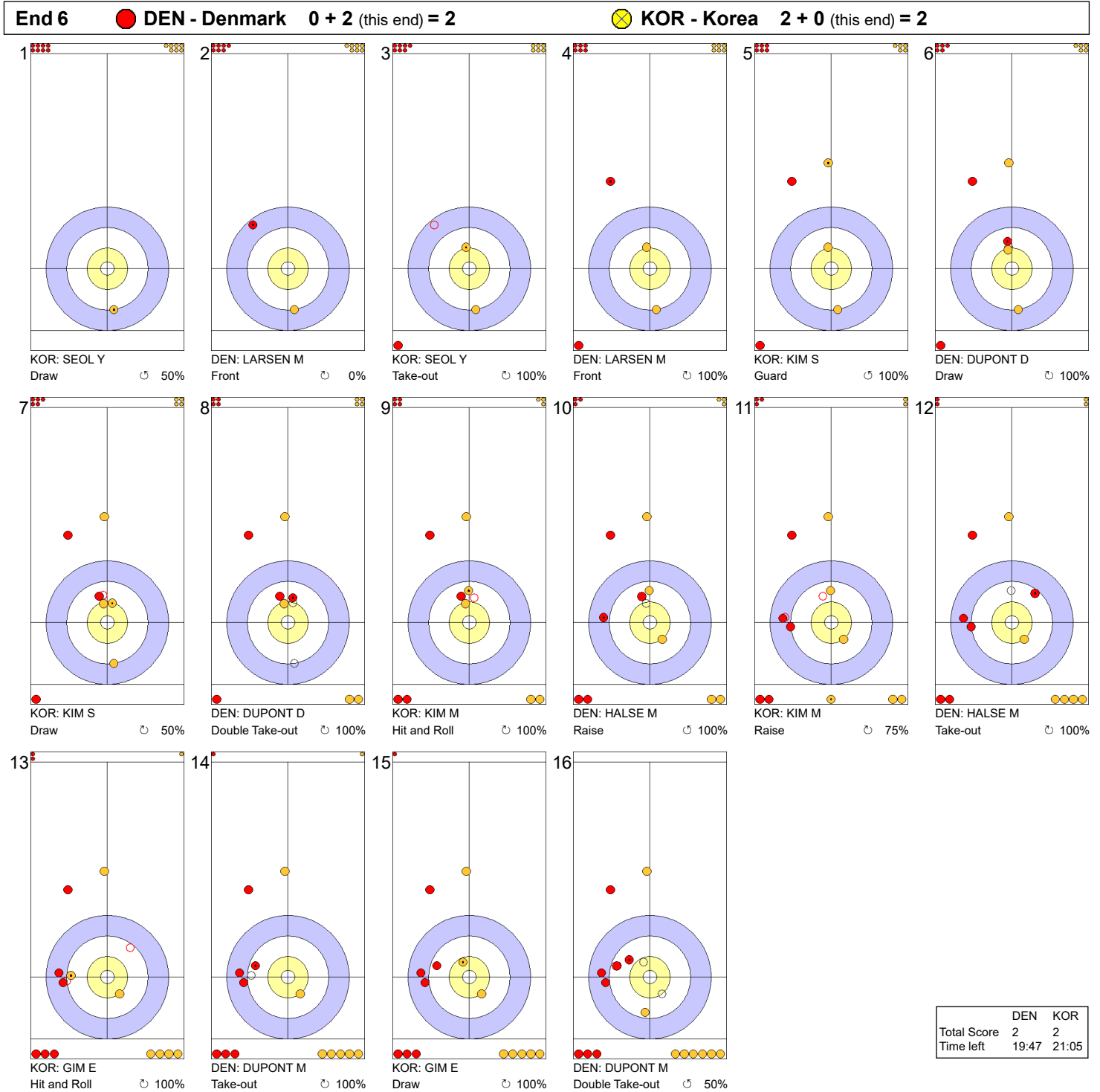
Round Robin Session 13 - Sheet B

Game - Shot by Shot



Legend:  
 ↻ Clockwise      ↺ Counter-clockwise      - Not considered

Game - Shot by Shot



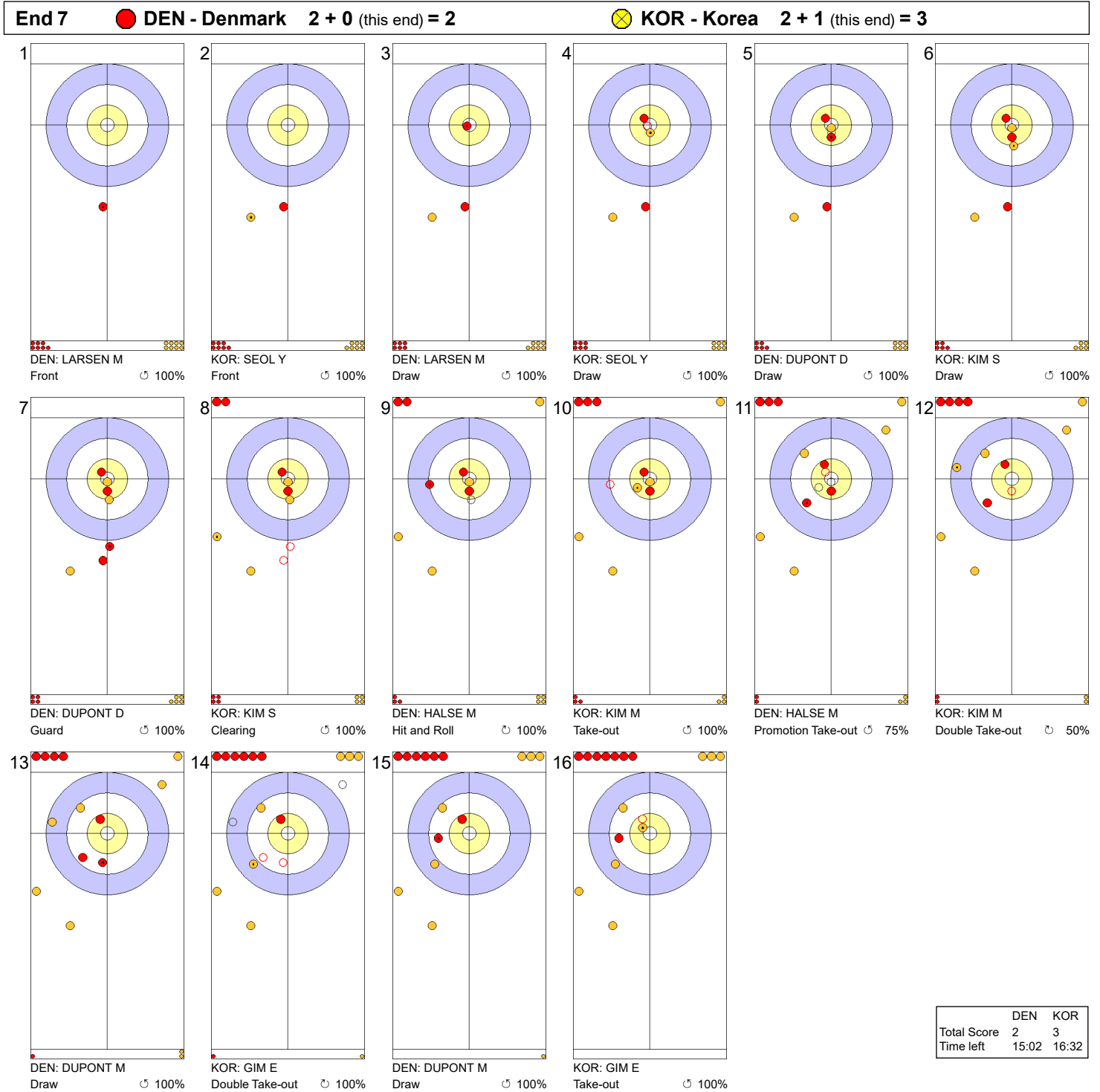
**Legend:**  
 ↻ Clockwise      ↺ Counter-clockwise      - Not considered



WED 19 MAR 2025  
Start Time 14:00

Round Robin Session 13 - Sheet B

Game - Shot by Shot

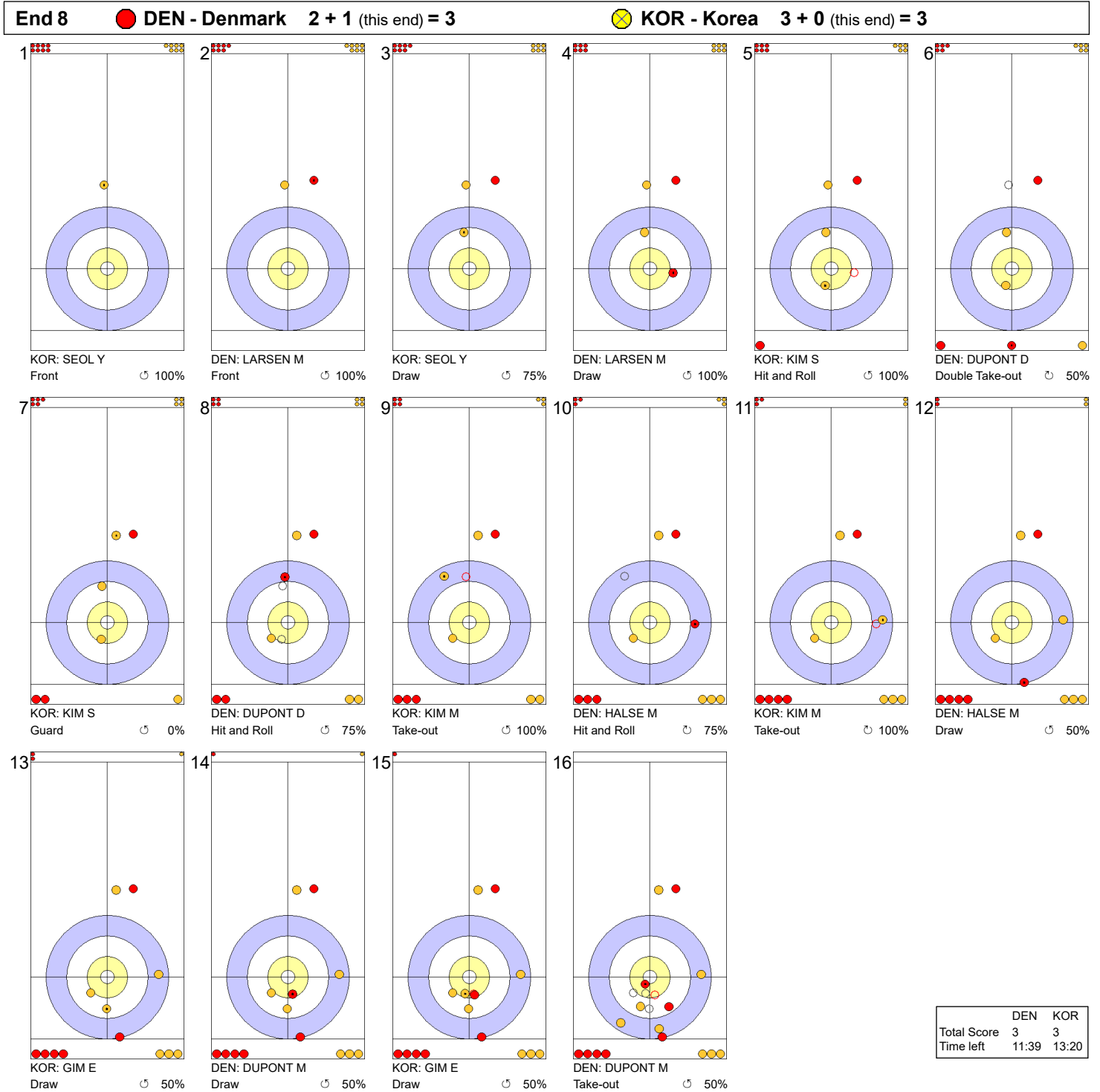


**Legend:**  
 ↻ Clockwise      ↺ Counter-clockwise      - Not considered

WED 19 MAR 2025  
Start Time 14:00

Round Robin Session 13 - Sheet B

Game - Shot by Shot



**Legend:**  
 ↻ Clockwise      ↺ Counter-clockwise      - Not considered

Game - Shot by Shot



**Legend:**  
 ↻ Clockwise      ↺ Counter-clockwise      - Not considered

WED 19 MAR 2025  
Start Time 14:00

Round Robin Session 13 - Sheet C

## Game Results

Sheet	Team	LSFE	1	2	3	4	5	6	7	8	9	10	Extra Ends	Total
C	SUI - Switzerland	*	0	2	0	1	0	1	1	0	3	X		8
	NOR - Norway		0	0	2	0	1	0	0	1	0	X		4

SUI - Switzerland		Shot Success	Game	All
4 V	PAETZ Alina	88%	87%	
3 S	TIRINZONI Silvana	94%	89%	
2	HOWALD Carole	82%	85%	
1	WITSCHONKE Selina	90%	87%	
A	BERSET Stefanie	-	-	
Team Total		89%	87%	

NOR - Norway		Shot Success	Game	All
4 V	SKASLIEN Kristin	76%	77%	
3 S	ROERVIK Marianne	76%	87%	
2	HASLEV NORDBYE Mille	92%	86%	
1	FORBREGD Ingeborg	90%	88%	
A	KJAERLAND Eilin	-	90%	
Team Total		84%	85%	

Last Stone Draw		Distance
⌚	HOWALD Carole	34.1cm
⌚	WITSCHONKE Selina	24.7cm
<b>Total</b>		<b>58.8cm</b>

Last Stone Draw		Distance
⌚	FORBREGD Ingeborg	10.2cm
⌚	SKASLIEN Kristin	75.9cm
<b>Total</b>		<b>86.1cm</b>

Time remaining: 7 minutes 22 seconds

Time-out: End 8 - SUI stone 7

Time remaining: 4 minutes 26 seconds

Time-out: End 9 - NOR stone 6

## Shot Success Analysis

SUI - Switzerland		⌚	⌚	Game
4	PAETZ Alina	Draws 6 92%	0 -	6 92%
		Take-outs 6 88%	6 83%	12 85%
		Total 12 90%	6 83%	18 88%
3	TIRINZONI Silvana	Draws 5 90%	8 94%	13 92%
		Take-outs 1 100%	4 100%	5 100%
		Total 6 92%	12 96%	18 94%
2	HOWALD Carole	Draws 5 100%	4 56%	9 81%
		Take-outs 3 75%	6 88%	9 83%
		Total 8 91%	10 75%	18 82%
1	WITSCHONKE Selina	Draws 7 96%	6 83%	13 90%
		Take-outs 4 88%	1 100%	5 90%
		Total 11 93%	7 86%	18 90%
A	BERSET Stefanie	Draws 0 -	0 -	0 -
		Take-outs 0 -	0 -	0 -
		Total 0 -	0 -	0 -
Team		Draws 23 95%	18 82%	41 89%
		Take-outs 14 86%	17 90%	31 88%
		Total 37 91%	35 86%	72 89%

NOR - Norway		⌚	⌚	Game
4	SKASLIEN Kristin	Draws 4 63%	3 50%	7 57%
		Take-outs 5 100%	6 79%	11 89%
		Total 9 83%	9 69%	18 76%
3	ROERVIK Marianne	Draws 3 67%	2 88%	5 75%
		Take-outs 9 72%	4 88%	13 77%
		Total 12 71%	6 88%	18 76%
2	HASLEV NORDBYE Mille	Draws 1 100%	2 100%	3 100%
		Take-outs 6 96%	9 86%	15 90%
		Total 7 96%	11 89%	18 92%
1	FORBREGD Ingeborg	Draws 9 97%	6 83%	15 92%
		Take-outs 1 50%	2 100%	3 83%
		Total 10 93%	8 88%	18 90%
A	KJAERLAND Eilin	Draws 0 -	0 -	0 -
		Take-outs 0 -	0 -	0 -
		Total 0 -	0 -	0 -
Team		Draws 17 84%	13 79%	30 82%
		Take-outs 21 85%	21 86%	42 85%
		Total 38 84%	34 83%	72 84%

### Note:

Position and function for each team member:

4 = Fourth, 3 = Third, 2 = Second, 1 = Lead, A = Alternate, S = Skip, V = Vice-Skip

### Legend:

⌚ Clockwise

⌚ Counter-clockwise

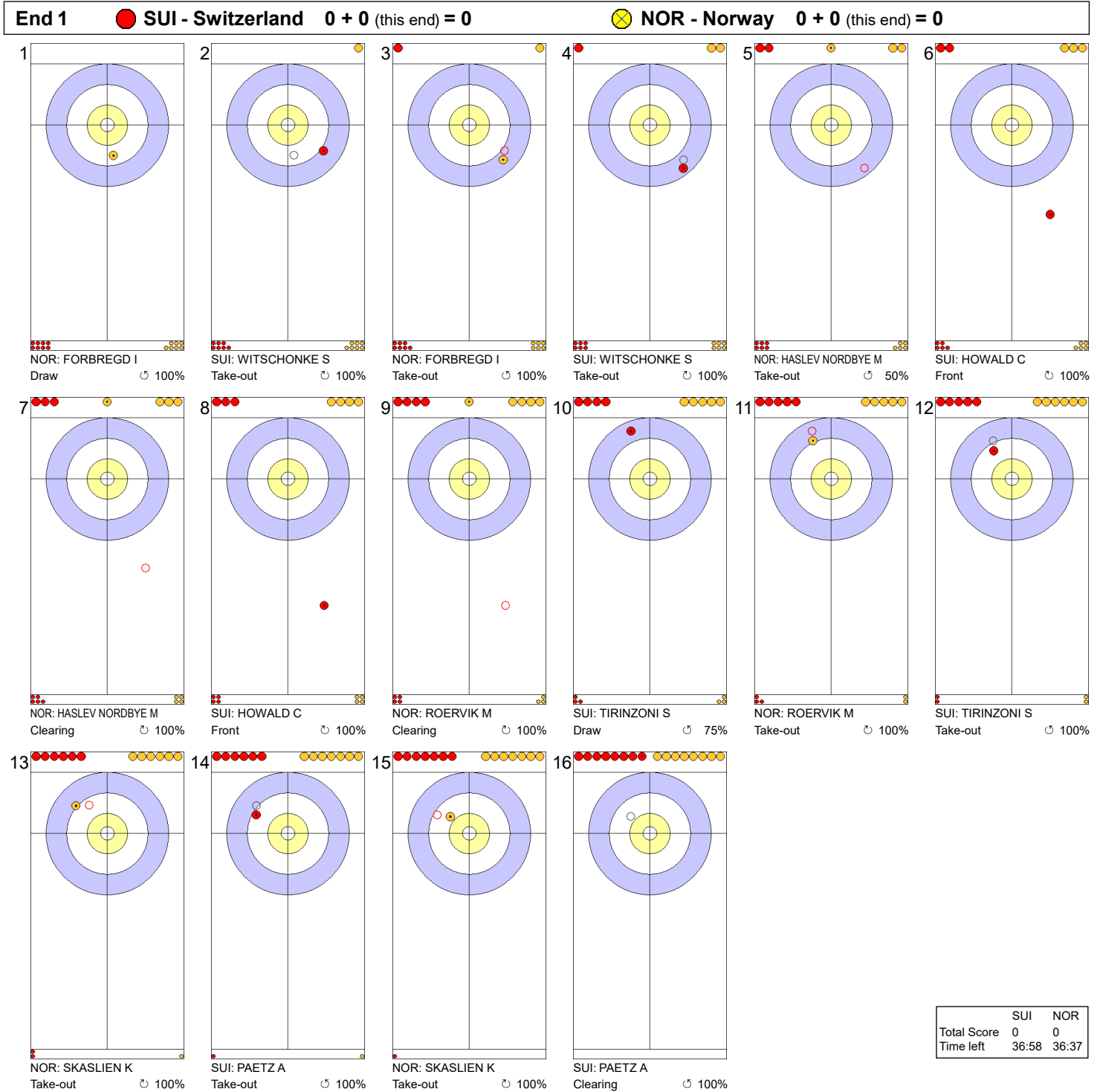
LSFE(\*) Last Stone First End

X Unplayed/unfinished end due to concession

WED 19 MAR 2025  
Start Time 14:00

Round Robin Session 13 - Sheet C

### Game - Shot by Shot

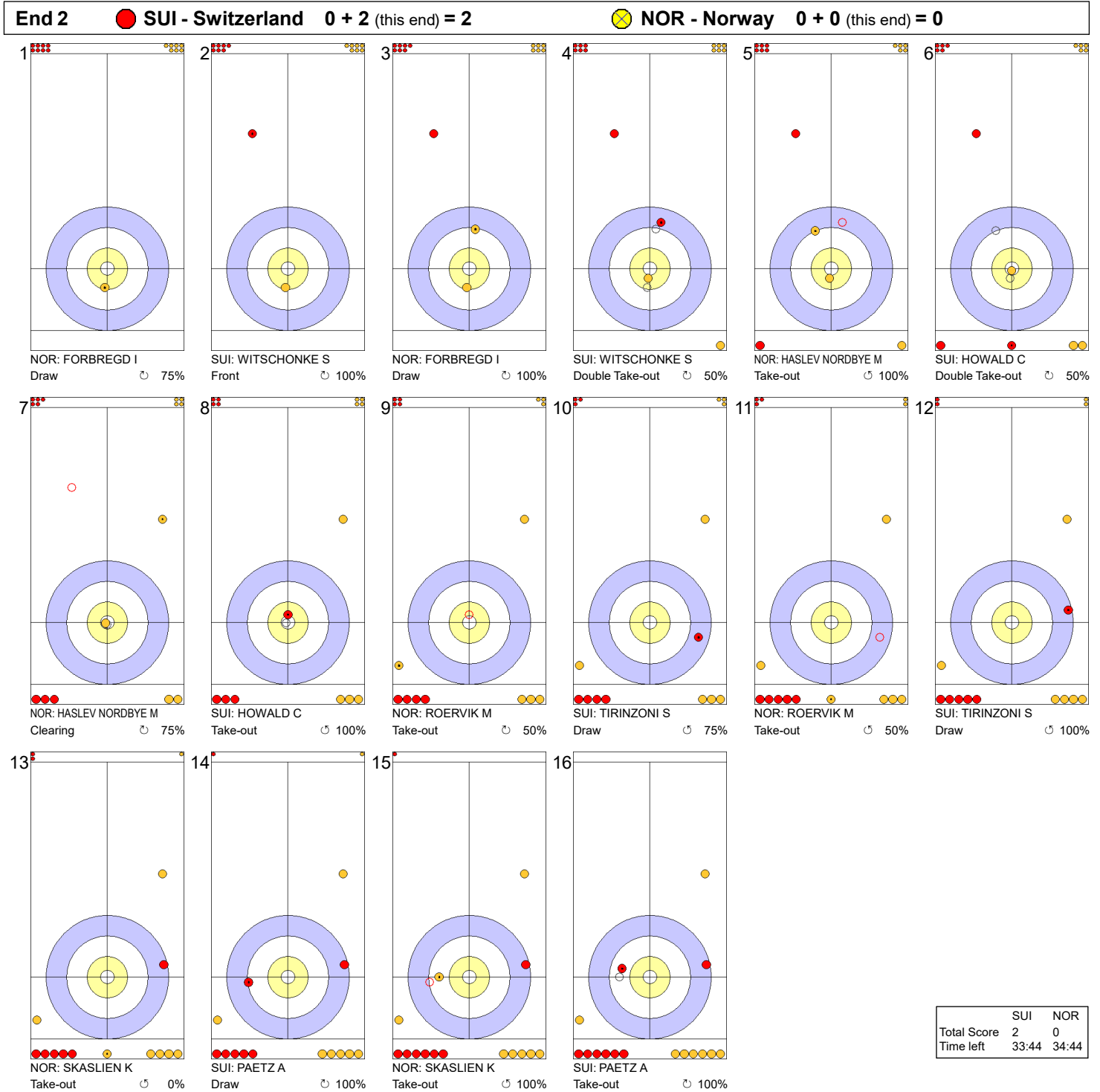


**Legend:**  
 ↻ Clockwise   ↺ Counter-clockwise   - Not considered

WED 19 MAR 2025  
Start Time 14:00

Round Robin Session 13 - Sheet C

Game - Shot by Shot



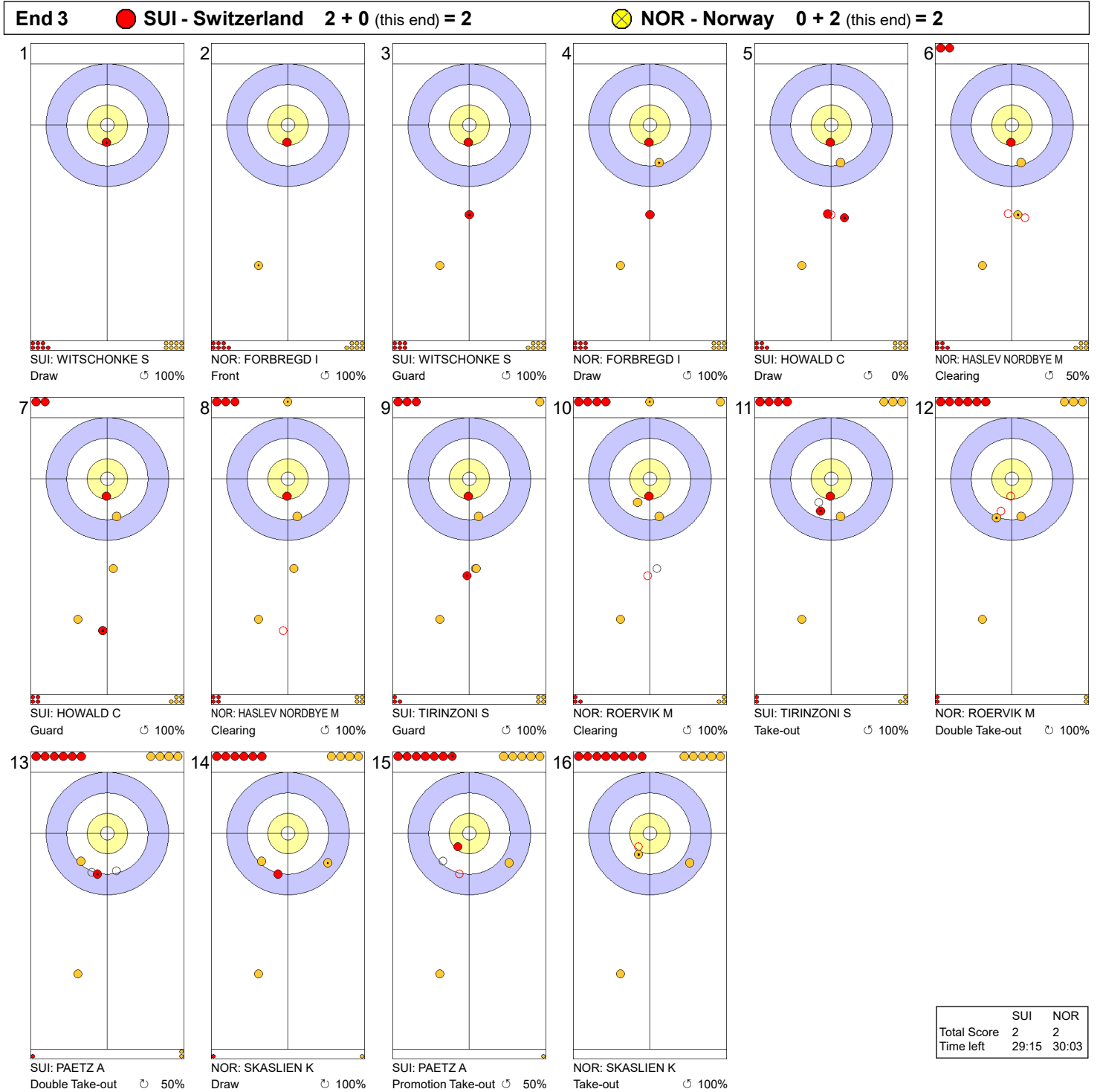
**Legend:**  
 ↻ Clockwise   ↺ Counter-clockwise   - Not considered



WED 19 MAR 2025  
Start Time 14:00

Round Robin Session 13 - Sheet C

Game - Shot by Shot

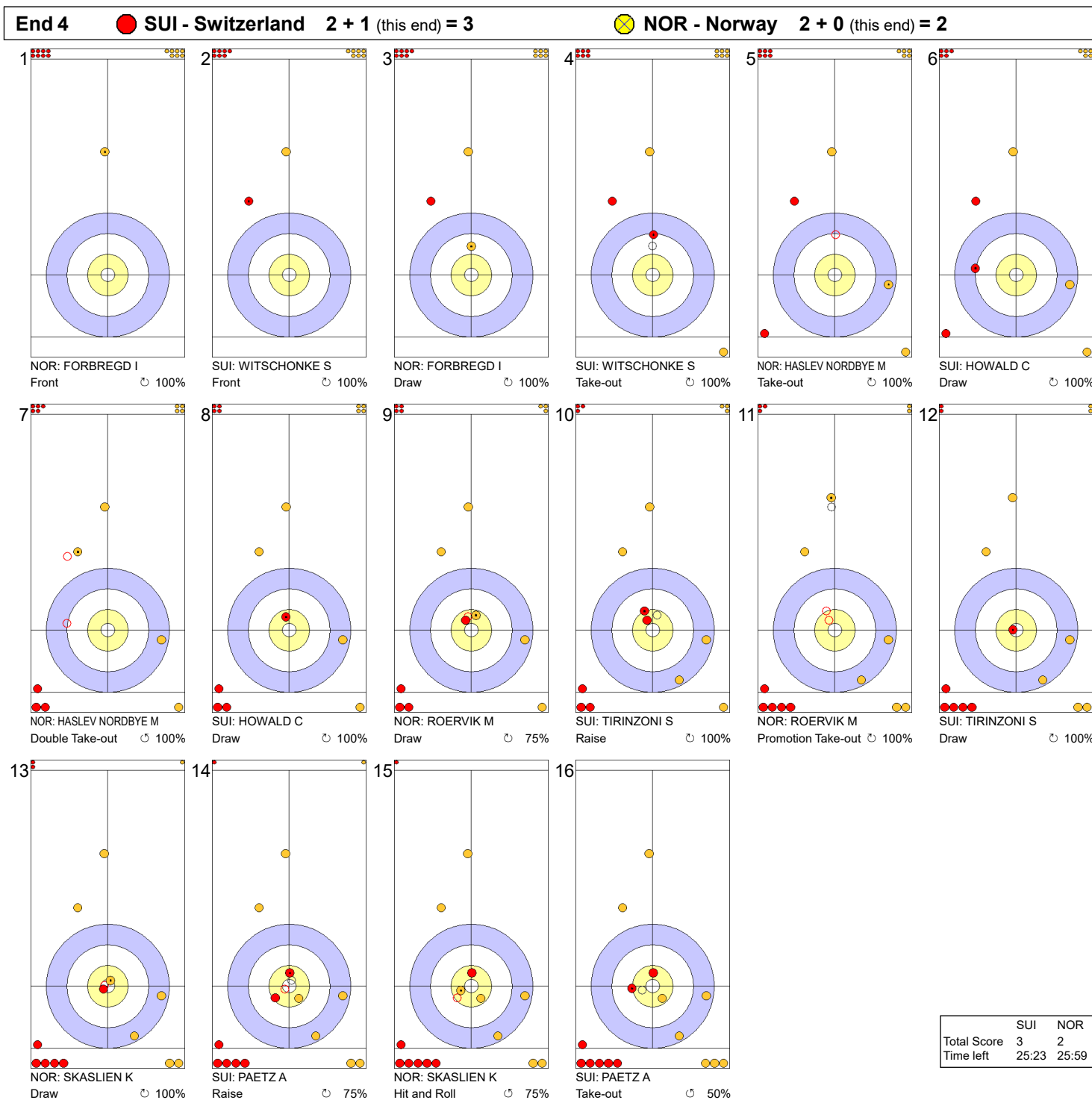


**Legend:**  
 ↻ Clockwise      ↺ Counter-clockwise      - Not considered

WED 19 MAR 2025  
Start Time 14:00

Round Robin Session 13 - Sheet C

### Game - Shot by Shot



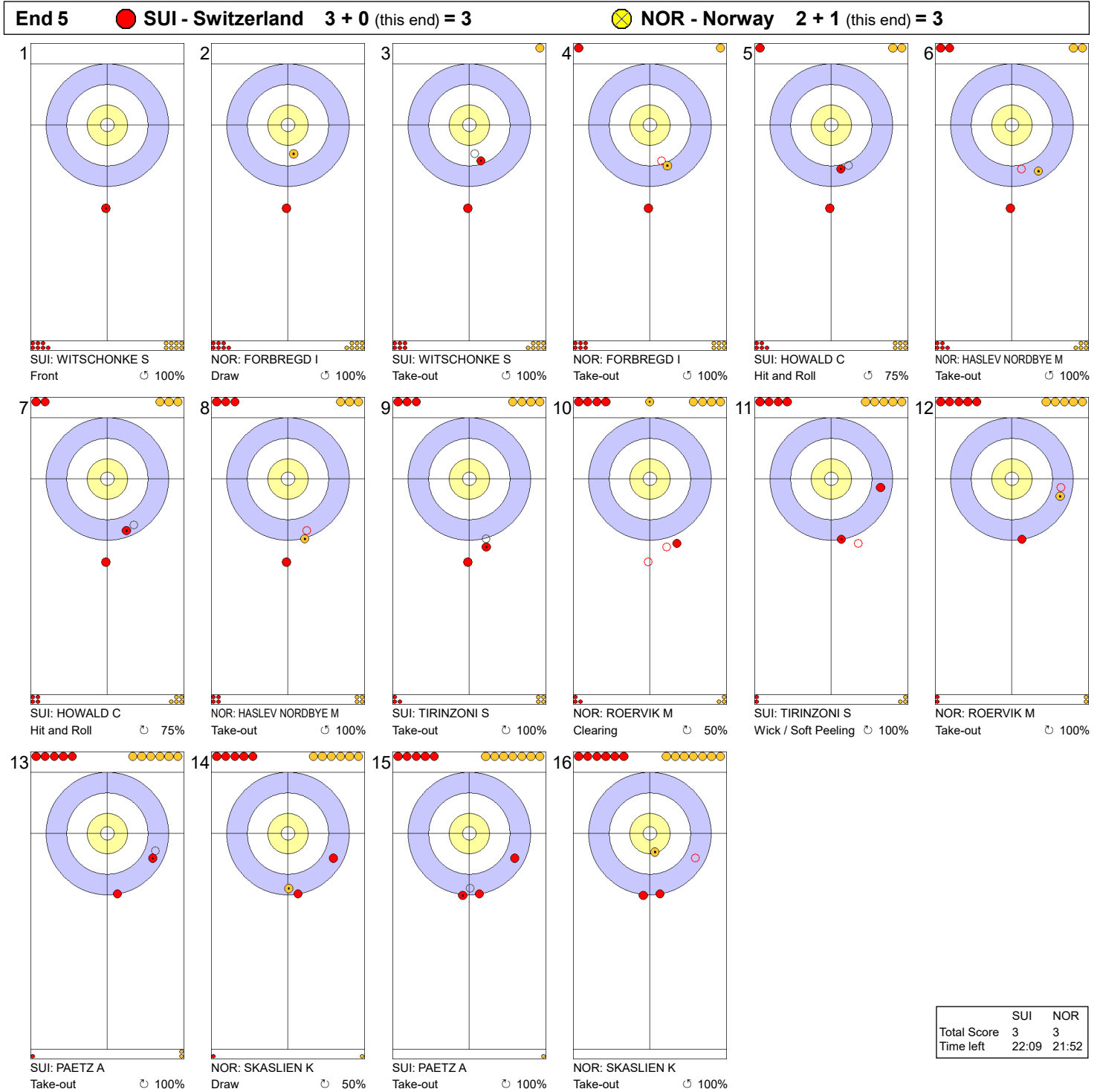
**Legend:**  
 ↻ Clockwise   ↺ Counter-clockwise   - Not considered



WED 19 MAR 2025  
Start Time 14:00

Round Robin Session 13 - Sheet C

### Game - Shot by Shot

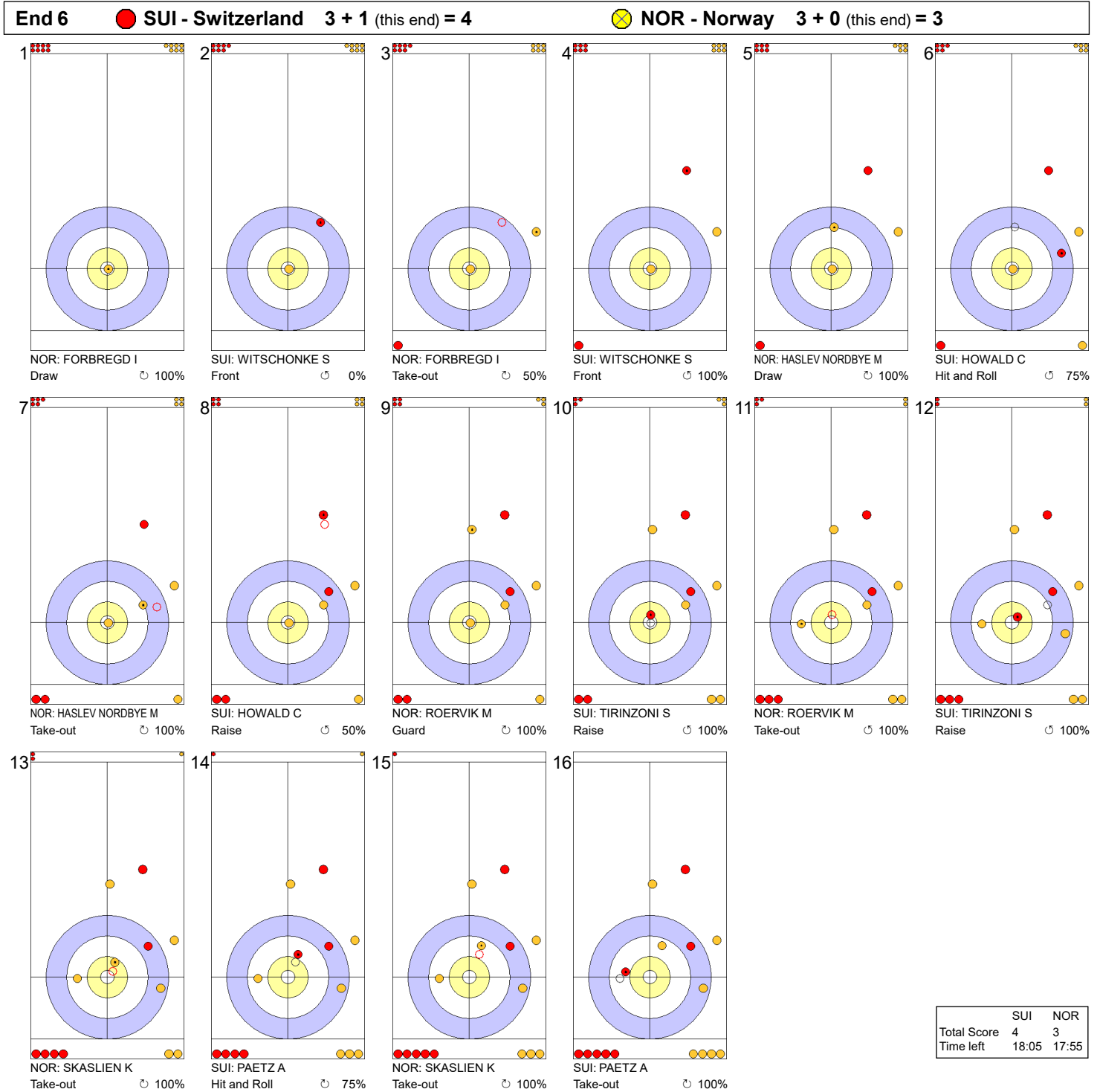


**Legend:**  
 ↻ Clockwise      ↺ Counter-clockwise      - Not considered

WED 19 MAR 2025  
Start Time 14:00

Round Robin Session 13 - Sheet C

Game - Shot by Shot



**Legend:**  
 ↻ Clockwise   ↺ Counter-clockwise   - Not considered

WED 19 MAR 2025  
Start Time 14:00

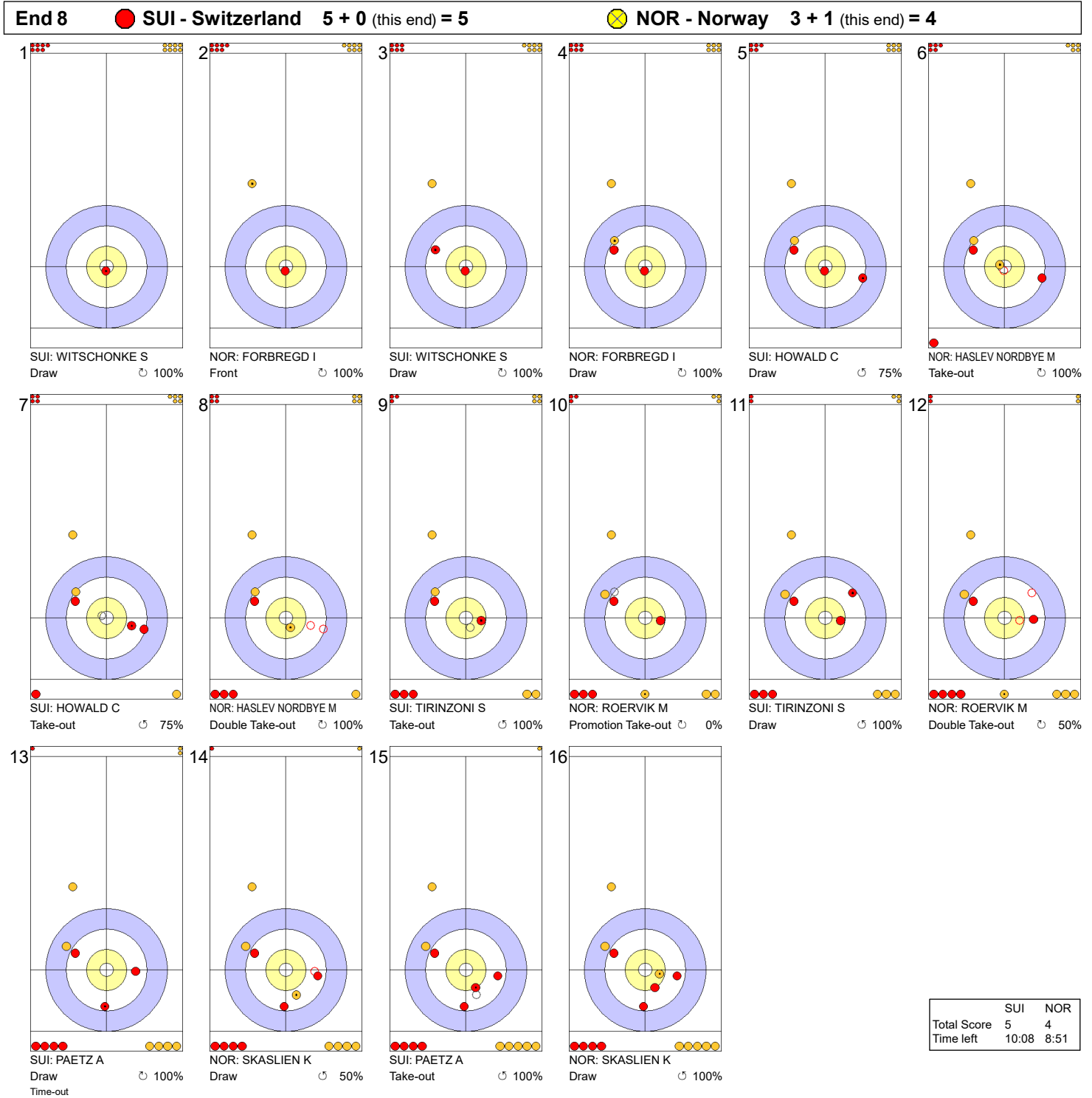
Round Robin Session 13 - Sheet C

Game - Shot by Shot



**Legend:**  
 ↻ Clockwise      ↺ Counter-clockwise      - Not considered

**Game - Shot by Shot**



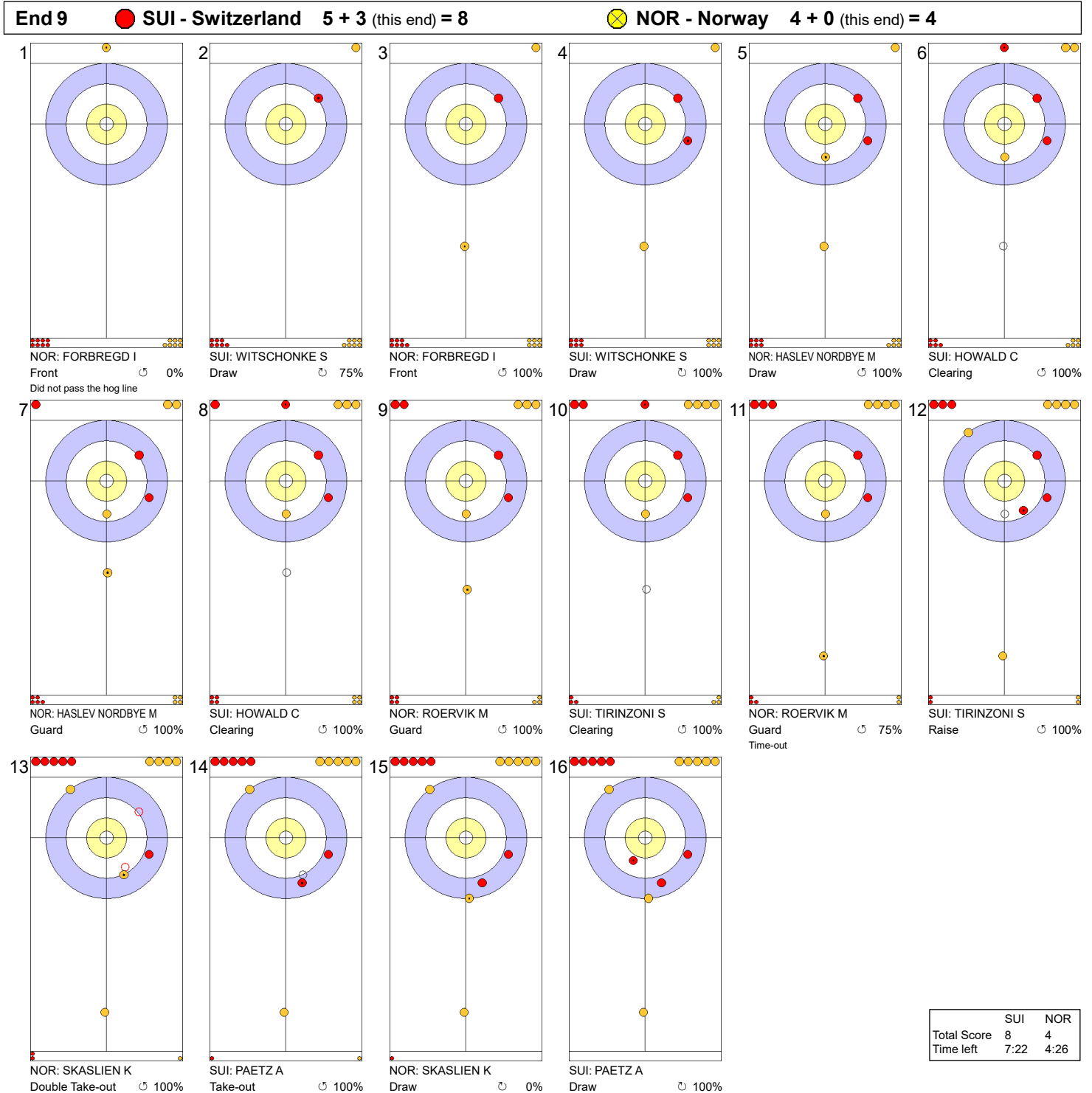
**Legend:**  
 ↻ Clockwise      ↺ Counter-clockwise      - Not considered



WED 19 MAR 2025  
Start Time 14:00

Round Robin Session 13 - Sheet C

Game - Shot by Shot



**Legend:**  
 ↻ Clockwise      ↺ Counter-clockwise      - Not considered

WED 19 MAR 2025  
Start Time 14:00

Round Robin Session 13 - Sheet D

## Game Results

Sheet	Team	LSFE	1	2	3	4	5	6	7	8	9	10	Extra Ends	Total
D	TUR - Türkiye		0	0	1	0	3	1	0	1	0	0		6
	ITA - Italy	*	0	1	0	3	0	0	2	0	0	2		8

TUR - Türkiye		Shot Success	Game	All
4 S	YILDIZ Dilsat	79%		73%
3 V	POLAT Oznur	90%		81%
2	CALIKUSU Ifayet Safak	80%		72%
1	SENGUL Berfin	91%		86%
A	KARAMAN Iclal	-		-
Team Total		85%		78%

ITA - Italy		Shot Success	Game	All
4 S	CONSTANTINI Stefania	80%		80%
3 V	ZARDINI LACEDELLI Giulia	76%		79%
2	MATHIS Elena	75%		86%
1	ROMEI Angela	90%		83%
A	LO DESERTO Marta	-		-
Team Total		80%		82%

Last Stone Draw		Distance
↻	POLAT Oznur	48.9cm
↺	SENGUL Berfin	6.4cm
<b>Total</b>		<b>55.3cm</b>

Last Stone Draw		Distance
↻	CONSTANTINI Stefania	4.3cm
↺	ZARDINI LACEDELLI Giulia	31.2cm
<b>Total</b>		<b>35.5cm</b>

Time remaining: 0 minutes 30 seconds

Time-out: End 6 - TUR stone 7

Time remaining: 1 minute 53 seconds

Time-out: End 8 - ITA stone 5

## Shot Success Analysis

TUR - Türkiye		↻	↺	Game
4 YILDIZ Dilsat	Draws	4 100%	6 79%	10 88%
	Take-outs	5 70%	5 70%	10 70%
	Total	9 83%	11 75%	20 79%
3 POLAT Oznur	Draws	5 95%	3 67%	8 84%
	Take-outs	7 96%	5 90%	12 94%
	Total	12 96%	8 81%	20 90%
2 CALIKUSU Ifayet Safak	Draws	5 95%	4 63%	9 81%
	Take-outs	6 96%	5 60%	11 80%
	Total	11 95%	9 61%	20 80%
1 SENGUL Berfin	Draws	16 97%	1 75%	17 96%
	Take-outs	3 67%	0 -	3 67%
	Total	19 92%	1 75%	20 91%
A KARAMAN Iclal	Draws	0 -	0 -	0 -
	Take-outs	0 -	0 -	0 -
	Total	0 -	0 -	0 -
Team	Draws	30 97%	14 71%	44 89%
	Take-outs	21 86%	15 73%	36 81%
	Total	51 92%	29 72%	80 85%

ITA - Italy		↻	↺	Game
4 CONSTANTINI Stefania	Draws	2 63%	6 92%	8 84%
	Take-outs	5 55%	6 96%	11 77%
	Total	7 57%	12 94%	19 80%
3 ZARDINI LACEDELLI Giulia	Draws	5 65%	2 88%	7 71%
	Take-outs	7 71%	6 88%	13 79%
	Total	12 69%	8 88%	20 76%
2 MATHIS Elena	Draws	5 60%	4 75%	9 67%
	Take-outs	4 75%	7 86%	11 82%
	Total	9 67%	11 82%	20 75%
1 ROMEI Angela	Draws	1 0%	15 95%	16 89%
	Take-outs	1 100%	3 92%	4 94%
	Total	2 50%	18 94%	20 90%
A LO DESERTO Marta	Draws	0 -	0 -	0 -
	Take-outs	0 -	0 -	0 -
	Total	0 -	0 -	0 -
Team	Draws	13 58%	27 91%	40 80%
	Take-outs	17 69%	22 90%	39 81%
	Total	30 64%	49 90%	79 80%

### Note:

Position and function for each team member:

4 = Fourth, 3 = Third, 2 = Second, 1 = Lead, A = Alternate, S = Skip, V = Vice-Skip

### Legend:

↻ Clockwise

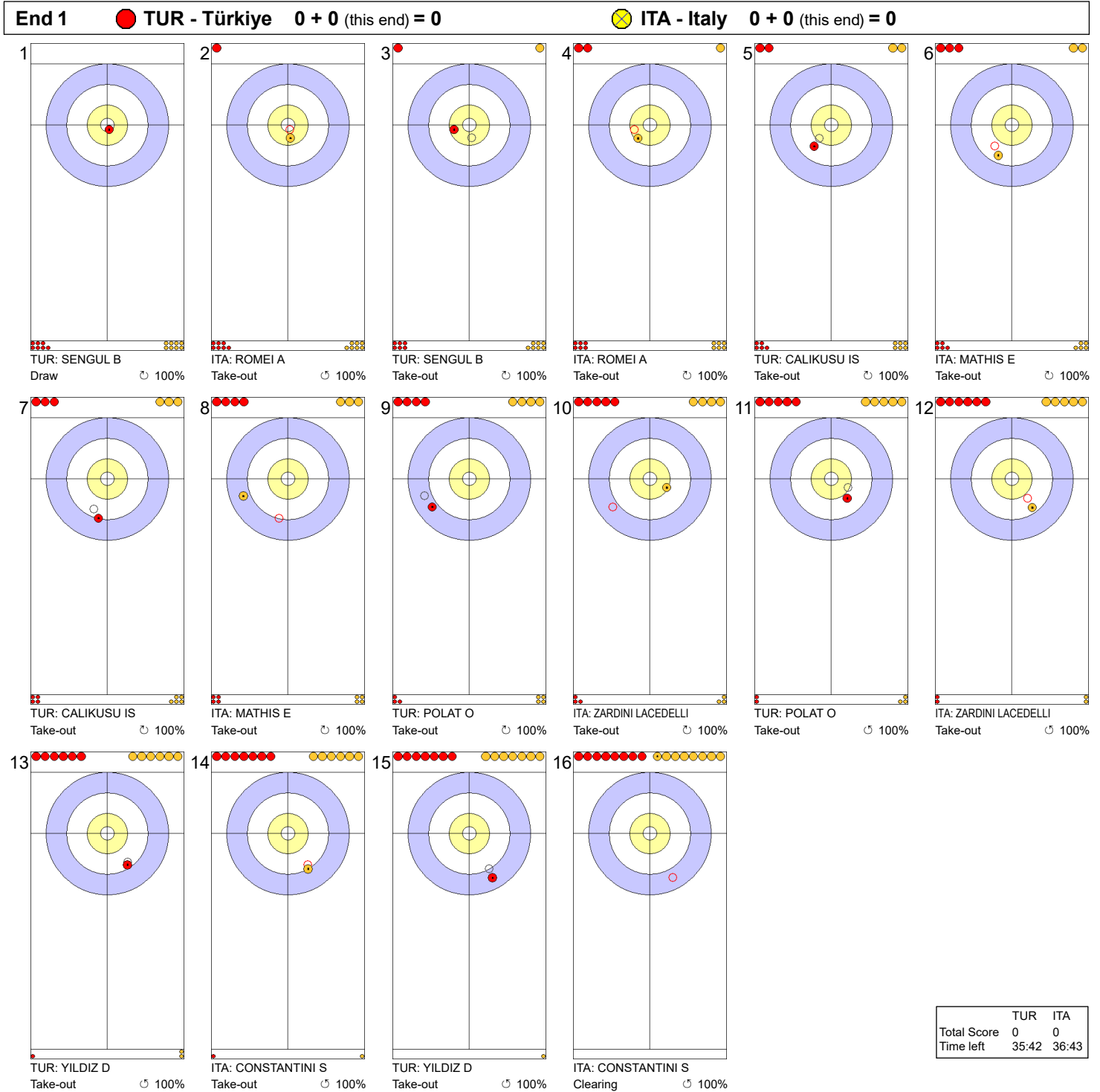
↺ Counter-clockwise

LSFE(\*) Last Stone First End

WED 19 MAR 2025  
Start Time 14:00

Round Robin Session 13 - Sheet D

Game - Shot by Shot

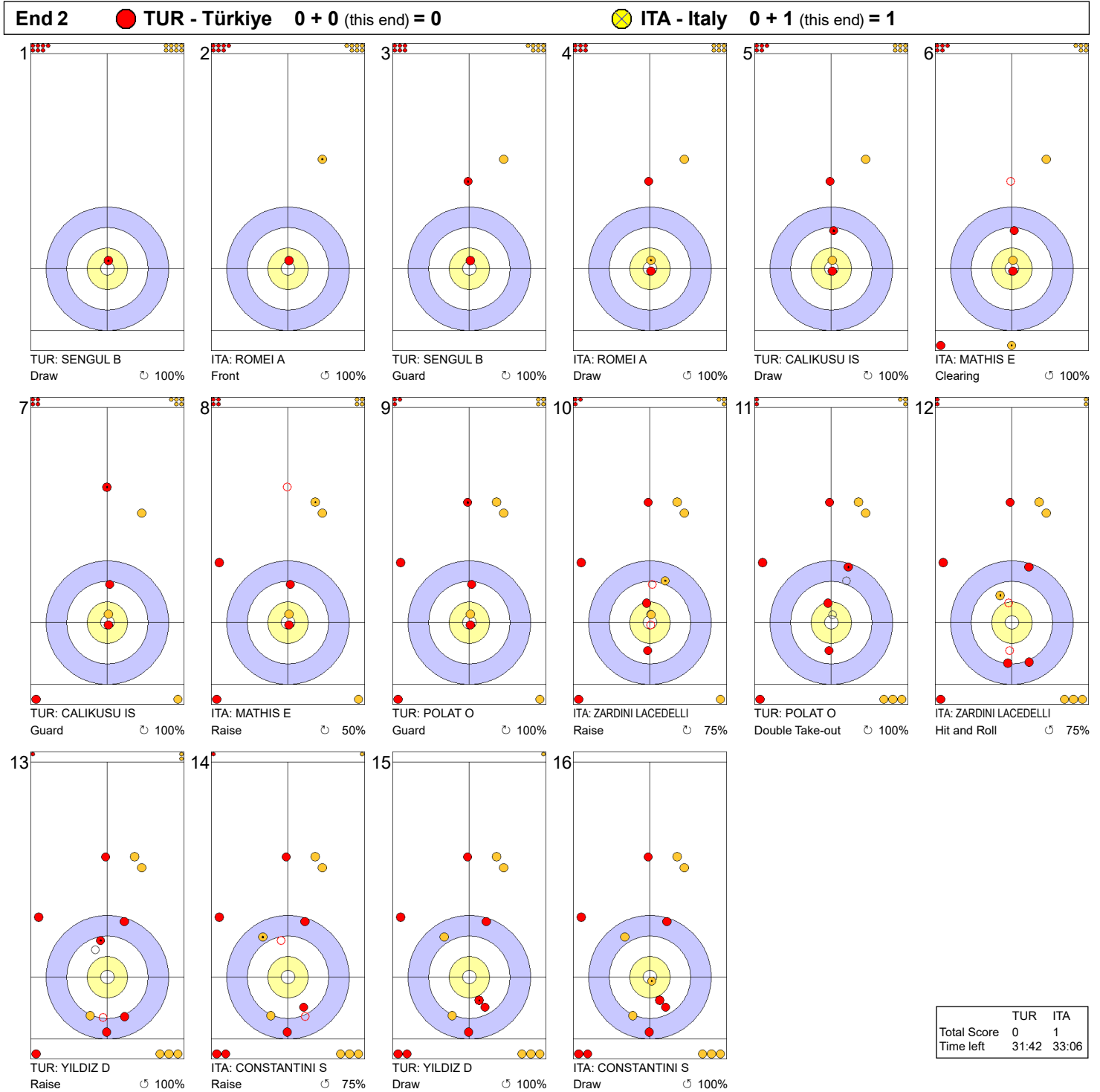


**Legend:**  
 ↻ Clockwise   ↺ Counter-clockwise   - Not considered

WED 19 MAR 2025  
Start Time 14:00

Round Robin Session 13 - Sheet D

Game - Shot by Shot



**Legend:**  
 ↻ Clockwise      ↺ Counter-clockwise      - Not considered



WED 19 MAR 2025  
Start Time 14:00

Round Robin Session 13 - Sheet D

Game - Shot by Shot

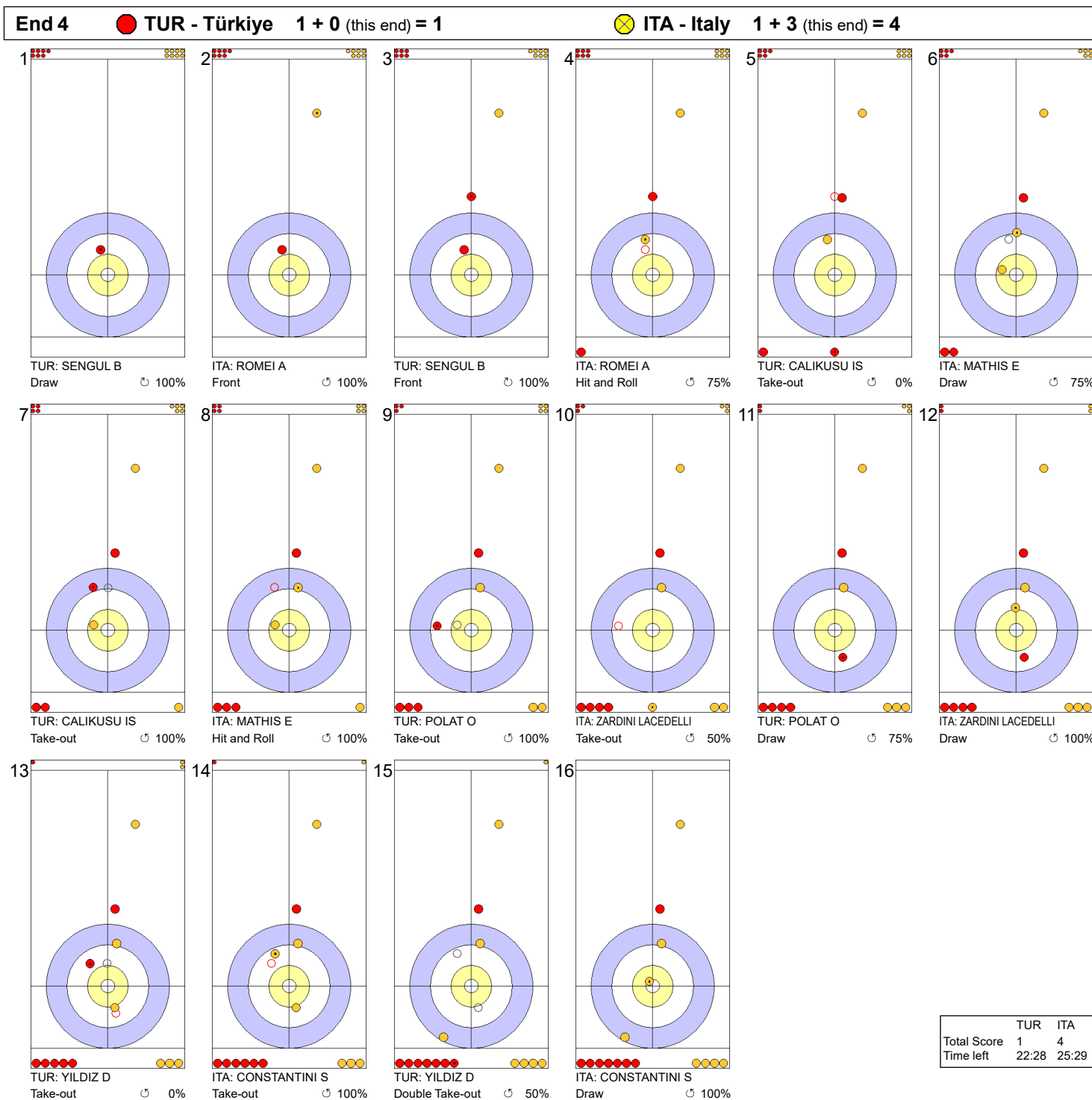


**Legend:**  
 ↻ Clockwise      ↺ Counter-clockwise      - Not considered

WED 19 MAR 2025  
Start Time 14:00

Round Robin Session 13 - Sheet D

**Game - Shot by Shot**

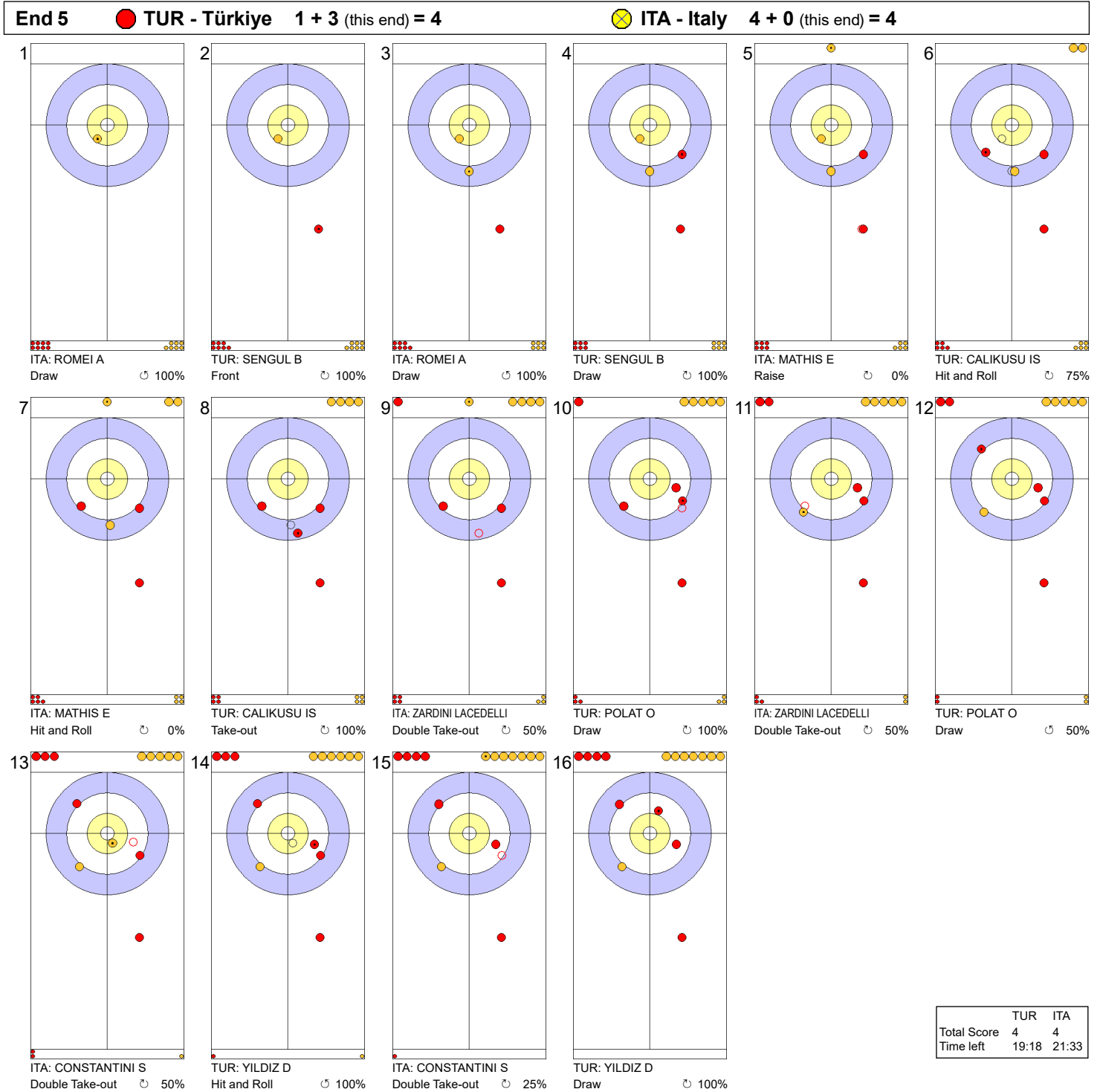


**Legend:**  
 ↻ Clockwise      ↺ Counter-clockwise      - Not considered

WED 19 MAR 2025  
Start Time 14:00

Round Robin Session 13 - Sheet D

Game - Shot by Shot

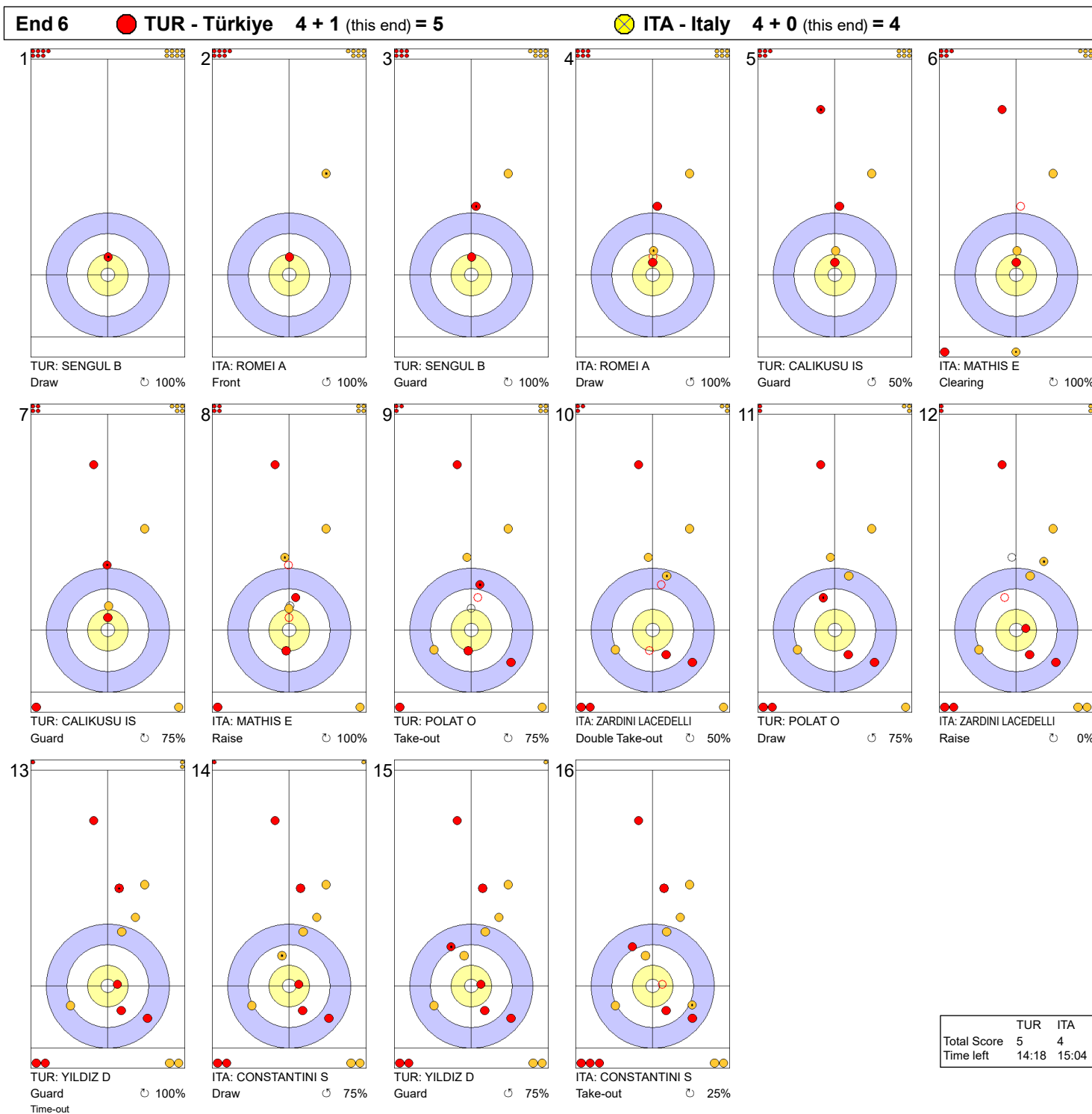


**Legend:**  
 ↻ Clockwise      ↺ Counter-clockwise      - Not considered

WED 19 MAR 2025  
Start Time 14:00

Round Robin Session 13 - Sheet D

### Game - Shot by Shot



**Legend:**  
 ↻ Clockwise      ↺ Counter-clockwise      - Not considered

WED 19 MAR 2025  
Start Time 14:00

Round Robin Session 13 - Sheet D

Game - Shot by Shot

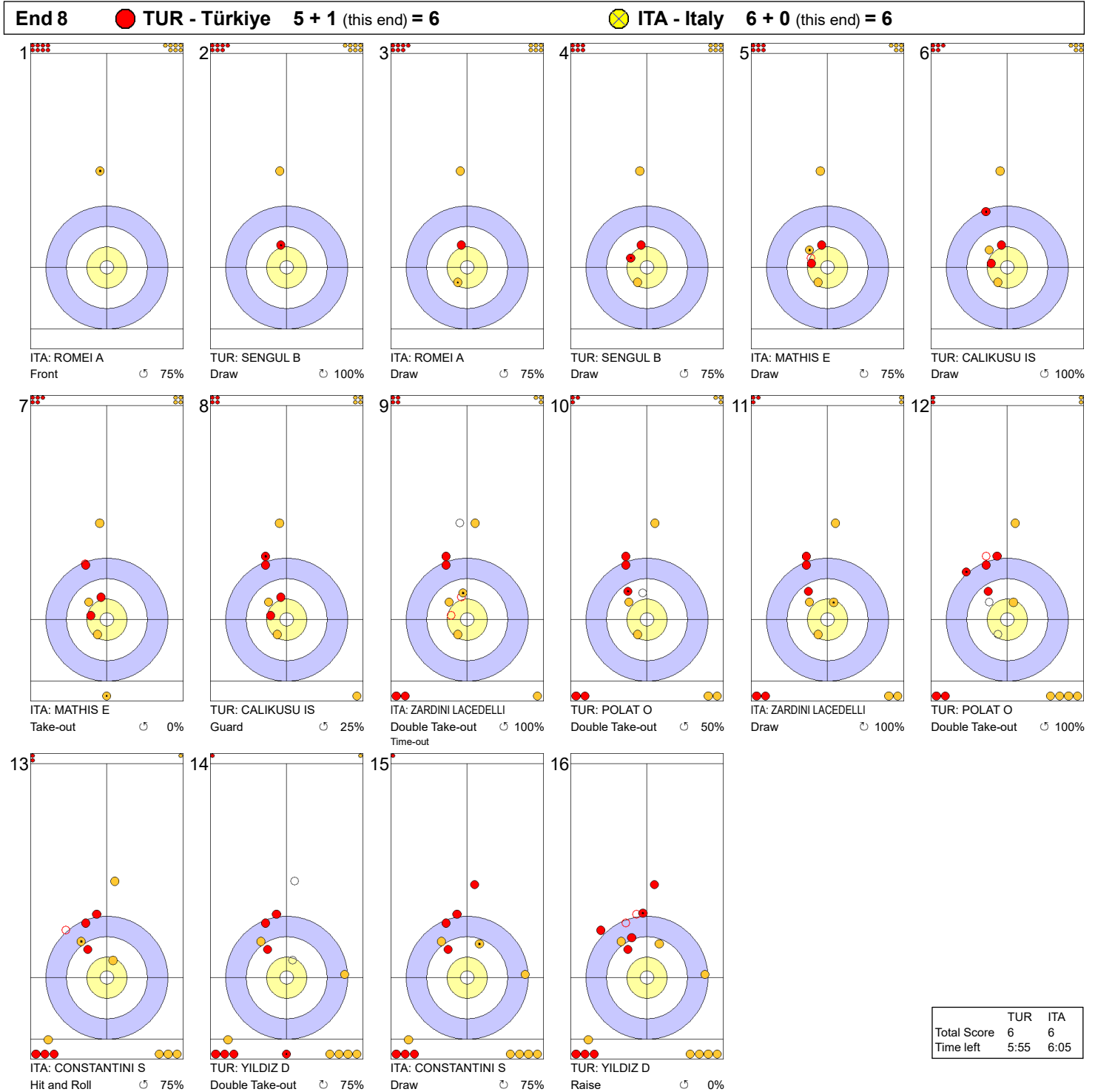


**Legend:**  
 ↻ Clockwise      ↺ Counter-clockwise      - Not considered

WED 19 MAR 2025  
Start Time 14:00

Round Robin Session 13 - Sheet D

Game - Shot by Shot




**Legend:**  
 ↻ Clockwise      ↺ Counter-clockwise      - Not considered

WED 19 MAR 2025  
Start Time 14:00

Round Robin Session 13 - Sheet D

Game - Shot by Shot

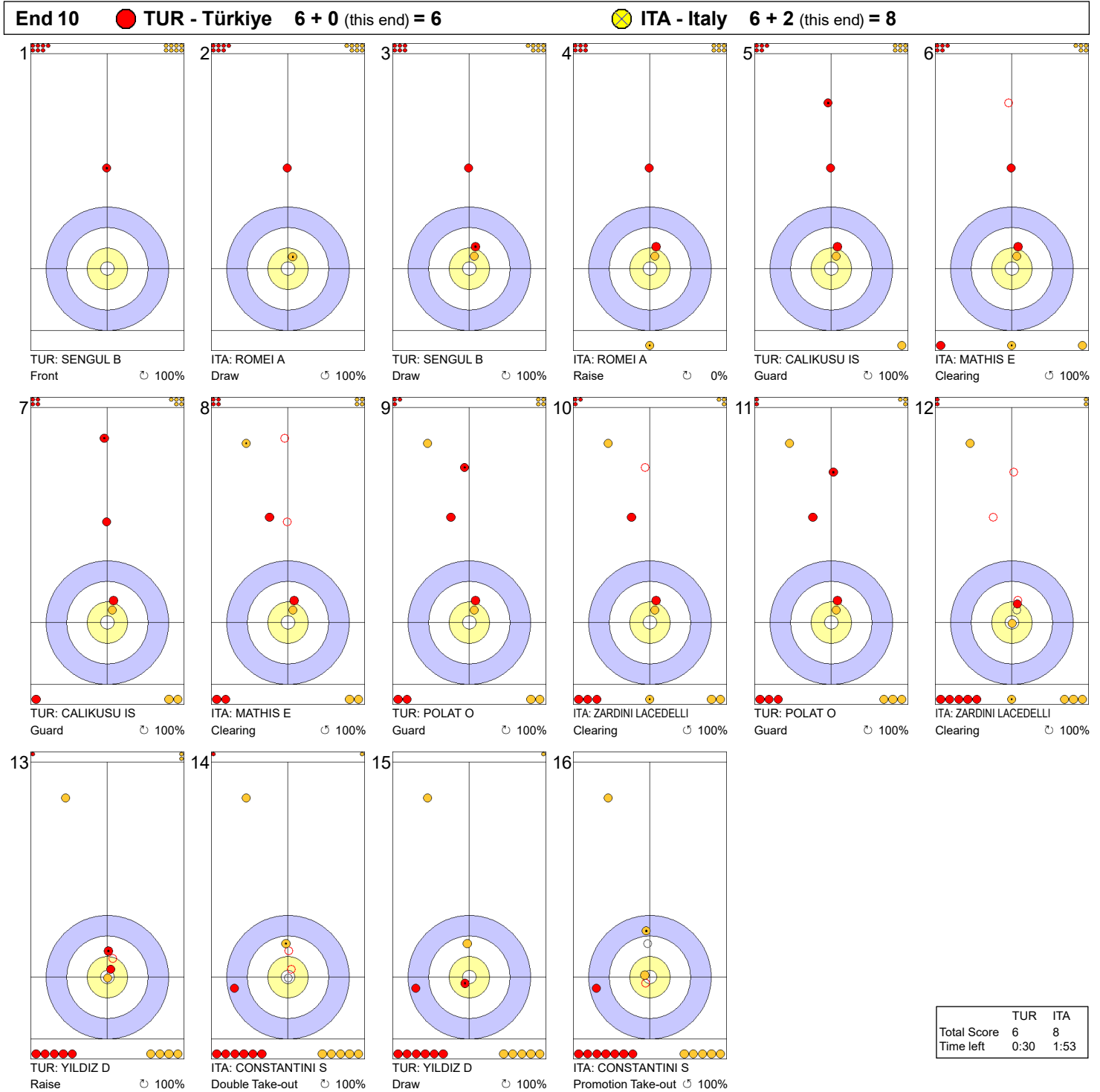


**Legend:**  
 ↻ Clockwise      ↺ Counter-clockwise      - Not considered

WED 19 MAR 2025  
Start Time 14:00

Round Robin Session 13 - Sheet D

### Game - Shot by Shot



**Legend:**  
 ↻ Clockwise      ↺ Counter-clockwise      - Not considered



## Session Results and Standings

Sheet	Team	LSD/LSFE	1	2	3	4	5	6	7	8	9	10	Extra Ends	Total
A	DEN - Denmark	124.7cm	0	2	0	0	0	0	X	X	X	X		2
	JPN - Japan	45.8cm *	2	0	2	1	1	2	X	X	X	X		8
B	CHN - China	27.5cm *	0	0	2	0	0	2	1	2	X	X		7
	USA - United States	43.1cm	0	0	0	0	1	0	0	0	X	X		1
C	KOR - Korea	125.6cm	0	1	0	2	0	3	0	2	0	3		11
	CAN - Canada	64.0cm *	0	0	2	0	1	0	1	0	3	0		7
D	SWE - Sweden	118.2cm	0	1	1	0	4	0	1	1	X	X		8
	LTU - Lithuania	69.7cm *	0	0	0	1	0	1	0	0	X	X		2

## Current Standings

Rank	Team	Games	Wins	Losses
1	SUI - Switzerland	7	7	0
2	KOR - Korea	7	6	1
3	CAN - Canada	7	5	2
3	SWE - Sweden	7	5	2
5	CHN - China	7	4	3
5	DEN - Denmark	7	4	3
5	NOR - Norway	7	4	3
8	JPN - Japan	7	3	4
8	SCO - Scotland	7	3	4
8	USA - United States	7	3	4
11	ITA - Italy	7	2	5
12	TUR - Türkiye	7	0	7
13	LTU - Lithuania	8	0	8

**Note:**  
Under World Curling rules, tie-breaking rules for standings are not applied until after the last game of the round robin.

**Legend:**  
LSD Last Stone Draw      LSFE(\*) Last Stone First End      X Unplayed/unfinished end due to concession

WED 19 MAR 2025  
Start Time 9:00

Round Robin Session 12 - Sheet A

## Game Results

Sheet	Team	LSFE	1	2	3	4	5	6	7	8	9	10	Extra Ends	Total
A	DEN - Denmark		0	2	0	0	0	0	X	X	X	X		2
	JPN - Japan	*	2	0	2	1	1	2	X	X	X	X		8

DEN - Denmark		Shot Success	Game	All
4 S	DUPONT Madeleine	75%		83%
3 V	HALSE Mathilde	75%		80%
2	HOLTERMANN Jasmin	75%		81%
1	DUPONT Denise	90%		90%
A	LARSEN My	-		72%
Team Total		79%		83%

JPN - Japan		Shot Success	Game	All
4 S	YOSHIMURA Sayaka	85%		75%
3	ONODERA Kaho	79%		84%
2 V	KOTANI Yuna	92%		85%
1	OHMIYA Anna	100%		94%
A	KOBAYASHI Mina	-		-
Team Total		89%		85%

Last Stone Draw		Distance
⌚	DUPONT Denise	80.9cm
⌚	HOLTERMANN Jasmin	43.8cm
<b>Total</b>		<b>124.7cm</b>

Last Stone Draw		Distance
⌚	YOSHIMURA Sayaka	24.0cm
⌚	OHMIYA Anna	21.8cm
<b>Total</b>		<b>45.8cm</b>

Time remaining: 15 minutes 24 seconds

Time remaining: 15 minutes 32 seconds

Time-out: End 6 - JPN stone 7

## Shot Success Analysis

DEN - Denmark		⌚	⌚	Game
4	DUPONT Madeleine	Draws 1 100%	5 80%	6 83%
	Take-outs 1 0%	5 80%	6 67%	
	Total 2 50%	10 80%	12 75%	
3	HALSE Mathilde	Draws 4 63%	3 100%	7 79%
	Take-outs 3 83%	2 50%	5 70%	
	Total 7 71%	5 80%	12 75%	
2	HOLTERMANN Jasmin	Draws 1 75%	5 65%	6 67%
	Take-outs 5 100%	1 0%	6 83%	
	Total 6 96%	6 54%	12 75%	
1	DUPONT Denise	Draws 6 79%	5 100%	11 89%
	Take-outs 1 100%	0 -	1 100%	
	Total 7 82%	5 100%	12 90%	
A	LARSEN My	Draws 0 -	0 -	0 -
	Take-outs 0 -	0 -	0 -	
	Total 0 -	0 -	0 -	
Team	Draws 12 75%	18 85%	30 81%	
	Take-outs 10 85%	8 63%	18 75%	
	Total 22 80%	26 78%	48 79%	

JPN - Japan		⌚	⌚	Game
4	YOSHIMURA Sayaka	Draws 4 88%	2 100%	6 92%
	Take-outs 2 38%	4 100%	6 79%	
	Total 6 71%	6 100%	12 85%	
3	ONODERA Kaho	Draws 2 100%	4 81%	6 88%
	Take-outs 5 75%	1 50%	6 71%	
	Total 7 82%	5 75%	12 79%	
2	KOTANI Yuna	Draws 2 100%	5 100%	7 100%
	Take-outs 2 100%	3 67%	5 80%	
	Total 4 100%	8 88%	12 92%	
1	OHMIYA Anna	Draws 4 100%	6 100%	10 100%
	Take-outs 1 100%	1 100%	2 100%	
	Total 5 100%	7 100%	12 100%	
A	KOBAYASHI Mina	Draws 0 -	0 -	0 -
	Take-outs 0 -	0 -	0 -	
	Total 0 -	0 -	0 -	
Team	Draws 12 96%	17 96%	29 96%	
	Take-outs 10 75%	9 83%	19 79%	
	Total 22 86%	26 91%	48 89%	

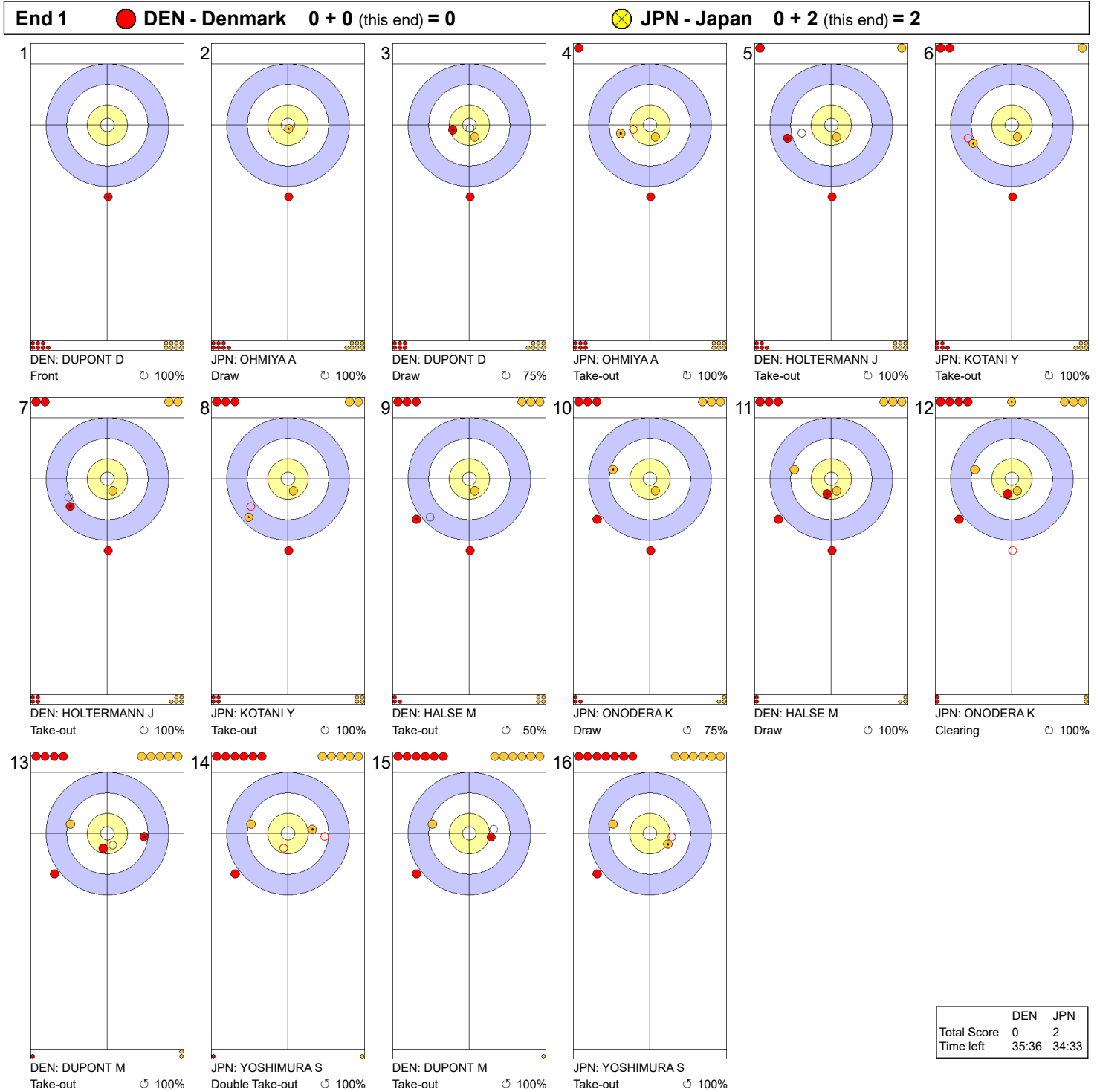
**Note:**  
Position and function for each team member:  
4 = Fourth, 3 = Third, 2 = Second, 1 = Lead, A = Alternate, S = Skip, V = Vice-Skip

**Legend:**  
⌚ Clockwise      ⌚ Counter-clockwise      LSFE(\*) Last Stone First End  
X Unplayed/unfinished end due to concession

WED 19 MAR 2025  
Start Time 9:00

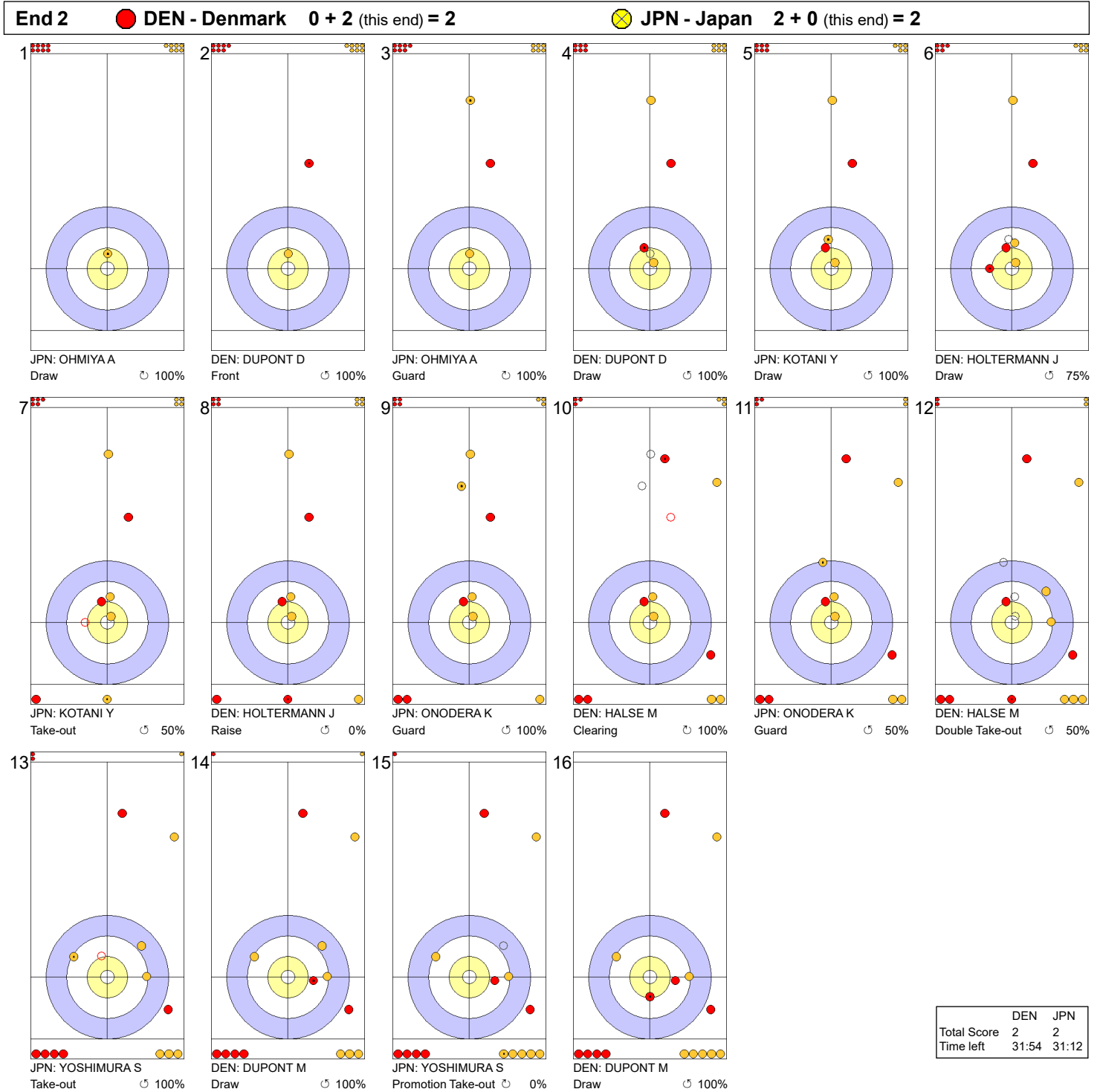
Round Robin Session 12 - Sheet A

Game - Shot by Shot



**Legend:**  
 ↻ Clockwise      ↺ Counter-clockwise      - Not considered

Game - Shot by Shot

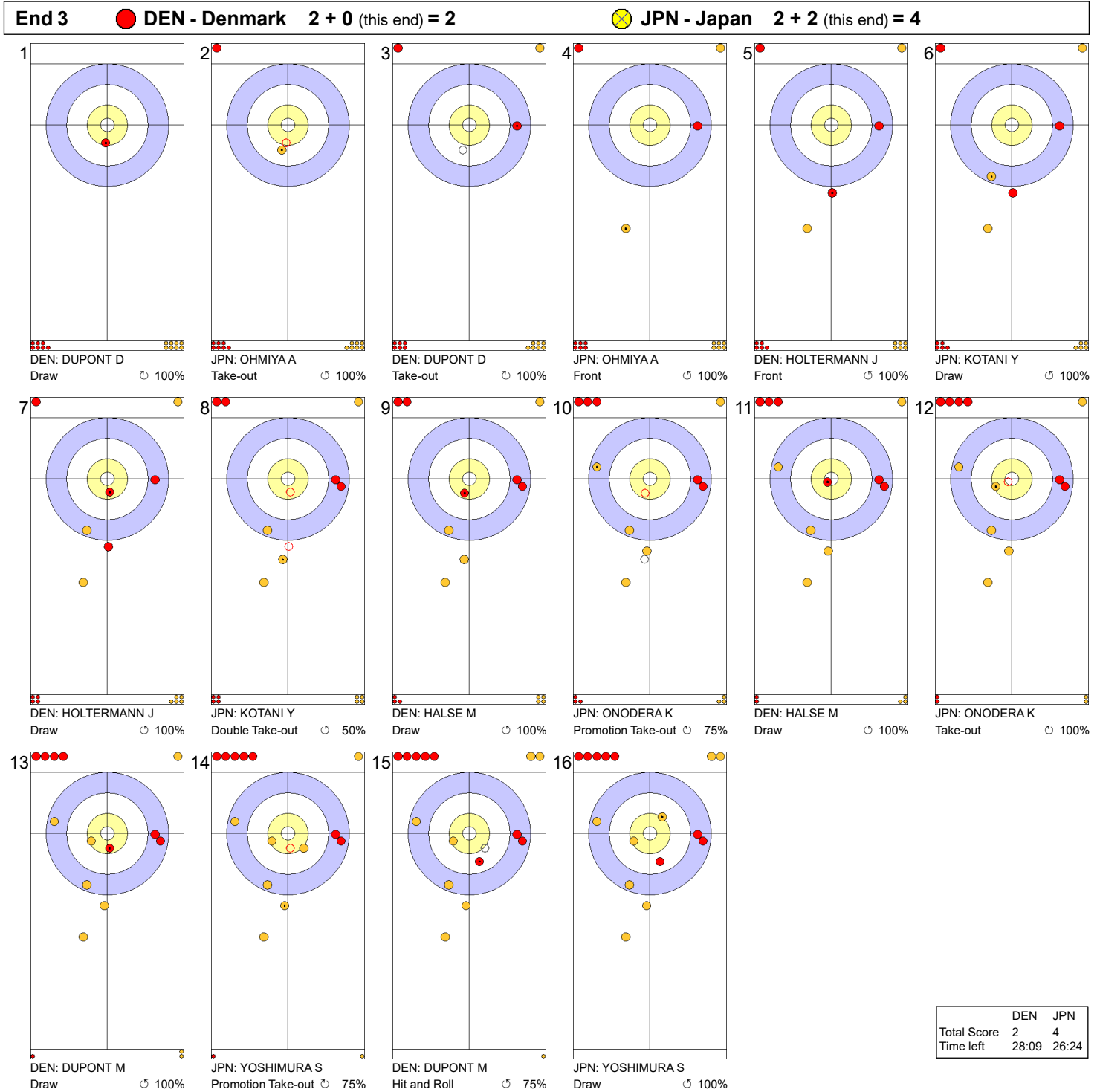


**Legend:**  
 ↻ Clockwise      ↺ Counter-clockwise      - Not considered

WED 19 MAR 2025  
Start Time 9:00

Round Robin Session 12 - Sheet A

Game - Shot by Shot

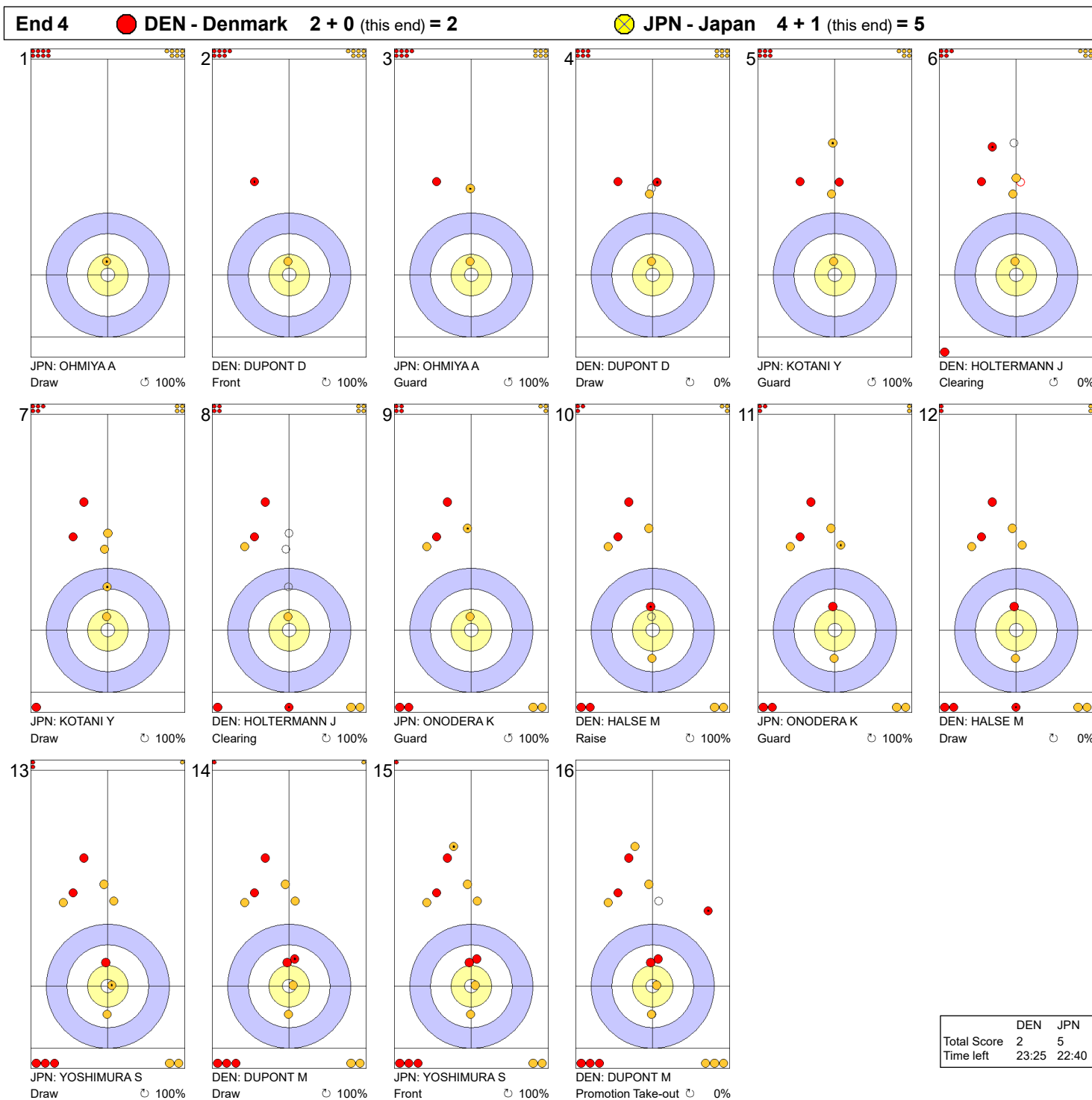


**Legend:**  
 ↻ Clockwise      ↺ Counter-clockwise      - Not considered

WED 19 MAR 2025  
Start Time 9:00

Round Robin Session 12 - Sheet A

### Game - Shot by Shot



	DEN	JPN
Total Score	2	5
Time left	23:25	22:40

**Legend:**  
 ↻ Clockwise      ↺ Counter-clockwise      - Not considered



WED 19 MAR 2025  
Start Time 9:00

Round Robin Session 12 - Sheet A

Game - Shot by Shot

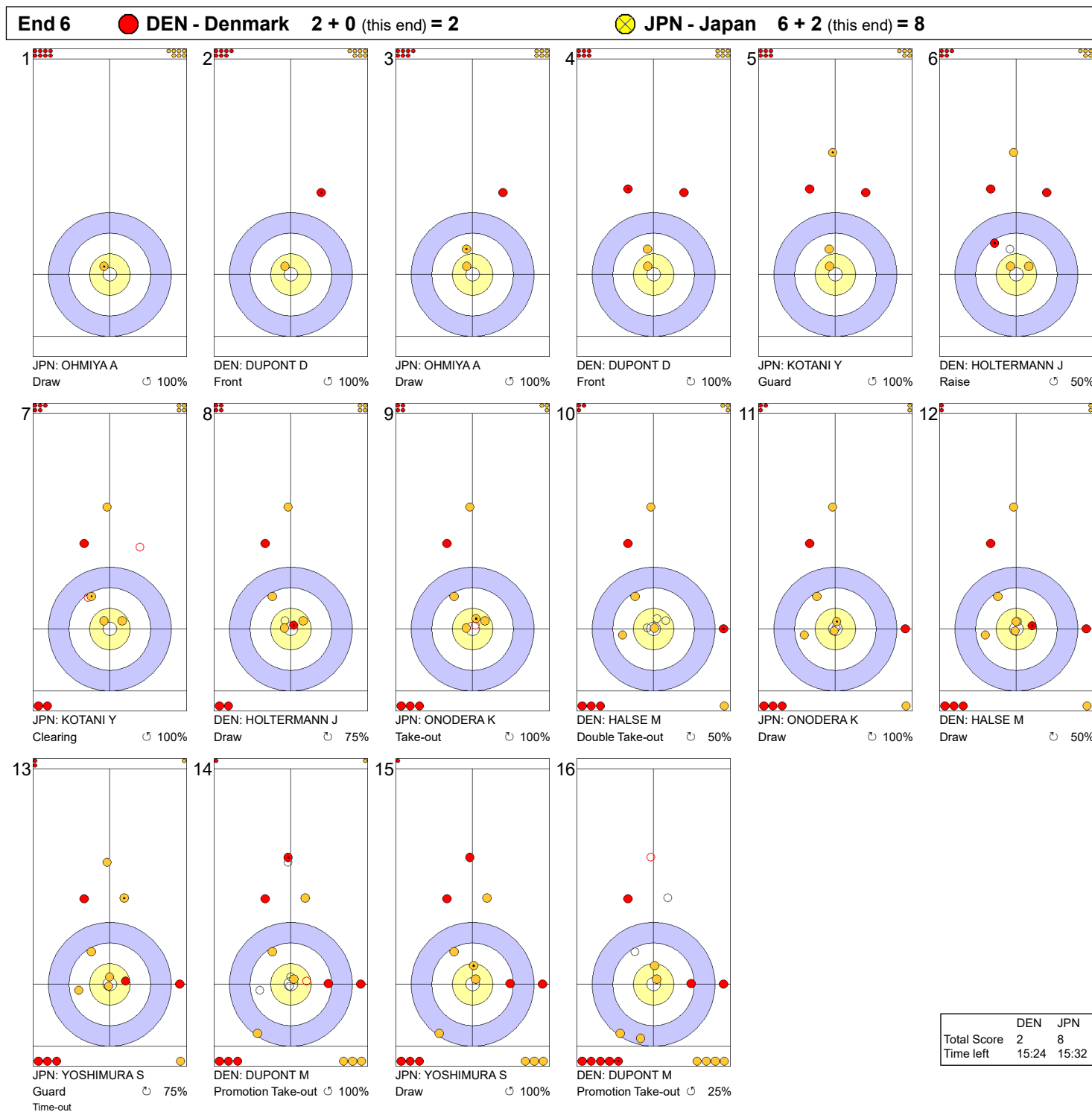


**Legend:**  
 ↻ Clockwise      ↻ Counter-clockwise      - Not considered

WED 19 MAR 2025  
Start Time 9:00

Round Robin Session 12 - Sheet A

### Game - Shot by Shot



**Legend:**

⊕ Clockwise      ⊖ Counter-clockwise      - Not considered



WED 19 MAR 2025  
Start Time 9:00

Round Robin Session 12 - Sheet B

### Game Results

Sheet	Team	LSFE	1	2	3	4	5	6	7	8	9	10	Extra Ends	Total
B	CHN - China	*	0	0	2	0	0	2	1	2	X	X		7
	USA - United States		0	0	0	0	1	0	0	0	X	X		1

CHN - China		Shot Success	Game	All
4 S	WANG Rui	97%		85%
3 V	HAN Yu	86%		83%
2	DONG Ziqi	86%		85%
1	JIANG Jiayi	94%		92%
A	SU Tingyu	-		-
Team Total		90%		86%

USA - United States		Shot Success	Game	All
4 S	PETERSON Tabitha	63%		79%
3 V	THIESSE Cory	83%		80%
2	PETERSON Tara	75%		79%
1	ANDERSON-HEIDE Taylor	81%		86%
A	PERSINGER Vicky	-		-
Team Total		75%		81%

Last Stone Draw		Distance
⌚	HAN Yu	10.1cm
⌚	JIANG Jiayi	17.4cm
<b>Total</b>		<b>27.5cm</b>

Last Stone Draw		Distance
⌚	PETERSON Tara	12.5cm
⌚	ANDERSON-HEIDE Taylor	30.6cm
<b>Total</b>		<b>43.1cm</b>

Time remaining: 11 minutes 17 seconds

Time remaining: 6 minutes 21 seconds

### Shot Success Analysis

CHN - China		⌚	⌚	Game
4	WANG Rui	Draws 2 100%	5 100%	7 100%
		Take-outs 3 83%	5 100%	8 94%
		Total 5 90%	10 100%	15 97%
3	HAN Yu	Draws 3 83%	1 100%	4 88%
		Take-outs 3 100%	9 81%	12 85%
		Total 6 92%	10 83%	16 86%
2	DONG Ziqi	Draws 4 88%	1 100%	5 90%
		Take-outs 4 100%	7 75%	11 84%
		Total 8 94%	8 78%	16 86%
1	JIANG Jiayi	Draws 9 94%	1 100%	10 95%
		Take-outs 2 100%	4 88%	6 92%
		Total 11 95%	5 90%	16 94%
A	SU Tingyu	Draws 0 -	0 -	0 -
		Take-outs 0 -	0 -	0 -
		Total 0 -	0 -	0 -
Team		Draws 18 92%	8 100%	26 94%
		Take-outs 12 96%	25 84%	37 88%
		Total 30 93%	33 88%	63 90%

USA - United States		⌚	⌚	Game
4	PETERSON Tabitha	Draws 1 100%	2 0%	3 33%
		Take-outs 4 44%	9 81%	13 69%
		Total 5 55%	11 66%	16 63%
3	THIESSE Cory	Draws 2 88%	2 75%	4 81%
		Take-outs 5 85%	7 82%	12 83%
		Total 7 86%	9 81%	16 83%
2	PETERSON Tara	Draws 4 75%	5 80%	9 78%
		Take-outs 6 75%	1 50%	7 71%
		Total 10 75%	6 75%	16 75%
1	ANDERSON-HEIDE Taylor	Draws 3 100%	9 78%	12 83%
		Take-outs 1 100%	3 67%	4 75%
		Total 4 100%	12 75%	16 81%
A	PERSINGER Vicky	Draws 0 -	0 -	0 -
		Take-outs 0 -	0 -	0 -
		Total 0 -	0 -	0 -
Team		Draws 10 88%	18 69%	28 76%
		Take-outs 16 72%	20 78%	36 75%
		Total 26 78%	38 74%	64 75%

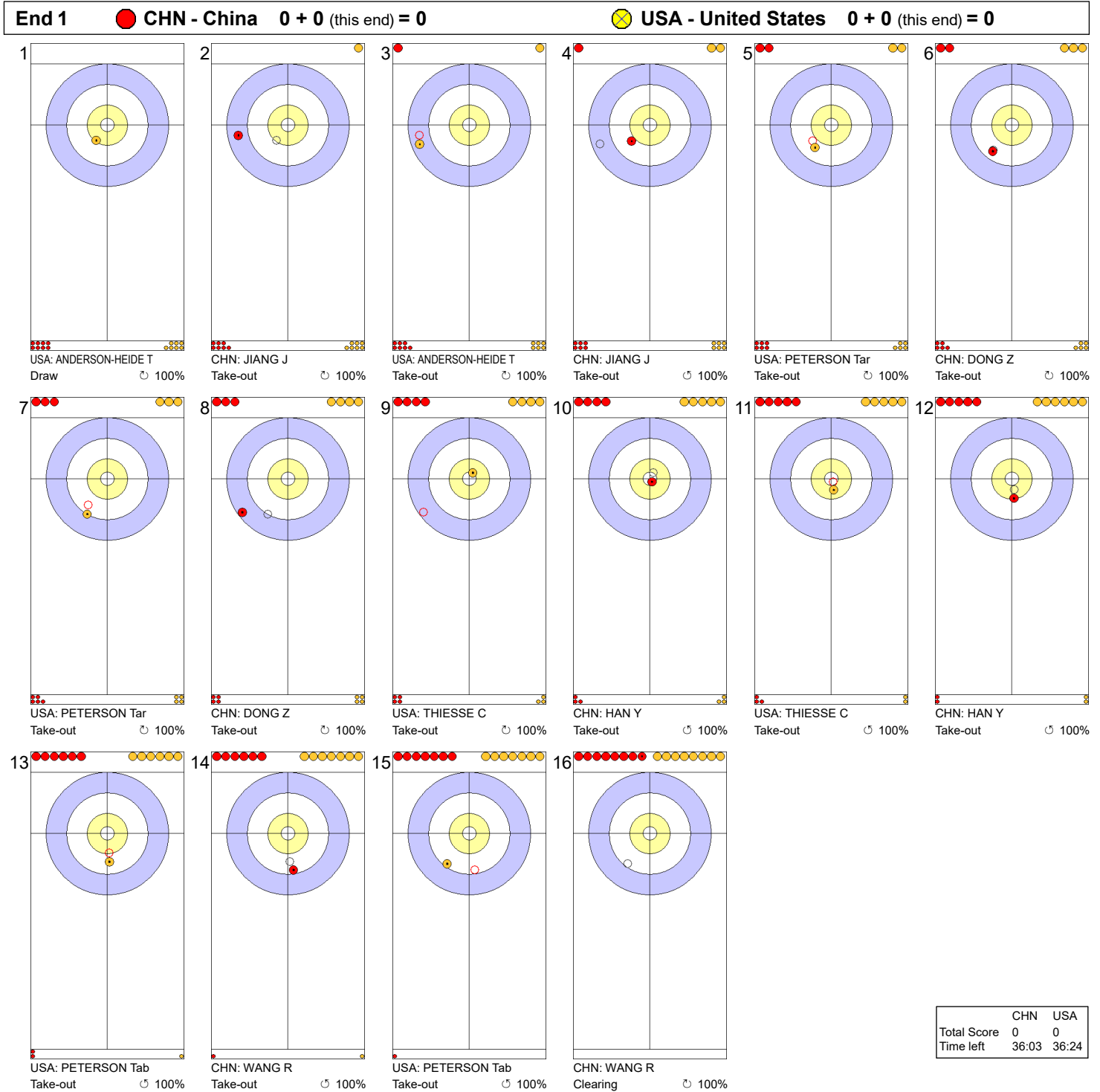
**Note:**  
Position and function for each team member:  
4 = Fourth, 3 = Third, 2 = Second, 1 = Lead, A = Alternate, S = Skip, V = Vice-Skip

**Legend:**  
⌚ Clockwise      ⌚ Counter-clockwise      LSFE(\*) Last Stone First End  
X Unplayed/unfinished end due to concession

WED 19 MAR 2025  
Start Time 9:00

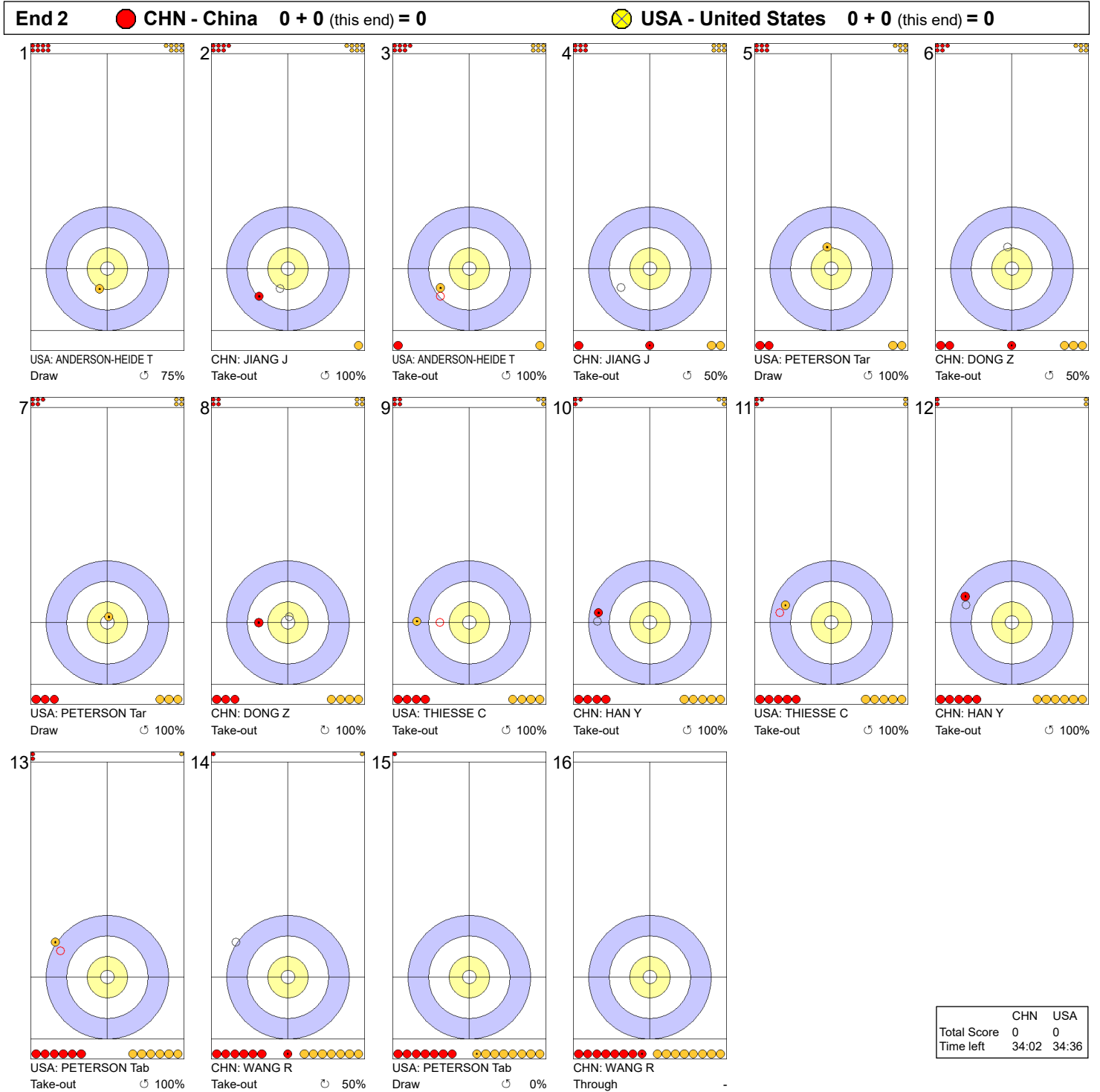
Round Robin Session 12 - Sheet B

Game - Shot by Shot



**Legend:**  
 ↻ Clockwise      ↺ Counter-clockwise      - Not considered

Game - Shot by Shot

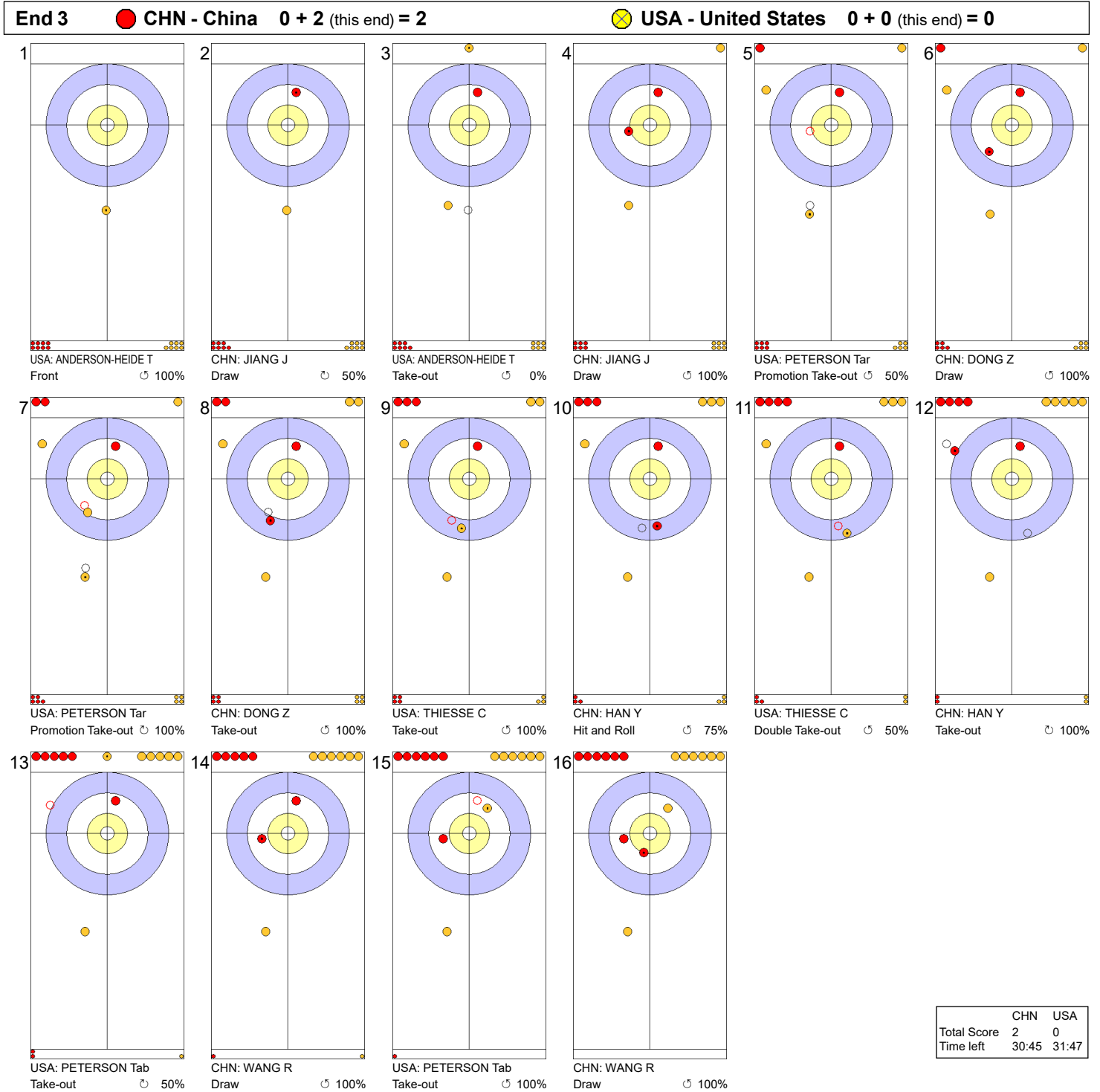


**Legend:**  
 ↻ Clockwise      ↺ Counter-clockwise      - Not considered

WED 19 MAR 2025  
Start Time 9:00

Round Robin Session 12 - Sheet B

Game - Shot by Shot

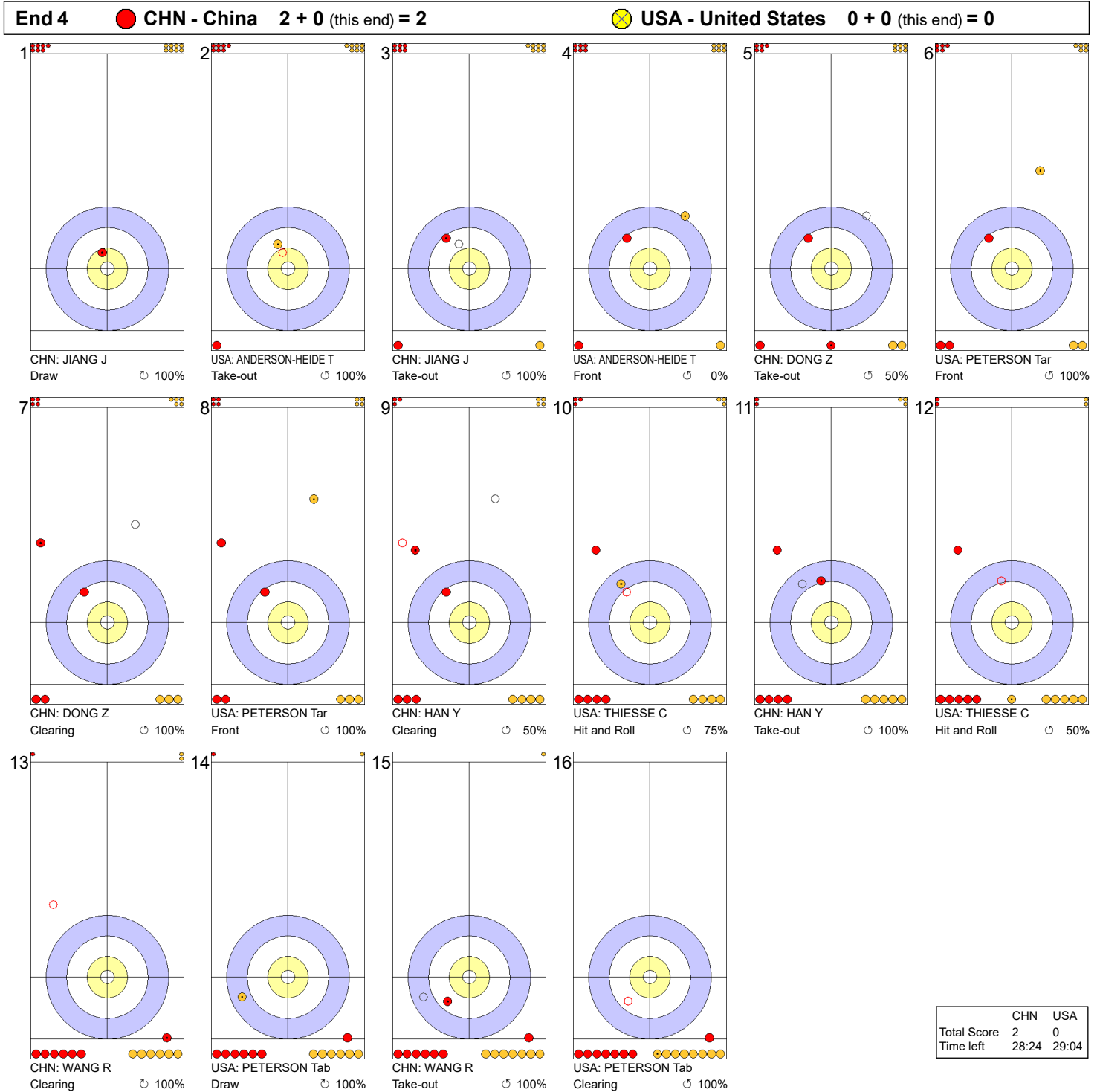


**Legend:**  
 ↻ Clockwise      ↺ Counter-clockwise      - Not considered

WED 19 MAR 2025  
Start Time 9:00

Round Robin Session 12 - Sheet B

### Game - Shot by Shot

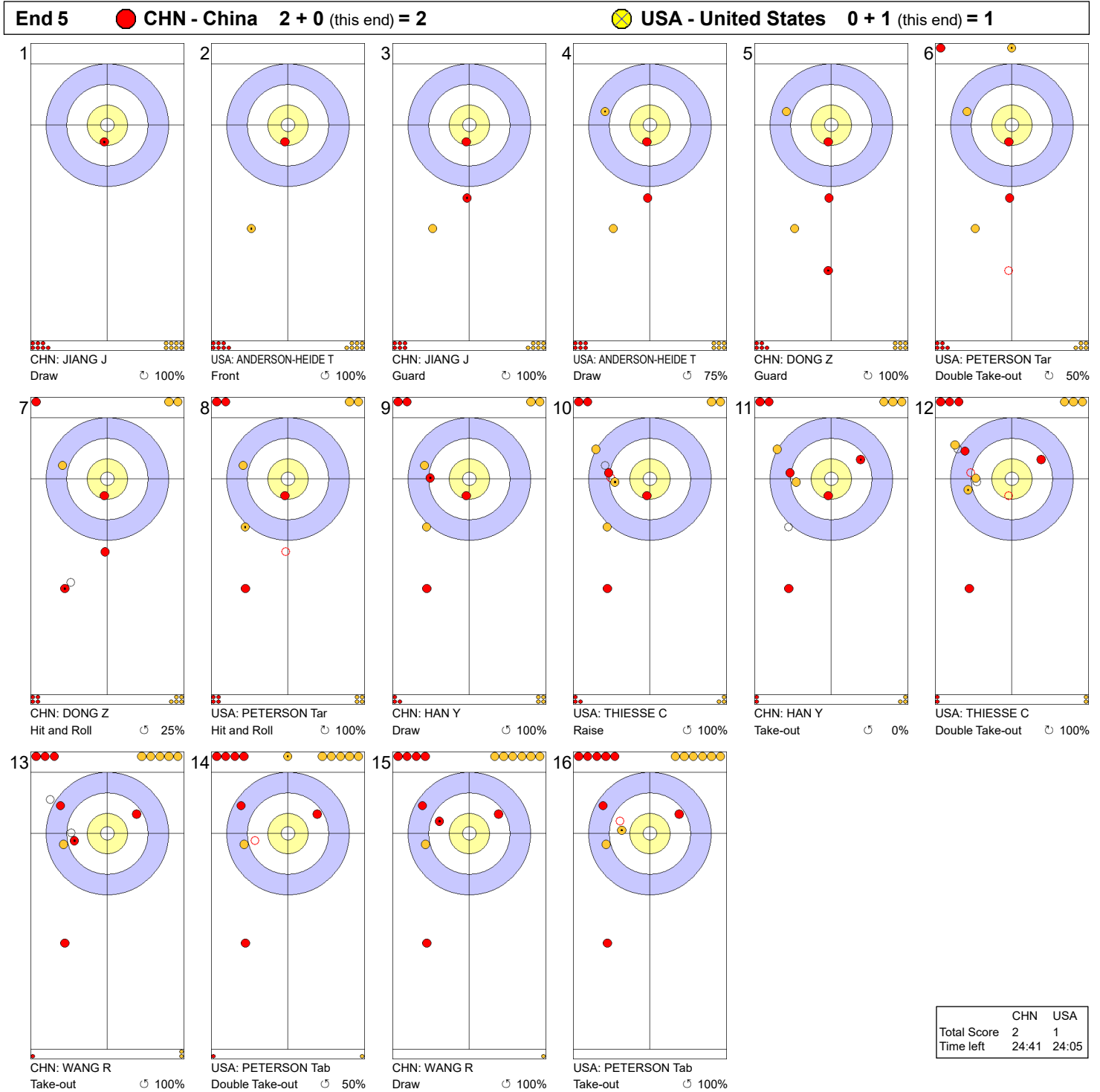


**Legend:**  
 ↻ Clockwise      ↺ Counter-clockwise      - Not considered

WED 19 MAR 2025  
Start Time 9:00

Round Robin Session 12 - Sheet B

Game - Shot by Shot

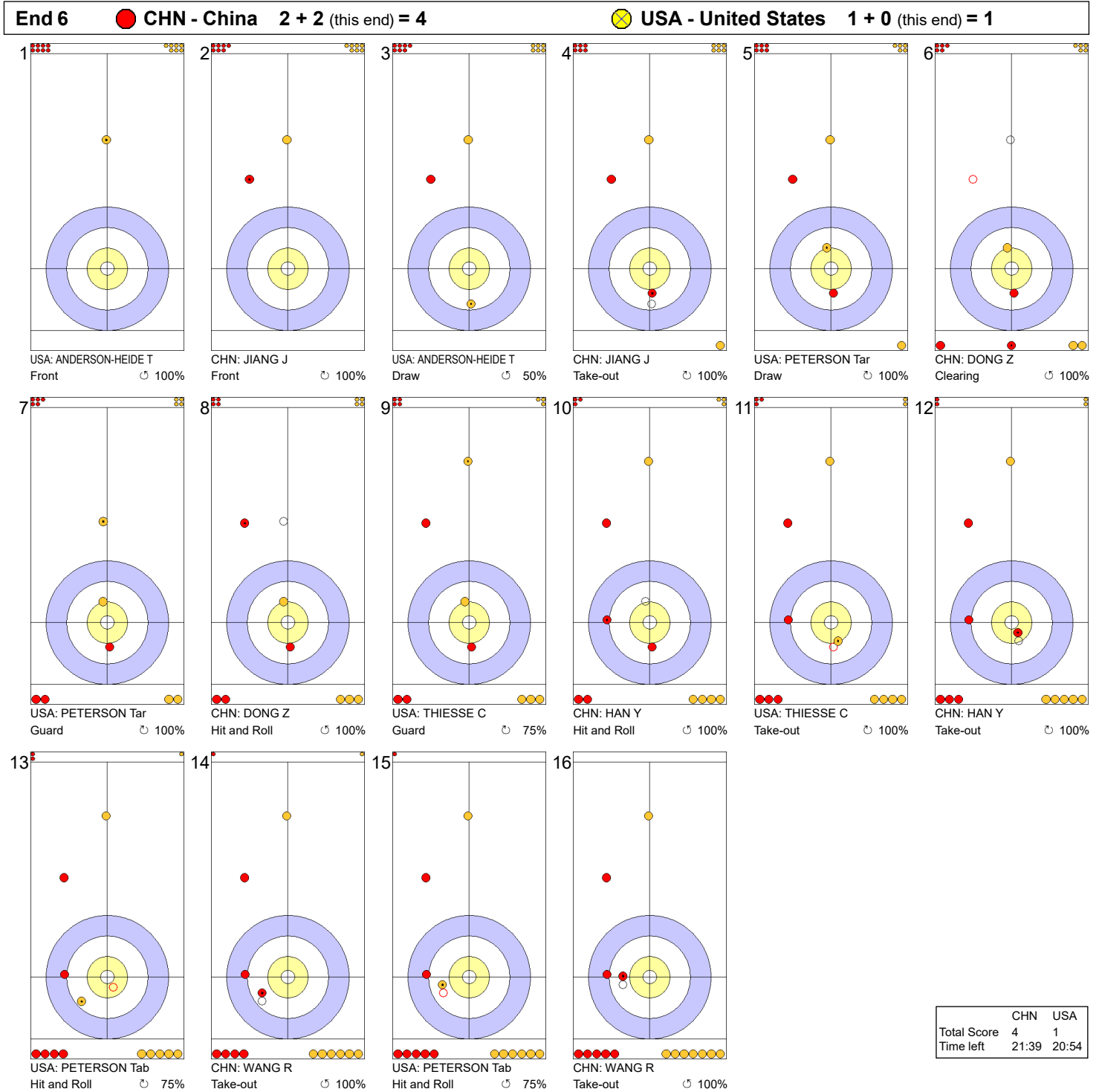


**Legend:**  
 ↻ Clockwise      ↺ Counter-clockwise      - Not considered

WED 19 MAR 2025  
Start Time 9:00

Round Robin Session 12 - Sheet B

Game - Shot by Shot

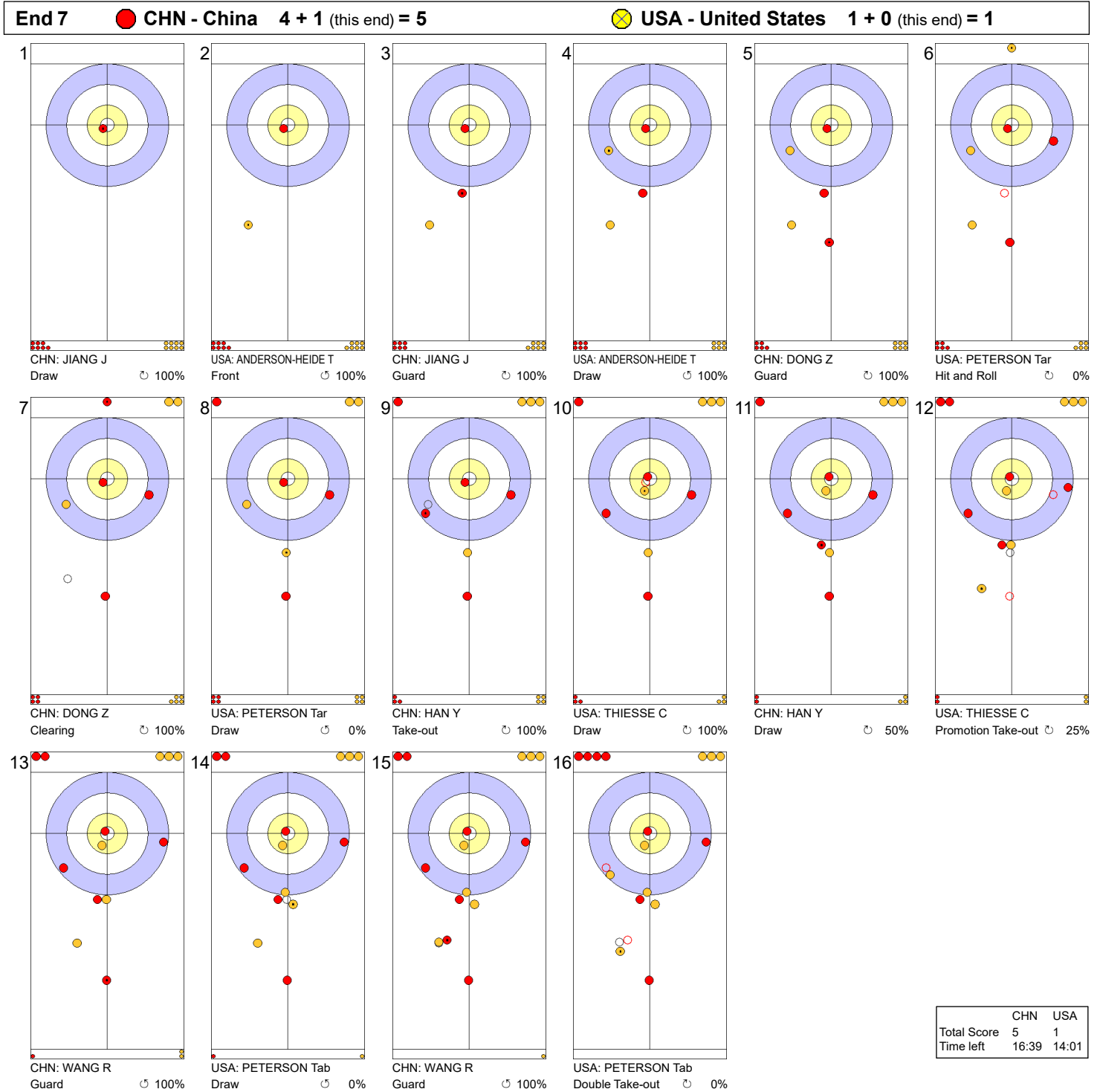


**Legend:**  
 ↻ Clockwise      ↺ Counter-clockwise      - Not considered

WED 19 MAR 2025  
Start Time 9:00

Round Robin Session 12 - Sheet B

Game - Shot by Shot



**Legend:**  
 ↻ Clockwise      ↺ Counter-clockwise      - Not considered



WED 19 MAR 2025  
Start Time 9:00

Round Robin Session 12 - Sheet B

Game - Shot by Shot



	CHN	USA
Total Score	7	1
Time left	11:17	6:21

**Legend:**  
 ↻ Clockwise      ↺ Counter-clockwise      - Not considered

WED 19 MAR 2025  
Start Time 9:00

Round Robin Session 12 - Sheet C

## Game Results

Sheet	Team	LSFE	1	2	3	4	5	6	7	8	9	10	Extra Ends	Total
C	KOR - Korea		0	1	0	2	0	3	0	2	0	3		11
	CAN - Canada	*	0	0	2	0	1	0	1	0	3	0		7

KOR - Korea		Shot Success Game	All
4 S	GIM Eunji	94 %	86 %
3 V	KIM Minji	93 %	86 %
2	KIM Suji	93 %	87 %
1	SEOL Yeeun	96 %	87 %
A	SEOL Yeji	-	76 %
Team Total		94 %	86 %

CAN - Canada		Shot Success Game	All
4 S	HOMAN Rachel	79 %	86 %
3 V	FLEURY Tracy	88 %	86 %
2	MISKEW Emma	94 %	89 %
1	WILKES Sarah	100 %	91 %
A	BROWN Rachel	-	-
Team Total		90 %	88 %

Last Stone Draw		Distance
☺	GIM Eunji	67.3cm
☹	KIM Minji	58.3cm
<b>Total</b>		<b>125.6cm</b>

Last Stone Draw		Distance
☺	FLEURY Tracy	15.4cm
☹	HOMAN Rachel	48.6cm
<b>Total</b>		<b>64.0cm</b>

Time remaining: 3 minutes 39 seconds

Time-out: End 10 - KOR stone 5

Time remaining: 0 minutes 16 seconds

Time-out: End 10 - CAN stone 8

## Shot Success Analysis

KOR - Korea		☺	☹	Game
4	GIM Eunji	Draws 2 100 %	1 100 %	3 100 %
		Take-outs 4 94 %	13 92 %	17 93 %
		Total 6 96 %	14 93 %	20 94 %
3	KIM Minji	Draws 5 95 %	2 75 %	7 89 %
		Take-outs 10 98 %	3 83 %	13 94 %
		Total 15 97 %	5 80 %	20 93 %
2	KIM Suji	Draws 1 100 %	4 100 %	5 100 %
		Take-outs 7 100 %	8 81 %	15 90 %
		Total 8 100 %	12 88 %	20 93 %
1	SEOL Yeeun	Draws 4 88 %	14 98 %	18 96 %
		Take-outs 1 100 %	0 -	1 100 %
		Total 5 90 %	14 98 %	19 96 %
A	SEOL Yeji	Draws 0 -	0 -	0 -
		Take-outs 0 -	0 -	0 -
		Total 0 -	0 -	0 -
Team		Draws 12 94 %	21 96 %	33 95 %
		Take-outs 22 98 %	24 88 %	46 92 %
		Total 34 96 %	45 92 %	79 94 %

CAN - Canada		☺	☹	Game
4	HOMAN Rachel	Draws 5 75 %	6 71 %	11 73 %
		Take-outs 1 100 %	8 84 %	9 86 %
		Total 6 79 %	14 79 %	20 79 %
3	FLEURY Tracy	Draws 3 100 %	8 84 %	11 89 %
		Take-outs 4 100 %	5 75 %	9 86 %
		Total 7 100 %	13 81 %	20 88 %
2	MISKEW Emma	Draws 4 88 %	11 98 %	15 95 %
		Take-outs 2 100 %	3 83 %	5 90 %
		Total 6 92 %	14 95 %	20 94 %
1	WILKES Sarah	Draws 12 100 %	6 100 %	18 100 %
		Take-outs 0 -	2 100 %	2 100 %
		Total 12 100 %	8 100 %	20 100 %
A	BROWN Rachel	Draws 0 -	0 -	0 -
		Take-outs 0 -	0 -	0 -
		Total 0 -	0 -	0 -
Team		Draws 24 93 %	31 90 %	55 91 %
		Take-outs 7 100 %	18 83 %	25 88 %
		Total 31 94 %	49 87 %	80 90 %

### Note:

Position and function for each team member:

4 = Fourth, 3 = Third, 2 = Second, 1 = Lead, A = Alternate, S = Skip, V = Vice-Skip

### Legend:

☺ Clockwise

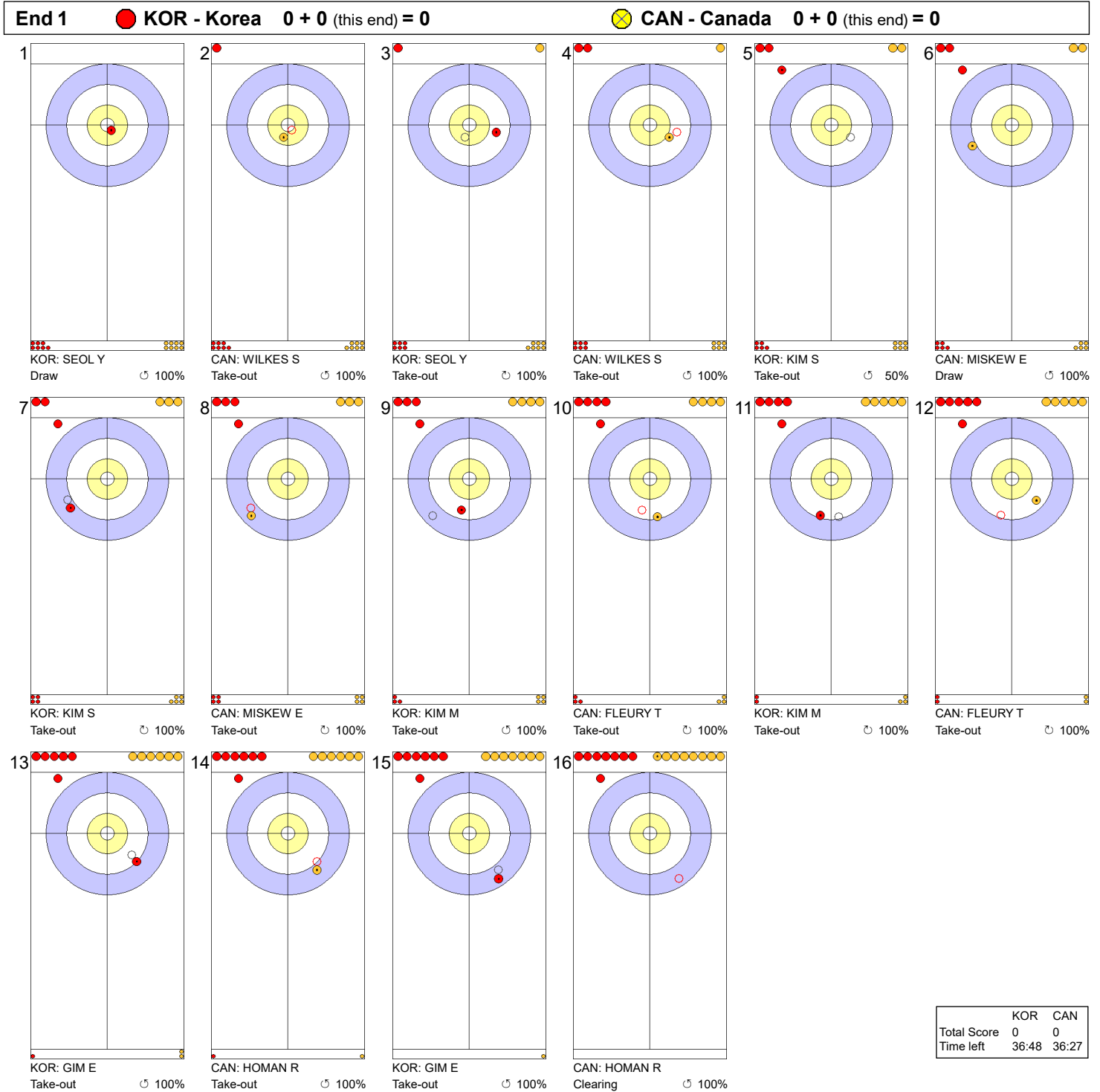
☹ Counter-clockwise

LSFE(\*) Last Stone First End

WED 19 MAR 2025  
Start Time 9:00

Round Robin Session 12 - Sheet C

Game - Shot by Shot

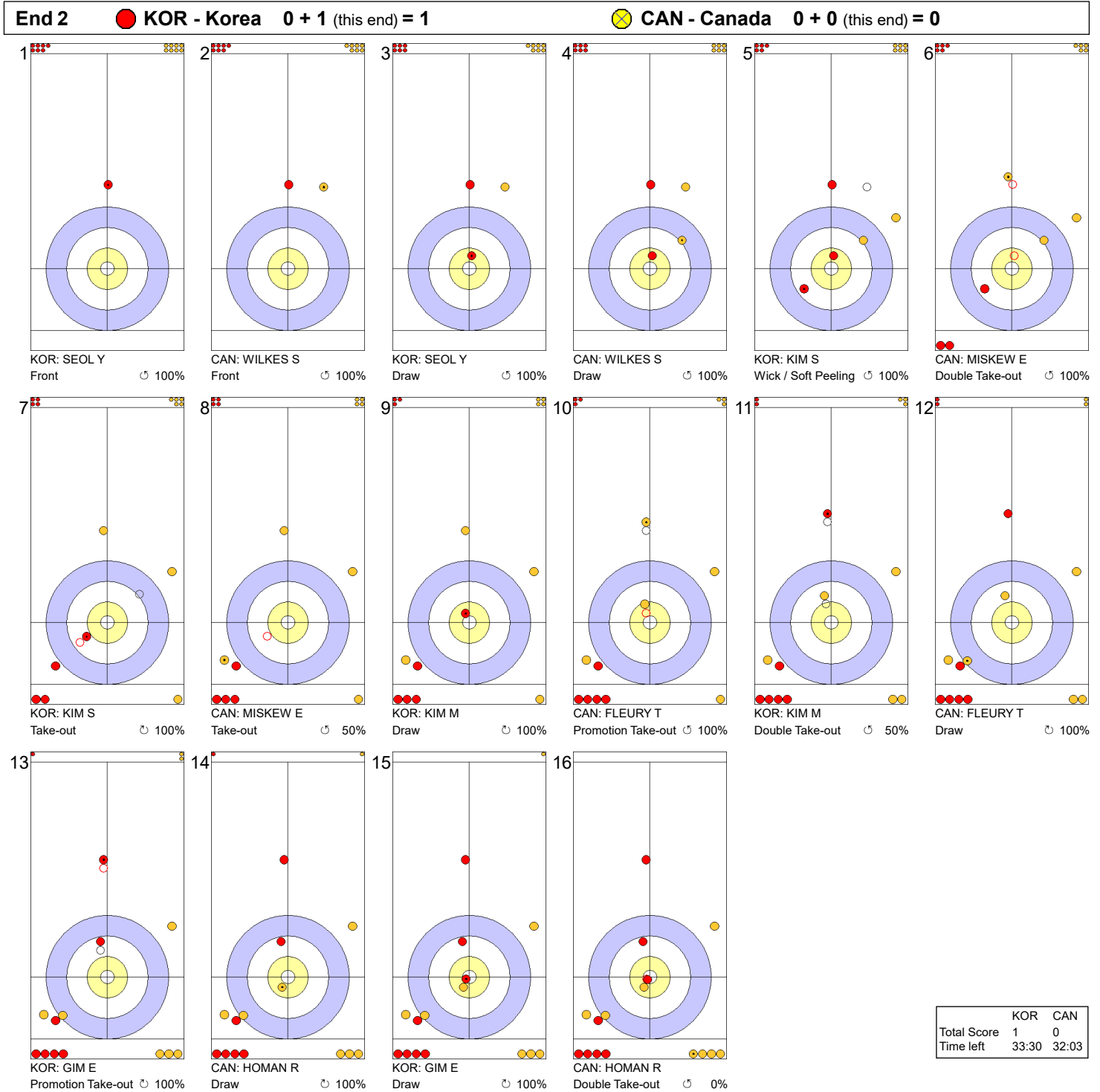


**Legend:**  
 ↻ Clockwise      ↺ Counter-clockwise      - Not considered

WED 19 MAR 2025  
Start Time 9:00

Round Robin Session 12 - Sheet C

### Game - Shot by Shot



**Legend:**  
 ↻ Clockwise      ↺ Counter-clockwise      - Not considered

WED 19 MAR 2025  
Start Time 9:00

Round Robin Session 12 - Sheet C

Game - Shot by Shot

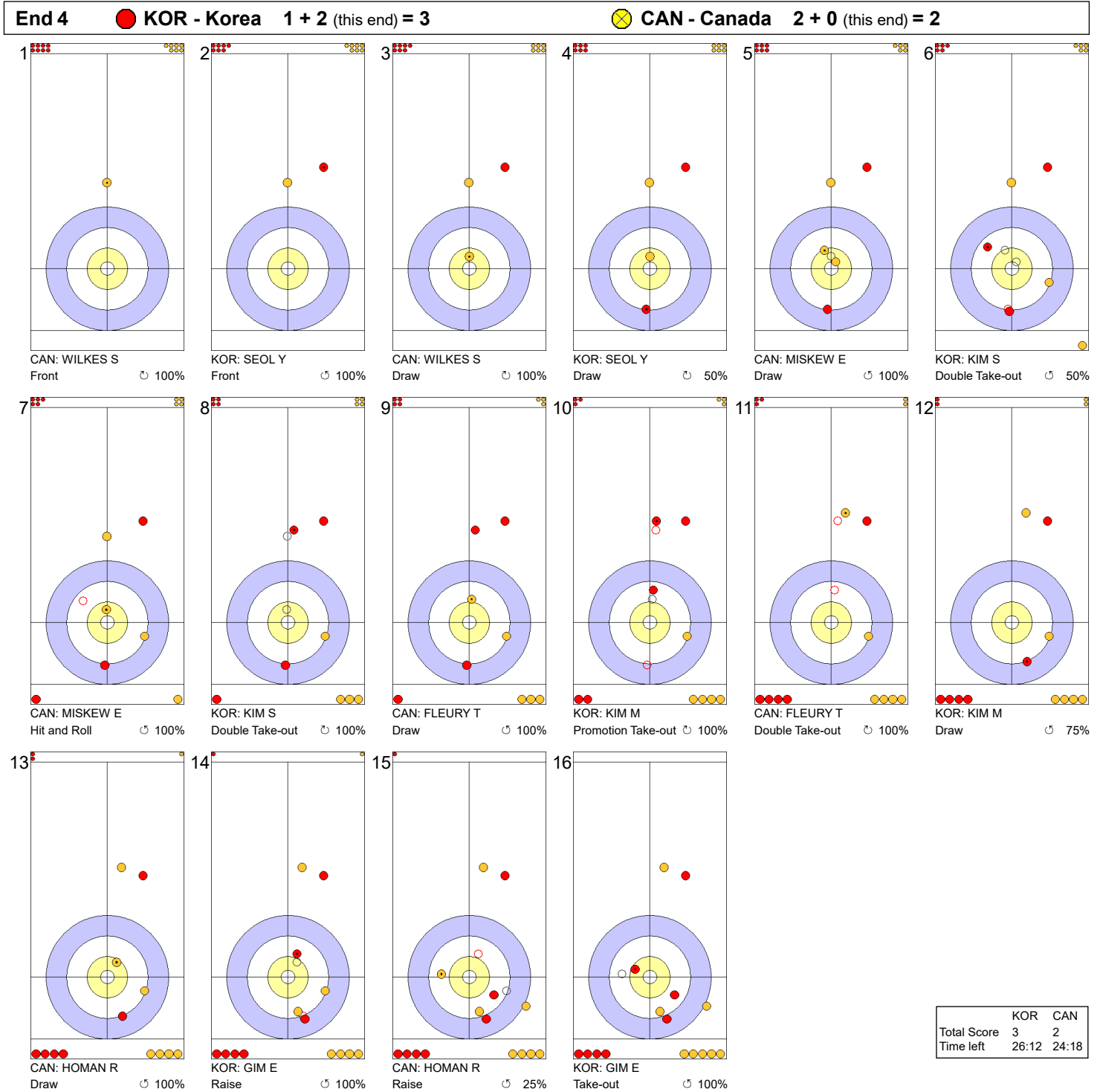


**Legend:**  
 ↻ Clockwise      ↺ Counter-clockwise      - Not considered

WED 19 MAR 2025  
Start Time 9:00

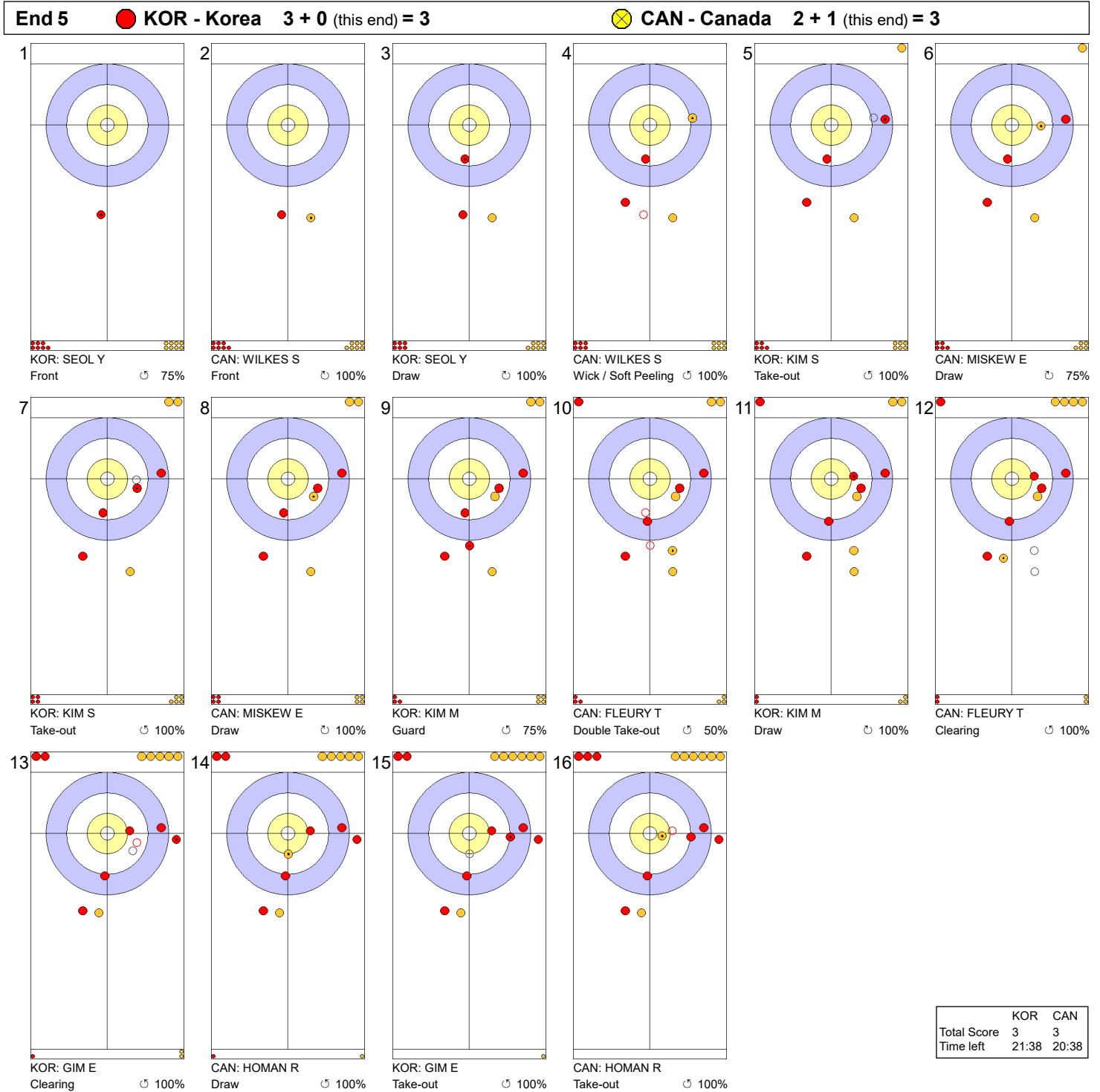
Round Robin Session 12 - Sheet C

### Game - Shot by Shot



**Legend:**  
 ↻ Clockwise      ↺ Counter-clockwise      - Not considered

Game - Shot by Shot

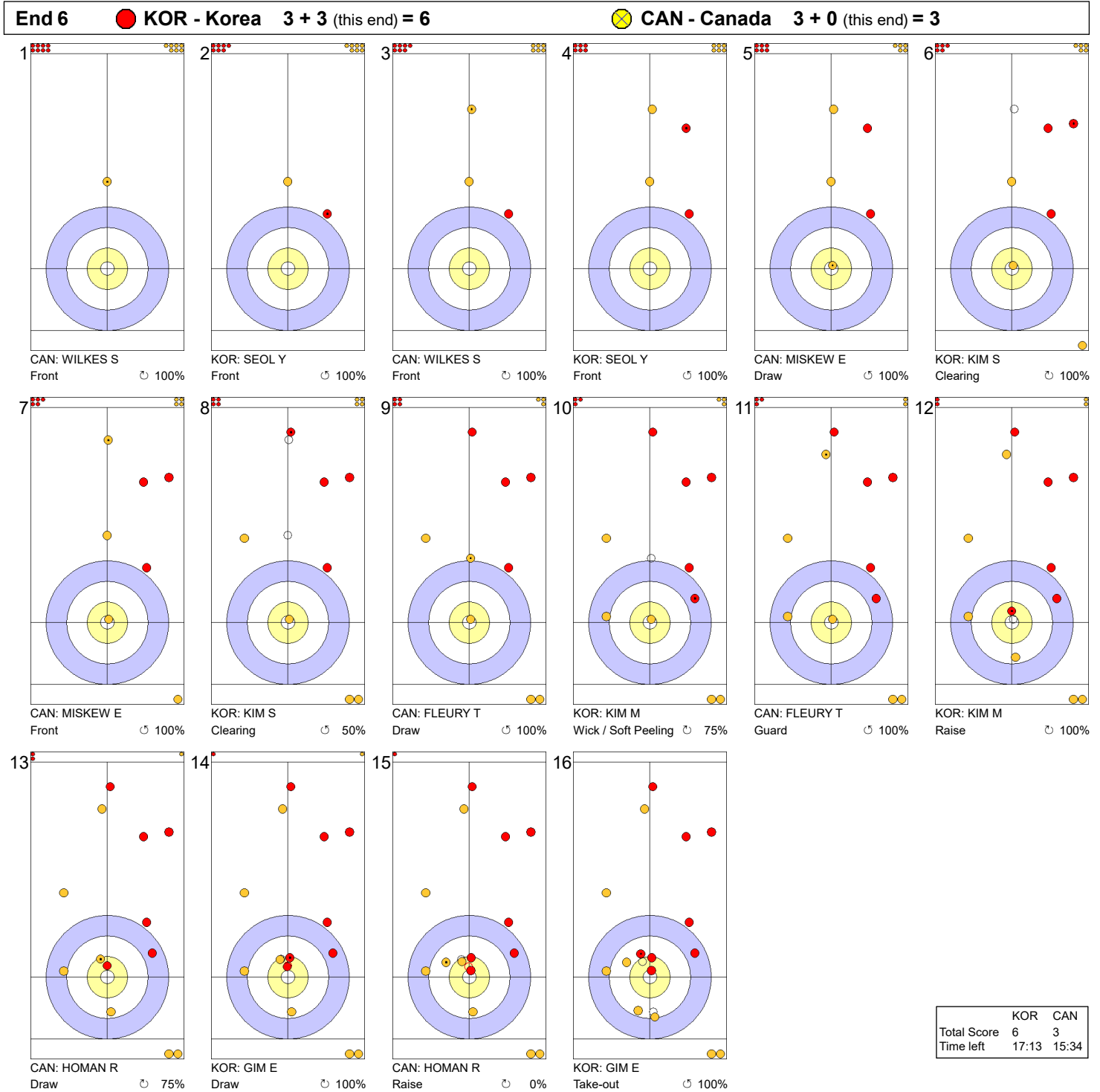


**Legend:**  
 ↻ Clockwise      ↺ Counter-clockwise      - Not considered

WED 19 MAR 2025  
Start Time 9:00

Round Robin Session 12 - Sheet C

Game - Shot by Shot



**Legend:**  
 ↻ Clockwise      ↺ Counter-clockwise      - Not considered



Game - Shot by Shot

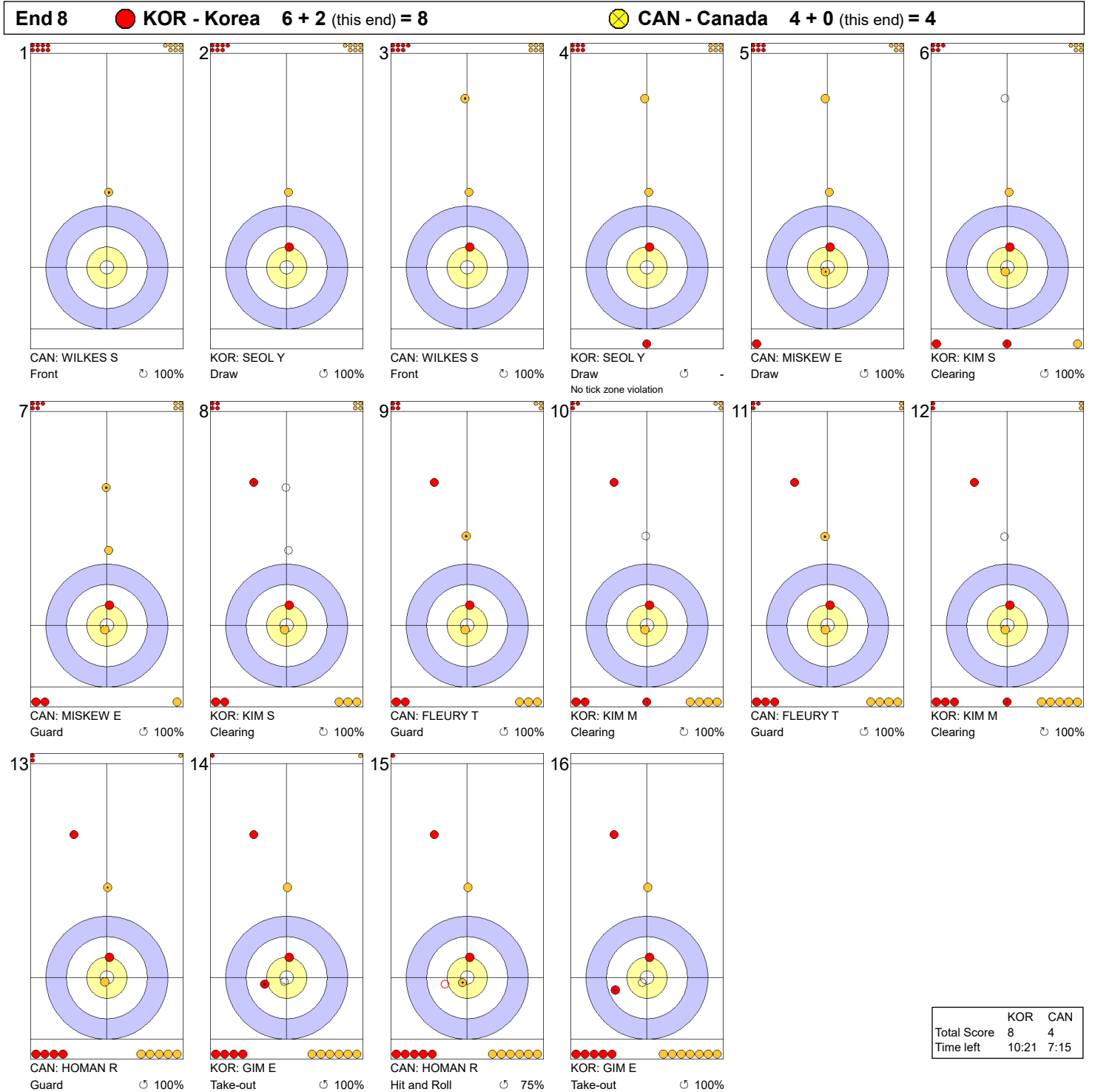


**Legend:**  
 ↻ Clockwise      ↺ Counter-clockwise      - Not considered

WED 19 MAR 2025  
Start Time 9:00

Round Robin Session 12 - Sheet C

### Game - Shot by Shot

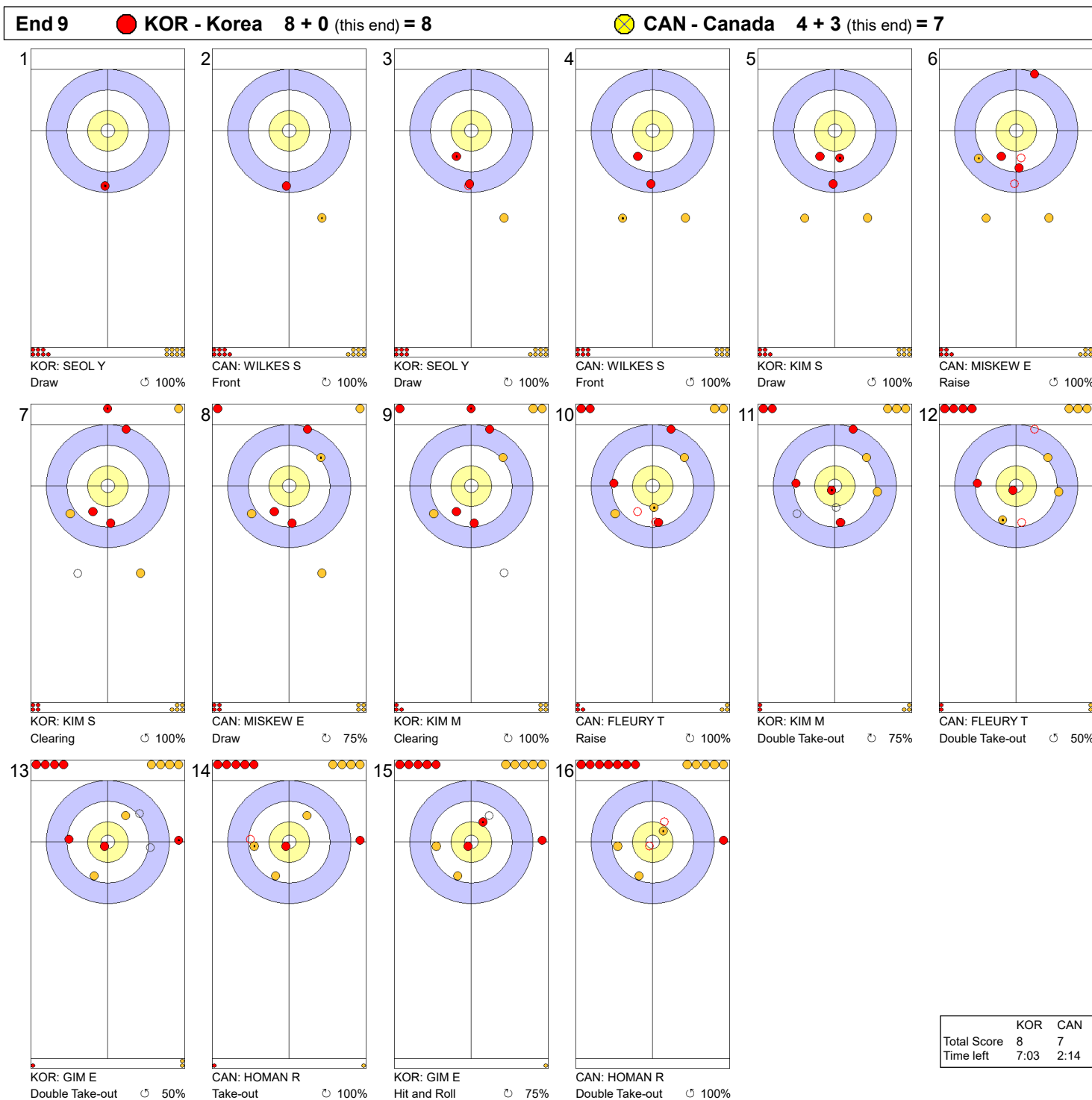


**Legend:**  
 ↻ Clockwise      ↺ Counter-clockwise      - Not considered

WED 19 MAR 2025  
Start Time 9:00

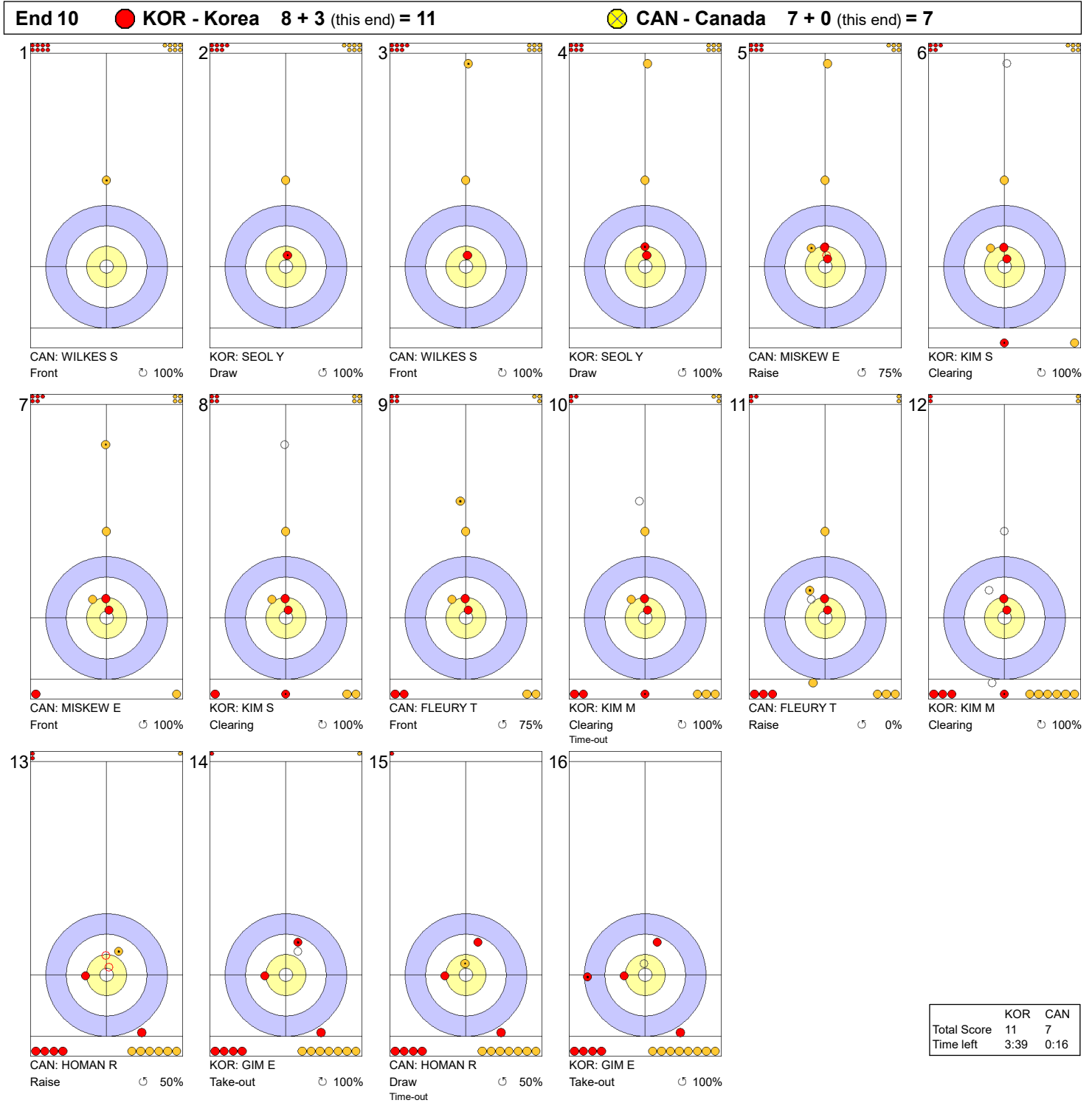
Round Robin Session 12 - Sheet C

Game - Shot by Shot



**Legend:**  
 ↻ Clockwise      ↺ Counter-clockwise      - Not considered

Game - Shot by Shot



**Legend:**  
 ↻ Clockwise   ↺ Counter-clockwise   - Not considered

WED 19 MAR 2025  
Start Time 9:00

Round Robin Session 12 - Sheet D

## Game Results

Sheet	Team	LSFE	1	2	3	4	5	6	7	8	9	10	Extra Ends	Total
D	SWE - Sweden		0	1	1	0	4	0	1	1	X	X		8
	LTU - Lithuania	*	0	0	0	1	0	1	0	0	X	X		2

SWE - Sweden		Shot Success	Game	All
4 S	HASSELBORG Anna	81%	81%	88%
3 V	McMANUS Sara	81%	81%	88%
2	KNOCHENHAUER Agnes	75%	75%	86%
1	HELDIN Johanna	84%	84%	84%
A	MABERGS Sofia	-	-	91%
Team Total		80%	80%	88%

LTU - Lithuania		Shot Success	Game	All
4 S	PAULAUSKAITE Virginija	62%	62%	65%
3 V	DVOJEGLAZOVA Olga	61%	61%	62%
2	KIUDYTE Migle	69%	69%	69%
1	BLAZIENE Ruta	84%	84%	71%
A	ZALIECKIENE Justina	-	-	-
Team Total		69%	69%	67%

Last Stone Draw		Distance
⌚	McMANUS Sara	47.0cm
⌚	KNOCHENHAUER Agnes	71.2cm
<b>Total</b>		<b>118.2cm</b>

Last Stone Draw		Distance
⌚	DVOJEGLAZOVA Olga	24.7cm
⌚	BLAZIENE Ruta	45.0cm
<b>Total</b>		<b>69.7cm</b>

Time remaining: 6 minutes 2 seconds

Time remaining: 5 minutes 45 seconds

Time-out: End 7 - SWE stone 6

## Shot Success Analysis

SWE - Sweden		⌚	⌚	Game
4	HASSELBORG Anna	Draws 3 83%	5 70%	8 75%
		Take-outs 1 100%	7 86%	8 88%
		Total 4 88%	12 79%	16 81%
3	McMANUS Sara	Draws 2 88%	4 75%	6 79%
		Take-outs 1 100%	9 81%	10 83%
		Total 3 92%	13 79%	16 81%
2	KNOCHENHAUER Agnes	Draws 7 79%	1 100%	8 81%
		Take-outs 2 100%	6 58%	8 69%
		Total 9 83%	7 64%	16 75%
1	HELDIN Johanna	Draws 7 96%	9 75%	16 84%
		Take-outs 0 -	0 -	0 -
		Total 7 96%	9 75%	16 84%
A	MABERGS Sofia	Draws 0 -	0 -	0 -
		Take-outs 0 -	0 -	0 -
		Total 0 -	0 -	0 -
Team		Draws 19 87%	19 75%	38 81%
		Take-outs 4 100%	22 76%	26 80%
		Total 23 89%	41 76%	64 80%

LTU - Lithuania		⌚	⌚	Game
4	PAULAUSKAITE Virginija	Draws 1 0%	4 56%	5 45%
		Take-outs 5 55%	5 85%	10 70%
		Total 6 46%	9 72%	15 62%
3	DVOJEGLAZOVA Olga	Draws 1 50%	6 83%	7 79%
		Take-outs 1 50%	8 47%	9 47%
		Total 2 50%	14 63%	16 61%
2	KIUDYTE Migle	Draws 2 63%	4 75%	6 71%
		Take-outs 5 60%	5 75%	10 68%
		Total 7 61%	9 75%	16 69%
1	BLAZIENE Ruta	Draws 1 100%	11 89%	12 90%
		Take-outs 3 58%	1 100%	4 69%
		Total 4 69%	12 90%	16 84%
A	ZALIECKIENE Justina	Draws 0 -	0 -	0 -
		Take-outs 0 -	0 -	0 -
		Total 0 -	0 -	0 -
Team		Draws 5 55%	25 80%	30 76%
		Take-outs 14 57%	19 67%	33 63%
		Total 19 57%	44 74%	63 69%

### Note:

Position and function for each team member:

4 = Fourth, 3 = Third, 2 = Second, 1 = Lead, A = Alternate, S = Skip, V = Vice-Skip

### Legend:

⌚ Clockwise

⌚ Counter-clockwise

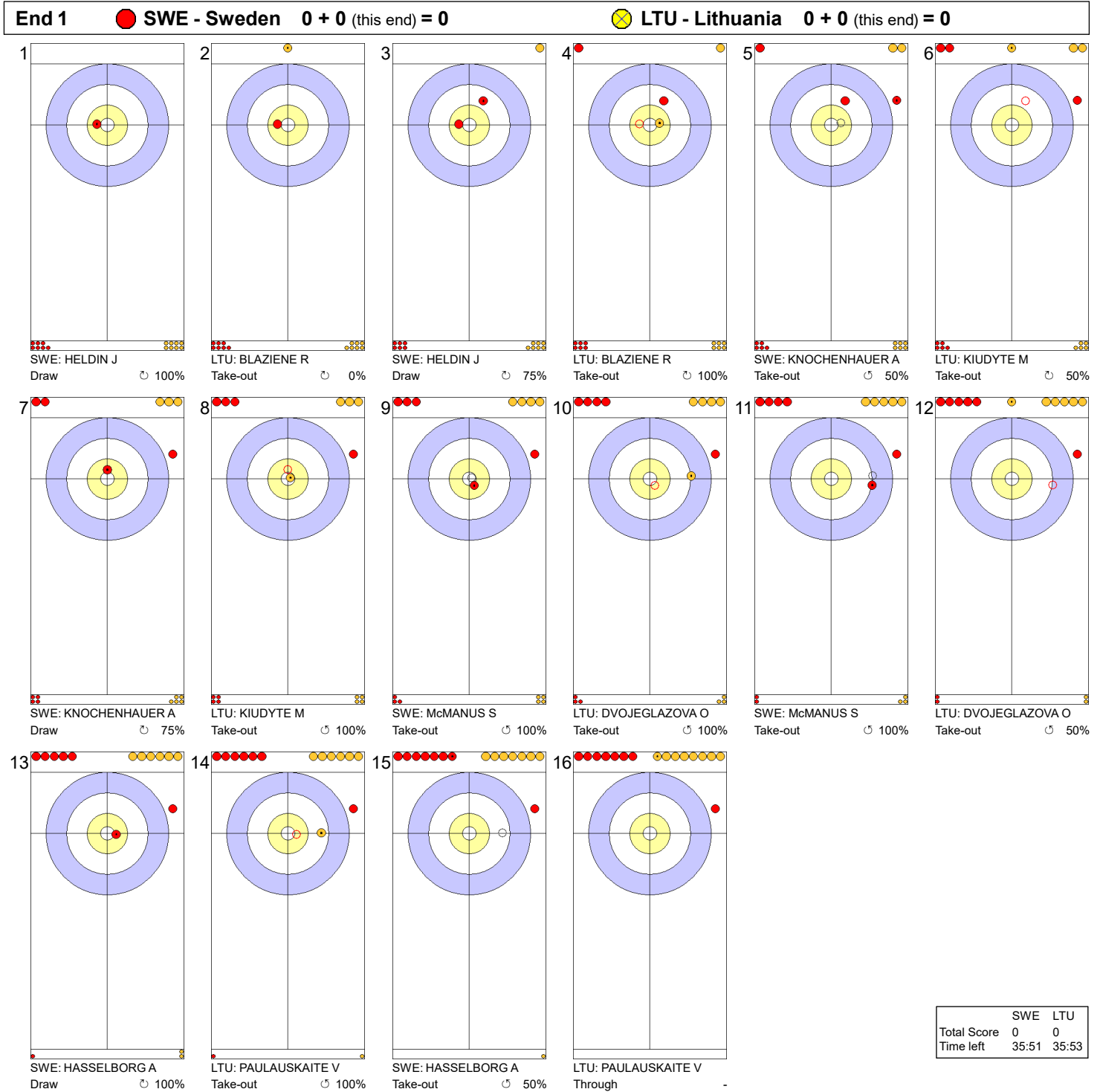
LSFE(\*) Last Stone First End

X Unplayed/unfinished end due to concession

WED 19 MAR 2025  
Start Time 9:00

Round Robin Session 12 - Sheet D

Game - Shot by Shot

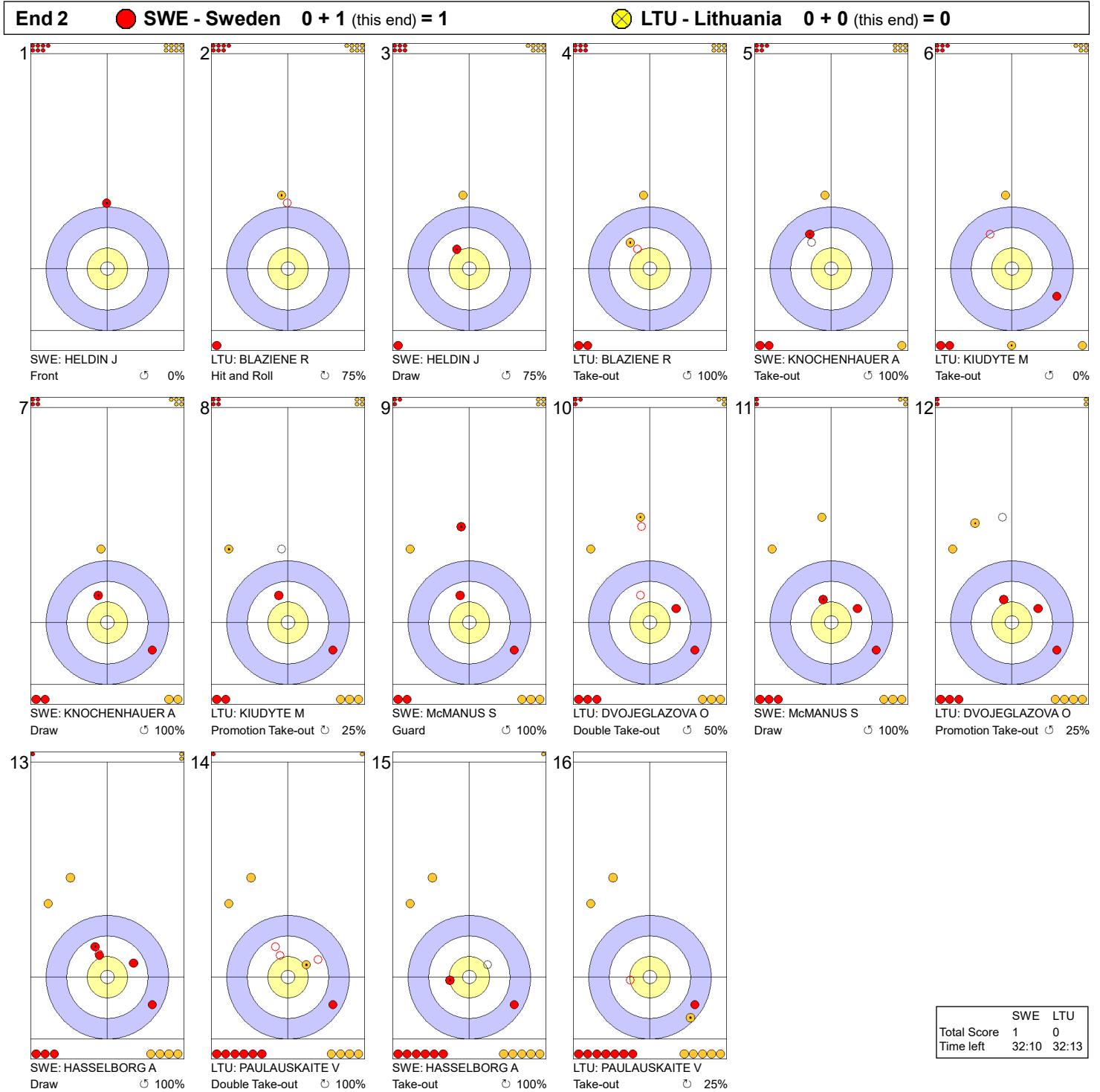


**Legend:**  
 ↻ Clockwise      ↺ Counter-clockwise      - Not considered

WED 19 MAR 2025  
Start Time 9:00

Round Robin Session 12 - Sheet D

Game - Shot by Shot

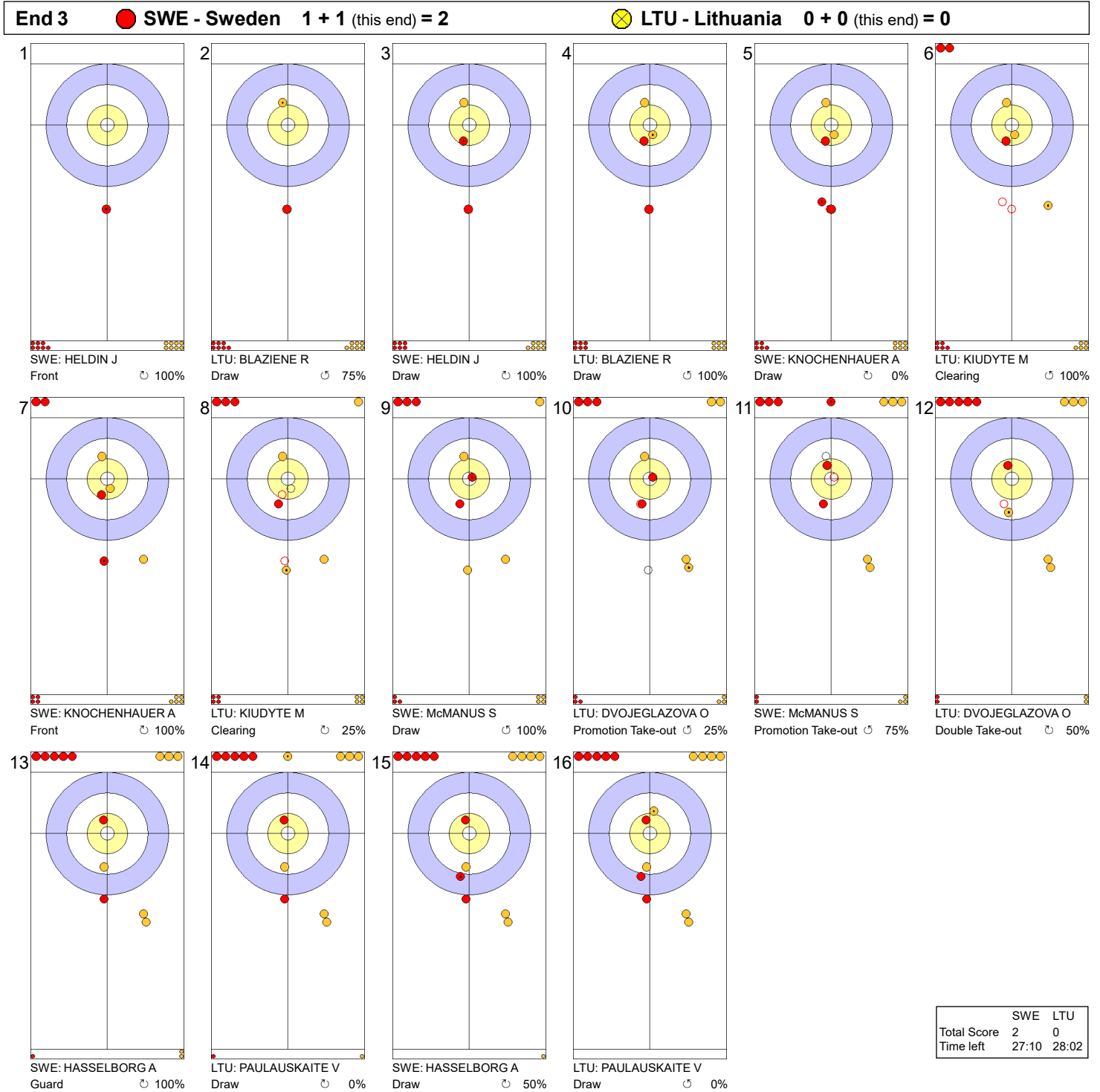


**Legend:**  
 ↻ Clockwise      ↺ Counter-clockwise      - Not considered

WED 19 MAR 2025  
Start Time 9:00

Round Robin Session 12 - Sheet D

Game - Shot by Shot



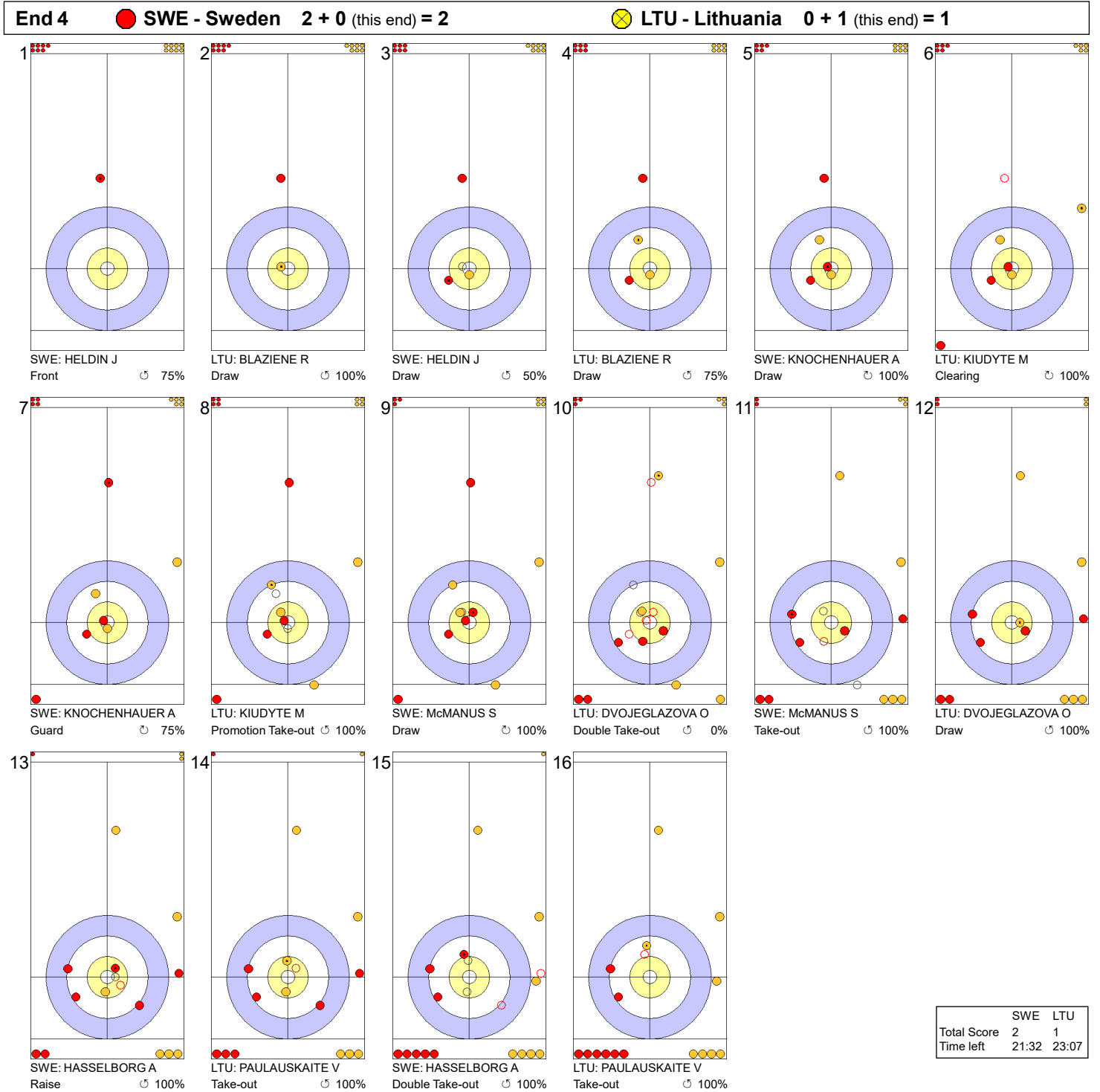
**Legend:**  
 ↻ Clockwise      ↺ Counter-clockwise      - Not considered



WED 19 MAR 2025  
Start Time 9:00

Round Robin Session 12 - Sheet D

Game - Shot by Shot

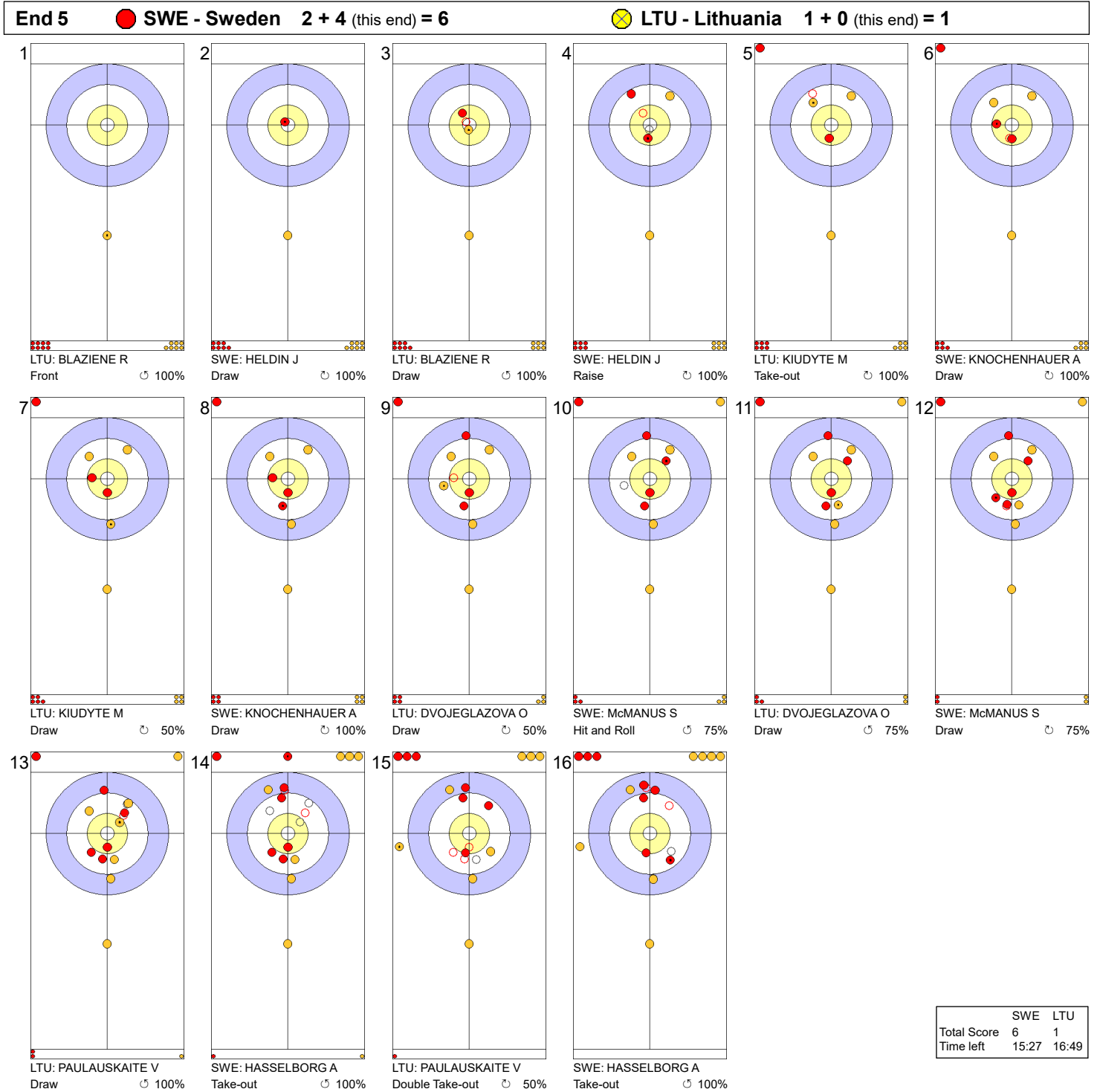


**Legend:**  
 ↻ Clockwise      ↺ Counter-clockwise      - Not considered

WED 19 MAR 2025  
Start Time 9:00

Round Robin Session 12 - Sheet D

Game - Shot by Shot

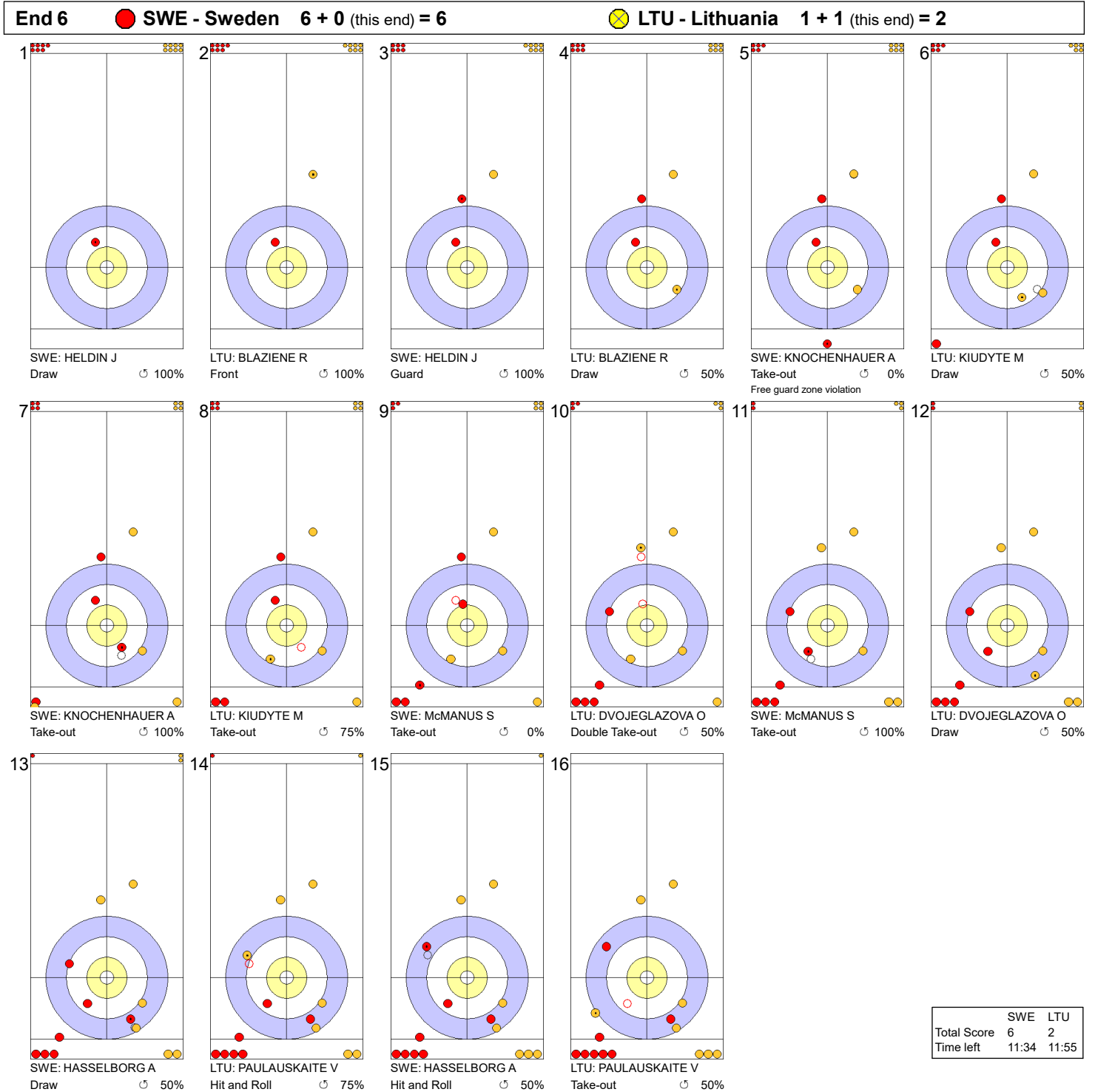


**Legend:**  
 ↻ Clockwise      ↺ Counter-clockwise      - Not considered

WED 19 MAR 2025  
Start Time 9:00

Round Robin Session 12 - Sheet D

### Game - Shot by Shot

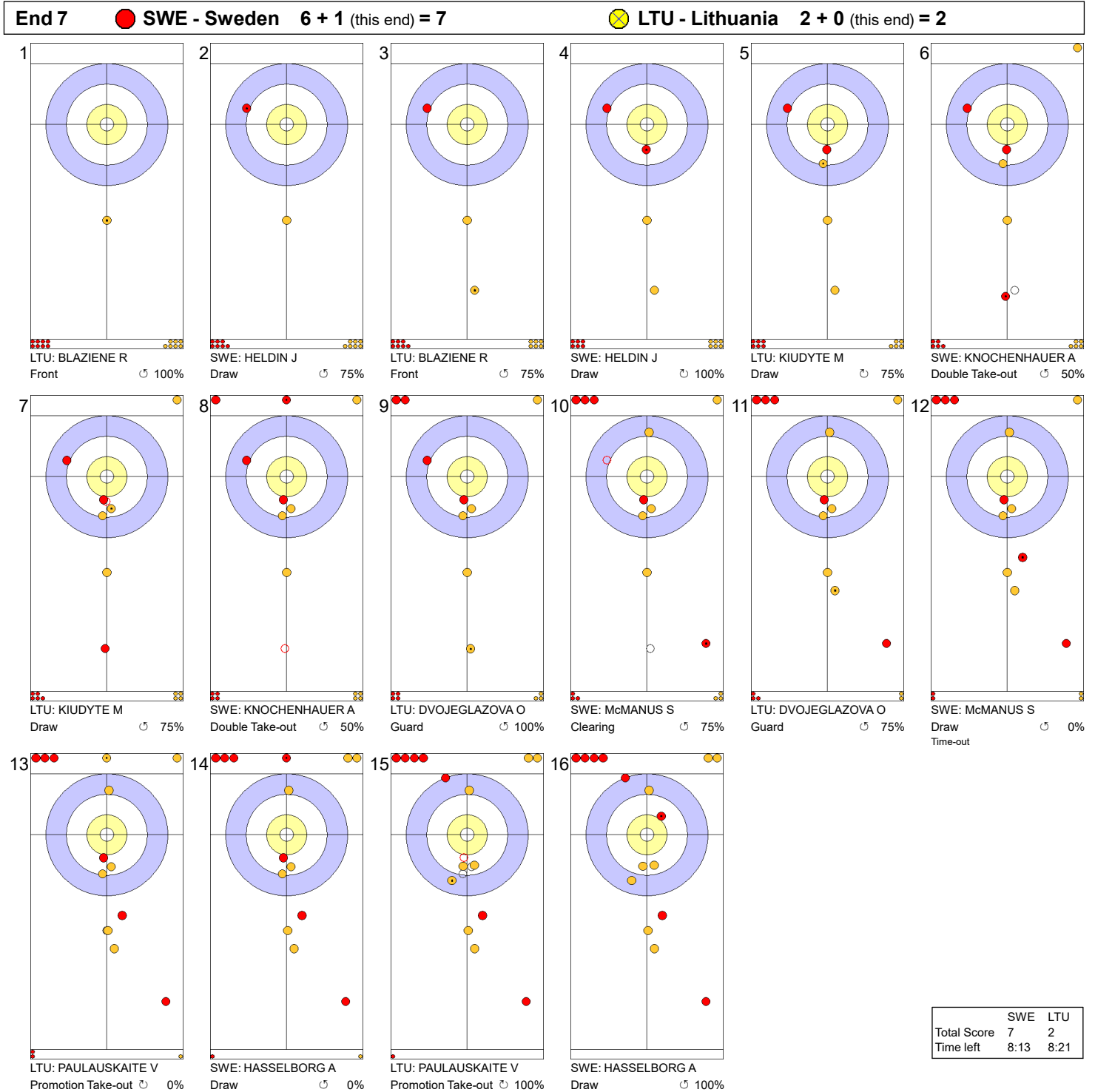


**Legend:**  
 ↻ Clockwise   ↺ Counter-clockwise   - Not considered

WED 19 MAR 2025  
Start Time 9:00

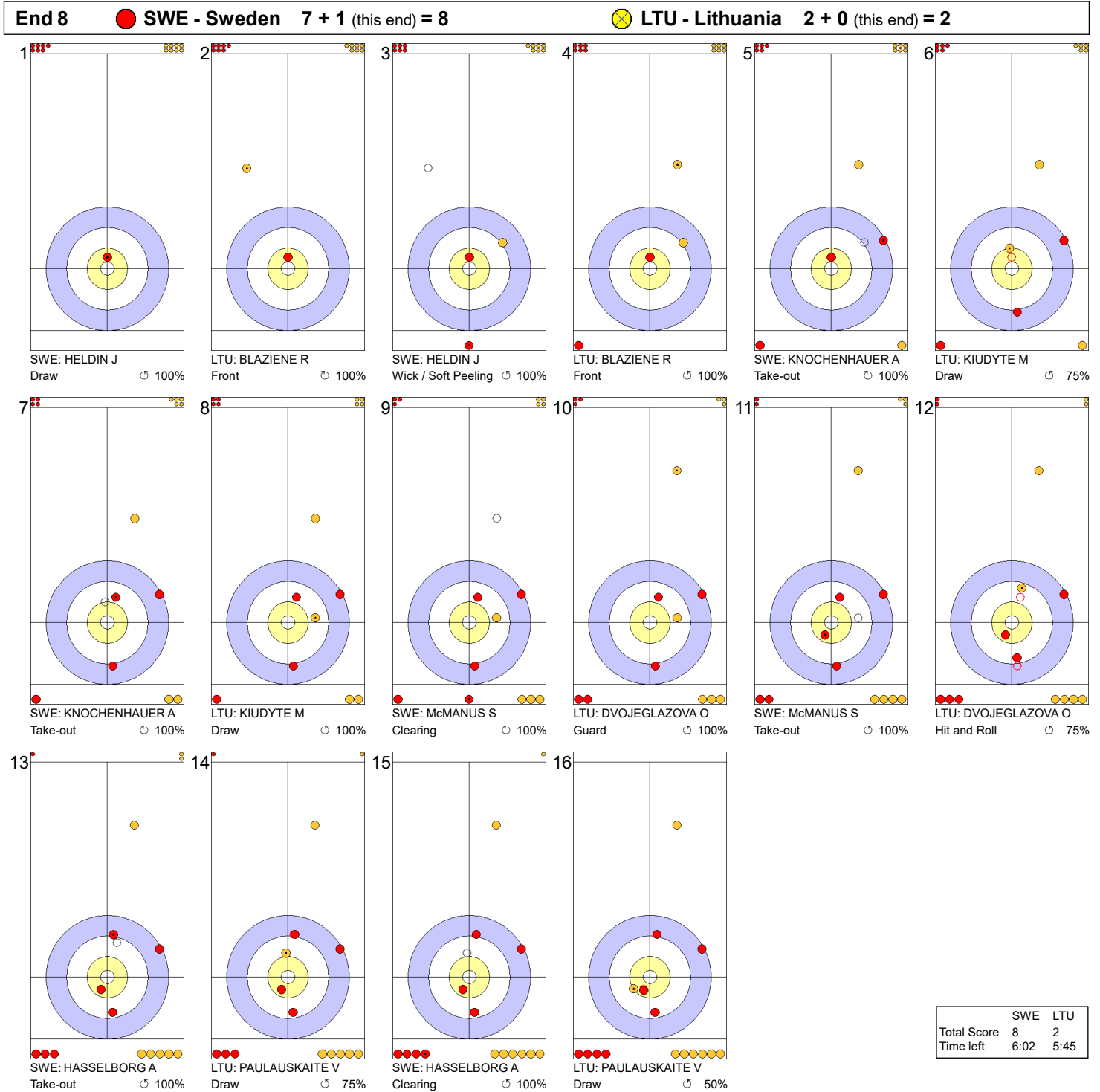
Round Robin Session 12 - Sheet D

Game - Shot by Shot



**Legend:**  
 ↻ Clockwise   ↺ Counter-clockwise   - Not considered

Game - Shot by Shot



**Legend:**  
 ↻ Clockwise      ↻ Counter-clockwise      - Not considered

## Session Results and Standings

Sheet	Team	LSD/LSFE	1	2	3	4	5	6	7	8	9	10	Extra Ends	Total
A	CAN - Canada	155.7cm	1	2	0	1	0	1	0	3	X	X		8
	TUR - Türkiye	109.5cm *	0	0	2	0	0	0	1	0	X	X		3
B	ITA - Italy	32.2cm	0	2	0	1	0	1	0	1	0	0		5
	SUI - Switzerland	28.5cm *	2	0	1	0	1	0	1	0	2	1		8
C	LTU - Lithuania	59.8cm	0	0	0	0	2	0	0	X	X	X		2
	SCO - Scotland	29.9cm *	0	2	2	1	0	2	2	X	X	X		9
D	NOR - Norway	38.7cm *	0	2	0	3	0	2	0	1	0	1		9
	CHN - China	40.8cm	0	0	1	0	2	0	2	0	3	0		8

## Current Standings

Rank	Team	Games	Wins	Losses
1	SUI - Switzerland	7	7	0
2	CAN - Canada	6	5	1
2	KOR - Korea	6	5	1
4	DEN - Denmark	6	4	2
4	SWE - Sweden	6	4	2
6	NOR - Norway	7	4	3
7	CHN - China	6	3	3
7	USA - United States	6	3	3
9	SCO - Scotland	7	3	4
10	JPN - Japan	6	2	4
11	ITA - Italy	7	2	5
12	LTU - Lithuania	7	0	7
12	TUR - Türkiye	7	0	7

**Note:**  
Under World Curling rules, tie-breaking rules for standings are not applied until after the last game of the round robin.

**Legend:**  
LSD Last Stone Draw      LSFE(\*) Last Stone First End      X Unplayed/unfinished end due to concession

## Game Results

Sheet	Team	LSFE	1	2	3	4	5	6	7	8	9	10	Extra Ends	Total
A	CAN - Canada		1	2	0	1	0	1	0	3	X	X		8
	TUR - Türkiye	*	0	0	2	0	0	0	1	0	X	X		3

CAN - Canada		Shot Success	Game	All
4 S	HOMAN Rachel	86%		87%
3 V	FLEURY Tracy	92%		86%
2	MISKEW Emma	98%		88%
1	WILKES Sarah	97%		90%
A	BROWN Rachel	-		-
Team Total		93%		88%

TUR - Türkiye		Shot Success	Game	All
4 S	YILDIZ Dilsat	73%		72%
3 V	POLAT Oznur	81%		80%
2	CALIKUSU Ifayet Safak	69%		71%
1	SENGUL Berfin	86%		86%
A	KARAMAN Iclal	-		-
Team Total		77%		77%

Last Stone Draw		Distance
⌚	WILKES Sarah	4.4cm
⌚	FLEURY Tracy	151.3cm
<b>Total</b>		<b>155.7cm</b>

Last Stone Draw		Distance
⌚	CALIKUSU Ifayet Safak	51.9cm
⌚	YILDIZ Dilsat	57.6cm
<b>Total</b>		<b>109.5cm</b>

Time remaining: 7 minutes 40 seconds

Time remaining: 6 minutes 38 seconds

Time-out: End 8 - TUR stone 6

## Shot Success Analysis

CAN - Canada		⌚	⌚	Game
4	HOMAN Rachel	Draws 3 100%	3 83%	6 92%
		Take-outs 6 75%	4 94%	10 83%
		Total 9 83%	7 89%	16 86%
3	FLEURY Tracy	Draws 2 100%	3 100%	5 100%
		Take-outs 8 91%	3 83%	11 89%
		Total 10 93%	6 92%	16 92%
2	MISKEW Emma	Draws 7 96%	4 100%	11 98%
		Take-outs 1 100%	4 100%	5 100%
		Total 8 97%	8 100%	16 98%
1	WILKES Sarah	Draws 10 98%	5 95%	15 97%
		Take-outs 1 100%	0 -	1 100%
		Total 11 98%	5 95%	16 97%
A	BROWN Rachel	Draws 0 -	0 -	0 -
		Take-outs 0 -	0 -	0 -
		Total 0 -	0 -	0 -
Team		Draws 22 98%	15 95%	37 97%
		Take-outs 16 86%	11 93%	27 89%
		Total 38 93%	26 94%	64 93%

TUR - Türkiye		⌚	⌚	Game
4	YILDIZ Dilsat	Draws 2 100%	3 50%	5 70%
		Take-outs 8 81%	2 50%	10 75%
		Total 10 85%	5 50%	15 73%
3	POLAT Oznur	Draws 5 90%	0 -	5 90%
		Take-outs 4 75%	7 79%	11 77%
		Total 9 83%	7 79%	16 81%
2	CALIKUSU Ifayet Safak	Draws 6 71%	3 67%	9 69%
		Take-outs 4 69%	3 67%	7 68%
		Total 10 70%	6 67%	16 69%
1	SENGUL Berfin	Draws 12 83%	3 100%	15 87%
		Take-outs 0 -	1 75%	1 75%
		Total 12 83%	4 94%	16 86%
A	KARAMAN Iclal	Draws 0 -	0 -	0 -
		Take-outs 0 -	0 -	0 -
		Total 0 -	0 -	0 -
Team		Draws 25 83%	9 72%	34 80%
		Take-outs 16 77%	13 71%	29 74%
		Total 41 80%	22 72%	63 77%

### Note:

Position and function for each team member:

4 = Fourth, 3 = Third, 2 = Second, 1 = Lead, A = Alternate, S = Skip, V = Vice-Skip

### Legend:

⌚ Clockwise

⌚ Counter-clockwise

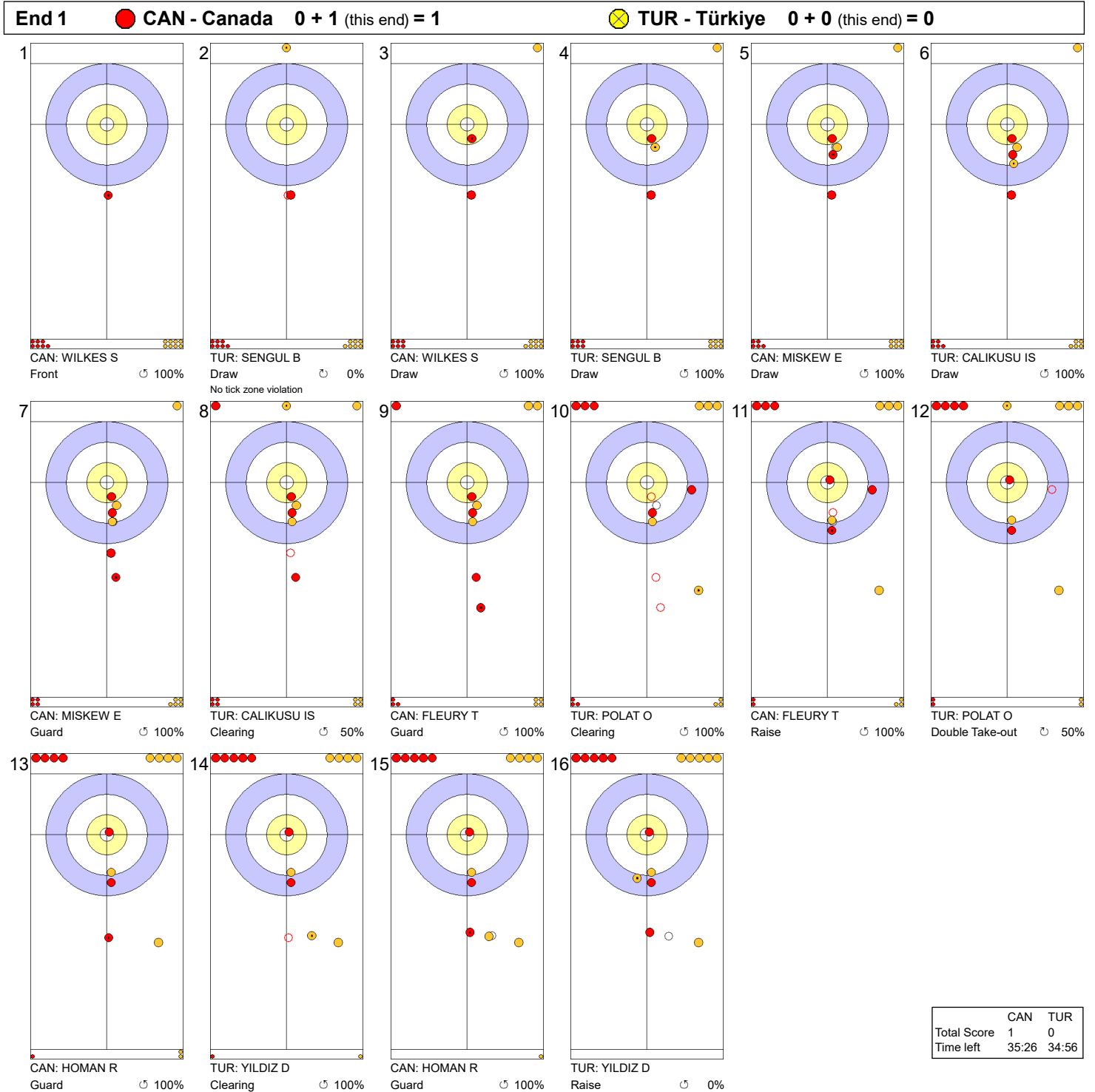
LSFE(\*) Last Stone First End

X Unplayed/unfinished end due to concession

TUE 18 MAR 2025  
Start Time 19:00

Round Robin Session 11 - Sheet A

Game - Shot by Shot



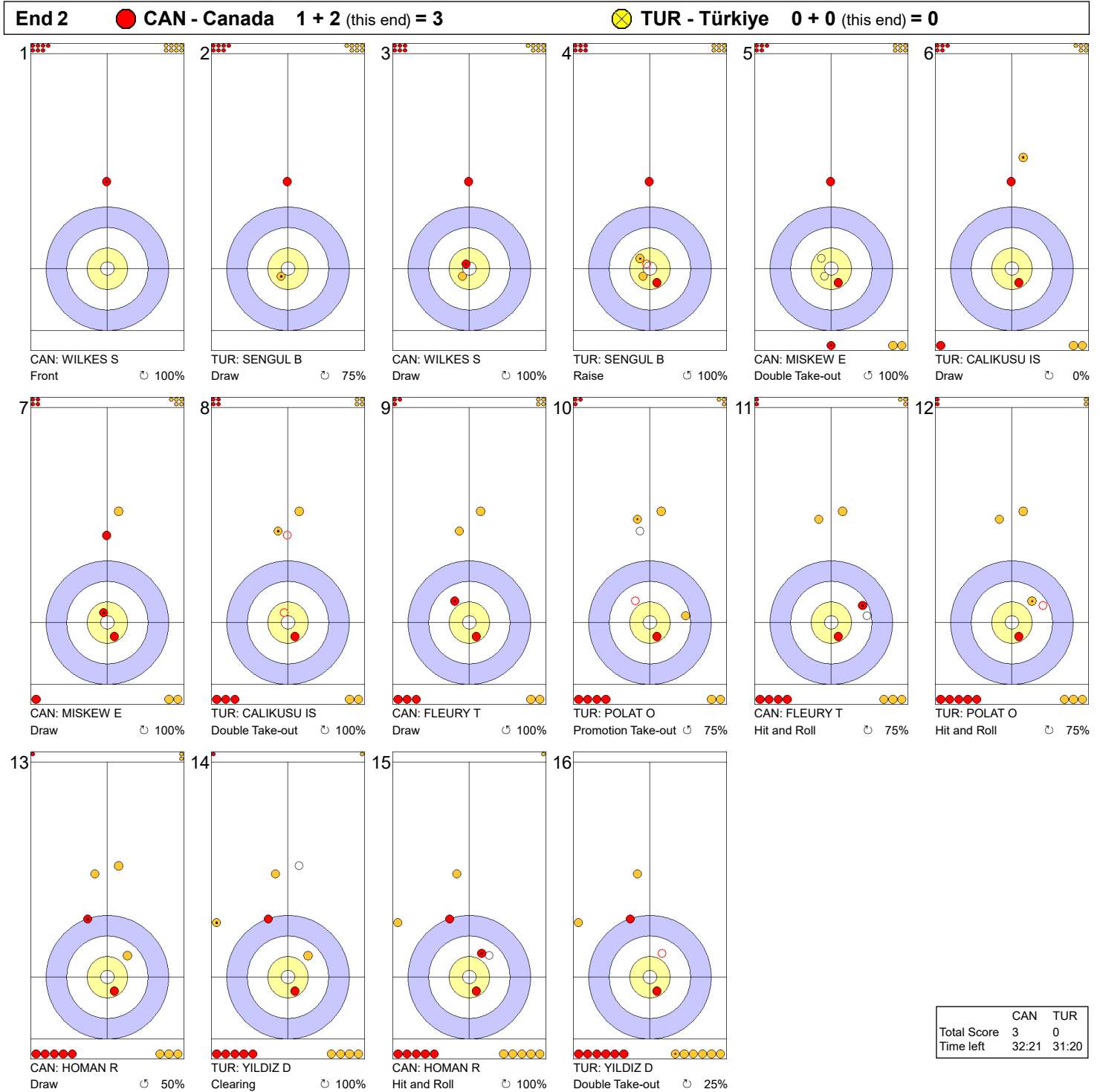
**Legend:**  
 ↻ Clockwise      ↺ Counter-clockwise      - Not considered



TUE 18 MAR 2025  
Start Time 19:00

Round Robin Session 11 - Sheet A

Game - Shot by Shot

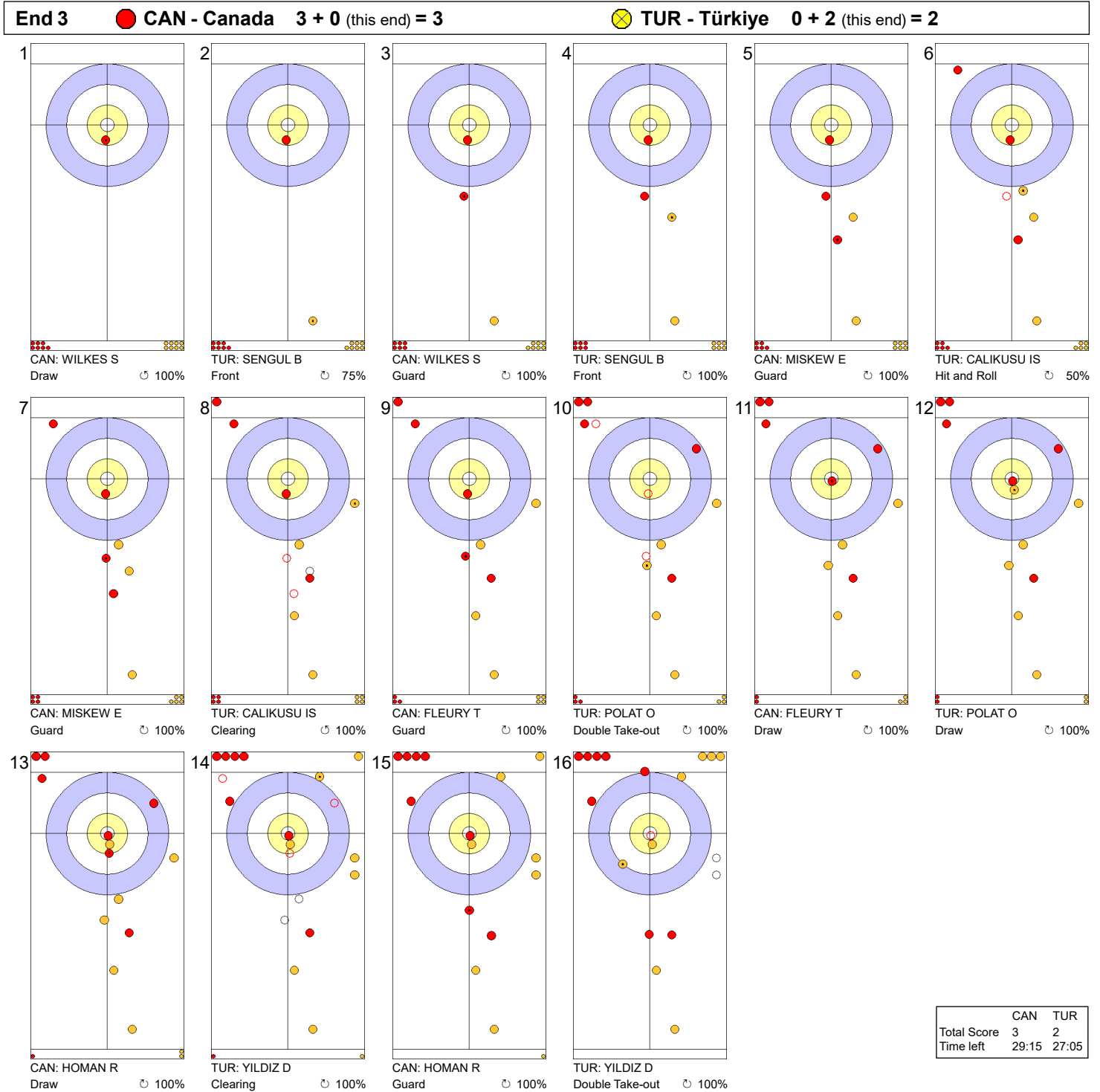


**Legend:**  
 ↻ Clockwise      ↺ Counter-clockwise      - Not considered

TUE 18 MAR 2025  
Start Time 19:00

Round Robin Session 11 - Sheet A

Game - Shot by Shot

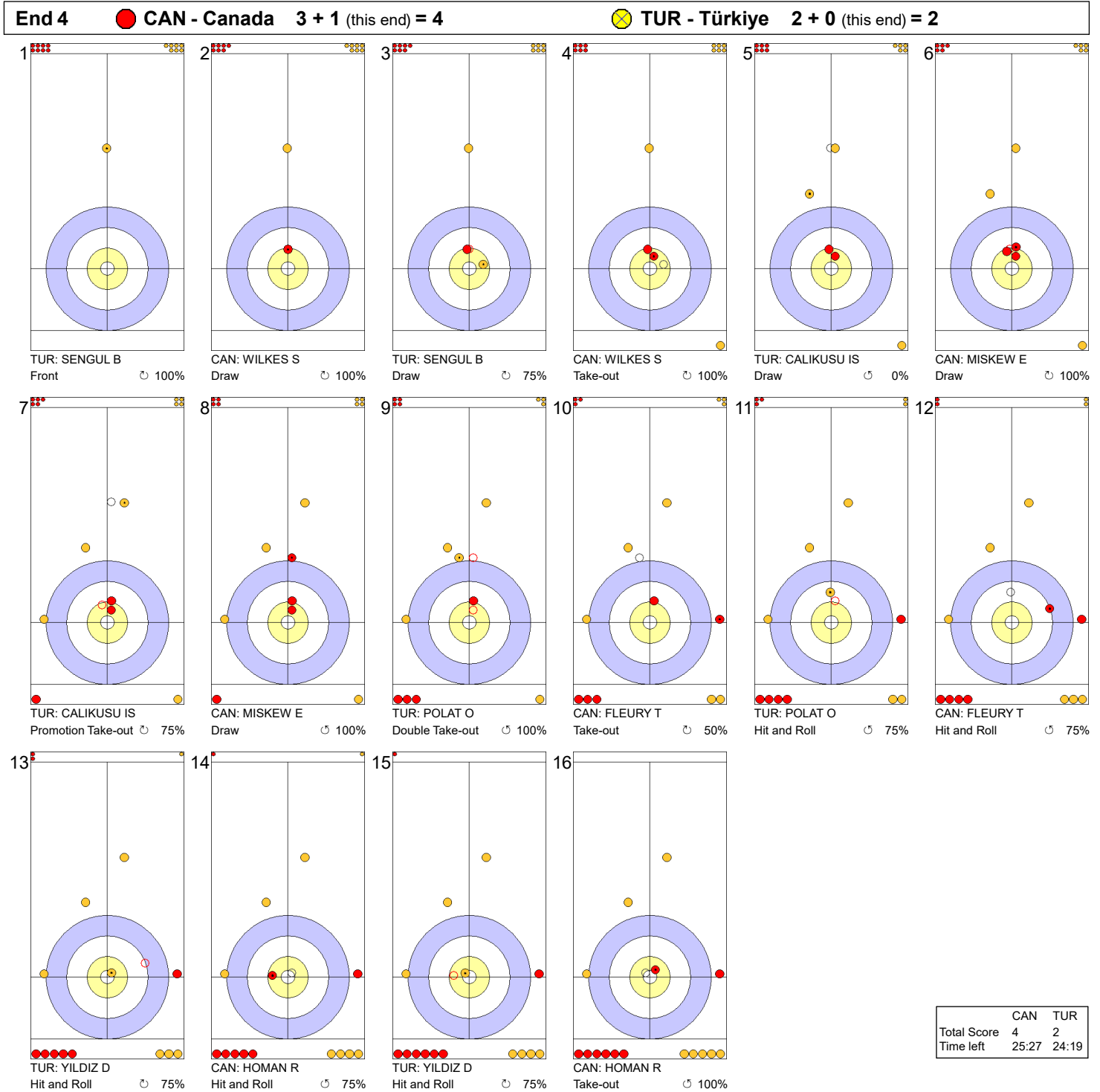


**Legend:**  
 ↻ Clockwise      ↺ Counter-clockwise      - Not considered

TUE 18 MAR 2025  
Start Time 19:00

Round Robin Session 11 - Sheet A

Game - Shot by Shot

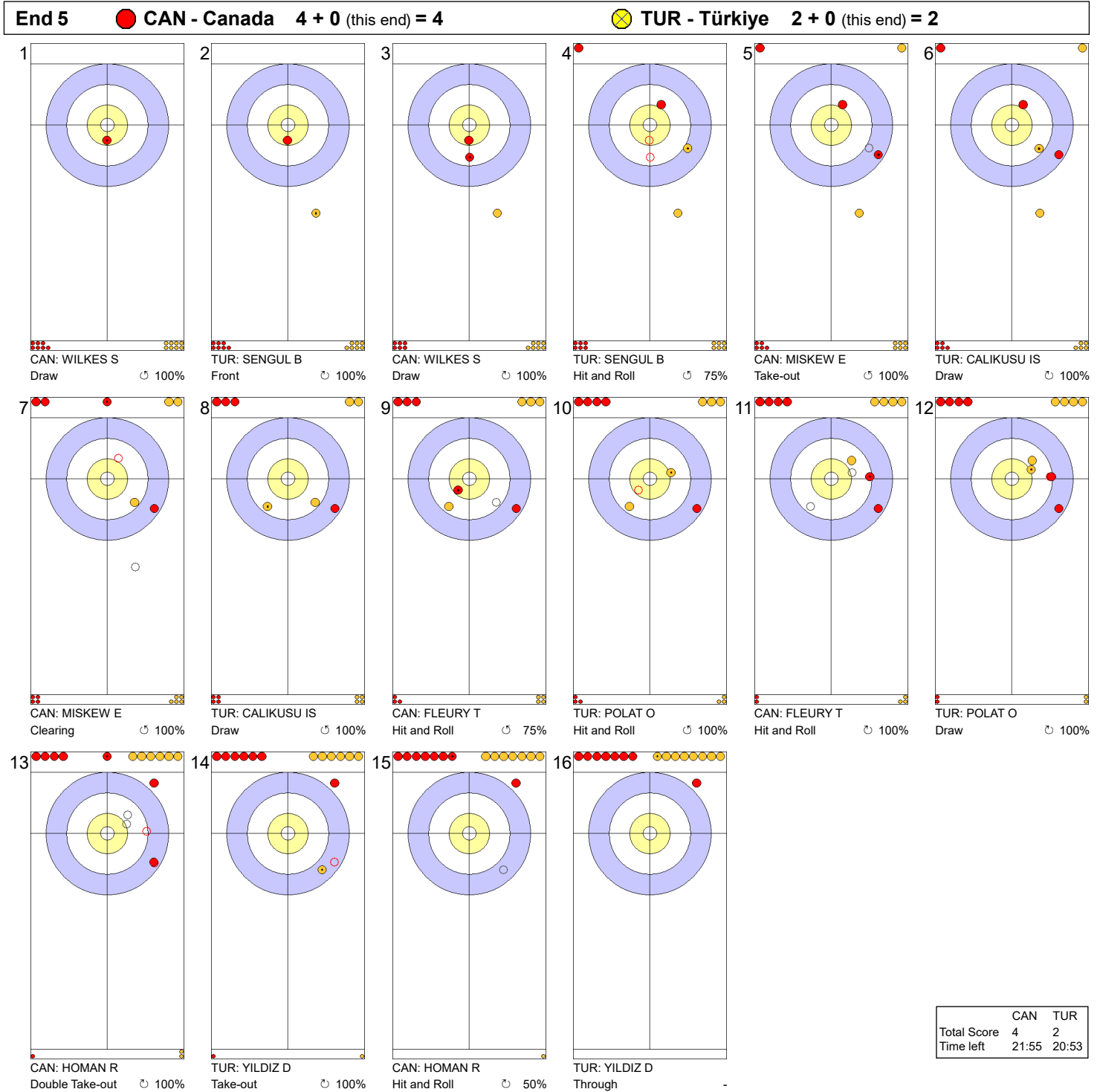


**Legend:**  
 ↻ Clockwise      ↺ Counter-clockwise      - Not considered

TUE 18 MAR 2025  
Start Time 19:00

Round Robin Session 11 - Sheet A

Game - Shot by Shot

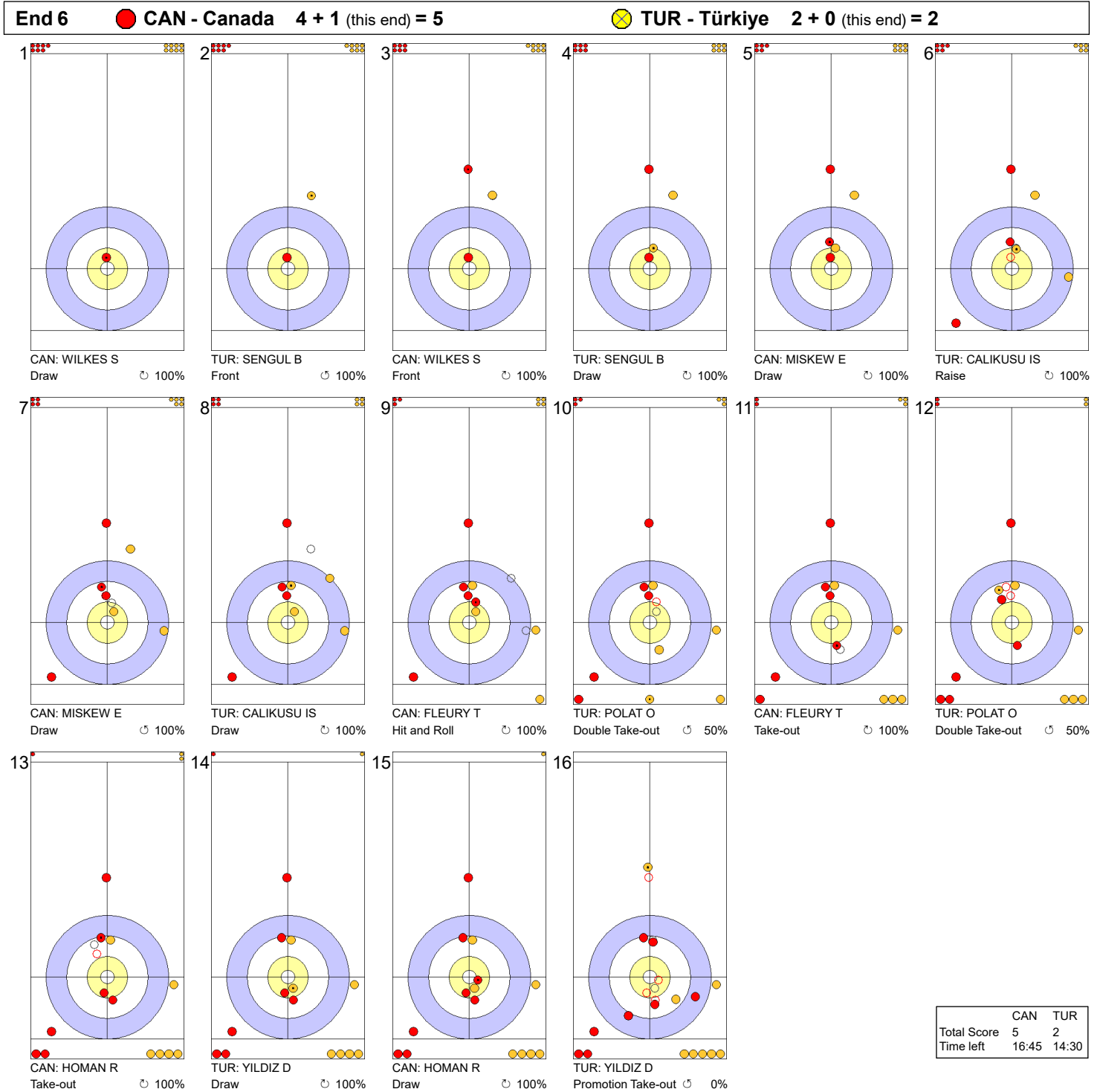


**Legend:**  
 ↻ Clockwise      ↺ Counter-clockwise      - Not considered

TUE 18 MAR 2025  
Start Time 19:00

Round Robin Session 11 - Sheet A

### Game - Shot by Shot

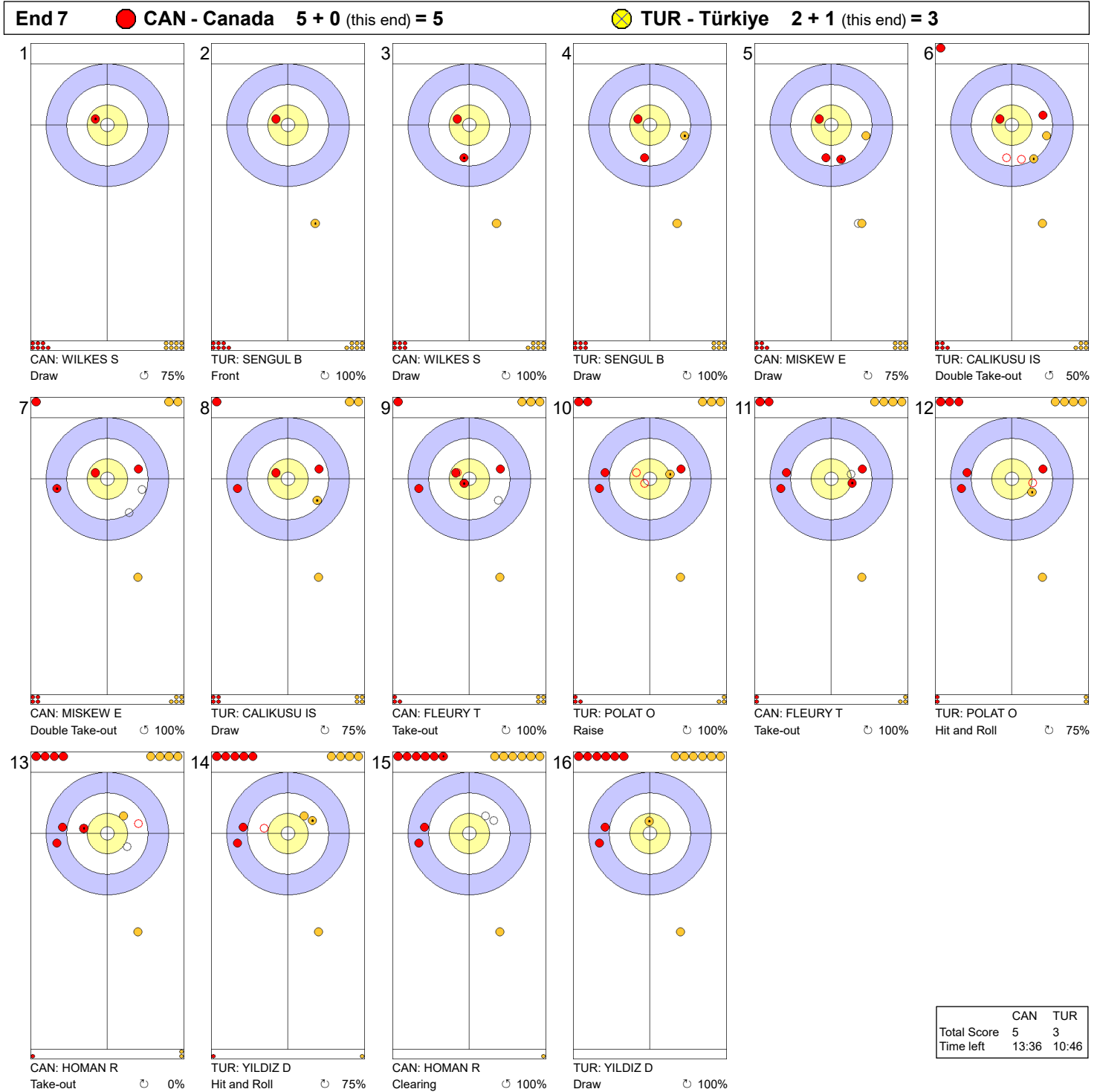


**Legend:**  
 ⌚ Clockwise      ⌚ Counter-clockwise      - Not considered

TUE 18 MAR 2025  
Start Time 19:00

Round Robin Session 11 - Sheet A

Game - Shot by Shot

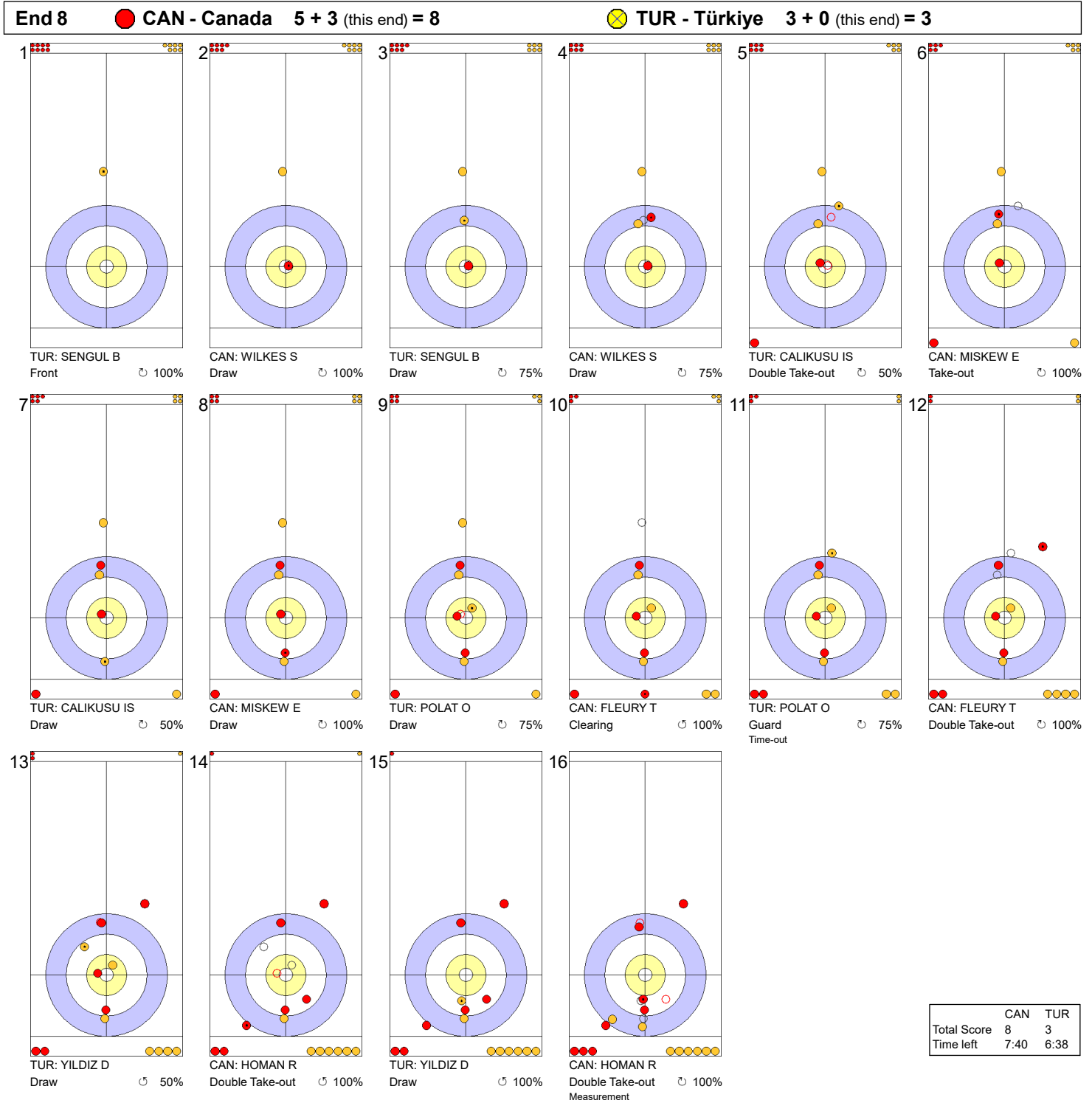


**Legend:**  
 ↻ Clockwise   ↺ Counter-clockwise   - Not considered

TUE 18 MAR 2025  
Start Time 19:00

Round Robin Session 11 - Sheet A

Game - Shot by Shot



**Legend:**  
 ↻ Clockwise   ↺ Counter-clockwise   - Not considered

TUE 18 MAR 2025  
Start Time 19:00

Round Robin Session 11 - Sheet B

## Game Results

Sheet	Team	LSFE	1	2	3	4	5	6	7	8	9	10	Extra Ends	Total
B	ITA - Italy		0	2	0	1	0	1	0	1	0	0		5
	SUI - Switzerland	*	2	0	1	0	1	0	1	0	2	1		8

ITA - Italy		Shot Success Game	All
4 S	CONSTANTINI Stefania	79%	80%
3 V	ZARDINI LACEDELLI Giulia	76%	80%
2	MATHIS Elena	95%	88%
1	ROMEI Angela	91%	82%
A	LO DESERTO Marta	-	-
Team Total		85%	82%

SUI - Switzerland		Shot Success Game	All
4 V	PAETZ Alina	89%	87%
3 S	TIRINZONI Silvana	90%	88%
2	HOWALD Carole	83%	86%
1	WITSCHONKE Selina	93%	86%
A	BERSET Stefanie	-	-
Team Total		88%	87%

Last Stone Draw		Distance
⌚	ROMEI Angela	15.4cm
⌚	MATHIS Elena	16.8cm
<b>Total</b>		<b>32.2cm</b>

Last Stone Draw		Distance
⌚	HOWALD Carole	3.5cm
⌚	WITSCHONKE Selina	25.0cm
<b>Total</b>		<b>28.5cm</b>

Time remaining: 0 minutes 8 seconds

Time-out: End 7 - ITA stone 6

Time remaining: 0 minutes 33 seconds

Time-out: End 7 - SUI stone 7

## Shot Success Analysis

ITA - Italy		⌚	⌚	Game	
4	CONSTANTINI Stefania	Draws	3 58%	5 95%	8 81%
		Take-outs	4 81%	7 75%	11 77%
		Total	7 71%	12 83%	19 79%
3	ZARDINI LACEDELLI Giulia	Draws	7 68%	1 100%	8 72%
		Take-outs	9 78%	3 83%	12 79%
		Total	16 73%	4 88%	20 76%
2	MATHIS Elena	Draws	7 100%	5 100%	12 100%
		Take-outs	6 83%	2 100%	8 88%
		Total	13 92%	7 100%	20 95%
1	ROMEI Angela	Draws	15 92%	4 88%	19 91%
		Take-outs	0 -	1 100%	1 100%
		Total	15 92%	5 90%	20 91%
A	LO DESERTO Marta	Draws	0 -	0 -	0 -
		Take-outs	0 -	0 -	0 -
		Total	0 -	0 -	0 -
Team		Draws	32 85%	15 95%	47 88%
		Take-outs	19 80%	13 83%	32 81%
		Total	51 83%	28 89%	79 85%

SUI - Switzerland		⌚	⌚	Game	
4	PAETZ Alina	Draws	3 100%	3 100%	6 100%
		Take-outs	10 88%	4 75%	14 84%
		Total	13 90%	7 86%	20 89%
3	TIRINZONI Silvana	Draws	5 95%	5 75%	10 85%
		Take-outs	7 96%	3 92%	10 95%
		Total	12 96%	8 81%	20 90%
2	HOWALD Carole	Draws	2 100%	5 75%	7 82%
		Take-outs	6 75%	7 89%	13 83%
		Total	8 81%	12 83%	20 83%
1	WITSCHONKE Selina	Draws	8 84%	10 98%	18 92%
		Take-outs	2 100%	0 -	2 100%
		Total	10 88%	10 98%	20 93%
A	BERSET Stefanie	Draws	0 -	0 -	0 -
		Take-outs	0 -	0 -	0 -
		Total	0 -	0 -	0 -
Team		Draws	18 92%	23 88%	41 90%
		Take-outs	25 88%	14 86%	39 87%
		Total	43 90%	37 87%	80 88%

### Note:

Position and function for each team member:

4 = Fourth, 3 = Third, 2 = Second, 1 = Lead, A = Alternate, S = Skip, V = Vice-Skip

### Legend:

⌚ Clockwise

⌚ Counter-clockwise

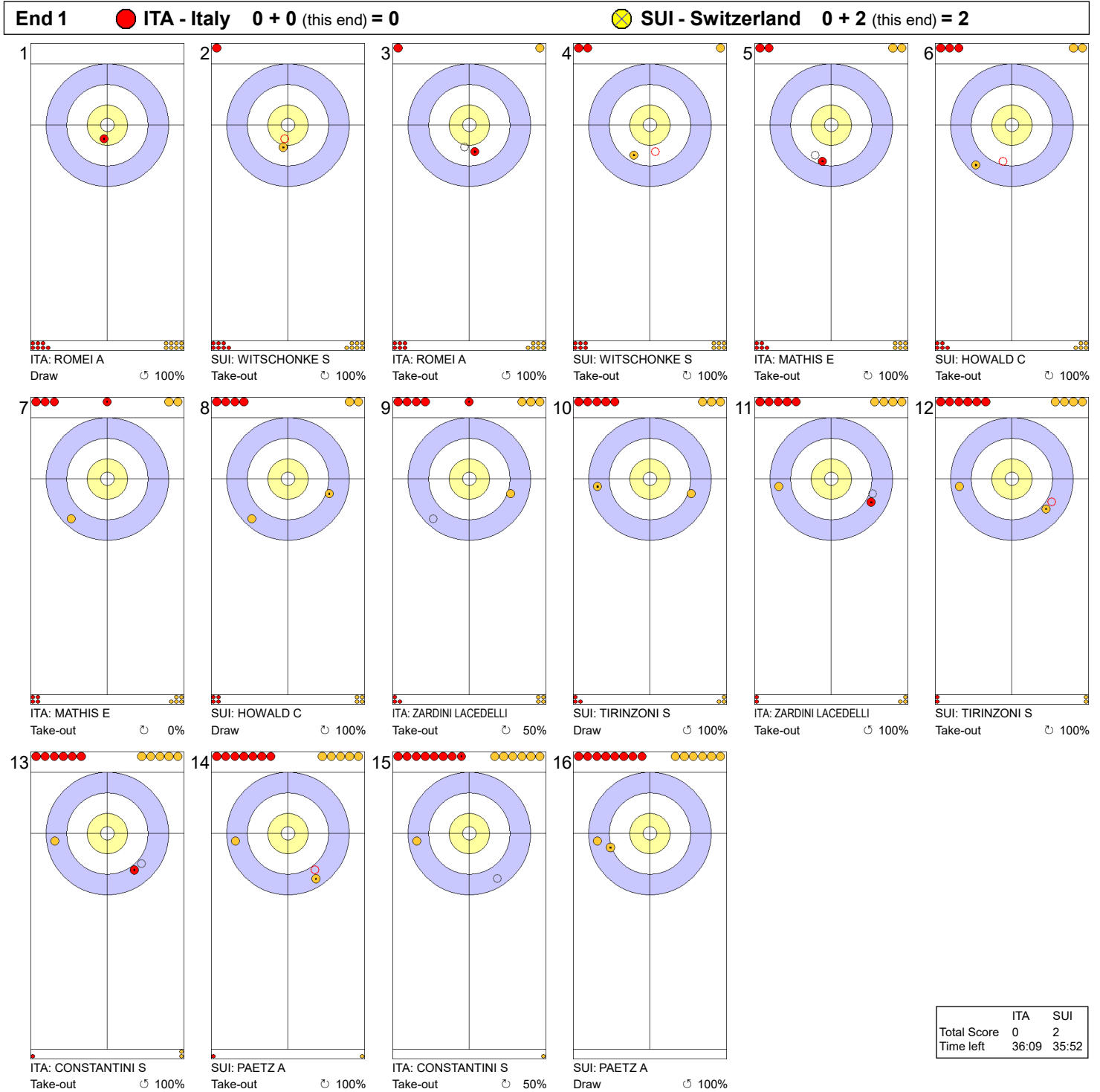
LSFE(\*) Last Stone First End



TUE 18 MAR 2025  
Start Time 19:00

Round Robin Session 11 - Sheet B

Game - Shot by Shot

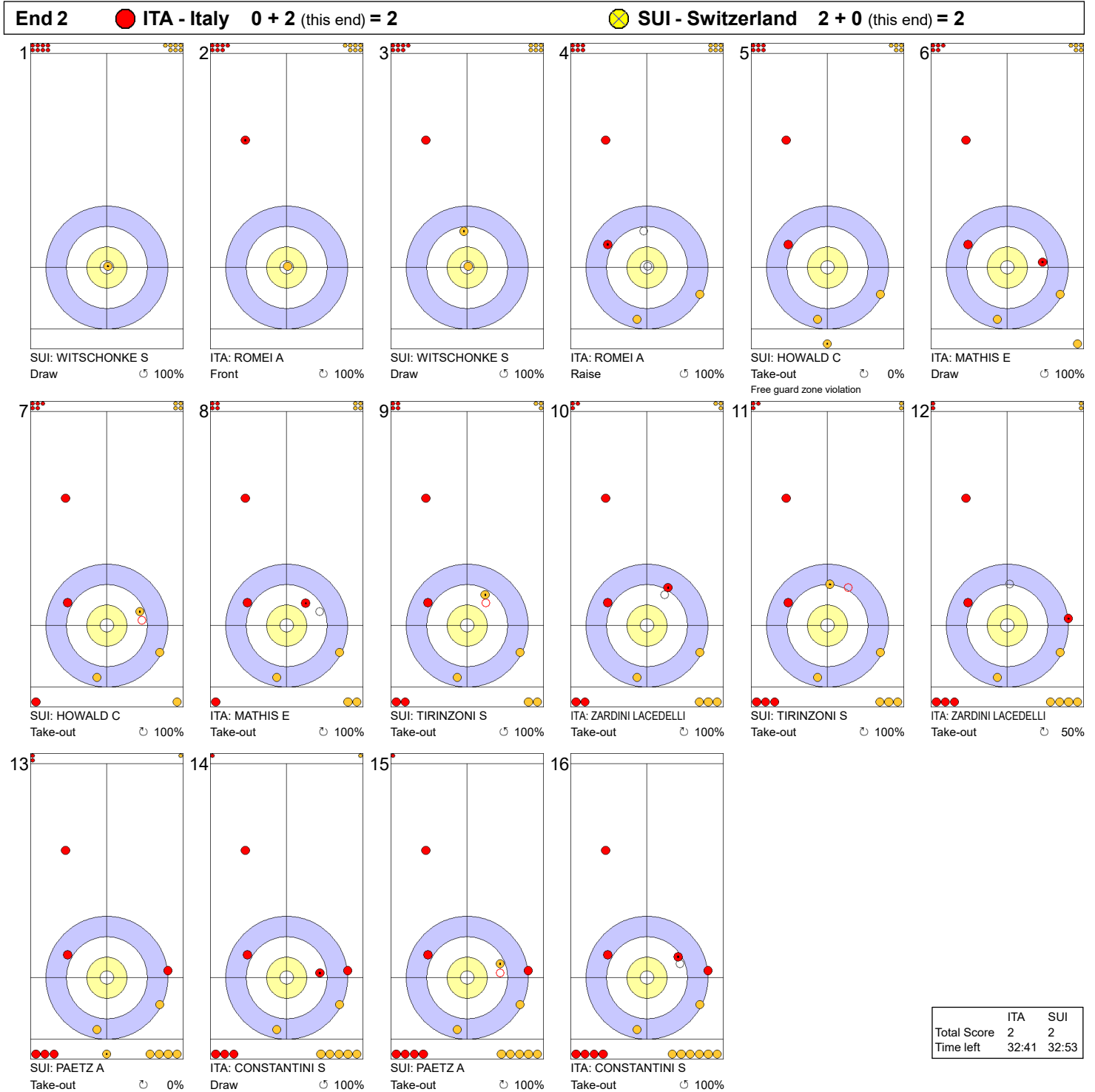


**Legend:**  
 Clockwise      Counter-clockwise      - Not considered

TUE 18 MAR 2025  
Start Time 19:00

Round Robin Session 11 - Sheet B

Game - Shot by Shot

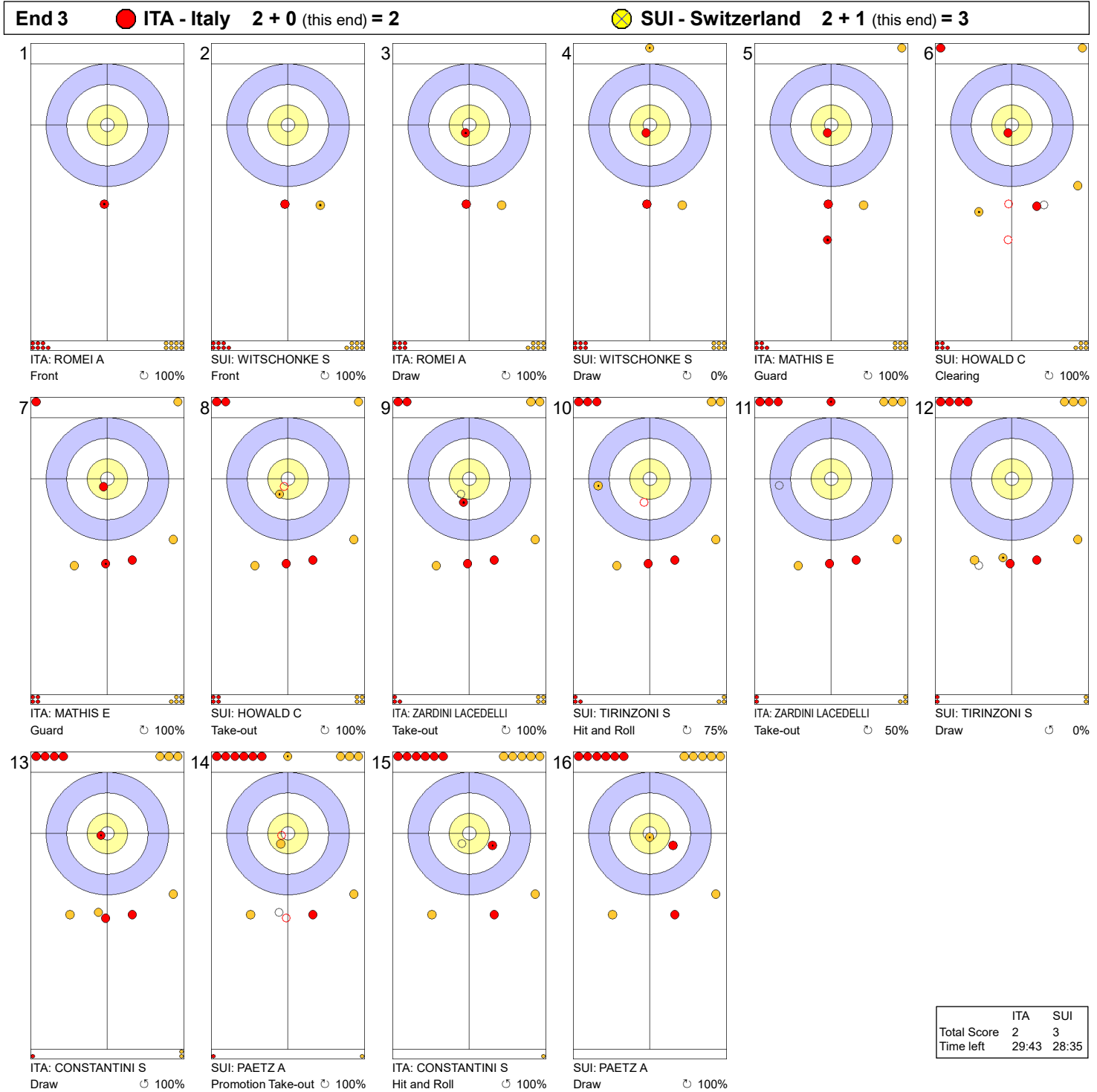


**Legend:**  
 ↻ Clockwise      ↺ Counter-clockwise      - Not considered

TUE 18 MAR 2025  
Start Time 19:00

Round Robin Session 11 - Sheet B

Game - Shot by Shot

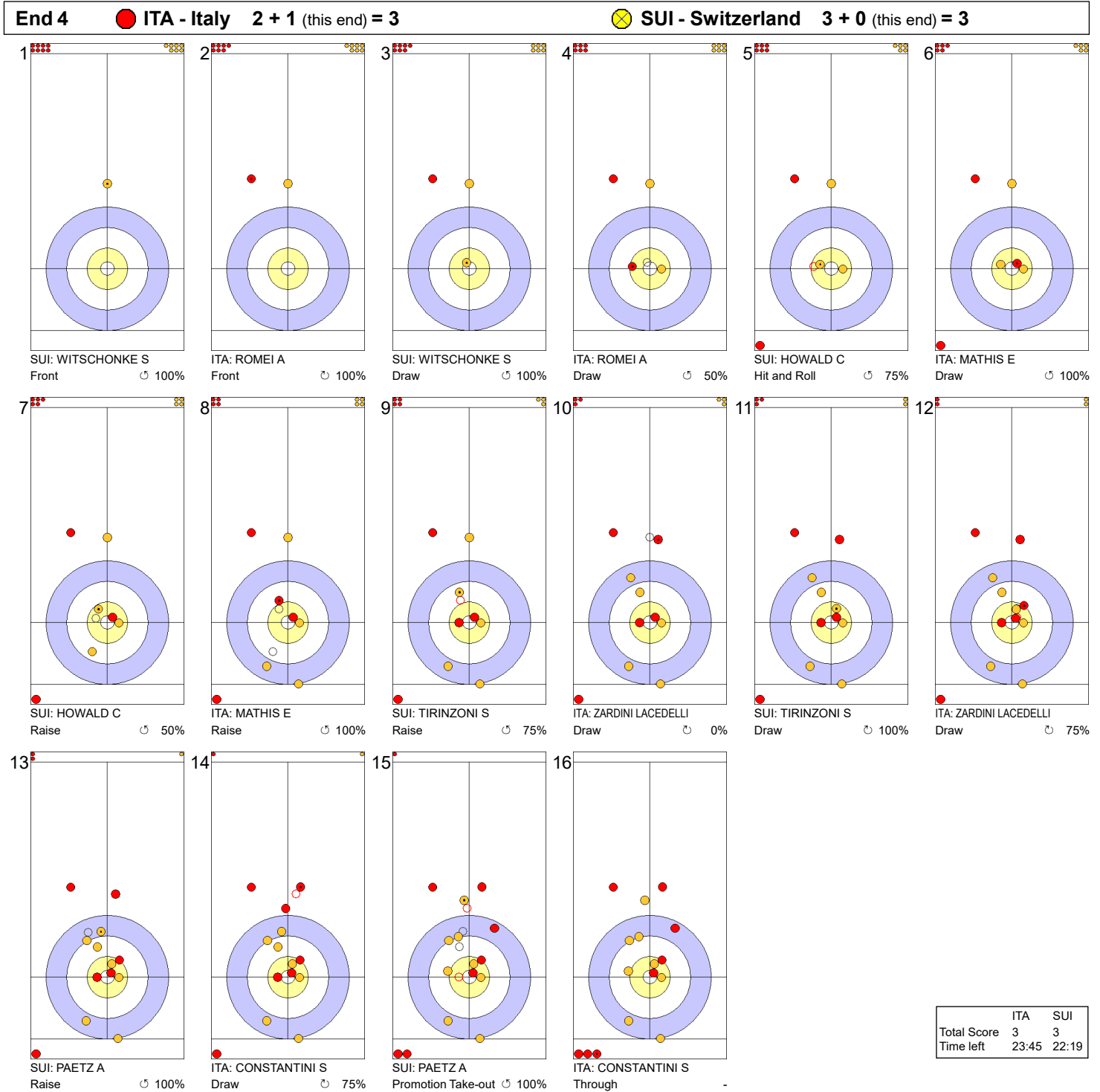


**Legend:**  
 ↻ Clockwise      ↺ Counter-clockwise      - Not considered

TUE 18 MAR 2025  
Start Time 19:00

Round Robin Session 11 - Sheet B

Game - Shot by Shot

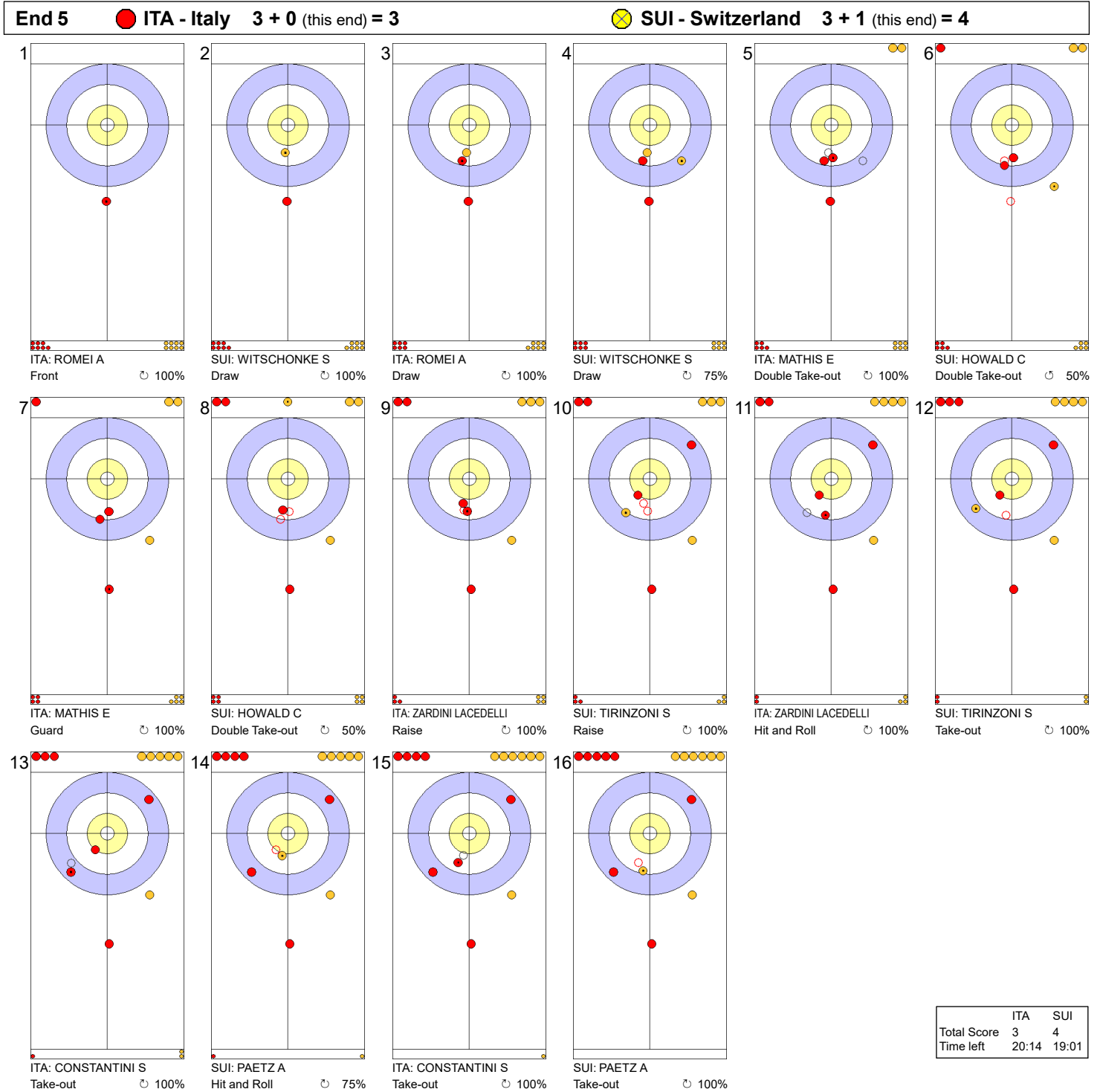


**Legend:**  
 ↻ Clockwise      ↺ Counter-clockwise      - Not considered

TUE 18 MAR 2025  
Start Time 19:00

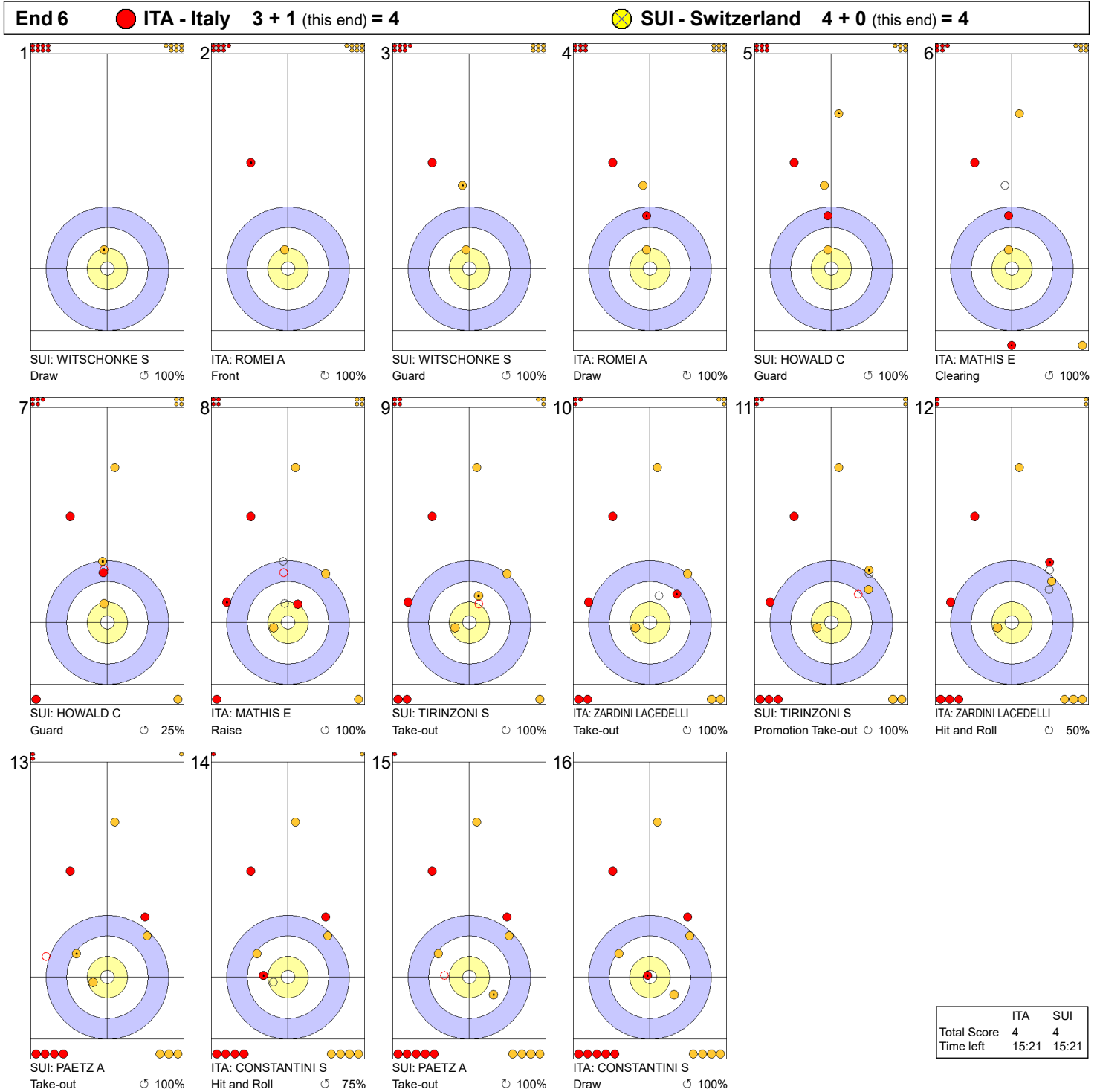
Round Robin Session 11 - Sheet B

Game - Shot by Shot



**Legend:**  
 ↻ Clockwise      ↺ Counter-clockwise      - Not considered

Game - Shot by Shot

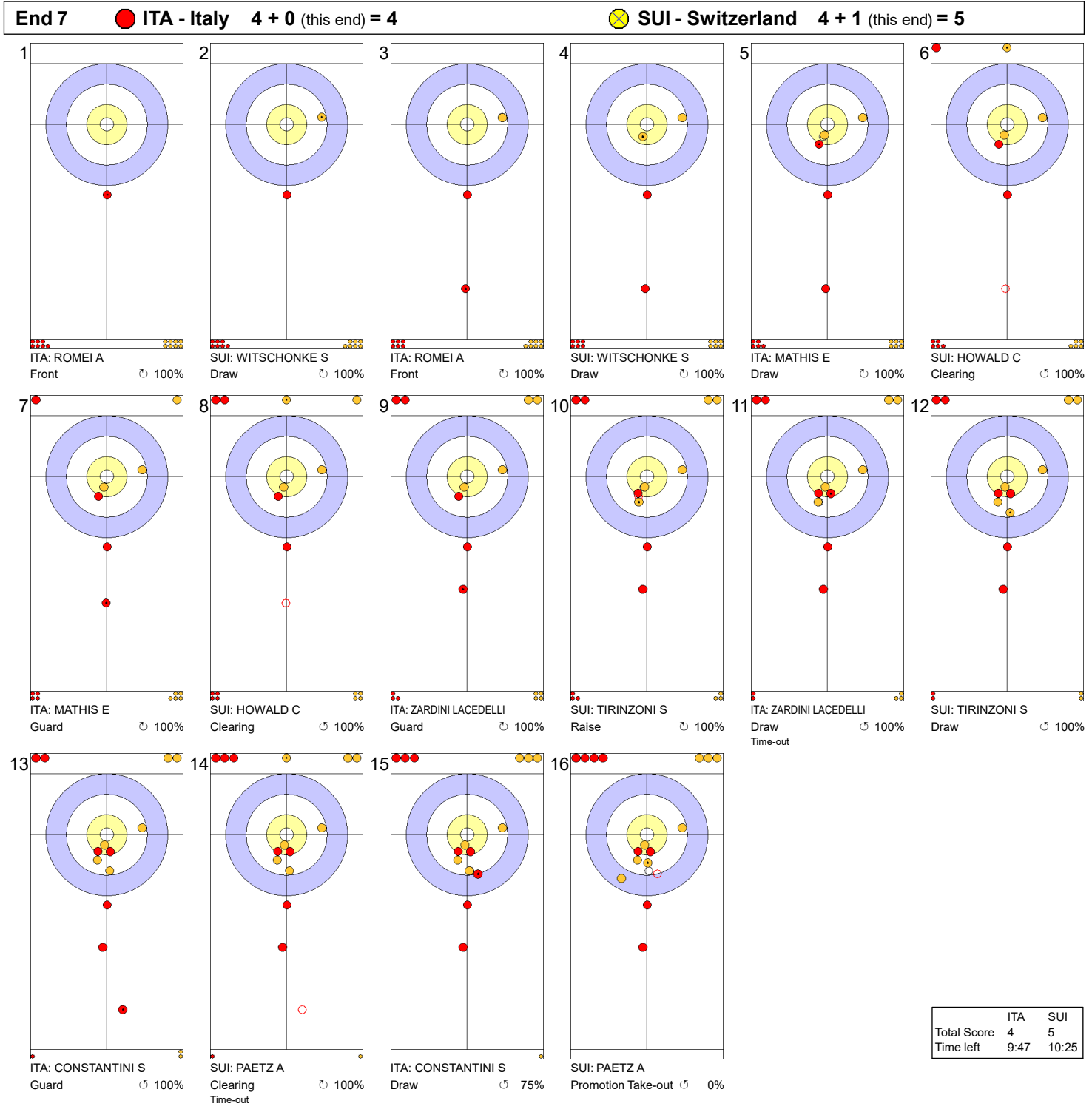


**Legend:**  
 ↻ Clockwise      ↺ Counter-clockwise      - Not considered

TUE 18 MAR 2025  
Start Time 19:00

Round Robin Session 11 - Sheet B

Game - Shot by Shot

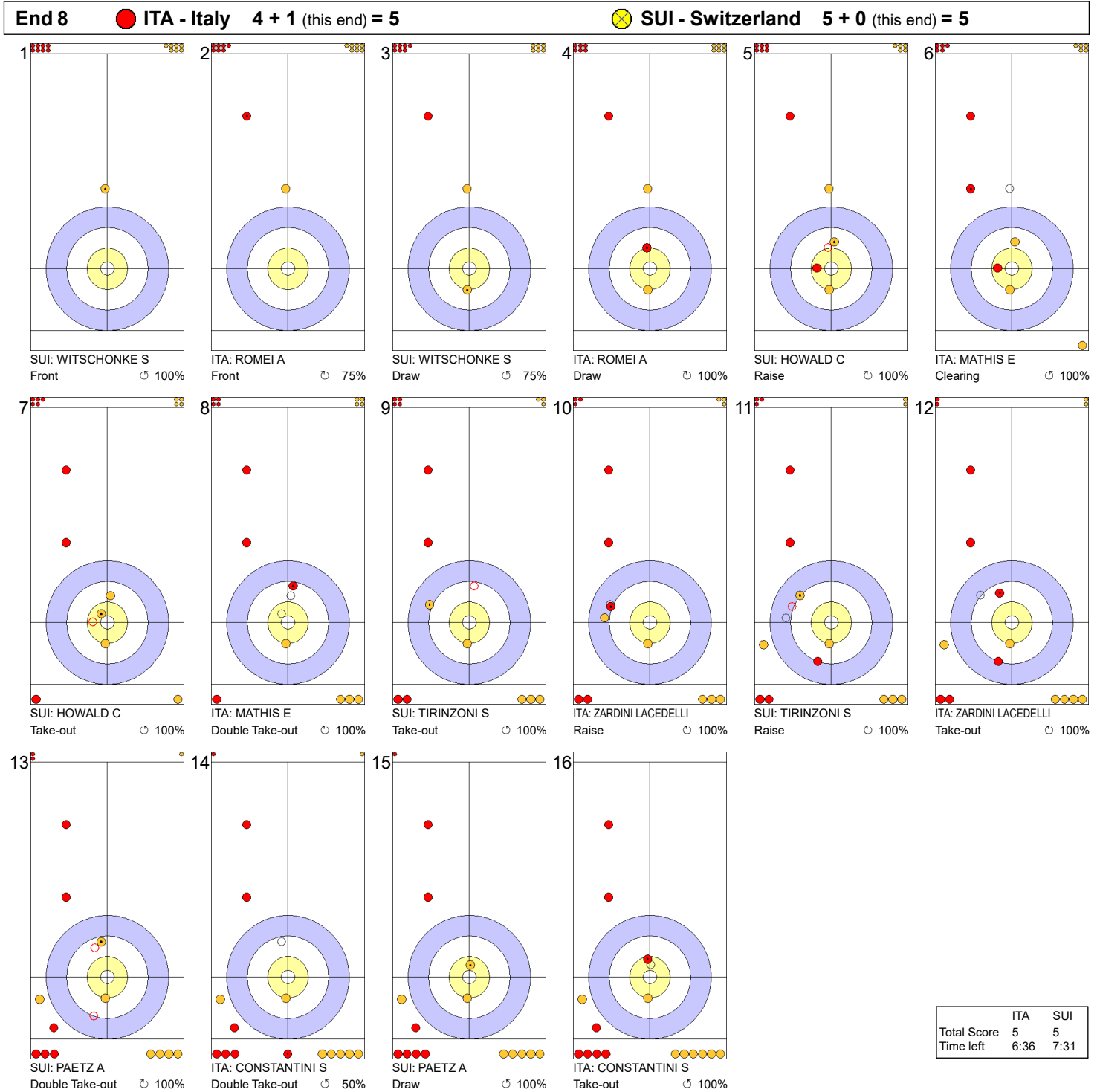


**Legend:**  
 ↻ Clockwise      ↺ Counter-clockwise      - Not considered

TUE 18 MAR 2025  
Start Time 19:00

Round Robin Session 11 - Sheet B

Game - Shot by Shot



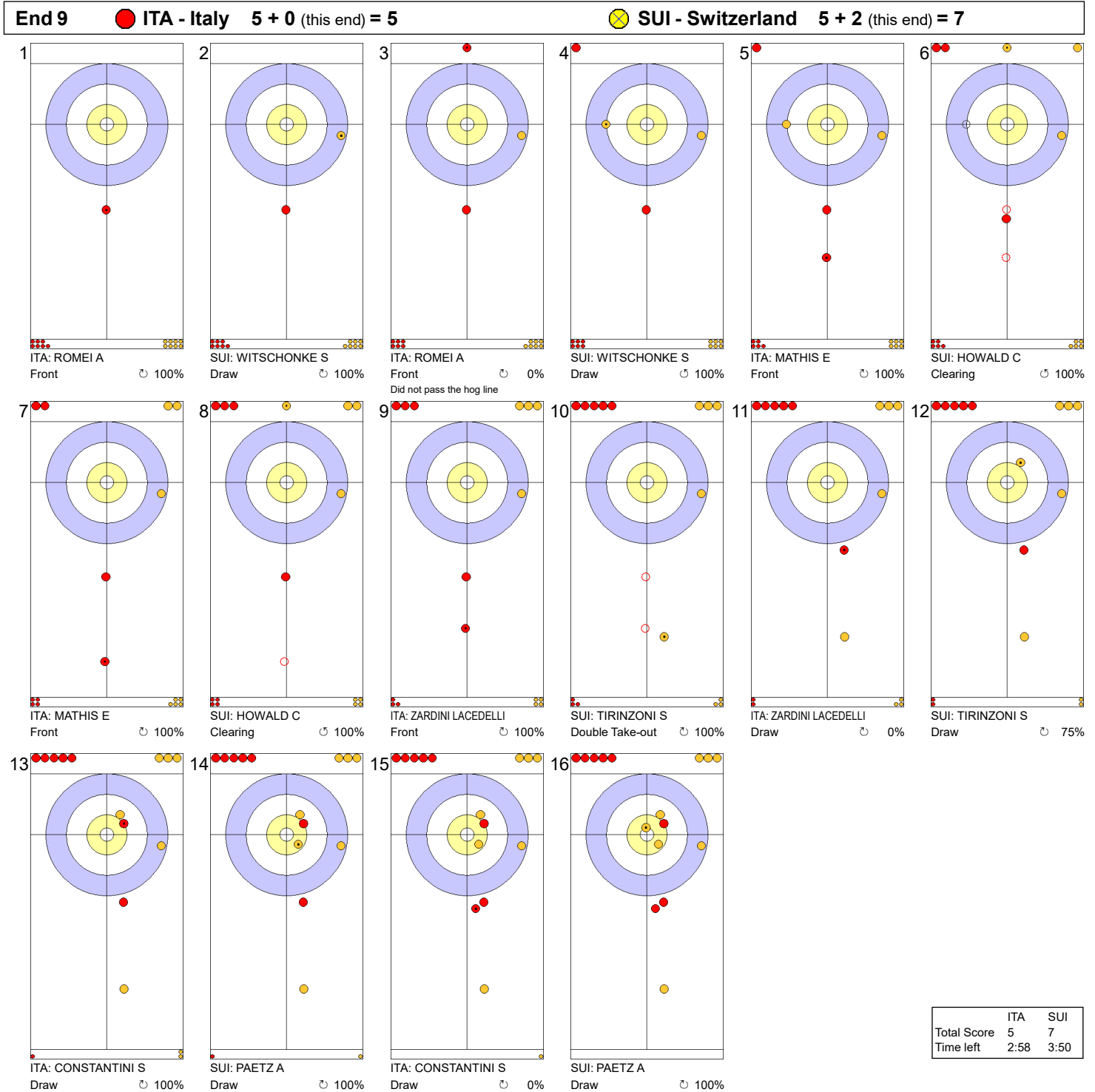
**Legend:**  
 ↻ Clockwise      ↺ Counter-clockwise      - Not considered



TUE 18 MAR 2025  
Start Time 19:00

Round Robin Session 11 - Sheet B

Game - Shot by Shot



**Legend:**  
 ↻ Clockwise      ↺ Counter-clockwise      - Not considered

TUE 18 MAR 2025  
Start Time 19:00

Round Robin Session 11 - Sheet B

### Game - Shot by Shot



**Legend:**  
 ↻ Clockwise      ↺ Counter-clockwise      - Not considered

TUE 18 MAR 2025  
Start Time 19:00

Round Robin Session 11 - Sheet C

## Game Results

Sheet	Team	LSFE	1	2	3	4	5	6	7	8	9	10	Extra Ends	Total
C	LTU - Lithuania		0	0	0	0	2	0	0	X	X	X		2
	SCO - Scotland	*	0	2	2	1	0	2	2	X	X	X		9

LTU - Lithuania		Shot Success Game	All
4 S	PAULAUŠKAITE Virginija	64 %	65 %
3 V	DVOJEGLAZOVA Olga	75 %	63 %
2	KIUDYTE Migle	89 %	70 %
1	BLAZIENE Ruta	79 %	69 %
A	ZALIECKIENE Justina	-	-
Team Total		77 %	67 %

SCO - Scotland		Shot Success Game	All
4 V	MORRISON Rebecca	93 %	84 %
3	DODDS Jennifer	80 %	87 %
2	SINCLAIR Sophie	98 %	87 %
1 S	JACKSON Sophie	91 %	92 %
A	HENDERSON Fay	-	-
Team Total		91 %	88 %

Last Stone Draw		Distance
⌚	KIUDYTE Migle	35.0cm
⌚	PAULAUŠKAITE Virginija	24.8cm
<b>Total</b>		<b>59.8cm</b>

Last Stone Draw		Distance
⌚	JACKSON Sophie	5.6cm
⌚	MORRISON Rebecca	24.3cm
<b>Total</b>		<b>29.9cm</b>

Time remaining: 10 minutes 8 seconds

Time remaining: 14 minutes 12 seconds

## Shot Success Analysis

LTU - Lithuania		⌚	⌚	Game
4	PAULAUŠKAITE Virginija	Draws	0 - 3 67%	3 67%
		Take-outs	3 67% 8 63%	11 64%
		Total	3 67% 11 64%	14 64%
3	DVOJEGLAZOVA Olga	Draws	2 88% 6 67%	8 72%
		Take-outs	2 100% 3 67%	5 80%
		Total	4 94% 9 67%	13 75%
2	KIUDYTE Migle	Draws	4 100% 6 83%	10 90%
		Take-outs	1 100% 3 83%	4 88%
		Total	5 100% 9 83%	14 89%
1	BLAZIENE Ruta	Draws	2 63% 11 80%	13 77%
		Take-outs	0 - 1 100%	1 100%
		Total	2 63% 12 81%	14 79%
A	ZALIECKIENE Justina	Draws	0 - 0 -	0 -
		Take-outs	0 - 0 -	0 -
		Total	0 - 0 -	0 -
Team		Draws	8 88% 26 76%	34 79%
		Take-outs	6 83% 15 70%	21 74%
		Total	14 86% 41 74%	55 77%

SCO - Scotland		⌚	⌚	Game
4	MORRISON Rebecca	Draws	3 100% 5 80%	8 88%
		Take-outs	3 100% 3 100%	6 100%
		Total	6 100% 8 88%	14 93%
3	DODDS Jennifer	Draws	0 - 3 75%	3 75%
		Take-outs	3 67% 8 88%	11 82%
		Total	3 67% 11 84%	14 80%
2	SINCLAIR Sophie	Draws	2 100% 0 -	2 100%
		Take-outs	4 94% 8 100%	12 98%
		Total	6 96% 8 100%	14 98%
1	JACKSON Sophie	Draws	5 90% 7 89%	12 90%
		Take-outs	1 100% 1 100%	2 100%
		Total	6 92% 8 91%	14 91%
A	HENDERSON Fay	Draws	0 - 0 -	0 -
		Take-outs	0 - 0 -	0 -
		Total	0 - 0 -	0 -
Team		Draws	10 95% 15 83%	25 88%
		Take-outs	11 89% 20 95%	31 93%
		Total	21 92% 35 90%	56 91%

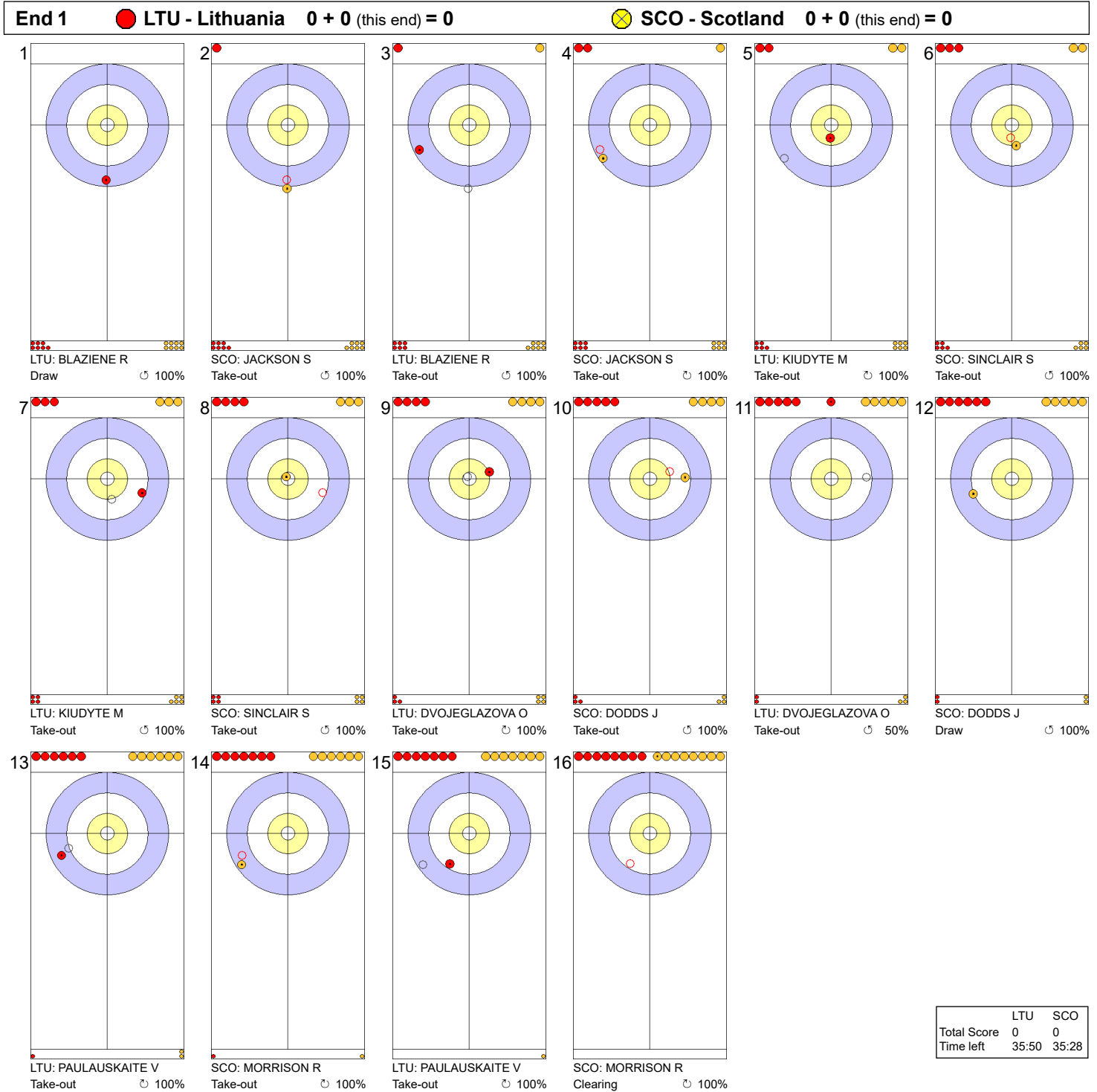
**Note:**  
Position and function for each team member:  
4 = Fourth, 3 = Third, 2 = Second, 1 = Lead, A = Alternate, S = Skip, V = Vice-Skip

**Legend:**  
⌚ Clockwise      ⌚ Counter-clockwise      LSFE(\*) Last Stone First End  
X Unplayed/unfinished end due to concession

TUE 18 MAR 2025  
Start Time 19:00

Round Robin Session 11 - Sheet C

Game - Shot by Shot

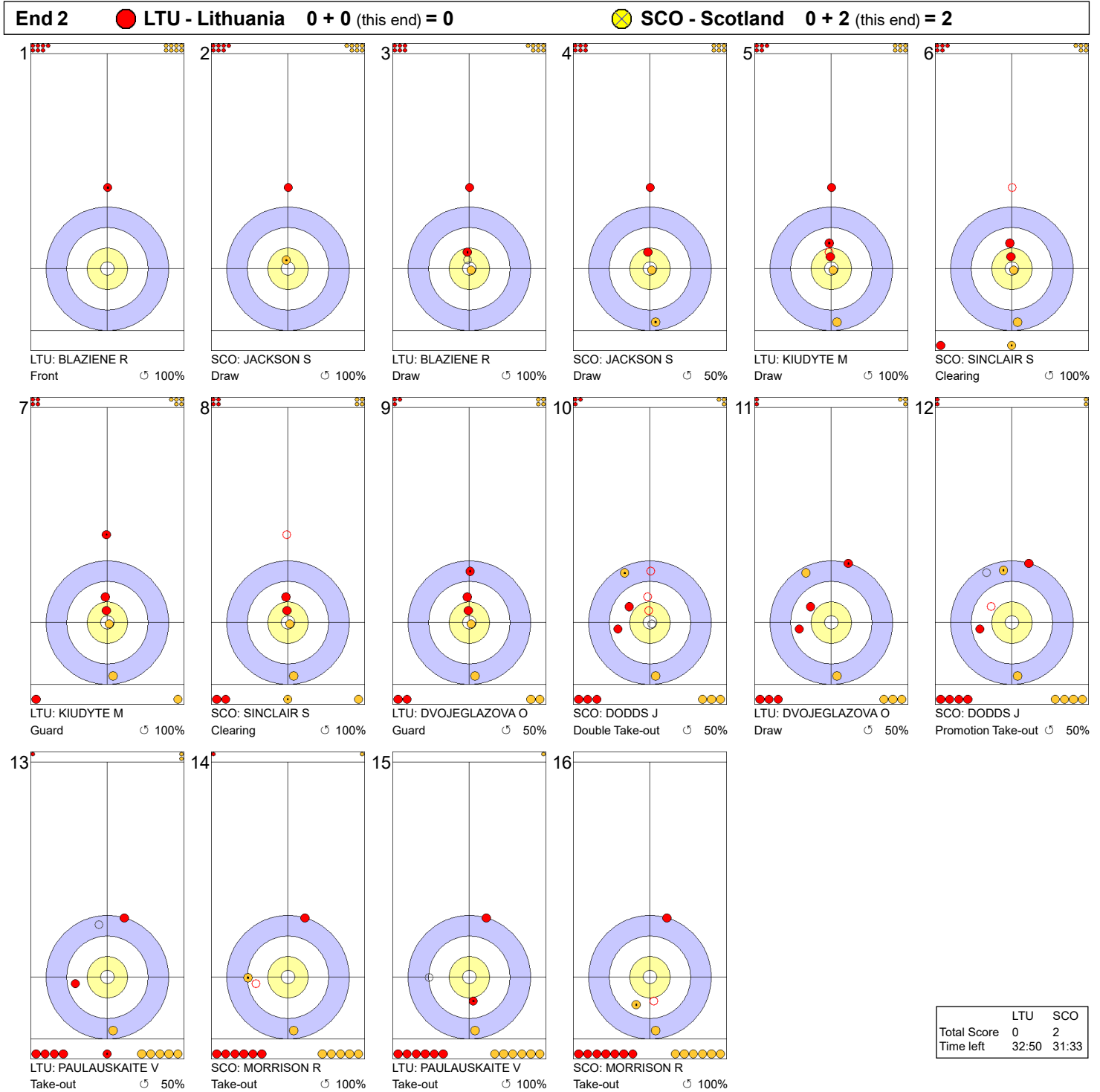


**Legend:**  
 ↻ Clockwise      ↺ Counter-clockwise      - Not considered

TUE 18 MAR 2025  
Start Time 19:00

Round Robin Session 11 - Sheet C

Game - Shot by Shot

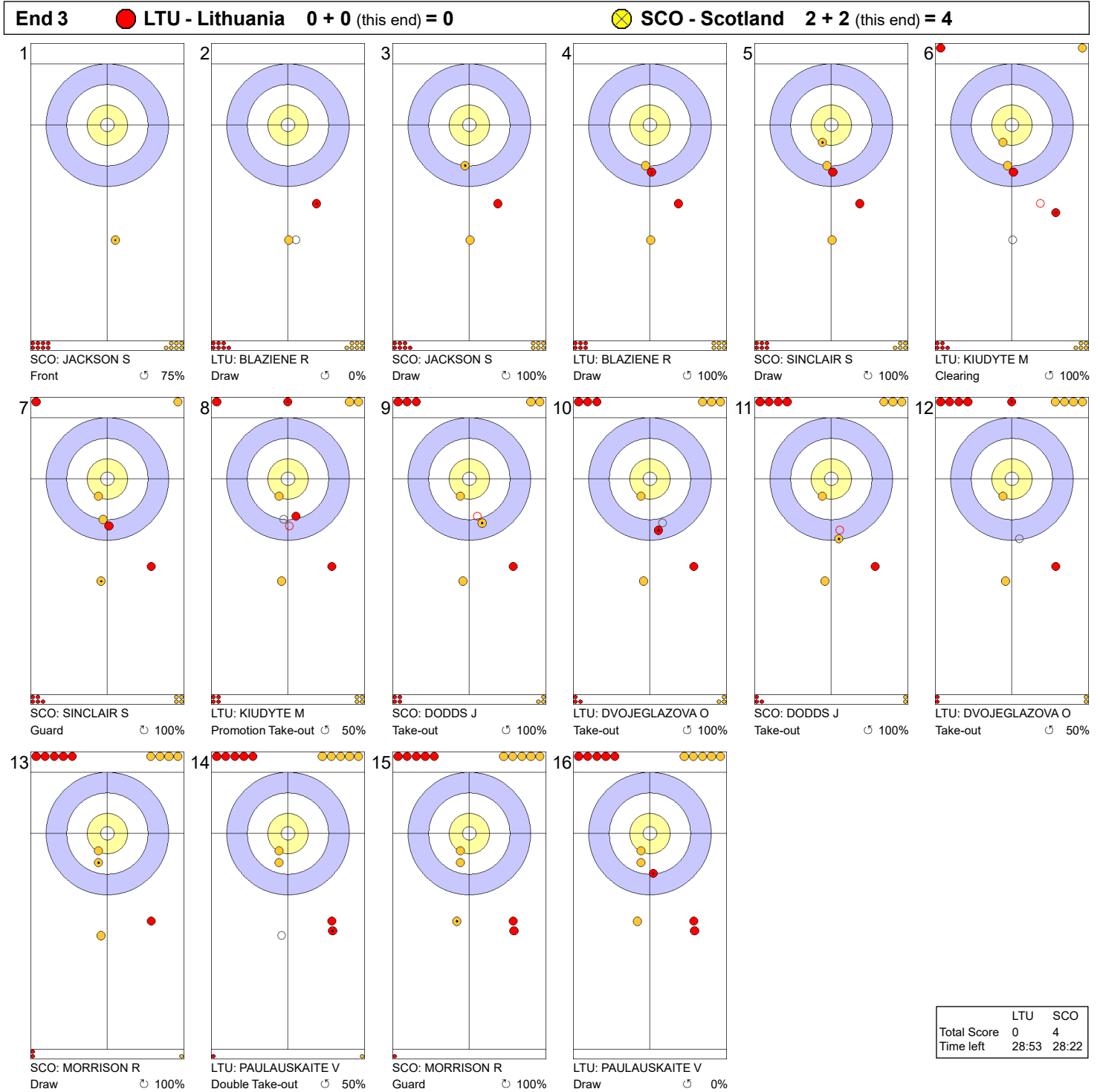


**Legend:**  
 ↻ Clockwise      ↺ Counter-clockwise      - Not considered

TUE 18 MAR 2025  
Start Time 19:00

Round Robin Session 11 - Sheet C

Game - Shot by Shot

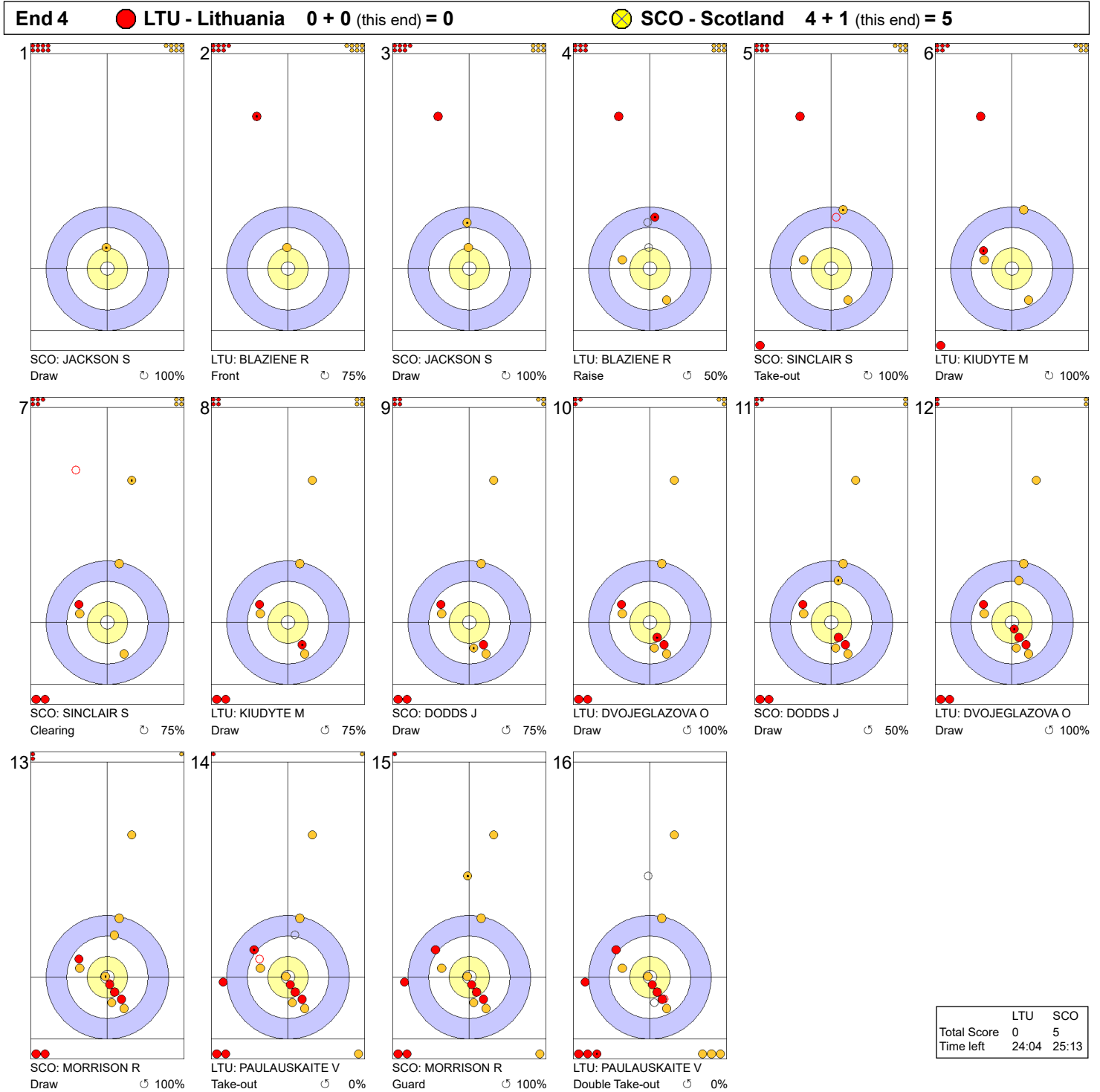


**Legend:**  
 ↻ Clockwise      ↺ Counter-clockwise      - Not considered

TUE 18 MAR 2025  
Start Time 19:00

Round Robin Session 11 - Sheet C

Game - Shot by Shot



**Legend:**  
 ↻ Clockwise      ↺ Counter-clockwise      - Not considered

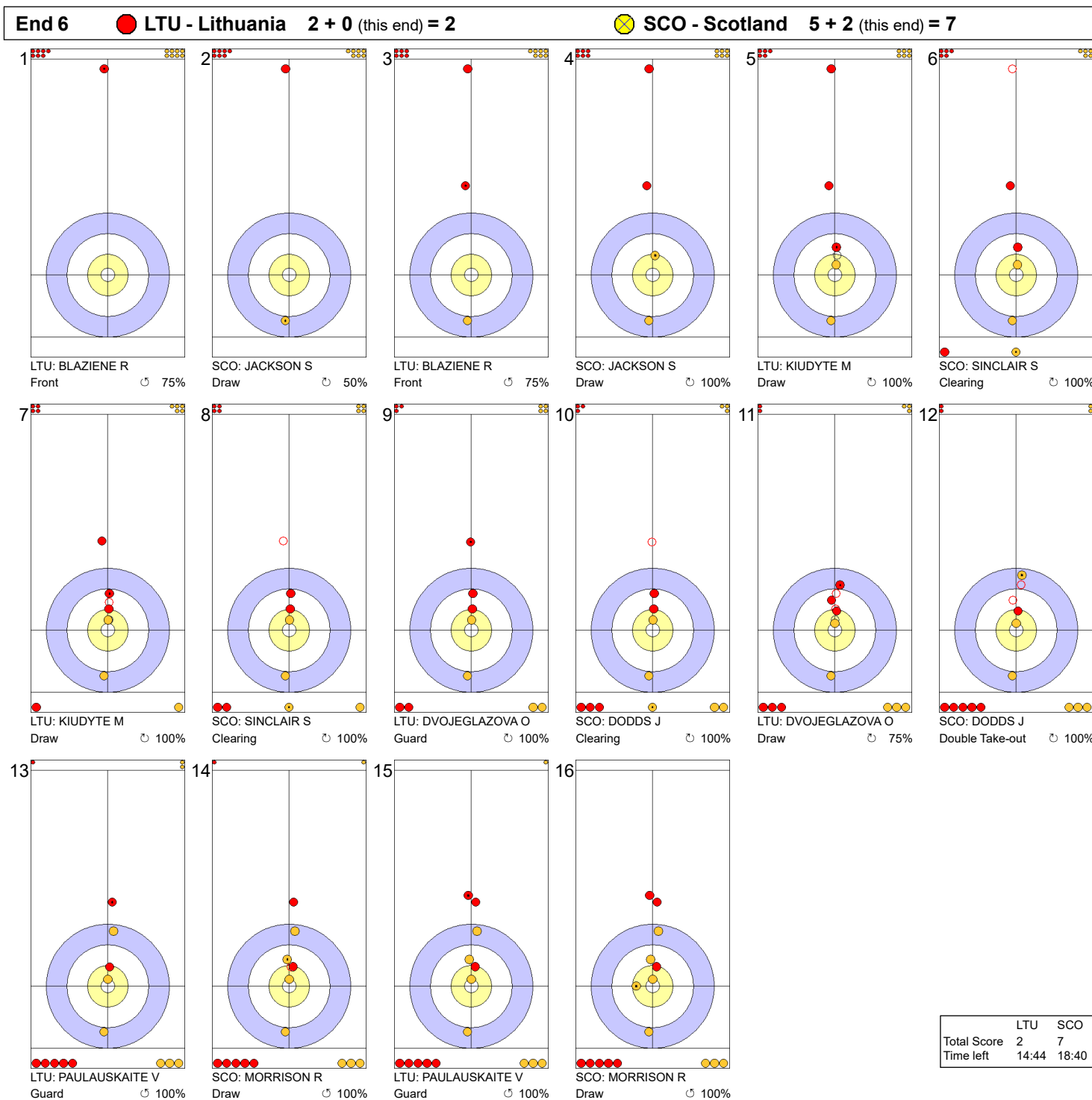




TUE 18 MAR 2025  
Start Time 19:00

Round Robin Session 11 - Sheet C

### Game - Shot by Shot

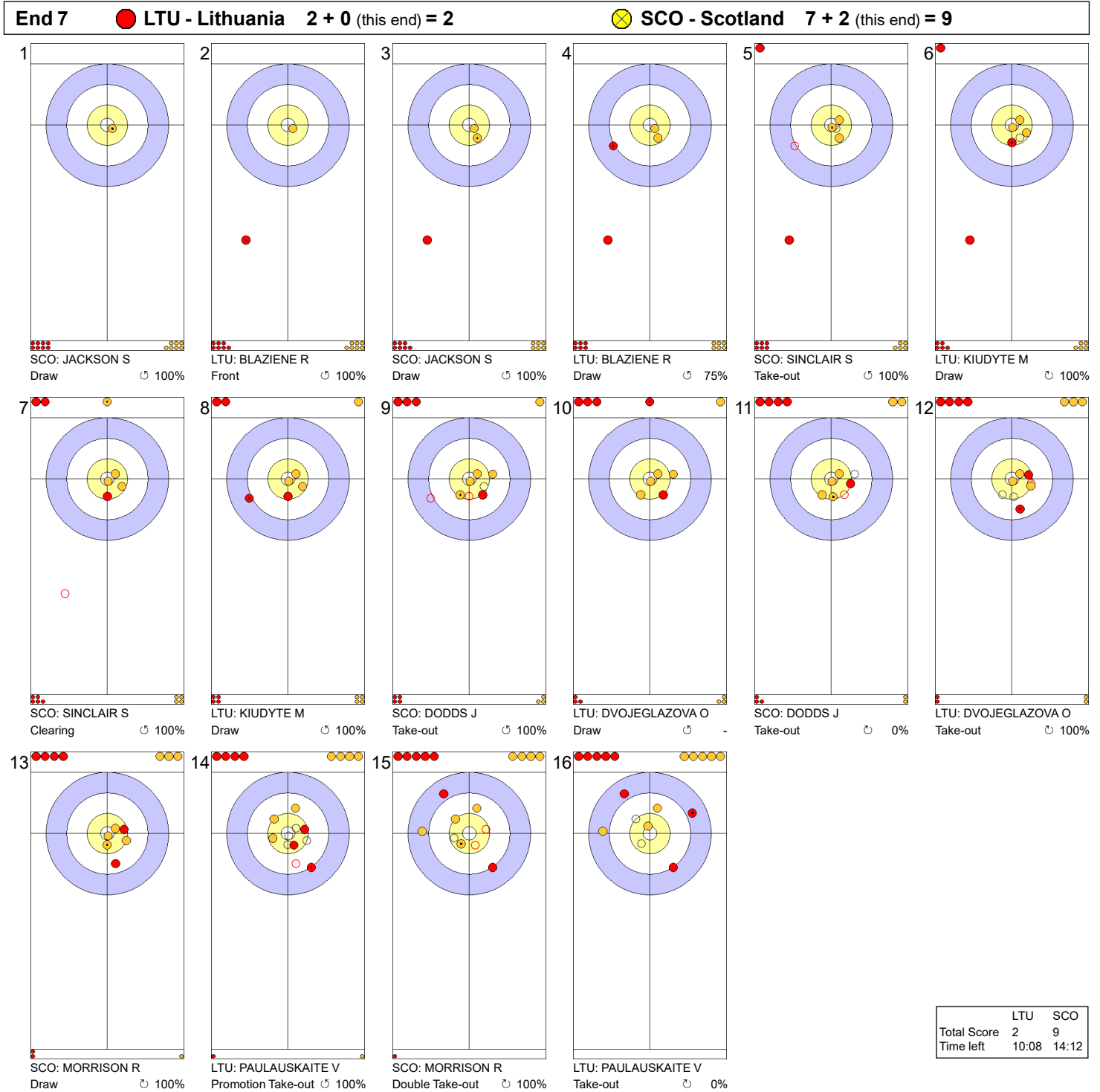


**Legend:**  
 ↻ Clockwise      ↺ Counter-clockwise      - Not considered

TUE 18 MAR 2025  
Start Time 19:00

Round Robin Session 11 - Sheet C

Game - Shot by Shot



**Legend:**  
 ↻ Clockwise      ↺ Counter-clockwise      - Not considered

TUE 18 MAR 2025  
Start Time 19:00

Round Robin Session 11 - Sheet D

### Game Results

Sheet	Team	LSFE	1	2	3	4	5	6	7	8	9	10	Extra Ends	Total
D	NOR - Norway	*	0	2	0	3	0	2	0	1	0	1		9
	CHN - China		0	0	1	0	2	0	2	0	3	0		8

NOR - Norway		Shot Success	Game	All
4 V	SKASLIEN Kristin	71%		77%
3 S	ROERVIK Marianne	89%		88%
2	HASLEV NORDBYE Mille	95%		85%
1	KJAERLAND Eilin	91%		90%
A	FORBREGD Ingeborg	-		87%
Team Total		86%		85%

CHN - China		Shot Success	Game	All
4 S	WANG Rui	83%		83%
3 V	HAN Yu	76%		82%
2	DONG Ziqi	81%		85%
1	JIANG Jiayi	94%		91%
A	SU Tingyu	-		-
Team Total		83%		86%

Last Stone Draw		Distance
↻	ROERVIK Marianne	27.3cm
↺	HASLEV NORDBYE Mille	11.4cm
<b>Total</b>		<b>38.7cm</b>

Last Stone Draw		Distance
↻	DONG Ziqi	26.9cm
↺	JIANG Jiayi	13.9cm
<b>Total</b>		<b>40.8cm</b>

Time remaining: 1 minute 12 seconds

Time remaining: 3 minutes 10 seconds

Time-out: End 10 - CHN stone 6

### Shot Success Analysis

NOR - Norway		↻	↺	Game
4	SKASLIEN Kristin	Draws 5 65%	5 90%	10 78%
		Take-outs 5 50%	5 80%	10 65%
		Total 10 58%	10 85%	20 71%
3	ROERVIK Marianne	Draws 0 -	1 75%	1 75%
		Take-outs 11 86%	8 94%	19 89%
		Total 11 86%	9 92%	20 89%
2	HASLEV NORDBYE Mille	Draws 2 100%	0 -	2 100%
		Take-outs 9 94%	8 94%	17 94%
		Total 11 95%	8 94%	19 95%
1	KJAERLAND Eilin	Draws 4 100%	12 94%	16 95%
		Take-outs 1 100%	3 67%	4 75%
		Total 5 100%	15 88%	20 91%
A	FORBREGD Ingeborg	Draws 0 -	0 -	0 -
		Take-outs 0 -	0 -	0 -
		Total 0 -	0 -	0 -
Team		Draws 11 84%	18 92%	29 89%
		Take-outs 26 83%	24 88%	50 85%
		Total 37 83%	42 89%	79 86%

CHN - China		↻	↺	Game
4	WANG Rui	Draws 6 88%	3 75%	9 83%
		Take-outs 5 90%	6 75%	11 82%
		Total 11 89%	9 75%	20 83%
3	HAN Yu	Draws 7 93%	2 38%	9 81%
		Take-outs 4 88%	7 64%	11 73%
		Total 11 91%	9 58%	20 76%
2	DONG Ziqi	Draws 7 82%	7 64%	14 73%
		Take-outs 3 100%	3 100%	6 100%
		Total 10 88%	10 75%	20 81%
1	JIANG Jiayi	Draws 14 93%	2 88%	16 92%
		Take-outs 2 100%	2 100%	4 100%
		Total 16 94%	4 94%	20 94%
A	SU Tingyu	Draws 0 -	0 -	0 -
		Take-outs 0 -	0 -	0 -
		Total 0 -	0 -	0 -
Team		Draws 34 90%	14 66%	48 83%
		Take-outs 14 93%	18 78%	32 84%
		Total 48 91%	32 73%	80 83%

#### Note:

Position and function for each team member:

4 = Fourth, 3 = Third, 2 = Second, 1 = Lead, A = Alternate, S = Skip, V = Vice-Skip

#### Legend:

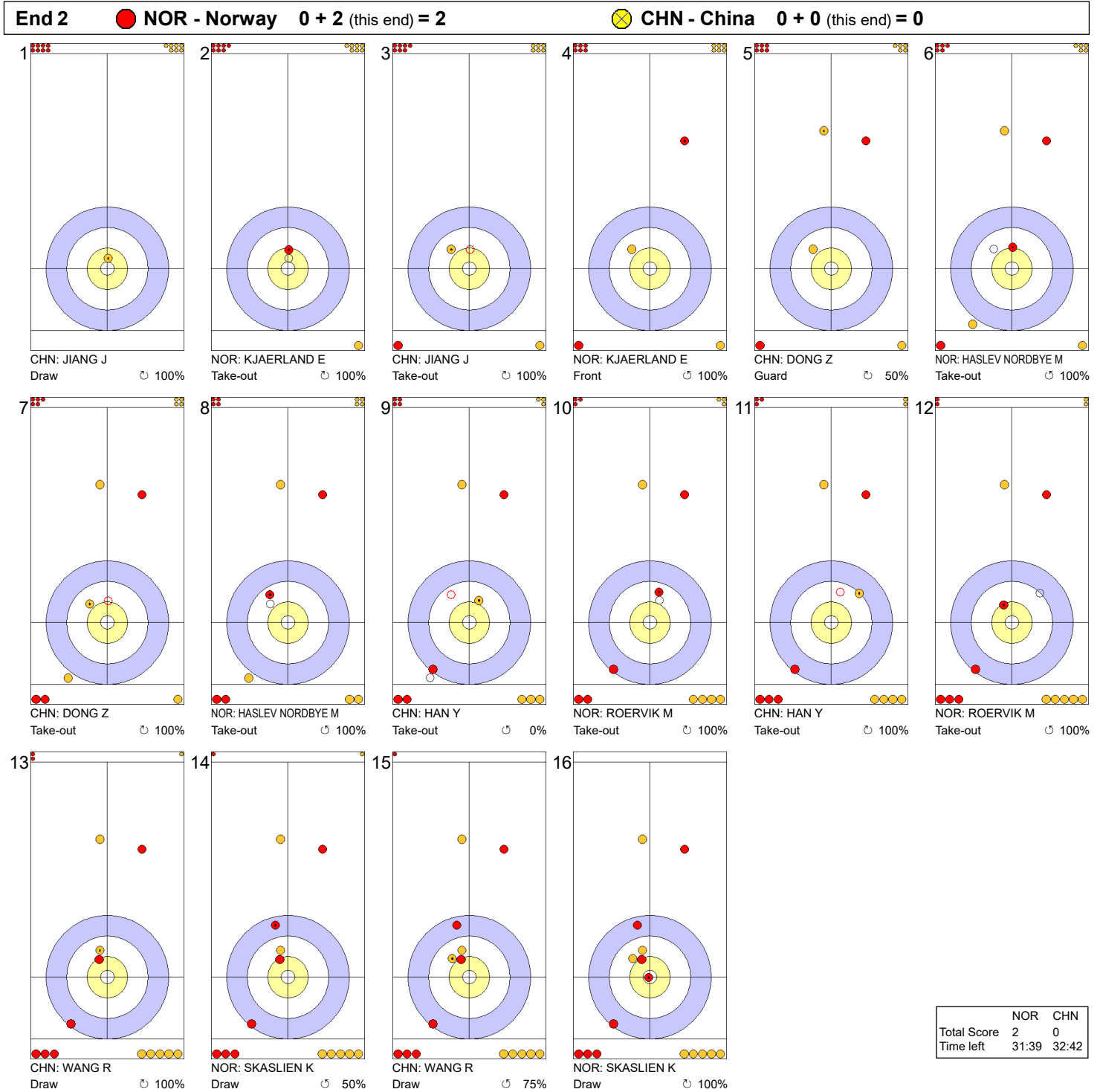
↻ Clockwise

↺ Counter-clockwise

LSFE(\*) Last Stone First End



Game - Shot by Shot

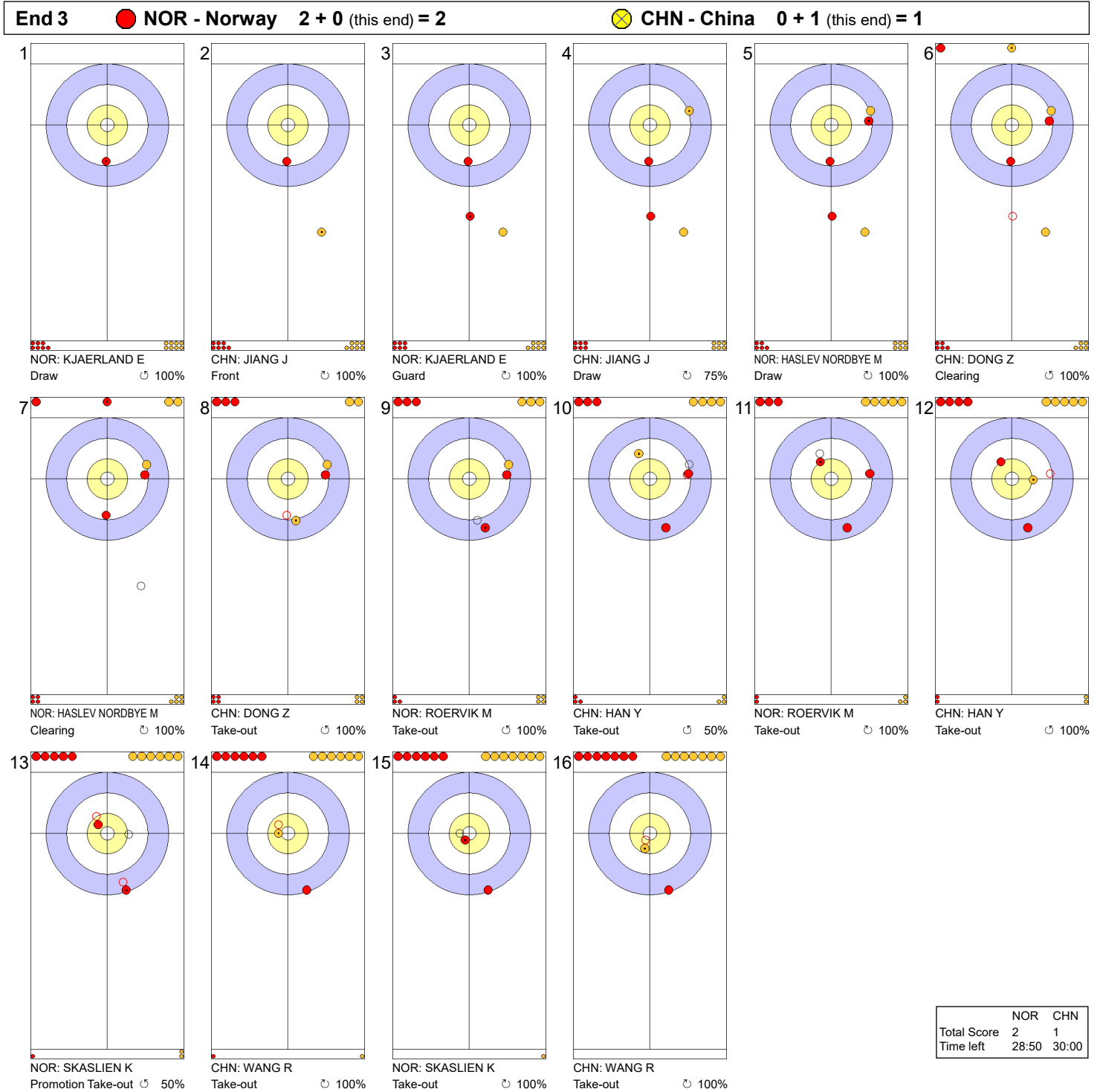


**Legend:**  
 ↻ Clockwise      ↺ Counter-clockwise      - Not considered

TUE 18 MAR 2025  
Start Time 19:00

Round Robin Session 11 - Sheet D

Game - Shot by Shot

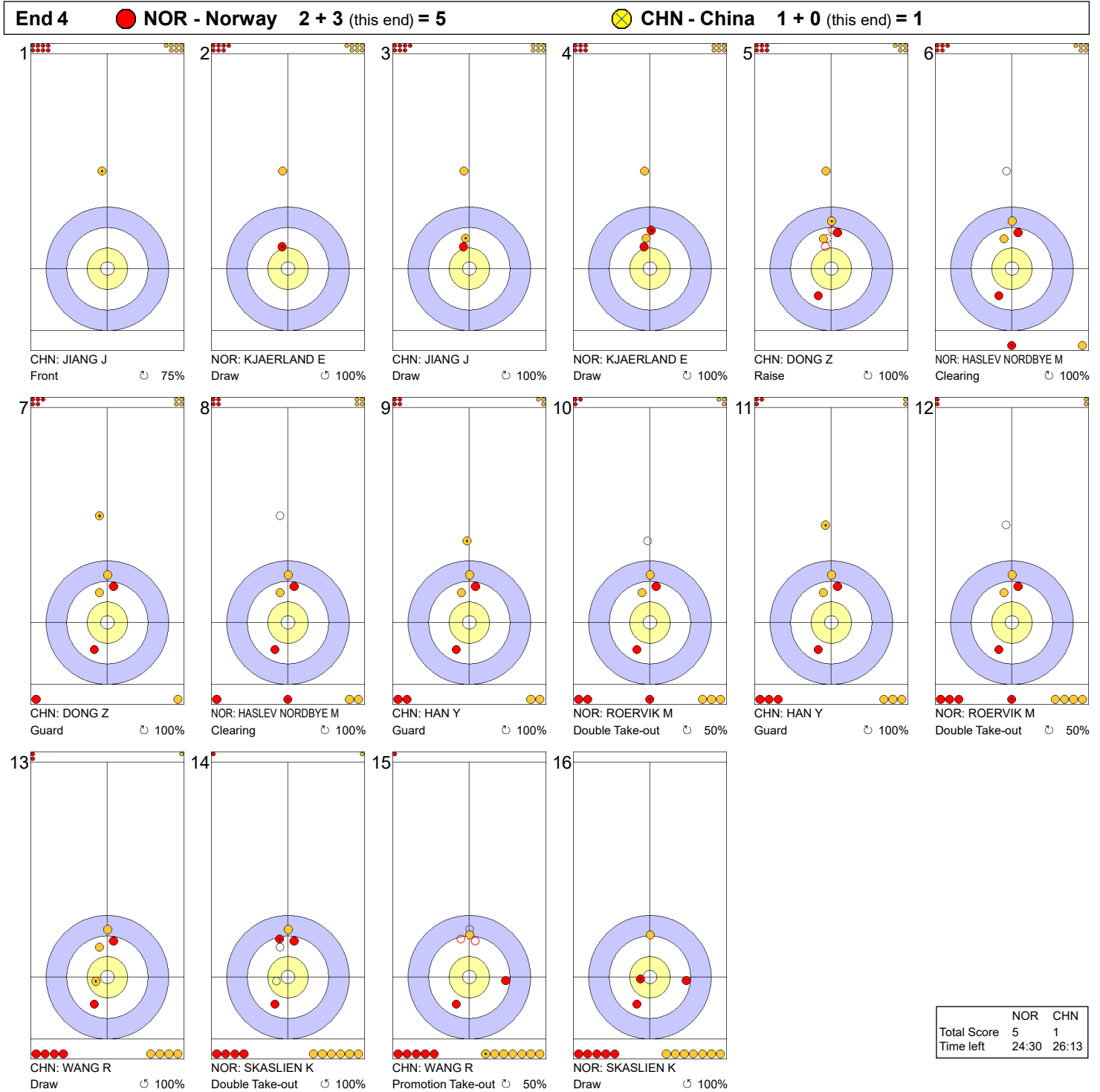


**Legend:**  
 ↻ Clockwise      ↺ Counter-clockwise      - Not considered

TUE 18 MAR 2025  
Start Time 19:00

Round Robin Session 11 - Sheet D

Game - Shot by Shot

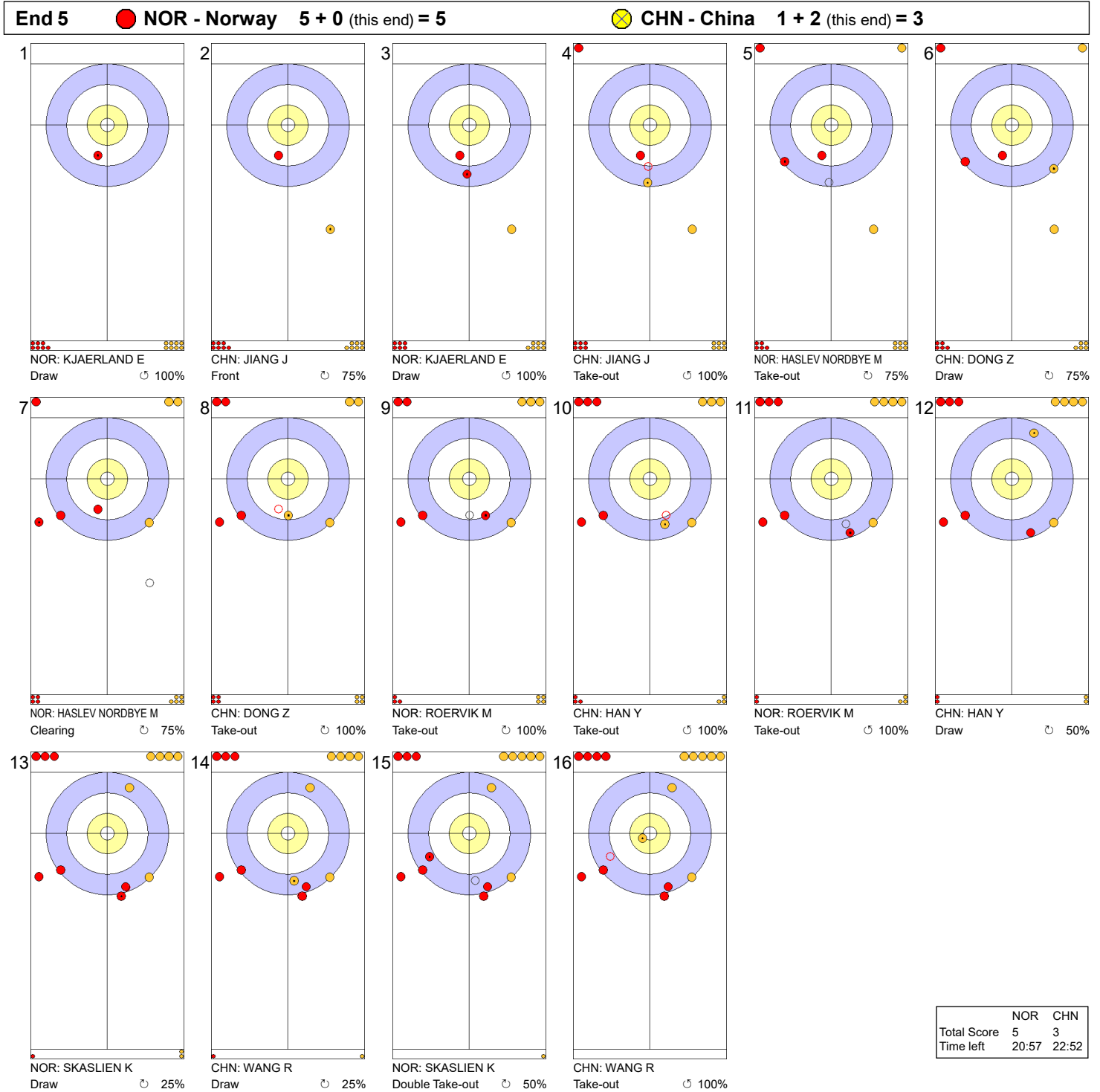


**Legend:**  
 ↻ Clockwise      ↺ Counter-clockwise      - Not considered

TUE 18 MAR 2025  
Start Time 19:00

Round Robin Session 11 - Sheet D

Game - Shot by Shot




**Legend:**  
 ↻ Clockwise      ↺ Counter-clockwise      - Not considered



TUE 18 MAR 2025  
Start Time 19:00

Round Robin Session 11 - Sheet D

Game - Shot by Shot



**Legend:**  
 ↻ Clockwise      ↺ Counter-clockwise      - Not considered



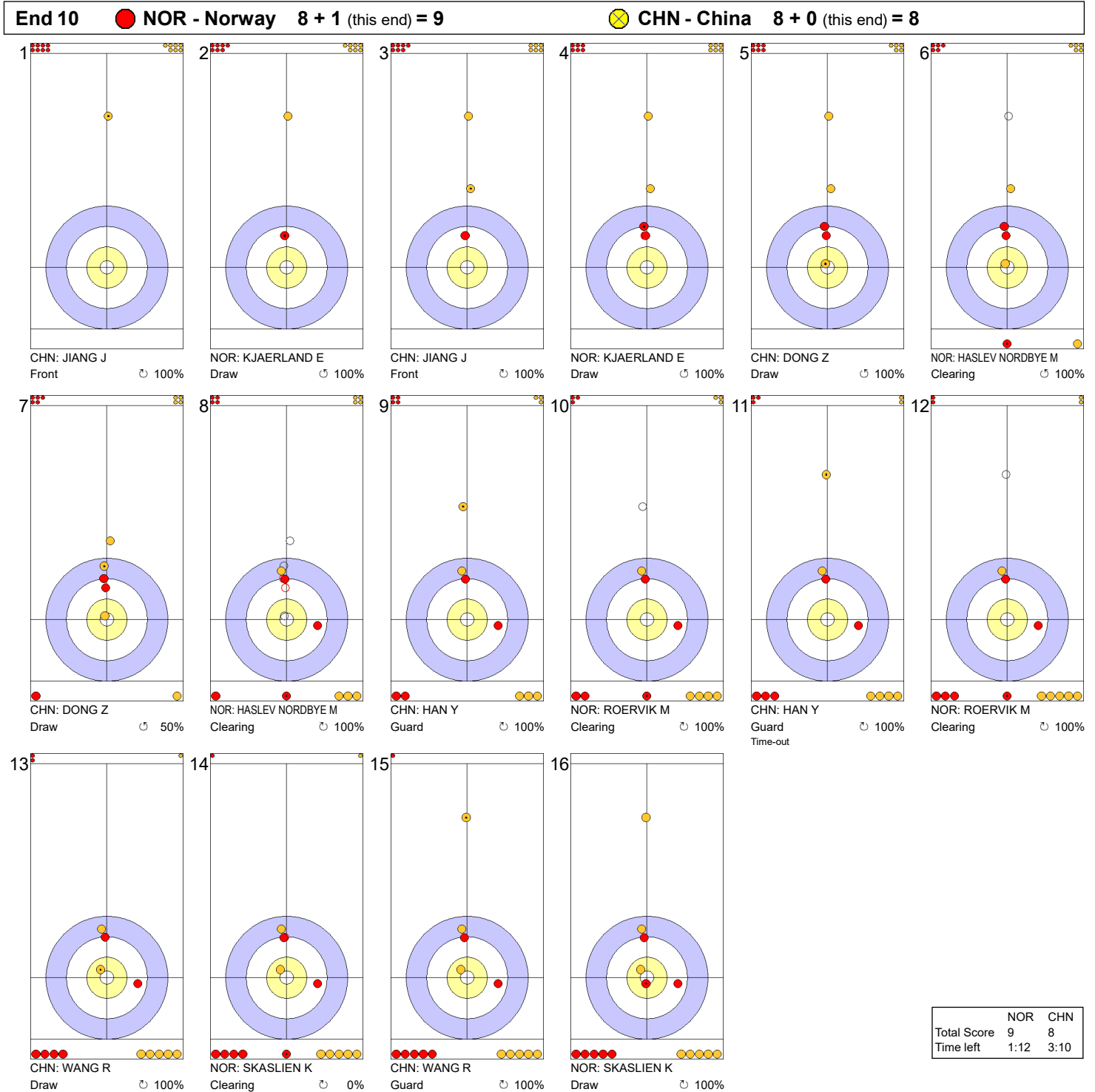




TUE 18 MAR 2025  
Start Time 19:00

Round Robin Session 11 - Sheet D

Game - Shot by Shot



**Legend:**  
 ↻ Clockwise      ↺ Counter-clockwise      - Not considered

## Session Results and Standings

Sheet	Team	LSD/LSFE	1	2	3	4	5	6	7	8	9	10	Extra Ends	Total
A	SUI - Switzerland	47.6cm	0	0	0	1	0	2	2	0	2	2		9
	KOR - Korea	19.8cm *	0	0	3	0	1	0	0	2	0	0		6
B	SCO - Scotland	61.2cm	0	0	1	0	0	1	0	1	0	X		3
	SWE - Sweden	21.8cm *	0	1	0	1	0	0	1	0	2	X		5
C	USA - United States	18.4cm *	0	1	2	0	1	0	0	1	0	4		9
	JPN - Japan	58.4cm	0	0	0	1	0	2	1	0	2	0		6
D	TUR - Türkiye	37.8cm *	1	0	1	0	1	0	0	0	X	X		3
	DEN - Denmark	45.9cm	0	2	0	2	0	0	2	3	X	X		9

## Current Standings

Rank	Team	Games	Wins	Losses
1	SUI - Switzerland	6	6	0
2	KOR - Korea	6	5	1
3	CAN - Canada	5	4	1
4	DEN - Denmark	6	4	2
4	SWE - Sweden	6	4	2
6	CHN - China	5	3	2
7	NOR - Norway	6	3	3
7	USA - United States	6	3	3
9	ITA - Italy	6	2	4
9	JPN - Japan	6	2	4
9	SCO - Scotland	6	2	4
12	LTU - Lithuania	6	0	6
12	TUR - Türkiye	6	0	6

**Note:**  
Under World Curling rules, tie-breaking rules for standings are not applied until after the last game of the round robin.

**Legend:**  
LSD Last Stone Draw      LSFE(\*) Last Stone First End      X Unplayed/unfinished end due to concession

TUE 18 MAR 2025  
Start Time 14:00

Round Robin Session 10 - Sheet A

### Game Results

Sheet	Team	LSFE	1	2	3	4	5	6	7	8	9	10	Extra Ends	Total
A	SUI - Switzerland		0	0	0	1	0	2	2	0	2	2		9
	KOR - Korea	*	0	0	3	0	1	0	0	2	0	0		6

SUI - Switzerland		Shot Success	Game	All
4 V	PAETZ Alina	81%		86%
3 S	TIRINZONI Silvana	93%		88%
2	HOWALD Carole	86%		86%
1	WITSCHONKE Selina	89%		85%
A	BERSET Stefanie	-		-
Team Total		87%		86%

KOR - Korea		Shot Success	Game	All
4 S	GIM Eunji	76%		85%
3 V	KIM Minji	89%		85%
2	KIM Suji	83%		86%
1	SEOL Yeeun	85%		86%
A	SEOL Yeji	-		76%
Team Total		83%		85%

Last Stone Draw		Distance
⌚	TIRINZONI Silvana	42.5cm
⌚	PAETZ Alina	5.1cm
<b>Total</b>		<b>47.6cm</b>

Last Stone Draw		Distance
⌚	KIM Minji	3.5cm
⌚	GIM Eunji	16.3cm
<b>Total</b>		<b>19.8cm</b>

Time remaining: 0 minutes 8 seconds

Time-out: End 8 - SUI stone 7

Time remaining: 0 minutes 29 seconds

Time-out: End 9 - KOR stone 7

### Shot Success Analysis

SUI - Switzerland		⌚	⌚	Game
4 PAETZ Alina	Draws	3 83%	5 90%	8 88%
	Take-outs	4 81%	8 75%	12 77%
	Total	7 82%	13 81%	20 81%
3 TIRINZONI Silvana	Draws	3 92%	9 97%	12 96%
	Take-outs	4 88%	4 88%	8 88%
	Total	7 89%	13 94%	20 93%
2 HOWALD Carole	Draws	5 85%	3 67%	8 78%
	Take-outs	6 92%	6 92%	12 92%
	Total	11 89%	9 83%	20 86%
1 WITSCHONKE Selina	Draws	14 88%	5 90%	19 88%
	Take-outs	1 100%	0 -	1 100%
	Total	15 88%	5 90%	20 89%
A BERSET Stefanie	Draws	0 -	0 -	0 -
	Take-outs	0 -	0 -	0 -
	Total	0 -	0 -	0 -
Team	Draws	25 87%	22 90%	47 88%
	Take-outs	15 88%	18 83%	33 86%
	Total	40 88%	40 87%	80 87%

KOR - Korea		⌚	⌚	Game
4 GIM Eunji	Draws	4 75%	6 79%	10 78%
	Take-outs	4 81%	6 71%	10 75%
	Total	8 78%	12 75%	20 76%
3 KIM Minji	Draws	3 100%	5 85%	8 91%
	Take-outs	7 93%	5 80%	12 88%
	Total	10 95%	10 83%	20 89%
2 KIM Suji	Draws	2 100%	5 75%	7 82%
	Take-outs	5 90%	8 78%	13 83%
	Total	7 93%	13 77%	20 83%
1 SEOL Yeeun	Draws	3 92%	15 82%	18 83%
	Take-outs	0 -	2 100%	2 100%
	Total	3 92%	17 84%	20 85%
A SEOL Yeji	Draws	0 -	0 -	0 -
	Take-outs	0 -	0 -	0 -
	Total	0 -	0 -	0 -
Team	Draws	12 90%	31 81%	43 83%
	Take-outs	16 89%	21 79%	37 83%
	Total	28 89%	52 80%	80 83%

#### Note:

Position and function for each team member:

4 = Fourth, 3 = Third, 2 = Second, 1 = Lead, A = Alternate, S = Skip, V = Vice-Skip

#### Legend:

⌚ Clockwise

⌚ Counter-clockwise

LSFE(\*) Last Stone First End

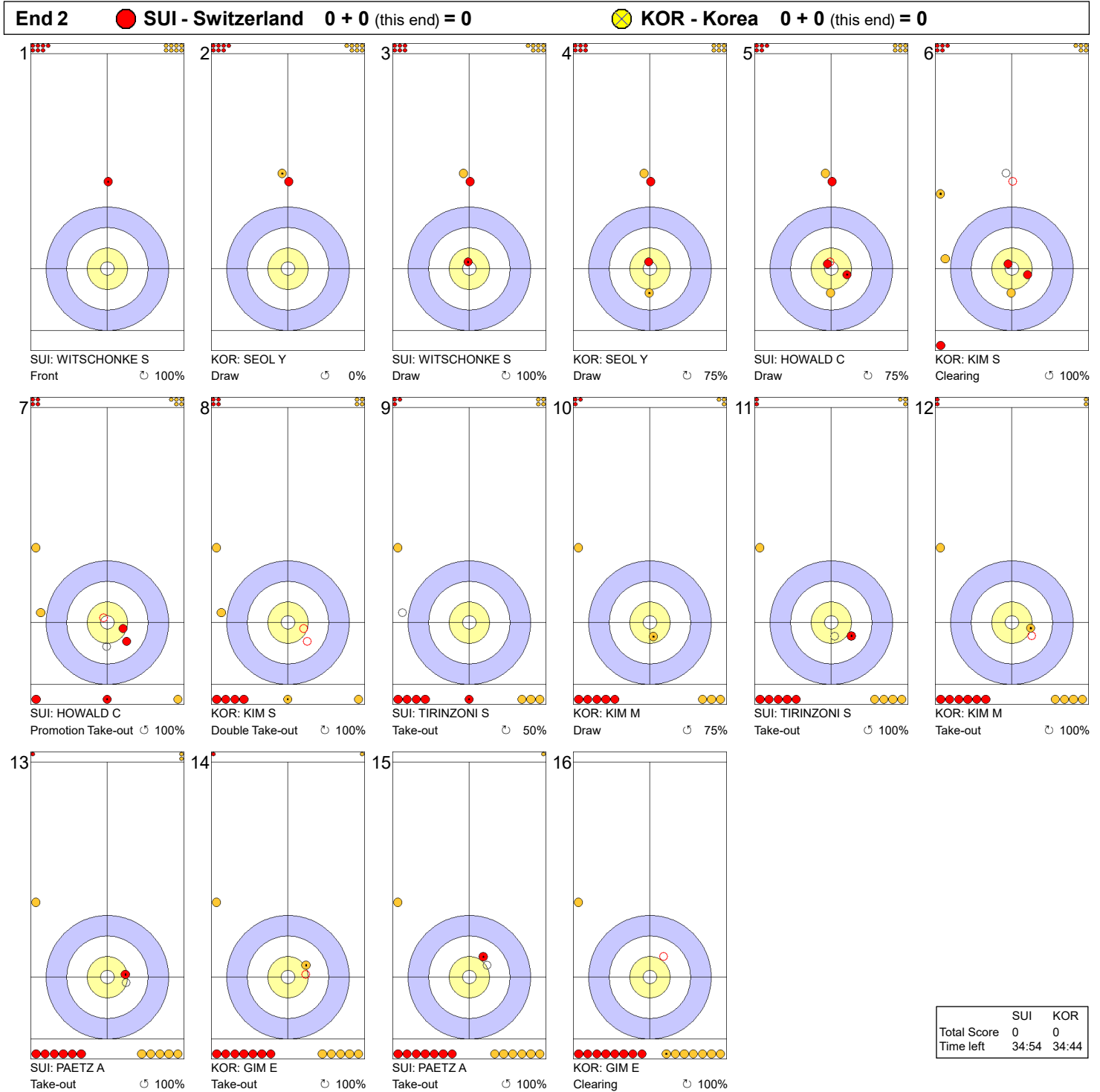




TUE 18 MAR 2025  
Start Time 14:00

Round Robin Session 10 - Sheet A

### Game - Shot by Shot




**Legend:**  
 ↻ Clockwise      ↺ Counter-clockwise      - Not considered

TUE 18 MAR 2025  
Start Time 14:00

Round Robin Session 10 - Sheet A

Game - Shot by Shot

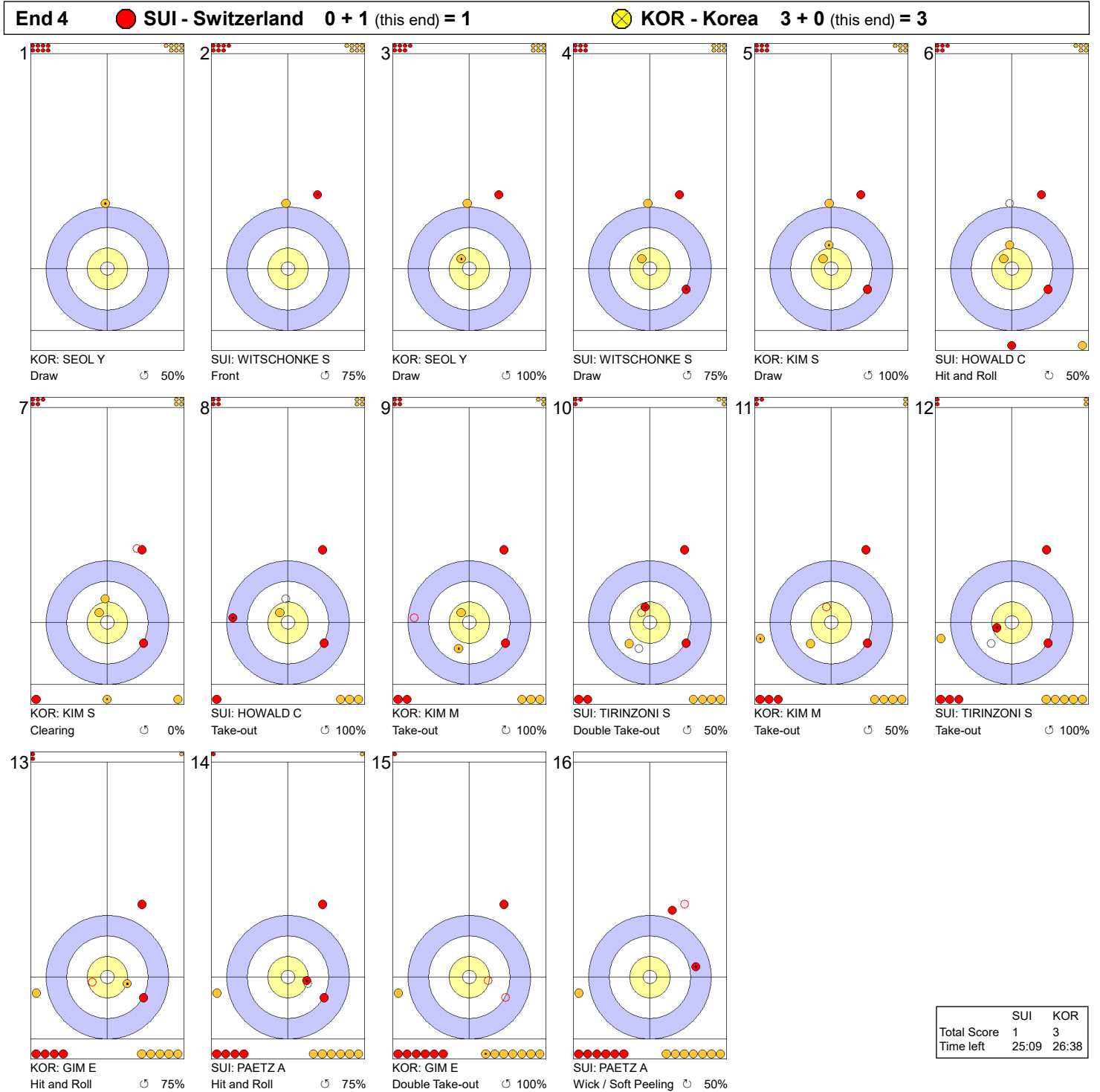


**Legend:**  
 ↻ Clockwise      ↺ Counter-clockwise      - Not considered

TUE 18 MAR 2025  
Start Time 14:00

Round Robin Session 10 - Sheet A

Game - Shot by Shot

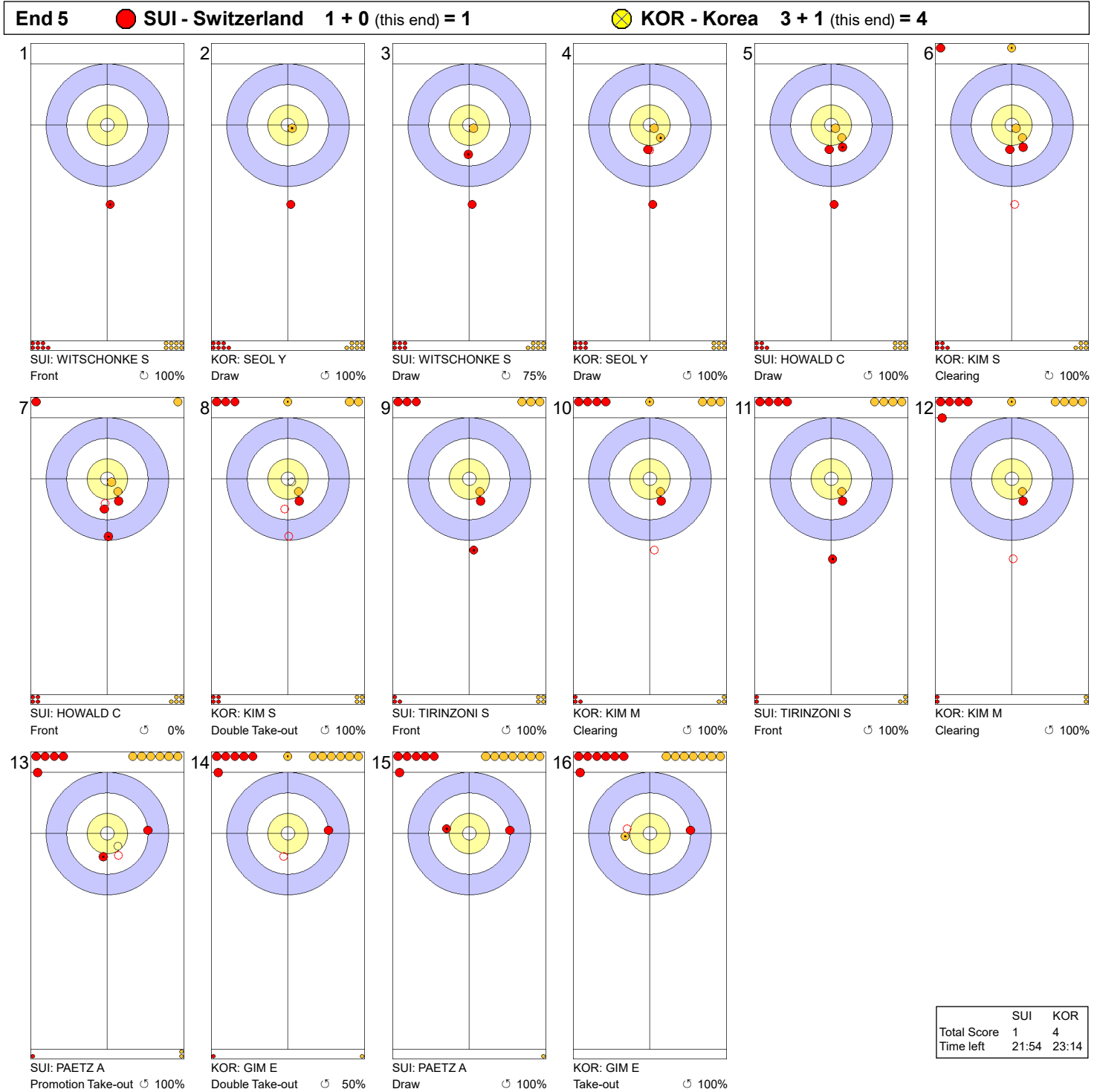


**Legend:**  
 ↻ Clockwise      ↺ Counter-clockwise      - Not considered

TUE 18 MAR 2025  
Start Time 14:00

Round Robin Session 10 - Sheet A

### Game - Shot by Shot

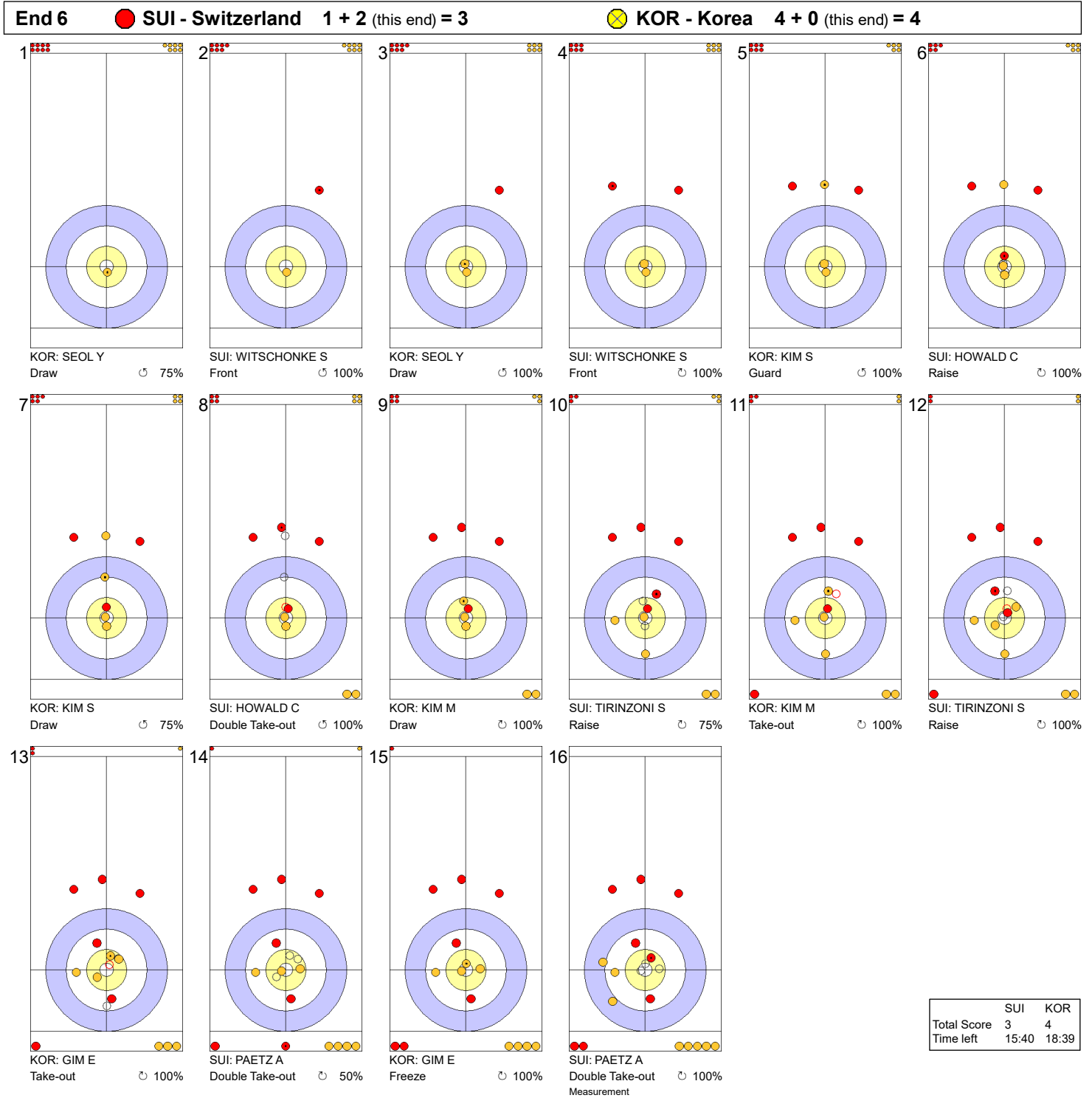


**Legend:**  
 ↻ Clockwise   ↺ Counter-clockwise   - Not considered

TUE 18 MAR 2025  
Start Time 14:00

Round Robin Session 10 - Sheet A

Game - Shot by Shot




**Legend:**  
 ↻ Clockwise   ↺ Counter-clockwise   - Not considered

TUE 18 MAR 2025  
Start Time 14:00

Round Robin Session 10 - Sheet A

Game - Shot by Shot

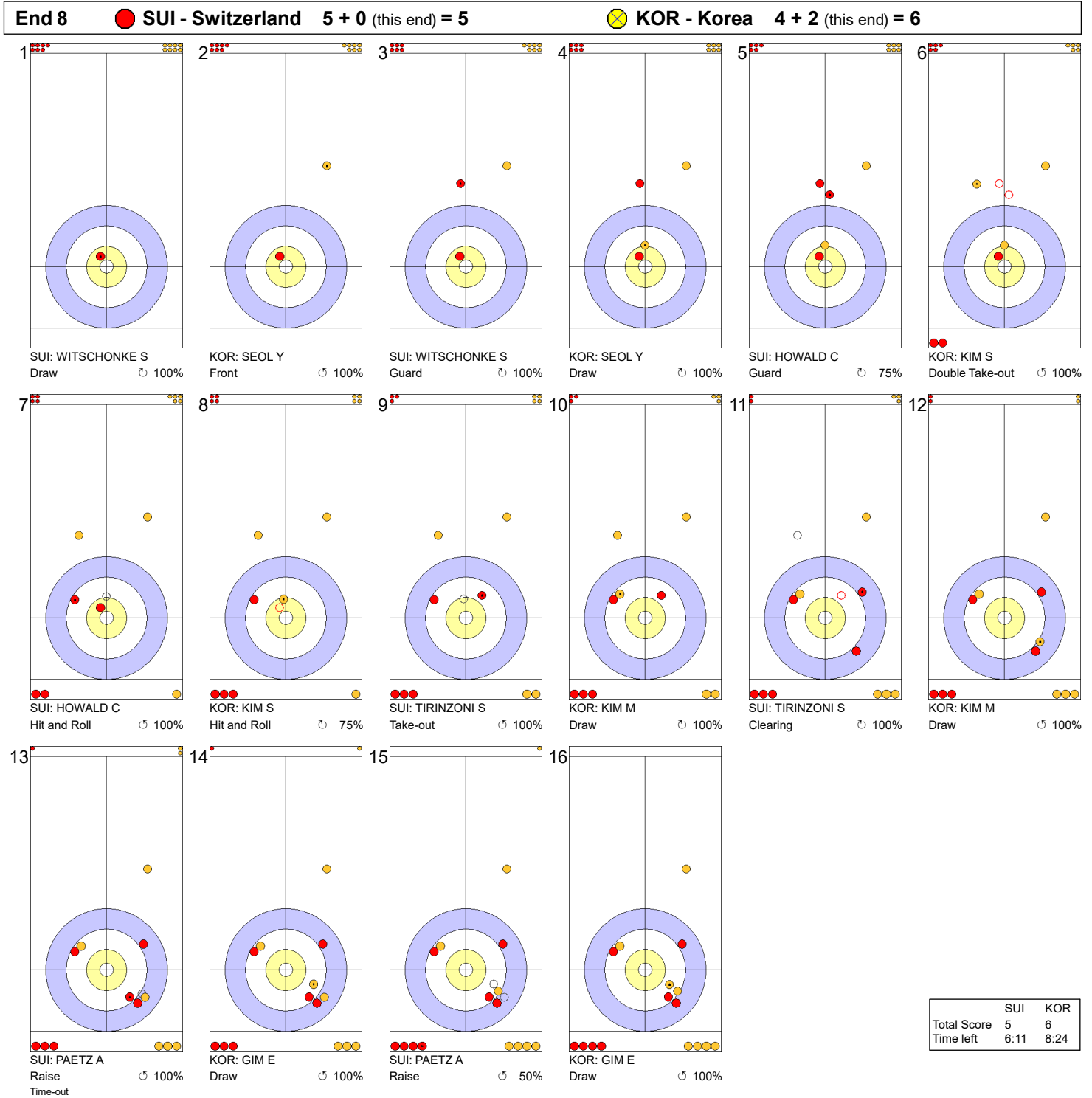


**Legend:**  
 ↻ Clockwise      ↺ Counter-clockwise      - Not considered

TUE 18 MAR 2025  
Start Time 14:00

Round Robin Session 10 - Sheet A

Game - Shot by Shot



**Legend:**  
 ↻ Clockwise      ↺ Counter-clockwise      - Not considered

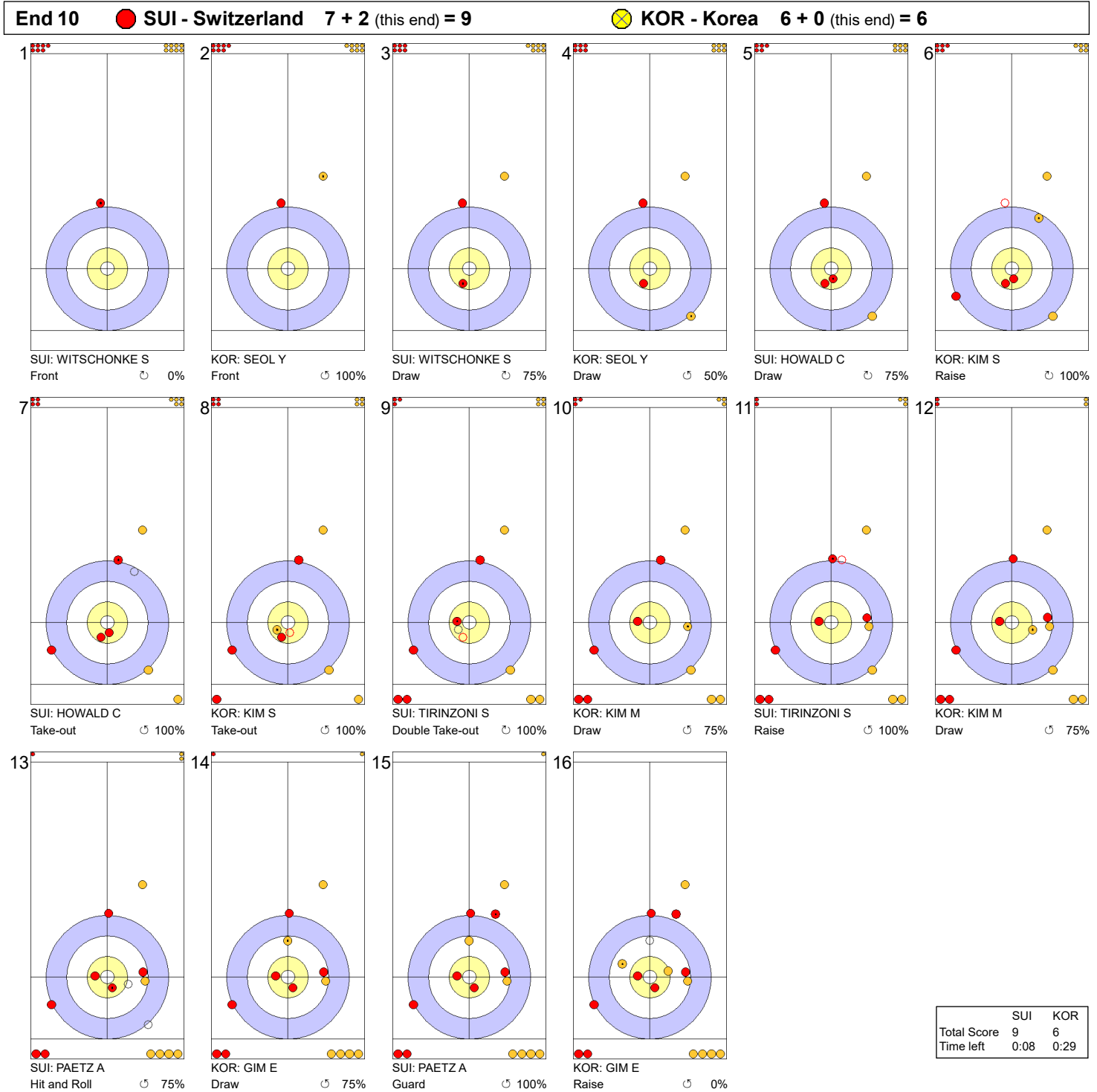






TUE 18 MAR 2025  
Start Time 14:00

Round Robin Session 10 - Sheet A

### Game - Shot by Shot



**Legend:**  
 Clockwise     
  Counter-clockwise     
 - Not considered

TUE 18 MAR 2025  
Start Time 14:00

Round Robin Session 10 - Sheet B

## Game Results

Sheet	Team	LSFE	1	2	3	4	5	6	7	8	9	10	Extra Ends	Total
B	SCO - Scotland		0	0	1	0	0	1	0	1	0	X		3
	SWE - Sweden	*	0	1	0	1	0	0	1	0	2	X		5

SCO - Scotland		Shot Success Game	All
4 V	MORRISON Rebecca	88%	83%
3	DODDS Jennifer	98%	87%
2	SINCLAIR Sophie	90%	86%
1 S	JACKSON Sophie	89%	92%
A	HENDERSON Fay	-	-
Team Total		91%	87%

SWE - Sweden		Shot Success Game	All
4 S	HASSELBORG Anna	91%	89%
3 V	McMANUS Sara	99%	89%
2	KNOCHENHAUER Agnes	89%	88%
1	MABERGS Sofia	96%	91%
A	HELDIN Johanna	-	-
Team Total		94%	89%

Last Stone Draw		Distance
↻	SINCLAIR Sophie	56.8cm
↻	DODDS Jennifer	4.4cm
<b>Total</b>		<b>61.2cm</b>

Last Stone Draw		Distance
↻	HASSELBORG Anna	4.7cm
↻	MABERGS Sofia	17.1cm
<b>Total</b>		<b>21.8cm</b>

Time remaining: 0 minutes 48 seconds

Time remaining: 1 minute 7 seconds

Time-out: End 10 - SCO stone 5

Time-out: End 9 - SWE stone 6

## Shot Success Analysis

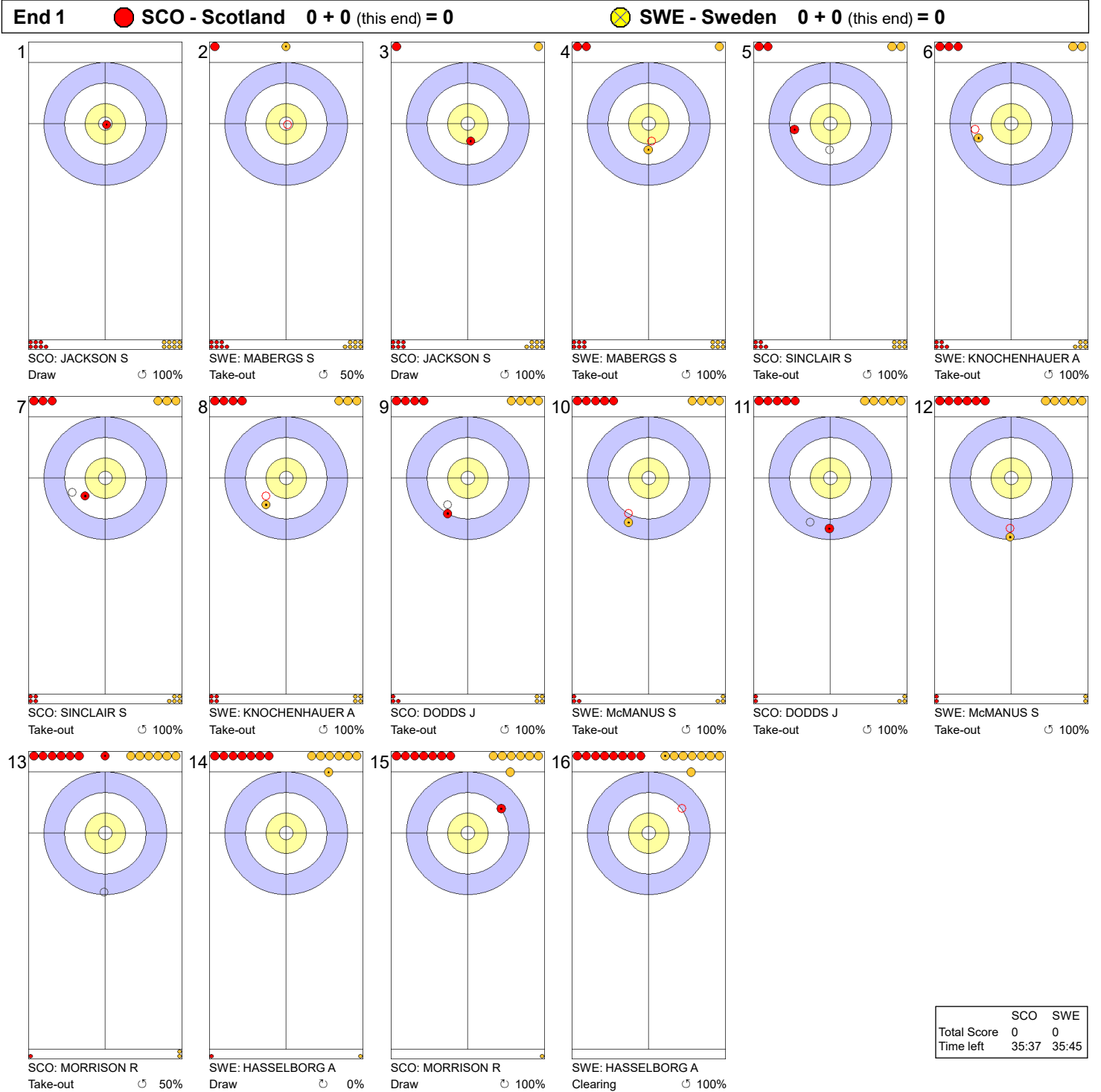
SCO - Scotland		↻	↻	Game
4	MORRISON Rebecca	Draws 3 100%	4 100%	7 100%
		Take-outs 3 50%	9 92%	12 81%
		Total 6 75%	13 94%	19 88%
3	DODDS Jennifer	Draws 1 100%	3 100%	4 100%
		Take-outs 4 88%	12 100%	16 97%
		Total 5 90%	15 100%	20 98%
2	SINCLAIR Sophie	Draws 2 88%	2 88%	4 88%
		Take-outs 6 75%	10 100%	16 91%
		Total 8 78%	12 98%	20 90%
1	JACKSON Sophie	Draws 7 96%	11 84%	18 89%
		Take-outs 1 100%	0 -	1 100%
		Total 8 97%	11 84%	19 89%
A	HENDERSON Fay	Draws 0 -	0 -	0 -
		Take-outs 0 -	0 -	0 -
		Total 0 -	0 -	0 -
Team		Draws 13 96%	20 90%	33 92%
		Take-outs 14 75%	31 98%	45 91%
		Total 27 85%	51 95%	78 91%

SWE - Sweden		↻	↻	Game
4	HASSELBORG Anna	Draws 7 82%	3 100%	10 88%
		Take-outs 4 88%	5 100%	9 94%
		Total 11 84%	8 100%	19 91%
3	McMANUS Sara	Draws 5 100%	4 94%	9 97%
		Take-outs 4 100%	7 100%	11 100%
		Total 9 100%	11 98%	20 99%
2	KNOCHENHAUER Agnes	Draws 9 89%	3 92%	12 90%
		Take-outs 1 0%	7 100%	8 88%
		Total 10 80%	10 98%	20 89%
1	MABERGS Sofia	Draws 6 100%	11 98%	17 99%
		Take-outs 1 100%	2 75%	3 83%
		Total 7 100%	13 94%	20 96%
A	HELDIN Johanna	Draws 0 -	0 -	0 -
		Take-outs 0 -	0 -	0 -
		Total 0 -	0 -	0 -
Team		Draws 27 92%	21 96%	48 94%
		Take-outs 10 85%	21 98%	31 94%
		Total 37 90%	42 97%	79 94%

**Note:**  
Position and function for each team member:  
4 = Fourth, 3 = Third, 2 = Second, 1 = Lead, A = Alternate, S = Skip, V = Vice-Skip

**Legend:**  
↻ Clockwise      ↻ Counter-clockwise      LSFE(\*) Last Stone First End  
X Unplayed/unfinished end due to concession

Game - Shot by Shot

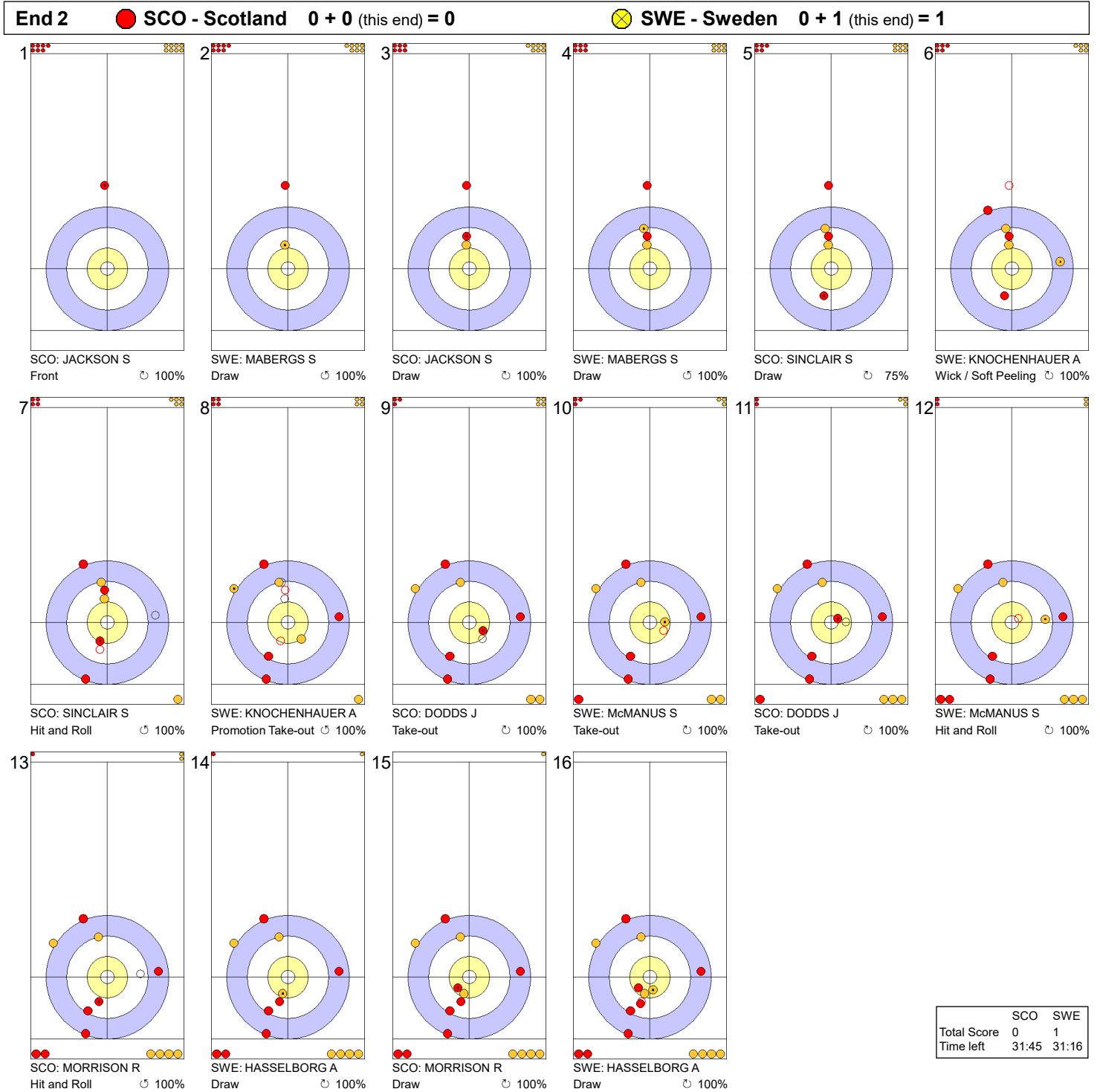


**Legend:**  
 ↻ Clockwise     ↺ Counter-clockwise     - Not considered

TUE 18 MAR 2025  
Start Time 14:00

Round Robin Session 10 - Sheet B

Game - Shot by Shot

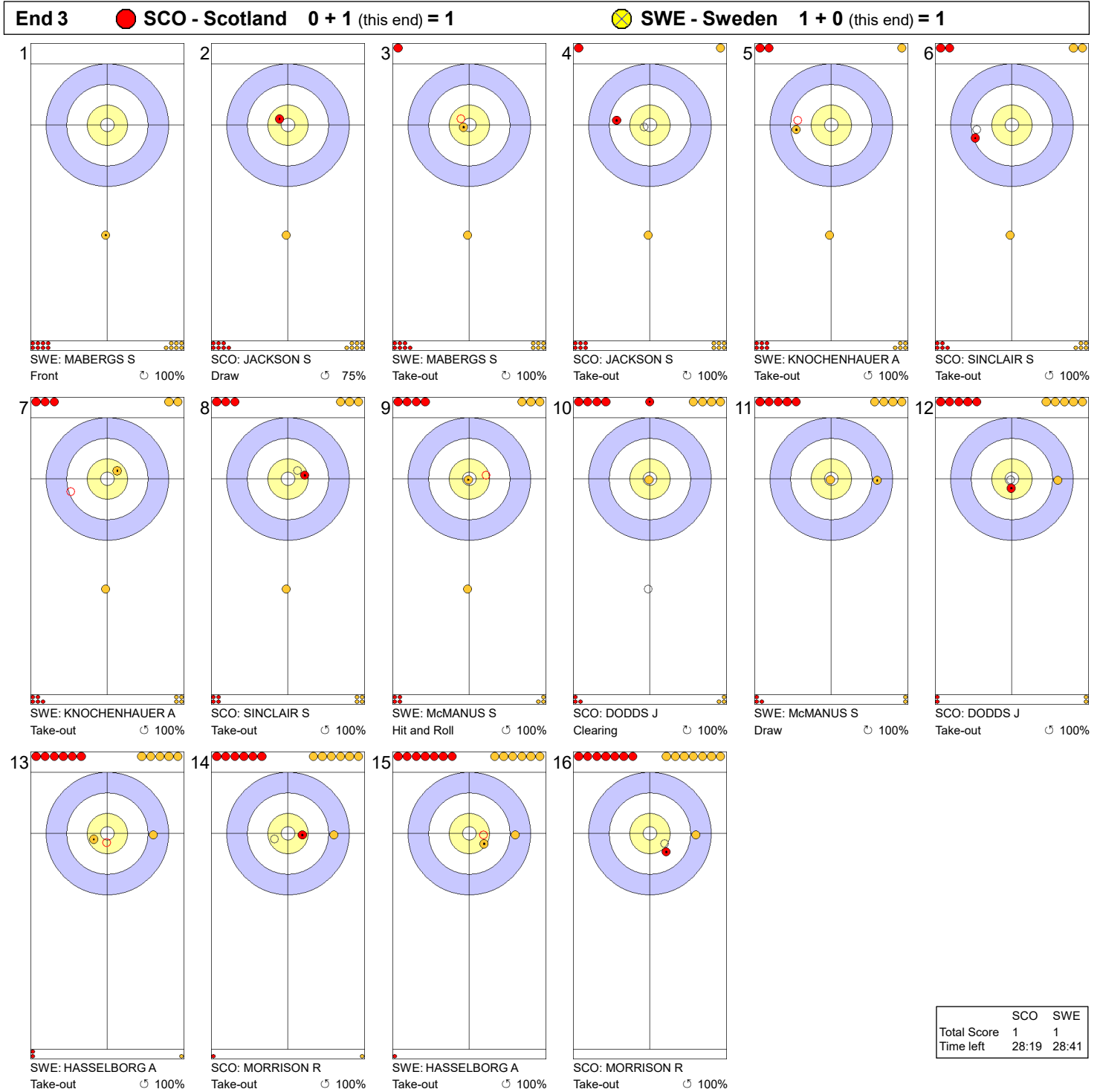


**Legend:**  
 ↻ Clockwise      ↺ Counter-clockwise      - Not considered

TUE 18 MAR 2025  
Start Time 14:00

Round Robin Session 10 - Sheet B

Game - Shot by Shot

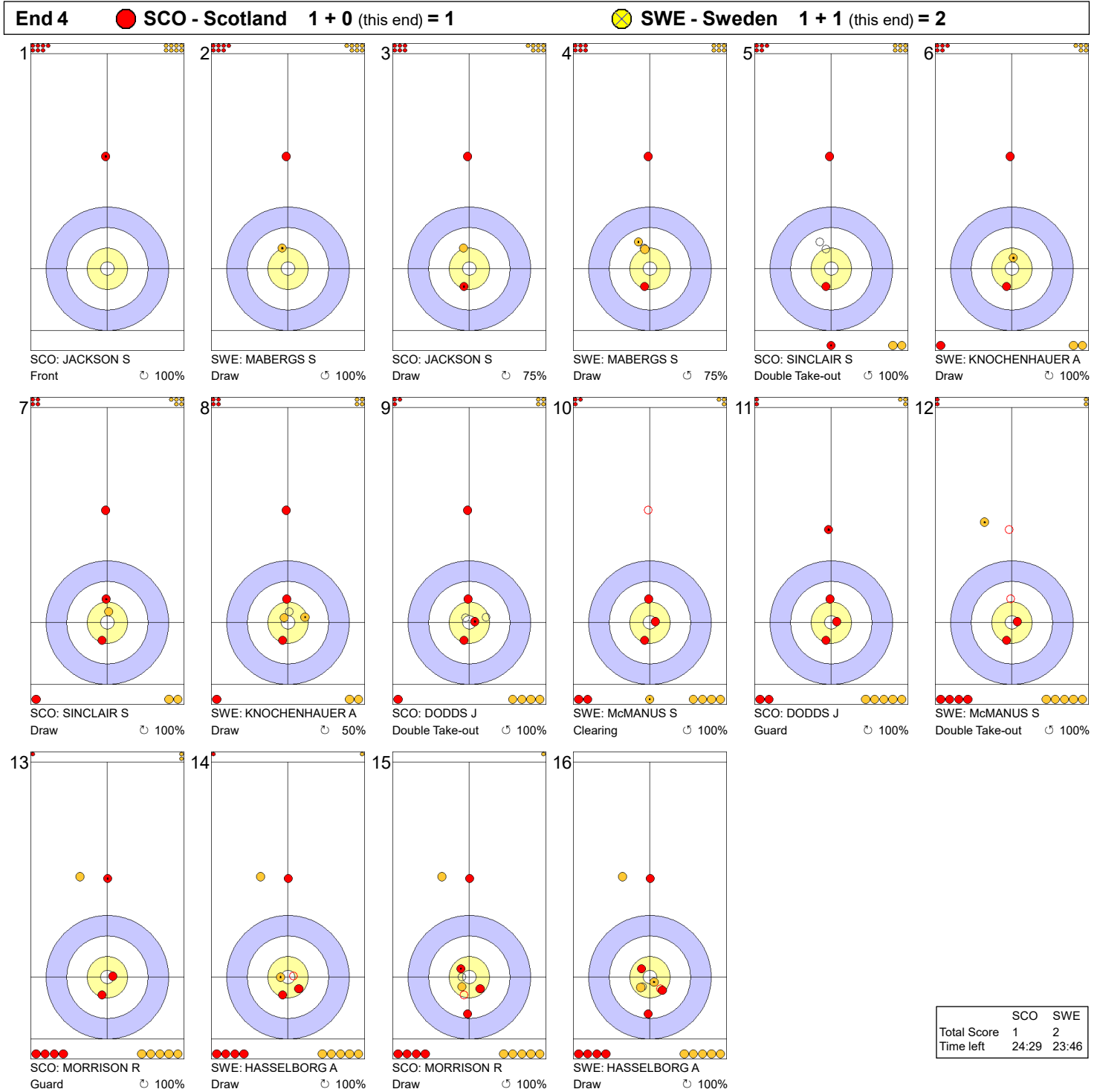


**Legend:**  
 ↻ Clockwise      ↺ Counter-clockwise      - Not considered

TUE 18 MAR 2025  
Start Time 14:00

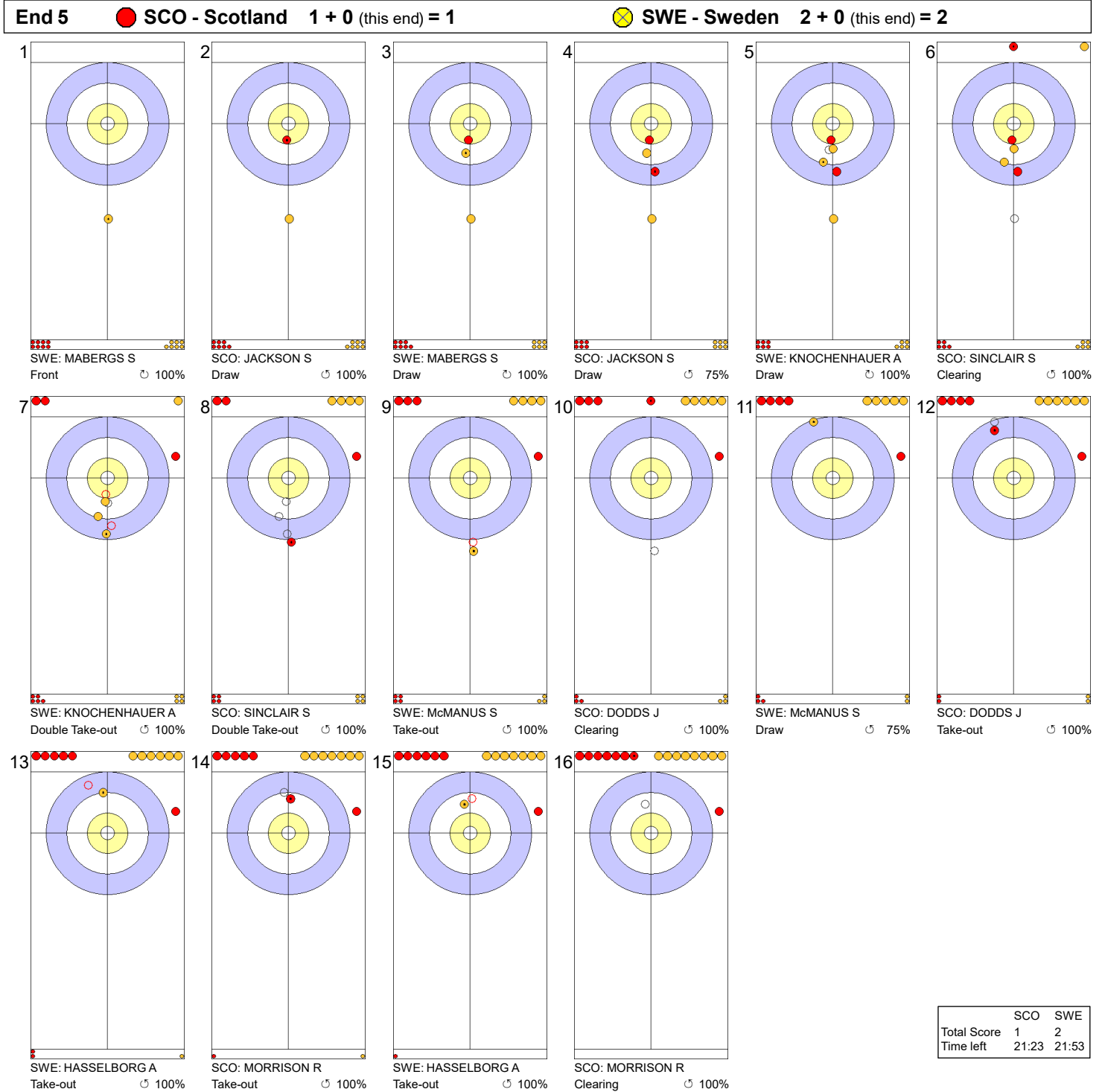
Round Robin Session 10 - Sheet B

Game - Shot by Shot



**Legend:**  
 ↻ Clockwise      ↺ Counter-clockwise      - Not considered

Game - Shot by Shot

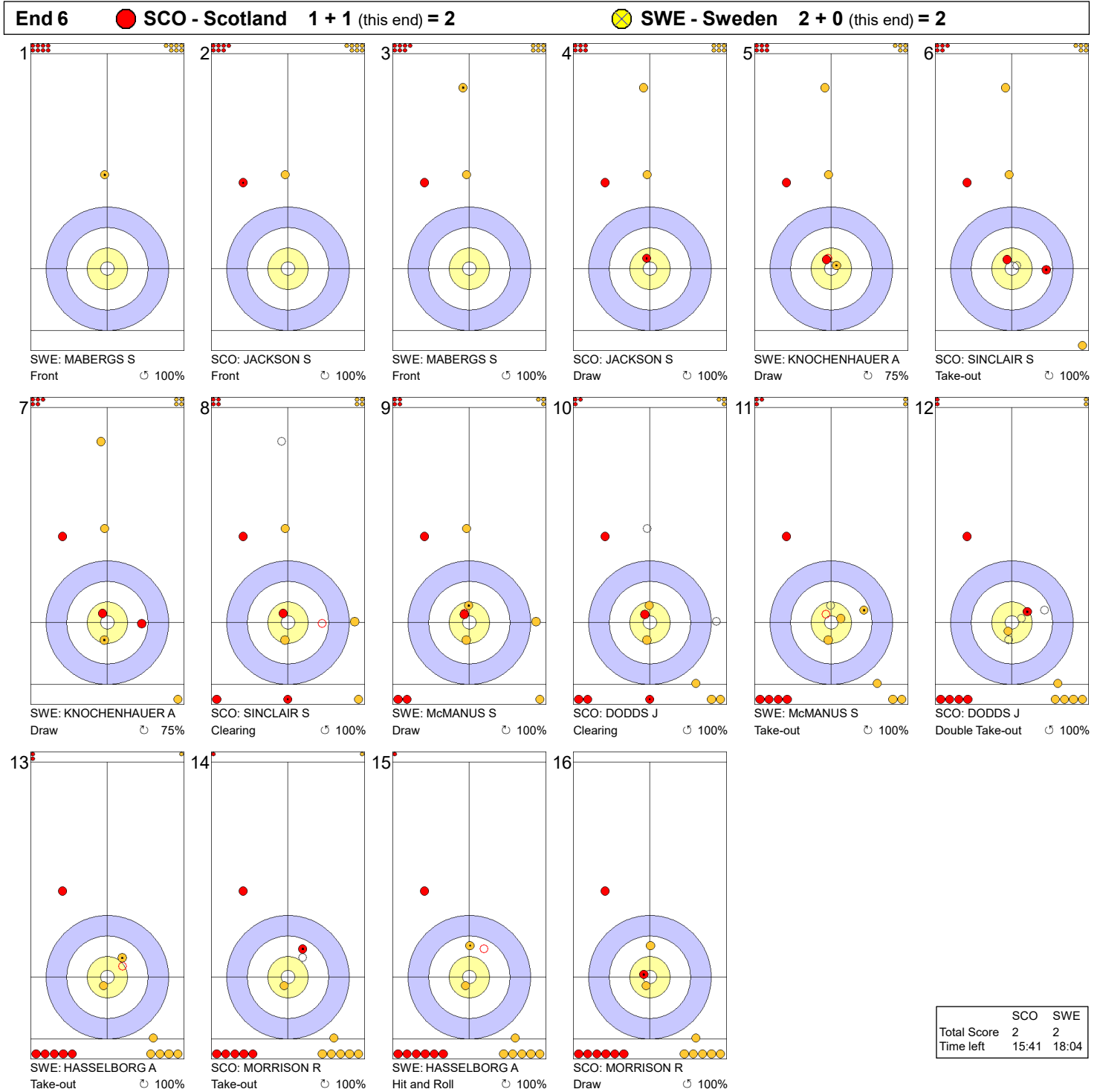


**Legend:**  
 ↻ Clockwise      ↺ Counter-clockwise      - Not considered

TUE 18 MAR 2025  
Start Time 14:00

Round Robin Session 10 - Sheet B

Game - Shot by Shot



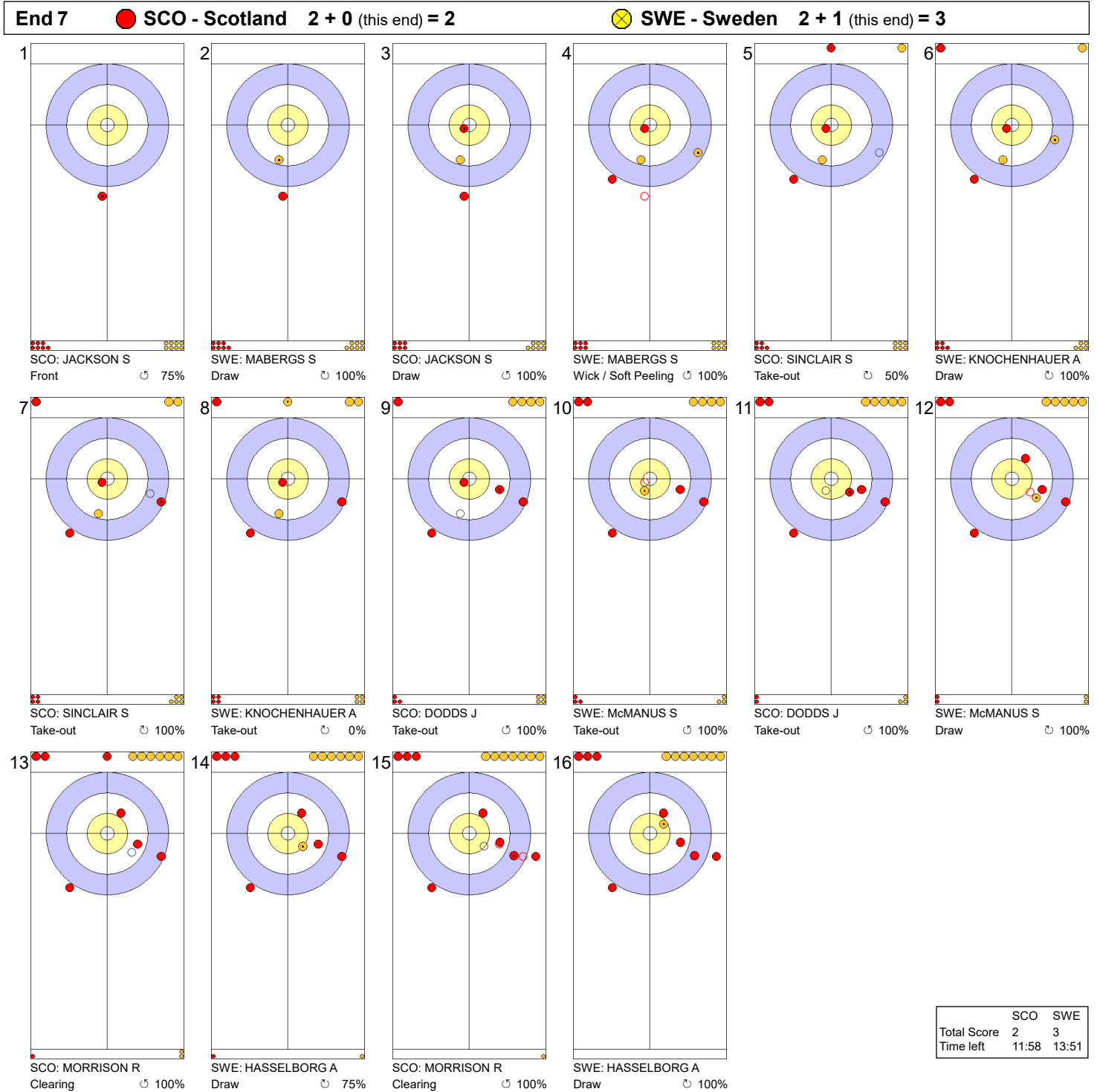
**Legend:**  
 ↻ Clockwise      ↺ Counter-clockwise      - Not considered



TUE 18 MAR 2025  
Start Time 14:00

Round Robin Session 10 - Sheet B

Game - Shot by Shot

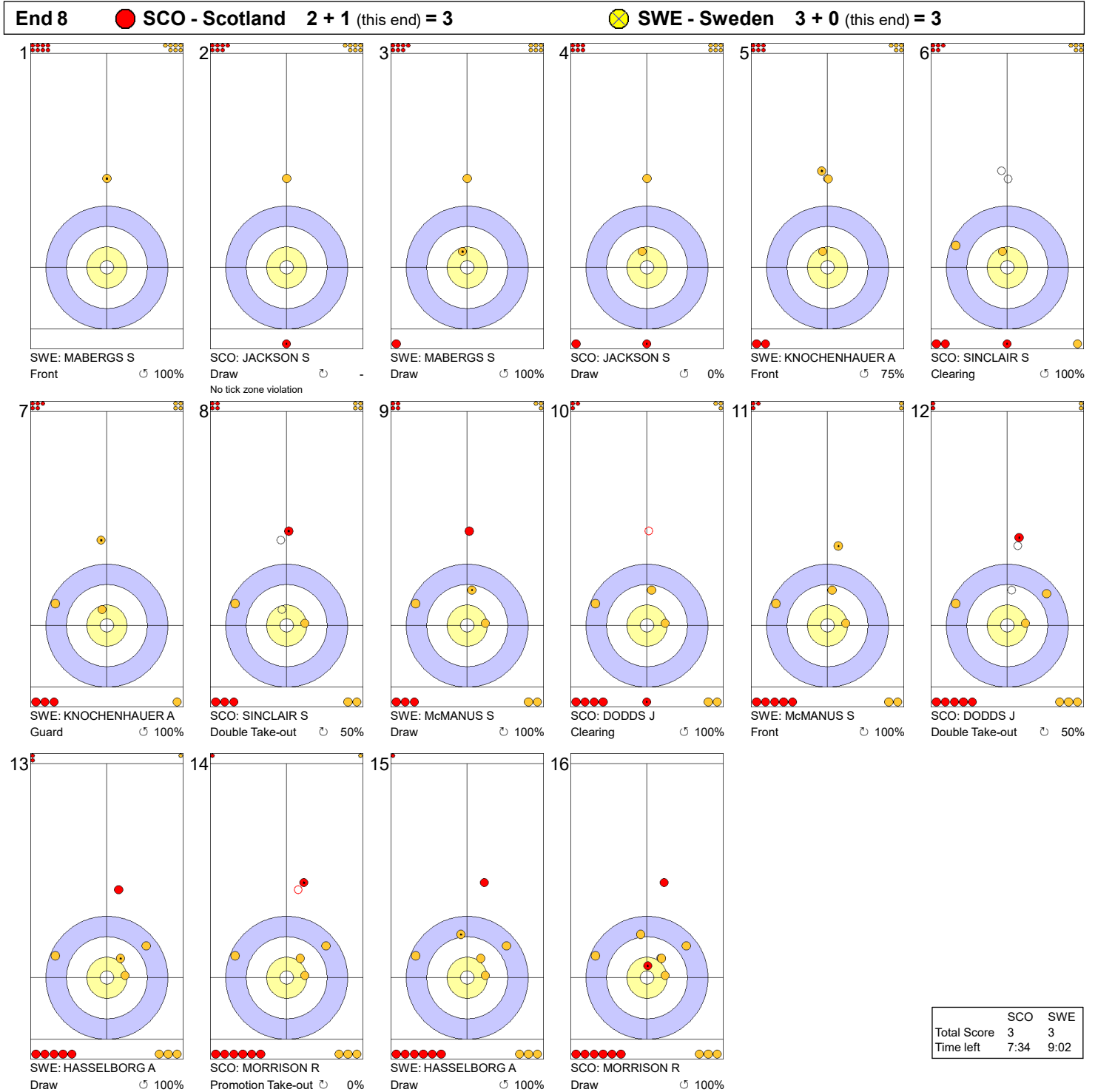


**Legend:**  
 ↻ Clockwise      ↺ Counter-clockwise      - Not considered

TUE 18 MAR 2025  
Start Time 14:00

Round Robin Session 10 - Sheet B

Game - Shot by Shot

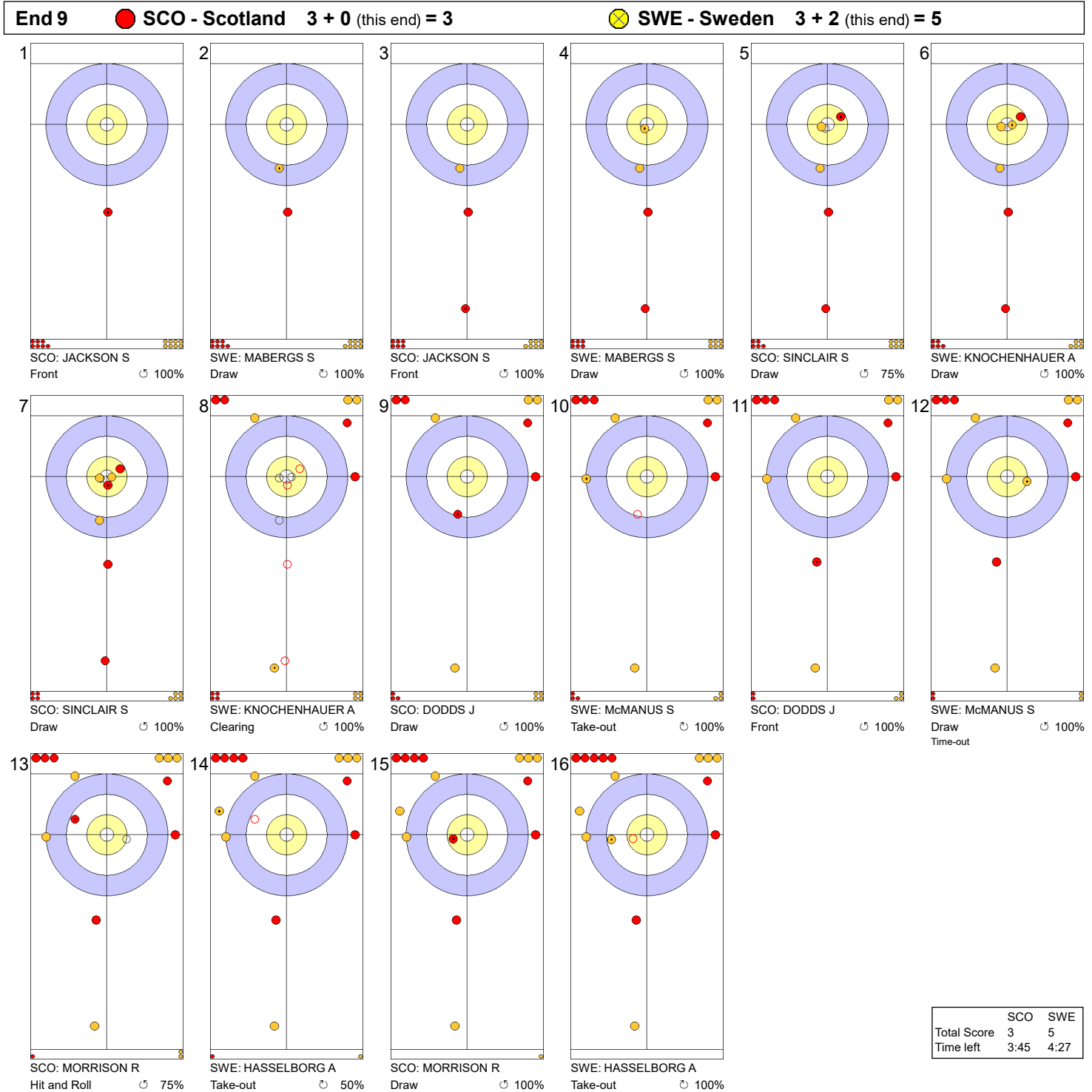


**Legend:**  
 ↻ Clockwise      ↺ Counter-clockwise      - Not considered

TUE 18 MAR 2025  
Start Time 14:00

Round Robin Session 10 - Sheet B

Game - Shot by Shot

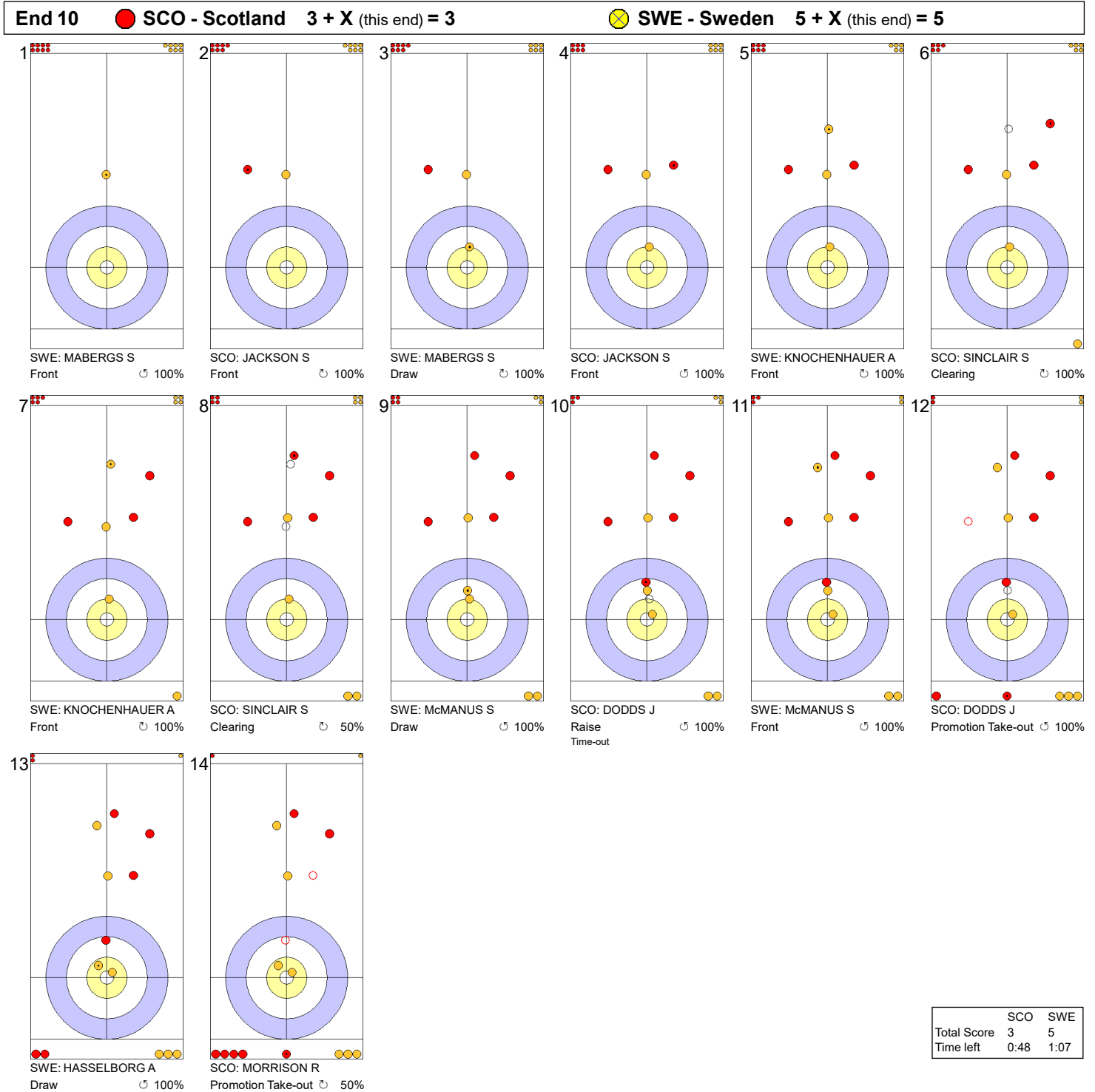


**Legend:**  
 ↻ Clockwise   ↺ Counter-clockwise   - Not considered

TUE 18 MAR 2025  
Start Time 14:00

Round Robin Session 10 - Sheet B

Game - Shot by Shot



**Legend:**  
 ↻ Clockwise   ↺ Counter-clockwise   - Not considered  
 X Unfinished end due to concession

TUE 18 MAR 2025  
Start Time 14:00

Round Robin Session 10 - Sheet C

### Game Results

Sheet	Team	LSFE	1	2	3	4	5	6	7	8	9	10	Extra Ends	Total
C	USA - United States	*	0	1	2	0	1	0	0	1	0	4		9
	JPN - Japan		0	0	0	1	0	2	1	0	2	0		6

USA - United States		Shot Success Game	All
4 S	PETERSON Tabitha	80 %	81 %
3 V	THIESSE Cory	88 %	80 %
2	PETERSON Tara	85 %	79 %
1	ANDERSON-HEIDE Taylor	88 %	87 %
A	PERSINGER Vicky	-	-
Team Total		85 %	82 %

JPN - Japan		Shot Success Game	All
4 S	YOSHIMURA Sayaka	80 %	74 %
3	ONODERA Kaho	84 %	84 %
2 V	KOTANI Yuna	91 %	85 %
1	OHMIYA Anna	94 %	93 %
A	KOBAYASHI Mina	-	-
Team Total		87 %	84 %

Last Stone Draw		Distance
⌚	THIESSE Cory	4.6cm
⌚	PETERSON Tabitha	13.8cm
<b>Total</b>		<b>18.4cm</b>

Last Stone Draw		Distance
⌚	YOSHIMURA Sayaka	12.0cm
⌚	OHMIYA Anna	46.4cm
<b>Total</b>		<b>58.4cm</b>

Time remaining: 1 minute 7 seconds

Time-out: End 10 - USA stone 3

Time remaining: 0 minutes 48 seconds

Time-out: End 8 - JPN stone 6

### Shot Success Analysis

USA - United States		⌚	⌚	Game
4	PETERSON Tabitha	Draws	3 58%	1 100% 4 69%
		Take-outs	9 83%	6 83% 15 83%
		Total	12 77%	7 86% 19 80%
3	THIESSE Cory	Draws	2 100%	1 100% 3 100%
		Take-outs	6 83%	11 86% 17 85%
		Total	8 88%	12 88% 20 88%
2	PETERSON Tara	Draws	2 100%	1 100% 3 100%
		Take-outs	9 86%	8 78% 17 82%
		Total	11 89%	9 81% 20 85%
1	ANDERSON-HEIDE Taylor	Draws	9 83%	7 93% 16 88%
		Take-outs	3 100%	1 50% 4 88%
		Total	12 88%	8 88% 20 88%
A	PERSINGER Vicky	Draws	0 -	0 - 0 -
		Take-outs	0 -	0 - 0 -
		Total	0 -	0 - 0 -
Team		Draws	16 83%	10 95% 26 88%
		Take-outs	27 86%	26 82% 53 84%
		Total	43 85%	36 85% 79 85%

JPN - Japan		⌚	⌚	Game
4	YOSHIMURA Sayaka	Draws	5 50%	4 75% 9 61%
		Take-outs	5 90%	6 100% 11 95%
		Total	10 70%	10 90% 20 80%
3	ONODERA Kaho	Draws	8 97%	0 - 8 97%
		Take-outs	6 83%	6 67% 12 75%
		Total	14 91%	6 67% 20 84%
2	KOTANI Yuna	Draws	6 100%	4 94% 10 98%
		Take-outs	6 92%	4 75% 10 85%
		Total	12 96%	8 84% 20 91%
1	OHMIYA Anna	Draws	13 96%	4 94% 17 96%
		Take-outs	1 50%	2 100% 3 83%
		Total	14 93%	6 96% 20 94%
A	KOBAYASHI Mina	Draws	0 -	0 - 0 -
		Take-outs	0 -	0 - 0 -
		Total	0 -	0 - 0 -
Team		Draws	32 90%	12 88% 44 89%
		Take-outs	18 86%	18 83% 36 85%
		Total	50 89%	30 85% 80 87%

#### Note:

Position and function for each team member:

4 = Fourth, 3 = Third, 2 = Second, 1 = Lead, A = Alternate, S = Skip, V = Vice-Skip

#### Legend:

⌚ Clockwise

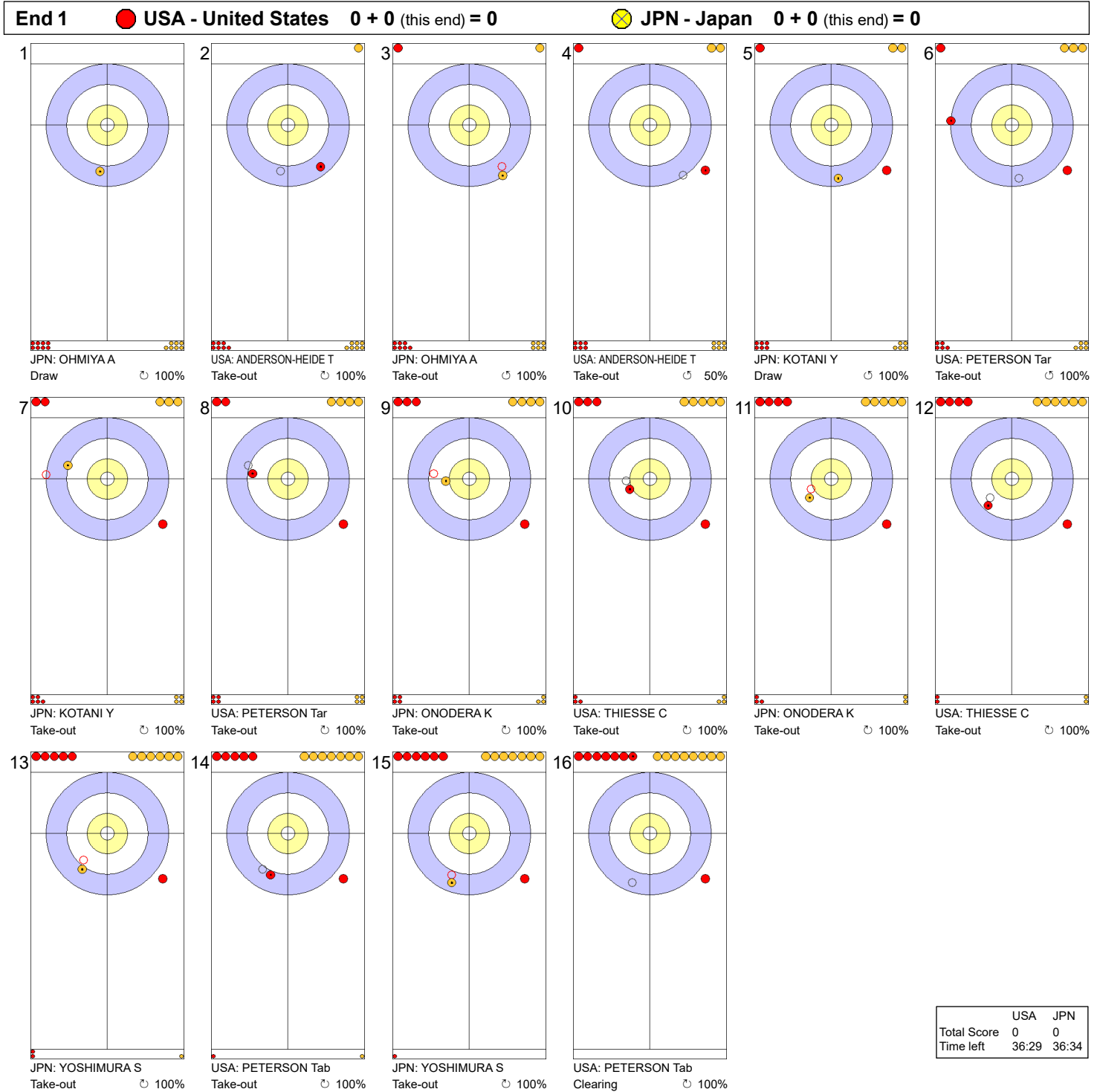
⌚ Counter-clockwise

LSFE(\*) Last Stone First End

TUE 18 MAR 2025  
Start Time 14:00

Round Robin Session 10 - Sheet C

Game - Shot by Shot

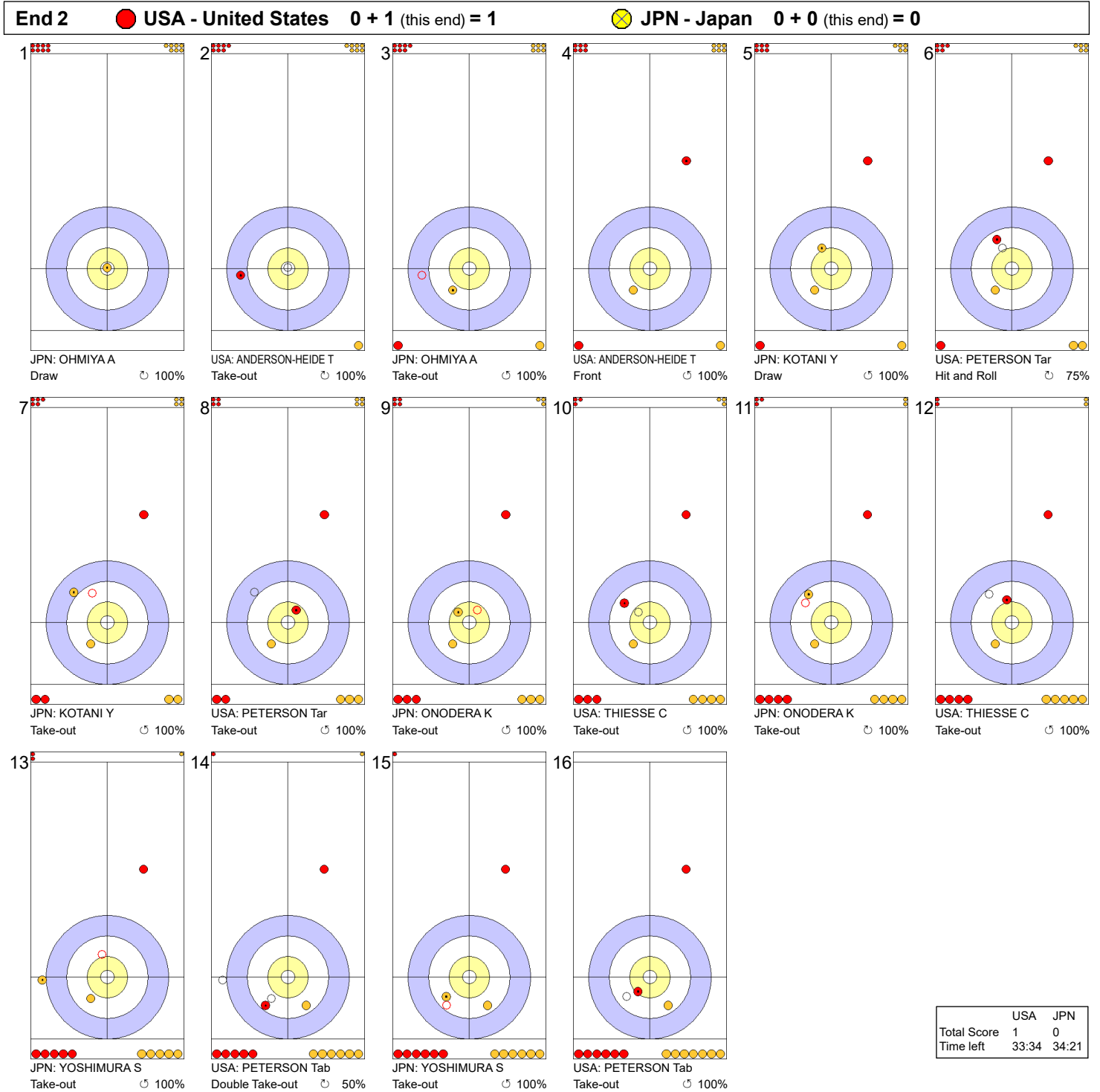


**Legend:**  
 ↻ Clockwise      ↺ Counter-clockwise      - Not considered

TUE 18 MAR 2025  
Start Time 14:00

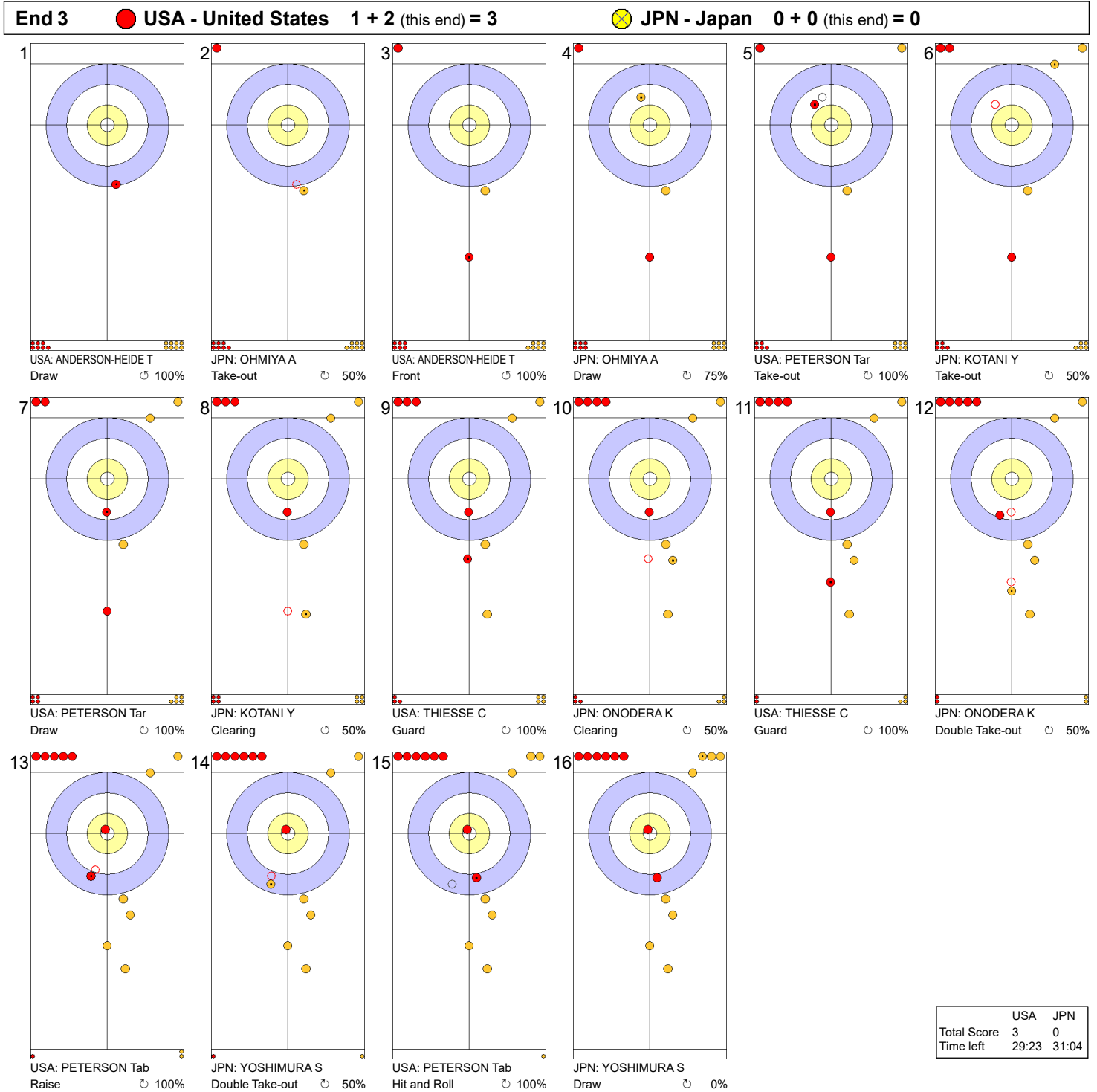
Round Robin Session 10 - Sheet C

Game - Shot by Shot



**Legend:**  
 ↻ Clockwise      ↺ Counter-clockwise      - Not considered

Game - Shot by Shot



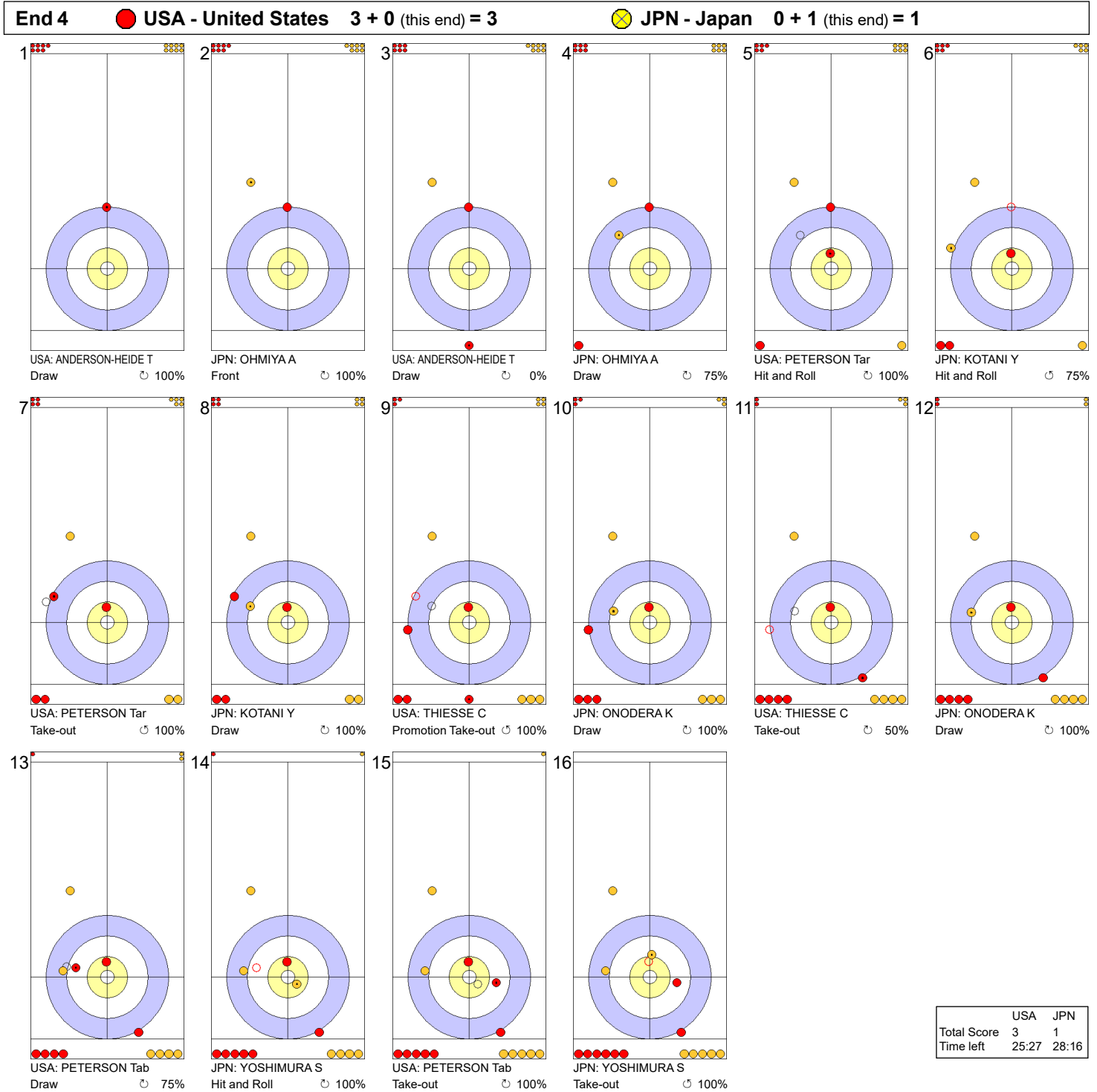
**Legend:**  
 ↻ Clockwise      ↺ Counter-clockwise      - Not considered



TUE 18 MAR 2025  
Start Time 14:00

Round Robin Session 10 - Sheet C

Game - Shot by Shot

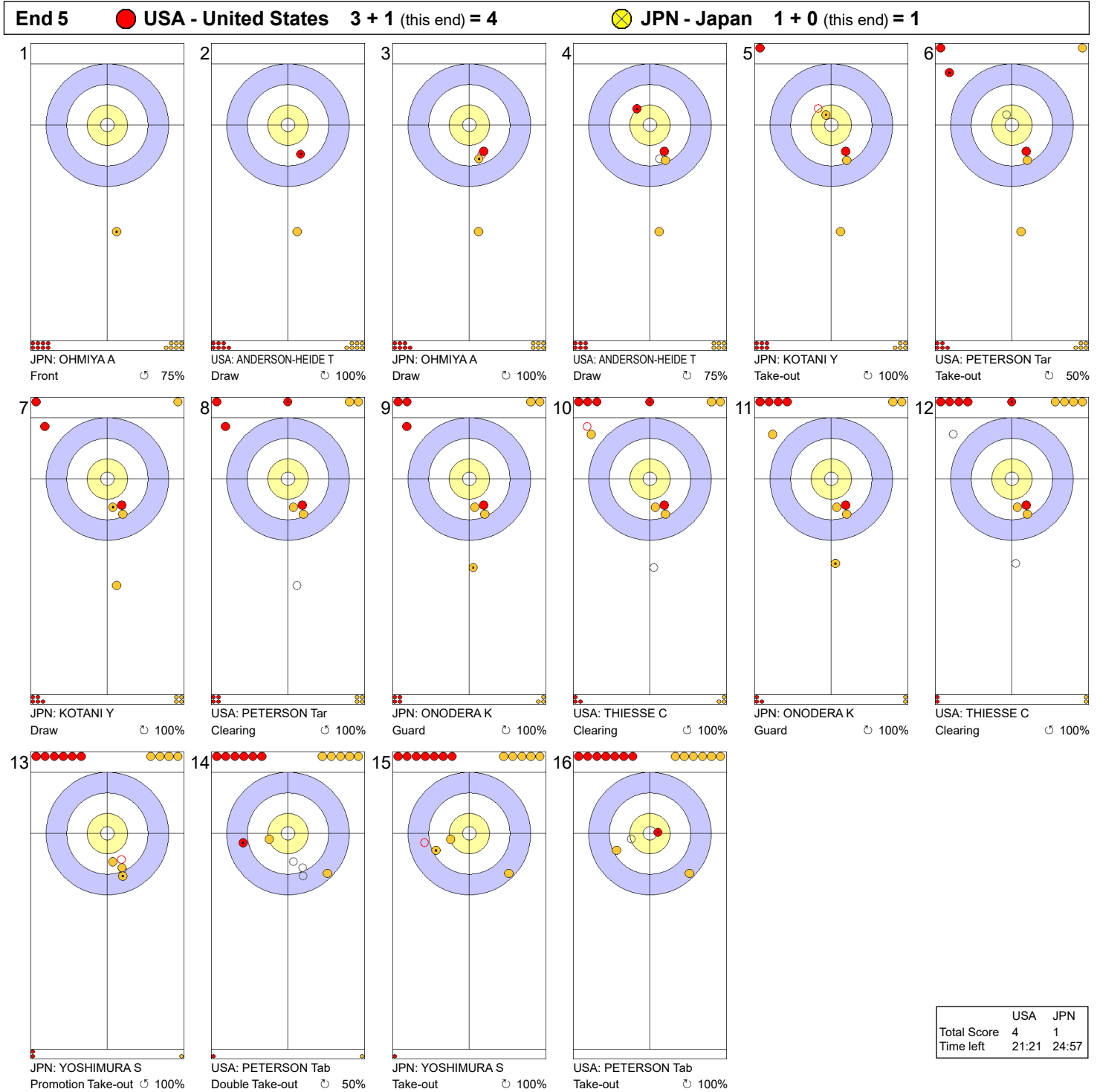


**Legend:**  
 ↻ Clockwise      ↺ Counter-clockwise      - Not considered

TUE 18 MAR 2025  
Start Time 14:00

Round Robin Session 10 - Sheet C

Game - Shot by Shot

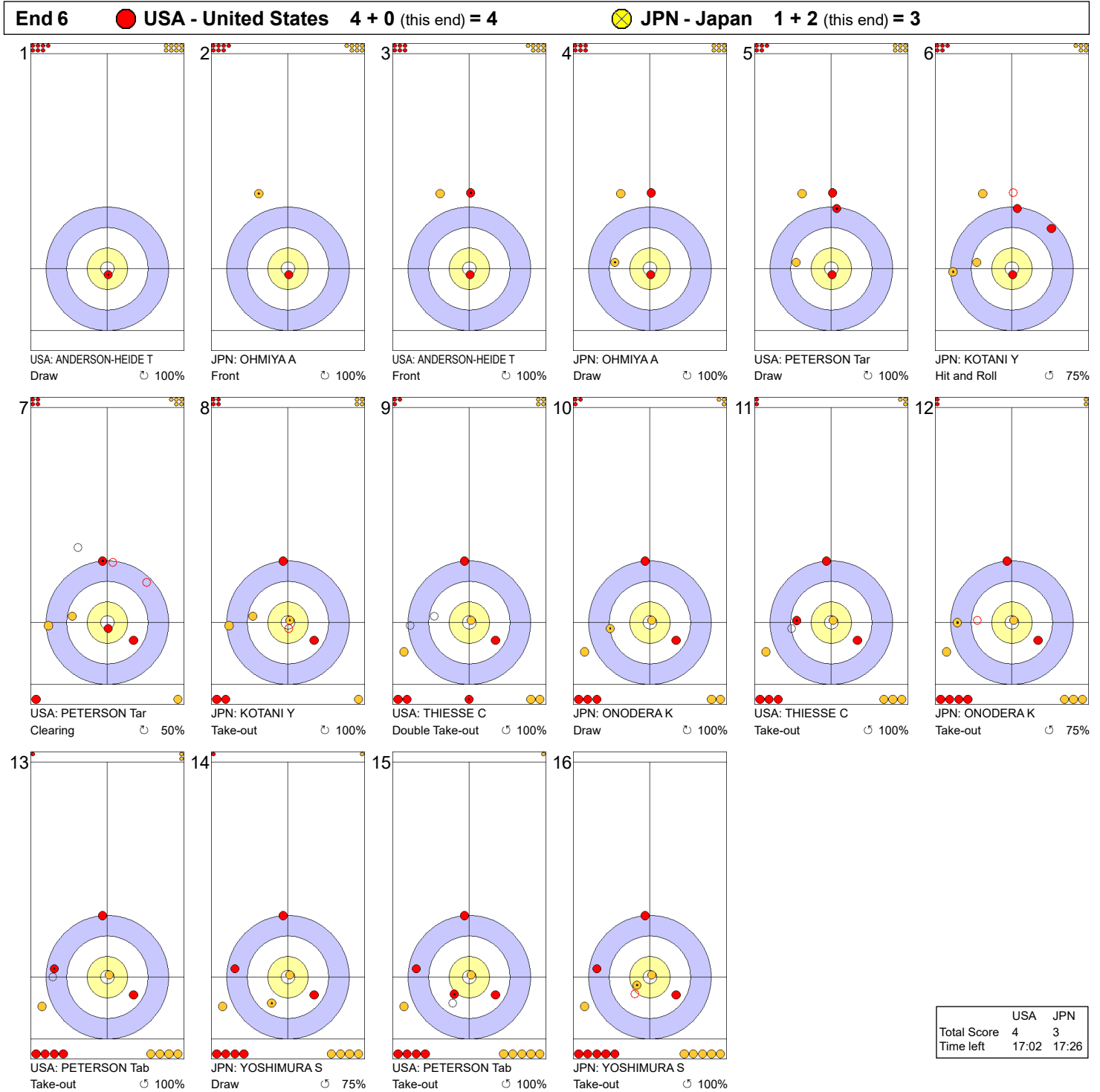


**Legend:**  
 ↻ Clockwise      ↺ Counter-clockwise      - Not considered

TUE 18 MAR 2025  
Start Time 14:00

Round Robin Session 10 - Sheet C

Game - Shot by Shot

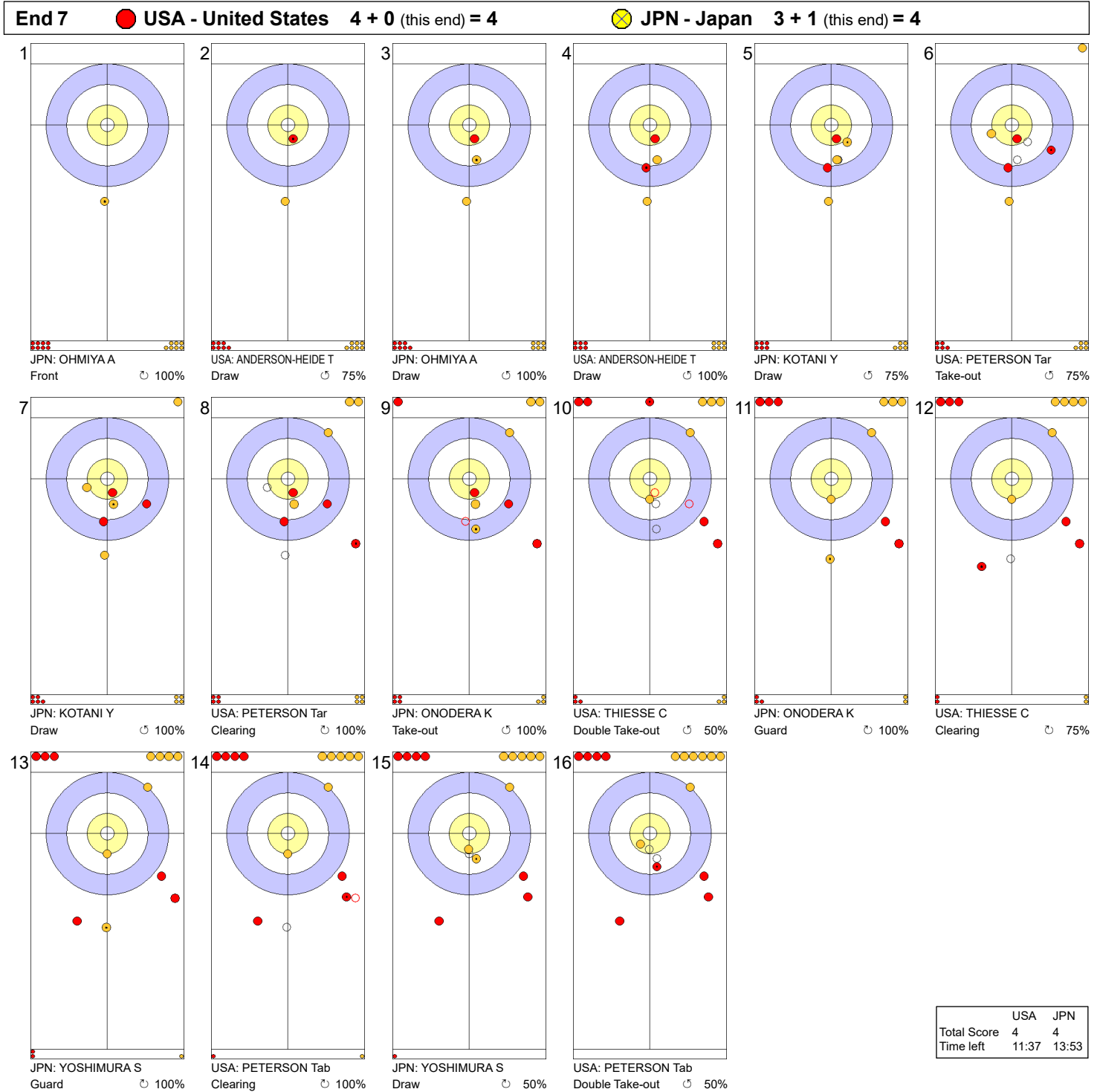


**Legend:**  
 ↻ Clockwise      ↺ Counter-clockwise      - Not considered

TUE 18 MAR 2025  
Start Time 14:00

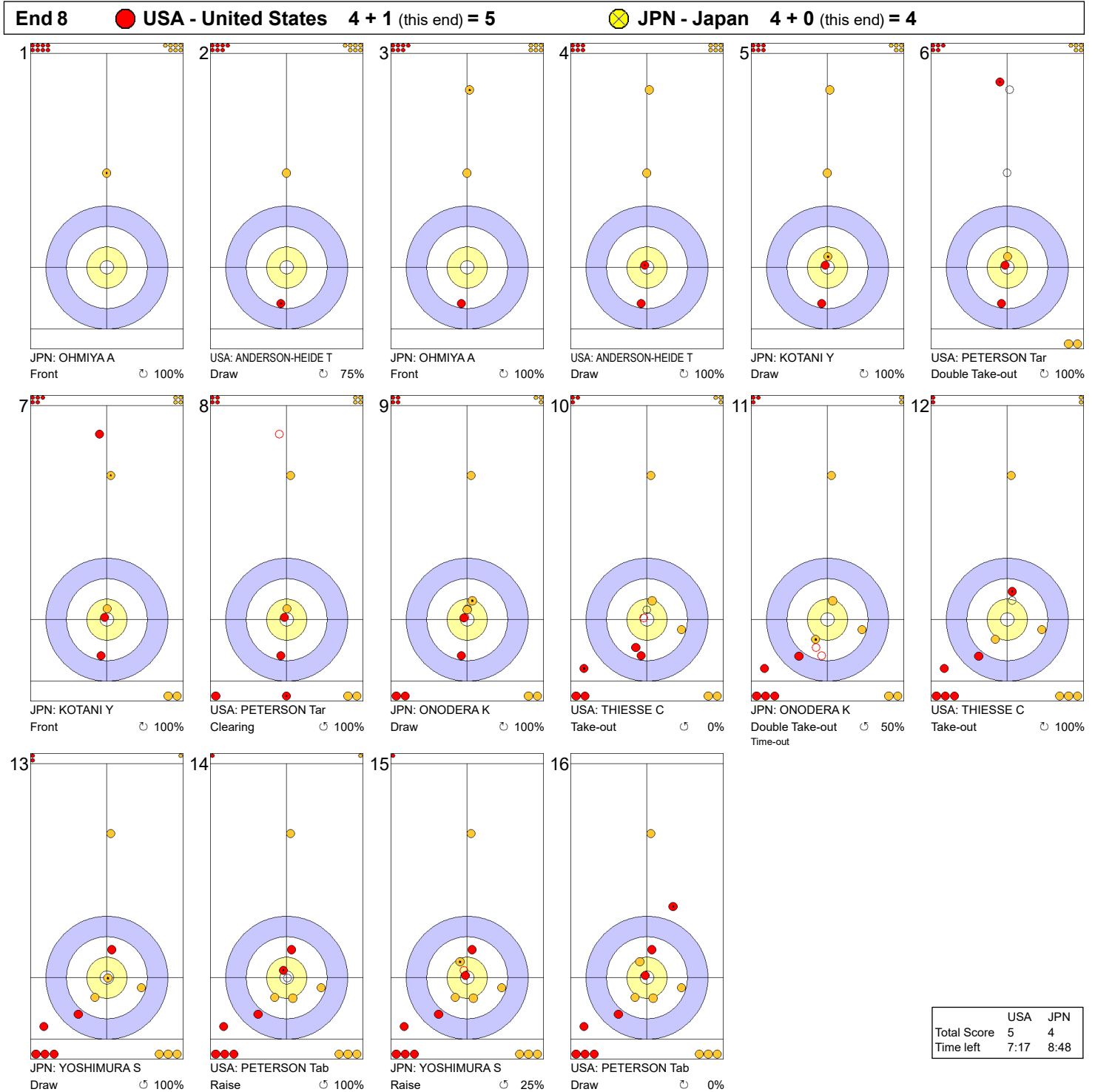
Round Robin Session 10 - Sheet C

Game - Shot by Shot



**Legend:**  
 ↻ Clockwise      ↺ Counter-clockwise      - Not considered

Game - Shot by Shot



**Legend:**  
 ↻ Clockwise   ↺ Counter-clockwise   - Not considered

TUE 18 MAR 2025  
Start Time 14:00

Round Robin Session 10 - Sheet C

Game - Shot by Shot

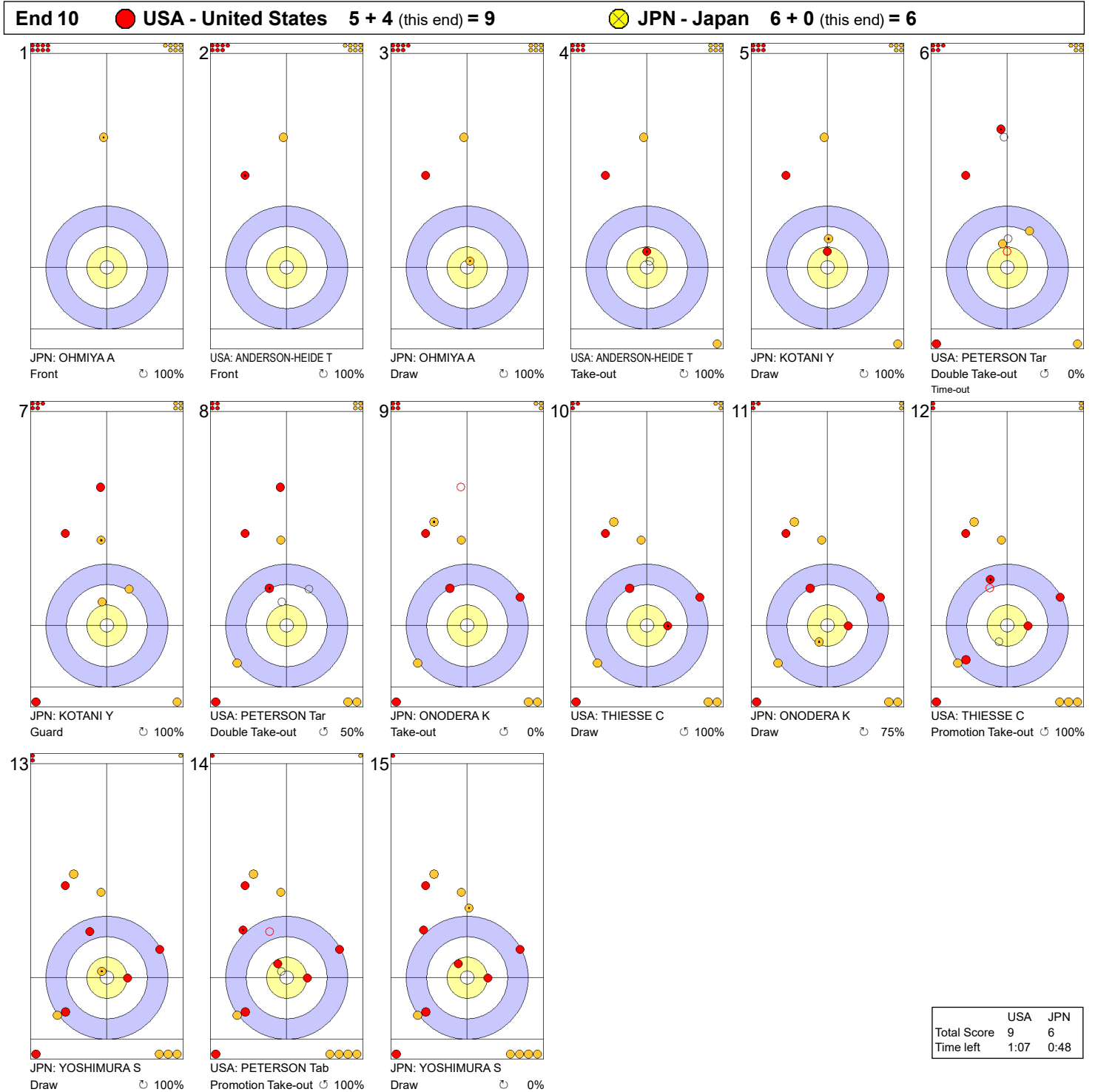


**Legend:**  
 ↻ Clockwise      ↺ Counter-clockwise      - Not considered

TUE 18 MAR 2025  
Start Time 14:00

Round Robin Session 10 - Sheet C

Game - Shot by Shot



**Legend:**  
 ↻ Clockwise      ↺ Counter-clockwise      - Not considered

TUE 18 MAR 2025  
Start Time 14:00

Round Robin Session 10 - Sheet D

## Game Results

Sheet	Team	LSFE	1	2	3	4	5	6	7	8	9	10	Extra Ends	Total
D	TUR - Türkiye	*	1	0	1	0	1	0	0	0	X	X		3
	DEN - Denmark		0	2	0	2	0	0	2	3	X	X		9

TUR - Türkiye		Shot Success	Game	All
4 S	YILDIZ Dilsat	61%		72%
3 V	POLAT Oznur	81%		79%
2	CALIKUSU Ifayet Safak	70%		71%
1	SENGUL Berfin	83%		86%
A	KARAMAN Iclal	-		-
Team Total		74%		77%

DEN - Denmark		Shot Success	Game	All
4 S	DUPONT Madeleine	97%		83%
3 V	HALSE Mathilde	69%		81%
2	HOLTERMANN Jasmin	92%		82%
1	DUPONT Denise	94%		90%
A	LARSEN My	-		72%
Team Total		88%		83%

Last Stone Draw		Distance
⌚	SENGUL Berfin	16.8cm
⌚	POLAT Oznur	21.0cm
<b>Total</b>		<b>37.8cm</b>

Last Stone Draw		Distance
⌚	HALSE Mathilde	13.0cm
⌚	DUPONT Madeleine	32.9cm
<b>Total</b>		<b>45.9cm</b>

Time remaining: 6 minutes 40 seconds

Time remaining: 11 minutes 49 seconds

Time-out: End 7 - TUR stone 7

## Shot Success Analysis

TUR - Türkiye		⌚	⌚	Game	
4	YILDIZ Dilsat	Draws	1 50%	5 50%	6 50%
		Take-outs	7 54%	3 100%	10 68%
		Total	8 53%	8 69%	16 61%
3	POLAT Oznur	Draws	3 67%	5 75%	8 72%
		Take-outs	4 88%	4 94%	8 91%
		Total	7 79%	9 83%	16 81%
2	CALIKUSU Ifayet Safak	Draws	4 88%	5 75%	9 81%
		Take-outs	3 83%	4 38%	7 57%
		Total	7 86%	9 58%	16 70%
1	SENGUL Berfin	Draws	9 75%	4 100%	13 83%
		Take-outs	3 83%	0 -	3 83%
		Total	12 77%	4 100%	16 83%
A	KARAMAN Iclal	Draws	0 -	0 -	0 -
		Take-outs	0 -	0 -	0 -
		Total	0 -	0 -	0 -
Team		Draws	17 75%	19 74%	36 74%
		Take-outs	17 72%	11 75%	28 73%
		Total	34 74%	30 74%	64 74%

DEN - Denmark		⌚	⌚	Game	
4	DUPONT Madeleine	Draws	2 75%	5 100%	7 93%
		Take-outs	1 100%	7 100%	8 100%
		Total	3 83%	12 100%	15 97%
3	HALSE Mathilde	Draws	2 50%	1 100%	3 67%
		Take-outs	7 64%	6 75%	13 69%
		Total	9 61%	7 79%	16 69%
2	HOLTERMANN Jasmin	Draws	2 100%	7 96%	9 97%
		Take-outs	4 75%	3 100%	7 86%
		Total	6 83%	10 98%	16 92%
1	DUPONT Denise	Draws	8 94%	5 90%	13 92%
		Take-outs	1 100%	2 100%	3 100%
		Total	9 94%	7 93%	16 94%
A	LARSEN My	Draws	0 -	0 -	0 -
		Take-outs	0 -	0 -	0 -
		Total	0 -	0 -	0 -
Team		Draws	14 86%	18 96%	32 91%
		Take-outs	13 73%	18 92%	31 84%
		Total	27 80%	36 94%	63 88%

### Note:

Position and function for each team member:

4 = Fourth, 3 = Third, 2 = Second, 1 = Lead, A = Alternate, S = Skip, V = Vice-Skip

### Legend:

⌚ Clockwise

⌚ Counter-clockwise

LSFE(\*) Last Stone First End

X Unplayed/unfinished end due to concession



TUE 18 MAR 2025  
Start Time 14:00

Round Robin Session 10 - Sheet D

Game - Shot by Shot

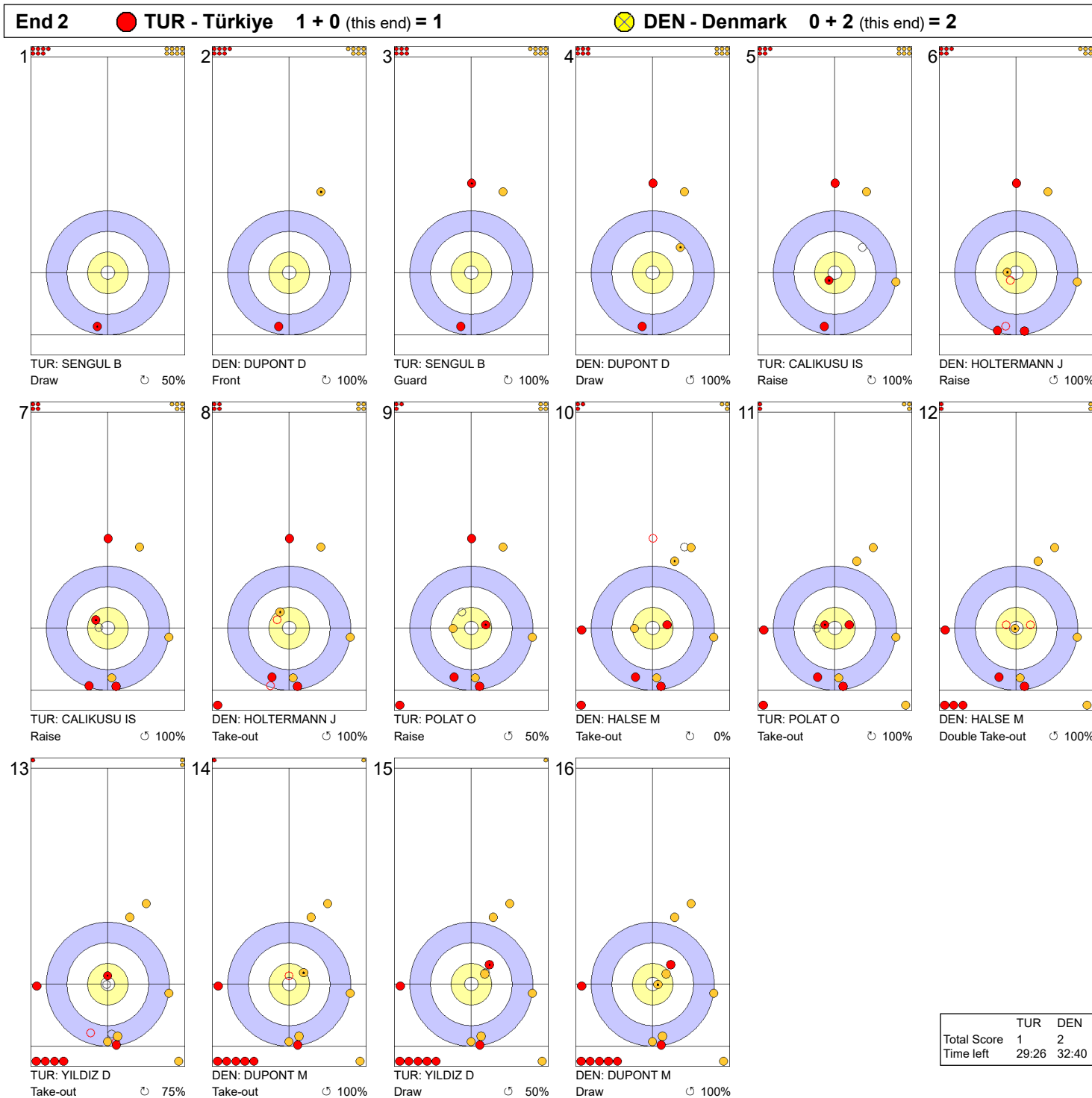


**Legend:**  
 ↻ Clockwise      ↺ Counter-clockwise      - Not considered

TUE 18 MAR 2025  
Start Time 14:00

Round Robin Session 10 - Sheet D

### Game - Shot by Shot

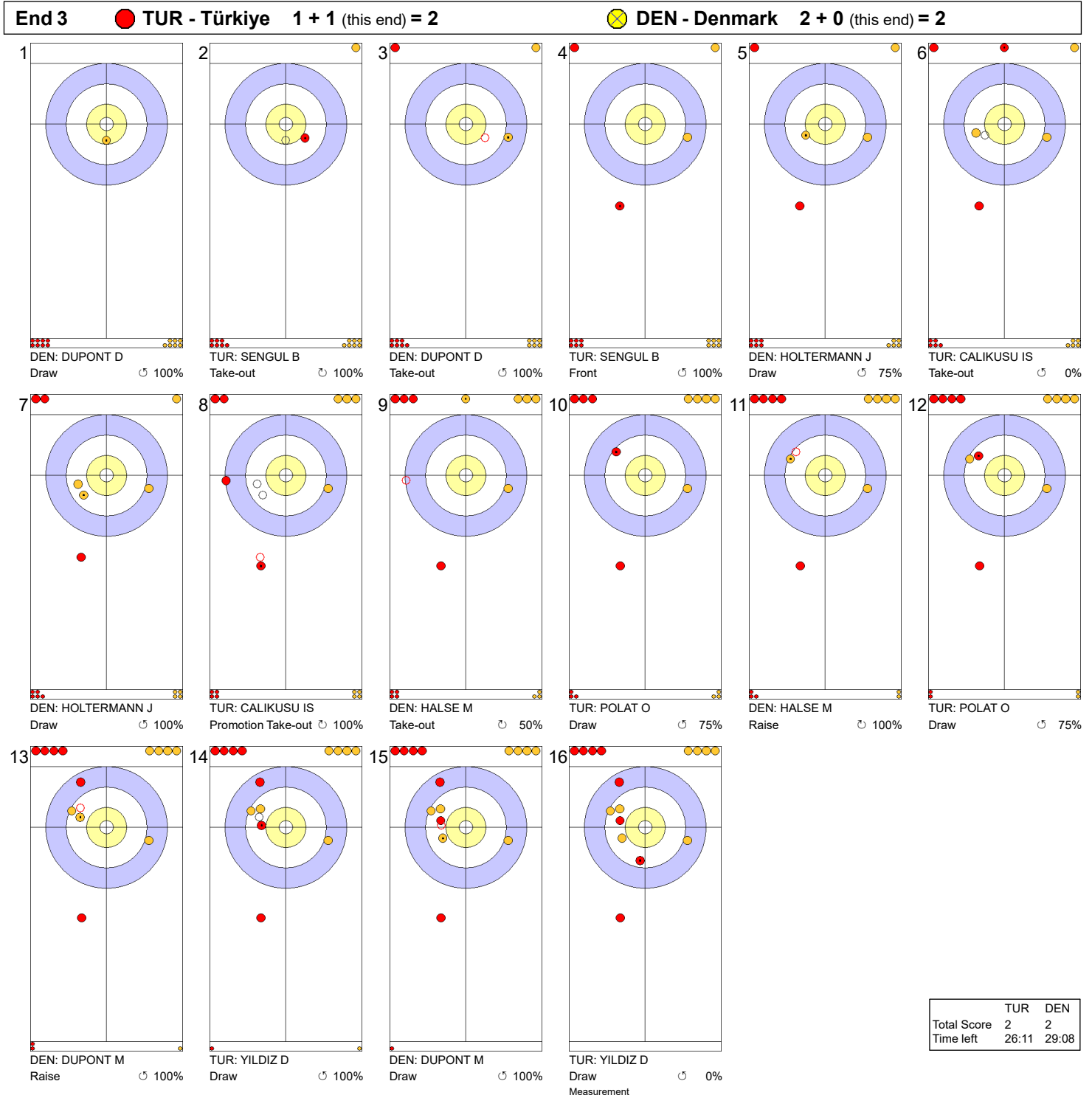


**Legend:**  
 ↻ Clockwise      ↺ Counter-clockwise      - Not considered

TUE 18 MAR 2025  
Start Time 14:00

Round Robin Session 10 - Sheet D

Game - Shot by Shot

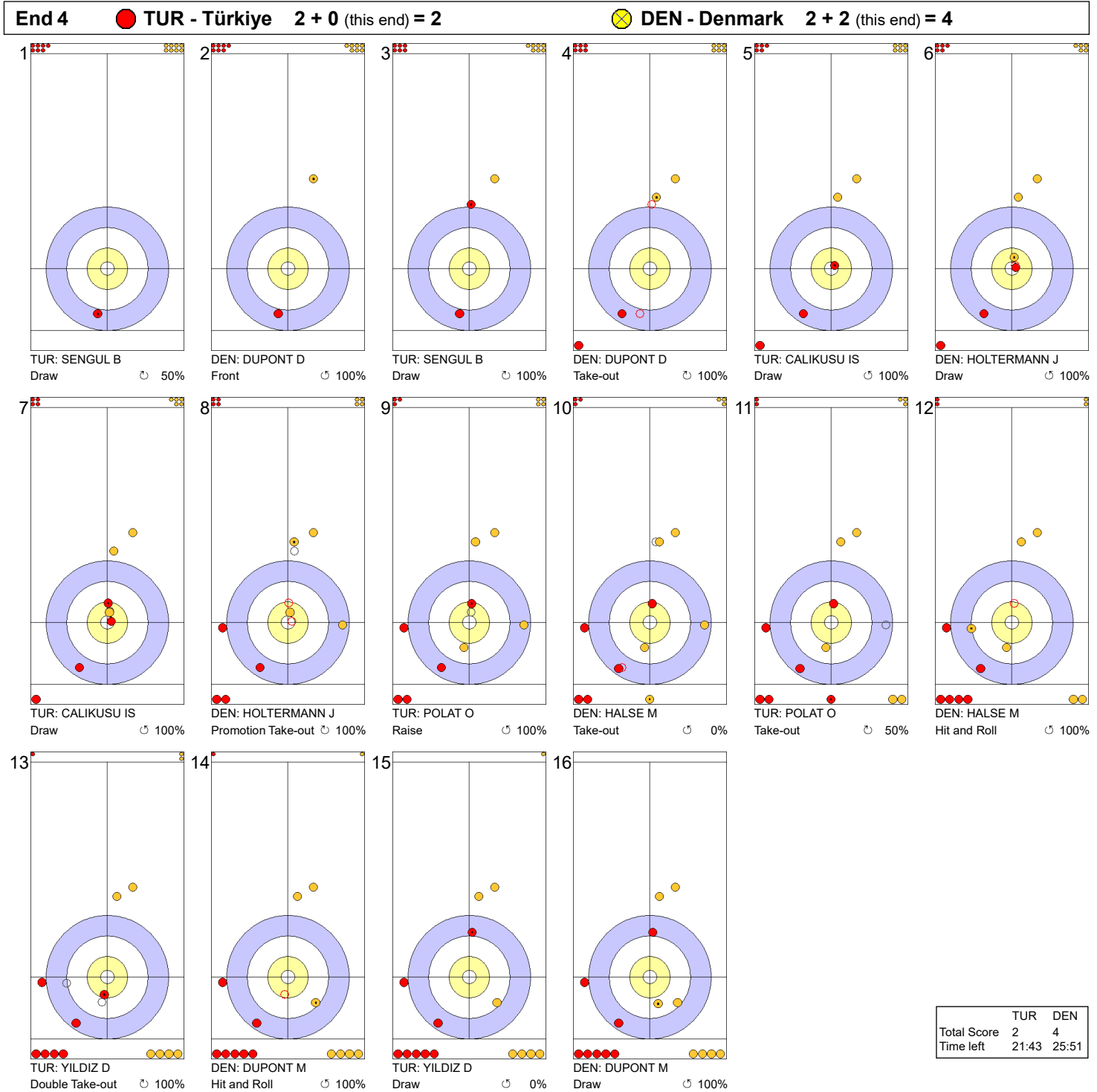


**Legend:**  
 ↻ Clockwise      ↺ Counter-clockwise      - Not considered

TUE 18 MAR 2025  
Start Time 14:00

Round Robin Session 10 - Sheet D

Game - Shot by Shot

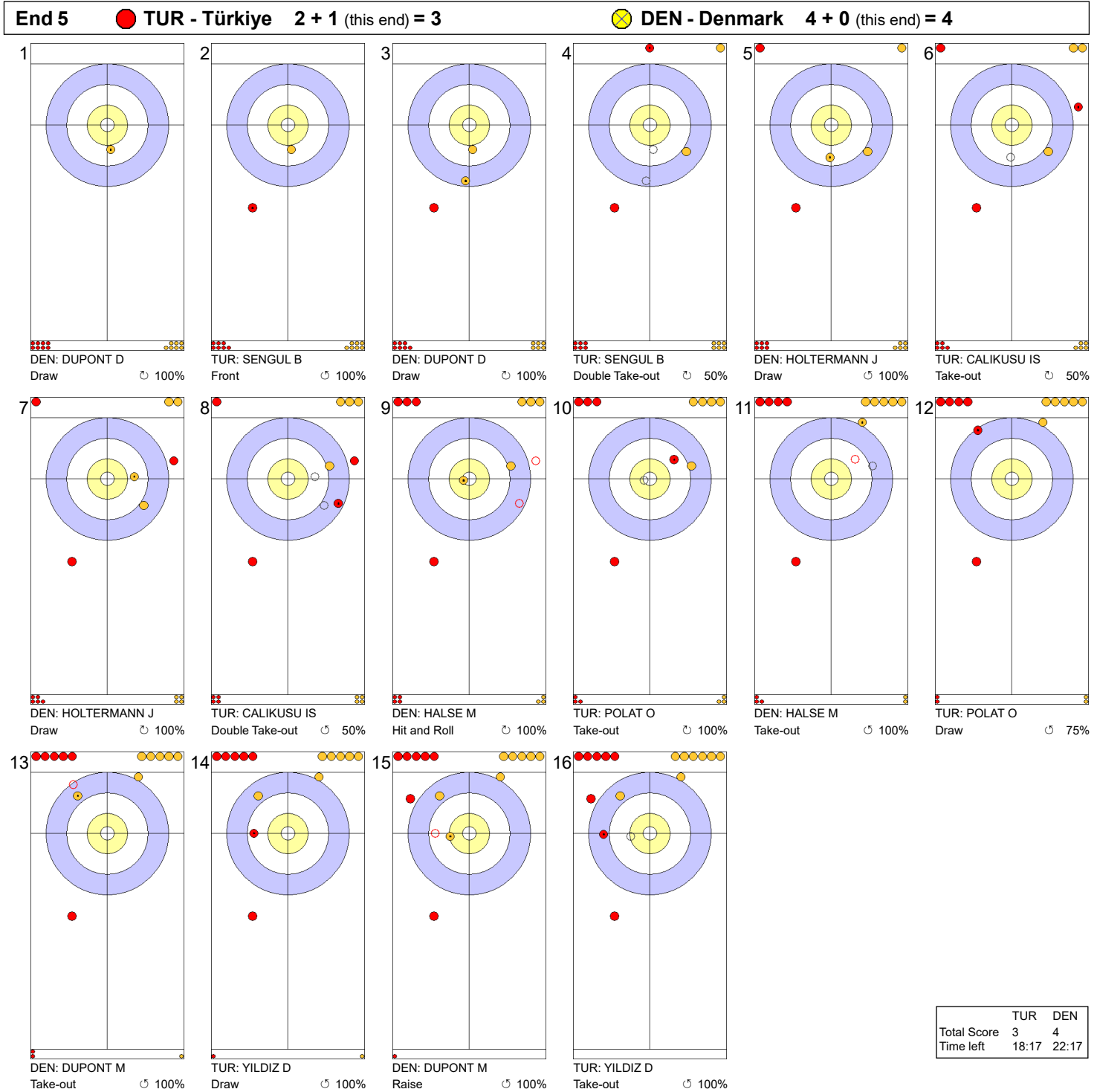


**Legend:**  
 ↻ Clockwise      ↺ Counter-clockwise      - Not considered

TUE 18 MAR 2025  
Start Time 14:00

Round Robin Session 10 - Sheet D

### Game - Shot by Shot

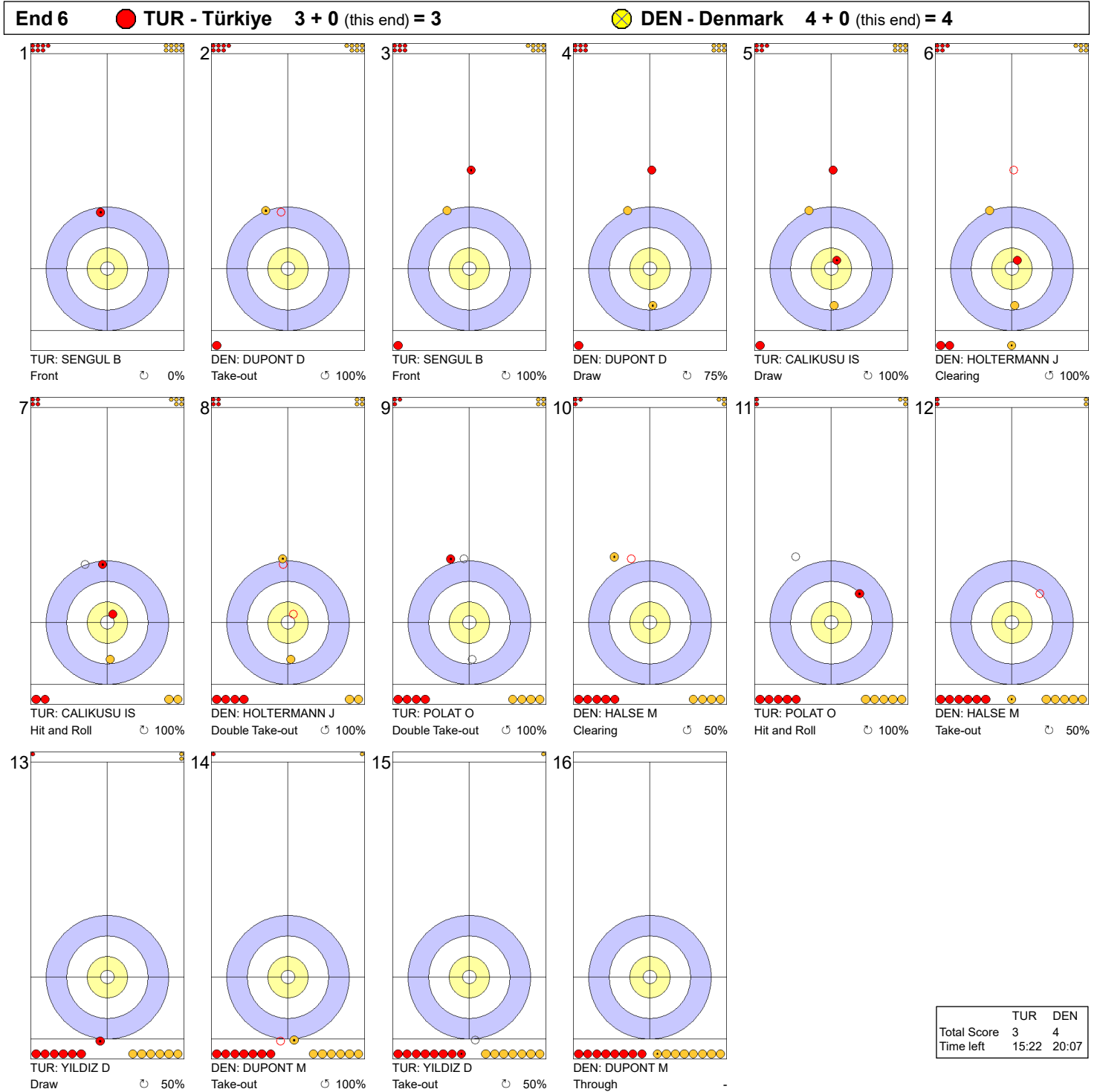


**Legend:**  
↻ Clockwise      ↺ Counter-clockwise      - Not considered

TUE 18 MAR 2025  
Start Time 14:00

Round Robin Session 10 - Sheet D

Game - Shot by Shot




**Legend:**  
 ↻ Clockwise      ↺ Counter-clockwise      - Not considered

TUE 18 MAR 2025  
Start Time 14:00

Round Robin Session 10 - Sheet D

Game - Shot by Shot




**Legend:**  
 ↻ Clockwise      ↺ Counter-clockwise      - Not considered

TUE 18 MAR 2025  
Start Time 14:00

Round Robin Session 10 - Sheet D

### Game - Shot by Shot



**Legend:**  
 ↻ Clockwise   ↺ Counter-clockwise   - Not considered



## Session Results and Standings

Sheet	Team	LSD/LSFE	1	2	3	4	5	6	7	8	9	10	Extra Ends	Total
B	LTU - Lithuania	143.0cm *	1	0	0	0	2	0	0	1	3	0		7
	NOR - Norway	320.1cm	0	1	0	0	0	3	2	0	0	2		8
C	CHN - China	32.1cm *	0	0	3	1	0	1	0	2	0	1		8
	ITA - Italy	97.3cm	0	1	0	0	2	0	2	0	2	0		7
D	USA - United States	64.1cm	0	0	1	0	1	0	1	0	1	0		4
	CAN - Canada	8.2cm *	0	2	0	2	0	1	0	2	0	1		8

## Current Standings

Rank	Team	Games	Wins	Losses
1	KOR - Korea	5	5	0
1	SUI - Switzerland	5	5	0
3	CAN - Canada	5	4	1
4	CHN - China	5	3	2
4	DEN - Denmark	5	3	2
4	SWE - Sweden	5	3	2
7	NOR - Norway	6	3	3
8	JPN - Japan	5	2	3
8	SCO - Scotland	5	2	3
8	USA - United States	5	2	3
11	ITA - Italy	6	2	4
12	TUR - Türkiye	5	0	5
13	LTU - Lithuania	6	0	6

**Note:**  
Under World Curling rules, tie-breaking rules for standings are not applied until after the last game of the round robin.

**Legend:**  
LSD Last Stone Draw                      LSFE(\*) Last Stone First End

TUE 18 MAR 2025  
Start Time 9:00

Round Robin Session 9 - Sheet B

## Game Results

Sheet	Team	LSFE	1	2	3	4	5	6	7	8	9	10	Extra Ends	Total
B	LTU - Lithuania	*	1	0	0	0	2	0	0	1	3	0		7
	NOR - Norway		0	1	0	0	0	3	2	0	0	2		8

LTU - Lithuania		Shot Success Game	All
4 S	PAULAUSKAITE Virginija	71%	65%
3 V	DVOJEGLAZOVA Olga	68%	61%
2	KIUDYTE Migle	71%	66%
1	BLAZIENE Ruta	71%	67%
A	ZALIECKIENE Justina	-	-
Team Total		70%	65%

NOR - Norway		Shot Success Game	All
4 V	SKASLIEN Kristin	74%	78%
3 S	ROERVIK Marianne	81%	88%
2	HASLEV NORDBYE Mille	84%	84%
1	FORBREGD Ingeborg	81%	87%
A	KJAERLAND Eilin	-	90%
Team Total		80%	85%

Last Stone Draw		Distance
☺	BLAZIENE Ruta	67.8cm
☹	DVOJEGLAZOVA Olga	75.2cm
<b>Total</b>		<b>143.0cm</b>

Last Stone Draw		Distance
☺	SKASLIEN Kristin	199.6cm
☹	FORBREGD Ingeborg	120.5cm
<b>Total</b>		<b>320.1cm</b>

Time remaining: 2 minutes 24 seconds

Time-out: End 10 - LTU stone 8

Time remaining: 1 minute 8 seconds

Time-out: End 10 - NOR stone 5

## Shot Success Analysis

LTU - Lithuania		☺	☹	Game
4 PAULAUSKAITE Virginija	Draws	4 94%	5 40%	9 64%
	Take-outs	3 75%	7 79%	10 78%
	Total	7 86%	12 63%	19 71%
3 DVOJEGLAZOVA Olga	Draws	5 55%	4 94%	9 72%
	Take-outs	4 75%	7 57%	11 64%
	Total	9 64%	11 70%	20 68%
2 KIUDYTE Migle	Draws	5 85%	3 58%	8 75%
	Take-outs	6 83%	6 54%	12 69%
	Total	11 84%	9 56%	20 71%
1 BLAZIENE Ruta	Draws	8 63%	6 63%	14 63%
	Take-outs	4 88%	2 100%	6 92%
	Total	12 71%	8 72%	20 71%
A ZALIECKIENE Justina	Draws	0 -	0 -	0 -
	Take-outs	0 -	0 -	0 -
	Total	0 -	0 -	0 -
Team	Draws	22 72%	18 63%	40 68%
	Take-outs	17 81%	22 67%	39 73%
	Total	39 76%	40 65%	79 70%

NOR - Norway		☺	☹	Game
4 SKASLIEN Kristin	Draws	4 63%	5 80%	9 72%
	Take-outs	6 63%	5 90%	11 75%
	Total	10 63%	10 85%	20 74%
3 ROERVIK Marianne	Draws	6 96%	2 50%	8 84%
	Take-outs	5 70%	7 86%	12 79%
	Total	11 84%	9 78%	20 81%
2 HASLEV NORDBYE Mille	Draws	5 85%	1 75%	6 83%
	Take-outs	9 81%	5 90%	14 84%
	Total	14 82%	6 88%	20 84%
1 FORBREGD Ingeborg	Draws	7 82%	7 79%	14 80%
	Take-outs	3 100%	3 67%	6 83%
	Total	10 88%	10 75%	20 81%
A KJAERLAND Eilin	Draws	0 -	0 -	0 -
	Take-outs	0 -	0 -	0 -
	Total	0 -	0 -	0 -
Team	Draws	22 83%	15 75%	37 80%
	Take-outs	23 76%	20 85%	43 80%
	Total	45 79%	35 81%	80 80%

### Note:

Position and function for each team member:

4 = Fourth, 3 = Third, 2 = Second, 1 = Lead, A = Alternate, S = Skip, V = Vice-Skip

### Legend:

☺ Clockwise

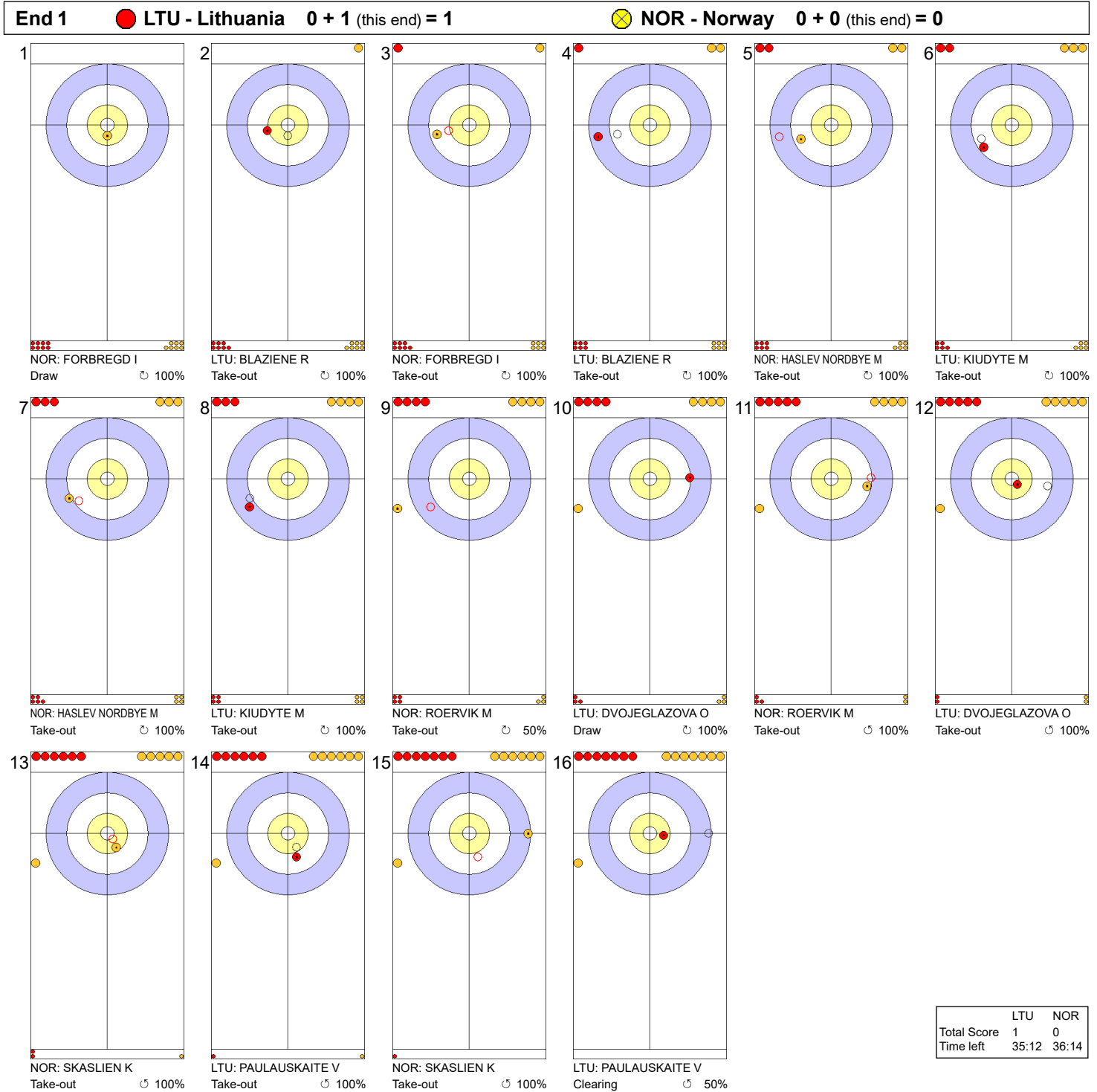
☹ Counter-clockwise

LSFE(\*) Last Stone First End

TUE 18 MAR 2025  
Start Time 9:00

Round Robin Session 9 - Sheet B

Game - Shot by Shot

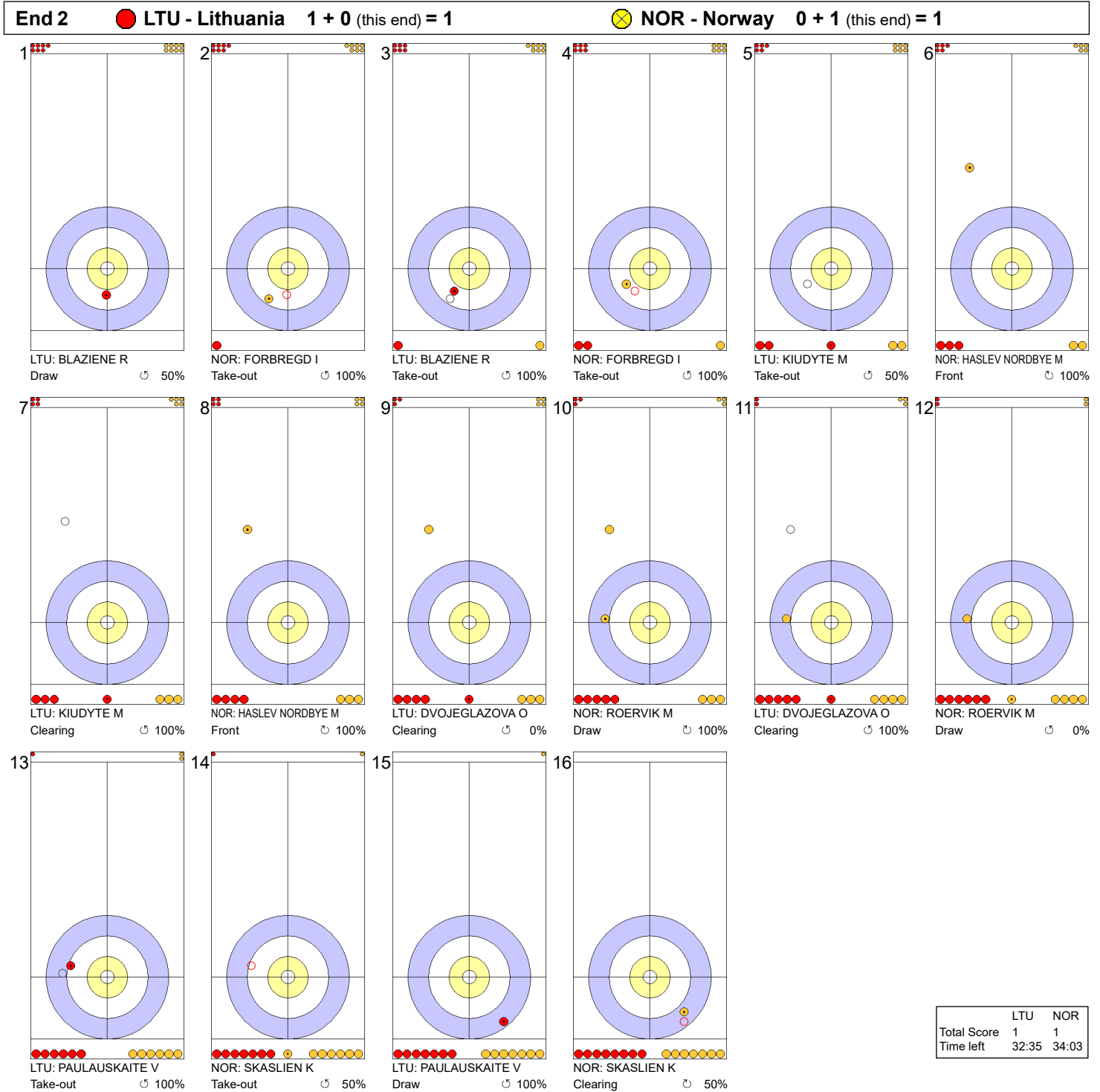


**Legend:**  
 ↻ Clockwise      ↺ Counter-clockwise      - Not considered

TUE 18 MAR 2025  
Start Time 9:00

Round Robin Session 9 - Sheet B

Game - Shot by Shot

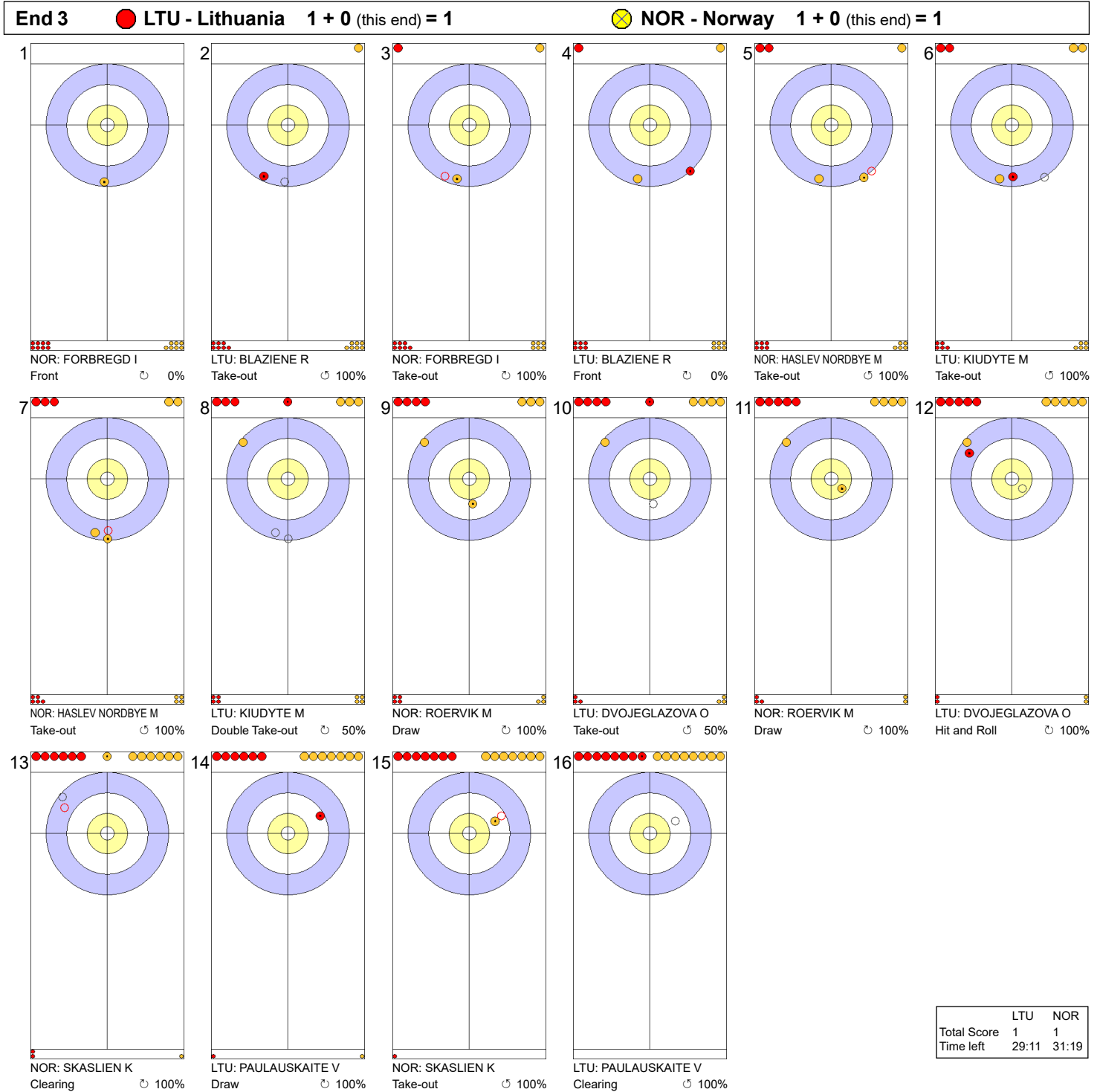


**Legend:**  
 ↻ Clockwise      ↺ Counter-clockwise      - Not considered

TUE 18 MAR 2025  
Start Time 9:00

Round Robin Session 9 - Sheet B

Game - Shot by Shot

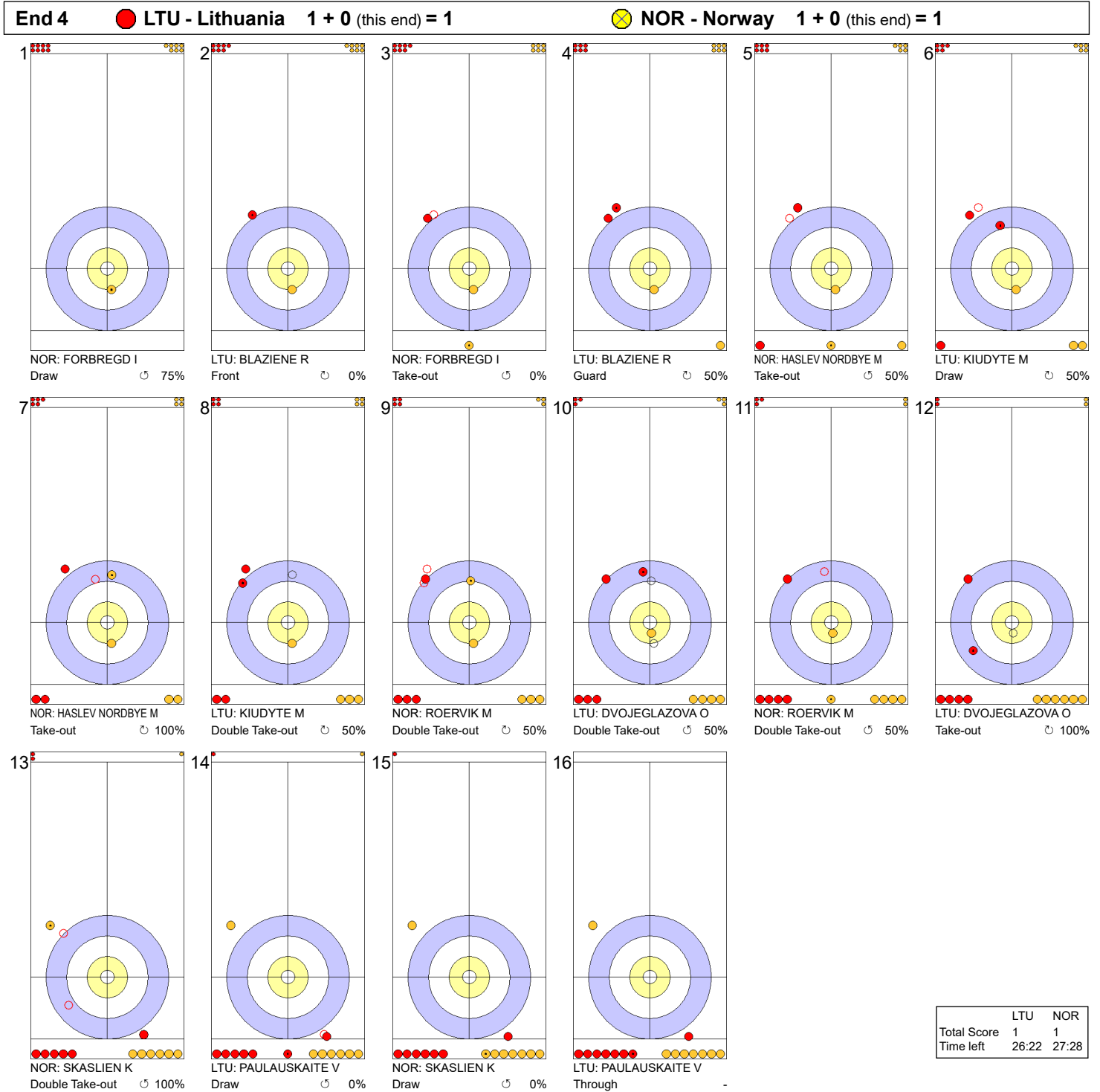


**Legend:**  
 ↻ Clockwise      ↺ Counter-clockwise      - Not considered

TUE 18 MAR 2025  
Start Time 9:00

Round Robin Session 9 - Sheet B

Game - Shot by Shot




**Legend:**  
 ↻ Clockwise      ↺ Counter-clockwise      - Not considered

TUE 18 MAR 2025  
Start Time 9:00

Round Robin Session 9 - Sheet B

Game - Shot by Shot

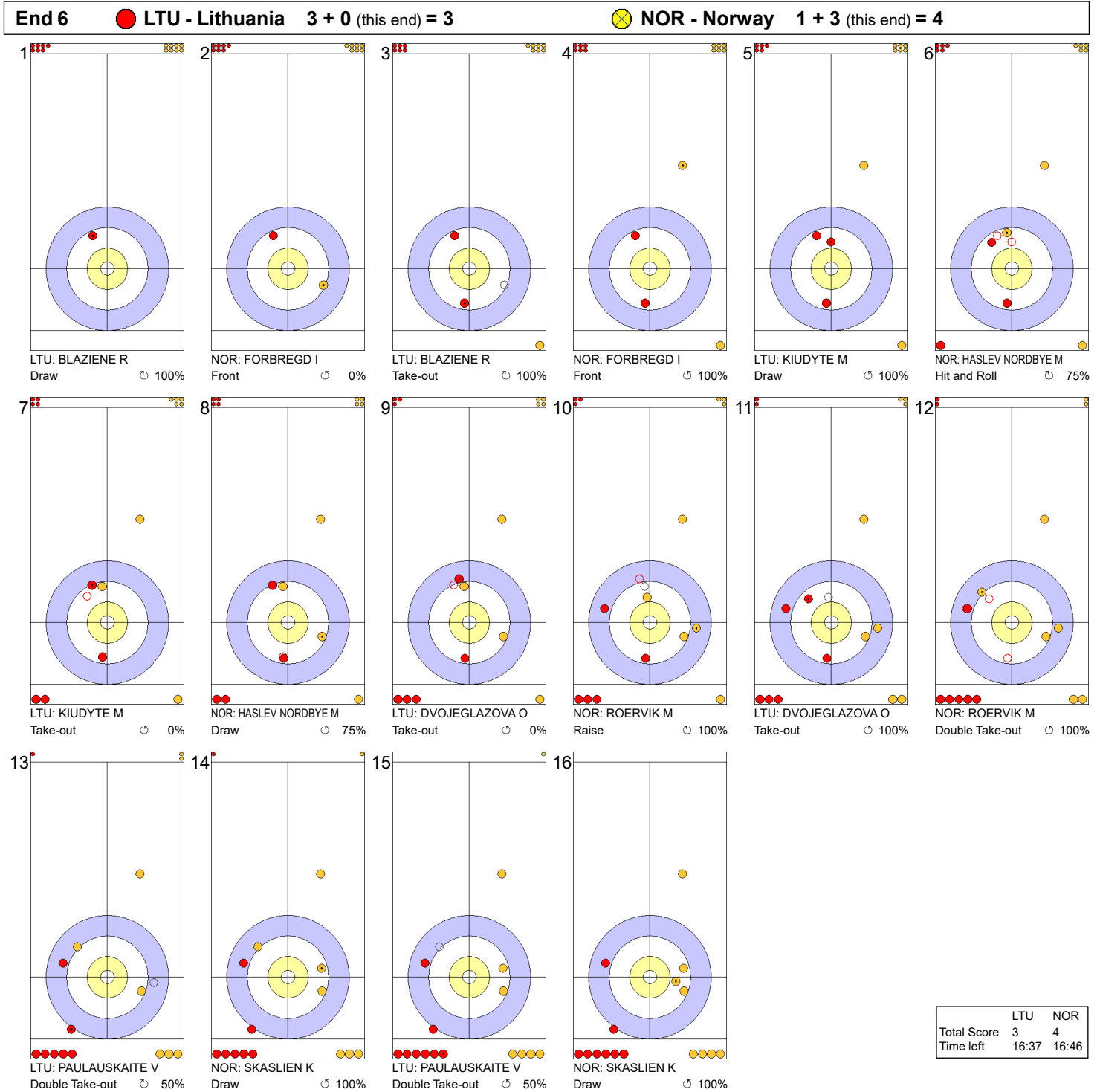


**Legend:**  
 ↻ Clockwise      ↺ Counter-clockwise      - Not considered

TUE 18 MAR 2025  
Start Time 9:00

Round Robin Session 9 - Sheet B

Game - Shot by Shot



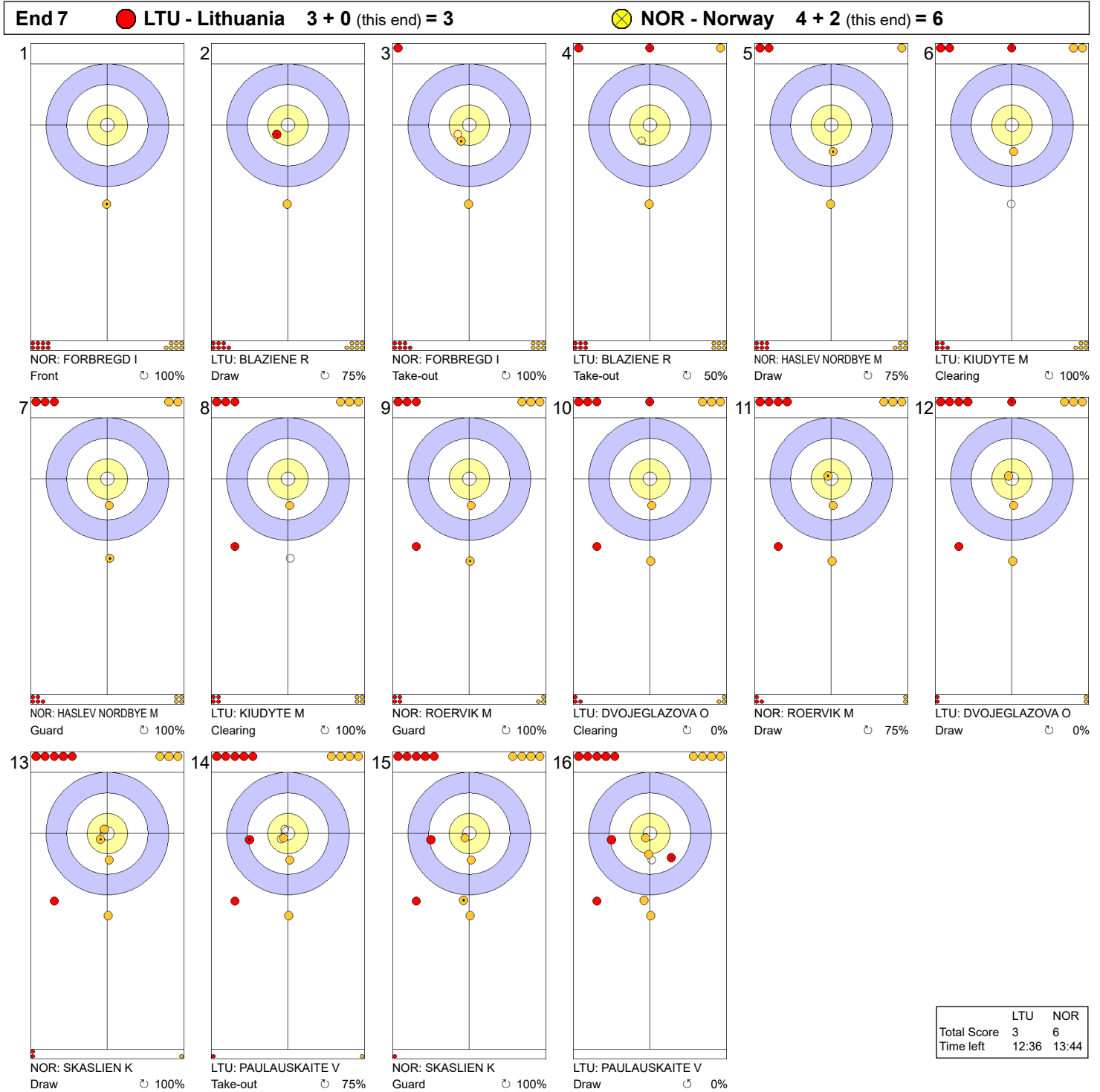
**Legend:**  
 ↻ Clockwise      ↺ Counter-clockwise      - Not considered



TUE 18 MAR 2025  
Start Time 9:00

Round Robin Session 9 - Sheet B

Game - Shot by Shot

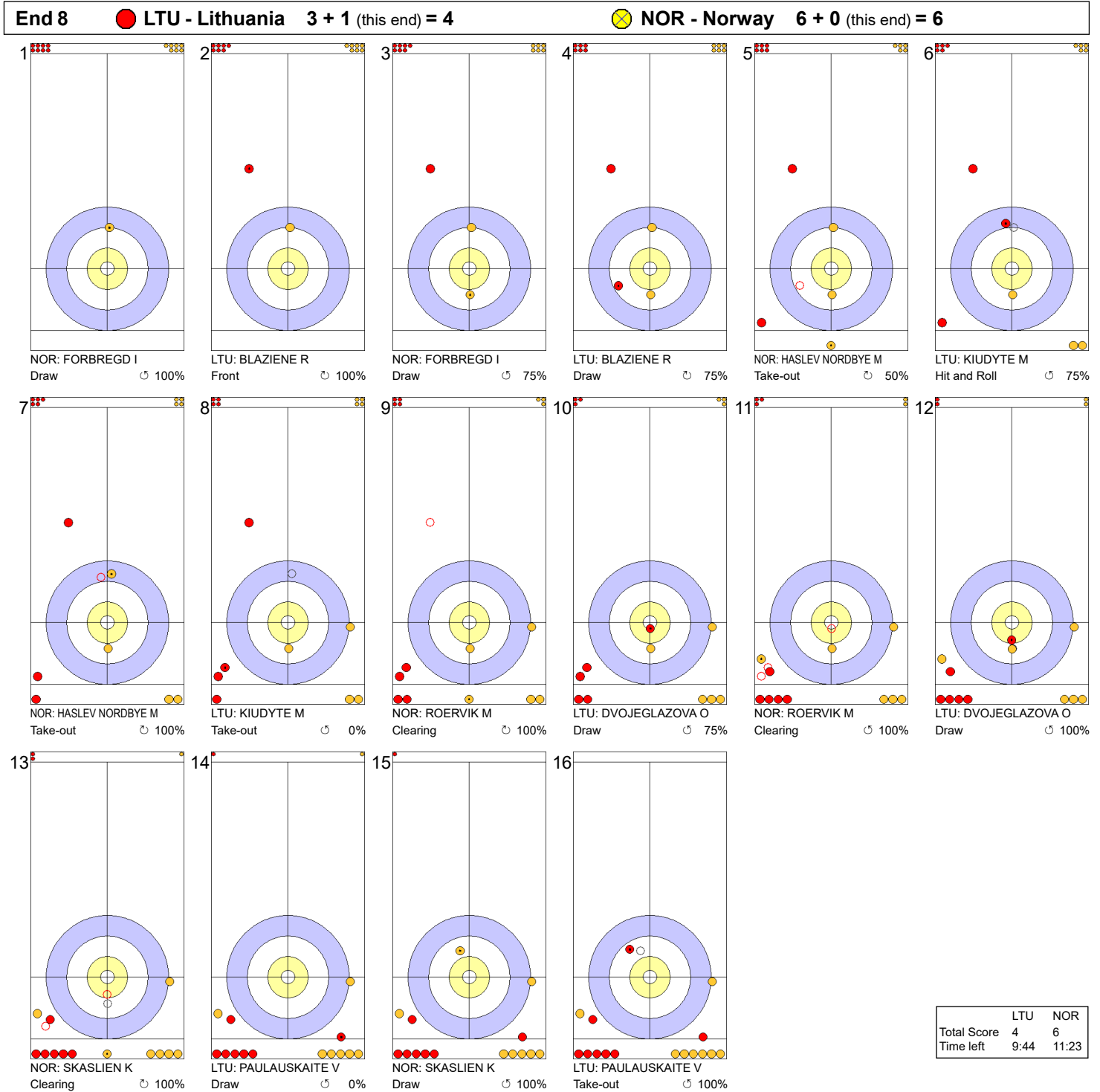


**Legend:**  
 ↻ Clockwise      ↺ Counter-clockwise      - Not considered

TUE 18 MAR 2025  
Start Time 9:00

Round Robin Session 9 - Sheet B

Game - Shot by Shot

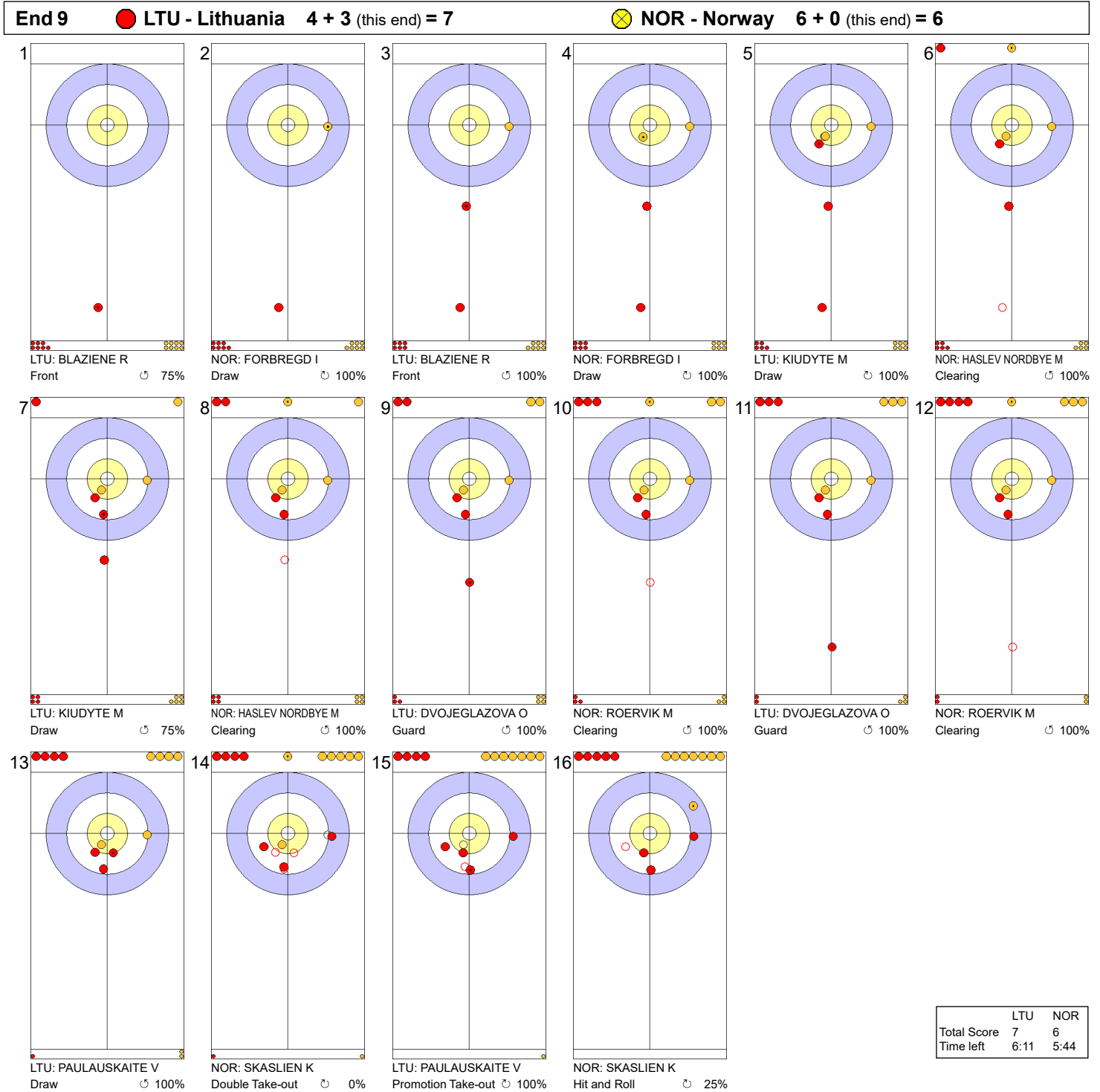


**Legend:**  
 ↻ Clockwise   ↺ Counter-clockwise   - Not considered

TUE 18 MAR 2025  
Start Time 9:00

Round Robin Session 9 - Sheet B

Game - Shot by Shot

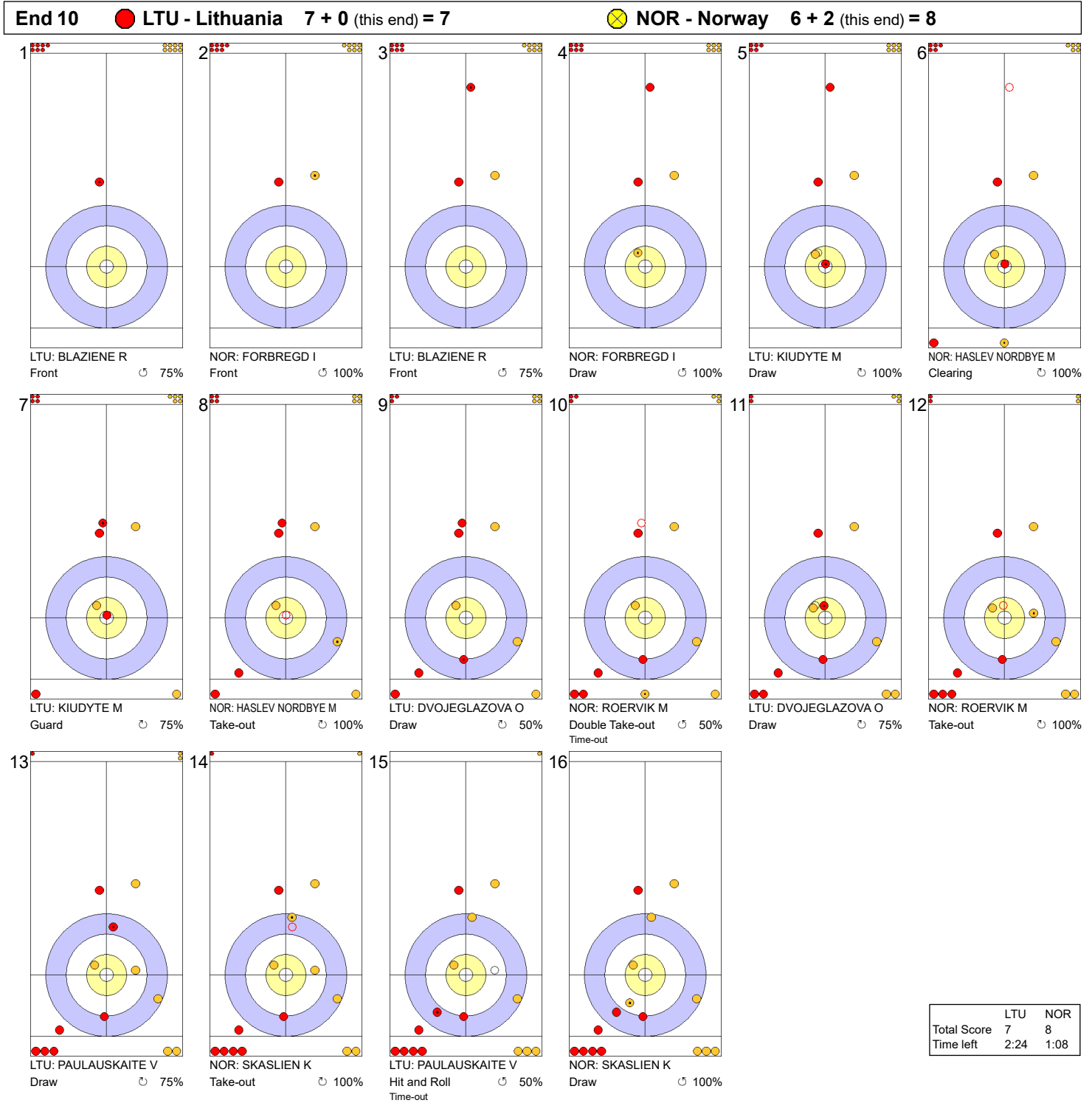


**Legend:**  
 ↻ Clockwise      ↺ Counter-clockwise      - Not considered

TUE 18 MAR 2025  
Start Time 9:00

Round Robin Session 9 - Sheet B

Game - Shot by Shot



**Legend:**  
 ↻ Clockwise      ↺ Counter-clockwise      - Not considered

TUE 18 MAR 2025  
Start Time 9:00

Round Robin Session 9 - Sheet C

## Game Results

Sheet	Team	LSFE	1	2	3	4	5	6	7	8	9	10	Extra Ends	Total
C	CHN - China	*	0	0	3	1	0	1	0	2	0	1		8
	ITA - Italy		0	1	0	0	2	0	2	0	2	0		7

CHN - China		Shot Success	Game	All
4 S	WANG Rui	79%	84%	
3 V	HAN Yu	91%	83%	
2	DONG Ziqi	98%	86%	
1	JIANG Jiayi	95%	91%	
A	SU Tingyu	-	-	
Team Total		91%	86%	

ITA - Italy		Shot Success	Game	All
4 S	CONSTANTINI Stefania	86%	80%	
3 V	ZARDINI LACEDELLI Giulia	84%	80%	
2	MATHIS Elena	89%	86%	
1	ROMEI Angela	89%	81%	
A	LO DESERTO Marta	-	-	
Team Total		87%	82%	

Last Stone Draw		Distance
↻	JIANG Jiayi	9.8cm
↺	DONG Ziqi	22.3cm
<b>Total</b>		<b>32.1cm</b>

Last Stone Draw		Distance
↻	MATHIS Elena	19.3cm
↺	ROMEI Angela	78.0cm
<b>Total</b>		<b>97.3cm</b>

Time remaining: 1 minute 48 seconds

Time-out: End 7 - CHN stone 8

Time remaining: 0 minutes 2 seconds

Time-out: End 10 - ITA stone 6

## Shot Success Analysis

CHN - China		↻	↺	Game
4	WANG Rui	6 83%	5 70%	11 77%
	Take-outs	7 75%	2 100%	9 81%
	Total	13 79%	7 79%	20 79%
3	HAN Yu	7 96%	2 100%	9 97%
	Take-outs	3 100%	8 81%	11 86%
	Total	10 98%	10 85%	20 91%
2	DONG Ziqi	6 96%	3 92%	9 94%
	Take-outs	6 100%	5 100%	11 100%
	Total	12 98%	8 97%	20 98%
1	JIANG Jiayi	12 98%	3 92%	15 97%
	Take-outs	3 83%	2 100%	5 90%
	Total	15 95%	5 95%	20 95%
A	SU Tingyu	0 -	0 -	0 -
	Take-outs	0 -	0 -	0 -
	Total	0 -	0 -	0 -
Team	Draws	31 94%	13 85%	44 91%
	Take-outs	19 88%	17 91%	36 90%
	Total	50 92%	30 88%	80 91%

ITA - Italy		↻	↺	Game
4	CONSTANTINI Stefania	4 94%	4 100%	8 97%
	Take-outs	6 58%	6 100%	12 79%
	Total	10 73%	10 100%	20 86%
3	ZARDINI LACEDELLI Giulia	8 84%	5 95%	13 88%
	Take-outs	4 69%	3 83%	7 75%
	Total	12 79%	8 91%	20 84%
2	MATHIS Elena	9 94%	3 75%	12 90%
	Take-outs	6 83%	2 100%	8 88%
	Total	15 90%	5 85%	20 89%
1	ROMEI Angela	7 82%	12 92%	19 88%
	Take-outs	0 -	1 100%	1 100%
	Total	7 82%	13 92%	20 89%
A	LO DESERTO Marta	0 -	0 -	0 -
	Take-outs	0 -	0 -	0 -
	Total	0 -	0 -	0 -
Team	Draws	28 88%	24 92%	52 90%
	Take-outs	16 70%	12 96%	28 81%
	Total	44 82%	36 93%	80 87%

### Note:

Position and function for each team member:

4 = Fourth, 3 = Third, 2 = Second, 1 = Lead, A = Alternate, S = Skip, V = Vice-Skip

### Legend:

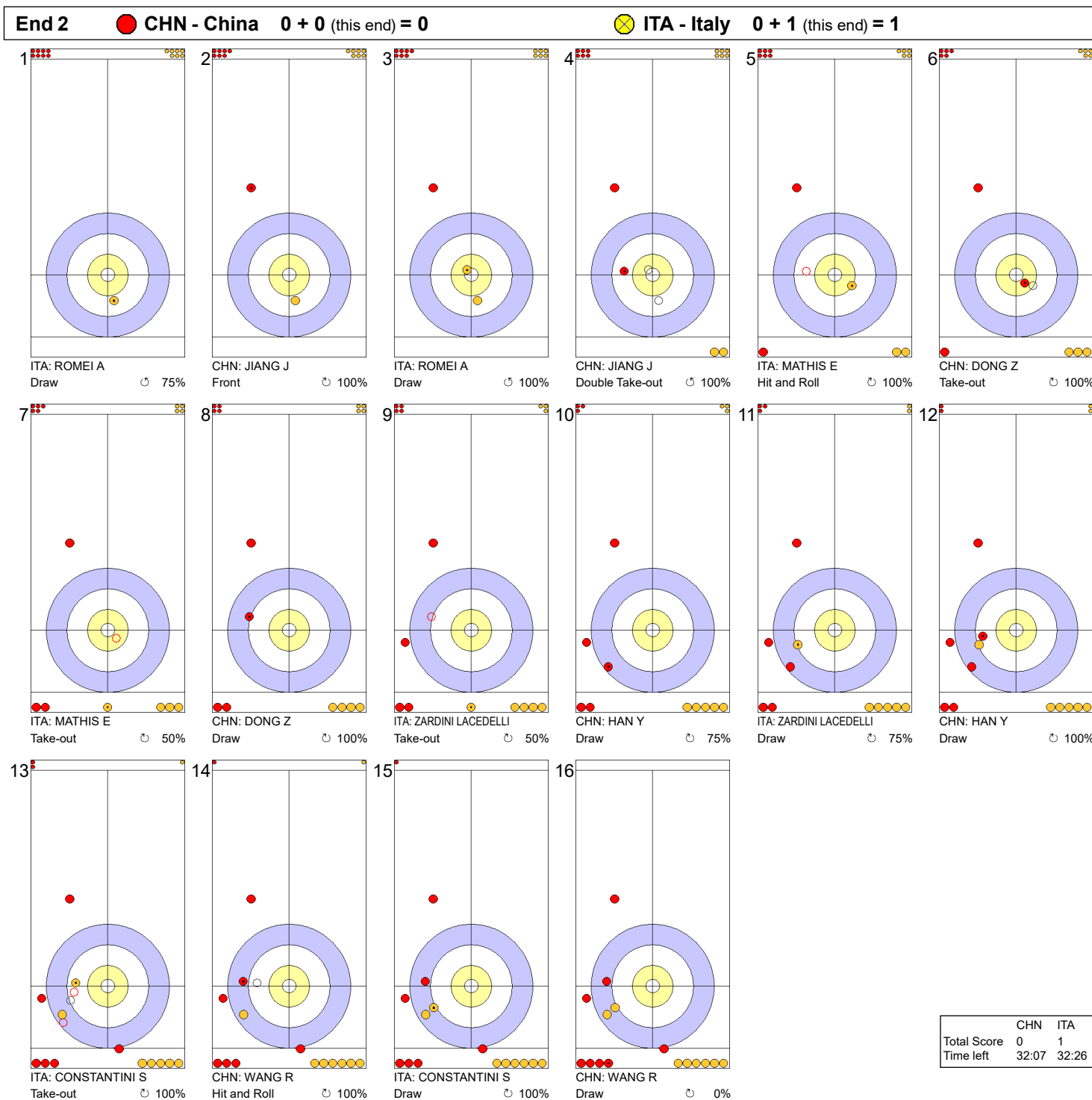
↻ Clockwise

↺ Counter-clockwise

LSFE(\*) Last Stone First End

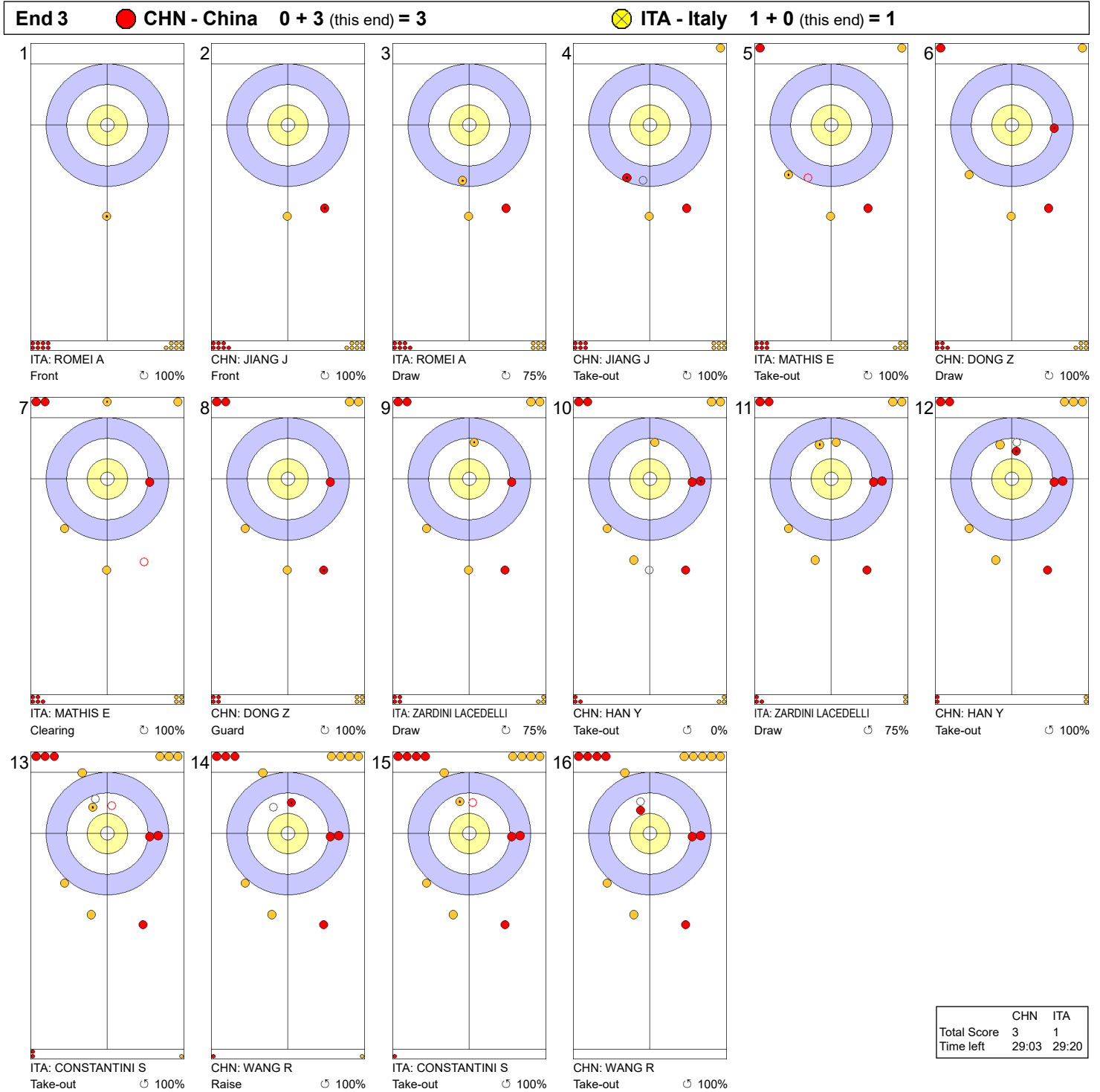


Game - Shot by Shot



**Legend:**  
 ↻ Clockwise      ↺ Counter-clockwise      - Not considered

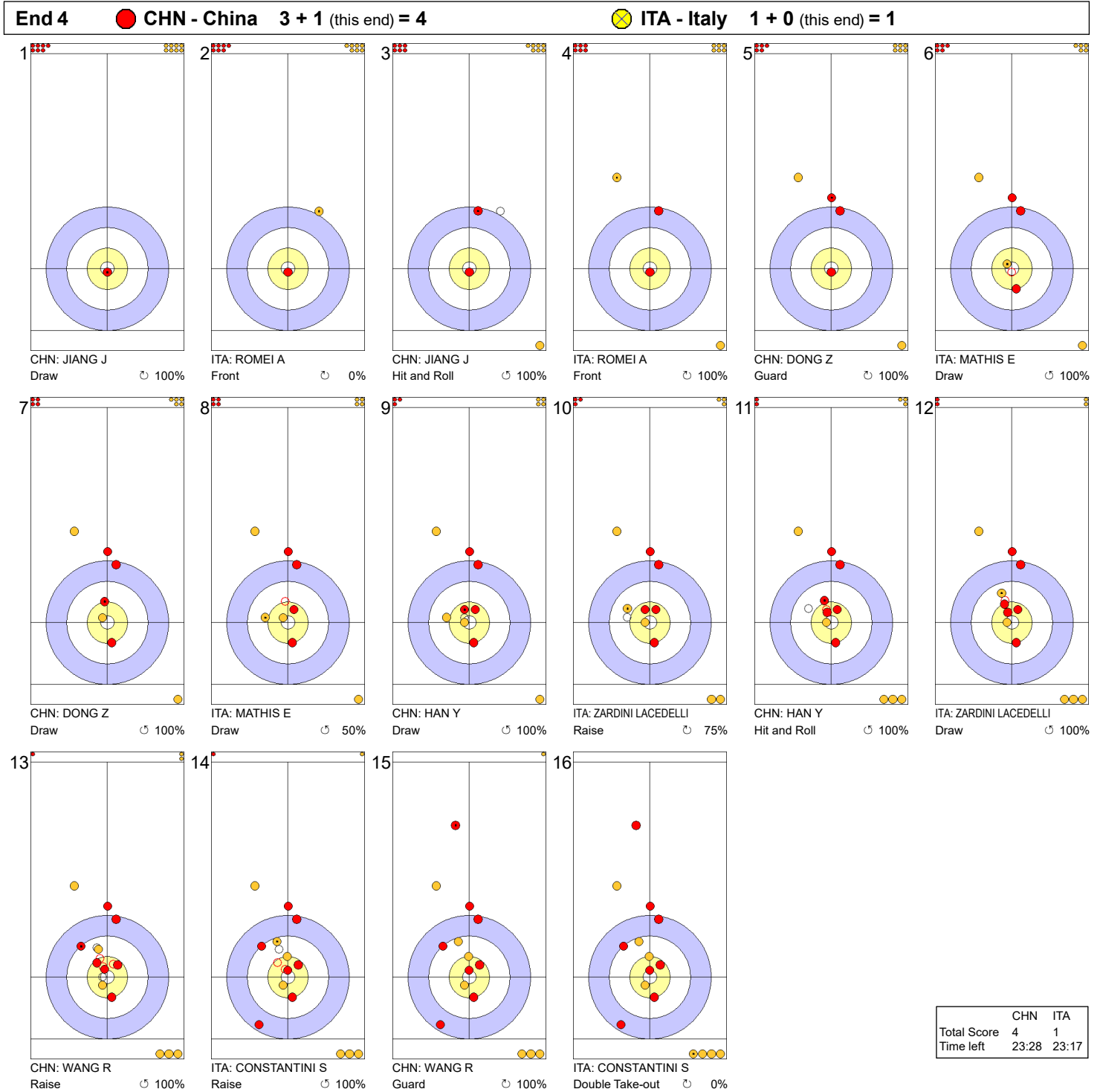
Game - Shot by Shot



**Legend:**  
 ↻ Clockwise      ↺ Counter-clockwise      - Not considered



Game - Shot by Shot

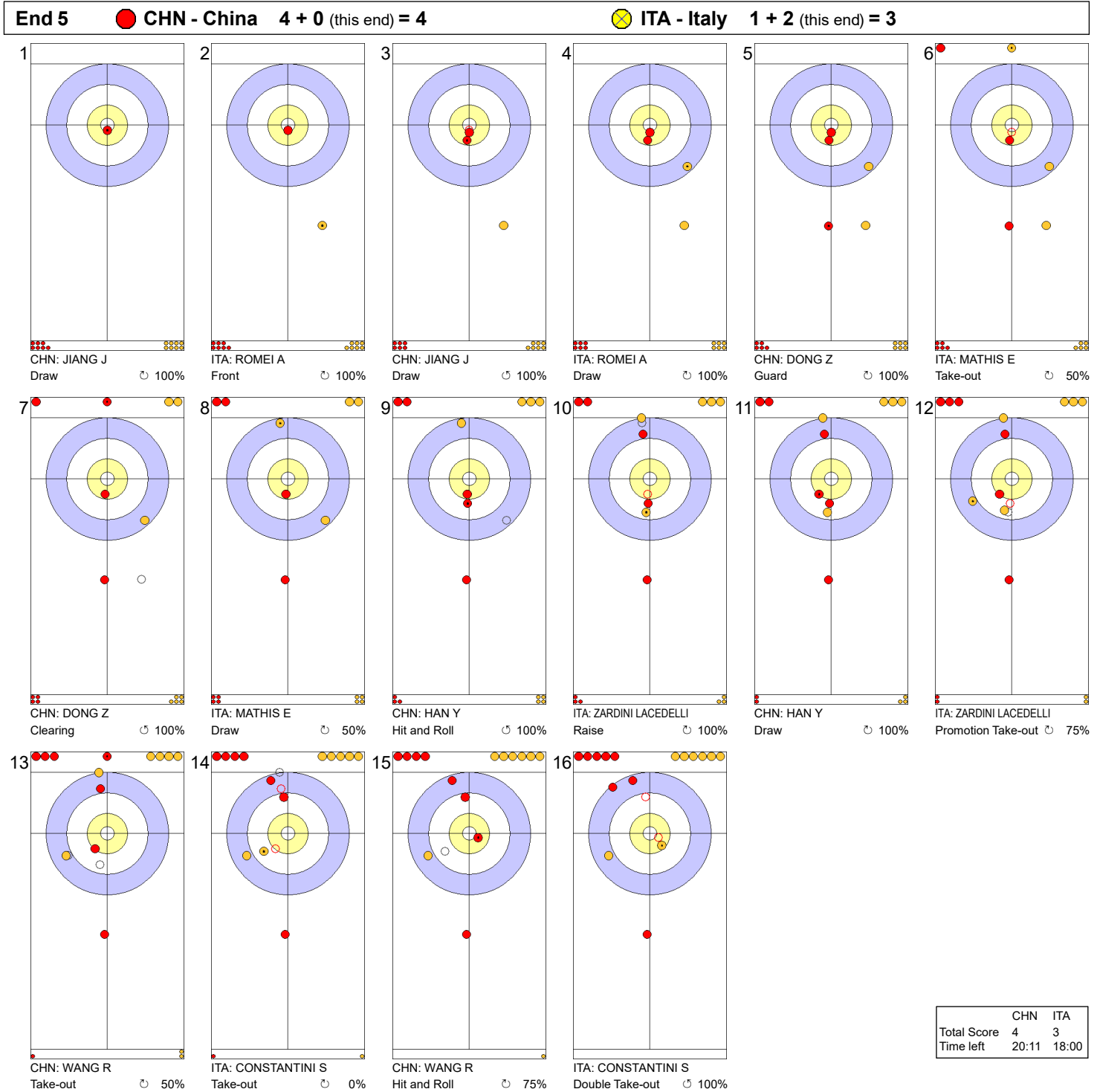


**Legend:**  
 ↻ Clockwise      ↺ Counter-clockwise      - Not considered

TUE 18 MAR 2025  
Start Time 9:00


Round Robin Session 9 - Sheet C

Game - Shot by Shot



**Legend:**  
 ↻ Clockwise      ↺ Counter-clockwise      - Not considered

Game - Shot by Shot

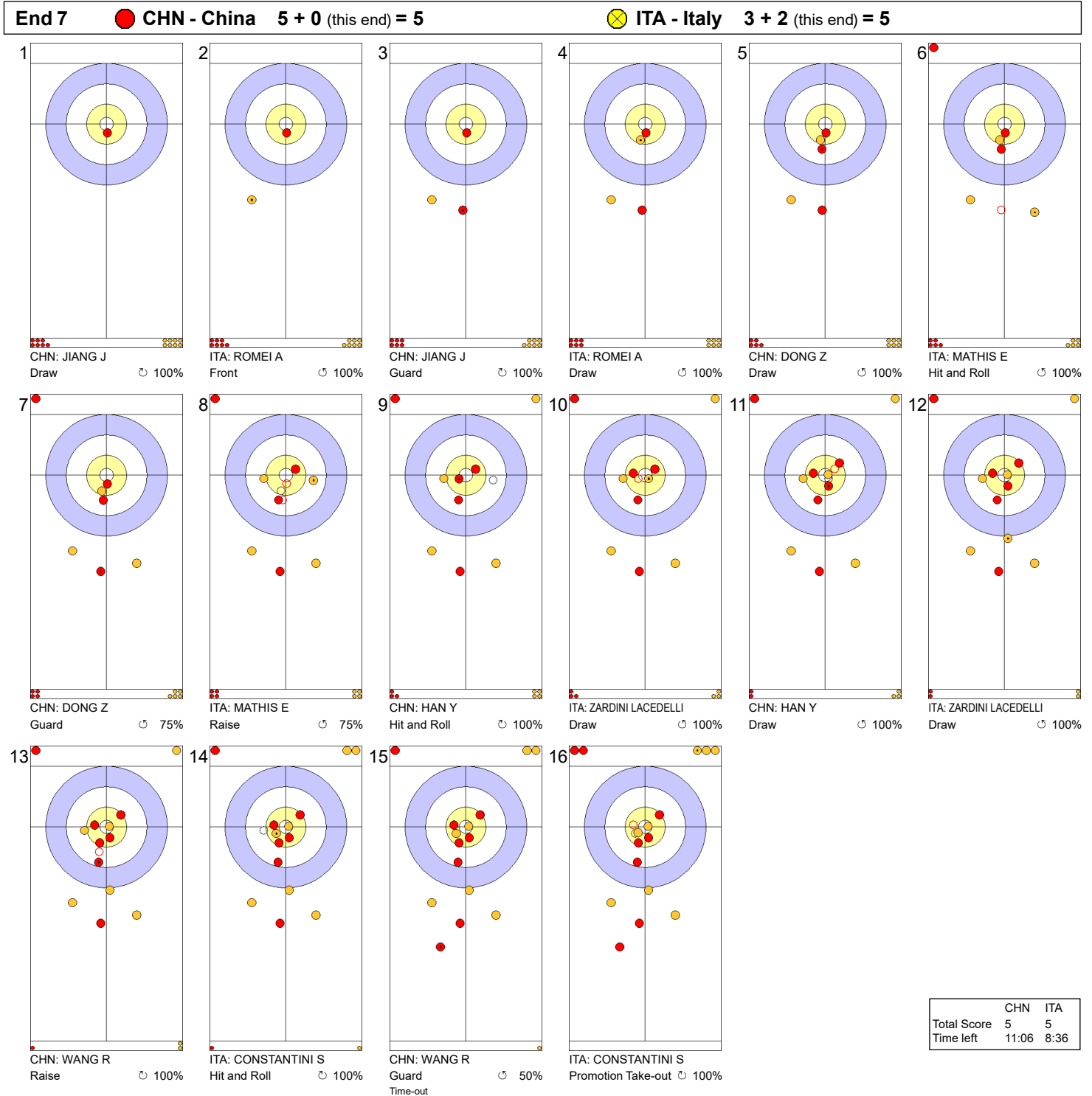


**Legend:**  
 ↻ Clockwise      ↺ Counter-clockwise      - Not considered

TUE 18 MAR 2025  
Start Time 9:00


Round Robin Session 9 - Sheet C

Game - Shot by Shot



**Legend:**  
 ↻ Clockwise      ↺ Counter-clockwise      - Not considered

Game - Shot by Shot

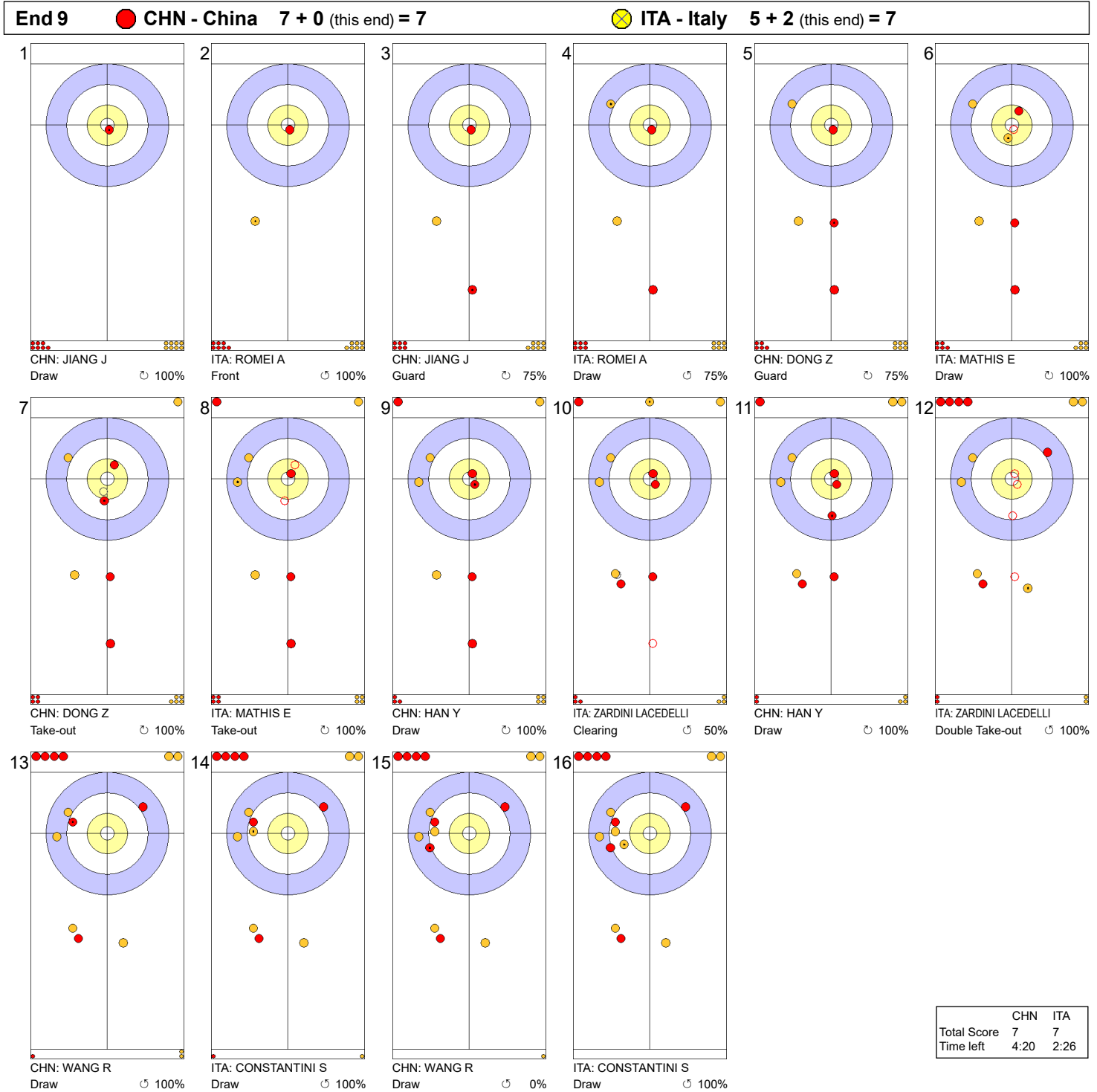


**Legend:**  
 ↻ Clockwise      ↺ Counter-clockwise      - Not considered

TUE 18 MAR 2025  
Start Time 9:00

Round Robin Session 9 - Sheet C

Game - Shot by Shot




**Legend:**  
 ↻ Clockwise      ↺ Counter-clockwise      - Not considered

TUE 18 MAR 2025  
Start Time 9:00

Round Robin Session 9 - Sheet C

### Game - Shot by Shot



**Legend:**  
 ↻ Clockwise      ↺ Counter-clockwise      - Not considered

TUE 18 MAR 2025  
Start Time 9:00

Round Robin Session 9 - Sheet D

### Game Results

Sheet	Team	LSFE	1	2	3	4	5	6	7	8	9	10	Extra Ends	Total
D	USA - United States		0	0	1	0	1	0	1	0	1	0		4
	CAN - Canada	*	0	2	0	2	0	1	0	2	0	1		8

USA - United States		Shot Success Game	All
4 S	PETERSON Tabitha	81%	81%
3 V	THIESSE Cory	73%	78%
2	PETERSON Tara	76%	78%
1	ANDERSON-HEIDE Taylor	95%	86%
A	PERSINGER Vicky	-	-
Team Total		81%	81%

CAN - Canada		Shot Success Game	All
4 S	HOMAN Rachel	92%	87%
3 V	FLEURY Tracy	93%	85%
2	MISKEW Emma	94%	86%
1	WILKES Sarah	93%	88%
A	BROWN Rachel	-	-
Team Total		93%	87%

Last Stone Draw		Distance
☺	PETERSON Tabitha	19.2cm
☹	PETERSON Tara	44.9cm
<b>Total</b>		<b>64.1cm</b>

Last Stone Draw		Distance
☺	HOMAN Rachel	3.6cm
☹	MISKEW Emma	4.6cm
<b>Total</b>		<b>8.2cm</b>

Time remaining: 0 minutes 48 seconds

Time remaining: 1 minute 4 seconds

Time-out: End 10 - USA stone 8

### Shot Success Analysis

USA - United States		☺	☹	Game	
4	PETERSON Tabitha	Draws	7 93%	4 69%	11 84%
		Take-outs	5 70%	4 88%	9 78%
		Total	12 83%	8 78%	20 81%
3	THIESSE Cory	Draws	9 69%	2 88%	11 73%
		Take-outs	4 69%	5 75%	9 72%
		Total	13 69%	7 79%	20 73%
2	PETERSON Tara	Draws	8 84%	3 50%	11 75%
		Take-outs	1 75%	8 78%	9 78%
		Total	9 83%	11 70%	20 76%
1	ANDERSON-HEIDE Taylor	Draws	14 93%	5 100%	19 95%
		Take-outs	0 -	1 100%	1 100%
		Total	14 93%	6 100%	20 95%
A	PERSINGER Vicky	Draws	0 -	0 -	0 -
		Take-outs	0 -	0 -	0 -
		Total	0 -	0 -	0 -
Team		Draws	38 86%	14 79%	52 84%
		Take-outs	10 70%	18 81%	28 77%
		Total	48 82%	32 80%	80 81%

CAN - Canada		☺	☹	Game	
4	HOMAN Rachel	Draws	5 95%	2 75%	7 89%
		Take-outs	4 81%	7 100%	11 93%
		Total	9 89%	9 94%	18 92%
3	FLEURY Tracy	Draws	3 100%	1 100%	4 100%
		Take-outs	10 90%	6 92%	16 91%
		Total	13 92%	7 93%	20 93%
2	MISKEW Emma	Draws	1 50%	2 100%	3 83%
		Take-outs	12 94%	5 100%	17 96%
		Total	13 90%	7 100%	20 94%
1	WILKES Sarah	Draws	6 96%	10 90%	16 92%
		Take-outs	2 100%	1 100%	3 100%
		Total	8 97%	11 91%	19 93%
A	BROWN Rachel	Draws	0 -	0 -	0 -
		Take-outs	0 -	0 -	0 -
		Total	0 -	0 -	0 -
Team		Draws	15 93%	15 90%	30 92%
		Take-outs	28 91%	19 97%	47 94%
		Total	43 92%	34 94%	77 93%

#### Note:

Position and function for each team member:

4 = Fourth, 3 = Third, 2 = Second, 1 = Lead, A = Alternate, S = Skip, V = Vice-Skip

#### Legend:

☺ Clockwise

☹ Counter-clockwise

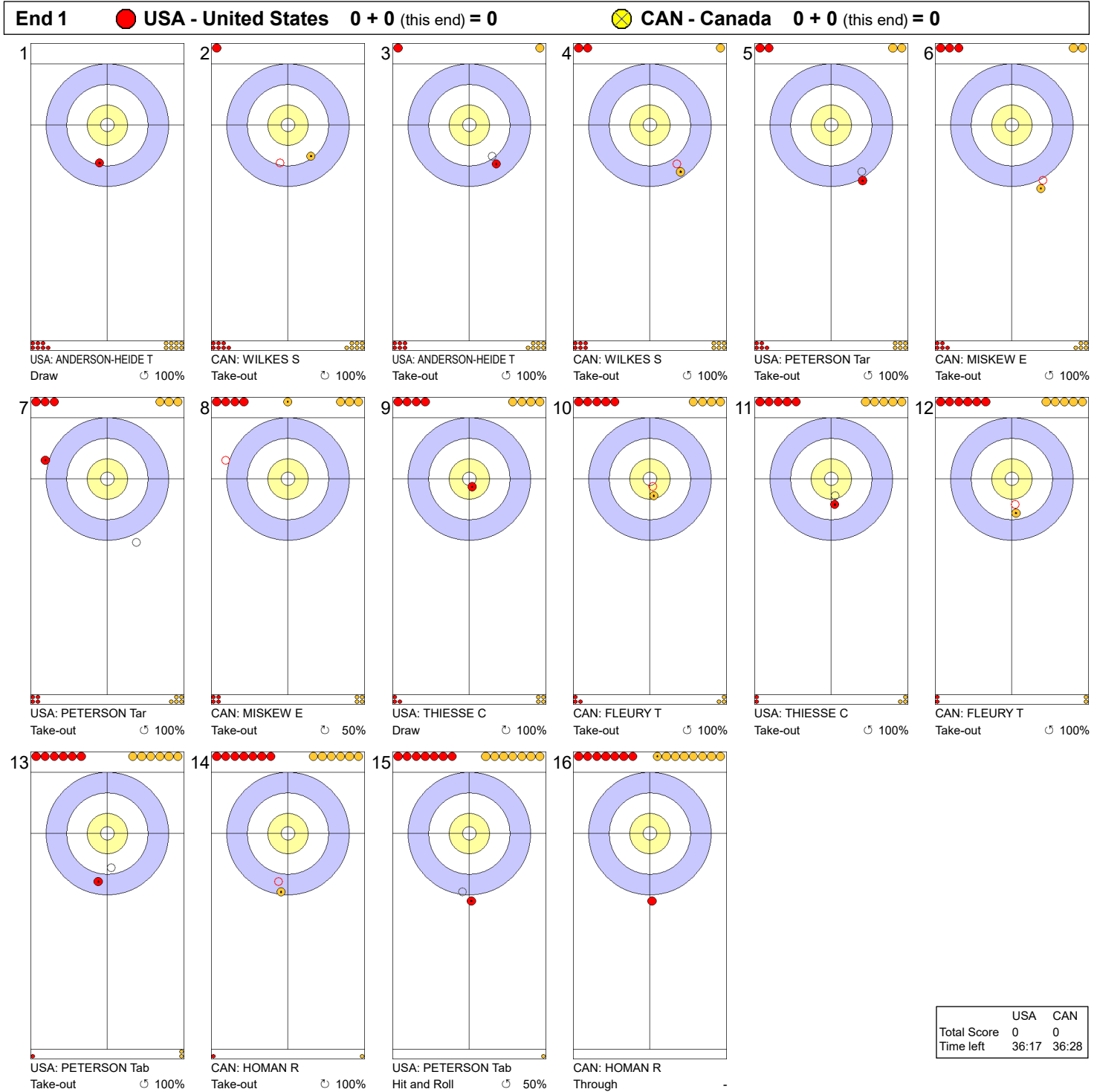
LSFE(\*) Last Stone First End



TUE 18 MAR 2025  
Start Time 9:00

Round Robin Session 9 - Sheet D

Game - Shot by Shot

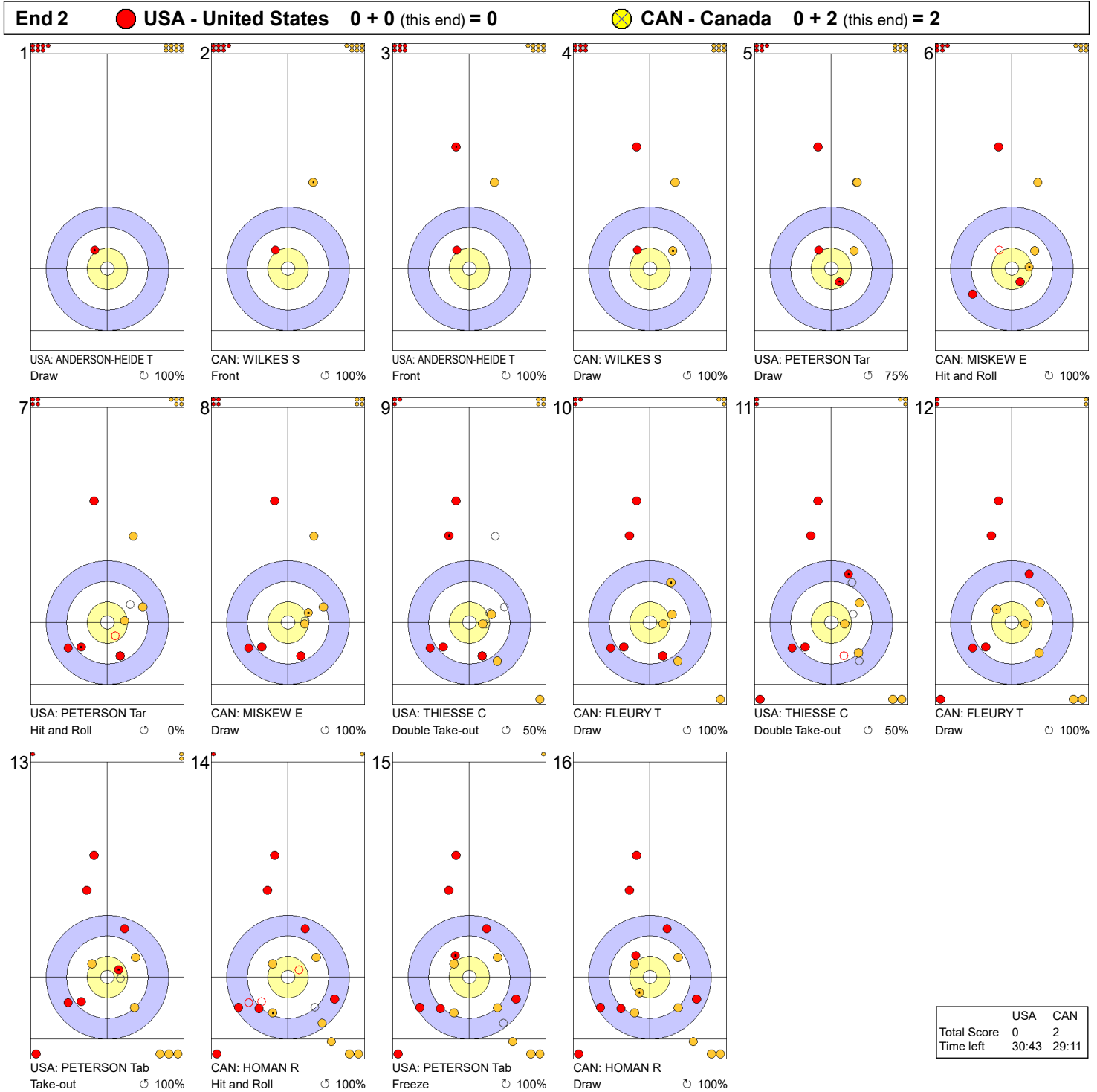


**Legend:**  
 ↻ Clockwise      ↺ Counter-clockwise      - Not considered

TUE 18 MAR 2025  
Start Time 9:00

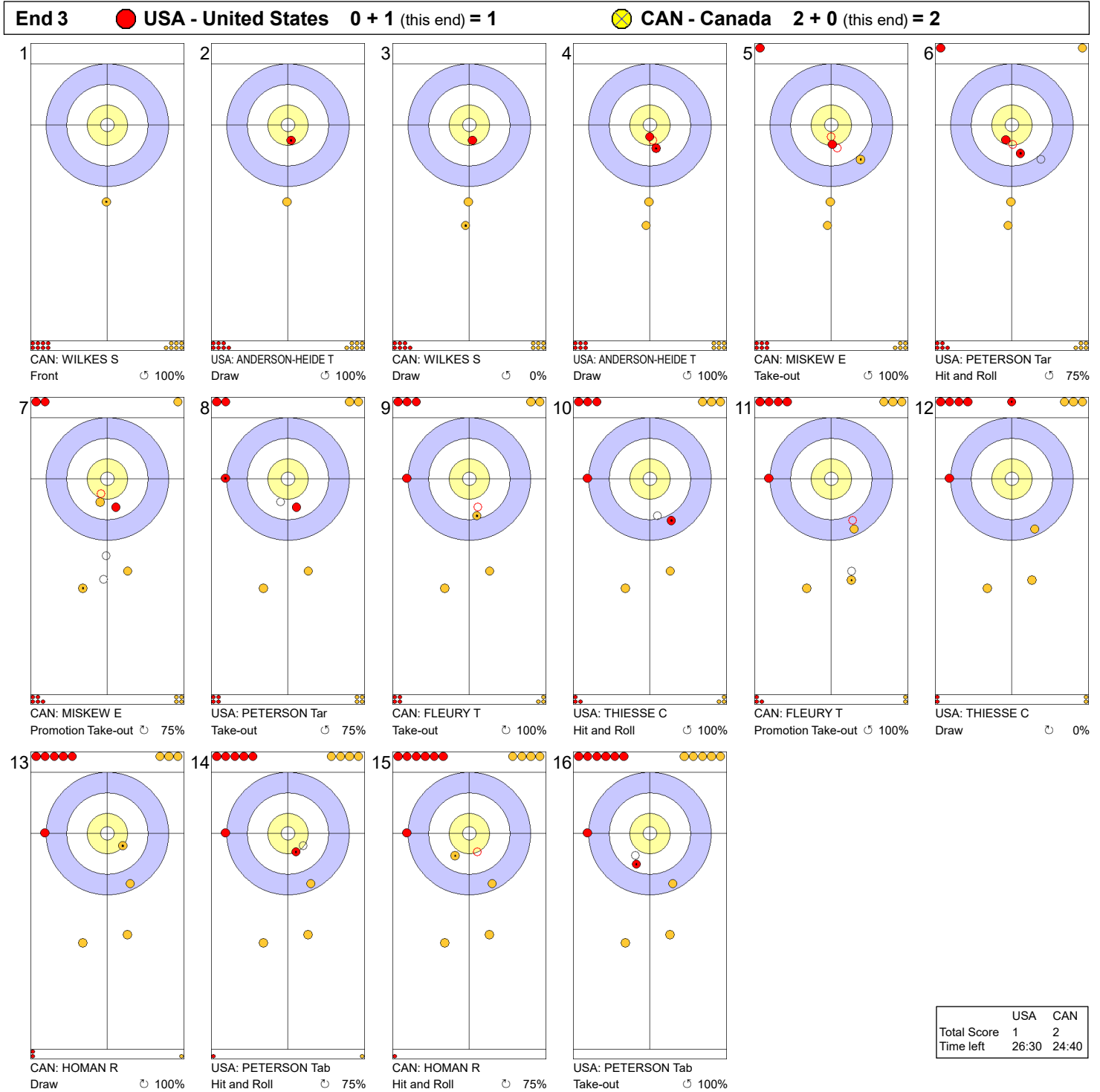
Round Robin Session 9 - Sheet D

**Game - Shot by Shot**



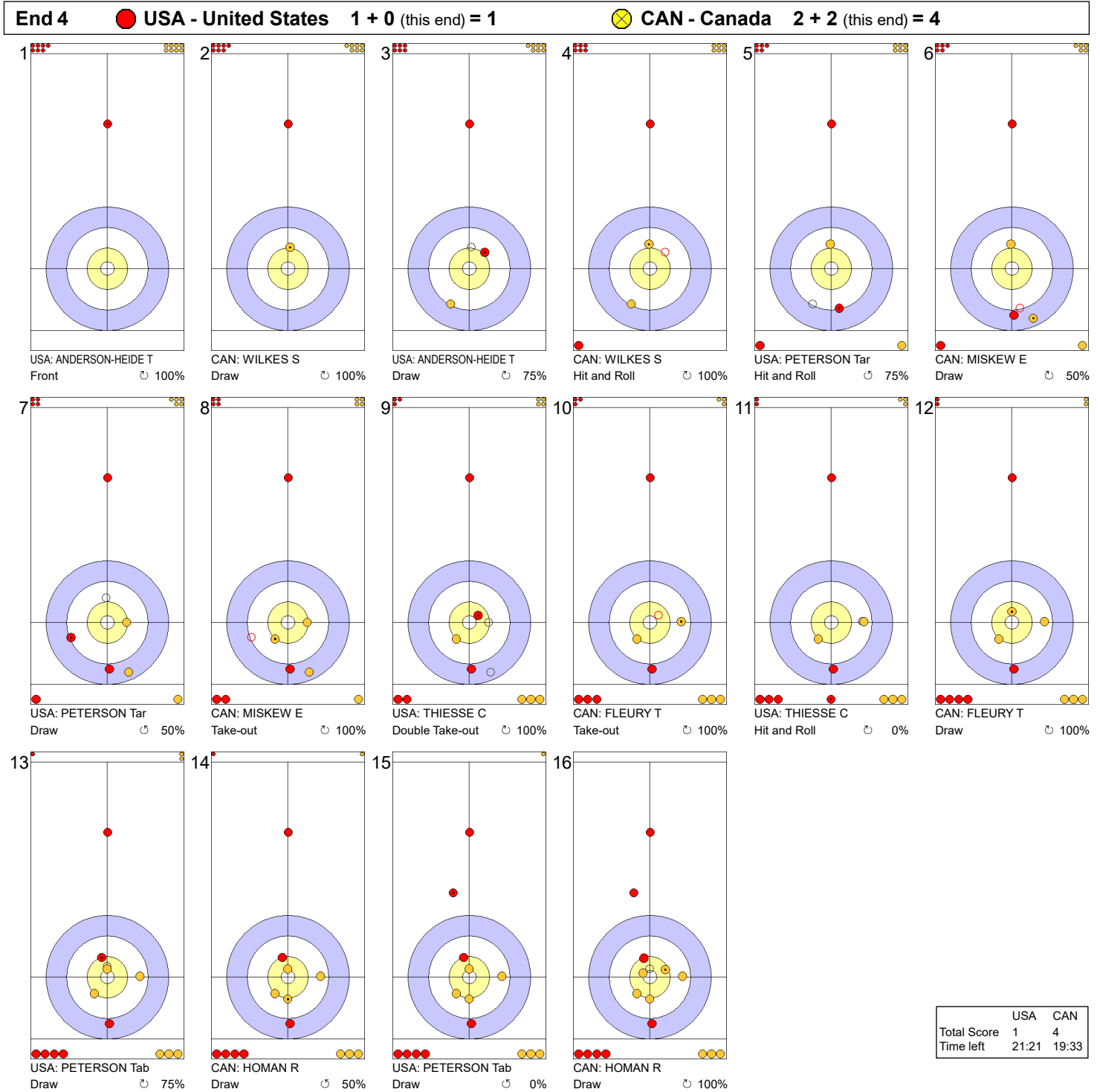
**Legend:**  
 ↻ Clockwise      ↺ Counter-clockwise      - Not considered

Game - Shot by Shot



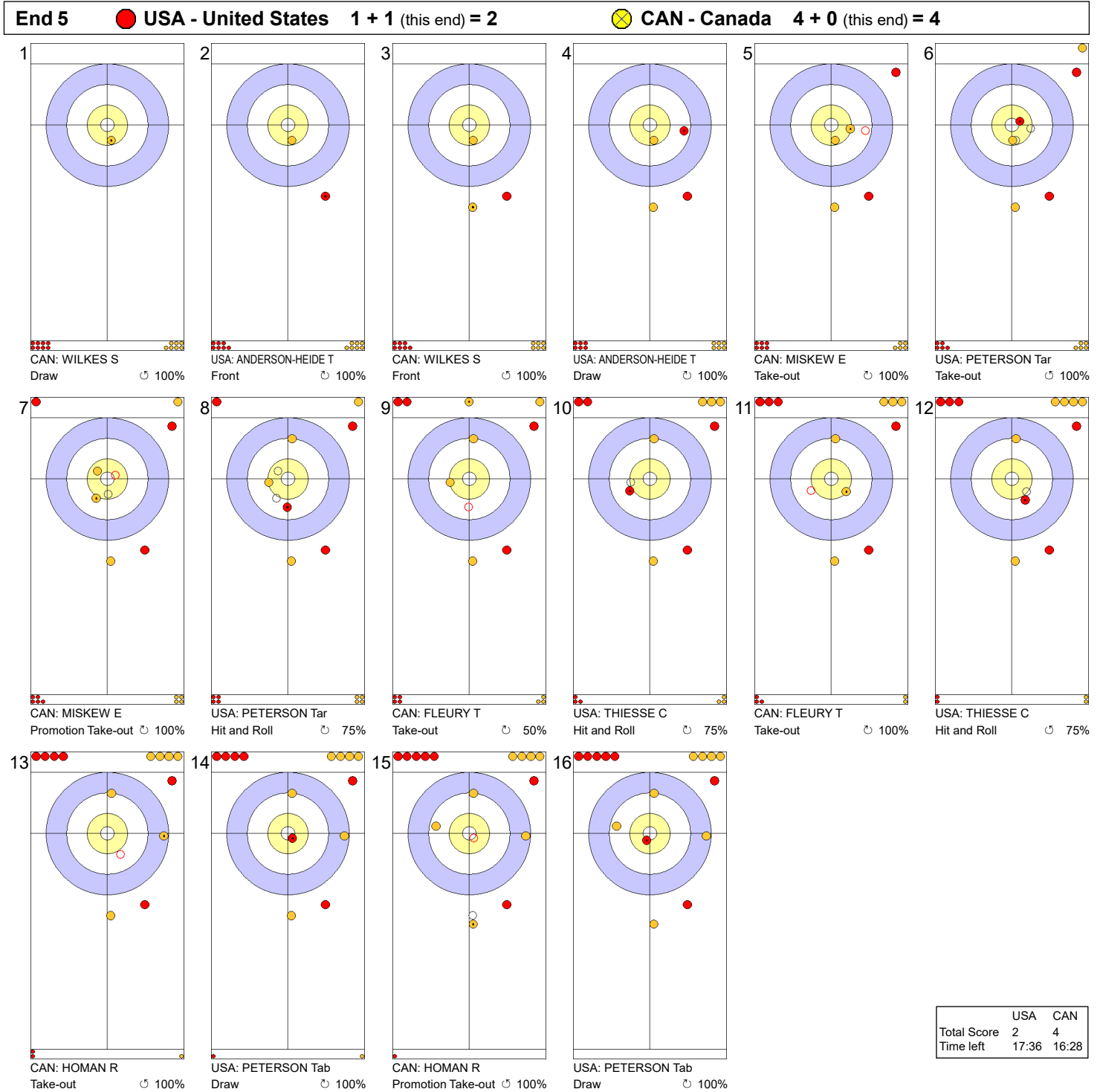
**Legend:**  
 ↻ Clockwise      ↺ Counter-clockwise      - Not considered

Game - Shot by Shot



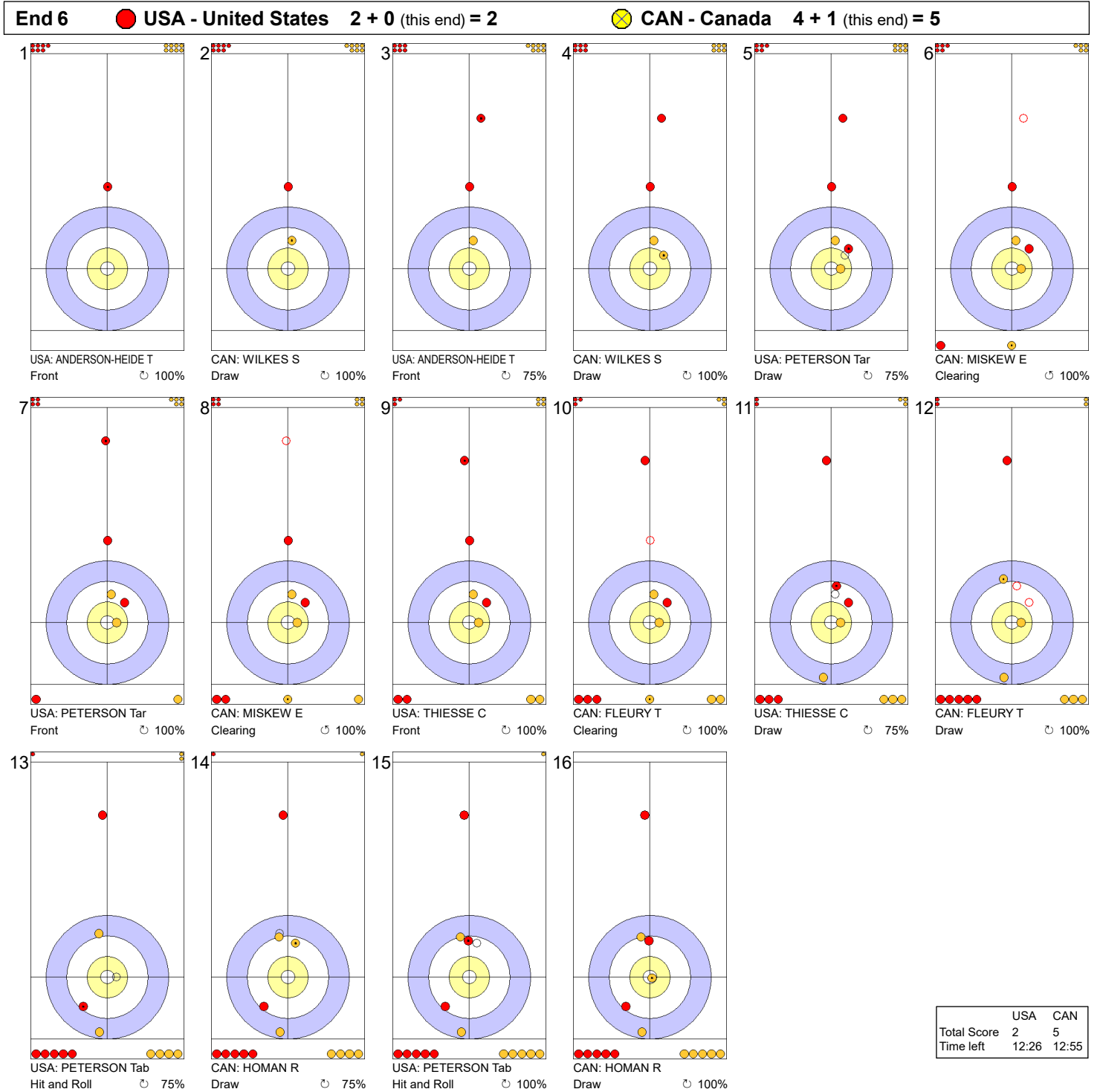
**Legend:**  
 ↻ Clockwise      ↺ Counter-clockwise      - Not considered

Game - Shot by Shot



**Legend:**  
 ↻ Clockwise      ↺ Counter-clockwise      - Not considered

Game - Shot by Shot

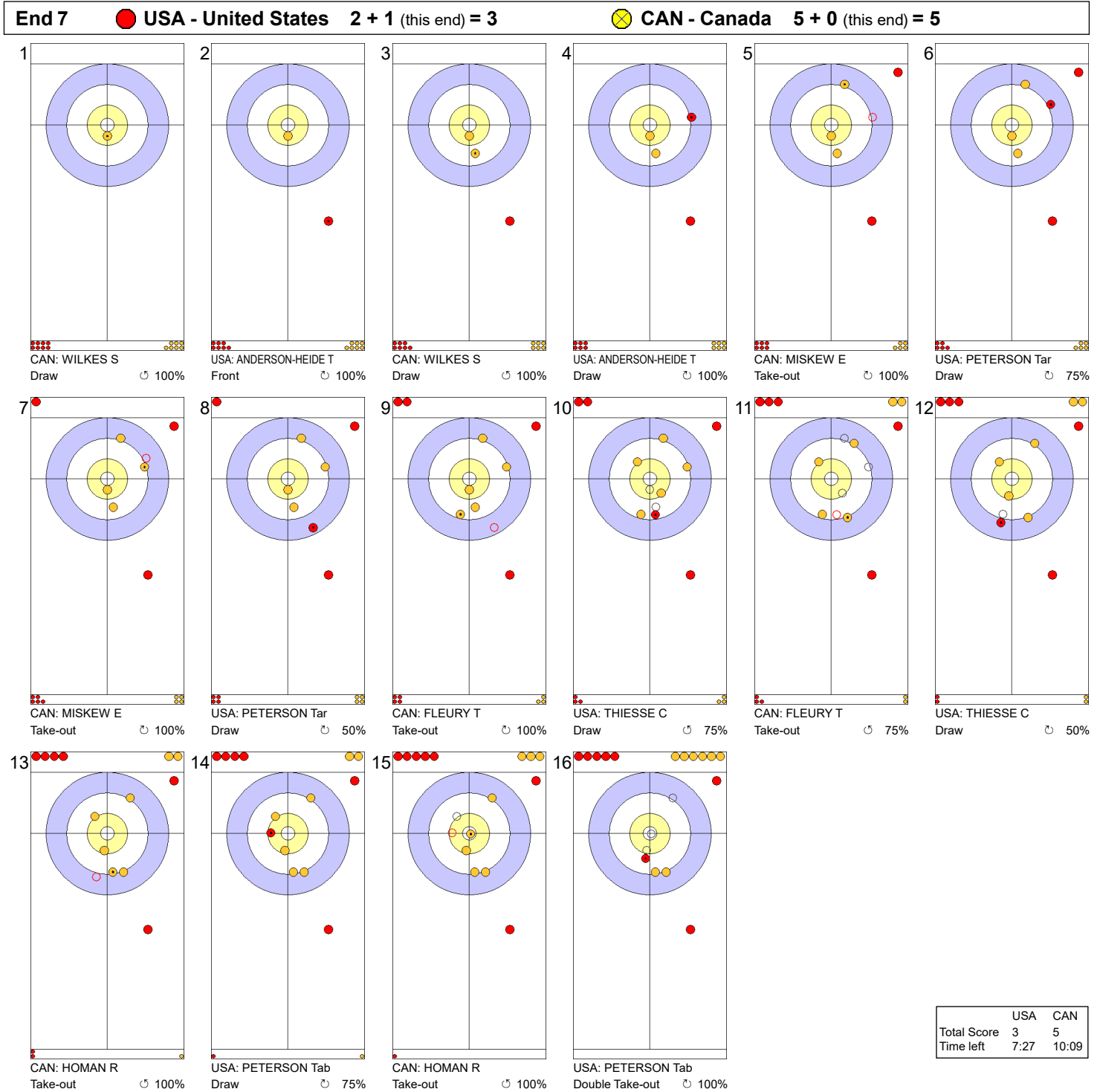


**Legend:**  
 ↻ Clockwise      ↺ Counter-clockwise      - Not considered

TUE 18 MAR 2025  
Start Time 9:00

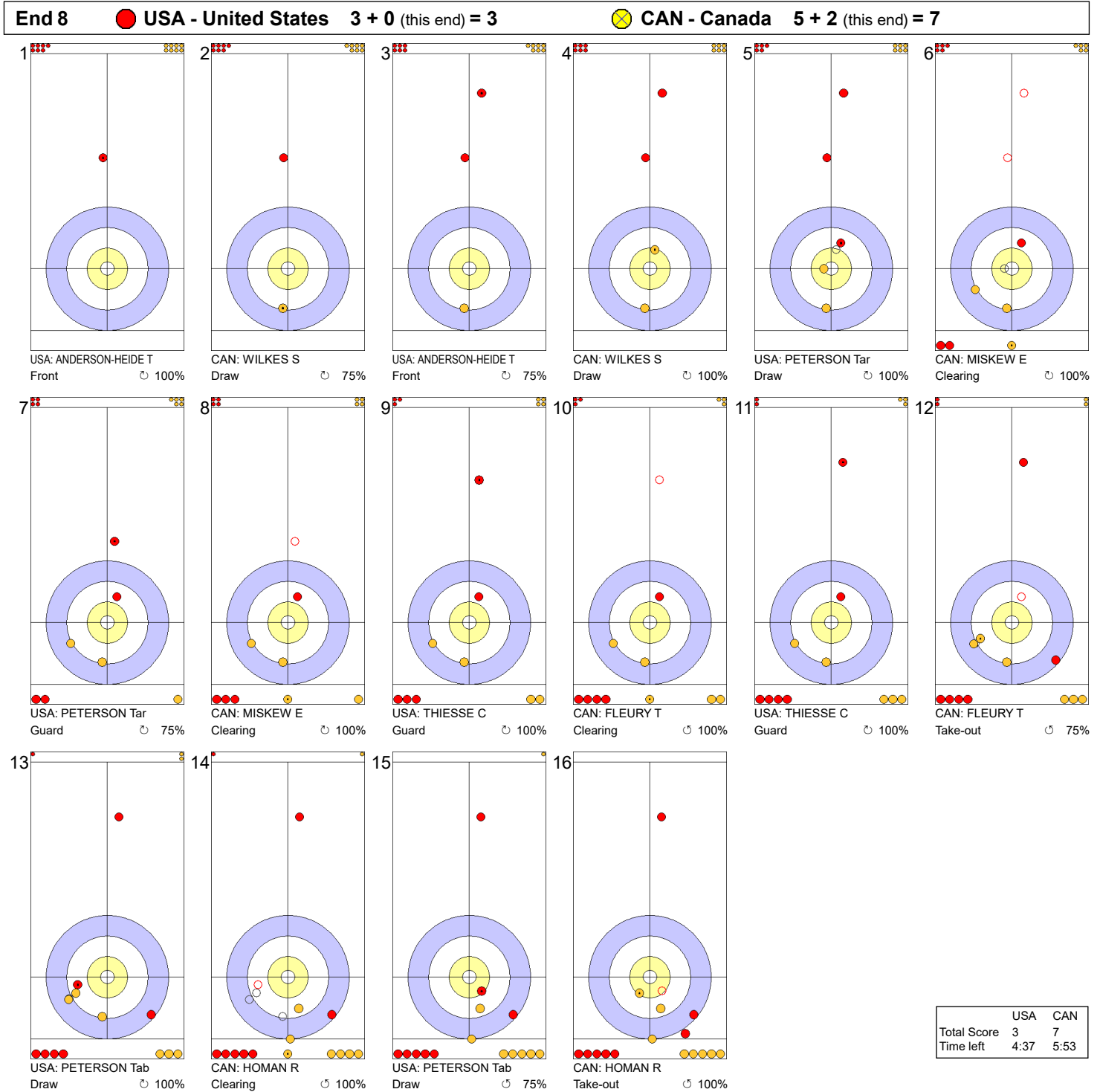
Round Robin Session 9 - Sheet D

Game - Shot by Shot



**Legend:**  
 ↻ Clockwise      ↺ Counter-clockwise      - Not considered

Game - Shot by Shot



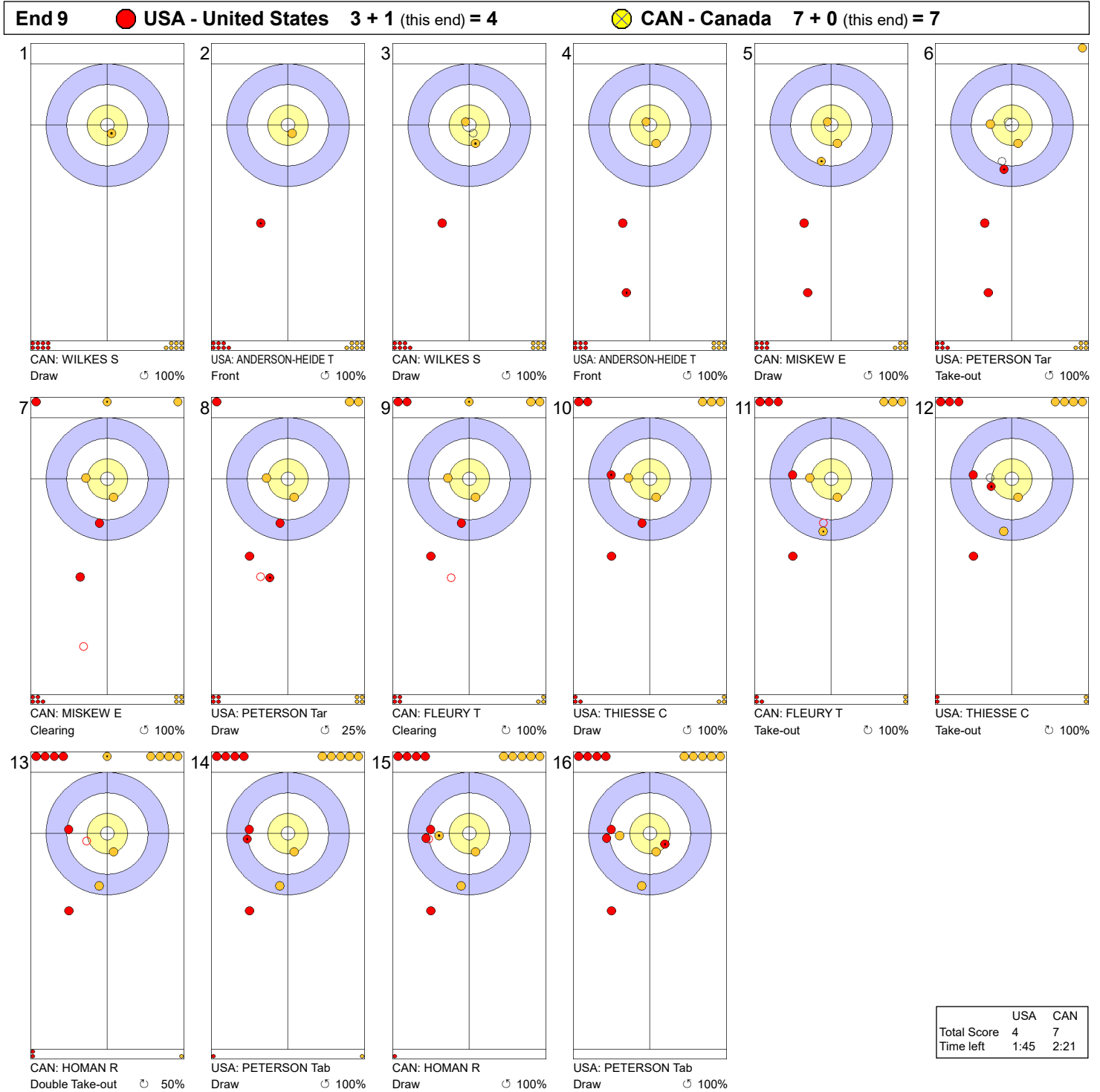
**Legend:**  
 ↻ Clockwise      ↺ Counter-clockwise      - Not considered



TUE 18 MAR 2025  
Start Time 9:00

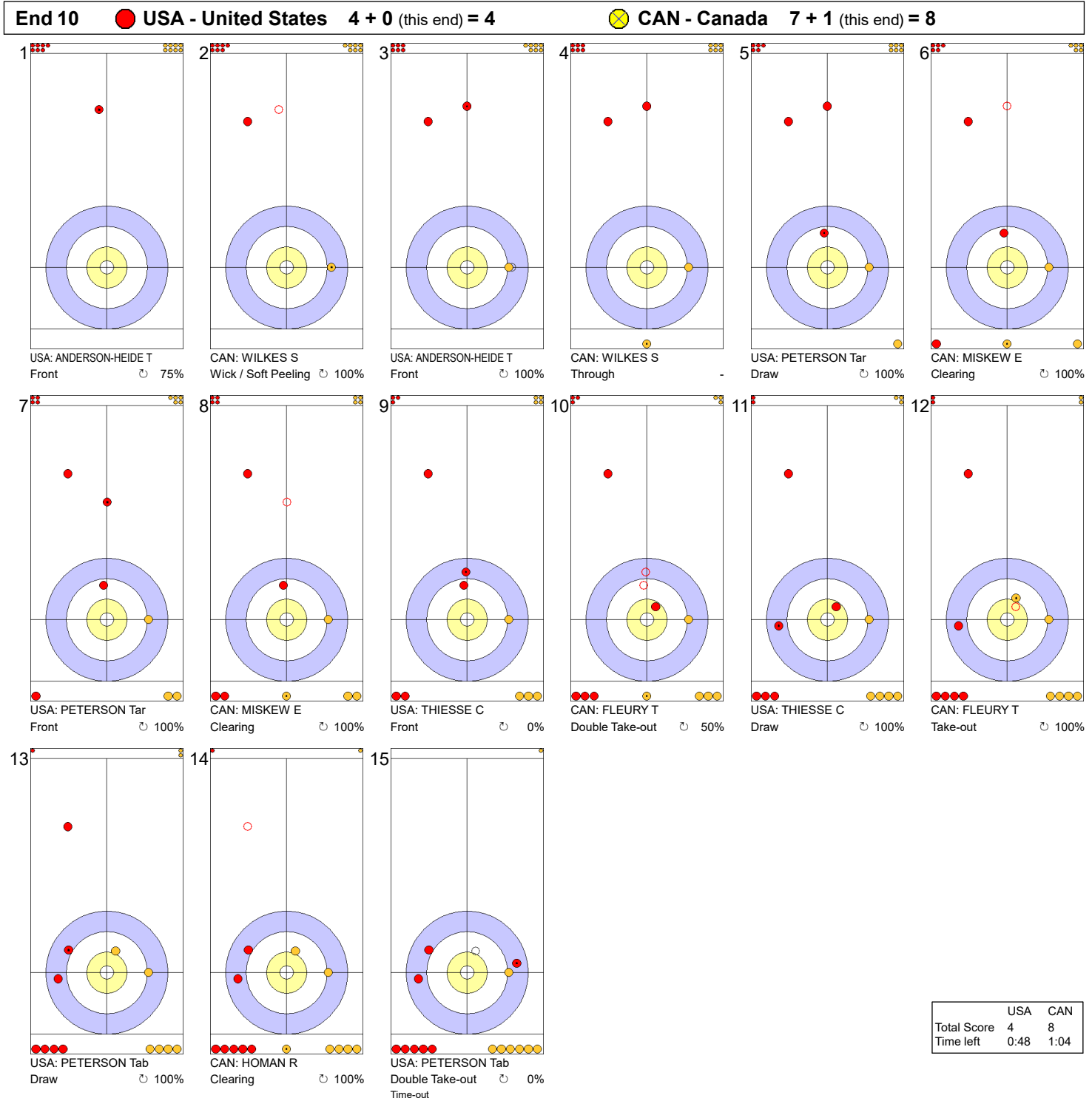
Round Robin Session 9 - Sheet D

Game - Shot by Shot



**Legend:**  
 ↻ Clockwise   ↺ Counter-clockwise   - Not considered

Game - Shot by Shot



**Legend:**  
 ↻ Clockwise      ↺ Counter-clockwise      - Not considered

### Session Results and Standings

Sheet	Team	LSD/LSFE	1	2	3	4	5	6	7	8	9	10	Extra Ends	Total
A	ITA - Italy	77.8cm *	3	0	2	0	3	0	X	X	X	X		8
	LTU - Lithuania	90.6cm	0	1	0	0	0	1	X	X	X	X		2
B	TUR - Türkiye	80.2cm	0	0	2	0	1	0	0	1	0	X		4
	KOR - Korea	63.8cm *	0	1	0	2	0	3	1	0	2	X		9
C	DEN - Denmark	49.8cm *	2	0	1	0	3	0	3	0	4	X		13
	NOR - Norway	52.8cm	0	3	0	1	0	2	0	1	0	X		7
D	SUI - Switzerland	25.5cm *	0	0	0	1	0	2	0	2	0	1		6
	SCO - Scotland	144.9cm	0	0	2	0	1	0	1	0	1	0		5

### Current Standings

Rank	Team	Games	Wins	Losses
1	KOR - Korea	5	5	0
1	SUI - Switzerland	5	5	0
3	CAN - Canada	4	3	1
4	DEN - Denmark	5	3	2
4	SWE - Sweden	5	3	2
6	CHN - China	4	2	2
6	USA - United States	4	2	2
8	ITA - Italy	5	2	3
8	JPN - Japan	5	2	3
8	NOR - Norway	5	2	3
8	SCO - Scotland	5	2	3
12	LTU - Lithuania	5	0	5
12	TUR - Türkiye	5	0	5

**Note:**  
Under World Curling rules, tie-breaking rules for standings are not applied until after the last game of the round robin.

**Legend:**  
LSD Last Stone Draw      LSFE(\*) Last Stone First End      X Unplayed/unfinished end due to concession

## Game Results

Sheet	Team	LSFE	1	2	3	4	5	6	7	8	9	10	Extra Ends	Total
A	ITA - Italy	*	3	0	2	0	3	0	X	X	X	X		8
	LTU - Lithuania		0	1	0	0	0	1	X	X	X	X		2

ITA - Italy		Shot Success	Game	All
4 S	CONSTANTINI Stefania	100%		78%
3 V	ZARDINI LACEDELLI Giulia	90%		80%
2	MATHIS Elena	92%		86%
1	ROMEI Angela	85%		79%
A	LO DESERTO Marta	-		-
Team Total		92%		81%

LTU - Lithuania		Shot Success	Game	All
4 S	PAULAUSKAITE Virginija	65%		64%
3 V	DVOJEGLAZOVA Olga	67%		58%
2	KIUDYTE Migle	71%		65%
1	BLAZIENE Ruta	75%		66%
A	ZALIECKIENE Justina	-		-
Team Total		69%		63%

Last Stone Draw		Distance
⌚	ZARDINI LACEDELLI Giulia	33.6cm
⌚	CONSTANTINI Stefania	44.2cm
<b>Total</b>		<b>77.8cm</b>

Last Stone Draw		Distance
⌚	PAULAUSKAITE Virginija	74.9cm
⌚	KIUDYTE Migle	15.7cm
<b>Total</b>		<b>90.6cm</b>

Time remaining: 18 minutes 47 seconds

Time remaining: 17 minutes 20 seconds

Time-out: End 6 - ITA stone 5

## Shot Success Analysis

ITA - Italy		⌚	⌚	Game	
4	CONSTANTINI Stefania	Draws	1 100%	3 100%	4 100%
		Take-outs	2 100%	6 100%	8 100%
		Total	3 100%	9 100%	12 100%
3	ZARDINI LACEDELLI Giulia	Draws	1 100%	1 75%	2 88%
		Take-outs	3 83%	7 93%	10 90%
		Total	4 88%	8 91%	12 90%
2	MATHIS Elena	Draws	3 100%	3 100%	6 100%
		Take-outs	5 80%	1 100%	6 83%
		Total	8 88%	4 100%	12 92%
1	ROMEI Angela	Draws	5 90%	4 94%	9 92%
		Take-outs	1 100%	2 50%	3 67%
		Total	6 92%	6 79%	12 85%
A	LO DESERTO Marta	Draws	0 -	0 -	0 -
		Take-outs	0 -	0 -	0 -
		Total	0 -	0 -	0 -
Team		Draws	10 95%	11 95%	21 95%
		Take-outs	11 86%	16 91%	27 89%
		Total	21 90%	27 93%	48 92%

LTU - Lithuania		⌚	⌚	Game	
4	PAULAUSKAITE Virginija	Draws	2 75%	0 -	2 75%
		Take-outs	2 88%	8 56%	10 63%
		Total	4 81%	8 56%	12 65%
3	DVOJEGLAZOVA Olga	Draws	4 63%	3 83%	7 71%
		Take-outs	1 100%	4 50%	5 60%
		Total	5 70%	7 64%	12 67%
2	KIUDYTE Migle	Draws	2 75%	3 67%	5 70%
		Take-outs	4 50%	3 100%	7 71%
		Total	6 58%	6 83%	12 71%
1	BLAZIENE Ruta	Draws	6 83%	2 100%	8 88%
		Take-outs	2 25%	2 75%	4 50%
		Total	8 69%	4 88%	12 75%
A	ZALIECKIENE Justina	Draws	0 -	0 -	0 -
		Take-outs	0 -	0 -	0 -
		Total	0 -	0 -	0 -
Team		Draws	14 75%	8 81%	22 77%
		Take-outs	9 58%	17 65%	26 63%
		Total	23 68%	25 70%	48 69%

### Note:

Position and function for each team member:

4 = Fourth, 3 = Third, 2 = Second, 1 = Lead, A = Alternate, S = Skip, V = Vice-Skip

### Legend:

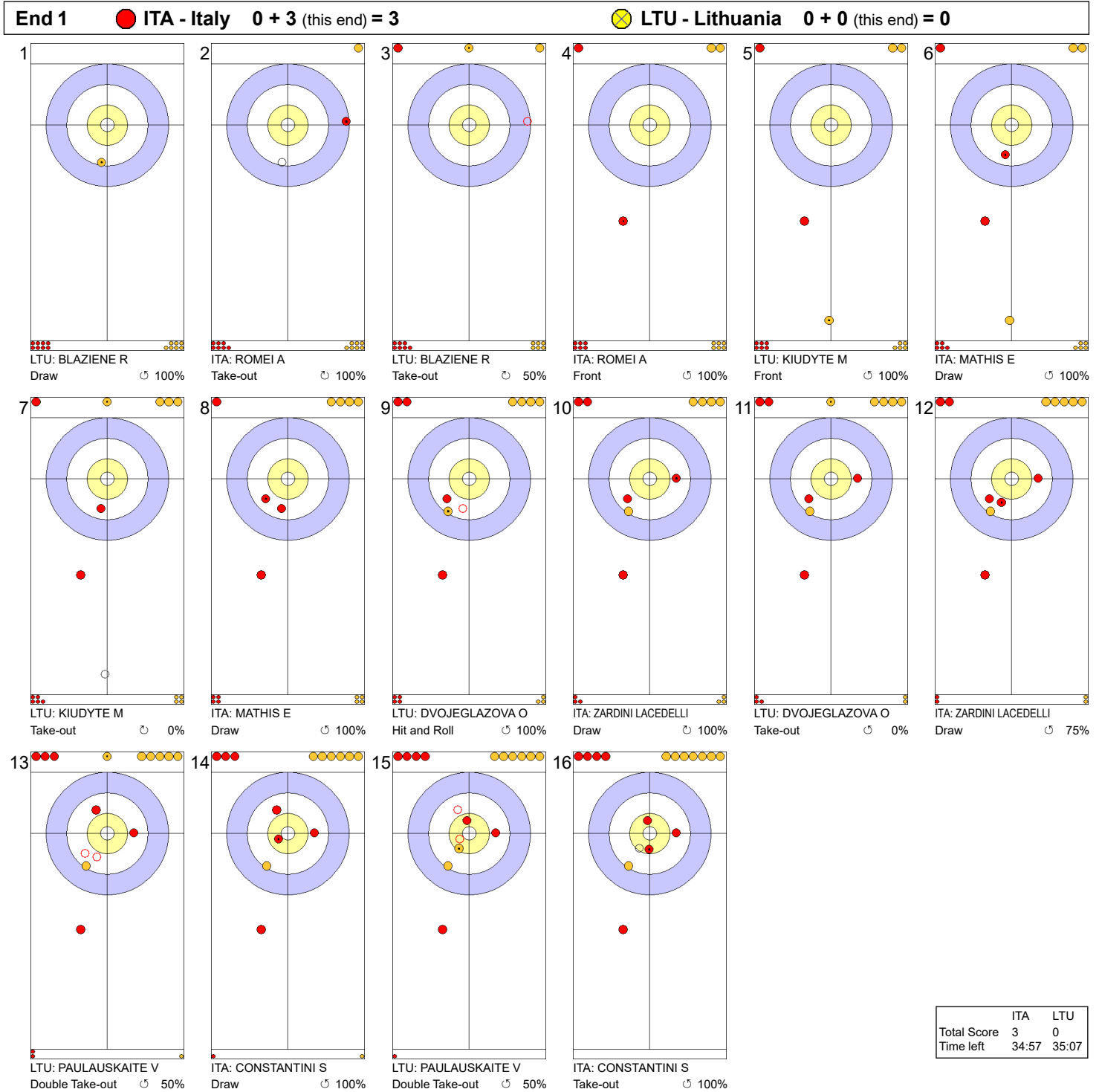
⌚ Clockwise

⌚ Counter-clockwise

LSFE(\*) Last Stone First End


X Unplayed/unfinished end due to concession

Game - Shot by Shot



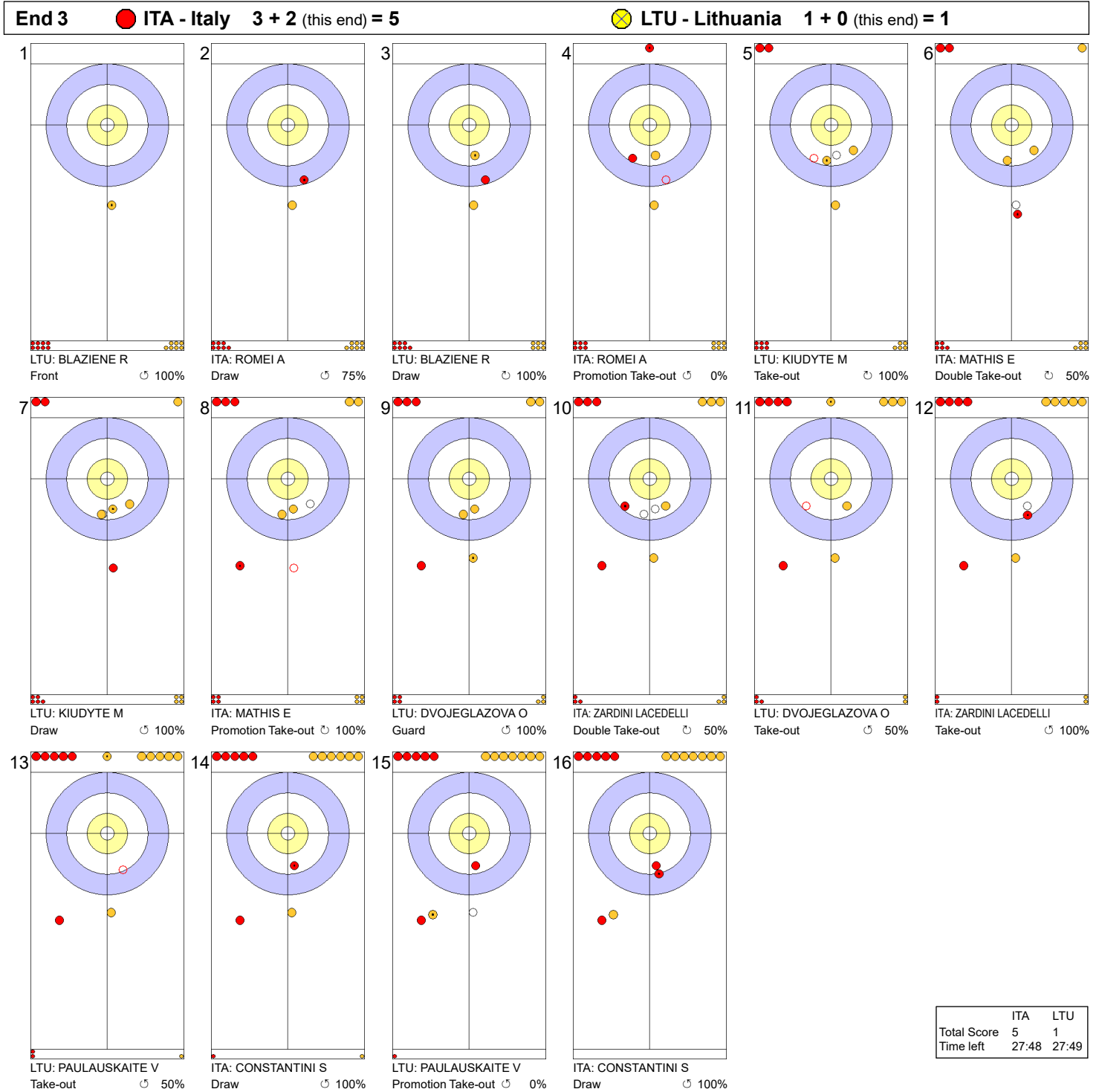
**Legend:**  
 ↻ Clockwise      ↺ Counter-clockwise      - Not considered

Game - Shot by Shot



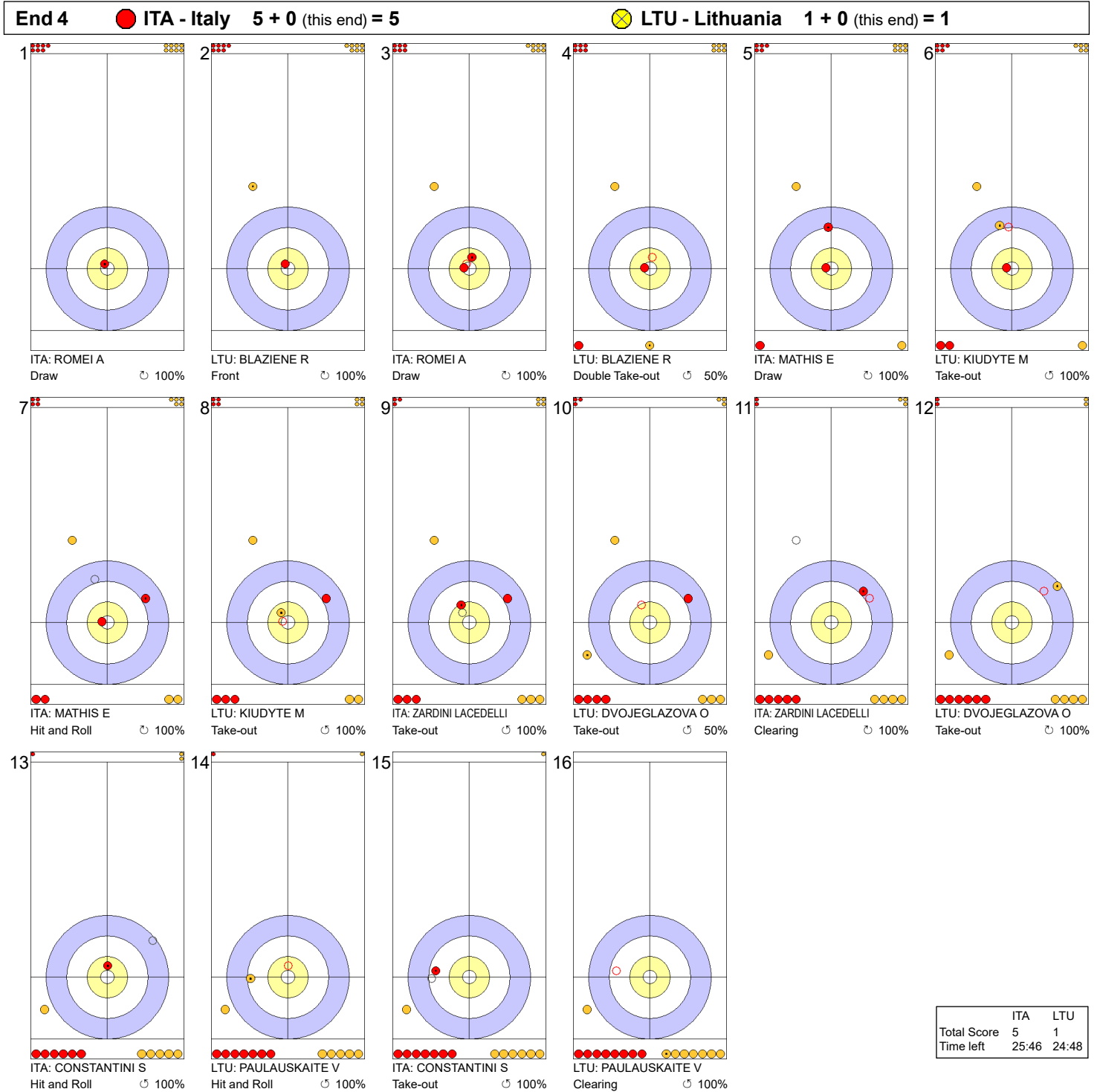
**Legend:**  
 ↻ Clockwise      ↺ Counter-clockwise      - Not considered

Game - Shot by Shot





**Legend:**  
 ↻ Clockwise      ↺ Counter-clockwise      - Not considered

**Game - Shot by Shot**

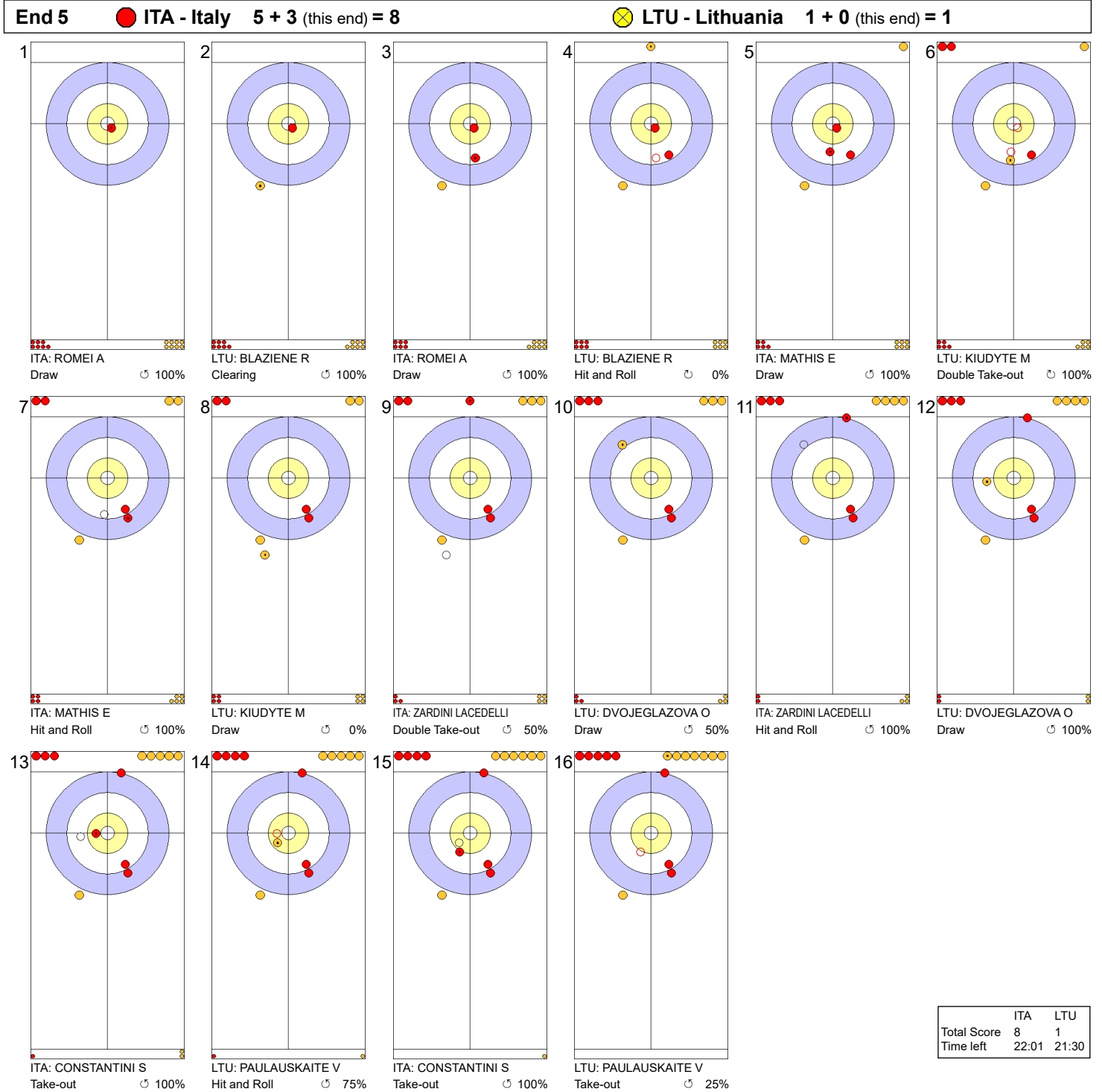


	ITA	LTU
Total Score	5	1
Time left	25:46	24:48

**Legend:**  
 Clockwise     
  Counter-clockwise     
 - Not considered

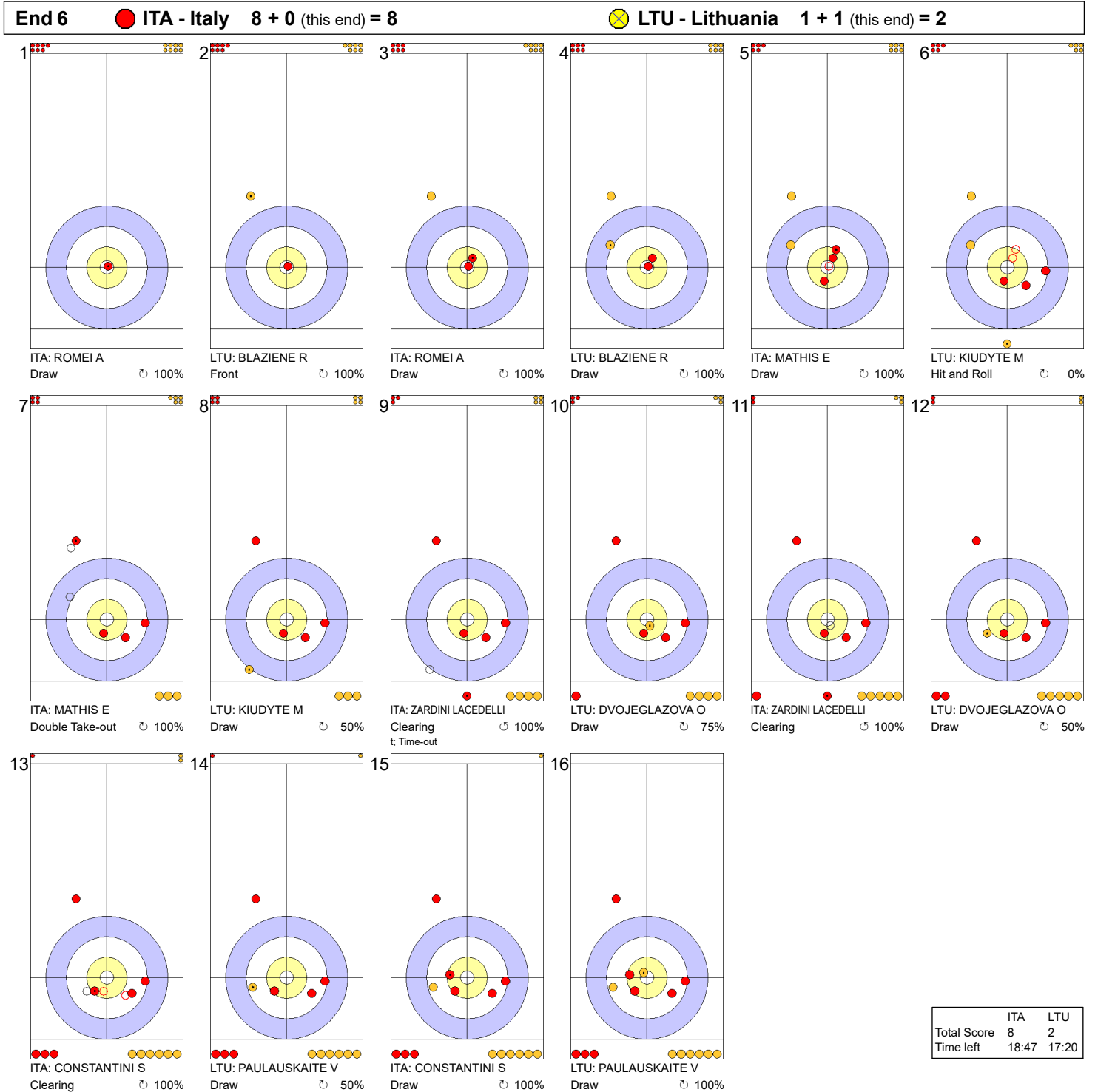


Game - Shot by Shot



**Legend:**  
 ↻ Clockwise      ↺ Counter-clockwise      - Not considered

Game - Shot by Shot



**Legend:**  
 ↻ Clockwise      ↺ Counter-clockwise      - Not considered

MON 17 MAR 2025  
Start Time 19:00

Round Robin Session 8 - Sheet B

### Game Results

Sheet	Team	LSFE	1	2	3	4	5	6	7	8	9	10	Extra Ends	Total
B	TUR - Türkiye		0	0	2	0	1	0	0	1	0	X		4
	KOR - Korea	*	0	1	0	2	0	3	1	0	2	X		9

TUR - Türkiye		Shot Success	Game	All
4 S	YILDIZ Dilsat	79%	74%	
3 V	POLAT Oznur	90%	79%	
2	CALIKUSU Ifayet Safak	78%	71%	
1	SENGUL Berfin	92%	86%	
A	KARAMAN Iclal	-	-	
Team Total		85%	77%	

KOR - Korea		Shot Success	Game	All
4 S	GIM Eunji	94%	87%	
3 V	KIM Minji	85%	84%	
2	SEOL Yeji	76%	76%	
1	SEOL Yeeun	93%	86%	
A	KIM Suji	-	86%	
Team Total		87%	85%	

Last Stone Draw		Distance
↻	YILDIZ Dilsat	35.5cm
↺	CALIKUSU Ifayet Safak	44.7cm
<b>Total</b>		<b>80.2cm</b>

Last Stone Draw		Distance
↻	SEOL Yeji	26.2cm
↺	SEOL Yeeun	37.6cm
<b>Total</b>		<b>63.8cm</b>

Time remaining: 2 minutes 52 seconds

Time-out: End 9 - TUR stone 7

Time remaining: 4 minutes 19 seconds

Time-out: End 9 - KOR stone 7

### Shot Success Analysis

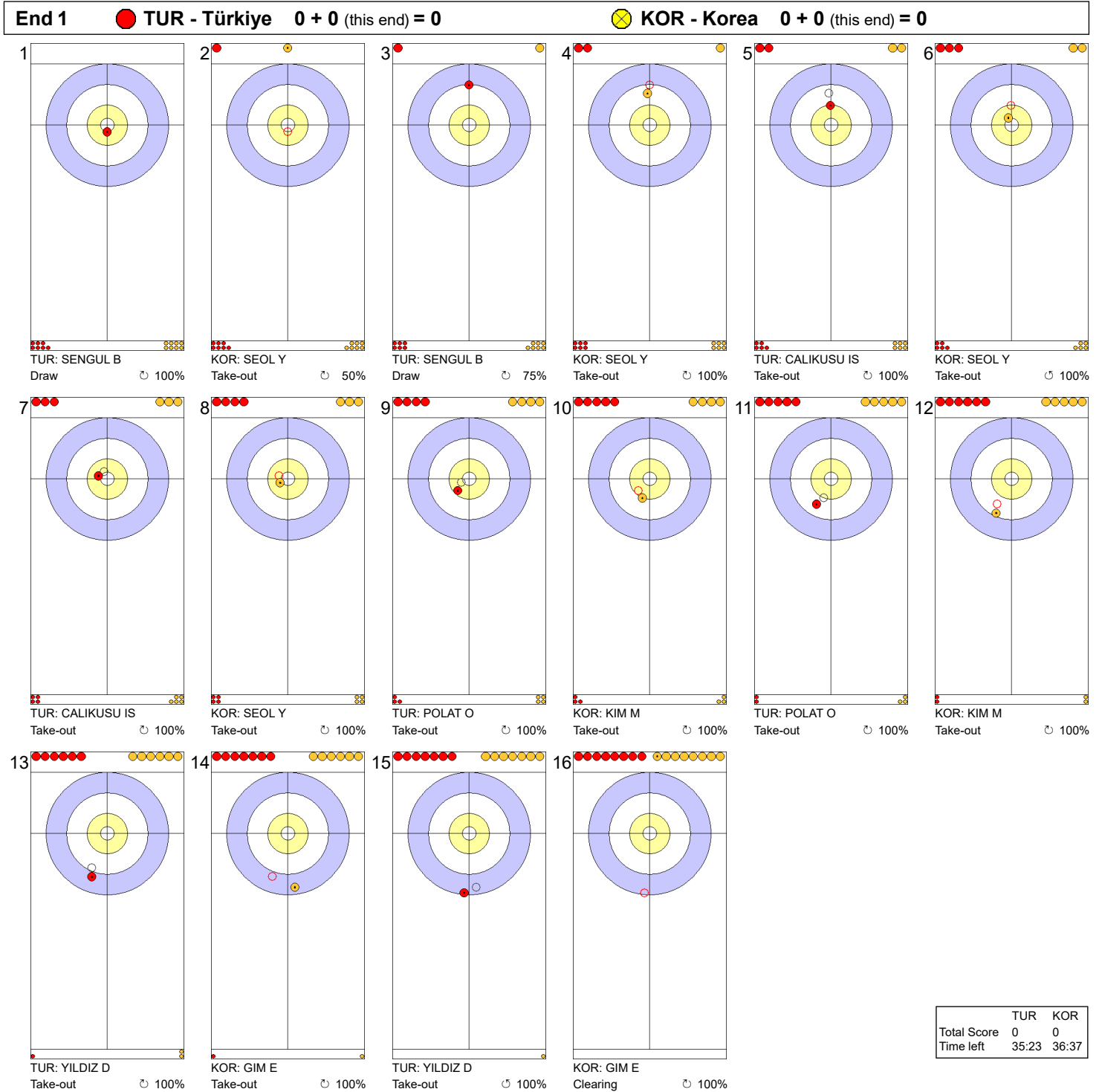
TUR - Türkiye		↻	↺	Game
4 YILDIZ Dilsat	Draws	4 63%	7 89%	11 80%
	Take-outs	2 75%	5 80%	7 79%
	Total	6 67%	12 85%	18 79%
3 POLAT Oznur	Draws	7 82%	3 92%	10 85%
	Take-outs	6 100%	2 88%	8 97%
	Total	13 90%	5 90%	18 90%
2 CALIKUSU Ifayet Safak	Draws	8 72%	4 69%	12 71%
	Take-outs	6 92%	0 -	6 92%
	Total	14 80%	4 69%	18 78%
1 SENGUL Berfin	Draws	10 85%	5 100%	15 90%
	Take-outs	3 100%	0 -	3 100%
	Total	13 88%	5 100%	18 92%
A KARAMAN Iclal	Draws	0 -	0 -	0 -
	Take-outs	0 -	0 -	0 -
	Total	0 -	0 -	0 -
Team	Draws	29 78%	19 88%	48 82%
	Take-outs	17 94%	7 82%	24 91%
	Total	46 84%	26 87%	72 85%

KOR - Korea		↻	↺	Game
4 GIM Eunji	Draws	4 100%	3 92%	7 96%
	Take-outs	9 92%	2 100%	11 93%
	Total	13 94%	5 95%	18 94%
3 KIM Minji	Draws	1 100%	6 71%	7 75%
	Take-outs	7 93%	4 88%	11 91%
	Total	8 94%	10 78%	18 85%
2 SEOL Yeji	Draws	2 100%	2 88%	4 94%
	Take-outs	7 57%	7 86%	14 71%
	Total	9 67%	9 86%	18 76%
1 SEOL Yeeun	Draws	2 100%	12 98%	14 98%
	Take-outs	3 67%	1 100%	4 75%
	Total	5 80%	13 98%	18 93%
A KIM Suji	Draws	0 -	0 -	0 -
	Take-outs	0 -	0 -	0 -
	Total	0 -	0 -	0 -
Team	Draws	9 100%	23 89%	32 92%
	Take-outs	26 80%	14 89%	40 83%
	Total	35 85%	37 89%	72 87%

**Note:**  
Position and function for each team member:  
4 = Fourth, 3 = Third, 2 = Second, 1 = Lead, A = Alternate, S = Skip, V = Vice-Skip

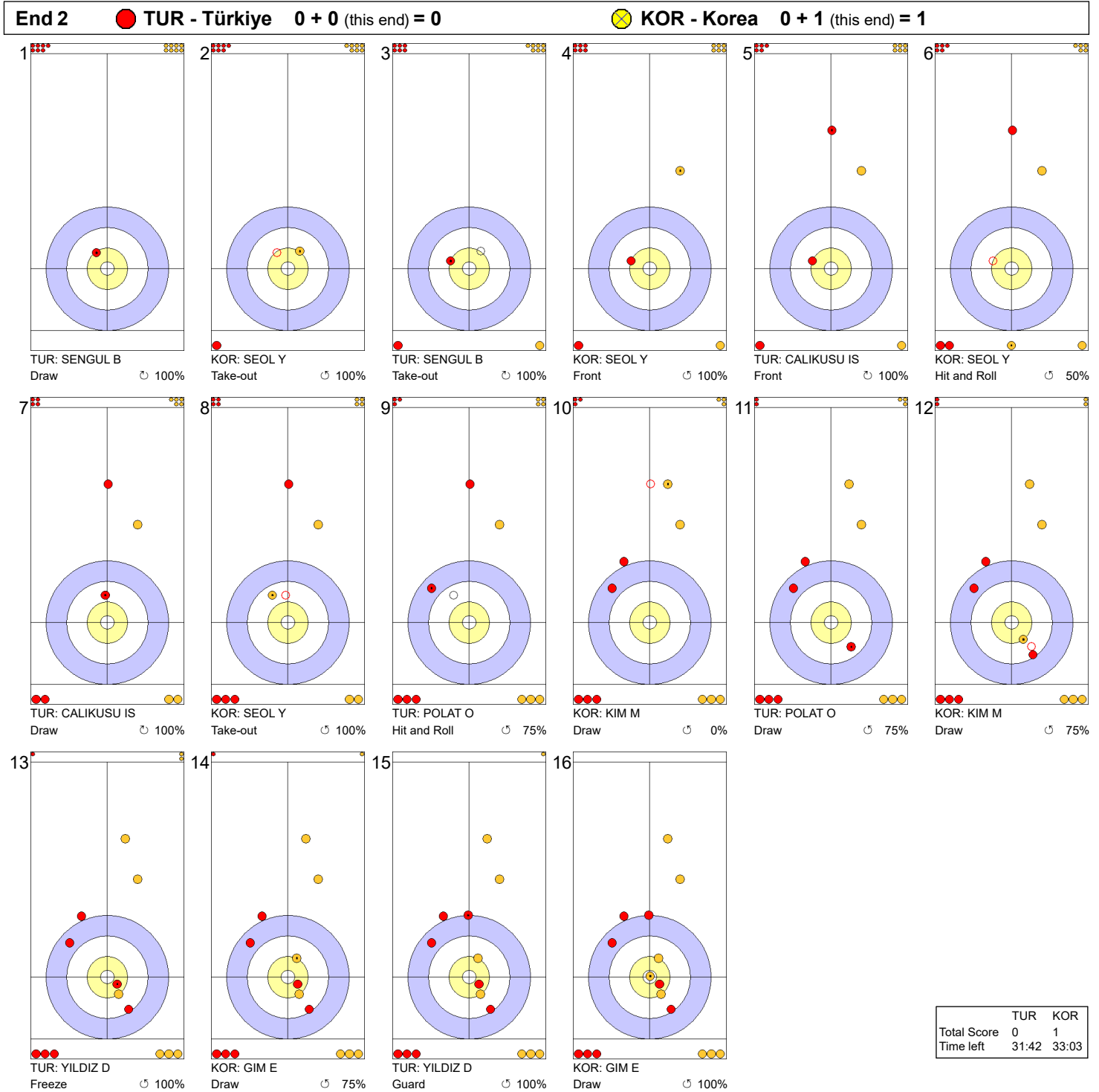
**Legend:**  
↻ Clockwise      ↺ Counter-clockwise      LSFE(\*) Last Stone First End  
X Unplayed/unfinished end due to concession

Game - Shot by Shot



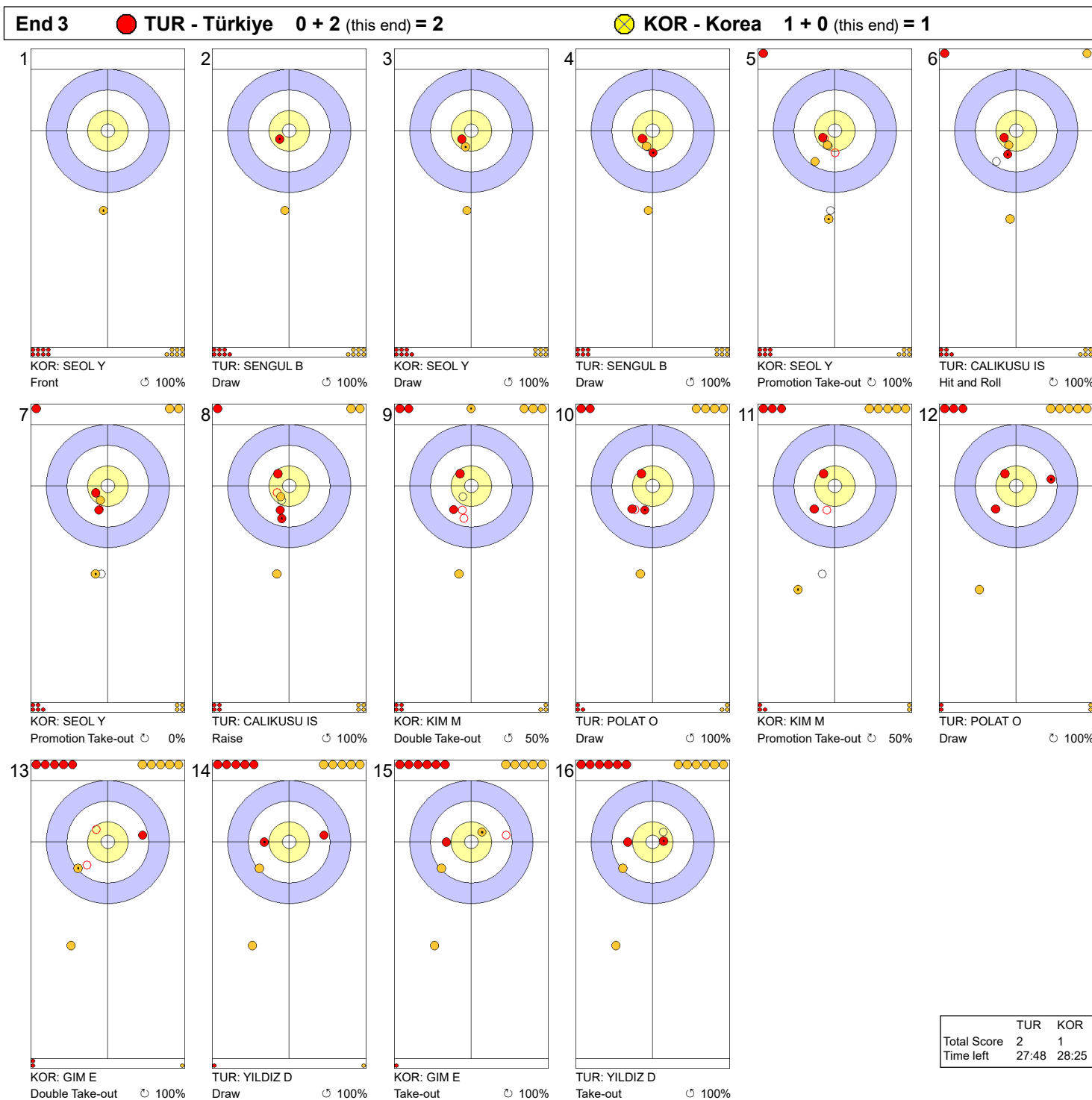
**Legend:**  
 ● Clockwise      ⊗ Counter-clockwise      - Not considered

Game - Shot by Shot



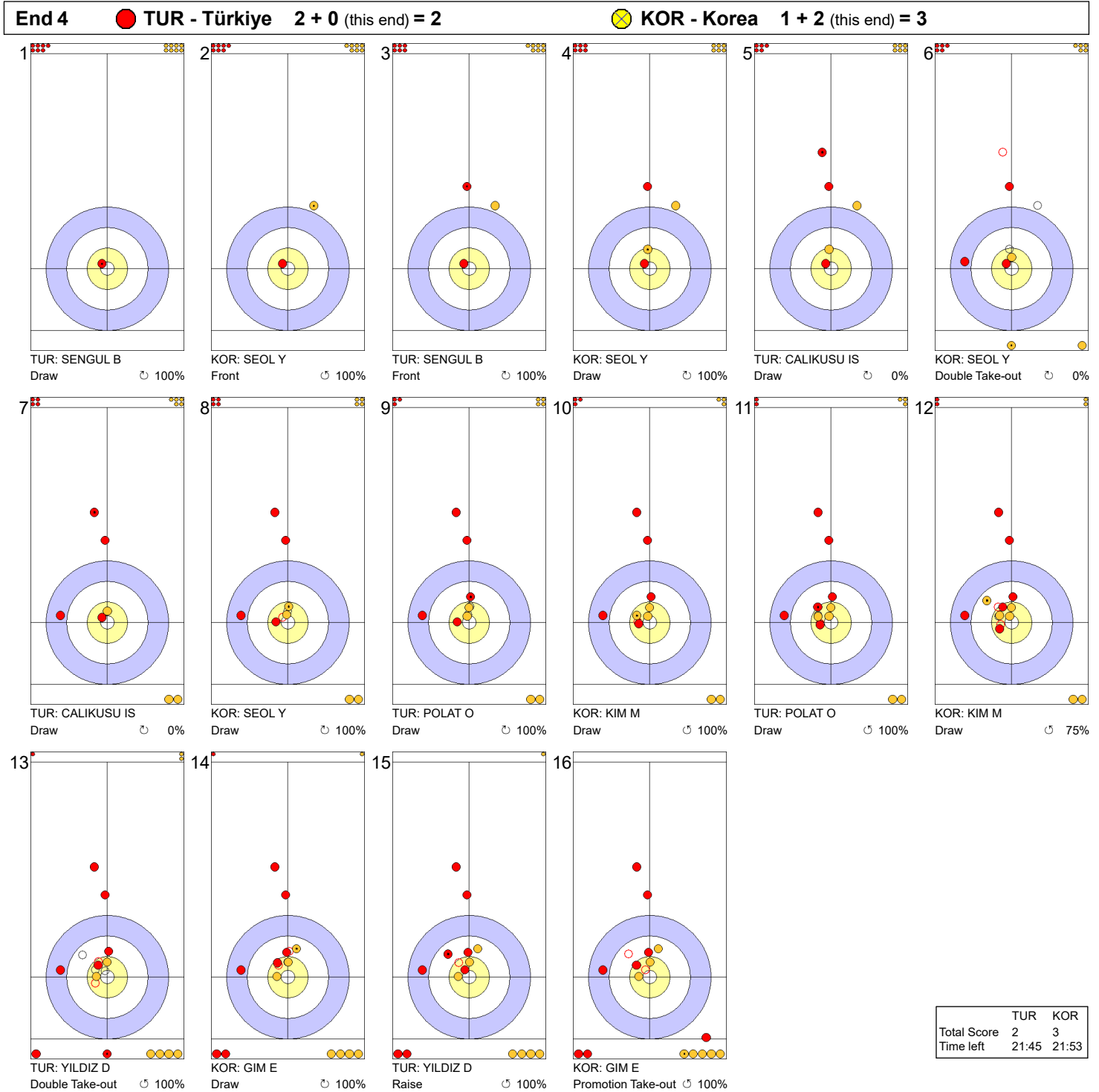
**Legend:**  
 ↻ Clockwise      ↺ Counter-clockwise      - Not considered

Game - Shot by Shot



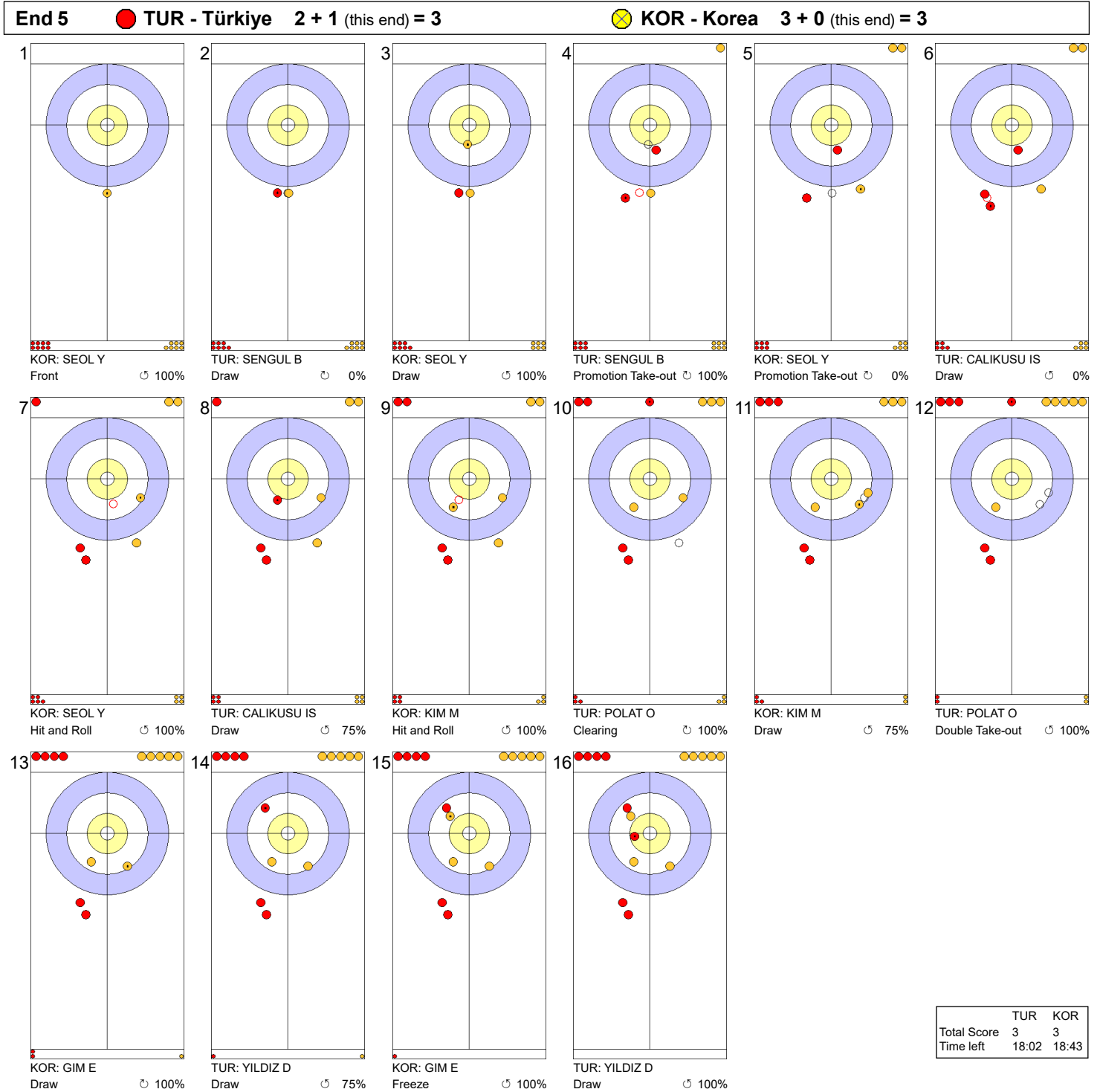
**Legend:**  
 ↻ Clockwise      ↺ Counter-clockwise      - Not considered

Game - Shot by Shot



**Legend:**  
 ↻ Clockwise      ↺ Counter-clockwise      - Not considered

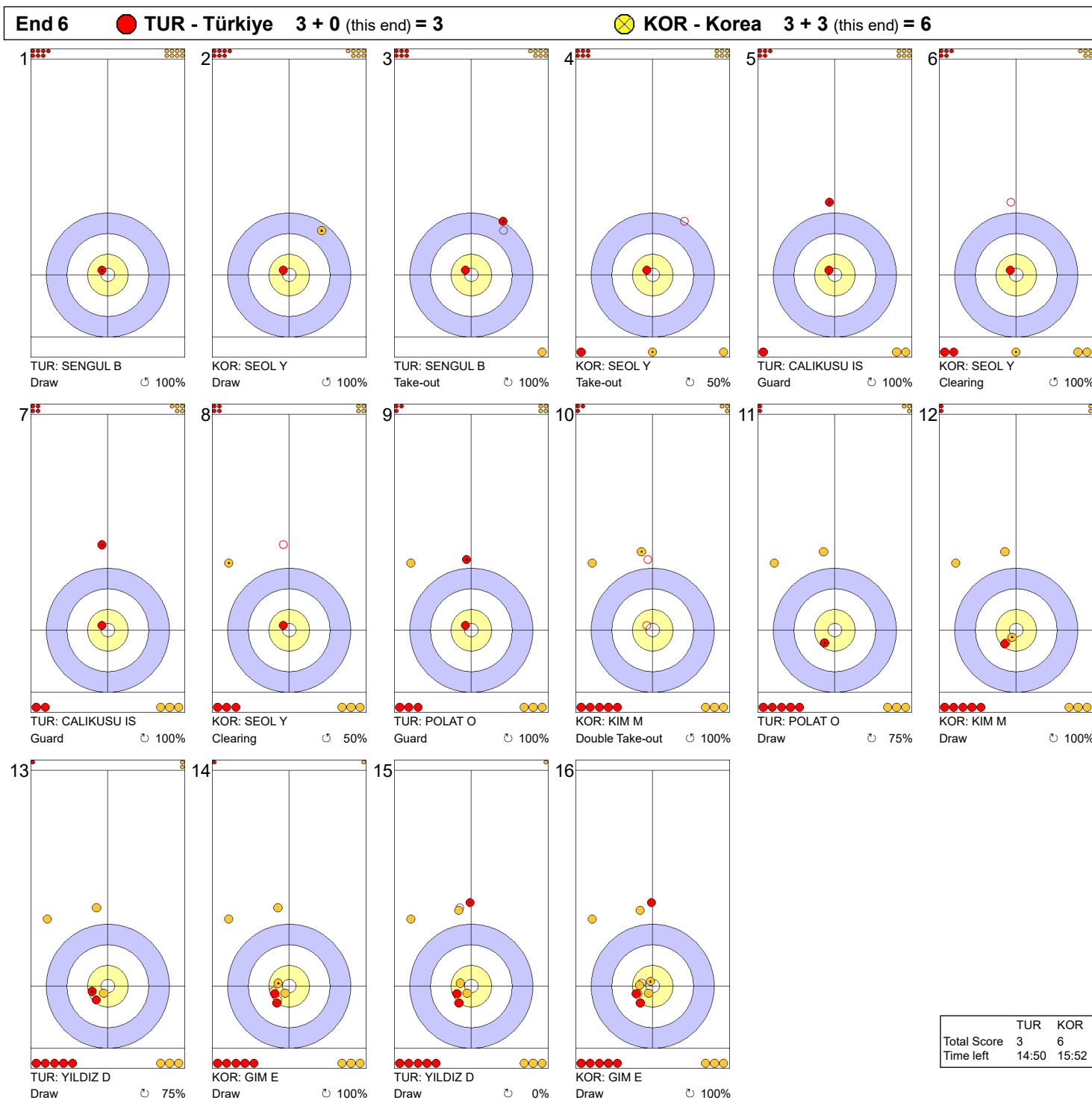
Game - Shot by Shot



**Legend:**  
 ↻ Clockwise      ↺ Counter-clockwise      - Not considered



Game - Shot by Shot

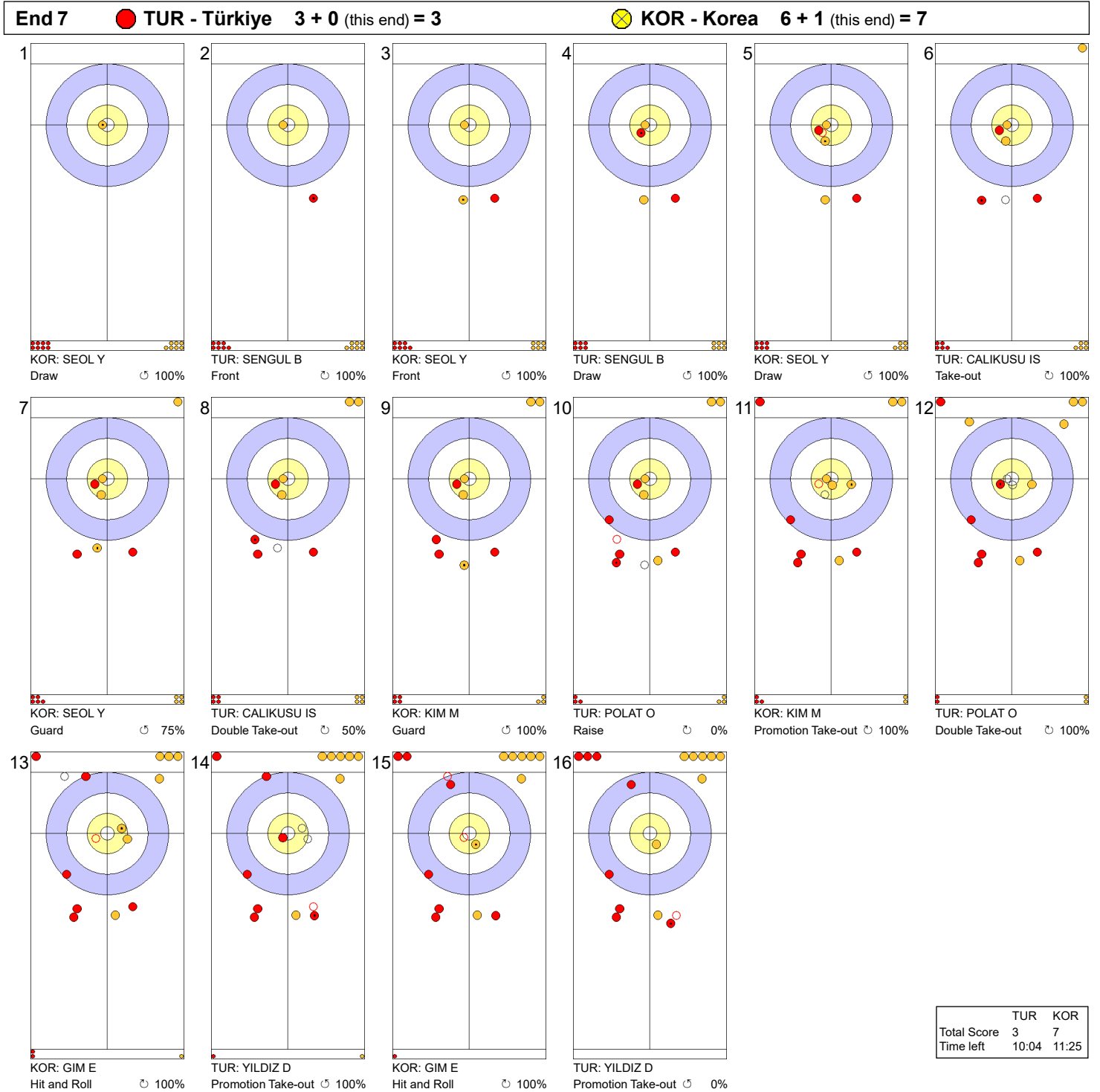


**Legend:**  
 ↻ Clockwise      ↺ Counter-clockwise      - Not considered

MON 17 MAR 2025  
Start Time 19:00

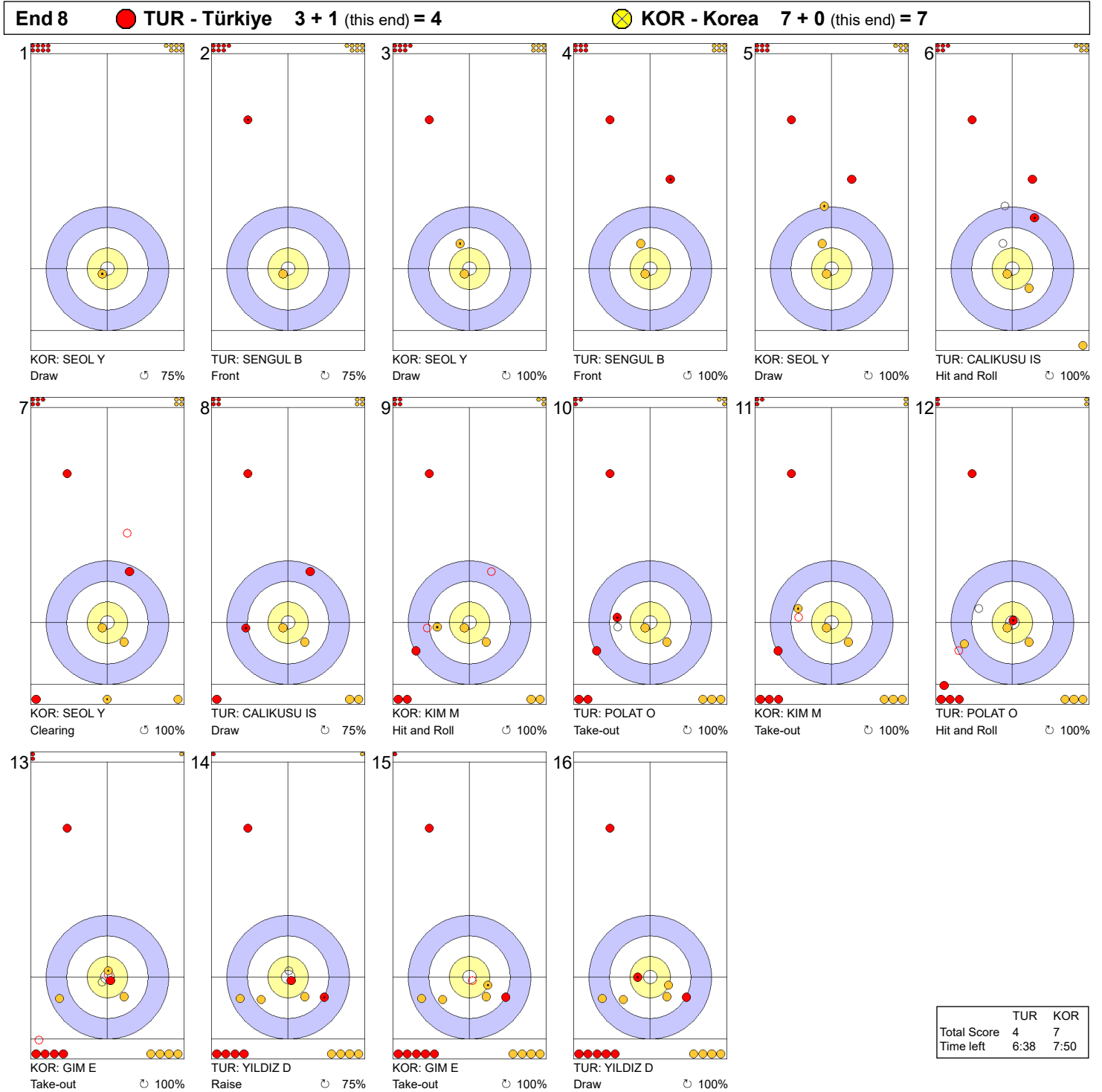
Round Robin Session 8 - Sheet B

Game - Shot by Shot



**Legend:**  
 ↻ Clockwise   ↺ Counter-clockwise   - Not considered

Game - Shot by Shot



**Legend:**  
 ↻ Clockwise      ↺ Counter-clockwise      - Not considered

Game - Shot by Shot



**Legend:**  
 ↻ Clockwise      ↺ Counter-clockwise      - Not considered

MON 17 MAR 2025  
Start Time 19:00

Round Robin Session 8 - Sheet C

### Game Results

Sheet	Team	LSFE	1	2	3	4	5	6	7	8	9	10	Extra Ends	Total
C	DEN - Denmark	*	2	0	1	0	3	0	3	0	4	X		13
	NOR - Norway		0	3	0	1	0	2	0	1	0	X		7

DEN - Denmark		Shot Success	Game	All
4 S	DUPONT Madeleine	96%	81%	
3 V	HALSE Mathilde	81%	83%	
2	HOLTERMANN Jasmin	79%	80%	
1	DUPONT Denise	91%	89%	
A	LARSEN My	-	72%	
Team Total		87%	82%	

NOR - Norway		Shot Success	Game	All
4 V	SKASLIEN Kristin	76%	79%	
3 S	ROERVIK Marianne	82%	89%	
2	HASLEV NORDBYE Mille	89%	84%	
1	KJAERLAND Eilin	94%	90%	
A	FORBREGD Ingeborg	-	93%	
Team Total		85%	86%	

Last Stone Draw		Distance
⌚	HOLTERMANN Jasmin	8.8cm
⌚	DUPONT Denise	41.0cm
<b>Total</b>		<b>49.8cm</b>

Last Stone Draw		Distance
⌚	SKASLIEN Kristin	20.2cm
⌚	KJAERLAND Eilin	32.6cm
<b>Total</b>		<b>52.8cm</b>

Time remaining: 6 minutes 32 seconds

Time remaining: 3 minutes 53 seconds

### Shot Success Analysis

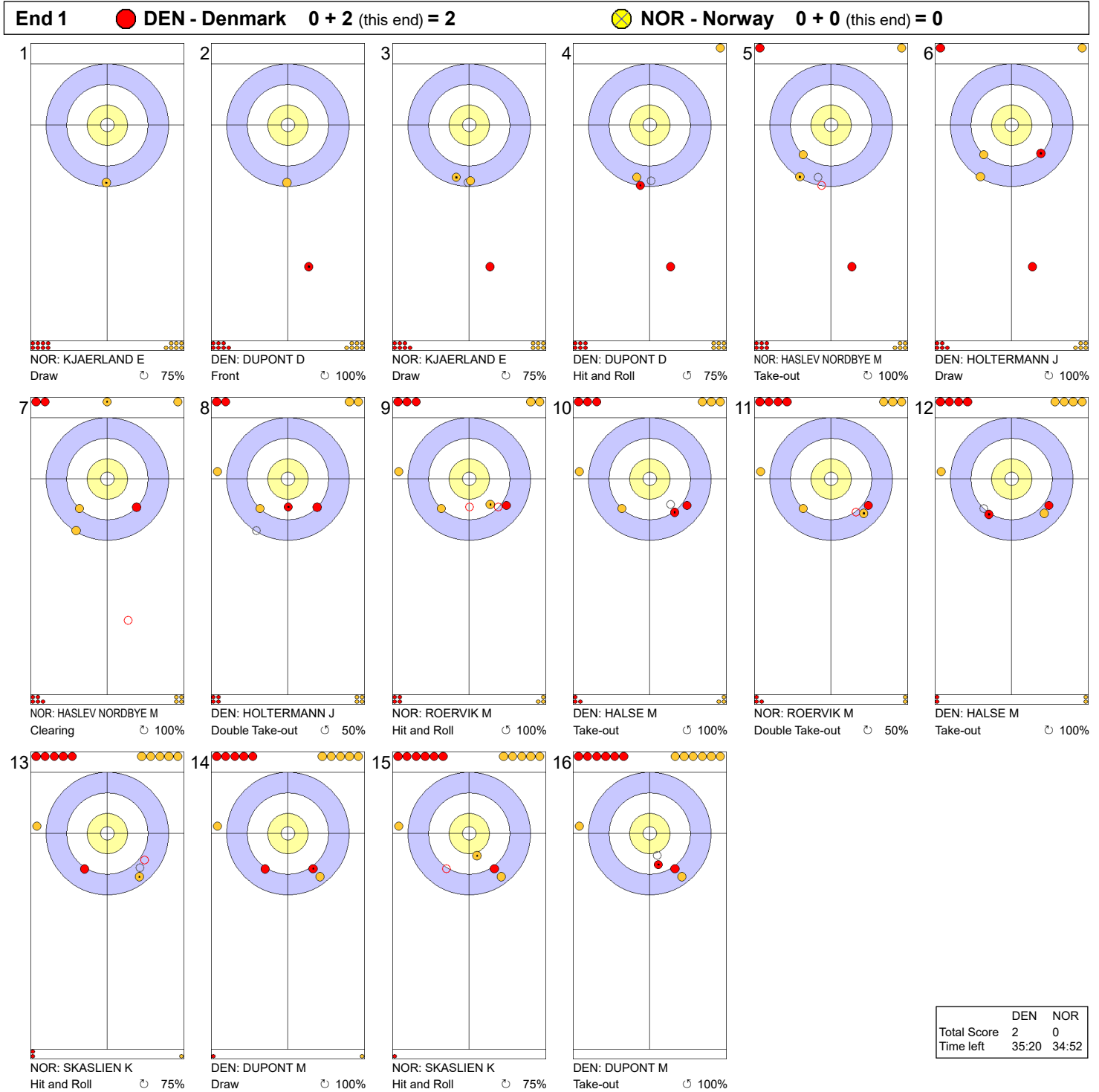
DEN - Denmark		⌚	⌚	Game
4	DUPONT Madeleine	Draws 10 100%	2 100%	12 100%
	Take-outs 4 81%	2 100%	6 88%	
	Total 14 95%	4 100%	18 96%	
3	HALSE Mathilde	Draws 3 100%	2 100%	5 100%
	Take-outs 6 67%	7 79%	13 73%	
	Total 9 78%	9 83%	18 81%	
2	HOLTERMANN Jasmin	Draws 5 95%	0 -	5 95%
	Take-outs 6 92%	7 57%	13 73%	
	Total 11 93%	7 57%	18 79%	
1	DUPONT Denise	Draws 13 90%	3 100%	16 92%
	Take-outs 0 -	1 75%	1 75%	
	Total 13 90%	4 94%	17 91%	
A	LARSEN My	Draws 0 -	0 -	0 -
	Take-outs 0 -	0 -	0 -	
	Total 0 -	0 -	0 -	
Team	Draws 31 95%	7 100%	38 96%	
	Take-outs 16 80%	17 72%	33 76%	
	Total 47 90%	24 80%	71 87%	

NOR - Norway		⌚	⌚	Game
4	SKASLIEN Kristin	Draws 7 64%	2 88%	9 69%
	Take-outs 5 80%	4 88%	9 83%	
	Total 12 71%	6 88%	18 76%	
3	ROERVIK Marianne	Draws 6 79%	4 94%	10 85%
	Take-outs 5 65%	3 100%	8 78%	
	Total 11 73%	7 96%	18 82%	
2	HASLEV NORDBYE Mille	Draws 2 50%	5 100%	7 86%
	Take-outs 6 92%	5 90%	11 91%	
	Total 8 81%	10 95%	18 89%	
1	KJAERLAND Eilin	Draws 16 95%	1 100%	17 96%
	Take-outs 0 -	1 75%	1 75%	
	Total 16 95%	2 88%	18 94%	
A	FORBREGD Ingeborg	Draws 0 -	0 -	0 -
	Take-outs 0 -	0 -	0 -	
	Total 0 -	0 -	0 -	
Team	Draws 31 82%	12 96%	43 86%	
	Take-outs 16 80%	13 90%	29 84%	
	Total 47 81%	25 93%	72 85%	

**Note:**  
Position and function for each team member:  
4 = Fourth, 3 = Third, 2 = Second, 1 = Lead, A = Alternate, S = Skip, V = Vice-Skip

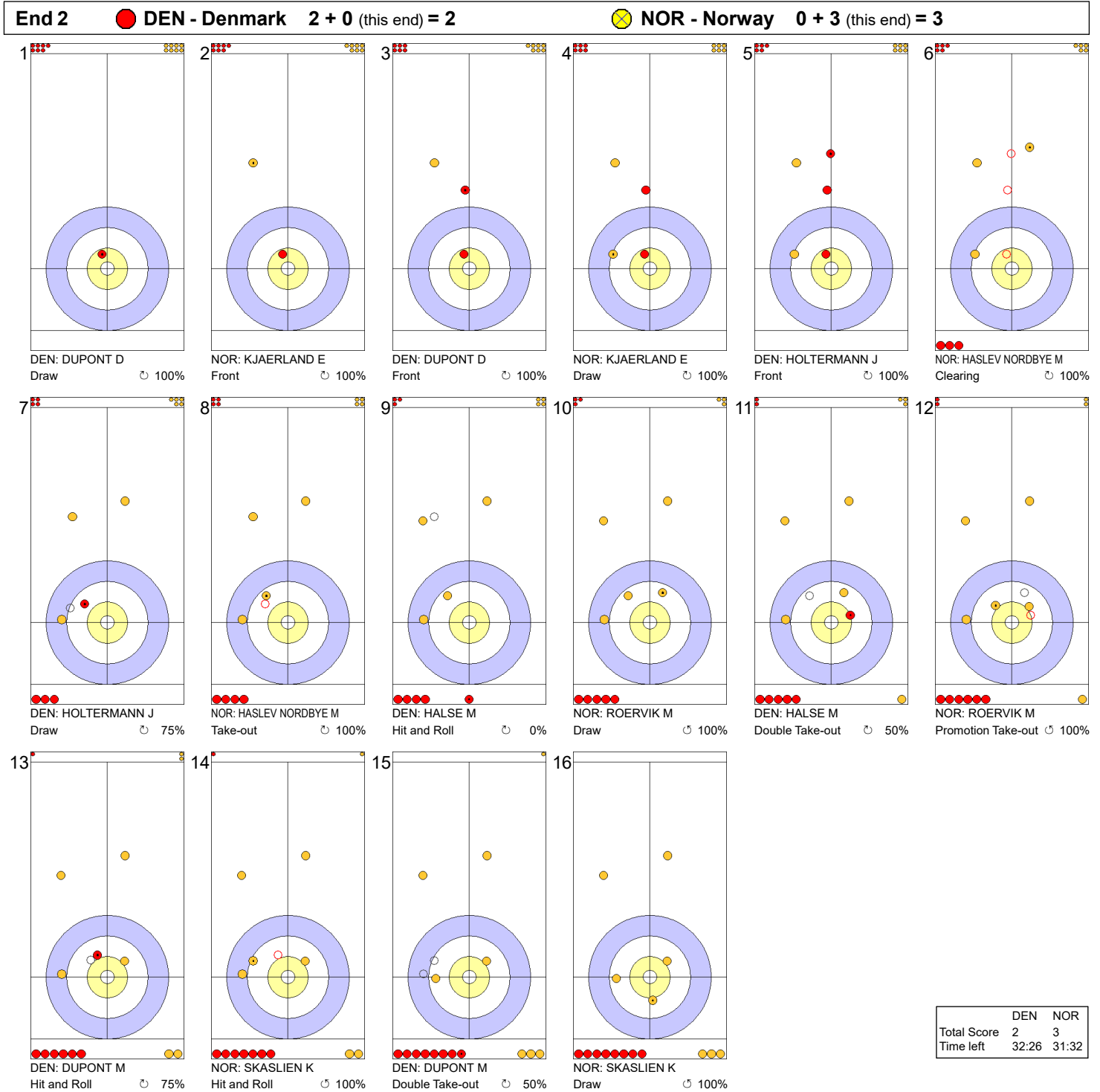
**Legend:**  
⌚ Clockwise      ⌚ Counter-clockwise      LSFE(\*) Last Stone First End  
X Unplayed/unfinished end due to concession

Game - Shot by Shot



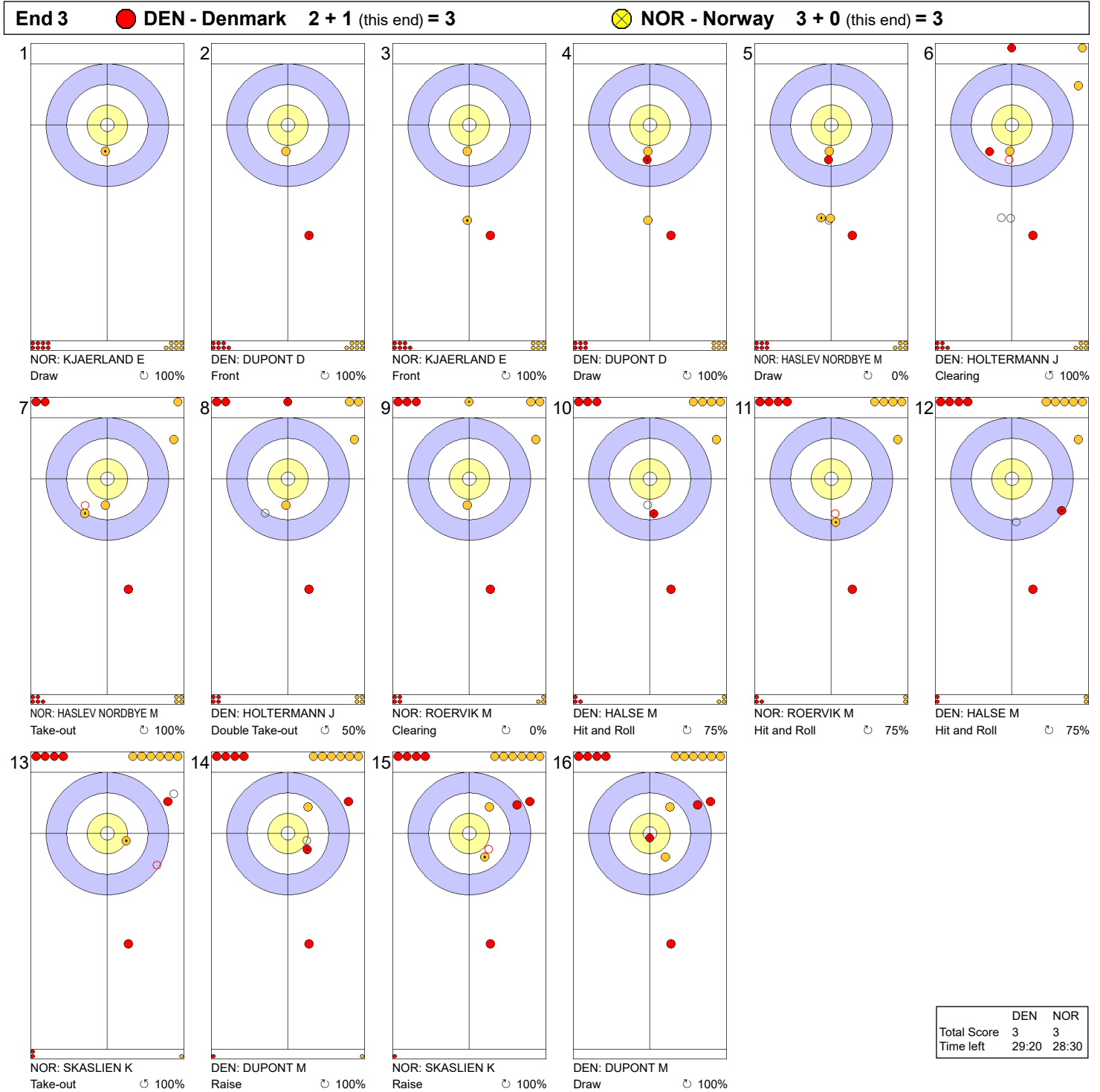
**Legend:**  
 ↻ Clockwise      ↺ Counter-clockwise      - Not considered

Game - Shot by Shot



**Legend:**  
 ↻ Clockwise      ↺ Counter-clockwise      - Not considered

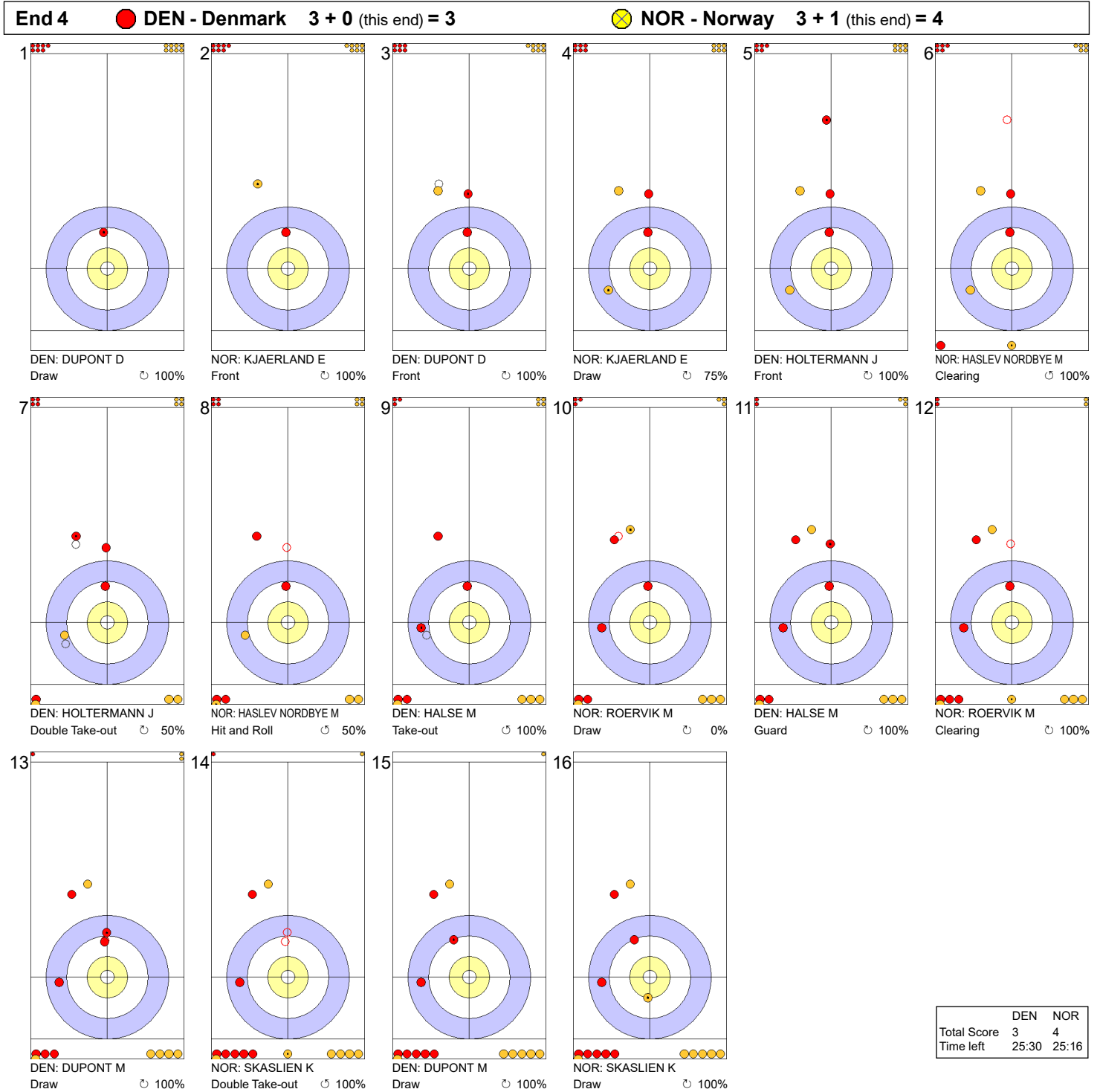
Game - Shot by Shot



**Legend:**  
 ↻ Clockwise      ↺ Counter-clockwise      - Not considered

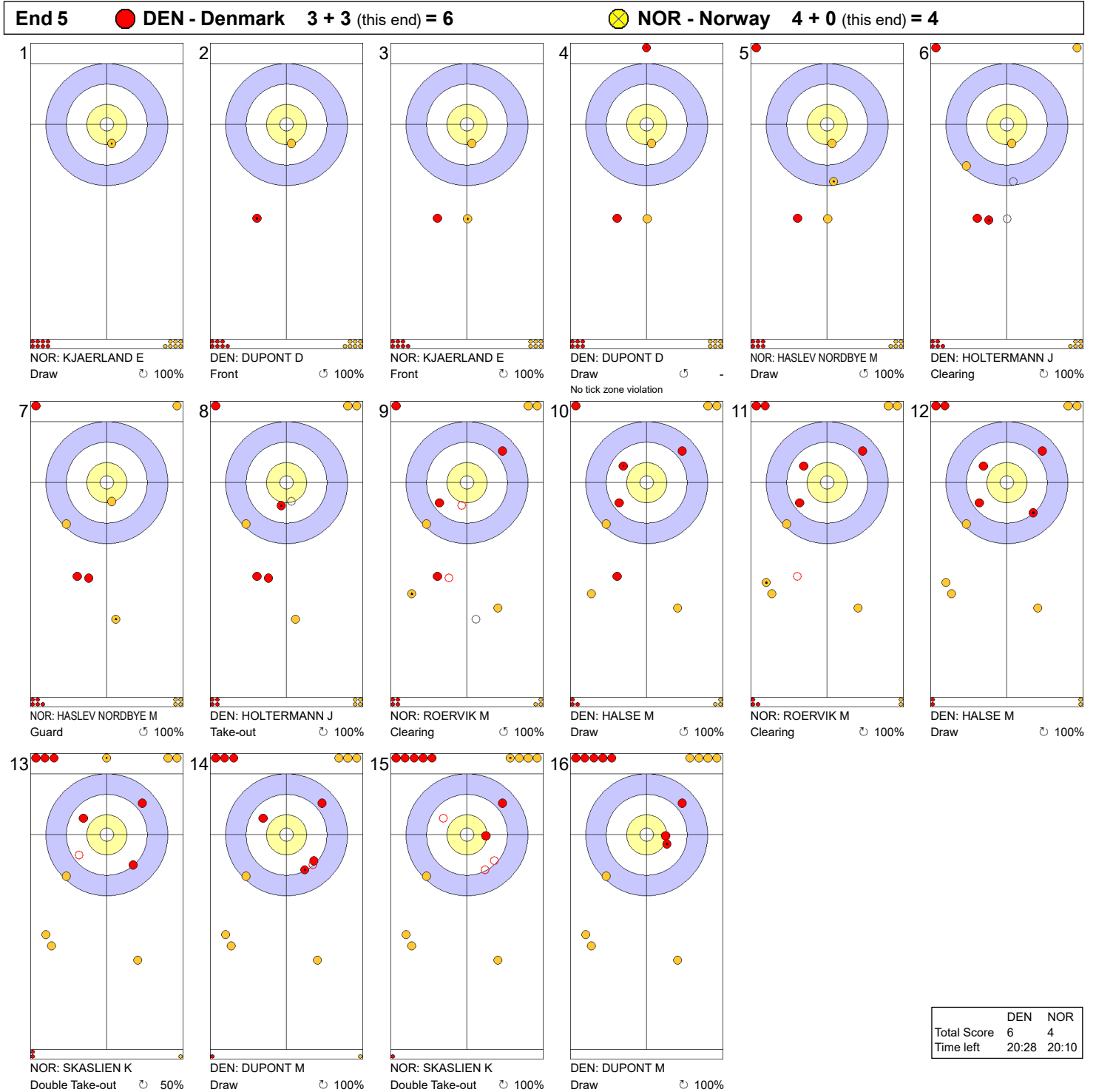


Game - Shot by Shot



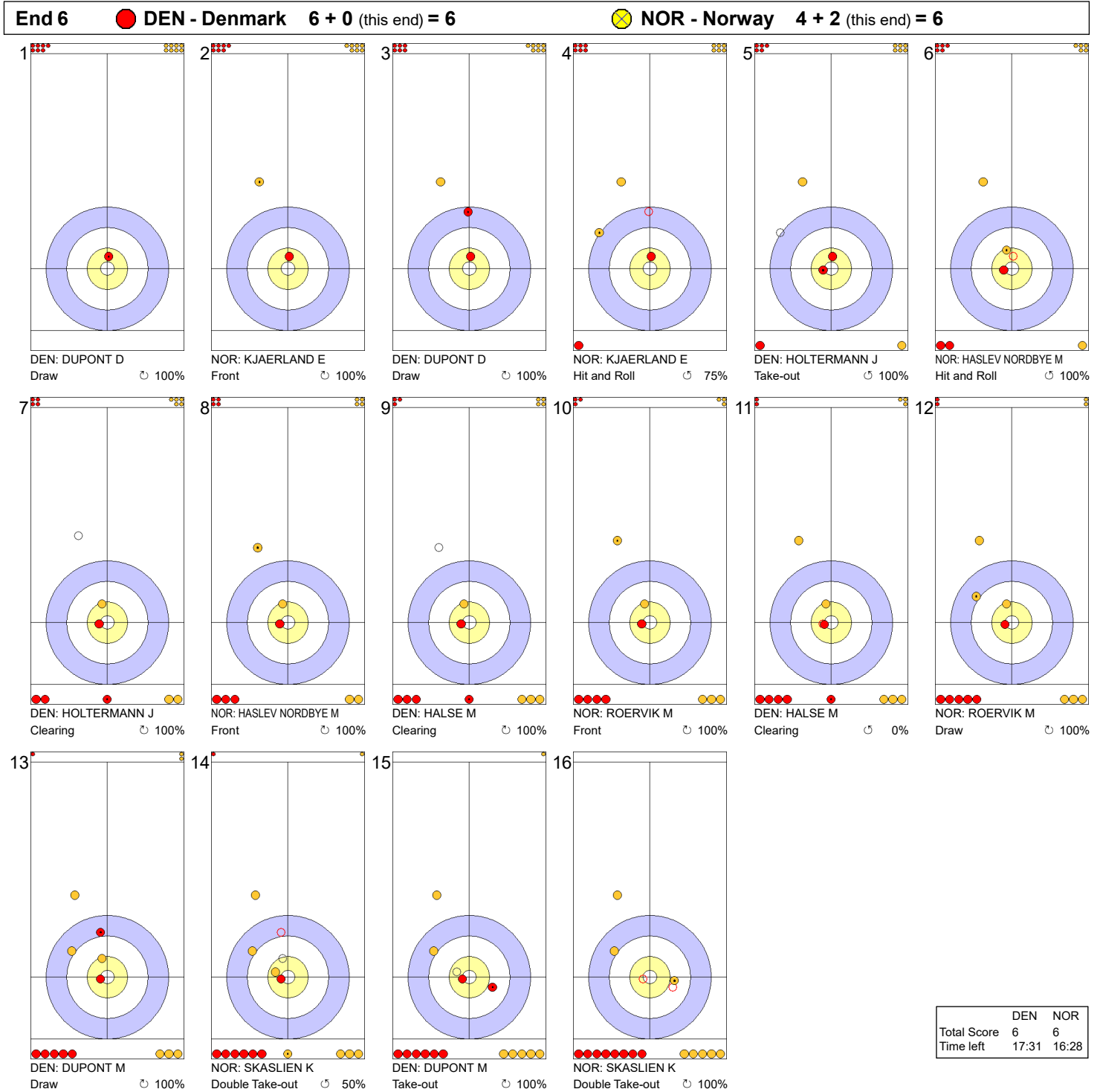
**Legend:**  
 ↻ Clockwise      ↺ Counter-clockwise      - Not considered

Game - Shot by Shot



**Legend:**  
 ↻ Clockwise      ↺ Counter-clockwise      - Not considered

Game - Shot by Shot



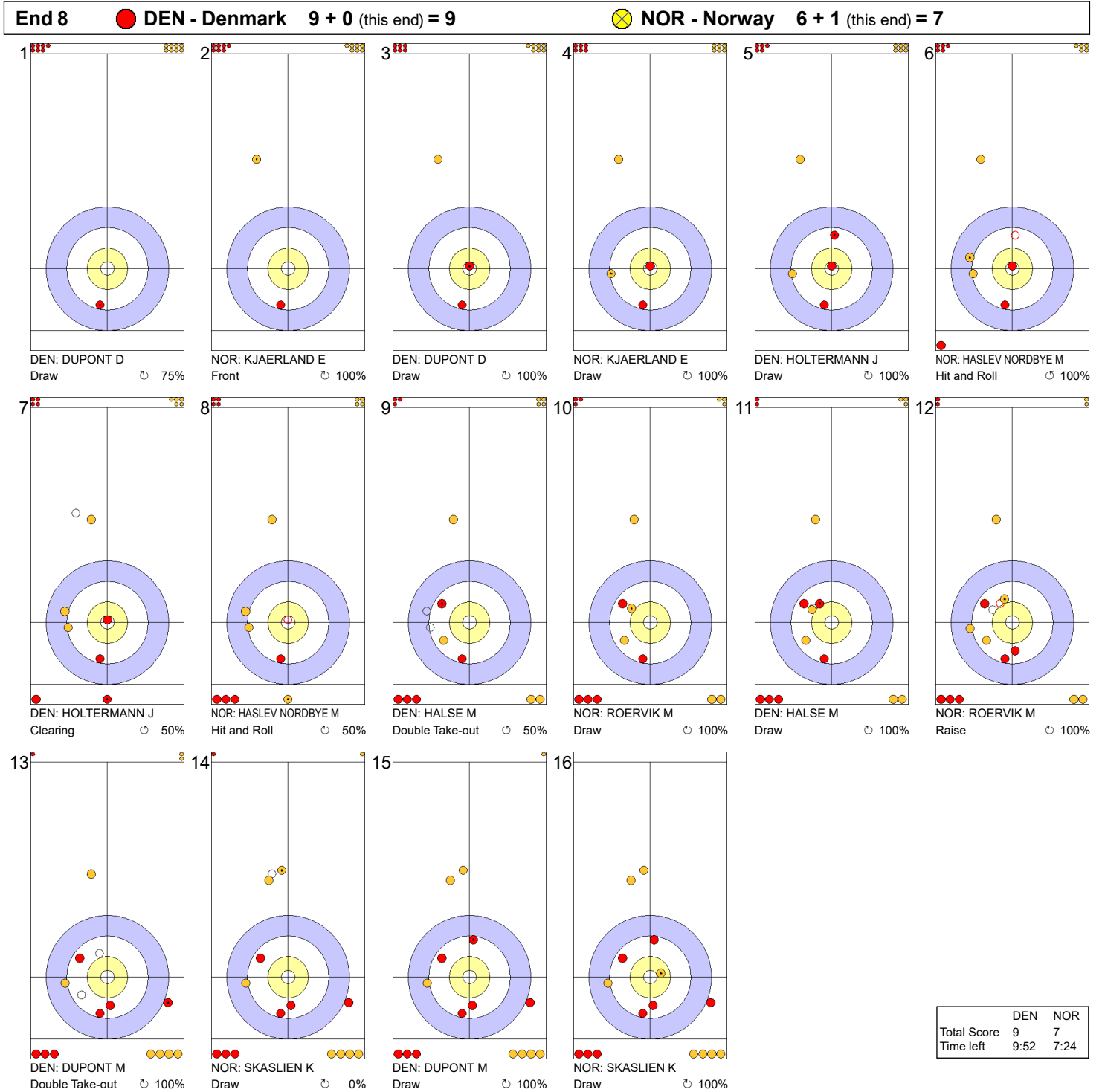
**Legend:**  
 ↻ Clockwise      ↺ Counter-clockwise      - Not considered

Game - Shot by Shot



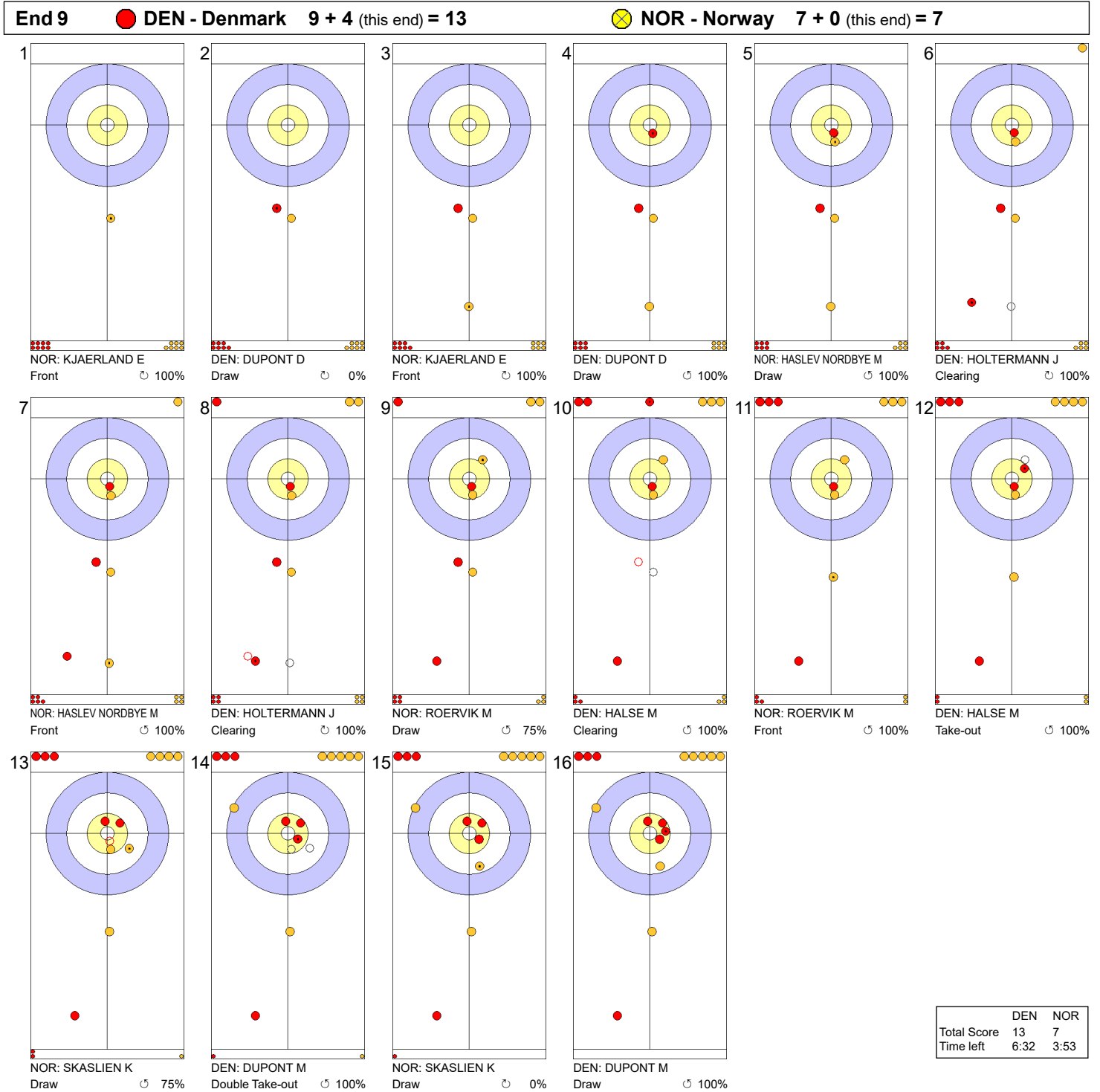
**Legend:**  
 ↻ Clockwise      ↺ Counter-clockwise      - Not considered

Game - Shot by Shot



**Legend:**  
 ↻ Clockwise      ↺ Counter-clockwise      - Not considered

Game - Shot by Shot



**Legend:**  
 ↻ Clockwise      ↺ Counter-clockwise      - Not considered

MON 17 MAR 2025  
Start Time 19:00

Round Robin Session 8 - Sheet D

### Game Results

Sheet	Team	LSFE	1	2	3	4	5	6	7	8	9	10	Extra Ends	Total
D	SUI - Switzerland	*	0	0	0	1	0	2	0	2	0	1		6
	SCO - Scotland		0	0	2	0	1	0	1	0	1	0		5

SUI - Switzerland		Shot Success	Game	All
4 V	PAETZ Alina	86%	86%	88%
3 S	TIRINZONI Silvana	80%	87%	87%
2	HOWALD Carole	81%	86%	86%
1	WITSCHONKE Selina	84%	84%	84%
A	BERSET Stefanie	-	-	-
Team Total		83%	86%	86%

SCO - Scotland		Shot Success	Game	All
4 V	MORRISON Rebecca	86%	82%	82%
3	DODDS Jennifer	83%	85%	85%
2	SINCLAIR Sophie	90%	85%	85%
1 S	JACKSON Sophie	91%	93%	93%
A	HENDERSON Fay	-	-	-
Team Total		88%	86%	86%

Last Stone Draw		Distance
↻	PAETZ Alina	10.3cm
↻	TIRINZONI Silvana	15.2cm
<b>Total</b>		<b>25.5cm</b>

Last Stone Draw		Distance
↻	DODDS Jennifer	96.9cm
↻	SINCLAIR Sophie	48.0cm
<b>Total</b>		<b>144.9cm</b>

Time remaining: 1 minute 23 seconds

Time-out: End 10 - SUI stone 7

Time remaining: 0 minutes 54 seconds

Time-out: End 10 - SCO stone 6

### Shot Success Analysis

SUI - Switzerland		↻	↻	Game
4	PAETZ Alina	Draws 3 100%	5 70%	8 81%
		Take-outs 7 82%	5 100%	12 90%
		Total 10 88%	10 85%	20 86%
3	TIRINZONI Silvana	Draws 6 54%	0 -	6 54%
		Take-outs 2 75%	12 94%	14 91%
		Total 8 59%	12 94%	20 80%
2	HOWALD Carole	Draws 6 67%	2 63%	8 66%
		Take-outs 5 90%	7 93%	12 92%
		Total 11 77%	9 86%	20 81%
1	WITSCHONKE Selina	Draws 5 75%	11 89%	16 84%
		Take-outs 1 75%	3 83%	4 81%
		Total 6 75%	14 88%	20 84%
A	BERSET Stefanie	Draws 0 -	0 -	0 -
		Take-outs 0 -	0 -	0 -
		Total 0 -	0 -	0 -
Team		Draws 20 70%	18 81%	38 75%
		Take-outs 15 83%	27 94%	42 90%
		Total 35 76%	45 88%	80 83%

SCO - Scotland		↻	↻	Game
4	MORRISON Rebecca	Draws 4 88%	5 100%	9 94%
		Take-outs 3 67%	8 84%	11 80%
		Total 7 79%	13 90%	20 86%
3	DODDS Jennifer	Draws 2 75%	6 100%	8 94%
		Take-outs 5 65%	7 82%	12 75%
		Total 7 68%	13 90%	20 83%
2	SINCLAIR Sophie	Draws 3 83%	6 79%	9 81%
		Take-outs 5 95%	6 100%	11 98%
		Total 8 91%	12 90%	20 90%
1	JACKSON Sophie	Draws 9 100%	7 86%	16 94%
		Take-outs 1 75%	3 83%	4 81%
		Total 10 98%	10 85%	20 91%
A	HENDERSON Fay	Draws 0 -	0 -	0 -
		Take-outs 0 -	0 -	0 -
		Total 0 -	0 -	0 -
Team		Draws 18 92%	24 91%	42 91%
		Take-outs 14 77%	24 88%	38 84%
		Total 32 85%	48 89%	80 88%

#### Note:

Position and function for each team member:

4 = Fourth, 3 = Third, 2 = Second, 1 = Lead, A = Alternate, S = Skip, V = Vice-Skip

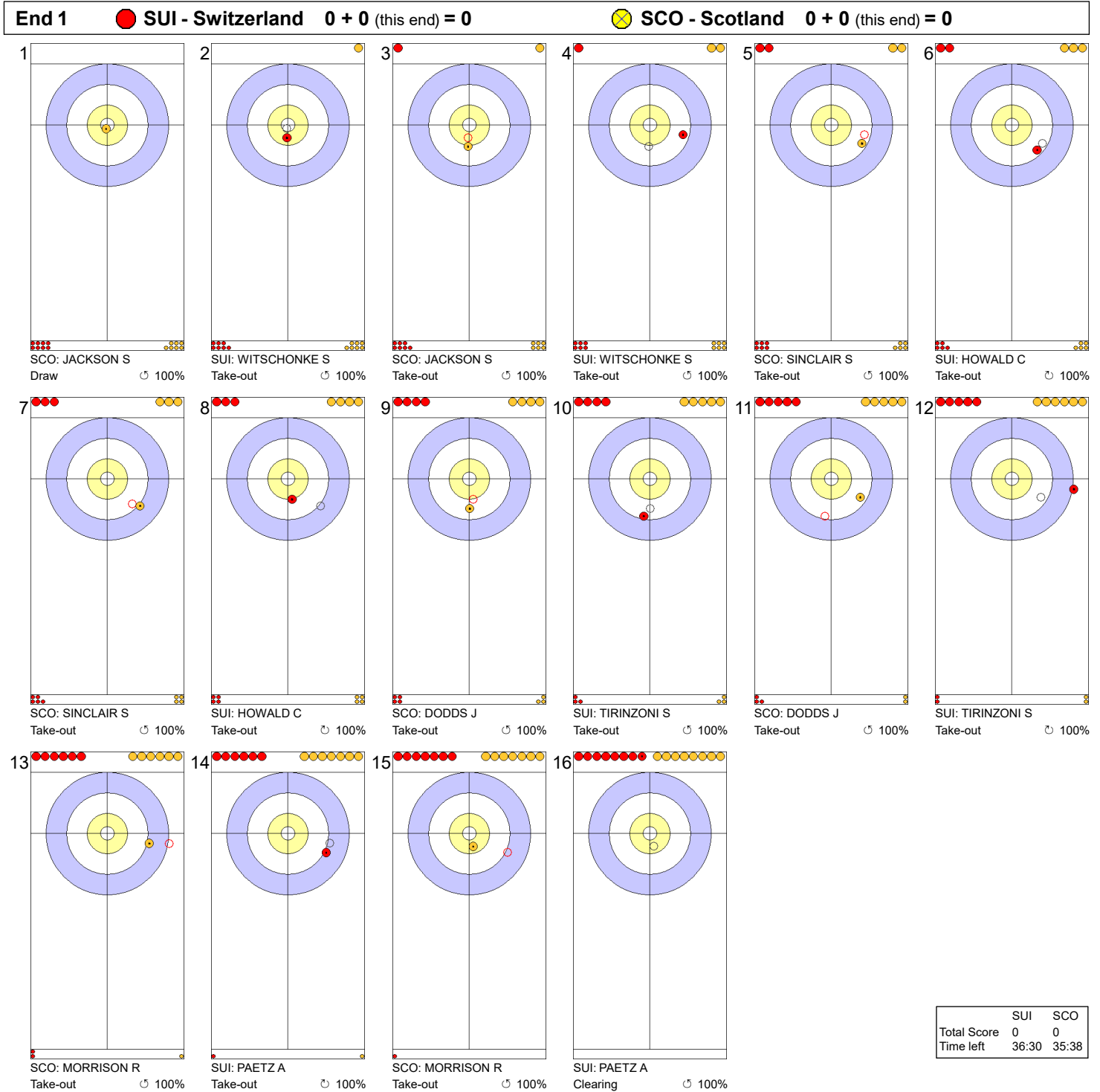
#### Legend:



↻ Clockwise

↻ Counter-clockwise

LSFE(\*) Last Stone First End

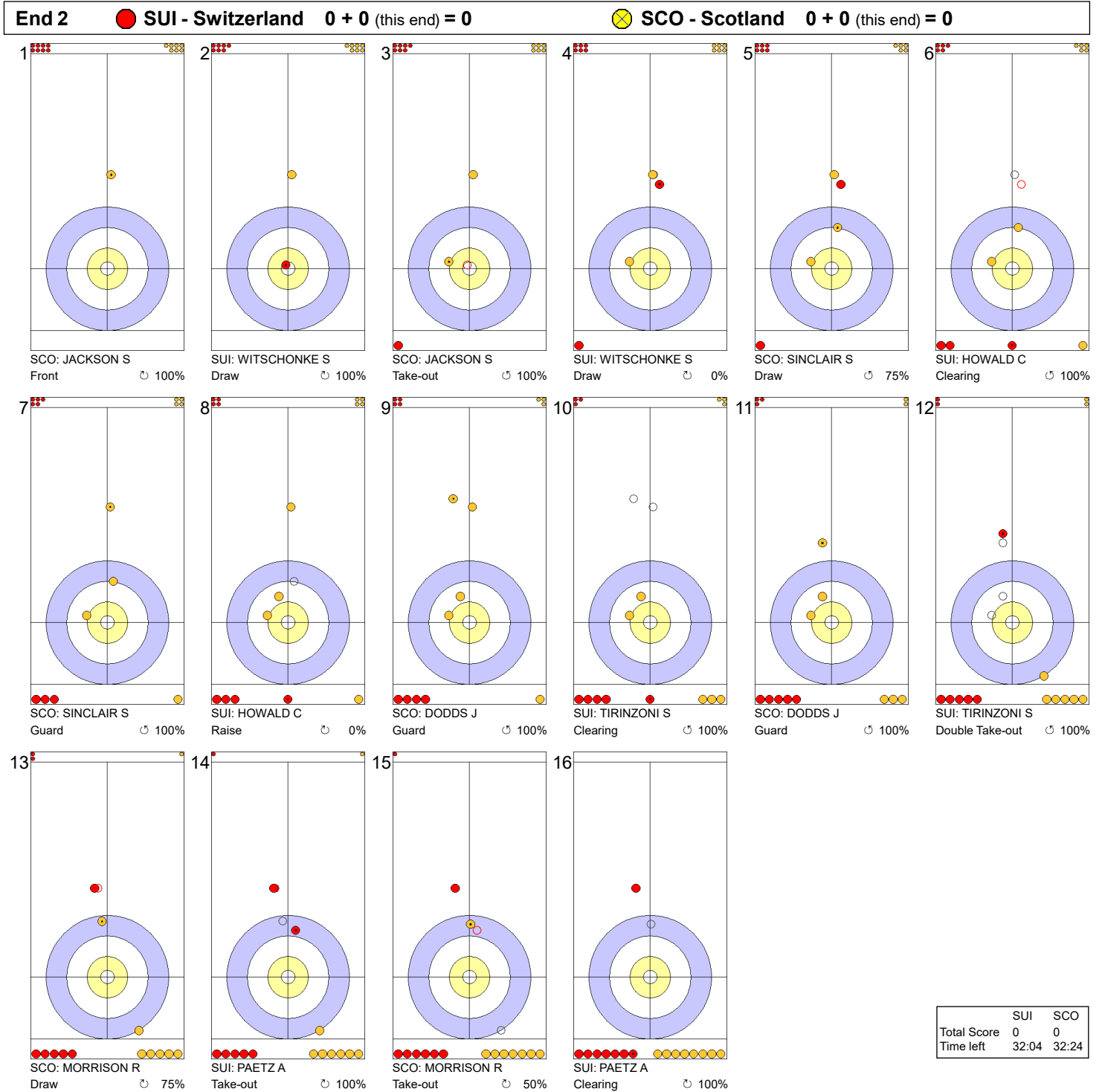
Game - Shot by Shot





**Legend:**  
 Clockwise    
  Counter-clockwise    
 - Not considered

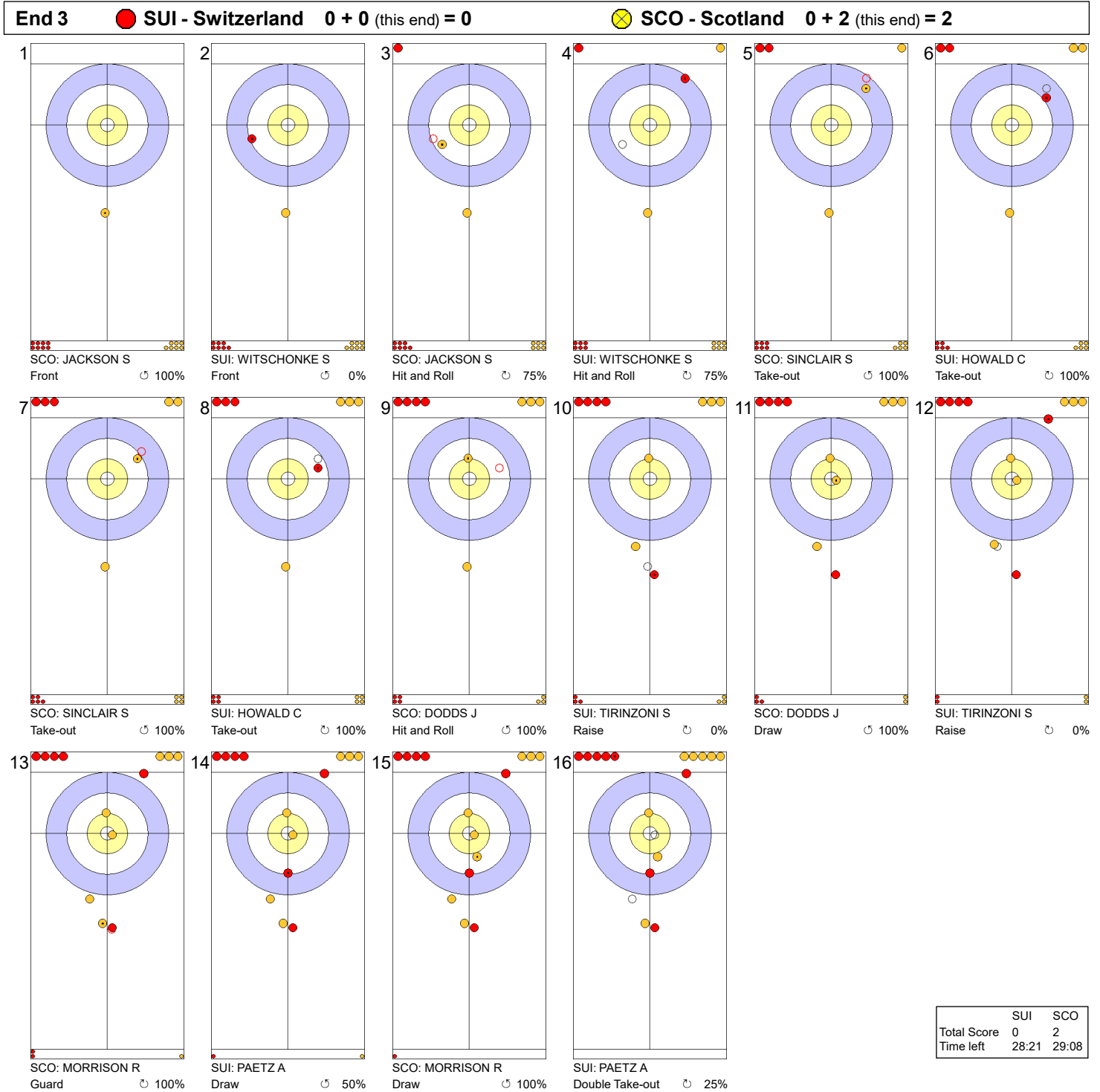


Game - Shot by Shot



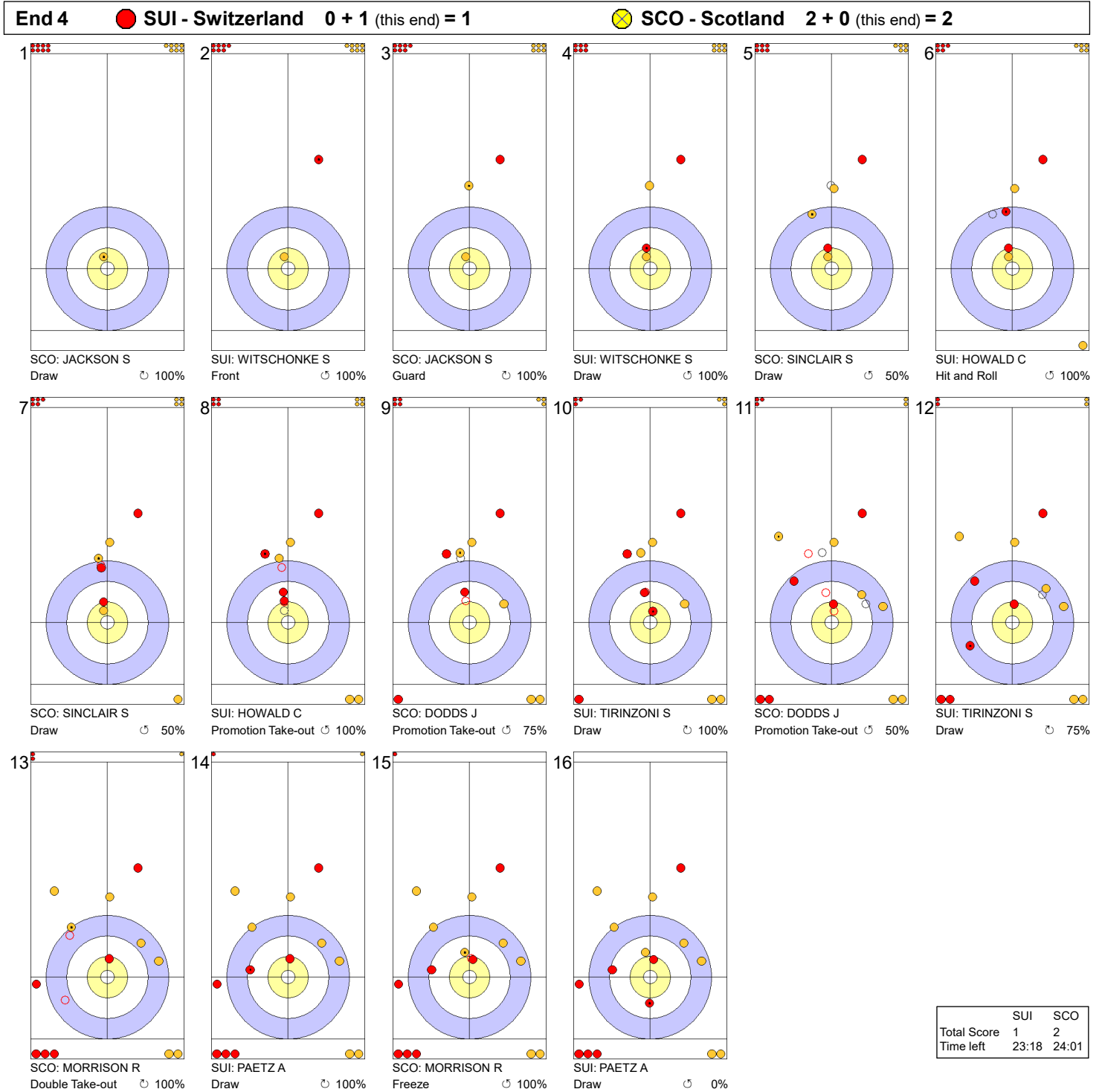
**Legend:**  
 Clockwise   
  Counter-clockwise   
 - Not considered

Game - Shot by Shot



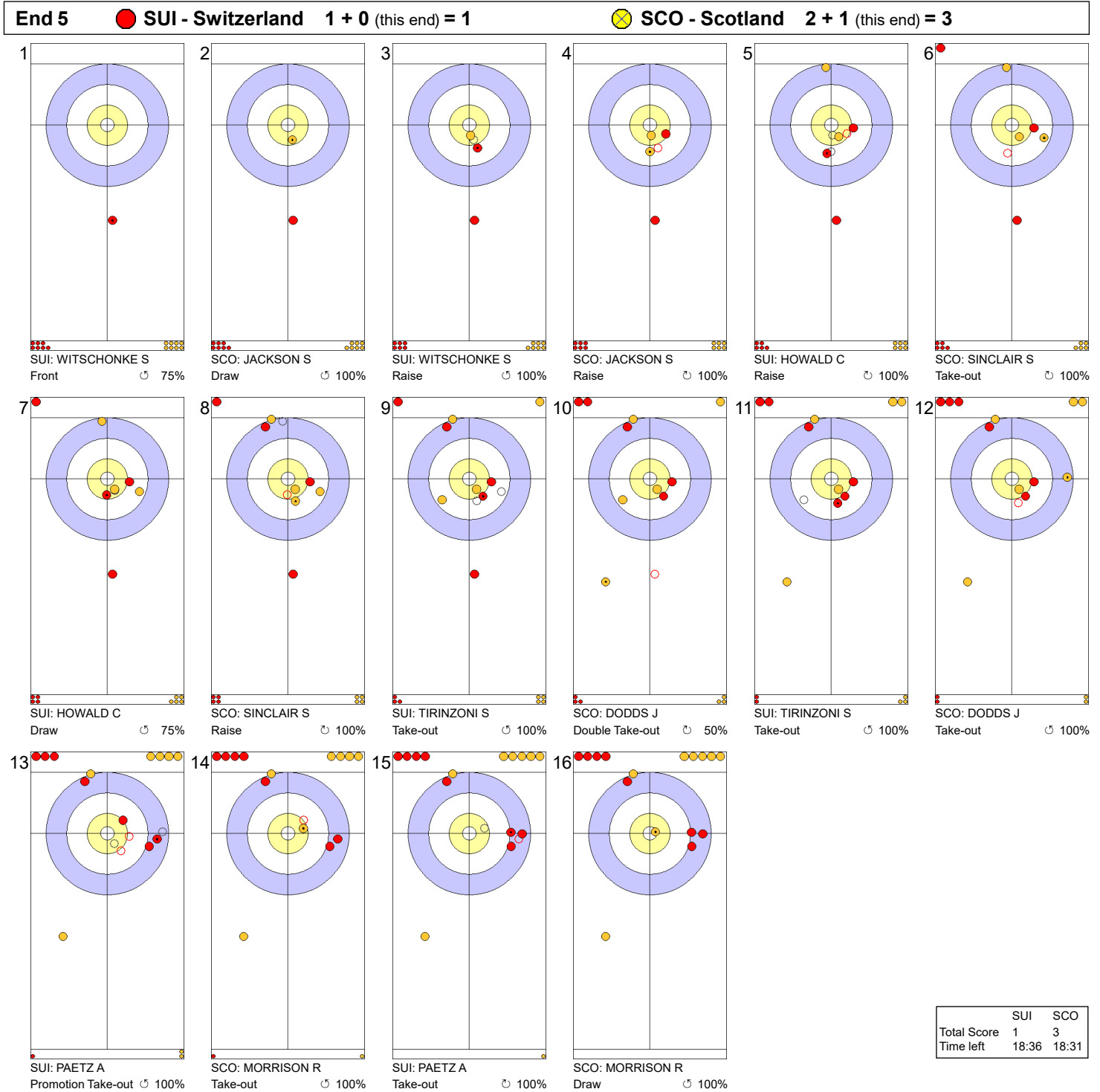
**Legend:**  
 ↻ Clockwise      ↺ Counter-clockwise      - Not considered

Game - Shot by Shot



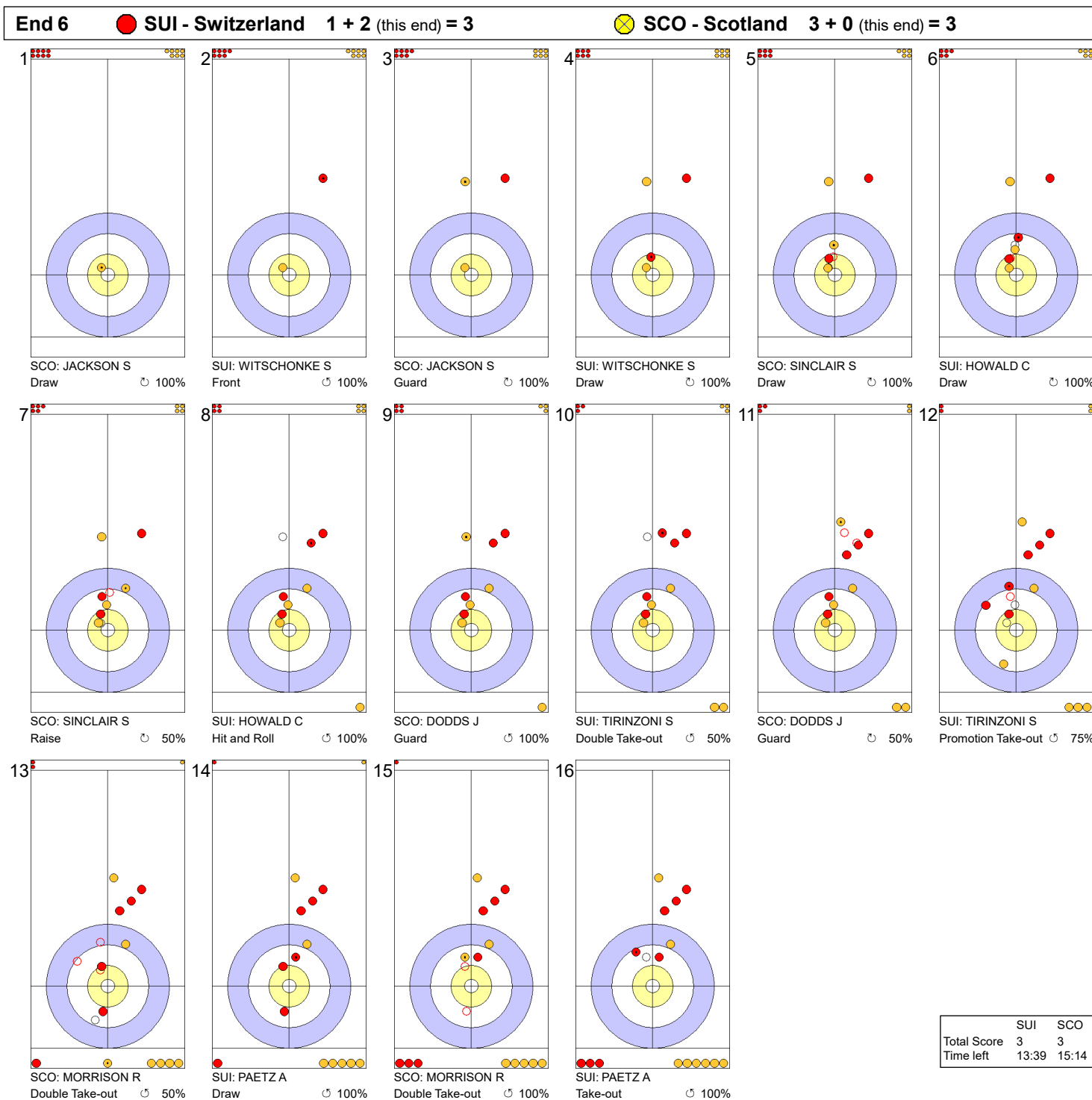
**Legend:**  
 ↻ Clockwise   ↺ Counter-clockwise   - Not considered

Game - Shot by Shot



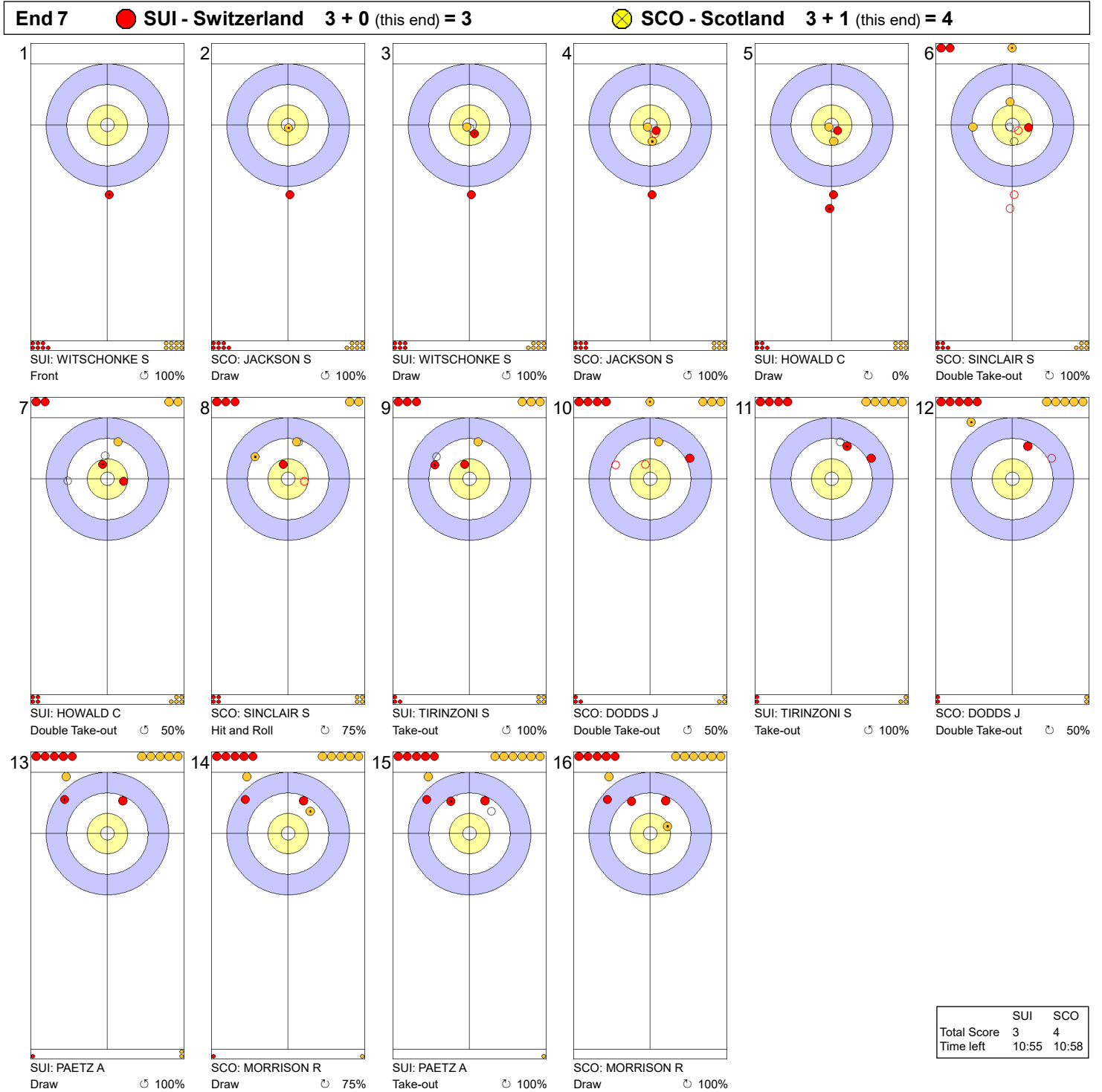
**Legend:**  
 ↻ Clockwise      ↺ Counter-clockwise      - Not considered

Game - Shot by Shot



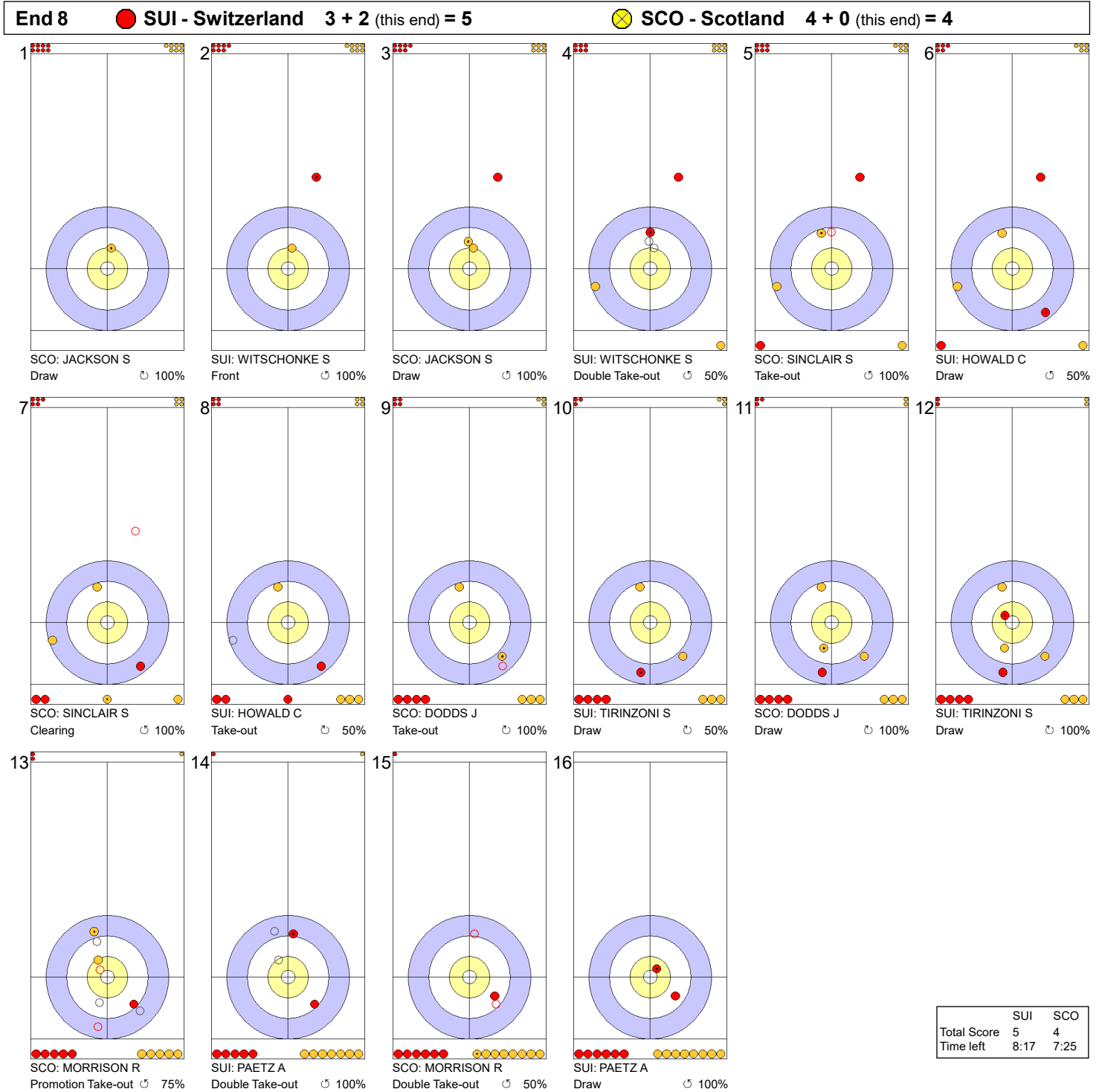
**Legend:**  
 ↻ Clockwise      ↺ Counter-clockwise      - Not considered



Game - Shot by Shot



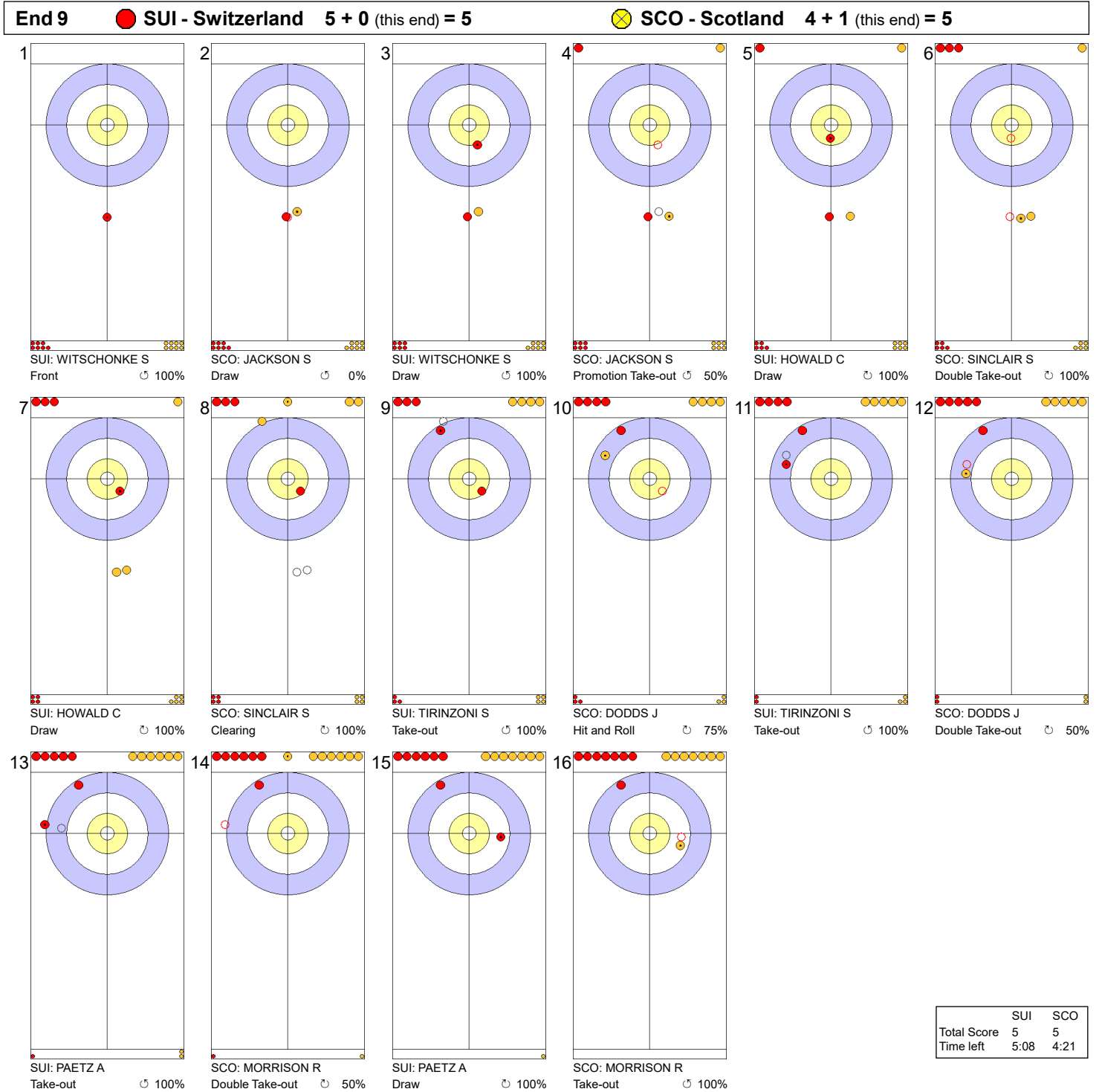
**Legend:**  
 ↻ Clockwise   ↺ Counter-clockwise   - Not considered

Game - Shot by Shot



**Legend:**  
 Clockwise     
  Counter-clockwise     
 - Not considered


Game - Shot by Shot





**Legend:**  
 ↻ Clockwise      ↺ Counter-clockwise      - Not considered



Game - Shot by Shot



**Legend:**  
 Clockwise    
  Counter-clockwise    
 - Not considered

## Session Results and Standings

Sheet	Team	LSD/LSFE	1	2	3	4	5	6	7	8	9	10	Extra Ends	Total
A	JPN - Japan	80.3cm *	1	0	0	1	0	1	0	2	0	X		5
	SUI - Switzerland	81.3cm	0	2	3	0	1	0	2	0	1	X		9
B	CAN - Canada	60.9cm *	2	0	1	1	0	2	1	2	X	X		9
	DEN - Denmark	137.8cm	0	2	0	0	1	0	0	0	X	X		3
C	SWE - Sweden	130.7cm	0	0	0	1	0	2	0	0	1	1	0	5
	USA - United States	86.2cm *	0	1	0	0	3	0	0	1	0	0	1	6
D	KOR - Korea	54.6cm *	0	0	2	0	1	0	1	0	2	0	3	9
	CHN - China	85.7cm	0	0	0	1	0	1	0	1	0	3	0	6

## Current Standings

Rank	Team	Games	Wins	Losses
1	KOR - Korea	4	4	0
1	SUI - Switzerland	4	4	0
3	CAN - Canada	4	3	1
4	SWE - Sweden	5	3	2
5	CHN - China	4	2	2
5	DEN - Denmark	4	2	2
5	NOR - Norway	4	2	2
5	SCO - Scotland	4	2	2
5	USA - United States	4	2	2
10	JPN - Japan	5	2	3
11	ITA - Italy	4	1	3
12	LTU - Lithuania	4	0	4
12	TUR - Türkiye	4	0	4

**Note:**  
Under World Curling rules, tie-breaking rules for standings are not applied until after the last game of the round robin.

**Legend:**  
LSD Last Stone Draw      LSFE(\*) Last Stone First End      X Unplayed/unfinished end due to concession

MON 17 MAR 2025

Start Time 14:00

Round Robin Session 7 - Sheet A

### Game Results

Sheet	Team	LSFE	1	2	3	4	5	6	7	8	9	10	Extra Ends	Total
A	JPN - Japan	*	1	0	0	1	0	1	0	2	0	X		5
	SUI - Switzerland		0	2	3	0	1	0	2	0	1	X		9

JPN - Japan		Shot Success	Game	All
4 S	YOSHIMURA Sayaka	71%	73%	
3	ONODERA Kaho	72%	84%	
2 V	KOTANI Yuna	90%	83%	
1	OHMIYA Anna	96%	93%	
A	KOBAYASHI Mina	-	-	
Team Total		82%	83%	

SUI - Switzerland		Shot Success	Game	All
4 V	PAETZ Alina	82%	88%	
3 S	TIRINZONI Silvana	94%	89%	
2	HOWALD Carole	93%	88%	
1	WITSCHONKE Selina	83%	84%	
A	BERSET Stefanie	-	-	
Team Total		88%	87%	

Last Stone Draw		Distance
⌚	ONODERA Kaho	31.1cm
⌚	KOTANI Yuna	49.2cm
<b>Total</b>		<b>80.3cm</b>

Last Stone Draw		Distance
⌚	TIRINZONI Silvana	11.6cm
⌚	PAETZ Alina	69.7cm
<b>Total</b>		<b>81.3cm</b>

Time remaining: 4 minutes 8 seconds

Time-out: End 6 - JPN stone 8

Time remaining: 3 minutes 42 seconds

Time-out: End 4 - SUI stone 7

### Shot Success Analysis

JPN - Japan		⌚	⌚	Game
4	YOSHIMURA Sayaka	Draws 6 79%	4 81%	10 80%
		Take-outs 2 50%	6 63%	8 59%
		Total 8 72%	10 70%	18 71%
3	ONODERA Kaho	Draws 5 60%	4 81%	9 69%
		Take-outs 1 100%	8 72%	9 75%
		Total 6 67%	12 75%	18 72%
2	KOTANI Yuna	Draws 7 100%	6 92%	13 96%
		Take-outs 1 100%	4 69%	5 75%
		Total 8 100%	10 83%	18 90%
1	OHMIYA Anna	Draws 11 95%	6 96%	17 96%
		Take-outs 1 100%	0 -	1 100%
		Total 12 96%	6 96%	18 96%
A	KOBAYASHI Mina	Draws 0 -	0 -	0 -
		Take-outs 0 -	0 -	0 -
		Total 0 -	0 -	0 -
Team		Draws 29 87%	20 89%	49 88%
		Take-outs 5 80%	18 68%	23 71%
		Total 34 86%	38 79%	72 82%

SUI - Switzerland		⌚	⌚	Game
4	PAETZ Alina	Draws 4 63%	2 88%	6 71%
		Take-outs 5 85%	7 89%	12 88%
		Total 9 75%	9 89%	18 82%
3	TIRINZONI Silvana	Draws 2 88%	1 100%	3 92%
		Take-outs 6 96%	9 94%	15 95%
		Total 8 94%	10 95%	18 94%
2	HOWALD Carole	Draws 2 75%	0 -	2 75%
		Take-outs 7 89%	8 100%	15 95%
		Total 9 86%	8 100%	17 93%
1	WITSCHONKE Selina	Draws 9 89%	9 78%	18 83%
		Take-outs 0 -	0 -	0 -
		Total 9 89%	9 78%	18 83%
A	BERSET Stefanie	Draws 0 -	0 -	0 -
		Take-outs 0 -	0 -	0 -
		Total 0 -	0 -	0 -
Team		Draws 17 81%	12 81%	29 81%
		Take-outs 18 90%	24 95%	42 93%
		Total 35 86%	36 90%	71 88%

#### Note:

Position and function for each team member:

4 = Fourth, 3 = Third, 2 = Second, 1 = Lead, A = Alternate, S = Skip, V = Vice-Skip

#### Legend:

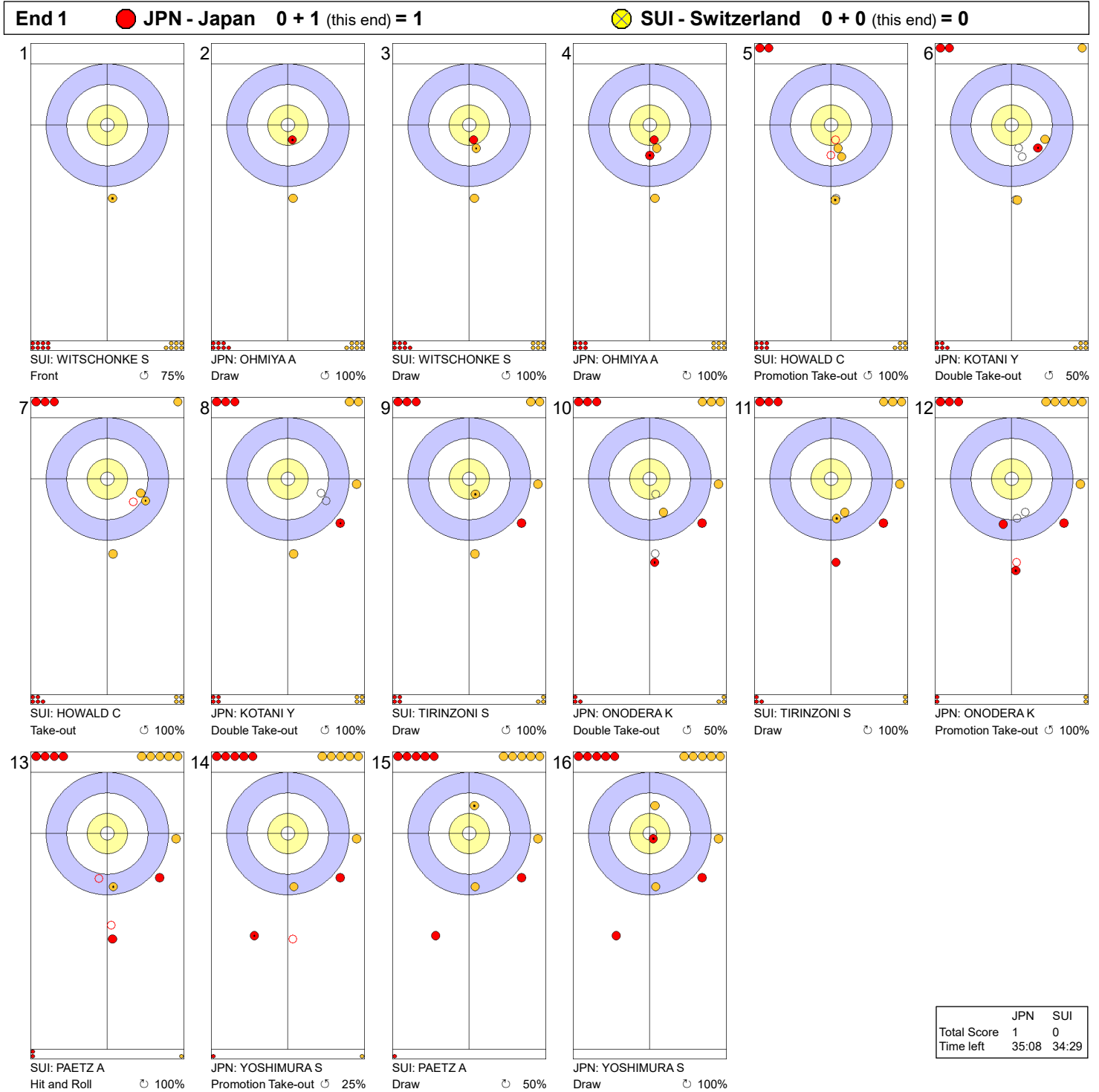
⌚ Clockwise

⌚ Counter-clockwise

LSFE(\*) Last Stone First End

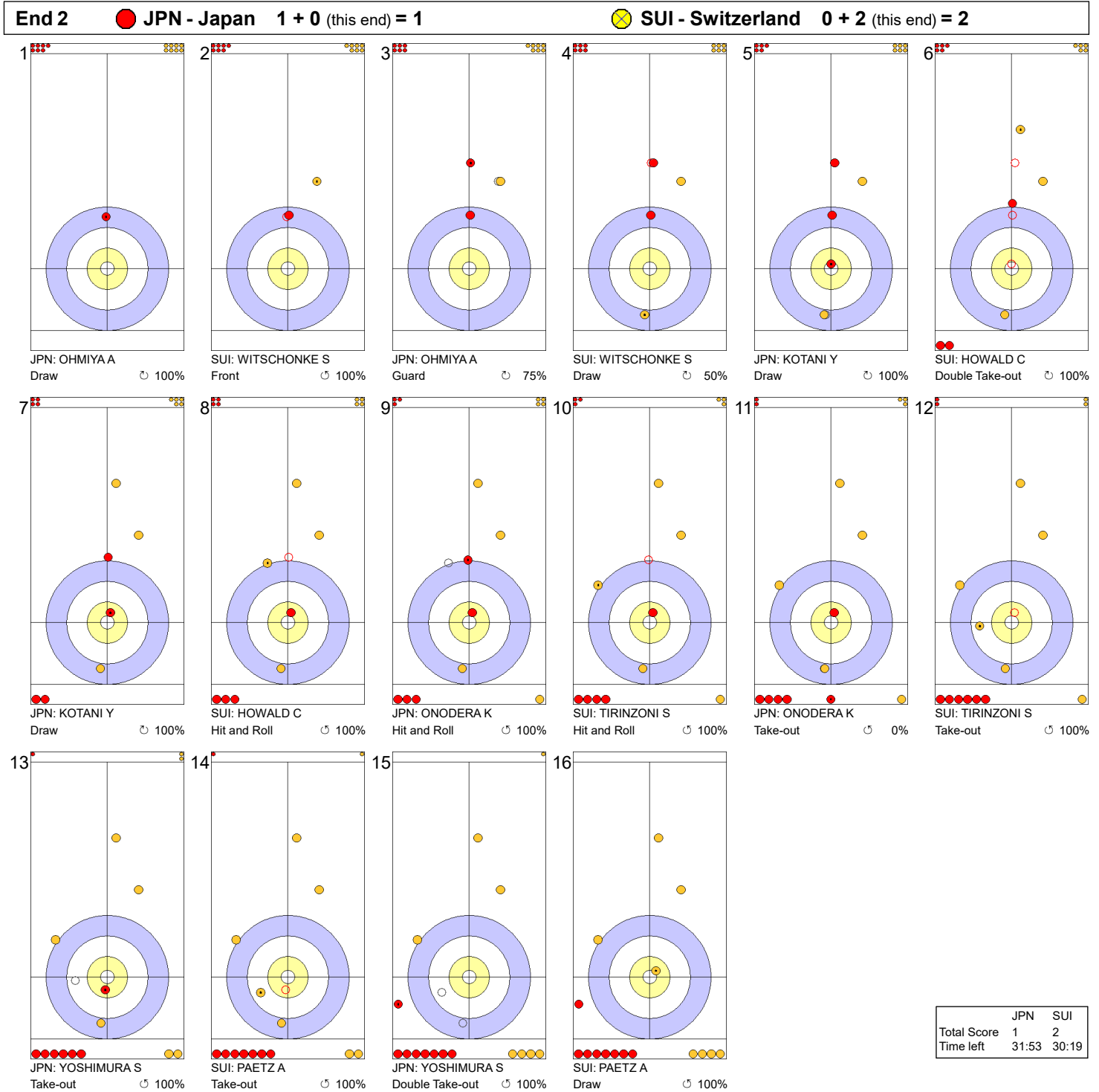
X Unplayed/unfinished end due to concession

Game - Shot by Shot



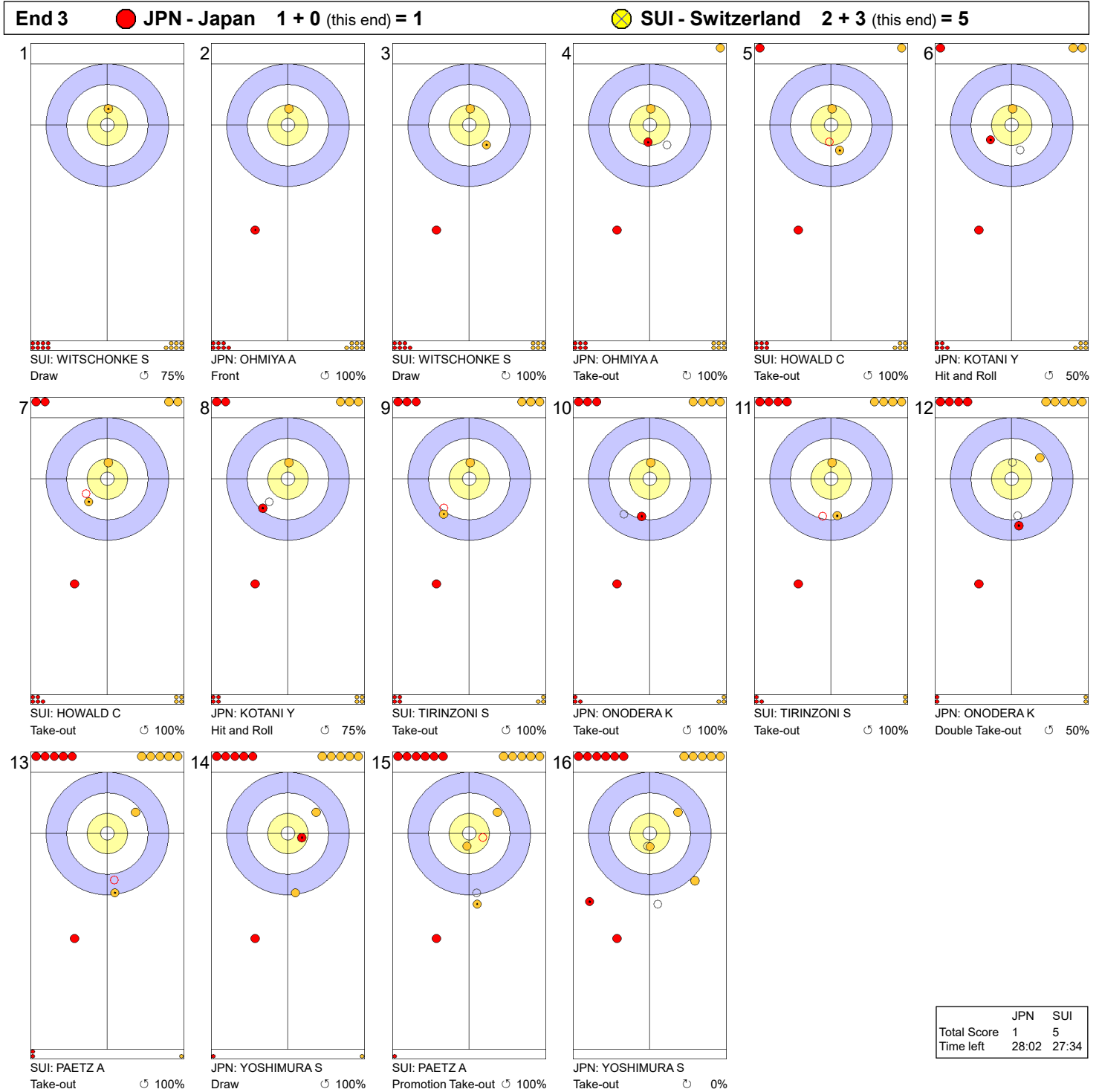
**Legend:**  
 ↻ Clockwise      ↺ Counter-clockwise      - Not considered

Game - Shot by Shot




**Legend:**  
 ↻ Clockwise      ↺ Counter-clockwise      - Not considered

Game - Shot by Shot



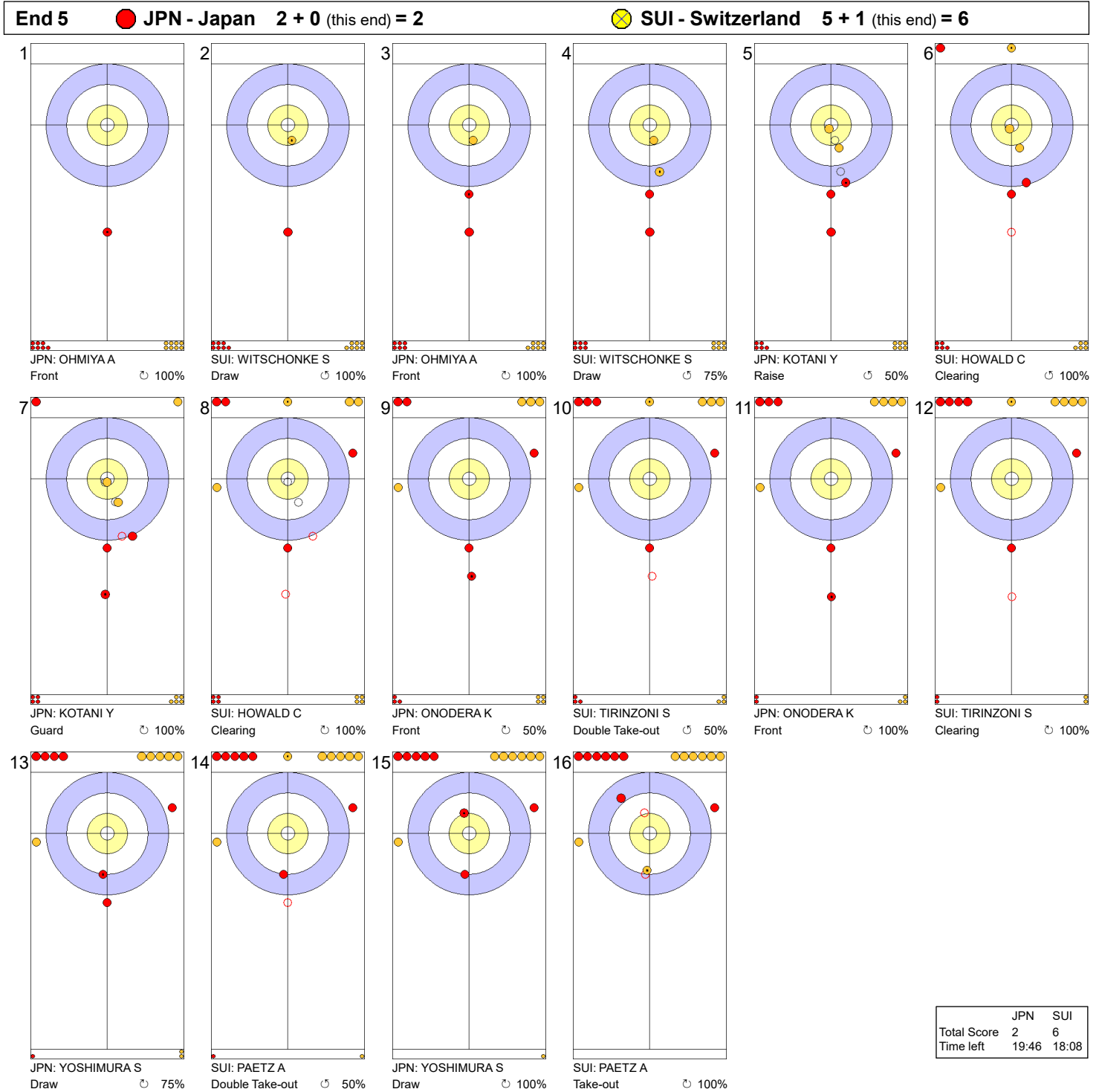
**Legend:**  
 ↻ Clockwise      ↺ Counter-clockwise      - Not considered

Game - Shot by Shot



**Legend:**  
 ↻ Clockwise      ↺ Counter-clockwise      - Not considered

Game - Shot by Shot



**Legend:**  
 ↻ Clockwise      ↺ Counter-clockwise      - Not considered

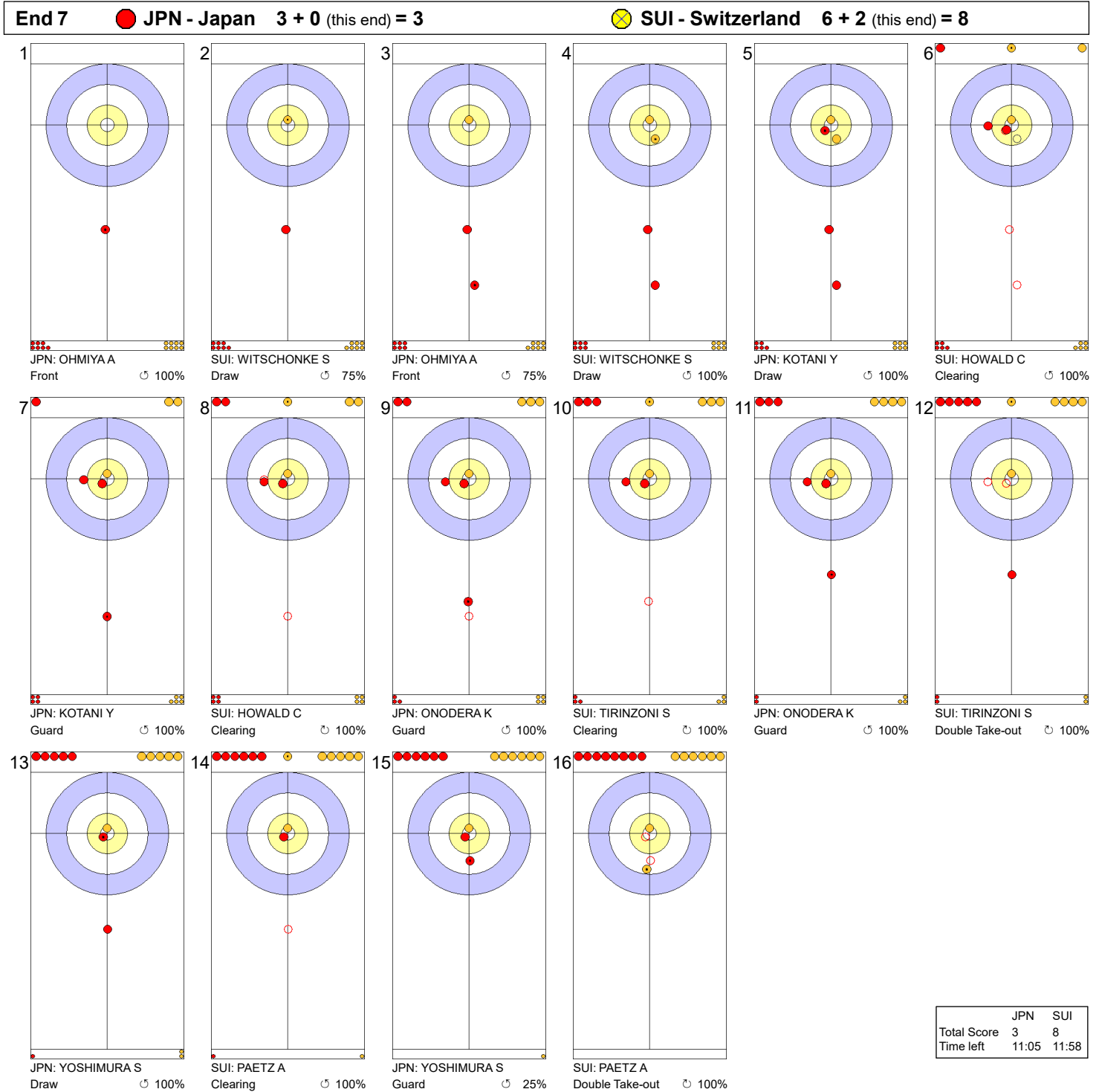


Game - Shot by Shot



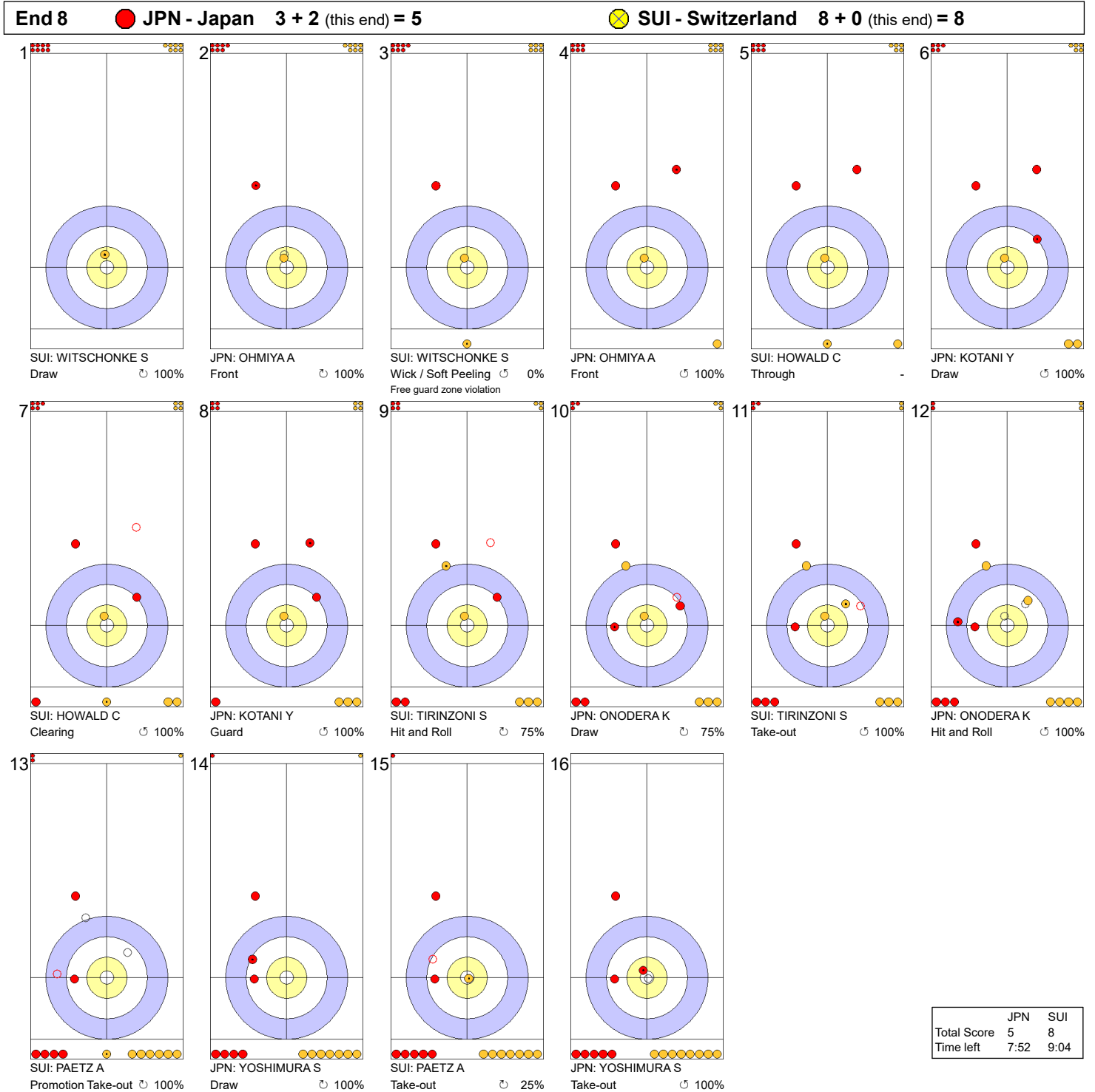
**Legend:**  
 ↻ Clockwise      ↺ Counter-clockwise      - Not considered

Game - Shot by Shot



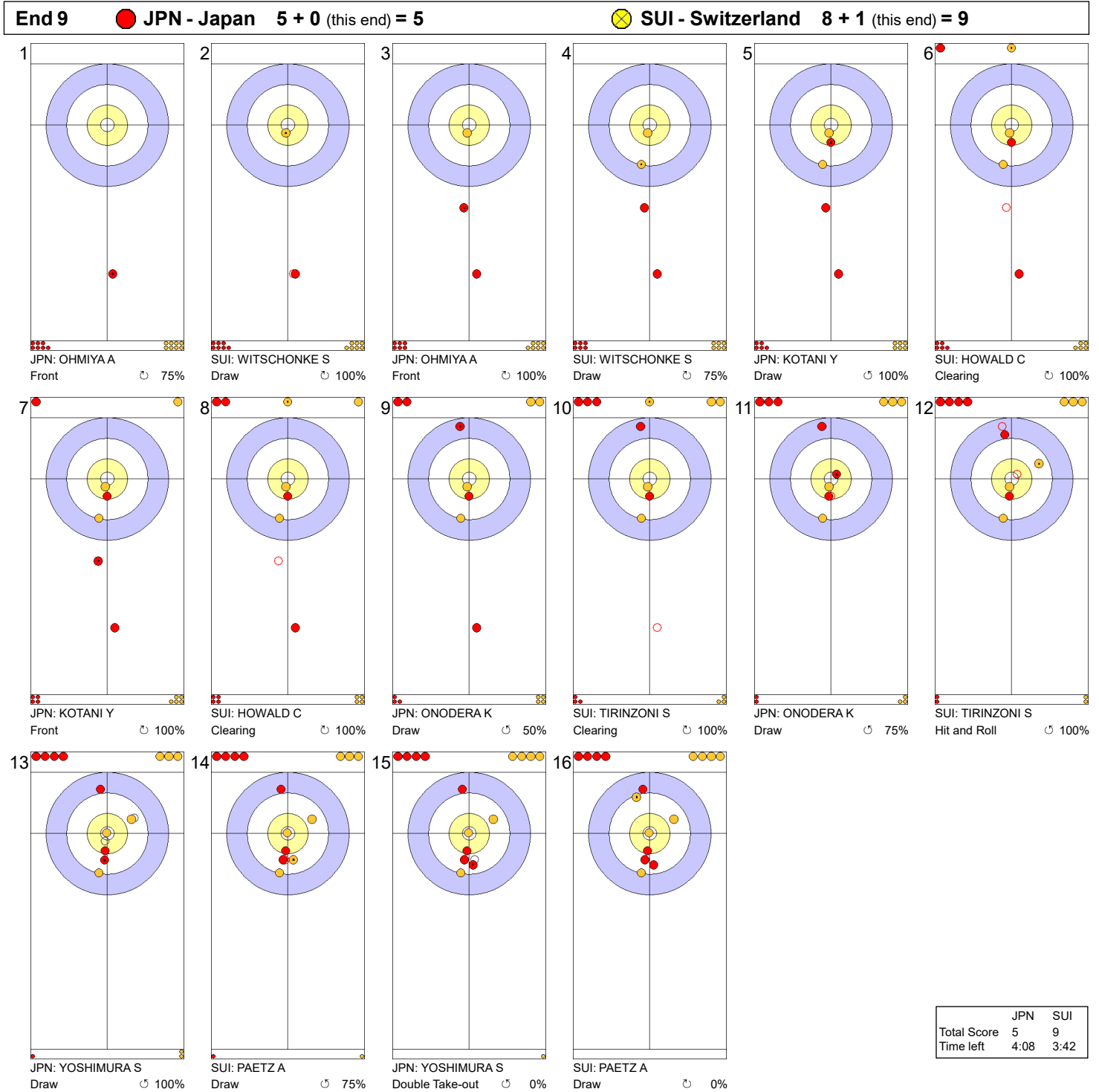
**Legend:**  
 ↻ Clockwise      ↺ Counter-clockwise      - Not considered

Game - Shot by Shot



**Legend:**  
 ↻ Clockwise      ↺ Counter-clockwise      - Not considered

Game - Shot by Shot



**Legend:**  
 ↻ Clockwise      ↺ Counter-clockwise      - Not considered

### Game Results

Sheet	Team	LSFE	1	2	3	4	5	6	7	8	9	10	Extra Ends	Total
B	CAN - Canada	*	2	0	1	1	0	2	1	2	X	X		9
	DEN - Denmark		0	2	0	0	1	0	0	0	X	X		3

CAN - Canada		Shot Success	Game	All
4 S	HOMAN Rachel	84%	84%	86%
3 V	FLEURY Tracy	84%	84%	83%
2	MISKEW Emma	78%	78%	83%
1	WILKES Sarah	84%	84%	87%
A	BROWN Rachel	-	-	-
Team Total		83%	83%	85%

DEN - Denmark		Shot Success	Game	All
4 S	DUPONT Madeleine	63%	63%	78%
3 V	HALSE Mathilde	84%	84%	83%
2	HOLTERMANN Jasmin	67%	67%	80%
1	LARSEN My	63%	63%	72%
A	DUPONT Denise	-	-	89%
Team Total		69%	69%	81%

Last Stone Draw		Distance
⌚	HOMAN Rachel	23.2cm
⌚	WILKES Sarah	37.7cm
<b>Total</b>		<b>60.9cm</b>

Last Stone Draw		Distance
⌚	LARSEN My	131.9cm
⌚	DUPONT Madeleine	5.9cm
<b>Total</b>		<b>137.8cm</b>

Time remaining: 7 minutes 27 seconds

Time remaining: 9 minutes 13 seconds

Time-out: End 7 - DEN stone 7

### Shot Success Analysis

CAN - Canada		⌚	⌚	Game	
4	HOMAN Rachel	Draws	4 94%	4 88%	8 91%
		Take-outs	4 100%	4 56%	8 78%
		Total	8 97%	8 72%	16 84%
3	FLEURY Tracy	Draws	5 85%	0 -	5 85%
		Take-outs	6 88%	5 80%	11 84%
		Total	11 86%	5 80%	16 84%
2	MISKEW Emma	Draws	6 88%	2 75%	8 84%
		Take-outs	4 69%	4 75%	8 72%
		Total	10 80%	6 75%	16 78%
1	WILKES Sarah	Draws	5 75%	7 96%	12 88%
		Take-outs	2 100%	2 50%	4 75%
		Total	7 82%	9 86%	16 84%
A	BROWN Rachel	Draws	0 -	0 -	0 -
		Take-outs	0 -	0 -	0 -
		Total	0 -	0 -	0 -
Team		Draws	20 85%	13 90%	33 87%
		Take-outs	16 88%	15 68%	31 78%
		Total	36 86%	28 79%	64 83%

DEN - Denmark		⌚	⌚	Game	
4	DUPONT Madeleine	Draws	4 56%	4 63%	8 59%
		Take-outs	3 50%	5 75%	8 66%
		Total	7 54%	9 69%	16 63%
3	HALSE Mathilde	Draws	6 92%	2 75%	8 88%
		Take-outs	4 88%	4 75%	8 81%
		Total	10 90%	6 75%	16 84%
2	HOLTERMANN Jasmin	Draws	6 71%	0 -	6 71%
		Take-outs	5 50%	5 80%	10 65%
		Total	11 61%	5 80%	16 67%
1	LARSEN My	Draws	7 68%	7 54%	14 61%
		Take-outs	1 100%	1 50%	2 75%
		Total	8 72%	8 53%	16 63%
A	DUPONT Denise	Draws	0 -	0 -	0 -
		Take-outs	0 -	0 -	0 -
		Total	0 -	0 -	0 -
Team		Draws	23 73%	13 60%	36 68%
		Take-outs	13 65%	15 75%	28 71%
		Total	36 70%	28 68%	64 69%

#### Note:

Position and function for each team member:

4 = Fourth, 3 = Third, 2 = Second, 1 = Lead, A = Alternate, S = Skip, V = Vice-Skip

#### Legend:

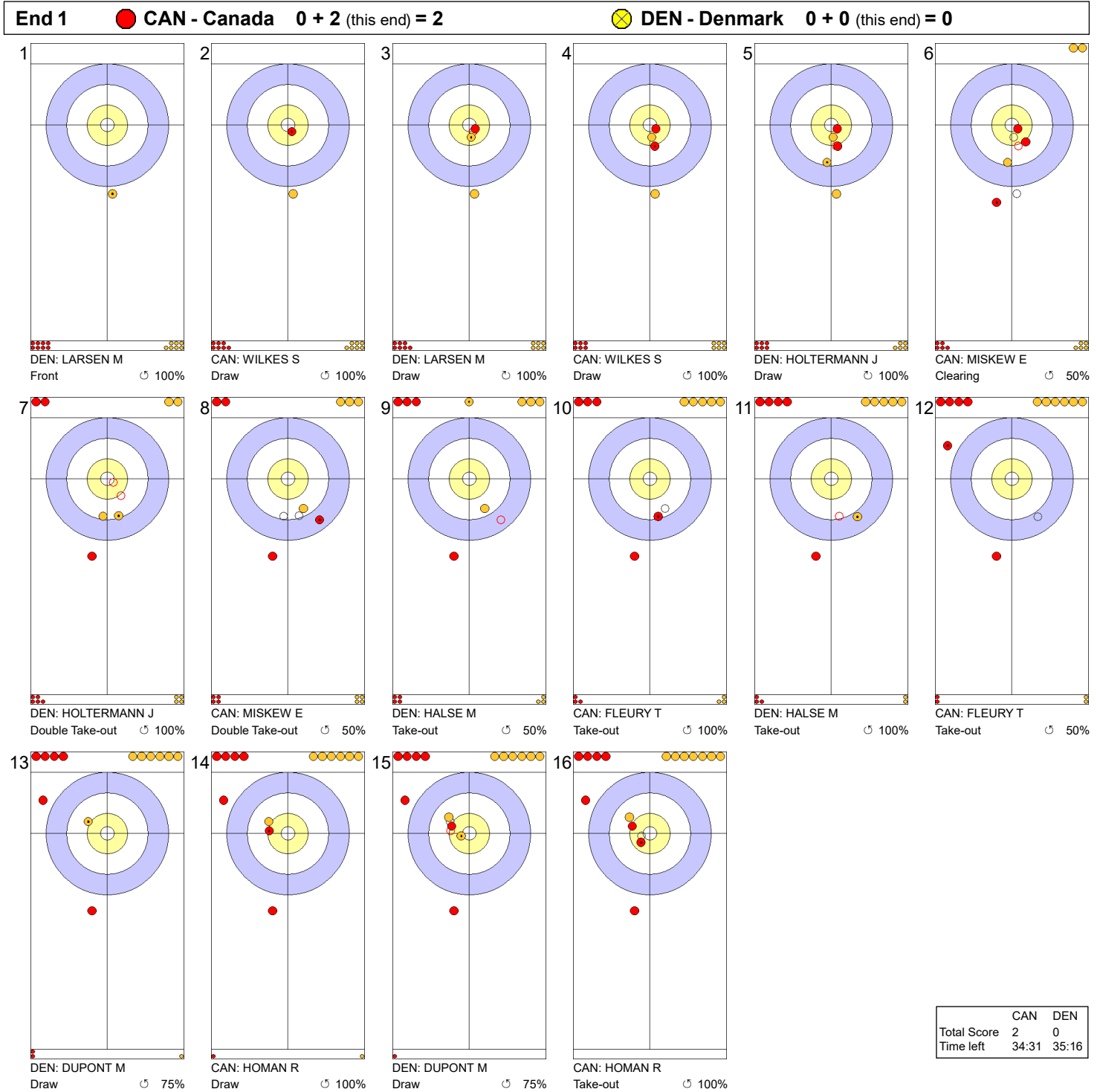
⌚ Clockwise

⌚ Counter-clockwise

LSFE(\*) Last Stone First End

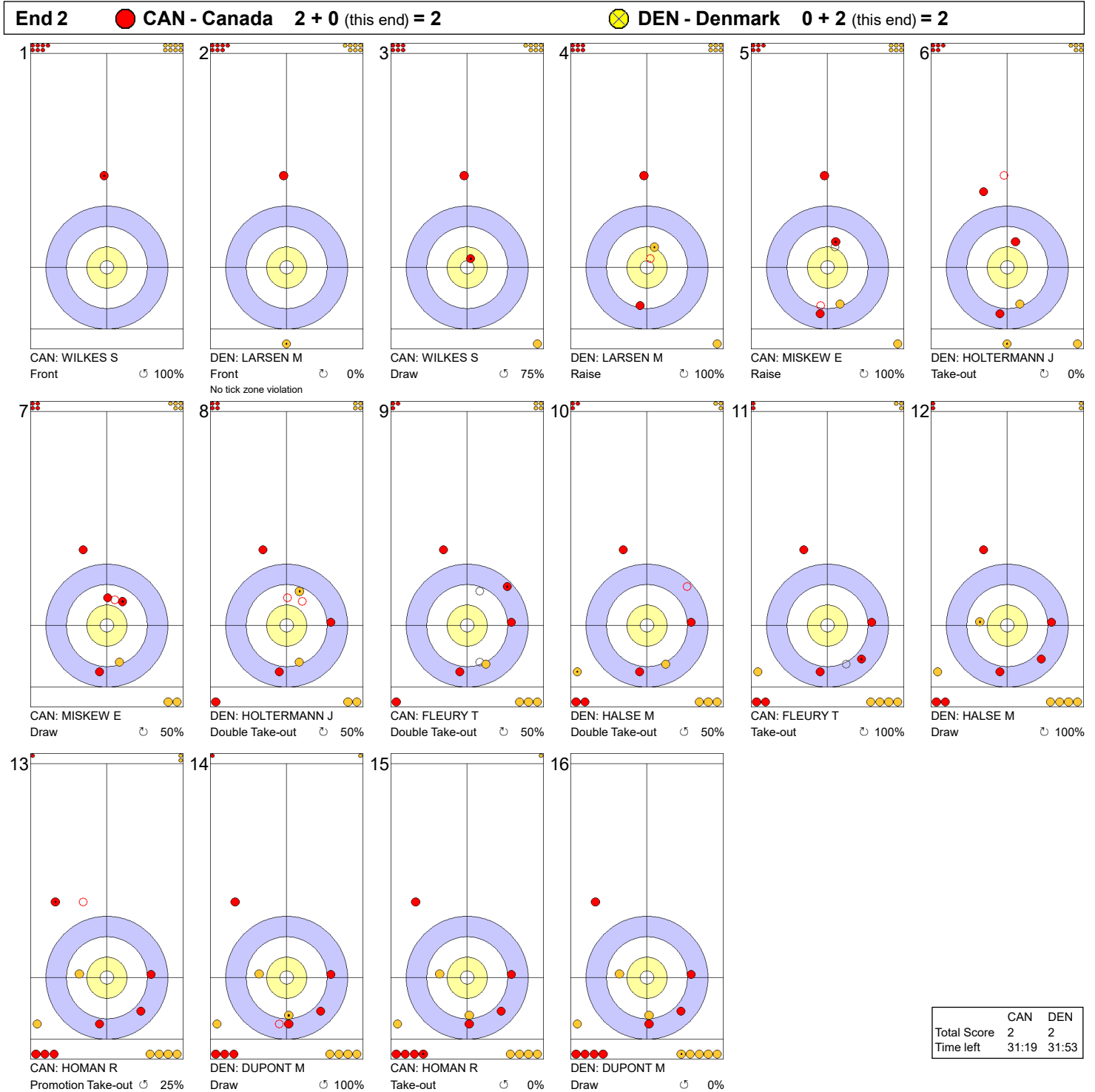
X Unplayed/unfinished end due to concession

Game - Shot by Shot



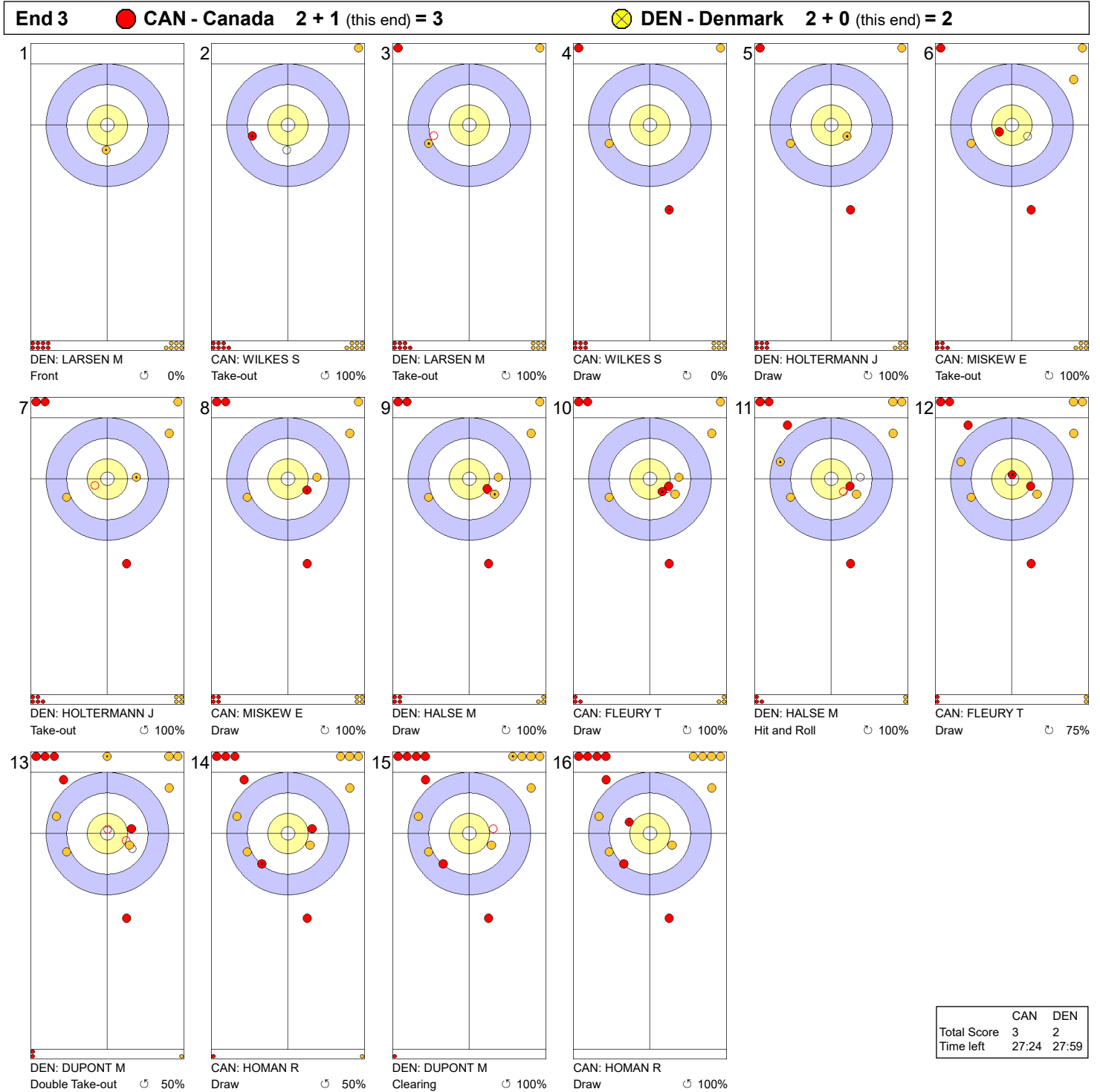
**Legend:**  
 ↻ Clockwise    ↺ Counter-clockwise    - Not considered



Game - Shot by Shot



**Legend:**  
 ↻ Clockwise      ↺ Counter-clockwise      - Not considered

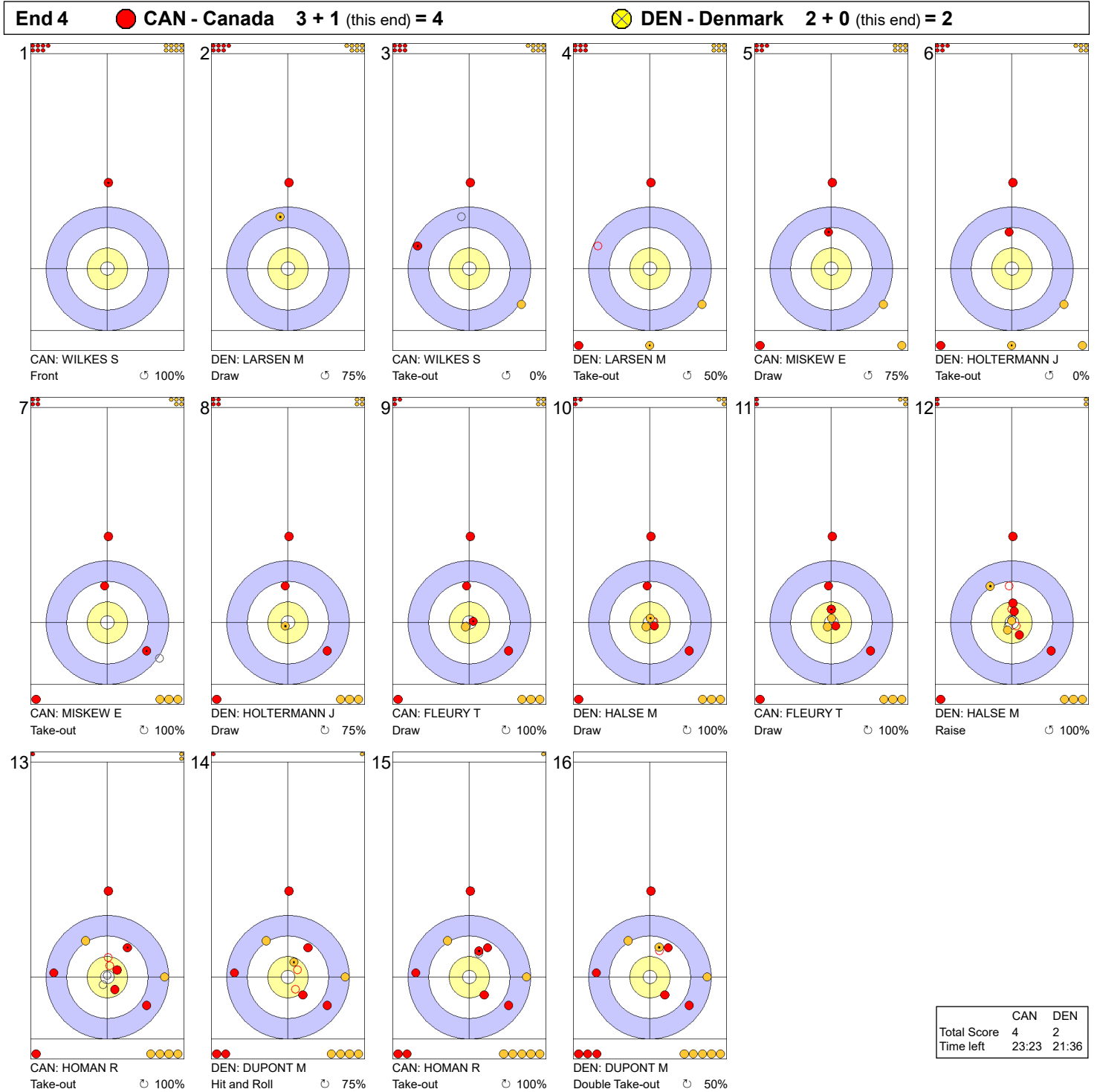
Game - Shot by Shot



**Legend:**  
 Clockwise     
  Counter-clockwise     
 - Not considered



Game - Shot by Shot

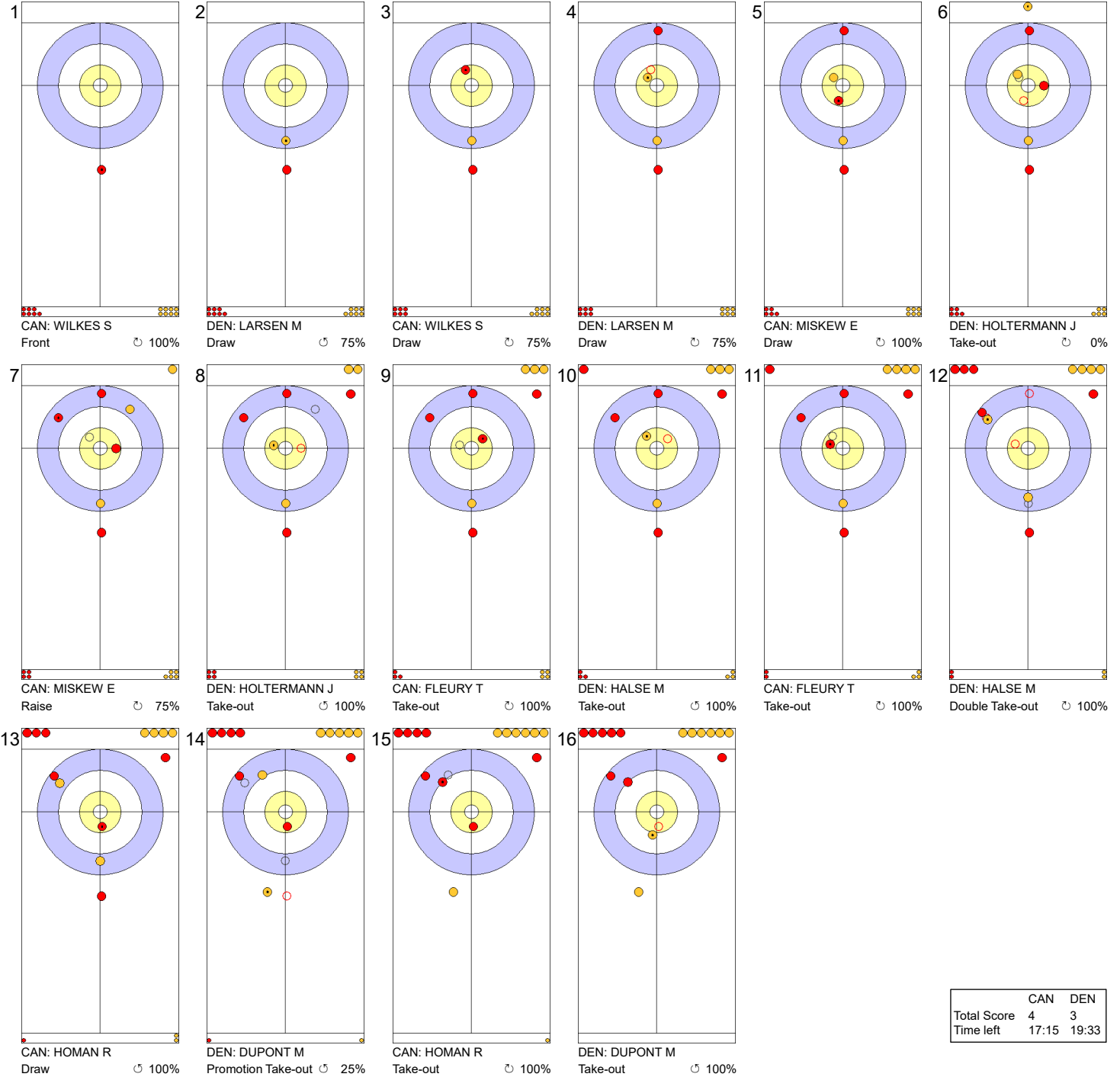




**Legend:**  
 ↻ Clockwise      ↺ Counter-clockwise      - Not considered

Game - Shot by Shot

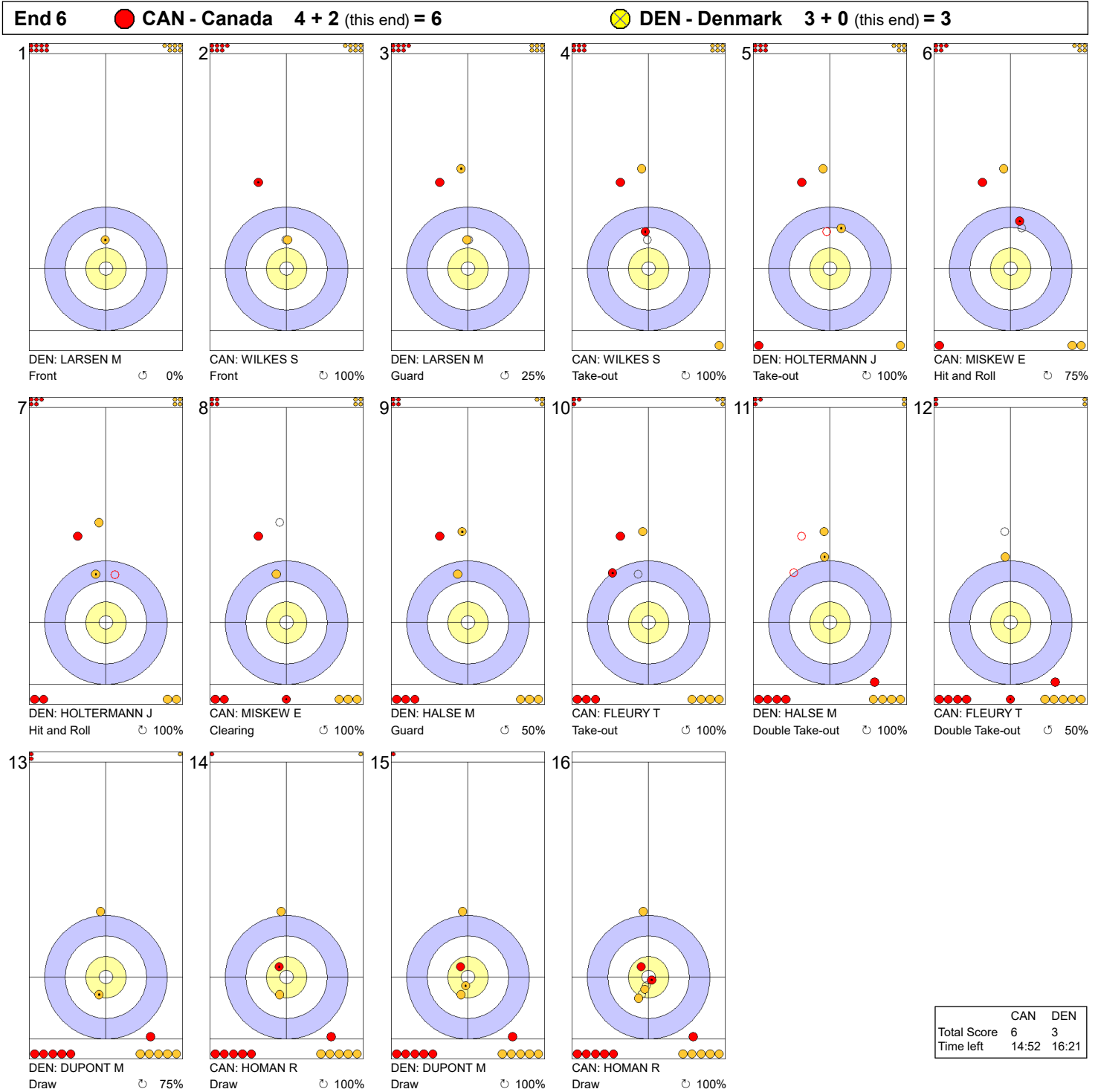
End 5  CAN - Canada 4 + 0 (this end) = 4

 DEN - Denmark 2 + 1 (this end) = 3




**Legend:**  
 Clockwise     
  Counter-clockwise     
 - Not considered

Game - Shot by Shot



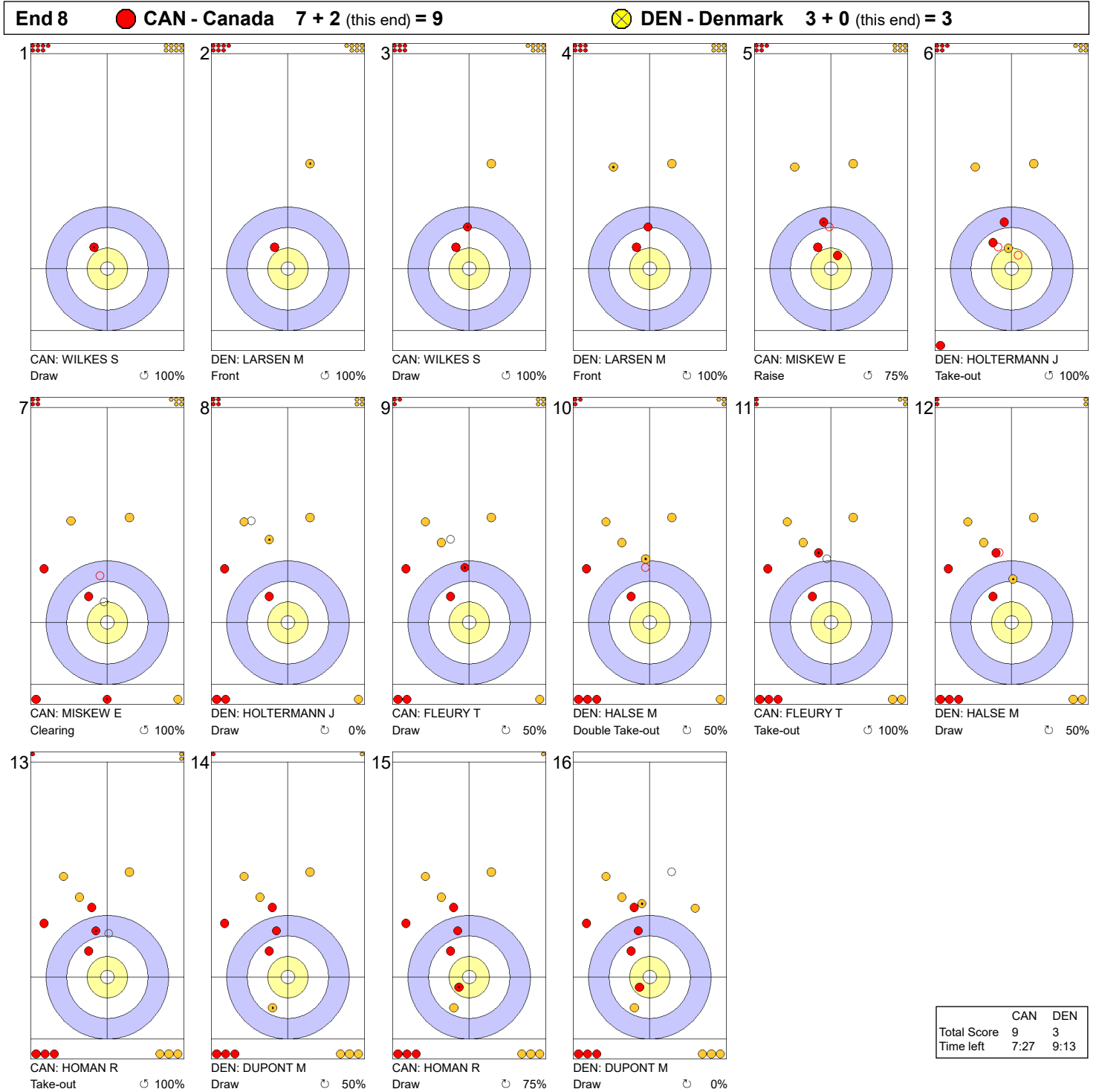
**Legend:**  
 ↻ Clockwise   ↺ Counter-clockwise   - Not considered

Game - Shot by Shot



**Legend:**  
 ↻ Clockwise   ↺ Counter-clockwise   - Not considered

Game - Shot by Shot



**Legend:**  
 ↻ Clockwise   ↺ Counter-clockwise   - Not considered

MON 17 MAR 2025  
Start Time 14:00

Round Robin Session 7 - Sheet C

### Game Results

Sheet	Team	LSFE	1	2	3	4	5	6	7	8	9	10	Extra Ends	Total
C	SWE - Sweden		0	0	0	1	0	2	0	0	1	1	0	5
	USA - United States	*	0	1	0	0	3	0	0	1	0	0	1	6

SWE - Sweden		Shot Success	Game	All
4 S	HASSELBORG Anna	88%	88%	
3 V	McMANUS Sara	78%	86%	
2	KNOCHENHAUER Agnes	97%	88%	
1	MABERGS Sofia	85%	90%	
A	HELDIN Johanna	-	-	
Team Total		87%	88%	

USA - United States		Shot Success	Game	All
4 S	PETERSON Tabitha	82%	82%	
3 V	THIESSE Cory	80%	79%	
2	PETERSON Tara	84%	79%	
1	ANDERSON-HEIDE Taylor	86%	84%	
A	PERSINGER Vicky	-	-	
Team Total		83%	81%	

Last Stone Draw		Distance
↻	KNOCHENHAUER Agnes	24.6cm
↻	McMANUS Sara	106.1cm
<b>Total</b>		<b>130.7cm</b>

Last Stone Draw		Distance
↻	ANDERSON-HEIDE Taylor	76.3cm
↻	PETERSON Tabitha	9.9cm
<b>Total</b>		<b>86.2cm</b>

Time remaining: 0 minutes 9 seconds  
0 minutes 9 seconds (after extra end)

Time remaining: 0 minutes 33 seconds  
1 minute 54 seconds (after extra end)

Time-out: End 10 - SWE stone 5; End 11 - SWE stone 6

Time-out: End 9 - USA stone 5; End 11 - USA stone 7

### Shot Success Analysis

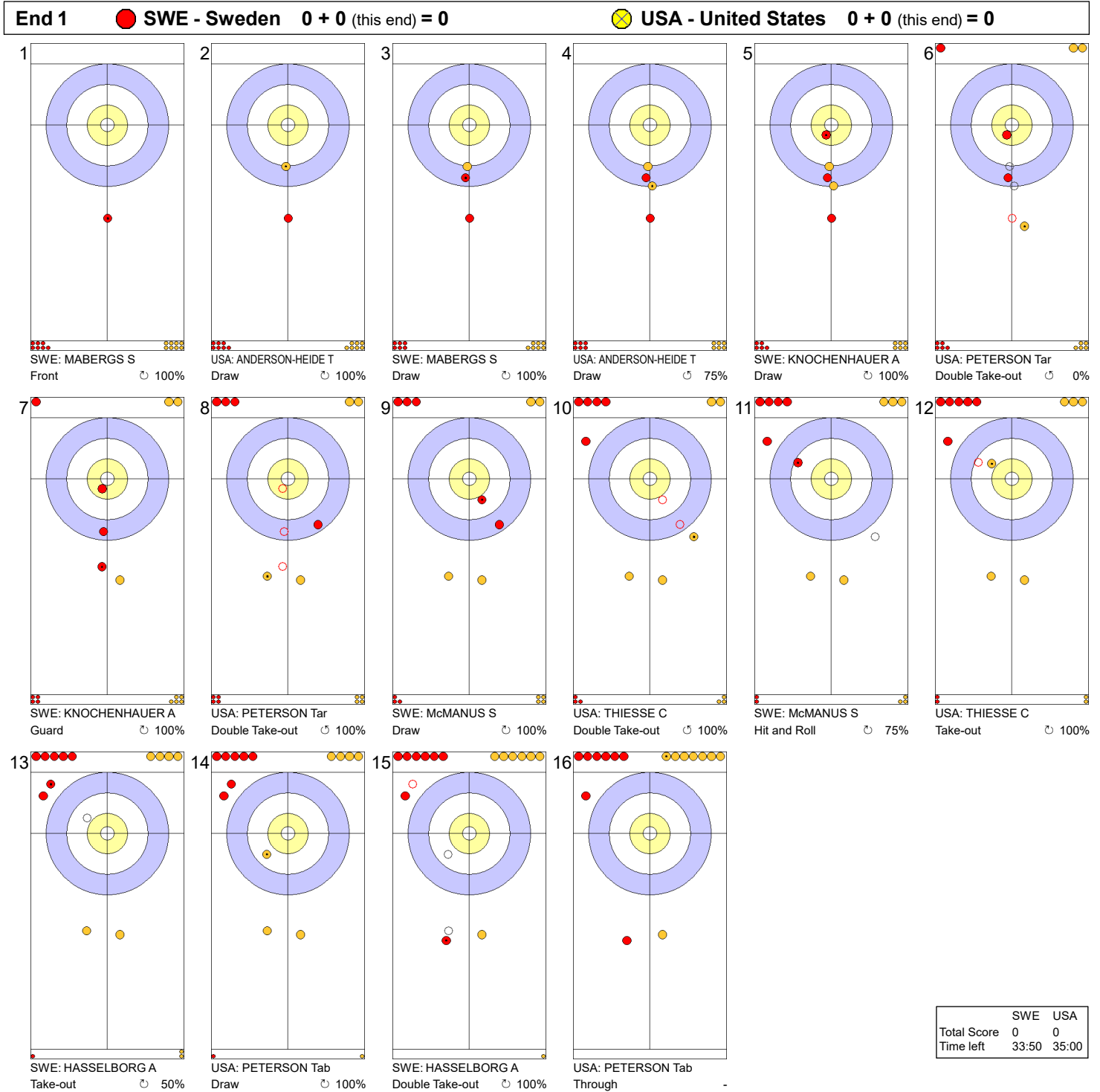
SWE - Sweden		↻	↻	Game	
4	HASSELBORG Anna	Draws	4 75%	6 96%	10 88%
		Take-outs	6 83%	6 92%	12 88%
		Total	10 80%	12 94%	22 88%
3	McMANUS Sara	Draws	10 90%	6 92%	16 91%
		Take-outs	3 75%	3 17%	6 46%
		Total	13 87%	9 67%	22 78%
2	KNOCHENHAUER Agnes	Draws	6 100%	8 97%	14 98%
		Take-outs	3 100%	5 90%	8 94%
		Total	9 100%	13 94%	22 97%
1	MABERGS Sofia	Draws	9 78%	9 97%	18 88%
		Take-outs	2 50%	2 100%	4 75%
		Total	11 73%	11 98%	22 85%
A	HELDIN Johanna	Draws	0 -	0 -	0 -
		Take-outs	0 -	0 -	0 -
		Total	0 -	0 -	0 -
Team		Draws	29 86%	29 96%	58 91%
		Take-outs	14 80%	16 78%	30 79%
		Total	43 84%	45 89%	88 87%

USA - United States		↻	↻	Game	
4	PETERSON Tabitha	Draws	4 75%	7 68%	11 70%
		Take-outs	4 100%	6 92%	10 95%
		Total	8 88%	13 79%	21 82%
3	THIESSE Cory	Draws	1 100%	3 92%	4 94%
		Take-outs	10 63%	8 94%	18 76%
		Total	11 66%	11 93%	22 80%
2	PETERSON Tara	Draws	3 100%	3 100%	6 100%
		Take-outs	7 75%	9 81%	16 78%
		Total	10 83%	12 85%	22 84%
1	ANDERSON-HEIDE Taylor	Draws	10 93%	9 75%	19 84%
		Take-outs	0 -	3 100%	3 100%
		Total	10 93%	12 81%	22 86%
A	PERSINGER Vicky	Draws	0 -	0 -	0 -
		Take-outs	0 -	0 -	0 -
		Total	0 -	0 -	0 -
Team		Draws	18 90%	22 78%	40 84%
		Take-outs	21 74%	26 89%	47 82%
		Total	39 81%	48 84%	87 83%

**Note:**  
Position and function for each team member:  
4 = Fourth, 3 = Third, 2 = Second, 1 = Lead, A = Alternate, S = Skip, V = Vice-Skip

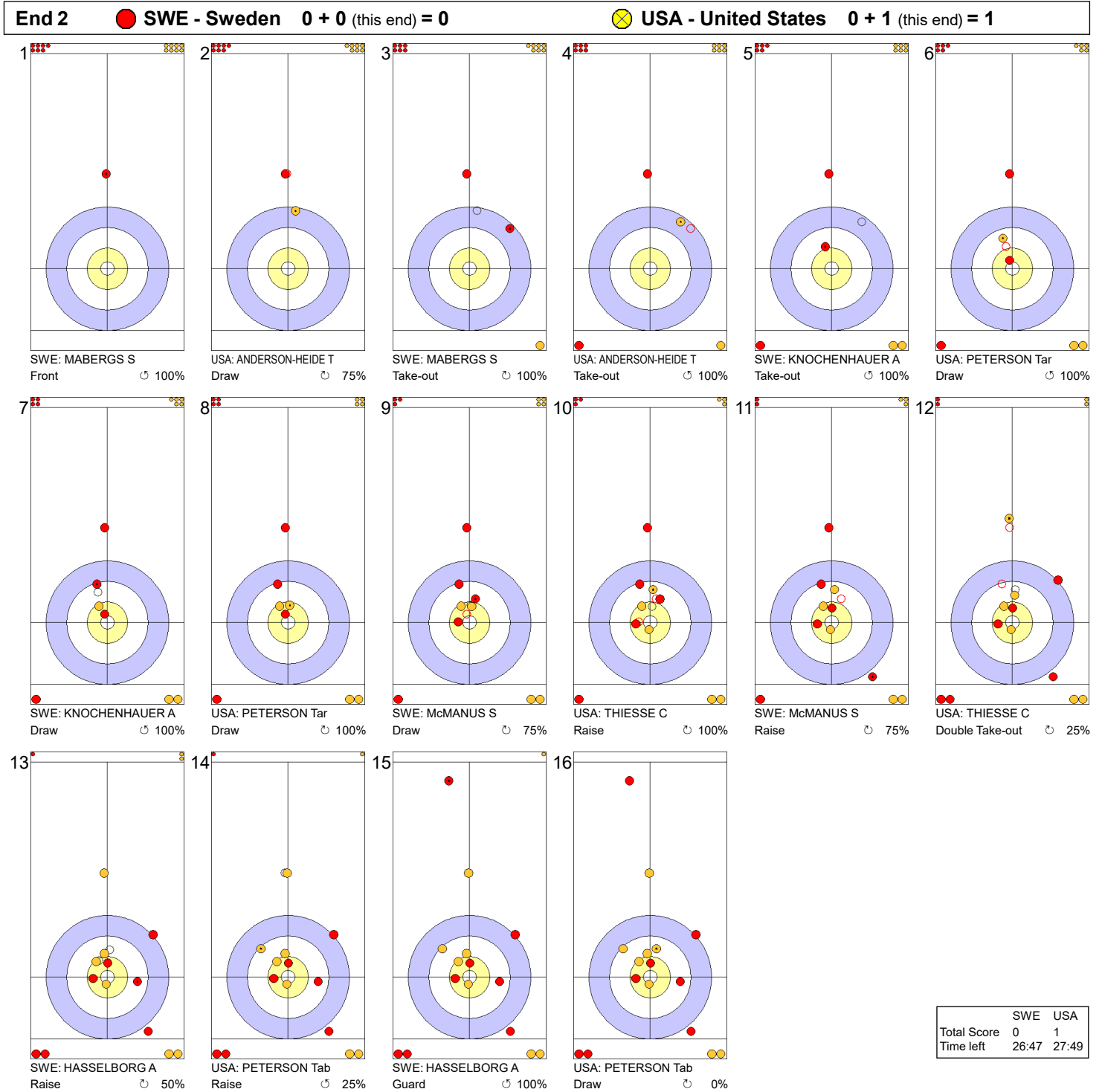
**Legend:**  
↻ Clockwise      ↻ Counter-clockwise      LSFE(\*) Last Stone First End

Game - Shot by Shot



**Legend:**  
 ↻ Clockwise      ↺ Counter-clockwise      - Not considered

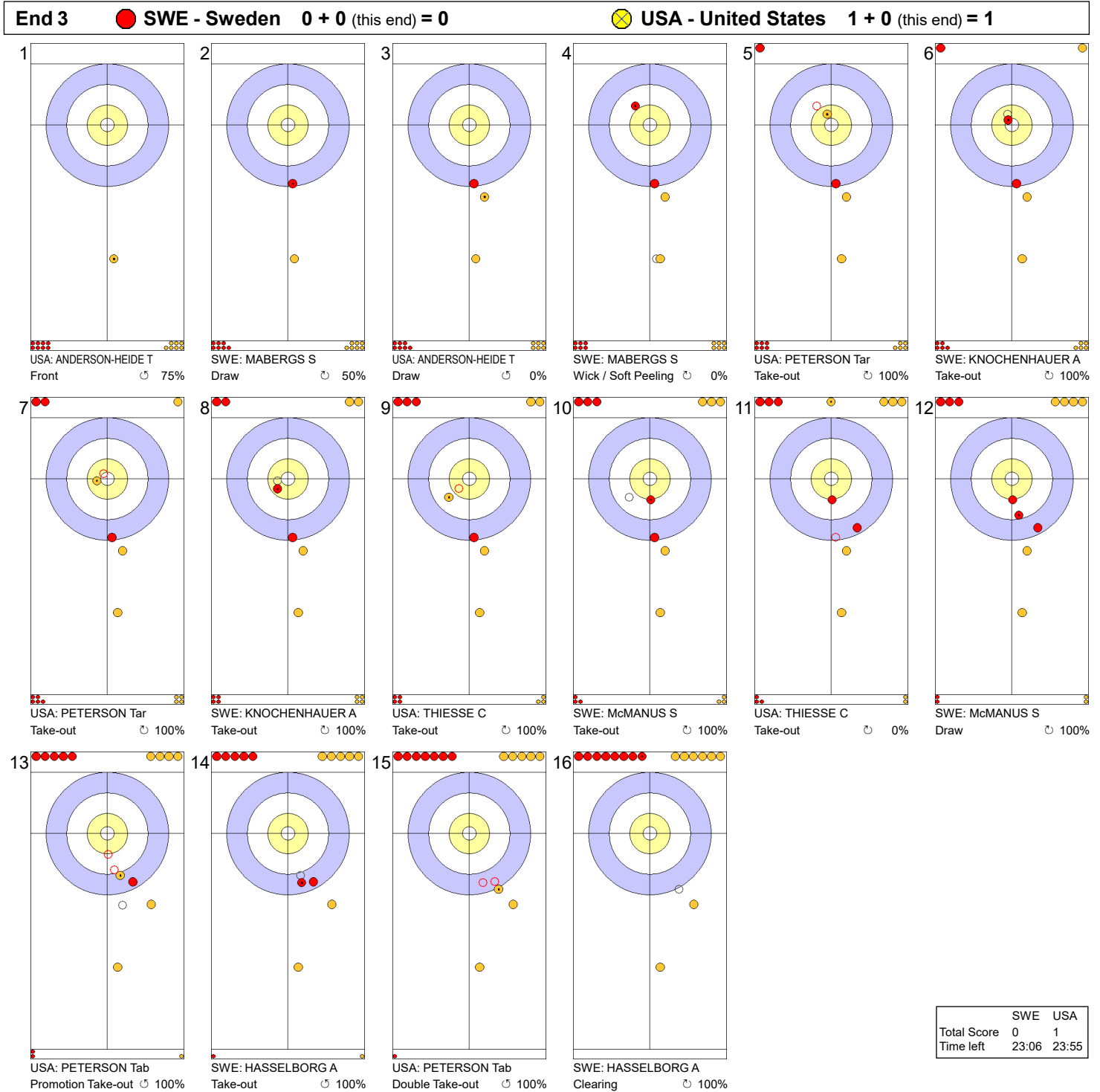
Game - Shot by Shot



**Legend:**  
 ↻ Clockwise      ↺ Counter-clockwise      - Not considered

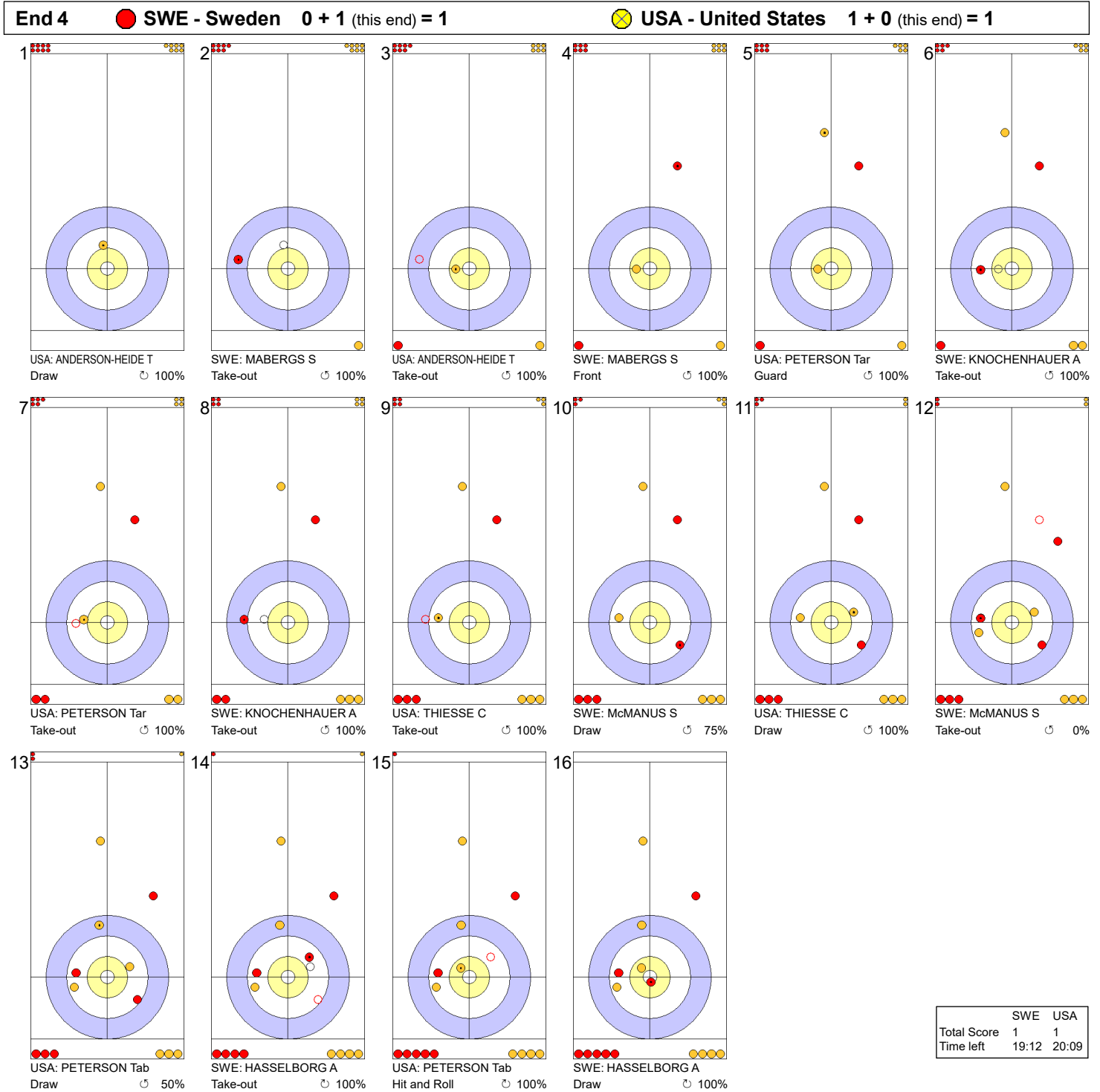


Game - Shot by Shot



**Legend:**  
 ↻ Clockwise      ↺ Counter-clockwise      - Not considered

Game - Shot by Shot



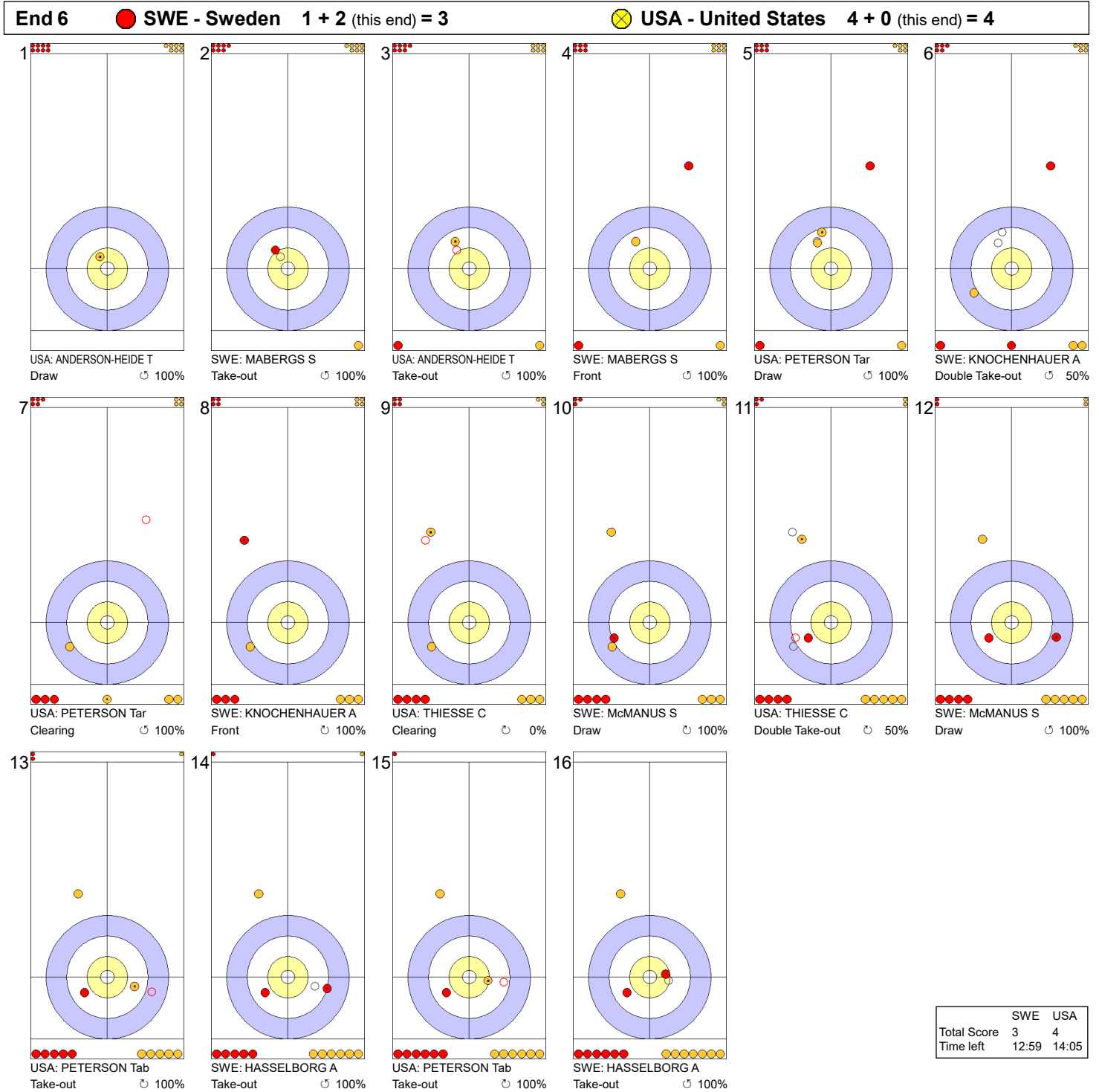
**Legend:**  
 ↻ Clockwise      ↺ Counter-clockwise      - Not considered

Game - Shot by Shot



**Legend:**  
 ↻ Clockwise      ↺ Counter-clockwise      - Not considered

Game - Shot by Shot



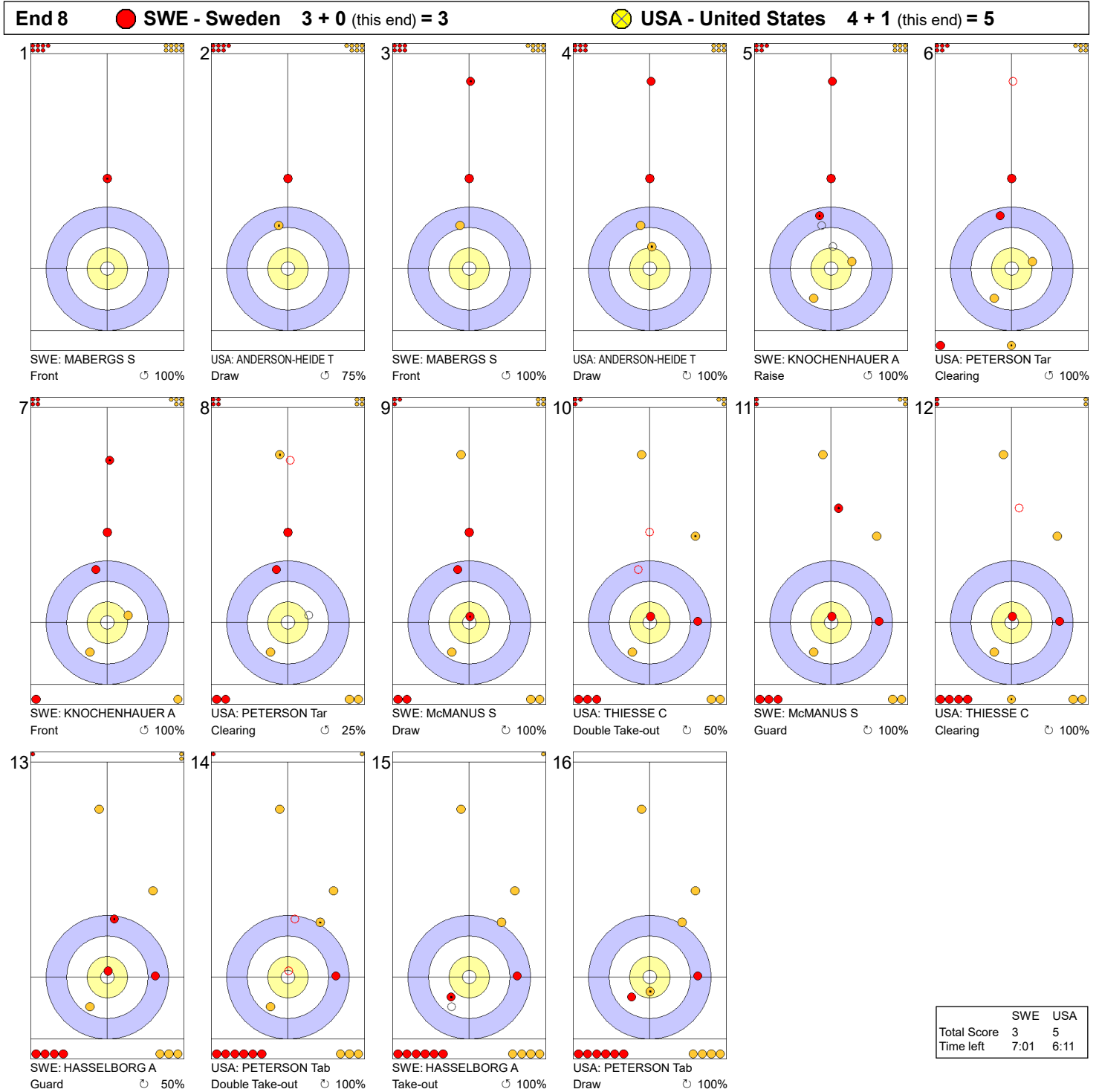
**Legend:**  
 ↻ Clockwise      ↺ Counter-clockwise      - Not considered

Game - Shot by Shot



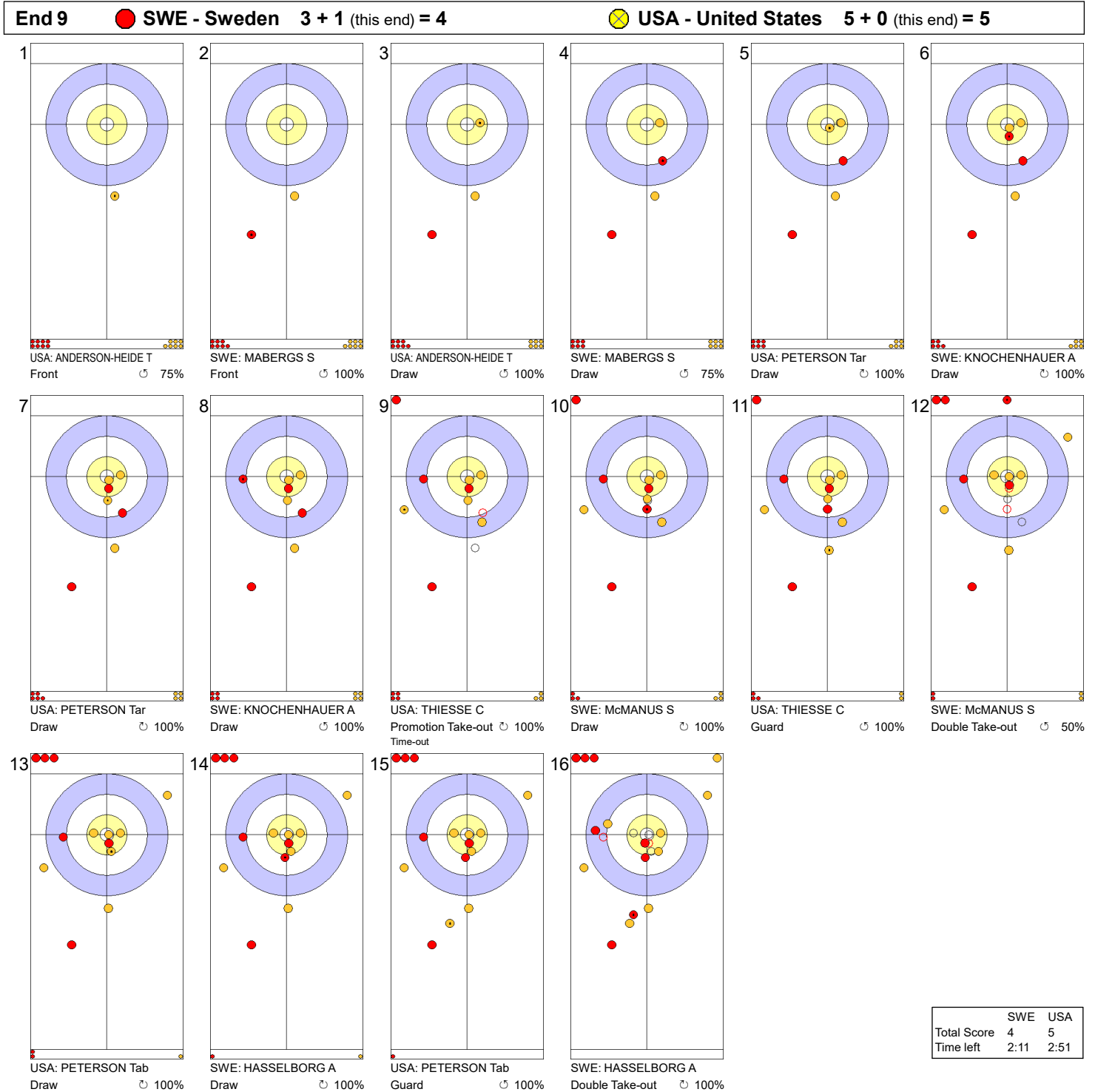
**Legend:**  
 ↻ Clockwise   ↺ Counter-clockwise   - Not considered

Game - Shot by Shot



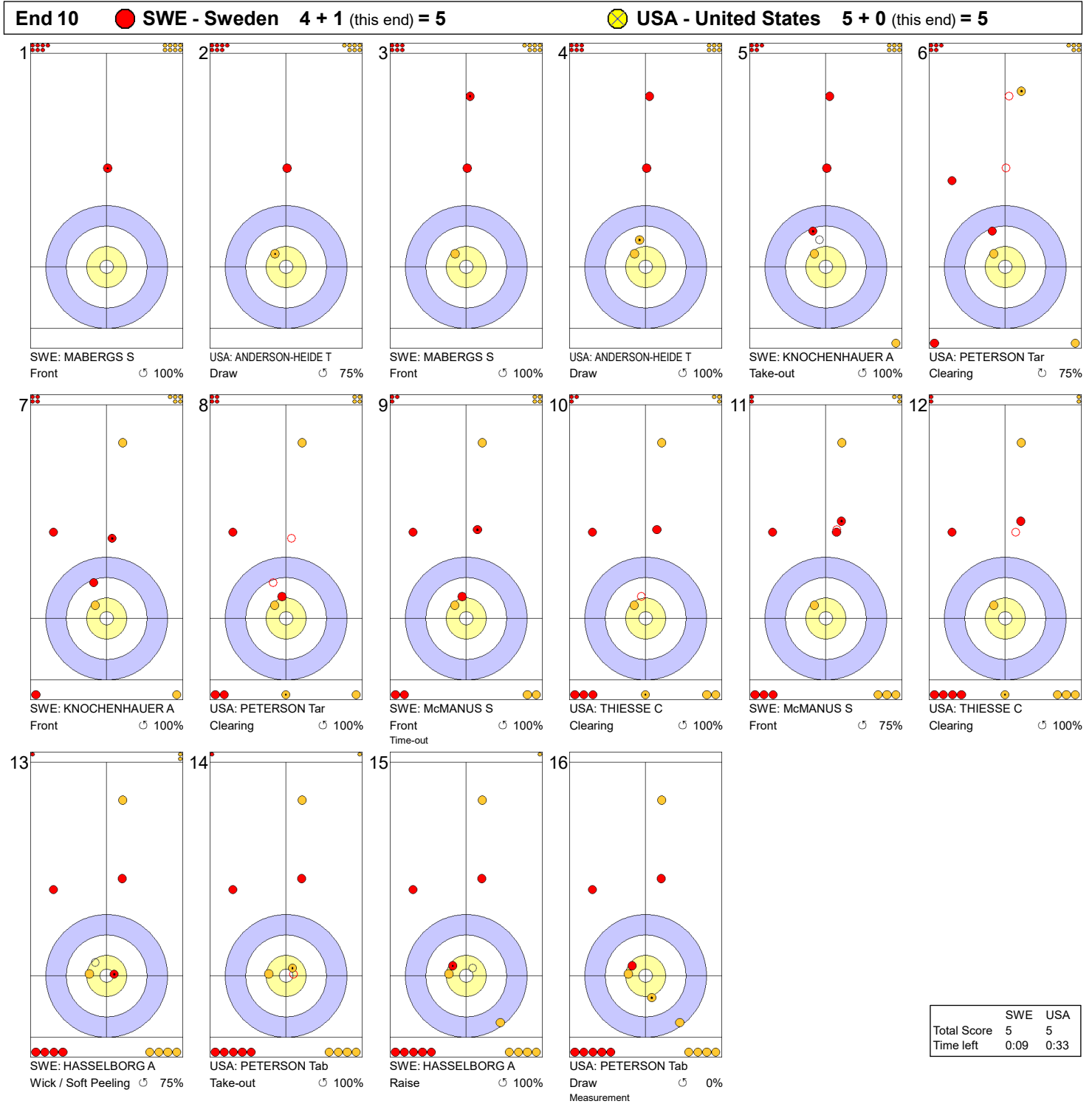
**Legend:**  
 ↻ Clockwise      ↺ Counter-clockwise      - Not considered

Game - Shot by Shot



**Legend:**  
 ↻ Clockwise      ↺ Counter-clockwise      - Not considered

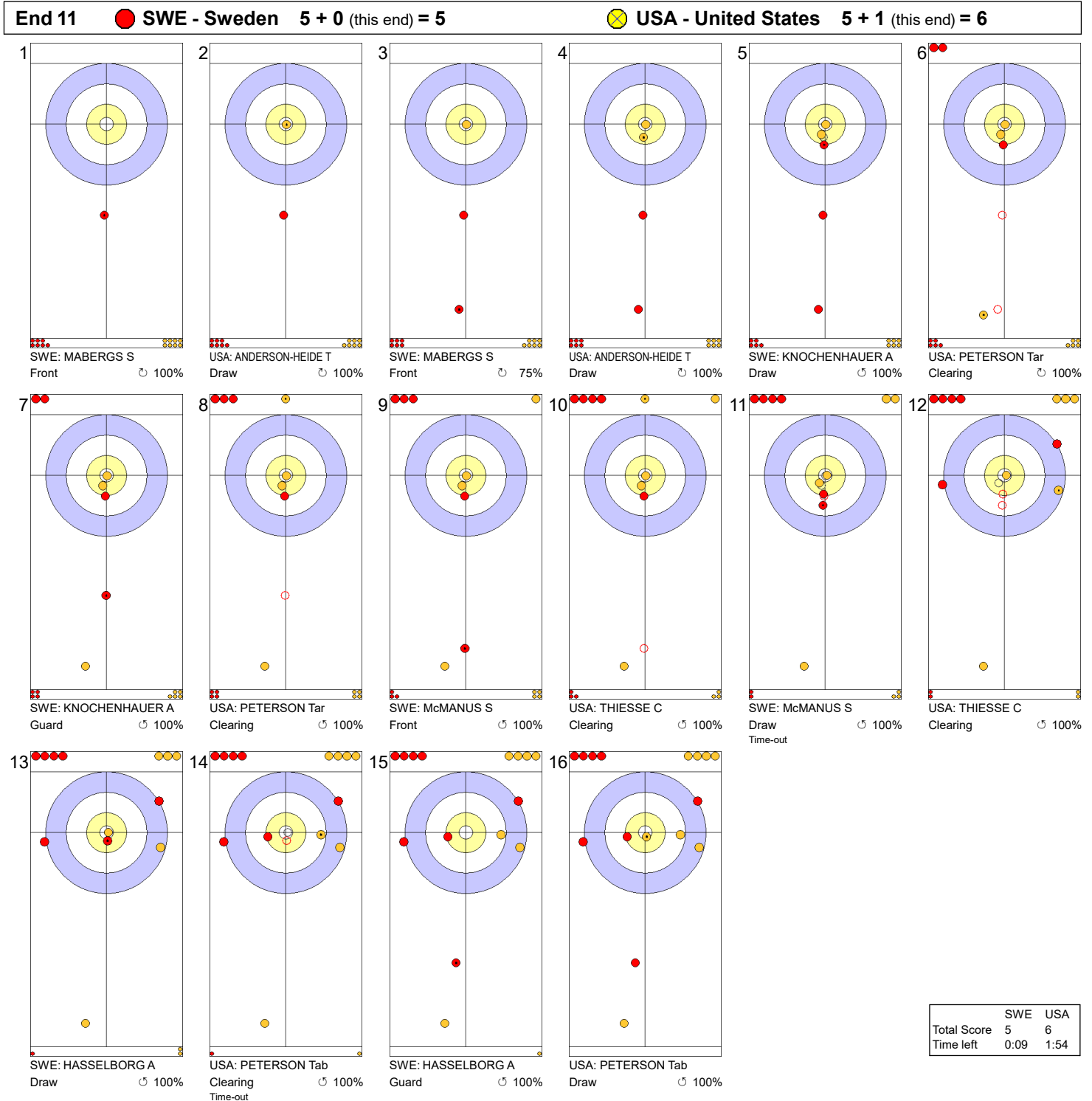
Game - Shot by Shot



**Legend:**  
 ⌚ Clockwise      ⌚ Counter-clockwise      - Not considered



Game - Shot by Shot



**Legend:**  
 ⤵ Clockwise      ⤴ Counter-clockwise      - Not considered

MON 17 MAR 2025  
Start Time 14:00

Round Robin Session 7 - Sheet D

### Game Results

Sheet	Team	LSFE	1	2	3	4	5	6	7	8	9	10	Extra Ends	Total
D	KOR - Korea	*	0	0	2	0	1	0	1	0	2	0	3	9
	CHN - China		0	0	0	1	0	1	0	1	0	3	0	6

KOR - Korea		Shot Success	Game	All
4 S	GIM Eunji	84%	85%	
3 V	KIM Minji	82%	84%	
2	KIM Suji	94%	86%	
1	SEOL Yeeun	81%	85%	
A	SEOL Yeji	-	-	
Team Total		85%	85%	

CHN - China		Shot Success	Game	All
4 S	WANG Rui	77%	85%	
3 V	HAN Yu	84%	81%	
2	DONG Ziqi	77%	83%	
1	JIANG Jiayi	89%	90%	
A	SU Tingyu	-	-	
Team Total		82%	85%	

Last Stone Draw		Distance
☺	GIM Eunji	18.1cm
☹	KIM Minji	36.5cm
<b>Total</b>		<b>54.6cm</b>

Last Stone Draw		Distance
☺	HAN Yu	6.5cm
☹	WANG Rui	79.2cm
<b>Total</b>		<b>85.7cm</b>

Time remaining: 4 minutes 14 seconds  
1 minute 47 seconds (after extra end)

Time remaining: 5 minutes 15 seconds  
0 minutes 19 seconds (after extra end)

Time-out: End 10 - KOR stone 8; End 11 - KOR stone 7

Time-out: End 9 - CHN stone 7; End 11 - CHN stone 6

### Shot Success Analysis

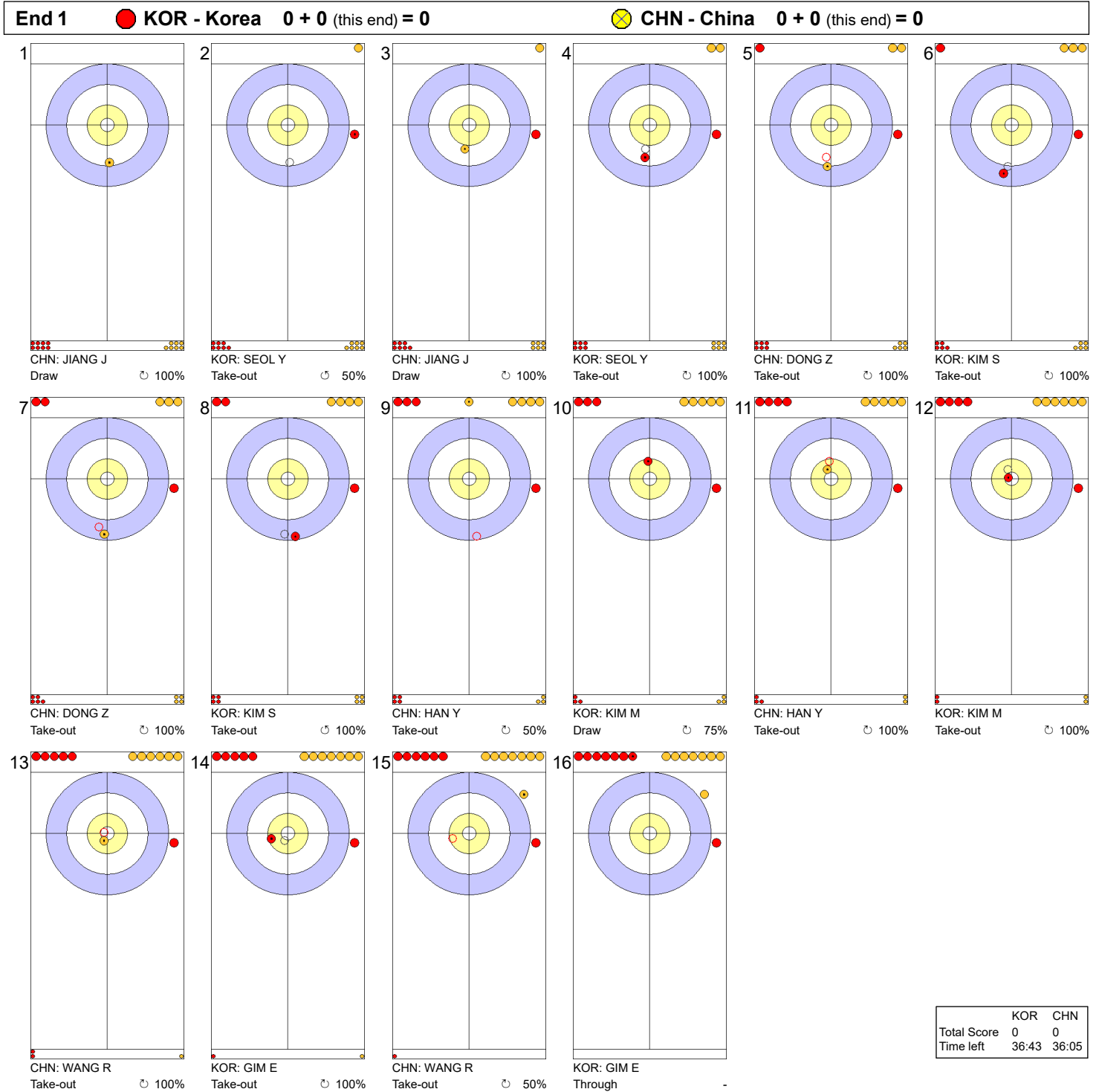
KOR - Korea		☺	☹	Game
4 GIM Eunji	Draws	2 88%	7 75%	9 78%
	Take-outs	6 88%	4 94%	10 90%
	Total	8 88%	11 82%	19 84%
3 KIM Minji	Draws	2 88%	6 63%	8 69%
	Take-outs	10 85%	4 100%	14 89%
	Total	12 85%	10 78%	22 82%
2 KIM Suji	Draws	2 100%	5 90%	7 93%
	Take-outs	8 97%	7 93%	15 95%
	Total	10 98%	12 92%	22 94%
1 SEOL Yeeun	Draws	3 83%	16 80%	19 80%
	Take-outs	2 100%	1 50%	3 83%
	Total	5 90%	17 78%	22 81%
A SEOL Yeji	Draws	0 -	0 -	0 -
	Take-outs	0 -	0 -	0 -
	Total	0 -	0 -	0 -
Team	Draws	9 89%	34 77%	43 80%
	Take-outs	26 90%	16 92%	42 91%
	Total	35 90%	50 82%	85 85%

CHN - China		☺	☹	Game
4 WANG Rui	Draws	1 100%	4 88%	5 90%
	Take-outs	9 75%	8 72%	17 74%
	Total	10 78%	12 77%	22 77%
3 HAN Yu	Draws	4 81%	3 83%	7 82%
	Take-outs	6 75%	9 92%	15 85%
	Total	10 78%	12 90%	22 84%
2 DONG Ziqi	Draws	5 60%	5 90%	10 75%
	Take-outs	5 95%	7 68%	12 79%
	Total	10 78%	12 77%	22 77%
1 JIANG Jiayi	Draws	16 95%	4 81%	20 93%
	Take-outs	1 100%	1 0%	2 50%
	Total	17 96%	5 65%	22 89%
A SU Tingyu	Draws	0 -	0 -	0 -
	Take-outs	0 -	0 -	0 -
	Total	0 -	0 -	0 -
Team	Draws	26 87%	16 86%	42 86%
	Take-outs	21 81%	25 75%	46 78%
	Total	47 84%	41 79%	88 82%

**Note:**  
Position and function for each team member:  
4 = Fourth, 3 = Third, 2 = Second, 1 = Lead, A = Alternate, S = Skip, V = Vice-Skip

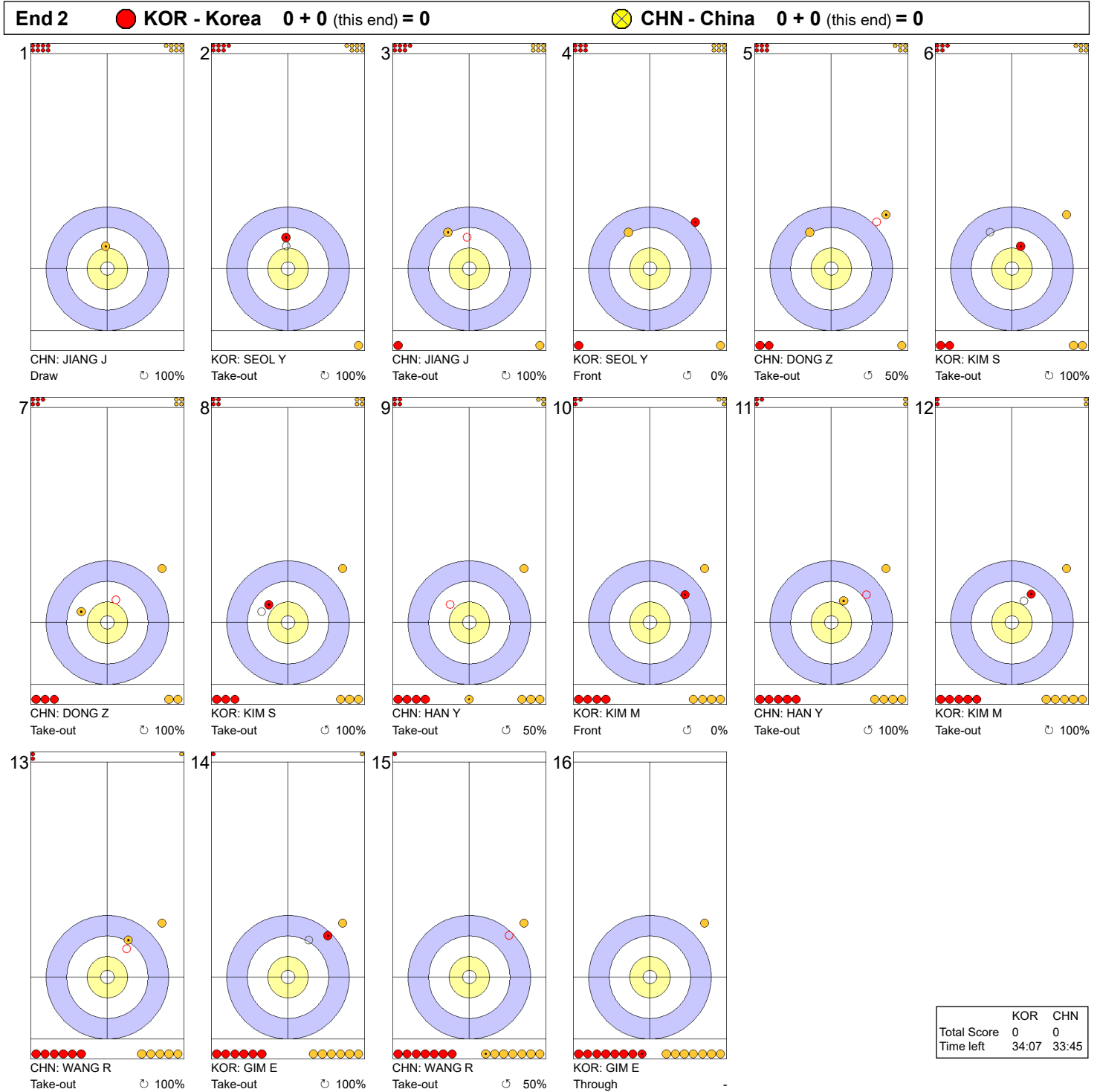
**Legend:**  
☺ Clockwise      ☹ Counter-clockwise      LSFE(\*) Last Stone First End

Game - Shot by Shot



**Legend:**  
 ↻ Clockwise      ↺ Counter-clockwise      - Not considered

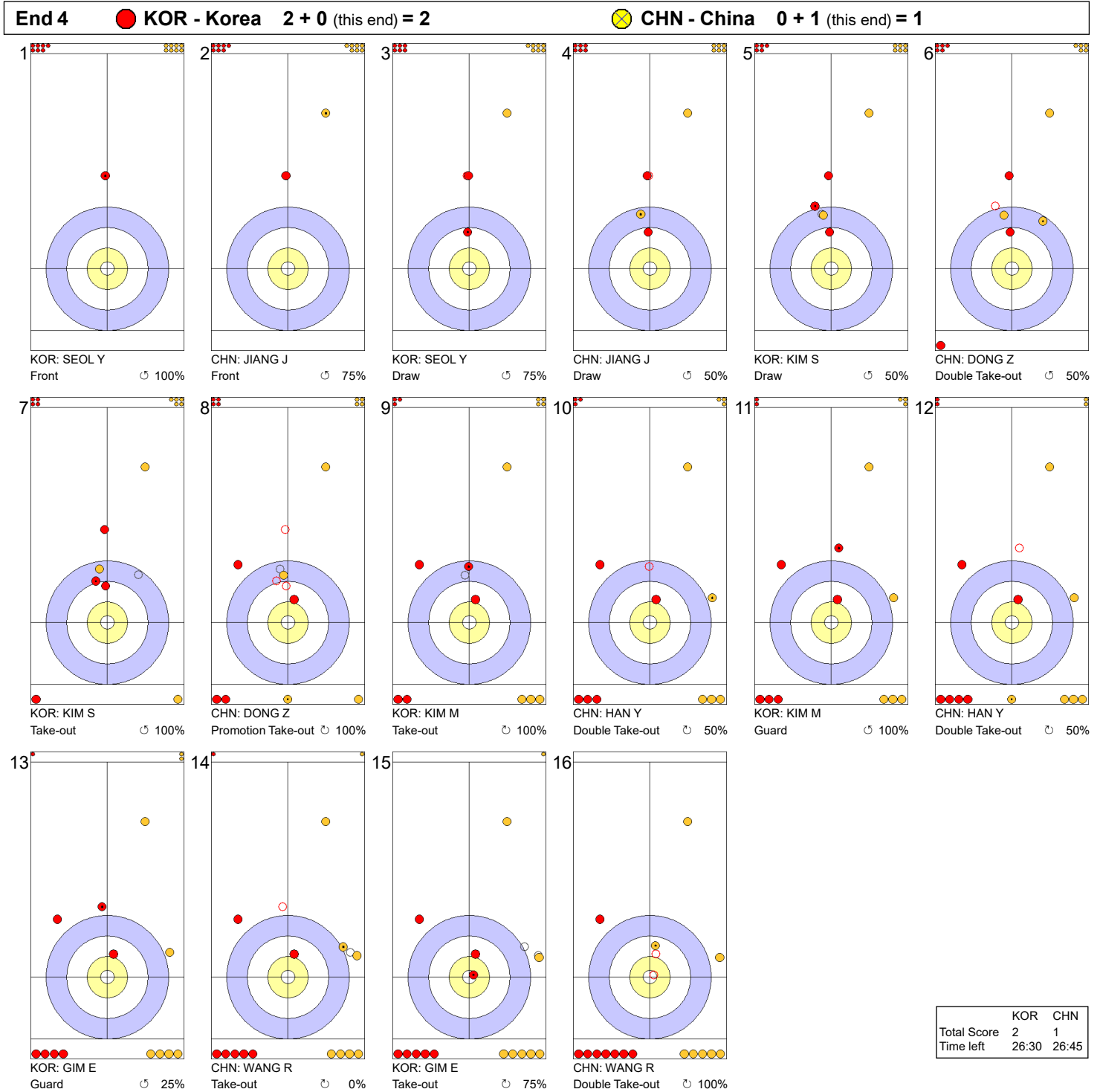
Game - Shot by Shot



**Legend:**  
 ↻ Clockwise      ↺ Counter-clockwise      - Not considered

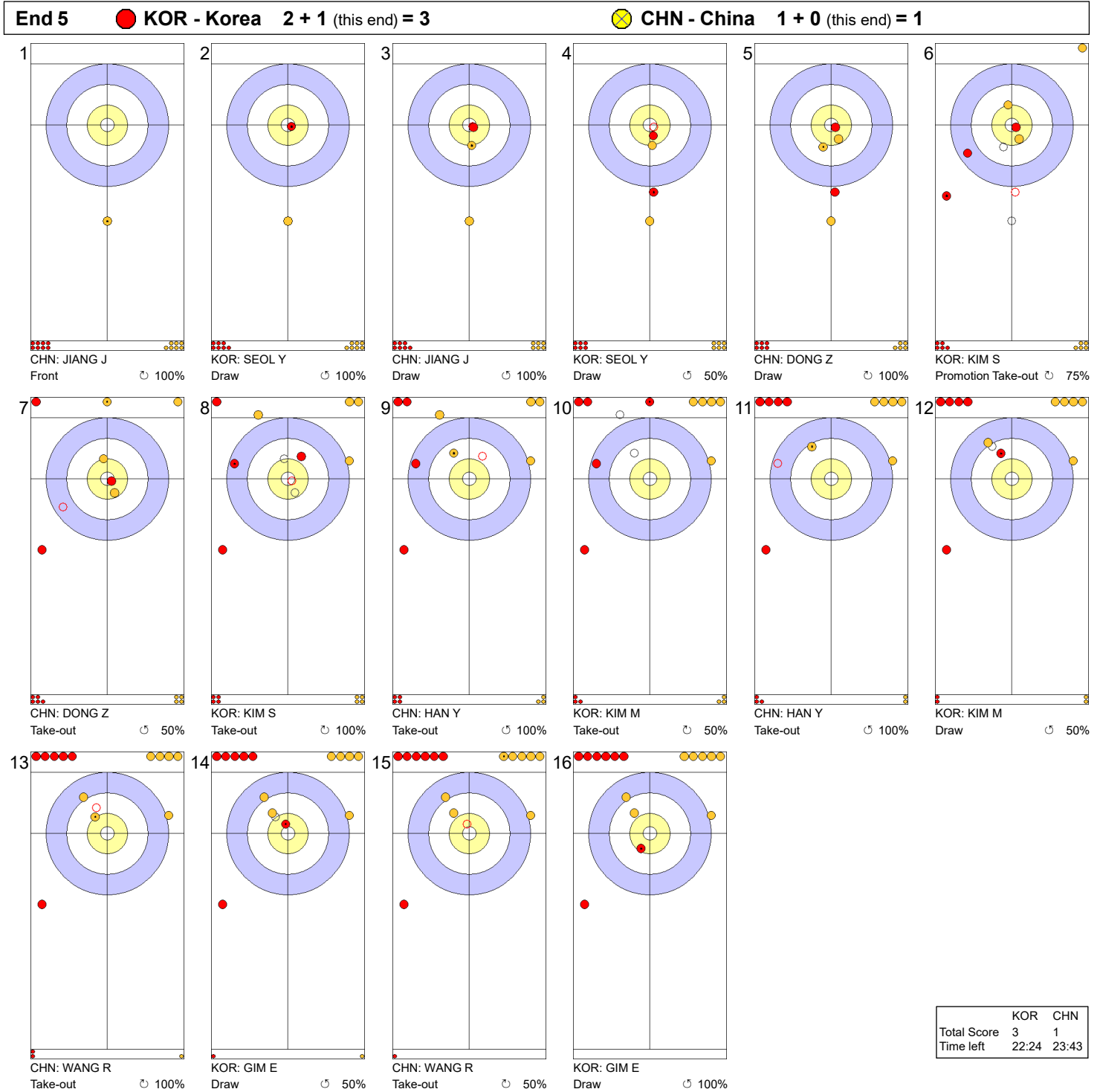


Game - Shot by Shot



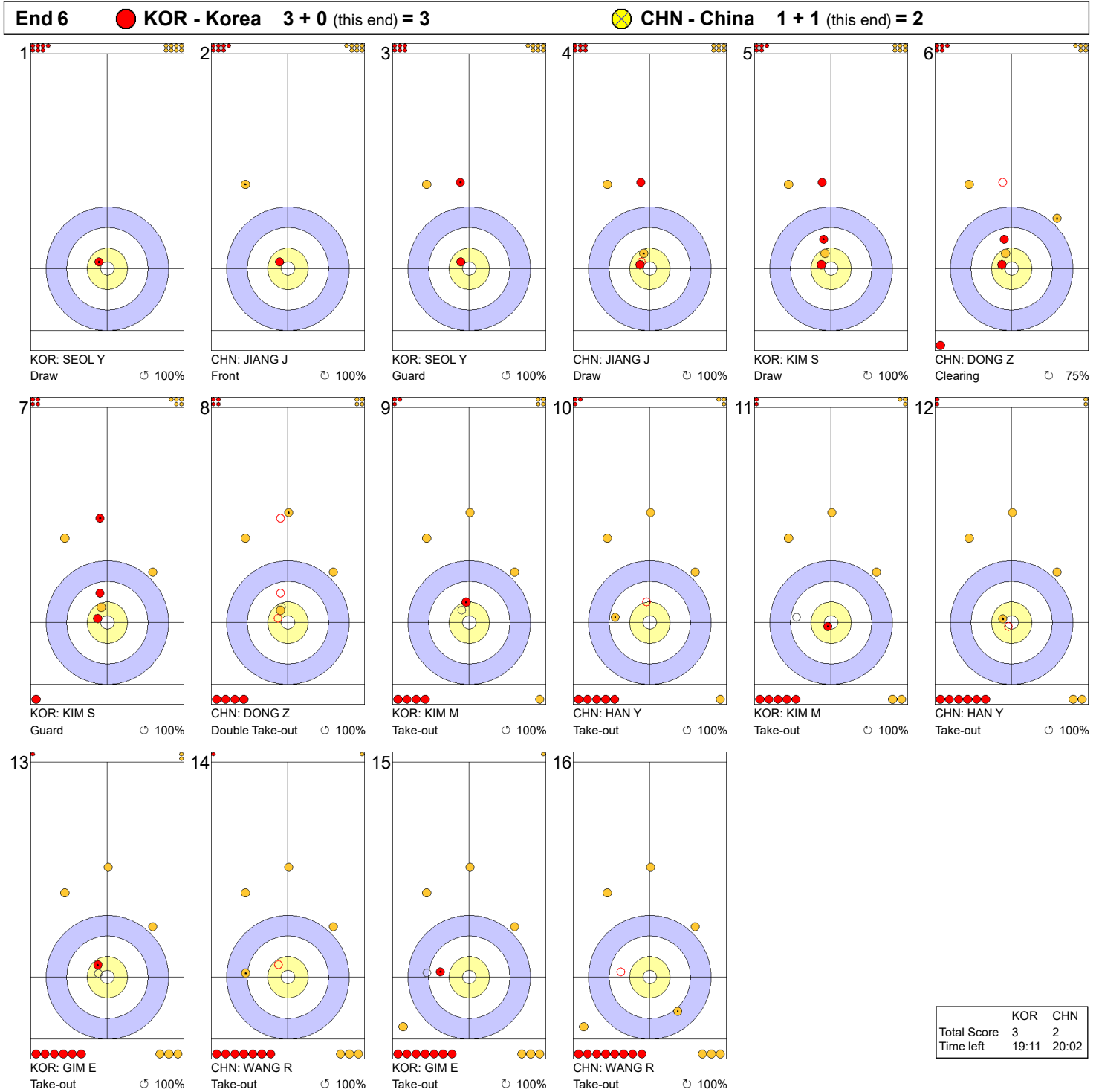
**Legend:**  
 ↻ Clockwise      ↺ Counter-clockwise      - Not considered

Game - Shot by Shot



**Legend:**  
 ↻ Clockwise   ↺ Counter-clockwise   - Not considered

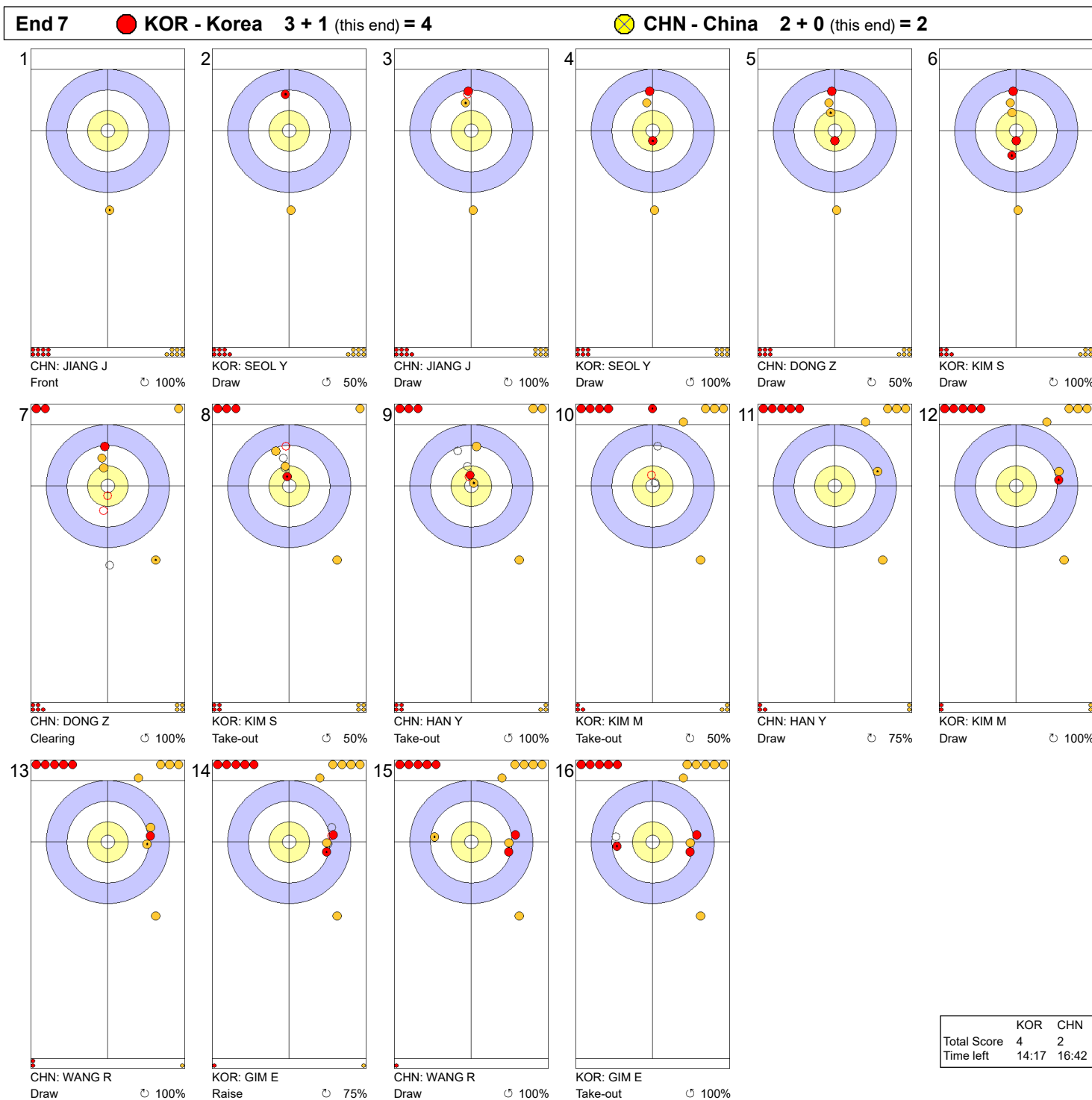
Game - Shot by Shot



**Legend:**  
 ↻ Clockwise      ↺ Counter-clockwise      - Not considered

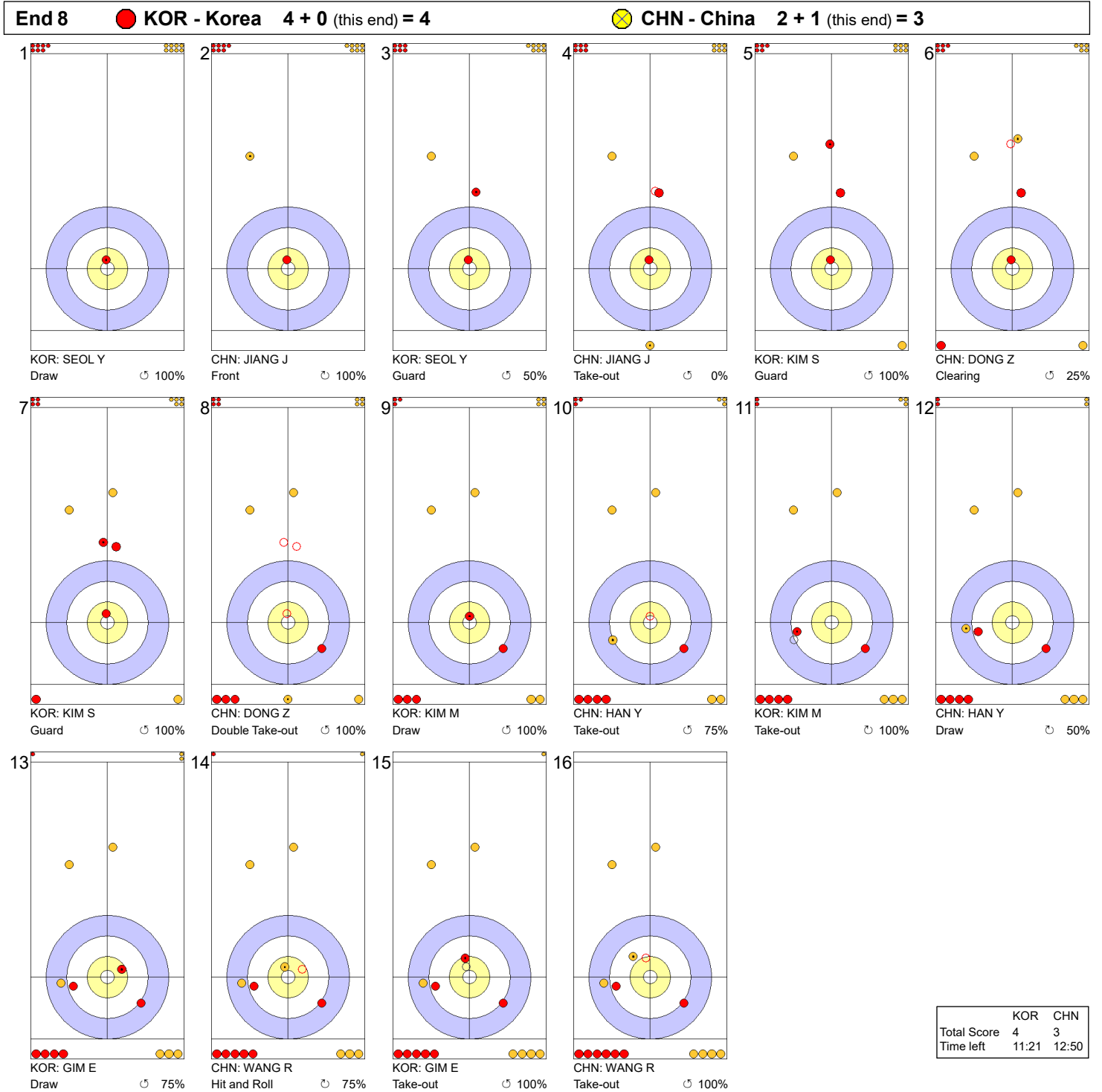




Game - Shot by Shot



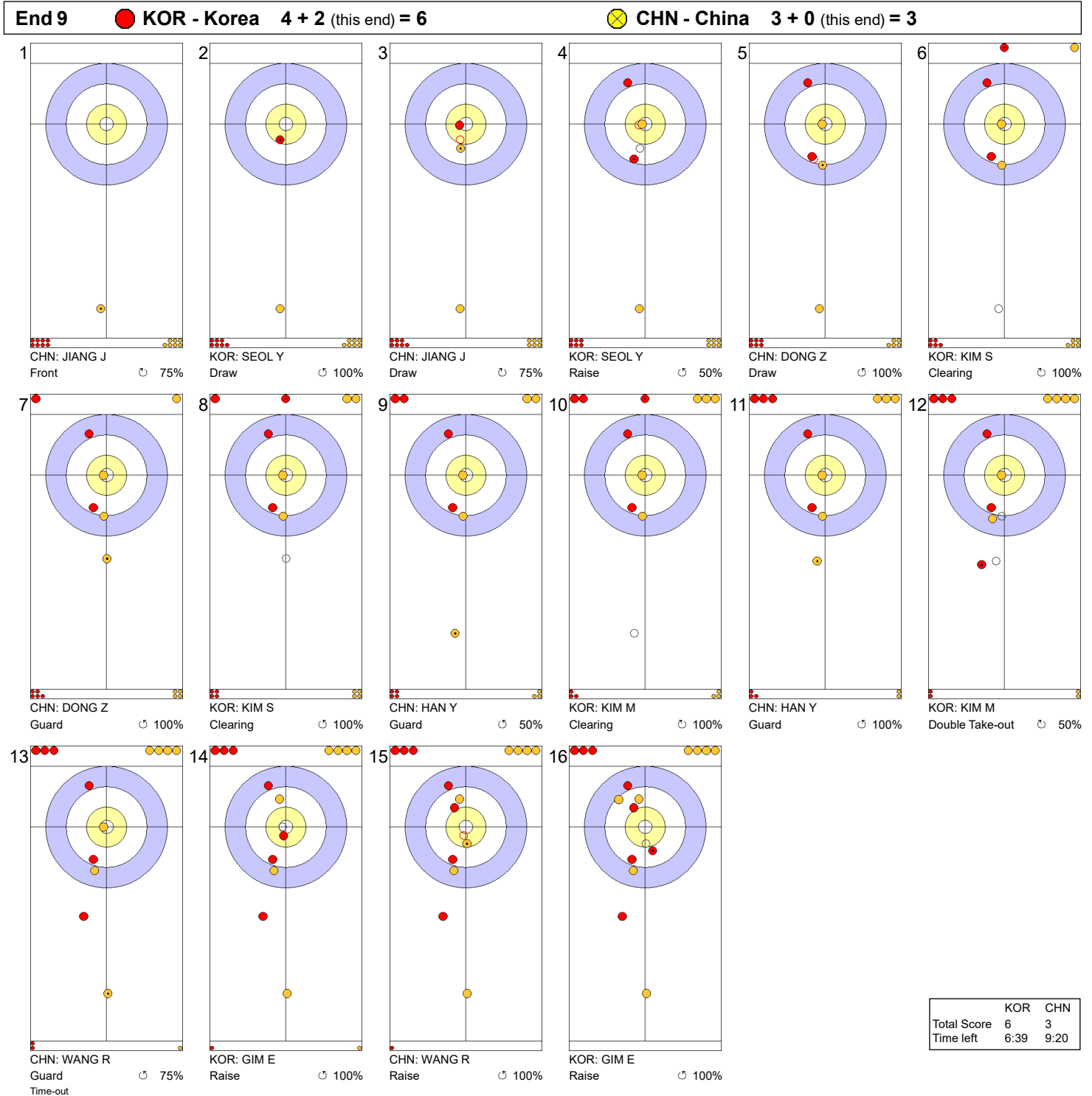
**Legend:**  
 ↻ Clockwise      ↺ Counter-clockwise      - Not considered

Game - Shot by Shot



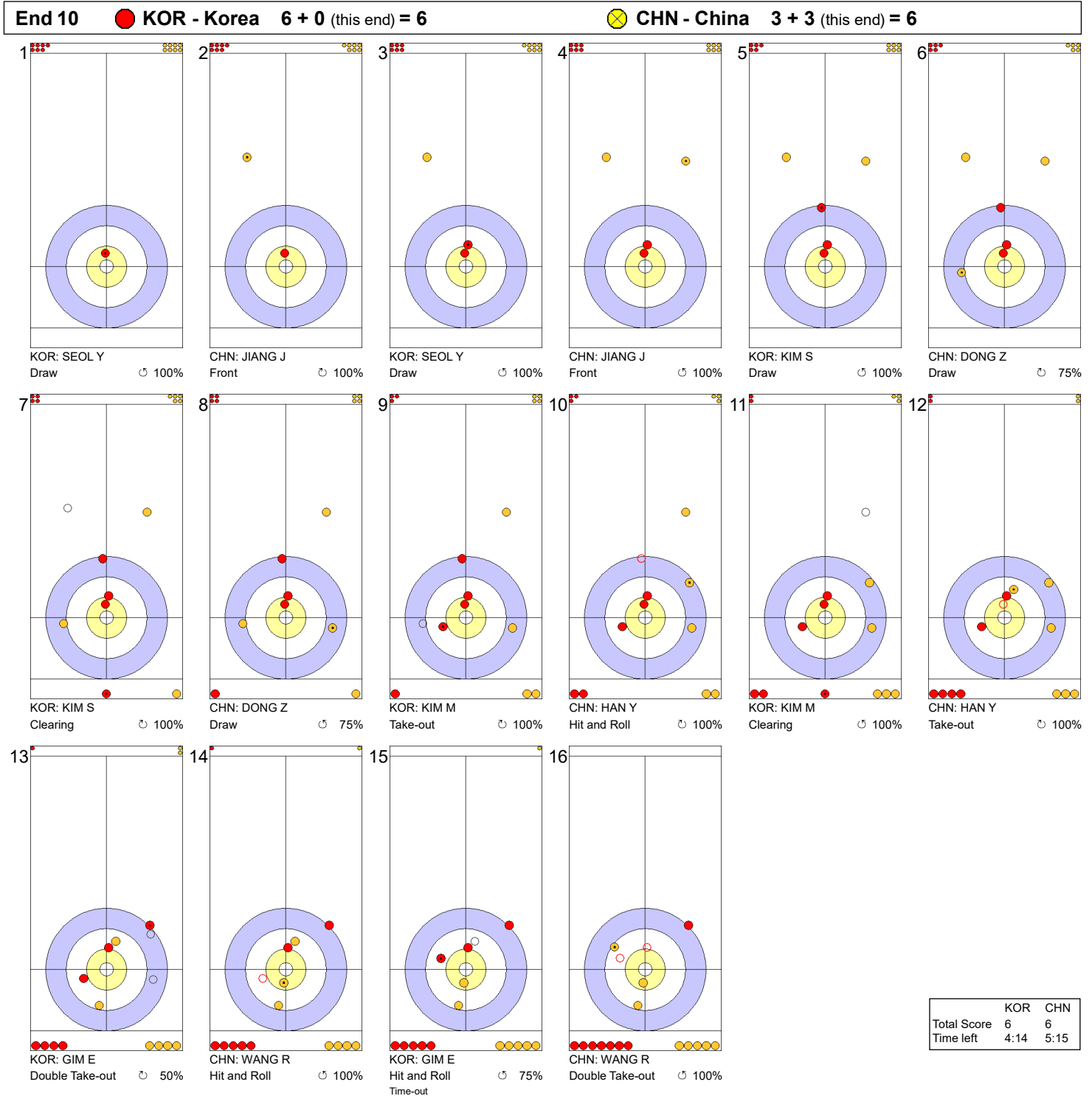
**Legend:**  
 Clockwise       Counter-clockwise      - Not considered

Game - Shot by Shot



**Legend:**  
 ↻ Clockwise      ↺ Counter-clockwise      - Not considered

Game - Shot by Shot



**Legend:**  
 ↻ Clockwise   ↺ Counter-clockwise   - Not considered

Game - Shot by Shot



**Legend:**  
 ↻ Clockwise      ↺ Counter-clockwise      - Not considered



## Session Results and Standings

Sheet	Team	LSD/LSFE	1	2	3	4	5	6	7	8	9	10	Extra Ends	Total
A	NOR - Norway	35.6cm *	0	0	2	0	0	3	0	1	0	1		7
	TUR - Türkiye	136.6cm	0	0	0	0	2	0	0	0	4	0		6
B	JPN - Japan	66.2cm *	1	0	3	0	2	0	4	X	X	X		10
	LTU - Lithuania	105.0cm	0	1	0	1	0	1	0	X	X	X		3
C	SCO - Scotland	194.7cm	0	1	0	0	2	0	1	2	0	1		7
	ITA - Italy	38.8cm *	0	0	0	1	0	1	0	0	3	0		5

## Current Standings

Rank	Team	Games	Wins	Losses
1	KOR - Korea	3	3	0
1	SUI - Switzerland	3	3	0
3	SWE - Sweden	4	3	1
4	CAN - Canada	3	2	1
4	CHN - China	3	2	1
4	DEN - Denmark	3	2	1
7	JPN - Japan	4	2	2
7	NOR - Norway	4	2	2
7	SCO - Scotland	4	2	2
10	USA - United States	3	1	2
11	ITA - Italy	4	1	3
12	LTU - Lithuania	4	0	4
12	TUR - Türkiye	4	0	4

**Note:**  
Under World Curling rules, tie-breaking rules for standings are not applied until after the last game of the round robin.

**Legend:**  
LSD Last Stone Draw      LSFE(\*) Last Stone First End      X Unplayed/unfinished end due to concession

## Game Results

Sheet	Team	LSFE	1	2	3	4	5	6	7	8	9	10	Extra Ends	Total
A	NOR - Norway	*	0	0	2	0	0	3	0	1	0	1		7
	TUR - Türkiye		0	0	0	0	2	0	0	0	4	0		6

NOR - Norway		Shot Success	Game	All
4 V	SKASLIEN Kristin	83%	80%	
3 S	ROERVIK Marianne	88%	91%	
2	HASLEV NORDBYE Mille	74%	83%	
1	KJAERLAND Eilin	93%	88%	
A	FORBREGD Ingeborg	-	93%	
Team Total		84%	86%	

TUR - Türkiye		Shot Success	Game	All
4 S	YILDIZ Dilsat	83%	72%	
3 V	POLAT Oznur	71%	76%	
2	CALIKUSU Ifayet Safak	74%	69%	
1	SENGUL Berfin	85%	85%	
A	KARAMAN Iclal	-	-	
Team Total		78%	76%	

Last Stone Draw		Distance
↻	HASLEV NORDBYE Mille	9.4cm
↺	ROERVIK Marianne	26.2cm
<b>Total</b>		<b>35.6cm</b>

Last Stone Draw		Distance
↻	POLAT Oznur	2.1cm
↺	SENGUL Berfin	134.5cm
<b>Total</b>		<b>136.6cm</b>

Time remaining: 1 minute 44 seconds

Time remaining: 0 minutes 21 seconds

Time-out: End 9 - TUR stone 7

## Shot Success Analysis

NOR - Norway		↻	↺	Game	
4	SKASLIEN Kristin	Draws	6 79%	1 100%	7 82%
		Take-outs	8 84%	5 80%	13 83%
		Total	14 82%	6 83%	20 83%
3	ROERVIK Marianne	Draws	0 -	1 50%	1 50%
		Take-outs	9 97%	10 83%	19 89%
		Total	9 97%	11 80%	20 88%
2	HASLEV NORDBYE Mille	Draws	3 100%	1 50%	4 88%
		Take-outs	9 72%	6 67%	15 70%
		Total	12 79%	7 64%	19 74%
1	KJAERLAND Eilin	Draws	7 93%	9 94%	16 94%
		Take-outs	1 100%	3 83%	4 88%
		Total	8 94%	12 92%	20 93%
A	FORBREGD Ingeborg	Draws	0 -	0 -	0 -
		Take-outs	0 -	0 -	0 -
		Total	0 -	0 -	0 -
Team		Draws	16 89%	12 88%	28 88%
		Take-outs	27 85%	24 78%	51 82%
		Total	43 87%	36 81%	79 84%

TUR - Türkiye		↻	↺	Game	
4	YILDIZ Dilsat	Draws	7 89%	1 100%	8 91%
		Take-outs	8 91%	4 50%	12 77%
		Total	15 90%	5 60%	20 83%
3	POLAT Oznur	Draws	9 75%	1 50%	10 73%
		Take-outs	6 71%	4 69%	10 70%
		Total	15 73%	5 65%	20 71%
2	CALIKUSU Ifayet Safak	Draws	8 69%	4 94%	12 77%
		Take-outs	8 69%	0 -	8 69%
		Total	16 69%	4 94%	20 74%
1	SENGUL Berfin	Draws	11 89%	5 95%	16 91%
		Take-outs	3 67%	1 50%	4 63%
		Total	14 84%	6 88%	20 85%
A	KARAMAN Iclal	Draws	0 -	0 -	0 -
		Take-outs	0 -	0 -	0 -
		Total	0 -	0 -	0 -
Team		Draws	35 81%	11 91%	46 83%
		Take-outs	25 76%	9 58%	34 71%
		Total	60 79%	20 76%	80 78%

### Note:

Position and function for each team member:

4 = Fourth, 3 = Third, 2 = Second, 1 = Lead, A = Alternate, S = Skip, V = Vice-Skip

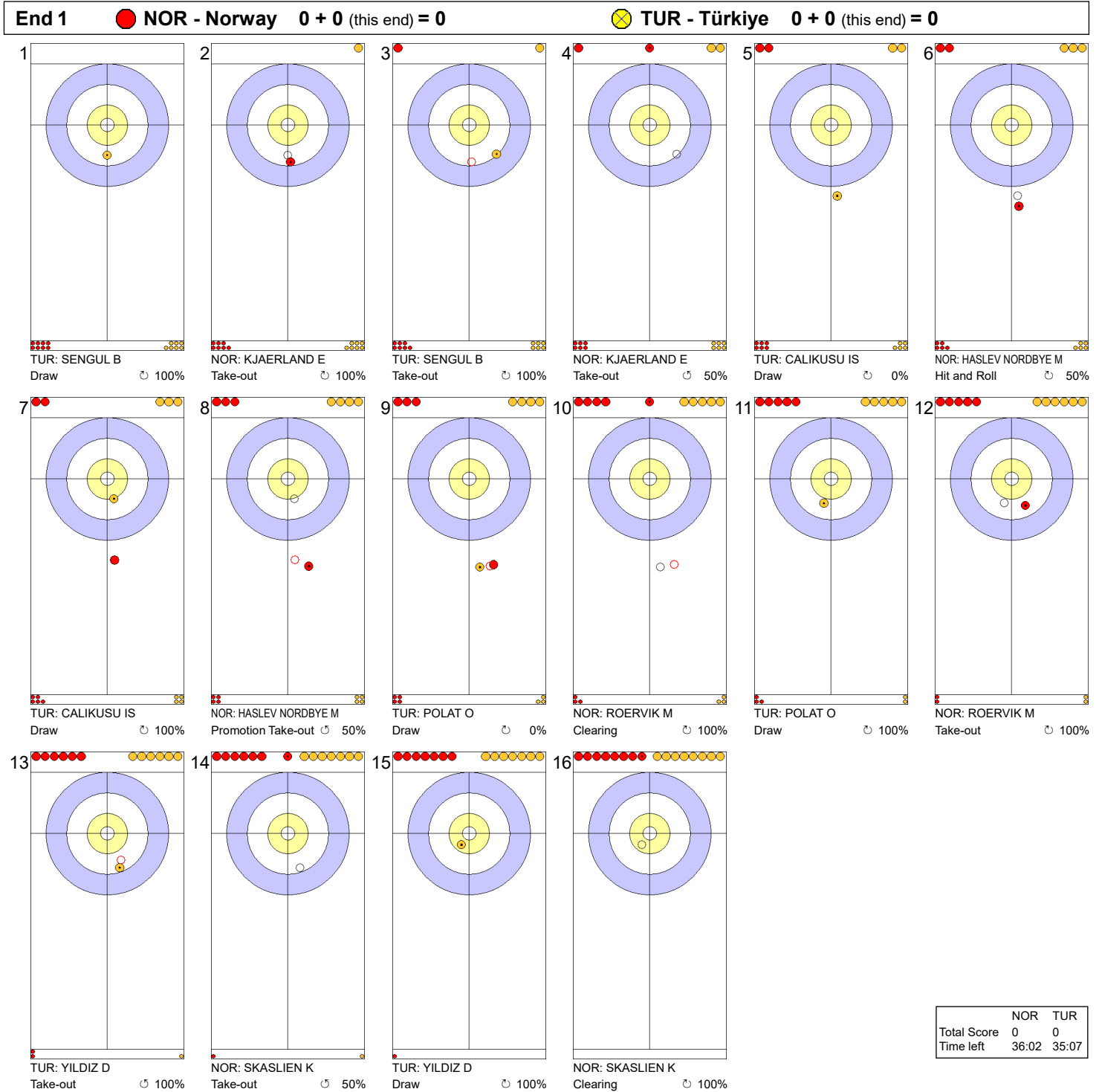
### Legend:

↻ Clockwise

↺ Counter-clockwise

LSFE(\*) Last Stone First End

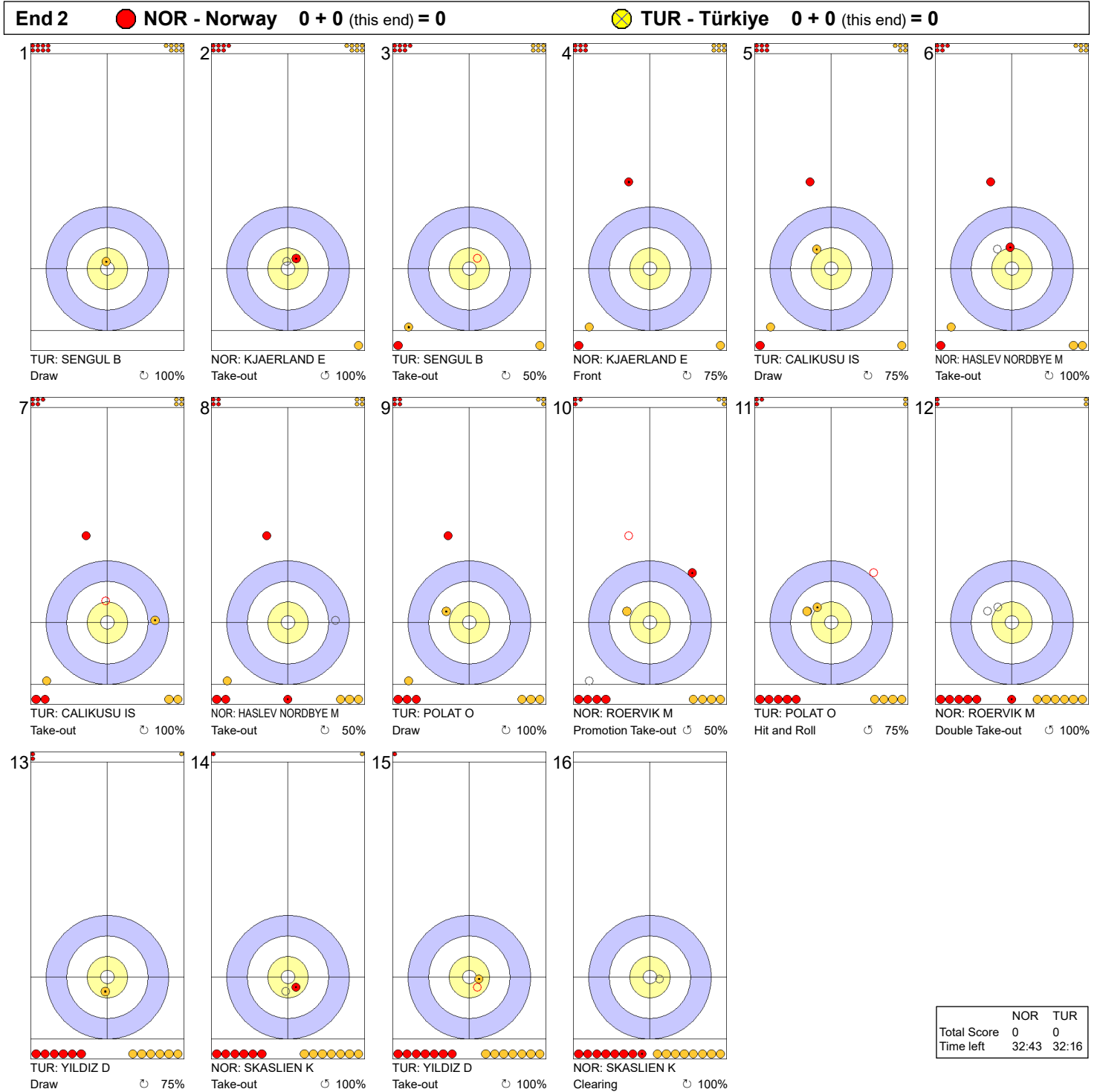
Game - Shot by Shot



**Legend:**  
 ⤵ Clockwise      ⤴ Counter-clockwise      - Not considered

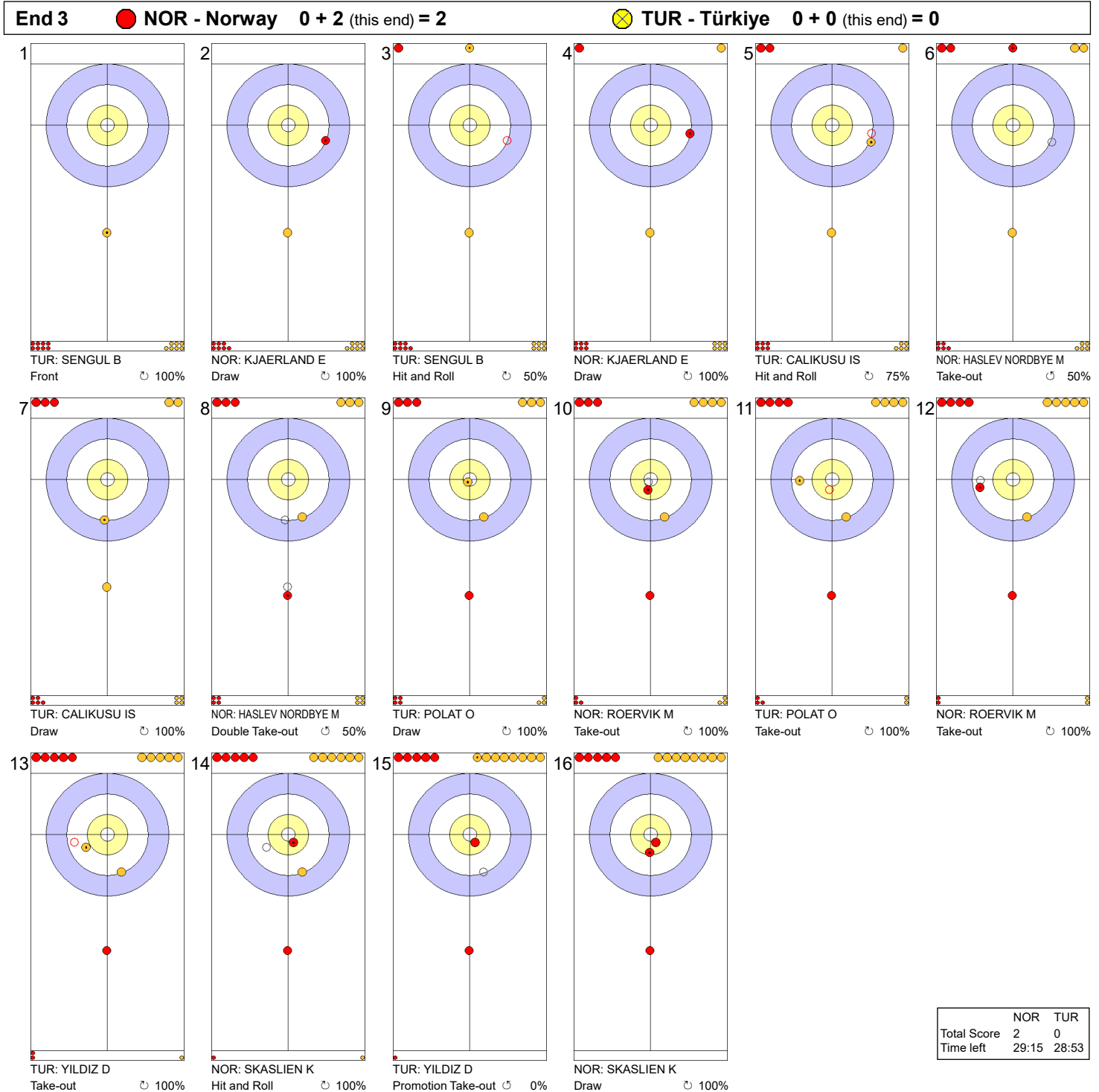


Game - Shot by Shot



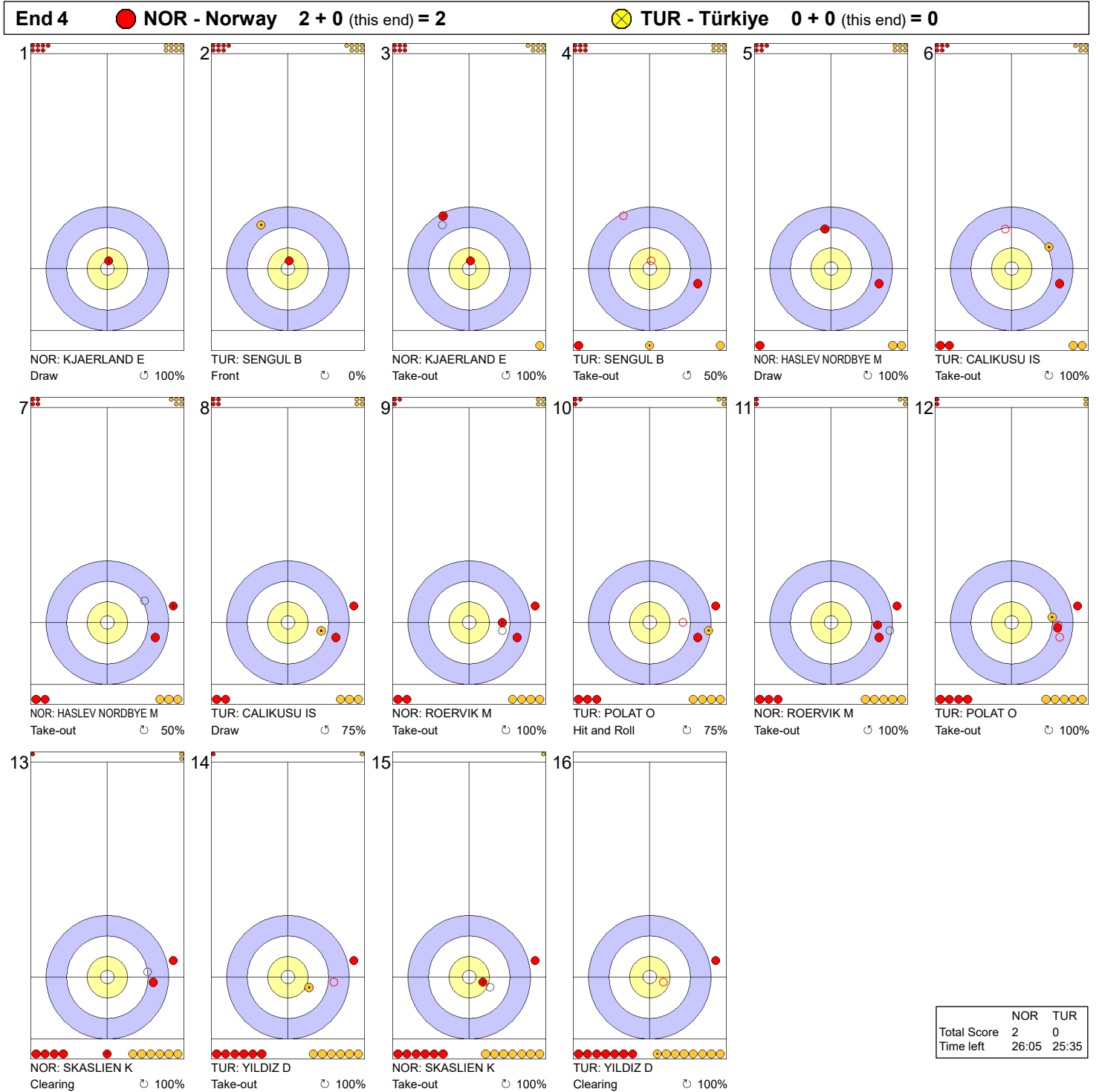
**Legend:**  
 ↻ Clockwise      ↺ Counter-clockwise      - Not considered

Game - Shot by Shot



**Legend:**  
 ↻ Clockwise      ↺ Counter-clockwise      - Not considered

Game - Shot by Shot



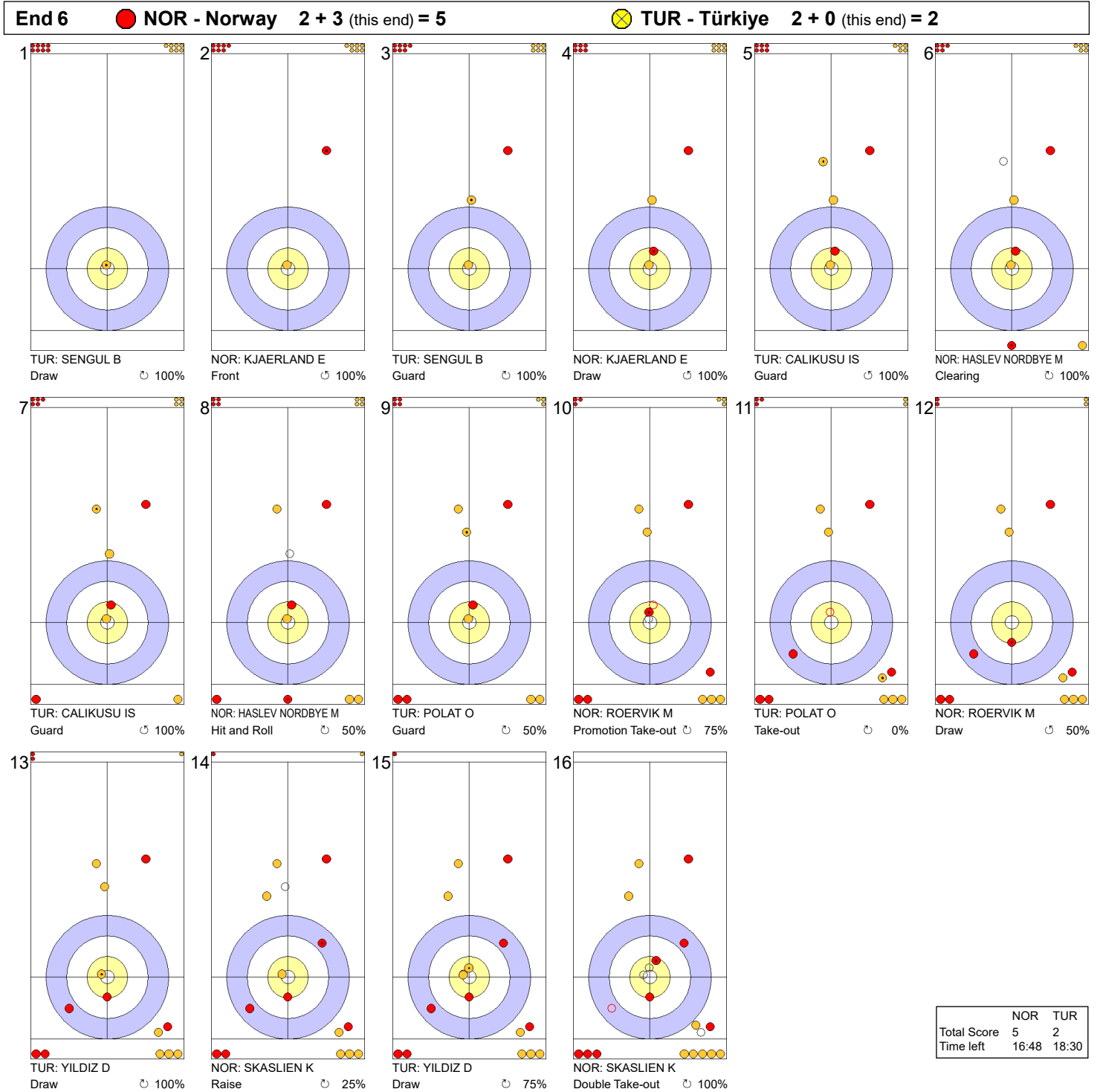
**Legend:**  
 ↻ Clockwise      ↺ Counter-clockwise      - Not considered

Game - Shot by Shot



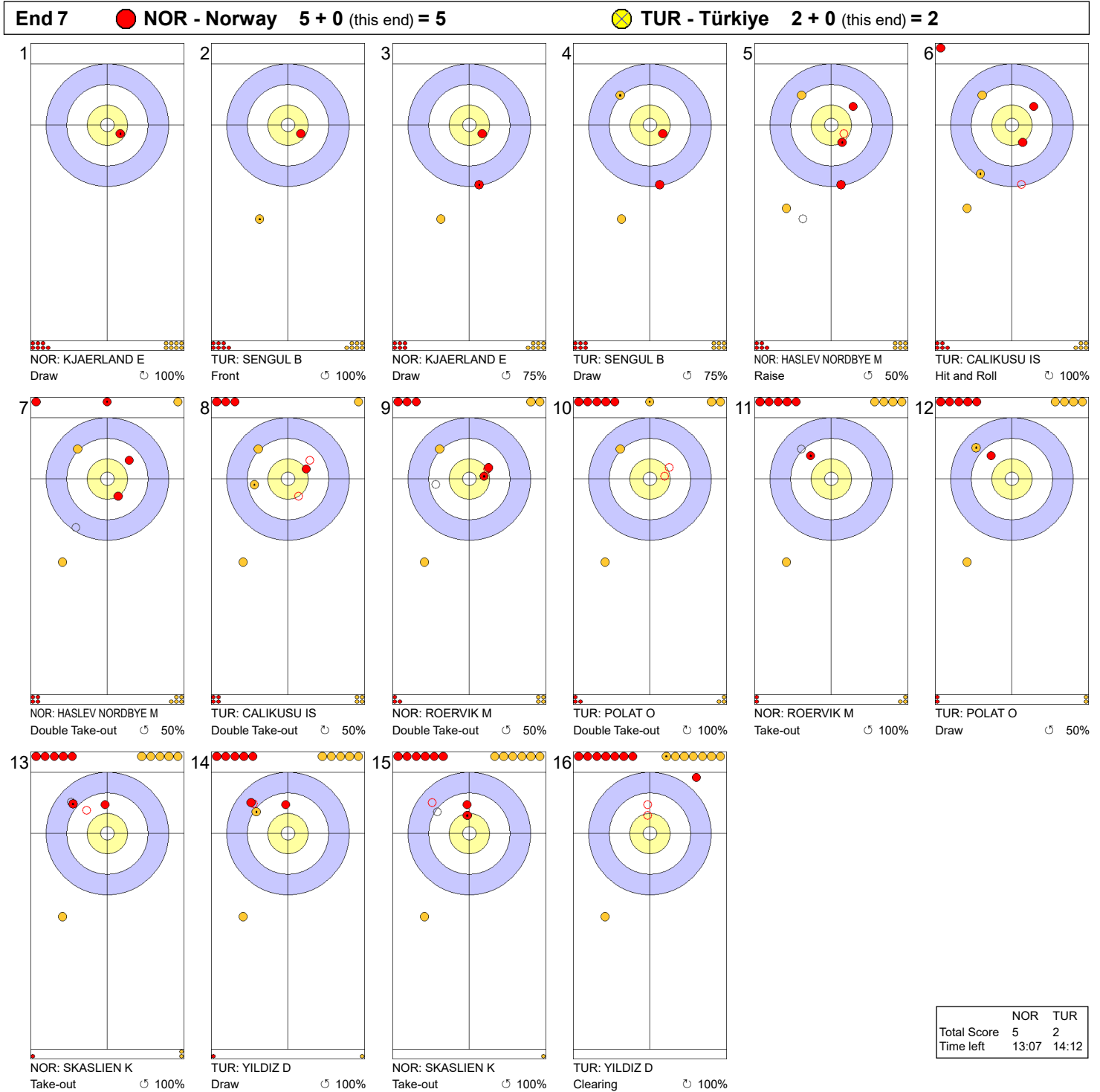
**Legend:**  
 ↻ Clockwise      ↺ Counter-clockwise      - Not considered

Game - Shot by Shot



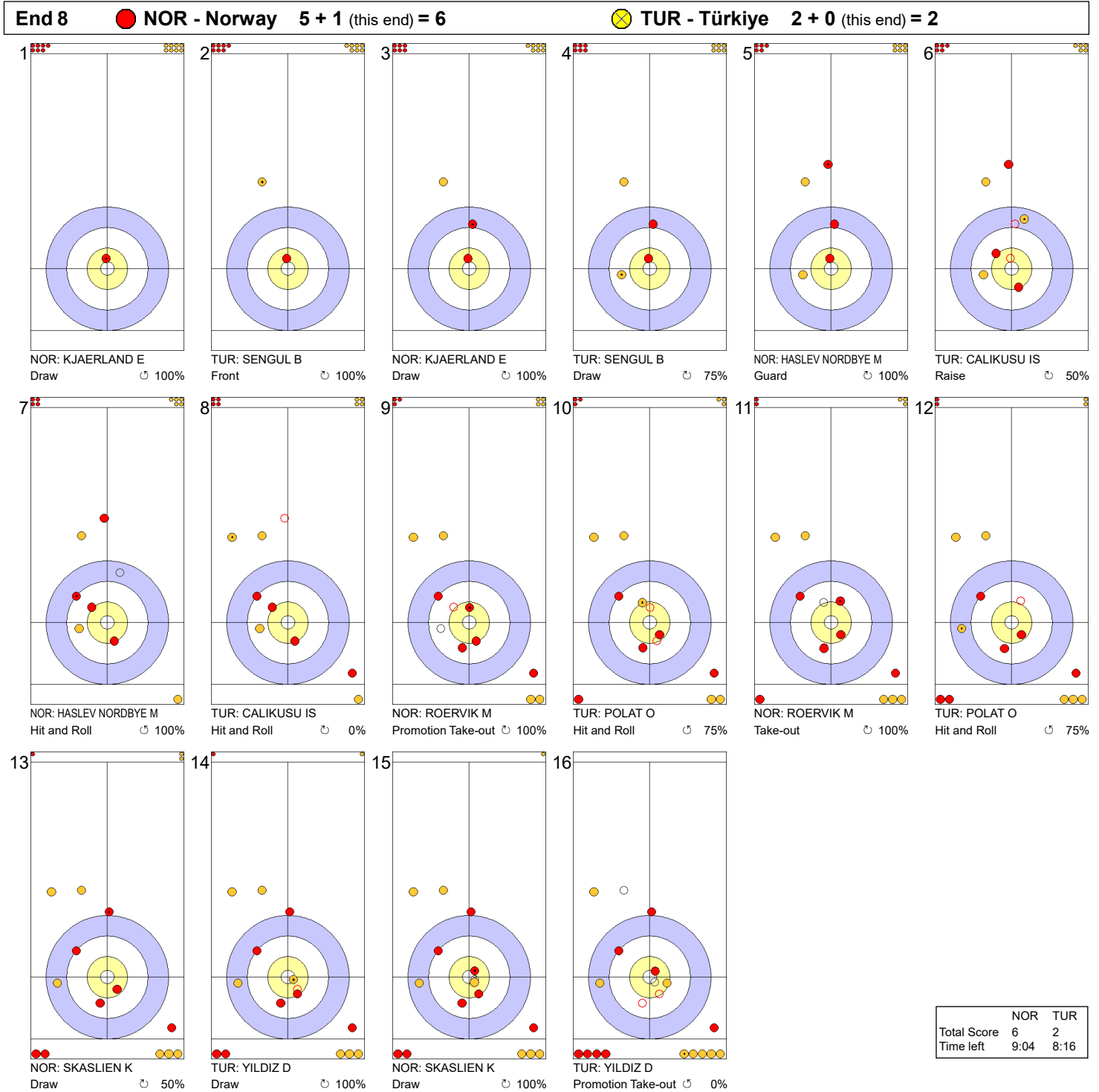
**Legend:**  
 ↻ Clockwise   ↺ Counter-clockwise   - Not considered

Game - Shot by Shot



**Legend:**  
 ↻ Clockwise   ↺ Counter-clockwise   - Not considered

Game - Shot by Shot



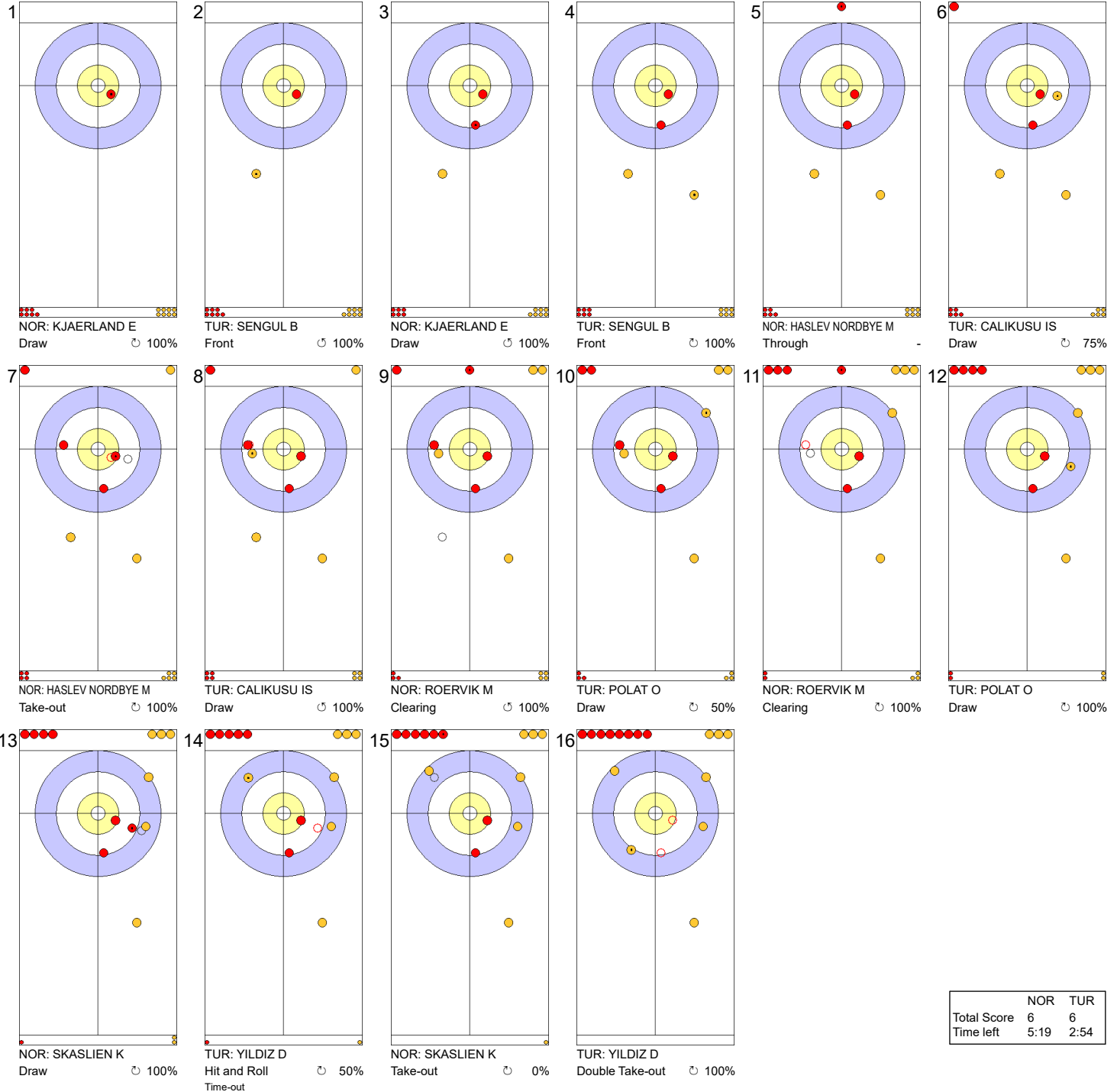
**Legend:**  
 ⌚ Clockwise      ⌚ Counter-clockwise      - Not considered

MON 17 MAR 2025  
Start Time 9:00

Round Robin Session 6 - Sheet A

Game - Shot by Shot

End 9 ● NOR - Norway 6 + 0 (this end) = 6 ⊗ TUR - Türkiye 2 + 4 (this end) = 6

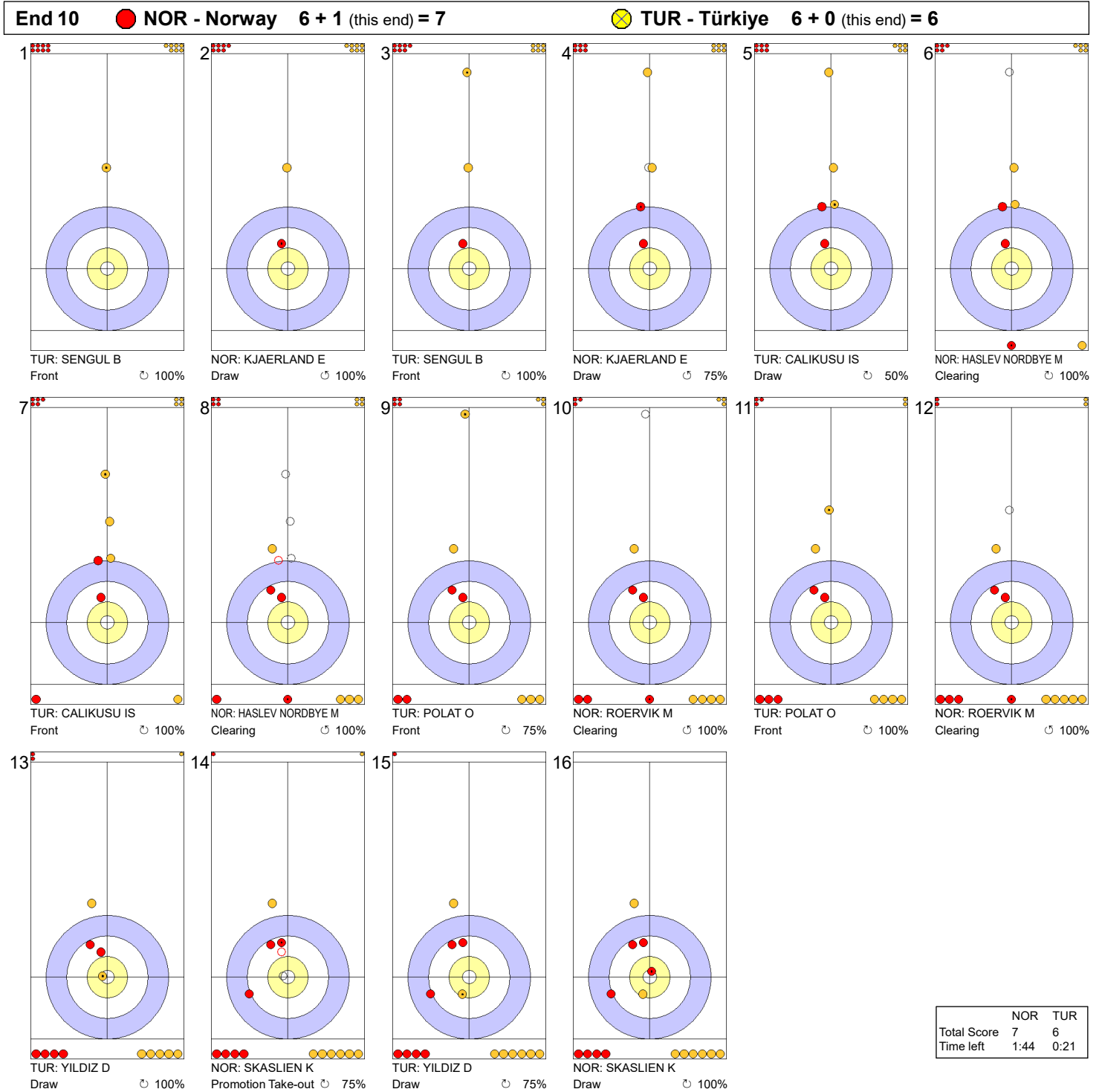


	NOR	TUR
Total Score	6	6
Time left	5:19	2:54

**Legend:**  
↻ Clockwise                      ↺ Counter-clockwise                      - Not considered



Game - Shot by Shot



**Legend:**  
 ↻ Clockwise      ↺ Counter-clockwise      - Not considered

MON 17 MAR 2025

Start Time 9:00

Round Robin Session 6 - Sheet B

### Game Results

Sheet	Team	LSFE	1	2	3	4	5	6	7	8	9	10	Extra Ends	Total
B	JPN - Japan	*	1	0	3	0	2	0	4	X	X	X		10
	LTU - Lithuania		0	1	0	1	0	1	0	X	X	X		3

JPN - Japan		Shot Success Game	All
4 S	YOSHIMURA Sayaka	79%	74%
3	ONODERA Kaho	89%	87%
2 V	KOTANI Yuna	73%	82%
1	OHMIYA Anna	88%	92%
A	KOBAYASHI Mina	-	-
Team Total		82%	84%

LTU - Lithuania		Shot Success Game	All
4 S	PAULAUSKAITE Virginija	84%	64%
3 V	DVOJEGLAZOVA Olga	66%	57%
2	KIUDYTE Migle	68%	63%
1	BLAZIENE Ruta	61%	64%
A	ZALIECKIENE Justina	-	-
Team Total		70%	62%

Last Stone Draw		Distance
⌚	ONODERA Kaho	37.7cm
⌚	KOTANI Yuna	28.5cm
<b>Total</b>		<b>66.2cm</b>

Last Stone Draw		Distance
⌚	DVOJEGLAZOVA Olga	58.2cm
⌚	BLAZIENE Ruta	46.8cm
<b>Total</b>		<b>105.0cm</b>

Time remaining: 14 minutes 49 seconds

Time remaining: 10 minutes 26 seconds

### Shot Success Analysis

JPN - Japan		⌚	⌚	Game	
4	YOSHIMURA Sayaka	Draws	1 100%	1 100%	2 100%
		Take-outs	10 70%	2 100%	12 75%
		Total	11 73%	3 100%	14 79%
3	ONODERA Kaho	Draws	2 100%	2 75%	4 88%
		Take-outs	7 93%	3 83%	10 90%
		Total	9 94%	5 80%	14 89%
2	KOTANI Yuna	Draws	1 100%	2 50%	3 67%
		Take-outs	8 72%	3 83%	11 75%
		Total	9 75%	5 70%	14 73%
1	OHMIYA Anna	Draws	5 85%	6 83%	11 84%
		Take-outs	0 -	3 100%	3 100%
		Total	5 85%	9 89%	14 88%
A	KOBAYASHI Mina	Draws	0 -	0 -	0 -
		Take-outs	0 -	0 -	0 -
		Total	0 -	0 -	0 -
Team		Draws	9 92%	11 77%	20 84%
		Take-outs	25 77%	11 91%	36 81%
		Total	34 81%	22 84%	56 82%

LTU - Lithuania		⌚	⌚	Game	
4	PAULAUSKAITE Virginija	Draws	3 92%	3 100%	6 96%
		Take-outs	7 79%	1 50%	8 75%
		Total	10 83%	4 88%	14 84%
3	DVOJEGLAZOVA Olga	Draws	3 92%	3 75%	6 83%
		Take-outs	4 25%	4 81%	8 53%
		Total	7 54%	7 79%	14 66%
2	KIUDYTE Migle	Draws	6 58%	6 83%	12 71%
		Take-outs	1 0%	1 100%	2 50%
		Total	7 50%	7 86%	14 68%
1	BLAZIENE Ruta	Draws	3 50%	9 61%	12 58%
		Take-outs	0 -	2 75%	2 75%
		Total	3 50%	11 64%	14 61%
A	ZALIECKIENE Justina	Draws	0 -	0 -	0 -
		Take-outs	0 -	0 -	0 -
		Total	0 -	0 -	0 -
Team		Draws	15 70%	21 75%	36 73%
		Take-outs	12 54%	8 78%	20 64%
		Total	27 63%	29 76%	56 70%

#### Note:

Position and function for each team member:

4 = Fourth, 3 = Third, 2 = Second, 1 = Lead, A = Alternate, S = Skip, V = Vice-Skip

#### Legend:

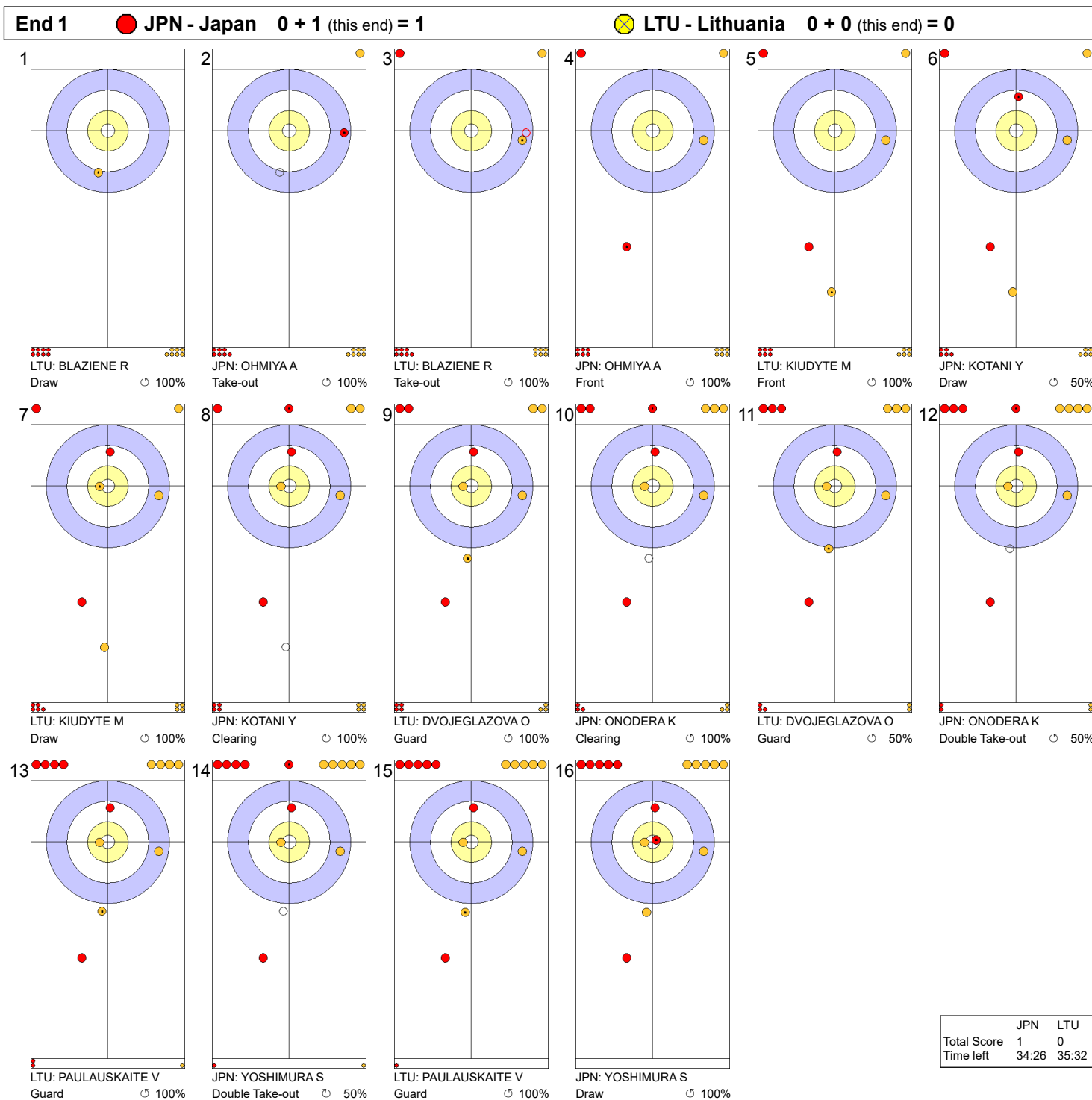
⌚ Clockwise

⌚ Counter-clockwise

LSFE(\*) Last Stone First End

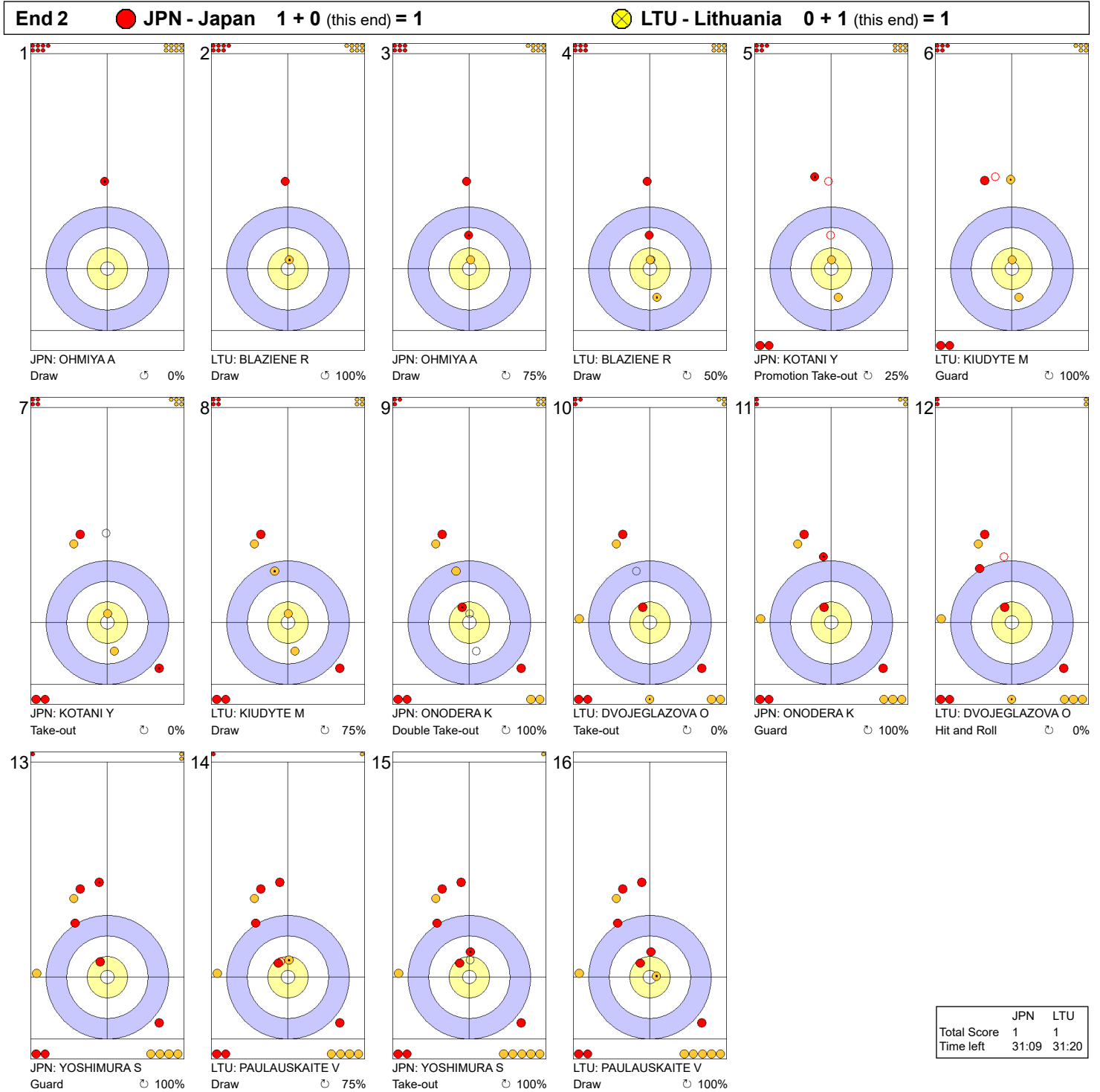
X Unplayed/unfinished end due to concession

Game - Shot by Shot



**Legend:**  
 ↻ Clockwise      ↺ Counter-clockwise      - Not considered

Game - Shot by Shot



**Legend:**  
 ↻ Clockwise      ↺ Counter-clockwise      - Not considered

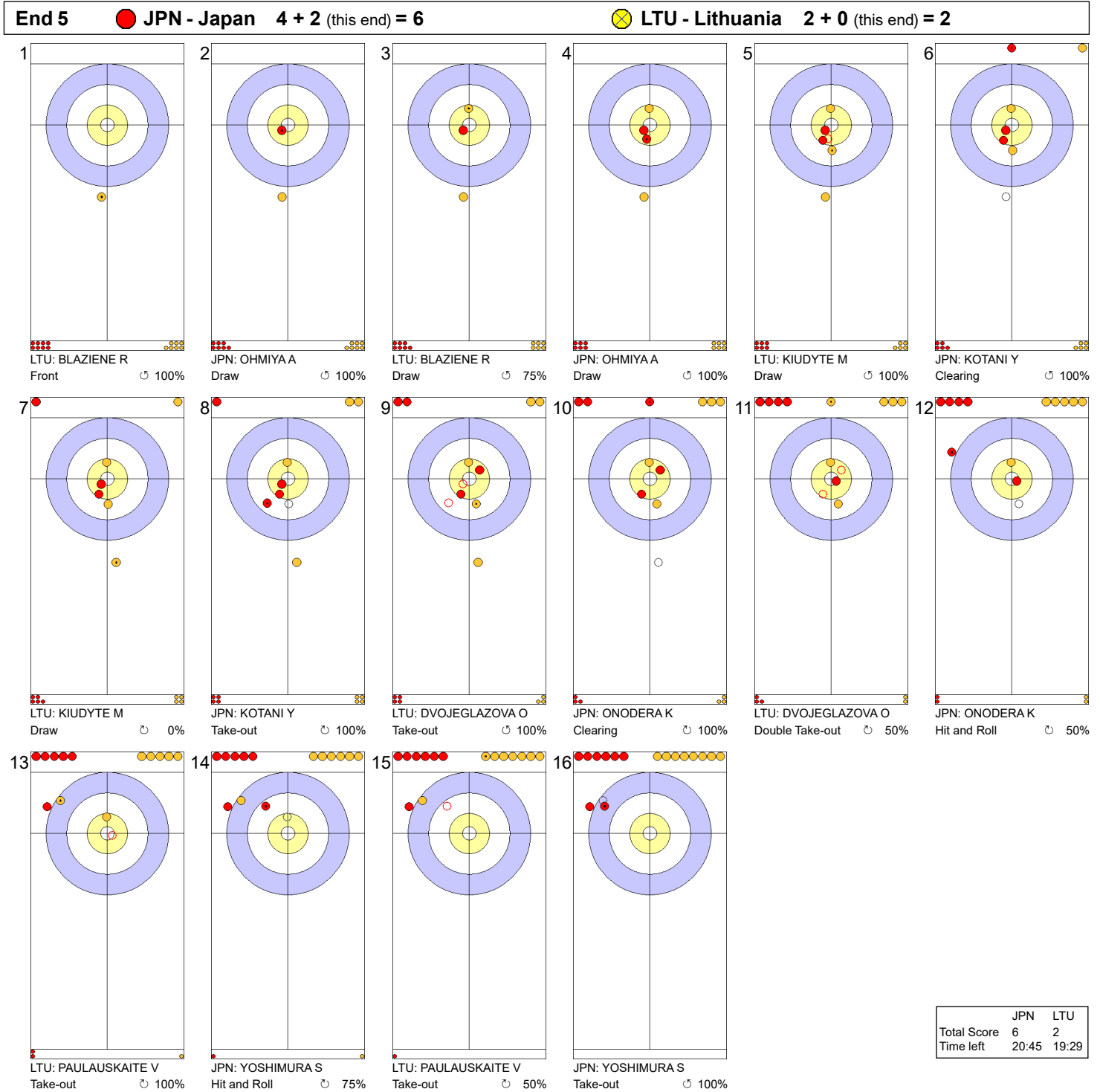
Game - Shot by Shot



**Legend:**  
 ↻ Clockwise      ↺ Counter-clockwise      - Not considered

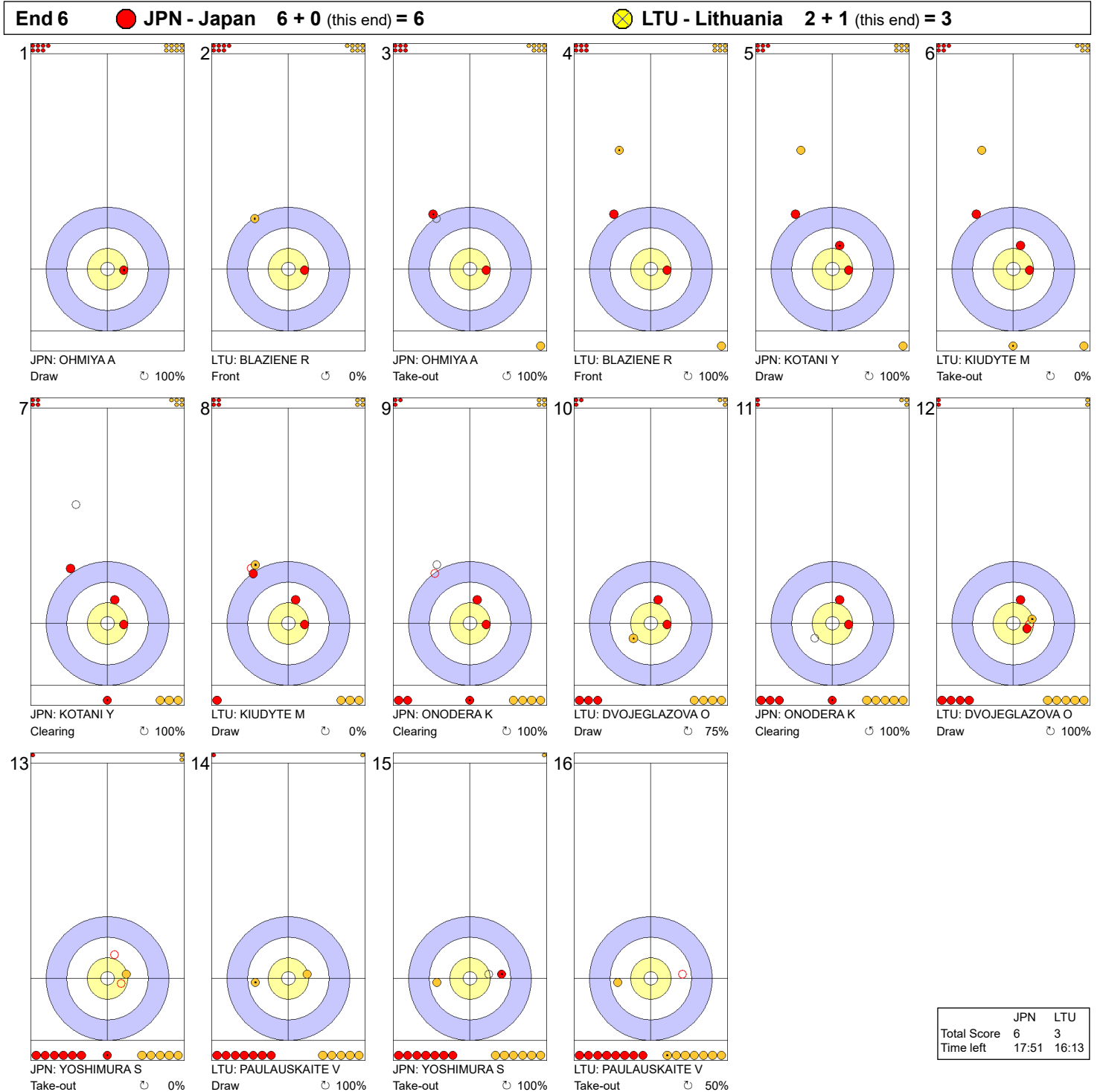


Game - Shot by Shot



**Legend:**  
 ↻ Clockwise      ↺ Counter-clockwise      - Not considered

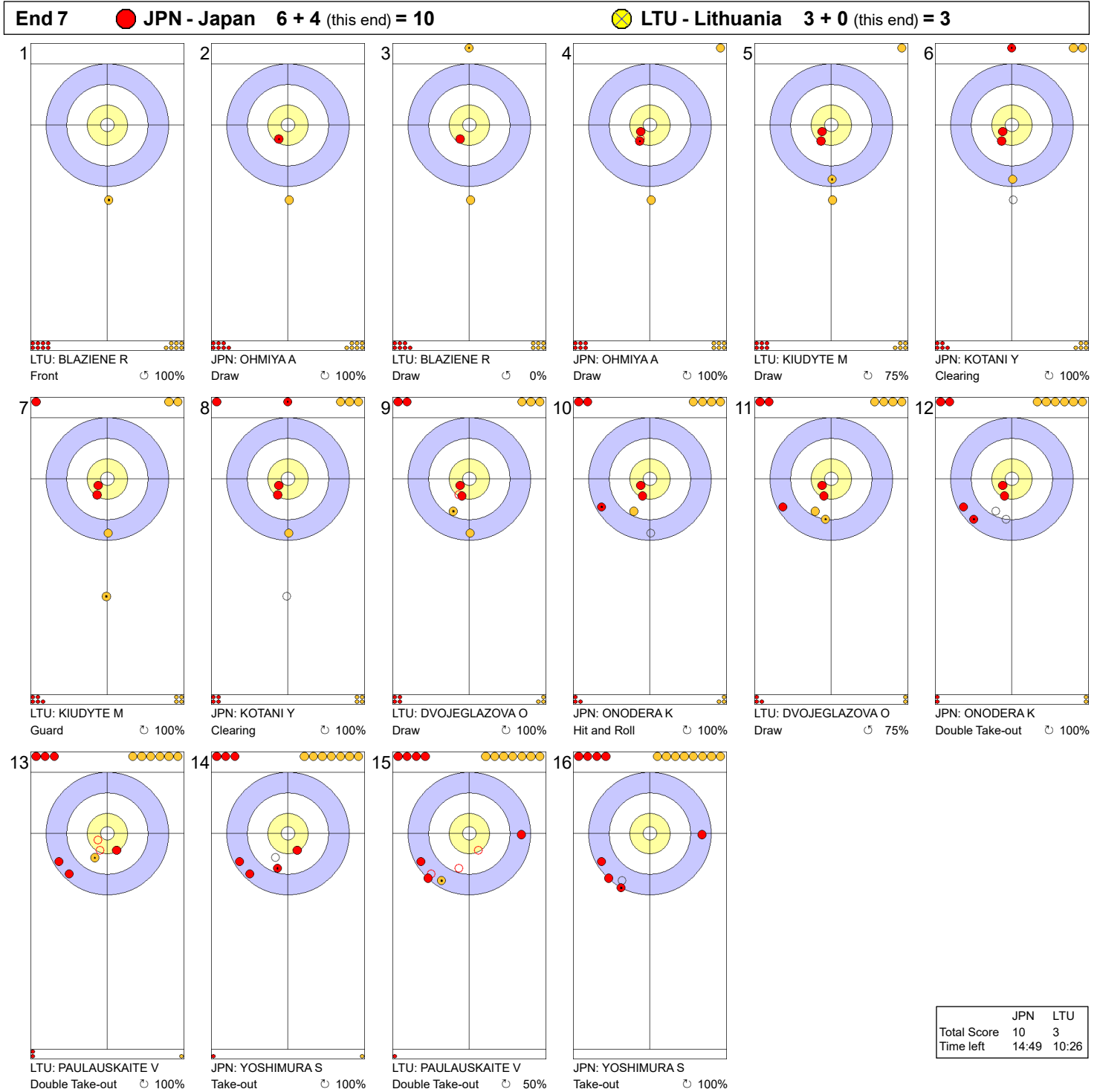
Game - Shot by Shot



**Legend:**  
 ↻ Clockwise      ↺ Counter-clockwise      - Not considered



Game - Shot by Shot



**Legend:**  
 ↻ Clockwise      ↺ Counter-clockwise      - Not considered

## Game Results

Sheet	Team	LSFE	1	2	3	4	5	6	7	8	9	10	Extra Ends	Total
C	SCO - Scotland		0	1	0	0	2	0	1	2	0	1		7
	ITA - Italy	*	0	0	0	1	0	1	0	0	3	0		5

SCO - Scotland		Shot Success	Game	All
4 V	MORRISON Rebecca	86%	81%	
3	DODDS Jennifer	88%	86%	
2	SINCLAIR Sophie	96%	84%	
1 S	JACKSON Sophie	98%	93%	
A	HENDERSON Fay	-	-	
Team Total		92%	86%	

ITA - Italy		Shot Success	Game	All
4 S	CONSTANTINI Stefania	81%	75%	
3 V	ZARDINI LACEDELLI Giulia	76%	78%	
2	MATHIS Elena	89%	85%	
1	ROMEI Angela	74%	78%	
A	LO DESERTO Marta	-	-	
Team Total		80%	79%	

Last Stone Draw		Distance
↻	SINCLAIR Sophie	37.7cm
↻	DODDS Jennifer	157.0cm
<b>Total</b>		<b>194.7cm</b>

Last Stone Draw		Distance
↻	ROMEI Angela	13.6cm
↻	MATHIS Elena	25.2cm
<b>Total</b>		<b>38.8cm</b>

Time remaining: 0 minutes 6 seconds

Time-out: End 9 - SCO stone 5

Time remaining: 0 minutes 3 seconds

Time-out: End 9 - ITA stone 4

## Shot Success Analysis

SCO - Scotland		↻	↻	Game	
4	MORRISON Rebecca	Draws	4 69%	4 94%	8 81%
		Take-outs	9 100%	3 58%	12 90%
		Total	13 90%	7 79%	20 86%
3	DODDS Jennifer	Draws	2 50%	2 75%	4 63%
		Take-outs	12 92%	4 100%	16 94%
		Total	14 86%	6 92%	20 88%
2	SINCLAIR Sophie	Draws	5 90%	6 96%	11 93%
		Take-outs	6 100%	3 100%	9 100%
		Total	11 95%	9 97%	20 96%
1	JACKSON Sophie	Draws	11 100%	7 93%	18 97%
		Take-outs	0 -	2 100%	2 100%
		Total	11 100%	9 94%	20 98%
A	HENDERSON Fay	Draws	0 -	0 -	0 -
		Take-outs	0 -	0 -	0 -
		Total	0 -	0 -	0 -
Team		Draws	22 88%	19 92%	41 90%
		Take-outs	27 96%	12 90%	39 94%
		Total	49 92%	31 91%	80 92%

ITA - Italy		↻	↻	Game	
4	CONSTANTINI Stefania	Draws	3 42%	1 100%	4 56%
		Take-outs	10 88%	6 88%	16 88%
		Total	13 77%	7 89%	20 81%
3	ZARDINI LACEDELLI Giulia	Draws	6 71%	3 92%	9 78%
		Take-outs	6 63%	5 90%	11 75%
		Total	12 67%	8 91%	20 76%
2	MATHIS Elena	Draws	3 100%	3 100%	6 100%
		Take-outs	4 75%	10 88%	14 84%
		Total	7 86%	13 90%	20 89%
1	ROMEI Angela	Draws	8 78%	10 65%	18 71%
		Take-outs	0 -	2 100%	2 100%
		Total	8 78%	12 71%	20 74%
A	LO DESERTO Marta	Draws	0 -	0 -	0 -
		Take-outs	0 -	0 -	0 -
		Total	0 -	0 -	0 -
Team		Draws	20 74%	17 78%	37 76%
		Take-outs	20 78%	23 89%	43 84%
		Total	40 76%	40 84%	80 80%

### Note:

Position and function for each team member:

4 = Fourth, 3 = Third, 2 = Second, 1 = Lead, A = Alternate, S = Skip, V = Vice-Skip

### Legend:

↻ Clockwise

↻ Counter-clockwise

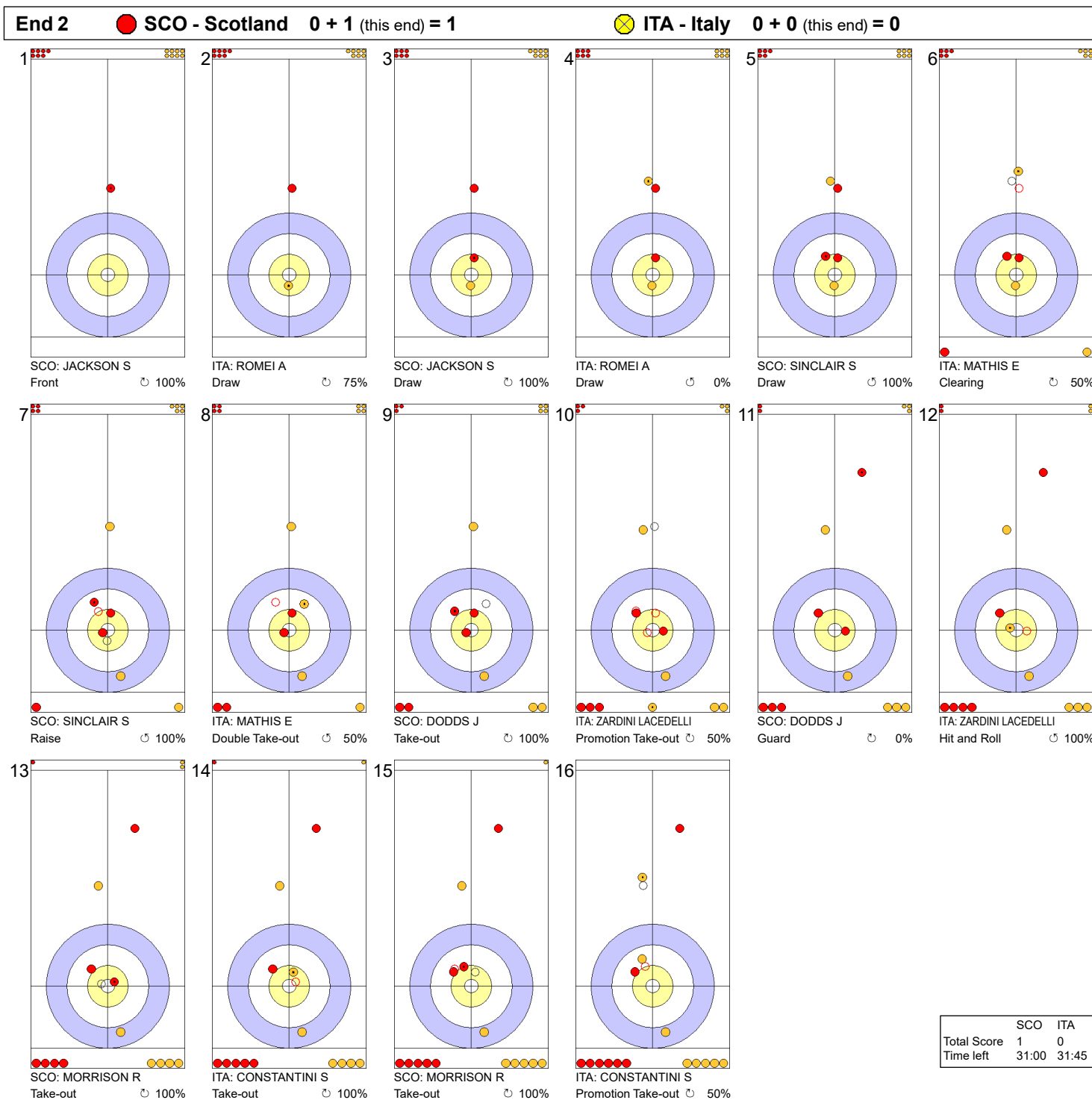
LSFE(\*) Last Stone First End

Game - Shot by Shot



**Legend:**  
 ↻ Clockwise      ↺ Counter-clockwise      - Not considered

Game - Shot by Shot



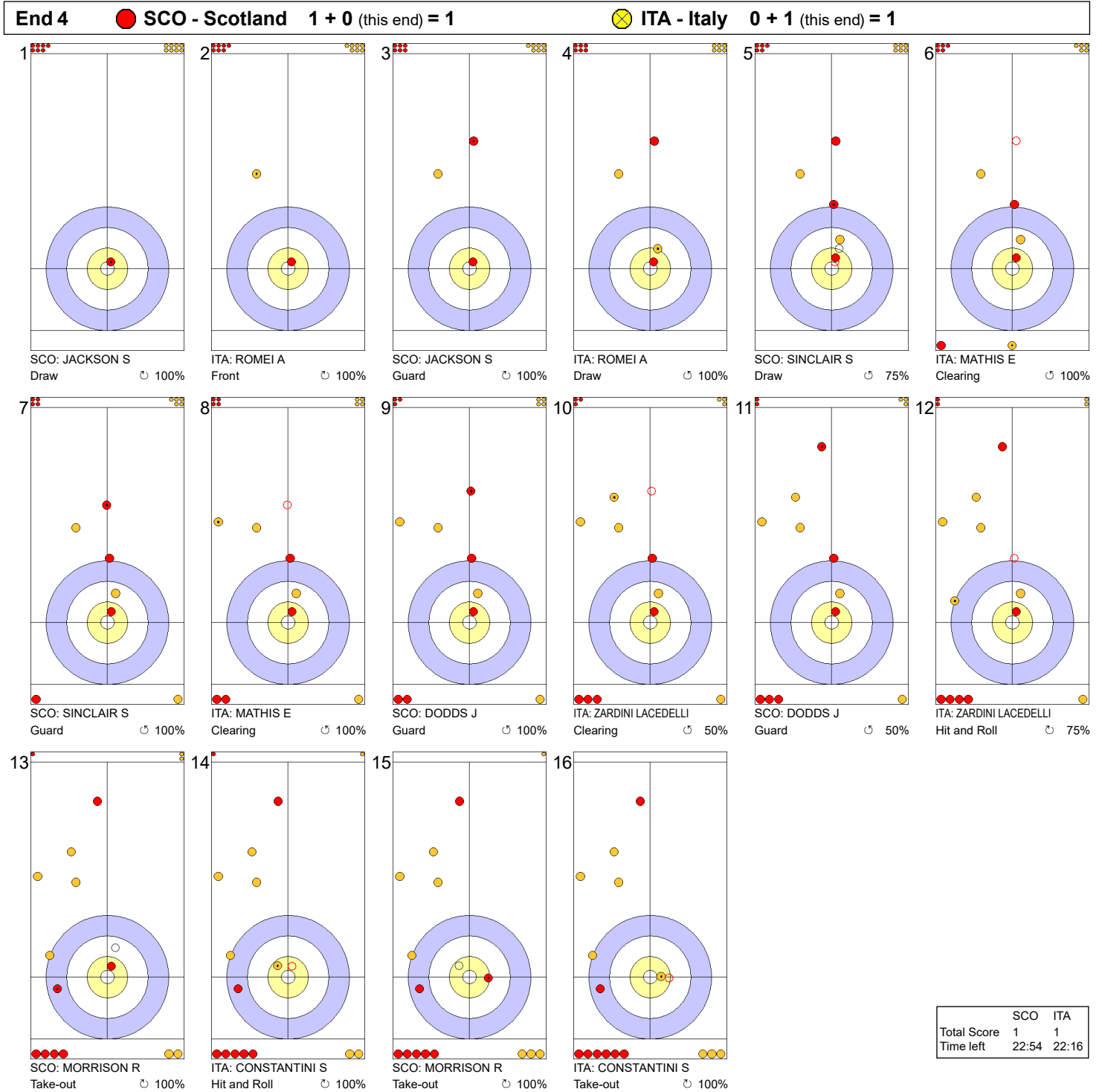
**Legend:**  
 ↻ Clockwise      ↺ Counter-clockwise      - Not considered

Game - Shot by Shot



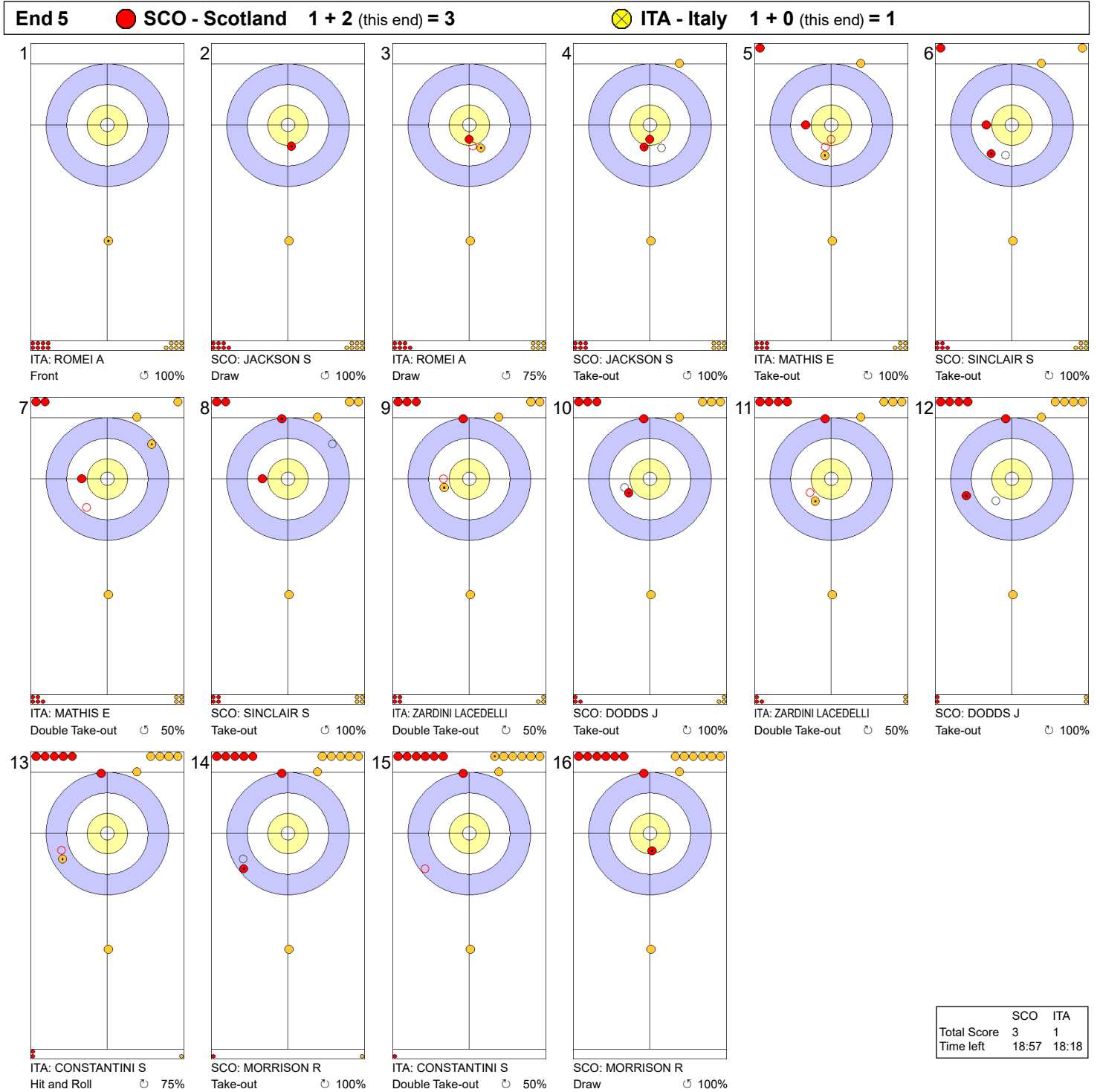
**Legend:**  
 ↻ Clockwise      ↺ Counter-clockwise      - Not considered

Game - Shot by Shot



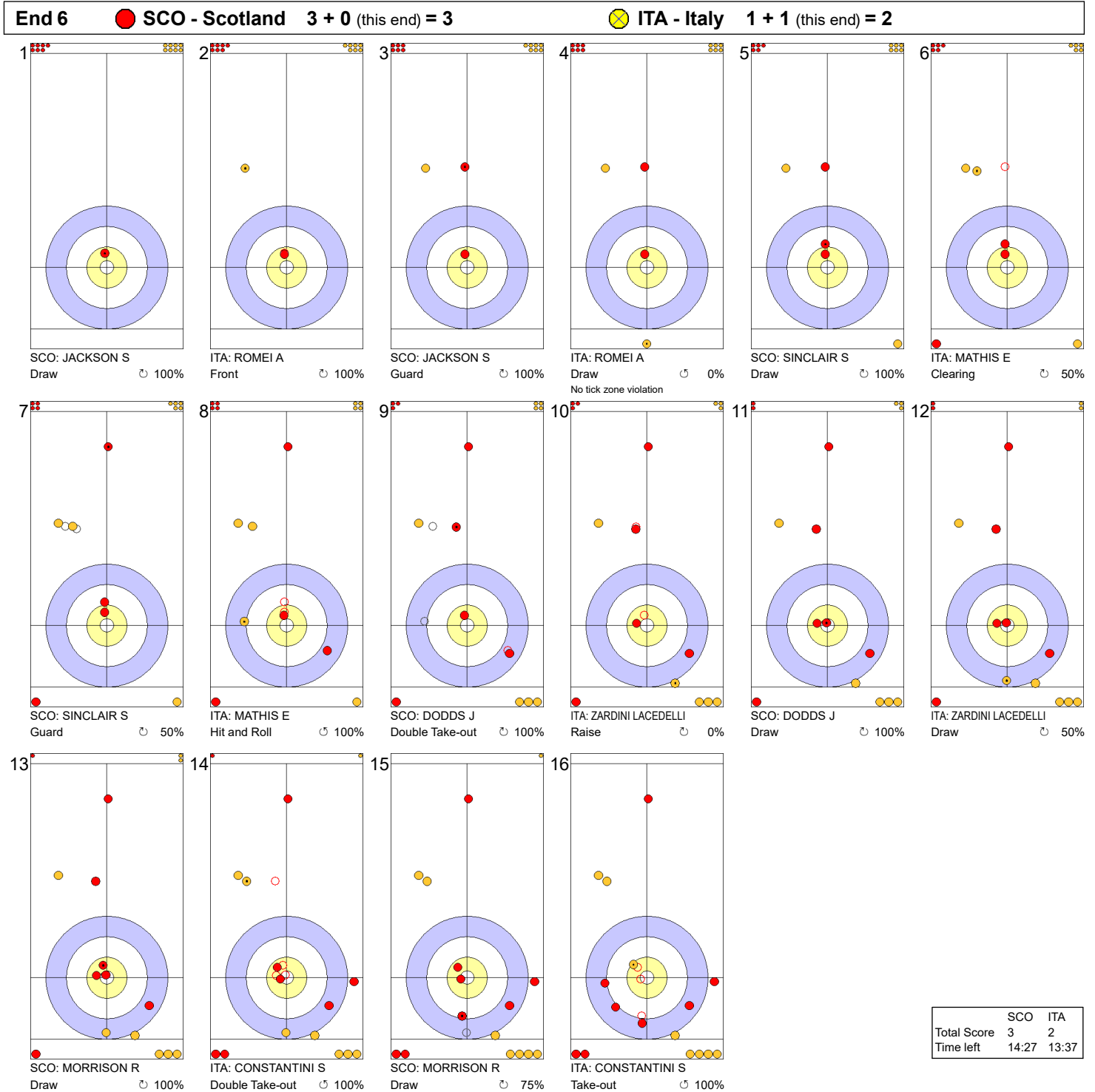
**Legend:**  
 ↻ Clockwise   ↺ Counter-clockwise   - Not considered



Game - Shot by Shot



**Legend:**  
 ↻ Clockwise      ↺ Counter-clockwise      - Not considered

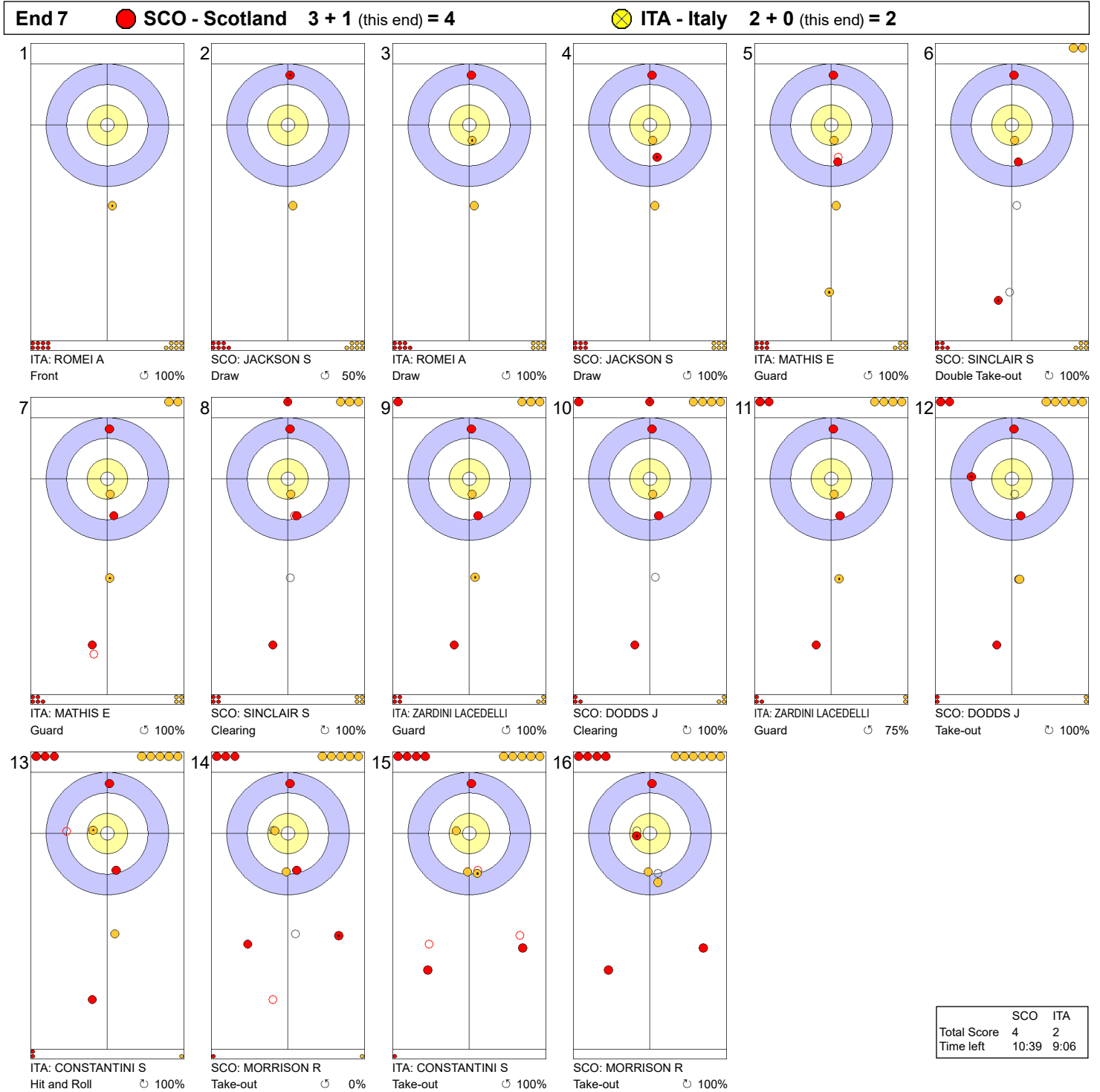
Game - Shot by Shot



**Legend:**  
 Clockwise     
  Counter-clockwise     
 - Not considered

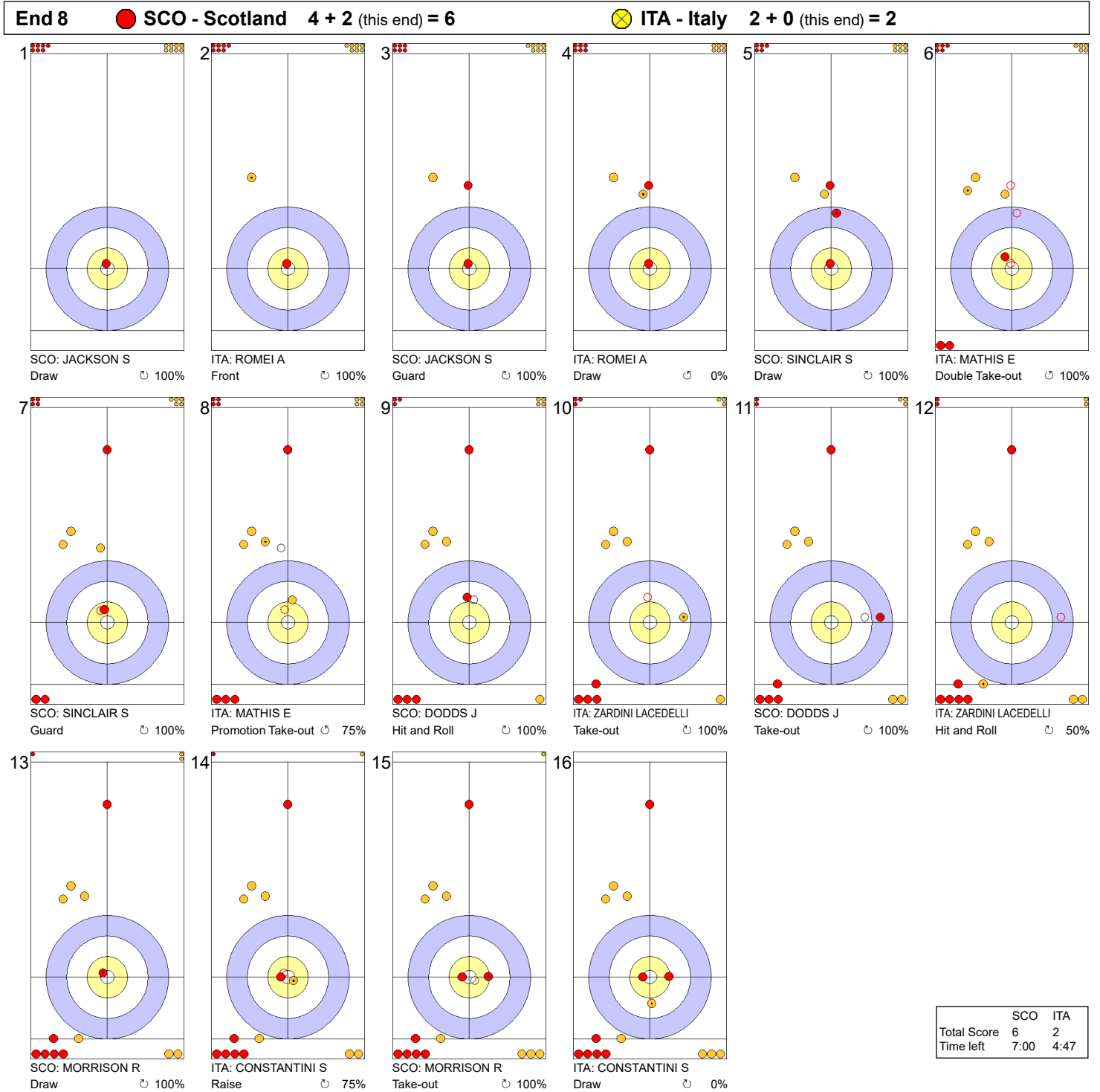


Game - Shot by Shot



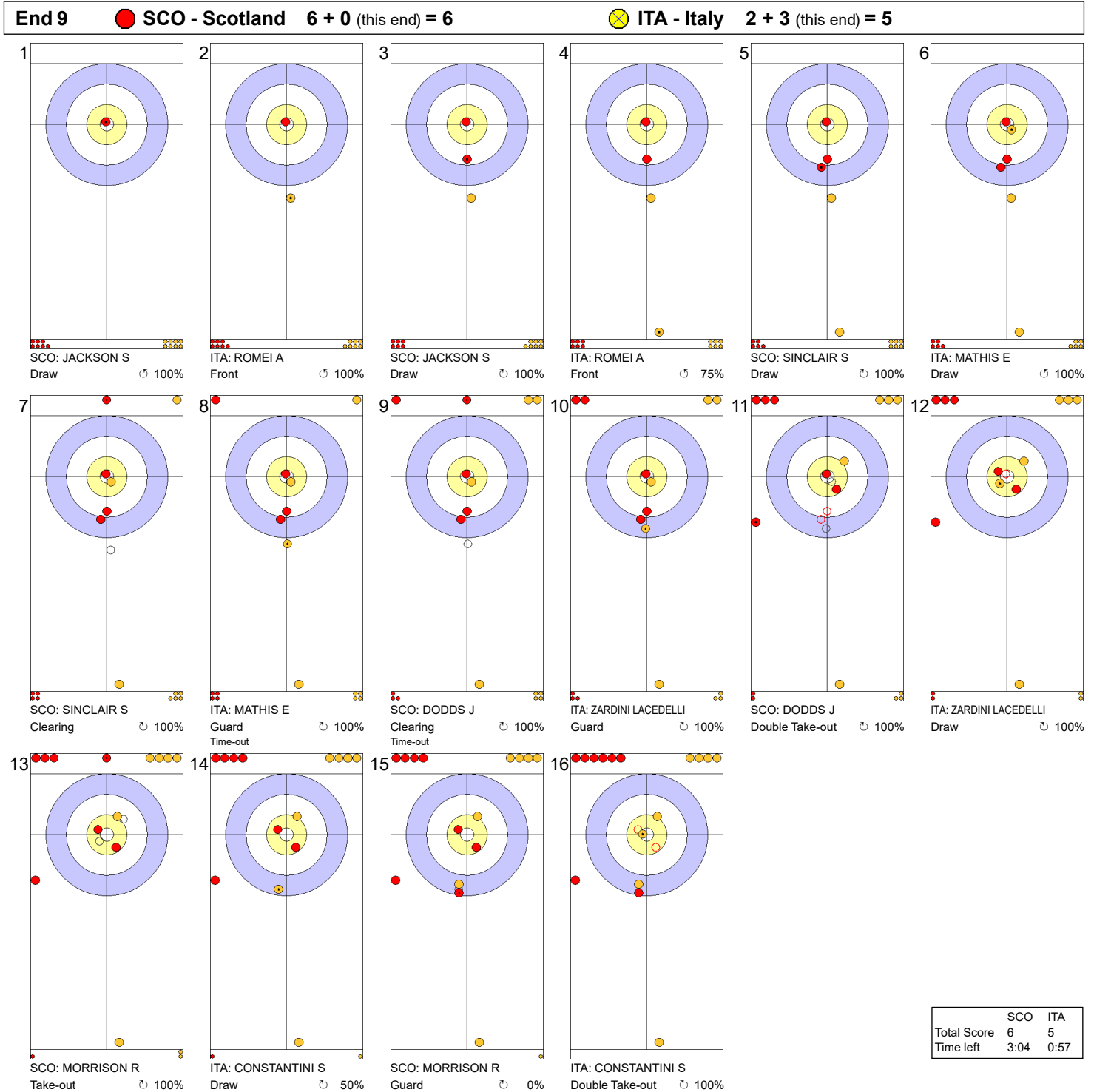
**Legend:**  
 ↻ Clockwise      ↺ Counter-clockwise      - Not considered



Game - Shot by Shot



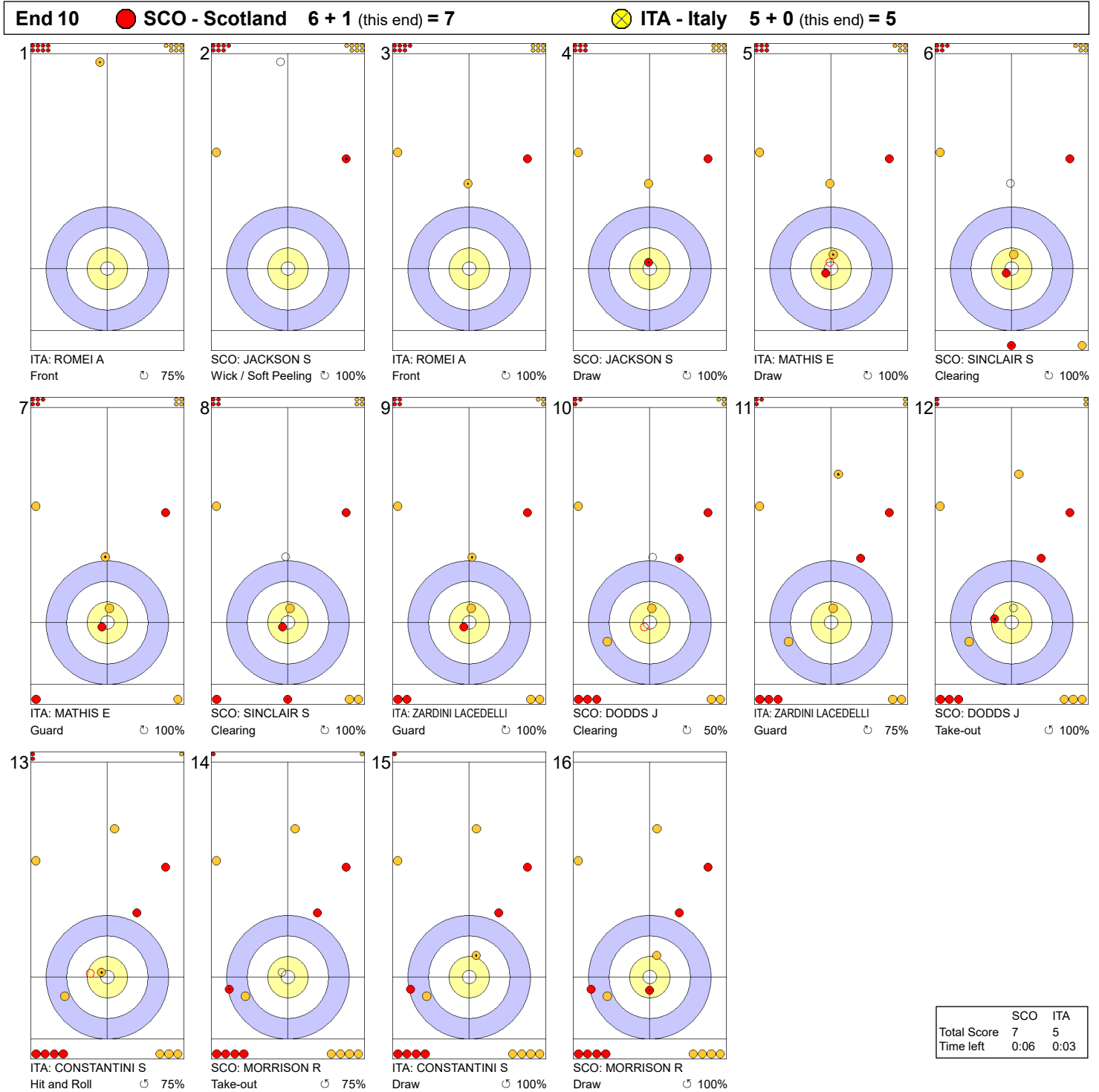
**Legend:**  
 ↻ Clockwise      ↺ Counter-clockwise      - Not considered

Game - Shot by Shot



**Legend:**  
 Clockwise     
  Counter-clockwise     
 - Not considered

Game - Shot by Shot



**Legend:**  
 ↻ Clockwise      ↺ Counter-clockwise      - Not considered

## Session Results and Standings

Sheet	Team	LSD/LSFE	1	2	3	4	5	6	7	8	9	10	Extra Ends	Total
A	SCO - Scotland	91.5cm *	0	0	1	0	0	1	0	0	0	2	0	4
	KOR - Korea	196.1cm	0	1	0	0	2	0	0	1	0	0	1	5
B	USA - United States	93.6cm	0	2	1	0	1	0	2	0	0	1		7
	ITA - Italy	49.6cm *	3	0	0	1	0	1	0	2	1	0		8
C	TUR - Türkiye	95.3cm	0	1	1	0	1	0	0	1	X	X		4
	SUI - Switzerland	49.8cm *	3	0	0	1	0	3	1	0	X	X		8
D	DEN - Denmark	59.9cm	0	0	0	0	1	0	2	0	2	0		5
	SWE - Sweden	42.8cm *	0	0	2	2	0	1	0	2	0	0		7

## Current Standings

Rank	Team	Games	Wins	Losses
1	KOR - Korea	3	3	0
1	SUI - Switzerland	3	3	0
3	SWE - Sweden	4	3	1
4	CAN - Canada	3	2	1
4	CHN - China	3	2	1
4	DEN - Denmark	3	2	1
7	ITA - Italy	3	1	2
7	JPN - Japan	3	1	2
7	NOR - Norway	3	1	2
7	SCO - Scotland	3	1	2
7	USA - United States	3	1	2
12	LTU - Lithuania	3	0	3
12	TUR - Türkiye	3	0	3

**Note:**  
Under World Curling rules, tie-breaking rules for standings are not applied until after the last game of the round robin.

**Legend:**  
LSD Last Stone Draw      LSFE(\*) Last Stone First End      X Unplayed/unfinished end due to concession

## Game Results

Sheet	Team	LSFE	1	2	3	4	5	6	7	8	9	10	Extra Ends	Total
A	SCO - Scotland	*	0	0	1	0	0	1	0	0	0	2	0	4
	KOR - Korea		0	1	0	0	2	0	0	1	0	0	1	5

SCO - Scotland		Shot Success	Game	All
4 V	MORRISON Rebecca	87%	80%	
3	DODDS Jennifer	73%	85%	
2	SINCLAIR Sophie	73%	80%	
1 S	JACKSON Sophie	89%	92%	
A	HENDERSON Fay	-	-	
Team Total		80%	84%	

KOR - Korea		Shot Success	Game	All
4 S	GIM Eunji	94%	85%	
3 V	KIM Minji	88%	84%	
2	KIM Suji	88%	84%	
1	SEOL Yeeun	89%	86%	
A	SEOL Yeji	-	-	
Team Total		89%	85%	

Last Stone Draw		Distance
☺	MORRISON Rebecca	76.9cm
☹	JACKSON Sophie	14.6cm
<b>Total</b>		<b>91.5cm</b>

Last Stone Draw		Distance
☺	SEOL Yeeun	16.8cm
☹	KIM Suji	179.3cm
<b>Total</b>		<b>196.1cm</b>

Time remaining: 1 minute 12 seconds  
0 minutes 33 seconds (after extra end)

Time remaining: 3 minutes 32 seconds  
1 minute 9 seconds (after extra end)

Time-out: End 10 - SCO stone 7; End 11 - SCO stone 6

Time-out: End 10 - KOR stone 7

## Shot Success Analysis

SCO - Scotland		☺	☹	Game
4 MORRISON Rebecca	Draws	6 83%	2 100%	8 88%
	Take-outs	2 88%	11 86%	13 87%
	Total	8 84%	13 88%	21 87%
3 DODDS Jennifer	Draws	5 80%	4 88%	9 83%
	Take-outs	5 65%	8 66%	13 65%
	Total	10 73%	12 73%	22 73%
2 SINCLAIR Sophie	Draws	6 67%	5 80%	11 73%
	Take-outs	3 100%	8 63%	11 73%
	Total	9 78%	13 69%	22 73%
1 JACKSON Sophie	Draws	11 98%	7 82%	18 92%
	Take-outs	1 100%	3 67%	4 75%
	Total	12 98%	10 78%	22 89%
A HENDERSON Fay	Draws	0 -	0 -	0 -
	Take-outs	0 -	0 -	0 -
	Total	0 -	0 -	0 -
Team	Draws	28 85%	18 85%	46 85%
	Take-outs	11 82%	30 73%	41 75%
	Total	39 84%	48 77%	87 80%

KOR - Korea		☺	☹	Game
4 GIM Eunji	Draws	3 100%	7 93%	10 95%
	Take-outs	2 88%	10 95%	12 94%
	Total	5 95%	17 94%	22 94%
3 KIM Minji	Draws	2 100%	3 83%	5 90%
	Take-outs	12 83%	5 95%	17 87%
	Total	14 86%	8 91%	22 88%
2 KIM Suji	Draws	2 100%	4 81%	6 88%
	Take-outs	7 79%	9 94%	16 88%
	Total	9 83%	13 90%	22 88%
1 SEOL Yeeun	Draws	3 92%	16 92%	19 92%
	Take-outs	0 -	3 67%	3 67%
	Total	3 92%	19 88%	22 89%
A SEOL Yeji	Draws	0 -	0 -	0 -
	Take-outs	0 -	0 -	0 -
	Total	0 -	0 -	0 -
Team	Draws	10 98%	30 90%	40 92%
	Take-outs	21 82%	27 92%	48 88%
	Total	31 87%	57 91%	88 89%

### Note:

Position and function for each team member:

4 = Fourth, 3 = Third, 2 = Second, 1 = Lead, A = Alternate, S = Skip, V = Vice-Skip

### Legend:

☺ Clockwise

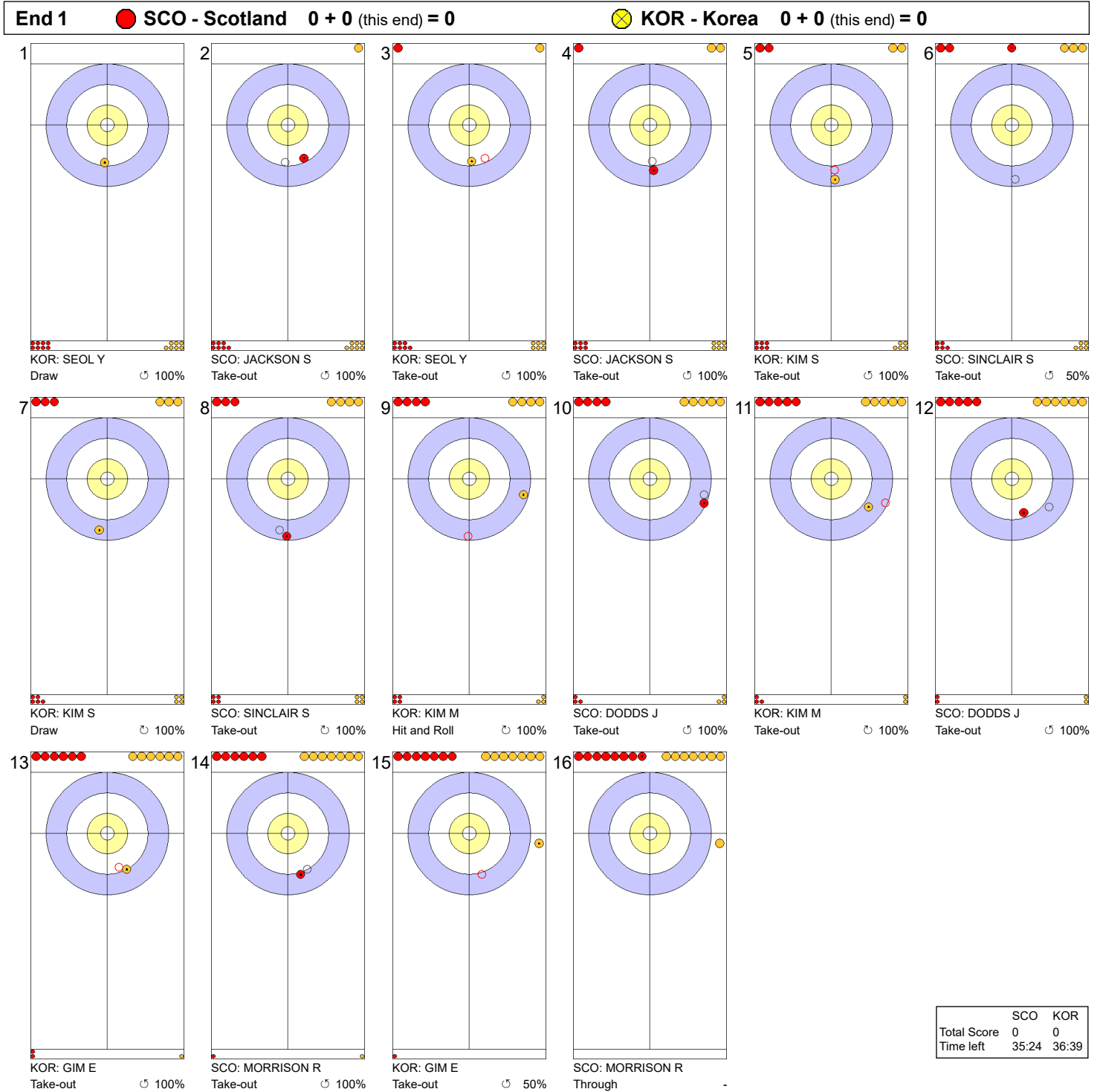
☹ Counter-clockwise

LSFE(\*) Last Stone First End

SUN 16 MAR 2025  
Start Time 19:00

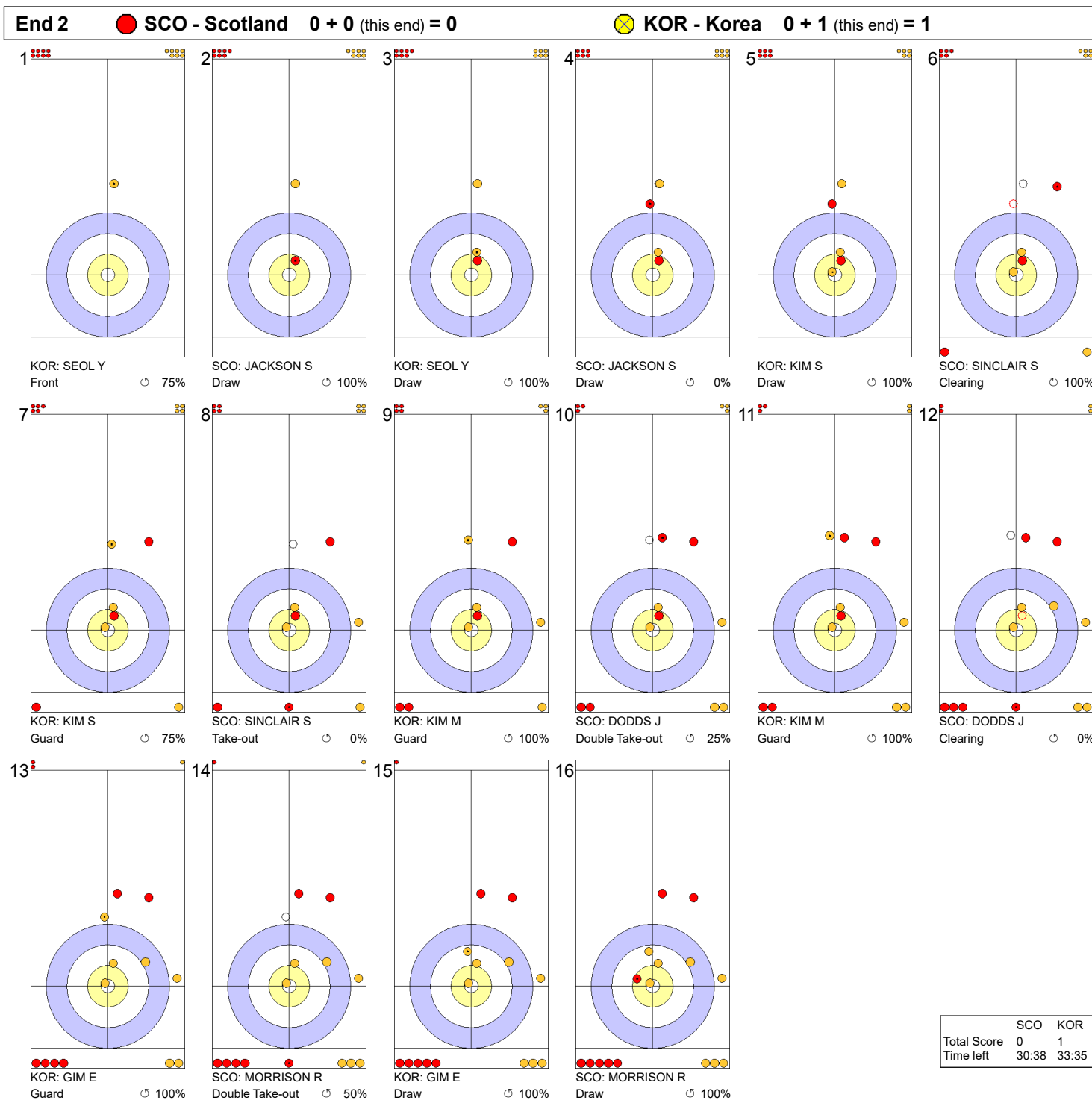
Round Robin Session 5 - Sheet A

Game - Shot by Shot



**Legend:**  
 ↻ Clockwise      ↺ Counter-clockwise      - Not considered

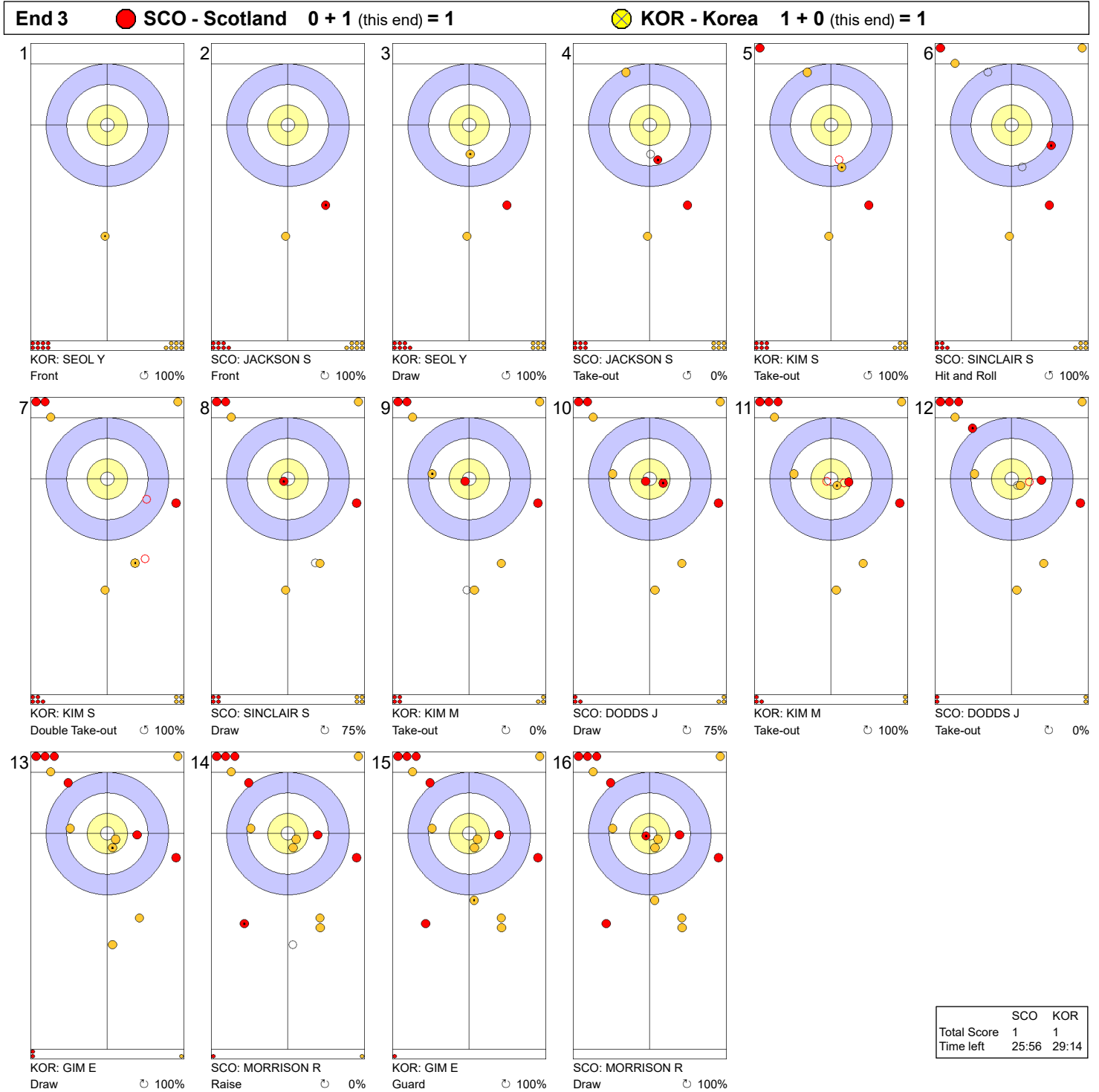
Game - Shot by Shot



**Legend:**  
 ↻ Clockwise      ↺ Counter-clockwise      - Not considered

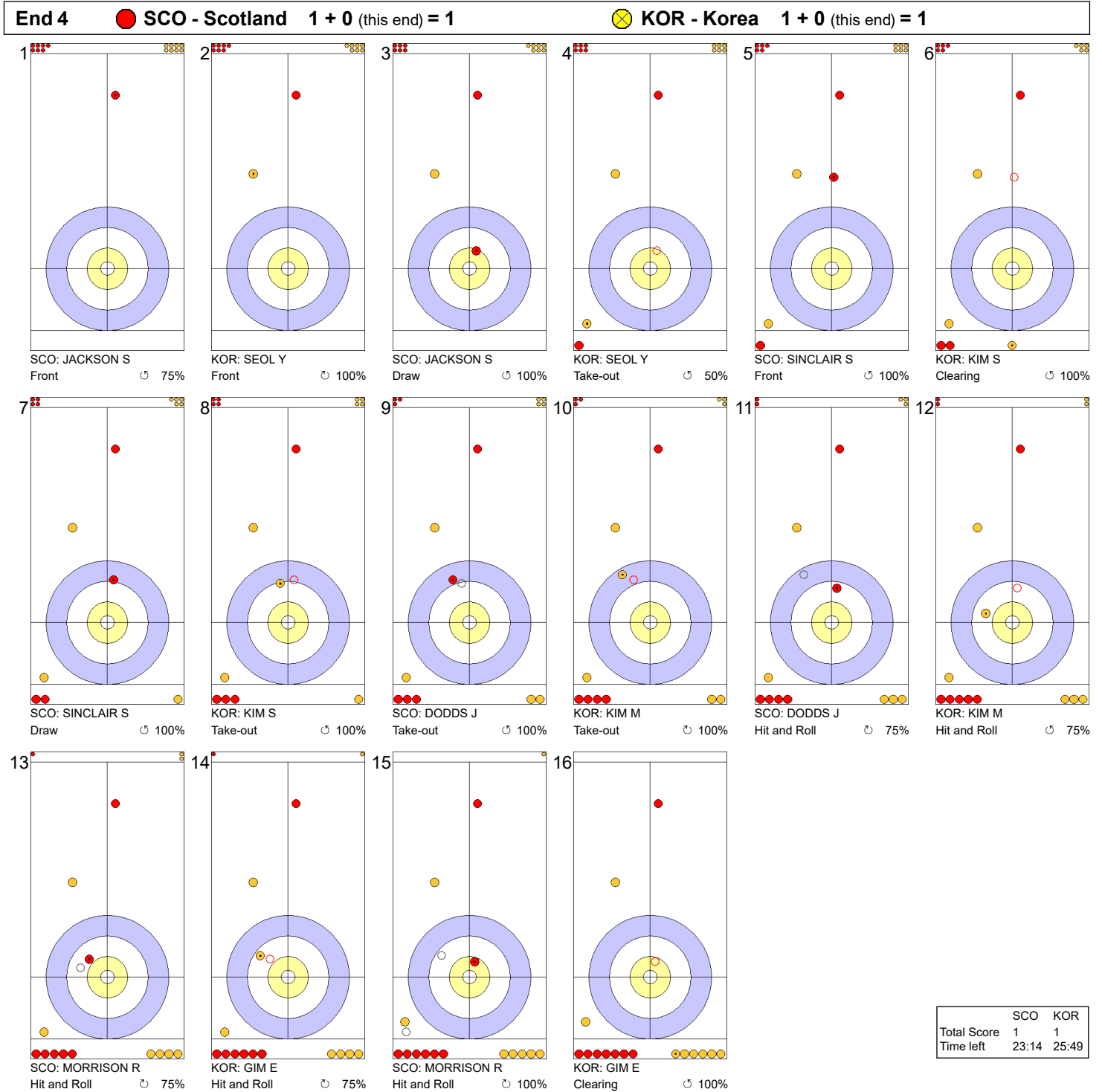


Game - Shot by Shot



**Legend:**  
 ↻ Clockwise      ↺ Counter-clockwise      - Not considered

Game - Shot by Shot



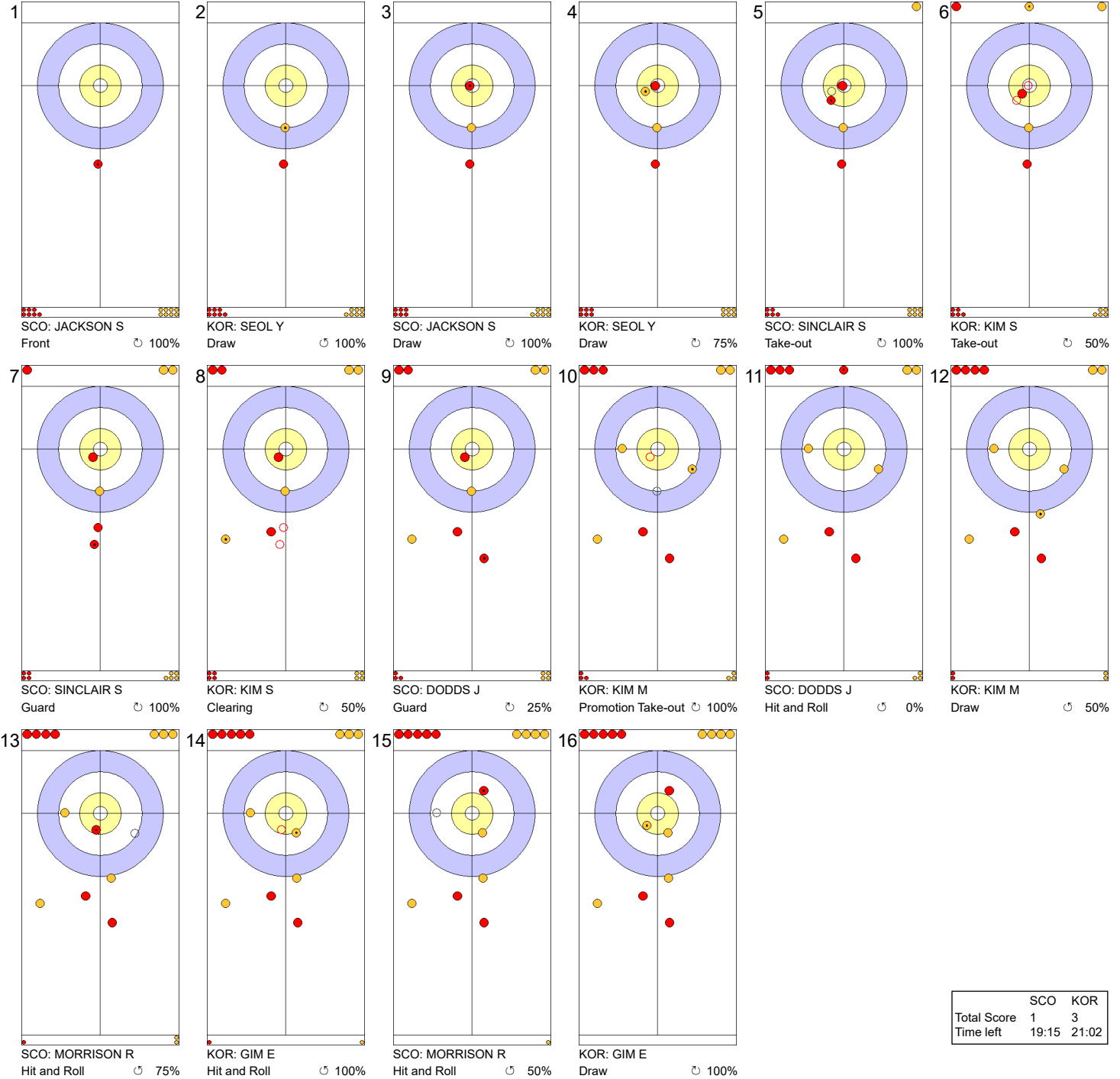
	SCO	KOR
Total Score	1	1
Time left	23:14	25:49

**Legend:**  
 ⤴ Clockwise      ⤵ Counter-clockwise      - Not considered

Game - Shot by Shot

End 5 ● SCO - Scotland 1 + 0 (this end) = 1

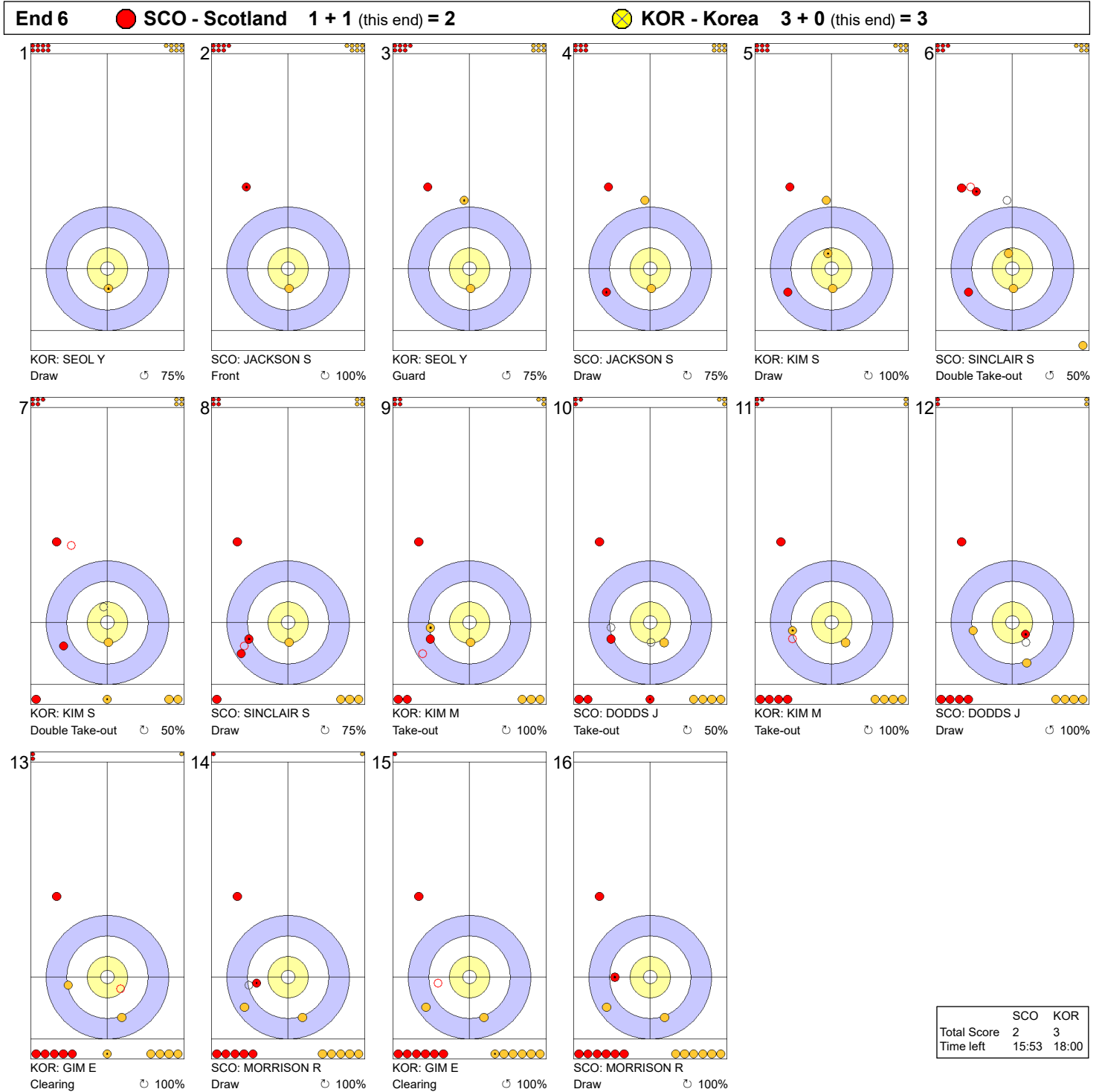
⊗ KOR - Korea 1 + 2 (this end) = 3



	SCO	KOR
Total Score	1	3
Time left	19:15	21:02

**Legend:**  
↻ Clockwise      ↺ Counter-clockwise      - Not considered

Game - Shot by Shot

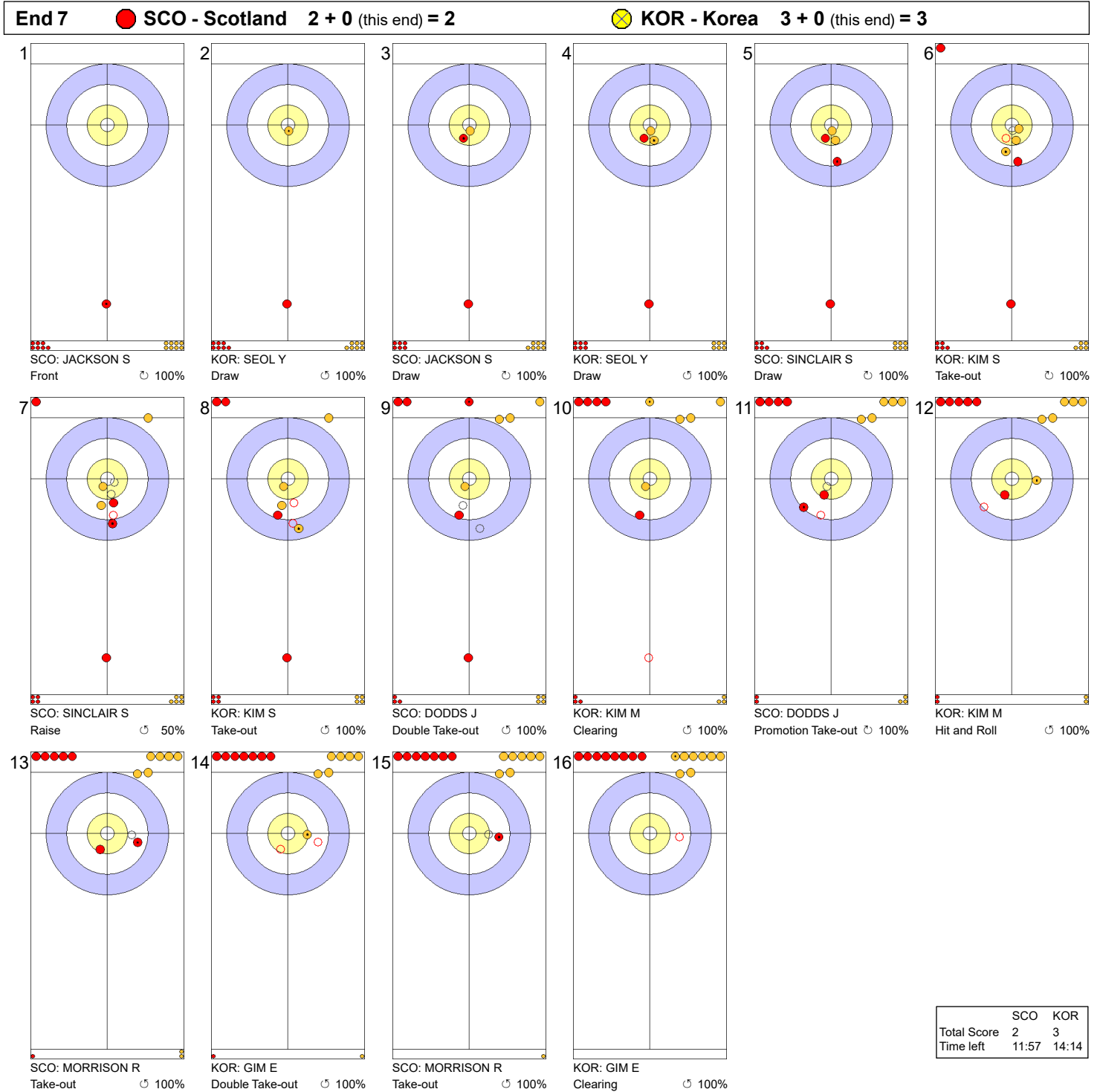


**Legend:**  
 ↻ Clockwise      ↺ Counter-clockwise      - Not considered

SUN 16 MAR 2025  
Start Time 19:00

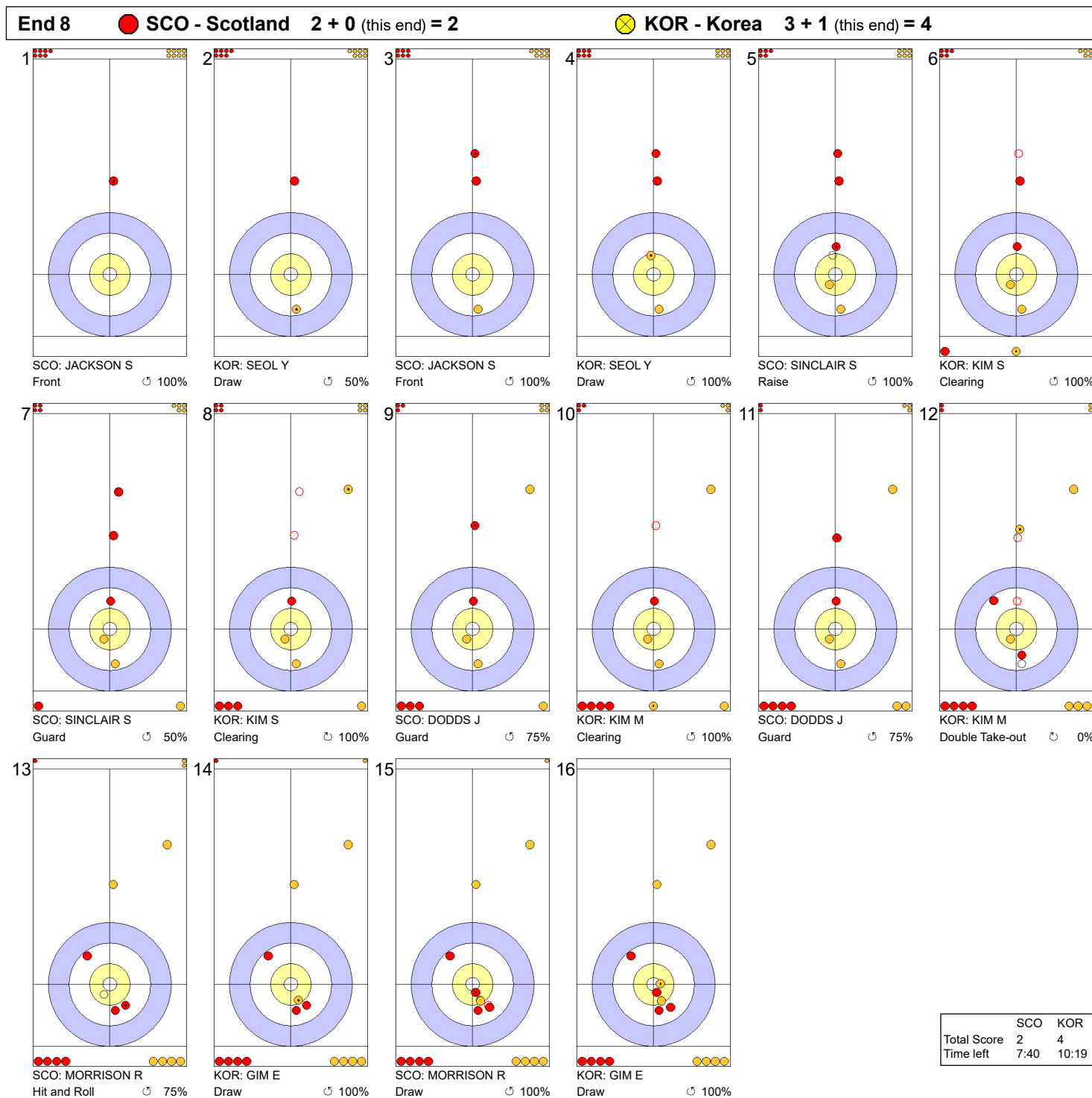
Round Robin Session 5 - Sheet A

Game - Shot by Shot



**Legend:**  
 ↻ Clockwise   ↺ Counter-clockwise   - Not considered

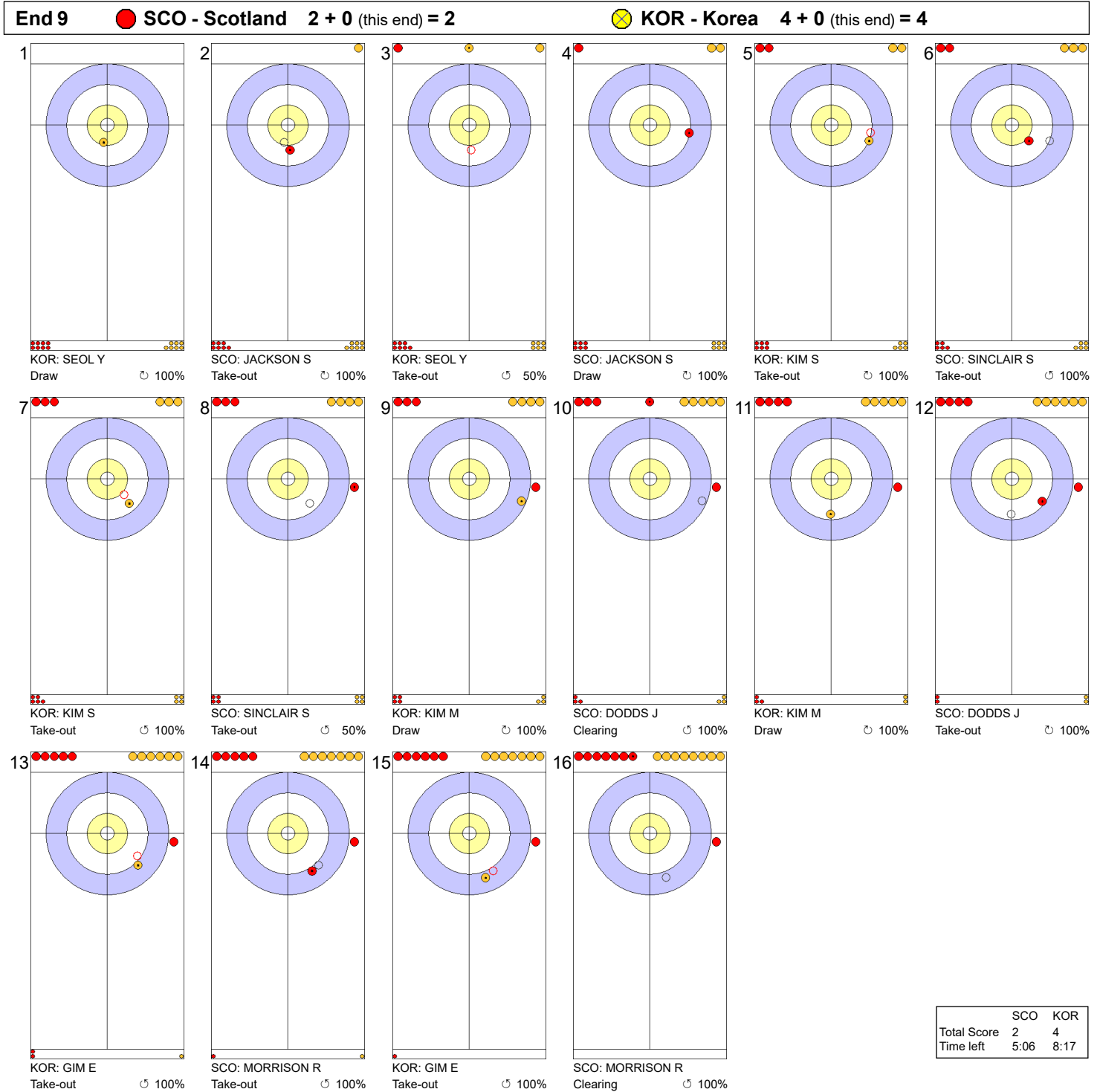
### Game - Shot by Shot



**Legend:**

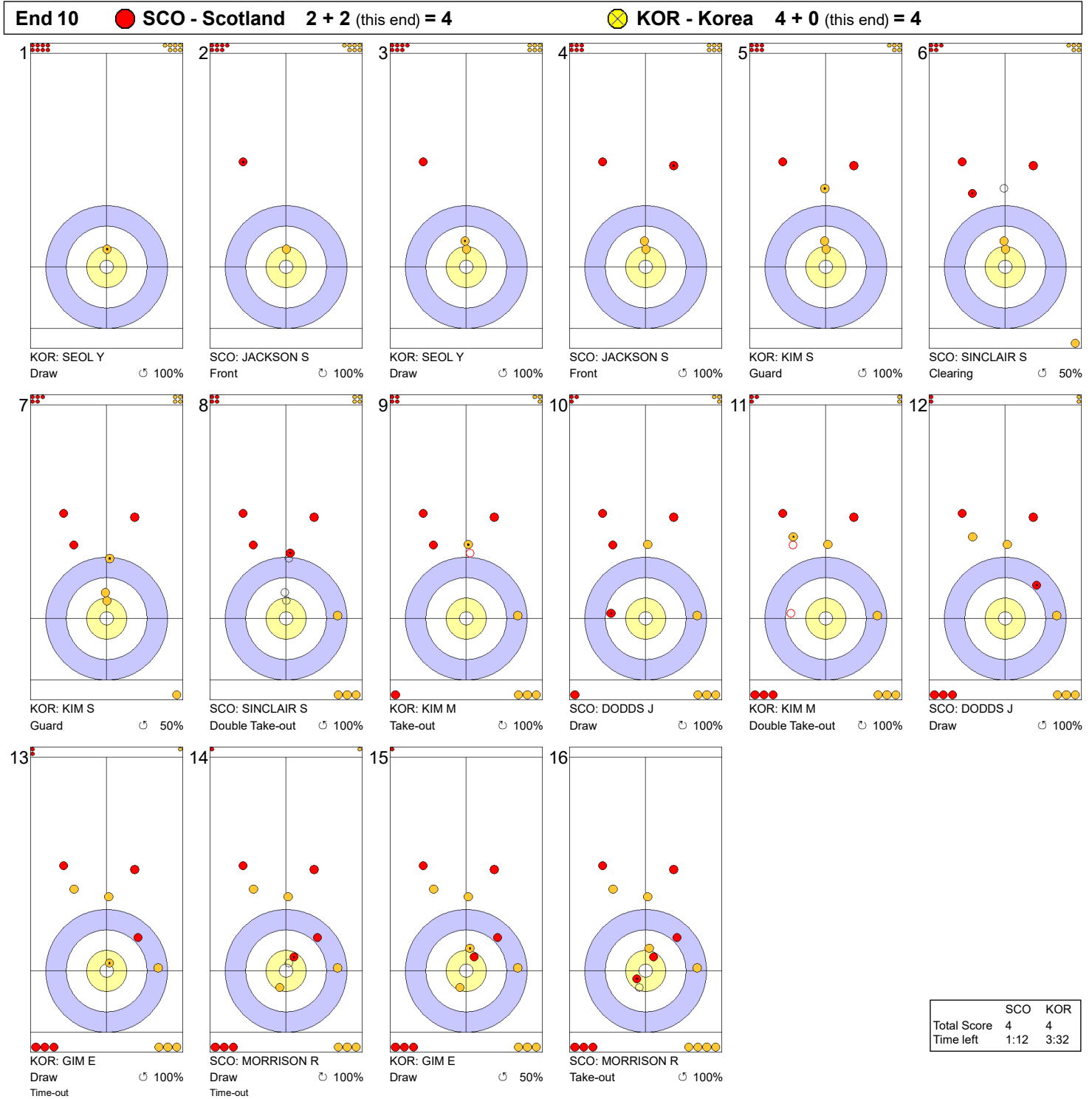
⤵ Clockwise      ⤴ Counter-clockwise      - Not considered

Game - Shot by Shot



**Legend:**  
 ↻ Clockwise      ↺ Counter-clockwise      - Not considered

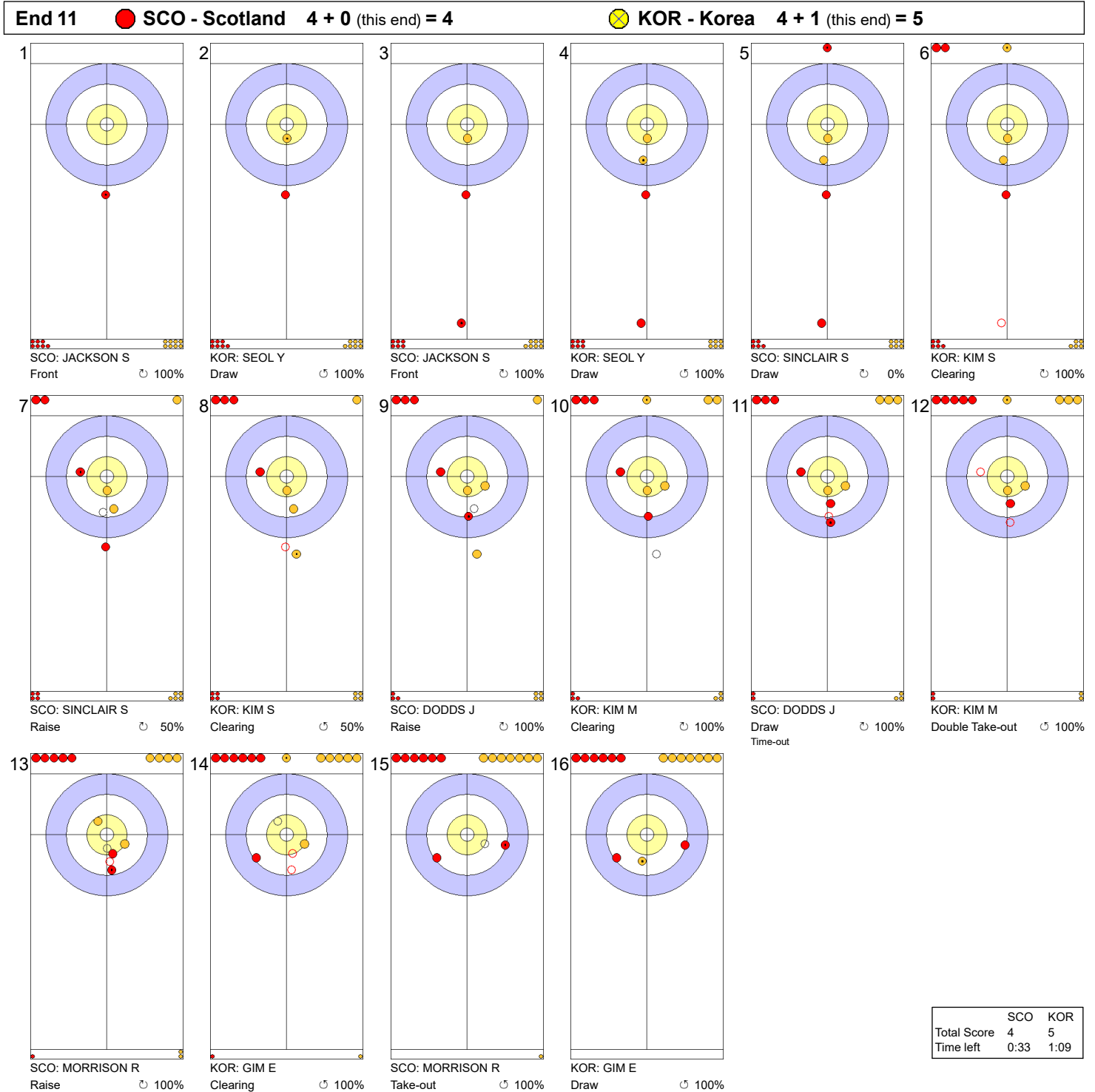
Game - Shot by Shot



**Legend:**  
 ↻ Clockwise      ↺ Counter-clockwise      - Not considered



Game - Shot by Shot



**Legend:**  
 ↻ Clockwise      ↺ Counter-clockwise      - Not considered

### Game Results

Sheet	Team	LSFE	1	2	3	4	5	6	7	8	9	10	Extra Ends	Total
B	USA - United States		0	2	1	0	1	0	2	0	0	1		7
	ITA - Italy	*	3	0	0	1	0	1	0	2	1	0		8

USA - United States		Shot Success Game	All
4 S	PETERSON Tabitha	66%	81%
3 V	THIESSE Cory	83%	79%
2	PETERSON Tara	83%	76%
1	ANDERSON-HEIDE Taylor	85%	83%
A	PERSINGER Vicky	-	-
Team Total		79%	80%

ITA - Italy		Shot Success Game	All
4 S	CONSTANTINI Stefania	70%	73%
3 V	ZARDINI LACEDELLI Giulia	73%	79%
2	MATHIS Elena	71%	84%
1	ROMEI Angela	78%	79%
A	LO DESERTO Marta	-	-
Team Total		73%	79%

Last Stone Draw		Distance
↻	THIESSE Cory	7.9cm
↺	PETERSON Tabitha	85.7cm
<b>Total</b>		<b>93.6cm</b>

Last Stone Draw		Distance
↻	CONSTANTINI Stefania	24.3cm
↺	ZARDINI LACEDELLI Giulia	25.3cm
<b>Total</b>		<b>49.6cm</b>

Time remaining: 0 minutes 52 seconds

Time-out: End 10 - USA stone 7

Time remaining: 0 minutes 7 seconds

Time-out: End 10 - ITA stone 5

### Shot Success Analysis

USA - United States		↻	↺	Game	
4	PETERSON Tabitha	Draws	6 58%	7 68%	13 63%
		Take-outs	1 100%	6 67%	7 71%
		Total	7 64%	13 67%	20 66%
3	THIESSE Cory	Draws	1 75%	8 78%	9 78%
		Take-outs	6 100%	5 70%	11 86%
		Total	7 96%	13 75%	20 83%
2	PETERSON Tara	Draws	4 88%	6 88%	10 88%
		Take-outs	5 90%	5 65%	10 78%
		Total	9 89%	11 77%	20 83%
1	ANDERSON-HEIDE Taylor	Draws	5 70%	12 88%	17 82%
		Take-outs	2 100%	1 100%	3 100%
		Total	7 79%	13 88%	20 85%
A	PERSINGER Vicky	Draws	0 -	0 -	0 -
		Take-outs	0 -	0 -	0 -
		Total	0 -	0 -	0 -
Team		Draws	16 70%	33 81%	49 78%
		Take-outs	14 96%	17 69%	31 81%
		Total	30 83%	50 77%	80 79%

ITA - Italy		↻	↺	Game	
4	CONSTANTINI Stefania	Draws	7 75%	4 88%	11 80%
		Take-outs	3 67%	6 54%	9 58%
		Total	10 73%	10 68%	20 70%
3	ZARDINI LACEDELLI Giulia	Draws	5 70%	6 75%	11 73%
		Take-outs	7 64%	2 100%	9 72%
		Total	12 67%	8 81%	20 73%
2	MATHIS Elena	Draws	7 68%	2 75%	9 69%
		Take-outs	8 66%	3 92%	11 73%
		Total	15 67%	5 85%	20 71%
1	ROMEI Angela	Draws	12 88%	5 80%	17 85%
		Take-outs	1 0%	2 50%	3 33%
		Total	13 81%	7 71%	20 78%
A	LO DESERTO Marta	Draws	0 -	0 -	0 -
		Take-outs	0 -	0 -	0 -
		Total	0 -	0 -	0 -
Team		Draws	31 77%	17 79%	48 78%
		Take-outs	19 62%	13 69%	32 65%
		Total	50 72%	30 75%	80 73%

#### Note:

Position and function for each team member:

4 = Fourth, 3 = Third, 2 = Second, 1 = Lead, A = Alternate, S = Skip, V = Vice-Skip

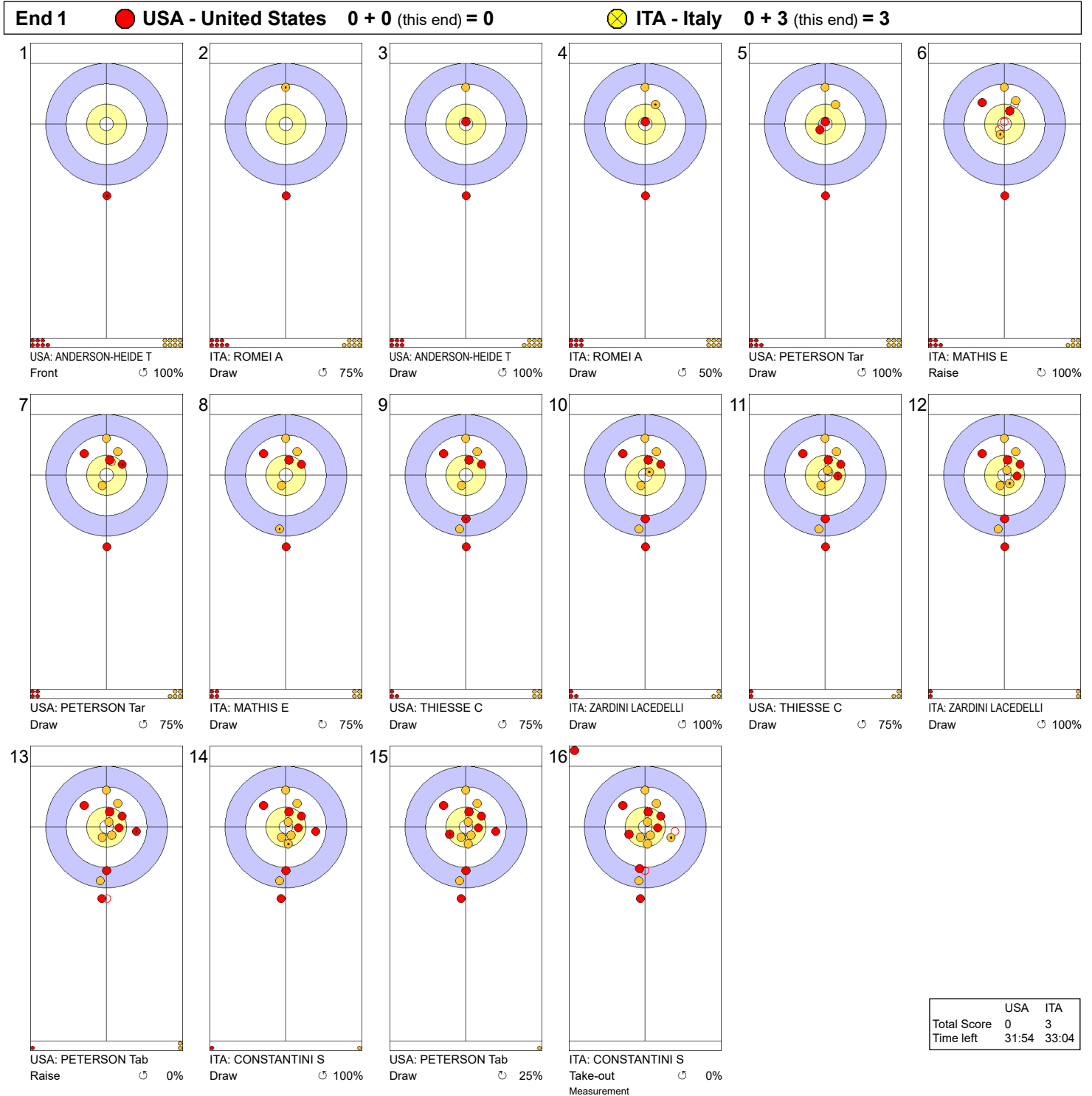
#### Legend:

↻ Clockwise

↺ Counter-clockwise

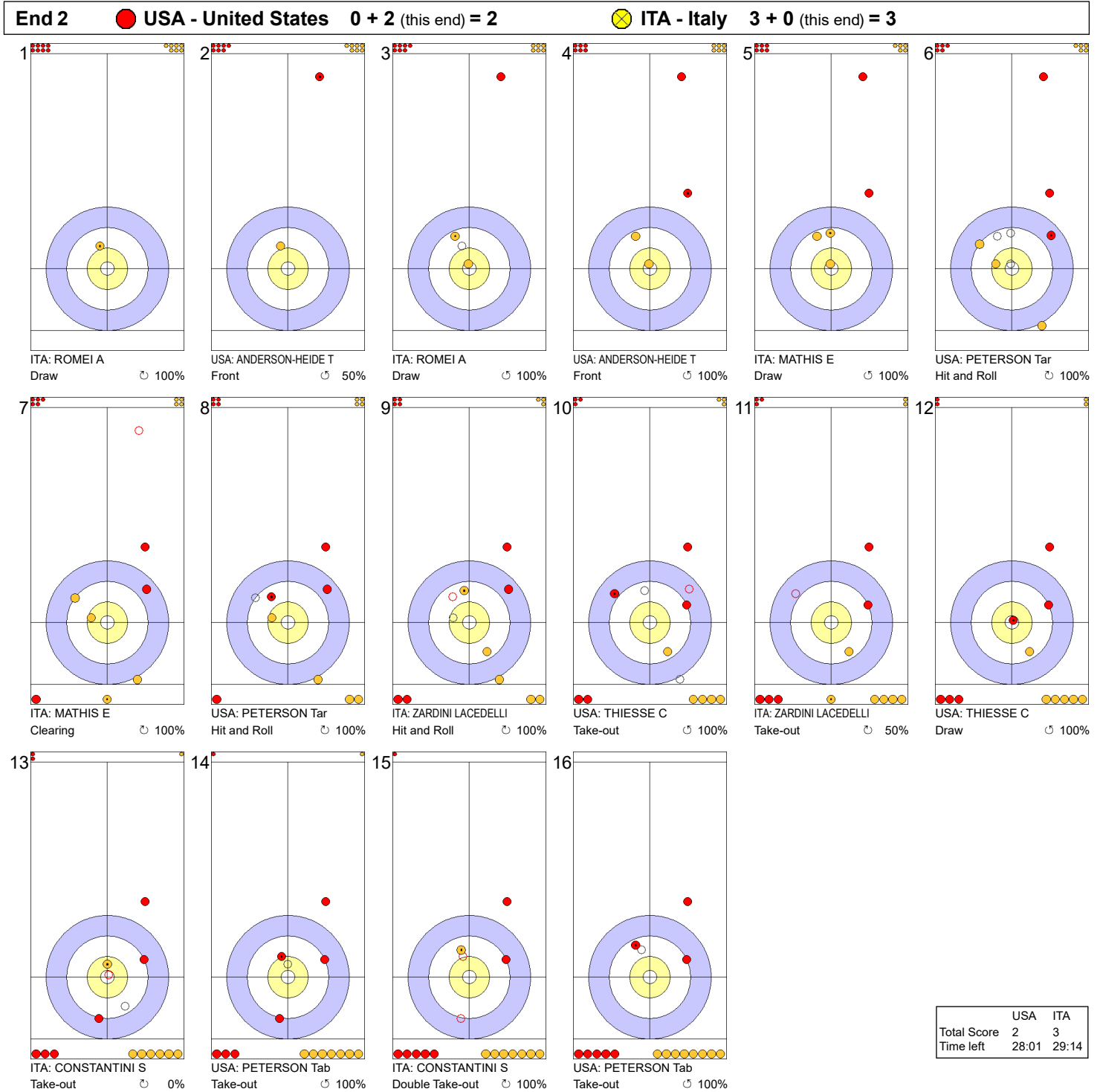
LSFE(\*) Last Stone First End

Game - Shot by Shot



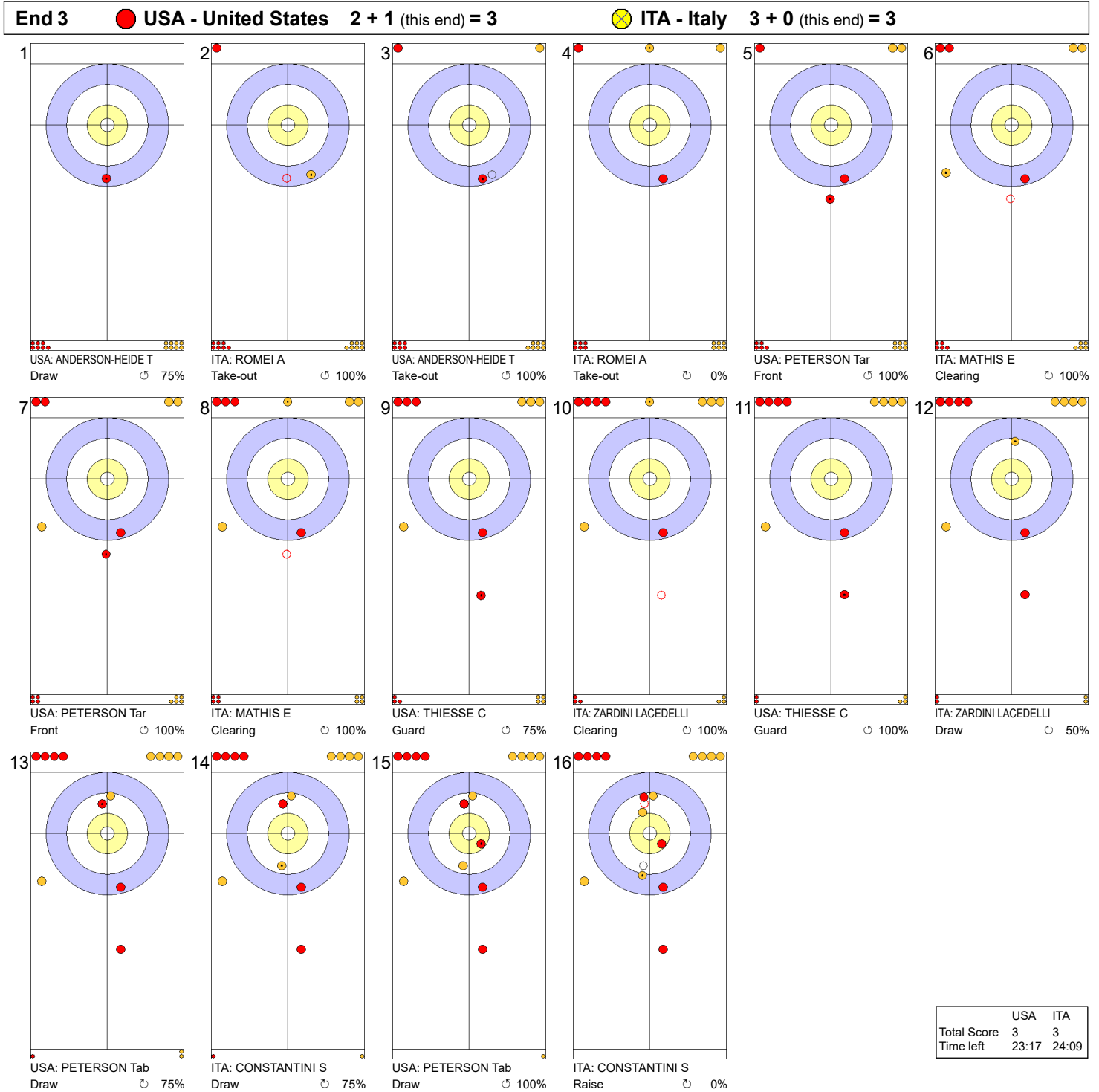
**Legend:**  
 ↻ Clockwise      ↺ Counter-clockwise      - Not considered

Game - Shot by Shot



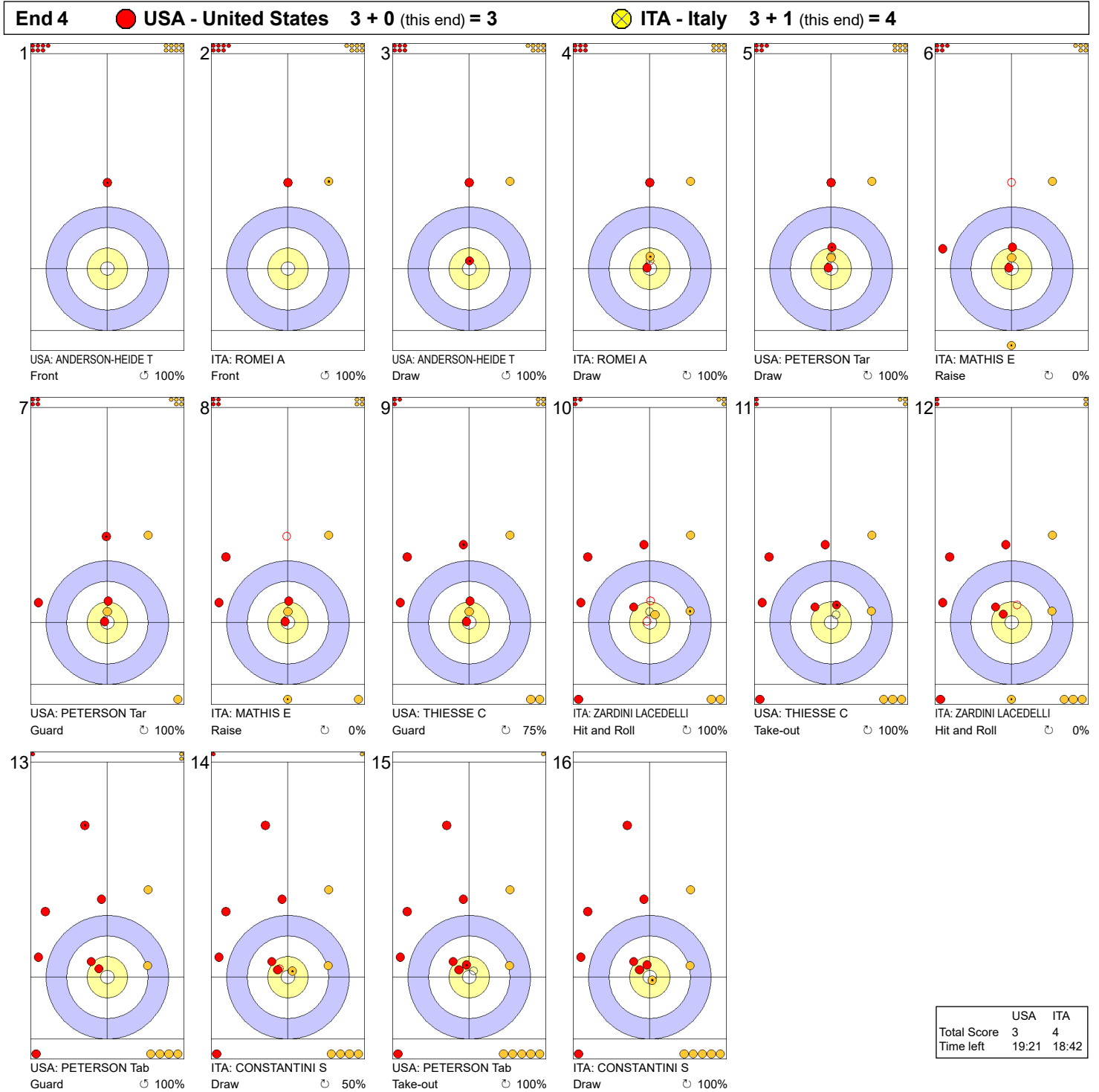
**Legend:**  
 ↻ Clockwise      ↺ Counter-clockwise      - Not considered

Game - Shot by Shot



**Legend:**  
 ↻ Clockwise      ↺ Counter-clockwise      - Not considered

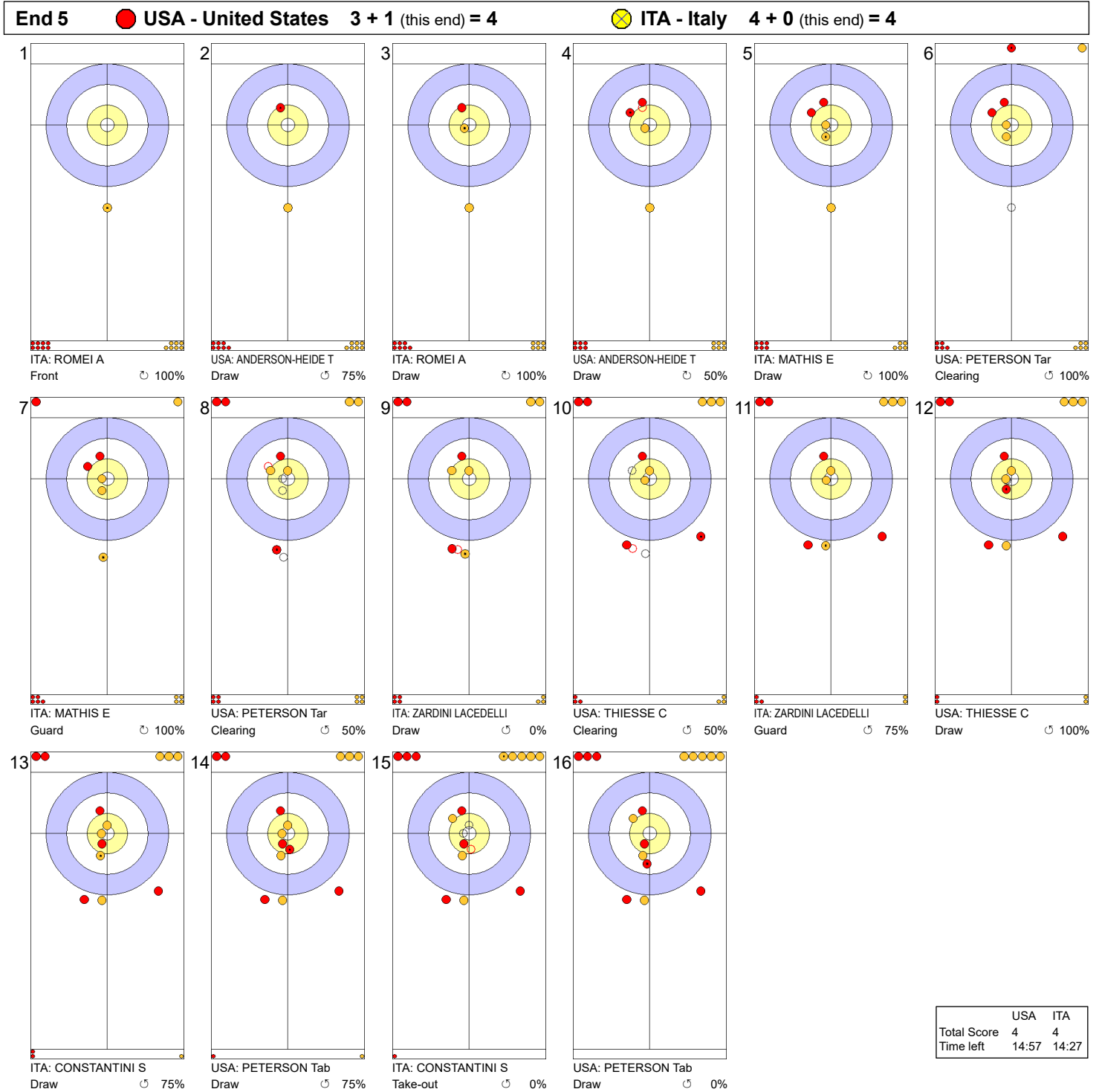
Game - Shot by Shot



	USA	ITA
Total Score	3	4
Time left	19:21	18:42

**Legend:**  
 ⌚ Clockwise      ⌚ Counter-clockwise      - Not considered

Game - Shot by Shot



**Legend:**  
 ↻ Clockwise      ↺ Counter-clockwise      - Not considered

Game - Shot by Shot



**Legend:**  
 ↻ Clockwise      ↺ Counter-clockwise      - Not considered

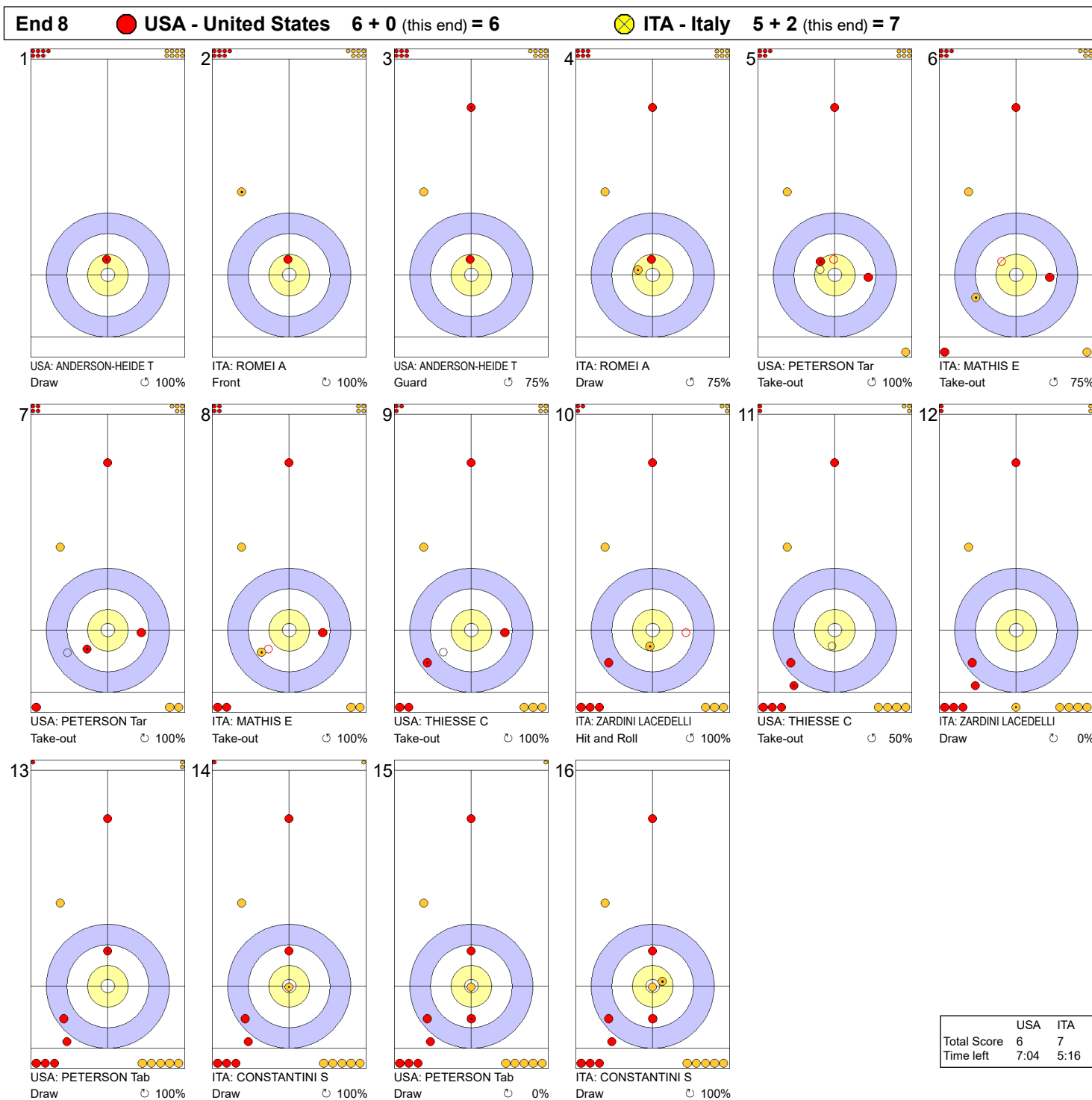




Game - Shot by Shot



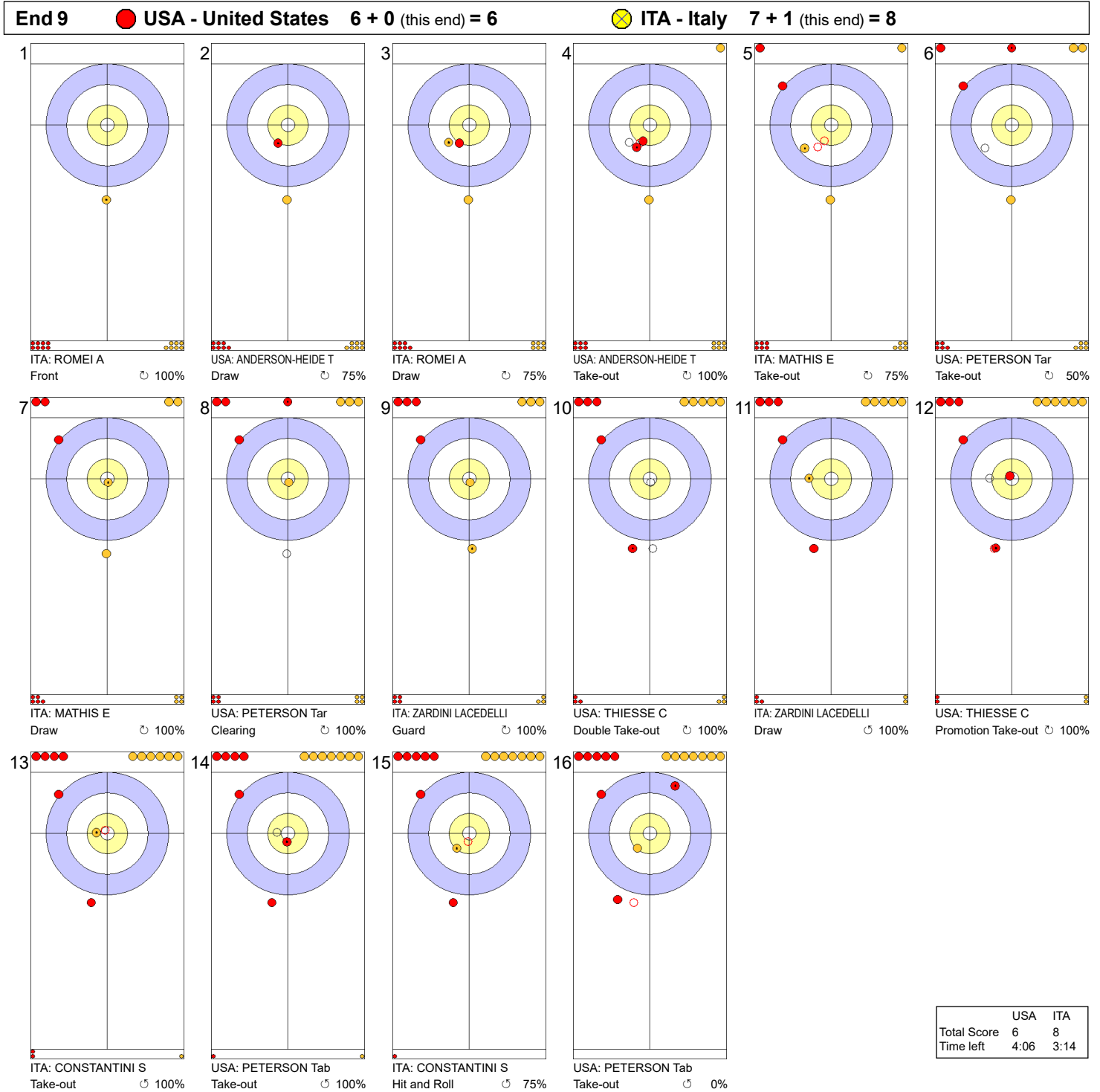
**Legend:**  
 ↻ Clockwise      ↺ Counter-clockwise      - Not considered

Game - Shot by Shot



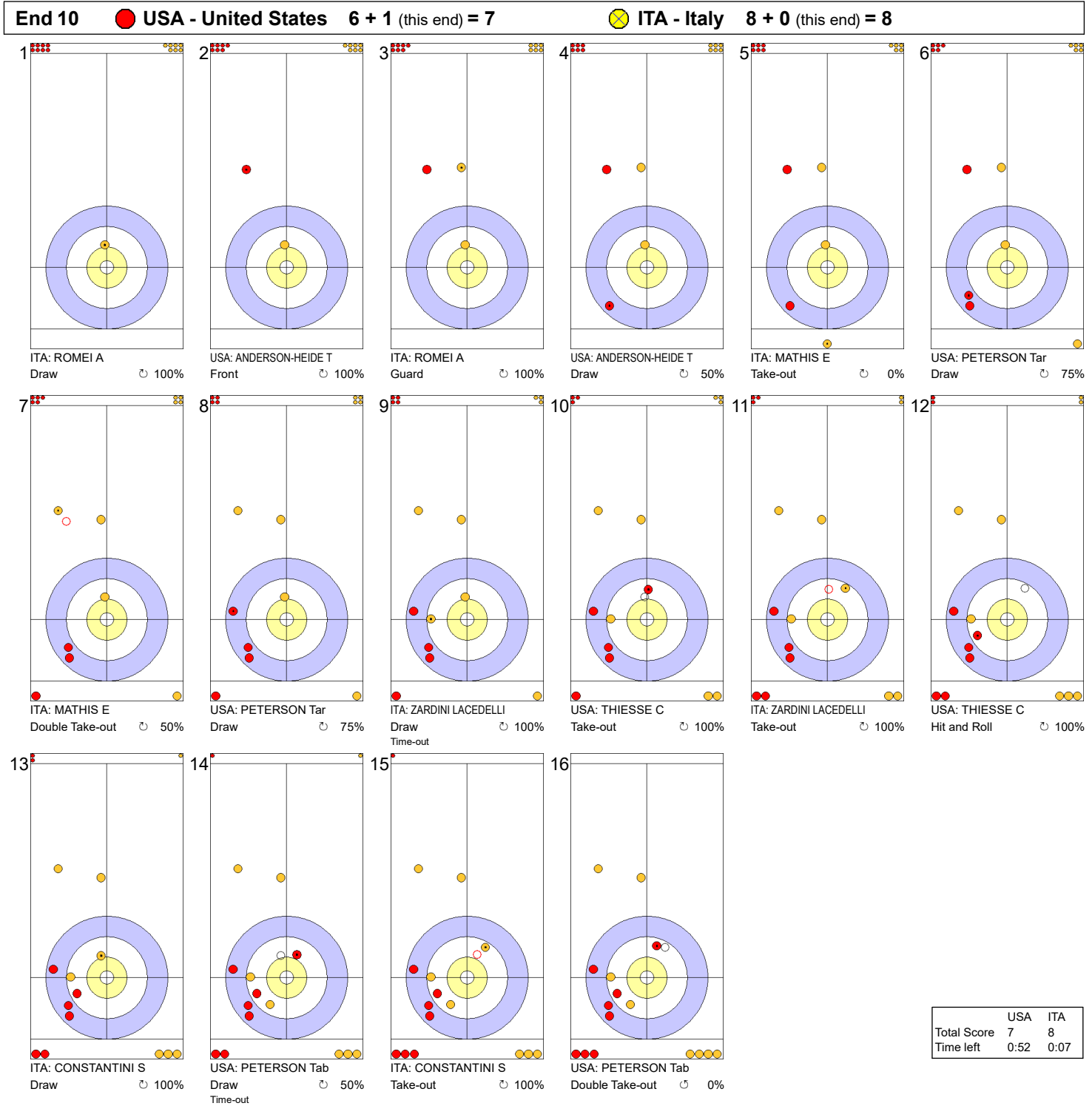
**Legend:**  
 Clockwise     
  Counter-clockwise     
 - Not considered

Game - Shot by Shot



**Legend:**  
 ↻ Clockwise      ↺ Counter-clockwise      - Not considered

Game - Shot by Shot



**Legend:**  
 ↻ Clockwise      ↺ Counter-clockwise      - Not considered

## Game Results

Sheet	Team	LSFE	1	2	3	4	5	6	7	8	9	10	Extra Ends	Total
C	TUR - Türkiye		0	1	1	0	1	0	0	1	X	X		4
	SUI - Switzerland	*	3	0	0	1	0	3	1	0	X	X		8

TUR - Türkiye		Shot Success	Game	All
4 S	YILDIZ Dilsat	77%	68%	
3 V	POLAT Oznur	80%	78%	
2	CALIKUSU Ifayet Safak	72%	68%	
1	SENGUL Berfin	91%	85%	
A	KARAMAN Iclal	-	-	
Team Total		80%	74%	

SUI - Switzerland		Shot Success	Game	All
4 V	PAETZ Alina	86%	90%	
3 S	TIRINZONI Silvana	88%	88%	
2	HOWALD Carole	75%	86%	
1	WITSCHONKE Selina	78%	84%	
A	BERSET Stefanie	-	-	
Team Total		82%	87%	

Last Stone Draw		Distance
⌚	CALIKUSU Ifayet Safak	80.2cm
⌚	YILDIZ Dilsat	15.1cm
<b>Total</b>		<b>95.3cm</b>

Last Stone Draw		Distance
⌚	HOWALD Carole	25.4cm
⌚	WITSCHONKE Selina	24.4cm
<b>Total</b>		<b>49.8cm</b>

Time remaining: 6 minutes 49 seconds

Time remaining: 8 minutes 17 seconds

Time-out: End 8 - TUR stone 6

## Shot Success Analysis

TUR - Türkiye		⌚	⌚	Game
4 YILDIZ Dilsat	Draws	8 84%	1 50%	9 81%
	Take-outs	1 50%	6 75%	7 71%
	Total	9 81%	7 71%	16 77%
3 POLAT Oznur	Draws	6 75%	5 90%	11 82%
	Take-outs	4 69%	1 100%	5 75%
	Total	10 73%	6 92%	16 80%
2 CALIKUSU Ifayet Safak	Draws	8 75%	5 50%	13 65%
	Take-outs	1 100%	2 100%	3 100%
	Total	9 78%	7 64%	16 72%
1 SENGUL Berfin	Draws	12 92%	2 100%	14 93%
	Take-outs	1 100%	1 50%	2 75%
	Total	13 92%	3 83%	16 91%
A KARAMAN Iclal	Draws	0 -	0 -	0 -
	Take-outs	0 -	0 -	0 -
	Total	0 -	0 -	0 -
Team	Draws	34 83%	13 73%	47 80%
	Take-outs	7 75%	10 80%	17 78%
	Total	41 82%	23 76%	64 80%

SUI - Switzerland		⌚	⌚	Game
4 PAETZ Alina	Draws	3 75%	2 100%	5 85%
	Take-outs	5 80%	6 92%	11 86%
	Total	8 78%	8 94%	16 86%
3 TIRINZONI Silvana	Draws	1 100%	0 -	1 100%
	Take-outs	8 84%	7 89%	15 87%
	Total	9 86%	7 89%	16 88%
2 HOWALD Carole	Draws	2 25%	0 -	2 25%
	Take-outs	7 82%	6 83%	13 83%
	Total	9 69%	6 83%	15 75%
1 WITSCHONKE Selina	Draws	7 68%	7 86%	14 77%
	Take-outs	1 100%	1 75%	2 88%
	Total	8 72%	8 84%	16 78%
A BERSET Stefanie	Draws	0 -	0 -	0 -
	Take-outs	0 -	0 -	0 -
	Total	0 -	0 -	0 -
Team	Draws	13 65%	9 89%	22 75%
	Take-outs	21 83%	20 88%	41 85%
	Total	34 76%	29 88%	63 82%

### Note:

Position and function for each team member:

4 = Fourth, 3 = Third, 2 = Second, 1 = Lead, A = Alternate, S = Skip, V = Vice-Skip

### Legend:

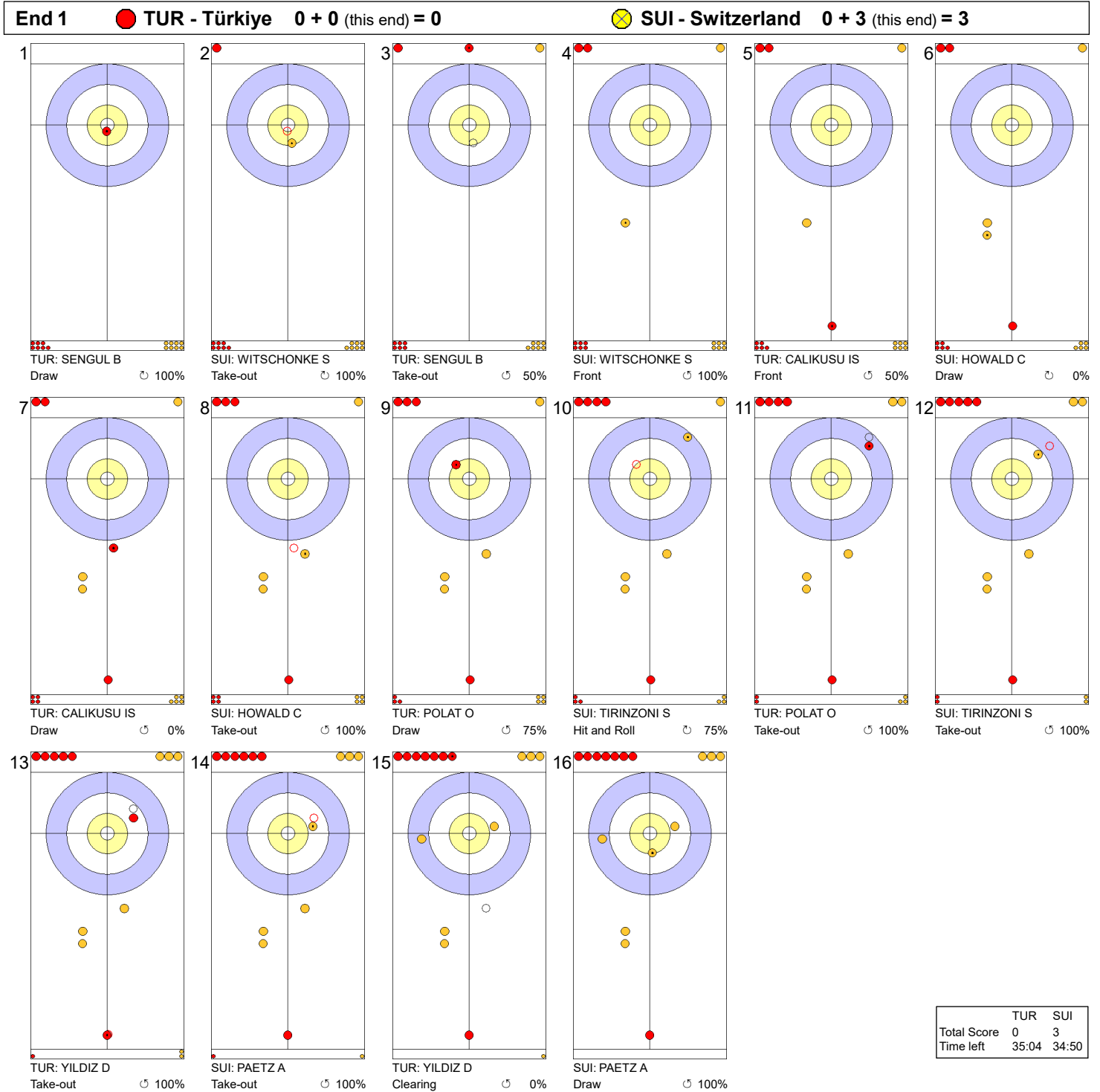
⌚ Clockwise

⌚ Counter-clockwise

LSFE(\*) Last Stone First End

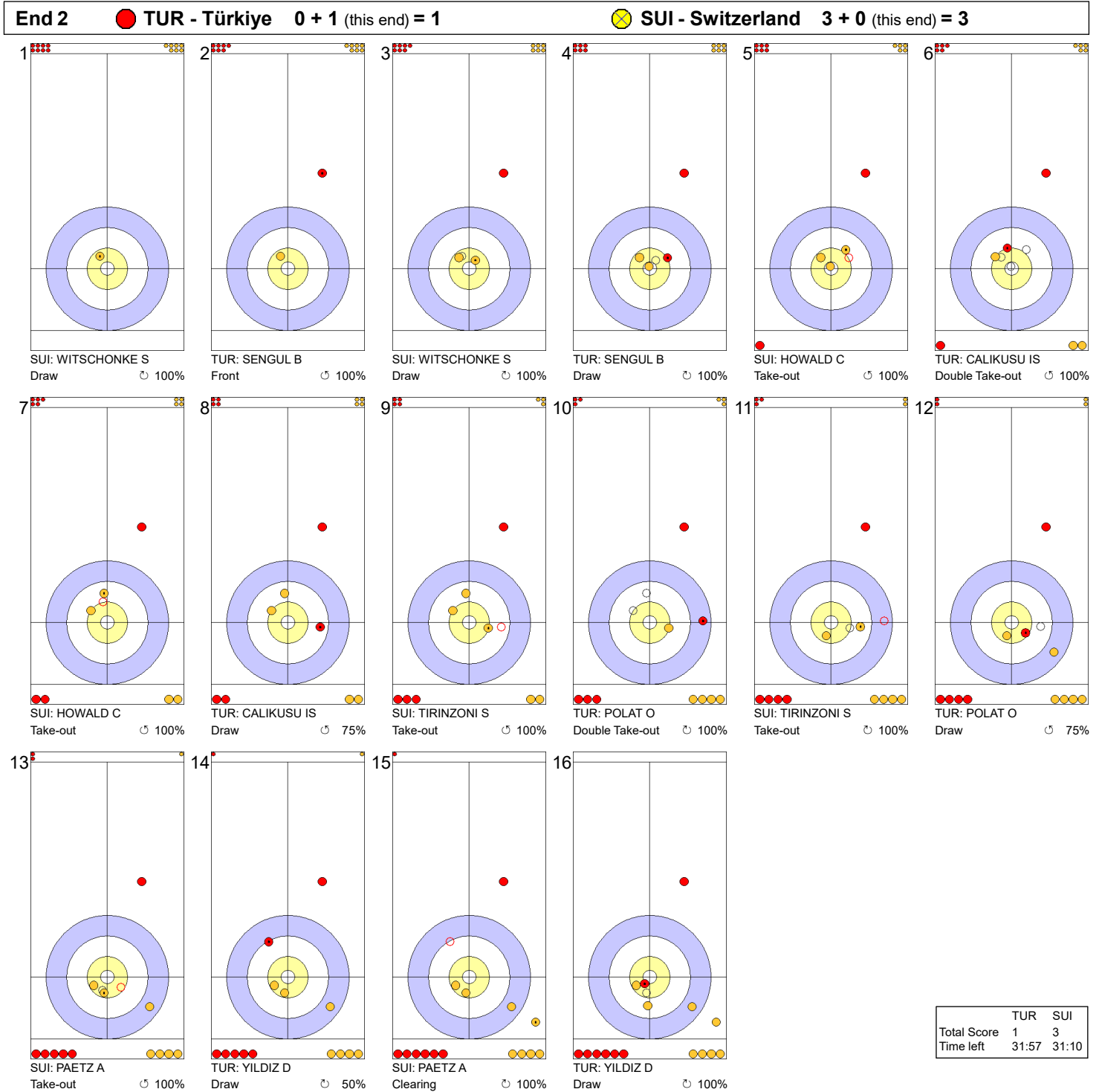
X Unplayed/unfinished end due to concession

Game - Shot by Shot



**Legend:**  
 ↻ Clockwise      ↺ Counter-clockwise      - Not considered

Game - Shot by Shot

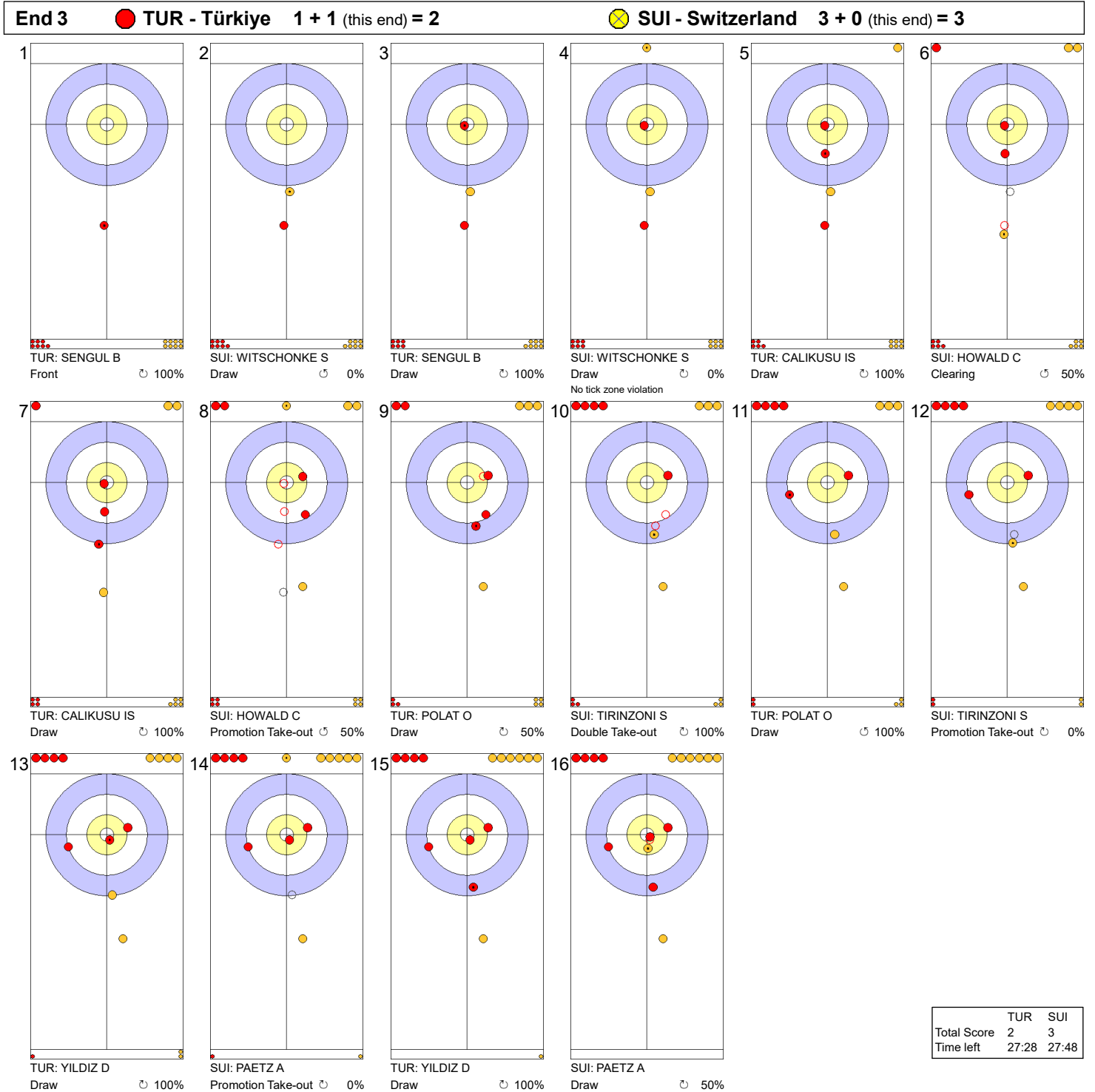


**Legend:**  
 ↻ Clockwise      ↺ Counter-clockwise      - Not considered

SUN 16 MAR 2025  
Start Time 19:00

Round Robin Session 5 - Sheet C

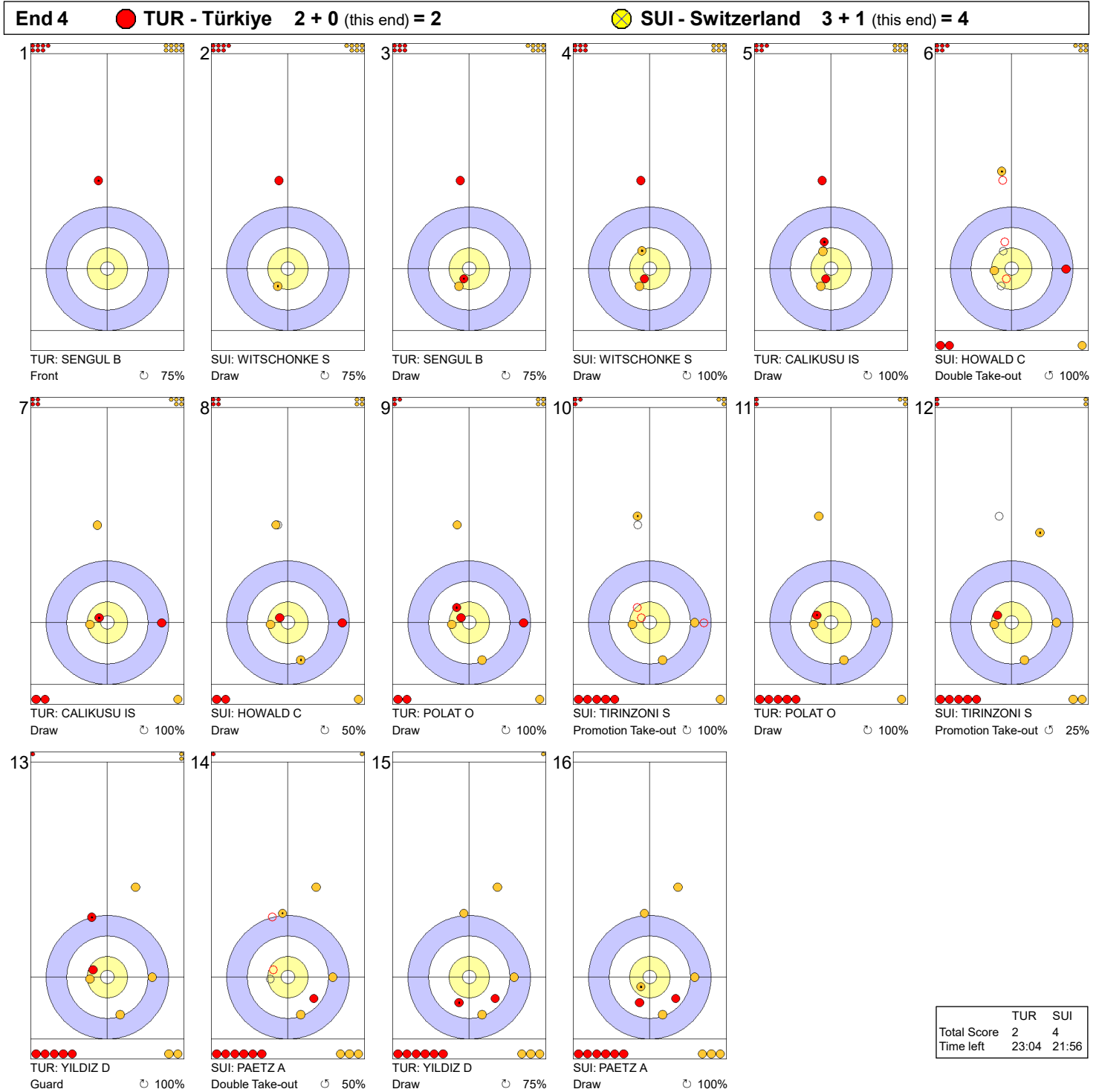
Game - Shot by Shot



**Legend:**  
 ↻ Clockwise      ↺ Counter-clockwise      - Not considered

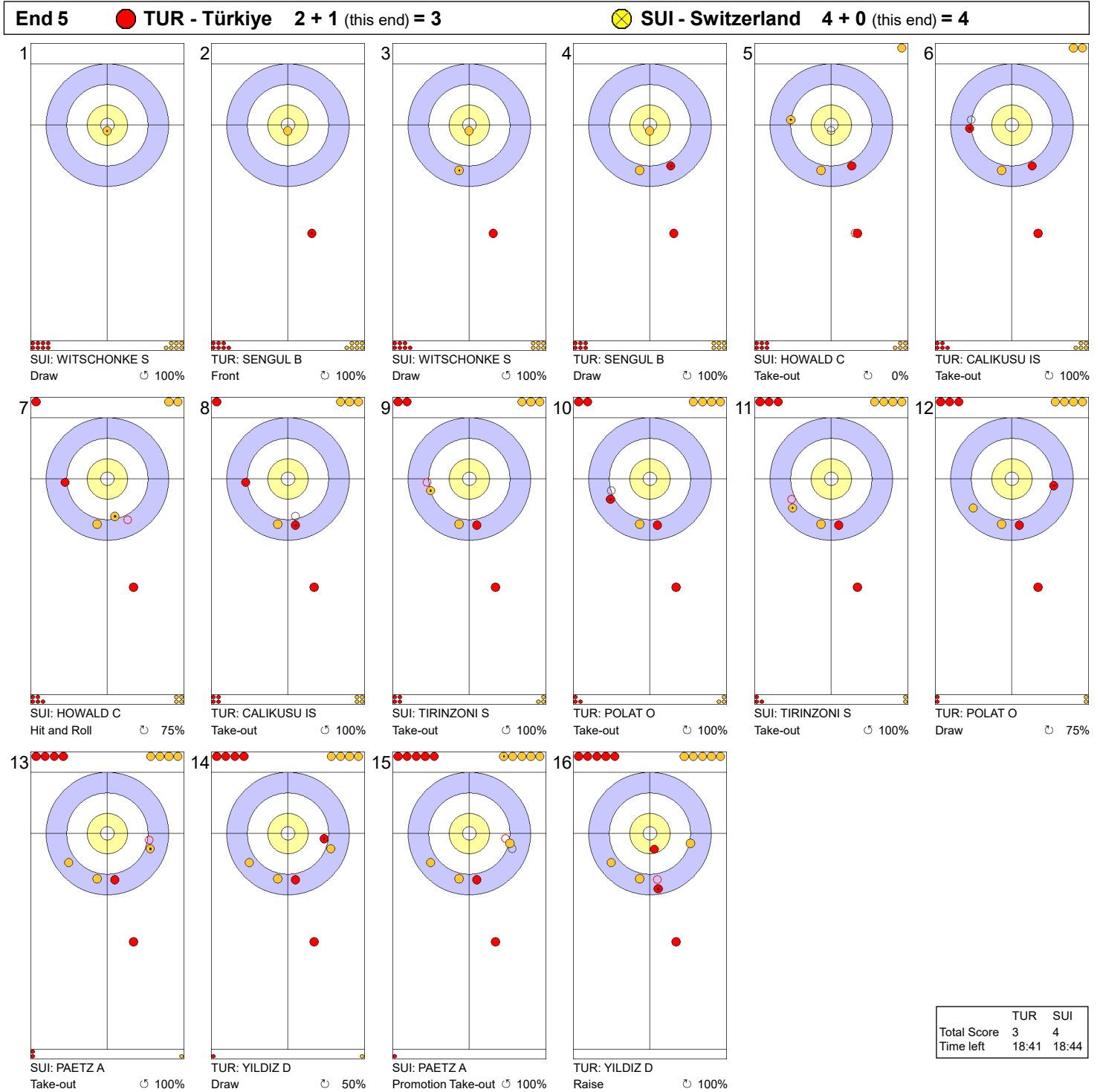


Game - Shot by Shot



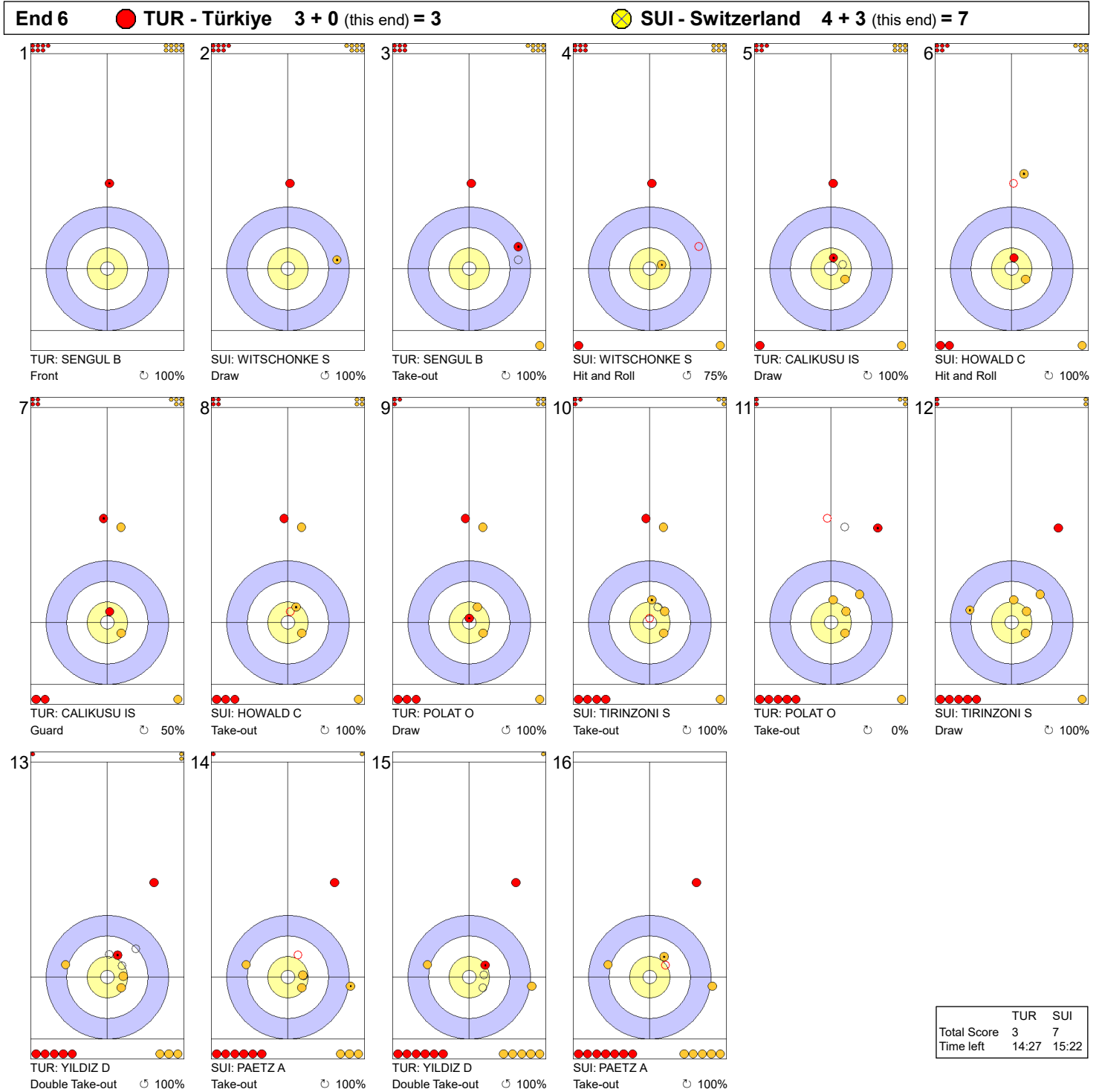
**Legend:**  
 ↻ Clockwise      ↺ Counter-clockwise      - Not considered

Game - Shot by Shot



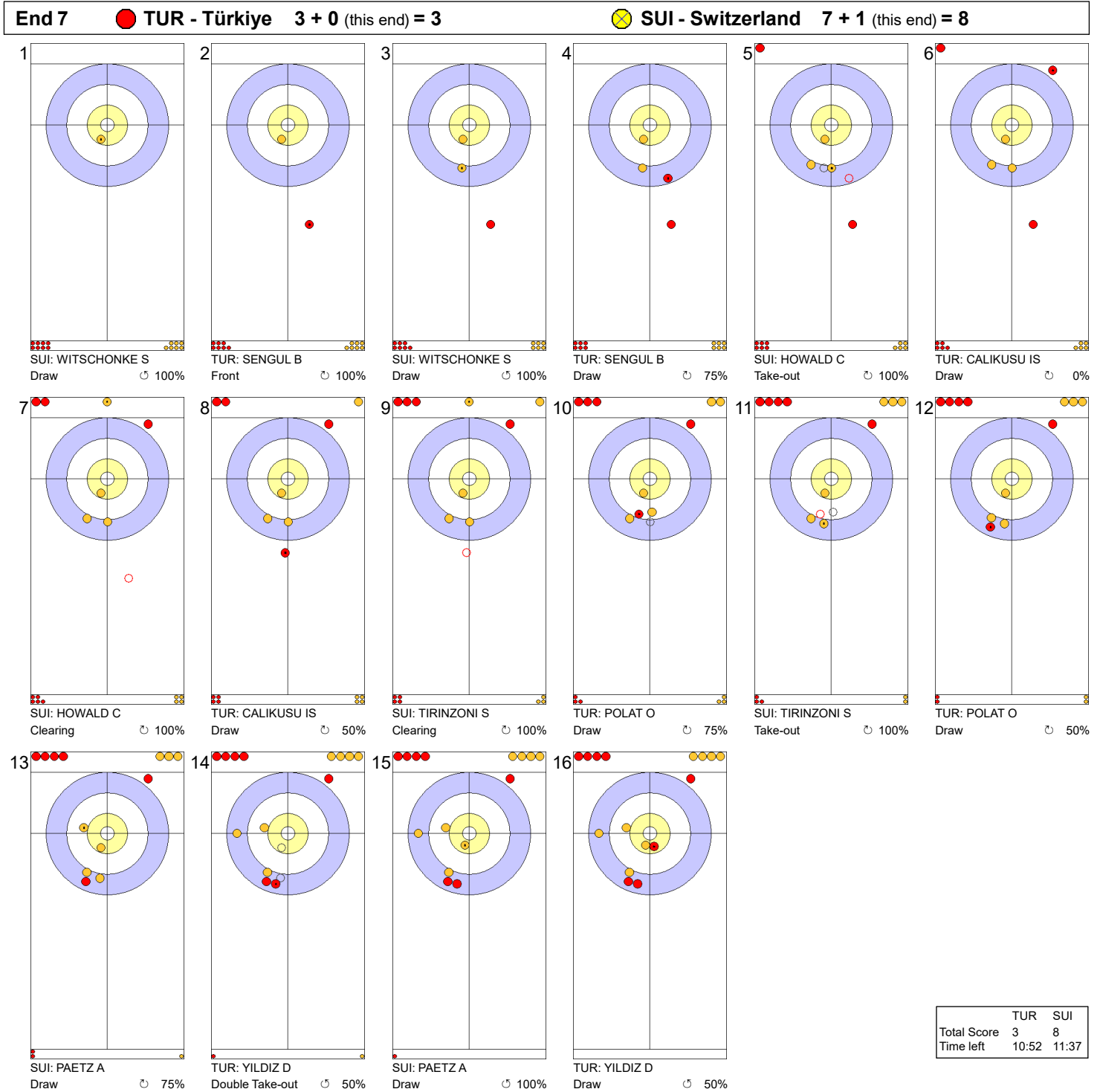
**Legend:**  
 ↻ Clockwise      ↺ Counter-clockwise      - Not considered

Game - Shot by Shot



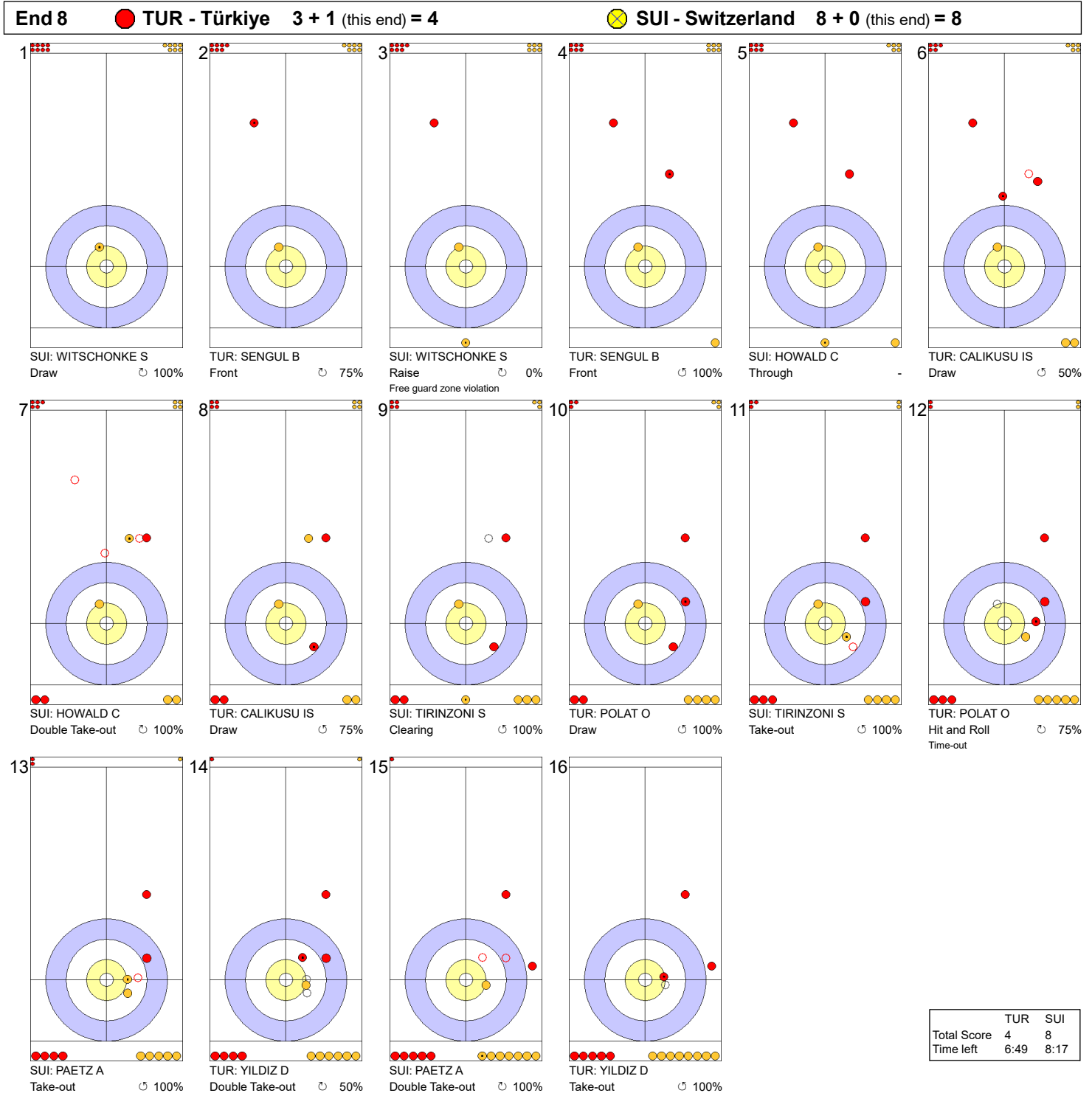
**Legend:**  
 ↻ Clockwise      ↺ Counter-clockwise      - Not considered

Game - Shot by Shot



**Legend:**  
 ↻ Clockwise      ↺ Counter-clockwise      - Not considered

Game - Shot by Shot



**Legend:**  
 ↻ Clockwise      ↺ Counter-clockwise      - Not considered

## Game Results

Sheet	Team	LSFE	1	2	3	4	5	6	7	8	9	10	Extra Ends	Total
D	DEN - Denmark		0	0	0	0	1	0	2	0	2	0		5
	SWE - Sweden	*	0	0	2	2	0	1	0	2	0	0		7

DEN - Denmark		Shot Success	Game	All
4 S	DUPONT Madeleine	75%		82%
3 V	HALSE Mathilde	83%		83%
2	HOLTERMANN Jasmin	99%		85%
1	DUPONT Denise	91%		89%
A	LARSEN My	-		85%
Team Total		87%		85%

SWE - Sweden		Shot Success	Game	All
4 S	HASSELBORG Anna	93%		88%
3 V	McMANUS Sara	96%		89%
2	KNOCHENHAUER Agnes	89%		85%
1	MABERGS Sofia	93%		91%
A	HELDIN Johanna	-		-
Team Total		93%		88%

Last Stone Draw		Distance
☺	DUPONT Madeleine	51.6cm
☹	HOLTERMANN Jasmin	8.3cm
<b>Total</b>		<b>59.9cm</b>

Last Stone Draw		Distance
☺	KNOCHENHAUER Agnes	32.5cm
☹	McMANUS Sara	10.3cm
<b>Total</b>		<b>42.8cm</b>

Time remaining: 2 minutes 52 seconds

Time-out: End 10 - DEN stone 7

Time remaining: 0 minutes 32 seconds

Time-out: End 7 - SWE stone 5

## Shot Success Analysis

DEN - Denmark		☺	☹	Game
4	DUPONT Madeleine	Draws 5 70%	7 79%	12 75%
	Take-outs 2 100%	6 67%	8 75%	
	Total 7 79%	13 73%	20 75%	
3	HALSE Mathilde	Draws 7 71%	9 94%	16 84%
	Take-outs 1 50%	3 83%	4 75%	
	Total 8 69%	12 92%	20 83%	
2	HOLTERMANN Jasmin	Draws 2 100%	12 98%	14 98%
	Take-outs 3 100%	3 100%	6 100%	
	Total 5 100%	15 98%	20 99%	
1	DUPONT Denise	Draws 14 91%	4 100%	18 93%
	Take-outs 2 75%	0 -	2 75%	
	Total 16 89%	4 100%	20 91%	
A	LARSEN My	Draws 0 -	0 -	0 -
	Take-outs 0 -	0 -	0 -	
	Total 0 -	0 -	0 -	
Team	Draws 28 83%	32 93%	60 88%	
	Take-outs 8 88%	12 79%	20 83%	
	Total 36 84%	44 89%	80 87%	

SWE - Sweden		☺	☹	Game
4	HASSELBORG Anna	Draws 1 75%	6 83%	7 82%
	Take-outs 4 100%	8 100%	12 100%	
	Total 5 95%	14 93%	19 93%	
3	McMANUS Sara	Draws 3 100%	2 100%	5 100%
	Take-outs 6 100%	9 92%	15 95%	
	Total 9 100%	11 93%	20 96%	
2	KNOCHENHAUER Agnes	Draws 5 65%	2 100%	7 75%
	Take-outs 6 100%	7 93%	13 96%	
	Total 11 84%	9 94%	20 89%	
1	MABERGS Sofia	Draws 8 88%	7 96%	15 92%
	Take-outs 0 -	4 100%	4 100%	
	Total 8 88%	11 98%	19 93%	
A	HELDIN Johanna	Draws 0 -	0 -	0 -
	Take-outs 0 -	0 -	0 -	
	Total 0 -	0 -	0 -	
Team	Draws 17 82%	17 93%	34 88%	
	Take-outs 16 100%	28 96%	44 97%	
	Total 33 91%	45 94%	78 93%	

### Note:

Position and function for each team member:

4 = Fourth, 3 = Third, 2 = Second, 1 = Lead, A = Alternate, S = Skip, V = Vice-Skip

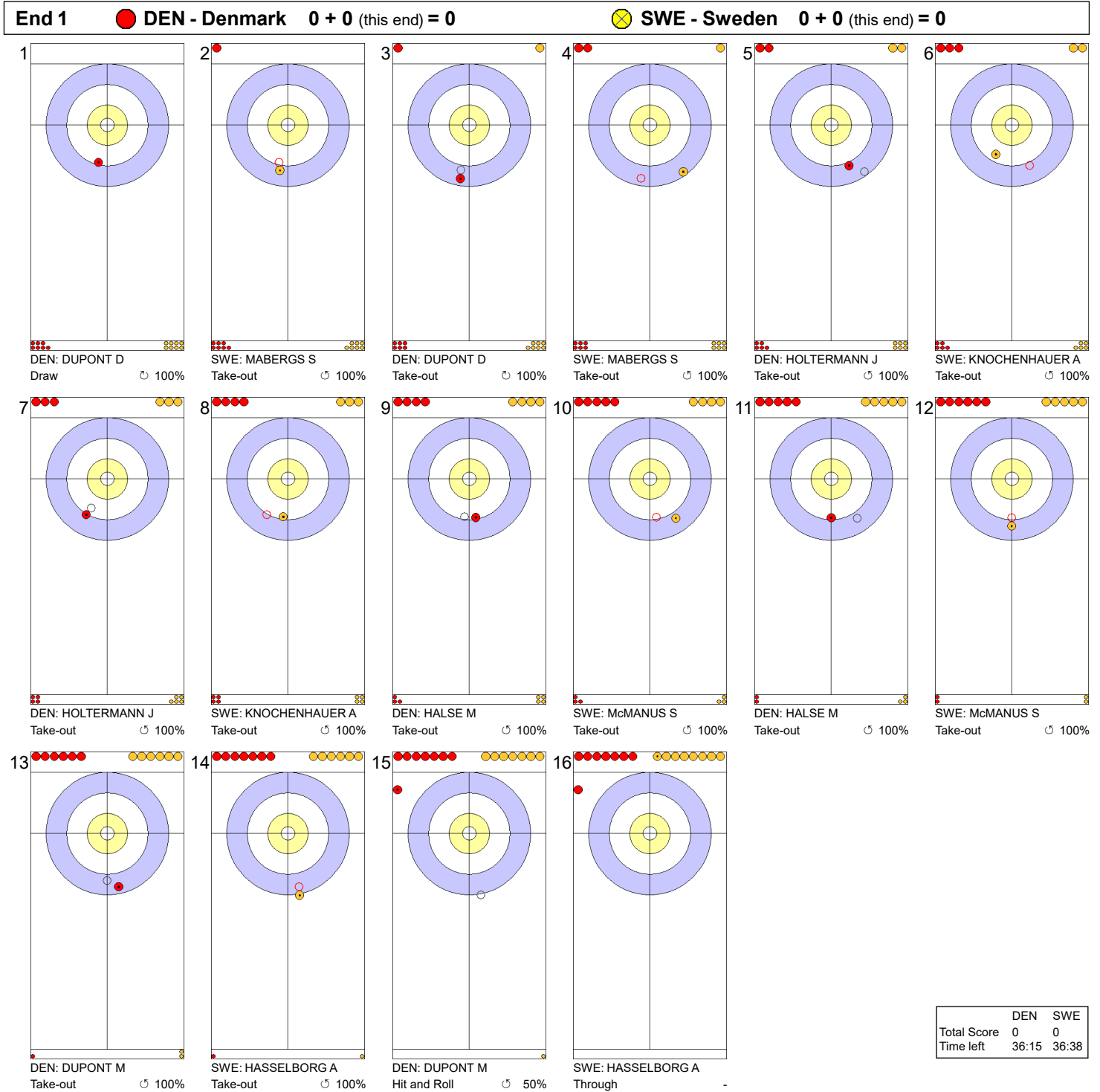
### Legend:

☺ Clockwise

☹ Counter-clockwise

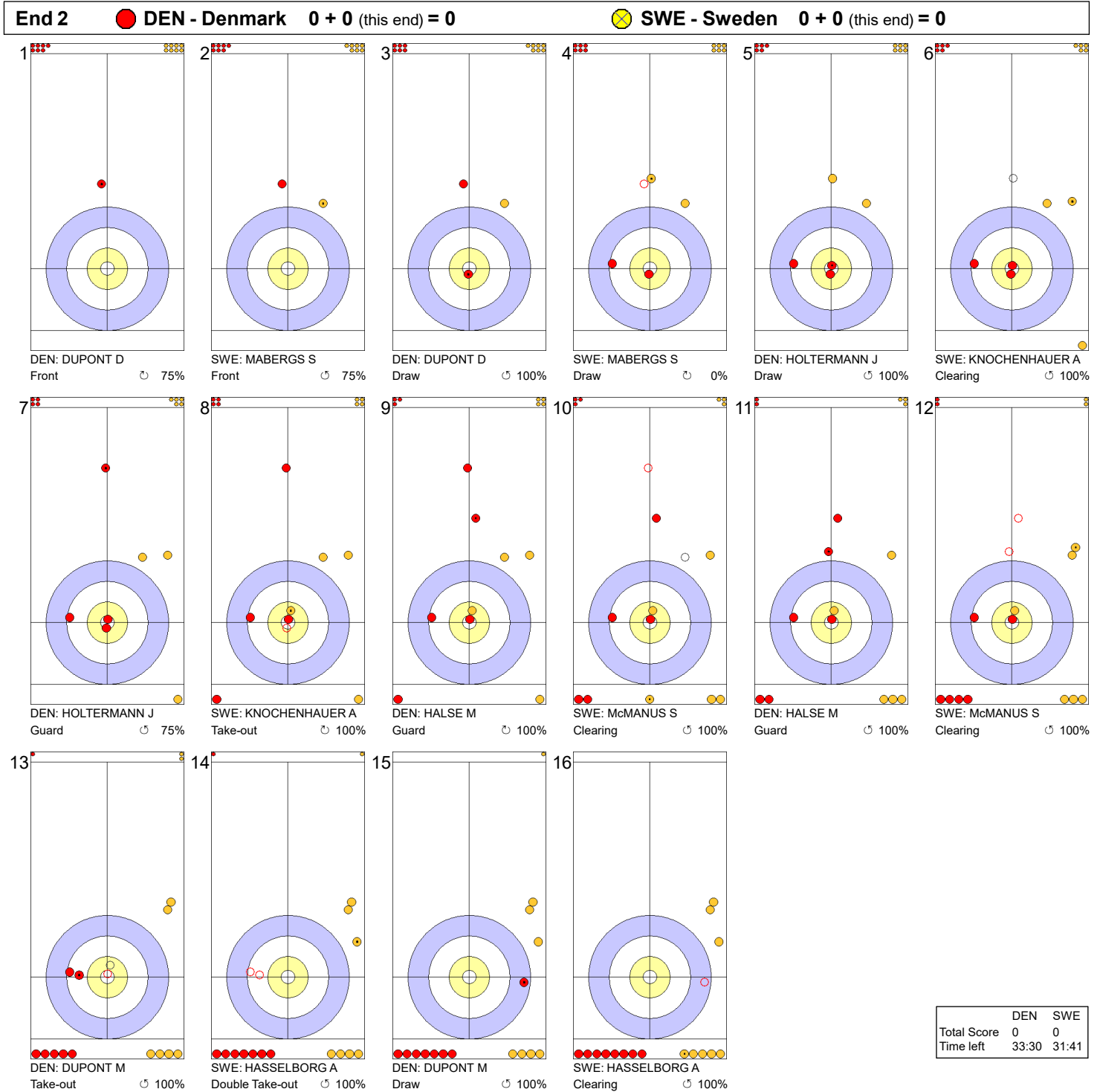
LSFE(\*) Last Stone First End

Game - Shot by Shot



**Legend:**  
 ↻ Clockwise      ↺ Counter-clockwise      - Not considered

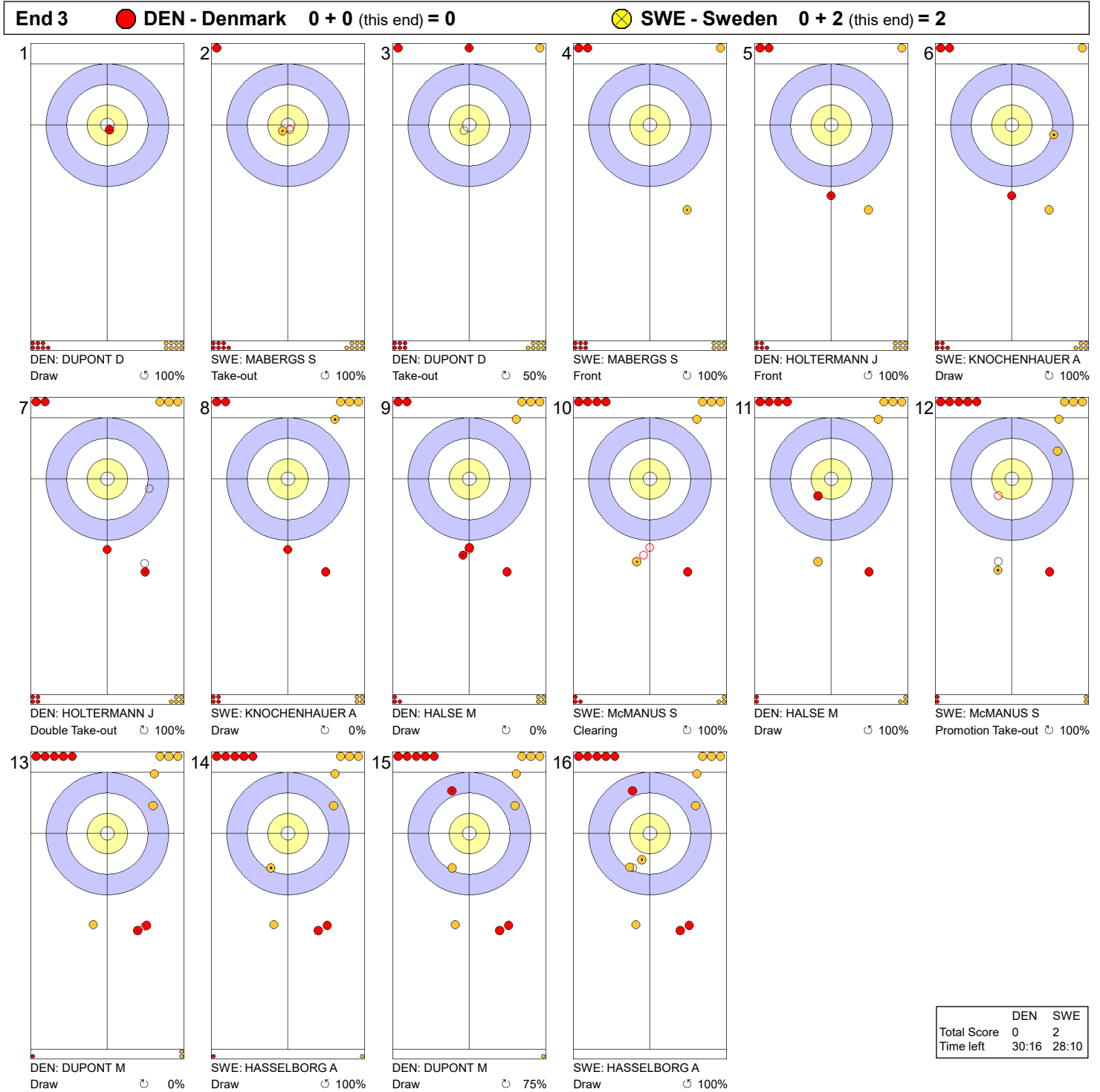
Game - Shot by Shot



**Legend:**  
 ↻ Clockwise      ↺ Counter-clockwise      - Not considered

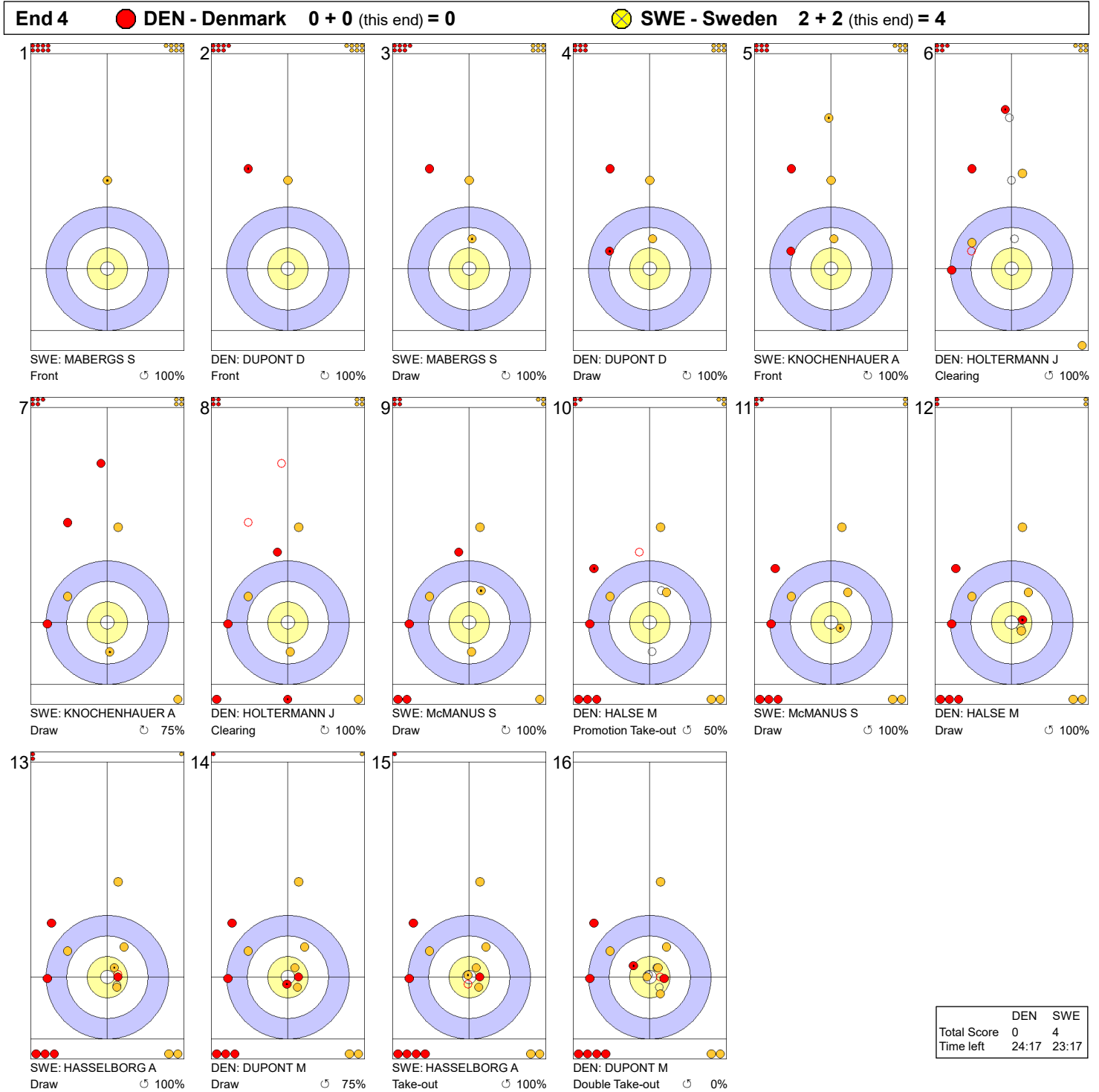


Game - Shot by Shot



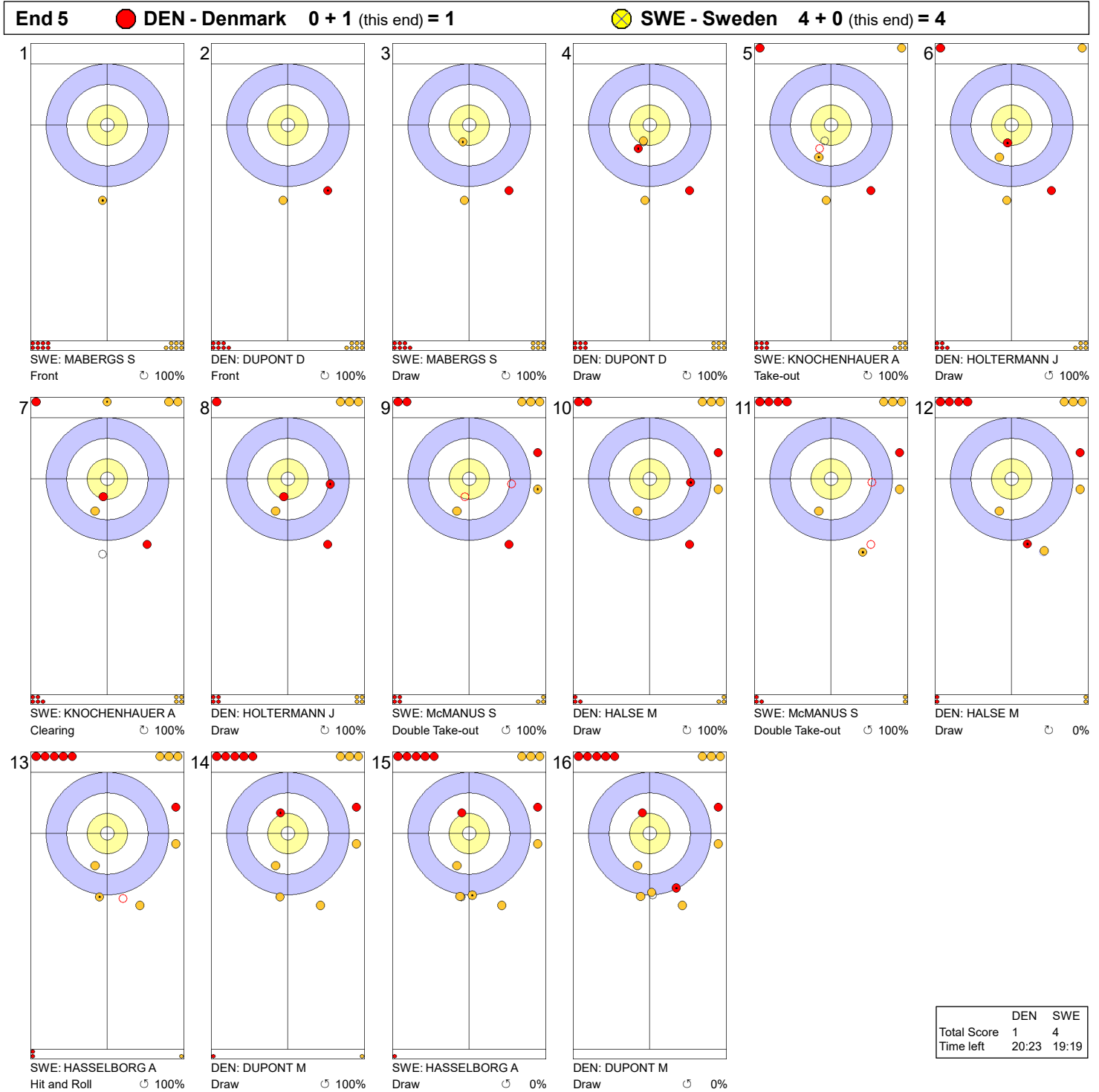
**Legend:**  
 ↻ Clockwise      ↺ Counter-clockwise      - Not considered

Game - Shot by Shot



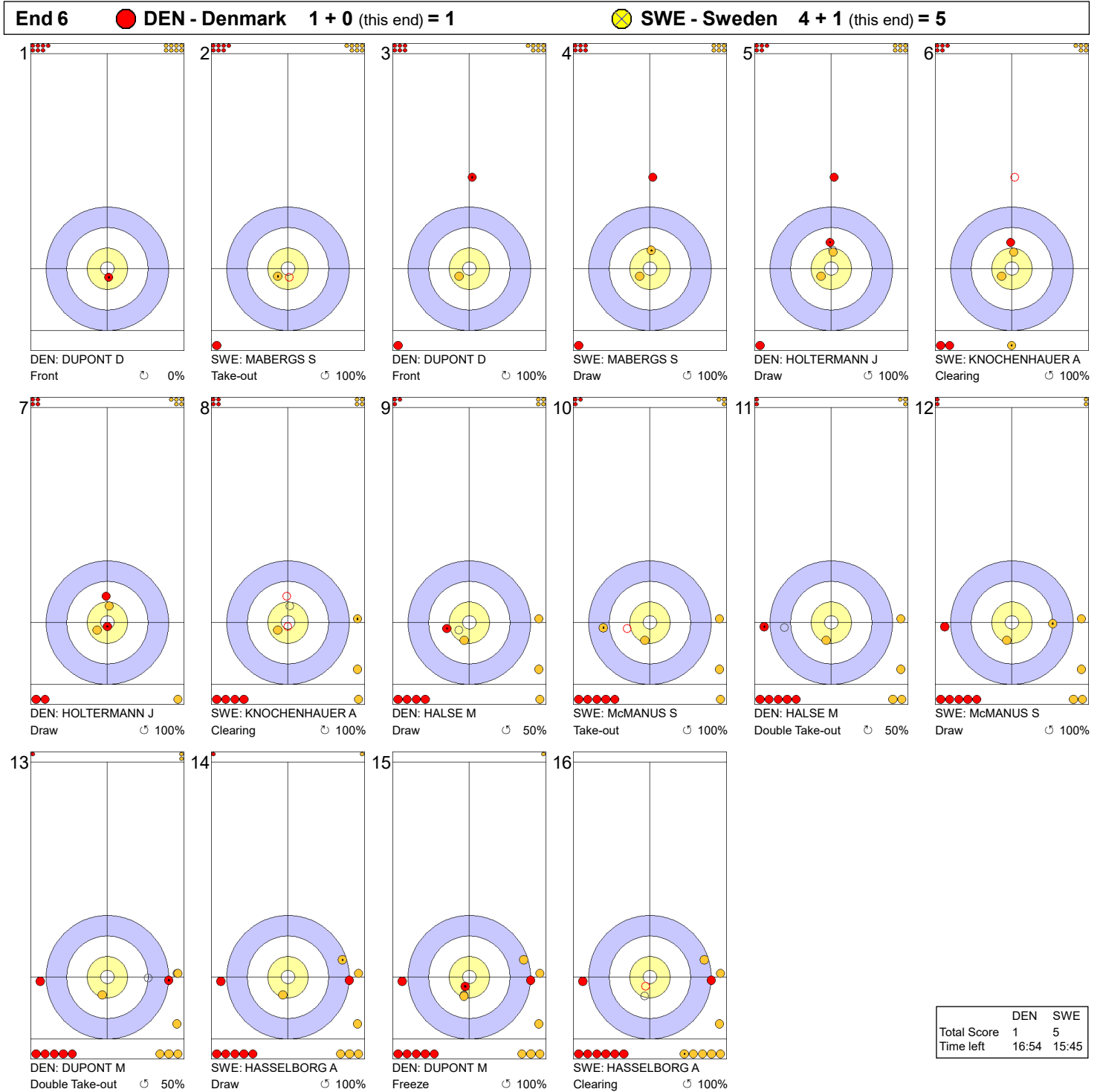
**Legend:**  
 ↻ Clockwise      ↺ Counter-clockwise      - Not considered

Game - Shot by Shot




**Legend:**  
 ↻ Clockwise      ↺ Counter-clockwise      - Not considered

Game - Shot by Shot



**Legend:**  
 ↻ Clockwise      ↺ Counter-clockwise      - Not considered

Game - Shot by Shot

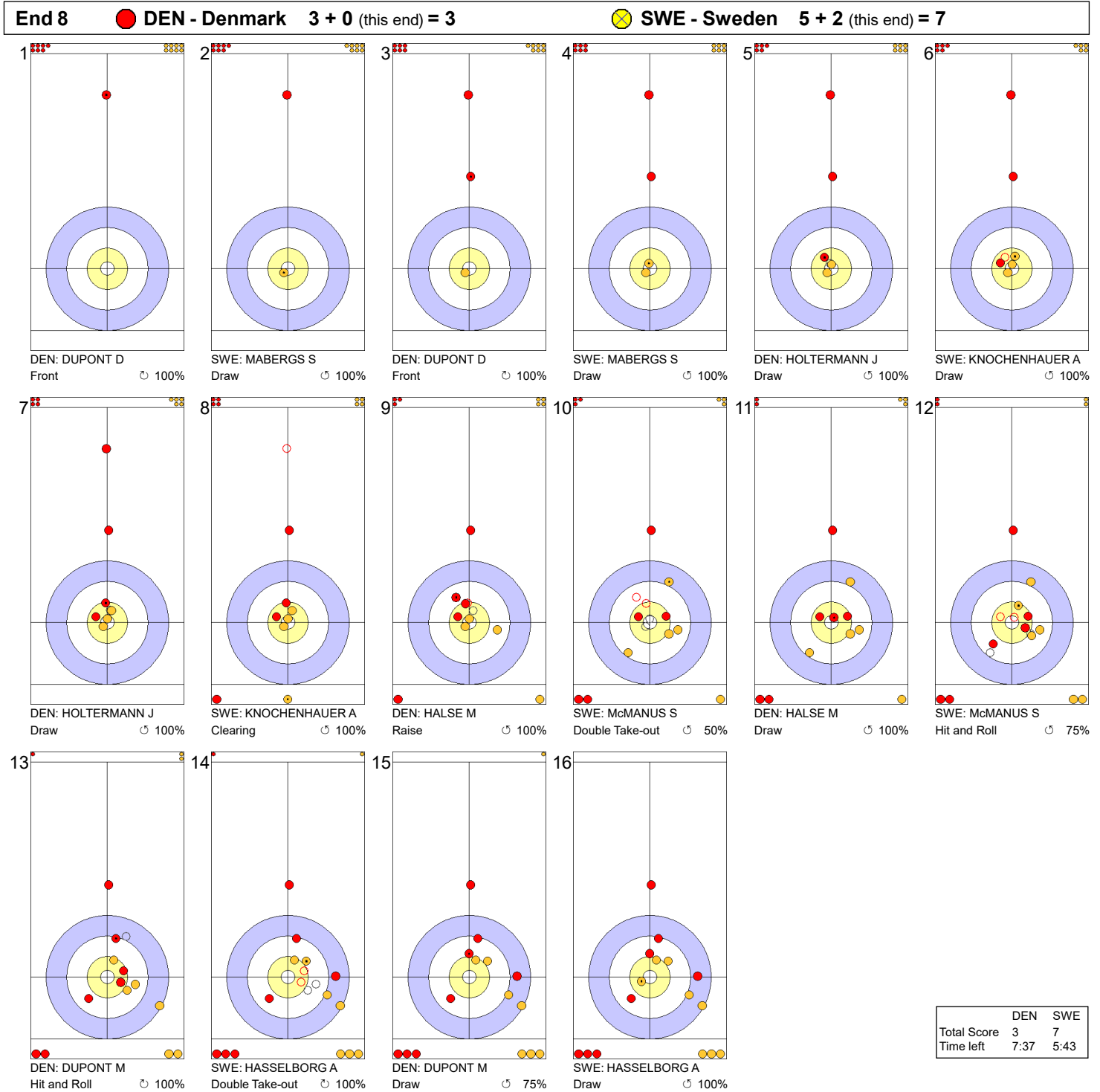


**Legend:**  
 ↻ Clockwise      ↺ Counter-clockwise      - Not considered

SUN 16 MAR 2025  
Start Time 19:00

Round Robin Session 5 - Sheet D

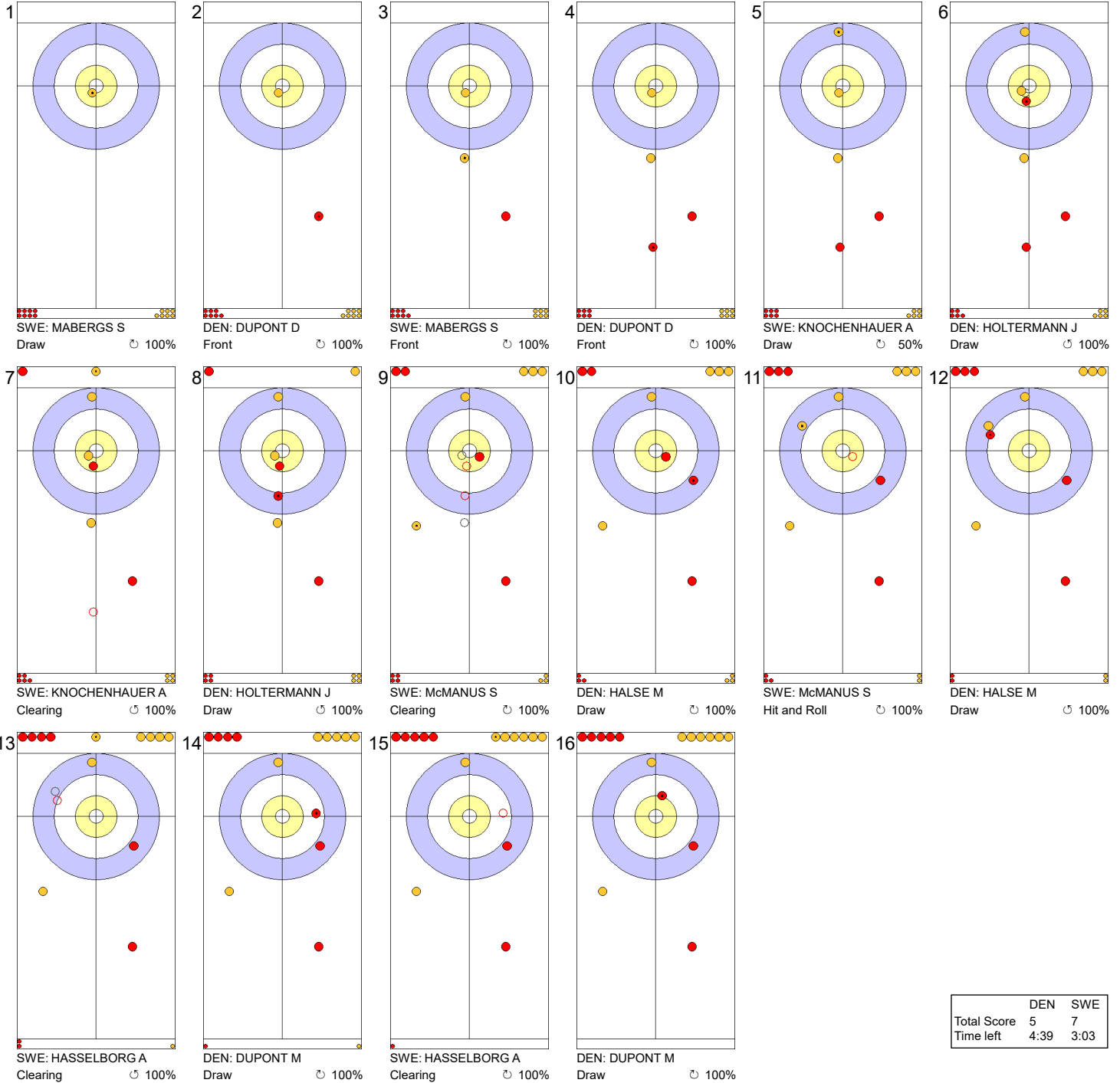
Game - Shot by Shot



**Legend:**  
 ↻ Clockwise      ↺ Counter-clockwise      - Not considered

Game - Shot by Shot

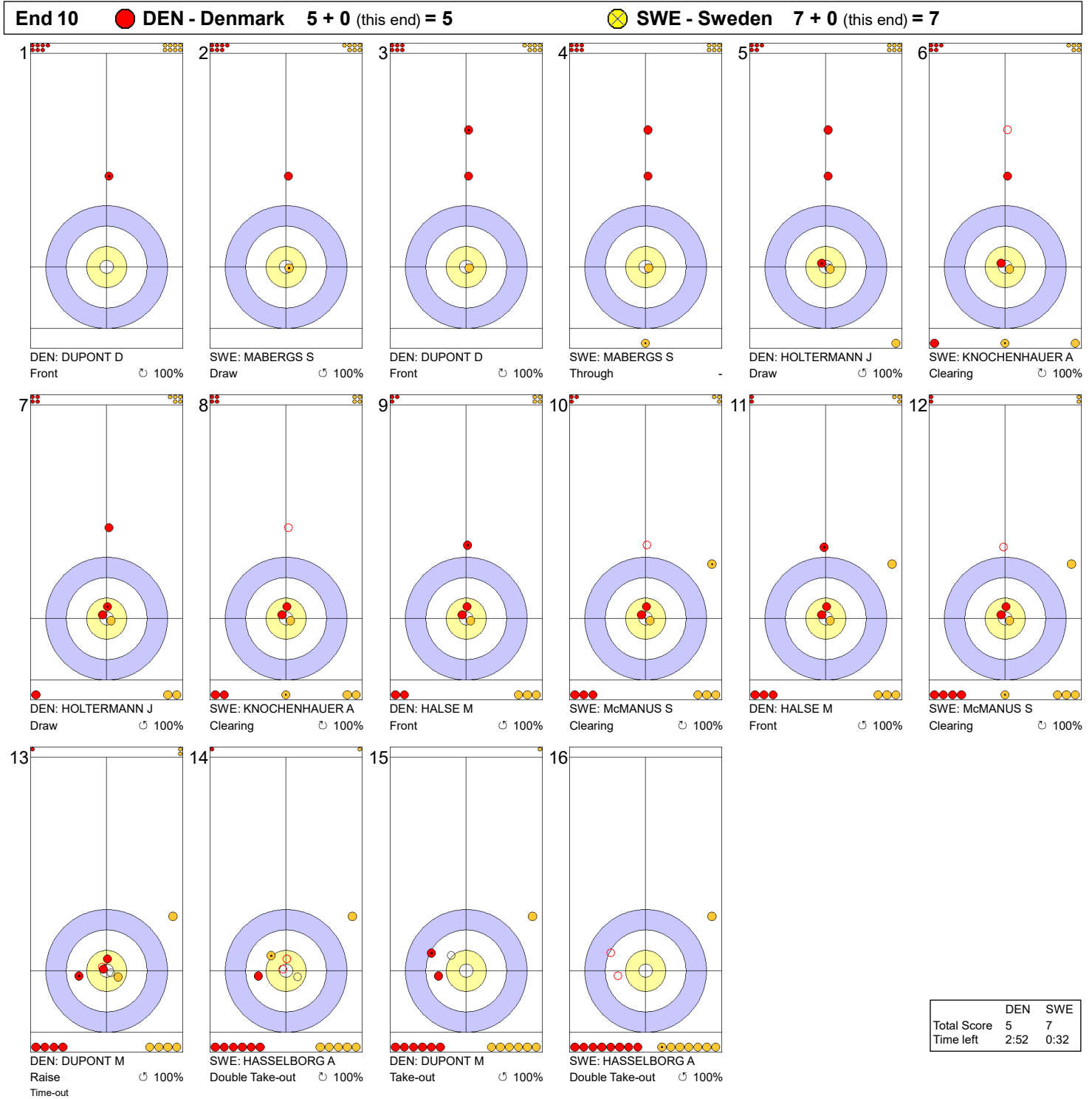
End 9 ● DEN - Denmark 3 + 2 (this end) = 5      ● SWE - Sweden 7 + 0 (this end) = 7



	DEN	SWE
Total Score	5	7
Time left	4:39	3:03

**Legend:**  
 ↻ Clockwise      ↺ Counter-clockwise      - Not considered

Game - Shot by Shot



**Legend:**  
 ↻ Clockwise      ↺ Counter-clockwise      - Not considered



## Session Results and Standings

Sheet	Team	LSD/LSFE	1	2	3	4	5	6	7	8	9	10	Extra Ends	Total
A	CHN - China	87.4cm	0	1	4	0	2	2	0	1	0	0		10
	JPN - Japan	23.2cm *	0	0	0	3	0	0	2	0	2	2		9
B	KOR - Korea	54.7cm *	0	1	1	0	2	0	1	1	0	X		6
	NOR - Norway	73.8cm	0	0	0	1	0	1	0	0	2	X		4
C	CAN - Canada	26.1cm *	0	1	1	0	4	1	1	0	0	1		9
	SWE - Sweden	55.2cm	2	0	0	1	0	0	0	3	1	0		7
D	LTU - Lithuania	399.2cm	0	0	1	0	0	0	X	X	X	X		1
	USA - United States	93.7cm *	2	1	0	3	1	1	X	X	X	X		8

## Current Standings

Rank	Team	Games	Wins	Losses
1	DEN - Denmark	2	2	0
1	KOR - Korea	2	2	0
1	SUI - Switzerland	2	2	0
4	CAN - Canada	3	2	1
4	CHN - China	3	2	1
4	SWE - Sweden	3	2	1
7	SCO - Scotland	2	1	1
7	USA - United States	2	1	1
9	JPN - Japan	3	1	2
9	NOR - Norway	3	1	2
11	ITA - Italy	2	0	2
11	TUR - Türkiye	2	0	2
13	LTU - Lithuania	3	0	3

**Note:**  
Under World Curling rules, tie-breaking rules for standings are not applied until after the last game of the round robin.

**Legend:**  
LSD Last Stone Draw      LSFE(\*) Last Stone First End      X Unplayed/unfinished end due to concession

SUN 16 MAR 2025

Start Time 14:00

Round Robin Session 4 - Sheet A

### Game Results

Sheet	Team	LSFE	1	2	3	4	5	6	7	8	9	10	Extra Ends	Total
A	CHN - China		0	1	4	0	2	2	0	1	0	0		10
	JPN - Japan	*	0	0	0	3	0	0	2	0	2	2		9

CHN - China		Shot Success	Game	All
4 S	WANG Rui	95%	88%	
3 V	HAN Yu	79%	80%	
2	DONG Ziqi	85%	86%	
1	JIANG Jiayi	96%	90%	
A	SU Tingyu	-	-	
Team Total		88%	86%	

JPN - Japan		Shot Success	Game	All
4 S	YOSHIMURA Sayaka	61%	73%	
3	ONODERA Kaho	88%	86%	
2 V	KOTANI Yuna	88%	83%	
1	OHMIYA Anna	95%	94%	
A	KOBAYASHI Mina	-	-	
Team Total		83%	84%	

Last Stone Draw		Distance
🕒	JIANG Jiayi	16.4cm
🕒	DONG Ziqi	71.0cm
<b>Total</b>		<b>87.4cm</b>

Last Stone Draw		Distance
🕒	OHMIYA Anna	13.4cm
🕒	YOSHIMURA Sayaka	9.8cm
<b>Total</b>		<b>23.2cm</b>

Time remaining: 1 minute 48 seconds

Time-out: End 7 - CHN stone 6

Time remaining: 1 minute 27 seconds

Time-out: End 7 - JPN stone 4

### Shot Success Analysis

CHN - China		🕒	🕒	Game
4	WANG Rui	Draws 5 95%	6 96%	11 95%
		Take-outs 4 94%	5 95%	9 94%
		Total 9 94%	11 95%	20 95%
3	HAN Yu	Draws 4 94%	0 -	4 94%
		Take-outs 10 75%	6 75%	16 75%
		Total 14 80%	6 75%	20 79%
2	DONG Ziqi	Draws 5 80%	0 -	5 80%
		Take-outs 5 85%	10 88%	15 87%
		Total 10 83%	10 88%	20 85%
1	JIANG Jiayi	Draws 15 95%	3 100%	18 96%
		Take-outs 0 -	0 -	0 -
		Total 15 95%	3 100%	18 96%
A	SU Tingyu	Draws 0 -	0 -	0 -
		Take-outs 0 -	0 -	0 -
		Total 0 -	0 -	0 -
Team		Draws 29 92%	9 97%	38 93%
		Take-outs 19 82%	21 86%	40 84%
		Total 48 88%	30 89%	78 88%

JPN - Japan		🕒	🕒	Game
4	YOSHIMURA Sayaka	Draws 4 50%	4 50%	8 50%
		Take-outs 4 63%	8 72%	12 69%
		Total 8 56%	12 65%	20 61%
3	ONODERA Kaho	Draws 6 83%	9 89%	15 87%
		Take-outs 3 83%	2 100%	5 90%
		Total 9 83%	11 91%	20 88%
2	KOTANI Yuna	Draws 6 92%	5 90%	11 91%
		Take-outs 6 83%	3 83%	9 83%
		Total 12 88%	8 88%	20 88%
1	OHMIYA Anna	Draws 10 100%	8 94%	18 97%
		Take-outs 1 50%	1 100%	2 75%
		Total 11 95%	9 94%	20 95%
A	KOBAYASHI Mina	Draws 0 -	0 -	0 -
		Take-outs 0 -	0 -	0 -
		Total 0 -	0 -	0 -
Team		Draws 26 87%	26 85%	52 86%
		Take-outs 14 75%	14 80%	28 78%
		Total 40 83%	40 83%	80 83%

#### Note:

Position and function for each team member:

4 = Fourth, 3 = Third, 2 = Second, 1 = Lead, A = Alternate, S = Skip, V = Vice-Skip

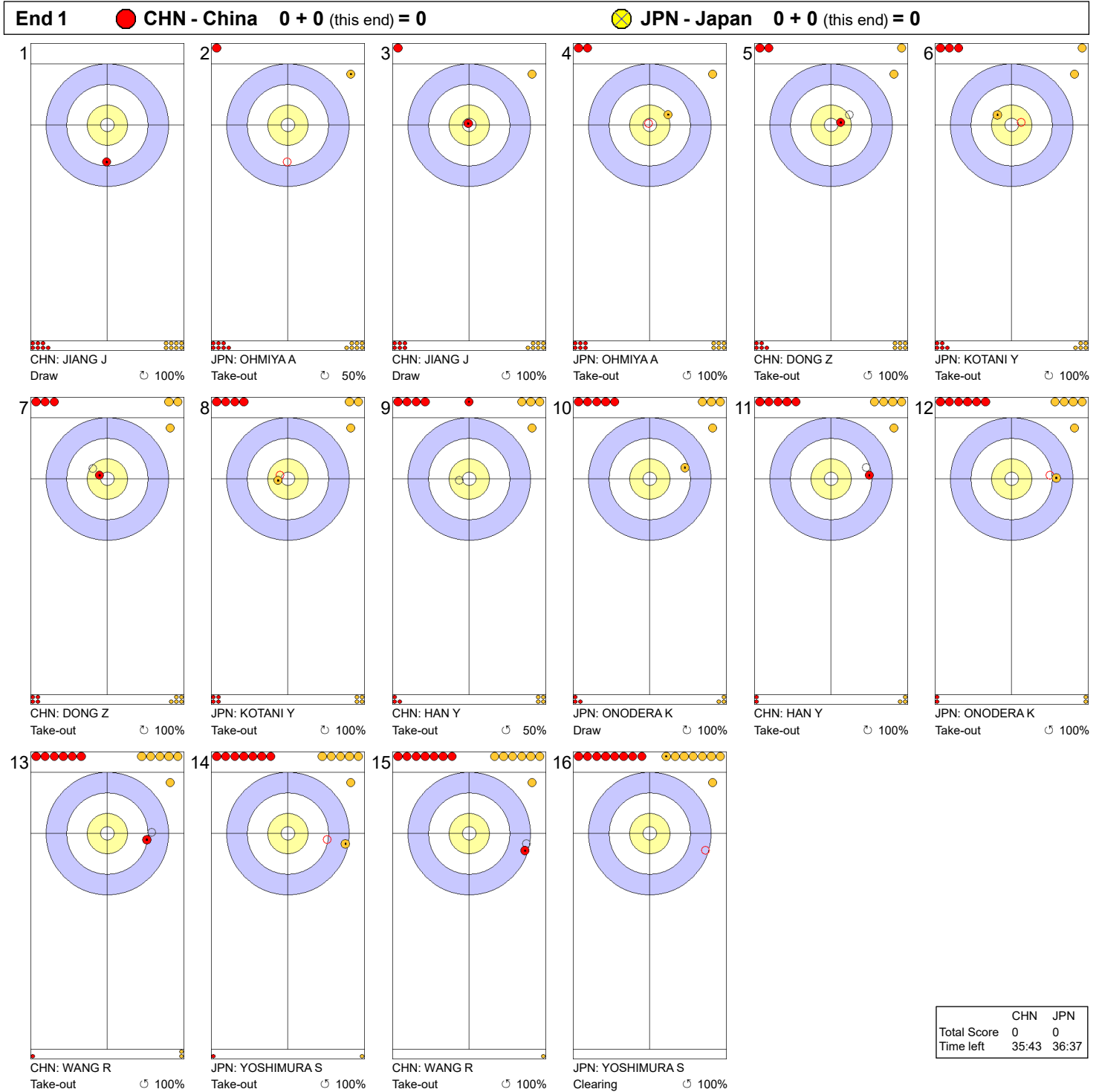
#### Legend:

🕒 Clockwise

🕒 Counter-clockwise

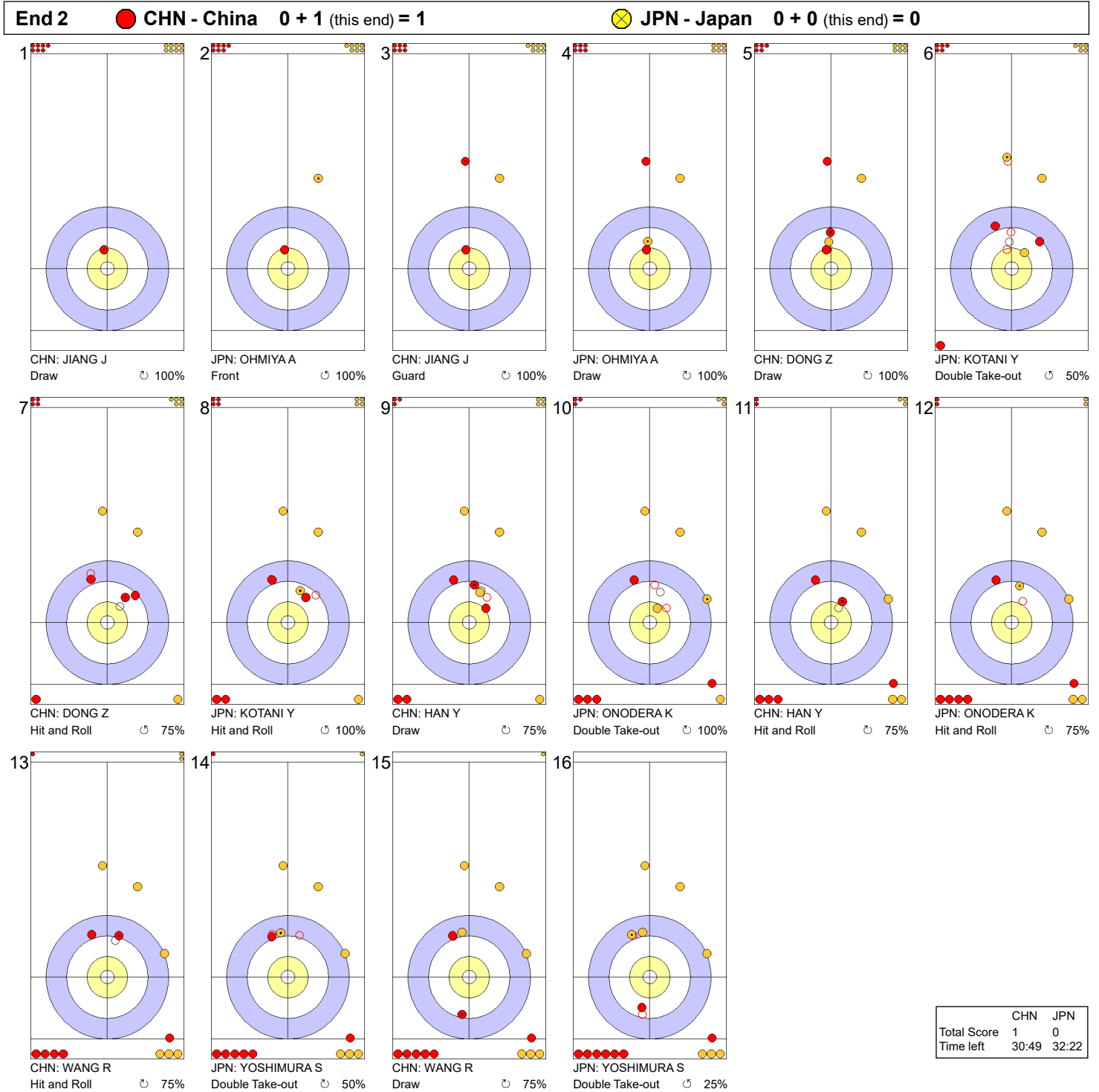
LSFE(\*) Last Stone First End

Game - Shot by Shot



**Legend:**  
 ↻ Clockwise      ↺ Counter-clockwise      - Not considered

Game - Shot by Shot



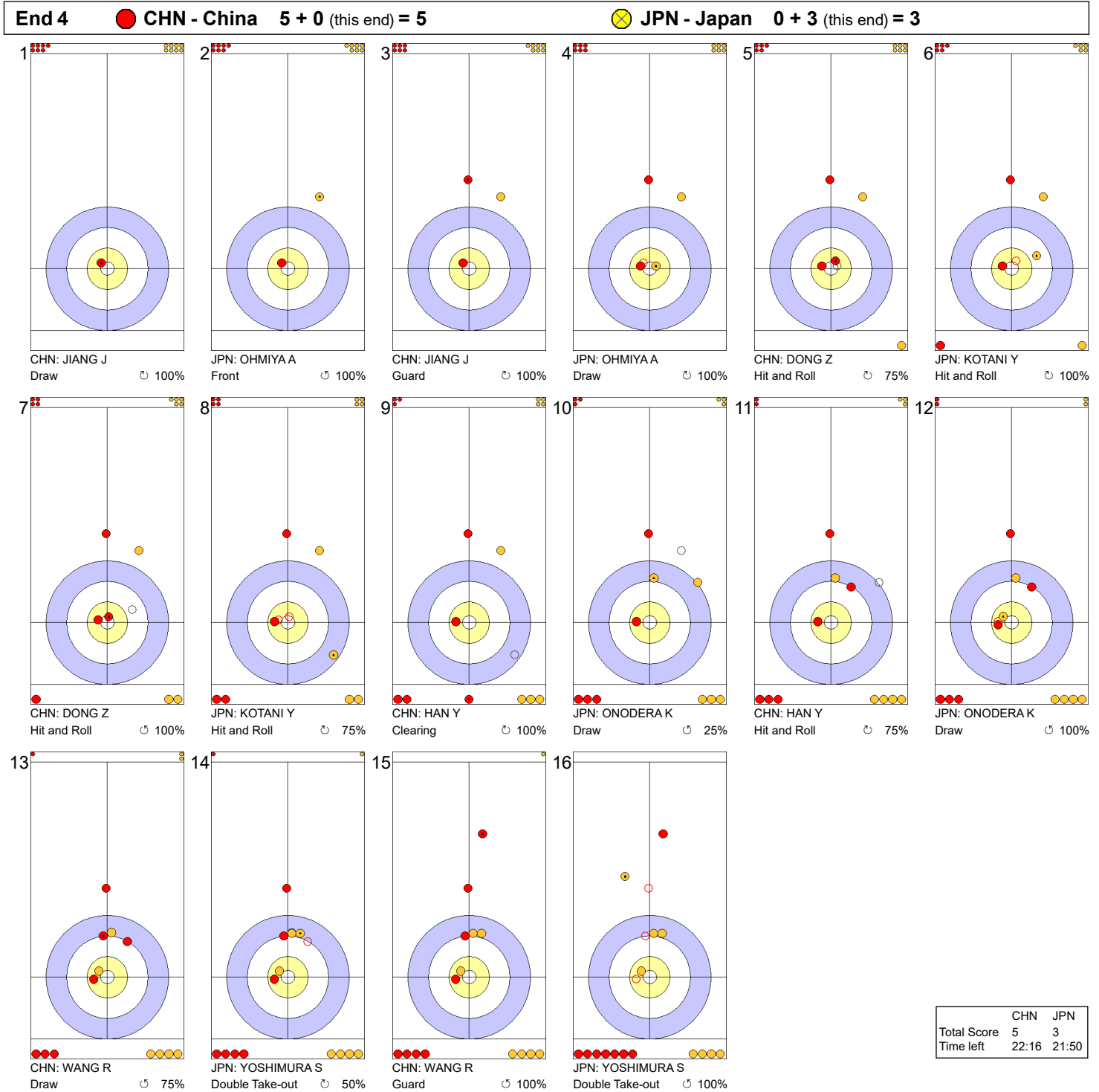
**Legend:**  
 ↻ Clockwise      ↺ Counter-clockwise      - Not considered

Game - Shot by Shot




**Legend:**  
 ↻ Clockwise      ↺ Counter-clockwise      - Not considered

Game - Shot by Shot



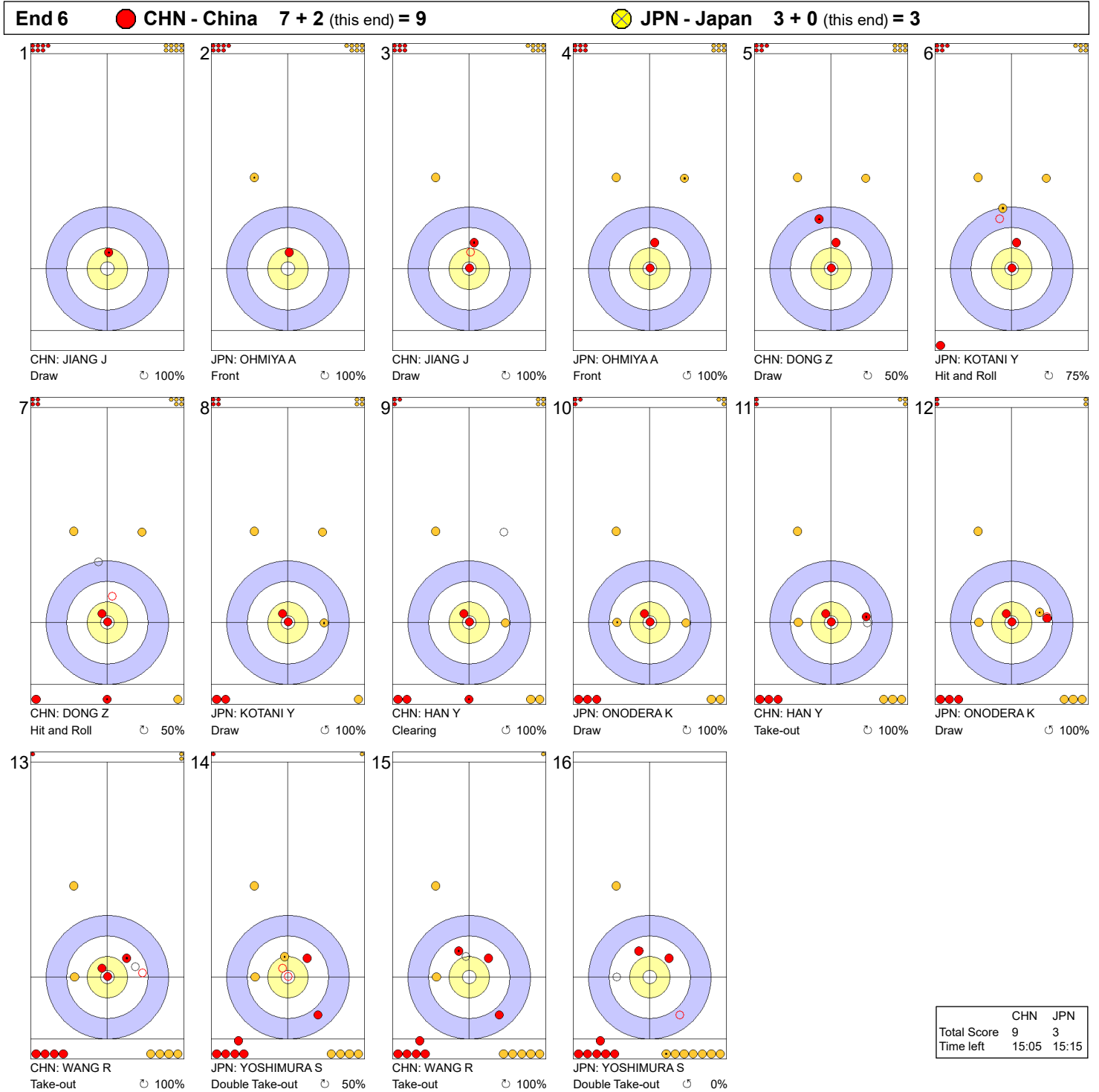
**Legend:**  
 ↻ Clockwise      ↺ Counter-clockwise      - Not considered

Game - Shot by Shot



**Legend:**  
 ↻ Clockwise      ↺ Counter-clockwise      - Not considered

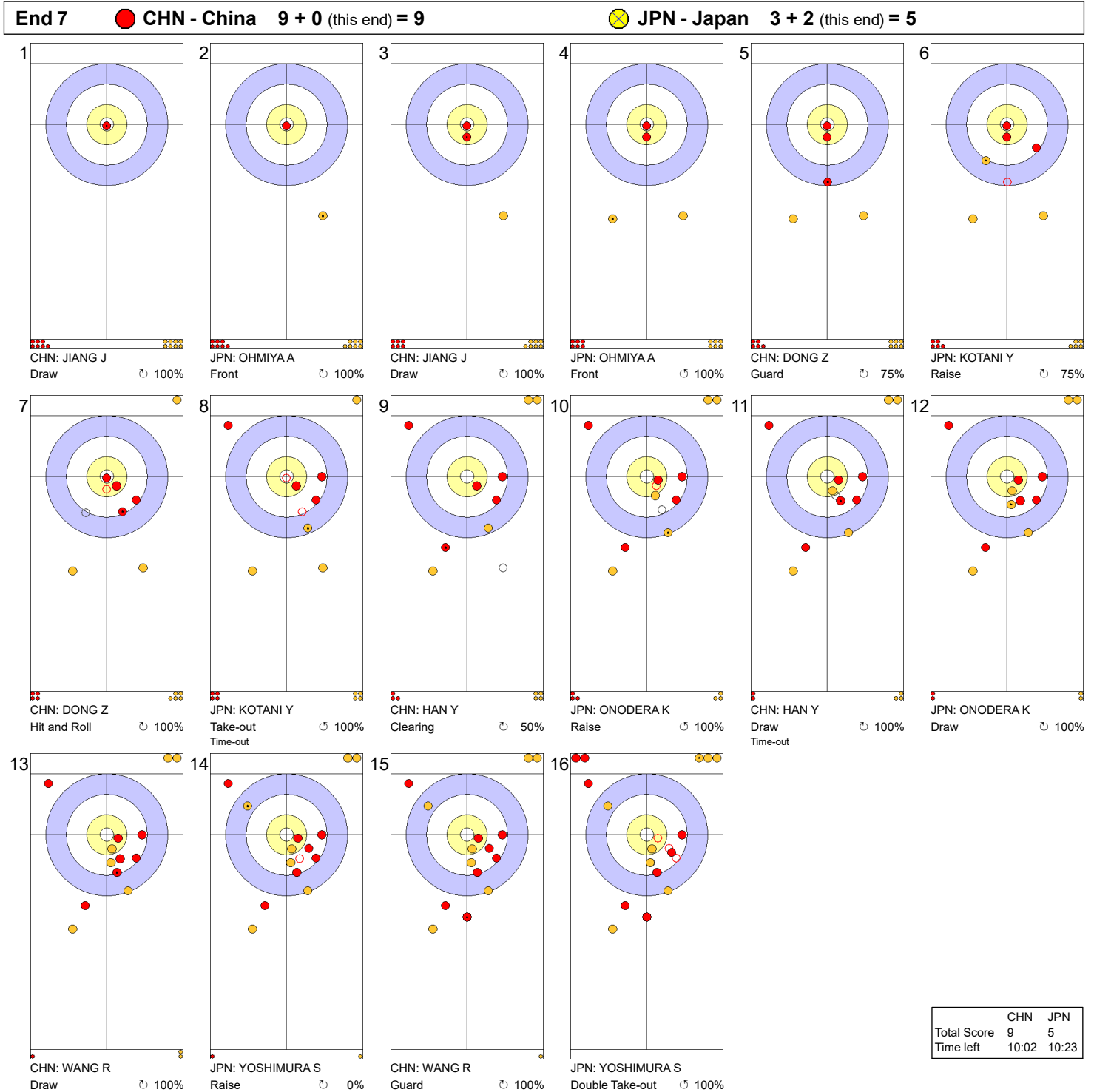
Game - Shot by Shot



**Legend:**  
 ↻ Clockwise      ↺ Counter-clockwise      - Not considered

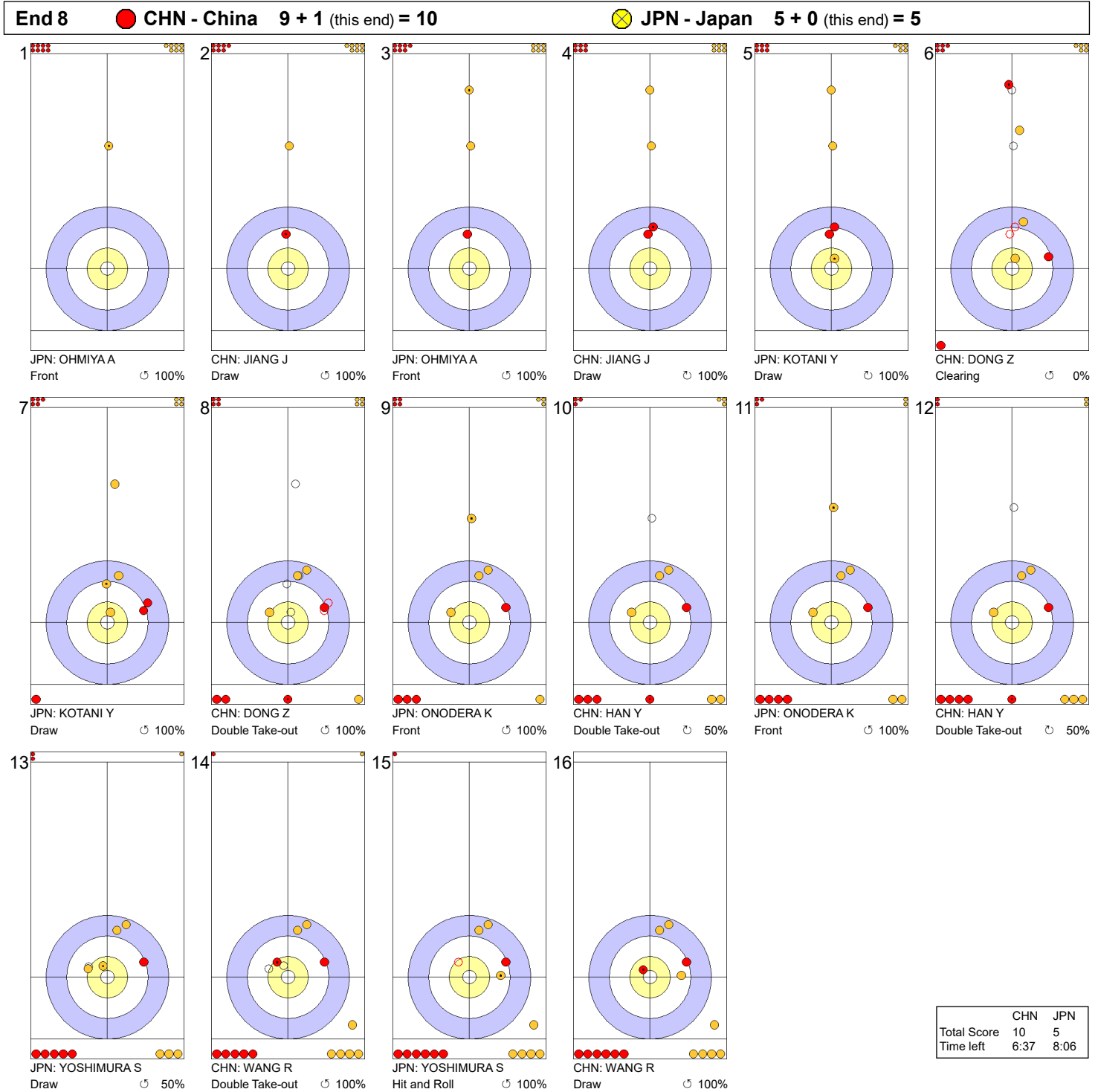


Game - Shot by Shot



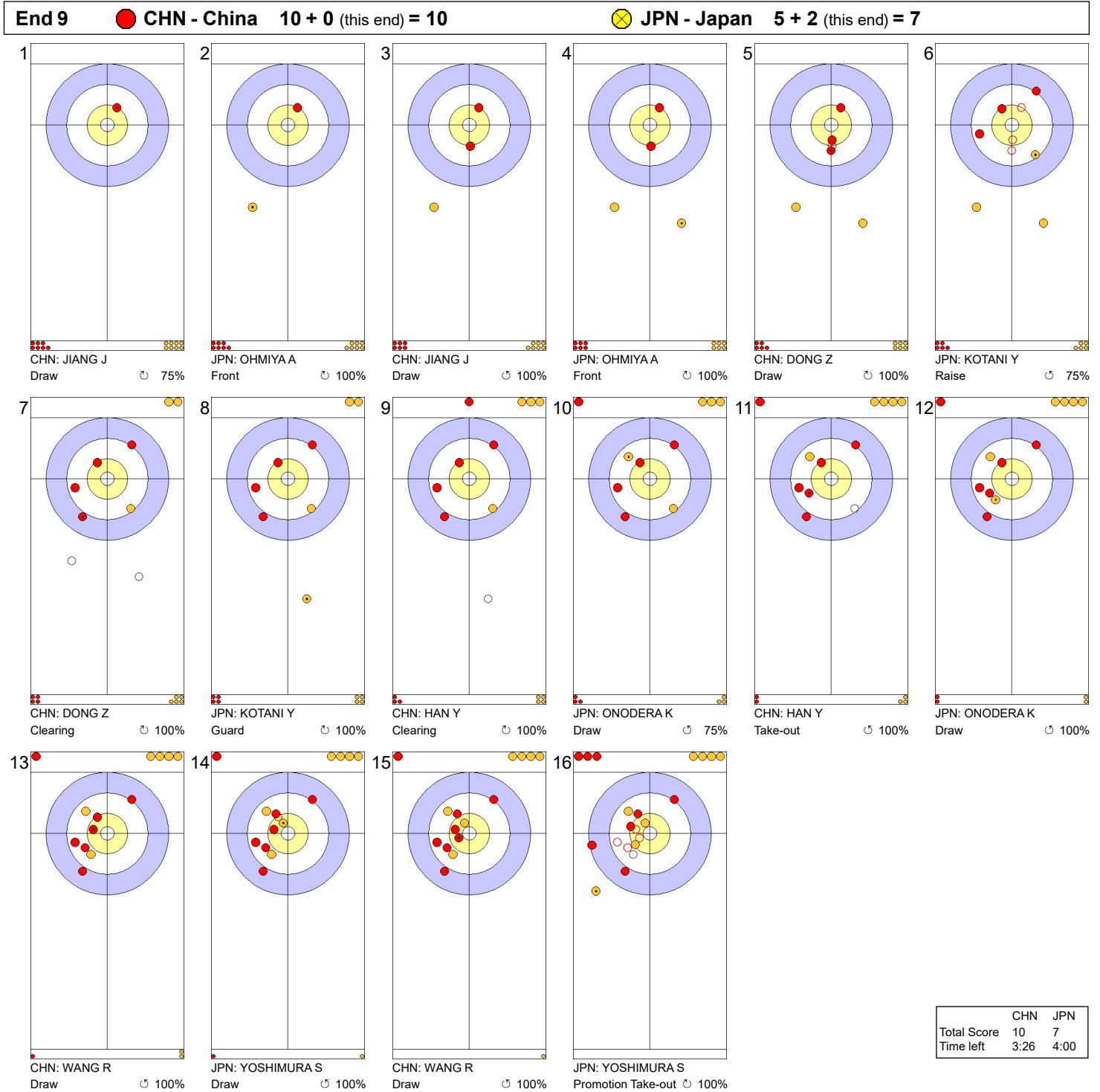
**Legend:**  
 ↻ Clockwise   ↺ Counter-clockwise   - Not considered

Game - Shot by Shot



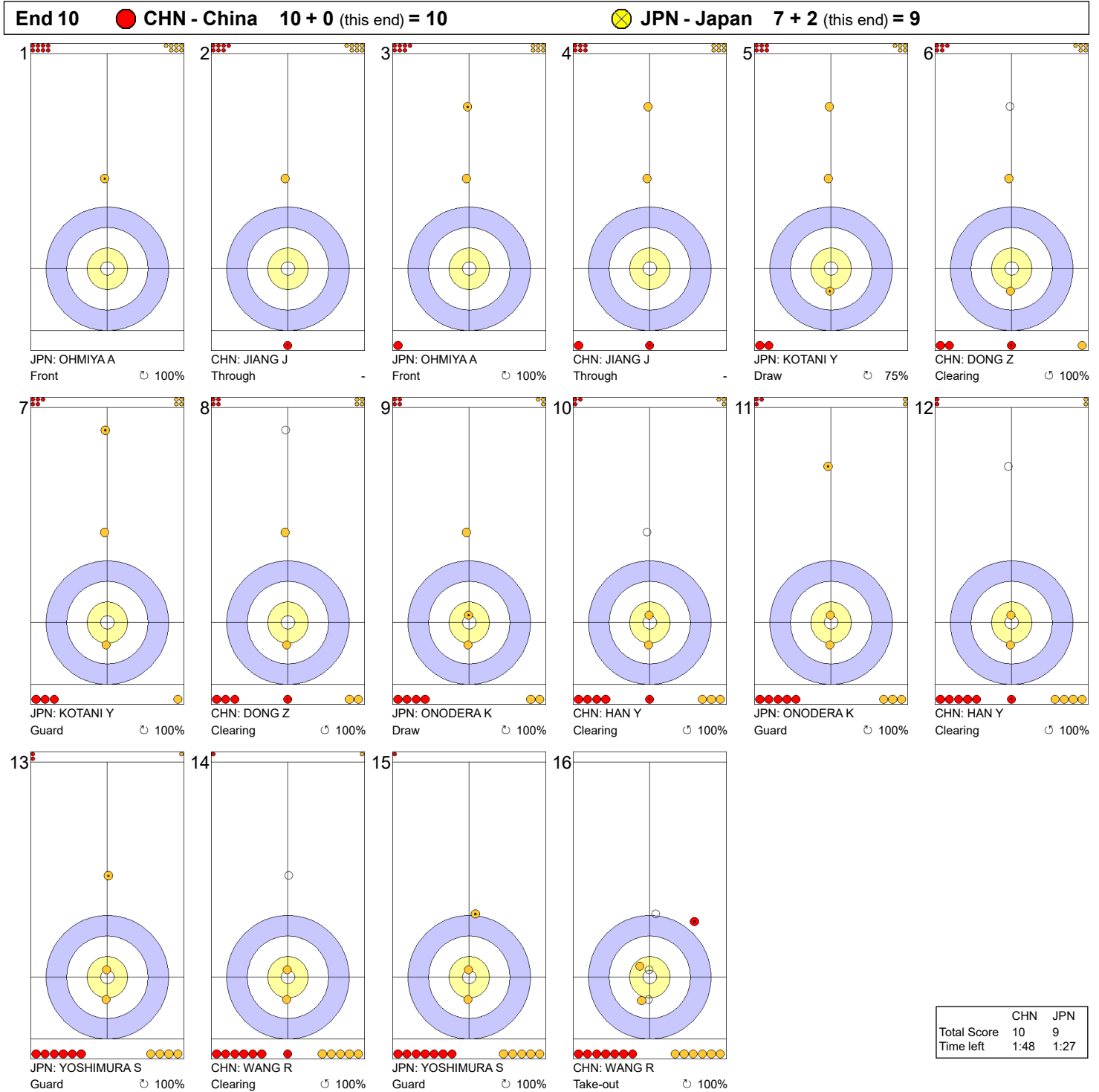
**Legend:**  
 ↻ Clockwise      ↺ Counter-clockwise      - Not considered

Game - Shot by Shot



**Legend:**  
 ↻ Clockwise      ↺ Counter-clockwise      - Not considered

Game - Shot by Shot



**Legend:**  
 ↻ Clockwise      ↺ Counter-clockwise      - Not considered

## Game Results

Sheet	Team	LSFE	1	2	3	4	5	6	7	8	9	10	Extra Ends	Total
B	KOR - Korea	*	0	1	1	0	2	0	1	1	0	X		6
	NOR - Norway		0	0	0	1	0	1	0	0	2	X		4

KOR - Korea		Shot Success	Game	All
4 S	GIM Eunji	86%		80%
3 V	KIM Minji	83%		83%
2	KIM Suji	78%		82%
1	SEOL Yeeun	84%		85%
A	SEOL Yeji	-		-
Team Total		82%		82%

NOR - Norway		Shot Success	Game	All
4 V	SKASLIEN Kristin	71%		79%
3 S	ROERVIK Marianne	93%		92%
2	HASLEV NORDBYE Mille	74%		86%
1	KJAERLAND Eilin	91%		86%
A	FORBREGD Ingeborg	-		93%
Team Total		82%		86%

Last Stone Draw		Distance
⌚	KIM Suji	26.7cm
⌚	SEOL Yeeun	28.0cm
<b>Total</b>		<b>54.7cm</b>

Last Stone Draw		Distance
⌚	KJAERLAND Eilin	28.9cm
⌚	SKASLIEN Kristin	44.9cm
<b>Total</b>		<b>73.8cm</b>

Time remaining: 4 minutes 13 seconds

Time-out: End 10 - KOR stone 6

Time remaining: 1 minute 5 seconds

Time-out: End 10 - NOR stone 8

## Shot Success Analysis

KOR - Korea		⌚	⌚	Game
4	GIM Eunji	Draws 2 88%	6 100%	8 97%
		Take-outs 6 71%	5 85%	11 77%
		Total 8 75%	11 93%	19 86%
3	KIM Minji	Draws 2 100%	2 100%	4 100%
		Take-outs 5 85%	11 75%	16 78%
		Total 7 89%	13 79%	20 83%
2	KIM Suji	Draws 3 75%	3 83%	6 79%
		Take-outs 10 75%	4 81%	14 77%
		Total 13 75%	7 82%	20 78%
1	SEOL Yeeun	Draws 3 92%	13 83%	16 84%
		Take-outs 4 81%	0 -	4 81%
		Total 7 86%	13 83%	20 84%
A	SEOL Yeji	Draws 0 -	0 -	0 -
		Take-outs 0 -	0 -	0 -
		Total 0 -	0 -	0 -
Team		Draws 10 88%	24 89%	34 88%
		Take-outs 25 77%	20 79%	45 78%
		Total 35 80%	44 84%	79 82%

NOR - Norway		⌚	⌚	Game
4	SKASLIEN Kristin	Draws 4 69%	6 58%	10 63%
		Take-outs 2 100%	8 75%	10 80%
		Total 6 79%	14 68%	20 71%
3	ROERVIK Marianne	Draws 5 90%	7 89%	12 90%
		Take-outs 3 100%	5 95%	8 97%
		Total 8 94%	12 92%	20 93%
2	HASLEV NORDBYE Mille	Draws 6 88%	5 80%	11 84%
		Take-outs 4 56%	5 65%	9 61%
		Total 10 75%	10 73%	20 74%
1	KJAERLAND Eilin	Draws 5 90%	13 90%	18 90%
		Take-outs 2 100%	0 -	2 100%
		Total 7 93%	13 90%	20 91%
A	FORBREGD Ingeborg	Draws 0 -	0 -	0 -
		Take-outs 0 -	0 -	0 -
		Total 0 -	0 -	0 -
Team		Draws 20 85%	31 82%	51 83%
		Take-outs 11 84%	18 78%	29 80%
		Total 31 85%	49 81%	80 82%

### Note:

Position and function for each team member:

4 = Fourth, 3 = Third, 2 = Second, 1 = Lead, A = Alternate, S = Skip, V = Vice-Skip

### Legend:

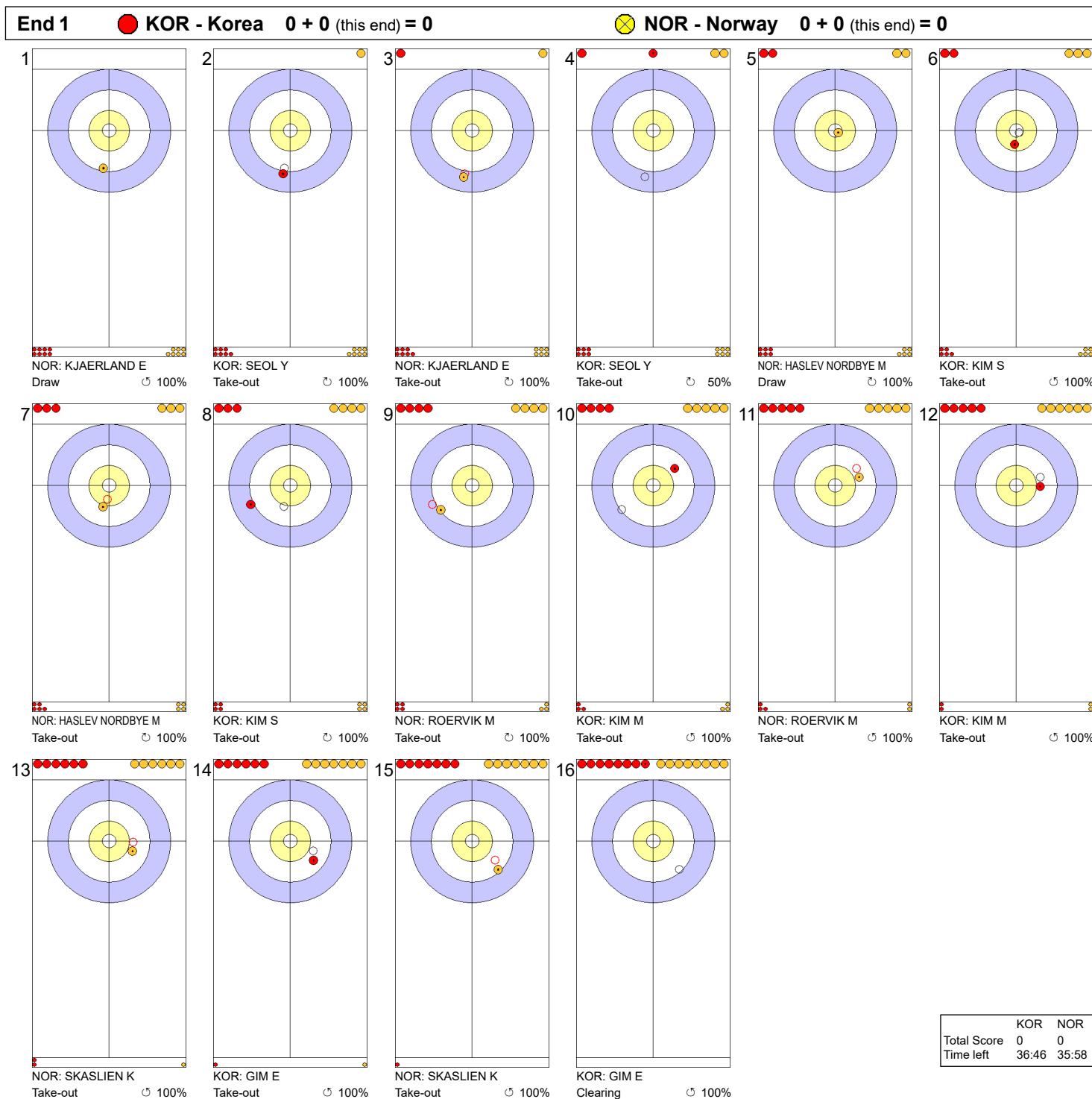
⌚ Clockwise

⌚ Counter-clockwise

LSFE(\*) Last Stone First End

X Unplayed/unfinished end due to concession

Game - Shot by Shot



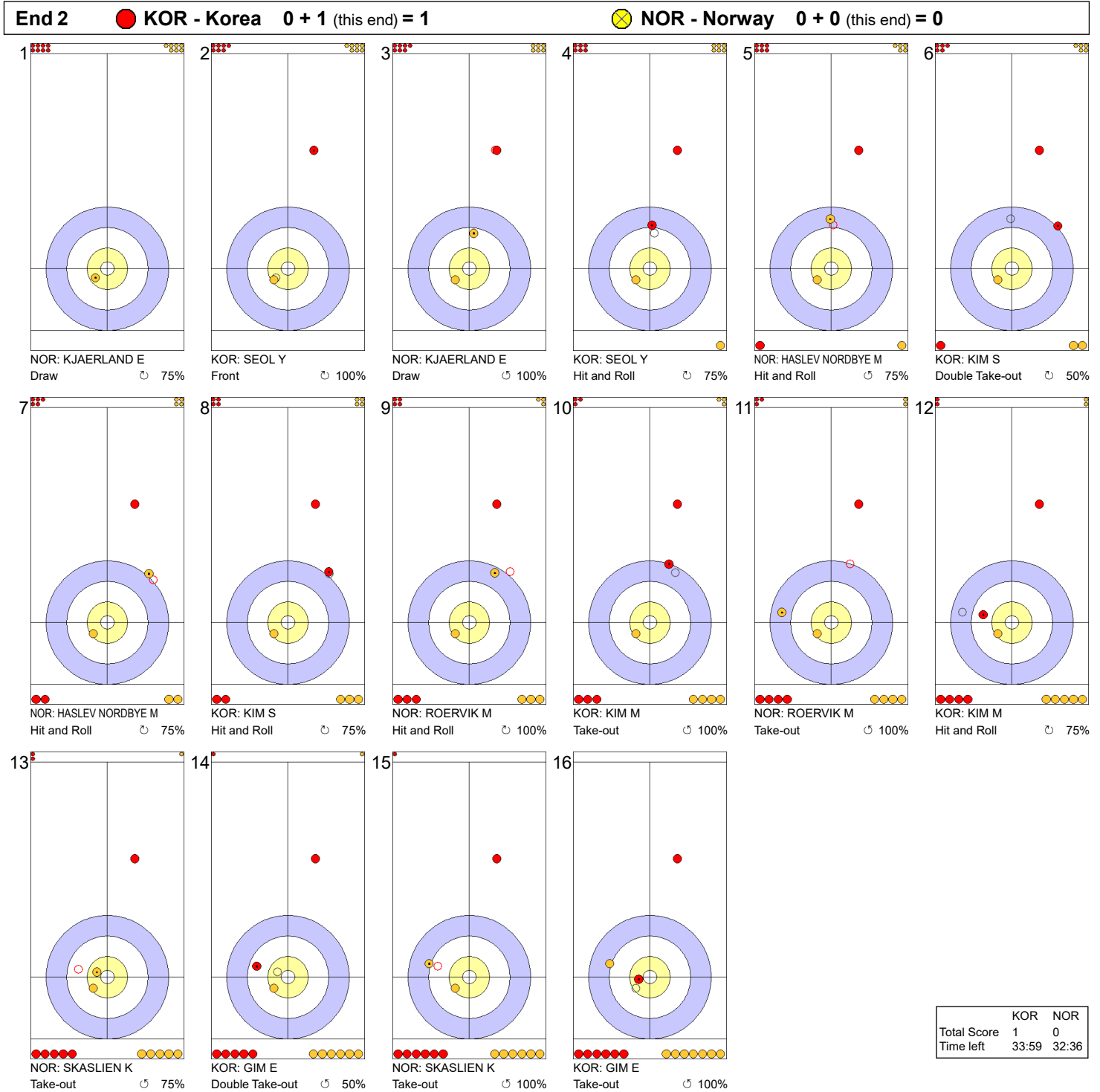
Legend:

↻ Clockwise

↺ Counter-clockwise


- Not considered

Game - Shot by Shot



**Legend:**  
 ↻ Clockwise      ↺ Counter-clockwise      - Not considered

Game - Shot by Shot



**Legend:**  
 ↻ Clockwise      ↺ Counter-clockwise      - Not considered



SUN 16 MAR 2025  
Start Time 14:00

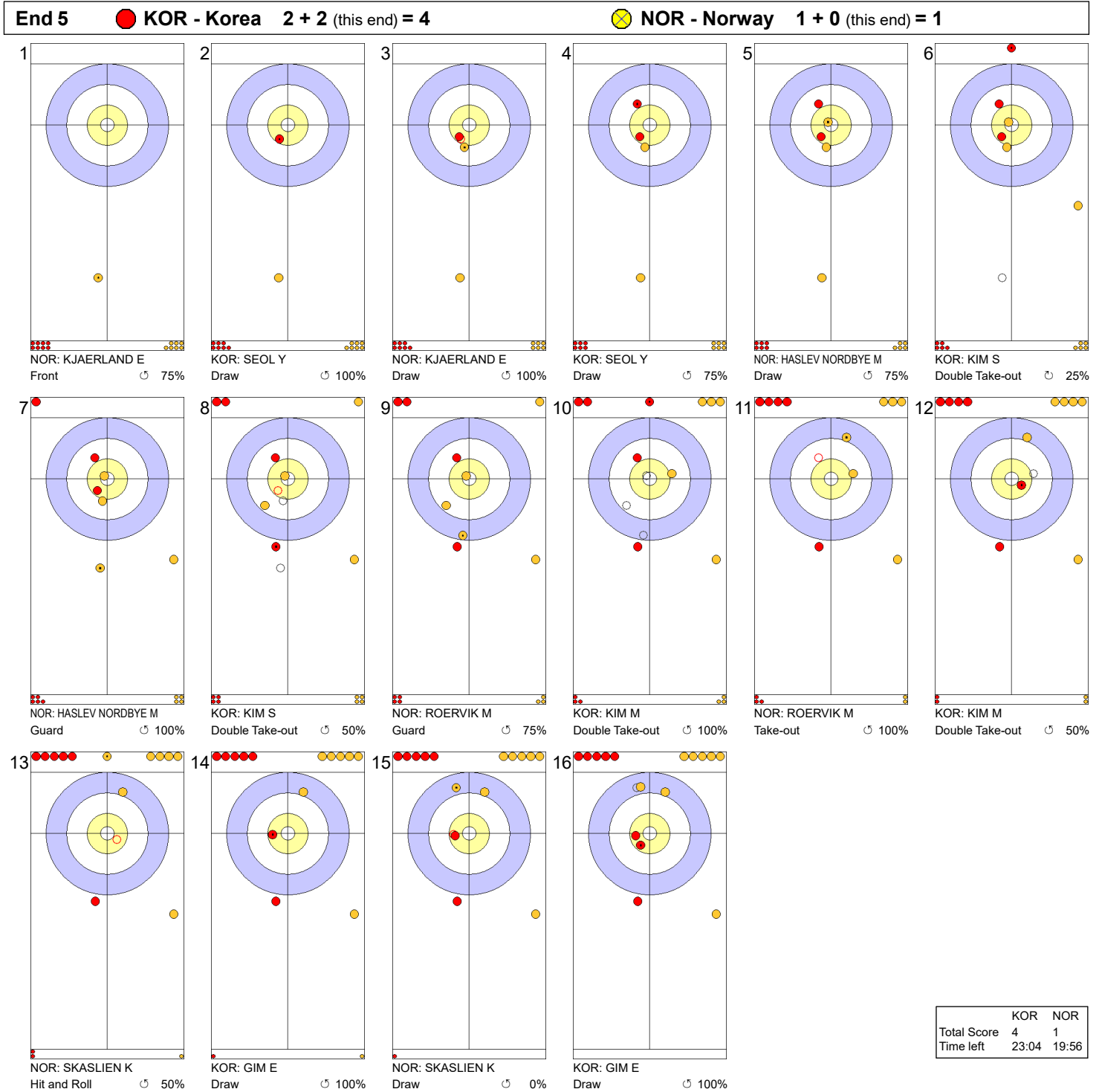
Round Robin Session 4 - Sheet B

Game - Shot by Shot



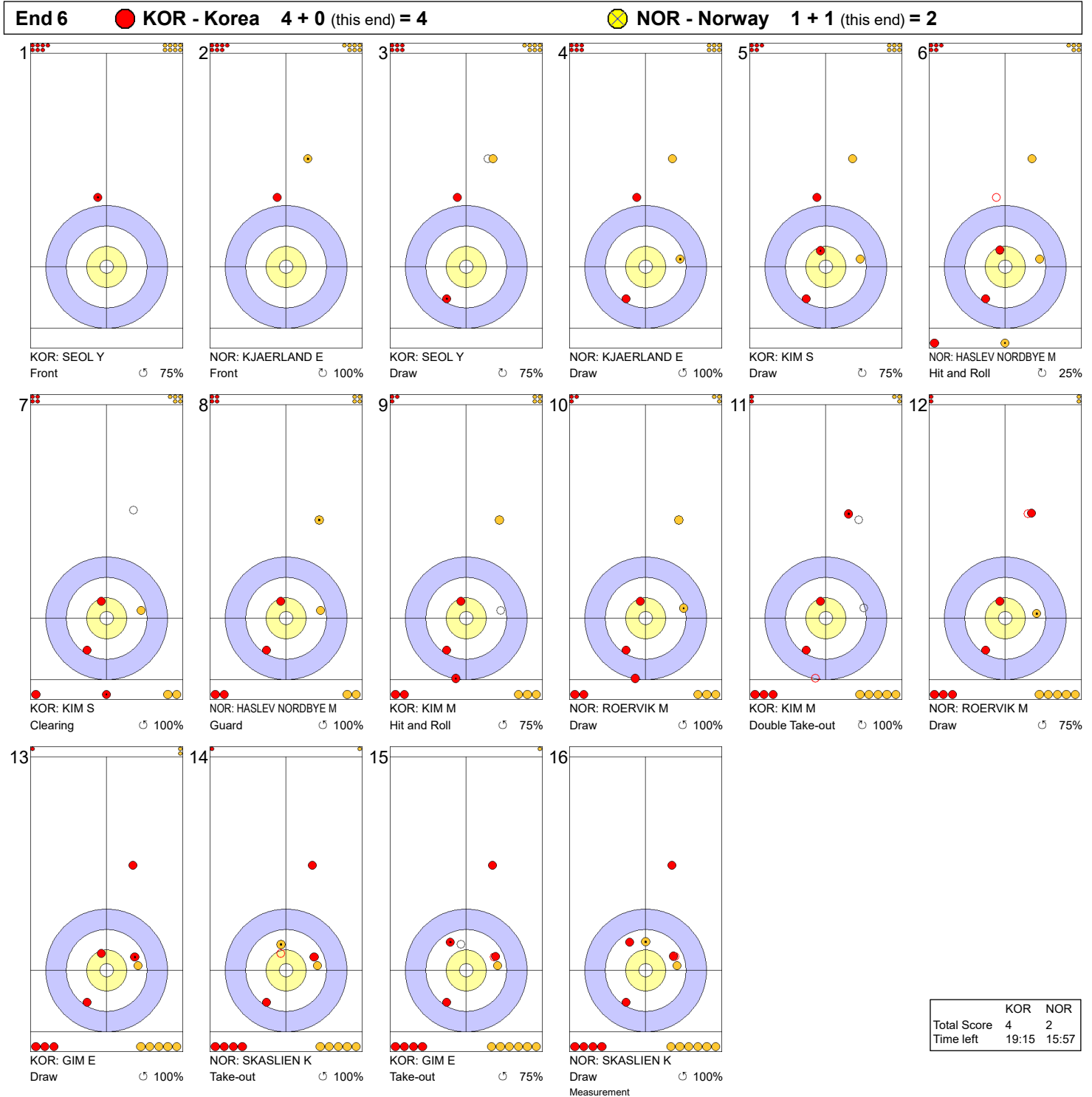
**Legend:**  
 ↻ Clockwise      ↺ Counter-clockwise      - Not considered

Game - Shot by Shot




**Legend:**  
 ↻ Clockwise      ↺ Counter-clockwise      - Not considered

Game - Shot by Shot



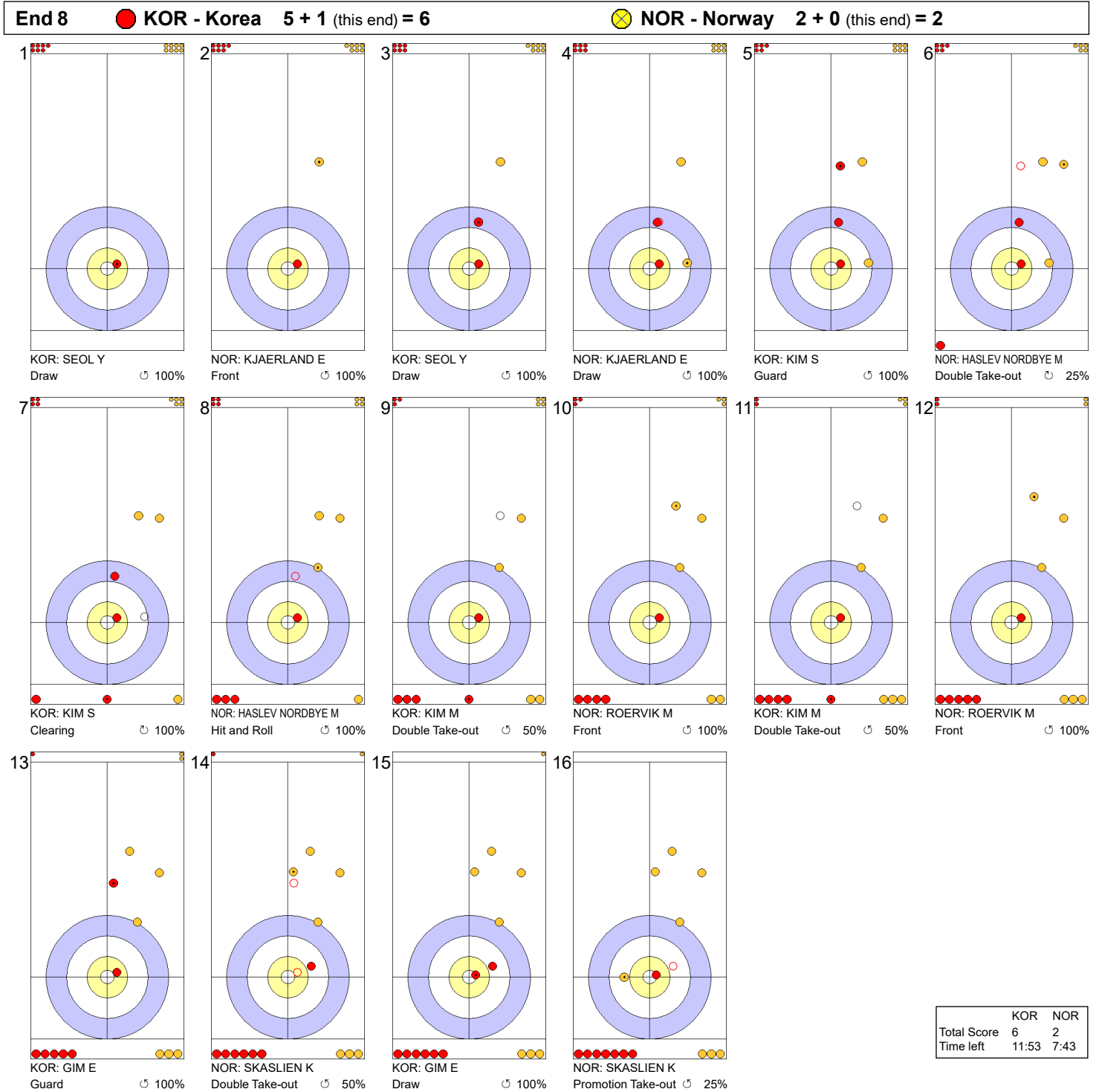
**Legend:**  
 ↻ Clockwise      ↺ Counter-clockwise      - Not considered

Game - Shot by Shot



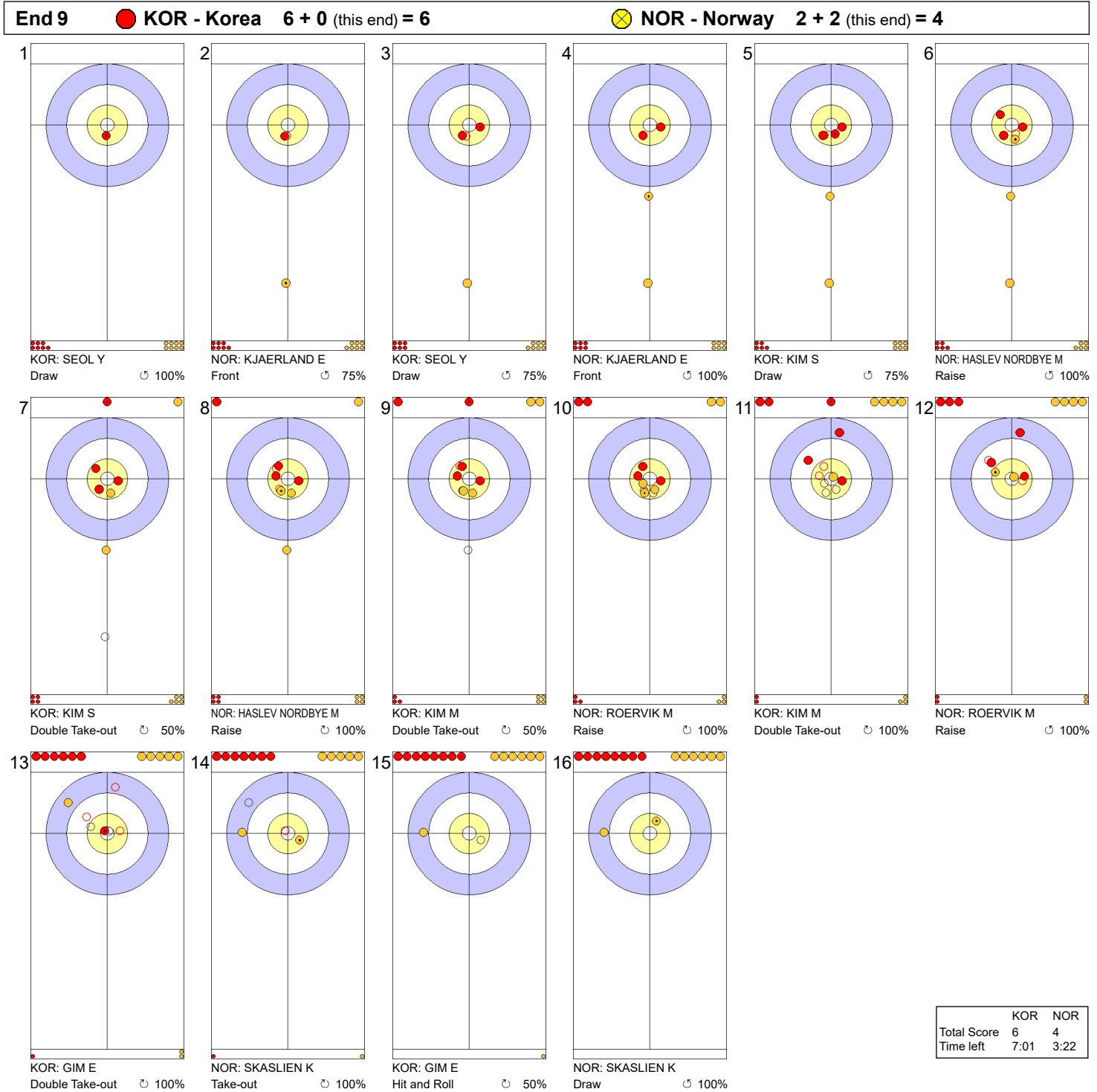
**Legend:**  
 ↻ Clockwise      ↺ Counter-clockwise      - Not considered

Game - Shot by Shot



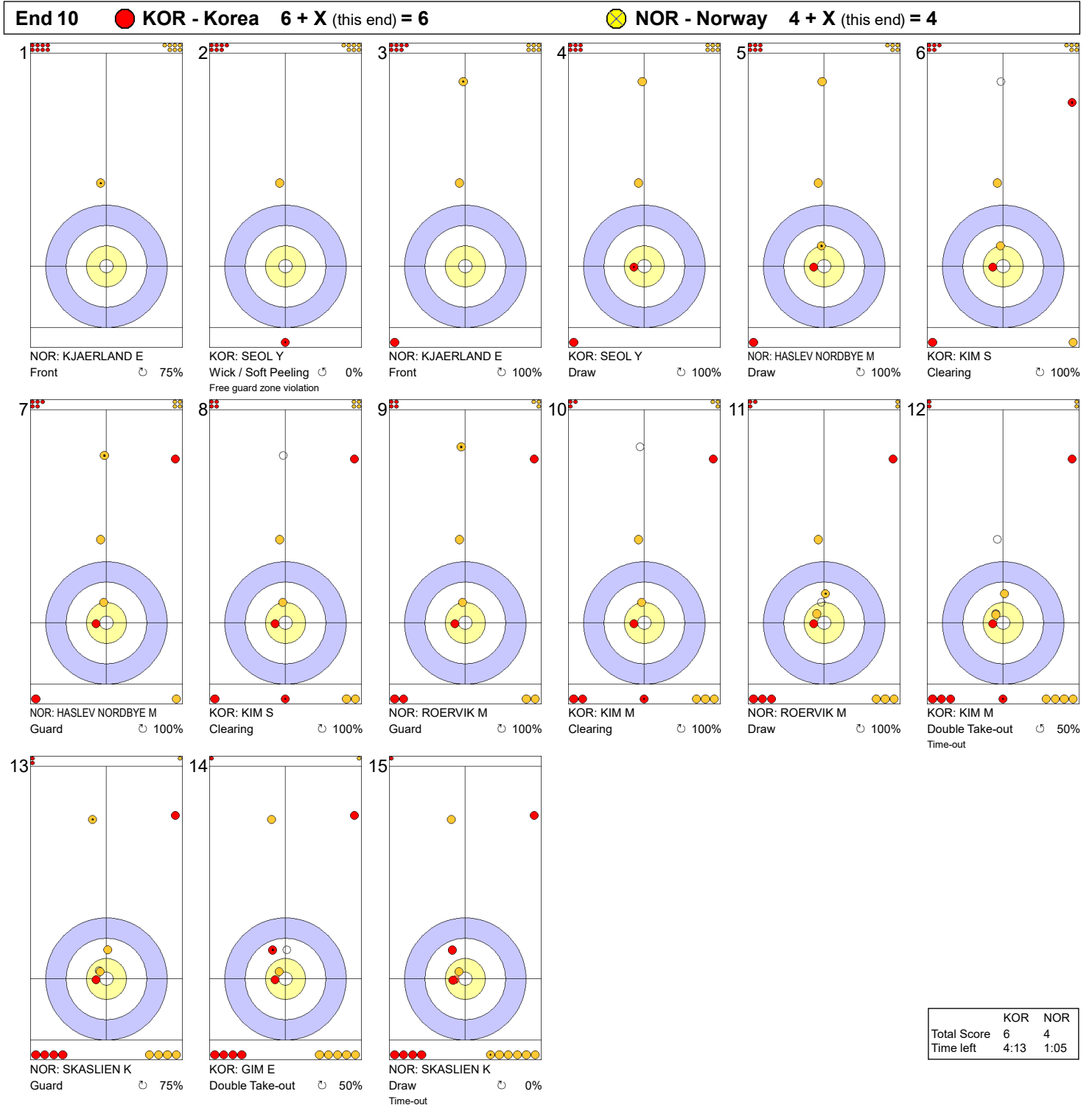
**Legend:**  
 ↻ Clockwise      ↺ Counter-clockwise      - Not considered

Game - Shot by Shot



**Legend:**  
 ↻ Clockwise                      ↺ Counter-clockwise                      - Not considered

Game - Shot by Shot



Legend:

- ↻ Clockwise
- ↺ Counter-clockwise
- Not considered
- X Unfinished end due to concession

## Game Results

Sheet	Team	LSFE	1	2	3	4	5	6	7	8	9	10	Extra Ends	Total
C	CAN - Canada	*	0	1	1	0	4	1	1	0	0	1		9
	SWE - Sweden		2	0	0	1	0	0	0	3	1	0		7

CAN - Canada		Shot Success	Game	All
4 S	HOMAN Rachel	89%	87%	
3 V	FLEURY Tracy	83%	83%	
2	MISKEW Emma	83%	85%	
1	WILKES Sarah	93%	88%	
A	BROWN Rachel	-	-	
Team Total		87%	85%	

SWE - Sweden		Shot Success	Game	All
4 S	HASSELBORG Anna	80%	87%	
3 V	McMANUS Sara	80%	86%	
2	KNOCHENHAUER Agnes	84%	83%	
1	MABERGS Sofia	94%	91%	
A	HELDIN Johanna	-	-	
Team Total		84%	87%	

Last Stone Draw		Distance
⌚	FLEURY Tracy	2.1cm
⌚	HOMAN Rachel	24.0cm
<b>Total</b>		<b>26.1cm</b>

Last Stone Draw		Distance
⌚	HASSELBORG Anna	25.3cm
⌚	MABERGS Sofia	29.9cm
<b>Total</b>		<b>55.2cm</b>

Time remaining: 0 minutes 56 seconds

Time-out: End 8 - CAN stone 8

Time remaining: 0 minutes 23 seconds

Time-out: End 8 - SWE stone 7

## Shot Success Analysis

CAN - Canada		⌚	⌚	Game
4	HOMAN Rachel	Draws 7 100%	2 63%	9 92%
		Take-outs 6 92%	5 80%	11 86%
		Total 13 96%	7 75%	20 89%
3	FLEURY Tracy	Draws 4 88%	2 75%	6 83%
		Take-outs 8 81%	6 83%	14 82%
		Total 12 83%	8 81%	20 83%
2	MISKEW Emma	Draws 2 25%	2 75%	4 50%
		Take-outs 11 91%	5 90%	16 91%
		Total 13 81%	7 86%	20 83%
1	WILKES Sarah	Draws 11 98%	8 84%	19 92%
		Take-outs 1 100%	0 -	1 100%
		Total 12 98%	8 84%	20 93%
A	BROWN Rachel	Draws 0 -	0 -	0 -
		Take-outs 0 -	0 -	0 -
		Total 0 -	0 -	0 -
Team		Draws 24 91%	14 79%	38 86%
		Take-outs 26 88%	16 84%	42 87%
		Total 50 90%	30 82%	80 87%

SWE - Sweden		⌚	⌚	Game
4	HASSELBORG Anna	Draws 10 85%	3 92%	13 87%
		Take-outs 5 55%	2 100%	7 68%
		Total 15 75%	5 95%	20 80%
3	McMANUS Sara	Draws 7 100%	4 81%	11 93%
		Take-outs 3 50%	6 71%	9 64%
		Total 10 85%	10 75%	20 80%
2	KNOCHENHAUER Agnes	Draws 5 80%	5 80%	10 80%
		Take-outs 5 100%	5 75%	10 88%
		Total 10 90%	10 78%	20 84%
1	MABERGS Sofia	Draws 14 95%	4 88%	18 93%
		Take-outs 1 100%	1 100%	2 100%
		Total 15 95%	5 90%	20 94%
A	HELDIN Johanna	Draws 0 -	0 -	0 -
		Take-outs 0 -	0 -	0 -
		Total 0 -	0 -	0 -
Team		Draws 36 91%	16 84%	52 89%
		Take-outs 14 73%	14 79%	28 76%
		Total 50 86%	30 82%	80 84%

### Note:

Position and function for each team member:

4 = Fourth, 3 = Third, 2 = Second, 1 = Lead, A = Alternate, S = Skip, V = Vice-Skip

### Legend:

⌚ Clockwise

⌚ Counter-clockwise

LSFE(\*) Last Stone First End

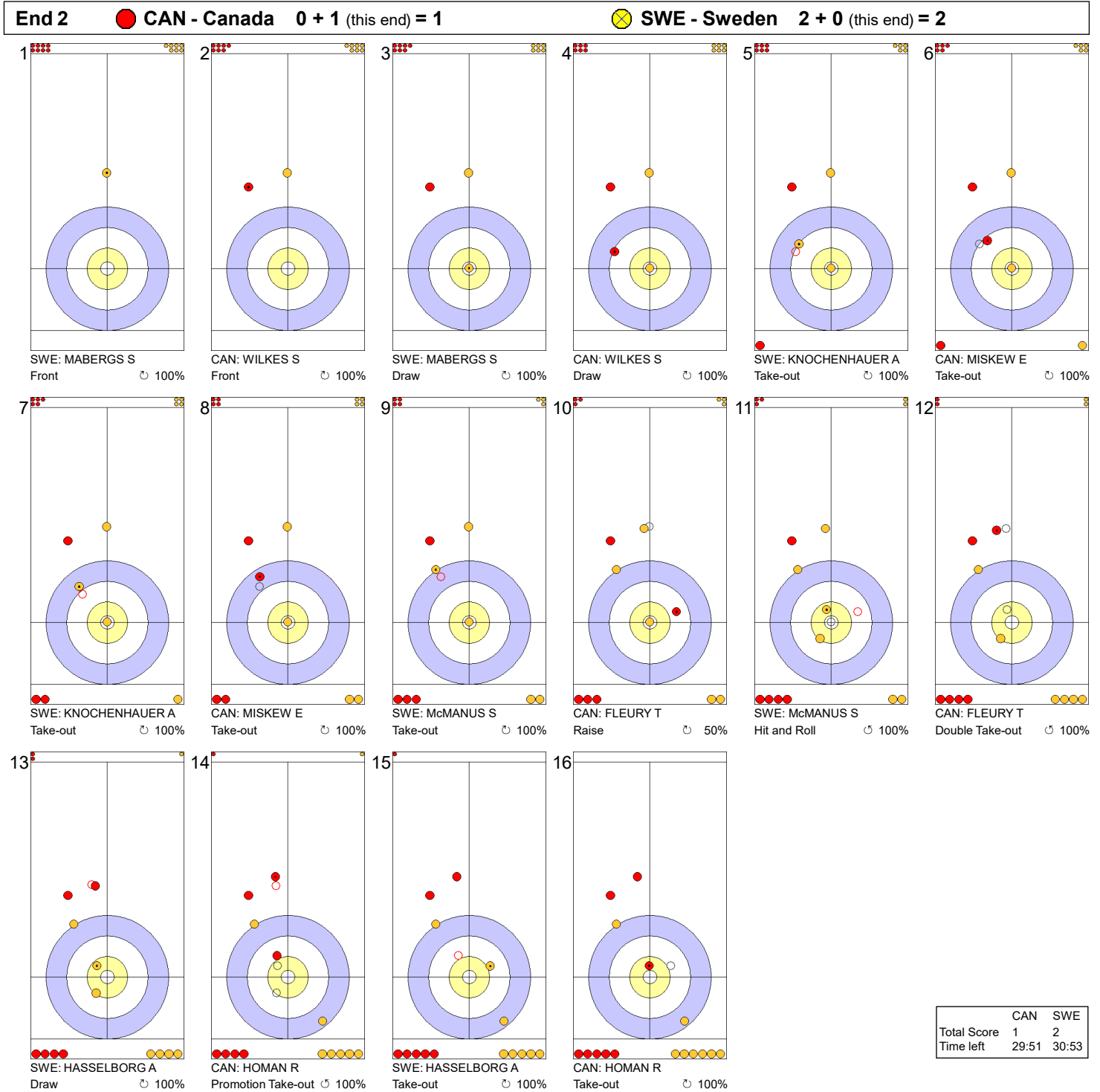


Game - Shot by Shot



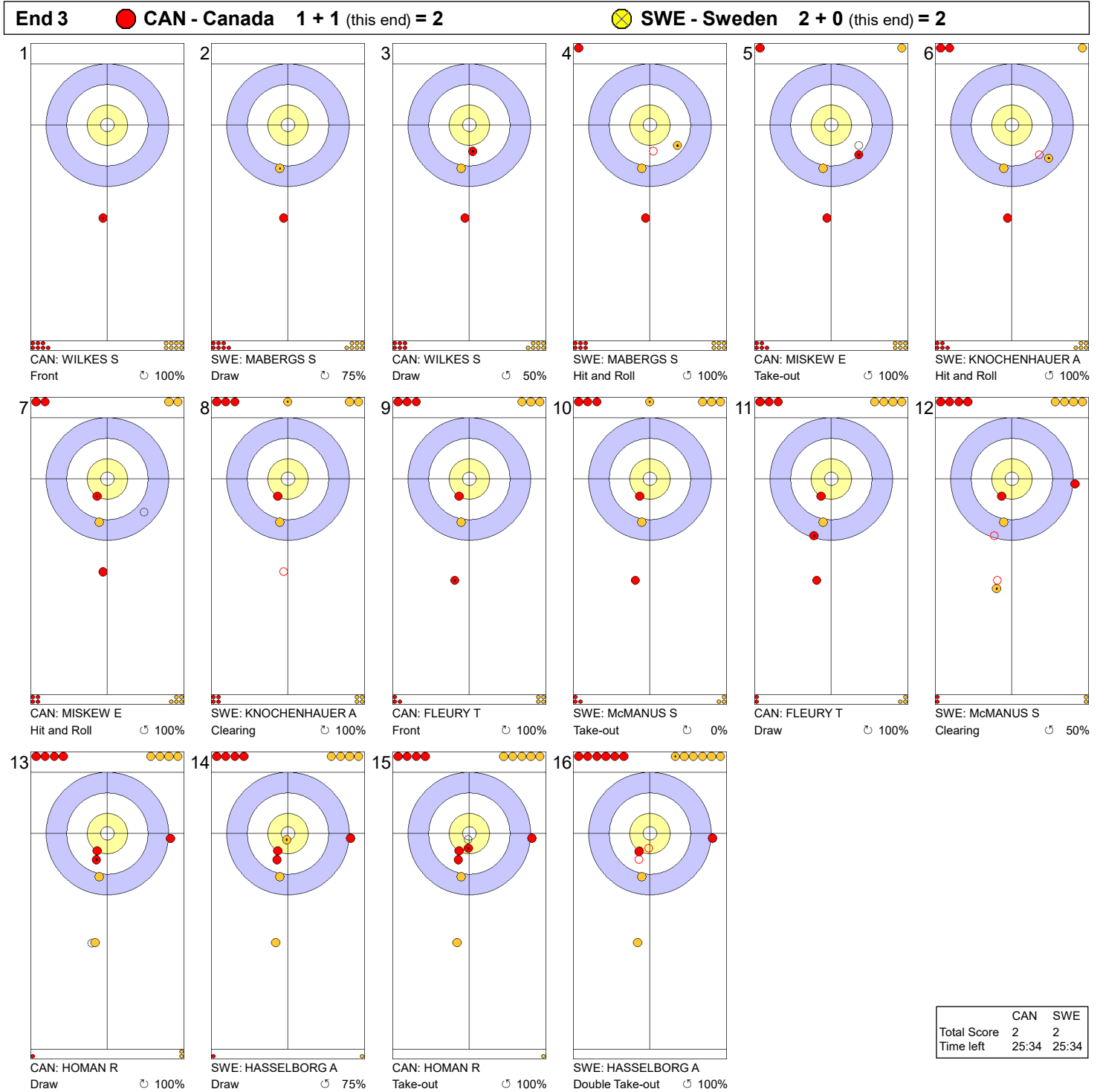
**Legend:**  
 ↻ Clockwise      ↺ Counter-clockwise      - Not considered

Game - Shot by Shot



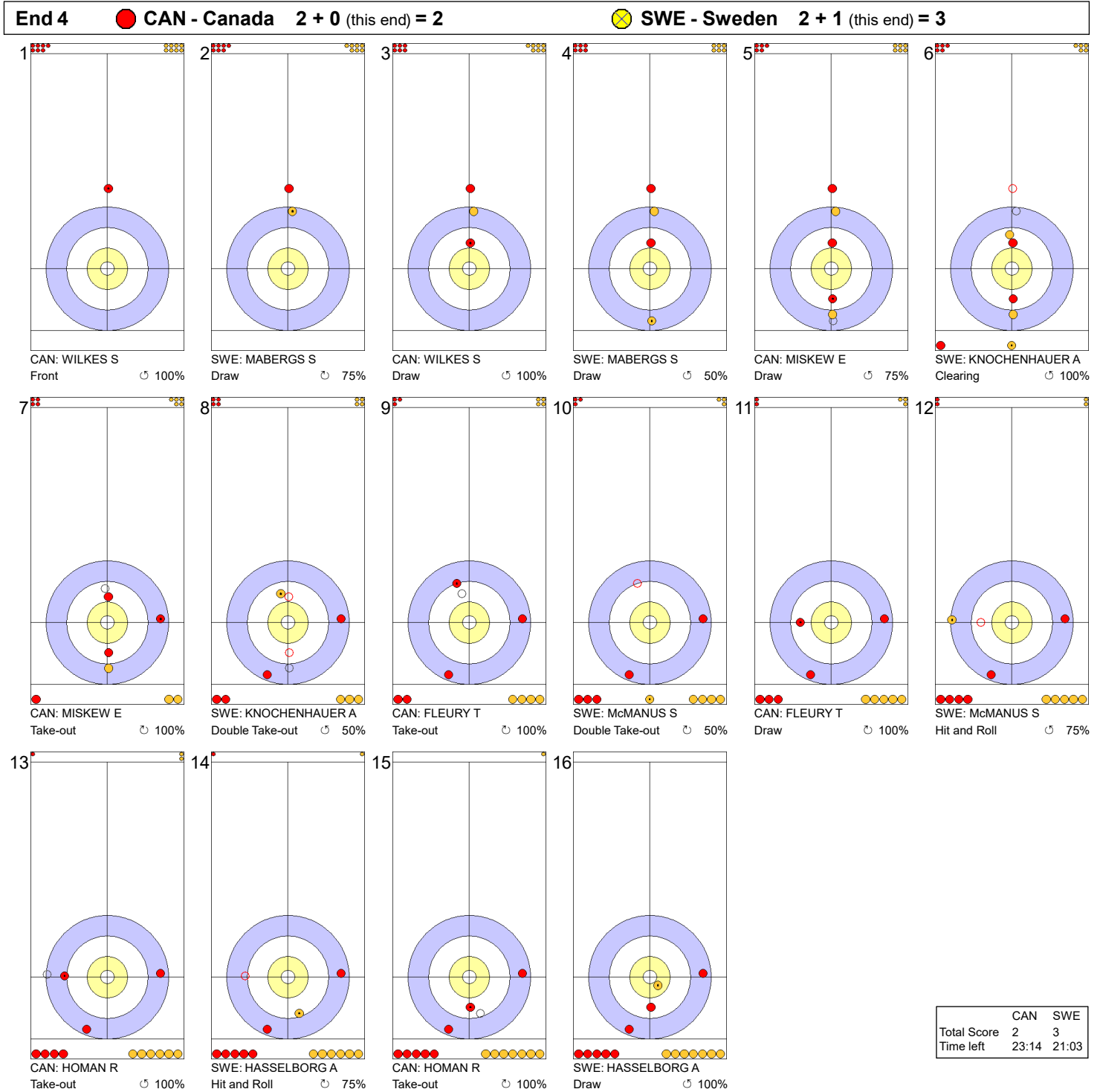
**Legend:**  
 ↻ Clockwise      ↺ Counter-clockwise      - Not considered

Game - Shot by Shot




**Legend:**  
 ↻ Clockwise      ↺ Counter-clockwise      - Not considered

Game - Shot by Shot



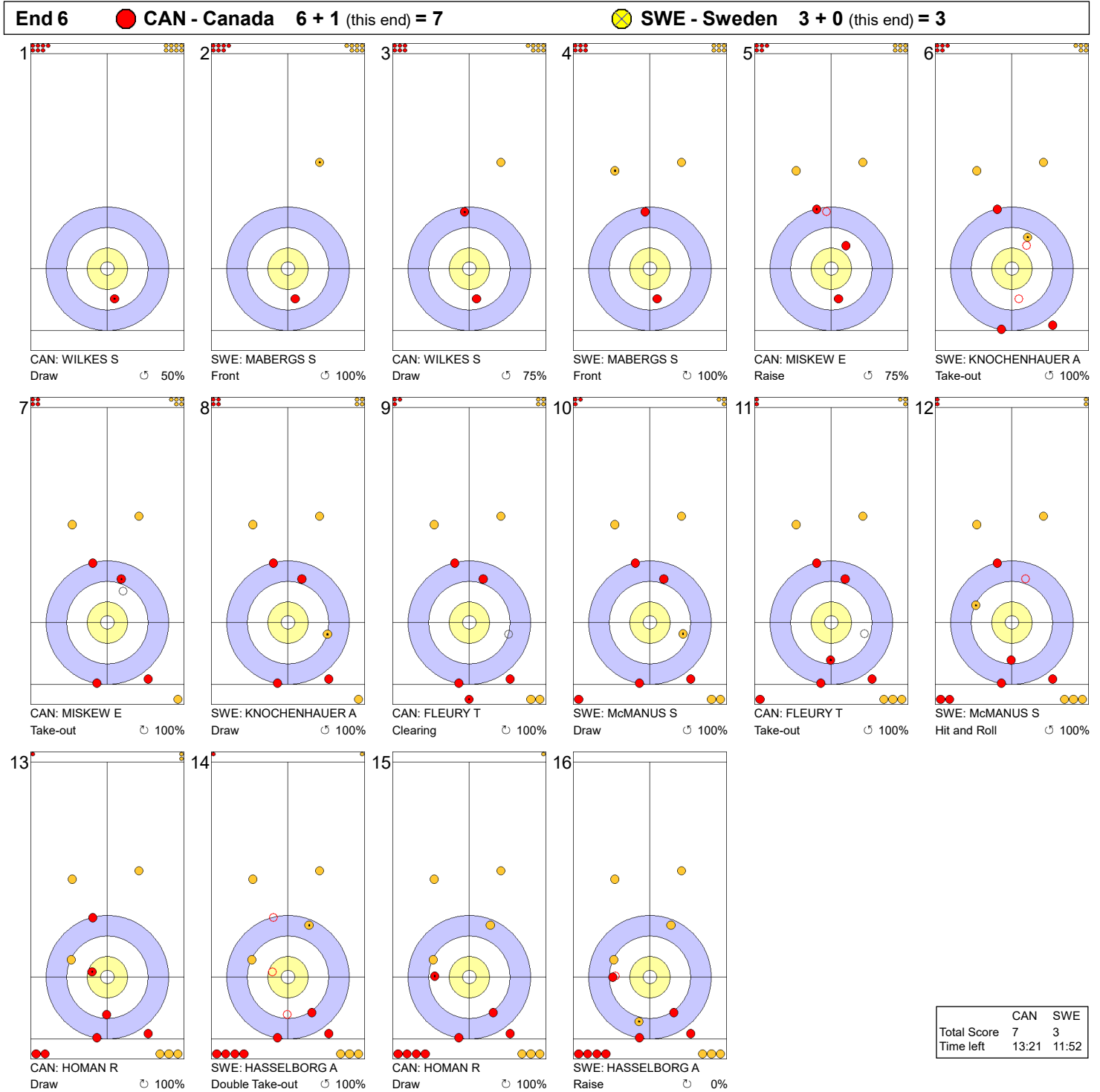
**Legend:**  
 ↻ Clockwise      ↺ Counter-clockwise      - Not considered

Game - Shot by Shot



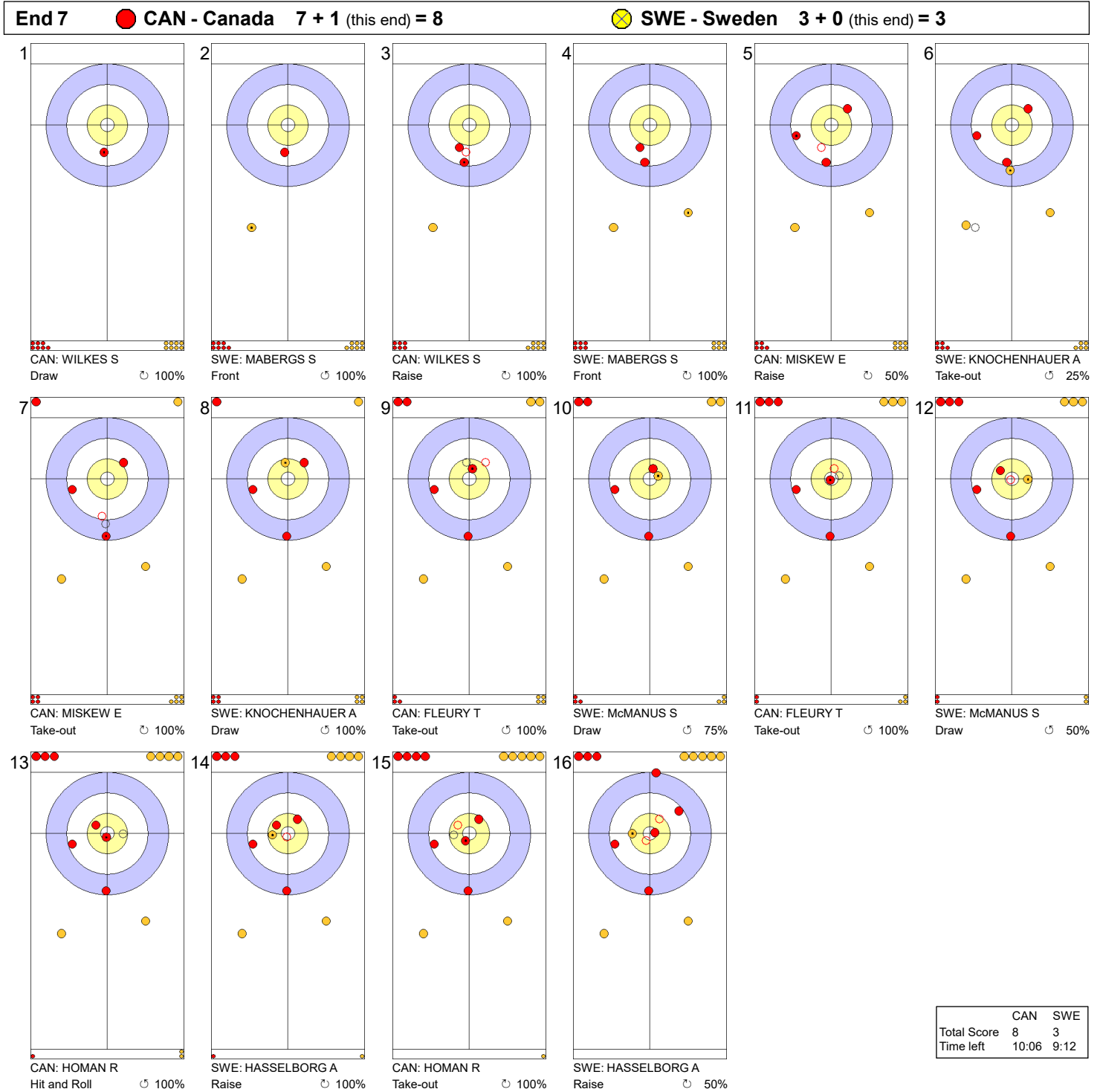
**Legend:**  
 ↻ Clockwise      ↺ Counter-clockwise      - Not considered

Game - Shot by Shot



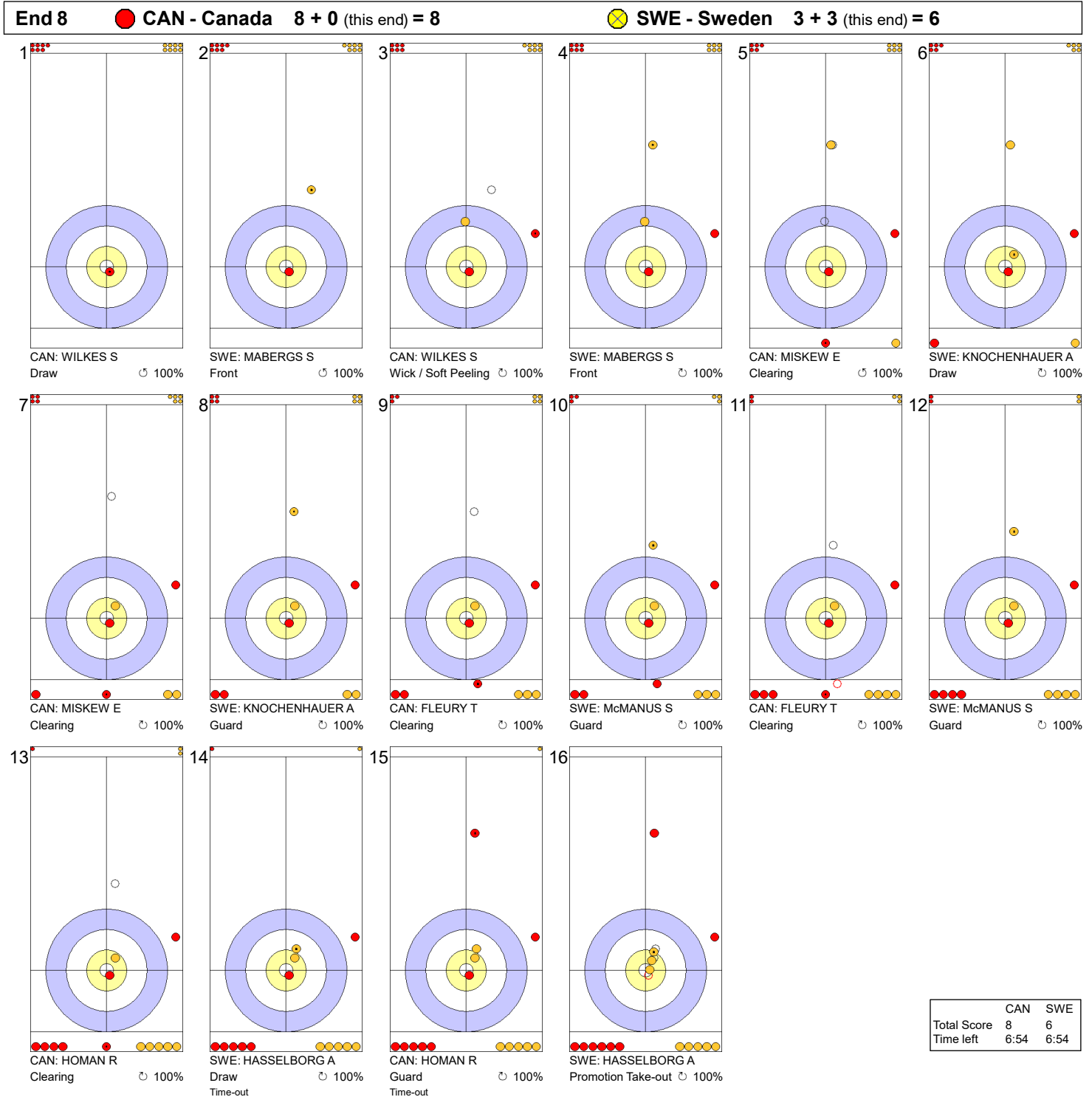
**Legend:**  
 ↻ Clockwise      ↺ Counter-clockwise      - Not considered

Game - Shot by Shot



**Legend:**  
 ↻ Clockwise      ↺ Counter-clockwise      - Not considered

Game - Shot by Shot

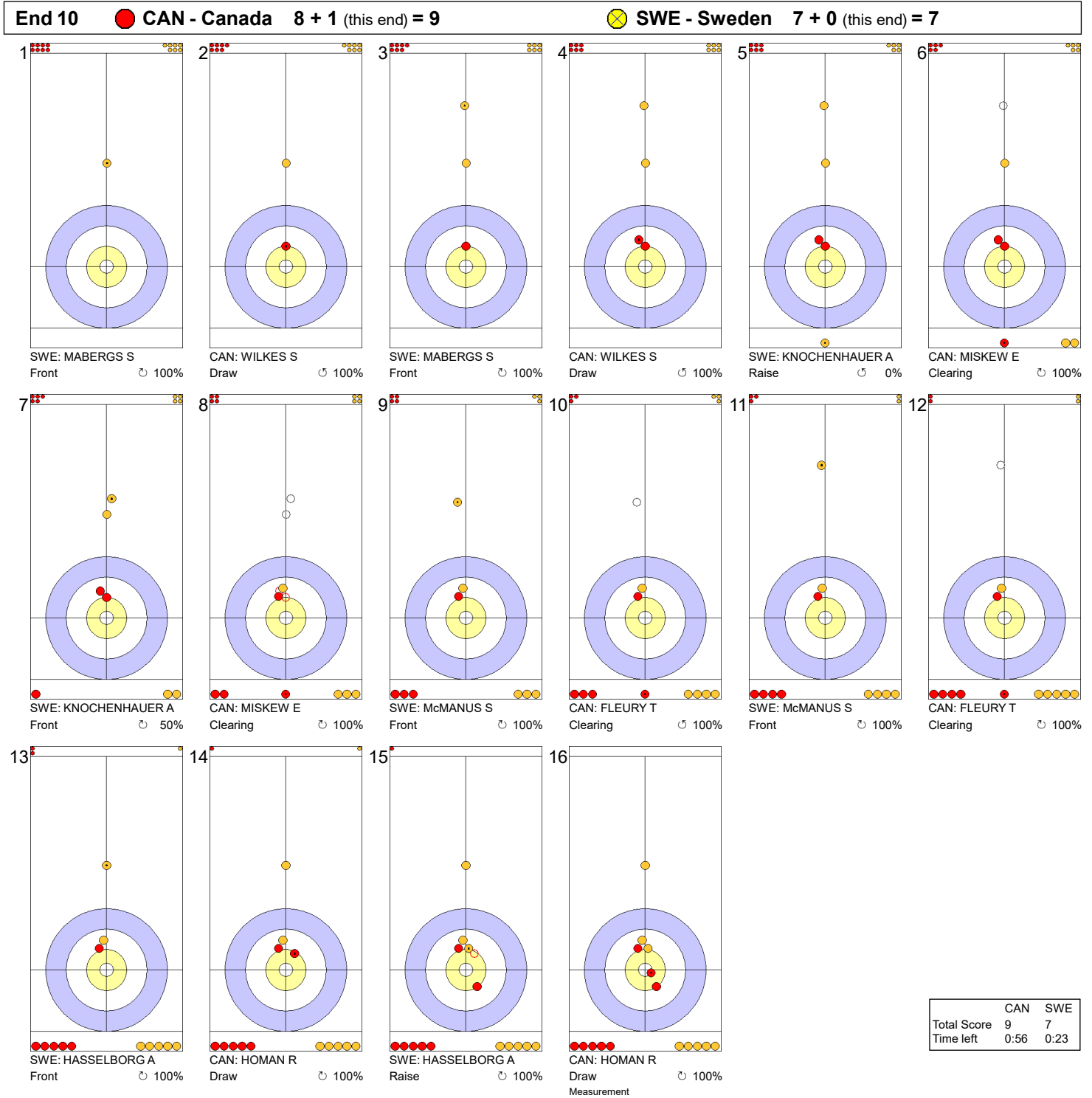


**Legend:**  
 ↻ Clockwise      ↺ Counter-clockwise      - Not considered





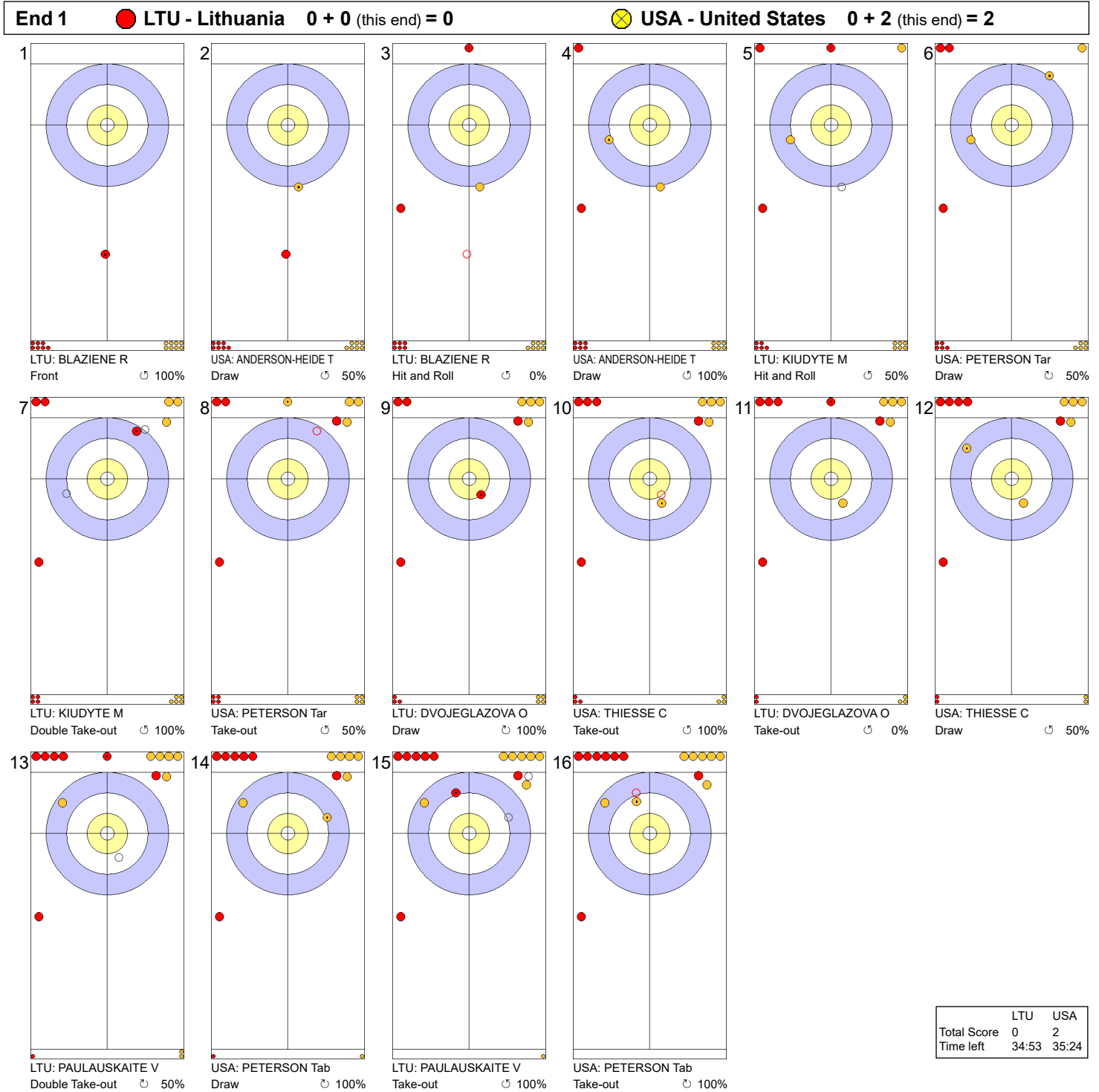
Game - Shot by Shot



**Legend:**  
 ↻ Clockwise   ↺ Counter-clockwise   - Not considered

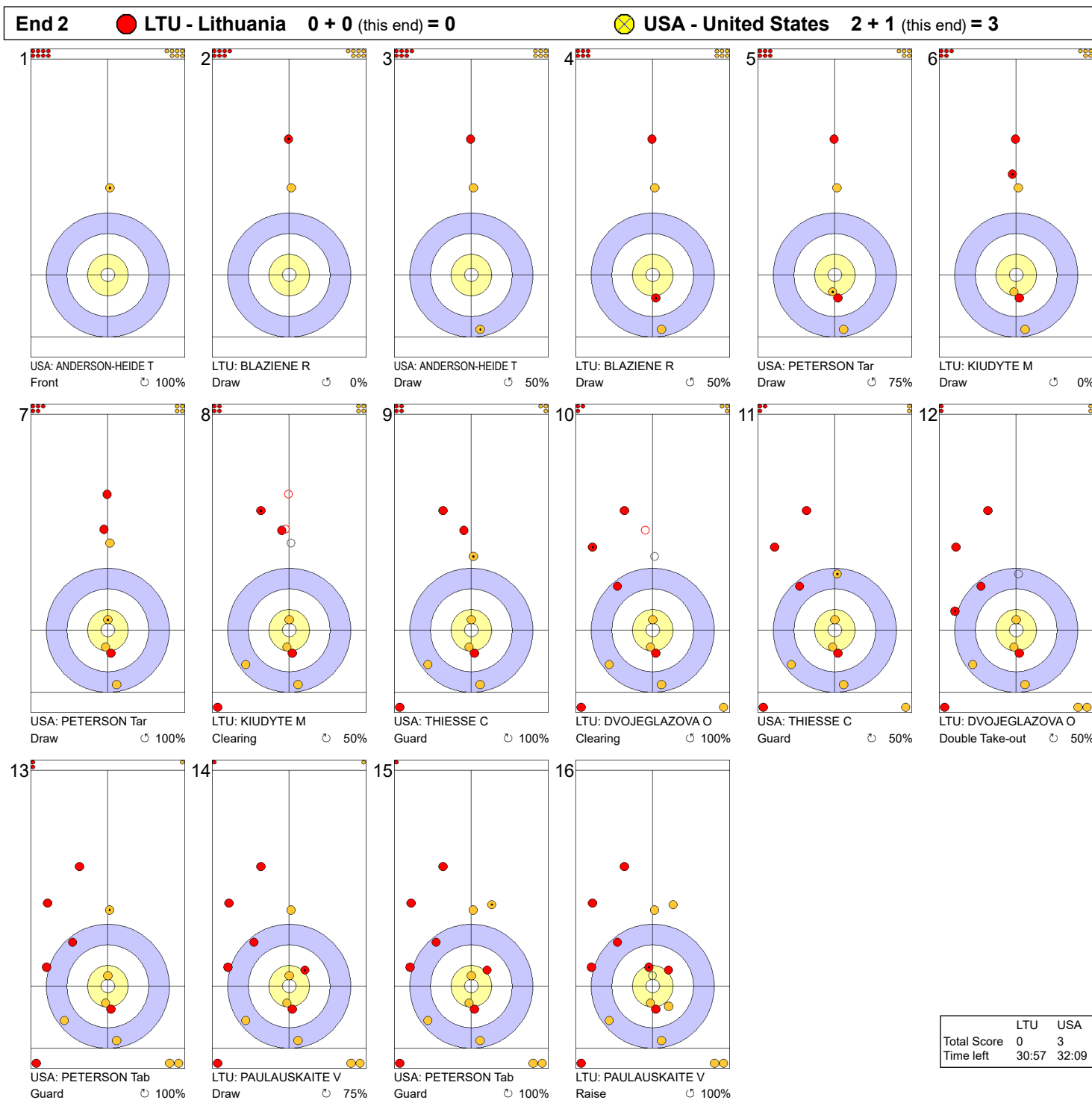


Game - Shot by Shot



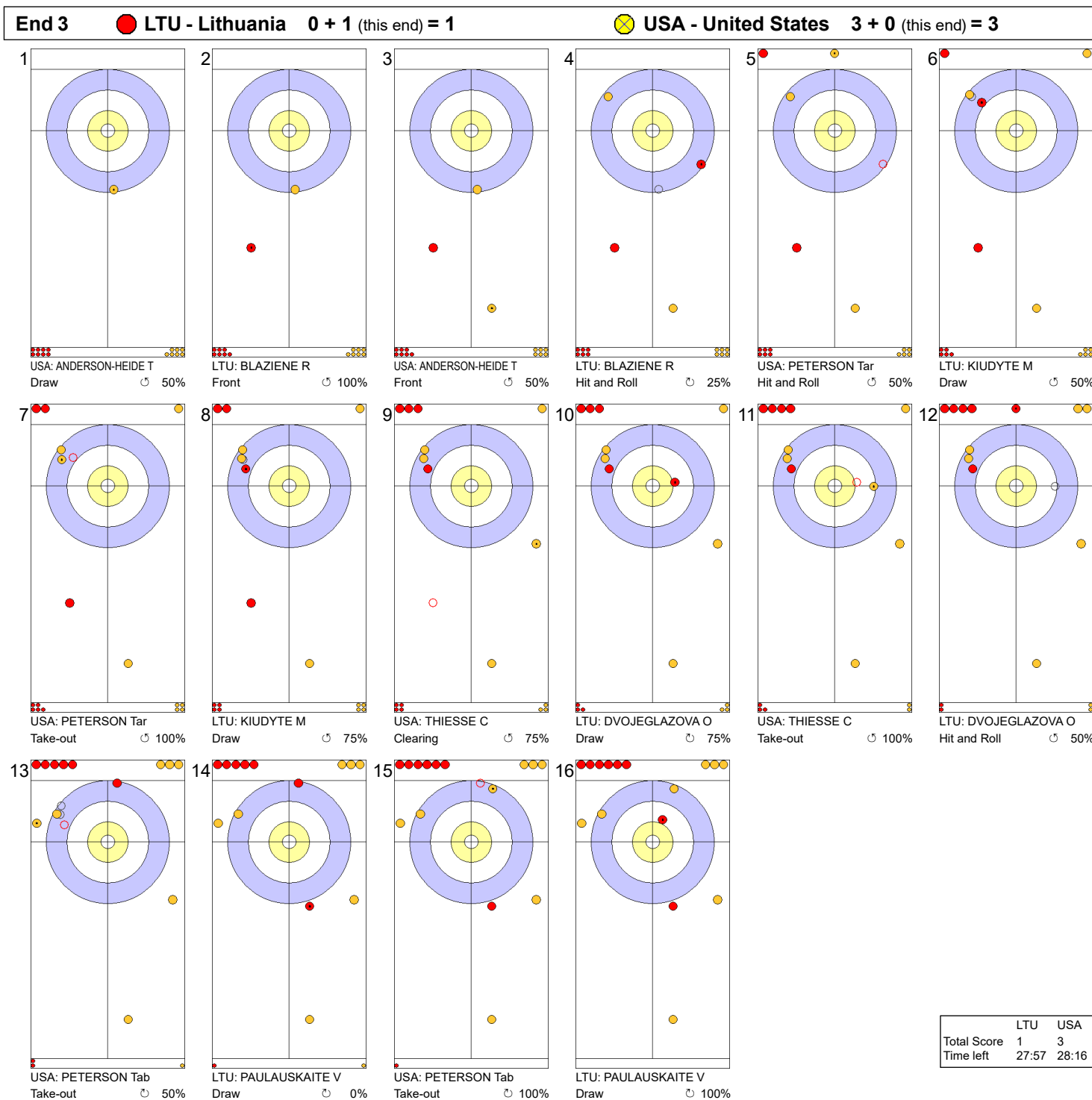
**Legend:**  
 ↻ Clockwise      ↺ Counter-clockwise      - Not considered

Game - Shot by Shot




**Legend:**  
 ↻ Clockwise      ↺ Counter-clockwise      - Not considered

Game - Shot by Shot



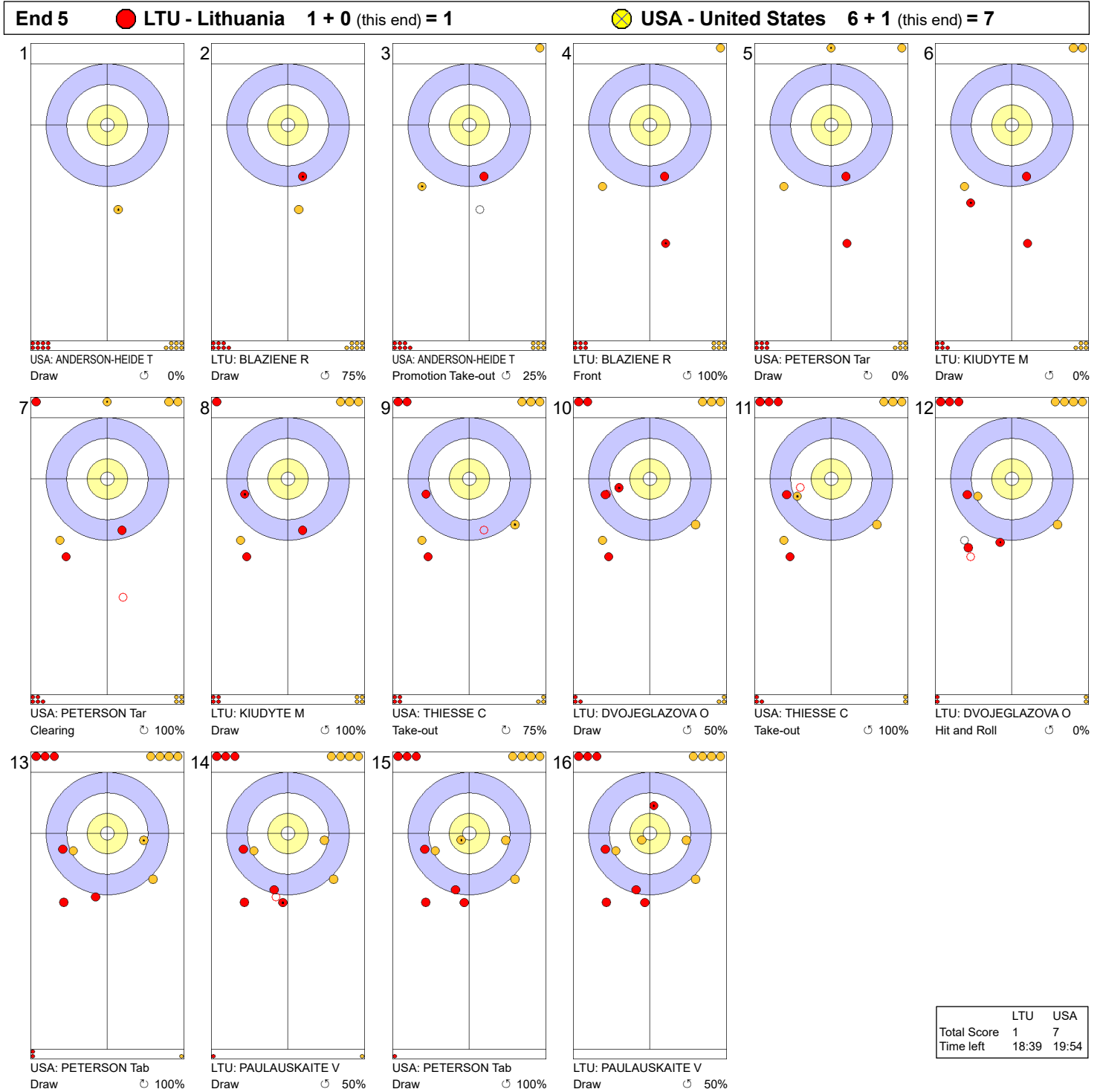
**Legend:**  
 ↻ Clockwise      ↻ Counter-clockwise      - Not considered

Game - Shot by Shot



**Legend:**  
 ↻ Clockwise      ↺ Counter-clockwise      - Not considered

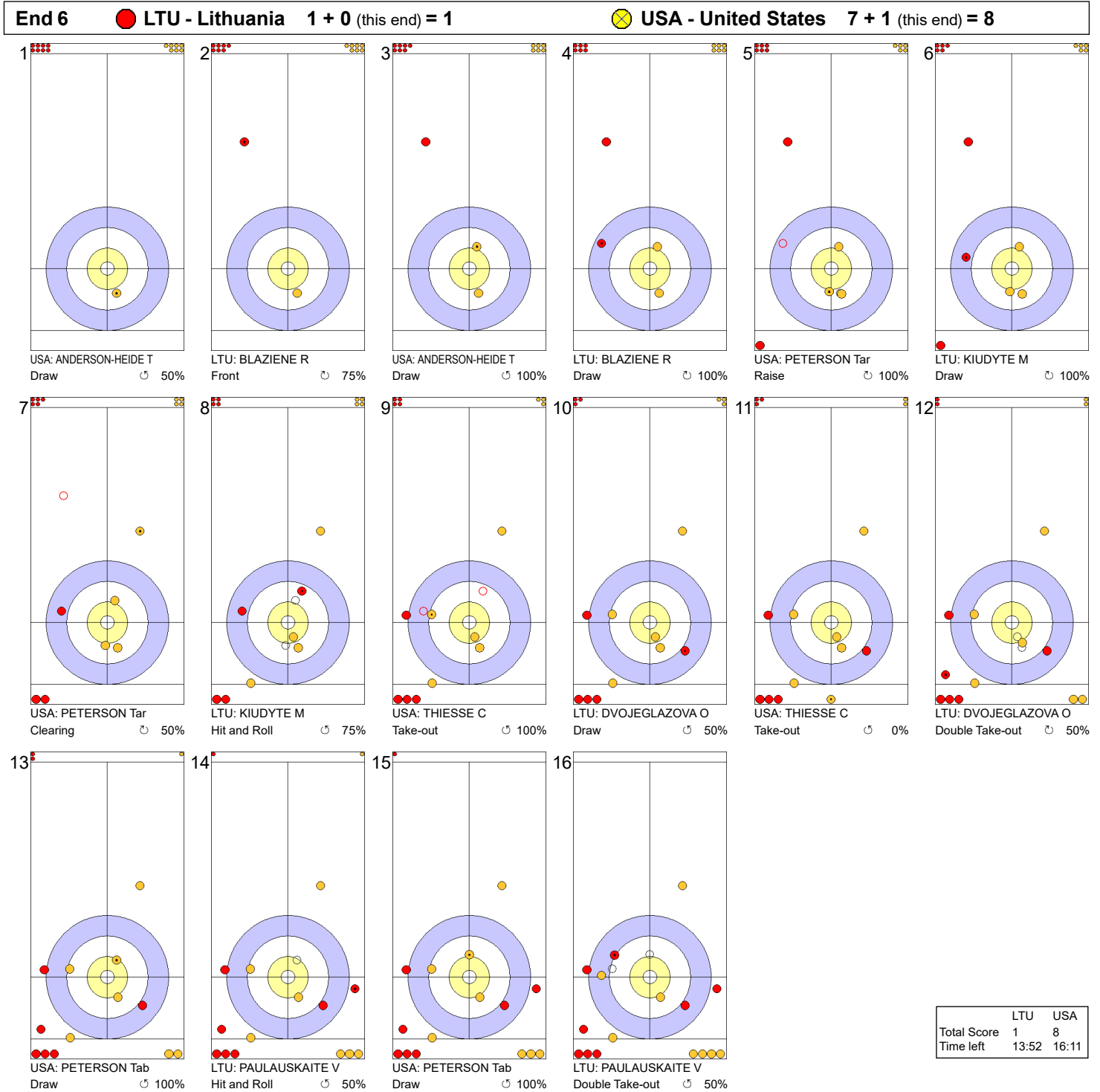
Game - Shot by Shot



**Legend:**  
 ↻ Clockwise      ↺ Counter-clockwise      - Not considered



Game - Shot by Shot



**Legend:**  
 ↻ Clockwise      ↺ Counter-clockwise      - Not considered

## Session Results and Standings

Sheet	Team	LSD/LSFE	1	2	3	4	5	6	7	8	9	10	Extra Ends	Total
A	DEN - Denmark	119.7cm	1	3	1	0	5	1	X	X	X	X		11
	LTU - Lithuania	57.2cm *	0	0	0	2	0	0	X	X	X	X		2
B	SUI - Switzerland	43.7cm *	0	0	1	0	0	4	1	0	3	X		9
	CHN - China	97.5cm	0	0	0	1	1	0	0	2	0	X		4
C	NOR - Norway	53.5cm *	0	2	0	2	0	2	0	1	0	1		8
	SCO - Scotland	65.3cm	0	0	2	0	2	0	1	0	2	0		7
D	ITA - Italy	66.5cm	0	1	0	2	0	2	0	0	0	X		5
	JPN - Japan	40.3cm *	5	0	1	0	2	0	1	1	0	X		10

## Current Standings

Rank	Team	Games	Wins	Losses
1	DEN - Denmark	2	2	0
1	SUI - Switzerland	2	2	0
1	SWE - Sweden	2	2	0
4	KOR - Korea	1	1	0
5	CAN - Canada	2	1	1
5	CHN - China	2	1	1
5	JPN - Japan	2	1	1
5	NOR - Norway	2	1	1
5	SCO - Scotland	2	1	1
10	USA - United States	1	0	1
11	ITA - Italy	2	0	2
11	LTU - Lithuania	2	0	2
11	TUR - Türkiye	2	0	2

**Note:**  
Under World Curling rules, tie-breaking rules for standings are not applied until after the last game of the round robin.

**Legend:**  
LSD Last Stone Draw      LSFE(\*) Last Stone First End      X Unplayed/unfinished end due to concession

## Game Results

Sheet	Team	LSFE	1	2	3	4	5	6	7	8	9	10	Extra Ends	Total
A	DEN - Denmark		1	3	1	0	5	1	X	X	X	X		11
	LTU - Lithuania	*	0	0	0	2	0	0	X	X	X	X		2

DEN - Denmark		Shot Success	Game	All
4 S	DUPONT Madeleine	96%	96%	86%
3 V	HALSE Mathilde	88%	88%	83%
2	DUPONT Denise	90%	90%	88%
1	LARSEN My	85%	85%	85%
A	HOLTERMANN Jasmin	-	-	72%
Team Total		90%	90%	83%

LTU - Lithuania		Shot Success	Game	All
4 S	PAULAUSKAITE Virginija	58%	58%	55%
3 V	DVOJEGLAZOVA Olga	69%	69%	55%
2	KIUDYTE Migle	65%	65%	67%
1	BLAZIENE Ruta	67%	67%	64%
A	ZALIECKIENE Justina	-	-	-
Team Total		65%	65%	60%

Last Stone Draw		Distance
⌚	DUPONT Denise	82.8cm
⌚	LARSEN My	36.9cm
<b>Total</b>		<b>119.7cm</b>

Last Stone Draw		Distance
⌚	BLAZIENE Ruta	29.3cm
⌚	DVOJEGLAZOVA Olga	27.9cm
<b>Total</b>		<b>57.2cm</b>

Time remaining: 15 minutes 17 seconds

Time remaining: 12 minutes 19 seconds

## Shot Success Analysis

DEN - Denmark		⌚	⌚	Game
4	DUPONT Madeleine	Draws 6 96%	4 94%	10 95%
		Take-outs 0 -	2 100%	2 100%
		Total 6 96%	6 96%	12 96%
3	HALSE Mathilde	Draws 3 100%	3 92%	6 96%
		Take-outs 4 69%	2 100%	6 79%
		Total 7 82%	5 95%	12 88%
2	DUPONT Denise	Draws 1 100%	5 95%	6 96%
		Take-outs 3 92%	3 75%	6 83%
		Total 4 94%	8 88%	12 90%
1	LARSEN My	Draws 3 83%	9 86%	12 85%
		Take-outs 0 -	0 -	0 -
		Total 3 83%	9 86%	12 85%
A	HOLTERMANN Jasmin	Draws 0 -	0 -	0 -
		Take-outs 0 -	0 -	0 -
		Total 0 -	0 -	0 -
Team		Draws 13 94%	21 90%	34 92%
		Take-outs 7 79%	7 89%	14 84%
		Total 20 89%	28 90%	48 90%

LTU - Lithuania		⌚	⌚	Game
4	PAULAUSKAITE Virginija	Draws 3 58%	5 50%	8 53%
		Take-outs 3 67%	1 75%	4 69%
		Total 6 63%	6 54%	12 58%
3	DVOJEGLAZOVA Olga	Draws 2 63%	2 88%	4 75%
		Take-outs 2 50%	6 71%	8 66%
		Total 4 56%	8 75%	12 69%
2	KIUDYTE Migle	Draws 1 100%	3 67%	4 75%
		Take-outs 6 50%	2 88%	8 59%
		Total 7 57%	5 75%	12 65%
1	BLAZIENE Ruta	Draws 3 58%	7 68%	10 65%
		Take-outs 1 75%	1 75%	2 75%
		Total 4 63%	8 69%	12 67%
A	ZALIECKIENE Justina	Draws 0 -	0 -	0 -
		Take-outs 0 -	0 -	0 -
		Total 0 -	0 -	0 -
Team		Draws 9 64%	17 65%	26 64%
		Take-outs 12 56%	10 75%	22 65%
		Total 21 60%	27 69%	48 65%

### Note:

Position and function for each team member:

4 = Fourth, 3 = Third, 2 = Second, 1 = Lead, A = Alternate, S = Skip, V = Vice-Skip

### Legend:


⌚ Clockwise

⌚ Counter-clockwise

LSFE(\*) Last Stone First End

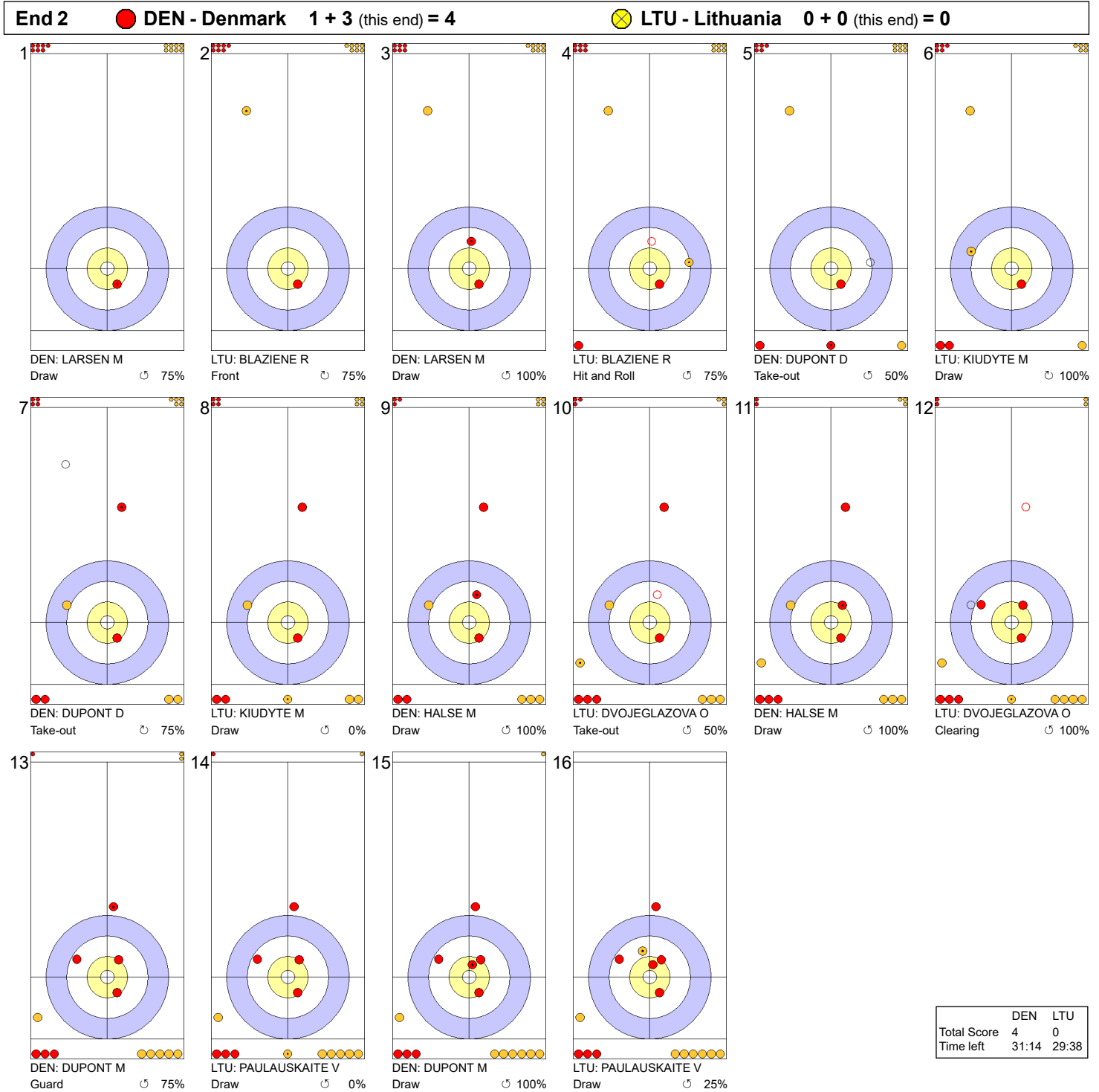
X Unplayed/unfinished end due to concession

Game - Shot by Shot



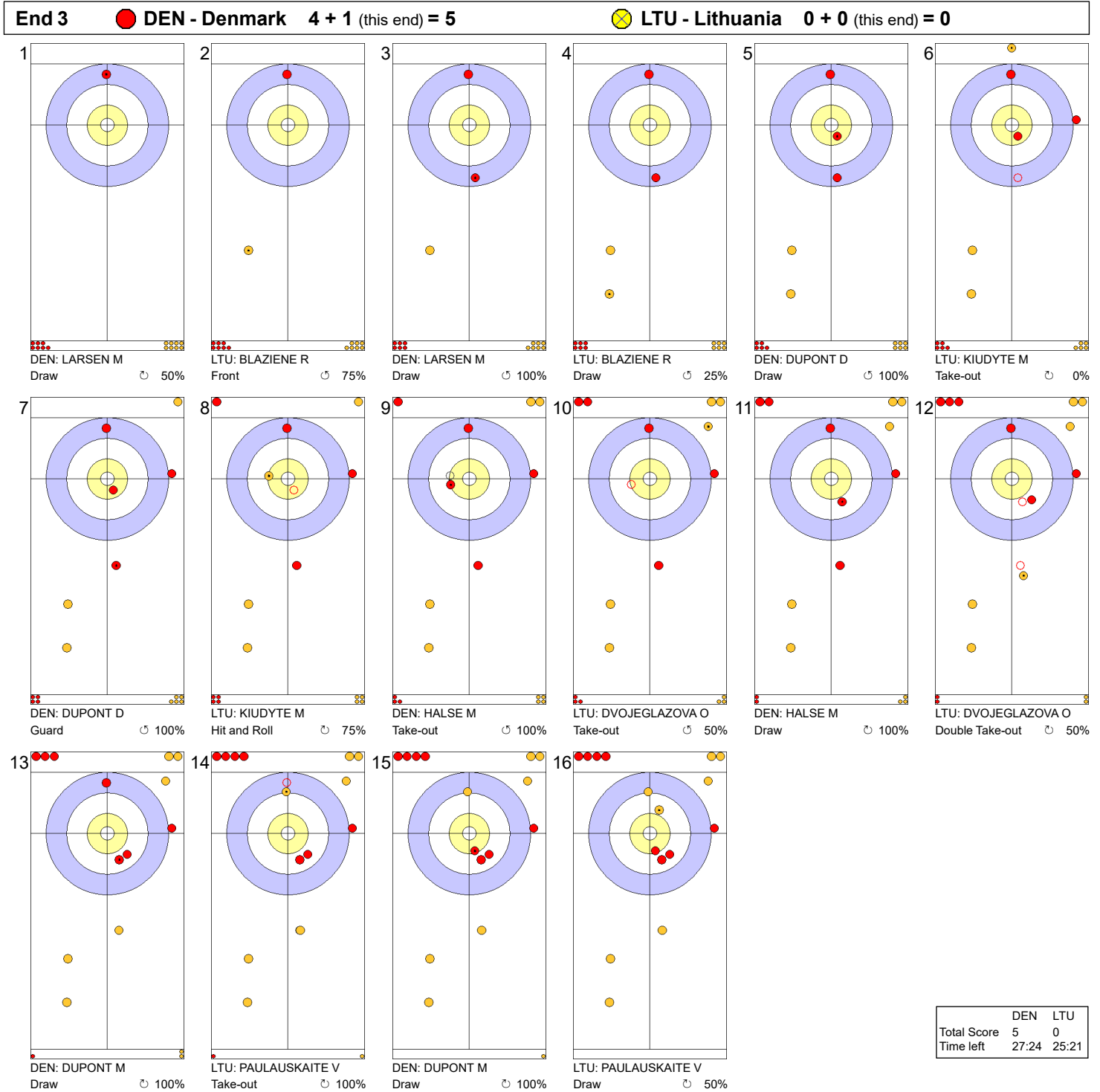
**Legend:**  
 ↻ Clockwise      ↺ Counter-clockwise      - Not considered

Game - Shot by Shot



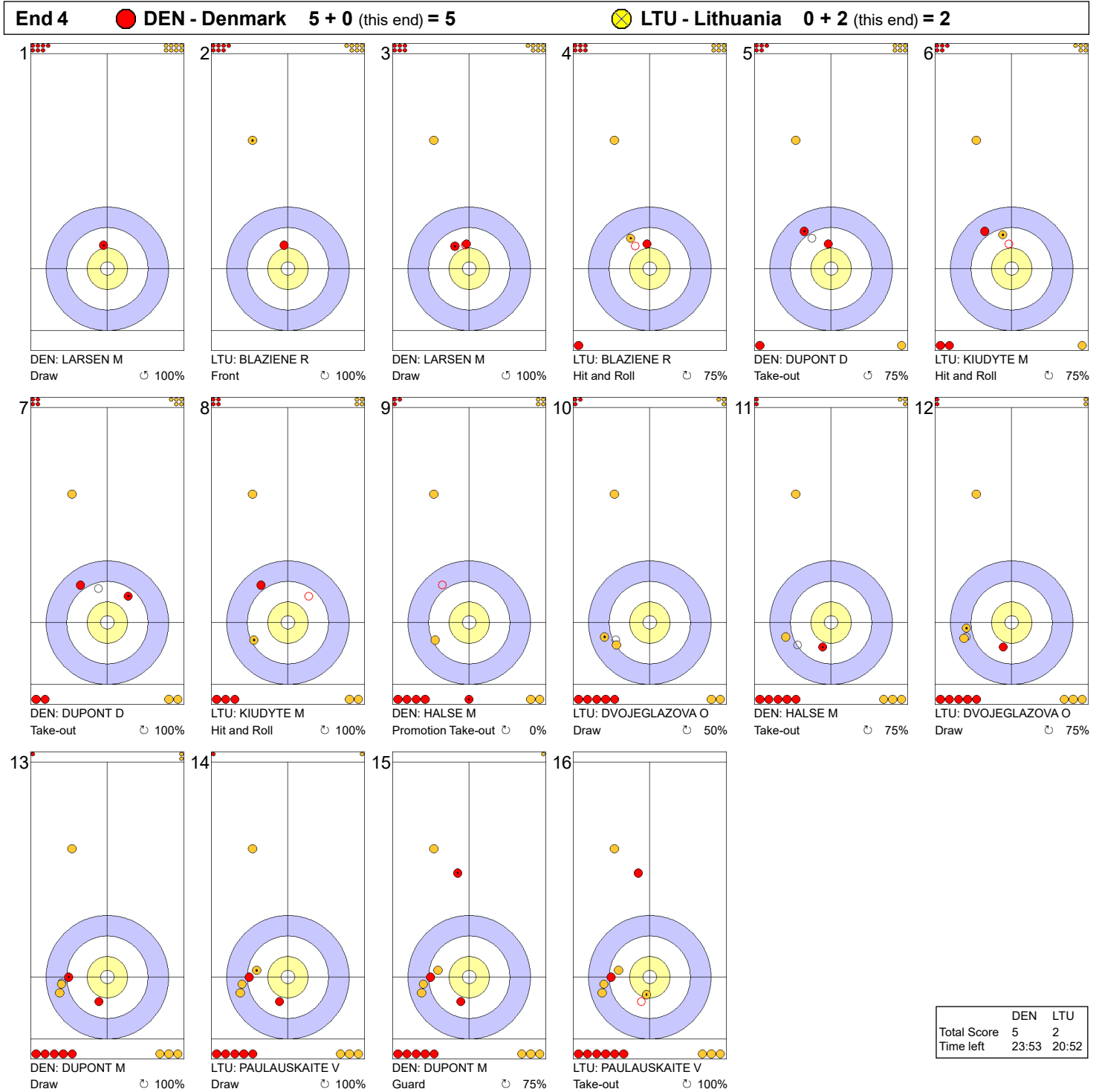
**Legend:**  
 ↻ Clockwise      ↺ Counter-clockwise      - Not considered

Game - Shot by Shot



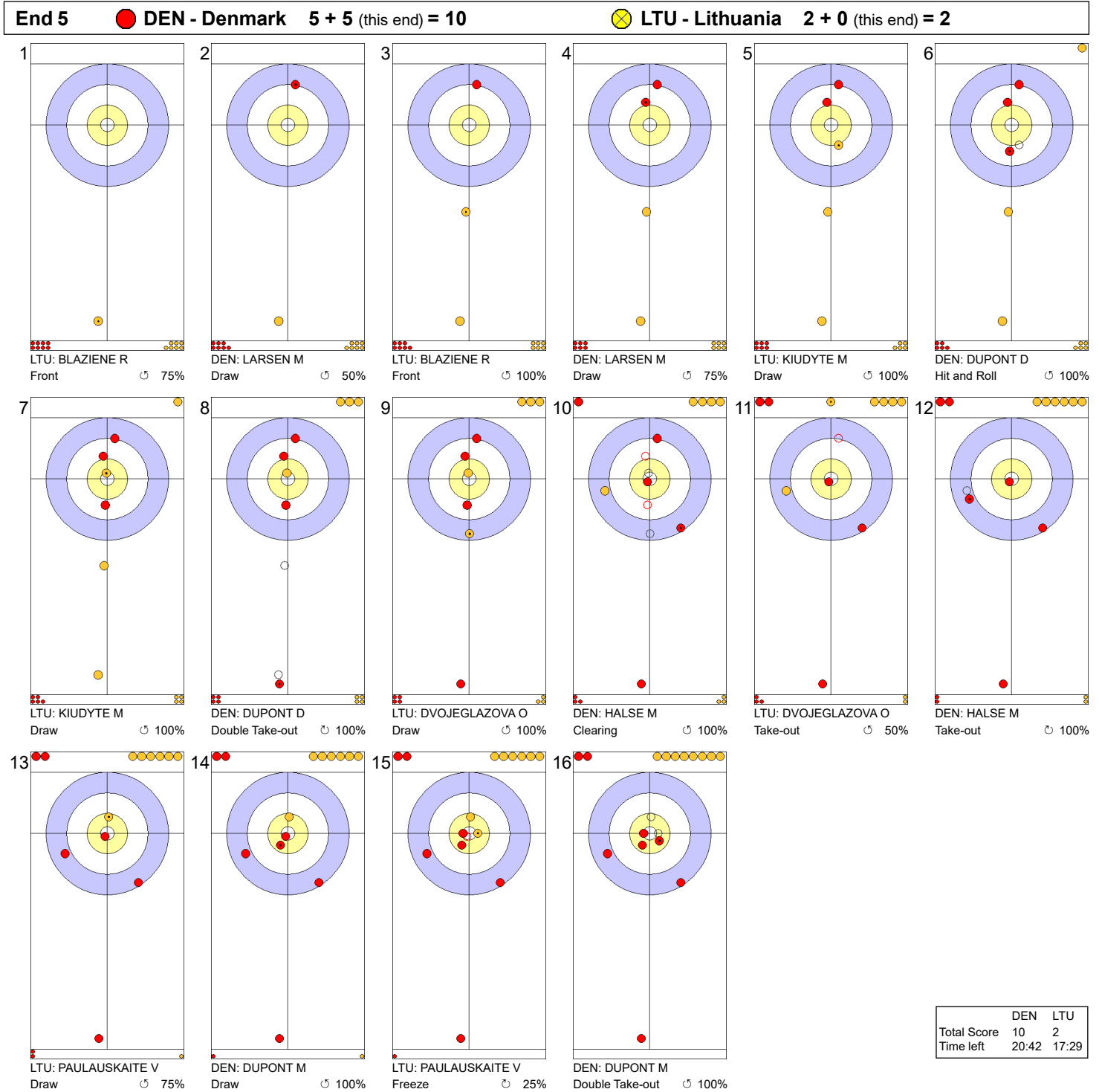
**Legend:**  
 ↻ Clockwise      ↺ Counter-clockwise      - Not considered

Game - Shot by Shot



**Legend:**  
 ↻ Clockwise      ↺ Counter-clockwise      - Not considered


Game - Shot by Shot



**Legend:**  
 ↻ Clockwise      ↺ Counter-clockwise      - Not considered



Game - Shot by Shot



**Legend:**  
 ↻ Clockwise      ↺ Counter-clockwise      - Not considered

## Game Results

Sheet	Team	LSFE	1	2	3	4	5	6	7	8	9	10	Extra Ends	Total
B	SUI - Switzerland	*	0	0	1	0	0	4	1	0	3	X		9
	CHN - China		0	0	0	1	1	0	0	2	0	X		4

SUI - Switzerland		Shot Success	Game	All
4 V	PAETZ Alina	90%	91%	
3 S	TIRINZONI Silvana	81%	88%	
2	HOWALD Carole	83%	91%	
1	WITSCHONKE Selina	86%	87%	
A	BERSET Stefanie	-	-	
Team Total		85%	89%	

CHN - China		Shot Success	Game	All
4 S	WANG Rui	72%	84%	
3 V	HAN Yu	81%	81%	
2	DONG Ziqi	86%	86%	
1	JIANG Jiayi	88%	88%	
A	SU Tingyu	-	-	
Team Total		82%	85%	

Last Stone Draw		Distance
↻	WITSCHONKE Selina	20.9cm
↺	HOWALD Carole	22.8cm
<b>Total</b>		<b>43.7cm</b>

Last Stone Draw		Distance
↻	WANG Rui	65.2cm
↺	HAN Yu	32.3cm
<b>Total</b>		<b>97.5cm</b>

Time remaining: 5 minutes 48 seconds

Time-out: End 9 - SUI stone 7

Time remaining: 6 minutes 0 seconds

Time-out: End 9 - CHN stone 6

## Shot Success Analysis

SUI - Switzerland		↻	↺	Game
4	PAETZ Alina	Draws 1 100%	4 69%	5 75%
		Take-outs 6 96%	7 96%	13 96%
		Total 7 96%	11 86%	18 90%
3	TIRINZONI Silvana	Draws 2 100%	2 63%	4 81%
		Take-outs 9 81%	5 80%	14 80%
		Total 11 84%	7 75%	18 81%
2	HOWALD Carole	Draws 1 100%	1 50%	2 75%
		Take-outs 7 86%	9 83%	16 84%
		Total 8 88%	10 80%	18 83%
1	WITSCHONKE Selina	Draws 5 80%	7 93%	12 88%
		Take-outs 2 88%	4 81%	6 83%
		Total 7 82%	11 89%	18 86%
A	BERSET Stefanie	Draws 0 -	0 -	0 -
		Take-outs 0 -	0 -	0 -
		Total 0 -	0 -	0 -
Team		Draws 9 89%	14 79%	23 83%
		Take-outs 24 86%	25 86%	49 86%
		Total 33 87%	39 83%	72 85%

CHN - China		↻	↺	Game
4	WANG Rui	Draws 3 50%	5 75%	8 66%
		Take-outs 4 56%	6 92%	10 78%
		Total 7 54%	11 84%	18 72%
3	HAN Yu	Draws 8 88%	2 88%	10 88%
		Take-outs 5 55%	3 100%	8 72%
		Total 13 75%	5 95%	18 81%
2	DONG Ziqi	Draws 4 63%	3 92%	7 75%
		Take-outs 5 100%	6 88%	11 93%
		Total 9 83%	9 89%	18 86%
1	JIANG Jiayi	Draws 10 85%	5 95%	15 88%
		Take-outs 1 100%	2 75%	3 83%
		Total 11 86%	7 89%	18 88%
A	SU Tingyu	Draws 0 -	0 -	0 -
		Take-outs 0 -	0 -	0 -
		Total 0 -	0 -	0 -
Team		Draws 25 78%	15 87%	40 81%
		Take-outs 15 73%	17 90%	32 82%
		Total 40 76%	32 88%	72 82%

### Note:

Position and function for each team member:

4 = Fourth, 3 = Third, 2 = Second, 1 = Lead, A = Alternate, S = Skip, V = Vice-Skip

### Legend:

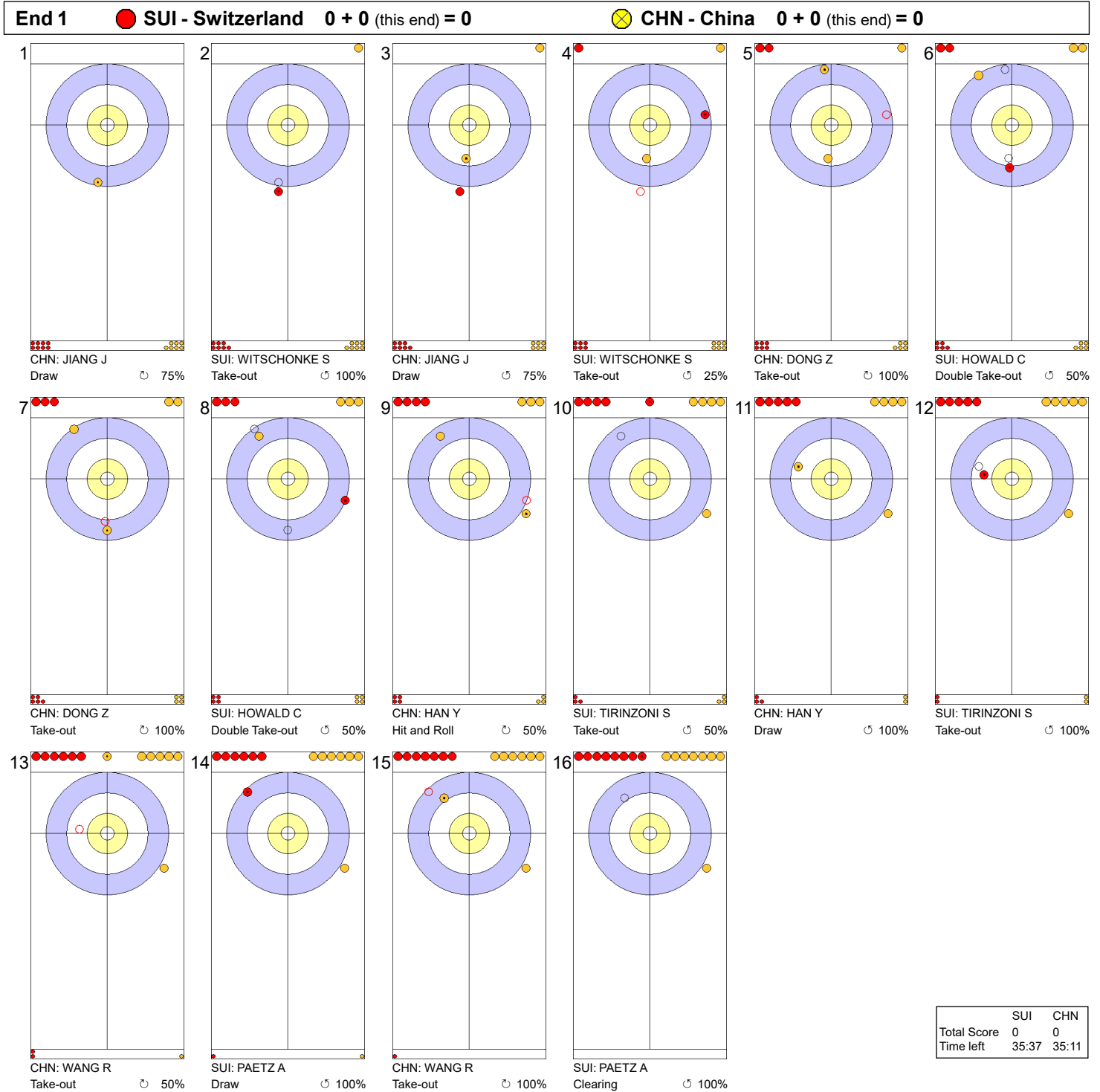
↻ Clockwise

↺ Counter-clockwise

LSFE(\*) Last Stone First End

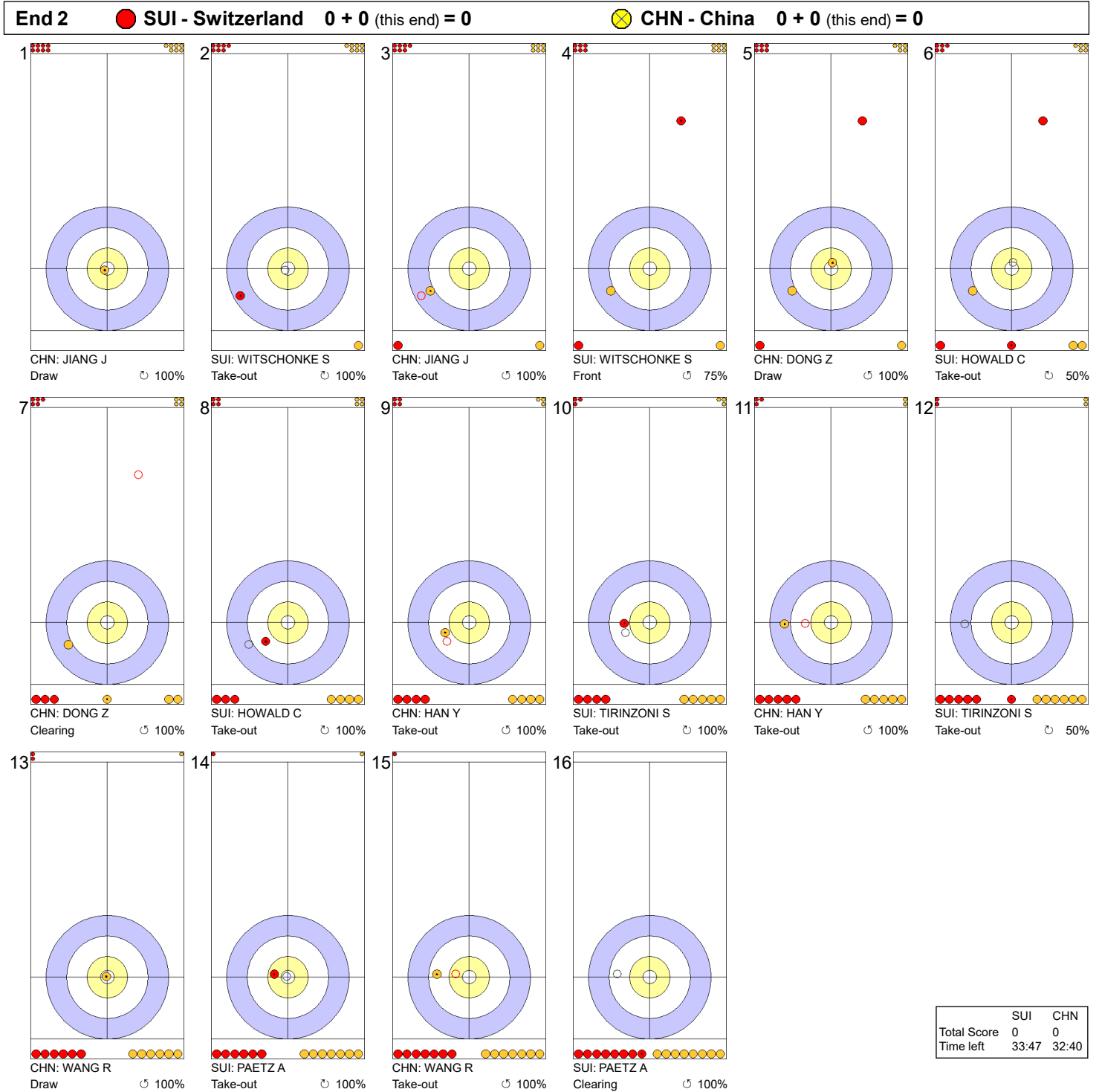
X Unplayed/unfinished end due to concession

Game - Shot by Shot



**Legend:**  
 ⤵ Clockwise      ⤴ Counter-clockwise      - Not considered

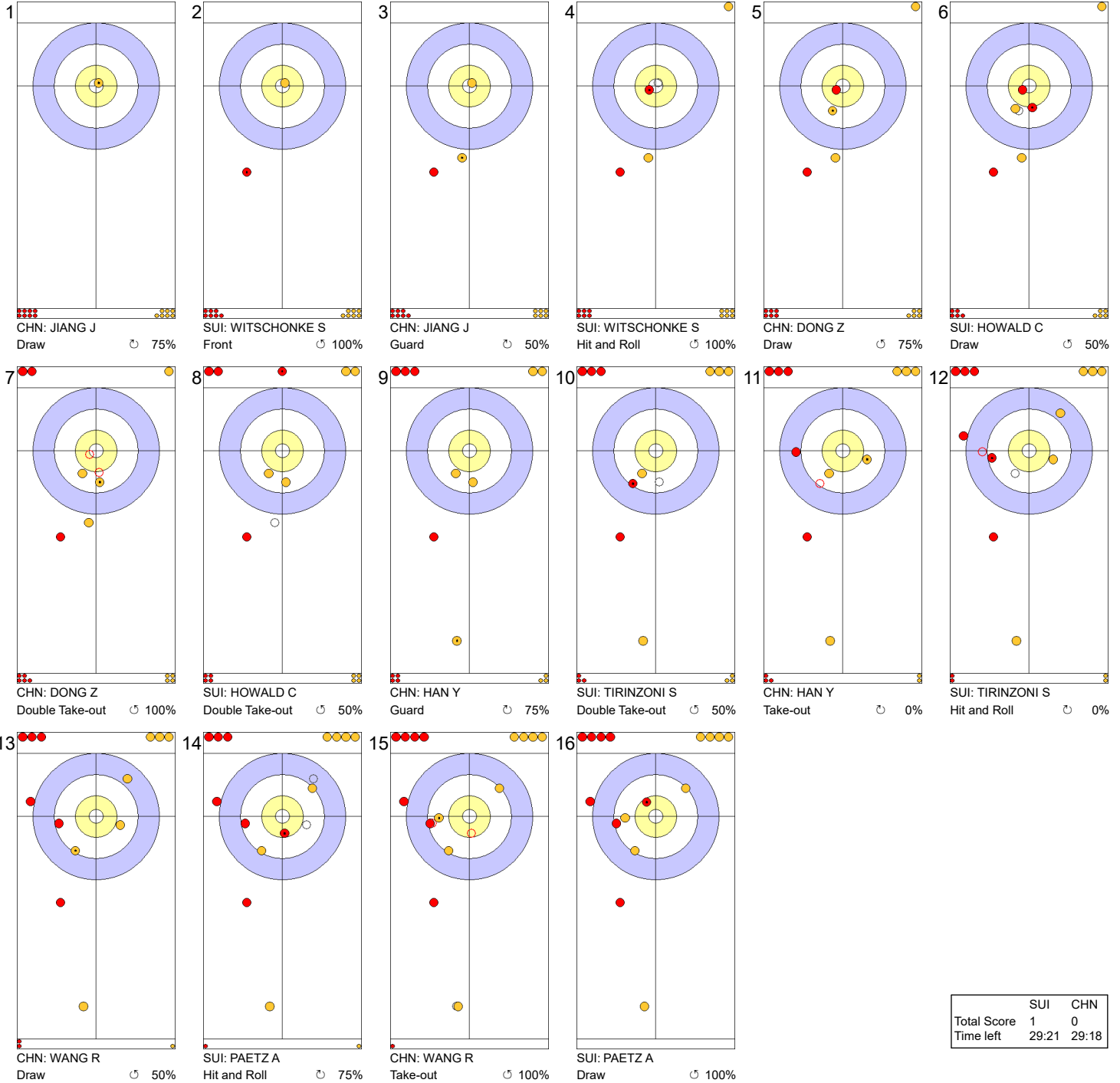
Game - Shot by Shot



**Legend:**  
 ↻ Clockwise      ↺ Counter-clockwise      - Not considered

Game - Shot by Shot

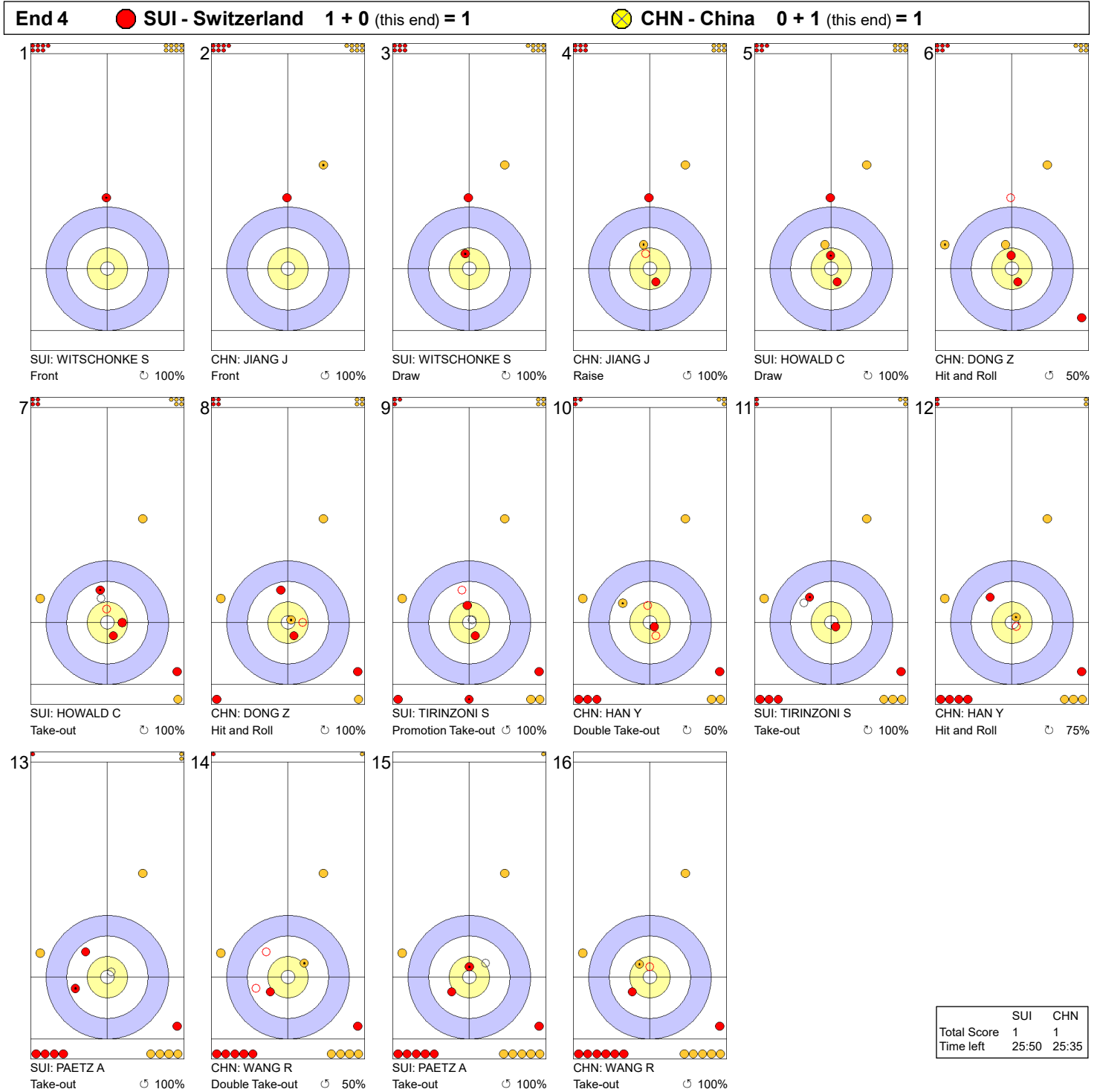
End 3 ● SUI - Switzerland 0 + 1 (this end) = 1 ⊗ CHN - China 0 + 0 (this end) = 0



	SUI	CHN
Total Score	1	0
Time left	29:21	29:18

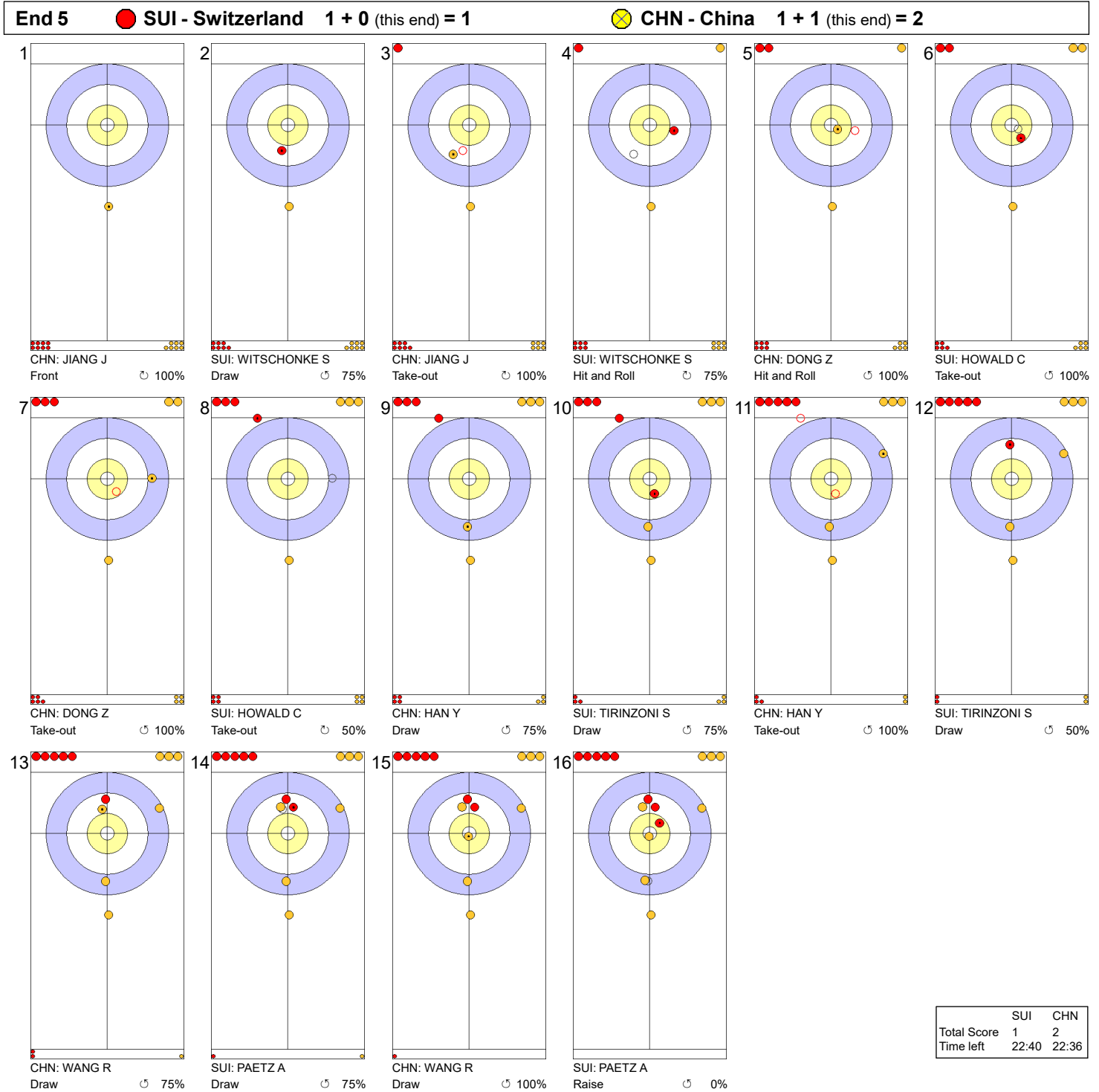
**Legend:**  
↻ Clockwise      ↺ Counter-clockwise      - Not considered

Game - Shot by Shot



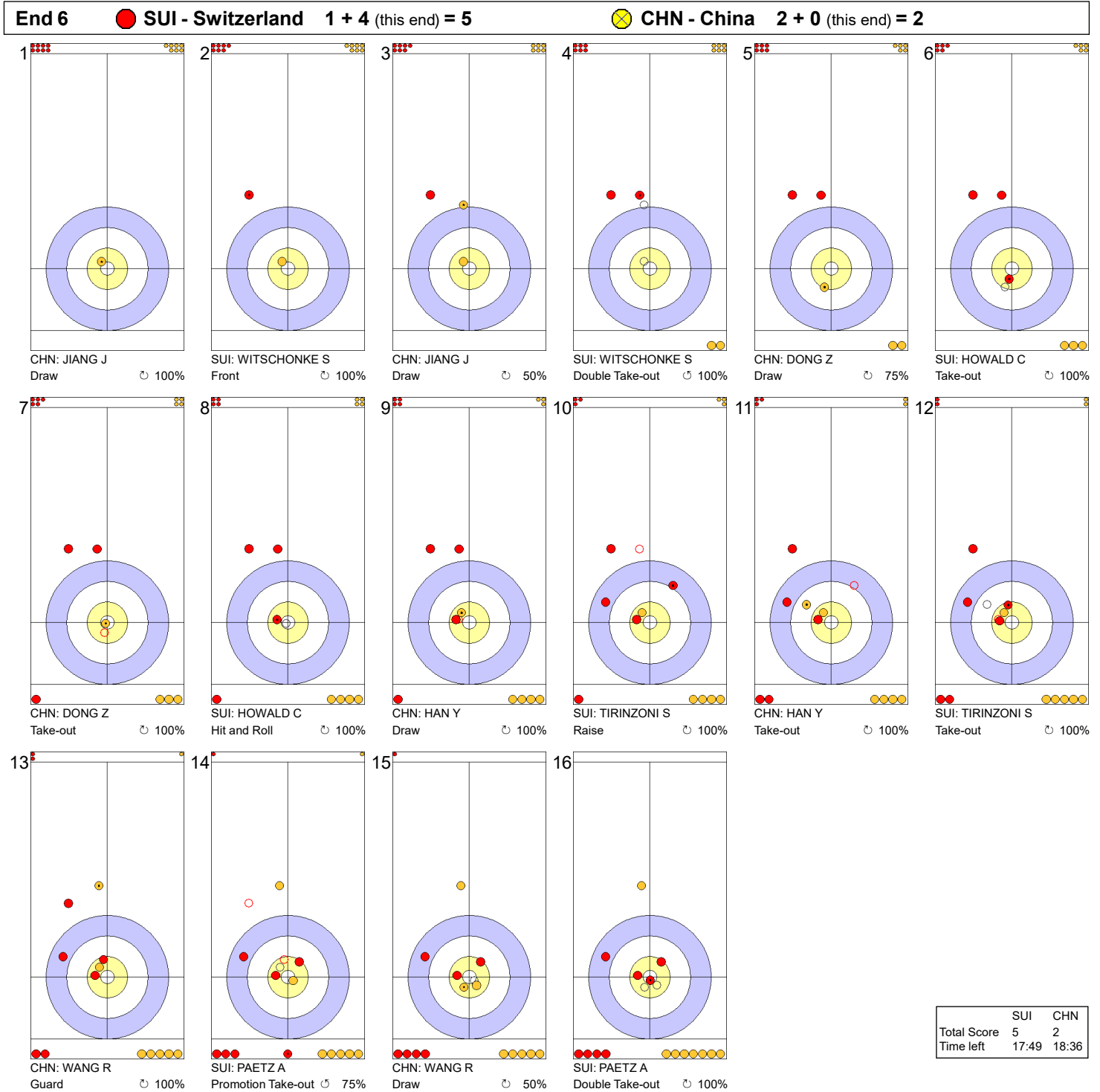
**Legend:**  
 ↻ Clockwise      ↺ Counter-clockwise      - Not considered

Game - Shot by Shot



**Legend:**  
 ↻ Clockwise      ↺ Counter-clockwise      - Not considered

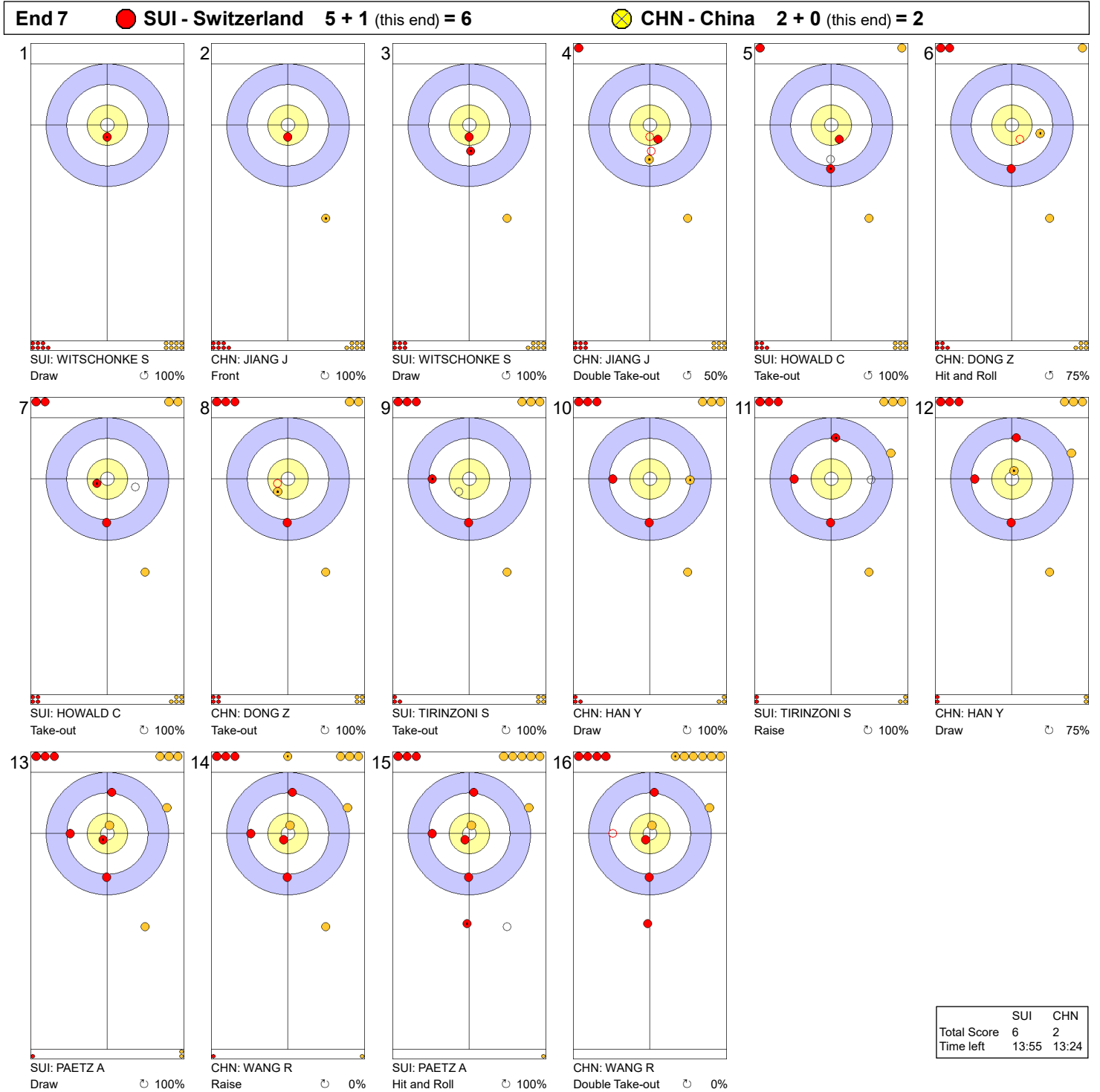
Game - Shot by Shot



**Legend:**  
 ↻ Clockwise      ↺ Counter-clockwise      - Not considered

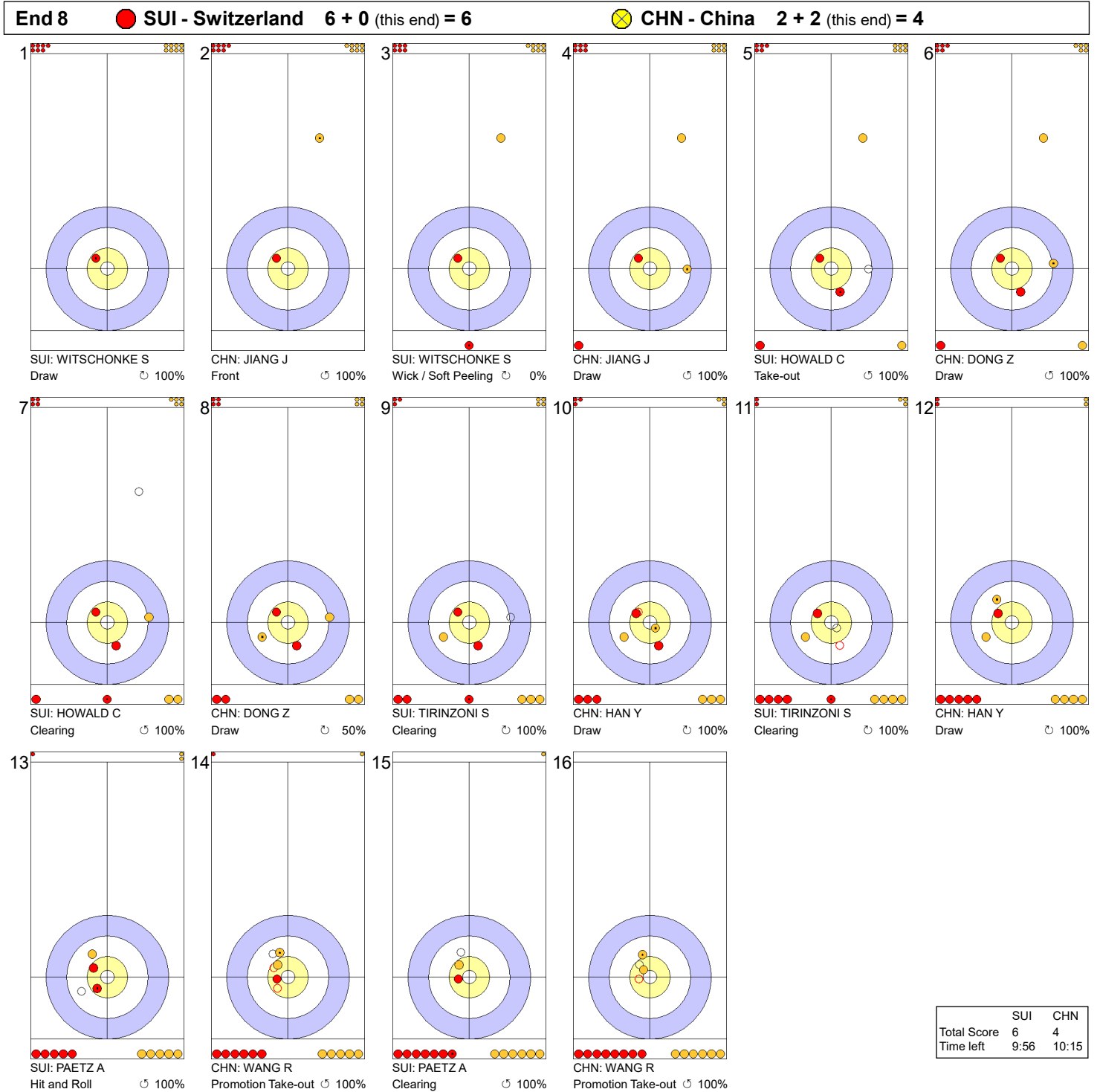




Game - Shot by Shot



**Legend:**  
 ↻ Clockwise      ↺ Counter-clockwise      - Not considered

Game - Shot by Shot

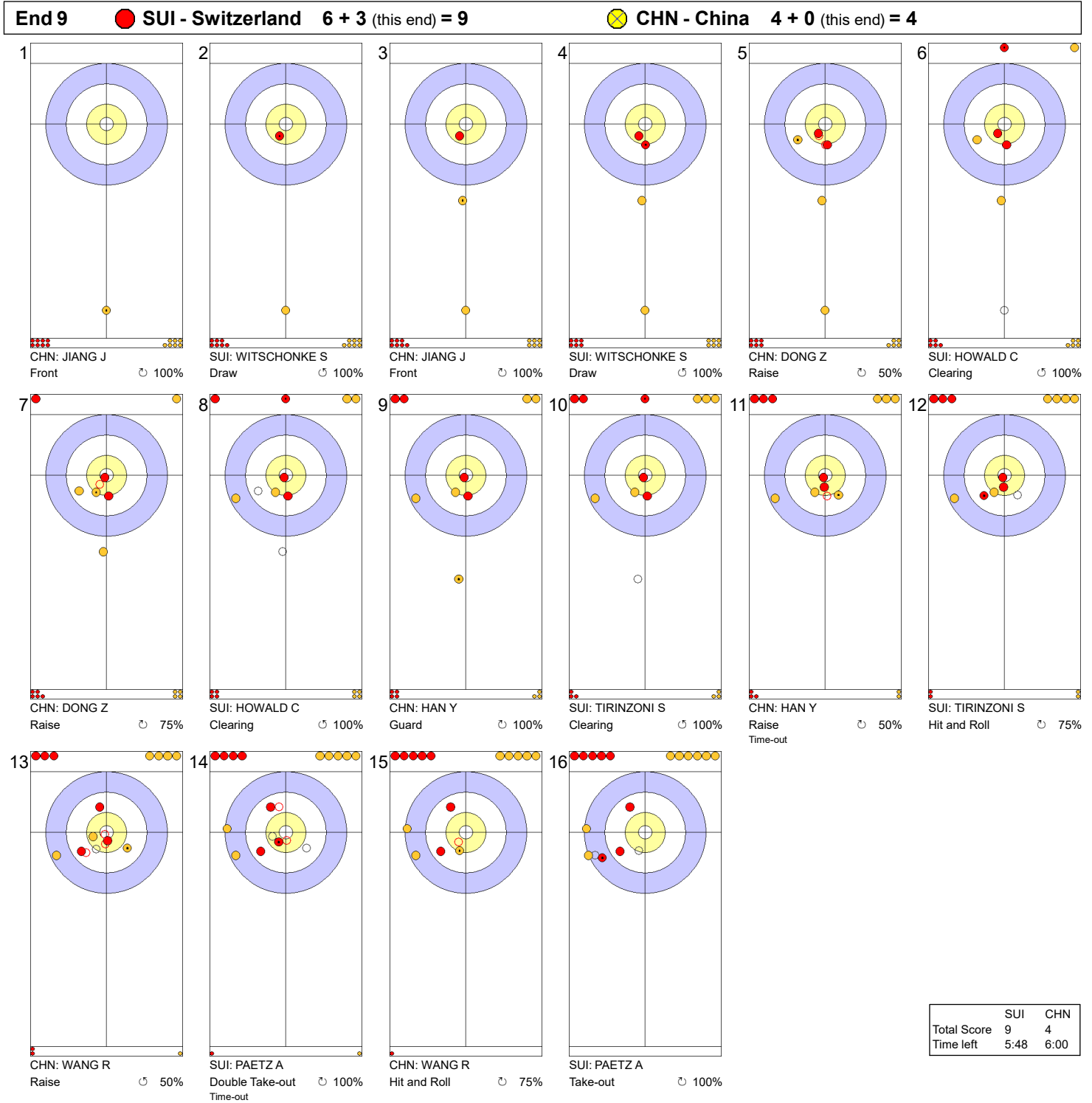


**Legend:**  
 Clockwise     
  Counter-clockwise     
 - Not considered

SUN 16 MAR 2025  
Start Time 9:00

Round Robin Session 3 - Sheet B

Game - Shot by Shot



**Legend:**  
↻ Clockwise      ↺ Counter-clockwise      - Not considered

## Game Results

Sheet	Team	LSFE	1	2	3	4	5	6	7	8	9	10	Extra Ends	Total
C	NOR - Norway	*	0	2	0	2	0	2	0	1	0	1		8
	SCO - Scotland		0	0	2	0	2	0	1	0	2	0		7

NOR - Norway		Shot Success	Game	All
4 V	SKASLIEN Kristin	80%	83%	
3 S	ROERVIK Marianne	94%	91%	
2	HASLEV NORDBYE Mille	90%	92%	
1	FORBREGD Ingeborg	93%	93%	
A	KJAERLAND Eilin	-	81%	
Team Total		89%	88%	

SCO - Scotland		Shot Success	Game	All
4 V	MORRISON Rebecca	83%	76%	
3	DODDS Jennifer	96%	93%	
2	SINCLAIR Sophie	88%	84%	
1 S	JACKSON Sophie	93%	94%	
A	HENDERSON Fay	-	-	
Team Total		90%	86%	

Last Stone Draw		Distance
⌚	HASLEV NORDBYE Mille	21.4cm
⌚	ROERVIK Marianne	32.1cm
<b>Total</b>		<b>53.5cm</b>

Last Stone Draw		Distance
⌚	JACKSON Sophie	47.3cm
⌚	MORRISON Rebecca	18.0cm
<b>Total</b>		<b>65.3cm</b>

Time remaining: 1 minute 22 seconds

Time remaining: 0 minutes 23 seconds

Time-out: End 10 - SCO stone 7

## Shot Success Analysis

NOR - Norway		⌚	⌚	Game
4	SKASLIEN Kristin	Draws 2 50%	3 67%	5 60%
		Take-outs 9 83%	6 92%	15 87%
		Total 11 77%	9 83%	20 80%
3	ROERVIK Marianne	Draws 2 100%	0 -	2 100%
		Take-outs 7 86%	11 98%	18 93%
		Total 9 89%	11 98%	20 94%
2	HASLEV NORDBYE Mille	Draws 1 100%	3 67%	4 75%
		Take-outs 8 91%	8 97%	16 94%
		Total 9 92%	11 89%	20 90%
1	FORBREGD Ingeborg	Draws 11 95%	5 100%	16 97%
		Take-outs 1 100%	3 67%	4 75%
		Total 12 96%	8 88%	20 93%
A	KJAERLAND Eilin	Draws 0 -	0 -	0 -
		Take-outs 0 -	0 -	0 -
		Total 0 -	0 -	0 -
Team		Draws 16 91%	11 82%	27 87%
		Take-outs 25 87%	28 93%	53 90%
		Total 41 88%	39 90%	80 89%

SCO - Scotland		⌚	⌚	Game
4	MORRISON Rebecca	Draws 4 94%	2 75%	6 88%
		Take-outs 6 83%	8 78%	14 80%
		Total 10 88%	10 78%	20 83%
3	DODDS Jennifer	Draws 7 100%	0 -	7 100%
		Take-outs 8 91%	5 100%	13 94%
		Total 15 95%	5 100%	20 96%
2	SINCLAIR Sophie	Draws 8 88%	5 75%	13 83%
		Take-outs 3 100%	4 94%	7 96%
		Total 11 91%	9 83%	20 88%
1	JACKSON Sophie	Draws 12 92%	3 92%	15 92%
		Take-outs 1 100%	4 94%	5 95%
		Total 13 92%	7 93%	20 93%
A	HENDERSON Fay	Draws 0 -	0 -	0 -
		Take-outs 0 -	0 -	0 -
		Total 0 -	0 -	0 -
Team		Draws 31 93%	10 80%	41 90%
		Take-outs 18 90%	21 89%	39 90%
		Total 49 92%	31 86%	80 90%

### Note:

Position and function for each team member:

4 = Fourth, 3 = Third, 2 = Second, 1 = Lead, A = Alternate, S = Skip, V = Vice-Skip

### Legend:

⌚ Clockwise

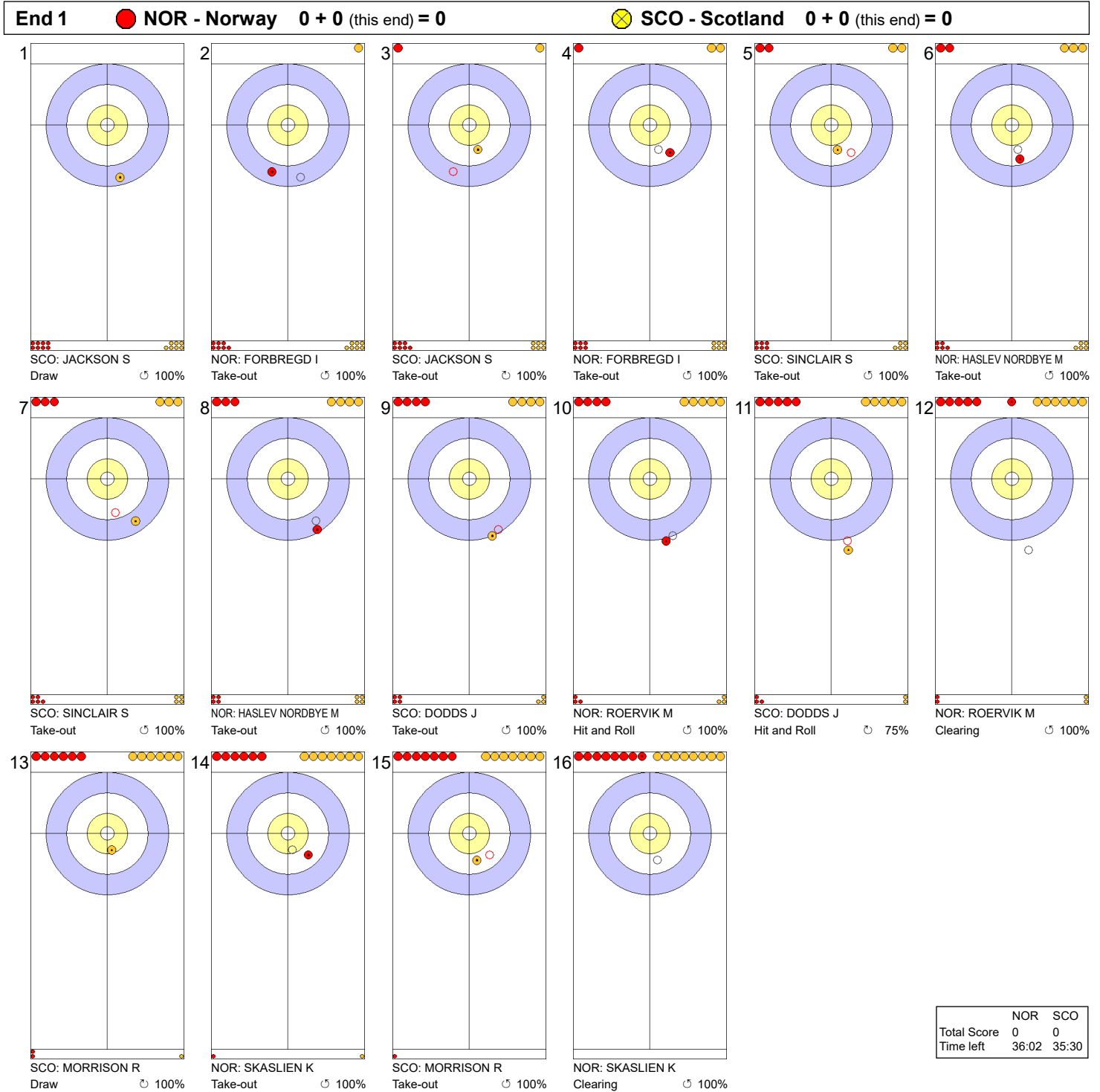
⌚ Counter-clockwise

LSFE(\*) Last Stone First End

SUN 16 MAR 2025  
Start Time 9:00

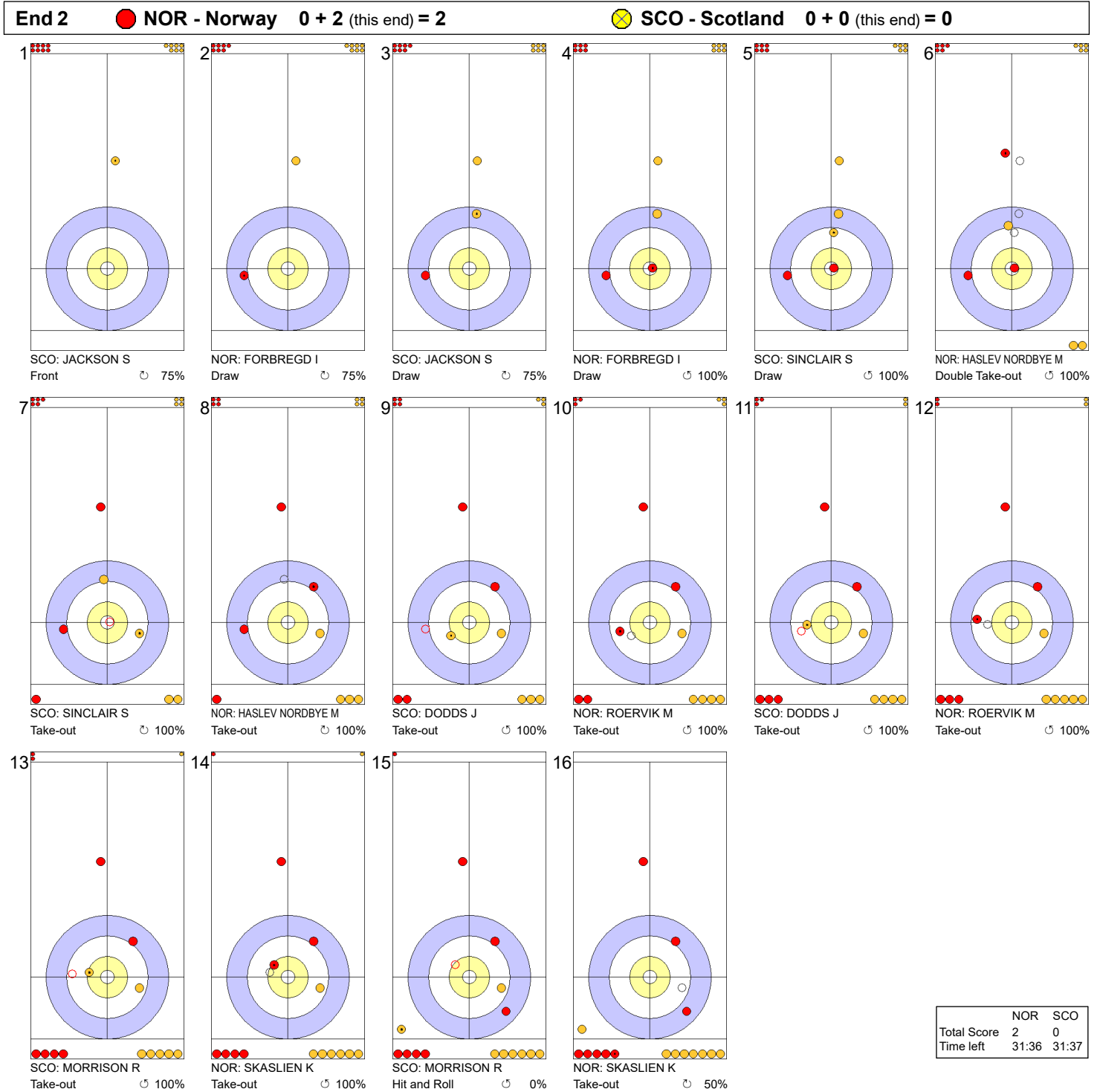
Round Robin Session 3 - Sheet C



Game - Shot by Shot



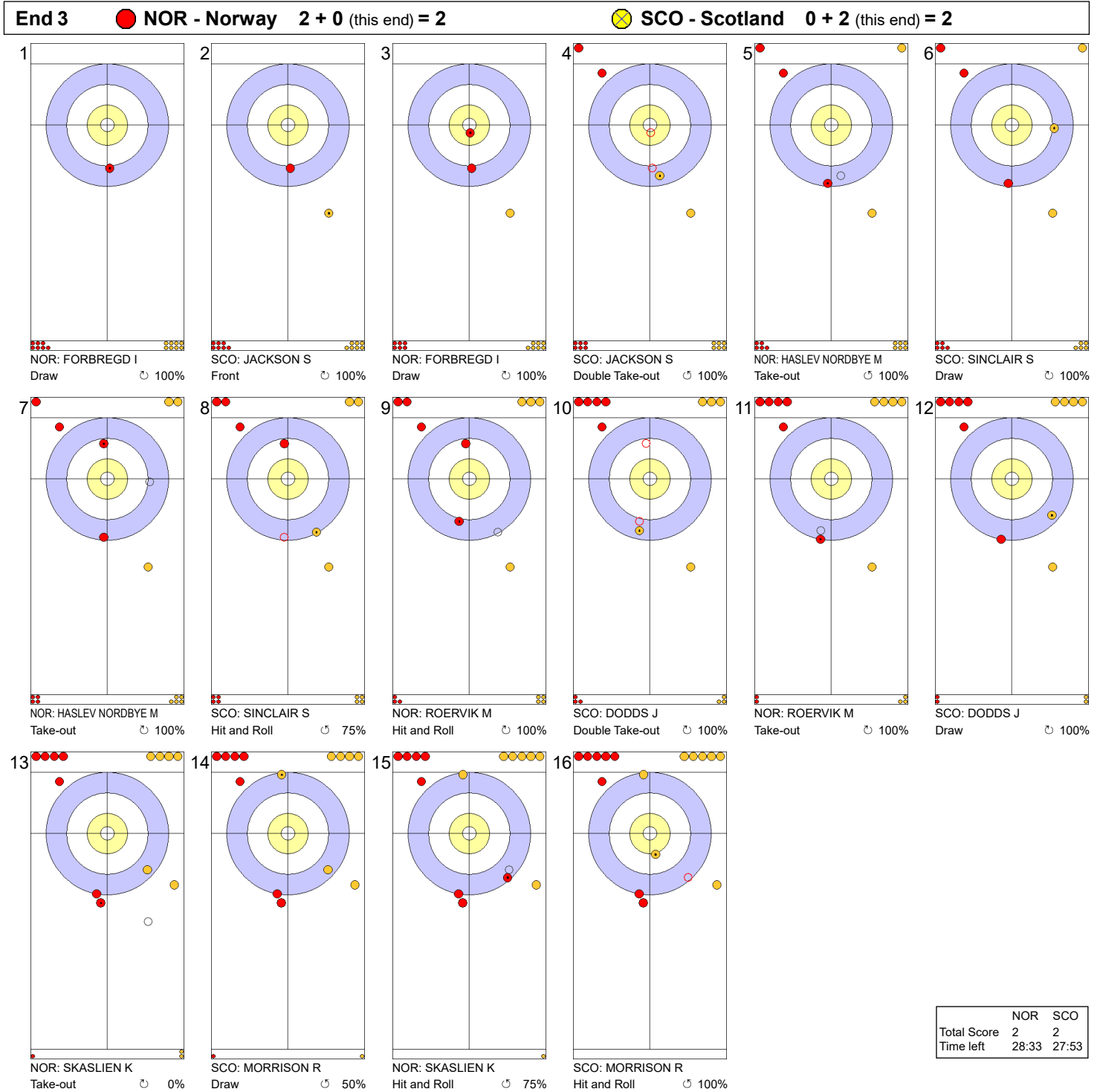
**Legend:**  
 ↻ Clockwise      ↺ Counter-clockwise      - Not considered



Game - Shot by Shot



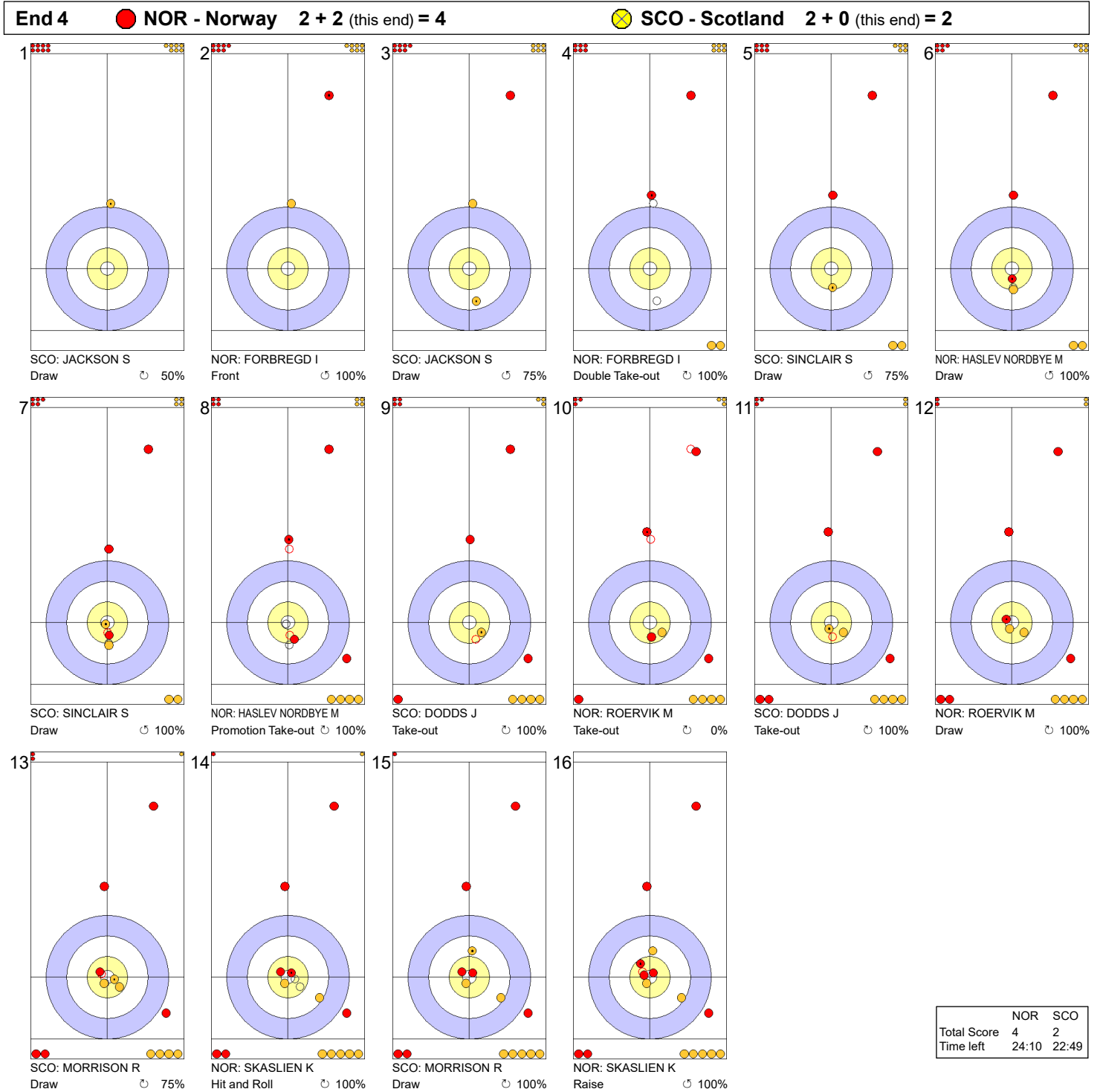
**Legend:**  
 Clockwise     Counter-clockwise    - Not considered

Game - Shot by Shot



**Legend:**  
 Clockwise     Counter-clockwise    - Not considered

Game - Shot by Shot



**Legend:**  
 ↻ Clockwise      ↺ Counter-clockwise      - Not considered

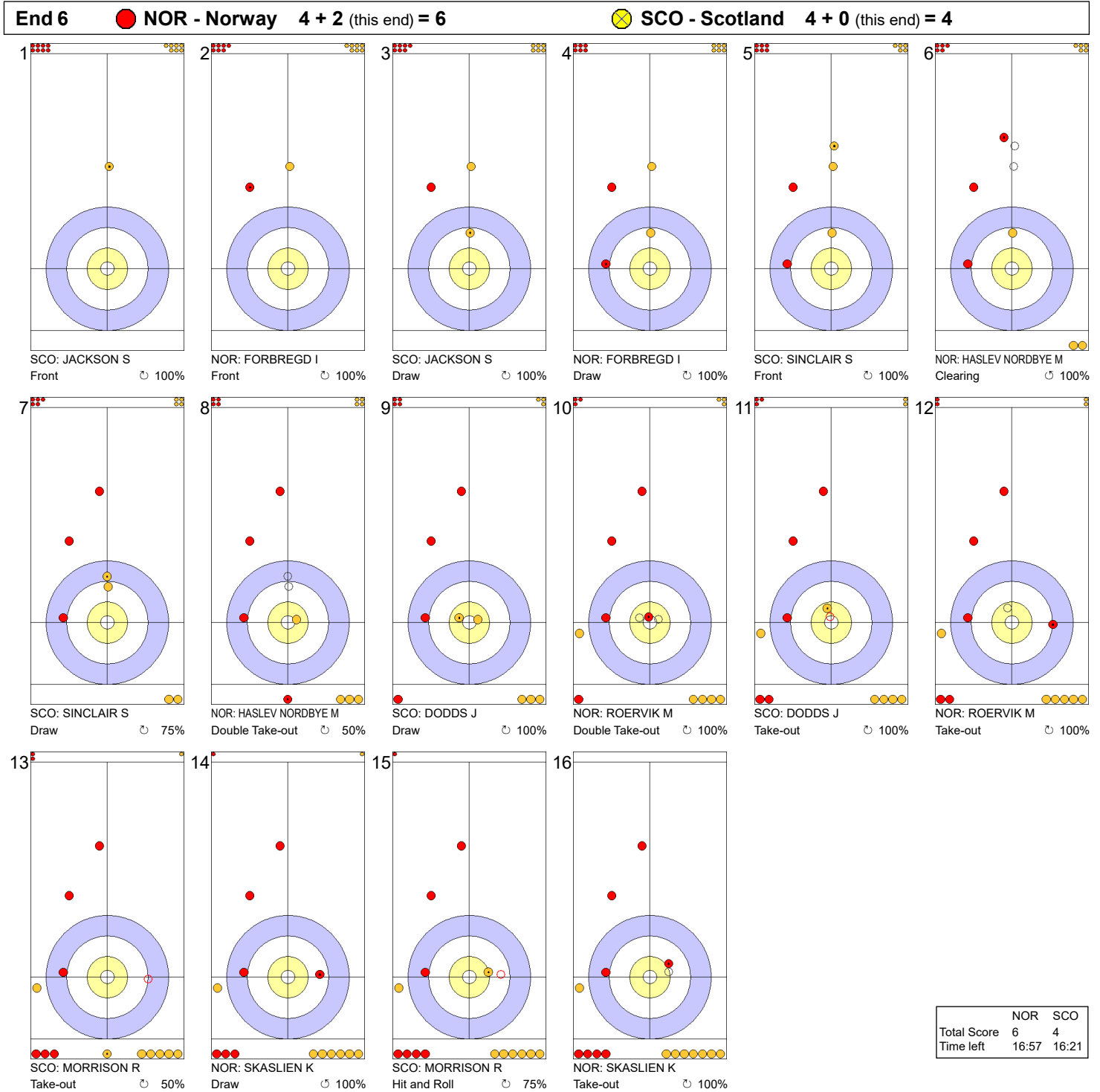




Game - Shot by Shot



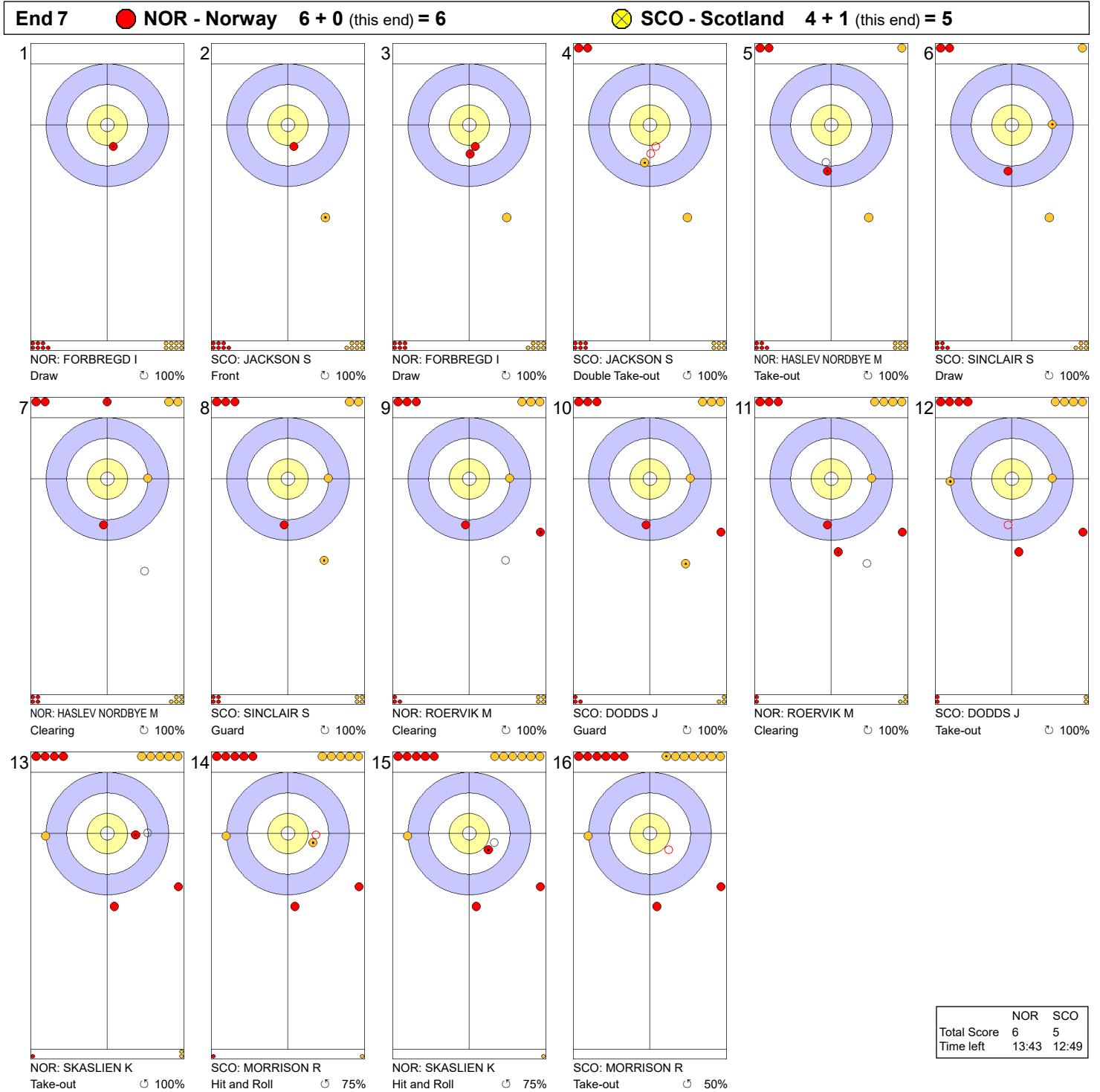
**Legend:**  
 ↻ Clockwise      ↺ Counter-clockwise      - Not considered

Game - Shot by Shot



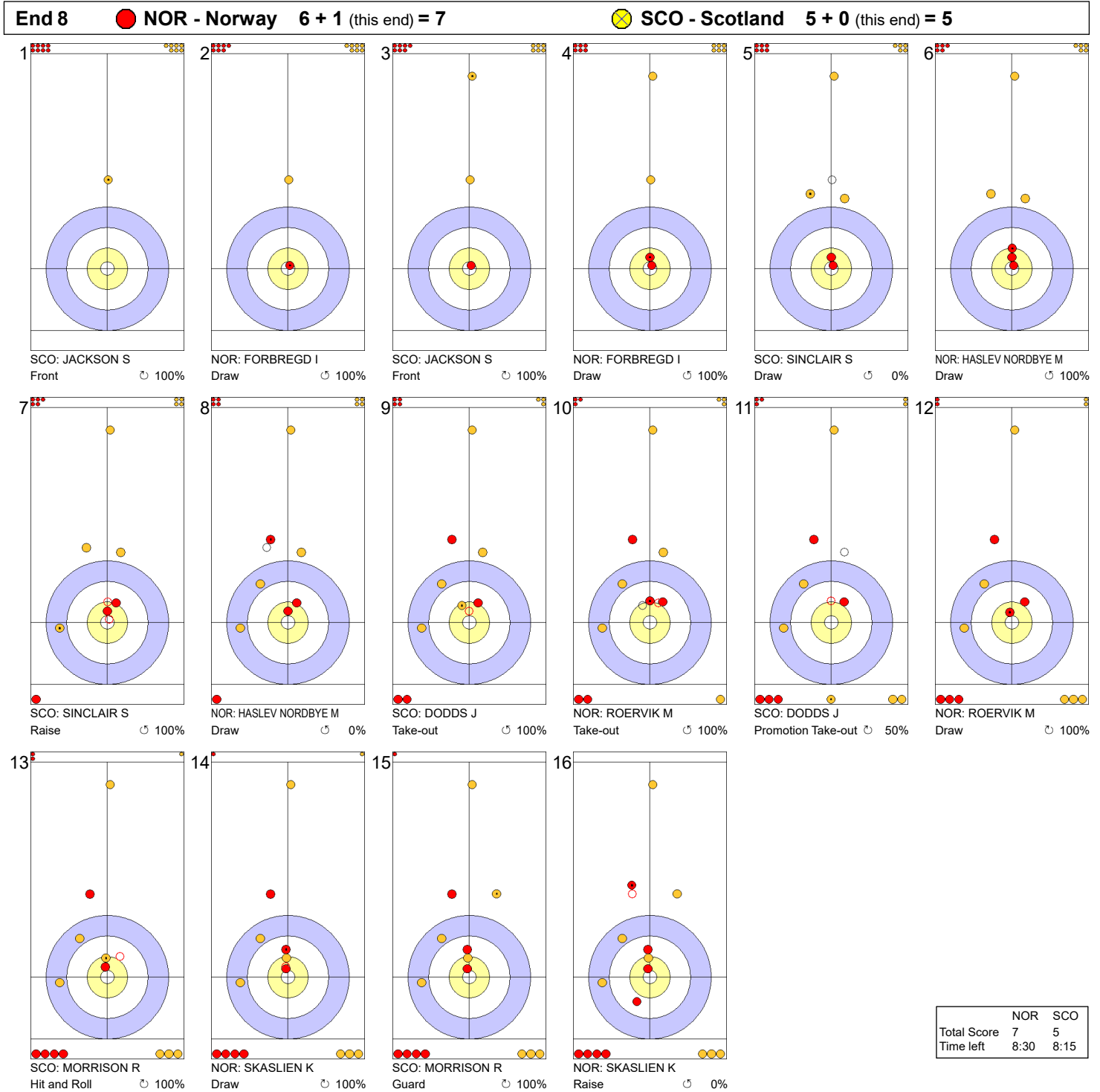
**Legend:**  
 Clockwise     Counter-clockwise    - Not considered

Game - Shot by Shot



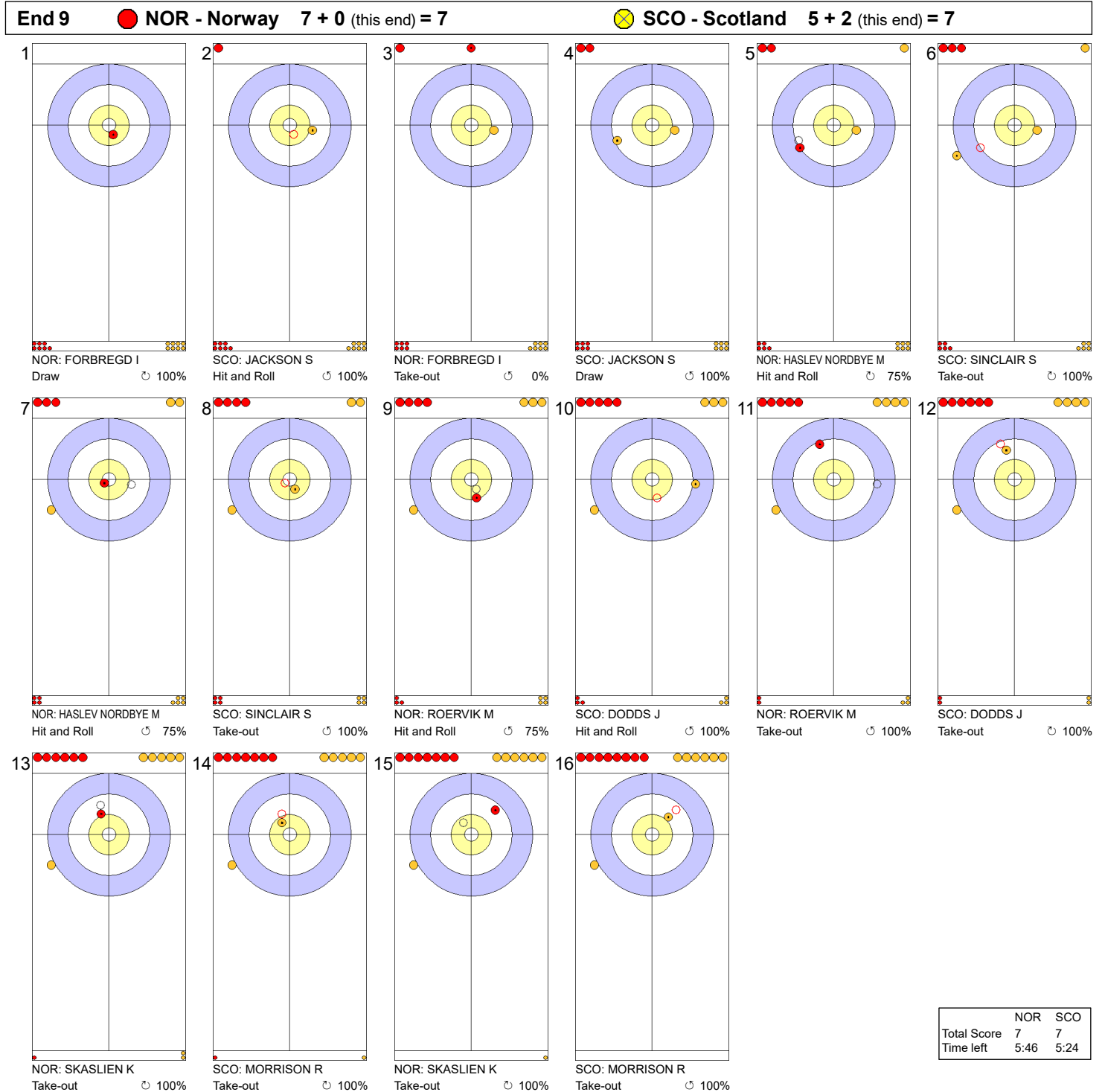
**Legend:**  
 ↻ Clockwise      ↺ Counter-clockwise      - Not considered



Game - Shot by Shot



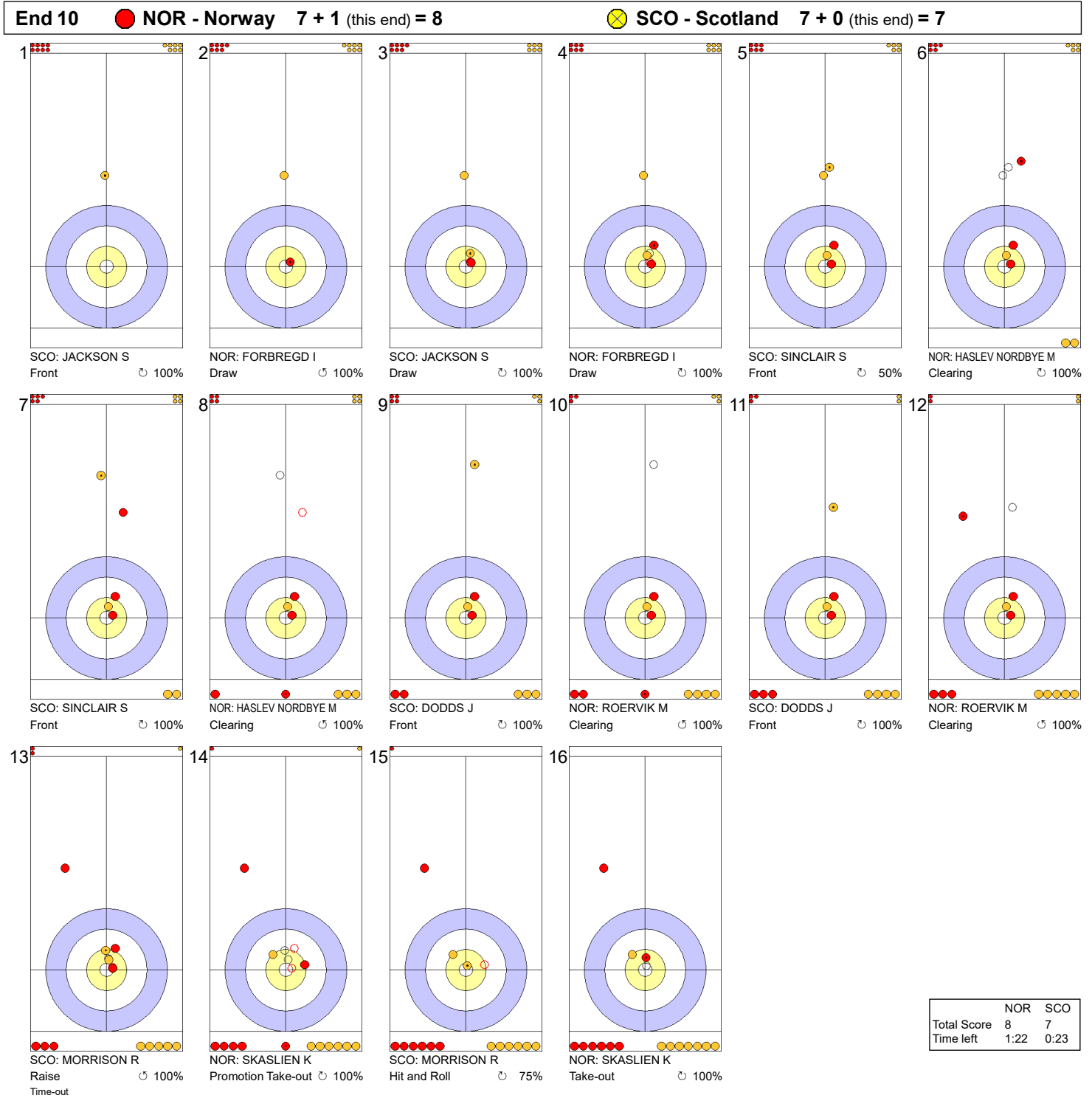
**Legend:**  
 ↻ Clockwise      ↺ Counter-clockwise      - Not considered



Game - Shot by Shot



**Legend:**  
 Clockwise     
  Counter-clockwise     
 - Not considered

Game - Shot by Shot



**Legend:**  
 Clockwise    
  Counter-clockwise    
 - Not considered

## Game Results

Sheet	Team	LSFE	1	2	3	4	5	6	7	8	9	10	Extra Ends	Total
D	ITA - Italy		0	1	0	2	0	2	0	0	0	X		5
	JPN - Japan	*	5	0	1	0	2	0	1	1	0	X		10

ITA - Italy		Shot Success	Game	All
4 S	CONSTANTINI Stefania	75%	74%	
3 V	ZARDINI LACEDELLI Giulia	85%	82%	
2	MATHIS Elena	90%	90%	
1	ROMEI Angela	70%	80%	
A	LO DESERTO Marta	-	-	
Team Total		80%	82%	

JPN - Japan		Shot Success	Game	All
4 S	YOSHIMURA Sayaka	75%	78%	
3	ONODERA Kaho	85%	86%	
2 V	KOTANI Yuna	74%	82%	
1	OHMIYA Anna	96%	93%	
A	KOBAYASHI Mina	-	-	
Team Total		83%	85%	

Last Stone Draw		Distance
⌚	MATHIS Elena	38.8cm
⌚	ROMEI Angela	27.7cm
<b>Total</b>		<b>66.5cm</b>

Last Stone Draw		Distance
⌚	OHMIYA Anna	17.2cm
⌚	YOSHIMURA Sayaka	23.1cm
<b>Total</b>		<b>40.3cm</b>

Time remaining: 1 minute 58 seconds

Time remaining: 5 minutes 14 seconds

Time-out: End 6 - ITA stone 7

## Shot Success Analysis

ITA - Italy		⌚	⌚	Game	
4	CONSTANTINI Stefania	Draws	2 88%	7 71%	9 75%
		Take-outs	2 100%	7 68%	9 75%
		Total	4 94%	14 70%	18 75%
3	ZARDINI LACEDELLI Giulia	Draws	5 75%	10 88%	15 83%
		Take-outs	3 83%	2 100%	5 90%
		Total	8 78%	12 90%	20 85%
2	MATHIS Elena	Draws	8 100%	7 93%	15 97%
		Take-outs	2 50%	3 83%	5 70%
		Total	10 90%	10 90%	20 90%
1	ROMEI Angela	Draws	14 71%	6 67%	20 70%
		Take-outs	0 -	0 -	0 -
		Total	14 71%	6 67%	20 70%
A	LO DESERTO Marta	Draws	0 -	0 -	0 -
		Take-outs	0 -	0 -	0 -
		Total	0 -	0 -	0 -
Team		Draws	29 81%	30 81%	59 81%
		Take-outs	7 79%	12 77%	19 78%
		Total	36 81%	42 80%	78 80%

JPN - Japan		⌚	⌚	Game	
4	YOSHIMURA Sayaka	Draws	4 75%	1 100%	5 80%
		Take-outs	5 90%	9 64%	14 73%
		Total	9 83%	10 68%	19 75%
3	ONODERA Kaho	Draws	1 100%	1 100%	2 100%
		Take-outs	6 83%	12 83%	18 83%
		Total	7 86%	13 85%	20 85%
2	KOTANI Yuna	Draws	0 -	5 95%	5 95%
		Take-outs	4 38%	11 77%	15 67%
		Total	4 38%	16 83%	20 74%
1	OHMIYA Anna	Draws	8 97%	7 93%	15 95%
		Take-outs	2 100%	3 100%	5 100%
		Total	10 98%	10 95%	20 96%
A	KOBAYASHI Mina	Draws	0 -	0 -	0 -
		Take-outs	0 -	0 -	0 -
		Total	0 -	0 -	0 -
Team		Draws	13 90%	14 95%	27 93%
		Take-outs	17 76%	35 78%	52 77%
		Total	30 83%	49 83%	79 83%

### Note:

Position and function for each team member:

4 = Fourth, 3 = Third, 2 = Second, 1 = Lead, A = Alternate, S = Skip, V = Vice-Skip

### Legend:

⌚ Clockwise

⌚ Counter-clockwise

LSFE(\*) Last Stone First End

X Unplayed/unfinished end due to concession


Game - Shot by Shot



**Legend:**  
 ↻ Clockwise      ↺ Counter-clockwise      - Not considered

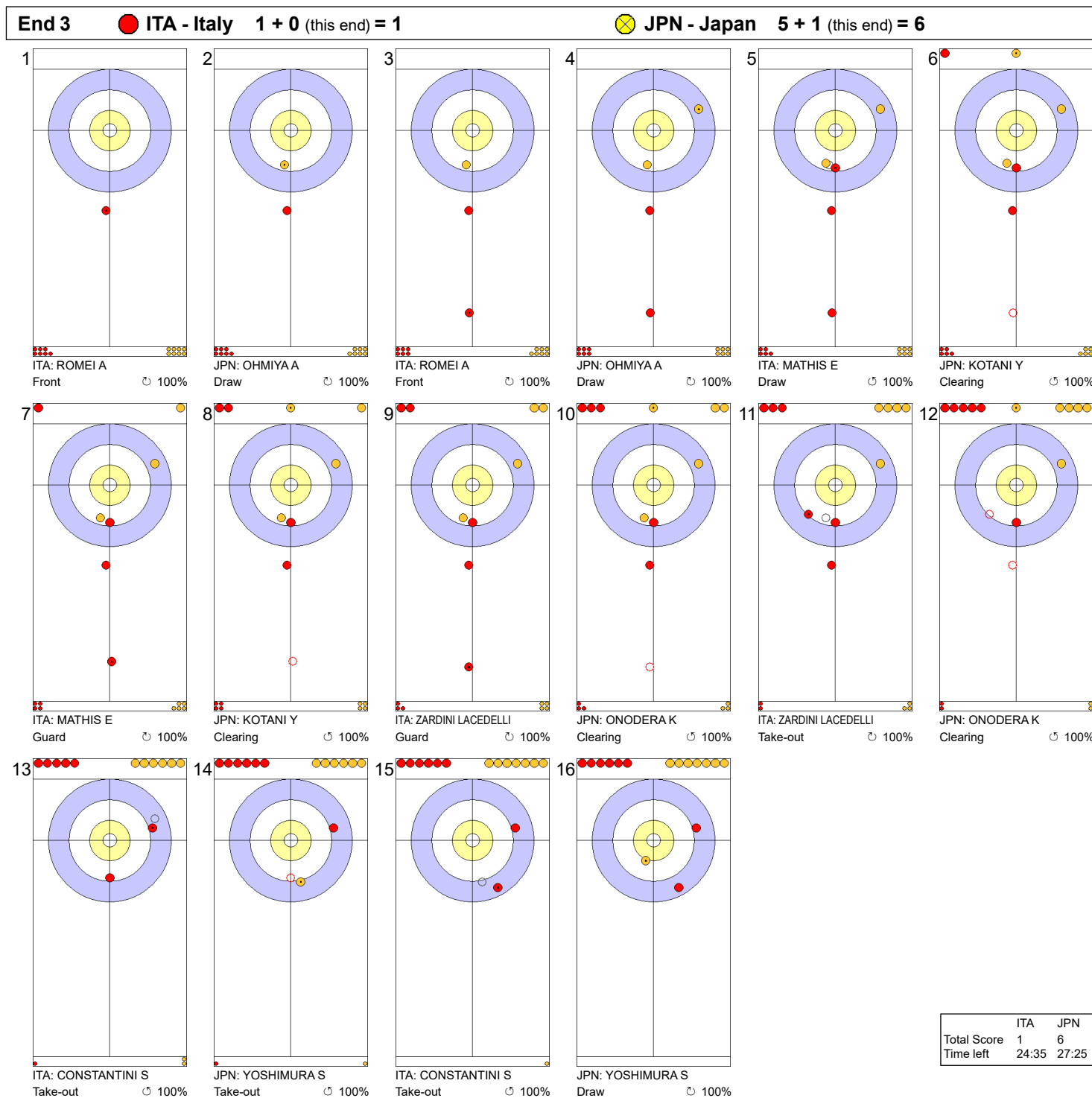


Game - Shot by Shot



**Legend:**  
 ↻ Clockwise      ↺ Counter-clockwise      - Not considered

Game - Shot by Shot



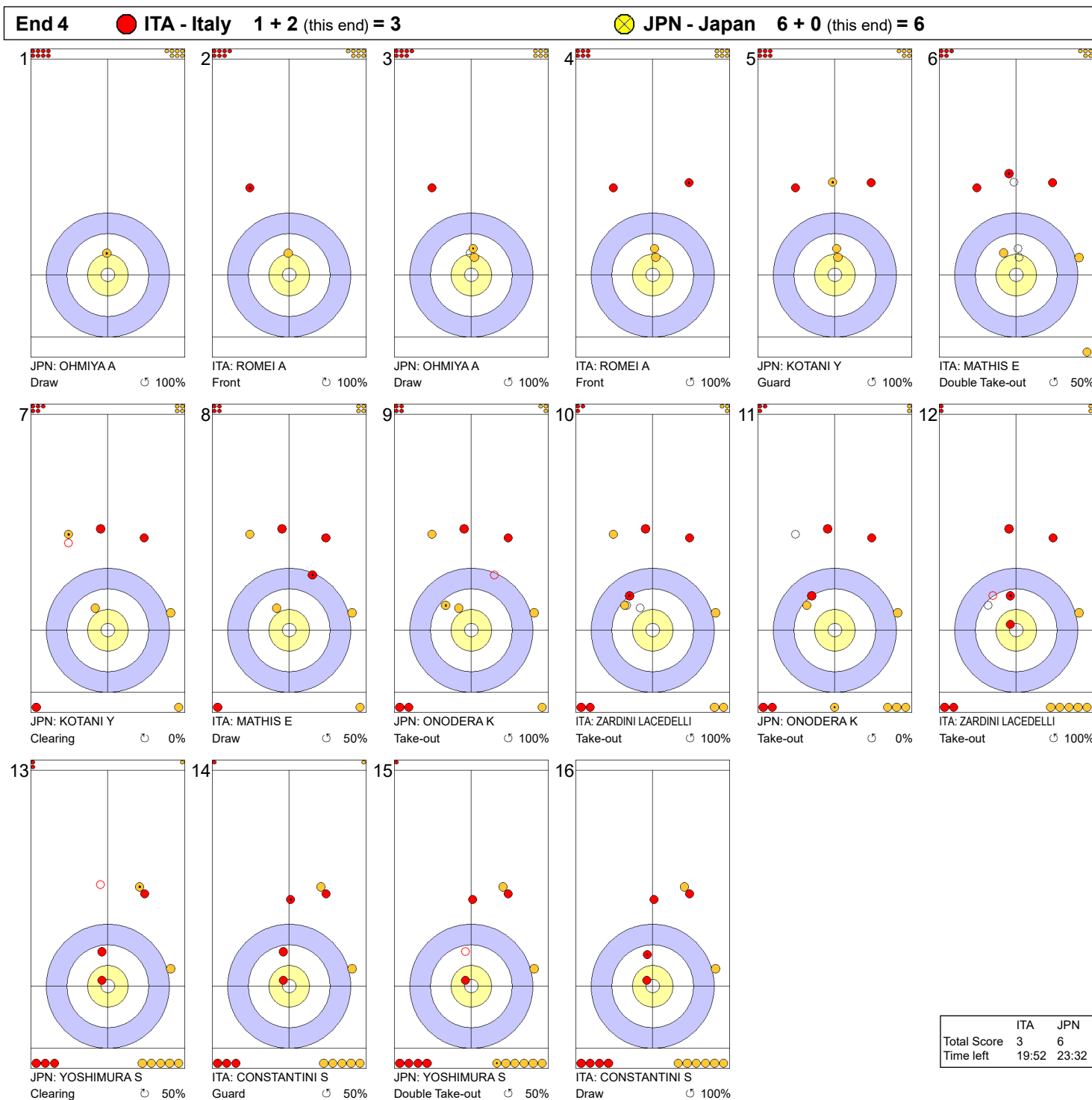
Legend:

↻ Clockwise

↺ Counter-clockwise

- Not considered

Game - Shot by Shot

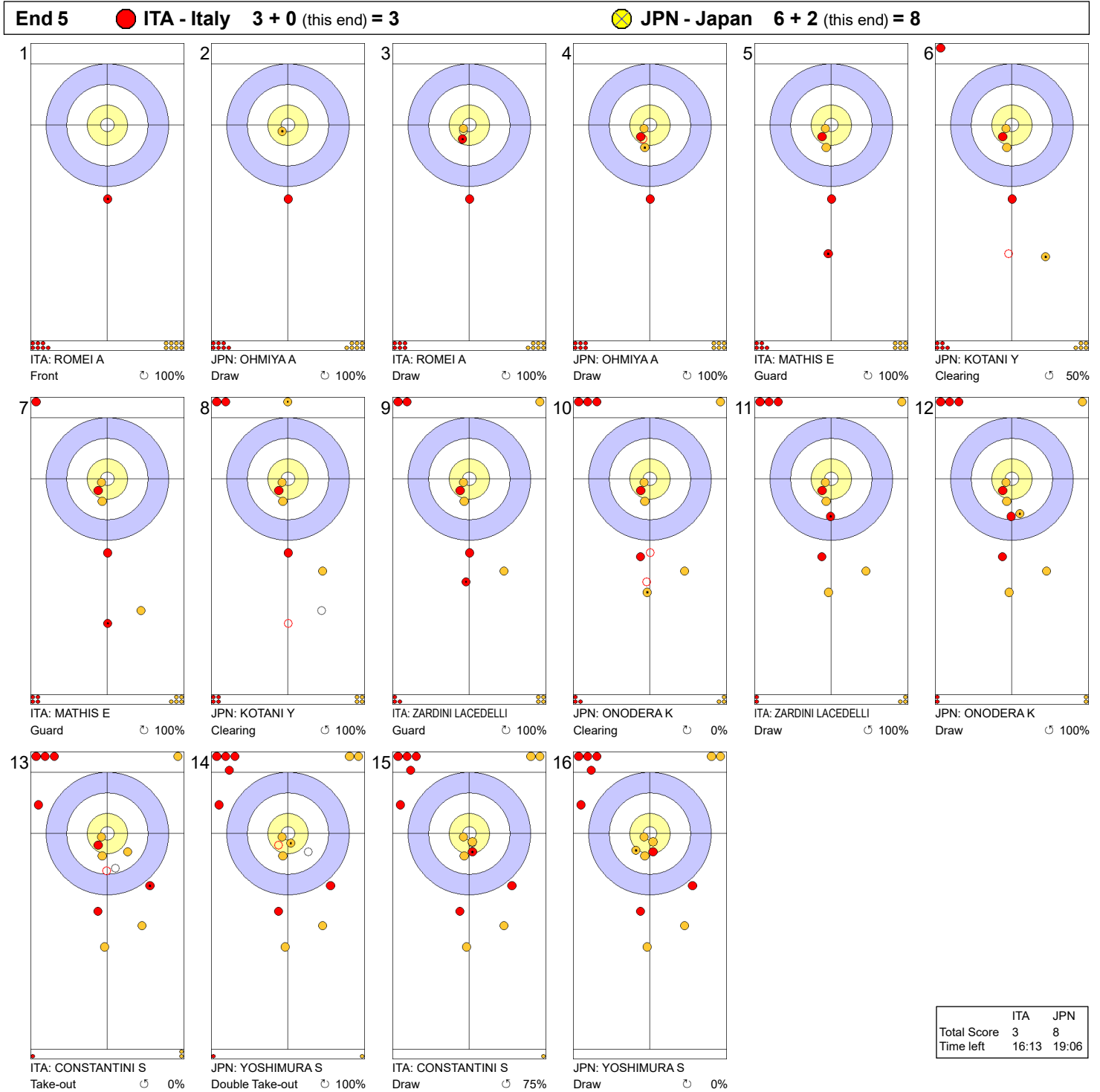


**Legend:**  
 ↻ Clockwise      ↺ Counter-clockwise      - Not considered

SUN 16 MAR 2025  
Start Time 9:00

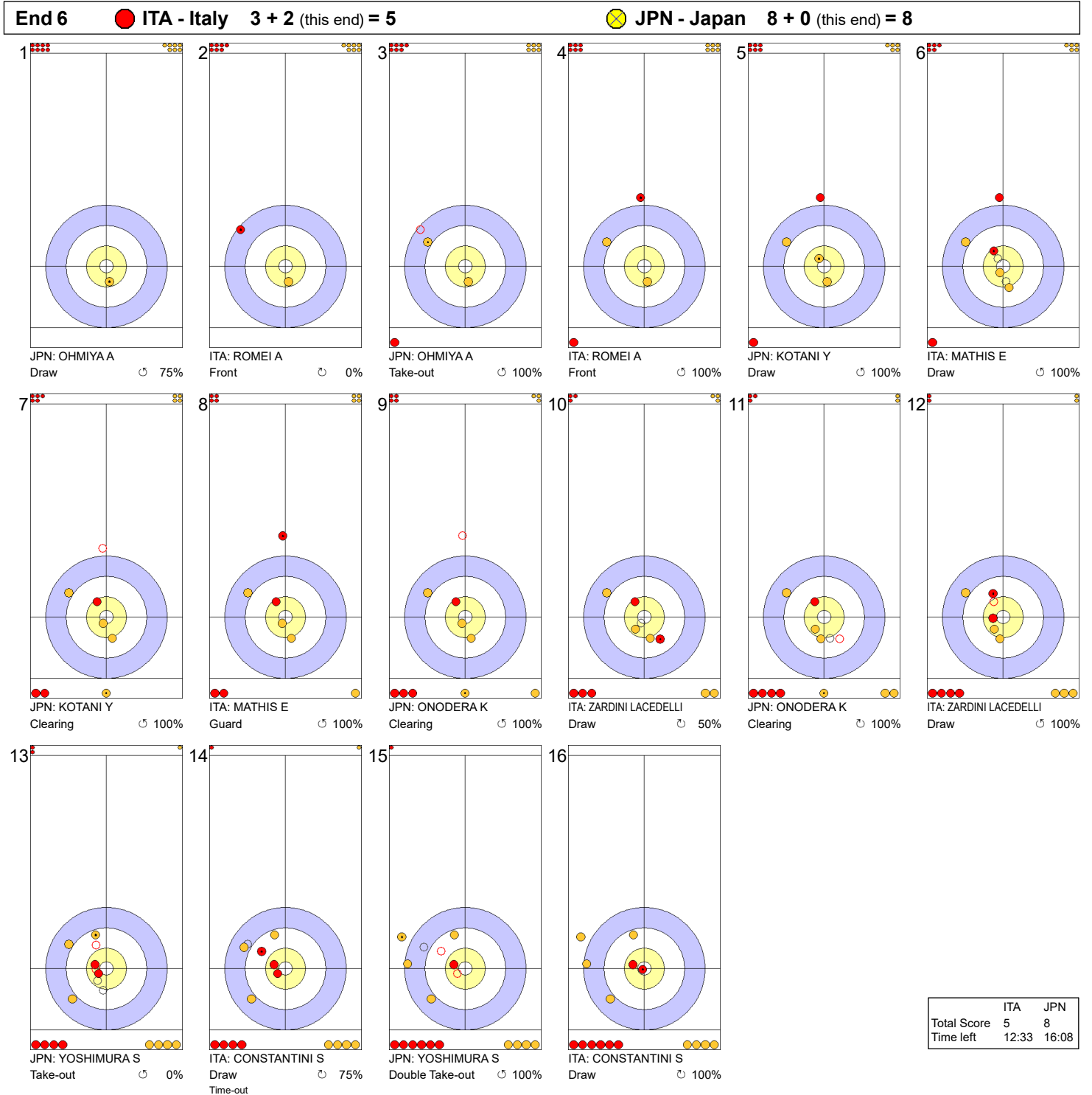
Round Robin Session 3 - Sheet D

Game - Shot by Shot



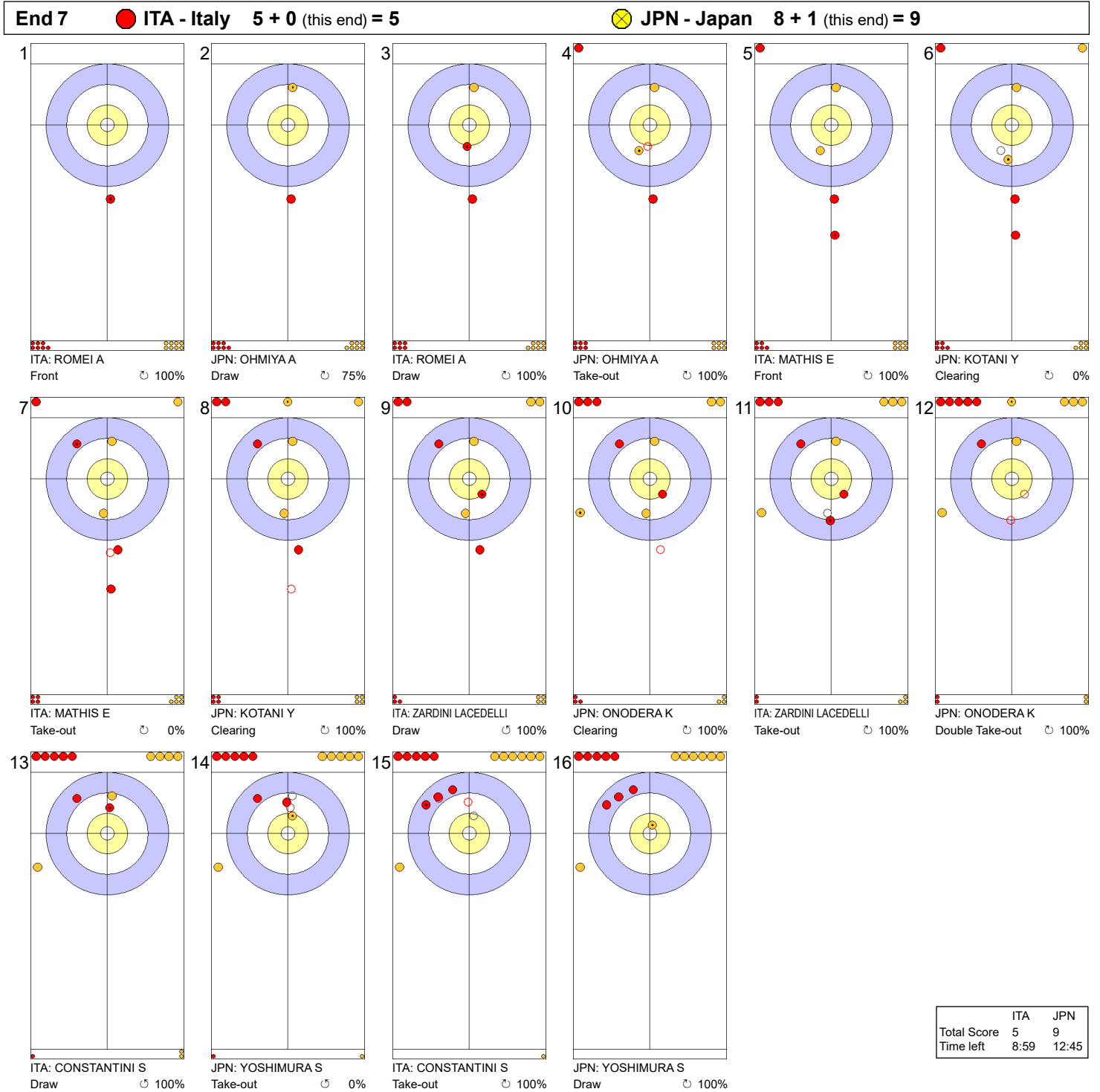
**Legend:**  
 ↻ Clockwise      ↺ Counter-clockwise      - Not considered

Game - Shot by Shot



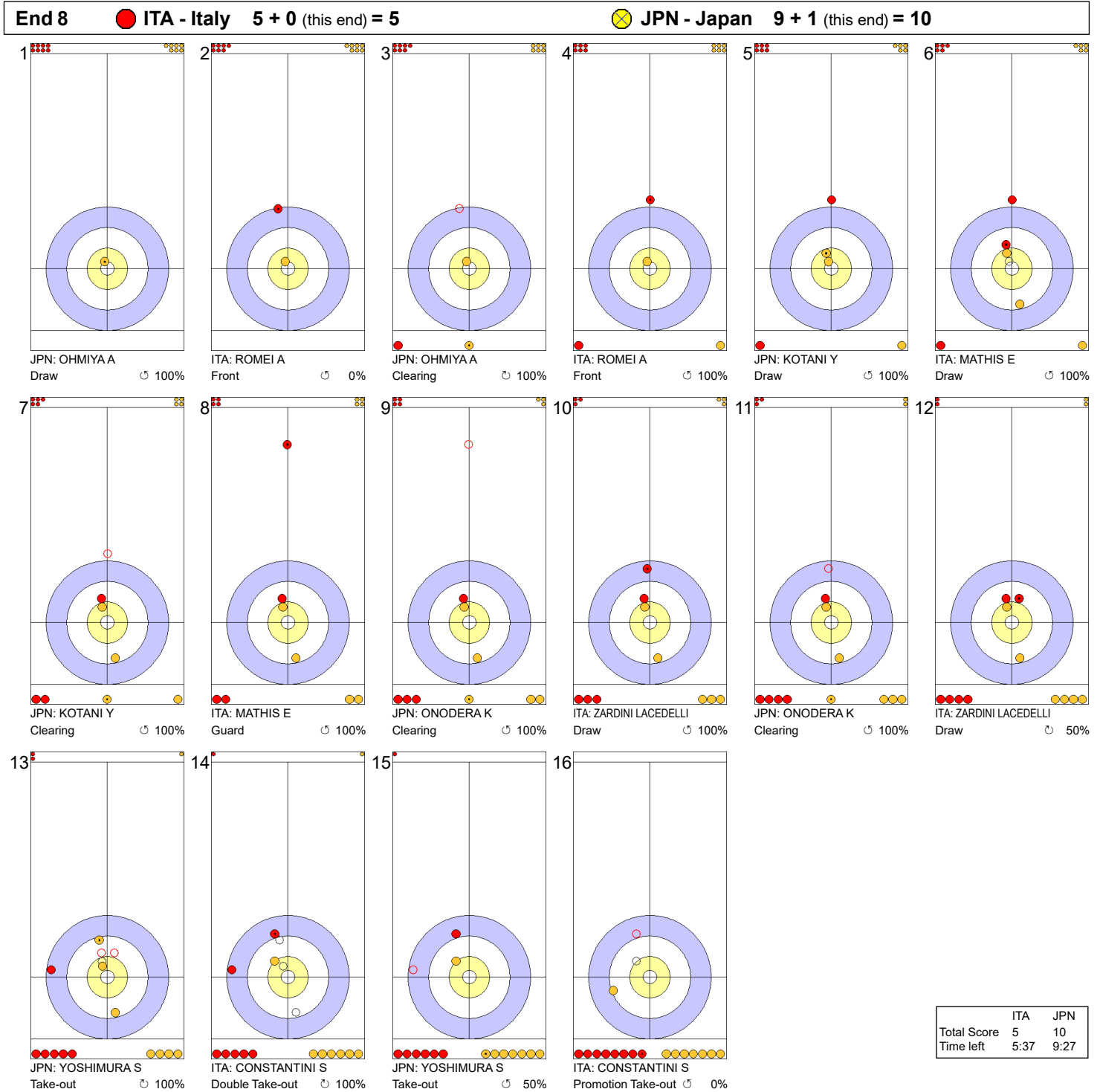
**Legend:**  
 ↻ Clockwise      ↺ Counter-clockwise      - Not considered

Game - Shot by Shot



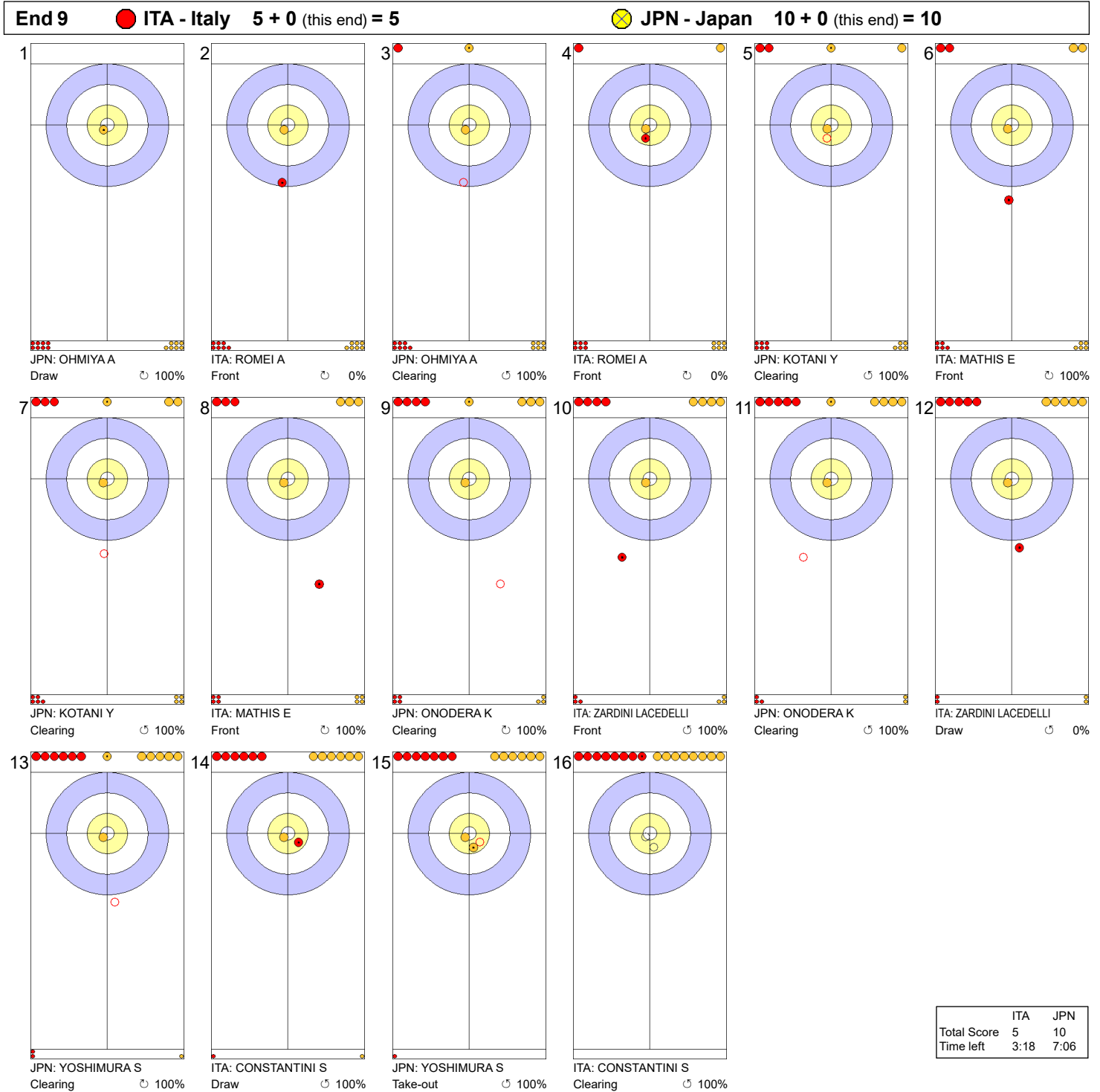
**Legend:**  
 ↻ Clockwise      ↺ Counter-clockwise      - Not considered

Game - Shot by Shot



**Legend:**  
 ↻ Clockwise      ↺ Counter-clockwise      - Not considered

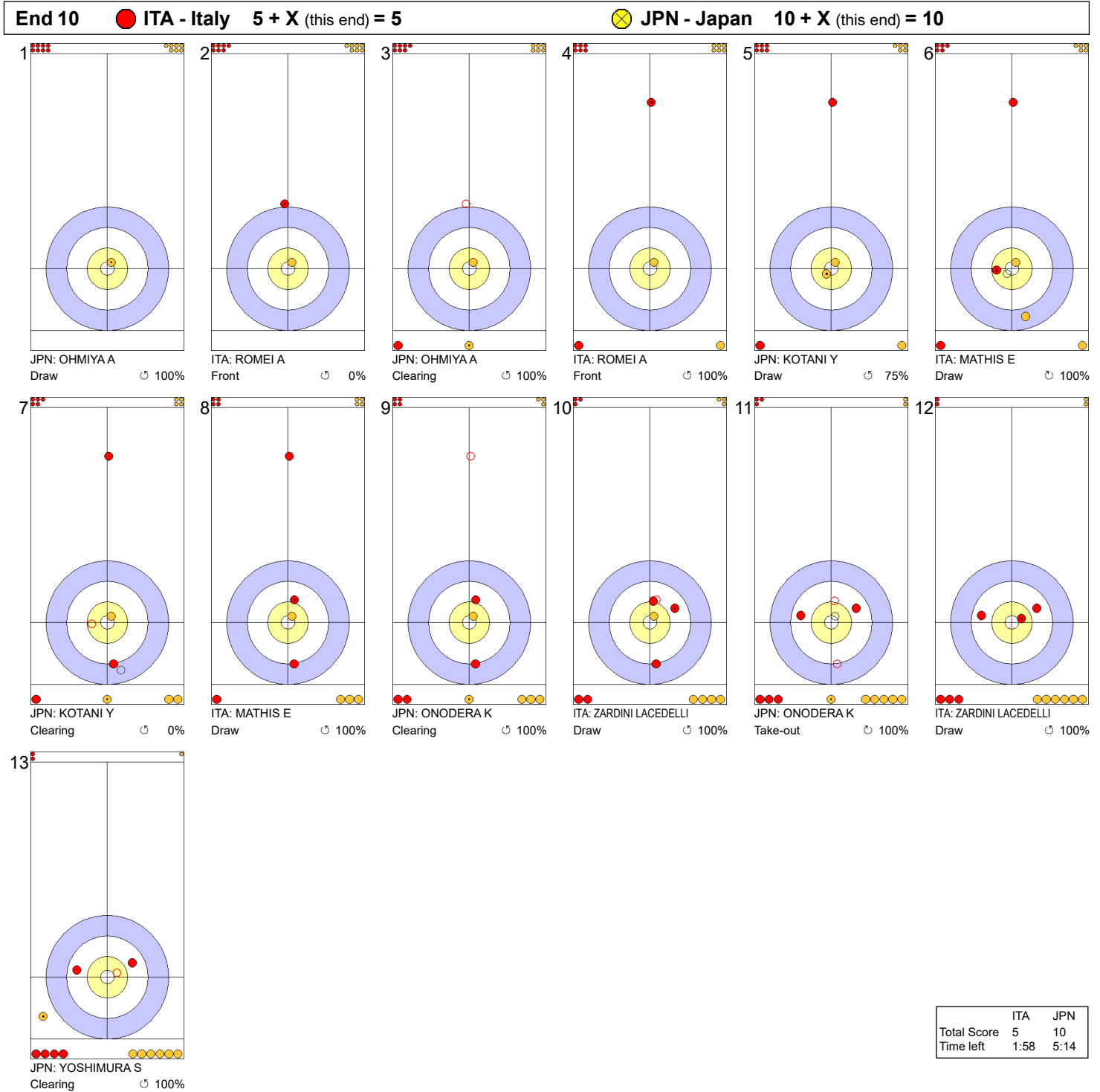
Game - Shot by Shot



**Legend:**  
 ↻ Clockwise      ↺ Counter-clockwise      - Not considered



Game - Shot by Shot



**Legend:**  
 ↻ Clockwise      ↺ Counter-clockwise      - Not considered  
 X Unfinished end due to concession

## Session Results and Standings

Sheet	Team	LSD/LSFE	1	2	3	4	5	6	7	8	9	10	Extra Ends	Total
A	USA - United States	112.7cm	0	0	0	1	0	1	0	0	1	1		4
	SUI - Switzerland	22.5cm *	0	0	2	0	2	0	0	1	0	0		5
B	SWE - Sweden	22.7cm *	0	2	1	1	1	0	3	X	X	X		8
	TUR - Türkiye	134.9cm	0	0	0	0	0	1	0	X	X	X		1
C	ITA - Italy	56.0cm *	2	0	0	2	1	0	1	0	0	0		6
	DEN - Denmark	154.5cm	0	2	0	0	0	1	0	1	1	1		7
D	SCO - Scotland	207.2cm	0	0	3	0	0	1	0	1	0	3		8
	CAN - Canada	20.7cm *	0	1	0	1	1	0	2	0	2	0		7

## Current Standings

Rank	Team	Games	Wins	Losses
1	SWE - Sweden	2	2	0
2	CHN - China	1	1	0
2	DEN - Denmark	1	1	0
2	KOR - Korea	1	1	0
2	SCO - Scotland	1	1	0
2	SUI - Switzerland	1	1	0
7	CAN - Canada	2	1	1
8	ITA - Italy	1	0	1
8	JPN - Japan	1	0	1
8	LTU - Lithuania	1	0	1
8	NOR - Norway	1	0	1
8	USA - United States	1	0	1
13	TUR - Türkiye	2	0	2

**Note:**  
Under World Curling rules, tie-breaking rules for standings are not applied until after the last game of the round robin.

**Legend:**  
LSD Last Stone Draw      LSFE(\*) Last Stone First End      X Unplayed/unfinished end due to concession

## Game Results

Sheet	Team	LSFE	1	2	3	4	5	6	7	8	9	10	Extra Ends	Total
A	USA - United States		0	0	0	1	0	1	0	0	1	1		4
	SUI - Switzerland	*	0	0	2	0	2	0	0	1	0	0		5

USA - United States		Shot Success Game	All
4 S	PETERSON Tabitha	89 %	89 %
3 V	THIESSE Cory	76 %	76 %
2	PETERSON Tara	75 %	75 %
1	ANDERSON-HEIDE Taylor	93 %	93 %
A	PERSINGER Vicky	-	-
Team Total		83 %	83 %

SUI - Switzerland		Shot Success Game	All
4 V	PAETZ Alina	93 %	93 %
3 S	TIRINZONI Silvana	94 %	94 %
2	HOWALD Carole	98 %	98 %
1	WITSCHONKE Selina	88 %	88 %
A	BERSET Stefanie	-	-
Team Total		93 %	93 %

Last Stone Draw		Distance
⌚	ANDERSON-HEIDE Taylor	34.6cm
⌚	PETERSON Tabitha	78.1cm
<b>Total</b>		<b>112.7cm</b>

Last Stone Draw		Distance
⌚	PAETZ Alina	14.0cm
⌚	TIRINZONI Silvana	8.5cm
<b>Total</b>		<b>22.5cm</b>

Time remaining: 1 minute 2 seconds

Time-out: End 10 - USA stone 7

Time remaining: 0 minutes 32 seconds

Time-out: End 9 - SUI stone 6

## Shot Success Analysis

USA - United States		⌚	⌚	Game
4	PETERSON Tabitha	Draws	7 93%	1 100% 8 94%
		Take-outs	4 75%	8 91% 12 85%
		Total	11 86%	9 92% 20 89%
3	THIESSE Cory	Draws	7 96%	2 25% 9 81%
		Take-outs	6 75%	5 70% 11 73%
		Total	13 87%	7 57% 20 76%
2	PETERSON Tara	Draws	9 89%	5 30% 14 68%
		Take-outs	0 -	6 92% 6 92%
		Total	9 89%	11 64% 20 75%
1	ANDERSON-HEIDE Taylor	Draws	10 88%	8 97% 18 92%
		Take-outs	0 -	2 100% 2 100%
		Total	10 88%	10 98% 20 93%
A	PERSINGER Vicky	Draws	0 -	0 - 0 -
		Take-outs	0 -	0 - 0 -
		Total	0 -	0 - 0 -
Team		Draws	33 91%	16 67% 49 83%
		Take-outs	10 75%	21 87% 31 83%
		Total	43 87%	37 78% 80 83%

SUI - Switzerland		⌚	⌚	Game
4	PAETZ Alina	Draws	3 83%	1 100% 4 88%
		Take-outs	7 86%	9 100% 16 94%
		Total	10 85%	10 100% 20 93%
3	TIRINZONI Silvana	Draws	1 100%	2 100% 3 100%
		Take-outs	7 89%	10 95% 17 93%
		Total	8 91%	12 96% 20 94%
2	HOWALD Carole	Draws	3 100%	3 100% 6 100%
		Take-outs	8 100%	6 92% 14 96%
		Total	11 100%	9 94% 20 98%
1	WITSCHONKE Selina	Draws	5 100%	10 88% 15 92%
		Take-outs	0 -	4 75% 4 75%
		Total	5 100%	14 84% 19 88%
A	BERSET Stefanie	Draws	0 -	0 - 0 -
		Take-outs	0 -	0 - 0 -
		Total	0 -	0 - 0 -
Team		Draws	12 96%	16 92% 28 94%
		Take-outs	22 92%	29 93% 51 93%
		Total	34 93%	45 93% 79 93%

### Note:

Position and function for each team member:

4 = Fourth, 3 = Third, 2 = Second, 1 = Lead, A = Alternate, S = Skip, V = Vice-Skip

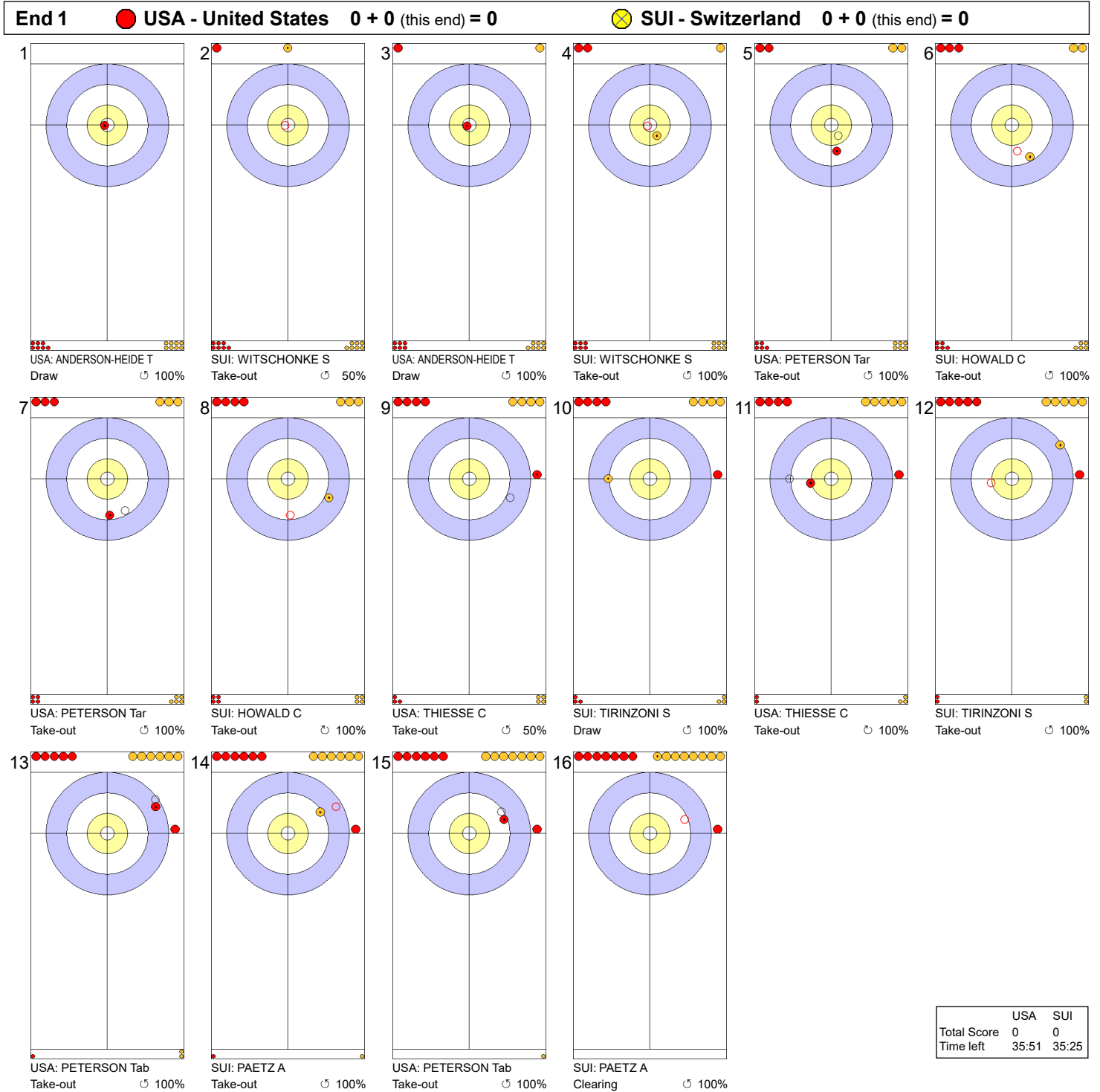
### Legend:

⌚ Clockwise

⌚ Counter-clockwise

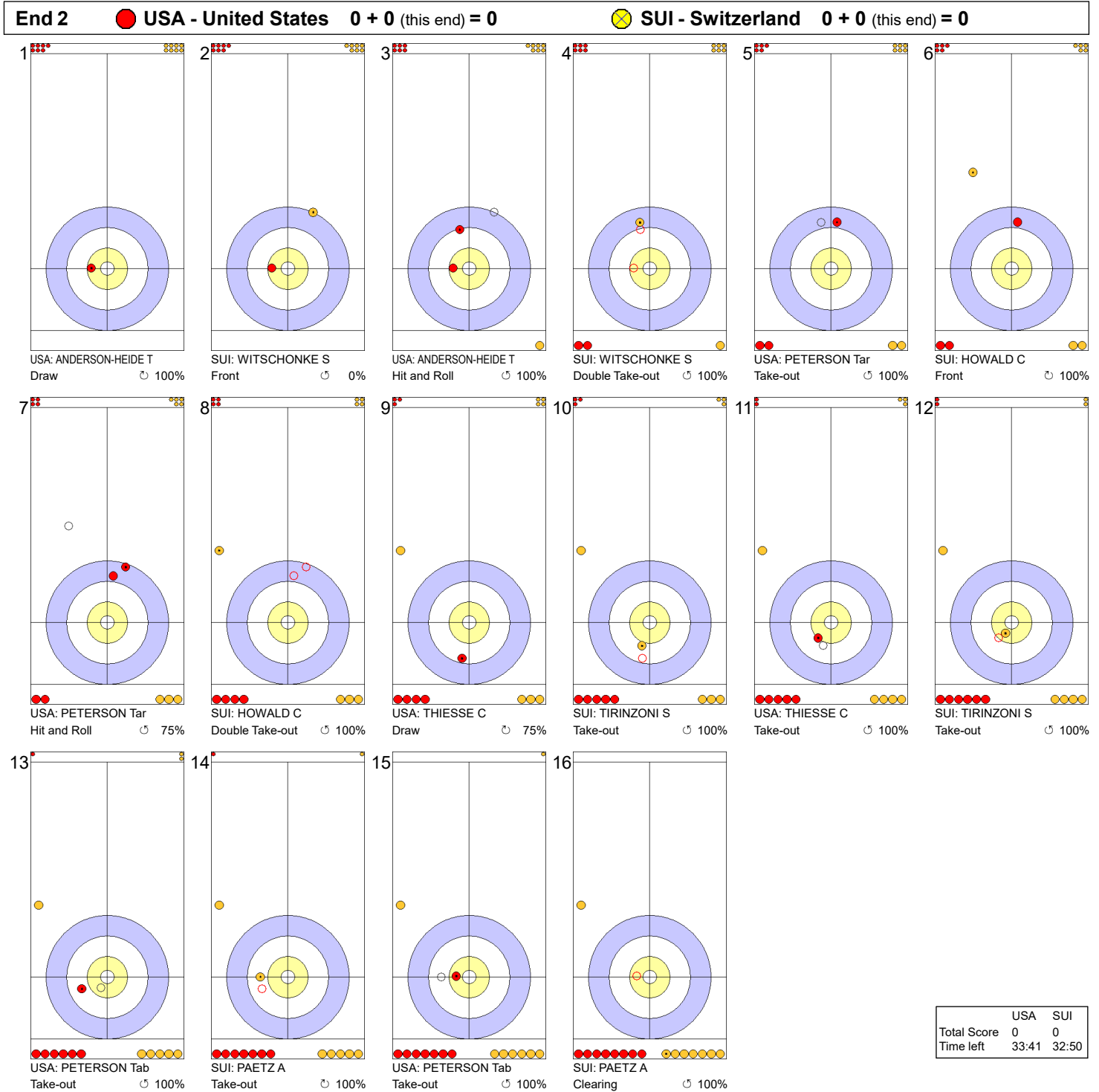
LSFE(\*) Last Stone First End



Game - Shot by Shot



**Legend:**  
↻ Clockwise      ↺ Counter-clockwise      - Not considered

Game - Shot by Shot

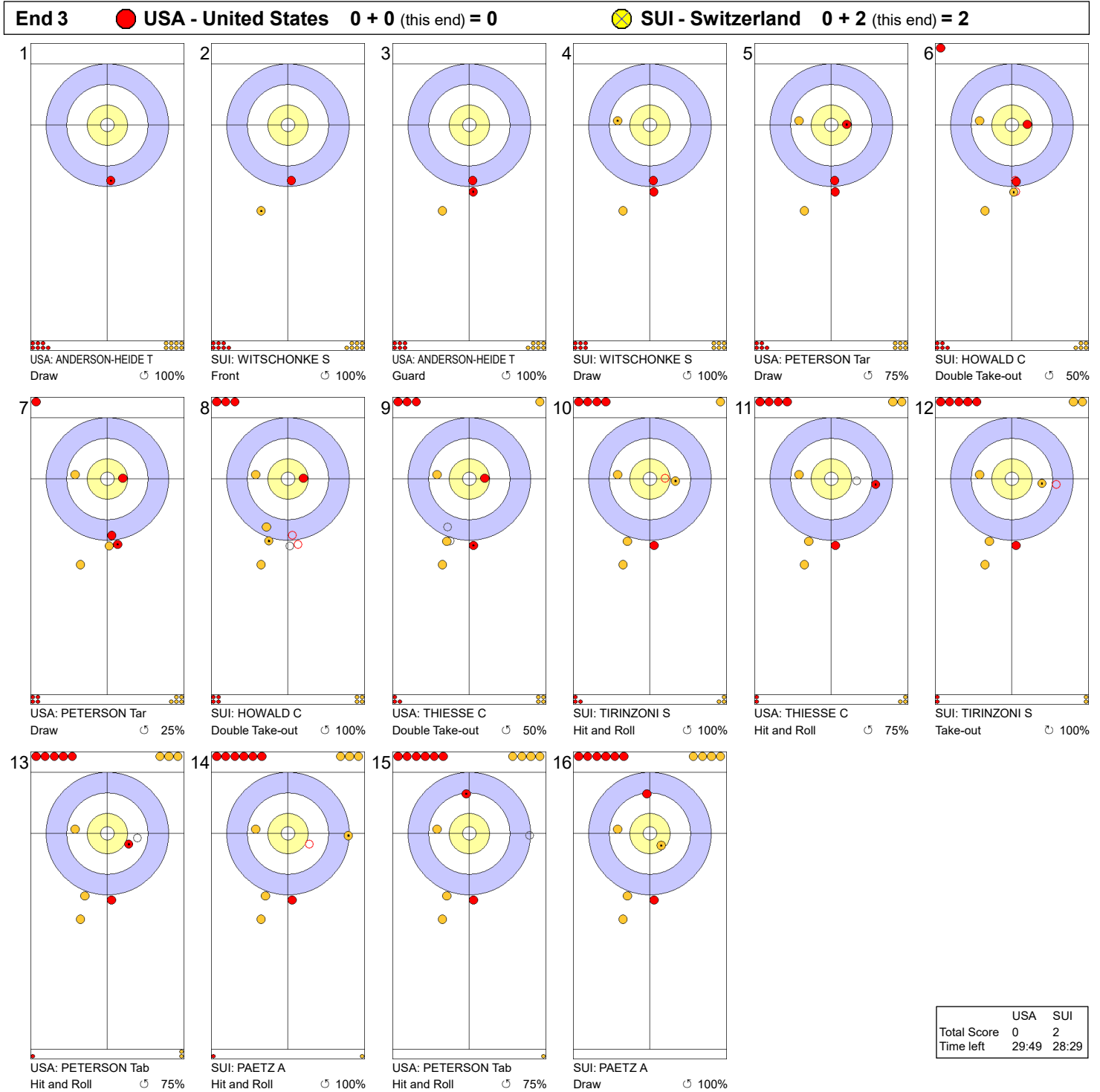


**Legend:**  
 Clockwise     
  Counter-clockwise     
 - Not considered

SAT 15 MAR 2025  
Start Time 19:00

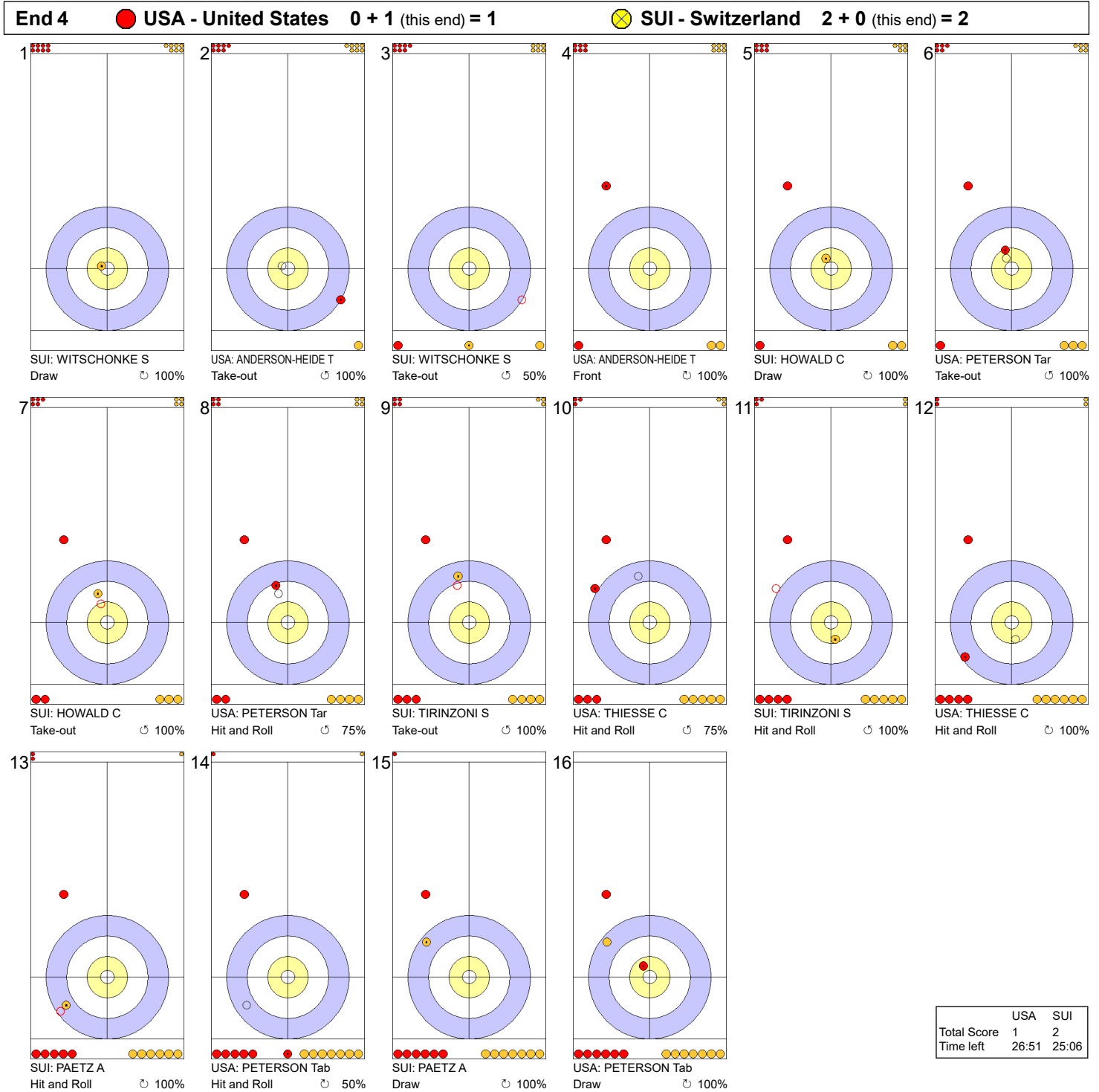
Round Robin Session 2 - Sheet A

Game - Shot by Shot



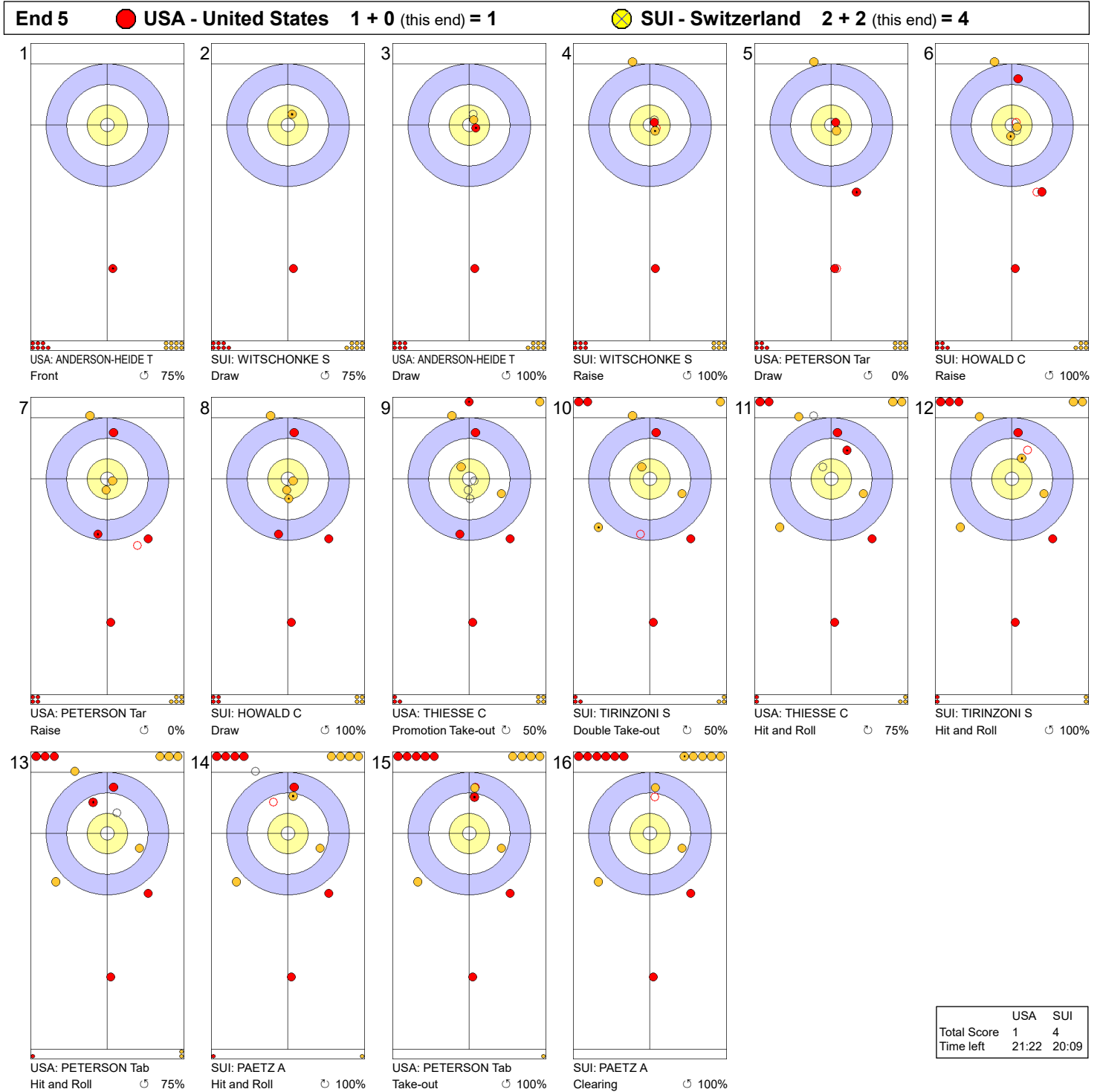
**Legend:**  
 ↻ Clockwise      ↺ Counter-clockwise      - Not considered

Game - Shot by Shot



**Legend:**  
 ↻ Clockwise      ↺ Counter-clockwise      - Not considered

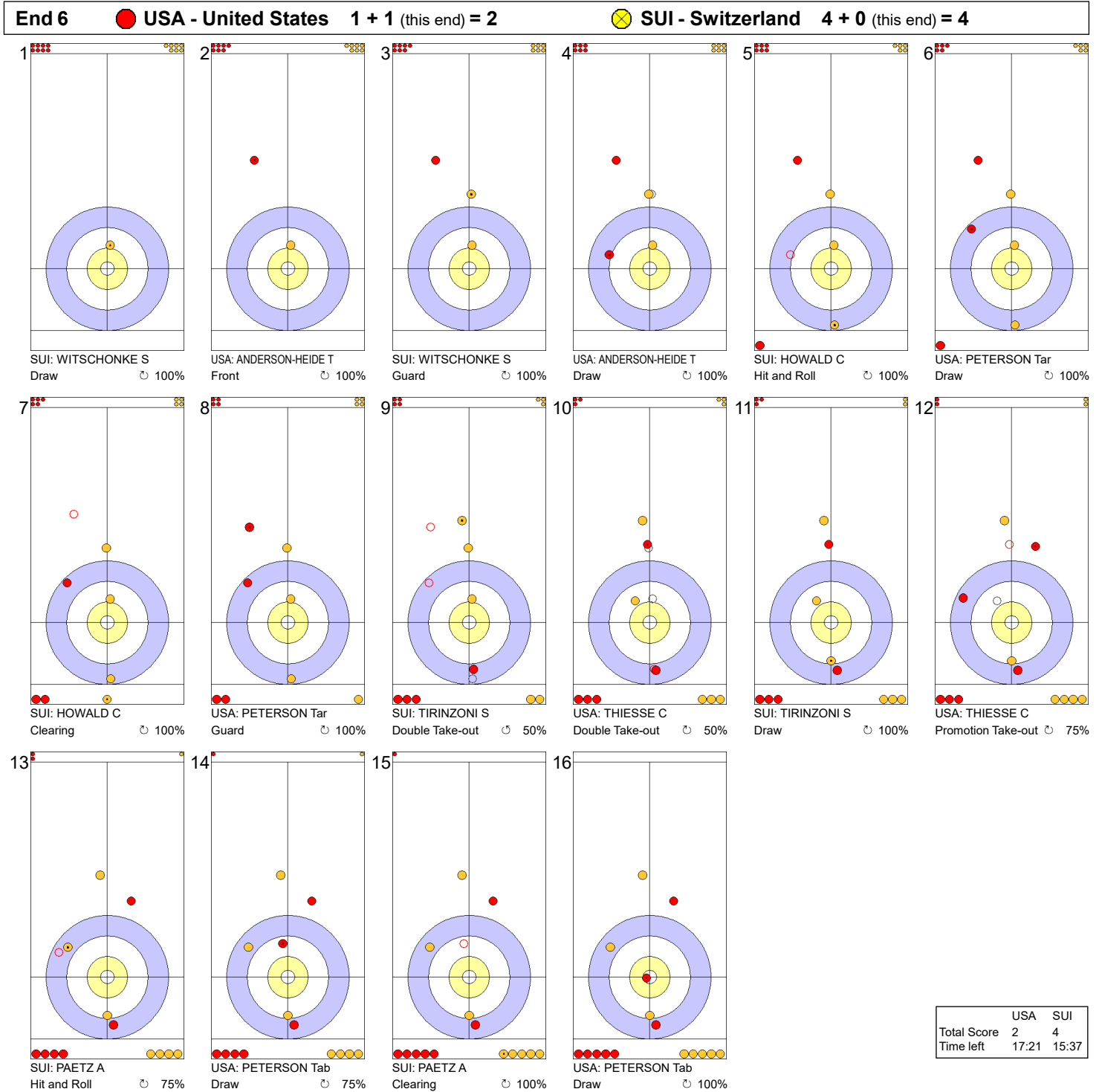
Game - Shot by Shot



**Legend:**  
 ↻ Clockwise      ↺ Counter-clockwise      - Not considered

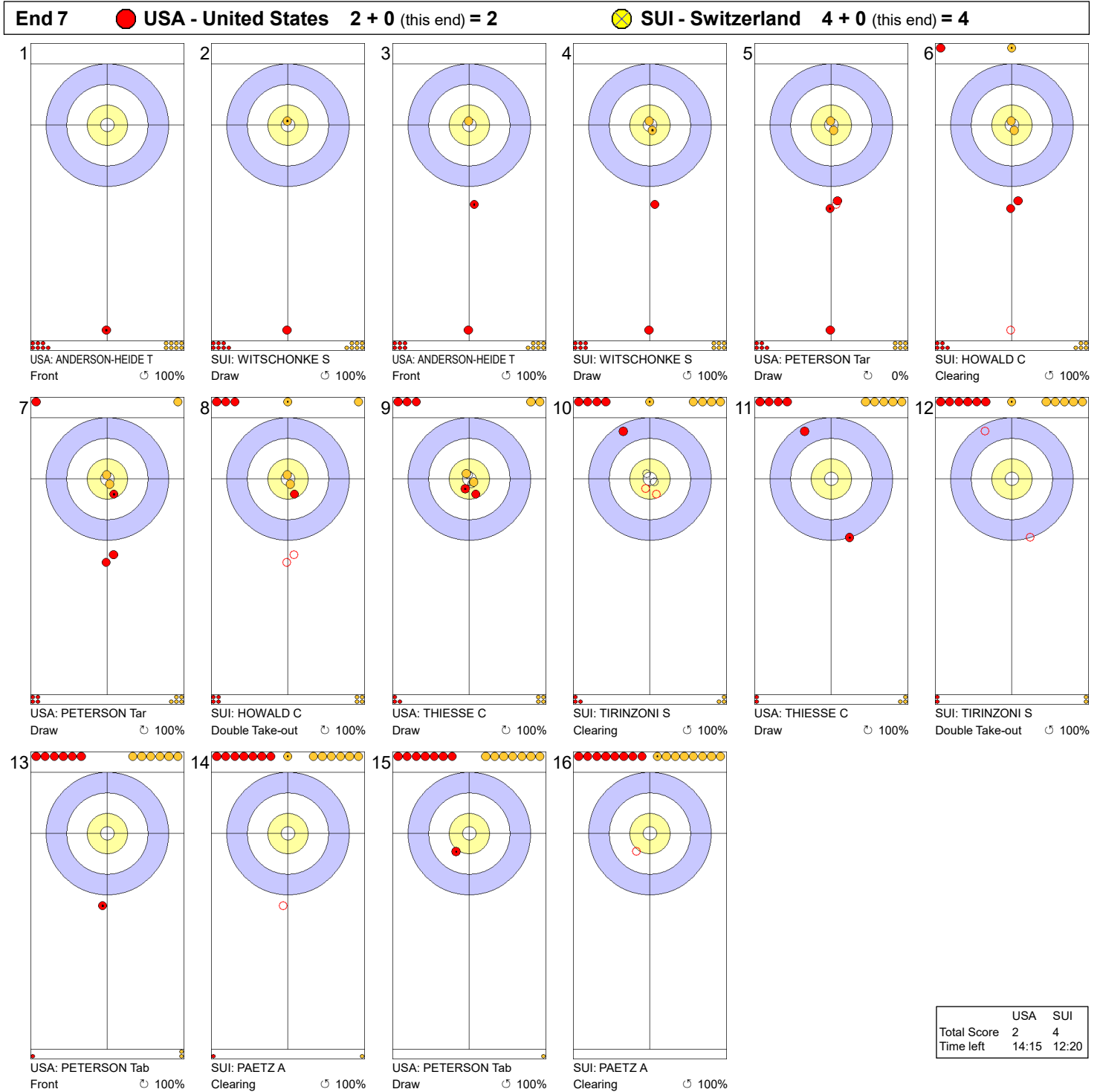


Game - Shot by Shot



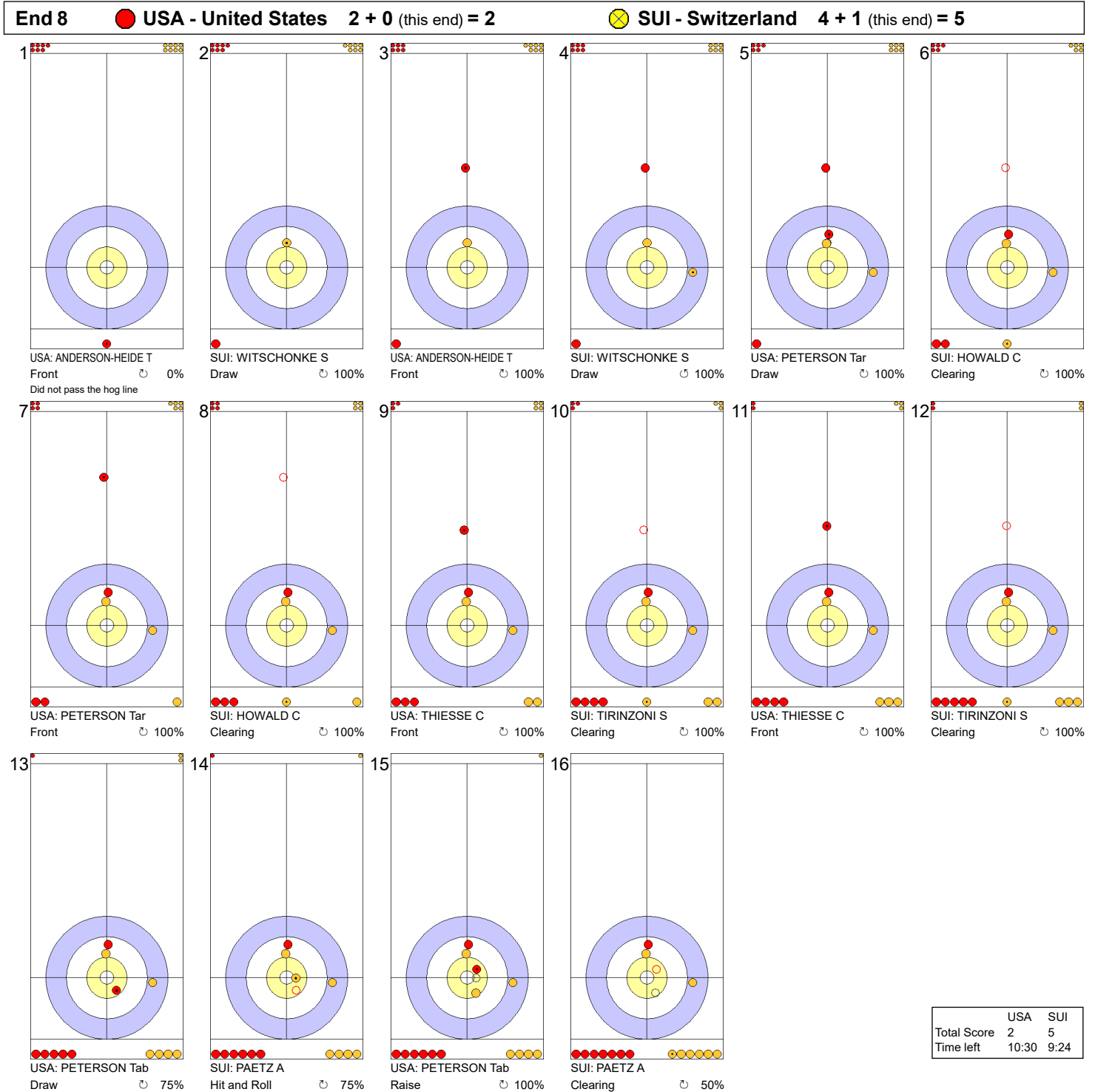
**Legend:**  
 ↻ Clockwise      ↺ Counter-clockwise      - Not considered



Game - Shot by Shot



**Legend:**  
 ↻ Clockwise   ↺ Counter-clockwise   - Not considered

Game - Shot by Shot



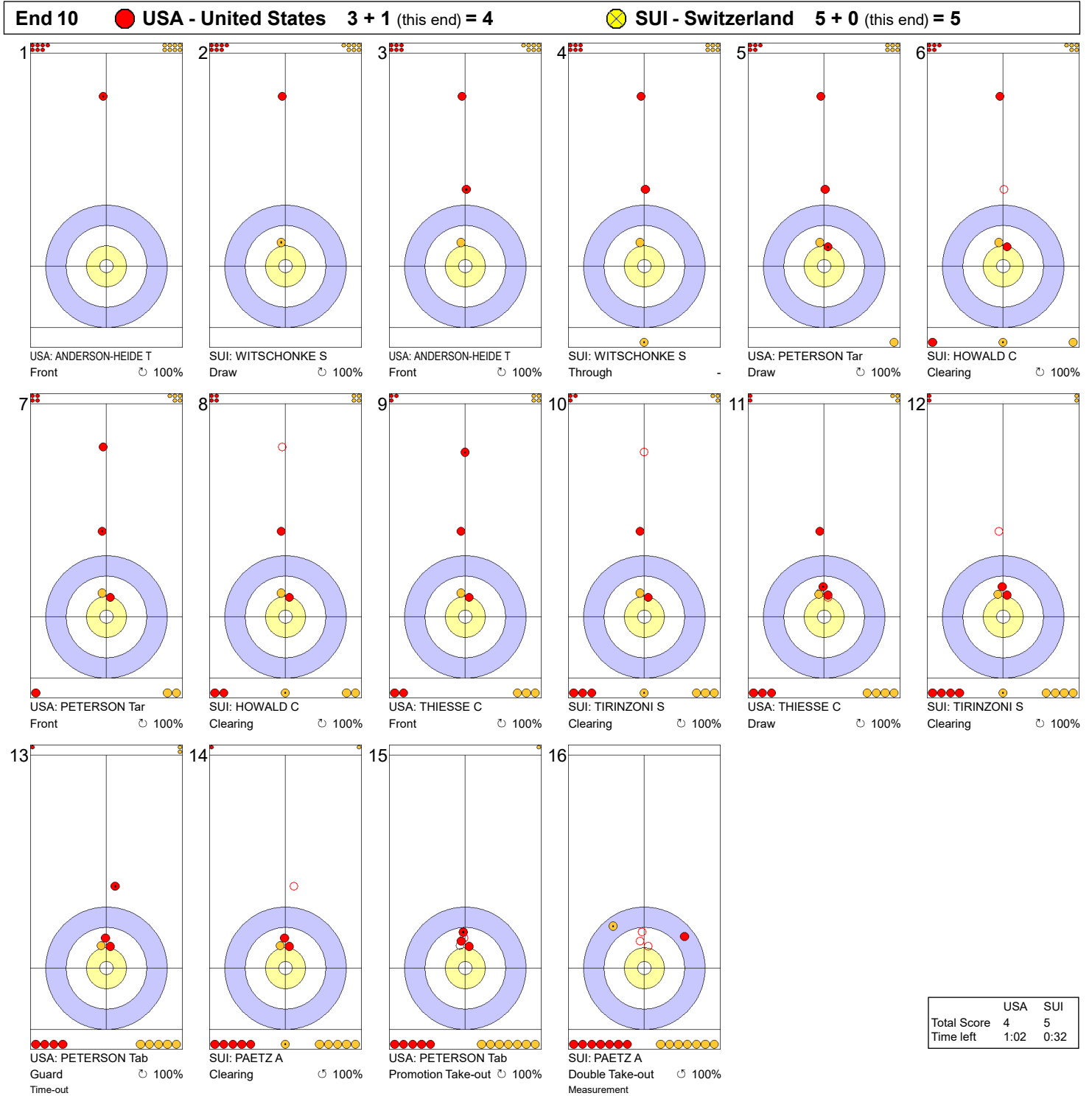
**Legend:**  
 Clockwise     
  Counter-clockwise     
 - Not considered

Game - Shot by Shot



**Legend:**  
 ↻ Clockwise   ↺ Counter-clockwise   - Not considered

Game - Shot by Shot



**Legend:**  
 ↻ Clockwise      ↺ Counter-clockwise      - Not considered

## Game Results

Sheet	Team	LSFE	1	2	3	4	5	6	7	8	9	10	Extra Ends	Total
B	SWE - Sweden	*	0	2	1	1	1	0	3	X	X	X		8
	TUR - Türkiye		0	0	0	0	0	1	0	X	X	X		1

SWE - Sweden		Shot Success	Game	All
4 S	HASSELBORG Anna	88 %		90 %
3 V	McMANUS Sara	96 %		90 %
2	KNOCHENHAUER Agnes	73 %		83 %
1	MABERGS Sofia	95 %		89 %
A	HELDIN Johanna	-		-
Team Total		88 %		88 %

TUR - Türkiye		Shot Success	Game	All
4 S	YILDIZ Dilsat	46 %		64 %
3 V	POLAT Oznur	68 %		77 %
2	CALIKUSU Ifayet Safak	68 %		65 %
1	SENGUL Berfin	63 %		82 %
A	KARAMAN Iclal	-		-
Team Total		61 %		72 %

Last Stone Draw		Distance
↻	KNOCHENHAUER Agnes	8.9cm
↻	McMANUS Sara	13.8cm
<b>Total</b>		<b>22.7cm</b>

Last Stone Draw		Distance
↻	SENGUL Berfin	66.5cm
↻	POLAT Oznur	68.4cm
<b>Total</b>		<b>134.9cm</b>

Time remaining: 10 minutes 2 seconds

Time remaining: 12 minutes 10 seconds

Time-out: End 7 - SWE stone 6

## Shot Success Analysis

SWE - Sweden		↻	↻	Game	
4	HASSELBORG Anna	Draws	1 100%	7 79%	8 81%
		Take-outs	1 100%	5 95%	6 96%
		Total	2 100%	12 85%	14 88%
3	McMANUS Sara	Draws	3 100%	1 100%	4 100%
		Take-outs	4 88%	6 100%	10 95%
		Total	7 93%	7 100%	14 96%
2	KNOCHENHAUER Agnes	Draws	3 67%	2 88%	5 75%
		Take-outs	4 63%	5 80%	9 72%
		Total	7 64%	7 82%	14 73%
1	MABERGS Sofia	Draws	3 100%	5 95%	8 97%
		Take-outs	2 100%	4 88%	6 92%
		Total	5 100%	9 92%	14 95%
A	HELDIN Johanna	Draws	0 -	0 -	0 -
		Take-outs	0 -	0 -	0 -
		Total	0 -	0 -	0 -
Team		Draws	10 90%	15 87%	25 88%
		Take-outs	11 82%	20 91%	31 88%
		Total	21 86%	35 89%	56 88%

TUR - Türkiye		↻	↻	Game	
4	YILDIZ Dilsat	Draws	3 25%	1 25%	4 25%
		Take-outs	6 54%	4 56%	10 55%
		Total	9 44%	5 50%	14 46%
3	POLAT Oznur	Draws	4 56%	4 81%	8 69%
		Take-outs	3 33%	3 100%	6 67%
		Total	7 46%	7 89%	14 68%
2	CALIKUSU Ifayet Safak	Draws	8 63%	2 50%	10 60%
		Take-outs	3 83%	1 100%	4 88%
		Total	11 68%	3 67%	14 68%
1	SENGUL Berfin	Draws	9 58%	3 50%	12 56%
		Take-outs	2 100%	0 -	2 100%
		Total	11 66%	3 50%	14 63%
A	KARAMAN Iclal	Draws	0 -	0 -	0 -
		Take-outs	0 -	0 -	0 -
		Total	0 -	0 -	0 -
Team		Draws	24 55%	10 60%	34 57%
		Take-outs	14 63%	8 78%	22 68%
		Total	38 58%	18 68%	56 61%

### Note:

Position and function for each team member:

4 = Fourth, 3 = Third, 2 = Second, 1 = Lead, A = Alternate, S = Skip, V = Vice-Skip

### Legend:

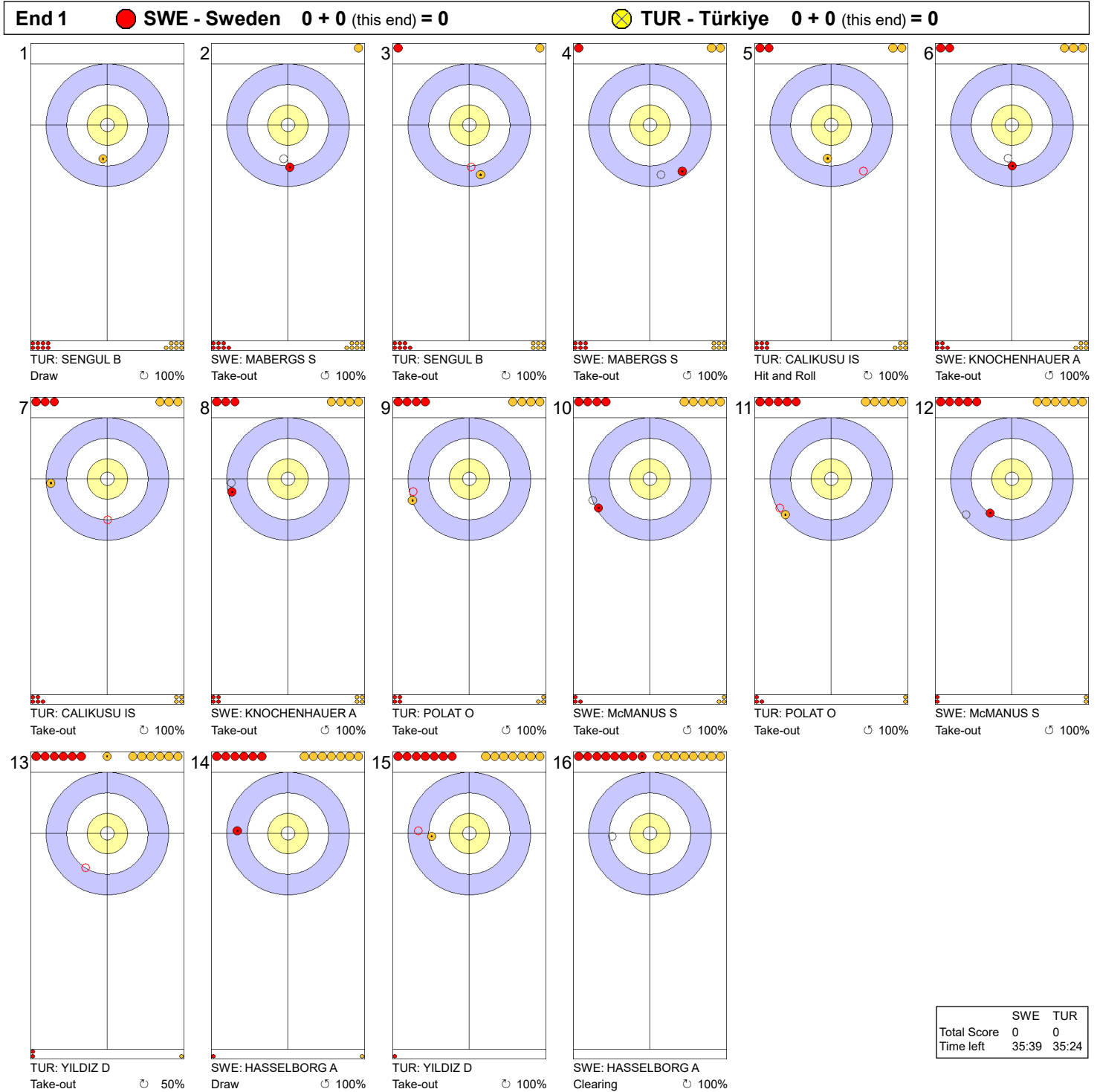
↻ Clockwise

↻ Counter-clockwise

LSFE(\*) Last Stone First End

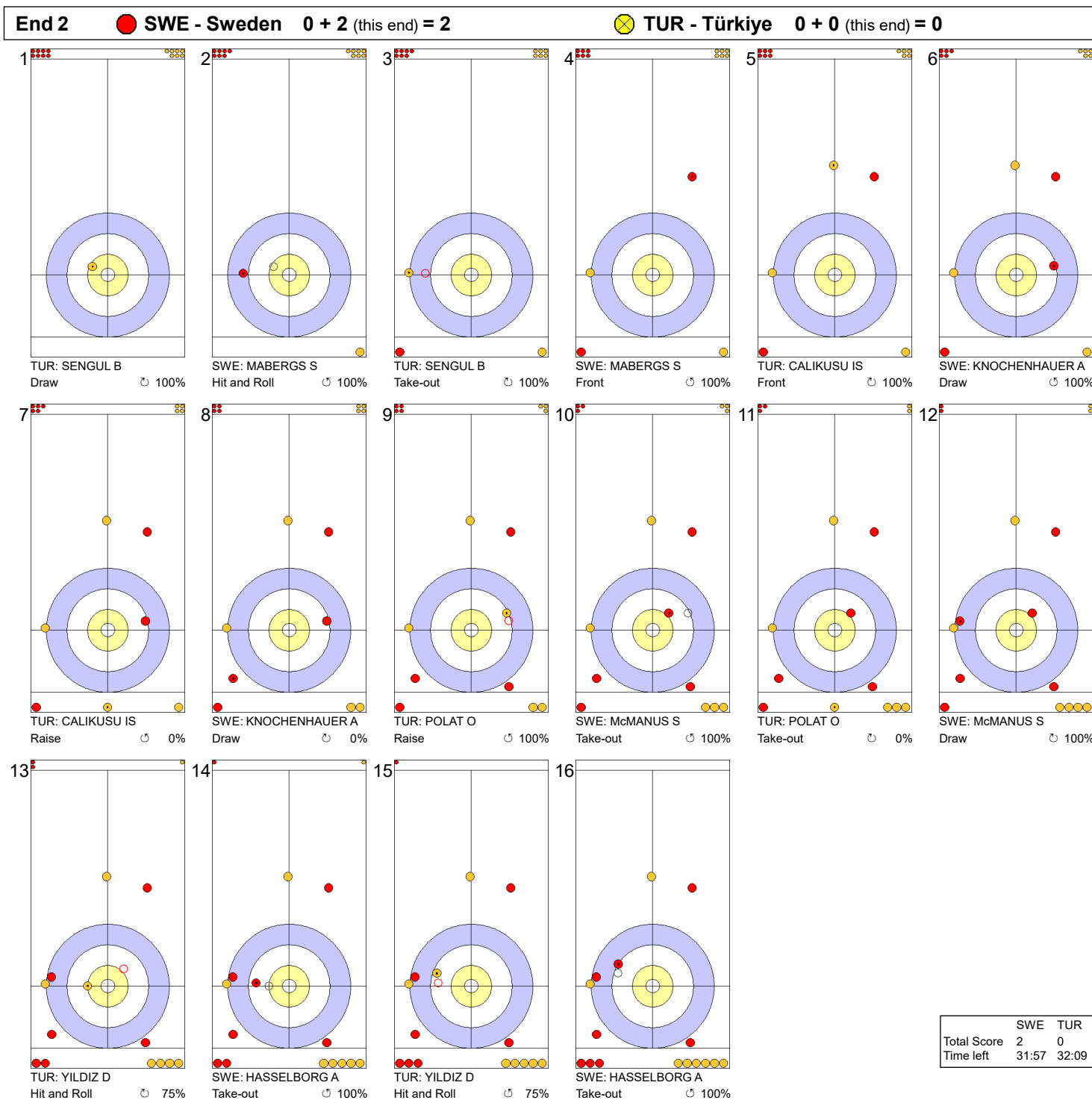
X Unplayed/unfinished end due to concession

Game - Shot by Shot



**Legend:**  
 ↻ Clockwise      ↺ Counter-clockwise      - Not considered

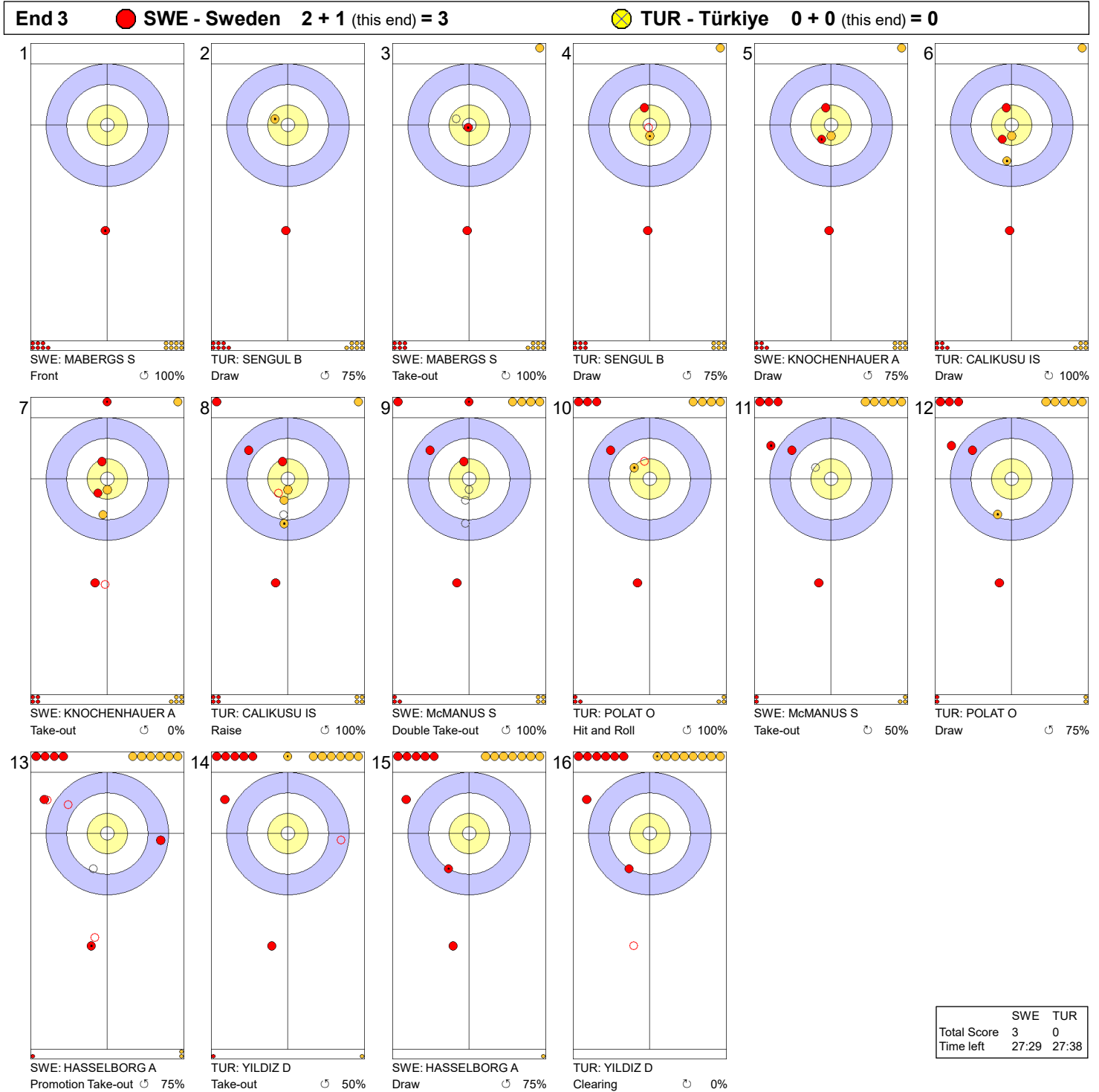
Game - Shot by Shot



**Legend:**  
 ↻ Clockwise      ↺ Counter-clockwise      - Not considered

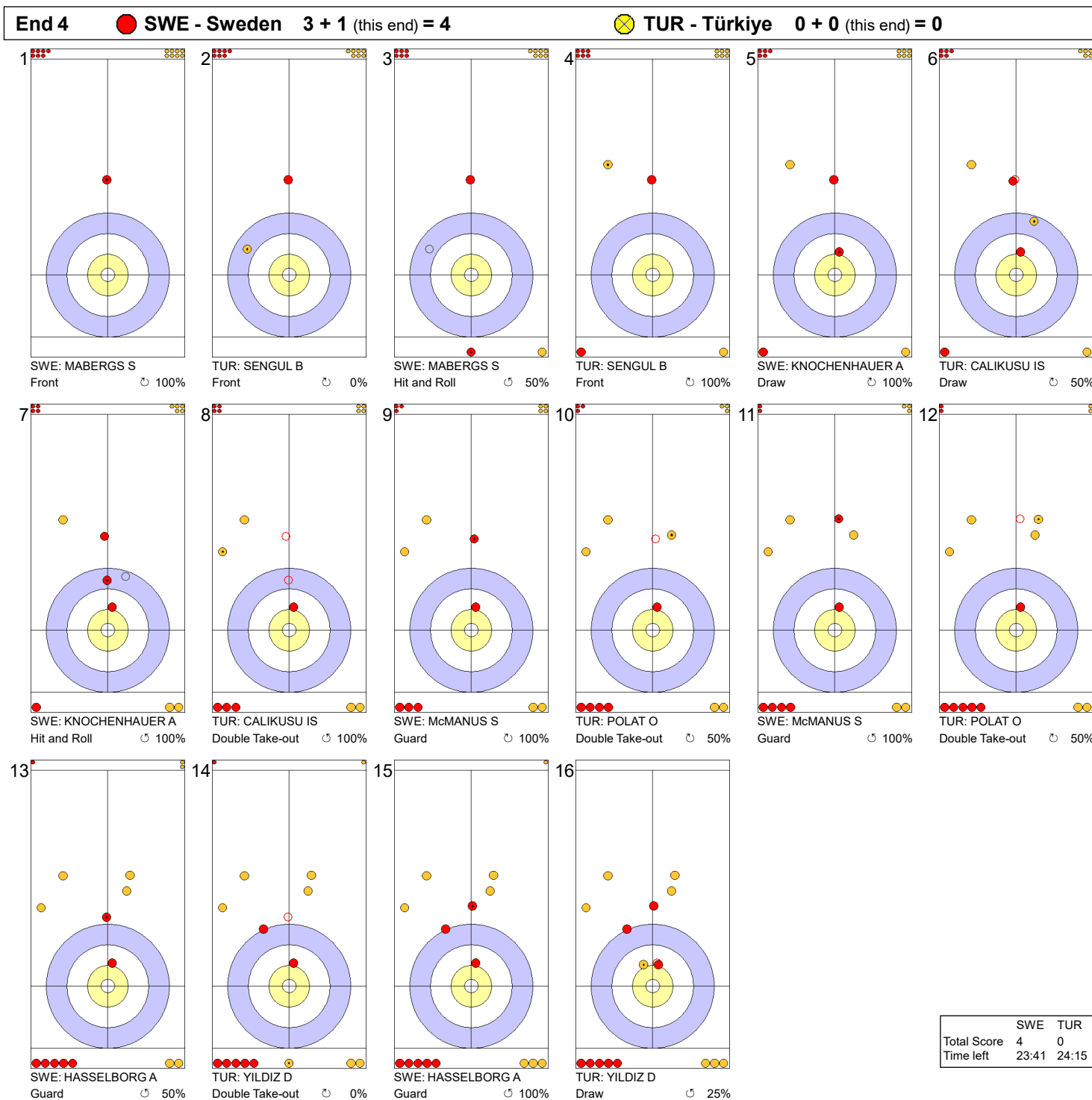


Game - Shot by Shot



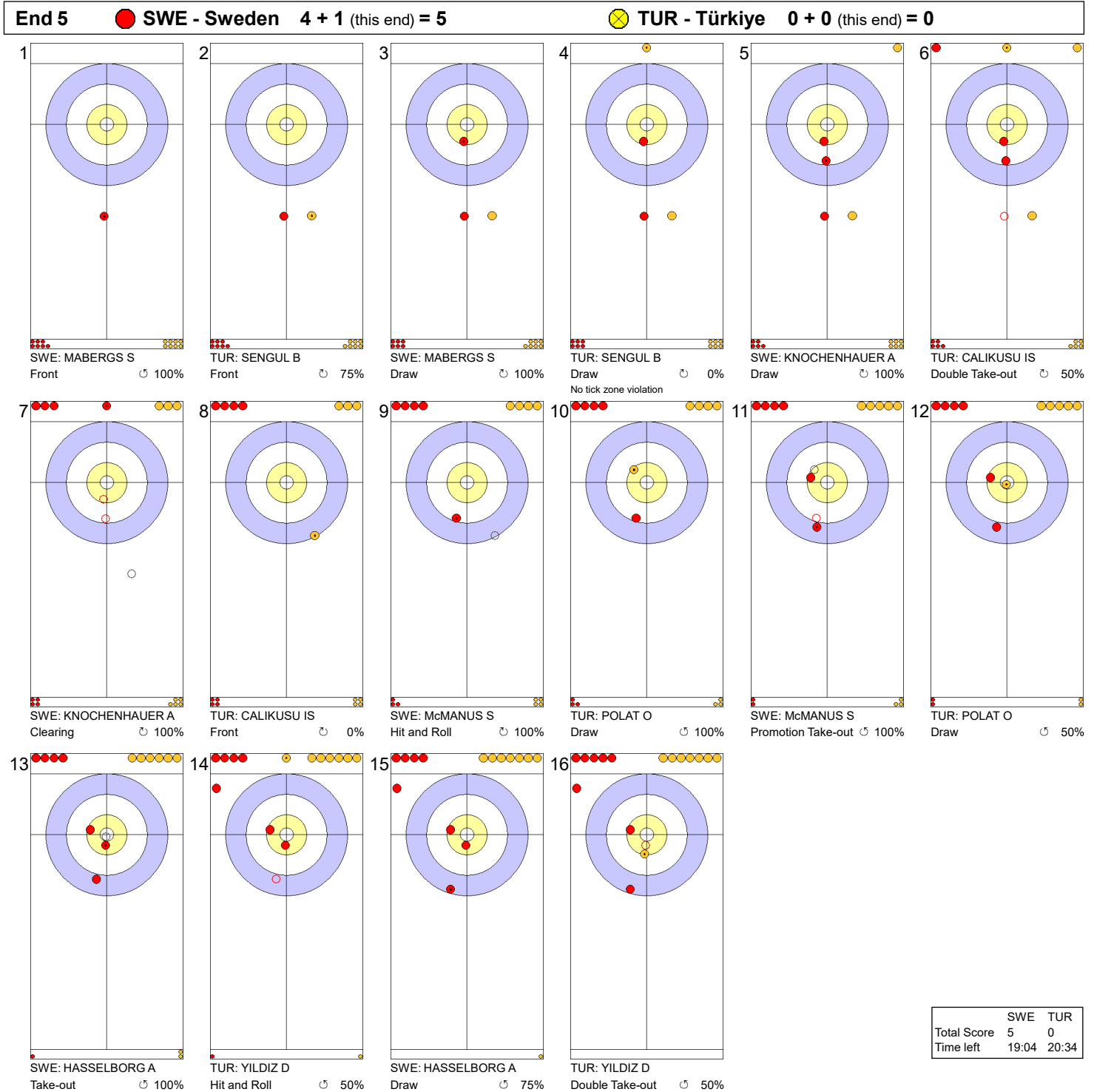
**Legend:**  
 ↻ Clockwise      ↺ Counter-clockwise      - Not considered

Game - Shot by Shot



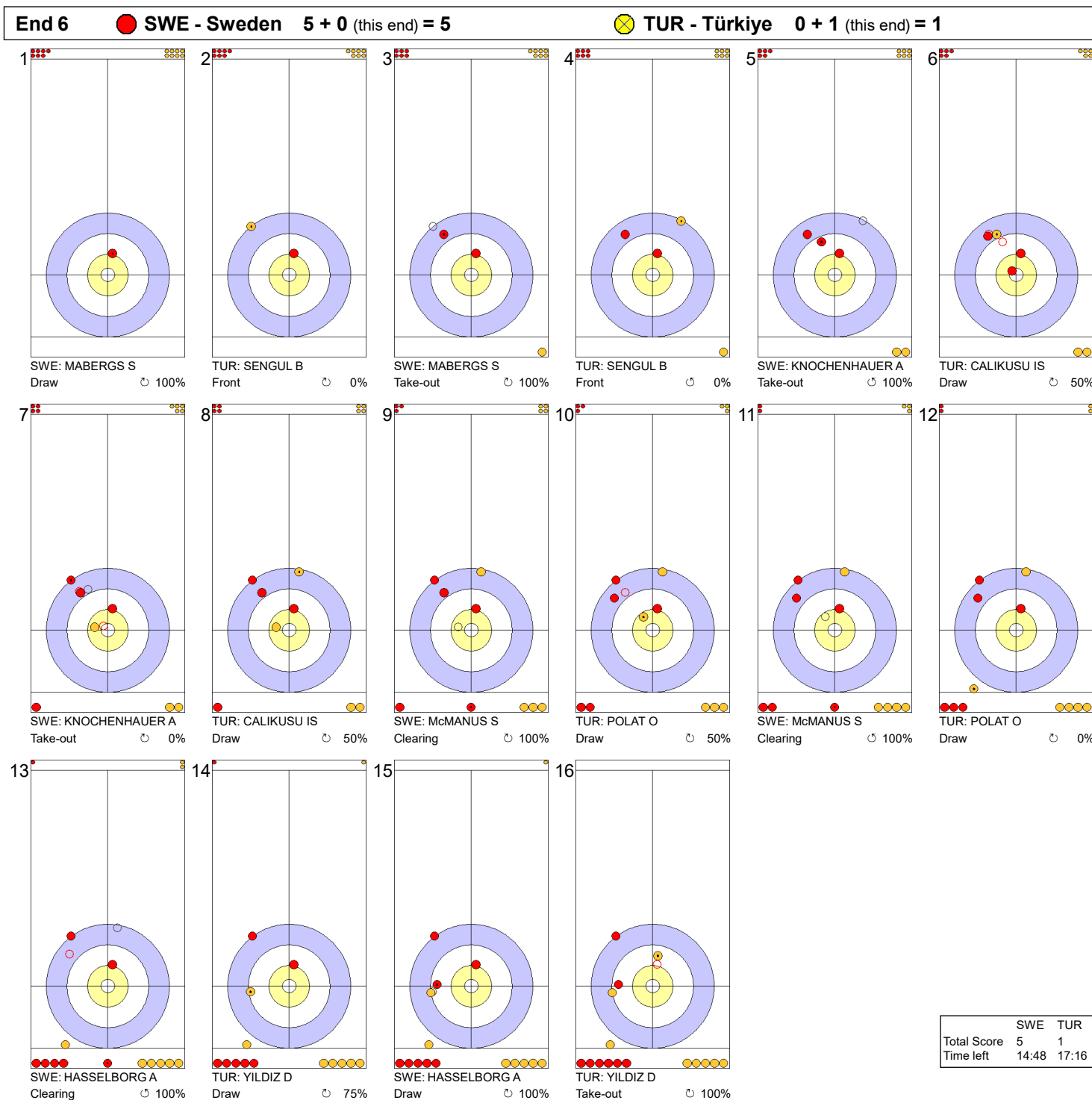
**Legend:**  
 ↻ Clockwise      ↺ Counter-clockwise      - Not considered

Game - Shot by Shot




**Legend:**  
 ↻ Clockwise      ↺ Counter-clockwise      - Not considered

Game - Shot by Shot



**Legend:**  
 ↻ Clockwise      ↺ Counter-clockwise      - Not considered

Game - Shot by Shot



**Legend:**  
 ↻ Clockwise      ↺ Counter-clockwise      - Not considered

SAT 15 MAR 2025  
Start Time 19:00

Round Robin Session 2 - Sheet C

## Game Results

Sheet	Team	LSFE	1	2	3	4	5	6	7	8	9	10	Extra Ends	Total
C	ITA - Italy	*	2	0	0	2	1	0	1	0	0	0		6
	DEN - Denmark		0	2	0	0	0	1	0	1	1	1		7

ITA - Italy		Shot Success Game	All
4 S	CONSTANTINI Stefania	74 %	74 %
3 V	ZARDINI LACEDELLI Giulia	80 %	80 %
2	MATHIS Elena	90 %	90 %
1	ROMEI Angela	90 %	90 %
A	LO DESERTO Marta	-	-
Team Total		83 %	83 %

DEN - Denmark		Shot Success Game	All
4 S	DUPONT Madeleine	81%	81%
3 V	HALSE Mathilde	81%	81%
2	HOLTERMANN Jasmin	72%	72%
1	DUPONT Denise	86%	86%
A	LARSEN My	-	-
Team Total		80 %	80 %

Last Stone Draw		Distance
⌚	ZARDINI LACEDELLI Giulia	35.9cm
⌚	CONSTANTINI Stefania	20.1cm
<b>Total</b>		<b>56.0cm</b>

Last Stone Draw		Distance
⌚	HOLTERMANN Jasmin	105.8cm
⌚	DUPONT Madeleine	48.7cm
<b>Total</b>		<b>154.5cm</b>

Time remaining: 0 minutes 9 seconds  
0 minutes 2 seconds (after extra end)

Time remaining: 4 minutes 8 seconds  
0 minutes 40 seconds (after extra end)

Time-out: End 7 - ITA stone 5; End 11 - ITA stone 4

Time-out: End 11 - DEN stone 6

## Shot Success Analysis

ITA - Italy		⌚	⌚	Game	
4	CONSTANTINI Stefania	Draws	5 65%	4 81%	9 72%
		Take-outs	2 100%	11 70%	13 75%
		Total	7 75%	15 73%	22 74%
3	ZARDINI LACEDELLI Giulia	Draws	2 38%	2 100%	4 69%
		Take-outs	10 80%	8 84%	18 82%
		Total	12 73%	10 88%	22 80%
2	MATHIS Elena	Draws	2 100%	1 75%	3 92%
		Take-outs	15 90%	4 88%	19 89%
		Total	17 91%	5 85%	22 90%
1	ROMEI Angela	Draws	10 100%	11 80%	21 89%
		Take-outs	0 -	1 100%	1 100%
		Total	10 100%	12 81%	22 90%
A	LO DESERTO Marta	Draws	0 -	0 -	0 -
		Take-outs	0 -	0 -	0 -
		Total	0 -	0 -	0 -
Team		Draws	19 84%	18 82%	37 83%
		Take-outs	27 87%	24 79%	51 83%
		Total	46 86%	42 80%	88 83%

DEN - Denmark		⌚	⌚	Game	
4	DUPONT Madeleine	Draws	4 69%	11 89%	15 83%
		Take-outs	2 75%	5 75%	7 75%
		Total	6 71%	16 84%	22 81%
3	HALSE Mathilde	Draws	6 79%	8 91%	14 86%
		Take-outs	1 75%	7 71%	8 72%
		Total	7 79%	15 82%	22 81%
2	HOLTERMANN Jasmin	Draws	5 70%	10 73%	15 72%
		Take-outs	3 67%	4 75%	7 71%
		Total	8 69%	14 73%	22 72%
1	DUPONT Denise	Draws	17 96%	3 67%	20 91%
		Take-outs	1 0%	1 75%	2 38%
		Total	18 90%	4 69%	22 86%
A	LARSEN My	Draws	0 -	0 -	0 -
		Take-outs	0 -	0 -	0 -
		Total	0 -	0 -	0 -
Team		Draws	32 85%	32 82%	64 84%
		Take-outs	7 61%	17 74%	24 70%
		Total	39 81%	49 79%	88 80%

### Note:

Position and function for each team member:

4 = Fourth, 3 = Third, 2 = Second, 1 = Lead, A = Alternate, S = Skip, V = Vice-Skip

### Legend:

⌚ Clockwise

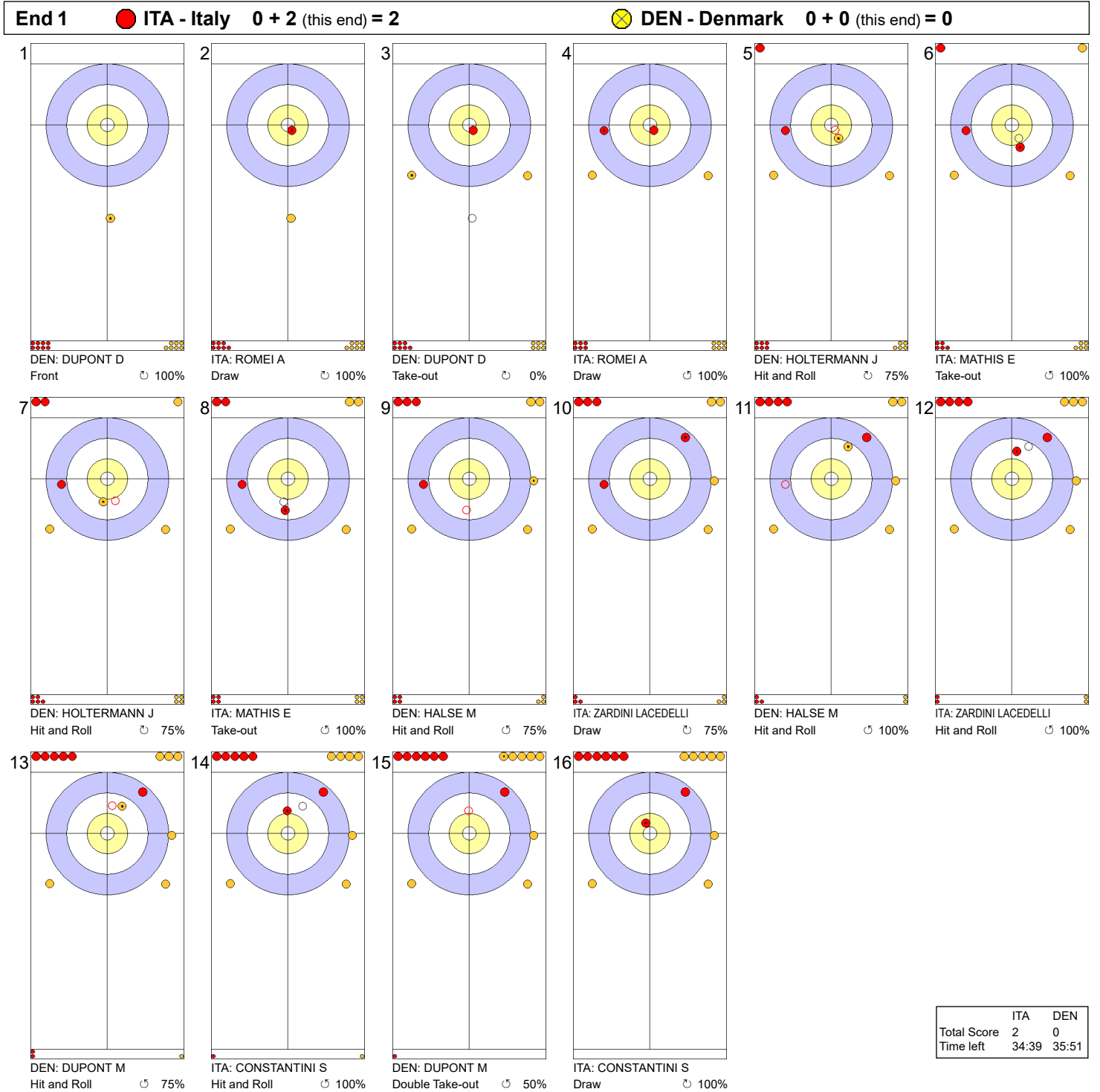
⌚ Counter-clockwise

LSFE(\*) Last Stone First End

SAT 15 MAR 2025  
Start Time 19:00

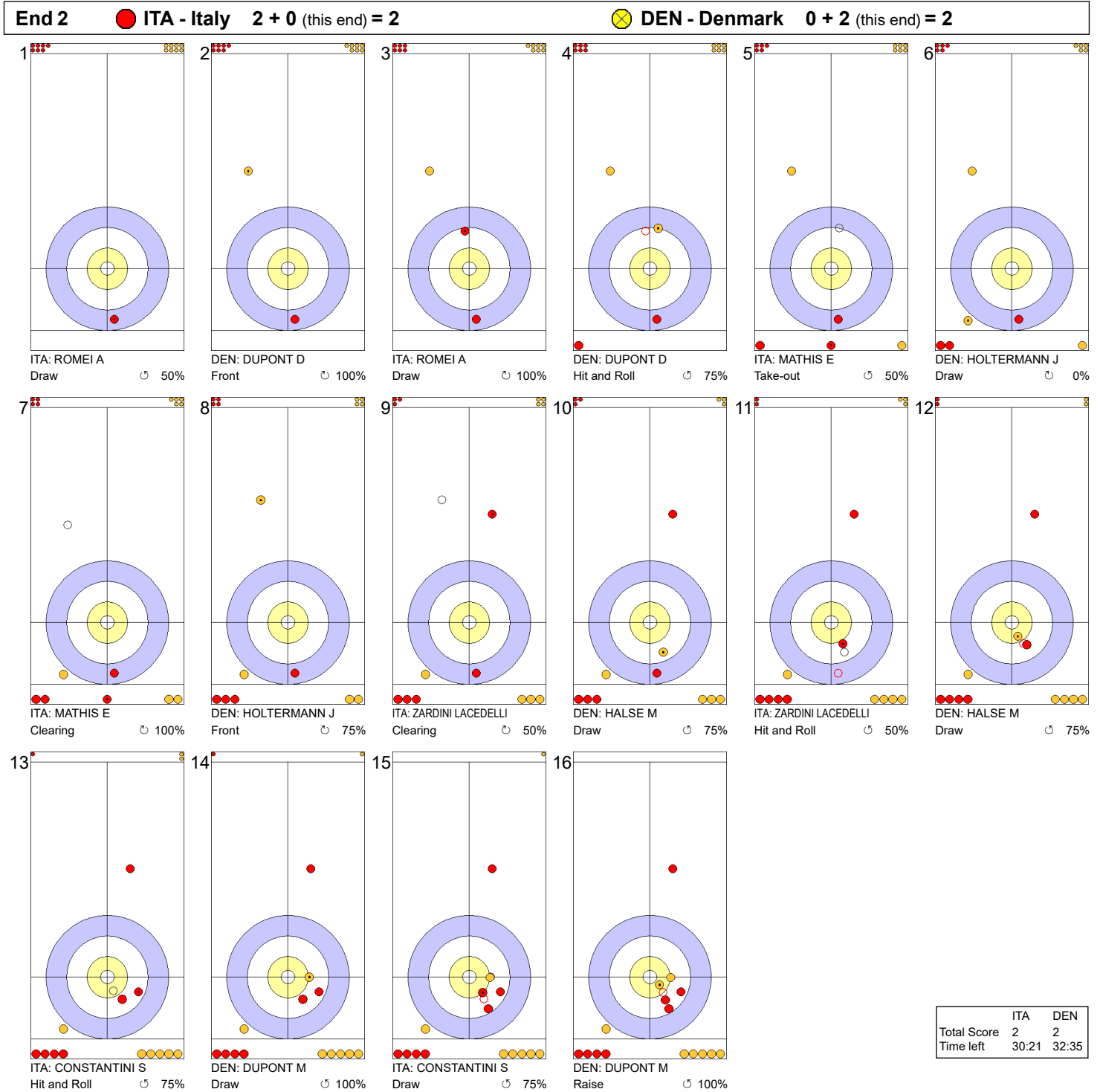
Round Robin Session 2 - Sheet C

Game - Shot by Shot



**Legend:**  
 ↻ Clockwise      ↺ Counter-clockwise      - Not considered

Game - Shot by Shot

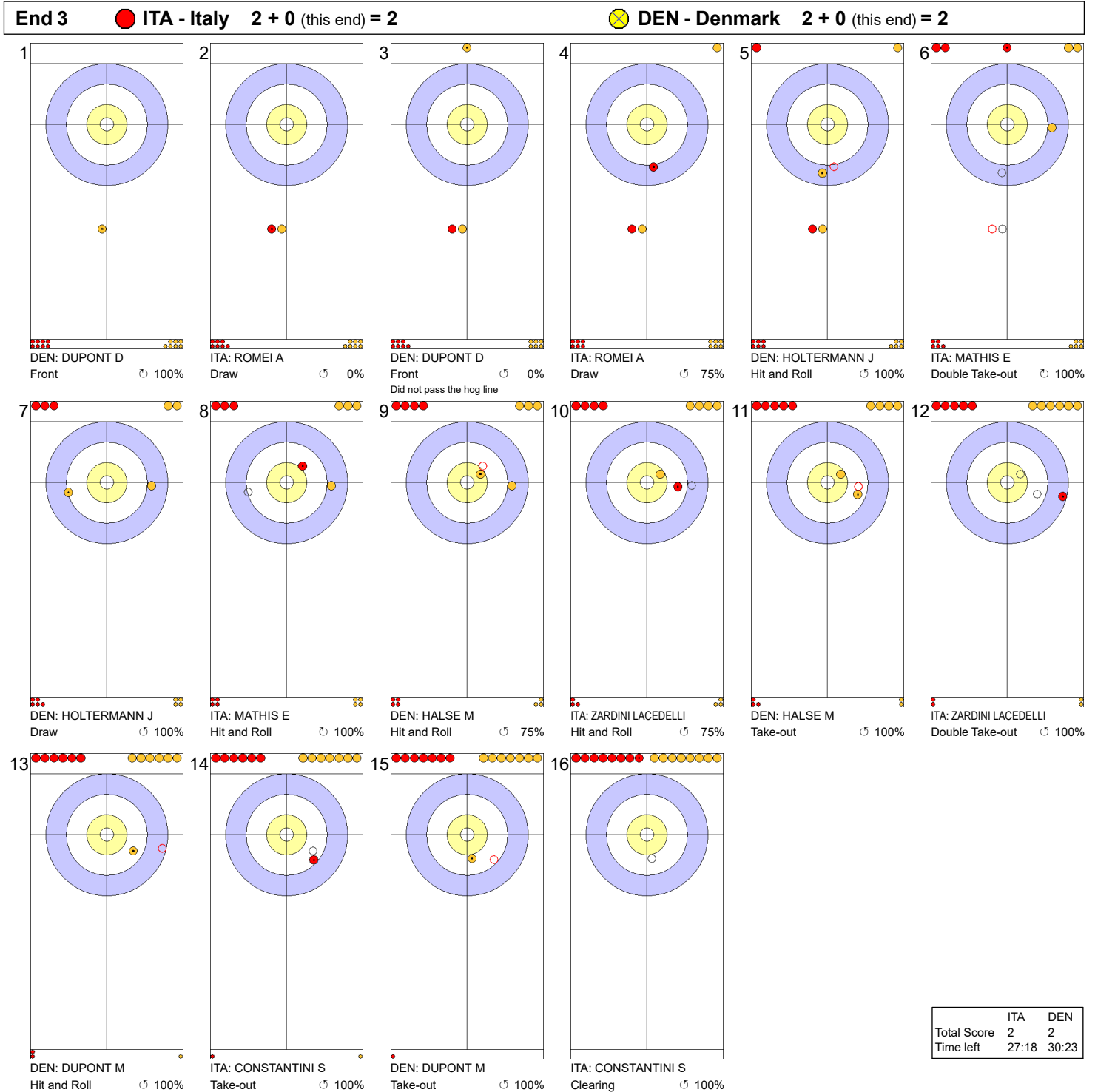


	ITA	DEN
Total Score	2	2
Time left	30:21	32:35

**Legend:**  
 ⌚ Clockwise      ⌚ Counter-clockwise      - Not considered

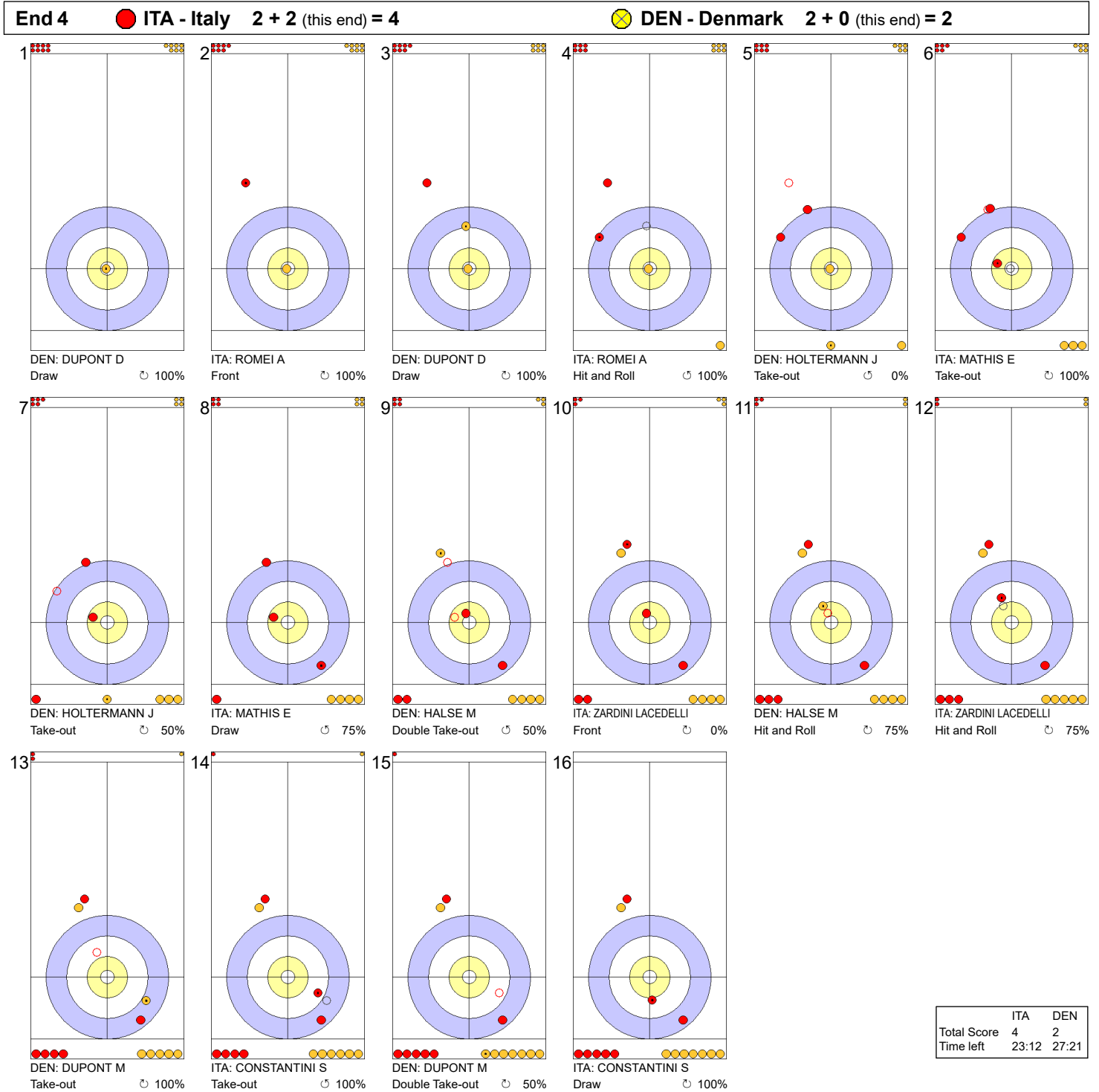


Game - Shot by Shot



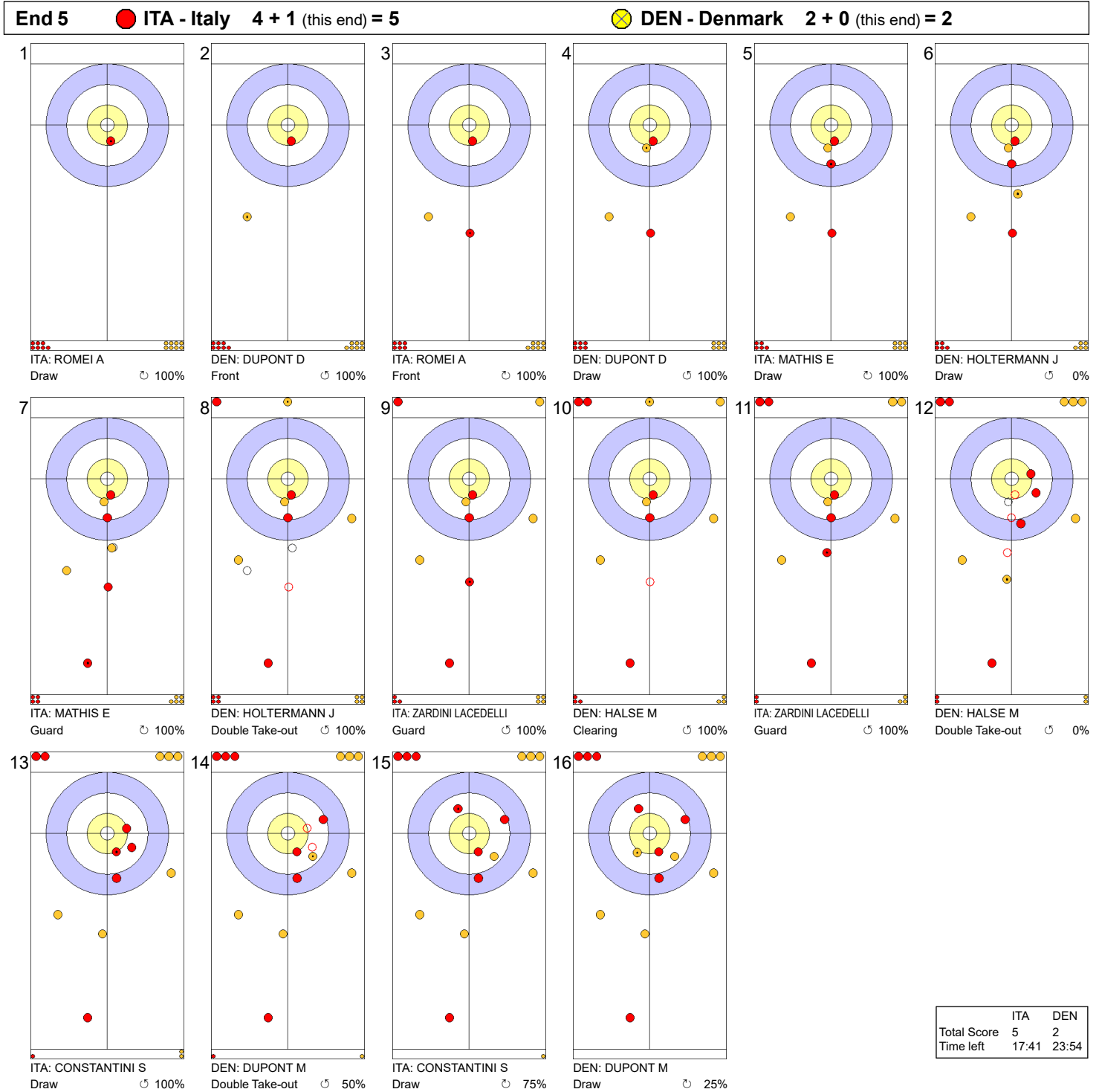
**Legend:**  
 ↻ Clockwise      ↺ Counter-clockwise      - Not considered

Game - Shot by Shot



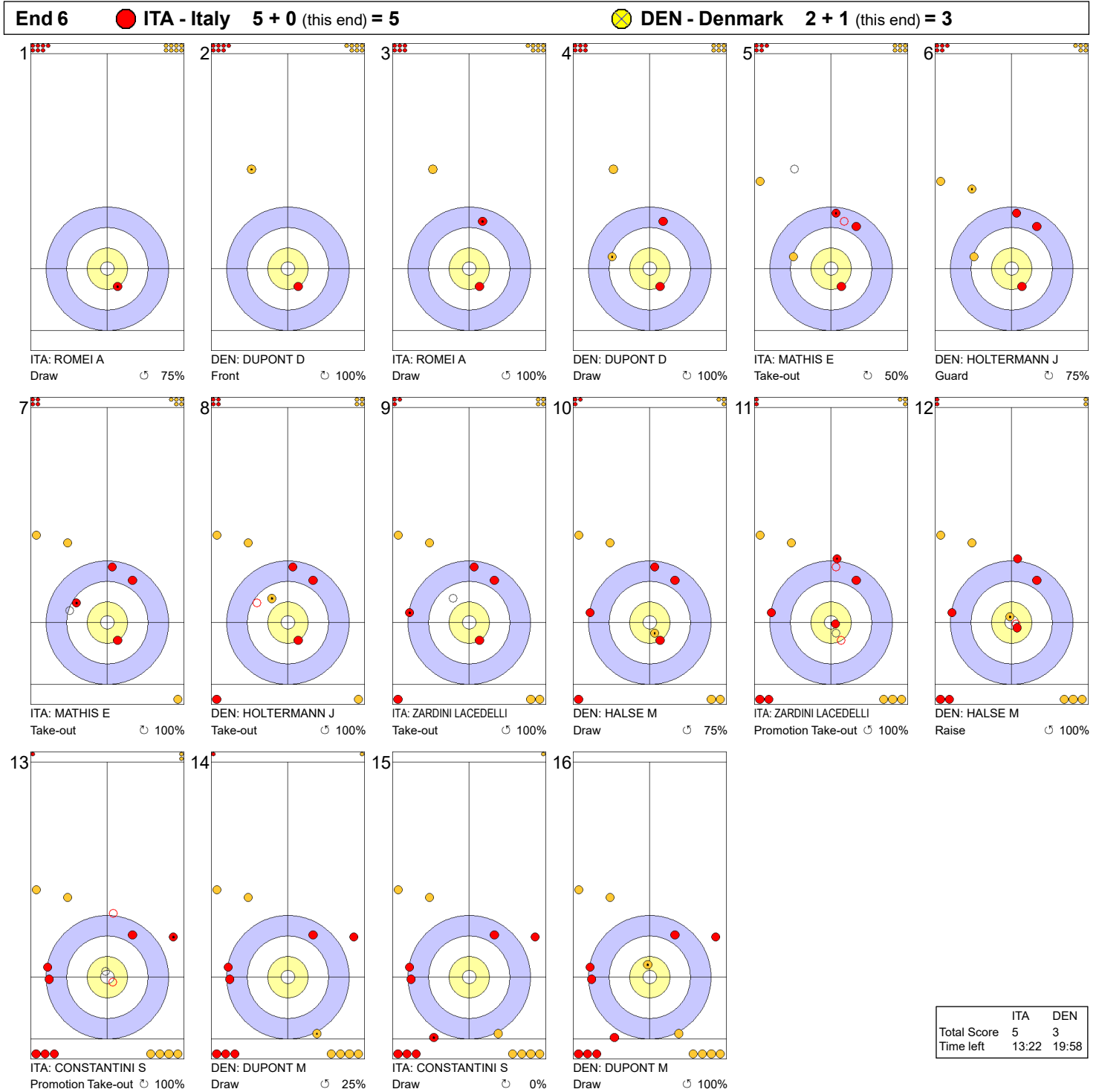
**Legend:**  
 ↻ Clockwise      ↺ Counter-clockwise      - Not considered

Game - Shot by Shot



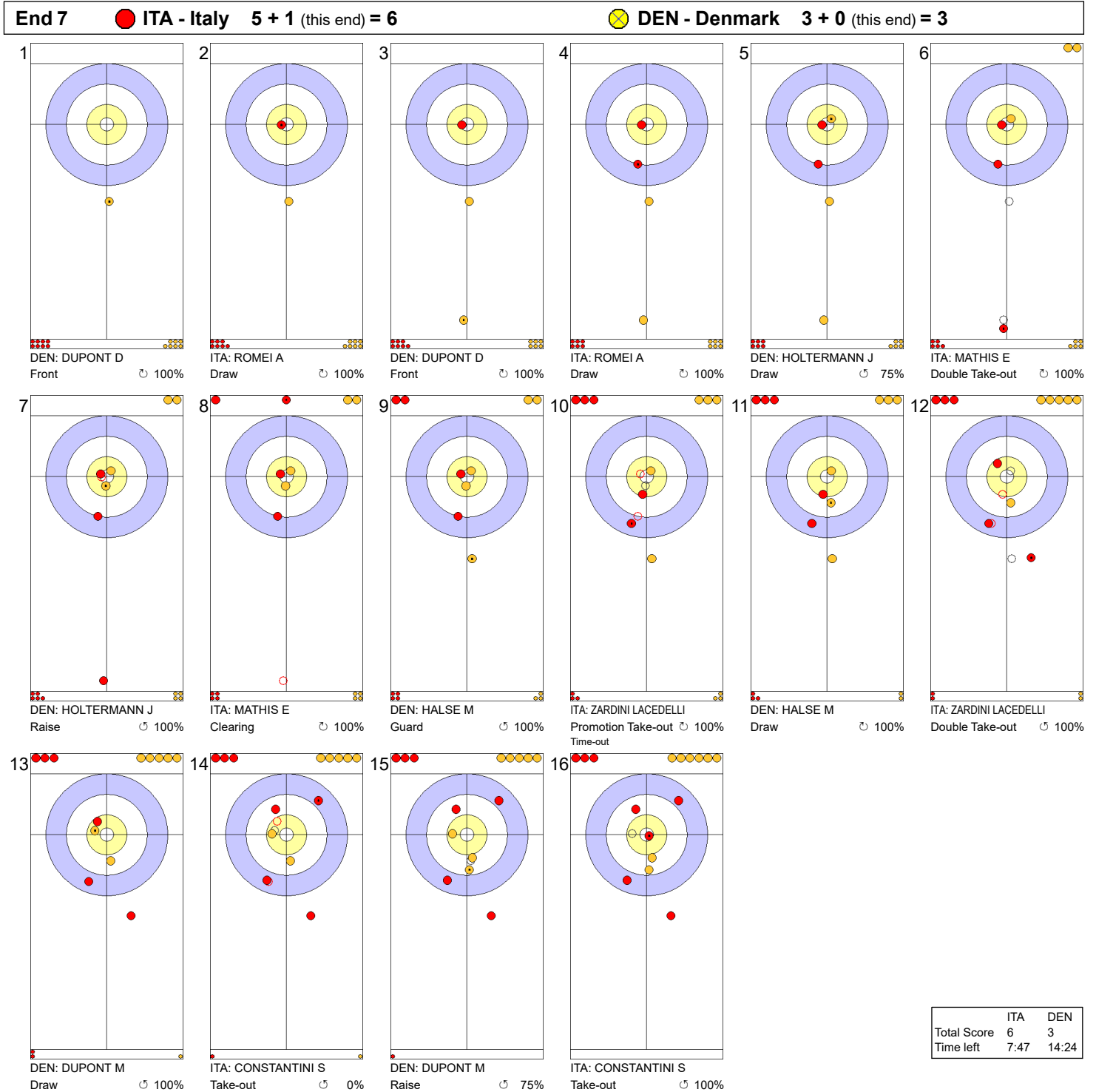
**Legend:**  
 ↻ Clockwise      ↺ Counter-clockwise      - Not considered

Game - Shot by Shot



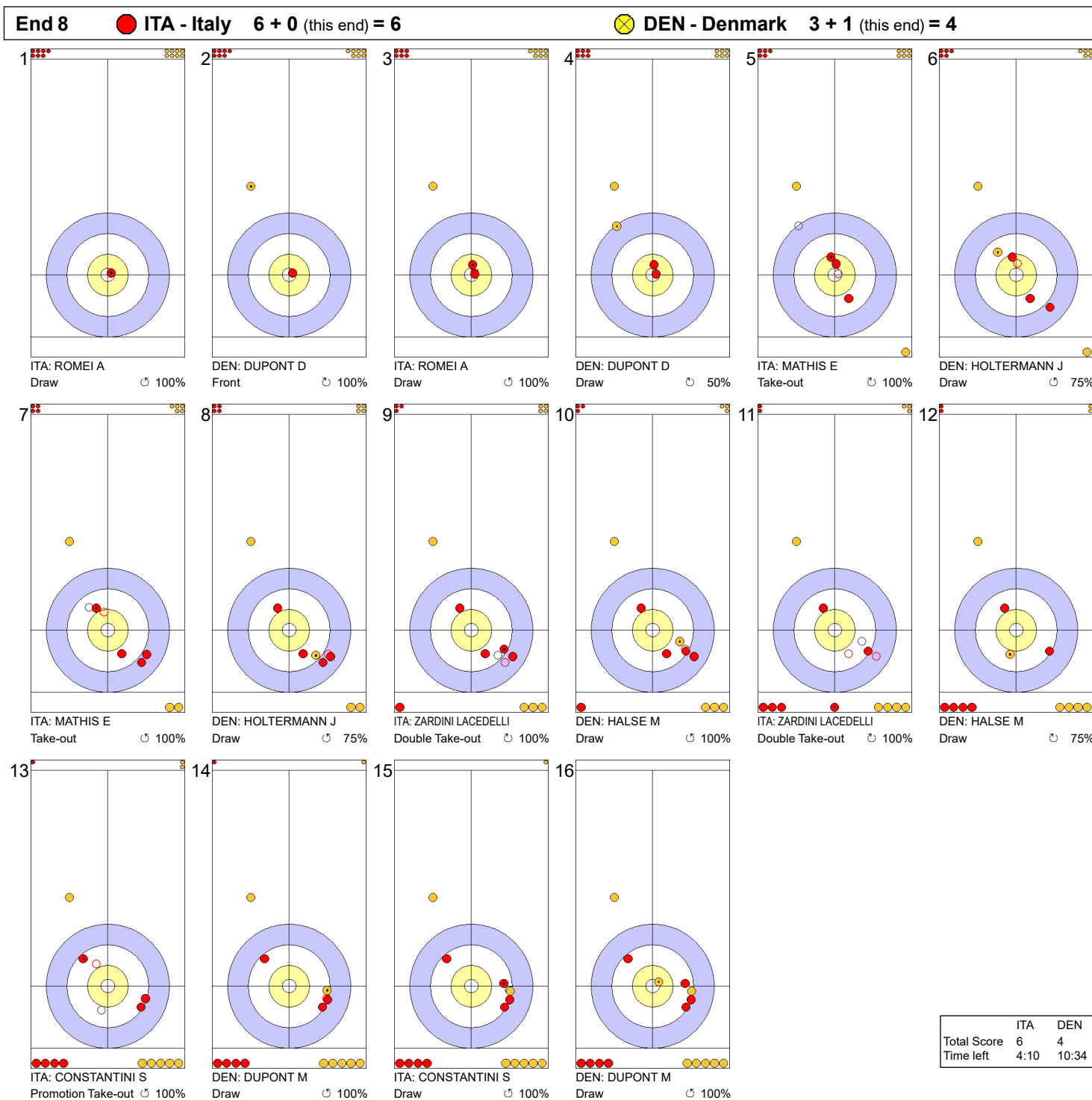
**Legend:**  
 ↻ Clockwise      ↺ Counter-clockwise      - Not considered

Game - Shot by Shot



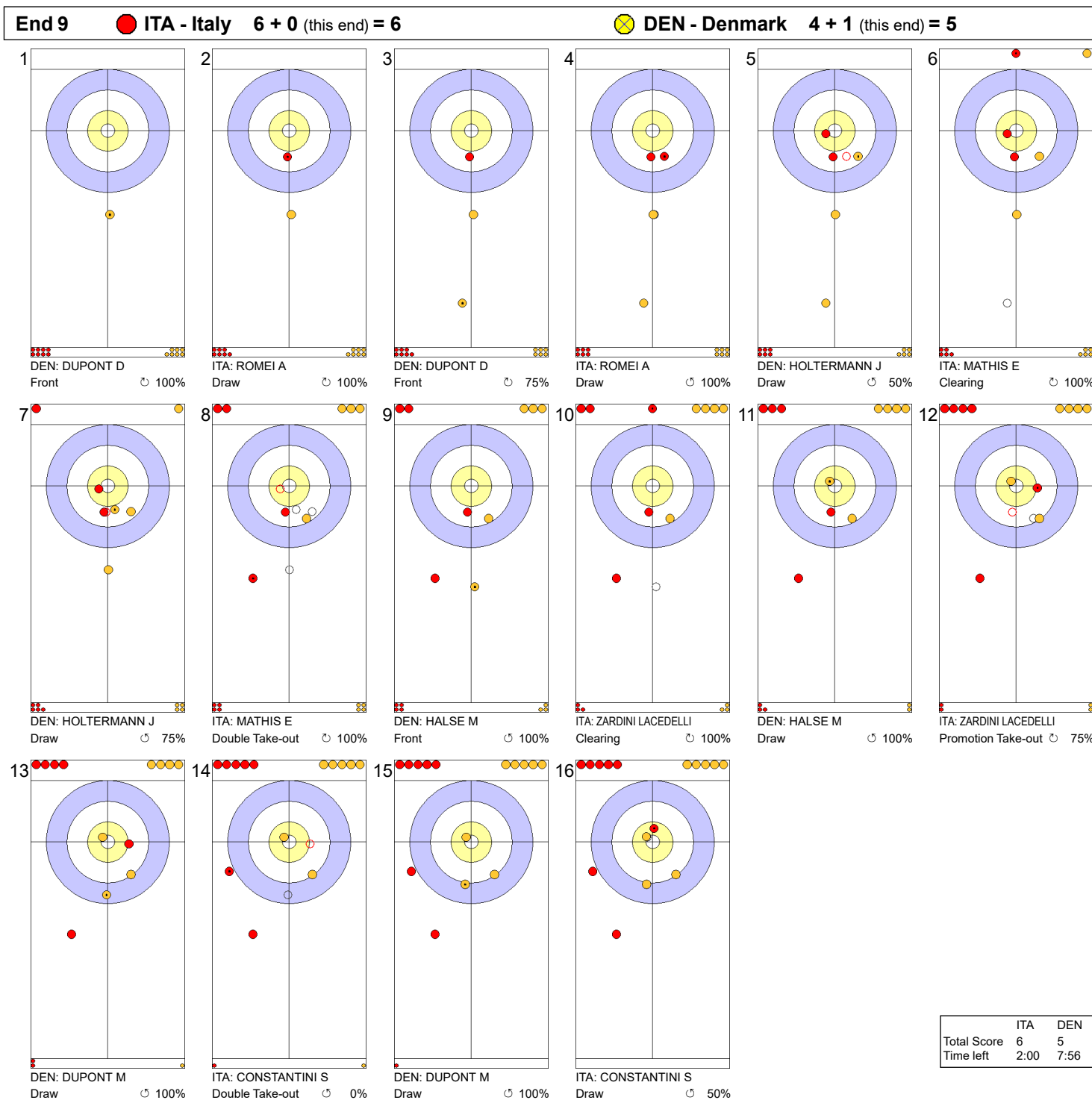
**Legend:**  
 ↻ Clockwise      ↺ Counter-clockwise      - Not considered

Game - Shot by Shot



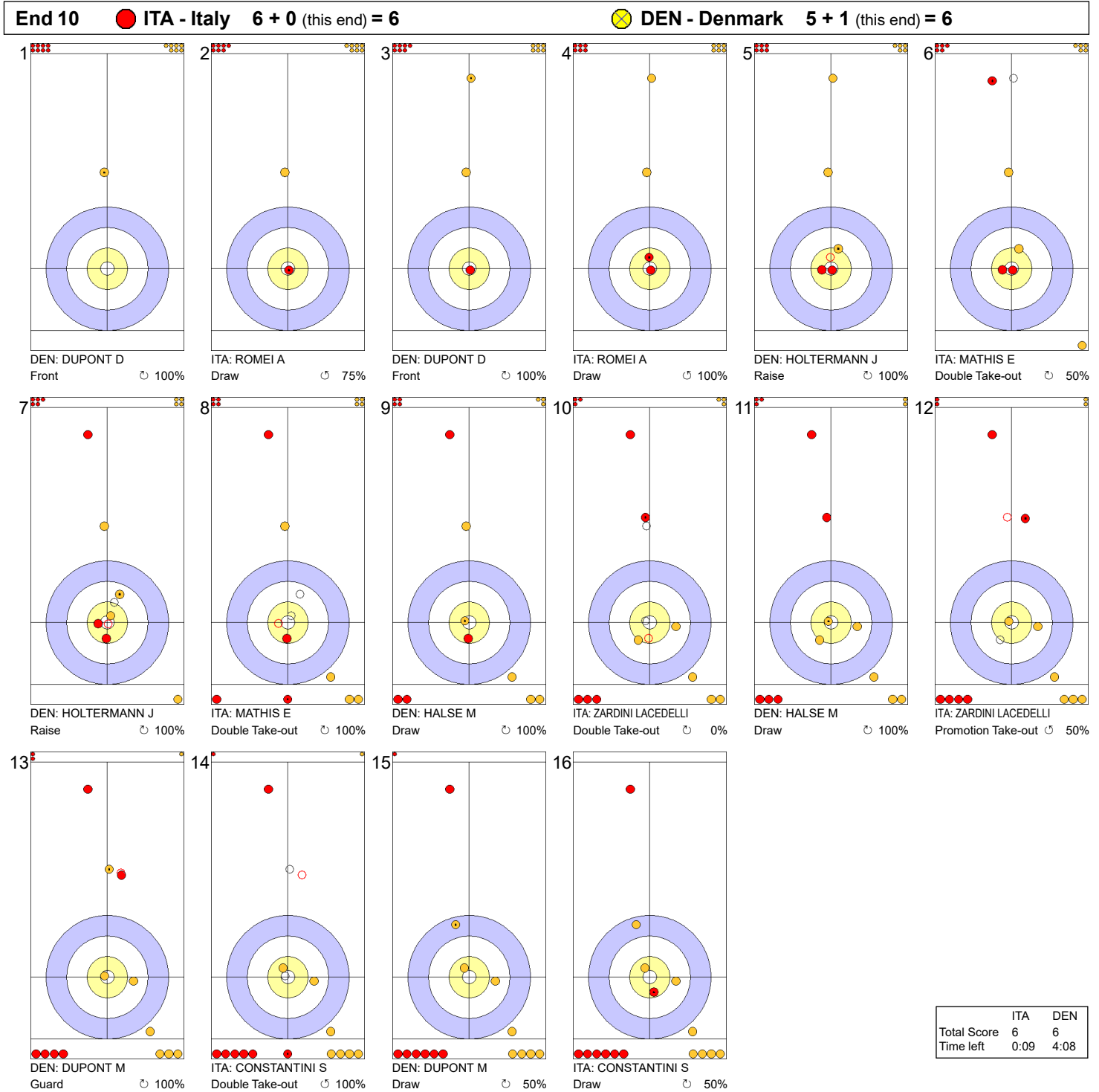
**Legend:**  
 ↻ Clockwise      ↺ Counter-clockwise      - Not considered

Game - Shot by Shot



**Legend:**  
 ↻ Clockwise      ↺ Counter-clockwise      - Not considered

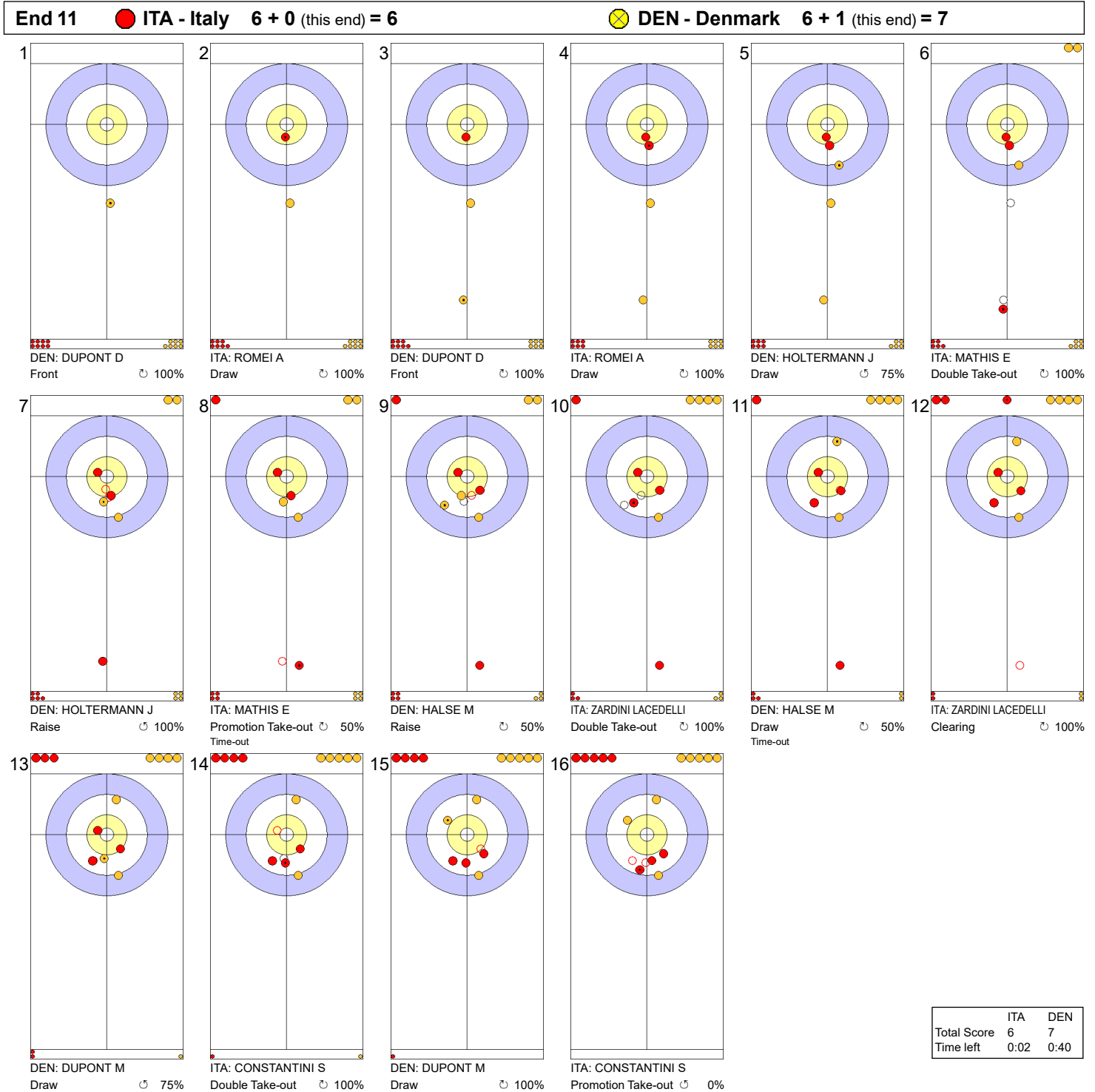
Game - Shot by Shot



**Legend:**  
 ↻ Clockwise      ↺ Counter-clockwise      - Not considered



Game - Shot by Shot



**Legend:**  
 ↻ Clockwise      ↺ Counter-clockwise      - Not considered

SAT 15 MAR 2025  
Start Time 19:00

Round Robin Session 2 - Sheet D

### Game Results

Sheet	Team	LSFE	1	2	3	4	5	6	7	8	9	10	Extra Ends	Total
D	SCO - Scotland		0	0	3	0	0	1	0	1	0	3		8
	CAN - Canada	*	0	1	0	1	1	0	2	0	2	0		7

SCO - Scotland		Shot Success	Game	All
4 V	MORRISON Rebecca	69%	69%	
3	DODDS Jennifer	89%	89%	
2	SINCLAIR Sophie	80%	80%	
1 S	JACKSON Sophie	95%	95%	
A	HENDERSON Fay	-	-	
Team Total		83%	83%	

CAN - Canada		Shot Success	Game	All
4 S	HOMAN Rachel	84%	85%	
3 V	FLEURY Tracy	76%	83%	
2	MISKEW Emma	86%	86%	
1	WILKES Sarah	83%	84%	
A	BROWN Rachel	-	-	
Team Total		82%	85%	

Last Stone Draw		Distance
☺	MORRISON Rebecca	7.6cm
☹	JACKSON Sophie	199.6cm
<b>Total</b>		<b>207.2cm</b>

Last Stone Draw		Distance
☺	MISKEW Emma	10.5cm
☹	HOMAN Rachel	10.2cm
<b>Total</b>		<b>20.7cm</b>

Time remaining: 0 minutes 4 seconds

Time-out: End 10 - SCO stone 5

Time remaining: 0 minutes 32 seconds

Time-out: End 10 - CAN stone 8

### Shot Success Analysis

SCO - Scotland		☺	☹	Game
4 MORRISON Rebecca	Draws	6 75%	3 42%	9 64%
	Take-outs	5 85%	6 63%	11 73%
	Total	11 80%	9 56%	20 69%
3 DODDS Jennifer	Draws	4 88%	6 88%	10 88%
	Take-outs	5 100%	5 80%	10 90%
	Total	9 94%	11 84%	20 89%
2 SINCLAIR Sophie	Draws	3 67%	6 88%	9 81%
	Take-outs	8 91%	3 50%	11 80%
	Total	11 84%	9 75%	20 80%
1 JACKSON Sophie	Draws	5 95%	14 95%	19 95%
	Take-outs	1 100%	0 -	1 100%
	Total	6 96%	14 95%	20 95%
A HENDERSON Fay	Draws	0 -	0 -	0 -
	Take-outs	0 -	0 -	0 -
	Total	0 -	0 -	0 -
Team	Draws	18 82%	29 86%	47 85%
	Take-outs	19 92%	14 66%	33 81%
	Total	37 87%	43 80%	80 83%

CAN - Canada		☺	☹	Game
4 HOMAN Rachel	Draws	9 83%	3 100%	12 88%
	Take-outs	4 88%	4 69%	8 78%
	Total	13 85%	7 82%	20 84%
3 FLEURY Tracy	Draws	2 88%	1 100%	3 92%
	Take-outs	10 65%	7 86%	17 74%
	Total	12 69%	8 88%	20 76%
2 MISKEW Emma	Draws	3 67%	2 88%	5 75%
	Take-outs	8 81%	7 100%	15 90%
	Total	11 77%	9 97%	20 86%
1 WILKES Sarah	Draws	11 77%	7 86%	18 81%
	Take-outs	1 100%	1 100%	2 100%
	Total	12 79%	8 88%	20 83%
A BROWN Rachel	Draws	0 -	0 -	0 -
	Take-outs	0 -	0 -	0 -
	Total	0 -	0 -	0 -
Team	Draws	25 79%	13 90%	38 83%
	Take-outs	23 76%	19 88%	42 82%
	Total	48 78%	32 89%	80 82%

#### Note:

Position and function for each team member:

4 = Fourth, 3 = Third, 2 = Second, 1 = Lead, A = Alternate, S = Skip, V = Vice-Skip

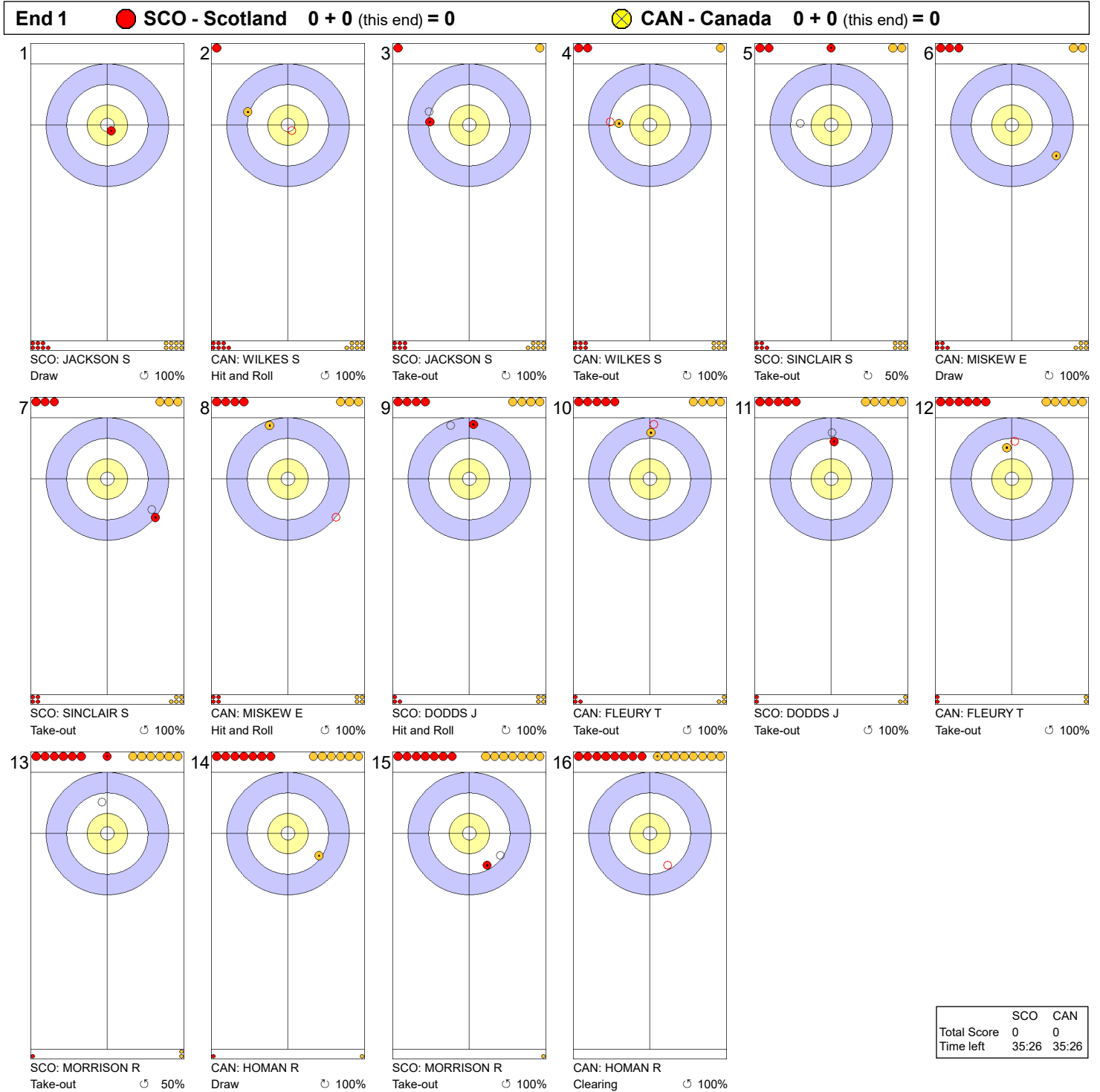
#### Legend:

☺ Clockwise

☹ Counter-clockwise

LSFE(\*) Last Stone First End

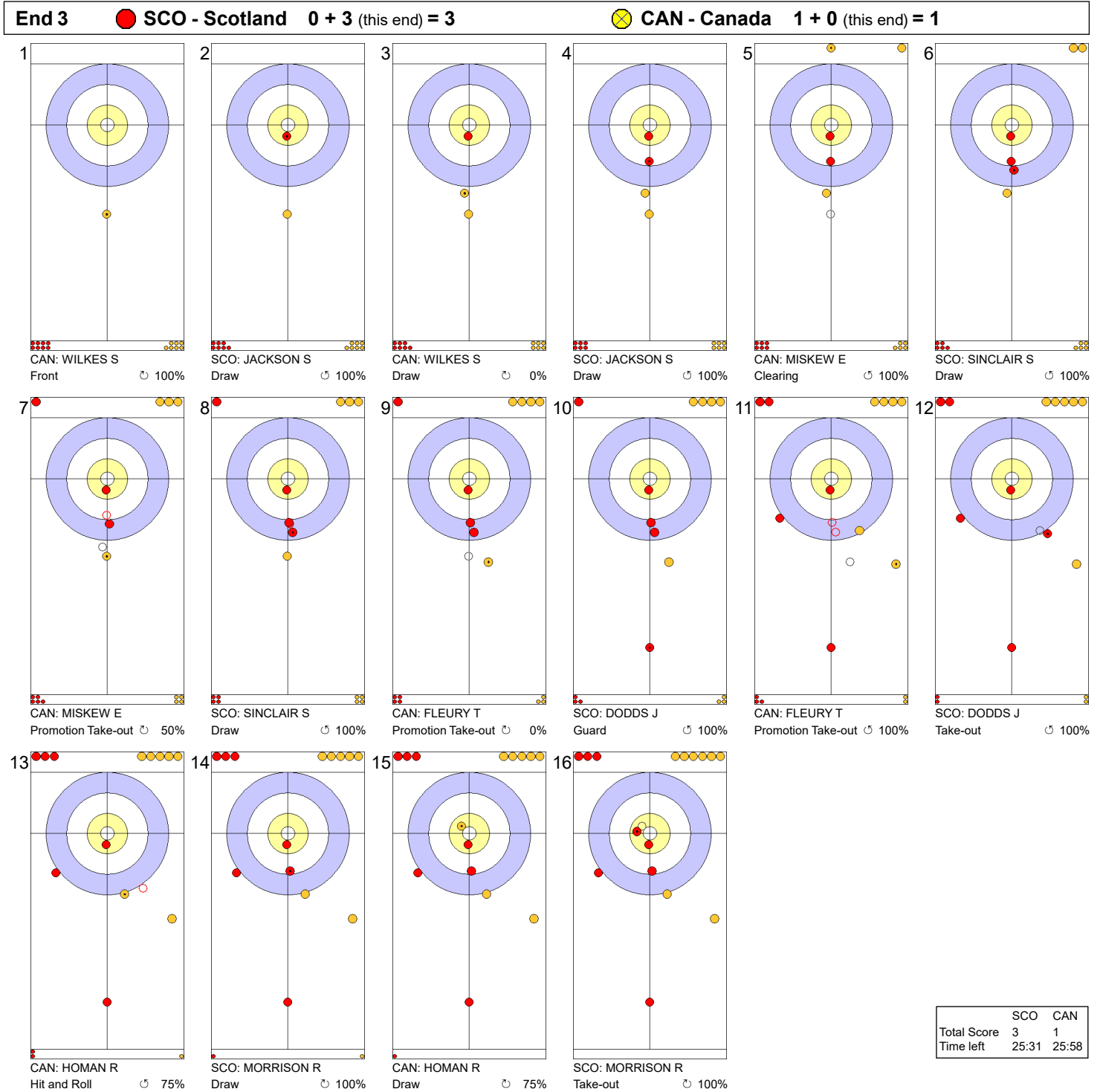
Game - Shot by Shot



**Legend:**  
 ↻ Clockwise      ↺ Counter-clockwise      - Not considered

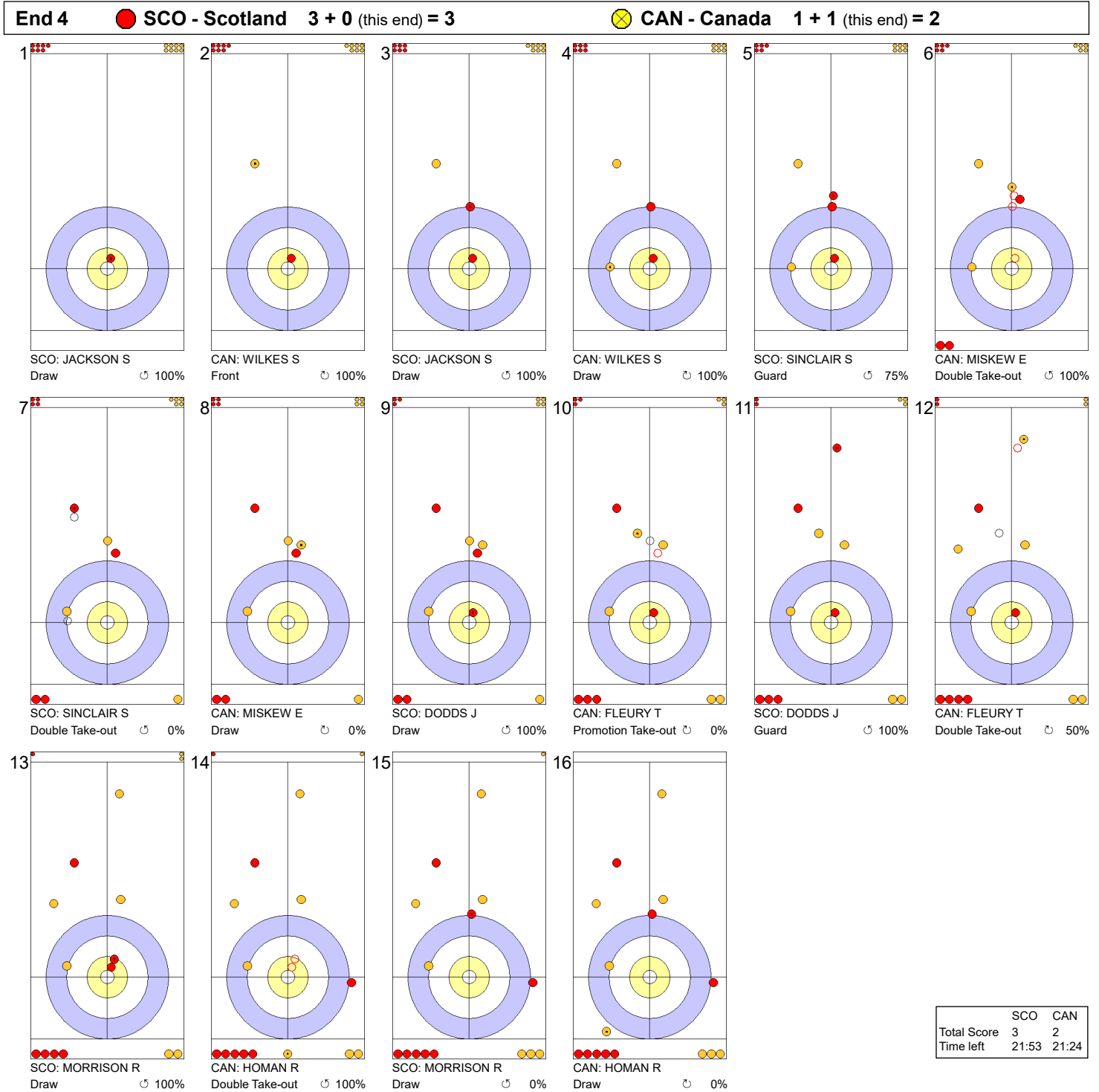


Game - Shot by Shot



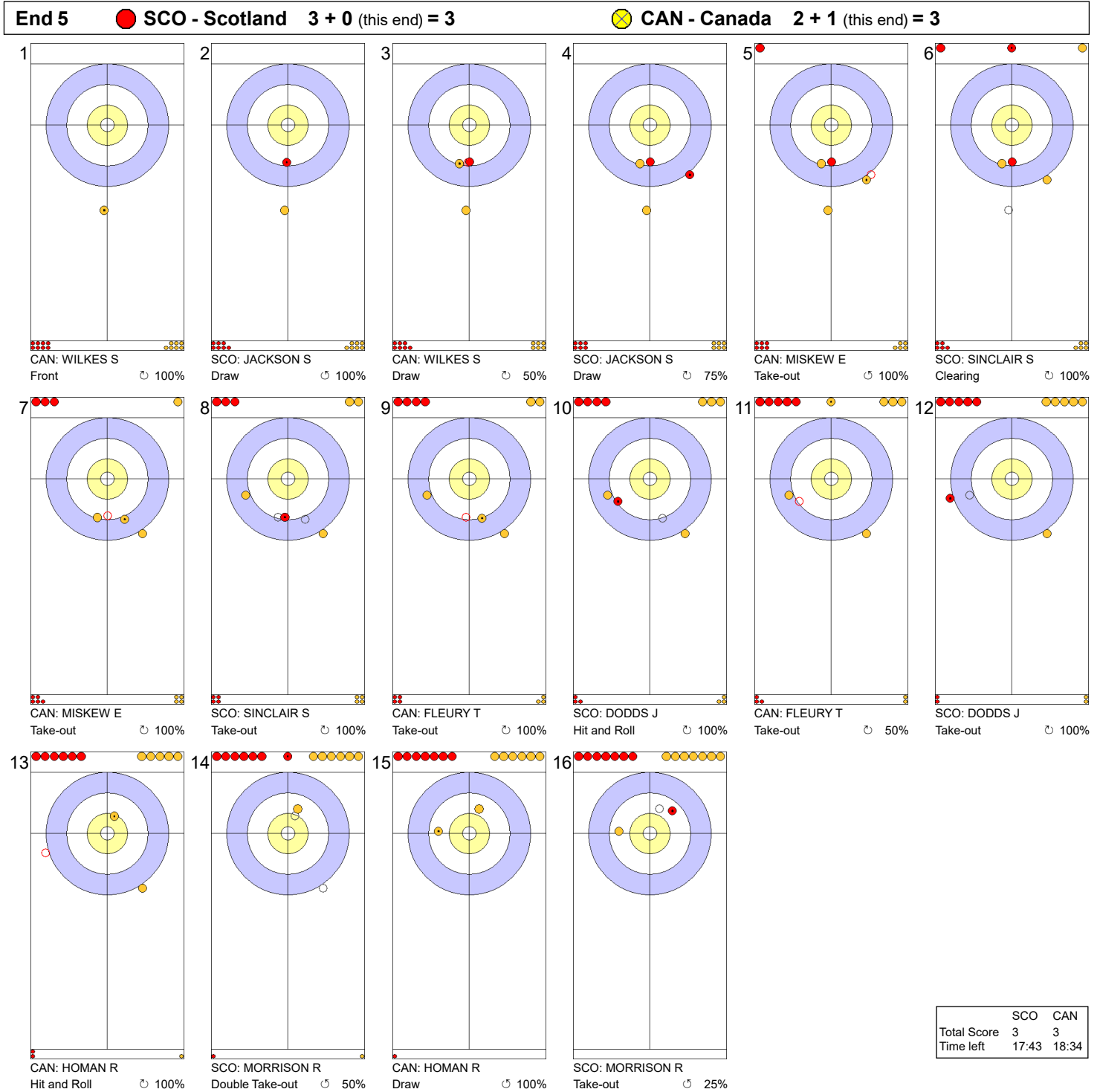
**Legend:**  
 ↻ Clockwise      ↺ Counter-clockwise      - Not considered

Game - Shot by Shot



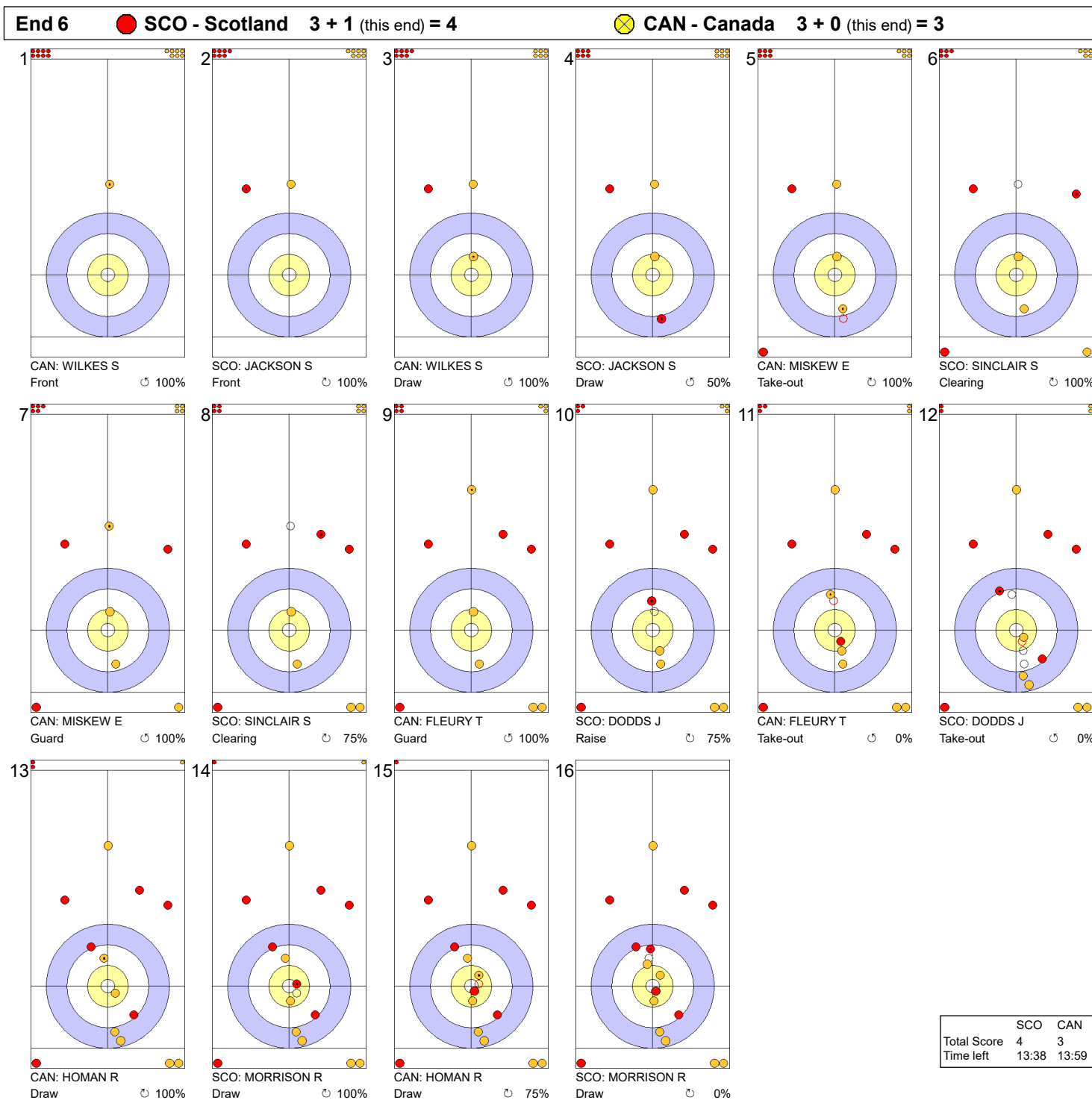
**Legend:**  
 ↻ Clockwise   ↺ Counter-clockwise   - Not considered

Game - Shot by Shot



**Legend:**  
 ↻ Clockwise      ↺ Counter-clockwise      - Not considered

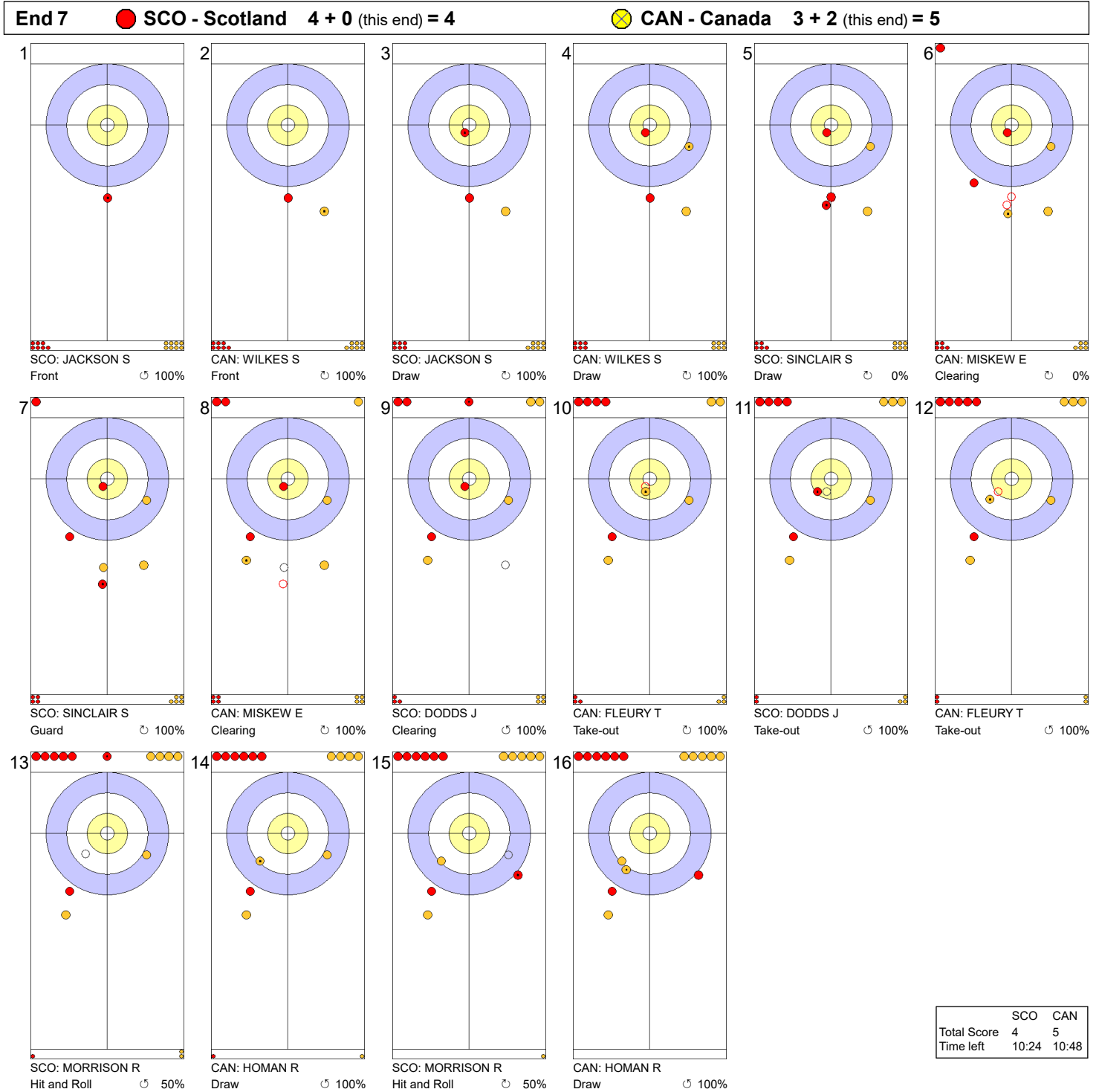
Game - Shot by Shot



**Legend:**  
 ↻ Clockwise      ↺ Counter-clockwise      - Not considered

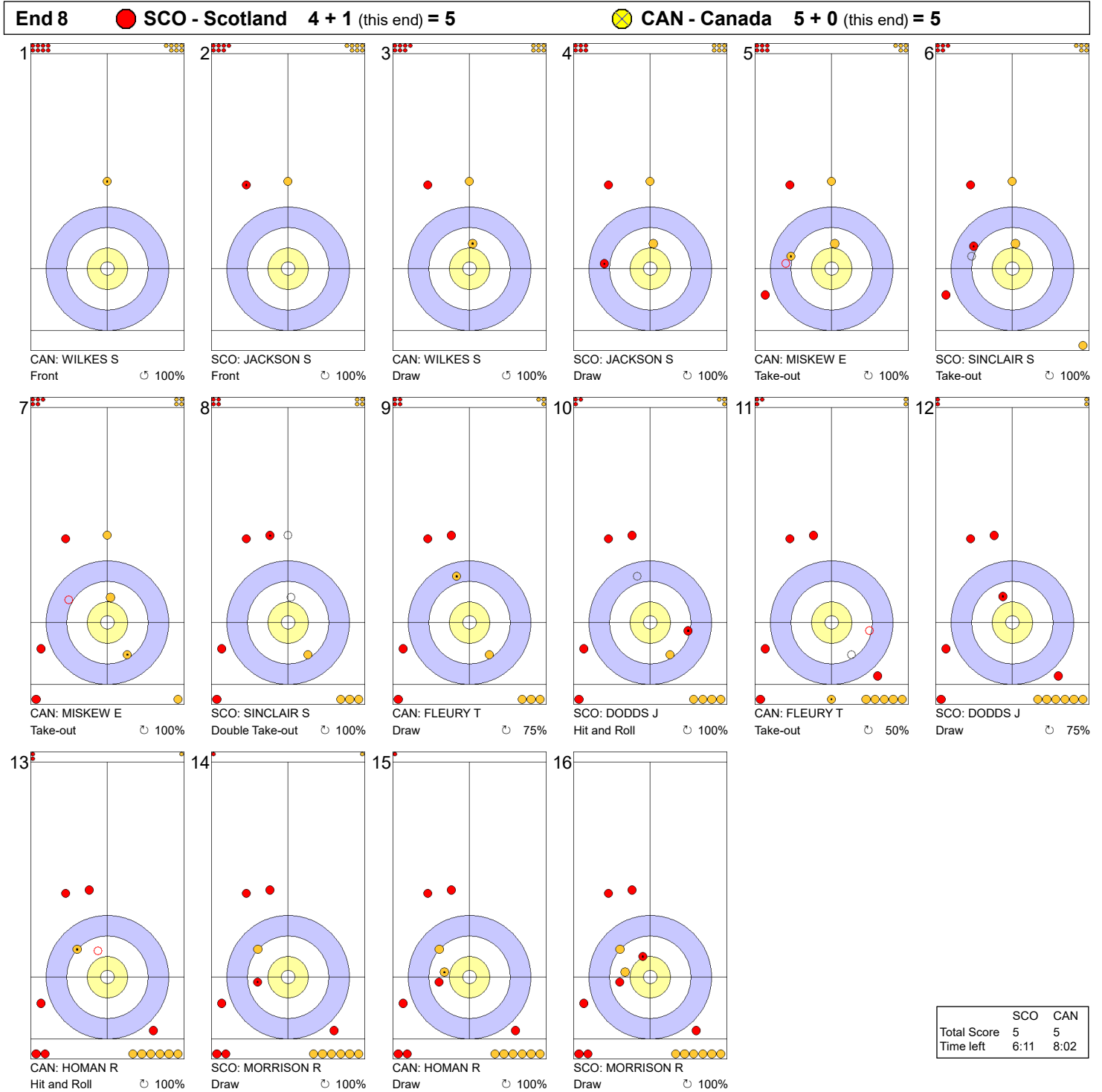


Game - Shot by Shot



**Legend:**  
 ↻ Clockwise      ↺ Counter-clockwise      - Not considered

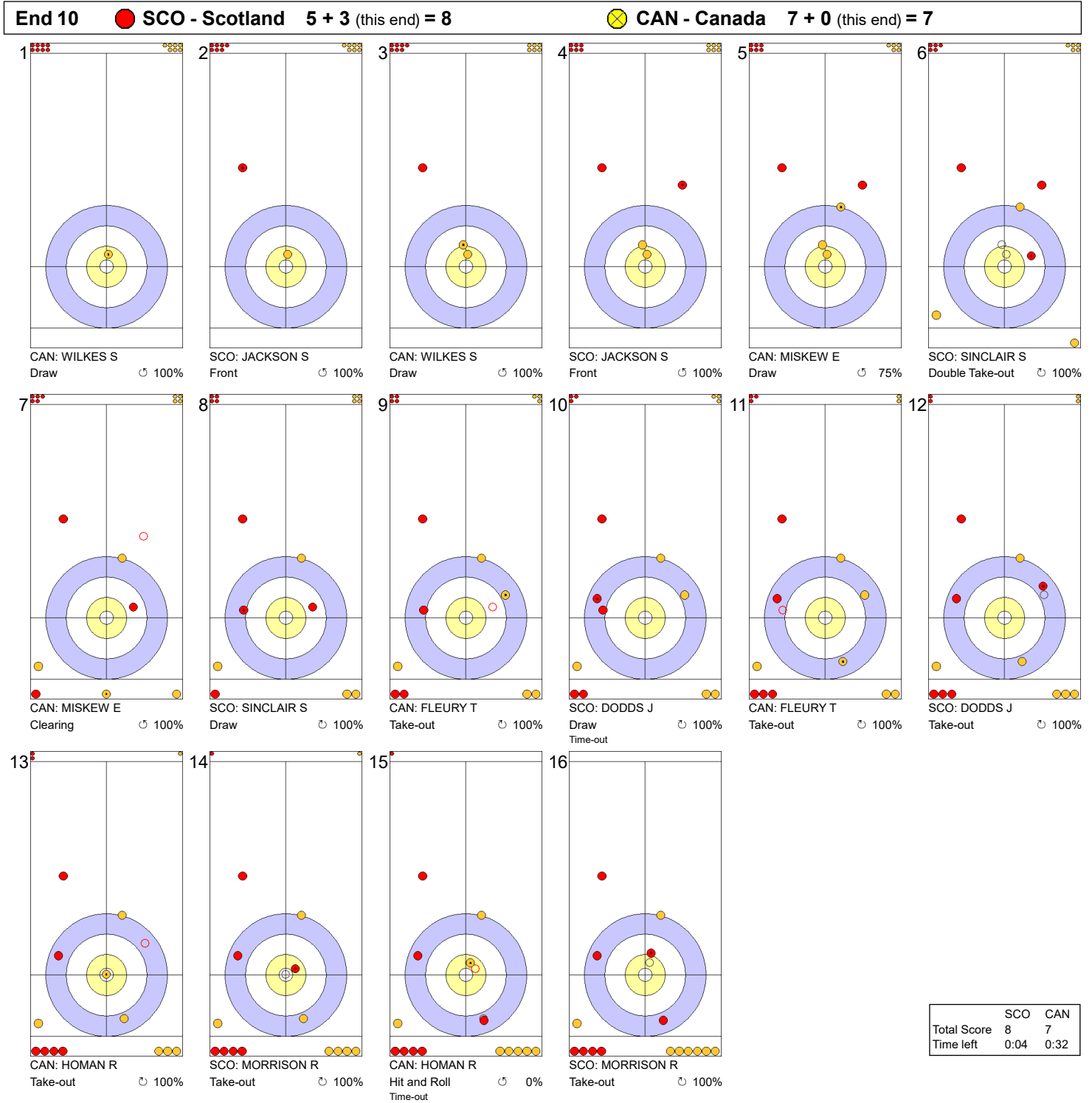
Game - Shot by Shot



Legend:		
⌚	Clockwise	
⌚	Counter-clockwise	
-	Not considered	



Game - Shot by Shot



**Legend:**  
 ↻ Clockwise      ↺ Counter-clockwise      - Not considered

## Session Results and Standings

Sheet	Team	LSD/LSFE	1	2	3	4	5	6	7	8	9	10	Extra Ends	Total
A	SWE - Sweden	31.2cm	0	0	0	1	2	0	1	0	0	2		6
	NOR - Norway	26.9cm *	1	0	0	0	0	2	0	1	0	0		4
B	LTU - Lithuania	76.9cm	0	1	0	0	1	0	X	X	X	X		2
	CAN - Canada	26.3cm *	2	0	5	2	0	4	X	X	X	X		13
C	JPN - Japan	80.1cm	0	0	3	0	0	2	0	2	0	1	0	8
	KOR - Korea	41.4cm *	0	4	0	0	2	0	1	0	1	0	2	10
D	CHN - China	77.0cm	0	0	0	0	0	2	1	1	0	1		5
	TUR - Türkiye	52.7cm *	0	0	0	2	0	0	0	0	1	0		3

## Current Standings

Rank	Team	Games	Wins	Losses
1	CAN - Canada	1	1	0
1	CHN - China	1	1	0
1	KOR - Korea	1	1	0
1	SWE - Sweden	1	1	0
5	JPN - Japan	1	0	1
5	LTU - Lithuania	1	0	1
5	NOR - Norway	1	0	1
5	TUR - Türkiye	1	0	1
	DEN - Denmark	0		
	ITA - Italy	0		
	SCO - Scotland	0		
	SUI - Switzerland	0		
	USA - United States	0		

**Note:**  
Under World Curling rules, tie-breaking rules for standings are not applied until after the last game of the round robin.

**Legend:**  
LSD Last Stone Draw      LSFE(\*) Last Stone First End      X Unplayed/unfinished end due to concession

SAT 15 MAR 2025  
Start Time 14:00

Round Robin Session 1 - Sheet A

## Game Results

Sheet	Team	LSFE	1	2	3	4	5	6	7	8	9	10	Extra Ends	Total
A	SWE - Sweden		0	0	0	1	2	0	1	0	0	2		6
	NOR - Norway	*	1	0	0	0	0	2	0	1	0	0		4

SWE - Sweden		Shot Success	Game	All
4 S	HASSELBORG Anna	93%	93%	
3 V	McMANUS Sara	85%	85%	
2	KNOCHENHAUER Agnes	90%	90%	
1	MABERGS Sofia	85%	85%	
A	HELDIN Johanna	-	-	
Team Total		88%	88%	

NOR - Norway		Shot Success	Game	All
4 V	SKASLIEN Kristin	85%	85%	
3 S	ROERVIK Marianne	89%	89%	
2	HASLEV NORDBYE Mille	94%	94%	
1	KJAERLAND Eilin	81%	81%	
A	FORBREGD Ingeborg	-	-	
Team Total		87%	87%	

Last Stone Draw		Distance
☺	HASSELBORG Anna	15.9cm
☹	MABERGS Sofia	15.3cm
<b>Total</b>		<b>31.2cm</b>

Last Stone Draw		Distance
☺	KJAERLAND Eilin	18.0cm
☹	SKASLIEN Kristin	8.9cm
<b>Total</b>		<b>26.9cm</b>

Time remaining: 1 minute 37 seconds

Time-out: End 10 - SWE stone 7

Time remaining: 3 minutes 20 seconds

Time-out: End 10 - NOR stone 6

## Shot Success Analysis

SWE - Sweden		☺	☹	Game	
4	HASSELBORG Anna	Draws	5 100%	3 100%	8 100%
		Take-outs	6 75%	6 100%	12 88%
		Total	11 86%	9 100%	20 93%
3	McMANUS Sara	Draws	2 100%	1 100%	3 100%
		Take-outs	10 80%	7 86%	17 82%
		Total	12 83%	8 88%	20 85%
2	KNOCHENHAUER Agnes	Draws	2 88%	2 88%	4 88%
		Take-outs	6 96%	10 88%	16 91%
		Total	8 94%	12 88%	20 90%
1	MABERGS Sofia	Draws	10 98%	6 71%	16 88%
		Take-outs	1 100%	3 67%	4 75%
		Total	11 98%	9 69%	20 85%
A	HELDIN Johanna	Draws	0 -	0 -	0 -
		Take-outs	0 -	0 -	0 -
		Total	0 -	0 -	0 -
Team		Draws	19 97%	12 83%	31 92%
		Take-outs	23 84%	26 88%	49 86%
		Total	42 90%	38 86%	80 88%

NOR - Norway		☺	☹	Game	
4	SKASLIEN Kristin	Draws	4 94%	3 83%	7 89%
		Take-outs	5 95%	8 75%	13 83%
		Total	9 94%	11 77%	20 85%
3	ROERVIK Marianne	Draws	4 81%	1 100%	5 85%
		Take-outs	10 93%	5 85%	15 90%
		Total	14 89%	6 88%	20 89%
2	HASLEV NORDBYE Mille	Draws	4 88%	2 100%	6 92%
		Take-outs	11 93%	3 100%	14 95%
		Total	15 92%	5 100%	20 94%
1	KJAERLAND Eilin	Draws	7 79%	9 75%	16 77%
		Take-outs	0 -	4 100%	4 100%
		Total	7 79%	13 83%	20 81%
A	FORBREGD Ingeborg	Draws	0 -	0 -	0 -
		Take-outs	0 -	0 -	0 -
		Total	0 -	0 -	0 -
Team		Draws	19 84%	15 82%	34 83%
		Take-outs	26 93%	20 86%	46 90%
		Total	45 89%	35 84%	80 87%

### Note:

Position and function for each team member:

4 = Fourth, 3 = Third, 2 = Second, 1 = Lead, A = Alternate, S = Skip, V = Vice-Skip

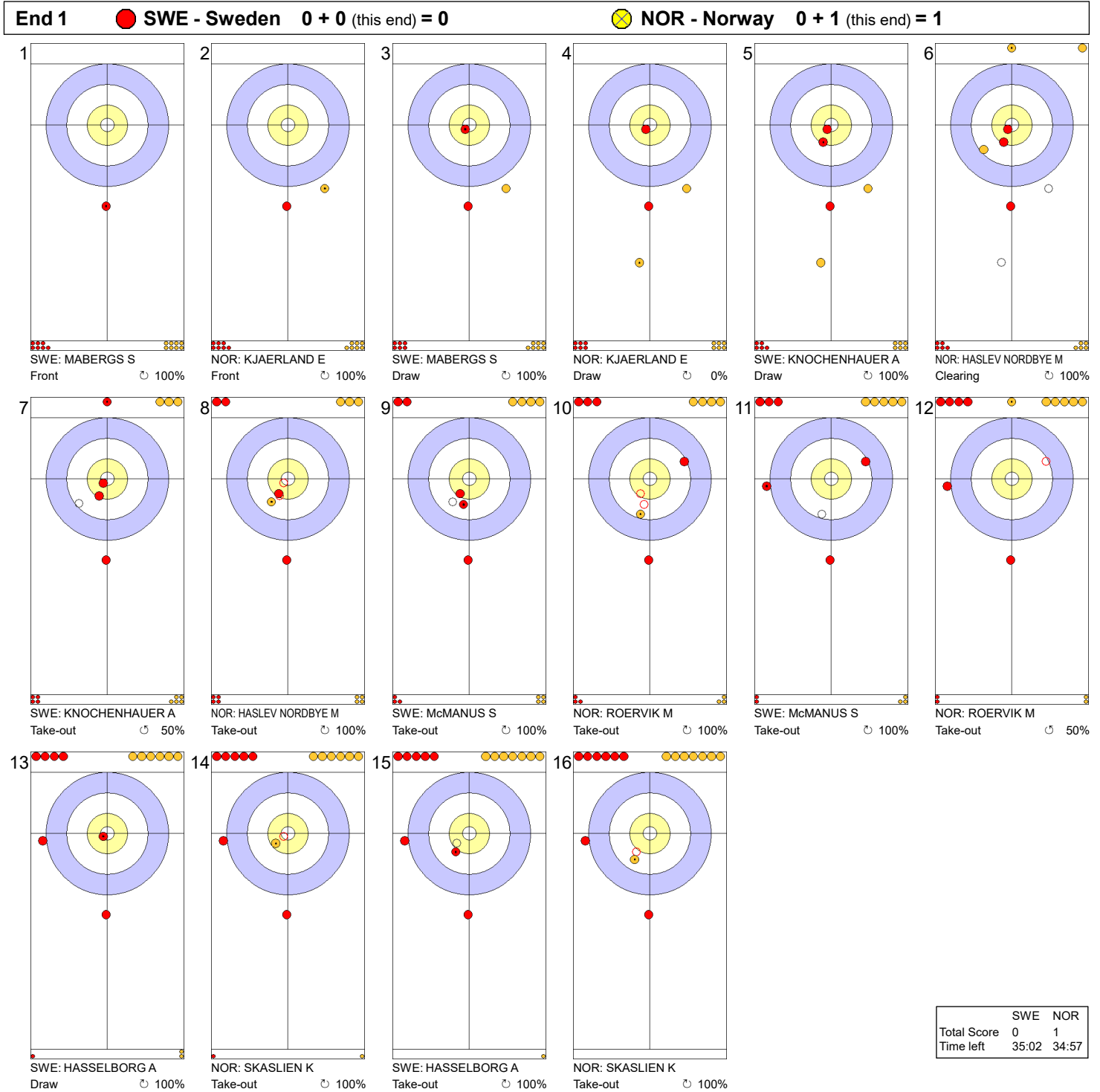
### Legend:

☺ Clockwise

☹ Counter-clockwise

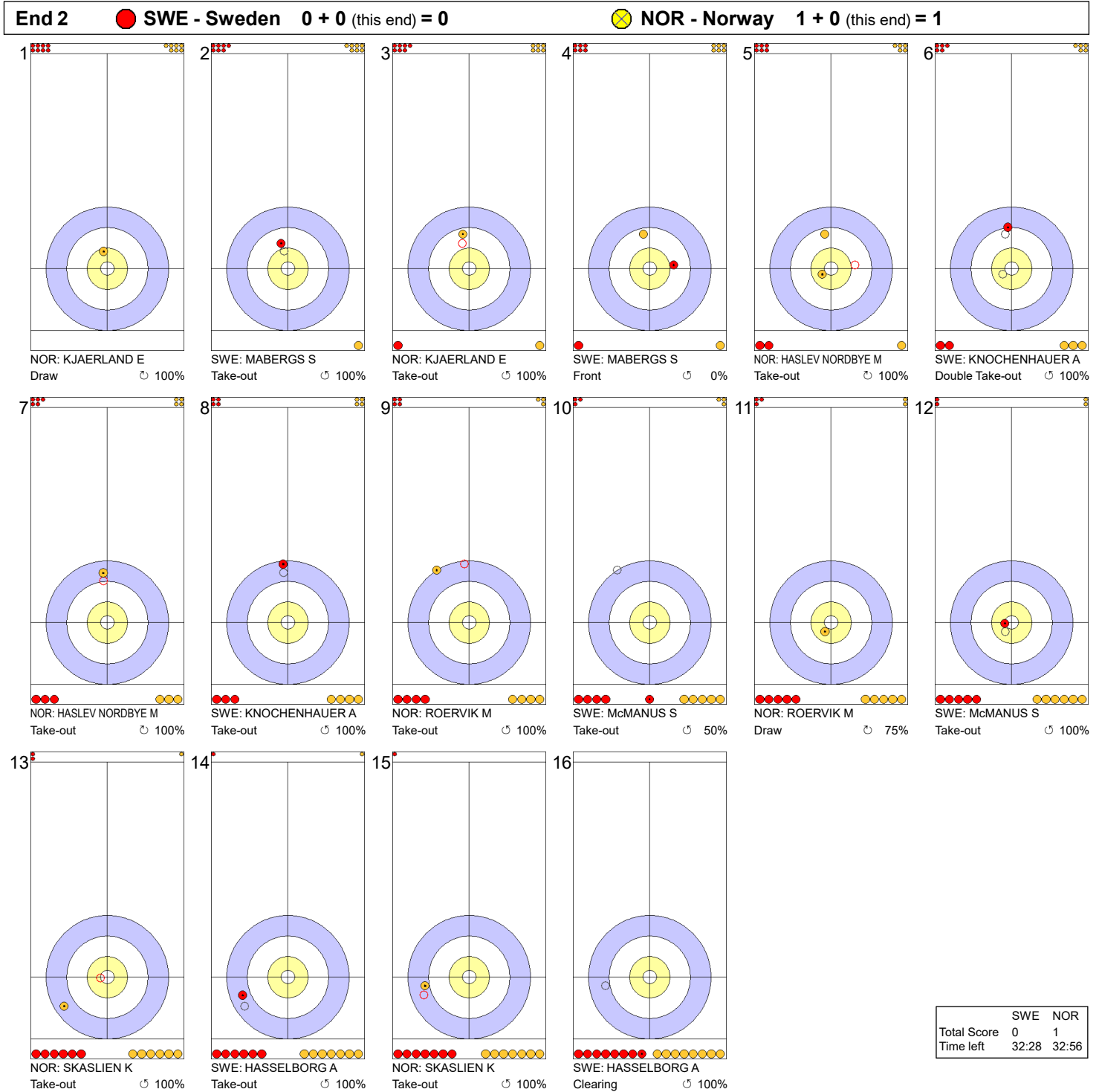
LSFE(\*) Last Stone First End

Game - Shot by Shot



**Legend:**  
 ↻ Clockwise      ↺ Counter-clockwise      - Not considered

Game - Shot by Shot



**Legend:**  
 ↻ Clockwise      ↺ Counter-clockwise      - Not considered



SAT 15 MAR 2025  
Start Time 14:00

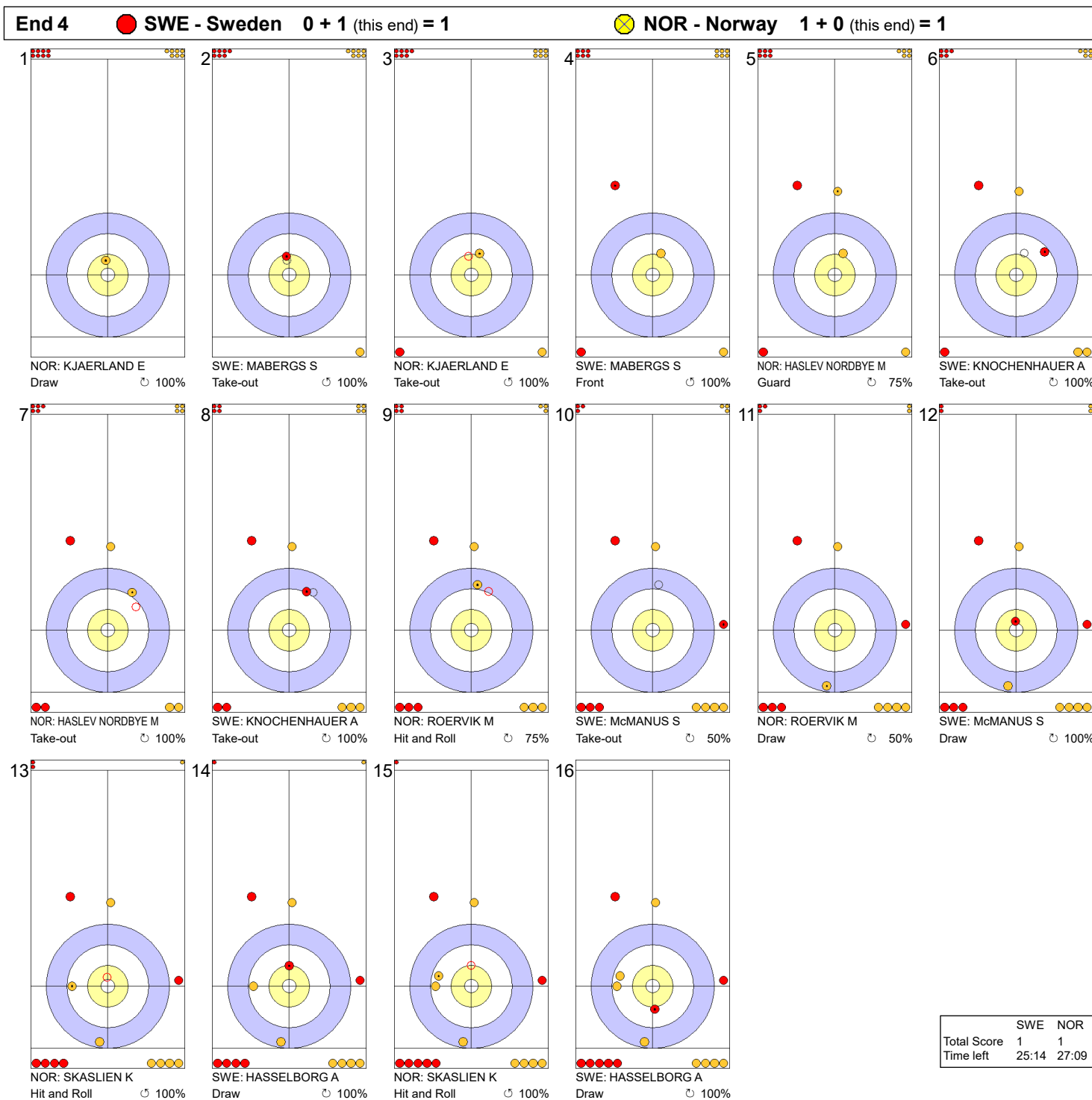
Round Robin Session 1 - Sheet A

Game - Shot by Shot



**Legend:**  
 ↻ Clockwise      ↺ Counter-clockwise      - Not considered

Game - Shot by Shot

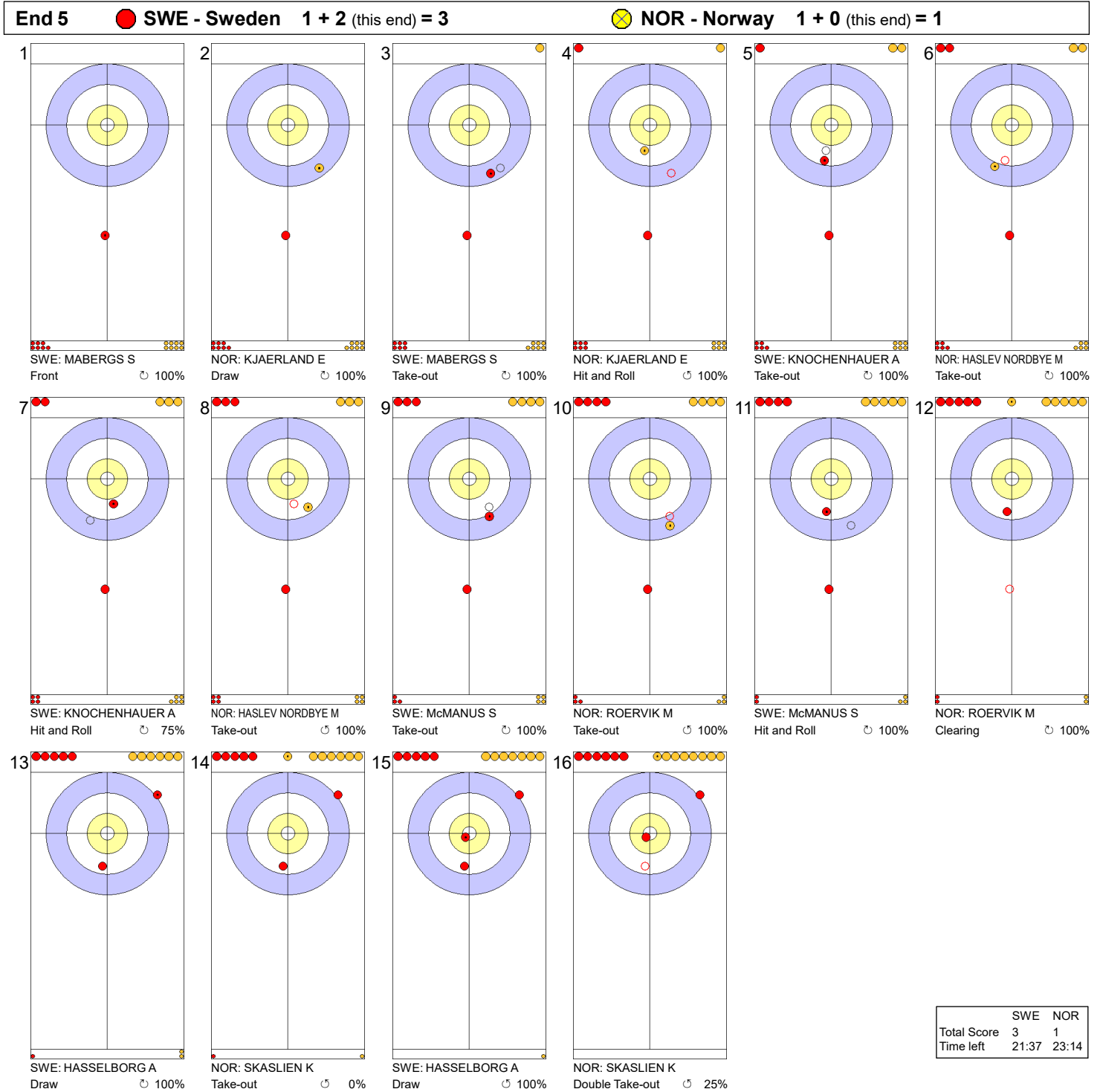


**Legend:**  
 ↻ Clockwise      ↺ Counter-clockwise      - Not considered

SAT 15 MAR 2025  
Start Time 14:00

Round Robin Session 1 - Sheet A


Game - Shot by Shot



**Legend:**  
 ↻ Clockwise      ↺ Counter-clockwise      - Not considered



Game - Shot by Shot



**Legend:**  
 ↻ Clockwise      ↺ Counter-clockwise      - Not considered

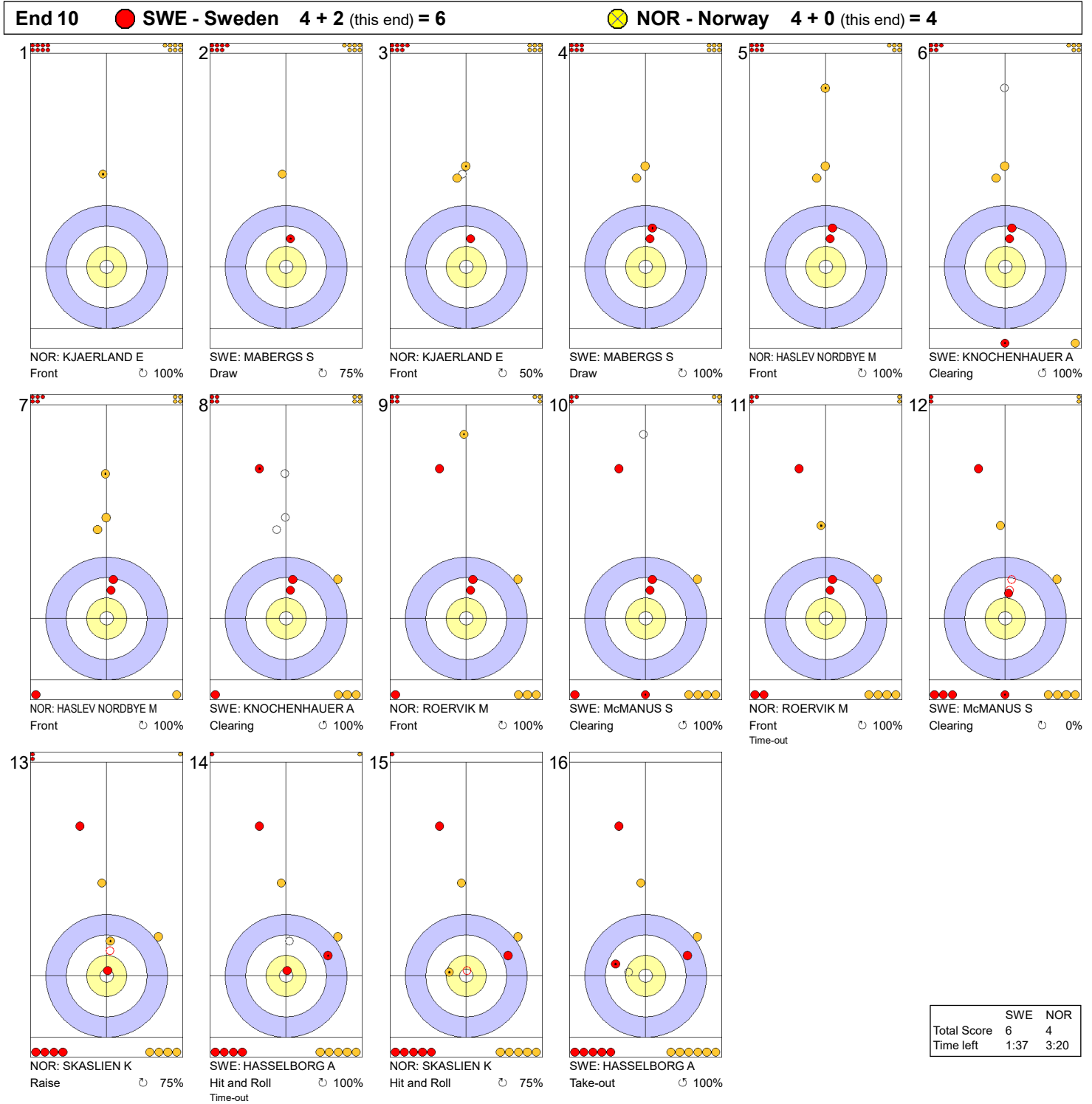
Game - Shot by Shot



**Legend:**  
 ↻ Clockwise      ↺ Counter-clockwise      - Not considered



Game - Shot by Shot



**Legend:**  
 ↻ Clockwise   ↺ Counter-clockwise   - Not considered



## Game Results

Sheet	Team	LSFE	1	2	3	4	5	6	7	8	9	10	Extra Ends	Total
B	LTU - Lithuania		0	1	0	0	1	0	X	X	X	X		2
	CAN - Canada	*	2	0	5	2	0	4	X	X	X	X		13

LTU - Lithuania		Shot Success	Game	All
4 S	PAULAUSKAITE Virginija	52%	52%	
3 V	DVOJEGLAZOVA Olga	42%	42%	
2	KIUDYTE Migle	69%	69%	
1	BLAZIENE Ruta	60%	60%	
A	ZALIECKIENE Justina	-	-	
Team Total		56%	56%	

CAN - Canada		Shot Success	Game	All
4 S	HOMAN Rachel	88%	88%	
3 V	FLEURY Tracy	94%	94%	
2	MISKEW Emma	85%	85%	
1	WILKES Sarah	88%	88%	
A	BROWN Rachel	-	-	
Team Total		89%	89%	

Last Stone Draw		Distance
⌚	PAULAUSKAITE Virginija	55.1cm
⌚	KIUDYTE Migle	21.8cm
<b>Total</b>		<b>76.9cm</b>

Last Stone Draw		Distance
⌚	WILKES Sarah	17.2cm
⌚	MISKEW Emma	9.1cm
<b>Total</b>		<b>26.3cm</b>

Time remaining: 10 minutes 55 seconds

Time remaining: 16 minutes 1 second

## Shot Success Analysis

LTU - Lithuania		⌚	⌚	Game
4 PAULAUSKAITE Virginija	Draws	1 25%	2 25%	3 25%
	Take-outs	6 54%	3 75%	9 61%
	Total	7 50%	5 55%	12 52%
3 DVOJEGLAZOVA Olga	Draws	2 38%	5 70%	7 61%
	Take-outs	0 -	5 15%	5 15%
	Total	2 38%	10 43%	12 42%
2 KIUDYTE Migle	Draws	2 100%	6 63%	8 72%
	Take-outs	2 75%	2 50%	4 63%
	Total	4 88%	8 59%	12 69%
1 BLAZIENE Ruta	Draws	3 67%	8 56%	11 59%
	Take-outs	1 75%	0 -	1 75%
	Total	4 69%	8 56%	12 60%
A ZALIECKIENE Justina	Draws	0 -	0 -	0 -
	Take-outs	0 -	0 -	0 -
	Total	0 -	0 -	0 -
Team	Draws	8 63%	21 58%	29 59%
	Take-outs	9 61%	10 40%	19 50%
	Total	17 62%	31 52%	48 56%

CAN - Canada		⌚	⌚	Game
4 HOMAN Rachel	Draws	3 83%	3 67%	6 75%
	Take-outs	1 100%	5 100%	6 100%
	Total	4 88%	8 88%	12 88%
3 FLEURY Tracy	Draws	0 -	4 94%	4 94%
	Take-outs	2 75%	6 100%	8 94%
	Total	2 75%	10 98%	12 94%
2 MISKEW Emma	Draws	1 100%	4 94%	5 95%
	Take-outs	5 80%	2 75%	7 79%
	Total	6 83%	6 88%	12 85%
1 WILKES Sarah	Draws	7 100%	5 70%	12 88%
	Take-outs	0 -	0 -	0 -
	Total	7 100%	5 70%	12 88%
A BROWN Rachel	Draws	0 -	0 -	0 -
	Take-outs	0 -	0 -	0 -
	Total	0 -	0 -	0 -
Team	Draws	11 95%	16 81%	27 87%
	Take-outs	8 81%	13 96%	21 90%
	Total	19 89%	29 88%	48 89%

### Note:

Position and function for each team member:

4 = Fourth, 3 = Third, 2 = Second, 1 = Lead, A = Alternate, S = Skip, V = Vice-Skip

### Legend:

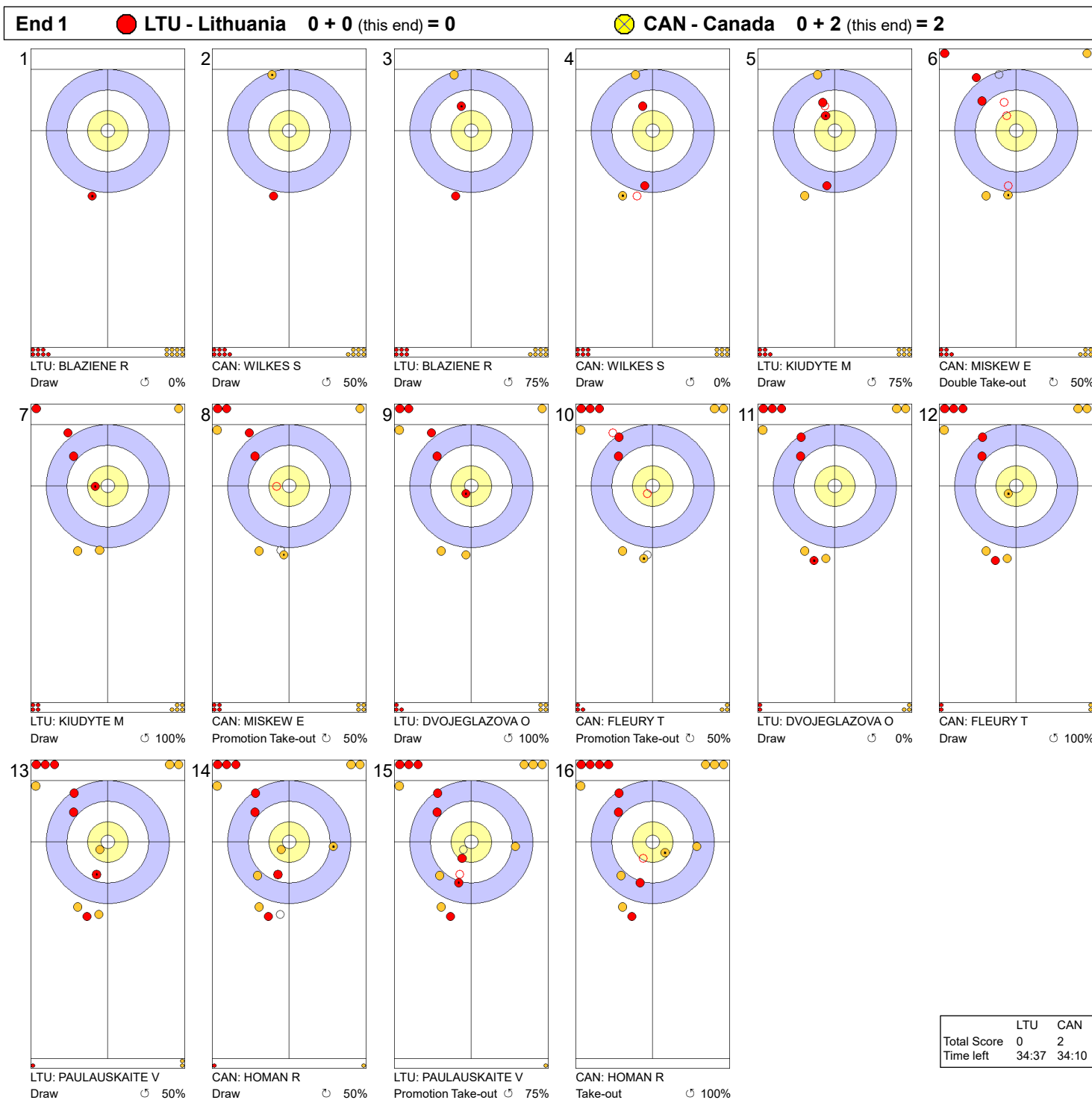
⌚ Clockwise

⌚ Counter-clockwise

LSFE(\*) Last Stone First End

X Unplayed/unfinished end due to concession

Game - Shot by Shot

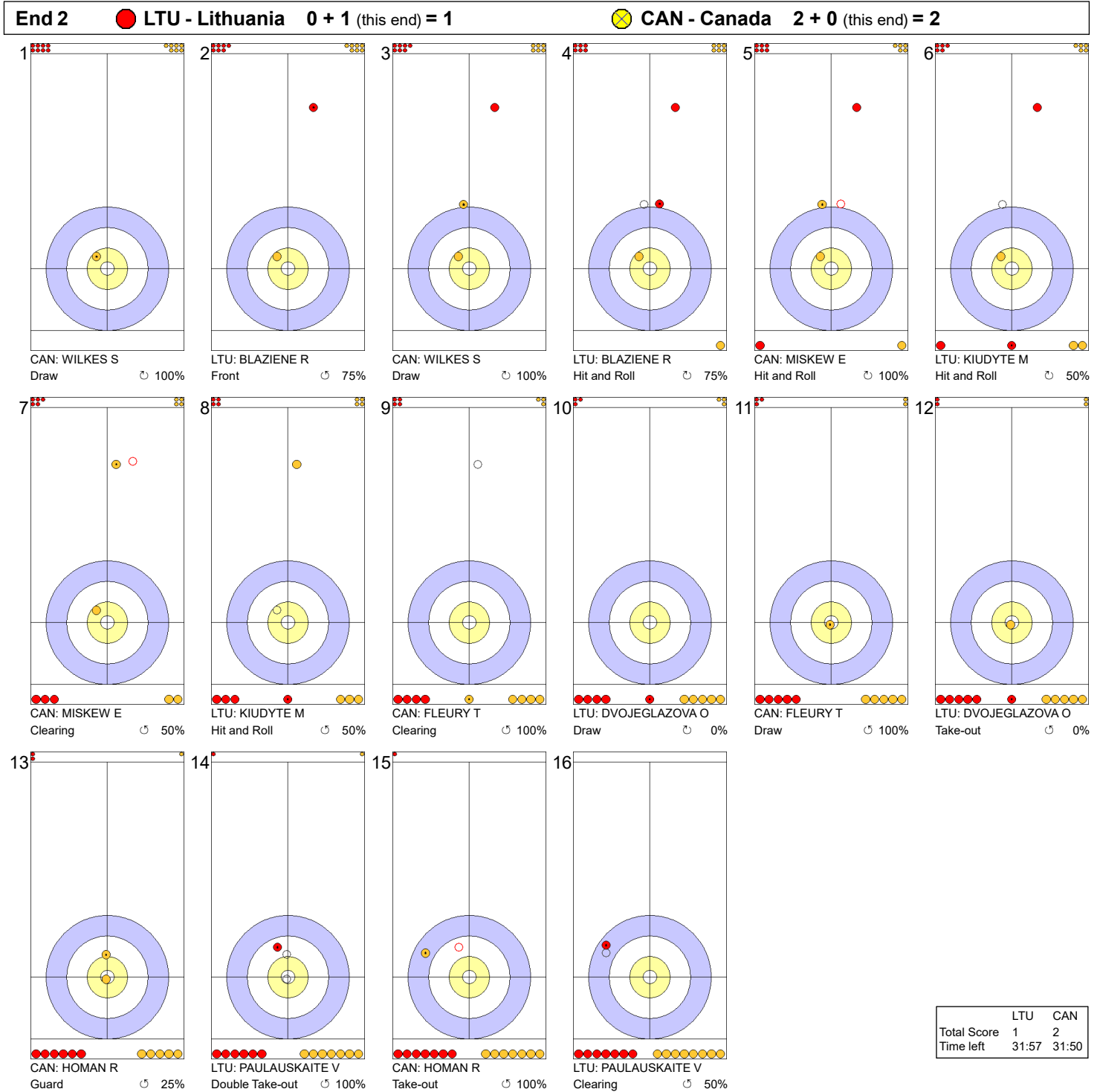


**Legend:**  
 ↻ Clockwise      ↺ Counter-clockwise      - Not considered

SAT 15 MAR 2025  
Start Time 14:00

Round Robin Session 1 - Sheet B

Game - Shot by Shot




**Legend:**  
 ↻ Clockwise      ↺ Counter-clockwise      - Not considered

SAT 15 MAR 2025  
Start Time 14:00

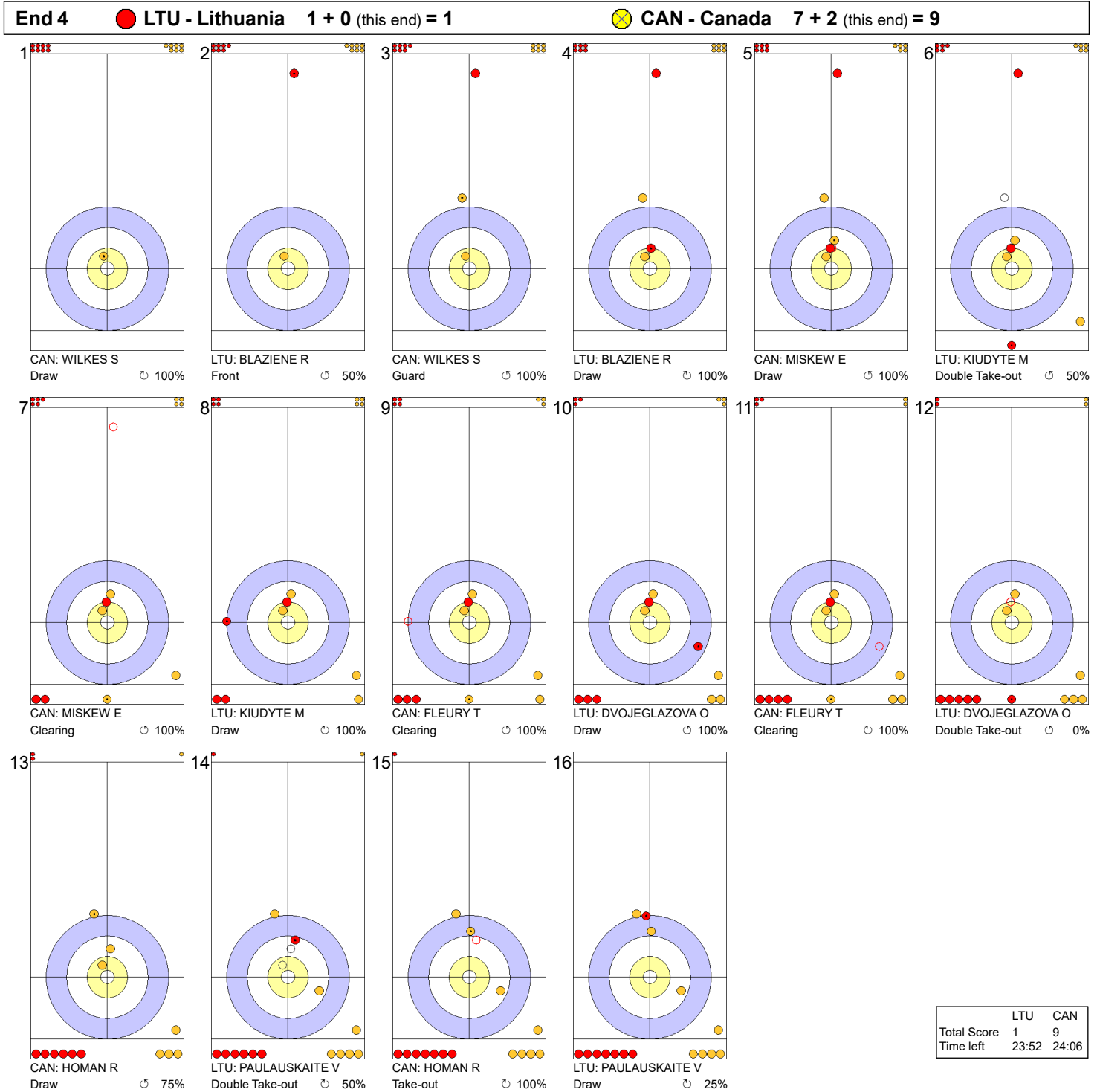
Round Robin Session 1 - Sheet B

Game - Shot by Shot



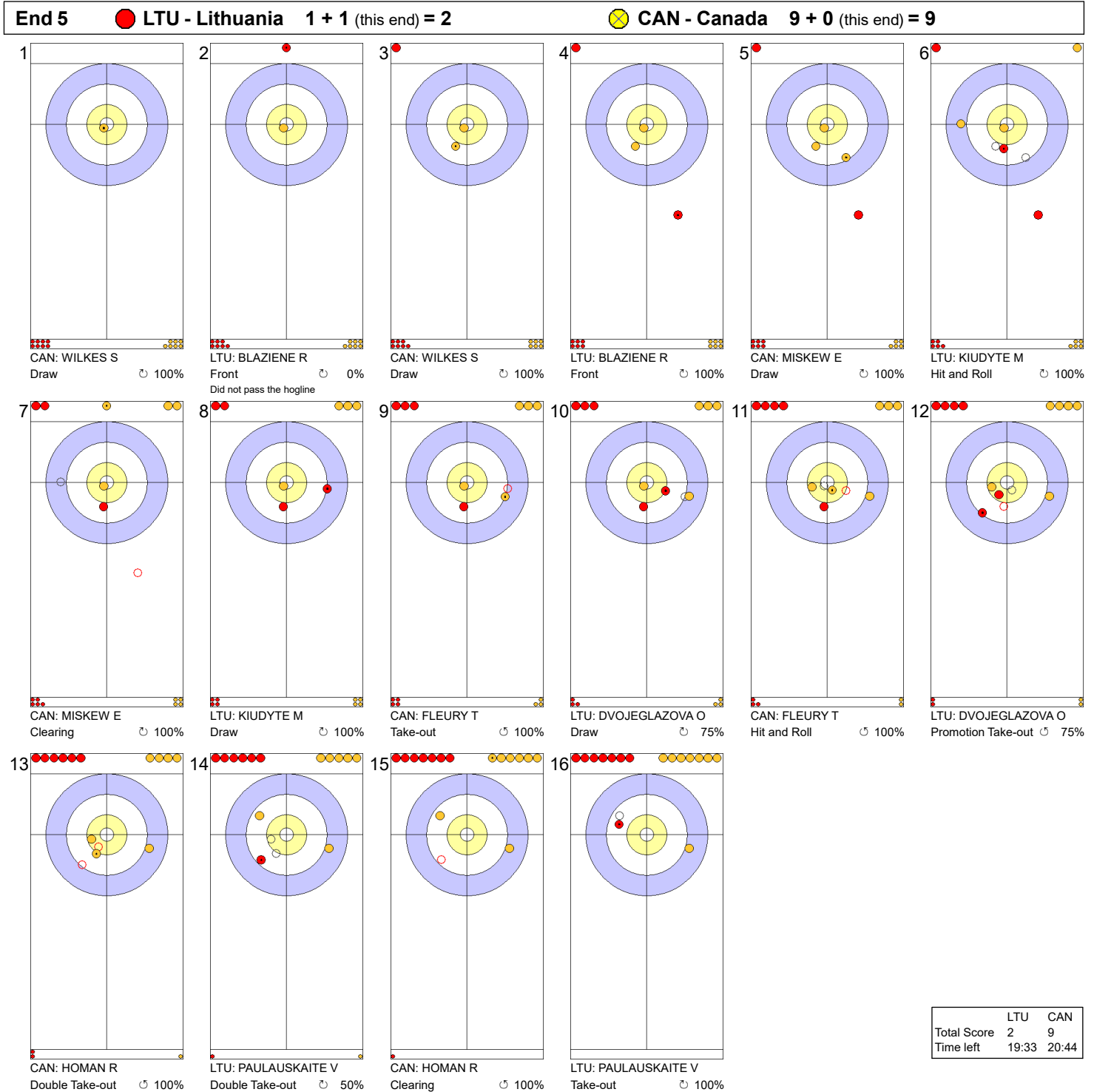
**Legend:**  
 ↻ Clockwise      ↺ Counter-clockwise      - Not considered

Game - Shot by Shot



**Legend:**  
 ↻ Clockwise      ↺ Counter-clockwise      - Not considered

Game - Shot by Shot

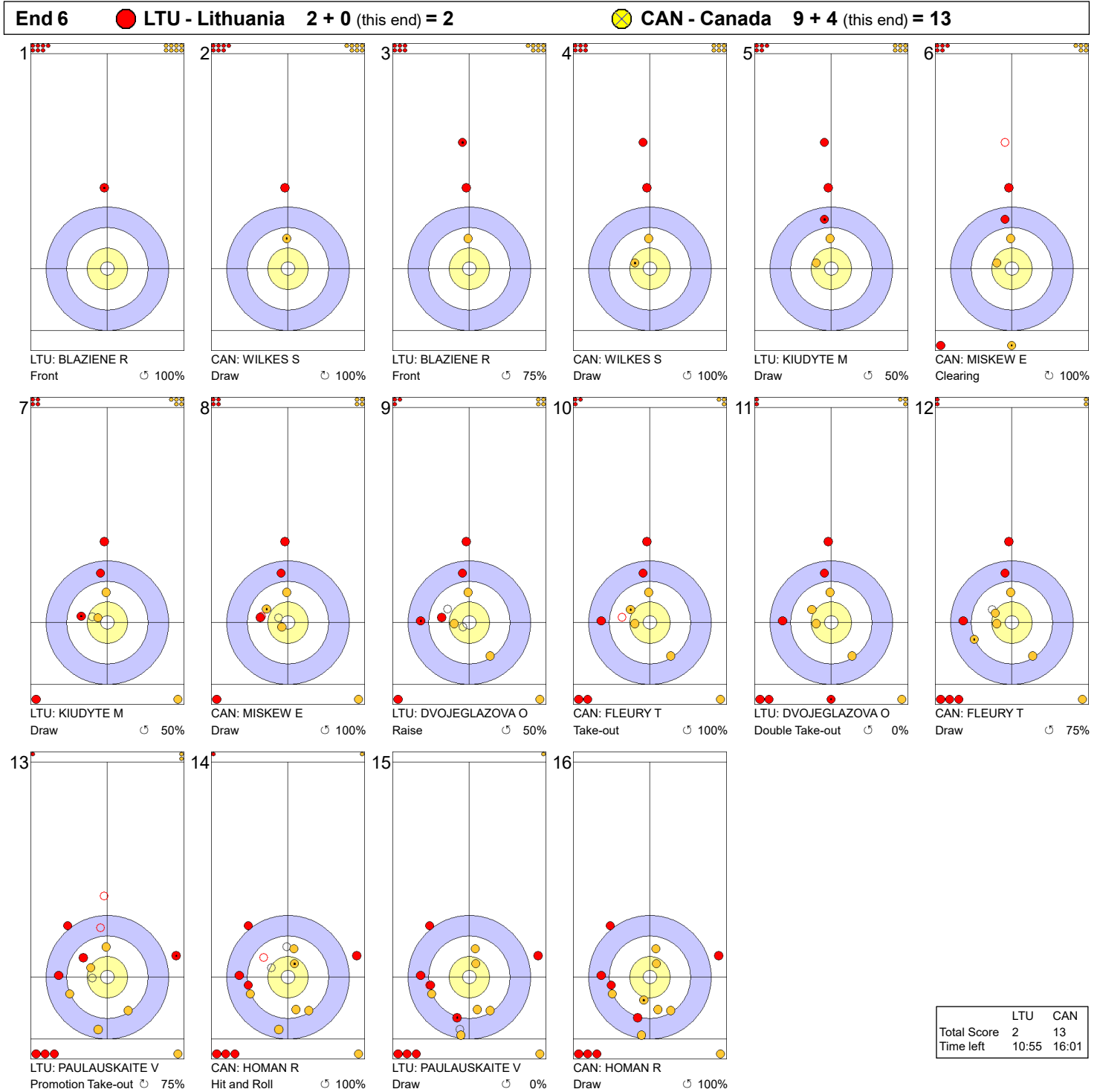


**Legend:**  
 ↻ Clockwise   ↺ Counter-clockwise   - Not considered

SAT 15 MAR 2025  
Start Time 14:00

Round Robin Session 1 - Sheet B

Game - Shot by Shot



**Legend:**  
 ↻ Clockwise      ↺ Counter-clockwise      - Not considered

SAT 15 MAR 2025  
Start Time 14:00

Round Robin Session 1 - Sheet C

### Game Results

Sheet	Team	LSFE	1	2	3	4	5	6	7	8	9	10	Extra Ends	Total
C	JPN - Japan		0	0	3	0	0	2	0	2	0	1	0	8
	KOR - Korea	*	0	4	0	0	2	0	1	0	1	0	2	10

JPN - Japan		Shot Success	Game	All
4 S	YOSHIMURA Sayaka	81%	81%	
3	ONODERA Kaho	86%	86%	
2 V	KOTANI Yuna	89%	89%	
1	OHMIYA Anna	90%	90%	
A	KOBAYASHI Mina	-	-	
Team Total		86%	86%	

KOR - Korea		Shot Success	Game	All
4 S	GIM Eunji	76%	76%	
3 V	KIM Minji	83%	83%	
2	KIM Suji	85%	85%	
1	SEOL Yeeun	86%	86%	
A	SEOL Yeji	-	-	
Team Total		83%	83%	

Last Stone Draw		Distance
☺	KOTANI Yuna	76.9cm
☹	ONODERA Kaho	3.2cm
<b>Total</b>		<b>80.1cm</b>

Last Stone Draw		Distance
☺	KIM Minji	18.2cm
☹	GIM Eunji	23.2cm
<b>Total</b>		<b>41.4cm</b>

Time remaining: 0 minutes 9 seconds  
0 minutes 39 seconds (after extra end)

Time remaining: 0 minutes 24 seconds  
2 minutes 2 seconds (after extra end)

Time-out: End 10 - JPN stone 5; End 11 - JPN stone 6

Time-out: End 10 - KOR stone 5; End 11 - KOR stone 7

### Shot Success Analysis

JPN - Japan		☺	☹	Game
4	YOSHIMURA Sayaka	Draws 4 94%	5 90%	9 92%
		Take-outs 8 84%	5 55%	13 73%
		Total 12 88%	10 73%	22 81%
3	ONODERA Kaho	Draws 5 95%	0 -	5 95%
		Take-outs 4 100%	13 79%	17 84%
		Total 9 97%	13 79%	22 86%
2	KOTANI Yuna	Draws 7 82%	2 100%	9 86%
		Take-outs 4 88%	9 92%	13 90%
		Total 11 84%	11 93%	22 89%
1	OHMIYA Anna	Draws 11 82%	8 100%	19 89%
		Take-outs 2 100%	1 75%	3 92%
		Total 13 85%	9 97%	22 90%
A	KOBAYASHI Mina	Draws 0 -	0 -	0 -
		Take-outs 0 -	0 -	0 -
		Total 0 -	0 -	0 -
Team		Draws 27 86%	15 97%	42 90%
		Take-outs 18 90%	28 79%	46 83%
		Total 45 88%	43 85%	88 86%

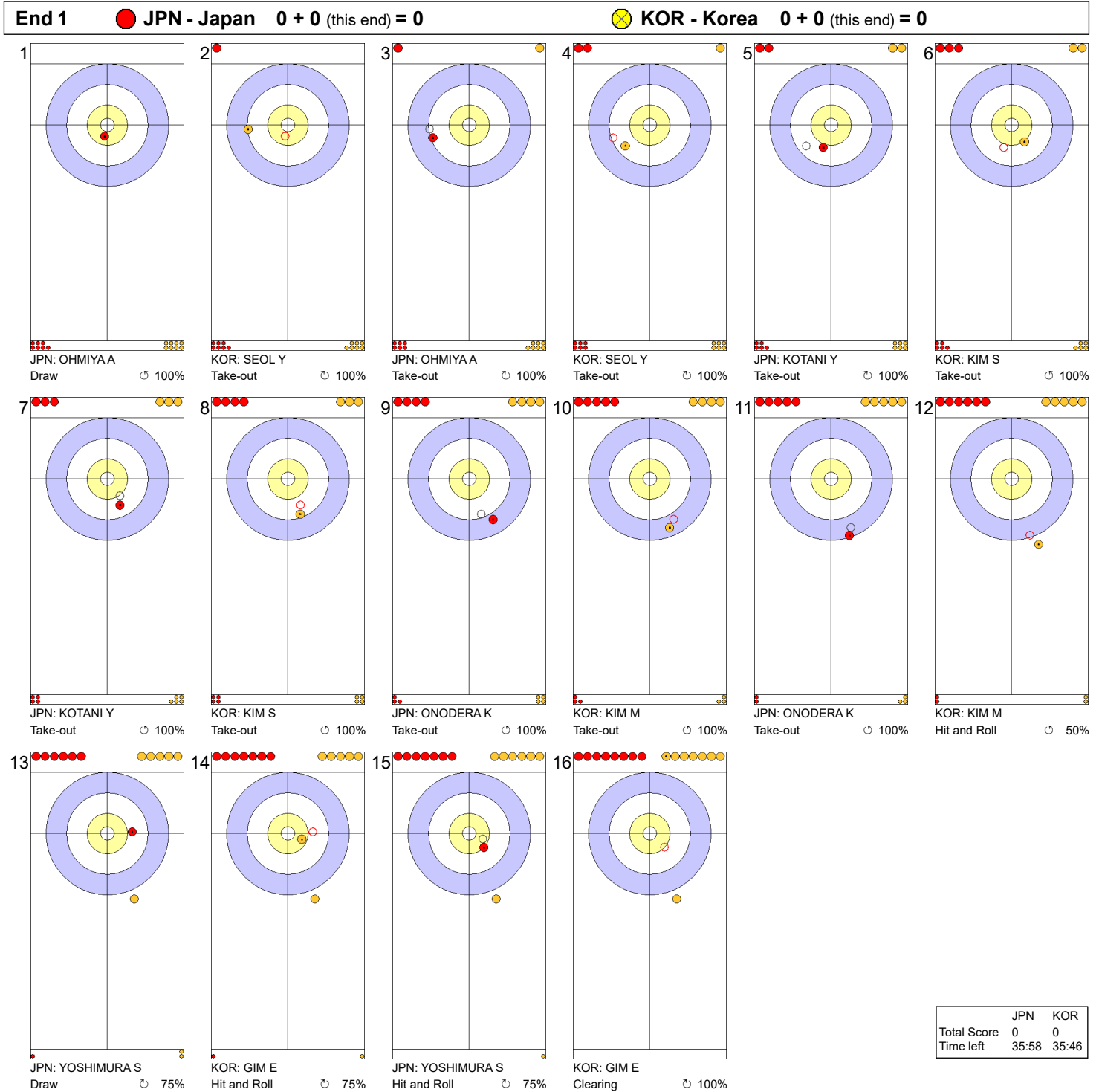
KOR - Korea		☺	☹	Game
4	GIM Eunji	Draws 1 50%	5 60%	6 58%
		Take-outs 5 95%	11 77%	16 83%
		Total 6 88%	16 72%	22 76%
3	KIM Minji	Draws 5 85%	0 -	5 85%
		Take-outs 8 84%	9 81%	17 82%
		Total 13 85%	9 81%	22 83%
2	KIM Suji	Draws 2 100%	3 58%	5 75%
		Take-outs 9 92%	8 84%	17 88%
		Total 11 93%	11 77%	22 85%
1	SEOL Yeeun	Draws 2 100%	16 84%	18 86%
		Take-outs 2 100%	2 75%	4 88%
		Total 4 100%	18 83%	22 86%
A	SEOL Yeji	Draws 0 -	0 -	0 -
		Take-outs 0 -	0 -	0 -
		Total 0 -	0 -	0 -
Team		Draws 10 88%	24 76%	34 79%
		Take-outs 24 91%	30 80%	54 85%
		Total 34 90%	54 78%	88 83%

**Note:**  
Position and function for each team member:  
4 = Fourth, 3 = Third, 2 = Second, 1 = Lead, A = Alternate, S = Skip, V = Vice-Skip

**Legend:**  
☺ Clockwise      ☹ Counter-clockwise      LSFE(\*) Last Stone First End

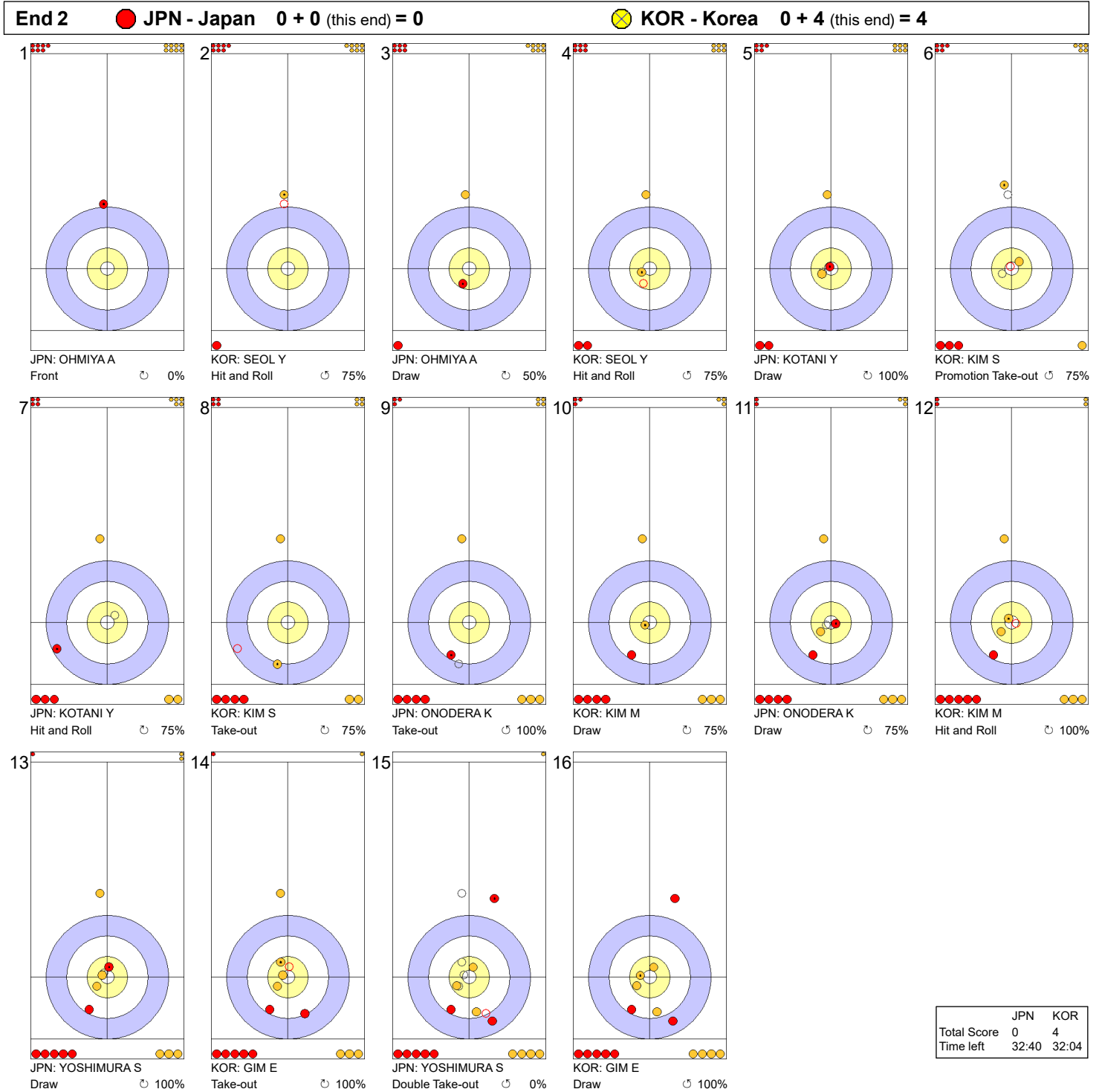


Game - Shot by Shot



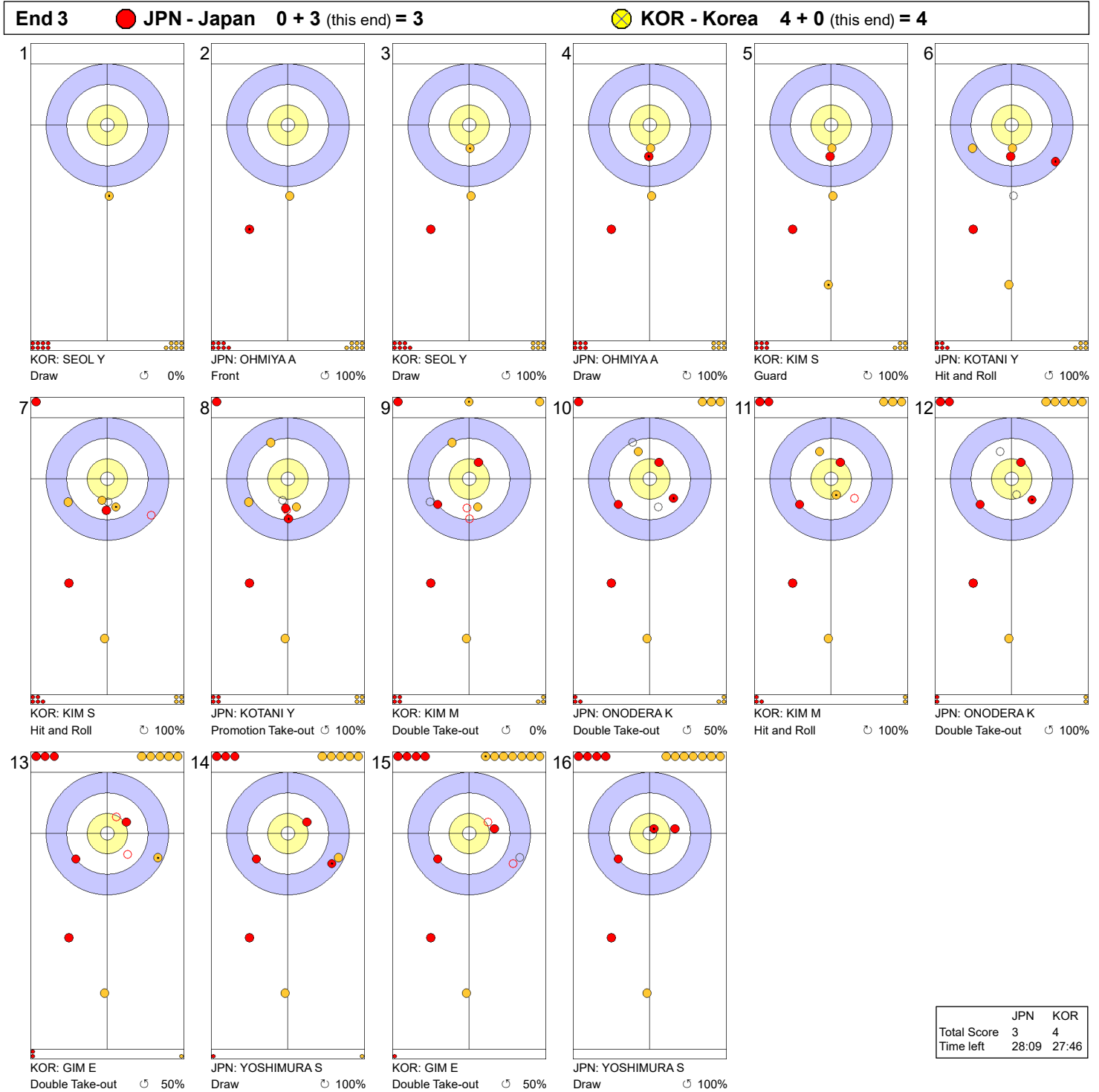
**Legend:**  
 ↻ Clockwise      ↺ Counter-clockwise      - Not considered

Game - Shot by Shot



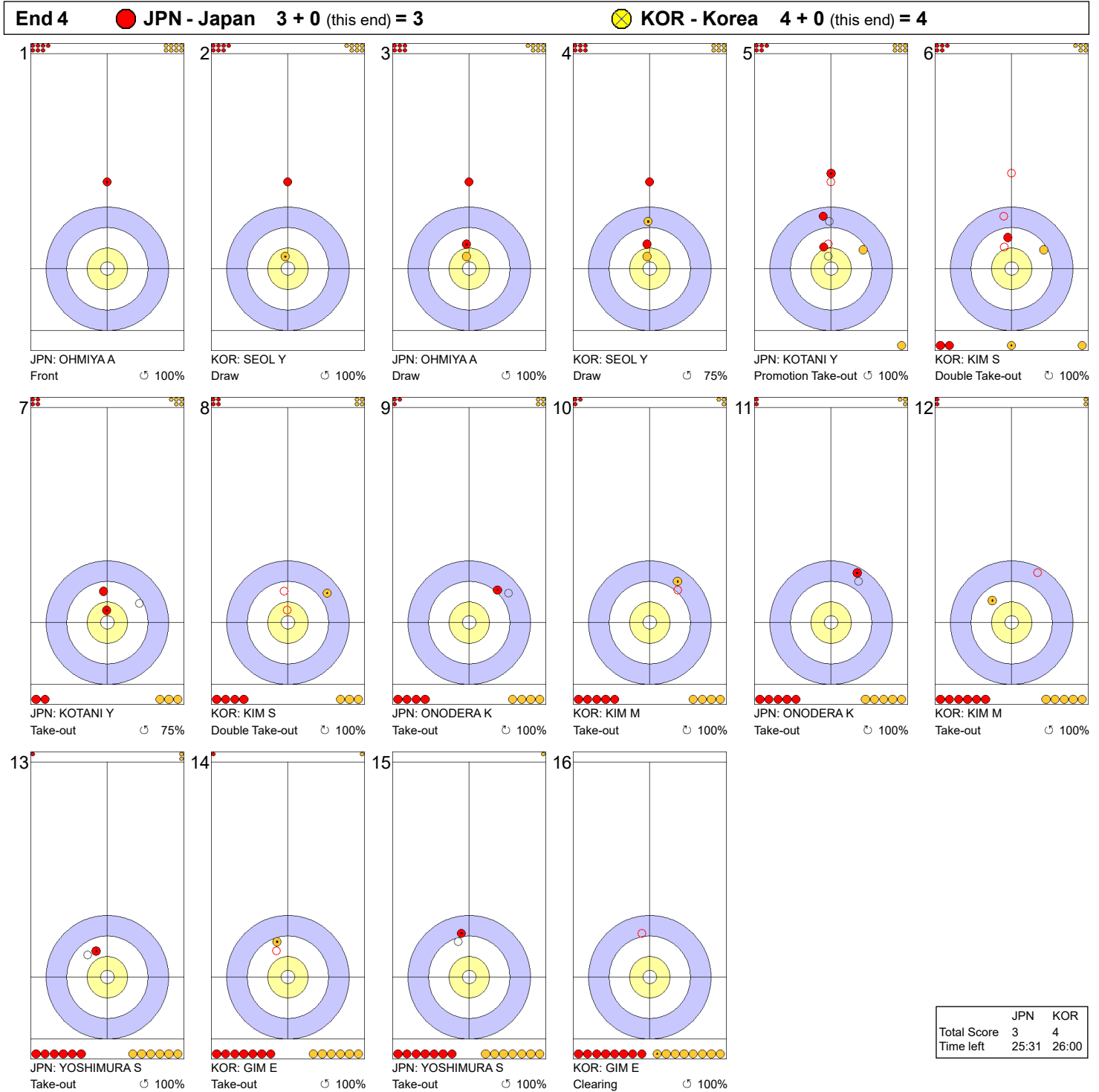
**Legend:**  
 ↻ Clockwise      ↺ Counter-clockwise      - Not considered

Game - Shot by Shot



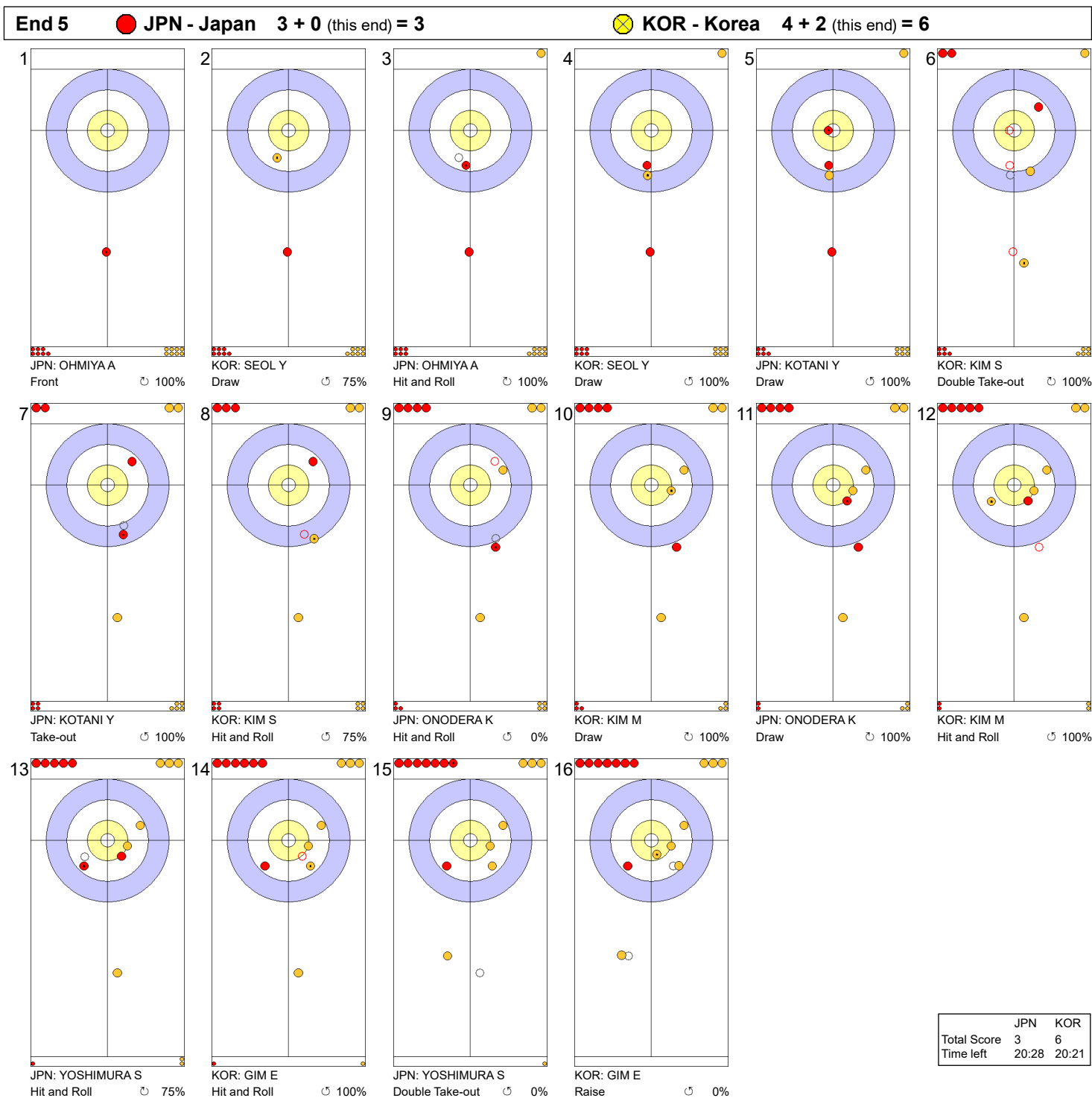
**Legend:**  
 ↻ Clockwise      ↺ Counter-clockwise      - Not considered

Game - Shot by Shot



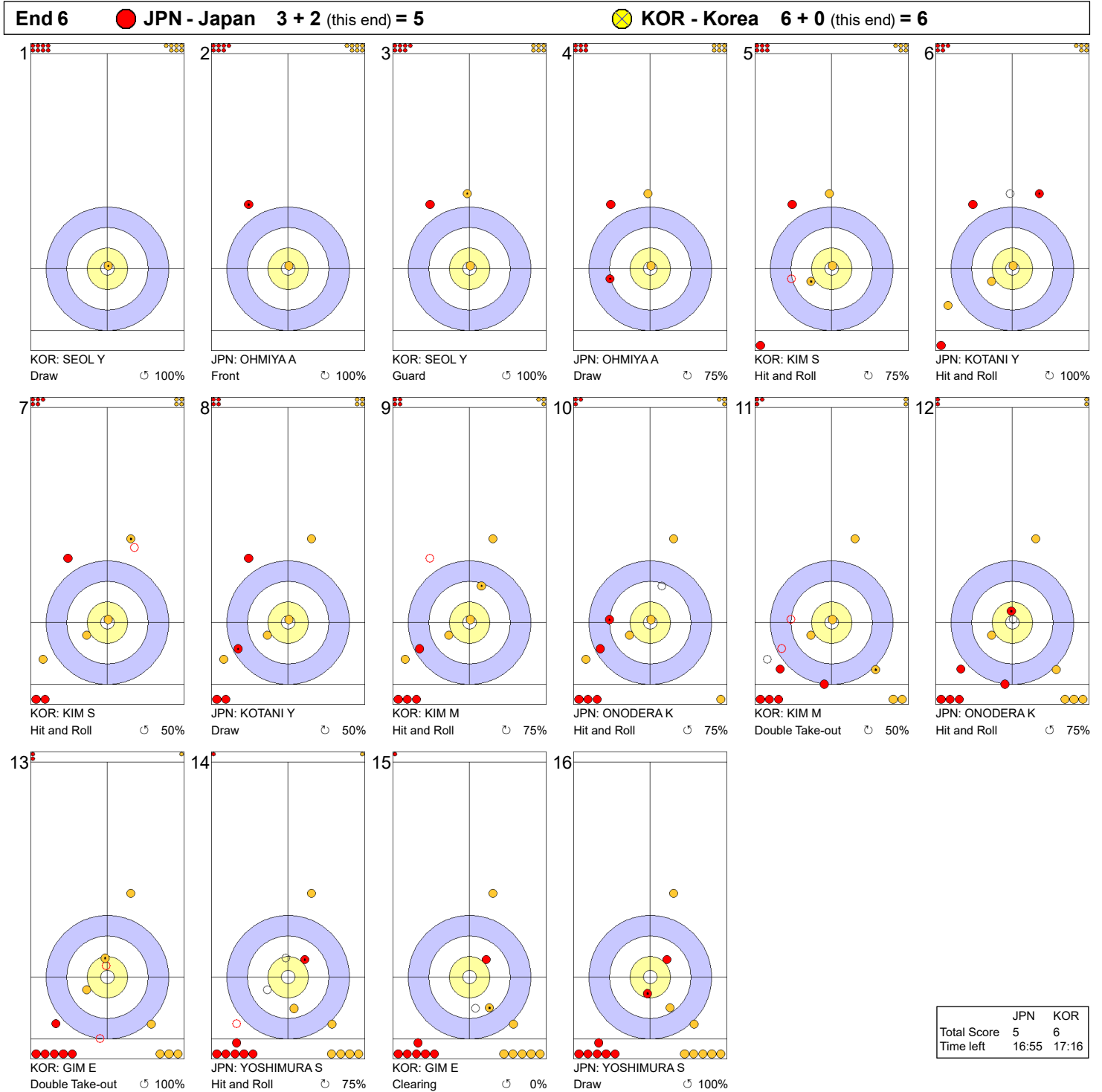
**Legend:**  
 ↻ Clockwise      ↺ Counter-clockwise      - Not considered

Game - Shot by Shot



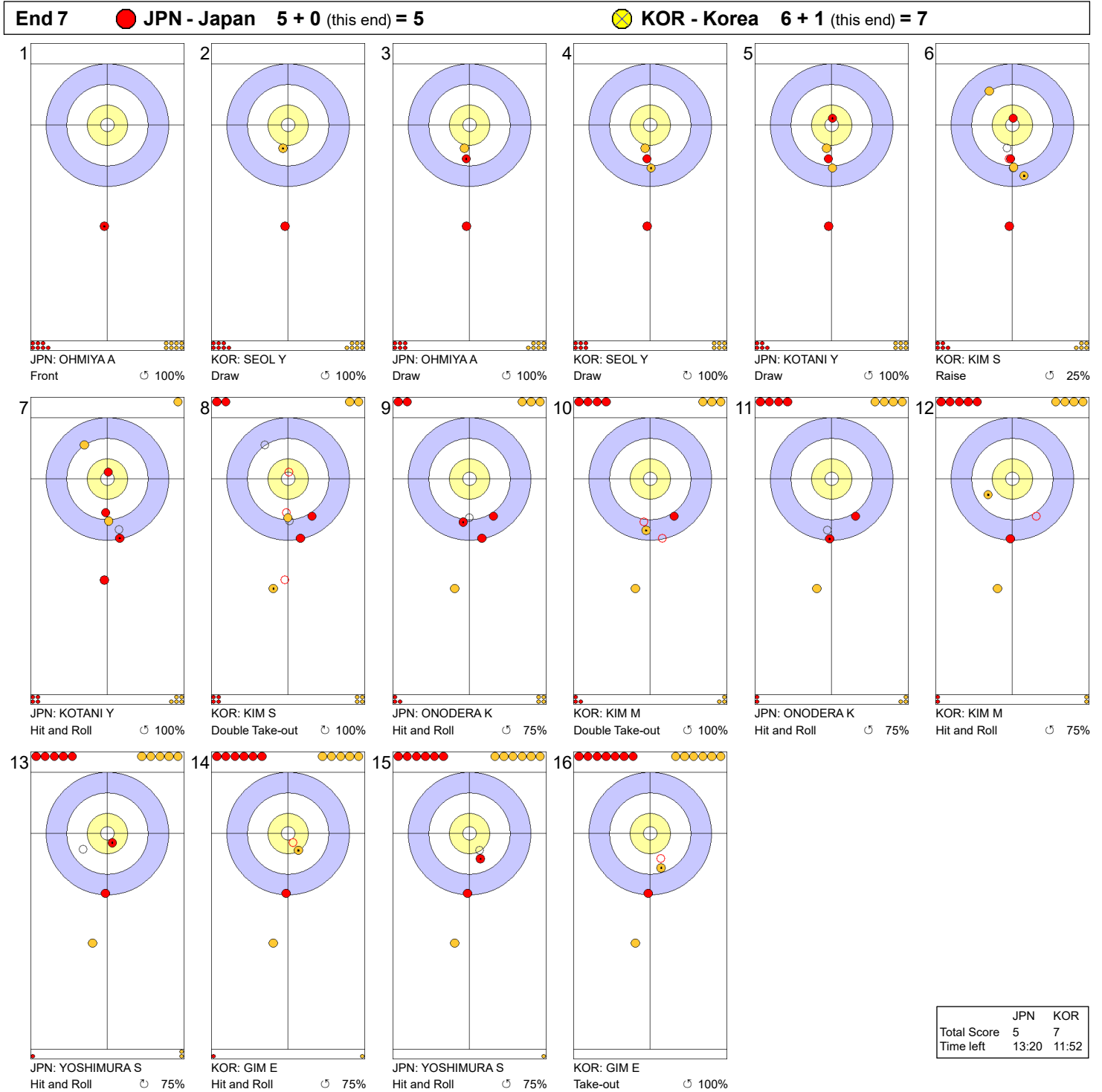
**Legend:**  
 ↻ Clockwise      ↺ Counter-clockwise      - Not considered

Game - Shot by Shot



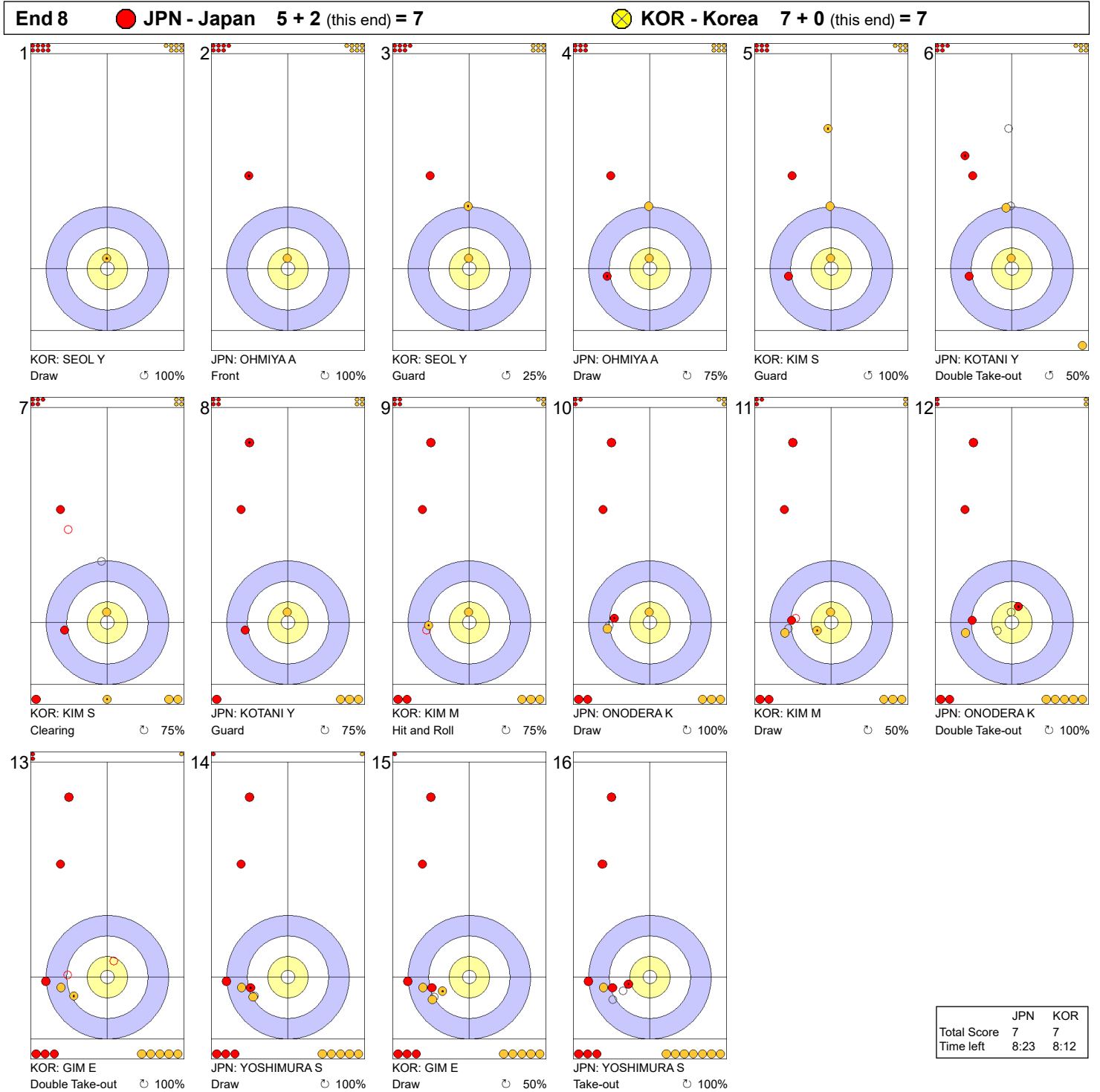
**Legend:**  
 ↻ Clockwise   ↻ Counter-clockwise   - Not considered

Game - Shot by Shot



**Legend:**  
 ↻ Clockwise      ↺ Counter-clockwise      - Not considered


Game - Shot by Shot



**Legend:**  
 ↻ Clockwise      ↺ Counter-clockwise      - Not considered

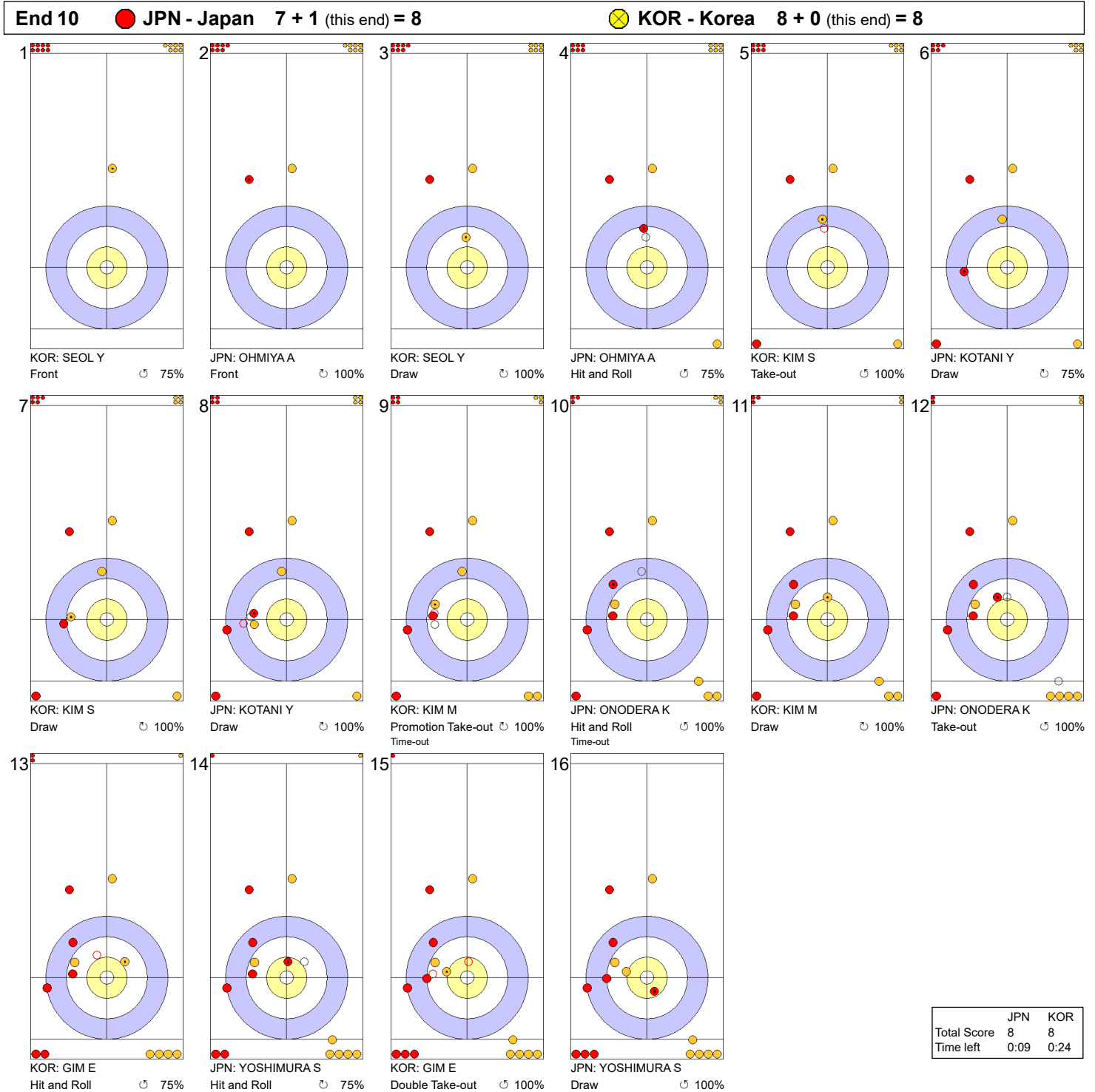


Game - Shot by Shot




**Legend:**  
 ↻ Clockwise      ↺ Counter-clockwise      - Not considered

Game - Shot by Shot



**Legend:**  
 ↻ Clockwise      ↺ Counter-clockwise      - Not considered

Game - Shot by Shot



**Legend:**  
 ↻ Clockwise      ↺ Counter-clockwise      - Not considered

## Game Results

Sheet	Team	LSFE	1	2	3	4	5	6	7	8	9	10	Extra Ends	Total
D	CHN - China		0	0	0	0	0	2	1	1	0	1		5
	TUR - Türkiye	*	0	0	0	2	0	0	0	0	1	0		3

CHN - China		Shot Success	Game	All
4 S	WANG Rui	94%	94%	
3 V	HAN Yu	81%	81%	
2	DONG Ziqi	86%	86%	
1	JIANG Jiayi	88%	88%	
A	SU Tingyu	-	-	
Team Total		87%	87%	

TUR - Türkiye		Shot Success	Game	All
4 S	YILDIZ Dilsat	76%	76%	
3 V	POLAT Oznur	84%	84%	
2	CALIKUSU Ifayet Safak	64%	64%	
1	SENGUL Berfin	95%	95%	
A	KARAMAN Iclal	-	-	
Team Total		80%	80%	

Last Stone Draw		Distance
⌚	WANG Rui	70.7cm
⌚	HAN Yu	6.3cm
<b>Total</b>		<b>77.0cm</b>

Last Stone Draw		Distance
⌚	YILDIZ Dilsat	47.1cm
⌚	POLAT Oznur	5.6cm
<b>Total</b>		<b>52.7cm</b>

Time remaining: 6 minutes 15 seconds

Time-out: End 10 - CHN stone 6

Time remaining: 0 minutes 22 seconds

Time-out: End 9 - TUR stone 4

## Shot Success Analysis

CHN - China		⌚	⌚	Game
4	WANG Rui	Draws 3 100%	4 100%	7 100%
		Take-outs 7 89%	6 92%	13 90%
		Total 10 93%	10 95%	20 94%
3	HAN Yu	Draws 2 100%	1 100%	3 100%
		Take-outs 13 77%	4 81%	17 78%
		Total 15 80%	5 85%	20 81%
2	DONG Ziqi	Draws 10 88%	2 100%	12 90%
		Take-outs 3 83%	5 80%	8 81%
		Total 13 87%	7 86%	20 86%
1	JIANG Jiayi	Draws 15 88%	2 88%	17 88%
		Take-outs 3 83%	0 -	3 83%
		Total 18 88%	2 88%	20 88%
A	SU Tingyu	Draws 0 -	0 -	0 -
		Take-outs 0 -	0 -	0 -
		Total 0 -	0 -	0 -
Team		Draws 30 90%	9 97%	39 92%
		Take-outs 26 82%	15 85%	41 83%
		Total 56 86%	24 90%	80 87%

TUR - Türkiye		⌚	⌚	Game
4	YILDIZ Dilsat	Draws 1 100%	2 100%	3 100%
		Take-outs 9 83%	7 57%	16 72%
		Total 10 85%	9 67%	19 76%
3	POLAT Oznur	Draws 4 75%	4 75%	8 75%
		Take-outs 7 89%	5 90%	12 90%
		Total 11 84%	9 83%	20 84%
2	CALIKUSU Ifayet Safak	Draws 7 54%	0 -	7 54%
		Take-outs 8 66%	5 75%	13 69%
		Total 15 60%	5 75%	20 64%
1	SENGUL Berfin	Draws 14 96%	0 -	14 96%
		Take-outs 5 100%	1 50%	6 92%
		Total 19 97%	1 50%	20 95%
A	KARAMAN Iclal	Draws 0 -	0 -	0 -
		Take-outs 0 -	0 -	0 -
		Total 0 -	0 -	0 -
Team		Draws 26 82%	6 83%	32 82%
		Take-outs 29 83%	18 71%	47 78%
		Total 55 82%	24 74%	79 80%

### Note:

Position and function for each team member:

4 = Fourth, 3 = Third, 2 = Second, 1 = Lead, A = Alternate, S = Skip, V = Vice-Skip

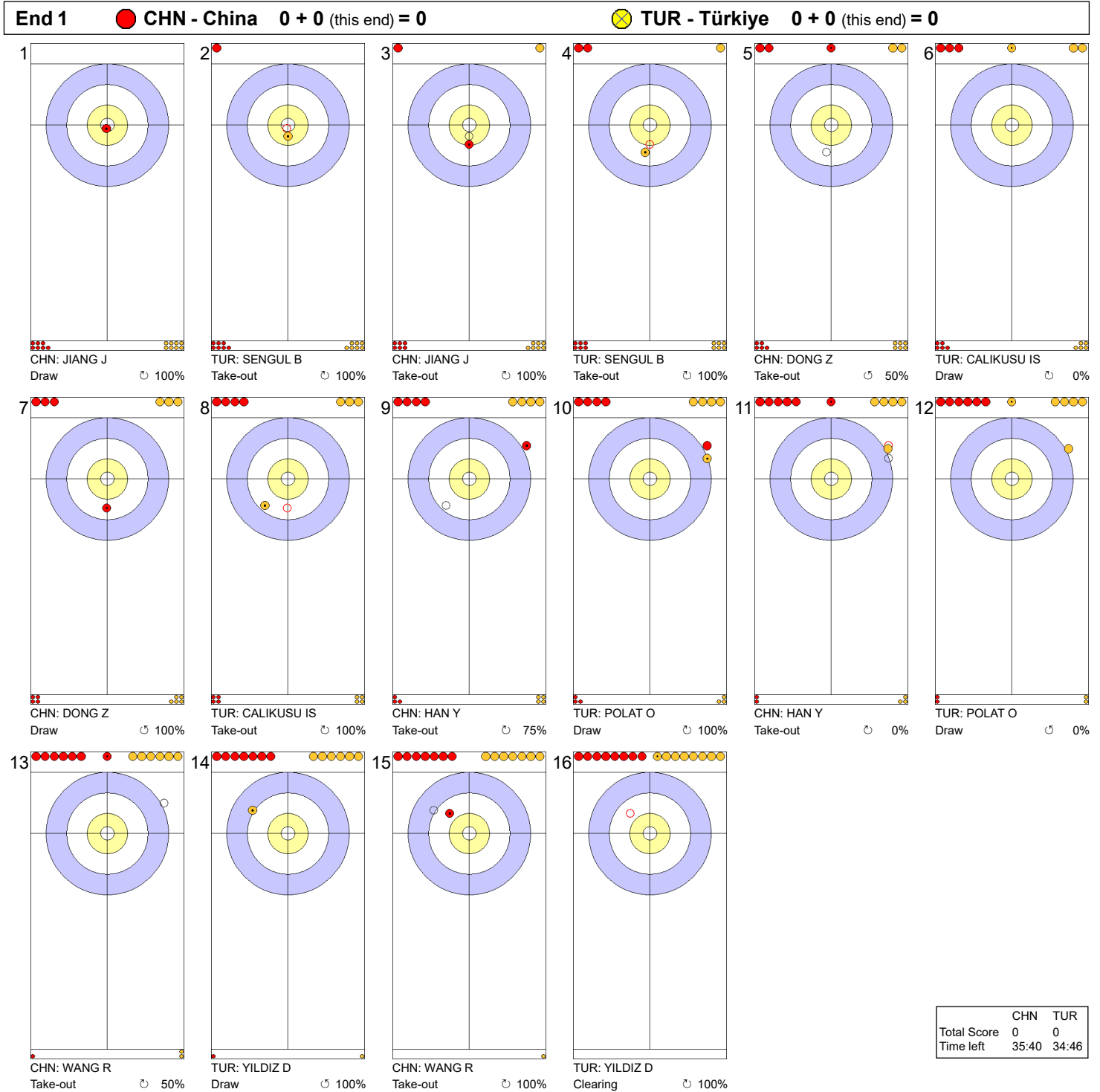
### Legend:

⌚ Clockwise

⌚ Counter-clockwise

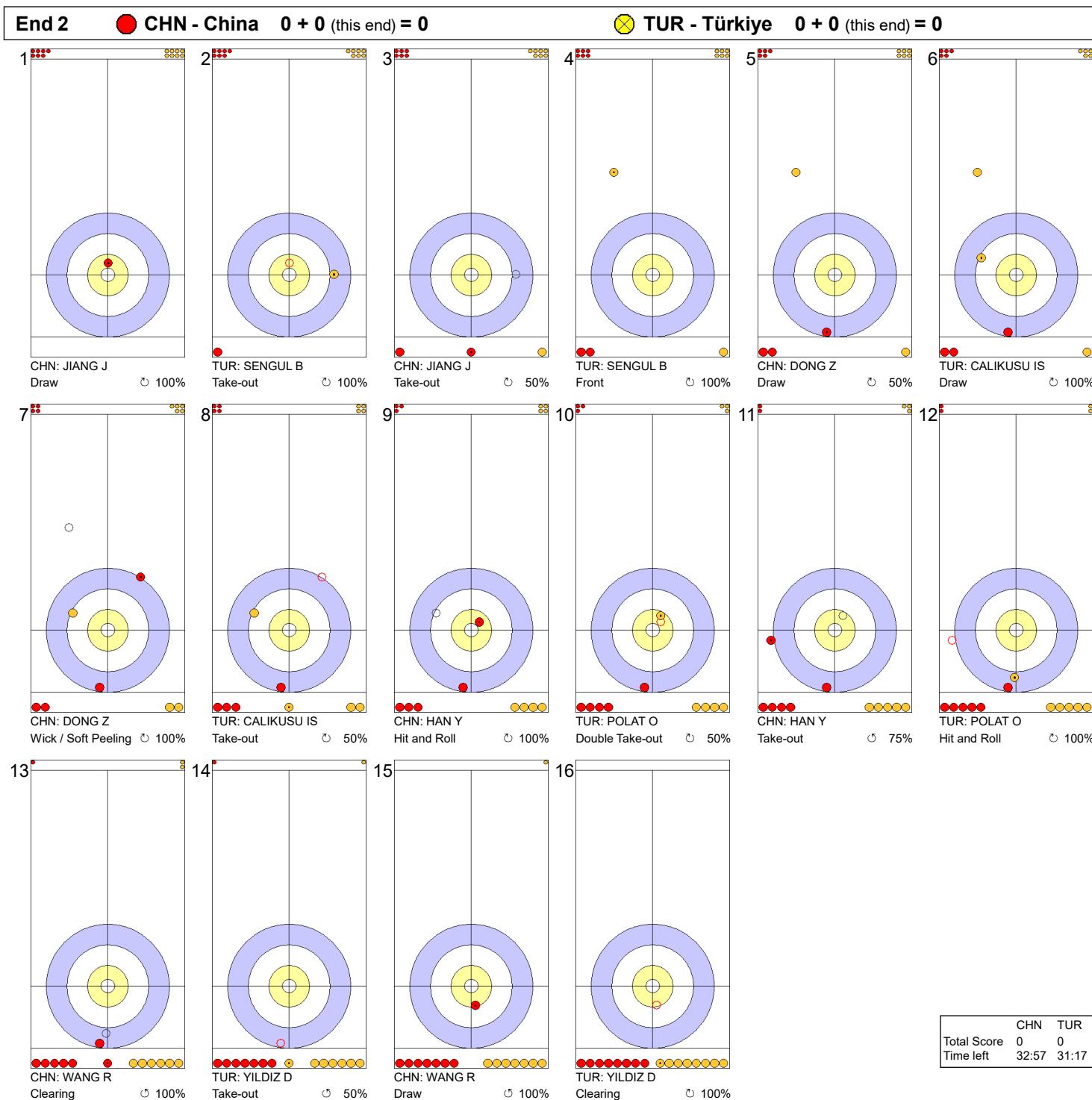
LSFE(\*) Last Stone First End

Game - Shot by Shot



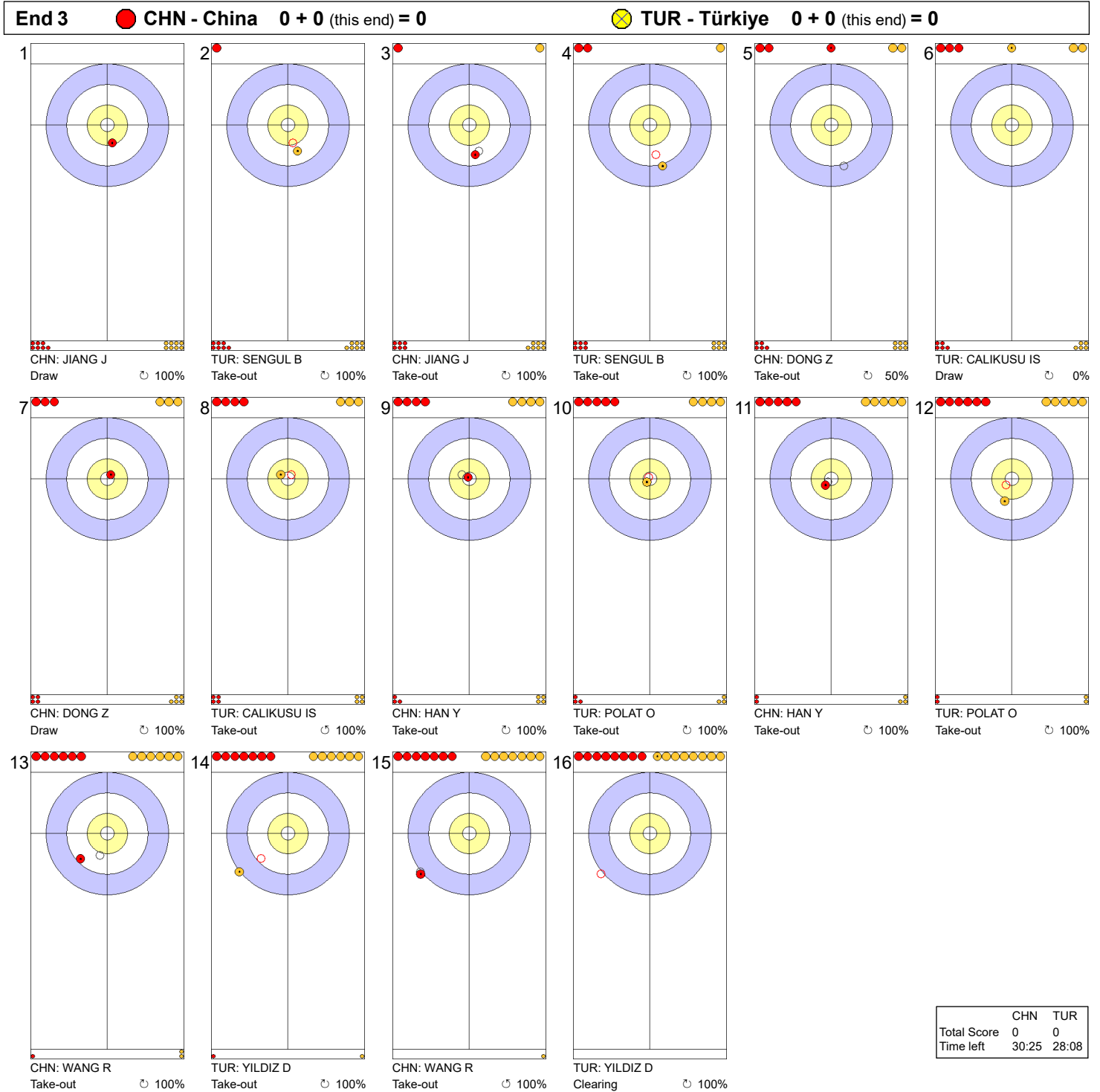
**Legend:**  
 ↻ Clockwise      ↺ Counter-clockwise      - Not considered

Game - Shot by Shot



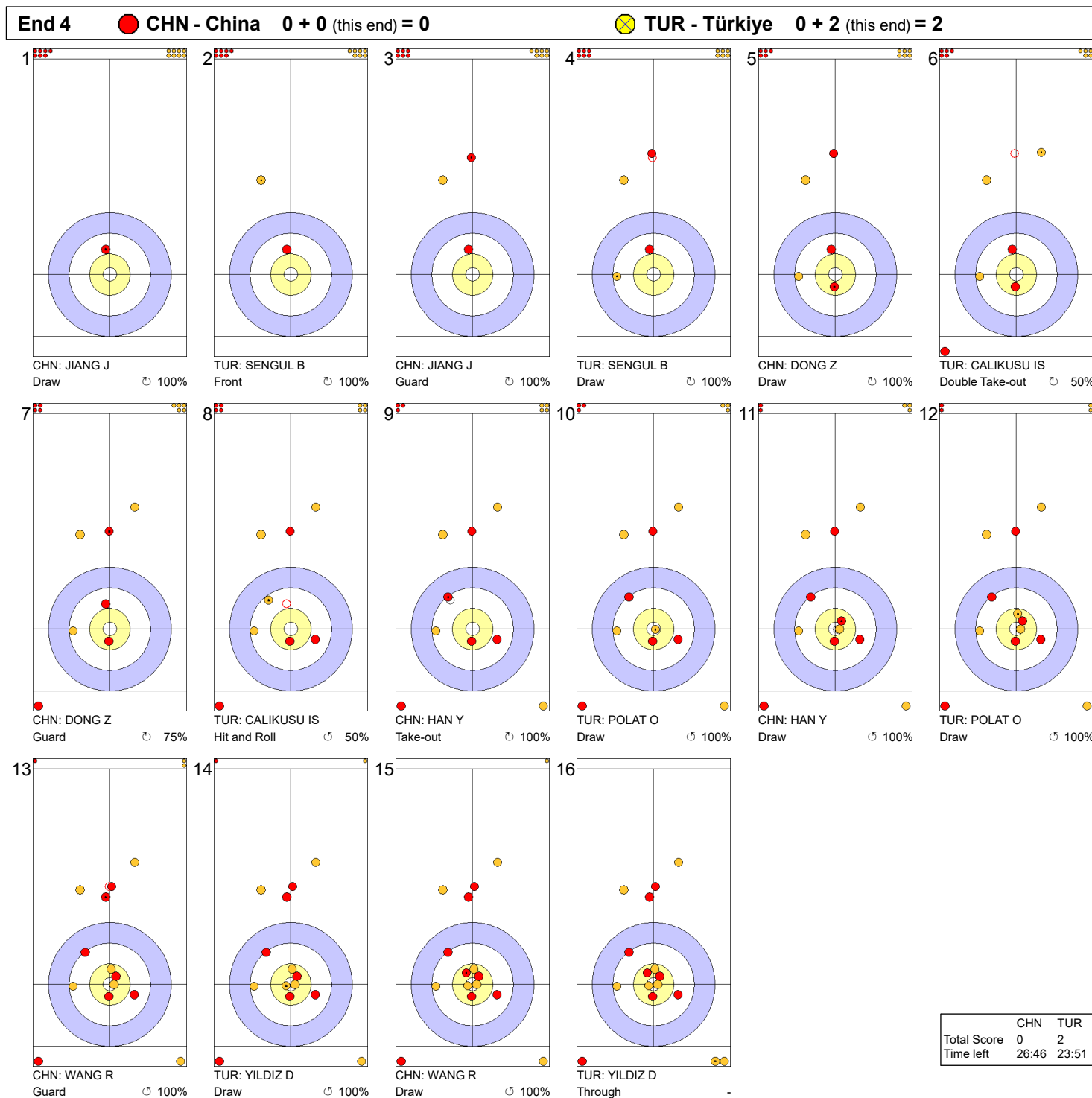
**Legend:**  
 ↻ Clockwise      ↺ Counter-clockwise      - Not considered

Game - Shot by Shot



**Legend:**  
 ↻ Clockwise      ↺ Counter-clockwise      - Not considered

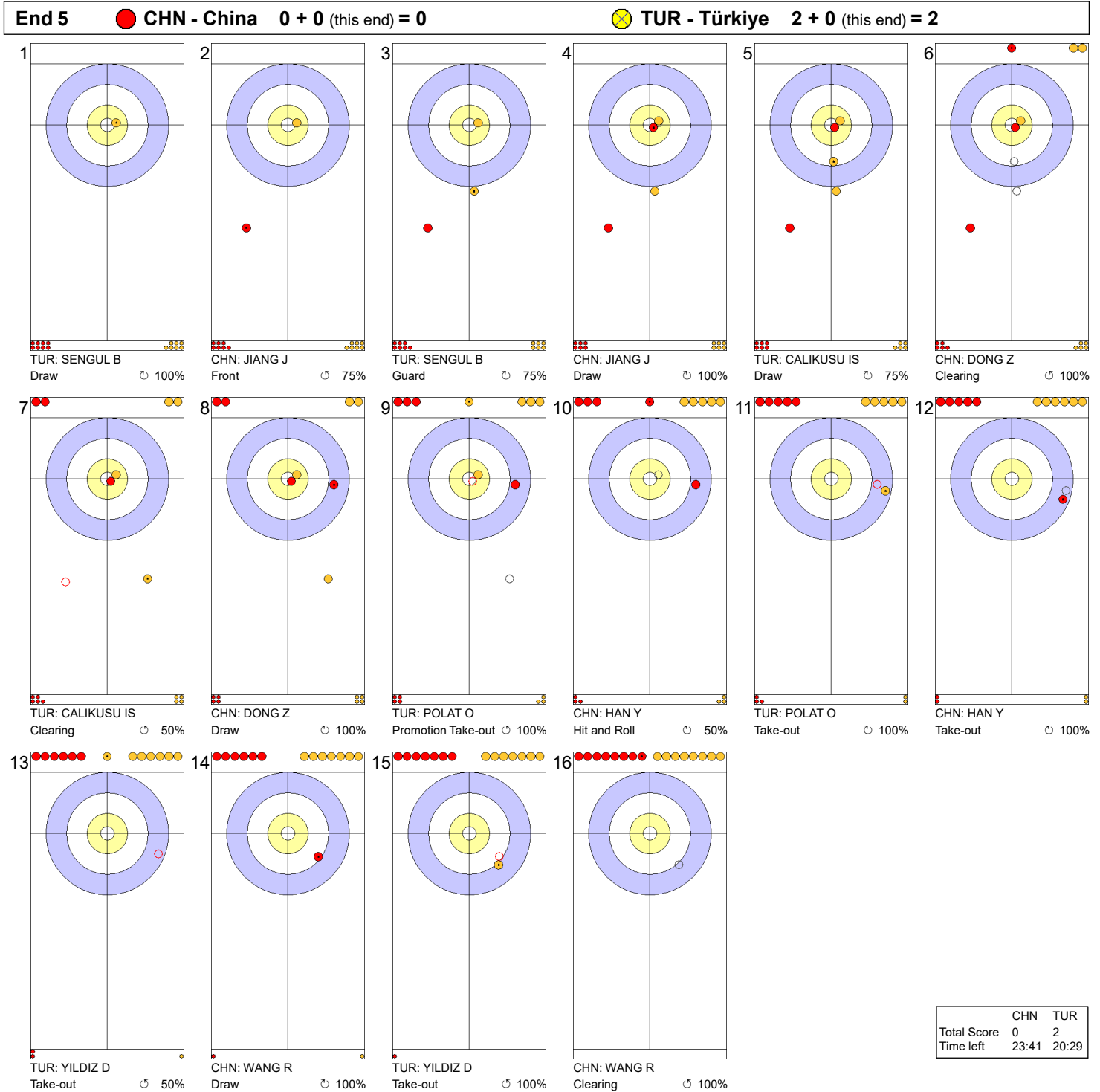
Game - Shot by Shot



**Legend:**  
 ↻ Clockwise      ↺ Counter-clockwise      - Not considered

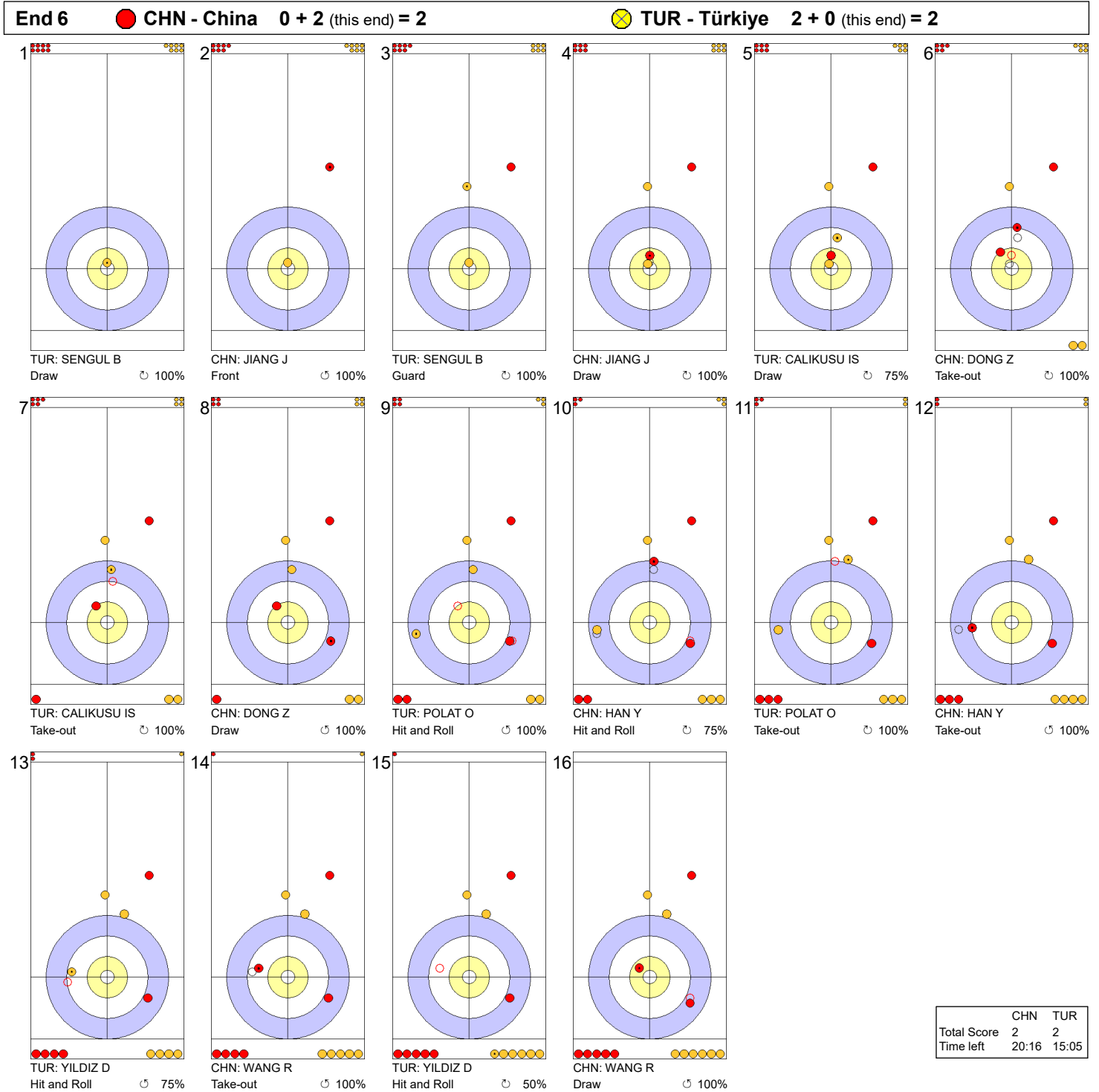


Game - Shot by Shot



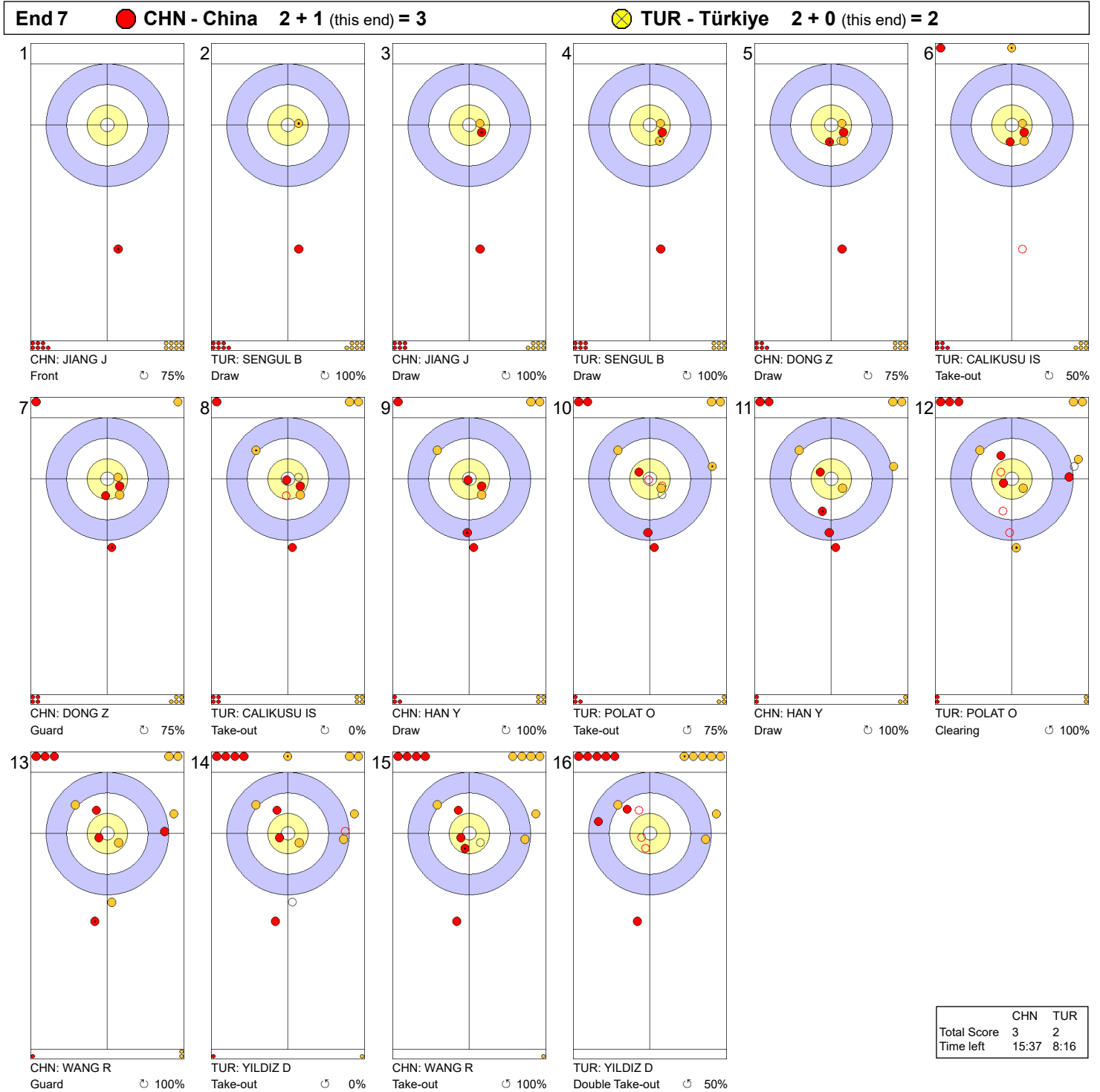
**Legend:**  
 ↻ Clockwise      ↺ Counter-clockwise      - Not considered

Game - Shot by Shot



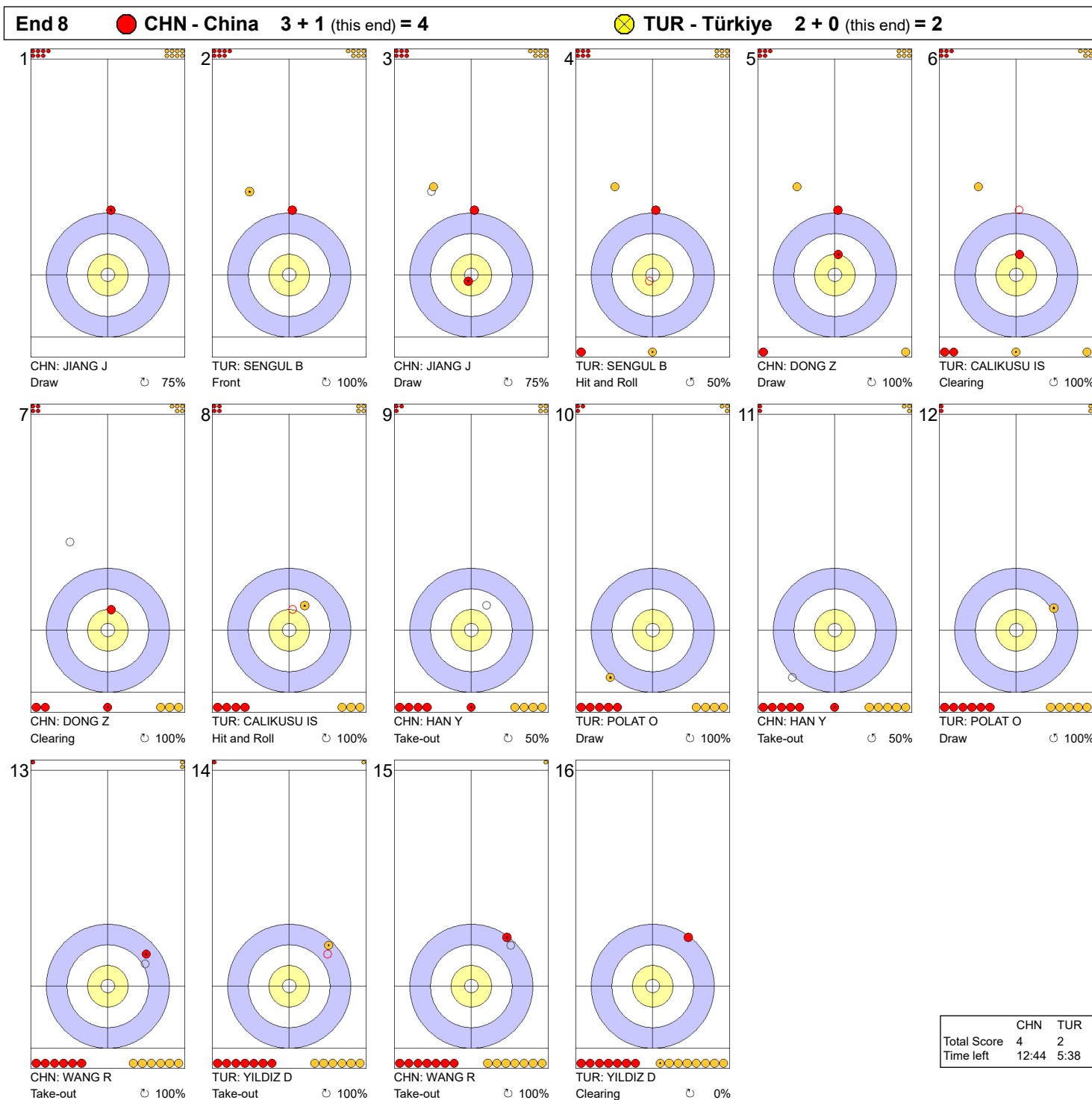
**Legend:**  
 ↻ Clockwise      ↺ Counter-clockwise      - Not considered

Game - Shot by Shot



**Legend:**  
 ↻ Clockwise      ↺ Counter-clockwise      - Not considered

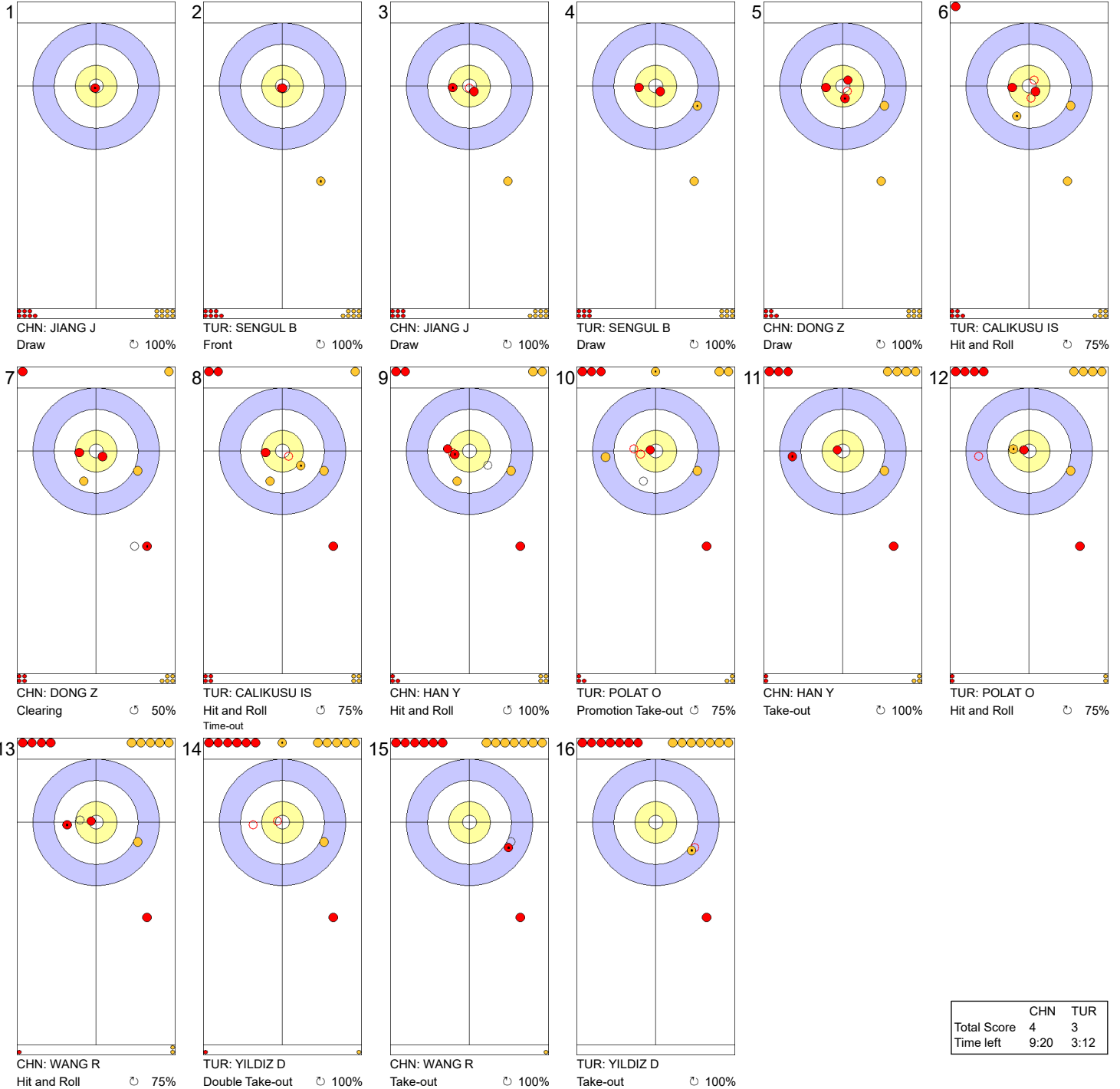
Game - Shot by Shot



**Legend:**  
 ↻ Clockwise      ↺ Counter-clockwise      - Not considered

Game - Shot by Shot

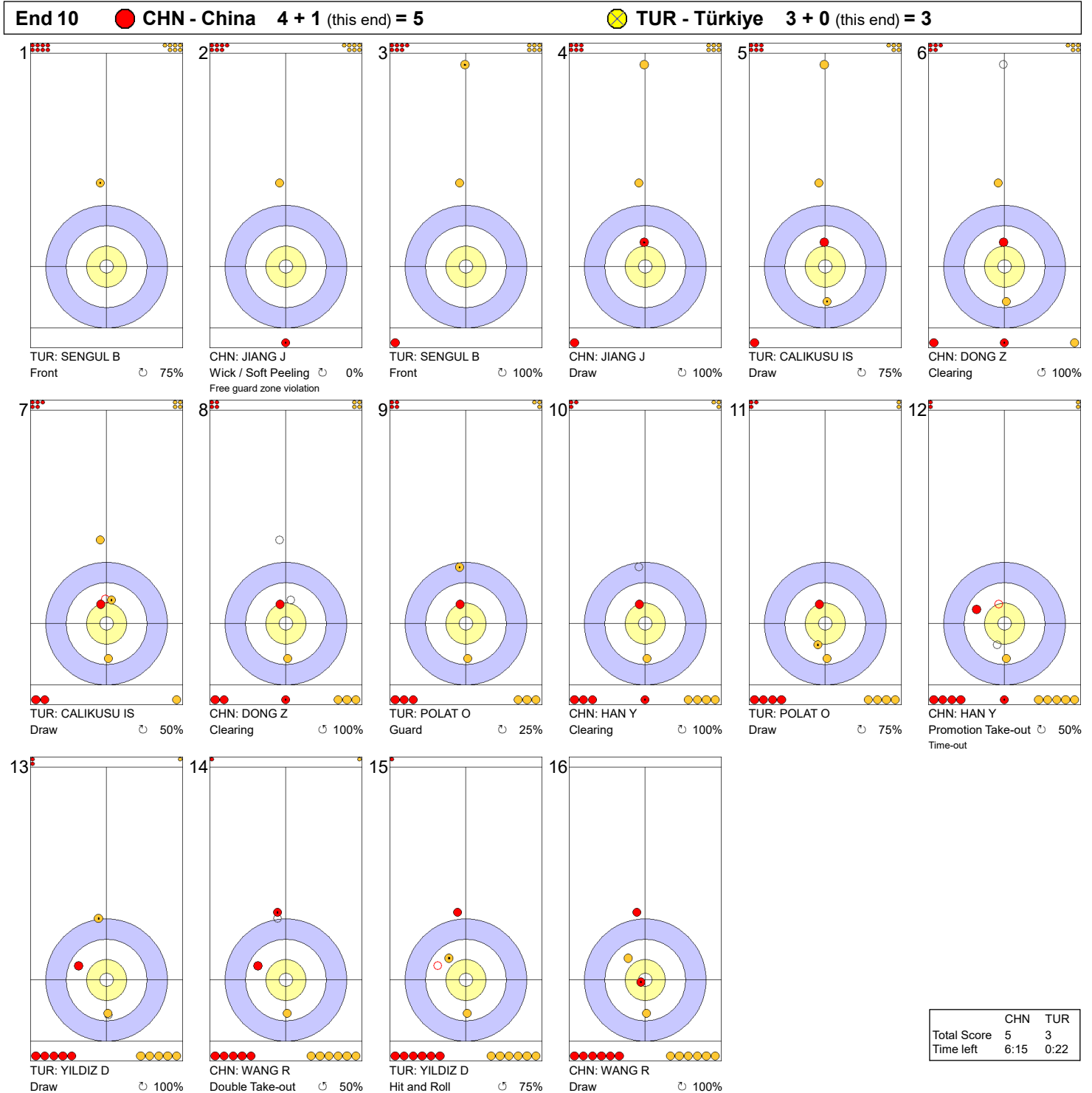
End 9 ● CHN - China 4 + 0 (this end) = 4 ⊗ TUR - Türkiye 2 + 1 (this end) = 3



	CHN	TUR
Total Score	4	3
Time left	9:20	3:12

**Legend:**  
↻ Clockwise      ↺ Counter-clockwise      - Not considered

Game - Shot by Shot



**Legend:**  
 ↻ Clockwise      ↺ Counter-clockwise      - Not considered

## Entry List by Event

REVISED

14 MAR 21:46

As of FRI 14 MAR 2025

CAN - Canada		
4 S	HOMAN Rachel	R
3 V	FLEURY Tracy	R
2	MISKEW Emma	R
1	WILKES Sarah	R
A	BROWN Rachel	R
C	KJELL Viktor (SWE)	
NC	SONNENBERG Renee	
O	CUBOS Jeff	

CHN - China		
4 S	WANG Rui	R
3 V	HAN Yu	R
2	DONG Ziqi	R
1	JIANG Jiayi	R
A	SU Tingyu	R
C	ZANG Jialiang	
NC	TAN Weidong	
O	LI Dongyan	

DEN - Denmark		
4 S	DUPONT Madeleine	R
3 V	HALSE Mathilde	R
2	HOLTERMANN Jasmin	R
1	DUPONT Denise	R
A	LARSEN My	R
C	SCHMIDT Ulrik	
O	IVERSEN Sidsel	
O	DUPONT Jesper	

ITA - Italy		
4 S	CONSTANTINI Stefania	R
3 V	ZARDINI LACEDELLI Giulia	R
2	MATHIS Elena	R
1	ROMEI Angela	R
A	LO DESERTO Marta	R
C	GRAN Soeren (SWE)	
NC	MARIANI Marco	
O	ROSA Miriam	

JPN - Japan		
4 S	YOSHIMURA Sayaka	R
3	ONODERA Kaho	R
2 V	KOTANI Yuna	R
1	OHMIYA Anna	R
A	KOBAYASHI Mina	R
C	FUNAYAMA Yumie	
NC	OGASAWARA Ayumi	
O	MATSUI Koji	

KOR - Korea		
4 S	GIM Eunji	R
3 V	KIM Minji	R
2	KIM Suji	L
1	SEOL Yeeun	L
A	SEOL Yeji	R
C	SHIN Dong Ho	
2C	HEMMINGS Guy (CAN)	
T	JEONG Yerin	

LTU - Lithuania		
4 S	PAULAUSKAITE Virginija	R
3 V	DVOJEGLAZOVA Olga	R
2	KIUDYTE Migle	R
1	BLAZIENE Ruta	R
A	ZALIECKIENE Justina	R
C	CEPULYTE Egle	
O	MACILIUNIENE Dzeralda	
O	-	

NOR - Norway		
4 V	SKASLIEN Kristin	R
3 S	ROERVIK Marianne	R
2	HASLEV NORDBYE Mille	R
1	KJAERLAND Eilin	R
A	FORBREGD Ingeborg	R
C	STEEN HANSEN Rune	
O	TRULSEN Paal	
O	-	

SCO - Scotland		
4 V	MORRISON Rebecca	R
3	DODDS Jennifer	R
2	SINCLAIR Sophie	R
1 S	JACKSON Sophie	R
A	HENDERSON Fay	R
C	PATERSON Ross	
NC	DRUMMOND Greg	
O	BERRY Keith	

SUI - Switzerland		
4 V	PAETZ Alina	R
3 S	TIRINZONI Silvana	R
2	HOWALD Carole	R
1	WITSCHONKE Selina	R
A	BERSET Stefanie	R
C	CHARETTE Pierre (CAN)	
2C	OTT Mirjam	
O	HOLLINGER Denise	

## Entry List by Event

**REVISED**  
14 MAR 21:46

As of FRI 14 MAR 2025

SWE - Sweden		
4 S	HASSELBORG Anna	R
3 V	McMANUS Sara	R
2	KNOCHENHAUER Agnes	R
1	MABERGS Sofia	R
A	HELDIN Johanna	R
C	LINDSTROEM Kristian	
NC	LINDBERG Fredrik	
O	SANDBERG Johan	

USA - United States		
4 S	PETERSON Tabitha	R
3 V	THIESSE Cory	R
2	PETERSON Tara	R
1	ANDERSON-HEIDE Taylor	R
A	PERSINGER Vicky	R
C	OVERTON-CLAPHAM Cathy (CAN)	
NC	DROBNICK Phill	
O	GULENCHYN Michael	

TUR - Türkiye		
4 S	YILDIZ Dilsat	R
3 V	POLAT Oznur	R
2	CALIKUSU Ifayet Safak	R
1	SENGUL Berfin	R
A	KARAMAN Iclal	R
C	CAKIR Bilal Omer	
2C	TUNGA Ahmet Alperen	
O	ERZEYBEK Mustafa Said	

**Note:**

Position and function for each team member:

**4** = Fourth, **3** = Third, **2** = Second, **1** = Lead, **A** = Alternate, **S** = Skip, **V** = Vice-Skip

**C** = Coach, **2C** = 2nd Team Coach, **NC** = National Coach, **T** = Translator, **O** = Team Official

**Legend:**

**L** Left-handed

**R** Right-handed

**REVISED**

Team LTU: Team Official removed according to rule C2(k).



## Competition Officials

As of WED 12 MAR 2025

Function	Name	Organisation
<b>World Curling President:</b>	WELLING Beau	USA - United States
<b>World Curling Head of Competitions:</b>	ROETHLISBERGER Eeva	SUI - Switzerland
<b>World Curling Technical Delegate:</b>	MUTCH Laura	SCO - Scotland
<b>Chief Umpire:</b>	BASTIAN Tim	GER - Germany
<b>Deputy Chief Umpire:</b>	BOMAS Bob	NED - Netherlands
<b>Game Umpires:</b>	GAGNON Sandy	AUS - Australia
	HONG Junpyo	KOR - Korea
	HUCKLE Anja	GER - Germany
	PAUTSCH Thomas	GER - Germany
	TONIS Angela	USA - United States
<b>Chief Timer:</b>	YEATS Brian	SCO - Scotland
<b>Deputy Chief Timer:</b>	KIM Jiwon	KOR - Korea
<b>Chief Ice Technician:</b>	REID Mike	SUI - Switzerland
<b>Deputy Chief Ice Technician:</b>	MUNRO George	SCO - Scotland

## Competition Schedule

As of WED 12 MAR 2025

Date	Start Time	Session	Sheet A	Sheet B	Sheet C	Sheet D
SAT 15 MAR	14:00	1	SWE - NOR	LTU - CAN	JPN - KOR	CHN - TUR
	19:00	2	USA - SUI	SWE - TUR	ITA - DEN	SCO - CAN
SUN 16 MAR	9:00	3	DEN - LTU	SUI - CHN	NOR - SCO	ITA - JPN
	14:00	4	CHN - JPN	KOR - NOR	CAN - SWE	LTU - USA
	19:00	5	SCO - KOR	USA - ITA	TUR - SUI	DEN - SWE
MON 17 MAR	9:00	6	NOR - TUR	JPN - LTU	SCO - ITA	
	14:00	7	JPN - SUI	CAN - DEN	SWE - USA	KOR - CHN
	19:00	8	ITA - LTU	TUR - KOR	DEN - NOR	SUI - SCO
TUE 18 MAR	9:00	9		LTU - NOR	CHN - ITA	USA - CAN
	14:00	10	SUI - KOR	SCO - SWE	USA - JPN	TUR - DEN
	19:00	11	CAN - TUR	ITA - SUI	LTU - SCO	NOR - CHN
WED 19 MAR	9:00	12	DEN - JPN	CHN - USA	KOR - CAN	SWE - LTU
	14:00	13	SCO - USA	DEN - KOR	SUI - NOR	TUR - ITA
	19:00	14	LTU - CHN	NOR - CAN	ITA - SWE	JPN - SCO
THU 20 MAR	9:00	15	KOR - SWE	TUR - JPN	USA - DEN	CAN - SUI
	14:00	16	NOR - ITA	SUI - LTU	SCO - TUR	CHN - DEN
	19:00	17	JPN - CAN	SWE - CHN	KOR - LTU	USA - NOR
FRI 21 MAR	9:00	18	TUR - USA	DEN - SCO	SWE - SUI	ITA - KOR
	14:00	19	CHN - SCO	CAN - ITA	NOR - JPN	LTU - TUR
	19:00	20	SUI - DEN	KOR - USA	CAN - CHN	JPN - SWE
SAT 22 MAR	10:00	Qualification Games				
	16:00	Semi-finals				
SUN 23 MAR	10:00	Bronze Medal Game				
	16:00	Gold Medal Game				

**Note:**

First named team in each game plays red-handled stones and wears dark coloured upper playing garments.  
Please check online for more details and the latest updates.