




RESULTS SUMMARY



**LGT World Women's
Curling Championship 2025
Uijeongbu, Korea**

15 - 23 March 2025



SUN 23 MAR 2025

Medallists

Medal	Country	Name	Position - Function
GOLD	CAN - Canada	HOMAN Rachel	4 S
		FLEURY Tracy	3
		MISKEW Emma	2
		WILKES Sarah	1
		BROWN Rachel	A
		KJELL Viktor	C
SILVER	SUI - Switzerland	TIRINZONI Silvana	3 S
		PAETZ Alina	4
		HOWALD Carole	2
		WITSCHONKE Selina	1
		BERSET Stefanie	A
		CHARETTE Pierre	C
BRONZE	CHN - China	WANG Rui	4 S
		HAN Yu	3
		DONG Ziqi	2
		JIANG Jiayi	1
		SU Tingyu	A
		ZANG Jialiang	C

Note:

Position and function for each team member:

4 = Fourth, **3** = Third, **2** = Second, **1** = Lead, **A** = Alternate, **S** = Skip, **C** = Coach

Final Standings

Rank	Team	Players	Position - Function
1	CAN - Canada	HOMAN Rachel	4 S
		FLEURY Tracy	3 V
		MISKEW Emma	2
		WILKES Sarah	1
		BROWN Rachel	A
		KJELL Viktor	C
2	SUI - Switzerland	PAETZ Alina	4 V
		TIRINZONI Silvana	3 S
		HOWALD Carole	2
		WITSCHONKE Selina	1
		BERSET Stefanie	A
		CHARETTE Pierre	C
3	CHN - China	WANG Rui	4 S
		HAN Yu	3 V
		DONG Ziqi	2
		JIANG Jiayi	1
		SU Tingyu	A
		ZANG Jialiang	C
4	KOR - Korea	GIM Eunji	4 S
		KIM Minji	3 V
		KIM Suji	2
		SEOL Yeeun	1
		SEOL Yeji	A
		SHIN Dong Ho	C
5	SWE - Sweden	HASSELBORG Anna	4 S
		McMANUS Sara	3 V
		KNOCHENHAUER Agnes	2
		MABERGS Sofia	1
		HELDIN Johanna	A
		LINDSTROEM Kristian	C
6	SCO - Scotland	MORRISON Rebecca	4 V
		DODDS Jennifer	3
		SINCLAIR Sophie	2
		JACKSON Sophie	1 S
		HENDERSON Fay	A
		PATERSON Ross	C
7	DEN - Denmark	DUPONT Madeleine	4 S
		HALSE Mathilde	3 V
		HOLTERMANN Jasmin	2
		DUPONT Denise	1
		LARSEN My	A
		SCHMIDT Ulrik	C
8	NOR - Norway	SKASLIEN Kristin	4 V
		ROERVIK Marianne	3 S
		HASLEV NORDBYE Mille	2
		KJAERLAND Eilin	1
		FORBREGD Ingeborg	A
		STEEN HANSEN Rune	C

Final Standings

Rank	Team	Players	Position - Function
9	JPN - Japan	YOSHIMURA Sayaka	4 S
		ONODERA Kaho	3
		KOTANI Yuna	2 V
		OHMIYA Anna	1
		KOBAYASHI Mina	A
		FUNAYAMA Yumie	C
10	ITA - Italy	CONSTANTINI Stefania	4 S
		ZARDINI LACEDELLI Giulia	3 V
		MATHIS Elena	2
		ROMEI Angela	1
		LO DESERTO Marta	A
		GRAN Soeren	C
11	TUR - Türkiye	YILDIZ Dilsat	4 S
		POLAT Oznur	3 V
		CALIKUSU Ifayet Safak	2
		SENGUL Berfin	1
		KARAMAN Iclal	A
		CAKIR Bilal Omer	C
12	USA - United States	PETERSON Tabitha	4 S
		THIESSE Cory	3 V
		PETERSON Tara	2
		ANDERSON-HEIDE Taylor	1
		PERSINGER Vicky	A
		OVERTON-CLAPHAM Cathy	C
13	LTU - Lithuania	PAULASKAITE Virginija	4 S
		DVOJEGLAZOVA Olga	3 V
		KIUDYTE Migle	2
		BLAZIENE Ruta	1
		ZALIECKIENE Justina	A
		CEPULYTE Egle	C

Note:

Teams eliminated during the qualification games are ranked based on their Round Robin ranking.

Position and function for each team member:

4 = Fourth, 3 = Third, 2 = Second, 1 = Lead, A = Alternate, S = Skip, V = Vice-Skip, C = Coach

Competition Summary

Session	Date	Time	Sheet A	Sheet B	Sheet C	Sheet D
Session 1	SAT 15 MAR	14:00	SWE 6-4 NOR	LTU 2-13 CAN	JPN 8-10 ^{EE} KOR	CHN 5-3 TUR
Session 2	SAT 15 MAR	19:00	USA 4-5 SUI	SWE 8-1 TUR	ITA 6-7 ^{EE} DEN	SCO 8-7 CAN
Session 3	SUN 16 MAR	9:00	DEN 11-2 LTU	SUI 9-4 CHN	NOR 8-7 SCO	ITA 5-10 JPN
Session 4	SUN 16 MAR	14:00	CHN 10-9 JPN	KOR 6-4 NOR	CAN 9-7 SWE	LTU 1-8 USA
Session 5	SUN 16 MAR	19:00	SCO 4-5 ^{EE} KOR	USA 7-8 ITA	TUR 4-8 SUI	DEN 5-7 SWE
Session 6	MON 17 MAR	9:00	NOR 7-6 TUR	JPN 10-3 LTU	SCO 7-5 ITA	
Session 7	MON 17 MAR	14:00	JPN 5-9 SUI	CAN 9-3 DEN	SWE 5-6 ^{EE} USA	KOR 9-6 ^{EE} CHN
Session 8	MON 17 MAR	19:00	ITA 8-2 LTU	TUR 4-9 KOR	DEN 13-7 NOR	SUI 6-5 SCO
Session 9	TUE 18 MAR	9:00		LTU 7-8 NOR	CHN 8-7 ITA	USA 4-8 CAN
Session 10	TUE 18 MAR	14:00	SUI 9-6 KOR	SCO 3-5 SWE	USA 9-6 JPN	TUR 3-9 DEN
Session 11	TUE 18 MAR	19:00	CAN 8-3 TUR	ITA 5-8 SUI	LTU 2-9 SCO	NOR 9-8 CHN
Session 12	WED 19 MAR	9:00	DEN 2-8 JPN	CHN 7-1 USA	KOR 11-7 CAN	SWE 8-2 LTU
Session 13	WED 19 MAR	14:00	SCO 7-6 ^{EE} USA	DEN 3-7 KOR	SUI 8-4 NOR	TUR 6-8 ITA
Session 14	WED 19 MAR	19:00	LTU 2-8 CHN	NOR 6-8 CAN	ITA 6-7 SWE	JPN 5-6 SCO
Session 15	THU 20 MAR	9:00	KOR 5-7 SWE	TUR 4-3 JPN	USA 9-10 DEN	CAN 7-6 ^{EE} SUI
Session 16	THU 20 MAR	14:00	NOR 2-9 ITA	SUI 9-8 LTU	SCO 10-6 TUR	CHN 9-5 DEN
Session 17	THU 20 MAR	19:00	JPN 2-11 CAN	SWE 8-4 CHN	KOR 10-4 LTU	USA 3-6 NOR
Session 18	FRI 21 MAR	9:00	TUR 8-3 USA	DEN 5-10 SCO	SWE 7-11 SUI	ITA 2-6 KOR
Session 19	FRI 21 MAR	14:00	CHN 7-2 SCO	CAN 9-2 ITA	NOR 3-6 JPN	LTU 2-8 TUR
Session 20	FRI 21 MAR	19:00	SUI 7-6 ^{EE} DEN	KOR 8-7 ^{EE} USA	CAN 7-5 CHN	JPN 6-7 SWE
Qualifications	SAT 22 MAR	10:00		CAN 10-4 SCO		CHN 8-7 SWE
Semi-finals	SAT 22 MAR	16:00		CHN 2-4 SUI		CAN 6-5 ^{EE} KOR
Bronze Medal	SUN 23 MAR	10:00			CHN 9-4 KOR	
Gold Medal	SUN 23 MAR	16:00			CAN 7-3 SUI	

Standings after Round Robin

Rank	Team	Games	Wins	Losses	
1	SUI - Switzerland	12	11	1	Q
2	KOR - Korea	12	10	2	Q w1
3	CAN - Canada	12	10	2	Q w0
4	SWE - Sweden	12	9	3	Q
5	CHN - China	12	7	5	Q w1
6	SCO - Scotland	12	7	5	Q w0
7	DEN - Denmark	12	5	7	w1
8	NOR - Norway	12	5	7	w0
9	JPN - Japan	12	4	8	w1
10	ITA - Italy	12	4	8	w0
11	TUR - Türkiye	12	3	9	w1
12	USA - United States	12	3	9	w0
13	LTU - Lithuania	12	0	12	

Competition Summary

Play-offs Bracket

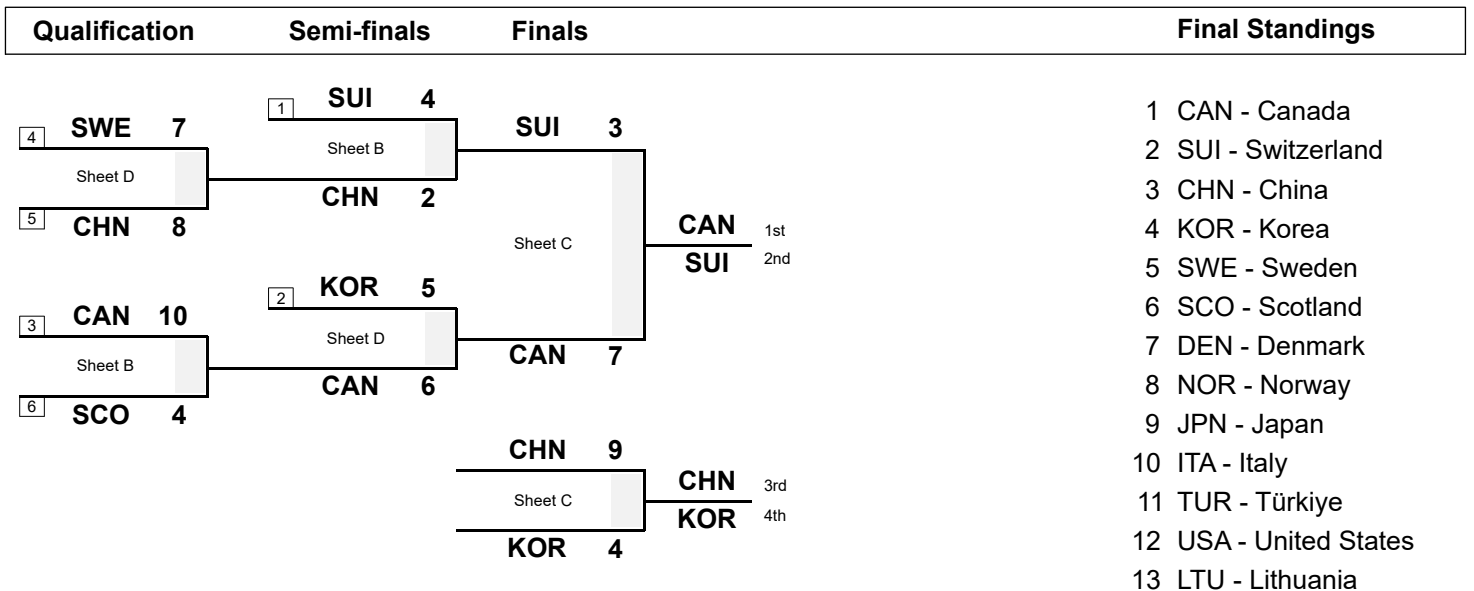
Qualification	Semi-finals	Finals	Final Standings
<p>4 SWE 7 Sheet D</p> <p>5 CHN 8</p> <p>3 CAN 10 Sheet B</p> <p>6 SCO 4</p>	<p>1 SUI 4 Sheet B</p> <p>2 CHN 2</p> <p>2 KOR 5 Sheet D</p> <p>CAN 6</p>	<p>SUI 3 Sheet C</p> <p>CAN 7</p> <p>CHN 9 Sheet C</p> <p>KOR 4</p>	<p>CAN 1st</p> <p>SUI 2nd</p> <p>CHN 3rd</p> <p>KOR 4th</p>
			<ol style="list-style-type: none"> 1 CAN - Canada 2 SUI - Switzerland 3 CHN - China 4 KOR - Korea 5 SWE - Sweden 6 SCO - Scotland 7 DEN - Denmark 8 NOR - Norway 9 JPN - Japan 10 ITA - Italy 11 TUR - Türkiye 12 USA - United States 13 LTU - Lithuania

Legend:	EE Extra End	Q Qualified for the play-offs	wn Number of wins (n) against tied teams
----------------	---------------------	--------------------------------------	---

Session Results and Standings

Sheet	Team	LSFE	1	2	3	4	5	6	7	8	9	10	Extra Ends	Total
C	CAN - Canada		0	0	1	0	1	0	2	2	1	X		7
	SUI - Switzerland	*	0	0	0	2	0	1	0	0	0	X		3

Play-offs Bracket

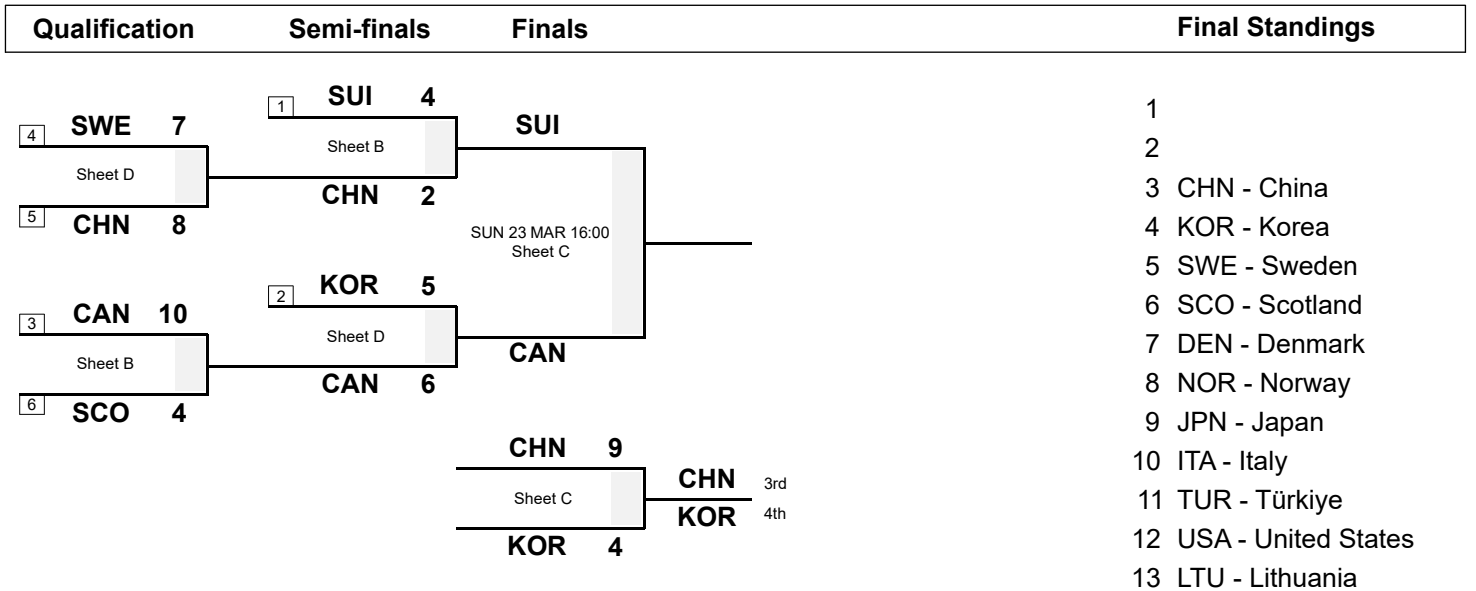


Legend:
 LSFE(*) Last Stone First End X Unplayed/unfinished end due to concession

Session Results and Standings

Sheet	Team	LSFE	1	2	3	4	5	6	7	8	9	10	Extra Ends	Total
C	CHN - China		0	0	1	0	1	0	2	1	1	3		9
	KOR - Korea	*	0	1	0	1	0	2	0	0	0	0		4

Play-offs Bracket

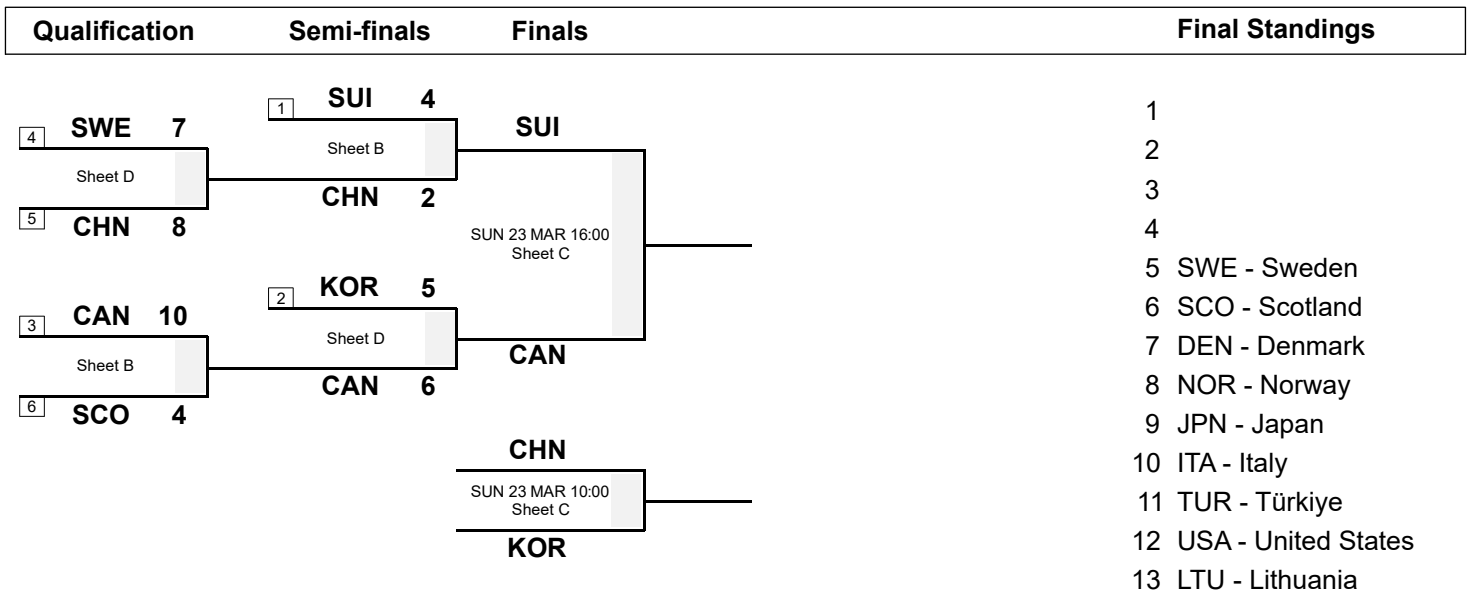


Legend:
LSFE(*) Last Stone First End

Session Results and Standings

Sheet	Team	LSFE	1	2	3	4	5	6	7	8	9	10	Extra Ends	Total
B	CHN - China		0	0	0	0	0	0	0	2	0	0		2
	SUI - Switzerland	*	2	0	0	0	0	0	0	0	1	1		4
D	CAN - Canada		0	1	0	1	0	1	0	0	2	0	1	6
	KOR - Korea	*	0	0	2	0	1	0	0	1	0	1	0	5

Play-offs Bracket

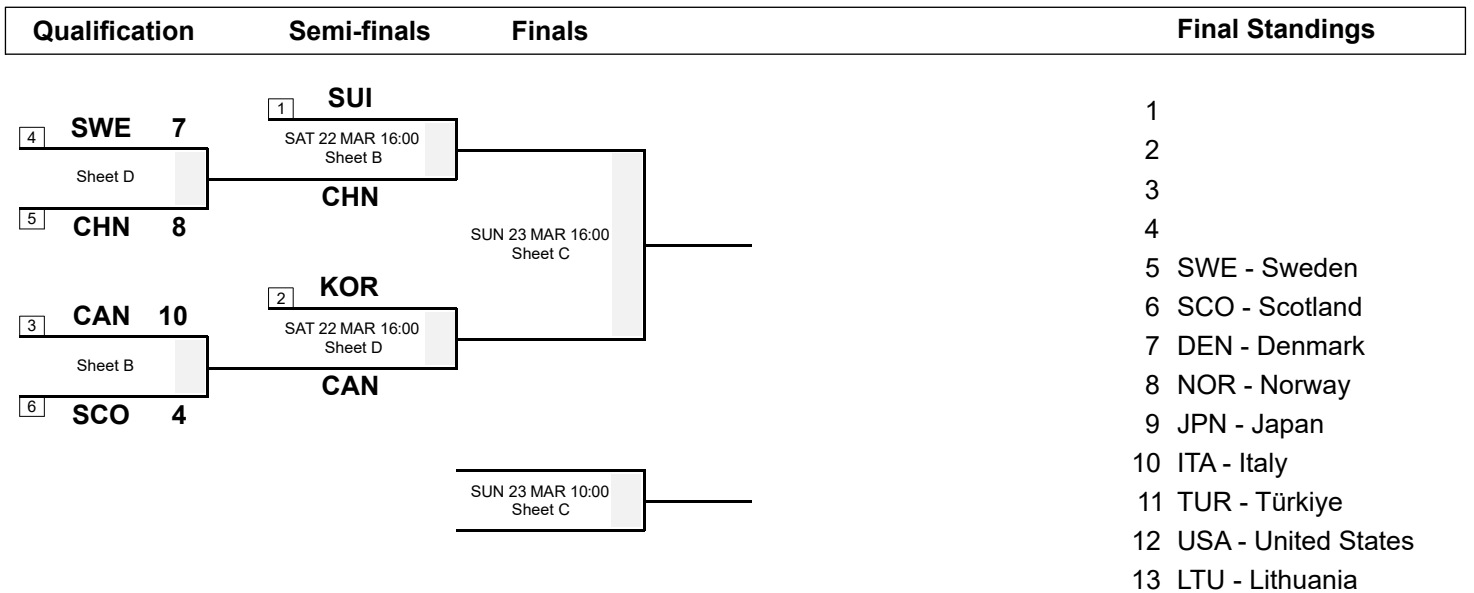


Legend:
LSFE(*) Last Stone First End

Session Results and Standings

Sheet	Team	LSFE	1	2	3	4	5	6	7	8	9	10	Extra Ends	Total
B	CAN - Canada	*	0	4	0	3	0	1	2	0	X	X		10
	SCO - Scotland		0	0	1	0	2	0	0	1	X	X		4
D	CHN - China		0	2	0	0	0	2	0	1	0	3		8
	SWE - Sweden	*	2	0	1	1	1	0	0	0	2	0		7

Play-offs Bracket



Legend:
LSFE(*) Last Stone First End **X** Unplayed/unfinished end due to concession

Competition Matrix

Team	CAN	CHN	DEN	ITA	JPN	KOR	LTU	NOR	SCO	SUI	SWE	TUR	USA
CAN		7 - 5	9 - 3	9 - 2	11 - 2	7 - 11	13 - 2	8 - 6	7 - 8	7 - 6	9 - 7	8 - 3	8 - 4
CHN	5 - 7		9 - 5	8 - 7	10 - 9	6 - 9	8 - 2	8 - 9	7 - 2	4 - 9	4 - 8	5 - 3	7 - 1
DEN	3 - 9	5 - 9		7 - 6	2 - 8	3 - 7	11 - 2	13 - 7	5 - 10	6 - 7	5 - 7	9 - 3	10 - 9
ITA	2 - 9	7 - 8	6 - 7		5 - 10	2 - 6	8 - 2	9 - 2	5 - 7	5 - 8	6 - 7	8 - 6	8 - 7
JPN	2 - 11	9 - 10	8 - 2	10 - 5		8 - 10	10 - 3	6 - 3	5 - 6	5 - 9	6 - 7	3 - 4	6 - 9
KOR	11 - 7	9 - 6	7 - 3	6 - 2	10 - 8		10 - 4	6 - 4	5 - 4	6 - 9	5 - 7	9 - 4	8 - 7
LTU	2 - 13	2 - 8	2 - 11	2 - 8	3 - 10	4 - 10		7 - 8	2 - 9	8 - 9	2 - 8	2 - 8	1 - 8
NOR	6 - 8	9 - 8	7 - 13	2 - 9	3 - 6	4 - 6	8 - 7		8 - 7	4 - 8	4 - 6	7 - 6	6 - 3
SCO	8 - 7	2 - 7	10 - 5	7 - 5	6 - 5	4 - 5	9 - 2	7 - 8		5 - 6	3 - 5	10 - 6	7 - 6
SUI	6 - 7	9 - 4	7 - 6	8 - 5	9 - 5	9 - 6	9 - 8	8 - 4	6 - 5		11 - 7	8 - 4	5 - 4
SWE	7 - 9	8 - 4	7 - 5	7 - 6	7 - 6	7 - 5	8 - 2	6 - 4	5 - 3	7 - 11		8 - 1	5 - 6
TUR	3 - 8	3 - 5	3 - 9	6 - 8	4 - 3	4 - 9	8 - 2	6 - 7	6 - 10	4 - 8	1 - 8		8 - 3
USA	4 - 8	1 - 7	9 - 10	7 - 8	9 - 6	7 - 8	8 - 1	3 - 6	6 - 7	4 - 5	6 - 5	3 - 8	

Standings after Round Robin

Rank	Team	Games	Wins	Losses	
1	SUI - Switzerland	12	11	1	Q
2	KOR - Korea	12	10	2	Q w1
3	CAN - Canada	12	10	2	Q w0
4	SWE - Sweden	12	9	3	Q
5	CHN - China	12	7	5	Q w1
6	SCO - Scotland	12	7	5	Q w0
7	DEN - Denmark	12	5	7	w1
8	NOR - Norway	12	5	7	w0
9	JPN - Japan	12	4	8	w1
10	ITA - Italy	12	4	8	w0
11	TUR - Türkiye	12	3	9	w1
12	USA - United States	12	3	9	w0
13	LTU - Lithuania	12	0	12	

Legend:

Q Qualified for the play-offs

wn Number of wins (n) against tied teams

Draw Shot Challenge

Rank Team	Stone Rotation	Last Stone Draw in each Round Robin Game												DSC
		1	2	3	4	5	6	7	8	9	10	11	12	
1 CAN - Canada	⌚	17.2	10.5	2.1	23.2	3.6	4.4	15.4	6.4	17.2	5.4	16.4	2.5	16.40cm
	⌚	9.1	10.2	24.0	37.7	4.6	151.3	48.6	42.1	38.9	35.1	5.7	29.1	
2 SUI - Switzerland	⌚	14.0	20.9	25.4	11.6	10.3	42.5	3.5	34.1	37.5	6.8	20.5	12.9	20.25cm
	⌚	8.5	22.8	24.4	69.7	15.2	5.1	25.0	24.7	37.8	19.9	28.4	36.1	
3 CHN - China	⌚	70.7	65.2	16.4	6.5	9.8	26.9	10.1	24.2	29.2	12.1	6.7	4.1	20.25cm
	⌚	6.3	32.3	71.0	79.2	22.3	13.9	17.4	6.3	30.1	11.6	14.6	8.8	
4 SWE - Sweden	⌚	15.9	8.9	25.3	32.5	24.6	4.7	47.0	10.9	41.9	15.2	14.8	6.9	20.25cm
	⌚	15.3	13.8	29.9	10.3	106.1	17.1	71.2	31.1	8.5	37.0	22.5	11.4	
5 JPN - Japan	⌚	76.9	17.2	13.4	37.7	31.1	12.0	24.0	199.6	22.2	19.7	12.8	21.0	21.53cm
	⌚	3.2	23.1	9.8	28.5	49.2	46.4	21.8	5.3	30.4	25.6	7.0	12.3	
6 KOR - Korea	⌚	18.2	26.7	16.8	18.1	26.2	3.5	67.3	12.0	9.4	22.7	12.7	16.6	23.66cm
	⌚	23.2	28.0	179.3	36.5	37.6	16.3	58.3	21.5	57.6	17.6	18.6	22.4	
7 NOR - Norway	⌚	18.0	21.4	28.9	9.4	20.2	199.6	27.3	10.2	25.2	24.2	28.4	8.1	25.00cm
	⌚	8.9	32.1	44.9	26.2	32.6	120.5	11.4	75.9	9.8	68.0	8.7	10.1	
8 ITA - Italy	⌚	35.9	38.8	24.3	13.6	33.6	19.3	15.4	4.3	30.8	33.0	5.4	192.5	27.85cm
	⌚	20.1	27.7	25.3	25.2	44.2	78.0	16.8	31.2	32.1	35.8	81.2	21.9	
9 USA - United States	⌚	34.6	6.1	7.9	76.3	19.2	4.6	12.5	31.6	15.1	5.8	128.5	25.0	31.87cm
	⌚	78.1	87.6	85.7	9.9	44.9	13.8	30.6	17.5	71.4	39.8	14.4	56.4	
10 DEN - Denmark	⌚	105.8	82.8	51.6	131.9	8.8	13.0	80.9	121.2	32.6	15.5	20.3	24.1	36.93cm
	⌚	48.7	36.9	8.3	5.9	41.0	32.9	43.8	44.2	23.2	58.4	13.5	20.3	
11 TUR - Türkiye	⌚	47.1	66.5	80.2	2.1	35.5	16.8	51.9	48.9	14.2	16.6	68.9	39.2	38.25cm
	⌚	5.6	68.4	15.1	134.5	44.7	21.0	57.6	6.4	75.3	84.2	35.1	24.5	
12 SCO - Scotland	⌚	7.6	47.3	76.9	37.7	96.9	56.8	5.6	140.7	95.9	27.0	42.0	12.7	42.44cm
	⌚	199.6	18.0	14.6	157.0	48.0	4.4	24.3	18.2	17.4	99.0	26.7	16.0	
13 LTU - Lithuania	⌚	55.1	29.3	199.6	58.2	74.9	67.8	35.0	24.7	31.7	8.3	199.6	34.3	52.60cm
	⌚	21.8	27.9	199.6	46.8	15.7	75.2	24.8	45.0	106.6	21.6	2.1	150.9	

Note:

The Draw Shot Challenge (DSC) is the average distance of all the individual Last Stone Draws (LSD), which were delivered by a team during the round robin. The two least favourable results will be eliminated before calculating the average distance. The team with the lesser DSC receives the higher ranking. If the DSCs are equal then the team with the best non-equal counting LSD receives the higher ranking. In the case where all counting LSDs are equal, the team ranked higher in the official World Curling World Ranking is ranked higher.

Legend:

⌚ Clockwise

⌚ Counter-clockwise

DSC Draw Shot Challenge

~~nnn.n~~ Eliminated Last Stone Draw

Shot Success Percentage by Position

Fourth	Game >	1	2	3	4	5	6	7	8	9	10	11	12	Avg.
1 HASSELBORG Anna	SWE	93	88	80	93	88	91	81	94	83	95	79		87.7
2 HOMAN Rachel	CAN	88	84	89	84	92	86	79	76	86	97	100	97	87.5
3 GIM Eunji	KOR	76	86	94	84	94	76	94	89	78	89	83	92	86.2
4 PAETZ Alina	SUI	93	90	86	82	86	81	89	88	91	86	81	78	85.8
5 MORRISON Rebecca	SCO	69	83	87	86	86	88	93	96	88	75	83	70	83.9
6 WANG Rui	CHN	94	72	95	77	79	83	97	93	83	75	89	75	83.6
7 DUPONT Madeleine	DEN	81	96	75	63	96	97	75	82	81	79	65	83	80.7
8 YOSHIMURA Sayaka	JPN	81	75	61	79	71	80	85	80	80	80	93	78	78.3
9 CONSTANTINI Stefania	ITA	74	75	70	81	100	86	79	80	68	81	85	64	78.0
9 PETERSON Tabitha	USA	89	94	66	82	81	80	63	83	78	67	69	84	78.0
11 SKASLIEN Kristin	NOR	85	80	71	83	76	74	71	76	74	69	71	74	75.6
12 YILDIZ Dilsat	TUR	76	46	77	83	79	61	73	79	89	71	86	76	75.5
13 PAULAUSKAITE V	LTU	52	58	56	84	65	71	64	62	73	73	73	43	65.0

Third	Game >	1	2	3	4	5	6	7	8	9	10	11	12	Avg.
1 FLEURY Tracy	CAN	94	76	83	84	93	92	88	93	86	89	86	96	88.1
2 TIRINZONI Silvana	SUI	94	81	88	94	80	93	90	94	76	75	81	100	87.1
3 McMANUS Sara	SWE	85	96	80	96	78	99	81	86	89	83	79	(4)88	86.6
4 KIM Minji	KOR	83	83	88	82	85	89	93	79	90	92	84	83	85.6
5 ROERVIK Marianne	NOR	89	94	93	88	82	81	89	76	86	73	83	79	84.8
6 HAN Yu	CHN	81	81	79	84	91	76	86	88	92	75	98	89	84.5
7 ONODERA Kaho	JPN	86	85	88	89	72	84	79	88	83	84	80	91	84.2
8 DODDS Jennifer	SCO	89	96	73	88	83	98	80	80	76	85	82	79	84.0
9 HALSE Mathilde	DEN	81	88	83	84	81	69	75	85	81	86	76	86	81.4
10 THIESSE Cory	USA	76	79	83	80	73	88	83	88	75	85	83	83	81.2
11 POLAT Ozgur	TUR	84	68	80	71	90	81	81	90	81	83	92	69	81.1
12 ZARDINI LACEDELLI	ITA	80	85	73	76	90	84	76	76	86	77	83	77	80.0
13 DVOJEGLAZOVA Olga	LTU	42	69	48	66	67	68	75	61	72	63	58	54	62.0

Second	Game >	1	2	3	4	5	6	7	8	9	10	11	12	Avg.
1 SINCLAIR Sophie	SCO	80	88	73	96	90	90	98	93	85	85	92		87.7
2 KIM Suji	KOR	85	78	88	94		83	93	82	86		95	90	87.4
3 MISKEW Emma	CAN	85	86	83	78	94	98	94	83	84	92	90	78	86.9
4 DONG Ziqi	CHN	86	86	85	77	98	81	86	89	94	85	98	66	86.6
5 HOWALD Carole	SUI	98	83	75	93	81	86	83	82	81	79	90	98	86.1
6 KOTANI Yuna	JPN	89	74	88	73	90	91	92	85		83	81	91	85.3
7 KNOCHENHAUER Agnes	SWE	90	73	84	89	97	89	75	86	71	89	81	(3)93	85.2
8 HASLEV NORDBYE Mille	NOR	94	90	74	74	89	84	95	92		88	78	81	85.0
9 MATHIS Elena	ITA	90	90	71	89	92	89	95	75	85	73	78	86	84.4
10 HOLTERMANN Jasmin	DEN	72		99	67	79	92	75			88		76	81.1
11 PETERSON Tara	USA	75	69	83	84	76	85	75	78	75			82	78.7
12 CALIKUSU IS	TUR	64	68	72	74	78	70	69	80	76	45			70.9
13 KIUDYTE Migle	LTU	69	65	50	68	71	71	89	69	67	61	53	75	67.4

Shot Success Percentage by Position

Lead	Game >	1	2	3	4	5	6	7	8	9	10	11	12	Avg.	
1	JIANG Jiayi	CHN	88	88	96	89	95	94	94	100	93	89	100	91	92.6
2	WILKES Sarah	CAN	88	83	93	84	93	97	100	91	95	97	96	91	92.4
3	OHMIYA Anna	JPN	90	96	95	88	96	94	100	89	79	97	89	93	91.7
4	MABERGS Sofia	SWE	85	95	94	93	85	96		82	95	99	88	(2)83	90.2
5	JACKSON Sophie	SCO	95	93	89	98	91	89	91	92	80	82	86	80	89.2
6	KJAERLAND Eilin	NOR	81		91	93	94		91		95	81	90	83	89.1
7	SEOL Yeeun	KOR	86	84	89	81	93	85	96	83	90	97	83	90	87.8
8	WITSCHONKE Selina	SUI	88	86	78	83	84	89	93	90	89	97	85	92	87.5
9	DUPONT Denise	DEN	86	(2)90	91		91	94	90	(2)92	(2)78	88	(2)82	85	87.4
10	ANDERSON-HEIDE T	USA	93	65	85	86	95	88	81	92	90	84	83	88	86.6
11	SENGUL Berfin	TUR	95	63	91	85	92	83	86	91	81	76	86	88	85.2
12	ROMEI Angela	ITA	90	70	78	74	85	89	91	90	89	92	84		84.3
13	BLAZIENE Ruta	LTU	60	67	69	61	75	71	79	84	84	73	73	69	72.5

Alternate	Game >	1	2	3	4	5	6	7	8	9	10	11	12	Avg.
LO DESERTO Marta	ITA												(1)100	100.0
BERSET Stefanie	SUI										(2)89			88.8
KOBAYASHI Mina	JPN									(2)89				88.8
FORBREGD Ingeborg	NOR	(1)93					(1)81		(1)90	(2)78				85.3
SU Tingyu	CHN								(2)83				(2)81	81.9
HELDIN Johanna	SWE							(1)84					(1)79	81.3
SEOL Yeji	KOR					(2)76					(2)86			80.9
LARSEN My	DEN	(1)85			(1)63				(1)82	(1)88			(1)85	80.7
HENDERSON Fay	SCO												(2)79	78.6
KARAMAN Iclal	TUR										(2)88	(2)77	(2)75	78.0
PERSINGER Vicky	USA										(2)69	(2)83		75.0

Team	Game >	1	2	3	4	5	6	7	8	9	10	11	12	Avg.
1	CAN - Canada	89	82	87	83	93	93	90	86	88	94	93	90	88.7
2	SWE - Sweden	88	88	84	93	87	94	80	87	84	91	82	85	87.1
3	CHN - China	87	82	88	82	91	83	90	91	91	81	96	83	86.7
3	SUI - Switzerland	93	85	82	88	83	87	88	89	84	84	84	92	86.7
5	KOR - Korea	83	82	89	85	87	83	94	83	86	91	86	89	86.5
6	SCO - Scotland	83	90	80	92	88	91	91	90	82	82	86	77	86.1
7	JPN - Japan	86	83	83	82	82	87	89	85	83	86	86	88	85.0
8	NOR - Norway	87	89	82	84	85	80	86	84	83	78	80	79	83.4
9	DEN - Denmark	80	90	87	69	87	88	79	85	82	85	77	83	82.5
10	ITA - Italy	83	80	73	80	92	87	85	80	82	81	82	82	82.0
11	USA - United States	83	77	79	83	81	85	75	85	79	76	79	84	81.0
12	TUR - Türkiye	80	61	80	78	85	74	77	85	82	74	85	77	78.5
13	LTU - Lithuania	56	65	56	70	69	70	77	69	74	67	64	60	66.8

Note:

"(n)" denotes a position different from original line-up position: (4) - Fourth, (3) - Third, (2) - Second, (1) - Lead

To be eligible to be ranked, a player must have played in the original position for more than half of the number of games that the team played.

Legend:

Avg. Average

Scoring Analysis

Team	Games	LSFE	Stolen Ends	Last Stone Eff.	Force Eff.	Points Scored							Total	Plus / Minus
						0	1	2	3	4	>4			
CAN	For	9	15	53%	67%	7	26	22	5	2	2	103	+44	
	Against	3	5			2	28	8	5	0	0	59		
SUI	For	7	9	49%	66%	11	21	20	6	4	0	95	+30	
	Against	5	9			7	31	14	2	0	0	65		
KOR	For	9	9	56%	60%	18	28	19	6	2	0	92	+27	
	Against	3	2			3	24	14	3	1	0	65		
SWE	For	7	17	42%	63%	12	31	19	3	1	0	82	+20	
	Against	5	6			7	27	9	3	2	0	62		
SCO	For	3	10	36%	59%	8	28	15	5	0	1	78	+11	
	Against	9	5			10	28	15	3	0	0	67		
CHN	For	7	15	39%	42%	6	31	17	4	1	0	81	+10	
	Against	5	6			10	20	16	5	1	0	71		
JPN	For	6	8	47%	63%	6	21	18	4	1	1	78	-1	
	Against	6	10			10	28	14	2	3	1	79		
DEN	For	4	10	48%	39%	5	19	18	5	1	1	79	-5	
	Against	8	12			9	22	20	3	2	1	84		
ITA	For	6	6	39%	54%	6	21	14	6	1	0	71	-8	
	Against	6	13			8	31	17	3	0	1	79		
USA	For	4	9	26%	45%	5	33	7	4	2	0	67	-12	
	Against	8	10			13	24	23	3	0	0	79		
NOR	For	7	5	32%	44%	8	26	15	4	0	0	68	-19	
	Against	5	10			9	23	17	6	3	0	87		
TUR	For	6	8	27%	39%	8	25	12	1	1	0	56	-24	
	Against	6	14			12	24	13	10	0	0	80		
LTU	For	3	3	11%	21%	4	21	5	2	0	0	37	-73	
	Against	9	22			4	21	21	7	4	2	110		
Total	78		124			104	331	201	55	16	5	987		

Note:

Stolen ends are the ends won without the last stone advantage.

Last Stone Efficiency: Scoring two or more points with last stone advantage.

Force Efficiency: Forcing the opponent team to score only one point when they have the last stone advantage.

Legend:

>4 More than four points scored

Eff. Efficiency

LSFE Last Stone First End

Summary of Big Ends

Points Scored	By	Against	Session	End	Game Result
5	CAN - Canada	JPN - Japan	17	8	11: 2
5	CAN - Canada	LTU - Lithuania	1	3	13: 2
5	DEN - Denmark	LTU - Lithuania	3	5	11: 2
5	JPN - Japan	ITA - Italy	3	1	10: 5
5	SCO - Scotland	DEN - Denmark	18	9	10: 5
4	SUI - Switzerland	DEN - Denmark	20	8	7: 6
4	SUI - Switzerland	SWE - Sweden	18	9	11: 7
4	SUI - Switzerland	LTU - Lithuania	16	7	9: 8
4	SUI - Switzerland	CHN - China	3	6	9: 4
4	CAN - Canada	SWE - Sweden	4	5	9: 7
4	CAN - Canada	LTU - Lithuania	1	6	13: 2
4	KOR - Korea	DEN - Denmark	13	9	7: 3
4	KOR - Korea	JPN - Japan	1	2	10: 8
4	USA - United States	KOR - Korea	20	3	7: 8
4	USA - United States	JPN - Japan	10	10	9: 6
4	CHN - China	JPN - Japan	4	3	10: 9
4	DEN - Denmark	NOR - Norway	8	9	13: 7
4	ITA - Italy	NOR - Norway	16	4	9: 2
4	JPN - Japan	LTU - Lithuania	6	7	10: 3
4	SWE - Sweden	LTU - Lithuania	12	5	8: 2
4	TUR - Türkiye	NOR - Norway	6	9	6: 7

Note:
Big ends are defined as ends with a score of four or more points.

Session Results and Standings

Sheet	Team	LSD/LSFE	1	2	3	4	5	6	7	8	9	10	Extra Ends	Total
A	SUI - Switzerland	49.0cm	0	0	2	0	0	0	0	4	0	0	1	7
	DEN - Denmark	44.4cm *	0	0	0	0	2	0	0	0	2	2	0	6
B	KOR - Korea	39.0cm *	0	1	0	2	1	0	2	0	1	0	1	8
	USA - United States	81.4cm	0	0	4	0	0	1	0	1	0	1	0	7
C	CAN - Canada	31.6cm	0	2	0	2	0	2	1	0	0	X		7
	CHN - China	12.9cm *	1	0	1	0	1	0	0	1	1	X		5
D	JPN - Japan	33.3cm	0	2	0	0	1	0	1	0	2	0		6
	SWE - Sweden	18.3cm *	2	0	1	2	0	0	0	1	0	1		7

Standings after Round Robin

Rank	Team	Games	Wins	Losses	
1	SUI - Switzerland	12	11	1	Q
2	KOR - Korea	12	10	2	Q w1
3	CAN - Canada	12	10	2	Q w0
4	SWE - Sweden	12	9	3	Q
5	CHN - China	12	7	5	Q w1
6	SCO - Scotland	12	7	5	Q w0
7	DEN - Denmark	12	5	7	w1
8	NOR - Norway	12	5	7	w0
9	JPN - Japan	12	4	8	w1
10	ITA - Italy	12	4	8	w0
11	TUR - Türkiye	12	3	9	w1
12	USA - United States	12	3	9	w0
13	LTU - Lithuania	12	0	12	

Legend:

LSD Last Stone Draw

LSFE(*) Last Stone First End

Q Qualified for the play-offs

wn Number of wins (n) against tied teams

X Unplayed/unfinished end due to concession

Session Results and Standings

Sheet	Team	LSD/LSFE	1	2	3	4	5	6	7	8	9	10	Extra Ends	Total
A	CHN - China	21.3cm *	1	2	1	0	1	0	2	X	X	X		7
	SCO - Scotland	28.7cm	0	0	0	1	0	1	0	X	X	X		2
B	CAN - Canada	22.1cm *	0	3	0	2	0	2	2	X	X	X		9
	ITA - Italy	214.4cm	0	0	1	0	1	0	0	X	X	X		2
C	NOR - Norway	18.2cm *	0	0	0	1	0	1	0	1	0	X		3
	JPN - Japan	19.8cm	0	0	1	0	2	0	2	0	1	X		6
D	LTU - Lithuania	185.2cm	0	1	0	0	0	0	1	0	0	X		2
	TUR - Türkiye	63.7cm *	2	0	0	2	1	2	0	0	1	X		8

Current Standings

Rank	Team	Games	Wins	Losses	
1	SUI - Switzerland	11	10	1	Q
2	CAN - Canada	11	9	2	Q
2	KOR - Korea	11	9	2	Q
4	SWE - Sweden	11	8	3	Q
5	CHN - China	11	7	4	Q
6	SCO - Scotland	12	7	5	Q
7	DEN - Denmark	11	5	6	
8	NOR - Norway	12	5	7	
9	JPN - Japan	11	4	7	
10	ITA - Italy	12	4	8	
11	USA - United States	11	3	8	
12	TUR - Türkiye	12	3	9	
13	LTU - Lithuania	12	0	12	

Note:
Under World Curling rules, tie-breaking rules for standings are not applied until after the last game of the round robin.

Legend:
LSD Last Stone Draw **LSFE(*)** Last Stone First End **Q** Qualified for the play-offs
X Unplayed/unfinished end due to concession

Session Results and Standings

Sheet	Team	LSD/LSFE	1	2	3	4	5	6	7	8	9	10	Extra Ends	Total
A	TUR - Türkiye	104.0cm *	2	0	2	1	0	0	1	2	X	X		8
	USA - United States	142.9cm	0	1	0	0	1	1	0	0	X	X		3
B	DEN - Denmark	33.8cm *	0	0	1	0	2	1	0	1	0	X		5
	SCO - Scotland	68.7cm	1	1	0	2	0	0	1	0	5	X		10
C	SWE - Sweden	37.3cm *	1	0	2	1	0	0	2	1	0	X		7
	SUI - Switzerland	48.9cm	0	2	0	0	2	3	0	0	4	X		11
D	ITA - Italy	86.6cm	0	0	0	0	0	1	0	1	0	X		2
	KOR - Korea	31.3cm *	0	0	0	2	1	0	1	0	2	X		6

Current Standings

Rank	Team	Games	Wins	Losses	
1	SUI - Switzerland	11	10	1	Q
2	KOR - Korea	11	9	2	Q
3	CAN - Canada	10	8	2	Q
4	SWE - Sweden	11	8	3	Q
5	SCO - Scotland	11	7	4	Q
6	CHN - China	10	6	4	
7	DEN - Denmark	11	5	6	
7	NOR - Norway	11	5	6	
9	ITA - Italy	11	4	7	
10	JPN - Japan	10	3	7	
11	USA - United States	11	3	8	
12	TUR - Türkiye	11	2	9	
13	LTU - Lithuania	11	0	11	

Note:
Under World Curling rules, tie-breaking rules for standings are not applied until after the last game of the round robin.

Legend:
LSD Last Stone Draw **LSFE(*)** Last Stone First End **Q** Qualified for the play-offs
X Unplayed/unfinished end due to concession

Session Results and Standings

Sheet	Team	LSD/LSFE	1	2	3	4	5	6	7	8	9	10	Extra Ends	Total
A	JPN - Japan	45.3cm	0	0	0	1	0	1	0	0	X	X		2
	CAN - Canada	40.5cm *	0	2	0	0	3	0	1	5	X	X		11
B	SWE - Sweden	52.2cm	0	0	1	1	0	0	2	1	0	3		8
	CHN - China	23.7cm *	0	2	0	0	0	1	0	0	1	0		4
C	KOR - Korea	40.3cm *	2	0	3	0	2	0	2	1	X	X		10
	LTU - Lithuania	201.7cm	0	2	0	1	0	1	0	0	X	X		4
D	USA - United States	45.6cm	0	1	1	0	0	1	0	0	0	X		3
	NOR - Norway	37.1cm *	0	0	0	1	2	0	0	1	2	X		6

Current Standings

Rank	Team	Games	Wins	Losses	
1	SUI - Switzerland	10	9	1	Q
2	CAN - Canada	10	8	2	Q
2	KOR - Korea	10	8	2	Q
2	SWE - Sweden	10	8	2	Q
5	CHN - China	10	6	4	
5	SCO - Scotland	10	6	4	
7	DEN - Denmark	10	5	5	
8	NOR - Norway	11	5	6	
9	ITA - Italy	10	4	6	
10	JPN - Japan	10	3	7	
10	USA - United States	10	3	7	
12	TUR - Türkiye	10	1	9	
13	LTU - Lithuania	11	0	11	

Note:
Under World Curling rules, tie-breaking rules for standings are not applied until after the last game of the round robin.

Legend:
LSD Last Stone Draw **LSFE(*)** Last Stone First End **Q** Qualified for the play-offs
X Unplayed/unfinished end due to concession

Session Results and Standings

Sheet	Team	LSD/LSFE	1	2	3	4	5	6	7	8	9	10	Extra Ends	Total
A	NOR - Norway	92.2cm	0	0	1	0	1	0	X	X	X	X		2
	ITA - Italy	68.8cm *	1	2	0	4	0	2	X	X	X	X		9
B	SUI - Switzerland	26.7cm *	0	2	0	2	0	0	4	0	0	1		9
	LTU - Lithuania	29.9cm	0	0	1	0	3	2	0	1	1	0		8
C	SCO - Scotland	126.0cm	3	0	3	0	2	0	1	0	1	X		10
	TUR - Türkiye	100.8cm *	0	1	0	2	0	2	0	1	0	X		6
D	CHN - China	59.3cm *	1	0	2	0	3	0	1	0	2	X		9
	DEN - Denmark	73.9cm	0	1	0	1	0	2	0	1	0	X		5

Current Standings

Rank	Team	Games	Wins	Losses	
1	SUI - Switzerland	10	9	1	Q
2	CAN - Canada	9	7	2	
2	KOR - Korea	9	7	2	
2	SWE - Sweden	9	7	2	
5	CHN - China	9	6	3	
6	SCO - Scotland	10	6	4	
7	DEN - Denmark	10	5	5	
8	ITA - Italy	10	4	6	
8	NOR - Norway	10	4	6	
10	JPN - Japan	9	3	6	
10	USA - United States	9	3	6	
12	TUR - Türkiye	10	1	9	
13	LTU - Lithuania	10	0	10	

Note:
Under World Curling rules, tie-breaking rules for standings are not applied until after the last game of the round robin.

Legend:
LSD Last Stone Draw **LSFE(*)** Last Stone First End **Q** Qualified for the play-offs
X Unplayed/unfinished end due to concession

Session Results and Standings

Sheet	Team	LSD/LSFE	1	2	3	4	5	6	7	8	9	10	Extra Ends	Total
A	KOR - Korea	67.0cm	0	1	0	2	0	1	0	0	1	0		5
	SWE - Sweden	50.4cm *	2	0	1	0	2	0	1	0	0	1		7
B	TUR - Türkiye	89.5cm	0	0	0	1	0	0	1	1	0	1		4
	JPN - Japan	52.6cm *	0	0	2	0	0	0	0	0	1	0		3
C	USA - United States	86.5cm	0	0	2	0	2	0	2	0	3	0		9
	DEN - Denmark	55.8cm *	0	3	0	2	0	1	0	2	0	2		10
D	CAN - Canada	56.1cm *	0	1	0	2	0	0	1	0	2	0	1	7
	SUI - Switzerland	75.3cm	0	0	2	0	2	0	0	1	0	1	0	6

Current Standings

Rank	Team	Games	Wins	Losses
1	SUI - Switzerland	9	8	1
2	CAN - Canada	9	7	2
2	KOR - Korea	9	7	2
2	SWE - Sweden	9	7	2
5	CHN - China	8	5	3
6	DEN - Denmark	9	5	4
6	SCO - Scotland	9	5	4
8	NOR - Norway	9	4	5
9	ITA - Italy	9	3	6
9	JPN - Japan	9	3	6
9	USA - United States	9	3	6
12	TUR - Türkiye	9	1	8
13	LTU - Lithuania	9	0	9

Note:
Under World Curling rules, tie-breaking rules for standings are not applied until after the last game of the round robin.

Legend:
LSD Last Stone Draw LSFE(*) Last Stone First End

Session Results and Standings

Sheet	Team	LSD/LSFE	1	2	3	4	5	6	7	8	9	10	Extra Ends	Total
A	LTU - Lithuania	138.3cm	0	0	1	0	0	1	0	0	X	X		2
	CHN - China	30.5cm *	1	2	0	2	1	0	1	1	X	X		8
B	NOR - Norway	35.0cm *	1	0	0	1	0	1	0	2	1	0		6
	CAN - Canada	48.5cm	0	1	3	0	1	0	1	0	0	2		8
C	ITA - Italy	62.9cm	0	0	0	0	1	0	3	0	1	1		6
	SWE - Sweden	42.0cm *	0	0	2	2	0	1	0	2	0	0		7
D	JPN - Japan	204.9cm	0	0	3	0	0	1	0	1	0	0		5
	SCO - Scotland	113.3cm *	0	1	0	1	1	0	1	0	0	2		6

Current Standings

Rank	Team	Games	Wins	Losses
1	SUI - Switzerland	8	8	0
2	KOR - Korea	8	7	1
3	CAN - Canada	8	6	2
3	SWE - Sweden	8	6	2
5	CHN - China	8	5	3
6	SCO - Scotland	9	5	4
7	DEN - Denmark	8	4	4
8	NOR - Norway	9	4	5
9	JPN - Japan	8	3	5
9	USA - United States	8	3	5
11	ITA - Italy	9	3	6
12	TUR - Türkiye	8	0	8
13	LTU - Lithuania	9	0	9

Note:
Under World Curling rules, tie-breaking rules for standings are not applied until after the last game of the round robin.

Legend:
LSD Last Stone Draw LSFE(*) Last Stone First End X Unplayed/unfinished end due to concession

Session Results and Standings

Sheet	Team	LSD/LSFE	1	2	3	4	5	6	7	8	9	10	Extra Ends	Total
A	SCO - Scotland	158.9cm	0	0	0	1	0	3	0	0	2	0	1	7
	USA - United States	49.1cm *	0	1	0	0	1	0	1	0	0	3	0	6
B	DEN - Denmark	165.4cm	0	0	0	0	0	2	0	1	0	X		3
	KOR - Korea	33.5cm *	0	0	0	1	1	0	1	0	4	X		7
C	SUI - Switzerland	58.8cm *	0	2	0	1	0	1	1	0	3	X		8
	NOR - Norway	86.1cm	0	0	2	0	1	0	0	1	0	X		4
D	TUR - Türkiye	55.3cm	0	0	1	0	3	1	0	1	0	0		6
	ITA - Italy	35.5cm *	0	1	0	3	0	0	2	0	0	2		8

Current Standings

Rank	Team	Games	Wins	Losses
1	SUI - Switzerland	8	8	0
2	KOR - Korea	8	7	1
3	CAN - Canada	7	5	2
3	SWE - Sweden	7	5	2
5	CHN - China	7	4	3
6	DEN - Denmark	8	4	4
6	NOR - Norway	8	4	4
6	SCO - Scotland	8	4	4
9	JPN - Japan	7	3	4
10	ITA - Italy	8	3	5
10	USA - United States	8	3	5
12	LTU - Lithuania	8	0	8
12	TUR - Türkiye	8	0	8

Note:
Under World Curling rules, tie-breaking rules for standings are not applied until after the last game of the round robin.

Legend:
LSD Last Stone Draw LSFE(*) Last Stone First End X Unplayed/unfinished end due to concession

Session Results and Standings

Sheet	Team	LSD/LSFE	1	2	3	4	5	6	7	8	9	10	Extra Ends	Total
A	DEN - Denmark	124.7cm	0	2	0	0	0	0	X	X	X	X		2
	JPN - Japan	45.8cm *	2	0	2	1	1	2	X	X	X	X		8
B	CHN - China	27.5cm *	0	0	2	0	0	2	1	2	X	X		7
	USA - United States	43.1cm	0	0	0	0	1	0	0	0	X	X		1
C	KOR - Korea	125.6cm	0	1	0	2	0	3	0	2	0	3		11
	CAN - Canada	64.0cm *	0	0	2	0	1	0	1	0	3	0		7
D	SWE - Sweden	118.2cm	0	1	1	0	4	0	1	1	X	X		8
	LTU - Lithuania	69.7cm *	0	0	0	1	0	1	0	0	X	X		2

Current Standings

Rank	Team	Games	Wins	Losses
1	SUI - Switzerland	7	7	0
2	KOR - Korea	7	6	1
3	CAN - Canada	7	5	2
3	SWE - Sweden	7	5	2
5	CHN - China	7	4	3
5	DEN - Denmark	7	4	3
5	NOR - Norway	7	4	3
8	JPN - Japan	7	3	4
8	SCO - Scotland	7	3	4
8	USA - United States	7	3	4
11	ITA - Italy	7	2	5
12	TUR - Türkiye	7	0	7
13	LTU - Lithuania	8	0	8

Note:
Under World Curling rules, tie-breaking rules for standings are not applied until after the last game of the round robin.

Legend:
LSD Last Stone Draw LSFE(*) Last Stone First End X Unplayed/unfinished end due to concession

Session Results and Standings

Sheet	Team	LSD/LSFE	1	2	3	4	5	6	7	8	9	10	Extra Ends	Total
A	CAN - Canada	155.7cm	1	2	0	1	0	1	0	3	X	X		8
	TUR - Türkiye	109.5cm *	0	0	2	0	0	0	1	0	X	X		3
B	ITA - Italy	32.2cm	0	2	0	1	0	1	0	1	0	0		5
	SUI - Switzerland	28.5cm *	2	0	1	0	1	0	1	0	2	1		8
C	LTU - Lithuania	59.8cm	0	0	0	0	2	0	0	X	X	X		2
	SCO - Scotland	29.9cm *	0	2	2	1	0	2	2	X	X	X		9
D	NOR - Norway	38.7cm *	0	2	0	3	0	2	0	1	0	1		9
	CHN - China	40.8cm	0	0	1	0	2	0	2	0	3	0		8

Current Standings

Rank	Team	Games	Wins	Losses
1	SUI - Switzerland	7	7	0
2	CAN - Canada	6	5	1
2	KOR - Korea	6	5	1
4	DEN - Denmark	6	4	2
4	SWE - Sweden	6	4	2
6	NOR - Norway	7	4	3
7	CHN - China	6	3	3
7	USA - United States	6	3	3
9	SCO - Scotland	7	3	4
10	JPN - Japan	6	2	4
11	ITA - Italy	7	2	5
12	LTU - Lithuania	7	0	7
12	TUR - Türkiye	7	0	7

Note:
Under World Curling rules, tie-breaking rules for standings are not applied until after the last game of the round robin.

Legend:
LSD Last Stone Draw LSFE(*) Last Stone First End X Unplayed/unfinished end due to concession

Session Results and Standings

Sheet	Team	LSD/LSFE	1	2	3	4	5	6	7	8	9	10	Extra Ends	Total
A	SUI - Switzerland	47.6cm	0	0	0	1	0	2	2	0	2	2		9
	KOR - Korea	19.8cm *	0	0	3	0	1	0	0	2	0	0		6
B	SCO - Scotland	61.2cm	0	0	1	0	0	1	0	1	0	X		3
	SWE - Sweden	21.8cm *	0	1	0	1	0	0	1	0	2	X		5
C	USA - United States	18.4cm *	0	1	2	0	1	0	0	1	0	4		9
	JPN - Japan	58.4cm	0	0	0	1	0	2	1	0	2	0		6
D	TUR - Türkiye	37.8cm *	1	0	1	0	1	0	0	0	X	X		3
	DEN - Denmark	45.9cm	0	2	0	2	0	0	2	3	X	X		9

Current Standings

Rank	Team	Games	Wins	Losses
1	SUI - Switzerland	6	6	0
2	KOR - Korea	6	5	1
3	CAN - Canada	5	4	1
4	DEN - Denmark	6	4	2
4	SWE - Sweden	6	4	2
6	CHN - China	5	3	2
7	NOR - Norway	6	3	3
7	USA - United States	6	3	3
9	ITA - Italy	6	2	4
9	JPN - Japan	6	2	4
9	SCO - Scotland	6	2	4
12	LTU - Lithuania	6	0	6
12	TUR - Türkiye	6	0	6

Note:
Under World Curling rules, tie-breaking rules for standings are not applied until after the last game of the round robin.

Legend:
LSD Last Stone Draw LSFE(*) Last Stone First End X Unplayed/unfinished end due to concession

Session Results and Standings

Sheet	Team	LSD/LSFE	1	2	3	4	5	6	7	8	9	10	Extra Ends	Total
B	LTU - Lithuania	143.0cm *	1	0	0	0	2	0	0	1	3	0		7
	NOR - Norway	320.1cm	0	1	0	0	0	3	2	0	0	2		8
C	CHN - China	32.1cm *	0	0	3	1	0	1	0	2	0	1		8
	ITA - Italy	97.3cm	0	1	0	0	2	0	2	0	2	0		7
D	USA - United States	64.1cm	0	0	1	0	1	0	1	0	1	0		4
	CAN - Canada	8.2cm *	0	2	0	2	0	1	0	2	0	1		8

Current Standings

Rank	Team	Games	Wins	Losses
1	KOR - Korea	5	5	0
1	SUI - Switzerland	5	5	0
3	CAN - Canada	5	4	1
4	CHN - China	5	3	2
4	DEN - Denmark	5	3	2
4	SWE - Sweden	5	3	2
7	NOR - Norway	6	3	3
8	JPN - Japan	5	2	3
8	SCO - Scotland	5	2	3
8	USA - United States	5	2	3
11	ITA - Italy	6	2	4
12	TUR - Türkiye	5	0	5
13	LTU - Lithuania	6	0	6

Note:
Under World Curling rules, tie-breaking rules for standings are not applied until after the last game of the round robin.

Legend:
LSD Last Stone Draw LSFE(*) Last Stone First End

Session Results and Standings

Sheet	Team	LSD/LSFE	1	2	3	4	5	6	7	8	9	10	Extra Ends	Total
A	ITA - Italy	77.8cm *	3	0	2	0	3	0	X	X	X	X		8
	LTU - Lithuania	90.6cm	0	1	0	0	0	1	X	X	X	X		2
B	TUR - Türkiye	80.2cm	0	0	2	0	1	0	0	1	0	X		4
	KOR - Korea	63.8cm *	0	1	0	2	0	3	1	0	2	X		9
C	DEN - Denmark	49.8cm *	2	0	1	0	3	0	3	0	4	X		13
	NOR - Norway	52.8cm	0	3	0	1	0	2	0	1	0	X		7
D	SUI - Switzerland	25.5cm *	0	0	0	1	0	2	0	2	0	1		6
	SCO - Scotland	144.9cm	0	0	2	0	1	0	1	0	1	0		5

Current Standings

Rank	Team	Games	Wins	Losses
1	KOR - Korea	5	5	0
1	SUI - Switzerland	5	5	0
3	CAN - Canada	4	3	1
4	DEN - Denmark	5	3	2
4	SWE - Sweden	5	3	2
6	CHN - China	4	2	2
6	USA - United States	4	2	2
8	ITA - Italy	5	2	3
8	JPN - Japan	5	2	3
8	NOR - Norway	5	2	3
8	SCO - Scotland	5	2	3
12	LTU - Lithuania	5	0	5
12	TUR - Türkiye	5	0	5

Note:
Under World Curling rules, tie-breaking rules for standings are not applied until after the last game of the round robin.

Legend:
LSD Last Stone Draw LSFE(*) Last Stone First End X Unplayed/unfinished end due to concession

Session Results and Standings

Sheet	Team	LSD/LSFE	1	2	3	4	5	6	7	8	9	10	Extra Ends	Total
A	JPN - Japan	80.3cm *	1	0	0	1	0	1	0	2	0	X		5
	SUI - Switzerland	81.3cm	0	2	3	0	1	0	2	0	1	X		9
B	CAN - Canada	60.9cm *	2	0	1	1	0	2	1	2	X	X		9
	DEN - Denmark	137.8cm	0	2	0	0	1	0	0	0	X	X		3
C	SWE - Sweden	130.7cm	0	0	0	1	0	2	0	0	1	1	0	5
	USA - United States	86.2cm *	0	1	0	0	3	0	0	1	0	0	1	6
D	KOR - Korea	54.6cm *	0	0	2	0	1	0	1	0	2	0	3	9
	CHN - China	85.7cm	0	0	0	1	0	1	0	1	0	3	0	6

Current Standings

Rank	Team	Games	Wins	Losses
1	KOR - Korea	4	4	0
1	SUI - Switzerland	4	4	0
3	CAN - Canada	4	3	1
4	SWE - Sweden	5	3	2
5	CHN - China	4	2	2
5	DEN - Denmark	4	2	2
5	NOR - Norway	4	2	2
5	SCO - Scotland	4	2	2
5	USA - United States	4	2	2
10	JPN - Japan	5	2	3
11	ITA - Italy	4	1	3
12	LTU - Lithuania	4	0	4
12	TUR - Türkiye	4	0	4

Note:
Under World Curling rules, tie-breaking rules for standings are not applied until after the last game of the round robin.

Legend:
LSD Last Stone Draw LSFE(*) Last Stone First End X Unplayed/unfinished end due to concession

Session Results and Standings

Sheet	Team	LSD/LSFE	1	2	3	4	5	6	7	8	9	10	Extra Ends	Total
A	NOR - Norway	35.6cm *	0	0	2	0	0	3	0	1	0	1		7
	TUR - Türkiye	136.6cm	0	0	0	0	2	0	0	0	4	0		6
B	JPN - Japan	66.2cm *	1	0	3	0	2	0	4	X	X	X		10
	LTU - Lithuania	105.0cm	0	1	0	1	0	1	0	X	X	X		3
C	SCO - Scotland	194.7cm	0	1	0	0	2	0	1	2	0	1		7
	ITA - Italy	38.8cm *	0	0	0	1	0	1	0	0	3	0		5

Current Standings

Rank	Team	Games	Wins	Losses
1	KOR - Korea	3	3	0
1	SUI - Switzerland	3	3	0
3	SWE - Sweden	4	3	1
4	CAN - Canada	3	2	1
4	CHN - China	3	2	1
4	DEN - Denmark	3	2	1
7	JPN - Japan	4	2	2
7	NOR - Norway	4	2	2
7	SCO - Scotland	4	2	2
10	USA - United States	3	1	2
11	ITA - Italy	4	1	3
12	LTU - Lithuania	4	0	4
12	TUR - Türkiye	4	0	4

Note:
Under World Curling rules, tie-breaking rules for standings are not applied until after the last game of the round robin.

Legend:
LSD Last Stone Draw LSFE(*) Last Stone First End X Unplayed/unfinished end due to concession

Session Results and Standings

Sheet	Team	LSD/LSFE	1	2	3	4	5	6	7	8	9	10	Extra Ends	Total
A	SCO - Scotland	91.5cm *	0	0	1	0	0	1	0	0	0	2	0	4
	KOR - Korea	196.1cm	0	1	0	0	2	0	0	1	0	0	1	5
B	USA - United States	93.6cm	0	2	1	0	1	0	2	0	0	1		7
	ITA - Italy	49.6cm *	3	0	0	1	0	1	0	2	1	0		8
C	TUR - Türkiye	95.3cm	0	1	1	0	1	0	0	1	X	X		4
	SUI - Switzerland	49.8cm *	3	0	0	1	0	3	1	0	X	X		8
D	DEN - Denmark	59.9cm	0	0	0	0	1	0	2	0	2	0		5
	SWE - Sweden	42.8cm *	0	0	2	2	0	1	0	2	0	0		7

Current Standings

Rank	Team	Games	Wins	Losses
1	KOR - Korea	3	3	0
1	SUI - Switzerland	3	3	0
3	SWE - Sweden	4	3	1
4	CAN - Canada	3	2	1
4	CHN - China	3	2	1
4	DEN - Denmark	3	2	1
7	ITA - Italy	3	1	2
7	JPN - Japan	3	1	2
7	NOR - Norway	3	1	2
7	SCO - Scotland	3	1	2
7	USA - United States	3	1	2
12	LTU - Lithuania	3	0	3
12	TUR - Türkiye	3	0	3

Note:
Under World Curling rules, tie-breaking rules for standings are not applied until after the last game of the round robin.

Legend:
LSD Last Stone Draw LSFE(*) Last Stone First End X Unplayed/unfinished end due to concession

Session Results and Standings

Sheet	Team	LSD/LSFE	1	2	3	4	5	6	7	8	9	10	Extra Ends	Total
A	CHN - China	87.4cm	0	1	4	0	2	2	0	1	0	0		10
	JPN - Japan	23.2cm *	0	0	0	3	0	0	2	0	2	2		9
B	KOR - Korea	54.7cm *	0	1	1	0	2	0	1	1	0	X		6
	NOR - Norway	73.8cm	0	0	0	1	0	1	0	0	2	X		4
C	CAN - Canada	26.1cm *	0	1	1	0	4	1	1	0	0	1		9
	SWE - Sweden	55.2cm	2	0	0	1	0	0	0	3	1	0		7
D	LTU - Lithuania	399.2cm	0	0	1	0	0	0	X	X	X	X		1
	USA - United States	93.7cm *	2	1	0	3	1	1	X	X	X	X		8

Current Standings

Rank	Team	Games	Wins	Losses
1	DEN - Denmark	2	2	0
1	KOR - Korea	2	2	0
1	SUI - Switzerland	2	2	0
4	CAN - Canada	3	2	1
4	CHN - China	3	2	1
4	SWE - Sweden	3	2	1
7	SCO - Scotland	2	1	1
7	USA - United States	2	1	1
9	JPN - Japan	3	1	2
9	NOR - Norway	3	1	2
11	ITA - Italy	2	0	2
11	TUR - Türkiye	2	0	2
13	LTU - Lithuania	3	0	3

Note:
Under World Curling rules, tie-breaking rules for standings are not applied until after the last game of the round robin.

Legend:
LSD Last Stone Draw LSFE(*) Last Stone First End X Unplayed/unfinished end due to concession

Session Results and Standings

Sheet	Team	LSD/LSFE	1	2	3	4	5	6	7	8	9	10	Extra Ends	Total
A	DEN - Denmark	119.7cm	1	3	1	0	5	1	X	X	X	X		11
	LTU - Lithuania	57.2cm *	0	0	0	2	0	0	X	X	X	X		2
B	SUI - Switzerland	43.7cm *	0	0	1	0	0	4	1	0	3	X		9
	CHN - China	97.5cm	0	0	0	1	1	0	0	2	0	X		4
C	NOR - Norway	53.5cm *	0	2	0	2	0	2	0	1	0	1		8
	SCO - Scotland	65.3cm	0	0	2	0	2	0	1	0	2	0		7
D	ITA - Italy	66.5cm	0	1	0	2	0	2	0	0	0	X		5
	JPN - Japan	40.3cm *	5	0	1	0	2	0	1	1	0	X		10

Current Standings

Rank	Team	Games	Wins	Losses
1	DEN - Denmark	2	2	0
1	SUI - Switzerland	2	2	0
1	SWE - Sweden	2	2	0
4	KOR - Korea	1	1	0
5	CAN - Canada	2	1	1
5	CHN - China	2	1	1
5	JPN - Japan	2	1	1
5	NOR - Norway	2	1	1
5	SCO - Scotland	2	1	1
10	USA - United States	1	0	1
11	ITA - Italy	2	0	2
11	LTU - Lithuania	2	0	2
11	TUR - Türkiye	2	0	2

Note:
Under World Curling rules, tie-breaking rules for standings are not applied until after the last game of the round robin.

Legend:
LSD Last Stone Draw LSFE(*) Last Stone First End X Unplayed/unfinished end due to concession

Session Results and Standings

Sheet	Team	LSD/LSFE	1	2	3	4	5	6	7	8	9	10	Extra Ends	Total
A	USA - United States	112.7cm	0	0	0	1	0	1	0	0	1	1		4
	SUI - Switzerland	22.5cm *	0	0	2	0	2	0	0	1	0	0		5
B	SWE - Sweden	22.7cm *	0	2	1	1	1	0	3	X	X	X		8
	TUR - Türkiye	134.9cm	0	0	0	0	0	1	0	X	X	X		1
C	ITA - Italy	56.0cm *	2	0	0	2	1	0	1	0	0	0		6
	DEN - Denmark	154.5cm	0	2	0	0	0	1	0	1	1	1		7
D	SCO - Scotland	207.2cm	0	0	3	0	0	1	0	1	0	3		8
	CAN - Canada	20.7cm *	0	1	0	1	1	0	2	0	2	0		7

Current Standings

Rank	Team	Games	Wins	Losses
1	SWE - Sweden	2	2	0
2	CHN - China	1	1	0
2	DEN - Denmark	1	1	0
2	KOR - Korea	1	1	0
2	SCO - Scotland	1	1	0
2	SUI - Switzerland	1	1	0
7	CAN - Canada	2	1	1
8	ITA - Italy	1	0	1
8	JPN - Japan	1	0	1
8	LTU - Lithuania	1	0	1
8	NOR - Norway	1	0	1
8	USA - United States	1	0	1
13	TUR - Türkiye	2	0	2

Note:
Under World Curling rules, tie-breaking rules for standings are not applied until after the last game of the round robin.

Legend:
LSD Last Stone Draw LSFE(*) Last Stone First End X Unplayed/unfinished end due to concession

Session Results and Standings

Sheet	Team	LSD/LSFE	1	2	3	4	5	6	7	8	9	10	Extra Ends	Total
A	SWE - Sweden	31.2cm	0	0	0	1	2	0	1	0	0	2		6
	NOR - Norway	26.9cm *	1	0	0	0	0	2	0	1	0	0		4
B	LTU - Lithuania	76.9cm	0	1	0	0	1	0	X	X	X	X		2
	CAN - Canada	26.3cm *	2	0	5	2	0	4	X	X	X	X		13
C	JPN - Japan	80.1cm	0	0	3	0	0	2	0	2	0	1	0	8
	KOR - Korea	41.4cm *	0	4	0	0	2	0	1	0	1	0	2	10
D	CHN - China	77.0cm	0	0	0	0	0	2	1	1	0	1		5
	TUR - Türkiye	52.7cm *	0	0	0	2	0	0	0	0	1	0		3

Current Standings

Rank	Team	Games	Wins	Losses
1	CAN - Canada	1	1	0
1	CHN - China	1	1	0
1	KOR - Korea	1	1	0
1	SWE - Sweden	1	1	0
5	JPN - Japan	1	0	1
5	LTU - Lithuania	1	0	1
5	NOR - Norway	1	0	1
5	TUR - Türkiye	1	0	1
	DEN - Denmark	0		
	ITA - Italy	0		
	SCO - Scotland	0		
	SUI - Switzerland	0		
	USA - United States	0		

Note:
Under World Curling rules, tie-breaking rules for standings are not applied until after the last game of the round robin.

Legend:
LSD Last Stone Draw LSFE(*) Last Stone First End X Unplayed/unfinished end due to concession

Entry List by Event

REVISED

14 MAR 21:46

As of FRI 14 MAR 2025

CAN - Canada		
4 S	HOMAN Rachel	R
3 V	FLEURY Tracy	R
2	MISKEW Emma	R
1	WILKES Sarah	R
A	BROWN Rachel	R
C	KJELL Viktor (SWE)	
NC	SONNENBERG Renee	
O	CUBOS Jeff	

CHN - China		
4 S	WANG Rui	R
3 V	HAN Yu	R
2	DONG Ziqi	R
1	JIANG Jiayi	R
A	SU Tingyu	R
C	ZANG Jialiang	
NC	TAN Weidong	
O	LI Dongyan	

DEN - Denmark		
4 S	DUPONT Madeleine	R
3 V	HALSE Mathilde	R
2	HOLTERMANN Jasmin	R
1	DUPONT Denise	R
A	LARSEN My	R
C	SCHMIDT Ulrik	
O	IVERSEN Sidsel	
O	DUPONT Jesper	

ITA - Italy		
4 S	CONSTANTINI Stefania	R
3 V	ZARDINI LACEDELLI Giulia	R
2	MATHIS Elena	R
1	ROMEI Angela	R
A	LO DESERTO Marta	R
C	GRAN Soeren (SWE)	
NC	MARIANI Marco	
O	ROSA Miriam	

JPN - Japan		
4 S	YOSHIMURA Sayaka	R
3	ONODERA Kaho	R
2 V	KOTANI Yuna	R
1	OHMIYA Anna	R
A	KOBAYASHI Mina	R
C	FUNAYAMA Yumie	
NC	OGASAWARA Ayumi	
O	MATSUI Koji	

KOR - Korea		
4 S	GIM Eunji	R
3 V	KIM Minji	R
2	KIM Suji	L
1	SEOL Yeeun	L
A	SEOL Yeji	R
C	SHIN Dong Ho	
2C	HEMMINGS Guy (CAN)	
T	JEONG Yerin	

LTU - Lithuania		
4 S	PAULAUSKAITE Virginija	R
3 V	DVOJEGLAZOVA Olga	R
2	KIUDYTE Migle	R
1	BLAZIENE Ruta	R
A	ZALIECKIENE Justina	R
C	CEPULYTE Egle	
O	MACILIUNIENE Dzeralda	
O	-	

NOR - Norway		
4 V	SKASLIEN Kristin	R
3 S	ROERVIK Marianne	R
2	HASLEV NORDBYE Mille	R
1	KJAERLAND Eilin	R
A	FORBREGD Ingeborg	R
C	STEEN HANSEN Rune	
O	TRULSEN Paal	
O	-	

SCO - Scotland		
4 V	MORRISON Rebecca	R
3	DODDS Jennifer	R
2	SINCLAIR Sophie	R
1 S	JACKSON Sophie	R
A	HENDERSON Fay	R
C	PATERSON Ross	
NC	DRUMMOND Greg	
O	BERRY Keith	

SUI - Switzerland		
4 V	PAETZ Alina	R
3 S	TIRINZONI Silvana	R
2	HOWALD Carole	R
1	WITSCHONKE Selina	R
A	BERSET Stefanie	R
C	CHARETTE Pierre (CAN)	
2C	OTT Mirjam	
O	HOLLINGER Denise	

Entry List by Event

REVISED

14 MAR 21:46

As of FRI 14 MAR 2025

SWE - Sweden		
4 S	HASSELBORG Anna	R
3 V	McMANUS Sara	R
2	KNOCHENHAUER Agnes	R
1	MABERGS Sofia	R
A	HELDIN Johanna	R
C	LINDSTROEM Kristian	
NC	LINDBERG Fredrik	
O	SANDBERG Johan	

USA - United States		
4 S	PETERSON Tabitha	R
3 V	THIESSE Cory	R
2	PETERSON Tara	R
1	ANDERSON-HEIDE Taylor	R
A	PERSINGER Vicky	R
C	VERTON-CLAPHAM Cathy (CAN)	
NC	DROBNICK Phill	
O	GULENCHYN Michael	

TUR - Türkiye		
4 S	YILDIZ Dilsat	R
3 V	POLAT Oznur	R
2	CALIKUSU Ifayet Safak	R
1	SENGUL Berfin	R
A	KARAMAN Iclal	R
C	CAKIR Bilal Omer	
2C	TUNGA Ahmet Alperen	
O	ERZEYBEK Mustafa Said	

Note:

Position and function for each team member:

4 = Fourth, **3** = Third, **2** = Second, **1** = Lead, **A** = Alternate, **S** = Skip, **V** = Vice-Skip

C = Coach, **2C** = 2nd Team Coach, **NC** = National Coach, **T** = Translator, **O** = Team Official

Legend:

L Left-handed

R Right-handed

REVISED

Team LTU: Team Official removed according to rule C2(k).

Competition Officials

As of WED 12 MAR 2025

Function	Name	Organisation
World Curling President:	WELLING Beau	USA - United States
World Curling Head of Competitions:	ROETHLISBERGER Eeva	SUI - Switzerland
World Curling Technical Delegate:	MUTCH Laura	SCO - Scotland
Chief Umpire:	BASTIAN Tim	GER - Germany
Deputy Chief Umpire:	BOMAS Bob	NED - Netherlands
Game Umpires:	GAGNON Sandy	AUS - Australia
	HONG Junpyo	KOR - Korea
	HUCKLE Anja	GER - Germany
	PAUTSCH Thomas	GER - Germany
	TONIS Angela	USA - United States
Chief Timer:	YEATS Brian	SCO - Scotland
Deputy Chief Timer:	KIM Jiwon	KOR - Korea
Chief Ice Technician:	REID Mike	SUI - Switzerland
Deputy Chief Ice Technician:	MUNRO George	SCO - Scotland

Competition Schedule

As of WED 12 MAR 2025

Date	Start Time	Session	Sheet A	Sheet B	Sheet C	Sheet D
SAT 15 MAR	14:00	1	SWE - NOR	LTU - CAN	JPN - KOR	CHN - TUR
	19:00	2	USA - SUI	SWE - TUR	ITA - DEN	SCO - CAN
SUN 16 MAR	9:00	3	DEN - LTU	SUI - CHN	NOR - SCO	ITA - JPN
	14:00	4	CHN - JPN	KOR - NOR	CAN - SWE	LTU - USA
	19:00	5	SCO - KOR	USA - ITA	TUR - SUI	DEN - SWE
MON 17 MAR	9:00	6	NOR - TUR	JPN - LTU	SCO - ITA	
	14:00	7	JPN - SUI	CAN - DEN	SWE - USA	KOR - CHN
	19:00	8	ITA - LTU	TUR - KOR	DEN - NOR	SUI - SCO
TUE 18 MAR	9:00	9		LTU - NOR	CHN - ITA	USA - CAN
	14:00	10	SUI - KOR	SCO - SWE	USA - JPN	TUR - DEN
	19:00	11	CAN - TUR	ITA - SUI	LTU - SCO	NOR - CHN
WED 19 MAR	9:00	12	DEN - JPN	CHN - USA	KOR - CAN	SWE - LTU
	14:00	13	SCO - USA	DEN - KOR	SUI - NOR	TUR - ITA
	19:00	14	LTU - CHN	NOR - CAN	ITA - SWE	JPN - SCO
THU 20 MAR	9:00	15	KOR - SWE	TUR - JPN	USA - DEN	CAN - SUI
	14:00	16	NOR - ITA	SUI - LTU	SCO - TUR	CHN - DEN
	19:00	17	JPN - CAN	SWE - CHN	KOR - LTU	USA - NOR
FRI 21 MAR	9:00	18	TUR - USA	DEN - SCO	SWE - SUI	ITA - KOR
	14:00	19	CHN - SCO	CAN - ITA	NOR - JPN	LTU - TUR
	19:00	20	SUI - DEN	KOR - USA	CAN - CHN	JPN - SWE
SAT 22 MAR	10:00	Qualification Games				
	16:00	Semi-finals				
SUN 23 MAR	10:00	Bronze Medal Game				
	16:00	Gold Medal Game				

Note:

First named team in each game plays red-handled stones and wears dark coloured upper playing garments.
Please check online for more details and the latest updates.