



World Wheelchair Mixed Doubles Curling Championship 2022

Lohja, Finland

30 April – 5 May 2022

RESULTS SUMMARY



THU 5 MAY 2022

Medallists

Medal	Country	Name	Gender
GOLD	SWE - Sweden	JOHANSSON Sabina	F
		HOLM Marcus	M
		NARUP Peter	
SILVER	HUN - Hungary	SARAI Rita	F
		BEKE Viktor	M
		ROZGONYI Gergely	
BRONZE	NOR - Norway	IVERSEN Rikke	F
		LORENTSEN Rune	M
		DAHLMAN Peter	

Note:
Team members are identified as follows:
F = Female, M = Male



Final Standings

Rank	Team	Players	Gender	Group Rank	DSC
1	SWE - Sweden	JOHANSSON Sabina HOLM Marcus NARUP Peter	F M C		
2	HUN - Hungary	SARAI Rita BEKE Viktor ROZGONYI Gergely	F M C		
3	NOR - Norway	IVERSEN Rikke LORENTSEN Rune DAHLMAN Peter	F M C		
4	ITA - Italy	BERTO Orietta IORIATTI Paolo MAINO Roberto	F M C		
5	LAT - Latvia	ROZKOVA Polina LASMANS Agris -	F M C		
5	USA - United States	WILSON Pamela SAMSA David ANNIS Peter	F M C		
7	SVK - Slovakia	KUNKELOVA Monika DURIS Radoslav MATULOVA Daniela	F M C	B4	109.17 cm
8	KOR - Korea	YUN Heekyeong JUNG Young Ki AHN Jaesung	F M C	A4	125.93 cm
9	GER - Germany	PUTZICH Christiane MOELLER Burkhard BOUTIN Jamie	F M C	B5	96.05 cm
10	EST - Estonia	FALKENBERG Signe MATAS Mait TURMANN Liisa	F M C	A5	121.09 cm
11	SUI - Switzerland	BLAUDEL Beatrix BODENMANN Marcel PFISTER Stephan	F M C	A6	113.17 cm
12	DEN - Denmark	NIELSEN Sussie OERBAEK Kenneth WIKSTEN Kasper	F M C	B6	132.33 cm
13	CAN - Canada	WRIGHT Marie ANSEEUW Jamie FERGUSON Dana	F M C	B7	103.56 cm
14	SCO - Scotland	DAWSON-FARRELL Meggan EWAN Gregor SWAN Sheila	F M C	A7	133.48 cm



Final Standings

Rank	Team	Players	Gender	Group Rank	DSC
15	CZE - Czech Republic	BRINCILOVA Jana TLUK Martin FREDERIKSEN Sune	F M C	B8	131.22 cm
16	FIN - Finland	KARJALAINEN Sari KARJALAINEN Markku RASANEN Juuso	F M C	A8	132.10 cm
17	TUR - Turkey	BINGOL Zuleyha COSKUN Kenan ULUGAY Gokce	F M C	B9	110.44 cm
18	JPN - Japan	MURAMATSU Yuri WACHI Hiroshi YONETANI Masanaga	F M C	A9	136.46 cm

Note:

Final standings are based on play-off results and group standings. Losers of the qualification are ranked equal fifth. The remaining teams are ranked according to their group rank and the Draw Shot Challenge (DSC).

Team members are identified as follows:

F = Female, **M** = Male, **C** = Coach



Competition Summary

Session	Date	Time	Sheet A	Sheet B	Sheet C	Sheet D
Session A1	SAT 30 APR	9:30	EST 14-4 FIN	SCO 5-10 SUI	SWE 6-11 HUN	KOR 9-10 ^{EE} ITA
Session B1	SAT 30 APR	13:00	LAT 4-8 CAN	CZE 8-12 DEN	NOR 8-6 SVK	GER 7-9 ^{EE} USA
Session A2	SAT 30 APR	16:30	SCO 4-7 HUN	SWE 8-5 ITA	FIN 14-9 KOR	SUI 11-4 JPN
Session B2	SAT 30 APR	20:00	CZE 9-8 SVK	NOR 10-4 USA	CAN 4-6 GER	DEN 5-4 TUR
Session A3	SUN 1 MAY	9:30	KOR 9-3 SUI	HUN 3-15 FIN	SCO 8-4 JPN	EST 8-4 SWE
Session B3	SUN 1 MAY	13:00	GER 7-4 DEN	SVK 7-6 CAN	CZE 9-6 TUR	LAT 8-9 NOR
Session A4	SUN 1 MAY	16:30	JPN 8-6 SWE	KOR 10-2 EST	HUN 10-9 SUI	ITA 11-1 SCO
Session B4	SUN 1 MAY	20:00	TUR 9-5 NOR	GER 5-9 LAT	SVK 11-9 ^{EE} DEN	USA 4-7 CZE
Session B5	MON 2 MAY	9:30	CAN 10-4 USA	DEN 5-7 NOR	LAT 8-7 ^{EE} CZE	TUR 5-8 SVK
Session A5	MON 2 MAY	13:00	FIN 7-8 ITA	SUI L-W ^{EE} SWE	EST 6-8 SCO	JPN 4-10 HUN
Session B6	MON 2 MAY	16:30	SVK 9-4 GER	LAT 10-4 TUR	DEN 5-8 USA	NOR 9-3 CAN
Session A6	MON 2 MAY	20:00	HUN 7-3 KOR	EST 2-9 JPN	SUI 4-9 ITA	SWE 7-6 FIN
Session B7	TUE 3 MAY	9:30	DEN 8-3 LAT	USA 6-4 SVK	TUR 7-5 ^{EE} CAN	CZE 1-9 GER
Session A7	TUE 3 MAY	13:00	SUI 2-6 EST	ITA 11-2 HUN	JPN 7-9 FIN	SCO 5-8 KOR
Session B8	TUE 3 MAY	16:30	USA 9-3 TUR	CAN 7-6 CZE	GER 8-13 NOR	SVK 5-8 LAT
Session A8	TUE 3 MAY	20:00	ITA 6-7 JPN	FIN 5-6 SCO	KOR 6-7 SWE	HUN 7-5 EST
Session B9	WED 4 MAY	9:30	NOR 9-4 CZE	TUR 3-11 GER	USA 3-6 LAT	CAN 7-8 DEN
Session A9	WED 4 MAY	13:00	SWE 9-1 SCO	JPN 2-7 KOR	ITA 7-10 ^{EE} EST	FIN 5-10 SUI
Qualification	WED 4 MAY	20:00	SWE 12-3 USA			LAT 6-11 ITA
Semi-finals	THU 5 MAY	10:00	HUN 6-5 ITA			SWE 8-4 NOR
Finals	THU 5 MAY	16:00		HUN 5-7 SWE	ITA 5-12 NOR	

Standings after Round Robin

Group A

Rank	Team	Games	Wins	Losses	
1	HUN - Hungary	8	6	2	Q
2	SWE - Sweden	8	5	3	Q w1
3	ITA - Italy	8	5	3	Q w0
4	KOR - Korea	8	4	4	w1
5	EST - Estonia	8	4	4	w0
6	SUI - Switzerland	8	3	5	w3
7	SCO - Scotland	8	3	5	w2
8	FIN - Finland	8	3	5	w1
9	JPN - Japan	8	3	5	w0

Group B

Rank	Team	Games	Wins	Losses	
1	NOR - Norway	8	7	1	Q
2	LAT - Latvia	8	5	3	Q
3	USA - United States	8	4	4	Q w3
4	SVK - Slovakia	8	4	4	w2
5	GER - Germany	8	4	4	w1
6	DEN - Denmark	8	4	4	w0
7	CAN - Canada	8	3	5	w1
8	CZE - Czech Republic	8	3	5	w0
9	TUR - Turkey	8	2	6	

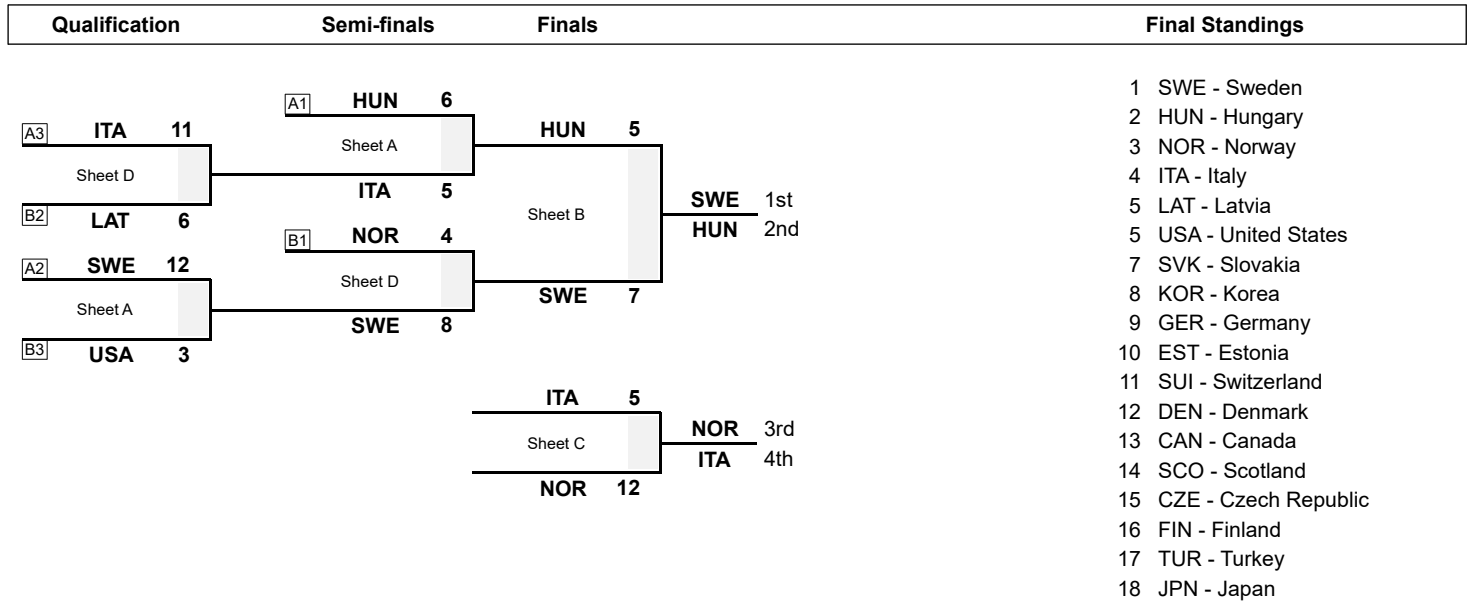


Competition Summary

Merged Group Standings

Rank	Team	Round Robin Results			Rank	Team	Round Robin Results		
		Group	Rank	DSC			Group	Rank	DSC
1	NOR - Norway	B	1	148.71cm	10	EST - Estonia	A	5	121.09cm
2	HUN - Hungary	A	1	165.74cm	11	SUI - Switzerland	A	6	113.17cm
3	LAT - Latvia	B	2	117.64cm	12	DEN - Denmark	B	6	132.33cm
4	SWE - Sweden	A	2	124.16cm	13	CAN - Canada	B	7	103.56cm
5	USA - United States	B	3	106.27cm	14	SCO - Scotland	A	7	133.48cm
6	ITA - Italy	A	3	131.56cm	15	CZE - Czech Republic	B	8	131.22cm
7	SVK - Slovakia	B	4	109.17cm	16	FIN - Finland	A	8	132.10cm
8	KOR - Korea	A	4	125.93cm	17	TUR - Turkey	B	9	110.44cm
9	GER - Germany	B	5	96.05cm	18	JPN - Japan	A	9	136.46cm

Play-offs Bracket



Legend:			
EE Extra End	L Loss	Q Qualified for the play-offs	
W Win	wn Number of wins (n) against tied teams		



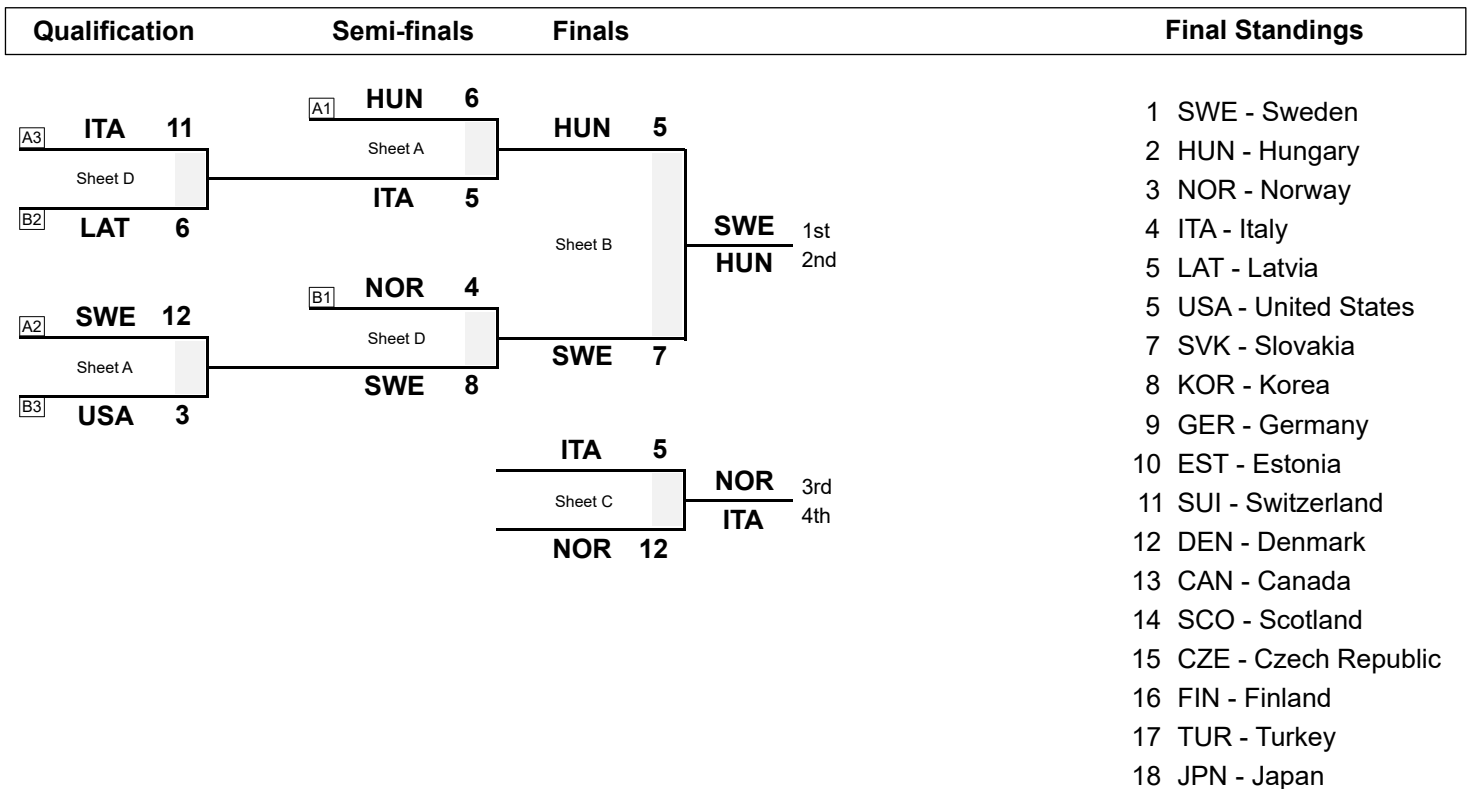
THU 5 MAY 2022
Start Time 16:00

Finals

Session Results and Standings

Sheet	Game	Team	LSFE	1	2	3	4	5	6	7	8	Extra Ends	Total
B	10	HUN - Hungary	*	0	1	0	2	0	0	2	0		5
	11	SWE - Sweden		1	0	1	0	1	1	0	3		7
C	11	ITA - Italy		0	3	0	1	1	0	0	X		5
	10	NOR - Norway	*	2	0	4	0	0	5	1	X		12

Play-offs Bracket



Legend:
 Power Play LSFE(*) Last Stone First End X Unplayed/unfinished end due to concession





Scoring Analysis

Team	Games	LSFE	Stolen Ends	Last Stone Eff.	PP Eff.	Points Scored						Total	Plus / Minus	
						0	1	2	3	4	>4			
NOR	10	For	4	16	46%	63%	0	12	12	9	2	3	86	+26
		Against	6	17			0	24	8	5	0	1	60	
SWE	11	For	5	20	32%	33%	0	25	10	6	3	1	80	+17
		Against	6	16			0	24	10	5	1	0	63	
ITA	11	For	4	17	49%	25%	0	22	11	6	4	2	88	+16
		Against	7	11			0	18	14	3	3	1	72	
KOR	8	For	4	10	47%	67%	0	14	8	5	4	0	61	+11
		Against	4	9			0	19	4	5	2	0	50	
GER	8	For	5	21	20%	0%	0	28	6	1	1	2	57	+5
		Against	3	8			0	10	6	5	0	3	52	
SVK	8	For	7	10	34%	38%	0	16	9	5	1	1	58	+3
		Against	1	16			0	17	11	4	1	0	55	
EST	8	For	4	16	30%	43%	0	21	8	4	1	0	53	+2
		Against	4	12			0	11	10	4	2	0	51	
LAT	9	For	6	17	29%	38%	0	20	7	6	0	2	62	+2
		Against	3	16			0	19	8	4	2	1	60	
DEN	8	For	1	16	32%	43%	0	19	4	7	2	0	56	+1
		Against	7	12			0	14	12	3	2	0	55	
FIN	8	For	6	9	45%		0	11	7	4	7	0	65	+1
		Against	2	13			0	14	5	9	2	1	64	
SUI	8	For	5	10	35%	50%	0	12	8	6	1	1	55	+1
		Against	3	13			0	19	5	3	4	0	54	
CAN	8	For	4	13	28%	25%	0	17	8	4	0	1	50	-1
		Against	4	12			0	20	6	5	1	0	51	
HUN	10	For	4	18	38%	0%	0	20	15	2	3	0	68	-1
		Against	6	12			0	19	8	2	7	0	69	
CZE	8	For	5	12	31%	50%	0	14	8	3	3	0	51	-12
		Against	3	16			0	17	6	7	2	1	63	
JPN	8	For	3	9	32%	0%	0	17	6	4	1	0	45	-14
		Against	5	9			0	16	7	5	1	2	59	
USA	9	For	2	13	26%	20%	0	16	9	4	1	0	50	-14
		Against	7	18			0	20	9	4	1	2	64	
TUR	8	For	5	10	22%	17%	0	15	8	2	1	0	41	-21
		Against	3	21			0	21	8	4	2	1	62	
SCO	8	For	4	11	25%	43%	0	17	6	3	0	0	38	-22
		Against	4	17			0	14	13	4	2	0	60	
Total	78			248			0	316	150	81	35	13	1,064	

Note:
 Stolen ends are the ends won without the last stone advantage.
 Last Stone Efficiency: Scoring two or more points with last stone advantage.
 Power Play Efficiency: Scoring two or more points by the team calling a Power Play.

Legend:
>4 More than four points scored **Eff.** Efficiency **LSFE** Last Stone First End
PP Power Play



Summary of Big Ends

Points Scored	By	Against	Session	End	Game Result
5	NOR - Norway	ITA - Italy	F	6	12 : 5
5	NOR - Norway	GER - Germany	B8	2	13 : 8
5	NOR - Norway	USA - United States	B2	4	10 : 4
5	GER - Germany	NOR - Norway	B8	3	8 : 13
5	GER - Germany	CZE - Czech Republic	B7	5	9 : 1
5	ITA - Italy	LAT - Latvia	Q	3	11 : 6
5	ITA - Italy	FIN - Finland	A5	4	8 : 7
5	LAT - Latvia	TUR - Turkey	B6	1	10 : 4
5	LAT - Latvia	GER - Germany	B4	4	9 : 5
5	CAN - Canada	USA - United States	B5	1	10 : 4
5	SUI - Switzerland	JPN - Japan	A2	5	11 : 4
5	SVK - Slovakia	GER - Germany	B6	2	9 : 4
5	SWE - Sweden	JPN - Japan	A4	1	6 : 8
4	FIN - Finland	JPN - Japan	A7	1	9 : 7
4	FIN - Finland	HUN - Hungary	A3	7	15 : 3
4	FIN - Finland	HUN - Hungary	A3	4	15 : 3
4	FIN - Finland	HUN - Hungary	A3	1	15 : 3
4	FIN - Finland	KOR - Korea	A2	7	14 : 9
4	FIN - Finland	KOR - Korea	A2	3	14 : 9
4	FIN - Finland	EST - Estonia	A1	4	4 : 14
4	ITA - Italy	HUN - Hungary	A7	4	11 : 2
4	ITA - Italy	HUN - Hungary	A7	1	11 : 2
4	ITA - Italy	SUI - Switzerland	A6	1	9 : 4
4	ITA - Italy	SCO - Scotland	A4	5	11 : 1
4	KOR - Korea	SUI - Switzerland	A3	1	9 : 3
4	KOR - Korea	FIN - Finland	A2	6	9 : 14
4	KOR - Korea	FIN - Finland	A2	2	9 : 14
4	KOR - Korea	ITA - Italy	A1	1	9 : 10
4	CZE - Czech Republic	CAN - Canada	B8	1	6 : 7
4	CZE - Czech Republic	LAT - Latvia	B5	2	7 : 8
4	CZE - Czech Republic	SVK - Slovakia	B2	6	9 : 8
4	HUN - Hungary	EST - Estonia	A8	7	7 : 5
4	HUN - Hungary	SUI - Switzerland	A4	5	10 : 9
4	HUN - Hungary	SWE - Sweden	A1	2	11 : 6
4	SWE - Sweden	USA - United States	Q	2	12 : 3
4	SWE - Sweden	SUI - Switzerland	A5	3	W : L
4	SWE - Sweden	HUN - Hungary	A1	4	6 : 11
4	DEN - Denmark	LAT - Latvia	B7	2	8 : 3



Summary of Big Ends

Points Scored	By	Against	Session	End	Game Result
4	DEN - Denmark	CZE - Czech Republic	B1	3	12 : 8
4	NOR - Norway	ITA - Italy	F	3	12 : 5
4	NOR - Norway	TUR - Turkey	B4	7	5 : 9
4	EST - Estonia	SCO - Scotland	A5	4	6 : 8
4	GER - Germany	TUR - Turkey	B9	2	11 : 3
4	JPN - Japan	ITA - Italy	A8	5	7 : 6
4	SUI - Switzerland	HUN - Hungary	A4	6	9 : 10
4	SVK - Slovakia	DEN - Denmark	B4	5	11 : 9
4	TUR - Turkey	CZE - Czech Republic	B3	6	6 : 9
4	USA - United States	DEN - Denmark	B6	6	8 : 5

Note:
Big ends are defined as ends with a score of four or more points.

Legend:

F	Finals	L	Loss	Q	Qualification
W	Win				



Power Play Analysis

Team	Games	Number of Power Plays	Points Scored in Power Play							Total	Average Score in Power Play
			<0	0/X	1	2	3	4	>4		
KOR	8	3	1	0	0	0	1	1	0	6	+2.0
NOR	10	8	2	0	1	1	3	0	1	15	+1.9
EST	8	7	2	0	2	2	0	1	0	7	+1.0
JPN	8	4	0	1	3	0	0	0	0	3	+1.0
SUI	8	5	2	1	0	1	0	1	0	4	+1.0
SVK	8	8	2	0	3	2	1	0	0	8	+1.0
DEN	8	7	2	0	2	2	1	0	0	6	+0.9
CZE	8	6	3	0	0	2	0	1	0	5	+0.8
TUR	8	6	2	0	3	0	0	1	0	5	+0.8
ITA	11	8	2	0	4	2	0	0	0	6	+0.8
SWE	11	9	4	0	2	0	3	0	0	6	+0.7
GER	8	5	1	0	4	0	0	0	0	3	+0.6
SCO	8	7	3	0	1	1	2	0	0	4	+0.6
LAT	9	8	4	0	1	1	2	0	0	4	+0.5
USA	9	6	2	0	2	1	0	0	0	2	+0.4
CAN	8	5	3	1	0	0	1	0	0	-1	-0.3
HUN	10	1	1	0	0	0	0	0	0	-1	-1.0
FIN	8	0	0	0	0	0	0	0	0	0	
Total	78	103	36	3	28	15	14	5	1	82	+0.8

Note:
Power Play can be used once per game by each team and only when the team has the last stone advantage. Power Play cannot be used in extra ends.

Legend:
<0 Ends scored by the opponent team >4 More than four points scored X Unfinished end due to concession



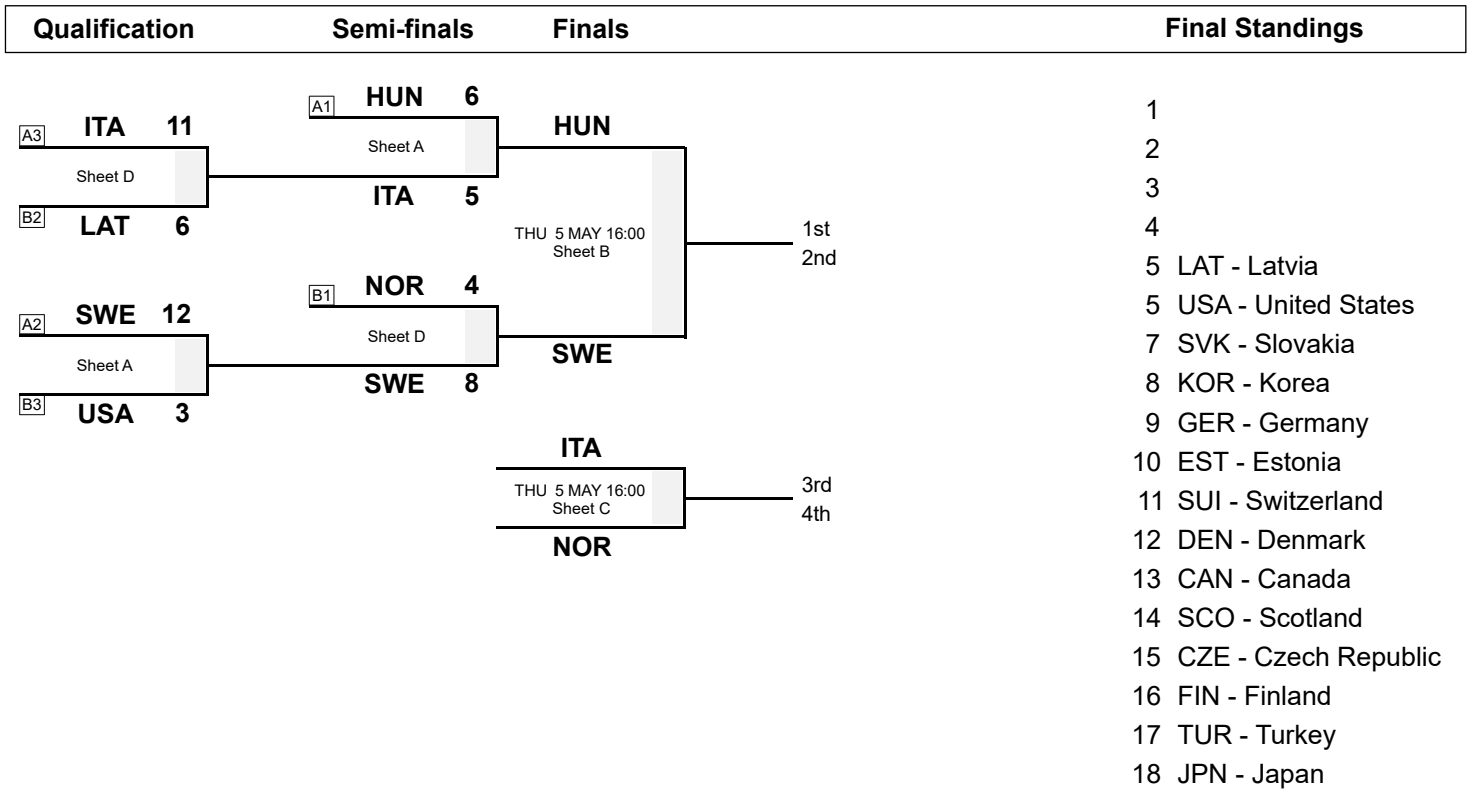
THU 5 MAY 2022
Start Time 10:00

Semi-finals

Session Results and Standings

Sheet	Game	Team	LSFE	1	2	3	4	5	6	7	8	Extra	Ends	Total
A	9	HUN - Hungary	*	0	0	0	1	2	1	0	2			6
	10	ITA - Italy		2	1	1	0	0	0	1	0			5
D	10	SWE - Sweden		1	0	2	1	0	1	1	2			8
	9	NOR - Norway	*	0	1	0	0	3	0	0	0			4

Play-offs Bracket



Legend:
 Power Play
 LSFE(*) Last Stone First End





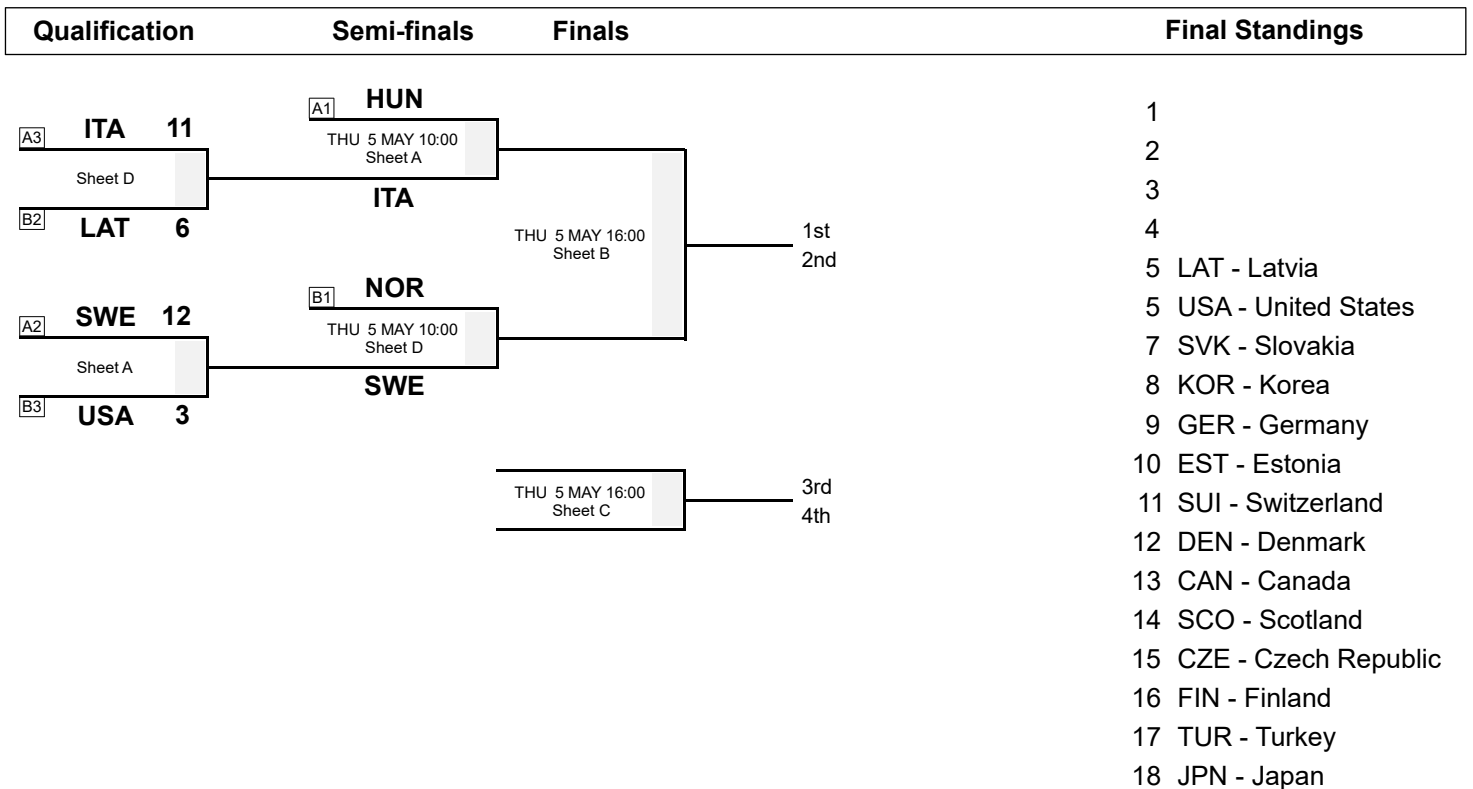
WED 4 MAY 2022
Start Time 20:00

Qualification Games

Session Results and Standings

Sheet	Game	Team	LSFE	1	2	3	4	5	6	7	8	Extra Ends	Total
A	9	SWE - Sweden	*	0	4	2	0	3	1	2	X		12
	9	USA - United States		1	0	0	2	0	0	0	X		3
D	9	LAT - Latvia	*	0	3	0	2	0	1	0	0		6
	9	ITA - Italy		1	0	5	0	2	0	2	1		11

Play-offs Bracket



Legend:
 Power Play **LSFE(*)** Last Stone First End **X** Unplayed/unfinished end due to concession



Competition Matrix

Group A

Team	EST	FIN	HUN	ITA	JPN	KOR	SCO	SUI	SWE
EST		14 - 4	5 - 7	10 - 7	2 - 9	2 - 10	6 - 8	6 - 2	8 - 4
FIN	4 - 14		15 - 3	7 - 8	9 - 7	14 - 9	5 - 6	5 - 10	6 - 7
HUN	7 - 5	3 - 15		2 - 11	10 - 4	7 - 3	7 - 4	10 - 9	11 - 6
ITA	7 - 10	8 - 7	11 - 2		6 - 7	10 - 9	11 - 1	9 - 4	5 - 8
JPN	9 - 2	7 - 9	4 - 10	7 - 6		2 - 7	4 - 8	4 - 11	8 - 6
KOR	10 - 2	9 - 14	3 - 7	9 - 10	7 - 2		8 - 5	9 - 3	6 - 7
SCO	8 - 6	6 - 5	4 - 7	1 - 11	8 - 4	5 - 8		5 - 10	1 - 9
SUI	2 - 6	10 - 5	9 - 10	4 - 9	11 - 4	3 - 9	10 - 5		L - W
SWE	4 - 8	7 - 6	6 - 11	8 - 5	6 - 8	7 - 6	9 - 1	W - L	

Standings after Round Robin

Rank	Team	Games	Wins	Losses	
1	HUN - Hungary	8	6	2	Q
2	SWE - Sweden	8	5	3	Q w1
3	ITA - Italy	8	5	3	Q w0
4	KOR - Korea	8	4	4	w1
5	EST - Estonia	8	4	4	w0
6	SUI - Switzerland	8	3	5	w3
7	SCO - Scotland	8	3	5	w2
8	FIN - Finland	8	3	5	w1
9	JPN - Japan	8	3	5	w0



Competition Matrix

Group B

Team	CAN	CZE	DEN	GER	LAT	NOR	SVK	TUR	USA
CAN		7 - 6	7 - 8	4 - 6	8 - 4	3 - 9	6 - 7	5 - 7	10 - 4
CZE	6 - 7		8 - 12	1 - 9	7 - 8	4 - 9	9 - 8	9 - 6	7 - 4
DEN	8 - 7	12 - 8		4 - 7	8 - 3	5 - 7	9 - 11	5 - 4	5 - 8
GER	6 - 4	9 - 1	7 - 4		5 - 9	8 - 13	4 - 9	11 - 3	7 - 9
LAT	4 - 8	8 - 7	3 - 8	9 - 5		8 - 9	8 - 5	10 - 4	6 - 3
NOR	9 - 3	9 - 4	7 - 5	13 - 8	9 - 8		8 - 6	5 - 9	10 - 4
SVK	7 - 6	8 - 9	11 - 9	9 - 4	5 - 8	6 - 8		8 - 5	4 - 6
TUR	7 - 5	6 - 9	4 - 5	3 - 11	4 - 10	9 - 5	5 - 8		3 - 9
USA	4 - 10	4 - 7	8 - 5	9 - 7	3 - 6	4 - 10	6 - 4	9 - 3	

Standings after Round Robin

Rank	Team	Games	Wins	Losses	
1	NOR - Norway	8	7	1	Q
2	LAT - Latvia	8	5	3	Q
3	USA - United States	8	4	4	Q w3
4	SVK - Slovakia	8	4	4	w2
5	GER - Germany	8	4	4	w1
6	DEN - Denmark	8	4	4	w0
7	CAN - Canada	8	3	5	w1
8	CZE - Czech Republic	8	3	5	w0
9	TUR - Turkey	8	2	6	

Legend:

L Loss

Q Qualified for the play-offs

W Win

wn Number of wins (n) against tied teams



Draw Shot Challenge by Group

Group A		Stone Rotation	Last Stone Draw in each Round Robin Game								DSC
Rank	Team		1	2	3	4	5	6	7	8	
1	SUI - Switzerland	⌚	174.3	128.1	199.6	199.6	199.6	98.5	88.8	108.8	113.17cm
		⌚	65.4	67.3	62.5	50.5	199.6	199.6	84.6	56.8	
2	EST - Estonia	⌚	199.6	55.4	199.6	78.8	199.6	199.6	199.6	127.6	121.09cm
		⌚	114.0	88.9	126.7	149.3	71.8	55.9	74.3	153.8	
3	SWE - Sweden	⌚	199.6	60.8	115.7	62.2	199.6	199.6	199.6	38.9	124.16cm
		⌚	16.2	199.6	199.6	199.6	38.9	199.6	199.6	8.4	
4	KOR - Korea	⌚	58.7	199.6	11.5	39.0	73.2	99.6	199.6	199.6	125.93cm
		⌚	158.9	199.6	192.4	88.0	183.9	199.6	90.6	168.4	
5	ITA - Italy	⌚	199.6	23.7	188.0	146.8	96.9	199.6	95.9	199.6	131.56cm
		⌚	47.1	138.1	122.1	199.6	146.4	38.4	199.6	199.6	
6	FIN - Finland	⌚	199.6	199.6	199.6	41.5	199.6	23.6	199.6	199.6	132.10cm
		⌚	148.8	102.1	131.9	60.4	199.6	199.6	24.6	118.9	
7	SCO - Scotland	⌚	184.8	173.1	100.9	199.6	76.3	199.6	199.6	105.5	133.48cm
		⌚	199.6	199.6	80.6	199.6	37.5	18.6	93.4	199.6	
8	JPN - Japan	⌚	111.3	199.6	199.6	70.5	199.6	199.6	25.2	199.6	136.46cm
		⌚	193.6	71.3	87.5	199.6	26.5	195.0	182.3	148.9	
9	HUN - Hungary	⌚	199.6	199.6	199.6	199.6	60.7	97.3	199.6	199.6	165.74cm
		⌚	199.6	199.6	199.6	199.6	114.7	51.7	199.6	199.6	

Group B		Stone Rotation	Last Stone Draw in each Round Robin Game								DSC
Rank	Team		1	2	3	4	5	6	7	8	
1	GER - Germany	⌚	50.6	67.0	61.8	160.6	199.6	199.6	100.6	117.6	96.05cm
		⌚	166.8	81.9	93.1	141.2	54.9	99.8	41.2	107.6	
2	CAN - Canada	⌚	199.6	106.3	118.7	14.2	74.6	112.4	199.6	147.5	103.56cm
		⌚	185.7	138.9	146.6	41.1	65.5	31.7	157.8	108.8	
3	USA - United States	⌚	44.9	149.2	88.0	63.8	199.6	108.8	29.7	119.9	106.27cm
		⌚	199.6	159.4	110.6	199.6	57.0	58.0	199.6	99.3	
4	SVK - Slovakia	⌚	165.4	109.1	148.4	25.5	110.9	127.4	54.8	199.6	109.17cm
		⌚	92.9	199.6	91.8	199.6	123.3	146.1	99.2	34.0	
5	TUR - Turkey	⌚	35.8	199.6	87.6	150.6	54.1	171.0	83.7	69.5	110.44cm
		⌚	199.6	199.6	150.3	101.2	185.0	29.7	28.4		
6	LAT - Latvia	⌚	42.0	17.2	199.6	155.5	199.6	199.6	199.6	199.6	117.64cm
		⌚	54.3	49.1	100.8	38.7	199.6	149.9	41.4	199.6	
7	CZE - Czech Republic	⌚	66.3	199.6	199.6	117.1	179.8	29.4	154.2	199.6	131.22cm
		⌚	51.8	199.6	199.6	80.3	127.8	86.7	145.3	199.6	
8	DEN - Denmark	⌚	152.3	199.6	199.6	67.7	142.1	165.2	199.6	142.4	132.33cm
		⌚	37.2	50.5	80.2	169.8	136.9	109.5	199.6	199.6	
9	NOR - Norway	⌚	199.6	58.8	105.3	199.6	123.4	105.5	199.6	96.5	148.71cm
		⌚	199.6	98.6	199.6	199.6	199.6	119.3	199.6	176.9	

Note:
The Draw Shot Challenge (DSC) is the average distance of all the individual Last Stone Draws (LSD), which were delivered by a team during the round robin. The two least favourable results will be eliminated before calculating the average distance. The team with the lesser DSC receives the higher ranking. If the DSCs are equal then the team with the best non-equal counting LSD receives the higher ranking. In the case where all counting LSDs are equal, the team ranked higher in the official WCF World Rankings is ranked higher.

Legend:
⌚ Clockwise ⌚ Counter-clockwise **DSC** Draw Shot Challenge



Scoring Analysis

Team	Games	LSFE	Stolen Ends	Last Stone Eff.	PP Eff.	Points Scored						Total	Plus / Minus
						0	1	2	3	4	>4		
NOR	For	2	15	48%	67%	0	10	11	8	1	2	70	+23
	Against	6	12			0	18	6	4	0	1	47	
ITA	For	4	11	50%	20%	0	15	8	5	4	1	67	+19
	Against	4	8			0	14	10	2	2	0	48	
KOR	For	4	10	47%	67%	0	14	8	5	4	0	61	+11
	Against	4	9			0	19	4	5	2	0	50	
LAT	For	5	17	28%	29%	0	19	6	5	0	2	56	+7
	Against	3	14			0	17	6	4	2	0	49	
GER	For	5	21	20%	0%	0	28	6	1	1	2	57	+5
	Against	3	8			0	10	6	5	0	3	52	
SVK	For	7	10	34%	38%	0	16	9	5	1	1	58	+3
	Against	1	16			0	17	11	4	1	0	55	
EST	For	4	16	30%	43%	0	21	8	4	1	0	53	+2
	Against	4	12			0	11	10	4	2	0	51	
SWE	For	4	11	27%	17%	0	16	6	4	2	1	53	+2
	Against	4	15			0	21	7	4	1	0	51	
DEN	For	1	16	32%	43%	0	19	4	7	2	0	56	+1
	Against	7	12			0	14	12	3	2	0	55	
FIN	For	6	9	45%		0	11	7	4	7	0	65	+1
	Against	2	13			0	14	5	9	2	1	64	
SUI	For	5	10	35%	50%	0	12	8	6	1	1	55	+1
	Against	3	13			0	19	5	3	4	0	54	
HUN	For	2	16	42%	0%	0	17	11	2	3	0	57	0
	Against	6	7			0	12	7	1	7	0	57	
CAN	For	4	13	28%	25%	0	17	8	4	0	1	50	-1
	Against	4	12			0	20	6	5	1	0	51	
USA	For	2	12	26%	20%	0	15	8	4	1	0	47	-5
	Against	6	15			0	19	7	3	0	2	52	
CZE	For	5	12	31%	50%	0	14	8	3	3	0	51	-12
	Against	3	16			0	17	6	7	2	1	63	
JPN	For	3	9	32%	0%	0	17	6	4	1	0	45	-14
	Against	5	9			0	16	7	5	1	2	59	
TUR	For	5	10	22%	17%	0	15	8	2	1	0	41	-21
	Against	3	21			0	21	8	4	2	1	62	
SCO	For	4	11	25%	43%	0	17	6	3	0	0	38	-22
	Against	4	17			0	14	13	4	2	0	60	
Total	72		229			0	293	136	76	33	11	980	

Note:
 Stolen ends are the ends won without the last stone advantage.
 Last Stone Efficiency: Scoring two or more points with last stone advantage.
 Power Play Efficiency: Scoring two or more points by the team calling a Power Play.

Legend:
>4 More than four points scored **Eff.** Efficiency **LSFE** Last Stone First End
PP Power Play



Summary of Big Ends

Points Scored	By	Against	Session	End	Game Result
5	GER - Germany	NOR - Norway	B8	3	8 : 13
5	GER - Germany	CZE - Czech Republic	B7	5	9 : 1
5	LAT - Latvia	TUR - Turkey	B6	1	10 : 4
5	LAT - Latvia	GER - Germany	B4	4	9 : 5
5	NOR - Norway	GER - Germany	B8	2	13 : 8
5	NOR - Norway	USA - United States	B2	4	10 : 4
5	CAN - Canada	USA - United States	B5	1	10 : 4
5	ITA - Italy	FIN - Finland	A5	4	8 : 7
5	SUI - Switzerland	JPN - Japan	A2	5	11 : 4
5	SVK - Slovakia	GER - Germany	B6	2	9 : 4
5	SWE - Sweden	JPN - Japan	A4	1	6 : 8
4	FIN - Finland	JPN - Japan	A7	1	9 : 7
4	FIN - Finland	HUN - Hungary	A3	7	15 : 3
4	FIN - Finland	HUN - Hungary	A3	4	15 : 3
4	FIN - Finland	HUN - Hungary	A3	1	15 : 3
4	FIN - Finland	KOR - Korea	A2	7	14 : 9
4	FIN - Finland	KOR - Korea	A2	3	14 : 9
4	FIN - Finland	EST - Estonia	A1	4	4 : 14
4	ITA - Italy	HUN - Hungary	A7	4	11 : 2
4	ITA - Italy	HUN - Hungary	A7	1	11 : 2
4	ITA - Italy	SUI - Switzerland	A6	1	9 : 4
4	ITA - Italy	SCO - Scotland	A4	5	11 : 1
4	KOR - Korea	SUI - Switzerland	A3	1	9 : 3
4	KOR - Korea	FIN - Finland	A2	6	9 : 14
4	KOR - Korea	FIN - Finland	A2	2	9 : 14
4	KOR - Korea	ITA - Italy	A1	1	9 : 10
4	CZE - Czech Republic	CAN - Canada	B8	1	6 : 7
4	CZE - Czech Republic	LAT - Latvia	B5	2	7 : 8
4	CZE - Czech Republic	SVK - Slovakia	B2	6	9 : 8
4	HUN - Hungary	EST - Estonia	A8	7	7 : 5
4	HUN - Hungary	SUI - Switzerland	A4	5	10 : 9
4	HUN - Hungary	SWE - Sweden	A1	2	11 : 6
4	DEN - Denmark	LAT - Latvia	B7	2	8 : 3
4	DEN - Denmark	CZE - Czech Republic	B1	3	12 : 8
4	SWE - Sweden	SUI - Switzerland	A5	3	W : L
4	SWE - Sweden	HUN - Hungary	A1	4	6 : 11
4	EST - Estonia	SCO - Scotland	A5	4	6 : 8
4	GER - Germany	TUR - Turkey	B9	2	11 : 3



Power Play Analysis

Team	Games	Number of Power Plays	Points Scored in Power Play							Total	Average Score in Power Play
			<0	0/X	1	2	3	4	>4		
KOR	8	3	1	0	0	0	1	1	0	6	+2.0
NOR	8	6	1	0	1	1	3	0	0	11	+1.8
EST	8	7	2	0	2	2	0	1	0	7	+1.0
JPN	8	4	0	1	3	0	0	0	0	3	+1.0
SUI	8	5	2	1	0	1	0	1	0	4	+1.0
SVK	8	8	2	0	3	2	1	0	0	8	+1.0
DEN	8	7	2	0	2	2	1	0	0	6	+0.9
CZE	8	6	3	0	0	2	0	1	0	5	+0.8
TUR	8	6	2	0	3	0	0	1	0	5	+0.8
ITA	8	5	1	0	3	1	0	0	0	4	+0.8
GER	8	5	1	0	4	0	0	0	0	3	+0.6
SCO	8	7	3	0	1	1	2	0	0	4	+0.6
USA	8	6	2	0	2	1	0	0	0	2	+0.4
LAT	8	7	4	0	1	0	2	0	0	2	+0.3
SWE	8	6	4	0	1	0	1	0	0	-1	-0.2
CAN	8	5	3	1	0	0	1	0	0	-1	-0.3
HUN	8	1	1	0	0	0	0	0	0	-1	-1.0
FIN	8	0	0	0	0	0	0	0	0	0	
Total	72	94	34	3	26	13	12	5	0	67	+0.7

Note:
Power Play can be used once per game by each team and only when the team has the last stone advantage. Power Play cannot be used in extra ends.

Legend:
 <0 Ends scored by the opponent team >4 More than four points scored X Unfinished end due to concession



WED 4 MAY 2022
Start Time 13:00

Round Robin Session A9

Session Results and Standings

Sheet	Game	Team	LSFE	1	2	3	4	5	6	7	8	Extra Ends	Total
A	8	SWE - Sweden	*	2	1	2	2	2	0	X	X		9
	8	SCO - Scotland		0	0	0	0	0	1	X	X		1
B	8	JPN - Japan	*	1	0	0	0	0	1	0	X		2
	8	KOR - Korea		0	3	1	1	1	0	1	X		7
C	8	ITA - Italy		0	3	0	3	1	0	0	0		7
	8	EST - Estonia	*	1	0	2	0	0	2	1	1	3	10
D	8	FIN - Finland		0	3	0	0	0	2	X	X		5
	8	SUI - Switzerland	*	1	0	3	3	3	0	X	X		10

Standings after Round Robin

Group A

Rank	Team	Games	Wins	Losses	
1	HUN - Hungary	8	6	2	Q
2	SWE - Sweden	8	5	3	Q w1
3	ITA - Italy	8	5	3	Q w0
4	KOR - Korea	8	4	4	w1
5	EST - Estonia	8	4	4	w0
6	SUI - Switzerland	8	3	5	w3
7	SCO - Scotland	8	3	5	w2
8	FIN - Finland	8	3	5	w1
9	JPN - Japan	8	3	5	w0

Group B

Rank	Team	Games	Wins	Losses	
1	NOR - Norway	8	7	1	Q
2	LAT - Latvia	8	5	3	Q
3	USA - United States	8	4	4	Q w3
4	SVK - Slovakia	8	4	4	w2
5	GER - Germany	8	4	4	w1
6	DEN - Denmark	8	4	4	w0
7	CAN - Canada	8	3	5	w1
8	CZE - Czech Republic	8	3	5	w0
9	TUR - Turkey	8	2	6	

Legend:

<input type="checkbox"/> Power Play	LSFE(*) Last Stone First End	Q Qualified for the play-offs
wn Number of wins (n) against tied teams	X Unplayed/unfinished end due to concession	



TUE 3 MAY 2022
Start Time 20:00

Round Robin Session A8

Session Results and Standings

Sheet	Game	Team	LSFE	1	2	3	4	5	6	7	8	Extra Ends	Total
A	7	ITA - Italy		0	0	1	1	0	2	0	2		6
	7	JPN - Japan	*	1	1	0	0	4	0	1	0		7
B	7	FIN - Finland	*	0	0	0	3	1	0	0	1		5
	7	SCO - Scotland		1	1	1	0	0	2	1	0		6
C	7	KOR - Korea	*	2	0	1	0	0	0	3	0		6
	7	SWE - Sweden		0	3	0	1	1	1	0	1		7
D	8	HUN - Hungary		0	1	1	0	1	0	4	0		7
	7	EST - Estonia	*	1	0	0	2	0	1	0	1		5

Current Standings

Group A

Rank	Team	Games	Wins	Losses	
1	HUN - Hungary	8	6	2	Q
2	ITA - Italy	7	5	2	Q
3	SWE - Sweden	7	4	3	
4	EST - Estonia	7	3	4	
4	FIN - Finland	7	3	4	
4	JPN - Japan	7	3	4	
4	KOR - Korea	7	3	4	
4	SCO - Scotland	7	3	4	
9	SUI - Switzerland	7	2	5	

Group B

Rank	Team	Games	Wins	Losses	
1	NOR - Norway	7	6	1	Q
2	LAT - Latvia	7	4	3	
2	USA - United States	7	4	3	
4	SVK - Slovakia	8	4	4	
5	CAN - Canada	7	3	4	
5	CZE - Czech Republic	7	3	4	
5	DEN - Denmark	7	3	4	
5	GER - Germany	7	3	4	
9	TUR - Turkey	7	2	5	

Note:
Under WCF rules, tie-breaking rules for standings are not applied until after the last game of the round robin.

Legend:
 Power Play **LSFE(*)** Last Stone First End **Q** Qualified for the play-offs



SUN 1 MAY 2022
Start Time 20:00

Round Robin Session B4

Session Results and Standings

Sheet	Game	Team	LSFE	1	2	3	4	5	6	7	8	Extra Ends	Total
A	3	TUR - Turkey	*	3	1	1	2	0	1	0	1		9
	4	NOR - Norway		0	0	0	0	1	0	4	0		5
B	4	GER - Germany		0	1	1	0	1	1	0	1		5
	3	LAT - Latvia	*	2	0	0	5	0	0	2	0		9
C	4	SVK - Slovakia	*	0	2	1	0	4	0	2	0	2	11
	4	DEN - Denmark		1	0	0	3	0	2	0	3	0	9
D	3	USA - United States		0	0	1	3	0	0	0	X		4
	4	CZE - Czech Republic	*	1	2	0	0	2	1	1	X		7

Current Standings

Group A

Rank	Team	Games	Wins	Losses
1	HUN - Hungary	4	3	1
2	EST - Estonia	3	2	1
2	FIN - Finland	3	2	1
2	ITA - Italy	3	2	1
5	KOR - Korea	4	2	2
5	SUI - Switzerland	4	2	2
7	JPN - Japan	3	1	2
8	SCO - Scotland	4	1	3
8	SWE - Sweden	4	1	3

Group B

Rank	Team	Games	Wins	Losses
1	CZE - Czech Republic	4	3	1
1	NOR - Norway	4	3	1
3	DEN - Denmark	4	2	2
3	GER - Germany	4	2	2
3	SVK - Slovakia	4	2	2
6	CAN - Canada	3	1	2
6	LAT - Latvia	3	1	2
6	TUR - Turkey	3	1	2
6	USA - United States	3	1	2

Note:

Under WCF rules, tie-breaking rules for standings are not applied until after the last game of the round robin.

Legend:

Power Play

LSFE(*) Last Stone First End

X Unplayed/unfinished end due to concession



SUN 1 MAY 2022
Start Time 16:30

Round Robin Session A4

Session Results and Standings

Sheet	Game	Team	LSFE	1	2	3	4	5	6	7	8	Extra Ends	Total
A	3	JPN - Japan		0	3	1	0	1	1	1	1		8
	4	SWE - Sweden	*	5	0	0	1	0	0	0	0		6
B	4	KOR - Korea	*	1	0	0	3	2	2	2	X		10
	3	EST - Estonia		0	1	1	0	0	0	0	X		2
C	4	HUN - Hungary		0	1	1	2	4	0	0	1	1	10
	4	SUI - Switzerland	*	2	0	0	0	0	4	3	0	0	9
D	3	ITA - Italy	*	2	2	1	0	4	2	X	X		11
	4	SCO - Scotland		0	0	0	1	0	0	X	X		1

Current Standings

Group A

Rank	Team	Games	Wins	Losses
1	HUN - Hungary	4	3	1
2	EST - Estonia	3	2	1
2	FIN - Finland	3	2	1
2	ITA - Italy	3	2	1
5	KOR - Korea	4	2	2
5	SUI - Switzerland	4	2	2
7	JPN - Japan	3	1	2
8	SCO - Scotland	4	1	3
8	SWE - Sweden	4	1	3

Group B

Rank	Team	Games	Wins	Losses
1	NOR - Norway	3	3	0
2	CZE - Czech Republic	3	2	1
2	DEN - Denmark	3	2	1
2	GER - Germany	3	2	1
5	USA - United States	2	1	1
6	CAN - Canada	3	1	2
6	SVK - Slovakia	3	1	2
8	LAT - Latvia	2	0	2
8	TUR - Turkey	2	0	2

Note:

Under WCF rules, tie-breaking rules for standings are not applied until after the last game of the round robin.

Legend:

Power Play

LSFE(*) Last Stone First End

X Unplayed/unfinished end due to concession



SUN 1 MAY 2022
Start Time 9:30

Round Robin Session A3

Session Results and Standings

Sheet	Game	Team	LSFE	1	2	3	4	5	6	7	8	Extra Ends	Total
A	3	KOR - Korea	*	4	0	1	1	0	0	3	X		9
	3	SUI - Switzerland		0	1	0	0	1	1	0	X		3
B	3	HUN - Hungary		0	0	1	0	0	2	0	X		3
	3	FIN - Finland	*	4	1	0	4	2	0	4	X		15
C	3	SCO - Scotland	*	1	1	1	0	2	0	3	X		8
	2	JPN - Japan		0	0	0	3	0	1	0	X		4
D	2	EST - Estonia	*	2	1	0	0	2	0	2	1		8
	3	SWE - Sweden		0	0	2	1	0	1	0	0		4

Current Standings

Group A

Rank	Team	Games	Wins	Losses
1	EST - Estonia	2	2	0
2	FIN - Finland	3	2	1
2	HUN - Hungary	3	2	1
2	SUI - Switzerland	3	2	1
5	ITA - Italy	2	1	1
6	KOR - Korea	3	1	2
6	SCO - Scotland	3	1	2
6	SWE - Sweden	3	1	2
9	JPN - Japan	2	0	2

Group B

Rank	Team	Games	Wins	Losses
1	DEN - Denmark	2	2	0
1	NOR - Norway	2	2	0
3	CAN - Canada	2	1	1
3	CZE - Czech Republic	2	1	1
3	GER - Germany	2	1	1
3	USA - United States	2	1	1
7	LAT - Latvia	1	0	1
7	TUR - Turkey	1	0	1
9	SVK - Slovakia	2	0	2

Note:
Under WCF rules, tie-breaking rules for standings are not applied until after the last game of the round robin.

Legend:
 Power Play **LSFE(*)** Last Stone First End **X** Unplayed/unfinished end due to concession



SAT 30 APR 2022
Start Time 16:30

Round Robin Session A2

Session Results and Standings

Sheet	Game	Team	LSFE	1	2	3	4	5	6	7	8	Extra Ends	Total
A	2	SCO - Scotland	*	0	0	2	0	1	1	0	0		4
	2	HUN - Hungary		1	2	0	1	0	0	2	1		7
B	2	SWE - Sweden		0	1	1	0	3	2	0	1		8
	2	ITA - Italy	*	1	0	0	1	0	0	3	0		5
C	2	FIN - Finland	*	3	0	4	0	2	0	4	1		14
	2	KOR - Korea		0	4	0	1	0	4	0	0		9
D	2	SUI - Switzerland	*	1	0	3	0	5	0	2	X		11
	1	JPN - Japan		0	2	0	1	0	1	0	X		4

Current Standings

Group A

Rank	Team	Games	Wins	Losses
1	HUN - Hungary	2	2	0
1	SUI - Switzerland	2	2	0
3	EST - Estonia	1	1	0
4	FIN - Finland	2	1	1
4	ITA - Italy	2	1	1
4	SWE - Sweden	2	1	1
7	JPN - Japan	1	0	1
8	KOR - Korea	2	0	2
8	SCO - Scotland	2	0	2

Group B

Rank	Team	Games	Wins	Losses
1	CAN - Canada	1	1	0
1	DEN - Denmark	1	1	0
1	NOR - Norway	1	1	0
1	USA - United States	1	1	0
5	CZE - Czech Republic	1	0	1
5	GER - Germany	1	0	1
5	LAT - Latvia	1	0	1
5	SVK - Slovakia	1	0	1
	TUR - Turkey	0		

Note:
Under WCF rules, tie-breaking rules for standings are not applied until after the last game of the round robin.

Legend:
 Power Play **LSFE(*)** Last Stone First End **X** Unplayed/unfinished end due to concession



SAT 30 APR 2022
Start Time 13:00

Round Robin Session B1

Session Results and Standings

Sheet	Game	Team	LSFE	1	2	3	4	5	6	7	8	Extra	Ends	Total
A	1	LAT - Latvia	*	0	1	0	0	0	0	3	X			4
	1	CAN - Canada		1	0	1	2	2	2	0	X			8
B	1	CZE - Czech Republic	*	1	0	0	3	0	2	2	0			8
	1	DEN - Denmark		0	2	4	0	3	0	0	3			12
C	1	NOR - Norway		0	0	2	2	0	0	3	1			8
	1	SVK - Slovakia	*	3	1	0	0	1	1	0	0			6
D	1	GER - Germany	*	1	0	2	0	0	1	3	0	0		7
	1	USA - United States		0	3	0	1	1	0	0	2	2		9

Current Standings

Group A

Rank	Team	Games	Wins	Losses
1	EST - Estonia	1	1	0
1	HUN - Hungary	1	1	0
1	ITA - Italy	1	1	0
1	SUI - Switzerland	1	1	0
5	FIN - Finland	1	0	1
5	KOR - Korea	1	0	1
5	SCO - Scotland	1	0	1
5	SWE - Sweden	1	0	1
	JPN - Japan	0		

Group B

Rank	Team	Games	Wins	Losses
1	CAN - Canada	1	1	0
1	DEN - Denmark	1	1	0
1	NOR - Norway	1	1	0
1	USA - United States	1	1	0
5	CZE - Czech Republic	1	0	1
5	GER - Germany	1	0	1
5	LAT - Latvia	1	0	1
5	SVK - Slovakia	1	0	1
	TUR - Turkey	0		

Note:

Under WCF rules, tie-breaking rules for standings are not applied until after the last game of the round robin.

Legend:

Power Play

LSFE(*) Last Stone First End

X Unplayed/unfinished end due to concession

Entry List by Country

REVISED
4 MAY 15:27

As of WED 4 MAY 2022

CAN - Canada		Group B
F	WRIGHT Marie	R
M	ANSEEUW Jamie	R
C	FERGUSON Dana	
NC	KIEL Wayne	

CZE - Czech Republic		Group B
F	BRINCILOVA Jana	R
M	TLUK Martin	R
C	FREDERIKSEN Sune (DEN)	
T	VYDROVA Eleonora	

DEN - Denmark		Group B
F	NIELSEN Sussie	R
M	OERBAEK Kenneth	R
C	WIKSTEN Kasper	
O	NIELSEN Peter	

EST - Estonia		Group A
F	FALKENBERG Signe	R
M	MATAS Mait	R
C	TURMANN Liisa	
NC	LILL Harri	

FIN - Finland		Group A
F	KARJALAINEN Sari	R
M	KARJALAINEN Markku	R
C	RASANEN Juuso	
O	-	

GER - Germany		Group B
F	PUTZICH Christiane	R
M	MOELLER Burkhard	R
C	BOUTIN Jamie (CAN)	
NC	ERLEWEIN Helmar	

HUN - Hungary		Group A
F	SARAI Rita	R
M	BEKE Viktor	R
C	ROZGONYI Gergely	
O	-	

ITA - Italy		Group A
F	BERTO Orietta	R
M	IORIATTI Paolo	R
C	MAINO Roberto	
O	GIACCHE Barbara	

JPN - Japan		Group A
F	MURAMATSU Yuri	R
M	WACHI Hiroshi	R
C	YONETANI Masanaga	
T	NAKAZAWA Masatsugu	

KOR - Korea		Group A
F	YUN Heekyeong	R
M	JUNG Young Ki	R
C	AHN Jaesung	
2C	PARK Kilwoo	

LAT - Latvia		Group B
F	ROZKOVA Polina	R
M	LASMANS Agris	R
C	-	
O	-	

NOR - Norway		Group B
F	IVERSEN Rikke	R
M	LORENTSEN Rune	R
C	DAHLMAN Peter	
O	-	

SCO - Scotland		Group A
F	DAWSON-FARRELL Meggan	R
M	EWAN Gregor	R
C	SWAN Sheila	
2C	SMITH Nancy	

SUI - Switzerland		Group A
F	BLAUDEL Beatrix	R
M	BODENMANN Marcel	R
C	PFISTER Stephan	
2C	HAGGENMACHER Lukas	

SVK - Slovakia		Group B
F	KUNKELOVA Monika	R
M	DURIS Radoslav	R
C	MATULOVA Daniela	
O	-	

SWE - Sweden		Group A
F	JOHANSSON Sabina	R
M	HOLM Marcus	L
C	NARUP Peter	
O	-	



Competition Officials

As of SUN 1 MAY 2022

Function	Name	Organisation
WCF President:	CAITHNESS Kate	SCO - Scotland
WCF Head of Competitions:	ROETHLISBERGER Eeva	SUI - Switzerland
WCF Technical Delegate:	SNITIL Jiri	CZE - Czech Republic
Chief Umpire:	MELROSE Colin	SCO - Scotland
Deputy Chief Umpire:	BARROWMAN Glenda	ENG - England
Game Umpires:	BRODIE Harry HUCKLE Anja OKSANEN Taru RAMIREZ DE LA PISCINA Nagore SYKOROVA Silvia	SCO - Scotland GER - Germany FIN - Finland ESP - Spain SVK - Slovakia
Chief Ice Technician:	ROETHLISBERGER Stefan	SUI - Switzerland
Deputy Chief Ice Technician:	HERON John	SCO - Scotland
Chief Timer:	HUSTLER James	ENG - England
Deputy Chief Timers:	PALSYNAHO Maarit	FIN - Finland
Chief Classifier:	SUDA Roman	CZE - Czech Republic



Competition Schedule

As of THU 28 APR 2022

Date	Start Time	Session	Sheet A	Sheet B	Sheet C	Sheet D
SAT 30 APR	9:30	A1	EST - FIN	SCO - SUI	SWE - HUN	KOR - ITA
	13:00	B1	LAT - CAN	CZE - DEN	NOR - SVK	GER - USA
	16:30	A2	SCO - HUN	SWE - ITA	FIN - KOR	SUI - JPN
	20:00	B2	CZE - SVK	NOR - USA	CAN - GER	DEN - TUR
SUN 1 MAY	9:30	A3	KOR - SUI	HUN - FIN	SCO - JPN	EST - SWE
	13:00	B3	GER - DEN	SVK - CAN	CZE - TUR	LAT - NOR
	16:30	A4	JPN - SWE	KOR - EST	HUN - SUI	ITA - SCO
	20:00	B4	TUR - NOR	GER - LAT	SVK - DEN	USA - CZE
MON 2 MAY	9:30	B5	CAN - USA	DEN - NOR	LAT - CZE	TUR - SVK
	13:00	A5	FIN - ITA	SUI - SWE	EST - SCO	JPN - HUN
	16:30	B6	SVK - GER	LAT - TUR	DEN - USA	NOR - CAN
	20:00	A6	HUN - KOR	EST - JPN	SUI - ITA	SWE - FIN
TUE 3 MAY	9:30	B7	DEN - LAT	USA - SVK	TUR - CAN	CZE - GER
	13:00	A7	SUI - EST	ITA - HUN	JPN - FIN	SCO - KOR
	16:30	B8	USA - TUR	CAN - CZE	GER - NOR	SVK - LAT
	20:00	A8	ITA - JPN	FIN - SCO	KOR - SWE	HUN - EST
WED 4 MAY	9:30	B9	NOR - CZE	TUR - GER	USA - LAT	CAN - DEN
	13:00	A9	SWE - SCO	JPN - KOR	ITA - EST	FIN - SUI
	20:00	Qualification Games				
THU 5 MAY	10:00	Semi-finals				
	16:00	Finals				

Note:

First named team in each game plays red-handled stones and wears dark coloured upper playing garments.
Please check online for more details and the latest updates.