

**GANGWON
2024**



**YOUTH
OLYMPIC
GAMES**

CURLING

RESULTS BOOK



**GROW TOGETHER
SHINE FOREVER**

Version History

Version	Date	Created by	Comments
1.0	1 FEB 2024	IOC Results	First version



Competition Format and Rules

As of FRI 20 JAN 2024

Youth Olympic Competition Format

There are two events in the Winter Youth Olympic Games Gangwon 2024 curling competition:

- Mixed team
- Mixed doubles

There will be 16 NOC teams in the mixed team event. Each NOC team consists of two females and two males. The teams will be divided into two round robin groups of eight teams. All teams will play each other within a group. The top team from each group will advance directly to the semi-finals and the second and third teams in each group will advance to the qualification games. The winners of the qualification games will advance to the semifinals which will be followed by the bronze and gold medal games.

There will be 24 NOC teams in the mixed doubles event. Each NOC team consists of one female and one male. The teams will be divided into four round robin groups of six teams. All teams will play each other within a group. The top two teams from each group will advance to the quarter-finals, followed by semi-finals and bronze and gold medal games, where the teams will play a single knockout tournament to determine the winner.

Differences between the WCF World Junior Curling Championships and the Winter Youth Olympic Games

At the WCF World Junior Curling Championships there are men's and women's events, with a different competition format. Each event has 10 teams of four players and an alternate. Each game at the WCF World Junior Curling Championships will be 10 ends (minimum of six ends in the round robin, and eight ends in the play-off games to be played) with eight stones per team.

Changes since the Winter Youth Olympic Games Lausanne 2020

- The teams participating in the Mixed Team event have changed from 24 to 16
- In the mixed team event there will be two groups of eight teams in the round robin
- The mixed doubles is no longer a mixed NOC event
- The teams participating in the mixed doubles event have changed from 48 to 24
- The competition format for the mixed doubles event has changed to round robin and final rounds rather than a direct elimination bracket.
- The athletes for the mixed doubles event are no longer required to have played in the mixed team event
- Game timing will be in place

Sport Rules and Procedures

The length of the sheet (the playing surface) from the inside edges of the back boards is 45.720metres (150feet). The width of the sheet from the inside edges of the side lines is a maximum of 4.750m. (15ft. 7inches).

For both events:

When all stones have been delivered, the score for that end is determined. A 3.66metre (12-foot) circle is the scoring area. For each stone closer to the centre of the circles than any of the opponent's, one point is scored. Every stone within 1.83metres (6feet) of the tee is eligible to be counted. If two or more stones are so close to the tee that it is impossible to use a measuring device to determine the scoring stone, the determinations are made visually by the Game Umpire. If no decision can be made no points are awarded for these stones. The team with the most points at the conclusion of the game is the winner.

Each team is allowed to call one time-out of one minute during each game and is allowed an additional time-out of one minute in each extra end.



Round robin games: at the conclusion of each team's pre-game practice, two stones are delivered to the tee at the home end by different players of different gender, one with clockwise rotation and the other counter-clockwise. The distances recorded for each stone are added together to give the team its LSD total for that game. The team with the lesser LSD total will have the choice of delivering the first or second stone in the first end of that game or the stone handle. If the LSD totals for both teams are the same, the individual LSD stones are compared and the best non-equal LSD has the choice of delivering first or second stone in the first end. When both teams have the exact same individual LSD stone distances, a coin toss will be used to determine that choice.

Play-offs: The team with the better win/loss record has the choice of stone colour and playing first or second stone in the first end.

If the teams have the same win/loss record, the winner of their round robin game has the choice of stone colour or playing first or second stone in the first end.

If the teams are from different groups, the team with the lesser DSC has choice of either the first or second practice or the stone handle colour. Then regular LSD procedures (without minimum requirements), will determine which team has the choice of delivering the first or second stone in the first end.

For the mixed team event:

A game is made up of eight ends. An end consists of each of the four team members playing two stones alternately with the opponent's stones (for a total of eight stones per team). The team scoring plays first in the next end, giving the opponents the last stone of that end.

During a game there are breaks of one minute after each end, five minutes at the completion of half the scheduled ends and one minute before any extra end. Coach interaction with the team is allowed during all breaks between ends and when their own team has called a time-out.

For the mixed doubles event:

A game is made up of eight ends. Prior to each end one stone is placed by each team in a predetermined position (one in the house and one in front of the house). Each team plays five stones per end, alternately with the opponent's stones. One player of the team delivers the first and last stone, and the other player delivers the second, third and fourth stones. The player delivering the first stone and the last stone can change from end to end.

Once per game, each team, when it has the decision on the placement of the "positioned" stones, can use the "Power Play" option to position those two stones. The "Power Play" option cannot be used in extra ends.

During a game there are breaks of 90 seconds after each end, five minutes at the completion of half the scheduled ends and 90 seconds before any extra end. Coach interaction with the team is allowed during all breaks between ends and when their own team has called a time-out.

Equipment:

Shoes should grip the ice well for walking. For the delivery, extremely slippery surfaces are used on the sliding foot to generate long, smooth-sliding follow-through. Some "sliders" are built into shoes, while others are strapped onto soles.

Only WCF approved brush heads are allowed to be used.

Stones are made of a rare, close and evenly grained granite quarried in Scotland or Wales with handles attached. Stones are standardized for size and are a maximum weight of 19.96kilograms (44lbs.). The stones are provided by the Organising Committee.

No player shall cause damage to the ice surface by means of equipment, hand prints, or body prints.

Teams must not use electronic communication equipment, or any device to modify the voice, during a game.

Players may not change their brush heads during a game, unless the Chief Umpire grants special permission. If a change is made without permission, the team will forfeit the game.

Tiebreak Rules

For determining the game winner in both events:

If a game score is tied at the end of a game, extra ends are played until there is a winner.

Within each group:

The final standings among the teams will be broken according to the following criteria:



- If two or more teams are tied, the head to head results between those teams
- If the ties remain, the better DSC ranking will decide the rank
- If the ties remain, the tie will be resolved by WCF rules

The Draw Shot Challenge (DSC) is the average distance of all the individual Last Stone Draw (LSD) stones which were delivered by a team during the round robin. Where a total of 11 or fewer individual stones will be considered, the single least favourable result is automatically eliminated when calculating the average distance. Where more than 11 individual stones will be considered, the two least favourable results will be eliminated when calculating the average distance. The team with the lower DSC value receives the higher DSC ranking.

Merged group standings:

At the conclusion of the round robin play, the teams from all groups will be ranked in an overall merged group standings. The rank in the merged group standings will be determined by comparing the "Draw Shot Challenge (DSC)" from teams in all groups with the same rank, with the best DSC being ranked highest. If two teams with the same group rank have the same DSC, the tie will be resolved by WCF rules.

Mixed team event:

Final standings:

The bottom five ranks in each group after round robin are ranked seventh - 16th based on the merged group standings. The two teams that lose the qualification games are ranked fifth - sixth based on the merge group standings after the round robin. The four teams playing in the medal games will be ranked after their medal games.

Mixed doubles event:

Final standings:

The bottom four ranks in each group after the round robin are ranked ninth - 24th based on the merged group standings. The four teams that lose the quarter-finals are ranked fifth - eighth based on the merged group standings after the round robin. The four teams playing in the medal games will be ranked after their medal games.

Penalties / Disqualification Rules

A player/team can be disqualified for using equipment that does not conform to the WCF standards, for being engaged in unacceptable conduct, or for being tested positive in a doping control.

Protests / Appeals

The Chief Umpire will decide on all protests and appeals in accordance with the WCF rules.

Note:
For further information please consult: www.worldcurling.org



Medallists by Event

As of THU 1 FEB 2024 at 17:35

Event	Date	Medal	Name	NOC Code	
Mixed Team	THU 25 JAN	GOLD	CARSON Logan (M)	4 S	GBR
			LAURIE Tia (F)	3	
			HYSLOP Archie (M)	2	
			BURKE Holly (F)	1	
		SILVER	SCHMIDT Jacob (M)	4 S	DEN
			SCHMIDT Katrine (F)	3	
			JENSEN Nikki (M)	2	
			HOLTERMANN Emilie (F)	1	
		BRONZE	DRYBURGH Nathan (M)	4 S	SUI
RUDOLF Alissa (F)	3				
ERNST Livio (M)	2				
SOLTERMANN Jana (F)	1				
Mixed Doubles	THU 1 FEB	GOLD	SOUTAR Callie	F	GBR
			BREWSTER Ethan	M	
		SILVER	SCHMIDT Katrine	F	DEN
			SCHMIDT Jacob	M	
		BRONZE	WENDLING Ella	F	USA
			PARAL Benji	M	

Note:

Mixed Team:

Position and function for each team member: **4** = Fourth, **3** = Third, **2** = Second, **1** = Lead, **S** = Skip

Mixed Doubles:

Team members are identified as follows: **F** = Female, **M** = Male



Medallists

Medal	NOC	Name	Position - Function
GOLD	GBR - Great Britain	CARSON Logan (M)	4 S
		LAURIE Tia (F)	3
		HYSLOP Archie (M)	2
		BURKE Holly (F)	1
SILVER	DEN - Denmark	SCHMIDT Jacob (M)	4 S
		SCHMIDT Katrine (F)	3
		JENSEN Nikki (M)	2
		HOLTERMANN Emilie (F)	1
BRONZE	SUI - Switzerland	DRYBURGH Nathan (M)	4 S
		RUDOLF Alissa (F)	3
		ERNST Livio (M)	2
		SOLTERMANN Jana (F)	1

Note:
Position and function for each team member:
4 = Fourth, **3** = Third, **2** = Second, **1** = Lead, **S** = Skip

Legend:
F Female **M** Male



Final Standings

Rank	Team	Players	Position - Function	Gender
1	GBR - Great Britain	CARSON Logan	4 S	M
		LAURIE Tia	3 V	F
		HYSLOP Archie	2	M
		BURKE Holly	1	F
2	DEN - Denmark	SCHMIDT Jacob	4 S	M
		SCHMIDT Katrine	3 V	F
		JENSEN Nikki	2	M
		HOLTERMANN Emilie	1	F
3	SUI - Switzerland	DRYBURGH Nathan	4 S	M
		RUDDOLF Alissa	3 V	F
		ERNST Livio	2	M
		SOLTERMANN Jana	1	F
4	CHN - People's Republic of China	LI Zetai	4 S	M
		CHEN Zaoxue	3 V	F
		ZHANG Minghang	2	M
		GAO Ya	1	F
5	USA - United States of America	BRENDEN Zach	4 V	M
		PONZIO Kenna	3 S	F
		NELSON Owen	2	M
		THURSTON Teagan	1	F
6	JPN - Japan	FUJII Kaito	4 S	M
		MARUZENI Satsuki	3 V	F
		SATO Koei	2	M
		ICHIYAMA Himari	1	F
7	ITA - Italy	GILLI Andrea	4 S	M
		MAURINO Giorgia	3 V	F
		CAVALLERO Alberto	2	M
		MARIANI Rebecca	1	F
8	SWE - Sweden	NYGREN Vilmer	4 S	M
		LINDER Astrid	3 V	F
		ALMELING Ivan	2	M
		LINDBERG Matilda	1	F
9	NOR - Norway	HOEIHOLT VAAGSNES Torstein	4	M
		HAAGENSEN Lydia Andvik	3 V	F
		JOHANSEN Alexander Hewitt	2 S	M
		TROEAN Melina Nathalie	1	F
10	KOR - Republic of Korea	KIM Daehyun	4 S	M
		LEE Sowon	3 V	F
		KWON Juni	2	M
		JANG Yubin	1	F
11	CAN - Canada	GRAY Nathan	4 S	M
		FEDIUK Chloe	3 V	F
		FISHER Owain	2	M
		ISKIWI Allie	1	F
12	TUR - Türkiye	ZENIT Muhammed Taha	4 S	M
		HASIL Burcu	3 V	F
		ATES Muhammet Berat	2	M
		KARACALI Suheda	1	F
13	NZL - New Zealand	NEVILL Jed	4 S	M
		RUSSELL Olivia	3 V	F
		STEELE Jack	2	M
		McKENZIE Ellie	1	F



Final Standings

Rank	Team	Players	Position - Function	Gender
14	BRA - Brazil	MELO Guilherme	4	M
		GENTILE Julia	3 V	F
		RIBEIRO Pedro	2 S	M
		LADEIRA Rafaela	1	F
15	GER - Germany	JAEGER Lukas	4 S	M
		WALTENBERGER Emma	3 V	F
		FUSS David	2	M
		ABDEL HALIM Annelie	1	F
16	NGR - Nigeria	CHARLES Goodnews	4 S	M
		WALE-ADEOGUN Oluwanimifise	3 V	F
		DANMOLA Fatiu	2	M
		OKU Nkoyo	1	F

Note:

Final standings are based on play-off results and group standings. Losers of the qualification are ranked 5th and 6th based on the merged group standings. The remaining teams are ranked according to their group rank and the Draw Shot Challenge (DSC).

Position and function for each team member:

4 = Fourth, **3** = Third, **2** = Second, **1** = Lead, **S** = Skip, **V** = Vice-Skip

Legend:

F Female

M Male



Competition Summary

Session	Date	Time	Sheet A			Sheet B			Sheet C			Sheet D		
Session A1	SAT 20 JAN	10:00	USA	8-3	NOR	JPN	20-1	NGR	TUR	2-6	CHN	NZL	3-9	SWE
Session B1	SAT 20 JAN	14:00	BRA	1-17	KOR	GER	2-11	SUI	DEN	6-7	GBR	CAN	3-8	ITA
Session A2	SAT 20 JAN	18:00	NGR	2-22	TUR	NOR	7-10	SWE	NZL	4-8	USA	JPN	6-7	CHN
Session B2	SUN 21 JAN	10:00	SUI	4-6	DEN	KOR	5-6 ^{EE}	ITA	CAN	14-0	BRA	GER	7-4	GBR
Session A3	SUN 21 JAN	14:00	JPN	10-2	SWE	CHN	9-1	NZL	NGR	0-21	NOR	USA	8-2	TUR
Session B3	SUN 21 JAN	18:00	GER	5-7	ITA	GBR	6-3	CAN	SUI	8-4	KOR	BRA	1-14	DEN
Session A4	MON 22 JAN	10:00	NZL	12-1	NGR	USA	8-6	JPN	SWE	8-7 ^{EE}	TUR	CHN	11-4	NOR
Session B4	MON 22 JAN	14:00	CAN	6-5	SUI	BRA	6-4	GER	ITA	3-7	DEN	GBR	3-2	KOR
Session A5	MON 22 JAN	18:00	SWE	5-4	CHN	TUR	0-5	NOR	JPN	6-2	NZL	NGR	0-20	USA
Session B5	TUE 23 JAN	10:00	ITA	5-7	GBR	DEN	4-5	KOR	GER	2-5	CAN	SUI	13-2	BRA
Session A6	TUE 23 JAN	14:00	TUR	2-8	JPN	NGR	2-22	CHN	USA	11-5	SWE	NOR	5-2	NZL
Session B6	TUE 23 JAN	18:00	DEN	7-6	GER	SUI	3-8	GBR	BRA	3-10	ITA	KOR	9-7	CAN
Session A7	WED 24 JAN	9:00	CHN	6-5	USA	NZL	3-6	TUR	NOR	4-8	JPN	SWE	16-0	NGR
Session B7	WED 24 JAN	13:00	GBR	9-4	BRA	CAN	2-4	DEN	KOR	6-4	GER	ITA	7-8 ^{EE}	SUI
Qualification	WED 24 JAN	19:00	USA	3-4	SUI				JPN	3-8	DEN			
Semi-finals	THU 25 JAN	9:00	CHN	4-6	DEN				SUI	6-8	GBR			
Bronze Medal	THU 25 JAN	14:30				SUI	10-8 ^{EE}	CHN						
Gold Medal	THU 25 JAN	18:00				DEN	5-7 ^{EE}	GBR						

Standings after Round Robin

Group A						Group B					
Rank	Team	Games	Wins	Losses		Rank	Team	Games	Wins	Losses	
1	CHN - China	7	6	1	Q w1	1	GBR - Great Britain	7	6	1	Q
2	USA - United States	7	6	1	Q w0	2	DEN - Denmark	7	5	2	Q
3	JPN - Japan	7	5	2	Q w1	3	SUI - Switzerland	7	4	3	Q w2
4	SWE - Sweden	7	5	2	w0	4	ITA - Italy	7	4	3	w1
5	NOR - Norway	7	3	4		5	KOR - Korea	7	4	3	w0
6	TUR - Türkiye	7	2	5		6	CAN - Canada	7	3	4	
7	NZL - New Zealand	7	1	6		7	BRA - Brazil	7	1	6	w1
8	NGR - Nigeria	7	0	7		8	GER - Germany	7	1	6	w0

Merged Group Standings

Rank	Team	Round Robin Results			Rank	Team	Round Robin Results		
		Group	Rank	DSC			Group	Rank	DSC
1	GBR - Great Britain	B	1	51.75cm	9	NOR - Norway	A	5	65.33cm
2	CHN - People's Republic of China	A	1	59.04cm	10	KOR - Republic of Korea	B	5	109.88cm
3	DEN - Denmark	B	2	34.70cm	11	CAN - Canada	B	6	35.43cm
4	USA - United States of America	A	2	51.38cm	12	TUR - Türkiye	A	6	82.17cm
5	JPN - Japan	A	3	39.53cm	13	NZL - New Zealand	A	7	86.52cm
6	SUI - Switzerland	B	3	39.96cm	14	BRA - Brazil	B	7	103.39cm
7	ITA - Italy	B	4	50.58cm	15	GER - Germany	B	8	68.51cm
8	SWE - Sweden	A	4	58.05cm	16	NGR - Nigeria	A	8	199.60cm



Competition Summary

Play-offs Bracket

Qualification	Semi-finals	Finals	Final Standings
<div> <div>A3>JPN3</div> <div>Sheet C</div> <div>B2>DEN8</div> <div>A2>USA3</div> <div>Sheet A</div> <div>B3>SUI4</div> </div>	<div> <div>A1>CHN4</div> <div>Sheet A</div> <div>DEN6</div> <div>B1>GBR8</div> <div>Sheet C</div> <div>SUI6</div> </div>	<div> <div>DEN5</div> <div>Sheet B</div> <div>GBR7</div> <div>CHN8</div> <div>Sheet B</div> <div>SUI10</div> </div>	<div> <div>GBR - Great Britain 1st</div> <div>DEN - Denmark 2nd</div> <div>SUI - Switzerland 3rd</div> <div>CHN - People's Republic of China 4th</div> <div>USA - United States of America</div> <div>JPN - Japan</div> <div>ITA - Italy</div> <div>SWE - Sweden</div> <div>NOR - Norway</div> <div>KOR - Republic of Korea</div> <div>CAN - Canada</div> <div>TUR - Türkiye</div> <div>NZL - New Zealand</div> <div>BRA - Brazil</div> <div>GER - Germany</div> <div>NGR - Nigeria</div> </div>

Legend:

An Final rank in Group A
EE Extra End

Bn Final rank in Group B
Q Qualified for the play-offs

DSC Draw Shot Challenge
wn Number of wins (n) against tied teams



Session Results and Standings

Sheet	Team	LSFE	1	2	3	4	5	6	7	8	Extra	Ends	Total
B	DEN - Denmark		0	4	0	0	0	0	0	1	0		5
	GBR - Great Britain	*	1	0	1	1	1	0	1	0	2		7

Play-offs Bracket

Qualification	Semi-finals	Finals	Final Standings
<p>A3 JPN 3 Sheet C</p> <p>B2 DEN 8</p> <p>A2 USA 3 Sheet A</p> <p>B3 SUI 4</p>	<p>A1 CHN 4 Sheet A</p> <p>DEN 6</p> <p>B1 GBR 8 Sheet C</p> <p>SUI 6</p>	<p>DEN 5</p> <p>Sheet B</p> <p>GBR 7</p> <p>CHN 8 Sheet B</p> <p>SUI 10</p>	<p>1 GBR - Great Britain</p> <p>2 DEN - Denmark</p> <p>3 SUI - Switzerland</p> <p>4 CHN - People's Republic of China</p> <p>5 USA - United States of America</p> <p>6 JPN - Japan</p> <p>7 ITA - Italy</p> <p>8 SWE - Sweden</p> <p>9 NOR - Norway</p> <p>10 KOR - Republic of Korea</p> <p>11 CAN - Canada</p> <p>12 TUR - Türkiye</p> <p>13 NZL - New Zealand</p> <p>14 BRA - Brazil</p> <p>15 GER - Germany</p> <p>16 NGR - Nigeria</p>

Legend:

An Final rank in Group A

Bn Final rank in Group B

LSFE(*) Last Stone First End



Game Results

Sheet	Team	LSFE	1	2	3	4	5	6	7	8	Extra	Ends	Total
B	DEN - Denmark		0	4	0	0	0	0	0	1	0		5
	GBR - Great Britain	*	1	0	1	1	1	0	1	0	2		7

DEN - Denmark			
4 S	SCHMIDT Jacob		M
3 V	SCHMIDT Katrine		F
2	JENSEN Nikki		M
1	HOLTERMANN Emilie		F

Time remaining: 1 minute 28 seconds
1 minute 55 seconds (after extra end)

Time-out: End 7; End 9

GBR - Great Britain			
4 S	CARSON Logan		M
3 V	LAURIE Tia		F
2	HYSLOP Archie		M
1	BURKE Holly		F

Time remaining: 1 minute 46 seconds
2 minutes 24 seconds (after extra end)

Time-out: End 7

Note:
Position and function for each team member:
4 = Fourth, 3 = Third, 2 = Second, 1 = Lead, S = Skip, V = Vice-Skip

Legend:
F Female LSFE(*) Last Stone First End M Male



Session Results and Standings

Sheet	Team	LSFE	1	2	3	4	5	6	7	8	Extra	Ends	Total
B	SUI - Switzerland		0	2	0	0	4	0	2	0	2		10
	CHN - People's Republic of China	*	1	0	0	3	0	1	0	3	0		8

Play-offs Bracket

Qualification	Semi-finals	Finals	Final Standings
<p>A3 JPN 3 Sheet C</p> <p>B2 DEN 8</p> <p>A2 USA 3 Sheet A</p> <p>B3 SUI 4</p>	<p>A1 CHN 4 Sheet A</p> <p>DEN 6</p> <p>B1 GBR 8 Sheet C</p> <p>SUI 6</p>	<p>DEN</p> <p>THU 25 JAN 18:00 Sheet B</p> <p>GBR</p> <p>CHN 8 Sheet B</p> <p>SUI 10</p> <p>SUI 3rd CHN 4th</p>	<p>1</p> <p>2</p> <p>3 SUI - Switzerland</p> <p>4 CHN - People's Republic of China</p> <p>5 USA - United States of America</p> <p>6 JPN - Japan</p> <p>7 ITA - Italy</p> <p>8 SWE - Sweden</p> <p>9 NOR - Norway</p> <p>10 KOR - Republic of Korea</p> <p>11 CAN - Canada</p> <p>12 TUR - Türkiye</p> <p>13 NZL - New Zealand</p> <p>14 BRA - Brazil</p> <p>15 GER - Germany</p> <p>16 NGR - Nigeria</p>

Legend:

An Final rank in Group A

Bn Final rank in Group B

LSFE(*) Last Stone First End



Game Results

Sheet	Team	LSFE	1	2	3	4	5	6	7	8	Extra	Ends	Total
B	SUI - Switzerland		0	2	0	0	4	0	2	0	2		10
	CHN - People's Republic of China	*	1	0	0	3	0	1	0	3	0		8

SUI - Switzerland			
4 S	DRYBURGH Nathan		M
3 V	RUDOLF Alissa		F
2	ERNST Livio		M
1	SOLTERMANN Jana		F

Time remaining: 2 minutes 54 seconds
1 minute 25 seconds (after extra end)

Time-out: End 8; End 9

CHN - People's Republic of China			
4 S	LI Zetai		M
3 V	CHEN Zaoxue		F
2	ZHANG Minghang		M
1	GAO Ya		F

Time remaining: 5 minutes 50 seconds
0 minutes 17 seconds (after extra end)

Time-out: End 7; End 9

Note:
Position and function for each team member:
4 = Fourth, 3 = Third, 2 = Second, 1 = Lead, S = Skip, V = Vice-Skip

Legend:
F Female LSFE(*) Last Stone First End M Male



Session Results and Standings

Sheet	Team	LSFE	1	2	3	4	5	6	7	8	Extra	Ends	Total
A	CHN - People's Republic of China	*	2	0	1	0	0	1	0	0			4
	DEN - Denmark		0	2	0	2	1	0	0	1			6
C	SUI - Switzerland		0	1	0	1	0	3	0	1			6
	GBR - Great Britain	*	3	0	2	0	1	0	2	0			8

Play-offs Bracket

Qualification	Semi-finals	Finals	Final Standings
<p>A3 JPN 3 Sheet C</p> <p>B2 DEN 8</p> <p>A2 USA 3 Sheet A</p> <p>B3 SUI 4</p>	<p>A1 CHN 4 Sheet A</p> <p>DEN 6</p> <p>B1 GBR 8 Sheet C</p> <p>SUI 6</p>	<p>DEN</p> <p>THU 25 JAN 18:00 Sheet B</p> <p>GBR</p> <p>CHN</p> <p>THU 25 JAN 14:30 Sheet B</p> <p>SUI</p>	<p>1</p> <p>2</p> <p>3</p> <p>4</p> <p>5 USA - United States of America</p> <p>6 JPN - Japan</p> <p>7 ITA - Italy</p> <p>8 SWE - Sweden</p> <p>9 NOR - Norway</p> <p>10 KOR - Republic of Korea</p> <p>11 CAN - Canada</p> <p>12 TUR - Türkiye</p> <p>13 NZL - New Zealand</p> <p>14 BRA - Brazil</p> <p>15 GER - Germany</p> <p>16 NGR - Nigeria</p>

Legend:

An Final rank in Group A

Bn Final rank in Group B

LSFE(*) Last Stone First End



Game Results

Sheet	Team	LSFE	1	2	3	4	5	6	7	8	Extra Ends	Total
A	CHN - People's Republic of China	*	2	0	1	0	0	1	0	0		4
	DEN - Denmark		0	2	0	2	1	0	0	1		6

CHN - People's Republic of China		
4 S	LI Zetai	M
3 V	CHEN Zaoxue	F
2	ZHANG Minghang	M
1	GAO Ya	F

Time remaining: 2 minutes 11 seconds

Time-out: End 7

DEN - Denmark		
4 S	SCHMIDT Jacob	M
3 V	SCHMIDT Katrine	F
2	JENSEN Nikki	M
1	HOLTERMANN Emilie	F

Time remaining: 3 minutes 56 seconds

Time-out: End 8

Note:
Position and function for each team member:
4 = Fourth, 3 = Third, 2 = Second, 1 = Lead, S = Skip, V = Vice-Skip

Legend:
F Female LSFE(*) Last Stone First End M Male



Game Results

Sheet	Team	LSFE	1	2	3	4	5	6	7	8	Extra	Ends	Total
C	SUI - Switzerland		0	1	0	1	0	3	0	1			6
	GBR - Great Britain	*	3	0	2	0	1	0	2	0			8

SUI - Switzerland			
4 S	DRYBURGH Nathan		M
3 V	RUDOLF Alissa		F
2	ERNST Livio		M
1	SOLTERMANN Jana		F

Time remaining: 0 minutes 39 seconds

Time-out: End 8

GBR - Great Britain			
4 S	CARSON Logan		M
3 V	LAURIE Tia		F
2	HYSLOP Archie		M
1	BURKE Holly		F

Time remaining: 7 minutes 9 seconds

Time-out: End 5

Note:
Position and function for each team member:
4 = Fourth, 3 = Third, 2 = Second, 1 = Lead, S = Skip, V = Vice-Skip

Legend:
F Female LSFE(*) Last Stone First End M Male



Session Results and Standings

Sheet	Team	LSFE	1	2	3	4	5	6	7	8	Extra	Ends	Total
A	USA - United States of America	*	0	2	0	0	0	1	0	0			3
	SUI - Switzerland		0	0	1	1	0	0	2	0			4
C	JPN - Japan		0	0	0	1	0	2	0	X			3
	DEN - Denmark	*	2	1	1	0	3	0	1	X			8

Play-offs Bracket

Qualification	Semi-finals	Finals	Final Standings
A3 JPN 3 Sheet C B2 DEN 8 A2 USA 3 Sheet A B3 SUI 4	A1 CHN THU 25 JAN 9:00 Sheet A DEN B1 GBR THU 25 JAN 9:00 Sheet C SUI	THU 25 JAN 18:00 Sheet B THU 25 JAN 14:30 Sheet B	1 2 3 4 5 USA - United States of America 6 JPN - Japan 7 ITA - Italy 8 SWE - Sweden 9 NOR - Norway 10 KOR - Republic of Korea 11 CAN - Canada 12 TUR - Türkiye 13 NZL - New Zealand 14 BRA - Brazil 15 GER - Germany 16 NGR - Nigeria

Legend:

An Final rank in Group A

Bn Final rank in Group B

LSFE(*) Last Stone First End

X Unplayed/unfinished end due to concession



Game Results

Sheet	Team	LSFE	1	2	3	4	5	6	7	8	Extra Ends	Total
A	USA - United States of America	*	0	2	0	0	0	1	0	0		3
	SUI - Switzerland		0	0	1	1	0	0	2	0		4

USA - United States of America		
4 V	BRENDEN Zach	M
3 S	PONZIO Kenna	F
2	NELSON Owen	M
1	THURSTON Teagan	F

Time remaining: 2 minutes 31 seconds

Time-out: End 8

SUI - Switzerland		
4 S	DRYBURGH Nathan	M
3 V	RUDOLF Alissa	F
2	ERNST Livio	M
1	SOLTERMANN Jana	F

Time remaining: 5 minutes 52 seconds

Note:
Position and function for each team member:
4 = Fourth, 3 = Third, 2 = Second, 1 = Lead, S = Skip, V = Vice-Skip

Legend:
F Female LSFE(*) Last Stone First End M Male



Game Results

Sheet	Team	LSFE	1	2	3	4	5	6	7	8	Extra Ends	Total
C	JPN - Japan		0	0	0	1	0	2	0	X		3
	DEN - Denmark	*	2	1	1	0	3	0	1	X		8

JPN - Japan		
4 S	FUJII Kaito	M
3 V	MARUZENI Satsuki	F
2	SATO Koei	M
1	ICHIYAMA Himari	F

Time remaining: 3 minutes 39 seconds

DEN - Denmark		
4 S	SCHMIDT Jacob	M
3 V	SCHMIDT Katrine	F
2	JENSEN Nikki	M
1	HOLTERMANN Emilie	F

Time remaining: 7 minutes 49 seconds

Time-out: End 7

Note:
Position and function for each team member:
4 = Fourth, 3 = Third, 2 = Second, 1 = Lead, S = Skip, V = Vice-Skip

Legend:
F Female
X Unplayed/unfinished end due to concession
LSFE(*) Last Stone First End
M Male



Competition Matrix

Group A

Team	CHN	JPN	NGR	NOR	NZL	SWE	TUR	USA
CHN		7 - 6	22 - 2	11 - 4	9 - 1	4 - 5	6 - 2	6 - 5
JPN	6 - 7		20 - 1	8 - 4	6 - 2	10 - 2	8 - 2	6 - 8
NGR	2 - 22	1 - 20		0 - 21	1 - 12	0 - 16	2 - 22	0 - 20
NOR	4 - 11	4 - 8	21 - 0		5 - 2	7 - 10	5 - 0	3 - 8
NZL	1 - 9	2 - 6	12 - 1	2 - 5		3 - 9	3 - 6	4 - 8
SWE	5 - 4	2 - 10	16 - 0	10 - 7	9 - 3		8 - 7	5 - 11
TUR	2 - 6	2 - 8	22 - 2	0 - 5	6 - 3	7 - 8		2 - 8
USA	5 - 6	8 - 6	20 - 0	8 - 3	8 - 4	11 - 5	8 - 2	

Standings after Round Robin

Rank	Team	Games	Wins	Losses		
1	CHN - People's Republic of China	7	6	1	Q	w1
2	USA - United States of America	7	6	1	Q	w0
3	JPN - Japan	7	5	2	Q	w1
4	SWE - Sweden	7	5	2		w0
5	NOR - Norway	7	3	4		
6	TUR - Türkiye	7	2	5		
7	NZL - New Zealand	7	1	6		
8	NGR - Nigeria	7	0	7		



Competition Matrix

Group B

Team	BRA	CAN	DEN	GBR	GER	ITA	KOR	SUI
BRA		0 - 14	1 - 14	4 - 9	6 - 4	3 - 10	1 - 17	2 - 13
CAN	14 - 0		2 - 4	3 - 6	5 - 2	3 - 8	7 - 9	6 - 5
DEN	14 - 1	4 - 2		6 - 7	7 - 6	7 - 3	4 - 5	6 - 4
GBR	9 - 4	6 - 3	7 - 6		4 - 7	7 - 5	3 - 2	8 - 3
GER	4 - 6	2 - 5	6 - 7	7 - 4		5 - 7	4 - 6	2 - 11
ITA	10 - 3	8 - 3	3 - 7	5 - 7	7 - 5		6 - 5	7 - 8
KOR	17 - 1	9 - 7	5 - 4	2 - 3	6 - 4	5 - 6		4 - 8
SUI	13 - 2	5 - 6	4 - 6	3 - 8	11 - 2	8 - 7	8 - 4	

Standings after Round Robin

Rank	Team	Games	Wins	Losses	
1	GBR - Great Britain	7	6	1	Q
2	DEN - Denmark	7	5	2	Q
3	SUI - Switzerland	7	4	3	Q w2
4	ITA - Italy	7	4	3	w1
5	KOR - Republic of Korea	7	4	3	w0
6	CAN - Canada	7	3	4	
7	BRA - Brazil	7	1	6	w1
8	GER - Germany	7	1	6	w0

Legend:

Q Qualified for the play-offs

wn Number of wins (n) against tied teams



Draw Shot Challenge

Group A		Stone Rotation	Last Stone Draw in each Round Robin Game							DSC
Rank	Team		1	2	3	4	5	6	7	
1	JPN - Japan	↻	86.9	45.1	8.0	4.3	129.6	15.3	10.5	39.53cm
		↻	69.0	99.4	56.6	24.9	72.7	2.7	78.3	
2	USA - United States of America	↻	41.8	164.5	18.9	70.2	40.3	15.7	21.1	51.38cm
		↻	48.4	17.7	11.4	148.3	27.8	157.8	154.9	
3	SWE - Sweden	↻	60.7	72.9	120.0	6.2	41.9	39.1	103.5	58.05cm
		↻	105.8	74.2	99.9	51.6	31.2	85.3	30.1	
4	CHN - People's Republic of China	↻	33.8	199.6	41.2	23.2	159.3	19.3	101.3	59.04cm
		↻	7.7	6.2	83.7	152.1	97.5	51.8	90.7	
5	NOR - Norway	↻	71.3	164.2	36.5	199.6	67.9	143.6	45.4	65.33cm
		↻	36.1	18.4	30.6	169.8	53.4	83.7	32.8	
6	TUR - Türkiye	↻	126.7	138.2	199.6	82.6	85.1	46.5	72.8	82.17cm
		↻	199.6	37.1	49.9	51.6	67.1	28.8	199.6	
7	NZL - New Zealand	↻	199.6	2.5	169.1	26.1	64.3	54.6	121.3	86.52cm
		↻	38.1	101.3	76.9	61.4	123.0	199.6	199.6	
8	NGR - Nigeria	↻	199.6	199.6	199.6	199.6	199.6	199.6	199.6	199.60cm
		↻	199.6	199.6	199.6	199.6	199.6	199.6	199.6	

Group B		Stone Rotation	Last Stone Draw in each Round Robin Game							DSC
Rank	Team		1	2	3	4	5	6	7	
1	DEN - Denmark	↻	45.7	89.5	35.0	79.6	32.5	29.5	17.3	34.70cm
		↻	199.6	25.1	18.5	8.6	35.2	14.6	74.8	
2	CAN - Canada	↻	32.1	29.3	17.6	27.6	7.3	22.5	28.0	35.43cm
		↻	102.3	199.6	52.9	117.2	22.6	27.3	55.7	
3	SUI - Switzerland	↻	34.1	24.5	199.6	124.8	10.0	18.4	27.4	39.96cm
		↻	48.4	199.6	36.7	36.1	44.6	9.9	64.6	
4	ITA - Italy	↻	21.8	123.0	199.6	36.4	50.1	68.0	38.1	50.58cm
		↻	35.8	16.6	24.2	173.1	40.8	12.0	140.1	
5	GBR - Great Britain	↻	155.4	199.6	10.4	116.7	104.4	90.9	38.4	51.75cm
		↻	27.7	94.8	10.5	40.3	16.0	67.2	3.7	
6	GER - Germany	↻	17.8	146.3	32.9	66.1	159.6	10.7	57.1	68.51cm
		↻	109.5	79.3	164.7	38.5	75.7	199.6	28.6	
7	BRA - Brazil	↻	21.3	40.3	146.3	199.6	98.9	199.6	118.4	103.39cm
		↻	99.5	109.6	137.8	199.6	19.1	50.3	199.6	
8	KOR - Republic of Korea	↻	92.5	89.6	109.3	152.4	199.6	156.3	44.3	109.88cm
		↻	23.1	199.6	128.3	199.6	71.6	199.6	51.9	

Note:

The Draw Shot Challenge (DSC) is the average distance of all the individual Last Stone Draws (LSD), which were delivered by a team during the round robin. The two least favourable results will be eliminated before calculating the average distance. The team with the lesser DSC receives the higher ranking. If the DSCs are equal then the team with the best non-equal counting LSD receives the higher ranking. In the case where all counting LSDs are equal, the team ranked higher in the official WCF World Rankings is ranked higher.

Legend:

↻ Clockwise

↻ Counter-clockwise

DSC Draw Shot Challenge

~~nnn.n~~ Eliminated Last Stone Draw



Session Results and Standings

Sheet	Team	LSD/LSFE	1	2	3	4	5	6	7	8	Extra	Ends	Total
A	GBR - Great Britain	42.1cm *	1	0	3	1	0	4	0	X			9
	BRA - Brazil	318.0cm	0	1	0	0	1	0	2	X			4
B	CAN - Canada	83.7cm *	0	0	1	0	1	0	0	0			2
	DEN - Denmark	92.1cm	0	1	0	1	0	0	1	1			4
C	KOR - Republic of Korea	96.2cm	2	0	2	0	0	1	1	X			6
	GER - Germany	85.7cm *	0	3	0	0	1	0	0	X			4
D	ITA - Italy	178.2cm	0	1	1	0	2	1	0	2	0		7
	SUI - Switzerland	92.0cm *	2	0	0	4	0	0	1	0	1		8

Standings after Round Robin

Group A

Rank	Team	Games	Wins	Losses		
1	CHN - People's Republic of China	7	6	1	Q	w1
2	USA - United States of America	7	6	1	Q	w0
3	JPN - Japan	7	5	2	Q	w1
4	SWE - Sweden	7	5	2		w0
5	NOR - Norway	7	3	4		
6	TUR - Türkiye	7	2	5		
7	NZL - New Zealand	7	1	6		
8	NGR - Nigeria	7	0	7		

Group B

Rank	Team	Games	Wins	Losses		
1	GBR - Great Britain	7	6	1	Q	
2	DEN - Denmark	7	5	2	Q	
3	SUI - Switzerland	7	4	3	Q	w2
4	ITA - Italy	7	4	3		w1
5	KOR - Republic of Korea	7	4	3		w0
6	CAN - Canada	7	3	4		
7	BRA - Brazil	7	1	6		w1
8	GER - Germany	7	1	6		w0

Legend:

LSD Last Stone Draw

LSFE(*) Last Stone First End

Q Qualified for the play-offs

wn Number of wins (n) against tied teams

X Unplayed/unfinished end due to concession



Game Results

Sheet	Team	LSFE	1	2	3	4	5	6	7	8	Extra Ends	Total
A	GBR - Great Britain	*	1	0	3	1	0	4	0	X		9
	BRA - Brazil		0	1	0	0	1	0	2	X		4

GBR - Great Britain		
4 S	CARSON Logan	M
3 V	LAURIE Tia	F
2	HYSLOP Archie	M
1	BURKE Holly	F

BRA - Brazil		
4	MELO Guilherme	M
3 V	GENTILE Julia	F
2 S	RIBEIRO Pedro	M
1	LADEIRA Rafaela	F

Last Stone Draw		Distance
↻	LAURIE Tia	38.4cm
↻	CARSON Logan	3.7cm
Total		42.1cm

Time remaining: 8 minutes 21 seconds

HYSLOP A left the game after end 5, no replacement
Revised line-up: (4 V) LAURIE T, (3 S) CARSON L, (1) BURKE H

Last Stone Draw		Distance
↻	LADEIRA Rafaela	118.4cm
↻	RIBEIRO Pedro	199.6cm
Total		318.0cm

Time remaining: 7 minutes 17 seconds

Note:
Position and function for each team member:
4 = Fourth, 3 = Third, 2 = Second, 1 = Lead, S = Skip, V = Vice-Skip

Legend:
↻ Clockwise ↻ Counter-clockwise F Female
LSFE(*) Last Stone First End M Male X Unplayed/unfinished end due to concession



Game Results

Sheet	Team	LSFE	1	2	3	4	5	6	7	8	Extra Ends	Total
B	CAN - Canada	*	0	0	1	0	1	0	0	0		2
	DEN - Denmark		0	1	0	1	0	0	1	1		4

CAN - Canada		
4 S	GRAY Nathan	M
3 V	FEDIUK Chloe	F
2	FISHER Owain	M
1	ISKIW Allie	F

DEN - Denmark		
4 S	SCHMIDT Jacob	M
3 V	SCHMIDT Katrine	F
2	JENSEN Nikki	M
1	HOLTERMANN Emilie	F

Last Stone Draw

⌚ GRAY Nathan
⌚ FEDIUK Chloe

Distance

28.0cm
55.7cm

Total

83.7cm

Time remaining: 1 minute 50 seconds

Time-out: End 8

Last Stone Draw

⌚ SCHMIDT Jacob
⌚ SCHMIDT Katrine

Distance

17.3cm
74.8cm

Total

92.1cm

Time remaining: 2 minutes 20 seconds

Time-out: End 8

Note:

Position and function for each team member:

4 = Fourth, 3 = Third, 2 = Second, 1 = Lead, S = Skip, V = Vice-Skip

Legend:

⌚ Clockwise

⌚ Counter-clockwise

F Female

LSFE(*) Last Stone First End

M Male



Game Results

Sheet	Team	LSFE	1	2	3	4	5	6	7	8	Extra Ends	Total
C	KOR - Republic of Korea		2	0	2	0	0	1	1	X		6
	GER - Germany	*	0	3	0	0	1	0	0	X		4

KOR - Republic of Korea			GER - Germany		
4 S	KIM Daehyun	M	4 S	JAEGER Lukas	M
3 V	LEE Sowon	F	3 V	WALTENBERGER Emma	F
2	KWON Juni	M	2	FUSS David	M
1	JANG Yubin	F	1	ABDEL HALIM Annelie	F

Last Stone Draw

⌚ KWON Juni
⌚ JANG Yubin

Distance

44.3cm
51.9cm

Total

96.2cm

Time remaining: 3 minutes 50 seconds

Time-out: End 8

Last Stone Draw

⌚ WALTENBERGER Emma
⌚ ABDEL HALIM Annelie

Distance

57.1cm
28.6cm

Total

85.7cm

Time remaining: 4 minutes 33 seconds

Time-out: End 8

Note:

Position and function for each team member:

4 = Fourth, 3 = Third, 2 = Second, 1 = Lead, S = Skip, V = Vice-Skip

Legend:

⌚ Clockwise

⌚ Counter-clockwise

F Female

LSFE(*) Last Stone First End

M Male

X Unplayed/unfinished end due to concession



Game Results

Sheet	Team	LSFE	1	2	3	4	5	6	7	8	Extra Ends	Total
D	ITA - Italy		0	1	1	0	2	1	0	2	0	7
	SUI - Switzerland	*	2	0	0	4	0	0	1	0	1	8

ITA - Italy

4 S	GILLI Andrea	M
3 V	MAURINO Giorgia	F
2	CAVALLERO Alberto	M
1	MARIANI Rebecca	F

Last Stone Draw

↻	GILLI Andrea	Distance	38.1cm
↻	MAURINO Giorgia	Distance	140.1cm

Total 178.2cm

Time remaining: 2 minutes 43 seconds
1 minute 55 seconds (after extra end)

Time-out: End 6; End 9

SUI - Switzerland

4 S	DRYBURGH Nathan	M
3 V	RUDOLF Alissa	F
2	ERNST Livio	M
1	SOLTERMANN Jana	F

Last Stone Draw

↻	SOLTERMANN Jana	Distance	27.4cm
↻	ERNST Livio	Distance	64.6cm

Total 92.0cm

Time remaining: 6 minutes 14 seconds
1 minute 33 seconds (after extra end)

Time-out: End 8

Note:

Position and function for each team member:

4 = Fourth, 3 = Third, 2 = Second, 1 = Lead, S = Skip, V = Vice-Skip

Legend:

↻	Clockwise	↻	Counter-clockwise	F	Female
LSFE(*)	Last Stone First End	M	Male		



Session Results and Standings

Sheet	Team	LSD/LSFE	1	2	3	4	5	6	7	8	Extra	Ends	Total
A	CHN - People's Republic of China	192.0cm	2	0	2	0	0	2	0	0			6
	USA - United States of America	176.0cm *	0	1	0	1	1	0	1	1			5
B	NZL - New Zealand	320.9cm	0	0	1	1	1	0	0	X			3
	TUR - Türkiye	272.4cm *	0	4	0	0	0	1	1	X			6
C	NOR - Norway	78.2cm *	0	1	0	2	0	1	0	X			4
	JPN - Japan	88.8cm	1	0	1	0	2	0	4	X			8
D	SWE - Sweden	133.6cm *	3	2	3	3	1	2	2	X			16
	NGR - Nigeria	399.2cm	0	0	0	0	0	0	0	X			0

Current Standings

Group A

Rank	Team	Games	Wins	Losses		
1	CHN - People's Republic of China	7	6	1	Q	w1
2	USA - United States of America	7	6	1	Q	w0
3	JPN - Japan	7	5	2	Q	w1
4	SWE - Sweden	7	5	2		w0
5	NOR - Norway	7	3	4		
6	TUR - Türkiye	7	2	5		
7	NZL - New Zealand	7	1	6		
8	NGR - Nigeria	7	0	7		

Group B

Rank	Team	Games	Wins	Losses		
1	GBR - Great Britain	6	5	1	Q	
2	DEN - Denmark	6	4	2		
2	ITA - Italy	6	4	2		
4	CAN - Canada	6	3	3		
4	KOR - Republic of Korea	6	3	3		
4	SUI - Switzerland	6	3	3		
7	BRA - Brazil	6	1	5		
7	GER - Germany	6	1	5		

Note:

Under WCF rules, tie-breaking rules for standings are not applied until after the last game of the round robin.

Legend:

LSD Last Stone Draw

LSFE(*) Last Stone First End

Q Qualified for the play-offs

wn Number of wins (n) against tied teams

X Unplayed/unfinished end due to concession



Game Results

Sheet	Team	LSFE	1	2	3	4	5	6	7	8	Extra Ends	Total
A	CHN - People's Republic of China		2	0	2	0	0	2	0	0		6
	USA - United States of America	*	0	1	0	1	1	0	1	1		5

CHN - People's Republic of China		
4 S	LI Zetai	M
3 V	CHEN Zaoxue	F
2	ZHANG Minghang	M
1	GAO Ya	F

USA - United States of America		
4 V	BRENDEN Zach	M
3 S	PONZIO Kenna	F
2	NELSON Owen	M
1	THURSTON Teagan	F

Last Stone Draw

⌚ ZHANG Minghang
⌚ LI Zetai

Distance

101.3cm
90.7cm

Total

192.0cm

Time remaining: 2 minutes 13 seconds

Time-out: End 8

Last Stone Draw

⌚ THURSTON Teagan
⌚ BRENDEN Zach

Distance

21.1cm
154.9cm

Total

176.0cm

Time remaining: 1 minute 12 seconds

Time-out: End 8

Note:

Position and function for each team member:

4 = Fourth, 3 = Third, 2 = Second, 1 = Lead, S = Skip, V = Vice-Skip

Legend:

⌚ Clockwise



Counter-clockwise

F

Female

LSFE(*) Last Stone First End

M

Male



Game Results

Sheet	Team	LSFE	1	2	3	4	5	6	7	8	Extra Ends	Total
B	NZL - New Zealand		0	0	1	1	1	0	0	X		3
	TUR - Türkiye	*	0	4	0	0	0	1	1	X		6

NZL - New Zealand		
4 S	NEVILL Jed	M
3 V	RUSSELL Olivia	F
2	STEELE Jack	M
1	McKENZIE Ellie	F

TUR - Türkiye		
4 S	ZENIT Muhammed Taha	M
3 V	HASIL Burcu	F
2	ATES Muhammet Berat	M
1	KARACALI Suheda	F

Last Stone Draw		Distance
↻	McKENZIE Ellie	121.3cm
↻	NEVILL Jed	199.6cm

Total **320.9cm**

Time remaining: 5 minutes 40 seconds

Last Stone Draw		Distance
↻	HASIL Burcu	72.8cm
↻	ATES Muhammet Berat	199.6cm

Total **272.4cm**

Time remaining: 6 minutes 3 seconds

Note:
Position and function for each team member:
4 = Fourth, 3 = Third, 2 = Second, 1 = Lead, S = Skip, V = Vice-Skip

Legend:
↻ Clockwise ↻ Counter-clockwise F Female
LSFE(*) Last Stone First End M Male X Unplayed/unfinished end due to concession



Game Results

Sheet	Team	LSFE	1	2	3	4	5	6	7	8	Extra Ends	Total
C	NOR - Norway	*	0	1	0	2	0	1	0	X		4
	JPN - Japan		1	0	1	0	2	0	4	X		8

NOR - Norway		
4	HOEIHOLT VAAGSNES Torstein	M
3	V HAAGENSEN Lydia Andvik	F
2	S JOHANSEN Alexander Hewitt	M
1	TROEAN Melina Nathalie	F

JPN - Japan		
4	S FUJII Kaito	M
3	V MARUZENI Satsuki	F
2	SATO Koei	M
1	ICHIYAMA Himari	F

Last Stone Draw

↻	JOHANSEN Alexander Hewitt
↻	TROEAN Melina Nathalie

Distance

45.4cm
32.8cm

Total

78.2cm

Time remaining: 3 minutes 50 seconds

Last Stone Draw

↻	FUJII Kaito
↻	ICHIYAMA Himari

Distance

10.5cm
78.3cm

Total

88.8cm

Time remaining: 5 minutes 40 seconds

Note:

Position and function for each team member:

4 = Fourth, 3 = Third, 2 = Second, 1 = Lead, S = Skip, V = Vice-Skip

Legend:

↻ Clockwise

↻ Counter-clockwise

F Female

LSFE(*) Last Stone First End

M Male

X Unplayed/unfinished end due to concession



Game Results

Sheet	Team	LSFE	1	2	3	4	5	6	7	8	Extra Ends	Total
D	SWE - Sweden	*	3	2	3	3	1	2	2	X		16
	NGR - Nigeria		0	0	0	0	0	0	0	X		0

SWE - Sweden		
4 S	NYGREN Vilmer	M
3 V	LINDER Astrid	F
2	ALMELING Ivan	M
1	LINDBERG Matilda	F

NGR - Nigeria		
4 S	DANMOLA Fatiu	M
3 V	OKU Nkoyo	F
1	CHARLES Goodnews	M
A	WALE-ADEOGUN Oluwanimifise	F

Last Stone Draw		Distance
↻	LINDER Astrid	103.5cm
↻	NYGREN Vilmer	30.1cm
Total		133.6cm

Time remaining: 13 minutes 12 seconds

Last Stone Draw		Distance
↻	DANMOLA Fatiu	199.6cm
↻	OKU Nkoyo	199.6cm
Total		399.2cm

Time remaining: 7 minutes 6 seconds

NGR playing with only three players - Lead and Third play three stones each.

Note:
Position and function for each team member:
4 = Fourth, 3 = Third, 2 = Second, 1 = Lead, A = Alternate, S = Skip, V = Vice-Skip

Legend:
↻ Clockwise ↻ Counter-clockwise F Female
LSFE(*) Last Stone First End M Male X Unplayed/unfinished end due to concession



Session Results and Standings

Sheet	Team	LSD/LSFE	1	2	3	4	5	6	7	8	Extra Ends	Total
A	DEN - Denmark	44.1cm *	0	0	0	0	2	2	1	2		7
	GER - Germany	210.3cm	0	1	3	2	0	0	0	0		6
B	SUI - Switzerland	28.3cm *	0	0	0	2	1	0	0	0		3
	GBR - Great Britain	158.1cm	0	1	1	0	0	2	0	4		8
C	BRA - Brazil	249.9cm	0	1	0	0	0	2	X	X		3
	ITA - Italy	80.0cm *	4	0	0	4	2	0	X	X		10
D	KOR - Republic of Korea	355.9cm	0	2	0	0	3	2	0	2		9
	CAN - Canada	49.8cm *	2	0	2	0	0	0	3	0		7

Current Standings

Group A

Rank	Team	Games	Wins	Losses	
1	USA - United States of America	6	6	0	Q
2	CHN - People's Republic of China	6	5	1	
3	JPN - Japan	6	4	2	
3	SWE - Sweden	6	4	2	
5	NOR - Norway	6	3	3	
6	NZL - New Zealand	6	1	5	
6	TUR - Türkiye	6	1	5	
8	NGR - Nigeria	6	0	6	

Group B

Rank	Team	Games	Wins	Losses	
1	GBR - Great Britain	6	5	1	Q
2	DEN - Denmark	6	4	2	
2	ITA - Italy	6	4	2	
4	CAN - Canada	6	3	3	
4	KOR - Republic of Korea	6	3	3	
4	SUI - Switzerland	6	3	3	
7	BRA - Brazil	6	1	5	
7	GER - Germany	6	1	5	

Note:

Under WCF rules, tie-breaking rules for standings are not applied until after the last game of the round robin.

Legend:

LSD Last Stone Draw

LSFE(*) Last Stone First End

Q Qualified for the play-offs

X Unplayed/unfinished end due to concession



Game Results

Sheet	Team	LSFE	1	2	3	4	5	6	7	8	Extra Ends	Total
A	DEN - Denmark	*	0	0	0	0	2	2	1	2		7
	GER - Germany		0	1	3	2	0	0	0	0		6

DEN - Denmark		
4 S	SCHMIDT Jacob	M
3 V	SCHMIDT Katrine	F
2	JENSEN Nikki	M
1	HOLTERMANN Emilie	F

GER - Germany		
4 S	JAEGER Lukas	M
3 V	WALTENBERGER Emma	F
2	FUSS David	M
1	ABDEL HALIM Annelie	F

Last Stone Draw		Distance
↻	JENSEN Nikki	29.5cm
↻	HOLTERMANN Emilie	14.6cm
Total		44.1cm
Time remaining: 4 minutes 19 seconds		
Time-out: End 8		

Last Stone Draw		Distance
↻	WALTENBERGER Emma	10.7cm
↻	FUSS David	199.6cm
Total		210.3cm
Time remaining: 2 minutes 41 seconds		
Time-out: End 6		

Note:
Position and function for each team member:
4 = Fourth, 3 = Third, 2 = Second, 1 = Lead, S = Skip, V = Vice-Skip

Legend:
↻ Clockwise ↻ Counter-clockwise F Female
LSFE(*) Last Stone First End M Male



Game Results

Sheet	Team	LSFE	1	2	3	4	5	6	7	8	Extra Ends	Total
B	SUI - Switzerland	*	0	0	0	2	1	0	0	0		3
	GBR - Great Britain		0	1	1	0	0	2	0	4		8

SUI - Switzerland		
4 S	DRYBURGH Nathan	M
3 V	RUDOLF Alissa	F
2	ERNST Livio	M
1	SOLTERMANN Jana	F

GBR - Great Britain		
4 S	CARSON Logan	M
3 V	LAURIE Tia	F
2	HYSLOP Archie	M
1	BURKE Holly	F

Last Stone Draw		Distance
↻	RUDOLF Alissa	18.4cm
↻	SOLTERMANN Jana	9.9cm
Total		28.3cm
Time remaining: 2 minutes 58 seconds		
Time-out: End 8		

Last Stone Draw		Distance
↻	BURKE Holly	90.9cm
↻	HYSLOP Archie	67.2cm
Total		158.1cm
Time remaining: 3 minutes 56 seconds		
Time-out: End 5		

Note:
Position and function for each team member:
4 = Fourth, 3 = Third, 2 = Second, 1 = Lead, S = Skip, V = Vice-Skip

Legend:
↻ Clockwise ↻ Counter-clockwise F Female
LSFE(*) Last Stone First End M Male



Game Results

Sheet	Team	LSFE	1	2	3	4	5	6	7	8	Extra Ends	Total
C	BRA - Brazil		0	1	0	0	0	2	X	X		3
	ITA - Italy	*	4	0	0	4	2	0	X	X		10

BRA - Brazil		
4	MELO Guilherme	M
3	V GENTILE Julia	F
2	S RIBEIRO Pedro	M
1	LADEIRA Rafaela	F

ITA - Italy		
4	S GILLI Andrea	M
3	V MAURINO Giorgia	F
2	CAVALLERO Alberto	M
1	MARIANI Rebecca	F

Last Stone Draw

↻	RIBEIRO Pedro	Distance	199.6cm
↻	LADEIRA Rafaela	Distance	50.3cm

Total **249.9cm**

Time remaining: 9 minutes 49 seconds

Last Stone Draw

↻	CAVALLERO Alberto	Distance	68.0cm
↻	MAURINO Giorgia	Distance	12.0cm

Total **80.0cm**

Time remaining: 13 minutes 45 seconds

Note:
Position and function for each team member:
4 = Fourth, 3 = Third, 2 = Second, 1 = Lead, S = Skip, V = Vice-Skip

Legend:
↻ Clockwise ↻ Counter-clockwise F Female
LSFE(*) Last Stone First End M Male X Unplayed/unfinished end due to concession



Game Results

Sheet	Team	LSFE	1	2	3	4	5	6	7	8	Extra Ends	Total
D	KOR - Republic of Korea		0	2	0	0	3	2	0	2		9
	CAN - Canada	*	2	0	2	0	0	0	3	0		7

KOR - Republic of Korea		
4 S	KIM Daehyun	M
3 V	LEE Sowon	F
2	KWON Juni	M
1	JANG Yubin	F

CAN - Canada		
4 S	GRAY Nathan	M
3 V	FEDIUK Chloe	F
2	FISHER Owain	M
1	ISKIW Allie	F

Last Stone Draw		Distance
↻	LEE Sowon	156.3cm
↻	KIM Daehyun	199.6cm
Total		355.9cm
Time remaining: 2 minutes 27 seconds		
Time-out: End 7		

Last Stone Draw		Distance
↻	GRAY Nathan	22.5cm
↻	FISHER Owain	27.3cm
Total		49.8cm
Time remaining: 1 minute 39 seconds		
Time-out: End 8		

Note:
Position and function for each team member:
4 = Fourth, 3 = Third, 2 = Second, 1 = Lead, S = Skip, V = Vice-Skip

Legend:
↻ Clockwise ↻ Counter-clockwise F Female
LSFE(*) Last Stone First End M Male



Session Results and Standings

Sheet	Team	LSD/LSFE	1	2	3	4	5	6	7	8	Extra Ends	Total
A	TUR - Türkiye	75.3cm	0	0	0	0	2	0	0	X		2
	JPN - Japan	18.0cm *	1	3	0	1	0	1	2	X		8
B	NGR - Nigeria	399.2cm	0	0	0	2	0	0	X	X		2
	CHN - People's Republic of China	71.1cm *	6	3	5	0	6	2	X	X		22
C	USA - United States of America	173.5cm	0	4	5	0	2	0	X	X		11
	SWE - Sweden	124.4cm *	2	0	0	2	0	1	X	X		5
D	NOR - Norway	227.3cm *	0	3	0	1	1	0	0	X		5
	NZL - New Zealand	254.2cm	0	0	0	0	0	1	1	X		2

Current Standings

Group A

Rank	Team	Games	Wins	Losses
1	USA - United States of America	6	6	0
2	CHN - People's Republic of China	6	5	1
3	JPN - Japan	6	4	2
3	SWE - Sweden	6	4	2
5	NOR - Norway	6	3	3
6	NZL - New Zealand	6	1	5
6	TUR - Türkiye	6	1	5
8	NGR - Nigeria	6	0	6

Group B

Rank	Team	Games	Wins	Losses
1	GBR - Great Britain	5	4	1
2	CAN - Canada	5	3	2
2	DEN - Denmark	5	3	2
2	ITA - Italy	5	3	2
2	SUI - Switzerland	5	3	2
6	KOR - Republic of Korea	5	2	3
7	BRA - Brazil	5	1	4
7	GER - Germany	5	1	4

Note:

Under WCF rules, tie-breaking rules for standings are not applied until after the last game of the round robin.

Legend:

LSD Last Stone Draw

LSFE(*) Last Stone First End

Q Qualified for the play-offs

X Unplayed/unfinished end due to concession



Game Results

Sheet	Team	LSFE	1	2	3	4	5	6	7	8	Extra Ends	Total
A	TUR - Türkiye		0	0	0	0	2	0	0	X		2
	JPN - Japan	*	1	3	0	1	0	1	2	X		8

TUR - Türkiye		
4 S	ZENIT Muhammed Taha	M
3 V	HASIL Burcu	F
2	ATES Muhammet Berat	M
1	KARACALI Suheda	F

JPN - Japan		
4 S	FUJII Kaito	M
3 V	MARUZENI Satsuki	F
2	SATO Koei	M
1	ICHIYAMA Himari	F

Last Stone Draw

⌚ HASIL Burcu

⌚ ATES Muhammet Berat

Total

Time remaining: 4 minutes 41 seconds

Distance

46.5cm

28.8cm

75.3cm

Last Stone Draw

⌚ FUJII Kaito

⌚ ICHIYAMA Himari

Total

Time remaining: 7 minutes 23 seconds

Distance

15.3cm

2.7cm

18.0cm

Note:

Position and function for each team member:

4 = Fourth, 3 = Third, 2 = Second, 1 = Lead, S = Skip, V = Vice-Skip

Legend:

⌚ Clockwise

⌚ Counter-clockwise

F Female

LSFE(*) Last Stone First End

M Male

X Unplayed/unfinished end due to concession



Game Results

Sheet	Team	LSFE	1	2	3	4	5	6	7	8	Extra Ends	Total
B	NGR - Nigeria		0	0	0	2	0	0	X	X		2
	CHN - People's Republic of China	*	6	3	5	0	6	2	X	X		22

NGR - Nigeria			
4 S	DANMOLA Fatiu	M	
3 V	WALE-ADEOGUN Oluwanimifise	F	
2	CHARLES Goodnews	M	
1	OKU Nkoyo	F	

CHN - People's Republic of China			
4 S	LI Zetai	M	
3 V	CHEN Zaoxue	F	
2	ZHANG Minghang	M	
1	GAO Ya	F	

Last Stone Draw		Distance
↻	CHARLES Goodnews	199.6cm
↻	WALE-ADEOGUN Oluwanimifise	199.6cm
Total		399.2cm

Time remaining: 14 minutes 19 seconds

Last Stone Draw		Distance
↻	LI Zetai	19.3cm
↻	ZHANG Minghang	51.8cm
Total		71.1cm

Time remaining: 14 minutes 8 seconds

Note:
Position and function for each team member:
4 = Fourth, 3 = Third, 2 = Second, 1 = Lead, S = Skip, V = Vice-Skip

Legend:
↻ Clockwise ↻ Counter-clockwise F Female
LSFE(*) Last Stone First End M Male X Unplayed/unfinished end due to concession



Game Results

Sheet	Team	LSFE	1	2	3	4	5	6	7	8	Extra Ends	Total
C	USA - United States of America		0	4	5	0	2	0	X	X		11
	SWE - Sweden	*	2	0	0	2	0	1	X	X		5

USA - United States of America				SWE - Sweden			
4	V	BRENDEN Zach	M	4	S	NYGREN Vilmer	M
3	S	PONZIO Kenna	F	3	V	LINDER Astrid	F
2		NELSON Owen	M	2		ALMELING Ivan	M
1		THURSTON Teagan	F	1		LINDBERG Matilda	F

Last Stone Draw

⌚ BRENDEN Zach
⌚ NELSON Owen

Distance

15.7cm
157.8cm

Total

173.5cm

Time remaining: 9 minutes 27 seconds

Last Stone Draw

⌚ NYGREN Vilmer
⌚ LINDER Astrid

Distance

39.1cm
85.3cm

Total

124.4cm

Time remaining: 10 minutes 43 seconds

Note:

Position and function for each team member:

4 = Fourth, 3 = Third, 2 = Second, 1 = Lead, S = Skip, V = Vice-Skip

Legend:

⌚ Clockwise

⌚ Counter-clockwise

F Female

LSFE(*) Last Stone First End

M Male

X Unplayed/unfinished end due to concession



Game Results

Sheet	Team	LSFE	1	2	3	4	5	6	7	8	Extra Ends	Total
D	NOR - Norway	*	0	3	0	1	1	0	0	X		5
	NZL - New Zealand		0	0	0	0	0	1	1	X		2

NOR - Norway		
4	HOEIHOLT VAAGSNES Torstein	M
3	V HAAGENSEN Lydia Andvik	F
2	S JOHANSEN Alexander Hewitt	M
1	TROEAN Melina Nathalie	F

NZL - New Zealand		
4	S NEVILL Jed	M
3	V RUSSELL Olivia	F
2	STEELE Jack	M
1	McKENZIE Ellie	F

Last Stone Draw

↻	HAAGENSEN Lydia Andvik
↻	HOEIHOLT VAAGSNES Torstein

Distance

143.6cm
83.7cm

Total

227.3cm

Time remaining: 5 minutes 33 seconds

Last Stone Draw

↻	McKENZIE Ellie
↻	NEVILL Jed

Distance

54.6cm
199.6cm

Total

254.2cm

Time remaining: 7 minutes 46 seconds

Time-out: End 4

Note:

Position and function for each team member:

4 = Fourth, 3 = Third, 2 = Second, 1 = Lead, S = Skip, V = Vice-Skip

Legend:

↻	Clockwise	↻	Counter-clockwise	F	Female
LSFE(*)	Last Stone First End	M	Male	X	Unplayed/unfinished end due to concession



Session Results and Standings

Sheet	Team	LSD/LSFE	1	2	3	4	5	6	7	8	Extra Ends	Total
A	ITA - Italy	90.9cm *	2	0	1	0	1	0	1	0		5
	GBR - Great Britain	120.4cm	0	2	0	2	0	2	0	1		7
B	DEN - Denmark	67.7cm *	0	2	0	0	1	0	1	0		4
	KOR - Republic of Korea	271.2cm	1	0	0	1	0	1	0	2		5
C	GER - Germany	235.3cm	0	0	0	0	2	0	0	X		2
	CAN - Canada	29.9cm *	1	1	3	0	0	0	0	X		5
D	SUI - Switzerland	54.6cm *	4	0	0	4	4	1	X	X		13
	BRA - Brazil	118.0cm	0	1	1	0	0	0	X	X		2

Current Standings

Group A

Rank	Team	Games	Wins	Losses
1	USA - United States of America	5	5	0
2	CHN - People's Republic of China	5	4	1
2	SWE - Sweden	5	4	1
4	JPN - Japan	5	3	2
5	NOR - Norway	5	2	3
6	NZL - New Zealand	5	1	4
6	TUR - Türkiye	5	1	4
8	NGR - Nigeria	5	0	5

Group B

Rank	Team	Games	Wins	Losses
1	GBR - Great Britain	5	4	1
2	CAN - Canada	5	3	2
2	DEN - Denmark	5	3	2
2	ITA - Italy	5	3	2
2	SUI - Switzerland	5	3	2
6	KOR - Republic of Korea	5	2	3
7	BRA - Brazil	5	1	4
7	GER - Germany	5	1	4

Note:

Under WCF rules, tie-breaking rules for standings are not applied until after the last game of the round robin.

Legend:

LSD Last Stone Draw

LSFE(*) Last Stone First End

X Unplayed/unfinished end due to concession



Game Results

Sheet	Team	LSFE	1	2	3	4	5	6	7	8	Extra	Ends	Total
A	ITA - Italy	*	2	0	1	0	1	0	1	0			5
	GBR - Great Britain		0	2	0	2	0	2	0	1			7

ITA - Italy		
4 S	GILLI Andrea	M
3 V	MAURINO Giorgia	F
2	CAVALLERO Alberto	M
1	MARIANI Rebecca	F

GBR - Great Britain		
4 S	CARSON Logan	M
3 V	LAURIE Tia	F
2	HYSLOP Archie	M
1	BURKE Holly	F

Last Stone Draw

⌚ GILLI Andrea

⌚ MARIANI Rebecca

Total

Distance

50.1cm

40.8cm

90.9cm

Time remaining: 1 minute 17 seconds

Time-out: End 2

Last Stone Draw

⌚ CARSON Logan

⌚ LAURIE Tia

Total

Distance

104.4cm

16.0cm

120.4cm

Time remaining: 1 minute 3 seconds

Note:

Position and function for each team member:

4 = Fourth, 3 = Third, 2 = Second, 1 = Lead, S = Skip, V = Vice-Skip

Legend:

⌚ Clockwise

⌚ Counter-clockwise

F Female

LSFE(*) Last Stone First End

M Male



Game Results

Sheet	Team	LSFE	1	2	3	4	5	6	7	8	Extra Ends	Total
B	DEN - Denmark	*	0	2	0	0	1	0	1	0		4
	KOR - Republic of Korea		1	0	0	1	0	1	0	2		5

DEN - Denmark		
4 S	SCHMIDT Jacob	M
3 V	SCHMIDT Katrine	F
2	JENSEN Nikki	M
1	HOLTERMANN Emilie	F

Last Stone Draw		Distance
↻	JENSEN Nikki	32.5cm
↻	SCHMIDT Jacob	35.2cm
Total		67.7cm
Time remaining: 0 minutes 15 seconds		
Time-out: End 7		

KOR - Republic of Korea		
4 S	KIM Daehyun	M
3 V	LEE Sowon	F
2	KWON Juni	M
1	JANG Yubin	F

Last Stone Draw		Distance
↻	JANG Yubin	199.6cm
↻	KWON Juni	71.6cm
Total		271.2cm
Time remaining: 0 minutes 27 seconds		
Time-out: End 6		

Note:
Position and function for each team member:
4 = Fourth, 3 = Third, 2 = Second, 1 = Lead, S = Skip, V = Vice-Skip

Legend:
↻ Clockwise ↻ Counter-clockwise F Female
LSFE(*) Last Stone First End M Male



Game Results

Sheet	Team	LSFE	1	2	3	4	5	6	7	8	Extra Ends	Total
C	GER - Germany		0	0	0	0	2	0	0	X		2
	CAN - Canada	*	1	1	3	0	0	0	0	X		5

GER - Germany		
4 S	JAEGER Lukas	M
3 V	WALTENBERGER Emma	F
2	FUSS David	M
1	ABDEL HALIM Annelie	F

CAN - Canada		
4 S	GRAY Nathan	M
3 V	FEDIUK Chloe	F
2	FISHER Owain	M
1	ISKIW Allie	F

Last Stone Draw

↻	ABDEL HALIM Annelie
↻	JAEGER Lukas

Distance

159.6cm
75.7cm

Total

235.3cm

Time remaining: 5 minutes 15 seconds

Last Stone Draw

↻	GRAY Nathan
↻	ISKIW Allie

Distance

7.3cm
22.6cm

Total

29.9cm

Time remaining: 7 minutes 10 seconds

Note:

Position and function for each team member:

4 = Fourth, 3 = Third, 2 = Second, 1 = Lead, S = Skip, V = Vice-Skip

Legend:

↻ Clockwise

↻ Counter-clockwise

F Female

LSFE(*) Last Stone First End

M Male

X Unplayed/unfinished end due to concession



Game Results

Sheet	Team	LSFE	1	2	3	4	5	6	7	8	Extra Ends	Total
D	SUI - Switzerland	*	4	0	0	4	4	1	X	X		13
	BRA - Brazil		0	1	1	0	0	0	X	X		2

SUI - Switzerland		
4 S	DRYBURGH Nathan	M
3 V	RUDOLF Alissa	F
2	ERNST Livio	M
1	SOLTERMANN Jana	F

BRA - Brazil		
4	MELO Guilherme	M
3 V	GENTILE Julia	F
2 S	RIBEIRO Pedro	M
1	LADEIRA Rafaela	F

Last Stone Draw

↻	SOLTERMANN Jana
↻	DRYBURGH Nathan

Distance

10.0cm
44.6cm

Total

54.6cm

Time remaining: 11 minutes 21 seconds

ERNST L left the game after end 5, no replacement
Revised line-up: (4 V) RUDOLF A, (3 S) DRYBURGH N, (1) SOLTERMANN J

Last Stone Draw

↻	MELO Guilherme
↻	GENTILE Julia

Distance

98.9cm
19.1cm

Total

118.0cm

Time remaining: 10 minutes 21 seconds

Note:

Position and function for each team member:

4 = Fourth, 3 = Third, 2 = Second, 1 = Lead, S = Skip, V = Vice-Skip

Legend:

↻ Clockwise

↻ Counter-clockwise

F Female

LSFE(*) Last Stone First End

M Male

X Unplayed/unfinished end due to concession



Session Results and Standings

Sheet	Team	LSD/LSFE	1	2	3	4	5	6	7	8	Extra Ends	Total
A	SWE - Sweden	73.1cm *	0	2	0	0	0	0	0	3		5
	CHN - People's Republic of China	256.8cm	0	0	2	0	0	1	1	0		4
B	TUR - Türkiye	152.2cm	0	0	0	0	0	0	0	X		0
	NOR - Norway	121.3cm *	0	2	0	0	1	1	1	X		5
C	JPN - Japan	202.3cm	0	0	0	1	4	0	1	X		6
	NZL - New Zealand	187.3cm *	0	0	1	0	0	1	0	X		2
D	NGR - Nigeria	399.2cm	0	0	0	0	0	0	X	X		0
	USA - United States of America	68.1cm *	4	3	3	1	6	3	X	X		20

Current Standings

Group A

Rank	Team	Games	Wins	Losses
1	USA - United States of America	5	5	0
2	CHN - People's Republic of China	5	4	1
2	SWE - Sweden	5	4	1
4	JPN - Japan	5	3	2
5	NOR - Norway	5	2	3
6	NZL - New Zealand	5	1	4
6	TUR - Türkiye	5	1	4
8	NGR - Nigeria	5	0	5

Group B

Rank	Team	Games	Wins	Losses
1	DEN - Denmark	4	3	1
1	GBR - Great Britain	4	3	1
1	ITA - Italy	4	3	1
4	CAN - Canada	4	2	2
4	SUI - Switzerland	4	2	2
6	BRA - Brazil	4	1	3
6	GER - Germany	4	1	3
6	KOR - Republic of Korea	4	1	3

Note:

Under WCF rules, tie-breaking rules for standings are not applied until after the last game of the round robin.

Legend:

LSD Last Stone Draw

LSFE(*) Last Stone First End

X Unplayed/unfinished end due to concession



Game Results

Sheet	Team	LSFE	1	2	3	4	5	6	7	8	Extra	Ends	Total
A	SWE - Sweden	*	0	2	0	0	0	0	0	3			5
	CHN - People's Republic of China		0	0	2	0	0	1	1	0			4

SWE - Sweden		
4 S	NYGREN Vilmer	M
3 V	LINDER Astrid	F
2	ALMELING Ivan	M
1	LINDBERG Matilda	F

Last Stone Draw		Distance
↻	LINDBERG Matilda	41.9cm
↻	ALMELING Ivan	31.2cm
Total		73.1cm
Time remaining: 0 minutes 8 seconds		
Time-out: End 7		


CHN - People's Republic of China		
4 V	CHEN Zaoxue	F
3 S	LI Zetai	M
1	GAO Ya	F
A	ZHANG Minghang	M

Last Stone Draw		Distance
↻	LI Zetai	159.3cm
↻	GAO Ya	97.5cm
Total		256.8cm
Time remaining: 2 minutes 20 seconds		
Time-out: End 7		

CHN playing with only three players - Lead and Third play three stones each.

Note:
Position and function for each team member:
4 = Fourth, 3 = Third, 2 = Second, 1 = Lead, A = Alternate, S = Skip, V = Vice-Skip

Legend:
↻ Clockwise ↻ Counter-clockwise F Female
LSFE(*) Last Stone First End M Male



Game Results

Sheet	Team	LSFE	1	2	3	4	5	6	7	8	Extra Ends	Total
B	TUR - Türkiye		0	0	0	0	0	0	0	X		0
	NOR - Norway	*	0	2	0	0	1	1	1	X		5

TUR - Türkiye		
4 S	ZENIT Muhammed Taha	M
3 V	HASIL Burcu	F
2	ATES Muhammet Berat	M
1	KARACALI Suheda	F

NOR - Norway		
4	HOEIHOLT VAAGSNES Torstein	M
3 V	HAAGENSEN Lydia Andvik	F
2 S	JOHANSEN Alexander Hewitt	M
1	TROEAN Melina Nathalie	F

Last Stone Draw

↻	ZENIT Muhammed Taha
↻	KARACALI Suheda

Distance

85.1cm
67.1cm

Total

152.2cm

Time remaining: 4 minutes 14 seconds

Time-out: End 7

Last Stone Draw

↻	JOHANSEN Alexander Hewitt
↻	TROEAN Melina Nathalie

Distance

67.9cm
53.4cm

Total

121.3cm

Time remaining: 6 minutes 14 seconds

Time-out: End 7

Note:

Position and function for each team member:

4 = Fourth, 3 = Third, 2 = Second, 1 = Lead, S = Skip, V = Vice-Skip

Legend:

↻ Clockwise

↻ Counter-clockwise

F Female

LSFE(*) Last Stone First End

M Male

X Unplayed/unfinished end due to concession



Game Results

Sheet	Team	LSFE	1	2	3	4	5	6	7	8	Extra Ends	Total
C	JPN - Japan		0	0	0	1	4	0	1	X		6
	NZL - New Zealand	*	0	0	1	0	0	1	0	X		2

JPN - Japan		
4 S	FUJII Kaito	M
3 V	MARUZENI Satsuki	F
2	SATO Koei	M
1	ICHIYAMA Himari	F

Last Stone Draw		Distance
↻	ICHIYAMA Himari	129.6cm
↻	FUJII Kaito	72.7cm
Total		202.3cm
Time remaining: 4 minutes 3 seconds		

NZL - New Zealand		
4 S	NEVILL Jed	M
3 V	RUSSELL Olivia	F
2	STEELE Jack	M
1	McKENZIE Ellie	F

Last Stone Draw		Distance
↻	RUSSELL Olivia	64.3cm
↻	STEELE Jack	123.0cm
Total		187.3cm
Time remaining: 6 minutes 44 seconds		

Note:
Position and function for each team member:
4 = Fourth, 3 = Third, 2 = Second, 1 = Lead, S = Skip, V = Vice-Skip

Legend:
↻ Clockwise ↻ Counter-clockwise F Female
LSFE(*) Last Stone First End M Male X Unplayed/unfinished end due to concession



Game Results

Sheet	Team	LSFE	1	2	3	4	5	6	7	8	Extra Ends	Total
D	NGR - Nigeria		0	0	0	0	0	0	X	X		0
	USA - United States of America	*	4	3	3	1	6	3	X	X		20

NGR - Nigeria			
4 S	DANMOLA Fatiu	M	
3 V	WALE-ADEOGUN Oluwanimifise	F	
2	CHARLES Goodnews	M	
1	OKU Nkoyo	F	

USA - United States of America			
4 V	BRENDEN Zach	M	
3 S	PONZIO Kenna	F	
2	NELSON Owen	M	
1	THURSTON Teagan	F	

Last Stone Draw		Distance
↻	OKU Nkoyo	199.6cm
↻	CHARLES Goodnews	199.6cm
Total		399.2cm

Time remaining: 12 minutes 12 seconds

Last Stone Draw		Distance
↻	BRENDEN Zach	40.3cm
↻	PONZIO Kenna	27.8cm
Total		68.1cm

Time remaining: 12 minutes 49 seconds

Note:
Position and function for each team member:
4 = Fourth, 3 = Third, 2 = Second, 1 = Lead, S = Skip, V = Vice-Skip

Legend:
↻ Clockwise ↻ Counter-clockwise F Female
LSFE(*) Last Stone First End M Male X Unplayed/unfinished end due to concession



Session Results and Standings

Sheet	Team	LSD/LSFE	1	2	3	4	5	6	7	8	Extra Ends	Total
A	CAN - Canada	144.8cm *	0	2	0	1	0	2	0	1		6
	SUI - Switzerland	160.9cm	2	0	1	0	2	0	0	0		5
B	BRA - Brazil	399.2cm	0	0	1	1	0	2	0	2		6
	GER - Germany	104.6cm *	1	1	0	0	1	0	1	0		4
C	ITA - Italy	209.5cm	0	0	2	0	0	1	0	X		3
	DEN - Denmark	88.2cm *	3	0	0	2	1	0	1	X		7
D	GBR - Great Britain	157.0cm *	1	0	0	0	0	1	0	1		3
	KOR - Republic of Korea	352.0cm	0	0	1	0	0	0	1	0		2

Current Standings

Group A

Rank	Team	Games	Wins	Losses
1	CHN - People's Republic of China	4	4	0
1	USA - United States of America	4	4	0
3	SWE - Sweden	4	3	1
4	JPN - Japan	4	2	2
5	NOR - Norway	4	1	3
5	NZL - New Zealand	4	1	3
5	TUR - Türkiye	4	1	3
8	NGR - Nigeria	4	0	4

Group B

Rank	Team	Games	Wins	Losses
1	DEN - Denmark	4	3	1
1	GBR - Great Britain	4	3	1
1	ITA - Italy	4	3	1
4	CAN - Canada	4	2	2
4	SUI - Switzerland	4	2	2
6	BRA - Brazil	4	1	3
6	GER - Germany	4	1	3
6	KOR - Republic of Korea	4	1	3

Note:

Under WCF rules, tie-breaking rules for standings are not applied until after the last game of the round robin.

Legend:

LSD Last Stone Draw

LSFE(*) Last Stone First End

X Unplayed/unfinished end due to concession



Game Results

Sheet	Team	LSFE	1	2	3	4	5	6	7	8	Extra Ends	Total
A	CAN - Canada	*	0	2	0	1	0	2	0	1		6
	SUI - Switzerland		2	0	1	0	2	0	0	0		5

CAN - Canada		
4 S	GRAY Nathan	M
3 V	FEDIUK Chloe	F
2	FISHER Owain	M
1	ISKIW Allie	F

Last Stone Draw		Distance
↻	FISHER Owain	27.6cm
↻	FEDIUK Chloe	117.2cm
Total		144.8cm
Time remaining: 2 minutes 45 seconds		
Time-out: End 8		

SUI - Switzerland		
4 S	DRYBURGH Nathan	M
3 V	RUDOLF Alissa	F
2	ERNST Livio	M
1	SOLTERMANN Jana	F

Last Stone Draw		Distance
↻	DRYBURGH Nathan	124.8cm
↻	SOLTERMANN Jana	36.1cm
Total		160.9cm
Time remaining: 0 minutes 51 seconds		
Time-out: End 8		

Note:
Position and function for each team member:
4 = Fourth, 3 = Third, 2 = Second, 1 = Lead, S = Skip, V = Vice-Skip

Legend:
↻ Clockwise ↻ Counter-clockwise F Female
LSFE(*) Last Stone First End M Male



Game Results

Sheet	Team	LSFE	1	2	3	4	5	6	7	8	Extra	Ends	Total
B	BRA - Brazil		0	0	1	1	0	2	0	2			6
	GER - Germany	*	1	1	0	0	1	0	1	0			4

BRA - Brazil		
4	MELO Guilherme	M
3	V GENTILE Julia	F
2	S RIBEIRO Pedro	M
1	LADEIRA Rafaela	F

Last Stone Draw		Distance
↻	LADEIRA Rafaela	199.6cm
↻	RIBEIRO Pedro	199.6cm
Total		399.2cm
Time remaining: 7 minutes 14 seconds		
Time-out: End 8		

GER - Germany		
4	S JAEGER Lukas	M
3	V WALTENBERGER Emma	F
2	FUSS David	M
1	ABDEL HALIM Annelie	F

Last Stone Draw		Distance
↻	JAEGER Lukas	66.1cm
↻	FUSS David	38.5cm
Total		104.6cm
Time remaining: 4 minutes 21 seconds		
Time-out: End 6		

Note:
Position and function for each team member:
4 = Fourth, 3 = Third, 2 = Second, 1 = Lead, S = Skip, V = Vice-Skip

Legend:
↻ Clockwise ↻ Counter-clockwise F Female
LSFE(*) Last Stone First End M Male



Game Results

Sheet	Team	LSFE	1	2	3	4	5	6	7	8	Extra Ends	Total
C	ITA - Italy		0	0	2	0	0	1	0	X		3
	DEN - Denmark	*	3	0	0	2	1	0	1	X		7

ITA - Italy

4 S	GILLI Andrea	M
3 V	MAURINO Giorgia	F
2	CAVALLERO Alberto	M
1	MARIANI Rebecca	F

Last Stone Draw

↻	MAURINO Giorgia	Distance	36.4cm
↻	CAVALLERO Alberto	Distance	173.1cm

Total **209.5cm**

Time remaining: 4 minutes 30 seconds

Time-out: End 7

DEN - Denmark

4 S	SCHMIDT Jacob	M
3 V	SCHMIDT Katrine	F
2	JENSEN Nikki	M
1	HOLTERMANN Emilie	F

Last Stone Draw

↻	SCHMIDT Katrine	Distance	79.6cm
↻	SCHMIDT Jacob	Distance	8.6cm

Total **88.2cm**

Time remaining: 4 minutes 29 seconds

Time-out: End 7

Note:

Position and function for each team member:

4 = Fourth, 3 = Third, 2 = Second, 1 = Lead, S = Skip, V = Vice-Skip

Legend:

↻	Clockwise	↻	Counter-clockwise	F	Female
LSFE(*)	Last Stone First End	M	Male	X	Unplayed/unfinished end due to concession



Game Results

Sheet	Team	LSFE	1	2	3	4	5	6	7	8	Extra Ends	Total
D	GBR - Great Britain	*	1	0	0	0	0	1	0	1		3
	KOR - Republic of Korea		0	0	1	0	0	0	1	0		2

GBR - Great Britain		
4 S	CARSON Logan	M
3 V	LAURIE Tia	F
2	HYSLOP Archie	M
1	BURKE Holly	F

KOR - Republic of Korea		
4 S	KIM Daehyun	M
3 V	LEE Sowon	F
2	KWON Juni	M
1	JANG Yubin	F

Last Stone Draw		Distance
↻	HYSLOP Archie	116.7cm
↻	BURKE Holly	40.3cm
Total		157.0cm
Time remaining: 6 minutes 20 seconds		
Time-out: End 7		

Last Stone Draw		Distance
↻	KIM Daehyun	152.4cm
↻	LEE Sowon	199.6cm
Total		352.0cm
Time remaining: 4 minutes 56 seconds		
Time-out: End 8		

Note:
Position and function for each team member:
4 = Fourth, 3 = Third, 2 = Second, 1 = Lead, S = Skip, V = Vice-Skip

Legend:
↻ Clockwise ↻ Counter-clockwise F Female
LSFE(*) Last Stone First End M Male



Session Results and Standings

Sheet	Team	LSD/LSFE	1	2	3	4	5	6	7	8	Extra	Ends	Total
A	NZL - New Zealand	87.5cm *	4	2	0	0	2	1	3	X			12
	NGR - Nigeria	399.2cm	0	0	0	1	0	0	0	X			1
B	USA - United States of America	218.5cm	0	1	0	0	2	0	2	3			8
	JPN - Japan	29.2cm *	2	0	0	1	0	3	0	0			6
C	SWE - Sweden	57.8cm *	2	0	3	1	0	0	1	0	1		8
	TUR - Türkiye	134.2cm	0	1	0	0	3	0	0	3	0		7
D	CHN - People's Republic of China	175.3cm *	2	0	3	0	4	0	2	X			11
	NOR - Norway	369.4cm	0	1	0	2	0	1	0	X			4

Current Standings

Group A

Rank	Team	Games	Wins	Losses
1	CHN - People's Republic of China	4	4	0
1	USA - United States of America	4	4	0
3	SWE - Sweden	4	3	1
4	JPN - Japan	4	2	2
5	NOR - Norway	4	1	3
5	NZL - New Zealand	4	1	3
5	TUR - Türkiye	4	1	3
8	NGR - Nigeria	4	0	4

Group B

Rank	Team	Games	Wins	Losses
1	ITA - Italy	3	3	0
2	DEN - Denmark	3	2	1
2	GBR - Great Britain	3	2	1
2	SUI - Switzerland	3	2	1
5	CAN - Canada	3	1	2
5	GER - Germany	3	1	2
5	KOR - Republic of Korea	3	1	2
8	BRA - Brazil	3	0	3

Note:

Under WCF rules, tie-breaking rules for standings are not applied until after the last game of the round robin.

Legend:

LSD Last Stone Draw

LSFE(*) Last Stone First End

X Unplayed/unfinished end due to concession



Game Results

Sheet	Team	LSFE	1	2	3	4	5	6	7	8	Extra	Ends	Total
A	NZL - New Zealand	*	4	2	0	0	2	1	3	X			12
	NGR - Nigeria		0	0	0	1	0	0	0	X			1

NZL - New Zealand		
4 S	NEVILL Jed	M
3 V	RUSSELL Olivia	F
2	STEELE Jack	M
1	McKENZIE Ellie	F

NGR - Nigeria		
4 S	DANMOLA Fatiu	M
3 V	WALE-ADEOGUN Oluwanimifise	F
2	CHARLES Goodnews	M
1	OKU Nkoyo	F

Last Stone Draw

↻	NEVILL Jed
↻	McKENZIE Ellie

Distance

26.1cm
61.4cm

Total

87.5cm

Time remaining: 14 minutes 11 seconds

Last Stone Draw

↻	WALE-ADEOGUN Oluwanimifise
↻	DANMOLA Fatiu

Distance

199.6cm
199.6cm

Total

399.2cm

Time remaining: 6 minutes 55 seconds

Note:

Position and function for each team member:

4 = Fourth, 3 = Third, 2 = Second, 1 = Lead, S = Skip, V = Vice-Skip

Legend:

↻ Clockwise

↻ Counter-clockwise

F Female

LSFE(*) Last Stone First End

M Male

X Unplayed/unfinished end due to concession



Game Results

Sheet	Team	LSFE	1	2	3	4	5	6	7	8	Extra	Ends	Total
B	USA - United States of America		0	1	0	0	2	0	2	3			8
	JPN - Japan	*	2	0	0	1	0	3	0	0			6

USA - United States of America				JPN - Japan			
4	V	BRENDEN Zach	M	4	S	FUJII Kaito	M
3	S	PONZIO Kenna	F	3	V	MARUZENI Satsuki	F
2		NELSON Owen	M	2		SATO Koei	M
1		THURSTON Teagan	F	1		ICHIYAMA Himari	F

Last Stone Draw

↻ PONZIO Kenna
↻ NELSON Owen

Distance

70.2cm
148.3cm

Total

218.5cm

Time remaining: 1 minute 30 seconds

Time-out: End 8

Last Stone Draw

↻ FUJII Kaito
↻ ICHIYAMA Himari

Distance

4.3cm
24.9cm

Total

29.2cm

Time remaining: 0 minutes 52 seconds

Time-out: End 8

Note:

Position and function for each team member:

4 = Fourth, 3 = Third, 2 = Second, 1 = Lead, S = Skip, V = Vice-Skip

Legend:

↻ Clockwise

↻ Counter-clockwise

F Female

LSFE(*) Last Stone First End

M Male



Game Results

Sheet	Team	LSFE	1	2	3	4	5	6	7	8	Extra Ends	Total
C	SWE - Sweden	*	2	0	3	1	0	0	1	0	1	8
	TUR - Türkiye		0	1	0	0	3	0	0	3	0	7

SWE - Sweden		
4 S	NYGREN Vilmer	M
3 V	LINDER Astrid	F
2	ALMELING Ivan	M
1	LINDBERG Matilda	F

TUR - Türkiye		
4 S	ZENIT Muhammed Taha	M
3 V	HASIL Burcu	F
2	ATES Muhammet Berat	M
1	KARACALI Suheda	F

Last Stone Draw		Distance
↻	LINDER Astrid	6.2cm
↻	NYGREN Vilmer	51.6cm
Total		57.8cm
Time remaining: 7 minutes 18 seconds		
1 minute 51 seconds (after extra end)		

Last Stone Draw		Distance
↻	ATES Muhammet Berat	82.6cm
↻	HASIL Burcu	51.6cm
Total		134.2cm
Time remaining: 1 minute 11 seconds		
1 minute 12 seconds (after extra end)		
Time-out: End 3; End 9		

Note:
Position and function for each team member:
4 = Fourth, 3 = Third, 2 = Second, 1 = Lead, S = Skip, V = Vice-Skip

Legend:
↻ Clockwise ↻ Counter-clockwise F Female
LSFE(*) Last Stone First End M Male



Game Results

Sheet	Team	LSFE	1	2	3	4	5	6	7	8	Extra Ends	Total
D	CHN - People's Republic of China	*	2	0	3	0	4	0	2	X		11
	NOR - Norway		0	1	0	2	0	1	0	X		4

CHN - People's Republic of China

4	V	CHEN Zaoxue	F
3	S	LI Zetai	M
1		GAO Ya	F
A		ZHANG Minghang	M

Last Stone Draw

↻	LI Zetai	23.2cm
↻	CHEN Zaoxue	152.1cm

Total 175.3cm

Time remaining: 11 minutes 15 seconds

CHN playing with only three players - Lead and Third play three stones each.

NOR - Norway

4		HOEIHOLT VAAGSNES Torstein	M
3	V	HAAGENSEN Lydia Andvik	F
2	S	JOHANSEN Alexander Hewitt	M
1		TROEAN Melina Nathalie	F

Last Stone Draw

↻	HAAGENSEN Lydia Andvik	199.6cm
↻	HOEIHOLT VAAGSNES Torstein	169.8cm

Total 369.4cm

Time remaining: 8 minutes 22 seconds

Note:

Position and function for each team member:

4 = Fourth, 3 = Third, 2 = Second, 1 = Lead, A = Alternate, S = Skip, V = Vice-Skip

Legend:

↻	Clockwise	↻	Counter-clockwise	F	Female
LSFE(*)	Last Stone First End	M	Male	X	Unplayed/unfinished end due to concession



Session Results and Standings

Sheet	Team	LSD/LSFE	1	2	3	4	5	6	7	8	Extra	Ends	Total
A	GER - Germany	197.6cm *	0	1	0	0	2	0	2	0			5
	ITA - Italy	223.8cm	1	0	1	2	0	2	0	1			7
B	GBR - Great Britain	20.9cm *	0	0	0	3	1	0	2	X			6
	CAN - Canada	70.5cm	1	0	1	0	0	1	0	X			3
C	SUI - Switzerland	236.3cm *	0	1	2	0	1	0	2	2			8
	KOR - Republic of Korea	237.6cm	0	0	0	2	0	2	0	0			4
D	BRA - Brazil	284.1cm	0	0	0	0	1	0	X	X			1
	DEN - Denmark	53.5cm *	3	3	2	2	0	4	X	X			14

Current Standings

Group A

Rank	Team	Games	Wins	Losses
1	CHN - People's Republic of China	3	3	0
1	USA - United States of America	3	3	0
3	JPN - Japan	3	2	1
3	SWE - Sweden	3	2	1
5	NOR - Norway	3	1	2
5	TUR - Türkiye	3	1	2
7	NGR - Nigeria	3	0	3
7	NZL - New Zealand	3	0	3

Group B

Rank	Team	Games	Wins	Losses
1	ITA - Italy	3	3	0
2	DEN - Denmark	3	2	1
2	GBR - Great Britain	3	2	1
2	SUI - Switzerland	3	2	1
5	CAN - Canada	3	1	2
5	GER - Germany	3	1	2
5	KOR - Republic of Korea	3	1	2
8	BRA - Brazil	3	0	3

Note:

Under WCF rules, tie-breaking rules for standings are not applied until after the last game of the round robin.

Legend:

LSD Last Stone Draw

LSFE(*) Last Stone First End

X Unplayed/unfinished end due to concession



Game Results

Sheet	Team	LSFE	1	2	3	4	5	6	7	8	Extra Ends	Total
A	GER - Germany	*	0	1	0	0	2	0	2	0		5
	ITA - Italy		1	0	1	2	0	2	0	1		7

GER - Germany		
4 S	JAEGER Lukas	M
3 V	WALTENBERGER Emma	F
2	FUSS David	M
1	ABDEL HALIM Annelie	F

Last Stone Draw		Distance
↻	ABDEL HALIM Annelie	32.9cm
↻	WALTENBERGER Emma	164.7cm
Total		197.6cm
Time remaining: 4 minutes 27 seconds		
Time-out: End 4		

ITA - Italy		
4 S	GILLI Andrea	M
3 V	MAURINO Giorgia	F
2	CAVALLERO Alberto	M
1	MARIANI Rebecca	F

Last Stone Draw		Distance
↻	MARIANI Rebecca	199.6cm
↻	GILLI Andrea	24.2cm
Total		223.8cm
Time remaining: 5 minutes 53 seconds		
Time-out: End 8		

Note:
Position and function for each team member:
4 = Fourth, 3 = Third, 2 = Second, 1 = Lead, S = Skip, V = Vice-Skip

Legend:
↻ Clockwise ↻ Counter-clockwise F Female
LSFE(*) Last Stone First End M Male



Game Results

Sheet	Team	LSFE	1	2	3	4	5	6	7	8	Extra Ends	Total
B	GBR - Great Britain	*	0	0	0	3	1	0	2	X		6
	CAN - Canada		1	0	1	0	0	1	0	X		3

GBR - Great Britain		
4 S	CARSON Logan	M
3 V	LAURIE Tia	F
2	HYSLOP Archie	M
1	BURKE Holly	F

CAN - Canada		
4 S	GRAY Nathan	M
3 V	FEDIUK Chloe	F
2	FISHER Owain	M
1	ISKIW Allie	F

Last Stone Draw		Distance
↻	CARSON Logan	10.4cm
↻	LAURIE Tia	10.5cm
Total		20.9cm
Time remaining: 1 minute 8 seconds		
Time-out: End 5		

Last Stone Draw		Distance
↻	ISKIW Allie	17.6cm
↻	GRAY Nathan	52.9cm
Total		70.5cm
Time remaining: 1 minute 15 seconds		
Time-out: End 7		

Note:
Position and function for each team member:
4 = Fourth, 3 = Third, 2 = Second, 1 = Lead, S = Skip, V = Vice-Skip

Legend:
↻ Clockwise ↻ Counter-clockwise F Female
LSFE(*) Last Stone First End M Male X Unplayed/unfinished end due to concession



Game Results

Sheet	Team	LSFE	1	2	3	4	5	6	7	8	Extra Ends	Total
C	SUI - Switzerland	*	0	1	2	0	1	0	2	2		8
	KOR - Republic of Korea		0	0	0	2	0	2	0	0		4

SUI - Switzerland		
4 S	DRYBURGH Nathan	M
3 V	RUDOLF Alissa	F
2	ERNST Livio	M
1	SOLTERMANN Jana	F

KOR - Republic of Korea		
4 S	KIM Daehyun	M
3 V	LEE Sowon	F
2	KWON Juni	M
1	JANG Yubin	F

Last Stone Draw

↻	ERNST Livio	Distance	199.6cm
↻	DRYBURGH Nathan	Distance	36.7cm

Total **236.3cm**

Time remaining: 5 minutes 0 seconds

Time-out: End 8

Last Stone Draw

↻	KWON Juni	Distance	109.3cm
↻	JANG Yubin	Distance	128.3cm

Total **237.6cm**

Time remaining: 3 minutes 55 seconds

Time-out: End 8

Note:

Position and function for each team member:

4 = Fourth, 3 = Third, 2 = Second, 1 = Lead, S = Skip, V = Vice-Skip

Legend:

↻	Clockwise	↻	Counter-clockwise	F	Female
LSFE(*)	Last Stone First End	M	Male		



Game Results

Sheet	Team	LSFE	1	2	3	4	5	6	7	8	Extra Ends	Total
D	BRA - Brazil		0	0	0	0	1	0	X	X		1
	DEN - Denmark	*	3	3	2	2	0	4	X	X		14

BRA - Brazil		
4	MELO Guilherme	M
3	V GENTILE Julia	F
2	S RIBEIRO Pedro	M
1	LADEIRA Rafaela	F

DEN - Denmark		
4	S SCHMIDT Jacob	M
3	V SCHMIDT Katrine	F
2	JENSEN Nikki	M
1	HOLTERMANN Emilie	F

Last Stone Draw

⌚	GENTILE Julia	146.3cm
⌚	MELO Guilherme	137.8cm

Total **284.1cm**

Time remaining: 8 minutes 44 seconds

Last Stone Draw

⌚	HOLTERMANN Emilie	35.0cm
⌚	JENSEN Nikki	18.5cm

Total **53.5cm**

Time remaining: 10 minutes 24 seconds

Note:

Position and function for each team member:

4 = Fourth, 3 = Third, 2 = Second, 1 = Lead, S = Skip, V = Vice-Skip

Legend:

⌚	Clockwise	⌚	Counter-clockwise	F	Female
LSFE(*)	Last Stone First End	M	Male	X	Unplayed/unfinished end due to concession



Session Results and Standings

Sheet	Team	LSD/LSFE	1	2	3	4	5	6	7	8	Extra Ends	Total
A	JPN - Japan	64.6cm *	6	2	1	1	0	0	X	X		10
	SWE - Sweden	219.9cm	0	0	0	0	1	1	X	X		2
B	CHN - People's Republic of China	124.9cm *	3	1	3	1	1	0	X	X		9
	NZL - New Zealand	246.0cm	0	0	0	0	0	1	X	X		1
C	NGR - Nigeria	399.2cm	0	0	0	0	0	0	X	X		0
	NOR - Norway	67.1cm *	2	5	4	6	2	2	X	X		21
D	USA - United States of America	30.3cm *	1	0	2	3	2	0	X	X		8
	TUR - Türkiye	249.5cm	0	1	0	0	0	1	X	X		2

Current Standings

Group A

Rank	Team	Games	Wins	Losses
1	CHN - People's Republic of China	3	3	0
1	USA - United States of America	3	3	0
3	JPN - Japan	3	2	1
3	SWE - Sweden	3	2	1
5	NOR - Norway	3	1	2
5	TUR - Türkiye	3	1	2
7	NGR - Nigeria	3	0	3
7	NZL - New Zealand	3	0	3

Group B

Rank	Team	Games	Wins	Losses
1	ITA - Italy	2	2	0
2	CAN - Canada	2	1	1
2	DEN - Denmark	2	1	1
2	GBR - Great Britain	2	1	1
2	GER - Germany	2	1	1
2	KOR - Republic of Korea	2	1	1
2	SUI - Switzerland	2	1	1
8	BRA - Brazil	2	0	2

Note:

Under WCF rules, tie-breaking rules for standings are not applied until after the last game of the round robin.

Legend:

LSD Last Stone Draw

LSFE(*) Last Stone First End

X Unplayed/unfinished end due to concession



Game Results

Sheet	Team	LSFE	1	2	3	4	5	6	7	8	Extra Ends	Total
A	JPN - Japan	*	6	2	1	1	0	0	X	X		10
	SWE - Sweden		0	0	0	0	1	1	X	X		2

JPN - Japan		
4 S	FUJII Kaito	M
3 V	MARUZENI Satsuki	F
2	SATO Koei	M
1	ICHIYAMA Himari	F

SWE - Sweden		
4 S	NYGREN Vilmer	M
3 V	LINDER Astrid	F
2	ALMELING Ivan	M
1	LINDBERG Matilda	F

Last Stone Draw

🕒	SATO Koei	Distance	8.0cm
🕒	MARUZENI Satsuki	Distance	56.6cm

Total **64.6cm**

Time remaining: 8 minutes 52 seconds

Time-out: End 6

Last Stone Draw

🕒	ALMELING Ivan	Distance	120.0cm
🕒	LINDBERG Matilda	Distance	99.9cm

Total **219.9cm**

Time remaining: 11 minutes 28 seconds

Note:

Position and function for each team member:

4 = Fourth, 3 = Third, 2 = Second, 1 = Lead, S = Skip, V = Vice-Skip

Legend:

🕒	Clockwise	🕒	Counter-clockwise	F	Female
LSFE(*)	Last Stone First End	M	Male	X	Unplayed/unfinished end due to concession



Game Results

Sheet	Team	LSFE	1	2	3	4	5	6	7	8	Extra	Ends	Total
B	CHN - People's Republic of China	*	3	1	3	1	1	0	X	X			9
	NZL - New Zealand		0	0	0	0	0	1	X	X			1

CHN - People's Republic of China			
4 S	LI Zetai	M	
3 V	CHEN Zaoxue	F	
2	ZHANG Minghang	M	
1	GAO Ya	F	

NZL - New Zealand			
4 S	NEVILL Jed	M	
3 V	RUSSELL Olivia	F	
2	STEELE Jack	M	
1	McKENZIE Ellie	F	

Last Stone Draw		Distance
↻	CHEN Zaoxue	41.2cm
↻	GAO Ya	83.7cm
Total		124.9cm

Time remaining: 8 minutes 1 second

Last Stone Draw		Distance
↻	STEELE Jack	169.1cm
↻	RUSSELL Olivia	76.9cm
Total		246.0cm

Time remaining: 7 minutes 31 seconds

Note:
Position and function for each team member:
4 = Fourth, 3 = Third, 2 = Second, 1 = Lead, S = Skip, V = Vice-Skip

Legend:
↻ Clockwise ↻ Counter-clockwise F Female
LSFE(*) Last Stone First End M Male X Unplayed/unfinished end due to concession



Game Results

Sheet	Team	LSFE	1	2	3	4	5	6	7	8	Extra Ends	Total
C	NGR - Nigeria		0	0	0	0	0	0	X	X		0
	NOR - Norway	*	2	5	4	6	2	2	X	X		21

NGR - Nigeria

4	S	CHARLES Goodnews	M
3	V	WALE-ADEOGUN Oluwanimifise	F
2		DANMOLA Fatiu	M
1		OKU Nkoyo	F

Last Stone Draw

↻	OKU Nkoyo	Distance	199.6cm
↻	DANMOLA Fatiu	Distance	199.6cm

Total **399.2cm**

Time remaining: 2 minutes 37 seconds

Time-out: End 3

NOR - Norway

4		HOEIHOLT VAAGSNES Torstein	M
3	V	HAAGENSEN Lydia Andvik	F
2	S	JOHANSEN Alexander Hewitt	M
1		TROEAN Melina Nathalie	F

Last Stone Draw

↻	TROEAN Melina Nathalie	Distance	36.5cm
↻	JOHANSEN Alexander Hewitt	Distance	30.6cm

Total **67.1cm**

Time remaining: 13 minutes 30 seconds

Note:

Position and function for each team member:

4 = Fourth, 3 = Third, 2 = Second, 1 = Lead, S = Skip, V = Vice-Skip

Legend:

↻	Clockwise	↻	Counter-clockwise	F	Female
LSFE(*)	Last Stone First End	M	Male	X	Unplayed/unfinished end due to concession



Game Results

Sheet	Team	LSFE	1	2	3	4	5	6	7	8	Extra Ends	Total
D	USA - United States of America	*	1	0	2	3	2	0	X	X		8
	TUR - Türkiye		0	1	0	0	0	1	X	X		2

USA - United States of America		
4 V	BRENDEN Zach	M
3 S	PONZIO Kenna	F
2	NELSON Owen	M
1	THURSTON Teagan	F

TUR - Türkiye		
4 S	ZENIT Muhammed Taha	M
3 V	HASIL Burcu	F
2	ATES Muhammet Berat	M
1	KARACALI Suheda	F

Last Stone Draw		Distance
↻	NELSON Owen	18.9cm
↻	PONZIO Kenna	11.4cm
Total		30.3cm

Time remaining: 9 minutes 26 seconds

Last Stone Draw		Distance
↻	KARACALI Suheda	199.6cm
↻	ZENIT Muhammed Taha	49.9cm
Total		249.5cm

Time remaining: 5 minutes 42 seconds

Time-out: End 6

Note:
Position and function for each team member:
4 = Fourth, 3 = Third, 2 = Second, 1 = Lead, S = Skip, V = Vice-Skip

Legend:
↻ Clockwise ↻ Counter-clockwise F Female
LSFE(*) Last Stone First End M Male X Unplayed/unfinished end due to concession



Session Results and Standings

Sheet	Team	LSD/LSFE	1	2	3	4	5	6	7	8	Extra	Ends	Total
A	SUI - Switzerland	224.1cm	0	1	0	1	0	2	0	X			4
	DEN - Denmark	114.6cm *	2	0	1	0	2	0	1	X			6
B	KOR - Republic of Korea	289.2cm	0	1	0	0	3	0	1	0	0		5
	ITA - Italy	139.6cm *	1	0	0	2	0	1	0	1	1		6
C	CAN - Canada	228.9cm	1	1	2	3	4	3	X	X			14
	BRA - Brazil	149.9cm *	0	0	0	0	0	0	X	X			0
D	GER - Germany	225.6cm *	2	0	0	0	2	0	2	1			7
	GBR - Great Britain	294.4cm	0	0	1	1	0	2	0	0			4

Current Standings

Group A

Rank	Team	Games	Wins	Losses
1	CHN - People's Republic of China	2	2	0
1	SWE - Sweden	2	2	0
1	USA - United States of America	2	2	0
4	JPN - Japan	2	1	1
4	TUR - Türkiye	2	1	1
6	NGR - Nigeria	2	0	2
6	NOR - Norway	2	0	2
6	NZL - New Zealand	2	0	2

Group B

Rank	Team	Games	Wins	Losses
1	ITA - Italy	2	2	0
2	CAN - Canada	2	1	1
2	DEN - Denmark	2	1	1
2	GBR - Great Britain	2	1	1
2	GER - Germany	2	1	1
2	KOR - Republic of Korea	2	1	1
2	SUI - Switzerland	2	1	1
8	BRA - Brazil	2	0	2

Note:

Under WCF rules, tie-breaking rules for standings are not applied until after the last game of the round robin.

Legend:

LSD Last Stone Draw

LSFE(*) Last Stone First End

X Unplayed/unfinished end due to concession



Game Results

Sheet	Team	LSFE	1	2	3	4	5	6	7	8	Extra Ends	Total
A	SUI - Switzerland		0	1	0	1	0	2	0	X		4
	DEN - Denmark	*	2	0	1	0	2	0	1	X		6

SUI - Switzerland		
4 S	DRYBURGH Nathan	M
3 V	RUDOLF Alissa	F
2	ERNST Livio	M
1	SOLTERMANN Jana	F

DEN - Denmark		
4 S	SCHMIDT Jacob	M
3 V	SCHMIDT Katrine	F
2	JENSEN Nikki	M
1	HOLTERMANN Emilie	F

Last Stone Draw		Distance
↻	RUDOLF Alissa	24.5cm
↻	ERNST Livio	199.6cm
Total		224.1cm
Time remaining: 2 minutes 2 seconds		
Time-out: End 4		

Last Stone Draw		Distance
↻	SCHMIDT Jacob	89.5cm
↻	HOLTERMANN Emilie	25.1cm
Total		114.6cm
Time remaining: 1 minute 58 seconds		
Time-out: End 8		

Note:
Position and function for each team member:
4 = Fourth, 3 = Third, 2 = Second, 1 = Lead, S = Skip, V = Vice-Skip

Legend:
↻ Clockwise ↻ Counter-clockwise F Female
LSFE(*) Last Stone First End M Male X Unplayed/unfinished end due to concession



Game Results

Sheet	Team	LSFE	1	2	3	4	5	6	7	8	Extra Ends	Total
B	KOR - Republic of Korea		0	1	0	0	3	0	1	0		5
	ITA - Italy	*	1	0	0	2	0	1	0	1		6

KOR - Republic of Korea		
4 S	KIM Daehyun	M
3 V	LEE Sowon	F
2	KWON Juni	M
1	JANG Yubin	F

ITA - Italy		
4 S	GILLI Andrea	M
3 V	MAURINO Giorgia	F
2	CAVALLERO Alberto	M
1	MARIANI Rebecca	F

Last Stone Draw		Distance
↻	LEE Sowon	89.6cm
↻	KIM Daehyun	199.6cm
Total		289.2cm
Time remaining: 3 minutes 24 seconds		
0 minutes 3 seconds (after extra end)		
Time-out: End 7; End 9		

Last Stone Draw		Distance
↻	CAVALLERO Alberto	123.0cm
↻	MAURINO Giorgia	16.6cm
Total		139.6cm
Time remaining: 2 minutes 10 seconds		
0 minutes 1 second (after extra end)		
Time-out: End 8; End 9		

Note:
Position and function for each team member:
4 = Fourth, 3 = Third, 2 = Second, 1 = Lead, S = Skip, V = Vice-Skip

Legend:
↻ Clockwise ↻ Counter-clockwise F Female
LSFE(*) Last Stone First End M Male



Game Results

Sheet	Team	LSFE	1	2	3	4	5	6	7	8	Extra Ends	Total
C	CAN - Canada		1	1	2	3	4	3	X	X		14
	BRA - Brazil	*	0	0	0	0	0	0	X	X		0

CAN - Canada		
4 S	GRAY Nathan	M
3 V	FEDIUK Chloe	F
2	FISHER Owain	M
1	ISKIW Allie	F

BRA - Brazil		
4	MELO Guilherme	M
3 V	GENTILE Julia	F
2 S	RIBEIRO Pedro	M
1	LADEIRA Rafaela	F

Last Stone Draw		Distance
↻	FEDIUK Chloe	29.3cm
↻	FISHER Owain	199.6cm
Total		228.9cm

Time remaining: 13 minutes 39 seconds

Last Stone Draw		Distance
↻	RIBEIRO Pedro	40.3cm
↻	LADEIRA Rafaela	109.6cm
Total		149.9cm

Time remaining: 11 minutes 33 seconds

Note:
Position and function for each team member:
4 = Fourth, 3 = Third, 2 = Second, 1 = Lead, S = Skip, V = Vice-Skip

Legend:
↻ Clockwise ↻ Counter-clockwise F Female
LSFE(*) Last Stone First End M Male X Unplayed/unfinished end due to concession



Game Results

Sheet	Team	LSFE	1	2	3	4	5	6	7	8	Extra	Ends	Total
D	GER - Germany	*	2	0	0	0	2	0	2	1			7
	GBR - Great Britain		0	0	1	1	0	2	0	0			4

GER - Germany		
4 S	JAEGER Lukas	M
3 V	WALTENBERGER Emma	F
2	FUSS David	M
1	ABDEL HALIM Annelie	F

GBR - Great Britain		
4 S	CARSON Logan	M
3 V	LAURIE Tia	F
2	HYSLOP Archie	M
1	BURKE Holly	F

Last Stone Draw		Distance
↻	FUSS David	146.3cm
↻	ABDEL HALIM Annelie	79.3cm
Total		225.6cm
Time remaining: 5 minutes 33 seconds		
Time-out: End 8		

Last Stone Draw		Distance
↻	BURKE Holly	199.6cm
↻	HYSLOP Archie	94.8cm
Total		294.4cm
Time remaining: 4 minutes 30 seconds		

Note:
Position and function for each team member:
4 = Fourth, 3 = Third, 2 = Second, 1 = Lead, S = Skip, V = Vice-Skip

Legend:
↻ Clockwise ↻ Counter-clockwise F Female
LSFE(*) Last Stone First End M Male



Session Results and Standings

Sheet	Team	LSD/LSFE	1	2	3	4	5	6	7	8	Extra Ends	Total
A	NGR - Nigeria	399.2cm	0	0	0	0	0	2	X	X		2
	TUR - Türkiye	175.3cm *	8	2	3	4	5	0	X	X		22
B	NOR - Norway	182.6cm	0	2	1	0	2	0	2	0		7
	SWE - Sweden	147.1cm *	3	0	0	3	0	3	0	1		10
C	NZL - New Zealand	103.8cm *	0	0	2	0	1	0	1	X		4
	USA - United States of America	182.2cm	1	4	0	1	0	2	0	X		8
D	JPN - Japan	144.5cm *	2	0	1	0	0	3	0	0		6
	CHN - People's Republic of China	205.8cm	0	2	0	1	0	0	2	2		7

Current Standings

Group A

Rank	Team	Games	Wins	Losses
1	CHN - People's Republic of China	2	2	0
1	SWE - Sweden	2	2	0
1	USA - United States of America	2	2	0
4	JPN - Japan	2	1	1
4	TUR - Türkiye	2	1	1
6	NGR - Nigeria	2	0	2
6	NOR - Norway	2	0	2
6	NZL - New Zealand	2	0	2

Group B

Rank	Team	Games	Wins	Losses
1	GBR - Great Britain	1	1	0
1	ITA - Italy	1	1	0
1	KOR - Republic of Korea	1	1	0
1	SUI - Switzerland	1	1	0
5	BRA - Brazil	1	0	1
5	CAN - Canada	1	0	1
5	DEN - Denmark	1	0	1
5	GER - Germany	1	0	1

Note:

Under WCF rules, tie-breaking rules for standings are not applied until after the last game of the round robin.

Legend:

LSD Last Stone Draw

LSFE(*) Last Stone First End

X Unplayed/unfinished end due to concession



Game Results

Sheet	Team	LSFE	1	2	3	4	5	6	7	8	Extra Ends	Total
A	NGR - Nigeria		0	0	0	0	0	2	X	X		2
	TUR - Türkiye	*	8	2	3	4	5	0	X	X		22

NGR - Nigeria			
4 S	CHARLES Goodnews	M	
3 V	WALE-ADEOGUN Oluwanimifise	F	
2	DANMOLA Fatiu	M	
1	OKU Nkoyo	F	

TUR - Türkiye			
4 S	ZENIT Muhammed Taha	M	
3 V	HASIL Burcu	F	
2	ATES Muhammet Berat	M	
1	KARACALI Suheda	F	

Last Stone Draw		Distance
↻	OKU Nkoyo	199.6cm
↻	WALE-ADEOGUN Oluwanimifise	199.6cm
Total		399.2cm
Time remaining: 8 minutes 35 seconds		

Last Stone Draw		Distance
↻	HASIL Burcu	138.2cm
↻	ATES Muhammet Berat	37.1cm
Total		175.3cm
Time remaining: 11 minutes 43 seconds		

Note:
Position and function for each team member:
4 = Fourth, 3 = Third, 2 = Second, 1 = Lead, S = Skip, V = Vice-Skip

Legend:
↻ Clockwise ↻ Counter-clockwise F Female
LSFE(*) Last Stone First End M Male X Unplayed/unfinished end due to concession



Game Results

Sheet	Team	LSFE	1	2	3	4	5	6	7	8	Extra Ends	Total
B	NOR - Norway		0	2	1	0	2	0	2	0		7
	SWE - Sweden	*	3	0	0	3	0	3	0	1		10

NOR - Norway		
4	HOEIHOLT VAAGSNES Torstein	M
3 V	HAAGENSEN Lydia Andvik	F
2 S	JOHANSEN Alexander Hewitt	M
1	TROEAN Melina Nathalie	F

SWE - Sweden		
4 S	NYGREN Vilmer	M
3 V	LINDER Astrid	F
2	ALMELING Ivan	M
1	LINDBERG Matilda	F

Last Stone Draw

↻	HOEIHOLT VAAGSNES Torstein	Distance	164.2cm
↻	HAAGENSEN Lydia Andvik	Distance	18.4cm

Total **182.6cm**

Time remaining: 2 minutes 42 seconds

Last Stone Draw

↻	NYGREN Vilmer	Distance	72.9cm
↻	LINDER Astrid	Distance	74.2cm

Total **147.1cm**

Time remaining: 3 minutes 22 seconds

Note:
Position and function for each team member:
4 = Fourth, 3 = Third, 2 = Second, 1 = Lead, S = Skip, V = Vice-Skip

Legend:
↻ Clockwise ↻ Counter-clockwise F Female
LSFE(*) Last Stone First End M Male



Game Results

Sheet	Team	LSFE	1	2	3	4	5	6	7	8	Extra Ends	Total
C	NZL - New Zealand	*	0	0	2	0	1	0	1	X		4
	USA - United States of America		1	4	0	1	0	2	0	X		8

NZL - New Zealand		
4 S	NEVILL Jed	M
3 V	RUSSELL Olivia	F
2	STEELE Jack	M
1	McKENZIE Ellie	F

Last Stone Draw		Distance
↻	McKENZIE Ellie	2.5cm
↻	NEVILL Jed	101.3cm
Total		103.8cm
Time remaining: 8 minutes 35 seconds		

USA - United States of America		
4 V	BRENDEN Zach	M
3 S	PONZIO Kenna	F
2	NELSON Owen	M
1	THURSTON Teagan	F

Last Stone Draw		Distance
↻	THURSTON Teagan	164.5cm
↻	BRENDEN Zach	17.7cm
Total		182.2cm
Time remaining: 3 minutes 54 seconds		

Note:
Position and function for each team member:
4 = Fourth, 3 = Third, 2 = Second, 1 = Lead, S = Skip, V = Vice-Skip

Legend:
 ↻ Clockwise ↻ Counter-clockwise F Female
 LSFE(*) Last Stone First End M Male X Unplayed/unfinished end due to concession



Game Results

Sheet	Team	LSFE	1	2	3	4	5	6	7	8	Extra Ends	Total
D	JPN - Japan	*	2	0	1	0	0	3	0	0		6
	CHN - People's Republic of China		0	2	0	1	0	0	2	2		7

JPN - Japan		
4 S	FUJII Kaito	M
3 V	MARUZENI Satsuki	F
2	SATO Koei	M
1	ICHIYAMA Himari	F

CHN - People's Republic of China		
4 S	LI Zetai	M
3 V	CHEN Zaoxue	F
2	ZHANG Minghang	M
1	GAO Ya	F

Last Stone Draw

⌚ MARUZENI Satsuki
⌚ SATO Koei

Distance

45.1cm
99.4cm

Total

144.5cm

Time remaining: 1 minute 53 seconds

Time-out: End 8

Last Stone Draw

⌚ GAO Ya
⌚ CHEN Zaoxue

Distance

199.6cm
6.2cm

Total

205.8cm

Time remaining: 1 minute 15 seconds

Time-out: End 8

Note:

Position and function for each team member:

4 = Fourth, 3 = Third, 2 = Second, 1 = Lead, S = Skip, V = Vice-Skip

Legend:

⌚ Clockwise

⌚ Counter-clockwise

F Female

LSFE(*) Last Stone First End

M Male



Session Results and Standings

Sheet	Team	LSD/LSFE	1	2	3	4	5	6	7	8	Extra Ends	Total
A	BRA - Brazil	120.8cm	0	0	0	0	0	1	X	X		1
	KOR - Republic of Korea	115.6cm *	6	1	3	6	1	0	X	X		17
B	GER - Germany	127.3cm	0	0	0	1	0	1	0	X		2
	SUI - Switzerland	82.5cm *	0	3	2	0	4	0	2	X		11
C	DEN - Denmark	245.3cm	0	2	0	0	2	0	2	0		6
	GBR - Great Britain	183.1cm *	2	0	1	1	0	1	0	2		7
D	CAN - Canada	134.4cm	0	1	0	1	0	1	0	0		3
	ITA - Italy	57.6cm *	1	0	1	0	3	0	2	1		8

Current Standings

Group A

Rank	Team	Games	Wins	Losses
1	CHN - People's Republic of China	1	1	0
1	JPN - Japan	1	1	0
1	SWE - Sweden	1	1	0
1	USA - United States of America	1	1	0
5	NGR - Nigeria	1	0	1
5	NOR - Norway	1	0	1
5	NZL - New Zealand	1	0	1
5	TUR - Türkiye	1	0	1

Group B

Rank	Team	Games	Wins	Losses
1	GBR - Great Britain	1	1	0
1	ITA - Italy	1	1	0
1	KOR - Republic of Korea	1	1	0
1	SUI - Switzerland	1	1	0
5	BRA - Brazil	1	0	1
5	CAN - Canada	1	0	1
5	DEN - Denmark	1	0	1
5	GER - Germany	1	0	1

Note:

Under WCF rules, tie-breaking rules for standings are not applied until after the last game of the round robin.

Legend:

LSD Last Stone Draw

LSFE(*) Last Stone First End

X Unplayed/unfinished end due to concession



Game Results

Sheet	Team	LSFE	1	2	3	4	5	6	7	8	Extra Ends	Total
A	BRA - Brazil		0	0	0	0	0	1	X	X		1
	KOR - Republic of Korea	*	6	1	3	6	1	0	X	X		17

BRA - Brazil

4	MELO Guilherme	M
3	V GENTILE Julia	F
2	S RIBEIRO Pedro	M
1	LADEIRA Rafaela	F

Last Stone Draw

↻	MELO Guilherme	Distance	21.3cm
↻	GENTILE Julia	Distance	99.5cm

Total **120.8cm**

Time remaining: 11 minutes 8 seconds

KOR - Republic of Korea

4	S KIM Daehyun	M
3	V LEE Sowon	F
2	KWON Juni	M
1	JANG Yubin	F

Last Stone Draw

↻	JANG Yubin	Distance	92.5cm
↻	KWON Juni	Distance	23.1cm

Total **115.6cm**

Time remaining: 11 minutes 28 seconds

Note:

Position and function for each team member:

4 = Fourth, 3 = Third, 2 = Second, 1 = Lead, S = Skip, V = Vice-Skip

Legend:

↻	Clockwise	↻	Counter-clockwise	F	Female
LSFE(*)	Last Stone First End	M	Male	X	Unplayed/unfinished end due to concession



Game Results

Sheet	Team	LSFE	1	2	3	4	5	6	7	8	Extra Ends	Total
B	GER - Germany		0	0	0	1	0	1	0	X		2
	SUI - Switzerland	*	0	3	2	0	4	0	2	X		11

GER - Germany		
4 S	JAEGER Lukas	M
3 V	WALTENBERGER Emma	F
2	FUSS David	M
1	ABDEL HALIM Annelie	F

SUI - Switzerland		
4 S	DRYBURGH Nathan	M
3 V	RUDOLF Alissa	F
2	ERNST Livio	M
1	SOLTERMANN Jana	F

Last Stone Draw		Distance
↻	WALTENBERGER Emma	17.8cm
↻	JAEGER Lukas	109.5cm
Total		127.3cm
Time remaining: 8 minutes 47 seconds		

Last Stone Draw		Distance
↻	SOLTERMANN Jana	34.1cm
↻	RUDOLF Alissa	48.4cm
Total		82.5cm
Time remaining: 10 minutes 7 seconds		

Note:
Position and function for each team member:
4 = Fourth, 3 = Third, 2 = Second, 1 = Lead, S = Skip, V = Vice-Skip

Legend:
↻ Clockwise ↻ Counter-clockwise F Female
LSFE(*) Last Stone First End M Male X Unplayed/unfinished end due to concession



Game Results

Sheet	Team	LSFE	1	2	3	4	5	6	7	8	Extra	Ends	Total
C	DEN - Denmark		0	2	0	0	2	0	2	0			6
	GBR - Great Britain	*	2	0	1	1	0	1	0	2			7

DEN - Denmark		
4 S	SCHMIDT Jacob	M
3 V	SCHMIDT Katrine	F
2	JENSEN Nikki	M
1	HOLTERMANN Emilie	F

GBR - Great Britain		
4 S	CARSON Logan	M
3 V	LAURIE Tia	F
2	HYSLOP Archie	M
1	BURKE Holly	F

Last Stone Draw		Distance
↻	SCHMIDT Katrine	45.7cm
↻	SCHMIDT Jacob	199.6cm
Total		245.3cm
Time remaining: 2 minutes 21 seconds		
Time-out: End 8		

Last Stone Draw		Distance
↻	LAURIE Tia	155.4cm
↻	CARSON Logan	27.7cm
Total		183.1cm
Time remaining: 3 minutes 30 seconds		

Note:
Position and function for each team member:
4 = Fourth, 3 = Third, 2 = Second, 1 = Lead, S = Skip, V = Vice-Skip

Legend:
↻ Clockwise ↻ Counter-clockwise F Female
LSFE(*) Last Stone First End M Male



Game Results

Sheet	Team	LSFE	1	2	3	4	5	6	7	8	Extra Ends	Total
D	CAN - Canada		0	1	0	1	0	1	0	0		3
	ITA - Italy	*	1	0	1	0	3	0	2	1		8

CAN - Canada		
4 S	GRAY Nathan	M
3 V	FEDIUK Chloe	F
2	FISHER Owain	M
1	ISKIW Allie	F

ITA - Italy		
4 S	GILLI Andrea	M
3 V	MAURINO Giorgia	F
2	CAVALLERO Alberto	M
1	MARIANI Rebecca	F

Last Stone Draw

↻	GRAY Nathan
↻	ISKIW Allie

Distance

32.1cm
102.3cm

Total

134.4cm

Time remaining: 2 minutes 46 seconds

Last Stone Draw

↻	GILLI Andrea
↻	MARIANI Rebecca

Distance

21.8cm
35.8cm

Total

57.6cm

Time remaining: 3 minutes 10 seconds

Note:

Position and function for each team member:

4 = Fourth, 3 = Third, 2 = Second, 1 = Lead, S = Skip, V = Vice-Skip

Legend:

↻ Clockwise

↻ Counter-clockwise

F Female

LSFE(*) Last Stone First End

M Male



Session Results and Standings

Sheet	Team	LSD/LSFE	1	2	3	4	5	6	7	8	Extra Ends	Total
A	USA - United States of America	90.2cm *	0	2	0	1	0	3	1	1		8
	NOR - Norway	107.4cm	0	0	1	0	2	0	0	0		3
B	JPN - Japan	155.9cm *	5	0	4	5	3	3	X	X		20
	NGR - Nigeria	399.2cm	0	1	0	0	0	0	X	X		1
C	TUR - Türkiye	326.3cm	0	1	0	0	1	0	0	X		2
	CHN - People's Republic of China	41.5cm *	1	0	1	0	0	3	1	X		6
D	NZL - New Zealand	237.7cm	0	0	2	0	0	0	1	X		3
	SWE - Sweden	166.5cm *	0	4	0	1	2	2	0	X		9

Current Standings

Group A

Rank	Team	Games	Wins	Losses
1	CHN - People's Republic of China	1	1	0
1	JPN - Japan	1	1	0
1	SWE - Sweden	1	1	0
1	USA - United States of America	1	1	0
5	NGR - Nigeria	1	0	1
5	NOR - Norway	1	0	1
5	NZL - New Zealand	1	0	1
5	TUR - Türkiye	1	0	1

Group B

Rank	Team	Games	Wins	Losses
	BRA - Brazil			
	CAN - Canada			
	DEN - Denmark			
	GBR - Great Britain			
	GER - Germany			
	ITA - Italy			
	KOR - Republic of Korea			
	SUI - Switzerland			

Note:

Under WCF rules, tie-breaking rules for standings are not applied until after the last game of the round robin.

Legend:

LSD Last Stone Draw

LSFE(*) Last Stone First End

X Unplayed/unfinished end due to concession



Game Results

Sheet	Team	LSFE	1	2	3	4	5	6	7	8	Extra Ends	Total
A	USA - United States of America	*	0	2	0	1	0	3	1	1		8
	NOR - Norway		0	0	1	0	2	0	0	0		3

USA - United States of America		
4 V	BRENDEN Zach	M
3 S	PONZIO Kenna	F
2	NELSON Owen	M
1	THURSTON Teagan	F

NOR - Norway		
4	HOEIHOLT VAAGSNES Torstein	M
3 V	HAAGENSEN Lydia Andvik	F
2 S	JOHANSEN Alexander Hewitt	M
1	TROEAN Melina Nathalie	F

Last Stone Draw

↻	BRENDEN Zach
↻	THURSTON Teagan

Distance

41.8cm
48.4cm

Total

90.2cm

Time remaining: 0 minutes 50 seconds

Time-out: End 8

Last Stone Draw

↻	JOHANSEN Alexander Hewitt
↻	TROEAN Melina Nathalie

Distance

71.3cm
36.1cm

Total

107.4cm

Time remaining: 1 minute 31 seconds

Time-out: End 8

Note:

Position and function for each team member:

4 = Fourth, 3 = Third, 2 = Second, 1 = Lead, S = Skip, V = Vice-Skip

Legend:

↻ Clockwise

↻ Counter-clockwise

F Female

LSFE(*) Last Stone First End

M Male



Game Results

Sheet	Team	LSFE	1	2	3	4	5	6	7	8	Extra Ends	Total
B	JPN - Japan	*	5	0	4	5	3	3	X	X		20
	NGR - Nigeria		0	1	0	0	0	0	X	X		1

JPN - Japan		
4 S	FUJII Kaito	M
3 V	MARUZENI Satsuki	F
2	SATO Koei	M
1	ICHIYAMA Himari	F

NGR - Nigeria		
4 S	CHARLES Goodnews	M
3 V	WALE-ADEOGUN Oluwanimifise	F
2	DANMOLA Fatiu	M
1	OKU Nkoyo	F

Last Stone Draw		Distance
↻	SATO Koei	86.9cm
↻	MARUZENI Satsuki	69.0cm
Total		155.9cm

Time remaining: 12 minutes 0 seconds

Last Stone Draw		Distance
↻	DANMOLA Fatiu	199.6cm
↻	CHARLES Goodnews	199.6cm
Total		399.2cm

Time remaining: 14 minutes 29 seconds

Note:
Position and function for each team member:
4 = Fourth, 3 = Third, 2 = Second, 1 = Lead, S = Skip, V = Vice-Skip

Legend:
↻ Clockwise ↻ Counter-clockwise F Female
LSFE(*) Last Stone First End M Male X Unplayed/unfinished end due to concession



Game Results

Sheet	Team	LSFE	1	2	3	4	5	6	7	8	Extra Ends	Total
C	TUR - Türkiye		0	1	0	0	1	0	0	X		2
	CHN - People's Republic of China	*	1	0	1	0	0	3	1	X		6

TUR - Türkiye		
4 S	ZENIT Muhammed Taha	M
3 V	HASIL Burcu	F
2	ATES Muhammet Berat	M
1	KARACALI Suheda	F

CHN - People's Republic of China		
4 S	LI Zetai	M
3 V	CHEN Zaoxue	F
2	ZHANG Minghang	M
1	GAO Ya	F

Last Stone Draw		Distance
↻	ZENIT Muhammed Taha	126.7cm
↻	KARACALI Suheda	199.6cm
Total		326.3cm
Time remaining: 3 minutes 48 seconds		
Time-out: End 6		

Last Stone Draw		Distance
↻	ZHANG Minghang	33.8cm
↻	LI Zetai	7.7cm
Total		41.5cm
Time remaining: 9 minutes 31 seconds		

Note:
Position and function for each team member:
4 = Fourth, 3 = Third, 2 = Second, 1 = Lead, S = Skip, V = Vice-Skip

Legend:
↻ Clockwise ↻ Counter-clockwise F Female
LSFE(*) Last Stone First End M Male X Unplayed/unfinished end due to concession



Game Results

Sheet	Team	LSFE	1	2	3	4	5	6	7	8	Extra Ends	Total
D	NZL - New Zealand		0	0	2	0	0	0	1	X		3
	SWE - Sweden	*	0	4	0	1	2	2	0	X		9

NZL - New Zealand		
4 S	NEVILL Jed	M
3 V	RUSSELL Olivia	F
2	STEELE Jack	M
1	McKENZIE Ellie	F

SWE - Sweden		
4 S	NYGREN Vilmer	M
3 V	LINDER Astrid	F
2	ALMELING Ivan	M
1	LINDBERG Matilda	F

Last Stone Draw		Distance
↻	RUSSELL Olivia	199.6cm
↻	STEELE Jack	38.1cm
Total		237.7cm

Time remaining: 12 minutes 48 seconds

Last Stone Draw		Distance
↻	LINDBERG Matilda	60.7cm
↻	ALMELING Ivan	105.8cm
Total		166.5cm

Time remaining: 13 minutes 24 seconds

Note:
Position and function for each team member:
4 = Fourth, 3 = Third, 2 = Second, 1 = Lead, S = Skip, V = Vice-Skip

Legend:
↻ Clockwise ↻ Counter-clockwise F Female
LSFE(*) Last Stone First End M Male X Unplayed/unfinished end due to concession



Entry List by Event

As of THU 18 JAN 2024

BRA - Brazil		Group B	
4	MELO Guilherme	M	R
3 V	GENTILE Julia	F	R
2 S	RIBEIRO Pedro	M	R
1	LADEIRA Rafaela	F	R
C	OLIVEIRA Isis		
O	KARNAS Gabriel		

CAN - Canada		Group B	
4 S	GRAY Nathan	M	R
3 V	FEDIUK Chloe	F	R
2	FISHER Owain	M	R
1	ISKIWI Allie	F	R
C	RADFORD Helen		
2C	HOFFART Jeff		

CHN - People's Republic of China		Group A	
4 S	LI Zetai	M	R
3 V	CHEN Zaoxue	F	R
2	ZHANG Minghang	M	R
1	GAO Ya	F	R
C	XU Xiaoming		
T	YANG Wenwen		

DEN - Denmark		Group B	
4 S	SCHMIDT Jacob	M	R
3 V	SCHMIDT Katrine	F	R
2	JENSEN Nikki	M	R
1	HOLTERMANN Emilie	F	R
C	SCHMIDT Ulrik		
2C	DALL Julie		

GBR - Great Britain		Group B	
4 S	CARSON Logan	M	R
3 V	LAURIE Tia	F	R
2	HYSLOP Archie	M	R
1	BURKE Holly	F	R
C	AITKEN David		
O	-		

GER - Germany		Group B	
4 S	JAEGER Lukas	M	R
3 V	WALTENBERGER Emma	F	R
2	FUSS David	M	R
1	ABDEL HALIM Annelie	F	R
C	CHARETTE Daniel (CAN)		
2C	ANGRICK Gesa		

ITA - Italy		Group B	
4 S	GILLI Andrea	M	R
3 V	MAURINO Giorgia	F	R
2	CAVALLERO Alberto	M	R
1	MARIANI Rebecca	F	R
C	MARIANI Marco		
O	-		

JPN - Japan		Group A	
4 S	FUJII Kaito	M	R
3 V	MARUZENI Satsuki	F	R
2	SATO Koei	M	R
1	ICHIYAMA Himari	F	R
C	OGASAWARA Ayumi		
O	-		

KOR - Republic of Korea		Group B	
4 S	KIM Daehyun	M	R
3 V	LEE Sowon	F	R
2	KWON Juni	M	R
1	JANG Yubin	F	R
C	KIM Chigu		
O	-		

NGR - Nigeria		Group A	
4 S	CHARLES Goodnews	M	R
3 V	WALE-ADEOGUN Oluwanimifise	F	R
2	DANMOLA Fatiu	M	R
1	OKU Nkoyo	F	R
C	DANIEL Sheila		
NC	HILL Scott (CAN)		

NOR - Norway		Group A	
4	HOEIHOLT VAAGSNES Torstein	M	R
3 V	HAAGENSEN Lydia Andvik	F	R
2 S	JOHANSEN Alexander Hewitt	M	R
1	TROEAN Melina Nathalie	F	L
C	BIRKETVEIT Aadne		
O	-		

NZL - New Zealand		Group A	
4 S	NEVILL Jed	M	R
3 V	RUSSELL Olivia	F	R
2	STEELE Jack	M	R
1	McKENZIE Ellie	F	R
C	BECKER Bridget		
O	-		

SUI - Switzerland		Group B	
4 S	DRYBURGH Nathan	M	R
3 V	RUDOLF Alissa	F	R
2	ERNST Livio	M	R
1	SOLTERMANN Jana	F	R
C	OEHNINGER Meico		
O	-		

SWE - Sweden		Group A	
4 S	NYGREN Vilmer	M	R
3 V	LINDER Astrid	F	R
2	ALMELING Ivan	M	R
1	LINDBERG Matilda	F	R
C	SJOBERG Axel		
NC	SJOBERG Fanny		



Entry List by Event

As of THU 18 JAN 2024

TUR - Türkiye		Group A	
4 S	ZENIT Muhammed Taha	M	R
3 V	HASIL Burcu	F	R
2	ATES Muhammet Berat	M	R
1	KARACALI Suheda	F	L
C	TOPALOGLU Sadik		
2C	TASKESEN Enes		

USA - United States of America		Group A	
4 V	BRENDEN Zach	M	R
3 S	PONZIO Kenna	F	R
2	NELSON Owen	M	R
1	THURSTON Teagan	F	R
C	JENSEN Dave		
O	-		

Note:

Position and function for each team member:


4 = Fourth, **3** = Third, **2** = Second, **1** = Lead, **S** = Skip, **V** = Vice-Skip**C** = Coach, **2C** = 2nd Team Coach, **NC** = National Coach, **T** = Translator, **O** = Team Official**Legend:****F** Female**L** Left-handed**M** Male**R** Right-handed



Medallists


Medal	NOC	Name	Gender
GOLD	GBR - Great Britain	SOUTAR Callie	F
		BREWSTER Ethan	M
SILVER	DEN - Denmark	SCHMIDT Katrine	F
		SCHMIDT Jacob	M
BRONZE	USA - United States of America	WENDLING Ella	F
		PARAL Benji	M

Note:
Team members are identified as follows:
F = Female, **M** = Male



Final Standings

Rank	Team	Players	Gender
1	GBR - Great Britain	SOUTAR Callie BREWSTER Ethan	F M
2	DEN - Denmark	SCHMIDT Katrine SCHMIDT Jacob	F M
3	USA - United States of America	WENDLING Ella PARAL Benji	F M
4	SWE - Sweden	ROXIN Maja MEYERSON Jonatan	F M
5	CHN - People's Republic of China	GONG Changyuting XU Bokang	F M
6	GER - Germany	SUTOR Joy ANGRICK Leonhard	F M
7	JPN - Japan	TANAKA Moka KAWAI Shinya	F M
8	CZE - Czechia	ZELINGROVA Julie BLAHA Ondrej	F M
9	NOR - Norway	HAUSSTAETTER Sylvi SVORKMO LUNDBERG Sondre	F M
10	CAN - Canada	LOCKE Cailey PERRY Simon	F M
11	LAT - Latvia	REGZA Agate ZASS Kristaps	F M
12	SUI - Switzerland	HAEHLEN Jana-Tamara CACCIVIO Nevio	F M
13	AUT - Austria	MUELLER Emma HEINISCH Luis	F M
14	HUN - Hungary	NAGY Lola Olimpia KARASZ Benjamin Raul	F M
15	TUR - Türkiye	EKMEKCI Derya AYBAR Berat	F M
16	SLO - Slovenia	KAVCIC Pavla OMERZEL Maks	F M
17	KOR - Republic of Korea	LEE Chaewon LEE Jihun	F M
18	KAZ - Kazakhstan	TASTEMIR Merey TASTEMIR Ibragim	F M
19	UKR - Ukraine	LYTVYNNENKO Marharyta SHLYK Artem	F M
20	NZL - New Zealand	RUSSELL Olivia NEVILL Jed	F M
21	ITA - Italy	MAIONI Vittoria NICHELATTI Elia	F M
22	BRA - Brazil	GENTILE Julia MELO Guilherme	F M
23	QAT - Qatar	AL-FAHAD Aldana ALNAIMI Mohammed	F M
24	NGR - Nigeria	WALE-ADEOGUN Oluwanimifise DANIEL Roy	F M



Final Standings

Note:
Team members are identified as follows:
F = Female, **M** = Male



Competition Summary

Session	Date	Time	Sheet A			Sheet B			Sheet C			Sheet D		
Session 1	FRI 26 JAN	18:00	AUT	5-9	GER	SWE	7-6	NOR	ITA	2-7	SUI	NGR	3-13	HUN
Session 2	SAT 27 JAN	10:00	CAN	9-5	KOR	CZE	7-2	HUN	GBR	18-0	NGR	ITA	3-13	DEN
Session 3	SAT 27 JAN	14:00	NOR	15-0	QAT	SLO	11-5	UKR	USA	6-5	SWE	GER	9-6	SUI
Session 4	SAT 27 JAN	18:00	CHN	7-5	JPN	LAT	10-1	TUR	NZL	12-5	BRA	AUT	W-L	KAZ
Session 5	SUN 28 JAN	10:00	TUR	6-3	NZL	BRA	1-11	JPN	LAT	5-8	CHN	UKR	2-7	NOR
Session 6	SUN 28 JAN	14:00	DEN	3-6	SUI	ITA	5-6	AUT	GER	8-4	KAZ	USA	13-1	QAT
Session 7	SUN 28 JAN	18:00	CZE	19-0	NGR	HUN	5-8	CAN	KOR	11-2	GBR	SWE	15-4	SLO
Session 8	MON 29 JAN	10:00	GER	8-2	ITA	SUI	9-1	KAZ	AUT	4-11	DEN	TUR	5-9	JPN
Session 9	MON 29 JAN	14:00	NGR	0-14	CAN	GBR	8-3	CZE	HUN	7-4	KOR	NZL	4-9	LAT
Session 10	MON 29 JAN	18:00	SWE	9-0	UKR	NOR	3-8	USA	QAT	4-12	SLO	BRA	3-10	CHN
Session 11	TUE 30 JAN	10:00	GBR	8-4	HUN	KOR	17-1	NGR	CAN	4-6	CZE	SUI	9-3	AUT
Session 12	TUE 30 JAN	14:00	UKR	1-9	USA	QAT	1-13	SWE	SLO	4-14	NOR	JPN	11-2	NZL
Session 13	TUE 30 JAN	18:00	LAT	6-3	BRA	DEN	9-4	GER	CHN	13-4	TUR	KAZ	10-2	ITA
Session 14	WED 31 JAN	9:00	USA	12-0	SLO	NZL	4-12	CHN	UKR	12-8	QAT	CZE	7-5	KOR
Session 15	WED 31 JAN	12:30	BRA	5-10	TUR	KAZ	3-15	DEN	JPN	5-4	LAT	CAN	6-7	GBR
Quarter-finals	WED 31 JAN	19:00	CHN	6-9	SWE	GBR	7-5	GER	CZE	7-8	USA	JPN	7-9	DEN
Semi-finals	THU 1 FEB	9:00	USA	5-6	DEN				SWE	5-6	GBR			
Bronze Medal	THU 1 FEB	13:00				SWE	4-7	USA						
Gold Medal	THU 1 FEB	16:00				DEN	6-7	GBR						

Standings after Round Robin

Group A

Rank	Team	Games	Wins	Losses	
1	GBR - Great Britain	5	4	1	Q w1
2	CZE - Czechia	5	4	1	Q w0
3	CAN - Canada	5	3	2	
4	HUN - Hungary	5	2	3	w1
5	KOR - Korea	5	2	3	w0
6	NGR - Nigeria	5	0	5	

Group B

Rank	Team	Games	Wins	Losses	
1	USA - United States	5	5	0	Q
2	SWE - Sweden	5	4	1	Q
3	NOR - Norway	5	3	2	
4	SLO - Slovenia	5	2	3	
5	UKR - Ukraine	5	1	4	
6	QAT - Qatar	5	0	5	

Group C

Rank	Team	Games	Wins	Losses	
1	CHN - China	5	5	0	Q
2	JPN - Japan	5	4	1	Q
3	LAT - Latvia	5	3	2	
4	TUR - Türkiye	5	2	3	
5	NZL - New Zealand	5	1	4	
6	BRA - Brazil	5	0	5	

Group D

Rank	Team	Games	Wins	Losses	
1	DEN - Denmark	5	4	1	Q w1 DSC 30.64cm
2	GER - Germany	5	4	1	Q w1 DSC 31.04cm
3	SUI - Switzerland	5	4	1	w1 DSC 79.90cm
4	AUT - Austria	5	2	3	
5	KAZ - Kazakhstan	5	1	4	
6	ITA - Italy	5	0	5	



Competition Summary

Merged Group Standings

Rank	Team	Round Robin Results			Rank	Team	Round Robin Results		
		Group	Rank	DSC			Group	Rank	DSC
1	DEN - Denmark	D	1	30.64cm	13	AUT - Austria	D	4	40.68cm
2	GBR - Great Britain	A	1	40.06cm	14	HUN - Hungary	A	4	89.06cm
3	CHN - People's Republic of China	C	1	56.80cm	15	TUR - Türkiye	C	4	89.37cm
4	USA - United States of America	B	1	61.18cm	16	SLO - Slovenia	B	4	112.84cm
5	GER - Germany	D	2	31.04cm	17	KOR - Republic of Korea	A	5	38.09cm
6	JPN - Japan	C	2	38.84cm	18	KAZ - Kazakhstan	D	5	44.33cm
7	CZE - Czechia	A	2	42.84cm	19	UKR - Ukraine	B	5	74.81cm
8	SWE - Sweden	B	2	78.69cm	20	NZL - New Zealand	C	5	94.80cm
9	NOR - Norway	B	3	34.37cm	21	ITA - Italy	D	6	107.78cm
10	CAN - Canada	A	3	54.69cm	22	BRA - Brazil	C	6	112.92cm
11	LAT - Latvia	C	3	77.39cm	23	QAT - Qatar	B	6	155.39cm
12	SUI - Switzerland	D	3	79.90cm	24	NGR - Nigeria	A	6	168.42cm

Play-offs Bracket

Quarter-finals	Semi-finals	Finals	Final Standings
<p>A1 GBR 7 Sheet B</p> <p>D2 GER 5 Sheet C</p> <p>B2 SWE 9 Sheet A</p> <p>C1 CHN 6 Sheet B</p> <p>A2 CZE 7 Sheet C</p> <p>B1 USA 8 Sheet A</p> <p>C2 JPN 7 Sheet D</p> <p>D1 DEN 9 Sheet B</p>	<p>GBR 6</p> <p>SWE 5</p> <p>USA 5</p> <p>DEN 6</p>	<p>GBR 7</p> <p>DEN 6</p> <p>SWE 4</p> <p>USA 7</p> <p>USA 3rd</p> <p>SWE 4th</p>	<p>1 GBR - Great Britain</p> <p>2 DEN - Denmark</p> <p>3 USA - United States of America</p> <p>4 SWE - Sweden</p> <p>5 CHN - People's Republic of China</p> <p>6 GER - Germany</p> <p>7 JPN - Japan</p> <p>8 CZE - Czechia</p> <p>9 NOR - Norway</p> <p>10 CAN - Canada</p> <p>11 LAT - Latvia</p> <p>12 SUI - Switzerland</p> <p>13 AUT - Austria</p> <p>14 HUN - Hungary</p> <p>15 TUR - Türkiye</p> <p>16 SLO - Slovenia</p> <p>17 KOR - Republic of Korea</p> <p>18 KAZ - Kazakhstan</p> <p>19 UKR - Ukraine</p> <p>20 NZL - New Zealand</p> <p>21 ITA - Italy</p> <p>22 BRA - Brazil</p> <p>23 QAT - Qatar</p> <p>24 NGR - Nigeria</p>

Note:

Ranking of 5th - 8th is defined by the ranking of the teams in the merged group standings after the round robin.

Legend:

An Final rank in Group A

Dn Final rank in Group D

L Loss

wn Number of wins (n) against tied teams

Bn Final rank in Group B

DSC Draw Shot Challenge

Q Qualified for the play-offs

Cn Final rank in Group C

EE Extra End

W Win



Session Results and Standings

Sheet	Team	LSD/LSFE	1	2	3	4	5	6	7	8	Extra Ends	Total
B	DEN - Denmark	61.1cm *	0	0	2	2	0	1	0	1		6
	GBR - Great Britain	73.7cm	2	1	0	0	3	0	1	0		7

Play-offs Bracket

Quarter-finals	Semi-finals	Finals	Final Standings
<p>A1 GBR 7 Sheet B</p> <p>D2 GER 5</p> <p>B2 SWE 9 Sheet A</p> <p>C1 CHN 6</p> <p>A2 CZE 7 Sheet C</p> <p>B1 USA 8</p> <p>C2 JPN 7 Sheet D</p> <p>D1 DEN 9</p>	<p>GBR 6</p> <p>SWE 5</p> <p>USA 5</p> <p>DEN 6</p>	<p>GBR 7</p> <p>GBR DEN 1st 2nd</p> <p>SWE 4</p> <p>USA SWE 3rd 4th</p> <p>USA 7</p>	<ol style="list-style-type: none"> GBR - Great Britain DEN - Denmark USA - United States of America SWE - Sweden CHN - People's Republic of China GER - Germany JPN - Japan CZE - Czechia NOR - Norway CAN - Canada LAT - Latvia SUI - Switzerland AUT - Austria HUN - Hungary TUR - Türkiye SLO - Slovenia KOR - Republic of Korea KAZ - Kazakhstan UKR - Ukraine NZL - New Zealand ITA - Italy BRA - Brazil QAT - Qatar NGR - Nigeria

Legend:

Power Play
Cn Final rank in Group C
LSFE(*) Last Stone First End

An Final rank in Group A
Dn Final rank in Group D

Bn Final rank in Group B
LSD Last Stone Draw





Game Results

Sheet	Team	LSFE	1	2	3	4	5	6	7	8	Extra	Ends	Total
B	DEN - Denmark	*	0	0	2	2	0	1	0	1			6
	GBR - Great Britain		2	1	0	0	3	0	1	0			7

DEN - Denmark	
F	SCHMIDT Katrine
M	SCHMIDT Jacob

GBR - Great Britain	
F	SOUTAR Callie
M	BREWSTER Ethan

Last Stone Draw

-  SCHMIDT Jacob
-  SCHMIDT Katrine

Total

Distance

34.1cm
27.0cm



61.1cm

Time remaining: 4 minutes 10 seconds

Time-out: End 7

Power Play: End 6

Last Stone Draw

-  SOUTAR Callie
-  BREWSTER Ethan

Total

Time remaining: 3 minutes 29 seconds

Time-out: End 8

Power Play: End 7

Distance


3.1cm
70.6cm

73.7cm

Note:

Team members are identified as follows:
F = Female, **M** = Male

Legend:

 Power Play

 Clockwise

 Counter-clockwise

LSFE(*) Last Stone First End



Session Results and Standings

Sheet	Team	LSD/LSFE	1	2	3	4	5	6	7	8	Extra Ends	Total
B	SWE - Sweden	60.6cm *	1	0	1	1	1	0	0	0		4
	USA - United States of America	88.4cm	0	1	0	0	0	1	1	1	3	7

Play-offs Bracket

Quarter-finals	Semi-finals	Finals	Final Standings
<p>A1 GBR 7 Sheet B</p> <p>D2 GER 5</p> <p>B2 SWE 9 Sheet A</p> <p>C1 CHN 6</p> <p>A2 CZE 7 Sheet C</p> <p>B1 USA 8</p> <p>C2 JPN 7 Sheet D</p> <p>D1 DEN 9</p>	<p>GBR 6 Sheet C</p> <p>SWE 5</p> <p>USA 5 Sheet A</p> <p>DEN 6</p>	<p>GBR</p> <p>THU 1 FEB 16:00 Sheet B</p> <p>DEN</p> <p>SWE 4 Sheet B</p> <p>USA 7</p>	<p>1</p> <p>2</p> <p>3 USA - United States of America</p> <p>4 SWE - Sweden</p> <p>5 CHN - People's Republic of China</p> <p>6 GER - Germany</p> <p>7 JPN - Japan</p> <p>8 CZE - Czechia</p> <p>9 NOR - Norway</p> <p>10 CAN - Canada</p> <p>11 LAT - Latvia</p> <p>12 SUI - Switzerland</p> <p>13 AUT - Austria</p> <p>14 HUN - Hungary</p> <p>15 TUR - Türkiye</p> <p>16 SLO - Slovenia</p> <p>17 KOR - Republic of Korea</p> <p>18 KAZ - Kazakhstan</p> <p>19 UKR - Ukraine</p> <p>20 NZL - New Zealand</p> <p>21 ITA - Italy</p> <p>22 BRA - Brazil</p> <p>23 QAT - Qatar</p> <p>24 NGR - Nigeria</p>

Legend:

Power Play
Cn Final rank in Group C
LSFE(*) Last Stone First End

An Final rank in Group A
Dn Final rank in Group D

Bn Final rank in Group B
LSD Last Stone Draw



Game Results

Sheet	Team	LSFE	1	2	3	4	5	6	7	8	Extra	Ends	Total
B	SWE - Sweden	*	1	0	1	1	1	0	0	0			4
	USA - United States of America		0	1	0	0	0	1	1	1	3		7

SWE - Sweden	
F	ROXIN Maja
M	MEYERSON Jonatan

USA - United States of America	
F	WENDLING Ella
M	PARAL Benji

Last Stone Draw		Distance
↻	ROXIN Maja	3.3cm
↺	MEYERSON Jonatan	57.3cm
Total		60.6cm
Time remaining: 2 minutes 5 seconds		
0 minutes 32 seconds (after extra end)		
Time-out: End 8; End 9		
Power Play: End 7		

Last Stone Draw		Distance
↻	PARAL Benji	71.3cm
↺	WENDLING Ella	17.1cm
Total		88.4cm
Time remaining: 3 minutes 2 seconds		
1 minute 23 seconds (after extra end)		
Time-out: End 8		
Power Play: End 6		

Note:
Team members are identified as follows:
F = Female, **M** = Male

Legend:
☐ Power Play ↻ Clockwise ↺ Counter-clockwise
LSFE(*) Last Stone First End



Session Results and Standings

Sheet	Team	LSD/LSFE	1	2	3	4	5	6	7	8	Extra	Ends	Total
A	USA - United States of America	230.0cm	1	0	1	1	0	1	1	0			5
	DEN - Denmark	135.2cm *	0	2	0	0	3	0	0	1			6
C	SWE - Sweden	37.4cm *	0	0	0	2	1	0	2	0			5
	GBR - Great Britain	155.1cm	1	1	1	0	0	2	0	1			6

Play-offs Bracket

Quarter-finals	Semi-finals	Finals	Final Standings
<div><div>A1</div><div>GBR 7</div><div>Sheet B</div></div> <div><div>D2</div><div>GER 5</div></div> <div><div>B2</div><div>SWE 9</div><div>Sheet A</div></div> <div><div>C1</div><div>CHN 6</div></div> <div><div>A2</div><div>CZE 7</div><div>Sheet C</div></div> <div><div>B1</div><div>USA 8</div></div> <div><div>C2</div><div>JPN 7</div><div>Sheet D</div></div> <div><div>D1</div><div>DEN 9</div></div>	<div><div>GBR 6</div></div> <div><div>SWE 5</div></div> <div><div>USA 5</div></div> <div><div>DEN 6</div></div>	<div><div>GBR</div></div> <div><div>THU 1 FEB 16:00 Sheet B</div></div> <div><div>DEN</div></div> <div><div>SWE</div></div> <div><div>THU 1 FEB 13:00 Sheet B</div></div> <div><div>USA</div></div>	<div>1</div> <div>2</div> <div>3</div> <div>4</div> <div>5 CHN - People's Republic of China</div> <div>6 GER - Germany</div> <div>7 JPN - Japan</div> <div>8 CZE - Czechia</div> <div>9 NOR - Norway</div> <div>10 CAN - Canada</div> <div>11 LAT - Latvia</div> <div>12 SUI - Switzerland</div> <div>13 AUT - Austria</div> <div>14 HUN - Hungary</div> <div>15 TUR - Türkiye</div> <div>16 SLO - Slovenia</div> <div>17 KOR - Republic of Korea</div> <div>18 KAZ - Kazakhstan</div> <div>19 UKR - Ukraine</div> <div>20 NZL - New Zealand</div> <div>21 ITA - Italy</div> <div>22 BRA - Brazil</div> <div>23 QAT - Qatar</div> <div>24 NGR - Nigeria</div>

Legend:

 Power Play

Cn Final rank in Group C

LSFE(*) Last Stone First End

An Final rank in Group A

Dn Final rank in Group D

Bn Final rank in Group B

LSD Last Stone Draw



Game Results

Sheet	Team	LSFE	1	2	3	4	5	6	7	8	Extra Ends	Total
A	USA - United States of America		1	0	1	1	0	1	1	0		5
	DEN - Denmark	*	0	2	0	0	3	0	0	1		6

USA - United States of America

F WENDLING Ella
M PARAL Benji

Last Stone Draw

🕒 PARAL Benji
🕒 WENDLING Ella

Total **230.0cm**

Time remaining: 1 minute 37 seconds

Time-out: End 8

DEN - Denmark

F SCHMIDT Katrine
M SCHMIDT Jacob

Last Stone Draw

🕒 SCHMIDT Jacob
🕒 SCHMIDT Katrine

Total **135.2cm**

Time remaining: 0 minutes 46 seconds

Time-out: End 8

Power Play: End 7

Note:
Team members are identified as follows:
F = Female, M = Male

Legend:
☐ Power Play
☐ Clockwise
☐ Counter-clockwise
LSFE(*) Last Stone First End



Game Results

Sheet	Team	LSFE	1	2	3	4	5	6	7	8	Extra	Ends	Total
C	SWE - Sweden	*	0	0	0	2	1	0	2	0			5
	GBR - Great Britain		1	1	1	0	0	2	0	1			6

SWE - Sweden	
F	ROXIN Maja
M	MEYERSON Jonatan

GBR - Great Britain	
F	SOUTAR Callie
M	BREWSTER Ethan

Last Stone Draw

- ☺ ROXIN Maja
- ☹ MEYERSON Jonatan

Total

Distance

9.0cm
28.4cm

37.4cm

Time remaining: 2 minutes 51 seconds

Time-out: End 8

Power Play: End 7

Last Stone Draw

- ☺ BREWSTER Ethan
- ☹ SOUTAR Callie

Total

Time remaining: 4 minutes 41 seconds

Time-out: End 8

Power Play: End 6

Distance


16.0cm
139.1cm

155.1cm

Note:

Team members are identified as follows:
F = Female, M = Male

Legend:

 Power Play

☺ Clockwise

☹ Counter-clockwise

LSFE(*) Last Stone First End



Session Results and Standings

Sheet	Team	LSD/LSFE	1	2	3	4	5	6	7	8	Extra	Ends	Total
A	CHN - People's Republic of China	142.5cm	0	2	0	0	1	0	3	0			6
	SWE - Sweden	61.2cm *	4	0	1	1	0	2	0	1			9
B	GBR - Great Britain	40.7cm *	2	0	2	0	0	2	0	1			7
	GER - Germany	155.3cm	0	1	0	1	1	0	2	0			5
C	CZE - Czechia	162.3cm	0	1	1	1	0	0	4	0			7
	USA - United States of America	46.6cm *	1	0	0	0	2	1	0	4			8
D	JPN - Japan	59.4cm *	1	1	0	0	3	1	0	1			7
	DEN - Denmark	66.1cm	0	0	4	2	0	0	3	0			9

Play-offs Bracket

Quarter-finals	Semi-finals	Finals	Final Standings
<p>A1 GBR 7 Sheet B</p> <p>D2 GER 5</p> <p>B2 SWE 9 Sheet A</p> <p>C1 CHN 6</p> <p>A2 CZE 7 Sheet C</p> <p>B1 USA 8</p> <p>C2 JPN 7 Sheet D</p> <p>D1 DEN 9</p>	<p>GBR</p> <p>THU 1 FEB 9:00 Sheet C</p> <p>SWE</p> <p>THU 1 FEB 9:00 Sheet A</p> <p>USA</p> <p>DEN</p>	<p>THU 1 FEB 16:00 Sheet B</p> <p>THU 1 FEB 13:00 Sheet B</p>	<p>1</p> <p>2</p> <p>3</p> <p>4</p> <p>5 CHN - People's Republic of China</p> <p>6 GER - Germany</p> <p>7 JPN - Japan</p> <p>8 CZE - Czechia</p> <p>9 NOR - Norway</p> <p>10 CAN - Canada</p> <p>11 LAT - Latvia</p> <p>12 SUI - Switzerland</p> <p>13 AUT - Austria</p> <p>14 HUN - Hungary</p> <p>15 TUR - Türkiye</p> <p>16 SLO - Slovenia</p> <p>17 KOR - Republic of Korea</p> <p>18 KAZ - Kazakhstan</p> <p>19 UKR - Ukraine</p> <p>20 NZL - New Zealand</p> <p>21 ITA - Italy</p> <p>22 BRA - Brazil</p> <p>23 QAT - Qatar</p> <p>24 NGR - Nigeria</p>

Legend:

Power Play

Cn Final rank in Group C

LSFE(*) Last Stone First End

An Final rank in Group A

Dn Final rank in Group D

Bn Final rank in Group B

LSD Last Stone Draw



Game Results

Sheet	Team	LSFE	1	2	3	4	5	6	7	8	Extra	Ends	Total
A	CHN - People's Republic of China		0	2	0	0	1	0	3	0			6
	SWE - Sweden	*	4	0	1	1	0	2	0	1			9

CHN - People's Republic of China	
F	GONG Changyuting
M	XU Bokang

SWE - Sweden	
F	ROXIN Maja
M	MEYERSON Jonatan

Last Stone Draw

- 🕒 GONG Changyuting
- 🕒 XU Bokang

Total

Distance

12.4cm
130.1cm

142.5cm

Time remaining: 0 minutes 18 seconds

Time-out: End 7

Power Play: End 4

Last Stone Draw

- 🕒 ROXIN Maja
- 🕒 MEYERSON Jonatan

Total

Distance

50.6cm
10.6cm

61.2cm

Time remaining: 2 minutes 18 seconds

Time-out: End 7

Power Play: End 8

Note:

Team members are identified as follows:
F = Female, M = Male

Legend:

🕒 Power Play

🕒 Clockwise

🕒 Counter-clockwise

LSFE(*) Last Stone First End



Game Results

Sheet	Team	LSFE	1	2	3	4	5	6	7	8	Extra	Ends	Total
B	GBR - Great Britain	*	2	0	2	0	0	2	0	1			7
	GER - Germany		0	1	0	1	1	0	2	0			5

GBR - Great Britain

F SOUTAR Callie
M BREWSTER Ethan

Last Stone Draw

🕒 SOUTAR Callie
🕒 BREWSTER Ethan

Total

Distance

17.0cm
23.7cm

40.7cm

Time remaining: 2 minutes 50 seconds

Power Play: End 6

GER - Germany

F SUTOR Joy
M ANGRICK Leonhard

Last Stone Draw

🕒 SUTOR Joy
🕒 ANGRICK Leonhard

Total

Distance

19.5cm
135.8cm

155.3cm

Time remaining: 4 minutes 51 seconds


Time-out: End 7

Power Play: End 7

Note:

Team members are identified as follows:
F = Female, M = Male

Legend:

 Power Play

🕒 Clockwise

🕒 Counter-clockwise

LSFE(*) Last Stone First End



Game Results

Sheet	Team	LSFE	1	2	3	4	5	6	7	8	Extra	Ends	Total
C	CZE - Czechia		0	1	1	1	0	0	4	0			7
	USA - United States of America	*	1	0	0	0	2	1	0	4			8

CZE - Czechia

F ZELINGROVA Julie
M BLAHA Ondrej

Last Stone Draw

↻ BLAHA Ondrej
↻ ZELINGROVA Julie

Total 162.3cm

Time remaining: 1 minute 27 seconds

Time-out: End 8

Power Play: End 6

USA - United States of America

F WENDLING Ella
M PARAL Benji

Last Stone Draw

↻ PARAL Benji
↻ WENDLING Ella

Total 46.6cm

Time remaining: 1 minute 43 seconds

Time-out: End 8

Power Play: End 8

Note:
Team members are identified as follows:
F = Female, M = Male

Legend:
☐ Power Play
☐ Clockwise
☐ Counter-clockwise
LSFE(*) Last Stone First End



Game Results

Sheet	Team	LSFE	1	2	3	4	5	6	7	8	Extra Ends	Total
D	JPN - Japan	*	1	1	0	0	3	1	0	1		7
	DEN - Denmark		0	0	4	2	0	0	3	0		9

JPN - Japan

F TANAKA Moka
M KAWAI Shinya

Last Stone Draw

🕒 TANAKA Moka
🕒 KAWAI Shinya

Total

Distance

37.5cm
21.9cm

59.4cm

Time remaining: 0 minutes 31 seconds

Time-out: End 7

Power Play: End 5

DEN - Denmark

F SCHMIDT Katrine
M SCHMIDT Jacob

Last Stone Draw

🕒 SCHMIDT Jacob
🕒 SCHMIDT Katrine

Total

Distance

27.9cm
38.2cm

66.1cm

Time remaining: 1 minute 55 seconds

Time-out: End 8

Power Play: End 6

Note:

Team members are identified as follows:
F = Female, M = Male

Legend:

🕒 Power Play

🕒 Clockwise

🕒 Counter-clockwise

LSFE(*) Last Stone First End



Competition Matrix

Group A

Team	CAN	CZE	GBR	HUN	KOR	NGR
CAN		4 - 6	6 - 7	8 - 5	9 - 5	14 - 0
CZE	6 - 4		3 - 8	7 - 2	7 - 5	19 - 0
GBR	7 - 6	8 - 3		8 - 4	2 - 11	18 - 0
HUN	5 - 8	2 - 7	4 - 8		7 - 4	13 - 3
KOR	5 - 9	5 - 7	11 - 2	4 - 7		17 - 1
NGR	0 - 14	0 - 19	0 - 18	3 - 13	1 - 17	

Standings after Round Robin


Rank	Team	Games	Wins	Losses		
1	GBR - Great Britain	5	4	1	Q	w1
2	CZE - Czechia	5	4	1	Q	w0
3	CAN - Canada	5	3	2		
4	HUN - Hungary	5	2	3		w1
5	KOR - Republic of Korea	5	2	3		w0
6	NGR - Nigeria	5	0	5		

Group B

Team	NOR	QAT	SLO	SWE	UKR	USA
NOR		15 - 0	14 - 4	6 - 7	7 - 2	3 - 8
QAT	0 - 15		4 - 12	1 - 13	8 - 12	1 - 13
SLO	4 - 14	12 - 4		4 - 15	11 - 5	0 - 12
SWE	7 - 6	13 - 1	15 - 4		9 - 0	5 - 6
UKR	2 - 7	12 - 8	5 - 11	0 - 9		1 - 9
USA	8 - 3	13 - 1	12 - 0	6 - 5	9 - 1	

Standings after Round Robin

Rank	Team	Games	Wins	Losses		
1	USA - United States of America	5	5	0	Q	
2	SWE - Sweden	5	4	1	Q	
3	NOR - Norway	5	3	2		
4	SLO - Slovenia	5	2	3		
5	UKR - Ukraine	5	1	4		
6	QAT - Qatar	5	0	5		



Competition Matrix

Group C

Team	BRA	CHN	JPN	LAT	NZL	TUR
BRA		3 - 10	1 - 11	3 - 6	5 - 12	5 - 10
CHN	10 - 3		7 - 5	8 - 5	12 - 4	13 - 4
JPN	11 - 1	5 - 7		5 - 4	11 - 2	9 - 5
LAT	6 - 3	5 - 8	4 - 5		9 - 4	10 - 1
NZL	12 - 5	4 - 12	2 - 11	4 - 9		3 - 6
TUR	10 - 5	4 - 13	5 - 9	1 - 10	6 - 3	

Standings after Round Robin

Rank	Team	Games	Wins	Losses	
1	CHN - People's Republic of China	5	5	0	Q
2	JPN - Japan	5	4	1	Q
3	LAT - Latvia	5	3	2	
4	TUR - Türkiye	5	2	3	
5	NZL - New Zealand	5	1	4	
6	BRA - Brazil	5	0	5	

Group D

Team	AUT	DEN	GER	ITA	KAZ	SUI
AUT		4 - 11	5 - 9	6 - 5	W - L	3 - 9
DEN	11 - 4		9 - 4	13 - 3	15 - 3	3 - 6
GER	9 - 5	4 - 9		8 - 2	8 - 4	9 - 6
ITA	5 - 6	3 - 13	2 - 8		2 - 10	2 - 7
KAZ	L - W	3 - 15	4 - 8	10 - 2		1 - 9
SUI	9 - 3	6 - 3	6 - 9	7 - 2	9 - 1	

Standings after Round Robin

Rank	Team	Games	Wins	Losses				
1	DEN - Denmark	5	4	1	Q	w1	DSC	30.64cm
2	GER - Germany	5	4	1	Q	w1	DSC	31.04cm
3	SUI - Switzerland	5	4	1		w1	DSC	79.90cm
4	AUT - Austria	5	2	3				
5	KAZ - Kazakhstan	5	1	4				
6	ITA - Italy	5	0	5				

Legend:

DSC Draw Shot Challenge

W Win

L Loss

wn Number of wins (n) against tied teams

Q Qualified for the play-offs



Draw Shot Challenge

Group A		Stone Rotation	Last Stone Draw in each Round Robin Game					DSC
Rank	Team		1	2	3	4	5	
1	KOR - Republic of Korea	↺	176.9	89.0	43.5	22.7	23.2	38.09cm
		↻	25.7	9.7	37.9	75.7	15.4	
2	GBR - Great Britain	↺	193.6	70.2	47.8	29.7	25.9	40.06cm
		↻	18.7	31.5	37.9	25.2	73.6	
3	CZE - Czechia	↺	68.3	46.6	96.2	9.4	30.4	42.84cm
		↻	84.8	5.6	25.7	199.6	18.6	
4	CAN - Canada	↺	18.3	117.7	38.6	23.2	30.7	54.69cm
		↻	114.9	109.9	69.7	43.0	43.9	
5	HUN - Hungary	↺	81.9	42.7	199.6	199.6	62.5	89.06cm
		↻	25.6	39.3	165.0	93.6	91.3	
6	NGR - Nigeria	↺	14.3	199.6	199.6	199.6	192.1	168.42cm
		↻	199.6	111.8	199.6	199.6	199.6	

Group B		Stone Rotation	Last Stone Draw in each Round Robin Game					DSC
Rank	Team		1	2	3	4	5	
1	NOR - Norway	↺	11.8	25.7	106.7	60.1	18.3	34.37cm
		↻	128.4	25.4	23.7	19.7	17.9	
2	USA - United States of America	↺	109.3	53.6	70.8	49.8	54.4	61.18cm
		↻	36.4	125.9	199.6	17.2	33.2	
3	UKR - Ukraine	↺	161.1	10.3	107.8	28.8	39.1	74.81cm
		↻	199.6	28.8	155.6	38.8	103.0	
4	SWE - Sweden	↺	35.1	36.1	16.1	6.0	199.6	78.69cm
		↻	195.1	199.6	102.8	31.7	85.7	
5	SLO - Slovenia	↺	44.3	76.8	107.3	199.6	199.6	112.84cm
		↻	89.0	118.4	199.6	82.0	98.6	
6	QAT - Qatar	↺	199.6	199.6	114.6	199.6	199.6	155.39cm
		↻	72.8	199.6	13.5	199.6	199.6	

Group C		Stone Rotation	Last Stone Draw in each Round Robin Game					DSC
Rank	Team		1	2	3	4	5	
1	JPN - Japan	↺	16.1	33.0	58.4	43.7	84.1	38.84cm
		↻	45.8	39.6	50.2	4.8	58.0	
2	CHN - People's Republic of China	↺	54.6	190.2	167.6	18.9	65.9	56.80cm
		↻	16.0	88.9	32.3	18.5	48.5	
3	LAT - Latvia	↺	114.0	158.2	15.6	84.8	73.9	77.39cm
		↻	63.9	199.6	38.7	114.2	33.2	
4	TUR - Türkiye	↺	199.6	20.3	199.6	137.0	147.5	89.37cm
		↻	43.5	175.7	41.8	30.3	8.6	
5	NZL - New Zealand	↺	61.2	60.2	199.6	128.0	199.6	94.80cm
		↻	77.3	115.1	34.9	138.3	38.6	
6	BRA - Brazil	↺	120.0	59.6	59.0	16.4	199.6	112.92cm
		↻	158.7	155.7	124.2	199.6	123.1	



Draw Shot Challenge

Group D		Stone Rotation	Last Stone Draw in each Round Robin Game					DSC
Rank	Team		1	2	3	4	5	
1	DEN - Denmark	↻	38.6	11.5	26.2	18.8	5.2	30.64cm
		↻	90.8	48.8	132.2	26.5	9.4	
2	GER - Germany	↻	61.8	15.9	11.6	11.4	44.0	31.04cm
		↻	52.0	31.8	160.9	10.3	40.6	
3	AUT - Austria	↻	59.6	15.2	28.4	199.6	18.2	40.68cm
		↻	48.4	55.2	46.9	28.3	65.9	
4	KAZ - Kazakhstan	↻	33.5	10.6	39.8	17.4	144.8	44.33cm
		↻	49.5	142.5	31.1	50.4	24.2	
5	SUI - Switzerland	↻	98.0	109.4	36.6	53.5	14.9	79.90cm
		↻	199.6	144.7	166.0	69.3	26.7	
6	ITA - Italy	↻	51.1	104.1	79.8	18.4	199.6	107.78cm
		↻	199.6	199.6	170.4	38.2	108.8	

Note:

The Draw Shot Challenge (DSC) is the average distance of all the individual Last Stone Draws (LSD), which were delivered by a team during the round robin. The single least favourable result will be eliminated before calculating the average distance. The team with the lesser DSC receives the higher ranking. If the DSCs are equal then the team with the best non-equal counting LSD receives the higher ranking. In the case where all counting LSDs are equal, the team ranked higher in the official WCF World Rankings is ranked higher.

Legend:

↻ Clockwise

↻ Counter-clockwise

DSC Draw Shot Challenge

~~nnn.n~~ Eliminated Last Stone Draw



Session Results and Standings

Sheet	Team	LSD/LSFE	1	2	3	4	5	6	7	8	Extra	Ends	Total
A	BRA - Brazil	322.7cm	0	1	1	0	2	1	0	X			5
	TUR - Türkiye	156.1cm *	3	0	0	3	0	0	4	X			10
B	KAZ - Kazakhstan	169.0cm	0	0	0	0	3	0	X	X			3
	DEN - Denmark	14.6cm *	4	1	3	1	0	6	X	X			15
C	JPN - Japan	139.1cm	0	1	1	0	1	0	1	1			5
	LAT - Latvia	107.1cm *	2	0	0	1	0	1	0	0			4
D	CAN - Canada	74.6cm *	0	2	0	0	2	0	2	0			6
	GBR - Great Britain	99.5cm	1	0	1	1	0	1	0	3			7

Standings after Round Robin

Group A

Rank	Team	Games	Wins	Losses	
1	GBR - Great Britain	5	4	1	Q w1
2	CZE - Czechia	5	4	1	Q w0
3	CAN - Canada	5	3	2	
4	HUN - Hungary	5	2	3	w1
5	KOR - Korea	5	2	3	w0
6	NGR - Nigeria	5	0	5	

Group B

Rank	Team	Games	Wins	Losses	
1	USA - United States	5	5	0	Q
2	SWE - Sweden	5	4	1	Q
3	NOR - Norway	5	3	2	
4	SLO - Slovenia	5	2	3	
5	UKR - Ukraine	5	1	4	
6	QAT - Qatar	5	0	5	

Group C

Rank	Team	Games	Wins	Losses	
1	CHN - China	5	5	0	Q
2	JPN - Japan	5	4	1	Q
3	LAT - Latvia	5	3	2	
4	TUR - Türkiye	5	2	3	
5	NZL - New Zealand	5	1	4	
6	BRA - Brazil	5	0	5	

Group D

Rank	Team	Games	Wins	Losses	
1	DEN - Denmark	5	4	1	Q w1 DSC 30.64cm
2	GER - Germany	5	4	1	Q w1 DSC 31.04cm
3	SUI - Switzerland	5	4	1	w1 DSC 79.90cm
4	AUT - Austria	5	2	3	
5	KAZ - Kazakhstan	5	1	4	
6	ITA - Italy	5	0	5	

Legend:

☐ Power Play

LSFE(*) Last Stone First End

X Unplayed/unfinished end due to concession

DSC Draw Shot Challenge

Q Qualified for the play-offs

LSD Last Stone Draw

wn Number of wins (n) against tied teams



Game Results

Sheet	Team	LSFE	1	2	3	4	5	6	7	8	Extra Ends	Total
A	BRA - Brazil		0	1	1	0	2	1	0	X		5
	TUR - Türkiye	*	3	0	0	3	0	0	4	X		10

BRA - Brazil	
F	GENTILE Julia
M	MELO Guilherme

TUR - Türkiye	
F	EKMEKCI Derya
M	AYBAR Berat

Last Stone Draw		Distance
↻	MELO Guilherme	199.6cm
↻	GENTILE Julia	123.1cm
Total		322.7cm
Time remaining: 2 minutes 17 seconds		
Power Play: End 5		

Last Stone Draw		Distance
↻	AYBAR Berat	147.5cm
↻	EKMEKCI Derya	8.6cm
Total		156.1cm
Time remaining: 0 minutes 53 seconds		
Time-out: End 6		
Power Play: End 6		

Note: Team members are identified as follows: F = Female, M = Male		
Legend: <input type="checkbox"/> Power Play LSFE(*) Last Stone First End	<input type="checkbox"/> Clockwise X Unplayed/unfinished end due to concession	<input type="checkbox"/> Counter-clockwise



Game Results

Sheet	Team	LSFE	1	2	3	4	5	6	7	8	Extra Ends	Total
B	KAZ - Kazakhstan		0	0	0	0	3	0	X	X		3
	DEN - Denmark	*	4	1	3	1	0	6	X	X		15

KAZ - Kazakhstan

F TASTEMIR Merey
M TASTEMIR Ibragim

DEN - Denmark

F SCHMIDT Katrine
M SCHMIDT Jacob

Last Stone Draw

🕒 TASTEMIR Ibragim
🕒 TASTEMIR Merey

Total

Distance

144.8cm
24.2cm

169.0cm

Time remaining: 6 minutes 12 seconds

Time-out: End 6

Power Play: End 5

Last Stone Draw

🕒 SCHMIDT Katrine
🕒 SCHMIDT Jacob

Total

Distance

5.2cm
9.4cm

14.6cm

Time remaining: 7 minutes 45 seconds

Power Play: End 6

Note:

Team members are identified as follows:
F = Female, M = Male

Legend:

🕒 Power Play

🕒 Clockwise

🕒 Counter-clockwise

LSFE(*) Last Stone First End

X Unplayed/unfinished end due to concession



Game Results

Sheet	Team	LSFE	1	2	3	4	5	6	7	8	Extra Ends	Total
C	JPN - Japan		0	1	1	0	1	0	1	1		5
	LAT - Latvia	*	2	0	0	1	0	1	0	0		4

JPN - Japan

F TANAKA Moka
M KAWAI Shinya

Last Stone Draw

🕒 TANAKA Moka
🕒 KAWAI Shinya

Total

Distance

81.1cm
58.0cm

139.1cm

Time remaining: 5 minutes 42 seconds

Time-out: End 8

Power Play: End 7

LAT - Latvia

F REGZA Agate
M ZASS Kristaps

Last Stone Draw

🕒 REGZA Agate
🕒 ZASS Kristaps

Total

Distance

73.9cm
33.2cm

107.1cm

Time remaining: 1 minute 41 seconds

Time-out: End 8

Power Play: End 6

Note:
Team members are identified as follows:
F = Female, M = Male

Legend:

🕒 Power Play

🕒 Clockwise

🕒 Counter-clockwise

LSFE(*) Last Stone First End



Game Results

Sheet	Team	LSFE	1	2	3	4	5	6	7	8	Extra Ends	Total
D	CAN - Canada	*	0	2	0	0	2	0	2	0		6
	GBR - Great Britain		1	0	1	1	0	1	0	3		7

CAN - Canada

F LOCKE Cailey
M PERRY Simon

Last Stone Draw

🕒 LOCKE Cailey
🕒 PERRY Simon

Total

Distance

30.7cm
43.9cm

74.6cm

Time remaining: 2 minutes 19 seconds

Time-out: End 8

Power Play: End 7

GBR - Great Britain

F SOUTAR Callie
M BREWSTER Ethan

Last Stone Draw

🕒 BREWSTER Ethan
🕒 SOUTAR Callie

Total

Distance

25.9cm
73.6cm

99.5cm

Time remaining: 0 minutes 9 seconds

Time-out: End 8

Power Play: End 6

Note:

Team members are identified as follows:

F = Female, M = Male

Legend:

🕒 Power Play

🕒 Clockwise

🕒 Counter-clockwise

LSFE(*) Last Stone First End



Session Results and Standings

Sheet	Team	LSD/LSFE	1	2	3	4	5	6	7	8	Extra	Ends	Total
A	USA - United States of America	87.6cm *	1	2	3	1	2	3	X	X			12
	SLO - Slovenia	298.2cm	0	0	0	0	0	0	X	X			0
B	NZL - New Zealand	238.2cm	0	0	3	0	1	0	X	X			4
	CHN - People's Republic of China	114.4cm *	6	3	0	1	0	2	X	X			12
C	UKR - Ukraine	142.1cm *	0	4	0	5	2	0	0	1			12
	QAT - Qatar	399.2cm	3	0	3	0	0	1	1	0			8
D	CZE - Czechia	49.0cm	2	2	0	0	2	0	0	1			7
	KOR - Republic of Korea	38.6cm *	0	0	1	1	0	1	2	0			5

Current Standings

Group A					Group B				
Rank	Team	Games	Wins	Losses	Rank	Team	Games	Wins	Losses
1	CZE - Czechia	5	4	1 Q	1	USA - United States	5	5	0 Q
2	CAN - Canada	4	3	1	2	SWE - Sweden	5	4	1 Q
2	GBR - Great Britain	4	3	1	3	NOR - Norway	5	3	2
4	HUN - Hungary	5	2	3	4	SLO - Slovenia	5	2	3
4	KOR - Korea	5	2	3	5	UKR - Ukraine	5	1	4
6	NGR - Nigeria	5	0	5	6	QAT - Qatar	5	0	5

Group C					Group D				
Rank	Team	Games	Wins	Losses	Rank	Team	Games	Wins	Losses
1	CHN - China	5	5	0 Q	1	GER - Germany	5	4	1 Q
2	JPN - Japan	4	3	1	1	SUI - Switzerland	5	4	1
2	LAT - Latvia	4	3	1	3	DEN - Denmark	4	3	1
4	TUR - Türkiye	4	1	3	4	AUT - Austria	5	2	3
5	NZL - New Zealand	5	1	4	5	KAZ - Kazakhstan	4	1	3
6	BRA - Brazil	4	0	4	6	ITA - Italy	5	0	5

Note:
Under WCF rules, tie-breaking rules for standings are not applied until after the last game of the round robin.

Legend:
☐ Power Play **LSD** Last Stone Draw **LSFE(*)** Last Stone First End
Q Qualified for the play-offs **X** Unplayed/unfinished end due to concession



Game Results

Sheet	Team	LSFE	1	2	3	4	5	6	7	8	Extra	Ends	Total
A	USA - United States of America	*	1	2	3	1	2	3	X	X			12
	SLO - Slovenia		0	0	0	0	0	0	X	X			0

USA - United States of America

F WENDLING Ella
M PARAL Benji

Last Stone Draw

🕒 PARAL Benji
🕒 WENDLING Ella

Total

Time remaining: 8 minutes 20 seconds

Distance

54.4cm
33.2cm

Total

87.6cm

SLO - Slovenia

F KAVCIC Pavla
M OMERZEL Maks

Last Stone Draw

🕒 KAVCIC Pavla
🕒 OMERZEL Maks

Total

Time remaining: 6 minutes 23 seconds

Time-out: End 6

Power Play: End 4

Distance

199.6cm
98.6cm

Total

298.2cm

Note:

Team members are identified as follows:
F = Female, M = Male

Legend:

🕒 Power Play

LSFE(*) Last Stone First End

🕒 Clockwise

X Unplayed/unfinished end due to concession

🕒 Counter-clockwise



Game Results

Sheet	Team	LSFE	1	2	3	4	5	6	7	8	Extra Ends	Total
B	NZL - New Zealand		0	0	3	0	1	0	X	X		4
	CHN - People's Republic of China	*	6	3	0	1	0	2	X	X		12

NZL - New Zealand	
F	RUSSELL Olivia
M	NEVILL Jed

CHN - People's Republic of China	
F	GONG Changyuting
M	XU Bokang

Last Stone Draw

RUSSELL Olivia
 NEVILL Jed

Distance

199.6cm
 38.6cm

Total

238.2cm

Time remaining: 5 minutes 6 seconds

Time-out: End 4

Last Stone Draw

GONG Changyuting
 XU Bokang

Distance

65.9cm
 48.5cm

Total

114.4cm

Time remaining: 7 minutes 46 seconds

Time-out: End 6

Power Play: End 6

Note:

Team members are identified as follows:
F = Female, **M** = Male

Legend:

Power Play

Clockwise

Counter-clockwise

LSFE(*) Last Stone First End

X Unplayed/unfinished end due to concession



Game Results

Sheet	Team	LSFE	1	2	3	4	5	6	7	8	Extra Ends	Total
C	UKR - Ukraine	*	0	4	0	5	2	0	0	1		12
	QAT - Qatar		3	0	3	0	0	1	1	0		8

UKR - Ukraine	
F	LYTVYNENKO Marharyta
M	SHLYK Artem

QAT - Qatar	
F	AL-FAHAD Aldana
M	ALNAIMI Mohammed

Last Stone Draw

- LYTVYNENKO Marharyta
- SHLYK Artem

Distance

39.1cm
103.0cm

Total

142.1cm

Time remaining: 4 minutes 33 seconds

Time-out: End 8

Power Play: End 1

Last Stone Draw

- AL-FAHAD Aldana
- ALNAIMI Mohammed

Distance

199.6cm
199.6cm

Total


399.2cm

Time remaining: 2 minutes 33 seconds

Note:

Team members are identified as follows:
F = Female, M = Male

Legend:

 Power Play

 Clockwise

 Counter-clockwise

LSFE(*) Last Stone First End



Game Results

Sheet	Team	LSFE	1	2	3	4	5	6	7	8	Extra	Ends	Total
D	CZE - Czechia		2	2	0	0	2	0	0	1			7
	KOR - Republic of Korea	*	0	0	1	1	0	1	2	0			5

CZE - Czechia

F ZELINGROVA Julie
M BLAHA Ondrej

Last Stone Draw

🕒 BLAHA Ondrej
🕒 ZELINGROVA Julie

Total

Distance

30.4cm
18.6cm

49.0cm

Time remaining: 2 minutes 37 seconds

Time-out: End 7

Power Play: End 5

KOR - Republic of Korea

F LEE Chaewon
M LEE Jihun

Last Stone Draw

🕒 LEE Chaewon
🕒 LEE Jihun

Total

Distance

23.2cm
15.4cm

38.6cm

Time remaining: 0 minutes 7 seconds

Time-out: End 7

Power Play: End 3

Note:

Team members are identified as follows:
F = Female, M = Male

Legend:

🕒 Power Play

🕒 Clockwise

🕒 Counter-clockwise

LSFE(*) Last Stone First End



Session Results and Standings

Sheet	Team	LSD/LSFE	1	2	3	4	5	6	7	8	Extra	Ends	Total
A	LAT - Latvia	199.0cm *	2	2	0	0	1	1	0	X			6
	BRA - Brazil	216.0cm	0	0	1	1	0	0	1	X			3
B	DEN - Denmark	45.3cm *	2	0	1	3	2	0	1	X			9
	GER - Germany	84.6cm	0	1	0	0	0	3	0	X			4
C	CHN - People's Republic of China	37.4cm *	5	0	2	2	0	4	X	X			13
	TUR - Türkiye	167.3cm	0	2	0	0	2	0	X	X			4
D	KAZ - Kazakhstan	67.8cm *	1	2	3	0	4	0	X	X			10
	ITA - Italy	308.4cm	0	0	0	1	0	1	X	X			2

Current Standings

Group A					Group B				
Rank	Team	Games	Wins	Losses	Rank	Team	Games	Wins	Losses
1	CAN - Canada	4	3	1	1	USA - United States	4	4	0 Q
1	CZE - Czechia	4	3	1	2	SWE - Sweden	5	4	1 Q
1	GBR - Great Britain	4	3	1	3	NOR - Norway	5	3	2
4	KOR - Korea	4	2	2	4	SLO - Slovenia	4	2	2
5	HUN - Hungary	5	2	3	5	QAT - Qatar	4	0	4
6	NGR - Nigeria	5	0	5	5	UKR - Ukraine	4	0	4

Group C					Group D				
Rank	Team	Games	Wins	Losses	Rank	Team	Games	Wins	Losses
1	CHN - China	4	4	0 Q	1	GER - Germany	5	4	1 Q
2	JPN - Japan	4	3	1	1	SUI - Switzerland	5	4	1
2	LAT - Latvia	4	3	1	3	DEN - Denmark	4	3	1
4	NZL - New Zealand	4	1	3	4	AUT - Austria	5	2	3
4	TUR - Türkiye	4	1	3	5	KAZ - Kazakhstan	4	1	3
6	BRA - Brazil	4	0	4	6	ITA - Italy	5	0	5

Note:
Under WCF rules, tie-breaking rules for standings are not applied until after the last game of the round robin.

Legend:
☐ Power Play **LSD** Last Stone Draw **LSFE(*)** Last Stone First End
Q Qualified for the play-offs **X** Unplayed/unfinished end due to concession



Game Results

Sheet	Team	LSFE	1	2	3	4	5	6	7	8	Extra Ends	Total
A	LAT - Latvia	*	2	2	0	0	1	1	0	X		6
	BRA - Brazil		0	0	1	1	0	0	1	X		3

LAT - Latvia

F REGZA Agate
M ZASS Kristaps

Last Stone Draw

🕒 ZASS Kristaps
🕒 REGZA Agate

Total

Distance

84.8cm
114.2cm

199.0cm

Time remaining: 4 minutes 11 seconds

Power Play: End 8

BRA - Brazil

F GENTILE Julia
M MELO Guilherme

Last Stone Draw

🕒 GENTILE Julia
🕒 MELO Guilherme

Total

Distance

16.4cm
199.6cm

216.0cm

Time remaining: 2 minutes 10 seconds

Time-out: End 5

Power Play: End 7

Note:

Team members are identified as follows:

F = Female, M = Male

Legend:

🕒 Power Play

🕒 Clockwise

🕒 Counter-clockwise

LSFE(*) Last Stone First End

X Unplayed/unfinished end due to concession



Game Results

Sheet	Team	LSFE	1	2	3	4	5	6	7	8	Extra Ends	Total
B	DEN - Denmark	*	2	0	1	3	2	0	1	X		9
	GER - Germany		0	1	0	0	0	3	0	X		4

DEN - Denmark

F SCHMIDT Katrine
M SCHMIDT Jacob

Last Stone Draw

🕒 SCHMIDT Jacob
🕒 SCHMIDT Katrine

Total

Distance

18.8cm
26.5cm

45.3cm

Time remaining: 3 minutes 4 seconds

Time-out: End 7

Power Play: End 7

GER - Germany

F SUTOR Joy
M ANGRICK Leonhard

Last Stone Draw

🕒 SUTOR Joy
🕒 ANGRICK Leonhard

Total

Distance

44.0cm
40.6cm

84.6cm

Time remaining: 3 minutes 35 seconds

Time-out: End 7

Power Play: End 6

Note:

Team members are identified as follows:
F = Female, M = Male

Legend:

🕒 Power Play

🕒 Clockwise

🕒 Counter-clockwise

LSFE(*) Last Stone First End

X Unplayed/unfinished end due to concession



Game Results

Sheet	Team	LSFE	1	2	3	4	5	6	7	8	Extra Ends	Total
C	CHN - People's Republic of China	*	5	0	2	2	0	4	X	X		13
	TUR - Türkiye		0	2	0	0	2	0	X	X		4

CHN - People's Republic of China	
F	GONG Changyuting
M	XU Bokang

TUR - Türkiye	
F	EKMEKCI Derya
M	AYBAR Berat

Last Stone Draw	Distance
🕒 XU Bokang	18.9cm
🕒 GONG Changyuting	18.5cm
Total	37.4cm

Time remaining: 7 minutes 31 seconds

Power Play: End 6

Last Stone Draw	Distance
🕒 EKMEKCI Derya	137.0cm
🕒 AYBAR Berat	30.3cm
Total	167.3cm

Time remaining: 7 minutes 1 second

Time-out: End 6

Power Play: End 5

Note:
Team members are identified as follows:
F = Female, **M** = Male

Legend:
 Power Play
 Clockwise
 Counter-clockwise
LSFE(*) Last Stone First End
X Unplayed/unfinished end due to concession



Game Results

Sheet	Team	LSFE	1	2	3	4	5	6	7	8	Extra	Ends	Total
D	KAZ - Kazakhstan	*	1	2	3	0	4	0	X	X			10
	ITA - Italy		0	0	0	1	0	1	X	X			2

KAZ - Kazakhstan

F TASTEMIR Merey
M TASTEMIR Ibragim

ITA - Italy

F MAIONI Vittoria
M NICHELATTI Elia

Last Stone Draw

🕒 TASTEMIR Merey
🕒 TASTEMIR Ibragim

Total

Time remaining: 8 minutes 53 seconds

Distance

17.4cm
50.4cm

Total

67.8cm

Last Stone Draw

🕒 MAIONI Vittoria
🕒 NICHELATTI Elia

Total

Time remaining: 5 minutes 26 seconds

Power Play: End 6

Note:

Team members are identified as follows:
F = Female, M = Male

Legend:

🕒 Power Play

🕒 Clockwise

🕒 Counter-clockwise

LSFE(*) Last Stone First End

X Unplayed/unfinished end due to concession



Session Results and Standings

Sheet	Team	LSD/LSFE	1	2	3	4	5	6	7	8	Extra	Ends	Total
A	UKR - Ukraine	67.6cm	0	0	0	1	0	0	X	X			1
	USA - United States of America	67.0cm *	2	3	1	0	1	2	X	X			9
B	QAT - Qatar	399.2cm	0	0	0	1	0	0	X	X			1
	SWE - Sweden	285.3cm *	2	2	2	0	3	4	X	X			13
C	SLO - Slovenia	281.6cm	0	3	0	0	1	0	X	X			4
	NOR - Norway	36.2cm *	4	0	3	2	0	5	X	X			14
D	JPN - Japan	48.5cm *	3	0	1	1	0	4	2	X			11
	NZL - New Zealand	266.3cm	0	1	0	0	1	0	0	X			2

Current Standings

Group A					Group B				
Rank	Team	Games	Wins	Losses	Rank	Team	Games	Wins	Losses
1	CAN - Canada	4	3	1	1	USA - United States	4	4	0 Q
1	CZE - Czechia	4	3	1	2	SWE - Sweden	5	4	1 Q
1	GBR - Great Britain	4	3	1	3	NOR - Norway	5	3	2
4	KOR - Korea	4	2	2	4	SLO - Slovenia	4	2	2
5	HUN - Hungary	5	2	3	5	QAT - Qatar	4	0	4
6	NGR - Nigeria	5	0	5	5	UKR - Ukraine	4	0	4

Group C					Group D				
Rank	Team	Games	Wins	Losses	Rank	Team	Games	Wins	Losses
1	CHN - China	3	3	0	1	GER - Germany	4	4	0 Q
2	JPN - Japan	4	3	1	2	SUI - Switzerland	5	4	1
3	LAT - Latvia	3	2	1	3	DEN - Denmark	3	2	1
4	TUR - Türkiye	3	1	2	4	AUT - Austria	5	2	3
5	NZL - New Zealand	4	1	3	5	KAZ - Kazakhstan	3	0	3
6	BRA - Brazil	3	0	3	6	ITA - Italy	4	0	4

Note:
Under WCF rules, tie-breaking rules for standings are not applied until after the last game of the round robin.

Legend:
☐ Power Play **LSD** Last Stone Draw **LSFE(*)** Last Stone First End
Q Qualified for the play-offs **X** Unplayed/unfinished end due to concession



Game Results

Sheet	Team	LSFE	1	2	3	4	5	6	7	8	Extra Ends	Total
A	UKR - Ukraine		0	0	0	1	0	0	X	X		1
	USA - United States of America	*	2	3	1	0	1	2	X	X		9

UKR - Ukraine

F LYTVYNENKO Marharyta
M SHLYK Artem

Last Stone Draw

🕒 SHLYK Artem 28.8cm
🕒 LYTVYNENKO Marharyta 38.8cm

Total 67.6cm

Time remaining: 6 minutes 36 seconds

Time-out: End 4

Power Play: End 3

USA - United States of America

F WENDLING Ella
M PARAL Benji

Last Stone Draw

🕒 PARAL Benji 49.8cm
🕒 WENDLING Ella 17.2cm

Total 67.0cm

Time remaining: 6 minutes 28 seconds

Time-out: End 5

Power Play: End 5

Note:
Team members are identified as follows:
F = Female, M = Male

Legend:

🕒 Power Play

🕒 Clockwise

🕒 Counter-clockwise

LSFE(*) Last Stone First End

X Unplayed/unfinished end due to concession



Game Results

Sheet	Team	LSFE	1	2	3	4	5	6	7	8	Extra	Ends	Total
B	QAT - Qatar		0	0	0	1	0	0	X	X			1
	SWE - Sweden	*	2	2	2	0	3	4	X	X			13

QAT - Qatar

F AL-FAHAD Aldana
M ALNAIMI Mohammed

Last Stone Draw

↻ ALNAIMI Mohammed
↻ AL-FAHAD Aldana

Total 399.2cm

Time remaining: 3 minutes 55 seconds

SWE - Sweden

F ROXIN Maja
M MEYERSON Jonatan

Last Stone Draw

↻ ROXIN Maja
↻ MEYERSON Jonatan

Total 285.3cm

Time remaining: 9 minutes 0 seconds

Note:
Team members are identified as follows:
F = Female, M = Male

Legend:
↻ Clockwise ↻ Counter-clockwise **LSFE(*)** Last Stone First End
X Unplayed/unfinished end due to concession



Game Results

Sheet	Team	LSFE	1	2	3	4	5	6	7	8	Extra	Ends	Total
C	SLO - Slovenia		0	3	0	0	1	0	X	X			4
	NOR - Norway	*	4	0	3	2	0	5	X	X			14

SLO - Slovenia

F KAVCIC Pavla
M OMERZEL Maks

Last Stone Draw

🕒 OMERZEL Maks
🕒 KAVCIC Pavla

Total

Distance

199.6cm
82.0cm

281.6cm

Time remaining: 6 minutes 18 seconds

Time-out: End 4

Power Play: End 5

NOR - Norway

F HAUSSTAETTER Sylvi
M SVORKMO LUNDBERG Sondre

Last Stone Draw

🕒 HAUSSTAETTER Sylvi
🕒 SVORKMO LUNDBERG Sondre

Total

Distance

18.3cm
17.9cm

36.2cm

Time remaining: 8 minutes 4 seconds

Note:

Team members are identified as follows:

F = Female, M = Male

Legend:

☐ Power Play

🕒 Clockwise

🕒 Counter-clockwise

LSFE(*) Last Stone First End

X Unplayed/unfinished end due to concession



Game Results

Sheet	Team	LSFE	1	2	3	4	5	6	7	8	Extra Ends	Total
D	JPN - Japan	*	3	0	1	1	0	4	2	X		11
	NZL - New Zealand		0	1	0	0	1	0	0	X		2

JPN - Japan

F TANAKA Moka
M KAWAI Shinya

Last Stone Draw

🕒 TANAKA Moka
🕒 KAWAI Shinya

Total

Distance

43.7cm
4.8cm

48.5cm

Time remaining: 5 minutes 8 seconds

Power Play: End 6

NZL - New Zealand

F RUSSELL Olivia
M NEVILL Jed

Last Stone Draw

🕒 NEVILL Jed
🕒 RUSSELL Olivia

Total

Distance

128.0cm
138.3cm

266.3cm

Time remaining: 2 minutes 47 seconds

Power Play: End 7

Note:

Team members are identified as follows:
F = Female, M = Male

Legend:

🕒 Power Play

🕒 Clockwise

🕒 Counter-clockwise

LSFE(*) Last Stone First End

X Unplayed/unfinished end due to concession



Session Results and Standings

Sheet	Team	LSD/LSFE	1	2	3	4	5	6	7	8	Extra	Ends	Total
A	GBR - Great Britain	54.9cm *	4	0	2	1	0	1	0	X			8
	HUN - Hungary	153.8cm	0	1	0	0	2	0	1	X			4
B	KOR - Republic of Korea	98.4cm *	1	3	3	4	0	6	X	X			17
	NGR - Nigeria	391.7cm	0	0	0	0	1	0	X	X			1
C	CAN - Canada	66.2cm *	1	0	2	0	0	0	1	0			4
	CZE - Czechia	209.0cm	0	1	0	2	1	1	0	1			6
D	SUI - Switzerland	41.6cm *	3	2	0	1	1	0	2	X			9
	AUT - Austria	84.1cm	0	0	1	0	0	2	0	X			3

Current Standings

Group A					Group B				
Rank	Team	Games	Wins	Losses	Rank	Team	Games	Wins	Losses
1	CAN - Canada	4	3	1	1	USA - United States	3	3	0
1	CZE - Czechia	4	3	1	2	SWE - Sweden	4	3	1
1	GBR - Great Britain	4	3	1	3	SLO - Slovenia	3	2	1
4	KOR - Korea	4	2	2	4	NOR - Norway	4	2	2
5	HUN - Hungary	5	2	3	5	QAT - Qatar	3	0	3
6	NGR - Nigeria	5	0	5	5	UKR - Ukraine	3	0	3

Group C					Group D				
Rank	Team	Games	Wins	Losses	Rank	Team	Games	Wins	Losses
1	CHN - China	3	3	0	1	GER - Germany	4	4	0 Q
2	JPN - Japan	3	2	1	2	SUI - Switzerland	5	4	1
2	LAT - Latvia	3	2	1	3	DEN - Denmark	3	2	1
4	NZL - New Zealand	3	1	2	4	AUT - Austria	5	2	3
4	TUR - Türkiye	3	1	2	5	KAZ - Kazakhstan	3	0	3
6	BRA - Brazil	3	0	3	6	ITA - Italy	4	0	4

Note:
Under WCF rules, tie-breaking rules for standings are not applied until after the last game of the round robin.

Legend:
☐ Power Play **LSD** Last Stone Draw **LSFE(*)** Last Stone First End
Q Qualified for the play-offs **X** Unplayed/unfinished end due to concession



Game Results

Sheet	Team	LSFE	1	2	3	4	5	6	7	8	Extra Ends	Total
A	GBR - Great Britain	*	4	0	2	1	0	1	0	X		8
	HUN - Hungary		0	1	0	0	2	0	1	X		4

GBR - Great Britain

F SOUTAR Callie
M BREWSTER Ethan

Last Stone Draw

🕒 SOUTAR Callie
🕒 BREWSTER Ethan

Total

Distance

29.7cm
25.2cm

Total

Time remaining: 1 minute 47 seconds

Power Play: End 6

HUN - Hungary

F NAGY Lola Olimpia
M KARASZ Benjamin Raul

Last Stone Draw

🕒 KARASZ Benjamin Raul
🕒 NAGY Lola Olimpia

Total

Time remaining: 2 minutes 30 seconds

Time-out: End 6

Power Play: End 5

Note:

Team members are identified as follows:
F = Female, M = Male

Legend:

🕒 Power Play

🕒 Clockwise

🕒 Counter-clockwise

LSFE(*) Last Stone First End

X Unplayed/unfinished end due to concession



Game Results

Sheet	Team	LSFE	1	2	3	4	5	6	7	8	Extra Ends	Total
B	KOR - Republic of Korea	*	1	3	3	4	0	6	X	X		17
	NGR - Nigeria		0	0	0	0	1	0	X	X		1

KOR - Republic of Korea

F LEE Chaewon
M LEE Jihun

Last Stone Draw

🕒 LEE Chaewon
🕒 LEE Jihun

Total

Time remaining: 9 minutes 33 seconds

Power Play: End 6

Distance

22.7cm
75.7cm

98.4cm

NGR - Nigeria

F WALE-ADEOGUN Oluwanimifise
M DANIEL Roy

Last Stone Draw

🕒 WALE-ADEOGUN Oluwanimifise
🕒 DANIEL Roy

Total

Time remaining: 6 minutes 43 seconds

Power Play: End 5

Distance

192.1cm
199.6cm

391.7cm

Note:

Team members are identified as follows:
F = Female, M = Male

Legend:

🕒 Power Play

LSFE(*) Last Stone First End

🕒 Clockwise

X Unplayed/unfinished end due to concession

🕒 Counter-clockwise



Game Results

Sheet	Team	LSFE	1	2	3	4	5	6	7	8	Extra Ends	Total
C	CAN - Canada	*	1	0	2	0	0	0	1	0		4
	CZE - Czechia		0	1	0	2	1	1	0	1		6

CAN - Canada

F LOCKE Cailey
M PERRY Simon

CZE - Czechia

F ZELINGROVA Julie
M BLAHA Ondrej

Last Stone Draw

🕒 LOCKE Cailey
🕒 PERRY Simon

Total

Distance

23.2cm
43.0cm

66.2cm

Time remaining: 2 minutes 32 seconds

Time-out: End 6

Power Play: End 7

Last Stone Draw

🕒 ZELINGROVA Julie
🕒 BLAHA Ondrej

Total

Distance

9.4cm
199.6cm

209.0cm

Time remaining: 2 minutes 20 seconds

Power Play: End 8

Note:

Team members are identified as follows:
F = Female, M = Male

Legend:

🕒 Power Play

🕒 Clockwise

🕒 Counter-clockwise

LSFE(*) Last Stone First End



Game Results

Sheet	Team	LSFE	1	2	3	4	5	6	7	8	Extra	Ends	Total
D	SUI - Switzerland	*	3	2	0	1	1	0	2	X			9
	AUT - Austria		0	0	1	0	0	2	0	X			3

SUI - Switzerland	
F	HAEHLEN Jana-Tamara
M	CACCIVIO Nevio

AUT - Austria	
F	MUELLER Emma
M	HEINISCH Luis

Last Stone Draw

↻	CACCIVIO Nevio	Distance	14.9cm
↻	HAEHLEN Jana-Tamara	Distance	26.7cm

Total **41.6cm**

Time remaining: 5 minutes 17 seconds

Power Play: End 7

Last Stone Draw

↻	MUELLER Emma	Distance	18.2cm
↻	HEINISCH Luis	Distance	65.9cm

Total **84.1cm**

Time remaining: 5 minutes 49 seconds


Power Play: End 6

Note:

Team members are identified as follows:

F = Female, M = Male

Legend:

 Power Play

↻ Clockwise

↻ Counter-clockwise

LSFE(*) Last Stone First End

X Unplayed/unfinished end due to concession



Session Results and Standings

Sheet	Team	LSD/LSFE	1	2	3	4	5	6	7	8	Extra	Ends	Total
A	SWE - Sweden	37.7cm *	1	1	2	3	1	1	X	X			9
	UKR - Ukraine	263.4cm	0	0	0	0	0	0	X	X			0
B	NOR - Norway	79.8cm *	0	1	1	0	0	1	0	X			3
	USA - United States of America	270.4cm	1	0	0	2	4	0	1	X			8
C	QAT - Qatar	128.1cm *	0	2	0	0	2	0	0	X			4
	SLO - Slovenia	306.9cm	3	0	4	1	0	1	3	X			12
D	BRA - Brazil	183.2cm *	2	0	0	0	0	1	0	X			3
	CHN - People's Republic of China	199.9cm	0	2	2	2	1	0	3	X			10

Current Standings

Group A					Group B				
Rank	Team	Games	Wins	Losses	Rank	Team	Games	Wins	Losses
1	CAN - Canada	3	3	0	1	USA - United States	3	3	0
2	CZE - Czechia	3	2	1	2	SWE - Sweden	4	3	1
2	GBR - Great Britain	3	2	1	3	SLO - Slovenia	3	2	1
4	HUN - Hungary	4	2	2	4	NOR - Norway	4	2	2
5	KOR - Korea	3	1	2	5	QAT - Qatar	3	0	3
6	NGR - Nigeria	4	0	4	5	UKR - Ukraine	3	0	3

Group C					Group D				
Rank	Team	Games	Wins	Losses	Rank	Team	Games	Wins	Losses
1	CHN - China	3	3	0	1	GER - Germany	4	4	0 Q
2	JPN - Japan	3	2	1	2	SUI - Switzerland	4	3	1
2	LAT - Latvia	3	2	1	3	DEN - Denmark	3	2	1
4	NZL - New Zealand	3	1	2	4	AUT - Austria	4	2	2
4	TUR - Türkiye	3	1	2	5	KAZ - Kazakhstan	3	0	3
6	BRA - Brazil	3	0	3	6	ITA - Italy	4	0	4

Note:
Under WCF rules, tie-breaking rules for standings are not applied until after the last game of the round robin.

Legend:
☐ Power Play **LSD** Last Stone Draw **LSFE(*)** Last Stone First End
Q Qualified for the play-offs **X** Unplayed/unfinished end due to concession



Game Results

Sheet	Team	LSFE	1	2	3	4	5	6	7	8	Extra	Ends	Total
A	SWE - Sweden	*	1	1	2	3	1	1	X	X			9
	UKR - Ukraine		0	0	0	0	0	0	X	X			0

SWE - Sweden

F ROXIN Maja
M MEYERSON Jonatan

Last Stone Draw

🕒 ROXIN Maja
🕒 MEYERSON Jonatan

Total

Distance

6.0cm
31.7cm

Total

Time remaining: 9 minutes 52 seconds

UKR - Ukraine

F LYTVYENENKO Marharyta
M SHLYK Artem

Last Stone Draw

🕒 SHLYK Artem
🕒 LYTVYENENKO Marharyta

Total

Distance

107.8cm
155.6cm

Total

Time remaining: 7 minutes 48 seconds

Time-out: End 6

Power Play: End 4

Note:

Team members are identified as follows:
F = Female, M = Male

Legend:

🕒 Power Play

🕒 Clockwise

🕒 Counter-clockwise

LSFE(*) Last Stone First End

X Unplayed/unfinished end due to concession



Game Results

Sheet	Team	LSFE	1	2	3	4	5	6	7	8	Extra Ends	Total
B	NOR - Norway	*	0	1	1	0	0	1	0	X		3
	USA - United States of America		1	0	0	2	4	0	1	X		8

NOR - Norway

F HAUSSTAETTER Sylvi
M SVORKMO LUNDBERG Sondre

Last Stone Draw

↻ HAUSSTAETTER Sylvi
↻ SVORKMO LUNDBERG Sondre

Total

Distance

60.1cm
19.7cm

79.8cm

Time remaining: 5 minutes 11 seconds

Power Play: End 6

USA - United States of America

F WENDLING Ella
M PARAL Benji

Last Stone Draw

↻ WENDLING Ella
↻ PARAL Benji

Total

Distance

70.8cm
199.6cm

270.4cm

Time remaining: 6 minutes 57 seconds

Power Play: End 7

Note:

Team members are identified as follows:
F = Female, M = Male

Legend:

☐ Power Play

↻ Clockwise

↻ Counter-clockwise

LSFE(*) Last Stone First End

X Unplayed/unfinished end due to concession



Game Results

Sheet	Team	LSFE	1	2	3	4	5	6	7	8	Extra Ends	Total
C	QAT - Qatar	*	0	2	0	0	2	0	0	X		4
	SLO - Slovenia		3	0	4	1	0	1	3	X		12

QAT - Qatar

F AL-FAHAD Aldana
M ALNAIMI Mohammed

SLO - Slovenia

F KAVCIC Pavla
M OMERZEL Maks

Last Stone Draw

🕒 AL-FAHAD Aldana
🕒 ALNAIMI Mohammed

Total

Distance

114.6cm
13.5cm

128.1cm

Time remaining: 8 minutes 23 seconds

Last Stone Draw

🕒 KAVCIC Pavla
🕒 OMERZEL Maks

Total

Distance

107.3cm
199.6cm

306.9cm

Time remaining: 7 minutes 22 seconds

Note:

Team members are identified as follows:
F = Female, M = Male

Legend:

🕒 Clockwise 🕒 Counter-clockwise
X Unplayed/unfinished end due to concession

LSFE(*) Last Stone First End



Game Results

Sheet	Team	LSFE	1	2	3	4	5	6	7	8	Extra	Ends	Total
D	BRA - Brazil	*	2	0	0	0	0	1	0	X			3
	CHN - People's Republic of China		0	2	2	2	1	0	3	X			10

BRA - Brazil

F GENTILE Julia
M MELO Guilherme

Last Stone Draw

🕒 MELO Guilherme 59.0cm
🕒 GENTILE Julia 124.2cm

Total 183.2cm

Time remaining: 5 minutes 48 seconds

Power Play: End 6

CHN - People's Republic of China

F GONG Changyuting
M XU Bokang

Last Stone Draw

🕒 XU Bokang 167.6cm
🕒 GONG Changyuting 32.3cm

Total 199.9cm

Time remaining: 7 minutes 54 seconds

Power Play: End 7

Note:
Team members are identified as follows:
F = Female, M = Male

Legend:

🕒 Power Play

🕒 Clockwise

🕒 Counter-clockwise

LSFE(*) Last Stone First End

X Unplayed/unfinished end due to concession



Session Results and Standings

Sheet	Team	LSD/LSFE	1	2	3	4	5	6	7	8	Extra	Ends	Total
A	NGR - Nigeria	399.2cm	0	0	0	0	0	0	0	X			0
	CAN - Canada	108.3cm *	6	1	2	1	1	1	2	X			14
B	GBR - Great Britain	85.7cm *	0	0	0	1	1	1	1	4			8
	CZE - Czechia	121.9cm	1	1	1	0	0	0	0	0			3
C	HUN - Hungary	293.2cm	1	2	1	0	2	0	0	1			7
	KOR - Republic of Korea	81.4cm *	0	0	0	1	0	1	2	0			4
D	NZL - New Zealand	234.5cm	0	1	0	1	0	2	0	X			4
	LAT - Latvia	54.3cm *	2	0	2	0	2	0	3	X			9

Current Standings

Group A					Group B				
Rank	Team	Games	Wins	Losses	Rank	Team	Games	Wins	Losses
1	CAN - Canada	3	3	0	1	USA - United States	2	2	0
2	CZE - Czechia	3	2	1	2	NOR - Norway	3	2	1
2	GBR - Great Britain	3	2	1	2	SWE - Sweden	3	2	1
4	HUN - Hungary	4	2	2	4	SLO - Slovenia	2	1	1
5	KOR - Korea	3	1	2	5	QAT - Qatar	2	0	2
6	NGR - Nigeria	4	0	4	5	UKR - Ukraine	2	0	2

Group C					Group D				
Rank	Team	Games	Wins	Losses	Rank	Team	Games	Wins	Losses
1	CHN - China	2	2	0	1	GER - Germany	4	4	0 Q
2	JPN - Japan	3	2	1	2	SUI - Switzerland	4	3	1
2	LAT - Latvia	3	2	1	3	DEN - Denmark	3	2	1
4	NZL - New Zealand	3	1	2	4	AUT - Austria	4	2	2
4	TUR - Türkiye	3	1	2	5	KAZ - Kazakhstan	3	0	3
6	BRA - Brazil	2	0	2	6	ITA - Italy	4	0	4

Note:
Under WCF rules, tie-breaking rules for standings are not applied until after the last game of the round robin.

Legend:
☐ Power Play **LSD** Last Stone Draw **LSFE(*)** Last Stone First End
Q Qualified for the play-offs **X** Unplayed/unfinished end due to concession



Game Results

Sheet	Team	LSFE	1	2	3	4	5	6	7	8	Extra Ends	Total
A	NGR - Nigeria		0	0	0	0	0	0	0	X		0
	CAN - Canada	*	6	1	2	1	1	1	2	X		14

NGR - Nigeria

F WALE-ADEOGUN Oluwanimifise
M DANIEL Roy

CAN - Canada

F LOCKE Cailey
M PERRY Simon

Last Stone Draw

🕒 DANIEL Roy
🕒 WALE-ADEOGUN Oluwanimifise

Total 399.2cm

Time remaining: 1 minute 16 seconds

Time-out: End 6

Power Play: End 7

Last Stone Draw

🕒 PERRY Simon
🕒 LOCKE Cailey

Total 108.3cm

Time remaining: 9 minutes 46 seconds

Note:

Team members are identified as follows:
F = Female, M = Male

Legend:

🕒 Power Play

🕒 Clockwise

🕒 Counter-clockwise

LSFE(*) Last Stone First End

X Unplayed/unfinished end due to concession



Game Results

Sheet	Team	LSFE	1	2	3	4	5	6	7	8	Extra	Ends	Total
B	GBR - Great Britain	*	0	0	0	1	1	1	1	4			8
	CZE - Czechia		1	1	1	0	0	0	0	0			3

GBR - Great Britain	
F	SOUTAR Callie
M	BREWSTER Ethan

CZE - Czechia	
F	ZELINGROVA Julie
M	BLAHA Ondrej

Last Stone Draw

- ☺ BREWSTER Ethan
- ☹ SOUTAR Callie

Total

Distance

47.8cm
37.9cm

85.7cm

Time remaining: 0 minutes 16 seconds

Time-out: End 7

Last Stone Draw

- ☺ BLAHA Ondrej
- ☹ ZELINGROVA Julie

Total

Time remaining: 0 minutes 4 seconds

Time-out: End 8

Power Play: End 6

Distance

96.2cm
25.7cm

121.9cm

Note:

Team members are identified as follows:

F = Female, M = Male

Legend:

☐ Power Play

☺ Clockwise

☹ Counter-clockwise

LSFE(*) Last Stone First End



Game Results

Sheet	Team	LSFE	1	2	3	4	5	6	7	8	Extra	Ends	Total
C	HUN - Hungary		1	2	1	0	2	0	0	1			7
	KOR - Republic of Korea	*	0	0	0	1	0	1	2	0			4

HUN - Hungary

F NAGY Lola Olimpia
M KARASZ Benjamin Raul

Last Stone Draw

🕒 NAGY Lola Olimpia 199.6cm
🕒 KARASZ Benjamin Raul 93.6cm

Total 293.2cm

Time remaining: 0 minutes 17 seconds

Time-out: End 7

Power Play: End 7

KOR - Republic of Korea

F LEE Chaewon
M LEE Jihun

Last Stone Draw

🕒 LEE Jihun 43.5cm
🕒 LEE Chaewon 37.9cm

Total 81.4cm

Time remaining: 0 minutes 35 seconds

Time-out: End 8

Power Play: End 6

Note:
Team members are identified as follows:
F = Female, M = Male

Legend:

🕒 Power Play

🕒 Clockwise

🕒 Counter-clockwise

LSFE(*) Last Stone First End



Game Results

Sheet	Team	LSFE	1	2	3	4	5	6	7	8	Extra	Ends	Total
D	NZL - New Zealand		0	1	0	1	0	2	0	X			4
	LAT - Latvia	*	2	0	2	0	2	0	3	X			9

NZL - New Zealand	
F	RUSSELL Olivia
M	NEVILL Jed

LAT - Latvia	
F	REGZA Agate
M	ZASS Kristaps

Last Stone Draw

⌚ RUSSELL Olivia
⌚ NEVILL Jed

Total

Distance

199.6cm
34.9cm

234.5cm

Time remaining: 5 minutes 5 seconds

Power Play: End 6

Last Stone Draw

⌚ ZASS Kristaps
⌚ REGZA Agate

Total

Distance

15.6cm
38.7cm

54.3cm

Time remaining: 4 minutes 47 seconds

Power Play: End 7

Note:

Team members are identified as follows:
F = Female, M = Male

Legend:

Power Play

⌚ Clockwise

⌚ Counter-clockwise

LSFE(*) Last Stone First End

X Unplayed/unfinished end due to concession



Session Results and Standings

Sheet	Team	LSD/LSFE	1	2	3	4	5	6	7	8	Extra	Ends	Total
A	GER - Germany	21.7cm *	1	1	0	1	0	5	X	X			8
	ITA - Italy	56.6cm	0	0	1	0	1	0	X	X			2
B	SUI - Switzerland	122.8cm	3	1	0	1	1	3	X	X			9
	KAZ - Kazakhstan	70.9cm *	0	0	1	0	0	0	X	X			1
C	AUT - Austria	227.9cm	0	2	0	1	0	1	X	X			4
	DEN - Denmark	158.4cm *	4	0	6	0	1	0	X	X			11
D	TUR - Türkiye	241.4cm	0	0	1	1	1	2	0	X			5
	JPN - Japan	108.6cm *	3	2	0	0	0	0	4	X			9

Current Standings

Group A					Group B				
Rank	Team	Games	Wins	Losses	Rank	Team	Games	Wins	Losses
1	CAN - Canada	2	2	0	1	USA - United States	2	2	0
1	CZE - Czechia	2	2	0	2	NOR - Norway	3	2	1
3	GBR - Great Britain	2	1	1	2	SWE - Sweden	3	2	1
3	KOR - Korea	2	1	1	4	SLO - Slovenia	2	1	1
5	HUN - Hungary	3	1	2	5	QAT - Qatar	2	0	2
6	NGR - Nigeria	3	0	3	5	UKR - Ukraine	2	0	2

Group C					Group D				
Rank	Team	Games	Wins	Losses	Rank	Team	Games	Wins	Losses
1	CHN - China	2	2	0	1	GER - Germany	4	4	0 Q
2	JPN - Japan	3	2	1	2	SUI - Switzerland	4	3	1
3	LAT - Latvia	2	1	1	3	DEN - Denmark	3	2	1
3	NZL - New Zealand	2	1	1	4	AUT - Austria	4	2	2
5	TUR - Türkiye	3	1	2	5	KAZ - Kazakhstan	3	0	3
6	BRA - Brazil	2	0	2	6	ITA - Italy	4	0	4

Note:
Under WCF rules, tie-breaking rules for standings are not applied until after the last game of the round robin.

Legend:
☐ Power Play **LSD** Last Stone Draw **LSFE(*)** Last Stone First End
Q Qualified for the play-offs **X** Unplayed/unfinished end due to concession



Game Results

Sheet	Team	LSFE	1	2	3	4	5	6	7	8	Extra Ends	Total
A	GER - Germany	*	1	1	0	1	0	5	X	X		8
	ITA - Italy		0	0	1	0	1	0	X	X		2

GER - Germany	
F	SUTOR Joy
M	ANGRICK Leonhard

ITA - Italy	
F	MAIONI Vittoria
M	NICHELATTI Elia

Last Stone Draw		Distance
↻	ANGRICK Leonhard	11.4cm
↻	SUTOR Joy	10.3cm
Total		21.7cm

Time remaining: 8 minutes 42 seconds

Last Stone Draw		Distance
↻	NICHELATTI Elia	18.4cm
↻	MAIONI Vittoria	38.2cm
Total		56.6cm

Time remaining: 6 minutes 44 seconds

Note:
Team members are identified as follows:
F = Female, **M** = Male

Legend:
 ↻ Clockwise ↻ Counter-clockwise **LSFE(*)** Last Stone First End
X Unplayed/unfinished end due to concession



Game Results

Sheet	Team	LSFE	1	2	3	4	5	6	7	8	Extra	Ends	Total
B	SUI - Switzerland		3	1	0	1	1	3	X	X			9
	KAZ - Kazakhstan	*	0	0	1	0	0	0	X	X			1

SUI - Switzerland	
F	HAEHLEN Jana-Tamara
M	CACCIVIO Nevio

KAZ - Kazakhstan	
F	TASTEMIR Merey
M	TASTEMIR Ibragim

Last Stone Draw

↻	CACCIVIO Nevio	Distance	53.5cm
↻	HAEHLEN Jana-Tamara	Distance	69.3cm

Total **122.8cm**

Time remaining: 8 minutes 13 seconds

Last Stone Draw

↻	TASTEMIR Ibragim	Distance	39.8cm
↻	TASTEMIR Merey	Distance	31.1cm

Total **70.9cm**

Time remaining: 6 minutes 55 seconds

Time-out: End 6

Note:
Team members are identified as follows:
F = Female, **M** = Male

Legend:
↻ Clockwise ↻ Counter-clockwise **LSFE(*)** Last Stone First End
X Unplayed/unfinished end due to concession



Game Results

Sheet	Team	LSFE	1	2	3	4	5	6	7	8	Extra Ends	Total
C	AUT - Austria		0	2	0	1	0	1	X	X		4
	DEN - Denmark	*	4	0	6	0	1	0	X	X		11

AUT - Austria

F MUELLER Emma
M HEINISCH Luis

Last Stone Draw

🕒 HEINISCH Luis
🕒 MUELLER Emma

Total

Distance

199.6cm
28.3cm

227.9cm

Time remaining: 8 minutes 56 seconds

Power Play: End 6

DEN - Denmark

F SCHMIDT Katrine
M SCHMIDT Jacob

Last Stone Draw

🕒 SCHMIDT Jacob
🕒 SCHMIDT Katrine

Total

Distance




26.2cm
132.2cm

158.4cm

Time remaining: 8 minutes 59 seconds

Power Play: End 5

Note:
Team members are identified as follows:
F = Female, M = Male

Legend:
 Power Play
 Clockwise
 Counter-clockwise
LSFE(*) Last Stone First End
X Unplayed/unfinished end due to concession



Game Results

Sheet	Team	LSFE	1	2	3	4	5	6	7	8	Extra Ends	Total
D	TUR - Türkiye		0	0	1	1	1	2	0	X		5
	JPN - Japan	*	3	2	0	0	0	0	4	X		9

TUR - Türkiye	
F	EKMEKCI Derya
M	AYBAR Berat

JPN - Japan	
F	TANAKA Moka
M	KAWAI Shinya

Last Stone Draw

↻	AYBAR Berat	Distance	199.6cm
↺	EKMEKCI Derya	Distance	41.8cm

Total **241.4cm**

Time remaining: 2 minutes 9 seconds

Time-out: End 7

Power Play: End 3

Last Stone Draw

↻	KAWAI Shinya	Distance	58.4cm
↺	TANAKA Moka	Distance	50.2cm

Total **108.6cm**

Time remaining: 4 minutes 43 seconds

Time-out: End 6

Power Play: End 5

Note:

Team members are identified as follows:

F = Female, M = Male

Legend:

Power Play

↻ Clockwise

↺ Counter-clockwise

LSFE(*) Last Stone First End

X Unplayed/unfinished end due to concession



Session Results and Standings

Sheet	Team	LSD/LSFE	1	2	3	4	5	6	7	8	Extra	Ends	Total
A	CZE - Czechia	52.2cm *	1	3	5	2	4	4	X	X			19
	NGR - Nigeria	399.2cm	0	0	0	0	0	0	X	X			0
B	HUN - Hungary	364.6cm	0	0	1	0	1	0	3	X			5
	CAN - Canada	227.6cm *	2	1	0	4	0	1	0	X			8
C	KOR - Republic of Korea	98.7cm *	1	2	2	1	0	3	2	X			11
	GBR - Great Britain	101.7cm	0	0	0	0	2	0	0	X			2
D	SWE - Sweden	118.9cm *	0	4	0	4	2	2	3	X			15
	SLO - Slovenia	195.2cm	1	0	3	0	0	0	0	X			4

Current Standings

Group A					Group B				
Rank	Team	Games	Wins	Losses	Rank	Team	Games	Wins	Losses
1	CAN - Canada	2	2	0	1	USA - United States	2	2	0
1	CZE - Czechia	2	2	0	2	NOR - Norway	3	2	1
3	GBR - Great Britain	2	1	1	2	SWE - Sweden	3	2	1
3	KOR - Korea	2	1	1	4	SLO - Slovenia	2	1	1
5	HUN - Hungary	3	1	2	5	QAT - Qatar	2	0	2
6	NGR - Nigeria	3	0	3	5	UKR - Ukraine	2	0	2

Group C					Group D				
Rank	Team	Games	Wins	Losses	Rank	Team	Games	Wins	Losses
1	CHN - China	2	2	0	1	GER - Germany	3	3	0
2	JPN - Japan	2	1	1	2	AUT - Austria	3	2	1
2	LAT - Latvia	2	1	1	2	SUI - Switzerland	3	2	1
2	NZL - New Zealand	2	1	1	4	DEN - Denmark	2	1	1
2	TUR - Türkiye	2	1	1	5	KAZ - Kazakhstan	2	0	2
6	BRA - Brazil	2	0	2	6	ITA - Italy	3	0	3

Note:
Under WCF rules, tie-breaking rules for standings are not applied until after the last game of the round robin.

Legend:
☐ Power Play **LSD** Last Stone Draw **LSFE(*)** Last Stone First End
X Unplayed/unfinished end due to concession



Game Results

Sheet	Team	LSFE	1	2	3	4	5	6	7	8	Extra	Ends	Total
A	CZE - Czechia	*	1	3	5	2	4	4	X	X			19
	NGR - Nigeria		0	0	0	0	0	0	X	X			0

CZE - Czechia	
F	ZELINGROVA Julie
M	BLAHA Ondrej

Last Stone Draw	Distance
🕒 ZELINGROVA Julie	46.6cm
🕒 BLAHA Ondrej	5.6cm
Total	52.2cm

Time remaining: 9 minutes 52 seconds

NGR - Nigeria	
F	WALE-ADEOGUN Oluwanimifise
M	DANIEL Roy

Last Stone Draw	Distance
🕒 DANIEL Roy	199.6cm
🕒 WALE-ADEOGUN Oluwanimifise	199.6cm
Total	399.2cm

Time remaining: 5 minutes 58 seconds

Time-out: End 5

Note:
Team members are identified as follows:
F = Female, M = Male

Legend:
🕒 Clockwise 🕒 Counter-clockwise **LSFE(*)** Last Stone First End
X Unplayed/unfinished end due to concession



Game Results

Sheet	Team	LSFE	1	2	3	4	5	6	7	8	Extra Ends	Total
B	HUN - Hungary		0	0	1	0	1	0	3	X		5
	CAN - Canada	*	2	1	0	4	0	1	0	X		8

HUN - Hungary	
F	NAGY Lola Olimpia
M	KARASZ Benjamin Raul

CAN - Canada	
F	LOCKE Cailey
M	PERRY Simon

Last Stone Draw

- ☺ KARASZ Benjamin Raul
- ☹ NAGY Lola Olimpia

Total

Distance

199.6cm
165.0cm

364.6cm

Time remaining: 3 minutes 11 seconds

Power Play: End 7

Last Stone Draw

- ☺ LOCKE Cailey
- ☹ PERRY Simon

Total

Distance

117.7cm
109.9cm

227.6cm

Time remaining: 4 minutes 3 seconds

Time-out: End 7

Power Play: End 8

Note:

Team members are identified as follows:
F = Female, M = Male

Legend:

☐ Power Play

☺ Clockwise

☹ Counter-clockwise

LSFE(*) Last Stone First End

X Unplayed/unfinished end due to concession



Game Results

Sheet	Team	LSFE	1	2	3	4	5	6	7	8	Extra Ends	Total
C	KOR - Republic of Korea	*	1	2	2	1	0	3	2	X		11
	GBR - Great Britain		0	0	0	0	2	0	0	X		2

KOR - Republic of Korea

F LEE Chaewon
M LEE Jihun

Last Stone Draw

🕒 LEE Chaewon
🕒 LEE Jihun

Total

Time remaining: 3 minutes 9 seconds

Power Play: End 6

Distance

89.0cm
9.7cm

98.7cm

GBR - Great Britain

F SOUTAR Callie
M BREWSTER Ethan

Last Stone Draw

🕒 SOUTAR Callie
🕒 BREWSTER Ethan

Total

Time remaining: 1 minute 5 seconds

Power Play: End 5

Distance

70.2cm
31.5cm

101.7cm

Note:

Team members are identified as follows:
F = Female, M = Male

Legend:

🕒 Power Play

LSFE(*) Last Stone First End

🕒 Clockwise

X Unplayed/unfinished end due to concession

🕒 Counter-clockwise



Game Results

Sheet	Team	LSFE	1	2	3	4	5	6	7	8	Extra Ends	Total
D	SWE - Sweden	*	0	4	0	4	2	2	3	X		15
	SLO - Slovenia		1	0	3	0	0	0	0	X		4

SWE - Sweden

F ROXIN Maja
M MEYERSON Jonatan

Last Stone Draw

☺ ROXIN Maja
☹ MEYERSON Jonatan

Total

Distance

16.1cm
102.8cm

118.9cm

Time remaining: 6 minutes 23 seconds

SLO - Slovenia

F KAVCIC Pavla
M OMERZEL Maks

Last Stone Draw

☺ KAVCIC Pavla
☹ OMERZEL Maks

Total

Distance

76.8cm
118.4cm

195.2cm

Time remaining: 4 minutes 51 seconds

Time-out: End 6

Power Play: End 5

Note:

Team members are identified as follows:
F = Female, M = Male

Legend:

☐ Power Play

☺ Clockwise

☹ Counter-clockwise

LSFE(*) Last Stone First End

X Unplayed/unfinished end due to concession



Session Results and Standings

Sheet	Team	LSD/LSFE	1	2	3	4	5	6	7	8	Extra	Ends	Total
A	DEN - Denmark	60.3cm *	0	0	0	2	0	1	0	0			3
	SUI - Switzerland	202.6cm	1	1	1	0	1	0	1	1			6
B	ITA - Italy	250.2cm	1	0	1	1	0	2	0	0			5
	AUT - Austria	75.3cm *	0	2	0	0	2	0	1	1			6
C	GER - Germany	172.5cm	1	2	1	3	0	1	0	X			8
	KAZ - Kazakhstan	153.1cm *	0	0	0	0	1	0	3	X			4
D	USA - United States of America	179.5cm *	3	0	3	2	1	3	1	X			13
	QAT - Qatar	399.2cm	0	1	0	0	0	0	0	X			1

Current Standings

Group A					Group B				
Rank	Team	Games	Wins	Losses	Rank	Team	Games	Wins	Losses
1	CAN - Canada	1	1	0	1	USA - United States	2	2	0
1	CZE - Czechia	1	1	0	2	NOR - Norway	3	2	1
1	GBR - Great Britain	1	1	0	3	SLO - Slovenia	1	1	0
4	HUN - Hungary	2	1	1	4	SWE - Sweden	2	1	1
5	KOR - Korea	1	0	1	5	QAT - Qatar	2	0	2
6	NGR - Nigeria	2	0	2	5	UKR - Ukraine	2	0	2

Group C					Group D				
Rank	Team	Games	Wins	Losses	Rank	Team	Games	Wins	Losses
1	CHN - China	2	2	0	1	GER - Germany	3	3	0
2	JPN - Japan	2	1	1	2	AUT - Austria	3	2	1
2	LAT - Latvia	2	1	1	2	SUI - Switzerland	3	2	1
2	NZL - New Zealand	2	1	1	4	DEN - Denmark	2	1	1
2	TUR - Türkiye	2	1	1	5	KAZ - Kazakhstan	2	0	2
6	BRA - Brazil	2	0	2	6	ITA - Italy	3	0	3

Note:
Under WCF rules, tie-breaking rules for standings are not applied until after the last game of the round robin.

Legend:
☐ Power Play **LSD** Last Stone Draw **LSFE(*)** Last Stone First End
X Unplayed/unfinished end due to concession



Game Results

Sheet	Team	LSFE	1	2	3	4	5	6	7	8	Extra Ends	Total
A	DEN - Denmark	*	0	0	0	2	0	1	0	0		3
	SUI - Switzerland		1	1	1	0	1	0	1	1		6

DEN - Denmark

F SCHMIDT Katrine
M SCHMIDT Jacob

Last Stone Draw

🕒 SCHMIDT Katrine
🕒 SCHMIDT Jacob

Total

Distance

11.5cm
48.8cm

Total

Time remaining: 1 minute 45 seconds

Time-out: End 8

Power Play: End 8

SUI - Switzerland

F HAEHLEN Jana-Tamara
M CACCIVIO Nevio

Last Stone Draw

🕒 HAEHLEN Jana-Tamara
🕒 CACCIVIO Nevio

Total

Time remaining: 1 minute 29 seconds

Time-out: End 8

Power Play: End 7

Note:

Team members are identified as follows:
F = Female, M = Male

Legend:

🕒 Power Play

🕒 Clockwise

🕒 Counter-clockwise

LSFE(*) Last Stone First End



Game Results

Sheet	Team	LSFE	1	2	3	4	5	6	7	8	Extra	Ends	Total
B	ITA - Italy		1	0	1	1	0	2	0	0			5
	AUT - Austria	*	0	2	0	0	2	0	1	1			6

ITA - Italy

F MAIONI Vittoria
M NICHELATTI Elia

Last Stone Draw

🕒 MAIONI Vittoria
🕒 NICHELATTI Elia

Total

Distance

79.8cm
170.4cm

250.2cm

Time remaining: 1 minute 11 seconds

Time-out: End 6

Power Play: End 6

AUT - Austria

F MUELLER Emma
M HEINISCH Luis

Last Stone Draw

🕒 MUELLER Emma
🕒 HEINISCH Luis

Total

Distance

28.4cm
46.9cm

75.3cm

Time remaining: 2 minutes 46 seconds

Time-out: End 7

Power Play: End 7

Note:

Team members are identified as follows:

F = Female, M = Male

Legend:

🕒 Power Play

🕒 Clockwise

🕒 Counter-clockwise

LSFE(*) Last Stone First End



Game Results

Sheet	Team	LSFE	1	2	3	4	5	6	7	8	Extra Ends	Total
C	GER - Germany		1	2	1	3	0	1	0	X		8
	KAZ - Kazakhstan	*	0	0	0	0	1	0	3	X		4

GER - Germany	
F	SUTOR Joy
M	ANGRICK Leonhard

KAZ - Kazakhstan	
F	TASTEMIR Merey
M	TASTEMIR Ibragim

Last Stone Draw

- 🕒 SUTOR Joy
- 🕒 ANGRICK Leonhard

Total

Distance

11.6cm
160.9cm

172.5cm

Time remaining: 3 minutes 4 seconds

Time-out: End 6

Power Play: End 6

Last Stone Draw

- 🕒 TASTEMIR Merey
- 🕒 TASTEMIR Ibragim

Total

Time remaining: 1 minute 42 seconds

Time-out: End 8

Power Play: End 5

Note:

Team members are identified as follows:
F = Female, M = Male

Legend:

🕒 Power Play

LSFE(*) Last Stone First End

🕒 Clockwise

X Unplayed/unfinished end due to concession

🕒 Counter-clockwise



Game Results

Sheet	Team	LSFE	1	2	3	4	5	6	7	8	Extra Ends	Total
D	USA - United States of America	*	3	0	3	2	1	3	1	X		13
	QAT - Qatar		0	1	0	0	0	0	0	X		1

USA - United States of America	
F	WENDLING Ella
M	PARAL Benji

QAT - Qatar	
F	AL-FAHAD Aldana
M	ALNAIMI Mohammed

Last Stone Draw

↻	PARAL Benji	Distance	53.6cm
↻	WENDLING Ella	Distance	125.9cm

Total **179.5cm**

Time remaining: 10 minutes 50 seconds

Last Stone Draw

↻	ALNAIMI Mohammed	Distance	199.6cm
↻	AL-FAHAD Aldana	Distance	199.6cm

Total **399.2cm**

Time remaining: 9 minutes 3 seconds

Note:
Team members are identified as follows:
F = Female, **M** = Male

Legend:
↻ Clockwise ↻ Counter-clockwise **LSFE(*)** Last Stone First End
X Unplayed/unfinished end due to concession



Session Results and Standings

Sheet	Team	LSD/LSFE	1	2	3	4	5	6	7	8	Extra	Ends	Total
A	TUR - Türkiye	196.0cm	3	0	0	1	1	0	1	X			6
	NZL - New Zealand	175.3cm *	0	1	1	0	0	1	0	X			3
B	BRA - Brazil	215.3cm	0	0	1	0	0	0	X	X			1
	JPN - Japan	72.6cm *	3	2	0	2	3	1	X	X			11
C	LAT - Latvia	357.8cm	0	0	2	0	1	0	0	2			5
	CHN - People's Republic of China	279.1cm *	3	2	0	1	0	1	1	0			8
D	UKR - Ukraine	39.1cm *	0	0	0	1	0	0	1	X			2
	NOR - Norway	130.4cm	1	2	2	0	1	1	0	X			7

Current Standings

Group A					Group B				
Rank	Team	Games	Wins	Losses	Rank	Team	Games	Wins	Losses
1	CAN - Canada	1	1	0	1	NOR - Norway	3	2	1
1	CZE - Czechia	1	1	0	2	SLO - Slovenia	1	1	0
1	GBR - Great Britain	1	1	0	2	USA - United States	1	1	0
4	HUN - Hungary	2	1	1	4	SWE - Sweden	2	1	1
5	KOR - Korea	1	0	1	5	QAT - Qatar	1	0	1
6	NGR - Nigeria	2	0	2	6	UKR - Ukraine	2	0	2

Group C					Group D				
Rank	Team	Games	Wins	Losses	Rank	Team	Games	Wins	Losses
1	CHN - China	2	2	0	1	GER - Germany	2	2	0
2	JPN - Japan	2	1	1	2	DEN - Denmark	1	1	0
2	LAT - Latvia	2	1	1	3	AUT - Austria	2	1	1
2	NZL - New Zealand	2	1	1	3	SUI - Switzerland	2	1	1
2	TUR - Türkiye	2	1	1	5	KAZ - Kazakhstan	1	0	1
6	BRA - Brazil	2	0	2	6	ITA - Italy	2	0	2

Note:
Under WCF rules, tie-breaking rules for standings are not applied until after the last game of the round robin.

Legend:
☐ Power Play **LSD** Last Stone Draw **LSFE(*)** Last Stone First End
X Unplayed/unfinished end due to concession



Game Results

Sheet	Team	LSFE	1	2	3	4	5	6	7	8	Extra Ends	Total
A	TUR - Türkiye		3	0	0	1	1	0	1	X		6
	NZL - New Zealand	*	0	1	1	0	0	1	0	X		3

TUR - Türkiye

F EKMEKCI Derya
M AYBAR Berat

Last Stone Draw

🕒 EKMEKCI Derya
🕒 AYBAR Berat

Total

Distance

20.3cm
175.7cm

196.0cm

Time remaining: 4 minutes 33 seconds

Time-out: End 7

Power Play: End 7

NZL - New Zealand

F RUSSELL Olivia
M NEVILL Jed

Last Stone Draw

🕒 NEVILL Jed
🕒 RUSSELL Olivia

Total

Distance

60.2cm
115.1cm

175.3cm

Time remaining: 2 minutes 45 seconds

Time-out: End 6

Power Play: End 8

Note:

Team members are identified as follows:

F = Female, M = Male

Legend:

🕒 Power Play

🕒 Clockwise

🕒 Counter-clockwise

LSFE(*) Last Stone First End

X Unplayed/unfinished end due to concession



Game Results

Sheet	Team	LSFE	1	2	3	4	5	6	7	8	Extra Ends	Total
B	BRA - Brazil		0	0	1	0	0	0	X	X		1
	JPN - Japan	*	3	2	0	2	3	1	X	X		11

BRA - Brazil	
F	GENTILE Julia
M	MELO Guilherme

JPN - Japan	
F	TANAKA Moka
M	KAWAI Shinya

Last Stone Draw

🕒	GENTILE Julia	Distance	59.6cm
🕒	MELO Guilherme	Distance	155.7cm

Total **215.3cm**

Time remaining: 9 minutes 39 seconds

Power Play: End 6

Last Stone Draw

🕒	KAWAI Shinya	Distance	33.0cm
🕒	TANAKA Moka	Distance	39.6cm

Total **72.6cm**

Time remaining: 13 minutes 24 seconds

Note:

Team members are identified as follows:

F = Female, M = Male

Legend:

🕒 Power Play

🕒 Clockwise

🕒 Counter-clockwise

LSFE(*) Last Stone First End

X Unplayed/unfinished end due to concession



Game Results

Sheet	Team	LSFE	1	2	3	4	5	6	7	8	Extra	Ends	Total
C	LAT - Latvia		0	0	2	0	1	0	0	2			5
	CHN - People's Republic of China	*	3	2	0	1	0	1	1	0			8

LAT - Latvia

F REGZA Agate
M ZASS Kristaps

Last Stone Draw

🕒 REGZA Agate
🕒 ZASS Kristaps

Total 357.8cm

Time remaining: 1 minute 1 second

Time-out: End 6

Power Play: End 3

CHN - People's Republic of China

F GONG Changyuting
M XU Bokang

Last Stone Draw

🕒 GONG Changyuting
🕒 XU Bokang

Total 279.1cm

Time remaining: 0 minutes 7 seconds

Time-out: End 8

Power Play: End 6

Note:

Team members are identified as follows:
F = Female, M = Male

Legend:

🕒 Power Play

🕒 Clockwise

🕒 Counter-clockwise

LSFE(*) Last Stone First End



Game Results

Sheet	Team	LSFE	1	2	3	4	5	6	7	8	Extra	Ends	Total
D	UKR - Ukraine	*	0	0	0	1	0	0	1	X			2
	NOR - Norway		1	2	2	0	1	1	0	X			7

UKR - Ukraine	
F	LYTVYNENKO Marharyta
M	SHLYK Artem

NOR - Norway	
F	HAUSSTAETTER Sylvi
M	SVORKMO LUNDBERG Sondre

Last Stone Draw

- LYTVYNENKO Marharyta
- SHLYK Artem

Total

Distance

10.3cm
28.8cm

39.1cm

Time remaining: 3 minutes 10 seconds

Time-out: End 6

Power Play: End 4

Last Stone Draw

- HAUSSTAETTER Sylvi
- SVORKMO LUNDBERG Sondre

Total

Distance

106.7cm
23.7cm


130.4cm

Time remaining: 6 minutes 1 second

Note:

Team members are identified as follows:
F = Female, M = Male

Legend:

 Power Play

 Clockwise

 Counter-clockwise

LSFE(*) Last Stone First End

X Unplayed/unfinished end due to concession



Session Results and Standings

Sheet	Team	LSD/LSFE	1	2	3	4	5	6	7	8	Extra	Ends	Total
A	CHN - People's Republic of China	70.6cm	0	2	1	0	2	2	0	X			7
	JPN - Japan	61.9cm *	1	0	0	2	0	0	2	X			5
B	LAT - Latvia	177.9cm *	1	1	0	4	2	2	X	X			10
	TUR - Türkiye	243.1cm	0	0	1	0	0	0	X	X			1
C	NZL - New Zealand	138.5cm *	2	3	1	0	2	0	4	X			12
	BRA - Brazil	278.7cm	0	0	0	1	0	4	0	X			5
D	AUT - Austria	70.4cm *	0	0	1	1	0	2	1				W
	KAZ - Kazakhstan	83.0cm	2	1	0	0	1	0	0	/			L

Current Standings

Group A					Group B				
Rank	Team	Games	Wins	Losses	Rank	Team	Games	Wins	Losses
1	CAN - Canada	1	1	0	1	SLO - Slovenia	1	1	0
1	CZE - Czechia	1	1	0	1	USA - United States	1	1	0
1	GBR - Great Britain	1	1	0	3	NOR - Norway	2	1	1
4	HUN - Hungary	2	1	1	3	SWE - Sweden	2	1	1
5	KOR - Korea	1	0	1	5	QAT - Qatar	1	0	1
6	NGR - Nigeria	2	0	2	5	UKR - Ukraine	1	0	1

Group C					Group D				
Rank	Team	Games	Wins	Losses	Rank	Team	Games	Wins	Losses
1	CHN - China	1	1	0	1	GER - Germany	2	2	0
1	LAT - Latvia	1	1	0	2	DEN - Denmark	1	1	0
1	NZL - New Zealand	1	1	0	3	AUT - Austria	2	1	1
4	BRA - Brazil	1	0	1	3	SUI - Switzerland	2	1	1
4	JPN - Japan	1	0	1	5	KAZ - Kazakhstan	1	0	1
4	TUR - Türkiye	1	0	1	6	ITA - Italy	2	0	2

Note:
Under WCF rules, tie-breaking rules for standings are not applied until after the last game of the round robin.

Legend:

☐ Power Play / Team ran out of time **L** Loss

LSD Last Stone Draw **LSFE(*)** Last Stone First End **W** Win

X Unplayed/unfinished end due to concession



Game Results

Sheet	Team	LSFE	1	2	3	4	5	6	7	8	Extra	Ends	Total
A	CHN - People's Republic of China		0	2	1	0	2	2	0	X			7
	JPN - Japan	*	1	0	0	2	0	0	2	X			5

CHN - People's Republic of China	
F	GONG Changyuting
M	XU Bokang

JPN - Japan	
F	TANAKA Moka
M	KAWAI Shinya

Last Stone Draw

- 🕒 GONG Changyuting
- 🕒 XU Bokang

Total

Distance

54.6cm
16.0cm

70.6cm

Time remaining: 4 minutes 26 seconds

Power Play: End 8

Last Stone Draw

- 🕒 KAWAI Shinya
- 🕒 TANAKA Moka

Total

Distance

16.1cm
45.8cm

61.9cm

Time remaining: 8 minutes 1 second

Time-out: End 8

Power Play: End 7

Note:

Team members are identified as follows:

F = Female, M = Male

Legend:

🕒 Power Play

🕒 Clockwise

🕒 Counter-clockwise

LSFE(*) Last Stone First End

X Unplayed/unfinished end due to concession



Game Results

Sheet	Team	LSFE	1	2	3	4	5	6	7	8	Extra Ends	Total
B	LAT - Latvia	*	1	1	0	4	2	2	X	X		10
	TUR - Türkiye		0	0	1	0	0	0	X	X		1

LAT - Latvia

F REGZA Agate
M ZASS Kristaps

Last Stone Draw

🕒 REGZA Agate
🕒 ZASS Kristaps

Total

Distance

114.0cm
63.9cm

177.9cm

Time remaining: 8 minutes 7 seconds

TUR - Türkiye

F EKMEKCI Derya
M AYBAR Berat

Last Stone Draw

🕒 AYBAR Berat
🕒 EKMEKCI Derya

Total

Distance

199.6cm
43.5cm

243.1cm

Time remaining: 4 minutes 53 seconds

Power Play: End 5

Note:

Team members are identified as follows:
F = Female, M = Male

Legend:

🕒 Power Play

🕒 Clockwise

🕒 Counter-clockwise

LSFE(*) Last Stone First End

X Unplayed/unfinished end due to concession



Game Results

Sheet	Team	LSFE	1	2	3	4	5	6	7	8	Extra Ends	Total
C	NZL - New Zealand	*	2	3	1	0	2	0	4	X		12
	BRA - Brazil		0	0	0	1	0	4	0	X		5

NZL - New Zealand

F RUSSELL Olivia
M NEVILL Jed

BRA - Brazil

F GENTILE Julia
M MELO Guilherme

Last Stone Draw

🕒 RUSSELL Olivia
🕒 NEVILL Jed

Total

Distance

61.2cm
77.3cm

138.5cm

Time remaining: 6 minutes 18 seconds

Power Play: End 5

Last Stone Draw

🕒 MELO Guilherme
🕒 GENTILE Julia

Total

Distance

120.0cm
158.7cm

278.7cm

Time remaining: 8 minutes 51 seconds

Power Play: End 6

Note:

Team members are identified as follows:
F = Female, M = Male

Legend:

🕒 Power Play

🕒 Clockwise

🕒 Counter-clockwise

LSFE(*) Last Stone First End

X Unplayed/unfinished end due to concession



Game Results

Sheet	Team	LSFE	1	2	3	4	5	6	7	8	Extra	Ends	Total
D	AUT - Austria	*	0	0	1	1	0	2	1				W
	KAZ - Kazakhstan		2	1	0	0	1	0	0	/			L

AUT - Austria

F MUELLER Emma
M HEINISCH Luis

Last Stone Draw

↻ HEINISCH Luis
↻ MUELLER Emma

Total

Distance

15.2cm
55.2cm

70.4cm

Time remaining: 1 minute 30 seconds

Time-out: End 8

Power Play: End 6

KAZ - Kazakhstan

F TASTEMIR Merey
M TASTEMIR Ibragim

Last Stone Draw

↻ TASTEMIR Ibragim
↻ TASTEMIR Merey

Total

Distance

33.5cm
49.5cm

83.0cm

Time remaining: 0 minutes 0 seconds


Time-out: End 6

Power Play: End 8

KAZ forfeited the game (ran out of time during end 8, 1 stone remaining)

Note:
Team members are identified as follows:
F = Female, **M** = Male

Legend:

 Power Play
 ↻ Clockwise
 ↺ Counter-clockwise
 / Team ran out of time
L Loss
LSFE(*) Last Stone First End
W Win



Session Results and Standings

Sheet	Team	LSD/LSFE	1	2	3	4	5	6	7	8	Extra	Ends	Total
A	NOR - Norway	51.1cm *	3	2	1	3	4	2	X	X			15
	QAT - Qatar	272.4cm	0	0	0	0	0	0	X	X			0
B	SLO - Slovenia	133.3cm	1	0	4	0	3	2	1	X			11
	UKR - Ukraine	360.7cm *	0	1	0	4	0	0	0	X			5
C	USA - United States of America	145.7cm *	1	1	1	0	0	2	0	1			6
	SWE - Sweden	235.7cm	0	0	0	2	1	0	2	0			5
D	GER - Germany	47.7cm *	0	0	0	4	2	1	2	0			9
	SUI - Switzerland	254.1cm	2	1	2	0	0	0	0	1			6

Current Standings

Group A					Group B				
Rank	Team	Games	Wins	Losses	Rank	Team	Games	Wins	Losses
1	CAN - Canada	1	1	0	1	SLO - Slovenia	1	1	0
1	CZE - Czechia	1	1	0	1	USA - United States	1	1	0
1	GBR - Great Britain	1	1	0	3	NOR - Norway	2	1	1
4	HUN - Hungary	2	1	1	3	SWE - Sweden	2	1	1
5	KOR - Korea	1	0	1	5	QAT - Qatar	1	0	1
6	NGR - Nigeria	2	0	2	5	UKR - Ukraine	1	0	1
Group C					Group D				
Rank	Team	Games	Wins	Losses	Rank	Team	Games	Wins	Losses
	BRA - Brazil				1	GER - Germany	2	2	0
	CHN - China				2	DEN - Denmark	1	1	0
	JPN - Japan				3	SUI - Switzerland	2	1	1
	LAT - Latvia				4	AUT - Austria	1	0	1
	NZL - New Zealand				5	ITA - Italy	2	0	2
	TUR - Türkiye					KAZ - Kazakhstan	0		

Note:
Under WCF rules, tie-breaking rules for standings are not applied until after the last game of the round robin.

Legend:
☐ Power Play **LSD** Last Stone Draw **LSFE(*)** Last Stone First End
X Unplayed/unfinished end due to concession



Game Results

Sheet	Team	LSFE	1	2	3	4	5	6	7	8	Extra Ends	Total
A	NOR - Norway	*	3	2	1	3	4	2	X	X		15
	QAT - Qatar		0	0	0	0	0	0	X	X		0

NOR - Norway	
F	HAUSSTAETTER Sylvi
M	SVORKMO LUNDBERG Sondre

QAT - Qatar	
F	AL-FAHAD Aldana
M	ALNAIMI Mohammed

Last Stone Draw

↻	SVORKMO LUNDBERG Sondre	Distance	25.7cm
↻	HAUSSTAETTER Sylvi	Distance	25.4cm

Total **51.1cm**

Time remaining: 12 minutes 44 seconds

Last Stone Draw

↻	AL-FAHAD Aldana	Distance	199.6cm
↻	ALNAIMI Mohammed	Distance	72.8cm

Total **272.4cm**

Time remaining: 16 minutes 1 second

Note:
Team members are identified as follows:
F = Female, **M** = Male

Legend:
 ↻ Clockwise ↻ Counter-clockwise **LSFE(*)** Last Stone First End
X Unplayed/unfinished end due to concession



Game Results

Sheet	Team	LSFE	1	2	3	4	5	6	7	8	Extra	Ends	Total
B	SLO - Slovenia		1	0	4	0	3	2	1	X			11
	UKR - Ukraine	*	0	1	0	4	0	0	0	X			5

SLO - Slovenia	
F	KAVCIC Pavla
M	OMERZEL Maks

UKR - Ukraine	
F	LYTVYNNENKO Marharyta
M	SHLYK Artem

Last Stone Draw	Distance
☺ OMERZEL Maks	44.3cm
☹ KAVCIC Pavla	89.0cm
Total	133.3cm

Time remaining: 6 minutes 59 seconds

SLO forfeited the last stone advantage in the first end - not attending the team meeting, rule C2(k).




Last Stone Draw	Distance
☺ LYTVYNNENKO Marharyta	161.1cm
☹ SHLYK Artem	199.6cm
Total	360.7cm

Time remaining: 6 minutes 13 seconds

Time-out: End 6

Power Play: End 6

Note:
Team members are identified as follows:
F = Female, M = Male

Legend:
 Power Play
 Clockwise
 Counter-clockwise
LSFE(*) Last Stone First End
X Unplayed/unfinished end due to concession



Game Results

Sheet	Team	LSFE	1	2	3	4	5	6	7	8	Extra	Ends	Total
C	USA - United States of America	*	1	1	1	0	0	2	0	1			6
	SWE - Sweden		0	0	0	2	1	0	2	0			5

USA - United States of America

F WENDLING Ella
M PARAL Benji

Last Stone Draw

🕒 WENDLING Ella 109.3cm
🕒 PARAL Benji 36.4cm

Total 145.7cm

Time remaining: 2 minutes 19 seconds

Time-out: End 8

Power Play: End 8

SWE - Sweden

F ROXIN Maja
M MEYERSON Jonatan

Last Stone Draw

🕒 MEYERSON Jonatan 36.1cm
🕒 ROXIN Maja 199.6cm

Total 235.7cm

Time remaining: 2 minutes 8 seconds

Time-out: End 8

Power Play: End 7

Note:
Team members are identified as follows:
F = Female, M = Male

Legend:
☐ Power Play 🕒 Clockwise 🕒 Counter-clockwise
LSFE(*) Last Stone First End



Game Results

Sheet	Team	LSFE	1	2	3	4	5	6	7	8	Extra Ends	Total
D	GER - Germany	*	0	0	0	4	2	1	2	0		9
	SUI - Switzerland		2	1	2	0	0	0	0	1		6

GER - Germany

F SUTOR Joy
M ANGRICK Leonhard

Last Stone Draw

🕒 SUTOR Joy
🕒 ANGRICK Leonhard

Total

Distance

15.9cm
31.8cm

47.7cm

Time remaining: 3 minutes 6 seconds

Time-out: End 6

SUI - Switzerland

F HAEHLEN Jana-Tamara
M CACCIVIO Nevio

Last Stone Draw

🕒 HAEHLEN Jana-Tamara
🕒 CACCIVIO Nevio

Total

Distance

109.4cm
144.7cm

254.1cm

Time remaining: 0 minutes 53 seconds

Time-out: End 8

Power Play: End 7

Note:

Team members are identified as follows:
F = Female, M = Male

Legend:

🕒 Power Play

🕒 Clockwise

🕒 Counter-clockwise

LSFE(*) Last Stone First End



Session Results and Standings

Sheet	Team	LSD/LSFE	1	2	3	4	5	6	7	8	Extra	Ends	Total
A	CAN - Canada	133.2cm *	3	2	0	3	0	1	0	X			9
	KOR - Republic of Korea	202.6cm	0	0	1	0	1	0	3	X			5
B	CZE - Czechia	153.1cm	1	1	1	0	2	0	1	1			7
	HUN - Hungary	82.0cm *	0	0	0	1	0	1	0	0			2
C	GBR - Great Britain	212.3cm *	5	2	1	5	3	2	X	X			18
	NGR - Nigeria	311.4cm	0	0	0	0	0	0	X	X			0
D	ITA - Italy	303.7cm	0	3	0	0	0	0	X	X			3
	DEN - Denmark	129.4cm *	2	0	4	4	2	1	X	X			13

Current Standings

Group A					Group B				
Rank	Team	Games	Wins	Losses	Rank	Team	Games	Wins	Losses
1	CAN - Canada	1	1	0	1	SWE - Sweden	1	1	0
1	CZE - Czechia	1	1	0	2	NOR - Norway	1	0	1
1	GBR - Great Britain	1	1	0		QAT - Qatar	0		
4	HUN - Hungary	2	1	1		SLO - Slovenia	0		
5	KOR - Korea	1	0	1		UKR - Ukraine	0		
6	NGR - Nigeria	2	0	2		USA - United States	0		
Group C					Group D				
Rank	Team	Games	Wins	Losses	Rank	Team	Games	Wins	Losses
	BRA - Brazil				1	DEN - Denmark	1	1	0
	CHN - China				1	GER - Germany	1	1	0
	JPN - Japan				1	SUI - Switzerland	1	1	0
	LAT - Latvia				4	AUT - Austria	1	0	1
	NZL - New Zealand				5	ITA - Italy	2	0	2
	TUR - Türkiye					KAZ - Kazakhstan	0		

Note:
Under WCF rules, tie-breaking rules for standings are not applied until after the last game of the round robin.

Legend:
☐ Power Play **LSD** Last Stone Draw **LSFE(*)** Last Stone First End
X Unplayed/unfinished end due to concession



Game Results

Sheet	Team	LSFE	1	2	3	4	5	6	7	8	Extra Ends	Total
A	CAN - Canada	*	3	2	0	3	0	1	0	X		9
	KOR - Republic of Korea		0	0	1	0	1	0	3	X		5

CAN - Canada

F LOCKE Cailey
M PERRY Simon

Last Stone Draw

🕒 PERRY Simon
🕒 LOCKE Cailey

Total

Distance

18.3cm
114.9cm

133.2cm

Time remaining: 3 minutes 11 seconds

Power Play: End 8

KOR - Republic of Korea

F LEE Chaewon
M LEE Jihun

Last Stone Draw

🕒 LEE Jihun
🕒 LEE Chaewon

Total

Distance

176.9cm
25.7cm

202.6cm

Time remaining: 1 minute 11 seconds

Time-out: End 6

Power Play: End 7

Note:

Team members are identified as follows:

F = Female, M = Male

Legend:

🕒 Power Play

🕒 Clockwise

🕒 Counter-clockwise

LSFE(*) Last Stone First End

X Unplayed/unfinished end due to concession



Game Results

Sheet	Team	LSFE	1	2	3	4	5	6	7	8	Extra	Ends	Total
B	CZE - Czechia		1	1	1	0	2	0	1	1			7
	HUN - Hungary	*	0	0	0	1	0	1	0	0			2

CZE - Czechia

F ZELINGROVA Julie
M BLAHA Ondrej

Last Stone Draw

↻ BLAHA Ondrej
↻ ZELINGROVA Julie

Total

Distance

68.3cm
84.8cm

153.1cm

Time remaining: 1 minute 45 seconds

Time-out: End 7

Power Play: End 5

HUN - Hungary

F NAGY Lola Olimpia
M KARASZ Benjamin Raul

Last Stone Draw

↻ NAGY Lola Olimpia
↻ KARASZ Benjamin Raul

Total

Distance

42.7cm
39.3cm

82.0cm

Time remaining: 2 minutes 14 seconds

Power Play: End 6

Note:

Team members are identified as follows:
F = Female, M = Male

Legend:

☐ Power Play

↻ Clockwise

↻ Counter-clockwise

LSFE(*) Last Stone First End



Game Results

Sheet	Team	LSFE	1	2	3	4	5	6	7	8	Extra	Ends	Total
C	GBR - Great Britain	*	5	2	1	5	3	2	X	X			18
	NGR - Nigeria		0	0	0	0	0	0	X	X			0

GBR - Great Britain

F SOUTAR Callie
M BREWSTER Ethan

Last Stone Draw

🕒 BREWSTER Ethan
🕒 SOUTAR Callie

Total **212.3cm**

Time remaining: 11 minutes 47 seconds

NGR - Nigeria

F WALE-ADEOGUN Oluwanimifise
M DANIEL Roy

Last Stone Draw

🕒 WALE-ADEOGUN Oluwanimifise
🕒 DANIEL Roy

Total **311.4cm**

Time remaining: 8 minutes 15 seconds

Time-out: End 5

Note:
Team members are identified as follows:
F = Female, M = Male

Legend:
🕒 Clockwise 🕒 Counter-clockwise **LSFE(*)** Last Stone First End
X Unplayed/unfinished end due to concession



Game Results

Sheet	Team	LSFE	1	2	3	4	5	6	7	8	Extra Ends	Total
D	ITA - Italy		0	3	0	0	0	0	X	X		3
	DEN - Denmark	*	2	0	4	4	2	1	X	X		13

ITA - Italy

F MAIONI Vittoria
M NICHELATTI Elia

DEN - Denmark

F SCHMIDT Katrine
M SCHMIDT Jacob

Last Stone Draw

🕒 NICHELATTI Elia
🕒 MAIONI Vittoria

Total

Distance

104.1cm
199.6cm

303.7cm

Time remaining: 6 minutes 31 seconds

Power Play: End 5

Last Stone Draw

🕒 SCHMIDT Jacob
🕒 SCHMIDT Katrine

Total

Distance

38.6cm
90.8cm

129.4cm

Time remaining: 10 minutes 13 seconds

Note:

Team members are identified as follows:
F = Female, M = Male

Legend:

🕒 Power Play

🕒 Clockwise

🕒 Counter-clockwise

LSFE(*) Last Stone First End

X Unplayed/unfinished end due to concession



Session Results and Standings

Sheet	Team	LSD/LSFE	1	2	3	4	5	6	7	8	Extra	Ends	Total
A	AUT - Austria	108.0cm *	0	2	0	0	1	0	1	1			5
	GER - Germany	113.8cm	2	0	3	3	0	1	0	0			9
B	SWE - Sweden	230.2cm	0	0	0	1	4	1	0	1			7
	NOR - Norway	140.2cm *	1	1	1	0	0	0	3	0			6
C	ITA - Italy	250.7cm *	0	1	0	0	1	0	0	X			2
	SUI - Switzerland	297.6cm	1	0	3	1	0	1	1	X			7
D	NGR - Nigeria	213.9cm	0	0	2	0	0	0	1	X			3
	HUN - Hungary	107.5cm *	4	1	0	5	2	1	0	X			13

Current Standings

Group A					Group B				
Rank	Team	Games	Wins	Losses	Rank	Team	Games	Wins	Losses
1	HUN - Hungary	1	1	0	1	SWE - Sweden	1	1	0
2	NGR - Nigeria	1	0	1	2	NOR - Norway	1	0	1
	CAN - Canada	0				QAT - Qatar	0		
	CZE - Czechia	0				SLO - Slovenia	0		
	GBR - Great Britain	0				UKR - Ukraine	0		
	KOR - Korea	0				USA - United States	0		
Group C					Group D				
Rank	Team	Games	Wins	Losses	Rank	Team	Games	Wins	Losses
	BRA - Brazil				1	GER - Germany	1	1	0
	CHN - China				1	SUI - Switzerland	1	1	0
	JPN - Japan				3	AUT - Austria	1	0	1
	LAT - Latvia				3	ITA - Italy	1	0	1
	NZL - New Zealand					DEN - Denmark	0		
	TUR - Türkiye					KAZ - Kazakhstan	0		

Note:
Under WCF rules, tie-breaking rules for standings are not applied until after the last game of the round robin.

Legend:
☐ Power Play **LSD** Last Stone Draw **LSFE(*)** Last Stone First End
X Unplayed/unfinished end due to concession



Game Results

Sheet	Team	LSFE	1	2	3	4	5	6	7	8	Extra	Ends	Total
A	AUT - Austria	*	0	2	0	0	1	0	1	1			5
	GER - Germany		2	0	3	3	0	1	0	0			9

AUT - Austria

F MUELLER Emma
M HEINISCH Luis

Last Stone Draw

🕒 MUELLER Emma
🕒 HEINISCH Luis

Total

Distance

59.6cm
48.4cm

108.0cm

Time remaining: 0 minutes 52 seconds

Power Play: End 7

GER - Germany

F SUTOR Joy
M ANGRICK Leonhard

Last Stone Draw

🕒 ANGRICK Leonhard
🕒 SUTOR Joy

Total

Distance

61.8cm
52.0cm

113.8cm

Time remaining: 3 minutes 7 seconds

Power Play: End 6

Note:

Team members are identified as follows:
F = Female, M = Male

Legend:

🕒 Power Play

🕒 Clockwise

🕒 Counter-clockwise

LSFE(*) Last Stone First End



Game Results

Sheet	Team	LSFE	1	2	3	4	5	6	7	8	Extra	Ends	Total
B	SWE - Sweden		0	0	0	1	4	1	0	1			7
	NOR - Norway	*	1	1	1	0	0	0	3	0			6

SWE - Sweden	
F	ROXIN Maja
M	MEYERSON Jonatan

Last Stone Draw		Distance
↻	MEYERSON Jonatan	35.1cm
↺	ROXIN Maja	195.1cm
Total		230.2cm
Time remaining: 1 minute 8 seconds		
Power Play: End 8		

NOR - Norway	
F	HAUSSTAETTER Sylvi
M	SVORKMO LUNDBERG Sondre

Last Stone Draw		Distance
↻	SVORKMO LUNDBERG Sondre	11.8cm
↺	HAUSSTAETTER Sylvi	128.4cm
Total		140.2cm
Time remaining: 0 minutes 49 seconds		
Time-out: End 8		
Power Play: End 6		

Note: Team members are identified as follows: F = Female, M = Male		
Legend: <input type="checkbox"/> Power Play	↻ Clockwise	↺ Counter-clockwise
LSFE(*) Last Stone First End		



Game Results

Sheet	Team	LSFE	1	2	3	4	5	6	7	8	Extra	Ends	Total
C	ITA - Italy	*	0	1	0	0	1	0	0	X			2
	SUI - Switzerland		1	0	3	1	0	1	1	X			7

ITA - Italy

F MAIONI Vittoria
M NICHELATTI Elia

Last Stone Draw

🕒 MAIONI Vittoria
🕒 NICHELATTI Elia

Total

Distance

51.1cm
199.6cm

250.7cm

Time remaining: 5 minutes 17 seconds

Time-out: End 7

SUI - Switzerland

F HAEHLEN Jana-Tamara
M CACCIVIO Nevio

Last Stone Draw

🕒 HAEHLEN Jana-Tamara
🕒 CACCIVIO Nevio

Total

Distance

98.0cm
199.6cm

297.6cm

Time remaining: 5 minutes 48 seconds

Note:

Team members are identified as follows:

F = Female, M = Male

Legend:

🕒 Clockwise 🕒 Counter-clockwise
X Unplayed/unfinished end due to concession

LSFE(*) Last Stone First End



Game Results

Sheet	Team	LSFE	1	2	3	4	5	6	7	8	Extra Ends	Total
D	NGR - Nigeria		0	0	2	0	0	0	1	X		3
	HUN - Hungary	*	4	1	0	5	2	1	0	X		13

NGR - Nigeria

F WALE-ADEOGUN Oluwanimifise
M DANIEL Roy

Last Stone Draw

🕒 WALE-ADEOGUN Oluwanimifise 14.3cm
🕒 DANIEL Roy 199.6cm

Total 213.9cm

Time remaining: 7 minutes 25 seconds

Time-out: End 6

Power Play: End 5

HUN - Hungary

F NAGY Lola Olimpia
M KARASZ Benjamin Raul

Last Stone Draw

🕒 KARASZ Benjamin Raul 81.9cm
🕒 NAGY Lola Olimpia 25.6cm

Total 107.5cm

Time remaining: 12 minutes 35 seconds

Note:
Team members are identified as follows:
F = Female, M = Male

Legend:

🕒 Power Play

🕒 Clockwise

🕒 Counter-clockwise

LSFE(*) Last Stone First End

X Unplayed/unfinished end due to concession



Entry List by Event

As of THU 25 JAN 2024

AUT - Austria		Group D
F	MUELLER Emma	R
M	HEINISCH Luis	R
C	SCHROEDER Bjoern (GER)	
O	-	

BRA - Brazil		Group C
F	GENTILE Julia	R
M	MELO Guilherme	R
C	OLIVEIRA Isis	
O	KARNAS Gabriel	

CAN - Canada		Group A
F	LOCKE Cailey	R
M	PERRY Simon	R
C	RADFORD Helen	
2C	HOFFART Jeff	

CHN - People's Republic of China		Group C
F	GONG Changyuting	R
M	XU Bokang	R
C	XU Xiaoming	
O	YANG Wenwen	

CZE - Czechia		Group A
F	ZELINGROVA Julie	R
M	BLAHA Ondrej	R
C	HORAK Petr	
O	-	

DEN - Denmark		Group D
F	SCHMIDT Katrine	R
M	SCHMIDT Jacob	R
C	SCHMIDT Ulrik	
2C	DALL Julie	

GBR - Great Britain		Group A
F	SOUTAR Callie	R
M	BREWSTER Ethan	R
C	ANDREWS Scott	
O	-	

GER - Germany		Group D
F	SUTOR Joy	R
M	ANGRICK Leonhard	R
C	ANGRICK Gesa	
2C	CHARETTE Daniel (CAN)	

HUN - Hungary		Group A
F	NAGY Lola Olimpia	R
M	KARASZ Benjamin Raul	R
C	JAKAB Zoltan	
2C	NAGY Gyongyi	

ITA - Italy		Group D
F	MAIONI Vittoria	R
M	NICHELATTI Elia	R
C	MARIANI Marco	
O	-	

JPN - Japan		Group C
F	TANAKA Moka	R
M	KAWAI Shinya	R
C	OGASAWARA Ayumi	
O	YADOIWA Takuo	

KAZ - Kazakhstan		Group D
F	TASTEMIR Merey	R
M	TASTEMIR Ibragim	R
C	ALLIYAROVA Sitara	
2C	BATUGIN Anton (RUS)	

KOR - Republic of Korea		Group A
F	LEE Chaewon	R
M	LEE Jihun	R
C	PARK Man	
O	-	

LAT - Latvia		Group C
F	REGZA Agate	L
M	ZASS Kristaps	R
C	REGZA Evita	
2C	REGZA Ansis	

NGR - Nigeria		Group A
F	WALE-ADEOGUN Oluwanimifise	R
M	DANIEL Roy	R
C	HILL Scott (CAN)	
2C	DANIEL Sheila	

NOR - Norway		Group B
F	HAUSSTAETTER Sylvi	R
M	SVORKMO LUNDBERG Sondre	R
C	BIRKETVEIT Aadne	
O	-	



Entry List by Event

As of THU 25 JAN 2024

NZL - New Zealand		Group C
F	RUSSELL Olivia	R
M	NEVILL Jed	R
C	BECKER Bridget	
O	-	

QAT - Qatar		Group B
F	AL-FAHAD Aldana	R
M	ALNAIMI Mohammed	R
C	BELLELI Lajos (HUN)	
2C	AL-QAET Amna	

SLO - Slovenia		Group B
F	KAVCIC Pavla	R
M	OMERZEL Maks	R
C	SEVER Stefan	
O	-	

SUI - Switzerland		Group D
F	HAEHLEN Jana-Tamara	R
M	CACCIVIO Nevio	R
C	BIDAUD Laurence	
O	-	

SWE - Sweden		Group B
F	ROXIN Maja	R
M	MEYERSON Jonatan	R
C	SJOBERG Axel	
NC	SJOBERG Fanny	

TUR - Türkiye		Group C
F	EKMEKCI Derya	R
M	AYBAR Berat	R
C	TASKESEN Enes	
O	-	

UKR - Ukraine		Group B
F	LYTVYNNENKO Marharyta	R
M	SHLYK Artem	R
C	LILL Erkki (EST)	
O	-	

USA - United States of America		Group B
F	WENDLING Ella	R
M	PARAL Benji	R
C	WENDLING James	
O	-	

Note:

Team members are identified as follows:

F = Female, M = Male, C = Coach, 2C = 2nd Team Coach, NC = National Coach, T = Translator, O = Team Official

Legend:

L Left-handed

R Right-handed



Competition Officials

As of SUN 21 JAN 2024


Function	Name	Organisation
World Curling President:	WELLING Beau	USA - United States of America
World Curling Event Delegate:	ROETHLISBERGER Eeva	SUI - Switzerland
Chief Umpire:	WALDROFF Brett	CAN - Canada
Deputy Chief Umpire:	REIMERTZ Joaquim	SWE - Sweden
Game Umpires:	BOMAS Bob CHMIEL-NOWAK Magdalena FRANSSON Cecilia KIM Se-Mi SYKOROVA Silvia TRAILA Iulia	NED - Netherlands NED - Netherlands SWE - Sweden KOR - Republic of Korea SVK - Slovakia ROU - Romania
Chief Timer:	PAUTSCH Thomas	GER - Germany
Deputy Chief Timer:	KIM Jiwon	KOR - Republic of Korea
Chief Ice Technician:	CALLAN Mark	GBR - Great Britain
Deputy Chief Ice Technician:	EWASKO Greg	CAN - Canada



Competition Schedule

As of WED 17 JAN 2024

Date	Start Time	Session	Sheet A	Sheet B	Sheet C	Sheet D
FRI 19 JAN	9:00	Team Training	NZL	USA	JPN	TUR
	10:20	Team Training	SWE	NOR	NGR	CHN
	13:00	Team Training	CAN	BRA	GER	DEN
	14:20	Team Training	ITA	KOR	SUI	GBR
SAT 20 JAN	10:00	A1	USA - NOR	JPN - NGR	TUR - CHN	NZL - SWE
	14:00	B1	BRA - KOR	GER - SUI	DEN - GBR	CAN - ITA
	18:00	A2	NGR - TUR	NOR - SWE	NZL - USA	JPN - CHN
SUN 21 JAN	10:00	B2	SUI - DEN	KOR - ITA	CAN - BRA	GER - GBR
	14:00	A3	JPN - SWE	CHN - NZL	NGR - NOR	USA - TUR
	18:00	B3	GER - ITA	GBR - CAN	SUI - KOR	BRA - DEN
MON 22 JAN	10:00	A4	NZL - NGR	USA - JPN	SWE - TUR	CHN - NOR
	14:00	B4	CAN - SUI	BRA - GER	ITA - DEN	GBR - KOR
	18:00	A5	SWE - CHN	TUR - NOR	JPN - NZL	NGR - USA
TUE 23 JAN	10:00	B5	ITA - GBR	DEN - KOR	GER - CAN	SUI - BRA
	14:00	A6	TUR - JPN	NGR - CHN	USA - SWE	NOR - NZL
	18:00	B6	DEN - GER	SUI - GBR	BRA - ITA	KOR - CAN
WED 24 JAN	9:00	A7	CHN - USA	NZL - TUR	NOR - JPN	SWE - NGR
	13:00	B7	GBR - BRA	CAN - DEN	KOR - GER	ITA - SUI
	19:00	Mixed Team Qualification Games				
THU 25 JAN	9:00	Mixed Team Semi-finals				
	14:30	Mixed Team Bronze Medal Game				
	18:00	Mixed Team Gold Medal Game				
FRI 26 JAN	9:00	MD Training	NGR	AUT	SWE	ITA
	10:00	MD Training	HUN	GER	NOR	SUI
	11:00	MD Training	DEN	CAN	CZE	USA
	13:00	MD Training	KAZ	KOR	QAT	GBR
	14:00	MD Training	NZL	CHN	SLO	LAT
	15:00	MD Training	BRA	JPN	UKR	TUR
FRI 26 JAN	18:00	1	AUT - GER	SWE - NOR	ITA - SUI	NGR - HUN
SAT 27 JAN	10:00	2	CAN - KOR	CZE - HUN	GBR - NGR	ITA - DEN
	14:00	3	NOR - QAT	SLO - UKR	USA - SWE	GER - SUI
	18:00	4	CHN - JPN	LAT - TUR	NZL - BRA	AUT - KAZ
SUN 28 JAN	10:00	5	TUR - NZL	BRA - JPN	LAT - CHN	UKR - NOR
	14:00	6	DEN - SUI	ITA - AUT	GER - KAZ	USA - QAT
	18:00	7	CZE - NGR	HUN - CAN	KOR - GBR	SWE - SLO
MON 29 JAN	10:00	8	GER - ITA	SUI - KAZ	AUT - DEN	TUR - JPN
	14:00	9	NGR - CAN	GBR - CZE	HUN - KOR	NZL - LAT
	18:00	10	SWE - UKR	NOR - USA	QAT - SLO	BRA - CHN



Competition Schedule

As of WED 17 JAN 2024

Date	Start Time	Session	Sheet A	Sheet B	Sheet C	Sheet D
TUE 30 JAN	10:00	11	GBR - HUN	KOR - NGR	CAN - CZE	SUI - AUT
	14:00	12	UKR - USA	QAT - SWE	SLO - NOR	JPN - NZL
	18:00	13	LAT - BRA	DEN - GER	CHN - TUR	KAZ - ITA
WED 31 JAN	9:00	14	USA - SLO	NZL - CHN	UKR - QAT	CZE - KOR
	12:30	15	BRA - TUR	KAZ - DEN	JPN - LAT	CAN - GBR
	19:00	Mixed Doubles Quarter-finals				
THU 1 FEB	9:00	Mixed Doubles Semi-finals				
	13:00	Mixed Doubles Bronze Medal Game				
	16:00	Mixed Doubles Gold Medal Game				

Note:

First named team in each game plays red-handled stones and wears dark coloured upper playing garments.
Please check online for more details and the latest updates.

Legend:

An Mixed Team Group A session n

Bn Mixed Team Group B session n

MDn Mixed Doubles session n



Sport Terminology

As of FRI 20 JAN 2024

Term	Definition
Arithmetically Eliminated	The status of a team that has a combined total of stones left to be delivered and/or remaining in play that is less than the number needed to produce either a tie or a win.
Away End	The end of the sheet to which the first stone of a game is delivered.
Back Board / Bumper	Material (e.g. foam or wood) placed at the end (perimeter) of each sheet of ice.
Back House Weight	The speed given to a stone at delivery so that it will just reach the back of the house.
Back Line	A line at the back of the house, extending across the width of the sheet, which is parallel to and located 1.829m. from each tee line.
Back of the House	The area within the house that lies between the tee line and the back line.
Biter	A stone that just touches the outer edge of the outside circle of the house.
Blank End	An end resulting in no score for either team.
Bonspiel	A curling competition or tournament.
Brush (Broom)	See definition: Sweeping Device.
Brush Head	The part of the brush that comes in contact with the ice surface when sweeping.
Button	The small circle at the centre of the house.
Burned Stone	A stone in motion touched by a player or any part of a player's equipment.
Centre Line	The line dividing the playing surface down the middle. It joins the midpoints of the tee lines and extends 3.658m. beyond the centre of each tee line.
Circles	See definition: House.
Competition	Any number of teams playing games to determine a winner.
Come Around	A shot that curls behind another stone.
Counter	Any stone in or touching the house and is considered a potential point.
Courtesy Line	A line indicating where the sweepers from the non-delivering team are allowed to stand in order to ensure that an umpire can view the hog line and to prevent distraction of a delivering player.
Curl	The curved path of a stone as it travels down the sheet of ice.
Debris	Any substance, including frost, snow or material originating from brushes, shoes or clothing.
Delivery End	The end of the sheet from which the stones are being delivered.
Delivering Team	The team that is currently in control of the playing area, and scheduled to deliver the next stone.
Delivery	The motion a player makes when playing a curling stone.



Term	Definition
Delivery Stick	A device that attaches to the handle of the stone and acts as an extension of the arm/hand during the delivery process.
Displaced Stone	A stationary stone that has been moved to a new location.
Divider	Material (e.g. foam or wood) used to separate the sheets of curling ice.
Double Take-out	A stone that removes two of the opponent's stones from play.
Draw	A stone which stops inside or in front of the house.
Draw Shot Challenge (DSC)	The calculation made by taking the average distance of the Last Stone Draws (LSD), excluding the least favourable LSD(s), and used, if required, to assist in the determination of ranking after a round robin.
Draw Weight	The momentum required for a delivered stone to reach the house at the playing end.
Electronic Hog Line Device	A device that indicated if a stone was released by a player before the stone reached the hog line at the delivery end.
End	A portion of a curling game that is completed when each team has thrown eight stones and/or the score has been decided.
Equipment	Anything that is worn or carried by a player.
Extra End	An additional end played to break a tie at the end of regulation play.
External Force	An occurrence not caused by either team.
First Player	The first curler on a team to deliver two stones in each end.
Fourth Player	The fourth curler on a team to deliver two stones in each end.
Free Guard Zone (FGZ)	The area at the playing end, between the hog line and the tee line, but excluding the house.
Freeze	A form of a draw shot that stops directly up against another stone.
Front House Weight	The momentum required for a delivered stone to reach the front part of the house at the playing end.
Forfeit	If a team cannot start or continue a game the other team will win that game. The final game score will be recorded as W-L.
Game	Two teams playing a specified number of ends to determine a winner.
Guard	A stone that is placed in a position so that it may protect another stone.
Hack	The foot-hold at each end of the ice which is used by players to start the delivery of a curling stone.
Hack Line	A small line 0.457m. parallel to the tee line, at each end of the centre line.
Hack Weight	The momentum required for a delivered stone to reach the hack at the playing end.
Handle	The part of a curling stone that a player grips in order to deliver.
Hammer	A term used to describe the stone that will be the last stone delivered in that end.



Term	Definition
Heavy	A stone delivered with a greater speed than necessary.
Hit	A take-out. Removal of a stone from the playing area by hitting it with another stone.
Hit and Roll	A stone that knocks an opponent's stone out of play, and then rolls to another position in play.
Hog Line	A line extending across the width of the sheet that is parallel to and located 6.40 m. from each tee line.
Hog Line Violation	A stone that is removed from play for the end, because it was not released before it reached the hog line at the delivery end.
Hogged Stone	A stone that is removed from play for the end, because after being delivered, it did not come to rest completely beyond the inside edge of the hog line at the playing end.
Home End	The end of the sheet from which the first stone of a game is delivered.
House	The area within the concentric circles at each end of the sheet.
Hurry	A command, which instructs players to sweep harder.
Ice Surface	The complete ice area that is within the perimeters of the curling sheet.
Ice technician	A person responsible for producing and maintaining the ice sheets in good playing condition.
Last Stone Draw (LSD)	A contest conducted at the conclusion of a team's pre-game practice in which each team delivers a single stone to the tee at the home end. The resulting distance is measured and used to determine which team has the choice of delivering the first stone in the first end.
Last Stone First End (LSFE)	Indicates which team has the last stone advantage in the first end.
Lead	The first player on a team to deliver two stones in each end.
Original position of a stone	The location on the ice where a stone rested prior to its being displaced.
In the Process of Delivery	The sequence of play that begins when the delivering player is in position to start the delivery and concludes when the stone is released.
In-turn	The rotation applied to the handle of a stone by a right-handed curler, which causes the stone to rotate in a clockwise manner, for left-handed curlers it is a counter-clockwise rotation.
Last Stone Draw (LSD)	A contest conducted at the conclusion of a team's pre-game practice in which each team delivers two stones by different players, the first stone with a clockwise and the second with a counter-clockwise rotation, to the tee at the home end. The resulting distances are measured and used to determine which team has the choice of delivering the first or second stone in the first end.
Lead	The first player on a team to deliver two stones in each end.
Measuring Device	An instrument that determines which stone is closer to the centre of the house (Tee), or whether a stone is in the house.
Moving Stone	A stone in motion either from a delivery or from being struck by another stone.
Original Position of a Stone	The location on the ice where a stone rested prior to its being displaced.



Term	Definition
Out-of-play Position	The location of a stone that is not in play (e.g. one which has touched a side line, or crossed the back line).
Out-turn	The rotation applied to the handle of a stone by a right-handed curler, which causes the stone to rotate in a counter-clockwise manner, for left-handed curlers it is a clockwise rotation.
Pebble	The water droplets applied to a sheet of ice before commencing play. These droplets freeze, which then reduces the friction between the ice and the stones.
Peel	A shot designed to remove a guard.
Playing End	The end of the sheet to which the stones are being delivered.
Point	At the completion of an end, one is awarded to a team for each of its own stones located in or touching the house that is closer to the tee than any stone of the opposition.
Port	An opening, or gap, between stones.
Positioned Stones	In Mixed Doubles games, the two stones that are placed in designated positions prior to the start of each end.
Power Play	In Mixed Doubles games, the team that has the decision on the placement of the "positioned" stones, can one time in a game place the stones in designated positions to the side of the sheet instead of the designated centre positions.
Raise	A type of draw which bumps forward another stone.
Raise Take-out	A delivered stone hits a stationary stone, which then starts to move and it hits a third stone out of play.
Rings	See definition: House.
Rock	See definition: Stone.
Roll	The sideways movement of a curling stone after it has struck a stationary stone.
Rotation	The direction of turn of a stone (clockwise or counter-clockwise).
Round Robin	A competition in which each team plays all the other teams in their group.
Score	The number of points received by a team in an end.
Scoring	A team scores one point for each of its stones that is within the house and closer to the tee than any stone of the opposing team.
Second Player	The second curler on a team to deliver two stones in each end.
Sheet	The specific ice surface upon which a curling game is played.
Shot (stone or rock)	At any time during an end, the stone closest to the tee.
Side Line	A line placed at the side (perimeter) of each sheet of ice.
Skip	The player who directs play for the team.
Slider	Slippery material placed on the sole of the sliding shoe, which makes it easier to slide on the ice.
Stationary Stone	A stone in play which is not in motion.



Term	Definition
Stone	Also known as a rock, a curling stone is made of granite and is delivered by the players in a curling game.
Stone Set in Motion	A stationary stone hit by another stone which causes it to move.
Sweeping	The action of moving a broom or brush back and forth in front of the path of a moving stone to clean or polish the ice surface.
Sweeping Device	A device used by players to sweep/clean the ice.
Swingy Ice	The condition of the ice or stones causing the stones to have excessive curl.
Take-out	Removal of a stone from the playing area by hitting it with another stone.
Team	The Mixed Team has four players (two male and two female). A team may include a coach. The Mixed Doubles has one male and one female player and may include a coach.
Team Time-out	A 60 second on-ice meeting between a team and their coach.
Technical Time-out	Stoppage of play called by a team or umpire for a ruling, injury, or in other extenuating circumstances, etc.
Tee	The exact centre of the house.
Tee Line	A line extending across the width of the sheet that passes through the centre of the house parallel to the hog line and backline.
Third Player	The third curler on a team to deliver two stones in each end.
Tie-breaker	A game that is played to break a tied ranking at the end of the round robin.
Top of the House	The area within the house that lies between the hog line and the tee line.
Umpire	The person(s) responsible for the conduct of the game in accordance with the rules.
Vice-Skip (Mate or Acting Skip)	The player who directs play for the team when it is the skip's turn to deliver
Weight	The amount of force/speed given to the stone during the delivery.

Note:
For further information please consult: www.worldcurling.org

**GANGWON
2024**



**YOUTH
OLYMPIC
GAMES**

**GROW TOGETHER
SHINE FOREVER**